wwPDB EM Validation Summary Report

Apr 20, 2023 – 09:47 AM JST

PDB ID	:	7Y5E
EMDB ID	:	EMD-33618
Title	:	In situ single-PBS-PSII-PSI-LHCs megacomplex.
Authors	:	You, X.; Zhang, X.; Cheng, J.; Xiao, Y.N.; Sui, S.F.
Deposited on	:	2022-06-17
Resolution	:	3.30 Å(reported)

This is a wwPDB EM Validation Summary Report for a publicly released PDB entry.

We welcome your comments at *validation@mail.wwpdb.org*
A user guide is available at
https://www.wwpdb.org/validation/2017/EMValidationReportHelp
with specific help available everywhere you see the ⓘ symbol.

The types of validation reports are described at
http://www.wwpdb.org/validation/2017/FAQs#types.

The following versions of software and data (see references ⓘ) were used in the production of this report:

EMDB validation analysis	:	0.0.1.dev50
Mogul	:	1.8.5 (274361), CSD as541be (2020)
MolProbity	:	4.02b-467
buster-report	:	1.1.7 (2018)
Percentile statistics	:	20191225.v01 (using entries in the PDB archive December 25th 2019)
MapQ	:	1.9.9
Ideal geometry (proteins)	:	Engh & Huber (2001)
Ideal geometry (DNA, RNA)	:	Parkinson et al. (1996)
Validation Pipeline (wwPDB-VP)	:	2.32.2

1 Overall quality at a glance

The following experimental techniques were used to determine the structure:
ELECTRON MICROSCOPY

The reported resolution of this entry is 3.30 Å.

Percentile scores (ranging between 0-100) for global validation metrics of the entry are shown in the following graphic. The table shows the number of entries on which the scores are based.

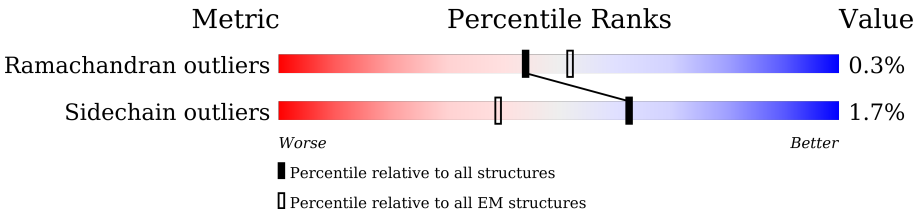

Metric	Whole archive (#Entries)	EM structures (#Entries)
Ramachandran outliers	154571	4023
Sidechain outliers	154315	3826

The table below summarises the geometric issues observed across the polymeric chains and their fit to the map. The red, orange, yellow and green segments of the bar indicate the fraction of residues that contain outliers for >=3, 2, 1 and 0 types of geometric quality criteria respectively. A grey segment represents the fraction of residues that are not modelled. The numeric value for each fraction is indicated below the corresponding segment, with a dot representing fractions <=5% The upper red bar (where present) indicates the fraction of residues that have poor fit to the EM map (all-atom inclusion < 40%). The numeric value is given above the bar.

Mol	Chain	Length	Quality of chain
1	A5	164	40% 95%
1	A7	164	49% 98%
1	A9	164	100% 96%
1	AA	164	50% 98%
1	AF	164	10% 99%
1	AI	164	35% 99%
1	AK	164	11% 99%
1	AP	164	100%
1	BD	164	13% 99%

Continued on next page...

Continued from previous page...

Mol	Chain	Length	Quality of chain
1	BQ	164	13% 99%
1	C5	164	31% 95%
1	C7	164	37% 100%
1	C9	164	99% 96%
1	CA	164	38% 100%
1	CF	164	6% 98%
1	CI	164	24% 99%
1	CJ	164	99%
1	CK	164	8% 98%
1	CM	164	99%
1	CP	164	5% 100%
1	DD	164	98%
1	DQ	164	5% 98%
1	E5	164	26% 95%
1	E7	164	40% 99%
1	E9	164	78% 95% 5%
1	EA	164	39% 98%
1	EF	164	6% 98%
1	EI	164	34% 99%
1	EJ	164	100%
1	EK	164	99%
1	EM	164	100%
1	EP	164	5% 100%
1	FD	164	5% 99%
1	FQ	164	7% 99%

Continued on next page...

Continued from previous page...

Mol	Chain	Length	Quality of chain
1	G5	164	18% 94% 5%
1	G7	164	41% 99%
1	G9	164	63% 96%
1	GA	164	42% 99%
1	GF	164	5% 98%
1	GI	164	24% 99%
1	GJ	164	99%
1	GK	164	98%
1	GM	164	99%
1	GP	164	5% 100%
1	HD	164	9% 100%
1	HQ	164	10% 100%
1	I5	164	27% 95%
1	I7	164	49% 98%
1	I9	164	72% 96%
1	IA	164	50% 98%
1	IF	164	96%
1	II	164	25% 99%
1	IJ	164	99%
1	IK	164	96%
1	IM	164	100%
1	IP	164	5% 99%
1	JB	164	93% 7%
1	JD	164	20% 100%
1	JQ	164	18% 100%

Continued on next page...

Continued from previous page...

Mol	Chain	Length	Quality of chain
1	K5	164	34% 95%
1	K7	164	39% 99%
1	K9	164	90% 96%
1	KA	164	48% 99%
1	KF	164	99%
1	KI	164	40% 99%
1	KJ	164	99%
1	KK	164	8% 99%
1	KM	164	100%
1	KP	164	99%
1	LD	164	13% 99%
1	LQ	164	15% 99%
1	M7	164	9% 99%
1	MA	164	13% 99%
1	MF	164	13% 100%
1	MJ	164	99%
1	MK	164	18% 100%
1	MM	164	99%
1	MP	164	100%
1	N5	164	46% 95%
1	N9	164	100% 96%
1	ND	164	76% 99%
1	NI	164	38% 99%
1	NQ	164	79% 99%
1	O1	164	23% 99%

Continued on next page...

Continued from previous page...

Mol	Chain	Length	Quality of chain
1	O4	164	100%
1	O7	164	98%
1	OA	164	93% 6%
1	OE	164	99%
1	OF	164	9% 99%
1	OG	164	99%
1	OH	164	28% 99%
1	OJ	164	99%
1	OK	164	13% 100%
1	OM	164	99%
1	OO	164	100%
1	OP	164	5% 100%
1	P5	164	32% 95%
1	P9	164	99% 96%
1	PD	164	65% 100%
1	PI	164	21% 99%
1	PQ	164	60% 100%
1	Q1	164	27% 99%
1	Q4	164	99%
1	Q7	164	99%
1	QA	164	99%
1	QE	164	99%
1	QF	164	7% 99%
1	QG	164	99%
1	QH	164	20% 99%

Continued on next page...

Continued from previous page...

Mol	Chain	Length	Quality of chain
1	QJ	164	99%
1	QK	164	7% 99%
1	QM	164	99%
1	QO	164	99%
1	QP	164	6% 99%
1	R5	164	24% 95%
1	R9	164	80% 96%
1	RD	164	70% 99%
1	RI	164	37% 99%
1	RQ	164	67% 99%
1	S1	164	30% 99%
1	S4	164	100%
1	S7	164	100%
1	SA	164	100%
1	SE	164	7% 99%
1	SF	164	93% 6%
1	SG	164	9% 99%
1	SH	164	28% 99%
1	SJ	164	99%
1	SK	164	99%
1	SM	164	5% 99%
1	SO	164	100%
1	SP	164	5% 99%
1	T5	164	20% 95%
1	T9	164	68% 96%

Continued on next page...

Continued from previous page...

Mol	Chain	Length	Quality of chain
1	TB	164	93% 7%
1	TD	164	67% 98%
1	TI	164	20% 99%
1	TQ	164	73% 98%
1	U1	164	32% 99%
1	U4	164	100%
1	U7	164	7% 99%
1	UA	164	6% 99%
1	UE	164	100%
1	UF	164	99%
1	UG	164	5% 100%
1	UH	164	30% 99%
1	UJ	164	99%
1	UK	164	99%
1	UM	164	99%
1	UO	164	100%
1	UP	164	100%
1	V5	164	23% 95%
1	V9	164	73% 96%
1	VD	164	63% 99%
1	VI	164	22% 99%
1	VQ	164	64% 99%
1	W1	164	18% 99%
1	W4	164	99%
1	W7	164	6% 100%

Continued on next page...

Continued from previous page...

Mol	Chain	Length	Quality of chain
1	WA	164	9% 100%
1	WE	164	100%
1	WF	164	6% 99%
1	WG	164	5% 100%
1	WH	164	23% 99%
1	WJ	164	100%
1	WK	164	9% 99%
1	WM	164	99%
1	WO	164	99%
1	WP	164	99%
1	X5	164	35% 95%
1	X9	164	89% 96%
1	XD	164	73% 98%
1	XI	164	29% 99%
1	XQ	164	72% 98%
1	YF	164	48% 100%
1	YJ	164	99%
1	YK	164	52% 100%
1	YM	164	99%
1	Z1	164	32% 99%
1	Z4	164	100%
1	ZE	164	100%
1	ZG	164	93%
1	ZH	164	33% 99%
1	ZO	164	100%

Continued on next page...

Continued from previous page...

Mol	Chain	Length	Quality of chain
1	aF	164	42% 99%
1	aJ	164	7% 98%
1	aK	164	43% 99%
1	aM	164	9% 99%
1	b1	164	70% 99%
1	b4	164	30% 99%
1	bE	164	27% 99%
1	bG	164	26% 99%
1	bH	164	66% 99%
1	bO	164	25% 99%
1	cF	164	39% 98%
1	cK	164	41% 98%
1	d1	164	65% 97%
1	d4	164	22% 100%
1	dE	164	29% 99%
1	dG	164	27% 99%
1	dH	164	69% 97%
1	dJ	164	15% 99%
1	dM	164	16% 99%
1	dO	164	26% 100%
1	eF	164	37% 98%
1	eK	164	32% 98%
1	f1	164	68% 98%
1	f4	164	37% 100%
1	fE	164	26% 99%

Continued on next page...

Continued from previous page...

Mol	Chain	Length	Quality of chain
1	fG	164	24% 99%
1	fH	164	69% 98%
1	fJ	164	21% 99%
1	fM	164	21% 99%
1	fO	164	35% 100%
1	gF	164	24% 99%
1	gK	164	21% 99%
1	h1	164	83% 98%
1	h4	164	26% 100%
1	hE	164	25% 99%
1	hG	164	27% 99%
1	hH	164	85% 98%
1	hJ	164	16% 99%
1	hM	164	15% 99%
1	hO	164	22% 100%
1	iF	164	24% 98%
1	iK	164	26% 98%
1	j1	164	88% 98%
1	j4	164	26% 100%
1	jE	164	29% 100%
1	jG	164	31% 100%
1	jH	164	90% 98%
1	jJ	164	20% 100%
1	jM	164	17% 99%
1	jO	164	24% 100%

Continued on next page...

Continued from previous page...

Mol	Chain	Length	Quality of chain
1	kF	164	90% 99%
1	kK	164	86% 99%
1	l1	164	96% 96%
1	l4	164	22% 99%
1	lE	164	27% 86% 8% 5%
1	lG	164	25% 91% 6%
1	lH	164	99% 96%
1	lJ	164	6% 99%
1	lM	164	5% 99%
1	lO	164	20% 99%
1	mF	164	77% 98%
1	mK	164	76% 98%
1	oF	164	77% 99%
1	oK	164	80% 99%
1	p8	164	100% 100%
1	pC	164	100% 100%
1	qF	164	72% 98%
1	qK	164	73% 98%
1	r8	164	100% 98%
1	rC	164	100% 98%
1	sF	164	77% 98%
1	sK	164	71% 98%
1	t8	164	100% 100%
1	tC	164	100% 100%
1	uF	164	77% 99%

Continued on next page...

Continued from previous page...

Mol	Chain	Length	Quality of chain
1	uK	164	79% 99%
1	v8	164	99% 98%
1	vC	164	99% 98%
1	x8	164	100% 97%
1	xC	164	100% 97%
1	z8	164	100% 99%
1	zC	164	100% 99%
2	18	177	100% 98%
2	1C	177	99% 98%
2	B5	177	32% 98%
2	B7	177	50% 97%
2	B9	177	94% 99%
2	BA	177	48% 97%
2	BB	177	98%
2	BF	177	5% 99%
2	BI	177	31% 97%
2	BK	177	6% 99%
2	BP	177	99%
2	CB	177	8% 98%
2	CD	177	8% 99%
2	CQ	177	8% 99%
2	D5	177	35% 99%
2	D7	177	21% 99%
2	D9	177	97% 97%
2	DA	177	30% 99%

Continued on next page...

Continued from previous page...

Mol	Chain	Length	Quality of chain
2	DB	177	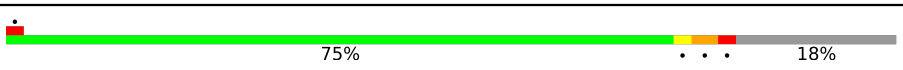
2	DF	177	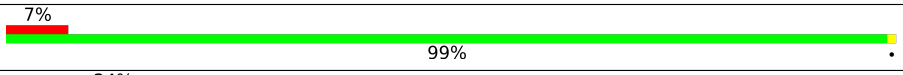
2	DI	177	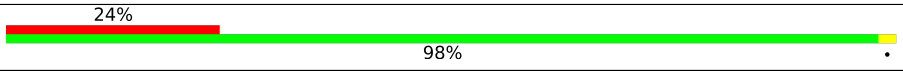
2	DJ	177	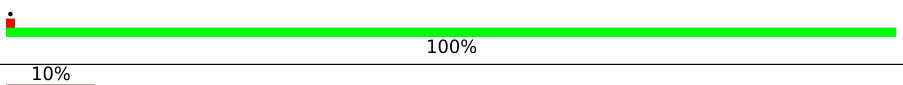
2	DK	177	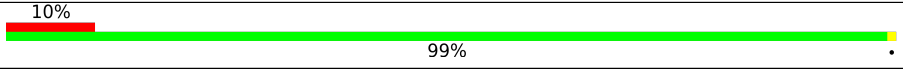
2	DM	177	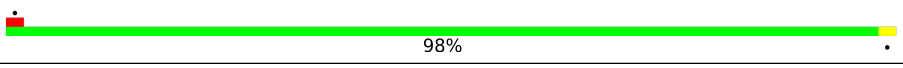
2	DP	177	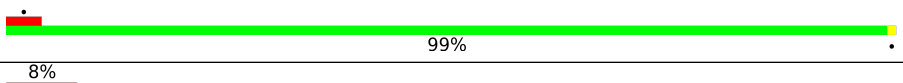
2	ED	177	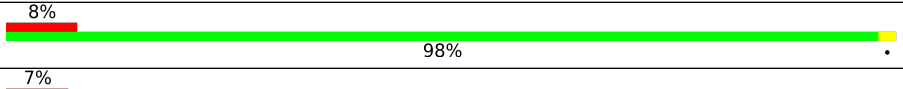
2	EQ	177	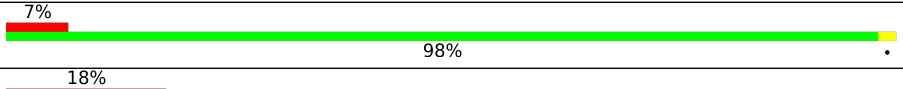
2	F5	177	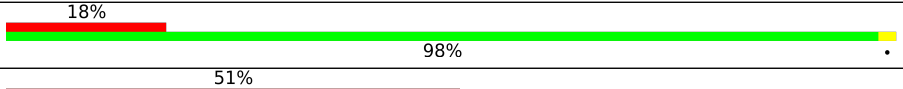
2	F7	177	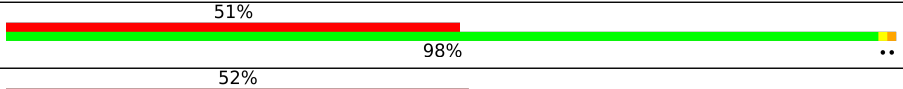
2	F9	177	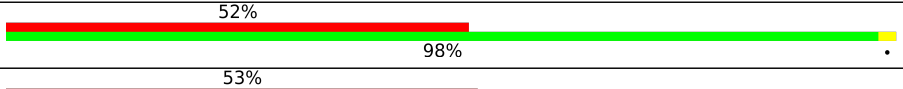
2	FA	177	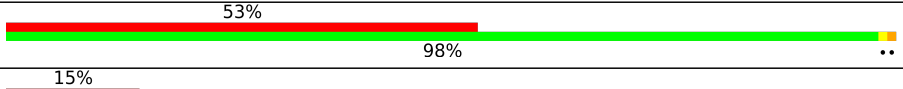
2	FB	177	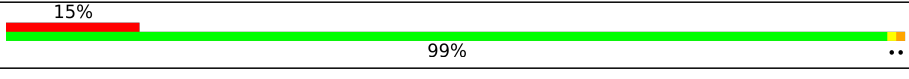
2	FF	177	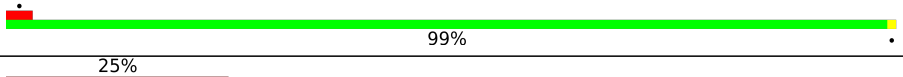
2	FI	177	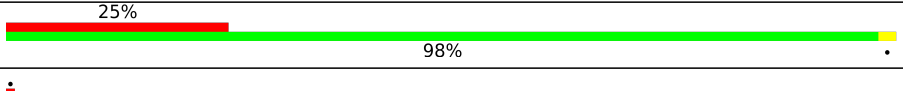
2	FJ	177	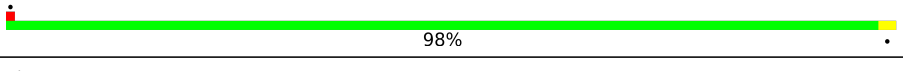
2	FK	177	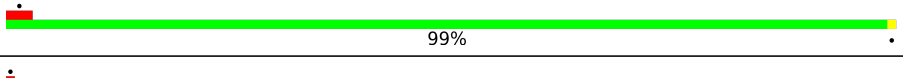
2	FM	177	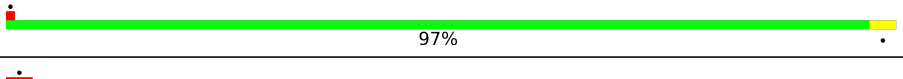
2	FP	177	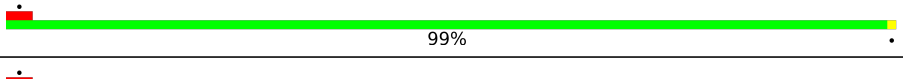
2	GB	177	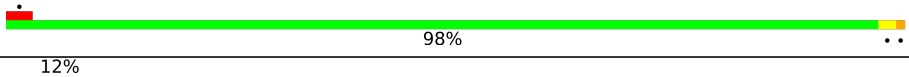
2	GD	177	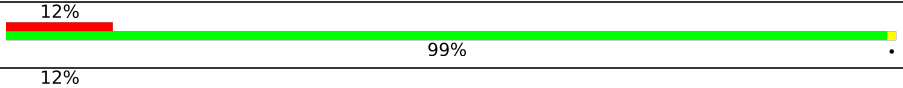
2	GQ	177	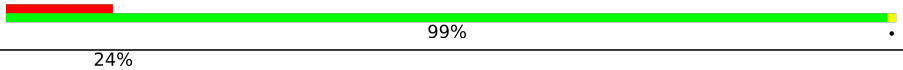
2	H5	177	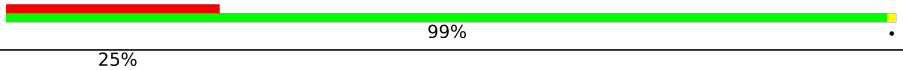
2	H7	177	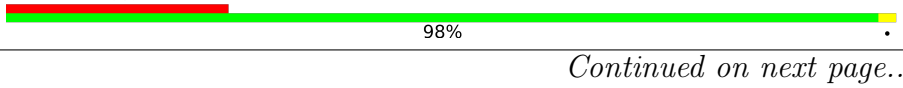

Continued on next page...

Continued from previous page...

Mol	Chain	Length	Quality of chain
2	H9	177	73% 99%
2	HA	177	28% 98%
2	HB	177	5% 92%
2	HF	177	5% 99%
2	HI	177	27% 98%
2	HJ	177	99%
2	HK	177	99%
2	HM	177	98%
2	HP	177	99%
2	IB	177	97%
2	ID	177	5% 98%
2	IQ	177	5% 98%
2	J5	177	37% 99%
2	J7	177	49% 99%
2	J9	177	85% 98%
2	JA	177	53% 99%
2	JF	177	98%
2	JI	177	45% 99%
2	JJ	177	99%
2	JK	177	98%
2	JM	177	99%
2	JP	177	98%
2	KD	177	12% 99%
2	KQ	177	14% 99%
2	L5	177	22% 99%

Continued on next page...

Continued from previous page...

Mol	Chain	Length	Quality of chain
2	L7	177	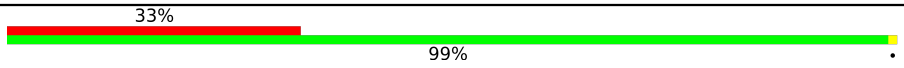
2	L9	177	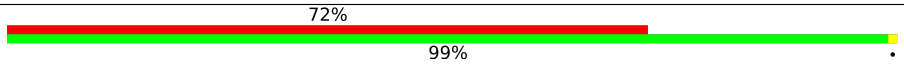
2	LA	177	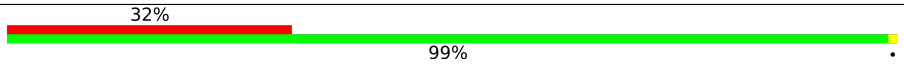
2	LB	177	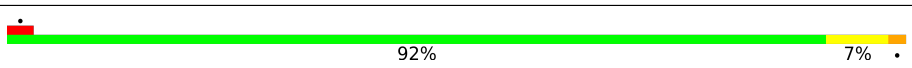
2	LF	177	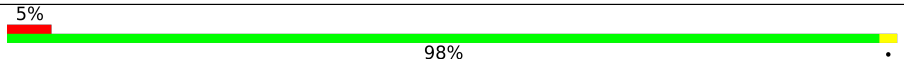
2	LI	177	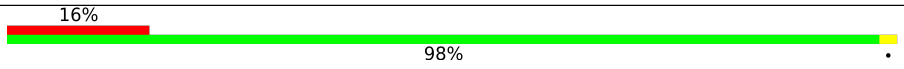
2	LJ	177	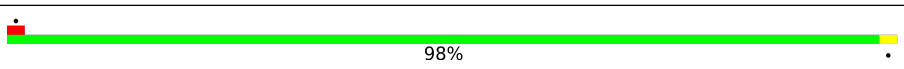
2	LK	177	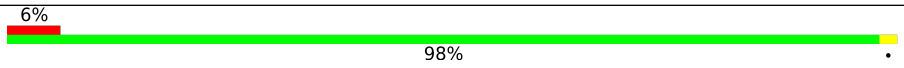
2	LM	177	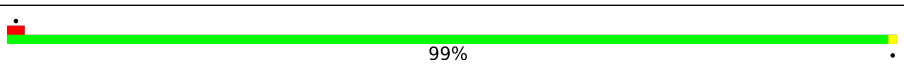
2	LP	177	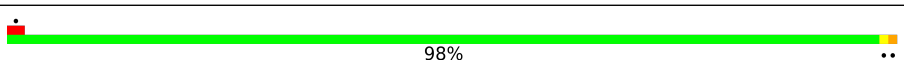
2	MB	177	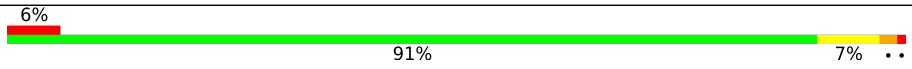
2	MD	177	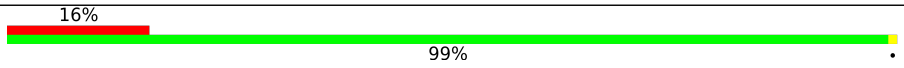
2	MQ	177	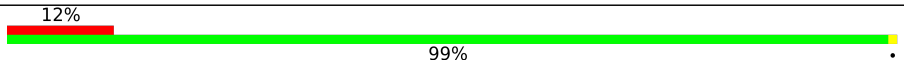
2	N7	177	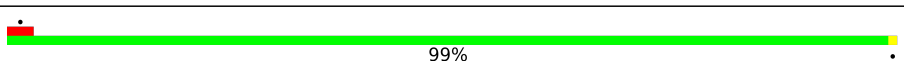
2	NA	177	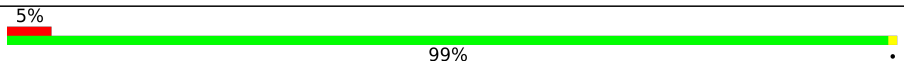
2	NB	177	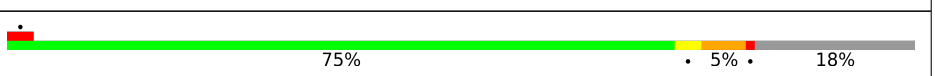
2	NF	177	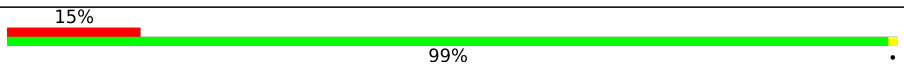
2	NJ	177	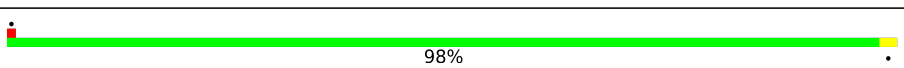
2	NK	177	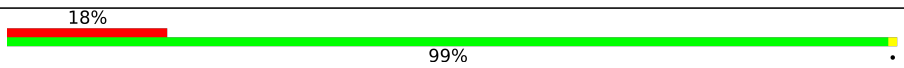
2	NM	177	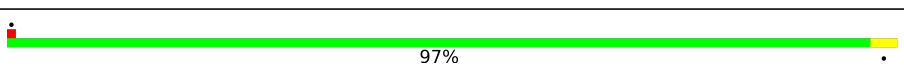
2	NP	177	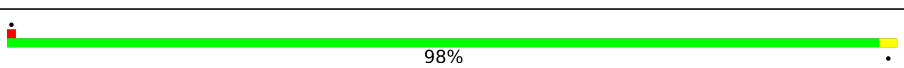
2	O5	177	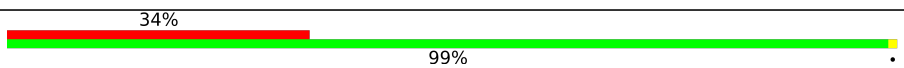
2	O9	177	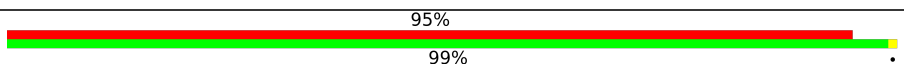
2	OB	177	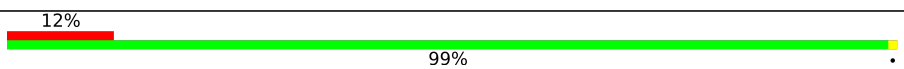
2	OD	177	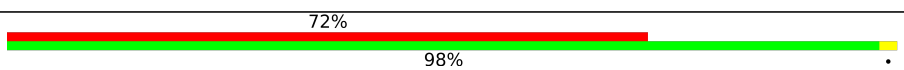

Continued on next page...

Continued from previous page...

Mol	Chain	Length	Quality of chain
2	OI	177	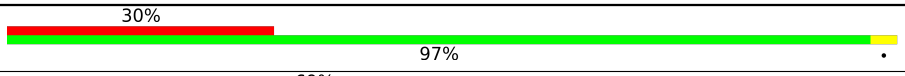
2	OQ	177	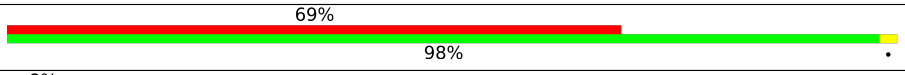
2	P1	177	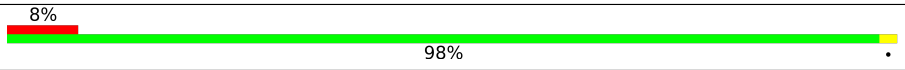
2	P4	177	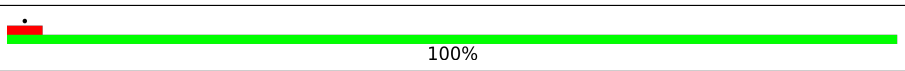
2	P7	177	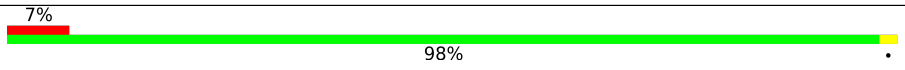
2	PA	177	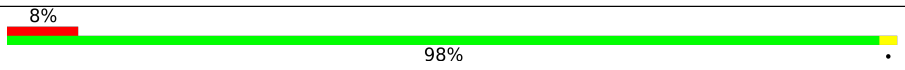
2	PB	177	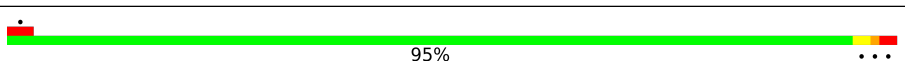
2	PE	177	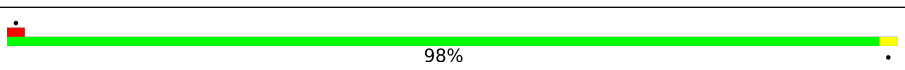
2	PF	177	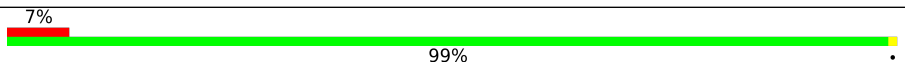
2	PG	177	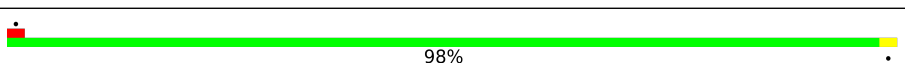
2	PH	177	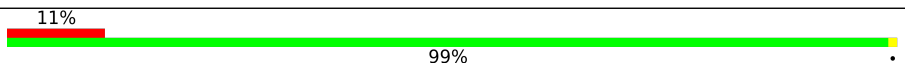
2	PJ	177	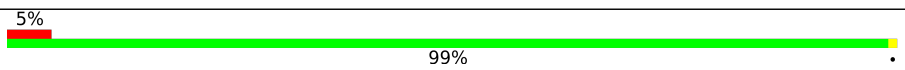
2	PK	177	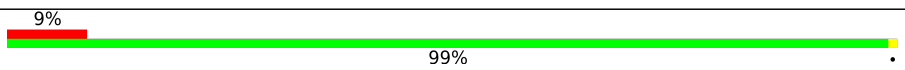
2	PM	177	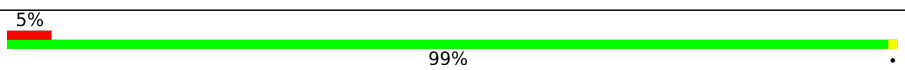
2	PO	177	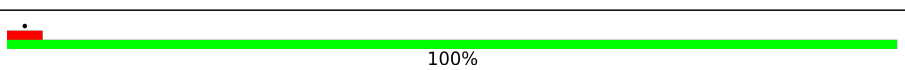
2	PP	177	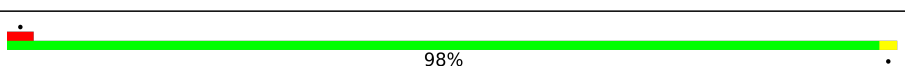
2	Q5	177	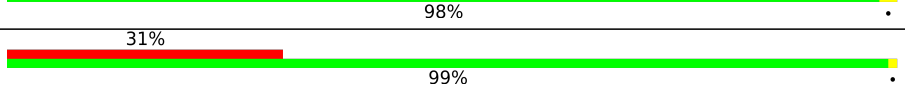
2	Q9	177	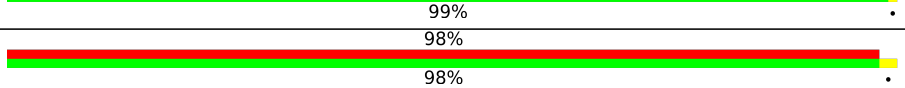
2	QB	177	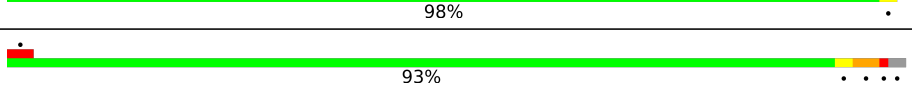
2	QD	177	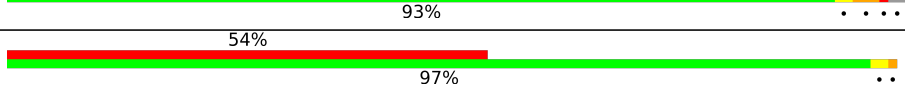
2	QI	177	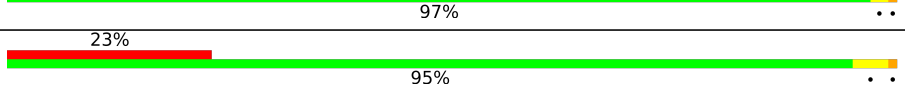
2	QQ	177	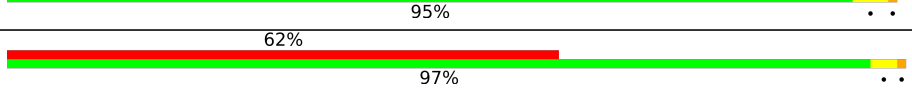
2	R1	177	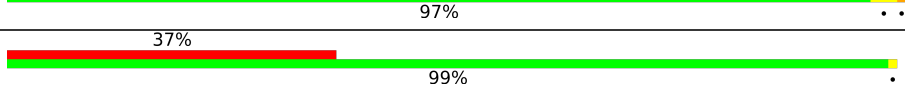
2	R4	177	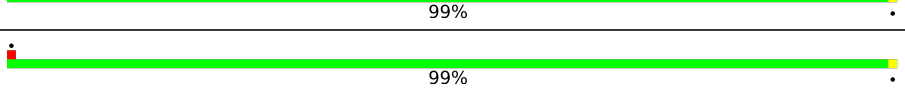
2	R7	177	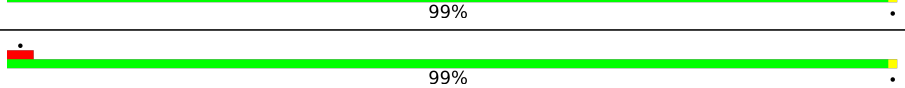

Continued on next page...

Continued from previous page...

Mol	Chain	Length	Quality of chain
2	RA	177	99%
2	RB	177	7% 97%
2	RE	177	5% 99%
2	RF	177	7% 99%
2	RG	177	5% 99%
2	RH	177	41% 99%
2	RJ	177	98%
2	RK	177	8% 99%
2	RM	177	99%
2	RO	177	99%
2	RP	177	98%
2	S5	177	18% 98%
2	S9	177	51% 99%
2	SB	177	98%
2	SD	177	69% 99%
2	SI	177	30% 97%
2	SQ	177	67% 99%
2	T1	177	16% 99%
2	T4	177	99%
2	T7	177	99%
2	TA	177	99%
2	TE	177	99%
2	TF	177	99%
2	TG	177	99%
2	TH	177	15% 99%

Continued on next page...

Continued from previous page...

Mol	Chain	Length	Quality of chain
2	TJ	177	98%
2	TK	177	99%
2	TM	177	99%
2	TO	177	99%
2	TP	177	98%
2	U5	177	15% 99%
2	U9	177	74% 99%
2	UD	177	51% 98%
2	UI	177	26% 98%
2	UQ	177	48% 98%
2	V1	177	44% 92% 7%
2	V4	177	97%
2	V7	177	7% 99%
2	VA	177	8% 99%
2	VB	177	7% 97%
2	VE	177	10% 98%
2	VF	177	7% 98%
2	VG	177	11% 98%
2	VH	177	37% 90% 8%
2	VJ	177	5% 98%
2	VK	177	8% 98%
2	VM	177	98%
2	VO	177	97%
2	VP	177	98%
2	W5	177	36% 99%

Continued on next page...

Continued from previous page...

Mol	Chain	Length	Quality of chain
2	W9	177	85% 98%
2	WD	177	75% 96%
2	WI	177	42% 98%
2	WQ	177	70% 96%
2	X7	177	99%
2	XA	177	5% 99%
2	XB	177	5% 99%
2	XF	177	99%
2	XJ	177	99%
2	XK	177	99%
2	XM	177	98%
2	XP	177	97%
2	Y1	177	14% 99%
2	Y4	177	99%
2	Y5	177	29% 99%
2	Y9	177	68% 99%
2	YB	177	99%
2	YD	177	52% 99%
2	YE	177	99%
2	YG	177	99%
2	YH	177	16% 99%
2	YI	177	17% 98%
2	YO	177	97%
2	YQ	177	57% 99%
2	ZB	177	54% 85% 14%

Continued on next page...

Continued from previous page...

Mol	Chain	Length	Quality of chain
2	ZF	177	56% 97%
2	ZJ	177	98%
2	ZK	177	56% 97%
2	ZM	177	99%
2	a1	177	40% 99%
2	a4	177	95% 5%
2	aB	177	96%
2	aE	177	5% 99%
2	aG	177	6% 99%
2	aH	177	35% 99%
2	aO	177	97%
2	bB	177	7% 99%
2	bF	177	24% 99%
2	bK	177	27% 99%
2	c1	177	55% 98%
2	c4	177	41% 99%
2	cE	177	14% 99%
2	cG	177	15% 99%
2	cH	177	56% 98%
2	cJ	177	18% 99%
2	cM	177	19% 99%
2	cO	177	40% 99%
2	dB	177	5% 99%
2	dF	177	44% 98%
2	dK	177	42% 98%

Continued on next page...

Continued from previous page...

Mol	Chain	Length	Quality of chain
2	e1	177	82% 98%
2	e4	177	11% 99%
2	eB	177	5% 99%
2	eE	177	36% 98%
2	eG	177	36% 98%
2	eH	177	80% 98%
2	eJ	177	8% 99%
2	eM	177	8% 99%
2	eO	177	12% 99%
2	fF	177	25% 99%
2	fK	177	20% 99%
2	g1	177	54% 99%
2	g4	177	42% 99%
2	gB	177	53% 76% 7% 14%
2	gE	177	12% 98%
2	gG	177	14% 98%
2	gH	177	56% 99%
2	gJ	177	28% 99%
2	gM	177	27% 99%
2	gO	177	37% 99%
2	hF	177	44% 99%
2	hK	177	45% 99%
2	i1	177	77% 97%
2	i4	177	16% 99%
2	iE	177	40% 99%

Continued on next page...

Continued from previous page...

Mol	Chain	Length	Quality of chain
2	iG	177	38% 99%
2	iH	177	74% 97%
2	iJ	177	13% 99%
2	iM	177	12% 99%
2	iO	177	16% 99%
2	jF	177	10% 99%
2	jK	177	11% 99%
2	k1	177	63% 98%
2	k4	177	36% 94% 5%
2	kE	177	15% 99%
2	kG	177	18% 99%
2	kH	177	60% 98%
2	kJ	177	11% 99%
2	kM	177	16% 99%
2	kO	177	36% 98%
2	lF	177	76% 97%
2	lK	177	82% 97%
2	m1	177	100% 97%
2	m4	177	11% 99%
2	mE	177	44% 99%
2	mG	177	45% 99%
2	mH	177	100% 97%
2	mJ	177	8% 99%
2	mM	177	10% 98%
2	mO	177	11% 99%

Continued on next page...

Continued from previous page...

Mol	Chain	Length	Quality of chain
2	nF	177	79% 97%
2	nK	177	79% 97%
2	pF	177	76% 98%
2	pK	177	75% 98%
2	q8	177	100% 97%
2	qC	177	100% 97%
2	rF	177	73% 97%
2	rK	177	75% 97%
2	s8	177	100% 98%
2	sC	177	100% 98%
2	tF	177	83% 99%
2	tK	177	81% 99%
2	u8	177	100% 98%
2	uC	177	100% 98%
2	vF	177	65% 98%
2	vK	177	64% 98%
2	w8	177	100% 98%
2	wC	177	100% 98%
2	y8	177	100% 99%
2	yC	177	100% 99%
3	A1	290	57% 88% 11%
3	A4	290	12% 89% 11%
3	AD	290	54% 87% 12%
3	AE	290	13% 88% 11%
3	AG	290	13% 88% 11%

Continued on next page...

Continued from previous page...

Mol	Chain	Length	Quality of chain
3	AH	290	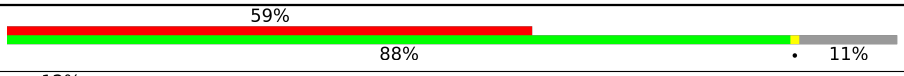
3	AO	290	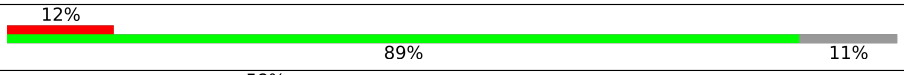
3	AQ	290	
3	Y7	290	
3	YA	290	
4	AB	138	
4	EB	138	
5	KB	288	
5	UB	288	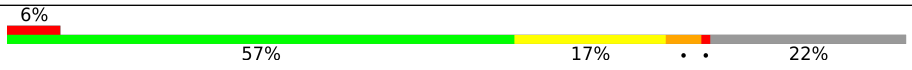
6	WB	327	
6	cB	327	
7	A8	237	
7	AC	237	
7	a8	237	
7	aC	237	
8	B1	232	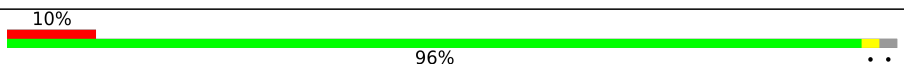
8	B4	232	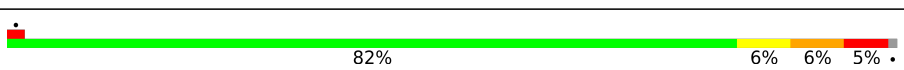
8	BE	232	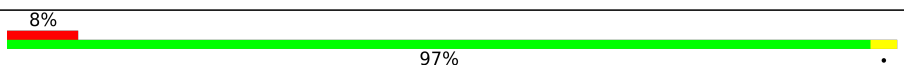
8	BG	232	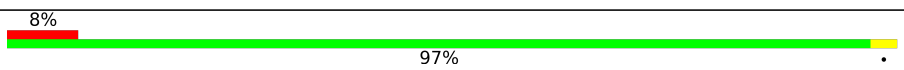
8	BH	232	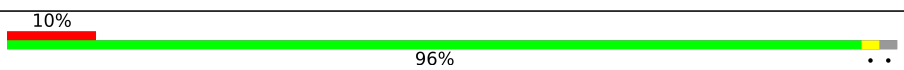
8	BO	232	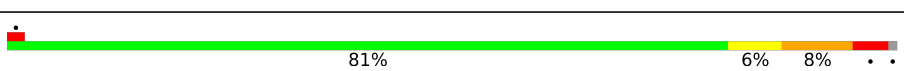
9	C1	162	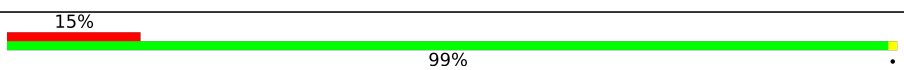
9	C4	162	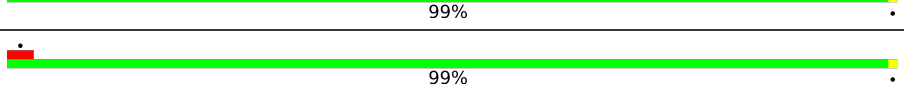
9	CE	162	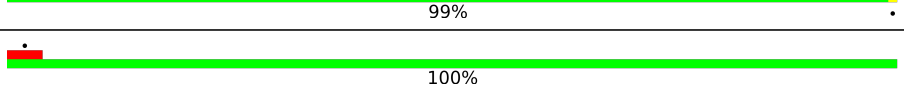
9	CG	162	

Continued on next page...

Continued from previous page...

Mol	Chain	Length	Quality of chain
9	CH	162	20% 99%
9	CO	162	99%
9	E1	162	100%
9	E4	162	100%
9	EE	162	100%
9	EG	162	100%
9	EH	162	100%
9	EO	162	100%
9	G1	162	19% 99%
9	G4	162	99%
9	GE	162	100%
9	GG	162	100%
9	GH	162	14% 99%
9	GO	162	99%
9	I1	162	9% 100%
9	I4	162	100%
9	IE	162	100%
9	IG	162	100%
9	IH	162	7% 100%
9	IO	162	100%
9	K1	162	9% 99%
9	K4	162	93% 5%
9	KE	162	100%
9	KG	162	100%
9	KH	162	11% 99%

Continued on next page...

Continued from previous page...

Mol	Chain	Length	Quality of chain
9	KO	162	99%
9	M1	162	10% 99%
9	M4	162	99%
9	ME	162	100%
9	MG	162	100%
9	MH	162	13% 99%
9	MO	162	99%
10	D1	172	13% 99%
10	D4	172	98%
10	DE	172	99%
10	DG	172	99%
10	DH	172	15% 99%
10	DO	172	98%
10	F1	172	99%
10	F4	172	98%
10	FE	172	98%
10	FG	172	98%
10	FH	172	5% 99%
10	FO	172	98%
10	H1	172	9% 98%
10	H4	172	98%
10	HE	172	99%
10	HG	172	99%
10	HH	172	7% 98%
10	HO	172	98%

Continued on next page...

Continued from previous page...

Mol	Chain	Length	Quality of chain
10	J1	172	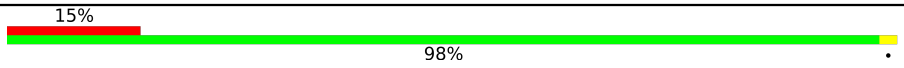
10	J4	172	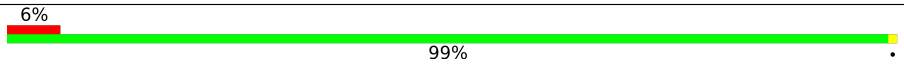
10	JE	172	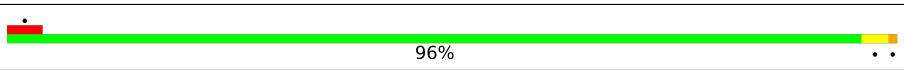
10	JG	172	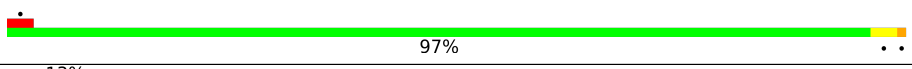
10	JH	172	
10	JO	172	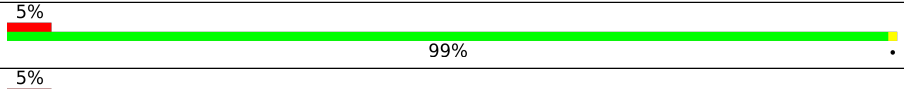
10	L1	172	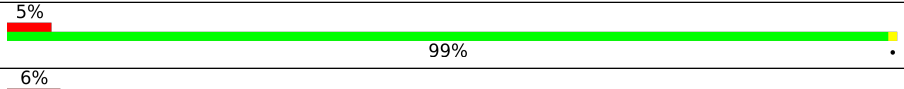
10	L4	172	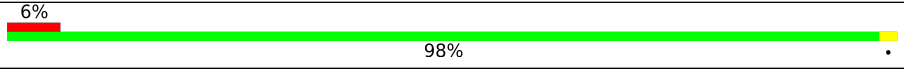
10	LE	172	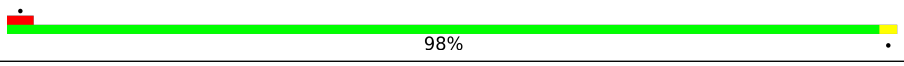
10	LG	172	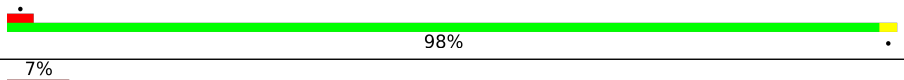
10	LH	172	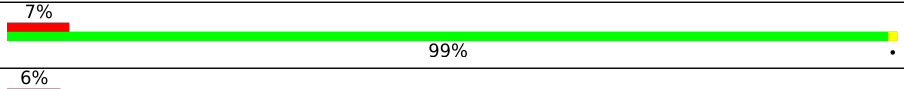
10	LO	172	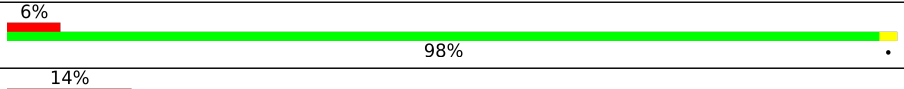
10	N1	172	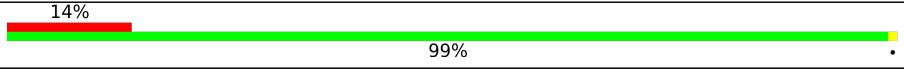
10	N4	172	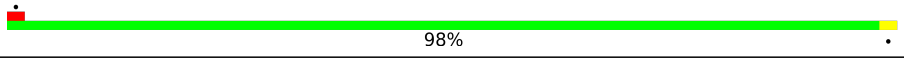
10	NE	172	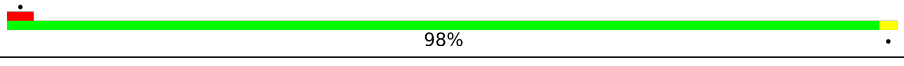
10	NG	172	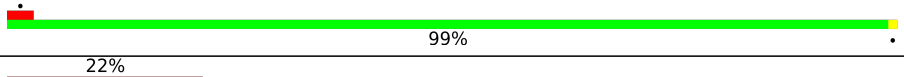
10	NH	172	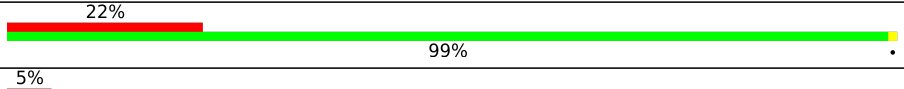
10	NO	172	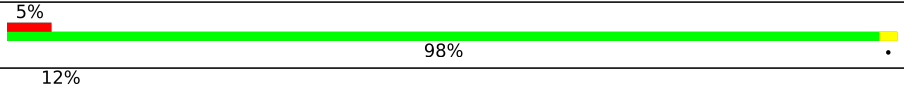
11	X1	363	
11	X4	363	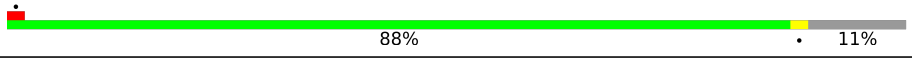
11	XE	363	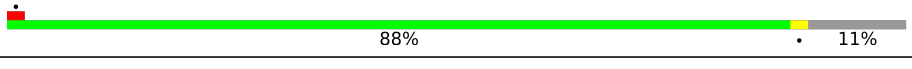
11	XG	363	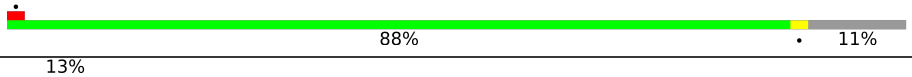
11	XH	363	
11	XO	363	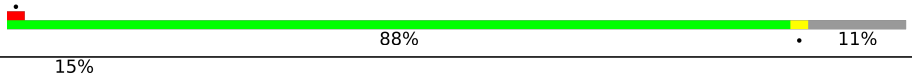
12	MI	316	

Continued on next page...

Continued from previous page...

Mol	Chain	Length	Quality of chain
12	ZI	316	16% 75% 9% 16%
13	AJ	273	11% 86% 13%
13	AM	273	12% 86% 13%
13	wF	273	15% 87% 13%
13	wK	273	18% 87% 13%
13	xF	273	69% 87% 13%
13	xK	273	71% 87% 13%
14	BJ	290	86% 14%
14	BM	290	86% 14%
14	yF	290	86% 14%
14	yK	290	86% 14%
15	A6	360	93% 7%
15	AL	360	92% 7%
15	a6	360	92% 7%
15	aL	360	92% 7%
16	B6	509	98%
16	BL	509	98%
16	b6	509	99%
16	bL	509	96%
17	C6	473	95%
17	CL	473	94%
17	c6	473	7% 95%
17	cL	473	8% 95%
18	D6	351	97%
18	DL	351	97%

Continued on next page...

Continued from previous page...

Mol	Chain	Length	Quality of chain
18	d6	351	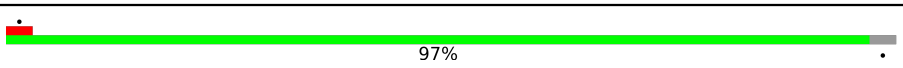
18	dL	351	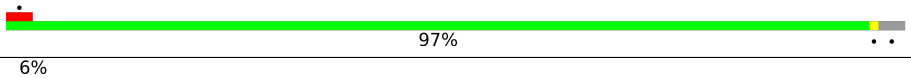
19	E6	84	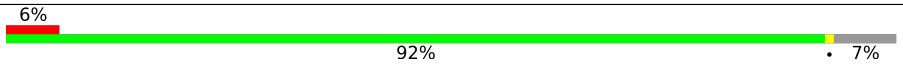
19	EL	84	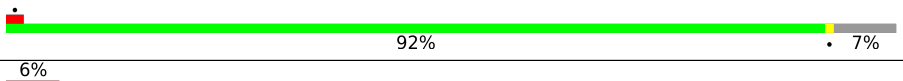
19	e6	84	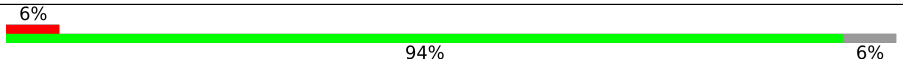
19	eL	84	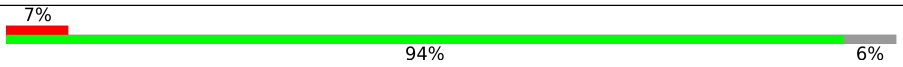
20	F6	44	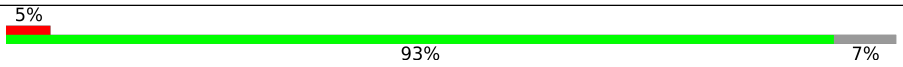
20	FL	44	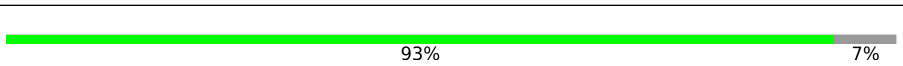
20	f6	44	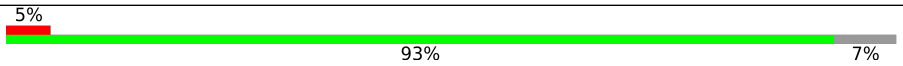
20	fL	44	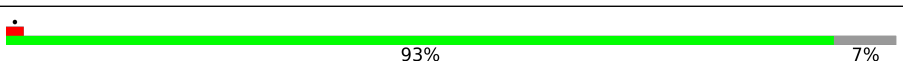
21	G6	213	
21	GL	213	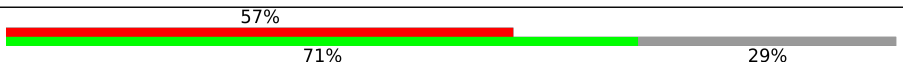
21	g6	213	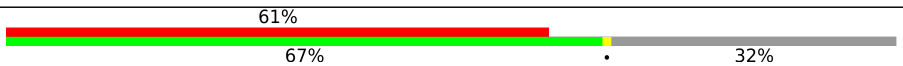
21	gL	213	
22	H6	67	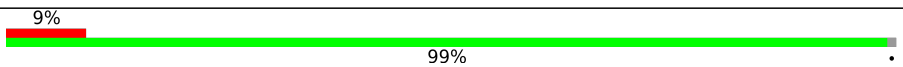
22	HL	67	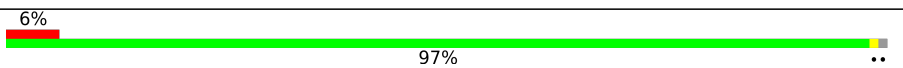
22	h6	67	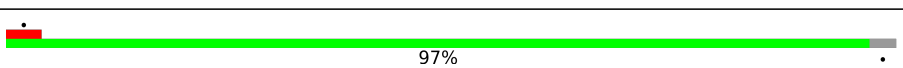
22	hL	67	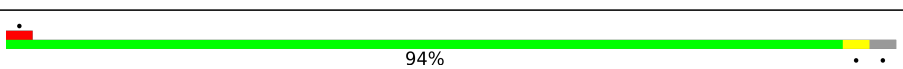
23	I6	38	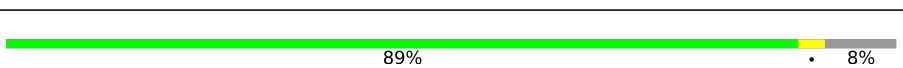
23	IL	38	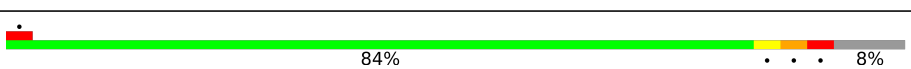
23	i6	38	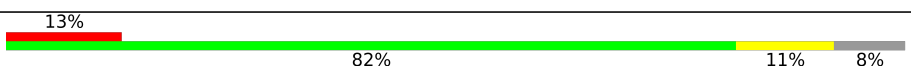
23	iL	38	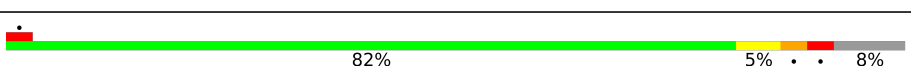
24	J6	39	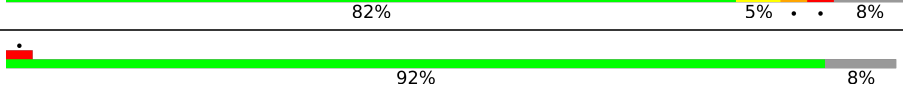
24	JL	39	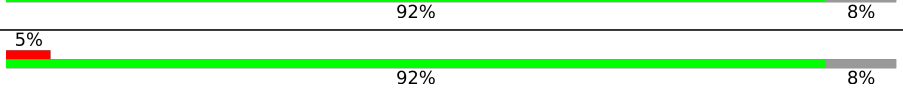
24	j6	39	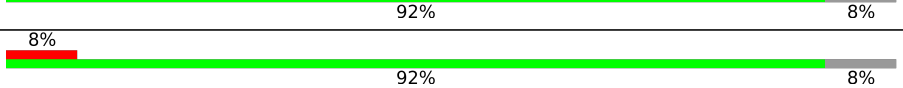

Continued on next page...

Continued from previous page...

Mol	Chain	Length	Quality of chain
24	jL	39	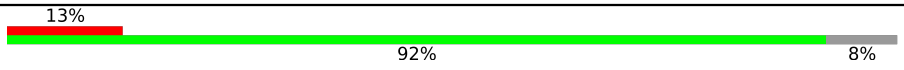
25	K6	45	
25	KL	45	
25	k6	45	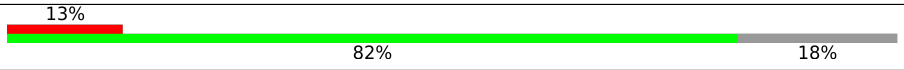
25	kL	45	
26	L6	38	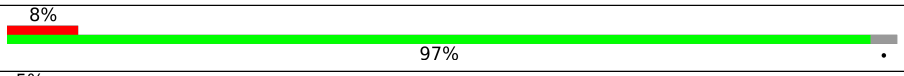
26	LL	38	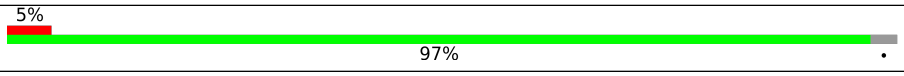
26	l6	38	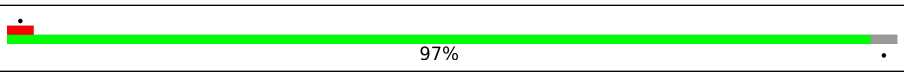
26	lL	38	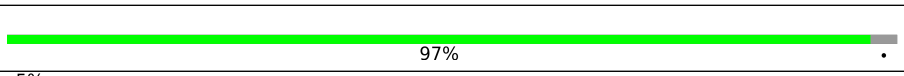
27	M6	101	
27	ML	101	
27	m6	101	
27	mL	101	
28	N6	29	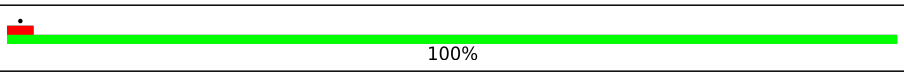
28	NL	29	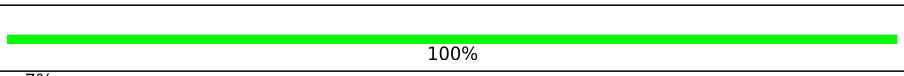
28	n6	29	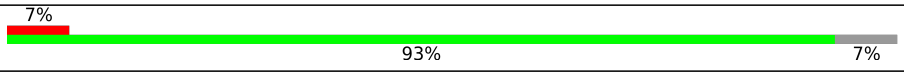
28	nL	29	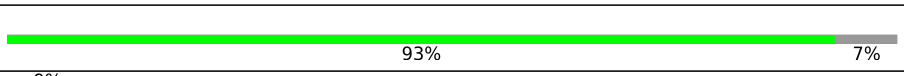
29	O6	287	
29	OL	287	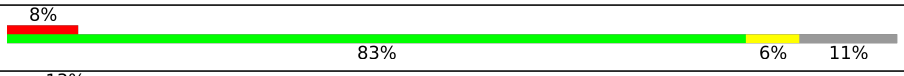
29	o6	287	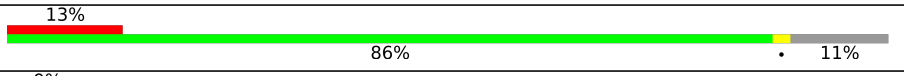
29	oL	287	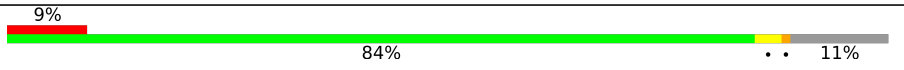
30	Q6	205	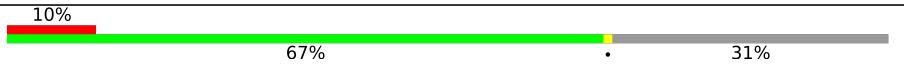
30	QL	205	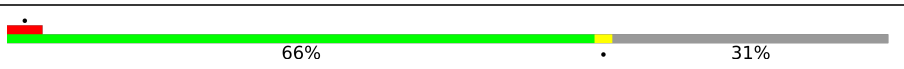
30	q6	205	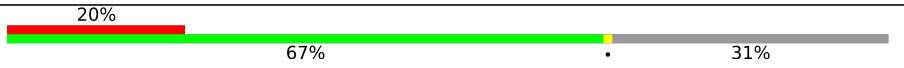
30	qL	205	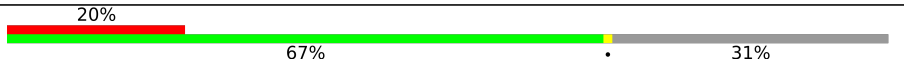

Continued on next page...

Continued from previous page...

Mol	Chain	Length	Quality of chain
31	R6	33	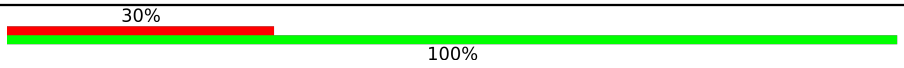
31	RL	33	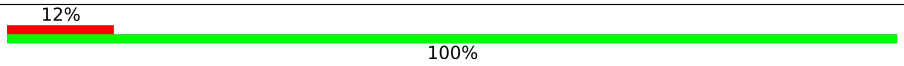
31	r6	33	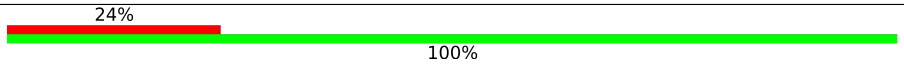
31	rL	33	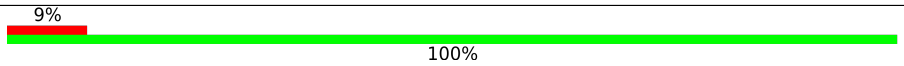
32	S6	119	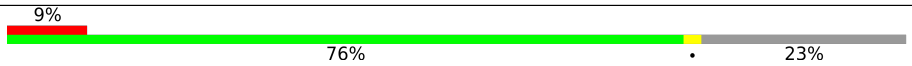
32	SL	119	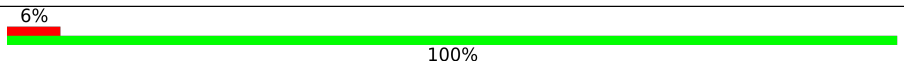
33	T6	31	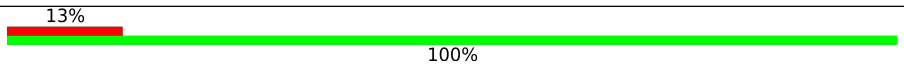
33	TL	31	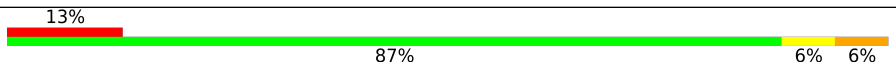
33	t6	31	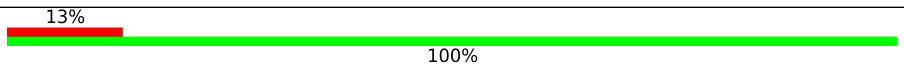
33	tL	31	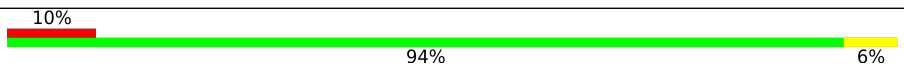
34	U6	150	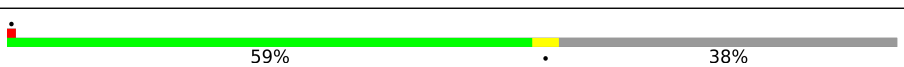
34	UL	150	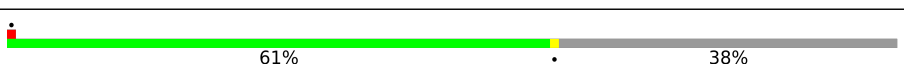
34	u6	150	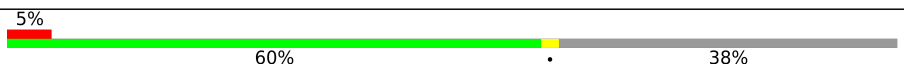
34	uL	150	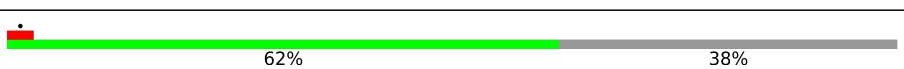
35	V6	162	
35	VL	162	
35	v6	162	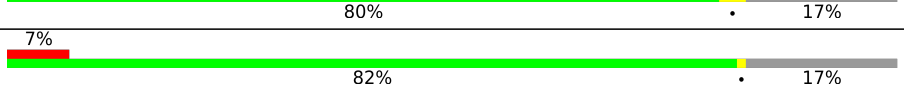
35	vL	162	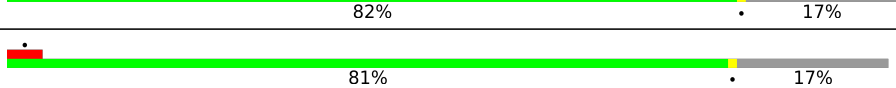
36	W6	46	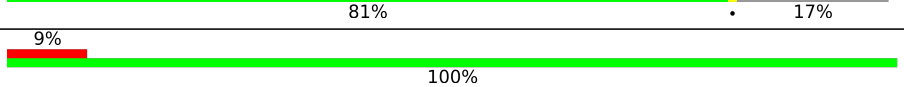
36	WL	46	
36	w6	46	
36	wL	46	
37	X6	39	
37	XL	39	
37	x6	39	

Continued on next page...

Continued from previous page...

Mol	Chain	Length	Quality of chain
37	xL	39	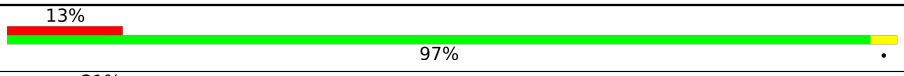
38	Y6	34	
38	YL	34	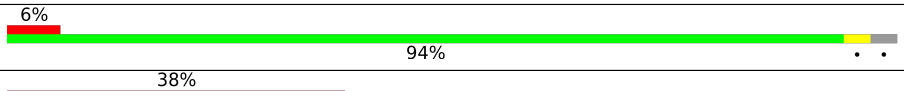
38	y6	34	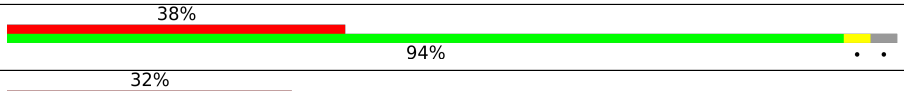
38	yL	34	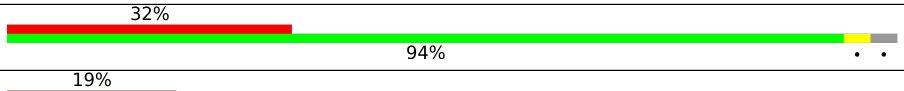
39	Z6	62	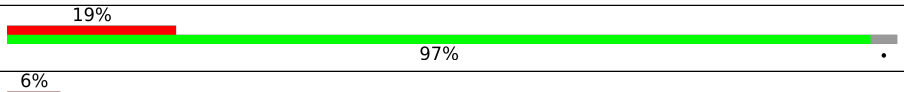
39	ZL	62	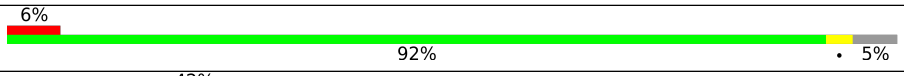
39	z6	62	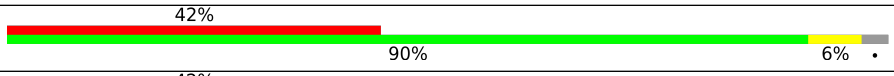
39	zL	62	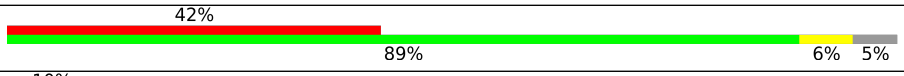
40	A2	752	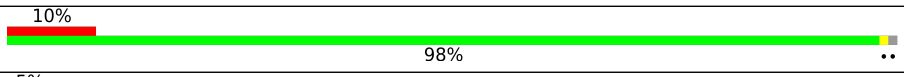
40	AN	752	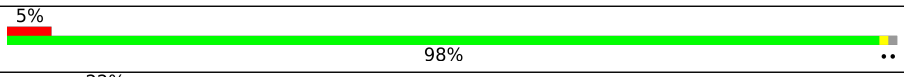
41	B2	732	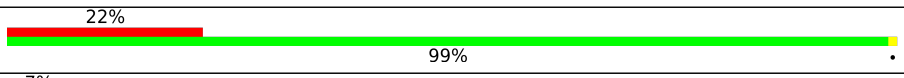
41	BN	732	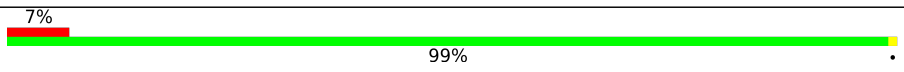
42	C2	81	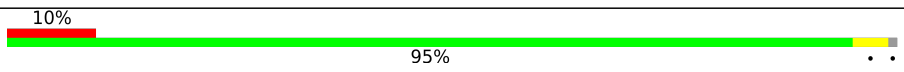
42	CN	81	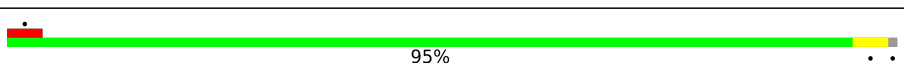
43	D2	142	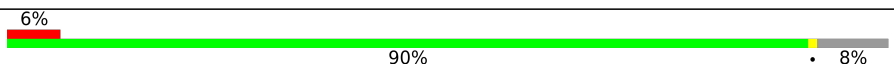
43	DN	142	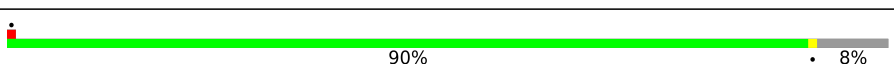
44	E2	61	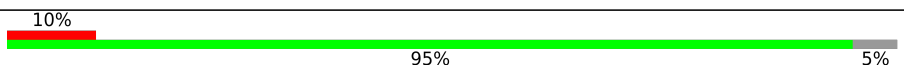
44	EN	61	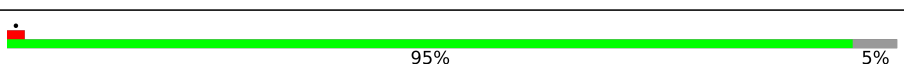
45	F2	185	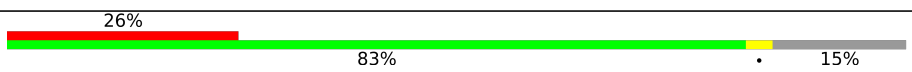
45	FN	185	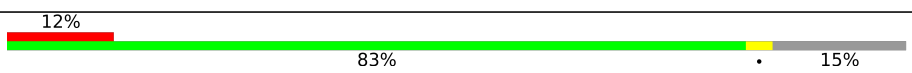
46	G2	104	
46	GN	104	
47	I2	37	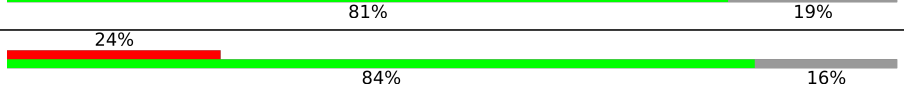
47	IN	37	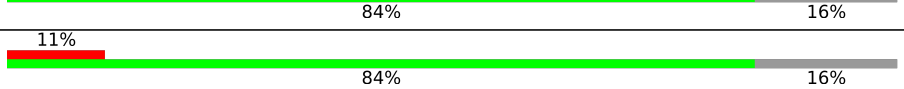

Continued on next page...

Continued from previous page...

Mol	Chain	Length	Quality of chain
48	J2	42	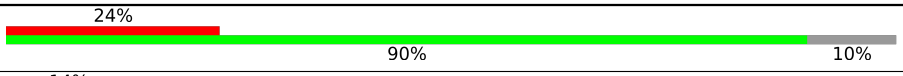
48	JN	42	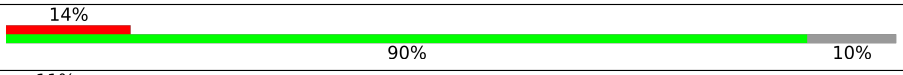
49	K2	70	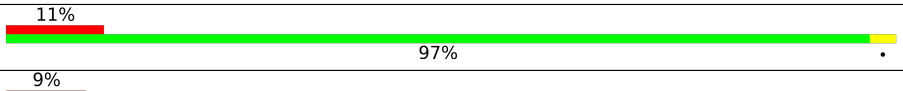
49	KN	70	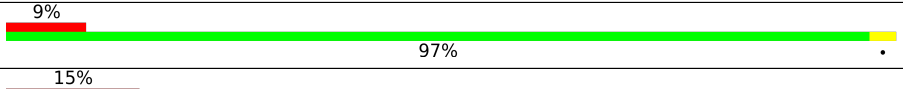
50	L2	140	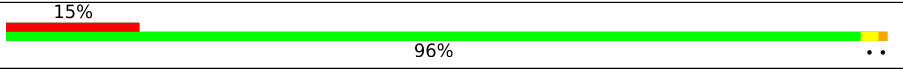
50	LN	140	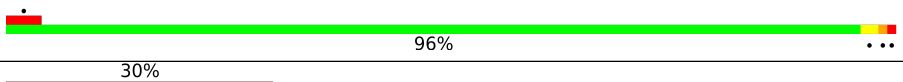
51	M2	30	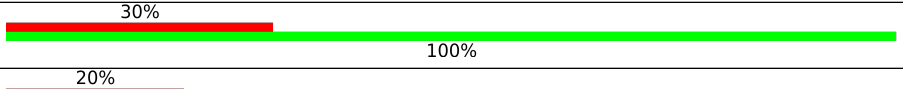
51	MN	30	
52	N2	99	
52	NN	99	
53	O2	92	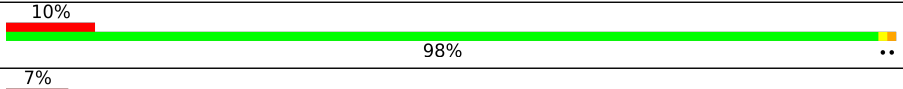
53	ON	92	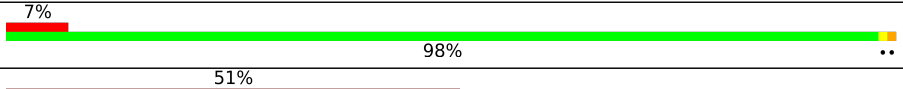
54	R2	78	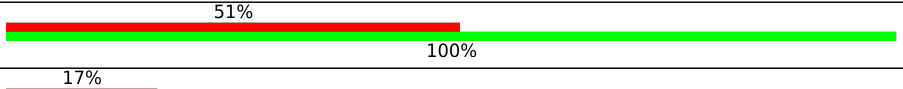
54	RN	78	
55	Z2	66	
55	ZN	66	
56	YP	426	
56	bP	426	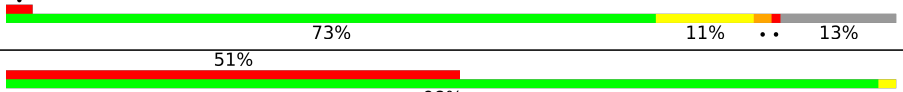
57	12	174	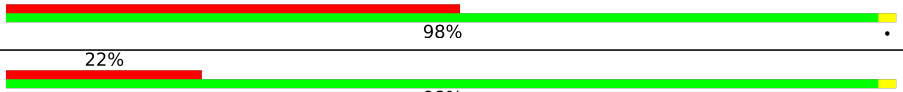
57	1N	174	
58	22	166	
58	2N	166	
59	32	169	
59	3N	169	
60	42	172	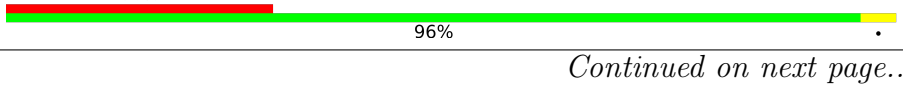

Continued on next page...

Continued from previous page...

Mol	Chain	Length	Quality of chain
60	4N	172	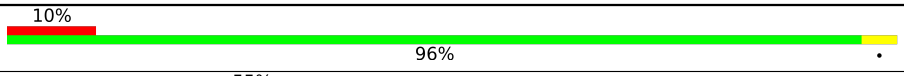
61	52	174	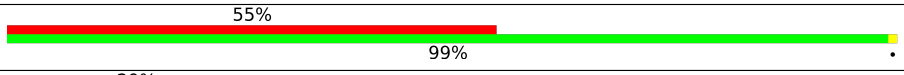
61	5N	174	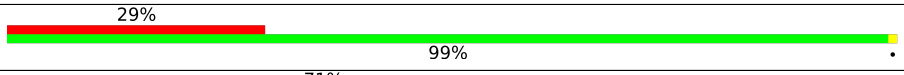
62	62	169	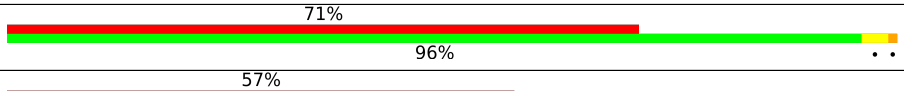
62	6N	169	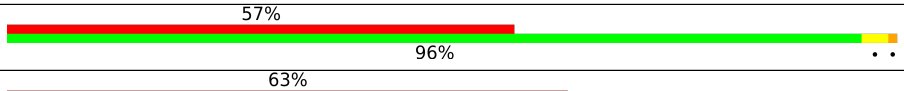
63	72	164	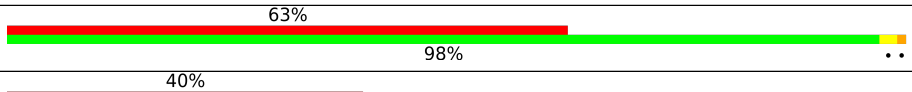
63	7N	164	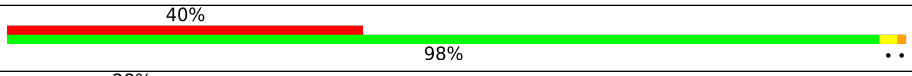
64	82	180	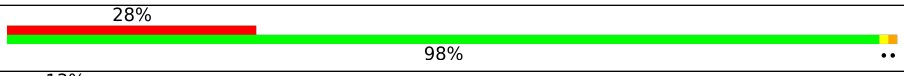
64	8N	180	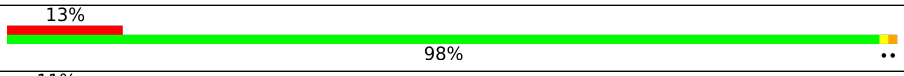
65	23	159	
65	Z3	159	
66	33	288	
66	a3	288	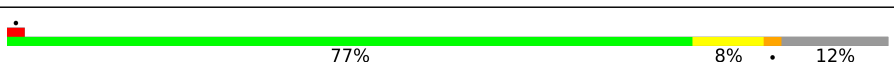
67	43	253	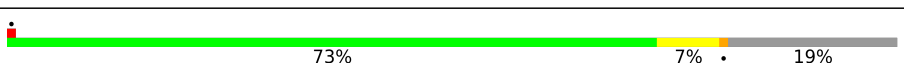
67	b3	253	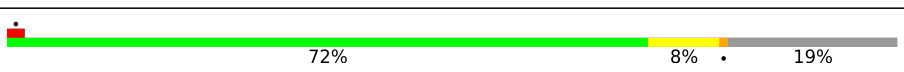
68	A3	161	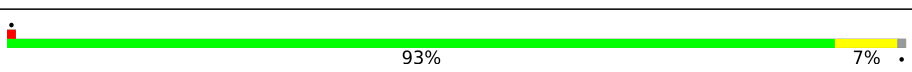
68	C3	161	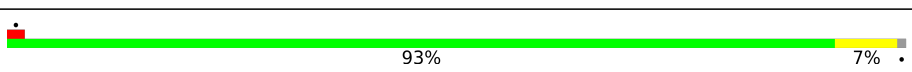
68	E3	161	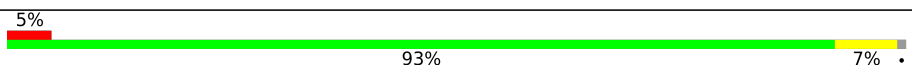
68	G3	161	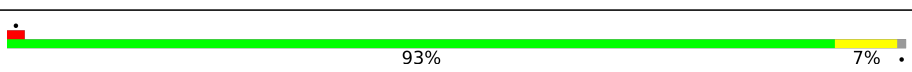
68	J3	161	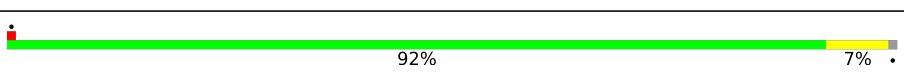
68	K3	161	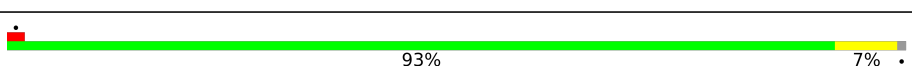
68	N3	161	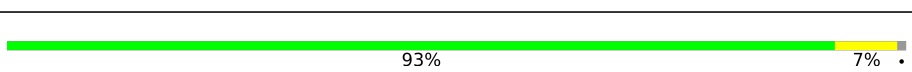
68	P3	161	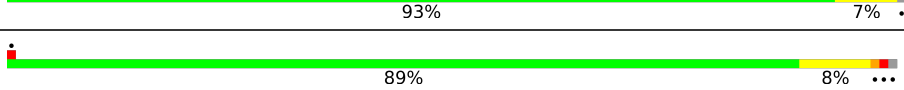
68	R3	161	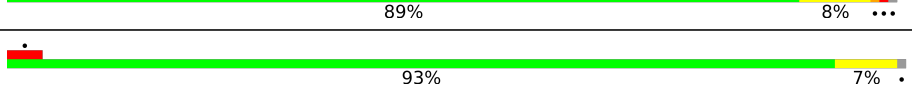
68	T3	161	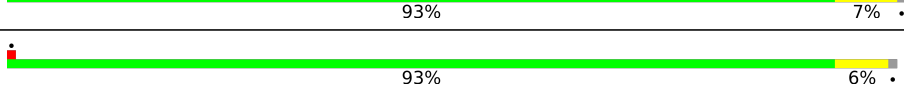

Continued on next page...

Continued from previous page...

Mol	Chain	Length	Quality of chain
68	c3	161	93% 7%
68	e3	161	93% 7%
68	g3	161	7% 93% 7%
68	i3	161	93% 7%
68	l3	161	93% 7%
68	m3	161	93% 7%
68	p3	161	93% 7%
68	r3	161	86% 9%
68	t3	161	93% 7%
68	v3	161	93% 6%
69	B3	161	95%
69	D3	161	95%
69	F3	161	95%
69	H3	161	95%
69	I3	161	95%
69	L3	161	81% 12% 6%
69	M3	161	94% 5%
69	O3	161	94% 6%
69	Q3	161	93% 7%
69	S3	161	95%
69	U3	161	95%
69	d3	161	95%
69	f3	161	95%
69	h3	161	93% 7%
69	j3	161	95%

Continued on next page...

Continued from previous page...

Mol	Chain	Length	Quality of chain
69	k3	161	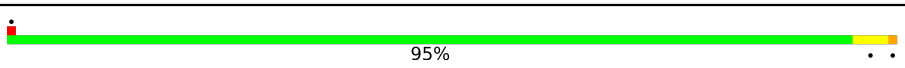
69	n3	161	
69	o3	161	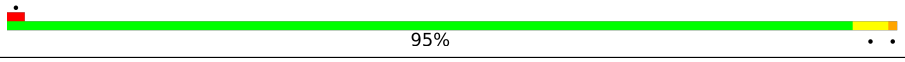
69	q3	161	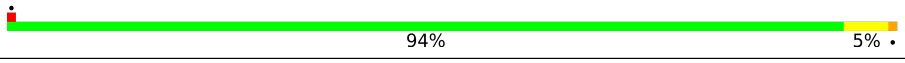
69	s3	161	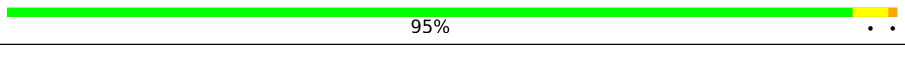
69	u3	161	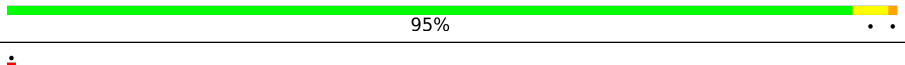
69	w3	161	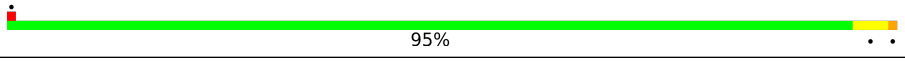
70	V3	161	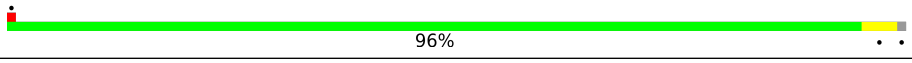
70	x3	161	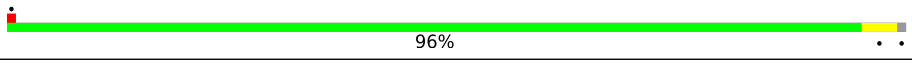
71	W3	173	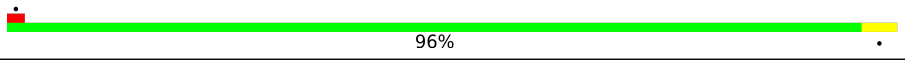
71	y3	173	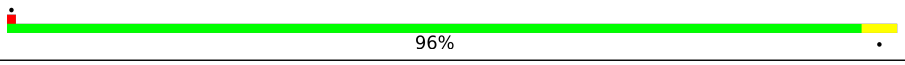
72	X3	93	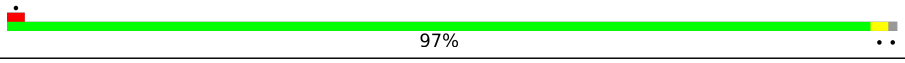
72	z3	93	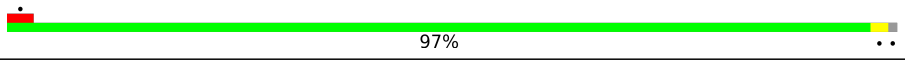
73	63	879	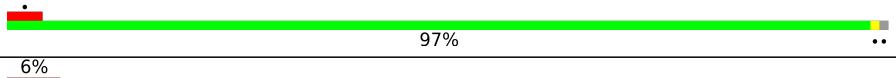
73	73	879	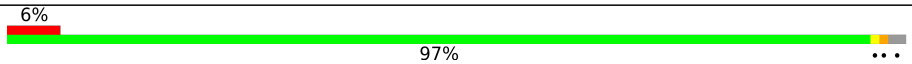
74	M5	333	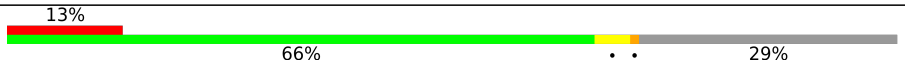
74	M9	333	
74	Z5	333	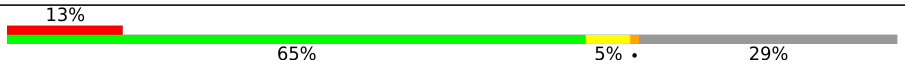
74	Z9	333	
75	e7	303	
75	eA	303	
76	fB	288	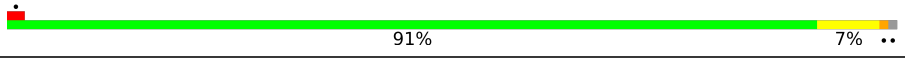
76	hB	288	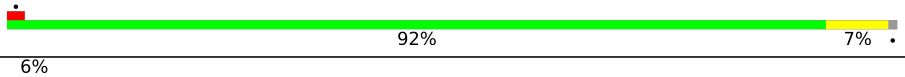
77	dD	342	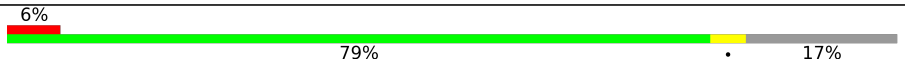
77	dQ	342	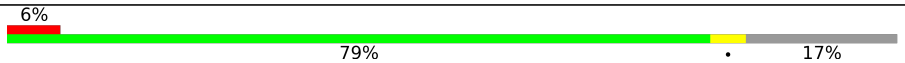

Continued on next page...

Continued from previous page...

Mol	Chain	Length	Quality of chain
78	zF	498	28% 68% 15% 8% 7%
78	zK	498	11% 80% 11% 7%
79	bJ	490	7% 82% 17%
79	bM	490	6% 81% 17%
80	53	162	18% 17% 11% 5% 65%
80	Y3	162	12% 12% 15% 10% 62%
81	16	118	19% 97%
81	1L	118	11% 97%
81	46	118	27% 97%
81	4L	118	14% 97%

The following table lists non-polymeric compounds, carbohydrate monomers and non-standard residues in protein, DNA, RNA chains that are outliers for geometric or electron-density-fit criteria:

Mol	Type	Chain	Res	Chirality	Geometry	Clashes	Electron density
69	MEN	B3	71	-	X	-	-
69	MEN	D3	71	-	X	-	-
69	MEN	F3	71	-	X	-	-
69	MEN	H3	71	-	X	-	-
69	MEN	I3	71	-	X	-	-
69	MEN	L3	71	-	X	-	-
69	MEN	M3	71	-	X	-	-
69	MEN	Q3	71	-	X	-	-
69	MEN	S3	71	-	X	-	-
69	MEN	U3	71	-	X	-	-
69	MEN	d3	71	-	X	-	-
69	MEN	f3	71	-	X	-	-
69	MEN	h3	71	-	X	-	-
69	MEN	j3	71	-	X	-	-
69	MEN	k3	71	-	X	-	-
69	MEN	n3	71	-	X	-	-
69	MEN	o3	71	-	X	-	-
69	MEN	q3	71	-	X	-	-
69	MEN	s3	71	-	X	-	-
69	MEN	u3	71	-	X	-	-

Continued on next page...

Continued from previous page...

Mol	Type	Chain	Res	Chirality	Geometry	Clashes	Electron density
69	MEN	w3	71	-	X	-	-
87	CLA	12	601	X	-	-	-
87	CLA	12	602	X	-	-	-
87	CLA	12	603	X	-	-	-
87	CLA	12	604	X	-	-	-
87	CLA	12	605	X	-	-	-
87	CLA	12	606	X	-	-	-
87	CLA	12	608	X	-	-	-
87	CLA	12	609	X	-	-	-
87	CLA	12	610	X	-	-	-
87	CLA	12	611	X	-	-	-
87	CLA	1N	601	X	-	-	-
87	CLA	1N	602	X	-	-	-
87	CLA	1N	603	X	-	-	-
87	CLA	1N	604	X	-	-	-
87	CLA	1N	605	X	-	-	-
87	CLA	1N	606	X	-	-	-
87	CLA	1N	608	X	-	-	-
87	CLA	1N	609	X	-	-	-
87	CLA	1N	610	X	-	-	-
87	CLA	1N	611	X	-	-	-
87	CLA	22	602	X	-	-	-
87	CLA	22	603	X	-	-	-
87	CLA	22	604	X	-	-	-
87	CLA	22	605	X	-	-	-
87	CLA	22	606	X	-	-	-
87	CLA	22	607	X	-	-	-
87	CLA	22	610	X	-	-	-
87	CLA	22	611	X	-	-	-
87	CLA	22	612	X	-	-	-
87	CLA	2N	301	X	-	-	-
87	CLA	2N	303	X	-	-	-
87	CLA	2N	304	X	-	-	-
87	CLA	2N	305	X	-	-	-
87	CLA	2N	306	X	-	-	-
87	CLA	2N	307	X	-	-	-
87	CLA	2N	310	X	-	-	-
87	CLA	2N	311	X	-	-	-
87	CLA	2N	312	X	-	-	-
87	CLA	32	302	X	-	-	-
87	CLA	32	303	X	-	-	-
87	CLA	32	305	X	-	-	-

Continued on next page...

Continued from previous page...

Mol	Type	Chain	Res	Chirality	Geometry	Clashes	Electron density
87	CLA	32	308	X	-	-	-
87	CLA	32	309	X	-	-	-
87	CLA	32	310	X	-	-	-
87	CLA	32	311	X	-	-	-
87	CLA	32	312	X	-	-	-
87	CLA	32	313	X	-	-	-
87	CLA	3N	301	X	-	-	-
87	CLA	3N	303	X	-	-	-
87	CLA	3N	304	X	-	-	-
87	CLA	3N	306	X	-	-	-
87	CLA	3N	309	X	-	-	-
87	CLA	3N	310	X	-	-	-
87	CLA	3N	311	X	-	-	-
87	CLA	3N	312	X	-	-	-
87	CLA	3N	313	X	-	-	-
87	CLA	42	603	X	-	-	-
87	CLA	42	605	X	-	-	-
87	CLA	42	606	X	-	-	-
87	CLA	42	607	X	-	-	-
87	CLA	42	608	X	-	-	-
87	CLA	42	609	X	-	-	-
87	CLA	42	610	X	-	-	-
87	CLA	42	611	X	-	-	-
87	CLA	4N	603	X	-	-	-
87	CLA	4N	605	X	-	-	-
87	CLA	4N	606	X	-	-	-
87	CLA	4N	607	X	-	-	-
87	CLA	4N	608	X	-	-	-
87	CLA	4N	609	X	-	-	-
87	CLA	4N	610	X	-	-	-
87	CLA	4N	611	X	-	-	-
87	CLA	52	601	X	-	-	-
87	CLA	52	602	X	-	-	-
87	CLA	52	603	X	-	-	-
87	CLA	52	604	X	-	-	-
87	CLA	52	606	X	-	-	-
87	CLA	52	607	X	-	-	-
87	CLA	52	608	X	-	-	-
87	CLA	52	609	X	-	-	-
87	CLA	52	610	X	-	-	-
87	CLA	52	611	X	-	-	-
87	CLA	5N	601	X	-	-	-

Continued on next page...

Continued from previous page...

Mol	Type	Chain	Res	Chirality	Geometry	Clashes	Electron density
87	CLA	5N	602	X	-	-	-
87	CLA	5N	603	X	-	-	-
87	CLA	5N	604	X	-	-	-
87	CLA	5N	606	X	-	-	-
87	CLA	5N	607	X	-	-	-
87	CLA	5N	608	X	-	-	-
87	CLA	5N	609	X	-	-	-
87	CLA	5N	610	X	-	-	-
87	CLA	5N	611	X	-	-	-
87	CLA	62	301	X	-	-	-
87	CLA	62	302	X	-	-	-
87	CLA	62	303	X	-	-	-
87	CLA	62	304	X	-	-	-
87	CLA	62	306	X	-	-	-
87	CLA	62	308	X	-	-	-
87	CLA	62	309	X	-	-	-
87	CLA	62	311	X	-	-	-
87	CLA	62	312	X	-	-	-
87	CLA	62	313	X	-	-	-
87	CLA	6N	601	X	-	-	-
87	CLA	6N	602	X	-	-	-
87	CLA	6N	603	X	-	-	-
87	CLA	6N	605	X	-	-	-
87	CLA	6N	607	X	-	-	-
87	CLA	6N	608	X	-	-	-
87	CLA	6N	610	X	-	-	-
87	CLA	6N	611	X	-	-	-
87	CLA	6N	612	X	-	-	-
87	CLA	6N	613	X	-	-	-
87	CLA	72	601	X	-	-	-
87	CLA	72	602	X	-	-	-
87	CLA	72	604	X	-	-	-
87	CLA	72	605	X	-	-	-
87	CLA	72	606	X	-	-	-
87	CLA	72	608	X	-	-	-
87	CLA	72	609	X	-	-	-
87	CLA	72	610	X	-	-	-
87	CLA	7N	601	X	-	-	-
87	CLA	7N	602	X	-	-	-
87	CLA	7N	604	X	-	-	-
87	CLA	7N	605	X	-	-	-
87	CLA	7N	606	X	-	-	-

Continued on next page...

Continued from previous page...

Mol	Type	Chain	Res	Chirality	Geometry	Clashes	Electron density
87	CLA	7N	608	X	-	-	-
87	CLA	7N	609	X	-	-	-
87	CLA	7N	610	X	-	-	-
87	CLA	82	302	X	-	-	-
87	CLA	82	303	X	-	-	-
87	CLA	82	304	X	-	-	-
87	CLA	82	305	X	-	-	-
87	CLA	82	306	X	-	-	-
87	CLA	82	307	X	-	-	-
87	CLA	82	308	X	-	-	-
87	CLA	8N	301	X	-	-	-
87	CLA	8N	303	X	-	-	-
87	CLA	8N	304	X	-	-	-
87	CLA	8N	305	X	-	-	-
87	CLA	8N	306	X	-	-	-
87	CLA	8N	307	X	-	-	-
87	CLA	8N	308	X	-	-	-
87	CLA	A2	801	X	-	-	-
87	CLA	A2	802	X	-	-	-
87	CLA	A2	803	X	-	-	-
87	CLA	A2	805	X	-	-	-
87	CLA	A2	806	X	-	-	-
87	CLA	A2	807	X	-	-	-
87	CLA	A2	808	X	-	-	-
87	CLA	A2	809	X	-	-	-
87	CLA	A2	810	X	-	-	-
87	CLA	A2	811	X	-	-	-
87	CLA	A2	812	X	-	-	-
87	CLA	A2	813	X	-	-	-
87	CLA	A2	814	X	-	-	-
87	CLA	A2	815	X	-	-	-
87	CLA	A2	816	X	-	-	-
87	CLA	A2	817	X	-	-	-
87	CLA	A2	819	X	-	-	-
87	CLA	A2	820	X	-	-	-
87	CLA	A2	821	X	-	-	-
87	CLA	A2	822	X	-	-	-
87	CLA	A2	823	X	-	-	-
87	CLA	A2	824	X	-	-	-
87	CLA	A2	825	X	-	-	-
87	CLA	A2	826	X	-	-	-
87	CLA	A2	827	X	-	-	-

Continued on next page...

Continued from previous page...

Mol	Type	Chain	Res	Chirality	Geometry	Clashes	Electron density
87	CLA	A2	828	X	-	-	-
87	CLA	A2	829	X	-	-	-
87	CLA	A2	830	X	-	-	-
87	CLA	A2	831	X	-	-	-
87	CLA	A2	832	X	-	-	-
87	CLA	A2	833	X	-	-	-
87	CLA	A2	835	X	-	-	-
87	CLA	A2	837	X	-	-	-
87	CLA	A2	838	X	-	-	-
87	CLA	A2	840	X	-	-	-
87	CLA	A2	841	X	-	-	-
87	CLA	A2	849	X	-	-	-
87	CLA	A2	850	X	-	-	-
87	CLA	A2	851	X	-	-	-
87	CLA	A2	852	X	-	-	-
87	CLA	A6	402	X	-	-	-
87	CLA	A6	403	X	-	-	-
87	CLA	A6	404	X	-	-	-
87	CLA	AL	403	X	-	-	-
87	CLA	AL	404	X	-	-	-
87	CLA	AL	405	X	-	-	-
87	CLA	AN	801	X	-	-	-
87	CLA	AN	802	X	-	-	-
87	CLA	AN	803	X	-	-	-
87	CLA	AN	805	X	-	-	-
87	CLA	AN	806	X	-	-	-
87	CLA	AN	807	X	-	-	-
87	CLA	AN	808	X	-	-	-
87	CLA	AN	809	X	-	-	-
87	CLA	AN	810	X	-	-	-
87	CLA	AN	811	X	-	-	-
87	CLA	AN	812	X	-	-	-
87	CLA	AN	813	X	-	-	-
87	CLA	AN	814	X	-	-	-
87	CLA	AN	815	X	-	-	-
87	CLA	AN	816	X	-	-	-
87	CLA	AN	817	X	-	-	-
87	CLA	AN	819	X	-	-	-
87	CLA	AN	820	X	-	-	-
87	CLA	AN	821	X	-	-	-
87	CLA	AN	822	X	-	-	-
87	CLA	AN	823	X	-	-	-

Continued on next page...

Continued from previous page...

Mol	Type	Chain	Res	Chirality	Geometry	Clashes	Electron density
87	CLA	AN	824	X	-	-	-
87	CLA	AN	825	X	-	-	-
87	CLA	AN	826	X	-	-	-
87	CLA	AN	827	X	-	-	-
87	CLA	AN	828	X	-	-	-
87	CLA	AN	829	X	-	-	-
87	CLA	AN	830	X	-	-	-
87	CLA	AN	831	X	-	-	-
87	CLA	AN	832	X	-	-	-
87	CLA	AN	833	X	-	-	-
87	CLA	AN	835	X	-	-	-
87	CLA	AN	837	X	-	-	-
87	CLA	AN	838	X	-	-	-
87	CLA	AN	840	X	-	-	-
87	CLA	AN	841	X	-	-	-
87	CLA	AN	849	X	-	-	-
87	CLA	AN	850	X	-	-	-
87	CLA	AN	851	X	-	-	-
87	CLA	AN	852	X	-	-	-
87	CLA	B2	801	X	-	-	-
87	CLA	B2	804	X	-	-	-
87	CLA	B2	805	X	-	-	-
87	CLA	B2	806	X	-	-	-
87	CLA	B2	807	X	-	-	-
87	CLA	B2	808	X	-	-	-
87	CLA	B2	809	X	-	-	-
87	CLA	B2	810	X	-	-	-
87	CLA	B2	811	X	-	-	-
87	CLA	B2	812	X	-	-	-
87	CLA	B2	813	X	-	-	-
87	CLA	B2	814	X	-	-	-
87	CLA	B2	816	X	-	-	-
87	CLA	B2	817	X	-	-	-
87	CLA	B2	819	X	-	-	-
87	CLA	B2	820	X	-	-	-
87	CLA	B2	821	X	-	-	-
87	CLA	B2	822	X	-	-	-
87	CLA	B2	823	X	-	-	-
87	CLA	B2	824	X	-	-	-
87	CLA	B2	825	X	-	-	-
87	CLA	B2	826	X	-	-	-
87	CLA	B2	827	X	-	-	-

Continued on next page...

Continued from previous page...

Mol	Type	Chain	Res	Chirality	Geometry	Clashes	Electron density
87	CLA	B2	828	X	-	-	-
87	CLA	B2	829	X	-	-	-
87	CLA	B2	830	X	-	-	-
87	CLA	B2	831	X	-	-	-
87	CLA	B2	832	X	-	-	-
87	CLA	B2	833	X	-	-	-
87	CLA	B2	834	X	-	-	-
87	CLA	B2	835	X	-	-	-
87	CLA	B2	836	X	-	-	-
87	CLA	B6	603	X	-	-	-
87	CLA	B6	604	X	-	-	-
87	CLA	B6	605	X	-	-	-
87	CLA	B6	606	X	-	-	-
87	CLA	B6	607	X	-	-	-
87	CLA	B6	608	X	-	-	-
87	CLA	B6	609	X	-	-	-
87	CLA	B6	610	X	-	-	-
87	CLA	B6	611	X	-	-	-
87	CLA	B6	612	X	-	-	-
87	CLA	B6	613	X	-	-	-
87	CLA	B6	614	X	-	-	-
87	CLA	B6	615	X	-	-	-
87	CLA	B6	616	X	-	-	-
87	CLA	BL	601	X	-	-	-
87	CLA	BL	602	X	-	-	-
87	CLA	BL	603	X	-	-	-
87	CLA	BL	604	X	-	-	-
87	CLA	BL	605	X	-	-	-
87	CLA	BL	606	X	-	-	-
87	CLA	BL	608	X	-	-	-
87	CLA	BL	609	X	-	-	-
87	CLA	BL	619	X	-	-	-
87	CLA	BL	620	X	-	-	-
87	CLA	BL	621	X	-	-	-
87	CLA	BL	622	X	-	-	-
87	CLA	BL	623	X	-	-	-
87	CLA	BN	801	X	-	-	-
87	CLA	BN	802	X	-	-	-
87	CLA	BN	805	X	-	-	-
87	CLA	BN	806	X	-	-	-
87	CLA	BN	807	X	-	-	-
87	CLA	BN	808	X	-	-	-

Continued on next page...

Continued from previous page...

Mol	Type	Chain	Res	Chirality	Geometry	Clashes	Electron density
87	CLA	BN	809	X	-	-	-
87	CLA	BN	810	X	-	-	-
87	CLA	BN	811	X	-	-	-
87	CLA	BN	812	X	-	-	-
87	CLA	BN	813	X	-	-	-
87	CLA	BN	814	X	-	-	-
87	CLA	BN	815	X	-	-	-
87	CLA	BN	817	X	-	-	-
87	CLA	BN	818	X	-	-	-
87	CLA	BN	820	X	-	-	-
87	CLA	BN	821	X	-	-	-
87	CLA	BN	822	X	-	-	-
87	CLA	BN	823	X	-	-	-
87	CLA	BN	824	X	-	-	-
87	CLA	BN	825	X	-	-	-
87	CLA	BN	826	X	-	-	-
87	CLA	BN	827	X	-	-	-
87	CLA	BN	828	X	-	-	-
87	CLA	BN	829	X	-	-	-
87	CLA	BN	830	X	-	-	-
87	CLA	BN	831	X	-	-	-
87	CLA	BN	832	X	-	-	-
87	CLA	BN	833	X	-	-	-
87	CLA	BN	834	X	-	-	-
87	CLA	BN	835	X	-	-	-
87	CLA	BN	836	X	-	-	-
87	CLA	C6	509	X	-	-	-
87	CLA	C6	510	X	-	-	-
87	CLA	C6	511	X	-	-	-
87	CLA	C6	512	X	-	-	-
87	CLA	C6	513	X	-	-	-
87	CLA	C6	514	X	-	-	-
87	CLA	C6	516	X	-	-	-
87	CLA	C6	517	X	-	-	-
87	CLA	C6	518	X	-	-	-
87	CLA	C6	519	X	-	-	-
87	CLA	C6	520	X	-	-	-
87	CLA	CL	503	X	-	-	-
87	CLA	CL	505	X	-	-	-
87	CLA	CL	506	X	-	-	-
87	CLA	CL	507	X	-	-	-
87	CLA	CL	508	X	-	-	-

Continued on next page...

Continued from previous page...

Mol	Type	Chain	Res	Chirality	Geometry	Clashes	Electron density
87	CLA	CL	510	X	-	-	-
87	CLA	CL	511	X	-	-	-
87	CLA	CL	512	X	-	-	-
87	CLA	CL	513	X	-	-	-
87	CLA	CL	514	X	-	-	-
87	CLA	CL	515	X	-	-	-
87	CLA	CL	518	X	-	-	-
87	CLA	D6	402	X	-	-	-
87	CLA	D6	403	X	-	-	-
87	CLA	D6	405	X	-	-	-
87	CLA	DL	403	X	-	-	-
87	CLA	DL	406	X	-	-	-
87	CLA	F2	201	X	-	-	-
87	CLA	F2	202	X	-	-	-
87	CLA	FN	201	X	-	-	-
87	CLA	FN	203	X	-	-	-
87	CLA	H6	102	X	-	-	-
87	CLA	H6	103	X	-	-	-
87	CLA	HL	101	X	-	-	-
87	CLA	HL	102	X	-	-	-
87	CLA	I2	102	X	-	-	-
87	CLA	I2	103	X	-	-	-
87	CLA	IN	102	X	-	-	-
87	CLA	IN	103	X	-	-	-
87	CLA	J2	101	X	-	-	-
87	CLA	JN	101	X	-	-	-
87	CLA	K2	101	X	-	-	-
87	CLA	K2	103	X	-	-	-
87	CLA	K2	104	X	-	-	-
87	CLA	K6	101	X	-	-	-
87	CLA	KN	102	X	-	-	-
87	CLA	KN	103	X	-	-	-
87	CLA	L2	202	X	-	-	-
87	CLA	L2	204	X	-	-	-
87	CLA	LN	202	X	-	-	-
87	CLA	LN	204	X	-	-	-
87	CLA	M2	101	X	-	-	-
87	CLA	MN	101	X	-	-	-
87	CLA	O2	201	X	-	-	-
87	CLA	O2	202	X	-	-	-
87	CLA	ON	201	X	-	-	-
87	CLA	ON	202	X	-	-	-

Continued on next page...

Continued from previous page...

Mol	Type	Chain	Res	Chirality	Geometry	Clashes	Electron density
87	CLA	R2	201	X	-	-	-
87	CLA	R2	202	X	-	-	-
87	CLA	R2	203	X	-	-	-
87	CLA	R2	204	X	-	-	-
87	CLA	RN	201	X	-	-	-
87	CLA	RN	202	X	-	-	-
87	CLA	RN	203	X	-	-	-
87	CLA	RN	204	X	-	-	-
87	CLA	a6	607	X	-	-	-
87	CLA	a6	608	X	-	-	-
87	CLA	a6	609	X	-	-	-
87	CLA	aL	605	X	-	-	-
87	CLA	aL	606	X	-	-	-
87	CLA	b6	604	X	-	-	-
87	CLA	b6	606	X	-	-	-
87	CLA	b6	607	X	-	-	-
87	CLA	b6	608	X	-	-	-
87	CLA	b6	609	X	-	-	-
87	CLA	b6	610	X	-	-	-
87	CLA	b6	611	X	-	-	-
87	CLA	b6	612	X	-	-	-
87	CLA	b6	613	X	-	-	-
87	CLA	b6	614	X	-	-	-
87	CLA	b6	615	X	-	-	-
87	CLA	b6	616	X	-	-	-
87	CLA	b6	617	X	-	-	-
87	CLA	b6	618	X	-	-	-
87	CLA	bL	604	X	-	-	-
87	CLA	bL	605	X	-	-	-
87	CLA	bL	606	X	-	-	-
87	CLA	bL	607	X	-	-	-
87	CLA	bL	608	X	-	-	-
87	CLA	bL	613	X	-	-	-
87	CLA	bL	614	X	-	-	-
87	CLA	bL	616	X	-	-	-
87	CLA	bL	617	X	-	-	-
87	CLA	bL	618	X	-	-	-
87	CLA	bL	619	X	-	-	-
87	CLA	bL	620	X	-	-	-
87	CLA	bL	621	X	-	-	-
87	CLA	bL	622	X	-	-	-
87	CLA	c6	604	X	-	-	-

Continued on next page...

Continued from previous page...

Mol	Type	Chain	Res	Chirality	Geometry	Clashes	Electron density
87	CLA	c6	605	X	-	-	-
87	CLA	c6	606	X	-	-	-
87	CLA	c6	607	X	-	-	-
87	CLA	c6	608	X	-	-	-
87	CLA	c6	609	X	-	-	-
87	CLA	c6	610	X	-	-	-
87	CLA	c6	611	X	-	-	-
87	CLA	c6	612	X	-	-	-
87	CLA	c6	613	X	-	-	-
87	CLA	c6	614	X	-	-	-
87	CLA	c6	615	X	-	-	-
87	CLA	c6	616	X	-	-	-
87	CLA	cL	505	X	-	-	-
87	CLA	cL	506	X	-	-	-
87	CLA	cL	507	X	-	-	-
87	CLA	cL	508	X	-	-	-
87	CLA	cL	509	X	-	-	-
87	CLA	cL	510	X	-	-	-
87	CLA	cL	512	X	-	-	-
87	CLA	cL	513	X	-	-	-
87	CLA	cL	514	X	-	-	-
87	CLA	cL	515	X	-	-	-
87	CLA	cL	516	X	-	-	-
87	CLA	cL	517	X	-	-	-
87	CLA	d6	401	X	-	-	-
87	CLA	d6	403	X	-	-	-
87	CLA	d6	406	X	-	-	-
87	CLA	dL	401	X	-	-	-
87	CLA	dL	404	X	-	-	-
87	CLA	dL	409	X	-	-	-
87	CLA	nL	101	X	-	-	-
91	PHO	A6	407	X	-	-	-
91	PHO	AL	410	X	-	-	-
91	PHO	D6	404	X	-	-	-
91	PHO	DL	405	X	-	-	-
91	PHO	a6	613	X	-	-	-
91	PHO	aL	610	X	-	-	-
91	PHO	d6	404	X	-	-	-
91	PHO	dL	403	X	-	-	-
92	LMG	bL	609	X	-	-	-

2 Entry composition (i)

There are 104 unique types of molecules in this entry. The entry contains 1264616 atoms, of which 2032 are hydrogens and 0 are deuteriums.

In the tables below, the AltConf column contains the number of residues with at least one atom in alternate conformation and the Trace column contains the number of residues modelled with at most 2 atoms.

- Molecule 1 is a protein called Phycoerythrin alpha subunit.

Mol	Chain	Residues	Atoms					AltConf	Trace
1	AA	164	Total	C	N	O	S	0	0
			1250	779	219	245	7		
1	CA	164	Total	C	N	O	S	0	0
			1250	779	219	245	7		
1	EA	164	Total	C	N	O	S	0	0
			1250	779	219	245	7		
1	GA	164	Total	C	N	O	S	0	0
			1250	779	219	245	7		
1	IA	164	Total	C	N	O	S	0	0
			1250	779	219	245	7		
1	KA	164	Total	C	N	O	S	0	0
			1250	779	219	245	7		
1	MA	164	Total	C	N	O	S	0	0
			1250	779	219	245	7		
1	OA	164	Total	C	N	O	S	0	0
			1250	779	219	245	7		
1	QA	164	Total	C	N	O	S	0	0
			1250	779	219	245	7		
1	SA	164	Total	C	N	O	S	0	0
			1250	779	219	245	7		
1	UA	164	Total	C	N	O	S	0	0
			1250	779	219	245	7		
1	WA	164	Total	C	N	O	S	0	0
			1250	779	219	245	7		
1	JB	164	Total	C	N	O	S	0	0
			1250	779	219	245	7		
1	TB	164	Total	C	N	O	S	0	0
			1250	779	219	245	7		
1	BD	164	Total	C	N	O	S	0	0
			1250	779	219	245	7		
1	DD	164	Total	C	N	O	S	0	0
			1250	779	219	245	7		
1	FD	164	Total	C	N	O	S	0	0
			1250	779	219	245	7		

Continued on next page...

Continued from previous page...

Mol	Chain	Residues	Atoms					AltConf	Trace
1	HD	164	Total	C	N	O	S	0	0
			1250	779	219	245	7		
1	JD	164	Total	C	N	O	S	0	0
			1250	779	219	245	7		
1	LD	164	Total	C	N	O	S	0	0
			1250	779	219	245	7		
1	ND	164	Total	C	N	O	S	0	0
			1250	779	219	245	7		
1	PD	164	Total	C	N	O	S	0	0
			1250	779	219	245	7		
1	RD	164	Total	C	N	O	S	0	0
			1250	779	219	245	7		
1	TD	164	Total	C	N	O	S	0	0
			1250	779	219	245	7		
1	VD	164	Total	C	N	O	S	0	0
			1250	779	219	245	7		
1	XD	164	Total	C	N	O	S	0	0
			1250	779	219	245	7		
1	OE	164	Total	C	N	O	S	0	0
			1250	779	219	245	7		
1	QE	164	Total	C	N	O	S	0	0
			1250	779	219	245	7		
1	SE	164	Total	C	N	O	S	0	0
			1250	779	219	245	7		
1	UE	164	Total	C	N	O	S	0	0
			1250	779	219	245	7		
1	WE	164	Total	C	N	O	S	0	0
			1250	779	219	245	7		
1	ZE	164	Total	C	N	O	S	0	0
			1250	779	219	245	7		
1	AF	164	Total	C	N	O	S	0	0
			1250	779	219	245	7		
1	CF	164	Total	C	N	O	S	0	0
			1250	779	219	245	7		
1	EF	164	Total	C	N	O	S	0	0
			1250	779	219	245	7		
1	GF	164	Total	C	N	O	S	0	0
			1250	779	219	245	7		
1	IF	164	Total	C	N	O	S	0	0
			1250	779	219	245	7		
1	KF	164	Total	C	N	O	S	0	0
			1250	779	219	245	7		

Continued on next page...

Continued from previous page...

Mol	Chain	Residues	Atoms					AltConf	Trace
1	MF	164	Total	C	N	O	S	0	0
			1250	779	219	245	7		
1	OF	164	Total	C	N	O	S	0	0
			1250	779	219	245	7		
1	QF	164	Total	C	N	O	S	0	0
			1250	779	219	245	7		
1	SF	164	Total	C	N	O	S	0	0
			1250	779	219	245	7		
1	UF	164	Total	C	N	O	S	0	0
			1250	779	219	245	7		
1	WF	164	Total	C	N	O	S	0	0
			1250	779	219	245	7		
1	YF	164	Total	C	N	O	S	0	0
			1250	779	219	245	7		
1	OG	164	Total	C	N	O	S	0	0
			1250	779	219	245	7		
1	QG	164	Total	C	N	O	S	0	0
			1250	779	219	245	7		
1	SG	164	Total	C	N	O	S	0	0
			1250	779	219	245	7		
1	UG	164	Total	C	N	O	S	0	0
			1250	779	219	245	7		
1	WG	164	Total	C	N	O	S	0	0
			1250	779	219	245	7		
1	ZG	164	Total	C	N	O	S	0	0
			1250	779	219	245	7		
1	OH	164	Total	C	N	O	S	0	0
			1250	779	219	245	7		
1	QH	164	Total	C	N	O	S	0	0
			1250	779	219	245	7		
1	SH	164	Total	C	N	O	S	0	0
			1250	779	219	245	7		
1	UH	164	Total	C	N	O	S	0	0
			1250	779	219	245	7		
1	WH	164	Total	C	N	O	S	0	0
			1250	779	219	245	7		
1	ZH	164	Total	C	N	O	S	0	0
			1250	779	219	245	7		
1	AI	164	Total	C	N	O	S	0	0
			1250	779	219	245	7		
1	CI	164	Total	C	N	O	S	0	0
			1250	779	219	245	7		

Continued on next page...

Continued from previous page...

Mol	Chain	Residues	Atoms					AltConf	Trace
1	EI	164	Total	C	N	O	S	0	0
			1250	779	219	245	7		
1	GI	164	Total	C	N	O	S	0	0
			1250	779	219	245	7		
1	II	164	Total	C	N	O	S	0	0
			1250	779	219	245	7		
1	KI	164	Total	C	N	O	S	0	0
			1250	779	219	245	7		
1	NI	164	Total	C	N	O	S	0	0
			1250	779	219	245	7		
1	PI	164	Total	C	N	O	S	0	0
			1250	779	219	245	7		
1	RI	164	Total	C	N	O	S	0	0
			1250	779	219	245	7		
1	TI	164	Total	C	N	O	S	0	0
			1250	779	219	245	7		
1	VI	164	Total	C	N	O	S	0	0
			1250	779	219	245	7		
1	XI	164	Total	C	N	O	S	0	0
			1250	779	219	245	7		
1	CJ	164	Total	C	N	O	S	0	0
			1250	779	219	245	7		
1	EJ	164	Total	C	N	O	S	0	0
			1250	779	219	245	7		
1	GJ	164	Total	C	N	O	S	0	0
			1250	779	219	245	7		
1	IJ	164	Total	C	N	O	S	0	0
			1250	779	219	245	7		
1	KJ	164	Total	C	N	O	S	0	0
			1250	779	219	245	7		
1	MJ	164	Total	C	N	O	S	0	0
			1250	779	219	245	7		
1	OJ	164	Total	C	N	O	S	0	0
			1250	779	219	245	7		
1	QJ	164	Total	C	N	O	S	0	0
			1250	779	219	245	7		
1	SJ	164	Total	C	N	O	S	0	0
			1250	779	219	245	7		
1	UJ	164	Total	C	N	O	S	0	0
			1246	776	218	245	7		
1	WJ	164	Total	C	N	O	S	0	0
			1250	779	219	245	7		

Continued on next page...

Continued from previous page...

Mol	Chain	Residues	Atoms					AltConf	Trace
1	YJ	164	Total	C	N	O	S	0	0
			1250	779	219	245	7		
1	AK	164	Total	C	N	O	S	0	0
			1250	779	219	245	7		
1	CK	164	Total	C	N	O	S	0	0
			1250	779	219	245	7		
1	EK	164	Total	C	N	O	S	0	0
			1250	779	219	245	7		
1	GK	164	Total	C	N	O	S	0	0
			1250	779	219	245	7		
1	IK	164	Total	C	N	O	S	0	0
			1250	779	219	245	7		
1	KK	164	Total	C	N	O	S	0	0
			1250	779	219	245	7		
1	MK	164	Total	C	N	O	S	0	0
			1250	779	219	245	7		
1	OK	164	Total	C	N	O	S	0	0
			1250	779	219	245	7		
1	QK	164	Total	C	N	O	S	0	0
			1250	779	219	245	7		
1	SK	164	Total	C	N	O	S	0	0
			1250	779	219	245	7		
1	UK	164	Total	C	N	O	S	0	0
			1250	779	219	245	7		
1	WK	164	Total	C	N	O	S	0	0
			1250	779	219	245	7		
1	YK	164	Total	C	N	O	S	0	0
			1250	779	219	245	7		
1	CM	164	Total	C	N	O	S	0	0
			1250	779	219	245	7		
1	EM	164	Total	C	N	O	S	0	0
			1250	779	219	245	7		
1	GM	164	Total	C	N	O	S	0	0
			1250	779	219	245	7		
1	IM	164	Total	C	N	O	S	0	0
			1250	779	219	245	7		
1	KM	164	Total	C	N	O	S	0	0
			1250	779	219	245	7		
1	MM	164	Total	C	N	O	S	0	0
			1250	779	219	245	7		
1	OM	164	Total	C	N	O	S	0	0
			1250	779	219	245	7		

Continued on next page...

Continued from previous page...

Mol	Chain	Residues	Atoms					AltConf	Trace
1	QM	164	Total	C	N	O	S	0	0
			1250	779	219	245	7		
1	SM	164	Total	C	N	O	S	0	0
			1250	779	219	245	7		
1	UM	164	Total	C	N	O	S	0	0
			1246	776	218	245	7		
1	WM	164	Total	C	N	O	S	0	0
			1250	779	219	245	7		
1	YM	164	Total	C	N	O	S	0	0
			1246	776	218	245	7		
1	OO	164	Total	C	N	O	S	0	0
			1250	779	219	245	7		
1	QO	164	Total	C	N	O	S	0	0
			1250	779	219	245	7		
1	SO	164	Total	C	N	O	S	0	0
			1250	779	219	245	7		
1	UO	164	Total	C	N	O	S	0	0
			1250	779	219	245	7		
1	WO	164	Total	C	N	O	S	0	0
			1250	779	219	245	7		
1	ZO	164	Total	C	N	O	S	0	0
			1250	779	219	245	7		
1	AP	164	Total	C	N	O	S	0	0
			1250	779	219	245	7		
1	CP	164	Total	C	N	O	S	0	0
			1250	779	219	245	7		
1	EP	164	Total	C	N	O	S	0	0
			1250	779	219	245	7		
1	GP	164	Total	C	N	O	S	0	0
			1250	779	219	245	7		
1	IP	164	Total	C	N	O	S	0	0
			1250	779	219	245	7		
1	KP	164	Total	C	N	O	S	0	0
			1250	779	219	245	7		
1	MP	164	Total	C	N	O	S	0	0
			1250	779	219	245	7		
1	OP	164	Total	C	N	O	S	0	0
			1250	779	219	245	7		
1	QP	164	Total	C	N	O	S	0	0
			1250	779	219	245	7		
1	SP	164	Total	C	N	O	S	0	0
			1250	779	219	245	7		

Continued on next page...

Continued from previous page...

Mol	Chain	Residues	Atoms					AltConf	Trace
1	UP	164	Total	C	N	O	S	0	0
			1250	779	219	245	7		
1	WP	164	Total	C	N	O	S	0	0
			1246	777	219	243	7		
1	BQ	164	Total	C	N	O	S	0	0
			1250	779	219	245	7		
1	DQ	164	Total	C	N	O	S	0	0
			1250	779	219	245	7		
1	FQ	164	Total	C	N	O	S	0	0
			1250	779	219	245	7		
1	HQ	164	Total	C	N	O	S	0	0
			1250	779	219	245	7		
1	JQ	164	Total	C	N	O	S	0	0
			1250	779	219	245	7		
1	LQ	164	Total	C	N	O	S	0	0
			1250	779	219	245	7		
1	NQ	164	Total	C	N	O	S	0	0
			1250	779	219	245	7		
1	PQ	164	Total	C	N	O	S	0	0
			1250	779	219	245	7		
1	RQ	164	Total	C	N	O	S	0	0
			1250	779	219	245	7		
1	TQ	164	Total	C	N	O	S	0	0
			1250	779	219	245	7		
1	VQ	164	Total	C	N	O	S	0	0
			1250	779	219	245	7		
1	XQ	164	Total	C	N	O	S	0	0
			1250	779	219	245	7		
1	O1	164	Total	C	N	O	S	0	0
			1250	779	219	245	7		
1	Q1	164	Total	C	N	O	S	0	0
			1250	779	219	245	7		
1	S1	164	Total	C	N	O	S	0	0
			1250	779	219	245	7		
1	U1	164	Total	C	N	O	S	0	0
			1250	779	219	245	7		
1	W1	164	Total	C	N	O	S	0	0
			1250	779	219	245	7		
1	Z1	164	Total	C	N	O	S	0	0
			1250	779	219	245	7		
1	f1	164	Total	C	N	O	S	0	0
			1250	779	219	245	7		

Continued on next page...

Continued from previous page...

Mol	Chain	Residues	Atoms					AltConf	Trace
1	h1	164	Total	C	N	O	S	0	0
			1250	779	219	245	7		
1	j1	164	Total	C	N	O	S	0	0
			1250	779	219	245	7		
1	l1	164	Total	C	N	O	S	0	0
			1250	779	219	245	7		
1	b1	164	Total	C	N	O	S	0	0
			1250	779	219	245	7		
1	d1	164	Total	C	N	O	S	0	0
			1250	779	219	245	7		
1	O4	164	Total	C	N	O	S	0	0
			1250	779	219	245	7		
1	Q4	164	Total	C	N	O	S	0	0
			1250	779	219	245	7		
1	S4	164	Total	C	N	O	S	0	0
			1250	779	219	245	7		
1	U4	164	Total	C	N	O	S	0	0
			1250	779	219	245	7		
1	W4	164	Total	C	N	O	S	0	0
			1250	779	219	245	7		
1	Z4	164	Total	C	N	O	S	0	0
			1250	779	219	245	7		
1	j4	164	Total	C	N	O	S	0	0
			1250	779	219	245	7		
1	l4	164	Total	C	N	O	S	0	0
			1250	779	219	245	7		
1	b4	164	Total	C	N	O	S	0	0
			1250	779	219	245	7		
1	d4	164	Total	C	N	O	S	0	0
			1250	779	219	245	7		
1	f4	164	Total	C	N	O	S	0	0
			1250	779	219	245	7		
1	h4	164	Total	C	N	O	S	0	0
			1250	779	219	245	7		
1	A5	164	Total	C	N	O	S	0	0
			1250	779	219	245	7		
1	C5	164	Total	C	N	O	S	0	0
			1250	779	219	245	7		
1	E5	164	Total	C	N	O	S	0	0
			1250	779	219	245	7		
1	G5	164	Total	C	N	O	S	0	0
			1250	779	219	245	7		

Continued on next page...

Continued from previous page...

Mol	Chain	Residues	Atoms					AltConf	Trace
1	I5	164	Total	C	N	O	S	0	0
			1250	779	219	245	7		
1	K5	164	Total	C	N	O	S	0	0
			1250	779	219	245	7		
1	N5	164	Total	C	N	O	S	0	0
			1250	779	219	245	7		
1	P5	164	Total	C	N	O	S	0	0
			1250	779	219	245	7		
1	R5	164	Total	C	N	O	S	0	0
			1250	779	219	245	7		
1	T5	164	Total	C	N	O	S	0	0
			1250	779	219	245	7		
1	V5	164	Total	C	N	O	S	0	0
			1250	779	219	245	7		
1	X5	164	Total	C	N	O	S	0	0
			1250	779	219	245	7		
1	A7	164	Total	C	N	O	S	0	0
			1250	779	219	245	7		
1	C7	164	Total	C	N	O	S	0	0
			1250	779	219	245	7		
1	E7	164	Total	C	N	O	S	0	0
			1250	779	219	245	7		
1	G7	164	Total	C	N	O	S	0	0
			1250	779	219	245	7		
1	I7	164	Total	C	N	O	S	0	0
			1250	779	219	245	7		
1	K7	164	Total	C	N	O	S	0	0
			1250	779	219	245	7		
1	M7	164	Total	C	N	O	S	0	0
			1250	779	219	245	7		
1	O7	164	Total	C	N	O	S	0	0
			1250	779	219	245	7		
1	Q7	164	Total	C	N	O	S	0	0
			1250	779	219	245	7		
1	S7	164	Total	C	N	O	S	0	0
			1250	779	219	245	7		
1	U7	164	Total	C	N	O	S	0	0
			1250	779	219	245	7		
1	W7	164	Total	C	N	O	S	0	0
			1250	779	219	245	7		
1	z8	164	Total	C	N	O	S	0	0
			1250	779	219	245	7		

Continued on next page...

Continued from previous page...

Mol	Chain	Residues	Atoms					AltConf	Trace
1	p8	164	Total	C	N	O	S	0	0
			1250	779	219	245	7		
1	r8	164	Total	C	N	O	S	0	0
			1250	779	219	245	7		
1	t8	164	Total	C	N	O	S	0	0
			1250	779	219	245	7		
1	v8	164	Total	C	N	O	S	0	0
			1250	779	219	245	7		
1	x8	164	Total	C	N	O	S	0	0
			1250	779	219	245	7		
1	A9	164	Total	C	N	O	S	0	0
			1250	779	219	245	7		
1	C9	164	Total	C	N	O	S	0	0
			1250	779	219	245	7		
1	E9	164	Total	C	N	O	S	0	0
			1250	779	219	245	7		
1	G9	164	Total	C	N	O	S	0	0
			1250	779	219	245	7		
1	I9	164	Total	C	N	O	S	0	0
			1250	779	219	245	7		
1	K9	164	Total	C	N	O	S	0	0
			1250	779	219	245	7		
1	N9	164	Total	C	N	O	S	0	0
			1250	779	219	245	7		
1	P9	164	Total	C	N	O	S	0	0
			1250	779	219	245	7		
1	R9	164	Total	C	N	O	S	0	0
			1250	779	219	245	7		
1	T9	164	Total	C	N	O	S	0	0
			1250	779	219	245	7		
1	V9	164	Total	C	N	O	S	0	0
			1250	779	219	245	7		
1	X9	164	Total	C	N	O	S	0	0
			1250	779	219	245	7		
1	zC	164	Total	C	N	O	S	0	0
			1250	779	219	245	7		
1	pC	164	Total	C	N	O	S	0	0
			1250	779	219	245	7		
1	rC	164	Total	C	N	O	S	0	0
			1250	779	219	245	7		
1	tC	164	Total	C	N	O	S	0	0
			1250	779	219	245	7		

Continued on next page...

Continued from previous page...

Mol	Chain	Residues	Atoms					AltConf	Trace
1	vC	164	Total	C	N	O	S	0	0
			1250	779	219	245	7		
1	xC	164	Total	C	N	O	S	0	0
			1250	779	219	245	7		
1	bE	164	Total	C	N	O	S	0	0
			1243	773	219	244	7		
1	dE	164	Total	C	N	O	S	0	0
			1250	779	219	245	7		
1	fE	164	Total	C	N	O	S	0	0
			1250	779	219	245	7		
1	hE	164	Total	C	N	O	S	0	0
			1250	779	219	245	7		
1	jE	164	Total	C	N	O	S	0	0
			1250	779	219	245	7		
1	lE	164	Total	C	N	O	S	0	0
			1250	779	219	245	7		
1	aF	164	Total	C	N	O	S	0	0
			1250	779	219	245	7		
1	cF	164	Total	C	N	O	S	0	0
			1250	779	219	245	7		
1	eF	164	Total	C	N	O	S	0	0
			1250	779	219	245	7		
1	gF	164	Total	C	N	O	S	0	0
			1250	779	219	245	7		
1	iF	164	Total	C	N	O	S	0	0
			1250	779	219	245	7		
1	kF	164	Total	C	N	O	S	0	0
			1250	779	219	245	7		
1	mF	164	Total	C	N	O	S	0	0
			1250	779	219	245	7		
1	oF	164	Total	C	N	O	S	0	0
			1250	779	219	245	7		
1	qF	164	Total	C	N	O	S	0	0
			1250	779	219	245	7		
1	sF	164	Total	C	N	O	S	0	0
			1250	779	219	245	7		
1	uF	164	Total	C	N	O	S	0	0
			1250	779	219	245	7		
1	bG	164	Total	C	N	O	S	0	0
			1243	773	219	244	7		
1	dG	164	Total	C	N	O	S	0	0
			1250	779	219	245	7		

Continued on next page...

Continued from previous page...

Mol	Chain	Residues	Atoms					AltConf	Trace
1	fG	164	Total	C	N	O	S	0	0
			1250	779	219	245	7		
1	hG	164	Total	C	N	O	S	0	0
			1250	779	219	245	7		
1	jG	164	Total	C	N	O	S	0	0
			1250	779	219	245	7		
1	lG	164	Total	C	N	O	S	0	0
			1246	777	219	243	7		
1	fH	164	Total	C	N	O	S	0	0
			1250	779	219	245	7		
1	hH	164	Total	C	N	O	S	0	0
			1250	779	219	245	7		
1	jH	164	Total	C	N	O	S	0	0
			1250	779	219	245	7		
1	lH	164	Total	C	N	O	S	0	0
			1250	779	219	245	7		
1	bH	164	Total	C	N	O	S	0	0
			1250	779	219	245	7		
1	dH	164	Total	C	N	O	S	0	0
			1250	779	219	245	7		
1	aJ	164	Total	C	N	O	S	0	0
			1250	779	219	245	7		
1	dJ	164	Total	C	N	O	S	0	0
			1250	779	219	245	7		
1	fJ	164	Total	C	N	O	S	0	0
			1250	779	219	245	7		
1	hJ	164	Total	C	N	O	S	0	0
			1250	779	219	245	7		
1	jJ	164	Total	C	N	O	S	0	0
			1250	779	219	245	7		
1	lJ	164	Total	C	N	O	S	0	0
			1250	779	219	245	7		
1	aK	164	Total	C	N	O	S	0	0
			1250	779	219	245	7		
1	cK	164	Total	C	N	O	S	0	0
			1250	779	219	245	7		
1	eK	164	Total	C	N	O	S	0	0
			1250	779	219	245	7		
1	gK	164	Total	C	N	O	S	0	0
			1250	779	219	245	7		
1	iK	164	Total	C	N	O	S	0	0
			1250	779	219	245	7		

Continued on next page...

Continued from previous page...

Mol	Chain	Residues	Atoms					AltConf	Trace
1	kK	164	Total	C	N	O	S	0	0
			1250	779	219	245	7		
1	mK	164	Total	C	N	O	S	0	0
			1250	779	219	245	7		
1	oK	164	Total	C	N	O	S	0	0
			1250	779	219	245	7		
1	qK	164	Total	C	N	O	S	0	0
			1250	779	219	245	7		
1	sK	164	Total	C	N	O	S	0	0
			1250	779	219	245	7		
1	uK	164	Total	C	N	O	S	0	0
			1250	779	219	245	7		
1	aM	164	Total	C	N	O	S	0	0
			1250	779	219	245	7		
1	dM	164	Total	C	N	O	S	0	0
			1250	779	219	245	7		
1	fM	164	Total	C	N	O	S	0	0
			1250	779	219	245	7		
1	hM	164	Total	C	N	O	S	0	0
			1250	779	219	245	7		
1	jM	164	Total	C	N	O	S	0	0
			1250	779	219	245	7		
1	lM	164	Total	C	N	O	S	0	0
			1250	779	219	245	7		
1	jO	164	Total	C	N	O	S	0	0
			1250	779	219	245	7		
1	lO	164	Total	C	N	O	S	0	0
			1250	779	219	245	7		
1	bO	164	Total	C	N	O	S	0	0
			1250	779	219	245	7		
1	dO	164	Total	C	N	O	S	0	0
			1250	779	219	245	7		
1	fO	164	Total	C	N	O	S	0	0
			1250	779	219	245	7		
1	hO	164	Total	C	N	O	S	0	0
			1250	779	219	245	7		

- Molecule 2 is a protein called B-phycoerythrin beta chain.

Mol	Chain	Residues	Atoms					AltConf	Trace
2	BA	177	Total	C	N	O	S	0	0
			1294	800	225	257	12		

Continued on next page...

Continued from previous page...

Mol	Chain	Residues	Atoms					AltConf	Trace
2	DA	177	Total	C	N	O	S	0	0
			1294	800	225	257	12		
2	FA	177	Total	C	N	O	S	0	0
			1294	800	225	257	12		
2	HA	177	Total	C	N	O	S	2	0
			1300	804	225	259	12		
2	JA	177	Total	C	N	O	S	0	0
			1294	800	225	257	12		
2	LA	177	Total	C	N	O	S	0	0
			1294	800	225	257	12		
2	NA	177	Total	C	N	O	S	3	0
			1303	806	225	260	12		
2	PA	177	Total	C	N	O	S	3	0
			1303	806	225	260	12		
2	RA	177	Total	C	N	O	S	3	0
			1303	806	225	260	12		
2	TA	177	Total	C	N	O	S	3	0
			1303	806	225	260	12		
2	VA	177	Total	C	N	O	S	3	0
			1303	806	225	260	12		
2	XA	177	Total	C	N	O	S	3	0
			1303	806	225	260	12		
2	BB	177	Total	C	N	O	S	0	0
			1294	800	225	257	12		
2	CB	177	Total	C	N	O	S	0	0
			1291	799	225	255	12		
2	DB	146	Total	C	N	O	S	0	0
			1065	654	187	213	11		
2	FB	177	Total	C	N	O	S	0	0
			1294	800	225	257	12		
2	GB	177	Total	C	N	O	S	0	0
			1294	800	225	257	12		
2	HB	174	Total	C	N	O	S	0	0
			1270	785	222	252	11		
2	IB	177	Total	C	N	O	S	0	0
			1294	800	225	257	12		
2	LB	177	Total	C	N	O	S	0	0
			1290	797	224	257	12		
2	MB	177	Total	C	N	O	S	0	0
			1284	793	225	254	12		
2	NB	146	Total	C	N	O	S	0	0
			1062	651	187	213	11		

Continued on next page...

Continued from previous page...

Mol	Chain	Residues	Atoms					AltConf	Trace
2	OB	177	Total	C	N	O	S	0	0
			1294	800	225	257	12		
2	PB	177	Total	C	N	O	S	0	0
			1294	800	225	257	12		
2	QB	174	Total	C	N	O	S	0	0
			1270	785	222	252	11		
2	RB	177	Total	C	N	O	S	0	0
			1294	800	225	257	12		
2	SB	177	Total	C	N	O	S	0	0
			1287	794	225	256	12		
2	VB	177	Total	C	N	O	S	0	0
			1294	800	225	257	12		
2	XB	177	Total	C	N	O	S	0	0
			1294	800	225	257	12		
2	YB	177	Total	C	N	O	S	0	0
			1294	800	225	257	12		
2	ZB	152	Total	C	N	O	S	0	0
			1111	687	194	219	11		
2	CD	177	Total	C	N	O	S	0	0
			1294	800	225	257	12		
2	ED	177	Total	C	N	O	S	0	0
			1294	800	225	257	12		
2	GD	177	Total	C	N	O	S	0	0
			1294	800	225	257	12		
2	ID	177	Total	C	N	O	S	2	0
			1300	804	225	259	12		
2	KD	177	Total	C	N	O	S	0	0
			1294	800	225	257	12		
2	MD	177	Total	C	N	O	S	0	0
			1294	800	225	257	12		
2	OD	177	Total	C	N	O	S	0	0
			1294	800	225	257	12		
2	QD	177	Total	C	N	O	S	0	0
			1294	800	225	257	12		
2	SD	177	Total	C	N	O	S	0	0
			1294	800	225	257	12		
2	UD	177	Total	C	N	O	S	2	0
			1300	804	225	259	12		
2	WD	177	Total	C	N	O	S	0	0
			1294	800	225	257	12		
2	YD	177	Total	C	N	O	S	0	0
			1294	800	225	257	12		

Continued on next page...

Continued from previous page...

Mol	Chain	Residues	Atoms					AltConf	Trace
2	PE	177	Total	C	N	O	S	0	0
			1294	800	225	257	12		
2	RE	177	Total	C	N	O	S	0	0
			1294	800	225	257	12		
2	TE	177	Total	C	N	O	S	0	0
			1294	800	225	257	12		
2	VE	177	Total	C	N	O	S	2	0
			1300	804	225	259	12		
2	YE	177	Total	C	N	O	S	0	0
			1294	800	225	257	12		
2	BF	177	Total	C	N	O	S	1	0
			1297	802	225	258	12		
2	DF	177	Total	C	N	O	S	3	0
			1303	806	225	260	12		
2	FF	177	Total	C	N	O	S	3	0
			1303	806	225	260	12		
2	HF	177	Total	C	N	O	S	3	0
			1303	806	225	260	12		
2	JF	177	Total	C	N	O	S	3	0
			1303	806	225	260	12		
2	LF	177	Total	C	N	O	S	3	0
			1303	806	225	260	12		
2	NF	177	Total	C	N	O	S	3	0
			1303	806	225	260	12		
2	PF	177	Total	C	N	O	S	3	0
			1303	806	225	260	12		
2	RF	177	Total	C	N	O	S	2	0
			1300	804	225	259	12		
2	TF	177	Total	C	N	O	S	2	0
			1300	804	225	259	12		
2	VF	177	Total	C	N	O	S	2	0
			1300	804	225	259	12		
2	XF	177	Total	C	N	O	S	3	0
			1303	806	225	260	12		
2	ZF	177	Total	C	N	O	S	3	0
			1303	806	225	260	12		
2	PG	177	Total	C	N	O	S	0	0
			1294	800	225	257	12		
2	RG	177	Total	C	N	O	S	0	0
			1294	800	225	257	12		
2	TG	177	Total	C	N	O	S	0	0
			1294	800	225	257	12		

Continued on next page...

Continued from previous page...

Mol	Chain	Residues	Atoms					AltConf	Trace
2	VG	177	Total	C	N	O	S	2	0
			1300	804	225	259	12		
2	YG	177	Total	C	N	O	S	0	0
			1294	800	225	257	12		
2	PH	177	Total	C	N	O	S	0	0
			1294	800	225	257	12		
2	RH	177	Total	C	N	O	S	0	0
			1294	800	225	257	12		
2	TH	177	Total	C	N	O	S	0	0
			1288	797	222	257	12		
2	VH	177	Total	C	N	O	S	1	0
			1278	789	225	252	12		
2	YH	177	Total	C	N	O	S	0	0
			1294	800	225	257	12		
2	BI	177	Total	C	N	O	S	0	0
			1294	800	225	257	12		
2	DI	177	Total	C	N	O	S	0	0
			1294	800	225	257	12		
2	FI	177	Total	C	N	O	S	0	0
			1294	800	225	257	12		
2	HI	177	Total	C	N	O	S	1	0
			1297	802	225	258	12		
2	JI	177	Total	C	N	O	S	0	0
			1294	800	225	257	12		
2	LI	177	Total	C	N	O	S	0	0
			1294	800	225	257	12		
2	OI	177	Total	C	N	O	S	0	0
			1294	800	225	257	12		
2	QI	177	Total	C	N	O	S	0	0
			1294	800	225	257	12		
2	SI	177	Total	C	N	O	S	0	0
			1294	800	225	257	12		
2	UI	177	Total	C	N	O	S	1	0
			1297	802	225	258	12		
2	WI	177	Total	C	N	O	S	0	0
			1294	800	225	257	12		
2	YI	177	Total	C	N	O	S	0	0
			1294	800	225	257	12		
2	DJ	177	Total	C	N	O	S	3	0
			1303	806	225	260	12		
2	FJ	177	Total	C	N	O	S	3	0
			1303	806	225	260	12		

Continued on next page...

Continued from previous page...

Mol	Chain	Residues	Atoms					AltConf	Trace
2	HJ	177	Total	C	N	O	S	3	0
			1303	806	225	260	12		
2	JJ	177	Total	C	N	O	S	2	0
			1300	804	225	259	12		
2	LJ	177	Total	C	N	O	S	3	0
			1303	806	225	260	12		
2	NJ	177	Total	C	N	O	S	3	0
			1303	806	225	260	12		
2	PJ	177	Total	C	N	O	S	0	0
			1294	800	225	257	12		
2	RJ	177	Total	C	N	O	S	1	0
			1297	802	225	258	12		
2	TJ	177	Total	C	N	O	S	3	0
			1303	806	225	260	12		
2	VJ	177	Total	C	N	O	S	3	0
			1303	806	225	260	12		
2	XJ	177	Total	C	N	O	S	2	0
			1300	804	225	259	12		
2	ZJ	177	Total	C	N	O	S	3	0
			1303	806	225	260	12		
2	BK	177	Total	C	N	O	S	1	0
			1297	802	225	258	12		
2	DK	177	Total	C	N	O	S	3	0
			1303	806	225	260	12		
2	FK	177	Total	C	N	O	S	3	0
			1303	806	225	260	12		
2	HK	177	Total	C	N	O	S	3	0
			1303	806	225	260	12		
2	JK	177	Total	C	N	O	S	3	0
			1303	806	225	260	12		
2	LK	177	Total	C	N	O	S	3	0
			1303	806	225	260	12		
2	NK	177	Total	C	N	O	S	3	0
			1303	806	225	260	12		
2	PK	177	Total	C	N	O	S	3	0
			1303	806	225	260	12		
2	RK	177	Total	C	N	O	S	2	0
			1300	804	225	259	12		
2	TK	177	Total	C	N	O	S	2	0
			1300	804	225	259	12		
2	VK	177	Total	C	N	O	S	2	0
			1300	804	225	259	12		

Continued on next page...

Continued from previous page...

Mol	Chain	Residues	Atoms					AltConf	Trace
2	XK	177	Total	C	N	O	S	3	0
			1303	806	225	260	12		
2	ZK	177	Total	C	N	O	S	3	0
			1303	806	225	260	12		
2	DM	177	Total	C	N	O	S	3	0
			1303	806	225	260	12		
2	FM	177	Total	C	N	O	S	3	0
			1303	806	225	260	12		
2	HM	177	Total	C	N	O	S	3	0
			1303	806	225	260	12		
2	JM	177	Total	C	N	O	S	2	0
			1300	804	225	259	12		
2	LM	177	Total	C	N	O	S	3	0
			1303	806	225	260	12		
2	NM	177	Total	C	N	O	S	3	0
			1303	806	225	260	12		
2	PM	177	Total	C	N	O	S	0	0
			1294	800	225	257	12		
2	RM	177	Total	C	N	O	S	1	0
			1297	802	225	258	12		
2	TM	177	Total	C	N	O	S	3	0
			1303	806	225	260	12		
2	VM	177	Total	C	N	O	S	3	0
			1303	806	225	260	12		
2	XM	177	Total	C	N	O	S	2	0
			1300	804	225	259	12		
2	ZM	177	Total	C	N	O	S	3	0
			1303	806	225	260	12		
2	PO	177	Total	C	N	O	S	0	0
			1294	800	225	257	12		
2	RO	177	Total	C	N	O	S	0	0
			1294	800	225	257	12		
2	TO	177	Total	C	N	O	S	0	0
			1294	800	225	257	12		
2	VO	177	Total	C	N	O	S	0	0
			1294	800	225	257	12		
2	YO	177	Total	C	N	O	S	0	0
			1294	800	225	257	12		
2	BP	177	Total	C	N	O	S	0	0
			1294	800	225	257	12		
2	DP	177	Total	C	N	O	S	0	0
			1294	800	225	257	12		

Continued on next page...

Continued from previous page...

Mol	Chain	Residues	Atoms					AltConf	Trace
2	FP	177	Total	C	N	O	S	0	0
			1294	800	225	257	12		
2	HP	177	Total	C	N	O	S	2	0
			1300	804	225	259	12		
2	JP	177	Total	C	N	O	S	0	0
			1294	800	225	257	12		
2	LP	177	Total	C	N	O	S	0	0
			1294	800	225	257	12		
2	NP	177	Total	C	N	O	S	0	0
			1294	800	225	257	12		
2	PP	177	Total	C	N	O	S	0	0
			1294	800	225	257	12		
2	RP	177	Total	C	N	O	S	0	0
			1294	800	225	257	12		
2	TP	177	Total	C	N	O	S	2	0
			1300	804	225	259	12		
2	VP	177	Total	C	N	O	S	0	0
			1294	800	225	257	12		
2	XP	177	Total	C	N	O	S	0	0
			1294	800	225	257	12		
2	CQ	177	Total	C	N	O	S	0	0
			1294	800	225	257	12		
2	EQ	177	Total	C	N	O	S	0	0
			1294	800	225	257	12		
2	GQ	177	Total	C	N	O	S	0	0
			1294	800	225	257	12		
2	IQ	177	Total	C	N	O	S	2	0
			1300	804	225	259	12		
2	KQ	177	Total	C	N	O	S	0	0
			1294	800	225	257	12		
2	MQ	177	Total	C	N	O	S	0	0
			1294	800	225	257	12		
2	OQ	177	Total	C	N	O	S	0	0
			1294	800	225	257	12		
2	QQ	177	Total	C	N	O	S	0	0
			1294	800	225	257	12		
2	SQ	177	Total	C	N	O	S	0	0
			1294	800	225	257	12		
2	UQ	177	Total	C	N	O	S	2	0
			1300	804	225	259	12		
2	WQ	177	Total	C	N	O	S	0	0
			1294	800	225	257	12		

Continued on next page...

Continued from previous page...

Mol	Chain	Residues	Atoms					AltConf	Trace
2	YQ	177	Total	C	N	O	S	0	0
			1294	800	225	257	12		
2	P1	177	Total	C	N	O	S	0	0
			1294	800	225	257	12		
2	R1	177	Total	C	N	O	S	0	0
			1294	800	225	257	12		
2	T1	177	Total	C	N	O	S	0	0
			1294	800	225	257	12		
2	V1	177	Total	C	N	O	S	2	0
			1291	797	225	257	12		
2	Y1	177	Total	C	N	O	S	0	0
			1294	800	225	257	12		
2	g1	177	Total	C	N	O	S	0	0
			1294	800	225	257	12		
2	i1	177	Total	C	N	O	S	2	0
			1300	804	225	259	12		
2	k1	177	Total	C	N	O	S	0	0
			1294	800	225	257	12		
2	m1	177	Total	C	N	O	S	0	0
			1294	800	225	257	12		
2	a1	177	Total	C	N	O	S	0	0
			1294	800	225	257	12		
2	c1	177	Total	C	N	O	S	0	0
			1294	800	225	257	12		
2	e1	177	Total	C	N	O	S	0	0
			1294	800	225	257	12		
2	P4	177	Total	C	N	O	S	0	0
			1294	800	225	257	12		
2	R4	177	Total	C	N	O	S	0	0
			1294	800	225	257	12		
2	T4	177	Total	C	N	O	S	0	0
			1294	800	225	257	12		
2	V4	177	Total	C	N	O	S	0	0
			1294	800	225	257	12		
2	Y4	177	Total	C	N	O	S	0	0
			1294	800	225	257	12		
2	i4	177	Total	C	N	O	S	1	0
			1297	802	225	258	12		
2	k4	177	Total	C	N	O	S	0	0
			1288	794	225	257	12		
2	m4	177	Total	C	N	O	S	0	0
			1294	800	225	257	12		

Continued on next page...

Continued from previous page...

Mol	Chain	Residues	Atoms					AltConf	Trace
2	a4	177	Total	C	N	O	S	0	0
			1294	800	225	257	12		
2	c4	177	Total	C	N	O	S	0	0
			1294	800	225	257	12		
2	e4	177	Total	C	N	O	S	0	0
			1294	800	225	257	12		
2	g4	177	Total	C	N	O	S	0	0
			1294	800	225	257	12		
2	B5	177	Total	C	N	O	S	0	0
			1294	800	225	257	12		
2	D5	177	Total	C	N	O	S	0	0
			1294	800	225	257	12		
2	F5	177	Total	C	N	O	S	0	0
			1294	800	225	257	12		
2	H5	177	Total	C	N	O	S	2	0
			1300	804	225	259	12		
2	J5	177	Total	C	N	O	S	0	0
			1294	800	225	257	12		
2	L5	177	Total	C	N	O	S	0	0
			1294	800	225	257	12		
2	O5	177	Total	C	N	O	S	0	0
			1294	800	225	257	12		
2	Q5	177	Total	C	N	O	S	0	0
			1294	800	225	257	12		
2	S5	177	Total	C	N	O	S	0	0
			1294	800	225	257	12		
2	U5	177	Total	C	N	O	S	2	0
			1300	804	225	259	12		
2	W5	177	Total	C	N	O	S	0	0
			1294	800	225	257	12		
2	Y5	177	Total	C	N	O	S	0	0
			1294	800	225	257	12		
2	B7	177	Total	C	N	O	S	0	0
			1294	800	225	257	12		
2	D7	177	Total	C	N	O	S	0	0
			1294	800	225	257	12		
2	F7	177	Total	C	N	O	S	0	0
			1294	800	225	257	12		
2	H7	177	Total	C	N	O	S	2	0
			1300	804	225	259	12		
2	J7	177	Total	C	N	O	S	0	0
			1294	800	225	257	12		

Continued on next page...

Continued from previous page...

Mol	Chain	Residues	Atoms					AltConf	Trace
2	L7	177	Total	C	N	O	S	0	0
			1294	800	225	257	12		
2	N7	177	Total	C	N	O	S	3	0
			1303	806	225	260	12		
2	P7	177	Total	C	N	O	S	3	0
			1303	806	225	260	12		
2	R7	177	Total	C	N	O	S	3	0
			1303	806	225	260	12		
2	T7	177	Total	C	N	O	S	3	0
			1303	806	225	260	12		
2	V7	177	Total	C	N	O	S	3	0
			1303	806	225	260	12		
2	X7	177	Total	C	N	O	S	3	0
			1303	806	225	260	12		
2	y8	177	Total	C	N	O	S	0	0
			1294	800	225	257	12		
2	18	177	Total	C	N	O	S	0	0
			1294	800	225	257	12		
2	q8	177	Total	C	N	O	S	0	0
			1294	800	225	257	12		
2	s8	177	Total	C	N	O	S	0	0
			1294	800	225	257	12		
2	u8	177	Total	C	N	O	S	0	0
			1294	800	225	257	12		
2	w8	177	Total	C	N	O	S	2	0
			1300	804	225	259	12		
2	B9	177	Total	C	N	O	S	0	0
			1291	799	224	256	12		
2	D9	177	Total	C	N	O	S	0	0
			1294	800	225	257	12		
2	F9	177	Total	C	N	O	S	0	0
			1294	800	225	257	12		
2	H9	177	Total	C	N	O	S	2	0
			1300	804	225	259	12		
2	J9	177	Total	C	N	O	S	0	0
			1294	800	225	257	12		
2	L9	177	Total	C	N	O	S	0	0
			1294	800	225	257	12		
2	O9	177	Total	C	N	O	S	0	0
			1291	799	224	256	12		
2	Q9	177	Total	C	N	O	S	0	0
			1294	800	225	257	12		

Continued on next page...

Continued from previous page...

Mol	Chain	Residues	Atoms					AltConf	Trace
2	S9	177	Total	C	N	O	S	0	0
			1294	800	225	257	12		
2	U9	177	Total	C	N	O	S	2	0
			1300	804	225	259	12		
2	W9	177	Total	C	N	O	S	0	0
			1294	800	225	257	12		
2	Y9	177	Total	C	N	O	S	0	0
			1294	800	225	257	12		
2	aB	177	Total	C	N	O	S	0	0
			1294	800	225	257	12		
2	bB	177	Total	C	N	O	S	0	0
			1294	800	225	257	12		
2	dB	177	Total	C	N	O	S	0	0
			1294	800	225	257	12		
2	eB	177	Total	C	N	O	S	0	0
			1294	800	225	257	12		
2	gB	152	Total	C	N	O	S	0	0
			1101	679	194	217	11		
2	yC	177	Total	C	N	O	S	0	0
			1294	800	225	257	12		
2	1C	177	Total	C	N	O	S	0	0
			1294	800	225	257	12		
2	qC	177	Total	C	N	O	S	0	0
			1294	800	225	257	12		
2	sC	177	Total	C	N	O	S	0	0
			1294	800	225	257	12		
2	uC	177	Total	C	N	O	S	0	0
			1294	800	225	257	12		
2	wC	177	Total	C	N	O	S	2	0
			1300	804	225	259	12		
2	aE	177	Total	C	N	O	S	0	0
			1294	800	225	257	12		
2	cE	177	Total	C	N	O	S	0	0
			1294	800	225	257	12		
2	eE	177	Total	C	N	O	S	0	0
			1294	800	225	257	12		
2	gE	177	Total	C	N	O	S	0	0
			1294	800	225	257	12		
2	iE	177	Total	C	N	O	S	2	0
			1300	804	225	259	12		
2	kE	177	Total	C	N	O	S	0	0
			1294	800	225	257	12		

Continued on next page...

Continued from previous page...

Mol	Chain	Residues	Atoms					AltConf	Trace
2	mE	177	Total	C	N	O	S	0	0
			1294	800	225	257	12		
2	bF	177	Total	C	N	O	S	3	0
			1303	806	225	260	12		
2	dF	177	Total	C	N	O	S	2	0
			1296	802	225	257	12		
2	fF	177	Total	C	N	O	S	2	0
			1300	804	225	259	12		
2	hF	177	Total	C	N	O	S	3	0
			1303	806	225	260	12		
2	jF	177	Total	C	N	O	S	3	0
			1303	806	225	260	12		
2	lF	177	Total	C	N	O	S	3	0
			1303	806	225	260	12		
2	nF	177	Total	C	N	O	S	3	0
			1303	806	225	260	12		
2	pF	177	Total	C	N	O	S	3	0
			1303	806	225	260	12		
2	rF	177	Total	C	N	O	S	3	0
			1303	806	225	260	12		
2	tF	177	Total	C	N	O	S	2	0
			1300	804	225	259	12		
2	vF	177	Total	C	N	O	S	3	0
			1303	806	225	260	12		
2	aG	177	Total	C	N	O	S	0	0
			1294	800	225	257	12		
2	cG	177	Total	C	N	O	S	0	0
			1294	800	225	257	12		
2	eG	177	Total	C	N	O	S	0	0
			1290	797	224	257	12		
2	gG	177	Total	C	N	O	S	0	0
			1294	800	225	257	12		
2	iG	177	Total	C	N	O	S	2	0
			1300	804	225	259	12		
2	kG	177	Total	C	N	O	S	0	0
			1294	800	225	257	12		
2	mG	177	Total	C	N	O	S	0	0
			1294	800	225	257	12		
2	gH	177	Total	C	N	O	S	0	0
			1294	800	225	257	12		
2	iH	177	Total	C	N	O	S	2	0
			1300	804	225	259	12		

Continued on next page...

Continued from previous page...

Mol	Chain	Residues	Atoms					AltConf	Trace
2	kH	177	Total	C	N	O	S	0	0
			1294	800	225	257	12		
2	mH	177	Total	C	N	O	S	0	0
			1294	800	225	257	12		
2	aH	177	Total	C	N	O	S	0	0
			1294	800	225	257	12		
2	cH	177	Total	C	N	O	S	0	0
			1294	800	225	257	12		
2	eH	177	Total	C	N	O	S	0	0
			1294	800	225	257	12		
2	cJ	177	Total	C	N	O	S	2	0
			1300	804	225	259	12		
2	eJ	177	Total	C	N	O	S	3	0
			1303	806	225	260	12		
2	gJ	177	Total	C	N	O	S	3	0
			1303	806	225	260	12		
2	iJ	177	Total	C	N	O	S	3	0
			1303	806	225	260	12		
2	kJ	177	Total	C	N	O	S	3	0
			1303	806	225	260	12		
2	mJ	177	Total	C	N	O	S	3	0
			1303	806	225	260	12		
2	bK	177	Total	C	N	O	S	3	0
			1303	806	225	260	12		
2	dK	177	Total	C	N	O	S	2	0
			1300	804	225	259	12		
2	fK	177	Total	C	N	O	S	2	0
			1300	804	225	259	12		
2	hK	177	Total	C	N	O	S	3	0
			1303	806	225	260	12		
2	jK	177	Total	C	N	O	S	3	0
			1303	806	225	260	12		
2	lK	177	Total	C	N	O	S	3	0
			1303	806	225	260	12		
2	nK	177	Total	C	N	O	S	3	0
			1303	806	225	260	12		
2	pK	177	Total	C	N	O	S	3	0
			1303	806	225	260	12		
2	rK	177	Total	C	N	O	S	3	0
			1303	806	225	260	12		
2	tK	177	Total	C	N	O	S	2	0
			1300	804	225	259	12		

Continued on next page...

Continued from previous page...

Mol	Chain	Residues	Atoms					AltConf	Trace
2	vK	177	Total	C	N	O	S	3	0
			1303	806	225	260	12		
2	cM	177	Total	C	N	O	S	2	0
			1300	804	225	259	12		
2	eM	177	Total	C	N	O	S	3	0
			1303	806	225	260	12		
2	gM	177	Total	C	N	O	S	3	0
			1303	806	225	260	12		
2	iM	177	Total	C	N	O	S	3	0
			1303	806	225	260	12		
2	kM	177	Total	C	N	O	S	3	0
			1303	806	225	260	12		
2	mM	177	Total	C	N	O	S	3	0
			1303	806	225	260	12		
2	iO	177	Total	C	N	O	S	1	0
			1297	802	225	258	12		
2	kO	177	Total	C	N	O	S	0	0
			1294	800	225	257	12		
2	mO	177	Total	C	N	O	S	0	0
			1294	800	225	257	12		
2	aO	177	Total	C	N	O	S	0	0
			1294	800	225	257	12		
2	cO	177	Total	C	N	O	S	0	0
			1294	800	225	257	12		
2	eO	177	Total	C	N	O	S	0	0
			1294	800	225	257	12		
2	gO	177	Total	C	N	O	S	0	0
			1294	800	225	257	12		

- Molecule 3 is a protein called R-phycoerythrin gamma chain, chloroplastic.

Mol	Chain	Residues	Atoms					AltConf	Trace
3	YA	237	Total	C	N	O	S	0	0
			1832	1132	339	346	15		
3	AD	256	Total	C	N	O	S	0	0
			1979	1220	367	377	15		
3	AE	257	Total	C	N	O	S	0	0
			1987	1226	368	378	15		
3	AG	257	Total	C	N	O	S	0	0
			1987	1226	368	378	15		
3	AH	257	Total	C	N	O	S	0	0
			1987	1226	368	378	15		

Continued on next page...

Continued from previous page...

Mol	Chain	Residues	Atoms					AltConf	Trace
3	AO	257	Total	C	N	O	S	0	0
			1987	1226	368	378	15		
3	AQ	256	Total	C	N	O	S	0	0
			1979	1220	367	377	15		
3	A1	257	Total	C	N	O	S	0	0
			1987	1226	368	378	15		
3	A4	257	Total	C	N	O	S	0	0
			1987	1226	368	378	15		
3	Y7	237	Total	C	N	O	S	0	0
			1832	1132	339	346	15		

- Molecule 4 is a protein called Linker4.

Mol	Chain	Residues	Atoms					AltConf	Trace
4	AB	103	Total	C	N	O	S	0	0
			781	497	130	150	4		
4	EB	103	Total	C	N	O	S	0	0
			777	492	130	150	5		

- Molecule 5 is a protein called CaRSPs1.

Mol	Chain	Residues	Atoms					AltConf	Trace
5	KB	226	Total	C	N	O	S	0	0
			1721	1085	305	322	9		
5	UB	226	Total	C	N	O	S	0	0
			1723	1086	305	323	9		

- Molecule 6 is a protein called CaRSP2.

Mol	Chain	Residues	Atoms					AltConf	Trace
6	WB	134	Total	C	N	O	S	0	0
			1032	655	176	198	3		
6	cB	139	Total	C	N	O	S	0	0
			1068	675	181	210	2		

- Molecule 7 is a protein called LRH.

Mol	Chain	Residues	Atoms				AltConf	Trace
7	AC	150	Total	C	N	O	0	0
			750	450	150	150		
7	A8	150	Total	C	N	O	0	0
			750	450	150	150		

Continued on next page...

Continued from previous page...

Mol	Chain	Residues	Atoms				AltConf	Trace
7	a8	87	Total 435	C 261	N 87	O 87	0	0
7	aC	87	Total 435	C 261	N 87	O 87	0	0

- Molecule 8 is a protein called Phycobilisome rod-core linker polypeptide.

Mol	Chain	Residues	Atoms					AltConf	Trace
8	BE	231	Total 1897	C 1212	N 332	O 349	S 4	0	0
8	BG	231	Total 1897	C 1212	N 332	O 349	S 4	0	0
8	BH	227	Total 1874	C 1197	N 328	O 345	S 4	0	0
8	BO	230	Total 1889	C 1206	N 331	O 348	S 4	0	0
8	B1	227	Total 1874	C 1197	N 328	O 345	S 4	0	0
8	B4	230	Total 1889	C 1206	N 331	O 348	S 4	0	0

- Molecule 9 is a protein called C-phycocyanin alpha subunit.

Mol	Chain	Residues	Atoms					AltConf	Trace
9	CE	162	Total 1228	C 773	N 209	O 240	S 6	0	0
9	EE	162	Total 1228	C 773	N 209	O 240	S 6	0	0
9	GE	162	Total 1228	C 773	N 209	O 240	S 6	0	0
9	IE	162	Total 1228	C 773	N 209	O 240	S 6	0	0
9	KE	162	Total 1228	C 773	N 209	O 240	S 6	0	0
9	ME	162	Total 1228	C 773	N 209	O 240	S 6	0	0
9	CG	162	Total 1228	C 773	N 209	O 240	S 6	0	0
9	EG	162	Total 1228	C 773	N 209	O 240	S 6	0	0
9	GG	162	Total 1228	C 773	N 209	O 240	S 6	0	0

Continued on next page...

Continued from previous page...

Mol	Chain	Residues	Atoms					AltConf	Trace
9	IG	162	Total	C	N	O	S	0	0
			1228	773	209	240	6		
9	KG	162	Total	C	N	O	S	0	0
			1228	773	209	240	6		
9	MG	162	Total	C	N	O	S	0	0
			1228	773	209	240	6		
9	CH	162	Total	C	N	O	S	0	0
			1228	773	209	240	6		
9	EH	162	Total	C	N	O	S	0	0
			1228	773	209	240	6		
9	GH	162	Total	C	N	O	S	0	0
			1228	773	209	240	6		
9	IH	162	Total	C	N	O	S	0	0
			1228	773	209	240	6		
9	KH	162	Total	C	N	O	S	0	0
			1228	773	209	240	6		
9	MH	162	Total	C	N	O	S	0	0
			1228	773	209	240	6		
9	CO	162	Total	C	N	O	S	0	0
			1228	773	209	240	6		
9	EO	162	Total	C	N	O	S	0	0
			1228	773	209	240	6		
9	GO	162	Total	C	N	O	S	0	0
			1228	773	209	240	6		
9	IO	162	Total	C	N	O	S	0	0
			1228	773	209	240	6		
9	KO	162	Total	C	N	O	S	0	0
			1228	773	209	240	6		
9	MO	162	Total	C	N	O	S	0	0
			1228	773	209	240	6		
9	M1	162	Total	C	N	O	S	0	0
			1228	773	209	240	6		
9	C1	162	Total	C	N	O	S	0	0
			1228	773	209	240	6		
9	E1	162	Total	C	N	O	S	0	0
			1228	773	209	240	6		
9	G1	162	Total	C	N	O	S	0	0
			1228	773	209	240	6		
9	I1	162	Total	C	N	O	S	0	0
			1228	773	209	240	6		
9	K1	162	Total	C	N	O	S	0	0
			1228	773	209	240	6		

Continued on next page...

Continued from previous page...

Mol	Chain	Residues	Atoms					AltConf	Trace
9	G4	162	Total	C	N	O	S	0	0
			1228	773	209	240	6		
9	I4	162	Total	C	N	O	S	0	0
			1228	773	209	240	6		
9	K4	162	Total	C	N	O	S	0	0
			1228	773	209	240	6		
9	M4	162	Total	C	N	O	S	0	0
			1228	773	209	240	6		
9	C4	162	Total	C	N	O	S	0	0
			1228	773	209	240	6		
9	E4	162	Total	C	N	O	S	0	0
			1228	773	209	240	6		

- Molecule 10 is a protein called C-phycocyanin beta subunit.

Mol	Chain	Residues	Atoms					AltConf	Trace
10	DE	172	Total	C	N	O	S	0	0
			1272	786	224	253	9		
10	FE	172	Total	C	N	O	S	0	0
			1272	786	224	253	9		
10	HE	172	Total	C	N	O	S	0	0
			1272	786	224	253	9		
10	JE	172	Total	C	N	O	S	0	0
			1272	786	224	253	9		
10	LE	172	Total	C	N	O	S	0	0
			1272	786	224	253	9		
10	NE	172	Total	C	N	O	S	0	0
			1272	786	224	253	9		
10	DG	172	Total	C	N	O	S	0	0
			1272	786	224	253	9		
10	FG	172	Total	C	N	O	S	0	0
			1272	786	224	253	9		
10	HG	172	Total	C	N	O	S	0	0
			1272	786	224	253	9		
10	JG	172	Total	C	N	O	S	0	0
			1269	785	224	251	9		
10	LG	172	Total	C	N	O	S	0	0
			1272	786	224	253	9		
10	NG	172	Total	C	N	O	S	0	0
			1272	786	224	253	9		
10	DH	172	Total	C	N	O	S	0	0
			1272	786	224	253	9		

Continued on next page...

Continued from previous page...

Mol	Chain	Residues	Atoms					AltConf	Trace
10	FH	172	Total	C	N	O	S	0	0
			1272	786	224	253	9		
10	HH	172	Total	C	N	O	S	0	0
			1262	781	221	251	9		
10	JH	172	Total	C	N	O	S	0	0
			1268	784	224	251	9		
10	LH	172	Total	C	N	O	S	0	0
			1272	786	224	253	9		
10	NH	172	Total	C	N	O	S	0	0
			1272	786	224	253	9		
10	DO	172	Total	C	N	O	S	0	0
			1272	786	224	253	9		
10	FO	172	Total	C	N	O	S	0	0
			1272	786	224	253	9		
10	HO	172	Total	C	N	O	S	0	0
			1272	786	224	253	9		
10	JO	172	Total	C	N	O	S	0	0
			1272	786	224	253	9		
10	LO	172	Total	C	N	O	S	0	0
			1272	786	224	253	9		
10	NO	172	Total	C	N	O	S	0	0
			1272	786	224	253	9		
10	L1	172	Total	C	N	O	S	0	0
			1272	786	224	253	9		
10	N1	172	Total	C	N	O	S	0	0
			1272	786	224	253	9		
10	D1	172	Total	C	N	O	S	0	0
			1272	786	224	253	9		
10	F1	172	Total	C	N	O	S	0	0
			1272	786	224	253	9		
10	H1	172	Total	C	N	O	S	0	0
			1272	786	224	253	9		
10	J1	172	Total	C	N	O	S	0	0
			1272	786	224	253	9		
10	F4	172	Total	C	N	O	S	0	0
			1272	786	224	253	9		
10	H4	172	Total	C	N	O	S	0	0
			1272	786	224	253	9		
10	J4	172	Total	C	N	O	S	0	0
			1272	786	224	253	9		
10	L4	172	Total	C	N	O	S	0	0
			1272	786	224	253	9		

Continued on next page...

Continued from previous page...

Mol	Chain	Residues	Atoms					AltConf	Trace
10	N4	172	Total	C	N	O	S	0	0
			1272	786	224	253	9		
10	D4	172	Total	C	N	O	S	0	0
			1272	786	224	253	9		

- Molecule 11 is a protein called Phycobilisome 31.8 kDa linker polypeptide, phycoerythrin-associated, rod.

Mol	Chain	Residues	Atoms					AltConf	Trace
11	XE	324	Total	C	N	O	S	0	0
			2527	1603	431	486	7		
11	XG	324	Total	C	N	O	S	0	0
			2527	1603	431	486	7		
11	XH	324	Total	C	N	O	S	0	0
			2527	1603	431	486	7		
11	XO	324	Total	C	N	O	S	0	0
			2527	1603	431	486	7		
11	X1	324	Total	C	N	O	S	0	0
			2527	1603	431	486	7		
11	X4	324	Total	C	N	O	S	0	0
			2527	1603	431	486	7		

There are 6 discrepancies between the modelled and reference sequences:

Chain	Residue	Modelled	Actual	Comment	Reference
XE	275	ALA	SER	conflict	UNP A0A5J4YM59
XG	275	ALA	SER	conflict	UNP A0A5J4YM59
XH	275	ALA	SER	conflict	UNP A0A5J4YM59
XO	275	ALA	SER	conflict	UNP A0A5J4YM59
X1	275	ALA	SER	conflict	UNP A0A5J4YM59
X4	275	ALA	SER	conflict	UNP A0A5J4YM59

- Molecule 12 is a protein called Phycobilisome 27.9 kDa linker polypeptide, phycoerythrin-associated, rod.

Mol	Chain	Residues	Atoms					AltConf	Trace
12	MI	265	Total	C	N	O	S	0	0
			2079	1309	364	396	10		
12	ZI	265	Total	C	N	O	S	0	0
			2085	1313	364	398	10		

- Molecule 13 is a protein called R-phycoerythrin gamma chain, chloroplastic.

Mol	Chain	Residues	Atoms					AltConf	Trace
13	AJ	238	Total	C	N	O	S	0	0
			1814	1122	335	342	15		
13	AM	238	Total	C	N	O	S	0	0
			1814	1122	335	342	15		
13	wF	238	Total	C	N	O	S	0	0
			1814	1122	335	342	15		
13	xF	238	Total	C	N	O	S	0	0
			1814	1122	335	342	15		
13	wK	238	Total	C	N	O	S	0	0
			1814	1122	335	342	15		
13	xK	238	Total	C	N	O	S	0	0
			1814	1122	335	342	15		

- Molecule 14 is a protein called R-phycoerythrin gamma chain, chloroplastic.

Mol	Chain	Residues	Atoms					AltConf	Trace
14	BJ	250	Total	C	N	O	S	0	0
			1902	1184	346	358	14		
14	BM	250	Total	C	N	O	S	0	0
			1902	1184	346	358	14		
14	yF	250	Total	C	N	O	S	0	0
			1902	1184	346	358	14		
14	yK	250	Total	C	N	O	S	0	0
			1902	1184	346	358	14		

- Molecule 15 is a protein called Photosystem II protein D1.

Mol	Chain	Residues	Atoms					AltConf	Trace
15	AL	334	Total	C	N	O	S	0	0
			2571	1683	420	455	13		
15	A6	334	Total	C	N	O	S	0	0
			2565	1678	420	454	13		
15	a6	334	Total	C	N	O	S	0	0
			2565	1678	420	454	13		
15	aL	334	Total	C	N	O	S	0	0
			2571	1683	420	455	13		

- Molecule 16 is a protein called Photosystem II CP47 reaction center protein.

Mol	Chain	Residues	Atoms					AltConf	Trace
16	BL	506	Total	C	N	O	S	0	0
			3928	2571	657	688	12		

Continued on next page...

Continued from previous page...

Mol	Chain	Residues	Atoms					AltConf	Trace
16	B6	506	Total	C	N	O	S	0	0
			3928	2571	657	688	12		
16	b6	506	Total	C	N	O	S	0	0
			3928	2571	657	688	12		
16	bL	506	Total	C	N	O	S	0	0
			3934	2574	660	688	12		

- Molecule 17 is a protein called Photosystem II CP43 reaction center protein.

Mol	Chain	Residues	Atoms					AltConf	Trace
17	CL	452	Total	C	N	O	S	0	0
			3474	2274	579	609	12		
17	C6	452	Total	C	N	O	S	0	0
			3474	2274	579	609	12		
17	c6	452	Total	C	N	O	S	0	0
			3474	2274	579	609	12		
17	cL	452	Total	C	N	O	S	0	0
			3474	2274	579	609	12		

- Molecule 18 is a protein called Photosystem II D2 protein.

Mol	Chain	Residues	Atoms					AltConf	Trace
18	DL	341	Total	C	N	O	S	0	0
			2699	1785	438	464	12		
18	D6	341	Total	C	N	O	S	0	0
			2699	1785	438	464	12		
18	d6	342	Total	C	N	O	S	0	0
			2703	1787	439	465	12		
18	dL	342	Total	C	N	O	S	0	0
			2703	1787	439	465	12		

- Molecule 19 is a protein called Cytochrome b559 subunit alpha.

Mol	Chain	Residues	Atoms				AltConf	Trace
19	EL	78	Total	C	N	O	0	0
			616	402	104	110		
19	E6	78	Total	C	N	O	0	0
			616	402	104	110		
19	e6	79	Total	C	N	O	0	0
			622	404	105	113		
19	eL	79	Total	C	N	O	0	0
			622	404	105	113		

- Molecule 20 is a protein called Cytochrome b559 subunit beta.

Mol	Chain	Residues	Atoms					AltConf	Trace
20	FL	41	Total	C	N	O	S	0	0
			318	215	51	51	1		
20	F6	41	Total	C	N	O	S	0	0
			318	215	51	51	1		
20	f6	41	Total	C	N	O	S	0	0
			324	218	54	51	1		
20	fL	41	Total	C	N	O	S	0	0
			324	218	54	51	1		

- Molecule 21 is a protein called PSII_Pbs31 domain-containing protein.

Mol	Chain	Residues	Atoms					AltConf	Trace
21	GL	152	Total	C	N	O	S	0	0
			1161	738	197	224	2		
21	G6	152	Total	C	N	O	S	0	0
			1161	738	197	224	2		
21	g6	145	Total	C	N	O	S	0	0
			1106	702	189	213	2		
21	gL	145	Total	C	N	O	S	0	0
			1106	702	189	213	2		

- Molecule 22 is a protein called Photosystem II reaction center protein H.

Mol	Chain	Residues	Atoms					AltConf	Trace
22	HL	66	Total	C	N	O	S	0	0
			508	340	78	88	2		
22	H6	66	Total	C	N	O	S	0	0
			508	340	78	88	2		
22	h6	65	Total	C	N	O	S	0	0
			500	336	76	86	2		
22	hL	65	Total	C	N	O	S	0	0
			500	336	76	86	2		

- Molecule 23 is a protein called Photosystem II reaction center protein I.

Mol	Chain	Residues	Atoms					AltConf	Trace
23	IL	35	Total	C	N	O	S	0	0
			295	201	46	47	1		
23	I6	35	Total	C	N	O	S	0	0
			295	201	46	47	1		
23	i6	35	Total	C	N	O	S	0	0
			295	201	46	47	1		

Continued on next page...

Continued from previous page...

Mol	Chain	Residues	Atoms					AltConf	Trace
23	iL	35	Total	C	N	O	S	0	0
			295	201	46	47	1		

- Molecule 24 is a protein called Photosystem II reaction center protein J.

Mol	Chain	Residues	Atoms				AltConf	Trace
24	JL	36	Total	C	N	O	0	0
			255	173	40	42		
24	J6	36	Total	C	N	O	0	0
			255	173	40	42		
24	j6	36	Total	C	N	O	0	0
			255	173	40	42		
24	jL	36	Total	C	N	O	0	0
			255	173	40	42		

- Molecule 25 is a protein called Photosystem II reaction center protein K.

Mol	Chain	Residues	Atoms				AltConf	Trace
25	KL	37	Total	C	N	O	0	0
			294	209	43	42		
25	K6	37	Total	C	N	O	0	0
			294	209	43	42		
25	k6	37	Total	C	N	O	0	0
			294	209	43	42		
25	kL	37	Total	C	N	O	0	0
			294	209	43	42		

- Molecule 26 is a protein called PsbL.

Mol	Chain	Residues	Atoms				AltConf	Trace
26	LL	37	Total	C	N	O	0	0
			302	204	48	50		
26	L6	37	Total	C	N	O	0	0
			302	204	48	50		
26	l6	37	Total	C	N	O	0	0
			302	204	48	50		
26	lL	37	Total	C	N	O	0	0
			302	204	48	50		

- Molecule 27 is a protein called PsbM.

Mol	Chain	Residues	Atoms					AltConf	Trace
27	ML	42	Total	C	N	O	S	0	0
			306	203	48	54	1		
27	M6	42	Total	C	N	O	S	0	0
			306	203	48	54	1		
27	m6	42	Total	C	N	O	S	0	0
			306	203	48	54	1		
27	mL	42	Total	C	N	O	S	0	0
			306	203	48	54	1		

- Molecule 28 is a protein called Psb34.

Mol	Chain	Residues	Atoms				AltConf	Trace
28	NL	29	Total	C	N	O	0	0
			145	87	29	29		
28	N6	29	Total	C	N	O	0	0
			145	87	29	29		
28	n6	27	Total	C	N	O	0	0
			135	81	27	27		
28	nL	27	Total	C	N	O	0	0
			135	81	27	27		

- Molecule 29 is a protein called Oxygen-evolving enhancer protein.

Mol	Chain	Residues	Atoms					AltConf	Trace
29	OL	254	Total	C	N	O	S	0	0
			1857	1167	305	376	9		
29	O6	254	Total	C	N	O	S	0	0
			1857	1167	305	376	9		
29	o6	254	Total	C	N	O	S	0	0
			1859	1168	305	377	9		
29	oL	254	Total	C	N	O	S	0	0
			1859	1168	305	377	9		

- Molecule 30 is a protein called PsbQ'.

Mol	Chain	Residues	Atoms					AltConf	Trace
30	QL	141	Total	C	N	O	S	0	0
			1134	702	207	220	5		
30	Q6	141	Total	C	N	O	S	0	0
			1134	702	207	220	5		
30	q6	141	Total	C	N	O	S	0	0
			1134	702	207	220	5		

Continued on next page...

Continued from previous page...

Mol	Chain	Residues	Atoms					AltConf	Trace
30	qL	141	Total	C	N	O	S	0	0
			1134	702	207	220	5		

- Molecule 31 is a protein called Photosystem II protein Y.

Mol	Chain	Residues	Atoms				AltConf	Trace
31	RL	33	Total	C	N	O	0	0
			263	175	47	41		
31	R6	33	Total	C	N	O	0	0
			263	175	47	41		
31	r6	33	Total	C	N	O	0	0
			263	175	47	41		
31	rL	33	Total	C	N	O	0	0
			263	175	47	41		

- Molecule 32 is a protein called LPP1.

Mol	Chain	Residues	Atoms				AltConf	Trace
32	SL	119	Total	C	N	O	0	0
			595	357	119	119		
32	S6	92	Total	C	N	O	0	0
			460	276	92	92		

- Molecule 33 is a protein called Photosystem II reaction center protein T.

Mol	Chain	Residues	Atoms					AltConf	Trace
33	TL	31	Total	C	N	O	S	0	0
			252	177	36	37	2		
33	T6	31	Total	C	N	O	S	0	0
			252	177	36	37	2		
33	t6	31	Total	C	N	O	S	0	0
			252	177	36	37	2		
33	tL	31	Total	C	N	O	S	0	0
			252	177	36	37	2		

- Molecule 34 is a protein called PS II complex 12 kDa extrinsic protein.

Mol	Chain	Residues	Atoms					AltConf	Trace
34	UL	93	Total	C	N	O	S	0	0
			726	460	120	143	3		
34	U6	93	Total	C	N	O	S	0	0
			726	460	120	143	3		

Continued on next page...

Continued from previous page...

Mol	Chain	Residues	Atoms					AltConf	Trace
34	u6	93	Total 735	C 466	N 121	O 145	S 3	0	0
34	uL	93	Total 735	C 466	N 121	O 145	S 3	0	0

- Molecule 35 is a protein called Cytochrome c550.

Mol	Chain	Residues	Atoms					AltConf	Trace
35	VL	134	Total 980	C 615	N 168	O 193	S 4	0	0
35	V6	134	Total 980	C 615	N 168	O 193	S 4	0	0
35	v6	134	Total 980	C 615	N 168	O 193	S 4	0	0
35	vL	134	Total 980	C 615	N 168	O 193	S 4	0	0

- Molecule 36 is a protein called PsbW.

Mol	Chain	Residues	Atoms				AltConf	Trace
36	WL	46	Total 230	C 138	N 46	O 46	0	0
36	W6	46	Total 230	C 138	N 46	O 46	0	0
36	w6	46	Total 230	C 138	N 46	O 46	0	0
36	wL	46	Total 230	C 138	N 46	O 46	0	0

- Molecule 37 is a protein called Photosystem II reaction center X protein.

Mol	Chain	Residues	Atoms					AltConf	Trace
37	XL	39	Total 268	C 177	N 40	O 50	S 1	0	0
37	X6	39	Total 268	C 177	N 40	O 50	S 1	0	0
37	x6	39	Total 278	C 183	N 44	O 50	S 1	0	0
37	xL	39	Total 278	C 183	N 44	O 50	S 1	0	0

- Molecule 38 is a protein called Photosystem II reaction center protein Ycf12.

Mol	Chain	Residues	Atoms					AltConf	Trace
38	YL	33	Total	C	N	O	S	0	0
			251	172	40	38	1		
38	Y6	33	Total	C	N	O	S	0	0
			251	172	40	38	1		
38	y6	33	Total	C	N	O	S	0	0
			251	172	40	38	1		
38	yL	33	Total	C	N	O	S	0	0
			251	172	40	38	1		

- Molecule 39 is a protein called Photosystem II reaction center protein Z.

Mol	Chain	Residues	Atoms					AltConf	Trace
39	ZL	59	Total	C	N	O		0	0
			438	294	67	77			
39	Z6	60	Total	C	N	O	S	0	0
			446	299	68	78	1		
39	z6	60	Total	C	N	O	S	0	0
			446	299	68	78	1		
39	zL	59	Total	C	N	O		0	0
			438	294	67	77			

- Molecule 40 is a protein called PsaA.

Mol	Chain	Residues	Atoms					AltConf	Trace
40	AN	745	Total	C	N	O	S	0	0
			5843	3819	1000	997	27		
40	A2	745	Total	C	N	O	S	0	0
			5843	3819	1000	997	27		

- Molecule 41 is a protein called Photosystem I P700 chlorophyll a apoprotein A2.

Mol	Chain	Residues	Atoms					AltConf	Trace
41	BN	732	Total	C	N	O	S	0	0
			5828	3834	980	996	18		
41	B2	732	Total	C	N	O	S	0	0
			5828	3834	980	996	18		

- Molecule 42 is a protein called Photosystem I iron-sulfur center.

Mol	Chain	Residues	Atoms					AltConf	Trace
42	CN	80	Total	C	N	O	S	0	0
			595	368	104	114	9		

Continued on next page...

Continued from previous page...

Mol	Chain	Residues	Atoms					AltConf	Trace
42	C2	80	Total	C	N	O	S	0	0
			595	368	104	114	9		

- Molecule 43 is a protein called Photosystem I reaction center subunit II.

Mol	Chain	Residues	Atoms					AltConf	Trace
43	DN	130	Total	C	N	O	S	0	0
			989	627	170	189	3		
43	D2	130	Total	C	N	O	S	0	0
			989	627	170	189	3		

- Molecule 44 is a protein called Photosystem I reaction center subunit IV.

Mol	Chain	Residues	Atoms				AltConf	Trace
44	EN	58	Total	C	N	O	0	0
			466	295	82	89		
44	E2	58	Total	C	N	O	0	0
			466	295	82	89		

- Molecule 45 is a protein called Photosystem I reaction center subunit III.

Mol	Chain	Residues	Atoms					AltConf	Trace
45	FN	158	Total	C	N	O	S	0	0
			1245	813	207	222	3		
45	F2	158	Total	C	N	O	S	0	0
			1245	813	207	222	3		

- Molecule 46 is a protein called Cytochrome c6.

Mol	Chain	Residues	Atoms					AltConf	Trace
46	GN	84	Total	C	N	O	S	0	0
			620	378	110	127	5		
46	G2	84	Total	C	N	O	S	0	0
			620	378	110	127	5		

- Molecule 47 is a protein called Photosystem I reaction center subunit VIII.

Mol	Chain	Residues	Atoms					AltConf	Trace
47	IN	31	Total	C	N	O	S	0	0
			239	168	32	38	1		
47	I2	31	Total	C	N	O	S	0	0
			239	168	32	38	1		

- Molecule 48 is a protein called Photosystem I reaction center subunit IX.

Mol	Chain	Residues	Atoms					AltConf	Trace
48	JN	38	Total	C	N	O	S	0	0
			308	211	45	50	2		
48	J2	38	Total	C	N	O	S	0	0
			308	211	45	50	2		

- Molecule 49 is a protein called Photosystem I reaction center subunit PsaK.

Mol	Chain	Residues	Atoms					AltConf	Trace
49	KN	70	Total	C	N	O	S	0	0
			489	315	82	89	3		
49	K2	70	Total	C	N	O	S	0	0
			489	315	82	89	3		

- Molecule 50 is a protein called Photosystem I reaction center subunit XI.

Mol	Chain	Residues	Atoms					AltConf	Trace
50	LN	140	Total	C	N	O	S	0	0
			1055	689	166	198	2		
50	L2	140	Total	C	N	O	S	0	0
			1055	689	166	198	2		

- Molecule 51 is a protein called Photosystem I reaction center subunit XII.

Mol	Chain	Residues	Atoms					AltConf	Trace
51	MN	30	Total	C	N	O	S	0	0
			223	146	35	41	1		
51	M2	30	Total	C	N	O	S	0	0
			223	146	35	41	1		

- Molecule 52 is a protein called Ferredoxin.

Mol	Chain	Residues	Atoms					AltConf	Trace
52	NN	99	Total	C	N	O	S	0	0
			737	451	114	165	7		
52	N2	99	Total	C	N	O	S	0	0
			737	451	114	165	7		

- Molecule 53 is a protein called Photosystem I subunit O.

Mol	Chain	Residues	Atoms					AltConf	Trace
53	ON	92	Total	C	N	O	S	0	0
			699	462	112	123	2		
53	O2	92	Total	C	N	O	S	0	0
			699	462	112	123	2		

- Molecule 54 is a protein called PsaR.

Mol	Chain	Residues	Atoms					AltConf	Trace
54	RN	78	Total	C	N	O	S	0	0
			582	380	93	108	1		
54	R2	78	Total	C	N	O	S	0	0
			582	380	93	108	1		

- Molecule 55 is a protein called LPS1.

Mol	Chain	Residues	Atoms				AltConf	Trace
55	ZN	66	Total	C	N	O	0	0
			330	198	66	66		
55	Z2	66	Total	C	N	O	0	0
			330	198	66	66		

- Molecule 56 is a protein called Phycobilisome 31.8 kDa linker polypeptide, phycoerythrin-associated, rod.

Mol	Chain	Residues	Atoms					AltConf	Trace
56	YP	372	Total	C	N	O	S	0	0
			2832	1780	483	557	12		
56	bP	372	Total	C	N	O	S	0	0
			2826	1777	480	557	12		

- Molecule 57 is a protein called Chlorophyll a-b binding protein, chloroplastic.

Mol	Chain	Residues	Atoms					AltConf	Trace
57	12	174	Total	C	N	O	S	0	0
			1330	876	208	236	10		
57	1N	174	Total	C	N	O	S	0	0
			1330	876	208	236	10		

- Molecule 58 is a protein called Chlorophyll a-b binding protein of LHCII type III, chloroplastic.

Mol	Chain	Residues	Atoms					AltConf	Trace
58	22	166	Total	C	N	O	S	0	0
			1229	811	192	223	3		
58	2N	166	Total	C	N	O	S	0	0
			1229	811	192	223	3		

- Molecule 59 is a protein called Chlorophyll a-b binding protein, chloroplastic.

Mol	Chain	Residues	Atoms					AltConf	Trace
59	32	169	Total	C	N	O	S	0	0
			1256	818	203	225	10		
59	3N	169	Total	C	N	O	S	0	0
			1256	818	203	225	10		

- Molecule 60 is a protein called Chlorophyll a-b binding protein 1B-21, chloroplastic.

Mol	Chain	Residues	Atoms					AltConf	Trace
60	42	172	Total	C	N	O	S	0	0
			1332	879	208	233	12		
60	4N	172	Total	C	N	O	S	0	0
			1332	879	208	233	12		

- Molecule 61 is a protein called Chlorophyll a-b binding protein 1B-21, chloroplastic.

Mol	Chain	Residues	Atoms					AltConf	Trace
61	52	174	Total	C	N	O	S	0	0
			1328	860	222	236	10		
61	5N	174	Total	C	N	O	S	0	0
			1328	860	222	236	10		

- Molecule 62 is a protein called Chlorophyll a-b binding protein 1B-21, chloroplastic.

Mol	Chain	Residues	Atoms					AltConf	Trace
62	62	169	Total	C	N	O	S	0	0
			1314	857	216	233	8		
62	6N	169	Total	C	N	O	S	0	0
			1314	857	216	233	8		

- Molecule 63 is a protein called Fucoxanthin-chlorophyll a-c binding protein, chloroplastic.

Mol	Chain	Residues	Atoms					AltConf	Trace
63	72	164	Total	C	N	O	S	0	0
			1270	828	209	227	6		

Continued on next page...

Continued from previous page...

Mol	Chain	Residues	Atoms					AltConf	Trace
63	7N	164	Total	C	N	O	S	0	0
			1270	828	209	227	6		

There are 4 discrepancies between the modelled and reference sequences:

Chain	Residue	Modelled	Actual	Comment	Reference
72	?	-	LYS	deletion	UNP A0A5J4YKR2
72	?	-	THR	deletion	UNP A0A5J4YKR2
7N	?	-	LYS	deletion	UNP A0A5J4YKR2
7N	?	-	THR	deletion	UNP A0A5J4YKR2

- Molecule 64 is a protein called RedCAP.

Mol	Chain	Residues	Atoms					AltConf	Trace
64	82	180	Total	C	N	O	S	0	0
			1378	896	232	243	7		
64	8N	180	Total	C	N	O	S	0	0
			1378	896	232	243	7		

- Molecule 65 is a protein called Lrc4.

Mol	Chain	Residues	Atoms					AltConf	Trace
65	23	132	Total	C	N	O	S	0	0
			1004	631	179	191	3		
65	Z3	132	Total	C	N	O	S	0	0
			1004	631	179	191	3		

- Molecule 66 is a protein called LRC5.

Mol	Chain	Residues	Atoms					AltConf	Trace
66	33	253	Total	C	N	O	S	0	0
			1889	1186	325	371	7		
66	a3	253	Total	C	N	O	S	0	0
			1894	1189	325	373	7		

- Molecule 67 is a protein called FAS1 domain-containing protein.

Mol	Chain	Residues	Atoms					AltConf	Trace
67	43	206	Total	C	N	O	S	0	0
			1528	980	259	284	5		
67	b3	206	Total	C	N	O	S	0	0
			1532	982	259	286	5		

- Molecule 68 is a protein called Allophycocyanin alpha subunit.

Mol	Chain	Residues	Atoms					AltConf	Trace
68	A3	160	Total	C	N	O	S	0	0
			1225	768	211	239	7		
68	C3	160	Total	C	N	O	S	0	0
			1225	768	211	239	7		
68	E3	160	Total	C	N	O	S	0	0
			1225	768	211	239	7		
68	G3	160	Total	C	N	O	S	0	0
			1225	768	211	239	7		
68	J3	160	Total	C	N	O	S	0	0
			1225	768	211	239	7		
68	K3	160	Total	C	N	O	S	0	0
			1225	768	211	239	7		
68	N3	160	Total	C	N	O	S	0	0
			1225	768	211	239	7		
68	P3	160	Total	C	N	O	S	0	0
			1221	766	211	237	7		
68	R3	160	Total	C	N	O	S	0	0
			1225	768	211	239	7		
68	T3	160	Total	C	N	O	S	0	0
			1225	768	211	239	7		
68	c3	160	Total	C	N	O	S	0	0
			1225	768	211	239	7		
68	e3	160	Total	C	N	O	S	0	0
			1225	768	211	239	7		
68	g3	160	Total	C	N	O	S	0	0
			1225	768	211	239	7		
68	i3	160	Total	C	N	O	S	0	0
			1225	768	211	239	7		
68	l3	160	Total	C	N	O	S	0	0
			1225	768	211	239	7		
68	m3	160	Total	C	N	O	S	0	0
			1225	768	211	239	7		
68	p3	160	Total	C	N	O	S	0	0
			1225	768	211	239	7		
68	r3	160	Total	C	N	O	S	0	0
			1225	768	211	239	7		
68	t3	160	Total	C	N	O	S	0	0
			1225	768	211	239	7		
68	v3	160	Total	C	N	O	S	0	0
			1225	768	211	239	7		

- Molecule 69 is a protein called Allophycocyanin beta subunit.

Mol	Chain	Residues	Atoms					AltConf	Trace
69	B3	161	Total	C	N	O	S	0	0
			1220	767	206	240	7		
69	D3	161	Total	C	N	O	S	0	0
			1220	767	206	240	7		
69	F3	161	Total	C	N	O	S	0	0
			1220	767	206	240	7		
69	H3	161	Total	C	N	O	S	0	0
			1220	767	206	240	7		
69	I3	161	Total	C	N	O	S	0	0
			1220	767	206	240	7		
69	L3	161	Total	C	N	O	S	0	0
			1220	767	206	240	7		
69	M3	161	Total	C	N	O	S	0	0
			1216	764	205	240	7		
69	O3	161	Total	C	N	O	S	0	0
			1220	767	206	240	7		
69	Q3	161	Total	C	N	O	S	0	0
			1220	767	206	240	7		
69	S3	161	Total	C	N	O	S	0	0
			1220	767	206	240	7		
69	U3	161	Total	C	N	O	S	0	0
			1220	767	206	240	7		
69	d3	161	Total	C	N	O	S	0	0
			1220	767	206	240	7		
69	f3	161	Total	C	N	O	S	0	0
			1220	767	206	240	7		
69	h3	161	Total	C	N	O	S	0	0
			1220	767	206	240	7		
69	j3	161	Total	C	N	O	S	0	0
			1220	767	206	240	7		
69	k3	161	Total	C	N	O	S	0	0
			1220	767	206	240	7		
69	n3	161	Total	C	N	O	S	0	0
			1217	766	206	238	7		
69	o3	161	Total	C	N	O	S	0	0
			1216	764	205	240	7		
69	q3	161	Total	C	N	O	S	0	0
			1220	767	206	240	7		
69	s3	161	Total	C	N	O	S	0	0
			1220	767	206	240	7		
69	u3	161	Total	C	N	O	S	0	0
			1220	767	206	240	7		
69	w3	161	Total	C	N	O	S	0	0
			1220	767	206	240	7		

- Molecule 70 is a protein called Allophycocyanin gamma subunit.

Mol	Chain	Residues	Atoms					AltConf	Trace
70	V3	160	Total	C	N	O	S	0	0
			1260	808	207	240	5		
70	x3	160	Total	C	N	O	S	0	0
			1260	808	207	240	5		

- Molecule 71 is a protein called Allophycocyanin beta 18 subunit.

Mol	Chain	Residues	Atoms					AltConf	Trace
71	W3	173	Total	C	N	O	S	0	0
			1376	881	230	261	4		
71	y3	173	Total	C	N	O	S	0	0
			1376	881	230	261	4		

- Molecule 72 is a protein called Phycobilisome 7.8 kDa linker polypeptide, allophycocyanin-associated, core.

Mol	Chain	Residues	Atoms					AltConf	Trace
72	X3	92	Total	C	N	O	S	0	0
			720	453	127	135	5		
72	z3	92	Total	C	N	O	S	0	0
			720	453	127	135	5		

- Molecule 73 is a protein called Phycobiliprotein ApcE.

Mol	Chain	Residues	Atoms					AltConf	Trace
73	63	868	Total	C	N	O	S	0	0
			6933	4434	1198	1286	15		
73	73	865	Total	C	N	O	S	0	0
			6907	4421	1194	1277	15		

- Molecule 74 is a protein called R-phycoerythrin gamma chain, chloroplastic.

Mol	Chain	Residues	Atoms					AltConf	Trace
74	M5	238	Total	C	N	O	S	0	0
			1851	1140	348	348	15		
74	Z5	238	Total	C	N	O	S	0	0
			1851	1140	348	348	15		
74	Z9	275	Total	C	N	O	S	0	0
			2148	1327	404	401	16		
74	M9	275	Total	C	N	O	S	0	0
			2142	1324	401	401	16		

- Molecule 75 is a protein called Phycobilisome 31.8 kDa linker polypeptide, phycoerythrin-associated, rod.

Mol	Chain	Residues	Atoms					AltConf	Trace
75	e7	248	Total	C	N	O	S	0	0
			1932	1217	336	369	10		
75	eA	248	Total	C	N	O	S	0	0
			1932	1217	336	369	10		

- Molecule 76 is a protein called FAS1 domain-containing protein.

Mol	Chain	Residues	Atoms					AltConf	Trace
76	fB	285	Total	C	N	O	S	0	0
			2182	1399	369	404	10		
76	hB	285	Total	C	N	O	S	0	0
			2182	1399	369	404	10		

- Molecule 77 is a protein called Phycobilisome 27.9 kDa linker polypeptide, phycoerythrin-associated, rod.

Mol	Chain	Residues	Atoms					AltConf	Trace
77	dD	285	Total	C	N	O	S	0	0
			2203	1367	390	435	11		
77	dQ	285	Total	C	N	O	S	0	0
			2203	1367	390	435	11		

- Molecule 78 is a protein called Phycobilisome 31.8 kDa linker polypeptide, phycoerythrin-associated, rod.

Mol	Chain	Residues	Atoms					AltConf	Trace
78	zF	462	Total	C	N	O	S	0	0
			3610	2280	636	679	15		
78	zK	463	Total	C	N	O	S	0	0
			3622	2288	637	682	15		

- Molecule 79 is a protein called Phycobilisome 32.1 kDa linker polypeptide, phycocyanin-associated, rod.

Mol	Chain	Residues	Atoms					AltConf	Trace
79	bJ	407	Total	C	N	O	S	0	0
			3083	1946	535	590	12		
79	bM	405	Total	C	N	O	S	0	0
			3082	1943	536	588	15		

- Molecule 80 is a protein called LPP2.

Mol	Chain	Residues	Atoms					AltConf	Trace
80	Y3	61	Total	C	N	O	S	0	0
			415	256	77	79	3		
80	53	57	Total	C	N	O	S	0	0
			369	230	70	66	3		

- Molecule 81 is a protein called CNT.

Mol	Chain	Residues	Atoms				AltConf	Trace
81	46	118	Total	C	N	O	0	0
			590	354	118	118		
81	16	118	Total	C	N	O	0	0
			590	354	118	118		
81	4L	118	Total	C	N	O	0	0
			590	354	118	118		
81	1L	118	Total	C	N	O	0	0
			590	354	118	118		

- Molecule 82 is PHYCOERYTHROBILIN (three-letter code: PEB) (formula: $C_{33}H_{40}N_4O_6$).

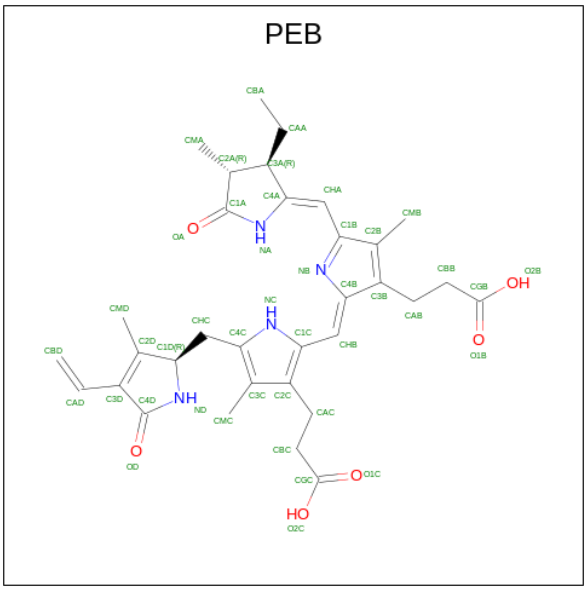

Mol	Chain	Residues	Atoms				AltConf
82	AA	1	Total	C	N	O	0
			43	33	4	6	
82	AA	1	Total	C	N	O	0
			43	33	4	6	
82	BA	1	Total	C	N	O	0
			43	33	4	6	

Continued on next page...

Continued from previous page...

Mol	Chain	Residues	Atoms				AltConf
82	BA	1	Total	C	N	O	0
			43	33	4	6	
82	BA	1	Total	C	N	O	0
			43	33	4	6	
82	CA	1	Total	C	N	O	0
			43	33	4	6	
82	CA	1	Total	C	N	O	0
			43	33	4	6	
82	DA	1	Total	C	N	O	0
			43	33	4	6	
82	DA	1	Total	C	N	O	0
			43	33	4	6	
82	DA	1	Total	C	N	O	0
			43	33	4	6	
82	EA	1	Total	C	N	O	0
			43	33	4	6	
82	EA	1	Total	C	N	O	0
			43	33	4	6	
82	FA	1	Total	C	N	O	0
			43	33	4	6	
82	FA	1	Total	C	N	O	0
			43	33	4	6	
82	FA	1	Total	C	N	O	0
			43	33	4	6	
82	GA	1	Total	C	N	O	0
			43	33	4	6	
82	GA	1	Total	C	N	O	0
			43	33	4	6	
82	HA	1	Total	C	N	O	0
			43	33	4	6	
82	HA	1	Total	C	N	O	0
			43	33	4	6	
82	HA	1	Total	C	N	O	0
			43	33	4	6	
82	IA	1	Total	C	N	O	0
			43	33	4	6	
82	IA	1	Total	C	N	O	0
			43	33	4	6	
82	JA	1	Total	C	N	O	0
			43	33	4	6	
82	JA	1	Total	C	N	O	0
			43	33	4	6	

Continued on next page...

Continued from previous page...

Mol	Chain	Residues	Atoms				AltConf
82	JA	1	Total	C	N	O	0
			43	33	4	6	
82	KA	1	Total	C	N	O	0
			43	33	4	6	
82	KA	1	Total	C	N	O	0
			43	33	4	6	
82	LA	1	Total	C	N	O	0
			43	33	4	6	
82	LA	1	Total	C	N	O	0
			43	33	4	6	
82	LA	1	Total	C	N	O	0
			43	33	4	6	
82	MA	1	Total	C	N	O	0
			43	33	4	6	
82	MA	1	Total	C	N	O	0
			43	33	4	6	
82	NA	1	Total	C	N	O	0
			43	33	4	6	
82	NA	1	Total	C	N	O	0
			43	33	4	6	
82	NA	1	Total	C	N	O	0
			43	33	4	6	
82	OA	1	Total	C	N	O	0
			43	33	4	6	
82	OA	1	Total	C	N	O	0
			43	33	4	6	
82	PA	1	Total	C	N	O	0
			43	33	4	6	
82	PA	1	Total	C	N	O	0
			43	33	4	6	
82	PA	1	Total	C	N	O	0
			43	33	4	6	
82	QA	1	Total	C	N	O	0
			43	33	4	6	
82	QA	1	Total	C	N	O	0
			43	33	4	6	
82	RA	1	Total	C	N	O	0
			43	33	4	6	
82	RA	1	Total	C	N	O	0
			43	33	4	6	
82	RA	1	Total	C	N	O	0
			43	33	4	6	

Continued on next page...

Continued from previous page...

Mol	Chain	Residues	Atoms				AltConf
82	SA	1	Total	C	N	O	0
			43	33	4	6	
82	SA	1	Total	C	N	O	0
			43	33	4	6	
82	TA	1	Total	C	N	O	0
			43	33	4	6	
82	TA	1	Total	C	N	O	0
			43	33	4	6	
82	TA	1	Total	C	N	O	0
			43	33	4	6	
82	UA	1	Total	C	N	O	0
			43	33	4	6	
82	UA	1	Total	C	N	O	0
			43	33	4	6	
82	VA	1	Total	C	N	O	0
			43	33	4	6	
82	VA	1	Total	C	N	O	0
			43	33	4	6	
82	VA	1	Total	C	N	O	0
			43	33	4	6	
82	WA	1	Total	C	N	O	0
			43	33	4	6	
82	WA	1	Total	C	N	O	0
			43	33	4	6	
82	XA	1	Total	C	N	O	0
			43	33	4	6	
82	XA	1	Total	C	N	O	0
			43	33	4	6	
82	XA	1	Total	C	N	O	0
			43	33	4	6	
82	YA	1	Total	C	N	O	0
			43	33	4	6	
82	YA	1	Total	C	N	O	0
			43	33	4	6	
82	YA	1	Total	C	N	O	0
			43	33	4	6	
82	AB	1	Total	C	N	O	0
			43	33	4	6	
82	BB	1	Total	C	N	O	0
			43	33	4	6	
82	BB	1	Total	C	N	O	0
			43	33	4	6	

Continued on next page...

Continued from previous page...

Mol	Chain	Residues	Atoms				AltConf
82	BB	1	Total	C	N	O	0
			43	33	4	6	
82	CB	1	Total	C	N	O	0
			43	33	4	6	
82	CB	1	Total	C	N	O	0
			43	33	4	6	
82	DB	1	Total	C	N	O	0
			43	33	4	6	
82	DB	1	Total	C	N	O	0
			43	33	4	6	
82	DB	1	Total	C	N	O	0
			43	33	4	6	
82	EB	1	Total	C	N	O	0
			43	33	4	6	
82	FB	1	Total	C	N	O	0
			43	33	4	6	
82	GB	1	Total	C	N	O	0
			43	33	4	6	
82	GB	1	Total	C	N	O	0
			43	33	4	6	
82	GB	1	Total	C	N	O	0
			43	33	4	6	
82	HB	1	Total	C	N	O	0
			43	33	4	6	
82	HB	1	Total	C	N	O	0
			43	33	4	6	
82	HB	1	Total	C	N	O	0
			43	33	4	6	
82	IB	1	Total	C	N	O	0
			43	33	4	6	
82	IB	1	Total	C	N	O	0
			43	33	4	6	
82	IB	1	Total	C	N	O	0
			43	33	4	6	
82	JB	1	Total	C	N	O	0
			43	33	4	6	
82	JB	1	Total	C	N	O	0
			43	33	4	6	
82	KB	1	Total	C	N	O	0
			43	33	4	6	
82	KB	1	Total	C	N	O	0
			43	33	4	6	

Continued on next page...

Continued from previous page...

Mol	Chain	Residues	Atoms				AltConf
82	KB	1	Total	C	N	O	0
			43	33	4	6	
82	KB	1	Total	C	N	O	0
			43	33	4	6	
82	LB	1	Total	C	N	O	0
			43	33	4	6	
82	MB	1	Total	C	N	O	0
			43	33	4	6	
82	MB	1	Total	C	N	O	0
			43	33	4	6	
82	NB	1	Total	C	N	O	0
			43	33	4	6	
82	NB	1	Total	C	N	O	0
			43	33	4	6	
82	NB	1	Total	C	N	O	0
			43	33	4	6	
82	OB	1	Total	C	N	O	0
			43	33	4	6	
82	PB	1	Total	C	N	O	0
			43	33	4	6	
82	QB	1	Total	C	N	O	0
			43	33	4	6	
82	QB	1	Total	C	N	O	0
			43	33	4	6	
82	QB	1	Total	C	N	O	0
			43	33	4	6	
82	QB	1	Total	C	N	O	0
			43	33	4	6	
82	RB	1	Total	C	N	O	0
			43	33	4	6	
82	RB	1	Total	C	N	O	0
			43	33	4	6	
82	SB	1	Total	C	N	O	0
			43	33	4	6	
82	SB	1	Total	C	N	O	0
			43	33	4	6	
82	SB	1	Total	C	N	O	0
			43	33	4	6	
82	TB	1	Total	C	N	O	0
			43	33	4	6	
82	TB	1	Total	C	N	O	0
			43	33	4	6	

Continued on next page...

Continued from previous page...

Mol	Chain	Residues	Atoms				AltConf
82	UB	1	Total	C	N	O	0
			43	33	4	6	
82	UB	1	Total	C	N	O	0
			43	33	4	6	
82	UB	1	Total	C	N	O	0
			43	33	4	6	
82	VB	1	Total	C	N	O	0
			43	33	4	6	
82	VB	1	Total	C	N	O	0
			43	33	4	6	
82	WB	1	Total	C	N	O	0
			43	33	4	6	
82	WB	1	Total	C	N	O	0
			43	33	4	6	
82	XB	1	Total	C	N	O	0
			43	33	4	6	
82	XB	1	Total	C	N	O	0
			43	33	4	6	
82	YB	1	Total	C	N	O	0
			43	33	4	6	
82	YB	1	Total	C	N	O	0
			43	33	4	6	
82	ZB	1	Total	C	N	O	0
			43	33	4	6	
82	ZB	1	Total	C	N	O	0
			43	33	4	6	
82	ZB	1	Total	C	N	O	0
			43	33	4	6	
82	AD	1	Total	C	N	O	0
			43	33	4	6	
82	AD	1	Total	C	N	O	0
			43	33	4	6	
82	AD	1	Total	C	N	O	0
			43	33	4	6	
82	BD	1	Total	C	N	O	0
			43	33	4	6	
82	BD	1	Total	C	N	O	0
			43	33	4	6	
82	BD	1	Total	C	N	O	0
			43	33	4	6	
82	CD	1	Total	C	N	O	0
			43	33	4	6	

Continued on next page...

Continued from previous page...

Mol	Chain	Residues	Atoms				AltConf
82	CD	1	Total	C	N	O	0
			43	33	4	6	
82	DD	1	Total	C	N	O	0
			43	33	4	6	
82	DD	1	Total	C	N	O	0
			43	33	4	6	
82	DD	1	Total	C	N	O	0
			43	33	4	6	
82	ED	1	Total	C	N	O	0
			43	33	4	6	
82	ED	1	Total	C	N	O	0
			43	33	4	6	
82	FD	1	Total	C	N	O	0
			43	33	4	6	
82	FD	1	Total	C	N	O	0
			43	33	4	6	
82	FD	1	Total	C	N	O	0
			43	33	4	6	
82	GD	1	Total	C	N	O	0
			43	33	4	6	
82	GD	1	Total	C	N	O	0
			43	33	4	6	
82	HD	1	Total	C	N	O	0
			43	33	4	6	
82	HD	1	Total	C	N	O	0
			43	33	4	6	
82	HD	1	Total	C	N	O	0
			43	33	4	6	
82	ID	1	Total	C	N	O	0
			43	33	4	6	
82	ID	1	Total	C	N	O	0
			43	33	4	6	
82	JD	1	Total	C	N	O	0
			43	33	4	6	
82	JD	1	Total	C	N	O	0
			43	33	4	6	
82	JD	1	Total	C	N	O	0
			43	33	4	6	
82	KD	1	Total	C	N	O	0
			43	33	4	6	
82	KD	1	Total	C	N	O	0
			43	33	4	6	

Continued on next page...

Continued from previous page...

Mol	Chain	Residues	Atoms				AltConf
82	LD	1	Total	C	N	O	0
			43	33	4	6	
82	LD	1	Total	C	N	O	0
			43	33	4	6	
82	LD	1	Total	C	N	O	0
			43	33	4	6	
82	MD	1	Total	C	N	O	0
			43	33	4	6	
82	MD	1	Total	C	N	O	0
			43	33	4	6	
82	ND	1	Total	C	N	O	0
			43	33	4	6	
82	ND	1	Total	C	N	O	0
			43	33	4	6	
82	ND	1	Total	C	N	O	0
			43	33	4	6	
82	OD	1	Total	C	N	O	0
			43	33	4	6	
82	OD	1	Total	C	N	O	0
			43	33	4	6	
82	PD	1	Total	C	N	O	0
			43	33	4	6	
82	PD	1	Total	C	N	O	0
			43	33	4	6	
82	PD	1	Total	C	N	O	0
			43	33	4	6	
82	QD	1	Total	C	N	O	0
			43	33	4	6	
82	QD	1	Total	C	N	O	0
			43	33	4	6	
82	RD	1	Total	C	N	O	0
			43	33	4	6	
82	RD	1	Total	C	N	O	0
			43	33	4	6	
82	RD	1	Total	C	N	O	0
			43	33	4	6	
82	SD	1	Total	C	N	O	0
			43	33	4	6	
82	SD	1	Total	C	N	O	0
			43	33	4	6	
82	TD	1	Total	C	N	O	0
			43	33	4	6	

Continued on next page...

Continued from previous page...

Mol	Chain	Residues	Atoms				AltConf
82	TD	1	Total	C	N	O	0
			43	33	4	6	
82	TD	1	Total	C	N	O	0
			43	33	4	6	
82	UD	1	Total	C	N	O	0
			43	33	4	6	
82	UD	1	Total	C	N	O	0
			43	33	4	6	
82	VD	1	Total	C	N	O	0
			43	33	4	6	
82	VD	1	Total	C	N	O	0
			43	33	4	6	
82	VD	1	Total	C	N	O	0
			43	33	4	6	
82	WD	1	Total	C	N	O	0
			43	33	4	6	
82	WD	1	Total	C	N	O	0
			43	33	4	6	
82	XD	1	Total	C	N	O	0
			43	33	4	6	
82	XD	1	Total	C	N	O	0
			43	33	4	6	
82	XD	1	Total	C	N	O	0
			43	33	4	6	
82	YD	1	Total	C	N	O	0
			43	33	4	6	
82	YD	1	Total	C	N	O	0
			43	33	4	6	
82	AE	1	Total	C	N	O	0
			43	33	4	6	
82	AE	1	Total	C	N	O	0
			43	33	4	6	
82	DE	1	Total	C	N	O	0
			43	33	4	6	
82	GE	1	Total	C	N	O	0
			43	33	4	6	
82	HE	1	Total	C	N	O	0
			43	33	4	6	
82	KE	1	Total	C	N	O	0
			43	33	4	6	
82	LE	1	Total	C	N	O	0
			43	33	4	6	

Continued on next page...

Continued from previous page...

Mol	Chain	Residues	Atoms				AltConf
82	NE	1	Total	C	N	O	0
			43	33	4	6	
82	OE	1	Total	C	N	O	0
			43	33	4	6	
82	OE	1	Total	C	N	O	0
			43	33	4	6	
82	OE	1	Total	C	N	O	0
			43	33	4	6	
82	PE	1	Total	C	N	O	0
			43	33	4	6	
82	PE	1	Total	C	N	O	0
			43	33	4	6	
82	QE	1	Total	C	N	O	0
			43	33	4	6	
82	QE	1	Total	C	N	O	0
			43	33	4	6	
82	QE	1	Total	C	N	O	0
			43	33	4	6	
82	RE	1	Total	C	N	O	0
			43	33	4	6	
82	RE	1	Total	C	N	O	0
			43	33	4	6	
82	SE	1	Total	C	N	O	0
			43	33	4	6	
82	SE	1	Total	C	N	O	0
			43	33	4	6	
82	TE	1	Total	C	N	O	0
			43	33	4	6	
82	UE	1	Total	C	N	O	0
			43	33	4	6	
82	UE	1	Total	C	N	O	0
			43	33	4	6	
82	UE	1	Total	C	N	O	0
			43	33	4	6	
82	VE	1	Total	C	N	O	0
			43	33	4	6	
82	VE	1	Total	C	N	O	0
			43	33	4	6	
82	WE	1	Total	C	N	O	0
			43	33	4	6	
82	WE	1	Total	C	N	O	0
			43	33	4	6	

Continued on next page...

Continued from previous page...

Mol	Chain	Residues	Atoms				AltConf
82	WE	1	Total	C	N	O	0
			43	33	4	6	
82	YE	1	Total	C	N	O	0
			43	33	4	6	
82	YE	1	Total	C	N	O	0
			43	33	4	6	
82	ZE	1	Total	C	N	O	0
			43	33	4	6	
82	ZE	1	Total	C	N	O	0
			43	33	4	6	
82	ZE	1	Total	C	N	O	0
			43	33	4	6	
82	AF	1	Total	C	N	O	0
			43	33	4	6	
82	AF	1	Total	C	N	O	0
			43	33	4	6	
82	BF	1	Total	C	N	O	0
			43	33	4	6	
82	BF	1	Total	C	N	O	0
			43	33	4	6	
82	CF	1	Total	C	N	O	0
			43	33	4	6	
82	CF	1	Total	C	N	O	0
			43	33	4	6	
82	CF	1	Total	C	N	O	0
			43	33	4	6	
82	DF	1	Total	C	N	O	0
			43	33	4	6	
82	DF	1	Total	C	N	O	0
			43	33	4	6	
82	DF	1	Total	C	N	O	0
			43	33	4	6	
82	EF	1	Total	C	N	O	0
			43	33	4	6	
82	EF	1	Total	C	N	O	0
			43	33	4	6	
82	FF	1	Total	C	N	O	0
			43	33	4	6	
82	FF	1	Total	C	N	O	0
			43	33	4	6	
82	GF	1	Total	C	N	O	0
			43	33	4	6	

Continued on next page...

Continued from previous page...

Mol	Chain	Residues	Atoms				AltConf
82	GF	1	Total	C	N	O	0
			43	33	4	6	
82	GF	1	Total	C	N	O	0
			43	33	4	6	
82	HF	1	Total	C	N	O	0
			43	33	4	6	
82	HF	1	Total	C	N	O	0
			43	33	4	6	
82	IF	1	Total	C	N	O	0
			43	33	4	6	
82	IF	1	Total	C	N	O	0
			43	33	4	6	
82	IF	1	Total	C	N	O	0
			43	33	4	6	
82	JF	1	Total	C	N	O	0
			43	33	4	6	
82	JF	1	Total	C	N	O	0
			43	33	4	6	
82	KF	1	Total	C	N	O	0
			43	33	4	6	
82	KF	1	Total	C	N	O	0
			43	33	4	6	
82	KF	1	Total	C	N	O	0
			43	33	4	6	
82	LF	1	Total	C	N	O	0
			43	33	4	6	
82	LF	1	Total	C	N	O	0
			43	33	4	6	
82	MF	1	Total	C	N	O	0
			43	33	4	6	
82	MF	1	Total	C	N	O	0
			43	33	4	6	
82	MF	1	Total	C	N	O	0
			43	33	4	6	
82	NF	1	Total	C	N	O	0
			43	33	4	6	
82	NF	1	Total	C	N	O	0
			43	33	4	6	
82	OF	1	Total	C	N	O	0
			43	33	4	6	
82	OF	1	Total	C	N	O	0
			43	33	4	6	

Continued on next page...

Continued from previous page...

Mol	Chain	Residues	Atoms				AltConf
82	OF	1	Total	C	N	O	0
			43	33	4	6	
82	PF	1	Total	C	N	O	0
			43	33	4	6	
82	PF	1	Total	C	N	O	0
			43	33	4	6	
82	QF	1	Total	C	N	O	0
			43	33	4	6	
82	QF	1	Total	C	N	O	0
			43	33	4	6	
82	QF	1	Total	C	N	O	0
			43	33	4	6	
82	RF	1	Total	C	N	O	0
			43	33	4	6	
82	RF	1	Total	C	N	O	0
			43	33	4	6	
82	SF	1	Total	C	N	O	0
			43	33	4	6	
82	SF	1	Total	C	N	O	0
			43	33	4	6	
82	SF	1	Total	C	N	O	0
			43	33	4	6	
82	TF	1	Total	C	N	O	0
			43	33	4	6	
82	TF	1	Total	C	N	O	0
			43	33	4	6	
82	UF	1	Total	C	N	O	0
			43	33	4	6	
82	UF	1	Total	C	N	O	0
			43	33	4	6	
82	VF	1	Total	C	N	O	0
			43	33	4	6	
82	VF	1	Total	C	N	O	0
			43	33	4	6	
82	WF	1	Total	C	N	O	0
			43	33	4	6	
82	WF	1	Total	C	N	O	0
			43	33	4	6	
82	WF	1	Total	C	N	O	0
			43	33	4	6	
82	XF	1	Total	C	N	O	0
			43	33	4	6	

Continued on next page...

Continued from previous page...

Mol	Chain	Residues	Atoms				AltConf
82	XF	1	Total	C	N	O	0
			43	33	4	6	
82	XF	1	Total	C	N	O	0
			43	33	4	6	
82	YF	1	Total	C	N	O	0
			43	33	4	6	
82	YF	1	Total	C	N	O	0
			43	33	4	6	
82	YF	1	Total	C	N	O	0
			43	33	4	6	
82	ZF	1	Total	C	N	O	0
			43	33	4	6	
82	ZF	1	Total	C	N	O	0
			43	33	4	6	
82	AG	1	Total	C	N	O	0
			43	33	4	6	
82	AG	1	Total	C	N	O	0
			43	33	4	6	
82	DG	1	Total	C	N	O	0
			43	33	4	6	
82	GG	1	Total	C	N	O	0
			43	33	4	6	
82	HG	1	Total	C	N	O	0
			43	33	4	6	
82	KG	1	Total	C	N	O	0
			43	33	4	6	
82	LG	1	Total	C	N	O	0
			43	33	4	6	
82	NG	1	Total	C	N	O	0
			43	33	4	6	
82	OG	1	Total	C	N	O	0
			43	33	4	6	
82	OG	1	Total	C	N	O	0
			43	33	4	6	
82	OG	1	Total	C	N	O	0
			43	33	4	6	
82	PG	1	Total	C	N	O	0
			43	33	4	6	
82	PG	1	Total	C	N	O	0
			43	33	4	6	
82	QG	1	Total	C	N	O	0
			43	33	4	6	

Continued on next page...

Continued from previous page...

Mol	Chain	Residues	Atoms				AltConf
82	QG	1	Total	C	N	O	0
			43	33	4	6	
82	QG	1	Total	C	N	O	0
			43	33	4	6	
82	RG	1	Total	C	N	O	0
			43	33	4	6	
82	RG	1	Total	C	N	O	0
			43	33	4	6	
82	SG	1	Total	C	N	O	0
			43	33	4	6	
82	SG	1	Total	C	N	O	0
			43	33	4	6	
82	SG	1	Total	C	N	O	0
			43	33	4	6	
82	TG	1	Total	C	N	O	0
			43	33	4	6	
82	UG	1	Total	C	N	O	0
			43	33	4	6	
82	UG	1	Total	C	N	O	0
			43	33	4	6	
82	UG	1	Total	C	N	O	0
			43	33	4	6	
82	VG	1	Total	C	N	O	0
			43	33	4	6	
82	VG	1	Total	C	N	O	0
			43	33	4	6	
82	WG	1	Total	C	N	O	0
			43	33	4	6	
82	WG	1	Total	C	N	O	0
			43	33	4	6	
82	WG	1	Total	C	N	O	0
			43	33	4	6	
82	YG	1	Total	C	N	O	0
			43	33	4	6	
82	YG	1	Total	C	N	O	0
			43	33	4	6	
82	ZG	1	Total	C	N	O	0
			43	33	4	6	
82	ZG	1	Total	C	N	O	0
			43	33	4	6	
82	ZG	1	Total	C	N	O	0
			43	33	4	6	

Continued on next page...

Continued from previous page...

Mol	Chain	Residues	Atoms				AltConf
82	AH	1	Total	C	N	O	0
			43	33	4	6	
82	AH	1	Total	C	N	O	0
			43	33	4	6	
82	AH	1	Total	C	N	O	0
			43	33	4	6	
82	DH	1	Total	C	N	O	0
			43	33	4	6	
82	FH	1	Total	C	N	O	0
			43	33	4	6	
82	HH	1	Total	C	N	O	0
			43	33	4	6	
82	JH	1	Total	C	N	O	0
			43	33	4	6	
82	LH	1	Total	C	N	O	0
			43	33	4	6	
82	NH	1	Total	C	N	O	0
			43	33	4	6	
82	OH	1	Total	C	N	O	0
			43	33	4	6	
82	OH	1	Total	C	N	O	0
			43	33	4	6	
82	OH	1	Total	C	N	O	0
			43	33	4	6	
82	PH	1	Total	C	N	O	0
			43	33	4	6	
82	PH	1	Total	C	N	O	0
			43	33	4	6	
82	QH	1	Total	C	N	O	0
			43	33	4	6	
82	QH	1	Total	C	N	O	0
			43	33	4	6	
82	QH	1	Total	C	N	O	0
			43	33	4	6	
82	RH	1	Total	C	N	O	0
			43	33	4	6	
82	RH	1	Total	C	N	O	0
			43	33	4	6	
82	SH	1	Total	C	N	O	0
			43	33	4	6	
82	SH	1	Total	C	N	O	0
			43	33	4	6	

Continued on next page...

Continued from previous page...

Mol	Chain	Residues	Atoms				AltConf
82	SH	1	Total	C	N	O	0
			43	33	4	6	
82	TH	1	Total	C	N	O	0
			43	33	4	6	
82	TH	1	Total	C	N	O	0
			43	33	4	6	
82	UH	1	Total	C	N	O	0
			43	33	4	6	
82	UH	1	Total	C	N	O	0
			43	33	4	6	
82	UH	1	Total	C	N	O	0
			43	33	4	6	
82	VH	1	Total	C	N	O	0
			43	33	4	6	
82	VH	1	Total	C	N	O	0
			43	33	4	6	
82	WH	1	Total	C	N	O	0
			43	33	4	6	
82	WH	1	Total	C	N	O	0
			43	33	4	6	
82	WH	1	Total	C	N	O	0
			43	33	4	6	
82	YH	1	Total	C	N	O	0
			43	33	4	6	
82	YH	1	Total	C	N	O	0
			43	33	4	6	
82	ZH	1	Total	C	N	O	0
			43	33	4	6	
82	ZH	1	Total	C	N	O	0
			43	33	4	6	
82	ZH	1	Total	C	N	O	0
			43	33	4	6	
82	AI	1	Total	C	N	O	0
			43	33	4	6	
82	AI	1	Total	C	N	O	0
			43	33	4	6	
82	AI	1	Total	C	N	O	0
			43	33	4	6	
82	BI	1	Total	C	N	O	0
			43	33	4	6	
82	BI	1	Total	C	N	O	0
			43	33	4	6	

Continued on next page...

Continued from previous page...

Mol	Chain	Residues	Atoms				AltConf
82	BI	1	Total	C	N	O	0
			43	33	4	6	
82	CI	1	Total	C	N	O	0
			43	33	4	6	
82	CI	1	Total	C	N	O	0
			43	33	4	6	
82	DI	1	Total	C	N	O	0
			43	33	4	6	
82	DI	1	Total	C	N	O	0
			43	33	4	6	
82	EI	1	Total	C	N	O	0
			43	33	4	6	
82	EI	1	Total	C	N	O	0
			43	33	4	6	
82	FI	1	Total	C	N	O	0
			43	33	4	6	
82	FI	1	Total	C	N	O	0
			43	33	4	6	
82	GI	1	Total	C	N	O	0
			43	33	4	6	
82	GI	1	Total	C	N	O	0
			43	33	4	6	
82	GI	1	Total	C	N	O	0
			43	33	4	6	
82	HI	1	Total	C	N	O	0
			43	33	4	6	
82	HI	1	Total	C	N	O	0
			43	33	4	6	
82	HI	1	Total	C	N	O	0
			43	33	4	6	
82	II	1	Total	C	N	O	0
			43	33	4	6	
82	II	1	Total	C	N	O	0
			43	33	4	6	
82	II	1	Total	C	N	O	0
			43	33	4	6	
82	JI	1	Total	C	N	O	0
			43	33	4	6	
82	JI	1	Total	C	N	O	0
			43	33	4	6	
82	KI	1	Total	C	N	O	0
			43	33	4	6	

Continued on next page...

Continued from previous page...

Mol	Chain	Residues	Atoms				AltConf
82	KI	1	Total	C	N	O	0
			43	33	4	6	
82	KI	1	Total	C	N	O	0
			43	33	4	6	
82	LI	1	Total	C	N	O	0
			43	33	4	6	
82	LI	1	Total	C	N	O	0
			43	33	4	6	
82	MI	1	Total	C	N	O	0
			43	33	4	6	
82	NI	1	Total	C	N	O	0
			43	33	4	6	
82	NI	1	Total	C	N	O	0
			43	33	4	6	
82	NI	1	Total	C	N	O	0
			43	33	4	6	
82	OI	1	Total	C	N	O	0
			43	33	4	6	
82	OI	1	Total	C	N	O	0
			43	33	4	6	
82	OI	1	Total	C	N	O	0
			43	33	4	6	
82	PI	1	Total	C	N	O	0
			43	33	4	6	
82	PI	1	Total	C	N	O	0
			43	33	4	6	
82	QI	1	Total	C	N	O	0
			43	33	4	6	
82	RI	1	Total	C	N	O	0
			43	33	4	6	
82	RI	1	Total	C	N	O	0
			43	33	4	6	
82	RI	1	Total	C	N	O	0
			43	33	4	6	
82	SI	1	Total	C	N	O	0
			43	33	4	6	
82	SI	1	Total	C	N	O	0
			43	33	4	6	
82	TI	1	Total	C	N	O	0
			43	33	4	6	
82	TI	1	Total	C	N	O	0
			43	33	4	6	

Continued on next page...

Continued from previous page...

Mol	Chain	Residues	Atoms				AltConf
82	TI	1	Total	C	N	O	0
			43	33	4	6	
82	UI	1	Total	C	N	O	0
			43	33	4	6	
82	UI	1	Total	C	N	O	0
			43	33	4	6	
82	VI	1	Total	C	N	O	0
			43	33	4	6	
82	VI	1	Total	C	N	O	0
			43	33	4	6	
82	VI	1	Total	C	N	O	0
			43	33	4	6	
82	WI	1	Total	C	N	O	0
			43	33	4	6	
82	WI	1	Total	C	N	O	0
			43	33	4	6	
82	WI	1	Total	C	N	O	0
			43	33	4	6	
82	XI	1	Total	C	N	O	0
			43	33	4	6	
82	XI	1	Total	C	N	O	0
			43	33	4	6	
82	YI	1	Total	C	N	O	0
			43	33	4	6	
82	YI	1	Total	C	N	O	0
			43	33	4	6	
82	ZI	1	Total	C	N	O	0
			43	33	4	6	
82	AJ	1	Total	C	N	O	0
			43	33	4	6	
82	AJ	1	Total	C	N	O	0
			43	33	4	6	
82	BJ	1	Total	C	N	O	0
			43	33	4	6	
82	CJ	1	Total	C	N	O	0
			43	33	4	6	
82	CJ	1	Total	C	N	O	0
			43	33	4	6	
82	CJ	1	Total	C	N	O	0
			43	33	4	6	
82	DJ	1	Total	C	N	O	0
			43	33	4	6	

Continued on next page...

Continued from previous page...

Mol	Chain	Residues	Atoms				AltConf
82	DJ	1	Total	C	N	O	0
			43	33	4	6	
82	EJ	1	Total	C	N	O	0
			43	33	4	6	
82	EJ	1	Total	C	N	O	0
			43	33	4	6	
82	EJ	1	Total	C	N	O	0
			43	33	4	6	
82	FJ	1	Total	C	N	O	0
			43	33	4	6	
82	FJ	1	Total	C	N	O	0
			43	33	4	6	
82	GJ	1	Total	C	N	O	0
			43	33	4	6	
82	GJ	1	Total	C	N	O	0
			43	33	4	6	
82	GJ	1	Total	C	N	O	0
			43	33	4	6	
82	HJ	1	Total	C	N	O	0
			43	33	4	6	
82	HJ	1	Total	C	N	O	0
			43	33	4	6	
82	IJ	1	Total	C	N	O	0
			43	33	4	6	
82	IJ	1	Total	C	N	O	0
			43	33	4	6	
82	IJ	1	Total	C	N	O	0
			43	33	4	6	
82	JJ	1	Total	C	N	O	0
			43	33	4	6	
82	JJ	1	Total	C	N	O	0
			43	33	4	6	
82	KJ	1	Total	C	N	O	0
			43	33	4	6	
82	KJ	1	Total	C	N	O	0
			43	33	4	6	
82	KJ	1	Total	C	N	O	0
			43	33	4	6	
82	LJ	1	Total	C	N	O	0
			43	33	4	6	
82	LJ	1	Total	C	N	O	0
			43	33	4	6	

Continued on next page...

Continued from previous page...

Mol	Chain	Residues	Atoms				AltConf
82	MJ	1	Total	C	N	O	0
			43	33	4	6	
82	MJ	1	Total	C	N	O	0
			43	33	4	6	
82	MJ	1	Total	C	N	O	0
			43	33	4	6	
82	NJ	1	Total	C	N	O	0
			43	33	4	6	
82	NJ	1	Total	C	N	O	0
			43	33	4	6	
82	OJ	1	Total	C	N	O	0
			43	33	4	6	
82	OJ	1	Total	C	N	O	0
			43	33	4	6	
82	OJ	1	Total	C	N	O	0
			43	33	4	6	
82	PJ	1	Total	C	N	O	0
			43	33	4	6	
82	PJ	1	Total	C	N	O	0
			43	33	4	6	
82	QJ	1	Total	C	N	O	0
			43	33	4	6	
82	QJ	1	Total	C	N	O	0
			43	33	4	6	
82	QJ	1	Total	C	N	O	0
			43	33	4	6	
82	RJ	1	Total	C	N	O	0
			43	33	4	6	
82	RJ	1	Total	C	N	O	0
			43	33	4	6	
82	SJ	1	Total	C	N	O	0
			43	33	4	6	
82	SJ	1	Total	C	N	O	0
			43	33	4	6	
82	SJ	1	Total	C	N	O	0
			43	33	4	6	
82	TJ	1	Total	C	N	O	0
			43	33	4	6	
82	TJ	1	Total	C	N	O	0
			43	33	4	6	
82	UJ	1	Total	C	N	O	0
			43	33	4	6	

Continued on next page...

Continued from previous page...

Mol	Chain	Residues	Atoms				AltConf
82	UJ	1	Total	C	N	O	0
			43	33	4	6	
82	UJ	1	Total	C	N	O	0
			43	33	4	6	
82	VJ	1	Total	C	N	O	0
			43	33	4	6	
82	VJ	1	Total	C	N	O	0
			43	33	4	6	
82	WJ	1	Total	C	N	O	0
			43	33	4	6	
82	WJ	1	Total	C	N	O	0
			43	33	4	6	
82	WJ	1	Total	C	N	O	0
			43	33	4	6	
82	XJ	1	Total	C	N	O	0
			43	33	4	6	
82	XJ	1	Total	C	N	O	0
			43	33	4	6	
82	YJ	1	Total	C	N	O	0
			43	33	4	6	
82	YJ	1	Total	C	N	O	0
			43	33	4	6	
82	YJ	1	Total	C	N	O	0
			43	33	4	6	
82	ZJ	1	Total	C	N	O	0
			43	33	4	6	
82	ZJ	1	Total	C	N	O	0
			43	33	4	6	
82	AK	1	Total	C	N	O	0
			43	33	4	6	
82	AK	1	Total	C	N	O	0
			43	33	4	6	
82	BK	1	Total	C	N	O	0
			43	33	4	6	
82	BK	1	Total	C	N	O	0
			43	33	4	6	
82	CK	1	Total	C	N	O	0
			43	33	4	6	
82	CK	1	Total	C	N	O	0
			43	33	4	6	
82	CK	1	Total	C	N	O	0
			43	33	4	6	

Continued on next page...

Continued from previous page...

Mol	Chain	Residues	Atoms				AltConf
82	DK	1	Total	C	N	O	0
			43	33	4	6	
82	DK	1	Total	C	N	O	0
			43	33	4	6	
82	DK	1	Total	C	N	O	0
			43	33	4	6	
82	EK	1	Total	C	N	O	0
			43	33	4	6	
82	EK	1	Total	C	N	O	0
			43	33	4	6	
82	FK	1	Total	C	N	O	0
			43	33	4	6	
82	FK	1	Total	C	N	O	0
			43	33	4	6	
82	GK	1	Total	C	N	O	0
			43	33	4	6	
82	GK	1	Total	C	N	O	0
			43	33	4	6	
82	GK	1	Total	C	N	O	0
			43	33	4	6	
82	HK	1	Total	C	N	O	0
			43	33	4	6	
82	HK	1	Total	C	N	O	0
			43	33	4	6	
82	IK	1	Total	C	N	O	0
			43	33	4	6	
82	IK	1	Total	C	N	O	0
			43	33	4	6	
82	IK	1	Total	C	N	O	0
			43	33	4	6	
82	JK	1	Total	C	N	O	0
			43	33	4	6	
82	JK	1	Total	C	N	O	0
			43	33	4	6	
82	KK	1	Total	C	N	O	0
			43	33	4	6	
82	KK	1	Total	C	N	O	0
			43	33	4	6	
82	KK	1	Total	C	N	O	0
			43	33	4	6	
82	LK	1	Total	C	N	O	0
			43	33	4	6	

Continued on next page...

Continued from previous page...

Mol	Chain	Residues	Atoms				AltConf
82	LK	1	Total	C	N	O	0
			43	33	4	6	
82	MK	1	Total	C	N	O	0
			43	33	4	6	
82	MK	1	Total	C	N	O	0
			43	33	4	6	
82	MK	1	Total	C	N	O	0
			43	33	4	6	
82	NK	1	Total	C	N	O	0
			43	33	4	6	
82	NK	1	Total	C	N	O	0
			43	33	4	6	
82	OK	1	Total	C	N	O	0
			43	33	4	6	
82	OK	1	Total	C	N	O	0
			43	33	4	6	
82	OK	1	Total	C	N	O	0
			43	33	4	6	
82	PK	1	Total	C	N	O	0
			43	33	4	6	
82	PK	1	Total	C	N	O	0
			43	33	4	6	
82	QK	1	Total	C	N	O	0
			43	33	4	6	
82	QK	1	Total	C	N	O	0
			43	33	4	6	
82	QK	1	Total	C	N	O	0
			43	33	4	6	
82	RK	1	Total	C	N	O	0
			43	33	4	6	
82	RK	1	Total	C	N	O	0
			43	33	4	6	
82	SK	1	Total	C	N	O	0
			43	33	4	6	
82	SK	1	Total	C	N	O	0
			43	33	4	6	
82	SK	1	Total	C	N	O	0
			43	33	4	6	
82	TK	1	Total	C	N	O	0
			43	33	4	6	
82	TK	1	Total	C	N	O	0
			43	33	4	6	

Continued on next page...

Continued from previous page...

Mol	Chain	Residues	Atoms				AltConf
82	UK	1	Total	C	N	O	0
			43	33	4	6	
82	UK	1	Total	C	N	O	0
			43	33	4	6	
82	VK	1	Total	C	N	O	0
			43	33	4	6	
82	VK	1	Total	C	N	O	0
			43	33	4	6	
82	WK	1	Total	C	N	O	0
			43	33	4	6	
82	WK	1	Total	C	N	O	0
			43	33	4	6	
82	WK	1	Total	C	N	O	0
			43	33	4	6	
82	XK	1	Total	C	N	O	0
			43	33	4	6	
82	XK	1	Total	C	N	O	0
			43	33	4	6	
82	XK	1	Total	C	N	O	0
			43	33	4	6	
82	YK	1	Total	C	N	O	0
			43	33	4	6	
82	YK	1	Total	C	N	O	0
			43	33	4	6	
82	YK	1	Total	C	N	O	0
			43	33	4	6	
82	ZK	1	Total	C	N	O	0
			43	33	4	6	
82	ZK	1	Total	C	N	O	0
			43	33	4	6	
82	AM	1	Total	C	N	O	0
			43	33	4	6	
82	AM	1	Total	C	N	O	0
			43	33	4	6	
82	BM	1	Total	C	N	O	0
			43	33	4	6	
82	CM	1	Total	C	N	O	0
			43	33	4	6	
82	CM	1	Total	C	N	O	0
			43	33	4	6	
82	CM	1	Total	C	N	O	0
			43	33	4	6	

Continued on next page...

Continued from previous page...

Mol	Chain	Residues	Atoms				AltConf
82	DM	1	Total	C	N	O	0
			43	33	4	6	
82	DM	1	Total	C	N	O	0
			43	33	4	6	
82	EM	1	Total	C	N	O	0
			43	33	4	6	
82	EM	1	Total	C	N	O	0
			43	33	4	6	
82	EM	1	Total	C	N	O	0
			43	33	4	6	
82	FM	1	Total	C	N	O	0
			43	33	4	6	
82	FM	1	Total	C	N	O	0
			43	33	4	6	
82	GM	1	Total	C	N	O	0
			43	33	4	6	
82	GM	1	Total	C	N	O	0
			43	33	4	6	
82	GM	1	Total	C	N	O	0
			43	33	4	6	
82	HM	1	Total	C	N	O	0
			43	33	4	6	
82	HM	1	Total	C	N	O	0
			43	33	4	6	
82	IM	1	Total	C	N	O	0
			43	33	4	6	
82	IM	1	Total	C	N	O	0
			43	33	4	6	
82	IM	1	Total	C	N	O	0
			43	33	4	6	
82	JM	1	Total	C	N	O	0
			43	33	4	6	
82	JM	1	Total	C	N	O	0
			43	33	4	6	
82	KM	1	Total	C	N	O	0
			43	33	4	6	
82	KM	1	Total	C	N	O	0
			43	33	4	6	
82	KM	1	Total	C	N	O	0
			43	33	4	6	
82	LM	1	Total	C	N	O	0
			43	33	4	6	

Continued on next page...

Continued from previous page...

Mol	Chain	Residues	Atoms				AltConf
82	LM	1	Total	C	N	O	0
			43	33	4	6	
82	MM	1	Total	C	N	O	0
			43	33	4	6	
82	MM	1	Total	C	N	O	0
			43	33	4	6	
82	MM	1	Total	C	N	O	0
			43	33	4	6	
82	NM	1	Total	C	N	O	0
			43	33	4	6	
82	NM	1	Total	C	N	O	0
			43	33	4	6	
82	OM	1	Total	C	N	O	0
			43	33	4	6	
82	OM	1	Total	C	N	O	0
			43	33	4	6	
82	OM	1	Total	C	N	O	0
			43	33	4	6	
82	PM	1	Total	C	N	O	0
			43	33	4	6	
82	PM	1	Total	C	N	O	0
			43	33	4	6	
82	QM	1	Total	C	N	O	0
			43	33	4	6	
82	QM	1	Total	C	N	O	0
			43	33	4	6	
82	QM	1	Total	C	N	O	0
			43	33	4	6	
82	RM	1	Total	C	N	O	0
			43	33	4	6	
82	RM	1	Total	C	N	O	0
			43	33	4	6	
82	SM	1	Total	C	N	O	0
			43	33	4	6	
82	SM	1	Total	C	N	O	0
			43	33	4	6	
82	SM	1	Total	C	N	O	0
			43	33	4	6	
82	TM	1	Total	C	N	O	0
			43	33	4	6	
82	TM	1	Total	C	N	O	0
			43	33	4	6	

Continued on next page...

Continued from previous page...

Mol	Chain	Residues	Atoms				AltConf
82	UM	1	Total	C	N	O	0
			43	33	4	6	
82	UM	1	Total	C	N	O	0
			43	33	4	6	
82	UM	1	Total	C	N	O	0
			43	33	4	6	
82	VM	1	Total	C	N	O	0
			43	33	4	6	
82	VM	1	Total	C	N	O	0
			43	33	4	6	
82	WM	1	Total	C	N	O	0
			43	33	4	6	
82	WM	1	Total	C	N	O	0
			43	33	4	6	
82	WM	1	Total	C	N	O	0
			43	33	4	6	
82	XM	1	Total	C	N	O	0
			43	33	4	6	
82	XM	1	Total	C	N	O	0
			43	33	4	6	
82	YM	1	Total	C	N	O	0
			43	33	4	6	
82	YM	1	Total	C	N	O	0
			43	33	4	6	
82	YM	1	Total	C	N	O	0
			43	33	4	6	
82	ZM	1	Total	C	N	O	0
			43	33	4	6	
82	ZM	1	Total	C	N	O	0
			43	33	4	6	
82	AO	1	Total	C	N	O	0
			43	33	4	6	
82	AO	1	Total	C	N	O	0
			43	33	4	6	
82	AO	1	Total	C	N	O	0
			43	33	4	6	
82	DO	1	Total	C	N	O	0
			43	33	4	6	
82	FO	1	Total	C	N	O	0
			43	33	4	6	
82	HO	1	Total	C	N	O	0
			43	33	4	6	

Continued on next page...

Continued from previous page...

Mol	Chain	Residues	Atoms				AltConf
82	JO	1	Total	C	N	O	0
			43	33	4	6	
82	LO	1	Total	C	N	O	0
			43	33	4	6	
82	NO	1	Total	C	N	O	0
			43	33	4	6	
82	OO	1	Total	C	N	O	0
			43	33	4	6	
82	OO	1	Total	C	N	O	0
			43	33	4	6	
82	PO	1	Total	C	N	O	0
			43	33	4	6	
82	PO	1	Total	C	N	O	0
			43	33	4	6	
82	PO	1	Total	C	N	O	0
			43	33	4	6	
82	QO	1	Total	C	N	O	0
			43	33	4	6	
82	QO	1	Total	C	N	O	0
			43	33	4	6	
82	RO	1	Total	C	N	O	0
			43	33	4	6	
82	RO	1	Total	C	N	O	0
			43	33	4	6	
82	RO	1	Total	C	N	O	0
			43	33	4	6	
82	SO	1	Total	C	N	O	0
			43	33	4	6	
82	SO	1	Total	C	N	O	0
			43	33	4	6	
82	TO	1	Total	C	N	O	0
			43	33	4	6	
82	TO	1	Total	C	N	O	0
			43	33	4	6	
82	TO	1	Total	C	N	O	0
			43	33	4	6	
82	UO	1	Total	C	N	O	0
			43	33	4	6	
82	UO	1	Total	C	N	O	0
			43	33	4	6	
82	VO	1	Total	C	N	O	0
			43	33	4	6	

Continued on next page...

Continued from previous page...

Mol	Chain	Residues	Atoms				AltConf
82	VO	1	Total	C	N	O	0
			43	33	4	6	
82	WO	1	Total	C	N	O	0
			43	33	4	6	
82	YO	1	Total	C	N	O	0
			43	33	4	6	
82	YO	1	Total	C	N	O	0
			43	33	4	6	
82	YO	1	Total	C	N	O	0
			43	33	4	6	
82	ZO	1	Total	C	N	O	0
			43	33	4	6	
82	ZO	1	Total	C	N	O	0
			43	33	4	6	
82	AP	1	Total	C	N	O	0
			43	33	4	6	
82	AP	1	Total	C	N	O	0
			43	33	4	6	
82	AP	1	Total	C	N	O	0
			43	33	4	6	
82	BP	1	Total	C	N	O	0
			43	33	4	6	
82	BP	1	Total	C	N	O	0
			43	33	4	6	
82	CP	1	Total	C	N	O	0
			43	33	4	6	
82	CP	1	Total	C	N	O	0
			43	33	4	6	
82	CP	1	Total	C	N	O	0
			43	33	4	6	
82	DP	1	Total	C	N	O	0
			43	33	4	6	
82	DP	1	Total	C	N	O	0
			43	33	4	6	
82	EP	1	Total	C	N	O	0
			43	33	4	6	
82	EP	1	Total	C	N	O	0
			43	33	4	6	
82	EP	1	Total	C	N	O	0
			43	33	4	6	
82	FP	1	Total	C	N	O	0
			43	33	4	6	

Continued on next page...

Continued from previous page...

Mol	Chain	Residues	Atoms				AltConf
82	FP	1	Total	C	N	O	0
			43	33	4	6	
82	GP	1	Total	C	N	O	0
			43	33	4	6	
82	GP	1	Total	C	N	O	0
			43	33	4	6	
82	GP	1	Total	C	N	O	0
			43	33	4	6	
82	HP	1	Total	C	N	O	0
			43	33	4	6	
82	HP	1	Total	C	N	O	0
			43	33	4	6	
82	IP	1	Total	C	N	O	0
			43	33	4	6	
82	IP	1	Total	C	N	O	0
			43	33	4	6	
82	IP	1	Total	C	N	O	0
			43	33	4	6	
82	JP	1	Total	C	N	O	0
			43	33	4	6	
82	JP	1	Total	C	N	O	0
			43	33	4	6	
82	KP	1	Total	C	N	O	0
			43	33	4	6	
82	KP	1	Total	C	N	O	0
			43	33	4	6	
82	LP	1	Total	C	N	O	0
			43	33	4	6	
82	LP	1	Total	C	N	O	0
			43	33	4	6	
82	MP	1	Total	C	N	O	0
			43	33	4	6	
82	MP	1	Total	C	N	O	0
			43	33	4	6	
82	MP	1	Total	C	N	O	0
			43	33	4	6	
82	NP	1	Total	C	N	O	0
			43	33	4	6	
82	NP	1	Total	C	N	O	0
			43	33	4	6	
82	OP	1	Total	C	N	O	0
			43	33	4	6	

Continued on next page...

Continued from previous page...

Mol	Chain	Residues	Atoms				AltConf
82	OP	1	Total	C	N	O	0
			43	33	4	6	
82	OP	1	Total	C	N	O	0
			43	33	4	6	
82	PP	1	Total	C	N	O	0
			43	33	4	6	
82	PP	1	Total	C	N	O	0
			43	33	4	6	
82	QP	1	Total	C	N	O	0
			43	33	4	6	
82	QP	1	Total	C	N	O	0
			43	33	4	6	
82	QP	1	Total	C	N	O	0
			43	33	4	6	
82	RP	1	Total	C	N	O	0
			43	33	4	6	
82	RP	1	Total	C	N	O	0
			43	33	4	6	
82	SP	1	Total	C	N	O	0
			43	33	4	6	
82	SP	1	Total	C	N	O	0
			43	33	4	6	
82	SP	1	Total	C	N	O	0
			43	33	4	6	
82	TP	1	Total	C	N	O	0
			43	33	4	6	
82	TP	1	Total	C	N	O	0
			43	33	4	6	
82	UP	1	Total	C	N	O	0
			43	33	4	6	
82	UP	1	Total	C	N	O	0
			43	33	4	6	
82	UP	1	Total	C	N	O	0
			43	33	4	6	
82	VP	1	Total	C	N	O	0
			43	33	4	6	
82	VP	1	Total	C	N	O	0
			43	33	4	6	
82	WP	1	Total	C	N	O	0
			43	33	4	6	
82	WP	1	Total	C	N	O	0
			43	33	4	6	

Continued on next page...

Continued from previous page...

Mol	Chain	Residues	Atoms				AltConf
82	XP	1	Total	C	N	O	0
			43	33	4	6	
82	XP	1	Total	C	N	O	0
			43	33	4	6	
82	YP	1	Total	C	N	O	0
			43	33	4	6	
82	YP	1	Total	C	N	O	0
			43	33	4	6	
82	YP	1	Total	C	N	O	0
			43	33	4	6	
82	AQ	1	Total	C	N	O	0
			43	33	4	6	
82	AQ	1	Total	C	N	O	0
			43	33	4	6	
82	AQ	1	Total	C	N	O	0
			43	33	4	6	
82	BQ	1	Total	C	N	O	0
			43	33	4	6	
82	BQ	1	Total	C	N	O	0
			43	33	4	6	
82	BQ	1	Total	C	N	O	0
			43	33	4	6	
82	CQ	1	Total	C	N	O	0
			43	33	4	6	
82	CQ	1	Total	C	N	O	0
			43	33	4	6	
82	DQ	1	Total	C	N	O	0
			43	33	4	6	
82	DQ	1	Total	C	N	O	0
			43	33	4	6	
82	DQ	1	Total	C	N	O	0
			43	33	4	6	
82	EQ	1	Total	C	N	O	0
			43	33	4	6	
82	EQ	1	Total	C	N	O	0
			43	33	4	6	
82	FQ	1	Total	C	N	O	0
			43	33	4	6	
82	FQ	1	Total	C	N	O	0
			43	33	4	6	
82	FQ	1	Total	C	N	O	0
			43	33	4	6	

Continued on next page...

Continued from previous page...

Mol	Chain	Residues	Atoms				AltConf
82	GQ	1	Total	C	N	O	0
			43	33	4	6	
82	GQ	1	Total	C	N	O	0
			43	33	4	6	
82	HQ	1	Total	C	N	O	0
			43	33	4	6	
82	HQ	1	Total	C	N	O	0
			43	33	4	6	
82	HQ	1	Total	C	N	O	0
			43	33	4	6	
82	IQ	1	Total	C	N	O	0
			43	33	4	6	
82	IQ	1	Total	C	N	O	0
			43	33	4	6	
82	JQ	1	Total	C	N	O	0
			43	33	4	6	
82	JQ	1	Total	C	N	O	0
			43	33	4	6	
82	JQ	1	Total	C	N	O	0
			43	33	4	6	
82	KQ	1	Total	C	N	O	0
			43	33	4	6	
82	KQ	1	Total	C	N	O	0
			43	33	4	6	
82	LQ	1	Total	C	N	O	0
			43	33	4	6	
82	LQ	1	Total	C	N	O	0
			43	33	4	6	
82	LQ	1	Total	C	N	O	0
			43	33	4	6	
82	MQ	1	Total	C	N	O	0
			43	33	4	6	
82	MQ	1	Total	C	N	O	0
			43	33	4	6	
82	NQ	1	Total	C	N	O	0
			43	33	4	6	
82	NQ	1	Total	C	N	O	0
			43	33	4	6	
82	NQ	1	Total	C	N	O	0
			43	33	4	6	
82	OQ	1	Total	C	N	O	0
			43	33	4	6	

Continued on next page...

Continued from previous page...

Mol	Chain	Residues	Atoms				AltConf
82	OQ	1	Total	C	N	O	0
			43	33	4	6	
82	PQ	1	Total	C	N	O	0
			43	33	4	6	
82	PQ	1	Total	C	N	O	0
			43	33	4	6	
82	PQ	1	Total	C	N	O	0
			43	33	4	6	
82	QQ	1	Total	C	N	O	0
			43	33	4	6	
82	QQ	1	Total	C	N	O	0
			43	33	4	6	
82	RQ	1	Total	C	N	O	0
			43	33	4	6	
82	RQ	1	Total	C	N	O	0
			43	33	4	6	
82	RQ	1	Total	C	N	O	0
			43	33	4	6	
82	SQ	1	Total	C	N	O	0
			43	33	4	6	
82	SQ	1	Total	C	N	O	0
			43	33	4	6	
82	TQ	1	Total	C	N	O	0
			43	33	4	6	
82	TQ	1	Total	C	N	O	0
			43	33	4	6	
82	TQ	1	Total	C	N	O	0
			43	33	4	6	
82	UQ	1	Total	C	N	O	0
			43	33	4	6	
82	UQ	1	Total	C	N	O	0
			43	33	4	6	
82	VQ	1	Total	C	N	O	0
			43	33	4	6	
82	VQ	1	Total	C	N	O	0
			43	33	4	6	
82	VQ	1	Total	C	N	O	0
			43	33	4	6	
82	WQ	1	Total	C	N	O	0
			43	33	4	6	
82	WQ	1	Total	C	N	O	0
			43	33	4	6	

Continued on next page...

Continued from previous page...

Mol	Chain	Residues	Atoms				AltConf
82	XQ	1	Total	C	N	O	0
			43	33	4	6	
82	XQ	1	Total	C	N	O	0
			43	33	4	6	
82	XQ	1	Total	C	N	O	0
			43	33	4	6	
82	YQ	1	Total	C	N	O	0
			43	33	4	6	
82	YQ	1	Total	C	N	O	0
			43	33	4	6	
82	L1	1	Total	C	N	O	0
			43	33	4	6	
82	N1	1	Total	C	N	O	0
			43	33	4	6	
82	O1	1	Total	C	N	O	0
			43	33	4	6	
82	O1	1	Total	C	N	O	0
			43	33	4	6	
82	O1	1	Total	C	N	O	0
			43	33	4	6	
82	P1	1	Total	C	N	O	0
			43	33	4	6	
82	P1	1	Total	C	N	O	0
			43	33	4	6	
82	Q1	1	Total	C	N	O	0
			43	33	4	6	
82	Q1	1	Total	C	N	O	0
			43	33	4	6	
82	Q1	1	Total	C	N	O	0
			43	33	4	6	
82	R1	1	Total	C	N	O	0
			43	33	4	6	
82	R1	1	Total	C	N	O	0
			43	33	4	6	
82	S1	1	Total	C	N	O	0
			43	33	4	6	
82	S1	1	Total	C	N	O	0
			43	33	4	6	
82	T1	1	Total	C	N	O	0
			43	33	4	6	
82	T1	1	Total	C	N	O	0
			43	33	4	6	

Continued on next page...

Continued from previous page...

Mol	Chain	Residues	Atoms				AltConf
82	U1	1	Total	C	N	O	0
			43	33	4	6	
82	U1	1	Total	C	N	O	0
			43	33	4	6	
82	U1	1	Total	C	N	O	0
			43	33	4	6	
82	A1	1	Total	C	N	O	0
			43	33	4	6	
82	A1	1	Total	C	N	O	0
			43	33	4	6	
82	A1	1	Total	C	N	O	0
			43	33	4	6	
82	D1	1	Total	C	N	O	0
			43	33	4	6	
82	F1	1	Total	C	N	O	0
			43	33	4	6	
82	H1	1	Total	C	N	O	0
			43	33	4	6	
82	J1	1	Total	C	N	O	0
			43	33	4	6	
82	V1	1	Total	C	N	O	0
			43	33	4	6	
82	V1	1	Total	C	N	O	0
			43	33	4	6	
82	V1	1	Total	C	N	O	0
			43	33	4	6	
82	W1	1	Total	C	N	O	0
			43	33	4	6	
82	W1	1	Total	C	N	O	0
			43	33	4	6	
82	W1	1	Total	C	N	O	0
			43	33	4	6	
82	Y1	1	Total	C	N	O	0
			43	33	4	6	
82	Y1	1	Total	C	N	O	0
			43	33	4	6	
82	Z1	1	Total	C	N	O	0
			43	33	4	6	
82	Z1	1	Total	C	N	O	0
			43	33	4	6	
82	Z1	1	Total	C	N	O	0
			43	33	4	6	

Continued on next page...

Continued from previous page...

Mol	Chain	Residues	Atoms				AltConf
82	f1	1	Total	C	N	O	0
			43	33	4	6	
82	f1	1	Total	C	N	O	0
			43	33	4	6	
82	f1	1	Total	C	N	O	0
			43	33	4	6	
82	g1	1	Total	C	N	O	0
			43	33	4	6	
82	g1	1	Total	C	N	O	0
			43	33	4	6	
82	h1	1	Total	C	N	O	0
			43	33	4	6	
82	h1	1	Total	C	N	O	0
			43	33	4	6	
82	h1	1	Total	C	N	O	0
			43	33	4	6	
82	i1	1	Total	C	N	O	0
			43	33	4	6	
82	i1	1	Total	C	N	O	0
			43	33	4	6	
82	j1	1	Total	C	N	O	0
			43	33	4	6	
82	j1	1	Total	C	N	O	0
			43	33	4	6	
82	j1	1	Total	C	N	O	0
			43	33	4	6	
82	k1	1	Total	C	N	O	0
			43	33	4	6	
82	k1	1	Total	C	N	O	0
			43	33	4	6	
82	l1	1	Total	C	N	O	0
			43	33	4	6	
82	l1	1	Total	C	N	O	0
			43	33	4	6	
82	l1	1	Total	C	N	O	0
			43	33	4	6	
82	m1	1	Total	C	N	O	0
			43	33	4	6	
82	m1	1	Total	C	N	O	0
			43	33	4	6	
82	a1	1	Total	C	N	O	0
			43	33	4	6	

Continued on next page...

Continued from previous page...

Mol	Chain	Residues	Atoms				AltConf
82	a1	1	Total	C	N	O	0
			43	33	4	6	
82	b1	1	Total	C	N	O	0
			43	33	4	6	
82	b1	1	Total	C	N	O	0
			43	33	4	6	
82	b1	1	Total	C	N	O	0
			43	33	4	6	
82	c1	1	Total	C	N	O	0
			43	33	4	6	
82	c1	1	Total	C	N	O	0
			43	33	4	6	
82	d1	1	Total	C	N	O	0
			43	33	4	6	
82	d1	1	Total	C	N	O	0
			43	33	4	6	
82	d1	1	Total	C	N	O	0
			43	33	4	6	
82	e1	1	Total	C	N	O	0
			43	33	4	6	
82	e1	1	Total	C	N	O	0
			43	33	4	6	
82	F4	1	Total	C	N	O	0
			43	33	4	6	
82	H4	1	Total	C	N	O	0
			43	33	4	6	
82	J4	1	Total	C	N	O	0
			43	33	4	6	
82	L4	1	Total	C	N	O	0
			43	33	4	6	
82	N4	1	Total	C	N	O	0
			43	33	4	6	
82	O4	1	Total	C	N	O	0
			43	33	4	6	
82	O4	1	Total	C	N	O	0
			43	33	4	6	
82	A4	1	Total	C	N	O	0
			43	33	4	6	
82	A4	1	Total	C	N	O	0
			43	33	4	6	
82	A4	1	Total	C	N	O	0
			43	33	4	6	

Continued on next page...

Continued from previous page...

Mol	Chain	Residues	Atoms				AltConf
82	D4	1	Total	C	N	O	0
			43	33	4	6	
82	P4	1	Total	C	N	O	0
			43	33	4	6	
82	P4	1	Total	C	N	O	0
			43	33	4	6	
82	Q4	1	Total	C	N	O	0
			43	33	4	6	
82	Q4	1	Total	C	N	O	0
			43	33	4	6	
82	R4	1	Total	C	N	O	0
			43	33	4	6	
82	R4	1	Total	C	N	O	0
			43	33	4	6	
82	R4	1	Total	C	N	O	0
			43	33	4	6	
82	S4	1	Total	C	N	O	0
			43	33	4	6	
82	S4	1	Total	C	N	O	0
			43	33	4	6	
82	T4	1	Total	C	N	O	0
			43	33	4	6	
82	T4	1	Total	C	N	O	0
			43	33	4	6	
82	T4	1	Total	C	N	O	0
			43	33	4	6	
82	U4	1	Total	C	N	O	0
			43	33	4	6	
82	U4	1	Total	C	N	O	0
			43	33	4	6	
82	V4	1	Total	C	N	O	0
			43	33	4	6	
82	V4	1	Total	C	N	O	0
			43	33	4	6	
82	W4	1	Total	C	N	O	0
			43	33	4	6	
82	Y4	1	Total	C	N	O	0
			43	33	4	6	
82	Y4	1	Total	C	N	O	0
			43	33	4	6	
82	Y4	1	Total	C	N	O	0
			43	33	4	6	

Continued on next page...

Continued from previous page...

Mol	Chain	Residues	Atoms				AltConf
82	Z4	1	Total	C	N	O	0
			43	33	4	6	
82	Z4	1	Total	C	N	O	0
			43	33	4	6	
82	i4	1	Total	C	N	O	0
			43	33	4	6	
82	i4	1	Total	C	N	O	0
			43	33	4	6	
82	i4	1	Total	C	N	O	0
			43	33	4	6	
82	j4	1	Total	C	N	O	0
			43	33	4	6	
82	j4	1	Total	C	N	O	0
			43	33	4	6	
82	j4	1	Total	C	N	O	0
			43	33	4	6	
82	k4	1	Total	C	N	O	0
			43	33	4	6	
82	k4	1	Total	C	N	O	0
			43	33	4	6	
82	l4	1	Total	C	N	O	0
			43	33	4	6	
82	l4	1	Total	C	N	O	0
			43	33	4	6	
82	m4	1	Total	C	N	O	0
			43	33	4	6	
82	m4	1	Total	C	N	O	0
			43	33	4	6	
82	m4	1	Total	C	N	O	0
			43	33	4	6	
82	a4	1	Total	C	N	O	0
			43	33	4	6	
82	a4	1	Total	C	N	O	0
			43	33	4	6	
82	a4	1	Total	C	N	O	0
			43	33	4	6	
82	b4	1	Total	C	N	O	0
			43	33	4	6	
82	b4	1	Total	C	N	O	0
			43	33	4	6	
82	c4	1	Total	C	N	O	0
			43	33	4	6	

Continued on next page...

Continued from previous page...

Mol	Chain	Residues	Atoms				AltConf
82	c4	1	Total	C	N	O	0
			43	33	4	6	
82	c4	1	Total	C	N	O	0
			43	33	4	6	
82	d4	1	Total	C	N	O	0
			43	33	4	6	
82	d4	1	Total	C	N	O	0
			43	33	4	6	
82	e4	1	Total	C	N	O	0
			43	33	4	6	
82	e4	1	Total	C	N	O	0
			43	33	4	6	
82	e4	1	Total	C	N	O	0
			43	33	4	6	
82	f4	1	Total	C	N	O	0
			43	33	4	6	
82	f4	1	Total	C	N	O	0
			43	33	4	6	
82	g4	1	Total	C	N	O	0
			43	33	4	6	
82	g4	1	Total	C	N	O	0
			43	33	4	6	
82	g4	1	Total	C	N	O	0
			43	33	4	6	
82	h4	1	Total	C	N	O	0
			43	33	4	6	
82	h4	1	Total	C	N	O	0
			43	33	4	6	
82	A5	1	Total	C	N	O	0
			43	33	4	6	
82	A5	1	Total	C	N	O	0
			43	33	4	6	
82	B5	1	Total	C	N	O	0
			43	33	4	6	
82	B5	1	Total	C	N	O	0
			43	33	4	6	
82	B5	1	Total	C	N	O	0
			43	33	4	6	
82	C5	1	Total	C	N	O	0
			43	33	4	6	
82	C5	1	Total	C	N	O	0
			43	33	4	6	

Continued on next page...

Continued from previous page...

Mol	Chain	Residues	Atoms				AltConf
82	D5	1	Total	C	N	O	0
			43	33	4	6	
82	D5	1	Total	C	N	O	0
			43	33	4	6	
82	D5	1	Total	C	N	O	0
			43	33	4	6	
82	E5	1	Total	C	N	O	0
			43	33	4	6	
82	E5	1	Total	C	N	O	0
			43	33	4	6	
82	F5	1	Total	C	N	O	0
			43	33	4	6	
82	F5	1	Total	C	N	O	0
			43	33	4	6	
82	F5	1	Total	C	N	O	0
			43	33	4	6	
82	G5	1	Total	C	N	O	0
			43	33	4	6	
82	G5	1	Total	C	N	O	0
			43	33	4	6	
82	H5	1	Total	C	N	O	0
			43	33	4	6	
82	H5	1	Total	C	N	O	0
			43	33	4	6	
82	H5	1	Total	C	N	O	0
			43	33	4	6	
82	I5	1	Total	C	N	O	0
			43	33	4	6	
82	I5	1	Total	C	N	O	0
			43	33	4	6	
82	J5	1	Total	C	N	O	0
			43	33	4	6	
82	J5	1	Total	C	N	O	0
			43	33	4	6	
82	J5	1	Total	C	N	O	0
			43	33	4	6	
82	K5	1	Total	C	N	O	0
			43	33	4	6	
82	K5	1	Total	C	N	O	0
			43	33	4	6	
82	L5	1	Total	C	N	O	0
			43	33	4	6	

Continued on next page...

Continued from previous page...

Mol	Chain	Residues	Atoms				AltConf
82	L5	1	Total	C	N	O	0
			43	33	4	6	
82	L5	1	Total	C	N	O	0
			43	33	4	6	
82	M5	1	Total	C	N	O	0
			43	33	4	6	
82	M5	1	Total	C	N	O	0
			43	33	4	6	
82	M5	1	Total	C	N	O	0
			43	33	4	6	
82	N5	1	Total	C	N	O	0
			43	33	4	6	
82	N5	1	Total	C	N	O	0
			43	33	4	6	
82	O5	1	Total	C	N	O	0
			43	33	4	6	
82	O5	1	Total	C	N	O	0
			43	33	4	6	
82	O5	1	Total	C	N	O	0
			43	33	4	6	
82	P5	1	Total	C	N	O	0
			43	33	4	6	
82	P5	1	Total	C	N	O	0
			43	33	4	6	
82	Q5	1	Total	C	N	O	0
			43	33	4	6	
82	Q5	1	Total	C	N	O	0
			43	33	4	6	
82	Q5	1	Total	C	N	O	0
			43	33	4	6	
82	R5	1	Total	C	N	O	0
			43	33	4	6	
82	R5	1	Total	C	N	O	0
			43	33	4	6	
82	S5	1	Total	C	N	O	0
			43	33	4	6	
82	S5	1	Total	C	N	O	0
			43	33	4	6	
82	S5	1	Total	C	N	O	0
			43	33	4	6	
82	T5	1	Total	C	N	O	0
			43	33	4	6	

Continued on next page...

Continued from previous page...

Mol	Chain	Residues	Atoms				AltConf
82	T5	1	Total	C	N	O	0
			43	33	4	6	
82	U5	1	Total	C	N	O	0
			43	33	4	6	
82	U5	1	Total	C	N	O	0
			43	33	4	6	
82	U5	1	Total	C	N	O	0
			43	33	4	6	
82	V5	1	Total	C	N	O	0
			43	33	4	6	
82	V5	1	Total	C	N	O	0
			43	33	4	6	
82	W5	1	Total	C	N	O	0
			43	33	4	6	
82	W5	1	Total	C	N	O	0
			43	33	4	6	
82	W5	1	Total	C	N	O	0
			43	33	4	6	
82	X5	1	Total	C	N	O	0
			43	33	4	6	
82	X5	1	Total	C	N	O	0
			43	33	4	6	
82	Y5	1	Total	C	N	O	0
			43	33	4	6	
82	Y5	1	Total	C	N	O	0
			43	33	4	6	
82	Y5	1	Total	C	N	O	0
			43	33	4	6	
82	Z5	1	Total	C	N	O	0
			43	33	4	6	
82	Z5	1	Total	C	N	O	0
			43	33	4	6	
82	Z5	1	Total	C	N	O	0
			43	33	4	6	
82	A7	1	Total	C	N	O	0
			43	33	4	6	
82	A7	1	Total	C	N	O	0
			43	33	4	6	
82	B7	1	Total	C	N	O	0
			43	33	4	6	
82	B7	1	Total	C	N	O	0
			43	33	4	6	

Continued on next page...

Continued from previous page...

Mol	Chain	Residues	Atoms				AltConf
82	B7	1	Total	C	N	O	0
			43	33	4	6	
82	C7	1	Total	C	N	O	0
			43	33	4	6	
82	C7	1	Total	C	N	O	0
			43	33	4	6	
82	D7	1	Total	C	N	O	0
			43	33	4	6	
82	D7	1	Total	C	N	O	0
			43	33	4	6	
82	D7	1	Total	C	N	O	0
			43	33	4	6	
82	E7	1	Total	C	N	O	0
			43	33	4	6	
82	E7	1	Total	C	N	O	0
			43	33	4	6	
82	F7	1	Total	C	N	O	0
			43	33	4	6	
82	F7	1	Total	C	N	O	0
			43	33	4	6	
82	F7	1	Total	C	N	O	0
			43	33	4	6	
82	G7	1	Total	C	N	O	0
			43	33	4	6	
82	G7	1	Total	C	N	O	0
			43	33	4	6	
82	H7	1	Total	C	N	O	0
			43	33	4	6	
82	H7	1	Total	C	N	O	0
			43	33	4	6	
82	H7	1	Total	C	N	O	0
			43	33	4	6	
82	I7	1	Total	C	N	O	0
			43	33	4	6	
82	I7	1	Total	C	N	O	0
			43	33	4	6	
82	J7	1	Total	C	N	O	0
			43	33	4	6	
82	J7	1	Total	C	N	O	0
			43	33	4	6	
82	J7	1	Total	C	N	O	0
			43	33	4	6	

Continued on next page...

Continued from previous page...

Mol	Chain	Residues	Atoms				AltConf
82	K7	1	Total	C	N	O	0
			43	33	4	6	
82	K7	1	Total	C	N	O	0
			43	33	4	6	
82	L7	1	Total	C	N	O	0
			43	33	4	6	
82	L7	1	Total	C	N	O	0
			43	33	4	6	
82	L7	1	Total	C	N	O	0
			43	33	4	6	
82	M7	1	Total	C	N	O	0
			43	33	4	6	
82	M7	1	Total	C	N	O	0
			43	33	4	6	
82	N7	1	Total	C	N	O	0
			43	33	4	6	
82	N7	1	Total	C	N	O	0
			43	33	4	6	
82	N7	1	Total	C	N	O	0
			43	33	4	6	
82	O7	1	Total	C	N	O	0
			43	33	4	6	
82	O7	1	Total	C	N	O	0
			43	33	4	6	
82	P7	1	Total	C	N	O	0
			43	33	4	6	
82	P7	1	Total	C	N	O	0
			43	33	4	6	
82	P7	1	Total	C	N	O	0
			43	33	4	6	
82	Q7	1	Total	C	N	O	0
			43	33	4	6	
82	Q7	1	Total	C	N	O	0
			43	33	4	6	
82	R7	1	Total	C	N	O	0
			43	33	4	6	
82	R7	1	Total	C	N	O	0
			43	33	4	6	
82	R7	1	Total	C	N	O	0
			43	33	4	6	
82	S7	1	Total	C	N	O	0
			43	33	4	6	

Continued on next page...

Continued from previous page...

Mol	Chain	Residues	Atoms				AltConf
82	S7	1	Total	C	N	O	0
			43	33	4	6	
82	T7	1	Total	C	N	O	0
			43	33	4	6	
82	T7	1	Total	C	N	O	0
			43	33	4	6	
82	T7	1	Total	C	N	O	0
			43	33	4	6	
82	U7	1	Total	C	N	O	0
			43	33	4	6	
82	U7	1	Total	C	N	O	0
			43	33	4	6	
82	V7	1	Total	C	N	O	0
			43	33	4	6	
82	V7	1	Total	C	N	O	0
			43	33	4	6	
82	V7	1	Total	C	N	O	0
			43	33	4	6	
82	W7	1	Total	C	N	O	0
			43	33	4	6	
82	W7	1	Total	C	N	O	0
			43	33	4	6	
82	X7	1	Total	C	N	O	0
			43	33	4	6	
82	X7	1	Total	C	N	O	0
			43	33	4	6	
82	X7	1	Total	C	N	O	0
			43	33	4	6	
82	Y7	1	Total	C	N	O	0
			43	33	4	6	
82	Y7	1	Total	C	N	O	0
			43	33	4	6	
82	Y7	1	Total	C	N	O	0
			43	33	4	6	
82	e7	1	Total	C	N	O	0
			43	33	4	6	
82	y8	1	Total	C	N	O	0
			43	33	4	6	
82	y8	1	Total	C	N	O	0
			43	33	4	6	
82	y8	1	Total	C	N	O	0
			43	33	4	6	

Continued on next page...

Continued from previous page...

Mol	Chain	Residues	Atoms				AltConf
82	z8	1	Total	C	N	O	0
			43	33	4	6	
82	z8	1	Total	C	N	O	0
			43	33	4	6	
82	18	1	Total	C	N	O	0
			43	33	4	6	
82	18	1	Total	C	N	O	0
			43	33	4	6	
82	18	1	Total	C	N	O	0
			43	33	4	6	
82	p8	1	Total	C	N	O	0
			43	33	4	6	
82	p8	1	Total	C	N	O	0
			43	33	4	6	
82	q8	1	Total	C	N	O	0
			43	33	4	6	
82	q8	1	Total	C	N	O	0
			43	33	4	6	
82	q8	1	Total	C	N	O	0
			43	33	4	6	
82	r8	1	Total	C	N	O	0
			43	33	4	6	
82	r8	1	Total	C	N	O	0
			43	33	4	6	
82	s8	1	Total	C	N	O	0
			43	33	4	6	
82	s8	1	Total	C	N	O	0
			43	33	4	6	
82	s8	1	Total	C	N	O	0
			43	33	4	6	
82	t8	1	Total	C	N	O	0
			43	33	4	6	
82	t8	1	Total	C	N	O	0
			43	33	4	6	
82	u8	1	Total	C	N	O	0
			43	33	4	6	
82	u8	1	Total	C	N	O	0
			43	33	4	6	
82	u8	1	Total	C	N	O	0
			43	33	4	6	
82	v8	1	Total	C	N	O	0
			43	33	4	6	

Continued on next page...

Continued from previous page...

Mol	Chain	Residues	Atoms				AltConf
82	v8	1	Total	C	N	O	0
			43	33	4	6	
82	w8	1	Total	C	N	O	0
			43	33	4	6	
82	w8	1	Total	C	N	O	0
			43	33	4	6	
82	w8	1	Total	C	N	O	0
			43	33	4	6	
82	w8	1	Total	C	N	O	0
			43	33	4	6	
82	x8	1	Total	C	N	O	0
			43	33	4	6	
82	x8	1	Total	C	N	O	0
			43	33	4	6	
82	A9	1	Total	C	N	O	0
			43	33	4	6	
82	A9	1	Total	C	N	O	0
			43	33	4	6	
82	B9	1	Total	C	N	O	0
			43	33	4	6	
82	B9	1	Total	C	N	O	0
			43	33	4	6	
82	B9	1	Total	C	N	O	0
			43	33	4	6	
82	C9	1	Total	C	N	O	0
			43	33	4	6	
82	C9	1	Total	C	N	O	0
			43	33	4	6	
82	D9	1	Total	C	N	O	0
			43	33	4	6	
82	D9	1	Total	C	N	O	0
			43	33	4	6	
82	D9	1	Total	C	N	O	0
			43	33	4	6	
82	E9	1	Total	C	N	O	0
			43	33	4	6	
82	E9	1	Total	C	N	O	0
			43	33	4	6	
82	F9	1	Total	C	N	O	0
			43	33	4	6	
82	F9	1	Total	C	N	O	0
			43	33	4	6	

Continued on next page...

Continued from previous page...

Mol	Chain	Residues	Atoms				AltConf
82	F9	1	Total	C	N	O	0
			43	33	4	6	
82	G9	1	Total	C	N	O	0
			43	33	4	6	
82	G9	1	Total	C	N	O	0
			43	33	4	6	
82	H9	1	Total	C	N	O	0
			43	33	4	6	
82	H9	1	Total	C	N	O	0
			43	33	4	6	
82	H9	1	Total	C	N	O	0
			43	33	4	6	
82	I9	1	Total	C	N	O	0
			43	33	4	6	
82	I9	1	Total	C	N	O	0
			43	33	4	6	
82	J9	1	Total	C	N	O	0
			43	33	4	6	
82	J9	1	Total	C	N	O	0
			43	33	4	6	
82	J9	1	Total	C	N	O	0
			43	33	4	6	
82	K9	1	Total	C	N	O	0
			43	33	4	6	
82	K9	1	Total	C	N	O	0
			43	33	4	6	
82	L9	1	Total	C	N	O	0
			43	33	4	6	
82	L9	1	Total	C	N	O	0
			43	33	4	6	
82	L9	1	Total	C	N	O	0
			43	33	4	6	
82	N9	1	Total	C	N	O	0
			43	33	4	6	
82	N9	1	Total	C	N	O	0
			43	33	4	6	
82	O9	1	Total	C	N	O	0
			43	33	4	6	
82	O9	1	Total	C	N	O	0
			43	33	4	6	
82	O9	1	Total	C	N	O	0
			43	33	4	6	

Continued on next page...

Continued from previous page...

Mol	Chain	Residues	Atoms				AltConf
82	P9	1	Total	C	N	O	0
			43	33	4	6	
82	P9	1	Total	C	N	O	0
			43	33	4	6	
82	Q9	1	Total	C	N	O	0
			43	33	4	6	
82	Q9	1	Total	C	N	O	0
			43	33	4	6	
82	Q9	1	Total	C	N	O	0
			43	33	4	6	
82	R9	1	Total	C	N	O	0
			43	33	4	6	
82	R9	1	Total	C	N	O	0
			43	33	4	6	
82	S9	1	Total	C	N	O	0
			43	33	4	6	
82	S9	1	Total	C	N	O	0
			43	33	4	6	
82	S9	1	Total	C	N	O	0
			43	33	4	6	
82	T9	1	Total	C	N	O	0
			43	33	4	6	
82	T9	1	Total	C	N	O	0
			43	33	4	6	
82	U9	1	Total	C	N	O	0
			43	33	4	6	
82	U9	1	Total	C	N	O	0
			43	33	4	6	
82	U9	1	Total	C	N	O	0
			43	33	4	6	
82	U9	1	Total	C	N	O	0
			43	33	4	6	
82	V9	1	Total	C	N	O	0
			43	33	4	6	
82	V9	1	Total	C	N	O	0
			43	33	4	6	
82	W9	1	Total	C	N	O	0
			43	33	4	6	
82	W9	1	Total	C	N	O	0
			43	33	4	6	
82	W9	1	Total	C	N	O	0
			43	33	4	6	

Continued on next page...

Continued from previous page...

Mol	Chain	Residues	Atoms				AltConf
82	X9	1	Total	C	N	O	0
			43	33	4	6	
82	X9	1	Total	C	N	O	0
			43	33	4	6	
82	Y9	1	Total	C	N	O	0
			43	33	4	6	
82	Y9	1	Total	C	N	O	0
			43	33	4	6	
82	Y9	1	Total	C	N	O	0
			43	33	4	6	
82	eA	1	Total	C	N	O	0
			43	33	4	6	
82	fB	1	Total	C	N	O	0
			43	33	4	6	
82	aB	1	Total	C	N	O	0
			43	33	4	6	
82	aB	1	Total	C	N	O	0
			43	33	4	6	
82	bB	1	Total	C	N	O	0
			43	33	4	6	
82	cB	1	Total	C	N	O	0
			43	33	4	6	
82	cB	1	Total	C	N	O	0
			43	33	4	6	
82	cB	1	Total	C	N	O	0
			43	33	4	6	
82	dB	1	Total	C	N	O	0
			43	33	4	6	
82	dB	1	Total	C	N	O	0
			43	33	4	6	
82	eB	1	Total	C	N	O	0
			43	33	4	6	
82	eB	1	Total	C	N	O	0
			43	33	4	6	
82	gB	1	Total	C	N	O	0
			43	33	4	6	
82	gB	1	Total	C	N	O	0
			43	33	4	6	
82	gB	1	Total	C	N	O	0
			43	33	4	6	
82	hB	1	Total	C	N	O	0
			43	33	4	6	

Continued on next page...

Continued from previous page...

Mol	Chain	Residues	Atoms				AltConf
82	yC	1	Total	C	N	O	0
			43	33	4	6	
82	yC	1	Total	C	N	O	0
			43	33	4	6	
82	yC	1	Total	C	N	O	0
			43	33	4	6	
82	zC	1	Total	C	N	O	0
			43	33	4	6	
82	zC	1	Total	C	N	O	0
			43	33	4	6	
82	1C	1	Total	C	N	O	0
			43	33	4	6	
82	1C	1	Total	C	N	O	0
			43	33	4	6	
82	1C	1	Total	C	N	O	0
			43	33	4	6	
82	pC	1	Total	C	N	O	0
			43	33	4	6	
82	pC	1	Total	C	N	O	0
			43	33	4	6	
82	qC	1	Total	C	N	O	0
			43	33	4	6	
82	qC	1	Total	C	N	O	0
			43	33	4	6	
82	qC	1	Total	C	N	O	0
			43	33	4	6	
82	rC	1	Total	C	N	O	0
			43	33	4	6	
82	rC	1	Total	C	N	O	0
			43	33	4	6	
82	sC	1	Total	C	N	O	0
			43	33	4	6	
82	sC	1	Total	C	N	O	0
			43	33	4	6	
82	sC	1	Total	C	N	O	0
			43	33	4	6	
82	tC	1	Total	C	N	O	0
			43	33	4	6	
82	tC	1	Total	C	N	O	0
			43	33	4	6	
82	uC	1	Total	C	N	O	0
			43	33	4	6	

Continued on next page...

Continued from previous page...

Mol	Chain	Residues	Atoms				AltConf
82	uC	1	Total	C	N	O	0
			43	33	4	6	
82	uC	1	Total	C	N	O	0
			43	33	4	6	
82	vC	1	Total	C	N	O	0
			43	33	4	6	
82	vC	1	Total	C	N	O	0
			43	33	4	6	
82	wC	1	Total	C	N	O	0
			43	33	4	6	
82	wC	1	Total	C	N	O	0
			43	33	4	6	
82	wC	1	Total	C	N	O	0
			43	33	4	6	
82	wC	1	Total	C	N	O	0
			43	33	4	6	
82	xC	1	Total	C	N	O	0
			43	33	4	6	
82	xC	1	Total	C	N	O	0
			43	33	4	6	
82	dD	1	Total	C	N	O	0
			43	33	4	6	
82	aE	1	Total	C	N	O	0
			43	33	4	6	
82	aE	1	Total	C	N	O	0
			43	33	4	6	
82	bE	1	Total	C	N	O	0
			43	33	4	6	
82	bE	1	Total	C	N	O	0
			43	33	4	6	
82	cE	1	Total	C	N	O	0
			43	33	4	6	
82	cE	1	Total	C	N	O	0
			43	33	4	6	
82	dE	1	Total	C	N	O	0
			43	33	4	6	
82	dE	1	Total	C	N	O	0
			43	33	4	6	
82	dE	1	Total	C	N	O	0
			43	33	4	6	
82	dE	1	Total	C	N	O	0
			43	33	4	6	

Continued on next page...

Continued from previous page...

Mol	Chain	Residues	Atoms				AltConf
82	eE	1	Total	C	N	O	0
			43	33	4	6	
82	eE	1	Total	C	N	O	0
			43	33	4	6	
82	eE	1	Total	C	N	O	0
			43	33	4	6	
82	fE	1	Total	C	N	O	0
			43	33	4	6	
82	fE	1	Total	C	N	O	0
			43	33	4	6	
82	fE	1	Total	C	N	O	0
			43	33	4	6	
82	gE	1	Total	C	N	O	0
			43	33	4	6	
82	gE	1	Total	C	N	O	0
			43	33	4	6	
82	hE	1	Total	C	N	O	0
			43	33	4	6	
82	hE	1	Total	C	N	O	0
			43	33	4	6	
82	hE	1	Total	C	N	O	0
			43	33	4	6	
82	iE	1	Total	C	N	O	0
			43	33	4	6	
82	iE	1	Total	C	N	O	0
			43	33	4	6	
82	jE	1	Total	C	N	O	0
			43	33	4	6	
82	jE	1	Total	C	N	O	0
			43	33	4	6	
82	kE	1	Total	C	N	O	0
			43	33	4	6	
82	kE	1	Total	C	N	O	0
			43	33	4	6	
82	lE	1	Total	C	N	O	0
			43	33	4	6	
82	lE	1	Total	C	N	O	0
			43	33	4	6	
82	lE	1	Total	C	N	O	0
			43	33	4	6	
82	mE	1	Total	C	N	O	0
			43	33	4	6	

Continued on next page...

Continued from previous page...

Mol	Chain	Residues	Atoms				AltConf
82	mE	1	Total	C	N	O	0
			43	33	4	6	
82	mE	1	Total	C	N	O	0
			43	33	4	6	
82	aF	1	Total	C	N	O	0
			43	33	4	6	
82	aF	1	Total	C	N	O	0
			43	33	4	6	
82	aF	1	Total	C	N	O	0
			43	33	4	6	
82	bF	1	Total	C	N	O	0
			43	33	4	6	
82	bF	1	Total	C	N	O	0
			43	33	4	6	
82	cF	1	Total	C	N	O	0
			43	33	4	6	
82	cF	1	Total	C	N	O	0
			43	33	4	6	
82	cF	1	Total	C	N	O	0
			43	33	4	6	
82	dF	1	Total	C	N	O	0
			43	33	4	6	
82	dF	1	Total	C	N	O	0
			43	33	4	6	
82	eF	1	Total	C	N	O	0
			43	33	4	6	
82	eF	1	Total	C	N	O	0
			43	33	4	6	
82	eF	1	Total	C	N	O	0
			43	33	4	6	
82	fF	1	Total	C	N	O	0
			43	33	4	6	
82	fF	1	Total	C	N	O	0
			43	33	4	6	
82	gF	1	Total	C	N	O	0
			43	33	4	6	
82	gF	1	Total	C	N	O	0
			43	33	4	6	
82	gF	1	Total	C	N	O	0
			43	33	4	6	
82	hF	1	Total	C	N	O	0
			43	33	4	6	

Continued on next page...

Continued from previous page...

Mol	Chain	Residues	Atoms				AltConf
82	hF	1	Total	C	N	O	0
			43	33	4	6	
82	iF	1	Total	C	N	O	0
			43	33	4	6	
82	iF	1	Total	C	N	O	0
			43	33	4	6	
82	iF	1	Total	C	N	O	0
			43	33	4	6	
82	jF	1	Total	C	N	O	0
			43	33	4	6	
82	jF	1	Total	C	N	O	0
			43	33	4	6	
82	kF	1	Total	C	N	O	0
			43	33	4	6	
82	kF	1	Total	C	N	O	0
			43	33	4	6	
82	kF	1	Total	C	N	O	0
			43	33	4	6	
82	lF	1	Total	C	N	O	0
			43	33	4	6	
82	lF	1	Total	C	N	O	0
			43	33	4	6	
82	lF	1	Total	C	N	O	0
			43	33	4	6	
82	mF	1	Total	C	N	O	0
			43	33	4	6	
82	mF	1	Total	C	N	O	0
			43	33	4	6	
82	nF	1	Total	C	N	O	0
			43	33	4	6	
82	nF	1	Total	C	N	O	0
			43	33	4	6	
82	oF	1	Total	C	N	O	0
			43	33	4	6	
82	oF	1	Total	C	N	O	0
			43	33	4	6	
82	oF	1	Total	C	N	O	0
			43	33	4	6	
82	pF	1	Total	C	N	O	0
			43	33	4	6	
82	pF	1	Total	C	N	O	0
			43	33	4	6	

Continued on next page...

Continued from previous page...

Mol	Chain	Residues	Atoms				AltConf
82	qF	1	Total	C	N	O	0
			43	33	4	6	
82	qF	1	Total	C	N	O	0
			43	33	4	6	
82	qF	1	Total	C	N	O	0
			43	33	4	6	
82	rF	1	Total	C	N	O	0
			43	33	4	6	
82	rF	1	Total	C	N	O	0
			43	33	4	6	
82	sF	1	Total	C	N	O	0
			43	33	4	6	
82	sF	1	Total	C	N	O	0
			43	33	4	6	
82	sF	1	Total	C	N	O	0
			43	33	4	6	
82	tF	1	Total	C	N	O	0
			43	33	4	6	
82	tF	1	Total	C	N	O	0
			43	33	4	6	
82	uF	1	Total	C	N	O	0
			43	33	4	6	
82	uF	1	Total	C	N	O	0
			43	33	4	6	
82	uF	1	Total	C	N	O	0
			43	33	4	6	
82	vF	1	Total	C	N	O	0
			43	33	4	6	
82	vF	1	Total	C	N	O	0
			43	33	4	6	
82	wF	1	Total	C	N	O	0
			43	33	4	6	
82	wF	1	Total	C	N	O	0
			43	33	4	6	
82	wF	1	Total	C	N	O	0
			43	33	4	6	
82	xF	1	Total	C	N	O	0
			43	33	4	6	
82	xF	1	Total	C	N	O	0
			43	33	4	6	
82	xF	1	Total	C	N	O	0
			43	33	4	6	

Continued on next page...

Continued from previous page...

Mol	Chain	Residues	Atoms				AltConf
82	yF	1	Total	C	N	O	0
			43	33	4	6	
82	zF	1	Total	C	N	O	0
			43	33	4	6	
82	aG	1	Total	C	N	O	0
			43	33	4	6	
82	aG	1	Total	C	N	O	0
			43	33	4	6	
82	bG	1	Total	C	N	O	0
			43	33	4	6	
82	cG	1	Total	C	N	O	0
			43	33	4	6	
82	cG	1	Total	C	N	O	0
			43	33	4	6	
82	dG	1	Total	C	N	O	0
			43	33	4	6	
82	dG	1	Total	C	N	O	0
			43	33	4	6	
82	dG	1	Total	C	N	O	0
			43	33	4	6	
82	dG	1	Total	C	N	O	0
			43	33	4	6	
82	eG	1	Total	C	N	O	0
			43	33	4	6	
82	eG	1	Total	C	N	O	0
			43	33	4	6	
82	eG	1	Total	C	N	O	0
			43	33	4	6	
82	fG	1	Total	C	N	O	0
			43	33	4	6	
82	fG	1	Total	C	N	O	0
			43	33	4	6	
82	fG	1	Total	C	N	O	0
			43	33	4	6	
82	gG	1	Total	C	N	O	0
			43	33	4	6	
82	gG	1	Total	C	N	O	0
			43	33	4	6	
82	hG	1	Total	C	N	O	0
			43	33	4	6	
82	hG	1	Total	C	N	O	0
			43	33	4	6	

Continued on next page...

Continued from previous page...

Mol	Chain	Residues	Atoms				AltConf
82	hG	1	Total	C	N	O	0
			43	33	4	6	
82	iG	1	Total	C	N	O	0
			43	33	4	6	
82	iG	1	Total	C	N	O	0
			43	33	4	6	
82	jG	1	Total	C	N	O	0
			43	33	4	6	
82	jG	1	Total	C	N	O	0
			43	33	4	6	
82	kG	1	Total	C	N	O	0
			43	33	4	6	
82	kG	1	Total	C	N	O	0
			43	33	4	6	
82	lG	1	Total	C	N	O	0
			43	33	4	6	
82	lG	1	Total	C	N	O	0
			43	33	4	6	
82	lG	1	Total	C	N	O	0
			43	33	4	6	
82	mG	1	Total	C	N	O	0
			43	33	4	6	
82	mG	1	Total	C	N	O	0
			43	33	4	6	
82	mG	1	Total	C	N	O	0
			43	33	4	6	
82	fH	1	Total	C	N	O	0
			43	33	4	6	
82	fH	1	Total	C	N	O	0
			43	33	4	6	
82	fH	1	Total	C	N	O	0
			43	33	4	6	
82	gH	1	Total	C	N	O	0
			43	33	4	6	
82	gH	1	Total	C	N	O	0
			43	33	4	6	
82	gH	1	Total	C	N	O	0
			43	33	4	6	
82	hH	1	Total	C	N	O	0
			43	33	4	6	
82	hH	1	Total	C	N	O	0
			43	33	4	6	

Continued on next page...

Continued from previous page...

Mol	Chain	Residues	Atoms				AltConf
82	iH	1	Total	C	N	O	0
			43	33	4	6	
82	iH	1	Total	C	N	O	0
			43	33	4	6	
82	jH	1	Total	C	N	O	0
			43	33	4	6	
82	jH	1	Total	C	N	O	0
			43	33	4	6	
82	jH	1	Total	C	N	O	0
			43	33	4	6	
82	kH	1	Total	C	N	O	0
			43	33	4	6	
82	kH	1	Total	C	N	O	0
			43	33	4	6	
82	kH	1	Total	C	N	O	0
			43	33	4	6	
82	lH	1	Total	C	N	O	0
			43	33	4	6	
82	lH	1	Total	C	N	O	0
			43	33	4	6	
82	mH	1	Total	C	N	O	0
			43	33	4	6	
82	mH	1	Total	C	N	O	0
			43	33	4	6	
82	aH	1	Total	C	N	O	0
			43	33	4	6	
82	aH	1	Total	C	N	O	0
			43	33	4	6	
82	bH	1	Total	C	N	O	0
			43	33	4	6	
82	bH	1	Total	C	N	O	0
			43	33	4	6	
82	cH	1	Total	C	N	O	0
			43	33	4	6	
82	cH	1	Total	C	N	O	0
			43	33	4	6	
82	dH	1	Total	C	N	O	0
			43	33	4	6	
82	dH	1	Total	C	N	O	0
			43	33	4	6	
82	dH	1	Total	C	N	O	0
			43	33	4	6	

Continued on next page...

Continued from previous page...

Mol	Chain	Residues	Atoms				AltConf
82	eH	1	Total	C	N	O	0
			43	33	4	6	
82	eH	1	Total	C	N	O	0
			43	33	4	6	
82	eH	1	Total	C	N	O	0
			43	33	4	6	
82	aJ	1	Total	C	N	O	0
			43	33	4	6	
82	aJ	1	Total	C	N	O	0
			43	33	4	6	
82	aJ	1	Total	C	N	O	0
			43	33	4	6	
82	aJ	1	Total	C	N	O	0
			43	33	4	6	
82	cJ	1	Total	C	N	O	0
			43	33	4	6	
82	cJ	1	Total	C	N	O	0
			43	33	4	6	
82	dJ	1	Total	C	N	O	0
			43	33	4	6	
82	dJ	1	Total	C	N	O	0
			43	33	4	6	
82	eJ	1	Total	C	N	O	0
			43	33	4	6	
82	eJ	1	Total	C	N	O	0
			43	33	4	6	
82	fJ	1	Total	C	N	O	0
			43	33	4	6	
82	fJ	1	Total	C	N	O	0
			43	33	4	6	
82	fJ	1	Total	C	N	O	0
			43	33	4	6	
82	gJ	1	Total	C	N	O	0
			43	33	4	6	
82	gJ	1	Total	C	N	O	0
			43	33	4	6	
82	hJ	1	Total	C	N	O	0
			43	33	4	6	
82	hJ	1	Total	C	N	O	0
			43	33	4	6	
82	hJ	1	Total	C	N	O	0
			43	33	4	6	

Continued on next page...

Continued from previous page...

Mol	Chain	Residues	Atoms				AltConf
82	iJ	1	Total	C	N	O	0
			43	33	4	6	
82	iJ	1	Total	C	N	O	0
			43	33	4	6	
82	jJ	1	Total	C	N	O	0
			43	33	4	6	
82	jJ	1	Total	C	N	O	0
			43	33	4	6	
82	jJ	1	Total	C	N	O	0
			43	33	4	6	
82	kJ	1	Total	C	N	O	0
			43	33	4	6	
82	kJ	1	Total	C	N	O	0
			43	33	4	6	
82	lJ	1	Total	C	N	O	0
			43	33	4	6	
82	lJ	1	Total	C	N	O	0
			43	33	4	6	
82	lJ	1	Total	C	N	O	0
			43	33	4	6	
82	mJ	1	Total	C	N	O	0
			43	33	4	6	
82	mJ	1	Total	C	N	O	0
			43	33	4	6	
82	aK	1	Total	C	N	O	0
			43	33	4	6	
82	aK	1	Total	C	N	O	0
			43	33	4	6	
82	aK	1	Total	C	N	O	0
			43	33	4	6	
82	bK	1	Total	C	N	O	0
			43	33	4	6	
82	bK	1	Total	C	N	O	0
			43	33	4	6	
82	cK	1	Total	C	N	O	0
			43	33	4	6	
82	cK	1	Total	C	N	O	0
			43	33	4	6	
82	cK	1	Total	C	N	O	0
			43	33	4	6	
82	dK	1	Total	C	N	O	0
			43	33	4	6	

Continued on next page...

Continued from previous page...

Mol	Chain	Residues	Atoms				AltConf
82	dK	1	Total	C	N	O	0
			43	33	4	6	
82	eK	1	Total	C	N	O	0
			43	33	4	6	
82	eK	1	Total	C	N	O	0
			43	33	4	6	
82	eK	1	Total	C	N	O	0
			43	33	4	6	
82	fK	1	Total	C	N	O	0
			43	33	4	6	
82	fK	1	Total	C	N	O	0
			43	33	4	6	
82	gK	1	Total	C	N	O	0
			43	33	4	6	
82	gK	1	Total	C	N	O	0
			43	33	4	6	
82	gK	1	Total	C	N	O	0
			43	33	4	6	
82	hK	1	Total	C	N	O	0
			43	33	4	6	
82	hK	1	Total	C	N	O	0
			43	33	4	6	
82	iK	1	Total	C	N	O	0
			43	33	4	6	
82	iK	1	Total	C	N	O	0
			43	33	4	6	
82	iK	1	Total	C	N	O	0
			43	33	4	6	
82	jK	1	Total	C	N	O	0
			43	33	4	6	
82	jK	1	Total	C	N	O	0
			43	33	4	6	
82	kK	1	Total	C	N	O	0
			43	33	4	6	
82	kK	1	Total	C	N	O	0
			43	33	4	6	
82	kK	1	Total	C	N	O	0
			43	33	4	6	
82	lK	1	Total	C	N	O	0
			43	33	4	6	
82	lK	1	Total	C	N	O	0
			43	33	4	6	

Continued on next page...

Continued from previous page...

Mol	Chain	Residues	Atoms				AltConf
82	lK	1	Total	C	N	O	0
			43	33	4	6	
82	mK	1	Total	C	N	O	0
			43	33	4	6	
82	mK	1	Total	C	N	O	0
			43	33	4	6	
82	nK	1	Total	C	N	O	0
			43	33	4	6	
82	nK	1	Total	C	N	O	0
			43	33	4	6	
82	oK	1	Total	C	N	O	0
			43	33	4	6	
82	oK	1	Total	C	N	O	0
			43	33	4	6	
82	oK	1	Total	C	N	O	0
			43	33	4	6	
82	pK	1	Total	C	N	O	0
			43	33	4	6	
82	pK	1	Total	C	N	O	0
			43	33	4	6	
82	qK	1	Total	C	N	O	0
			43	33	4	6	
82	qK	1	Total	C	N	O	0
			43	33	4	6	
82	qK	1	Total	C	N	O	0
			43	33	4	6	
82	rK	1	Total	C	N	O	0
			43	33	4	6	
82	rK	1	Total	C	N	O	0
			43	33	4	6	
82	sK	1	Total	C	N	O	0
			43	33	4	6	
82	sK	1	Total	C	N	O	0
			43	33	4	6	
82	sK	1	Total	C	N	O	0
			43	33	4	6	
82	tK	1	Total	C	N	O	0
			43	33	4	6	
82	tK	1	Total	C	N	O	0
			43	33	4	6	
82	tK	1	Total	C	N	O	0
			43	33	4	6	

Continued on next page...

Continued from previous page...

Mol	Chain	Residues	Atoms				AltConf
82	uK	1	Total	C	N	O	0
			43	33	4	6	
82	uK	1	Total	C	N	O	0
			43	33	4	6	
82	vK	1	Total	C	N	O	0
			43	33	4	6	
82	vK	1	Total	C	N	O	0
			43	33	4	6	
82	wK	1	Total	C	N	O	0
			43	33	4	6	
82	wK	1	Total	C	N	O	0
			43	33	4	6	
82	wK	1	Total	C	N	O	0
			43	33	4	6	
82	xK	1	Total	C	N	O	0
			43	33	4	6	
82	xK	1	Total	C	N	O	0
			43	33	4	6	
82	xK	1	Total	C	N	O	0
			43	33	4	6	
82	yK	1	Total	C	N	O	0
			43	33	4	6	
82	zK	1	Total	C	N	O	0
			43	33	4	6	
82	aM	1	Total	C	N	O	0
			43	33	4	6	
82	aM	1	Total	C	N	O	0
			43	33	4	6	
82	aM	1	Total	C	N	O	0
			43	33	4	6	
82	aM	1	Total	C	N	O	0
			43	33	4	6	
82	cM	1	Total	C	N	O	0
			43	33	4	6	
82	cM	1	Total	C	N	O	0
			43	33	4	6	
82	dM	1	Total	C	N	O	0
			43	33	4	6	
82	dM	1	Total	C	N	O	0
			43	33	4	6	
82	dM	1	Total	C	N	O	0
			43	33	4	6	

Continued on next page...

Continued from previous page...

Mol	Chain	Residues	Atoms				AltConf
82	eM	1	Total	C	N	O	0
			43	33	4	6	
82	eM	1	Total	C	N	O	0
			43	33	4	6	
82	fM	1	Total	C	N	O	0
			43	33	4	6	
82	fM	1	Total	C	N	O	0
			43	33	4	6	
82	fM	1	Total	C	N	O	0
			43	33	4	6	
82	gM	1	Total	C	N	O	0
			43	33	4	6	
82	gM	1	Total	C	N	O	0
			43	33	4	6	
82	hM	1	Total	C	N	O	0
			43	33	4	6	
82	hM	1	Total	C	N	O	0
			43	33	4	6	
82	hM	1	Total	C	N	O	0
			43	33	4	6	
82	iM	1	Total	C	N	O	0
			43	33	4	6	
82	iM	1	Total	C	N	O	0
			43	33	4	6	
82	jM	1	Total	C	N	O	0
			43	33	4	6	
82	jM	1	Total	C	N	O	0
			43	33	4	6	
82	jM	1	Total	C	N	O	0
			43	33	4	6	
82	kM	1	Total	C	N	O	0
			43	33	4	6	
82	kM	1	Total	C	N	O	0
			43	33	4	6	
82	lM	1	Total	C	N	O	0
			43	33	4	6	
82	lM	1	Total	C	N	O	0
			43	33	4	6	
82	lM	1	Total	C	N	O	0
			43	33	4	6	
82	mM	1	Total	C	N	O	0
			43	33	4	6	

Continued on next page...

Continued from previous page...

Mol	Chain	Residues	Atoms				AltConf
82	mM	1	Total	C	N	O	0
			43	33	4	6	
82	iO	1	Total	C	N	O	0
			43	33	4	6	
82	iO	1	Total	C	N	O	0
			43	33	4	6	
82	iO	1	Total	C	N	O	0
			43	33	4	6	
82	jO	1	Total	C	N	O	0
			43	33	4	6	
82	jO	1	Total	C	N	O	0
			43	33	4	6	
82	kO	1	Total	C	N	O	0
			43	33	4	6	
82	kO	1	Total	C	N	O	0
			43	33	4	6	
82	kO	1	Total	C	N	O	0
			43	33	4	6	
82	lO	1	Total	C	N	O	0
			43	33	4	6	
82	lO	1	Total	C	N	O	0
			43	33	4	6	
82	mO	1	Total	C	N	O	0
			43	33	4	6	
82	mO	1	Total	C	N	O	0
			43	33	4	6	
82	mO	1	Total	C	N	O	0
			43	33	4	6	
82	aO	1	Total	C	N	O	0
			43	33	4	6	
82	aO	1	Total	C	N	O	0
			43	33	4	6	
82	aO	1	Total	C	N	O	0
			43	33	4	6	
82	bO	1	Total	C	N	O	0
			43	33	4	6	
82	bO	1	Total	C	N	O	0
			43	33	4	6	
82	cO	1	Total	C	N	O	0
			43	33	4	6	
82	cO	1	Total	C	N	O	0
			43	33	4	6	

Continued on next page...

Continued from previous page...

Mol	Chain	Residues	Atoms				AltConf
82	cO	1	Total	C	N	O	0
			43	33	4	6	
82	dO	1	Total	C	N	O	0
			43	33	4	6	
82	dO	1	Total	C	N	O	0
			43	33	4	6	
82	eO	1	Total	C	N	O	0
			43	33	4	6	
82	eO	1	Total	C	N	O	0
			43	33	4	6	
82	eO	1	Total	C	N	O	0
			43	33	4	6	
82	fO	1	Total	C	N	O	0
			43	33	4	6	
82	fO	1	Total	C	N	O	0
			43	33	4	6	
82	gO	1	Total	C	N	O	0
			43	33	4	6	
82	gO	1	Total	C	N	O	0
			43	33	4	6	
82	gO	1	Total	C	N	O	0
			43	33	4	6	
82	hO	1	Total	C	N	O	0
			43	33	4	6	
82	hO	1	Total	C	N	O	0
			43	33	4	6	
82	bP	1	Total	C	N	O	0
			43	33	4	6	
82	bP	1	Total	C	N	O	0
			43	33	4	6	
82	dQ	1	Total	C	N	O	0
			43	33	4	6	
82	Z9	1	Total	C	N	O	0
			43	33	4	6	
82	Z9	1	Total	C	N	O	0
			43	33	4	6	
82	Z9	1	Total	C	N	O	0
			43	33	4	6	
82	M9	1	Total	C	N	O	0
			43	33	4	6	
82	M9	1	Total	C	N	O	0
			43	33	4	6	

Continued on next page...

Continued from previous page...

Mol	Chain	Residues	Atoms				AltConf
82	M9	1	Total	C	N	O	0
			43	33	4	6	
82	M9	1	Total	C	N	O	0
			43	33	4	6	

- Molecule 83 is PHYCOUROBILIN (three-letter code: PUB) (formula: $C_{33}H_{42}N_4O_6$).

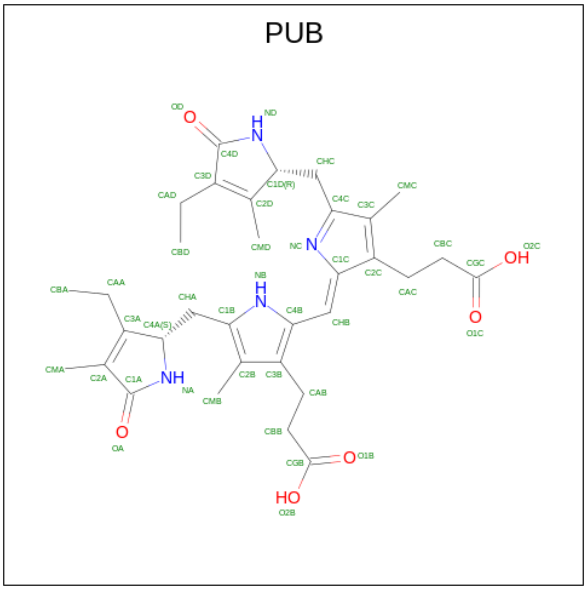

Mol	Chain	Residues	Atoms				AltConf
83	KA	1	Total	C	N	O	0
			43	33	4	6	
83	YA	1	Total	C	N	O	0
			43	33	4	6	
83	AD	1	Total	C	N	O	0
			43	33	4	6	
83	ND	1	Total	C	N	O	0
			43	33	4	6	
83	AE	1	Total	C	N	O	0
			43	33	4	6	
83	AE	1	Total	C	N	O	0
			43	33	4	6	
83	AG	1	Total	C	N	O	0
			43	33	4	6	
83	AG	1	Total	C	N	O	0
			43	33	4	6	
83	AH	1	Total	C	N	O	0
			43	33	4	6	

Continued on next page...

Continued from previous page...

Mol	Chain	Residues	Atoms				AltConf
83	AH	1	Total	C	N	O	0
			43	33	4	6	
83	AJ	1	Total	C	N	O	0
			43	33	4	6	
83	AJ	1	Total	C	N	O	0
			43	33	4	6	
83	BJ	1	Total	C	N	O	0
			43	33	4	6	
83	QJ	1	Total	C	N	O	0
			43	33	4	6	
83	AM	1	Total	C	N	O	0
			43	33	4	6	
83	AM	1	Total	C	N	O	0
			43	33	4	6	
83	BM	1	Total	C	N	O	0
			43	33	4	6	
83	QM	1	Total	C	N	O	0
			43	33	4	6	
83	AO	1	Total	C	N	O	0
			43	33	4	6	
83	AO	1	Total	C	N	O	0
			43	33	4	6	
83	AQ	1	Total	C	N	O	0
			43	33	4	6	
83	NQ	1	Total	C	N	O	0
			43	33	4	6	
83	A1	1	Total	C	N	O	0
			43	33	4	6	
83	A1	1	Total	C	N	O	0
			43	33	4	6	
83	A4	1	Total	C	N	O	0
			43	33	4	6	
83	A4	1	Total	C	N	O	0
			43	33	4	6	
83	M5	1	Total	C	N	O	0
			43	33	4	6	
83	M5	1	Total	C	N	O	0
			43	33	4	6	
83	Z5	1	Total	C	N	O	0
			43	33	4	6	
83	Z5	1	Total	C	N	O	0
			43	33	4	6	

Continued on next page...

Continued from previous page...

Mol	Chain	Residues	Atoms				AltConf
83	K7	1	Total	C	N	O	0
			43	33	4	6	
83	Y7	1	Total	C	N	O	0
			43	33	4	6	
83	wF	1	Total	C	N	O	0
			43	33	4	6	
83	xF	1	Total	C	N	O	0
			43	33	4	6	
83	xF	1	Total	C	N	O	0
			43	33	4	6	
83	xF	1	Total	C	N	O	0
			43	33	4	6	
83	yF	1	Total	C	N	O	0
			43	33	4	6	
83	yF	1	Total	C	N	O	0
			43	33	4	6	
83	wK	1	Total	C	N	O	0
			43	33	4	6	
83	xK	1	Total	C	N	O	0
			43	33	4	6	
83	xK	1	Total	C	N	O	0
			43	33	4	6	
83	xK	1	Total	C	N	O	0
			43	33	4	6	
83	yK	1	Total	C	N	O	0
			43	33	4	6	
83	yK	1	Total	C	N	O	0
			43	33	4	6	
83	Z9	1	Total	C	N	O	0
			43	33	4	6	
83	Z9	1	Total	C	N	O	0
			43	33	4	6	
83	M9	1	Total	C	N	O	0
			43	33	4	6	

- Molecule 84 is PHYCOCYANOBILIN (three-letter code: CYC) (formula: $C_{33}H_{40}N_4O_6$) (labeled as "Ligand of Interest" by depositor).

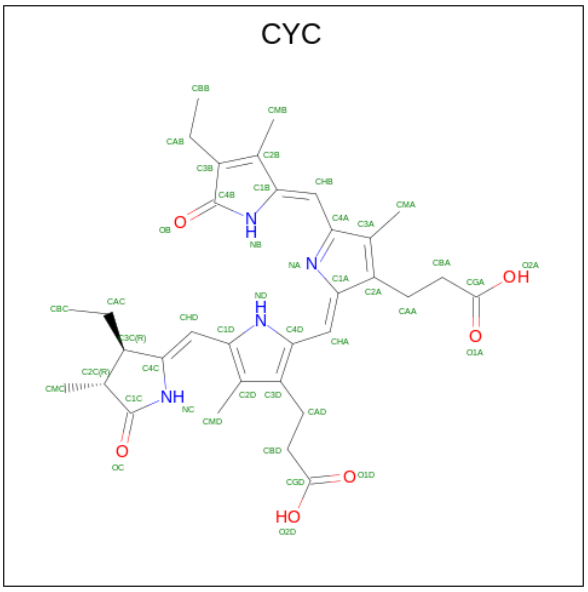

Mol	Chain	Residues	Atoms				AltConf
84	BE	1	Total	C	N	O	0
			43	33	4	6	
84	BE	1	Total	C	N	O	0
			43	33	4	6	
84	DE	1	Total	C	N	O	0
			43	33	4	6	
84	EE	1	Total	C	N	O	0
			43	33	4	6	
84	FE	1	Total	C	N	O	0
			43	33	4	6	
84	FE	1	Total	C	N	O	0
			43	33	4	6	
84	GE	1	Total	C	N	O	0
			43	33	4	6	
84	HE	1	Total	C	N	O	0
			43	33	4	6	
84	IE	1	Total	C	N	O	0
			43	33	4	6	
84	LE	1	Total	C	N	O	0
			43	33	4	6	
84	ME	1	Total	C	N	O	0
			43	33	4	6	
84	NE	1	Total	C	N	O	0
			43	33	4	6	
84	BG	1	Total	C	N	O	0
			43	33	4	6	
84	BG	1	Total	C	N	O	0
			43	33	4	6	

Continued on next page...

Continued from previous page...

Mol	Chain	Residues	Atoms				AltConf
84	CG	1	Total	C	N	O	0
			43	33	4	6	
84	DG	1	Total	C	N	O	0
			43	33	4	6	
84	EG	1	Total	C	N	O	0
			43	33	4	6	
84	FG	1	Total	C	N	O	0
			43	33	4	6	
84	GG	1	Total	C	N	O	0
			43	33	4	6	
84	HG	1	Total	C	N	O	0
			43	33	4	6	
84	IG	1	Total	C	N	O	0
			43	33	4	6	
84	KG	1	Total	C	N	O	0
			43	33	4	6	
84	LG	1	Total	C	N	O	0
			43	33	4	6	
84	MG	1	Total	C	N	O	0
			43	33	4	6	
84	CH	1	Total	C	N	O	0
			43	33	4	6	
84	DH	1	Total	C	N	O	0
			43	33	4	6	
84	DH	1	Total	C	N	O	0
			43	33	4	6	
84	EH	1	Total	C	N	O	0
			43	33	4	6	
84	FH	1	Total	C	N	O	0
			43	33	4	6	
84	HH	1	Total	C	N	O	0
			43	33	4	6	
84	JH	1	Total	C	N	O	0
			43	33	4	6	
84	JH	1	Total	C	N	O	0
			43	33	4	6	
84	KH	1	Total	C	N	O	0
			43	33	4	6	
84	LH	1	Total	C	N	O	0
			43	33	4	6	
84	LH	1	Total	C	N	O	0
			43	33	4	6	

Continued on next page...

Continued from previous page...

Mol	Chain	Residues	Atoms				AltConf
84	NH	1	Total	C	N	O	0
			43	33	4	6	
84	CO	1	Total	C	N	O	0
			43	33	4	6	
84	DO	1	Total	C	N	O	0
			43	33	4	6	
84	EO	1	Total	C	N	O	0
			43	33	4	6	
84	FO	1	Total	C	N	O	0
			43	33	4	6	
84	GO	1	Total	C	N	O	0
			43	33	4	6	
84	HO	1	Total	C	N	O	0
			43	33	4	6	
84	IO	1	Total	C	N	O	0
			43	33	4	6	
84	JO	1	Total	C	N	O	0
			43	33	4	6	
84	KO	1	Total	C	N	O	0
			43	33	4	6	
84	LO	1	Total	C	N	O	0
			43	33	4	6	
84	MO	1	Total	C	N	O	0
			43	33	4	6	
84	NO	1	Total	C	N	O	0
			43	33	4	6	
84	L1	1	Total	C	N	O	0
			43	33	4	6	
84	M1	1	Total	C	N	O	0
			43	33	4	6	
84	N1	1	Total	C	N	O	0
			43	33	4	6	
84	C1	1	Total	C	N	O	0
			43	33	4	6	
84	D1	1	Total	C	N	O	0
			43	33	4	6	
84	D1	1	Total	C	N	O	0
			43	33	4	6	
84	E1	1	Total	C	N	O	0
			43	33	4	6	
84	F1	1	Total	C	N	O	0
			43	33	4	6	

Continued on next page...

Continued from previous page...

Mol	Chain	Residues	Atoms					AltConf
84	H1	1	Total	C	N	O		0
			43	33	4	6		
84	I1	1	Total	C	N	O		0
			43	33	4	6		
84	J1	1	Total	C	N	O		0
			43	33	4	6		
84	K1	1	Total	C	N	O		0
			43	33	4	6		
84	A3	1	Total	C	H	N	O	0
			81	33	38	4	6	
84	B3	1	Total	C	H	N	O	0
			81	33	38	4	6	
84	C3	1	Total	C	H	N	O	0
			81	33	38	4	6	
84	D3	1	Total	C	H	N	O	0
			81	33	38	4	6	
84	E3	1	Total	C	H	N	O	0
			81	33	38	4	6	
84	F3	1	Total	C	H	N	O	0
			81	33	38	4	6	
84	G3	1	Total	C	H	N	O	0
			81	33	38	4	6	
84	H3	1	Total	C	H	N	O	0
			81	33	38	4	6	
84	I3	1	Total	C	H	N	O	0
			81	33	38	4	6	
84	J3	1	Total	C	H	N	O	0
			81	33	38	4	6	
84	K3	1	Total	C	H	N	O	0
			81	33	38	4	6	
84	L3	1	Total	C	H	N	O	0
			81	33	38	4	6	
84	M3	1	Total	C	H	N	O	0
			81	33	38	4	6	
84	N3	1	Total	C	H	N	O	0
			81	33	38	4	6	
84	O3	1	Total	C	H	N	O	0
			81	33	38	4	6	
84	P3	1	Total	C	H	N	O	0
			81	33	38	4	6	
84	Q3	1	Total	C	H	N	O	0
			81	33	38	4	6	

Continued on next page...

Continued from previous page...

Mol	Chain	Residues	Atoms					AltConf
84	R3	1	Total	C	H	N	O	0
			81	33	38	4	6	
84	S3	1	Total	C	H	N	O	0
			81	33	38	4	6	
84	T3	1	Total	C	H	N	O	0
			81	33	38	4	6	
84	U3	1	Total	C	H	N	O	0
			81	33	38	4	6	
84	V3	1	Total	C	H	N	O	0
			81	33	38	4	6	
84	W3	1	Total	C	H	N	O	0
			81	33	38	4	6	
84	c3	1	Total	C	H	N	O	0
			81	33	38	4	6	
84	d3	1	Total	C	H	N	O	0
			81	33	38	4	6	
84	e3	1	Total	C	H	N	O	0
			81	33	38	4	6	
84	f3	1	Total	C	H	N	O	0
			81	33	38	4	6	
84	g3	1	Total	C	H	N	O	0
			81	33	38	4	6	
84	h3	1	Total	C	H	N	O	0
			81	33	38	4	6	
84	i3	1	Total	C	H	N	O	0
			81	33	38	4	6	
84	j3	1	Total	C	H	N	O	0
			81	33	38	4	6	
84	k3	1	Total	C	H	N	O	0
			81	33	38	4	6	
84	l3	1	Total	C	H	N	O	0
			81	33	38	4	6	
84	m3	1	Total	C	H	N	O	0
			81	33	38	4	6	
84	n3	1	Total	C	H	N	O	0
			81	33	38	4	6	
84	o3	1	Total	C	H	N	O	0
			81	33	38	4	6	
84	p3	1	Total	C	H	N	O	0
			81	33	38	4	6	
84	q3	1	Total	C	H	N	O	0
			81	33	38	4	6	

Continued on next page...

Continued from previous page...

Mol	Chain	Residues	Atoms					AltConf
84	r3	1	Total	C	H	N	O	0
			81	33	38	4	6	
84	t3	1	Total	C	H	N	O	0
			81	33	38	4	6	
84	u3	1	Total	C	H	N	O	0
			81	33	38	4	6	
84	v3	1	Total	C	H	N	O	0
			81	33	38	4	6	
84	w3	1	Total	C	H	N	O	0
			81	33	38	4	6	
84	x3	1	Total	C	H	N	O	0
			81	33	38	4	6	
84	y3	1	Total	C	H	N	O	0
			81	33	38	4	6	
84	63	1	Total	C	H	N	O	0
			81	33	38	4	6	
84	73	1	Total	C	H	N	O	0
			81	33	38	4	6	
84	73	1	Total	C	H	N	O	0
			81	33	38	4	6	
84	F4	1	Total	C	N	O		0
			43	33	4	6		
84	G4	1	Total	C	N	O		0
			43	33	4	6		
84	H4	1	Total	C	N	O		0
			43	33	4	6		
84	I4	1	Total	C	N	O		0
			43	33	4	6		
84	J4	1	Total	C	N	O		0
			43	33	4	6		
84	K4	1	Total	C	N	O		0
			43	33	4	6		
84	L4	1	Total	C	N	O		0
			43	33	4	6		
84	M4	1	Total	C	N	O		0
			43	33	4	6		
84	N4	1	Total	C	N	O		0
			43	33	4	6		
84	C4	1	Total	C	N	O		0
			43	33	4	6		
84	D4	1	Total	C	N	O		0
			43	33	4	6		

Continued on next page...

Continued from previous page...

Mol	Chain	Residues	Atoms	AltConf
84	E4	1	Total C N O 43 33 4 6	0

- Molecule 85 is BETA-CAROTENE (three-letter code: BCR) (formula: $C_{40}H_{56}$).

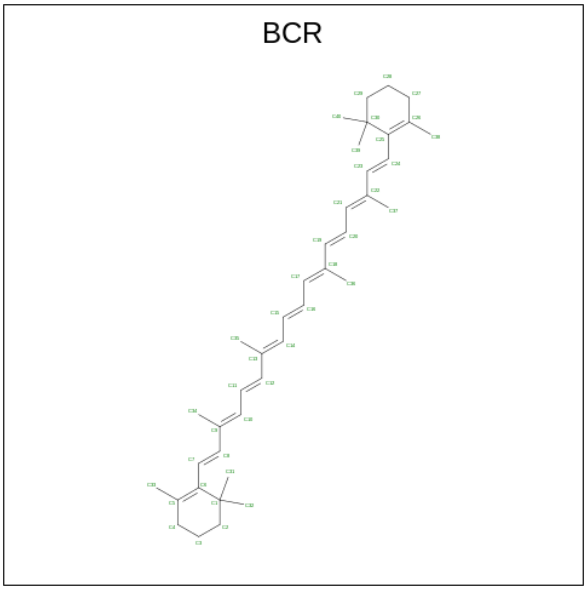

Mol	Chain	Residues	Atoms	AltConf
85	AL	1	Total C 40 40	0
85	BL	1	Total C 40 40	0
85	BL	1	Total C 40 40	0
85	BL	1	Total C 40 40	0
85	CL	1	Total C 40 40	0
85	CL	1	Total C 40 40	0
85	CL	1	Total C 40 40	0
85	FL	1	Total C 40 40	0
85	HL	1	Total C 40 40	0
85	KL	1	Total C 40 40	0

Continued on next page...

Continued from previous page...

Mol	Chain	Residues	Atoms	AltConf
85	AN	1	Total C 40 40	0
85	AN	1	Total C 40 40	0
85	AN	1	Total C 40 40	0
85	AN	1	Total C 40 40	0
85	AN	1	Total C 40 40	0
85	BN	1	Total C 40 40	0
85	BN	1	Total C 40 40	0
85	BN	1	Total C 40 40	0
85	BN	1	Total C 40 40	0
85	BN	1	Total C 40 40	0
85	BN	1	Total C 40 40	0
85	BN	1	Total C 40 40	0
85	BN	1	Total C 40 40	0
85	FN	1	Total C 40 40	0
85	FN	1	Total C 40 40	0
85	IN	1	Total C 40 40	0
85	JN	1	Total C 40 40	0
85	JN	1	Total C 40 40	0
85	KN	1	Total C 40 40	0
85	KN	1	Total C 40 40	0
85	LN	1	Total C 40 40	0
85	LN	1	Total C 40 40	0

Continued on next page...

Continued from previous page...

Mol	Chain	Residues	Atoms	AltConf
85	A2	1	Total C 40 40	0
85	A2	1	Total C 40 40	0
85	A2	1	Total C 40 40	0
85	A2	1	Total C 40 40	0
85	A2	1	Total C 40 40	0
85	B2	1	Total C 40 40	0
85	B2	1	Total C 40 40	0
85	B2	1	Total C 40 40	0
85	B2	1	Total C 40 40	0
85	B2	1	Total C 40 40	0
85	B2	1	Total C 40 40	0
85	B2	1	Total C 40 40	0
85	B2	1	Total C 40 40	0
85	F2	1	Total C 40 40	0
85	F2	1	Total C 40 40	0
85	I2	1	Total C 40 40	0
85	J2	1	Total C 40 40	0
85	J2	1	Total C 40 40	0
85	K2	1	Total C 40 40	0
85	K2	1	Total C 40 40	0
85	L2	1	Total C 40 40	0
85	L2	1	Total C 40 40	0

Continued on next page...

Continued from previous page...

Mol	Chain	Residues	Atoms	AltConf
85	A6	1	Total C 40 40	0
85	B6	1	Total C 40 40	0
85	B6	1	Total C 40 40	0
85	B6	1	Total C 40 40	0
85	C6	1	Total C 40 40	0
85	C6	1	Total C 40 40	0
85	F6	1	Total C 40 40	0
85	H6	1	Total C 40 40	0
85	K6	1	Total C 40 40	0
85	Z6	1	Total C 40 40	0
85	a6	1	Total C 40 40	0
85	b6	1	Total C 40 40	0
85	b6	1	Total C 40 40	0
85	b6	1	Total C 40 40	0
85	c6	1	Total C 40 40	0
85	c6	1	Total C 40 40	0
85	c6	1	Total C 40 40	0
85	d6	1	Total C 40 40	0
85	h6	1	Total C 40 40	0
85	k6	1	Total C 40 40	0
85	aL	1	Total C 40 40	0

Continued on next page...

Continued from previous page...

Mol	Chain	Residues	Atoms	AltConf
85	bL	1	Total C 40 40	0
85	bL	1	Total C 40 40	0
85	bL	1	Total C 40 40	0
85	cL	1	Total C 40 40	0
85	cL	1	Total C 40 40	0
85	cL	1	Total C 40 40	0
85	fL	1	Total C 40 40	0
85	hL	1	Total C 40 40	0
85	kL	1	Total C 40 40	0

- Molecule 86 is CHLORIDE ION (three-letter code: CL) (formula: Cl).

Mol	Chain	Residues	Atoms	AltConf
86	AL	1	Total Cl 1 1	0
86	C6	1	Total Cl 1 1	0
86	a6	1	Total Cl 1 1	0
86	aL	1	Total Cl 1 1	0

- Molecule 87 is CHLOROPHYLL A (three-letter code: CLA) (formula: $C_{55}H_{72}MgN_4O_5$).

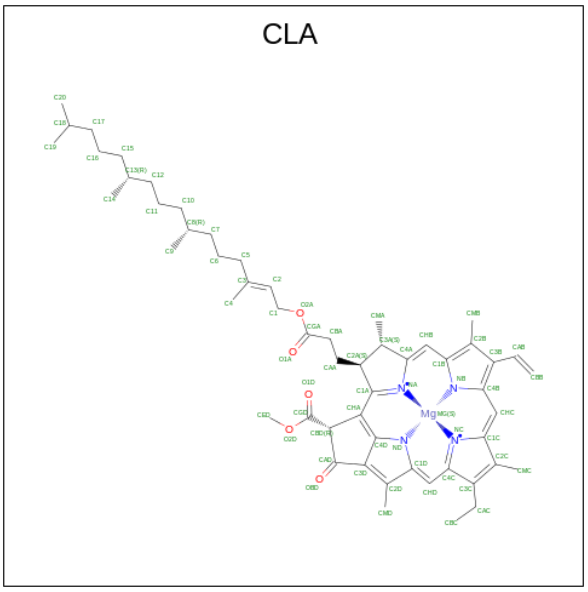

Mol	Chain	Residues	Atoms					AltConf
87	AL	1	Total	C	Mg	N	O	0
			65	55	1	4	5	
87	AL	1	Total	C	Mg	N	O	0
			60	50	1	4	5	
87	AL	1	Total	C	Mg	N	O	0
			50	40	1	4	5	
87	BL	1	Total	C	Mg	N	O	0
			65	55	1	4	5	
87	BL	1	Total	C	Mg	N	O	0
			65	55	1	4	5	
87	BL	1	Total	C	Mg	N	O	0
			65	55	1	4	5	
87	BL	1	Total	C	Mg	N	O	0
			59	49	1	4	5	
87	BL	1	Total	C	Mg	N	O	0
			65	55	1	4	5	
87	BL	1	Total	C	Mg	N	O	0
			65	55	1	4	5	
87	BL	1	Total	C	Mg	N	O	0
			65	55	1	4	5	
87	BL	1	Total	C	Mg	N	O	0
			65	55	1	4	5	
87	BL	1	Total	C	Mg	N	O	0
			65	55	1	4	5	
87	BL	1	Total	C	Mg	N	O	0
			65	55	1	4	5	

Continued on next page...

Continued from previous page...

Mol	Chain	Residues	Atoms					AltConf
87	BL	1	Total	C	Mg	N	O	0
			65	55	1	4	5	
87	BL	1	Total	C	Mg	N	O	0
			65	55	1	4	5	
87	CL	1	Total	C	Mg	N	O	0
			65	55	1	4	5	
87	CL	1	Total	C	Mg	N	O	0
			65	55	1	4	5	
87	CL	1	Total	C	Mg	N	O	0
			65	55	1	4	5	
87	CL	1	Total	C	Mg	N	O	0
			65	55	1	4	5	
87	CL	1	Total	C	Mg	N	O	0
			65	55	1	4	5	
87	CL	1	Total	C	Mg	N	O	0
			65	55	1	4	5	
87	CL	1	Total	C	Mg	N	O	0
			65	55	1	4	5	
87	CL	1	Total	C	Mg	N	O	0
			65	55	1	4	5	
87	CL	1	Total	C	Mg	N	O	0
			65	55	1	4	5	
87	CL	1	Total	C	Mg	N	O	0
			65	55	1	4	5	
87	CL	1	Total	C	Mg	N	O	0
			65	55	1	4	5	
87	CL	1	Total	C	Mg	N	O	0
			65	55	1	4	5	
87	CL	1	Total	C	Mg	N	O	0
			60	50	1	4	5	
87	CL	1	Total	C	Mg	N	O	0
			55	45	1	4	5	
87	CL	1	Total	C	Mg	N	O	0
			65	55	1	4	5	
87	CL	1	Total	C	Mg	N	O	0
			46	36	1	4	5	
87	DL	1	Total	C	Mg	N	O	0
			65	55	1	4	5	
87	DL	1	Total	C	Mg	N	O	0
			65	55	1	4	5	
87	DL	1	Total	C	Mg	N	O	0
			65	55	1	4	5	
87	HL	1	Total	C	Mg	N	O	0
			65	55	1	4	5	
87	HL	1	Total	C	Mg	N	O	0
			65	55	1	4	5	

Continued on next page...

Continued from previous page...

Mol	Chain	Residues	Atoms					AltConf
87	AN	1	Total	C	Mg	N	O	0
			45	36	1	4	4	
87	AN	1	Total	C	Mg	N	O	0
			65	55	1	4	5	
87	AN	1	Total	C	Mg	N	O	0
			52	42	1	4	5	
87	AN	1	Total	C	Mg	N	O	0
			65	55	1	4	5	
87	AN	1	Total	C	Mg	N	O	0
			55	45	1	4	5	
87	AN	1	Total	C	Mg	N	O	0
			65	55	1	4	5	
87	AN	1	Total	C	Mg	N	O	0
			65	55	1	4	5	
87	AN	1	Total	C	Mg	N	O	0
			65	55	1	4	5	
87	AN	1	Total	C	Mg	N	O	0
			65	55	1	4	5	
87	AN	1	Total	C	Mg	N	O	0
			65	55	1	4	5	
87	AN	1	Total	C	Mg	N	O	0
			55	45	1	4	5	
87	AN	1	Total	C	Mg	N	O	0
			65	55	1	4	5	
87	AN	1	Total	C	Mg	N	O	0
			54	44	1	4	5	
87	AN	1	Total	C	Mg	N	O	0
			65	55	1	4	5	
87	AN	1	Total	C	Mg	N	O	0
			45	35	1	4	5	
87	AN	1	Total	C	Mg	N	O	0
			42	34	1	4	3	
87	AN	1	Total	C	Mg	N	O	0
			45	35	1	4	5	
87	AN	1	Total	C	Mg	N	O	0
			62	52	1	4	5	
87	AN	1	Total	C	Mg	N	O	0
			65	55	1	4	5	
87	AN	1	Total	C	Mg	N	O	0
			65	55	1	4	5	
87	AN	1	Total	C	Mg	N	O	0
			45	35	1	4	5	

Continued on next page...

Continued from previous page...

Mol	Chain	Residues	Atoms					AltConf
87	AN	1	Total	C	Mg	N	O	0
			65	55	1	4	5	
87	AN	1	Total	C	Mg	N	O	0
			51	41	1	4	5	
87	AN	1	Total	C	Mg	N	O	0
			55	45	1	4	5	
87	AN	1	Total	C	Mg	N	O	0
			65	55	1	4	5	
87	AN	1	Total	C	Mg	N	O	0
			55	45	1	4	5	
87	AN	1	Total	C	Mg	N	O	0
			65	55	1	4	5	
87	AN	1	Total	C	Mg	N	O	0
			65	55	1	4	5	
87	AN	1	Total	C	Mg	N	O	0
			65	55	1	4	5	
87	AN	1	Total	C	Mg	N	O	0
			65	55	1	4	5	
87	AN	1	Total	C	Mg	N	O	0
			50	40	1	4	5	
87	AN	1	Total	C	Mg	N	O	0
			65	55	1	4	5	
87	AN	1	Total	C	Mg	N	O	0
			65	55	1	4	5	
87	AN	1	Total	C	Mg	N	O	0
			65	55	1	4	5	
87	AN	1	Total	C	Mg	N	O	0
			45	35	1	4	5	
87	AN	1	Total	C	Mg	N	O	0
			51	41	1	4	5	
87	AN	1	Total	C	Mg	N	O	0
			65	55	1	4	5	
87	AN	1	Total	C	Mg	N	O	0
			65	55	1	4	5	
87	AN	1	Total	C	Mg	N	O	0
			65	55	1	4	5	
87	AN	1	Total	C	Mg	N	O	0
			65	55	1	4	5	
87	AN	1	Total	C	Mg	N	O	0
			65	55	1	4	5	

Continued on next page...

Continued from previous page...

Mol	Chain	Residues	Atoms					AltConf
87	AN	1	Total	C	Mg	N	O	0
			65	55	1	4	5	
87	AN	1	Total	C	Mg	N	O	0
			45	35	1	4	5	
87	BN	1	Total	C	Mg	N	O	0
			65	55	1	4	5	
87	BN	1	Total	C	Mg	N	O	0
			58	48	1	4	5	
87	BN	1	Total	C	Mg	N	O	0
			65	55	1	4	5	
87	BN	1	Total	C	Mg	N	O	0
			65	55	1	4	5	
87	BN	1	Total	C	Mg	N	O	0
			65	55	1	4	5	
87	BN	1	Total	C	Mg	N	O	0
			65	55	1	4	5	
87	BN	1	Total	C	Mg	N	O	0
			65	55	1	4	5	
87	BN	1	Total	C	Mg	N	O	0
			65	55	1	4	5	
87	BN	1	Total	C	Mg	N	O	0
			65	55	1	4	5	
87	BN	1	Total	C	Mg	N	O	0
			55	45	1	4	5	
87	BN	1	Total	C	Mg	N	O	0
			65	55	1	4	5	
87	BN	1	Total	C	Mg	N	O	0
			45	35	1	4	5	
87	BN	1	Total	C	Mg	N	O	0
			42	34	1	4	3	
87	BN	1	Total	C	Mg	N	O	0
			55	45	1	4	5	
87	BN	1	Total	C	Mg	N	O	0
			59	49	1	4	5	
87	BN	1	Total	C	Mg	N	O	0
			60	50	1	4	5	
87	BN	1	Total	C	Mg	N	O	0
			65	55	1	4	5	
87	BN	1	Total	C	Mg	N	O	0
			45	35	1	4	5	
87	BN	1	Total	C	Mg	N	O	0
			43	35	1	4	3	

Continued on next page...

Continued from previous page...

Mol	Chain	Residues	Atoms					AltConf
87	BN	1	Total	C	Mg	N	O	0
			55	45	1	4	5	
87	BN	1	Total	C	Mg	N	O	0
			65	55	1	4	5	
87	BN	1	Total	C	Mg	N	O	0
			65	55	1	4	5	
87	BN	1	Total	C	Mg	N	O	0
			65	55	1	4	5	
87	BN	1	Total	C	Mg	N	O	0
			65	55	1	4	5	
87	BN	1	Total	C	Mg	N	O	0
			65	55	1	4	5	
87	BN	1	Total	C	Mg	N	O	0
			45	35	1	4	5	
87	BN	1	Total	C	Mg	N	O	0
			43	35	1	4	3	
87	BN	1	Total	C	Mg	N	O	0
			65	55	1	4	5	
87	BN	1	Total	C	Mg	N	O	0
			60	50	1	4	5	
87	BN	1	Total	C	Mg	N	O	0
			65	55	1	4	5	
87	BN	1	Total	C	Mg	N	O	0
			47	37	1	4	5	
87	BN	1	Total	C	Mg	N	O	0
			65	55	1	4	5	
87	BN	1	Total	C	Mg	N	O	0
			65	55	1	4	5	
87	BN	1	Total	C	Mg	N	O	0
			65	55	1	4	5	
87	FN	1	Total	C	Mg	N	O	0
			41	33	1	4	3	
87	FN	1	Total	C	Mg	N	O	0
			45	35	1	4	5	
87	FN	1	Total	C	Mg	N	O	0
			65	55	1	4	5	
87	IN	1	Total	C	Mg	N	O	0
			65	55	1	4	5	
87	IN	1	Total	C	Mg	N	O	0
			65	55	1	4	5	
87	JN	1	Total	C	Mg	N	O	0
			42	34	1	4	3	

Continued on next page...

Continued from previous page...

Mol	Chain	Residues	Atoms					AltConf
87	KN	1	Total	C	Mg	N	O	0
			45	35	1	4	5	
87	KN	1	Total	C	Mg	N	O	0
			42	34	1	4	3	
87	KN	1	Total	C	Mg	N	O	0
			49	39	1	4	5	
87	LN	1	Total	C	Mg	N	O	0
			57	47	1	4	5	
87	LN	1	Total	C	Mg	N	O	0
			65	55	1	4	5	
87	LN	1	Total	C	Mg	N	O	0
			50	40	1	4	5	
87	LN	1	Total	C	Mg	N	O	0
			56	46	1	4	5	
87	MN	1	Total	C	Mg	N	O	0
			45	35	1	4	5	
87	ON	1	Total	C	Mg	N	O	0
			41	33	1	4	3	
87	ON	1	Total	C	Mg	N	O	0
			50	40	1	4	5	
87	ON	1	Total	C	Mg	N	O	0
			45	35	1	4	5	
87	RN	1	Total	C	Mg	N	O	0
			45	35	1	4	5	
87	RN	1	Total	C	Mg	N	O	0
			45	35	1	4	5	
87	RN	1	Total	C	Mg	N	O	0
			46	36	1	4	5	
87	RN	1	Total	C	Mg	N	O	0
			45	35	1	4	5	
87	12	1	Total	C	Mg	N	O	0
			45	35	1	4	5	
87	12	1	Total	C	Mg	N	O	0
			65	55	1	4	5	
87	12	1	Total	C	Mg	N	O	0
			45	35	1	4	5	
87	12	1	Total	C	Mg	N	O	0
			42	34	1	4	3	
87	12	1	Total	C	Mg	N	O	0
			45	35	1	4	5	
87	12	1	Total	C	Mg	N	O	0
			45	35	1	4	5	

Continued on next page...

Continued from previous page...

Mol	Chain	Residues	Atoms					AltConf
87	12	1	Total	C	Mg	N	O	0
			50	40	1	4	5	
87	12	1	Total	C	Mg	N	O	0
			41	33	1	4	3	
87	12	1	Total	C	Mg	N	O	0
			42	34	1	4	3	
87	12	1	Total	C	Mg	N	O	0
			45	35	1	4	5	
87	12	1	Total	C	Mg	N	O	0
			45	35	1	4	5	
87	22	1	Total	C	Mg	N	O	0
			45	35	1	4	5	
87	22	1	Total	C	Mg	N	O	0
			65	55	1	4	5	
87	22	1	Total	C	Mg	N	O	0
			45	35	1	4	5	
87	22	1	Total	C	Mg	N	O	0
			42	34	1	4	3	
87	22	1	Total	C	Mg	N	O	0
			54	44	1	4	5	
87	22	1	Total	C	Mg	N	O	0
			45	35	1	4	5	
87	22	1	Total	C	Mg	N	O	0
			45	35	1	4	5	
87	22	1	Total	C	Mg	N	O	0
			45	35	1	4	5	
87	22	1	Total	C	Mg	N	O	0
			50	40	1	4	5	
87	22	1	Total	C	Mg	N	O	0
			41	33	1	4	3	
87	22	1	Total	C	Mg	N	O	0
			42	34	1	4	3	
87	22	1	Total	C	Mg	N	O	0
			45	35	1	4	5	
87	32	1	Total	C	Mg	N	O	0
			45	35	1	4	5	
87	32	1	Total	C	Mg	N	O	0
			45	35	1	4	5	
87	32	1	Total	C	Mg	N	O	0
			65	55	1	4	5	
87	32	1	Total	C	Mg	N	O	0
			45	35	1	4	5	

Continued on next page...

Continued from previous page...

Mol	Chain	Residues	Atoms					AltConf
87	32	1	Total	C	Mg	N	O	0
			42	34	1	4	3	
87	32	1	Total	C	Mg	N	O	0
			45	35	1	4	5	
87	32	1	Total	C	Mg	N	O	0
			45	35	1	4	5	
87	32	1	Total	C	Mg	N	O	0
			50	40	1	4	5	
87	32	1	Total	C	Mg	N	O	0
			41	33	1	4	3	
87	32	1	Total	C	Mg	N	O	0
			42	34	1	4	3	
87	32	1	Total	C	Mg	N	O	0
			45	35	1	4	5	
87	32	1	Total	C	Mg	N	O	0
			45	35	1	4	5	
87	42	1	Total	C	Mg	N	O	0
			45	35	1	4	5	
87	42	1	Total	C	Mg	N	O	0
			65	55	1	4	5	
87	42	1	Total	C	Mg	N	O	0
			45	35	1	4	5	
87	42	1	Total	C	Mg	N	O	0
			42	34	1	4	3	
87	42	1	Total	C	Mg	N	O	0
			45	35	1	4	5	
87	42	1	Total	C	Mg	N	O	0
			45	35	1	4	5	
87	42	1	Total	C	Mg	N	O	0
			45	35	1	4	5	
87	42	1	Total	C	Mg	N	O	0
			50	40	1	4	5	
87	42	1	Total	C	Mg	N	O	0
			41	33	1	4	3	
87	42	1	Total	C	Mg	N	O	0
			42	34	1	4	3	
87	42	1	Total	C	Mg	N	O	0
			45	35	1	4	5	
87	52	1	Total	C	Mg	N	O	0
			45	35	1	4	5	
87	52	1	Total	C	Mg	N	O	0
			65	55	1	4	5	

Continued on next page...

Continued from previous page...

Mol	Chain	Residues	Atoms					AltConf
87	52	1	Total	C	Mg	N	O	0
			45	35	1	4	5	
87	52	1	Total	C	Mg	N	O	0
			42	34	1	4	3	
87	52	1	Total	C	Mg	N	O	0
			45	35	1	4	5	
87	52	1	Total	C	Mg	N	O	0
			45	35	1	4	5	
87	52	1	Total	C	Mg	N	O	0
			50	40	1	4	5	
87	52	1	Total	C	Mg	N	O	0
			41	33	1	4	3	
87	52	1	Total	C	Mg	N	O	0
			42	34	1	4	3	
87	52	1	Total	C	Mg	N	O	0
			45	35	1	4	5	
87	52	1	Total	C	Mg	N	O	0
			45	35	1	4	5	
87	62	1	Total	C	Mg	N	O	0
			45	35	1	4	5	
87	62	1	Total	C	Mg	N	O	0
			45	35	1	4	5	
87	62	1	Total	C	Mg	N	O	0
			65	55	1	4	5	
87	62	1	Total	C	Mg	N	O	0
			45	35	1	4	5	
87	62	1	Total	C	Mg	N	O	0
			42	34	1	4	3	
87	62	1	Total	C	Mg	N	O	0
			45	35	1	4	5	
87	62	1	Total	C	Mg	N	O	0
			45	35	1	4	5	
87	62	1	Total	C	Mg	N	O	0
			45	35	1	4	5	
87	62	1	Total	C	Mg	N	O	0
			50	40	1	4	5	
87	62	1	Total	C	Mg	N	O	0
			41	33	1	4	3	
87	62	1	Total	C	Mg	N	O	0
			42	34	1	4	3	
87	62	1	Total	C	Mg	N	O	0
			45	35	1	4	5	

Continued on next page...

Continued from previous page...

Mol	Chain	Residues	Atoms					AltConf
87	62	1	Total	C	Mg	N	O	0
			45	35	1	4	5	
87	72	1	Total	C	Mg	N	O	0
			45	35	1	4	5	
87	72	1	Total	C	Mg	N	O	0
			65	55	1	4	5	
87	72	1	Total	C	Mg	N	O	0
			45	35	1	4	5	
87	72	1	Total	C	Mg	N	O	0
			42	34	1	4	3	
87	72	1	Total	C	Mg	N	O	0
			45	35	1	4	5	
87	72	1	Total	C	Mg	N	O	0
			45	35	1	4	5	
87	72	1	Total	C	Mg	N	O	0
			50	40	1	4	5	
87	72	1	Total	C	Mg	N	O	0
			41	33	1	4	3	
87	72	1	Total	C	Mg	N	O	0
			42	34	1	4	3	
87	72	1	Total	C	Mg	N	O	0
			45	35	1	4	5	
87	82	1	Total	C	Mg	N	O	0
			45	35	1	4	5	
87	82	1	Total	C	Mg	N	O	0
			65	55	1	4	5	
87	82	1	Total	C	Mg	N	O	0
			45	35	1	4	5	
87	82	1	Total	C	Mg	N	O	0
			45	35	1	4	5	
87	82	1	Total	C	Mg	N	O	0
			45	35	1	4	5	
87	82	1	Total	C	Mg	N	O	0
			46	36	1	4	5	
87	82	1	Total	C	Mg	N	O	0
			42	34	1	4	3	
87	82	1	Total	C	Mg	N	O	0
			45	35	1	4	5	
87	A2	1	Total	C	Mg	N	O	0
			65	55	1	4	5	
87	A2	1	Total	C	Mg	N	O	0
			45	36	1	4	4	

Continued on next page...

Continued from previous page...

Mol	Chain	Residues	Atoms					AltConf
87	A2	1	Total	C	Mg	N	O	0
			52	42	1	4	5	
87	A2	1	Total	C	Mg	N	O	0
			65	55	1	4	5	
87	A2	1	Total	C	Mg	N	O	0
			55	45	1	4	5	
87	A2	1	Total	C	Mg	N	O	0
			65	55	1	4	5	
87	A2	1	Total	C	Mg	N	O	0
			65	55	1	4	5	
87	A2	1	Total	C	Mg	N	O	0
			65	55	1	4	5	
87	A2	1	Total	C	Mg	N	O	0
			65	55	1	4	5	
87	A2	1	Total	C	Mg	N	O	0
			65	55	1	4	5	
87	A2	1	Total	C	Mg	N	O	0
			55	45	1	4	5	
87	A2	1	Total	C	Mg	N	O	0
			65	55	1	4	5	
87	A2	1	Total	C	Mg	N	O	0
			54	44	1	4	5	
87	A2	1	Total	C	Mg	N	O	0
			65	55	1	4	5	
87	A2	1	Total	C	Mg	N	O	0
			45	35	1	4	5	
87	A2	1	Total	C	Mg	N	O	0
			42	34	1	4	3	
87	A2	1	Total	C	Mg	N	O	0
			45	35	1	4	5	
87	A2	1	Total	C	Mg	N	O	0
			62	52	1	4	5	
87	A2	1	Total	C	Mg	N	O	0
			65	55	1	4	5	
87	A2	1	Total	C	Mg	N	O	0
			65	55	1	4	5	
87	A2	1	Total	C	Mg	N	O	0
			45	35	1	4	5	
87	A2	1	Total	C	Mg	N	O	0
			65	55	1	4	5	
87	A2	1	Total	C	Mg	N	O	0
			51	41	1	4	5	

Continued on next page...

Continued from previous page...

Mol	Chain	Residues	Atoms					AltConf
87	A2	1	Total	C	Mg	N	O	0
			55	45	1	4	5	
87	A2	1	Total	C	Mg	N	O	0
			65	55	1	4	5	
87	A2	1	Total	C	Mg	N	O	0
			55	45	1	4	5	
87	A2	1	Total	C	Mg	N	O	0
			65	55	1	4	5	
87	A2	1	Total	C	Mg	N	O	0
			65	55	1	4	5	
87	A2	1	Total	C	Mg	N	O	0
			65	55	1	4	5	
87	A2	1	Total	C	Mg	N	O	0
			65	55	1	4	5	
87	A2	1	Total	C	Mg	N	O	0
			50	40	1	4	5	
87	A2	1	Total	C	Mg	N	O	0
			65	55	1	4	5	
87	A2	1	Total	C	Mg	N	O	0
			65	55	1	4	5	
87	A2	1	Total	C	Mg	N	O	0
			65	55	1	4	5	
87	A2	1	Total	C	Mg	N	O	0
			45	35	1	4	5	
87	A2	1	Total	C	Mg	N	O	0
			51	41	1	4	5	
87	A2	1	Total	C	Mg	N	O	0
			65	55	1	4	5	
87	A2	1	Total	C	Mg	N	O	0
			65	55	1	4	5	
87	A2	1	Total	C	Mg	N	O	0
			65	55	1	4	5	
87	A2	1	Total	C	Mg	N	O	0
			65	55	1	4	5	
87	A2	1	Total	C	Mg	N	O	0
			65	55	1	4	5	
87	A2	1	Total	C	Mg	N	O	0
			65	55	1	4	5	
87	A2	1	Total	C	Mg	N	O	0
			45	35	1	4	5	

Continued on next page...

Continued from previous page...

Mol	Chain	Residues	Atoms					AltConf
87	B2	1	Total	C	Mg	N	O	0
			58	48	1	4	5	
87	B2	1	Total	C	Mg	N	O	0
			65	55	1	4	5	
87	B2	1	Total	C	Mg	N	O	0
			65	55	1	4	5	
87	B2	1	Total	C	Mg	N	O	0
			65	55	1	4	5	
87	B2	1	Total	C	Mg	N	O	0
			65	55	1	4	5	
87	B2	1	Total	C	Mg	N	O	0
			65	55	1	4	5	
87	B2	1	Total	C	Mg	N	O	0
			65	55	1	4	5	
87	B2	1	Total	C	Mg	N	O	0
			65	55	1	4	5	
87	B2	1	Total	C	Mg	N	O	0
			55	45	1	4	5	
87	B2	1	Total	C	Mg	N	O	0
			65	55	1	4	5	
87	B2	1	Total	C	Mg	N	O	0
			45	35	1	4	5	
87	B2	1	Total	C	Mg	N	O	0
			42	34	1	4	3	
87	B2	1	Total	C	Mg	N	O	0
			55	45	1	4	5	
87	B2	1	Total	C	Mg	N	O	0
			59	49	1	4	5	
87	B2	1	Total	C	Mg	N	O	0
			60	50	1	4	5	
87	B2	1	Total	C	Mg	N	O	0
			65	55	1	4	5	
87	B2	1	Total	C	Mg	N	O	0
			45	35	1	4	5	
87	B2	1	Total	C	Mg	N	O	0
			43	35	1	4	3	
87	B2	1	Total	C	Mg	N	O	0
			55	45	1	4	5	
87	B2	1	Total	C	Mg	N	O	0
			65	55	1	4	5	
87	B2	1	Total	C	Mg	N	O	0
			65	55	1	4	5	

Continued on next page...

Continued from previous page...

Mol	Chain	Residues	Atoms					AltConf
87	B2	1	Total	C	Mg	N	O	0
			65	55	1	4	5	
87	B2	1	Total	C	Mg	N	O	0
			65	55	1	4	5	
87	B2	1	Total	C	Mg	N	O	0
			65	55	1	4	5	
87	B2	1	Total	C	Mg	N	O	0
			65	55	1	4	5	
87	B2	1	Total	C	Mg	N	O	0
			45	35	1	4	5	
87	B2	1	Total	C	Mg	N	O	0
			43	35	1	4	3	
87	B2	1	Total	C	Mg	N	O	0
			65	55	1	4	5	
87	B2	1	Total	C	Mg	N	O	0
			60	50	1	4	5	
87	B2	1	Total	C	Mg	N	O	0
			65	55	1	4	5	
87	B2	1	Total	C	Mg	N	O	0
			47	37	1	4	5	
87	B2	1	Total	C	Mg	N	O	0
			65	55	1	4	5	
87	B2	1	Total	C	Mg	N	O	0
			65	55	1	4	5	
87	B2	1	Total	C	Mg	N	O	0
			65	55	1	4	5	
87	F2	1	Total	C	Mg	N	O	0
			45	35	1	4	5	
87	F2	1	Total	C	Mg	N	O	0
			41	33	1	4	3	
87	F2	1	Total	C	Mg	N	O	0
			65	55	1	4	5	
87	I2	1	Total	C	Mg	N	O	0
			65	55	1	4	5	
87	I2	1	Total	C	Mg	N	O	0
			65	55	1	4	5	
87	J2	1	Total	C	Mg	N	O	0
			42	34	1	4	3	
87	K2	1	Total	C	Mg	N	O	0
			65	55	1	4	5	
87	K2	1	Total	C	Mg	N	O	0
			45	35	1	4	5	

Continued on next page...

Continued from previous page...

Mol	Chain	Residues	Atoms					AltConf
87	K2	1	Total	C	Mg	N	O	0
			42	34	1	4	3	
87	K2	1	Total	C	Mg	N	O	0
			49	39	1	4	5	
87	L2	1	Total	C	Mg	N	O	0
			57	47	1	4	5	
87	L2	1	Total	C	Mg	N	O	0
			65	55	1	4	5	
87	L2	1	Total	C	Mg	N	O	0
			50	40	1	4	5	
87	L2	1	Total	C	Mg	N	O	0
			56	46	1	4	5	
87	M2	1	Total	C	Mg	N	O	0
			45	35	1	4	5	
87	O2	1	Total	C	Mg	N	O	0
			41	33	1	4	3	
87	O2	1	Total	C	Mg	N	O	0
			50	40	1	4	5	
87	O2	1	Total	C	Mg	N	O	0
			45	35	1	4	5	
87	R2	1	Total	C	Mg	N	O	0
			45	35	1	4	5	
87	R2	1	Total	C	Mg	N	O	0
			45	35	1	4	5	
87	R2	1	Total	C	Mg	N	O	0
			46	36	1	4	5	
87	R2	1	Total	C	Mg	N	O	0
			45	35	1	4	5	
87	A6	1	Total	C	Mg	N	O	0
			65	55	1	4	5	
87	A6	1	Total	C	Mg	N	O	0
			60	50	1	4	5	
87	A6	1	Total	C	Mg	N	O	0
			50	40	1	4	5	
87	B6	1	Total	C	Mg	N	O	0
			65	55	1	4	5	
87	B6	1	Total	C	Mg	N	O	0
			65	55	1	4	5	
87	B6	1	Total	C	Mg	N	O	0
			65	55	1	4	5	
87	B6	1	Total	C	Mg	N	O	0
			65	55	1	4	5	

Continued on next page...

Continued from previous page...

Mol	Chain	Residues	Atoms					AltConf
87	B6	1	Total	C	Mg	N	O	0
			65	55	1	4	5	
87	B6	1	Total	C	Mg	N	O	0
			65	55	1	4	5	
87	B6	1	Total	C	Mg	N	O	0
			65	55	1	4	5	
87	B6	1	Total	C	Mg	N	O	0
			65	55	1	4	5	
87	B6	1	Total	C	Mg	N	O	0
			65	55	1	4	5	
87	B6	1	Total	C	Mg	N	O	0
			59	49	1	4	5	
87	B6	1	Total	C	Mg	N	O	0
			65	55	1	4	5	
87	B6	1	Total	C	Mg	N	O	0
			65	55	1	4	5	
87	B6	1	Total	C	Mg	N	O	0
			65	55	1	4	5	
87	B6	1	Total	C	Mg	N	O	0
			65	55	1	4	5	
87	C6	1	Total	C	Mg	N	O	0
			65	55	1	4	5	
87	C6	1	Total	C	Mg	N	O	0
			65	55	1	4	5	
87	C6	1	Total	C	Mg	N	O	0
			65	55	1	4	5	
87	C6	1	Total	C	Mg	N	O	0
			65	55	1	4	5	
87	C6	1	Total	C	Mg	N	O	0
			65	55	1	4	5	
87	C6	1	Total	C	Mg	N	O	0
			65	55	1	4	5	
87	C6	1	Total	C	Mg	N	O	0
			65	55	1	4	5	
87	C6	1	Total	C	Mg	N	O	0
			65	55	1	4	5	
87	C6	1	Total	C	Mg	N	O	0
			65	55	1	4	5	
87	C6	1	Total	C	Mg	N	O	0
			60	50	1	4	5	
87	C6	1	Total	C	Mg	N	O	0
			55	45	1	4	5	

Continued on next page...

Continued from previous page...

Mol	Chain	Residues	Atoms					AltConf
87	C6	1	Total	C	Mg	N	O	0
			65	55	1	4	5	
87	D6	1	Total	C	Mg	N	O	0
			65	55	1	4	5	
87	D6	1	Total	C	Mg	N	O	0
			65	55	1	4	5	
87	D6	1	Total	C	Mg	N	O	0
			65	55	1	4	5	
87	H6	1	Total	C	Mg	N	O	0
			65	55	1	4	5	
87	H6	1	Total	C	Mg	N	O	0
			65	55	1	4	5	
87	K6	1	Total	C	Mg	N	O	0
			65	55	1	4	5	
87	a6	1	Total	C	Mg	N	O	0
			65	55	1	4	5	
87	a6	1	Total	C	Mg	N	O	0
			60	50	1	4	5	
87	a6	1	Total	C	Mg	N	O	0
			50	40	1	4	5	
87	b6	1	Total	C	Mg	N	O	0
			65	55	1	4	5	
87	b6	1	Total	C	Mg	N	O	0
			65	55	1	4	5	
87	b6	1	Total	C	Mg	N	O	0
			65	55	1	4	5	
87	b6	1	Total	C	Mg	N	O	0
			65	55	1	4	5	
87	b6	1	Total	C	Mg	N	O	0
			65	55	1	4	5	
87	b6	1	Total	C	Mg	N	O	0
			65	55	1	4	5	
87	b6	1	Total	C	Mg	N	O	0
			65	55	1	4	5	
87	b6	1	Total	C	Mg	N	O	0
			65	55	1	4	5	
87	b6	1	Total	C	Mg	N	O	0
			65	55	1	4	5	
87	b6	1	Total	C	Mg	N	O	0
			65	55	1	4	5	
87	b6	1	Total	C	Mg	N	O	0
			59	49	1	4	5	

Continued on next page...

Continued from previous page...

Mol	Chain	Residues	Atoms					AltConf
87	b6	1	Total	C	Mg	N	O	0
			65	55	1	4	5	
87	b6	1	Total	C	Mg	N	O	0
			65	55	1	4	5	
87	b6	1	Total	C	Mg	N	O	0
			65	55	1	4	5	
87	b6	1	Total	C	Mg	N	O	0
			65	55	1	4	5	
87	c6	1	Total	C	Mg	N	O	0
			65	55	1	4	5	
87	c6	1	Total	C	Mg	N	O	0
			65	55	1	4	5	
87	c6	1	Total	C	Mg	N	O	0
			65	55	1	4	5	
87	c6	1	Total	C	Mg	N	O	0
			65	55	1	4	5	
87	c6	1	Total	C	Mg	N	O	0
			65	55	1	4	5	
87	c6	1	Total	C	Mg	N	O	0
			65	55	1	4	5	
87	c6	1	Total	C	Mg	N	O	0
			65	55	1	4	5	
87	c6	1	Total	C	Mg	N	O	0
			65	55	1	4	5	
87	c6	1	Total	C	Mg	N	O	0
			65	55	1	4	5	
87	c6	1	Total	C	Mg	N	O	0
			65	55	1	4	5	
87	c6	1	Total	C	Mg	N	O	0
			65	55	1	4	5	
87	c6	1	Total	C	Mg	N	O	0
			60	50	1	4	5	
87	c6	1	Total	C	Mg	N	O	0
			55	45	1	4	5	
87	c6	1	Total	C	Mg	N	O	0
			65	55	1	4	5	
87	d6	1	Total	C	Mg	N	O	0
			65	55	1	4	5	
87	d6	1	Total	C	Mg	N	O	0
			65	55	1	4	5	
87	d6	1	Total	C	Mg	N	O	0
			65	55	1	4	5	
87	aL	1	Total	C	Mg	N	O	0
			65	55	1	4	5	

Continued on next page...

Continued from previous page...

Mol	Chain	Residues	Atoms					AltConf
87	aL	1	Total	C	Mg	N	O	0
			60	50	1	4	5	
87	bL	1	Total	C	Mg	N	O	0
			46	36	1	4	5	
87	bL	1	Total	C	Mg	N	O	0
			65	55	1	4	5	
87	bL	1	Total	C	Mg	N	O	0
			65	55	1	4	5	
87	bL	1	Total	C	Mg	N	O	0
			65	55	1	4	5	
87	bL	1	Total	C	Mg	N	O	0
			65	55	1	4	5	
87	bL	1	Total	C	Mg	N	O	0
			65	55	1	4	5	
87	bL	1	Total	C	Mg	N	O	0
			65	55	1	4	5	
87	bL	1	Total	C	Mg	N	O	0
			65	55	1	4	5	
87	bL	1	Total	C	Mg	N	O	0
			65	55	1	4	5	
87	bL	1	Total	C	Mg	N	O	0
			65	55	1	4	5	
87	bL	1	Total	C	Mg	N	O	0
			65	55	1	4	5	
87	bL	1	Total	C	Mg	N	O	0
			65	55	1	4	5	
87	bL	1	Total	C	Mg	N	O	0
			59	49	1	4	5	
87	bL	1	Total	C	Mg	N	O	0
			56	46	1	4	5	
87	bL	1	Total	C	Mg	N	O	0
			65	55	1	4	5	
87	bL	1	Total	C	Mg	N	O	0
			65	55	1	4	5	
87	cL	1	Total	C	Mg	N	O	0
			65	55	1	4	5	
87	cL	1	Total	C	Mg	N	O	0
			65	55	1	4	5	
87	cL	1	Total	C	Mg	N	O	0
			65	55	1	4	5	
87	cL	1	Total	C	Mg	N	O	0
			65	55	1	4	5	
87	cL	1	Total	C	Mg	N	O	0
			65	55	1	4	5	

Continued on next page...

Continued from previous page...

Mol	Chain	Residues	Atoms					AltConf
87	cL	1	Total	C	Mg	N	O	0
			65	55	1	4	5	
87	cL	1	Total	C	Mg	N	O	0
			65	55	1	4	5	
87	cL	1	Total	C	Mg	N	O	0
			65	55	1	4	5	
87	cL	1	Total	C	Mg	N	O	0
			65	55	1	4	5	
87	cL	1	Total	C	Mg	N	O	0
			65	55	1	4	5	
87	cL	1	Total	C	Mg	N	O	0
			60	50	1	4	5	
87	cL	1	Total	C	Mg	N	O	0
			55	45	1	4	5	
87	cL	1	Total	C	Mg	N	O	0
			65	55	1	4	5	
87	dL	1	Total	C	Mg	N	O	0
			65	55	1	4	5	
87	dL	1	Total	C	Mg	N	O	0
			65	55	1	4	5	
87	dL	1	Total	C	Mg	N	O	0
			65	55	1	4	5	
87	dL	1	Total	C	Mg	N	O	0
			50	40	1	4	5	
87	nL	1	Total	C	Mg	N	O	0
			65	55	1	4	5	
87	1N	1	Total	C	Mg	N	O	0
			45	35	1	4	5	
87	1N	1	Total	C	Mg	N	O	0
			65	55	1	4	5	
87	1N	1	Total	C	Mg	N	O	0
			45	35	1	4	5	
87	1N	1	Total	C	Mg	N	O	0
			42	34	1	4	3	
87	1N	1	Total	C	Mg	N	O	0
			45	35	1	4	5	
87	1N	1	Total	C	Mg	N	O	0
			45	35	1	4	5	
87	1N	1	Total	C	Mg	N	O	0
			50	40	1	4	5	
87	1N	1	Total	C	Mg	N	O	0
			41	33	1	4	3	

Continued on next page...

Continued from previous page...

Mol	Chain	Residues	Atoms					AltConf
87	1N	1	Total	C	Mg	N	O	0
			42	34	1	4	3	
87	1N	1	Total	C	Mg	N	O	0
			45	35	1	4	5	
87	1N	1	Total	C	Mg	N	O	0
			45	35	1	4	5	
87	2N	1	Total	C	Mg	N	O	0
			54	44	1	4	5	
87	2N	1	Total	C	Mg	N	O	0
			45	35	1	4	5	
87	2N	1	Total	C	Mg	N	O	0
			65	55	1	4	5	
87	2N	1	Total	C	Mg	N	O	0
			45	35	1	4	5	
87	2N	1	Total	C	Mg	N	O	0
			42	34	1	4	3	
87	2N	1	Total	C	Mg	N	O	0
			45	35	1	4	5	
87	2N	1	Total	C	Mg	N	O	0
			45	35	1	4	5	
87	2N	1	Total	C	Mg	N	O	0
			45	35	1	4	5	
87	2N	1	Total	C	Mg	N	O	0
			50	40	1	4	5	
87	2N	1	Total	C	Mg	N	O	0
			41	33	1	4	3	
87	2N	1	Total	C	Mg	N	O	0
			42	34	1	4	3	
87	2N	1	Total	C	Mg	N	O	0
			45	35	1	4	5	
87	3N	1	Total	C	Mg	N	O	0
			45	35	1	4	5	
87	3N	1	Total	C	Mg	N	O	0
			45	35	1	4	5	
87	3N	1	Total	C	Mg	N	O	0
			45	35	1	4	5	
87	3N	1	Total	C	Mg	N	O	0
			65	55	1	4	5	
87	3N	1	Total	C	Mg	N	O	0
			45	35	1	4	5	
87	3N	1	Total	C	Mg	N	O	0
			42	34	1	4	3	

Continued on next page...

Continued from previous page...

Mol	Chain	Residues	Atoms					AltConf
87	3N	1	Total	C	Mg	N	O	0
			45	35	1	4	5	
87	3N	1	Total	C	Mg	N	O	0
			50	40	1	4	5	
87	3N	1	Total	C	Mg	N	O	0
			41	33	1	4	3	
87	3N	1	Total	C	Mg	N	O	0
			42	34	1	4	3	
87	3N	1	Total	C	Mg	N	O	0
			45	35	1	4	5	
87	3N	1	Total	C	Mg	N	O	0
			45	35	1	4	5	
87	4N	1	Total	C	Mg	N	O	0
			45	35	1	4	5	
87	4N	1	Total	C	Mg	N	O	0
			65	55	1	4	5	
87	4N	1	Total	C	Mg	N	O	0
			45	35	1	4	5	
87	4N	1	Total	C	Mg	N	O	0
			42	34	1	4	3	
87	4N	1	Total	C	Mg	N	O	0
			45	35	1	4	5	
87	4N	1	Total	C	Mg	N	O	0
			45	35	1	4	5	
87	4N	1	Total	C	Mg	N	O	0
			45	35	1	4	5	
87	4N	1	Total	C	Mg	N	O	0
			50	40	1	4	5	
87	4N	1	Total	C	Mg	N	O	0
			41	33	1	4	3	
87	4N	1	Total	C	Mg	N	O	0
			42	34	1	4	3	
87	4N	1	Total	C	Mg	N	O	0
			45	35	1	4	5	
87	5N	1	Total	C	Mg	N	O	0
			45	35	1	4	5	
87	5N	1	Total	C	Mg	N	O	0
			65	55	1	4	5	
87	5N	1	Total	C	Mg	N	O	0
			45	35	1	4	5	
87	5N	1	Total	C	Mg	N	O	0
			42	34	1	4	3	

Continued on next page...

Continued from previous page...

Mol	Chain	Residues	Atoms					AltConf
87	5N	1	Total	C	Mg	N	O	0
			45	35	1	4	5	
87	5N	1	Total	C	Mg	N	O	0
			45	35	1	4	5	
87	5N	1	Total	C	Mg	N	O	0
			50	40	1	4	5	
87	5N	1	Total	C	Mg	N	O	0
			41	33	1	4	3	
87	5N	1	Total	C	Mg	N	O	0
			42	34	1	4	3	
87	5N	1	Total	C	Mg	N	O	0
			45	35	1	4	5	
87	5N	1	Total	C	Mg	N	O	0
			45	35	1	4	5	
87	6N	1	Total	C	Mg	N	O	0
			45	35	1	4	5	
87	6N	1	Total	C	Mg	N	O	0
			65	55	1	4	5	
87	6N	1	Total	C	Mg	N	O	0
			45	35	1	4	5	
87	6N	1	Total	C	Mg	N	O	0
			42	34	1	4	3	
87	6N	1	Total	C	Mg	N	O	0
			45	35	1	4	5	
87	6N	1	Total	C	Mg	N	O	0
			45	35	1	4	5	
87	6N	1	Total	C	Mg	N	O	0
			45	35	1	4	5	
87	6N	1	Total	C	Mg	N	O	0
			50	40	1	4	5	
87	6N	1	Total	C	Mg	N	O	0
			41	33	1	4	3	
87	6N	1	Total	C	Mg	N	O	0
			42	34	1	4	3	
87	6N	1	Total	C	Mg	N	O	0
			45	35	1	4	5	
87	6N	1	Total	C	Mg	N	O	0
			45	35	1	4	5	
87	6N	1	Total	C	Mg	N	O	0
			45	35	1	4	5	
87	7N	1	Total	C	Mg	N	O	0
			45	35	1	4	5	

Continued on next page...

Continued from previous page...

Mol	Chain	Residues	Atoms					AltConf
87	7N	1	Total	C	Mg	N	O	0
			65	55	1	4	5	
87	7N	1	Total	C	Mg	N	O	0
			45	35	1	4	5	
87	7N	1	Total	C	Mg	N	O	0
			42	34	1	4	3	
87	7N	1	Total	C	Mg	N	O	0
			45	35	1	4	5	
87	7N	1	Total	C	Mg	N	O	0
			45	35	1	4	5	
87	7N	1	Total	C	Mg	N	O	0
			50	40	1	4	5	
87	7N	1	Total	C	Mg	N	O	0
			41	33	1	4	3	
87	7N	1	Total	C	Mg	N	O	0
			42	34	1	4	3	
87	7N	1	Total	C	Mg	N	O	0
			45	35	1	4	5	
87	8N	1	Total	C	Mg	N	O	0
			46	36	1	4	5	
87	8N	1	Total	C	Mg	N	O	0
			45	35	1	4	5	
87	8N	1	Total	C	Mg	N	O	0
			65	55	1	4	5	
87	8N	1	Total	C	Mg	N	O	0
			45	35	1	4	5	
87	8N	1	Total	C	Mg	N	O	0
			45	35	1	4	5	
87	8N	1	Total	C	Mg	N	O	0
			45	35	1	4	5	
87	8N	1	Total	C	Mg	N	O	0
			42	34	1	4	3	
87	8N	1	Total	C	Mg	N	O	0
			45	35	1	4	5	

- Molecule 88 is 1,2-DIPALMITOYL-PHOSPHATIDYL-GLYCEROLE (three-letter code: LHG) (formula: $C_{38}H_{75}O_{10}P$).

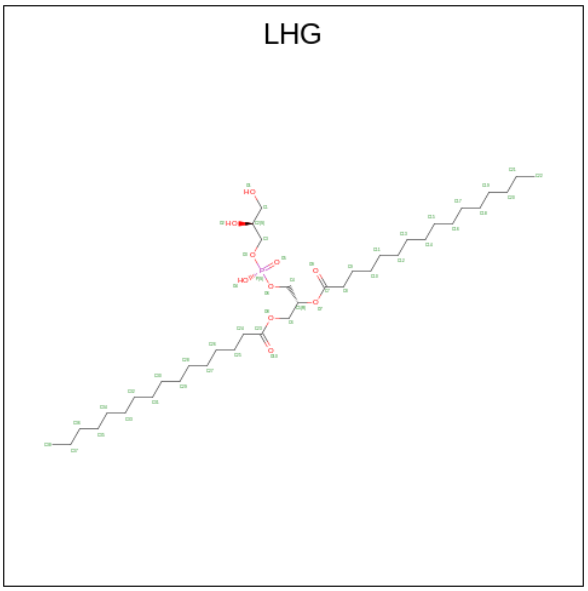

Mol	Chain	Residues	Atoms				AltConf
88	AL	1	Total	C	O	P	0
			49	38	10	1	
88	AL	1	Total	C	O	P	0
			43	32	10	1	
88	BL	1	Total	C	O	P	0
			49	38	10	1	
88	BL	1	Total	C	O	P	0
			41	30	10	1	
88	CL	1	Total	C	O	P	0
			37	26	10	1	
88	CL	1	Total	C	O	P	0
			32	21	10	1	
88	DL	1	Total	C	O	P	0
			49	38	10	1	
88	ML	1	Total	C	O	P	0
			39	28	10	1	
88	AN	1	Total	C	O	P	0
			49	38	10	1	
88	AN	1	Total	C	O	P	0
			40	29	10	1	
88	A2	1	Total	C	O	P	0
			49	38	10	1	
88	A2	1	Total	C	O	P	0
			40	29	10	1	
88	B6	1	Total	C	O	P	0
			49	38	10	1	
88	C6	1	Total	C	O	P	0
			37	26	10	1	

Continued on next page...

Continued from previous page...

Mol	Chain	Residues	Atoms	AltConf
88	C6	1	Total C O P 32 21 10 1	0
88	D6	1	Total C O P 43 32 10 1	0
88	D6	1	Total C O P 49 38 10 1	0
88	I6	1	Total C H O P 123 38 74 10 1	0
88	L6	1	Total C O P 49 38 10 1	0
88	M6	1	Total C O P 39 28 10 1	0
88	a6	1	Total C O P 43 32 10 1	0
88	c6	1	Total C O P 32 21 10 1	0
88	d6	1	Total C O P 46 35 10 1	0
88	d6	1	Total C O P 49 38 10 1	0
88	i6	1	Total C H O P 123 38 74 10 1	0
88	l6	1	Total C O P 49 38 10 1	0
88	m6	1	Total C O P 39 28 10 1	0
88	aL	1	Total C O P 43 32 10 1	0
88	bL	1	Total C O P 49 38 10 1	0
88	cL	1	Total C O P 32 21 10 1	0
88	dL	1	Total C O P 49 38 10 1	0
88	dL	1	Total C O P 46 35 10 1	0
88	iL	1	Total C O P 49 38 10 1	0
88	mL	1	Total C O P 39 28 10 1	0

- Molecule 89 is CA-MN4-O5 CLUSTER (three-letter code: OEX) (formula: $CaMn_4O_5$).

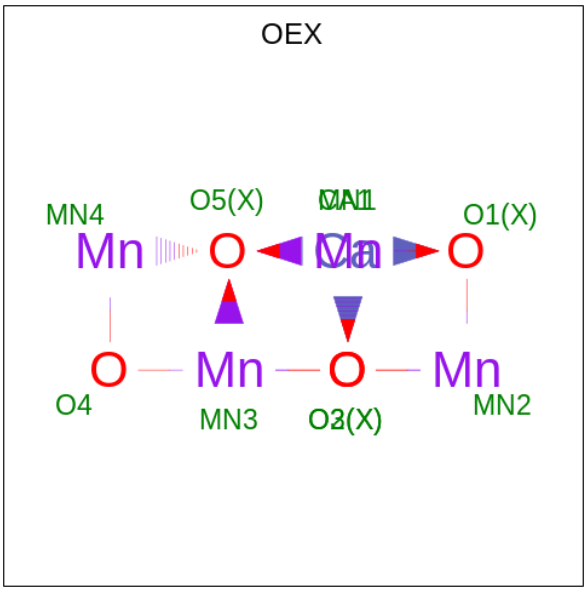

Mol	Chain	Residues	Atoms				AltConf
89	AL	1	Total	Ca	Mn	O	0
			10	1	4	5	
89	A6	1	Total	Ca	Mn	O	0
			10	1	4	5	
89	a6	1	Total	Ca	Mn	O	0
			10	1	4	5	
89	aL	1	Total	Ca	Mn	O	0
			10	1	4	5	

- Molecule 90 is FE (III) ION (three-letter code: FE) (formula: Fe).

Mol	Chain	Residues	Atoms		AltConf
90	AL	1	Total	Fe	0
			1	1	
90	A6	1	Total	Fe	0
			1	1	
90	a6	1	Total	Fe	0
			1	1	
90	aL	1	Total	Fe	0
			1	1	

- Molecule 91 is PHEOPHYTIN A (three-letter code: PHO) (formula: $C_{55}H_{74}N_4O_5$).

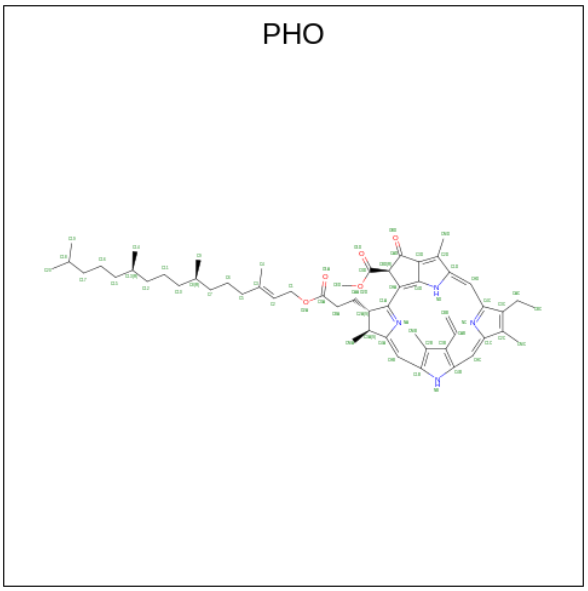

Mol	Chain	Residues	Atoms				AltConf
91	AL	1	Total	C	N	O	0
			64	55	4	5	
91	DL	1	Total	C	N	O	0
			64	55	4	5	
91	A6	1	Total	C	N	O	0
			64	55	4	5	
91	D6	1	Total	C	N	O	0
			64	55	4	5	
91	a6	1	Total	C	N	O	0
			64	55	4	5	
91	d6	1	Total	C	N	O	0
			64	55	4	5	
91	aL	1	Total	C	N	O	0
			64	55	4	5	
91	dL	1	Total	C	N	O	0
			64	55	4	5	

- Molecule 92 is 1,2-DISTEAROYL-MONOGALACTOSYL-DIGLYCERIDE (three-letter code: LMG) (formula: $C_{45}H_{86}O_{10}$).

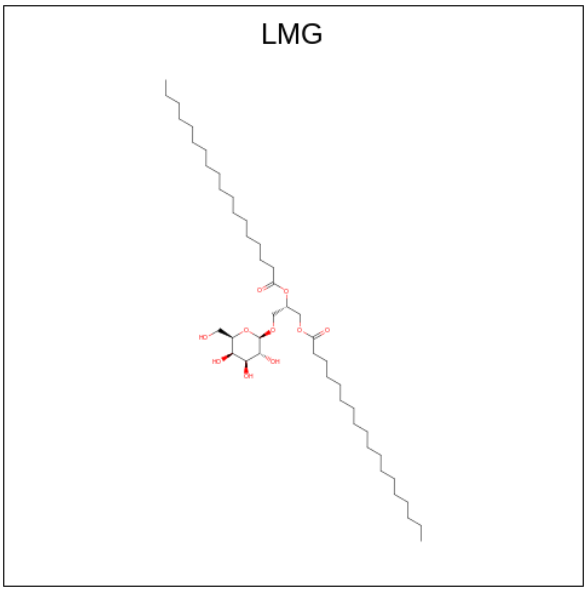

Mol	Chain	Residues	Atoms			AltConf
92	AL	1	Total	C	O	0
			51	41	10	
92	BL	1	Total	C	O	0
			40	30	10	
92	BL	1	Total	C	O	0
			39	29	10	
92	CL	1	Total	C	O	0
			55	45	10	
92	DL	1	Total	C	O	0
			54	44	10	
92	JL	1	Total	C	O	0
			43	33	10	
92	JL	1	Total	C	O	0
			33	23	10	
92	ML	1	Total	C	O	0
			41	31	10	
92	XL	1	Total	C	O	0
			50	40	10	
92	A6	1	Total	C	O	0
			51	41	10	
92	B6	1	Total	C	O	0
			40	30	10	
92	B6	1	Total	C	O	0
			39	29	10	
92	B6	1	Total	C	O	0
			50	40	10	
92	C6	1	Total	C	O	0
			55	45	10	

Continued on next page...

Continued from previous page...

Mol	Chain	Residues	Atoms			AltConf
92	D6	1	Total	C	O	0
			33	23	10	
92	D6	1	Total	C	O	0
			54	44	10	
92	J6	1	Total	C	O	0
			43	33	10	
92	a6	1	Total	C	O	0
			42	32	10	
92	b6	1	Total	C	O	0
			41	31	10	
92	b6	1	Total	C	O	0
			39	29	10	
92	b6	1	Total	C	O	0
			41	31	10	
92	b6	1	Total	C	O	0
			36	26	10	
92	d6	1	Total	C	O	0
			54	44	10	
92	j6	1	Total	C	O	0
			43	33	10	
92	j6	1	Total	C	O	0
			33	23	10	
92	k6	1	Total	C	O	0
			55	45	10	
92	m6	1	Total	C	O	0
			41	31	10	
92	m6	1	Total	C	O	0
			41	31	10	
92	x6	1	Total	C	O	0
			50	40	10	
92	aL	1	Total	C	O	0
			42	32	10	
92	bL	1	Total	C	O	0
			41	31	10	
92	bL	1	Total	C	O	0
			41	31	10	
92	bL	1	Total	C	O	0
			50	40	10	
92	bL	1	Total	C	O	0
			41	31	10	
92	bL	1	Total	C	O	0
			39	29	10	

Continued on next page...

Continued from previous page...

Mol	Chain	Residues	Atoms	AltConf
92	dL	1	Total C O 54 44 10	0
92	jL	1	Total C O 33 23 10	0
92	mL	1	Total C O 41 31 10	0
92	qL	1	Total C O 43 33 10	0
92	yL	1	Total C O 55 45 10	0

- Molecule 93 is BICARBONATE ION (three-letter code: BCT) (formula: CHO_3).

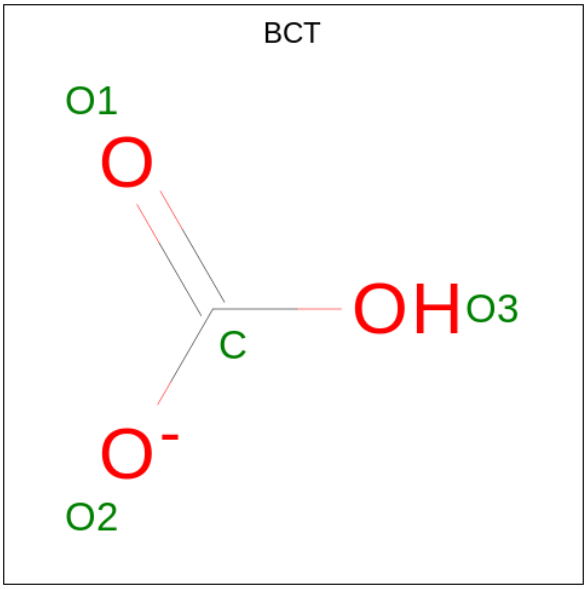

Mol	Chain	Residues	Atoms	AltConf
93	AL	1	Total C O 4 1 3	0
93	A6	1	Total C O 4 1 3	0
93	d6	1	Total C O 4 1 3	0
93	aL	1	Total C O 4 1 3	0

- Molecule 94 is 2,3-DIMETHYL-5-(3,7,11,15,19,23,27,31,35-NONAMETHYL-2,6,10,14,18,22,26,30,34-HEXATRIACONTANONAENYL-2,5-CYCLOHEXADIENE-1,4-DIONE-2,3-DIMETHYL-5-SOLANESYL-1,4-BENZOQUINONE (three-letter code: PL9) (formula: $C_{53}H_{80}O_2$).

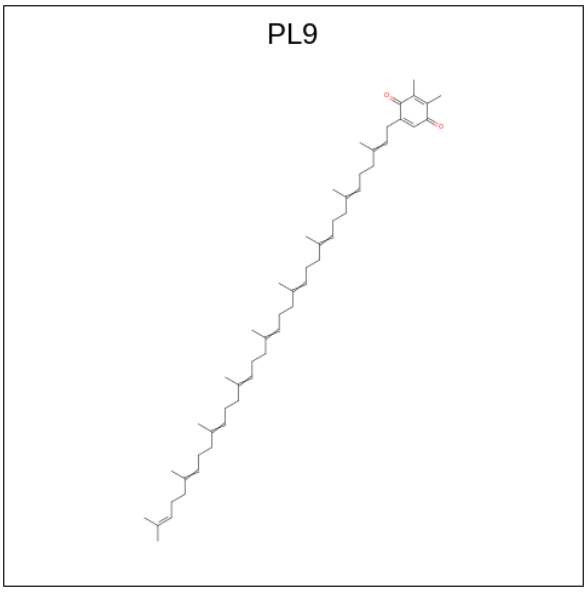

Mol	Chain	Residues	Atoms	AltConf
94	AL	1	Total C O 55 53 2	0
94	DL	1	Total C O 55 53 2	0
94	A6	1	Total C O 55 53 2	0
94	D6	1	Total C O 55 53 2	0
94	a6	1	Total C O 55 53 2	0
94	d6	1	Total C O 55 53 2	0
94	aL	1	Total C O 55 53 2	0
94	dL	1	Total C O 55 53 2	0

- Molecule 95 is DIGALACTOSYL DIACYL GLYCEROL (DGDG) (three-letter code: DGD) (formula: $C_{51}H_{96}O_{15}$).

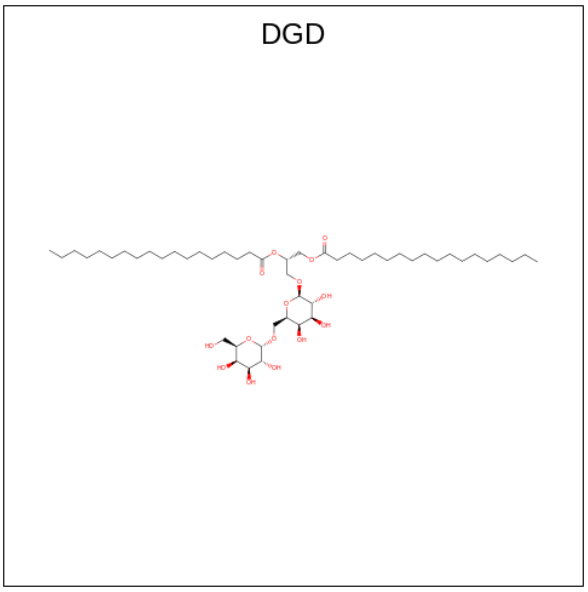

Mol	Chain	Residues	Atoms	AltConf
95	AL	1	Total C O 62 47 15	0
95	AL	1	Total C O 40 25 15	0
95	AL	1	Total C O 40 25 15	0
95	BL	1	Total C O 40 25 15	0
95	BL	1	Total C O 40 25 15	0
95	BL	1	Total C O 58 43 15	0
95	CL	1	Total C O 62 47 15	0
95	CL	1	Total C O 42 27 15	0
95	CL	1	Total C O 48 33 15	0
95	DL	1	Total C O 62 47 15	0
95	JL	1	Total C O 62 47 15	0
95	BN	1	Total C O 66 51 15	0
95	B2	1	Total C O 66 51 15	0
95	B6	1	Total C O 58 43 15	0

Continued on next page...

Continued from previous page...

Mol	Chain	Residues	Atoms	AltConf
95	C6	1	Total C O 62 47 15	0
95	C6	1	Total C O 42 27 15	0
95	C6	1	Total C O 42 27 15	0
95	C6	1	Total C O 62 47 15	0
95	C6	1	Total C O 48 33 15	0
95	D6	1	Total C O 62 47 15	0
95	J6	1	Total C O 62 47 15	0
95	L6	1	Total C O 58 43 15	0
95	O6	1	Total C O 40 25 15	0
95	a6	1	Total C O 40 25 15	0
95	a6	1	Total C O 40 25 15	0
95	a6	1	Total C O 53 38 15	0
95	b6	1	Total C O 40 25 15	0
95	b6	1	Total C O 42 27 15	0
95	c6	1	Total C O 62 47 15	0
95	c6	1	Total C O 62 47 15	0
95	c6	1	Total C O 48 33 15	0
95	h6	1	Total C O 62 47 15	0
95	aL	1	Total C O 53 38 15	0
95	cL	1	Total C O 62 47 15	0
95	cL	1	Total C O 62 47 15	0

Continued on next page...

Continued from previous page...

Mol	Chain	Residues	Atoms	AltConf
95	cL	1	Total C O 48 33 15	0
95	hL	1	Total C O 62 47 15	0
95	lL	1	Total C O 58 43 15	0

- Molecule 96 is PROTOPORPHYRIN IX CONTAINING FE (three-letter code: HEM) (formula: $C_{34}H_{32}FeN_4O_4$).

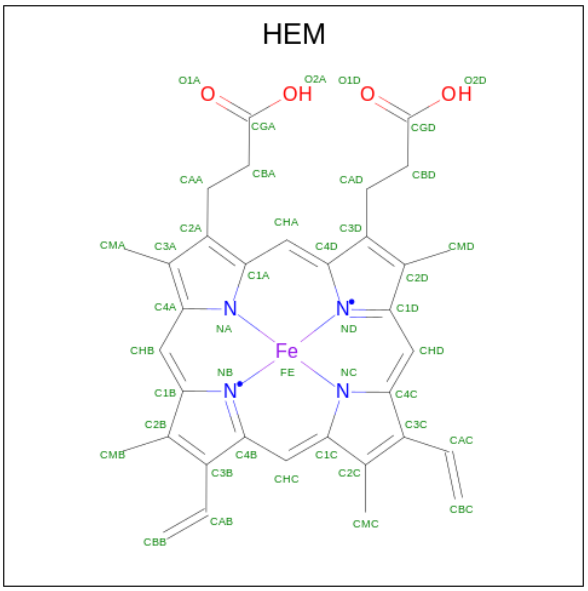

Mol	Chain	Residues	Atoms	AltConf
96	FL	1	Total C Fe N O 43 34 1 4 4	0
96	VL	1	Total C Fe N O 43 34 1 4 4	0
96	GN	1	Total C Fe N O 43 34 1 4 4	0
96	G2	1	Total C Fe N O 43 34 1 4 4	0
96	E6	1	Total C Fe H N O 73 34 1 30 4 4	0
96	V6	1	Total C Fe N O 43 34 1 4 4	0
96	f6	1	Total C Fe H N O 73 34 1 30 4 4	0
96	v6	1	Total C Fe N O 43 34 1 4 4	0

Continued on next page...

Continued from previous page...

Mol	Chain	Residues	Atoms					AltConf
96	fL	1	Total	C	Fe	N	O	0
			43	34	1	4	4	
96	vL	1	Total	C	Fe	N	O	0
			43	34	1	4	4	

- Molecule 97 is GLYCEROL (three-letter code: GOL) (formula: $C_3H_8O_3$).

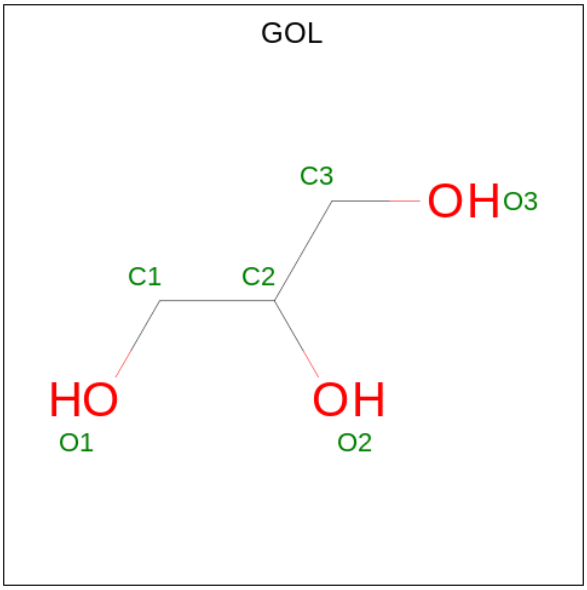

Mol	Chain	Residues	Atoms			AltConf
97	WL	1	Total	C	O	0
			6	3	3	
97	I6	1	Total	C	O	0
			6	3	3	
97	i6	1	Total	C	O	0
			6	3	3	
97	wL	1	Total	C	O	0
			6	3	3	

- Molecule 98 is PHYLLOQUINONE (three-letter code: PQN) (formula: $C_{31}H_{46}O_2$).

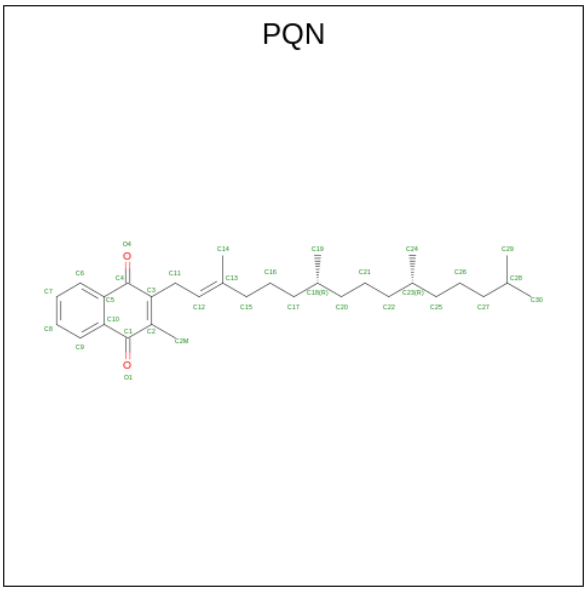

Mol	Chain	Residues	Atoms	AltConf
98	AN	1	Total C O 33 31 2	0
98	BN	1	Total C O 33 31 2	0
98	A2	1	Total C O 33 31 2	0
98	B2	1	Total C O 33 31 2	0

- Molecule 99 is IRON/SULFUR CLUSTER (three-letter code: SF4) (formula: Fe_4S_4).

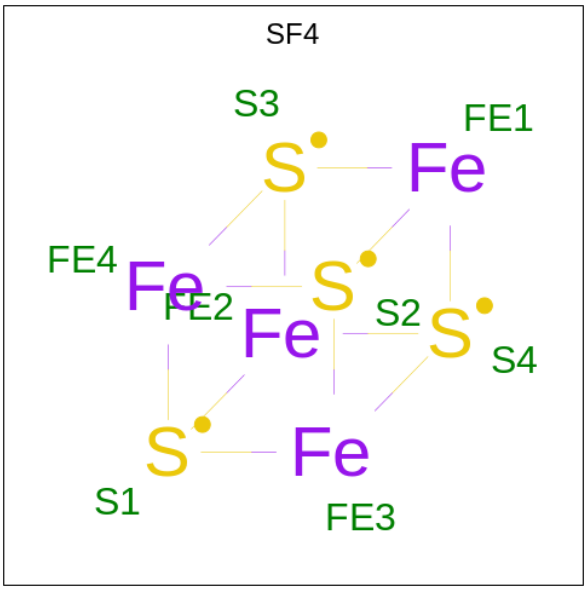

Mol	Chain	Residues	Atoms	AltConf
99	BN	1	Total Fe S 8 4 4	0
99	CN	1	Total Fe S 8 4 4	0
99	CN	1	Total Fe S 8 4 4	0
99	B2	1	Total Fe S 8 4 4	0
99	C2	1	Total Fe S 8 4 4	0
99	C2	1	Total Fe S 8 4 4	0

- Molecule 100 is (2S)-2,3-dihydroxypropyl octadecanoate (three-letter code: 3XQ) (formula: $C_{21}H_{42}O_4$) (labeled as "Ligand of Interest" by depositor).

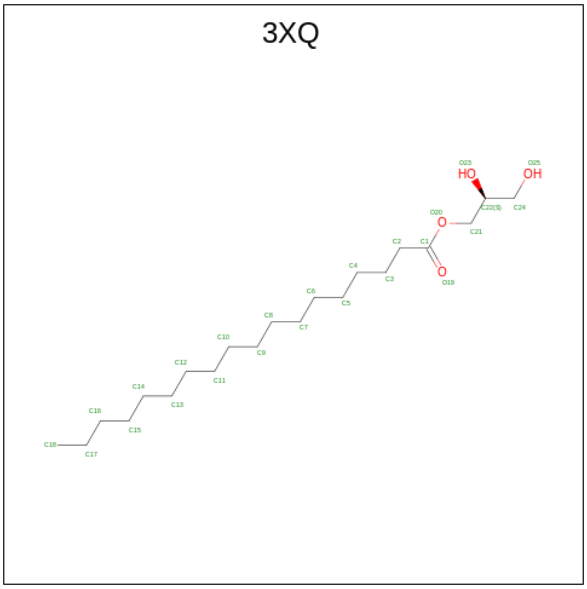

Mol	Chain	Residues	Atoms	AltConf
100	JN	1	Total C O 25 21 4	0
100	J2	1	Total C O 25 21 4	0

- Molecule 101 is FE2/S2 (INORGANIC) CLUSTER (three-letter code: FES) (formula: Fe_2S_2).

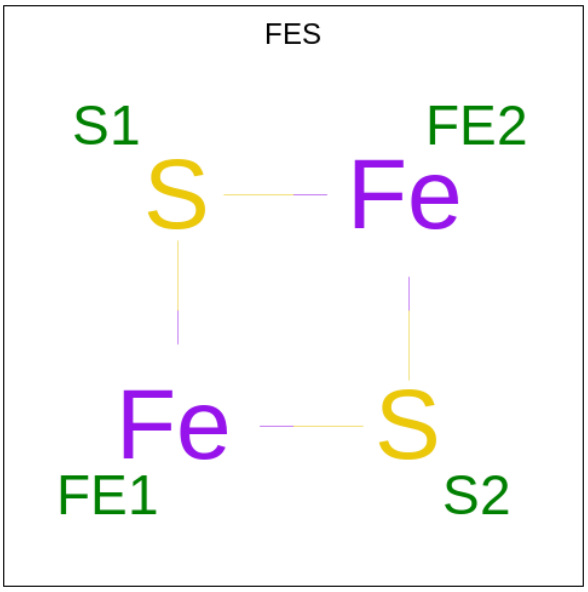

Mol	Chain	Residues	Atoms	AltConf
101	NN	1	Total Fe S 4 2 2	0
101	N2	1	Total Fe S 4 2 2	0

- Molecule 102 is beta-D-glucopyranose (three-letter code: BGC) (formula: $C_6H_{12}O_6$).

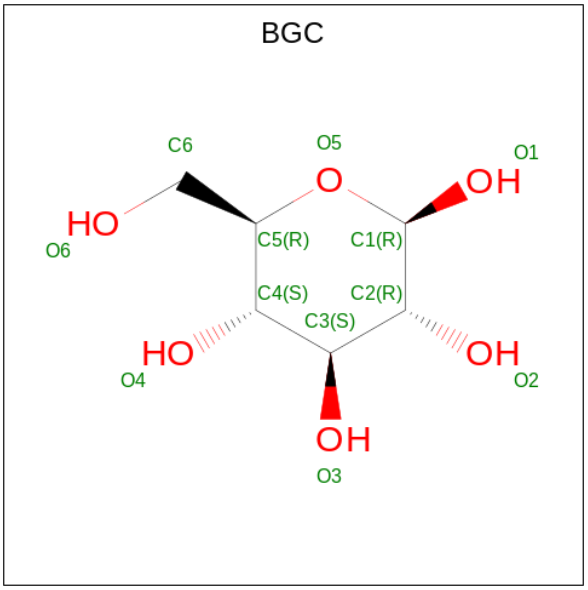

Mol	Chain	Residues	Atoms	AltConf
102	32	1	Total C O 11 6 5	0
102	3N	1	Total C O 11 6 5	0

- Molecule 103 is (1R,2S)-4-{(1E,3E,5E,7E,9E,11E,13E,15E,17E)-18-[(4S)-4-hydroxy-2,6,6-trimethylcyclohex-1-en-1-yl]-3,7,12,16-tetramethyloctadeca-1,3,5,7,9,11,13,15,17-nonaen-1-yl}-2,5,5-trimethylcyclohex-3-en-1-ol (three-letter code: ZEX) (formula: $C_{40}H_{56}O_2$).

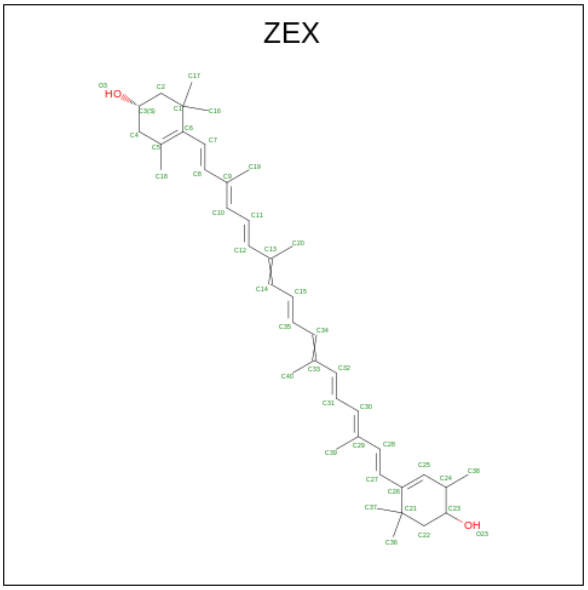

Mol	Chain	Residues	Atoms	AltConf
103	82	1	Total C O 42 40 2	0
103	82	1	Total C O 42 40 2	0
103	8N	1	Total C O 42 40 2	0
103	8N	1	Total C O 42 40 2	0

- Molecule 104 is water.

Mol	Chain	Residues	Atoms	AltConf
104	a6	2	Total O 2 2	0
104	aL	2	Total O 2 2	0

3 Residue-property plots

These plots are drawn for all protein, RNA, DNA and oligosaccharide chains in the entry. The first graphic for a chain summarises the proportions of the various outlier classes displayed in the second graphic. The second graphic shows the sequence view annotated by issues in geometry and atom inclusion in map density. Residues are color-coded according to the number of geometric quality criteria for which they contain at least one outlier: green = 0, yellow = 1, orange = 2 and red = 3 or more. A red diamond above a residue indicates a poor fit to the EM map for this residue (all-atom inclusion < 40%). Stretches of 2 or more consecutive residues without any outlier are shown as a green connector. Residues present in the sample, but not in the model, are shown in grey.

• Molecule 1: Phycoerythrin alpha subunit

Chain AA:

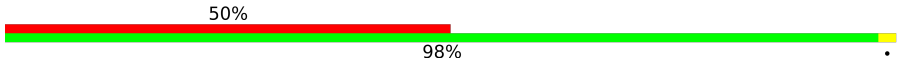

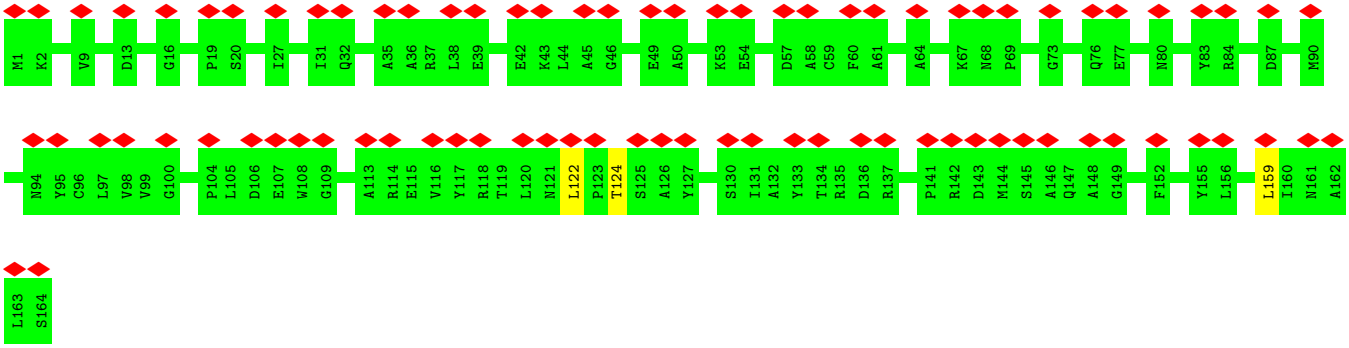

• Molecule 1: Phycoerythrin alpha subunit

Chain CA:

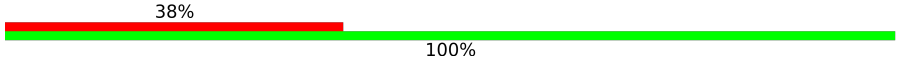

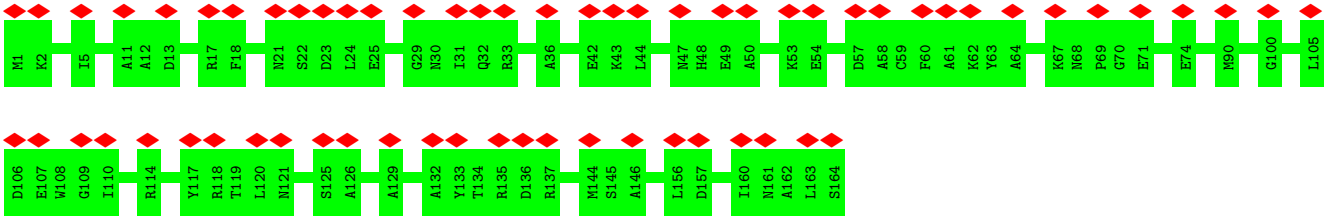

• Molecule 1: Phycoerythrin alpha subunit

Chain EA:

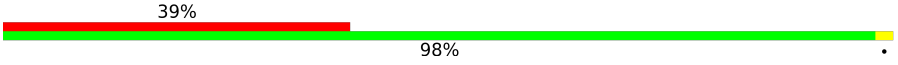

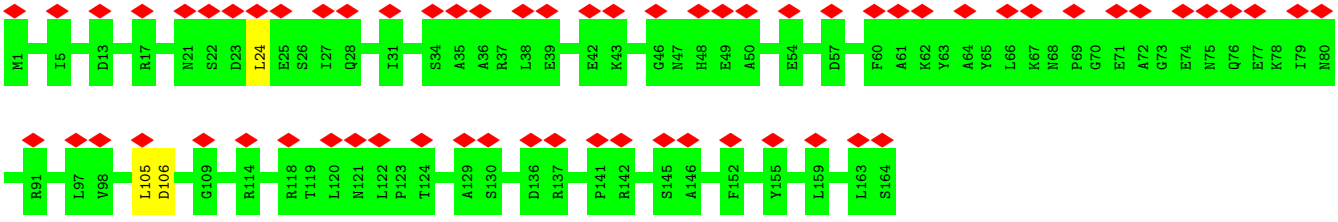

• Molecule 1: Phycoerythrin alpha subunit

Chain GA:

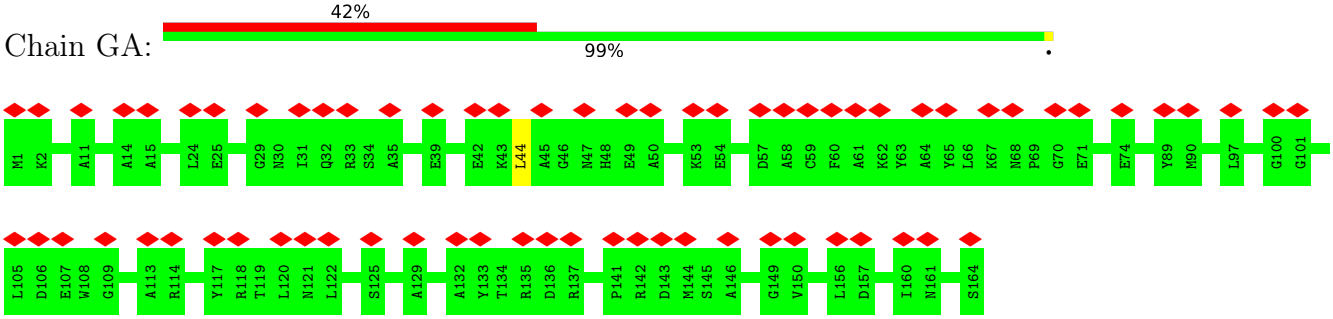

• Molecule 1: Phycoerythrin alpha subunit

Chain IA:

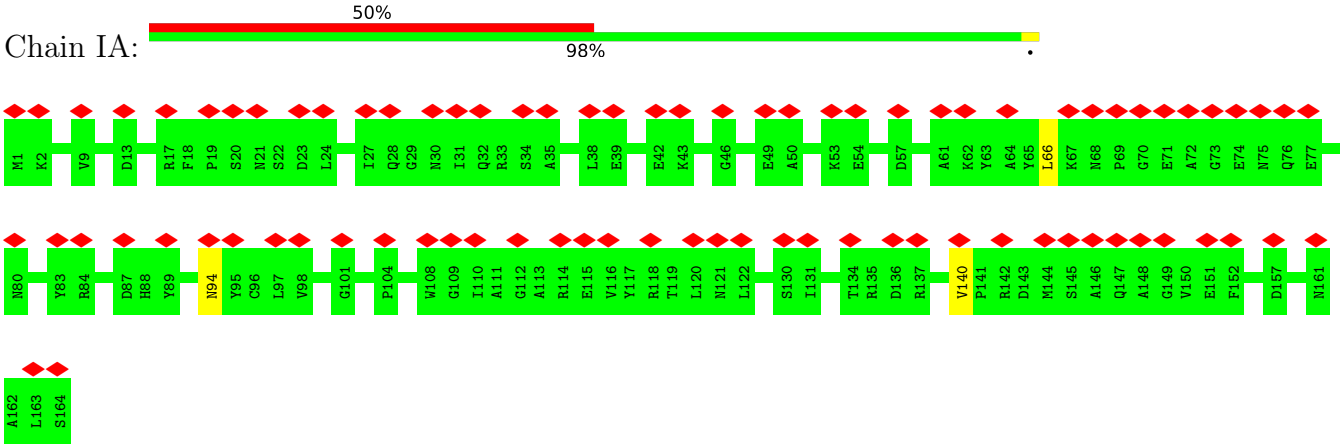

• Molecule 1: Phycoerythrin alpha subunit

Chain KA:

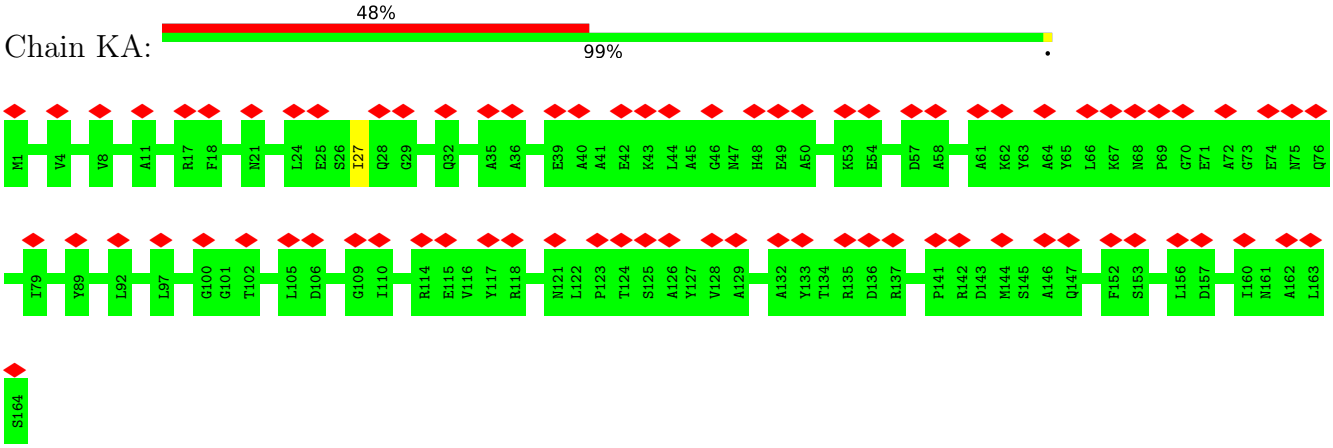

• Molecule 1: Phycoerythrin alpha subunit

Chain MA:

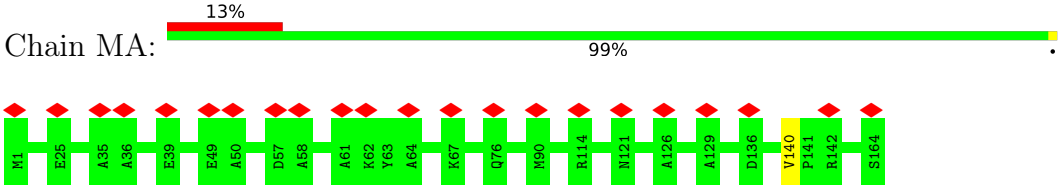

• Molecule 1: Phycoerythrin alpha subunit

Chain OA:

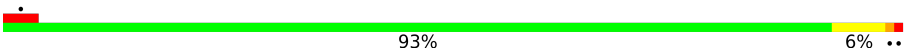

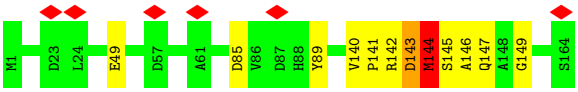

• Molecule 1: Phycoerythrin alpha subunit

Chain QA:

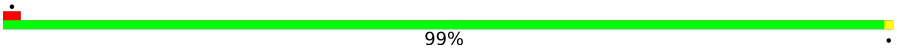

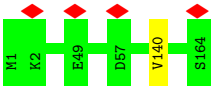

• Molecule 1: Phycoerythrin alpha subunit

Chain SA:

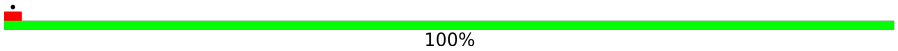

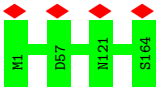

• Molecule 1: Phycoerythrin alpha subunit

Chain UA:

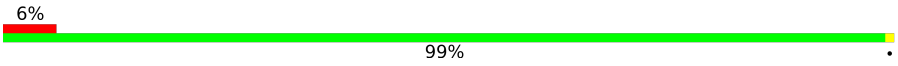

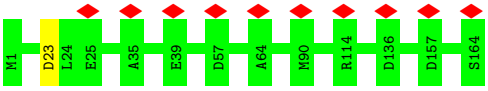

• Molecule 1: Phycoerythrin alpha subunit

Chain WA:

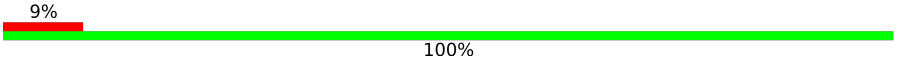

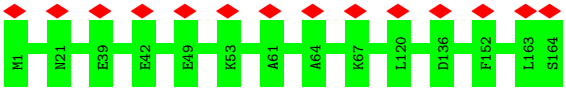

• Molecule 1: Phycoerythrin alpha subunit

Chain JB:

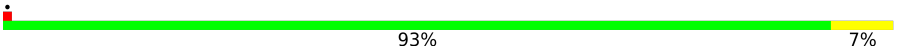

• Molecule 1: Phycoerythrin alpha subunit

Chain TB:

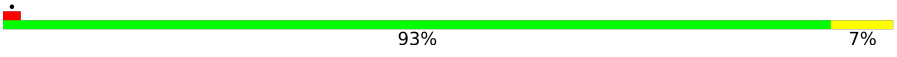

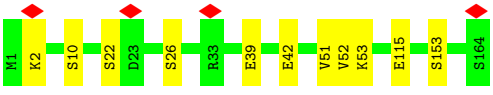

• Molecule 1: Phycoerythrin alpha subunit

Chain BD:

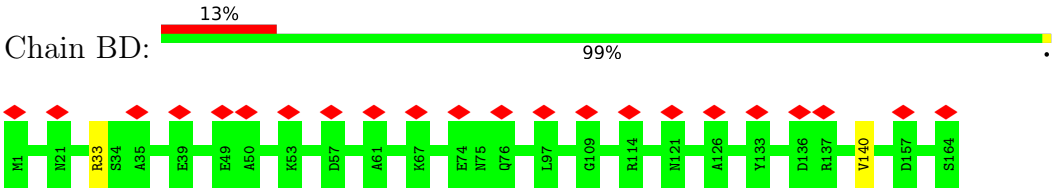

• Molecule 1: Phycoerythrin alpha subunit

Chain DD:

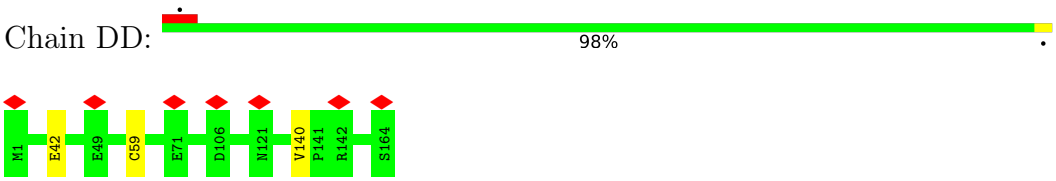

• Molecule 1: Phycoerythrin alpha subunit

Chain FD:

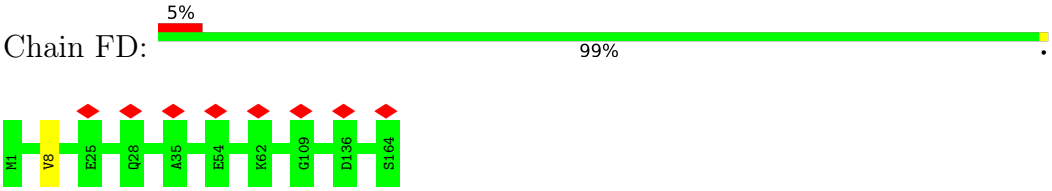

• Molecule 1: Phycoerythrin alpha subunit

Chain HD:

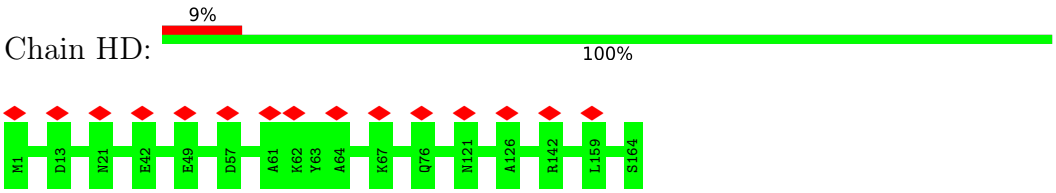

• Molecule 1: Phycoerythrin alpha subunit

Chain JD:

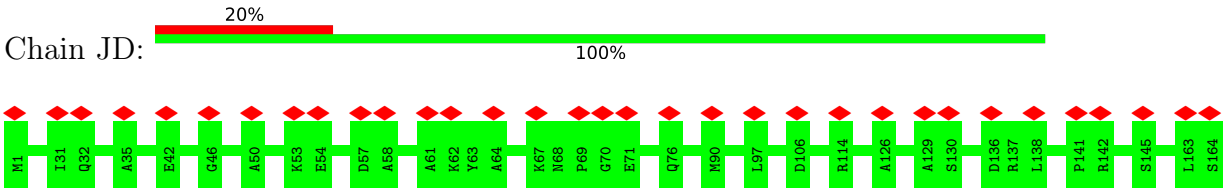

• Molecule 1: Phycoerythrin alpha subunit

Chain LD:

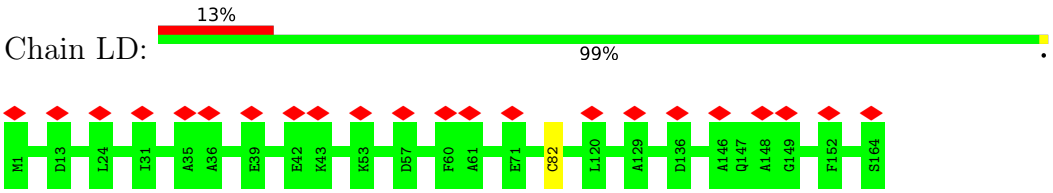

• Molecule 1: Phycoerythrin alpha subunit

Chain ND:

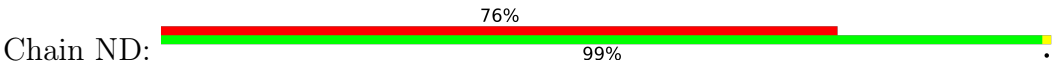

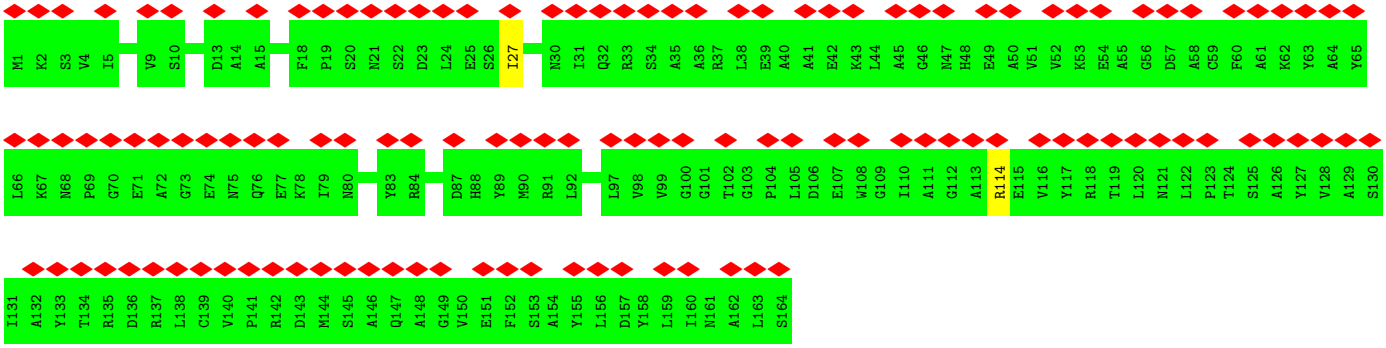

• Molecule 1: Phycoerythrin alpha subunit

Chain PD:

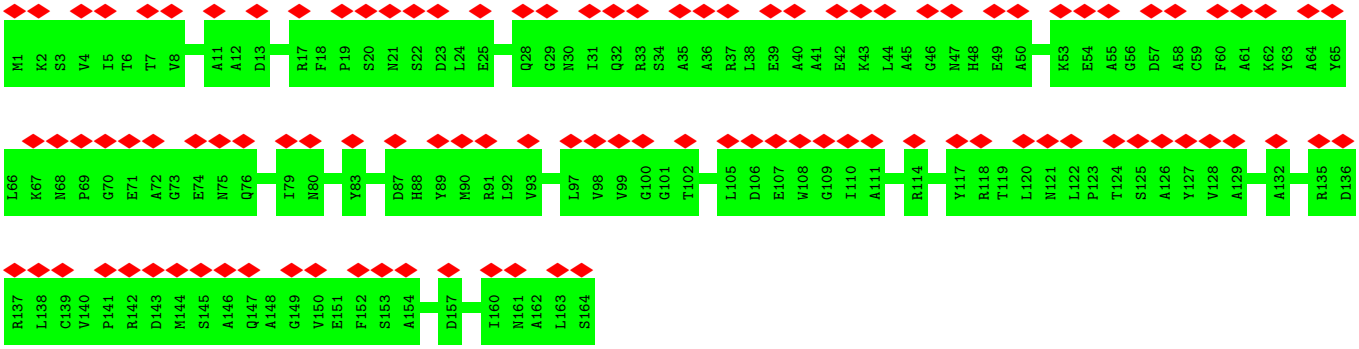

• Molecule 1: Phycoerythrin alpha subunit

Chain RD:

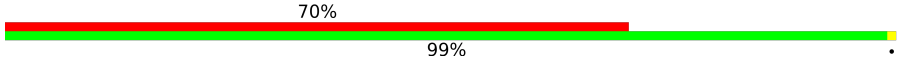

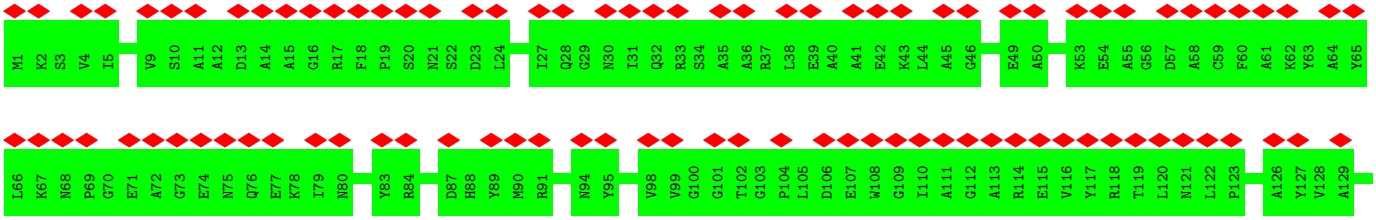

• Molecule 1: Phycoerythrin alpha subunit

Chain TD:

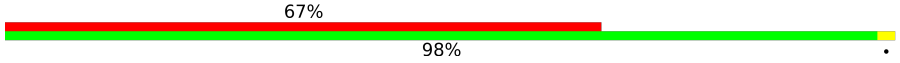

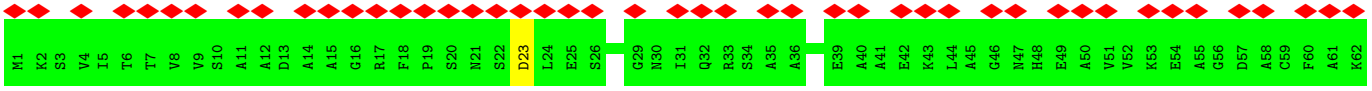

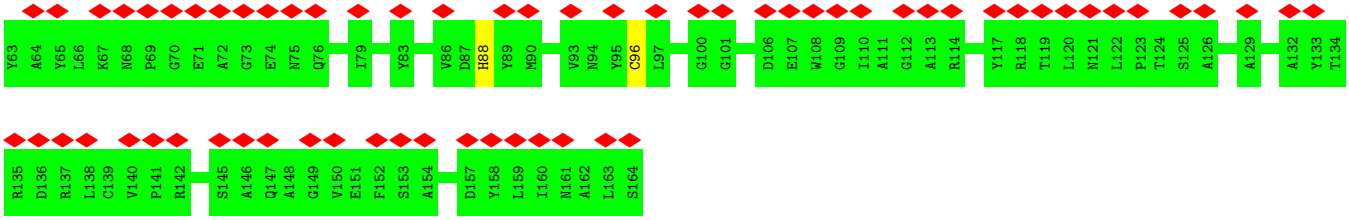

• Molecule 1: Phycoerythrin alpha subunit

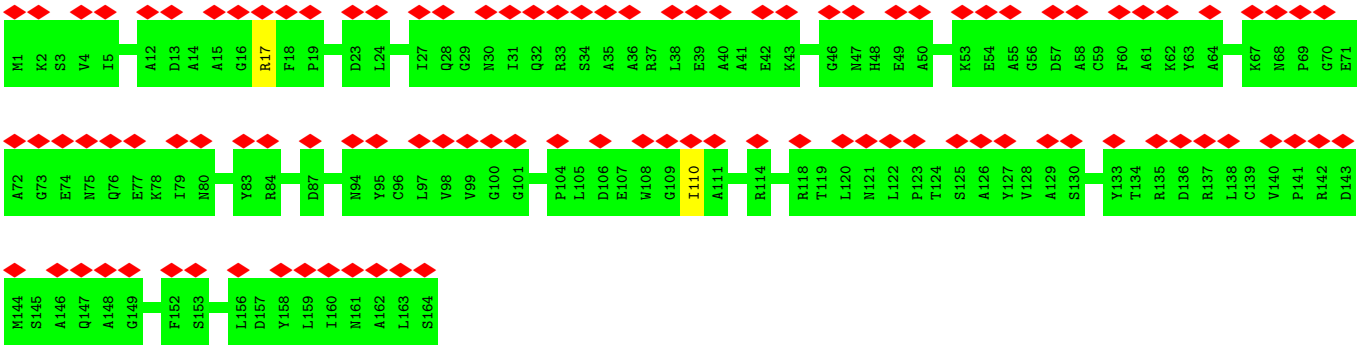

• Molecule 1: Phycoerythrin alpha subunit

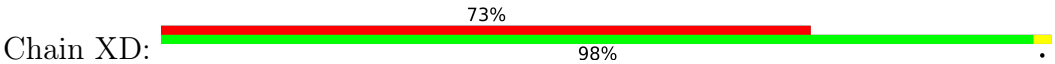

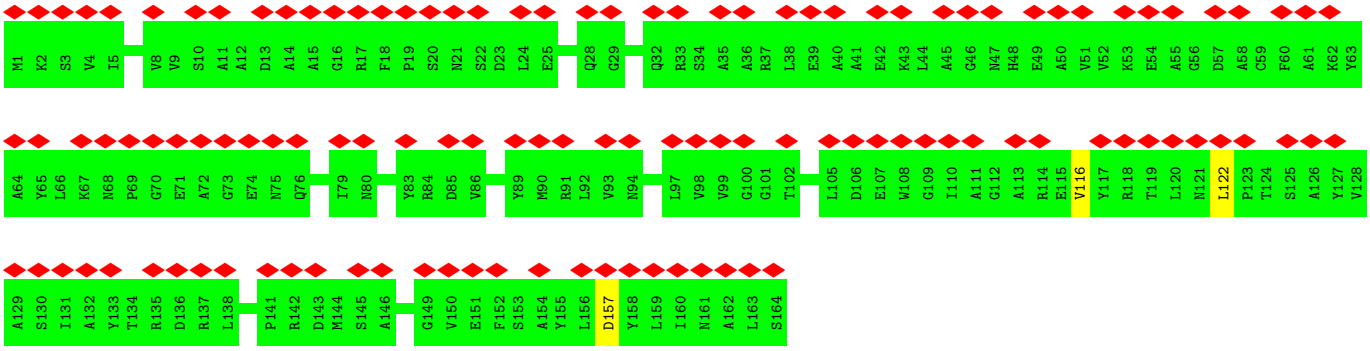

• Molecule 1: Phycoerythrin alpha subunit

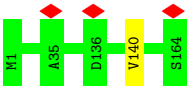

• Molecule 1: Phycoerythrin alpha subunit

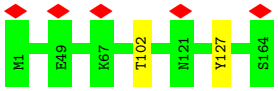

• Molecule 1: Phycoerythrin alpha subunit

Chain SE:

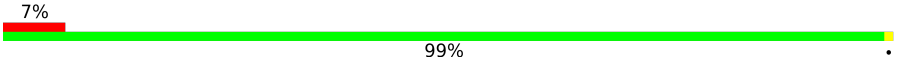

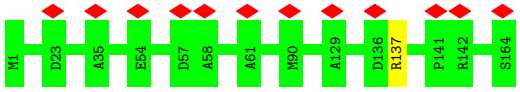

• Molecule 1: Phycoerythrin alpha subunit

Chain UE:

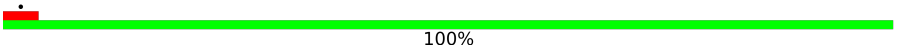

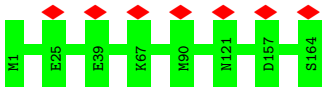

• Molecule 1: Phycoerythrin alpha subunit

Chain WE:

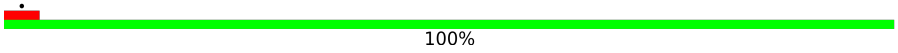

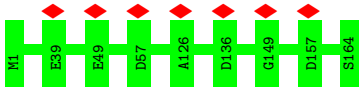

• Molecule 1: Phycoerythrin alpha subunit

Chain ZE:

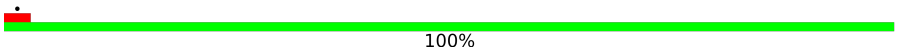

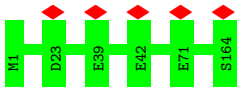

• Molecule 1: Phycoerythrin alpha subunit

Chain AF:

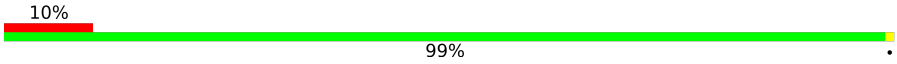

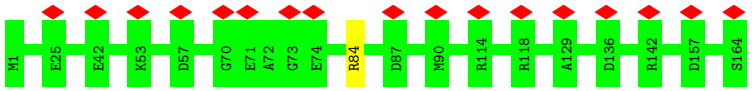

• Molecule 1: Phycoerythrin alpha subunit

Chain CF:

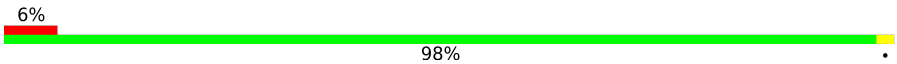

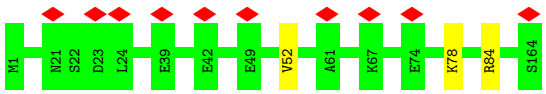

• Molecule 1: Phycoerythrin alpha subunit

Chain EF:

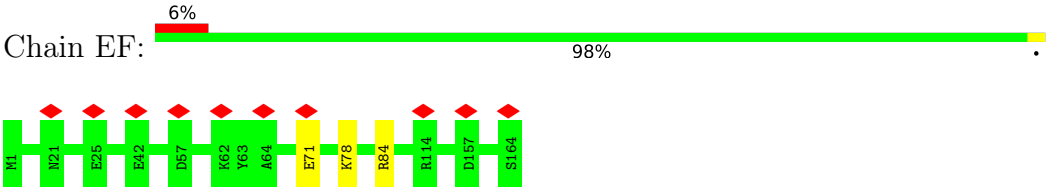

• Molecule 1: Phycoerythrin alpha subunit

Chain GF:

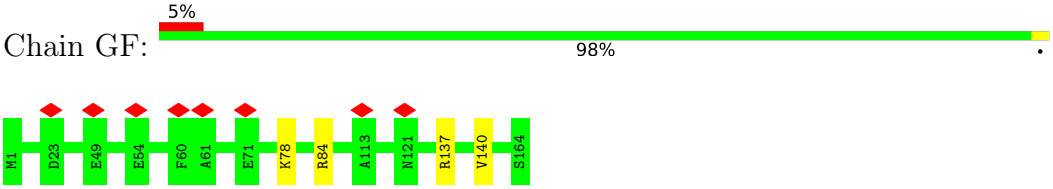

• Molecule 1: Phycoerythrin alpha subunit

Chain IF:

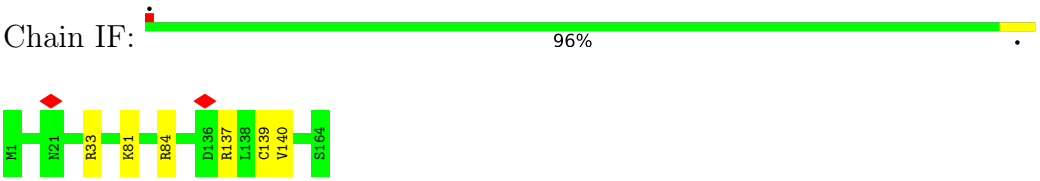

• Molecule 1: Phycoerythrin alpha subunit

Chain KF:

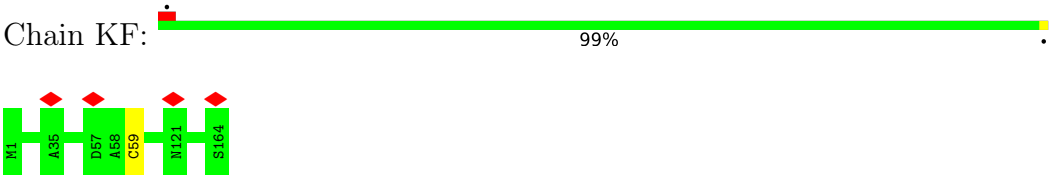

• Molecule 1: Phycoerythrin alpha subunit

Chain MF:

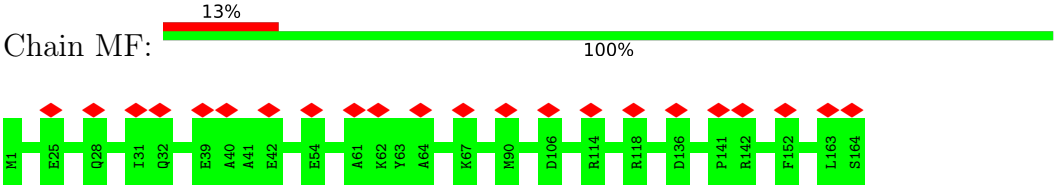

• Molecule 1: Phycoerythrin alpha subunit

Chain OF:

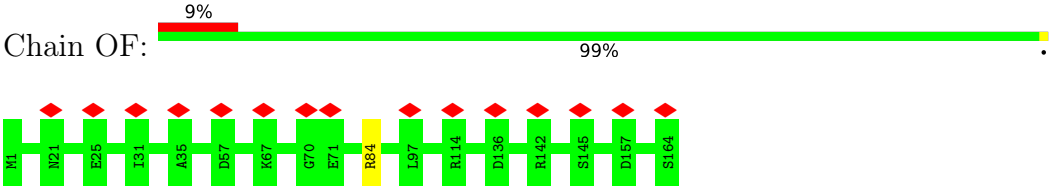

• Molecule 1: Phycoerythrin alpha subunit

Chain QF:

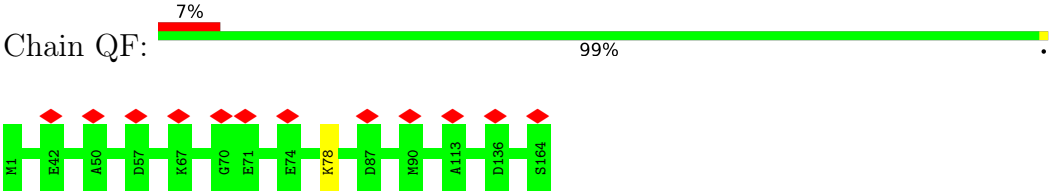

• Molecule 1: Phycoerythrin alpha subunit

Chain SF:

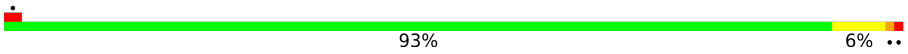

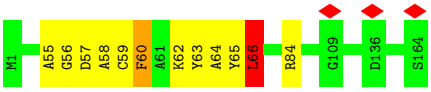

• Molecule 1: Phycoerythrin alpha subunit

Chain UF:

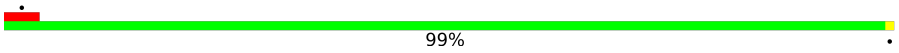

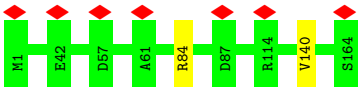

• Molecule 1: Phycoerythrin alpha subunit

Chain WF:

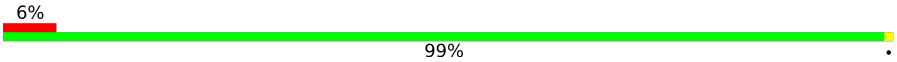

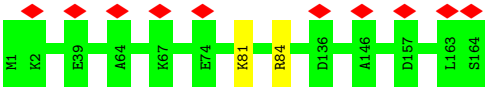

• Molecule 1: Phycoerythrin alpha subunit

Chain YF:

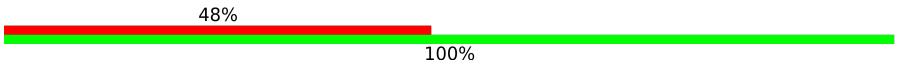

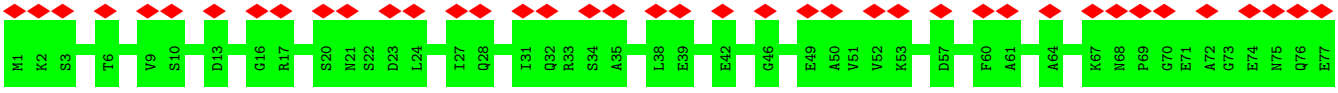

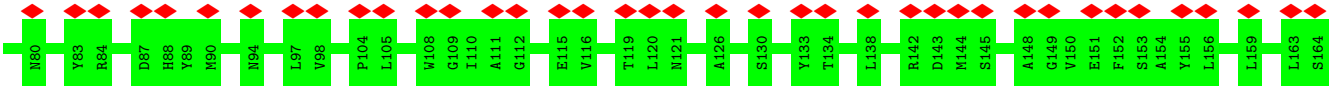

• Molecule 1: Phycoerythrin alpha subunit

Chain OG:

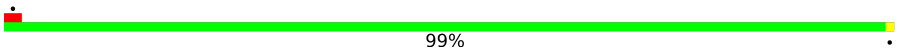

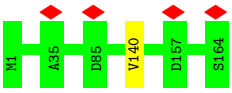

• Molecule 1: Phycoerythrin alpha subunit

Chain QG:

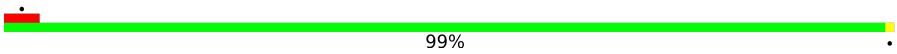

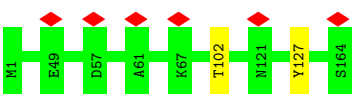

• Molecule 1: Phycoerythrin alpha subunit

Chain SG:

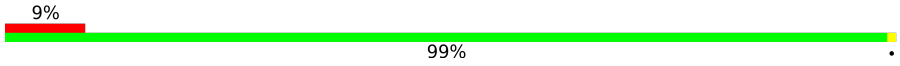

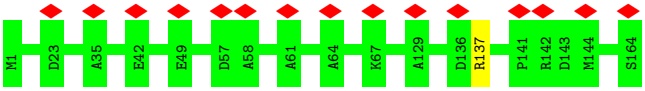

• Molecule 1: Phycoerythrin alpha subunit

Chain UG:

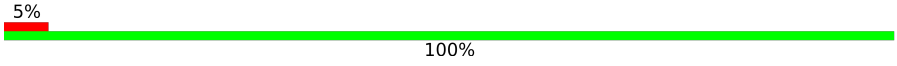

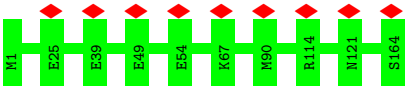

• Molecule 1: Phycoerythrin alpha subunit

Chain WG:

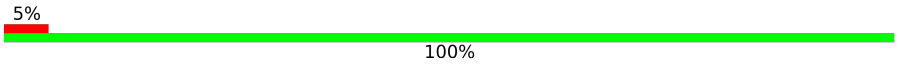

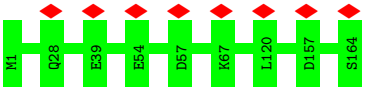

• Molecule 1: Phycoerythrin alpha subunit

Chain ZG:

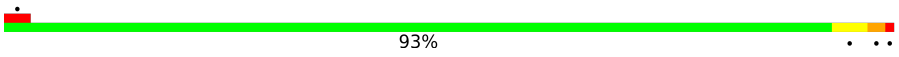

• Molecule 1: Phycoerythrin alpha subunit

Chain OH:

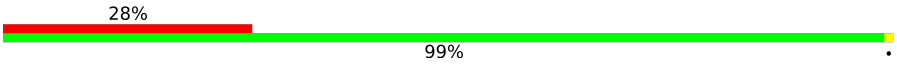

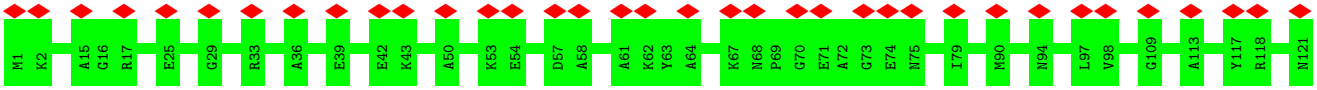

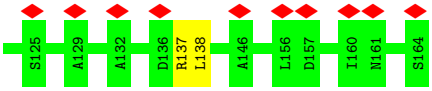

• Molecule 1: Phycoerythrin alpha subunit

Chain QH:

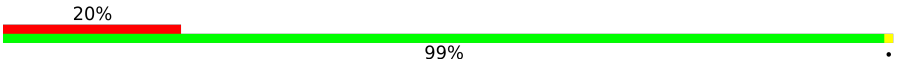

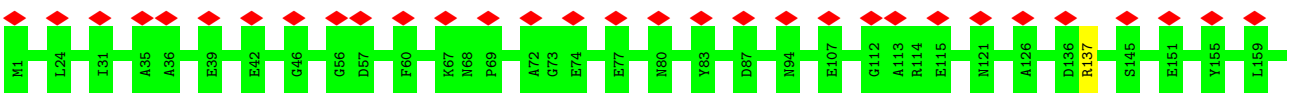

• Molecule 1: Phycoerythrin alpha subunit

Chain SH:

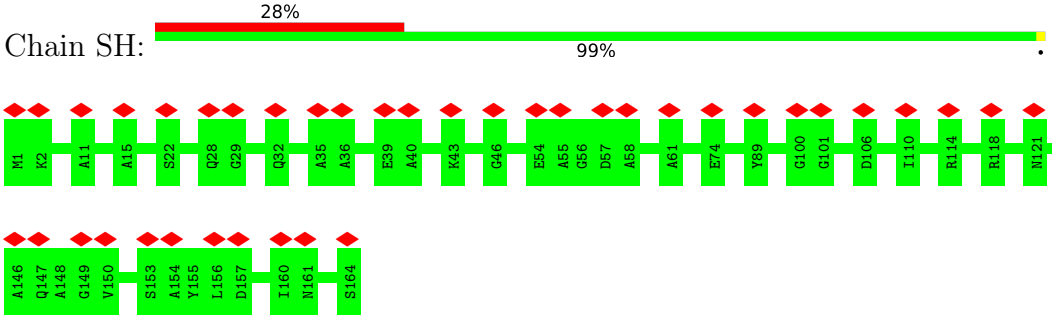

• Molecule 1: Phycoerythrin alpha subunit

Chain UH:

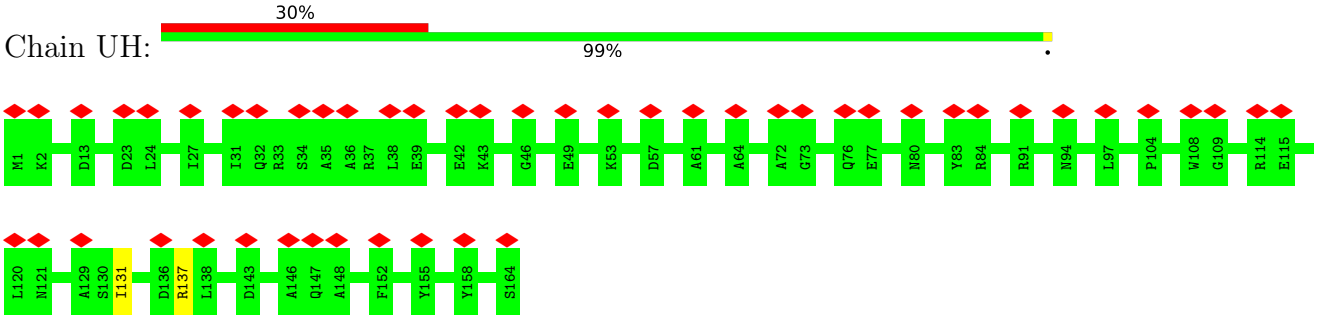

• Molecule 1: Phycoerythrin alpha subunit

Chain WH:

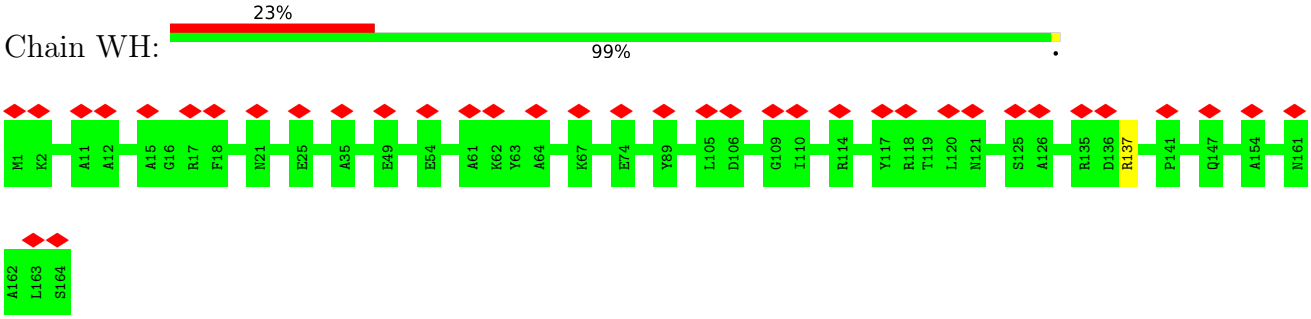

• Molecule 1: Phycoerythrin alpha subunit

Chain ZH:

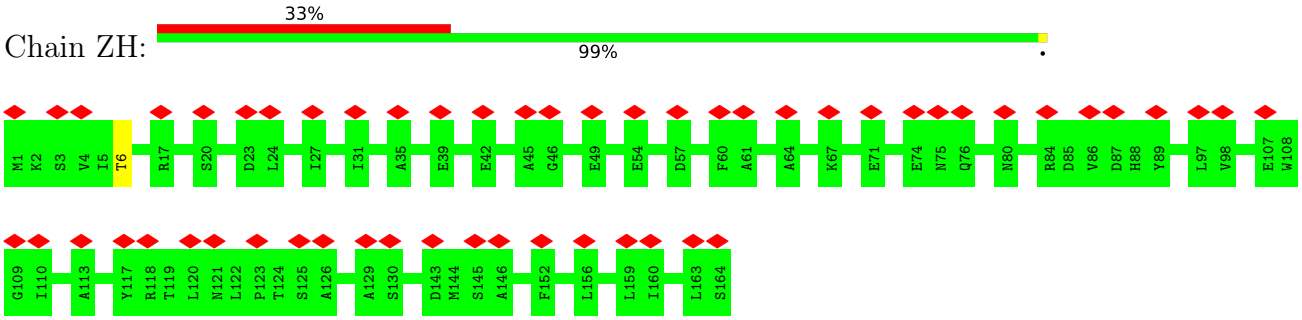

• Molecule 1: Phycoerythrin alpha subunit

Chain AI:

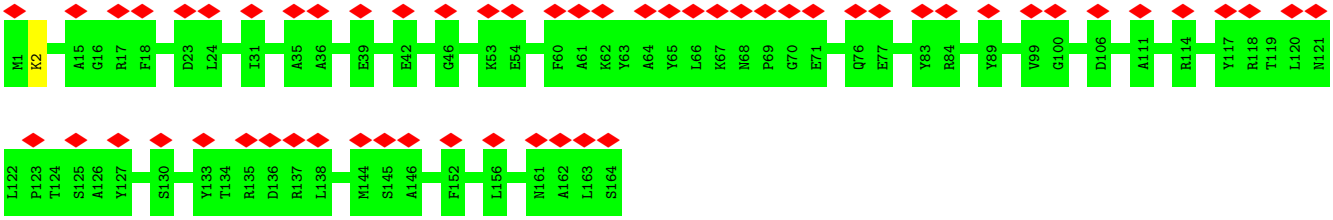

• Molecule 1: Phycoerythrin alpha subunit

Chain CI:

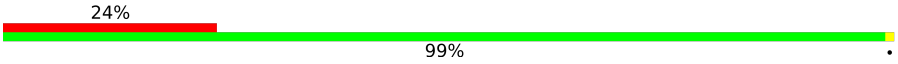

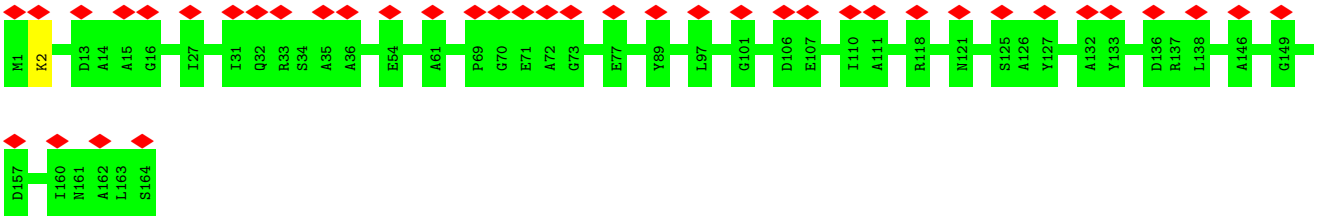

• Molecule 1: Phycoerythrin alpha subunit

Chain EI:

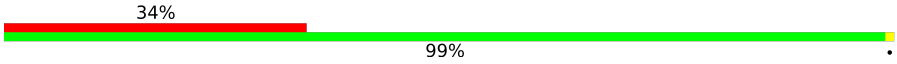

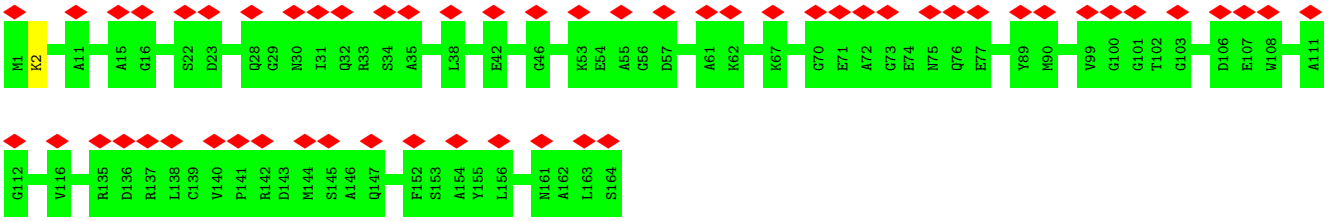

• Molecule 1: Phycoerythrin alpha subunit

Chain GI:

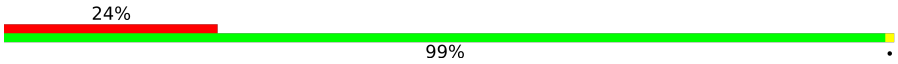

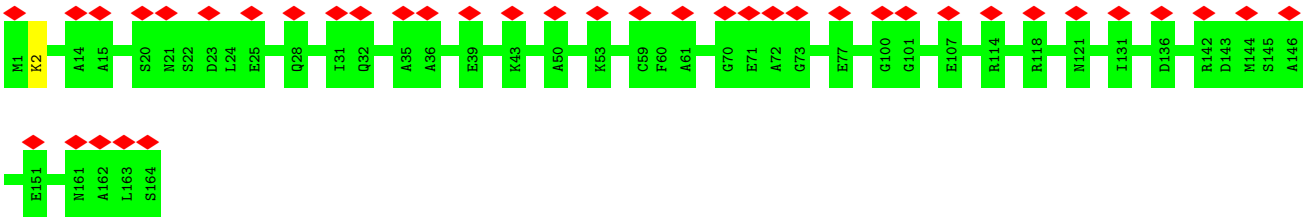

• Molecule 1: Phycoerythrin alpha subunit

Chain II:

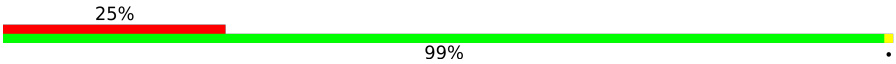

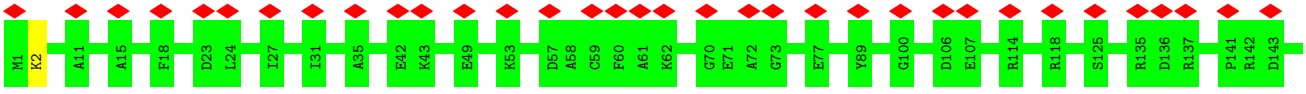

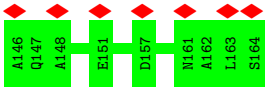

• Molecule 1: Phycoerythrin alpha subunit

Chain KI:

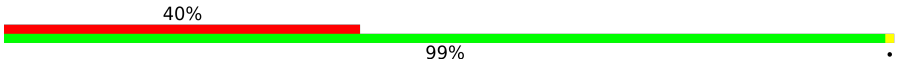

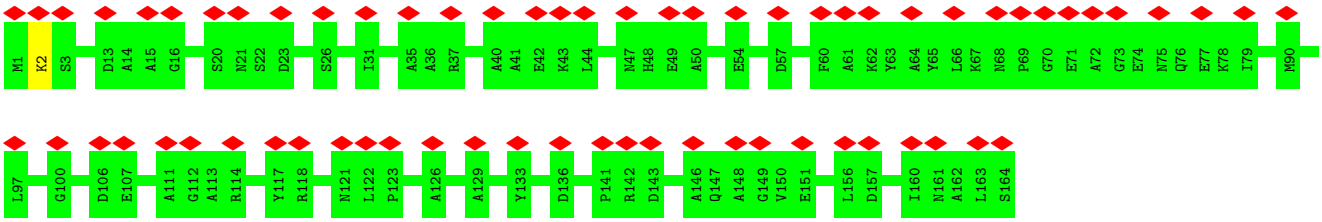

• Molecule 1: Phycoerythrin alpha subunit

Chain NI:

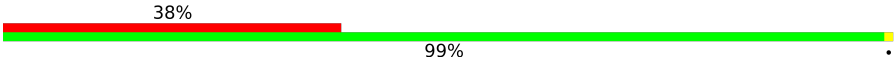

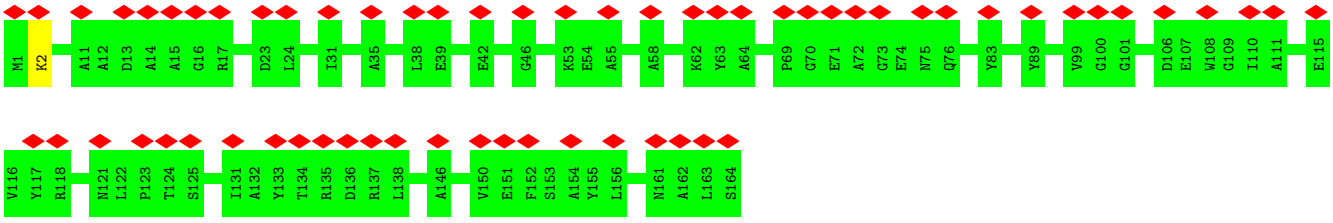

• Molecule 1: Phycoerythrin alpha subunit

Chain PI:

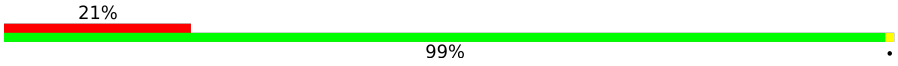

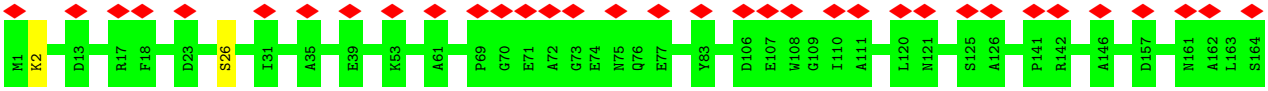

• Molecule 1: Phycoerythrin alpha subunit

Chain RI:

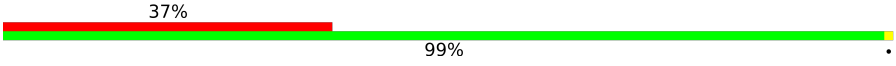

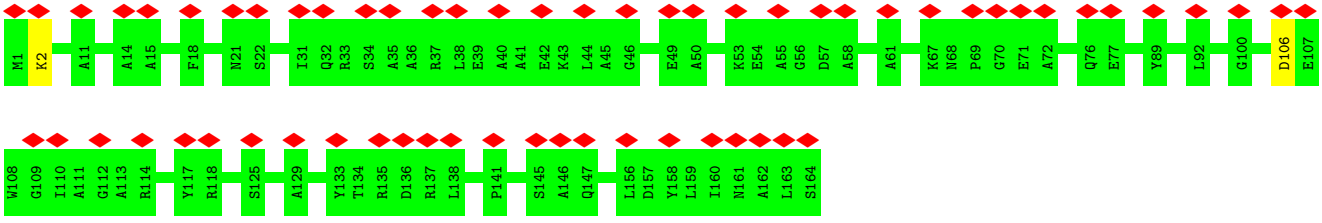

• Molecule 1: Phycoerythrin alpha subunit

Chain TI:

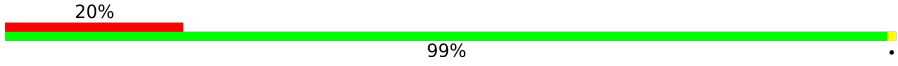

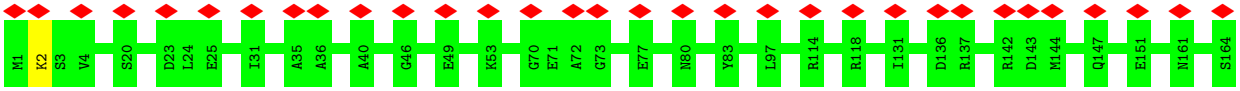

• Molecule 1: Phycoerythrin alpha subunit

Chain VI:

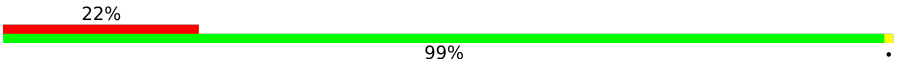

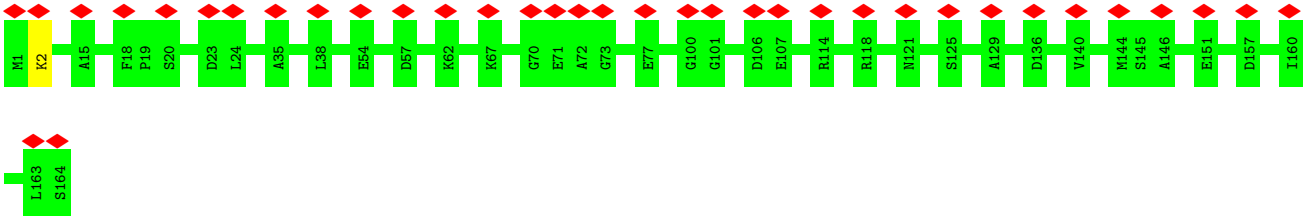

• Molecule 1: Phycoerythrin alpha subunit

Chain XI:

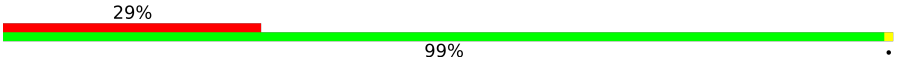

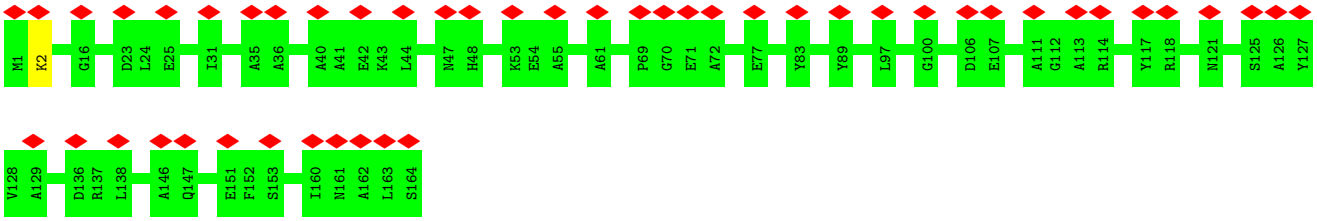

• Molecule 1: Phycoerythrin alpha subunit

Chain CJ:

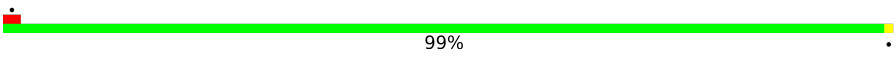

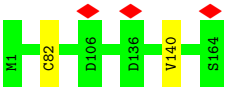

• Molecule 1: Phycoerythrin alpha subunit

Chain EJ:

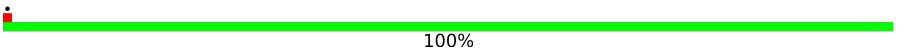

• Molecule 1: Phycoerythrin alpha subunit

Chain GJ:

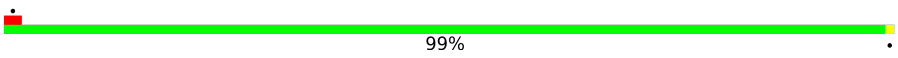

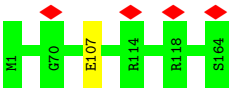

• Molecule 1: Phycoerythrin alpha subunit

Chain IJ:

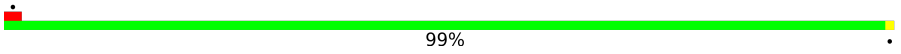

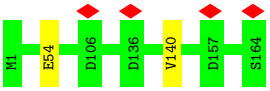

• Molecule 1: Phycoerythrin alpha subunit

Chain KJ:

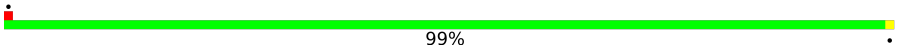

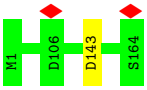

• Molecule 1: Phycoerythrin alpha subunit

Chain MJ:

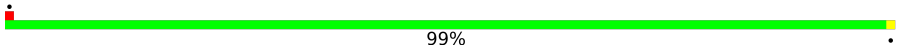

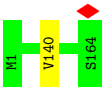

• Molecule 1: Phycoerythrin alpha subunit

Chain OJ:

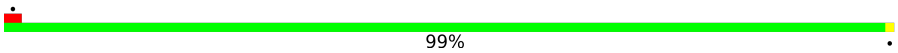

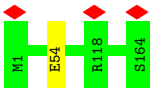

• Molecule 1: Phycoerythrin alpha subunit

Chain QJ:

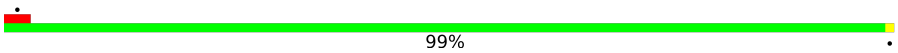

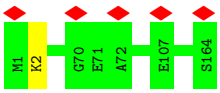

• Molecule 1: Phycoerythrin alpha subunit

Chain SJ:

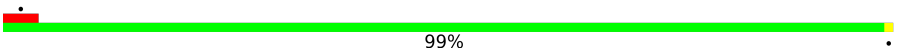

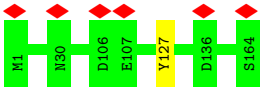

• Molecule 1: Phycoerythrin alpha subunit

Chain UJ:

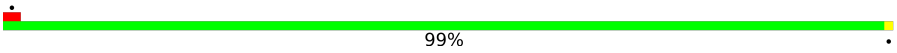

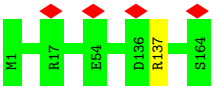

• Molecule 1: Phycoerythrin alpha subunit

Chain WJ:

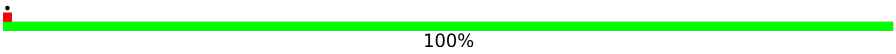

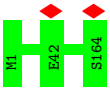

• Molecule 1: Phycoerythrin alpha subunit

Chain YJ:

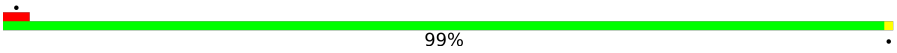

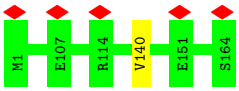

• Molecule 1: Phycoerythrin alpha subunit

Chain AK:

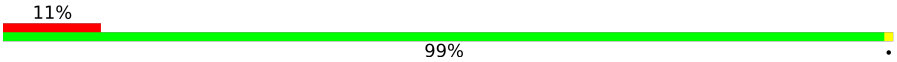

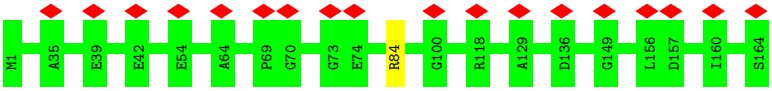

• Molecule 1: Phycoerythrin alpha subunit

Chain CK:

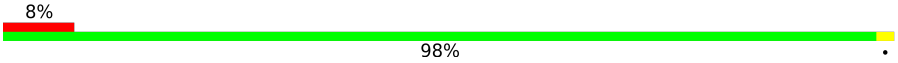

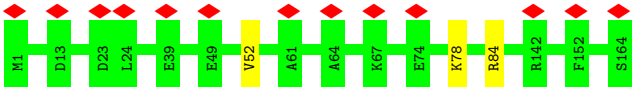

• Molecule 1: Phycoerythrin alpha subunit

Chain EK:

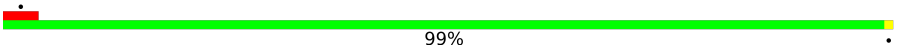

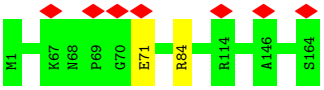

• Molecule 1: Phycoerythrin alpha subunit

Chain GK:

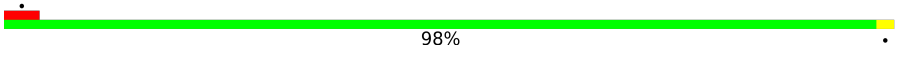

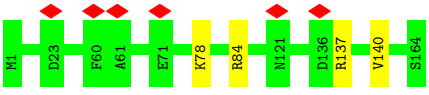

• Molecule 1: Phycoerythrin alpha subunit

Chain IK:

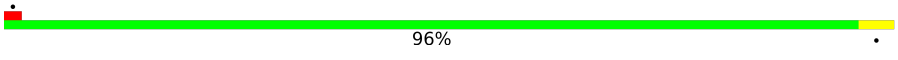

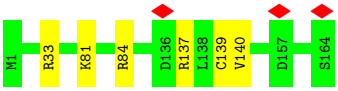

• Molecule 1: Phycoerythrin alpha subunit

Chain KK:

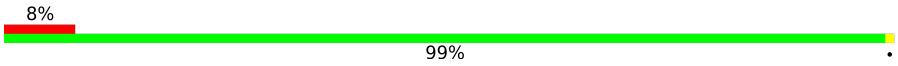

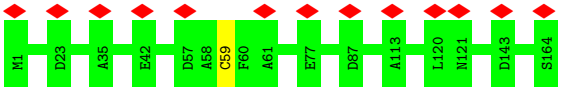

• Molecule 1: Phycoerythrin alpha subunit

Chain MK:

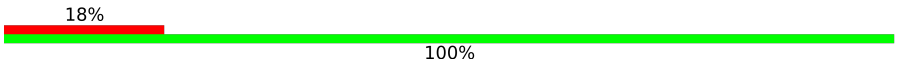

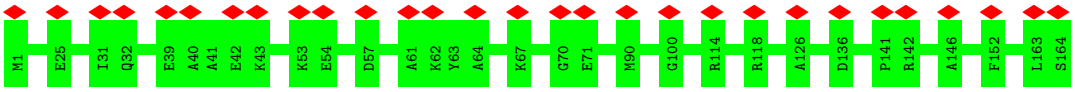

• Molecule 1: Phycoerythrin alpha subunit

Chain OK:

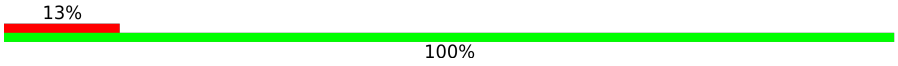

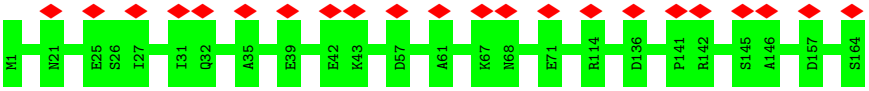

• Molecule 1: Phycoerythrin alpha subunit

Chain QK:

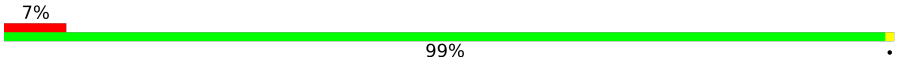

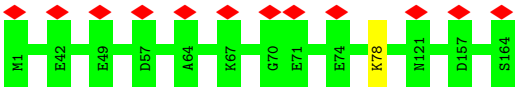

• Molecule 1: Phycoerythrin alpha subunit

Chain SK:

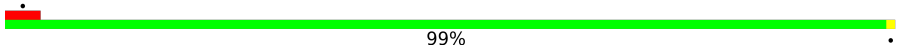

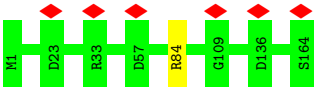

• Molecule 1: Phycoerythrin alpha subunit

Chain UK:

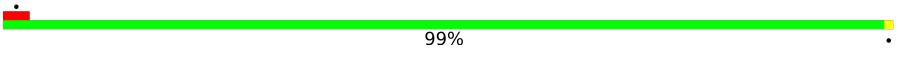

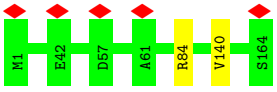

• Molecule 1: Phycoerythrin alpha subunit

Chain WK:

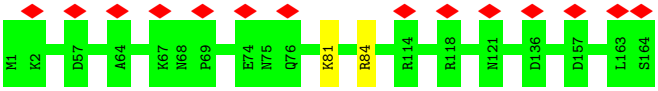

• Molecule 1: Phycoerythrin alpha subunit

Chain YK:

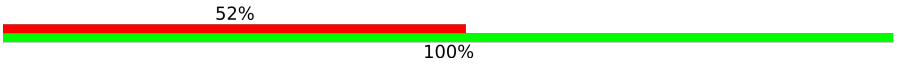

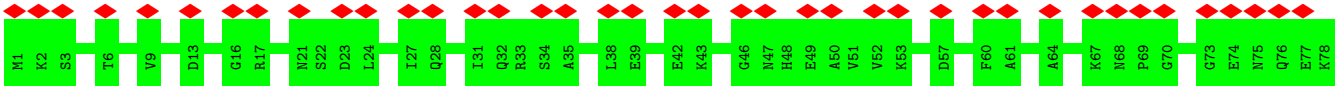

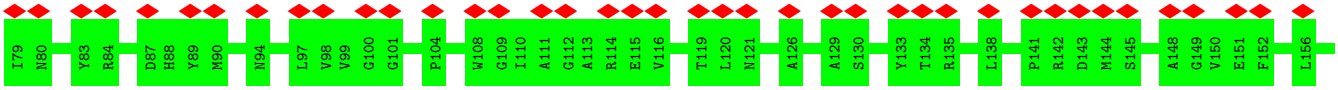

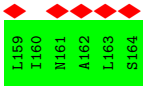

• Molecule 1: Phycoerythrin alpha subunit

Chain CM:

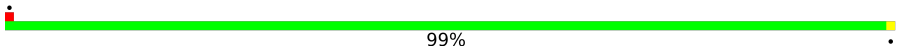

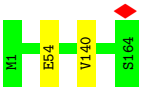

• Molecule 1: Phycoerythrin alpha subunit

Chain EM:

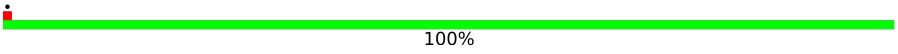

• Molecule 1: Phycoerythrin alpha subunit

Chain GM:

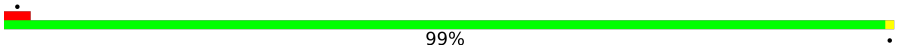

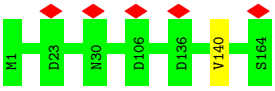

• Molecule 1: Phycoerythrin alpha subunit

Chain IM:

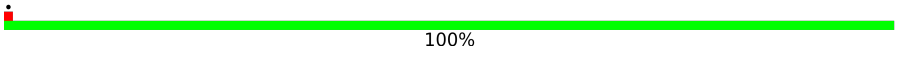

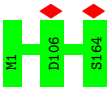

• Molecule 1: Phycoerythrin alpha subunit

Chain KM:

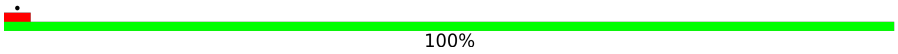

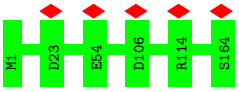

• Molecule 1: Phycoerythrin alpha subunit

Chain MM:

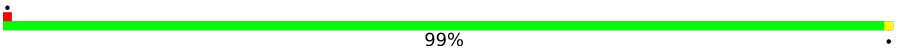

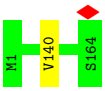

• Molecule 1: Phycoerythrin alpha subunit

Chain OM:

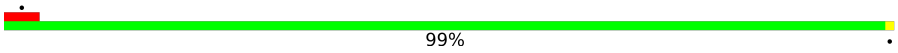

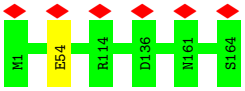

• Molecule 1: Phycoerythrin alpha subunit

Chain QM:

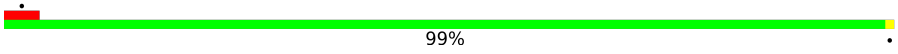

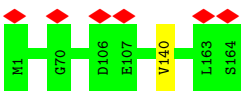

• Molecule 1: Phycoerythrin alpha subunit

Chain SM:

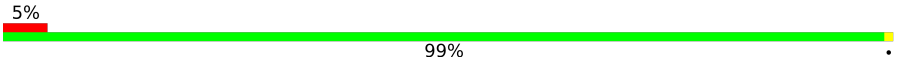

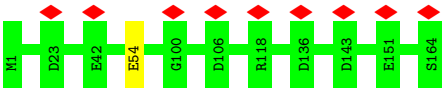

• Molecule 1: Phycoerythrin alpha subunit

Chain UM:

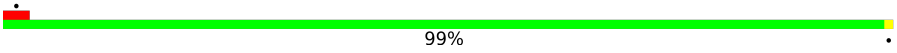

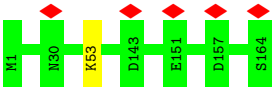

• Molecule 1: Phycoerythrin alpha subunit

Chain WM:

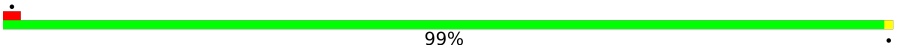

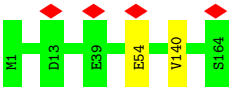

• Molecule 1: Phycoerythrin alpha subunit

Chain YM:

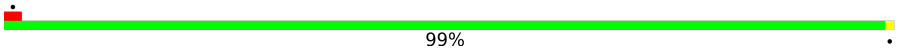

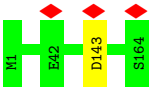

• Molecule 1: Phycoerythrin alpha subunit

Chain OO:

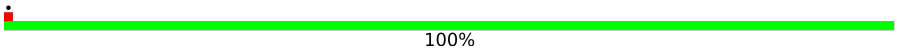

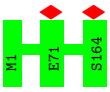

• Molecule 1: Phycoerythrin alpha subunit

Chain QO:

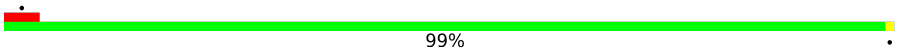

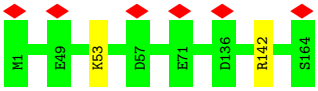

• Molecule 1: Phycoerythrin alpha subunit

Chain SO:

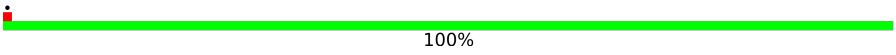

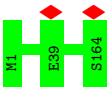

• Molecule 1: Phycoerythrin alpha subunit

Chain UO:

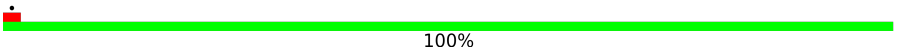

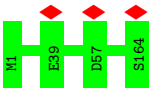

• Molecule 1: Phycoerythrin alpha subunit

Chain WO:

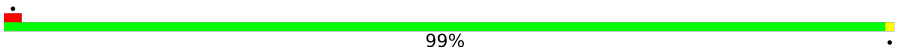

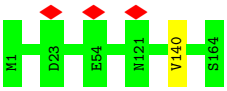

• Molecule 1: Phycoerythrin alpha subunit

Chain ZO:

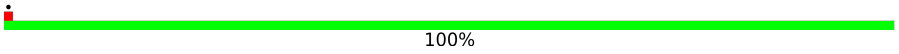

• Molecule 1: Phycoerythrin alpha subunit

Chain AP:

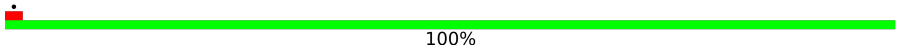

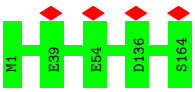

• Molecule 1: Phycoerythrin alpha subunit

Chain CP:

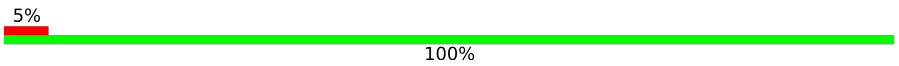

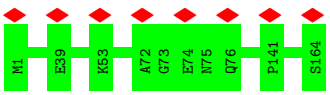

• Molecule 1: Phycoerythrin alpha subunit

Chain EP:

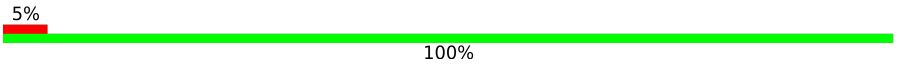

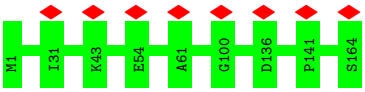

• Molecule 1: Phycoerythrin alpha subunit

Chain GP:

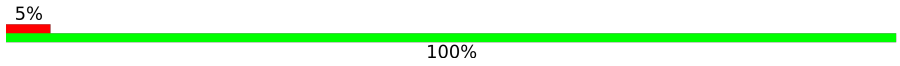

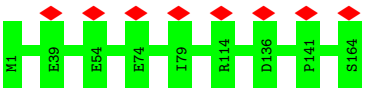

• Molecule 1: Phycoerythrin alpha subunit

Chain IP:

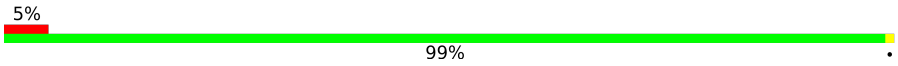

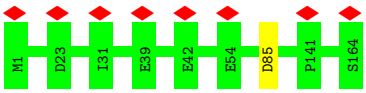

• Molecule 1: Phycoerythrin alpha subunit

Chain KP:

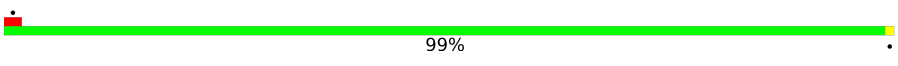

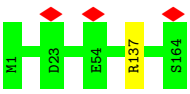

• Molecule 1: Phycoerythrin alpha subunit

Chain MP:

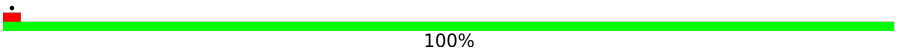

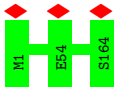

• Molecule 1: Phycoerythrin alpha subunit

Chain OP:

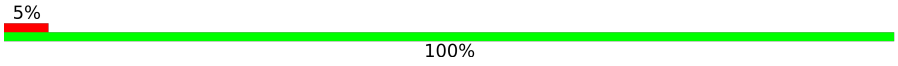

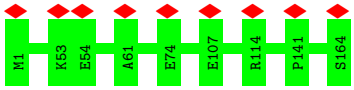

• Molecule 1: Phycoerythrin alpha subunit

Chain QP:

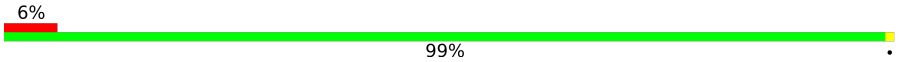

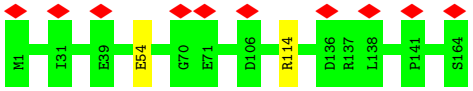

• Molecule 1: Phycoerythrin alpha subunit

Chain SP:

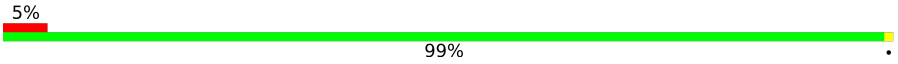

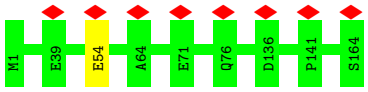

• Molecule 1: Phycoerythrin alpha subunit

Chain UP:

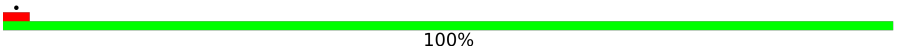

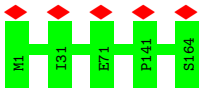

• Molecule 1: Phycoerythrin alpha subunit

Chain WP:

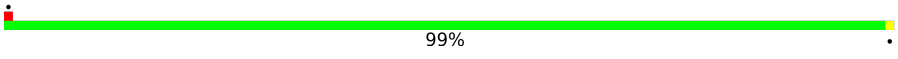

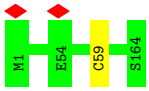

• Molecule 1: Phycoerythrin alpha subunit

Chain BQ:

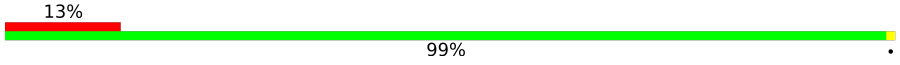

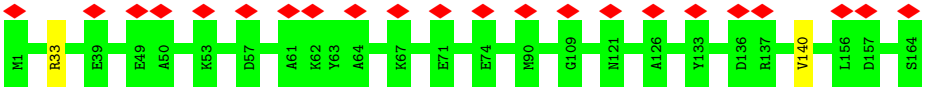

• Molecule 1: Phycoerythrin alpha subunit

Chain DQ:

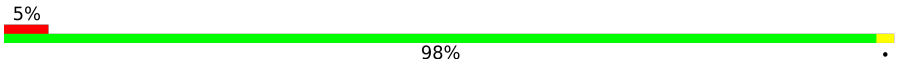

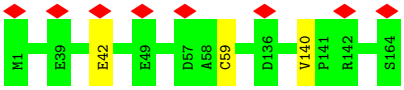

• Molecule 1: Phycoerythrin alpha subunit

Chain FQ:

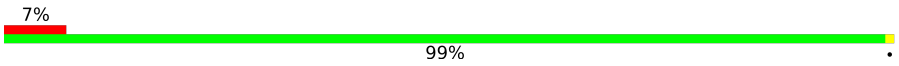

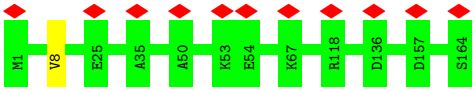

• Molecule 1: Phycoerythrin alpha subunit

Chain HQ:

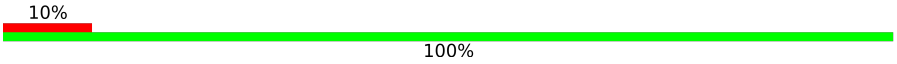

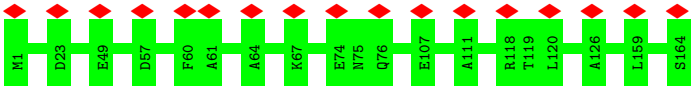

• Molecule 1: Phycoerythrin alpha subunit

Chain JQ:

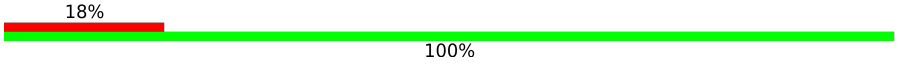

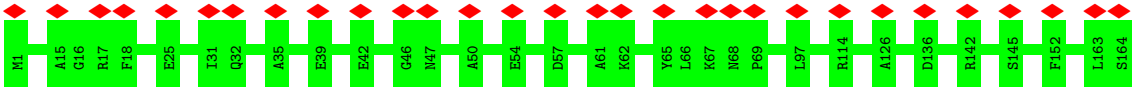

• Molecule 1: Phycoerythrin alpha subunit

Chain LQ:

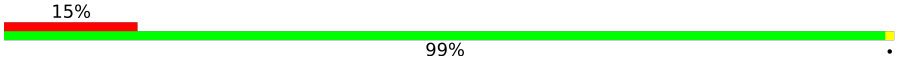

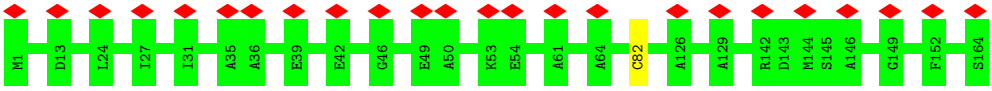

• Molecule 1: Phycoerythrin alpha subunit

Chain NQ:

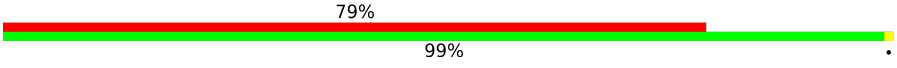

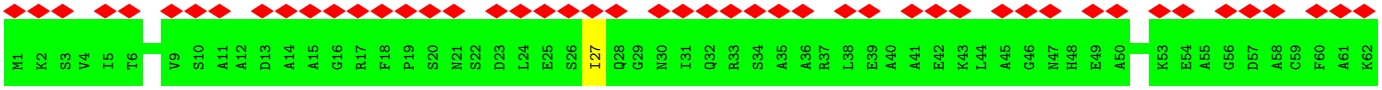

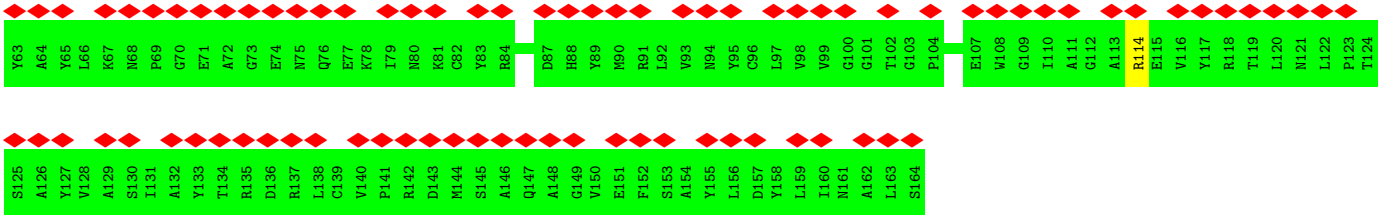

• Molecule 1: Phycoerythrin alpha subunit

Chain PQ:

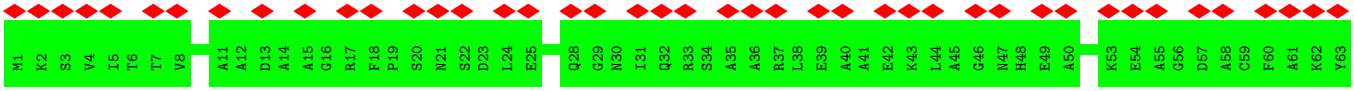

• Molecule 1: Phycoerythrin alpha subunit

Chain RQ:

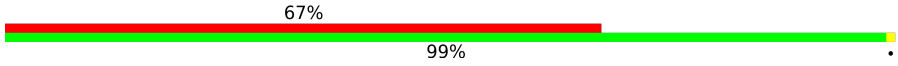

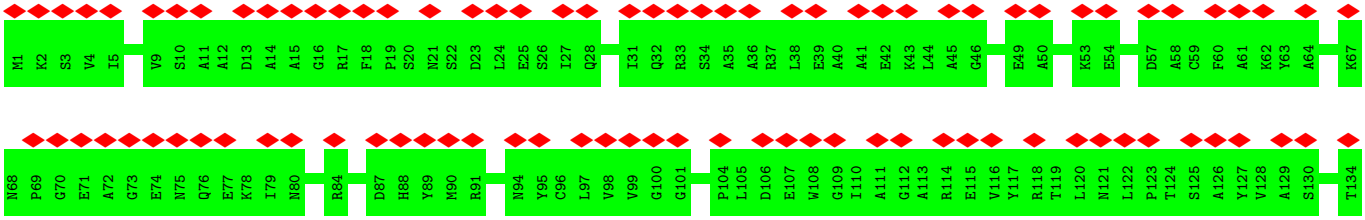

• Molecule 1: Phycoerythrin alpha subunit

Chain TQ:

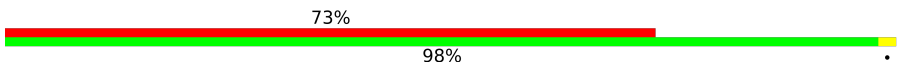

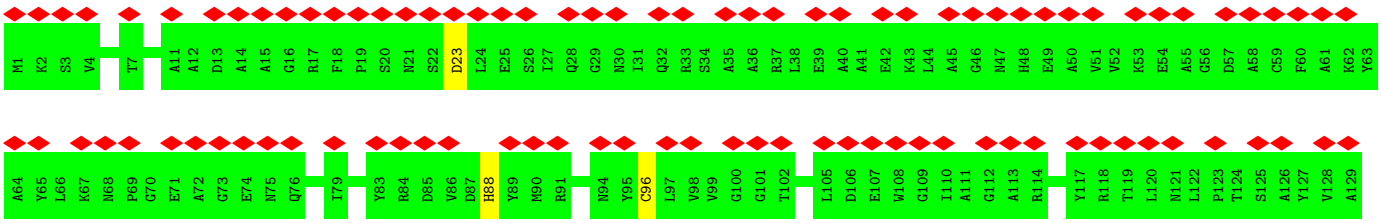

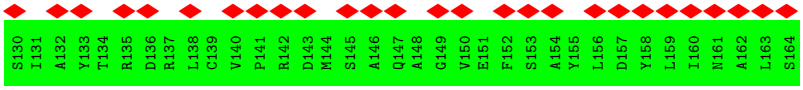

• Molecule 1: Phycoerythrin alpha subunit

Chain VQ:

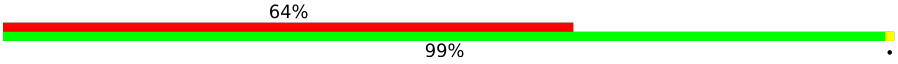

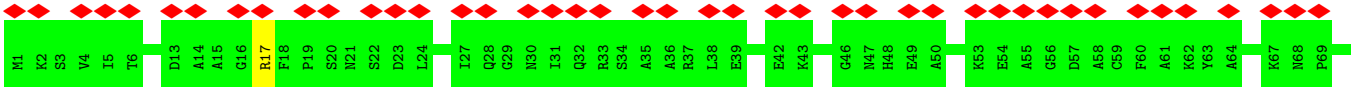

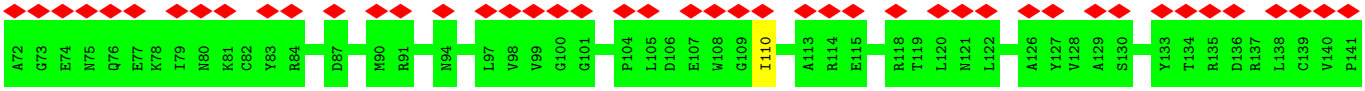

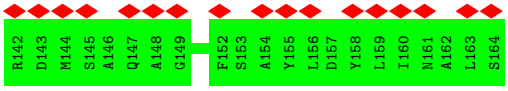

• Molecule 1: Phycoerythrin alpha subunit

Chain XQ:

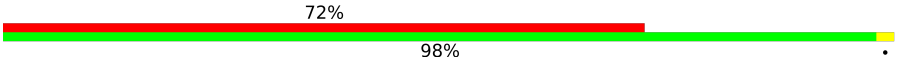

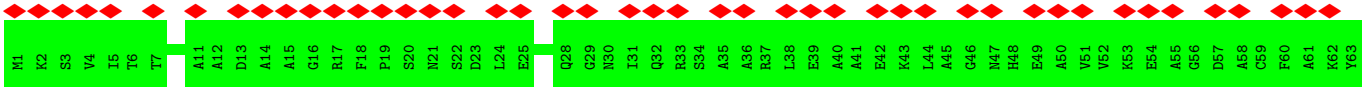

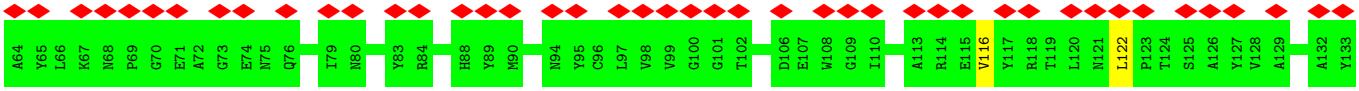

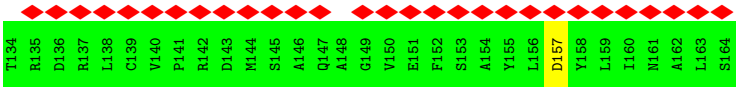

• Molecule 1: Phycoerythrin alpha subunit

Chain O1:

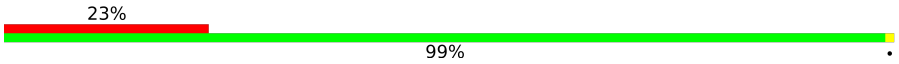

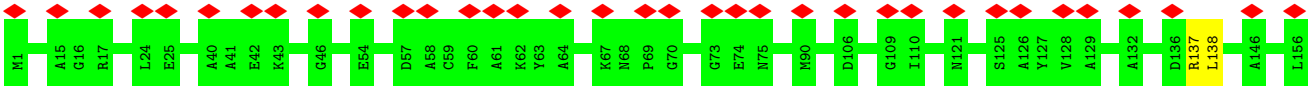

• Molecule 1: Phycoerythrin alpha subunit

Chain Q1:

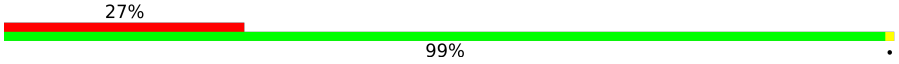

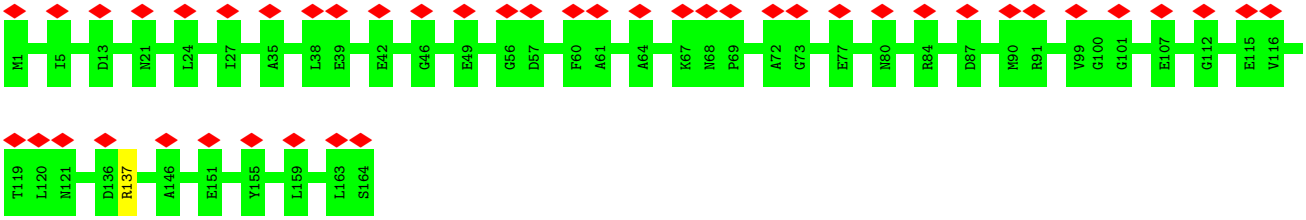

• Molecule 1: Phycoerythrin alpha subunit

Chain S1:

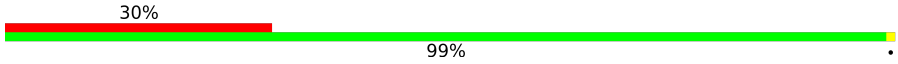

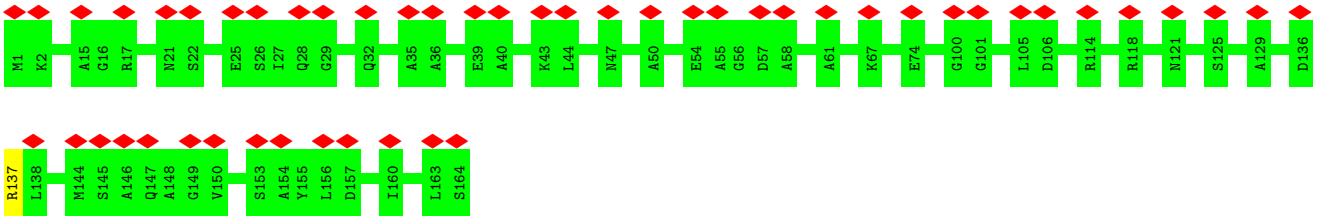

• Molecule 1: Phycoerythrin alpha subunit

Chain U1:

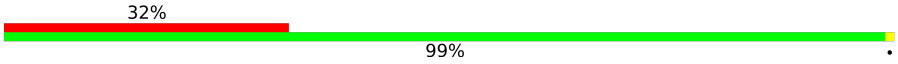

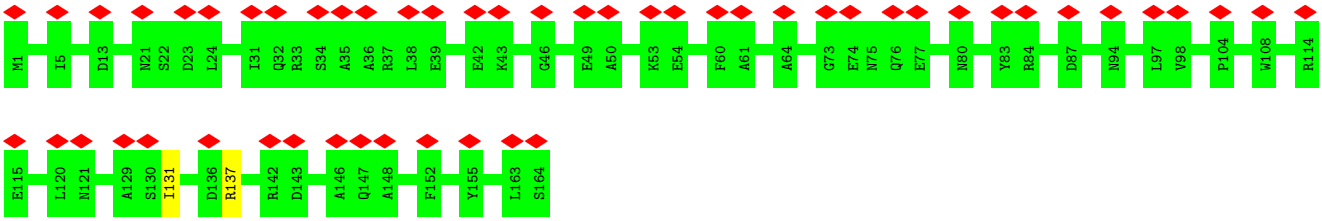

• Molecule 1: Phycoerythrin alpha subunit

Chain W1:

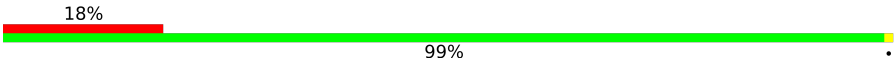

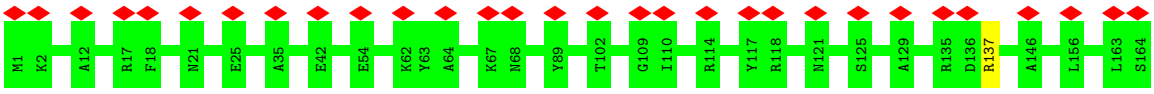

• Molecule 1: Phycoerythrin alpha subunit

Chain Z1:

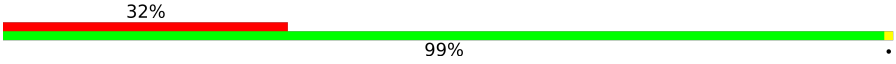

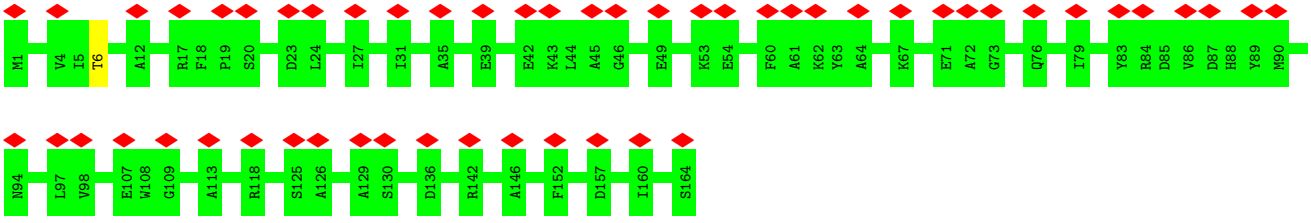

• Molecule 1: Phycoerythrin alpha subunit

Chain f1:

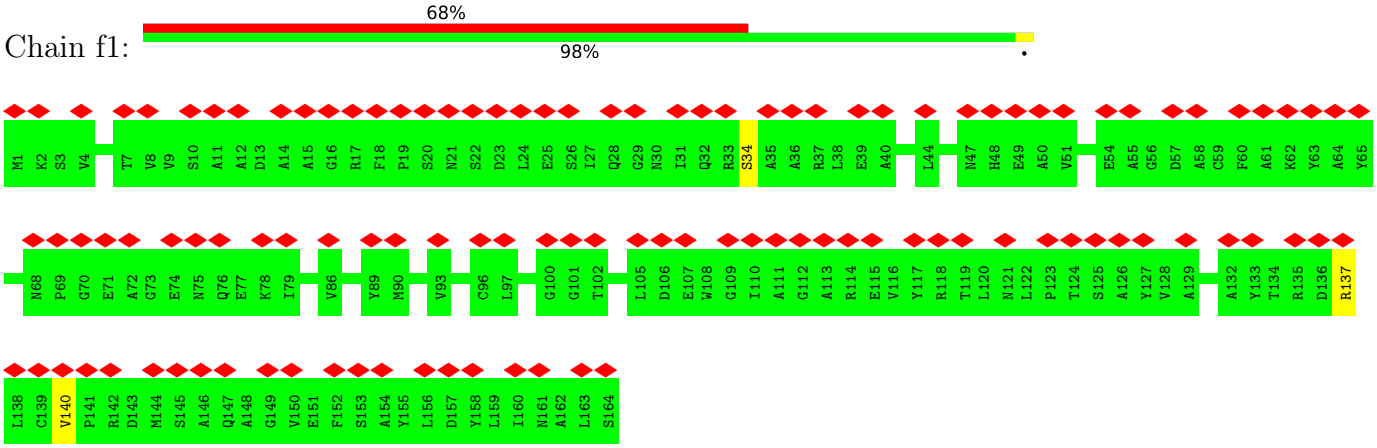

• Molecule 1: Phycoerythrin alpha subunit

Chain h1:

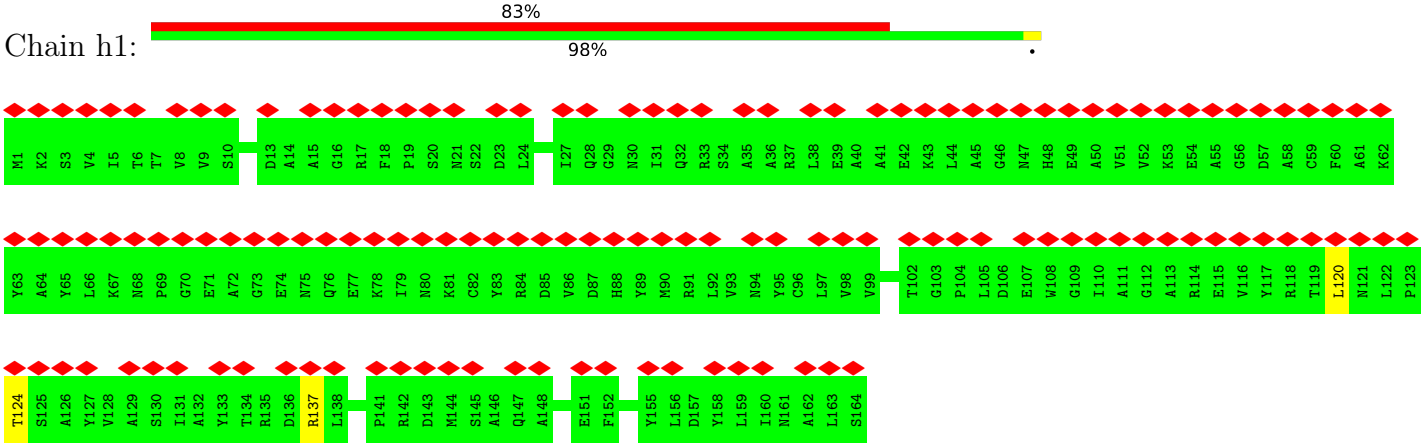

• Molecule 1: Phycoerythrin alpha subunit

Chain j1:

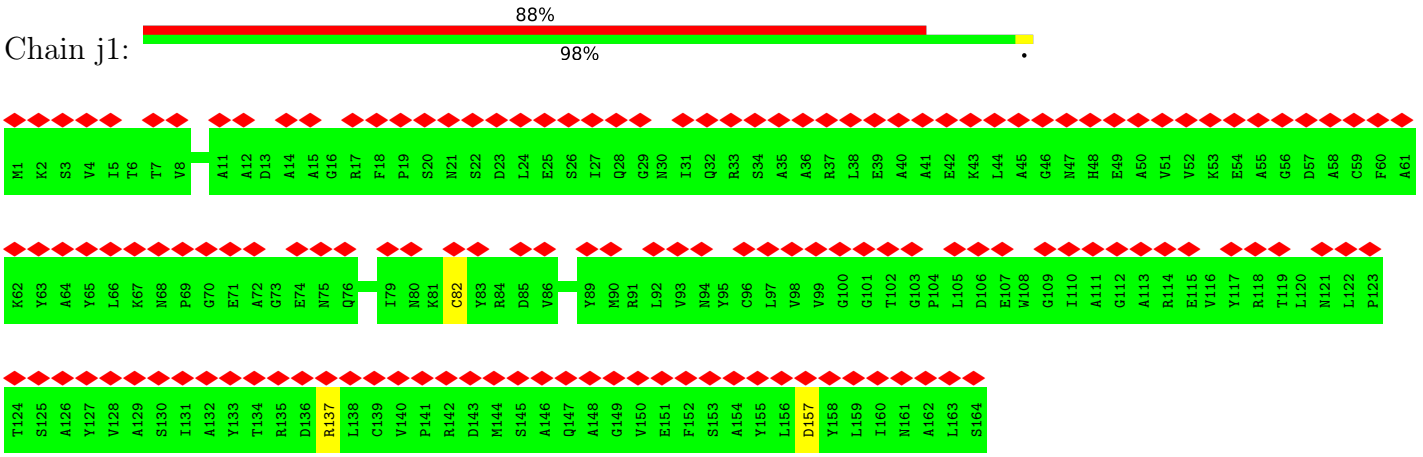

• Molecule 1: Phycoerythrin alpha subunit

Chain l1:

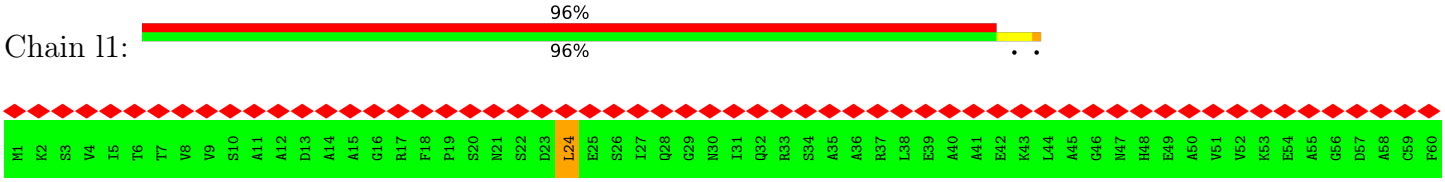

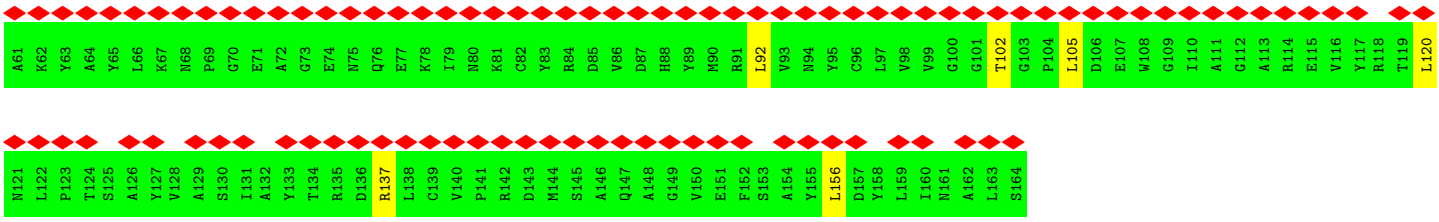

• Molecule 1: Phycoerythrin alpha subunit

Chain b1:

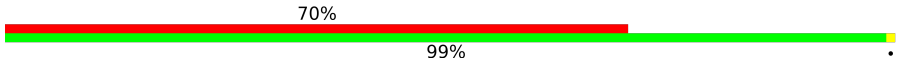

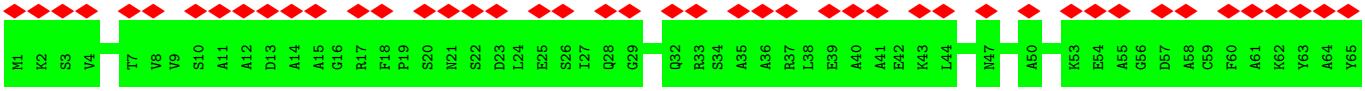

• Molecule 1: Phycoerythrin alpha subunit

Chain d1:

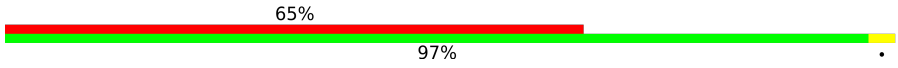

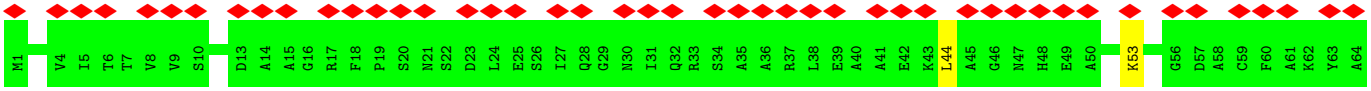

• Molecule 1: Phycoerythrin alpha subunit

Chain O4:

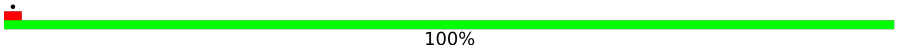

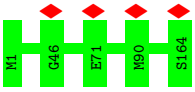

• Molecule 1: Phycoerythrin alpha subunit

Chain Q4:

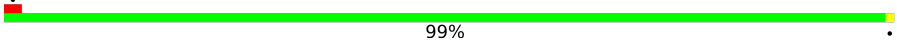

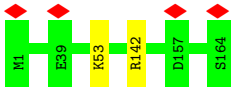

• Molecule 1: Phycoerythrin alpha subunit

Chain S4:

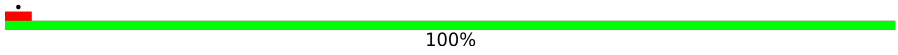

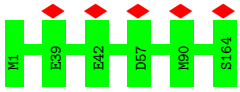

• Molecule 1: Phycoerythrin alpha subunit

Chain U4:

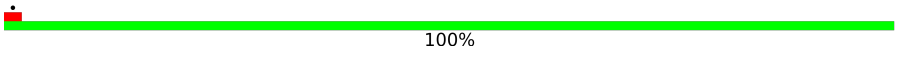

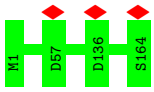

• Molecule 1: Phycoerythrin alpha subunit

Chain W4:

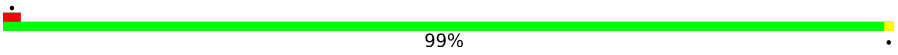

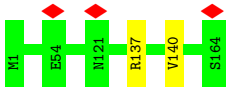

• Molecule 1: Phycoerythrin alpha subunit

Chain Z4:

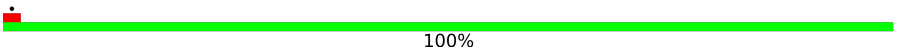

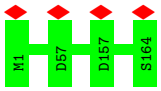

• Molecule 1: Phycoerythrin alpha subunit

Chain j4:

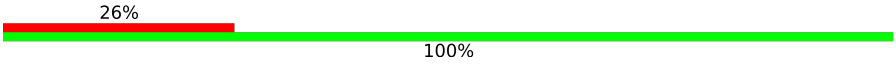

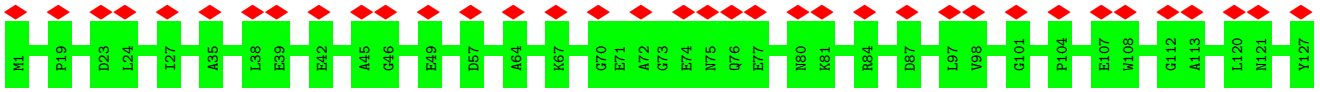

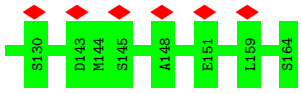

• Molecule 1: Phycoerythrin alpha subunit

Chain l4:

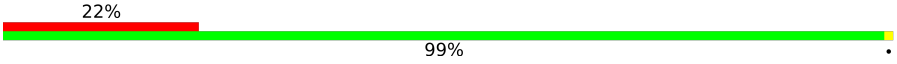

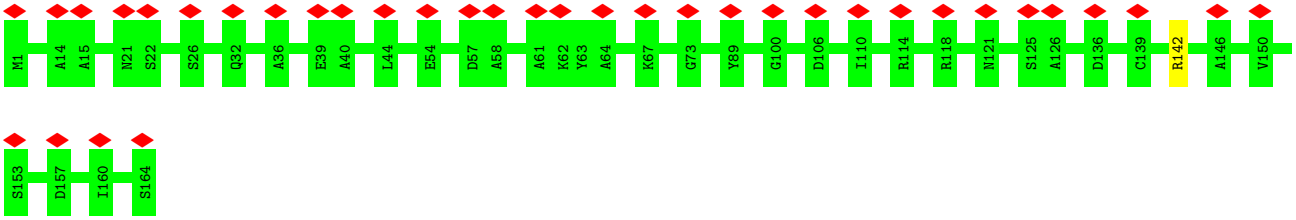

• Molecule 1: Phycoerythrin alpha subunit

Chain b4:

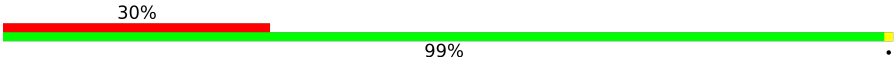

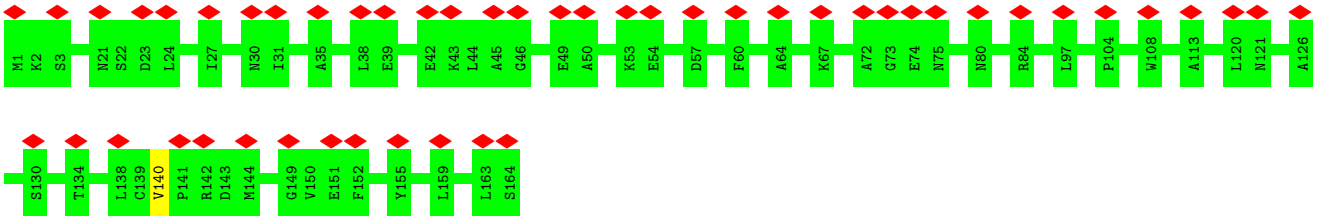

• Molecule 1: Phycoerythrin alpha subunit

Chain d4:

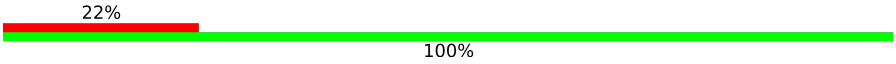

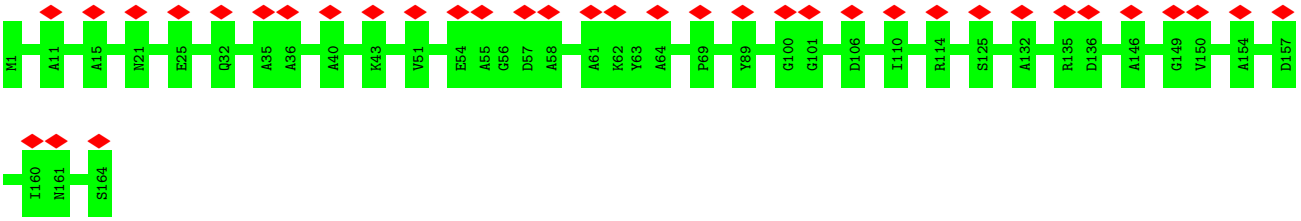

• Molecule 1: Phycoerythrin alpha subunit

Chain f4:

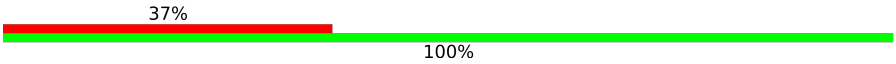

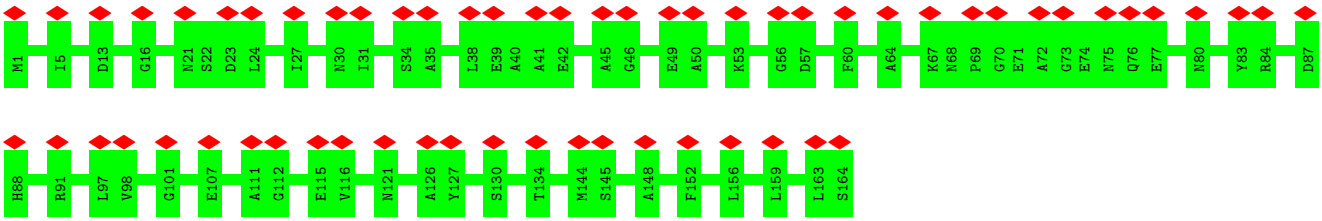

• Molecule 1: Phycoerythrin alpha subunit

Chain h4:

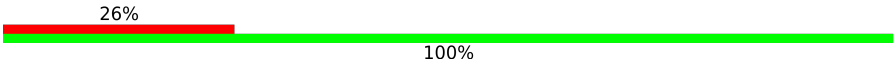

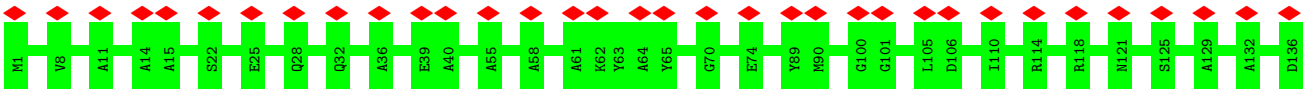

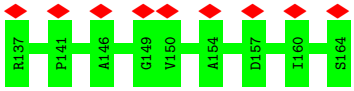

• Molecule 1: Phycoerythrin alpha subunit

Chain A5:

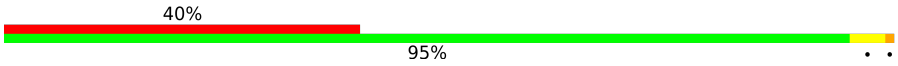

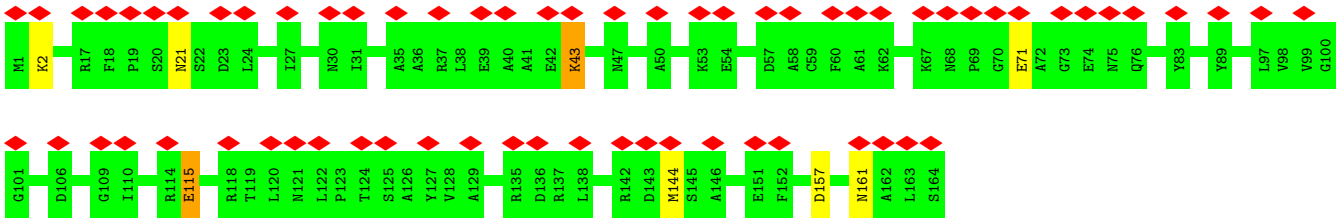

• Molecule 1: Phycoerythrin alpha subunit

Chain C5:

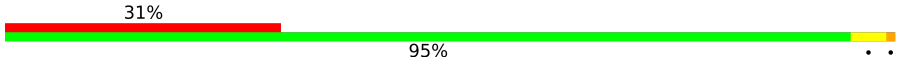

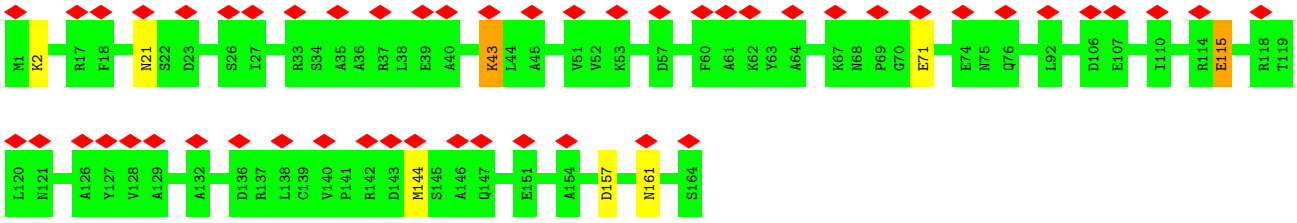

• Molecule 1: Phycoerythrin alpha subunit

Chain E5:

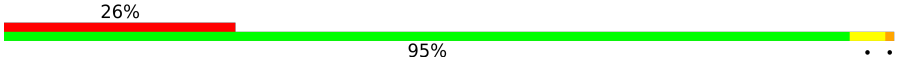

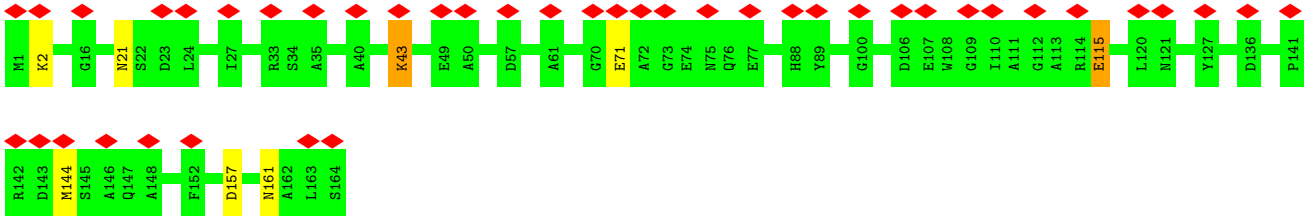

• Molecule 1: Phycoerythrin alpha subunit

Chain G5:

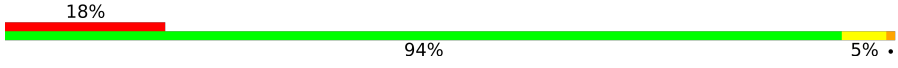

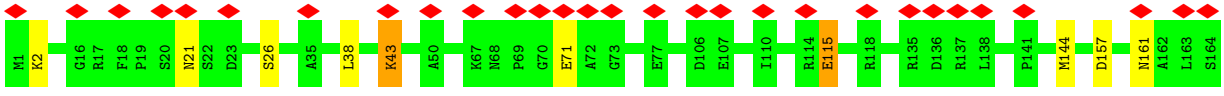

• Molecule 1: Phycoerythrin alpha subunit

Chain I5:

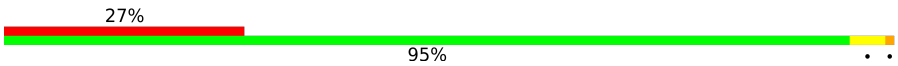

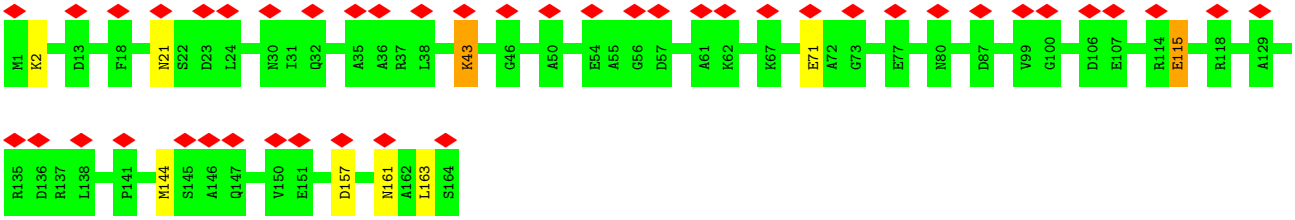

• Molecule 1: Phycoerythrin alpha subunit

Chain K5:

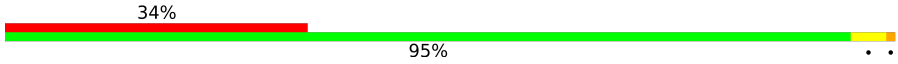

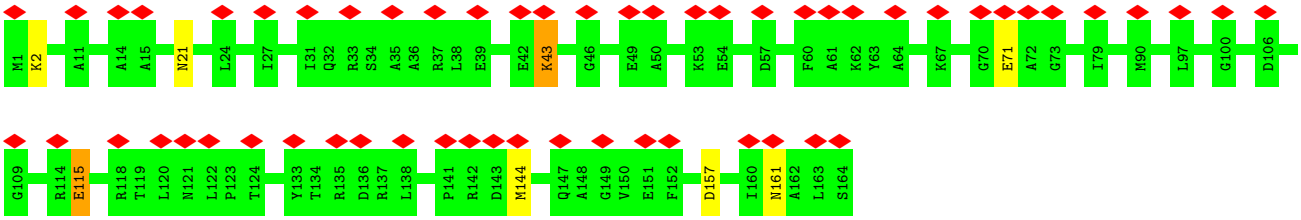

• Molecule 1: Phycoerythrin alpha subunit

Chain N5:

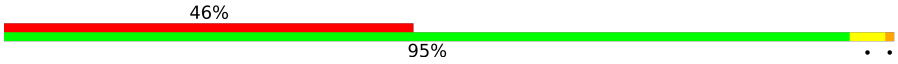

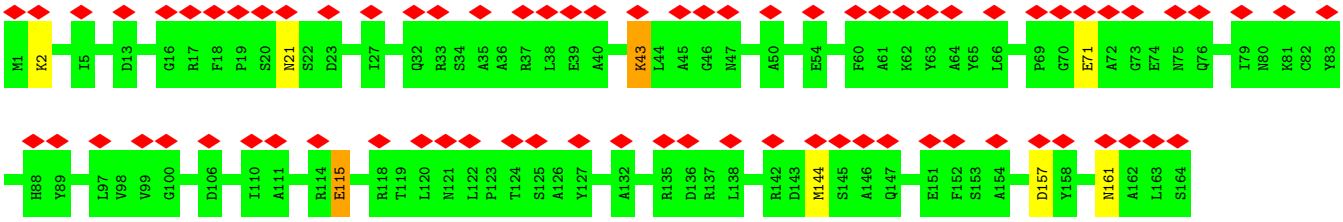

• Molecule 1: Phycoerythrin alpha subunit

Chain P5:

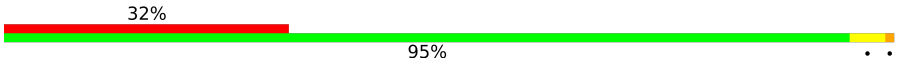

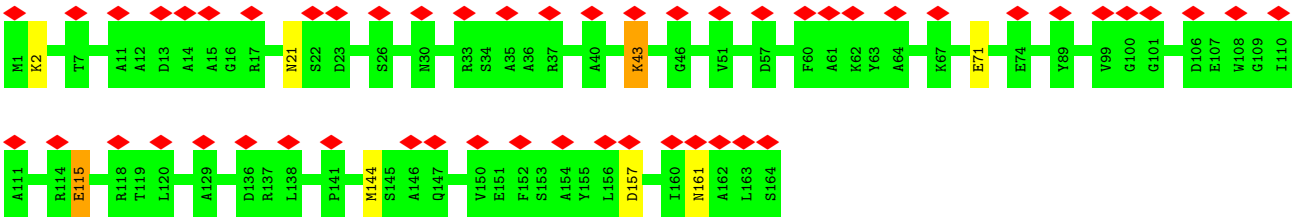

• Molecule 1: Phycoerythrin alpha subunit

Chain R5:

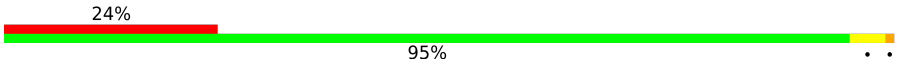

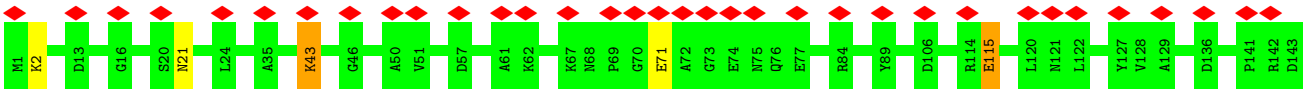

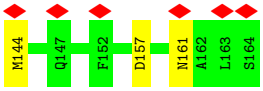

• Molecule 1: Phycoerythrin alpha subunit

Chain T5:

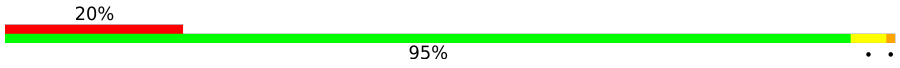

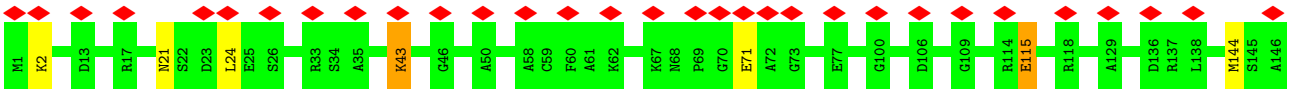

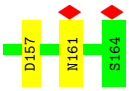

• Molecule 1: Phycoerythrin alpha subunit

Chain V5:

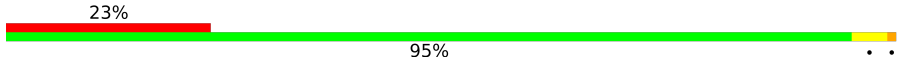

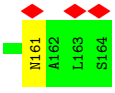

• Molecule 1: Phycoerythrin alpha subunit

Chain X5:

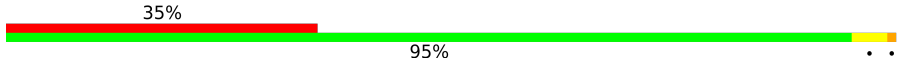

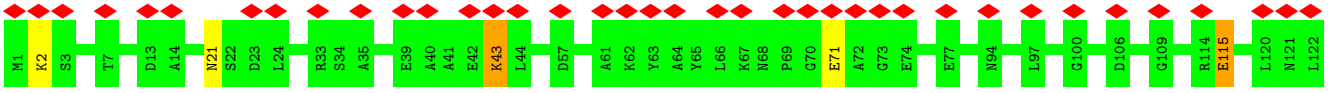

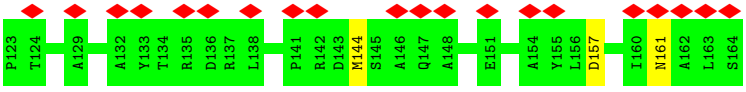

• Molecule 1: Phycoerythrin alpha subunit

Chain A7:

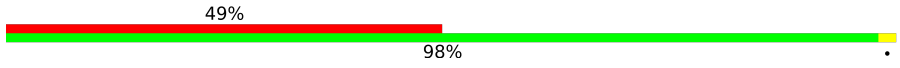

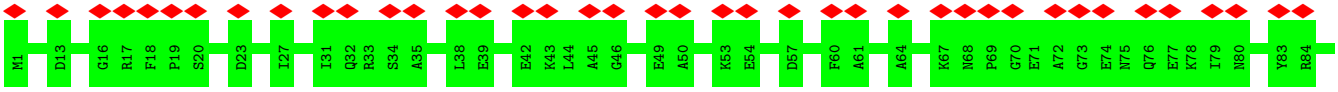

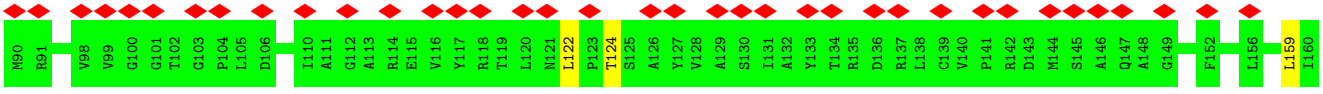

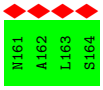

• Molecule 1: Phycoerythrin alpha subunit

Chain C7:

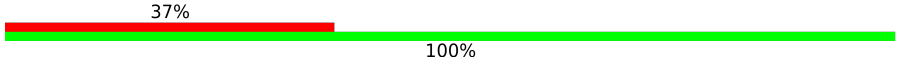

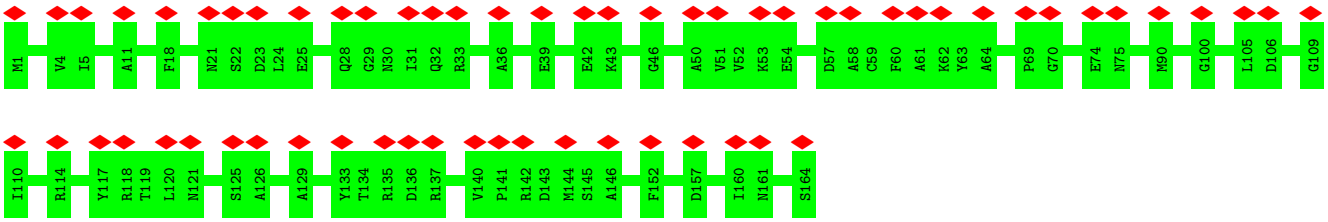

• Molecule 1: Phycoerythrin alpha subunit

Chain E7:

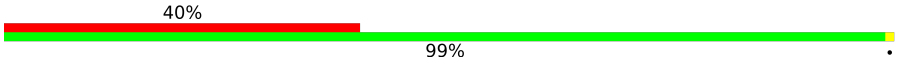

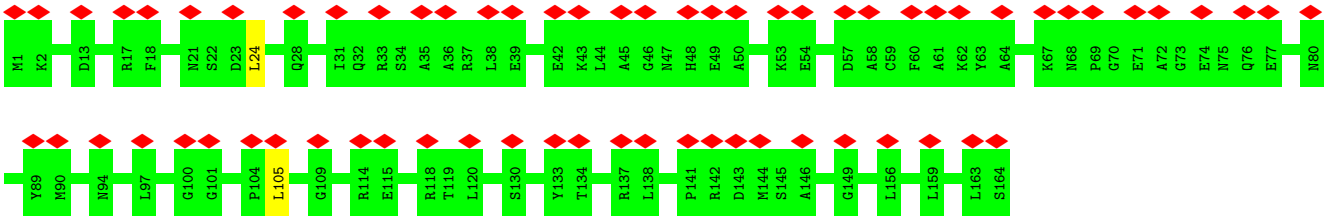

• Molecule 1: Phycoerythrin alpha subunit

Chain G7:

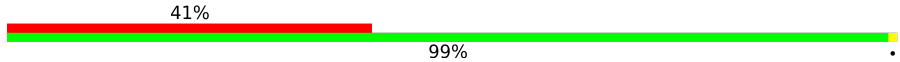

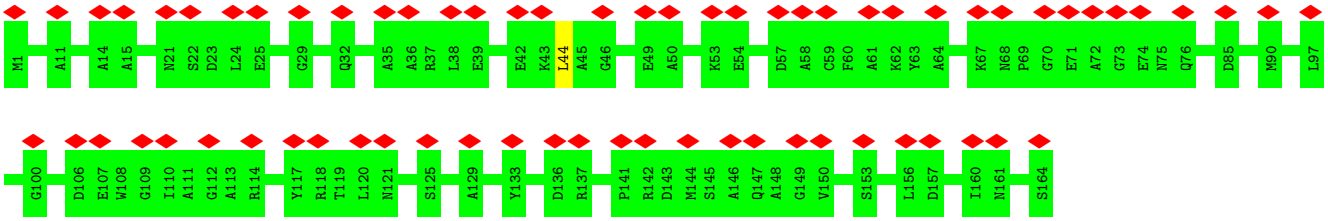

• Molecule 1: Phycoerythrin alpha subunit

Chain I7:

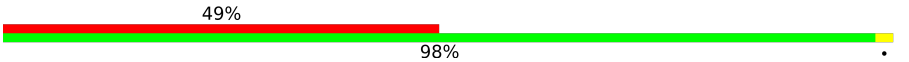

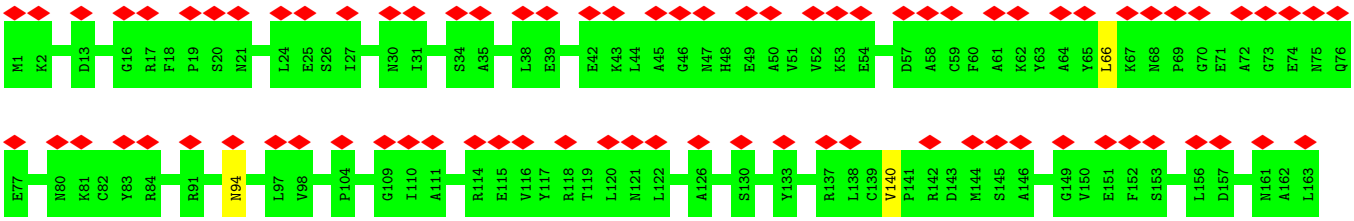

• Molecule 1: Phycoerythrin alpha subunit

Chain K7:

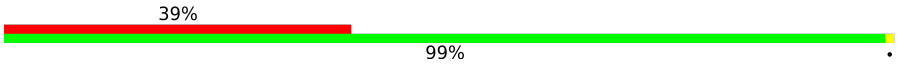

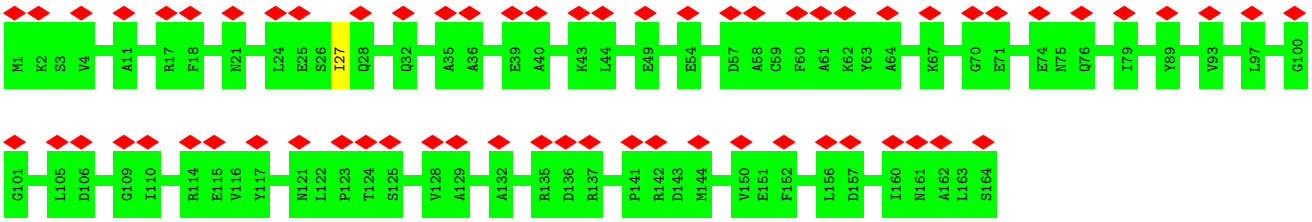

• Molecule 1: Phycoerythrin alpha subunit

Chain M7:

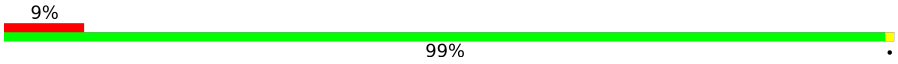

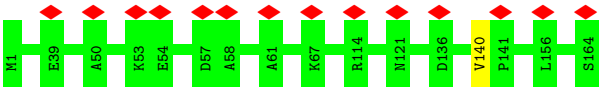

• Molecule 1: Phycoerythrin alpha subunit

Chain O7:

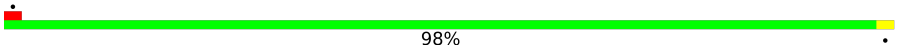

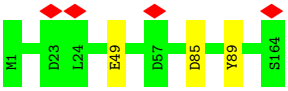

• Molecule 1: Phycoerythrin alpha subunit

Chain Q7:

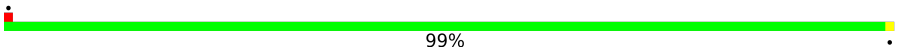

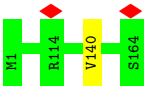

• Molecule 1: Phycoerythrin alpha subunit

Chain S7:

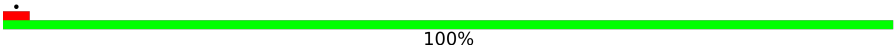

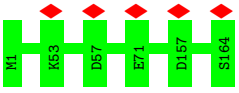

• Molecule 1: Phycoerythrin alpha subunit

Chain U7:

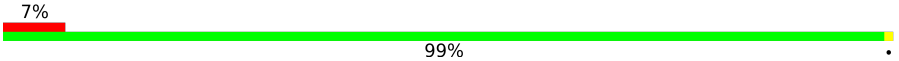

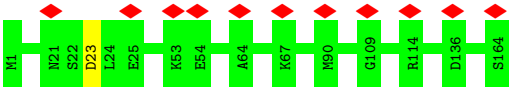

• Molecule 1: Phycoerythrin alpha subunit

Chain W7:

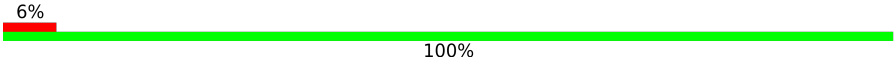

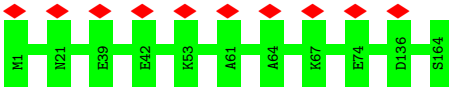

• Molecule 1: Phycoerythrin alpha subunit

Chain z8:



• Molecule 1: Phycoerythrin alpha subunit

Chain p8:

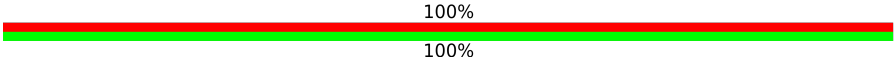



• Molecule 1: Phycoerythrin alpha subunit

Chain r8:

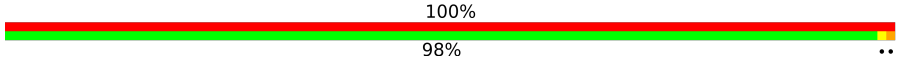

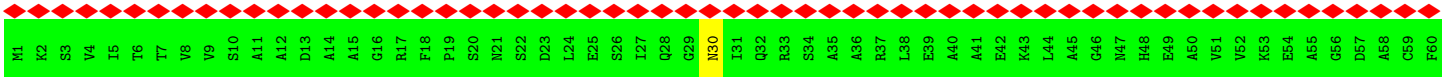

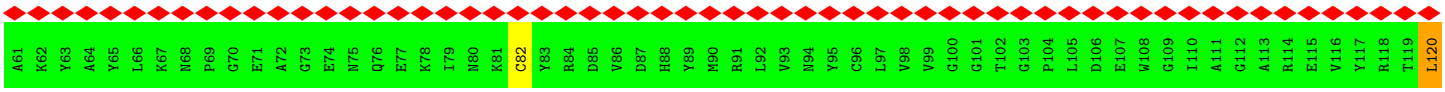

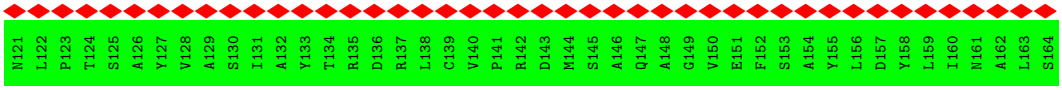

• Molecule 1: Phycoerythrin alpha subunit

Chain t8:

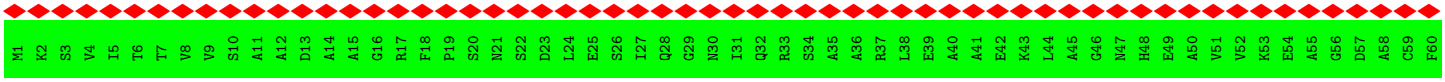

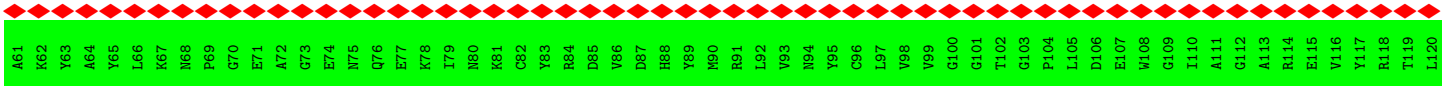

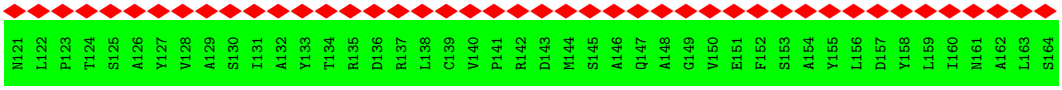

• Molecule 1: Phycoerythrin alpha subunit

Chain v8:

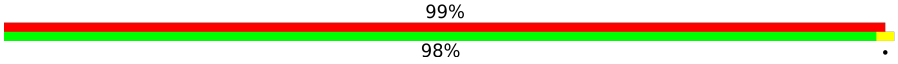

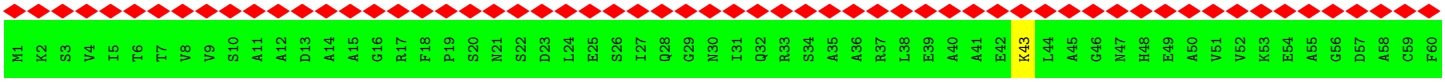

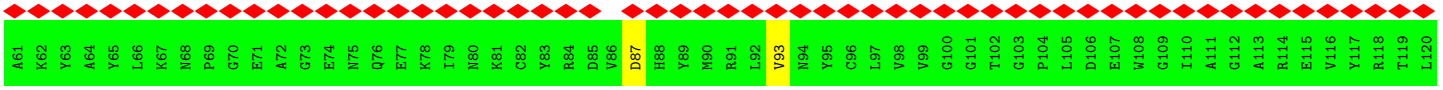

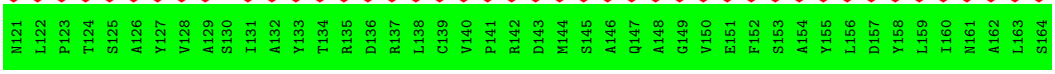

• Molecule 1: Phycoerythrin alpha subunit

Chain x8:

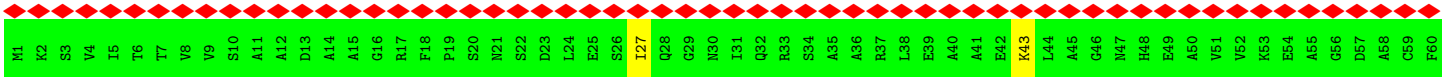

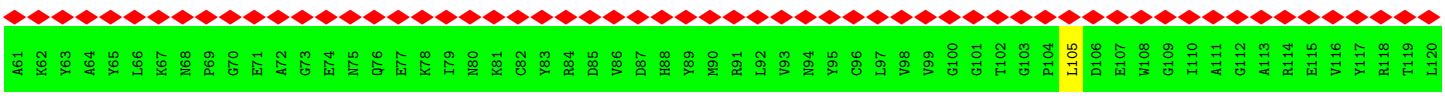

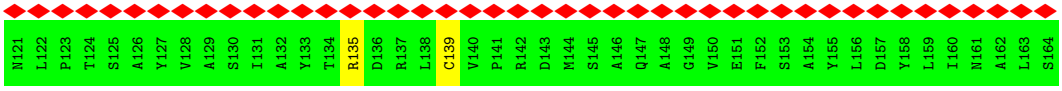

• Molecule 1: Phycoerythrin alpha subunit

Chain A9:

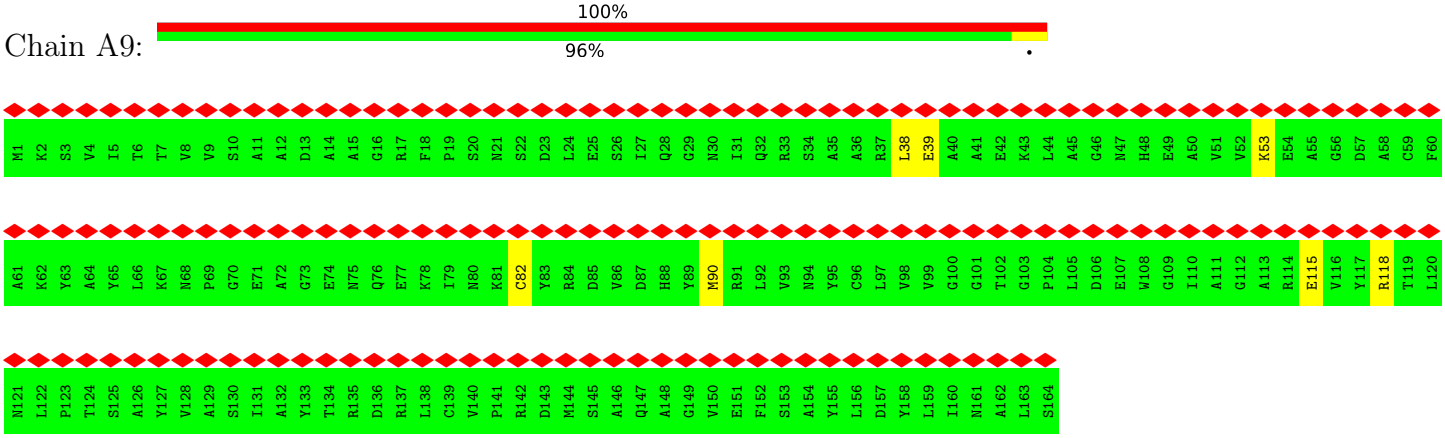

• Molecule 1: Phycoerythrin alpha subunit

Chain C9:

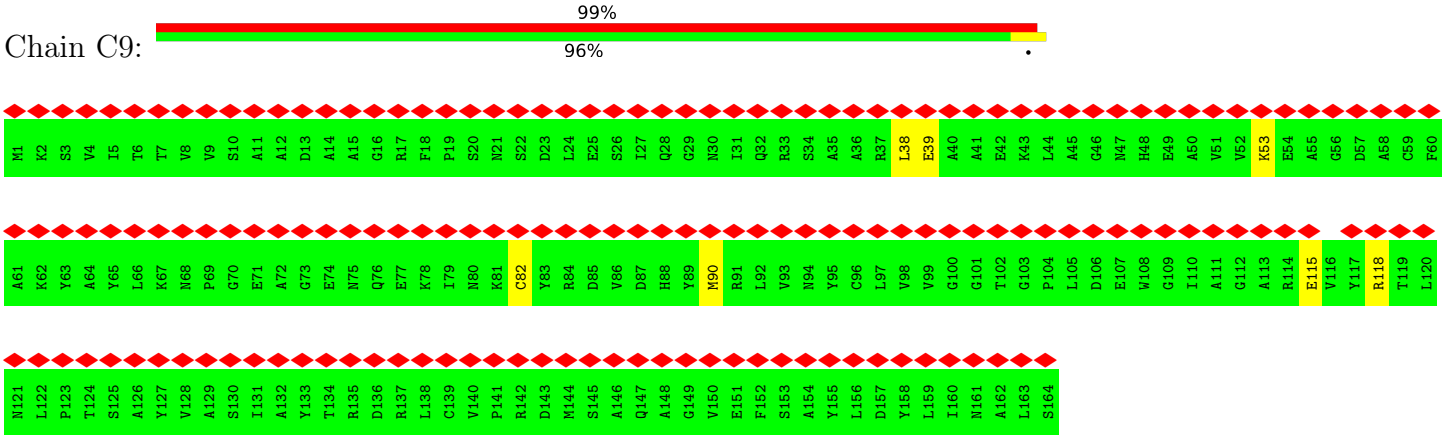

• Molecule 1: Phycoerythrin alpha subunit

Chain E9:

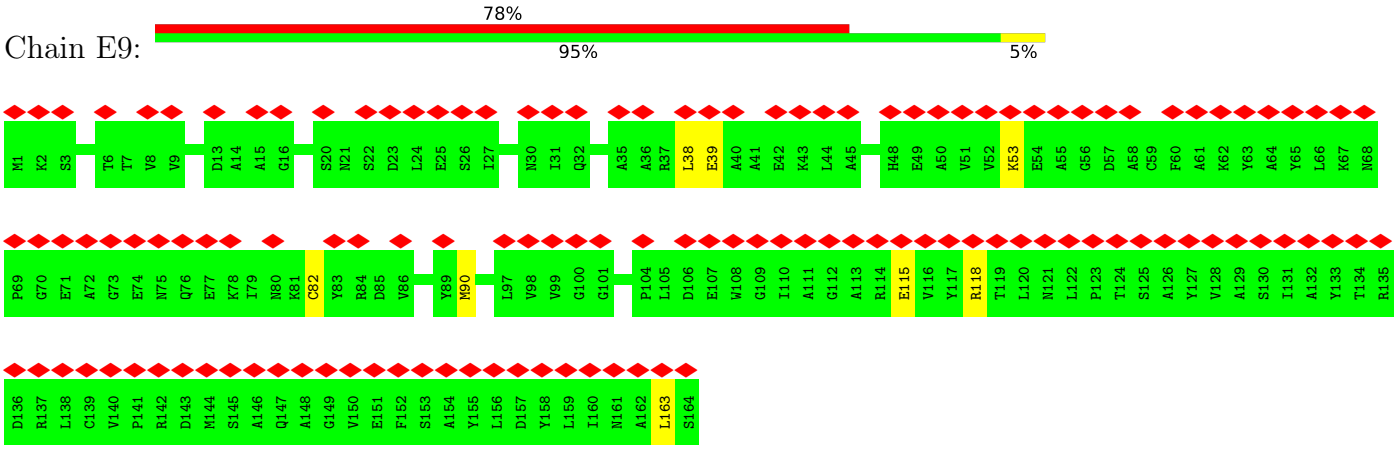

• Molecule 1: Phycoerythrin alpha subunit

Chain G9:

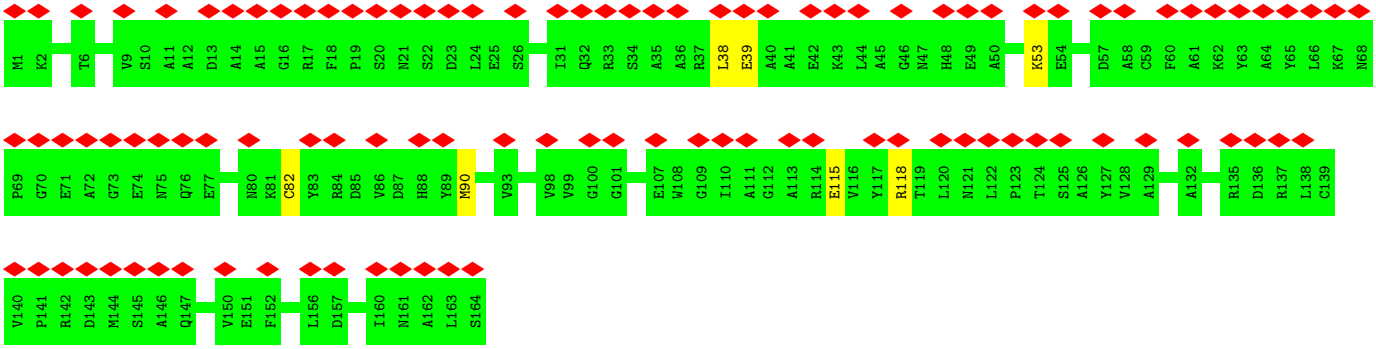

• Molecule 1: Phycoerythrin alpha subunit

Chain I9:

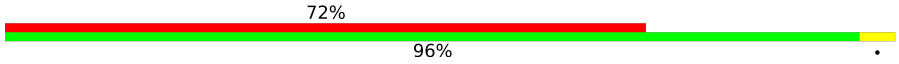

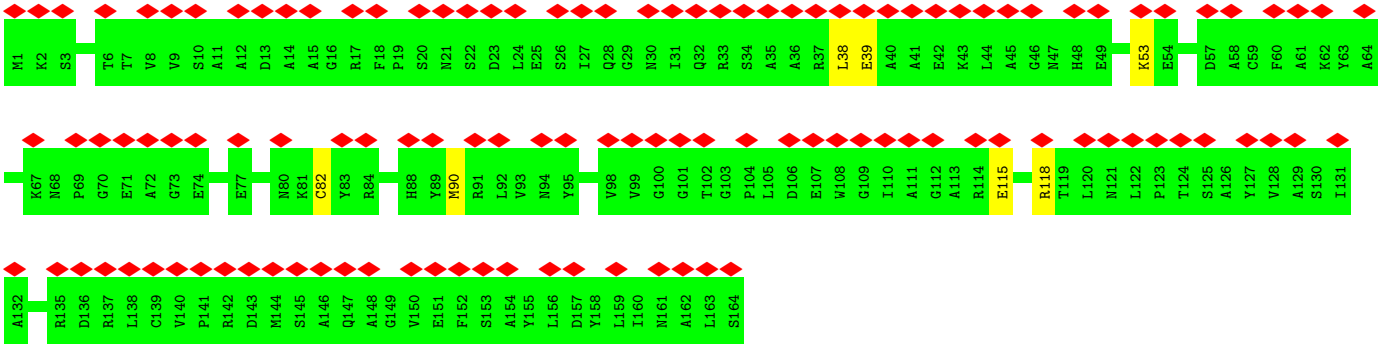

• Molecule 1: Phycoerythrin alpha subunit

Chain K9:

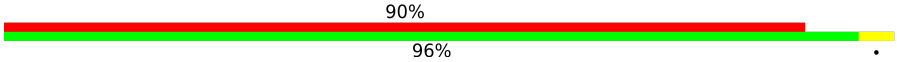

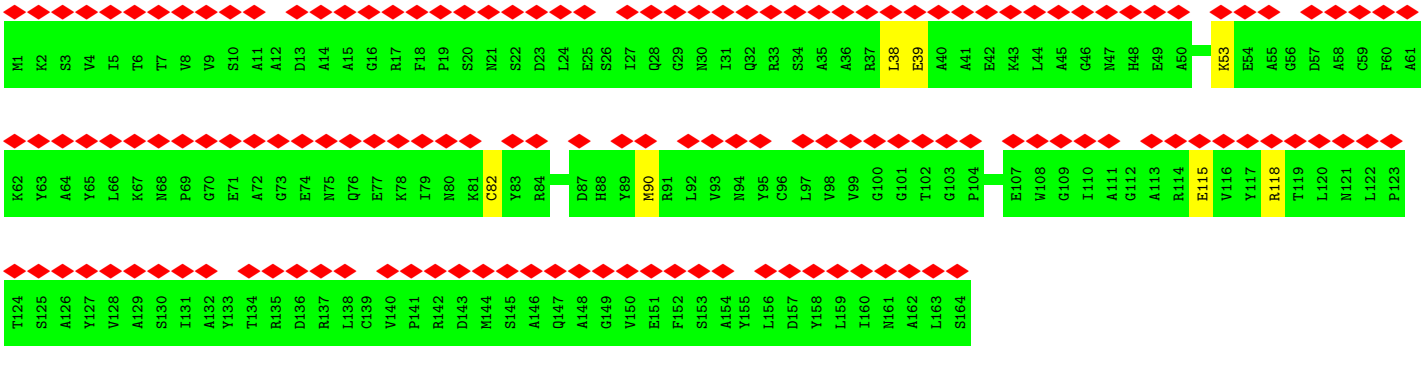

• Molecule 1: Phycoerythrin alpha subunit

Chain N9:

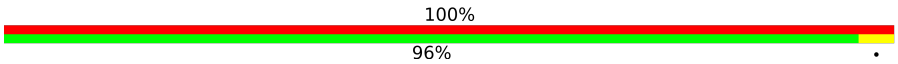

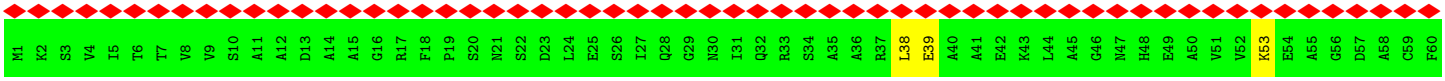

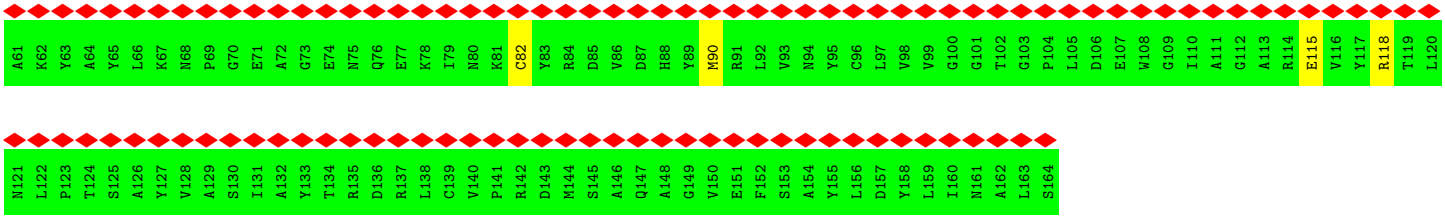

• Molecule 1: Phycoerythrin alpha subunit

Chain P9:

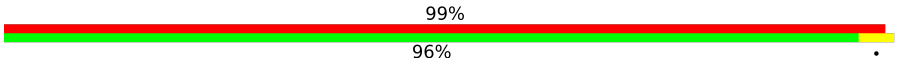



• Molecule 1: Phycoerythrin alpha subunit

Chain R9:

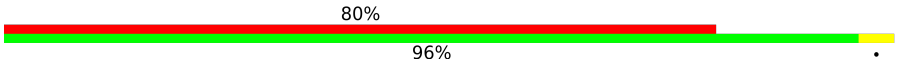

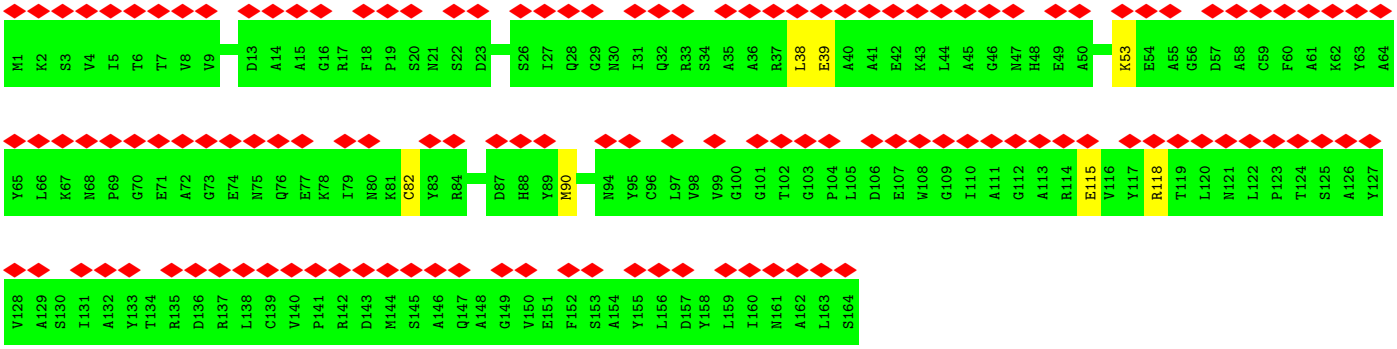

• Molecule 1: Phycoerythrin alpha subunit

Chain T9:

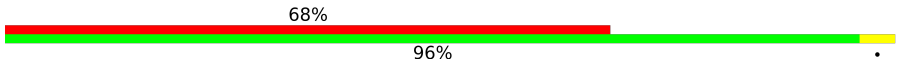

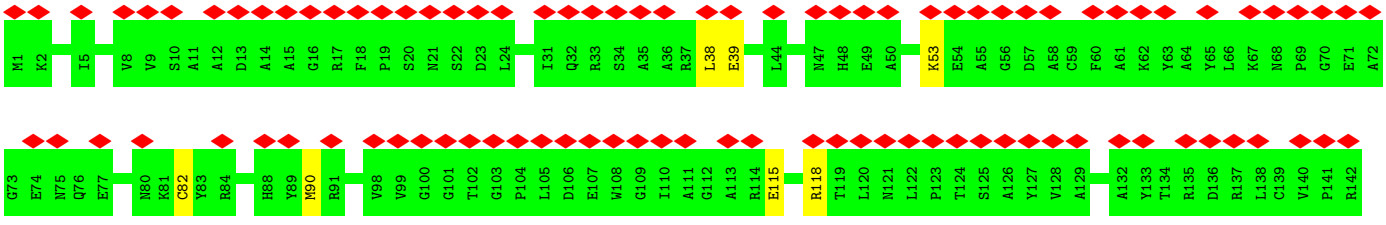

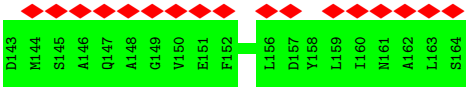

• Molecule 1: Phycoerythrin alpha subunit

Chain V9:

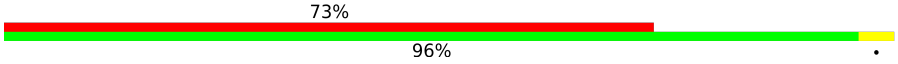



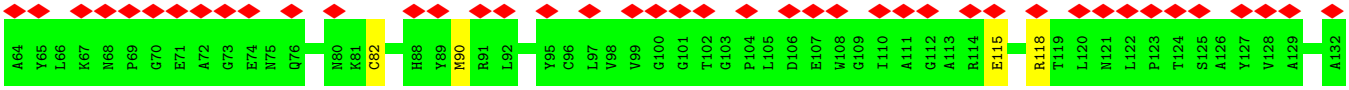

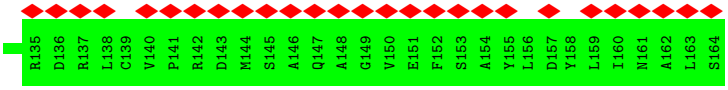

• Molecule 1: Phycoerythrin alpha subunit

Chain X9:

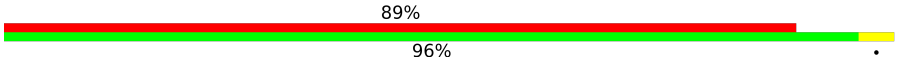

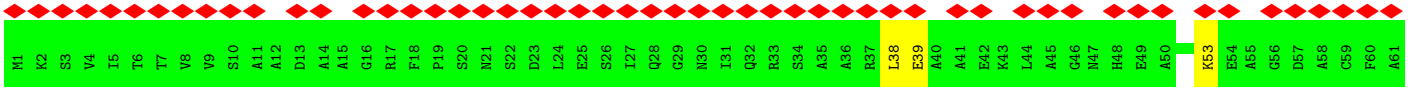

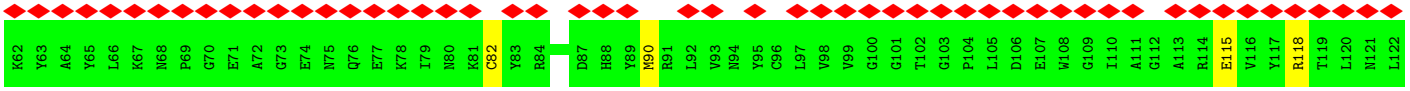

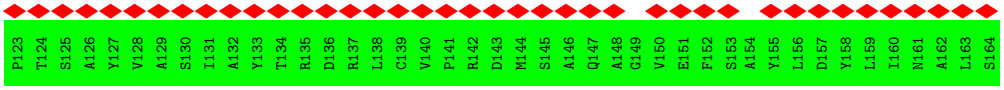

• Molecule 1: Phycoerythrin alpha subunit

Chain zC:

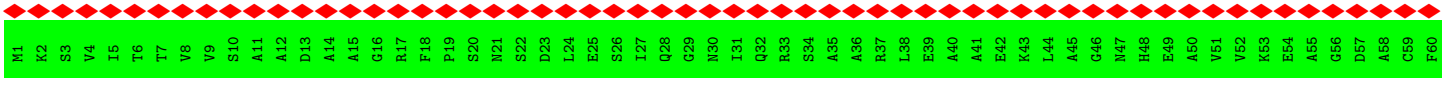

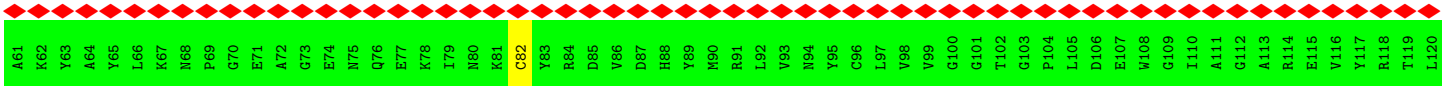

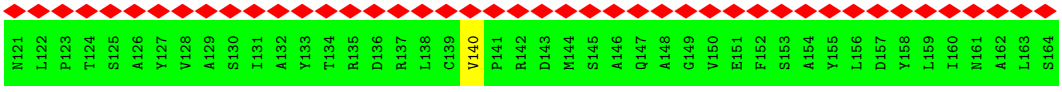

• Molecule 1: Phycoerythrin alpha subunit

Chain pC:

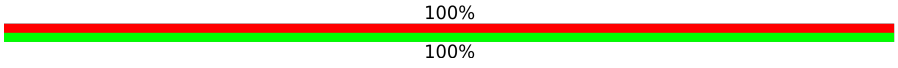



• Molecule 1: Phycoerythrin alpha subunit

Chain rC:

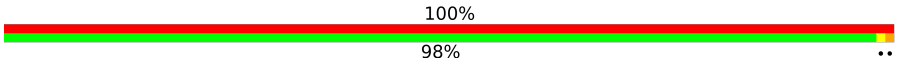



• Molecule 1: Phycoerythrin alpha subunit

Chain tC:

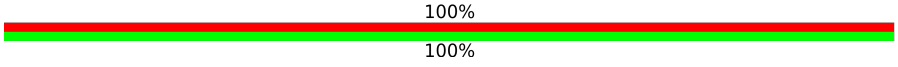



• Molecule 1: Phycoerythrin alpha subunit

Chain vC:

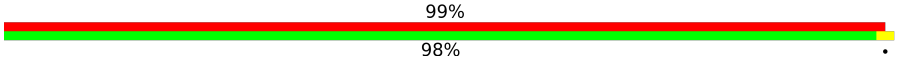

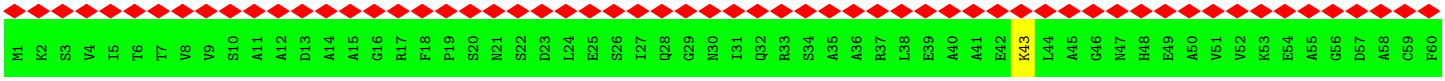

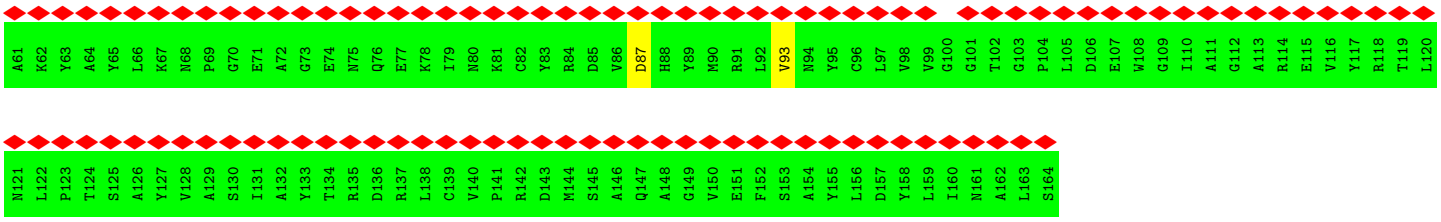

• Molecule 1: Phycoerythrin alpha subunit

Chain xC:



• Molecule 1: Phycoerythrin alpha subunit

Chain bE:

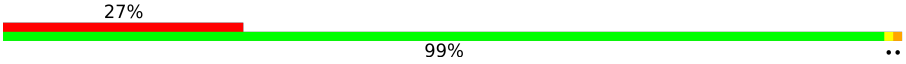

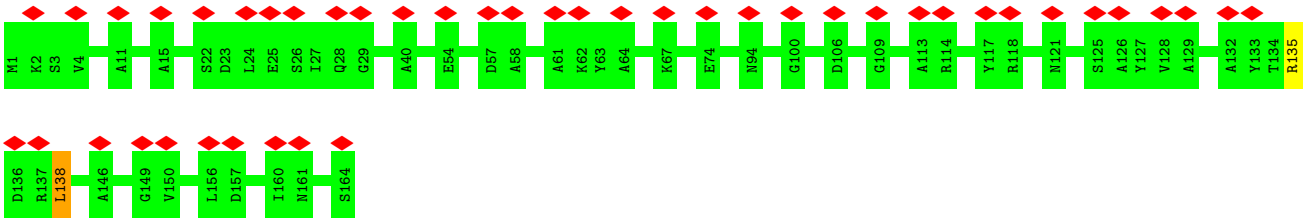

• Molecule 1: Phycoerythrin alpha subunit

Chain dE:

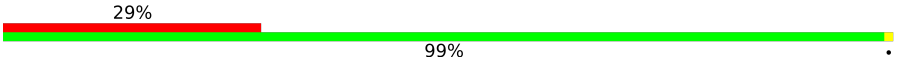

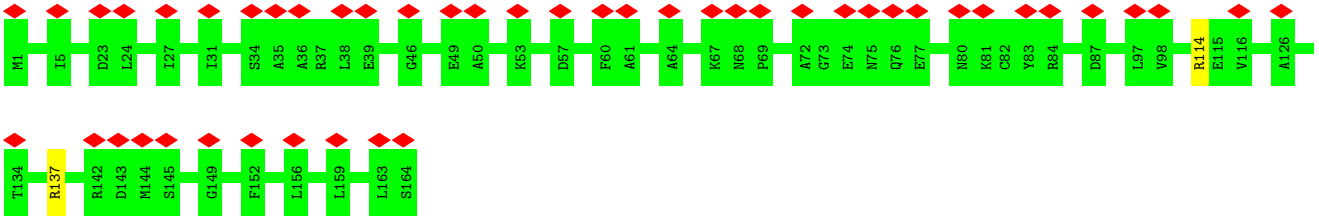

• Molecule 1: Phycoerythrin alpha subunit

Chain fE:

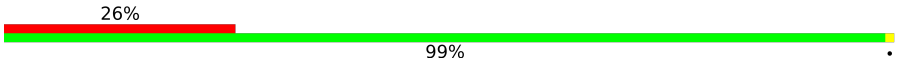

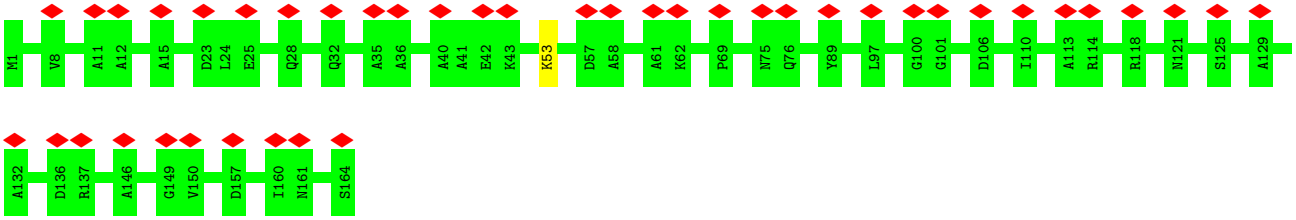

• Molecule 1: Phycoerythrin alpha subunit

Chain hE:

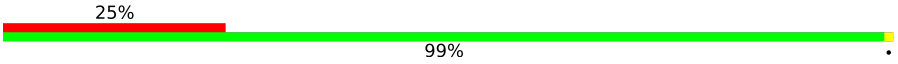

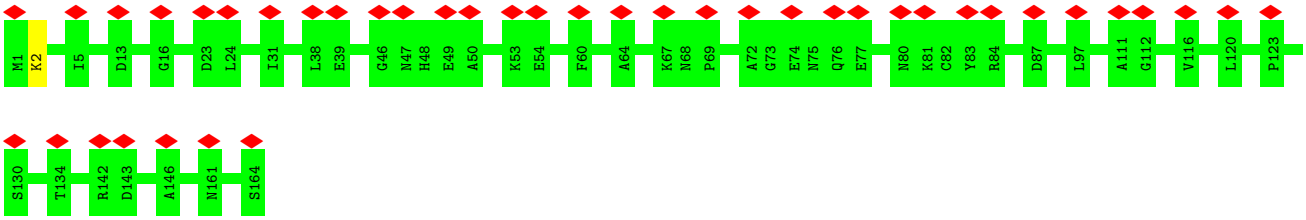

• Molecule 1: Phycoerythrin alpha subunit

Chain jE:

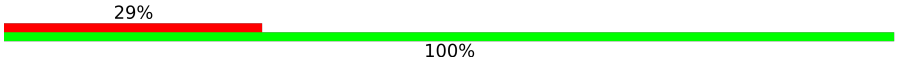

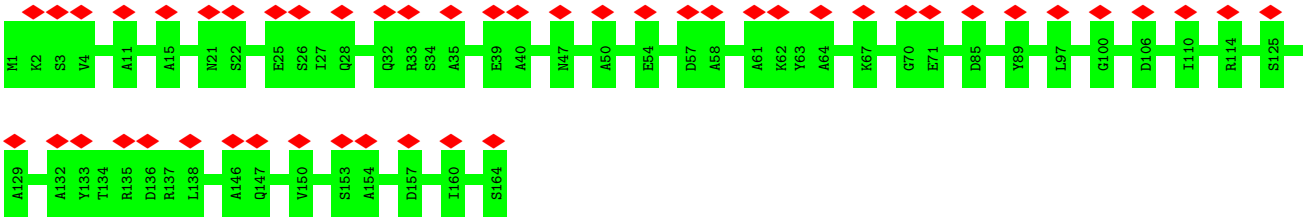

• Molecule 1: Phycoerythrin alpha subunit

Chain lE:

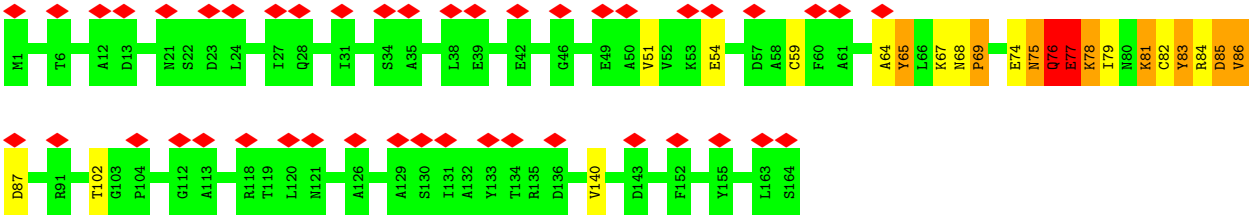

• Molecule 1: Phycoerythrin alpha subunit

Chain aF:

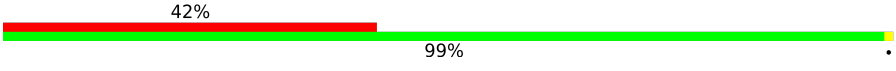

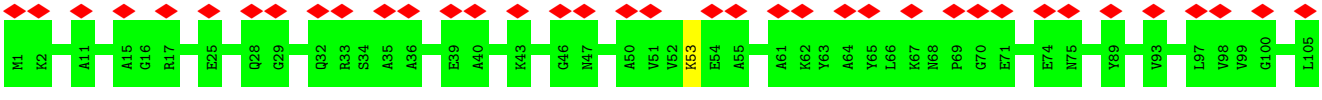

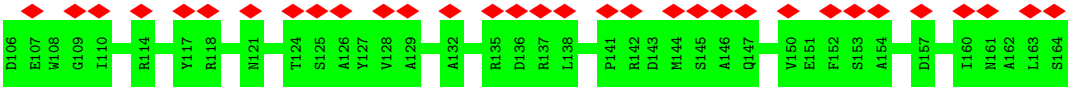

• Molecule 1: Phycoerythrin alpha subunit

Chain cF:

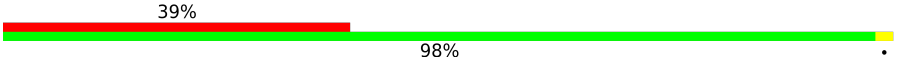

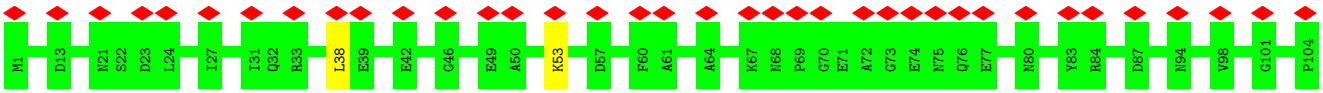

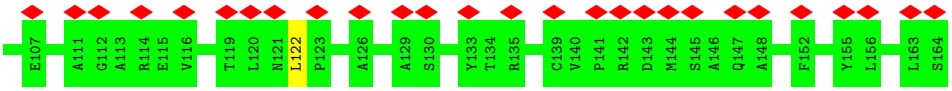

• Molecule 1: Phycoerythrin alpha subunit

Chain eF:

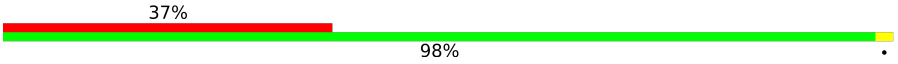

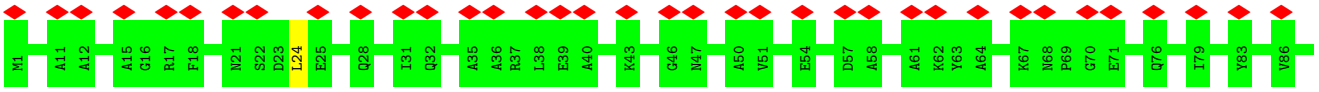

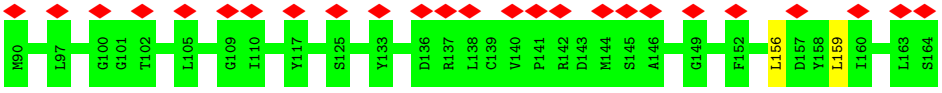

• Molecule 1: Phycoerythrin alpha subunit

Chain gF:

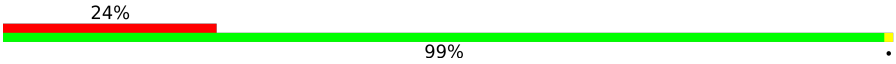

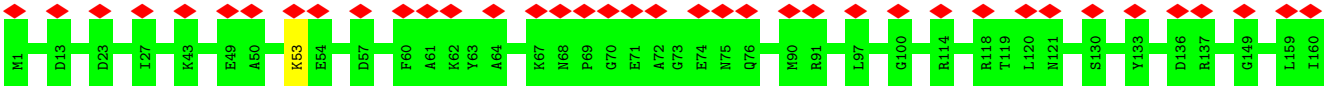

• Molecule 1: Phycoerythrin alpha subunit

Chain iF:

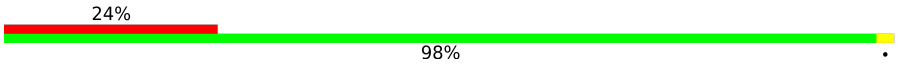

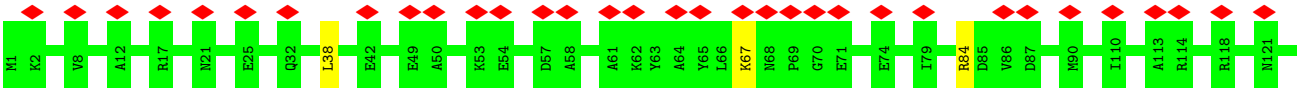

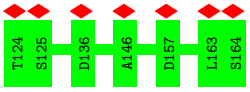

• Molecule 1: Phycoerythrin alpha subunit

Chain kF:

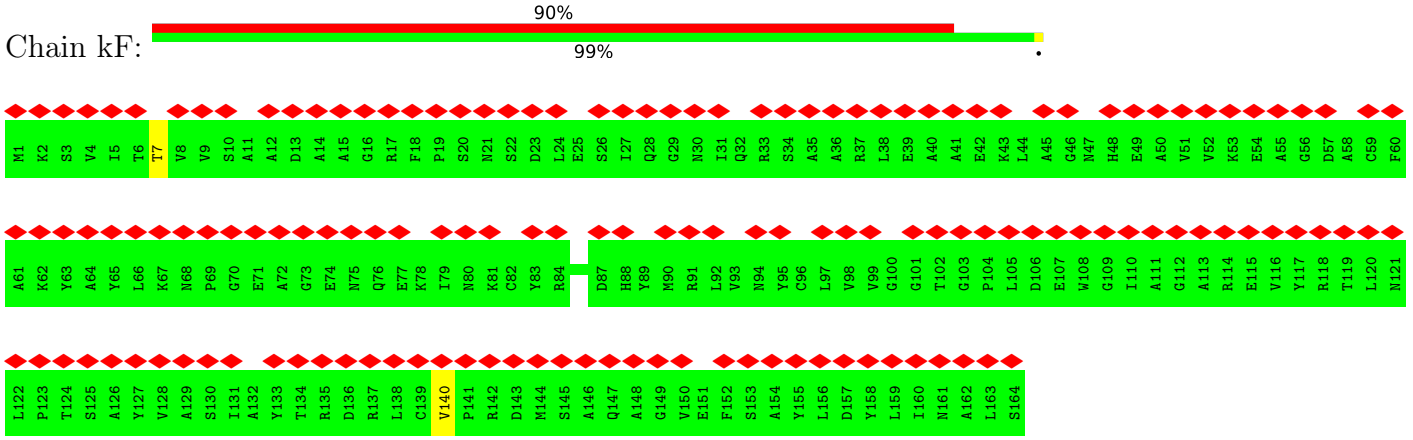

• Molecule 1: Phycoerythrin alpha subunit

Chain mF:

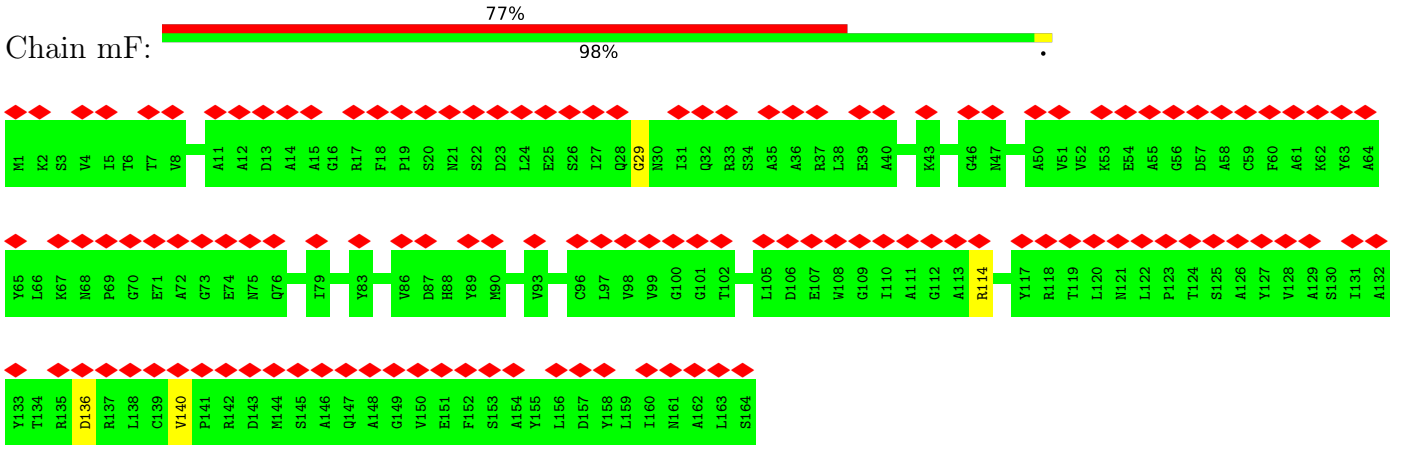

• Molecule 1: Phycoerythrin alpha subunit

Chain oF:

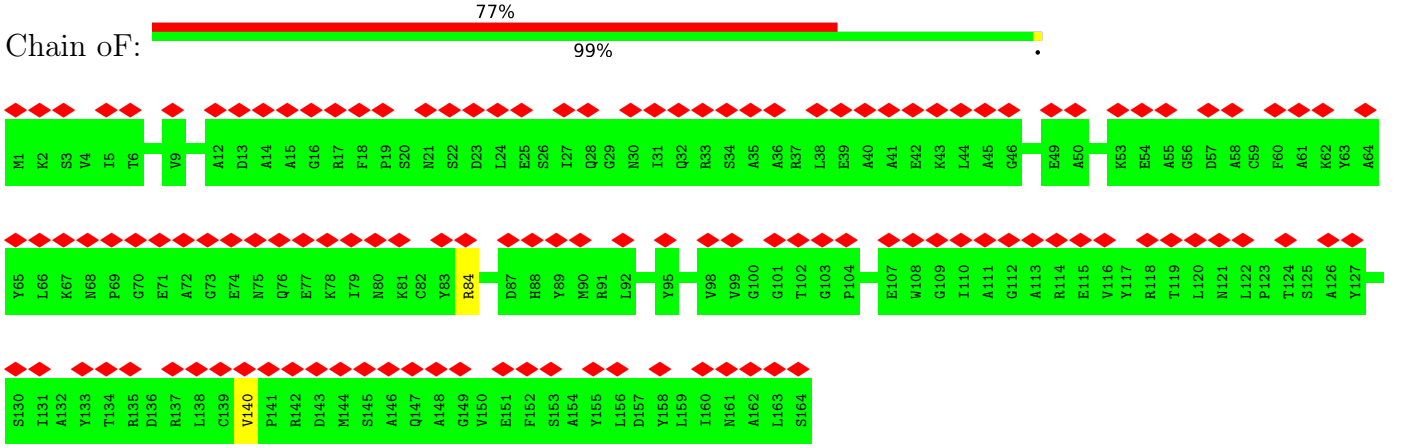

• Molecule 1: Phycoerythrin alpha subunit

Chain qF:

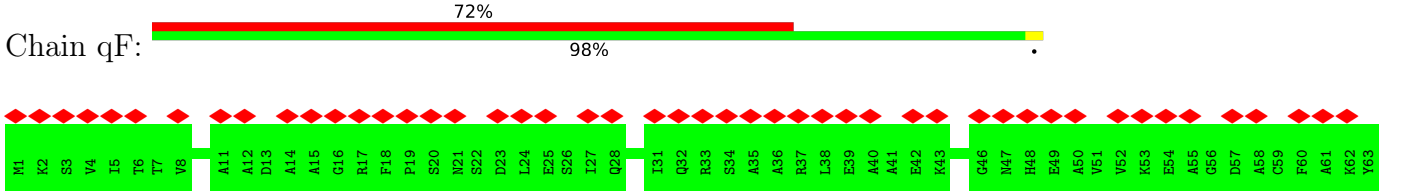

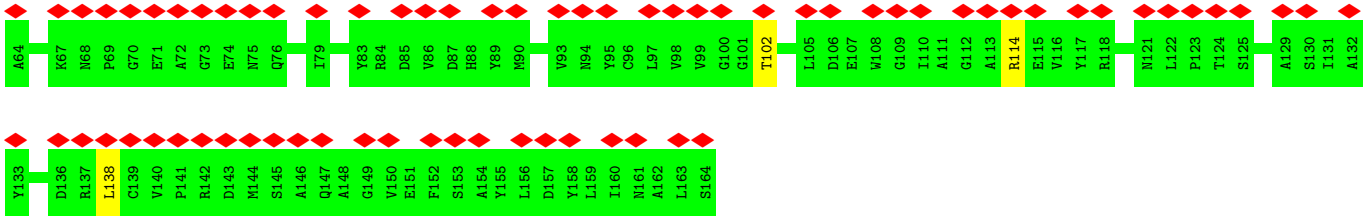

• Molecule 1: Phycoerythrin alpha subunit

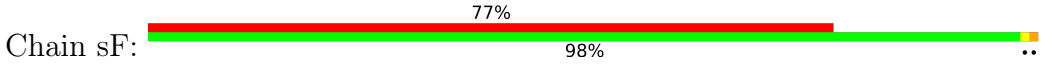



• Molecule 1: Phycoerythrin alpha subunit

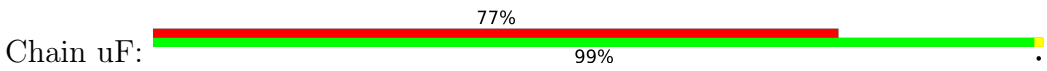

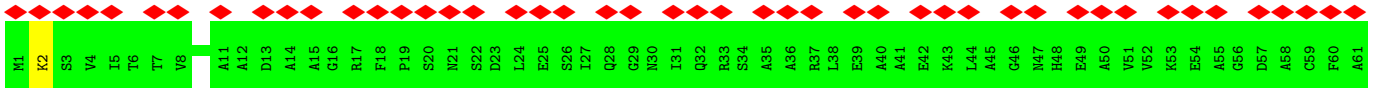

• Molecule 1: Phycoerythrin alpha subunit

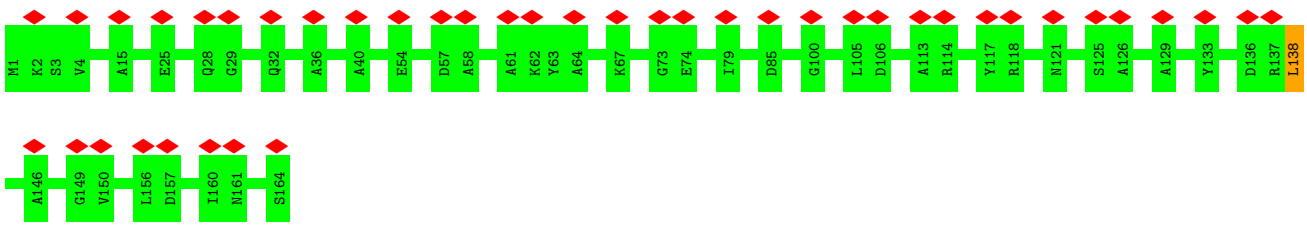

• Molecule 1: Phycoerythrin alpha subunit

Chain dG:

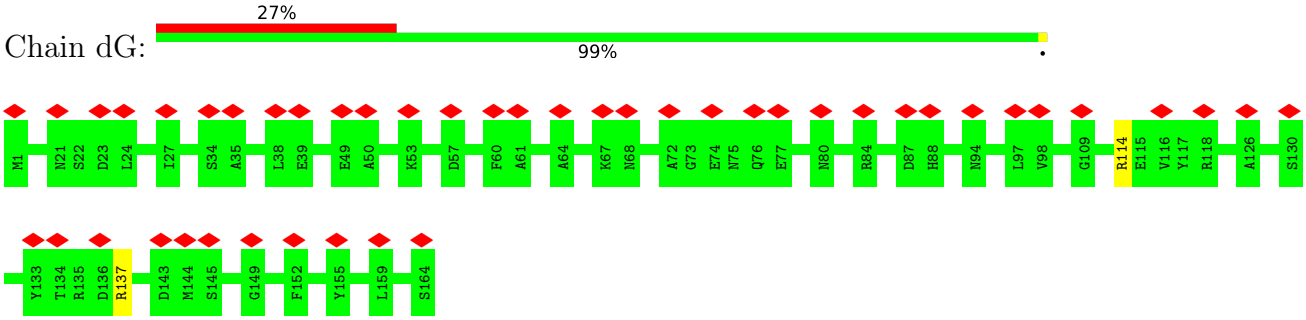

• Molecule 1: Phycoerythrin alpha subunit

Chain fG:

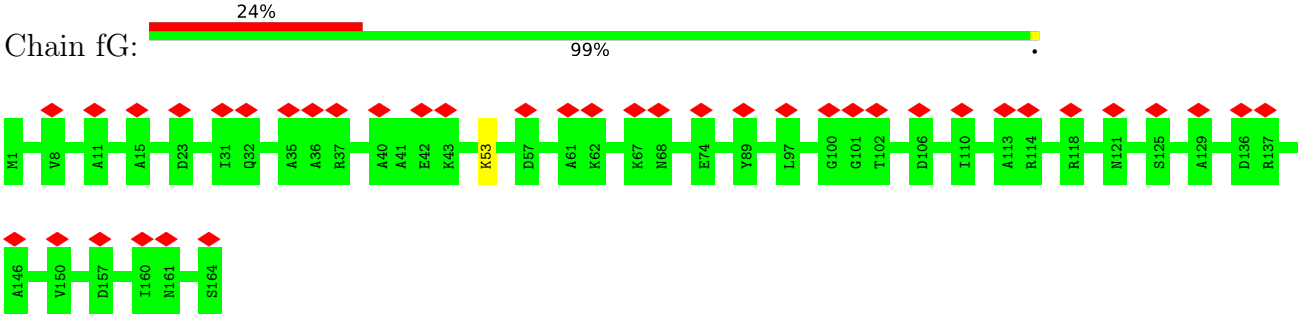

• Molecule 1: Phycoerythrin alpha subunit

Chain hG:

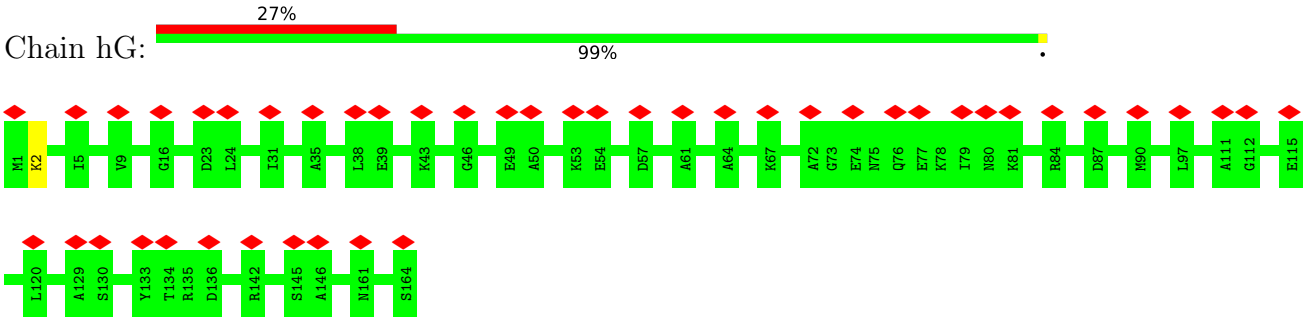

• Molecule 1: Phycoerythrin alpha subunit

Chain jG:

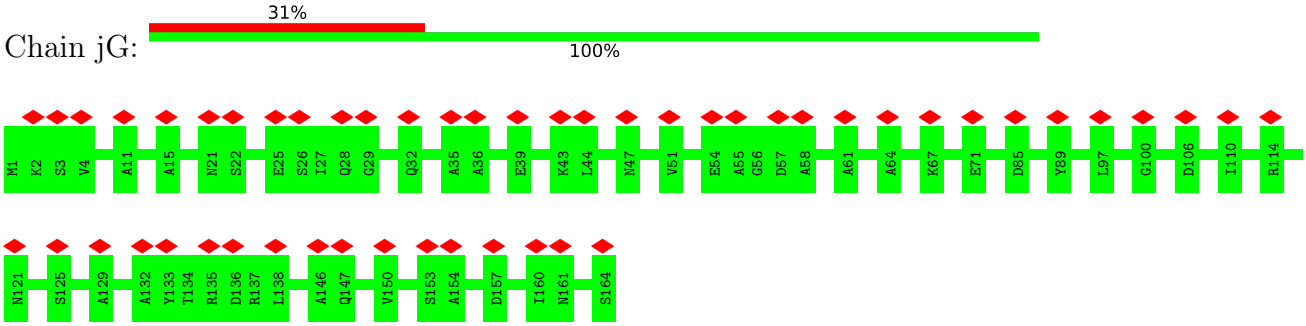

• Molecule 1: Phycoerythrin alpha subunit

Chain lG:

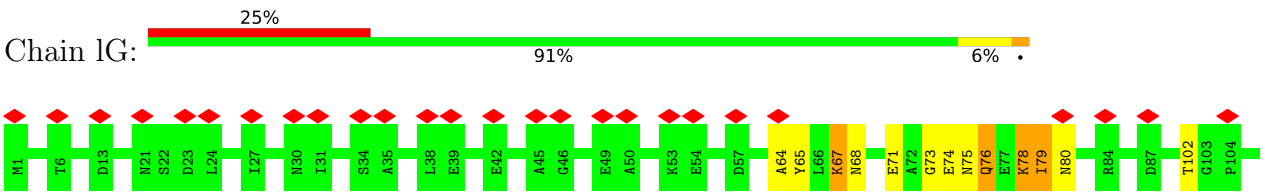

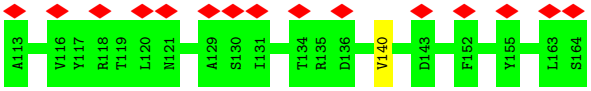

• Molecule 1: Phycoerythrin alpha subunit

Chain fH:

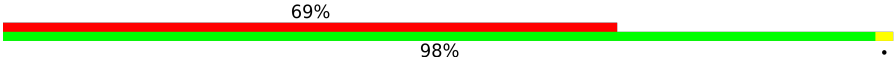

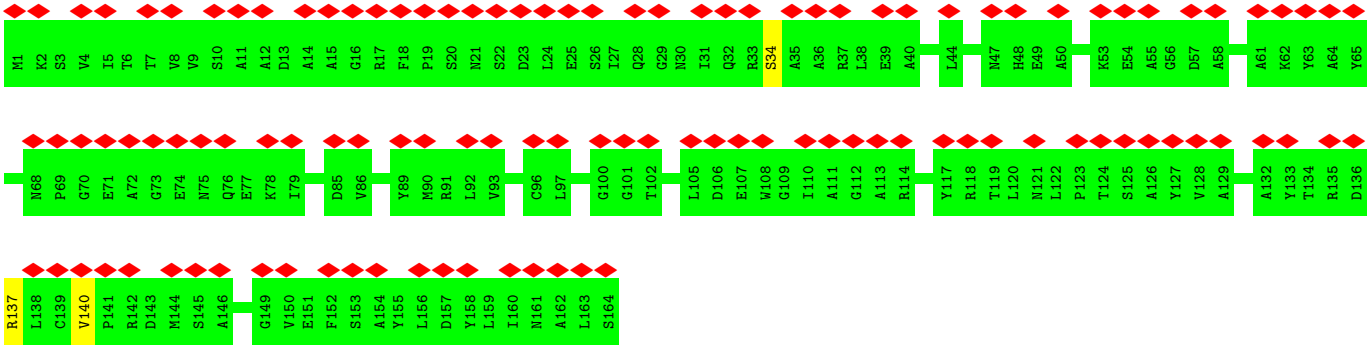

• Molecule 1: Phycoerythrin alpha subunit

Chain hH:

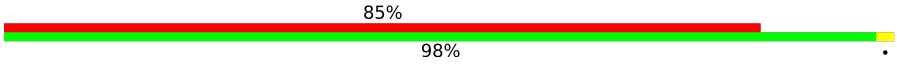

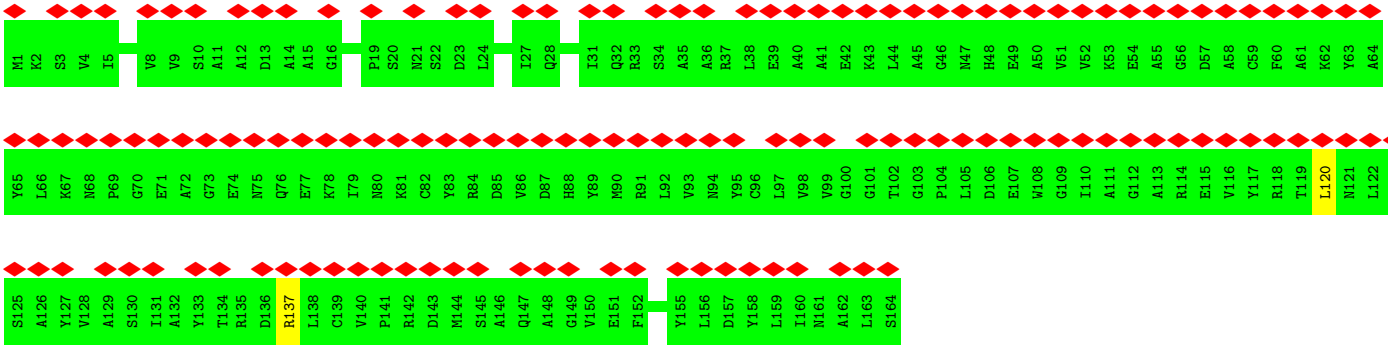

• Molecule 1: Phycoerythrin alpha subunit

Chain jH:

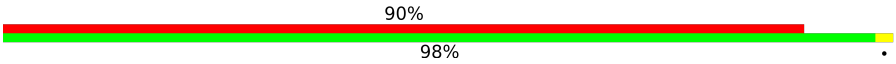

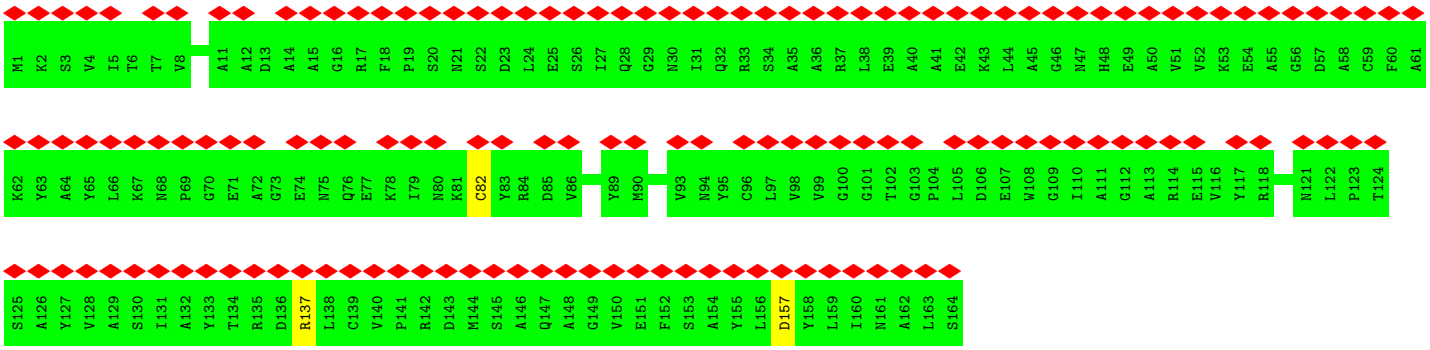

• Molecule 1: Phycoerythrin alpha subunit

Chain lH:

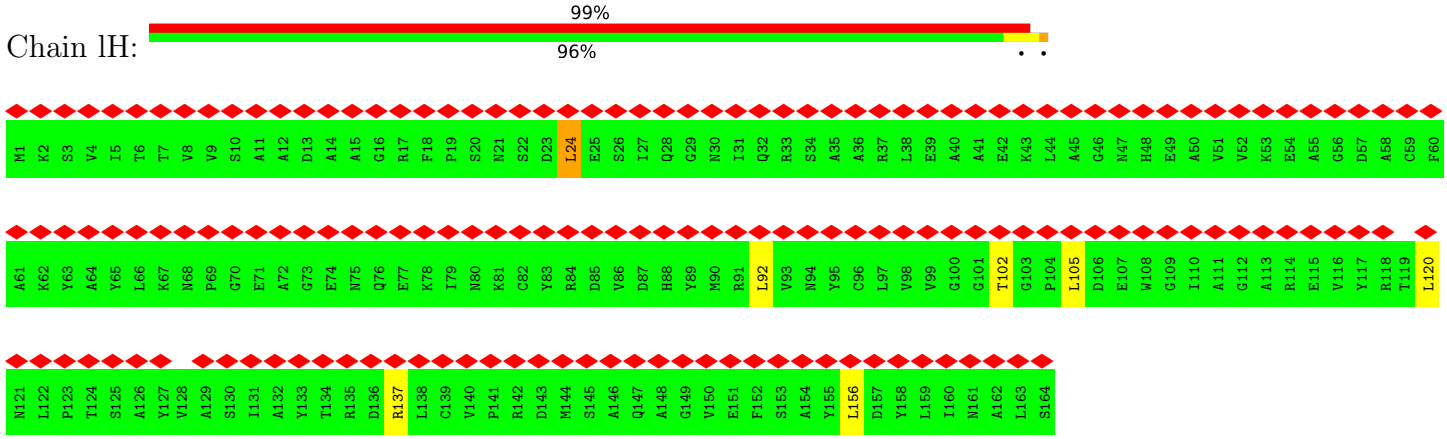

• Molecule 1: Phycoerythrin alpha subunit

Chain bH:

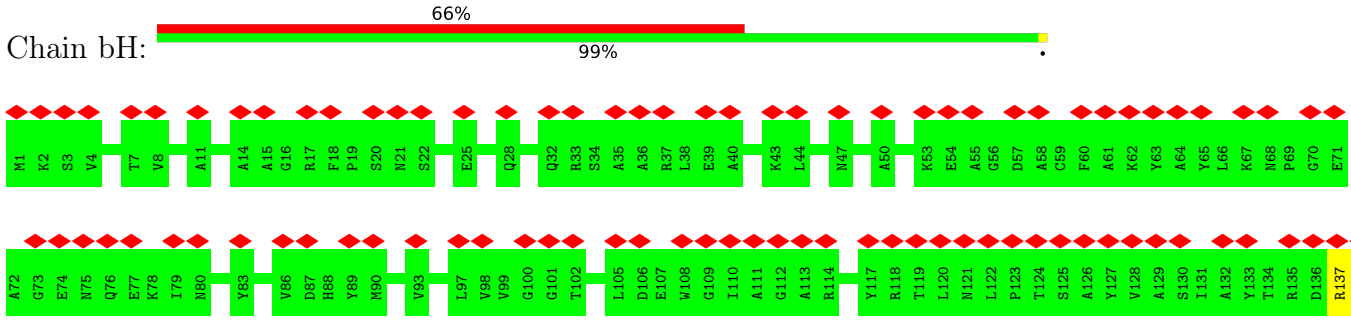

• Molecule 1: Phycoerythrin alpha subunit

Chain dH:

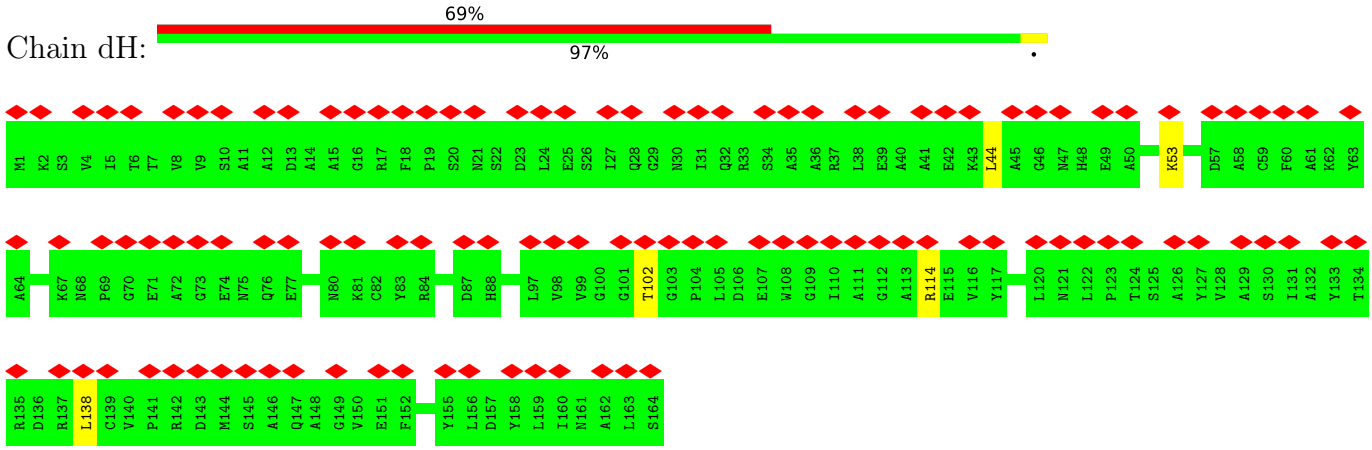

• Molecule 1: Phycoerythrin alpha subunit

Chain aJ:

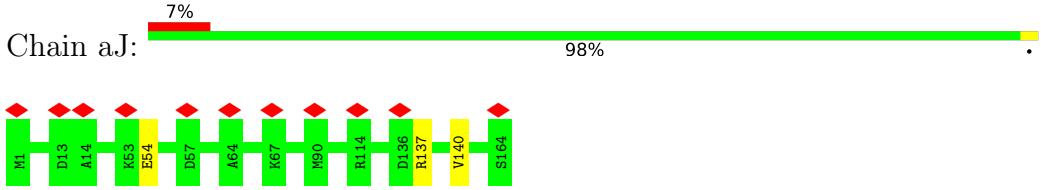

• Molecule 1: Phycoerythrin alpha subunit

Chain dJ:

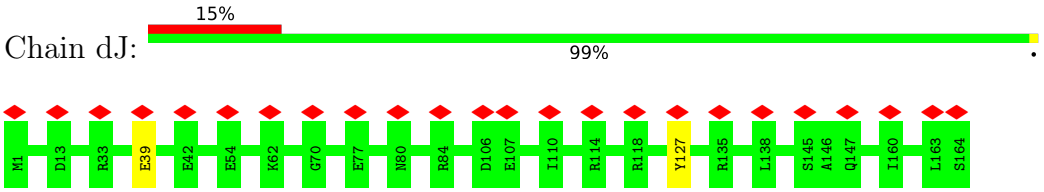

• Molecule 1: Phycoerythrin alpha subunit

Chain fJ:

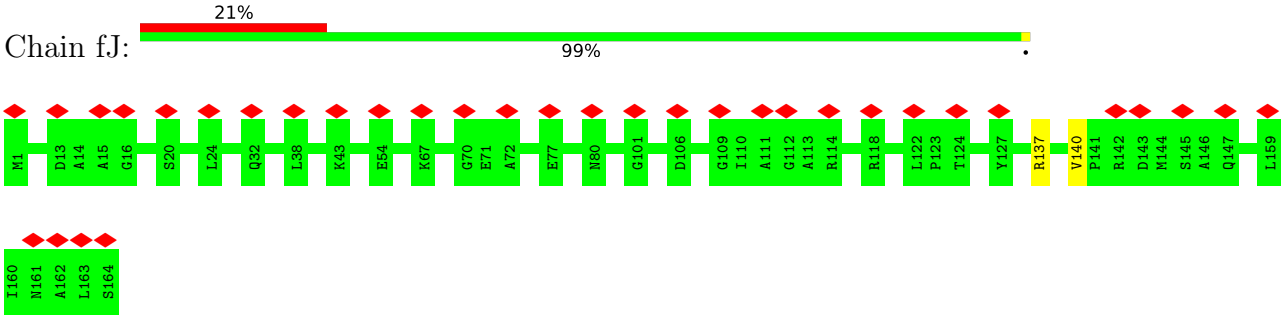

• Molecule 1: Phycoerythrin alpha subunit

Chain hJ:

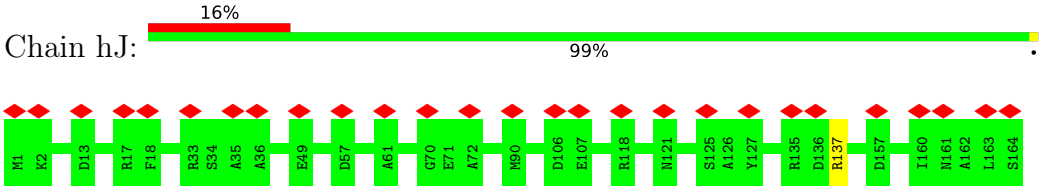

• Molecule 1: Phycoerythrin alpha subunit

Chain jJ:

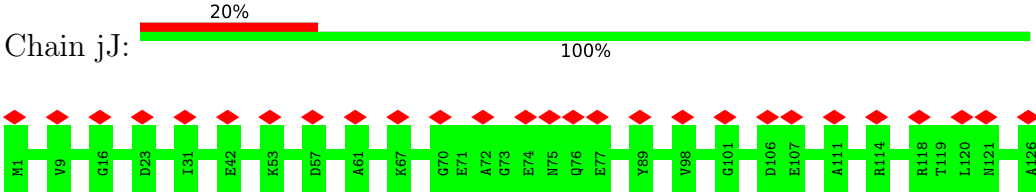

• Molecule 1: Phycoerythrin alpha subunit

Chain lJ:

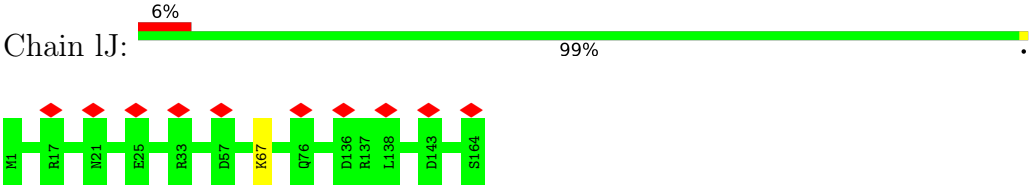

• Molecule 1: Phycoerythrin alpha subunit

Chain aK:

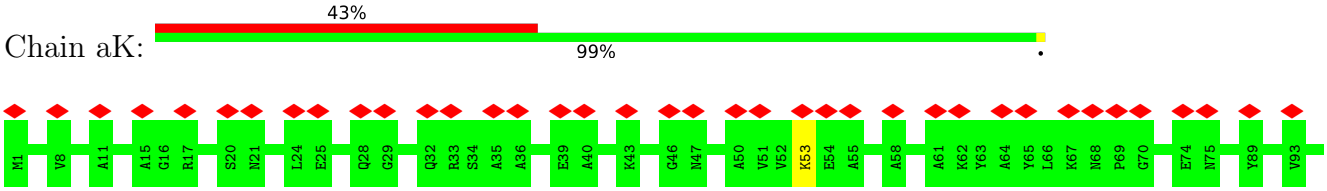

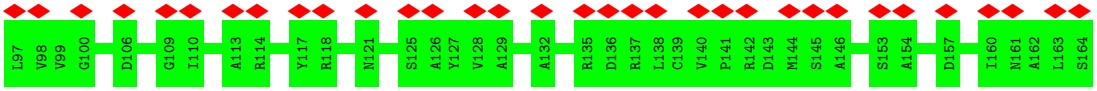

• Molecule 1: Phycoerythrin alpha subunit

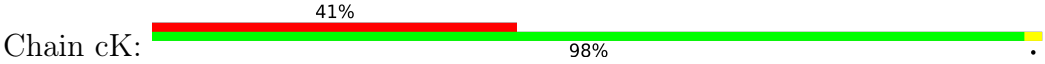

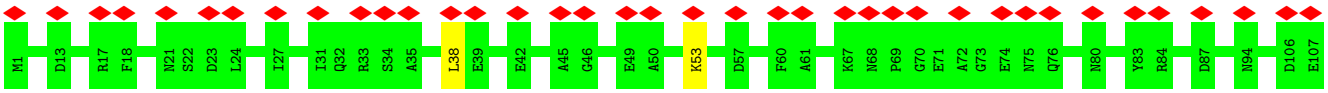

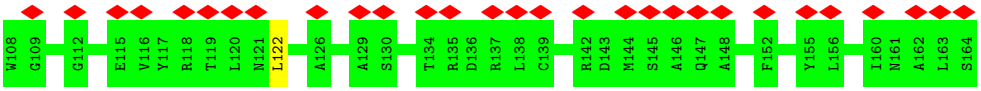

• Molecule 1: Phycoerythrin alpha subunit

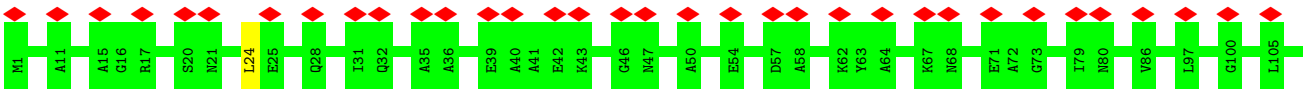

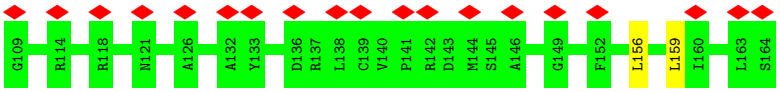

• Molecule 1: Phycoerythrin alpha subunit

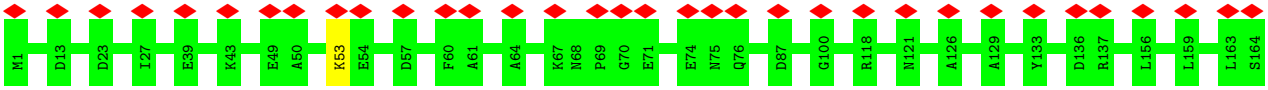

• Molecule 1: Phycoerythrin alpha subunit

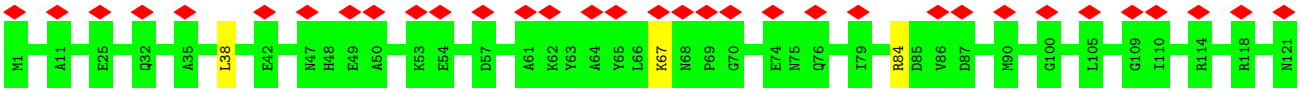

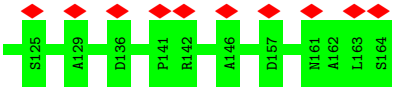

• Molecule 1: Phycoerythrin alpha subunit

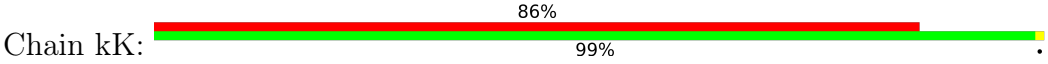

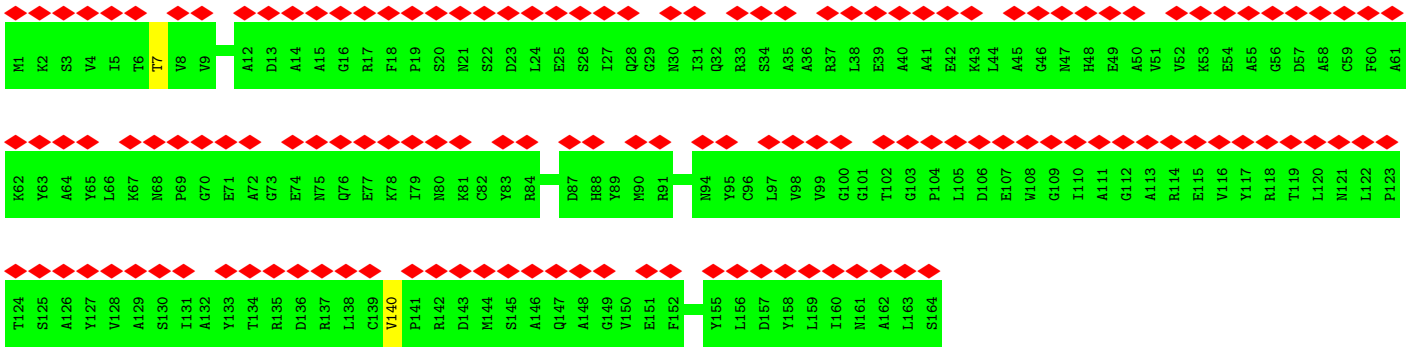

• Molecule 1: Phycoerythrin alpha subunit

Chain mK:

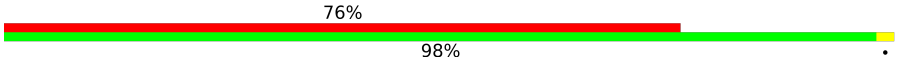

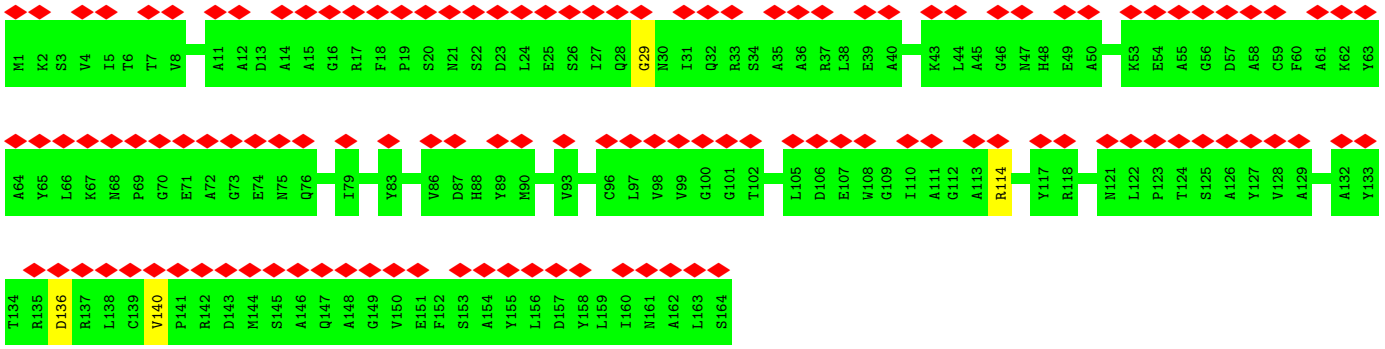

• Molecule 1: Phycoerythrin alpha subunit

Chain oK:

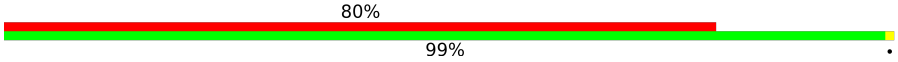

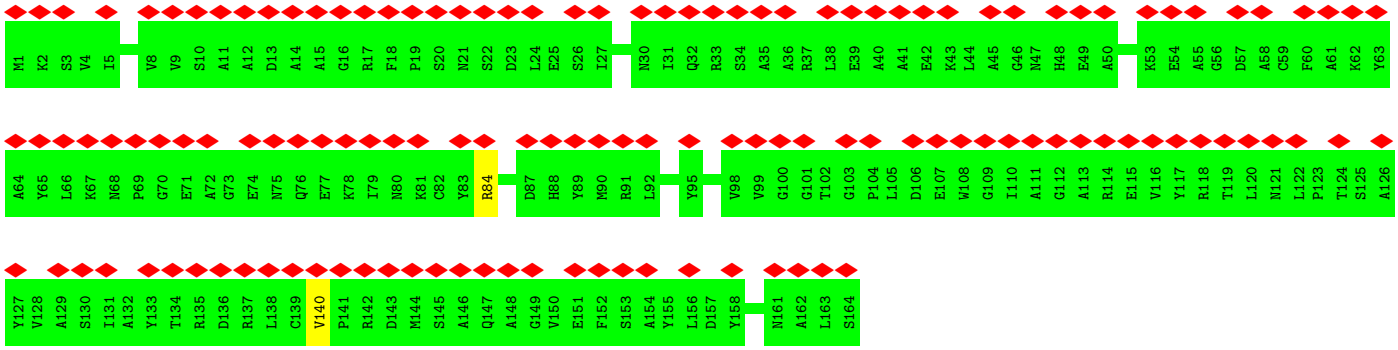

• Molecule 1: Phycoerythrin alpha subunit

Chain qK:

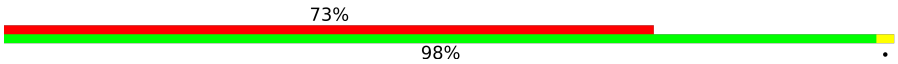

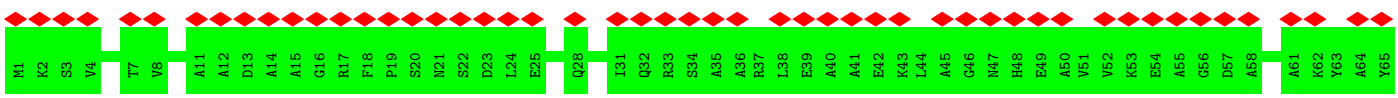

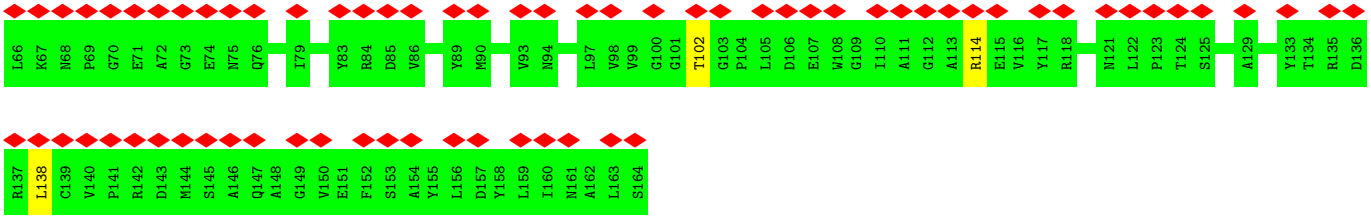

• Molecule 1: Phycoerythrin alpha subunit

Chain sK:

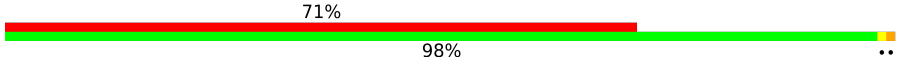

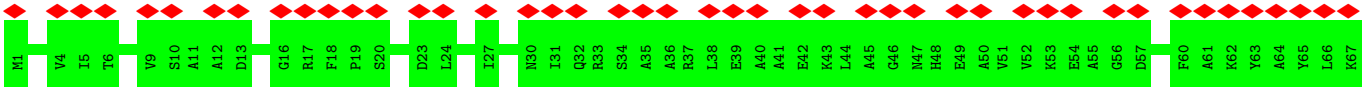

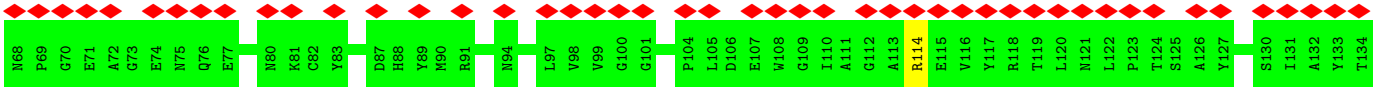

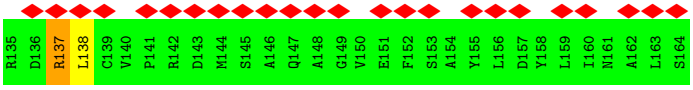

• Molecule 1: Phycoerythrin alpha subunit

Chain uK:

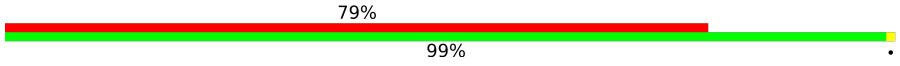

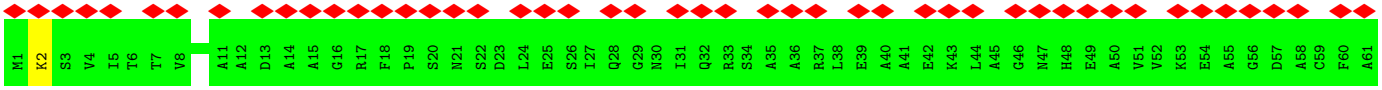

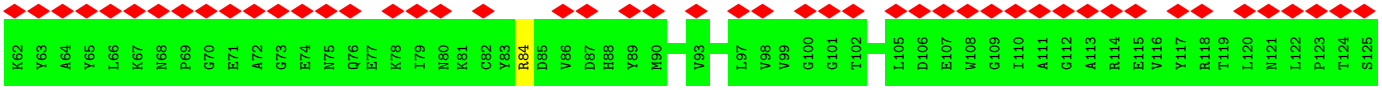

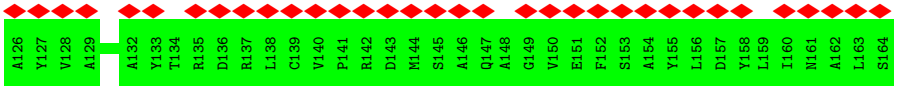

• Molecule 1: Phycoerythrin alpha subunit

Chain aM:

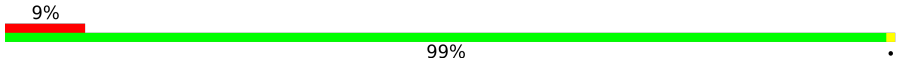

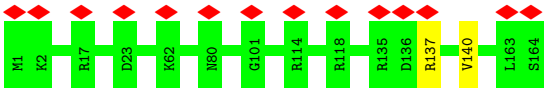

• Molecule 1: Phycoerythrin alpha subunit

Chain dM:

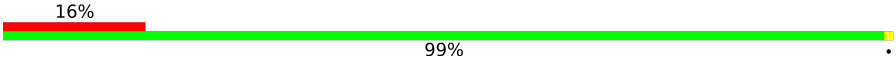

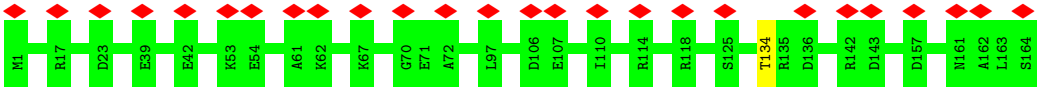

• Molecule 1: Phycoerythrin alpha subunit

Chain fM:

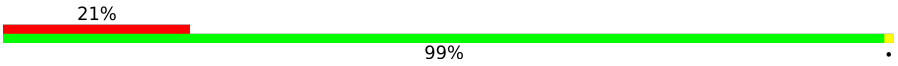

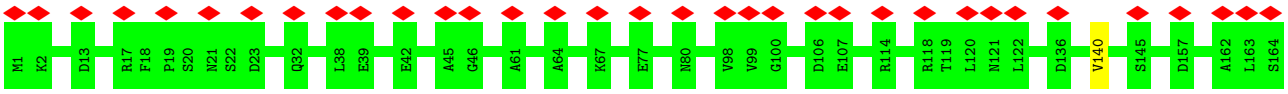

• Molecule 1: Phycoerythrin alpha subunit

Chain hM:

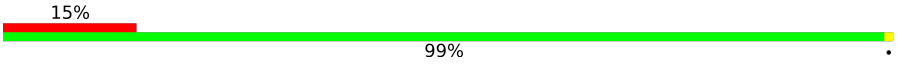

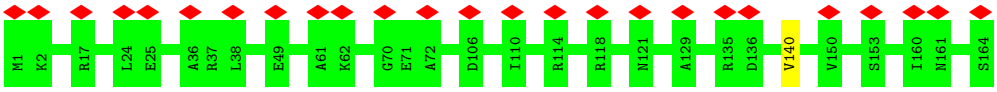

• Molecule 1: Phycoerythrin alpha subunit

Chain jM:

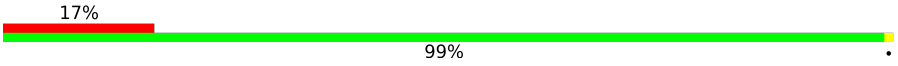

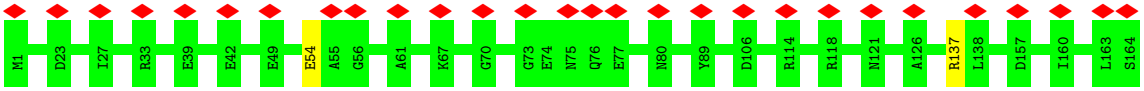

• Molecule 1: Phycoerythrin alpha subunit

Chain lM:

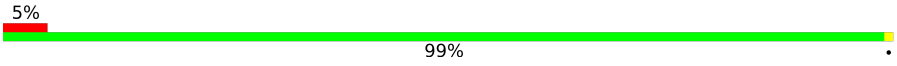

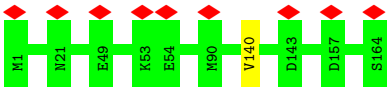

• Molecule 1: Phycoerythrin alpha subunit

Chain jO:

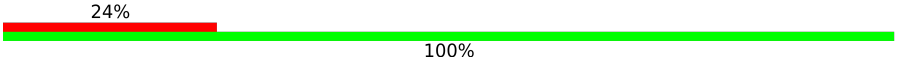

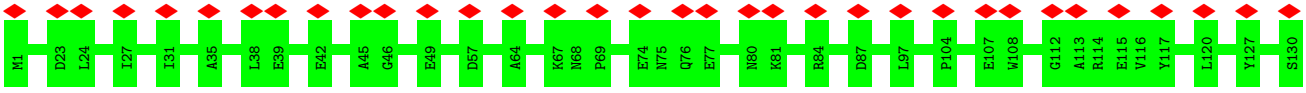

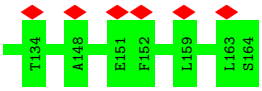

• Molecule 1: Phycoerythrin alpha subunit

Chain lO:

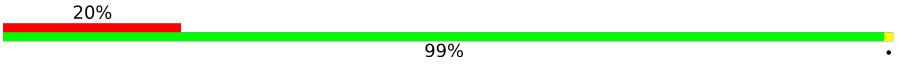

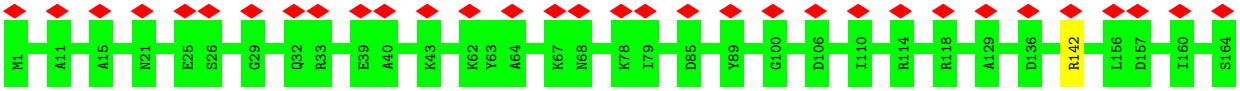

• Molecule 1: Phycoerythrin alpha subunit

Chain bO:

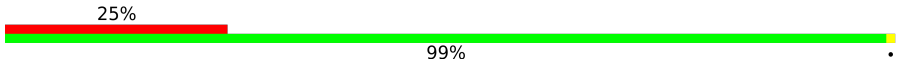

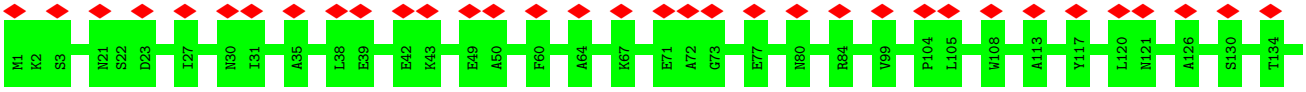

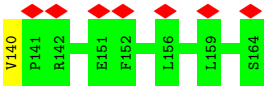

• Molecule 1: Phycoerythrin alpha subunit

Chain dO:

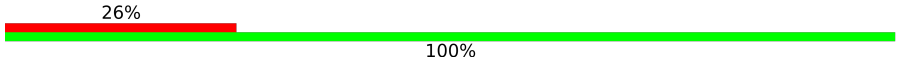

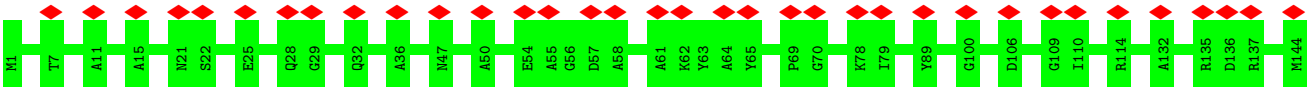

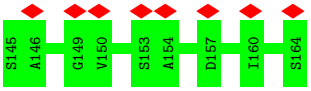

• Molecule 1: Phycoerythrin alpha subunit

Chain fO:

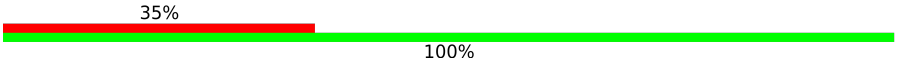

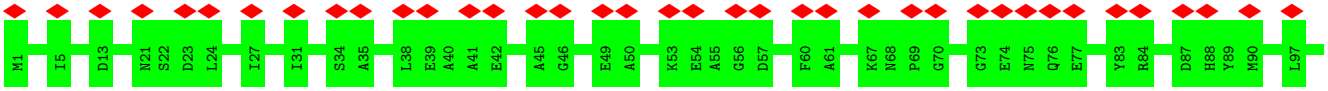

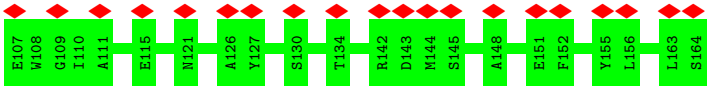

• Molecule 1: Phycoerythrin alpha subunit

Chain hO:

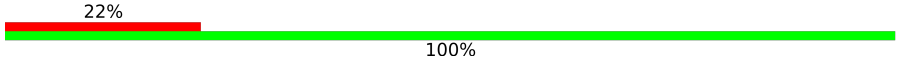

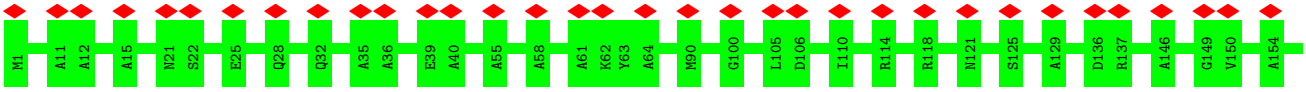

• Molecule 2: B-phycoerythrin beta chain

Chain BA:

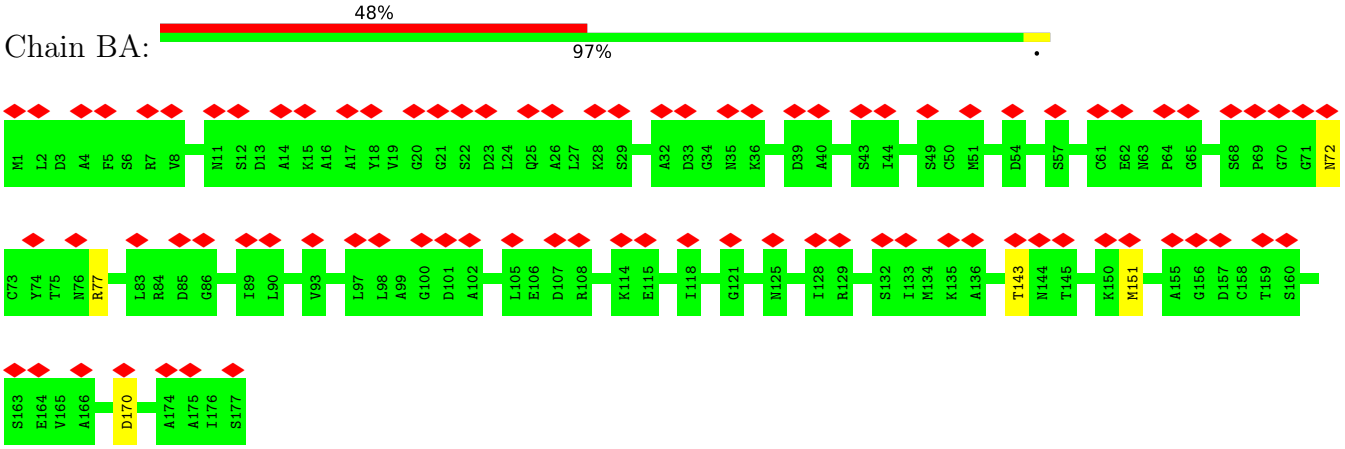

- Molecule 2: B-phycoerythrin beta chain

Chain DA:

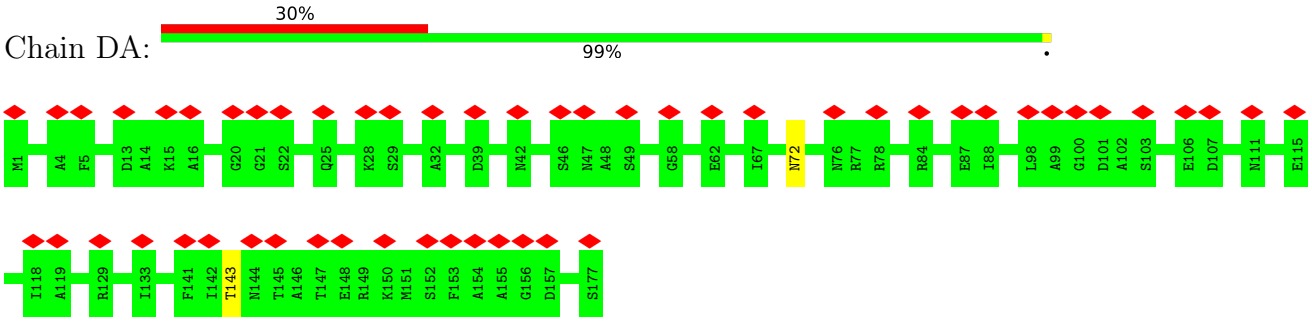

- Molecule 2: B-phycoerythrin beta chain

Chain FA:

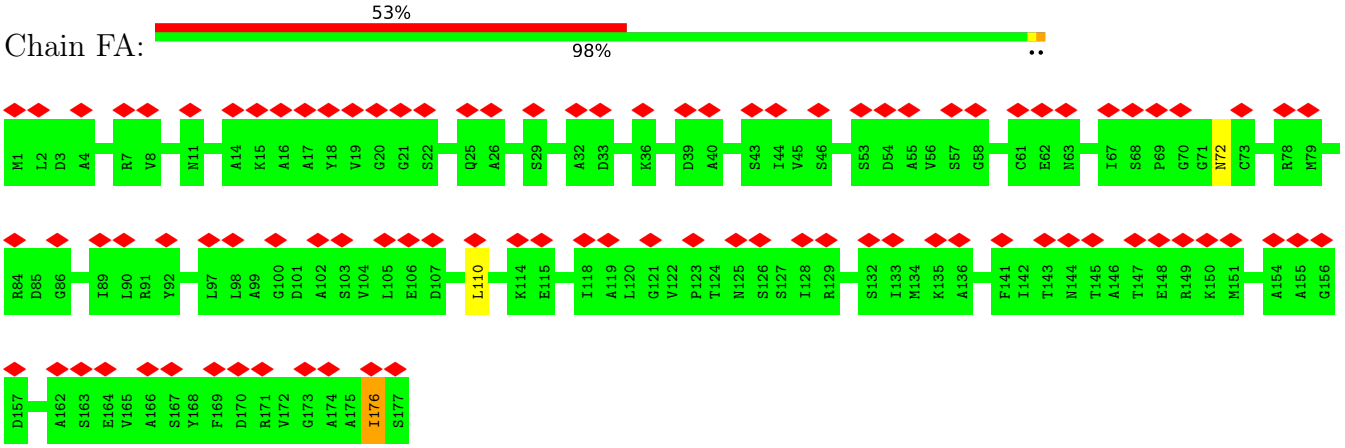

- Molecule 2: B-phycoerythrin beta chain

Chain HA:

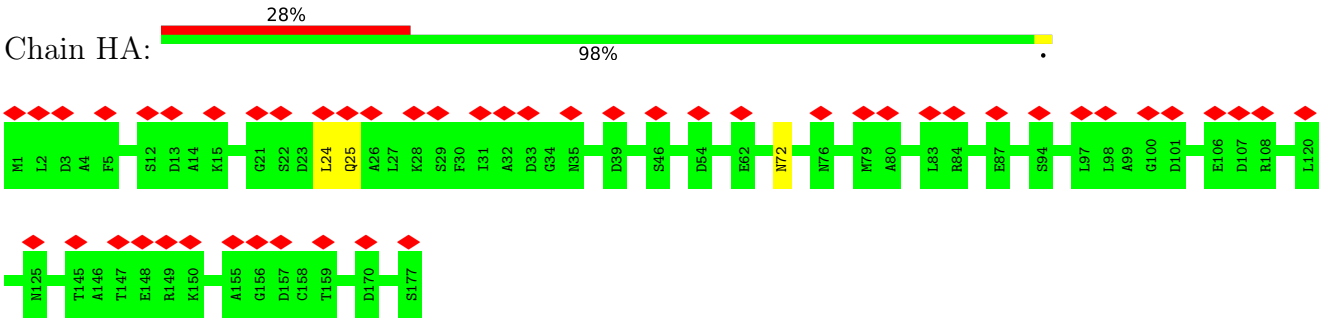

• Molecule 2: B-phycoerythrin beta chain

Chain JA:

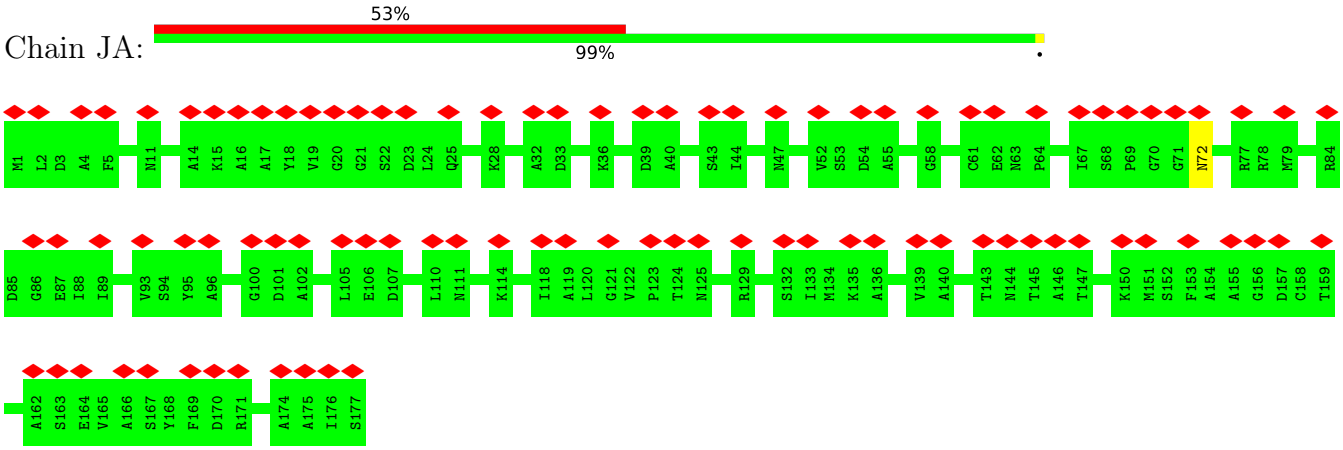

• Molecule 2: B-phycoerythrin beta chain

Chain LA:

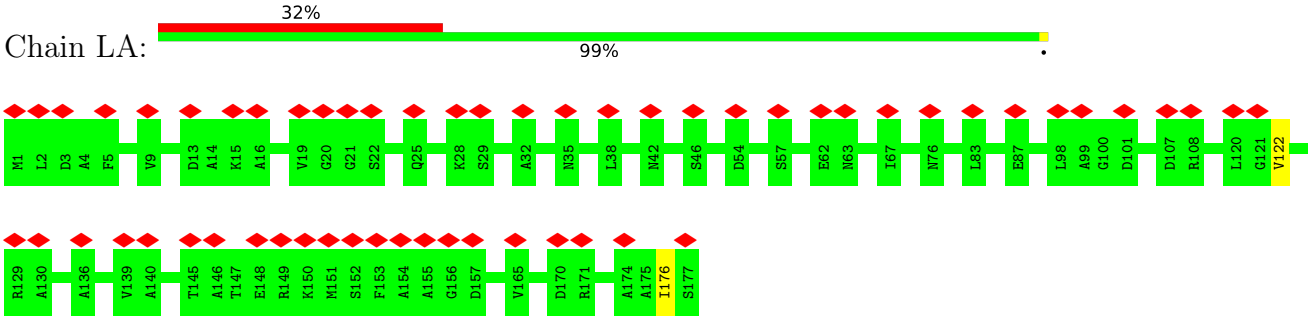

• Molecule 2: B-phycoerythrin beta chain

Chain NA:

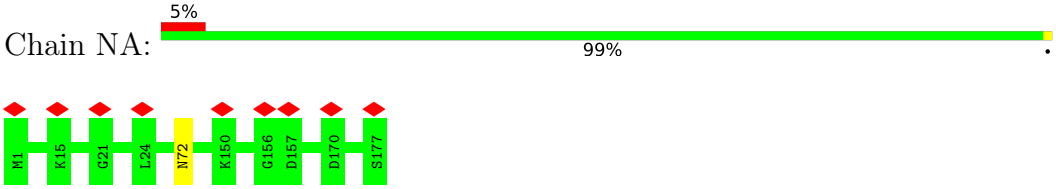

• Molecule 2: B-phycoerythrin beta chain

Chain PA:

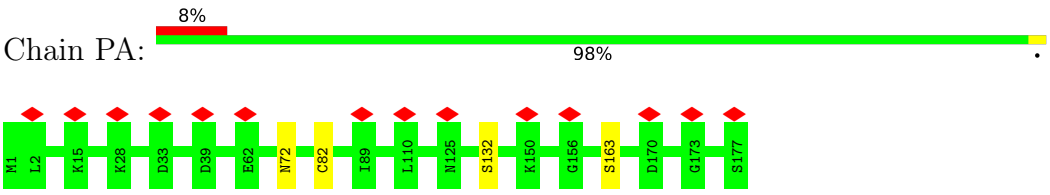

• Molecule 2: B-phycoerythrin beta chain

Chain RA:

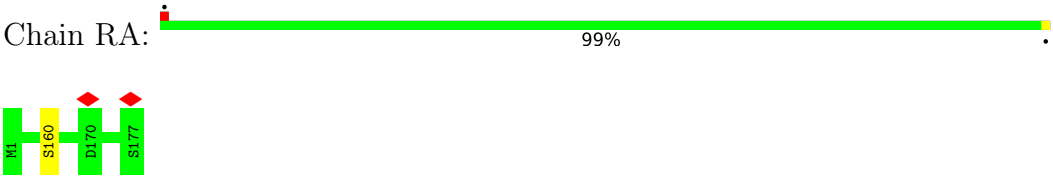

• Molecule 2: B-phycoerythrin beta chain

Chain TA:

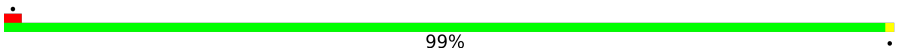

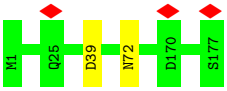

• Molecule 2: B-phycoerythrin beta chain

Chain VA:

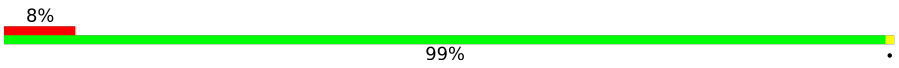

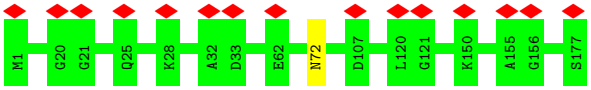

• Molecule 2: B-phycoerythrin beta chain

Chain XA:

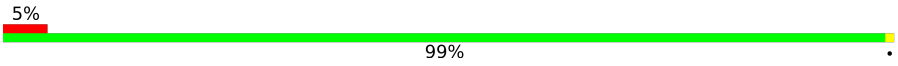

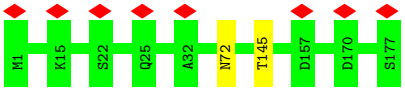

• Molecule 2: B-phycoerythrin beta chain

Chain BB:

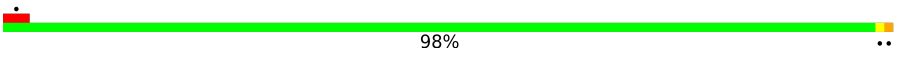

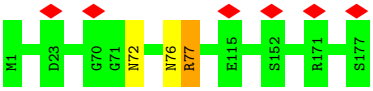

• Molecule 2: B-phycoerythrin beta chain

Chain CB:

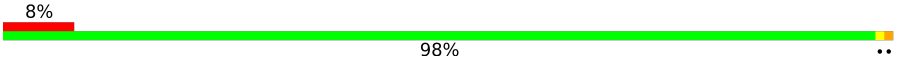

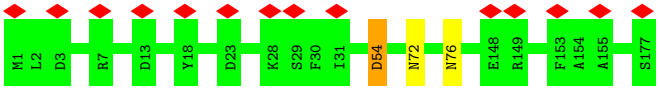

• Molecule 2: B-phycoerythrin beta chain

Chain DB:

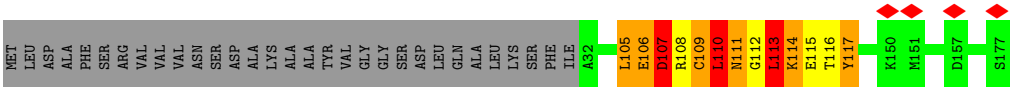

• Molecule 2: B-phycoerythrin beta chain

Chain FB:

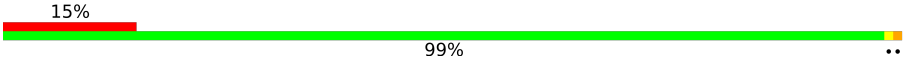

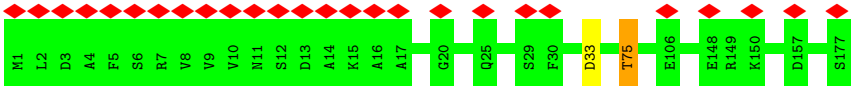

• Molecule 2: B-phycoerythrin beta chain

Chain GB:

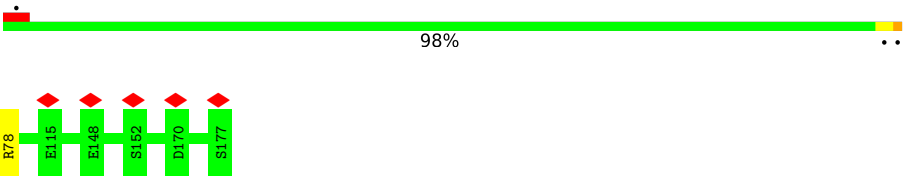

• Molecule 2: B-phycoerythrin beta chain

Chain HB:

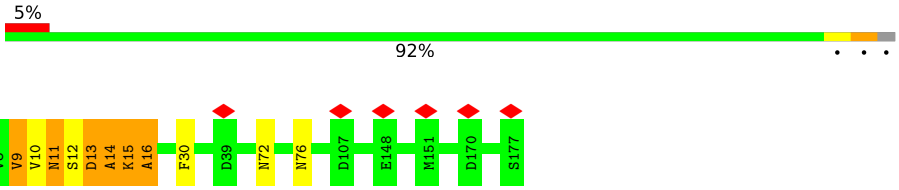

• Molecule 2: B-phycoerythrin beta chain

Chain IB:

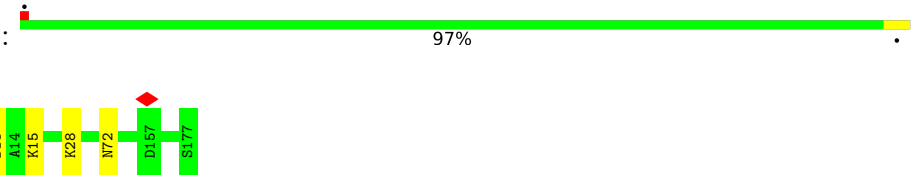

• Molecule 2: B-phycoerythrin beta chain

Chain LB:

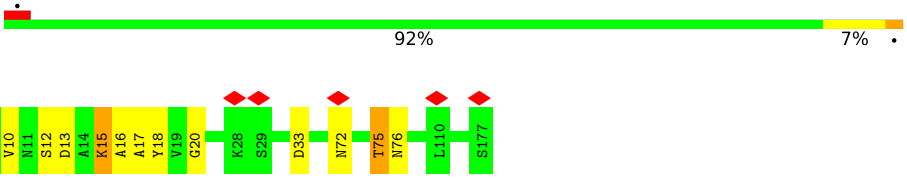

• Molecule 2: B-phycoerythrin beta chain

Chain MB:

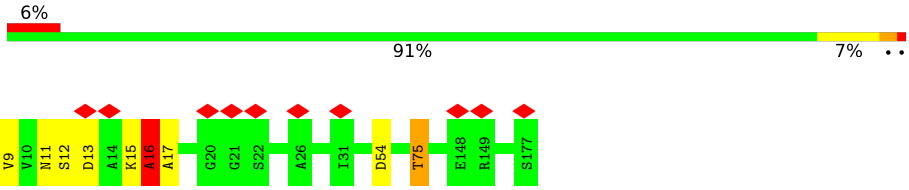

• Molecule 2: B-phycoerythrin beta chain

Chain NB:

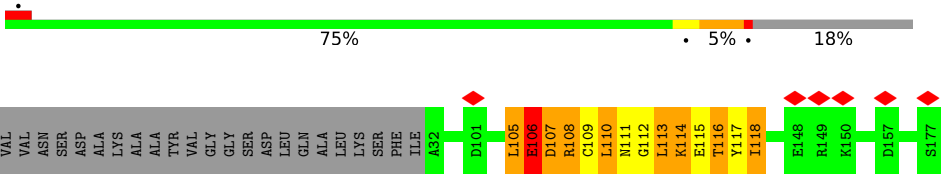

• Molecule 2: B-phycoerythrin beta chain

Chain OB:

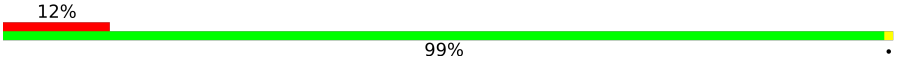

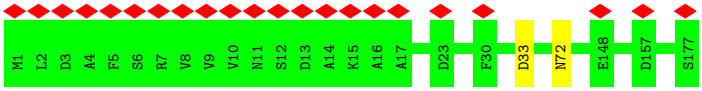

• Molecule 2: B-phycoerythrin beta chain

Chain PB:

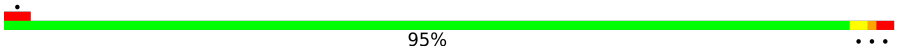

• Molecule 2: B-phycoerythrin beta chain

Chain QB:

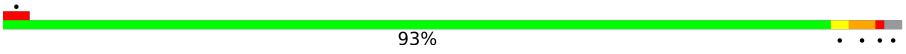

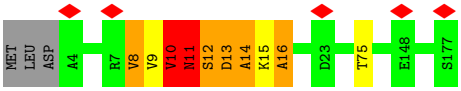

• Molecule 2: B-phycoerythrin beta chain

Chain RB:

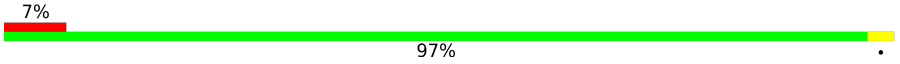

• Molecule 2: B-phycoerythrin beta chain

Chain SB:

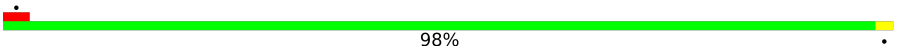

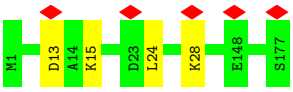

• Molecule 2: B-phycoerythrin beta chain

Chain VB:

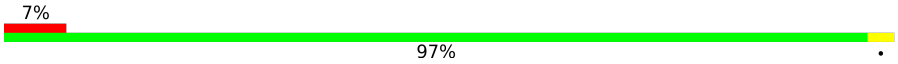

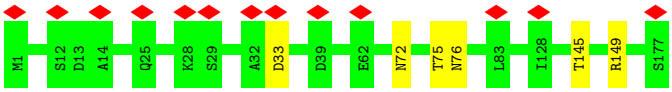

• Molecule 2: B-phycoerythrin beta chain

Chain XB:

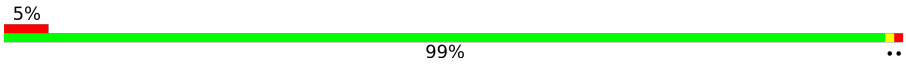

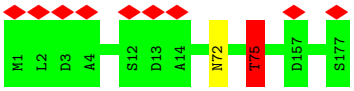

• Molecule 2: B-phycoerythrin beta chain

Chain YB:

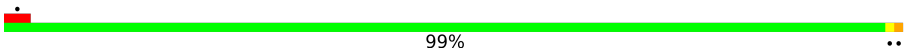

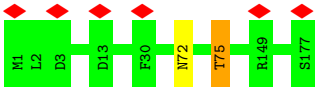

• Molecule 2: B-phycoerythrin beta chain

Chain ZB:

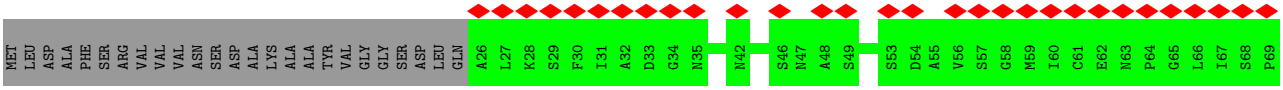

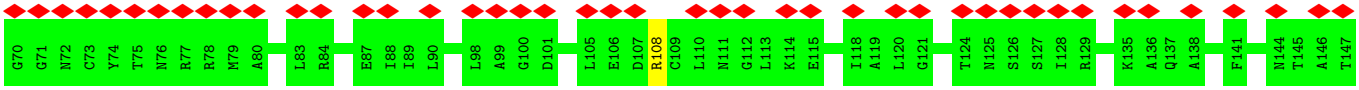

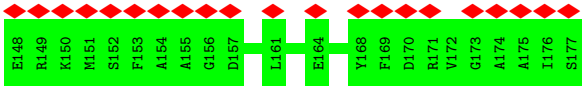

• Molecule 2: B-phycoerythrin beta chain

Chain CD:

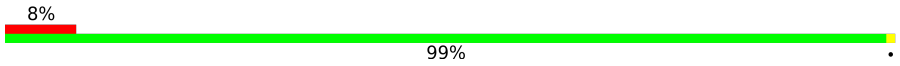

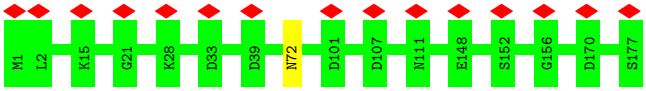

• Molecule 2: B-phycoerythrin beta chain

Chain ED:

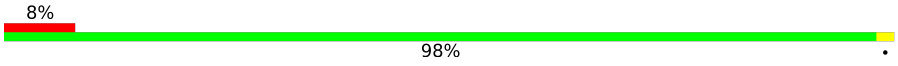

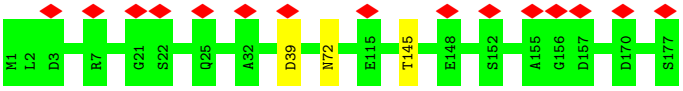

• Molecule 2: B-phycoerythrin beta chain

Chain GD:

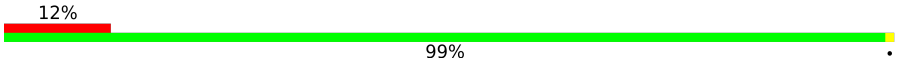

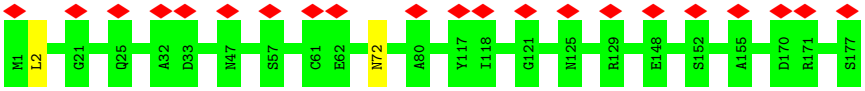

• Molecule 2: B-phycoerythrin beta chain

Chain ID:

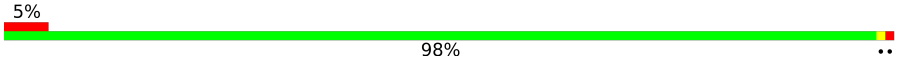

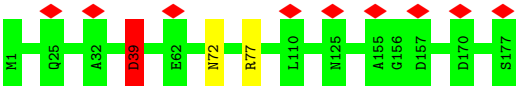

• Molecule 2: B-phycoerythrin beta chain

Chain KD:

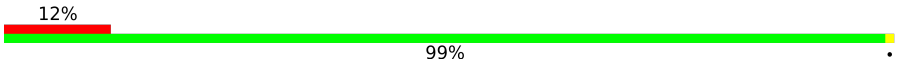

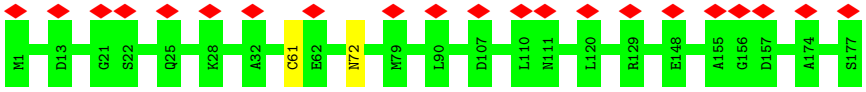

• Molecule 2: B-phycoerythrin beta chain

Chain MD:

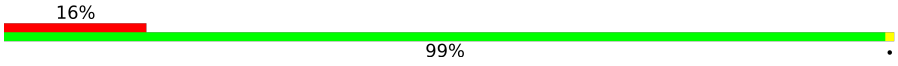

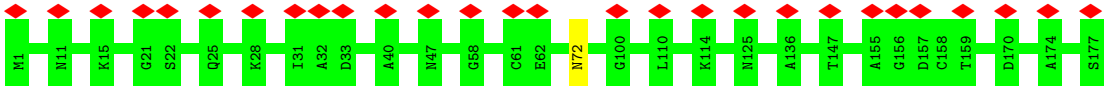

• Molecule 2: B-phycoerythrin beta chain

Chain OD:

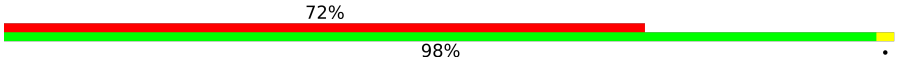

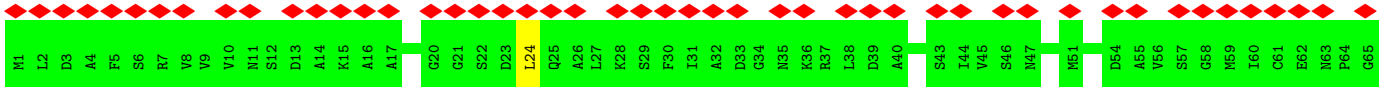

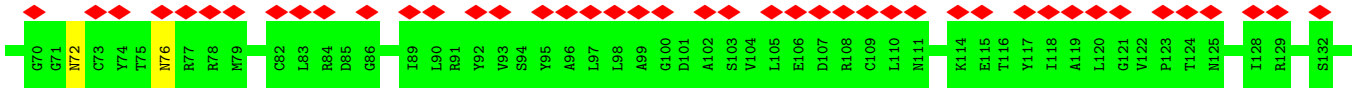

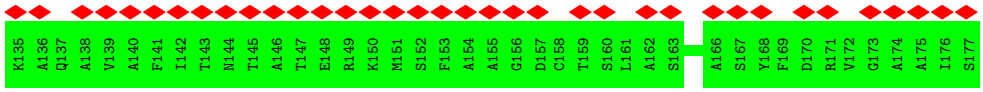

• Molecule 2: B-phycoerythrin beta chain

Chain QD:

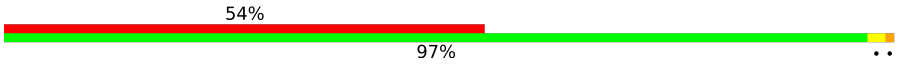

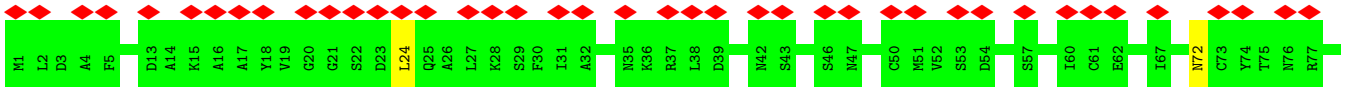

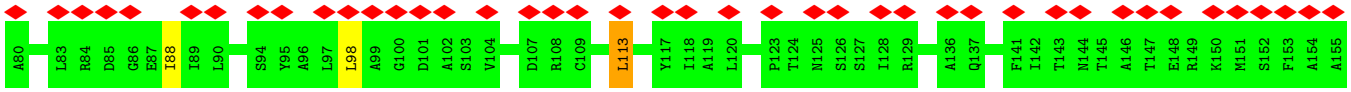

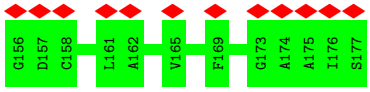

• Molecule 2: B-phycoerythrin beta chain

Chain SD:

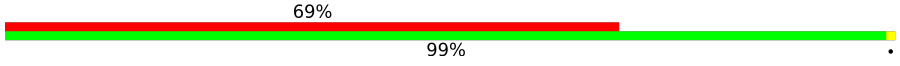

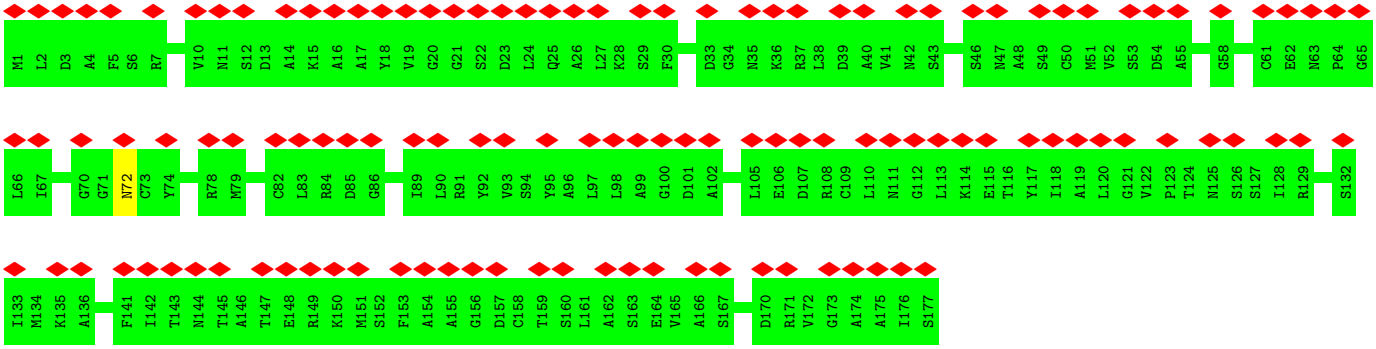

• Molecule 2: B-phycoerythrin beta chain

Chain UD:

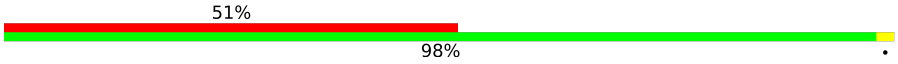

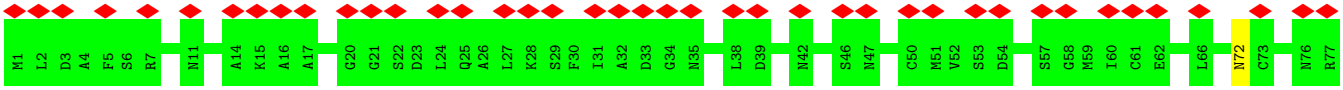

• Molecule 2: B-phycoerythrin beta chain

Chain WD:

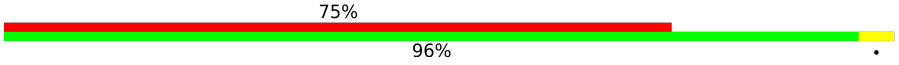

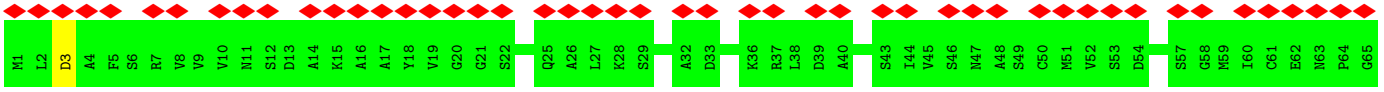

• Molecule 2: B-phycoerythrin beta chain

Chain YD:

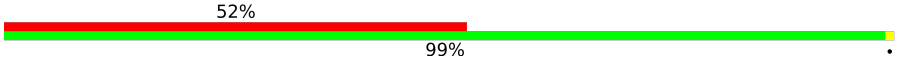

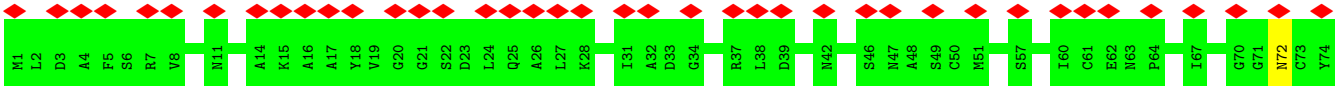

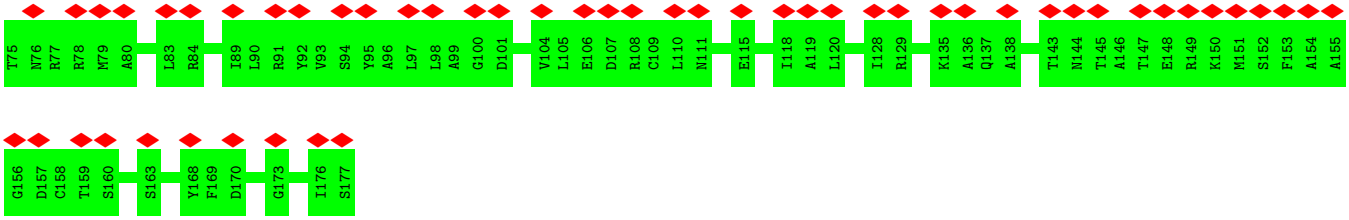

• Molecule 2: B-phycoerythrin beta chain

Chain PE:

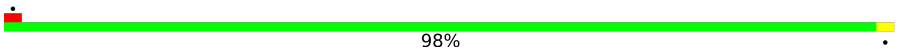

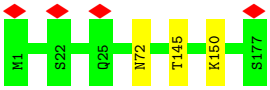

• Molecule 2: B-phycoerythrin beta chain

Chain RE:

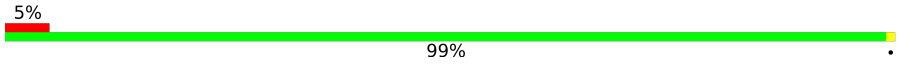

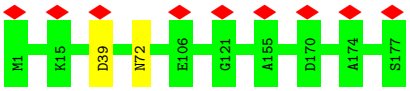

• Molecule 2: B-phycoerythrin beta chain

Chain TE:

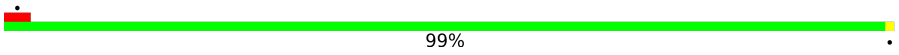

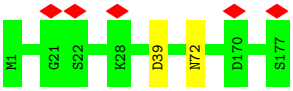

• Molecule 2: B-phycoerythrin beta chain

Chain VE:

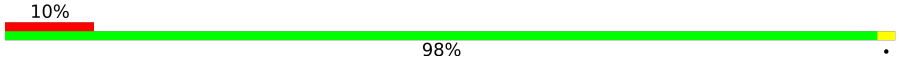

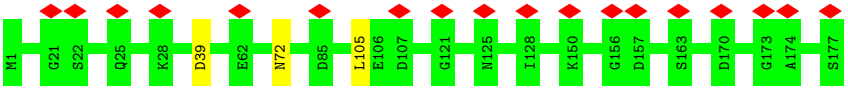

• Molecule 2: B-phycoerythrin beta chain

Chain YE:

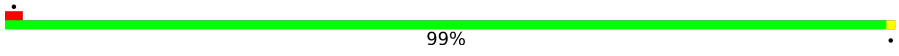

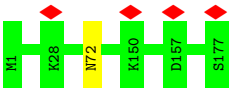

• Molecule 2: B-phycoerythrin beta chain

Chain BF:

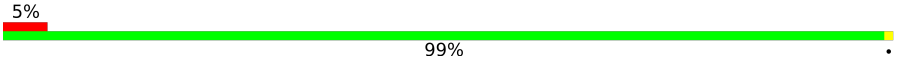

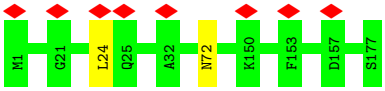

• Molecule 2: B-phycoerythrin beta chain

Chain DF:

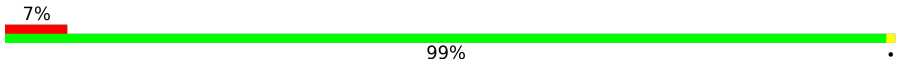

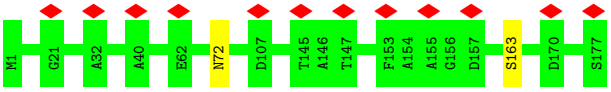

• Molecule 2: B-phycoerythrin beta chain

Chain FF:

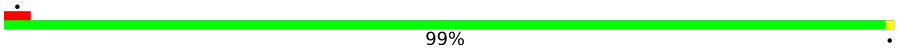

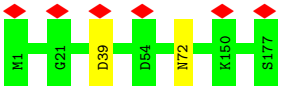

• Molecule 2: B-phycoerythrin beta chain

Chain HF:

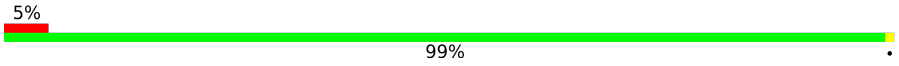

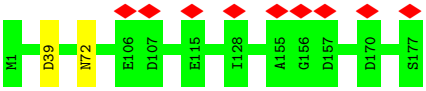

• Molecule 2: B-phycoerythrin beta chain

Chain JF:

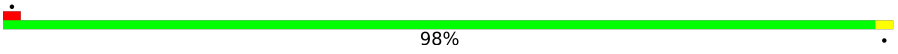

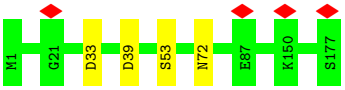

• Molecule 2: B-phycoerythrin beta chain

Chain LF:

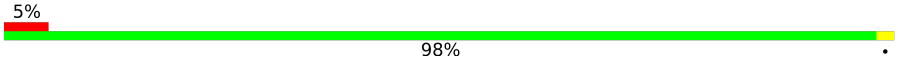

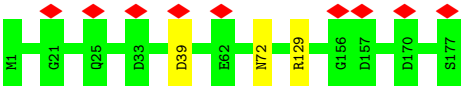

• Molecule 2: B-phycoerythrin beta chain

Chain NF:

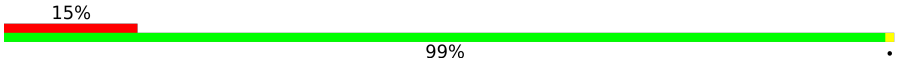

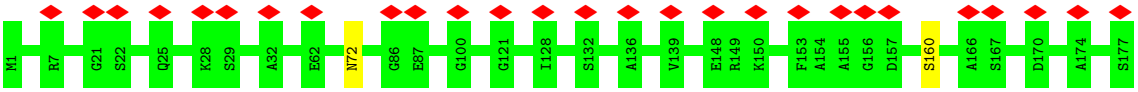

• Molecule 2: B-phycoerythrin beta chain

Chain PF:

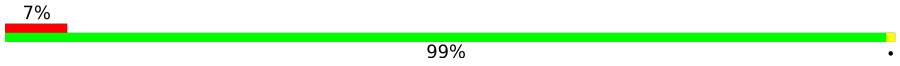

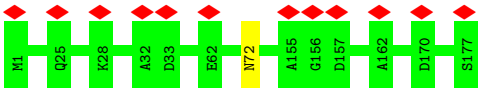

• Molecule 2: B-phycoerythrin beta chain

Chain RF:

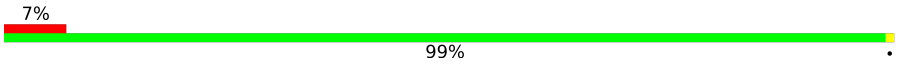

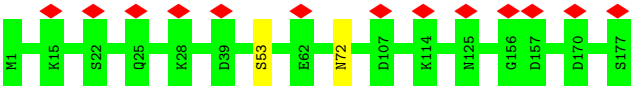

• Molecule 2: B-phycoerythrin beta chain

Chain TF:

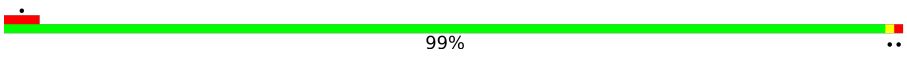

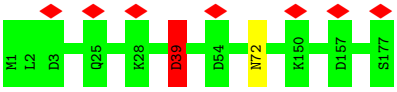

• Molecule 2: B-phycoerythrin beta chain

Chain VF:

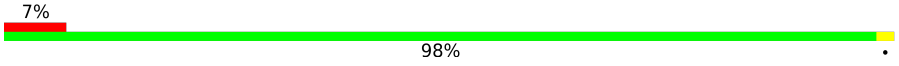

• Molecule 2: B-phycoerythrin beta chain

Chain XF:

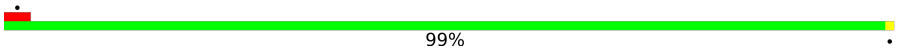

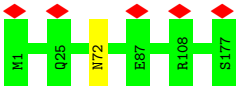

• Molecule 2: B-phycoerythrin beta chain

Chain ZF:

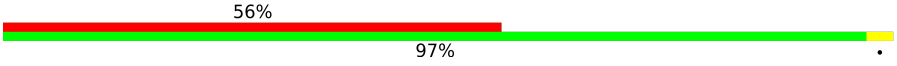

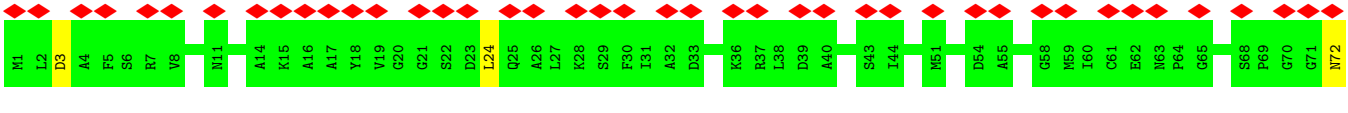

• Molecule 2: B-phycoerythrin beta chain

Chain PG:

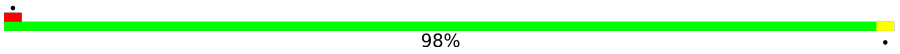

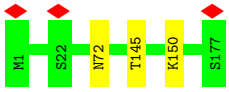

• Molecule 2: B-phycoerythrin beta chain

Chain RG:

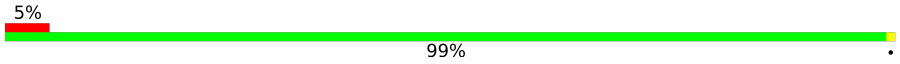

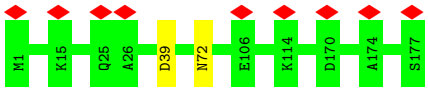

• Molecule 2: B-phycoerythrin beta chain

Chain TG:

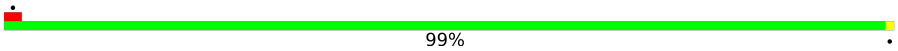

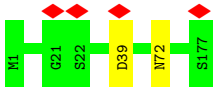

• Molecule 2: B-phycoerythrin beta chain

Chain VG:

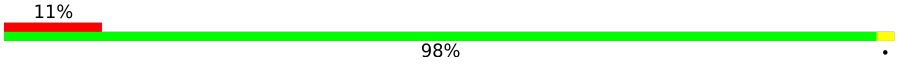

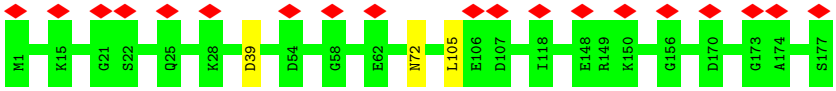

• Molecule 2: B-phycoerythrin beta chain

Chain YG:

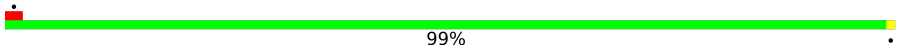

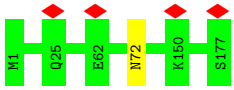

• Molecule 2: B-phycoerythrin beta chain

Chain PH:

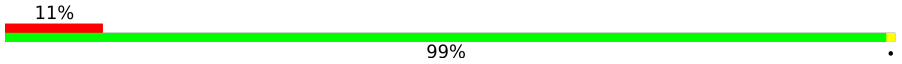

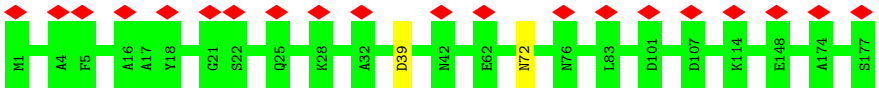

• Molecule 2: B-phycoerythrin beta chain

Chain RH:

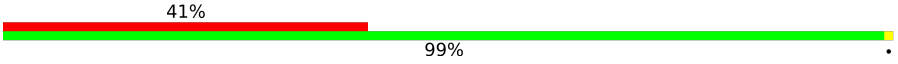

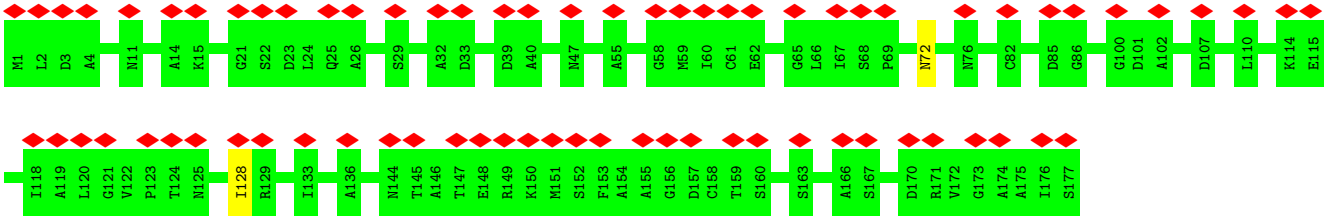

• Molecule 2: B-phycoerythrin beta chain

Chain TH:

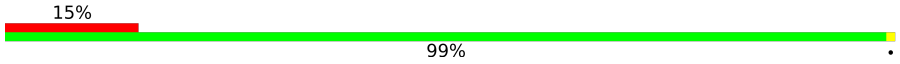

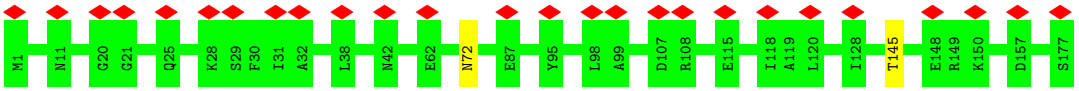

• Molecule 2: B-phycoerythrin beta chain

Chain VH:

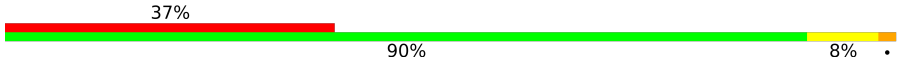

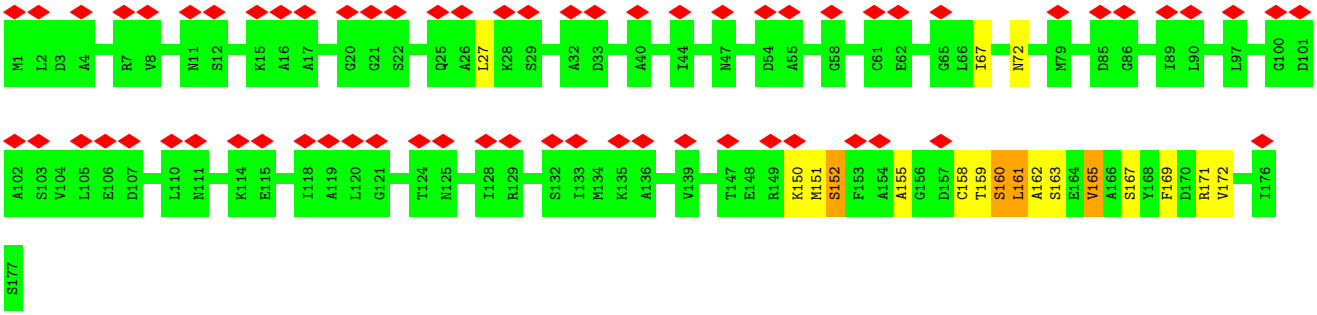

• Molecule 2: B-phycoerythrin beta chain

Chain YH:

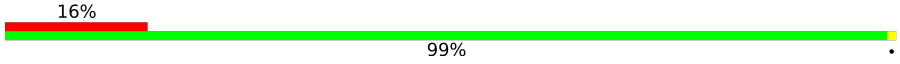

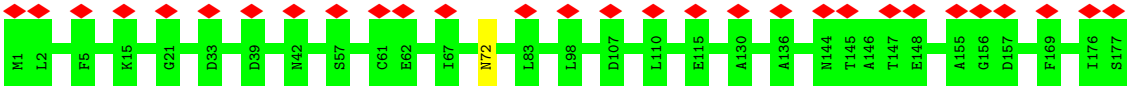

• Molecule 2: B-phycoerythrin beta chain

Chain BI:

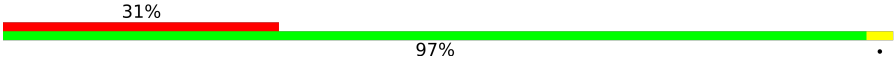

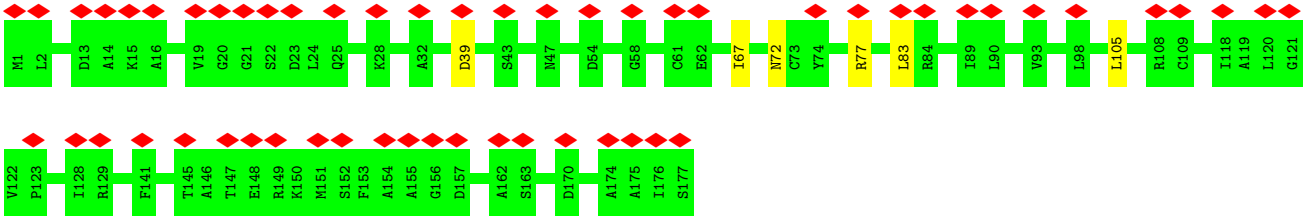

• Molecule 2: B-phycoerythrin beta chain

Chain DI:

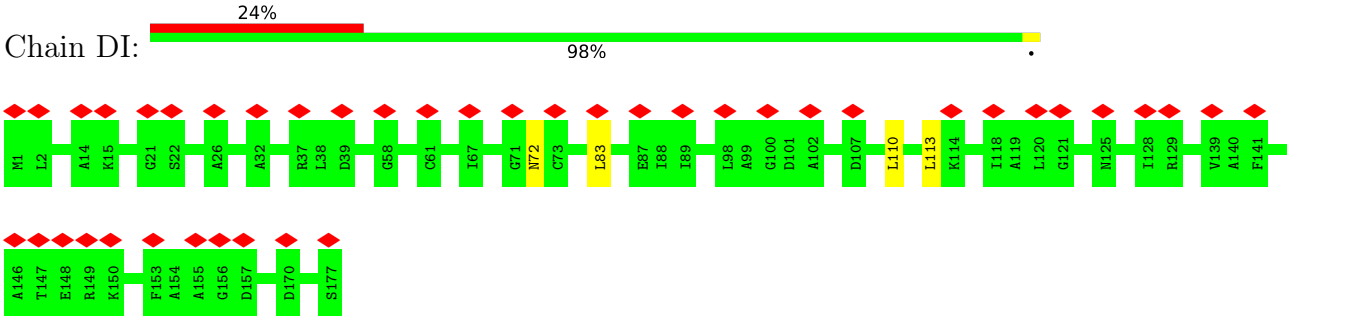

• Molecule 2: B-phycoerythrin beta chain

Chain FI:

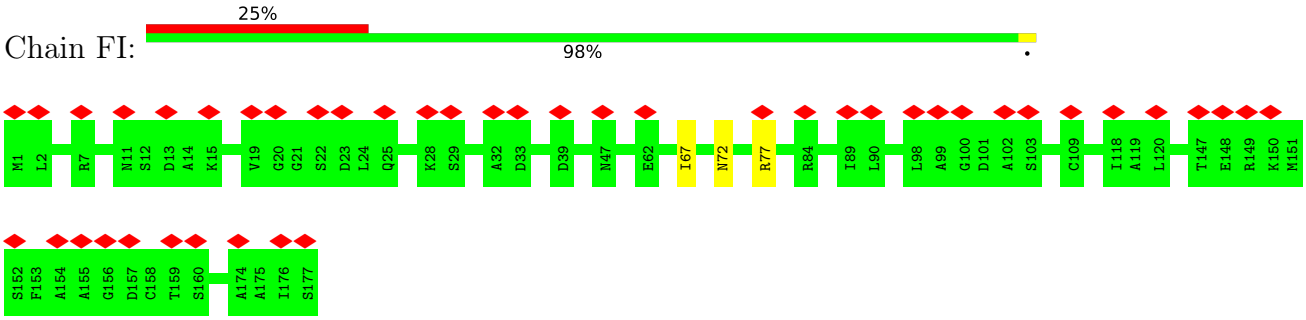

• Molecule 2: B-phycoerythrin beta chain

Chain HI:

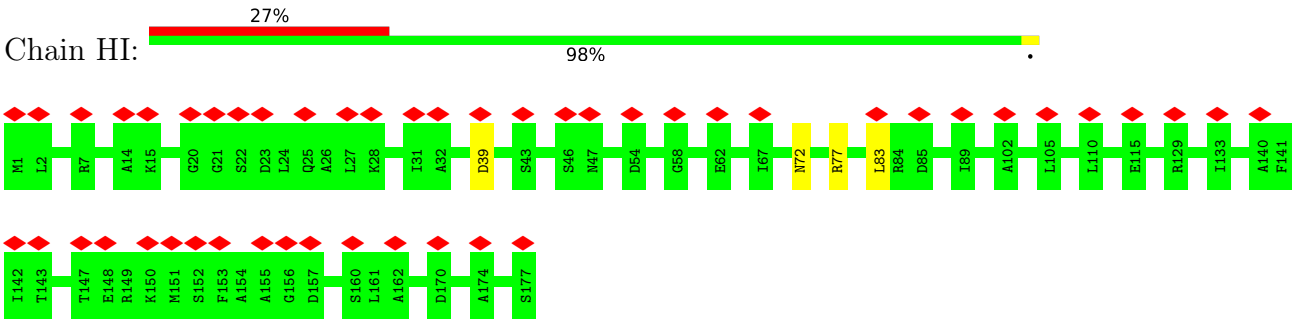

• Molecule 2: B-phycoerythrin beta chain

Chain JI:

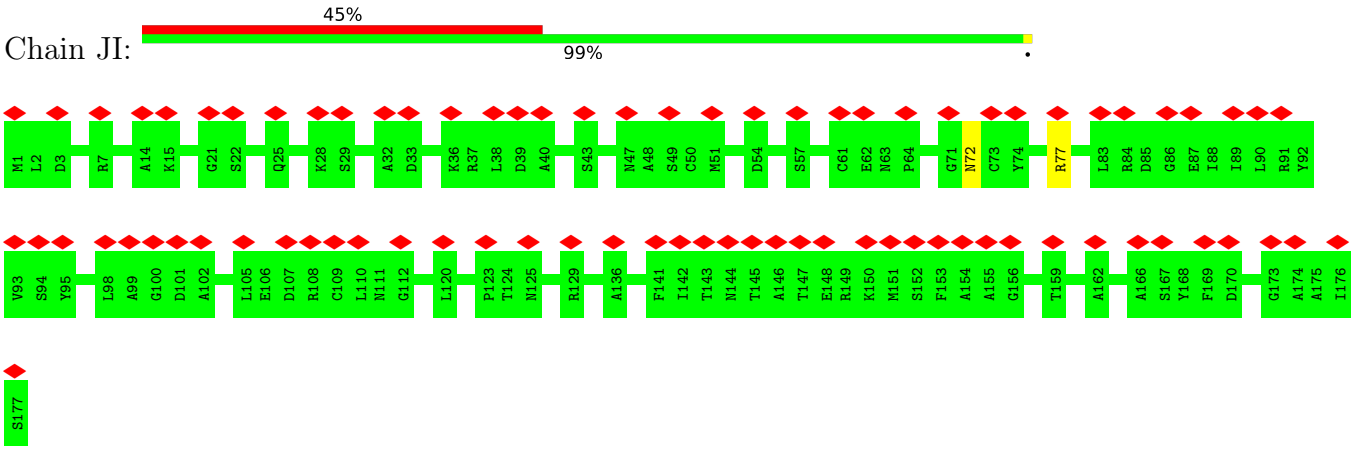

• Molecule 2: B-phycoerythrin beta chain

Chain LI:

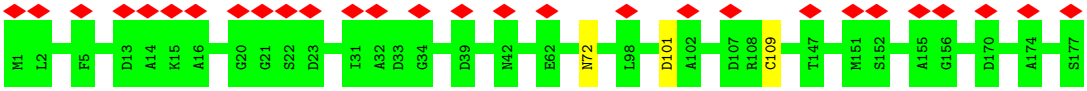

• Molecule 2: B-phycoerythrin beta chain

Chain OI:

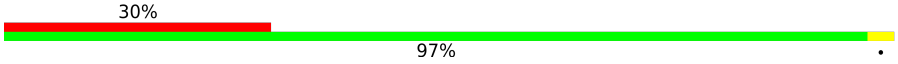

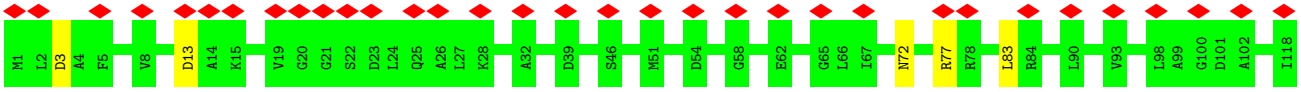

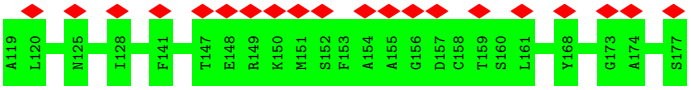

• Molecule 2: B-phycoerythrin beta chain

Chain QI:

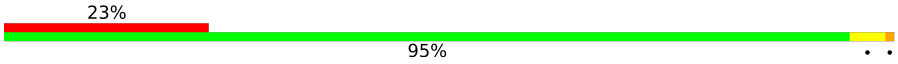

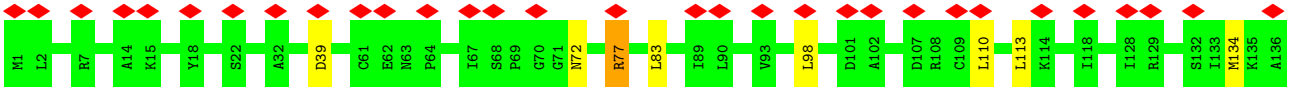

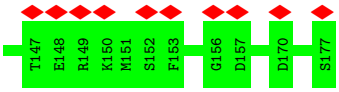

• Molecule 2: B-phycoerythrin beta chain

Chain SI:

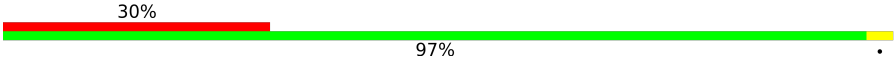

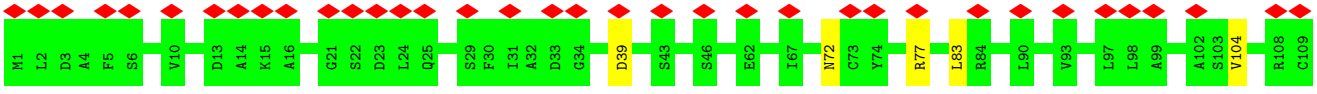

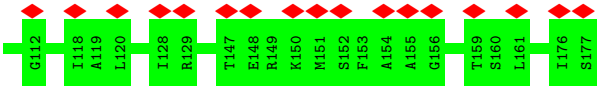

• Molecule 2: B-phycoerythrin beta chain

Chain UI:

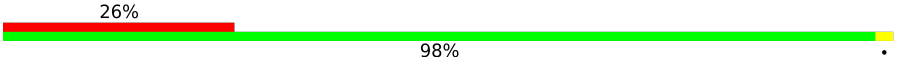

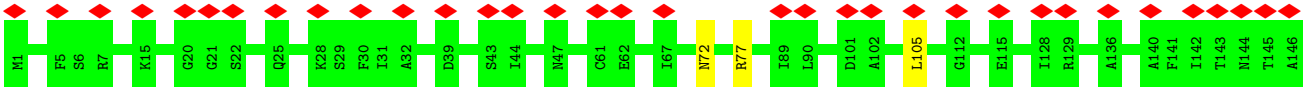

• Molecule 2: B-phycoerythrin beta chain

Chain WI:

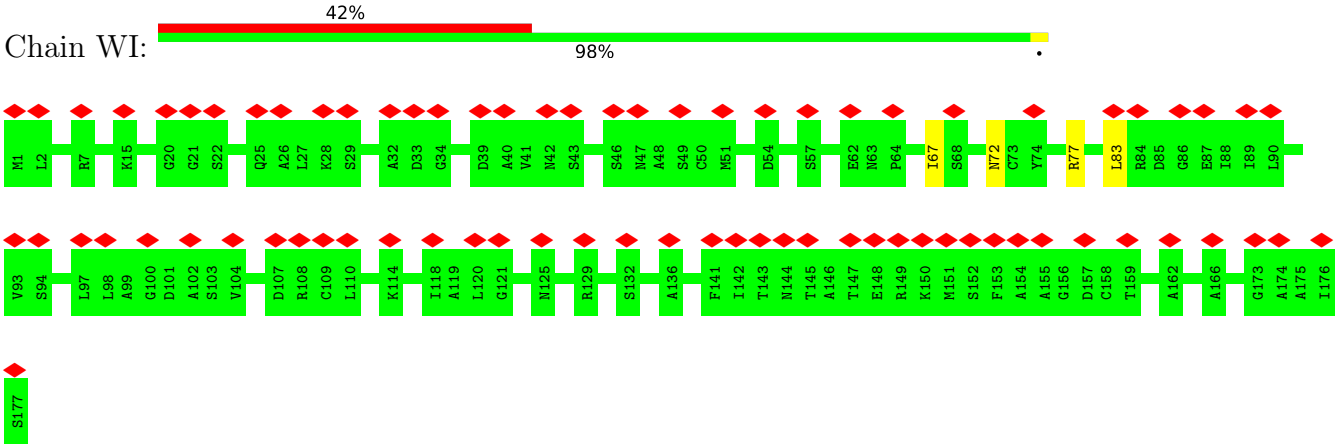

• Molecule 2: B-phycoerythrin beta chain

Chain YI:

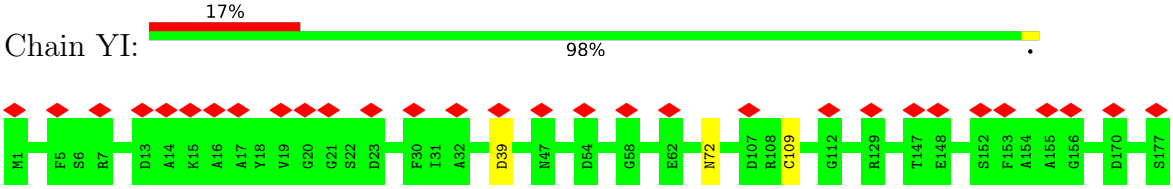

• Molecule 2: B-phycoerythrin beta chain

Chain DJ:

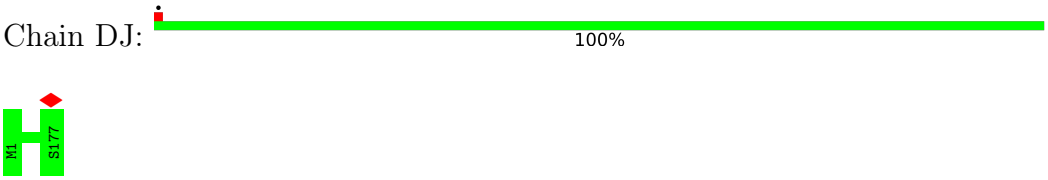

• Molecule 2: B-phycoerythrin beta chain

Chain FJ:

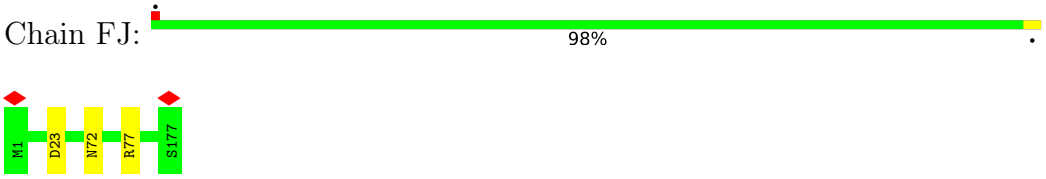

• Molecule 2: B-phycoerythrin beta chain

Chain HJ:

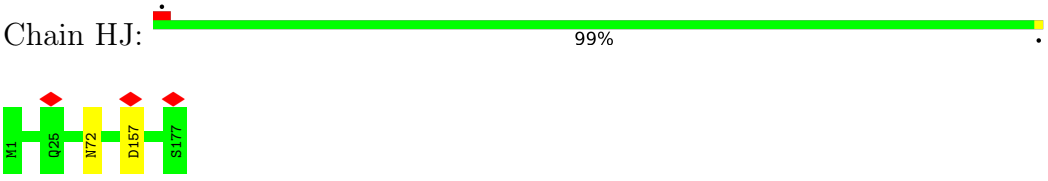

• Molecule 2: B-phycoerythrin beta chain

Chain JJ:

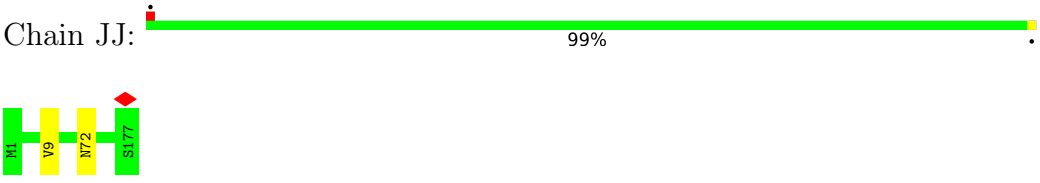

• Molecule 2: B-phycoerythrin beta chain

Chain LJ:

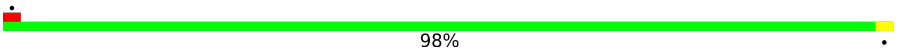

• Molecule 2: B-phycoerythrin beta chain

Chain NJ:

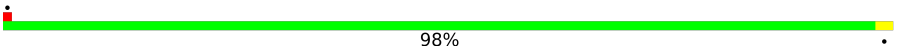

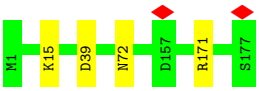

• Molecule 2: B-phycoerythrin beta chain

Chain PJ:

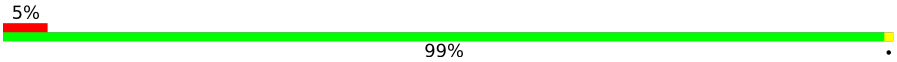

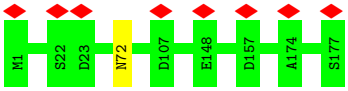

• Molecule 2: B-phycoerythrin beta chain

Chain RJ:

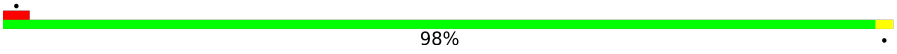

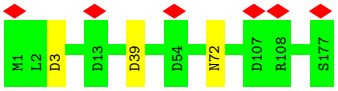

• Molecule 2: B-phycoerythrin beta chain

Chain TJ:

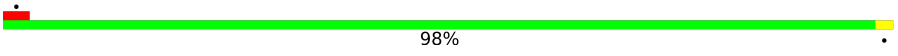

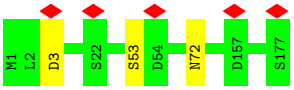

• Molecule 2: B-phycoerythrin beta chain

Chain VJ:

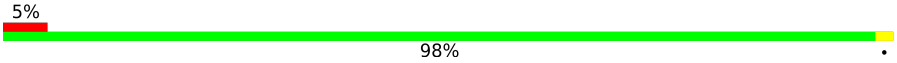

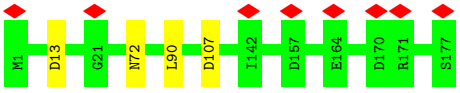

• Molecule 2: B-phycoerythrin beta chain

Chain XJ:

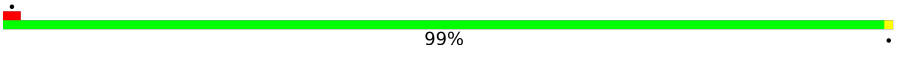

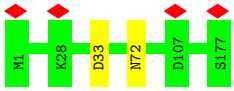

• Molecule 2: B-phycoerythrin beta chain

Chain ZJ:

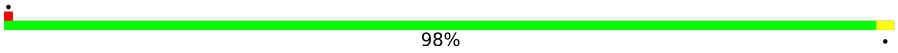

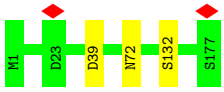

• Molecule 2: B-phycoerythrin beta chain

Chain BK:

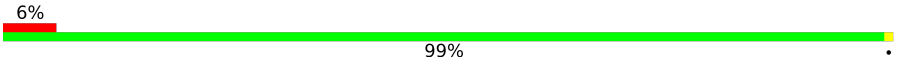

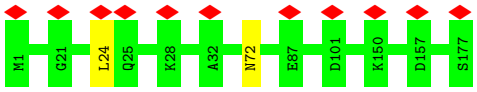

• Molecule 2: B-phycoerythrin beta chain

Chain DK:

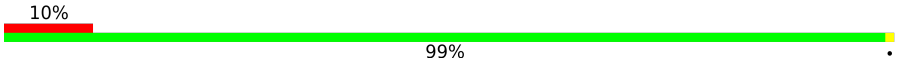

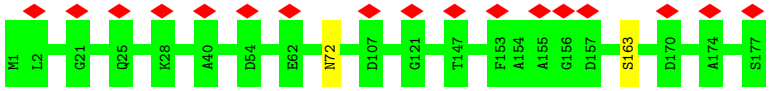

• Molecule 2: B-phycoerythrin beta chain

Chain FK:

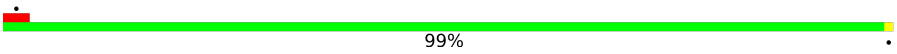

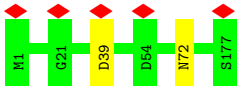

• Molecule 2: B-phycoerythrin beta chain

Chain HK:

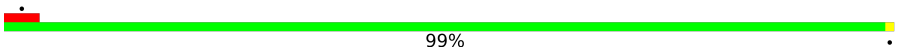

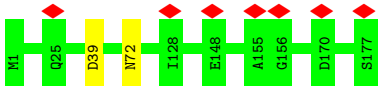

• Molecule 2: B-phycoerythrin beta chain

Chain JK:

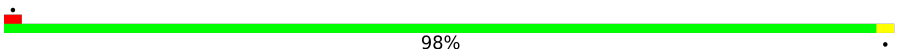

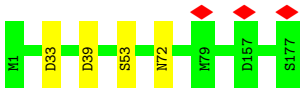

• Molecule 2: B-phycoerythrin beta chain

Chain LK:

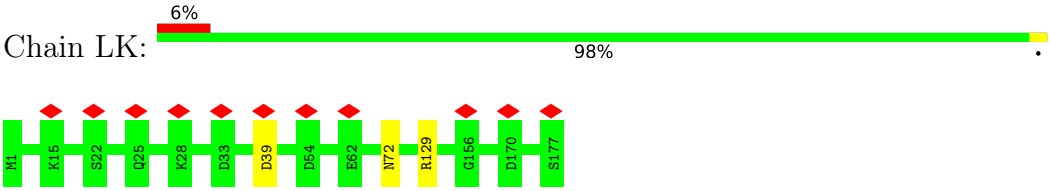

• Molecule 2: B-phycoerythrin beta chain

Chain NK:

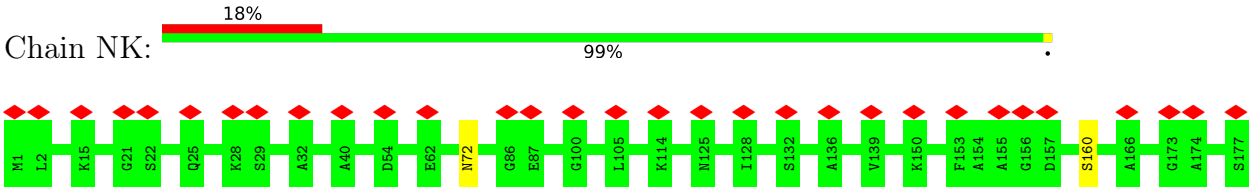

• Molecule 2: B-phycoerythrin beta chain

Chain PK:

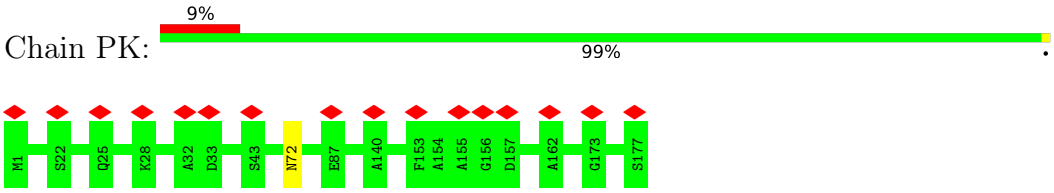

• Molecule 2: B-phycoerythrin beta chain

Chain RK:

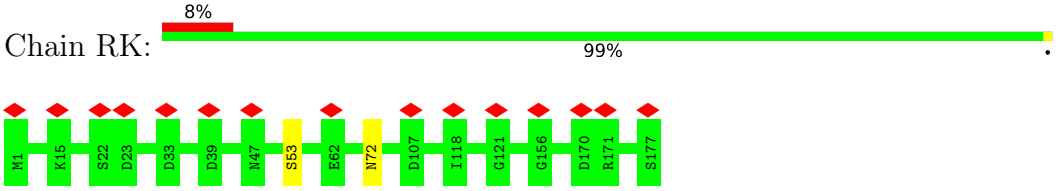

• Molecule 2: B-phycoerythrin beta chain

Chain TK:

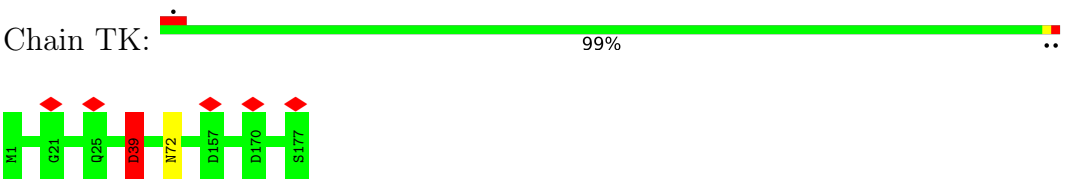

• Molecule 2: B-phycoerythrin beta chain

Chain VK:

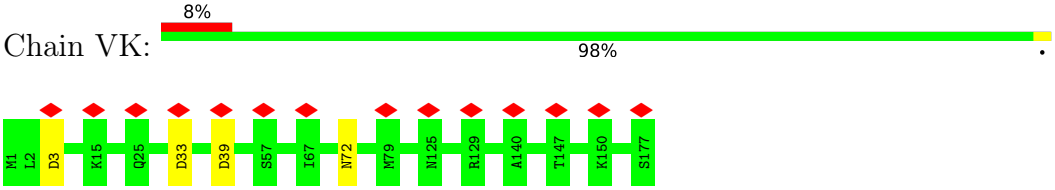

• Molecule 2: B-phycoerythrin beta chain

Chain XK:

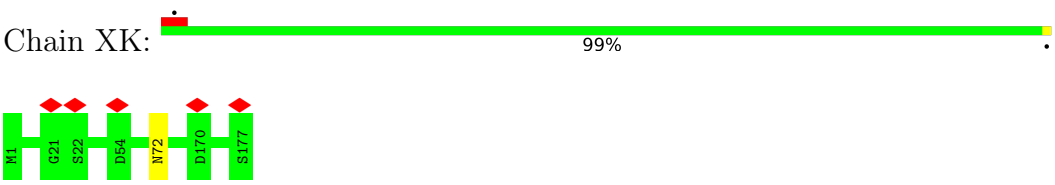

• Molecule 2: B-phycoerythrin beta chain

Chain ZK:

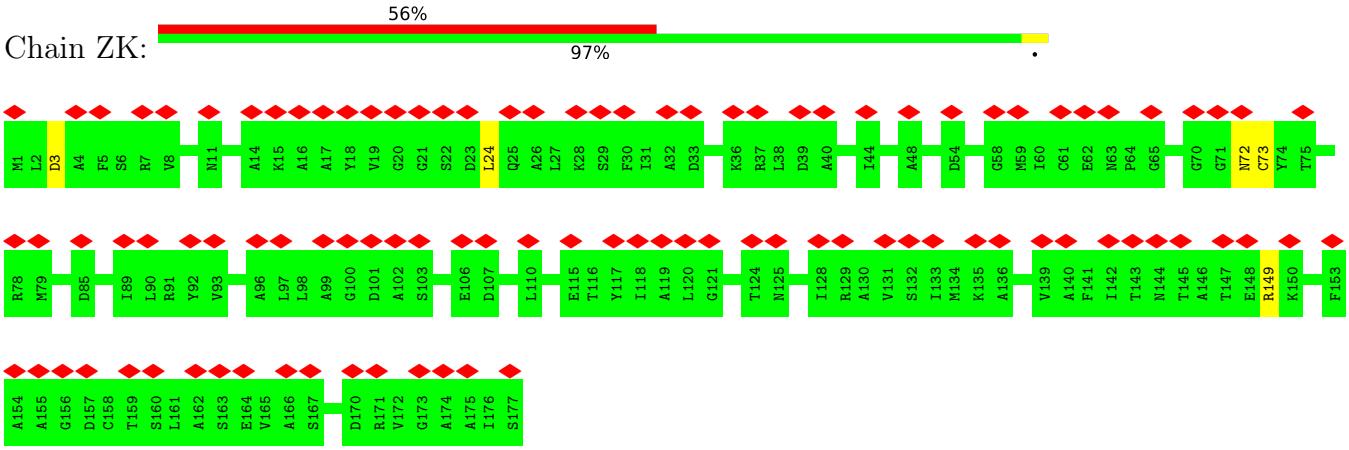

• Molecule 2: B-phycoerythrin beta chain

Chain DM:

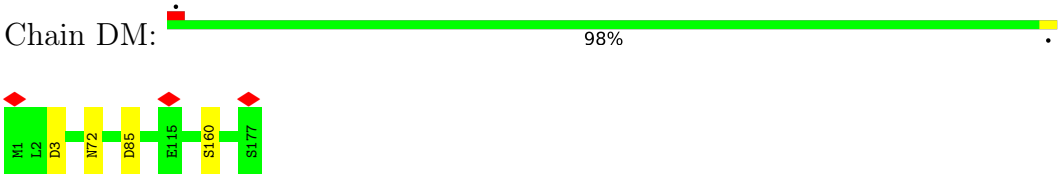

• Molecule 2: B-phycoerythrin beta chain

Chain FM:

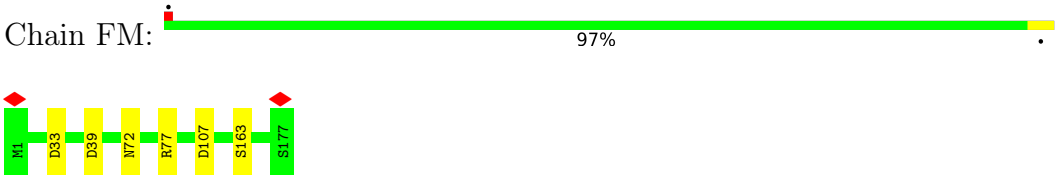

• Molecule 2: B-phycoerythrin beta chain

Chain HM:

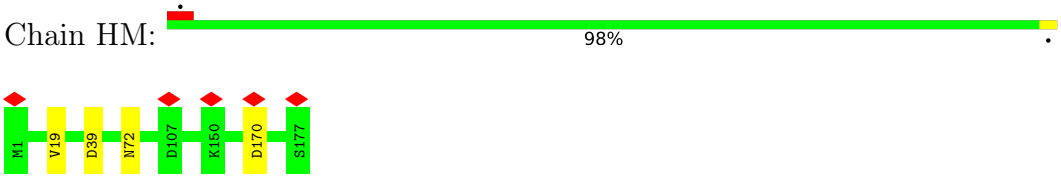

• Molecule 2: B-phycoerythrin beta chain

Chain JM:

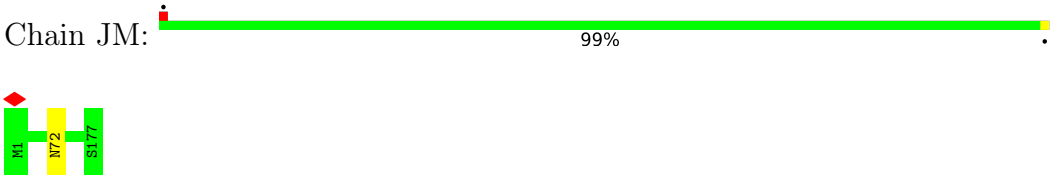

• Molecule 2: B-phycoerythrin beta chain

Chain LM:

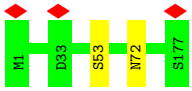

• Molecule 2: B-phycoerythrin beta chain

Chain NM:

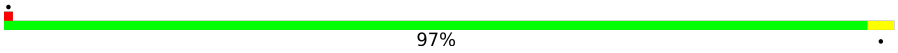

• Molecule 2: B-phycoerythrin beta chain

Chain PM:

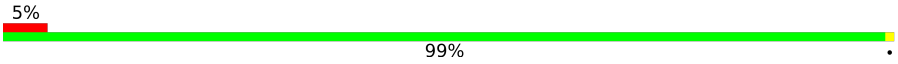

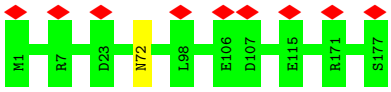

• Molecule 2: B-phycoerythrin beta chain

Chain RM:

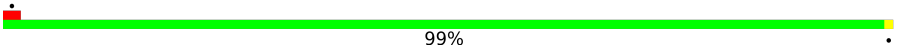

• Molecule 2: B-phycoerythrin beta chain

Chain TM:

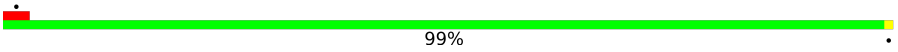

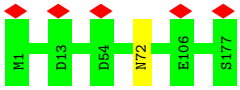

• Molecule 2: B-phycoerythrin beta chain

Chain VM:

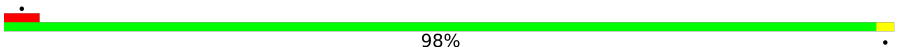

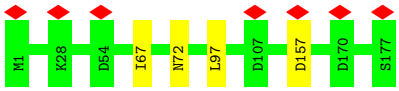

• Molecule 2: B-phycoerythrin beta chain

Chain XM:

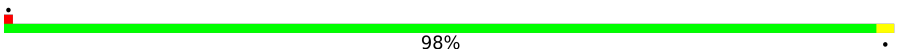

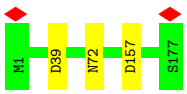

• Molecule 2: B-phycoerythrin beta chain

Chain ZM:

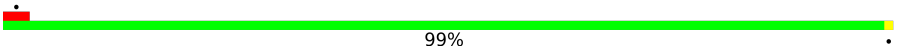

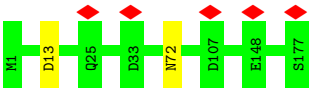

• Molecule 2: B-phycoerythrin beta chain

Chain PO:

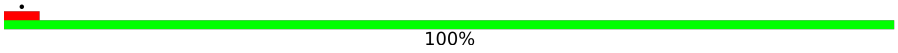

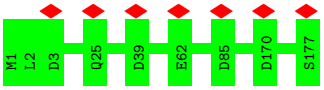

• Molecule 2: B-phycoerythrin beta chain

Chain RO:

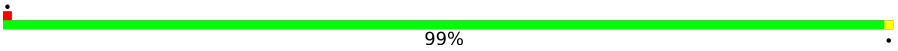

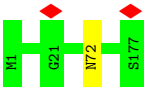

• Molecule 2: B-phycoerythrin beta chain

Chain TO:

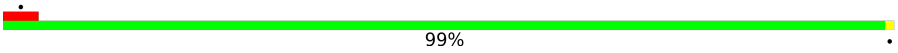

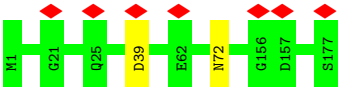

• Molecule 2: B-phycoerythrin beta chain

Chain VO:

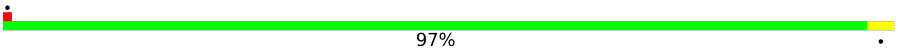

• Molecule 2: B-phycoerythrin beta chain

Chain YO:

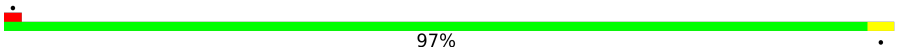

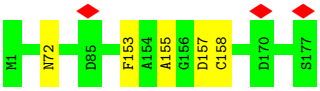

• Molecule 2: B-phycoerythrin beta chain

Chain BP:

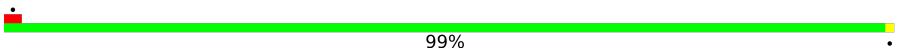

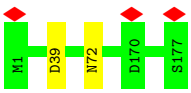

• Molecule 2: B-phycoerythrin beta chain

Chain DP:

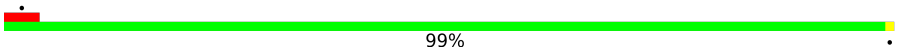

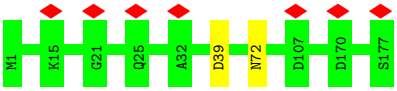

• Molecule 2: B-phycoerythrin beta chain

Chain FP:

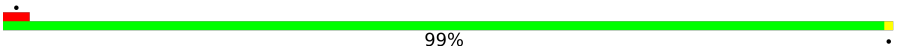

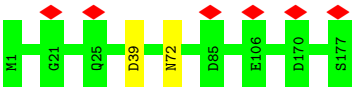

• Molecule 2: B-phycoerythrin beta chain

Chain HP:

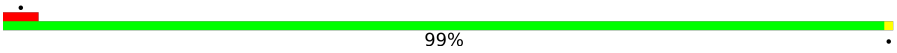

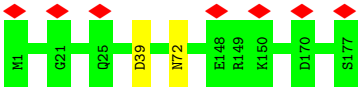

• Molecule 2: B-phycoerythrin beta chain

Chain JP:

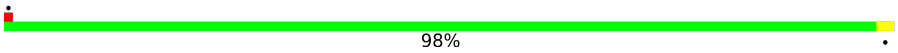

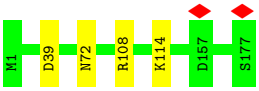

• Molecule 2: B-phycoerythrin beta chain

Chain LP:

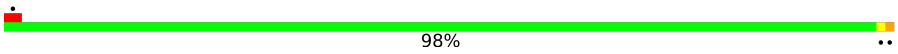

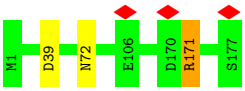

• Molecule 2: B-phycoerythrin beta chain

Chain NP:

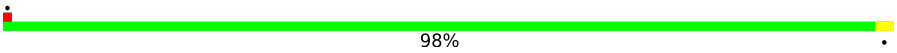

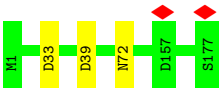

• Molecule 2: B-phycoerythrin beta chain

Chain PP:

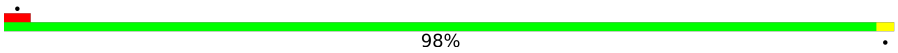

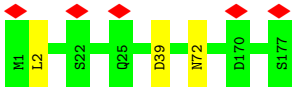

• Molecule 2: B-phycoerythrin beta chain

Chain RP:

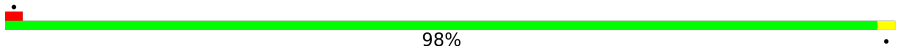

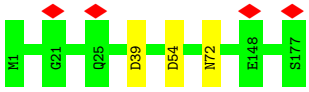

• Molecule 2: B-phycoerythrin beta chain

Chain TP:

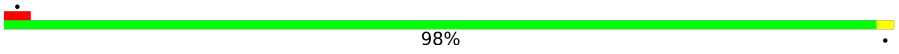

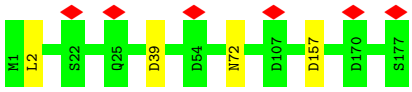

• Molecule 2: B-phycoerythrin beta chain

Chain VP:

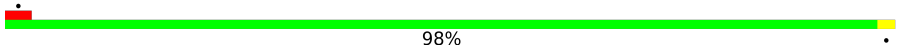

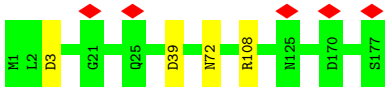

• Molecule 2: B-phycoerythrin beta chain

Chain XP:

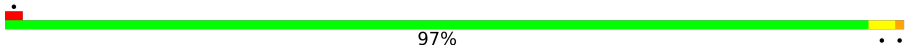

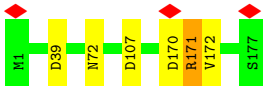

• Molecule 2: B-phycoerythrin beta chain

Chain CQ:

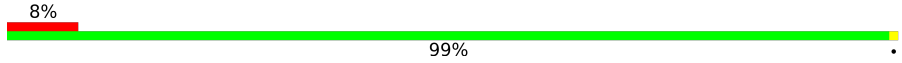

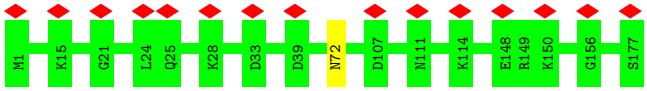

• Molecule 2: B-phycoerythrin beta chain

Chain EQ:

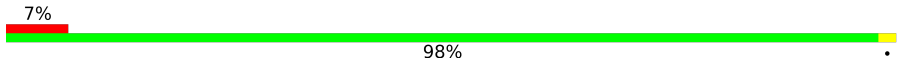

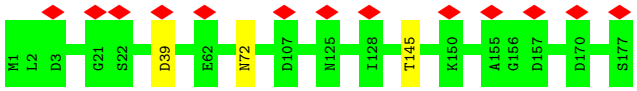

• Molecule 2: B-phycoerythrin beta chain

Chain GQ:

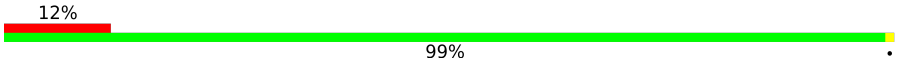

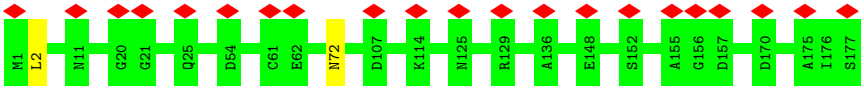

• Molecule 2: B-phycoerythrin beta chain

Chain IQ:

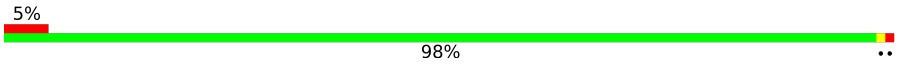

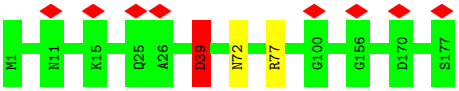

• Molecule 2: B-phycoerythrin beta chain

Chain KQ:

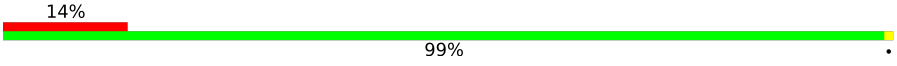

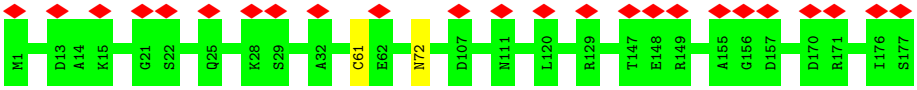

• Molecule 2: B-phycoerythrin beta chain

Chain MQ:

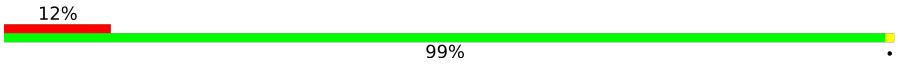

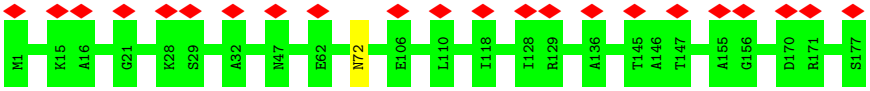

• Molecule 2: B-phycoerythrin beta chain

Chain OQ:

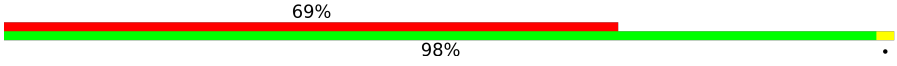

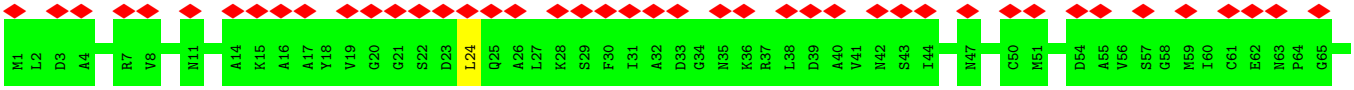

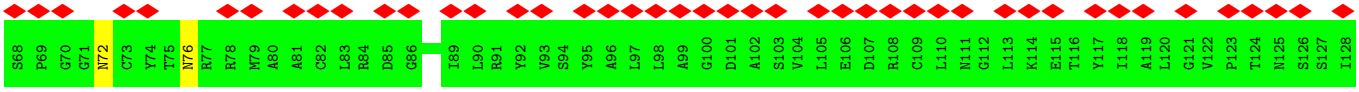

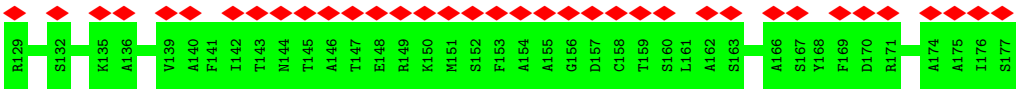

• Molecule 2: B-phycoerythrin beta chain

Chain QQ:

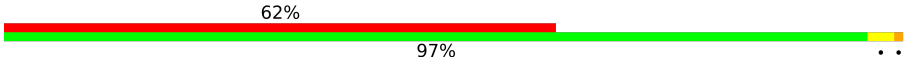

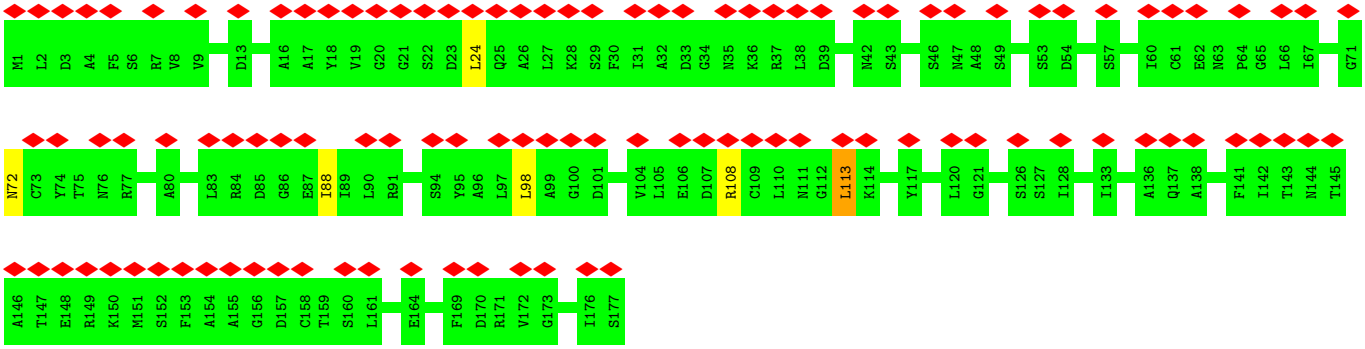

• Molecule 2: B-phycoerythrin beta chain

Chain SQ:

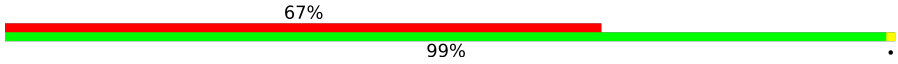

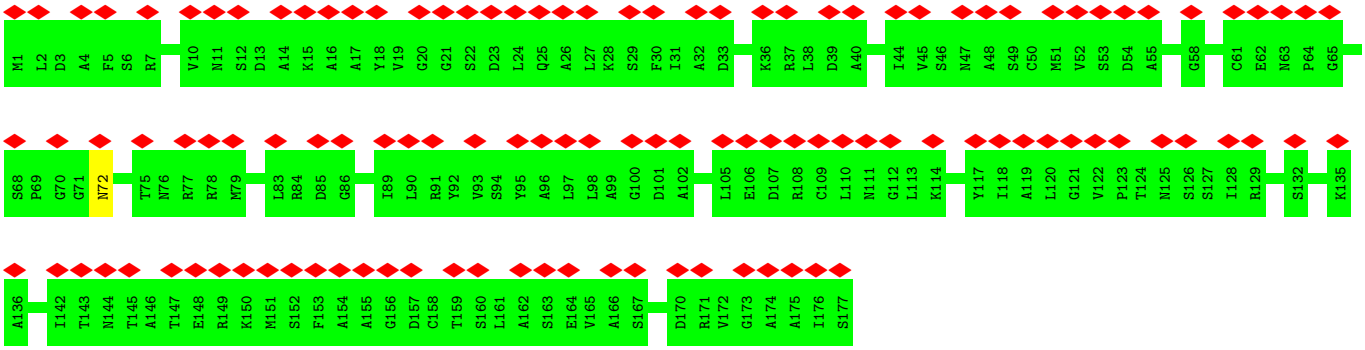

• Molecule 2: B-phycoerythrin beta chain

Chain UQ:

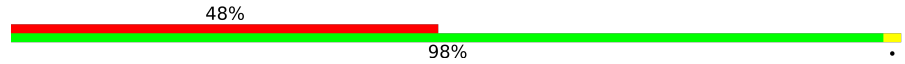

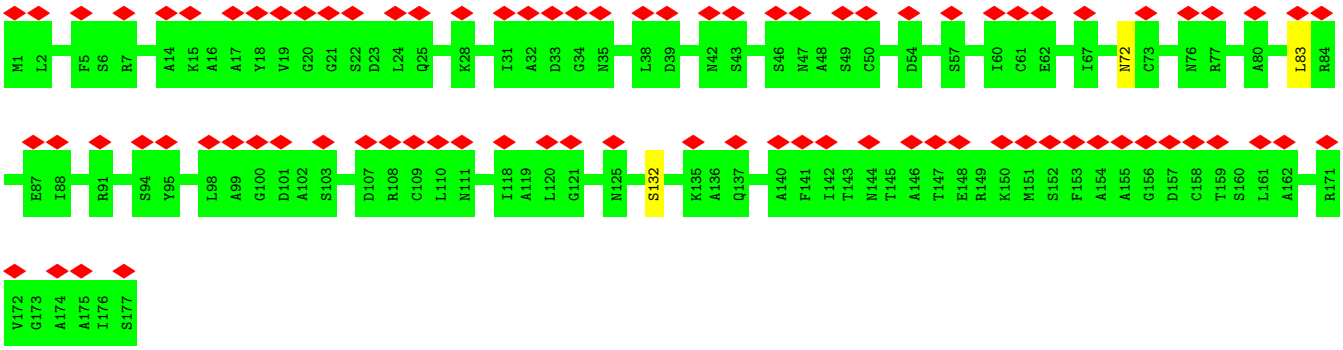

• Molecule 2: B-phycoerythrin beta chain

Chain WQ:

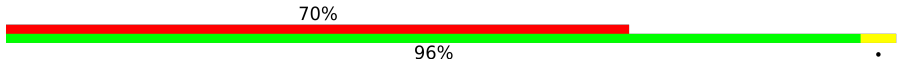

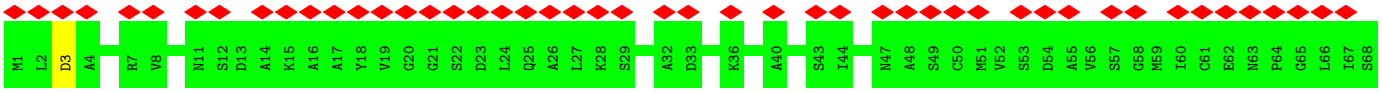

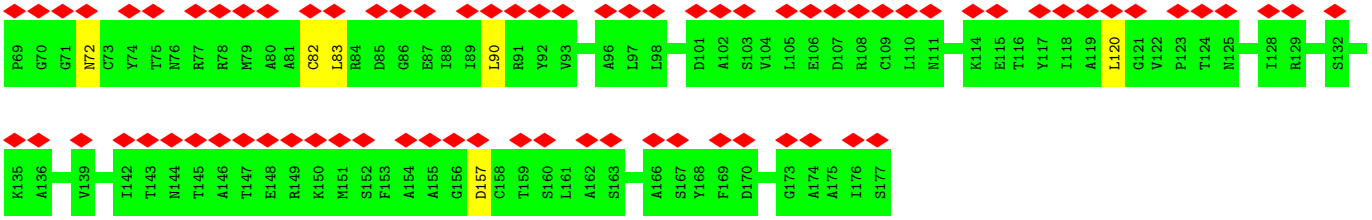

• Molecule 2: B-phycoerythrin beta chain

Chain YQ:

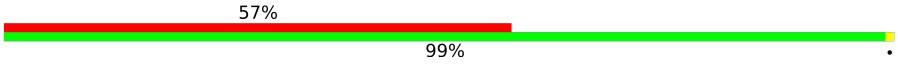

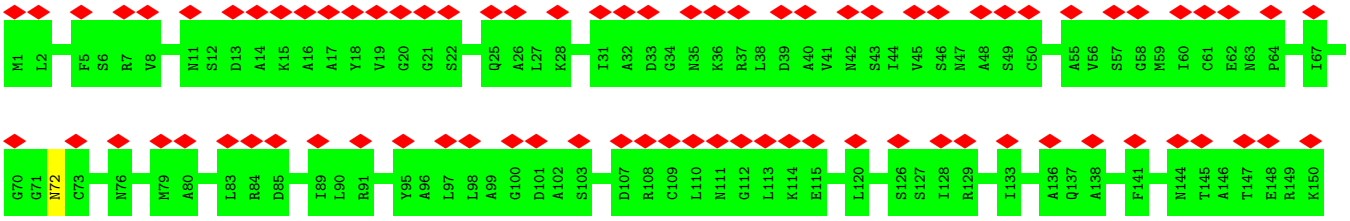

• Molecule 2: B-phycoerythrin beta chain

Chain P1:

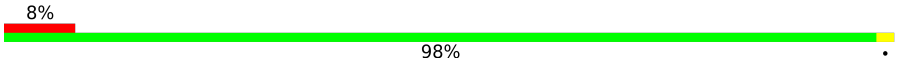

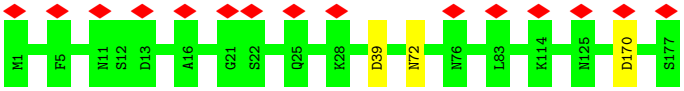

• Molecule 2: B-phycoerythrin beta chain

Chain R1:

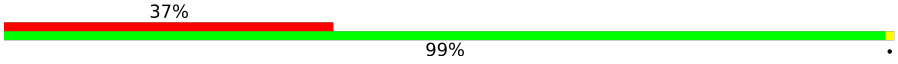

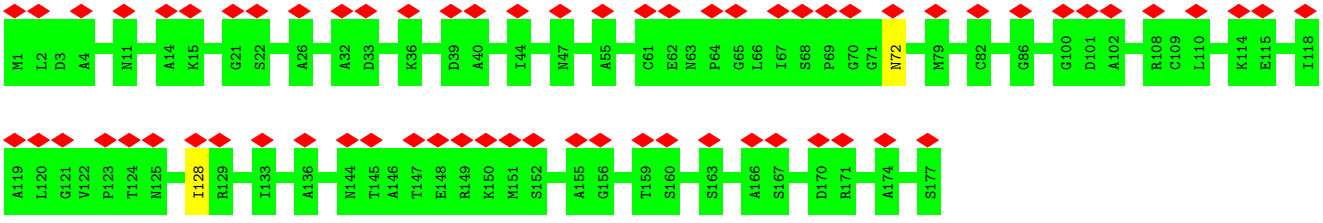

• Molecule 2: B-phycoerythrin beta chain

Chain T1:

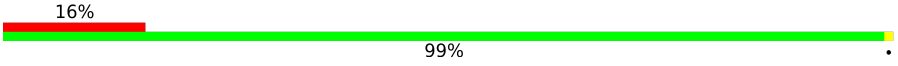

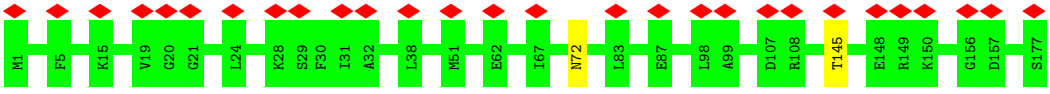

• Molecule 2: B-phycoerythrin beta chain

Chain V1:

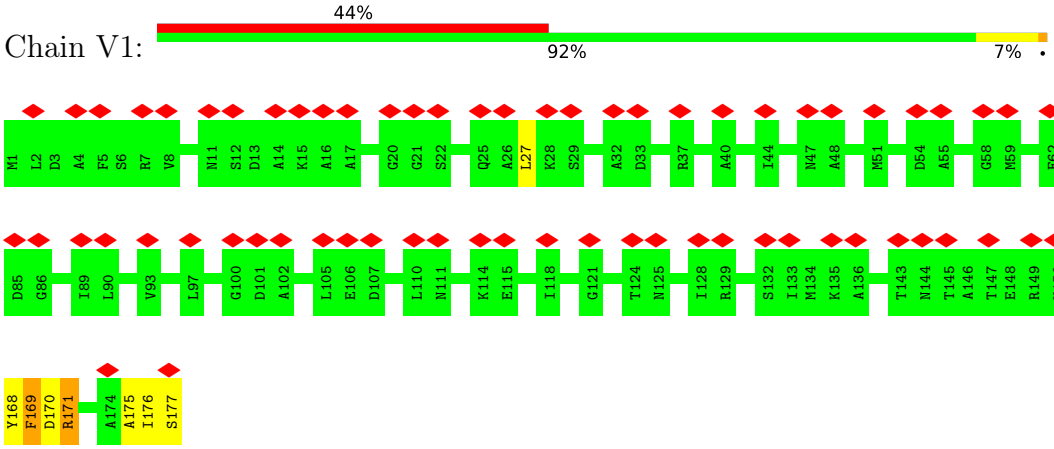

• Molecule 2: B-phycoerythrin beta chain

Chain Y1:

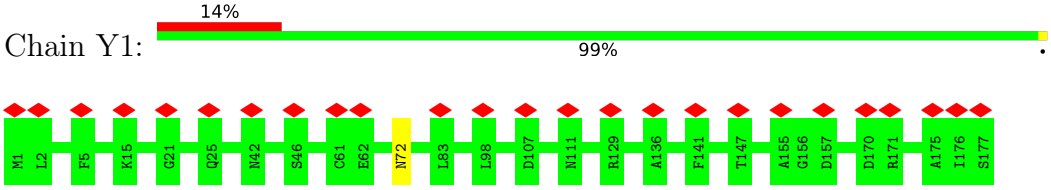

• Molecule 2: B-phycoerythrin beta chain

Chain g1:

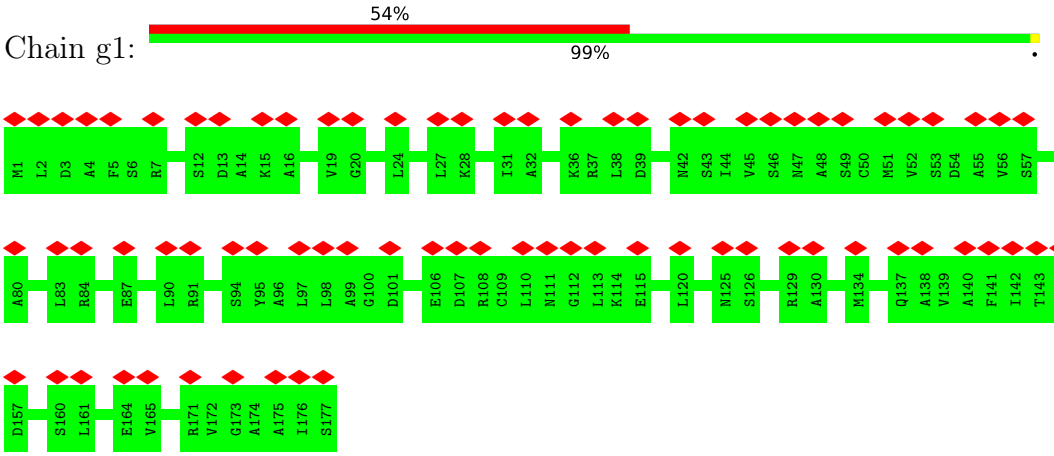

• Molecule 2: B-phycoerythrin beta chain

Chain i1:

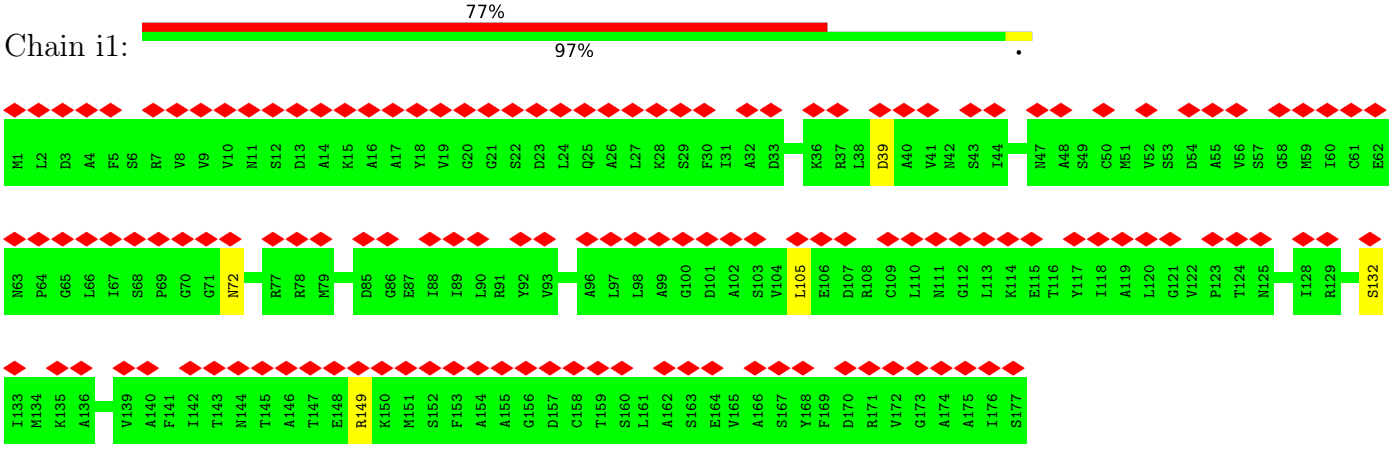

• Molecule 2: B-phycoerythrin beta chain

Chain k1:

• Molecule 2: B-phycoerythrin beta chain

Chain m1:



• Molecule 2: B-phycoerythrin beta chain

Chain a1:

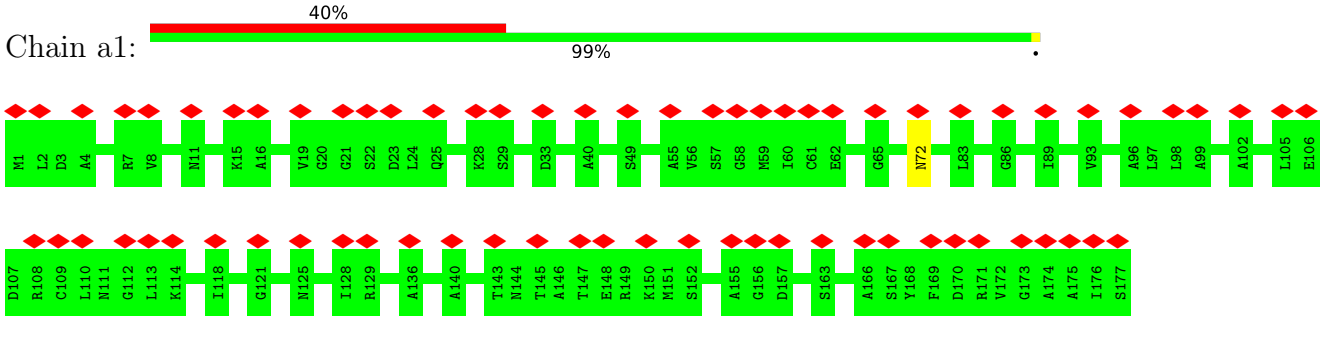

• Molecule 2: B-phycoerythrin beta chain

Chain c1:

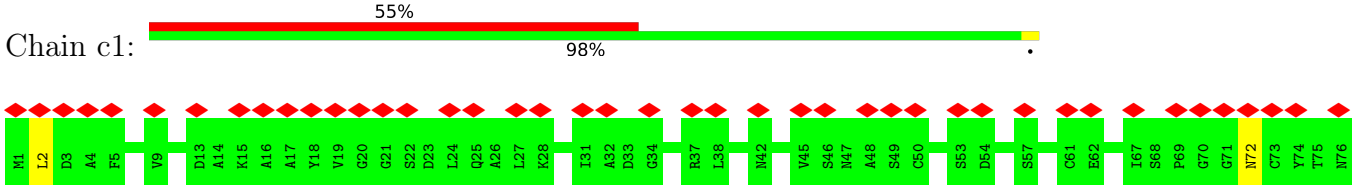

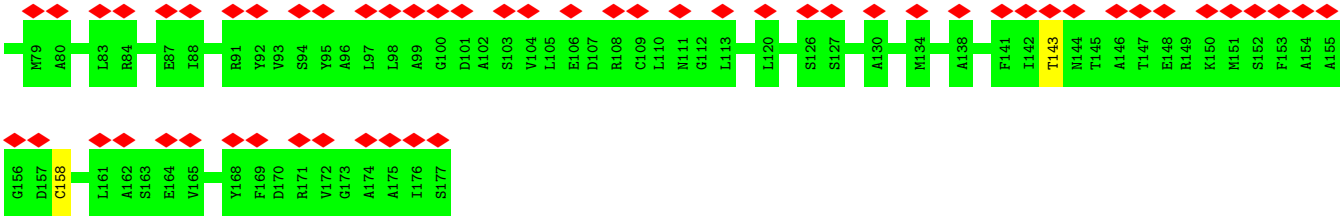

• Molecule 2: B-phycoerythrin beta chain

Chain e1:

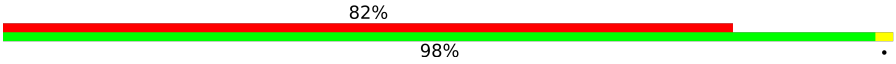

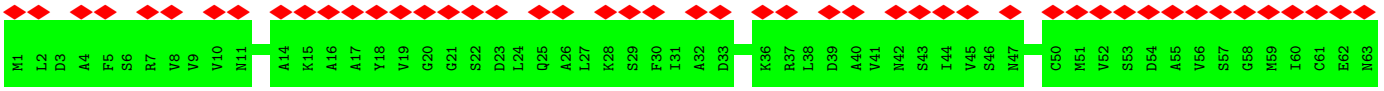

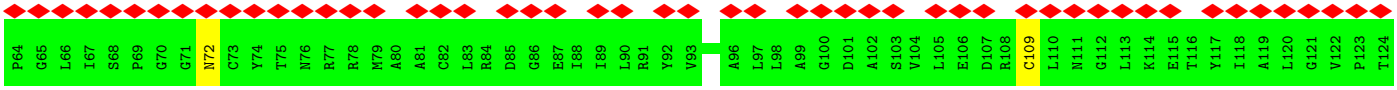

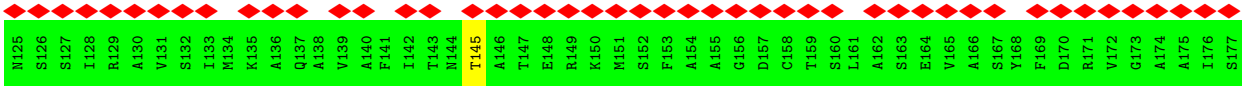

• Molecule 2: B-phycoerythrin beta chain

Chain P4:

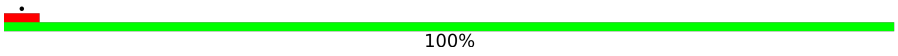

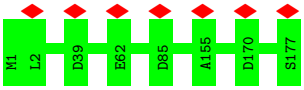

• Molecule 2: B-phycoerythrin beta chain

Chain R4:

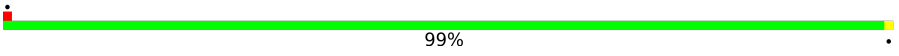

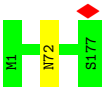

• Molecule 2: B-phycoerythrin beta chain

Chain T4:

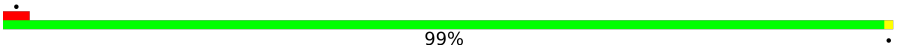

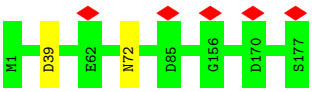

• Molecule 2: B-phycoerythrin beta chain

Chain V4:

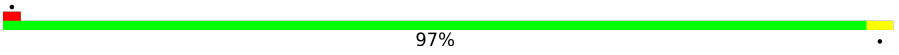

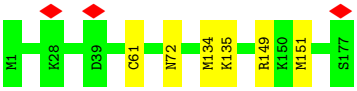

• Molecule 2: B-phycoerythrin beta chain

Chain Y4:

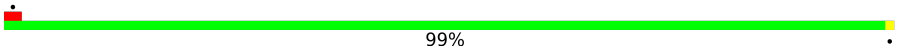

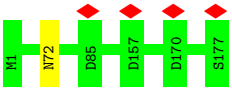

• Molecule 2: B-phycoerythrin beta chain

Chain i4:

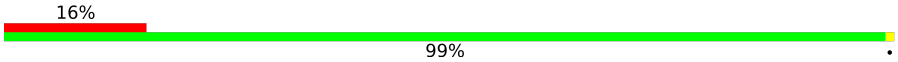

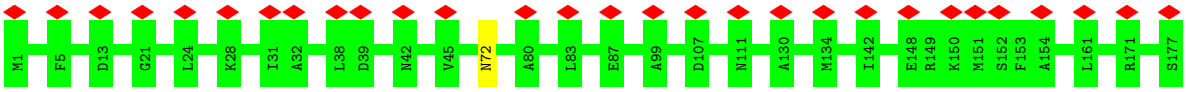

• Molecule 2: B-phycoerythrin beta chain

Chain k4:

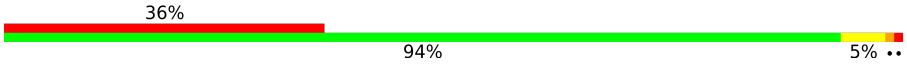

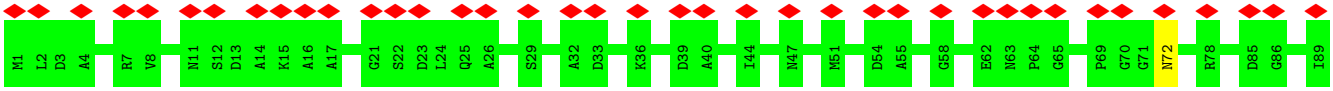

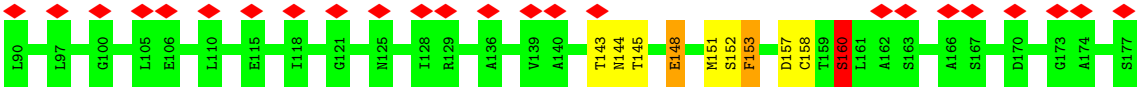

• Molecule 2: B-phycoerythrin beta chain

Chain m4:

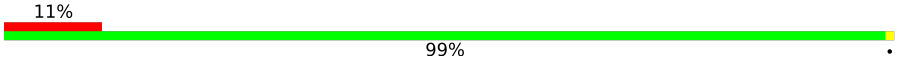

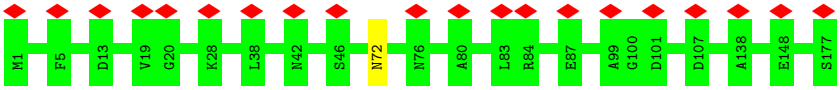

• Molecule 2: B-phycoerythrin beta chain

Chain a4:

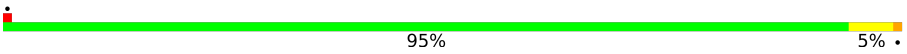

• Molecule 2: B-phycoerythrin beta chain

Chain c4:

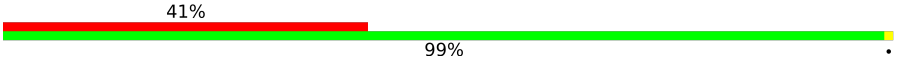

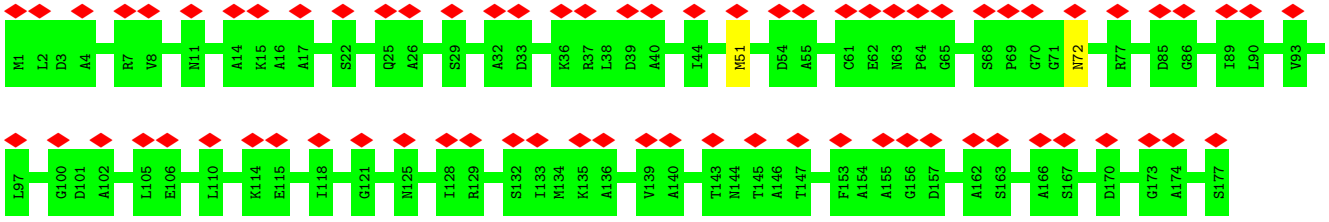

• Molecule 2: B-phycoerythrin beta chain

Chain e4:

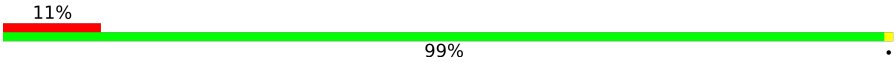

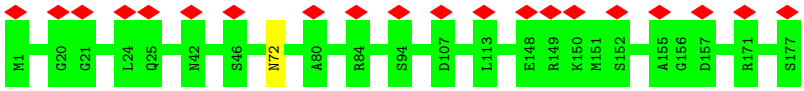

• Molecule 2: B-phycoerythrin beta chain

Chain g4:

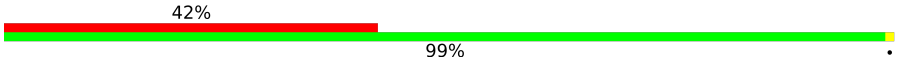

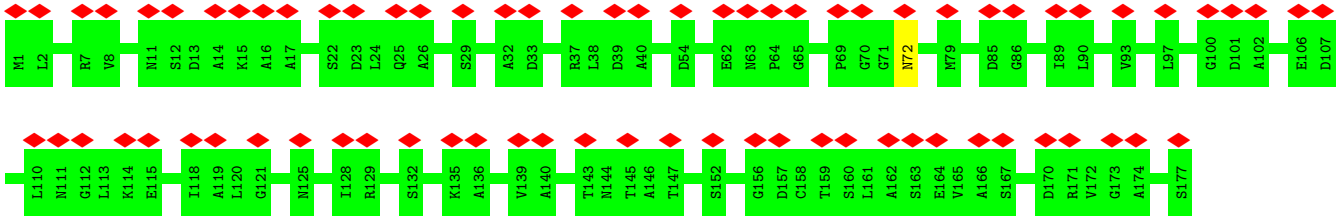

• Molecule 2: B-phycoerythrin beta chain

Chain B5:

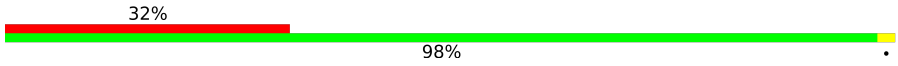

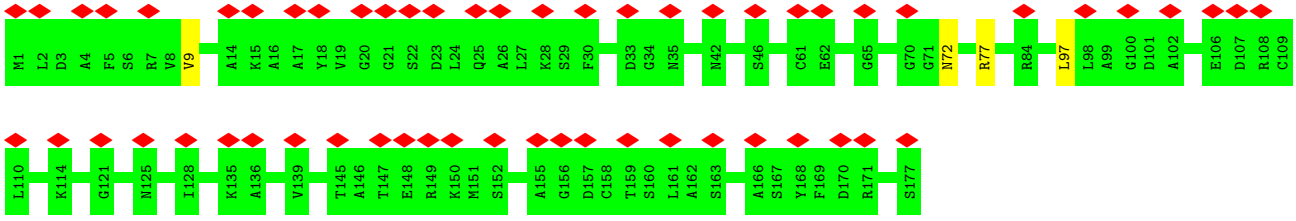

• Molecule 2: B-phycoerythrin beta chain

Chain D5:

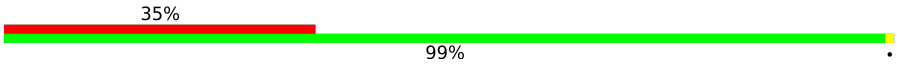

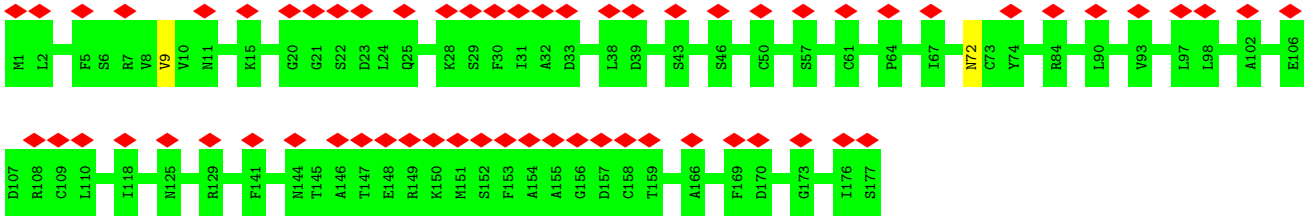

• Molecule 2: B-phycoerythrin beta chain

Chain F5:

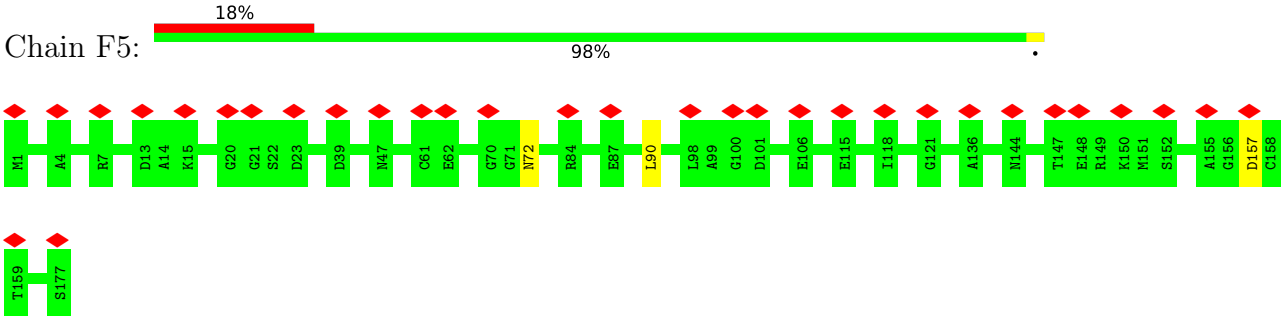

• Molecule 2: B-phycoerythrin beta chain

Chain H5:

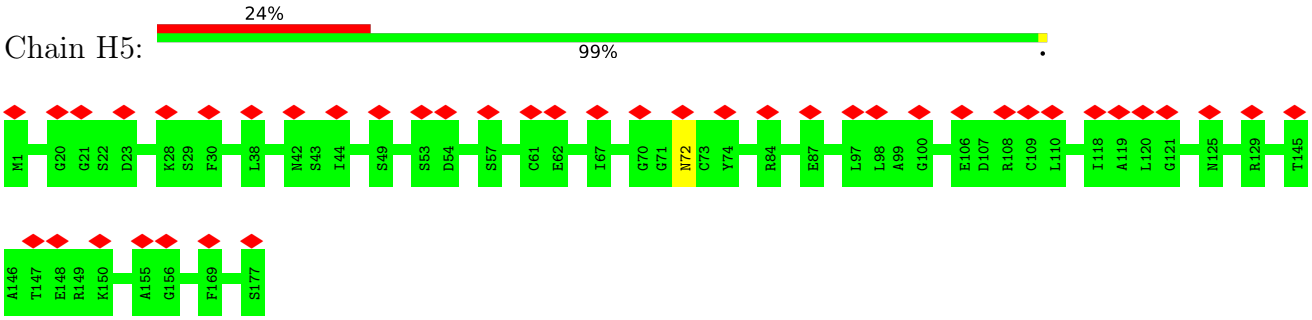

• Molecule 2: B-phycoerythrin beta chain

Chain J5:

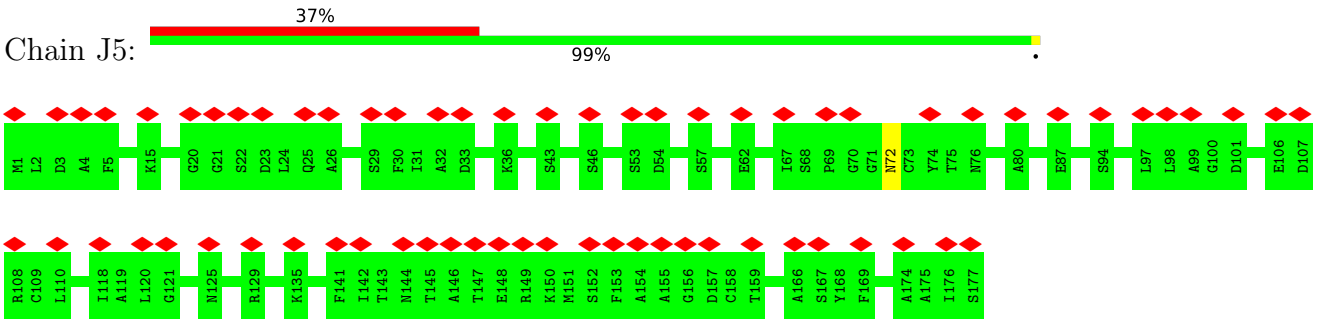

• Molecule 2: B-phycoerythrin beta chain

Chain L5:

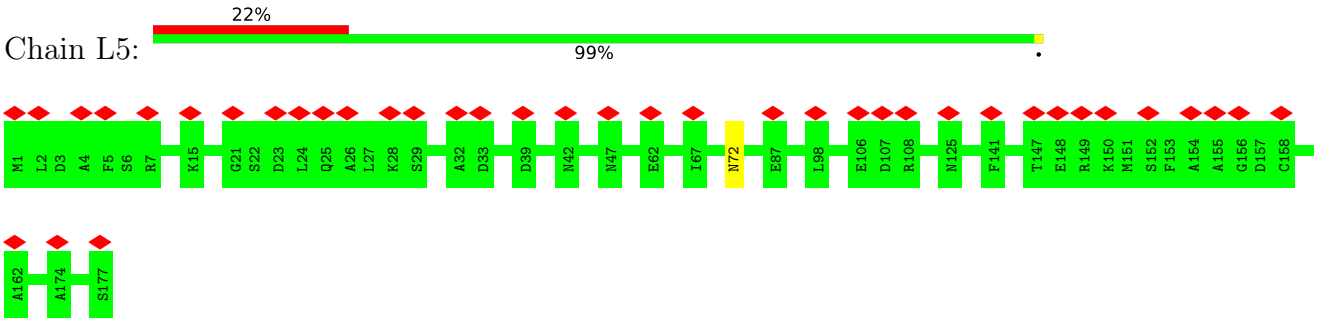

• Molecule 2: B-phycoerythrin beta chain

Chain O5:

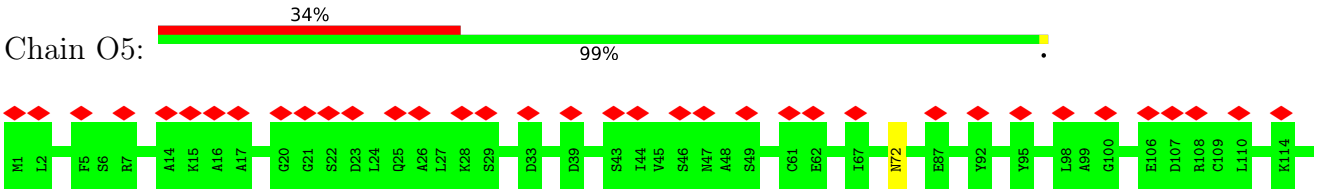

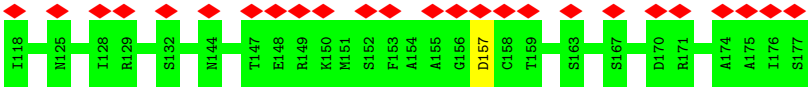

• Molecule 2: B-phycoerythrin beta chain

Chain Q5:

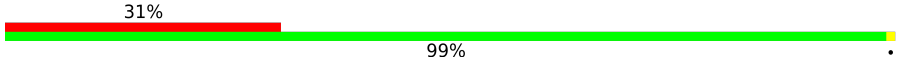

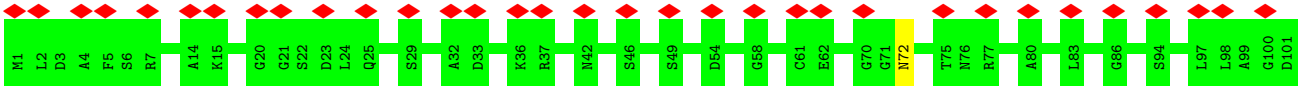

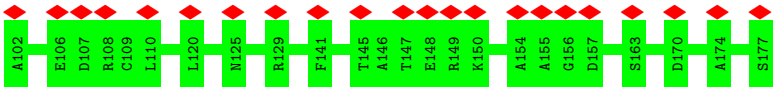

• Molecule 2: B-phycoerythrin beta chain

Chain S5:

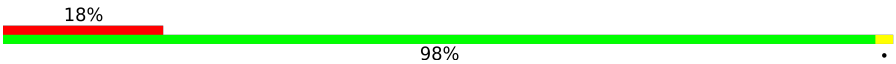

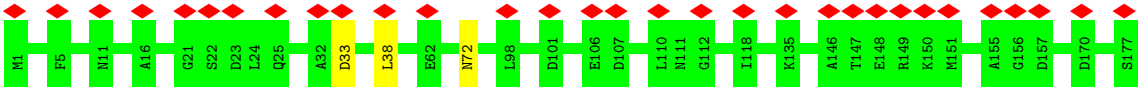

• Molecule 2: B-phycoerythrin beta chain

Chain U5:

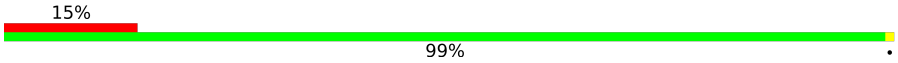

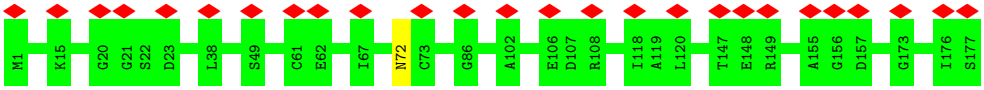

• Molecule 2: B-phycoerythrin beta chain

Chain W5:

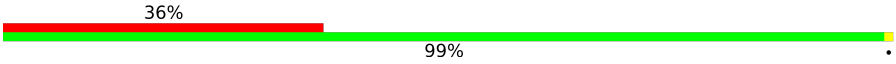

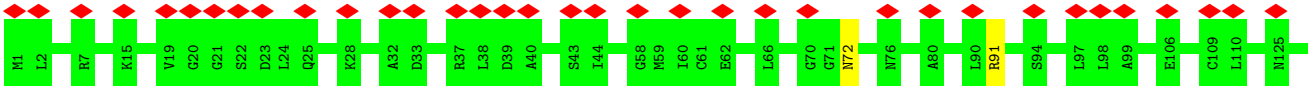

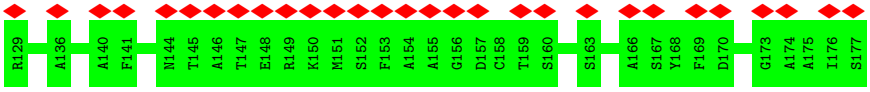

• Molecule 2: B-phycoerythrin beta chain

Chain Y5:

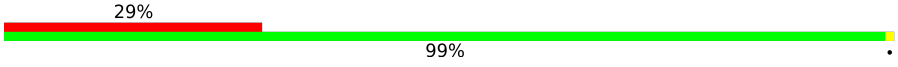

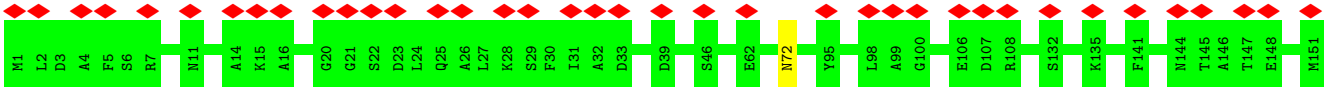

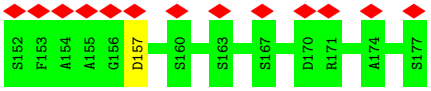

• Molecule 2: B-phycoerythrin beta chain

Chain B7:

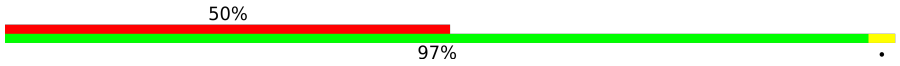

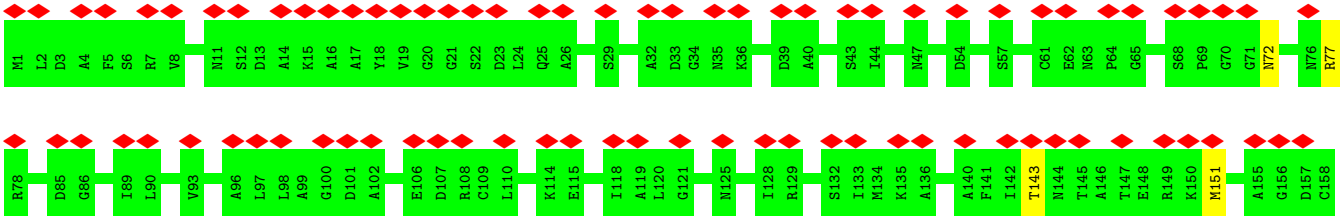

• Molecule 2: B-phycoerythrin beta chain

Chain D7:

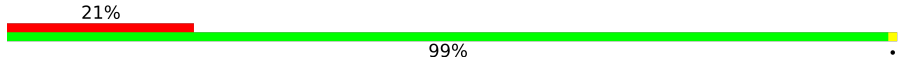

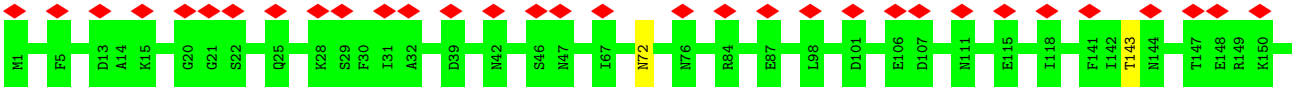

• Molecule 2: B-phycoerythrin beta chain

Chain F7:

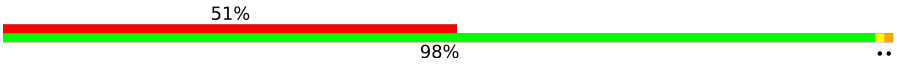

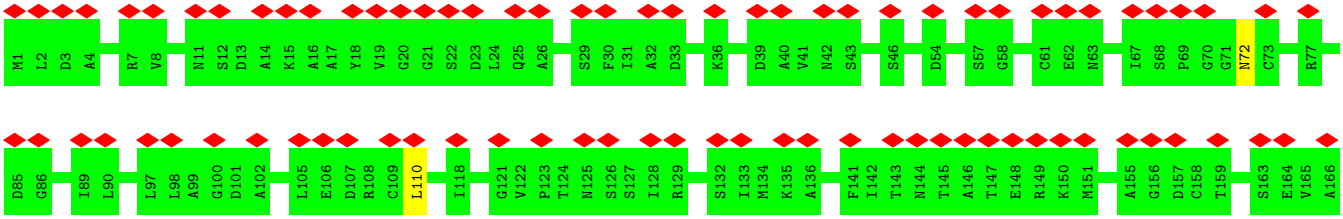

• Molecule 2: B-phycoerythrin beta chain

Chain H7:

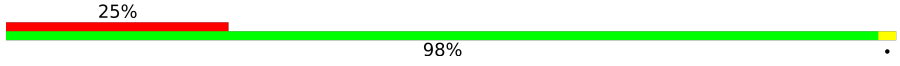

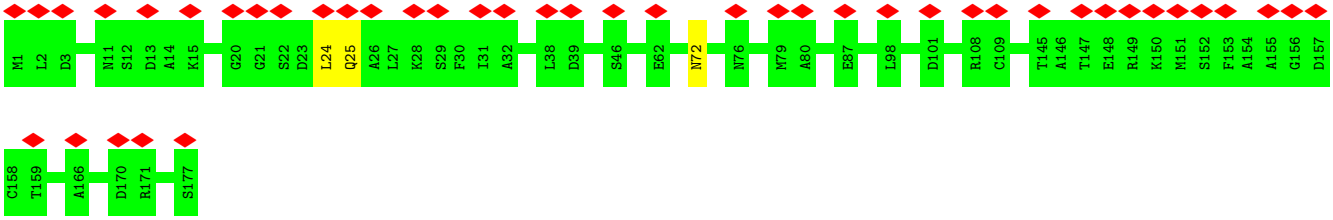

• Molecule 2: B-phycoerythrin beta chain

Chain J7:

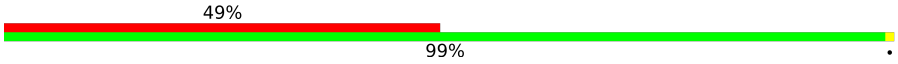

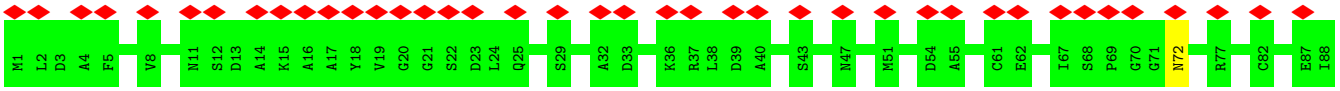

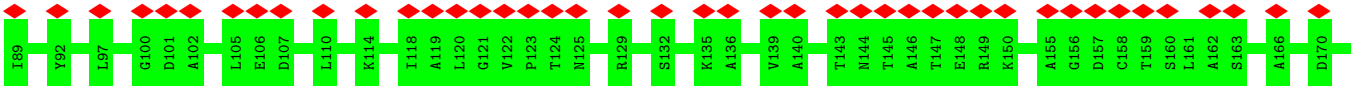

• Molecule 2: B-phycoerythrin beta chain

Chain L7:

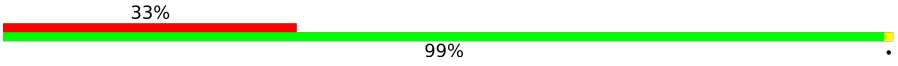

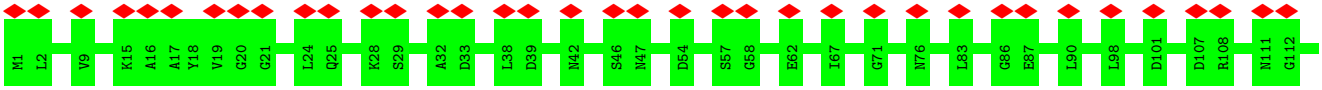

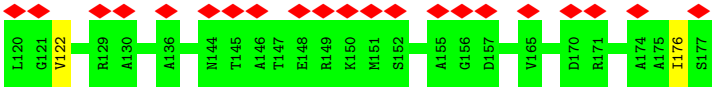

• Molecule 2: B-phycoerythrin beta chain

Chain N7:

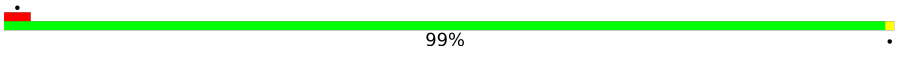

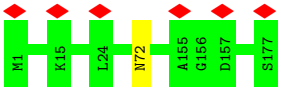

• Molecule 2: B-phycoerythrin beta chain

Chain P7:

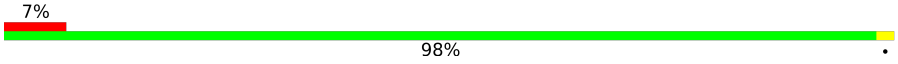

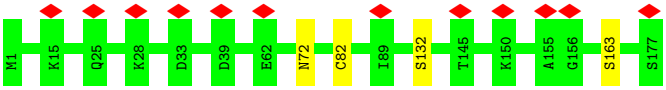

• Molecule 2: B-phycoerythrin beta chain

Chain R7:

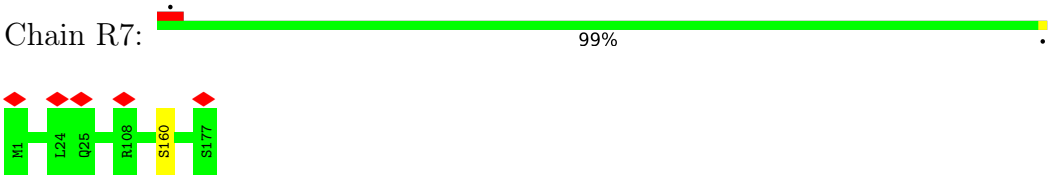

• Molecule 2: B-phycoerythrin beta chain

Chain T7:

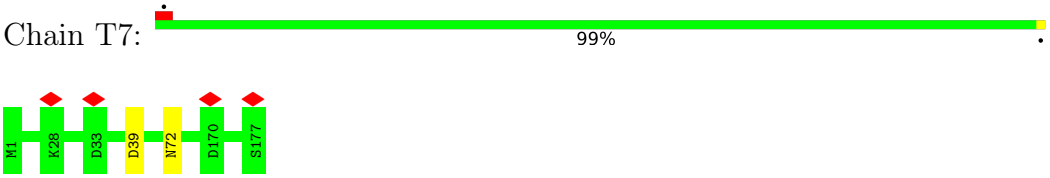

• Molecule 2: B-phycoerythrin beta chain

Chain V7:

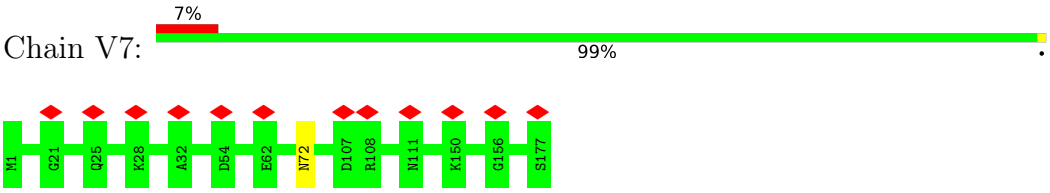

• Molecule 2: B-phycoerythrin beta chain

Chain X7:

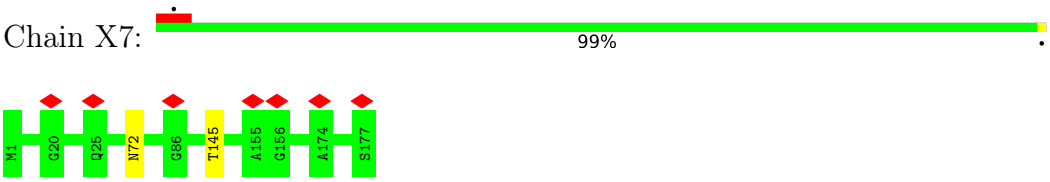

• Molecule 2: B-phycoerythrin beta chain

Chain y8:

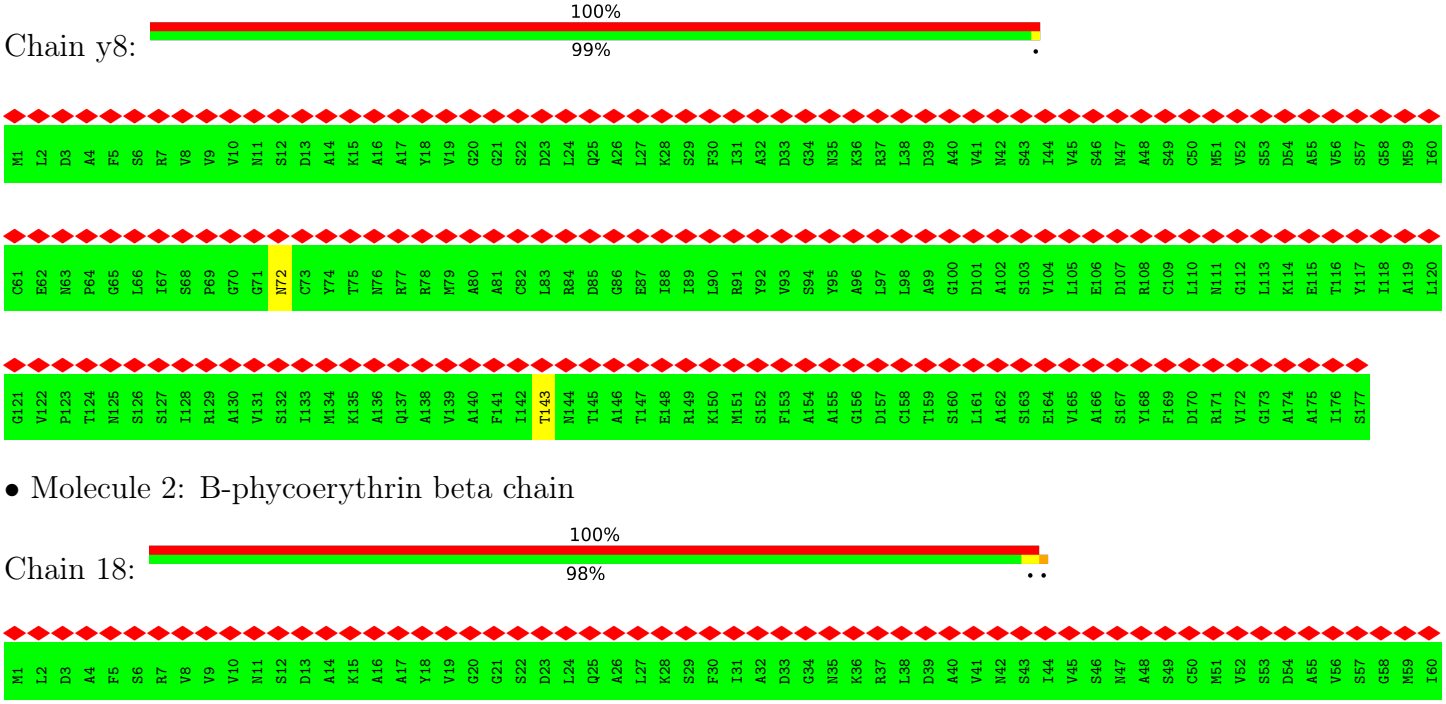

• Molecule 2: B-phycoerythrin beta chain

Chain 18:

C61 E62 N63 P64 G65 L66 I67 S68 P69 G70 G71 N72 C73 Y74 T75 N76 R77 R78 M79 A80 A81 C82 L83 R84 D85 G86 E87 I88 I89 L90 R91 Y92 V93 S94 Y95 A96 L97 L98 A99 G100 D101 A102 S103 V104 L105 E106 D107 R108 C109 L110 N111 G112 L113 K114 E115 T116 Y117 I118 A119 L120

G121 V122 P123 T124 N125 S126 S127 I128 R129 A130 V131 S132 I133 M134 K135 A136 Q137 A138 V139 A140 F141 I142 T143 N144 T145 A146 T147 E148 R149 K150 M151 S152 F153 A154 A155 G156 D157 C158 T159 S160 L161 A162 S163 E164 V165 A166 S167 Y168 F169 D170 R171 V172 G173 A174 A175 I176 S177

• Molecule 2: B-phycoerythrin beta chain

Chain q8:

M1 L2 D3 A4 F5 S6 R7 V8 V9 V10 N11 S12 D13 A14 K15 A16 A17 Y18 V19 G20 G21 S22 D23 L24 Q25 A26 L27 K28 S29 F30 T31 A32 D33 G34 N35 K36 R37 L38 D39 A40 V41 N42 S43 I44 V45 S46 N47 A48 S49 C50 M51 V52 S53 D54 A55 V56 S57 G58 M59 I60

C61 E62 N63 P64 G65 L66 I67 S68 P69 G70 G71 N72 C73 Y74 T75 N76 R77 R78 M79 A80 A81 C82 L83 R84 D85 G86 E87 I88 I89 L90 R91 Y92 V93 S94 Y95 A96 L97 L98 A99 G100 D101 A102 S103 V104 L105 E106 D107 R108 C109 L110 N111 G112 L113 K114 E115 T116 Y117 I118 A119 L120

G121 V122 P123 T124 N125 S126 S127 I128 R129 A130 V131 S132 I133 M134 K135 A136 Q137 A138 V139 A140 F141 I142 T143 N144 T145 A146 T147 E148 R149 K150 M151 S152 F153 A154 A155 G156 D157 C158 T159 S160 L161 A162 S163 E164 V165 A166 S167 Y168 F169 D170 R171 V172 G173 A174 A175 I176 S177

• Molecule 2: B-phycoerythrin beta chain

Chain s8:

M1 L2 D3 A4 F5 S6 R7 V8 V9 V10 N11 S12 D13 A14 K15 A16 A17 Y18 V19 G20 G21 S22 D23 L24 Q25 A26 L27 K28 S29 F30 T31 A32 D33 G34 N35 K36 R37 L38 D39 A40 V41 N42 S43 I44 V45 S46 N47 A48 S49 C50 M51 V52 S53 D54 A55 V56 S57 G58 M59 I60

C61 E62 N63 P64 G65 L66 I67 S68 P69 G70 G71 N72 C73 Y74 T75 N76 R77 R78 M79 A80 A81 C82 L83 R84 D85 G86 E87 I88 I89 L90 R91 Y92 V93 S94 Y95 A96 L97 L98 A99 G100 D101 A102 S103 V104 L105 E106 D107 R108 C109 L110 N111 G112 L113 K114 E115 T116 Y117 I118 A119 L120

G121 V122 P123 T124 N125 S126 S127 I128 R129 A130 V131 S132 I133 M134 K135 A136 Q137 A138 V139 A140 F141 I142 T143 N144 T145 A146 T147 E148 R149 K150 M151 S152 F153 A154 A155 G156 D157 C158 T159 S160 L161 A162 S163 E164 V165 A166 S167 Y168 F169 D170 R171 V172 G173 A174 A175 I176 S177

• Molecule 2: B-phycoerythrin beta chain

Chain u8:

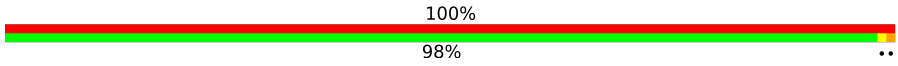

M1 L2 D3 A4 F5 S6 R7 V8 V9 V10 N11 S12 D13 A14 K15 A16 A17 Y18 V19 G20 G21 S22 D23 L24 Q25 A26 L27 K28 S29 F30 T31 A32 D33 G34 N35 K36 R37 L38 D39 A40 V41 N42 S43 I44 V45 S46 N47 A48 S49 C50 M51 V52 S53 D54 A55 V56 S57 G58 M59 I60

C61 E62 N63 P64 G65 L66 I67 S68 P69 G70 G71 N72 C73 Y74 T75 N76 R77 R78 M79 A80 A81 C82 L83 R84 D85 G86 E87 I88 I89 L90 R91 Y92 V93 S94 Y95 A96 L97 L98 A99 G100 D101 A102 S103 V104 L105 E106 D107 R108 C109 L110 N111 G112 L113 K114 E115 T116 Y117 I118 A119 L120

G121 V122 P123 T124 N125 S126 S127 I128 R129 A130 V131 S132 I133 M134 K135 A136 Q137 A138 V139 A140 F141 I142 T143 N144 T145 A146 T147 E148 R149 K150 M151 S152 F153 A154 A155 G156 D157 C158 T159 S160 L161 A162 S163 E164 V165 A166 S167 Y168 F169 D170 R171 V172 G173 A174 A175 I176 S177

• Molecule 2: B-phycoerythrin beta chain

Chain w8:

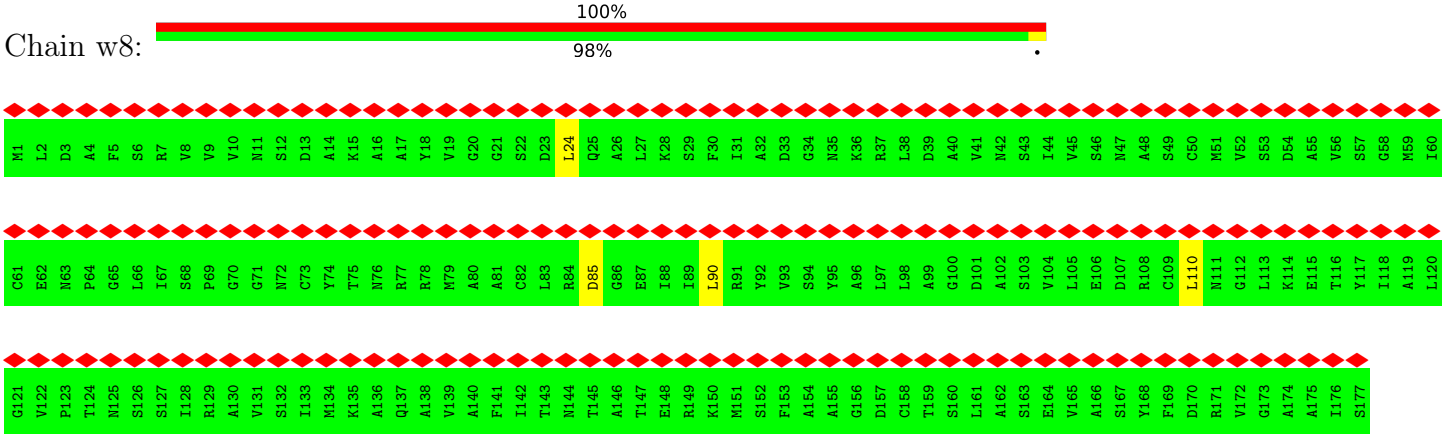

• Molecule 2: B-phycoerythrin beta chain

Chain B9:

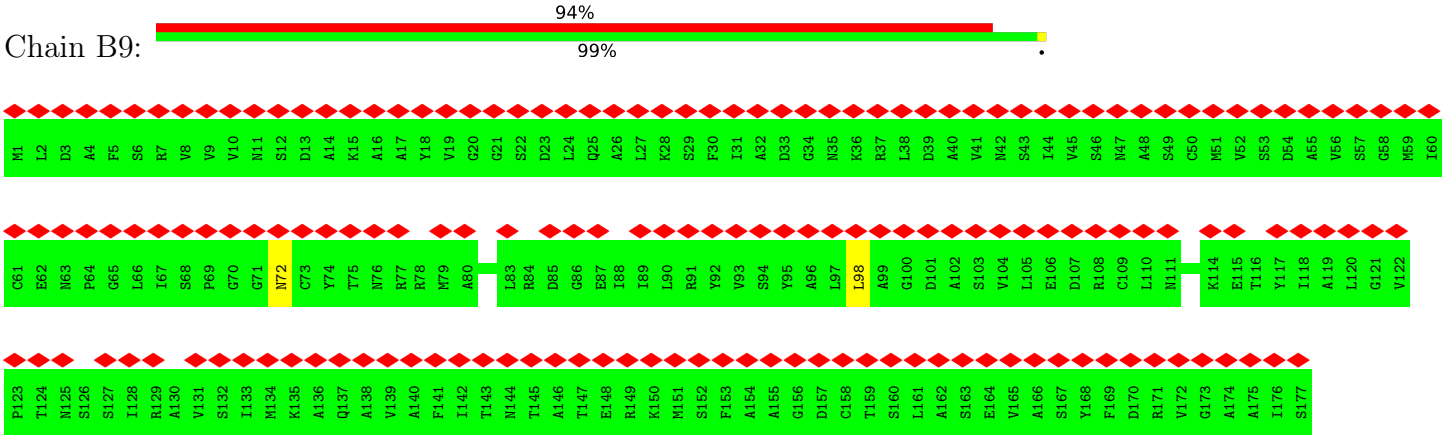

• Molecule 2: B-phycoerythrin beta chain

Chain D9:

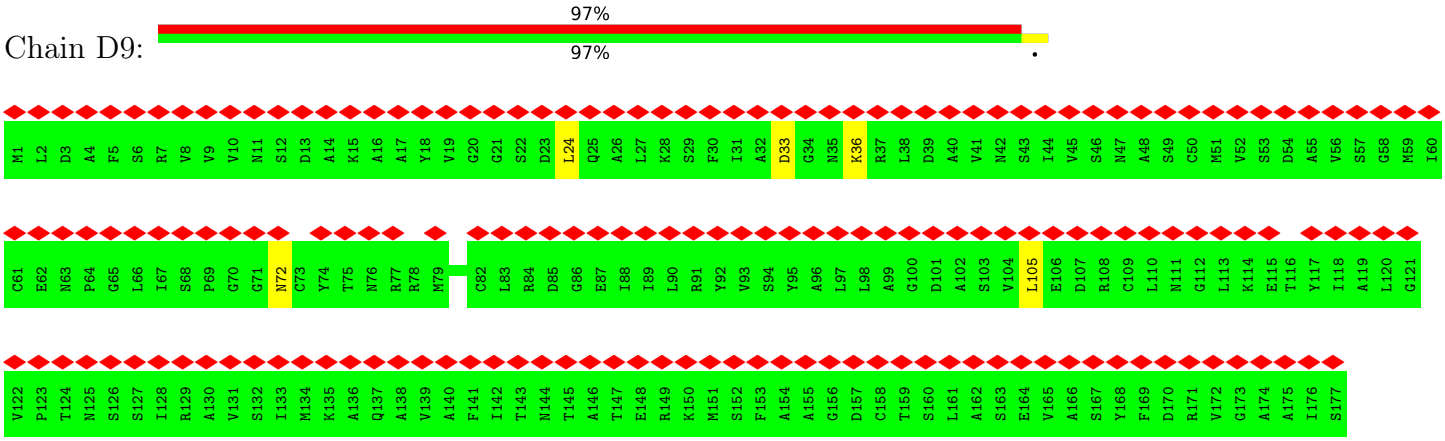

• Molecule 2: B-phycoerythrin beta chain

Chain F9:

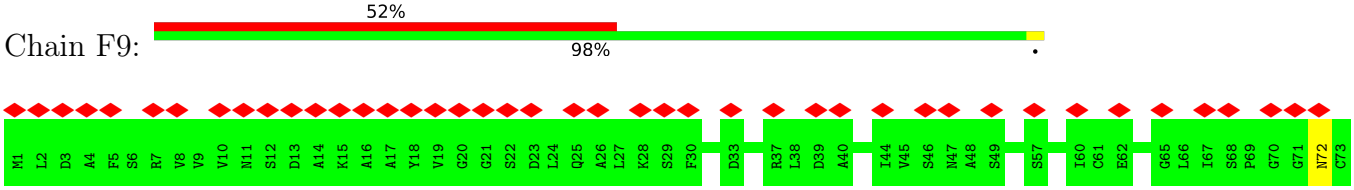

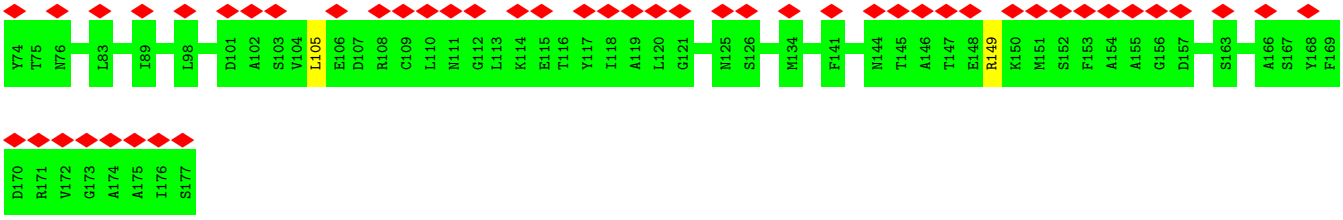

• Molecule 2: B-phycoerythrin beta chain

Chain H9:

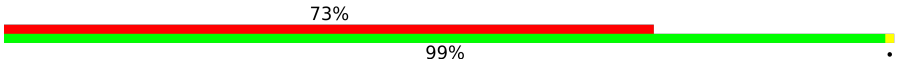

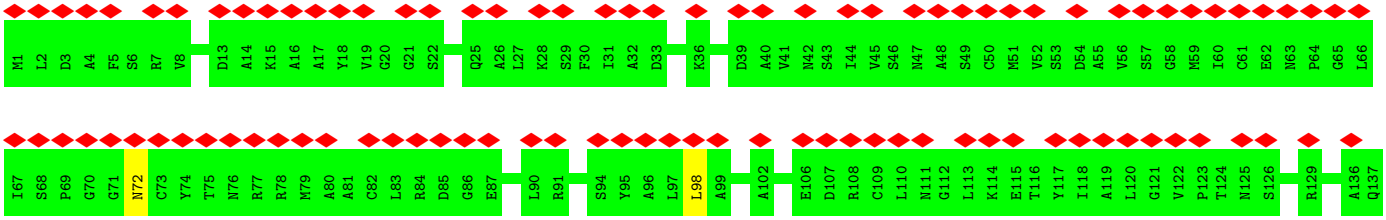

• Molecule 2: B-phycoerythrin beta chain

Chain J9:

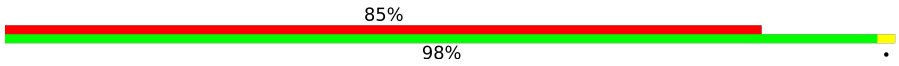



• Molecule 2: B-phycoerythrin beta chain

Chain L9:

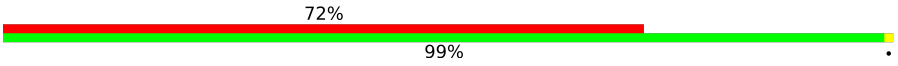

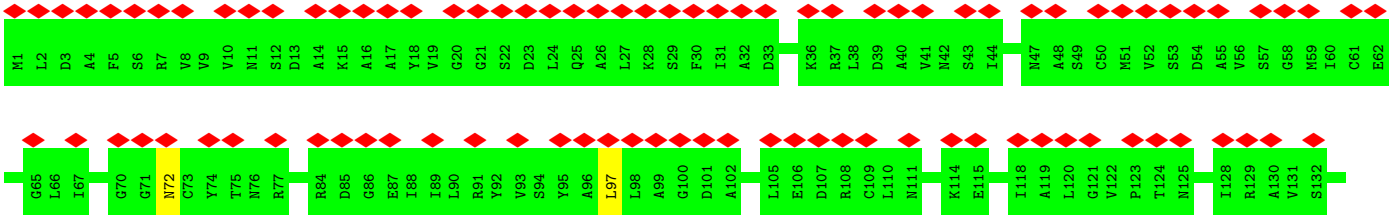

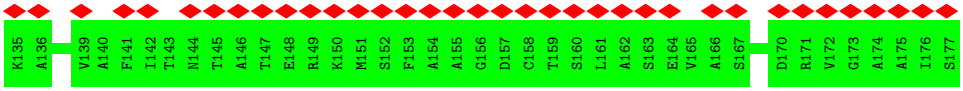

• Molecule 2: B-phycoerythrin beta chain

Chain O9:

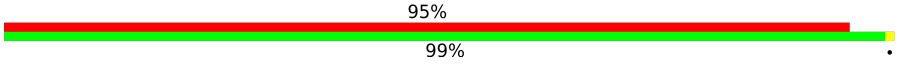

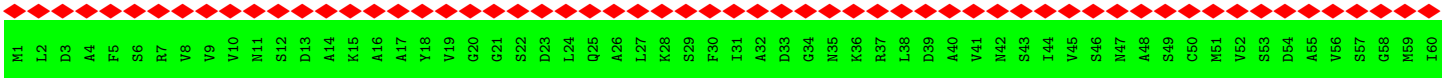

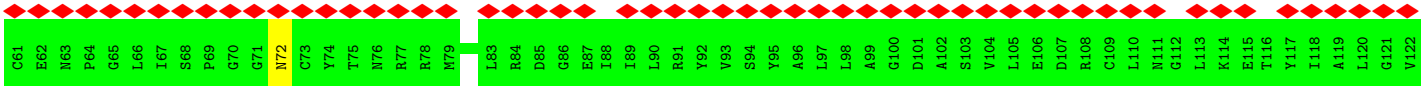

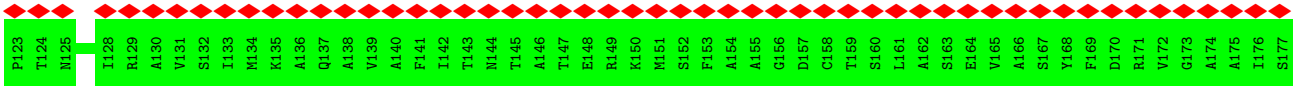

• Molecule 2: B-phycoerythrin beta chain

Chain Q9:

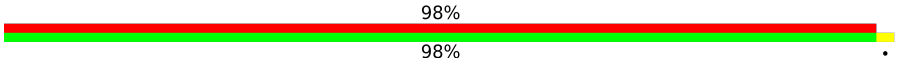

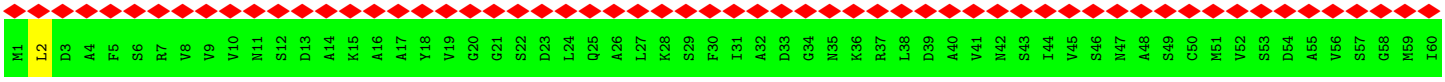

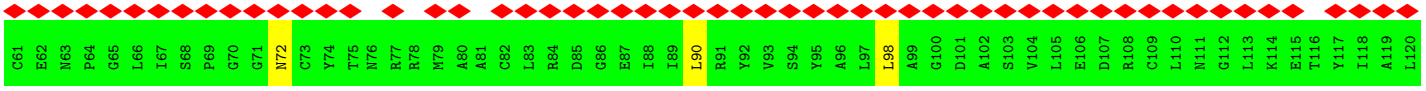

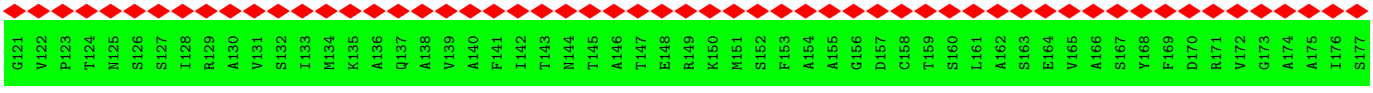

• Molecule 2: B-phycoerythrin beta chain

Chain S9:

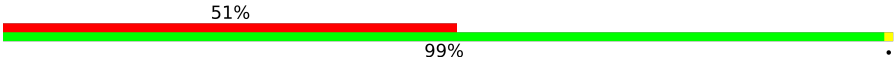

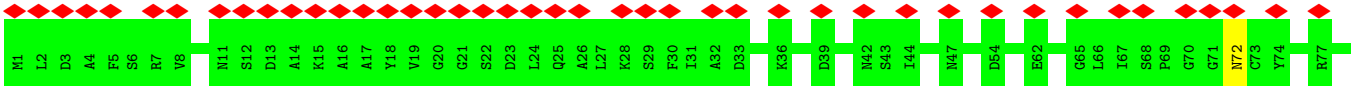

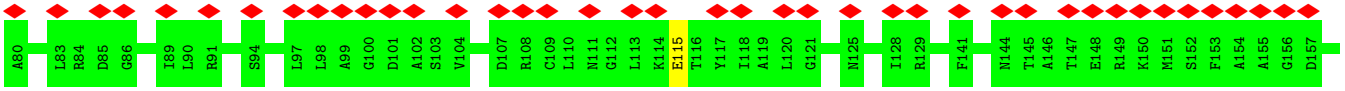

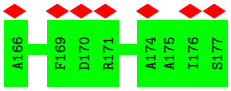

• Molecule 2: B-phycoerythrin beta chain

Chain U9:

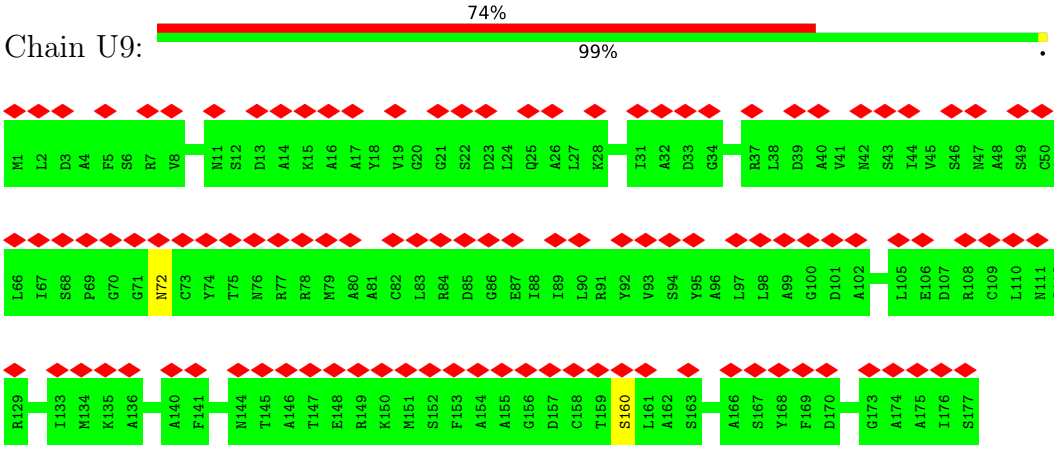

• Molecule 2: B-phycoerythrin beta chain

Chain W9:

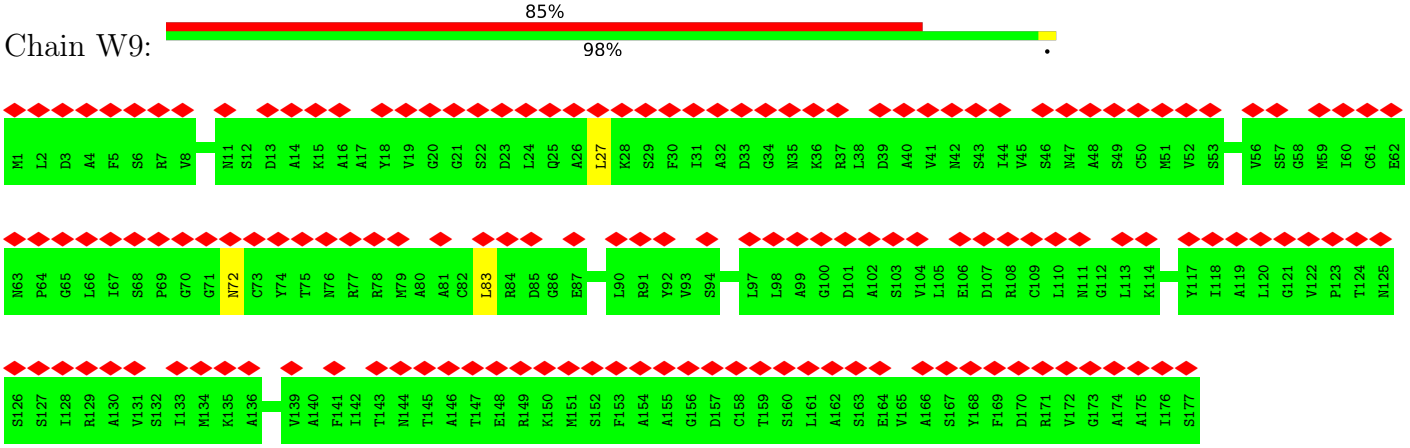

• Molecule 2: B-phycoerythrin beta chain

Chain Y9:

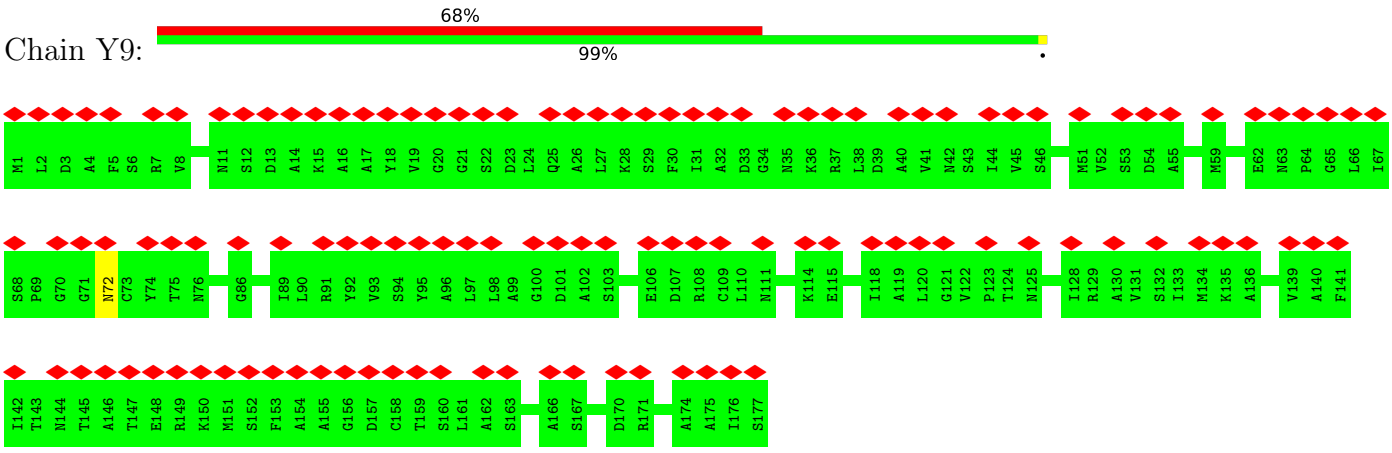

• Molecule 2: B-phycoerythrin beta chain

Chain aB:

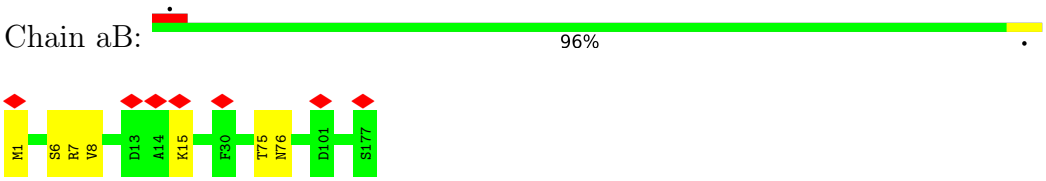

• Molecule 2: B-phycoerythrin beta chain

Chain bB:

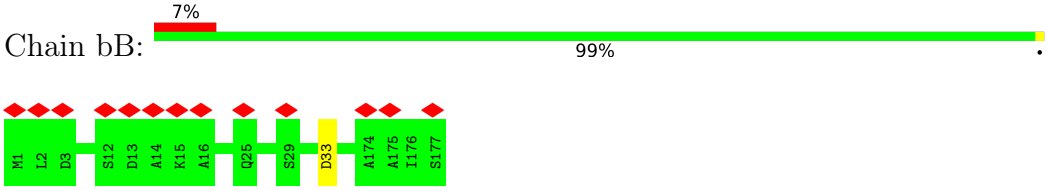

• Molecule 2: B-phycoerythrin beta chain

Chain dB:

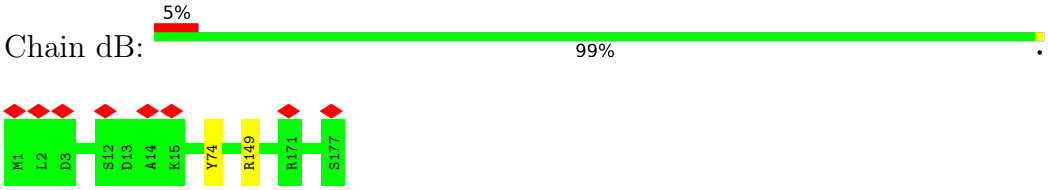

• Molecule 2: B-phycoerythrin beta chain

Chain eB:

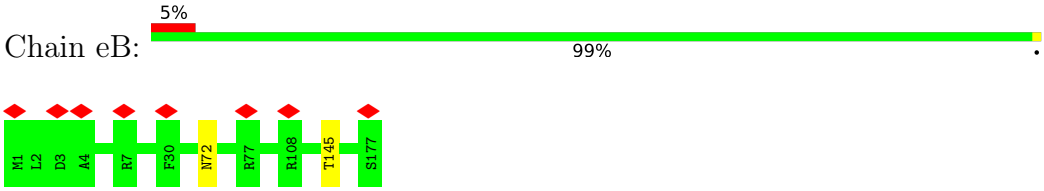

• Molecule 2: B-phycoerythrin beta chain

Chain gB:

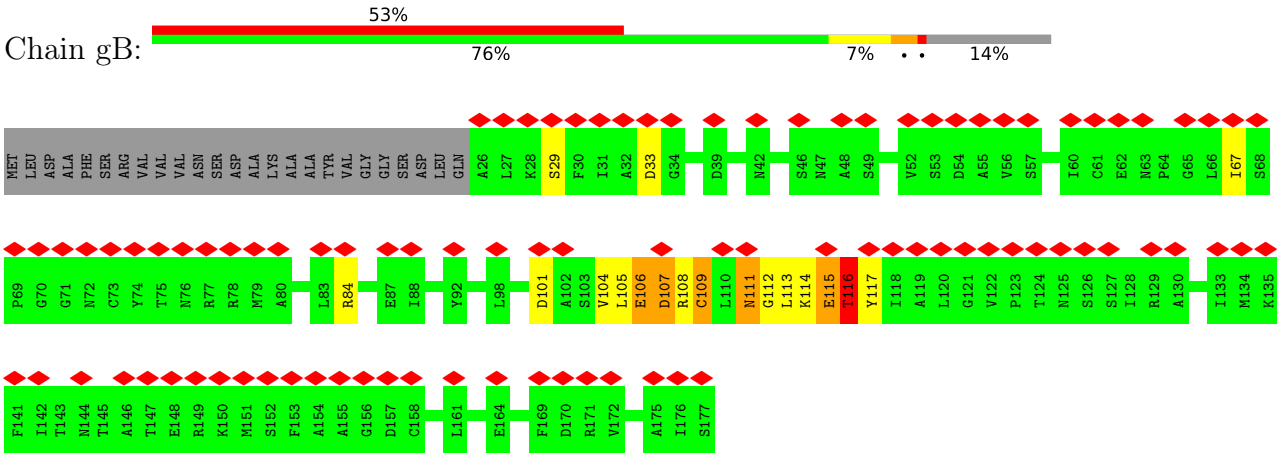

• Molecule 2: B-phycoerythrin beta chain

Chain yC:

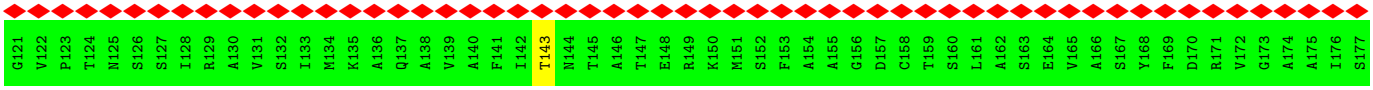

• Molecule 2: B-phycoerythrin beta chain

Chain 1C:

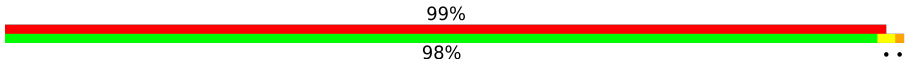

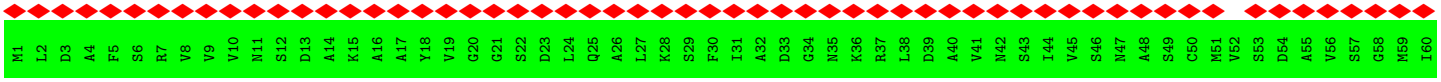

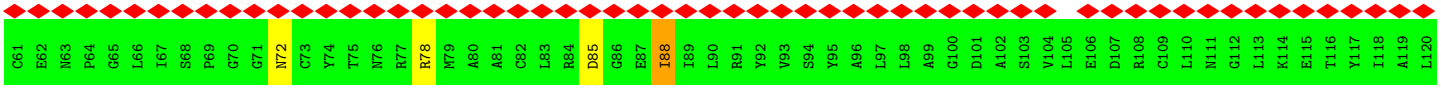

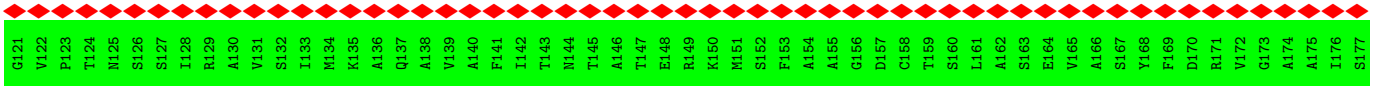

• Molecule 2: B-phycoerythrin beta chain

Chain qC:

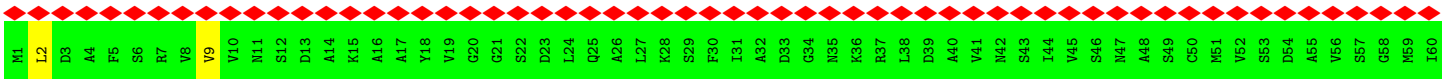

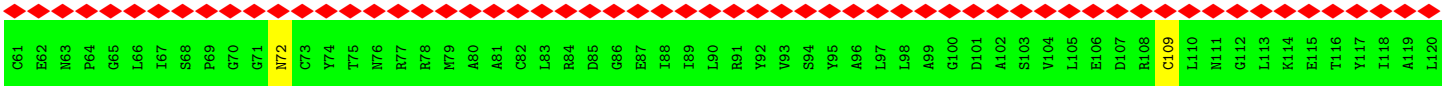

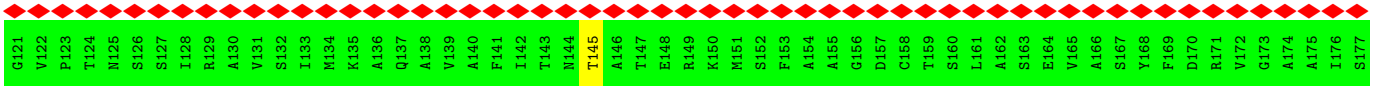

• Molecule 2: B-phycoerythrin beta chain

Chain sC:

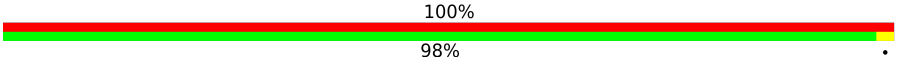

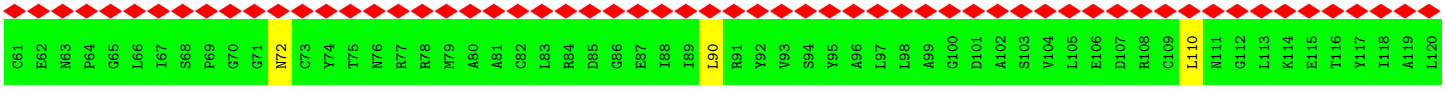

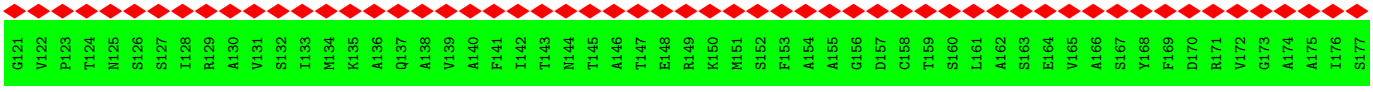

• Molecule 2: B-phycoerythrin beta chain

Chain uC:

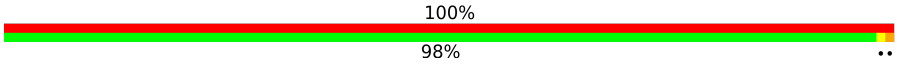

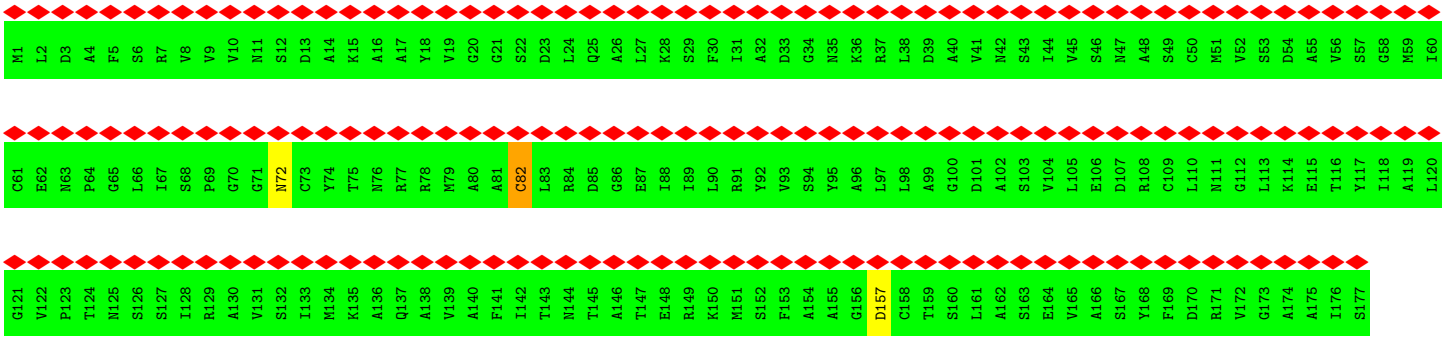

• Molecule 2: B-phycoerythrin beta chain

Chain wC:

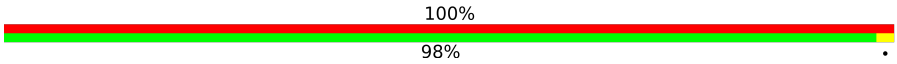

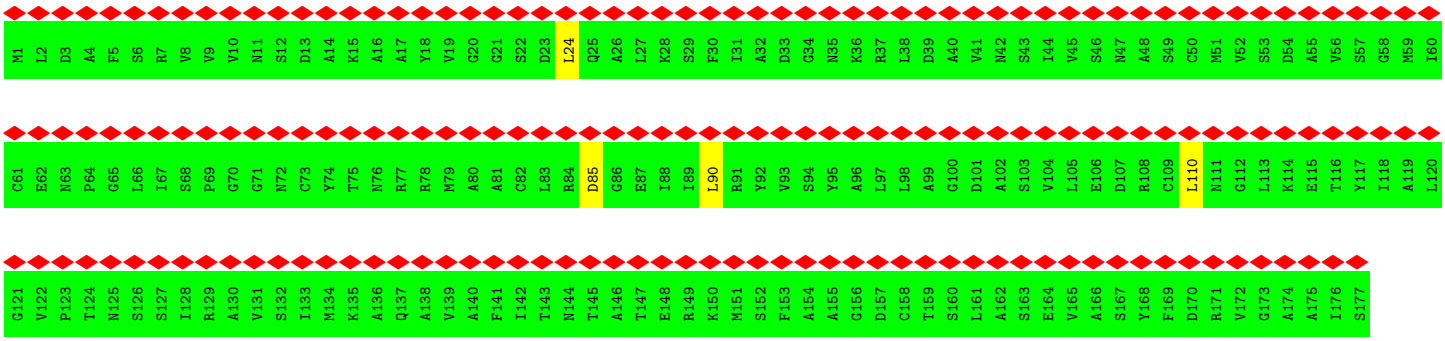

• Molecule 2: B-phycoerythrin beta chain

Chain aE:

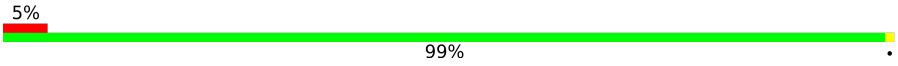

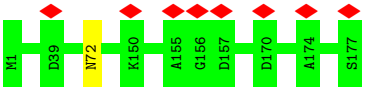

• Molecule 2: B-phycoerythrin beta chain

Chain cE:

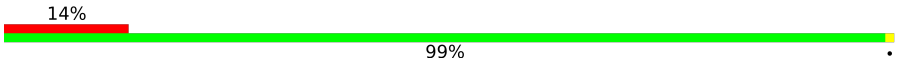

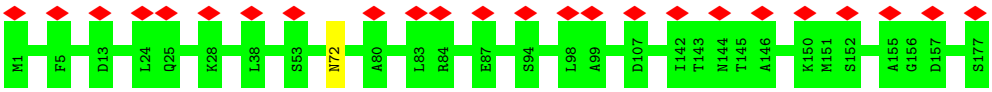

• Molecule 2: B-phycoerythrin beta chain

Chain eE:

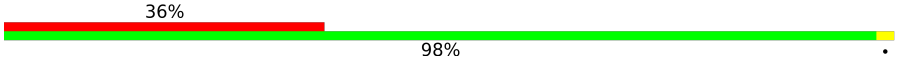

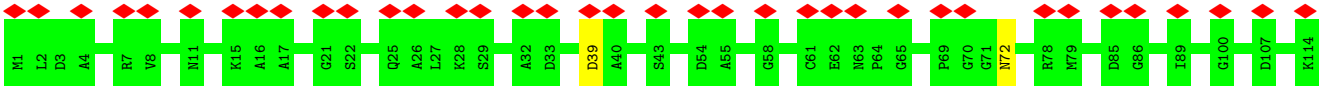

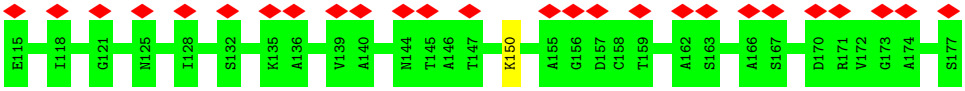

• Molecule 2: B-phycoerythrin beta chain

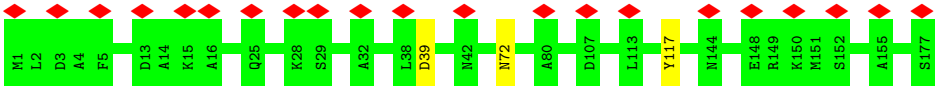

• Molecule 2: B-phycoerythrin beta chain

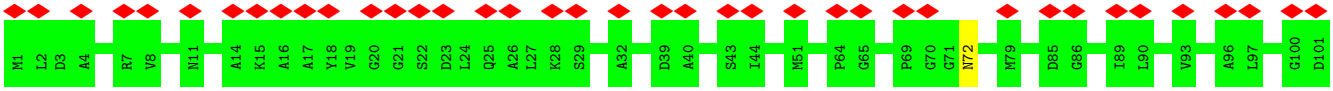

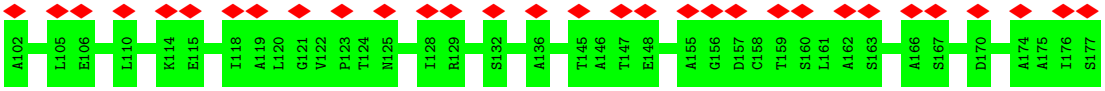

• Molecule 2: B-phycoerythrin beta chain

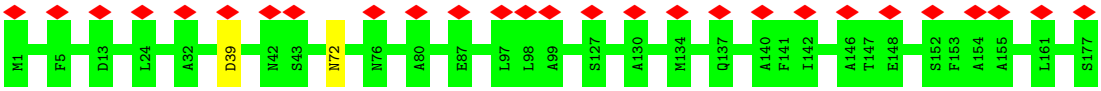

• Molecule 2: B-phycoerythrin beta chain

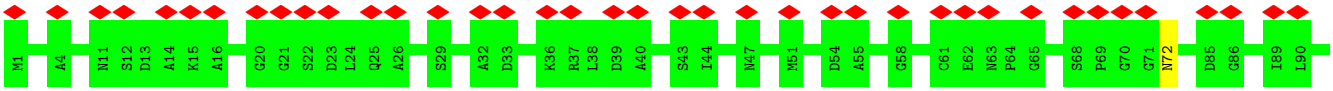

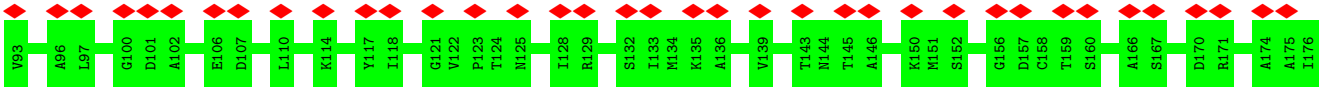

• Molecule 2: B-phycoerythrin beta chain

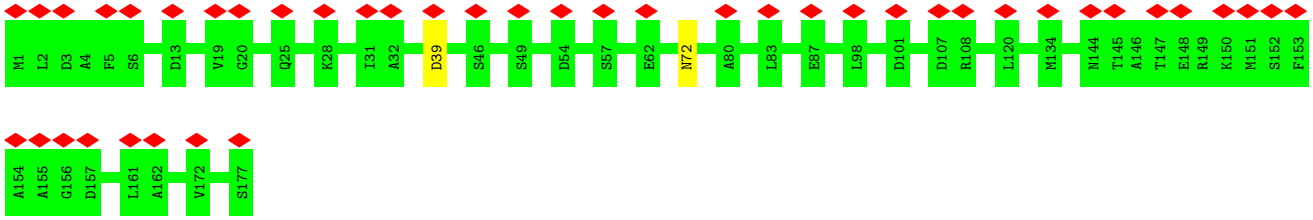

• Molecule 2: B-phycoerythrin beta chain

Chain dF:

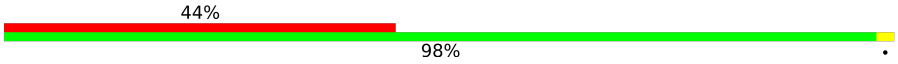

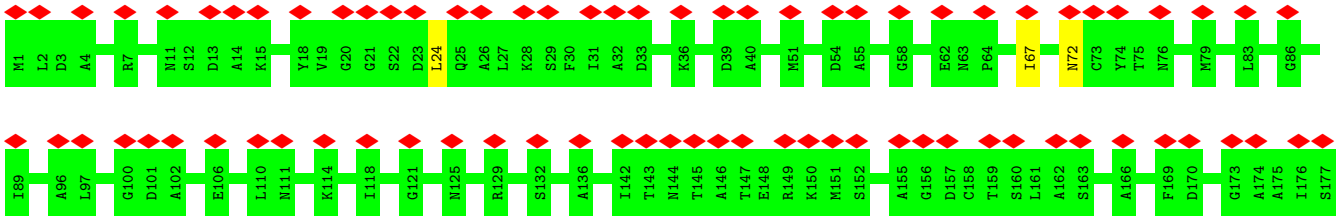

• Molecule 2: B-phycoerythrin beta chain

Chain fF:

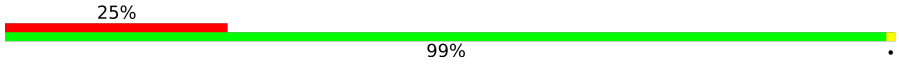

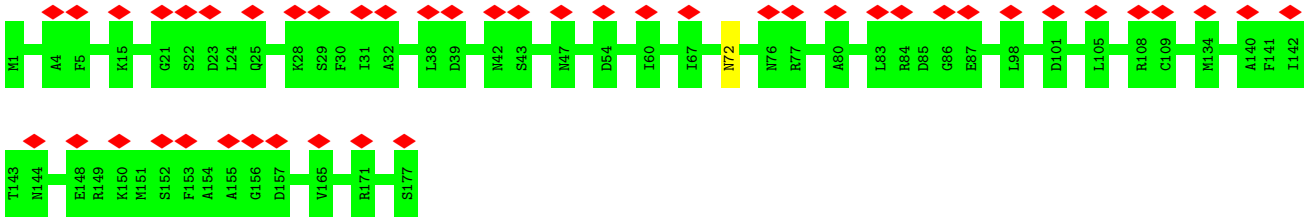

• Molecule 2: B-phycoerythrin beta chain

Chain hF:

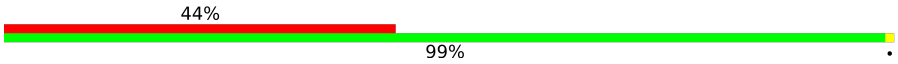

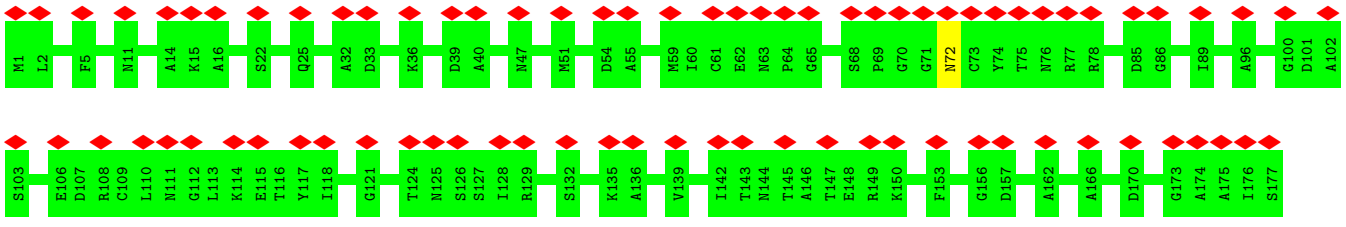

• Molecule 2: B-phycoerythrin beta chain

Chain jF:

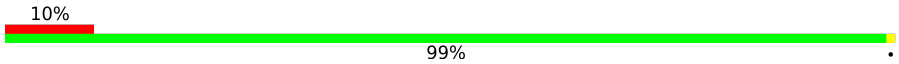

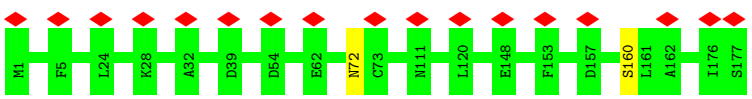

• Molecule 2: B-phycoerythrin beta chain

Chain lF:

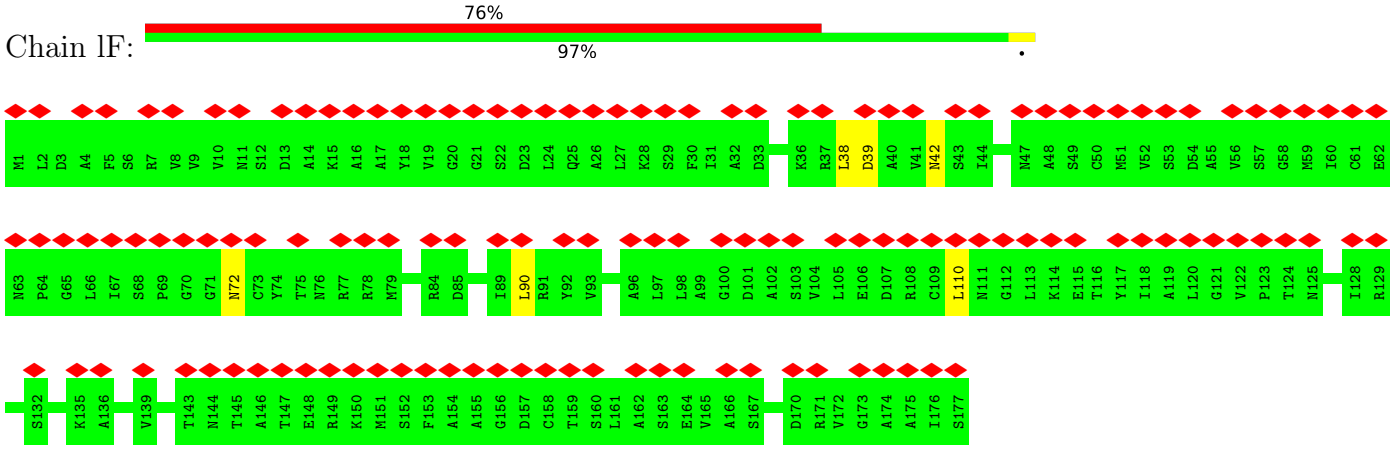

• Molecule 2: B-phycoerythrin beta chain

Chain nF:

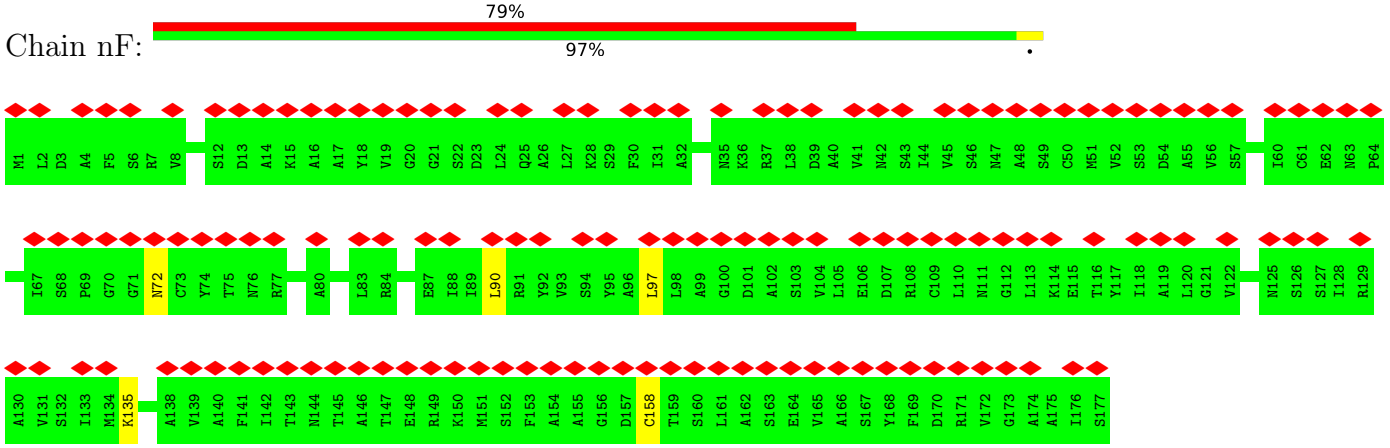

• Molecule 2: B-phycoerythrin beta chain

Chain pF:

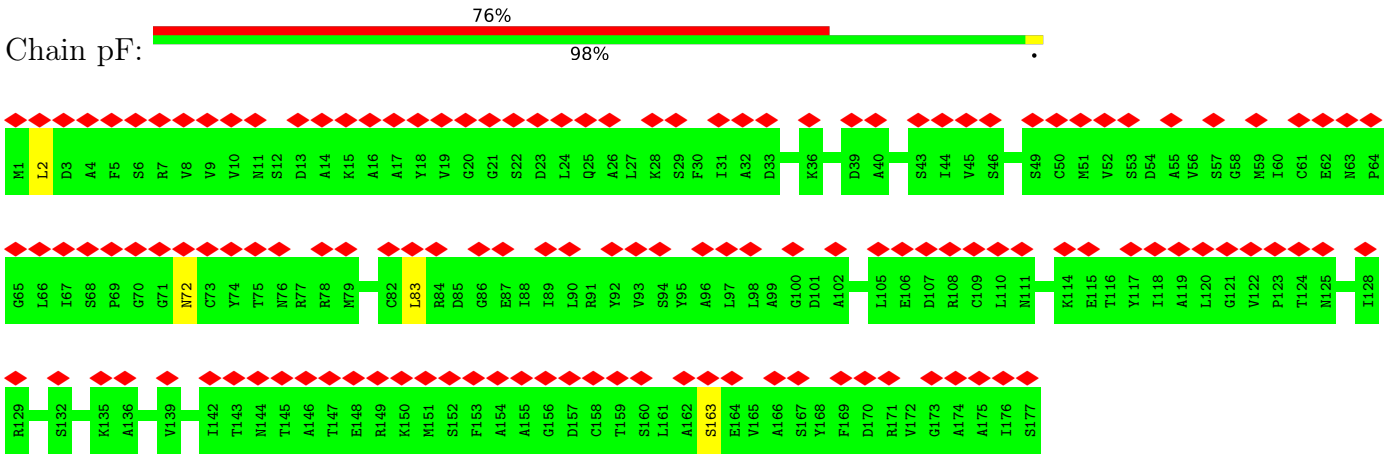

• Molecule 2: B-phycoerythrin beta chain

Chain rF:

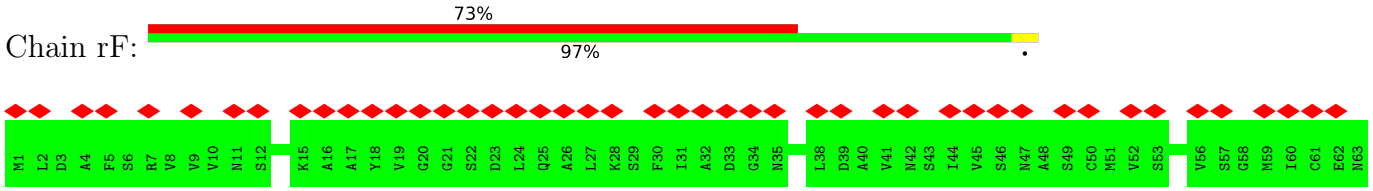

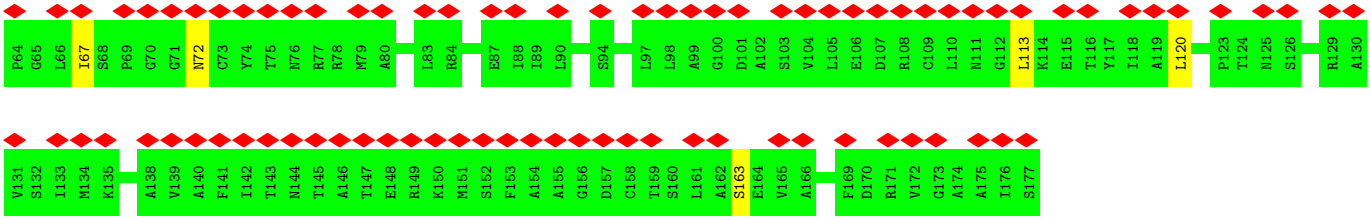

• Molecule 2: B-phycoerythrin beta chain

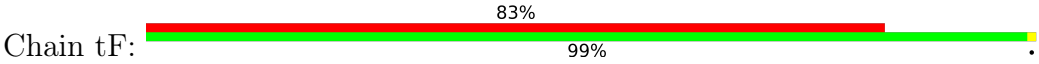

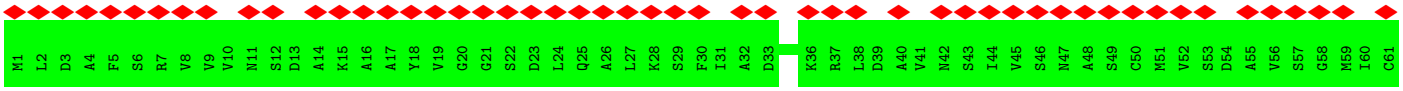

• Molecule 2: B-phycoerythrin beta chain

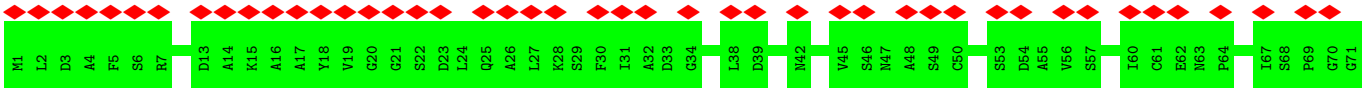

• Molecule 2: B-phycoerythrin beta chain

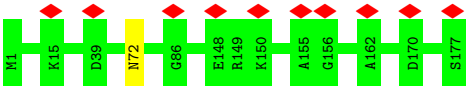

• Molecule 2: B-phycoerythrin beta chain

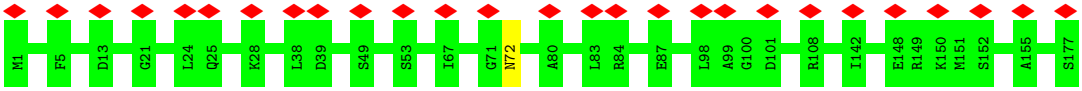

• Molecule 2: B-phycoerythrin beta chain

Chain eG:

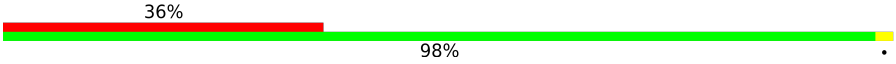

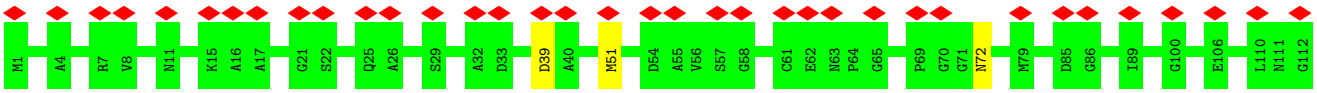

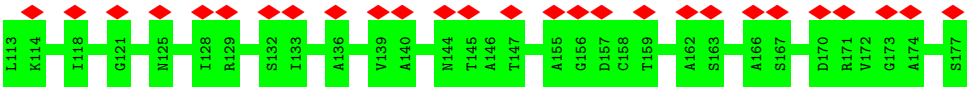

• Molecule 2: B-phycoerythrin beta chain

Chain gG:

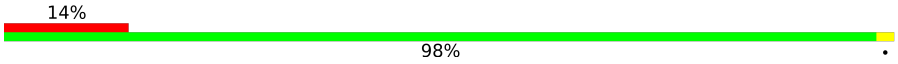

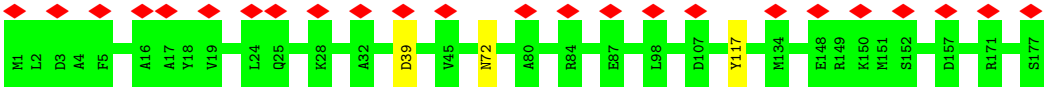

• Molecule 2: B-phycoerythrin beta chain

Chain iG:

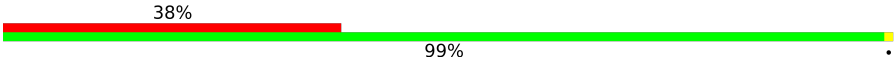

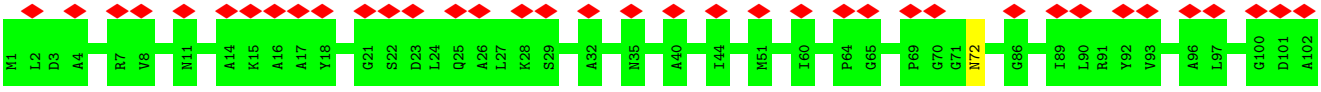

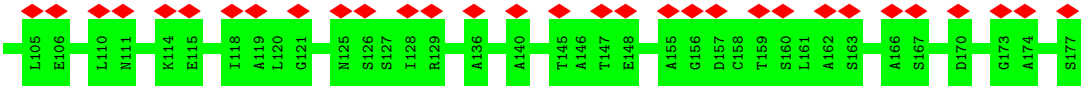

• Molecule 2: B-phycoerythrin beta chain

Chain kG:

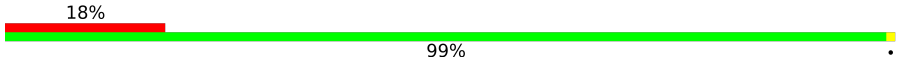

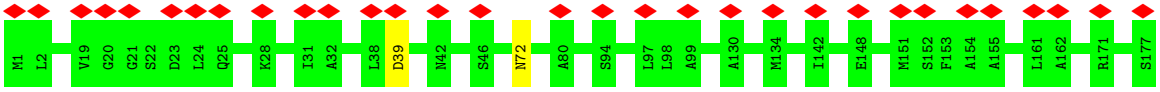

• Molecule 2: B-phycoerythrin beta chain

Chain mG:

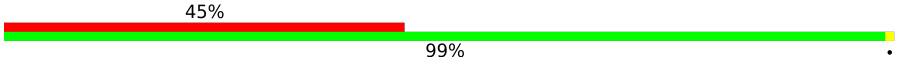

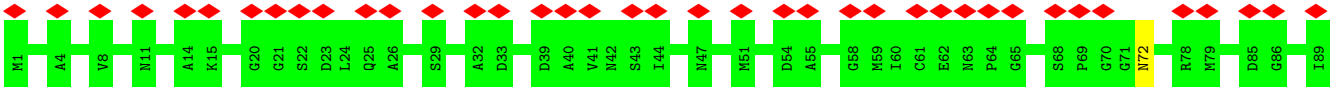

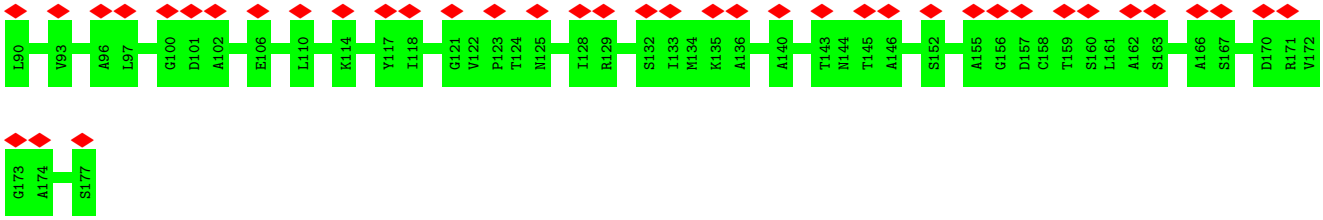

• Molecule 2: B-phycoerythrin beta chain

Chain gH:

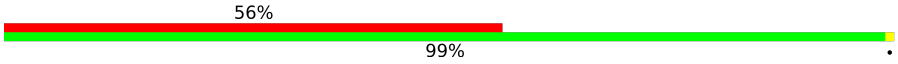

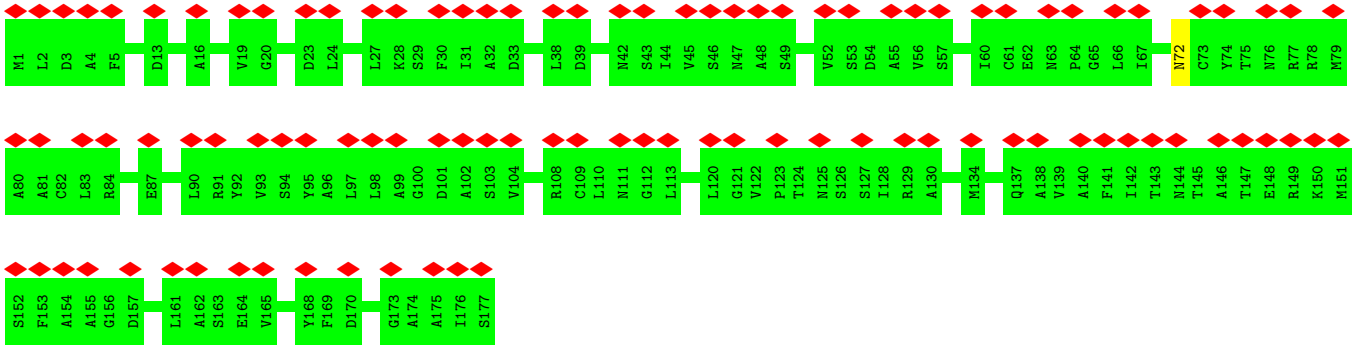

• Molecule 2: B-phycoerythrin beta chain

Chain iH:

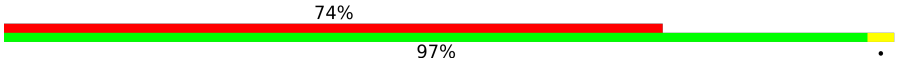

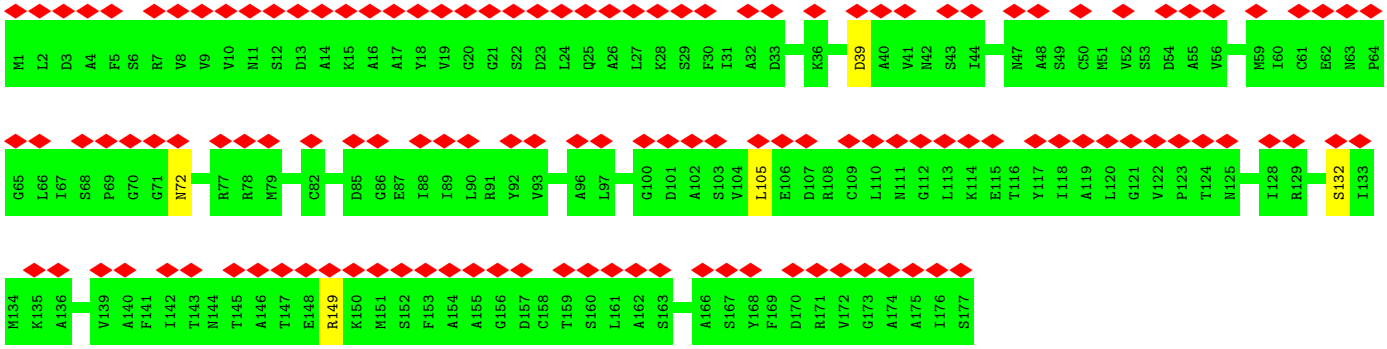

• Molecule 2: B-phycoerythrin beta chain

Chain kH:

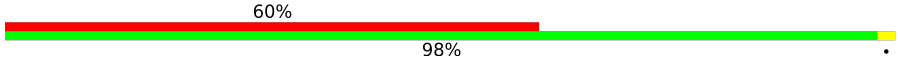

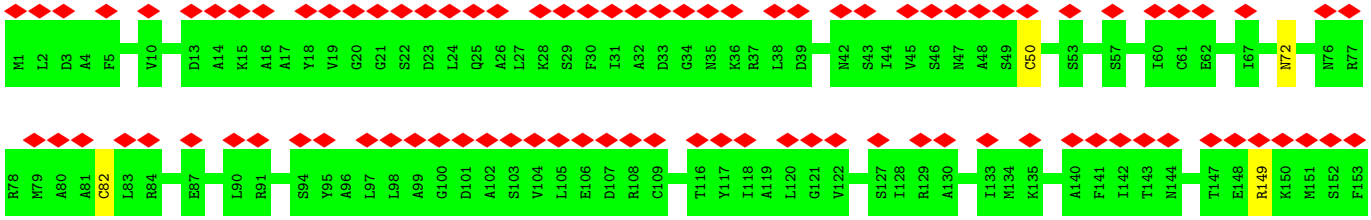

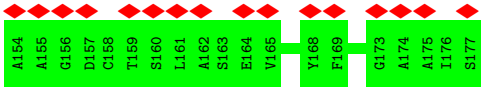

• Molecule 2: B-phycoerythrin beta chain

Chain mH:

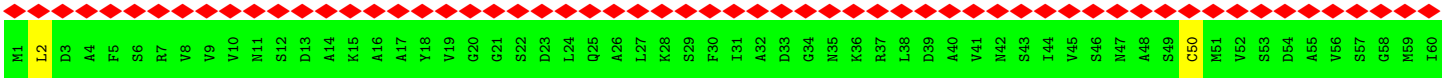

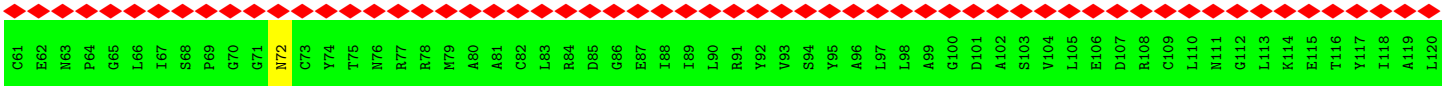

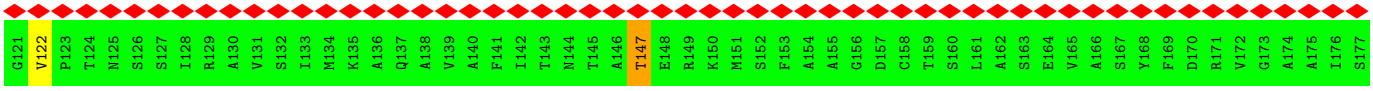

• Molecule 2: B-phycoerythrin beta chain

Chain aH:

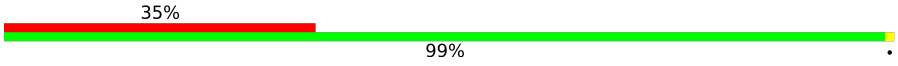

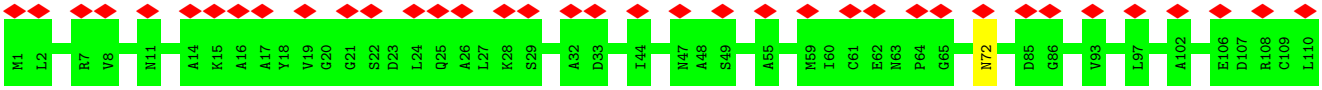

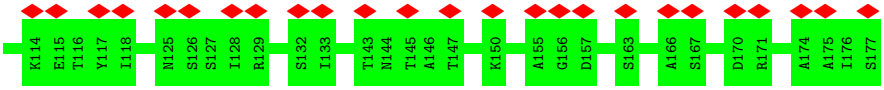

• Molecule 2: B-phycoerythrin beta chain

Chain cH:

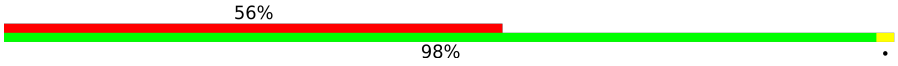

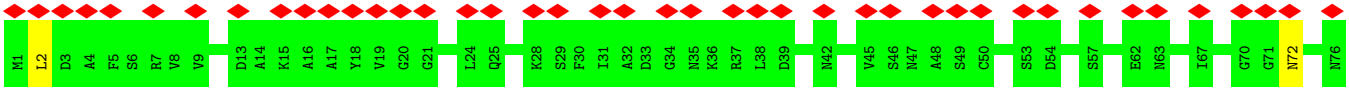

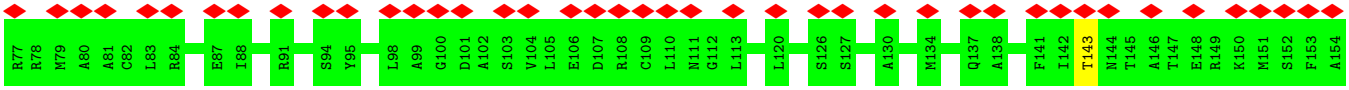

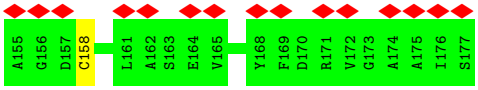

• Molecule 2: B-phycoerythrin beta chain

Chain eH:

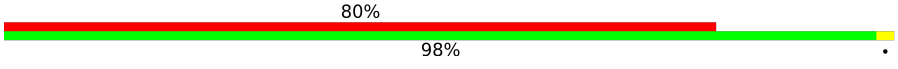

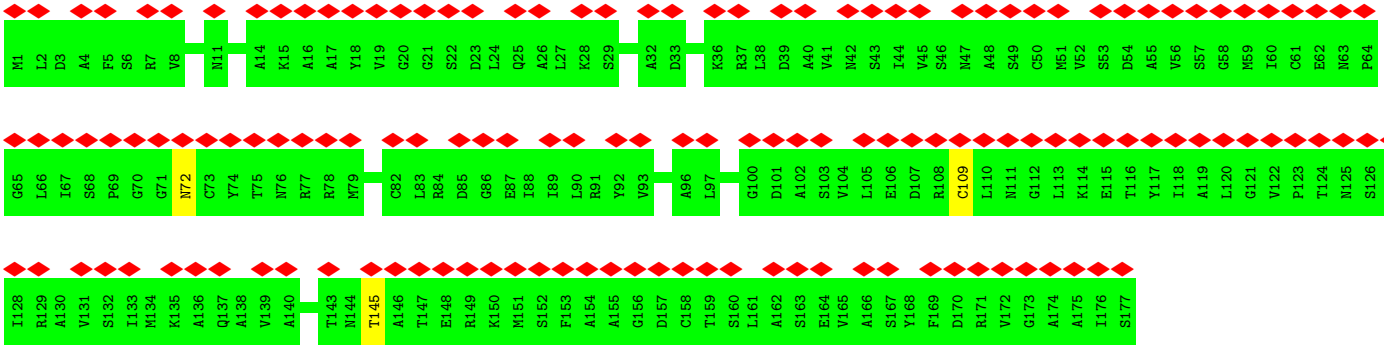

• Molecule 2: B-phycoerythrin beta chain

Chain cJ:

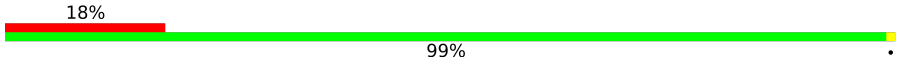

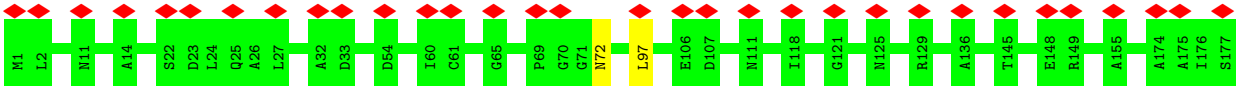

• Molecule 2: B-phycoerythrin beta chain

Chain eJ:

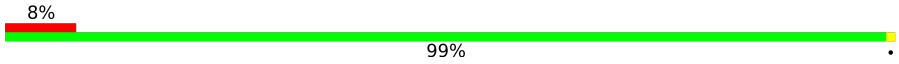

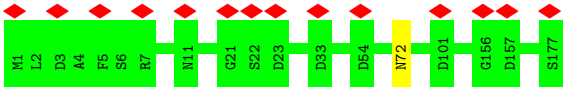

• Molecule 2: B-phycoerythrin beta chain

Chain gJ:

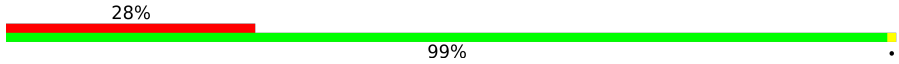

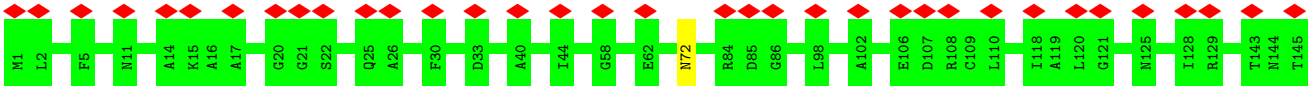

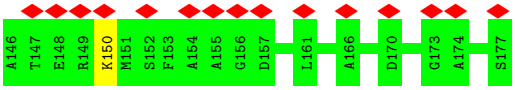

• Molecule 2: B-phycoerythrin beta chain

Chain iJ:

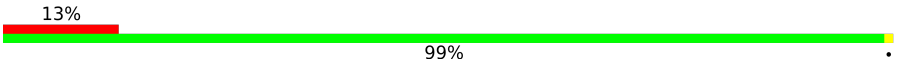

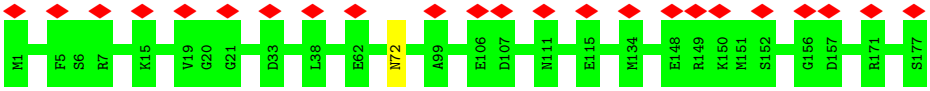

• Molecule 2: B-phycoerythrin beta chain

Chain kJ:

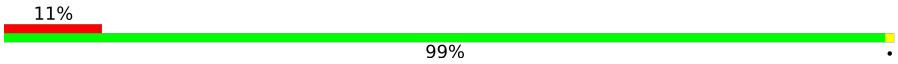

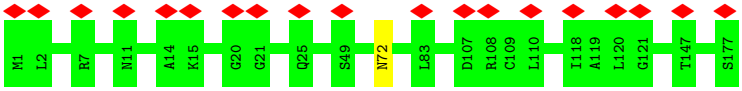

• Molecule 2: B-phycoerythrin beta chain

Chain mJ:

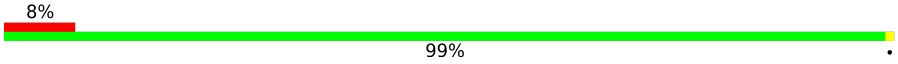

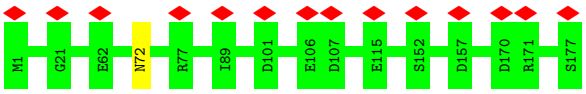

• Molecule 2: B-phycoerythrin beta chain

Chain bK:

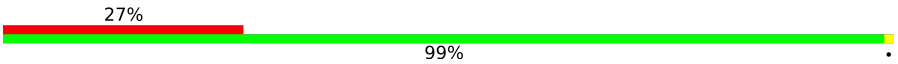

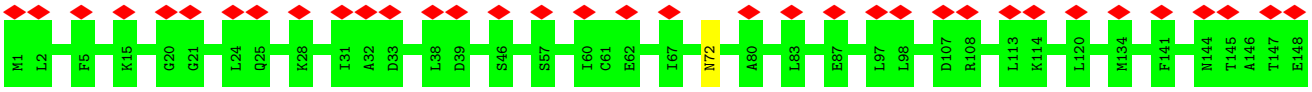

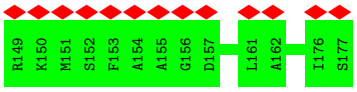

• Molecule 2: B-phycoerythrin beta chain

Chain dK:

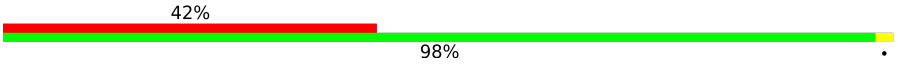

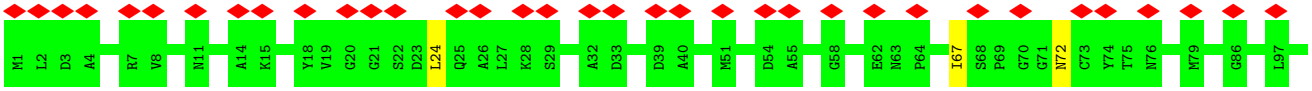

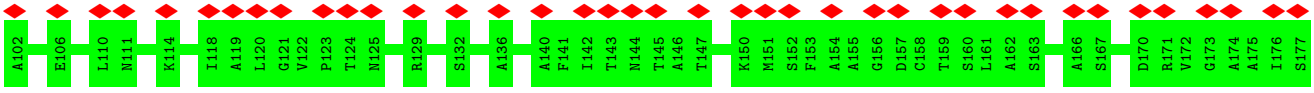

• Molecule 2: B-phycoerythrin beta chain

Chain fK:

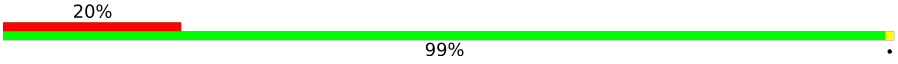

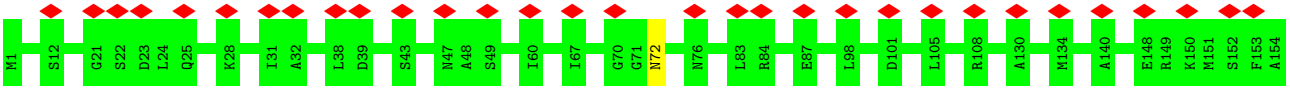

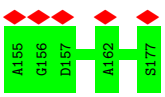

• Molecule 2: B-phycoerythrin beta chain

Chain hK:

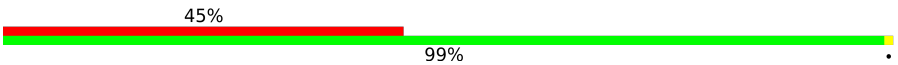

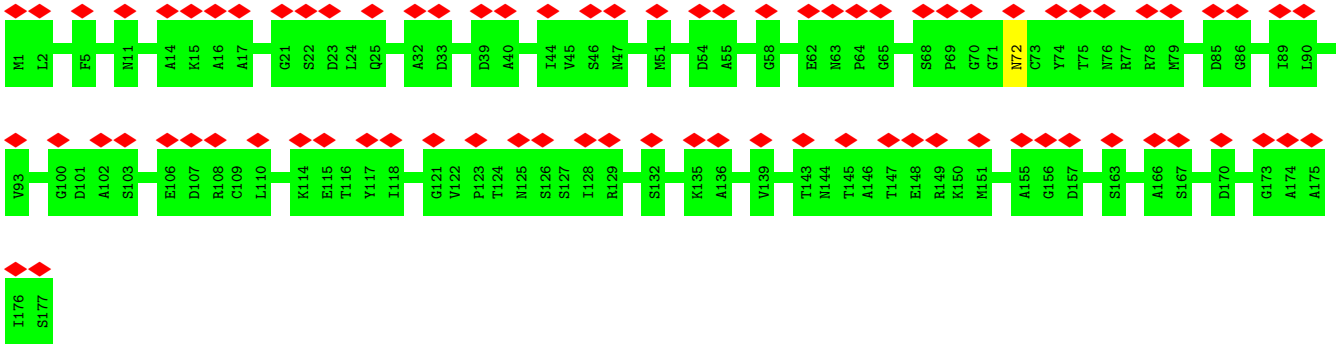

• Molecule 2: B-phycoerythrin beta chain

Chain jK:

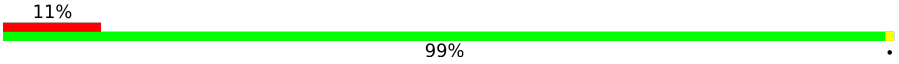

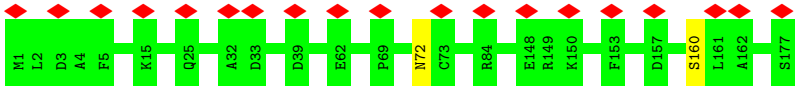

• Molecule 2: B-phycoerythrin beta chain

Chain lK:

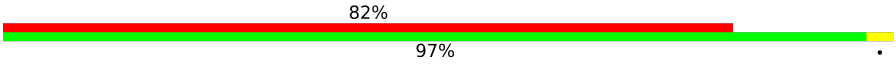

• Molecule 2: B-phycoerythrin beta chain

Chain nK:

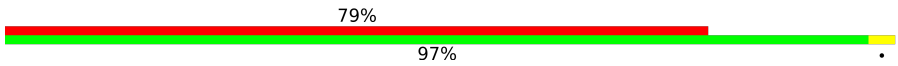

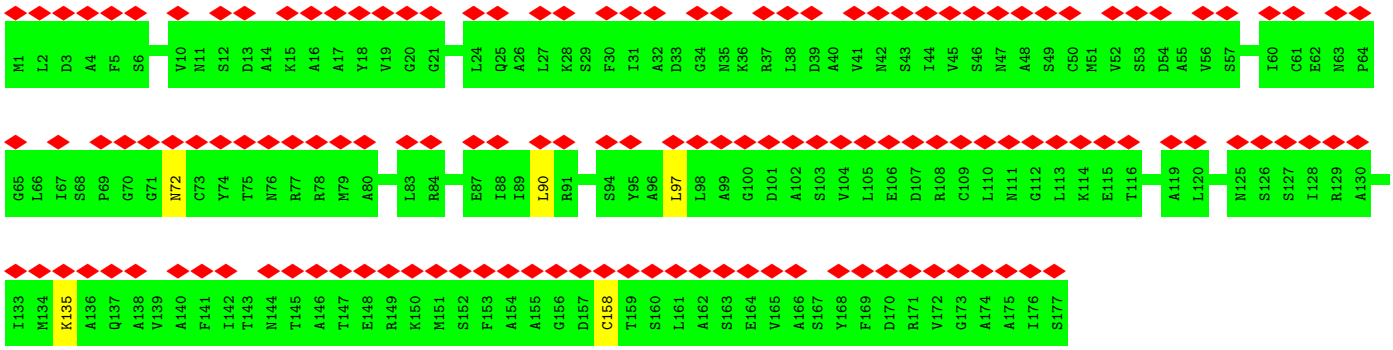

• Molecule 2: B-phycoerythrin beta chain

Chain pK:

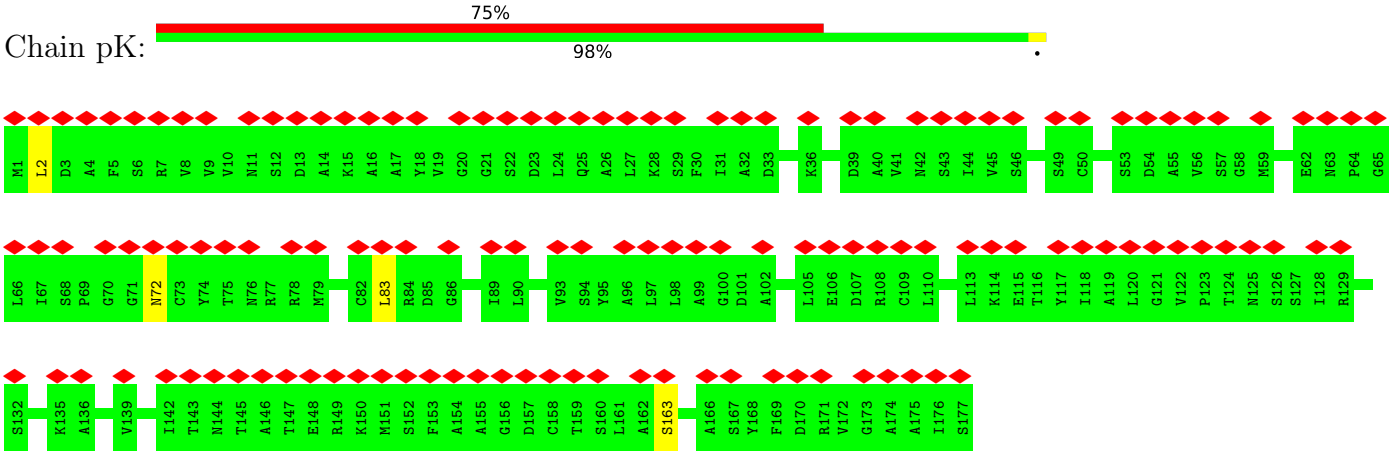

• Molecule 2: B-phycoerythrin beta chain

Chain rK:

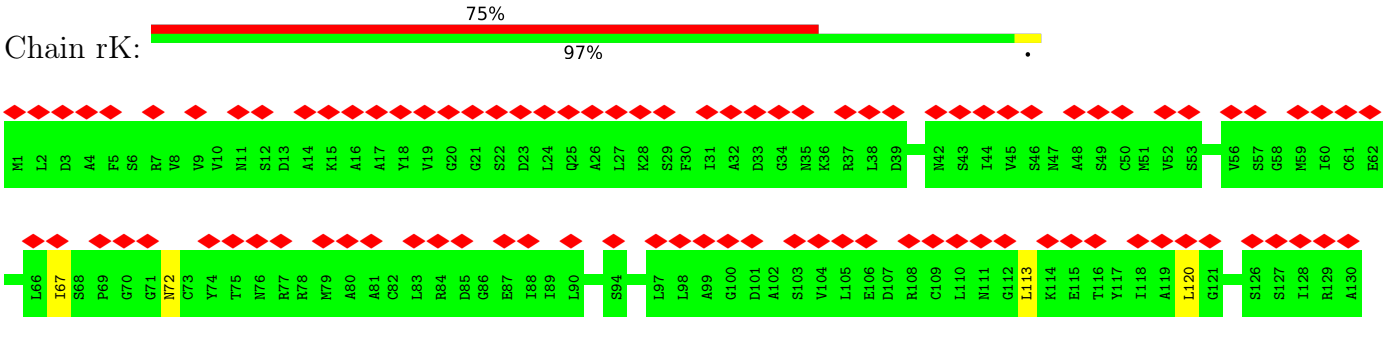

• Molecule 2: B-phycoerythrin beta chain

Chain tK:

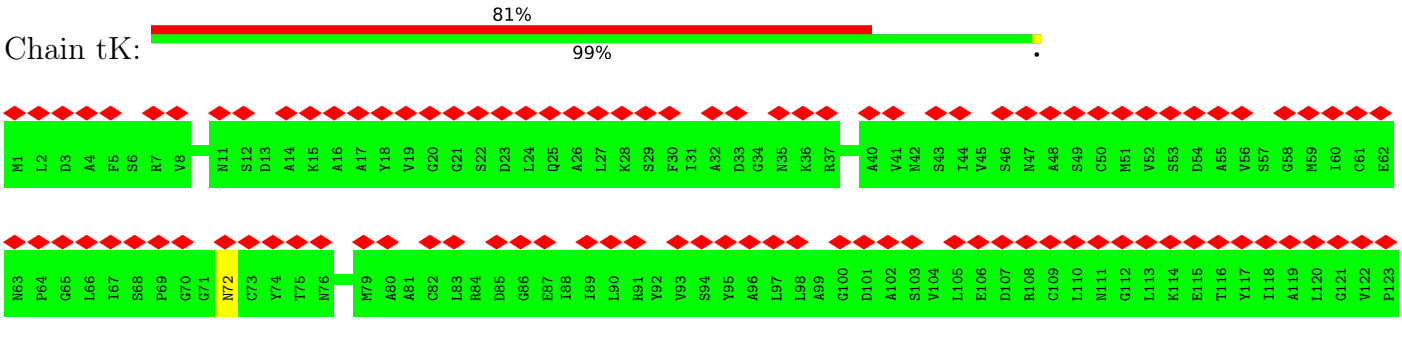

• Molecule 2: B-phycoerythrin beta chain

Chain vK:

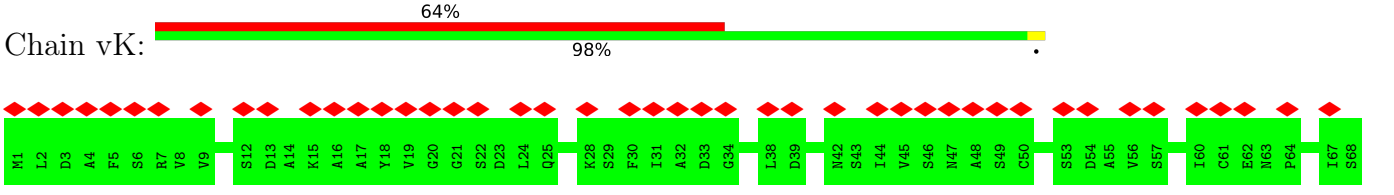

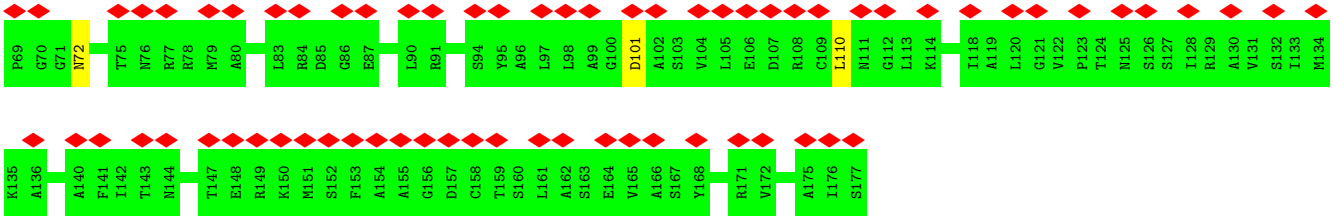

• Molecule 2: B-phycoerythrin beta chain

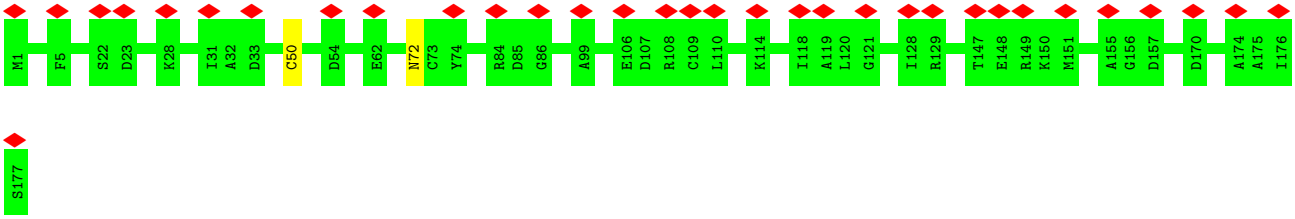

• Molecule 2: B-phycoerythrin beta chain

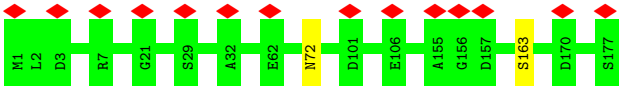

• Molecule 2: B-phycoerythrin beta chain

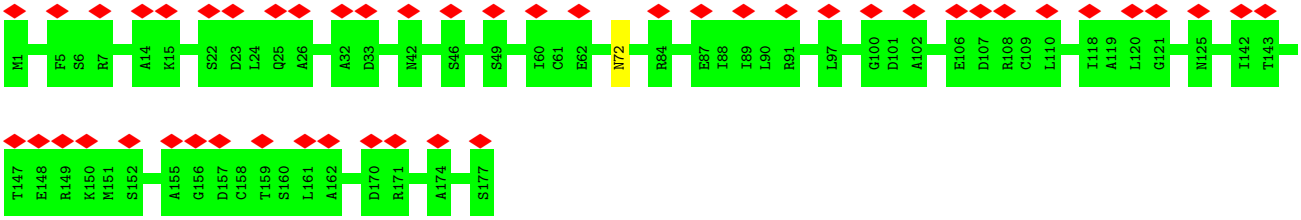

• Molecule 2: B-phycoerythrin beta chain

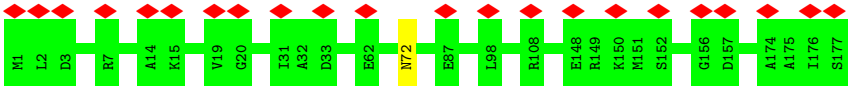

• Molecule 2: B-phycoerythrin beta chain

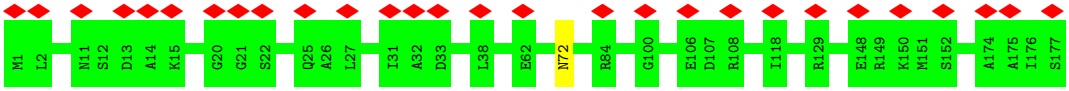

• Molecule 2: B-phycoerythrin beta chain

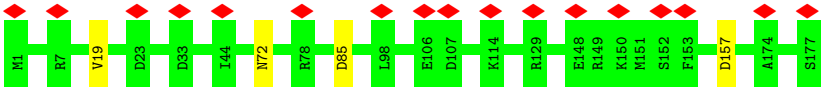

• Molecule 2: B-phycoerythrin beta chain

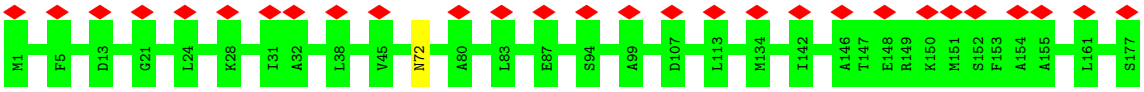

• Molecule 2: B-phycoerythrin beta chain

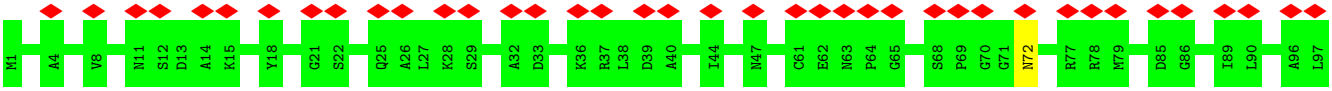

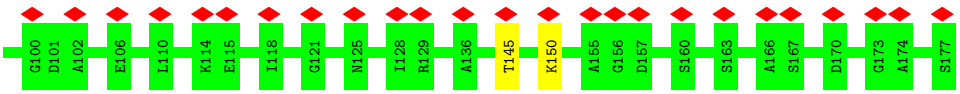

• Molecule 2: B-phycoerythrin beta chain

• Molecule 2: B-phycoerythrin beta chain

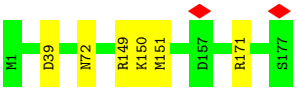

• Molecule 2: B-phycoerythrin beta chain

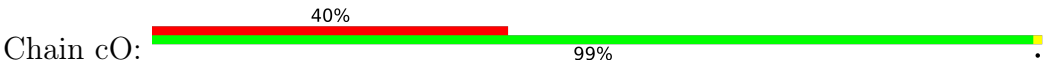

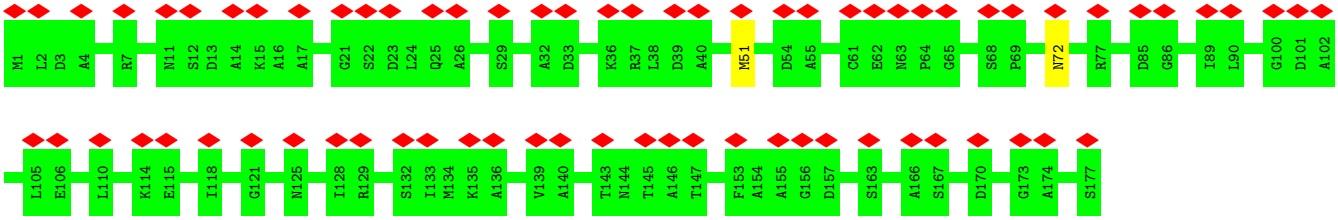

• Molecule 2: B-phycoerythrin beta chain

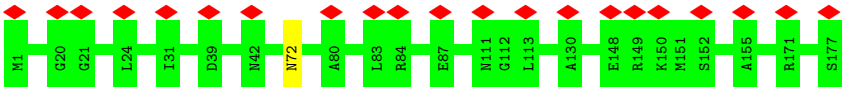

• Molecule 2: B-phycoerythrin beta chain

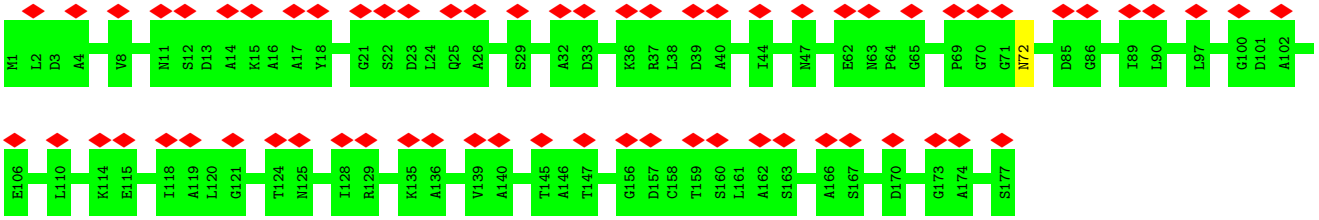

• Molecule 3: R-phycoerythrin gamma chain, chloroplastic

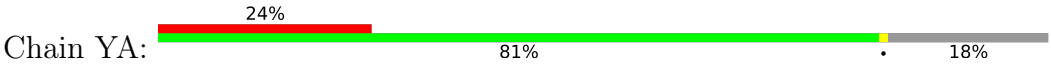

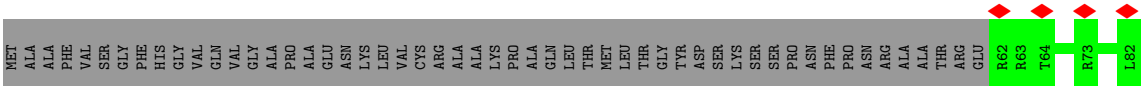

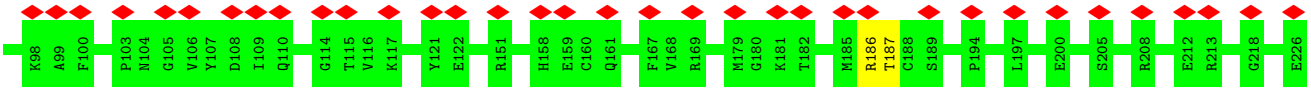

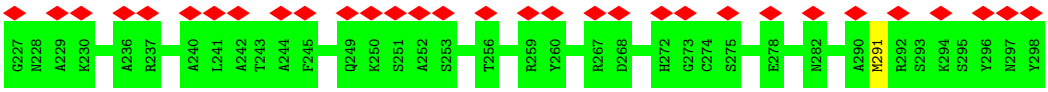

• Molecule 3: R-phycoerythrin gamma chain, chloroplastic

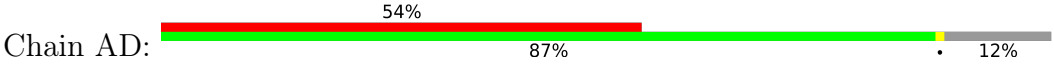

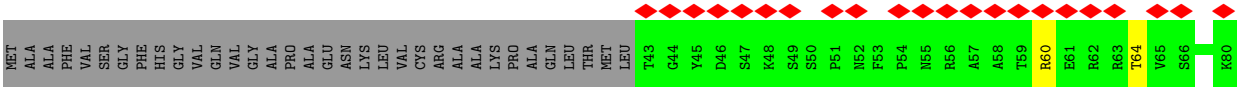

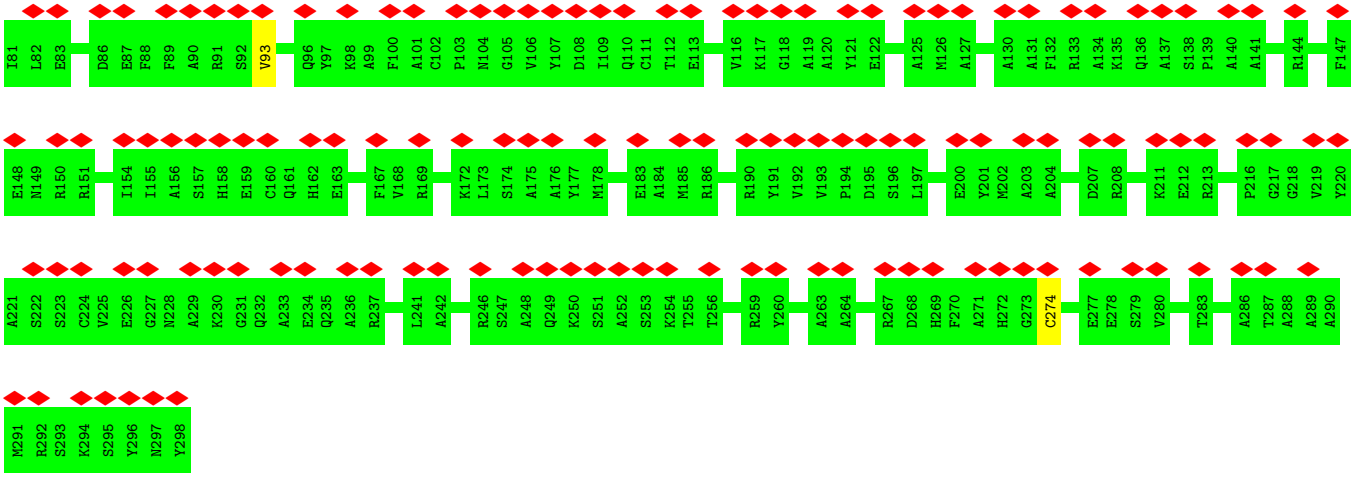

• Molecule 3: R-phycoerythrin gamma chain, chloroplastic

Chain AE:

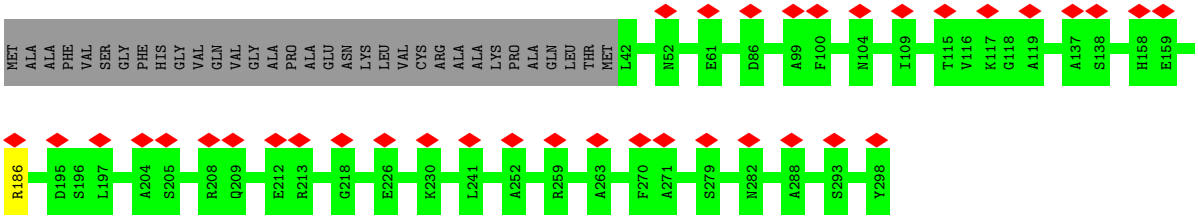

• Molecule 3: R-phycoerythrin gamma chain, chloroplastic

Chain AG:

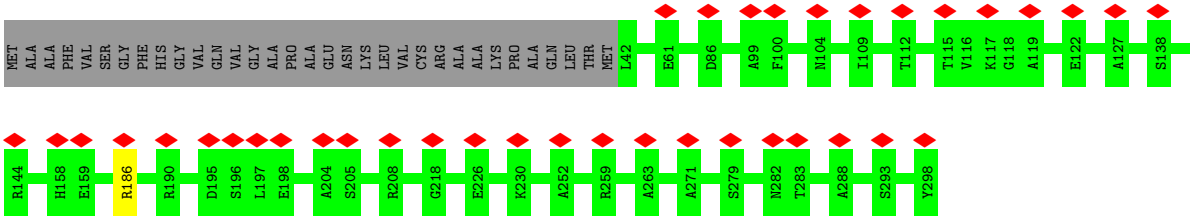

• Molecule 3: R-phycoerythrin gamma chain, chloroplastic

Chain AH:

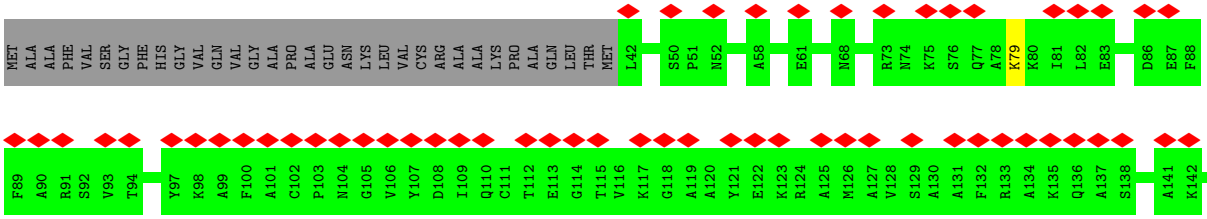

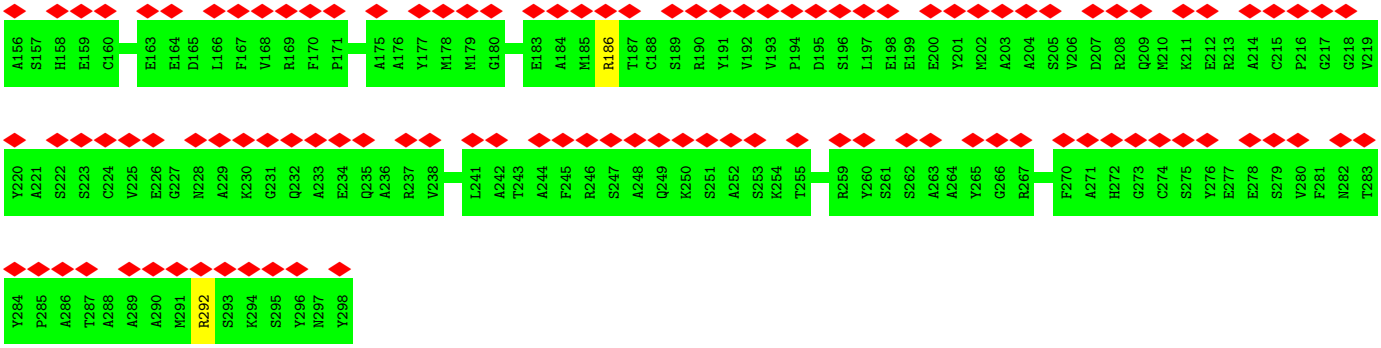

• Molecule 3: R-phycoerythrin gamma chain, chloroplastic

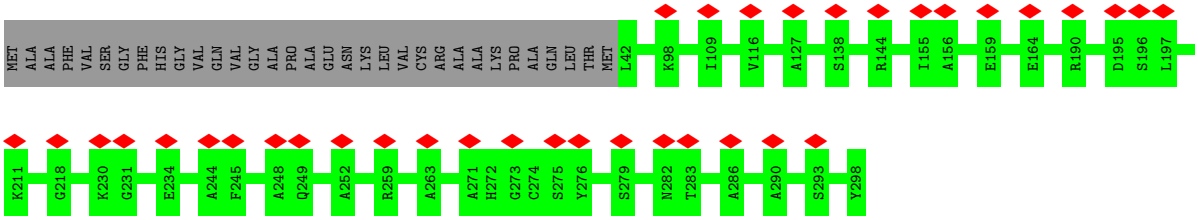

• Molecule 3: R-phycoerythrin gamma chain, chloroplastic

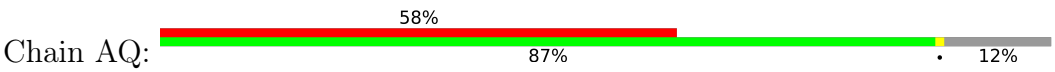

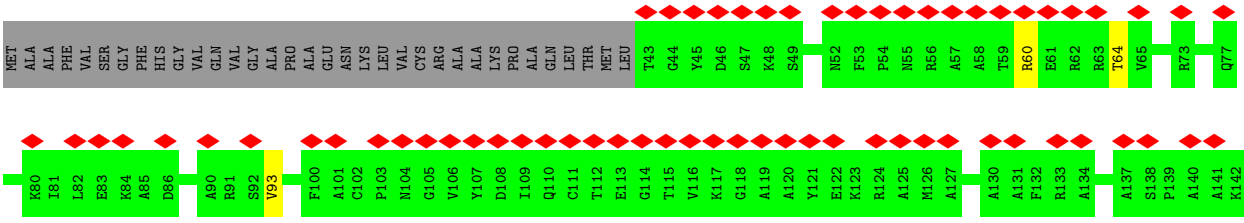

• Molecule 3: R-phycoerythrin gamma chain, chloroplastic

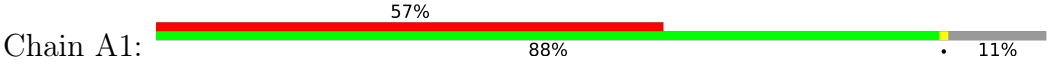

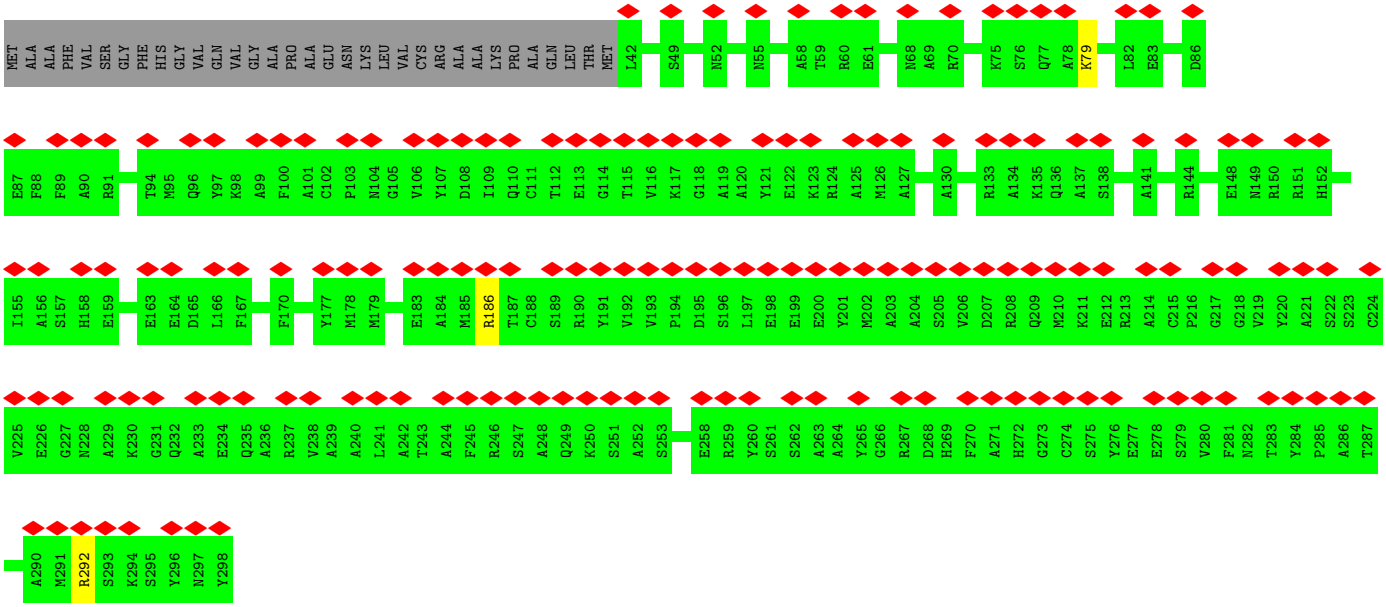

• Molecule 3: R-phycoerythrin gamma chain, chloroplastic

Chain A4:

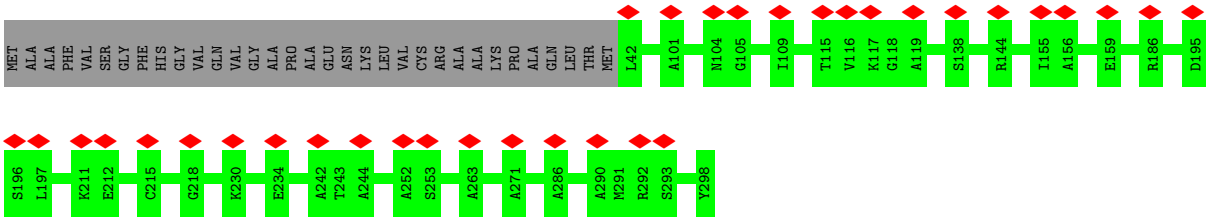

• Molecule 3: R-phycoerythrin gamma chain, chloroplastic

Chain Y7:

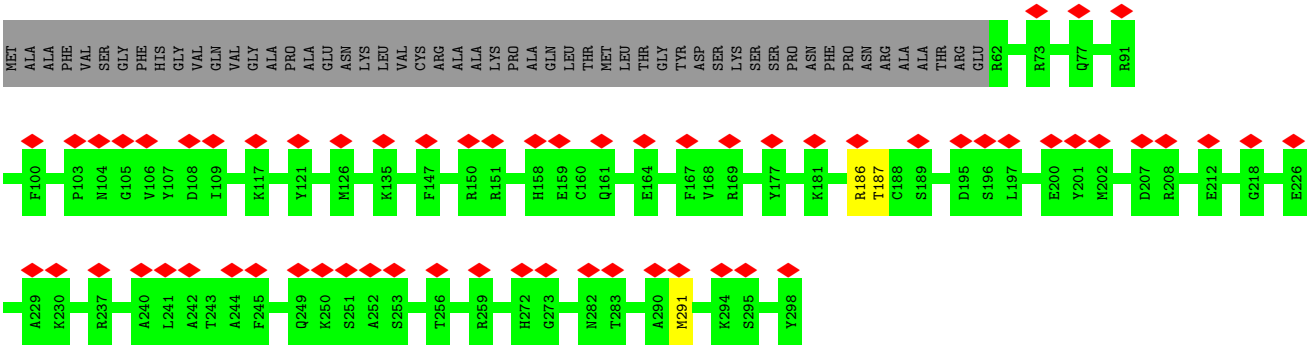

• Molecule 4: Linker4

Chain AB:



• Molecule 4: Linker4

Chain EB:

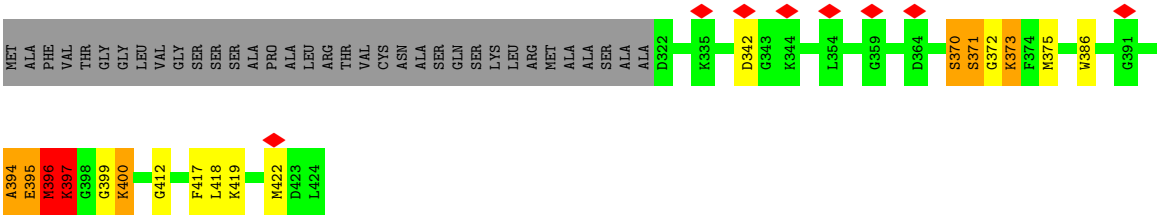

• Molecule 5: CaRSPs1

Chain KB:

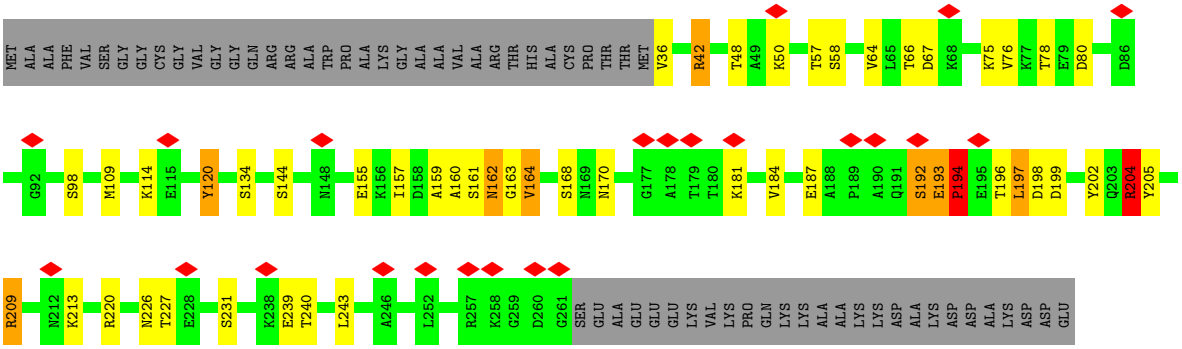

• Molecule 5: CaRSPs1

Chain UB:

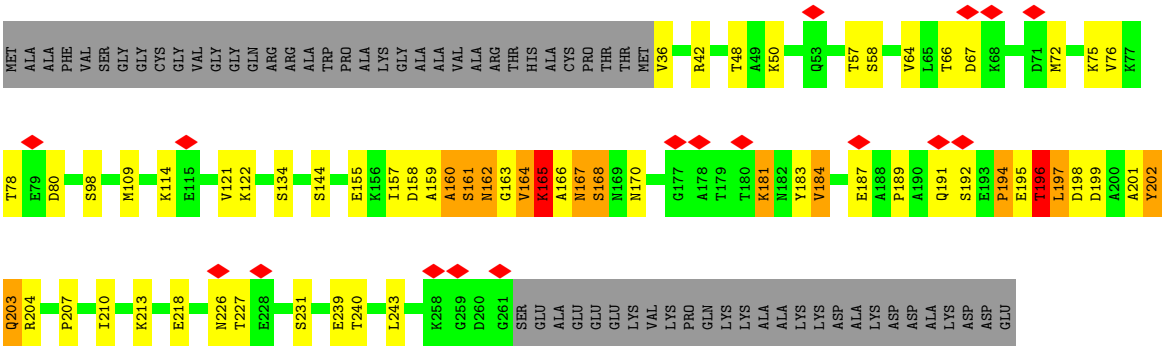

• Molecule 6: CaRSP2

Chain WB:

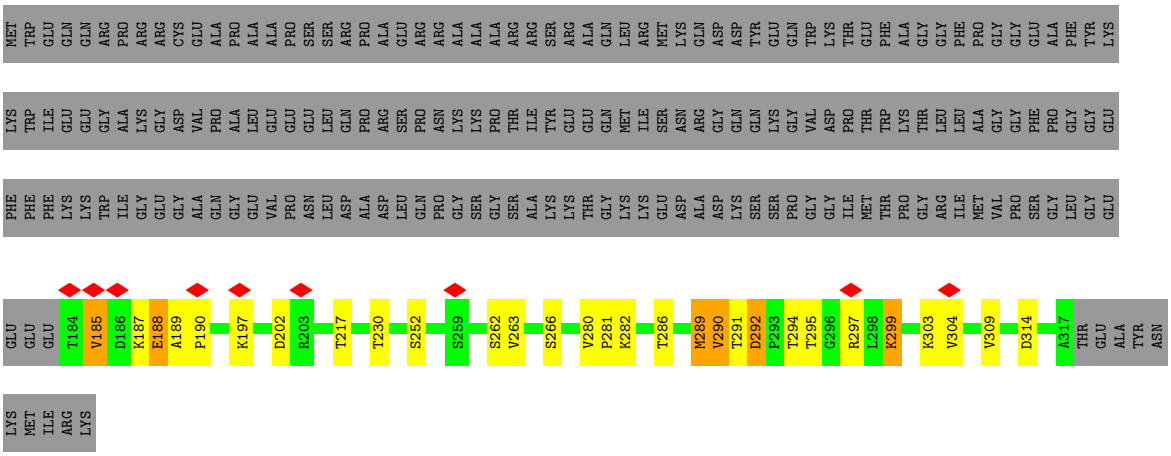

• Molecule 6: CaRSP2

Chain cB:

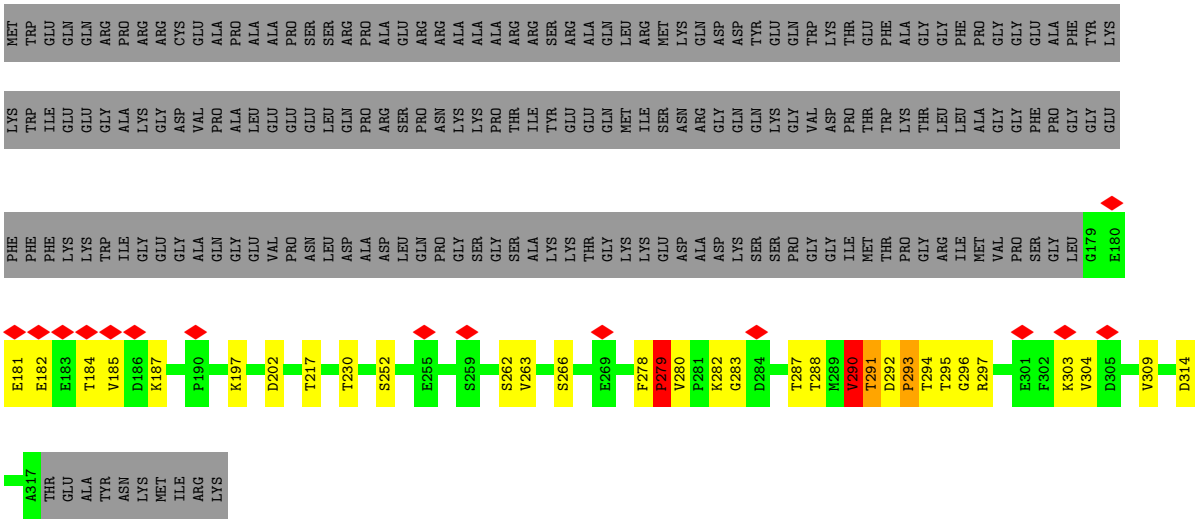

• Molecule 7: LRH

Chain AC:

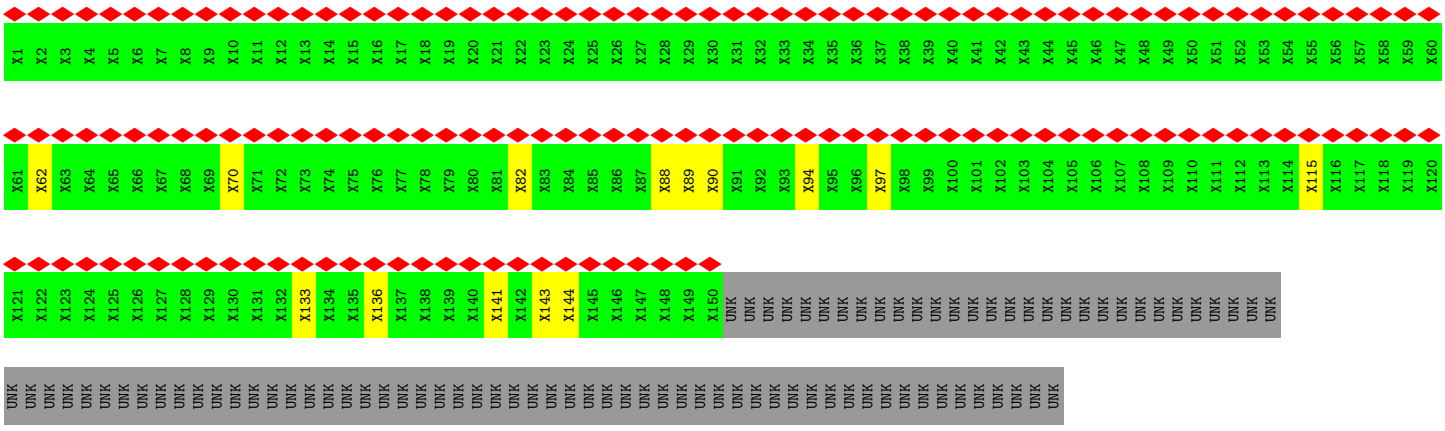

• Molecule 7: LRH

Chain A8:

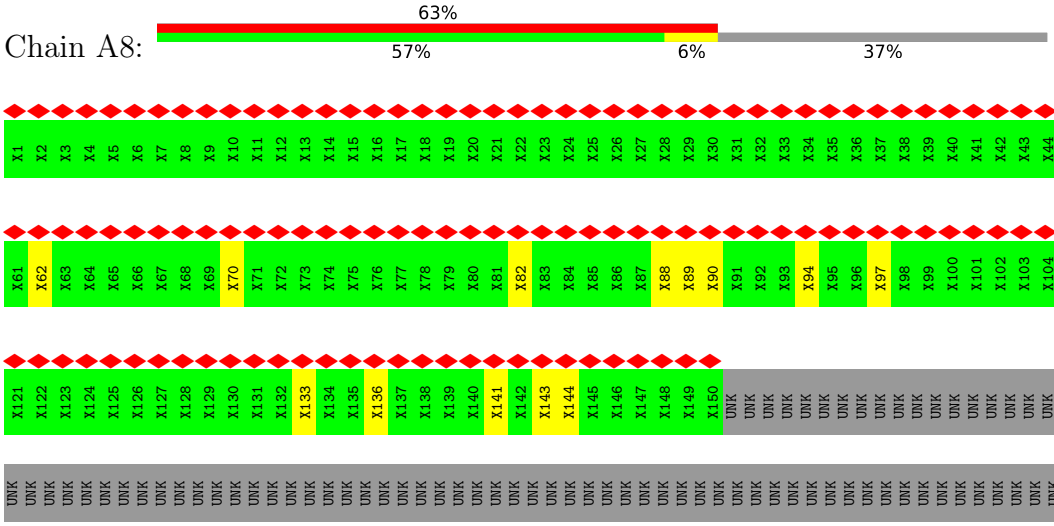

• Molecule 7: LRH

Chain a8:

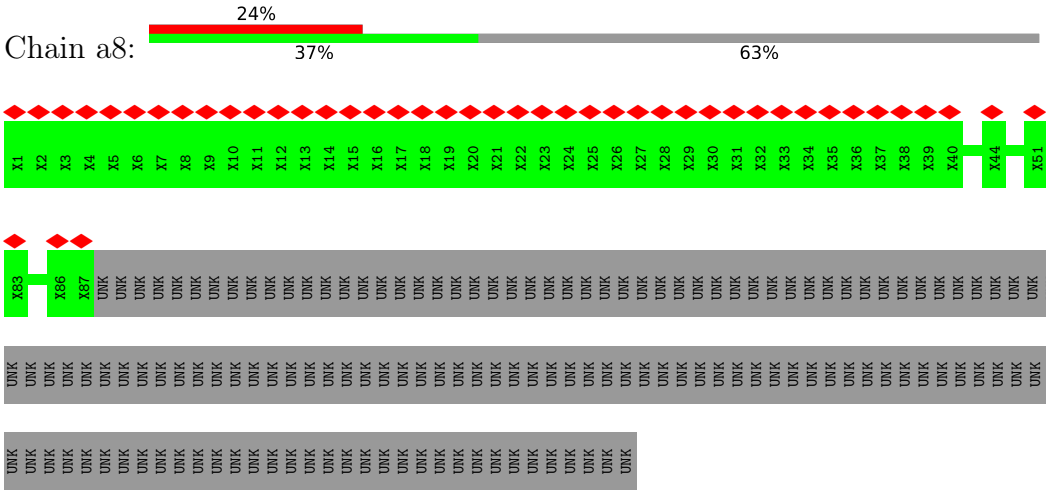

• Molecule 7: LRH

Chain aC:

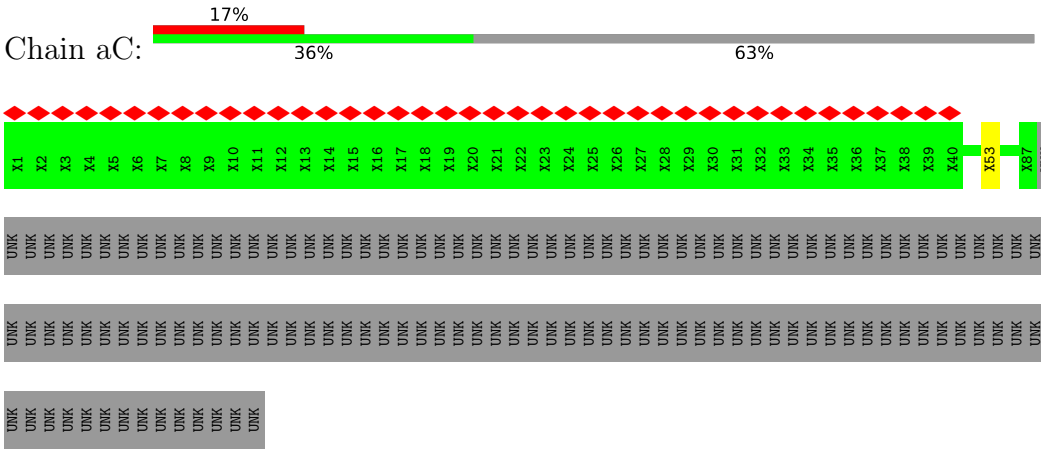

• Molecule 8: Phycobilisome rod-core linker polypeptide

Chain BE:

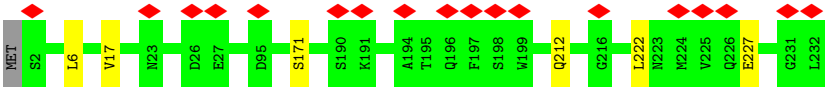

• Molecule 8: Phycobilisome rod-core linker polypeptide

Chain BG:

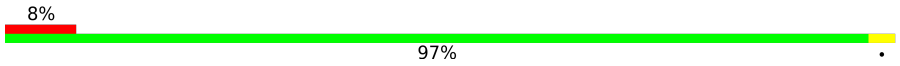

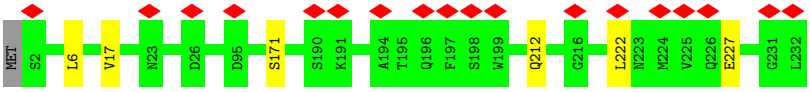

• Molecule 8: Phycobilisome rod-core linker polypeptide

Chain BH:

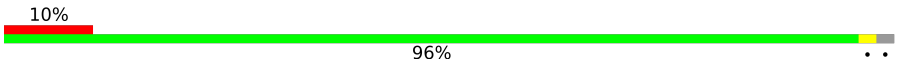

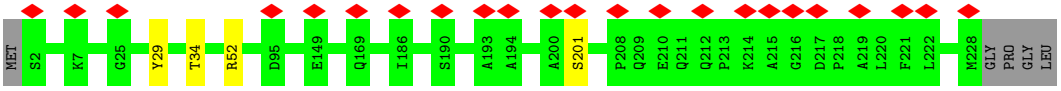

• Molecule 8: Phycobilisome rod-core linker polypeptide

Chain BO:

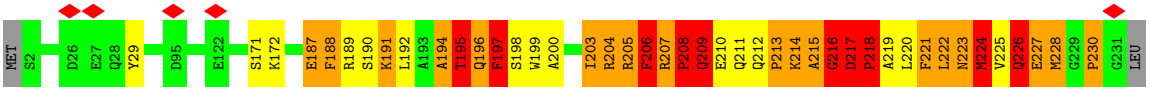

• Molecule 8: Phycobilisome rod-core linker polypeptide

Chain B1:

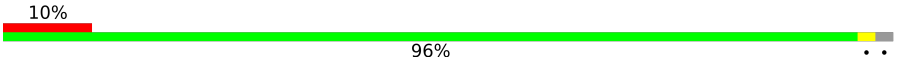

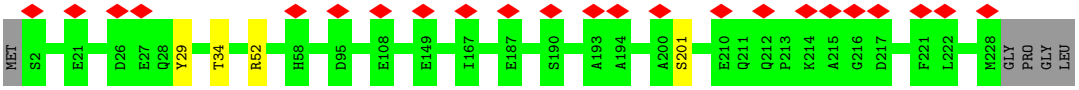

• Molecule 8: Phycobilisome rod-core linker polypeptide

Chain B4:

• Molecule 9: C-phycocyanin alpha subunit

Chain CE:

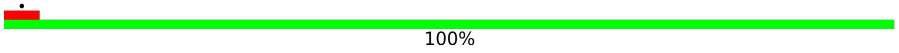

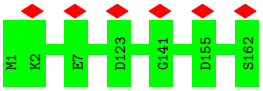

• Molecule 9: C-phycocyanin alpha subunit

Chain EE:

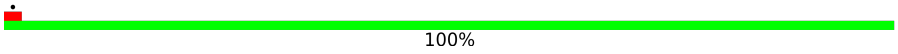

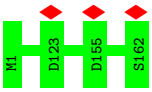

• Molecule 9: C-phycocyanin alpha subunit

Chain GE:

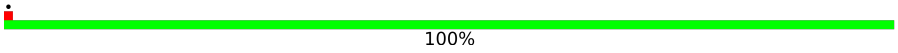

• Molecule 9: C-phycocyanin alpha subunit

Chain IE:

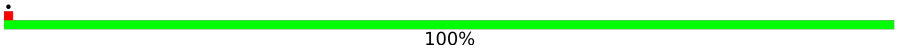

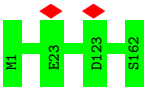

• Molecule 9: C-phycocyanin alpha subunit

Chain KE:

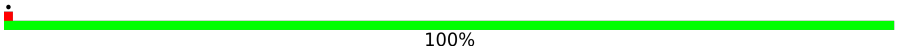

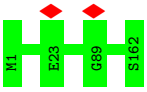

• Molecule 9: C-phycocyanin alpha subunit

Chain ME:

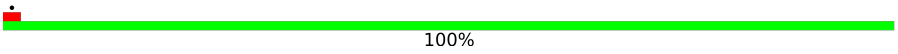

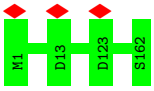

• Molecule 9: C-phycocyanin alpha subunit

Chain CG:

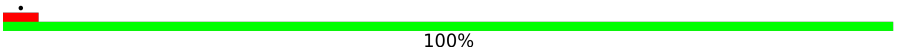

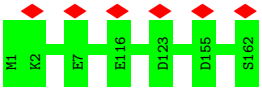

• Molecule 9: C-phycocyanin alpha subunit

Chain EG:

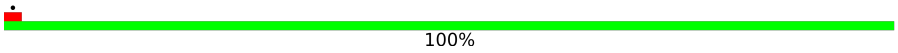

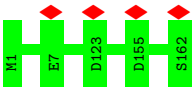

• Molecule 9: C-phycocyanin alpha subunit

Chain GG:

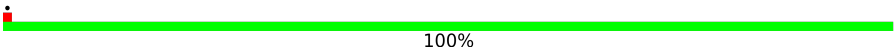

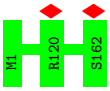

• Molecule 9: C-phycocyanin alpha subunit

Chain IG:

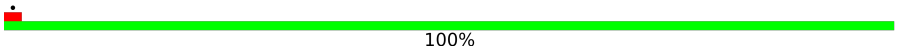

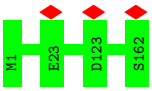

• Molecule 9: C-phycocyanin alpha subunit

Chain KG:

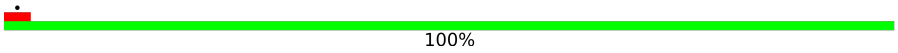

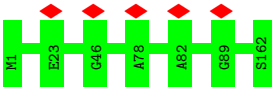

• Molecule 9: C-phycocyanin alpha subunit

Chain MG:

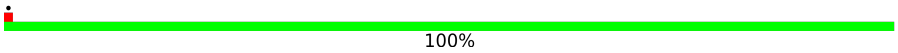

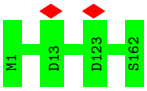

• Molecule 9: C-phycocyanin alpha subunit

Chain CH:

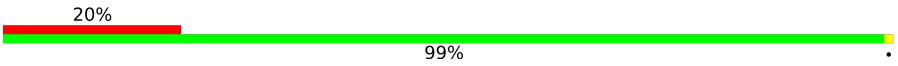

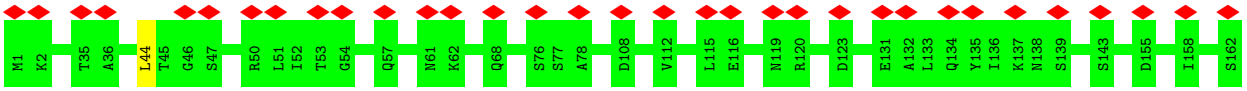

• Molecule 9: C-phycocyanin alpha subunit

Chain EH:

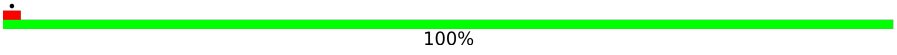

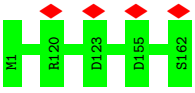

• Molecule 9: C-phycocyanin alpha subunit

Chain GH:

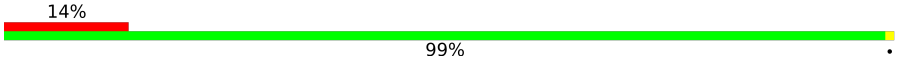

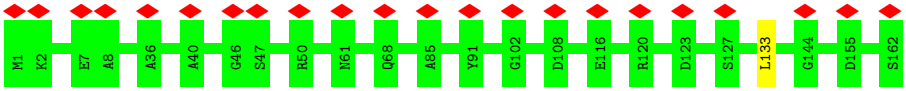

• Molecule 9: C-phycocyanin alpha subunit

Chain IH:

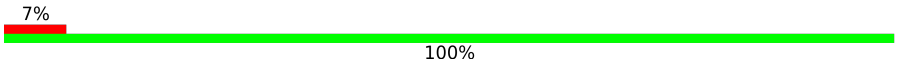

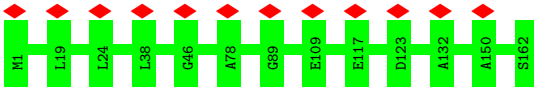

• Molecule 9: C-phycocyanin alpha subunit

Chain KH:

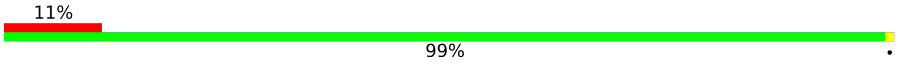

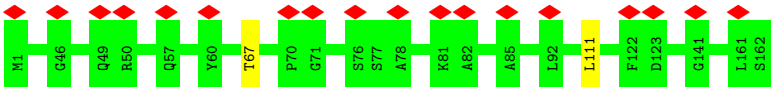

• Molecule 9: C-phycocyanin alpha subunit

Chain MH:

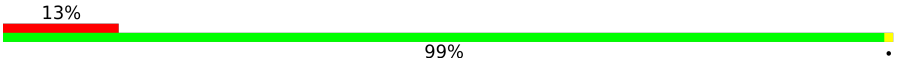

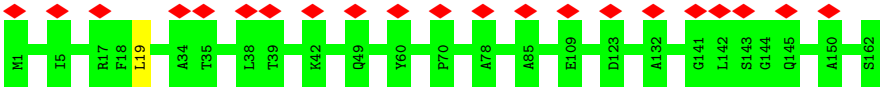

• Molecule 9: C-phycocyanin alpha subunit

Chain CO:

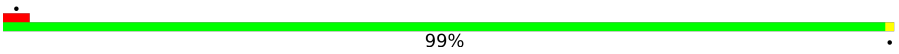

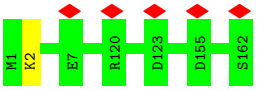

• Molecule 9: C-phycocyanin alpha subunit

Chain EO:

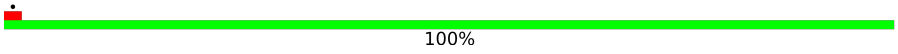

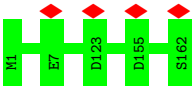

• Molecule 9: C-phycocyanin alpha subunit

Chain GO:

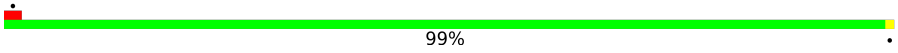

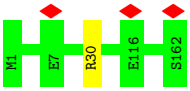

• Molecule 9: C-phycocyanin alpha subunit

Chain IO:

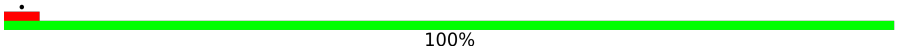

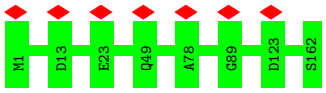

• Molecule 9: C-phycocyanin alpha subunit

Chain KO:

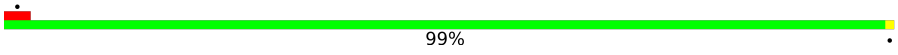

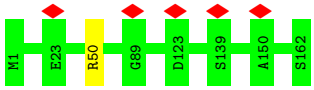

• Molecule 9: C-phycocyanin alpha subunit

Chain MO:

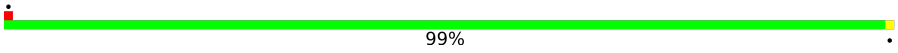

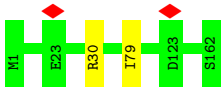

• Molecule 9: C-phycocyanin alpha subunit

Chain M1:

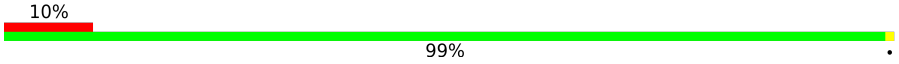

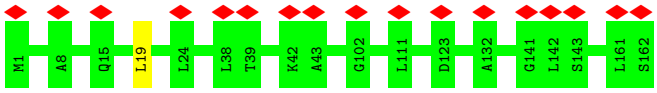

• Molecule 9: C-phycocyanin alpha subunit

Chain C1:

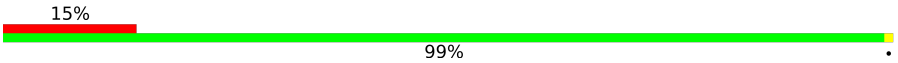

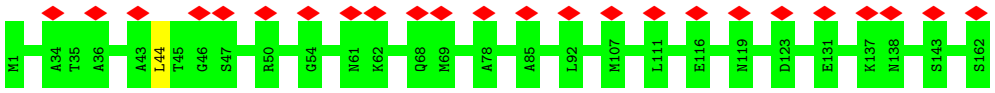

• Molecule 9: C-phycocyanin alpha subunit

Chain E1:

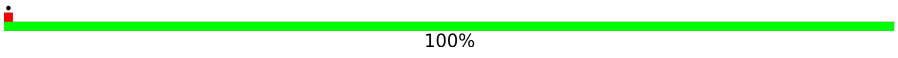

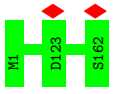

• Molecule 9: C-phycocyanin alpha subunit

Chain G1:

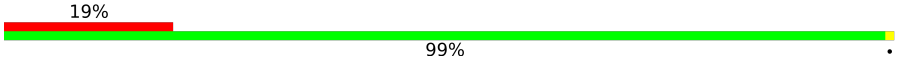

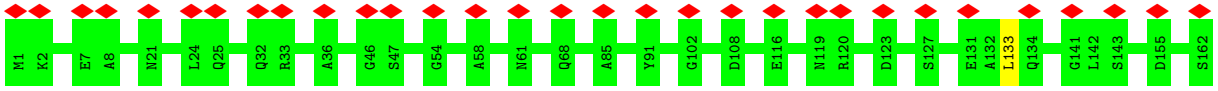

• Molecule 9: C-phycocyanin alpha subunit

Chain I1:

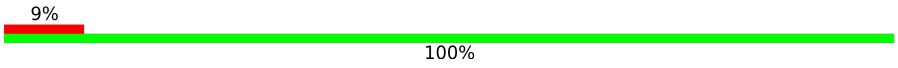

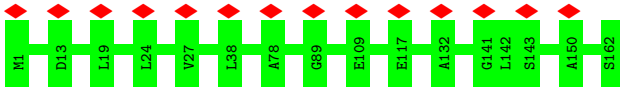

• Molecule 9: C-phycocyanin alpha subunit

Chain K1:

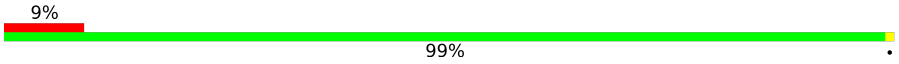

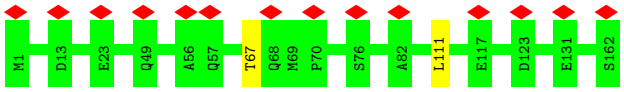

• Molecule 9: C-phycocyanin alpha subunit

Chain G4:

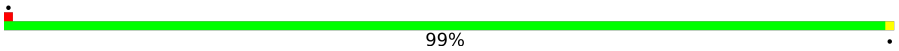

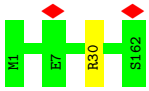

• Molecule 9: C-phycocyanin alpha subunit

Chain I4:

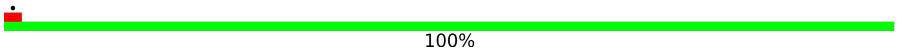

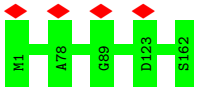

• Molecule 9: C-phycocyanin alpha subunit

Chain K4:

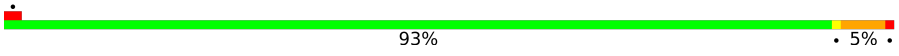

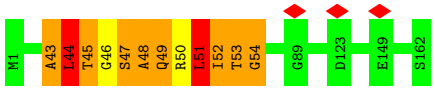

• Molecule 9: C-phycocyanin alpha subunit

Chain M4:

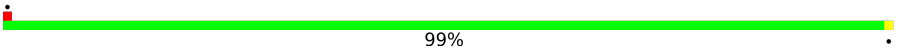

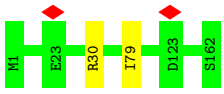

• Molecule 9: C-phycocyanin alpha subunit

Chain C4:

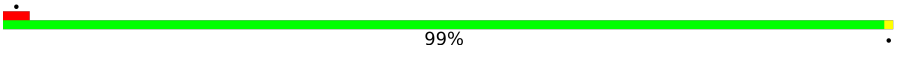

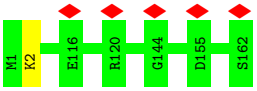

• Molecule 9: C-phycocyanin alpha subunit

Chain E4:

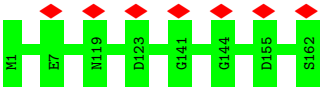

• Molecule 10: C-phycocyanin beta subunit

Chain DE:

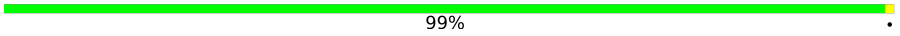

• Molecule 10: C-phycocyanin beta subunit

Chain FE:

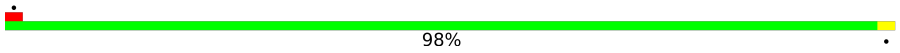

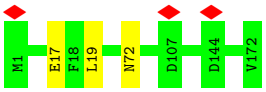

• Molecule 10: C-phycocyanin beta subunit

Chain HE:

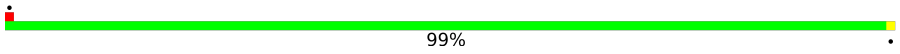

• Molecule 10: C-phycocyanin beta subunit

Chain JE:

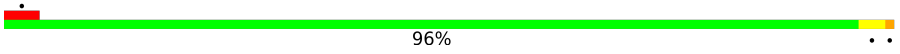

• Molecule 10: C-phycocyanin beta subunit

Chain LE:

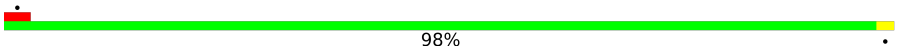

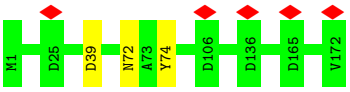

• Molecule 10: C-phycocyanin beta subunit

Chain NE:

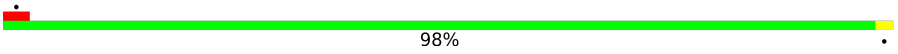

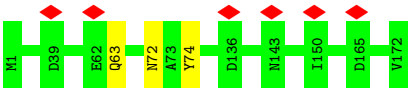

• Molecule 10: C-phycocyanin beta subunit

Chain DG:

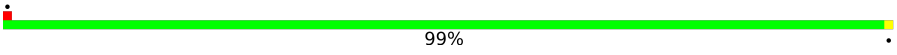

• Molecule 10: C-phycocyanin beta subunit

Chain FG:

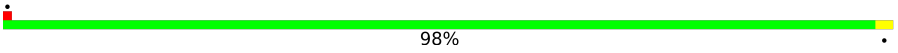

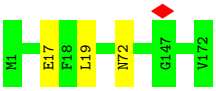

• Molecule 10: C-phycocyanin beta subunit

Chain HG:

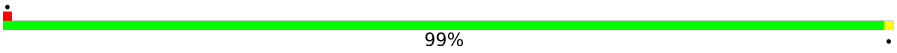

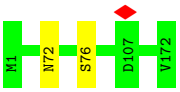

• Molecule 10: C-phycocyanin beta subunit

Chain JG:

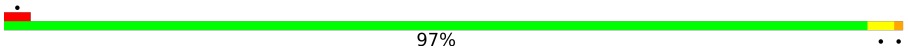

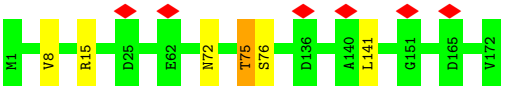

• Molecule 10: C-phycocyanin beta subunit

Chain LG:

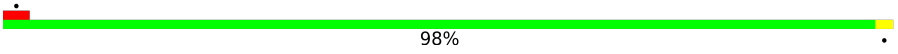

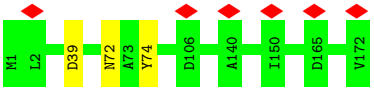

• Molecule 10: C-phycocyanin beta subunit

Chain NG:

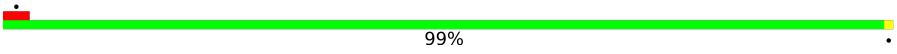

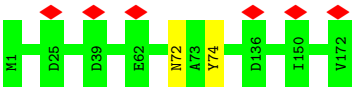

• Molecule 10: C-phycocyanin beta subunit

Chain DH:

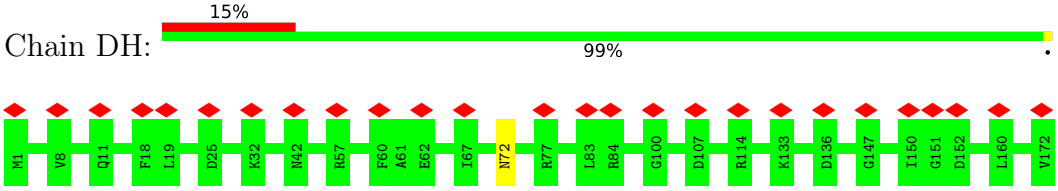

• Molecule 10: C-phycocyanin beta subunit

Chain FH:

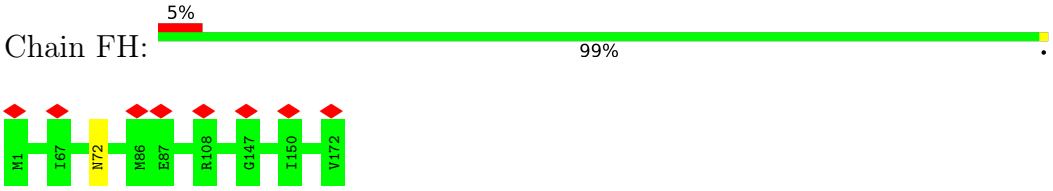

• Molecule 10: C-phycocyanin beta subunit

Chain HH:

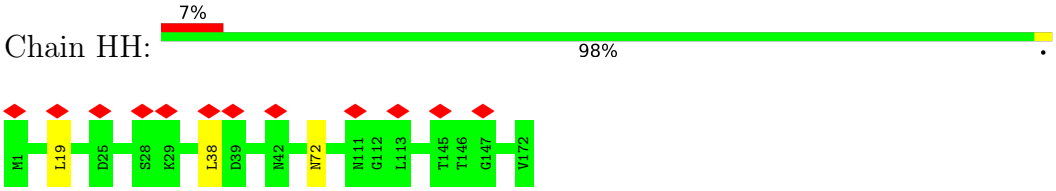

• Molecule 10: C-phycocyanin beta subunit

Chain JH:

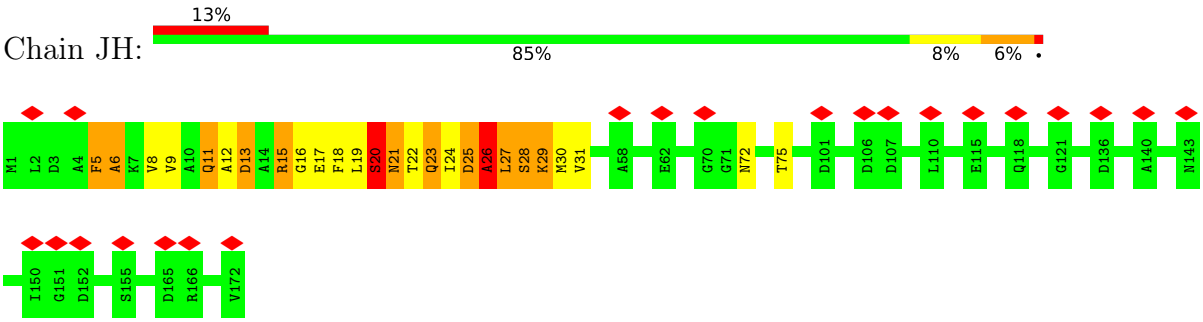

• Molecule 10: C-phycocyanin beta subunit

Chain LH:

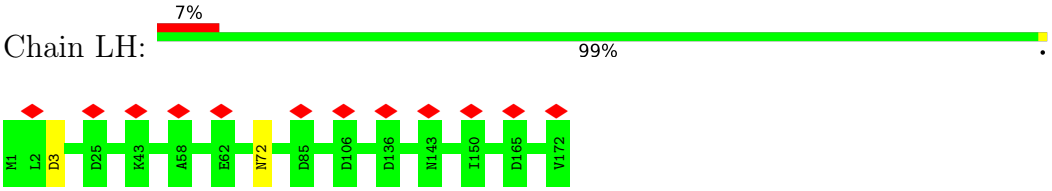

• Molecule 10: C-phycocyanin beta subunit

Chain NH:

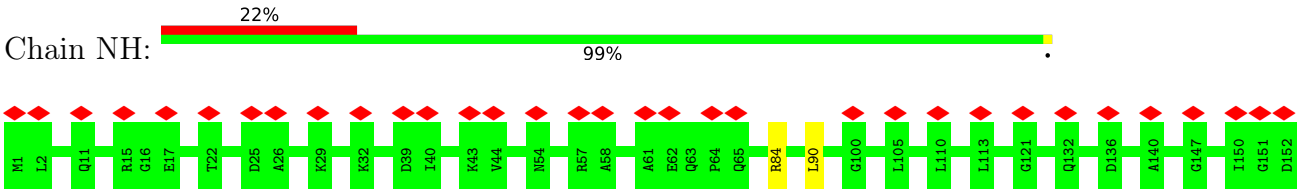

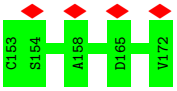

• Molecule 10: C-phycocyanin beta subunit

Chain DO:

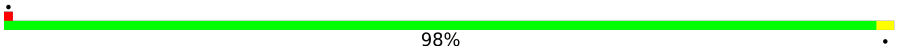

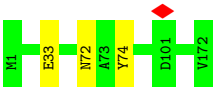

• Molecule 10: C-phycocyanin beta subunit

Chain FO:

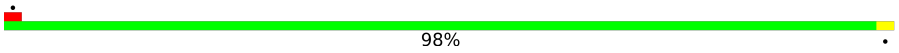

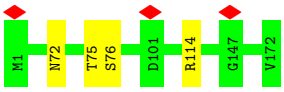

• Molecule 10: C-phycocyanin beta subunit

Chain HO:

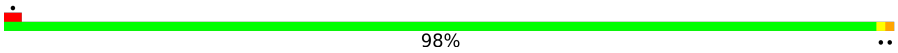

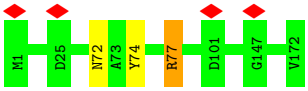

• Molecule 10: C-phycocyanin beta subunit

Chain JO:

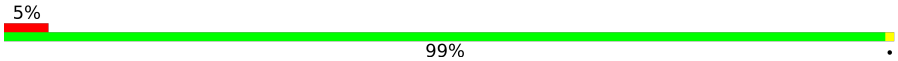

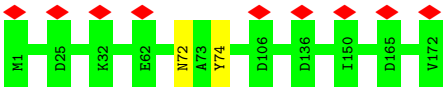

• Molecule 10: C-phycocyanin beta subunit

Chain LO:

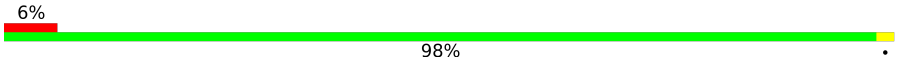

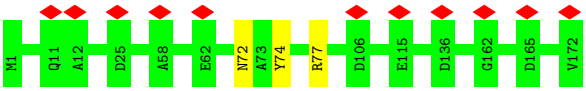

• Molecule 10: C-phycocyanin beta subunit

Chain NO:

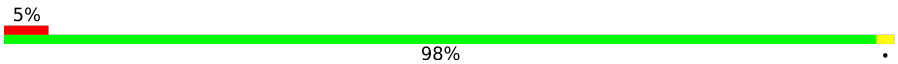

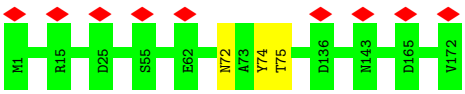

• Molecule 10: C-phycocyanin beta subunit

Chain L1:

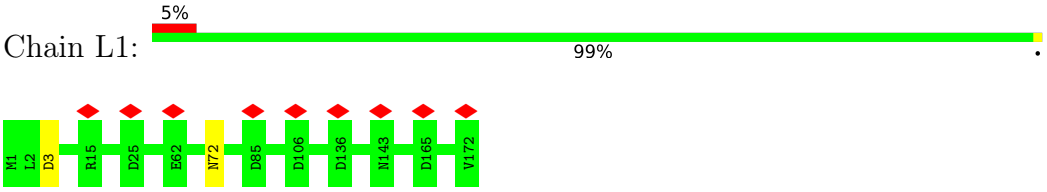

• Molecule 10: C-phycocyanin beta subunit

Chain N1:

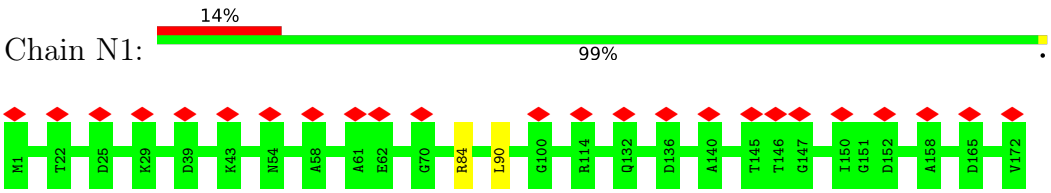

• Molecule 10: C-phycocyanin beta subunit

Chain D1:

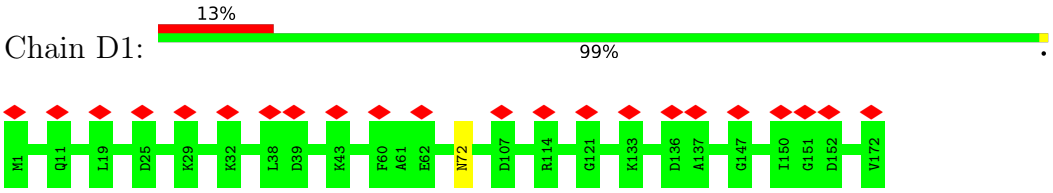

• Molecule 10: C-phycocyanin beta subunit

Chain F1:

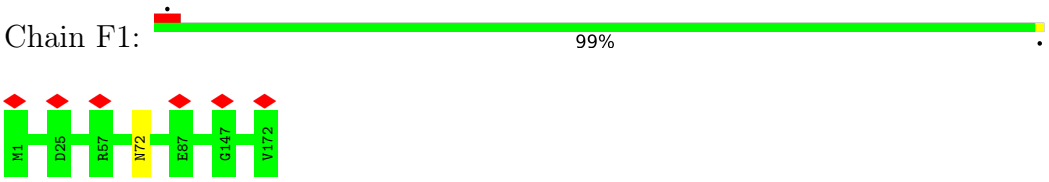

• Molecule 10: C-phycocyanin beta subunit

Chain H1:

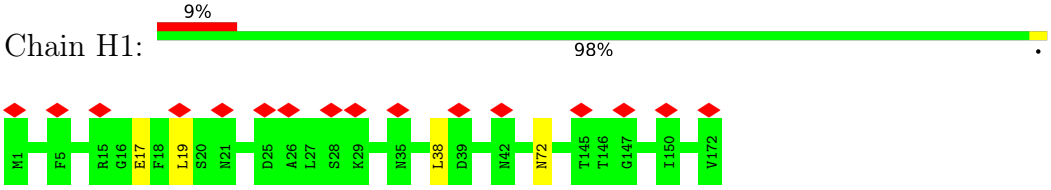

• Molecule 10: C-phycocyanin beta subunit

Chain J1:

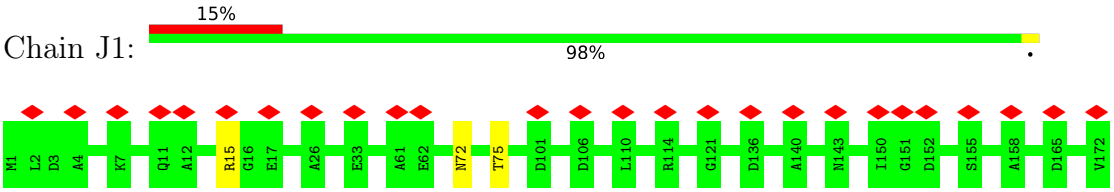

• Molecule 10: C-phycocyanin beta subunit

Chain F4:

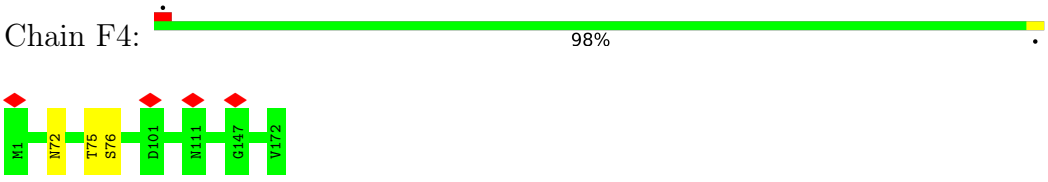

• Molecule 10: C-phycocyanin beta subunit

Chain H4:

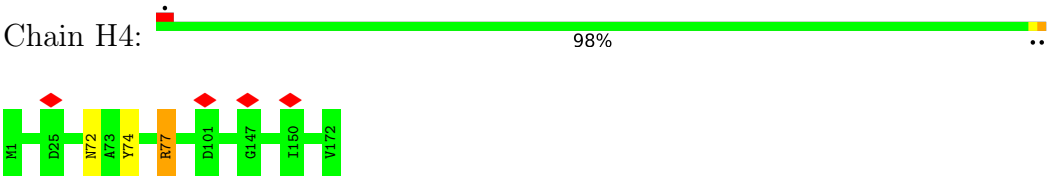

• Molecule 10: C-phycocyanin beta subunit

Chain J4:

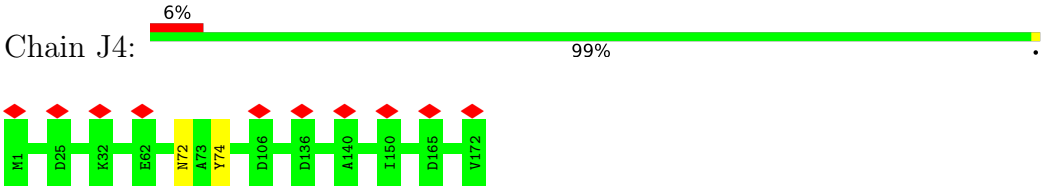

• Molecule 10: C-phycocyanin beta subunit

Chain L4:

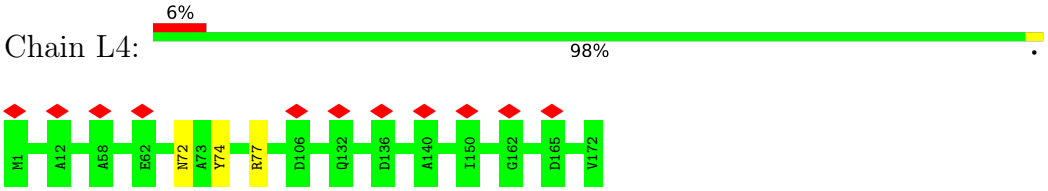

• Molecule 10: C-phycocyanin beta subunit

Chain N4:

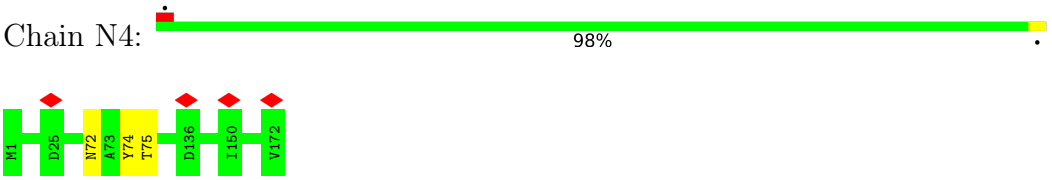

• Molecule 10: C-phycocyanin beta subunit

Chain D4:

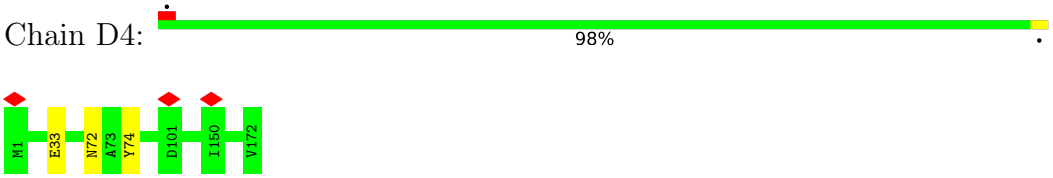

• Molecule 11: Phycobilisome 31.8 kDa linker polypeptide, phycoerythrin-associated, rod

Chain XE:

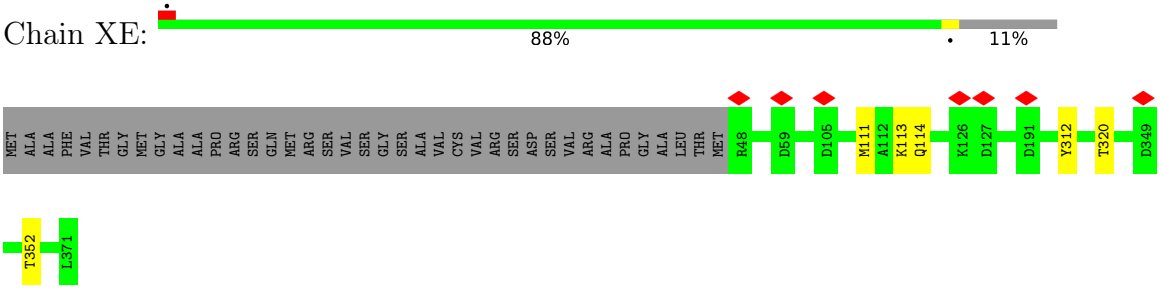

• Molecule 11: Phycobilisome 31.8 kDa linker polypeptide, phycoerythrin-associated, rod

Chain XG:

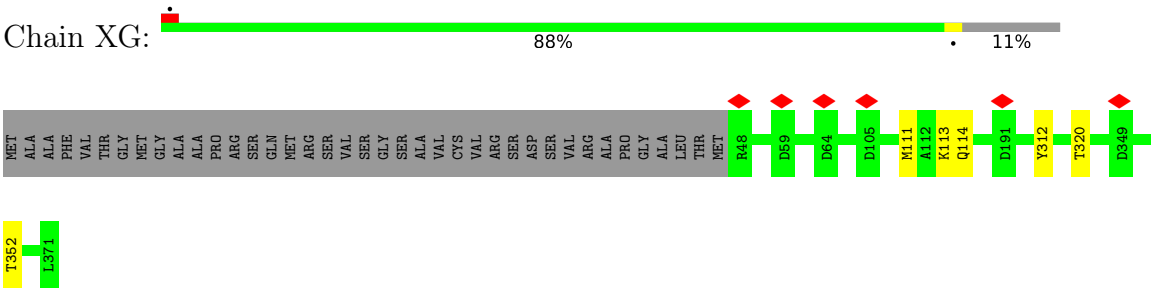

• Molecule 11: Phycobilisome 31.8 kDa linker polypeptide, phycoerythrin-associated, rod

Chain XH:

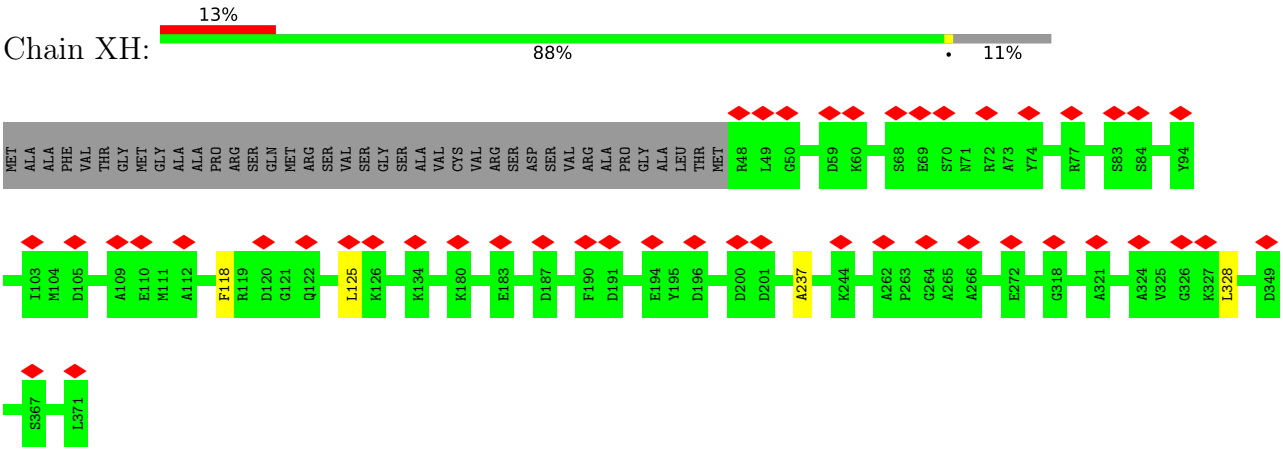

• Molecule 11: Phycobilisome 31.8 kDa linker polypeptide, phycoerythrin-associated, rod

Chain XO:

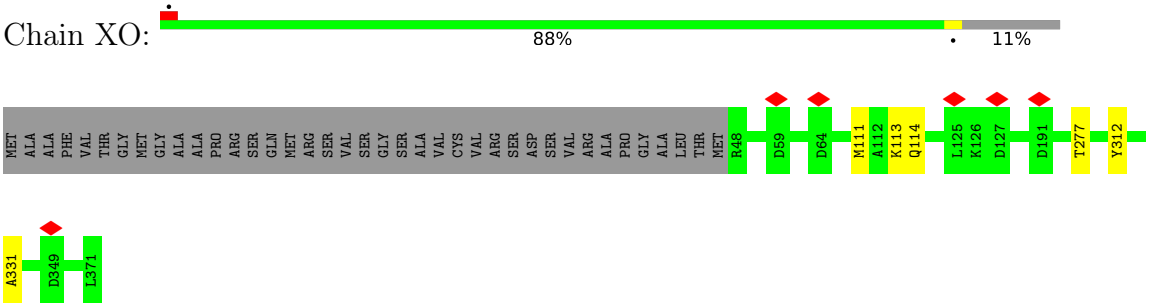

• Molecule 11: Phycobilisome 31.8 kDa linker polypeptide, phycoerythrin-associated, rod

Chain X1:

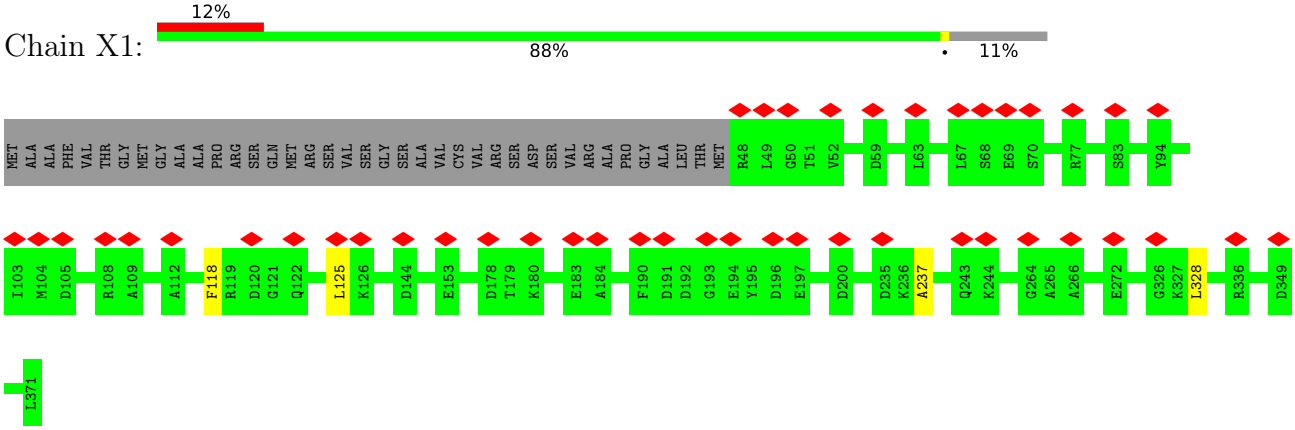

• Molecule 11: Phycobilisome 31.8 kDa linker polypeptide, phycoerythrin-associated, rod

Chain X4:

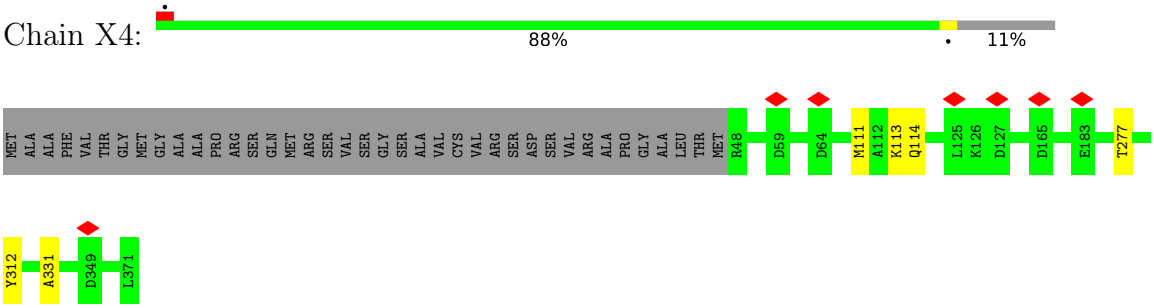

• Molecule 12: Phycobilisome 27.9 kDa linker polypeptide, phycoerythrin-associated, rod

Chain MI:

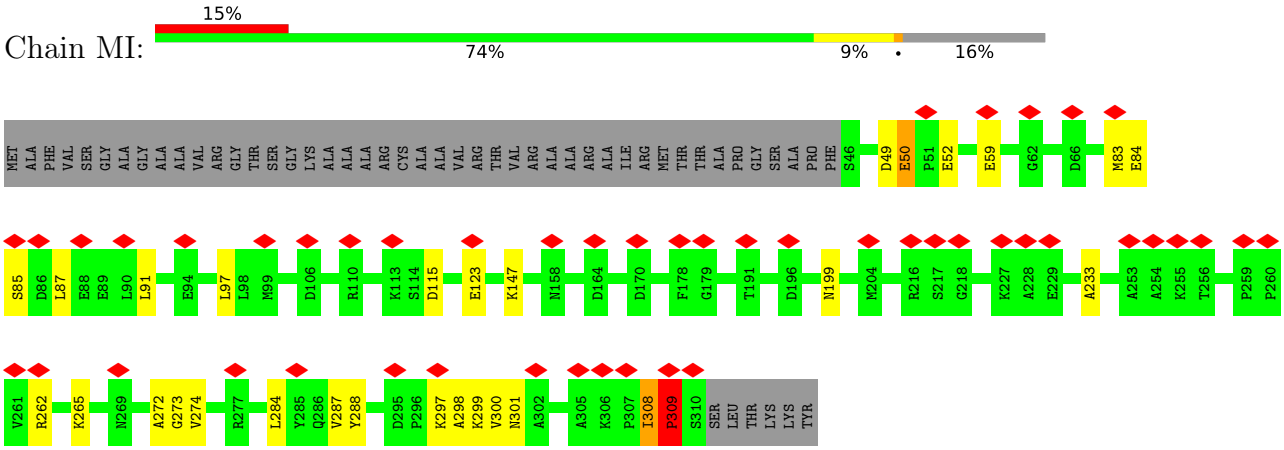

• Molecule 12: Phycobilisome 27.9 kDa linker polypeptide, phycoerythrin-associated, rod

Chain ZI:

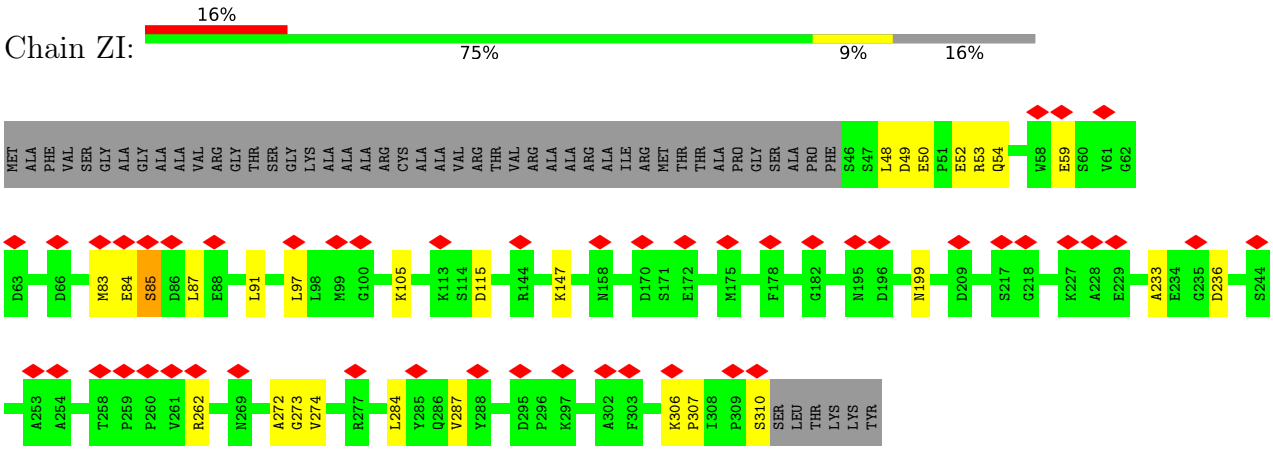

• Molecule 13: R-phycoerythrin gamma chain, chloroplastic

Chain AJ:

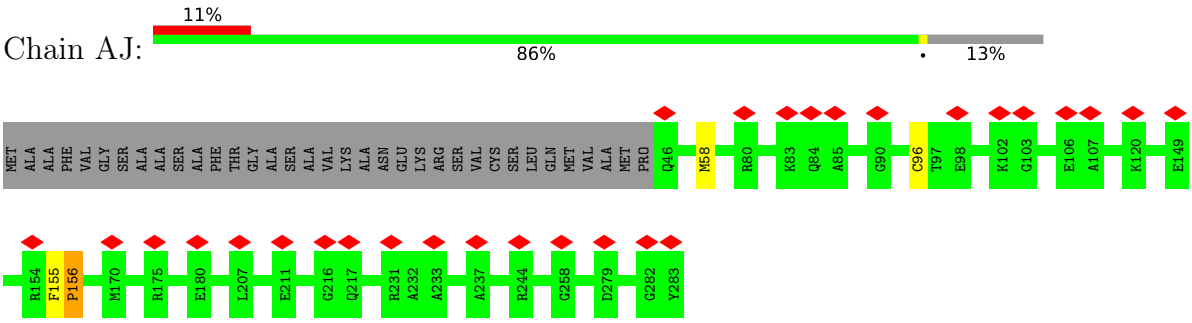

• Molecule 13: R-phycoerythrin gamma chain, chloroplastic

Chain AM:

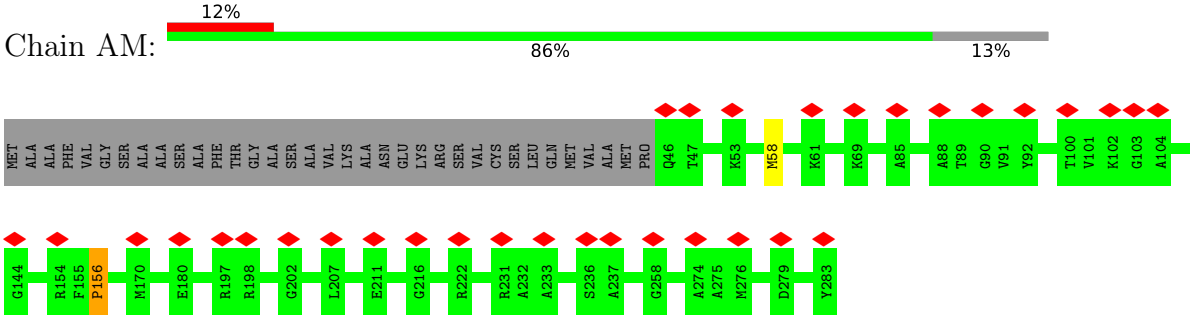

• Molecule 13: R-phycoerythrin gamma chain, chloroplastic

Chain wF:

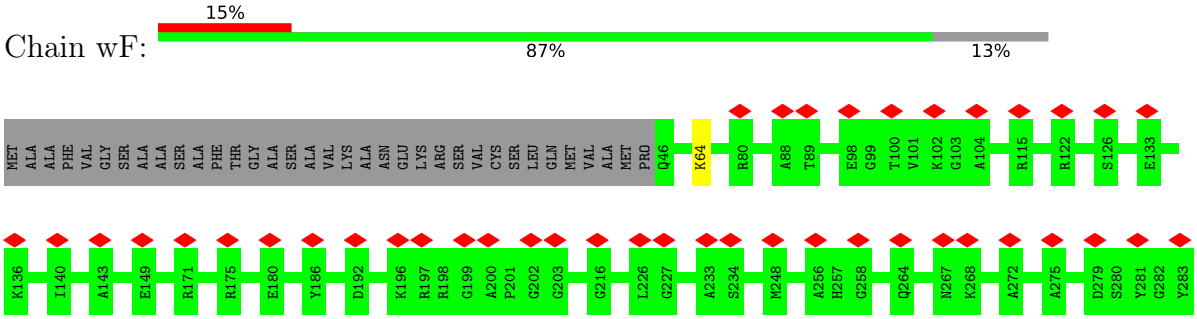

• Molecule 13: R-phycoerythrin gamma chain, chloroplastic

Chain xF:

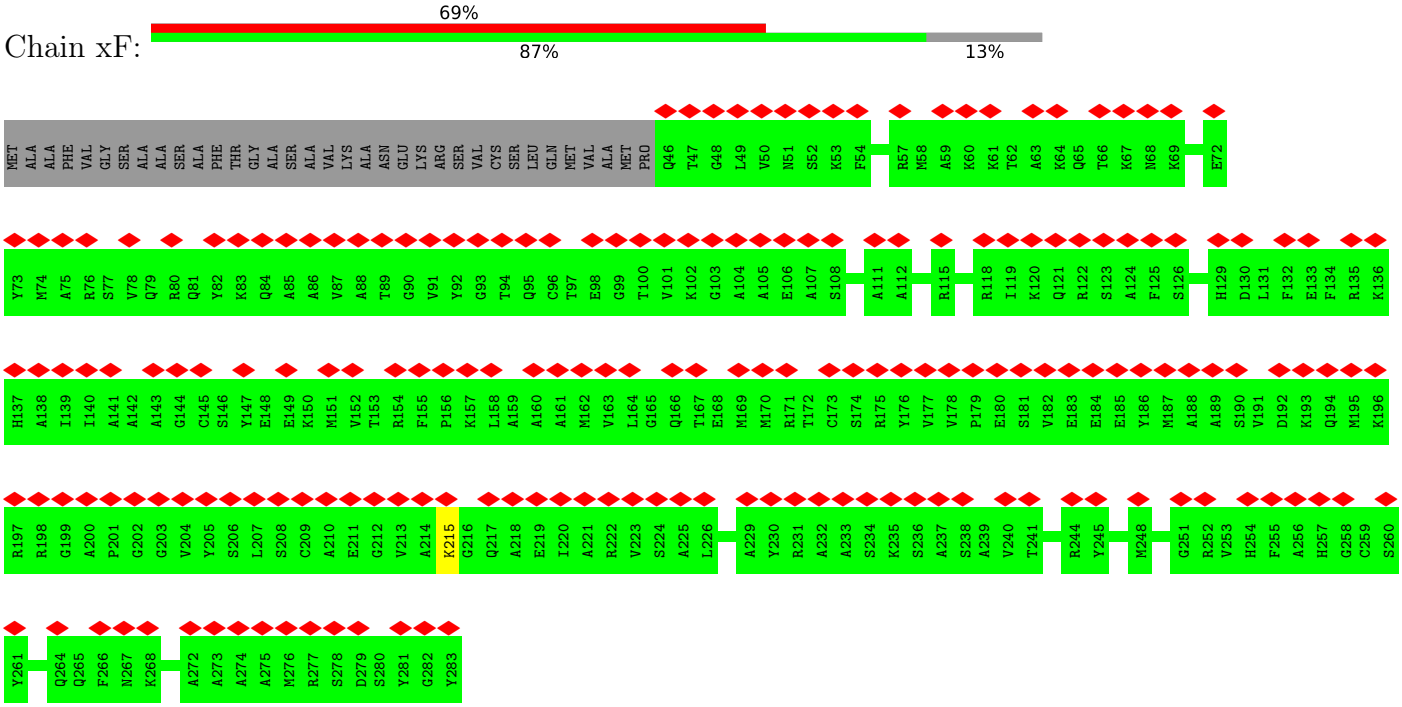

• Molecule 13: R-phycoerythrin gamma chain, chloroplastic

Chain wK:

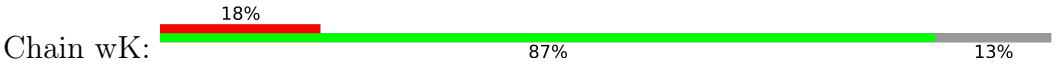

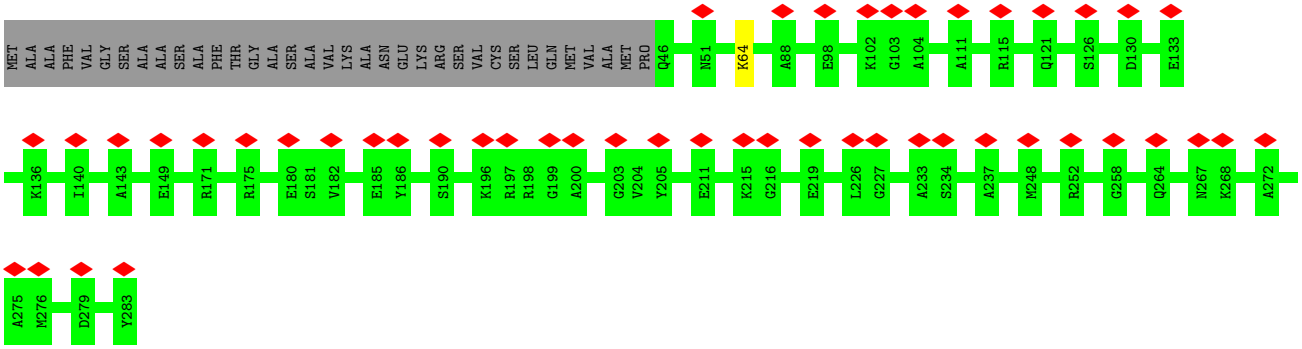

• Molecule 13: R-phycoerythrin gamma chain, chloroplastic

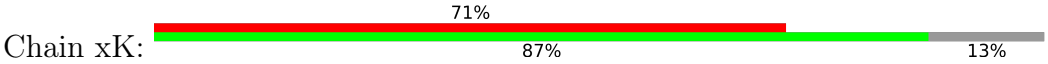

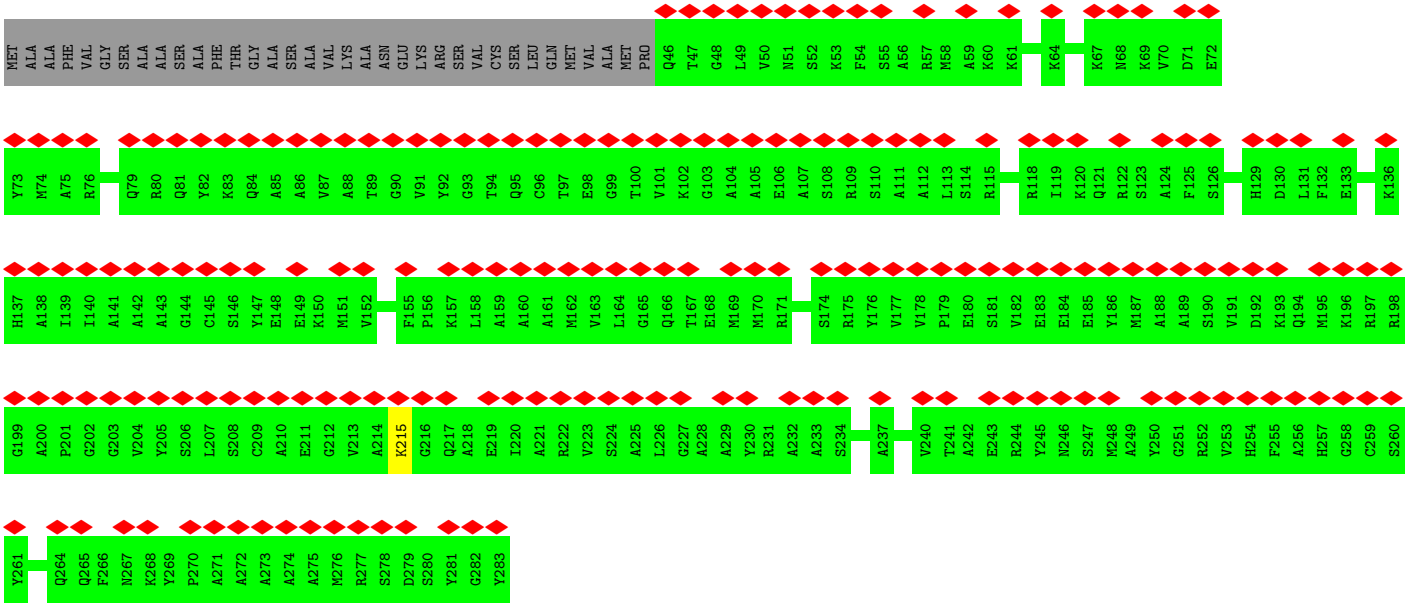

• Molecule 14: R-phycoerythrin gamma chain, chloroplastic

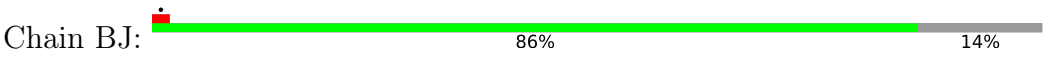

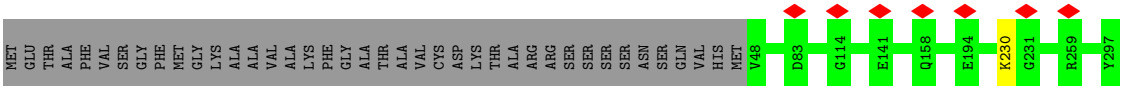

• Molecule 14: R-phycoerythrin gamma chain, chloroplastic

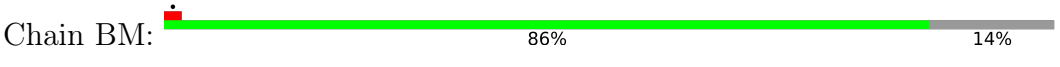

• Molecule 14: R-phycoerythrin gamma chain, chloroplastic

Chain yF:



• Molecule 14: R-phycoerythrin gamma chain, chloroplastic

Chain yK:

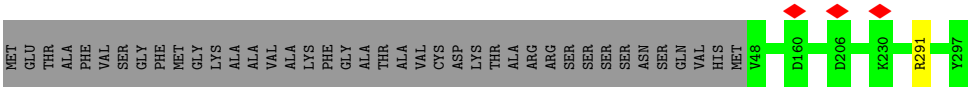

• Molecule 15: Photosystem II protein D1

Chain AL:

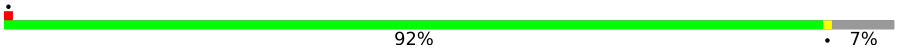

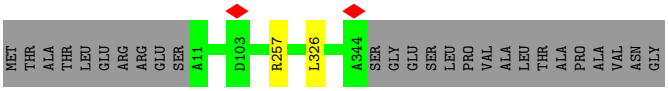

• Molecule 15: Photosystem II protein D1

Chain A6:

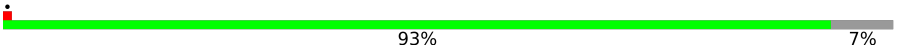

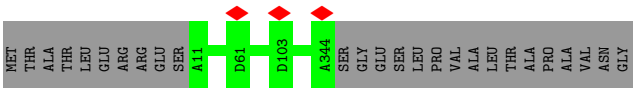

• Molecule 15: Photosystem II protein D1

Chain a6:

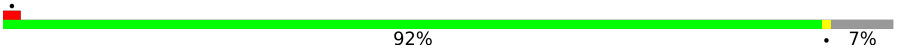

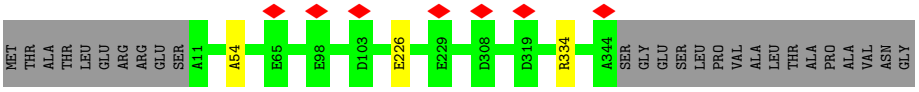

• Molecule 15: Photosystem II protein D1

Chain aL:

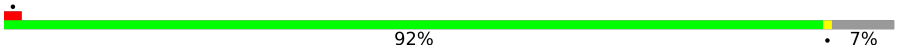

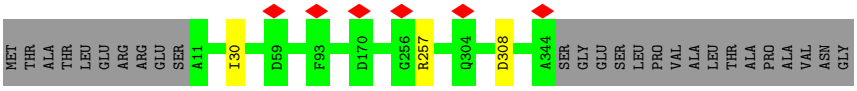

• Molecule 16: Photosystem II CP47 reaction center protein

Chain BL:

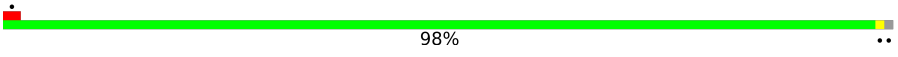

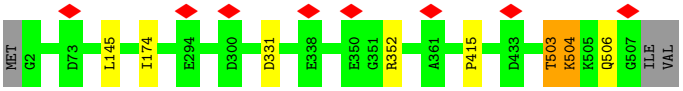

• Molecule 16: Photosystem II CP47 reaction center protein

Chain B6:

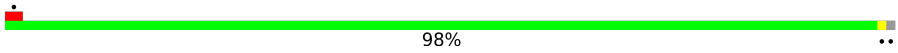

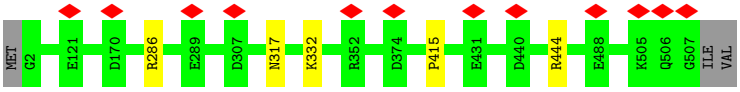

• Molecule 16: Photosystem II CP47 reaction center protein

Chain b6:

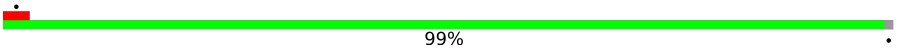

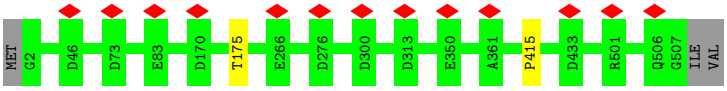

• Molecule 16: Photosystem II CP47 reaction center protein

Chain bL:

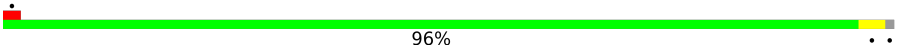

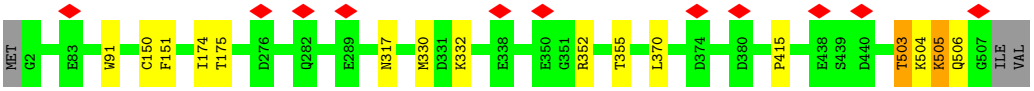

• Molecule 17: Photosystem II CP43 reaction center protein

Chain CL:

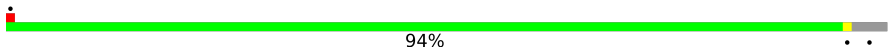

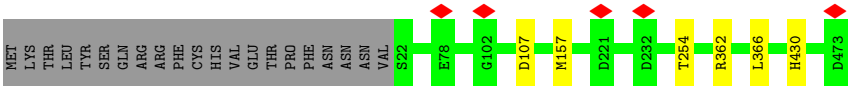

• Molecule 17: Photosystem II CP43 reaction center protein

Chain C6:

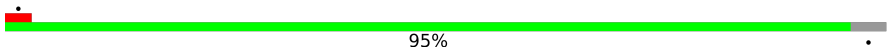

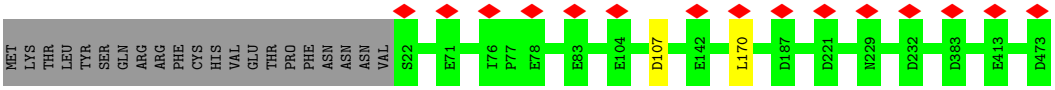

• Molecule 17: Photosystem II CP43 reaction center protein

Chain c6:

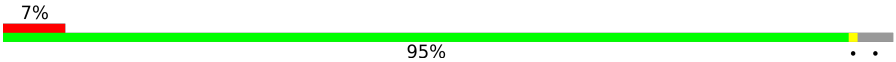

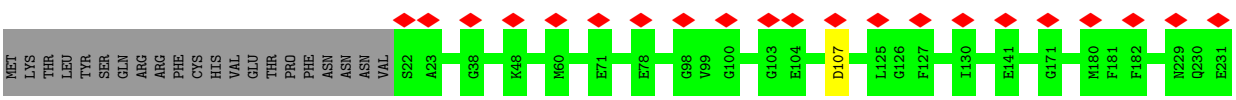

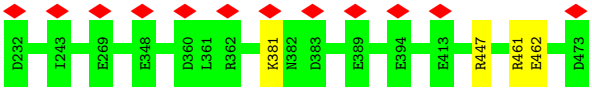

• Molecule 17: Photosystem II CP43 reaction center protein

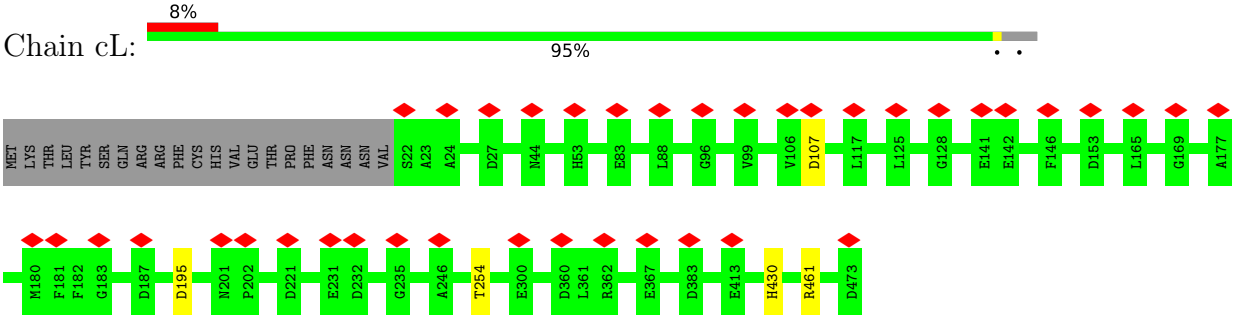

• Molecule 18: Photosystem II D2 protein

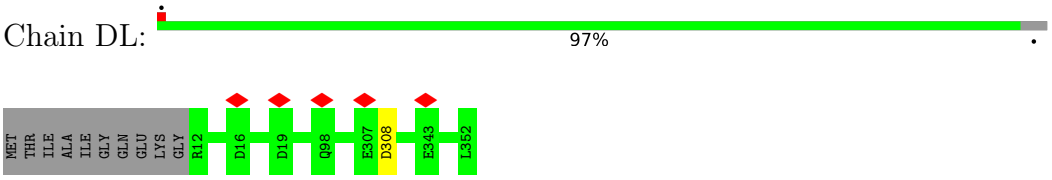

• Molecule 18: Photosystem II D2 protein

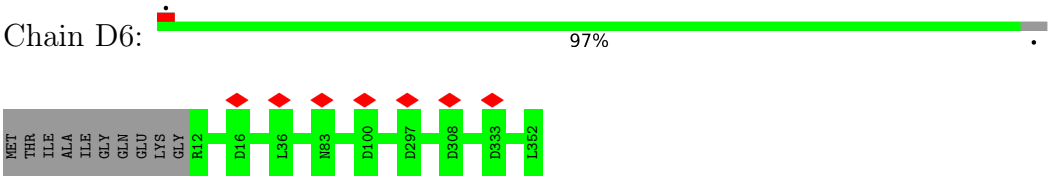

• Molecule 18: Photosystem II D2 protein

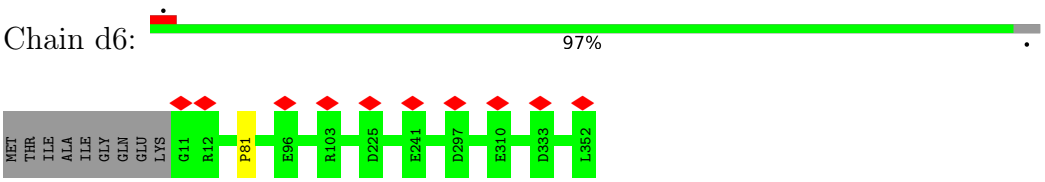

• Molecule 18: Photosystem II D2 protein

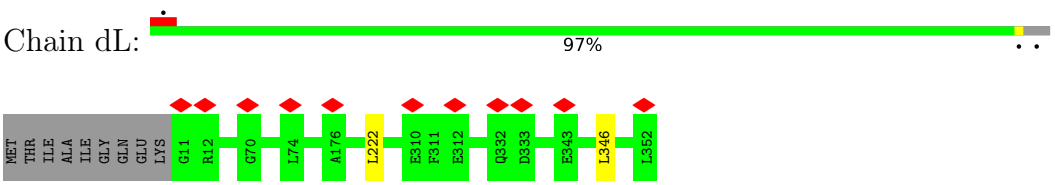

• Molecule 19: Cytochrome b559 subunit alpha

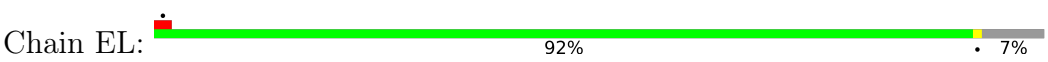

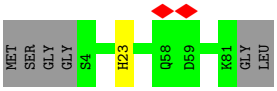

• Molecule 19: Cytochrome b559 subunit alpha

Chain E6:

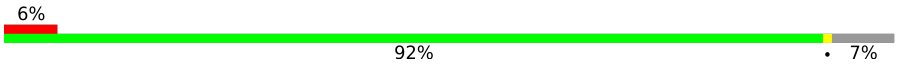

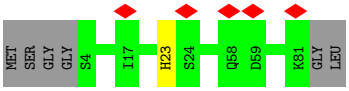

• Molecule 19: Cytochrome b559 subunit alpha

Chain e6:

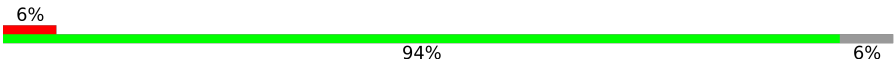

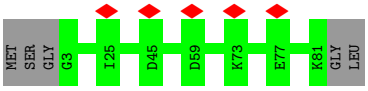

• Molecule 19: Cytochrome b559 subunit alpha

Chain eL:

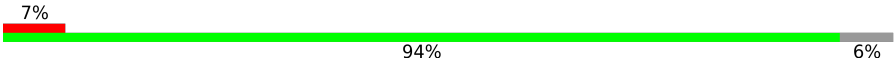

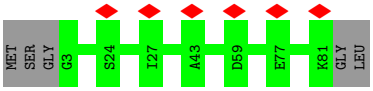

• Molecule 20: Cytochrome b559 subunit beta

Chain FL:

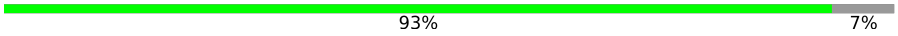

• Molecule 20: Cytochrome b559 subunit beta

Chain F6:

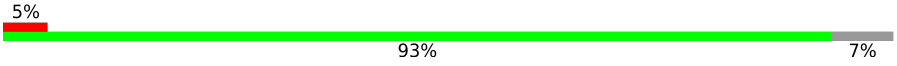

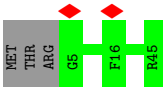

• Molecule 20: Cytochrome b559 subunit beta

Chain f6:

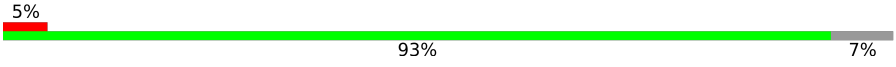

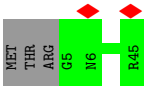

• Molecule 20: Cytochrome b559 subunit beta

Chain fL:

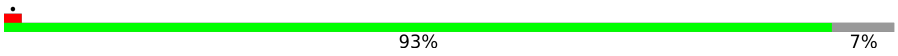

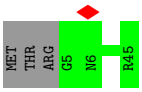

• Molecule 21: PSII_Pbs31 domain-containing protein

Chain GL:

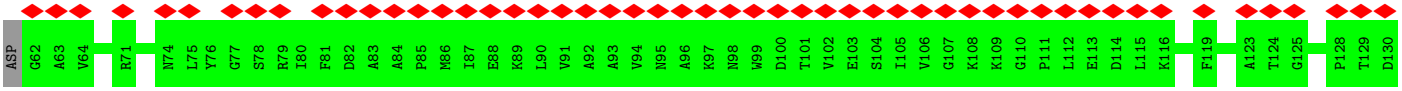

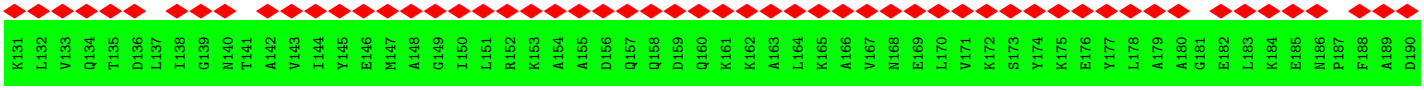

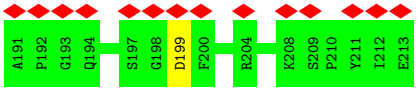

• Molecule 21: PSII_Pbs31 domain-containing protein

Chain G6:

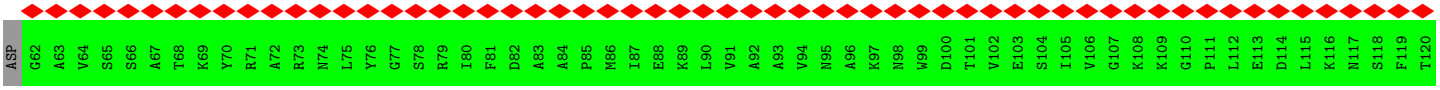

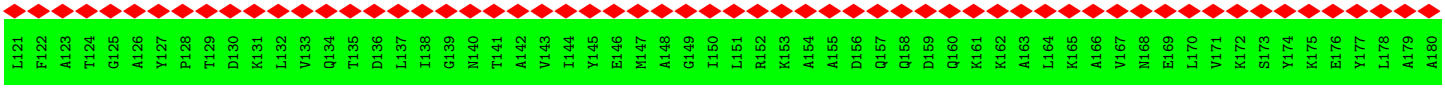

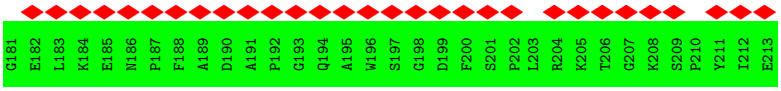

• Molecule 21: PSII_Pbs31 domain-containing protein

Chain g6:

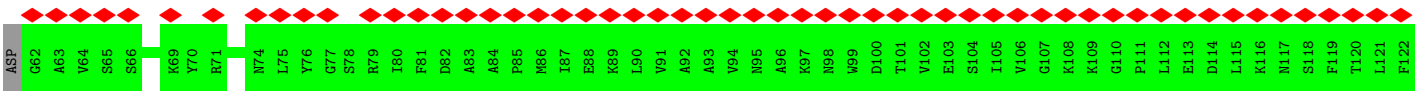

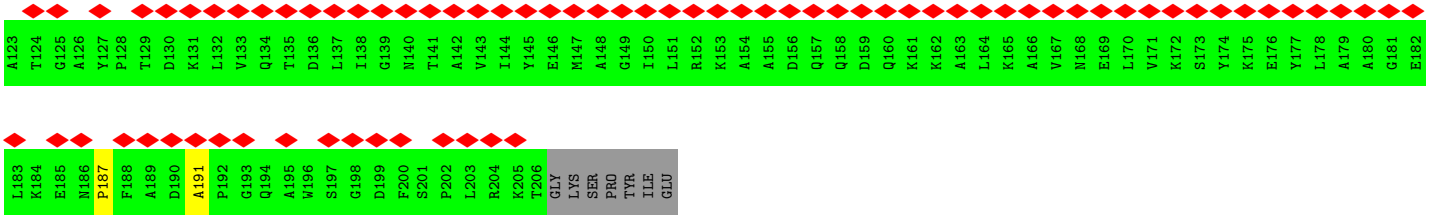

• Molecule 21: PSII_Pbs31 domain-containing protein

Chain gL:

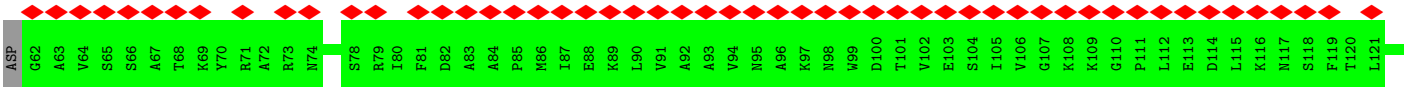

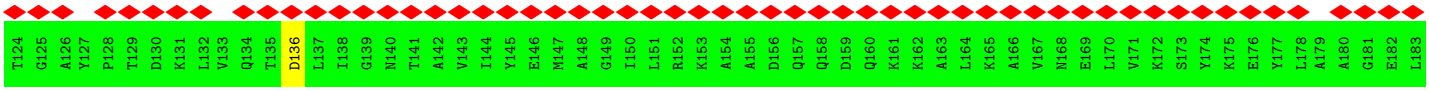

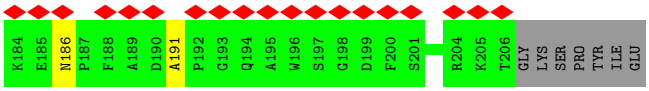

• Molecule 22: Photosystem II reaction center protein H

Chain HL:

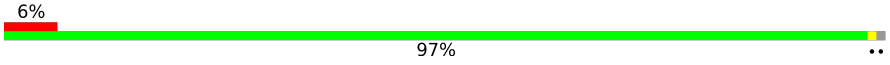

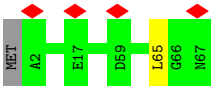

• Molecule 22: Photosystem II reaction center protein H

Chain H6:

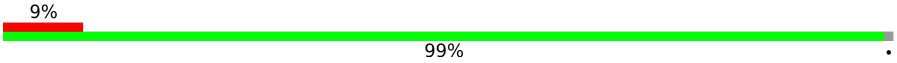

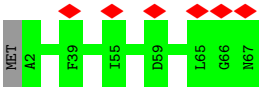

• Molecule 22: Photosystem II reaction center protein H

Chain h6:

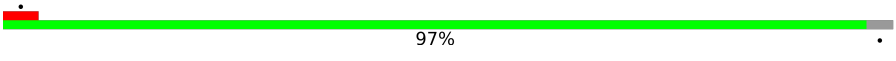

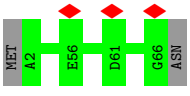

• Molecule 22: Photosystem II reaction center protein H

Chain hL:

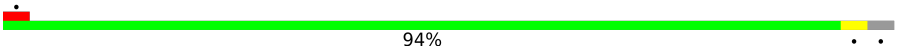

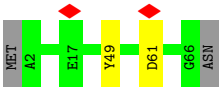

• Molecule 23: Photosystem II reaction center protein I

Chain IL:

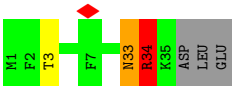

• Molecule 23: Photosystem II reaction center protein I

Chain I6:

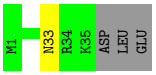

• Molecule 23: Photosystem II reaction center protein I

Chain i6:

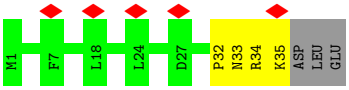

• Molecule 23: Photosystem II reaction center protein I

Chain iL:

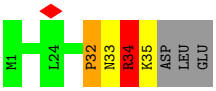

• Molecule 24: Photosystem II reaction center protein J

Chain JL:

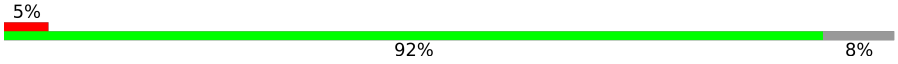

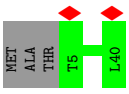

• Molecule 24: Photosystem II reaction center protein J

Chain J6:

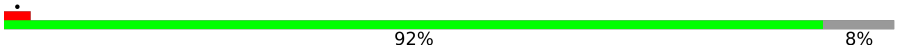

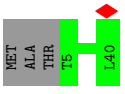

• Molecule 24: Photosystem II reaction center protein J

Chain j6:

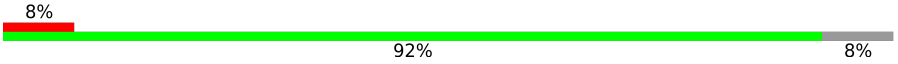

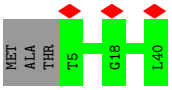

• Molecule 24: Photosystem II reaction center protein J

Chain jL:

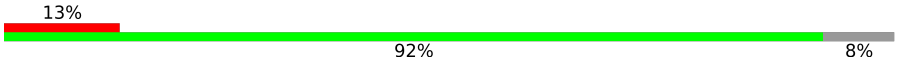

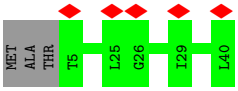

• Molecule 25: Photosystem II reaction center protein K

Chain KL:

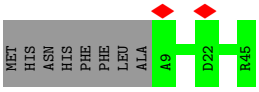

• Molecule 25: Photosystem II reaction center protein K

Chain K6:

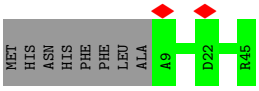

• Molecule 25: Photosystem II reaction center protein K

Chain k6:

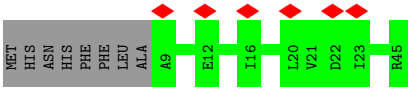

• Molecule 25: Photosystem II reaction center protein K

Chain kL:

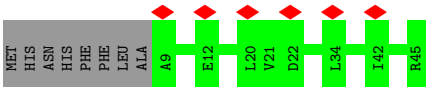

• Molecule 26: PsbL

Chain LL:

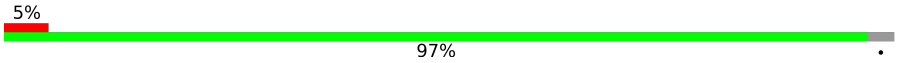

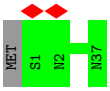

• Molecule 26: PsbL

Chain L6:

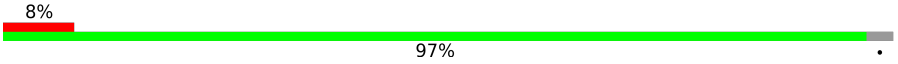

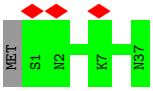

• Molecule 26: PsbL

Chain l6:

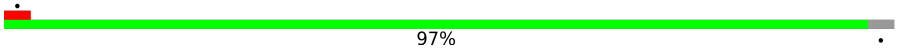

• Molecule 26: PsbL

Chain lL:

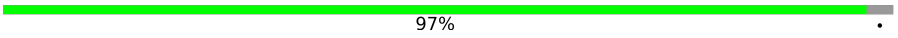

• Molecule 27: PsbM

Chain ML:



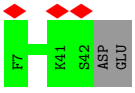

• Molecule 27: PsbM

Chain M6:



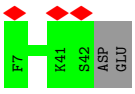

• Molecule 27: PsbM

Chain m6:



• Molecule 27: PsbM



• Molecule 28: Psb34

There are no outlier residues recorded for this chain.

• Molecule 28: Psb34

• Molecule 28: Psb34

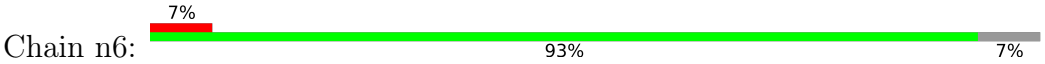

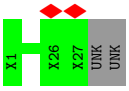

• Molecule 28: Psb34

• Molecule 29: Oxygen-evolving enhancer protein

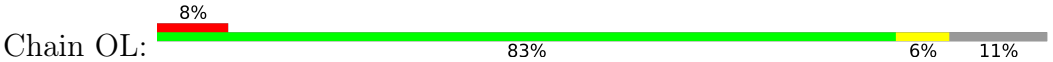

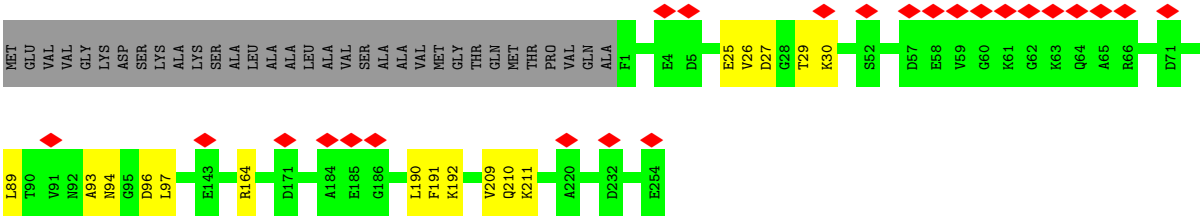

• Molecule 29: Oxygen-evolving enhancer protein

Chain O6:

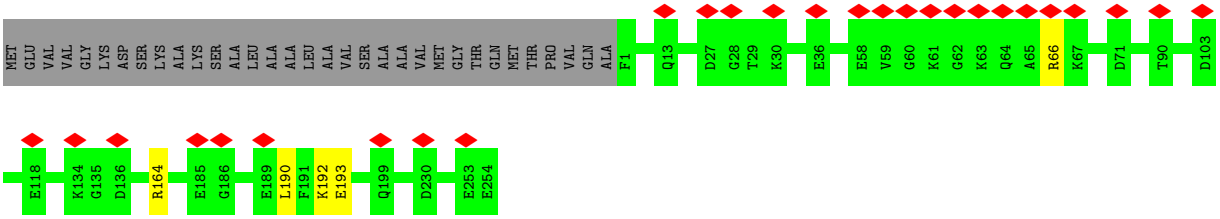

• Molecule 29: Oxygen-evolving enhancer protein

Chain o6:

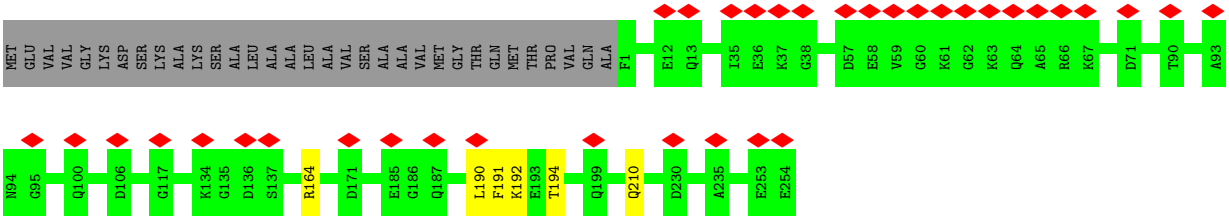

• Molecule 29: Oxygen-evolving enhancer protein

Chain oL:

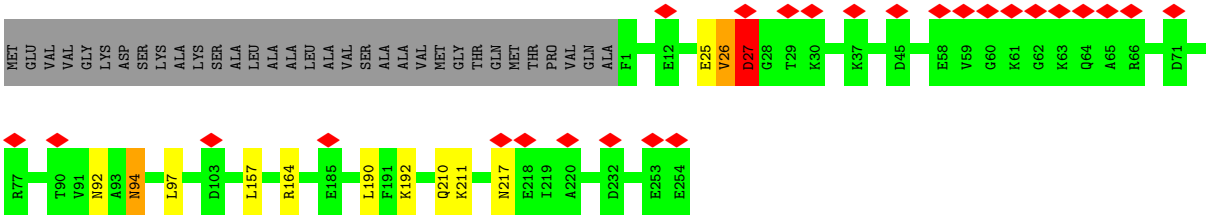

• Molecule 30: PsbQ'

Chain QL:

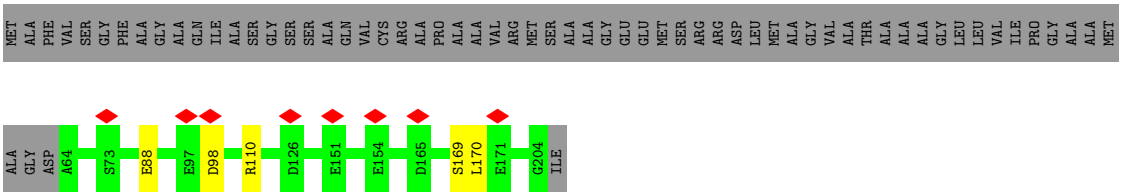

• Molecule 30: PsbQ'

Chain Q6:

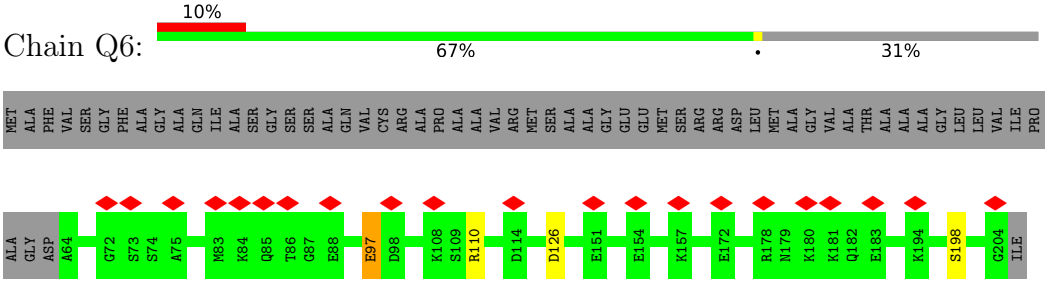

• Molecule 30: PsbQ'

Chain q6:

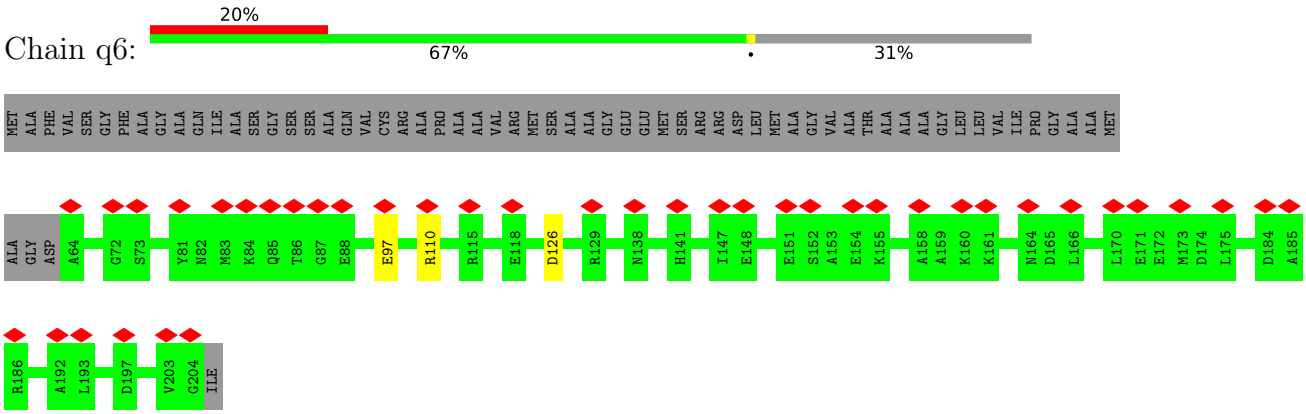

• Molecule 30: PsbQ'

Chain qL:

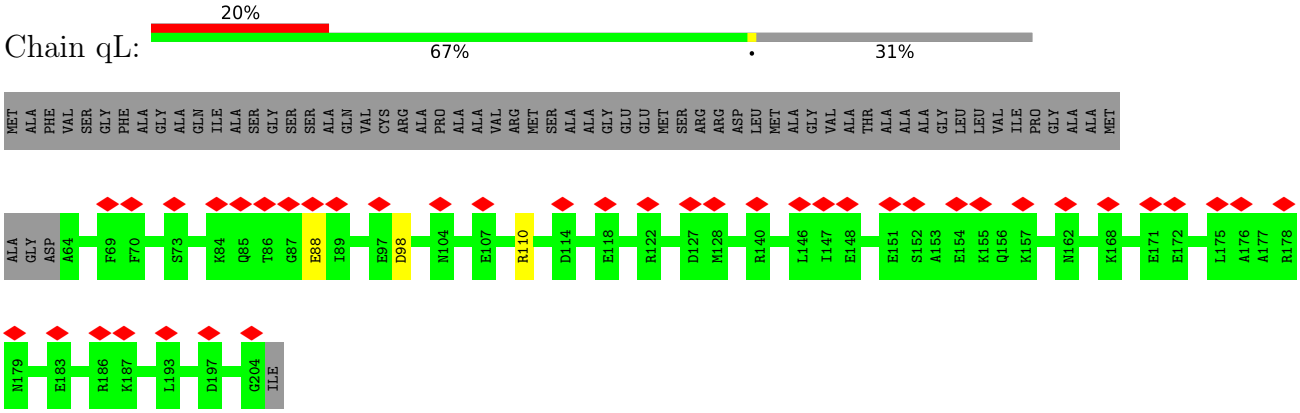

• Molecule 31: Photosystem II protein Y

Chain RL:

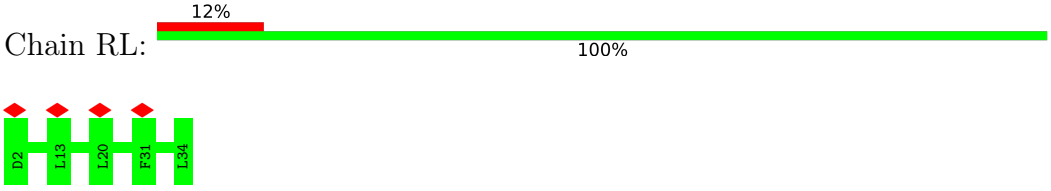

• Molecule 31: Photosystem II protein Y

Chain R6:

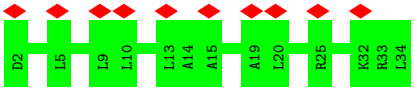

• Molecule 31: Photosystem II protein Y

Chain r6:

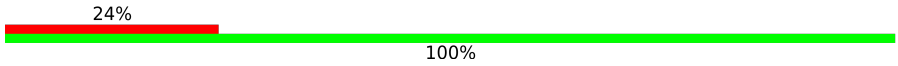

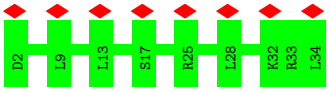

• Molecule 31: Photosystem II protein Y

Chain rL:

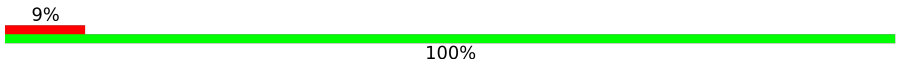

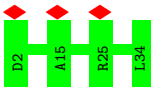

• Molecule 32: LPP1

Chain SL:

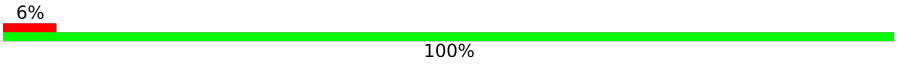

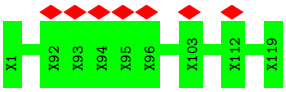

• Molecule 32: LPP1

Chain S6:

• Molecule 33: Photosystem II reaction center protein T

Chain TL:

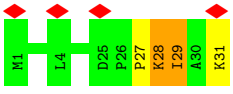

• Molecule 33: Photosystem II reaction center protein T

Chain T6:

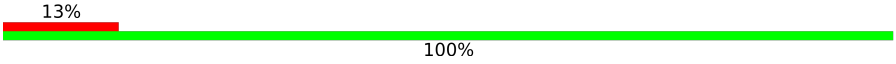

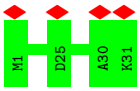

• Molecule 33: Photosystem II reaction center protein T

Chain t6:

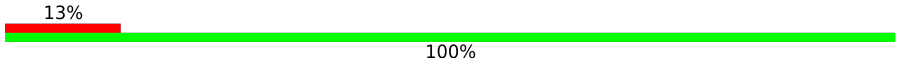

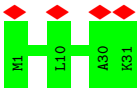

• Molecule 33: Photosystem II reaction center protein T

Chain tL:

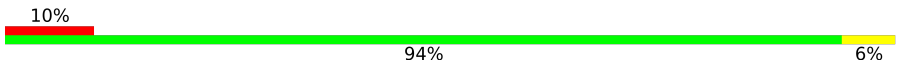

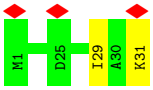

• Molecule 34: PS II complex 12 kDa extrinsic protein

Chain UL:

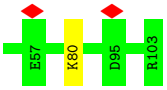

• Molecule 34: PS II complex 12 kDa extrinsic protein

Chain U6:





• Molecule 34: PS II complex 12 kDa extrinsic protein

Chain u6:



• Molecule 34: PS II complex 12 kDa extrinsic protein

Chain uL:



• Molecule 35: Cytochrome c550

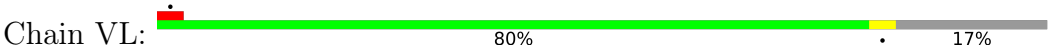

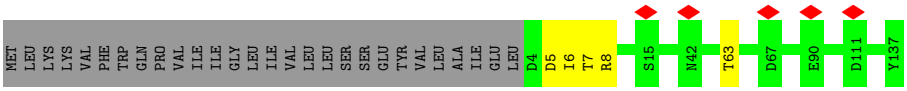

• Molecule 35: Cytochrome c550

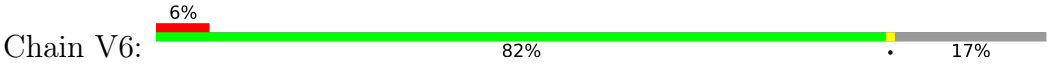

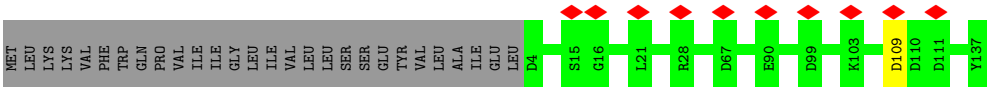

• Molecule 35: Cytochrome c550

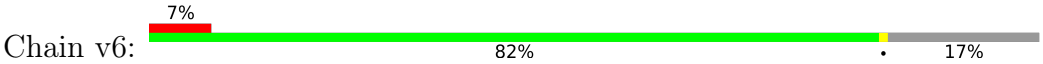

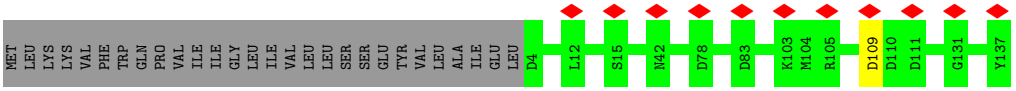

• Molecule 35: Cytochrome c550

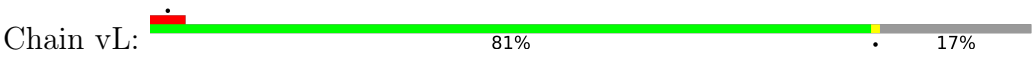



• Molecule 36: PsbW

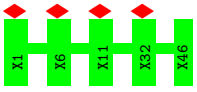

• Molecule 36: PsbW

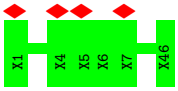

• Molecule 36: PsbW

Chain w6:

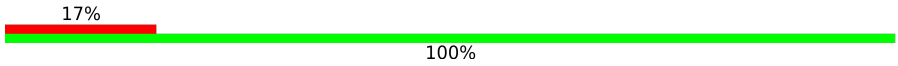

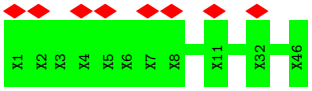

• Molecule 36: PsbW

Chain wL:

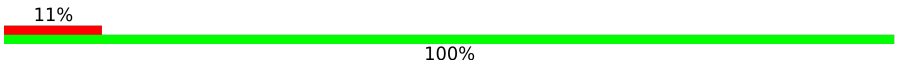

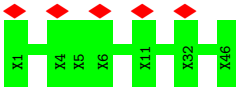

• Molecule 37: Photosystem II reaction center X protein

Chain XL:

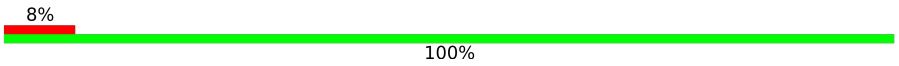

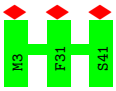

• Molecule 37: Photosystem II reaction center X protein

Chain X6:

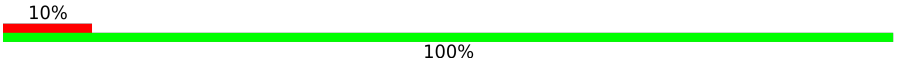

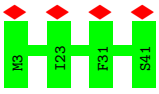

• Molecule 37: Photosystem II reaction center X protein

Chain x6:

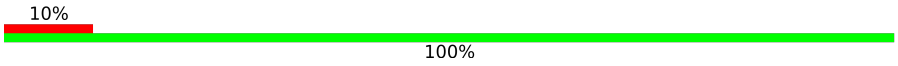

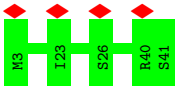

• Molecule 37: Photosystem II reaction center X protein

Chain xL:

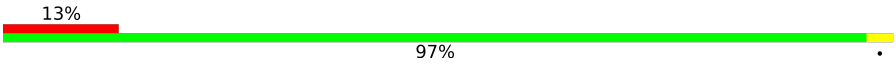

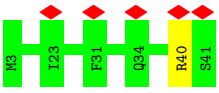

• Molecule 38: Photosystem II reaction center protein Ycf12

Chain YL:

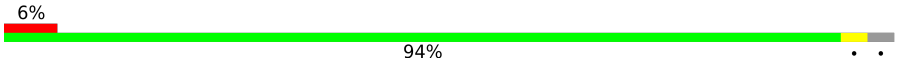

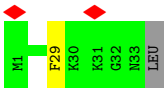

• Molecule 38: Photosystem II reaction center protein Ycf12

Chain Y6:

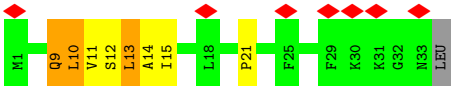

• Molecule 38: Photosystem II reaction center protein Ycf12

Chain y6:

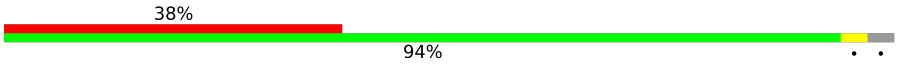

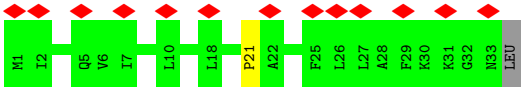

• Molecule 38: Photosystem II reaction center protein Ycf12

Chain yL:

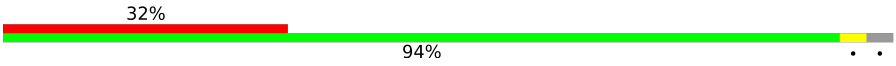

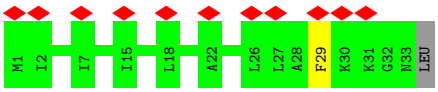

• Molecule 39: Photosystem II reaction center protein Z

Chain ZL:

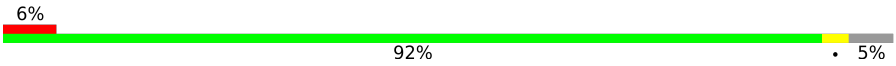

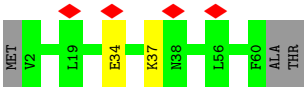

• Molecule 39: Photosystem II reaction center protein Z

Chain Z6:

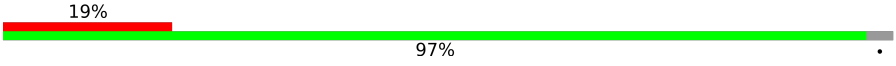

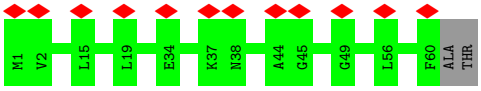

• Molecule 39: Photosystem II reaction center protein Z

Chain z6:

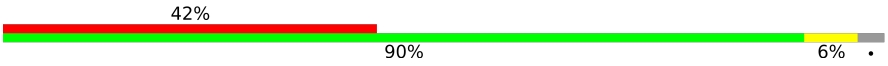

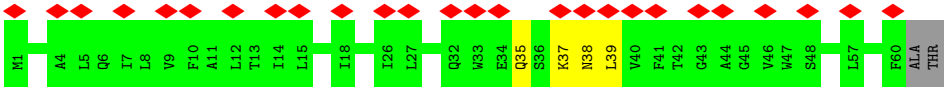

• Molecule 39: Photosystem II reaction center protein Z

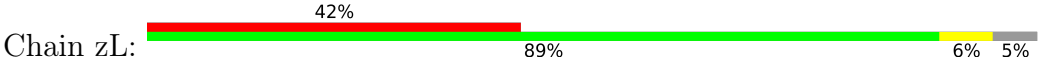

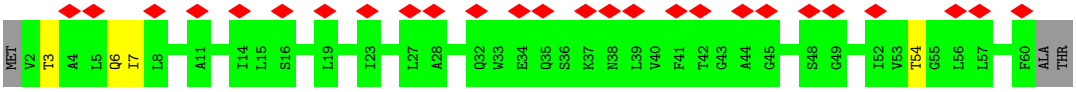

• Molecule 40: PsaA

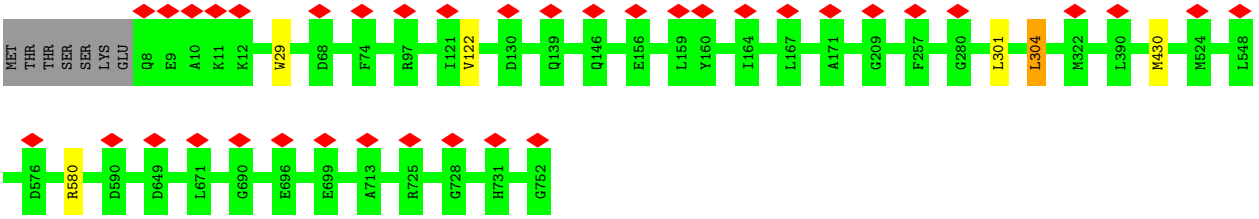

• Molecule 40: PsaA

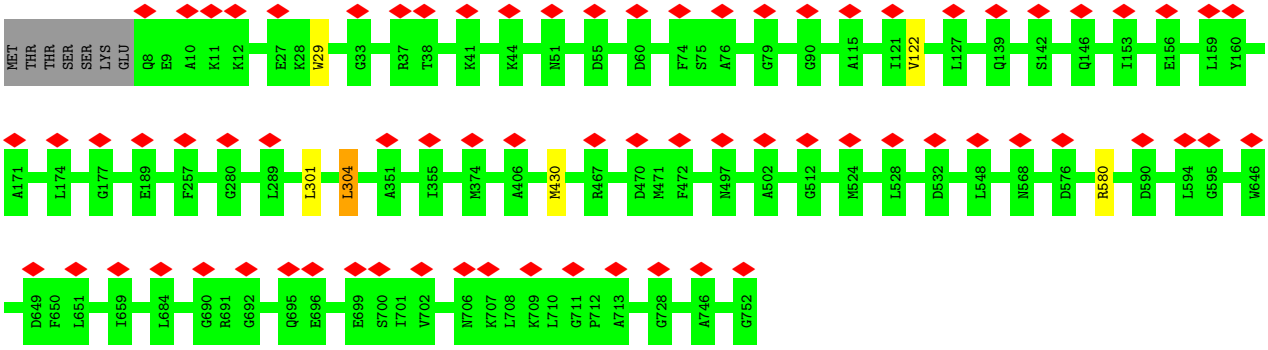

• Molecule 41: Photosystem I P700 chlorophyll a apoprotein A2

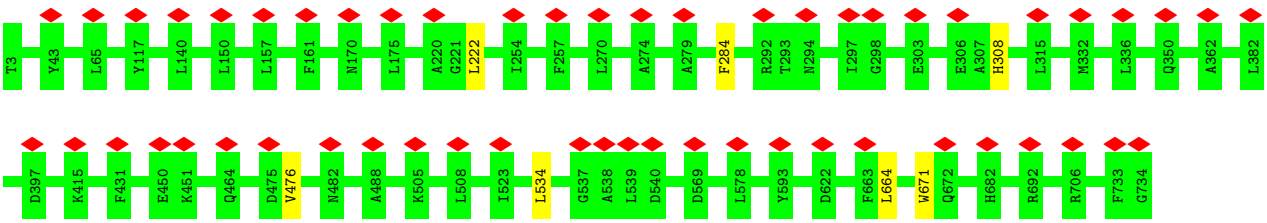

• Molecule 41: Photosystem I P700 chlorophyll a apoprotein A2

Chain B2:

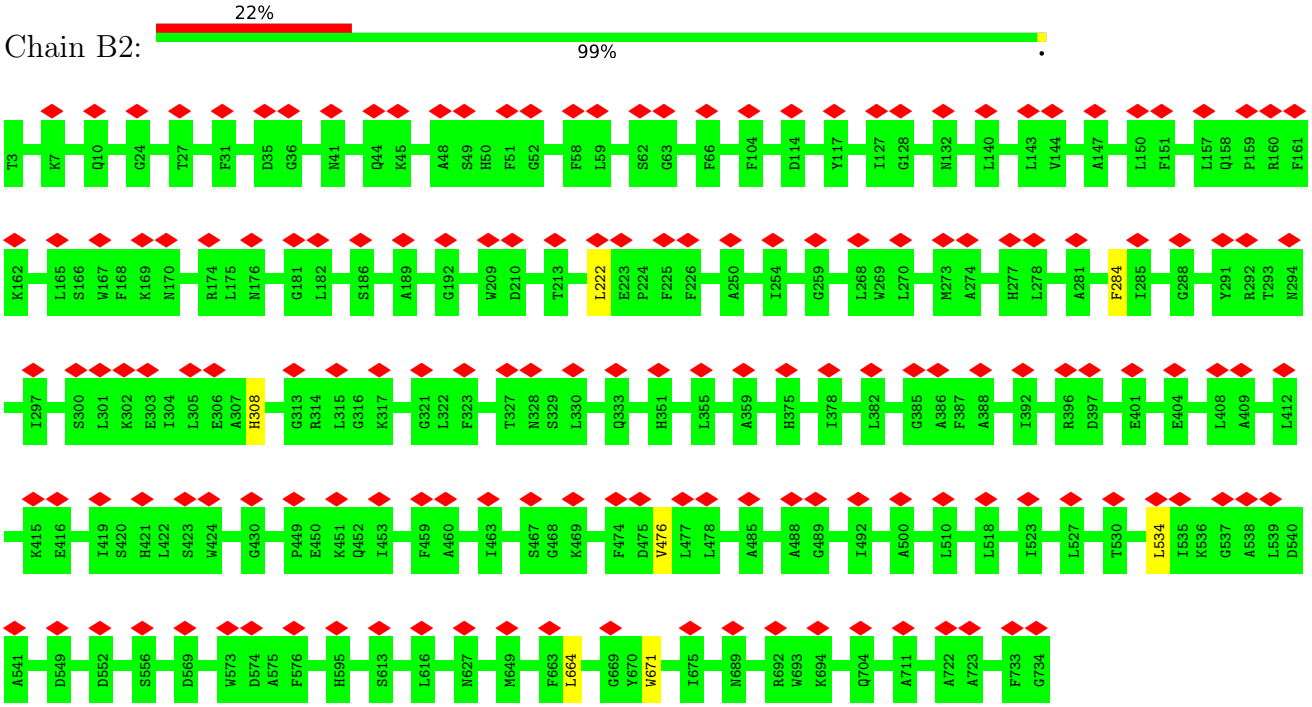

• Molecule 42: Photosystem I iron-sulfur center

Chain CN:

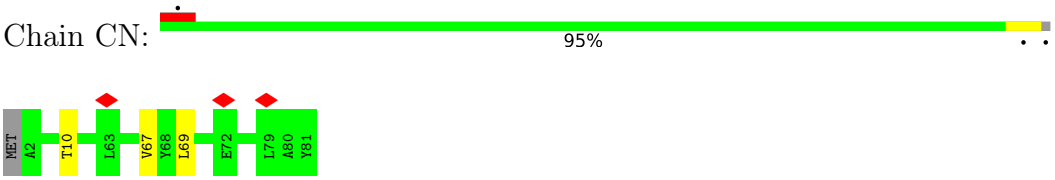

• Molecule 42: Photosystem I iron-sulfur center

Chain C2:

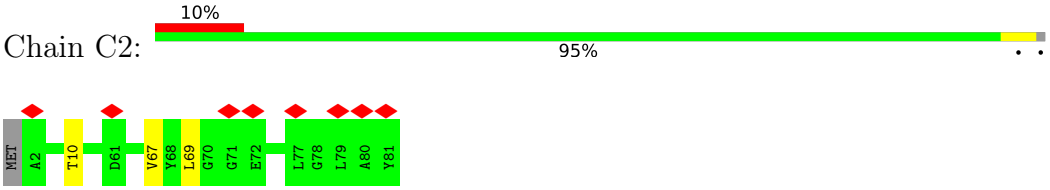

• Molecule 43: Photosystem I reaction center subunit II

Chain DN:

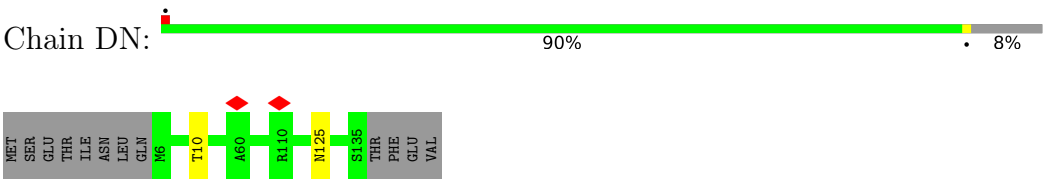

• Molecule 43: Photosystem I reaction center subunit II

Chain D2:

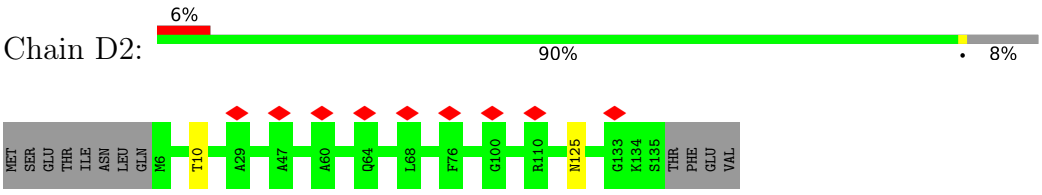

• Molecule 44: Photosystem I reaction center subunit IV

Chain EN:

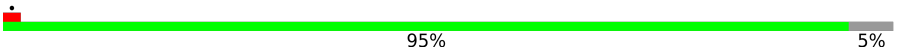

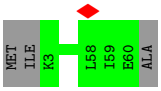

• Molecule 44: Photosystem I reaction center subunit IV

Chain E2:

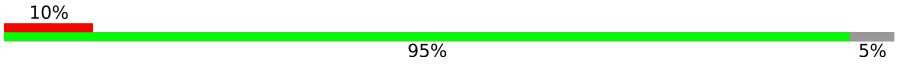

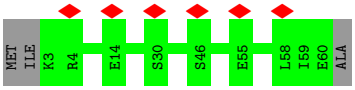

• Molecule 45: Photosystem I reaction center subunit III

Chain FN:

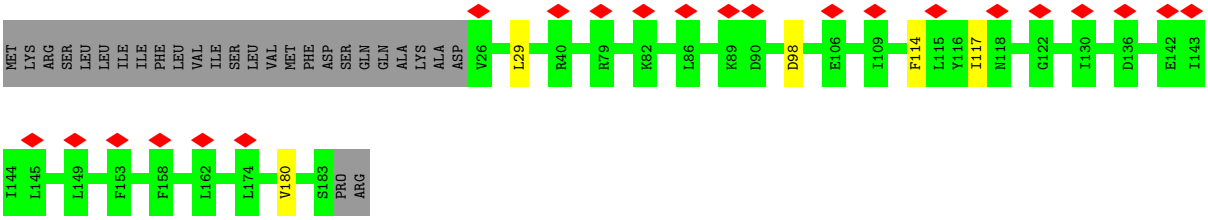

• Molecule 45: Photosystem I reaction center subunit III

Chain F2:

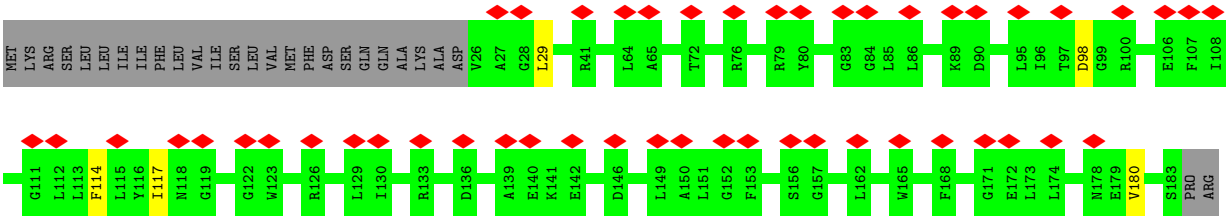

• Molecule 46: Cytochrome c6

Chain GN:

• Molecule 46: Cytochrome c6

Chain G2:

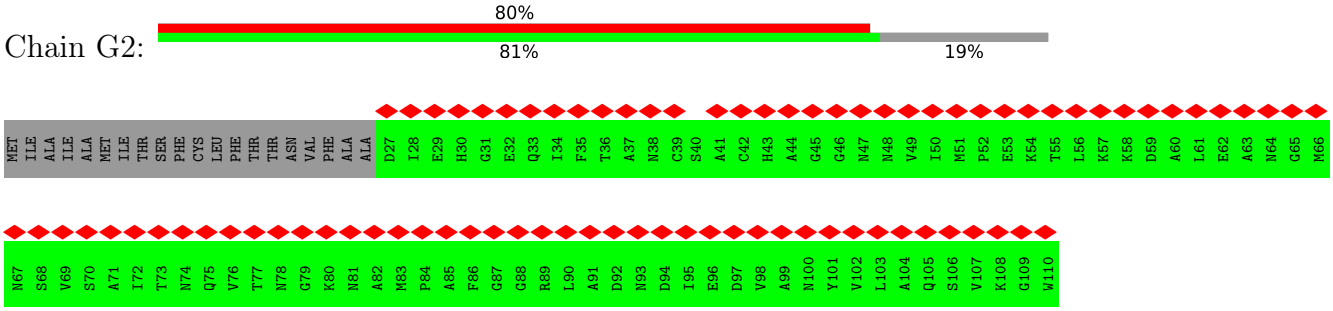

• Molecule 47: Photosystem I reaction center subunit VIII

Chain IN:

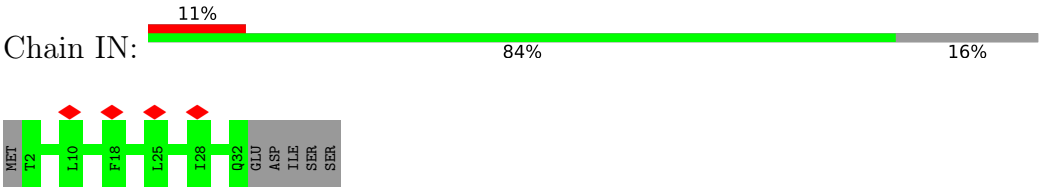

• Molecule 47: Photosystem I reaction center subunit VIII

Chain I2:

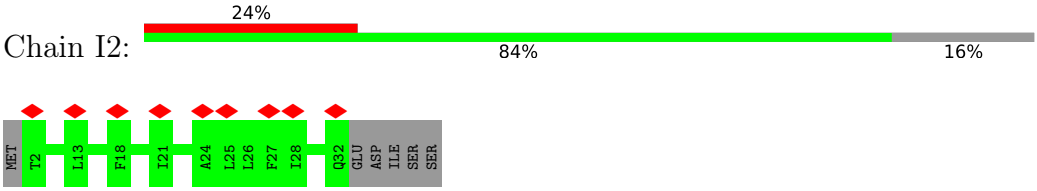

• Molecule 48: Photosystem I reaction center subunit IX

Chain JN:

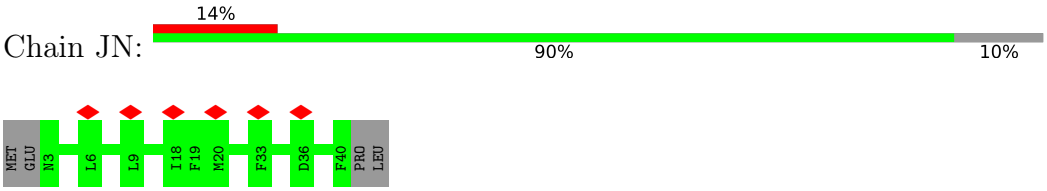

• Molecule 48: Photosystem I reaction center subunit IX

Chain J2:

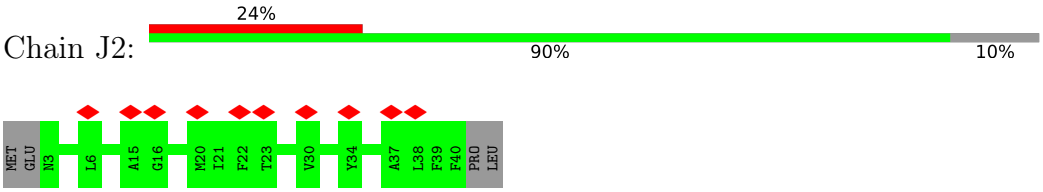

• Molecule 49: Photosystem I reaction center subunit PsaK

Chain KN:

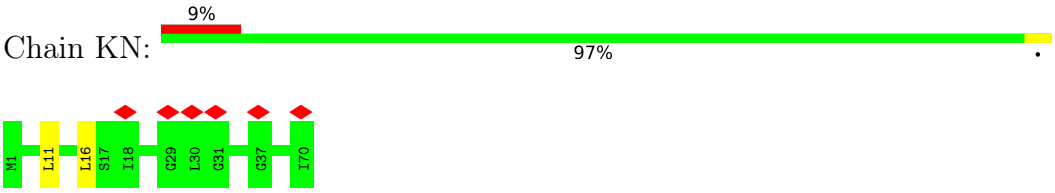

• Molecule 49: Photosystem I reaction center subunit PsaK

Chain K2:

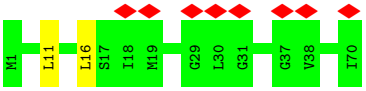

• Molecule 50: Photosystem I reaction center subunit XI

Chain LN:

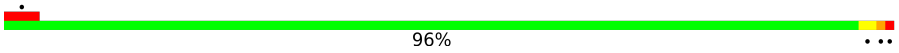

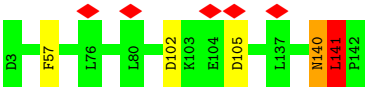

• Molecule 50: Photosystem I reaction center subunit XI

Chain L2:

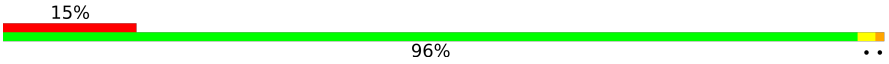

• Molecule 51: Photosystem I reaction center subunit XII

Chain MN:

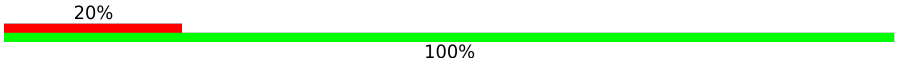

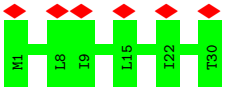

• Molecule 51: Photosystem I reaction center subunit XII

Chain M2:

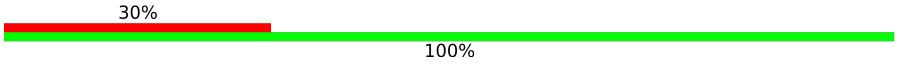

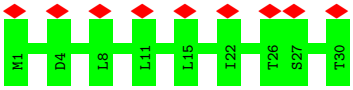

• Molecule 52: Ferredoxin

Chain NN:

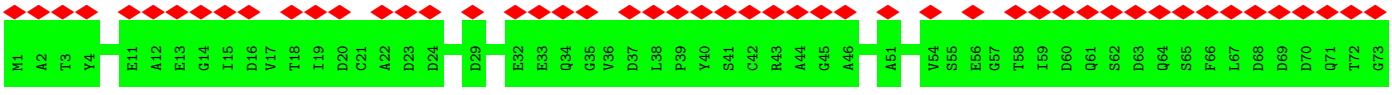

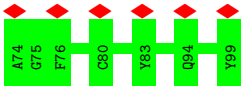

• Molecule 52: Ferredoxin

Chain N2:



• Molecule 53: Photosystem I subunit O

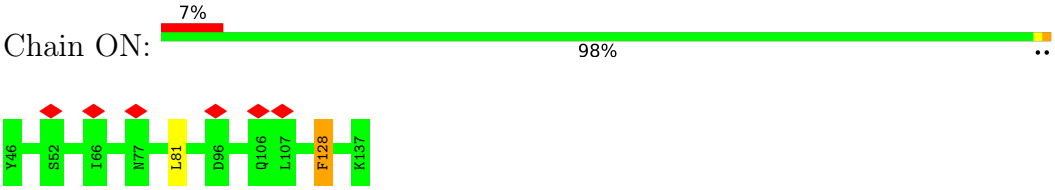

• Molecule 53: Photosystem I subunit O

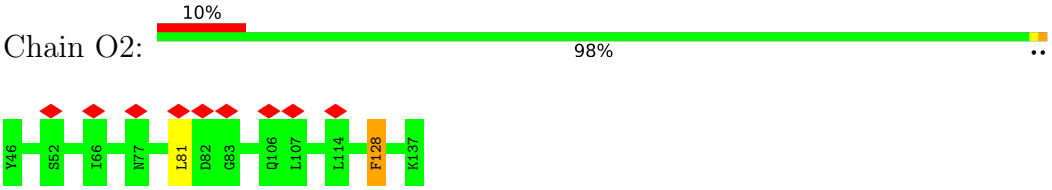

• Molecule 54: PsaR

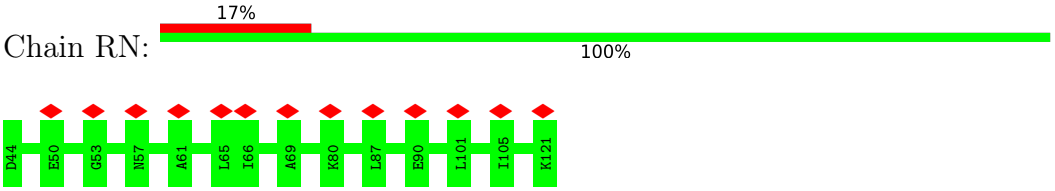

• Molecule 54: PsaR

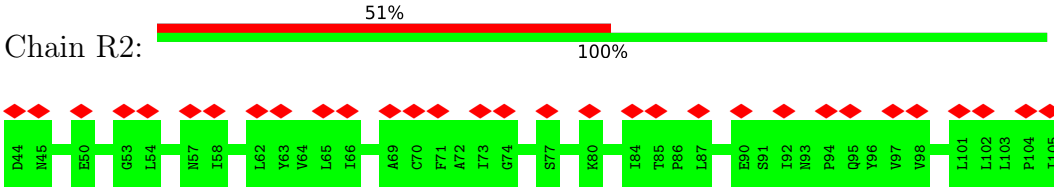

• Molecule 55: LPS1

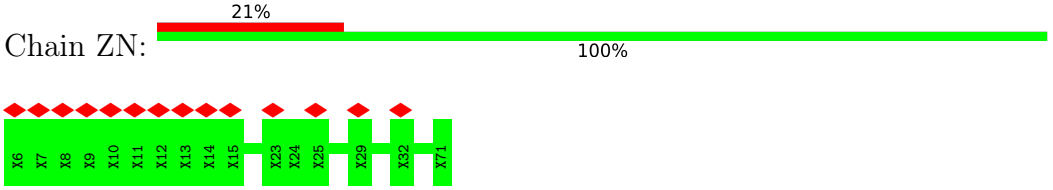

• Molecule 55: LPS1

Chain Z2:

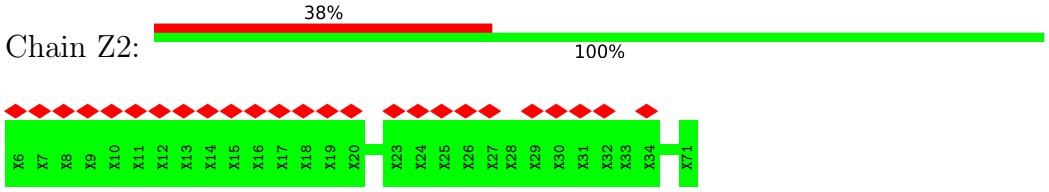

• Molecule 56: Phycobilisome 31.8 kDa linker polypeptide, phycoerythrin-associated, rod

Chain YP:

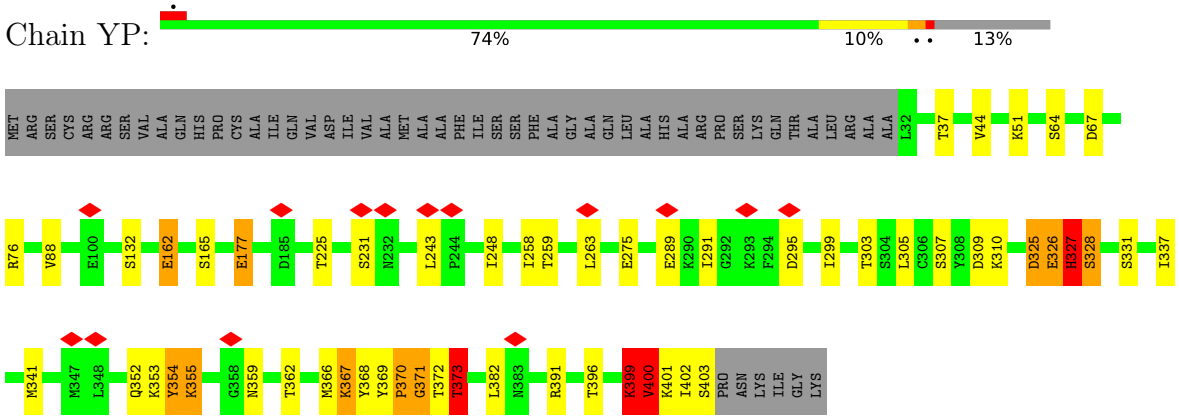

• Molecule 56: Phycobilisome 31.8 kDa linker polypeptide, phycoerythrin-associated, rod

Chain bP:

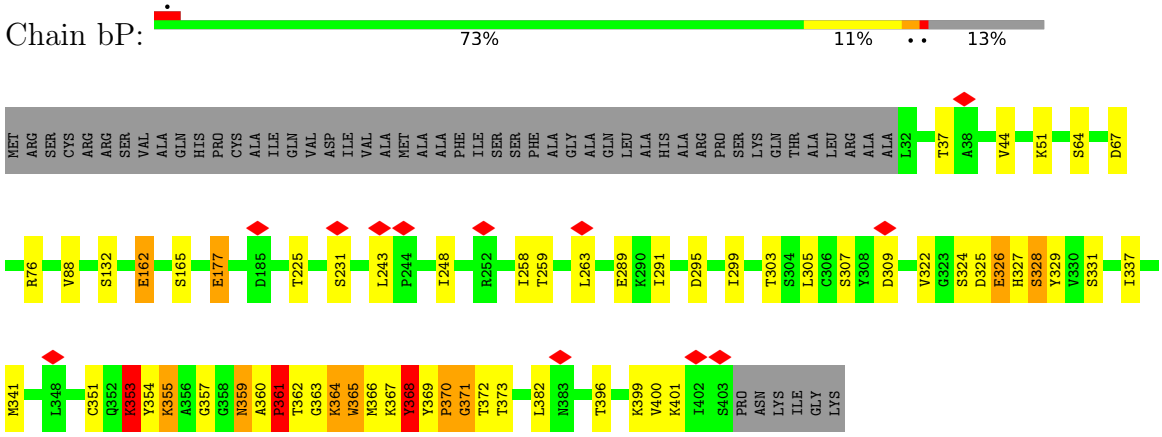

• Molecule 57: Chlorophyll a-b binding protein, chloroplastic

Chain 12:

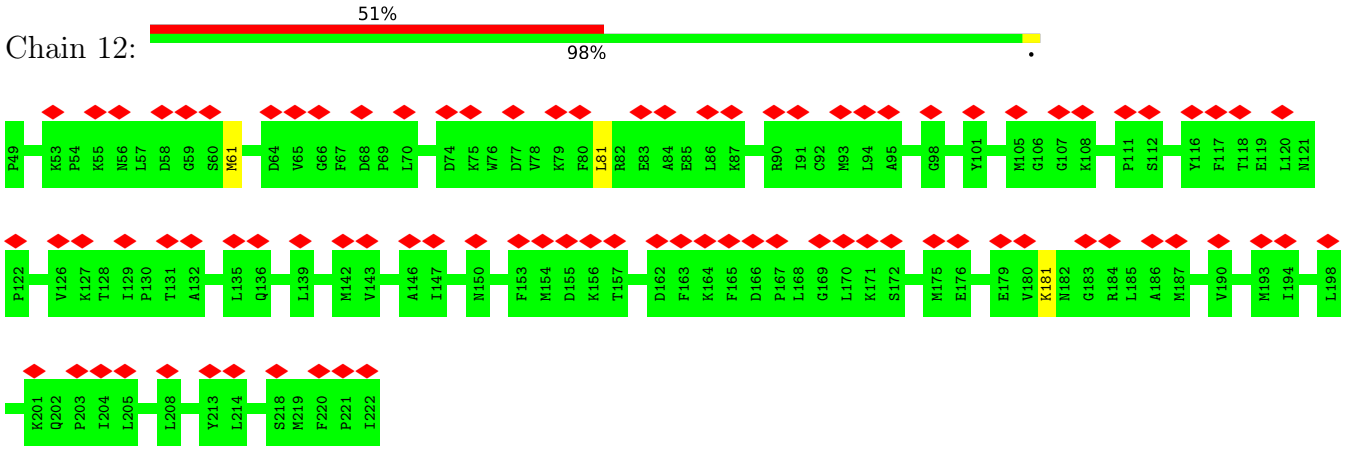

• Molecule 57: Chlorophyll a-b binding protein, chloroplastic

Chain 1N:

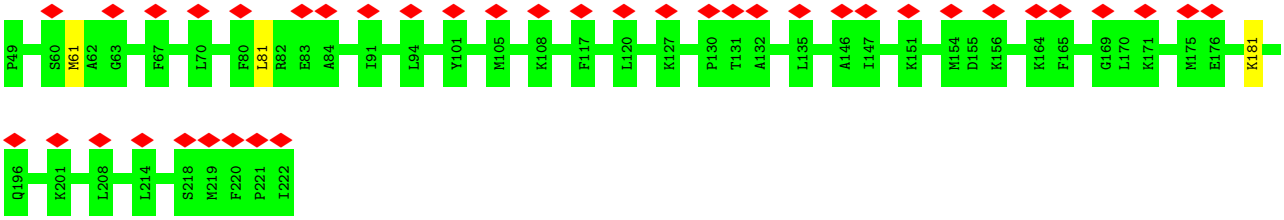

• Molecule 58: Chlorophyll a-b binding protein of LHCII type III, chloroplastic

Chain 22:

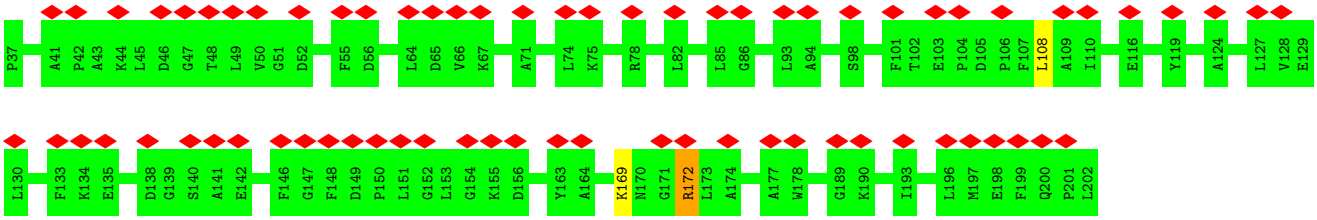

• Molecule 58: Chlorophyll a-b binding protein of LHCII type III, chloroplastic

Chain 2N:

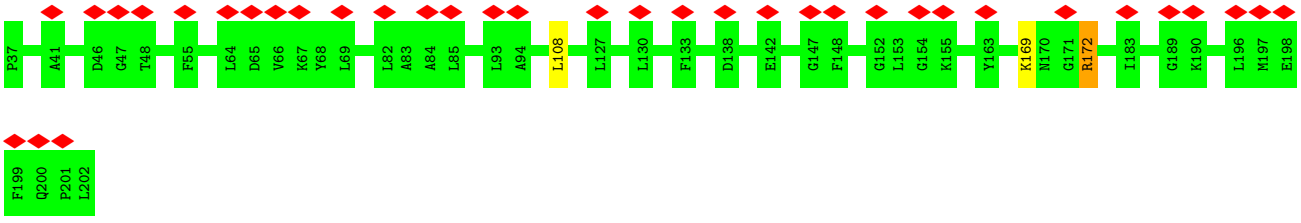

• Molecule 59: Chlorophyll a-b binding protein, chloroplastic

Chain 32:

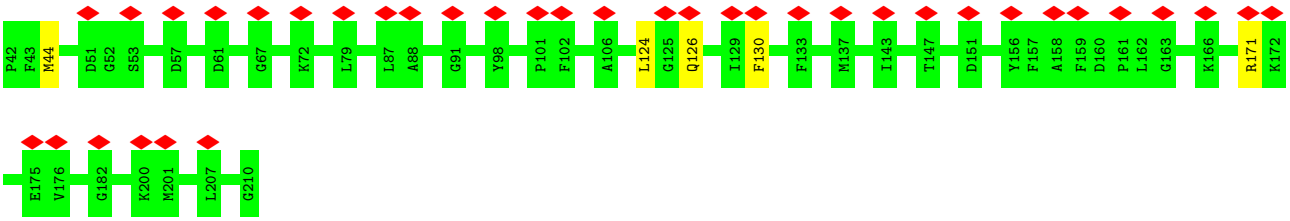

• Molecule 59: Chlorophyll a-b binding protein, chloroplastic

Chain 3N:

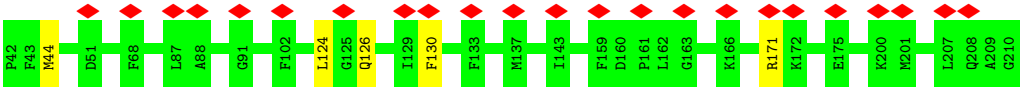

• Molecule 60: Chlorophyll a-b binding protein 1B-21, chloroplastic

Chain 42:

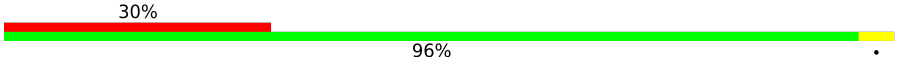

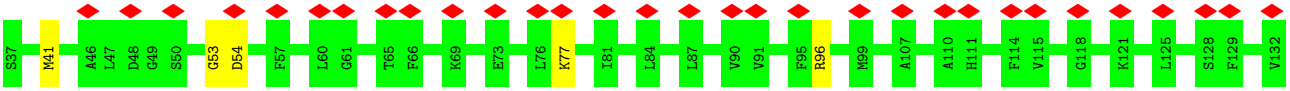

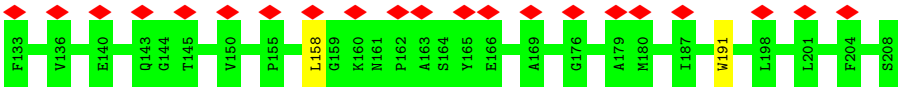

• Molecule 60: Chlorophyll a-b binding protein 1B-21, chloroplastic

Chain 4N:

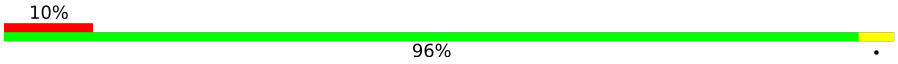

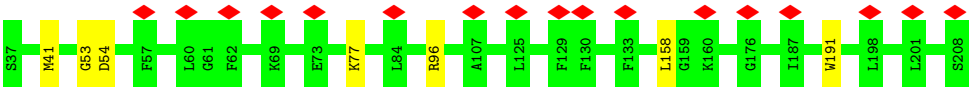

• Molecule 61: Chlorophyll a-b binding protein 1B-21, chloroplastic

Chain 52:

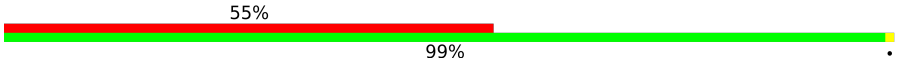

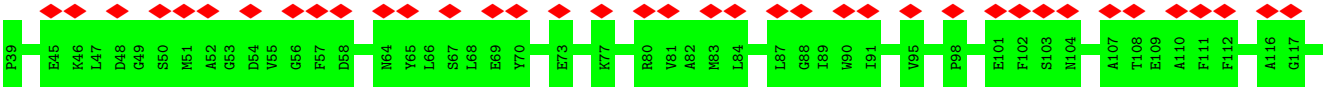

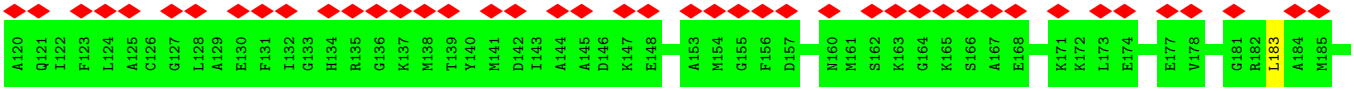

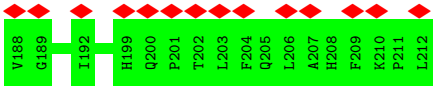

• Molecule 61: Chlorophyll a-b binding protein 1B-21, chloroplastic

Chain 5N:

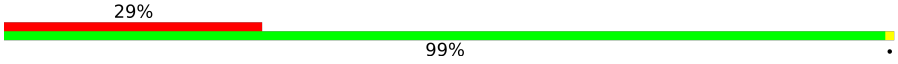

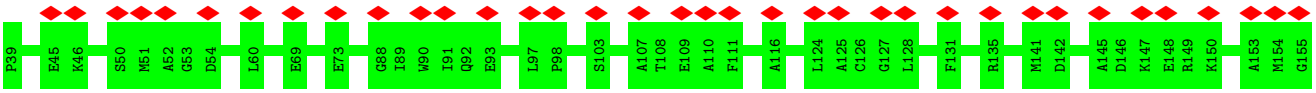

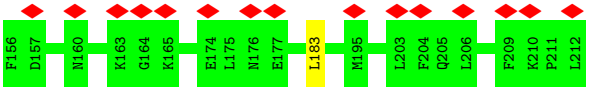

• Molecule 62: Chlorophyll a-b binding protein 1B-21, chloroplastic

Chain 62:

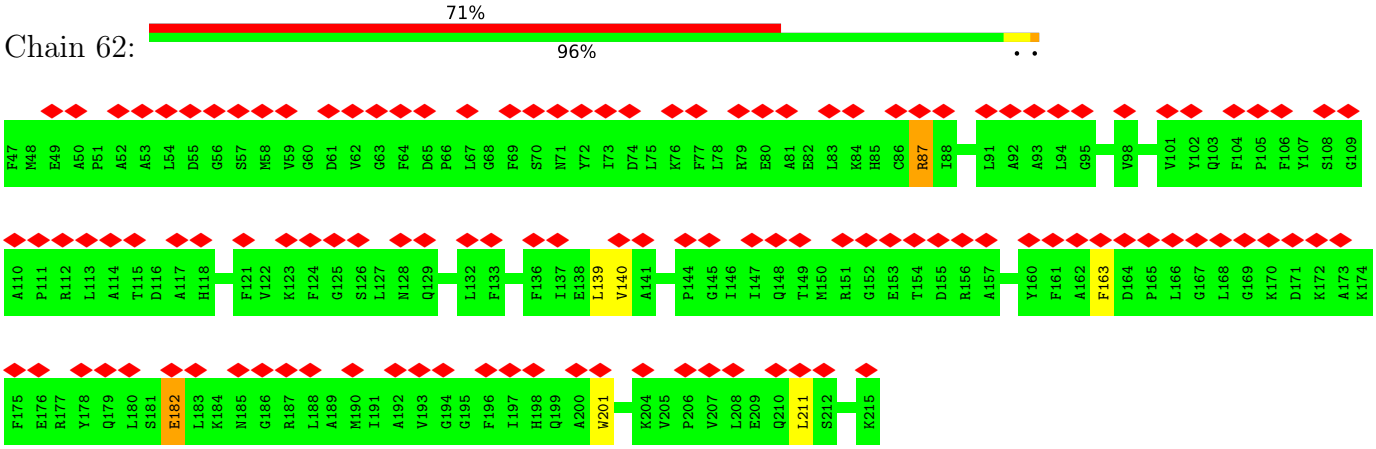

• Molecule 62: Chlorophyll a-b binding protein 1B-21, chloroplastic

Chain 6N:

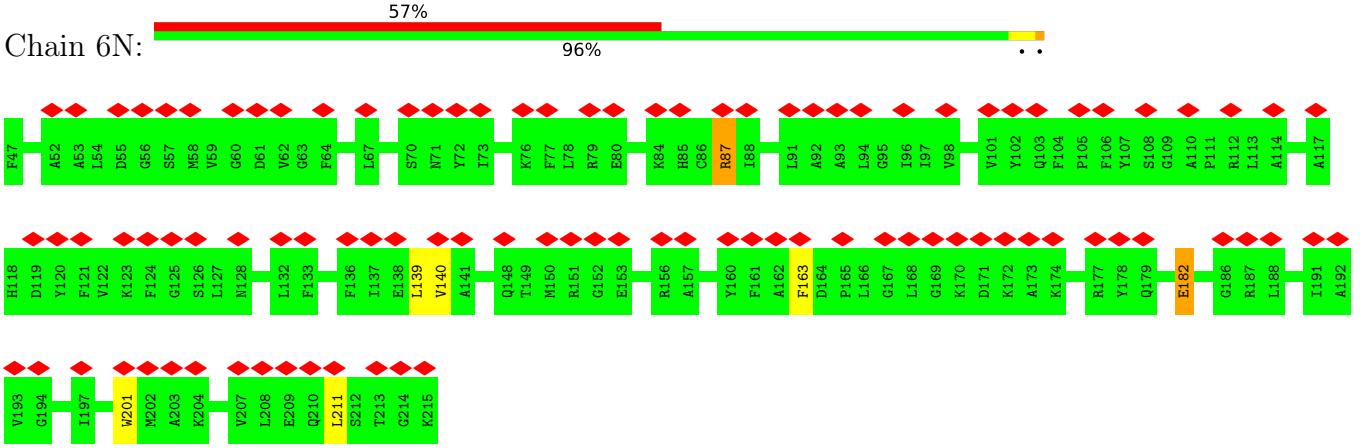

• Molecule 63: Fucoxanthin-chlorophyll a-c binding protein, chloroplastic

Chain 72:

• Molecule 63: Fucoxanthin-chlorophyll a-c binding protein, chloroplastic

Chain 7N:

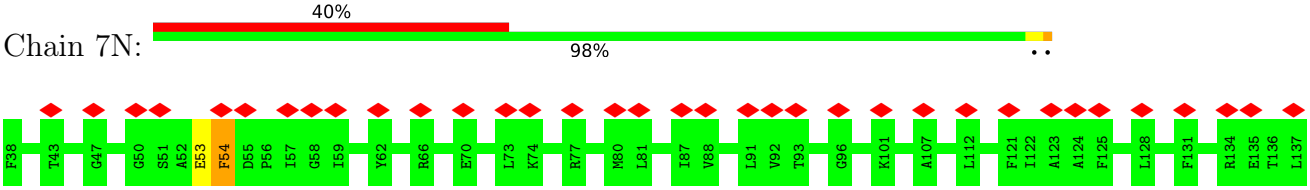

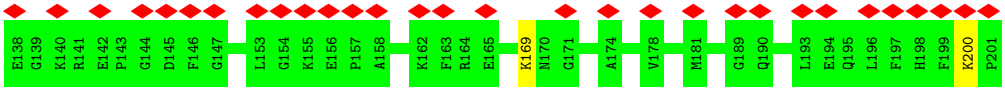

• Molecule 64: RedCAP

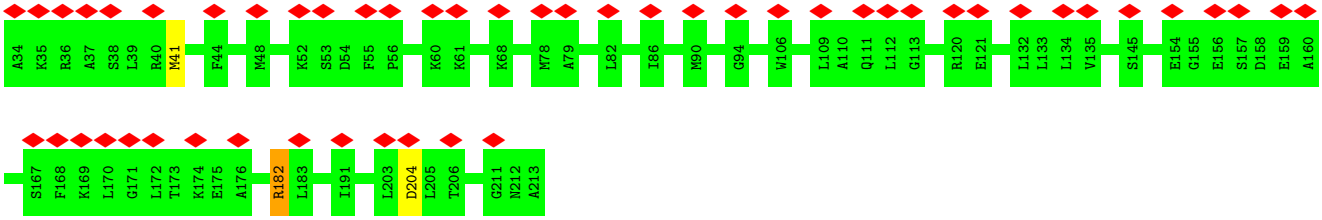

• Molecule 64: RedCAP



• Molecule 65: Lrc4

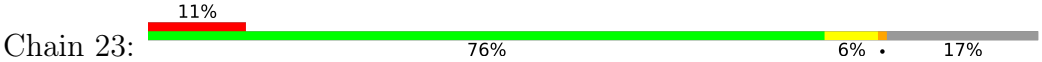

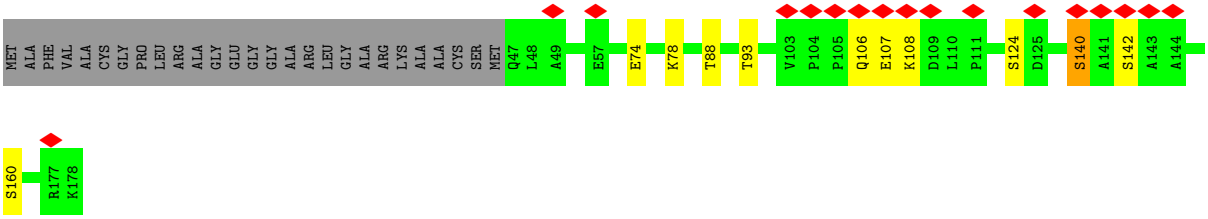

• Molecule 65: Lrc4

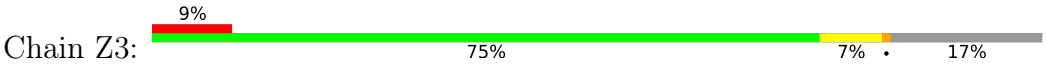

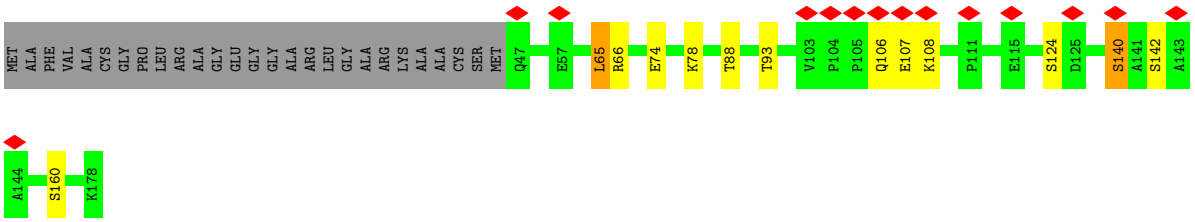

• Molecule 66: LRC5

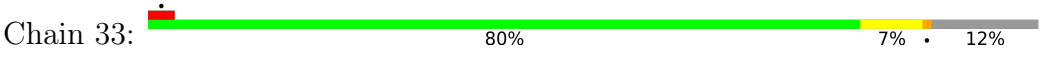

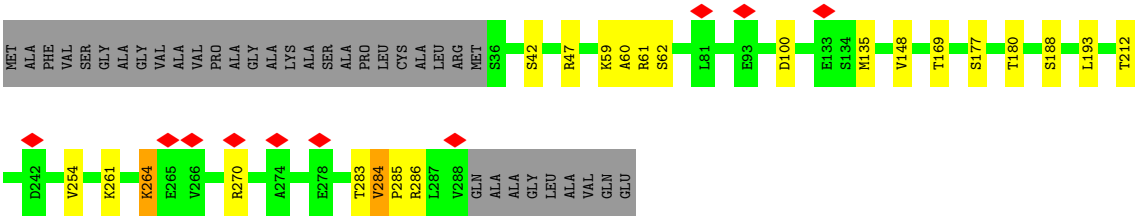

• Molecule 66: LRC5

Chain a3:

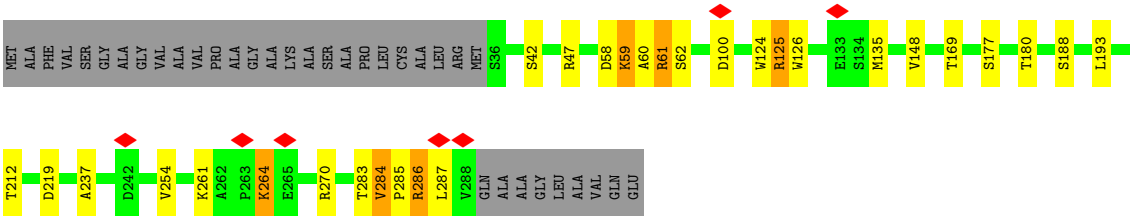

• Molecule 67: FAS1 domain-containing protein

Chain 43:

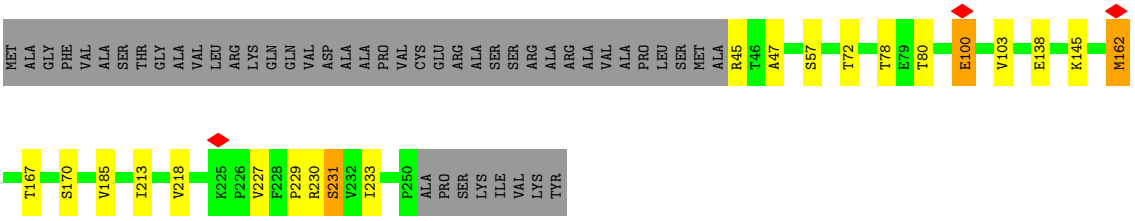

• Molecule 67: FAS1 domain-containing protein

Chain b3:

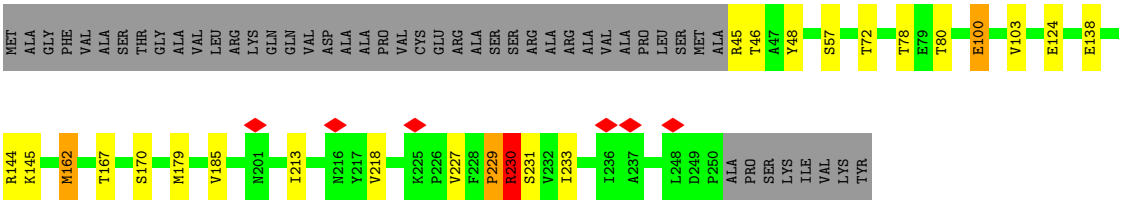

• Molecule 68: Allophycocyanin alpha subunit

Chain A3:

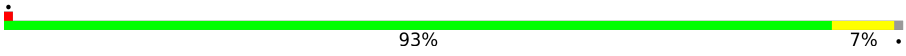

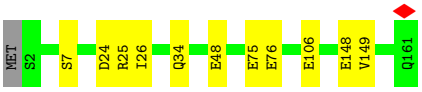

• Molecule 68: Allophycocyanin alpha subunit

Chain C3:

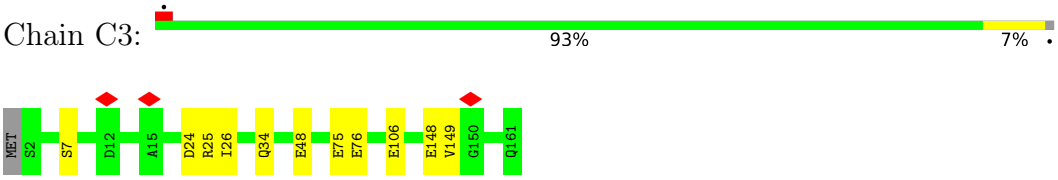

• Molecule 68: Allophycocyanin alpha subunit

Chain E3:

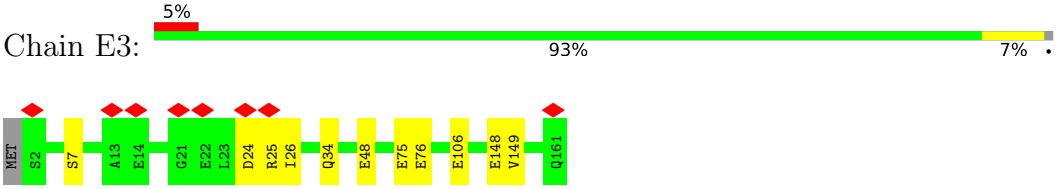

• Molecule 68: Allophycocyanin alpha subunit

Chain G3:

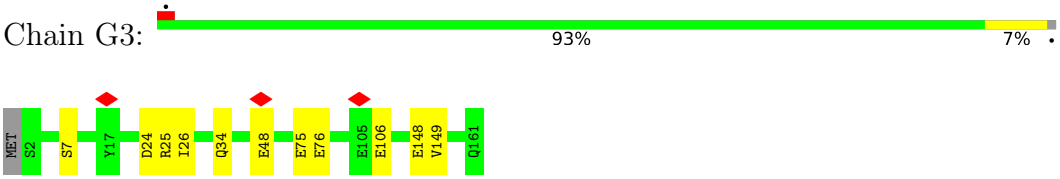

• Molecule 68: Allophycocyanin alpha subunit

Chain J3:

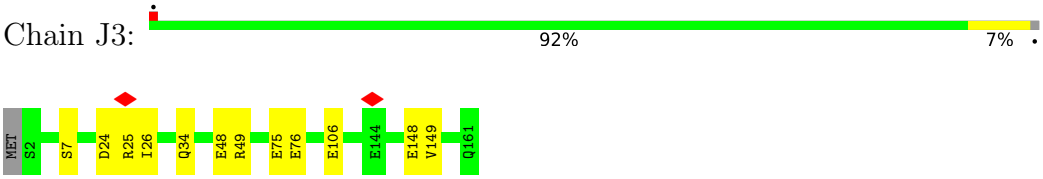

• Molecule 68: Allophycocyanin alpha subunit

Chain K3:

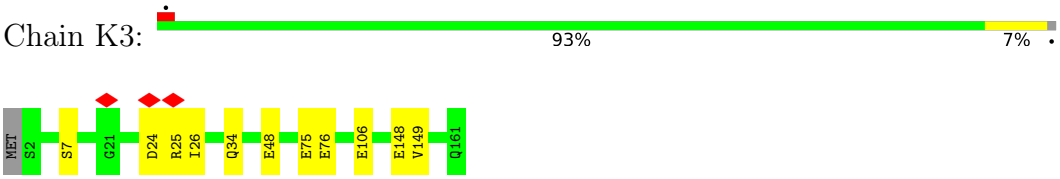

• Molecule 68: Allophycocyanin alpha subunit

Chain N3:

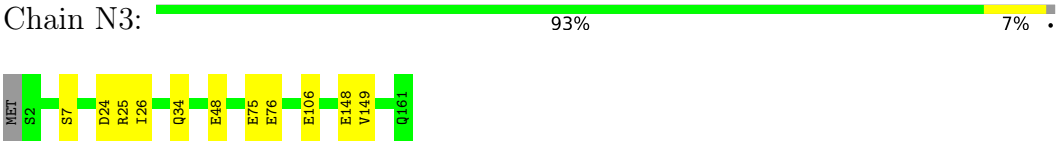

• Molecule 68: Allophycocyanin alpha subunit

Chain P3:

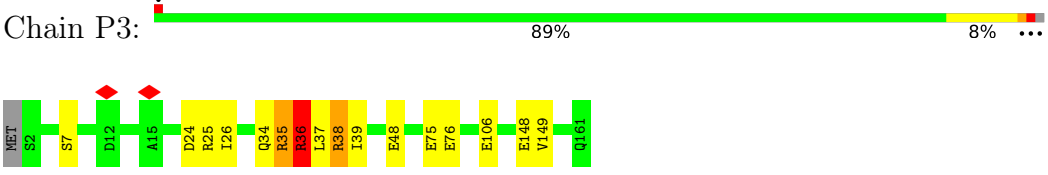

- Molecule 68: Allophycocyanin alpha subunit

Chain R3:

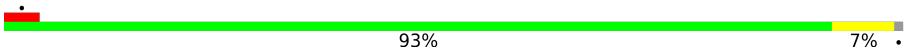

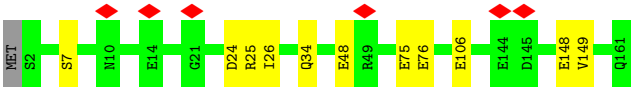

- Molecule 68: Allophycocyanin alpha subunit

Chain T3:

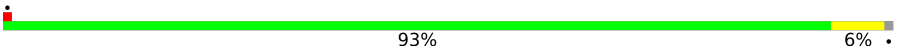

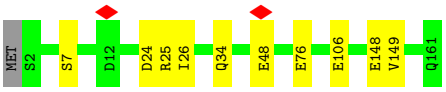

- Molecule 68: Allophycocyanin alpha subunit

Chain c3:

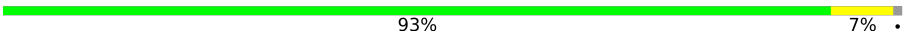

- Molecule 68: Allophycocyanin alpha subunit

Chain e3:

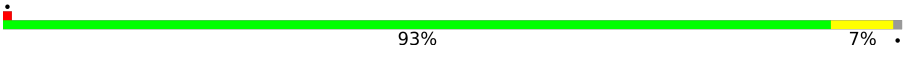

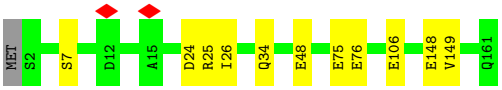

- Molecule 68: Allophycocyanin alpha subunit

Chain g3:

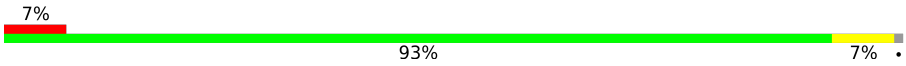

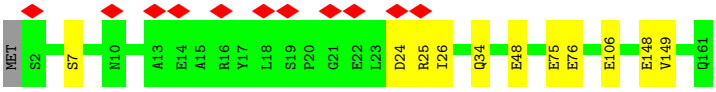

- Molecule 68: Allophycocyanin alpha subunit

Chain i3:

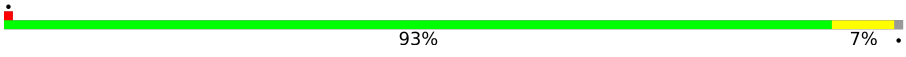

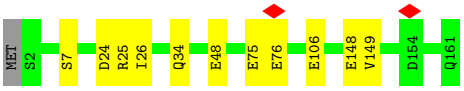

- Molecule 68: Allophycocyanin alpha subunit

Chain l3:

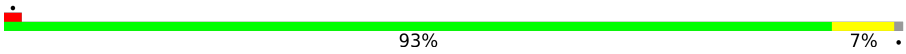

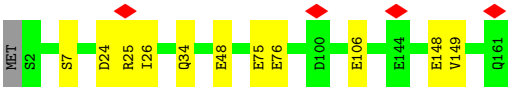

• Molecule 68: Allophycocyanin alpha subunit

Chain m3:

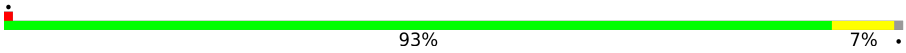

• Molecule 68: Allophycocyanin alpha subunit

Chain p3:

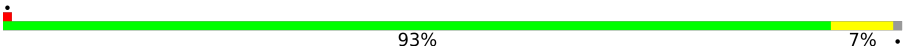

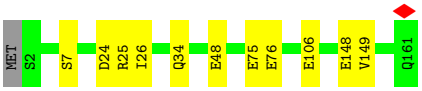

• Molecule 68: Allophycocyanin alpha subunit

Chain r3:

• Molecule 68: Allophycocyanin alpha subunit

Chain t3:

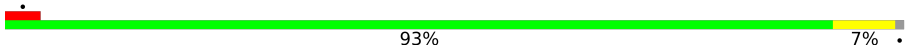

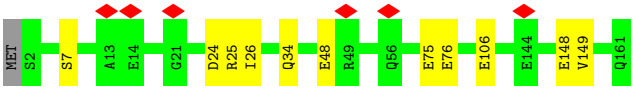

• Molecule 68: Allophycocyanin alpha subunit

Chain v3:

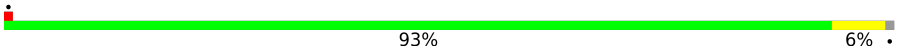

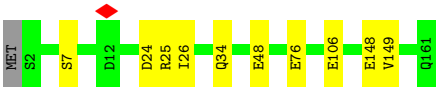

• Molecule 69: Allophycocyanin beta subunit

Chain B3:

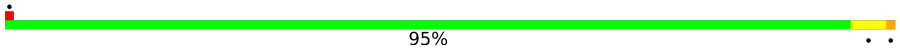

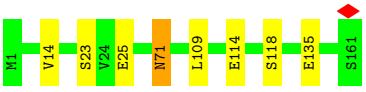

• Molecule 69: Allophycocyanin beta subunit

Chain D3:

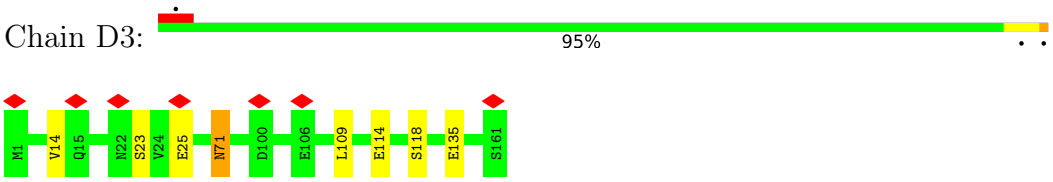

• Molecule 69: Allophycocyanin beta subunit

Chain F3:

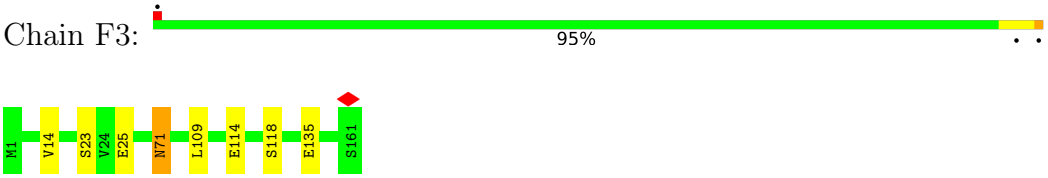

• Molecule 69: Allophycocyanin beta subunit

Chain H3:

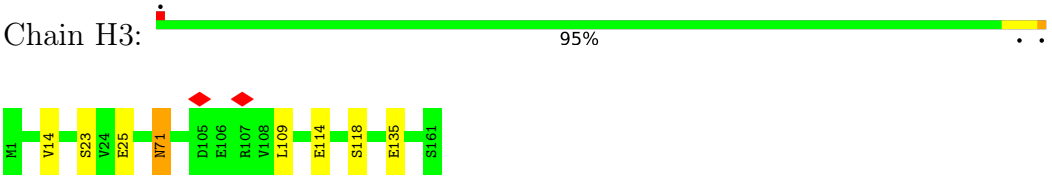

• Molecule 69: Allophycocyanin beta subunit

Chain I3:

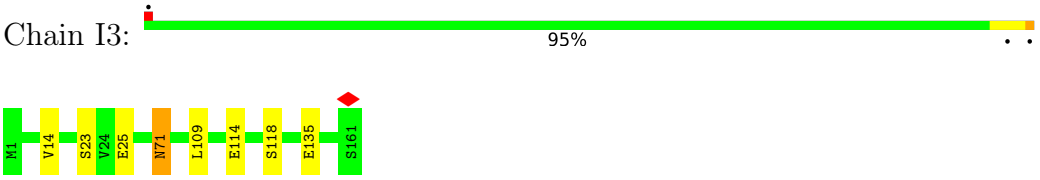

• Molecule 69: Allophycocyanin beta subunit

Chain L3:

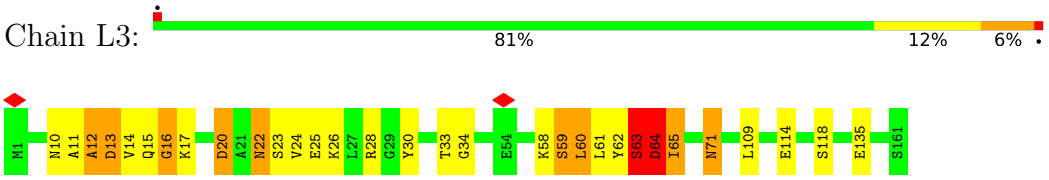

• Molecule 69: Allophycocyanin beta subunit

Chain M3:

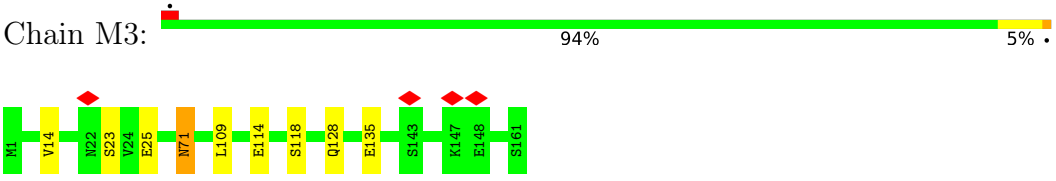

• Molecule 69: Allophycocyanin beta subunit

Chain O3:

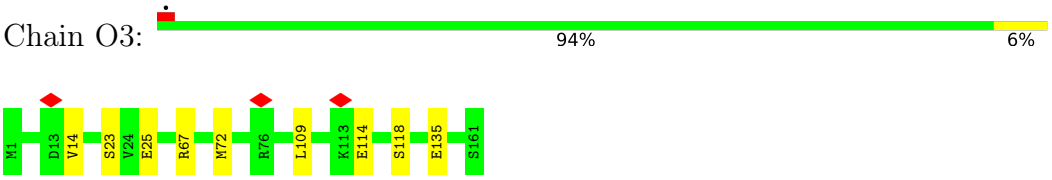

• Molecule 69: Allophycocyanin beta subunit

Chain Q3:

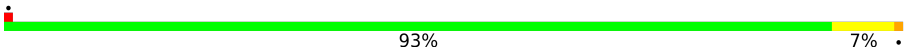

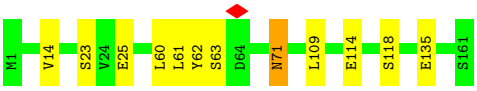

• Molecule 69: Allophycocyanin beta subunit

Chain S3:

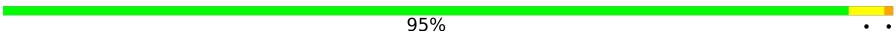

• Molecule 69: Allophycocyanin beta subunit

Chain U3:

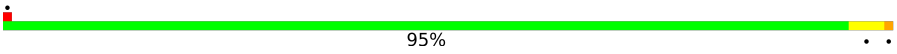

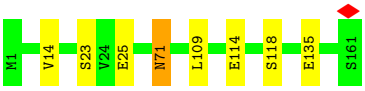

• Molecule 69: Allophycocyanin beta subunit

Chain d3:

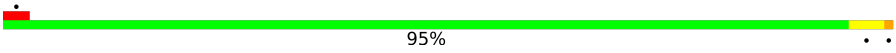

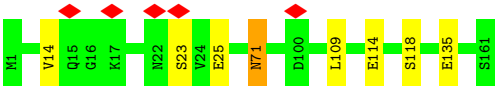

• Molecule 69: Allophycocyanin beta subunit

Chain f3:

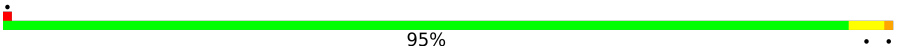

• Molecule 69: Allophycocyanin beta subunit

Chain h3:

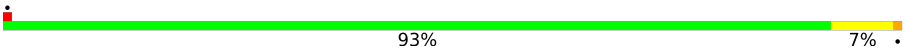

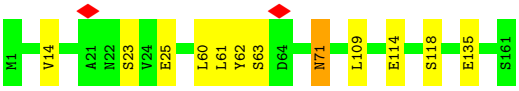

• Molecule 69: Allophycocyanin beta subunit

Chain j3:

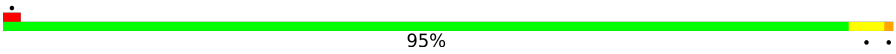

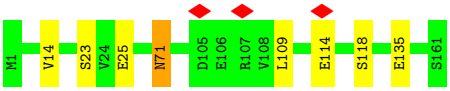

• Molecule 69: Allophycocyanin beta subunit

Chain k3:

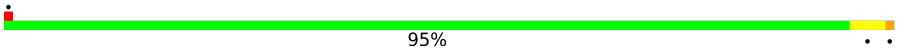

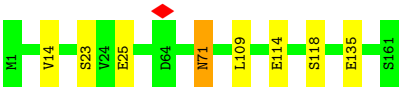

• Molecule 69: Allophycocyanin beta subunit

Chain n3:

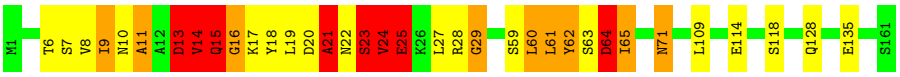

• Molecule 69: Allophycocyanin beta subunit

Chain o3:

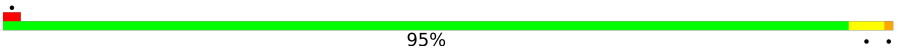

• Molecule 69: Allophycocyanin beta subunit

Chain q3:

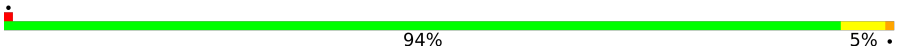

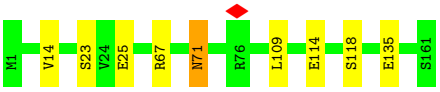

• Molecule 69: Allophycocyanin beta subunit

Chain s3:

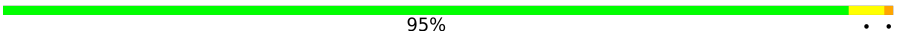

• Molecule 69: Allophycocyanin beta subunit

Chain u3:

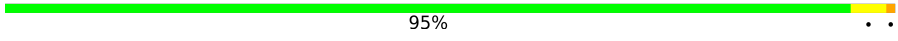

• Molecule 69: Allophycocyanin beta subunit

Chain w3:

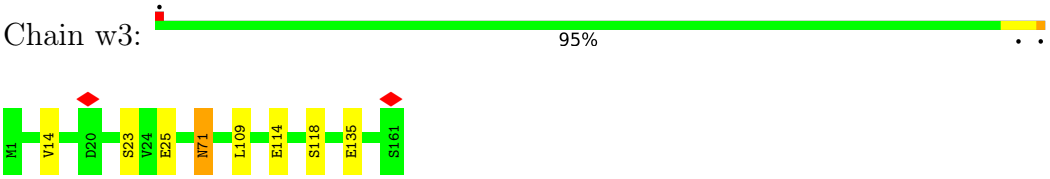

• Molecule 70: Allophycocyanin gamma subunit

Chain V3:

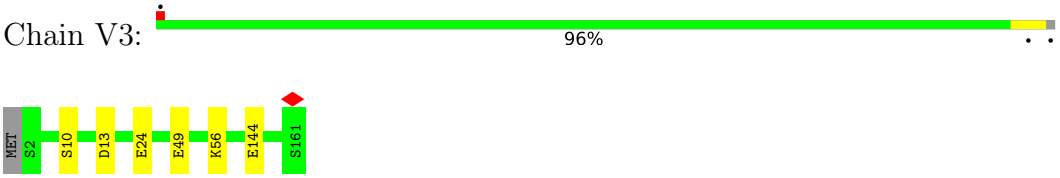

• Molecule 70: Allophycocyanin gamma subunit

Chain x3:

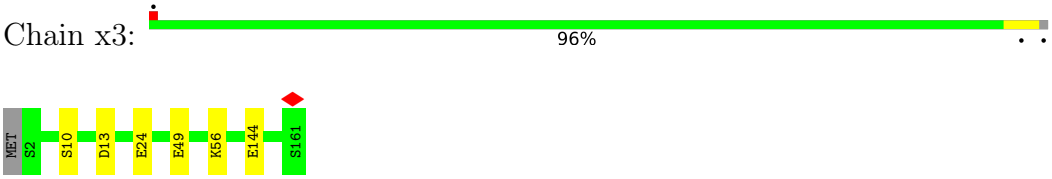

• Molecule 71: Allophycocyanin beta 18 subunit

Chain W3:

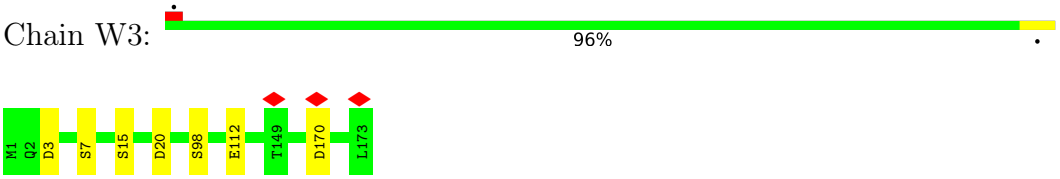

• Molecule 71: Allophycocyanin beta 18 subunit

Chain y3:

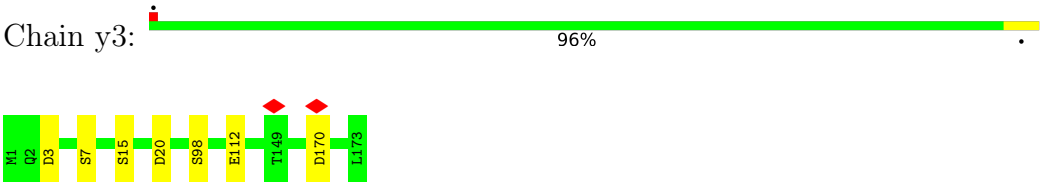

• Molecule 72: Phycobilisome 7.8 kDa linker polypeptide, allophycocyanin-associated, core

Chain X3:

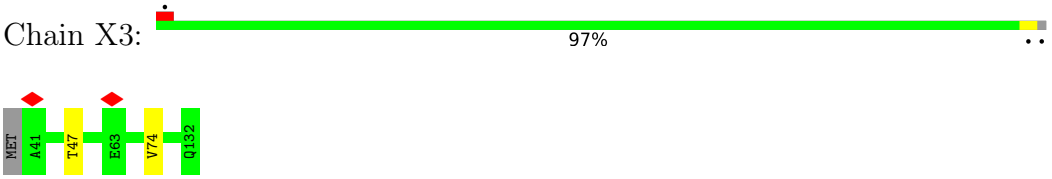

• Molecule 72: Phycobilisome 7.8 kDa linker polypeptide, allophycocyanin-associated, core

Chain z3:

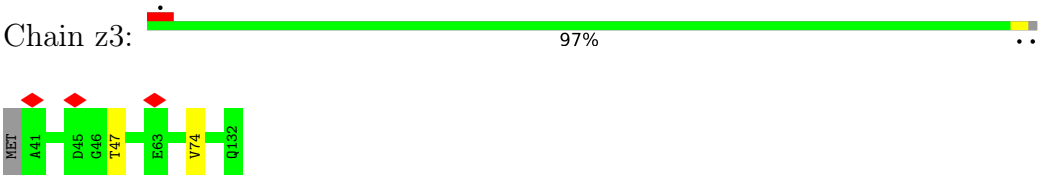

• Molecule 73: Phycobiliprotein ApcE

Chain 63:

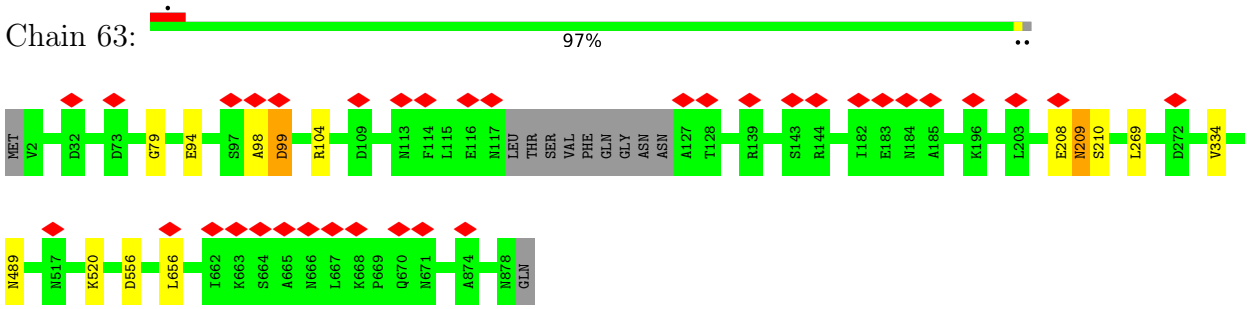

• Molecule 73: Phycobiliprotein ApcE

Chain 73:

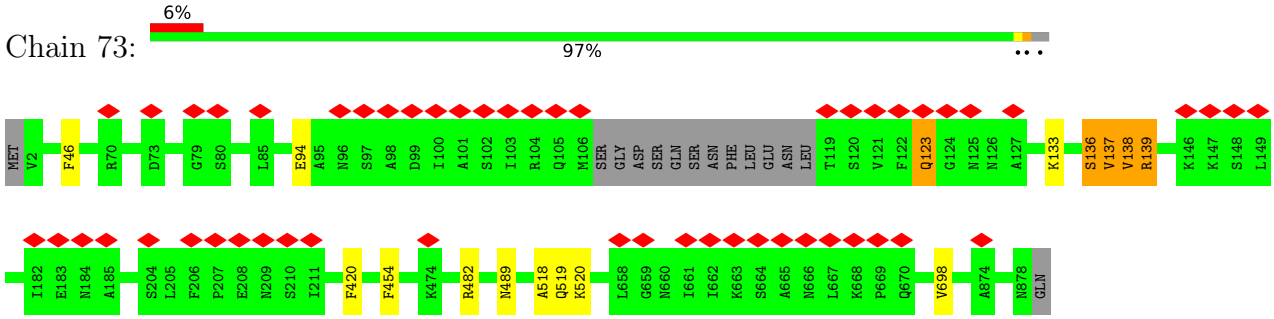

• Molecule 74: R-phycoerythrin gamma chain, chloroplastic

Chain M5:

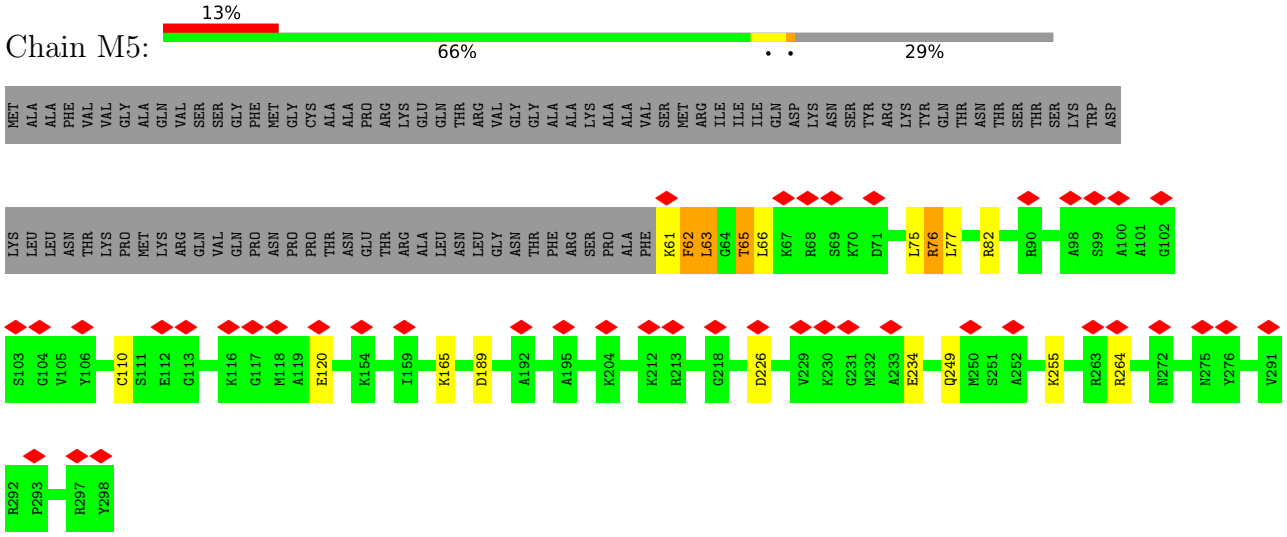

• Molecule 74: R-phycoerythrin gamma chain, chloroplastic

Chain Z5:

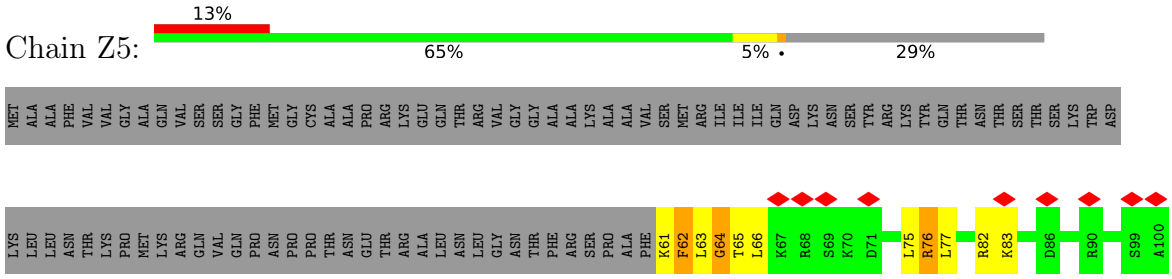

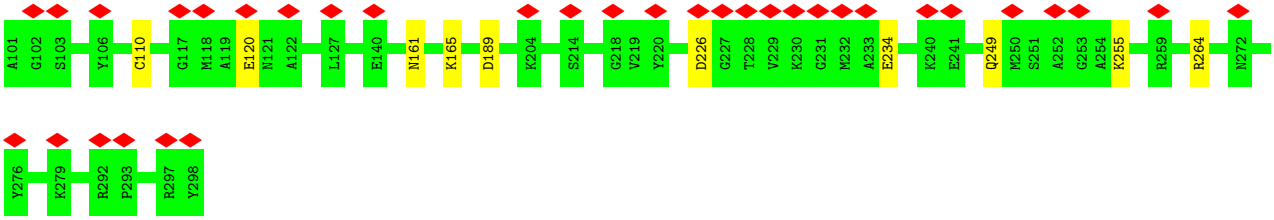

• Molecule 74: R-phycoerythrin gamma chain, chloroplastic

Chain Z9:

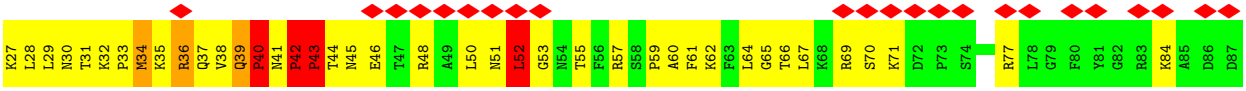

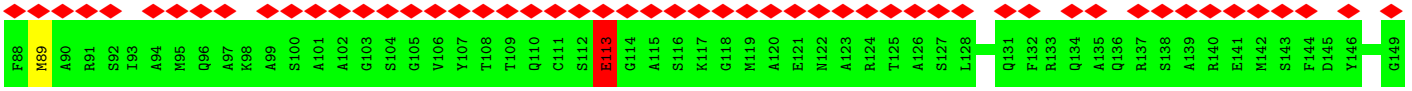

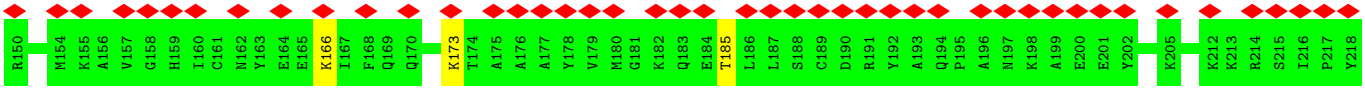

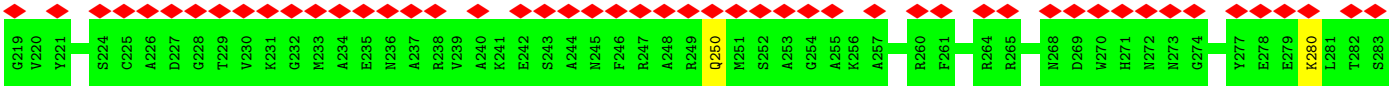

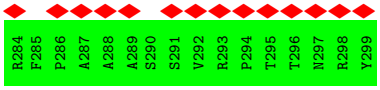

• Molecule 74: R-phycoerythrin gamma chain, chloroplastic

Chain M9:

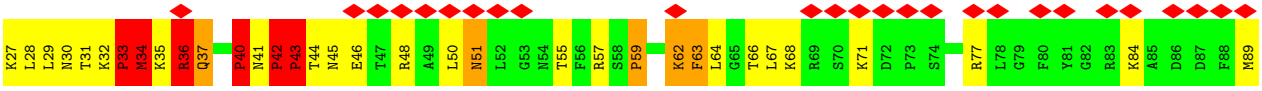

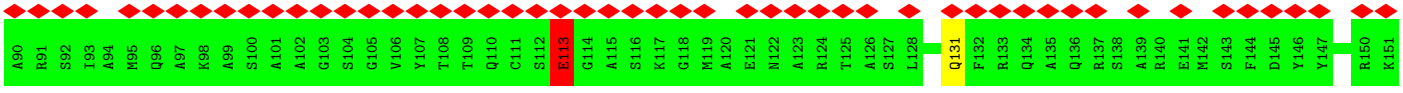

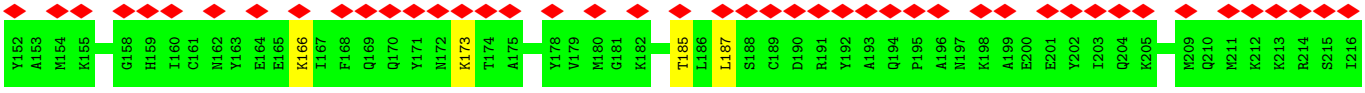

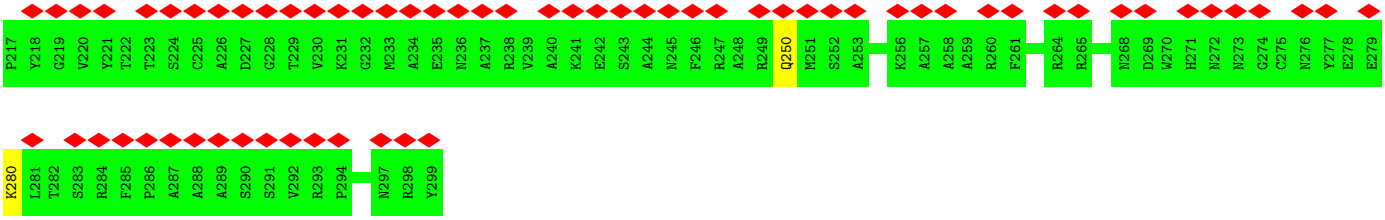

• Molecule 75: Phycobilisome 31.8 kDa linker polypeptide, phycoerythrin-associated, rod

Chain e7:



• Molecule 75: Phycobilisome 31.8 kDa linker polypeptide, phycoerythrin-associated, rod

Chain eA:



• Molecule 76: FAS1 domain-containing protein

Chain fB:

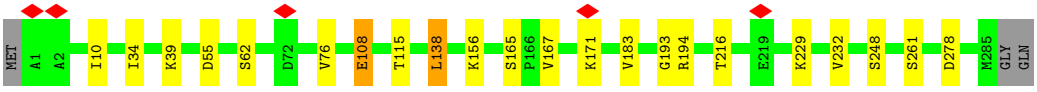

• Molecule 76: FAS1 domain-containing protein

Chain hB:

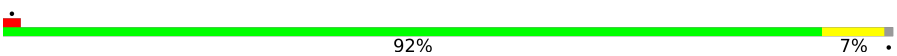

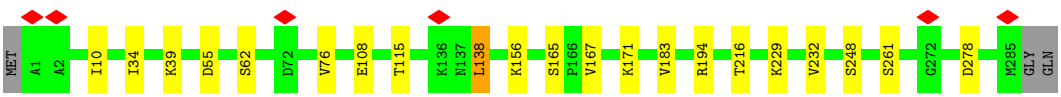

• Molecule 77: Phycobilisome 27.9 kDa linker polypeptide, phycoerythrin-associated, rod

Chain dD:

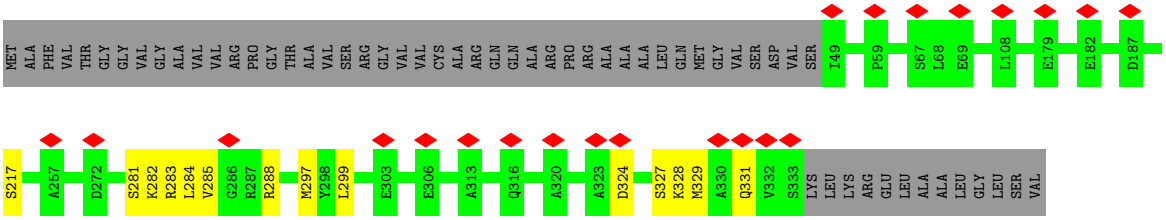

• Molecule 77: Phycobilisome 27.9 kDa linker polypeptide, phycoerythrin-associated, rod

Chain dQ:

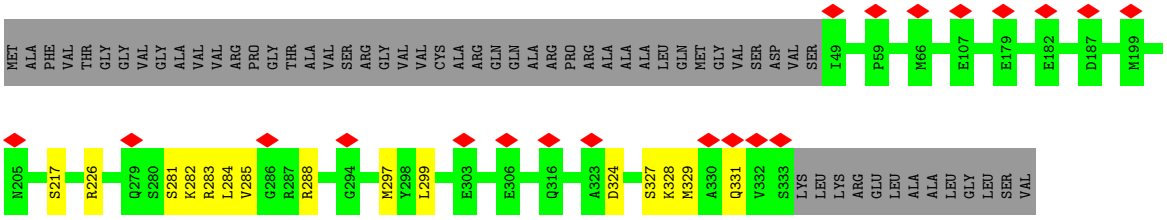

• Molecule 78: Phycobilisome 31.8 kDa linker polypeptide, phycoerythrin-associated, rod

Chain zF:

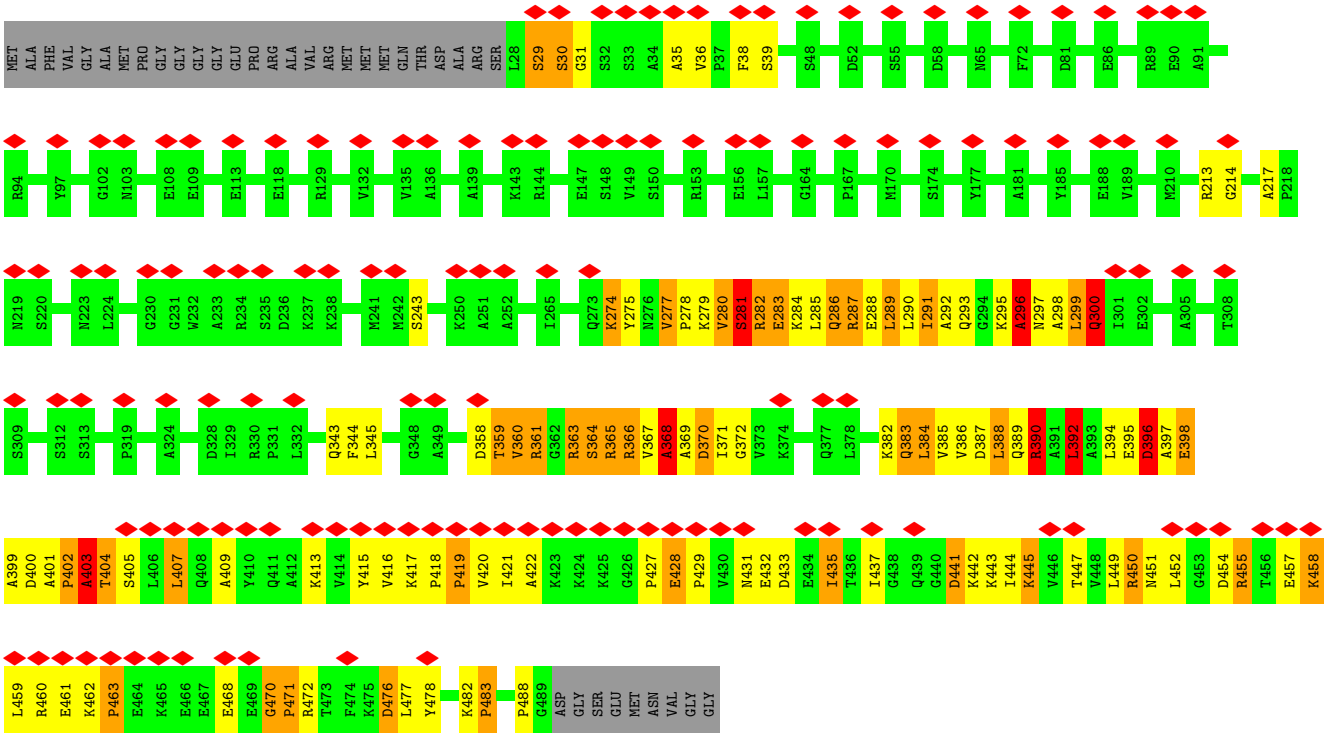

• Molecule 78: Phycobilisome 31.8 kDa linker polypeptide, phycoerythrin-associated, rod

Chain zK:

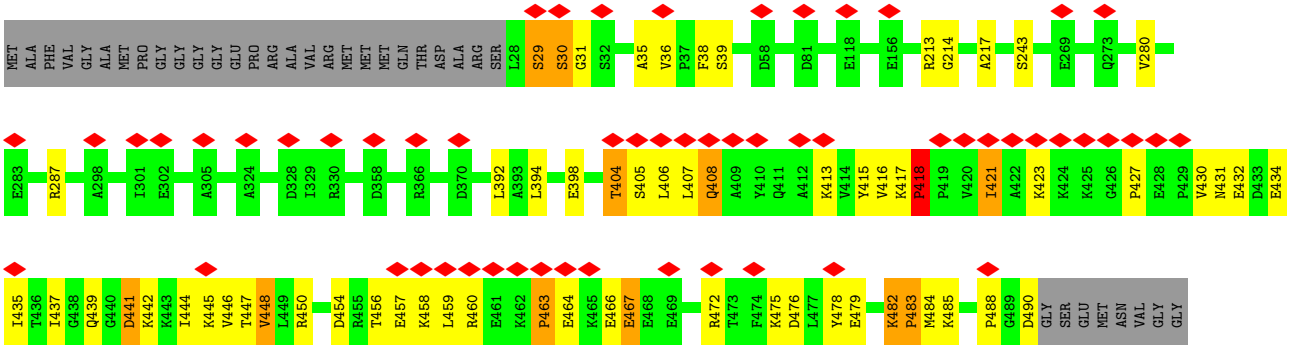

• Molecule 79: Phycobilisome 32.1 kDa linker polypeptide, phycocyanin-associated, rod

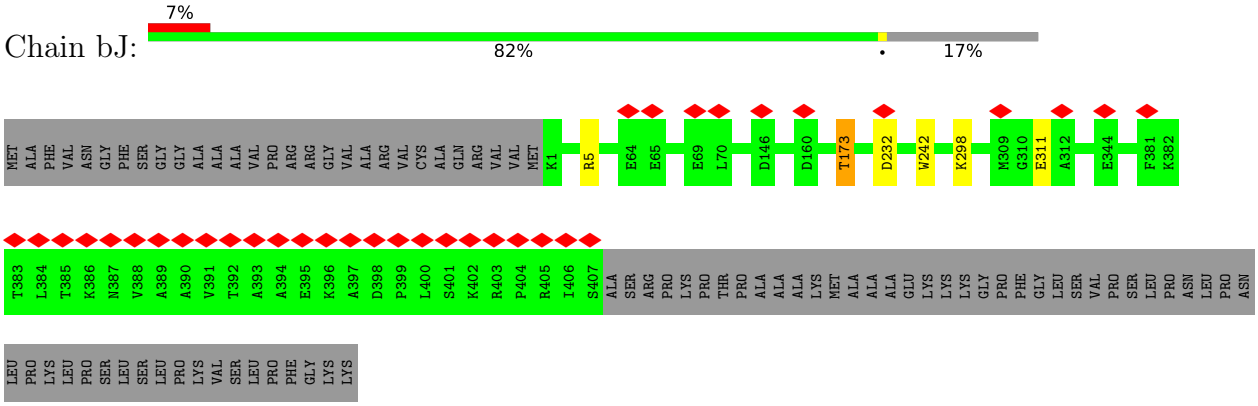

• Molecule 79: Phycobilisome 32.1 kDa linker polypeptide, phycocyanin-associated, rod

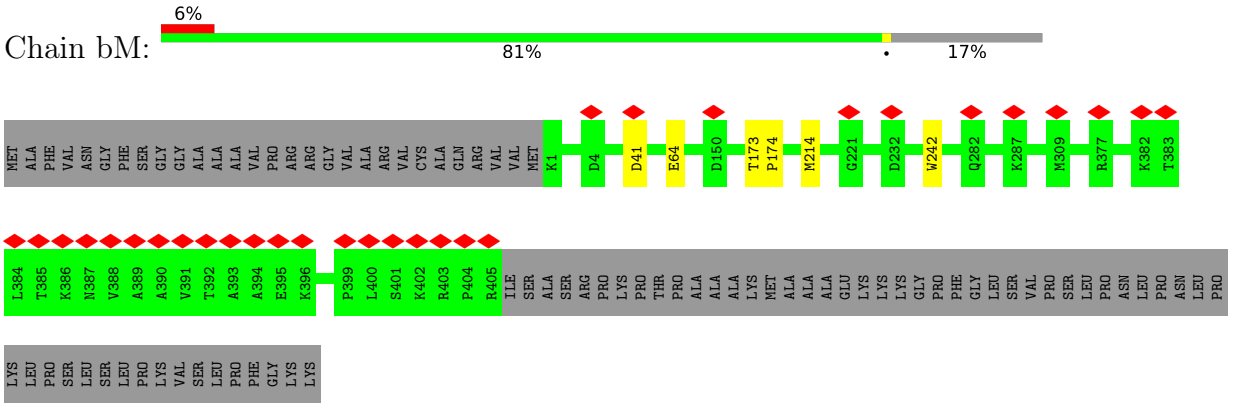

• Molecule 80: LPP2

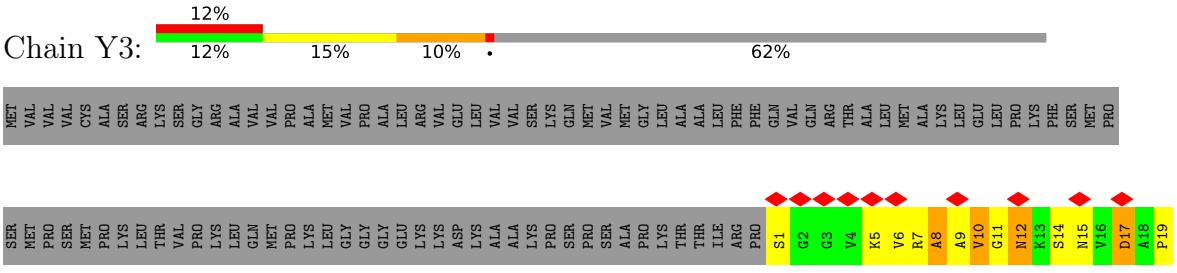

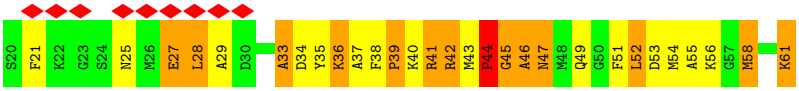

• Molecule 80: LPP2



• Molecule 81: CNT

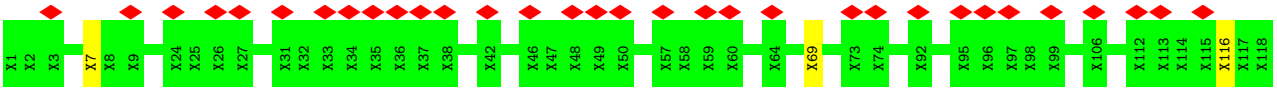

• Molecule 81: CNT

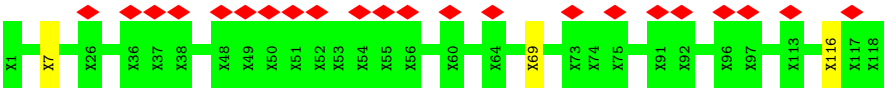

• Molecule 81: CNT

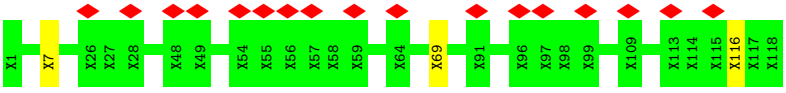

• Molecule 81: CNT

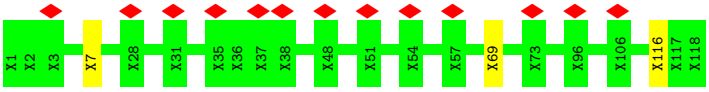

4 Experimental information (i)

Property	Value	Source
EM reconstruction method	SINGLE PARTICLE	Depositor
Imposed symmetry	POINT, Not provided	
Number of particles used	215000	Depositor
Resolution determination method	FSC 0.143 CUT-OFF	Depositor
CTF correction method	NONE	Depositor
Microscope	FEI TITAN KRIOS	Depositor
Voltage (kV)	300	Depositor
Electron dose ($e^-/Å^2$)	35	Depositor
Minimum defocus (nm)	6000	Depositor
Maximum defocus (nm)	6000	Depositor
Magnification	Not provided	
Image detector	GATAN K3 (6k x 4k)	Depositor
Maximum map value	11.570	Depositor
Minimum map value	-4.947	Depositor
Average map value	0.045	Depositor
Map value standard deviation	0.418	Depositor
Recommended contour level	1.0	Depositor
Map size (Å)	626.688, 626.688, 626.688	wwPDB
Map dimensions	384, 384, 384	wwPDB
Map angles (°)	90.0, 90.0, 90.0	wwPDB
Pixel spacing (Å)	1.632, 1.632, 1.632	Depositor

5 Model quality (i)

5.1 Standard geometry (i)

Bond lengths and bond angles in the following residue types are not validated in this section: BCT, PUB, GOL, BCR, DGD, CYC, PQN, PEB, PHO, CLA, CL, 3XQ, FES, LHG, PL9, LMG, ZEX, SF4, HEM, BGC, MEN, FE, OEX

The Z score for a bond length (or angle) is the number of standard deviations the observed value is removed from the expected value. A bond length (or angle) with $|Z| > 5$ is considered an outlier worth inspection. RMSZ is the root-mean-square of all Z scores of the bond lengths (or angles).

Mol	Chain	Bond lengths		Bond angles	
		RMSZ	$\#\|Z\| > 5$	RMSZ	$\#\|Z\| > 5$
1	A5	0.45	1/1271 (0.1%)	0.71	1/1721 (0.1%)
1	A7	0.34	0/1271	0.64	1/1721 (0.1%)
1	A9	0.33	0/1271	0.61	0/1721
1	AA	0.34	0/1271	0.64	1/1721 (0.1%)
1	AF	0.32	0/1271	0.60	1/1721 (0.1%)
1	AI	0.39	0/1271	0.60	0/1721
1	AK	0.32	0/1271	0.60	1/1721 (0.1%)
1	AP	0.36	0/1271	0.55	0/1721
1	BD	0.35	0/1271	0.60	0/1721
1	BQ	0.35	0/1271	0.60	0/1721
1	C5	0.45	1/1271 (0.1%)	0.71	1/1721 (0.1%)
1	C7	0.34	0/1271	0.58	0/1721
1	C9	0.33	0/1271	0.61	0/1721
1	CA	0.33	0/1271	0.58	0/1721
1	CF	0.34	0/1271	0.71	3/1721 (0.2%)
1	CI	0.39	0/1271	0.60	0/1721
1	CJ	0.38	0/1271	0.56	0/1721
1	CK	0.33	0/1271	0.71	3/1721 (0.2%)
1	CM	0.32	0/1271	0.54	1/1721 (0.1%)
1	CP	0.33	0/1271	0.54	0/1721
1	DD	0.38	0/1271	0.63	0/1721
1	DQ	0.38	0/1271	0.63	0/1721
1	E5	0.45	1/1271 (0.1%)	0.71	1/1721 (0.1%)
1	E7	0.33	0/1271	0.61	1/1721 (0.1%)
1	E9	0.33	0/1271	0.61	0/1721
1	EA	0.33	0/1271	0.61	2/1721 (0.1%)
1	EF	0.38	0/1271	0.64	2/1721 (0.1%)
1	EI	0.39	0/1271	0.60	0/1721
1	EJ	0.34	0/1271	0.53	0/1721
1	EK	0.38	0/1271	0.64	1/1721 (0.1%)
1	EM	0.29	0/1271	0.53	0/1721

Mol	Chain	Bond lengths		Bond angles	
		RMSZ	$\#\|Z\|>5$	RMSZ	$\#\|Z\|>5$
1	EP	0.31	0/1271	0.53	0/1721
1	FD	0.38	0/1271	0.60	0/1721
1	FQ	0.38	0/1271	0.60	0/1721
1	G5	0.45	1/1271 (0.1%)	0.71	1/1721 (0.1%)
1	G7	0.34	0/1271	0.61	1/1721 (0.1%)
1	G9	0.33	0/1271	0.61	0/1721
1	GA	0.34	0/1271	0.61	1/1721 (0.1%)
1	GF	0.50	0/1271	0.83	5/1721 (0.3%)
1	GI	0.39	0/1271	0.60	0/1721
1	GJ	0.33	0/1271	0.55	0/1721
1	GK	0.50	0/1271	0.83	5/1721 (0.3%)
1	GM	0.29	0/1271	0.48	0/1721
1	GP	0.32	0/1271	0.52	0/1721
1	HD	0.34	0/1271	0.60	0/1721
1	HQ	0.34	0/1271	0.60	0/1721
1	I5	0.45	1/1271 (0.1%)	0.71	1/1721 (0.1%)
1	I7	0.33	0/1271	0.63	1/1721 (0.1%)
1	I9	0.33	0/1271	0.61	0/1721
1	IA	0.32	0/1271	0.63	1/1721 (0.1%)
1	IF	0.49	0/1271	0.77	4/1721 (0.2%)
1	II	0.39	0/1271	0.60	0/1721
1	IJ	0.37	0/1271	0.54	0/1721
1	IK	0.48	0/1271	0.77	4/1721 (0.2%)
1	IM	0.31	0/1271	0.53	0/1721
1	IP	0.34	0/1271	0.54	0/1721
1	JB	0.44	0/1271	0.60	0/1721
1	JD	0.34	0/1271	0.58	0/1721
1	JQ	0.33	0/1271	0.58	0/1721
1	K5	0.45	1/1271 (0.1%)	0.71	1/1721 (0.1%)
1	K7	0.35	0/1271	0.64	1/1721 (0.1%)
1	K9	0.33	0/1271	0.61	0/1721
1	KA	0.35	0/1271	0.64	1/1721 (0.1%)
1	KF	0.38	0/1271	0.60	0/1721
1	KI	0.39	0/1271	0.60	0/1721
1	KJ	0.43	0/1271	0.59	0/1721
1	KK	0.38	0/1271	0.60	0/1721
1	KM	0.34	0/1271	0.54	0/1721
1	KP	0.39	0/1271	0.56	0/1721
1	LD	0.35	0/1271	0.59	0/1721
1	LQ	0.35	0/1271	0.59	0/1721
1	M7	0.36	0/1271	0.57	0/1721
1	MA	0.36	0/1271	0.58	0/1721
1	MF	0.31	0/1271	0.61	0/1721

Mol	Chain	Bond lengths		Bond angles	
		RMSZ	$\#\|Z\|>5$	RMSZ	$\#\|Z\|>5$
1	MJ	0.47	0/1271	0.60	0/1721
1	MK	0.31	0/1271	0.61	0/1721
1	MM	0.36	0/1271	0.56	0/1721
1	MP	0.36	0/1271	0.54	0/1721
1	N5	0.45	1/1271 (0.1%)	0.71	1/1721 (0.1%)
1	N9	0.33	0/1271	0.61	0/1721
1	ND	0.33	0/1271	0.60	1/1721 (0.1%)
1	NI	0.39	0/1271	0.60	0/1721
1	NQ	0.33	0/1271	0.60	1/1721 (0.1%)
1	O1	0.33	0/1271	0.59	0/1721
1	O4	0.34	0/1271	0.47	0/1721
1	O7	0.48	0/1271	0.63	1/1721 (0.1%)
1	OA	0.79	6/1271 (0.5%)	0.96	12/1721 (0.7%)
1	OE	0.37	0/1271	0.49	0/1721
1	OF	0.35	0/1271	0.60	1/1721 (0.1%)
1	OG	0.37	0/1271	0.49	0/1721
1	OH	0.33	0/1271	0.59	0/1721
1	OJ	0.34	0/1271	0.54	0/1721
1	OK	0.35	0/1271	0.60	0/1721
1	OM	0.31	0/1271	0.52	1/1721 (0.1%)
1	OO	0.34	0/1271	0.47	0/1721
1	OP	0.33	0/1271	0.60	0/1721
1	P5	0.45	1/1271 (0.1%)	0.71	1/1721 (0.1%)
1	P9	0.33	0/1271	0.61	0/1721
1	PD	0.34	0/1271	0.63	0/1721
1	PI	0.39	0/1271	0.60	0/1721
1	PQ	0.34	0/1271	0.63	0/1721
1	Q1	0.34	0/1271	0.60	2/1721 (0.1%)
1	Q4	0.39	0/1271	0.48	0/1721
1	Q7	0.44	0/1271	0.60	0/1721
1	QA	0.44	0/1271	0.60	0/1721
1	QE	0.33	0/1271	0.50	0/1721
1	QF	0.36	0/1271	0.66	1/1721 (0.1%)
1	QG	0.33	0/1271	0.50	0/1721
1	QH	0.34	0/1271	0.61	2/1721 (0.1%)
1	QJ	0.34	0/1271	0.54	0/1721
1	QK	0.36	0/1271	0.66	1/1721 (0.1%)
1	QM	0.29	0/1271	0.52	0/1721
1	QO	0.39	0/1271	0.48	0/1721
1	QP	0.32	0/1271	0.55	0/1721
1	R5	0.45	1/1271 (0.1%)	0.71	1/1721 (0.1%)
1	R9	0.33	0/1271	0.61	0/1721
1	RD	0.35	0/1271	0.63	1/1721 (0.1%)

Mol	Chain	Bond lengths		Bond angles	
		RMSZ	$\#\|Z\|>5$	RMSZ	$\#\|Z\|>5$
1	RI	0.39	0/1271	0.60	0/1721
1	RQ	0.35	0/1271	0.63	1/1721 (0.1%)
1	S1	0.35	0/1271	0.65	2/1721 (0.1%)
1	S4	0.36	0/1271	0.49	0/1721
1	S7	0.46	0/1271	0.63	0/1721
1	SA	0.45	0/1271	0.63	0/1721
1	SE	0.35	0/1271	0.49	0/1721
1	SF	0.79	6/1271 (0.5%)	0.89	5/1721 (0.3%)
1	SG	0.34	0/1271	0.49	0/1721
1	SH	0.35	0/1271	0.64	2/1721 (0.1%)
1	SJ	0.33	0/1271	0.53	0/1721
1	SK	0.39	0/1271	0.68	2/1721 (0.1%)
1	SM	0.30	0/1271	0.50	0/1721
1	SO	0.36	0/1271	0.49	0/1721
1	SP	0.34	0/1271	0.55	0/1721
1	T5	0.45	1/1271 (0.1%)	0.71	1/1721 (0.1%)
1	T9	0.33	0/1271	0.61	0/1721
1	TB	0.44	0/1271	0.60	0/1721
1	TD	0.35	0/1271	0.62	0/1721
1	TI	0.39	0/1271	0.60	0/1721
1	TQ	0.35	0/1271	0.62	0/1721
1	U1	0.33	0/1271	0.69	3/1721 (0.2%)
1	U4	0.39	0/1271	0.48	0/1721
1	U7	0.38	0/1271	0.58	0/1721
1	UA	0.38	0/1271	0.58	0/1721
1	UE	0.32	0/1271	0.50	0/1721
1	UF	0.41	0/1271	0.68	2/1721 (0.1%)
1	UG	0.32	0/1271	0.50	0/1721
1	UH	0.33	0/1271	0.69	3/1721 (0.2%)
1	UJ	0.40	0/1267	0.59	0/1717
1	UK	0.41	0/1271	0.68	2/1721 (0.1%)
1	UM	0.32	0/1267	0.55	0/1717
1	UO	0.39	0/1271	0.48	0/1721
1	UP	0.36	0/1271	0.56	0/1721
1	V5	0.45	1/1271 (0.1%)	0.71	1/1721 (0.1%)
1	V9	0.33	0/1271	0.61	0/1721
1	VD	0.34	0/1271	0.62	1/1721 (0.1%)
1	VI	0.39	0/1271	0.60	0/1721
1	VQ	0.34	0/1271	0.62	1/1721 (0.1%)
1	W1	0.33	0/1271	0.64	1/1721 (0.1%)
1	W4	0.37	0/1271	0.48	0/1721
1	W7	0.38	0/1271	0.56	0/1721
1	WA	0.38	0/1271	0.56	0/1721

Mol	Chain	Bond lengths		Bond angles	
		RMSZ	$\#\|Z\|>5$	RMSZ	$\#\|Z\|>5$
1	WE	0.38	0/1271	0.50	0/1721
1	WF	0.34	0/1271	0.62	2/1721 (0.1%)
1	WG	0.38	0/1271	0.50	0/1721
1	WH	0.33	0/1271	0.64	2/1721 (0.1%)
1	WJ	0.45	0/1271	0.59	0/1721
1	WK	0.35	0/1271	0.62	2/1721 (0.1%)
1	WM	0.34	0/1271	0.59	1/1721 (0.1%)
1	WO	0.37	0/1271	0.48	0/1721
1	WP	0.35	0/1267	0.56	0/1716
1	X5	0.45	1/1271 (0.1%)	0.71	1/1721 (0.1%)
1	X9	0.33	0/1271	0.61	0/1721
1	XD	0.34	0/1271	0.65	1/1721 (0.1%)
1	XI	0.39	0/1271	0.60	0/1721
1	XQ	0.34	0/1271	0.65	1/1721 (0.1%)
1	YF	0.34	0/1271	0.57	0/1721
1	YJ	0.40	0/1271	0.57	0/1721
1	YK	0.34	0/1271	0.57	0/1721
1	YM	0.34	0/1267	0.57	1/1717 (0.1%)
1	Z1	0.33	0/1271	0.59	0/1721
1	Z4	0.39	0/1271	0.48	0/1721
1	ZE	0.36	0/1271	0.50	0/1721
1	ZG	0.79	6/1271 (0.5%)	1.00	11/1721 (0.6%)
1	ZH	0.33	0/1271	0.59	0/1721
1	ZO	0.39	0/1271	0.48	0/1721
1	aF	0.34	0/1271	0.62	0/1721
1	aJ	0.33	0/1271	0.56	0/1721
1	aK	0.34	0/1271	0.62	0/1721
1	aM	0.29	0/1271	0.53	0/1721
1	b1	0.32	0/1271	0.71	2/1721 (0.1%)
1	b4	0.30	0/1271	0.52	0/1721
1	bE	0.31	0/1263	0.53	1/1710 (0.1%)
1	bG	0.31	0/1263	0.53	1/1710 (0.1%)
1	bH	0.32	0/1271	0.71	2/1721 (0.1%)
1	bO	0.30	0/1271	0.52	0/1721
1	cF	0.33	0/1271	0.62	1/1721 (0.1%)
1	cK	0.33	0/1271	0.62	1/1721 (0.1%)
1	d1	0.34	0/1271	0.70	2/1721 (0.1%)
1	d4	0.31	0/1271	0.51	0/1721
1	dE	0.29	0/1271	0.50	0/1721
1	dG	0.29	0/1271	0.50	0/1721
1	dH	0.35	0/1271	0.70	2/1721 (0.1%)
1	dJ	0.31	0/1271	0.59	0/1721
1	dM	0.30	0/1271	0.57	0/1721

Mol	Chain	Bond lengths		Bond angles	
		RMSZ	$\#\|Z\|>5$	RMSZ	$\#\|Z\|>5$
1	dO	0.31	0/1271	0.52	0/1721
1	eF	0.34	0/1271	0.65	1/1721 (0.1%)
1	eK	0.34	0/1271	0.65	1/1721 (0.1%)
1	f1	0.34	0/1271	0.69	2/1721 (0.1%)
1	f4	0.29	0/1271	0.53	0/1721
1	fE	0.29	0/1271	0.51	0/1721
1	fG	0.28	0/1271	0.51	0/1721
1	fH	0.34	0/1271	0.69	2/1721 (0.1%)
1	fJ	0.31	0/1271	0.56	0/1721
1	fM	0.28	0/1271	0.56	0/1721
1	fO	0.30	0/1271	0.53	0/1721
1	gF	0.31	0/1271	0.59	0/1721
1	gK	0.32	0/1271	0.59	0/1721
1	h1	0.32	0/1271	0.69	3/1721 (0.2%)
1	h4	0.32	0/1271	0.49	0/1721
1	hE	0.30	0/1271	0.51	0/1721
1	hG	0.30	0/1271	0.51	0/1721
1	hH	0.32	0/1271	0.69	3/1721 (0.2%)
1	hJ	0.30	0/1271	0.54	0/1721
1	hM	0.27	0/1271	0.51	0/1721
1	hO	0.31	0/1271	0.49	0/1721
1	iF	0.35	0/1271	0.62	2/1721 (0.1%)
1	iK	0.35	0/1271	0.62	2/1721 (0.1%)
1	j1	0.35	0/1271	0.72	3/1721 (0.2%)
1	j4	0.31	0/1271	0.50	0/1721
1	jE	0.29	0/1271	0.47	0/1721
1	jG	0.29	0/1271	0.47	0/1721
1	jH	0.35	0/1271	0.72	3/1721 (0.2%)
1	jJ	0.30	0/1271	0.55	0/1721
1	jM	0.29	0/1271	0.52	0/1721
1	jO	0.31	0/1271	0.50	0/1721
1	kF	0.33	0/1271	0.63	0/1721
1	kK	0.33	0/1271	0.63	0/1721
1	l1	0.37	0/1271	0.76	7/1721 (0.4%)
1	l4	0.32	0/1271	0.48	0/1721
1	lE	0.68	4/1271 (0.3%)	1.00	11/1721 (0.6%)
1	lG	0.59	0/1267	1.03	14/1716 (0.8%)
1	lH	0.37	0/1271	0.76	7/1721 (0.4%)
1	lJ	0.35	0/1271	0.61	0/1721
1	lM	0.30	0/1271	0.59	0/1721
1	lO	0.32	0/1271	0.48	0/1721
1	mF	0.35	0/1271	0.65	0/1721
1	mK	0.35	0/1271	0.65	0/1721

Mol	Chain	Bond lengths		Bond angles	
		RMSZ	$\#\|Z\|>5$	RMSZ	$\#\|Z\|>5$
1	oF	0.33	0/1271	0.64	0/1721
1	oK	0.33	0/1271	0.64	0/1721
1	p8	0.34	0/1271	0.61	0/1721
1	pC	0.34	0/1271	0.61	0/1721
1	qF	0.32	0/1271	0.65	1/1721 (0.1%)
1	qK	0.32	0/1271	0.65	1/1721 (0.1%)
1	r8	0.35	0/1271	0.63	1/1721 (0.1%)
1	rC	0.35	0/1271	0.63	1/1721 (0.1%)
1	sF	0.36	0/1271	0.60	2/1721 (0.1%)
1	sK	0.36	0/1271	0.60	2/1721 (0.1%)
1	t8	0.35	0/1271	0.61	0/1721
1	tC	0.35	0/1271	0.61	0/1721
1	uF	0.33	0/1271	0.62	1/1721 (0.1%)
1	uK	0.33	0/1271	0.62	1/1721 (0.1%)
1	v8	0.35	0/1271	0.72	1/1721 (0.1%)
1	vC	0.35	0/1271	0.72	1/1721 (0.1%)
1	x8	0.33	0/1271	0.66	1/1721 (0.1%)
1	xC	0.33	0/1271	0.66	1/1721 (0.1%)
1	z8	0.34	0/1271	0.65	0/1721
1	zC	0.34	0/1271	0.65	0/1721
2	18	0.32	0/1297	0.67	2/1750 (0.1%)
2	1C	0.32	0/1297	0.67	2/1750 (0.1%)
2	B5	0.43	1/1297 (0.1%)	0.70	3/1750 (0.2%)
2	B7	0.33	0/1297	0.66	0/1750
2	B9	0.32	0/1294	0.60	1/1746 (0.1%)
2	BA	0.33	0/1297	0.66	0/1750
2	BB	0.43	0/1297	0.64	2/1750 (0.1%)
2	BF	0.32	0/1303	0.56	1/1758 (0.1%)
2	BI	0.37	0/1297	0.73	5/1750 (0.3%)
2	BK	0.32	0/1303	0.57	1/1758 (0.1%)
2	BP	0.31	0/1297	0.59	1/1750 (0.1%)
2	CB	0.37	0/1294	0.61	1/1746 (0.1%)
2	CD	0.37	0/1297	0.61	0/1750
2	CQ	0.37	0/1297	0.61	0/1750
2	D5	0.38	1/1297 (0.1%)	0.58	0/1750
2	D7	0.33	0/1297	0.62	0/1750
2	D9	0.40	0/1297	0.75	4/1750 (0.2%)
2	DA	0.33	0/1297	0.62	0/1750
2	DB	0.92	5/1065 (0.5%)	1.20	13/1437 (0.9%)
2	DF	0.35	0/1315	0.58	0/1774
2	DI	0.36	0/1297	0.62	3/1750 (0.2%)
2	DJ	0.35	0/1315	0.55	0/1774
2	DK	0.35	0/1315	0.58	0/1774

Mol	Chain	Bond lengths		Bond angles	
		RMSZ	$\#\|Z\|>5$	RMSZ	$\#\|Z\|>5$
2	DM	0.30	0/1315	0.54	1/1774 (0.1%)
2	DP	0.31	0/1297	0.59	1/1750 (0.1%)
2	ED	0.37	0/1297	0.63	1/1750 (0.1%)
2	EQ	0.37	0/1297	0.63	1/1750 (0.1%)
2	F5	0.43	0/1297	0.63	1/1750 (0.1%)
2	F7	0.33	0/1297	0.63	1/1750 (0.1%)
2	F9	0.36	0/1297	0.63	2/1750 (0.1%)
2	FA	0.34	0/1297	0.63	1/1750 (0.1%)
2	FB	0.43	0/1297	0.64	2/1750 (0.1%)
2	FF	0.44	0/1315	0.62	0/1774
2	FI	0.36	0/1297	0.72	3/1750 (0.2%)
2	FJ	0.41	0/1315	0.68	3/1774 (0.2%)
2	FK	0.44	0/1315	0.62	0/1774
2	FM	0.32	0/1315	0.62	4/1774 (0.2%)
2	FP	0.33	0/1297	0.61	1/1750 (0.1%)
2	GB	0.41	0/1297	0.74	4/1750 (0.2%)
2	GD	0.32	0/1297	0.61	1/1750 (0.1%)
2	GQ	0.32	0/1297	0.61	1/1750 (0.1%)
2	H5	0.38	0/1309	0.59	0/1766
2	H7	0.34	0/1309	0.64	0/1766
2	H9	0.32	0/1309	0.59	1/1766 (0.1%)
2	HA	0.34	0/1309	0.64	0/1766
2	HB	0.67	4/1273 (0.3%)	0.89	11/1718 (0.6%)
2	HF	0.37	0/1315	0.56	1/1774 (0.1%)
2	HI	0.39	0/1303	0.71	3/1758 (0.2%)
2	HJ	0.37	0/1315	0.57	1/1774 (0.1%)
2	HK	0.37	0/1315	0.56	1/1774 (0.1%)
2	HM	0.30	0/1315	0.59	2/1774 (0.1%)
2	HP	0.31	0/1309	0.66	1/1766 (0.1%)
2	IB	0.44	0/1297	0.69	3/1750 (0.2%)
2	ID	0.42	0/1309	0.71	3/1766 (0.2%)
2	IQ	0.41	0/1309	0.72	3/1766 (0.2%)
2	J5	0.40	0/1297	0.59	0/1750
2	J7	0.34	0/1297	0.65	0/1750
2	J9	0.36	0/1297	0.64	2/1750 (0.1%)
2	JA	0.34	0/1297	0.65	0/1750
2	JF	0.39	0/1315	0.60	2/1774 (0.1%)
2	JI	0.38	0/1297	0.67	2/1750 (0.1%)
2	JJ	0.36	0/1309	0.56	0/1766
2	JK	0.39	0/1315	0.60	2/1774 (0.1%)
2	JM	0.30	0/1309	0.52	0/1766
2	JP	0.34	0/1297	0.61	1/1750 (0.1%)
2	KD	0.33	0/1297	0.57	0/1750

Mol	Chain	Bond lengths		Bond angles	
		RMSZ	#|Z| >5	RMSZ	#|Z| >5
2	KQ	0.33	0/1297	0.57	0/1750
2	L5	0.41	0/1297	0.59	0/1750
2	L7	0.34	0/1297	0.65	0/1750
2	L9	0.30	0/1297	0.54	1/1750 (0.1%)
2	LA	0.34	0/1297	0.65	0/1750
2	LB	0.57	0/1293	0.76	6/1746 (0.3%)
2	LF	0.49	0/1315	0.67	2/1774 (0.1%)
2	LI	0.40	0/1297	0.64	1/1750 (0.1%)
2	LJ	0.42	0/1315	0.63	3/1774 (0.2%)
2	LK	0.49	0/1315	0.67	2/1774 (0.1%)
2	LM	0.32	0/1315	0.53	0/1774
2	LP	0.39	1/1297 (0.1%)	0.72	2/1750 (0.1%)
2	MB	0.59	3/1286 (0.2%)	0.87	5/1735 (0.3%)
2	MD	0.34	0/1297	0.61	0/1750
2	MQ	0.34	0/1297	0.61	0/1750
2	N7	0.35	0/1315	0.56	0/1774
2	NA	0.35	0/1315	0.56	0/1774
2	NB	0.93	8/1062 (0.8%)	1.15	11/1433 (0.8%)
2	NF	0.33	0/1315	0.62	0/1774
2	NJ	0.44	0/1315	0.63	1/1774 (0.1%)
2	NK	0.34	0/1315	0.62	0/1774
2	NM	0.36	0/1315	0.62	1/1774 (0.1%)
2	NP	0.31	0/1297	0.61	2/1750 (0.1%)
2	O5	0.38	0/1297	0.60	0/1750
2	O9	0.32	0/1294	0.60	0/1746
2	OB	0.41	0/1297	0.67	1/1750 (0.1%)
2	OD	0.33	0/1297	0.62	1/1750 (0.1%)
2	OI	0.38	0/1297	0.75	6/1750 (0.3%)
2	OQ	0.33	0/1297	0.62	1/1750 (0.1%)
2	P1	0.35	0/1297	0.63	2/1750 (0.1%)
2	P4	0.30	0/1297	0.47	0/1750
2	P7	0.41	0/1315	0.59	0/1774
2	PA	0.41	0/1315	0.59	0/1774
2	PB	0.68	5/1297 (0.4%)	0.89	12/1750 (0.7%)
2	PE	0.37	0/1297	0.47	0/1750
2	PF	0.33	0/1315	0.60	0/1774
2	PG	0.36	0/1297	0.47	0/1750
2	PH	0.35	0/1297	0.62	1/1750 (0.1%)
2	PJ	0.31	0/1297	0.50	0/1750
2	PK	0.33	0/1315	0.59	0/1774
2	PM	0.28	0/1297	0.50	0/1750
2	PO	0.30	0/1297	0.47	0/1750
2	PP	0.31	0/1297	0.61	2/1750 (0.1%)

Mol	Chain	Bond lengths		Bond angles	
		RMSZ	$\#\|Z\|>5$	RMSZ	$\#\|Z\|>5$
2	Q5	0.38	0/1297	0.59	0/1750
2	Q9	0.39	0/1297	0.75	3/1750 (0.2%)
2	QB	0.57	2/1273 (0.2%)	0.91	7/1718 (0.4%)
2	QD	0.33	0/1297	0.67	4/1750 (0.2%)
2	QI	0.41	0/1297	0.73	7/1750 (0.4%)
2	QQ	0.33	0/1297	0.67	4/1750 (0.2%)
2	R1	0.34	0/1297	0.62	1/1750 (0.1%)
2	R4	0.35	0/1297	0.49	0/1750
2	R7	0.42	0/1315	0.58	0/1774
2	RA	0.41	0/1315	0.58	0/1774
2	RB	0.35	0/1297	0.63	2/1750 (0.1%)
2	RE	0.32	0/1297	0.49	0/1750
2	RF	0.36	0/1309	0.58	0/1766
2	RG	0.33	0/1297	0.49	0/1750
2	RH	0.34	0/1297	0.62	1/1750 (0.1%)
2	RJ	0.36	0/1303	0.65	2/1758 (0.1%)
2	RK	0.36	0/1309	0.58	0/1766
2	RM	0.32	0/1303	0.51	0/1758
2	RO	0.35	0/1297	0.49	0/1750
2	RP	0.32	0/1297	0.63	2/1750 (0.1%)
2	S5	0.44	0/1297	0.66	2/1750 (0.1%)
2	S9	0.36	0/1297	0.57	0/1750
2	SB	0.49	1/1289 (0.1%)	0.71	2/1739 (0.1%)
2	SD	0.34	0/1297	0.60	0/1750
2	SI	0.39	1/1297 (0.1%)	0.70	3/1750 (0.2%)
2	SQ	0.34	0/1297	0.60	0/1750
2	T1	0.33	0/1297	0.62	0/1750
2	T4	0.33	0/1297	0.47	0/1750
2	T7	0.54	0/1315	0.62	0/1774
2	TA	0.54	0/1315	0.62	0/1774
2	TE	0.36	0/1297	0.49	0/1750
2	TF	0.38	0/1309	0.61	1/1766 (0.1%)
2	TG	0.36	0/1297	0.49	0/1750
2	TH	0.34	0/1291	0.62	0/1743
2	TJ	0.37	0/1315	0.63	1/1774 (0.1%)
2	TK	0.37	0/1309	0.61	1/1766 (0.1%)
2	TM	0.31	0/1315	0.55	0/1774
2	TO	0.33	0/1297	0.47	0/1750
2	TP	0.33	0/1309	0.67	3/1766 (0.2%)
2	U5	0.35	0/1309	0.59	0/1766
2	U9	0.36	0/1309	0.64	0/1766
2	UD	0.35	0/1309	0.66	0/1766
2	UI	0.38	0/1303	0.65	3/1758 (0.2%)

Mol	Chain	Bond lengths		Bond angles	
		RMSZ	$\#\|Z\|>5$	RMSZ	$\#\|Z\|>5$
2	UQ	0.35	0/1309	0.66	0/1766
2	V1	0.54	0/1299	0.88	5/1752 (0.3%)
2	V4	0.38	0/1297	0.49	0/1750
2	V7	0.34	0/1315	0.57	0/1774
2	VA	0.34	0/1315	0.57	0/1774
2	VB	0.37	0/1297	0.65	2/1750 (0.1%)
2	VE	0.31	0/1309	0.54	2/1766 (0.1%)
2	VF	0.35	0/1309	0.61	2/1766 (0.1%)
2	VG	0.31	0/1309	0.53	2/1766 (0.1%)
2	VH	0.52	0/1283	0.91	7/1732 (0.4%)
2	VJ	0.36	0/1315	0.65	3/1774 (0.2%)
2	VK	0.35	0/1309	0.61	2/1766 (0.1%)
2	VM	0.31	0/1315	0.61	2/1774 (0.1%)
2	VO	0.38	0/1297	0.49	0/1750
2	VP	0.35	0/1297	0.63	1/1750 (0.1%)
2	W5	0.47	0/1297	0.65	2/1750 (0.1%)
2	W9	0.35	0/1297	0.66	3/1750 (0.2%)
2	WD	0.33	0/1297	0.70	4/1750 (0.2%)
2	WI	0.37	0/1297	0.75	4/1750 (0.2%)
2	WQ	0.33	0/1297	0.70	4/1750 (0.2%)
2	X7	0.41	0/1315	0.59	0/1774
2	XA	0.41	0/1315	0.59	0/1774
2	XB	0.35	0/1297	0.61	1/1750 (0.1%)
2	XF	0.37	0/1315	0.62	0/1774
2	XJ	0.37	0/1309	0.58	1/1766 (0.1%)
2	XK	0.38	0/1315	0.62	0/1774
2	XM	0.31	0/1309	0.57	2/1766 (0.1%)
2	XP	0.39	0/1297	0.86	7/1750 (0.4%)
2	Y1	0.32	0/1297	0.61	0/1750
2	Y4	0.32	0/1297	0.47	0/1750
2	Y5	0.41	0/1297	0.66	1/1750 (0.1%)
2	Y9	0.32	0/1297	0.53	0/1750
2	YB	0.35	0/1297	0.58	1/1750 (0.1%)
2	YD	0.33	0/1297	0.62	0/1750
2	YE	0.40	0/1297	0.50	0/1750
2	YG	0.40	0/1297	0.50	0/1750
2	YH	0.32	0/1297	0.61	0/1750
2	YI	0.41	0/1297	0.64	0/1750
2	YO	0.48	2/1297 (0.2%)	0.62	2/1750 (0.1%)
2	YQ	0.33	0/1297	0.62	0/1750
2	ZB	0.35	0/1112	0.65	0/1500
2	ZF	0.33	0/1315	0.69	2/1774 (0.1%)
2	ZJ	0.40	0/1315	0.58	1/1774 (0.1%)

Mol	Chain	Bond lengths		Bond angles	
		RMSZ	$\#\|Z\|>5$	RMSZ	$\#\|Z\|>5$
2	ZK	0.33	0/1315	0.69	2/1774 (0.1%)
2	ZM	0.32	0/1315	0.54	1/1774 (0.1%)
2	a1	0.33	0/1297	0.63	0/1750
2	a4	0.66	4/1297 (0.3%)	0.77	3/1750 (0.2%)
2	aB	0.40	0/1297	0.66	2/1750 (0.1%)
2	aE	0.32	0/1297	0.48	0/1750
2	aG	0.32	0/1297	0.48	0/1750
2	aH	0.33	0/1297	0.63	0/1750
2	aO	0.38	0/1297	0.52	0/1750
2	bB	0.33	0/1297	0.59	1/1750 (0.1%)
2	bF	0.33	0/1315	0.58	1/1774 (0.1%)
2	bK	0.33	0/1315	0.58	0/1774
2	c1	0.33	0/1297	0.60	1/1750 (0.1%)
2	c4	0.27	0/1297	0.46	0/1750
2	cE	0.30	0/1297	0.53	0/1750
2	cG	0.30	0/1297	0.53	0/1750
2	cH	0.33	0/1297	0.60	1/1750 (0.1%)
2	cJ	0.32	0/1309	0.60	1/1766 (0.1%)
2	cM	0.30	0/1309	0.59	1/1766 (0.1%)
2	cO	0.27	0/1297	0.46	0/1750
2	dB	0.33	0/1297	0.55	0/1750
2	dF	0.33	0/1305	0.64	2/1761 (0.1%)
2	dK	0.33	0/1309	0.64	2/1766 (0.1%)
2	e1	0.35	0/1297	0.63	0/1750
2	e4	0.29	0/1297	0.48	0/1750
2	eB	0.36	0/1297	0.55	0/1750
2	eE	0.29	0/1297	0.53	0/1750
2	eG	0.30	0/1293	0.52	0/1746
2	eH	0.35	0/1297	0.63	0/1750
2	eJ	0.35	0/1315	0.59	0/1774
2	eM	0.29	0/1315	0.55	0/1774
2	eO	0.28	0/1297	0.48	0/1750
2	fF	0.33	0/1309	0.61	0/1766
2	fK	0.33	0/1309	0.61	0/1766
2	g1	0.35	0/1297	0.62	0/1750
2	g4	0.27	0/1297	0.50	0/1750
2	gB	0.59	2/1102 (0.2%)	0.97	8/1487 (0.5%)
2	gE	0.29	0/1297	0.51	0/1750
2	gG	0.29	0/1297	0.50	0/1750
2	gH	0.34	0/1297	0.62	0/1750
2	gJ	0.29	0/1315	0.56	0/1774
2	gM	0.28	0/1315	0.56	0/1774
2	gO	0.27	0/1297	0.50	0/1750

Mol	Chain	Bond lengths		Bond angles	
		RMSZ	$\#\|Z\|>5$	RMSZ	$\#\|Z\|>5$
2	hF	0.32	0/1315	0.61	0/1774
2	hK	0.32	0/1315	0.61	0/1774
2	i1	0.34	0/1309	0.68	1/1766 (0.1%)
2	i4	0.28	0/1303	0.51	0/1758
2	iE	0.29	0/1309	0.57	0/1766
2	iG	0.29	0/1309	0.57	0/1766
2	iH	0.34	0/1309	0.68	1/1766 (0.1%)
2	iJ	0.32	0/1315	0.59	0/1774
2	iM	0.29	0/1315	0.55	0/1774
2	iO	0.28	0/1303	0.51	0/1758
2	jF	0.32	0/1315	0.58	0/1774
2	jK	0.32	0/1315	0.58	0/1774
2	k1	0.32	0/1297	0.64	1/1750 (0.1%)
2	k4	0.55	1/1290 (0.1%)	0.92	10/1741 (0.6%)
2	kE	0.30	0/1297	0.50	0/1750
2	kG	0.30	0/1297	0.50	0/1750
2	kH	0.32	0/1297	0.64	1/1750 (0.1%)
2	kJ	0.32	0/1315	0.60	0/1774
2	kM	0.29	0/1315	0.55	0/1774
2	kO	0.29	0/1297	0.52	0/1750
2	lF	0.33	0/1315	0.64	2/1774 (0.1%)
2	lK	0.33	0/1315	0.64	2/1774 (0.1%)
2	m1	0.35	0/1297	0.68	2/1750 (0.1%)
2	m4	0.28	0/1297	0.46	0/1750
2	mE	0.28	0/1297	0.56	0/1750
2	mG	0.28	0/1297	0.56	0/1750
2	mH	0.35	0/1297	0.68	2/1750 (0.1%)
2	mJ	0.32	0/1315	0.60	0/1774
2	mM	0.29	0/1315	0.59	1/1774 (0.1%)
2	mO	0.28	0/1297	0.46	0/1750
2	nF	0.34	0/1315	0.62	2/1774 (0.1%)
2	nK	0.35	0/1315	0.62	2/1774 (0.1%)
2	pF	0.31	0/1315	0.67	2/1774 (0.1%)
2	pK	0.31	0/1315	0.66	2/1774 (0.1%)
2	q8	0.32	0/1297	0.61	0/1750
2	qC	0.32	0/1297	0.61	0/1750
2	rF	0.32	0/1315	0.66	2/1774 (0.1%)
2	rK	0.32	0/1315	0.66	2/1774 (0.1%)
2	s8	0.31	0/1297	0.67	3/1750 (0.2%)
2	sC	0.31	0/1297	0.67	3/1750 (0.2%)
2	tF	0.33	0/1309	0.65	0/1766
2	tK	0.34	0/1309	0.65	0/1766
2	u8	0.34	0/1297	0.59	1/1750 (0.1%)

Mol	Chain	Bond lengths		Bond angles	
		RMSZ	$\#\|Z\|>5$	RMSZ	$\#\|Z\|>5$
2	uC	0.34	0/1297	0.59	1/1750 (0.1%)
2	vF	0.33	0/1315	0.67	2/1774 (0.1%)
2	vK	0.34	0/1315	0.67	2/1774 (0.1%)
2	w8	0.33	0/1309	0.67	3/1766 (0.2%)
2	wC	0.33	0/1309	0.67	3/1766 (0.2%)
2	y8	0.34	0/1297	0.66	0/1750
2	yC	0.34	0/1297	0.67	0/1750
3	A1	0.35	0/2025	0.59	0/2722
3	A4	0.30	0/2025	0.49	0/2722
3	AD	0.36	0/2017	0.60	0/2711
3	AE	0.30	0/2025	0.50	0/2722
3	AG	0.30	0/2025	0.50	0/2722
3	AH	0.36	0/2025	0.59	0/2722
3	AO	0.30	0/2025	0.49	0/2722
3	AQ	0.36	0/2017	0.59	0/2711
3	Y7	0.35	0/1866	0.58	0/2506
3	YA	0.35	0/1866	0.58	0/2506
4	AB	1.29	12/800 (1.5%)	1.71	19/1076 (1.8%)
4	EB	0.95	7/795 (0.9%)	1.37	14/1069 (1.3%)
5	KB	0.73	5/1755 (0.3%)	1.09	15/2374 (0.6%)
5	UB	0.80	3/1757 (0.2%)	1.25	26/2377 (1.1%)
6	WB	0.54	0/1057	0.93	2/1436 (0.1%)
6	cB	0.61	0/1093	1.00	4/1485 (0.3%)
8	B1	0.40	0/1917	0.64	0/2592
8	B4	1.37	36/1933 (1.9%)	1.37	39/2614 (1.5%)
8	BE	0.53	0/1941	0.63	2/2625 (0.1%)
8	BG	0.53	0/1941	0.63	2/2625 (0.1%)
8	BH	0.40	0/1917	0.64	0/2592
8	BO	1.48	41/1933 (2.1%)	1.42	42/2614 (1.6%)
9	C1	0.32	0/1251	0.59	0/1699
9	C4	0.43	0/1251	0.52	1/1699 (0.1%)
9	CE	0.37	0/1251	0.48	0/1699
9	CG	0.37	0/1251	0.48	0/1699
9	CH	0.32	0/1251	0.59	0/1699
9	CO	0.43	0/1251	0.52	1/1699 (0.1%)
9	E1	0.41	0/1251	0.59	0/1699
9	E4	0.42	0/1251	0.49	0/1699
9	EE	0.43	0/1251	0.50	0/1699
9	EG	0.43	0/1251	0.50	0/1699
9	EH	0.41	0/1251	0.59	0/1699
9	EO	0.42	0/1251	0.49	0/1699
9	G1	0.32	0/1251	0.58	1/1699 (0.1%)
9	G4	0.40	0/1251	0.48	0/1699

Mol	Chain	Bond lengths		Bond angles	
		RMSZ	$\#\|Z\|>5$	RMSZ	$\#\|Z\|>5$
9	GE	0.51	0/1251	0.52	0/1699
9	GG	0.52	0/1251	0.52	0/1699
9	GH	0.32	0/1251	0.58	1/1699 (0.1%)
9	GO	0.40	0/1251	0.48	0/1699
9	I1	0.42	0/1251	0.59	0/1699
9	I4	0.41	0/1251	0.48	0/1699
9	IE	0.50	0/1251	0.52	0/1699
9	IG	0.50	0/1251	0.52	0/1699
9	IH	0.42	0/1251	0.59	0/1699
9	IO	0.41	0/1251	0.48	0/1699
9	K1	0.36	0/1251	0.56	1/1699 (0.1%)
9	K4	1.20	12/1251 (1.0%)	1.02	14/1699 (0.8%)
9	KE	0.40	0/1251	0.46	0/1699
9	KG	0.40	0/1251	0.46	0/1699
9	KH	0.36	0/1251	0.56	1/1699 (0.1%)
9	KO	0.45	0/1251	0.49	0/1699
9	M1	0.32	0/1251	0.55	1/1699 (0.1%)
9	M4	0.41	0/1251	0.49	0/1699
9	ME	0.48	0/1251	0.50	0/1699
9	MG	0.48	0/1251	0.50	0/1699
9	MH	0.32	0/1251	0.55	1/1699 (0.1%)
9	MO	0.41	0/1251	0.49	0/1699
10	D1	0.32	0/1274	0.61	0/1723
10	D4	0.39	0/1274	0.52	0/1723
10	DE	0.42	0/1274	0.50	0/1723
10	DG	0.42	0/1274	0.50	0/1723
10	DH	0.32	0/1274	0.61	0/1723
10	DO	0.39	0/1274	0.52	0/1723
10	F1	0.32	0/1274	0.52	0/1723
10	F4	0.41	0/1274	0.51	0/1723
10	FE	0.38	0/1274	0.49	0/1723
10	FG	0.38	0/1274	0.49	0/1723
10	FH	0.32	0/1274	0.52	0/1723
10	FO	0.41	0/1274	0.51	0/1723
10	H1	0.37	0/1274	0.61	1/1723 (0.1%)
10	H4	0.40	0/1274	0.55	1/1723 (0.1%)
10	HE	0.44	0/1274	0.52	0/1723
10	HG	0.44	0/1274	0.52	0/1723
10	HH	0.37	0/1264	0.61	1/1711 (0.1%)
10	HO	0.40	0/1274	0.55	1/1723 (0.1%)
10	J1	0.35	0/1274	0.57	0/1723
10	J4	0.41	0/1274	0.54	0/1723
10	JE	0.58	0/1274	0.61	2/1723 (0.1%)

Mol	Chain	Bond lengths		Bond angles	
		RMSZ	$\#\|Z\|>5$	RMSZ	$\#\|Z\|>5$
10	JG	0.58	0/1271	0.61	2/1719 (0.1%)
10	JH	1.02	13/1270 (1.0%)	1.20	16/1718 (0.9%)
10	JO	0.41	0/1274	0.54	0/1723
10	L1	0.46	0/1274	0.67	1/1723 (0.1%)
10	L4	0.44	0/1274	0.57	0/1723
10	LE	0.47	0/1274	0.53	0/1723
10	LG	0.47	0/1274	0.53	0/1723
10	LH	0.46	0/1274	0.67	1/1723 (0.1%)
10	LO	0.44	0/1274	0.57	0/1723
10	N1	0.32	0/1274	0.62	3/1723 (0.2%)
10	N4	0.44	0/1274	0.52	0/1723
10	NE	0.44	0/1274	0.53	0/1723
10	NG	0.44	0/1274	0.52	0/1723
10	NH	0.32	0/1274	0.62	3/1723 (0.2%)
10	NO	0.44	0/1274	0.52	0/1723
11	X1	0.37	0/2585	0.67	3/3492 (0.1%)
11	X4	0.43	0/2585	0.58	1/3492 (0.0%)
11	XE	0.44	0/2585	0.59	0/3492
11	XG	0.44	0/2585	0.59	0/3492
11	XH	0.38	0/2585	0.67	3/3492 (0.1%)
11	XO	0.43	0/2585	0.58	1/3492 (0.0%)
12	MI	0.53	0/2124	0.89	7/2866 (0.2%)
12	ZI	0.53	0/2130	0.86	6/2874 (0.2%)
13	AJ	0.34	0/1843	0.62	4/2469 (0.2%)
13	AM	0.31	0/1843	0.56	2/2469 (0.1%)
13	wF	0.33	0/1843	0.55	0/2469
13	wK	0.34	0/1843	0.56	0/2469
13	xF	0.33	0/1843	0.57	0/2469
13	xK	0.33	0/1843	0.57	0/2469
14	BJ	0.36	0/1932	0.55	0/2590
14	BM	0.30	0/1932	0.51	0/2590
14	yF	0.36	0/1932	0.56	0/2590
14	yK	0.36	0/1932	0.56	0/2590
15	A6	0.36	0/2645	0.46	0/3614
15	AL	0.43	0/2652	0.64	2/3624 (0.1%)
15	a6	0.35	0/2645	0.45	1/3614 (0.0%)
15	aL	0.39	0/2652	0.66	2/3624 (0.1%)
16	B6	0.35	0/4058	0.48	2/5527 (0.0%)
16	BL	0.41	0/4058	0.64	5/5527 (0.1%)
16	b6	0.36	0/4058	0.48	1/5527 (0.0%)
16	bL	0.44	1/4064 (0.0%)	0.65	5/5534 (0.1%)
17	C6	0.35	0/3593	0.49	2/4901 (0.0%)
17	CL	0.40	0/3593	0.66	3/4901 (0.1%)

Mol	Chain	Bond lengths		Bond angles	
		RMSZ	$\#\|Z\|>5$	RMSZ	$\#\|Z\|>5$
17	c6	0.31	0/3593	0.45	1/4901 (0.0%)
17	cL	0.37	0/3593	0.63	2/4901 (0.0%)
18	D6	0.36	0/2792	0.45	0/3807
18	DL	0.42	0/2792	0.63	1/3807 (0.0%)
18	d6	0.36	0/2796	0.45	0/3812
18	dL	0.42	0/2796	0.63	2/3812 (0.1%)
19	E6	0.30	0/634	0.43	0/866
19	EL	0.35	0/634	0.58	0/866
19	e6	0.30	0/640	0.42	0/873
19	eL	0.33	0/640	0.59	0/873
20	F6	0.34	0/329	0.40	0/450
20	FL	0.36	0/329	0.63	0/450
20	f6	0.32	0/335	0.42	0/457
20	fL	0.33	0/335	0.59	0/457
21	G6	0.25	0/1182	0.42	0/1598
21	GL	0.30	0/1182	0.62	0/1598
21	g6	0.25	0/1125	0.45	0/1521
21	gL	0.33	0/1125	0.64	1/1521 (0.1%)
22	H6	0.30	0/520	0.47	0/710
22	HL	0.32	0/520	0.65	1/710 (0.1%)
22	h6	0.34	0/512	0.56	0/699
22	hL	0.35	0/512	0.78	1/699 (0.1%)
23	I6	0.36	0/304	0.48	0/410
23	IL	0.65	1/304 (0.3%)	0.92	0/410
23	i6	0.42	0/304	0.55	0/410
23	iL	0.51	0/304	0.87	3/410 (0.7%)
24	J6	0.31	0/261	0.41	0/355
24	JL	0.31	0/261	0.62	0/355
24	j6	0.31	0/261	0.40	0/355
24	jL	0.31	0/261	0.62	0/355
25	K6	0.32	0/305	0.45	0/419
25	KL	0.40	0/305	0.67	0/419
25	k6	0.32	0/305	0.44	0/419
25	kL	0.40	0/305	0.67	0/419
26	L6	0.37	0/312	0.37	0/425
26	LL	0.40	0/312	0.58	0/425
26	l6	0.37	0/312	0.38	0/425
26	lL	0.37	0/312	0.50	0/425
27	M6	0.33	0/312	0.44	0/422
27	ML	0.35	0/312	0.72	0/422
27	m6	0.38	0/312	0.49	0/422
27	mL	0.36	0/312	0.72	0/422
29	O6	0.32	0/1886	0.52	0/2552

Mol	Chain	Bond lengths		Bond angles	
		RMSZ	$\#\|Z\|>5$	RMSZ	$\#\|Z\|>5$
29	OL	0.41	1/1886 (0.1%)	0.75	3/2552 (0.1%)
29	o6	0.31	0/1888	0.51	0/2555
29	oL	0.40	0/1888	0.75	3/2555 (0.1%)
30	Q6	0.31	0/1151	0.52	2/1536 (0.1%)
30	QL	0.33	0/1151	0.56	0/1536
30	q6	0.31	0/1151	0.52	2/1536 (0.1%)
30	qL	0.32	0/1151	0.56	0/1536
31	R6	0.27	0/267	0.40	0/363
31	RL	0.29	0/267	0.59	0/363
31	r6	0.27	0/267	0.40	0/363
31	rL	0.29	0/267	0.59	0/363
33	T6	0.36	0/259	0.52	0/350
33	TL	0.62	0/259	0.91	2/350 (0.6%)
33	t6	0.36	0/259	0.52	0/350
33	tL	0.41	0/259	0.60	0/350
34	U6	0.32	0/739	0.47	0/1003
34	UL	0.38	0/739	0.71	0/1003
34	u6	0.32	0/748	0.48	0/1014
34	uL	0.33	0/748	0.60	0/1014
35	V6	0.30	0/1001	0.53	1/1365 (0.1%)
35	VL	0.35	0/1001	0.67	0/1365
35	v6	0.30	0/1001	0.53	1/1365 (0.1%)
35	vL	0.34	0/1001	0.67	0/1365
37	X6	0.24	0/271	0.46	0/372
37	XL	0.30	0/271	0.57	0/372
37	x6	0.27	0/281	0.44	0/383
37	xL	0.35	0/281	0.63	0/383
38	Y6	0.96	2/255 (0.8%)	1.26	5/346 (1.4%)
38	YL	0.35	0/255	0.69	0/346
38	y6	0.34	0/255	0.62	1/346 (0.3%)
38	yL	0.38	0/255	0.66	0/346
39	Z6	0.28	0/454	0.47	0/623
39	ZL	0.33	0/446	0.68	0/613
39	z6	0.33	0/454	0.51	0/623
39	zL	0.41	0/446	0.69	0/613
40	A2	0.36	0/6037	0.57	3/8221 (0.0%)
40	AN	0.37	0/6037	0.57	3/8221 (0.0%)
41	B2	0.35	0/6041	0.59	3/8244 (0.0%)
41	BN	0.35	0/6041	0.59	3/8244 (0.0%)
42	C2	0.36	0/605	0.64	1/821 (0.1%)
42	CN	0.36	0/605	0.64	1/821 (0.1%)
43	D2	0.37	0/1010	0.68	0/1365
43	DN	0.37	0/1010	0.68	0/1365

Mol	Chain	Bond lengths		Bond angles	
		RMSZ	$\#\|Z\|>5$	RMSZ	$\#\|Z\|>5$
44	E2	0.35	0/474	0.73	0/641
44	EN	0.35	0/474	0.73	0/641
45	F2	0.40	1/1275 (0.1%)	0.82	4/1725 (0.2%)
45	FN	0.40	1/1275 (0.1%)	0.82	4/1725 (0.2%)
46	G2	0.56	0/628	0.80	0/848
46	GN	0.56	0/628	0.80	0/848
47	I2	0.43	0/246	0.92	0/339
47	IN	0.43	0/246	0.92	0/339
48	J2	0.43	0/317	0.72	0/430
48	JN	0.43	0/317	0.72	0/430
49	K2	0.30	0/494	0.70	2/666 (0.3%)
49	KN	0.30	0/494	0.70	2/666 (0.3%)
50	L2	0.46	2/1081 (0.2%)	0.76	3/1470 (0.2%)
50	LN	0.47	2/1081 (0.2%)	0.79	3/1470 (0.2%)
51	M2	0.24	0/223	0.53	0/302
51	MN	0.24	0/223	0.53	0/302
52	N2	0.28	0/746	0.55	0/1014
52	NN	0.28	0/746	0.55	0/1014
53	O2	0.52	1/722 (0.1%)	0.79	2/990 (0.2%)
53	ON	0.52	1/722 (0.1%)	0.79	2/990 (0.2%)
54	R2	0.29	0/595	0.57	0/813
54	RN	0.29	0/595	0.57	0/813
56	YP	0.59	2/2892 (0.1%)	1.08	23/3930 (0.6%)
56	bP	0.70	10/2886 (0.3%)	1.02	27/3923 (0.7%)
57	12	0.33	0/1364	0.72	2/1844 (0.1%)
57	1N	0.33	0/1364	0.72	2/1844 (0.1%)
58	22	0.39	0/1259	1.13	4/1715 (0.2%)
58	2N	0.39	0/1259	1.13	4/1715 (0.2%)
59	32	0.59	2/1290 (0.2%)	0.78	5/1753 (0.3%)
59	3N	0.59	2/1290 (0.2%)	0.78	5/1753 (0.3%)
60	42	0.41	1/1371 (0.1%)	0.93	7/1857 (0.4%)
60	4N	0.41	1/1371 (0.1%)	0.93	7/1857 (0.4%)
61	52	0.35	0/1360	0.64	1/1828 (0.1%)
61	5N	0.35	0/1360	0.64	1/1828 (0.1%)
62	62	0.50	4/1346 (0.3%)	0.81	6/1816 (0.3%)
62	6N	0.50	4/1346 (0.3%)	0.81	6/1816 (0.3%)
63	72	0.36	0/1301	0.75	3/1753 (0.2%)
63	7N	0.36	0/1301	0.74	3/1753 (0.2%)
64	82	0.36	0/1412	0.70	2/1913 (0.1%)
64	8N	0.36	0/1412	0.70	2/1913 (0.1%)
65	23	0.41	0/1027	0.61	0/1399
65	Z3	0.70	4/1027 (0.4%)	0.85	3/1399 (0.2%)
66	33	0.63	4/1932 (0.2%)	0.71	5/2627 (0.2%)

Mol	Chain	Bond lengths		Bond angles	
		RMSZ	$\#\|Z\|>5$	RMSZ	$\#\|Z\|>5$
66	a3	0.68	5/1937 (0.3%)	0.88	12/2633 (0.5%)
67	43	0.62	5/1565 (0.3%)	0.72	3/2142 (0.1%)
67	b3	0.47	1/1569 (0.1%)	0.78	8/2147 (0.4%)
68	A3	0.38	0/1241	0.47	0/1676
68	C3	0.38	0/1241	0.47	0/1676
68	E3	0.38	0/1241	0.47	0/1676
68	G3	0.38	0/1241	0.47	0/1676
68	J3	0.38	0/1241	0.47	0/1676
68	K3	0.38	0/1241	0.47	0/1676
68	N3	0.38	0/1241	0.47	0/1676
68	P3	0.77	3/1237 (0.2%)	0.93	10/1671 (0.6%)
68	R3	0.38	0/1241	0.47	0/1676
68	T3	0.38	0/1241	0.47	0/1676
68	c3	0.38	0/1241	0.47	0/1676
68	e3	0.38	0/1241	0.47	0/1676
68	g3	0.38	0/1241	0.47	0/1676
68	i3	0.38	0/1241	0.47	0/1676
68	l3	0.38	0/1241	0.47	0/1676
68	m3	0.38	0/1241	0.47	0/1676
68	p3	0.38	0/1241	0.47	0/1676
68	r3	0.85	7/1241 (0.6%)	0.82	6/1676 (0.4%)
68	t3	0.38	0/1241	0.47	0/1676
68	v3	0.38	0/1241	0.47	0/1676
69	B3	0.40	0/1226	0.46	0/1655
69	D3	0.40	0/1226	0.46	0/1655
69	F3	0.40	0/1226	0.46	0/1655
69	H3	0.40	0/1226	0.46	0/1655
69	I3	0.40	0/1226	0.46	0/1655
69	L3	1.40	20/1226 (1.6%)	1.27	20/1655 (1.2%)
69	M3	0.40	0/1222	0.46	0/1651
69	O3	0.40	0/1226	0.46	0/1655
69	Q3	0.72	5/1226 (0.4%)	0.66	4/1655 (0.2%)
69	S3	0.40	0/1226	0.46	0/1655
69	U3	0.40	0/1226	0.46	0/1655
69	d3	0.40	0/1226	0.46	0/1655
69	f3	0.40	0/1226	0.46	0/1655
69	h3	0.58	2/1226 (0.2%)	0.60	2/1655 (0.1%)
69	j3	0.40	0/1226	0.46	0/1655
69	k3	0.40	0/1226	0.46	0/1655
69	n3	1.60	27/1223 (2.2%)	1.32	19/1651 (1.2%)
69	o3	0.40	0/1222	0.46	0/1651
69	q3	0.40	0/1226	0.46	0/1655
69	s3	0.41	0/1226	0.46	0/1655

Mol	Chain	Bond lengths		Bond angles	
		RMSZ	#|Z| >5	RMSZ	#|Z| >5
69	u3	0.40	0/1226	0.46	0/1655
69	w3	0.40	0/1226	0.46	0/1655
70	V3	0.39	0/1281	0.54	0/1731
70	x3	0.39	0/1281	0.54	0/1731
71	W3	0.40	0/1396	0.57	2/1886 (0.1%)
71	y3	0.40	0/1396	0.57	2/1886 (0.1%)
72	X3	0.47	0/732	0.61	0/981
72	z3	0.47	0/732	0.61	0/981
73	63	0.43	1/7070 (0.0%)	0.56	5/9547 (0.1%)
73	73	0.46	3/7044 (0.0%)	0.56	2/9513 (0.0%)
74	M5	0.52	1/1882 (0.1%)	0.86	6/2518 (0.2%)
74	M9	0.47	0/2182	0.92	10/2930 (0.3%)
74	Z5	0.56	3/1882 (0.2%)	0.86	6/2518 (0.2%)
74	Z9	0.48	0/2188	1.01	14/2937 (0.5%)
75	e7	0.47	0/1973	0.66	0/2657
75	eA	0.47	0/1973	0.66	0/2657
76	fB	0.50	2/2233 (0.1%)	0.70	4/3024 (0.1%)
76	hB	0.44	0/2233	0.64	1/3024 (0.0%)
77	dD	0.42	0/2242	0.65	0/3026
77	dQ	0.42	0/2242	0.64	0/3026
78	zF	1.14	43/3684 (1.2%)	1.37	67/4970 (1.3%)
78	zK	0.48	0/3698	0.82	7/4991 (0.1%)
79	bJ	0.43	0/3145	0.63	0/4260
79	bM	0.35	0/3144	0.59	1/4256 (0.0%)
80	53	2.13	15/375 (4.0%)	2.65	32/503 (6.4%)
80	Y3	2.10	17/422 (4.0%)	2.78	34/567 (6.0%)
All	All	0.41	411/1160118 (0.0%)	0.64	1302/1569078 (0.1%)

Chiral center outliers are detected by calculating the chiral volume of a chiral center and verifying if the center is modelled as a planar moiety or with the opposite hand.A planarity outlier is detected by checking planarity of atoms in a peptide group, atoms in a mainchain group or atoms of a sidechain that are expected to be planar.

Mol	Chain	#Chirality outliers	#Planarity outliers
1	A5	0	2
1	A9	0	1
1	C5	0	2
1	C9	0	1
1	E5	0	2
1	E9	0	1
1	EF	0	1
1	EK	0	1

Continued on next page...

Continued from previous page...

Mol	Chain	#Chirality outliers	#Planarity outliers
1	G5	0	2
1	G9	0	1
1	I5	0	2
1	I7	0	1
1	I9	0	1
1	IA	0	1
1	K5	0	2
1	K9	0	1
1	M7	0	1
1	MA	0	1
1	N5	0	2
1	N9	0	1
1	OA	0	4
1	P5	0	2
1	P9	0	1
1	R5	0	2
1	R9	0	1
1	T5	0	2
1	T9	0	1
1	V5	0	2
1	V9	0	1
1	X5	0	2
1	X9	0	1
1	XD	0	1
1	XQ	0	1
1	ZG	0	1
1	cF	0	1
1	cK	0	1
1	f1	0	2
1	fH	0	2
1	lE	0	4
1	lG	0	1
1	mF	0	2
1	mK	0	2
1	r8	0	1
1	rC	0	1
1	x8	0	1
1	xC	0	1
2	DB	0	7
2	F5	0	1
2	FB	0	1
2	HB	1	1

Continued on next page...

Continued from previous page...

Mol	Chain	#Chirality outliers	#Planarity outliers
2	ID	0	1
2	IQ	0	1
2	LB	0	1
2	MB	0	2
2	NB	0	2
2	O5	0	1
2	OD	0	1
2	OQ	0	1
2	PB	0	3
2	QB	0	4
2	RB	0	1
2	S9	0	1
2	TF	0	1
2	TK	0	1
2	UD	0	1
2	UQ	0	1
2	V1	0	3
2	VH	0	1
2	XB	0	1
2	aB	0	1
2	dB	0	1
2	gB	0	1
2	k4	0	1
2	m1	0	1
2	mH	0	1
2	nF	0	1
2	nK	0	1
2	q8	0	1
2	qC	0	1
2	w8	0	1
2	wC	0	1
4	AB	0	4
4	EB	0	5
5	KB	0	4
5	UB	0	2
6	WB	0	1
6	cB	0	2
7	A8	0	14
7	AC	0	14
7	aC	0	1
8	B1	0	1
8	B4	1	12

Continued on next page...

Continued from previous page...

Mol	Chain	#Chirality outliers	#Planarity outliers
8	BH	0	1
8	BO	0	14
9	K4	0	8
10	D4	0	2
10	DO	0	2
10	H1	0	1
10	H4	0	1
10	HH	0	1
10	HO	0	1
10	J4	0	1
10	JH	0	8
10	JO	0	1
10	L4	0	1
10	LE	0	1
10	LG	0	1
10	LO	0	1
10	N4	0	1
10	NE	0	1
10	NG	0	1
10	NO	0	1
12	MI	0	9
12	ZI	0	10
16	BL	0	2
16	bL	0	1
17	CL	0	2
17	cL	0	1
19	E6	0	1
19	EL	0	1
21	g6	0	1
21	gL	0	1
23	I6	0	1
23	IL	0	4
23	iL	0	1
29	OL	0	1
29	oL	0	2
32	S6	0	2
33	TL	0	1
35	VL	0	1
35	vL	0	1
38	Y6	0	1
40	A2	0	1
40	AN	0	1

Continued on next page...

Continued from previous page...

Mol	Chain	#Chirality outliers	#Planarity outliers
41	B2	0	2
41	BN	0	2
42	C2	0	2
42	CN	0	2
45	F2	0	1
45	FN	0	1
50	L2	0	1
50	LN	0	3
56	YP	0	9
56	bP	0	8
58	22	0	2
58	2N	0	2
59	32	0	2
59	3N	0	2
60	42	0	1
60	4N	0	1
62	62	0	2
62	6N	0	2
63	72	0	2
63	7N	0	2
64	82	0	1
64	8N	0	1
65	23	0	2
65	Z3	0	2
66	33	0	3
66	a3	0	5
67	43	0	1
67	b3	0	1
68	P3	0	1
68	r3	0	3
69	B3	0	1
69	D3	0	1
69	F3	0	1
69	H3	0	1
69	I3	0	1
69	L3	0	10
69	M3	0	1
69	Q3	0	1
69	S3	0	1
69	U3	0	1
69	d3	0	1
69	f3	0	1

Continued on next page...

Continued from previous page...

Mol	Chain	#Chirality outliers	#Planarity outliers
69	h3	0	1
69	j3	0	1
69	k3	0	1
69	n3	0	12
69	o3	0	1
69	q3	0	1
69	s3	0	1
69	u3	0	1
69	w3	0	1
73	63	0	5
73	73	0	5
74	M5	0	3
74	M9	0	5
74	Z5	0	3
74	Z9	0	7
76	fB	0	1
78	zF	0	16
78	zK	0	3
79	bJ	0	4
79	bM	0	1
80	53	0	3
80	Y3	0	2
81	16	0	3
81	1L	0	3
81	46	0	3
81	4L	0	3
All	All	2	453

The worst 5 of 411 bond length outliers are listed below:

Mol	Chain	Res	Type	Atoms	Z	Observed(Å)	Ideal(Å)
68	P3	36	ARG	C-O	-16.71	0.91	1.23
69	n3	65	ILE	C-O	-14.08	0.96	1.23
9	K4	51	LEU	C-O	-13.81	0.97	1.23
69	n3	13	ASP	C-O	-13.64	0.97	1.23
69	n3	7	SER	CA-CB	-13.41	1.32	1.52

The worst 5 of 1302 bond angle outliers are listed below:

Mol	Chain	Res	Type	Atoms	Z	Observed(^{o})	Ideal(^{o})
58	22	172	ARG	NE-CZ-NH2	-30.84	104.88	120.30
58	2N	172	ARG	NE-CZ-NH2	-30.77	104.92	120.30

Continued on next page...

Continued from previous page...

Mol	Chain	Res	Type	Atoms	Z	Observed(^{o})	Ideal(^{o})
80	Y3	44	PRO	N-CA-CB	-21.09	77.99	103.30
56	YP	373	THR	CB-CA-C	-20.86	55.28	111.60
78	zK	482	LYS	C-N-CD	-20.85	74.74	120.60

All (2) chirality outliers are listed below:

Mol	Chain	Res	Type	Atom
2	HB	10	VAL	CA
8	B4	206	PHE	CA

5 of 453 planarity outliers are listed below:

Mol	Chain	Res	Type	Group
1	IA	94	ASN	Peptide
1	MA	140	VAL	Peptide
1	OA	140	VAL	Mainchain
1	OA	143	ASP	Mainchain
1	OA	144	MET	Mainchain

5.2 Too-close contacts (i)

Due to software issues we are unable to calculate clashes - this section is therefore empty.

5.3 Torsion angles (i)

5.3.1 Protein backbone (i)

In the following table, the Percentiles column shows the percent Ramachandran outliers of the chain as a percentile score with respect to all PDB entries followed by that with respect to all EM entries.

The Analysed column shows the number of residues for which the backbone conformation was analysed, and the total number of residues.

Mol	Chain	Analysed	Favoured	Allowed	Outliers	Percentiles	
1	A5	162/164 (99%)	151 (93%)	11 (7%)	0	100	100
1	A7	162/164 (99%)	155 (96%)	7 (4%)	0	100	100
1	A9	162/164 (99%)	153 (94%)	9 (6%)	0	100	100
1	AA	162/164 (99%)	155 (96%)	7 (4%)	0	100	100

Continued on next page...

Continued from previous page...

Mol	Chain	Analysed	Favoured	Allowed	Outliers	Percentiles	
1	AF	162/164 (99%)	151 (93%)	11 (7%)	0	100	100
1	AI	162/164 (99%)	148 (91%)	14 (9%)	0	100	100
1	AK	162/164 (99%)	151 (93%)	11 (7%)	0	100	100
1	AP	162/164 (99%)	154 (95%)	8 (5%)	0	100	100
1	BD	162/164 (99%)	155 (96%)	7 (4%)	0	100	100
1	BQ	162/164 (99%)	155 (96%)	7 (4%)	0	100	100
1	C5	162/164 (99%)	151 (93%)	11 (7%)	0	100	100
1	C7	162/164 (99%)	152 (94%)	10 (6%)	0	100	100
1	C9	162/164 (99%)	153 (94%)	9 (6%)	0	100	100
1	CA	162/164 (99%)	150 (93%)	12 (7%)	0	100	100
1	CF	162/164 (99%)	153 (94%)	9 (6%)	0	100	100
1	CI	162/164 (99%)	148 (91%)	14 (9%)	0	100	100
1	CJ	162/164 (99%)	155 (96%)	7 (4%)	0	100	100
1	CK	162/164 (99%)	153 (94%)	9 (6%)	0	100	100
1	CM	162/164 (99%)	155 (96%)	7 (4%)	0	100	100
1	CP	162/164 (99%)	151 (93%)	11 (7%)	0	100	100
1	DD	162/164 (99%)	150 (93%)	12 (7%)	0	100	100
1	DQ	162/164 (99%)	150 (93%)	12 (7%)	0	100	100
1	E5	162/164 (99%)	151 (93%)	11 (7%)	0	100	100
1	E7	162/164 (99%)	152 (94%)	10 (6%)	0	100	100
1	E9	162/164 (99%)	153 (94%)	9 (6%)	0	100	100
1	EA	162/164 (99%)	152 (94%)	10 (6%)	0	100	100
1	EF	162/164 (99%)	151 (93%)	11 (7%)	0	100	100
1	EI	162/164 (99%)	148 (91%)	14 (9%)	0	100	100
1	EJ	162/164 (99%)	156 (96%)	6 (4%)	0	100	100
1	EK	162/164 (99%)	151 (93%)	11 (7%)	0	100	100
1	EM	162/164 (99%)	159 (98%)	3 (2%)	0	100	100
1	EP	162/164 (99%)	152 (94%)	10 (6%)	0	100	100
1	FD	162/164 (99%)	153 (94%)	9 (6%)	0	100	100
1	FQ	162/164 (99%)	153 (94%)	9 (6%)	0	100	100
1	G5	162/164 (99%)	151 (93%)	11 (7%)	0	100	100

Continued on next page...

Continued from previous page...

Mol	Chain	Analysed	Favoured	Allowed	Outliers	Percentiles	
1	G7	162/164 (99%)	152 (94%)	10 (6%)	0	100	100
1	G9	162/164 (99%)	153 (94%)	9 (6%)	0	100	100
1	GA	162/164 (99%)	152 (94%)	10 (6%)	0	100	100
1	GF	162/164 (99%)	151 (93%)	11 (7%)	0	100	100
1	GI	162/164 (99%)	148 (91%)	14 (9%)	0	100	100
1	GJ	162/164 (99%)	156 (96%)	6 (4%)	0	100	100
1	GK	162/164 (99%)	151 (93%)	11 (7%)	0	100	100
1	GM	162/164 (99%)	157 (97%)	5 (3%)	0	100	100
1	GP	162/164 (99%)	151 (93%)	11 (7%)	0	100	100
1	HD	162/164 (99%)	149 (92%)	13 (8%)	0	100	100
1	HQ	162/164 (99%)	149 (92%)	13 (8%)	0	100	100
1	I5	162/164 (99%)	151 (93%)	11 (7%)	0	100	100
1	I7	162/164 (99%)	154 (95%)	8 (5%)	0	100	100
1	I9	162/164 (99%)	153 (94%)	9 (6%)	0	100	100
1	IA	162/164 (99%)	154 (95%)	8 (5%)	0	100	100
1	IF	162/164 (99%)	153 (94%)	9 (6%)	0	100	100
1	II	162/164 (99%)	148 (91%)	14 (9%)	0	100	100
1	IJ	162/164 (99%)	155 (96%)	7 (4%)	0	100	100
1	IK	162/164 (99%)	153 (94%)	9 (6%)	0	100	100
1	IM	162/164 (99%)	156 (96%)	6 (4%)	0	100	100
1	IP	162/164 (99%)	155 (96%)	7 (4%)	0	100	100
1	JB	162/164 (99%)	158 (98%)	4 (2%)	0	100	100
1	JD	162/164 (99%)	155 (96%)	7 (4%)	0	100	100
1	JQ	162/164 (99%)	155 (96%)	7 (4%)	0	100	100
1	K5	162/164 (99%)	151 (93%)	11 (7%)	0	100	100
1	K7	162/164 (99%)	151 (93%)	11 (7%)	0	100	100
1	K9	162/164 (99%)	153 (94%)	9 (6%)	0	100	100
1	KA	162/164 (99%)	151 (93%)	11 (7%)	0	100	100
1	KF	162/164 (99%)	148 (91%)	14 (9%)	0	100	100
1	KI	162/164 (99%)	148 (91%)	14 (9%)	0	100	100
1	KJ	162/164 (99%)	155 (96%)	7 (4%)	0	100	100

Continued on next page...

Continued from previous page...

Mol	Chain	Analysed	Favoured	Allowed	Outliers	Percentiles	
1	KK	162/164 (99%)	148 (91%)	14 (9%)	0	100	100
1	KM	162/164 (99%)	153 (94%)	9 (6%)	0	100	100
1	KP	162/164 (99%)	150 (93%)	12 (7%)	0	100	100
1	LD	162/164 (99%)	151 (93%)	11 (7%)	0	100	100
1	LQ	162/164 (99%)	150 (93%)	12 (7%)	0	100	100
1	M7	162/164 (99%)	154 (95%)	8 (5%)	0	100	100
1	MA	162/164 (99%)	154 (95%)	8 (5%)	0	100	100
1	MF	162/164 (99%)	151 (93%)	11 (7%)	0	100	100
1	MJ	162/164 (99%)	155 (96%)	7 (4%)	0	100	100
1	MK	162/164 (99%)	151 (93%)	11 (7%)	0	100	100
1	MM	162/164 (99%)	154 (95%)	8 (5%)	0	100	100
1	MP	162/164 (99%)	150 (93%)	12 (7%)	0	100	100
1	N5	162/164 (99%)	151 (93%)	11 (7%)	0	100	100
1	N9	162/164 (99%)	153 (94%)	9 (6%)	0	100	100
1	ND	162/164 (99%)	152 (94%)	10 (6%)	0	100	100
1	NI	162/164 (99%)	148 (91%)	14 (9%)	0	100	100
1	NQ	162/164 (99%)	152 (94%)	10 (6%)	0	100	100
1	O1	162/164 (99%)	152 (94%)	10 (6%)	0	100	100
1	O4	162/164 (99%)	155 (96%)	7 (4%)	0	100	100
1	O7	162/164 (99%)	155 (96%)	7 (4%)	0	100	100
1	OA	162/164 (99%)	148 (91%)	13 (8%)	1 (1%)	25	57
1	OE	162/164 (99%)	157 (97%)	5 (3%)	0	100	100
1	OF	162/164 (99%)	152 (94%)	10 (6%)	0	100	100
1	OG	162/164 (99%)	157 (97%)	5 (3%)	0	100	100
1	OH	162/164 (99%)	152 (94%)	10 (6%)	0	100	100
1	OJ	162/164 (99%)	154 (95%)	8 (5%)	0	100	100
1	OK	162/164 (99%)	152 (94%)	10 (6%)	0	100	100
1	OM	162/164 (99%)	151 (93%)	11 (7%)	0	100	100
1	OO	162/164 (99%)	155 (96%)	7 (4%)	0	100	100
1	OP	162/164 (99%)	153 (94%)	9 (6%)	0	100	100
1	P5	162/164 (99%)	151 (93%)	11 (7%)	0	100	100

Continued on next page...

Continued from previous page...

Mol	Chain	Analysed	Favoured	Allowed	Outliers	Percentiles	
1	P9	162/164 (99%)	153 (94%)	9 (6%)	0	100	100
1	PD	162/164 (99%)	155 (96%)	7 (4%)	0	100	100
1	PI	162/164 (99%)	148 (91%)	14 (9%)	0	100	100
1	PQ	162/164 (99%)	155 (96%)	7 (4%)	0	100	100
1	Q1	162/164 (99%)	157 (97%)	5 (3%)	0	100	100
1	Q4	162/164 (99%)	154 (95%)	8 (5%)	0	100	100
1	Q7	162/164 (99%)	153 (94%)	9 (6%)	0	100	100
1	QA	162/164 (99%)	153 (94%)	9 (6%)	0	100	100
1	QE	162/164 (99%)	150 (93%)	12 (7%)	0	100	100
1	QF	162/164 (99%)	155 (96%)	7 (4%)	0	100	100
1	QG	162/164 (99%)	150 (93%)	12 (7%)	0	100	100
1	QH	162/164 (99%)	157 (97%)	5 (3%)	0	100	100
1	QJ	162/164 (99%)	158 (98%)	4 (2%)	0	100	100
1	QK	162/164 (99%)	155 (96%)	7 (4%)	0	100	100
1	QM	162/164 (99%)	158 (98%)	4 (2%)	0	100	100
1	QO	162/164 (99%)	154 (95%)	8 (5%)	0	100	100
1	QP	162/164 (99%)	151 (93%)	11 (7%)	0	100	100
1	R5	162/164 (99%)	151 (93%)	11 (7%)	0	100	100
1	R9	162/164 (99%)	153 (94%)	9 (6%)	0	100	100
1	RD	162/164 (99%)	151 (93%)	11 (7%)	0	100	100
1	RI	162/164 (99%)	148 (91%)	14 (9%)	0	100	100
1	RQ	162/164 (99%)	151 (93%)	11 (7%)	0	100	100
1	S1	162/164 (99%)	155 (96%)	7 (4%)	0	100	100
1	S4	162/164 (99%)	155 (96%)	7 (4%)	0	100	100
1	S7	162/164 (99%)	155 (96%)	7 (4%)	0	100	100
1	SA	162/164 (99%)	155 (96%)	7 (4%)	0	100	100
1	SE	162/164 (99%)	150 (93%)	12 (7%)	0	100	100
1	SF	162/164 (99%)	152 (94%)	9 (6%)	1 (1%)	25	57
1	SG	162/164 (99%)	150 (93%)	12 (7%)	0	100	100
1	SH	162/164 (99%)	155 (96%)	7 (4%)	0	100	100
1	SJ	162/164 (99%)	154 (95%)	8 (5%)	0	100	100

Continued on next page...

Continued from previous page...

Mol	Chain	Analysed	Favoured	Allowed	Outliers	Percentiles	
1	SK	162/164 (99%)	152 (94%)	10 (6%)	0	100	100
1	SM	162/164 (99%)	151 (93%)	11 (7%)	0	100	100
1	SO	162/164 (99%)	155 (96%)	7 (4%)	0	100	100
1	SP	162/164 (99%)	152 (94%)	10 (6%)	0	100	100
1	T5	162/164 (99%)	151 (93%)	11 (7%)	0	100	100
1	T9	162/164 (99%)	153 (94%)	9 (6%)	0	100	100
1	TB	162/164 (99%)	158 (98%)	4 (2%)	0	100	100
1	TD	162/164 (99%)	150 (93%)	12 (7%)	0	100	100
1	TI	162/164 (99%)	148 (91%)	14 (9%)	0	100	100
1	TQ	162/164 (99%)	150 (93%)	12 (7%)	0	100	100
1	U1	162/164 (99%)	151 (93%)	11 (7%)	0	100	100
1	U4	162/164 (99%)	156 (96%)	6 (4%)	0	100	100
1	U7	162/164 (99%)	155 (96%)	7 (4%)	0	100	100
1	UA	162/164 (99%)	155 (96%)	7 (4%)	0	100	100
1	UE	162/164 (99%)	152 (94%)	10 (6%)	0	100	100
1	UF	162/164 (99%)	151 (93%)	11 (7%)	0	100	100
1	UG	162/164 (99%)	151 (93%)	11 (7%)	0	100	100
1	UH	162/164 (99%)	152 (94%)	10 (6%)	0	100	100
1	UJ	162/164 (99%)	158 (98%)	4 (2%)	0	100	100
1	UK	162/164 (99%)	151 (93%)	11 (7%)	0	100	100
1	UM	162/164 (99%)	154 (95%)	8 (5%)	0	100	100
1	UO	162/164 (99%)	156 (96%)	6 (4%)	0	100	100
1	UP	162/164 (99%)	152 (94%)	10 (6%)	0	100	100
1	V5	162/164 (99%)	151 (93%)	11 (7%)	0	100	100
1	V9	162/164 (99%)	152 (94%)	10 (6%)	0	100	100
1	VD	162/164 (99%)	151 (93%)	11 (7%)	0	100	100
1	VI	162/164 (99%)	148 (91%)	14 (9%)	0	100	100
1	VQ	162/164 (99%)	151 (93%)	11 (7%)	0	100	100
1	W1	162/164 (99%)	154 (95%)	8 (5%)	0	100	100
1	W4	162/164 (99%)	157 (97%)	5 (3%)	0	100	100
1	W7	162/164 (99%)	156 (96%)	6 (4%)	0	100	100

Continued on next page...

Continued from previous page...

Mol	Chain	Analysed	Favoured	Allowed	Outliers	Percentiles	
1	WA	162/164 (99%)	156 (96%)	6 (4%)	0	100	100
1	WE	162/164 (99%)	152 (94%)	10 (6%)	0	100	100
1	WF	162/164 (99%)	150 (93%)	12 (7%)	0	100	100
1	WG	162/164 (99%)	151 (93%)	11 (7%)	0	100	100
1	WH	162/164 (99%)	154 (95%)	8 (5%)	0	100	100
1	WJ	162/164 (99%)	151 (93%)	11 (7%)	0	100	100
1	WK	162/164 (99%)	150 (93%)	12 (7%)	0	100	100
1	WM	162/164 (99%)	152 (94%)	10 (6%)	0	100	100
1	WO	162/164 (99%)	158 (98%)	4 (2%)	0	100	100
1	WP	162/164 (99%)	150 (93%)	12 (7%)	0	100	100
1	X5	162/164 (99%)	151 (93%)	11 (7%)	0	100	100
1	X9	162/164 (99%)	153 (94%)	9 (6%)	0	100	100
1	XD	162/164 (99%)	154 (95%)	8 (5%)	0	100	100
1	XI	162/164 (99%)	148 (91%)	14 (9%)	0	100	100
1	XQ	162/164 (99%)	154 (95%)	8 (5%)	0	100	100
1	YF	162/164 (99%)	154 (95%)	8 (5%)	0	100	100
1	YJ	162/164 (99%)	153 (94%)	9 (6%)	0	100	100
1	YK	162/164 (99%)	154 (95%)	8 (5%)	0	100	100
1	YM	162/164 (99%)	154 (95%)	8 (5%)	0	100	100
1	Z1	162/164 (99%)	150 (93%)	12 (7%)	0	100	100
1	Z4	162/164 (99%)	153 (94%)	9 (6%)	0	100	100
1	ZE	162/164 (99%)	155 (96%)	7 (4%)	0	100	100
1	ZG	162/164 (99%)	150 (93%)	8 (5%)	4 (2%)	5	27
1	ZH	162/164 (99%)	150 (93%)	12 (7%)	0	100	100
1	ZO	162/164 (99%)	153 (94%)	9 (6%)	0	100	100
1	aF	162/164 (99%)	149 (92%)	13 (8%)	0	100	100
1	aJ	162/164 (99%)	157 (97%)	5 (3%)	0	100	100
1	aK	162/164 (99%)	149 (92%)	13 (8%)	0	100	100
1	aM	162/164 (99%)	157 (97%)	5 (3%)	0	100	100
1	b1	162/164 (99%)	153 (94%)	9 (6%)	0	100	100
1	b4	162/164 (99%)	159 (98%)	3 (2%)	0	100	100

Continued on next page...

Continued from previous page...

Mol	Chain	Analysed	Favoured	Allowed	Outliers	Percentiles	
1	bE	162/164 (99%)	155 (96%)	7 (4%)	0	100	100
1	bG	162/164 (99%)	155 (96%)	7 (4%)	0	100	100
1	bH	162/164 (99%)	153 (94%)	9 (6%)	0	100	100
1	bO	162/164 (99%)	158 (98%)	4 (2%)	0	100	100
1	cF	162/164 (99%)	153 (94%)	9 (6%)	0	100	100
1	cK	162/164 (99%)	153 (94%)	9 (6%)	0	100	100
1	d1	162/164 (99%)	148 (91%)	14 (9%)	0	100	100
1	d4	162/164 (99%)	152 (94%)	10 (6%)	0	100	100
1	dE	162/164 (99%)	151 (93%)	11 (7%)	0	100	100
1	dG	162/164 (99%)	151 (93%)	11 (7%)	0	100	100
1	dH	162/164 (99%)	148 (91%)	14 (9%)	0	100	100
1	dJ	162/164 (99%)	157 (97%)	5 (3%)	0	100	100
1	dM	162/164 (99%)	156 (96%)	6 (4%)	0	100	100
1	dO	162/164 (99%)	152 (94%)	10 (6%)	0	100	100
1	eF	162/164 (99%)	151 (93%)	11 (7%)	0	100	100
1	eK	162/164 (99%)	151 (93%)	11 (7%)	0	100	100
1	f1	162/164 (99%)	155 (96%)	7 (4%)	0	100	100
1	f4	162/164 (99%)	154 (95%)	8 (5%)	0	100	100
1	fE	162/164 (99%)	151 (93%)	11 (7%)	0	100	100
1	fG	162/164 (99%)	151 (93%)	11 (7%)	0	100	100
1	fH	162/164 (99%)	155 (96%)	7 (4%)	0	100	100
1	fJ	162/164 (99%)	157 (97%)	5 (3%)	0	100	100
1	fM	162/164 (99%)	153 (94%)	9 (6%)	0	100	100
1	fO	162/164 (99%)	154 (95%)	8 (5%)	0	100	100
1	gF	162/164 (99%)	152 (94%)	10 (6%)	0	100	100
1	gK	162/164 (99%)	152 (94%)	10 (6%)	0	100	100
1	h1	162/164 (99%)	153 (94%)	9 (6%)	0	100	100
1	h4	162/164 (99%)	152 (94%)	10 (6%)	0	100	100
1	hE	162/164 (99%)	153 (94%)	9 (6%)	0	100	100
1	hG	162/164 (99%)	153 (94%)	9 (6%)	0	100	100
1	hH	162/164 (99%)	153 (94%)	9 (6%)	0	100	100

Continued on next page...

Continued from previous page...

Mol	Chain	Analysed	Favoured	Allowed	Outliers	Percentiles	
1	hJ	162/164 (99%)	158 (98%)	4 (2%)	0	100	100
1	hM	162/164 (99%)	157 (97%)	5 (3%)	0	100	100
1	hO	162/164 (99%)	152 (94%)	10 (6%)	0	100	100
1	iF	162/164 (99%)	153 (94%)	9 (6%)	0	100	100
1	iK	162/164 (99%)	153 (94%)	9 (6%)	0	100	100
1	j1	162/164 (99%)	150 (93%)	12 (7%)	0	100	100
1	j4	162/164 (99%)	152 (94%)	10 (6%)	0	100	100
1	jE	162/164 (99%)	152 (94%)	10 (6%)	0	100	100
1	jG	162/164 (99%)	152 (94%)	10 (6%)	0	100	100
1	jH	162/164 (99%)	150 (93%)	12 (7%)	0	100	100
1	jJ	162/164 (99%)	159 (98%)	3 (2%)	0	100	100
1	jM	162/164 (99%)	153 (94%)	9 (6%)	0	100	100
1	jO	162/164 (99%)	152 (94%)	10 (6%)	0	100	100
1	kF	162/164 (99%)	150 (93%)	12 (7%)	0	100	100
1	kK	162/164 (99%)	150 (93%)	12 (7%)	0	100	100
1	l1	162/164 (99%)	149 (92%)	13 (8%)	0	100	100
1	l4	162/164 (99%)	155 (96%)	7 (4%)	0	100	100
1	lE	162/164 (99%)	146 (90%)	13 (8%)	3 (2%)	8	34
1	lG	162/164 (99%)	147 (91%)	13 (8%)	2 (1%)	13	42
1	lH	162/164 (99%)	149 (92%)	13 (8%)	0	100	100
1	lJ	162/164 (99%)	155 (96%)	7 (4%)	0	100	100
1	lM	162/164 (99%)	156 (96%)	6 (4%)	0	100	100
1	lO	162/164 (99%)	154 (95%)	8 (5%)	0	100	100
1	mF	162/164 (99%)	143 (88%)	19 (12%)	0	100	100
1	mK	162/164 (99%)	144 (89%)	18 (11%)	0	100	100
1	oF	162/164 (99%)	144 (89%)	18 (11%)	0	100	100
1	oK	162/164 (99%)	144 (89%)	18 (11%)	0	100	100
1	p8	162/164 (99%)	147 (91%)	15 (9%)	0	100	100
1	pC	162/164 (99%)	147 (91%)	15 (9%)	0	100	100
1	qF	162/164 (99%)	152 (94%)	10 (6%)	0	100	100
1	qK	162/164 (99%)	152 (94%)	10 (6%)	0	100	100

Continued on next page...

Continued from previous page...

Mol	Chain	Analysed	Favoured	Allowed	Outliers	Percentiles	
1	r8	162/164 (99%)	147 (91%)	15 (9%)	0	100	100
1	rC	162/164 (99%)	147 (91%)	15 (9%)	0	100	100
1	sF	162/164 (99%)	153 (94%)	9 (6%)	0	100	100
1	sK	162/164 (99%)	153 (94%)	9 (6%)	0	100	100
1	t8	162/164 (99%)	152 (94%)	10 (6%)	0	100	100
1	tC	162/164 (99%)	152 (94%)	10 (6%)	0	100	100
1	uF	162/164 (99%)	146 (90%)	16 (10%)	0	100	100
1	uK	162/164 (99%)	146 (90%)	16 (10%)	0	100	100
1	v8	162/164 (99%)	149 (92%)	13 (8%)	0	100	100
1	vC	162/164 (99%)	149 (92%)	13 (8%)	0	100	100
1	x8	162/164 (99%)	154 (95%)	8 (5%)	0	100	100
1	xC	162/164 (99%)	154 (95%)	8 (5%)	0	100	100
1	z8	162/164 (99%)	152 (94%)	10 (6%)	0	100	100
1	zC	162/164 (99%)	152 (94%)	10 (6%)	0	100	100
2	18	174/177 (98%)	163 (94%)	11 (6%)	0	100	100
2	1C	174/177 (98%)	163 (94%)	11 (6%)	0	100	100
2	B5	174/177 (98%)	167 (96%)	7 (4%)	0	100	100
2	B7	174/177 (98%)	164 (94%)	10 (6%)	0	100	100
2	B9	174/177 (98%)	166 (95%)	8 (5%)	0	100	100
2	BA	174/177 (98%)	164 (94%)	10 (6%)	0	100	100
2	BB	174/177 (98%)	170 (98%)	4 (2%)	0	100	100
2	BF	175/177 (99%)	168 (96%)	7 (4%)	0	100	100
2	BI	174/177 (98%)	164 (94%)	10 (6%)	0	100	100
2	BK	175/177 (99%)	168 (96%)	7 (4%)	0	100	100
2	BP	174/177 (98%)	168 (97%)	6 (3%)	0	100	100
2	CB	174/177 (98%)	169 (97%)	4 (2%)	1 (1%)	25	57
2	CD	174/177 (98%)	169 (97%)	5 (3%)	0	100	100
2	CQ	174/177 (98%)	169 (97%)	5 (3%)	0	100	100
2	D5	174/177 (98%)	167 (96%)	7 (4%)	0	100	100
2	D7	174/177 (98%)	166 (95%)	8 (5%)	0	100	100
2	D9	174/177 (98%)	164 (94%)	10 (6%)	0	100	100

Continued on next page...

Continued from previous page...

Mol	Chain	Analysed	Favoured	Allowed	Outliers	Percentiles
2	DA	174/177 (98%)	166 (95%)	8 (5%)	0	100 100
2	DB	143/177 (81%)	134 (94%)	7 (5%)	2 (1%)	11 38
2	DF	177/177 (100%)	173 (98%)	4 (2%)	0	100 100
2	DI	174/177 (98%)	169 (97%)	5 (3%)	0	100 100
2	DJ	177/177 (100%)	173 (98%)	4 (2%)	0	100 100
2	DK	177/177 (100%)	173 (98%)	4 (2%)	0	100 100
2	DM	177/177 (100%)	171 (97%)	6 (3%)	0	100 100
2	DP	174/177 (98%)	165 (95%)	9 (5%)	0	100 100
2	ED	174/177 (98%)	170 (98%)	4 (2%)	0	100 100
2	EQ	174/177 (98%)	170 (98%)	4 (2%)	0	100 100
2	F5	174/177 (98%)	166 (95%)	8 (5%)	0	100 100
2	F7	174/177 (98%)	164 (94%)	10 (6%)	0	100 100
2	F9	174/177 (98%)	169 (97%)	5 (3%)	0	100 100
2	FA	174/177 (98%)	164 (94%)	10 (6%)	0	100 100
2	FB	174/177 (98%)	168 (97%)	6 (3%)	0	100 100
2	FF	177/177 (100%)	174 (98%)	3 (2%)	0	100 100
2	FI	174/177 (98%)	168 (97%)	6 (3%)	0	100 100
2	FJ	177/177 (100%)	173 (98%)	4 (2%)	0	100 100
2	FK	177/177 (100%)	173 (98%)	4 (2%)	0	100 100
2	FM	177/177 (100%)	173 (98%)	4 (2%)	0	100 100
2	FP	174/177 (98%)	166 (95%)	8 (5%)	0	100 100
2	GB	174/177 (98%)	166 (95%)	7 (4%)	1 (1%)	25 57
2	GD	174/177 (98%)	167 (96%)	7 (4%)	0	100 100
2	GQ	174/177 (98%)	167 (96%)	7 (4%)	0	100 100
2	H5	176/177 (99%)	170 (97%)	6 (3%)	0	100 100
2	H7	176/177 (99%)	165 (94%)	11 (6%)	0	100 100
2	H9	176/177 (99%)	169 (96%)	7 (4%)	0	100 100
2	HA	176/177 (99%)	165 (94%)	11 (6%)	0	100 100
2	HB	171/177 (97%)	158 (92%)	9 (5%)	4 (2%)	6 29
2	HF	177/177 (100%)	171 (97%)	6 (3%)	0	100 100
2	HI	175/177 (99%)	170 (97%)	5 (3%)	0	100 100

Continued on next page...

Continued from previous page...

Mol	Chain	Analysed	Favoured	Allowed	Outliers	Percentiles	
2	HJ	177/177 (100%)	172 (97%)	5 (3%)	0	100	100
2	HK	177/177 (100%)	170 (96%)	7 (4%)	0	100	100
2	HM	177/177 (100%)	174 (98%)	3 (2%)	0	100	100
2	HP	176/177 (99%)	172 (98%)	4 (2%)	0	100	100
2	IB	174/177 (98%)	171 (98%)	3 (2%)	0	100	100
2	ID	176/177 (99%)	172 (98%)	4 (2%)	0	100	100
2	IQ	176/177 (99%)	172 (98%)	4 (2%)	0	100	100
2	J5	174/177 (98%)	166 (95%)	8 (5%)	0	100	100
2	J7	174/177 (98%)	164 (94%)	10 (6%)	0	100	100
2	J9	174/177 (98%)	168 (97%)	6 (3%)	0	100	100
2	JA	174/177 (98%)	164 (94%)	10 (6%)	0	100	100
2	JF	177/177 (100%)	172 (97%)	5 (3%)	0	100	100
2	JI	174/177 (98%)	167 (96%)	7 (4%)	0	100	100
2	JJ	176/177 (99%)	173 (98%)	3 (2%)	0	100	100
2	JK	177/177 (100%)	171 (97%)	6 (3%)	0	100	100
2	JM	176/177 (99%)	173 (98%)	3 (2%)	0	100	100
2	JP	174/177 (98%)	170 (98%)	4 (2%)	0	100	100
2	KD	174/177 (98%)	169 (97%)	5 (3%)	0	100	100
2	KQ	174/177 (98%)	169 (97%)	5 (3%)	0	100	100
2	L5	174/177 (98%)	169 (97%)	5 (3%)	0	100	100
2	L7	174/177 (98%)	164 (94%)	10 (6%)	0	100	100
2	L9	174/177 (98%)	168 (97%)	6 (3%)	0	100	100
2	LA	174/177 (98%)	163 (94%)	11 (6%)	0	100	100
2	LB	174/177 (98%)	158 (91%)	8 (5%)	8 (5%)	2	15
2	LF	177/177 (100%)	174 (98%)	3 (2%)	0	100	100
2	LI	174/177 (98%)	167 (96%)	7 (4%)	0	100	100
2	LJ	177/177 (100%)	174 (98%)	3 (2%)	0	100	100
2	LK	177/177 (100%)	174 (98%)	3 (2%)	0	100	100
2	LM	177/177 (100%)	173 (98%)	4 (2%)	0	100	100
2	LP	174/177 (98%)	170 (98%)	4 (2%)	0	100	100
2	MB	174/177 (98%)	159 (91%)	10 (6%)	5 (3%)	4	24

Continued on next page...

Continued from previous page...

Mol	Chain	Analysed	Favoured	Allowed	Outliers	Percentiles	
2	MD	174/177 (98%)	168 (97%)	6 (3%)	0	100	100
2	MQ	174/177 (98%)	168 (97%)	6 (3%)	0	100	100
2	N7	177/177 (100%)	173 (98%)	4 (2%)	0	100	100
2	NA	177/177 (100%)	173 (98%)	4 (2%)	0	100	100
2	NB	143/177 (81%)	127 (89%)	10 (7%)	6 (4%)	3	17
2	NF	177/177 (100%)	167 (94%)	10 (6%)	0	100	100
2	NJ	177/177 (100%)	171 (97%)	6 (3%)	0	100	100
2	NK	177/177 (100%)	167 (94%)	10 (6%)	0	100	100
2	NM	177/177 (100%)	175 (99%)	2 (1%)	0	100	100
2	NP	174/177 (98%)	168 (97%)	6 (3%)	0	100	100
2	O5	174/177 (98%)	165 (95%)	9 (5%)	0	100	100
2	O9	174/177 (98%)	162 (93%)	12 (7%)	0	100	100
2	OB	174/177 (98%)	170 (98%)	4 (2%)	0	100	100
2	OD	174/177 (98%)	164 (94%)	10 (6%)	0	100	100
2	OI	174/177 (98%)	166 (95%)	8 (5%)	0	100	100
2	OQ	174/177 (98%)	165 (95%)	9 (5%)	0	100	100
2	P1	174/177 (98%)	163 (94%)	11 (6%)	0	100	100
2	P4	174/177 (98%)	171 (98%)	3 (2%)	0	100	100
2	P7	177/177 (100%)	172 (97%)	5 (3%)	0	100	100
2	PA	177/177 (100%)	172 (97%)	5 (3%)	0	100	100
2	PB	174/177 (98%)	169 (97%)	3 (2%)	2 (1%)	14	45
2	PE	174/177 (98%)	170 (98%)	4 (2%)	0	100	100
2	PF	177/177 (100%)	166 (94%)	11 (6%)	0	100	100
2	PG	174/177 (98%)	170 (98%)	4 (2%)	0	100	100
2	PH	174/177 (98%)	163 (94%)	11 (6%)	0	100	100
2	PJ	174/177 (98%)	171 (98%)	3 (2%)	0	100	100
2	PK	177/177 (100%)	166 (94%)	11 (6%)	0	100	100
2	PM	174/177 (98%)	171 (98%)	3 (2%)	0	100	100
2	PO	174/177 (98%)	171 (98%)	3 (2%)	0	100	100
2	PP	174/177 (98%)	169 (97%)	5 (3%)	0	100	100
2	Q5	174/177 (98%)	164 (94%)	10 (6%)	0	100	100

Continued on next page...

Continued from previous page...

Mol	Chain	Analysed	Favoured	Allowed	Outliers	Percentiles	
2	Q9	174/177 (98%)	165 (95%)	9 (5%)	0	100	100
2	QB	171/177 (97%)	158 (92%)	9 (5%)	4 (2%)	6	29
2	QD	174/177 (98%)	167 (96%)	7 (4%)	0	100	100
2	QI	174/177 (98%)	169 (97%)	5 (3%)	0	100	100
2	QQ	174/177 (98%)	167 (96%)	7 (4%)	0	100	100
2	R1	174/177 (98%)	166 (95%)	8 (5%)	0	100	100
2	R4	174/177 (98%)	171 (98%)	3 (2%)	0	100	100
2	R7	177/177 (100%)	170 (96%)	7 (4%)	0	100	100
2	RA	177/177 (100%)	170 (96%)	7 (4%)	0	100	100
2	RB	174/177 (98%)	169 (97%)	5 (3%)	0	100	100
2	RE	174/177 (98%)	173 (99%)	1 (1%)	0	100	100
2	RF	176/177 (99%)	170 (97%)	6 (3%)	0	100	100
2	RG	174/177 (98%)	173 (99%)	1 (1%)	0	100	100
2	RH	174/177 (98%)	166 (95%)	8 (5%)	0	100	100
2	RJ	175/177 (99%)	171 (98%)	4 (2%)	0	100	100
2	RK	176/177 (99%)	170 (97%)	6 (3%)	0	100	100
2	RM	175/177 (99%)	173 (99%)	2 (1%)	0	100	100
2	RO	174/177 (98%)	171 (98%)	3 (2%)	0	100	100
2	RP	174/177 (98%)	168 (97%)	6 (3%)	0	100	100
2	S5	174/177 (98%)	168 (97%)	6 (3%)	0	100	100
2	S9	174/177 (98%)	169 (97%)	5 (3%)	0	100	100
2	SB	174/177 (98%)	172 (99%)	2 (1%)	0	100	100
2	SD	174/177 (98%)	170 (98%)	4 (2%)	0	100	100
2	SI	174/177 (98%)	168 (97%)	6 (3%)	0	100	100
2	SQ	174/177 (98%)	170 (98%)	4 (2%)	0	100	100
2	T1	174/177 (98%)	166 (95%)	8 (5%)	0	100	100
2	T4	174/177 (98%)	171 (98%)	3 (2%)	0	100	100
2	T7	177/177 (100%)	169 (96%)	8 (4%)	0	100	100
2	TA	177/177 (100%)	169 (96%)	8 (4%)	0	100	100
2	TE	174/177 (98%)	166 (95%)	8 (5%)	0	100	100
2	TF	176/177 (99%)	170 (97%)	6 (3%)	0	100	100

Continued on next page...

Continued from previous page...

Mol	Chain	Analysed	Favoured	Allowed	Outliers	Percentiles	
2	TG	174/177 (98%)	166 (95%)	8 (5%)	0	100	100
2	TH	174/177 (98%)	166 (95%)	8 (5%)	0	100	100
2	TJ	177/177 (100%)	173 (98%)	4 (2%)	0	100	100
2	TK	176/177 (99%)	170 (97%)	6 (3%)	0	100	100
2	TM	177/177 (100%)	172 (97%)	5 (3%)	0	100	100
2	TO	174/177 (98%)	171 (98%)	3 (2%)	0	100	100
2	TP	176/177 (99%)	170 (97%)	6 (3%)	0	100	100
2	U5	176/177 (99%)	167 (95%)	9 (5%)	0	100	100
2	U9	176/177 (99%)	167 (95%)	9 (5%)	0	100	100
2	UD	176/177 (99%)	163 (93%)	13 (7%)	0	100	100
2	UI	175/177 (99%)	169 (97%)	6 (3%)	0	100	100
2	UQ	176/177 (99%)	163 (93%)	13 (7%)	0	100	100
2	V1	176/177 (99%)	158 (90%)	16 (9%)	2 (1%)	14	45
2	V4	174/177 (98%)	170 (98%)	4 (2%)	0	100	100
2	V7	177/177 (100%)	174 (98%)	3 (2%)	0	100	100
2	VA	177/177 (100%)	174 (98%)	3 (2%)	0	100	100
2	VB	174/177 (98%)	168 (97%)	5 (3%)	1 (1%)	25	57
2	VE	176/177 (99%)	170 (97%)	6 (3%)	0	100	100
2	VF	176/177 (99%)	171 (97%)	5 (3%)	0	100	100
2	VG	176/177 (99%)	170 (97%)	6 (3%)	0	100	100
2	VH	175/177 (99%)	157 (90%)	12 (7%)	6 (3%)	3	22
2	VJ	177/177 (100%)	175 (99%)	2 (1%)	0	100	100
2	VK	176/177 (99%)	171 (97%)	5 (3%)	0	100	100
2	VM	177/177 (100%)	174 (98%)	3 (2%)	0	100	100
2	VO	174/177 (98%)	170 (98%)	4 (2%)	0	100	100
2	VP	174/177 (98%)	168 (97%)	6 (3%)	0	100	100
2	W5	174/177 (98%)	167 (96%)	7 (4%)	0	100	100
2	W9	174/177 (98%)	170 (98%)	4 (2%)	0	100	100
2	WD	174/177 (98%)	162 (93%)	12 (7%)	0	100	100
2	WI	174/177 (98%)	168 (97%)	6 (3%)	0	100	100
2	WQ	174/177 (98%)	162 (93%)	12 (7%)	0	100	100

Continued on next page...

Continued from previous page...

Mol	Chain	Analysed	Favoured	Allowed	Outliers	Percentiles	
2	X7	177/177 (100%)	172 (97%)	5 (3%)	0	100	100
2	XA	177/177 (100%)	172 (97%)	5 (3%)	0	100	100
2	XB	174/177 (98%)	167 (96%)	6 (3%)	1 (1%)	25	57
2	XF	177/177 (100%)	173 (98%)	4 (2%)	0	100	100
2	XJ	176/177 (99%)	172 (98%)	4 (2%)	0	100	100
2	XK	177/177 (100%)	173 (98%)	4 (2%)	0	100	100
2	XM	176/177 (99%)	172 (98%)	4 (2%)	0	100	100
2	XP	174/177 (98%)	168 (97%)	5 (3%)	1 (1%)	25	57
2	Y1	174/177 (98%)	163 (94%)	11 (6%)	0	100	100
2	Y4	174/177 (98%)	172 (99%)	2 (1%)	0	100	100
2	Y5	174/177 (98%)	171 (98%)	3 (2%)	0	100	100
2	Y9	174/177 (98%)	163 (94%)	11 (6%)	0	100	100
2	YB	174/177 (98%)	169 (97%)	4 (2%)	1 (1%)	25	57
2	YD	174/177 (98%)	161 (92%)	13 (8%)	0	100	100
2	YE	174/177 (98%)	167 (96%)	7 (4%)	0	100	100
2	YG	174/177 (98%)	167 (96%)	7 (4%)	0	100	100
2	YH	174/177 (98%)	163 (94%)	11 (6%)	0	100	100
2	YI	174/177 (98%)	165 (95%)	9 (5%)	0	100	100
2	YO	174/177 (98%)	169 (97%)	5 (3%)	0	100	100
2	YQ	174/177 (98%)	161 (92%)	13 (8%)	0	100	100
2	ZB	149/177 (84%)	140 (94%)	9 (6%)	0	100	100
2	ZF	177/177 (100%)	168 (95%)	8 (4%)	1 (1%)	25	57
2	ZJ	177/177 (100%)	174 (98%)	3 (2%)	0	100	100
2	ZK	177/177 (100%)	168 (95%)	8 (4%)	1 (1%)	25	57
2	ZM	177/177 (100%)	175 (99%)	2 (1%)	0	100	100
2	a1	174/177 (98%)	161 (92%)	13 (8%)	0	100	100
2	a4	174/177 (98%)	170 (98%)	4 (2%)	0	100	100
2	aB	174/177 (98%)	168 (97%)	4 (2%)	2 (1%)	14	45
2	aE	174/177 (98%)	169 (97%)	5 (3%)	0	100	100
2	aG	174/177 (98%)	169 (97%)	5 (3%)	0	100	100
2	aH	174/177 (98%)	160 (92%)	14 (8%)	0	100	100

Continued on next page...

Continued from previous page...

Mol	Chain	Analysed	Favoured	Allowed	Outliers	Percentiles	
2	aO	174/177 (98%)	170 (98%)	4 (2%)	0	100	100
2	bB	174/177 (98%)	170 (98%)	4 (2%)	0	100	100
2	bF	177/177 (100%)	173 (98%)	4 (2%)	0	100	100
2	bK	177/177 (100%)	173 (98%)	4 (2%)	0	100	100
2	c1	174/177 (98%)	163 (94%)	11 (6%)	0	100	100
2	c4	174/177 (98%)	169 (97%)	5 (3%)	0	100	100
2	cE	174/177 (98%)	168 (97%)	6 (3%)	0	100	100
2	cG	174/177 (98%)	168 (97%)	6 (3%)	0	100	100
2	cH	174/177 (98%)	163 (94%)	11 (6%)	0	100	100
2	cJ	176/177 (99%)	174 (99%)	2 (1%)	0	100	100
2	cM	176/177 (99%)	172 (98%)	4 (2%)	0	100	100
2	cO	174/177 (98%)	169 (97%)	5 (3%)	0	100	100
2	dB	174/177 (98%)	168 (97%)	6 (3%)	0	100	100
2	dF	176/177 (99%)	169 (96%)	7 (4%)	0	100	100
2	dK	176/177 (99%)	169 (96%)	7 (4%)	0	100	100
2	e1	174/177 (98%)	163 (94%)	11 (6%)	0	100	100
2	e4	174/177 (98%)	166 (95%)	8 (5%)	0	100	100
2	eB	174/177 (98%)	173 (99%)	1 (1%)	0	100	100
2	eE	174/177 (98%)	166 (95%)	8 (5%)	0	100	100
2	eG	174/177 (98%)	165 (95%)	9 (5%)	0	100	100
2	eH	174/177 (98%)	163 (94%)	11 (6%)	0	100	100
2	eJ	177/177 (100%)	176 (99%)	1 (1%)	0	100	100
2	eM	177/177 (100%)	177 (100%)	0	0	100	100
2	eO	174/177 (98%)	166 (95%)	8 (5%)	0	100	100
2	fF	176/177 (99%)	170 (97%)	6 (3%)	0	100	100
2	fK	176/177 (99%)	170 (97%)	6 (3%)	0	100	100
2	g1	174/177 (98%)	169 (97%)	5 (3%)	0	100	100
2	g4	174/177 (98%)	162 (93%)	12 (7%)	0	100	100
2	gB	149/177 (84%)	133 (89%)	9 (6%)	7 (5%)	2	14
2	gE	174/177 (98%)	169 (97%)	5 (3%)	0	100	100
2	gG	174/177 (98%)	170 (98%)	4 (2%)	0	100	100

Continued on next page...

Continued from previous page...

Mol	Chain	Analysed	Favoured	Allowed	Outliers	Percentiles	
2	gH	174/177 (98%)	169 (97%)	5 (3%)	0	100	100
2	gJ	177/177 (100%)	173 (98%)	4 (2%)	0	100	100
2	gM	177/177 (100%)	175 (99%)	2 (1%)	0	100	100
2	gO	174/177 (98%)	163 (94%)	11 (6%)	0	100	100
2	hF	177/177 (100%)	170 (96%)	7 (4%)	0	100	100
2	hK	177/177 (100%)	170 (96%)	7 (4%)	0	100	100
2	i1	176/177 (99%)	174 (99%)	2 (1%)	0	100	100
2	i4	175/177 (99%)	170 (97%)	5 (3%)	0	100	100
2	iE	176/177 (99%)	161 (92%)	15 (8%)	0	100	100
2	iG	176/177 (99%)	161 (92%)	15 (8%)	0	100	100
2	iH	176/177 (99%)	174 (99%)	2 (1%)	0	100	100
2	iJ	177/177 (100%)	174 (98%)	3 (2%)	0	100	100
2	iM	177/177 (100%)	174 (98%)	3 (2%)	0	100	100
2	iO	175/177 (99%)	170 (97%)	5 (3%)	0	100	100
2	jF	177/177 (100%)	172 (97%)	5 (3%)	0	100	100
2	jK	177/177 (100%)	173 (98%)	4 (2%)	0	100	100
2	k1	174/177 (98%)	160 (92%)	14 (8%)	0	100	100
2	k4	174/177 (98%)	159 (91%)	12 (7%)	3 (2%)	9	35
2	kE	174/177 (98%)	171 (98%)	3 (2%)	0	100	100
2	kG	174/177 (98%)	171 (98%)	3 (2%)	0	100	100
2	kH	174/177 (98%)	160 (92%)	14 (8%)	0	100	100
2	kJ	177/177 (100%)	172 (97%)	5 (3%)	0	100	100
2	kM	177/177 (100%)	175 (99%)	2 (1%)	0	100	100
2	kO	174/177 (98%)	165 (95%)	9 (5%)	0	100	100
2	lF	177/177 (100%)	160 (90%)	17 (10%)	0	100	100
2	lK	177/177 (100%)	160 (90%)	17 (10%)	0	100	100
2	m1	174/177 (98%)	164 (94%)	10 (6%)	0	100	100
2	m4	174/177 (98%)	173 (99%)	1 (1%)	0	100	100
2	mE	174/177 (98%)	161 (92%)	13 (8%)	0	100	100
2	mG	174/177 (98%)	161 (92%)	13 (8%)	0	100	100
2	mH	174/177 (98%)	164 (94%)	10 (6%)	0	100	100

Continued on next page...

Continued from previous page...

Mol	Chain	Analysed	Favoured	Allowed	Outliers	Percentiles	
2	mJ	177/177 (100%)	170 (96%)	7 (4%)	0	100	100
2	mM	177/177 (100%)	175 (99%)	2 (1%)	0	100	100
2	mO	174/177 (98%)	173 (99%)	1 (1%)	0	100	100
2	nF	177/177 (100%)	164 (93%)	13 (7%)	0	100	100
2	nK	177/177 (100%)	164 (93%)	13 (7%)	0	100	100
2	pF	177/177 (100%)	169 (96%)	8 (4%)	0	100	100
2	pK	177/177 (100%)	169 (96%)	8 (4%)	0	100	100
2	q8	174/177 (98%)	161 (92%)	13 (8%)	0	100	100
2	qC	174/177 (98%)	161 (92%)	13 (8%)	0	100	100
2	rF	177/177 (100%)	170 (96%)	7 (4%)	0	100	100
2	rK	177/177 (100%)	169 (96%)	8 (4%)	0	100	100
2	s8	174/177 (98%)	157 (90%)	17 (10%)	0	100	100
2	sC	174/177 (98%)	157 (90%)	17 (10%)	0	100	100
2	tF	176/177 (99%)	163 (93%)	13 (7%)	0	100	100
2	tK	176/177 (99%)	163 (93%)	13 (7%)	0	100	100
2	u8	174/177 (98%)	159 (91%)	15 (9%)	0	100	100
2	uC	174/177 (98%)	159 (91%)	15 (9%)	0	100	100
2	vF	177/177 (100%)	166 (94%)	11 (6%)	0	100	100
2	vK	177/177 (100%)	166 (94%)	11 (6%)	0	100	100
2	w8	176/177 (99%)	164 (93%)	12 (7%)	0	100	100
2	wC	176/177 (99%)	164 (93%)	12 (7%)	0	100	100
2	y8	174/177 (98%)	163 (94%)	11 (6%)	0	100	100
2	yC	174/177 (98%)	163 (94%)	11 (6%)	0	100	100
3	A1	255/290 (88%)	237 (93%)	18 (7%)	0	100	100
3	A4	255/290 (88%)	239 (94%)	16 (6%)	0	100	100
3	AD	254/290 (88%)	232 (91%)	22 (9%)	0	100	100
3	AE	255/290 (88%)	236 (92%)	19 (8%)	0	100	100
3	AG	255/290 (88%)	234 (92%)	21 (8%)	0	100	100
3	AH	255/290 (88%)	237 (93%)	18 (7%)	0	100	100
3	AO	255/290 (88%)	239 (94%)	16 (6%)	0	100	100
3	AQ	254/290 (88%)	231 (91%)	23 (9%)	0	100	100

Continued on next page...

Continued from previous page...

Mol	Chain	Analysed	Favoured	Allowed	Outliers	Percentiles
3	Y7	235/290 (81%)	216 (92%)	19 (8%)	0	100 100
3	YA	235/290 (81%)	216 (92%)	19 (8%)	0	100 100
4	AB	101/138 (73%)	65 (64%)	26 (26%)	10 (10%)	0 3
4	EB	101/138 (73%)	71 (70%)	25 (25%)	5 (5%)	2 14
5	KB	224/288 (78%)	196 (88%)	23 (10%)	5 (2%)	6 30
5	UB	224/288 (78%)	189 (84%)	23 (10%)	12 (5%)	2 12
6	WB	132/327 (40%)	99 (75%)	23 (17%)	10 (8%)	1 6
6	cB	137/327 (42%)	107 (78%)	20 (15%)	10 (7%)	1 7
8	B1	225/232 (97%)	202 (90%)	22 (10%)	1 (0%)	34 66
8	B4	228/232 (98%)	195 (86%)	21 (9%)	12 (5%)	2 12
8	BE	229/232 (99%)	210 (92%)	19 (8%)	0	100 100
8	BG	229/232 (99%)	210 (92%)	19 (8%)	0	100 100
8	BH	225/232 (97%)	202 (90%)	22 (10%)	1 (0%)	34 66
8	BO	228/232 (98%)	191 (84%)	26 (11%)	11 (5%)	2 14
9	C1	160/162 (99%)	154 (96%)	6 (4%)	0	100 100
9	C4	160/162 (99%)	157 (98%)	3 (2%)	0	100 100
9	CE	160/162 (99%)	157 (98%)	3 (2%)	0	100 100
9	CG	160/162 (99%)	157 (98%)	3 (2%)	0	100 100
9	CH	160/162 (99%)	155 (97%)	5 (3%)	0	100 100
9	CO	160/162 (99%)	157 (98%)	3 (2%)	0	100 100
9	E1	160/162 (99%)	156 (98%)	4 (2%)	0	100 100
9	E4	160/162 (99%)	158 (99%)	2 (1%)	0	100 100
9	EE	160/162 (99%)	157 (98%)	3 (2%)	0	100 100
9	EG	160/162 (99%)	157 (98%)	3 (2%)	0	100 100
9	EH	160/162 (99%)	156 (98%)	4 (2%)	0	100 100
9	EO	160/162 (99%)	158 (99%)	2 (1%)	0	100 100
9	G1	160/162 (99%)	153 (96%)	7 (4%)	0	100 100
9	G4	160/162 (99%)	159 (99%)	1 (1%)	0	100 100
9	GE	160/162 (99%)	157 (98%)	3 (2%)	0	100 100
9	GG	160/162 (99%)	157 (98%)	3 (2%)	0	100 100
9	GH	160/162 (99%)	153 (96%)	7 (4%)	0	100 100

Continued on next page...

Continued from previous page...

Mol	Chain	Analysed	Favoured	Allowed	Outliers	Percentiles	
9	GO	160/162 (99%)	159 (99%)	1 (1%)	0	100	100
9	I1	160/162 (99%)	155 (97%)	5 (3%)	0	100	100
9	I4	160/162 (99%)	159 (99%)	1 (1%)	0	100	100
9	IE	160/162 (99%)	156 (98%)	4 (2%)	0	100	100
9	IG	160/162 (99%)	156 (98%)	4 (2%)	0	100	100
9	IH	160/162 (99%)	155 (97%)	5 (3%)	0	100	100
9	IO	160/162 (99%)	159 (99%)	1 (1%)	0	100	100
9	K1	160/162 (99%)	157 (98%)	3 (2%)	0	100	100
9	K4	160/162 (99%)	151 (94%)	8 (5%)	1 (1%)	25	57
9	KE	160/162 (99%)	157 (98%)	3 (2%)	0	100	100
9	KG	160/162 (99%)	157 (98%)	3 (2%)	0	100	100
9	KH	160/162 (99%)	156 (98%)	4 (2%)	0	100	100
9	KO	160/162 (99%)	158 (99%)	2 (1%)	0	100	100
9	M1	160/162 (99%)	152 (95%)	8 (5%)	0	100	100
9	M4	160/162 (99%)	156 (98%)	4 (2%)	0	100	100
9	ME	160/162 (99%)	156 (98%)	4 (2%)	0	100	100
9	MG	160/162 (99%)	156 (98%)	4 (2%)	0	100	100
9	MH	160/162 (99%)	152 (95%)	8 (5%)	0	100	100
9	MO	160/162 (99%)	156 (98%)	4 (2%)	0	100	100
10	D1	169/172 (98%)	158 (94%)	11 (6%)	0	100	100
10	D4	169/172 (98%)	164 (97%)	5 (3%)	0	100	100
10	DE	169/172 (98%)	165 (98%)	3 (2%)	1 (1%)	25	57
10	DG	169/172 (98%)	165 (98%)	3 (2%)	1 (1%)	25	57
10	DH	169/172 (98%)	158 (94%)	11 (6%)	0	100	100
10	DO	169/172 (98%)	163 (96%)	6 (4%)	0	100	100
10	F1	169/172 (98%)	163 (96%)	6 (4%)	0	100	100
10	F4	169/172 (98%)	158 (94%)	9 (5%)	2 (1%)	13	42
10	FE	169/172 (98%)	166 (98%)	3 (2%)	0	100	100
10	FG	169/172 (98%)	165 (98%)	4 (2%)	0	100	100
10	FH	169/172 (98%)	163 (96%)	6 (4%)	0	100	100
10	FO	169/172 (98%)	158 (94%)	9 (5%)	2 (1%)	13	42

Continued on next page...

Continued from previous page...

Mol	Chain	Analysed	Favoured	Allowed	Outliers	Percentiles	
10	H1	169/172 (98%)	162 (96%)	7 (4%)	0	100	100
10	H4	169/172 (98%)	161 (95%)	8 (5%)	0	100	100
10	HE	169/172 (98%)	161 (95%)	7 (4%)	1 (1%)	25	57
10	HG	169/172 (98%)	161 (95%)	7 (4%)	1 (1%)	25	57
10	HH	169/172 (98%)	162 (96%)	7 (4%)	0	100	100
10	HO	169/172 (98%)	161 (95%)	8 (5%)	0	100	100
10	J1	169/172 (98%)	165 (98%)	4 (2%)	0	100	100
10	J4	169/172 (98%)	160 (95%)	9 (5%)	0	100	100
10	JE	169/172 (98%)	164 (97%)	3 (2%)	2 (1%)	13	42
10	JG	169/172 (98%)	164 (97%)	3 (2%)	2 (1%)	13	42
10	JH	169/172 (98%)	160 (95%)	5 (3%)	4 (2%)	6	28
10	JO	169/172 (98%)	160 (95%)	9 (5%)	0	100	100
10	L1	169/172 (98%)	164 (97%)	5 (3%)	0	100	100
10	L4	169/172 (98%)	161 (95%)	8 (5%)	0	100	100
10	LE	169/172 (98%)	164 (97%)	5 (3%)	0	100	100
10	LG	169/172 (98%)	164 (97%)	5 (3%)	0	100	100
10	LH	169/172 (98%)	163 (96%)	6 (4%)	0	100	100
10	LO	169/172 (98%)	161 (95%)	8 (5%)	0	100	100
10	N1	169/172 (98%)	163 (96%)	6 (4%)	0	100	100
10	N4	169/172 (98%)	163 (96%)	6 (4%)	0	100	100
10	NE	169/172 (98%)	165 (98%)	4 (2%)	0	100	100
10	NG	169/172 (98%)	165 (98%)	4 (2%)	0	100	100
10	NH	169/172 (98%)	163 (96%)	6 (4%)	0	100	100
10	NO	169/172 (98%)	163 (96%)	6 (4%)	0	100	100
11	X1	322/363 (89%)	295 (92%)	27 (8%)	0	100	100
11	X4	322/363 (89%)	290 (90%)	32 (10%)	0	100	100
11	XE	322/363 (89%)	284 (88%)	38 (12%)	0	100	100
11	XG	322/363 (89%)	282 (88%)	40 (12%)	0	100	100
11	XH	322/363 (89%)	295 (92%)	27 (8%)	0	100	100
11	XO	322/363 (89%)	291 (90%)	31 (10%)	0	100	100
12	MI	263/316 (83%)	206 (78%)	52 (20%)	5 (2%)	8	34

Continued on next page...

Continued from previous page...

Mol	Chain	Analysed	Favoured	Allowed	Outliers	Percentiles
12	ZI	263/316 (83%)	205 (78%)	56 (21%)	2 (1%)	19 51
13	AJ	236/273 (86%)	220 (93%)	15 (6%)	1 (0%)	34 66
13	AM	236/273 (86%)	226 (96%)	9 (4%)	1 (0%)	34 66
13	wF	236/273 (86%)	223 (94%)	13 (6%)	0	100 100
13	wK	236/273 (86%)	223 (94%)	13 (6%)	0	100 100
13	xF	236/273 (86%)	221 (94%)	15 (6%)	0	100 100
13	xK	236/273 (86%)	221 (94%)	15 (6%)	0	100 100
14	BJ	248/290 (86%)	241 (97%)	7 (3%)	0	100 100
14	BM	248/290 (86%)	240 (97%)	8 (3%)	0	100 100
14	yF	248/290 (86%)	237 (96%)	11 (4%)	0	100 100
14	yK	248/290 (86%)	237 (96%)	11 (4%)	0	100 100
15	A6	332/360 (92%)	308 (93%)	24 (7%)	0	100 100
15	AL	332/360 (92%)	310 (93%)	22 (7%)	0	100 100
15	a6	332/360 (92%)	313 (94%)	19 (6%)	0	100 100
15	aL	332/360 (92%)	314 (95%)	18 (5%)	0	100 100
16	B6	504/509 (99%)	473 (94%)	31 (6%)	0	100 100
16	BL	504/509 (99%)	472 (94%)	32 (6%)	0	100 100
16	b6	504/509 (99%)	473 (94%)	31 (6%)	0	100 100
16	bL	504/509 (99%)	480 (95%)	24 (5%)	0	100 100
17	C6	450/473 (95%)	419 (93%)	31 (7%)	0	100 100
17	CL	450/473 (95%)	418 (93%)	32 (7%)	0	100 100
17	c6	450/473 (95%)	406 (90%)	44 (10%)	0	100 100
17	cL	450/473 (95%)	418 (93%)	32 (7%)	0	100 100
18	D6	339/351 (97%)	317 (94%)	22 (6%)	0	100 100
18	DL	339/351 (97%)	317 (94%)	22 (6%)	0	100 100
18	d6	340/351 (97%)	314 (92%)	25 (7%)	1 (0%)	41 71
18	dL	340/351 (97%)	314 (92%)	26 (8%)	0	100 100
19	E6	76/84 (90%)	72 (95%)	4 (5%)	0	100 100
19	EL	76/84 (90%)	73 (96%)	3 (4%)	0	100 100
19	e6	77/84 (92%)	71 (92%)	6 (8%)	0	100 100
19	eL	77/84 (92%)	70 (91%)	7 (9%)	0	100 100

Continued on next page...

Continued from previous page...

Mol	Chain	Analysed	Favoured	Allowed	Outliers	Percentiles	
20	F6	39/44 (89%)	35 (90%)	4 (10%)	0	100	100
20	FL	39/44 (89%)	37 (95%)	2 (5%)	0	100	100
20	f6	39/44 (89%)	36 (92%)	3 (8%)	0	100	100
20	fL	39/44 (89%)	37 (95%)	2 (5%)	0	100	100
21	G6	150/213 (70%)	135 (90%)	15 (10%)	0	100	100
21	GL	150/213 (70%)	135 (90%)	15 (10%)	0	100	100
21	g6	143/213 (67%)	124 (87%)	18 (13%)	1 (1%)	22	54
21	gL	143/213 (67%)	127 (89%)	16 (11%)	0	100	100
22	H6	64/67 (96%)	58 (91%)	6 (9%)	0	100	100
22	HL	64/67 (96%)	56 (88%)	8 (12%)	0	100	100
22	h6	63/67 (94%)	56 (89%)	7 (11%)	0	100	100
22	hL	63/67 (94%)	55 (87%)	8 (13%)	0	100	100
23	I6	33/38 (87%)	28 (85%)	5 (15%)	0	100	100
23	IL	33/38 (87%)	31 (94%)	1 (3%)	1 (3%)	4	24
23	i6	33/38 (87%)	29 (88%)	3 (9%)	1 (3%)	4	24
23	iL	33/38 (87%)	31 (94%)	1 (3%)	1 (3%)	4	24
24	J6	34/39 (87%)	34 (100%)	0	0	100	100
24	JL	34/39 (87%)	34 (100%)	0	0	100	100
24	j6	34/39 (87%)	34 (100%)	0	0	100	100
24	jL	34/39 (87%)	34 (100%)	0	0	100	100
25	K6	35/45 (78%)	33 (94%)	2 (6%)	0	100	100
25	KL	35/45 (78%)	32 (91%)	3 (9%)	0	100	100
25	k6	35/45 (78%)	33 (94%)	2 (6%)	0	100	100
25	kL	35/45 (78%)	32 (91%)	3 (9%)	0	100	100
26	L6	35/38 (92%)	34 (97%)	1 (3%)	0	100	100
26	LL	35/38 (92%)	35 (100%)	0	0	100	100
26	l6	35/38 (92%)	34 (97%)	1 (3%)	0	100	100
26	lL	35/38 (92%)	33 (94%)	2 (6%)	0	100	100
27	M6	40/101 (40%)	38 (95%)	2 (5%)	0	100	100
27	ML	40/101 (40%)	35 (88%)	5 (12%)	0	100	100
27	m6	40/101 (40%)	38 (95%)	2 (5%)	0	100	100

Continued on next page...

Continued from previous page...

Mol	Chain	Analysed	Favoured	Allowed	Outliers	Percentiles
27	mL	40/101 (40%)	35 (88%)	5 (12%)	0	100 100
29	O6	252/287 (88%)	203 (81%)	49 (19%)	0	100 100
29	OL	252/287 (88%)	221 (88%)	26 (10%)	5 (2%)	7 32
29	o6	252/287 (88%)	221 (88%)	31 (12%)	0	100 100
29	oL	252/287 (88%)	223 (88%)	25 (10%)	4 (2%)	9 36
30	Q6	139/205 (68%)	129 (93%)	10 (7%)	0	100 100
30	QL	139/205 (68%)	130 (94%)	9 (6%)	0	100 100
30	q6	139/205 (68%)	129 (93%)	10 (7%)	0	100 100
30	qL	139/205 (68%)	130 (94%)	9 (6%)	0	100 100
31	R6	31/33 (94%)	31 (100%)	0	0	100 100
31	RL	31/33 (94%)	31 (100%)	0	0	100 100
31	r6	31/33 (94%)	31 (100%)	0	0	100 100
31	rL	31/33 (94%)	31 (100%)	0	0	100 100
33	T6	29/31 (94%)	29 (100%)	0	0	100 100
33	TL	29/31 (94%)	27 (93%)	1 (3%)	1 (3%)	3 22
33	t6	29/31 (94%)	29 (100%)	0	0	100 100
33	tL	29/31 (94%)	29 (100%)	0	0	100 100
34	U6	91/150 (61%)	78 (86%)	12 (13%)	1 (1%)	14 45
34	UL	91/150 (61%)	76 (84%)	15 (16%)	0	100 100
34	u6	91/150 (61%)	83 (91%)	8 (9%)	0	100 100
34	uL	91/150 (61%)	84 (92%)	7 (8%)	0	100 100
35	V6	132/162 (82%)	119 (90%)	13 (10%)	0	100 100
35	VL	132/162 (82%)	119 (90%)	13 (10%)	0	100 100
35	v6	132/162 (82%)	118 (89%)	14 (11%)	0	100 100
35	vL	132/162 (82%)	118 (89%)	13 (10%)	1 (1%)	19 51
37	X6	37/39 (95%)	33 (89%)	4 (11%)	0	100 100
37	XL	37/39 (95%)	35 (95%)	2 (5%)	0	100 100
37	x6	37/39 (95%)	31 (84%)	6 (16%)	0	100 100
37	xL	37/39 (95%)	36 (97%)	1 (3%)	0	100 100
38	Y6	31/34 (91%)	24 (77%)	4 (13%)	3 (10%)	0 3
38	YL	31/34 (91%)	28 (90%)	3 (10%)	0	100 100

Continued on next page...

Continued from previous page...

Mol	Chain	Analysed	Favoured	Allowed	Outliers	Percentiles	
38	y6	31/34 (91%)	28 (90%)	3 (10%)	0	100	100
38	yL	31/34 (91%)	28 (90%)	3 (10%)	0	100	100
39	Z6	58/62 (94%)	55 (95%)	3 (5%)	0	100	100
39	ZL	57/62 (92%)	56 (98%)	1 (2%)	0	100	100
39	z6	58/62 (94%)	57 (98%)	1 (2%)	0	100	100
39	zL	57/62 (92%)	55 (96%)	2 (4%)	0	100	100
40	A2	743/752 (99%)	703 (95%)	40 (5%)	0	100	100
40	AN	743/752 (99%)	703 (95%)	40 (5%)	0	100	100
41	B2	730/732 (100%)	700 (96%)	30 (4%)	0	100	100
41	BN	730/732 (100%)	701 (96%)	29 (4%)	0	100	100
42	C2	78/81 (96%)	64 (82%)	14 (18%)	0	100	100
42	CN	78/81 (96%)	64 (82%)	14 (18%)	0	100	100
43	D2	128/142 (90%)	104 (81%)	24 (19%)	0	100	100
43	DN	128/142 (90%)	104 (81%)	24 (19%)	0	100	100
44	E2	56/61 (92%)	46 (82%)	10 (18%)	0	100	100
44	EN	56/61 (92%)	46 (82%)	10 (18%)	0	100	100
45	F2	156/185 (84%)	144 (92%)	12 (8%)	0	100	100
45	FN	156/185 (84%)	144 (92%)	12 (8%)	0	100	100
46	G2	82/104 (79%)	78 (95%)	4 (5%)	0	100	100
46	GN	82/104 (79%)	78 (95%)	4 (5%)	0	100	100
47	I2	29/37 (78%)	22 (76%)	7 (24%)	0	100	100
47	IN	29/37 (78%)	22 (76%)	7 (24%)	0	100	100
48	J2	36/42 (86%)	31 (86%)	5 (14%)	0	100	100
48	JN	36/42 (86%)	31 (86%)	5 (14%)	0	100	100
49	K2	68/70 (97%)	65 (96%)	3 (4%)	0	100	100
49	KN	68/70 (97%)	65 (96%)	3 (4%)	0	100	100
50	L2	138/140 (99%)	128 (93%)	9 (6%)	1 (1%)	22	54
50	LN	138/140 (99%)	128 (93%)	9 (6%)	1 (1%)	22	54
51	M2	28/30 (93%)	27 (96%)	1 (4%)	0	100	100
51	MN	28/30 (93%)	27 (96%)	1 (4%)	0	100	100
52	N2	97/99 (98%)	91 (94%)	6 (6%)	0	100	100

Continued on next page...

Continued from previous page...

Mol	Chain	Analysed	Favoured	Allowed	Outliers	Percentiles	
52	NN	97/99 (98%)	91 (94%)	6 (6%)	0	100	100
53	O2	90/92 (98%)	76 (84%)	14 (16%)	0	100	100
53	ON	90/92 (98%)	76 (84%)	14 (16%)	0	100	100
54	R2	76/78 (97%)	71 (93%)	5 (7%)	0	100	100
54	RN	76/78 (97%)	71 (93%)	5 (7%)	0	100	100
56	YP	370/426 (87%)	311 (84%)	49 (13%)	10 (3%)	5	26
56	bP	370/426 (87%)	310 (84%)	53 (14%)	7 (2%)	8	34
57	12	172/174 (99%)	151 (88%)	21 (12%)	0	100	100
57	1N	172/174 (99%)	151 (88%)	21 (12%)	0	100	100
58	22	164/166 (99%)	148 (90%)	16 (10%)	0	100	100
58	2N	164/166 (99%)	148 (90%)	16 (10%)	0	100	100
59	32	167/169 (99%)	137 (82%)	30 (18%)	0	100	100
59	3N	167/169 (99%)	137 (82%)	30 (18%)	0	100	100
60	42	170/172 (99%)	149 (88%)	21 (12%)	0	100	100
60	4N	170/172 (99%)	149 (88%)	21 (12%)	0	100	100
61	52	172/174 (99%)	166 (96%)	6 (4%)	0	100	100
61	5N	172/174 (99%)	166 (96%)	6 (4%)	0	100	100
62	62	167/169 (99%)	156 (93%)	10 (6%)	1 (1%)	25	57
62	6N	167/169 (99%)	156 (93%)	10 (6%)	1 (1%)	25	57
63	72	162/164 (99%)	141 (87%)	21 (13%)	0	100	100
63	7N	162/164 (99%)	140 (86%)	22 (14%)	0	100	100
64	82	178/180 (99%)	162 (91%)	16 (9%)	0	100	100
64	8N	178/180 (99%)	162 (91%)	16 (9%)	0	100	100
65	23	130/159 (82%)	113 (87%)	17 (13%)	0	100	100
65	Z3	130/159 (82%)	112 (86%)	18 (14%)	0	100	100
66	33	251/288 (87%)	235 (94%)	15 (6%)	1 (0%)	34	66
66	a3	251/288 (87%)	232 (92%)	16 (6%)	3 (1%)	13	42
67	43	204/253 (81%)	177 (87%)	26 (13%)	1 (0%)	29	61
67	b3	204/253 (81%)	176 (86%)	25 (12%)	3 (2%)	10	38
68	A3	158/161 (98%)	153 (97%)	5 (3%)	0	100	100
68	C3	158/161 (98%)	153 (97%)	5 (3%)	0	100	100

Continued on next page...

Continued from previous page...

Mol	Chain	Analysed	Favoured	Allowed	Outliers	Percentiles
68	E3	158/161 (98%)	153 (97%)	5 (3%)	0	100 100
68	G3	158/161 (98%)	153 (97%)	5 (3%)	0	100 100
68	J3	158/161 (98%)	153 (97%)	5 (3%)	0	100 100
68	K3	158/161 (98%)	153 (97%)	5 (3%)	0	100 100
68	N3	158/161 (98%)	153 (97%)	5 (3%)	0	100 100
68	P3	158/161 (98%)	148 (94%)	8 (5%)	2 (1%)	12 40
68	R3	158/161 (98%)	153 (97%)	5 (3%)	0	100 100
68	T3	158/161 (98%)	153 (97%)	5 (3%)	0	100 100
68	c3	158/161 (98%)	153 (97%)	5 (3%)	0	100 100
68	e3	158/161 (98%)	153 (97%)	5 (3%)	0	100 100
68	g3	158/161 (98%)	153 (97%)	5 (3%)	0	100 100
68	i3	158/161 (98%)	153 (97%)	5 (3%)	0	100 100
68	l3	158/161 (98%)	153 (97%)	5 (3%)	0	100 100
68	m3	158/161 (98%)	153 (97%)	5 (3%)	0	100 100
68	p3	158/161 (98%)	153 (97%)	5 (3%)	0	100 100
68	r3	158/161 (98%)	145 (92%)	7 (4%)	6 (4%)	3 19
68	t3	158/161 (98%)	153 (97%)	5 (3%)	0	100 100
68	v3	158/161 (98%)	153 (97%)	5 (3%)	0	100 100
69	B3	158/161 (98%)	152 (96%)	6 (4%)	0	100 100
69	D3	158/161 (98%)	152 (96%)	6 (4%)	0	100 100
69	F3	158/161 (98%)	152 (96%)	6 (4%)	0	100 100
69	H3	158/161 (98%)	152 (96%)	6 (4%)	0	100 100
69	I3	158/161 (98%)	152 (96%)	6 (4%)	0	100 100
69	L3	158/161 (98%)	144 (91%)	10 (6%)	4 (2%)	5 27
69	M3	158/161 (98%)	152 (96%)	6 (4%)	0	100 100
69	O3	158/161 (98%)	152 (96%)	5 (3%)	1 (1%)	25 57
69	Q3	158/161 (98%)	151 (96%)	7 (4%)	0	100 100
69	S3	158/161 (98%)	152 (96%)	6 (4%)	0	100 100
69	U3	158/161 (98%)	152 (96%)	6 (4%)	0	100 100
69	d3	158/161 (98%)	152 (96%)	6 (4%)	0	100 100
69	f3	158/161 (98%)	152 (96%)	6 (4%)	0	100 100

Continued on next page...

Continued from previous page...

Mol	Chain	Analysed	Favoured	Allowed	Outliers	Percentiles
69	h3	158/161 (98%)	151 (96%)	6 (4%)	1 (1%)	25 57
69	j3	158/161 (98%)	152 (96%)	6 (4%)	0	100 100
69	k3	158/161 (98%)	152 (96%)	6 (4%)	0	100 100
69	n3	158/161 (98%)	140 (89%)	9 (6%)	9 (6%)	1 11
69	o3	158/161 (98%)	152 (96%)	6 (4%)	0	100 100
69	q3	158/161 (98%)	152 (96%)	6 (4%)	0	100 100
69	s3	158/161 (98%)	152 (96%)	6 (4%)	0	100 100
69	u3	158/161 (98%)	152 (96%)	6 (4%)	0	100 100
69	w3	158/161 (98%)	152 (96%)	6 (4%)	0	100 100
70	V3	158/161 (98%)	152 (96%)	6 (4%)	0	100 100
70	x3	158/161 (98%)	152 (96%)	6 (4%)	0	100 100
71	W3	171/173 (99%)	161 (94%)	10 (6%)	0	100 100
71	y3	171/173 (99%)	160 (94%)	11 (6%)	0	100 100
72	X3	90/93 (97%)	84 (93%)	6 (7%)	0	100 100
72	z3	90/93 (97%)	84 (93%)	6 (7%)	0	100 100
73	63	864/879 (98%)	790 (91%)	72 (8%)	2 (0%)	47 77
73	73	861/879 (98%)	780 (91%)	77 (9%)	4 (0%)	29 61
74	M5	236/333 (71%)	205 (87%)	25 (11%)	6 (2%)	5 27
74	M9	273/333 (82%)	238 (87%)	23 (8%)	12 (4%)	2 16
74	Z5	236/333 (71%)	207 (88%)	25 (11%)	4 (2%)	9 35
74	Z9	273/333 (82%)	232 (85%)	28 (10%)	13 (5%)	2 14
75	e7	246/303 (81%)	222 (90%)	24 (10%)	0	100 100
75	eA	246/303 (81%)	222 (90%)	24 (10%)	0	100 100
76	fB	283/288 (98%)	262 (93%)	20 (7%)	1 (0%)	34 66
76	hB	283/288 (98%)	263 (93%)	19 (7%)	1 (0%)	34 66
77	dD	283/342 (83%)	250 (88%)	32 (11%)	1 (0%)	34 66
77	dQ	283/342 (83%)	250 (88%)	32 (11%)	1 (0%)	34 66
78	zF	460/498 (92%)	338 (74%)	72 (16%)	50 (11%)	0 2
78	zK	461/498 (93%)	378 (82%)	54 (12%)	29 (6%)	1 9
79	bJ	405/490 (83%)	352 (87%)	53 (13%)	0	100 100
79	bM	403/490 (82%)	349 (87%)	53 (13%)	1 (0%)	47 77

Continued on next page...

Continued from previous page...

Mol	Chain	Analysed	Favoured	Allowed	Outliers	Percentiles
80	53	55/162 (34%)	34 (62%)	13 (24%)	8 (14%)	0 1
80	Y3	59/162 (36%)	28 (48%)	10 (17%)	21 (36%)	0 0
All	All	149968/156640 (96%)	141078 (94%)	8491 (6%)	399 (0%)	44 71

5 of 399 Ramachandran outliers are listed below:

Mol	Chain	Res	Type
1	OA	144	MET
4	AB	385	ALA
4	AB	389	GLY
4	AB	419	LYS
4	AB	421	SER

5.3.2 Protein sidechains (i)

In the following table, the Percentiles column shows the percent sidechain outliers of the chain as a percentile score with respect to all PDB entries followed by that with respect to all EM entries.

The Analysed column shows the number of residues for which the sidechain conformation was analysed, and the total number of residues.

Mol	Chain	Analysed	Rotameric	Outliers	Percentiles
1	A5	128/128 (100%)	121 (94%)	7 (6%)	21 52
1	A7	128/128 (100%)	126 (98%)	2 (2%)	62 79
1	A9	128/128 (100%)	122 (95%)	6 (5%)	26 57
1	AA	128/128 (100%)	126 (98%)	2 (2%)	62 79
1	AF	128/128 (100%)	128 (100%)	0	100 100
1	AI	128/128 (100%)	127 (99%)	1 (1%)	81 89
1	AK	128/128 (100%)	128 (100%)	0	100 100
1	AP	128/128 (100%)	128 (100%)	0	100 100
1	BD	128/128 (100%)	126 (98%)	2 (2%)	62 79
1	BQ	128/128 (100%)	126 (98%)	2 (2%)	62 79
1	C5	128/128 (100%)	121 (94%)	7 (6%)	21 52
1	C7	128/128 (100%)	128 (100%)	0	100 100
1	C9	128/128 (100%)	122 (95%)	6 (5%)	26 57
1	CA	128/128 (100%)	128 (100%)	0	100 100

Continued on next page...

Continued from previous page...

Mol	Chain	Analysed	Rotameric	Outliers	Percentiles
1	CF	128/128 (100%)	127 (99%)	1 (1%)	81 89
1	CI	128/128 (100%)	127 (99%)	1 (1%)	81 89
1	CJ	128/128 (100%)	126 (98%)	2 (2%)	62 79
1	CK	128/128 (100%)	127 (99%)	1 (1%)	81 89
1	CM	128/128 (100%)	127 (99%)	1 (1%)	81 89
1	CP	128/128 (100%)	128 (100%)	0	100 100
1	DD	128/128 (100%)	125 (98%)	3 (2%)	50 73
1	DQ	128/128 (100%)	125 (98%)	3 (2%)	50 73
1	E5	128/128 (100%)	121 (94%)	7 (6%)	21 52
1	E7	128/128 (100%)	127 (99%)	1 (1%)	81 89
1	E9	128/128 (100%)	121 (94%)	7 (6%)	21 52
1	EA	128/128 (100%)	127 (99%)	1 (1%)	81 89
1	EF	128/128 (100%)	128 (100%)	0	100 100
1	EI	128/128 (100%)	127 (99%)	1 (1%)	81 89
1	EJ	128/128 (100%)	128 (100%)	0	100 100
1	EK	128/128 (100%)	128 (100%)	0	100 100
1	EM	128/128 (100%)	128 (100%)	0	100 100
1	EP	128/128 (100%)	128 (100%)	0	100 100
1	FD	128/128 (100%)	127 (99%)	1 (1%)	81 89
1	FQ	128/128 (100%)	127 (99%)	1 (1%)	81 89
1	G5	128/128 (100%)	119 (93%)	9 (7%)	15 43
1	G7	128/128 (100%)	128 (100%)	0	100 100
1	G9	128/128 (100%)	122 (95%)	6 (5%)	26 57
1	GA	128/128 (100%)	128 (100%)	0	100 100
1	GF	128/128 (100%)	127 (99%)	1 (1%)	81 89
1	GI	128/128 (100%)	127 (99%)	1 (1%)	81 89
1	GJ	128/128 (100%)	127 (99%)	1 (1%)	81 89
1	GK	128/128 (100%)	127 (99%)	1 (1%)	81 89
1	GM	128/128 (100%)	127 (99%)	1 (1%)	81 89
1	GP	128/128 (100%)	128 (100%)	0	100 100
1	HD	128/128 (100%)	128 (100%)	0	100 100

Continued on next page...

Continued from previous page...

Mol	Chain	Analysed	Rotameric	Outliers	Percentiles	
1	HQ	128/128 (100%)	128 (100%)	0	100	100
1	I5	128/128 (100%)	120 (94%)	8 (6%)	18	47
1	I7	128/128 (100%)	127 (99%)	1 (1%)	81	89
1	I9	128/128 (100%)	122 (95%)	6 (5%)	26	57
1	IA	128/128 (100%)	127 (99%)	1 (1%)	81	89
1	IF	128/128 (100%)	125 (98%)	3 (2%)	50	73
1	II	128/128 (100%)	127 (99%)	1 (1%)	81	89
1	IJ	128/128 (100%)	126 (98%)	2 (2%)	62	79
1	IK	128/128 (100%)	125 (98%)	3 (2%)	50	73
1	IM	128/128 (100%)	128 (100%)	0	100	100
1	IP	128/128 (100%)	127 (99%)	1 (1%)	81	89
1	JB	128/128 (100%)	117 (91%)	11 (9%)	10	35
1	JD	128/128 (100%)	128 (100%)	0	100	100
1	JQ	128/128 (100%)	128 (100%)	0	100	100
1	K5	128/128 (100%)	121 (94%)	7 (6%)	21	52
1	K7	128/128 (100%)	128 (100%)	0	100	100
1	K9	128/128 (100%)	122 (95%)	6 (5%)	26	57
1	KA	128/128 (100%)	128 (100%)	0	100	100
1	KF	128/128 (100%)	127 (99%)	1 (1%)	81	89
1	KI	128/128 (100%)	127 (99%)	1 (1%)	81	89
1	KJ	128/128 (100%)	127 (99%)	1 (1%)	81	89
1	KK	128/128 (100%)	127 (99%)	1 (1%)	81	89
1	KM	128/128 (100%)	128 (100%)	0	100	100
1	KP	128/128 (100%)	127 (99%)	1 (1%)	81	89
1	LD	128/128 (100%)	127 (99%)	1 (1%)	81	89
1	LQ	128/128 (100%)	127 (99%)	1 (1%)	81	89
1	M7	128/128 (100%)	128 (100%)	0	100	100
1	MA	128/128 (100%)	128 (100%)	0	100	100
1	MF	128/128 (100%)	128 (100%)	0	100	100
1	MJ	128/128 (100%)	127 (99%)	1 (1%)	81	89
1	MK	128/128 (100%)	128 (100%)	0	100	100

Continued on next page...

Continued from previous page...

Mol	Chain	Analysed	Rotameric	Outliers	Percentiles
1	MM	128/128 (100%)	127 (99%)	1 (1%)	81 89
1	MP	128/128 (100%)	128 (100%)	0	100 100
1	N5	128/128 (100%)	121 (94%)	7 (6%)	21 52
1	N9	128/128 (100%)	122 (95%)	6 (5%)	26 57
1	ND	128/128 (100%)	127 (99%)	1 (1%)	81 89
1	NI	128/128 (100%)	127 (99%)	1 (1%)	81 89
1	NQ	128/128 (100%)	127 (99%)	1 (1%)	81 89
1	O1	128/128 (100%)	126 (98%)	2 (2%)	62 79
1	O4	128/128 (100%)	128 (100%)	0	100 100
1	O7	128/128 (100%)	126 (98%)	2 (2%)	62 79
1	OA	128/128 (100%)	124 (97%)	4 (3%)	40 67
1	OE	128/128 (100%)	127 (99%)	1 (1%)	81 89
1	OF	128/128 (100%)	128 (100%)	0	100 100
1	OG	128/128 (100%)	127 (99%)	1 (1%)	81 89
1	OH	128/128 (100%)	126 (98%)	2 (2%)	62 79
1	OJ	128/128 (100%)	127 (99%)	1 (1%)	81 89
1	OK	128/128 (100%)	128 (100%)	0	100 100
1	OM	128/128 (100%)	128 (100%)	0	100 100
1	OO	128/128 (100%)	128 (100%)	0	100 100
1	OP	128/128 (100%)	128 (100%)	0	100 100
1	P5	128/128 (100%)	121 (94%)	7 (6%)	21 52
1	P9	128/128 (100%)	122 (95%)	6 (5%)	26 57
1	PD	128/128 (100%)	128 (100%)	0	100 100
1	PI	128/128 (100%)	126 (98%)	2 (2%)	62 79
1	PQ	128/128 (100%)	128 (100%)	0	100 100
1	Q1	128/128 (100%)	128 (100%)	0	100 100
1	Q4	128/128 (100%)	126 (98%)	2 (2%)	62 79
1	Q7	128/128 (100%)	127 (99%)	1 (1%)	81 89
1	QA	128/128 (100%)	127 (99%)	1 (1%)	81 89
1	QE	128/128 (100%)	126 (98%)	2 (2%)	62 79
1	QF	128/128 (100%)	128 (100%)	0	100 100

Continued on next page...

Continued from previous page...

Mol	Chain	Analysed	Rotameric	Outliers	Percentiles
1	QG	128/128 (100%)	126 (98%)	2 (2%)	62 79
1	QH	128/128 (100%)	128 (100%)	0	100 100
1	QJ	128/128 (100%)	127 (99%)	1 (1%)	81 89
1	QK	128/128 (100%)	128 (100%)	0	100 100
1	QM	128/128 (100%)	127 (99%)	1 (1%)	81 89
1	QO	128/128 (100%)	126 (98%)	2 (2%)	62 79
1	QP	128/128 (100%)	126 (98%)	2 (2%)	62 79
1	R5	128/128 (100%)	121 (94%)	7 (6%)	21 52
1	R9	128/128 (100%)	122 (95%)	6 (5%)	26 57
1	RD	128/128 (100%)	128 (100%)	0	100 100
1	RI	128/128 (100%)	126 (98%)	2 (2%)	62 79
1	RQ	128/128 (100%)	128 (100%)	0	100 100
1	S1	128/128 (100%)	128 (100%)	0	100 100
1	S4	128/128 (100%)	128 (100%)	0	100 100
1	S7	128/128 (100%)	128 (100%)	0	100 100
1	SA	128/128 (100%)	128 (100%)	0	100 100
1	SE	128/128 (100%)	127 (99%)	1 (1%)	81 89
1	SF	128/128 (100%)	122 (95%)	6 (5%)	26 57
1	SG	128/128 (100%)	127 (99%)	1 (1%)	81 89
1	SH	128/128 (100%)	128 (100%)	0	100 100
1	SJ	128/128 (100%)	127 (99%)	1 (1%)	81 89
1	SK	128/128 (100%)	128 (100%)	0	100 100
1	SM	128/128 (100%)	127 (99%)	1 (1%)	81 89
1	SO	128/128 (100%)	128 (100%)	0	100 100
1	SP	128/128 (100%)	127 (99%)	1 (1%)	81 89
1	T5	128/128 (100%)	120 (94%)	8 (6%)	18 47
1	T9	128/128 (100%)	122 (95%)	6 (5%)	26 57
1	TB	128/128 (100%)	117 (91%)	11 (9%)	10 35
1	TD	128/128 (100%)	125 (98%)	3 (2%)	50 73
1	TI	128/128 (100%)	127 (99%)	1 (1%)	81 89
1	TQ	128/128 (100%)	125 (98%)	3 (2%)	50 73

Continued on next page...

Continued from previous page...

Mol	Chain	Analysed	Rotameric	Outliers	Percentiles	
1	U1	128/128 (100%)	128 (100%)	0	100	100
1	U4	128/128 (100%)	128 (100%)	0	100	100
1	U7	128/128 (100%)	127 (99%)	1 (1%)	81	89
1	UA	128/128 (100%)	127 (99%)	1 (1%)	81	89
1	UE	128/128 (100%)	128 (100%)	0	100	100
1	UF	128/128 (100%)	127 (99%)	1 (1%)	81	89
1	UG	128/128 (100%)	128 (100%)	0	100	100
1	UH	128/128 (100%)	128 (100%)	0	100	100
1	UJ	127/128 (99%)	126 (99%)	1 (1%)	81	89
1	UK	128/128 (100%)	127 (99%)	1 (1%)	81	89
1	UM	127/128 (99%)	126 (99%)	1 (1%)	81	89
1	UO	128/128 (100%)	128 (100%)	0	100	100
1	UP	128/128 (100%)	128 (100%)	0	100	100
1	V5	128/128 (100%)	121 (94%)	7 (6%)	21	52
1	V9	128/128 (100%)	122 (95%)	6 (5%)	26	57
1	VD	128/128 (100%)	127 (99%)	1 (1%)	81	89
1	VI	128/128 (100%)	127 (99%)	1 (1%)	81	89
1	VQ	128/128 (100%)	127 (99%)	1 (1%)	81	89
1	W1	128/128 (100%)	128 (100%)	0	100	100
1	W4	128/128 (100%)	126 (98%)	2 (2%)	62	79
1	W7	128/128 (100%)	128 (100%)	0	100	100
1	WA	128/128 (100%)	128 (100%)	0	100	100
1	WE	128/128 (100%)	128 (100%)	0	100	100
1	WF	128/128 (100%)	128 (100%)	0	100	100
1	WG	128/128 (100%)	128 (100%)	0	100	100
1	WH	128/128 (100%)	128 (100%)	0	100	100
1	WJ	128/128 (100%)	128 (100%)	0	100	100
1	WK	128/128 (100%)	128 (100%)	0	100	100
1	WM	128/128 (100%)	127 (99%)	1 (1%)	81	89
1	WO	128/128 (100%)	127 (99%)	1 (1%)	81	89
1	WP	127/128 (99%)	126 (99%)	1 (1%)	81	89

Continued on next page...

Continued from previous page...

Mol	Chain	Analysed	Rotameric	Outliers	Percentiles
1	X5	128/128 (100%)	121 (94%)	7 (6%)	21 52
1	X9	128/128 (100%)	122 (95%)	6 (5%)	26 57
1	XD	128/128 (100%)	127 (99%)	1 (1%)	81 89
1	XI	128/128 (100%)	127 (99%)	1 (1%)	81 89
1	XQ	128/128 (100%)	127 (99%)	1 (1%)	81 89
1	YF	128/128 (100%)	128 (100%)	0	100 100
1	YJ	128/128 (100%)	127 (99%)	1 (1%)	81 89
1	YK	128/128 (100%)	128 (100%)	0	100 100
1	YM	127/128 (99%)	127 (100%)	0	100 100
1	Z1	128/128 (100%)	127 (99%)	1 (1%)	81 89
1	Z4	128/128 (100%)	128 (100%)	0	100 100
1	ZE	128/128 (100%)	128 (100%)	0	100 100
1	ZG	128/128 (100%)	125 (98%)	3 (2%)	50 73
1	ZH	128/128 (100%)	127 (99%)	1 (1%)	81 89
1	ZO	128/128 (100%)	128 (100%)	0	100 100
1	aF	128/128 (100%)	127 (99%)	1 (1%)	81 89
1	aJ	128/128 (100%)	125 (98%)	3 (2%)	50 73
1	aK	128/128 (100%)	127 (99%)	1 (1%)	81 89
1	aM	128/128 (100%)	126 (98%)	2 (2%)	62 79
1	b1	128/128 (100%)	128 (100%)	0	100 100
1	b4	128/128 (100%)	127 (99%)	1 (1%)	81 89
1	bE	127/128 (99%)	125 (98%)	2 (2%)	62 79
1	bG	127/128 (99%)	126 (99%)	1 (1%)	81 89
1	bH	128/128 (100%)	128 (100%)	0	100 100
1	bO	128/128 (100%)	127 (99%)	1 (1%)	81 89
1	cF	128/128 (100%)	127 (99%)	1 (1%)	81 89
1	cK	128/128 (100%)	127 (99%)	1 (1%)	81 89
1	d1	128/128 (100%)	125 (98%)	3 (2%)	50 73
1	d4	128/128 (100%)	128 (100%)	0	100 100
1	dE	128/128 (100%)	126 (98%)	2 (2%)	62 79
1	dG	128/128 (100%)	126 (98%)	2 (2%)	62 79

Continued on next page...

Continued from previous page...

Mol	Chain	Analysed	Rotameric	Outliers	Percentiles
1	dH	128/128 (100%)	125 (98%)	3 (2%)	50 73
1	dJ	128/128 (100%)	126 (98%)	2 (2%)	62 79
1	dM	128/128 (100%)	127 (99%)	1 (1%)	81 89
1	dO	128/128 (100%)	128 (100%)	0	100 100
1	eF	128/128 (100%)	126 (98%)	2 (2%)	62 79
1	eK	128/128 (100%)	126 (98%)	2 (2%)	62 79
1	f1	128/128 (100%)	128 (100%)	0	100 100
1	f4	128/128 (100%)	128 (100%)	0	100 100
1	fE	128/128 (100%)	127 (99%)	1 (1%)	81 89
1	fG	128/128 (100%)	127 (99%)	1 (1%)	81 89
1	fH	128/128 (100%)	128 (100%)	0	100 100
1	fJ	128/128 (100%)	126 (98%)	2 (2%)	62 79
1	fM	128/128 (100%)	127 (99%)	1 (1%)	81 89
1	fO	128/128 (100%)	128 (100%)	0	100 100
1	gF	128/128 (100%)	127 (99%)	1 (1%)	81 89
1	gK	128/128 (100%)	127 (99%)	1 (1%)	81 89
1	h1	128/128 (100%)	127 (99%)	1 (1%)	81 89
1	h4	128/128 (100%)	128 (100%)	0	100 100
1	hE	128/128 (100%)	127 (99%)	1 (1%)	81 89
1	hG	128/128 (100%)	127 (99%)	1 (1%)	81 89
1	hH	128/128 (100%)	127 (99%)	1 (1%)	81 89
1	hJ	128/128 (100%)	127 (99%)	1 (1%)	81 89
1	hM	128/128 (100%)	127 (99%)	1 (1%)	81 89
1	hO	128/128 (100%)	128 (100%)	0	100 100
1	iF	128/128 (100%)	127 (99%)	1 (1%)	81 89
1	iK	128/128 (100%)	127 (99%)	1 (1%)	81 89
1	j1	128/128 (100%)	127 (99%)	1 (1%)	81 89
1	j4	128/128 (100%)	128 (100%)	0	100 100
1	jE	128/128 (100%)	128 (100%)	0	100 100
1	jG	128/128 (100%)	128 (100%)	0	100 100
1	jH	128/128 (100%)	127 (99%)	1 (1%)	81 89

Continued on next page...

Continued from previous page...

Mol	Chain	Analysed	Rotameric	Outliers	Percentiles
1	jJ	128/128 (100%)	128 (100%)	0	100 100
1	jM	128/128 (100%)	126 (98%)	2 (2%)	62 79
1	jO	128/128 (100%)	128 (100%)	0	100 100
1	kF	128/128 (100%)	126 (98%)	2 (2%)	62 79
1	kK	128/128 (100%)	126 (98%)	2 (2%)	62 79
1	l1	128/128 (100%)	126 (98%)	2 (2%)	62 79
1	l4	128/128 (100%)	127 (99%)	1 (1%)	81 89
1	lE	128/128 (100%)	110 (86%)	18 (14%)	3 16
1	lG	127/128 (99%)	121 (95%)	6 (5%)	26 57
1	lH	128/128 (100%)	126 (98%)	2 (2%)	62 79
1	lJ	128/128 (100%)	127 (99%)	1 (1%)	81 89
1	lM	128/128 (100%)	127 (99%)	1 (1%)	81 89
1	lO	128/128 (100%)	127 (99%)	1 (1%)	81 89
1	mF	128/128 (100%)	126 (98%)	2 (2%)	62 79
1	mK	128/128 (100%)	126 (98%)	2 (2%)	62 79
1	oF	128/128 (100%)	126 (98%)	2 (2%)	62 79
1	oK	128/128 (100%)	126 (98%)	2 (2%)	62 79
1	p8	128/128 (100%)	128 (100%)	0	100 100
1	pC	128/128 (100%)	128 (100%)	0	100 100
1	qF	128/128 (100%)	126 (98%)	2 (2%)	62 79
1	qK	128/128 (100%)	126 (98%)	2 (2%)	62 79
1	r8	128/128 (100%)	126 (98%)	2 (2%)	62 79
1	rC	128/128 (100%)	126 (98%)	2 (2%)	62 79
1	sF	128/128 (100%)	126 (98%)	2 (2%)	62 79
1	sK	128/128 (100%)	126 (98%)	2 (2%)	62 79
1	t8	128/128 (100%)	128 (100%)	0	100 100
1	tC	128/128 (100%)	128 (100%)	0	100 100
1	uF	128/128 (100%)	127 (99%)	1 (1%)	81 89
1	uK	128/128 (100%)	127 (99%)	1 (1%)	81 89
1	v8	128/128 (100%)	126 (98%)	2 (2%)	62 79
1	vC	128/128 (100%)	126 (98%)	2 (2%)	62 79

Continued on next page...

Continued from previous page...

Mol	Chain	Analysed	Rotameric	Outliers	Percentiles
1	x8	128/128 (100%)	125 (98%)	3 (2%)	50 73
1	xC	128/128 (100%)	125 (98%)	3 (2%)	50 73
1	z8	128/128 (100%)	126 (98%)	2 (2%)	62 79
1	zC	128/128 (100%)	126 (98%)	2 (2%)	62 79
2	18	137/137 (100%)	135 (98%)	2 (2%)	65 81
2	1C	137/137 (100%)	135 (98%)	2 (2%)	65 81
2	B5	137/137 (100%)	137 (100%)	0	100 100
2	B7	137/137 (100%)	133 (97%)	4 (3%)	42 69
2	B9	136/137 (99%)	136 (100%)	0	100 100
2	BA	137/137 (100%)	133 (97%)	4 (3%)	42 69
2	BB	137/137 (100%)	136 (99%)	1 (1%)	84 90
2	BF	138/137 (101%)	138 (100%)	0	100 100
2	BI	137/137 (100%)	136 (99%)	1 (1%)	84 90
2	BK	138/137 (101%)	138 (100%)	0	100 100
2	BP	137/137 (100%)	137 (100%)	0	100 100
2	CB	136/137 (99%)	135 (99%)	1 (1%)	84 90
2	CD	137/137 (100%)	137 (100%)	0	100 100
2	CQ	137/137 (100%)	137 (100%)	0	100 100
2	D5	137/137 (100%)	137 (100%)	0	100 100
2	D7	137/137 (100%)	136 (99%)	1 (1%)	84 90
2	D9	137/137 (100%)	136 (99%)	1 (1%)	84 90
2	DA	137/137 (100%)	136 (99%)	1 (1%)	84 90
2	DB	113/137 (82%)	107 (95%)	6 (5%)	22 53
2	DF	140/137 (102%)	138 (99%)	2 (1%)	67 82
2	DI	137/137 (100%)	137 (100%)	0	100 100
2	DJ	140/137 (102%)	140 (100%)	0	100 100
2	DK	140/137 (102%)	138 (99%)	2 (1%)	67 82
2	DM	140/137 (102%)	137 (98%)	3 (2%)	53 75
2	DP	137/137 (100%)	137 (100%)	0	100 100
2	ED	137/137 (100%)	136 (99%)	1 (1%)	84 90
2	EQ	137/137 (100%)	136 (99%)	1 (1%)	84 90

Continued on next page...

Continued from previous page...

Mol	Chain	Analysed	Rotameric	Outliers	Percentiles
2	F5	137/137 (100%)	137 (100%)	0	100 100
2	F7	137/137 (100%)	135 (98%)	2 (2%)	65 81
2	F9	137/137 (100%)	137 (100%)	0	100 100
2	FA	137/137 (100%)	135 (98%)	2 (2%)	65 81
2	FB	137/137 (100%)	137 (100%)	0	100 100
2	FF	140/137 (102%)	139 (99%)	1 (1%)	84 90
2	FI	137/137 (100%)	137 (100%)	0	100 100
2	FJ	140/137 (102%)	140 (100%)	0	100 100
2	FK	140/137 (102%)	139 (99%)	1 (1%)	84 90
2	FM	140/137 (102%)	138 (99%)	2 (1%)	67 82
2	FP	137/137 (100%)	137 (100%)	0	100 100
2	GB	137/137 (100%)	136 (99%)	1 (1%)	84 90
2	GD	137/137 (100%)	137 (100%)	0	100 100
2	GQ	137/137 (100%)	137 (100%)	0	100 100
2	H5	139/137 (102%)	139 (100%)	0	100 100
2	H7	139/137 (102%)	137 (99%)	2 (1%)	67 82
2	H9	139/137 (102%)	139 (100%)	0	100 100
2	HA	139/137 (102%)	137 (99%)	2 (1%)	67 82
2	HB	134/137 (98%)	130 (97%)	4 (3%)	41 68
2	HF	140/137 (102%)	140 (100%)	0	100 100
2	HI	138/137 (101%)	138 (100%)	0	100 100
2	HJ	140/137 (102%)	140 (100%)	0	100 100
2	HK	140/137 (102%)	140 (100%)	0	100 100
2	HM	140/137 (102%)	139 (99%)	1 (1%)	84 90
2	HP	139/137 (102%)	139 (100%)	0	100 100
2	IB	137/137 (100%)	134 (98%)	3 (2%)	52 74
2	ID	139/137 (102%)	138 (99%)	1 (1%)	84 90
2	IQ	139/137 (102%)	138 (99%)	1 (1%)	84 90
2	J5	137/137 (100%)	137 (100%)	0	100 100
2	J7	137/137 (100%)	137 (100%)	0	100 100
2	J9	137/137 (100%)	136 (99%)	1 (1%)	84 90

Continued on next page...

Continued from previous page...

Mol	Chain	Analysed	Rotameric	Outliers	Percentiles	
2	JA	137/137 (100%)	137 (100%)	0	100	100
2	JF	140/137 (102%)	138 (99%)	2 (1%)	67	82
2	JI	137/137 (100%)	137 (100%)	0	100	100
2	JJ	139/137 (102%)	138 (99%)	1 (1%)	84	90
2	JK	140/137 (102%)	138 (99%)	2 (1%)	67	82
2	JM	139/137 (102%)	139 (100%)	0	100	100
2	JP	137/137 (100%)	135 (98%)	2 (2%)	65	81
2	KD	137/137 (100%)	136 (99%)	1 (1%)	84	90
2	KQ	137/137 (100%)	136 (99%)	1 (1%)	84	90
2	L5	137/137 (100%)	137 (100%)	0	100	100
2	L7	137/137 (100%)	135 (98%)	2 (2%)	65	81
2	L9	137/137 (100%)	137 (100%)	0	100	100
2	LA	137/137 (100%)	135 (98%)	2 (2%)	65	81
2	LB	136/137 (99%)	134 (98%)	2 (2%)	65	81
2	LF	140/137 (102%)	139 (99%)	1 (1%)	84	90
2	LI	137/137 (100%)	136 (99%)	1 (1%)	84	90
2	LJ	140/137 (102%)	140 (100%)	0	100	100
2	LK	140/137 (102%)	139 (99%)	1 (1%)	84	90
2	LM	140/137 (102%)	138 (99%)	2 (1%)	67	82
2	LP	137/137 (100%)	136 (99%)	1 (1%)	84	90
2	MB	135/137 (98%)	129 (96%)	6 (4%)	28	59
2	MD	137/137 (100%)	137 (100%)	0	100	100
2	MQ	137/137 (100%)	137 (100%)	0	100	100
2	N7	140/137 (102%)	140 (100%)	0	100	100
2	NA	140/137 (102%)	140 (100%)	0	100	100
2	NB	112/137 (82%)	107 (96%)	5 (4%)	27	58
2	NF	140/137 (102%)	138 (99%)	2 (1%)	67	82
2	NJ	140/137 (102%)	138 (99%)	2 (1%)	67	82
2	NK	140/137 (102%)	138 (99%)	2 (1%)	67	82
2	NM	140/137 (102%)	137 (98%)	3 (2%)	53	75
2	NP	137/137 (100%)	137 (100%)	0	100	100

Continued on next page...

Continued from previous page...

Mol	Chain	Analysed	Rotameric	Outliers	Percentiles	
2	O5	137/137 (100%)	137 (100%)	0	100	100
2	O9	136/137 (99%)	136 (100%)	0	100	100
2	OB	137/137 (100%)	137 (100%)	0	100	100
2	OD	137/137 (100%)	137 (100%)	0	100	100
2	OI	137/137 (100%)	137 (100%)	0	100	100
2	OQ	137/137 (100%)	137 (100%)	0	100	100
2	P1	137/137 (100%)	137 (100%)	0	100	100
2	P4	137/137 (100%)	137 (100%)	0	100	100
2	P7	140/137 (102%)	135 (96%)	5 (4%)	35	63
2	PA	140/137 (102%)	135 (96%)	5 (4%)	35	63
2	PB	137/137 (100%)	132 (96%)	5 (4%)	35	63
2	PE	137/137 (100%)	135 (98%)	2 (2%)	65	81
2	PF	140/137 (102%)	140 (100%)	0	100	100
2	PG	137/137 (100%)	135 (98%)	2 (2%)	65	81
2	PH	137/137 (100%)	137 (100%)	0	100	100
2	PJ	137/137 (100%)	137 (100%)	0	100	100
2	PK	140/137 (102%)	140 (100%)	0	100	100
2	PM	137/137 (100%)	137 (100%)	0	100	100
2	PO	137/137 (100%)	137 (100%)	0	100	100
2	PP	137/137 (100%)	137 (100%)	0	100	100
2	Q5	137/137 (100%)	137 (100%)	0	100	100
2	Q9	137/137 (100%)	137 (100%)	0	100	100
2	QB	134/137 (98%)	129 (96%)	5 (4%)	34	63
2	QD	137/137 (100%)	136 (99%)	1 (1%)	84	90
2	QI	137/137 (100%)	135 (98%)	2 (2%)	65	81
2	QQ	137/137 (100%)	135 (98%)	2 (2%)	65	81
2	R1	137/137 (100%)	137 (100%)	0	100	100
2	R4	137/137 (100%)	137 (100%)	0	100	100
2	R7	140/137 (102%)	138 (99%)	2 (1%)	67	82
2	RA	140/137 (102%)	138 (99%)	2 (1%)	67	82
2	RB	137/137 (100%)	135 (98%)	2 (2%)	65	81

Continued on next page...

Continued from previous page...

Mol	Chain	Analysed	Rotameric	Outliers	Percentiles
2	RE	137/137 (100%)	136 (99%)	1 (1%)	84 90
2	RF	139/137 (102%)	137 (99%)	2 (1%)	67 82
2	RG	137/137 (100%)	136 (99%)	1 (1%)	84 90
2	RH	137/137 (100%)	137 (100%)	0	100 100
2	RJ	138/137 (101%)	138 (100%)	0	100 100
2	RK	139/137 (102%)	137 (99%)	2 (1%)	67 82
2	RM	138/137 (101%)	138 (100%)	0	100 100
2	RO	137/137 (100%)	137 (100%)	0	100 100
2	RP	137/137 (100%)	137 (100%)	0	100 100
2	S5	137/137 (100%)	137 (100%)	0	100 100
2	S9	137/137 (100%)	137 (100%)	0	100 100
2	SB	136/137 (99%)	134 (98%)	2 (2%)	65 81
2	SD	137/137 (100%)	137 (100%)	0	100 100
2	SI	137/137 (100%)	136 (99%)	1 (1%)	84 90
2	SQ	137/137 (100%)	137 (100%)	0	100 100
2	T1	137/137 (100%)	136 (99%)	1 (1%)	84 90
2	T4	137/137 (100%)	136 (99%)	1 (1%)	84 90
2	T7	140/137 (102%)	139 (99%)	1 (1%)	84 90
2	TA	140/137 (102%)	139 (99%)	1 (1%)	84 90
2	TE	137/137 (100%)	136 (99%)	1 (1%)	84 90
2	TF	139/137 (102%)	138 (99%)	1 (1%)	84 90
2	TG	137/137 (100%)	136 (99%)	1 (1%)	84 90
2	TH	136/137 (99%)	135 (99%)	1 (1%)	84 90
2	TJ	140/137 (102%)	138 (99%)	2 (1%)	67 82
2	TK	139/137 (102%)	138 (99%)	1 (1%)	84 90
2	TM	140/137 (102%)	140 (100%)	0	100 100
2	TO	137/137 (100%)	136 (99%)	1 (1%)	84 90
2	TP	139/137 (102%)	139 (100%)	0	100 100
2	U5	139/137 (102%)	139 (100%)	0	100 100
2	U9	139/137 (102%)	137 (99%)	2 (1%)	67 82
2	UD	139/137 (102%)	137 (99%)	2 (1%)	67 82

Continued on next page...

Continued from previous page...

Mol	Chain	Analysed	Rotameric	Outliers	Percentiles	
2	UI	138/137 (101%)	138 (100%)	0	100	100
2	UQ	139/137 (102%)	137 (99%)	2 (1%)	67	82
2	V1	137/137 (100%)	131 (96%)	6 (4%)	28	59
2	V4	137/137 (100%)	132 (96%)	5 (4%)	35	63
2	V7	140/137 (102%)	140 (100%)	0	100	100
2	VA	140/137 (102%)	140 (100%)	0	100	100
2	VB	137/137 (100%)	135 (98%)	2 (2%)	65	81
2	VE	139/137 (102%)	139 (100%)	0	100	100
2	VF	139/137 (102%)	138 (99%)	1 (1%)	84	90
2	VG	139/137 (102%)	139 (100%)	0	100	100
2	VH	132/137 (96%)	124 (94%)	8 (6%)	18	48
2	VJ	140/137 (102%)	140 (100%)	0	100	100
2	VK	139/137 (102%)	138 (99%)	1 (1%)	84	90
2	VM	140/137 (102%)	139 (99%)	1 (1%)	84	90
2	VO	137/137 (100%)	132 (96%)	5 (4%)	35	63
2	VP	137/137 (100%)	135 (98%)	2 (2%)	65	81
2	W5	137/137 (100%)	137 (100%)	0	100	100
2	W9	137/137 (100%)	137 (100%)	0	100	100
2	WD	137/137 (100%)	135 (98%)	2 (2%)	65	81
2	WI	137/137 (100%)	137 (100%)	0	100	100
2	WQ	137/137 (100%)	135 (98%)	2 (2%)	65	81
2	X7	140/137 (102%)	139 (99%)	1 (1%)	84	90
2	XA	140/137 (102%)	139 (99%)	1 (1%)	84	90
2	XB	137/137 (100%)	137 (100%)	0	100	100
2	XF	140/137 (102%)	140 (100%)	0	100	100
2	XJ	139/137 (102%)	139 (100%)	0	100	100
2	XK	140/137 (102%)	140 (100%)	0	100	100
2	XM	139/137 (102%)	139 (100%)	0	100	100
2	XP	137/137 (100%)	136 (99%)	1 (1%)	84	90
2	Y1	137/137 (100%)	137 (100%)	0	100	100
2	Y4	137/137 (100%)	137 (100%)	0	100	100

Continued on next page...

Continued from previous page...

Mol	Chain	Analysed	Rotameric	Outliers	Percentiles	
2	Y5	137/137 (100%)	137 (100%)	0	100	100
2	Y9	137/137 (100%)	137 (100%)	0	100	100
2	YB	137/137 (100%)	137 (100%)	0	100	100
2	YD	137/137 (100%)	137 (100%)	0	100	100
2	YE	137/137 (100%)	137 (100%)	0	100	100
2	YG	137/137 (100%)	137 (100%)	0	100	100
2	YH	137/137 (100%)	137 (100%)	0	100	100
2	YI	137/137 (100%)	135 (98%)	2 (2%)	65	81
2	YO	137/137 (100%)	137 (100%)	0	100	100
2	YQ	137/137 (100%)	137 (100%)	0	100	100
2	ZB	117/137 (85%)	116 (99%)	1 (1%)	78	87
2	ZF	140/137 (102%)	139 (99%)	1 (1%)	84	90
2	ZJ	140/137 (102%)	138 (99%)	2 (1%)	67	82
2	ZK	140/137 (102%)	139 (99%)	1 (1%)	84	90
2	ZM	140/137 (102%)	140 (100%)	0	100	100
2	a1	137/137 (100%)	137 (100%)	0	100	100
2	a4	137/137 (100%)	132 (96%)	5 (4%)	35	63
2	aB	137/137 (100%)	135 (98%)	2 (2%)	65	81
2	aE	137/137 (100%)	137 (100%)	0	100	100
2	aG	137/137 (100%)	137 (100%)	0	100	100
2	aH	137/137 (100%)	137 (100%)	0	100	100
2	aO	137/137 (100%)	132 (96%)	5 (4%)	35	63
2	bB	137/137 (100%)	137 (100%)	0	100	100
2	bF	140/137 (102%)	140 (100%)	0	100	100
2	bK	140/137 (102%)	140 (100%)	0	100	100
2	c1	137/137 (100%)	135 (98%)	2 (2%)	65	81
2	c4	137/137 (100%)	136 (99%)	1 (1%)	84	90
2	cE	137/137 (100%)	137 (100%)	0	100	100
2	cG	137/137 (100%)	137 (100%)	0	100	100
2	cH	137/137 (100%)	135 (98%)	2 (2%)	65	81
2	cJ	139/137 (102%)	139 (100%)	0	100	100

Continued on next page...

Continued from previous page...

Mol	Chain	Analysed	Rotameric	Outliers	Percentiles
2	cM	139/137 (102%)	139 (100%)	0	100 100
2	cO	137/137 (100%)	136 (99%)	1 (1%)	84 90
2	dB	137/137 (100%)	136 (99%)	1 (1%)	84 90
2	dF	138/137 (101%)	138 (100%)	0	100 100
2	dK	139/137 (102%)	139 (100%)	0	100 100
2	e1	137/137 (100%)	135 (98%)	2 (2%)	65 81
2	e4	137/137 (100%)	137 (100%)	0	100 100
2	eB	137/137 (100%)	136 (99%)	1 (1%)	84 90
2	eE	137/137 (100%)	135 (98%)	2 (2%)	65 81
2	eG	136/137 (99%)	134 (98%)	2 (2%)	65 81
2	eH	137/137 (100%)	135 (98%)	2 (2%)	65 81
2	eJ	140/137 (102%)	140 (100%)	0	100 100
2	eM	140/137 (102%)	138 (99%)	2 (1%)	67 82
2	eO	137/137 (100%)	137 (100%)	0	100 100
2	fF	139/137 (102%)	139 (100%)	0	100 100
2	fK	139/137 (102%)	139 (100%)	0	100 100
2	g1	137/137 (100%)	137 (100%)	0	100 100
2	g4	137/137 (100%)	137 (100%)	0	100 100
2	gB	114/137 (83%)	105 (92%)	9 (8%)	12 37
2	gE	137/137 (100%)	135 (98%)	2 (2%)	65 81
2	gG	137/137 (100%)	135 (98%)	2 (2%)	65 81
2	gH	137/137 (100%)	137 (100%)	0	100 100
2	gJ	140/137 (102%)	139 (99%)	1 (1%)	84 90
2	gM	140/137 (102%)	140 (100%)	0	100 100
2	gO	137/137 (100%)	137 (100%)	0	100 100
2	hF	140/137 (102%)	140 (100%)	0	100 100
2	hK	140/137 (102%)	140 (100%)	0	100 100
2	i1	139/137 (102%)	135 (97%)	4 (3%)	42 69
2	i4	138/137 (101%)	138 (100%)	0	100 100
2	iE	139/137 (102%)	139 (100%)	0	100 100
2	iG	139/137 (102%)	139 (100%)	0	100 100

Continued on next page...

Continued from previous page...

Mol	Chain	Analysed	Rotameric	Outliers	Percentiles	
2	iH	139/137 (102%)	135 (97%)	4 (3%)	42	69
2	iJ	140/137 (102%)	140 (100%)	0	100	100
2	iM	140/137 (102%)	140 (100%)	0	100	100
2	iO	138/137 (101%)	138 (100%)	0	100	100
2	jF	140/137 (102%)	138 (99%)	2 (1%)	67	82
2	jK	140/137 (102%)	138 (99%)	2 (1%)	67	82
2	k1	137/137 (100%)	135 (98%)	2 (2%)	65	81
2	k4	136/137 (99%)	133 (98%)	3 (2%)	52	74
2	kE	137/137 (100%)	136 (99%)	1 (1%)	84	90
2	kG	137/137 (100%)	136 (99%)	1 (1%)	84	90
2	kH	137/137 (100%)	135 (98%)	2 (2%)	65	81
2	kJ	140/137 (102%)	140 (100%)	0	100	100
2	kM	140/137 (102%)	140 (100%)	0	100	100
2	kO	137/137 (100%)	135 (98%)	2 (2%)	65	81
2	lF	140/137 (102%)	137 (98%)	3 (2%)	53	75
2	lK	140/137 (102%)	137 (98%)	3 (2%)	53	75
2	m1	137/137 (100%)	135 (98%)	2 (2%)	65	81
2	m4	137/137 (100%)	137 (100%)	0	100	100
2	mE	137/137 (100%)	137 (100%)	0	100	100
2	mG	137/137 (100%)	137 (100%)	0	100	100
2	mH	137/137 (100%)	135 (98%)	2 (2%)	65	81
2	mJ	140/137 (102%)	140 (100%)	0	100	100
2	mM	140/137 (102%)	138 (99%)	2 (1%)	67	82
2	mO	137/137 (100%)	137 (100%)	0	100	100
2	nF	140/137 (102%)	139 (99%)	1 (1%)	84	90
2	nK	140/137 (102%)	139 (99%)	1 (1%)	84	90
2	pF	140/137 (102%)	138 (99%)	2 (1%)	67	82
2	pK	140/137 (102%)	138 (99%)	2 (1%)	67	82
2	q8	137/137 (100%)	134 (98%)	3 (2%)	52	74
2	qC	137/137 (100%)	134 (98%)	3 (2%)	52	74
2	rF	140/137 (102%)	137 (98%)	3 (2%)	53	75

Continued on next page...

Continued from previous page...

Mol	Chain	Analysed	Rotameric	Outliers	Percentiles
2	rK	140/137 (102%)	137 (98%)	3 (2%)	53 75
2	s8	137/137 (100%)	137 (100%)	0	100 100
2	sC	137/137 (100%)	137 (100%)	0	100 100
2	tF	139/137 (102%)	139 (100%)	0	100 100
2	tK	139/137 (102%)	139 (100%)	0	100 100
2	u8	137/137 (100%)	135 (98%)	2 (2%)	65 81
2	uC	137/137 (100%)	135 (98%)	2 (2%)	65 81
2	vF	140/137 (102%)	140 (100%)	0	100 100
2	vK	140/137 (102%)	140 (100%)	0	100 100
2	w8	139/137 (102%)	139 (100%)	0	100 100
2	wC	139/137 (102%)	139 (100%)	0	100 100
2	y8	137/137 (100%)	136 (99%)	1 (1%)	84 90
2	yC	137/137 (100%)	136 (99%)	1 (1%)	84 90
3	A1	199/222 (90%)	196 (98%)	3 (2%)	65 81
3	A4	199/222 (90%)	199 (100%)	0	100 100
3	AD	198/222 (89%)	194 (98%)	4 (2%)	55 76
3	AE	199/222 (90%)	198 (100%)	1 (0%)	88 93
3	AG	199/222 (90%)	198 (100%)	1 (0%)	88 93
3	AH	199/222 (90%)	196 (98%)	3 (2%)	65 81
3	AO	199/222 (90%)	199 (100%)	0	100 100
3	AQ	198/222 (89%)	194 (98%)	4 (2%)	55 76
3	Y7	182/222 (82%)	179 (98%)	3 (2%)	62 79
3	YA	182/222 (82%)	179 (98%)	3 (2%)	62 79
4	AB	81/109 (74%)	78 (96%)	3 (4%)	34 63
4	EB	81/109 (74%)	73 (90%)	8 (10%)	8 28
5	KB	178/223 (80%)	139 (78%)	39 (22%)	1 3
5	UB	178/223 (80%)	135 (76%)	43 (24%)	0 2
6	WB	112/268 (42%)	89 (80%)	23 (20%)	1 4
6	cB	115/268 (43%)	93 (81%)	22 (19%)	1 6
8	B1	208/211 (99%)	206 (99%)	2 (1%)	76 86
8	B4	209/211 (99%)	187 (90%)	22 (10%)	7 25

Continued on next page...

Continued from previous page...

Mol	Chain	Analysed	Rotameric	Outliers	Percentiles
8	BE	210/211 (100%)	206 (98%)	4 (2%)	57 77
8	BG	210/211 (100%)	206 (98%)	4 (2%)	57 77
8	BH	208/211 (99%)	206 (99%)	2 (1%)	76 86
8	BO	209/211 (99%)	189 (90%)	20 (10%)	8 29
9	C1	125/125 (100%)	124 (99%)	1 (1%)	81 89
9	C4	125/125 (100%)	125 (100%)	0	100 100
9	CE	125/125 (100%)	125 (100%)	0	100 100
9	CG	125/125 (100%)	125 (100%)	0	100 100
9	CH	125/125 (100%)	124 (99%)	1 (1%)	81 89
9	CO	125/125 (100%)	125 (100%)	0	100 100
9	E1	125/125 (100%)	125 (100%)	0	100 100
9	E4	125/125 (100%)	125 (100%)	0	100 100
9	EE	125/125 (100%)	125 (100%)	0	100 100
9	EG	125/125 (100%)	125 (100%)	0	100 100
9	EH	125/125 (100%)	125 (100%)	0	100 100
9	EO	125/125 (100%)	125 (100%)	0	100 100
9	G1	125/125 (100%)	125 (100%)	0	100 100
9	G4	125/125 (100%)	124 (99%)	1 (1%)	81 89
9	GE	125/125 (100%)	125 (100%)	0	100 100
9	GG	125/125 (100%)	125 (100%)	0	100 100
9	GH	125/125 (100%)	125 (100%)	0	100 100
9	GO	125/125 (100%)	124 (99%)	1 (1%)	81 89
9	I1	125/125 (100%)	125 (100%)	0	100 100
9	I4	125/125 (100%)	125 (100%)	0	100 100
9	IE	125/125 (100%)	125 (100%)	0	100 100
9	IG	125/125 (100%)	125 (100%)	0	100 100
9	IH	125/125 (100%)	125 (100%)	0	100 100
9	IO	125/125 (100%)	125 (100%)	0	100 100
9	K1	125/125 (100%)	124 (99%)	1 (1%)	81 89
9	K4	125/125 (100%)	122 (98%)	3 (2%)	49 73
9	KE	125/125 (100%)	125 (100%)	0	100 100

Continued on next page...

Continued from previous page...

Mol	Chain	Analysed	Rotameric	Outliers	Percentiles	
9	KG	125/125 (100%)	125 (100%)	0	100	100
9	KH	125/125 (100%)	124 (99%)	1 (1%)	81	89
9	KO	125/125 (100%)	124 (99%)	1 (1%)	81	89
9	M1	125/125 (100%)	125 (100%)	0	100	100
9	M4	125/125 (100%)	123 (98%)	2 (2%)	62	79
9	ME	125/125 (100%)	125 (100%)	0	100	100
9	MG	125/125 (100%)	125 (100%)	0	100	100
9	MH	125/125 (100%)	125 (100%)	0	100	100
9	MO	125/125 (100%)	123 (98%)	2 (2%)	62	79
10	D1	134/134 (100%)	134 (100%)	0	100	100
10	D4	134/134 (100%)	134 (100%)	0	100	100
10	DE	134/134 (100%)	134 (100%)	0	100	100
10	DG	134/134 (100%)	134 (100%)	0	100	100
10	DH	134/134 (100%)	134 (100%)	0	100	100
10	DO	134/134 (100%)	134 (100%)	0	100	100
10	F1	134/134 (100%)	134 (100%)	0	100	100
10	F4	134/134 (100%)	134 (100%)	0	100	100
10	FE	134/134 (100%)	132 (98%)	2 (2%)	65	81
10	FG	134/134 (100%)	132 (98%)	2 (2%)	65	81
10	FH	134/134 (100%)	134 (100%)	0	100	100
10	FO	134/134 (100%)	133 (99%)	1 (1%)	84	90
10	H1	134/134 (100%)	133 (99%)	1 (1%)	84	90
10	H4	134/134 (100%)	133 (99%)	1 (1%)	84	90
10	HE	134/134 (100%)	134 (100%)	0	100	100
10	HG	134/134 (100%)	134 (100%)	0	100	100
10	HH	132/134 (98%)	132 (100%)	0	100	100
10	HO	134/134 (100%)	133 (99%)	1 (1%)	84	90
10	J1	134/134 (100%)	132 (98%)	2 (2%)	65	81
10	J4	134/134 (100%)	134 (100%)	0	100	100
10	JE	134/134 (100%)	131 (98%)	3 (2%)	52	74
10	JG	133/134 (99%)	131 (98%)	2 (2%)	65	81

Continued on next page...

Continued from previous page...

Mol	Chain	Analysed	Rotameric	Outliers	Percentiles
10	JH	133/134 (99%)	125 (94%)	8 (6%)	19 49
10	JO	134/134 (100%)	134 (100%)	0	100 100
10	L1	134/134 (100%)	134 (100%)	0	100 100
10	L4	134/134 (100%)	133 (99%)	1 (1%)	84 90
10	LE	134/134 (100%)	133 (99%)	1 (1%)	84 90
10	LG	134/134 (100%)	133 (99%)	1 (1%)	84 90
10	LH	134/134 (100%)	134 (100%)	0	100 100
10	LO	134/134 (100%)	133 (99%)	1 (1%)	84 90
10	N1	134/134 (100%)	134 (100%)	0	100 100
10	N4	134/134 (100%)	133 (99%)	1 (1%)	84 90
10	NE	134/134 (100%)	133 (99%)	1 (1%)	84 90
10	NG	134/134 (100%)	134 (100%)	0	100 100
10	NH	134/134 (100%)	134 (100%)	0	100 100
10	NO	134/134 (100%)	133 (99%)	1 (1%)	84 90
11	X1	261/289 (90%)	260 (100%)	1 (0%)	91 95
11	X4	261/289 (90%)	256 (98%)	5 (2%)	57 77
11	XE	261/289 (90%)	255 (98%)	6 (2%)	50 73
11	XG	261/289 (90%)	255 (98%)	6 (2%)	50 73
11	XH	261/289 (90%)	260 (100%)	1 (0%)	91 95
11	XO	261/289 (90%)	256 (98%)	5 (2%)	57 77
12	MI	220/256 (86%)	207 (94%)	13 (6%)	19 49
12	ZI	222/256 (87%)	211 (95%)	11 (5%)	24 55
13	AJ	179/203 (88%)	179 (100%)	0	100 100
13	AM	179/203 (88%)	179 (100%)	0	100 100
13	wF	179/203 (88%)	178 (99%)	1 (1%)	86 91
13	wK	179/203 (88%)	178 (99%)	1 (1%)	86 91
13	xF	179/203 (88%)	178 (99%)	1 (1%)	86 91
13	xK	179/203 (88%)	178 (99%)	1 (1%)	86 91
14	BJ	188/218 (86%)	187 (100%)	1 (0%)	88 93
14	BM	188/218 (86%)	188 (100%)	0	100 100
14	yF	188/218 (86%)	187 (100%)	1 (0%)	88 93

Continued on next page...

Continued from previous page...

Mol	Chain	Analysed	Rotameric	Outliers	Percentiles
14	yK	188/218 (86%)	187 (100%)	1 (0%)	88 93
15	A6	261/292 (89%)	261 (100%)	0	100 100
15	AL	262/292 (90%)	261 (100%)	1 (0%)	91 95
15	a6	261/292 (89%)	259 (99%)	2 (1%)	81 89
15	aL	262/292 (90%)	261 (100%)	1 (0%)	91 95
16	B6	389/409 (95%)	386 (99%)	3 (1%)	81 89
16	BL	389/409 (95%)	385 (99%)	4 (1%)	76 86
16	b6	389/409 (95%)	388 (100%)	1 (0%)	92 96
16	bL	390/409 (95%)	379 (97%)	11 (3%)	43 70
17	C6	342/374 (91%)	342 (100%)	0	100 100
17	CL	342/374 (91%)	341 (100%)	1 (0%)	92 96
17	c6	342/374 (91%)	338 (99%)	4 (1%)	71 83
17	cL	342/374 (91%)	340 (99%)	2 (1%)	86 91
18	D6	272/283 (96%)	272 (100%)	0	100 100
18	DL	272/283 (96%)	272 (100%)	0	100 100
18	d6	272/283 (96%)	272 (100%)	0	100 100
18	dL	272/283 (96%)	272 (100%)	0	100 100
19	E6	63/74 (85%)	63 (100%)	0	100 100
19	EL	63/74 (85%)	63 (100%)	0	100 100
19	e6	65/74 (88%)	65 (100%)	0	100 100
19	eL	65/74 (88%)	65 (100%)	0	100 100
20	F6	32/38 (84%)	32 (100%)	0	100 100
20	FL	32/38 (84%)	32 (100%)	0	100 100
20	f6	33/38 (87%)	33 (100%)	0	100 100
20	fL	33/38 (87%)	33 (100%)	0	100 100
21	G6	119/159 (75%)	119 (100%)	0	100 100
21	GL	119/159 (75%)	118 (99%)	1 (1%)	81 89
21	g6	113/159 (71%)	113 (100%)	0	100 100
21	gL	113/159 (71%)	112 (99%)	1 (1%)	78 87
22	H6	53/59 (90%)	53 (100%)	0	100 100
22	HL	53/59 (90%)	53 (100%)	0	100 100

Continued on next page...

Continued from previous page...

Mol	Chain	Analysed	Rotameric	Outliers	Percentiles
22	h6	52/59 (88%)	52 (100%)	0	100 100
22	hL	52/59 (88%)	51 (98%)	1 (2%)	57 77
23	I6	34/37 (92%)	34 (100%)	0	100 100
23	IL	34/37 (92%)	32 (94%)	2 (6%)	19 49
23	i6	34/37 (92%)	31 (91%)	3 (9%)	10 33
23	iL	34/37 (92%)	31 (91%)	3 (9%)	10 33
24	J6	24/28 (86%)	24 (100%)	0	100 100
24	JL	24/28 (86%)	24 (100%)	0	100 100
24	j6	24/28 (86%)	24 (100%)	0	100 100
24	jL	24/28 (86%)	24 (100%)	0	100 100
25	K6	30/38 (79%)	30 (100%)	0	100 100
25	KL	30/38 (79%)	30 (100%)	0	100 100
25	k6	30/38 (79%)	30 (100%)	0	100 100
25	kL	30/38 (79%)	30 (100%)	0	100 100
26	L6	34/36 (94%)	34 (100%)	0	100 100
26	LL	34/36 (94%)	34 (100%)	0	100 100
26	l6	34/36 (94%)	34 (100%)	0	100 100
26	lL	34/36 (94%)	34 (100%)	0	100 100
27	M6	32/76 (42%)	32 (100%)	0	100 100
27	ML	32/76 (42%)	32 (100%)	0	100 100
27	m6	32/76 (42%)	30 (94%)	2 (6%)	18 47
27	mL	32/76 (42%)	32 (100%)	0	100 100
29	O6	185/230 (80%)	180 (97%)	5 (3%)	44 71
29	OL	185/230 (80%)	177 (96%)	8 (4%)	29 59
29	o6	186/230 (81%)	180 (97%)	6 (3%)	39 67
29	oL	186/230 (81%)	178 (96%)	8 (4%)	29 59
30	Q6	122/161 (76%)	119 (98%)	3 (2%)	47 72
30	QL	122/161 (76%)	117 (96%)	5 (4%)	30 61
30	q6	122/161 (76%)	121 (99%)	1 (1%)	81 89
30	qL	122/161 (76%)	119 (98%)	3 (2%)	47 72
31	R6	27/27 (100%)	27 (100%)	0	100 100

Continued on next page...

Continued from previous page...

Mol	Chain	Analysed	Rotameric	Outliers	Percentiles	
31	RL	27/27 (100%)	27 (100%)	0	100	100
31	r6	27/27 (100%)	27 (100%)	0	100	100
31	rL	27/27 (100%)	27 (100%)	0	100	100
33	T6	27/27 (100%)	27 (100%)	0	100	100
33	TL	27/27 (100%)	25 (93%)	2 (7%)	13	40
33	t6	27/27 (100%)	27 (100%)	0	100	100
33	tL	27/27 (100%)	25 (93%)	2 (7%)	13	40
34	U6	76/120 (63%)	73 (96%)	3 (4%)	32	62
34	UL	76/120 (63%)	74 (97%)	2 (3%)	46	71
34	u6	79/120 (66%)	76 (96%)	3 (4%)	33	62
34	uL	79/120 (66%)	79 (100%)	0	100	100
35	V6	104/142 (73%)	104 (100%)	0	100	100
35	VL	104/142 (73%)	100 (96%)	4 (4%)	33	62
35	v6	104/142 (73%)	104 (100%)	0	100	100
35	vL	104/142 (73%)	104 (100%)	0	100	100
37	X6	30/36 (83%)	30 (100%)	0	100	100
37	XL	30/36 (83%)	30 (100%)	0	100	100
37	x6	32/36 (89%)	32 (100%)	0	100	100
37	xL	32/36 (89%)	31 (97%)	1 (3%)	40	67
38	Y6	27/28 (96%)	25 (93%)	2 (7%)	13	40
38	YL	27/28 (96%)	26 (96%)	1 (4%)	34	63
38	y6	27/28 (96%)	27 (100%)	0	100	100
38	yL	27/28 (96%)	26 (96%)	1 (4%)	34	63
39	Z6	51/52 (98%)	51 (100%)	0	100	100
39	ZL	50/52 (96%)	48 (96%)	2 (4%)	31	61
39	z6	51/52 (98%)	47 (92%)	4 (8%)	12	38
39	zL	50/52 (96%)	46 (92%)	4 (8%)	12	37
40	A2	600/607 (99%)	597 (100%)	3 (0%)	88	93
40	AN	600/607 (99%)	597 (100%)	3 (0%)	88	93
41	B2	597/597 (100%)	594 (100%)	3 (0%)	88	93
41	BN	597/597 (100%)	594 (100%)	3 (0%)	88	93

Continued on next page...

Continued from previous page...

Mol	Chain	Analysed	Rotameric	Outliers	Percentiles
42	C2	65/68 (96%)	65 (100%)	0	100 100
42	CN	65/68 (96%)	65 (100%)	0	100 100
43	D2	102/120 (85%)	100 (98%)	2 (2%)	55 76
43	DN	102/120 (85%)	100 (98%)	2 (2%)	55 76
44	E2	50/54 (93%)	50 (100%)	0	100 100
44	EN	50/54 (93%)	50 (100%)	0	100 100
45	F2	134/159 (84%)	133 (99%)	1 (1%)	84 90
45	FN	134/159 (84%)	133 (99%)	1 (1%)	84 90
46	G2	65/81 (80%)	65 (100%)	0	100 100
46	GN	65/81 (80%)	65 (100%)	0	100 100
47	I2	26/32 (81%)	26 (100%)	0	100 100
47	IN	26/32 (81%)	26 (100%)	0	100 100
48	J2	33/37 (89%)	33 (100%)	0	100 100
48	JN	33/37 (89%)	33 (100%)	0	100 100
49	K2	52/52 (100%)	52 (100%)	0	100 100
49	KN	52/52 (100%)	52 (100%)	0	100 100
50	L2	115/115 (100%)	113 (98%)	2 (2%)	60 78
50	LN	115/115 (100%)	114 (99%)	1 (1%)	78 87
51	M2	25/25 (100%)	25 (100%)	0	100 100
51	MN	25/25 (100%)	25 (100%)	0	100 100
52	N2	82/82 (100%)	82 (100%)	0	100 100
52	NN	82/82 (100%)	82 (100%)	0	100 100
53	O2	74/76 (97%)	73 (99%)	1 (1%)	67 82
53	ON	74/76 (97%)	73 (99%)	1 (1%)	67 82
54	R2	66/66 (100%)	66 (100%)	0	100 100
54	RN	66/66 (100%)	66 (100%)	0	100 100
56	YP	306/349 (88%)	262 (86%)	44 (14%)	3 15
56	bP	305/349 (87%)	264 (87%)	41 (13%)	4 16
57	12	144/147 (98%)	143 (99%)	1 (1%)	84 90
57	1N	144/147 (98%)	143 (99%)	1 (1%)	84 90
58	22	122/132 (92%)	122 (100%)	0	100 100

Continued on next page...

Continued from previous page...

Mol	Chain	Analysed	Rotameric	Outliers	Percentiles
58	2N	122/132 (92%)	122 (100%)	0	100 100
59	32	123/132 (93%)	123 (100%)	0	100 100
59	3N	123/132 (93%)	123 (100%)	0	100 100
60	42	137/142 (96%)	137 (100%)	0	100 100
60	4N	137/142 (96%)	137 (100%)	0	100 100
61	52	136/138 (99%)	136 (100%)	0	100 100
61	5N	136/138 (99%)	136 (100%)	0	100 100
62	62	134/134 (100%)	133 (99%)	1 (1%)	84 90
62	6N	134/134 (100%)	133 (99%)	1 (1%)	84 90
63	72	128/133 (96%)	127 (99%)	1 (1%)	81 89
63	7N	128/133 (96%)	127 (99%)	1 (1%)	81 89
64	82	143/143 (100%)	141 (99%)	2 (1%)	67 82
64	8N	143/143 (100%)	141 (99%)	2 (1%)	67 82
65	23	106/121 (88%)	96 (91%)	10 (9%)	8 30
65	Z3	106/121 (88%)	95 (90%)	11 (10%)	7 25
66	33	192/214 (90%)	176 (92%)	16 (8%)	11 36
66	a3	193/214 (90%)	174 (90%)	19 (10%)	8 29
67	43	164/199 (82%)	146 (89%)	18 (11%)	6 24
67	b3	165/199 (83%)	144 (87%)	21 (13%)	4 19
68	A3	130/131 (99%)	119 (92%)	11 (8%)	10 35
68	C3	130/131 (99%)	119 (92%)	11 (8%)	10 35
68	E3	130/131 (99%)	119 (92%)	11 (8%)	10 35
68	G3	130/131 (99%)	119 (92%)	11 (8%)	10 35
68	J3	130/131 (99%)	118 (91%)	12 (9%)	9 31
68	K3	130/131 (99%)	119 (92%)	11 (8%)	10 35
68	N3	130/131 (99%)	119 (92%)	11 (8%)	10 35
68	P3	129/131 (98%)	116 (90%)	13 (10%)	7 27
68	R3	130/131 (99%)	119 (92%)	11 (8%)	10 35
68	T3	130/131 (99%)	120 (92%)	10 (8%)	13 38
68	c3	130/131 (99%)	119 (92%)	11 (8%)	10 35
68	e3	130/131 (99%)	119 (92%)	11 (8%)	10 35

Continued on next page...

Continued from previous page...

Mol	Chain	Analysed	Rotameric	Outliers	Percentiles
68	g3	130/131 (99%)	119 (92%)	11 (8%)	10 35
68	i3	130/131 (99%)	119 (92%)	11 (8%)	10 35
68	l3	130/131 (99%)	119 (92%)	11 (8%)	10 35
68	m3	130/131 (99%)	119 (92%)	11 (8%)	10 35
68	p3	130/131 (99%)	119 (92%)	11 (8%)	10 35
68	r3	130/131 (99%)	115 (88%)	15 (12%)	5 22
68	t3	130/131 (99%)	119 (92%)	11 (8%)	10 35
68	v3	130/131 (99%)	120 (92%)	10 (8%)	13 38
69	B3	124/124 (100%)	117 (94%)	7 (6%)	21 52
69	D3	124/124 (100%)	117 (94%)	7 (6%)	21 52
69	F3	124/124 (100%)	117 (94%)	7 (6%)	21 52
69	H3	124/124 (100%)	117 (94%)	7 (6%)	21 52
69	I3	124/124 (100%)	117 (94%)	7 (6%)	21 52
69	L3	124/124 (100%)	118 (95%)	6 (5%)	25 56
69	M3	123/124 (99%)	115 (94%)	8 (6%)	17 46
69	O3	124/124 (100%)	116 (94%)	8 (6%)	17 46
69	Q3	124/124 (100%)	117 (94%)	7 (6%)	21 52
69	S3	124/124 (100%)	117 (94%)	7 (6%)	21 52
69	U3	124/124 (100%)	117 (94%)	7 (6%)	21 52
69	d3	124/124 (100%)	117 (94%)	7 (6%)	21 52
69	f3	124/124 (100%)	117 (94%)	7 (6%)	21 52
69	h3	124/124 (100%)	117 (94%)	7 (6%)	21 52
69	j3	124/124 (100%)	117 (94%)	7 (6%)	21 52
69	k3	124/124 (100%)	117 (94%)	7 (6%)	21 52
69	n3	123/124 (99%)	109 (89%)	14 (11%)	5 22
69	o3	123/124 (99%)	116 (94%)	7 (6%)	20 51
69	q3	124/124 (100%)	116 (94%)	8 (6%)	17 46
69	s3	124/124 (100%)	117 (94%)	7 (6%)	21 52
69	u3	124/124 (100%)	117 (94%)	7 (6%)	21 52
69	w3	124/124 (100%)	117 (94%)	7 (6%)	21 52
70	V3	133/136 (98%)	127 (96%)	6 (4%)	27 58

Continued on next page...

Continued from previous page...

Mol	Chain	Analysed	Rotameric	Outliers	Percentiles
70	x3	133/136 (98%)	127 (96%)	6 (4%)	27 58
71	W3	147/153 (96%)	142 (97%)	5 (3%)	37 65
71	y3	147/153 (96%)	142 (97%)	5 (3%)	37 65
72	X3	78/79 (99%)	76 (97%)	2 (3%)	46 71
72	z3	78/79 (99%)	76 (97%)	2 (3%)	46 71
73	63	763/773 (99%)	760 (100%)	3 (0%)	91 95
73	73	759/773 (98%)	751 (99%)	8 (1%)	73 85
74	M5	184/262 (70%)	175 (95%)	9 (5%)	25 56
74	M9	216/262 (82%)	179 (83%)	37 (17%)	2 9
74	Z5	184/262 (70%)	173 (94%)	11 (6%)	19 49
74	Z9	217/262 (83%)	183 (84%)	34 (16%)	2 12
75	e7	204/237 (86%)	204 (100%)	0	100 100
75	eA	204/237 (86%)	204 (100%)	0	100 100
76	fB	227/229 (99%)	207 (91%)	20 (9%)	10 33
76	hB	227/229 (99%)	207 (91%)	20 (9%)	10 33
77	dD	238/278 (86%)	225 (94%)	13 (6%)	21 52
77	dQ	238/278 (86%)	224 (94%)	14 (6%)	19 49
78	zF	378/406 (93%)	326 (86%)	52 (14%)	3 16
78	zK	381/406 (94%)	342 (90%)	39 (10%)	7 27
79	bJ	299/389 (77%)	296 (99%)	3 (1%)	76 86
79	bM	303/389 (78%)	300 (99%)	3 (1%)	76 86
80	53	24/130 (18%)	13 (54%)	11 (46%)	0 0
80	Y3	36/130 (28%)	23 (64%)	13 (36%)	0 0
All	All	119096/123080 (97%)	117013 (98%)	2083 (2%)	62 78

5 of 2083 residues with a non-rotameric sidechain are listed below:

Mol	Chain	Res	Type
78	zK	448	VAL
2	eM	163[B]	SER
78	zK	446	VAL
80	53	48	LEU
68	G3	24	ASP

Sometimes sidechains can be flipped to improve hydrogen bonding and reduce clashes. 5 of 1303 such sidechains are listed below:

Mol	Chain	Res	Type
21	G6	194	GLN
2	mH	11	ASN
18	d6	338	ASN
21	G6	74	ASN
76	fB	268	GLN

5.3.3 RNA (i)

There are no RNA molecules in this entry.

5.4 Non-standard residues in protein, DNA, RNA chains (i)

346 non-standard protein/DNA/RNA residues are modelled in this entry.

In the following table, the Counts columns list the number of bonds (or angles) for which Mogul statistics could be retrieved, the number of bonds (or angles) that are observed in the model and the number of bonds (or angles) that are defined in the Chemical Component Dictionary. The Link column lists molecule types, if any, to which the group is linked. The Z score for a bond length (or angle) is the number of standard deviations the observed value is removed from the expected value. A bond length (or angle) with $|Z| > 2$ is considered an outlier worth inspection. RMSZ is the root-mean-square of all Z scores of the bond lengths (or angles).

Mol	Type	Chain	Res	Link	Bond lengths			Bond angles		
					Counts	RMSZ	$\#\|Z\| > 2$	Counts	RMSZ	$\#\|Z\| > 2$
2	MEN	g1	72	-	7,8,9	0.91	0	6,9,11	1.62	2 (33%)
2	MEN	MB	72	-	7,8,9	0.69	0	6,9,11	0.97	0
2	MEN	SB	72	-	7,8,9	0.78	0	6,9,11	0.98	0
10	MEN	NG	72	-	7,8,9	0.86	0	6,9,11	1.51	2 (33%)
2	MEN	YH	72	-	7,8,9	0.95	0	6,9,11	1.30	1 (16%)
2	MEN	O9	72	-	7,8,9	0.99	0	6,9,11	1.72	2 (33%)
2	MEN	k4	72	-	7,8,9	0.90	0	6,9,11	1.49	1 (16%)
2	MEN	gG	72	-	7,8,9	0.84	0	6,9,11	1.53	1 (16%)
2	MEN	W5	72	-	7,8,9	0.92	0	6,9,11	1.70	1 (16%)
2	MEN	w8	72	-	7,8,9	0.93	0	6,9,11	0.94	0
2	MEN	i1	72	-	7,8,9	0.85	0	6,9,11	1.39	1 (16%)
2	MEN	PO	72	-	7,8,9	0.93	0	6,9,11	1.22	0
2	MEN	uC	72	-	7,8,9	0.93	0	6,9,11	1.24	1 (16%)
2	MEN	OI	72	-	7,8,9	0.92	0	6,9,11	1.35	1 (16%)

Mol	Type	Chain	Res	Link	Bond lengths			Bond angles		
					Counts	RMSZ	$\#\|Z\|>2$	Counts	RMSZ	$\#\|Z\|>2$
2	MEN	HJ	72	-	7,8,9	0.87	0	6,9,11	1.88	1 (16%)
2	MEN	TO	72	-	7,8,9	0.81	0	6,9,11	1.63	2 (33%)
69	MEN	I3	71	-	7,8,9	13.86	3 (42%)	6,9,11	17.16	6 (100%)
2	MEN	KD	72	-	7,8,9	0.88	0	6,9,11	1.44	1 (16%)
2	MEN	e4	72	-	7,8,9	0.87	0	6,9,11	1.62	2 (33%)
2	MEN	kH	72	-	7,8,9	0.93	0	6,9,11	1.11	1 (16%)
2	MEN	TK	72	-	7,8,9	1.39	1 (14%)	6,9,11	2.25	2 (33%)
2	MEN	P1	72	-	7,8,9	0.88	0	6,9,11	1.68	2 (33%)
2	MEN	kE	72	-	7,8,9	0.90	0	6,9,11	1.47	1 (16%)
2	MEN	pK	72	-	7,8,9	1.11	0	6,9,11	1.35	1 (16%)
2	MEN	FI	72	-	7,8,9	0.93	0	6,9,11	1.52	1 (16%)
2	MEN	FJ	72	-	7,8,9	0.88	0	6,9,11	1.67	1 (16%)
2	MEN	iM	72	-	7,8,9	0.83	0	6,9,11	1.44	1 (16%)
2	MEN	iO	72	-	7,8,9	0.88	0	6,9,11	1.48	1 (16%)
10	MEN	F1	72	-	7,8,9	0.92	0	6,9,11	1.39	1 (16%)
2	MEN	R4	72	-	7,8,9	0.88	0	6,9,11	1.43	2 (33%)
2	MEN	Y4	72	-	7,8,9	0.85	0	6,9,11	1.45	1 (16%)
2	MEN	R7	72	-	7,8,9	0.92	0	6,9,11	1.19	0
2	MEN	BK	72	-	7,8,9	1.61	1 (14%)	6,9,11	3.01	1 (16%)
2	MEN	VE	72	-	7,8,9	0.81	0	6,9,11	1.52	2 (33%)
69	MEN	D3	71	-	7,8,9	13.87	3 (42%)	6,9,11	17.16	6 (100%)
2	MEN	tF	72	-	7,8,9	1.18	1 (14%)	6,9,11	1.41	1 (16%)
2	MEN	jF	72	-	7,8,9	1.32	1 (14%)	6,9,11	1.79	2 (33%)
2	MEN	RG	72	-	7,8,9	0.91	0	6,9,11	1.46	1 (16%)
2	MEN	RP	72	-	7,8,9	0.85	0	6,9,11	1.86	2 (33%)
2	MEN	BF	72	-	7,8,9	1.62	1 (14%)	6,9,11	3.01	1 (16%)
2	MEN	Y1	72	-	7,8,9	0.94	0	6,9,11	1.28	1 (16%)
2	MEN	aB	72	-	7,8,9	0.82	0	6,9,11	0.78	0
10	MEN	HO	72	-	7,8,9	0.87	0	6,9,11	1.66	1 (16%)
2	MEN	DA	72	-	7,8,9	0.89	0	6,9,11	1.08	1 (16%)
2	MEN	Y9	72	-	7,8,9	0.96	0	6,9,11	1.26	1 (16%)
2	MEN	RF	72	-	7,8,9	1.77	1 (14%)	6,9,11	3.13	2 (33%)
2	MEN	MQ	72	-	7,8,9	0.89	0	6,9,11	1.74	2 (33%)
10	MEN	JO	72	-	7,8,9	0.84	0	6,9,11	1.85	2 (33%)
2	MEN	T4	72	-	7,8,9	0.81	0	6,9,11	1.62	2 (33%)

Mol	Type	Chain	Res	Link	Bond lengths			Bond angles		
					Counts	RMSZ	$\#\|Z\|>2$	Counts	RMSZ	$\#\|Z\|>2$
2	MEN	W9	72	-	7,8,9	0.92	0	6,9,11	1.32	1 (16%)
2	MEN	JI	72	-	7,8,9	0.89	0	6,9,11	1.61	2 (33%)
2	MEN	LP	72	-	7,8,9	0.86	0	6,9,11	1.56	1 (16%)
2	MEN	P4	72	-	7,8,9	0.89	0	6,9,11	1.25	0
2	MEN	VH	72	-	7,8,9	0.86	0	6,9,11	1.63	2 (33%)
2	MEN	pF	72	-	7,8,9	1.11	0	6,9,11	1.34	1 (16%)
2	MEN	L9	72	-	7,8,9	1.07	0	6,9,11	1.89	2 (33%)
2	MEN	gB	72	-	7,8,9	0.65	0	6,9,11	0.75	0
10	MEN	NO	72	-	7,8,9	0.90	0	6,9,11	1.40	2 (33%)
2	MEN	TP	72	-	7,8,9	0.88	0	6,9,11	1.46	1 (16%)
2	MEN	ZF	72	-	7,8,9	0.89	0	6,9,11	1.35	1 (16%)
2	MEN	m1	72	-	7,8,9	0.86	0	6,9,11	1.32	1 (16%)
2	MEN	R1	72	-	7,8,9	0.83	0	6,9,11	1.14	1 (16%)
2	MEN	DF	72	-	7,8,9	1.58	1 (14%)	6,9,11	2.43	2 (33%)
2	MEN	PP	72	-	7,8,9	0.90	0	6,9,11	1.50	1 (16%)
2	MEN	NA	72	-	7,8,9	0.93	0	6,9,11	1.47	1 (16%)
2	MEN	VA	72	-	7,8,9	0.87	0	6,9,11	1.40	1 (16%)
2	MEN	B9	72	-	7,8,9	1.15	0	6,9,11	1.95	2 (33%)
10	MEN	DG	72	-	7,8,9	0.88	0	6,9,11	1.60	2 (33%)
2	MEN	YD	72	-	7,8,9	0.91	0	6,9,11	1.66	1 (16%)
2	MEN	lK	72	-	7,8,9	1.02	0	6,9,11	1.69	2 (33%)
69	MEN	s3	71	-	7,8,9	27.44	6 (85%)	6,9,11	17.29	6 (100%)
2	MEN	HF	72	-	7,8,9	1.58	1 (14%)	6,9,11	2.45	2 (33%)
2	MEN	eM	72	-	7,8,9	0.86	0	6,9,11	1.57	1 (16%)
2	MEN	18	72	-	7,8,9	0.90	0	6,9,11	1.46	2 (33%)
2	MEN	OQ	72	-	7,8,9	0.92	0	6,9,11	1.29	2 (33%)
2	MEN	QB	72	-	7,8,9	0.83	0	6,9,11	0.86	0
2	MEN	O5	72	-	7,8,9	0.84	0	6,9,11	1.71	1 (16%)
2	MEN	a1	72	-	7,8,9	0.92	0	6,9,11	1.33	1 (16%)
2	MEN	H9	72	-	7,8,9	0.92	0	6,9,11	1.49	2 (33%)
2	MEN	eJ	72	-	7,8,9	0.91	0	6,9,11	1.50	2 (33%)
69	MEN	L3	71	-	7,8,9	13.86	3 (42%)	6,9,11	17.17	6 (100%)
69	MEN	n3	71	-	7,8,9	13.86	3 (42%)	6,9,11	17.17	6 (100%)
2	MEN	HA	72	-	7,8,9	0.90	0	6,9,11	1.76	1 (16%)
2	MEN	GD	72	-	7,8,9	0.83	0	6,9,11	1.76	2 (33%)

Mol	Type	Chain	Res	Link	Bond lengths			Bond angles		
					Counts	RMSZ	$\#\|Z\|>2$	Counts	RMSZ	$\#\|Z\|>2$
69	MEN	d3	71	-	7,8,9	13.86	3 (42%)	6,9,11	17.16	6 (100%)
2	MEN	OB	72	-	7,8,9	0.82	0	6,9,11	1.13	1 (16%)
2	MEN	P7	72	-	7,8,9	0.85	0	6,9,11	1.45	1 (16%)
2	MEN	OD	72	-	7,8,9	0.92	0	6,9,11	1.29	2 (33%)
10	MEN	H1	72	-	7,8,9	0.85	0	6,9,11	1.53	1 (16%)
2	MEN	RB	72	-	7,8,9	0.79	0	6,9,11	1.08	1 (16%)
2	MEN	J7	72	-	7,8,9	0.85	0	6,9,11	1.41	1 (16%)
10	MEN	FO	72	-	7,8,9	0.89	0	6,9,11	1.55	1 (16%)
2	MEN	TA	72	-	7,8,9	0.86	0	6,9,11	3.06	2 (33%)
10	MEN	L1	72	-	7,8,9	0.86	0	6,9,11	2.62	2 (33%)
2	MEN	DP	72	-	7,8,9	0.88	0	6,9,11	1.60	1 (16%)
2	MEN	NJ	72	-	7,8,9	0.94	0	6,9,11	1.54	2 (33%)
2	MEN	YQ	72	-	7,8,9	0.88	0	6,9,11	1.63	1 (16%)
2	MEN	J9	72	-	7,8,9	0.96	0	6,9,11	1.26	1 (16%)
2	MEN	bK	72	-	7,8,9	0.92	0	6,9,11	1.31	1 (16%)
10	MEN	N1	72	-	7,8,9	0.98	0	6,9,11	1.12	0
2	MEN	HI	72	-	7,8,9	0.89	0	6,9,11	1.37	1 (16%)
2	MEN	mH	72	-	7,8,9	0.84	0	6,9,11	1.31	1 (16%)
2	MEN	L5	72	-	7,8,9	0.90	0	6,9,11	1.94	1 (16%)
2	MEN	TF	72	-	7,8,9	1.39	1 (14%)	6,9,11	2.24	2 (33%)
2	MEN	XP	72	-	7,8,9	0.87	0	6,9,11	1.69	1 (16%)
2	MEN	eO	72	-	7,8,9	0.87	0	6,9,11	1.62	2 (33%)
2	MEN	VJ	72	-	7,8,9	0.87	0	6,9,11	1.53	1 (16%)
2	MEN	NP	72	-	7,8,9	0.89	0	6,9,11	1.53	1 (16%)
69	MEN	B3	71	-	7,8,9	13.86	3 (42%)	6,9,11	17.17	6 (100%)
2	MEN	PM	72	-	7,8,9	0.88	0	6,9,11	1.56	2 (33%)
2	MEN	cO	72	-	7,8,9	0.91	0	6,9,11	1.29	1 (16%)
2	MEN	VK	72	-	7,8,9	1.39	1 (14%)	6,9,11	1.60	1 (16%)
10	MEN	L4	72	-	7,8,9	0.82	0	6,9,11	1.86	2 (33%)
2	MEN	gJ	72	-	7,8,9	0.87	0	6,9,11	1.46	1 (16%)
2	MEN	FF	72	-	7,8,9	1.95	1 (14%)	6,9,11	3.67	3 (50%)
2	MEN	SD	72	-	7,8,9	0.95	0	6,9,11	1.35	1 (16%)
2	MEN	F9	72	-	7,8,9	0.88	0	6,9,11	1.68	2 (33%)
69	MEN	H3	71	-	7,8,9	13.85	3 (42%)	6,9,11	17.17	6 (100%)
10	MEN	J1	72	-	7,8,9	0.84	0	6,9,11	1.68	1 (16%)

Mol	Type	Chain	Res	Link	Bond lengths			Bond angles		
					Counts	RMSZ	$\#\|Z\|>2$	Counts	RMSZ	$\#\|Z\|>2$
10	MEN	LG	72	-	7,8,9	0.95	0	6,9,11	1.62	2 (33%)
2	MEN	dF	72	-	7,8,9	1.42	1 (14%)	6,9,11	2.13	1 (16%)
2	MEN	V1	72	-	7,8,9	0.85	0	6,9,11	1.62	2 (33%)
2	MEN	ZM	72	-	7,8,9	0.87	0	6,9,11	1.60	1 (16%)
2	MEN	vF	72	-	7,8,9	1.40	1 (14%)	6,9,11	1.17	1 (16%)
2	MEN	qC	72	-	7,8,9	0.91	0	6,9,11	1.65	1 (16%)
10	MEN	LE	72	-	7,8,9	0.96	0	6,9,11	1.65	2 (33%)
10	MEN	HE	72	-	7,8,9	0.89	0	6,9,11	1.39	1 (16%)
2	MEN	ZB	72	-	7,8,9	0.65	0	6,9,11	0.55	0
2	MEN	c4	72	-	7,8,9	0.87	0	6,9,11	1.29	1 (16%)
2	MEN	TJ	72	-	7,8,9	0.87	0	6,9,11	1.34	1 (16%)
2	MEN	PH	72	-	7,8,9	0.88	0	6,9,11	1.68	2 (33%)
69	MEN	h3	71	-	7,8,9	13.86	3 (42%)	6,9,11	17.17	6 (100%)
2	MEN	Y5	72	-	7,8,9	0.86	0	6,9,11	1.86	1 (16%)
2	MEN	iJ	72	-	7,8,9	0.86	0	6,9,11	1.38	1 (16%)
2	MEN	kO	72	-	7,8,9	0.85	0	6,9,11	1.50	1 (16%)
2	MEN	CQ	72	-	7,8,9	0.85	0	6,9,11	1.47	2 (33%)
2	MEN	DB	72	-	7,8,9	0.83	0	6,9,11	1.23	0
2	MEN	FA	72	-	7,8,9	1.01	0	6,9,11	1.63	2 (33%)
2	MEN	RM	72	-	7,8,9	0.88	0	6,9,11	1.29	1 (16%)
2	MEN	MD	72	-	7,8,9	0.85	0	6,9,11	1.73	2 (33%)
10	MEN	J4	72	-	7,8,9	0.87	0	6,9,11	1.85	2 (33%)
2	MEN	vK	72	-	7,8,9	1.42	1 (14%)	6,9,11	1.13	0
2	MEN	JK	72	-	7,8,9	1.49	1 (14%)	6,9,11	2.15	2 (33%)
2	MEN	u8	72	-	7,8,9	0.90	0	6,9,11	1.24	1 (16%)
2	MEN	DM	72	-	7,8,9	0.90	0	6,9,11	1.27	1 (16%)
10	MEN	N4	72	-	7,8,9	0.93	0	6,9,11	1.40	2 (33%)
2	MEN	a4	72	-	7,8,9	0.86	0	6,9,11	1.45	2 (33%)
2	MEN	TM	72	-	7,8,9	0.87	0	6,9,11	1.24	1 (16%)
2	MEN	B7	72	-	7,8,9	0.95	0	6,9,11	1.13	1 (16%)
2	MEN	nF	72	-	7,8,9	1.41	1 (14%)	6,9,11	1.45	1 (16%)
2	MEN	S5	72	-	7,8,9	0.92	0	6,9,11	1.79	1 (16%)
2	MEN	tK	72	-	7,8,9	1.19	1 (14%)	6,9,11	1.45	1 (16%)
2	MEN	mM	72	-	7,8,9	0.87	0	6,9,11	1.65	1 (16%)
2	MEN	CB	72	-	7,8,9	0.71	0	6,9,11	1.14	1 (16%)

Mol	Type	Chain	Res	Link	Bond lengths			Bond angles		
					Counts	RMSZ	$\#\|Z\|>2$	Counts	RMSZ	$\#\|Z\|>2$
69	MEN	k3	71	-	7,8,9	13.85	3 (42%)	6,9,11	17.17	6 (100%)
2	MEN	TH	72	-	7,8,9	0.92	0	6,9,11	1.79	2 (33%)
2	MEN	eB	72	-	7,8,9	0.68	0	6,9,11	1.23	1 (16%)
2	MEN	JP	72	-	7,8,9	0.85	0	6,9,11	1.58	1 (16%)
2	MEN	LM	72	-	7,8,9	0.86	0	6,9,11	1.44	1 (16%)
2	MEN	RK	72	-	7,8,9	1.77	1 (14%)	6,9,11	3.13	2 (33%)
2	MEN	PF	72	-	7,8,9	1.54	1 (14%)	6,9,11	2.54	2 (33%)
2	MEN	F7	72	-	7,8,9	1.01	0	6,9,11	1.62	2 (33%)
2	MEN	TG	72	-	7,8,9	0.95	0	6,9,11	1.44	1 (16%)
2	MEN	T1	72	-	7,8,9	0.95	0	6,9,11	1.81	2 (33%)
2	MEN	RE	72	-	7,8,9	0.92	0	6,9,11	1.47	1 (16%)
2	MEN	S9	72	-	7,8,9	0.95	0	6,9,11	1.36	1 (16%)
2	MEN	eH	72	-	7,8,9	0.92	0	6,9,11	1.28	1 (16%)
69	MEN	f3	71	-	7,8,9	13.86	3 (42%)	6,9,11	17.16	6 (100%)
2	MEN	wC	72	-	7,8,9	0.94	0	6,9,11	0.94	0
2	MEN	BA	72	-	7,8,9	0.93	0	6,9,11	1.12	1 (16%)
69	MEN	U3	71	-	7,8,9	27.43	6 (85%)	6,9,11	17.30	6 (100%)
2	MEN	Q9	72	-	7,8,9	0.94	0	6,9,11	1.37	2 (33%)
10	MEN	FE	72	-	7,8,9	0.86	0	6,9,11	1.53	1 (16%)
10	MEN	LH	72	-	7,8,9	0.91	0	6,9,11	2.59	2 (33%)
2	MEN	i4	72	-	7,8,9	0.85	0	6,9,11	1.47	1 (16%)
2	MEN	c1	72	-	7,8,9	0.83	0	6,9,11	1.84	1 (16%)
2	MEN	VF	72	-	7,8,9	1.38	1 (14%)	6,9,11	1.60	1 (16%)
2	MEN	YG	72	-	7,8,9	0.94	0	6,9,11	1.32	1 (16%)
2	MEN	bB	72	-	7,8,9	0.68	0	6,9,11	0.75	0
2	MEN	LK	72	-	7,8,9	1.80	1 (14%)	6,9,11	3.80	3 (50%)
2	MEN	cG	72	-	7,8,9	0.90	0	6,9,11	1.10	1 (16%)
2	MEN	cH	72	-	7,8,9	0.82	0	6,9,11	1.85	1 (16%)
2	MEN	XA	72	-	7,8,9	0.90	0	6,9,11	1.59	2 (33%)
69	MEN	q3	71	-	7,8,9	13.86	3 (42%)	6,9,11	17.17	6 (100%)
2	MEN	IB	72	-	7,8,9	0.78	0	6,9,11	1.08	1 (16%)
69	MEN	F3	71	-	7,8,9	13.86	3 (42%)	6,9,11	17.17	6 (100%)
2	MEN	QD	72	-	7,8,9	0.82	0	6,9,11	1.70	2 (33%)
10	MEN	JG	72	-	7,8,9	0.88	0	6,9,11	1.53	1 (16%)
2	MEN	HB	72	-	7,8,9	0.83	0	6,9,11	1.20	1 (16%)

Mol	Type	Chain	Res	Link	Bond lengths			Bond angles		
					Counts	RMSZ	$\#\|Z\|>2$	Counts	RMSZ	$\#\|Z\|>2$
2	MEN	RO	72	-	7,8,9	0.86	0	6,9,11	1.46	2 (33%)
2	MEN	fF	72	-	7,8,9	1.31	1 (14%)	6,9,11	2.30	2 (33%)
2	MEN	g4	72	-	7,8,9	0.90	0	6,9,11	1.40	1 (16%)
10	MEN	JH	72	-	7,8,9	0.83	0	6,9,11	1.65	1 (16%)
2	MEN	D7	72	-	7,8,9	0.87	0	6,9,11	1.08	1 (16%)
2	MEN	ZK	72	-	7,8,9	0.91	0	6,9,11	1.41	1 (16%)
10	MEN	FH	72	-	7,8,9	0.89	0	6,9,11	1.40	1 (16%)
2	MEN	NK	72	-	7,8,9	1.52	1 (14%)	6,9,11	2.76	3 (50%)
2	MEN	D5	72	-	7,8,9	0.86	0	6,9,11	1.50	1 (16%)
69	MEN	S3	71	-	7,8,9	27.44	6 (85%)	6,9,11	17.30	6 (100%)
2	MEN	q8	72	-	7,8,9	0.92	0	6,9,11	1.66	1 (16%)
2	MEN	Q5	72	-	7,8,9	0.92	0	6,9,11	1.68	1 (16%)
2	MEN	CD	72	-	7,8,9	0.84	0	6,9,11	1.48	2 (33%)
2	MEN	H5	72	-	7,8,9	0.85	0	6,9,11	1.78	2 (33%)
2	MEN	aG	72	-	7,8,9	0.87	0	6,9,11	1.70	2 (33%)
2	MEN	LB	72	-	7,8,9	0.74	0	6,9,11	1.14	1 (16%)
2	MEN	B5	72	-	7,8,9	0.81	0	6,9,11	1.89	1 (16%)
2	MEN	QQ	72	-	7,8,9	0.81	0	6,9,11	1.69	2 (33%)
2	MEN	VM	72	-	7,8,9	0.86	0	6,9,11	1.65	1 (16%)
2	MEN	JA	72	-	7,8,9	0.86	0	6,9,11	1.43	1 (16%)
2	MEN	FM	72	-	7,8,9	0.87	0	6,9,11	1.53	1 (16%)
2	MEN	ZJ	72	-	7,8,9	0.91	0	6,9,11	1.30	1 (16%)
2	MEN	U9	72	-	7,8,9	0.94	0	6,9,11	1.29	2 (33%)
2	MEN	LJ	72	-	7,8,9	0.92	0	6,9,11	1.38	2 (33%)
2	MEN	gM	72	-	7,8,9	0.85	0	6,9,11	1.67	2 (33%)
2	MEN	UI	72	-	7,8,9	0.91	0	6,9,11	1.34	1 (16%)
2	MEN	sC	72	-	7,8,9	0.87	0	6,9,11	1.42	2 (33%)
10	MEN	F4	72	-	7,8,9	0.90	0	6,9,11	1.52	1 (16%)
2	MEN	jK	72	-	7,8,9	1.29	1 (14%)	6,9,11	1.81	1 (16%)
69	MEN	M3	71	-	7,8,9	13.85	3 (42%)	6,9,11	17.17	6 (100%)
2	MEN	rK	72	-	7,8,9	1.23	1 (14%)	6,9,11	1.00	1 (16%)
2	MEN	TE	72	-	7,8,9	0.95	0	6,9,11	1.41	1 (16%)
2	MEN	YB	72	-	7,8,9	0.84	0	6,9,11	1.38	1 (16%)
2	MEN	FK	72	-	7,8,9	1.91	1 (14%)	6,9,11	3.71	3 (50%)
2	MEN	kG	72	-	7,8,9	0.88	0	6,9,11	1.48	1 (16%)

Mol	Type	Chain	Res	Link	Bond lengths			Bond angles		
					Counts	RMSZ	$\#\|Z\|>2$	Counts	RMSZ	$\#\|Z\|>2$
2	MEN	iH	72	-	7,8,9	0.83	0	6,9,11	1.42	1 (16%)
2	MEN	V4	72	-	7,8,9	0.89	0	6,9,11	1.32	2 (33%)
2	MEN	X7	72	-	7,8,9	0.93	0	6,9,11	1.61	2 (33%)
2	MEN	YE	72	-	7,8,9	0.93	0	6,9,11	1.31	1 (16%)
2	MEN	k1	72	-	7,8,9	0.91	0	6,9,11	1.08	1 (16%)
10	MEN	JE	72	-	7,8,9	0.86	0	6,9,11	1.53	1 (16%)
2	MEN	HK	72	-	7,8,9	1.57	1 (14%)	6,9,11	2.47	2 (33%)
10	MEN	FG	72	-	7,8,9	0.91	0	6,9,11	1.57	1 (16%)
2	MEN	rF	72	-	7,8,9	1.28	1 (14%)	6,9,11	0.98	1 (16%)
2	MEN	eE	72	-	7,8,9	0.84	0	6,9,11	1.48	1 (16%)
2	MEN	JF	72	-	7,8,9	1.46	1 (14%)	6,9,11	2.20	2 (33%)
2	MEN	PA	72	-	7,8,9	0.85	0	6,9,11	1.45	1 (16%)
2	MEN	V7	72	-	7,8,9	0.85	0	6,9,11	1.39	1 (16%)
2	MEN	e1	72	-	7,8,9	0.91	0	6,9,11	1.27	1 (16%)
2	MEN	VG	72	-	7,8,9	0.82	0	6,9,11	1.51	2 (33%)
2	MEN	nK	72	-	7,8,9	1.39	1 (14%)	6,9,11	1.50	1 (16%)
2	MEN	iE	72	-	7,8,9	0.93	0	6,9,11	1.20	1 (16%)
69	MEN	w3	71	-	7,8,9	27.42	6 (85%)	6,9,11	17.29	6 (100%)
2	MEN	m4	72	-	7,8,9	0.91	0	6,9,11	1.56	2 (33%)
2	MEN	SI	72	-	7,8,9	0.88	0	6,9,11	1.54	1 (16%)
2	MEN	fK	72	-	7,8,9	1.28	1 (14%)	6,9,11	2.31	2 (33%)
2	MEN	WD	72	-	7,8,9	0.89	0	6,9,11	1.43	1 (16%)
2	MEN	T7	72	-	7,8,9	0.86	0	6,9,11	3.08	2 (33%)
2	MEN	PJ	72	-	7,8,9	0.88	0	6,9,11	1.48	1 (16%)
2	MEN	ED	72	-	7,8,9	0.82	0	6,9,11	1.44	1 (16%)
2	MEN	FB	72	-	7,8,9	0.76	0	6,9,11	0.98	0
2	MEN	U5	72	-	7,8,9	0.90	0	6,9,11	1.72	1 (16%)
2	MEN	XB	72	-	7,8,9	0.66	0	6,9,11	1.14	1 (16%)
2	MEN	HP	72	-	7,8,9	0.87	0	6,9,11	1.50	1 (16%)
2	MEN	mE	72	-	7,8,9	0.89	0	6,9,11	1.41	1 (16%)
2	MEN	HM	72	-	7,8,9	0.87	0	6,9,11	1.62	1 (16%)
2	MEN	YI	72	-	7,8,9	0.97	0	6,9,11	1.38	2 (33%)
69	MEN	O3	71	-	7,8,9	0.68	0	6,9,11	0.78	0
2	MEN	UD	72	-	7,8,9	0.94	0	6,9,11	1.66	1 (16%)
2	MEN	eG	72	-	7,8,9	0.83	0	6,9,11	1.48	1 (16%)

Mol	Type	Chain	Res	Link	Bond lengths			Bond angles		
					Counts	RMSZ	$\#\|Z\|>2$	Counts	RMSZ	$\#\|Z\|>2$
2	MEN	aO	72	-	7,8,9	0.87	0	6,9,11	1.47	2 (33%)
2	MEN	EQ	72	-	7,8,9	0.88	0	6,9,11	1.45	1 (16%)
2	MEN	FP	72	-	7,8,9	0.88	0	6,9,11	1.70	1 (16%)
2	MEN	mG	72	-	7,8,9	0.90	0	6,9,11	1.40	1 (16%)
2	MEN	DI	72	-	7,8,9	0.97	0	6,9,11	1.24	1 (16%)
2	MEN	WQ	72	-	7,8,9	0.91	0	6,9,11	1.42	1 (16%)
2	MEN	UQ	72	-	7,8,9	0.96	0	6,9,11	1.65	1 (16%)
2	MEN	mO	72	-	7,8,9	0.88	0	6,9,11	1.54	2 (33%)
2	MEN	aH	72	-	7,8,9	0.91	0	6,9,11	1.34	1 (16%)
2	MEN	PG	72	-	7,8,9	0.85	0	6,9,11	1.62	1 (16%)
2	MEN	L7	72	-	7,8,9	0.88	0	6,9,11	1.20	0
2	MEN	JJ	72	-	7,8,9	0.87	0	6,9,11	1.61	2 (33%)
2	MEN	PK	72	-	7,8,9	1.57	1 (14%)	6,9,11	2.54	2 (33%)
2	MEN	hK	72	-	7,8,9	1.18	1 (14%)	6,9,11	0.88	0
2	MEN	gE	72	-	7,8,9	0.88	0	6,9,11	1.55	1 (16%)
2	MEN	gO	72	-	7,8,9	0.90	0	6,9,11	1.39	1 (16%)
2	MEN	lF	72	-	7,8,9	1.04	0	6,9,11	1.70	2 (33%)
2	MEN	QI	72	-	7,8,9	1.01	0	6,9,11	1.18	1 (16%)
2	MEN	H7	72	-	7,8,9	0.91	0	6,9,11	1.77	1 (16%)
2	MEN	cM	72	-	7,8,9	0.91	0	6,9,11	1.39	1 (16%)
10	MEN	NE	72	-	7,8,9	0.85	0	6,9,11	1.52	2 (33%)
2	MEN	cJ	72	-	7,8,9	0.88	0	6,9,11	1.25	1 (16%)
2	MEN	PE	72	-	7,8,9	0.83	0	6,9,11	1.59	1 (16%)
2	MEN	BB	72	-	7,8,9	0.80	0	6,9,11	1.25	1 (16%)
2	MEN	LI	72	-	7,8,9	0.97	0	6,9,11	1.68	2 (33%)
2	MEN	y8	72	-	7,8,9	0.99	0	6,9,11	1.24	1 (16%)
10	MEN	HH	72	-	7,8,9	0.85	0	6,9,11	1.53	1 (16%)
69	MEN	o3	71	-	7,8,9	13.86	3 (42%)	6,9,11	17.16	6 (100%)
2	MEN	kM	72	-	7,8,9	0.88	0	6,9,11	1.45	1 (16%)
2	MEN	dB	72	-	7,8,9	0.69	0	6,9,11	0.88	0
2	MEN	kJ	72	-	7,8,9	0.83	0	6,9,11	1.41	2 (33%)
2	MEN	cE	72	-	7,8,9	0.88	0	6,9,11	1.08	1 (16%)
2	MEN	RJ	72	-	7,8,9	0.91	0	6,9,11	1.57	1 (16%)
10	MEN	DO	72	-	7,8,9	0.90	0	6,9,11	1.36	2 (33%)
2	MEN	F5	72	-	7,8,9	0.87	0	6,9,11	1.70	1 (16%)

Mol	Type	Chain	Res	Link	Bond lengths			Bond angles		
					Counts	RMSZ	$\#\|Z\|>2$	Counts	RMSZ	$\#\|Z\|>2$
10	MEN	H4	72	-	7,8,9	0.87	0	6,9,11	1.69	2 (33%)
10	MEN	NH	72	-	7,8,9	0.97	0	6,9,11	1.13	0
2	MEN	NM	72	-	7,8,9	0.87	0	6,9,11	1.42	2 (33%)
2	MEN	VP	72	-	7,8,9	0.88	0	6,9,11	1.50	1 (16%)
2	MEN	bF	72	-	7,8,9	0.92	0	6,9,11	1.29	1 (16%)
2	MEN	RA	72	-	7,8,9	0.91	0	6,9,11	1.19	0
2	MEN	VB	72	-	7,8,9	0.77	0	6,9,11	0.90	1 (16%)
10	MEN	D4	72	-	7,8,9	0.87	0	6,9,11	1.34	2 (33%)
2	MEN	DK	72	-	7,8,9	1.57	1 (14%)	6,9,11	2.45	2 (33%)
2	MEN	DJ	72	-	7,8,9	0.89	0	6,9,11	1.18	0
2	MEN	dK	72	-	7,8,9	1.43	1 (14%)	6,9,11	2.13	1 (16%)
2	MEN	mJ	72	-	7,8,9	0.90	0	6,9,11	1.41	1 (16%)
10	MEN	LO	72	-	7,8,9	0.85	0	6,9,11	1.84	2 (33%)
10	MEN	D1	72	-	7,8,9	0.86	0	6,9,11	1.58	2 (33%)
69	MEN	Q3	71	-	7,8,9	27.43	6 (85%)	6,9,11	17.29	6 (100%)
2	MEN	YO	72	-	7,8,9	0.83	0	6,9,11	1.46	1 (16%)
2	MEN	NF	72	-	7,8,9	1.50	1 (14%)	6,9,11	2.71	2 (33%)
10	MEN	HG	72	-	7,8,9	0.91	0	6,9,11	1.44	2 (33%)
2	MEN	KQ	72	-	7,8,9	0.88	0	6,9,11	1.41	1 (16%)
10	MEN	DE	72	-	7,8,9	0.86	0	6,9,11	1.60	2 (33%)
2	MEN	PB	72	-	7,8,9	0.79	0	6,9,11	0.93	0
2	MEN	BP	72	-	7,8,9	0.87	0	6,9,11	1.54	1 (16%)
2	MEN	gH	72	-	7,8,9	0.91	0	6,9,11	1.63	2 (33%)
2	MEN	JM	72	-	7,8,9	0.88	0	6,9,11	1.67	2 (33%)
2	MEN	N7	72	-	7,8,9	0.92	0	6,9,11	1.45	1 (16%)
2	MEN	RH	72	-	7,8,9	0.82	0	6,9,11	1.14	1 (16%)
2	MEN	1C	72	-	7,8,9	0.90	0	6,9,11	1.46	2 (33%)
2	MEN	VO	72	-	7,8,9	0.94	0	6,9,11	1.36	2 (33%)
2	MEN	XF	72	-	7,8,9	1.93	1 (14%)	6,9,11	3.17	2 (33%)
2	MEN	BI	72	-	7,8,9	0.87	0	6,9,11	1.49	1 (16%)
2	MEN	IQ	72	-	7,8,9	0.87	0	6,9,11	1.67	1 (16%)
69	MEN	u3	71	-	7,8,9	27.42	6 (85%)	6,9,11	17.29	6 (100%)
2	MEN	LF	72	-	7,8,9	1.80	1 (14%)	6,9,11	3.80	3 (50%)
2	MEN	J5	72	-	7,8,9	0.87	0	6,9,11	1.59	2 (33%)
2	MEN	GB	72	-	7,8,9	0.79	0	6,9,11	1.29	1 (16%)

Mol	Type	Chain	Res	Link	Bond lengths			Bond angles		
					Counts	RMSZ	$\#\|Z\|>2$	Counts	RMSZ	$\#\|Z\|>2$
2	MEN	WI	72	-	7,8,9	0.88	0	6,9,11	1.42	1 (16%)
2	MEN	SQ	72	-	7,8,9	0.95	0	6,9,11	1.34	1 (16%)
2	MEN	hF	72	-	7,8,9	1.22	1 (14%)	6,9,11	0.85	0
2	MEN	XM	72	-	7,8,9	0.87	0	6,9,11	1.56	2 (33%)
2	MEN	LA	72	-	7,8,9	0.89	0	6,9,11	1.18	0
2	MEN	XJ	72	-	7,8,9	0.89	0	6,9,11	1.64	2 (33%)
2	MEN	XK	72	-	7,8,9	1.93	1 (14%)	6,9,11	3.18	2 (33%)
2	MEN	GQ	72	-	7,8,9	0.88	0	6,9,11	1.79	2 (33%)
2	MEN	D9	72	-	7,8,9	0.96	0	6,9,11	1.31	1 (16%)
2	MEN	yC	72	-	7,8,9	0.99	0	6,9,11	1.22	1 (16%)
69	MEN	j3	71	-	7,8,9	13.85	3 (42%)	6,9,11	17.17	6 (100%)
2	MEN	aE	72	-	7,8,9	0.86	0	6,9,11	1.68	2 (33%)
10	MEN	DH	72	-	7,8,9	0.86	0	6,9,11	1.59	2 (33%)
2	MEN	s8	72	-	7,8,9	0.88	0	6,9,11	1.41	2 (33%)
2	MEN	ID	72	-	7,8,9	0.83	0	6,9,11	1.63	1 (16%)
2	MEN	iG	72	-	7,8,9	0.93	0	6,9,11	1.19	1 (16%)
2	MEN	NB	72	-	7,8,9	0.81	0	6,9,11	0.44	0

In the following table, the Chirals column lists the number of chiral outliers, the number of chiral centers analysed, the number of these observed in the model and the number defined in the Chemical Component Dictionary. Similar counts are reported in the Torsion and Rings columns. '-' means no outliers of that kind were identified.

Mol	Type	Chain	Res	Link	Chirals	Torsions	Rings
2	MEN	g1	72	-	-	3/7/8/10	-
2	MEN	MB	72	-	-	2/7/8/10	-
2	MEN	SB	72	-	-	3/7/8/10	-
10	MEN	NG	72	-	-	4/7/8/10	-
2	MEN	YH	72	-	-	4/7/8/10	-
2	MEN	O9	72	-	-	4/7/8/10	-
2	MEN	k4	72	-	-	5/7/8/10	-
2	MEN	gG	72	-	-	4/7/8/10	-
2	MEN	W5	72	-	-	4/7/8/10	-
2	MEN	w8	72	-	-	2/7/8/10	-
2	MEN	i1	72	-	-	4/7/8/10	-
2	MEN	PO	72	-	-	4/7/8/10	-

Continued on next page...

Continued from previous page...

Mol	Type	Chain	Res	Link	Chirals	Torsions	Rings
2	MEN	uC	72	-	-	3/7/8/10	-
2	MEN	OI	72	-	-	5/7/8/10	-
2	MEN	HJ	72	-	-	4/7/8/10	-
2	MEN	TO	72	-	-	3/7/8/10	-
69	MEN	I3	71	-	-	5/7/8/10	-
2	MEN	KD	72	-	-	4/7/8/10	-
2	MEN	e4	72	-	-	5/7/8/10	-
2	MEN	kH	72	-	-	4/7/8/10	-
2	MEN	TK	72	-	-	2/7/8/10	-
2	MEN	P1	72	-	-	4/7/8/10	-
2	MEN	kE	72	-	-	4/7/8/10	-
2	MEN	pK	72	-	-	3/7/8/10	-
2	MEN	FI	72	-	-	5/7/8/10	-
2	MEN	FJ	72	-	-	4/7/8/10	-
2	MEN	iM	72	-	-	4/7/8/10	-
2	MEN	iO	72	-	-	4/7/8/10	-
10	MEN	F1	72	-	-	2/7/8/10	-
2	MEN	R4	72	-	-	4/7/8/10	-
2	MEN	Y4	72	-	-	4/7/8/10	-
2	MEN	R7	72	-	-	4/7/8/10	-
2	MEN	BK	72	-	-	2/7/8/10	-
2	MEN	VE	72	-	-	4/7/8/10	-
69	MEN	D3	71	-	-	5/7/8/10	-
2	MEN	tF	72	-	-	4/7/8/10	-
2	MEN	jF	72	-	-	4/7/8/10	-
2	MEN	RG	72	-	-	3/7/8/10	-
2	MEN	RP	72	-	-	4/7/8/10	-
2	MEN	BF	72	-	-	2/7/8/10	-
2	MEN	Y1	72	-	-	4/7/8/10	-
2	MEN	aB	72	-	-	4/7/8/10	-
10	MEN	HO	72	-	-	2/7/8/10	-
2	MEN	DA	72	-	-	3/7/8/10	-
2	MEN	Y9	72	-	-	2/7/8/10	-
2	MEN	RF	72	-	-	2/7/8/10	-

Continued on next page...

Continued from previous page...

Mol	Type	Chain	Res	Link	Chirals	Torsions	Rings
2	MEN	MQ	72	-	-	2/7/8/10	-
10	MEN	JO	72	-	-	2/7/8/10	-
2	MEN	T4	72	-	-	3/7/8/10	-
2	MEN	W9	72	-	-	2/7/8/10	-
2	MEN	JI	72	-	-	5/7/8/10	-
2	MEN	LP	72	-	-	4/7/8/10	-
2	MEN	P4	72	-	-	4/7/8/10	-
2	MEN	VH	72	-	-	4/7/8/10	-
2	MEN	pF	72	-	-	3/7/8/10	-
2	MEN	L9	72	-	-	2/7/8/10	-
2	MEN	gB	72	-	-	5/7/8/10	-
10	MEN	NO	72	-	-	3/7/8/10	-
2	MEN	TP	72	-	-	4/7/8/10	-
2	MEN	ZF	72	-	-	5/7/8/10	-
2	MEN	m1	72	-	-	4/7/8/10	-
2	MEN	R1	72	-	-	2/7/8/10	-
2	MEN	DF	72	-	-	2/7/8/10	-
2	MEN	PP	72	-	-	4/7/8/10	-
2	MEN	NA	72	-	-	4/7/8/10	-
2	MEN	VA	72	-	-	4/7/8/10	-
2	MEN	B9	72	-	-	4/7/8/10	-
10	MEN	DG	72	-	-	4/7/8/10	-
2	MEN	YD	72	-	-	4/7/8/10	-
2	MEN	lK	72	-	-	4/7/8/10	-
69	MEN	s3	71	-	-	6/7/8/10	-
2	MEN	HF	72	-	-	2/7/8/10	-
2	MEN	eM	72	-	-	4/7/8/10	-
2	MEN	18	72	-	-	4/7/8/10	-
2	MEN	OQ	72	-	-	2/7/8/10	-
2	MEN	QB	72	-	-	6/7/8/10	-
2	MEN	O5	72	-	-	4/7/8/10	-
2	MEN	a1	72	-	-	3/7/8/10	-
2	MEN	H9	72	-	-	2/7/8/10	-
2	MEN	eJ	72	-	-	4/7/8/10	-

Continued on next page...

Continued from previous page...

Mol	Type	Chain	Res	Link	Chirals	Torsions	Rings
69	MEN	L3	71	-	-	4/7/8/10	-
69	MEN	n3	71	-	-	4/7/8/10	-
2	MEN	HA	72	-	-	4/7/8/10	-
2	MEN	GD	72	-	-	4/7/8/10	-
69	MEN	d3	71	-	-	5/7/8/10	-
2	MEN	OB	72	-	-	4/7/8/10	-
2	MEN	P7	72	-	-	4/7/8/10	-
2	MEN	OD	72	-	-	2/7/8/10	-
10	MEN	H1	72	-	-	4/7/8/10	-
2	MEN	RB	72	-	-	7/7/8/10	-
2	MEN	J7	72	-	-	1/7/8/10	-
10	MEN	FO	72	-	-	3/7/8/10	-
2	MEN	TA	72	-	-	6/7/8/10	-
10	MEN	L1	72	-	-	2/7/8/10	-
2	MEN	DP	72	-	-	4/7/8/10	-
2	MEN	NJ	72	-	-	5/7/8/10	-
2	MEN	YQ	72	-	-	4/7/8/10	-
2	MEN	J9	72	-	-	2/7/8/10	-
2	MEN	bK	72	-	-	4/7/8/10	-
10	MEN	N1	72	-	-	2/7/8/10	-
2	MEN	HI	72	-	-	4/7/8/10	-
2	MEN	mH	72	-	-	4/7/8/10	-
2	MEN	L5	72	-	-	4/7/8/10	-
2	MEN	TF	72	-	-	2/7/8/10	-
2	MEN	XP	72	-	-	4/7/8/10	-
2	MEN	eO	72	-	-	5/7/8/10	-
2	MEN	VJ	72	-	-	4/7/8/10	-
2	MEN	NP	72	-	-	4/7/8/10	-
69	MEN	B3	71	-	-	5/7/8/10	-
2	MEN	PM	72	-	-	5/7/8/10	-
2	MEN	cO	72	-	-	2/7/8/10	-
2	MEN	VK	72	-	-	4/7/8/10	-
10	MEN	L4	72	-	-	4/7/8/10	-
2	MEN	gJ	72	-	-	2/7/8/10	-

Continued on next page...

Continued from previous page...

Mol	Type	Chain	Res	Link	Chirals	Torsions	Rings
2	MEN	FF	72	-	-	2/7/8/10	-
2	MEN	SD	72	-	-	4/7/8/10	-
2	MEN	F9	72	-	-	2/7/8/10	-
69	MEN	H3	71	-	-	4/7/8/10	-
10	MEN	J1	72	-	-	1/7/8/10	-
10	MEN	LG	72	-	-	4/7/8/10	-
2	MEN	dF	72	-	-	3/7/8/10	-
2	MEN	V1	72	-	-	4/7/8/10	-
2	MEN	ZM	72	-	-	5/7/8/10	-
2	MEN	vF	72	-	-	1/7/8/10	-
2	MEN	qC	72	-	-	3/7/8/10	-
10	MEN	LE	72	-	-	4/7/8/10	-
10	MEN	HE	72	-	-	4/7/8/10	-
2	MEN	ZB	72	-	-	6/7/8/10	-
2	MEN	c4	72	-	-	2/7/8/10	-
2	MEN	TJ	72	-	-	5/7/8/10	-
2	MEN	PH	72	-	-	4/7/8/10	-
69	MEN	h3	71	-	-	5/7/8/10	-
2	MEN	Y5	72	-	-	4/7/8/10	-
2	MEN	iJ	72	-	-	4/7/8/10	-
2	MEN	kO	72	-	-	5/7/8/10	-
2	MEN	CQ	72	-	-	4/7/8/10	-
2	MEN	DB	72	-	-	4/7/8/10	-
2	MEN	FA	72	-	-	4/7/8/10	-
2	MEN	RM	72	-	-	4/7/8/10	-
2	MEN	MD	72	-	-	2/7/8/10	-
10	MEN	J4	72	-	-	2/7/8/10	-
2	MEN	vK	72	-	-	1/7/8/10	-
2	MEN	JK	72	-	-	2/7/8/10	-
2	MEN	u8	72	-	-	3/7/8/10	-
2	MEN	DM	72	-	-	5/7/8/10	-
10	MEN	N4	72	-	-	3/7/8/10	-
2	MEN	a4	72	-	-	3/7/8/10	-
2	MEN	TM	72	-	-	3/7/8/10	-
2	MEN	B7	72	-	-	4/7/8/10	-

Continued on next page...

Continued from previous page...

Mol	Type	Chain	Res	Link	Chirals	Torsions	Rings
2	MEN	nF	72	-	-	3/7/8/10	-
2	MEN	S5	72	-	-	4/7/8/10	-
2	MEN	tK	72	-	-	4/7/8/10	-
2	MEN	mM	72	-	-	4/7/8/10	-
2	MEN	CB	72	-	-	2/7/8/10	-
69	MEN	k3	71	-	-	4/7/8/10	-
2	MEN	TH	72	-	-	5/7/8/10	-
2	MEN	eB	72	-	-	3/7/8/10	-
2	MEN	JP	72	-	-	4/7/8/10	-
2	MEN	LM	72	-	-	4/7/8/10	-
2	MEN	RK	72	-	-	2/7/8/10	-
2	MEN	PF	72	-	-	3/7/8/10	-
2	MEN	F7	72	-	-	4/7/8/10	-
2	MEN	TG	72	-	-	3/7/8/10	-
2	MEN	T1	72	-	-	5/7/8/10	-
2	MEN	RE	72	-	-	3/7/8/10	-
2	MEN	S9	72	-	-	2/7/8/10	-
2	MEN	eH	72	-	-	3/7/8/10	-
69	MEN	f3	71	-	-	4/7/8/10	-
2	MEN	wC	72	-	-	2/7/8/10	-
2	MEN	BA	72	-	-	4/7/8/10	-
69	MEN	U3	71	-	-	6/7/8/10	-
2	MEN	Q9	72	-	-	2/7/8/10	-
10	MEN	FE	72	-	-	3/7/8/10	-
10	MEN	LH	72	-	-	2/7/8/10	-
2	MEN	i4	72	-	-	4/7/8/10	-
2	MEN	c1	72	-	-	4/7/8/10	-
2	MEN	VF	72	-	-	4/7/8/10	-
2	MEN	YG	72	-	-	5/7/8/10	-
2	MEN	bB	72	-	-	4/7/8/10	-
2	MEN	LK	72	-	-	3/7/8/10	-
2	MEN	cG	72	-	-	3/7/8/10	-
2	MEN	cH	72	-	-	4/7/8/10	-
2	MEN	XA	72	-	-	4/7/8/10	-

Continued on next page...

Continued from previous page...

Mol	Type	Chain	Res	Link	Chirals	Torsions	Rings
69	MEN	q3	71	-	-	5/7/8/10	-
2	MEN	IB	72	-	-	4/7/8/10	-
69	MEN	F3	71	-	-	4/7/8/10	-
2	MEN	QD	72	-	-	4/7/8/10	-
10	MEN	JG	72	-	-	2/7/8/10	-
2	MEN	HB	72	-	-	2/7/8/10	-
2	MEN	RO	72	-	-	4/7/8/10	-
2	MEN	fF	72	-	-	2/7/8/10	-
2	MEN	g4	72	-	-	4/7/8/10	-
10	MEN	JH	72	-	-	1/7/8/10	-
2	MEN	D7	72	-	-	3/7/8/10	-
2	MEN	ZK	72	-	-	5/7/8/10	-
10	MEN	FH	72	-	-	2/7/8/10	-
2	MEN	NK	72	-	-	2/7/8/10	-
2	MEN	D5	72	-	-	4/7/8/10	-
69	MEN	S3	71	-	-	6/7/8/10	-
2	MEN	q8	72	-	-	3/7/8/10	-
2	MEN	Q5	72	-	-	4/7/8/10	-
2	MEN	CD	72	-	-	4/7/8/10	-
2	MEN	H5	72	-	-	4/7/8/10	-
2	MEN	aG	72	-	-	4/7/8/10	-
2	MEN	LB	72	-	-	4/7/8/10	-
2	MEN	B5	72	-	-	4/7/8/10	-
2	MEN	QQ	72	-	-	4/7/8/10	-
2	MEN	VM	72	-	-	4/7/8/10	-
2	MEN	JA	72	-	-	1/7/8/10	-
2	MEN	FM	72	-	-	4/7/8/10	-
2	MEN	ZJ	72	-	-	4/7/8/10	-
2	MEN	U9	72	-	-	2/7/8/10	-
2	MEN	LJ	72	-	-	5/7/8/10	-
2	MEN	gM	72	-	-	5/7/8/10	-
2	MEN	UI	72	-	-	4/7/8/10	-
2	MEN	sC	72	-	-	2/7/8/10	-
10	MEN	F4	72	-	-	3/7/8/10	-

Continued on next page...

Continued from previous page...

Mol	Type	Chain	Res	Link	Chirals	Torsions	Rings
2	MEN	jK	72	-	-	4/7/8/10	-
69	MEN	M3	71	-	-	4/7/8/10	-
2	MEN	rK	72	-	-	3/7/8/10	-
2	MEN	TE	72	-	-	3/7/8/10	-
2	MEN	YB	72	-	-	4/7/8/10	-
2	MEN	FK	72	-	-	2/7/8/10	-
2	MEN	kG	72	-	-	4/7/8/10	-
2	MEN	iH	72	-	-	4/7/8/10	-
2	MEN	V4	72	-	-	2/7/8/10	-
2	MEN	X7	72	-	-	4/7/8/10	-
2	MEN	YE	72	-	-	5/7/8/10	-
2	MEN	k1	72	-	-	4/7/8/10	-
10	MEN	JE	72	-	-	2/7/8/10	-
2	MEN	HK	72	-	-	2/7/8/10	-
10	MEN	FG	72	-	-	3/7/8/10	-
2	MEN	rF	72	-	-	3/7/8/10	-
2	MEN	eE	72	-	-	2/7/8/10	-
2	MEN	JF	72	-	-	2/7/8/10	-
2	MEN	PA	72	-	-	4/7/8/10	-
2	MEN	V7	72	-	-	4/7/8/10	-
2	MEN	e1	72	-	-	3/7/8/10	-
2	MEN	VG	72	-	-	4/7/8/10	-
2	MEN	nK	72	-	-	3/7/8/10	-
2	MEN	iE	72	-	-	3/7/8/10	-
69	MEN	w3	71	-	-	6/7/8/10	-
2	MEN	m4	72	-	-	4/7/8/10	-
2	MEN	SI	72	-	-	4/7/8/10	-
2	MEN	fK	72	-	-	2/7/8/10	-
2	MEN	WD	72	-	-	4/7/8/10	-
2	MEN	T7	72	-	-	6/7/8/10	-
2	MEN	PJ	72	-	-	4/7/8/10	-
2	MEN	ED	72	-	-	3/7/8/10	-
2	MEN	FB	72	-	-	3/7/8/10	-
2	MEN	U5	72	-	-	4/7/8/10	-

Continued on next page...

Continued from previous page...

Mol	Type	Chain	Res	Link	Chirals	Torsions	Rings
2	MEN	XB	72	-	-	5/7/8/10	-
2	MEN	HP	72	-	-	4/7/8/10	-
2	MEN	mE	72	-	-	3/7/8/10	-
2	MEN	HM	72	-	-	4/7/8/10	-
2	MEN	YI	72	-	-	3/7/8/10	-
69	MEN	O3	71	-	-	2/7/8/10	-
2	MEN	UD	72	-	-	3/7/8/10	-
2	MEN	eG	72	-	-	2/7/8/10	-
2	MEN	aO	72	-	-	3/7/8/10	-
2	MEN	EQ	72	-	-	3/7/8/10	-
2	MEN	FP	72	-	-	5/7/8/10	-
2	MEN	mG	72	-	-	3/7/8/10	-
2	MEN	DI	72	-	-	4/7/8/10	-
2	MEN	WQ	72	-	-	4/7/8/10	-
2	MEN	UQ	72	-	-	3/7/8/10	-
2	MEN	mO	72	-	-	4/7/8/10	-
2	MEN	aH	72	-	-	3/7/8/10	-
2	MEN	PG	72	-	-	3/7/8/10	-
2	MEN	L7	72	-	-	5/7/8/10	-
2	MEN	JJ	72	-	-	3/7/8/10	-
2	MEN	PK	72	-	-	3/7/8/10	-
2	MEN	hK	72	-	-	2/7/8/10	-
2	MEN	gE	72	-	-	4/7/8/10	-
2	MEN	gO	72	-	-	4/7/8/10	-
2	MEN	lF	72	-	-	4/7/8/10	-
2	MEN	QI	72	-	-	4/7/8/10	-
2	MEN	H7	72	-	-	4/7/8/10	-
2	MEN	cM	72	-	-	4/7/8/10	-
10	MEN	NE	72	-	-	4/7/8/10	-
2	MEN	cJ	72	-	-	4/7/8/10	-
2	MEN	PE	72	-	-	3/7/8/10	-
2	MEN	BB	72	-	-	5/7/8/10	-
2	MEN	LI	72	-	-	4/7/8/10	-
2	MEN	y8	72	-	-	3/7/8/10	-

Continued on next page...

Continued from previous page...

Mol	Type	Chain	Res	Link	Chirals	Torsions	Rings
10	MEN	HH	72	-	-	4/7/8/10	-
69	MEN	o3	71	-	-	5/7/8/10	-
2	MEN	kM	72	-	-	4/7/8/10	-
2	MEN	dB	72	-	-	5/7/8/10	-
2	MEN	kJ	72	-	-	4/7/8/10	-
2	MEN	cE	72	-	-	3/7/8/10	-
2	MEN	RJ	72	-	-	4/7/8/10	-
10	MEN	DO	72	-	-	2/7/8/10	-
2	MEN	F5	72	-	-	4/7/8/10	-
10	MEN	H4	72	-	-	2/7/8/10	-
10	MEN	NH	72	-	-	2/7/8/10	-
2	MEN	NM	72	-	-	4/7/8/10	-
2	MEN	VP	72	-	-	4/7/8/10	-
2	MEN	bF	72	-	-	4/7/8/10	-
2	MEN	RA	72	-	-	4/7/8/10	-
2	MEN	VB	72	-	-	4/7/8/10	-
10	MEN	D4	72	-	-	2/7/8/10	-
2	MEN	DK	72	-	-	2/7/8/10	-
2	MEN	DJ	72	-	-	3/7/8/10	-
2	MEN	dK	72	-	-	3/7/8/10	-
2	MEN	mJ	72	-	-	4/7/8/10	-
10	MEN	LO	72	-	-	4/7/8/10	-
10	MEN	D1	72	-	-	4/7/8/10	-
69	MEN	Q3	71	-	-	6/7/8/10	-
2	MEN	YO	72	-	-	4/7/8/10	-
2	MEN	NF	72	-	-	2/7/8/10	-
10	MEN	HG	72	-	-	4/7/8/10	-
2	MEN	KQ	72	-	-	4/7/8/10	-
10	MEN	DE	72	-	-	4/7/8/10	-
2	MEN	PB	72	-	-	4/7/8/10	-
2	MEN	BP	72	-	-	4/7/8/10	-
2	MEN	gH	72	-	-	3/7/8/10	-
2	MEN	JM	72	-	-	4/7/8/10	-
2	MEN	N7	72	-	-	4/7/8/10	-

Continued on next page...

Continued from previous page...

Mol	Type	Chain	Res	Link	Chirals	Torsions	Rings
2	MEN	RH	72	-	-	2/7/8/10	-
2	MEN	1C	72	-	-	4/7/8/10	-
2	MEN	VO	72	-	-	2/7/8/10	-
2	MEN	XF	72	-	-	2/7/8/10	-
2	MEN	BI	72	-	-	5/7/8/10	-
2	MEN	IQ	72	-	-	4/7/8/10	-
69	MEN	u3	71	-	-	6/7/8/10	-
2	MEN	LF	72	-	-	3/7/8/10	-
2	MEN	J5	72	-	-	5/7/8/10	-
2	MEN	GB	72	-	-	6/7/8/10	-
2	MEN	WI	72	-	-	5/7/8/10	-
2	MEN	SQ	72	-	-	4/7/8/10	-
2	MEN	hF	72	-	-	2/7/8/10	-
2	MEN	XM	72	-	-	4/7/8/10	-
2	MEN	LA	72	-	-	5/7/8/10	-
2	MEN	XJ	72	-	-	5/7/8/10	-
2	MEN	XK	72	-	-	2/7/8/10	-
2	MEN	GQ	72	-	-	4/7/8/10	-
2	MEN	D9	72	-	-	2/7/8/10	-
2	MEN	yC	72	-	-	3/7/8/10	-
69	MEN	j3	71	-	-	4/7/8/10	-
2	MEN	aE	72	-	-	4/7/8/10	-
10	MEN	DH	72	-	-	4/7/8/10	-
2	MEN	s8	72	-	-	2/7/8/10	-
2	MEN	ID	72	-	-	4/7/8/10	-
2	MEN	iG	72	-	-	3/7/8/10	-
2	MEN	NB	72	-	-	3/7/8/10	-

The worst 5 of 121 bond length outliers are listed below:

Mol	Chain	Res	Type	Atoms	Z	Observed(Å)	Ideal(Å)
69	S3	71	MEN	CE2-ND2	67.26	2.65	1.45
69	Q3	71	MEN	CE2-ND2	67.24	2.65	1.45
69	s3	71	MEN	CE2-ND2	67.24	2.65	1.45
69	U3	71	MEN	CE2-ND2	67.22	2.65	1.45
69	w3	71	MEN	CE2-ND2	67.21	2.65	1.45

The worst 5 of 542 bond angle outliers are listed below:

Mol	Chain	Res	Type	Atoms	Z	Observed(^{o})	Ideal(^{o})
69	U3	71	MEN	OD1-CG-CB	-38.81	64.66	121.50
69	S3	71	MEN	OD1-CG-CB	-38.79	64.69	121.50
69	s3	71	MEN	OD1-CG-CB	-38.79	64.69	121.50
69	Q3	71	MEN	OD1-CG-CB	-38.78	64.69	121.50
69	w3	71	MEN	OD1-CG-CB	-38.78	64.69	121.50

There are no chirality outliers.

5 of 1235 torsion outliers are listed below:

Mol	Chain	Res	Type	Atoms
2	BA	72	MEN	N-CA-CB-CG
2	DA	72	MEN	O-C-CA-CB
2	FA	72	MEN	C-CA-CB-CG
2	LA	72	MEN	O-C-CA-CB
2	LA	72	MEN	C-CA-CB-CG

There are no ring outliers.

No monomer is involved in short contacts.

5.5 Carbohydrates (i)

There are no monosaccharides in this entry.

5.6 Ligand geometry (i)

Of 2437 ligands modelled in this entry, 8 are monoatomic - leaving 2429 for Mogul analysis.

In the following table, the Counts columns list the number of bonds (or angles) for which Mogul statistics could be retrieved, the number of bonds (or angles) that are observed in the model and the number of bonds (or angles) that are defined in the Chemical Component Dictionary. The Link column lists molecule types, if any, to which the group is linked. The Z score for a bond length (or angle) is the number of standard deviations the observed value is removed from the expected value. A bond length (or angle) with $|Z| > 2$ is considered an outlier worth inspection. RMSZ is the root-mean-square of all Z scores of the bond lengths (or angles).

Mol	Type	Chain	Res	Link	Bond lengths			Bond angles		
					Counts	RMSZ	$\#\|Z\| > 2$	Counts	RMSZ	$\#\|Z\| > 2$
82	PEB	Y9	203	-	43,46,46	3.32	9 (20%)	45,67,67	2.11	13 (28%)
87	CLA	A2	822	-	45,53,73	1.72	9 (20%)	52,89,113	1.78	9 (17%)

Mol	Type	Chain	Res	Link	Bond lengths			Bond angles		
					Counts	RMSZ	$\#\|Z\|>2$	Counts	RMSZ	$\#\|Z\|>2$
84	CYC	L4	1001	-	42,46,46	3.14	16 (38%)	50,67,67	2.96	22 (44%)
82	PEB	P9	201	-	43,46,46	3.37	11 (25%)	45,67,67	1.95	14 (31%)
82	PEB	SO	201	-	43,46,46	3.43	11 (25%)	45,67,67	2.67	18 (40%)
82	PEB	wK	302	-	43,46,46	3.31	9 (20%)	45,67,67	2.22	15 (33%)
82	PEB	TD	203	-	43,46,46	3.40	8 (18%)	45,67,67	2.13	12 (26%)
82	PEB	MQ	201	-	43,46,46	3.43	10 (23%)	45,67,67	2.07	15 (33%)
87	CLA	BN	817	-	59,67,73	1.56	8 (13%)	68,105,113	1.53	10 (14%)
84	CYC	JH	1003	-	42,46,46	3.21	12 (28%)	50,67,67	2.65	19 (38%)
82	PEB	BK	201	-	43,46,46	3.40	12 (27%)	45,67,67	3.50	16 (35%)
82	PEB	DQ	201	-	43,46,46	3.18	11 (25%)	45,67,67	2.39	14 (31%)
82	PEB	MJ	202	-	43,46,46	3.07	9 (20%)	45,67,67	2.32	16 (35%)
82	PEB	kO	202	-	43,46,46	3.34	12 (27%)	45,67,67	2.36	14 (31%)
87	CLA	c6	616	-	65,73,73	1.45	6 (9%)	76,113,113	1.42	8 (10%)
82	PEB	BA	201	-	43,46,46	3.32	11 (25%)	45,67,67	2.18	17 (37%)
82	PEB	IP	202	-	43,46,46	3.26	9 (20%)	45,67,67	2.06	14 (31%)
87	CLA	RN	203	-	46,54,73	1.72	6 (13%)	53,90,113	1.58	7 (13%)
82	PEB	zK	501	-	43,46,46	3.08	9 (20%)	45,67,67	2.07	15 (33%)
82	PEB	QE	201	-	43,46,46	3.16	11 (25%)	45,67,67	2.65	17 (37%)
82	PEB	AP	201	-	43,46,46	3.23	10 (23%)	45,67,67	2.20	15 (33%)
82	PEB	QO	202	-	43,46,46	1.10	2 (4%)	45,67,67	1.01	2 (4%)
82	PEB	nK	202	-	43,46,46	3.59	13 (30%)	45,67,67	1.94	13 (28%)
87	CLA	JN	101	-	42,50,73	1.85	9 (21%)	48,85,113	1.69	8 (16%)
82	PEB	RG	201	-	43,46,46	3.42	10 (23%)	45,67,67	2.26	17 (37%)
82	PEB	U5	203	-	43,46,46	3.32	10 (23%)	45,67,67	1.96	16 (35%)
84	CYC	IE	1001	-	42,46,46	3.19	13 (30%)	50,67,67	2.84	18 (36%)
82	PEB	uF	202	-	43,46,46	3.49	10 (23%)	45,67,67	2.02	14 (31%)
87	CLA	b6	610	-	65,73,73	1.50	8 (12%)	76,113,113	1.35	8 (10%)
87	CLA	AN	849	-	65,73,73	1.41	8 (12%)	76,113,113	1.69	8 (10%)
82	PEB	DF	203	-	43,46,46	3.43	10 (23%)	45,67,67	2.02	15 (33%)
82	PEB	Y9	201	-	43,46,46	3.52	11 (25%)	45,67,67	2.21	14 (31%)
87	CLA	6N	605	-	45,53,73	1.75	6 (13%)	52,89,113	1.67	8 (15%)
82	PEB	g4	202	-	43,46,46	3.34	10 (23%)	45,67,67	2.32	14 (31%)
83	PUB	Z5	302	-	42,46,46	3.60	9 (21%)	37,67,67	3.50	16 (43%)
82	PEB	aJ	204	-	43,46,46	3.25	10 (23%)	45,67,67	2.66	17 (37%)
85	BCR	BL	617	-	41,41,41	0.78	0	56,56,56	2.24	18 (32%)

Mol	Type	Chain	Res	Link	Bond lengths			Bond angles		
					Counts	RMSZ	$\#\|Z\|>2$	Counts	RMSZ	$\#\|Z\|>2$
82	PEB	IJ	202	-	43,46,46	3.16	11 (25%)	45,67,67	2.38	14 (31%)
82	PEB	WE	201	-	43,46,46	3.34	11 (25%)	45,67,67	2.32	17 (37%)
82	PEB	AI	202	-	43,46,46	3.22	11 (25%)	45,67,67	2.31	14 (31%)
82	PEB	IA	201	-	43,46,46	3.33	12 (27%)	45,67,67	2.19	13 (28%)
87	CLA	C6	513	-	65,73,73	1.45	7 (10%)	76,113,113	1.44	7 (9%)
88	LHG	C6	522	-	31,31,48	1.12	2 (6%)	34,37,54	1.57	4 (11%)
82	PEB	ND	203	-	43,46,46	3.36	8 (18%)	45,67,67	2.03	13 (28%)
82	PEB	UO	201	-	43,46,46	3.20	10 (23%)	45,67,67	2.80	19 (42%)
82	PEB	DQ	203	-	43,46,46	3.27	10 (23%)	45,67,67	2.24	15 (33%)
87	CLA	72	605	-	45,53,73	1.79	7 (15%)	52,89,113	1.68	9 (17%)
82	PEB	kF	203	-	43,46,46	3.41	11 (25%)	45,67,67	2.30	11 (24%)
85	BCR	kL	100	-	41,41,41	0.83	0	56,56,56	2.73	23 (41%)
82	PEB	NJ	202	-	43,46,46	3.27	10 (23%)	45,67,67	2.57	18 (40%)
84	CYC	q3	1001	-	42,46,46	3.44	14 (33%)	50,67,67	3.15	21 (42%)
84	CYC	HG	1001	-	42,46,46	3.12	13 (30%)	50,67,67	3.07	21 (42%)
88	LHG	A2	844	-	39,39,48	1.04	2 (5%)	42,45,54	1.08	2 (4%)
82	PEB	z8	202	-	43,46,46	3.54	11 (25%)	45,67,67	2.50	17 (37%)
82	PEB	CJ	203	-	43,46,46	3.14	10 (23%)	45,67,67	2.57	18 (40%)
82	PEB	kE	202	-	43,46,46	3.34	9 (20%)	45,67,67	2.15	16 (35%)
87	CLA	72	604	-	42,50,73	1.82	9 (21%)	48,85,113	1.78	10 (20%)
87	CLA	CL	508	-	65,73,73	1.50	10 (15%)	76,113,113	1.59	11 (14%)
82	PEB	jF	201	-	43,46,46	3.34	11 (25%)	45,67,67	2.83	18 (40%)
82	PEB	YA	304	-	43,46,46	3.30	11 (25%)	45,67,67	2.58	13 (28%)
85	BCR	c6	602	-	41,41,41	0.81	0	56,56,56	2.21	22 (39%)
83	PUB	BJ	302	-	42,46,46	3.23	7 (16%)	37,67,67	3.28	13 (35%)
87	CLA	B6	616	-	65,73,73	1.45	8 (12%)	76,113,113	1.97	7 (9%)
82	PEB	cG	201	-	43,46,46	3.39	11 (25%)	45,67,67	2.13	16 (35%)
95	DGD	C6	502	-	63,63,67	1.08	4 (6%)	77,77,81	1.82	16 (20%)
85	BCR	H6	101	-	41,41,41	0.81	2 (4%)	56,56,56	2.14	18 (32%)
82	PEB	JP	202	-	43,46,46	3.32	10 (23%)	45,67,67	2.14	15 (33%)
82	PEB	DQ	202	-	43,46,46	3.16	12 (27%)	45,67,67	2.76	20 (44%)
82	PEB	P9	202	-	43,46,46	3.58	10 (23%)	45,67,67	2.66	17 (37%)
87	CLA	5N	602	-	65,73,73	1.44	6 (9%)	76,113,113	1.48	9 (11%)
82	PEB	lM	203	-	43,46,46	3.34	11 (25%)	45,67,67	2.37	15 (33%)
88	LHG	dL	405	-	48,48,48	0.90	2 (4%)	51,54,54	1.02	3 (5%)

Mol	Type	Chain	Res	Link	Bond lengths			Bond angles		
					Counts	RMSZ	$\#\|Z\|>2$	Counts	RMSZ	$\#\|Z\|>2$
85	BCR	F2	204	-	41,41,41	0.72	0	56,56,56	1.94	13 (23%)
87	CLA	BN	815	-	42,50,73	1.74	8 (19%)	48,85,113	1.78	9 (18%)
84	CYC	k3	1001	-	42,46,46	3.43	14 (33%)	50,67,67	3.16	21 (42%)
89	OEX	A6	405	-	0,15,15	-	-	-		
82	PEB	dB	201	-	43,46,46	3.31	11 (25%)	45,67,67	2.07	15 (33%)
82	PEB	GA	201	-	43,46,46	3.11	9 (20%)	45,67,67	2.23	13 (28%)
82	PEB	BI	203	-	43,46,46	3.46	10 (23%)	45,67,67	2.36	15 (33%)
82	PEB	cO	201	-	43,46,46	3.37	10 (23%)	45,67,67	1.98	15 (33%)
82	PEB	GD	201	-	43,46,46	3.43	11 (25%)	45,67,67	2.34	15 (33%)
82	PEB	vK	202	-	43,46,46	3.50	11 (25%)	45,67,67	1.97	16 (35%)
87	CLA	AN	822	-	45,53,73	1.72	9 (20%)	52,89,113	1.78	9 (17%)
82	PEB	pF	201	-	43,46,46	3.31	9 (20%)	45,67,67	2.73	17 (37%)
82	PEB	P7	201	-	43,46,46	3.40	10 (23%)	45,67,67	2.19	16 (35%)
87	CLA	B2	817	-	60,68,73	1.48	7 (11%)	70,107,113	1.63	10 (14%)
82	PEB	aH	202	-	43,46,46	3.47	10 (23%)	45,67,67	2.10	16 (35%)
82	PEB	UE	201	-	43,46,46	3.28	10 (23%)	45,67,67	2.38	16 (35%)
82	PEB	L7	202	-	43,46,46	3.18	10 (23%)	45,67,67	2.75	17 (37%)
83	PUB	AJ	304	-	42,46,46	3.42	7 (16%)	37,67,67	3.51	18 (48%)
82	PEB	JA	202	-	43,46,46	3.25	10 (23%)	45,67,67	2.75	16 (35%)
87	CLA	62	306	-	45,53,73	1.76	6 (13%)	52,89,113	1.67	8 (15%)
82	PEB	Y9	202	-	43,46,46	3.44	12 (27%)	45,67,67	2.28	14 (31%)
84	CYC	x3	1001	-	42,46,46	3.51	12 (28%)	50,67,67	2.97	23 (46%)
82	PEB	GF	203	-	43,46,46	3.40	11 (25%)	45,67,67	2.65	23 (51%)
87	CLA	3N	312	-	45,53,73	1.76	7 (15%)	52,89,113	1.65	9 (17%)
84	CYC	O3	1001	-	42,46,46	3.43	14 (33%)	50,67,67	3.15	21 (42%)
82	PEB	AD	304	-	43,46,46	3.49	10 (23%)	45,67,67	2.66	15 (33%)
82	PEB	S5	203	-	43,46,46	3.21	10 (23%)	45,67,67	2.00	16 (35%)
95	DGD	C6	504	-	43,43,67	1.01	3 (6%)	57,57,81	1.53	10 (17%)
82	PEB	RA	202	-	43,46,46	3.09	10 (23%)	45,67,67	2.94	15 (33%)
87	CLA	BL	622	-	65,73,73	1.46	8 (12%)	76,113,113	1.54	9 (11%)
82	PEB	G9	201	-	43,46,46	3.37	10 (23%)	45,67,67	1.94	14 (31%)
83	PUB	AG	302	-	42,46,46	3.41	9 (21%)	37,67,67	3.31	16 (43%)
83	PUB	AJ	303	-	42,46,46	3.26	8 (19%)	37,67,67	3.64	18 (48%)
85	BCR	bL	601	-	41,41,41	0.76	0	56,56,56	1.58	11 (19%)
82	PEB	FP	201	-	43,46,46	3.49	12 (27%)	45,67,67	2.11	16 (35%)

Mol	Type	Chain	Res	Link	Bond lengths			Bond angles		
					Counts	RMSZ	$\#\|Z\|>2$	Counts	RMSZ	$\#\|Z\|>2$
87	CLA	6N	613	-	45,53,73	1.80	9 (20%)	52,89,113	1.52	6 (11%)
82	PEB	BA	203	-	43,46,46	3.34	9 (20%)	45,67,67	1.99	13 (28%)
82	PEB	cJ	202	-	43,46,46	3.33	10 (23%)	45,67,67	2.73	15 (33%)
82	PEB	L1	1002	-	43,46,46	3.11	10 (23%)	45,67,67	2.37	14 (31%)
87	CLA	A2	814	-	54,62,73	1.60	9 (16%)	62,99,113	1.55	8 (12%)
82	PEB	Y4	201	-	43,46,46	3.38	10 (23%)	45,67,67	2.15	16 (35%)
83	PUB	KA	203	-	42,46,46	3.37	7 (16%)	37,67,67	3.58	17 (45%)
82	PEB	XF	201	-	43,46,46	3.37	10 (23%)	45,67,67	3.73	17 (37%)
87	CLA	72	610	-	45,53,73	1.76	7 (15%)	52,89,113	1.66	8 (15%)
82	PEB	VK	201	-	43,46,46	3.43	10 (23%)	45,67,67	2.57	15 (33%)
87	CLA	b6	612	-	65,73,73	1.48	8 (12%)	76,113,113	1.49	10 (13%)
88	LHG	M6	101	-	38,38,48	1.02	2 (5%)	41,44,54	1.27	4 (9%)
82	PEB	I5	202	-	43,46,46	3.34	10 (23%)	45,67,67	1.94	14 (31%)
82	PEB	PQ	202	-	43,46,46	3.48	11 (25%)	45,67,67	2.21	16 (35%)
82	PEB	yC	202	-	43,46,46	3.38	9 (20%)	45,67,67	2.17	14 (31%)
82	PEB	QF	203	-	43,46,46	3.45	13 (30%)	45,67,67	3.26	16 (35%)
87	CLA	B6	605	-	65,73,73	1.44	7 (10%)	76,113,113	1.40	7 (9%)
82	PEB	S9	202	-	43,46,46	3.28	12 (27%)	45,67,67	2.21	15 (33%)
82	PEB	M7	202	-	43,46,46	3.33	10 (23%)	45,67,67	2.01	13 (28%)
87	CLA	CL	504	-	65,73,73	1.48	10 (15%)	76,113,113	1.44	9 (11%)
87	CLA	B6	604	-	65,73,73	1.45	7 (10%)	76,113,113	1.44	9 (11%)
82	PEB	YP	502	-	43,46,46	3.20	10 (23%)	45,67,67	2.00	14 (31%)
82	PEB	zF	501	-	43,46,46	3.09	8 (18%)	45,67,67	2.08	15 (33%)
84	CYC	R3	1001	-	42,46,46	3.68	14 (33%)	50,67,67	2.92	18 (36%)
82	PEB	EJ	203	-	43,46,46	3.25	10 (23%)	45,67,67	2.15	16 (35%)
87	CLA	A2	820	-	65,73,73	1.46	9 (13%)	76,113,113	1.61	12 (15%)
87	CLA	BN	825	-	65,73,73	1.63	10 (15%)	76,113,113	1.52	11 (14%)
87	CLA	3N	305	-	65,73,73	1.65	9 (13%)	76,113,113	1.94	15 (19%)
82	PEB	GE	1002	-	43,46,46	3.23	10 (23%)	45,67,67	2.31	17 (37%)
82	PEB	TO	203	-	43,46,46	3.40	10 (23%)	45,67,67	2.02	13 (28%)
87	CLA	12	601	-	45,53,73	1.76	7 (15%)	52,89,113	1.74	8 (15%)
82	PEB	ZG	203	-	43,46,46	3.32	11 (25%)	45,67,67	2.14	16 (35%)
87	CLA	42	607	-	45,53,73	1.79	7 (15%)	52,89,113	1.80	10 (19%)
82	PEB	GQ	201	-	43,46,46	3.43	11 (25%)	45,67,67	2.33	15 (33%)
82	PEB	AM	301	-	43,46,46	3.28	11 (25%)	45,67,67	2.22	14 (31%)

Mol	Type	Chain	Res	Link	Bond lengths			Bond angles		
					Counts	RMSZ	$\#\|Z\|>2$	Counts	RMSZ	$\#\|Z\|>2$
82	PEB	ZF	202	-	43,46,46	3.55	12 (27%)	45,67,67	2.05	15 (33%)
82	PEB	m4	201	-	43,46,46	3.39	11 (25%)	45,67,67	2.11	15 (33%)
82	PEB	L9	203	-	43,46,46	3.40	11 (25%)	45,67,67	2.32	15 (33%)
87	CLA	72	608	-	41,49,73	1.83	5 (12%)	47,84,113	1.78	10 (21%)
83	PUB	xK	306	-	42,46,46	3.61	7 (16%)	37,67,67	2.91	15 (40%)
82	PEB	wC	204	-	43,46,46	3.41	11 (25%)	45,67,67	1.93	11 (24%)
82	PEB	iH	201	-	43,46,46	3.34	12 (27%)	45,67,67	2.04	16 (35%)
82	PEB	Q4	202	-	43,46,46	1.06	2 (4%)	45,67,67	1.00	2 (4%)
82	PEB	SO	202	-	43,46,46	3.34	11 (25%)	45,67,67	1.97	13 (28%)
87	CLA	C6	519	-	55,63,73	1.56	7 (12%)	64,101,113	1.47	8 (12%)
87	CLA	nL	101	-	65,73,73	1.42	7 (10%)	76,113,113	1.59	10 (13%)
82	PEB	QP	201	-	43,46,46	3.29	11 (25%)	45,67,67	2.10	15 (33%)
87	CLA	82	301	-	45,53,73	1.81	10 (22%)	52,89,113	1.81	10 (19%)
82	PEB	lH	201	-	43,46,46	3.44	12 (27%)	45,67,67	2.04	13 (28%)
85	BCR	cL	503	-	41,41,41	0.72	0	56,56,56	1.82	14 (25%)
82	PEB	IQ	201	-	43,46,46	3.67	13 (30%)	45,67,67	2.35	18 (40%)
82	PEB	Q1	201	-	43,46,46	3.31	11 (25%)	45,67,67	2.49	17 (37%)
87	CLA	4N	607	-	45,53,73	1.79	8 (17%)	52,89,113	1.80	10 (19%)
82	PEB	eF	201	-	43,46,46	3.42	13 (30%)	45,67,67	2.23	17 (37%)
82	PEB	FD	201	-	43,46,46	3.26	12 (27%)	45,67,67	2.62	17 (37%)
82	PEB	II	201	-	43,46,46	3.35	9 (20%)	45,67,67	1.98	13 (28%)
87	CLA	3N	307	-	42,50,73	1.78	8 (19%)	48,85,113	1.75	8 (16%)
82	PEB	FF	201	-	43,46,46	3.51	10 (23%)	45,67,67	3.87	16 (35%)
83	PUB	A1	304	-	42,46,46	3.72	8 (19%)	37,67,67	3.97	17 (45%)
87	CLA	LN	206	-	56,64,73	1.51	8 (14%)	65,102,113	1.62	8 (12%)
82	PEB	D5	202	-	43,46,46	3.27	12 (27%)	45,67,67	2.20	15 (33%)
82	PEB	eG	202	-	43,46,46	3.42	11 (25%)	45,67,67	2.31	13 (28%)
82	PEB	m1	202	-	43,46,46	3.70	11 (25%)	45,67,67	1.85	11 (24%)
88	LHG	a6	610	-	42,42,48	0.97	2 (4%)	45,48,54	1.10	2 (4%)
82	PEB	jH	203	-	43,46,46	3.48	14 (32%)	45,67,67	2.50	15 (33%)
82	PEB	AE	304	-	43,46,46	3.30	10 (23%)	45,67,67	2.15	16 (35%)
82	PEB	KA	202	-	43,46,46	3.45	10 (23%)	45,67,67	1.80	11 (24%)
82	PEB	iO	203	-	43,46,46	3.54	11 (25%)	45,67,67	1.90	13 (28%)
82	PEB	HG	1002	-	43,46,46	3.31	12 (27%)	45,67,67	2.13	12 (26%)
82	PEB	aO	201	-	43,46,46	3.33	10 (23%)	45,67,67	2.29	17 (37%)

Mol	Type	Chain	Res	Link	Bond lengths			Bond angles		
					Counts	RMSZ	$\#\|Z\|>2$	Counts	RMSZ	$\#\|Z\|>2$
82	PEB	e1	201	-	43,46,46	3.42	10 (23%)	45,67,67	2.09	16 (35%)
82	PEB	H1	1002	-	43,46,46	3.46	12 (27%)	45,67,67	2.31	14 (31%)
82	PEB	TP	202	-	43,46,46	3.41	10 (23%)	45,67,67	2.15	17 (37%)
82	PEB	DJ	202	-	43,46,46	3.28	10 (23%)	45,67,67	2.45	16 (35%)
82	PEB	A4	301	-	43,46,46	3.39	11 (25%)	45,67,67	2.00	14 (31%)
82	PEB	aG	201	-	43,46,46	3.28	10 (23%)	45,67,67	2.16	19 (42%)
82	PEB	CM	201	-	43,46,46	3.24	10 (23%)	45,67,67	2.10	13 (28%)
83	PUB	Z9	305	-	42,46,46	3.33	10 (23%)	37,67,67	4.36	16 (43%)
82	PEB	lO	202	-	43,46,46	3.48	12 (27%)	45,67,67	1.91	15 (33%)
82	PEB	Y7	301	-	43,46,46	3.39	10 (23%)	45,67,67	2.74	18 (40%)
84	CYC	K3	1001	-	42,46,46	3.67	14 (33%)	50,67,67	2.93	19 (38%)
82	PEB	wF	301	-	43,46,46	3.24	9 (20%)	45,67,67	2.30	15 (33%)
99	SF4	C2	101	-	0,12,12	-	-	-		
85	BCR	bL	603	-	41,41,41	0.74	0	56,56,56	1.77	13 (23%)
82	PEB	SH	201	-	43,46,46	3.31	12 (27%)	45,67,67	2.38	14 (31%)
84	CYC	D1	1001	-	42,46,46	3.35	13 (30%)	50,67,67	2.86	18 (36%)
82	PEB	TF	202	-	43,46,46	3.43	12 (27%)	45,67,67	2.22	18 (40%)
83	PUB	AE	303	-	42,46,46	3.43	7 (16%)	37,67,67	3.00	14 (37%)
82	PEB	qK	201	-	43,46,46	3.41	12 (27%)	45,67,67	2.68	17 (37%)
87	CLA	AN	816	-	45,53,73	1.81	8 (17%)	52,89,113	1.66	8 (15%)
82	PEB	yK	301	-	43,46,46	3.34	10 (23%)	45,67,67	2.08	15 (33%)
82	PEB	TI	202	-	43,46,46	3.35	9 (20%)	45,67,67	1.98	13 (28%)
82	PEB	CQ	201	-	43,46,46	3.13	11 (25%)	45,67,67	2.25	18 (40%)
82	PEB	N7	202	-	43,46,46	3.04	9 (20%)	45,67,67	3.12	17 (37%)
85	BCR	JN	102	-	41,41,41	0.74	0	56,56,56	2.00	16 (28%)
82	PEB	CD	201	-	43,46,46	3.15	11 (25%)	45,67,67	2.23	18 (40%)
82	PEB	U7	202	-	43,46,46	3.34	10 (23%)	45,67,67	1.94	13 (28%)
82	PEB	jK	202	-	43,46,46	3.45	10 (23%)	45,67,67	2.17	13 (28%)
85	BCR	KL	100	-	41,41,41	0.83	0	56,56,56	2.73	23 (41%)
82	PEB	IK	201	-	43,46,46	2.70	11 (25%)	45,67,67	2.79	16 (35%)
82	PEB	J4	1002	-	43,46,46	3.30	11 (25%)	45,67,67	2.11	14 (31%)
82	PEB	JI	202	-	43,46,46	3.39	10 (23%)	45,67,67	1.82	13 (28%)
82	PEB	QO	201	-	43,46,46	3.32	11 (25%)	45,67,67	2.70	20 (44%)
82	PEB	DD	202	-	43,46,46	3.16	12 (27%)	45,67,67	2.76	19 (42%)
82	PEB	FJ	201	-	43,46,46	3.31	9 (20%)	45,67,67	2.69	19 (42%)

Mol	Type	Chain	Res	Link	Bond lengths			Bond angles		
					Counts	RMSZ	$\#\|Z\|>2$	Counts	RMSZ	$\#\|Z\|>2$
84	CYC	DG	1001	-	42,46,46	3.17	14 (33%)	50,67,67	3.01	21 (42%)
87	CLA	4N	609	-	41,49,73	1.80	7 (17%)	47,84,113	1.85	10 (21%)
87	CLA	cL	508	-	65,73,73	1.47	9 (13%)	76,113,113	1.66	11 (14%)
95	DGD	AL	415	-	41,41,67	1.07	2 (4%)	55,55,81	1.20	5 (9%)
92	LMG	b6	623	-	41,41,55	0.27	0	49,49,63	0.35	0
82	PEB	KB	302	-	43,46,46	3.34	10 (23%)	45,67,67	2.20	15 (33%)
84	CYC	G4	1001	-	42,46,46	3.32	14 (33%)	50,67,67	2.93	19 (38%)
87	CLA	BN	821	-	43,51,73	1.73	7 (16%)	49,86,113	1.38	7 (14%)
82	PEB	LI	201	-	43,46,46	3.38	10 (23%)	45,67,67	2.00	15 (33%)
82	PEB	RM	201	-	43,46,46	3.28	11 (25%)	45,67,67	2.22	15 (33%)
82	PEB	kE	201	-	43,46,46	3.45	12 (27%)	45,67,67	2.24	17 (37%)
82	PEB	M9	305	-	43,46,46	3.11	11 (25%)	45,67,67	2.72	16 (35%)
82	PEB	UG	201	-	43,46,46	3.29	10 (23%)	45,67,67	2.39	16 (35%)
82	PEB	iM	201	-	43,46,46	3.38	12 (27%)	45,67,67	2.32	14 (31%)
82	PEB	YI	202	-	43,46,46	3.29	10 (23%)	45,67,67	2.13	15 (33%)
82	PEB	xF	303	-	43,46,46	3.42	10 (23%)	45,67,67	1.98	12 (26%)
89	OEX	a6	611	-	0,15,15	-	-	-		
87	CLA	AN	819	-	62,70,73	1.50	9 (14%)	72,109,113	1.63	8 (11%)
95	DGD	AL	414	-	63,63,67	0.83	2 (3%)	77,77,81	1.33	9 (11%)
87	CLA	A2	823	-	65,73,73	1.41	8 (12%)	76,113,113	1.58	8 (10%)
87	CLA	1N	601	-	45,53,73	1.75	7 (15%)	52,89,113	1.74	8 (15%)
83	PUB	AH	303	-	42,46,46	3.60	8 (19%)	37,67,67	3.19	15 (40%)
82	PEB	gM	202	-	43,46,46	3.43	9 (20%)	45,67,67	2.32	16 (35%)
82	PEB	MK	201	-	43,46,46	3.27	10 (23%)	45,67,67	1.87	14 (31%)
82	PEB	dJ	201	-	43,46,46	3.31	12 (27%)	45,67,67	2.34	15 (33%)
87	CLA	82	302	-	65,73,73	1.56	12 (18%)	76,113,113	1.87	15 (19%)
87	CLA	62	309	-	50,58,73	2.27	10 (20%)	58,95,113	7.36	23 (39%)
82	PEB	NJ	201	-	43,46,46	3.17	10 (23%)	45,67,67	2.82	17 (37%)
82	PEB	q8	203	-	43,46,46	3.45	9 (20%)	45,67,67	2.08	14 (31%)
82	PEB	v8	202	-	43,46,46	3.53	11 (25%)	45,67,67	2.53	17 (37%)
82	PEB	N9	201	-	43,46,46	3.37	11 (25%)	45,67,67	1.94	14 (31%)
82	PEB	W5	203	-	43,46,46	3.21	9 (20%)	45,67,67	2.11	16 (35%)
82	PEB	HI	203	-	43,46,46	3.31	10 (23%)	45,67,67	2.10	13 (28%)
87	CLA	BL	620	-	65,73,73	1.51	10 (15%)	76,113,113	1.58	8 (10%)
82	PEB	NI	203	-	43,46,46	3.06	12 (27%)	45,67,67	2.67	14 (31%)

Mol	Type	Chain	Res	Link	Bond lengths			Bond angles		
					Counts	RMSZ	$\#\|Z\|>2$	Counts	RMSZ	$\#\|Z\|>2$
82	PEB	zC	202	-	43,46,46	3.52	9 (20%)	45,67,67	2.49	16 (35%)
88	LHG	iL	101	-	48,48,48	0.96	2 (4%)	51,54,54	0.96	3 (5%)
87	CLA	A2	852	-	45,53,73	2.04	12 (26%)	52,89,113	2.83	22 (42%)
82	PEB	uF	203	-	43,46,46	3.46	11 (25%)	45,67,67	1.98	15 (33%)
82	PEB	PH	201	-	43,46,46	3.39	10 (23%)	45,67,67	2.26	17 (37%)
82	PEB	VM	202	-	43,46,46	3.33	10 (23%)	45,67,67	2.22	15 (33%)
82	PEB	g4	203	-	43,46,46	3.44	11 (25%)	45,67,67	2.19	13 (28%)
82	PEB	FM	202	-	43,46,46	3.30	11 (25%)	45,67,67	2.29	16 (35%)
82	PEB	IF	201	-	43,46,46	2.70	11 (25%)	45,67,67	2.79	16 (35%)
82	PEB	kH	202	-	43,46,46	3.45	11 (25%)	45,67,67	2.06	14 (31%)
82	PEB	IJ	203	-	43,46,46	3.40	11 (25%)	45,67,67	2.31	14 (31%)
95	DGD	c6	618	-	63,63,67	0.84	2 (3%)	77,77,81	1.03	4 (5%)
82	PEB	vK	201	-	43,46,46	3.48	10 (23%)	45,67,67	2.85	18 (40%)
87	CLA	bL	618	-	65,73,73	1.39	8 (12%)	76,113,113	1.69	9 (11%)
82	PEB	YE	202	-	43,46,46	3.41	10 (23%)	45,67,67	2.29	17 (37%)
82	PEB	LJ	202	-	43,46,46	3.33	10 (23%)	45,67,67	2.27	16 (35%)
82	PEB	f1	202	-	43,46,46	3.47	9 (20%)	45,67,67	2.59	15 (33%)
87	CLA	AN	831	-	65,73,73	1.53	11 (16%)	76,113,113	1.60	12 (15%)
87	CLA	22	605	-	54,62,73	1.67	8 (14%)	67,100,113	1.75	11 (16%)
88	LHG	D6	401	-	42,42,48	0.97	2 (4%)	45,48,54	1.10	2 (4%)
82	PEB	dE	204	-	43,46,46	3.41	13 (30%)	45,67,67	2.11	13 (28%)
85	BCR	C6	507	-	41,41,41	0.82	1 (2%)	56,56,56	2.03	16 (28%)
82	PEB	c1	201	-	43,46,46	3.32	10 (23%)	45,67,67	2.08	16 (35%)
87	CLA	LN	204	-	50,58,73	1.70	8 (16%)	58,95,113	1.89	13 (22%)
82	PEB	LB	201	-	43,46,46	3.25	10 (23%)	45,67,67	2.11	14 (31%)
82	PEB	aF	202	-	43,46,46	3.29	11 (25%)	45,67,67	2.17	16 (35%)
87	CLA	22	601	-	45,53,73	1.74	5 (11%)	52,89,113	1.72	7 (13%)
87	CLA	B2	809	-	65,73,73	1.49	9 (13%)	76,113,113	1.60	8 (10%)
82	PEB	LE	1002	-	43,46,46	3.32	10 (23%)	45,67,67	1.89	13 (28%)
82	PEB	hG	202	-	43,46,46	3.37	11 (25%)	45,67,67	2.00	14 (31%)
82	PEB	p8	201	-	43,46,46	3.48	9 (20%)	45,67,67	1.93	14 (31%)
85	BCR	BN	841	-	41,41,41	0.77	0	56,56,56	2.31	21 (37%)
87	CLA	K2	106	-	49,57,73	1.73	9 (18%)	55,93,113	1.40	11 (20%)
82	PEB	XM	202	-	43,46,46	3.33	12 (27%)	45,67,67	2.53	16 (35%)
85	BCR	J2	102	-	41,41,41	0.73	0	56,56,56	2.01	16 (28%)

Mol	Type	Chain	Res	Link	Bond lengths			Bond angles		
					Counts	RMSZ	$\#\|Z\|>2$	Counts	RMSZ	$\#\|Z\|>2$
82	PEB	PB	201	-	43,46,46	3.31	10 (23%)	45,67,67	2.26	15 (33%)
82	PEB	vC	201	-	43,46,46	3.55	12 (27%)	45,67,67	2.11	14 (31%)
82	PEB	aJ	203	-	43,46,46	3.36	11 (25%)	45,67,67	2.13	15 (33%)
82	PEB	YP	503	-	43,46,46	3.33	10 (23%)	45,67,67	2.19	15 (33%)
87	CLA	AL	403	-	65,73,73	1.45	8 (12%)	76,113,113	1.63	10 (13%)
87	CLA	62	310	-	41,49,73	1.88	6 (14%)	47,84,113	1.72	9 (19%)
82	PEB	PF	202	-	43,46,46	3.59	11 (25%)	45,67,67	2.07	14 (31%)
87	CLA	8N	306	-	45,53,73	1.84	9 (20%)	52,89,113	1.92	12 (23%)
82	PEB	T1	201	-	43,46,46	3.38	12 (27%)	45,67,67	2.21	20 (44%)
82	PEB	gF	203	-	43,46,46	3.26	11 (25%)	45,67,67	2.57	16 (35%)
82	PEB	PG	202	-	43,46,46	3.36	10 (23%)	45,67,67	2.30	18 (40%)
85	BCR	fL	101	-	41,41,41	0.74	0	56,56,56	2.42	25 (44%)
82	PEB	RO	201	-	43,46,46	3.32	10 (23%)	45,67,67	2.38	14 (31%)
82	PEB	S9	201	-	43,46,46	3.31	11 (25%)	45,67,67	2.43	14 (31%)
87	CLA	2N	301	-	54,62,73	1.66	8 (14%)	67,100,113	1.75	11 (16%)
87	CLA	AN	801	-	44,52,73	1.75	9 (20%)	49,87,113	1.85	9 (18%)
82	PEB	sC	202	-	43,46,46	3.55	11 (25%)	45,67,67	2.37	15 (33%)
87	CLA	7N	609	-	42,50,73	1.81	6 (14%)	48,85,113	1.76	9 (18%)
82	PEB	UP	202	-	43,46,46	3.47	12 (27%)	45,67,67	2.11	15 (33%)
83	PUB	AM	304	-	42,46,46	3.36	7 (16%)	37,67,67	3.18	16 (43%)
82	PEB	SF	201	-	43,46,46	3.22	11 (25%)	45,67,67	2.59	15 (33%)
85	BCR	A2	847	-	41,41,41	0.80	0	56,56,56	1.99	18 (32%)
82	PEB	dK	201	-	43,46,46	3.48	10 (23%)	45,67,67	2.46	17 (37%)
87	CLA	A2	830	-	65,73,73	1.41	9 (13%)	76,113,113	1.48	8 (10%)
87	CLA	6N	602	-	65,73,73	1.48	6 (9%)	76,113,113	1.39	10 (13%)
82	PEB	K7	202	-	43,46,46	3.44	10 (23%)	45,67,67	1.80	11 (24%)
84	CYC	J3	1001	-	42,46,46	3.68	14 (33%)	50,67,67	2.94	19 (38%)
82	PEB	iE	202	-	43,46,46	3.49	10 (23%)	45,67,67	2.02	15 (33%)
82	PEB	H9	202	-	43,46,46	3.20	10 (23%)	45,67,67	2.30	13 (28%)
82	PEB	KI	203	-	43,46,46	3.22	10 (23%)	45,67,67	2.31	14 (31%)
82	PEB	xK	302	-	43,46,46	3.39	11 (25%)	45,67,67	2.91	13 (28%)
82	PEB	r8	201	-	43,46,46	3.31	11 (25%)	45,67,67	2.11	16 (35%)
85	BCR	b6	602	-	41,41,41	0.76	0	56,56,56	2.48	24 (42%)
82	PEB	fJ	201	-	43,46,46	3.28	9 (20%)	45,67,67	2.10	14 (31%)
87	CLA	BN	830	-	65,73,73	1.46	8 (12%)	76,113,113	1.39	6 (7%)

Mol	Type	Chain	Res	Link	Bond lengths			Bond angles		
					Counts	RMSZ	$\#\|Z\|>2$	Counts	RMSZ	$\#\|Z\|>2$
85	BCR	AN	845	-	41,41,41	0.71	0	56,56,56	1.97	12 (21%)
82	PEB	S7	201	-	43,46,46	3.18	10 (23%)	45,67,67	2.76	16 (35%)
82	PEB	KM	203	-	43,46,46	3.19	10 (23%)	45,67,67	2.64	18 (40%)
85	BCR	B2	838	-	41,41,41	0.73	0	56,56,56	2.49	21 (37%)
82	PEB	T5	201	-	43,46,46	3.23	11 (25%)	45,67,67	2.22	15 (33%)
82	PEB	L9	202	-	43,46,46	3.49	11 (25%)	45,67,67	2.34	14 (31%)
87	CLA	A2	810	-	65,73,73	1.38	7 (10%)	76,113,113	1.53	9 (11%)
87	CLA	B2	823	-	65,73,73	1.43	8 (12%)	76,113,113	1.63	12 (15%)
87	CLA	C6	516	-	65,73,73	1.44	8 (12%)	76,113,113	1.47	9 (11%)
82	PEB	AA	201	-	43,46,46	3.49	12 (27%)	45,67,67	2.31	18 (40%)
82	PEB	DK	201	-	43,46,46	3.25	8 (18%)	45,67,67	3.07	17 (37%)
82	PEB	c1	202	-	43,46,46	3.44	10 (23%)	45,67,67	2.33	16 (35%)
87	CLA	7N	606	-	45,53,73	1.79	7 (15%)	52,89,113	1.66	9 (17%)
82	PEB	kK	201	-	43,46,46	3.41	10 (23%)	45,67,67	2.05	11 (24%)
83	PUB	xF	306	-	42,46,46	3.60	7 (16%)	37,67,67	2.90	15 (40%)
87	CLA	AN	828	-	65,73,73	1.78	10 (15%)	76,113,113	1.57	12 (15%)
83	PUB	AQ	302	-	42,46,46	3.48	8 (19%)	37,67,67	3.17	15 (40%)
82	PEB	D7	201	-	43,46,46	3.41	13 (30%)	45,67,67	2.40	14 (31%)
84	CYC	IO	1001	-	42,46,46	3.19	13 (30%)	50,67,67	2.82	20 (40%)
87	CLA	5N	606	-	45,53,73	1.68	6 (13%)	52,89,113	2.01	8 (15%)
82	PEB	D5	201	-	43,46,46	3.16	10 (23%)	45,67,67	2.09	19 (42%)
82	PEB	R5	201	-	43,46,46	3.23	11 (25%)	45,67,67	2.22	15 (33%)
82	PEB	IB	202	-	43,46,46	3.23	11 (25%)	45,67,67	2.28	15 (33%)
82	PEB	WE	202	-	43,46,46	3.32	10 (23%)	45,67,67	2.02	13 (28%)
82	PEB	H5	201	-	43,46,46	3.66	15 (34%)	45,67,67	2.48	15 (33%)
87	CLA	2N	310	-	41,49,73	1.78	7 (17%)	47,84,113	1.72	9 (19%)
82	PEB	e4	201	-	43,46,46	3.34	11 (25%)	45,67,67	2.15	15 (33%)
92	LMG	d6	409	-	54,54,55	0.89	2 (3%)	62,62,63	1.00	3 (4%)
82	PEB	M9	302	-	43,46,46	3.11	10 (23%)	45,67,67	2.26	15 (33%)
87	CLA	BN	813	-	65,73,73	1.46	10 (15%)	76,113,113	1.50	12 (15%)
82	PEB	TI	201	-	43,46,46	2.88	12 (27%)	45,67,67	2.80	16 (35%)
82	PEB	hM	201	-	43,46,46	3.33	12 (27%)	45,67,67	2.34	14 (31%)
84	CYC	N3	1001	-	42,46,46	3.68	14 (33%)	50,67,67	2.92	19 (38%)
82	PEB	lO	201	-	43,46,46	3.34	10 (23%)	45,67,67	2.26	17 (37%)
82	PEB	KI	201	-	43,46,46	3.16	13 (30%)	45,67,67	2.83	14 (31%)

Mol	Type	Chain	Res	Link	Bond lengths			Bond angles		
					Counts	RMSZ	$\#\|Z\|>2$	Counts	RMSZ	$\#\|Z\|>2$
82	PEB	O4	202	-	43,46,46	3.37	11 (25%)	45,67,67	1.85	11 (24%)
84	CYC	DH	1003	-	42,46,46	3.14	12 (28%)	50,67,67	2.96	20 (40%)
87	CLA	C6	520	-	65,73,73	1.44	9 (13%)	76,113,113	1.43	7 (9%)
82	PEB	SJ	202	-	43,46,46	3.36	10 (23%)	45,67,67	2.06	13 (28%)
82	PEB	jK	201	-	43,46,46	3.34	11 (25%)	45,67,67	2.84	18 (40%)
82	PEB	fG	202	-	43,46,46	3.44	12 (27%)	45,67,67	1.97	14 (31%)
82	PEB	qF	203	-	43,46,46	3.50	12 (27%)	45,67,67	2.29	16 (35%)
82	PEB	d4	202	-	43,46,46	3.35	11 (25%)	45,67,67	1.88	12 (26%)
82	PEB	P5	201	-	43,46,46	3.23	11 (25%)	45,67,67	2.21	15 (33%)
82	PEB	mF	202	-	43,46,46	3.43	10 (23%)	45,67,67	2.19	14 (31%)
87	CLA	B6	614	-	65,73,73	1.45	7 (10%)	76,113,113	1.42	9 (11%)
87	CLA	BN	812	-	55,63,73	1.57	9 (16%)	64,101,113	1.58	9 (14%)
87	CLA	B2	824	-	65,73,73	1.64	9 (13%)	76,113,113	1.51	11 (14%)
82	PEB	LA	201	-	43,46,46	3.42	11 (25%)	45,67,67	2.23	15 (33%)
85	BCR	B2	841	-	41,41,41	0.77	0	56,56,56	2.31	21 (37%)
82	PEB	dF	201	-	43,46,46	3.45	10 (23%)	45,67,67	2.45	16 (35%)
85	BCR	Z6	101	-	41,41,41	0.78	1 (2%)	56,56,56	3.40	25 (44%)
82	PEB	gH	203	-	43,46,46	3.38	11 (25%)	45,67,67	2.44	16 (35%)
87	CLA	3N	311	-	42,50,73	1.85	7 (16%)	48,85,113	1.77	9 (18%)
82	PEB	UQ	202	-	43,46,46	3.51	9 (20%)	45,67,67	1.88	14 (31%)
87	CLA	82	304	-	45,53,73	1.76	7 (15%)	52,89,113	1.64	9 (17%)
94	PL9	dL	406	-	55,55,55	0.70	3 (5%)	68,69,69	1.79	16 (23%)
82	PEB	bF	202	-	43,46,46	3.63	10 (23%)	45,67,67	2.38	15 (33%)
82	PEB	ZO	201	-	43,46,46	3.34	12 (27%)	45,67,67	2.77	18 (40%)
87	CLA	AN	850	-	65,73,73	1.44	7 (10%)	76,113,113	1.57	9 (11%)
82	PEB	T4	203	-	43,46,46	3.42	10 (23%)	45,67,67	2.02	13 (28%)
82	PEB	VD	203	-	43,46,46	3.26	13 (30%)	45,67,67	2.37	14 (31%)
82	PEB	sK	203	-	43,46,46	3.49	13 (30%)	45,67,67	2.76	16 (35%)
82	PEB	F7	203	-	43,46,46	3.60	12 (27%)	45,67,67	1.98	16 (35%)
82	PEB	k4	201	-	43,46,46	3.42	12 (27%)	45,67,67	1.97	12 (26%)
82	PEB	W9	203	-	43,46,46	3.42	11 (25%)	45,67,67	2.15	16 (35%)
96	HEM	V6	201	-	41,50,50	1.38	7 (17%)	45,82,82	1.78	10 (22%)
87	CLA	A2	803	-	52,60,73	1.66	10 (19%)	60,97,113	1.46	8 (13%)
82	PEB	w8	201	-	43,46,46	3.55	11 (25%)	45,67,67	2.02	14 (31%)
82	PEB	Z5	305	-	43,46,46	3.17	11 (25%)	45,67,67	2.87	19 (42%)

Mol	Type	Chain	Res	Link	Bond lengths			Bond angles		
					Counts	RMSZ	$\#\|Z\|>2$	Counts	RMSZ	$\#\|Z\|>2$
82	PEB	OO	201	-	43,46,46	3.35	11 (25%)	45,67,67	2.49	18 (40%)
82	PEB	wC	203	-	43,46,46	3.50	11 (25%)	45,67,67	1.97	14 (31%)
82	PEB	MB	201	-	43,46,46	3.26	10 (23%)	45,67,67	2.18	16 (35%)
87	CLA	AN	825	-	55,63,73	1.58	8 (14%)	64,101,113	1.63	8 (12%)
87	CLA	R2	203	-	46,54,73	1.71	6 (13%)	53,90,113	1.57	7 (13%)
82	PEB	DO	1002	-	43,46,46	3.31	10 (23%)	45,67,67	2.19	17 (37%)
82	PEB	gG	201	-	43,46,46	3.37	10 (23%)	45,67,67	2.01	16 (35%)
82	PEB	h1	202	-	43,46,46	3.38	12 (27%)	45,67,67	2.15	14 (31%)
87	CLA	B2	805	-	65,73,73	1.41	7 (10%)	76,113,113	1.60	8 (10%)
85	BCR	JN	103	-	41,41,41	0.70	0	56,56,56	2.08	16 (28%)
87	CLA	c6	608	-	65,73,73	1.45	6 (9%)	76,113,113	1.39	7 (9%)
87	CLA	b6	609	-	65,73,73	1.46	7 (10%)	76,113,113	1.50	8 (10%)
87	CLA	c6	605	-	65,73,73	1.46	7 (10%)	76,113,113	1.37	8 (10%)
82	PEB	JA	203	-	43,46,46	3.38	10 (23%)	45,67,67	2.30	15 (33%)
82	PEB	YI	201	-	43,46,46	3.36	11 (25%)	45,67,67	2.06	16 (35%)
82	PEB	ZH	201	-	43,46,46	3.26	9 (20%)	45,67,67	3.15	17 (37%)
82	PEB	KE	201	-	43,46,46	3.31	11 (25%)	45,67,67	2.10	15 (33%)
82	PEB	RF	201	-	43,46,46	3.27	10 (23%)	45,67,67	3.72	21 (46%)
87	CLA	BL	601	-	65,73,73	1.47	10 (15%)	76,113,113	1.40	8 (10%)
82	PEB	hK	202	-	43,46,46	3.44	10 (23%)	45,67,67	2.00	16 (35%)
87	CLA	7N	610	-	45,53,73	1.77	7 (15%)	52,89,113	1.67	8 (15%)
82	PEB	sF	202	-	43,46,46	3.44	11 (25%)	45,67,67	2.05	15 (33%)
82	PEB	KI	202	-	43,46,46	3.35	10 (23%)	45,67,67	1.97	13 (28%)
82	PEB	W9	201	-	43,46,46	3.35	11 (25%)	45,67,67	2.34	16 (35%)
82	PEB	Z4	201	-	43,46,46	3.35	12 (27%)	45,67,67	2.78	18 (40%)
82	PEB	OM	202	-	43,46,46	3.36	12 (27%)	45,67,67	2.46	16 (35%)
82	PEB	dF	202	-	43,46,46	3.70	11 (25%)	45,67,67	1.85	15 (33%)
87	CLA	72	602	-	65,73,73	1.57	7 (10%)	76,113,113	1.95	18 (23%)
87	CLA	CL	514	-	55,63,73	1.57	7 (12%)	64,101,113	1.58	6 (9%)
82	PEB	R7	201	-	43,46,46	3.28	10 (23%)	45,67,67	2.16	16 (35%)
82	PEB	P5	202	-	43,46,46	3.35	10 (23%)	45,67,67	1.94	14 (31%)
82	PEB	V1	202	-	43,46,46	3.39	11 (25%)	45,67,67	2.53	16 (35%)
100	3XQ	JN	104	-	24,24,24	0.20	0	25,25,25	0.23	0
82	PEB	VD	201	-	43,46,46	3.17	10 (23%)	45,67,67	2.29	12 (26%)
87	CLA	52	608	-	41,49,73	1.88	8 (19%)	47,84,113	1.90	12 (25%)

Mol	Type	Chain	Res	Link	Bond lengths			Bond angles		
					Counts	RMSZ	$\#\|Z\|>2$	Counts	RMSZ	$\#\|Z\|>2$
82	PEB	mM	201	-	43,46,46	3.37	11 (25%)	45,67,67	2.32	12 (26%)
82	PEB	LA	202	-	43,46,46	3.17	10 (23%)	45,67,67	2.77	17 (37%)
88	LHG	l6	101	-	48,48,48	0.90	2 (4%)	51,54,54	1.13	4 (7%)
82	PEB	DD	203	-	43,46,46	3.28	10 (23%)	45,67,67	2.27	15 (33%)
82	PEB	XD	203	-	43,46,46	3.41	10 (23%)	45,67,67	1.98	13 (28%)
82	PEB	lE	201	-	43,46,46	3.38	13 (30%)	45,67,67	2.22	13 (28%)
82	PEB	m1	201	-	43,46,46	3.49	11 (25%)	45,67,67	1.91	15 (33%)
82	PEB	OJ	202	-	43,46,46	3.39	10 (23%)	45,67,67	2.87	16 (35%)
82	PEB	FQ	202	-	43,46,46	3.42	12 (27%)	45,67,67	1.99	15 (33%)
82	PEB	l4	202	-	43,46,46	3.48	11 (25%)	45,67,67	1.92	16 (35%)
82	PEB	P1	202	-	43,46,46	3.44	10 (23%)	45,67,67	2.00	17 (37%)
82	PEB	LM	201	-	43,46,46	3.41	10 (23%)	45,67,67	2.23	13 (28%)
82	PEB	w8	202	-	43,46,46	3.57	10 (23%)	45,67,67	2.61	14 (31%)
82	PEB	OQ	202	-	43,46,46	3.49	13 (30%)	45,67,67	1.97	15 (33%)
82	PEB	E9	202	-	43,46,46	3.58	11 (25%)	45,67,67	2.66	17 (37%)
87	CLA	A6	403	-	60,68,73	1.48	7 (11%)	70,107,113	1.53	8 (11%)
82	PEB	KB	301	-	43,46,46	3.28	10 (23%)	45,67,67	2.21	18 (40%)
82	PEB	HD	201	-	43,46,46	3.19	11 (25%)	45,67,67	2.43	16 (35%)
82	PEB	ID	202	-	43,46,46	3.43	11 (25%)	45,67,67	2.33	15 (33%)
82	PEB	a1	202	-	43,46,46	3.45	10 (23%)	45,67,67	2.11	16 (35%)
82	PEB	K5	201	-	43,46,46	3.22	11 (25%)	45,67,67	2.22	15 (33%)
82	PEB	SG	202	-	43,46,46	1.09	2 (4%)	45,67,67	1.01	2 (4%)
88	LHG	A2	843	-	48,48,48	0.93	2 (4%)	51,54,54	0.91	2 (3%)
82	PEB	PI	202	-	43,46,46	3.22	11 (25%)	45,67,67	2.31	14 (31%)
82	PEB	dG	201	-	43,46,46	3.35	9 (20%)	45,67,67	2.14	14 (31%)
82	PEB	TD	201	-	43,46,46	3.35	13 (30%)	45,67,67	2.29	13 (28%)
82	PEB	uC	202	-	43,46,46	3.46	12 (27%)	45,67,67	2.45	13 (28%)
82	PEB	dK	202	-	43,46,46	3.68	11 (25%)	45,67,67	1.84	15 (33%)
82	PEB	eO	203	-	43,46,46	3.30	9 (20%)	45,67,67	1.98	12 (26%)
82	PEB	TO	202	-	43,46,46	3.34	11 (25%)	45,67,67	2.24	14 (31%)
92	LMG	k6	101	-	55,55,55	0.89	2 (3%)	63,63,63	0.89	2 (3%)
82	PEB	BB	201	-	43,46,46	3.36	11 (25%)	45,67,67	2.17	14 (31%)
82	PEB	OD	201	-	43,46,46	3.41	10 (23%)	45,67,67	1.99	15 (33%)
82	PEB	RE	201	-	43,46,46	3.43	10 (23%)	45,67,67	2.24	17 (37%)
82	PEB	XQ	203	-	43,46,46	3.41	10 (23%)	45,67,67	1.97	13 (28%)

Mol	Type	Chain	Res	Link	Bond lengths			Bond angles		
					Counts	RMSZ	$\#\|Z\|>2$	Counts	RMSZ	$\#\|Z\|>2$
82	PEB	mO	203	-	43,46,46	3.46	13 (30%)	45,67,67	2.17	15 (33%)
82	PEB	FA	201	-	43,46,46	3.42	10 (23%)	45,67,67	2.06	15 (33%)
84	CYC	H3	1001	-	42,46,46	3.45	14 (33%)	50,67,67	3.16	21 (42%)
87	CLA	BN	802	-	58,66,73	1.74	9 (15%)	67,104,113	1.71	14 (20%)
82	PEB	aO	202	-	43,46,46	3.31	12 (27%)	45,67,67	2.56	15 (33%)
82	PEB	GI	203	-	43,46,46	3.22	10 (23%)	45,67,67	2.32	14 (31%)
82	PEB	UF	201	-	43,46,46	2.77	10 (23%)	45,67,67	3.00	17 (37%)
82	PEB	S7	202	-	43,46,46	3.20	10 (23%)	45,67,67	1.95	12 (26%)
82	PEB	dO	202	-	43,46,46	3.34	11 (25%)	45,67,67	1.88	12 (26%)
82	PEB	J1	1002	-	43,46,46	3.17	10 (23%)	45,67,67	2.13	14 (31%)
82	PEB	PG	201	-	43,46,46	3.35	10 (23%)	45,67,67	2.22	18 (40%)
82	PEB	EF	201	-	43,46,46	3.07	9 (20%)	45,67,67	2.32	14 (31%)
83	PUB	yK	302	-	42,46,46	3.36	7 (16%)	37,67,67	3.16	19 (51%)
82	PEB	bP	501	-	43,46,46	3.29	10 (23%)	45,67,67	2.06	14 (31%)
87	CLA	52	610	-	45,53,73	1.73	7 (15%)	52,89,113	1.66	8 (15%)
87	CLA	O2	203	-	45,53,73	1.91	10 (22%)	52,89,113	1.59	9 (17%)
88	LHG	mL	102	-	38,38,48	1.05	2 (5%)	41,44,54	1.08	2 (4%)
95	DGD	BN	844	-	67,67,67	0.87	2 (2%)	81,81,81	0.99	4 (4%)
82	PEB	aE	202	-	43,46,46	3.35	11 (25%)	45,67,67	2.34	15 (33%)
82	PEB	f1	203	-	43,46,46	3.48	11 (25%)	45,67,67	2.22	15 (33%)
87	CLA	B2	827	-	65,73,73	1.58	10 (15%)	76,113,113	1.54	9 (11%)
82	PEB	eK	202	-	43,46,46	3.16	10 (23%)	45,67,67	2.26	19 (42%)
88	LHG	CL	522	-	31,31,48	1.11	2 (6%)	34,37,54	1.54	5 (14%)
82	PEB	NB	203	-	43,46,46	3.27	11 (25%)	45,67,67	2.15	15 (33%)
82	PEB	ZE	203	-	43,46,46	3.33	11 (25%)	45,67,67	2.15	16 (35%)
85	BCR	AN	847	-	41,41,41	0.79	0	56,56,56	1.99	18 (32%)
82	PEB	HF	201	-	43,46,46	3.13	13 (30%)	45,67,67	2.92	21 (46%)
92	LMG	b6	624	-	36,36,55	1.16	2 (5%)	44,44,63	1.25	4 (9%)
84	CYC	EH	1001	-	42,46,46	3.04	14 (33%)	50,67,67	3.17	20 (40%)
87	CLA	b6	606	-	65,73,73	1.44	9 (13%)	76,113,113	1.47	8 (10%)
82	PEB	nF	201	-	43,46,46	3.46	10 (23%)	45,67,67	3.21	17 (37%)
82	PEB	MM	202	-	43,46,46	3.18	11 (25%)	45,67,67	2.16	13 (28%)
87	CLA	A2	809	-	65,73,73	1.52	8 (12%)	76,113,113	1.63	12 (15%)
94	PL9	d6	408	-	55,55,55	0.62	2 (3%)	68,69,69	1.98	21 (30%)
82	PEB	bP	502	-	43,46,46	3.33	10 (23%)	45,67,67	2.23	15 (33%)

Mol	Type	Chain	Res	Link	Bond lengths			Bond angles		
					Counts	RMSZ	$\#\|Z\|>2$	Counts	RMSZ	$\#\|Z\|>2$
82	PEB	fE	203	-	43,46,46	3.41	11 (25%)	45,67,67	2.18	13 (28%)
82	PEB	H4	1002	-	43,46,46	3.22	10 (23%)	45,67,67	2.07	16 (35%)
82	PEB	MQ	202	-	43,46,46	3.31	9 (20%)	45,67,67	1.99	13 (28%)
82	PEB	DB	202	-	43,46,46	3.22	10 (23%)	45,67,67	2.12	13 (28%)
85	BCR	c6	617	-	41,41,41	0.76	0	56,56,56	3.02	21 (37%)
87	CLA	RN	201	-	45,53,73	1.79	6 (13%)	52,89,113	1.69	9 (17%)
87	CLA	B6	603	-	65,73,73	1.46	9 (13%)	76,113,113	1.37	7 (9%)
82	PEB	CK	203	-	43,46,46	3.46	12 (27%)	45,67,67	1.99	16 (35%)
83	PUB	AG	303	-	42,46,46	3.45	7 (16%)	37,67,67	3.00	14 (37%)
87	CLA	42	610	-	42,50,73	1.84	6 (14%)	48,85,113	1.84	9 (18%)
92	LMG	bL	624	-	39,39,55	1.06	2 (5%)	47,47,63	1.20	3 (6%)
82	PEB	U5	201	-	43,46,46	3.59	14 (32%)	45,67,67	2.21	14 (31%)
82	PEB	JQ	202	-	43,46,46	3.22	9 (20%)	45,67,67	2.08	13 (28%)
94	PL9	aL	601	-	55,55,55	0.75	3 (5%)	68,69,69	1.97	19 (27%)
82	PEB	jE	201	-	43,46,46	3.40	12 (27%)	45,67,67	2.08	15 (33%)
82	PEB	C5	202	-	43,46,46	3.34	10 (23%)	45,67,67	1.94	14 (31%)
85	BCR	B6	602	-	41,41,41	0.79	0	56,56,56	2.15	17 (30%)
82	PEB	EK	202	-	43,46,46	3.37	11 (25%)	45,67,67	2.02	16 (35%)
82	PEB	LP	202	-	43,46,46	3.36	10 (23%)	45,67,67	2.14	16 (35%)
82	PEB	c4	201	-	43,46,46	3.39	10 (23%)	45,67,67	1.99	14 (31%)
82	PEB	E5	202	-	43,46,46	3.36	10 (23%)	45,67,67	1.94	14 (31%)
87	CLA	a6	607	-	65,73,73	1.45	7 (10%)	76,113,113	1.46	8 (10%)
95	DGD	J6	101	-	63,63,67	0.84	2 (3%)	77,77,81	1.06	5 (6%)
84	CYC	63	901	-	42,46,46	3.25	15 (35%)	50,67,67	3.08	24 (48%)
87	CLA	b6	614	-	59,67,73	1.51	9 (15%)	68,105,113	1.49	7 (10%)
87	CLA	B2	812	-	65,73,73	1.46	10 (15%)	76,113,113	1.50	12 (15%)
87	CLA	6N	603	-	45,53,73	1.78	6 (13%)	52,89,113	1.61	6 (11%)
82	PEB	EF	202	-	43,46,46	3.36	11 (25%)	45,67,67	2.02	16 (35%)
82	PEB	i1	202	-	43,46,46	3.51	10 (23%)	45,67,67	1.86	12 (26%)
87	CLA	7N	602	-	65,73,73	1.56	7 (10%)	76,113,113	1.95	18 (23%)
82	PEB	J7	202	-	43,46,46	3.27	10 (23%)	45,67,67	2.75	16 (35%)
96	HEM	E6	101	-	41,50,50	1.48	7 (17%)	45,82,82	1.93	13 (28%)
82	PEB	eA	301	-	43,46,46	3.35	10 (23%)	45,67,67	1.95	13 (28%)
87	CLA	72	601	-	45,53,73	1.75	5 (11%)	52,89,113	1.73	8 (15%)
82	PEB	CP	202	-	43,46,46	3.34	11 (25%)	45,67,67	2.12	14 (31%)

Mol	Type	Chain	Res	Link	Bond lengths			Bond angles		
					Counts	RMSZ	$\#\|Z\|>2$	Counts	RMSZ	$\#\|Z\|>2$
82	PEB	QH	202	-	43,46,46	3.39	11 (25%)	45,67,67	2.50	17 (37%)
87	CLA	A2	816	-	45,53,73	1.80	8 (17%)	52,89,113	1.67	7 (13%)
87	CLA	5N	609	-	42,50,73	1.85	8 (19%)	48,85,113	1.87	9 (18%)
82	PEB	gF	201	-	43,46,46	3.12	11 (25%)	45,67,67	2.39	15 (33%)
87	CLA	A2	811	-	65,73,73	1.53	11 (16%)	76,113,113	1.64	12 (15%)
82	PEB	YD	202	-	43,46,46	3.46	11 (25%)	45,67,67	2.00	12 (26%)
82	PEB	YJ	203	-	43,46,46	3.18	10 (23%)	45,67,67	2.25	17 (37%)
99	SF4	CN	102	-	0,12,12	-	-	-		
82	PEB	f4	201	-	43,46,46	3.35	11 (25%)	45,67,67	2.23	16 (35%)
82	PEB	XM	201	-	43,46,46	3.37	10 (23%)	45,67,67	2.28	14 (31%)
82	PEB	18	202	-	43,46,46	3.52	12 (27%)	45,67,67	2.33	14 (31%)
82	PEB	mE	203	-	43,46,46	3.46	11 (25%)	45,67,67	1.96	15 (33%)
87	CLA	AN	829	-	65,73,73	1.41	8 (12%)	76,113,113	1.67	8 (10%)
95	DGD	C6	523	-	49,49,67	0.95	2 (4%)	63,63,81	1.07	4 (6%)
82	PEB	qK	203	-	43,46,46	3.51	12 (27%)	45,67,67	2.31	16 (35%)
82	PEB	IB	203	-	43,46,46	3.25	10 (23%)	45,67,67	2.26	16 (35%)
82	PEB	J5	201	-	43,46,46	3.41	10 (23%)	45,67,67	2.13	16 (35%)
82	PEB	SQ	201	-	43,46,46	3.38	10 (23%)	45,67,67	2.09	13 (28%)
82	PEB	cE	201	-	43,46,46	3.37	11 (25%)	45,67,67	2.11	16 (35%)
82	PEB	BI	201	-	43,46,46	3.43	12 (27%)	45,67,67	2.44	19 (42%)
84	CYC	EO	1001	-	42,46,46	3.19	15 (35%)	50,67,67	2.95	19 (38%)
82	PEB	YO	201	-	43,46,46	3.39	10 (23%)	45,67,67	2.15	16 (35%)
85	BCR	I2	101	-	41,41,41	0.77	0	56,56,56	2.36	15 (26%)
87	CLA	A2	826	-	65,73,73	1.45	8 (12%)	76,113,113	1.54	11 (14%)
82	PEB	U4	201	-	43,46,46	3.19	10 (23%)	45,67,67	2.80	19 (42%)
87	CLA	RN	202	-	45,53,73	1.81	7 (15%)	52,89,113	1.69	10 (19%)
84	CYC	m3	1001	-	42,46,46	3.67	14 (33%)	50,67,67	2.92	19 (38%)
87	CLA	B2	818	-	65,73,73	1.52	9 (13%)	76,113,113	1.44	7 (9%)
87	CLA	32	312	-	45,53,73	1.76	8 (17%)	52,89,113	1.66	9 (17%)
88	LHG	AL	407	-	42,42,48	0.97	2 (4%)	45,48,54	1.08	2 (4%)
82	PEB	kO	201	-	43,46,46	3.43	11 (25%)	45,67,67	1.98	12 (26%)
82	PEB	HJ	201	-	43,46,46	3.18	10 (23%)	45,67,67	2.39	15 (33%)
82	PEB	SP	202	-	43,46,46	3.40	11 (25%)	45,67,67	2.16	16 (35%)
82	PEB	ZG	201	-	43,46,46	3.15	10 (23%)	45,67,67	2.45	16 (35%)
87	CLA	H6	102	-	65,73,73	1.43	7 (10%)	76,113,113	1.41	9 (11%)

Mol	Type	Chain	Res	Link	Bond lengths			Bond angles		
					Counts	RMSZ	$\#\|Z\|>2$	Counts	RMSZ	$\#\|Z\|>2$
96	HEM	G2	201	-	41,50,50	1.94	7 (17%)	45,82,82	1.59	9 (20%)
87	CLA	L2	202	-	57,65,73	1.56	9 (15%)	66,103,113	1.43	8 (12%)
87	CLA	7N	605	-	45,53,73	1.79	7 (15%)	52,89,113	1.68	9 (17%)
82	PEB	UE	202	-	43,46,46	3.49	10 (23%)	45,67,67	2.05	15 (33%)
82	PEB	QM	202	-	43,46,46	3.30	9 (20%)	45,67,67	2.40	15 (33%)
82	PEB	Q9	203	-	43,46,46	3.44	10 (23%)	45,67,67	2.21	16 (35%)
82	PEB	dQ	401	-	43,46,46	3.32	10 (23%)	45,67,67	2.32	18 (40%)
82	PEB	TQ	203	-	43,46,46	3.38	8 (18%)	45,67,67	2.13	12 (26%)
84	CYC	CH	1001	-	42,46,46	3.25	13 (30%)	50,67,67	2.72	20 (40%)
87	CLA	62	313	-	45,53,73	1.98	7 (15%)	52,89,113	2.21	16 (30%)
87	CLA	I2	103	-	65,73,73	1.45	7 (10%)	76,113,113	1.48	10 (13%)
87	CLA	4N	611	-	45,53,73	1.75	7 (15%)	52,89,113	1.66	6 (11%)
82	PEB	AO	304	-	43,46,46	3.38	9 (20%)	45,67,67	2.08	13 (28%)
82	PEB	XI	202	-	43,46,46	3.22	9 (20%)	45,67,67	2.32	14 (31%)
87	CLA	12	611	-	45,53,73	1.77	7 (15%)	52,89,113	1.61	9 (17%)
92	LMG	C6	501	-	55,55,55	0.86	2 (3%)	63,63,63	0.99	2 (3%)
85	BCR	BN	842	-	41,41,41	0.77	0	56,56,56	2.28	17 (30%)
82	PEB	HE	1002	-	43,46,46	3.29	12 (27%)	45,67,67	2.11	12 (26%)
82	PEB	J7	203	-	43,46,46	3.40	10 (23%)	45,67,67	2.31	14 (31%)
87	CLA	82	305	-	45,53,73	1.84	10 (22%)	52,89,113	1.91	12 (23%)
82	PEB	sC	203	-	43,46,46	3.57	11 (25%)	45,67,67	1.96	14 (31%)
82	PEB	YB	202	-	43,46,46	3.34	10 (23%)	45,67,67	2.03	15 (33%)
82	PEB	h1	203	-	43,46,46	1.08	2 (4%)	45,67,67	1.00	2 (4%)
87	CLA	62	301	-	45,53,73	1.80	9 (20%)	52,89,113	1.53	6 (11%)
82	PEB	K9	201	-	43,46,46	3.37	11 (25%)	45,67,67	1.94	14 (31%)
88	LHG	c6	619	-	31,31,48	1.11	2 (6%)	34,37,54	1.31	3 (8%)
95	DGD	c6	620	-	49,49,67	0.95	2 (4%)	63,63,81	1.07	4 (6%)
82	PEB	QB	203	-	43,46,46	3.31	10 (23%)	45,67,67	2.10	15 (33%)
82	PEB	jH	201	-	43,46,46	3.18	10 (23%)	45,67,67	2.18	16 (35%)
82	PEB	lM	202	-	43,46,46	3.28	10 (23%)	45,67,67	2.21	15 (33%)
82	PEB	VK	202	-	43,46,46	3.44	11 (25%)	45,67,67	2.65	18 (40%)
82	PEB	XK	202	-	43,46,46	3.26	12 (27%)	45,67,67	2.64	16 (35%)
87	CLA	1N	609	-	42,50,73	1.81	8 (19%)	48,85,113	1.82	10 (20%)
82	PEB	iG	201	-	43,46,46	3.45	11 (25%)	45,67,67	1.97	14 (31%)
87	CLA	CL	510	-	65,73,73	1.44	10 (15%)	76,113,113	1.78	13 (17%)

Mol	Type	Chain	Res	Link	Bond lengths			Bond angles		
					Counts	RMSZ	$\#\|Z\|>2$	Counts	RMSZ	$\#\|Z\|>2$
87	CLA	aL	605	-	65,73,73	1.43	7 (10%)	76,113,113	1.66	11 (14%)
82	PEB	UJ	202	-	43,46,46	3.17	10 (23%)	45,67,67	2.33	15 (33%)
82	PEB	rF	202	-	43,46,46	3.44	12 (27%)	45,67,67	2.05	13 (28%)
84	CYC	K4	1001	-	42,46,46	3.26	14 (33%)	50,67,67	2.89	19 (38%)
87	CLA	B2	821	-	55,63,73	1.57	7 (12%)	64,101,113	1.53	8 (12%)
82	PEB	JD	203	-	43,46,46	3.20	11 (25%)	45,67,67	2.24	12 (26%)
82	PEB	XI	201	-	43,46,46	3.35	10 (23%)	45,67,67	1.98	14 (31%)
82	PEB	sF	203	-	43,46,46	3.50	13 (30%)	45,67,67	2.75	16 (35%)
82	PEB	lG	201	-	43,46,46	3.36	12 (27%)	45,67,67	2.25	13 (28%)
85	BCR	BN	838	-	41,41,41	0.74	0	56,56,56	2.49	21 (37%)
82	PEB	RJ	202	-	43,46,46	3.26	10 (23%)	45,67,67	2.50	15 (33%)
84	CYC	DE	1001	-	42,46,46	3.16	14 (33%)	50,67,67	3.00	21 (42%)
87	CLA	A2	802	-	44,52,73	1.74	9 (20%)	49,87,113	1.85	9 (18%)
82	PEB	i4	201	-	43,46,46	3.43	10 (23%)	45,67,67	2.00	15 (33%)
82	PEB	GF	202	-	43,46,46	2.64	11 (25%)	45,67,67	3.01	20 (44%)
82	PEB	UB	301	-	43,46,46	3.30	10 (23%)	45,67,67	2.28	16 (35%)
82	PEB	PI	201	-	43,46,46	3.35	10 (23%)	45,67,67	1.98	13 (28%)
82	PEB	KJ	201	-	43,46,46	3.21	10 (23%)	45,67,67	2.26	16 (35%)
82	PEB	NM	201	-	43,46,46	3.27	10 (23%)	45,67,67	2.78	18 (40%)
82	PEB	FP	202	-	43,46,46	3.27	10 (23%)	45,67,67	2.18	16 (35%)
82	PEB	gB	202	-	43,46,46	3.29	10 (23%)	45,67,67	2.19	14 (31%)
87	CLA	72	603	-	45,53,73	1.78	7 (15%)	52,89,113	1.68	10 (19%)
82	PEB	RA	203	-	43,46,46	3.40	10 (23%)	45,67,67	2.24	19 (42%)
87	CLA	B2	830	-	65,73,73	1.46	7 (10%)	76,113,113	1.40	6 (7%)
82	PEB	RK	201	-	43,46,46	3.27	9 (20%)	45,67,67	3.71	21 (46%)
87	CLA	BN	829	-	43,51,73	1.75	7 (16%)	49,86,113	1.76	6 (12%)
87	CLA	BN	807	-	65,73,73	1.46	10 (15%)	76,113,113	1.34	7 (9%)
82	PEB	CF	202	-	43,46,46	3.07	8 (18%)	45,67,67	2.08	15 (33%)
82	PEB	m4	202	-	43,46,46	3.30	12 (27%)	45,67,67	2.37	16 (35%)
87	CLA	AN	811	-	65,73,73	1.54	11 (16%)	76,113,113	1.64	12 (15%)
84	CYC	E4	1001	-	42,46,46	3.17	15 (35%)	50,67,67	2.96	19 (38%)
85	BCR	c6	603	-	41,41,41	0.79	0	56,56,56	2.59	25 (44%)
87	CLA	A2	831	-	65,73,73	1.55	11 (16%)	76,113,113	1.60	12 (15%)
83	PUB	QJ	201	-	42,46,46	3.37	7 (16%)	37,67,67	3.52	18 (48%)
87	CLA	b6	607	-	65,73,73	1.48	8 (12%)	76,113,113	1.36	7 (9%)

Mol	Type	Chain	Res	Link	Bond lengths			Bond angles		
					Counts	RMSZ	$\#\|Z\|>2$	Counts	RMSZ	$\#\|Z\|>2$
82	PEB	OJ	203	-	43,46,46	3.16	11 (25%)	45,67,67	2.62	18 (40%)
82	PEB	FQ	203	-	43,46,46	3.41	13 (30%)	45,67,67	3.07	13 (28%)
82	PEB	vF	201	-	43,46,46	3.47	10 (23%)	45,67,67	2.88	18 (40%)
82	PEB	F9	201	-	43,46,46	3.39	10 (23%)	45,67,67	2.29	16 (35%)
85	BCR	B6	601	-	41,41,41	0.80	1 (2%)	56,56,56	2.08	21 (37%)
95	DGD	c6	601	-	63,63,67	1.08	4 (6%)	77,77,81	1.82	16 (20%)
87	CLA	C6	509	-	65,73,73	1.44	8 (12%)	76,113,113	1.40	7 (9%)
94	PL9	AL	413	-	55,55,55	0.72	2 (3%)	68,69,69	2.61	17 (25%)
95	DGD	L6	102	-	59,59,67	0.87	2 (3%)	73,73,81	1.17	7 (9%)
82	PEB	MF	202	-	43,46,46	3.45	12 (27%)	45,67,67	1.96	15 (33%)
87	CLA	62	311	-	42,50,73	1.81	6 (14%)	48,85,113	1.87	10 (20%)
82	PEB	Q1	202	-	43,46,46	3.40	12 (27%)	45,67,67	2.50	17 (37%)
82	PEB	iO	201	-	43,46,46	3.41	10 (23%)	45,67,67	1.99	15 (33%)
82	PEB	MM	201	-	43,46,46	3.18	10 (23%)	45,67,67	2.51	17 (37%)
82	PEB	aE	201	-	43,46,46	3.29	10 (23%)	45,67,67	2.16	19 (42%)
82	PEB	MP	203	-	43,46,46	3.35	11 (25%)	45,67,67	2.69	15 (33%)
87	CLA	62	307	-	45,53,73	1.80	6 (13%)	52,89,113	1.63	9 (17%)
82	PEB	HH	1002	-	43,46,46	3.45	11 (25%)	45,67,67	2.30	14 (31%)
87	CLA	BN	836	-	65,73,73	1.43	8 (12%)	76,113,113	1.75	11 (14%)
91	PHO	aL	610	-	51,69,69	1.67	8 (15%)	47,99,99	1.64	6 (12%)
83	PUB	NQ	201	-	42,46,46	3.77	9 (21%)	37,67,67	3.15	12 (32%)
82	PEB	JD	201	-	43,46,46	3.39	12 (27%)	45,67,67	2.19	15 (33%)
87	CLA	BN	809	-	65,73,73	1.45	8 (12%)	76,113,113	1.48	7 (9%)
82	PEB	qF	202	-	43,46,46	3.37	11 (25%)	45,67,67	3.42	18 (40%)
82	PEB	rK	201	-	43,46,46	3.46	11 (25%)	45,67,67	2.23	13 (28%)
82	PEB	IM	203	-	43,46,46	3.28	9 (20%)	45,67,67	2.23	14 (31%)
103	ZEX	8N	310	-	42,43,43	1.78	9 (21%)	55,60,60	3.89	31 (56%)
82	PEB	EP	203	-	43,46,46	3.46	11 (25%)	45,67,67	2.48	15 (33%)
87	CLA	7N	608	-	41,49,73	1.83	5 (12%)	47,84,113	1.79	10 (21%)
82	PEB	yC	201	-	43,46,46	1.08	2 (4%)	45,67,67	0.98	2 (4%)
82	PEB	EQ	202	-	43,46,46	3.30	10 (23%)	45,67,67	2.09	14 (31%)
87	CLA	bL	617	-	65,73,73	1.49	9 (13%)	76,113,113	1.66	8 (10%)
82	PEB	YJ	201	-	43,46,46	3.26	11 (25%)	45,67,67	2.52	18 (40%)
82	PEB	jJ	203	-	43,46,46	3.27	12 (27%)	45,67,67	2.52	18 (40%)
84	CYC	KG	202	-	42,46,46	3.19	14 (33%)	50,67,67	2.74	19 (38%)

Mol	Type	Chain	Res	Link	Bond lengths			Bond angles		
					Counts	RMSZ	$\#\|Z\|>2$	Counts	RMSZ	$\#\|Z\|>2$
82	PEB	B9	201	-	43,46,46	3.51	11 (25%)	45,67,67	2.20	14 (31%)
82	PEB	D1	1002	-	43,46,46	3.31	11 (25%)	45,67,67	2.13	15 (33%)
82	PEB	C5	201	-	43,46,46	3.23	11 (25%)	45,67,67	2.22	15 (33%)
87	CLA	A2	815	-	65,73,73	1.44	9 (13%)	76,113,113	1.52	11 (14%)
95	DGD	lL	101	-	59,59,67	0.91	2 (3%)	73,73,81	1.58	11 (15%)
87	CLA	5N	605	-	45,53,73	1.77	6 (13%)	52,89,113	1.65	8 (15%)
82	PEB	Z9	303	-	43,46,46	3.38	10 (23%)	45,67,67	2.38	17 (37%)
84	CYC	LH	1001	-	42,46,46	3.17	12 (28%)	50,67,67	2.96	22 (44%)
82	PEB	cK	202	-	43,46,46	3.39	8 (18%)	45,67,67	2.01	13 (28%)
82	PEB	fJ	203	-	43,46,46	3.35	12 (27%)	45,67,67	2.38	14 (31%)
85	BCR	A6	401	-	41,41,41	0.74	0	56,56,56	2.25	19 (33%)
82	PEB	F9	203	-	43,46,46	3.24	9 (20%)	45,67,67	2.21	17 (37%)
87	CLA	BN	801	-	65,73,73	1.43	8 (12%)	76,113,113	1.50	8 (10%)
87	CLA	BL	604	-	59,67,73	1.53	8 (13%)	68,105,113	1.44	6 (8%)
87	CLA	b6	615	-	65,73,73	1.46	9 (13%)	76,113,113	1.36	7 (9%)
82	PEB	rC	202	-	43,46,46	3.66	11 (25%)	45,67,67	2.49	14 (31%)
82	PEB	GA	202	-	43,46,46	3.36	11 (25%)	45,67,67	1.98	15 (33%)
97	GOL	i6	102	-	5,5,5	0.24	0	5,5,5	0.20	0
87	CLA	bL	607	-	65,73,73	1.48	10 (15%)	76,113,113	1.76	14 (18%)
87	CLA	1N	611	-	45,53,73	1.79	7 (15%)	52,89,113	1.61	10 (19%)
87	CLA	8N	305	-	45,53,73	1.75	7 (15%)	52,89,113	1.65	9 (17%)
87	CLA	R2	204	-	45,53,73	1.73	9 (20%)	52,89,113	1.63	8 (15%)
82	PEB	j1	203	-	43,46,46	3.51	14 (32%)	45,67,67	2.50	15 (33%)
83	PUB	Z5	303	-	42,46,46	3.65	9 (21%)	37,67,67	3.55	16 (43%)
82	PEB	jO	201	-	43,46,46	3.40	11 (25%)	45,67,67	2.31	17 (37%)
82	PEB	UH	203	-	43,46,46	3.33	10 (23%)	45,67,67	2.34	15 (33%)
82	PEB	WP	202	-	43,46,46	3.26	10 (23%)	45,67,67	2.16	17 (37%)
82	PEB	b1	201	-	43,46,46	3.36	11 (25%)	45,67,67	2.04	15 (33%)
91	PHO	D6	404	-	51,69,69	1.69	8 (15%)	47,99,99	1.88	13 (27%)
82	PEB	a1	201	-	43,46,46	3.41	10 (23%)	45,67,67	2.11	13 (28%)
82	PEB	T7	203	-	43,46,46	3.30	10 (23%)	45,67,67	2.26	17 (37%)
82	PEB	SB	203	-	43,46,46	3.24	10 (23%)	45,67,67	2.35	15 (33%)
82	PEB	U1	203	-	43,46,46	3.32	9 (20%)	45,67,67	2.34	15 (33%)
84	CYC	DH	1001	-	42,46,46	3.36	15 (35%)	50,67,67	2.85	18 (36%)
82	PEB	eH	201	-	43,46,46	3.45	11 (25%)	45,67,67	2.09	16 (35%)

Mol	Type	Chain	Res	Link	Bond lengths			Bond angles		
					Counts	RMSZ	$\#\|Z\|>2$	Counts	RMSZ	$\#\|Z\|>2$
87	CLA	42	604	-	42,50,73	2.50	10 (23%)	48,85,113	4.60	21 (43%)
87	CLA	BN	808	-	65,73,73	1.46	10 (15%)	76,113,113	1.41	7 (9%)
82	PEB	VP	202	-	43,46,46	3.38	10 (23%)	45,67,67	2.20	17 (37%)
82	PEB	L4	1002	-	43,46,46	3.35	10 (23%)	45,67,67	2.66	18 (40%)
87	CLA	CL	503	-	65,73,73	1.41	8 (12%)	76,113,113	1.66	10 (13%)
82	PEB	Y4	202	-	43,46,46	3.20	11 (25%)	45,67,67	2.33	15 (33%)
87	CLA	6N	608	-	50,58,73	2.28	10 (20%)	58,95,113	7.35	23 (39%)
95	DGD	CL	520	-	43,43,67	1.08	2 (4%)	57,57,81	1.27	6 (10%)
82	PEB	WI	201	-	43,46,46	3.43	12 (27%)	45,67,67	2.42	16 (35%)
87	CLA	cL	507	-	65,73,73	1.47	6 (9%)	76,113,113	1.50	8 (10%)
85	BCR	B2	839	-	41,41,41	0.72	0	56,56,56	1.97	14 (25%)
84	CYC	BG	1002	-	42,46,46	3.23	15 (35%)	50,67,67	2.91	23 (46%)
87	CLA	A2	850	-	65,73,73	1.44	7 (10%)	76,113,113	1.58	10 (13%)
87	CLA	bL	621	-	65,73,73	1.41	7 (10%)	76,113,113	1.54	7 (9%)
87	CLA	1N	606	-	45,53,73	1.79	8 (17%)	52,89,113	1.53	7 (13%)
88	LHG	dL	408	-	45,45,48	0.96	2 (4%)	48,51,54	1.04	3 (6%)
82	PEB	dG	204	-	43,46,46	3.43	13 (30%)	45,67,67	2.12	13 (28%)
87	CLA	8N	304	-	45,53,73	1.78	9 (20%)	52,89,113	1.84	13 (25%)
84	CYC	T3	1001	-	42,46,46	3.67	14 (33%)	50,67,67	2.94	19 (38%)
95	DGD	C6	521	-	63,63,67	0.84	2 (3%)	77,77,81	1.16	7 (9%)
82	PEB	1C	202	-	43,46,46	3.51	12 (27%)	45,67,67	2.33	13 (28%)
87	CLA	8N	302	-	45,53,73	1.82	10 (22%)	52,89,113	1.80	10 (19%)
87	CLA	42	602	-	65,73,73	1.52	8 (12%)	76,113,113	1.48	6 (7%)
82	PEB	SA	201	-	43,46,46	3.19	10 (23%)	45,67,67	2.76	16 (35%)
87	CLA	B2	831	-	60,68,73	1.53	10 (16%)	70,107,113	1.51	10 (14%)
82	PEB	N9	202	-	43,46,46	3.58	10 (23%)	45,67,67	2.65	17 (37%)
82	PEB	UK	201	-	43,46,46	2.78	10 (23%)	45,67,67	2.99	17 (37%)
82	PEB	HA	201	-	43,46,46	3.56	11 (25%)	45,67,67	2.14	14 (31%)
87	CLA	AN	852	-	45,53,73	2.04	12 (26%)	52,89,113	2.83	22 (42%)
84	CYC	GO	1001	-	42,46,46	3.33	14 (33%)	50,67,67	2.93	18 (36%)
87	CLA	B2	810	-	65,73,73	1.50	11 (16%)	76,113,113	1.54	8 (10%)
82	PEB	T7	201	-	43,46,46	3.54	11 (25%)	45,67,67	2.32	18 (40%)
82	PEB	hG	201	-	43,46,46	3.60	12 (27%)	45,67,67	2.56	10 (22%)
82	PEB	NK	202	-	43,46,46	3.50	10 (23%)	45,67,67	1.93	13 (28%)
87	CLA	B2	836	-	65,73,73	1.43	8 (12%)	76,113,113	1.75	11 (14%)

Mol	Type	Chain	Res	Link	Bond lengths			Bond angles		
					Counts	RMSZ	$\#\|Z\|>2$	Counts	RMSZ	$\#\|Z\|>2$
87	CLA	AN	826	-	65,73,73	1.44	8 (12%)	76,113,113	1.55	10 (13%)
82	PEB	tK	202	-	43,46,46	3.65	11 (25%)	45,67,67	2.62	16 (35%)
82	PEB	DA	203	-	43,46,46	3.39	10 (23%)	45,67,67	1.99	16 (35%)
82	PEB	OA	202	-	43,46,46	3.25	10 (23%)	45,67,67	1.98	15 (33%)
82	PEB	fE	201	-	43,46,46	3.36	10 (23%)	45,67,67	2.12	17 (37%)
87	CLA	1N	608	-	41,49,73	1.80	6 (14%)	47,84,113	1.74	10 (21%)
87	CLA	CL	507	-	65,73,73	1.42	7 (10%)	76,113,113	1.77	12 (15%)
87	CLA	2N	305	-	42,50,73	1.76	8 (19%)	48,85,113	1.85	9 (18%)
87	CLA	B2	813	-	45,53,73	1.68	7 (15%)	52,89,113	1.73	7 (13%)
87	CLA	H6	103	-	65,73,73	1.46	7 (10%)	76,113,113	1.36	7 (9%)
82	PEB	DP	201	-	43,46,46	3.35	10 (23%)	45,67,67	2.05	14 (31%)
82	PEB	LF	201	-	43,46,46	3.37	11 (25%)	45,67,67	3.50	19 (42%)
85	BCR	LN	201	-	41,41,41	0.75	0	56,56,56	1.87	11 (19%)
85	BCR	KN	101	-	41,41,41	0.78	1 (2%)	56,56,56	2.75	19 (33%)
82	PEB	pK	202	-	43,46,46	3.59	11 (25%)	45,67,67	2.74	18 (40%)
87	CLA	22	603	-	45,53,73	1.76	8 (17%)	52,89,113	1.57	6 (11%)
85	BCR	a6	605	-	41,41,41	0.81	1 (2%)	56,56,56	1.92	18 (32%)
91	PHO	a6	613	-	51,69,69	1.69	8 (15%)	47,99,99	1.83	9 (19%)
82	PEB	PO	203	-	43,46,46	3.33	9 (20%)	45,67,67	1.85	13 (28%)
82	PEB	HM	201	-	43,46,46	3.21	10 (23%)	45,67,67	2.53	15 (33%)
87	CLA	6N	609	-	41,49,73	1.86	6 (14%)	47,84,113	1.72	9 (19%)
82	PEB	gJ	201	-	43,46,46	3.39	11 (25%)	45,67,67	2.75	15 (33%)
83	PUB	yK	303	-	42,46,46	3.32	7 (16%)	37,67,67	3.10	13 (35%)
82	PEB	AJ	301	-	43,46,46	3.17	10 (23%)	45,67,67	2.30	15 (33%)
82	PEB	q8	202	-	43,46,46	3.37	12 (27%)	45,67,67	2.50	15 (33%)
82	PEB	e4	203	-	43,46,46	3.33	9 (20%)	45,67,67	1.98	12 (26%)
87	CLA	BN	819	-	65,73,73	1.52	9 (13%)	76,113,113	1.43	7 (9%)
87	CLA	B2	801	-	58,66,73	1.75	10 (17%)	67,104,113	1.71	14 (20%)
87	CLA	2N	303	-	65,73,73	1.69	6 (9%)	76,113,113	2.74	16 (21%)
98	PQN	BN	837	-	34,34,34	1.88	4 (11%)	42,45,45	2.53	14 (33%)
82	PEB	DB	201	-	43,46,46	3.32	10 (23%)	45,67,67	2.09	16 (35%)
82	PEB	HA	203	-	43,46,46	3.58	11 (25%)	45,67,67	2.48	16 (35%)
82	PEB	fH	203	-	43,46,46	3.44	11 (25%)	45,67,67	2.19	15 (33%)
82	PEB	A7	202	-	43,46,46	3.43	11 (25%)	45,67,67	1.98	12 (26%)
82	PEB	WH	201	-	43,46,46	3.23	10 (23%)	45,67,67	2.23	15 (33%)

Mol	Type	Chain	Res	Link	Bond lengths			Bond angles		
					Counts	RMSZ	$\#\|Z\|>2$	Counts	RMSZ	$\#\|Z\|>2$
82	PEB	QQ	202	-	43,46,46	3.48	12 (27%)	45,67,67	1.83	13 (28%)
92	LMG	bL	609	-	41,41,55	0.31	0	49,49,63	0.56	0
95	DGD	cL	520	-	49,49,67	0.98	2 (4%)	63,63,81	1.12	4 (6%)
82	PEB	cB	403	-	43,46,46	3.30	10 (23%)	45,67,67	2.21	18 (40%)
85	BCR	BN	840	-	41,41,41	0.73	0	56,56,56	1.79	16 (28%)
87	CLA	bL	608	-	65,73,73	1.50	8 (12%)	76,113,113	1.45	8 (10%)
82	PEB	YB	201	-	43,46,46	3.31	11 (25%)	45,67,67	2.17	15 (33%)
87	CLA	FN	203	-	45,53,73	1.77	9 (20%)	52,89,113	1.58	9 (17%)
82	PEB	bE	201	-	43,46,46	3.37	10 (23%)	45,67,67	2.14	14 (31%)
82	PEB	IF	202	-	43,46,46	1.07	2 (4%)	45,67,67	0.98	2 (4%)
82	PEB	XA	203	-	43,46,46	3.48	11 (25%)	45,67,67	2.30	18 (40%)
92	LMG	A6	408	-	51,51,55	0.93	2 (3%)	59,59,63	1.21	6 (10%)
82	PEB	gB	203	-	43,46,46	3.24	11 (25%)	45,67,67	2.34	15 (33%)
82	PEB	fK	201	-	43,46,46	3.42	10 (23%)	45,67,67	3.07	16 (35%)
95	DGD	hL	101	-	63,63,67	0.86	2 (3%)	77,77,81	1.04	5 (6%)
82	PEB	QG	201	-	43,46,46	3.17	11 (25%)	45,67,67	2.64	17 (37%)
87	CLA	cL	514	-	65,73,73	1.45	7 (10%)	76,113,113	1.44	7 (9%)
82	PEB	MF	203	-	43,46,46	3.33	13 (30%)	45,67,67	2.57	16 (35%)
82	PEB	DG	1002	-	43,46,46	3.31	12 (27%)	45,67,67	2.26	14 (31%)
82	PEB	SP	203	-	43,46,46	3.54	11 (25%)	45,67,67	2.05	13 (28%)
82	PEB	Q5	201	-	43,46,46	3.25	11 (25%)	45,67,67	2.11	17 (37%)
87	CLA	A2	807	-	65,73,73	1.45	10 (15%)	76,113,113	1.47	8 (10%)
82	PEB	B7	201	-	43,46,46	3.33	11 (25%)	45,67,67	2.18	17 (37%)
82	PEB	pC	201	-	43,46,46	3.49	9 (20%)	45,67,67	1.93	14 (31%)
82	PEB	mE	201	-	43,46,46	3.48	13 (30%)	45,67,67	1.95	13 (28%)
87	CLA	3N	310	-	41,49,73	1.79	7 (17%)	47,84,113	2.03	11 (23%)
82	PEB	PO	201	-	43,46,46	3.37	10 (23%)	45,67,67	2.23	17 (37%)
82	PEB	J9	203	-	43,46,46	3.38	11 (25%)	45,67,67	2.10	14 (31%)
82	PEB	WG	202	-	43,46,46	3.35	10 (23%)	45,67,67	2.01	13 (28%)
87	CLA	B2	829	-	43,51,73	1.74	8 (18%)	49,86,113	1.75	6 (12%)
82	PEB	FH	1002	-	43,46,46	3.31	10 (23%)	45,67,67	2.15	12 (26%)
82	PEB	UB	302	-	43,46,46	3.46	11 (25%)	45,67,67	2.16	16 (35%)
82	PEB	lF	201	-	43,46,46	3.42	11 (25%)	45,67,67	2.59	15 (33%)
85	BCR	B2	802	-	41,41,41	0.77	0	56,56,56	3.37	24 (42%)
87	CLA	cL	505	-	65,73,73	1.45	7 (10%)	76,113,113	1.60	11 (14%)

Mol	Type	Chain	Res	Link	Bond lengths			Bond angles		
					Counts	RMSZ	$\#\|Z\|>2$	Counts	RMSZ	$\#\|Z\|>2$
87	CLA	72	607	-	50,58,73	1.75	8 (16%)	58,95,113	1.61	10 (17%)
82	PEB	V5	201	-	43,46,46	3.22	11 (25%)	45,67,67	2.22	15 (33%)
82	PEB	OM	203	-	43,46,46	3.33	11 (25%)	45,67,67	2.30	15 (33%)
82	PEB	VA	203	-	43,46,46	3.54	12 (27%)	45,67,67	1.97	16 (35%)
82	PEB	hH	201	-	43,46,46	3.38	11 (25%)	45,67,67	2.16	14 (31%)
87	CLA	bL	604	-	46,54,73	1.73	8 (17%)	53,90,113	1.70	7 (13%)
88	LHG	BL	610	-	48,48,48	0.92	2 (4%)	51,54,54	1.03	3 (5%)
87	CLA	c6	609	-	65,73,73	1.47	7 (10%)	76,113,113	1.37	9 (11%)
82	PEB	PD	203	-	43,46,46	3.39	9 (20%)	45,67,67	2.12	12 (26%)
84	CYC	C1	1001	-	42,46,46	3.27	13 (30%)	50,67,67	2.73	20 (40%)
87	CLA	BN	816	-	55,63,73	1.57	6 (10%)	64,101,113	1.61	9 (14%)
82	PEB	RO	203	-	43,46,46	3.44	10 (23%)	45,67,67	1.98	11 (24%)
82	PEB	k1	202	-	43,46,46	3.46	11 (25%)	45,67,67	2.04	14 (31%)
87	CLA	A2	821	-	65,73,73	1.44	8 (12%)	76,113,113	1.58	9 (11%)
88	LHG	B6	617	-	48,48,48	0.92	2 (4%)	51,54,54	1.00	2 (3%)
82	PEB	yF	301	-	43,46,46	3.36	10 (23%)	45,67,67	2.10	15 (33%)
84	CYC	F4	1001	-	42,46,46	3.26	14 (33%)	50,67,67	2.99	20 (40%)
82	PEB	WJ	203	-	43,46,46	3.14	10 (23%)	45,67,67	2.69	19 (42%)
82	PEB	j1	202	-	43,46,46	3.42	13 (30%)	45,67,67	2.63	16 (35%)
82	PEB	CF	203	-	43,46,46	3.42	12 (27%)	45,67,67	1.98	16 (35%)
82	PEB	w8	203	-	43,46,46	3.50	11 (25%)	45,67,67	1.97	14 (31%)
84	CYC	JH	1001	-	42,46,46	3.21	15 (35%)	50,67,67	2.86	23 (46%)
82	PEB	V7	202	-	43,46,46	3.21	10 (23%)	45,67,67	2.57	18 (40%)
82	PEB	UJ	203	-	43,46,46	3.42	10 (23%)	45,67,67	2.16	14 (31%)
82	PEB	g1	202	-	43,46,46	3.50	11 (25%)	45,67,67	2.22	14 (31%)
82	PEB	VG	202	-	43,46,46	3.48	10 (23%)	45,67,67	2.20	15 (33%)
82	PEB	B7	203	-	43,46,46	3.34	9 (20%)	45,67,67	1.99	14 (31%)
82	PEB	QM	203	-	43,46,46	3.36	10 (23%)	45,67,67	2.15	14 (31%)
82	PEB	DF	201	-	43,46,46	3.26	8 (18%)	45,67,67	3.08	18 (40%)
95	DGD	BL	613	-	41,41,67	1.11	3 (7%)	55,55,81	1.47	7 (12%)
82	PEB	GD	202	-	43,46,46	3.44	9 (20%)	45,67,67	2.10	17 (37%)
82	PEB	rC	201	-	43,46,46	3.31	12 (27%)	45,67,67	2.12	16 (35%)
82	PEB	r8	202	-	43,46,46	3.67	10 (23%)	45,67,67	2.50	14 (31%)
82	PEB	GK	203	-	43,46,46	3.39	11 (25%)	45,67,67	2.64	22 (48%)
82	PEB	bE	202	-	43,46,46	1.08	2 (4%)	45,67,67	1.00	2 (4%)

Mol	Type	Chain	Res	Link	Bond lengths			Bond angles		
					Counts	RMSZ	$\#\|Z\|>2$	Counts	RMSZ	$\#\|Z\|>2$
82	PEB	ZE	201	-	43,46,46	3.13	10 (23%)	45,67,67	2.46	17 (37%)
82	PEB	PO	202	-	43,46,46	3.29	11 (25%)	45,67,67	2.47	16 (35%)
82	PEB	H9	203	-	43,46,46	3.41	11 (25%)	45,67,67	2.28	13 (28%)
82	PEB	OH	202	-	43,46,46	3.31	10 (23%)	45,67,67	2.47	15 (33%)
82	PEB	JO	1002	-	43,46,46	3.30	11 (25%)	45,67,67	2.12	14 (31%)
84	CYC	A3	1001	-	42,46,46	3.66	14 (33%)	50,67,67	2.92	20 (40%)
82	PEB	ED	202	-	43,46,46	3.30	10 (23%)	45,67,67	2.08	14 (31%)
82	PEB	B7	202	-	43,46,46	3.47	11 (25%)	45,67,67	3.07	17 (37%)
82	PEB	VF	201	-	43,46,46	3.43	10 (23%)	45,67,67	2.55	15 (33%)
82	PEB	I9	201	-	43,46,46	3.38	12 (27%)	45,67,67	1.94	14 (31%)
83	PUB	xF	305	-	42,46,46	3.38	7 (16%)	37,67,67	3.26	15 (40%)
82	PEB	QJ	203	-	43,46,46	3.29	10 (23%)	45,67,67	2.17	13 (28%)
82	PEB	T4	201	-	43,46,46	3.36	10 (23%)	45,67,67	2.16	17 (37%)
87	CLA	6N	606	-	45,53,73	1.80	6 (13%)	52,89,113	1.64	9 (17%)
87	CLA	AN	815	-	65,73,73	1.44	9 (13%)	76,113,113	1.52	12 (15%)
87	CLA	72	609	-	42,50,73	1.81	5 (11%)	48,85,113	1.75	9 (18%)
95	DGD	cL	519	-	63,63,67	0.84	2 (3%)	77,77,81	0.95	3 (3%)
84	CYC	LE	1001	-	42,46,46	3.22	15 (35%)	50,67,67	3.05	21 (42%)
87	CLA	52	606	-	45,53,73	1.68	6 (13%)	52,89,113	2.01	8 (15%)
82	PEB	VP	201	-	43,46,46	3.45	11 (25%)	45,67,67	2.09	17 (37%)
87	CLA	A2	839	-	65,73,73	1.42	7 (10%)	76,113,113	1.57	10 (13%)
87	CLA	BN	805	-	65,73,73	1.49	8 (12%)	76,113,113	1.55	10 (13%)
87	CLA	82	306	-	46,54,73	1.83	10 (21%)	53,90,113	1.91	14 (26%)
82	PEB	B5	203	-	43,46,46	3.22	10 (23%)	45,67,67	2.04	16 (35%)
82	PEB	mK	201	-	43,46,46	3.40	10 (23%)	45,67,67	2.11	15 (33%)
87	CLA	bL	616	-	65,73,73	1.48	10 (15%)	76,113,113	1.41	10 (13%)
91	PHO	AL	410	-	51,69,69	1.66	8 (15%)	47,99,99	1.72	8 (17%)
82	PEB	A9	201	-	43,46,46	3.38	10 (23%)	45,67,67	1.94	14 (31%)
92	LMG	m6	103	-	41,41,55	1.00	2 (4%)	49,49,63	1.12	5 (10%)
82	PEB	QA	202	-	43,46,46	3.20	10 (23%)	45,67,67	1.98	13 (28%)
84	CYC	FG	1001	-	42,46,46	3.26	13 (30%)	50,67,67	2.90	18 (36%)
82	PEB	KQ	202	-	43,46,46	3.35	9 (20%)	45,67,67	2.16	15 (33%)
92	LMG	bL	610	-	41,41,55	0.31	0	49,49,63	0.48	0
85	BCR	K6	102	-	41,41,41	0.73	0	56,56,56	2.77	23 (41%)
87	CLA	12	604	-	42,50,73	1.78	7 (16%)	48,85,113	1.72	8 (16%)

Mol	Type	Chain	Res	Link	Bond lengths			Bond angles		
					Counts	RMSZ	$\#\|Z\|>2$	Counts	RMSZ	$\#\|Z\|>2$
87	CLA	BN	831	-	60,68,73	1.54	10 (16%)	70,107,113	1.49	10 (14%)
88	LHG	aL	607	-	42,42,48	0.98	2 (4%)	45,48,54	1.09	2 (4%)
82	PEB	V4	202	-	43,46,46	3.14	10 (23%)	45,67,67	2.43	17 (37%)
87	CLA	B6	615	-	65,73,73	1.48	8 (12%)	76,113,113	1.37	7 (9%)
96	HEM	f6	101	-	41,50,50	1.49	7 (17%)	45,82,82	2.02	16 (35%)
82	PEB	N7	203	-	43,46,46	3.35	10 (23%)	45,67,67	2.36	17 (37%)
82	PEB	HP	202	-	43,46,46	3.33	10 (23%)	45,67,67	2.21	14 (31%)
103	ZEX	8N	309	-	42,43,43	0.82	1 (2%)	55,60,60	2.15	16 (29%)
82	PEB	KM	201	-	43,46,46	3.35	11 (25%)	45,67,67	2.12	13 (28%)
87	CLA	AN	814	-	54,62,73	1.61	9 (16%)	62,99,113	1.56	8 (12%)
82	PEB	vC	202	-	43,46,46	3.54	11 (25%)	45,67,67	2.54	17 (37%)
82	PEB	TQ	202	-	43,46,46	3.46	10 (23%)	45,67,67	2.04	15 (33%)
87	CLA	J2	101	-	42,50,73	1.84	9 (21%)	48,85,113	1.68	8 (16%)
82	PEB	ZM	202	-	43,46,46	3.32	12 (27%)	45,67,67	2.57	14 (31%)
82	PEB	gE	202	-	43,46,46	3.37	9 (20%)	45,67,67	2.49	13 (28%)
82	PEB	WM	203	-	43,46,46	3.14	10 (23%)	45,67,67	2.46	15 (33%)
82	PEB	T1	202	-	43,46,46	3.32	9 (20%)	45,67,67	1.81	12 (26%)
87	CLA	32	302	-	45,53,73	1.90	8 (17%)	52,89,113	2.24	13 (25%)
82	PEB	RB	201	-	43,46,46	3.47	10 (23%)	45,67,67	2.11	14 (31%)
82	PEB	T9	201	-	43,46,46	3.37	11 (25%)	45,67,67	1.94	14 (31%)
82	PEB	WA	201	-	43,46,46	3.17	10 (23%)	45,67,67	2.29	15 (33%)
82	PEB	P4	202	-	43,46,46	3.30	11 (25%)	45,67,67	2.49	16 (35%)
82	PEB	B5	201	-	43,46,46	3.35	11 (25%)	45,67,67	2.10	15 (33%)
87	CLA	ON	201	-	41,49,73	1.85	6 (14%)	47,84,113	1.76	9 (19%)
82	PEB	S1	202	-	43,46,46	3.32	10 (23%)	45,67,67	2.41	13 (28%)
87	CLA	C6	510	-	65,73,73	1.45	8 (12%)	76,113,113	1.39	8 (10%)
87	CLA	B2	820	-	43,51,73	1.73	8 (18%)	49,86,113	1.38	7 (14%)
87	CLA	d6	401	-	65,73,73	1.44	7 (10%)	76,113,113	1.45	8 (10%)
82	PEB	JB	201	-	43,46,46	3.37	11 (25%)	45,67,67	2.76	16 (35%)
82	PEB	WB	401	-	43,46,46	3.14	10 (23%)	45,67,67	2.39	15 (33%)
82	PEB	M9	304	-	43,46,46	3.38	10 (23%)	45,67,67	2.38	17 (37%)
92	LMG	b6	620	-	39,39,55	1.05	2 (5%)	47,47,63	1.33	5 (10%)
87	CLA	R2	202	-	45,53,73	1.82	7 (15%)	52,89,113	1.70	10 (19%)
82	PEB	N7	201	-	43,46,46	3.29	10 (23%)	45,67,67	2.31	17 (37%)
84	CYC	J1	1001	-	42,46,46	3.21	15 (35%)	50,67,67	2.86	22 (44%)

Mol	Type	Chain	Res	Link	Bond lengths			Bond angles		
					Counts	RMSZ	$\#\|Z\|>2$	Counts	RMSZ	$\#\|Z\|>2$
85	BCR	J2	103	-	41,41,41	0.71	0	56,56,56	2.09	16 (28%)
82	PEB	j4	202	-	43,46,46	3.32	11 (25%)	45,67,67	1.95	12 (26%)
82	PEB	A7	201	-	43,46,46	3.45	12 (27%)	45,67,67	2.30	17 (37%)
82	PEB	pK	201	-	43,46,46	3.33	10 (23%)	45,67,67	2.73	17 (37%)
82	PEB	M9	301	-	43,46,46	3.33	10 (23%)	45,67,67	1.86	13 (28%)
82	PEB	EB	501	-	43,46,46	3.26	10 (23%)	45,67,67	2.23	16 (35%)
87	CLA	8N	307	-	42,50,73	1.78	7 (16%)	48,85,113	1.65	7 (14%)
82	PEB	NB	201	-	43,46,46	3.24	10 (23%)	45,67,67	2.21	17 (37%)
82	PEB	eG	203	-	43,46,46	3.58	12 (27%)	45,67,67	2.69	18 (40%)
82	PEB	KF	202	-	43,46,46	3.34	11 (25%)	45,67,67	2.36	16 (35%)
82	PEB	R7	203	-	43,46,46	3.40	10 (23%)	45,67,67	2.24	19 (42%)
88	LHG	L6	101	-	48,48,48	0.90	2 (4%)	51,54,54	1.13	4 (7%)
82	PEB	aK	203	-	43,46,46	3.34	9 (20%)	45,67,67	2.33	16 (35%)
85	BCR	BL	618	-	41,41,41	0.73	0	56,56,56	1.83	13 (23%)
87	CLA	A2	838	-	65,73,73	1.46	9 (13%)	76,113,113	1.46	10 (13%)
82	PEB	vF	202	-	43,46,46	3.49	10 (23%)	45,67,67	1.96	16 (35%)
82	PEB	AI	203	-	43,46,46	3.01	13 (30%)	45,67,67	2.72	15 (33%)
82	PEB	QF	201	-	43,46,46	3.13	9 (20%)	45,67,67	2.28	14 (31%)
82	PEB	UP	201	-	43,46,46	3.33	11 (25%)	45,67,67	2.20	16 (35%)
92	LMG	dL	407	-	54,54,55	0.92	2 (3%)	62,62,63	1.34	6 (9%)
82	PEB	dM	202	-	43,46,46	3.38	11 (25%)	45,67,67	2.00	13 (28%)
82	PEB	D7	202	-	43,46,46	3.23	11 (25%)	45,67,67	2.50	16 (35%)
87	CLA	c6	614	-	60,68,73	1.52	5 (8%)	70,107,113	1.52	11 (15%)
82	PEB	QE	203	-	43,46,46	3.38	10 (23%)	45,67,67	2.00	15 (33%)
87	CLA	I2	102	-	65,73,73	1.44	9 (13%)	76,113,113	1.47	7 (9%)
87	CLA	K2	101	-	65,73,73	1.48	8 (12%)	76,113,113	1.40	7 (9%)
82	PEB	R5	202	-	43,46,46	3.35	10 (23%)	45,67,67	1.94	14 (31%)
82	PEB	kM	201	-	43,46,46	3.34	11 (25%)	45,67,67	2.38	14 (31%)
84	CYC	j3	1001	-	42,46,46	3.42	14 (33%)	50,67,67	3.16	21 (42%)
82	PEB	u8	201	-	43,46,46	3.50	14 (32%)	45,67,67	2.24	17 (37%)
82	PEB	TD	202	-	43,46,46	3.44	10 (23%)	45,67,67	2.05	15 (33%)
82	PEB	H5	202	-	43,46,46	3.30	10 (23%)	45,67,67	2.28	14 (31%)
82	PEB	XD	202	-	43,46,46	3.53	11 (25%)	45,67,67	1.94	14 (31%)
82	PEB	DI	202	-	43,46,46	3.27	9 (20%)	45,67,67	2.06	14 (31%)
82	PEB	EM	203	-	43,46,46	3.29	10 (23%)	45,67,67	2.08	14 (31%)

Mol	Type	Chain	Res	Link	Bond lengths			Bond angles		
					Counts	RMSZ	$\#\|Z\|>2$	Counts	RMSZ	$\#\|Z\|>2$
83	PUB	xK	301	-	42,46,46	3.25	8 (19%)	37,67,67	3.36	19 (51%)
82	PEB	SK	203	-	43,46,46	3.25	9 (20%)	45,67,67	2.14	14 (31%)
88	LHG	d6	402	-	45,45,48	0.96	2 (4%)	48,51,54	1.11	3 (6%)
82	PEB	F1	1002	-	43,46,46	3.30	10 (23%)	45,67,67	2.15	12 (26%)
87	CLA	B6	607	-	65,73,73	1.48	8 (12%)	76,113,113	1.39	8 (10%)
82	PEB	U9	203	-	43,46,46	3.44	10 (23%)	45,67,67	2.17	16 (35%)
82	PEB	l1	203	-	43,46,46	3.47	12 (27%)	45,67,67	2.75	15 (33%)
87	CLA	O2	201	-	41,49,73	1.84	6 (14%)	47,84,113	1.75	9 (19%)
82	PEB	tK	203	-	43,46,46	3.51	12 (27%)	45,67,67	2.18	12 (26%)
82	PEB	cF	203	-	43,46,46	3.33	12 (27%)	45,67,67	2.78	17 (37%)
87	CLA	22	610	-	41,49,73	1.79	7 (17%)	47,84,113	1.71	9 (19%)
82	PEB	O1	202	-	43,46,46	3.31	10 (23%)	45,67,67	2.46	15 (33%)
82	PEB	TA	202	-	43,46,46	2.76	9 (20%)	45,67,67	3.00	19 (42%)
84	CYC	DO	1001	-	42,46,46	3.12	13 (30%)	50,67,67	2.81	20 (40%)
82	PEB	R4	201	-	43,46,46	3.33	11 (25%)	45,67,67	2.37	15 (33%)
82	PEB	eM	201	-	43,46,46	3.30	11 (25%)	45,67,67	2.30	17 (37%)
82	PEB	PK	202	-	43,46,46	3.60	11 (25%)	45,67,67	2.08	14 (31%)
87	CLA	LN	202	-	57,65,73	1.57	9 (15%)	66,103,113	1.43	8 (12%)
95	DGD	b6	621	-	41,41,67	1.10	2 (4%)	55,55,81	1.35	7 (12%)
82	PEB	MD	201	-	43,46,46	3.44	10 (23%)	45,67,67	2.08	15 (33%)
82	PEB	MI	401	-	43,46,46	1.09	2 (4%)	45,67,67	0.99	2 (4%)
82	PEB	I7	202	-	43,46,46	3.44	11 (25%)	45,67,67	1.87	12 (26%)
82	PEB	WG	201	-	43,46,46	3.34	10 (23%)	45,67,67	2.33	18 (40%)
87	CLA	DL	406	-	65,73,73	1.44	8 (12%)	76,113,113	1.47	8 (10%)
87	CLA	AN	807	-	65,73,73	1.45	10 (15%)	76,113,113	1.48	9 (11%)
99	SF4	C2	102	-	0,12,12	-	-	-		
82	PEB	fM	201	-	43,46,46	3.37	10 (23%)	45,67,67	2.05	12 (26%)
82	PEB	gK	203	-	43,46,46	3.29	11 (25%)	45,67,67	2.56	16 (35%)
82	PEB	d1	203	-	43,46,46	3.40	10 (23%)	45,67,67	2.83	15 (33%)
82	PEB	aM	201	-	43,46,46	3.33	11 (25%)	45,67,67	2.20	15 (33%)
87	CLA	dL	402	-	65,73,73	1.49	7 (10%)	76,113,113	1.49	10 (13%)
88	LHG	cL	501	-	31,31,48	1.11	2 (6%)	34,37,54	1.50	5 (14%)
87	CLA	7N	603	-	45,53,73	1.78	7 (15%)	52,89,113	1.68	10 (19%)
84	CYC	NH	1001	-	42,46,46	3.37	16 (38%)	50,67,67	2.85	23 (46%)
82	PEB	QP	202	-	43,46,46	3.29	12 (27%)	45,67,67	1.96	14 (31%)

Mol	Type	Chain	Res	Link	Bond lengths			Bond angles		
					Counts	RMSZ	$\#\|Z\|>2$	Counts	RMSZ	$\#\|Z\|>2$
82	PEB	A1	301	-	43,46,46	3.40	8 (18%)	45,67,67	2.12	14 (31%)
82	PEB	V9	201	-	43,46,46	3.38	10 (23%)	45,67,67	1.95	14 (31%)
82	PEB	KD	201	-	43,46,46	3.37	11 (25%)	45,67,67	1.97	14 (31%)
84	CYC	F3	1001	-	42,46,46	3.44	14 (33%)	50,67,67	3.16	21 (42%)
82	PEB	V7	201	-	43,46,46	3.37	10 (23%)	45,67,67	2.12	13 (28%)
82	PEB	kH	201	-	43,46,46	3.39	10 (23%)	45,67,67	2.10	16 (35%)
82	PEB	i4	203	-	43,46,46	3.52	12 (27%)	45,67,67	1.90	14 (31%)
82	PEB	VJ	202	-	43,46,46	3.37	10 (23%)	45,67,67	2.46	18 (40%)
87	CLA	BN	832	-	65,73,73	1.44	8 (12%)	76,113,113	1.53	8 (10%)
87	CLA	5N	604	-	42,50,73	1.76	7 (16%)	48,85,113	1.76	8 (16%)
83	PUB	M5	302	-	42,46,46	3.60	9 (21%)	37,67,67	3.50	16 (43%)
92	LMG	bL	623	-	41,41,55	0.98	2 (4%)	49,49,63	1.30	5 (10%)
82	PEB	k1	201	-	43,46,46	3.41	10 (23%)	45,67,67	2.08	16 (35%)
82	PEB	IF	203	-	43,46,46	3.08	11 (25%)	45,67,67	2.73	17 (37%)
82	PEB	HK	201	-	43,46,46	3.14	13 (30%)	45,67,67	2.92	21 (46%)
84	CYC	CO	1001	-	42,46,46	3.24	15 (35%)	50,67,67	2.92	20 (40%)
84	CYC	M1	201	-	42,46,46	3.21	12 (28%)	50,67,67	2.66	19 (38%)
87	CLA	F2	205	-	65,73,73	1.67	9 (13%)	76,113,113	1.80	15 (19%)
87	CLA	cL	512	-	65,73,73	1.47	10 (15%)	76,113,113	1.70	12 (15%)
82	PEB	DM	202	-	43,46,46	3.39	11 (25%)	45,67,67	2.30	16 (35%)
82	PEB	LD	202	-	43,46,46	3.36	11 (25%)	45,67,67	2.25	14 (31%)
82	PEB	bH	202	-	43,46,46	3.54	11 (25%)	45,67,67	2.60	17 (37%)
82	PEB	C9	201	-	43,46,46	3.38	12 (27%)	45,67,67	1.94	14 (31%)
82	PEB	S4	201	-	43,46,46	3.40	11 (25%)	45,67,67	2.66	18 (40%)
82	PEB	R4	203	-	43,46,46	3.45	10 (23%)	45,67,67	1.98	11 (24%)
82	PEB	O5	203	-	43,46,46	3.15	10 (23%)	45,67,67	2.02	16 (35%)
82	PEB	UB	303	-	43,46,46	3.28	10 (23%)	45,67,67	2.05	14 (31%)
95	DGD	C6	503	-	43,43,67	1.01	3 (6%)	57,57,81	1.62	11 (19%)
82	PEB	hF	202	-	43,46,46	3.45	10 (23%)	45,67,67	1.98	15 (33%)
82	PEB	LP	201	-	43,46,46	3.32	10 (23%)	45,67,67	2.03	15 (33%)
87	CLA	bL	620	-	56,64,73	1.55	9 (16%)	65,102,113	1.56	8 (12%)
87	CLA	B6	612	-	59,67,73	1.50	8 (13%)	68,105,113	1.50	8 (11%)
82	PEB	NF	202	-	43,46,46	3.51	10 (23%)	45,67,67	1.93	13 (28%)
82	PEB	aM	203	-	43,46,46	3.32	11 (25%)	45,67,67	2.36	15 (33%)
82	PEB	S5	202	-	43,46,46	3.25	11 (25%)	45,67,67	2.30	13 (28%)

Mol	Type	Chain	Res	Link	Bond lengths			Bond angles		
					Counts	RMSZ	$\#\|Z\|>2$	Counts	RMSZ	$\#\|Z\|>2$
84	CYC	Q3	1001	-	42,46,46	3.44	14 (33%)	50,67,67	3.15	21 (42%)
82	PEB	TK	202	-	43,46,46	3.44	12 (27%)	45,67,67	2.22	17 (37%)
82	PEB	VO	201	-	43,46,46	3.34	10 (23%)	45,67,67	2.20	16 (35%)
82	PEB	kF	202	-	43,46,46	3.59	12 (27%)	45,67,67	1.91	12 (26%)
82	PEB	UH	202	-	43,46,46	3.29	13 (30%)	45,67,67	2.13	16 (35%)
87	CLA	62	305	-	42,50,73	1.90	8 (19%)	48,85,113	1.64	8 (16%)
82	PEB	O7	201	-	43,46,46	3.09	10 (23%)	45,67,67	2.81	20 (44%)
82	PEB	h4	202	-	43,46,46	3.41	9 (20%)	45,67,67	1.99	13 (28%)
82	PEB	JH	1002	-	43,46,46	3.18	10 (23%)	45,67,67	2.15	14 (31%)
87	CLA	AN	827	-	55,63,73	1.60	9 (16%)	64,101,113	1.58	12 (18%)
82	PEB	KK	201	-	43,46,46	3.12	10 (23%)	45,67,67	2.52	14 (31%)
88	LHG	m6	102	-	38,38,48	1.04	2 (5%)	41,44,54	1.09	4 (9%)
91	PHO	DL	405	-	51,69,69	1.68	8 (15%)	47,99,99	1.81	10 (21%)
82	PEB	fH	201	-	43,46,46	3.48	13 (30%)	45,67,67	2.00	14 (31%)
82	PEB	LM	202	-	43,46,46	3.34	10 (23%)	45,67,67	2.50	17 (37%)
87	CLA	AN	836	-	45,53,73	1.78	8 (17%)	52,89,113	1.73	7 (13%)
87	CLA	BN	826	-	65,73,73	1.45	10 (15%)	76,113,113	1.42	9 (11%)
82	PEB	GM	201	-	43,46,46	3.32	10 (23%)	45,67,67	2.16	15 (33%)
85	BCR	F6	101	-	41,41,41	0.81	1 (2%)	56,56,56	2.31	17 (30%)
84	CYC	e3	1001	-	42,46,46	3.67	14 (33%)	50,67,67	2.93	19 (38%)
85	BCR	CL	501	-	41,41,41	0.74	0	56,56,56	1.77	16 (28%)
82	PEB	II	203	-	43,46,46	2.90	13 (30%)	45,67,67	3.05	16 (35%)
85	BCR	A2	804	-	41,41,41	0.75	0	56,56,56	2.07	17 (30%)
82	PEB	QK	201	-	43,46,46	3.12	9 (20%)	45,67,67	2.26	14 (31%)
82	PEB	Q7	202	-	43,46,46	3.18	10 (23%)	45,67,67	1.98	13 (28%)
82	PEB	L9	201	-	43,46,46	3.42	11 (25%)	45,67,67	2.03	12 (26%)
95	DGD	cL	502	-	63,63,67	0.84	2 (3%)	77,77,81	1.27	8 (10%)
82	PEB	TB	202	-	43,46,46	3.22	10 (23%)	45,67,67	2.33	16 (35%)
82	PEB	WI	203	-	43,46,46	3.39	10 (23%)	45,67,67	1.74	12 (26%)
82	PEB	WB	402	-	43,46,46	3.32	10 (23%)	45,67,67	2.27	19 (42%)
82	PEB	ZI	401	-	43,46,46	3.59	14 (32%)	45,67,67	3.02	19 (42%)
87	CLA	c6	607	-	65,73,73	1.43	6 (9%)	76,113,113	1.43	7 (9%)
84	CYC	D1	1003	-	42,46,46	3.15	12 (28%)	50,67,67	2.94	20 (40%)
82	PEB	MK	202	-	43,46,46	3.48	11 (25%)	45,67,67	1.96	15 (33%)
88	LHG	AL	406	-	48,48,48	0.93	2 (4%)	51,54,54	1.06	4 (7%)

Mol	Type	Chain	Res	Link	Bond lengths			Bond angles		
					Counts	RMSZ	$\#\|Z\|>2$	Counts	RMSZ	$\#\|Z\|>2$
87	CLA	A2	805	-	65,73,73	1.48	9 (13%)	76,113,113	1.39	10 (13%)
87	CLA	BL	606	-	65,73,73	1.42	6 (9%)	76,113,113	1.50	7 (9%)
82	PEB	L7	203	-	43,46,46	3.46	10 (23%)	45,67,67	1.81	13 (28%)
82	PEB	HJ	202	-	43,46,46	3.29	10 (23%)	45,67,67	2.52	15 (33%)
82	PEB	S4	202	-	43,46,46	3.31	11 (25%)	45,67,67	1.95	13 (28%)
82	PEB	Q9	201	-	43,46,46	3.57	11 (25%)	45,67,67	2.15	15 (33%)
82	PEB	GJ	201	-	43,46,46	3.20	10 (23%)	45,67,67	2.30	17 (37%)
87	CLA	5N	603	-	45,53,73	1.75	7 (15%)	52,89,113	1.56	6 (11%)
82	PEB	FD	203	-	43,46,46	3.42	13 (30%)	45,67,67	3.08	13 (28%)
82	PEB	BA	202	-	43,46,46	3.48	11 (25%)	45,67,67	3.05	18 (40%)
82	PEB	VO	202	-	43,46,46	3.13	10 (23%)	45,67,67	2.43	18 (40%)
82	PEB	UF	202	-	43,46,46	3.23	9 (20%)	45,67,67	2.15	12 (26%)
87	CLA	AN	851	-	65,73,73	1.44	9 (13%)	76,113,113	1.49	9 (11%)
82	PEB	AP	202	-	43,46,46	3.32	11 (25%)	45,67,67	2.01	14 (31%)
82	PEB	GM	203	-	43,46,46	3.24	11 (25%)	45,67,67	2.44	14 (31%)
88	LHG	CL	521	-	36,36,48	1.08	2 (5%)	39,42,54	1.12	3 (7%)
82	PEB	F4	1002	-	43,46,46	3.26	10 (23%)	45,67,67	2.22	17 (37%)
87	CLA	AN	833	-	65,73,73	1.47	9 (13%)	76,113,113	1.39	7 (9%)
82	PEB	U9	201	-	43,46,46	3.46	10 (23%)	45,67,67	2.09	13 (28%)
82	PEB	G7	202	-	43,46,46	3.38	10 (23%)	45,67,67	1.99	15 (33%)
82	PEB	LK	202	-	43,46,46	3.65	11 (25%)	45,67,67	2.71	15 (33%)
82	PEB	Z9	301	-	43,46,46	3.11	10 (23%)	45,67,67	2.26	15 (33%)
82	PEB	L5	201	-	43,46,46	3.31	10 (23%)	45,67,67	2.03	16 (35%)
82	PEB	yC	203	-	43,46,46	3.56	12 (27%)	45,67,67	2.29	11 (24%)
82	PEB	M5	305	-	43,46,46	3.18	11 (25%)	45,67,67	2.87	19 (42%)
82	PEB	Z5	301	-	43,46,46	3.12	11 (25%)	45,67,67	2.41	14 (31%)
82	PEB	UD	202	-	43,46,46	3.52	9 (20%)	45,67,67	1.89	15 (33%)
87	CLA	cL	506	-	65,73,73	1.51	9 (13%)	76,113,113	1.43	10 (13%)
103	ZEX	82	309	-	42,43,43	0.82	2 (4%)	55,60,60	2.15	16 (29%)
82	PEB	BQ	201	-	43,46,46	3.22	10 (23%)	45,67,67	2.33	16 (35%)
87	CLA	3N	313	-	45,53,73	1.77	8 (17%)	52,89,113	1.66	10 (19%)
82	PEB	gK	201	-	43,46,46	3.12	11 (25%)	45,67,67	2.38	15 (33%)
82	PEB	OB	201	-	43,46,46	3.33	11 (25%)	45,67,67	2.10	13 (28%)
87	CLA	AN	837	-	51,59,73	1.62	8 (15%)	59,96,113	1.85	15 (25%)
82	PEB	K9	202	-	43,46,46	3.59	10 (23%)	45,67,67	2.66	17 (37%)

Mol	Type	Chain	Res	Link	Bond lengths			Bond angles		
					Counts	RMSZ	$\#\|Z\|>2$	Counts	RMSZ	$\#\|Z\|>2$
87	CLA	bL	622	-	65,73,73	1.49	10 (15%)	76,113,113	1.46	7 (9%)
82	PEB	MJ	203	-	43,46,46	3.23	10 (23%)	45,67,67	2.25	13 (28%)
82	PEB	KB	303	-	43,46,46	1.08	2 (4%)	45,67,67	1.00	2 (4%)
82	PEB	ZJ	201	-	43,46,46	3.31	10 (23%)	45,67,67	2.48	15 (33%)
82	PEB	qC	201	-	43,46,46	3.52	12 (27%)	45,67,67	2.11	14 (31%)
87	CLA	AN	838	-	65,73,73	1.46	10 (15%)	76,113,113	1.45	10 (13%)
82	PEB	dM	201	-	43,46,46	3.32	12 (27%)	45,67,67	2.57	16 (35%)
87	CLA	32	303	-	45,53,73	1.72	6 (13%)	52,89,113	2.14	9 (17%)
82	PEB	CQ	202	-	43,46,46	3.46	10 (23%)	45,67,67	1.98	15 (33%)
84	CYC	NE	201	-	42,46,46	3.18	14 (33%)	50,67,67	2.74	19 (38%)
84	CYC	HO	1001	-	42,46,46	3.26	14 (33%)	50,67,67	3.08	23 (46%)
82	PEB	Q9	202	-	43,46,46	3.51	12 (27%)	45,67,67	2.31	17 (37%)
82	PEB	uK	201	-	43,46,46	3.53	11 (25%)	45,67,67	2.04	14 (31%)
87	CLA	CL	506	-	65,73,73	1.48	11 (16%)	76,113,113	1.74	12 (15%)
87	CLA	6N	604	-	42,50,73	1.91	8 (19%)	48,85,113	1.65	8 (16%)
82	PEB	i4	202	-	43,46,46	3.25	10 (23%)	45,67,67	2.32	14 (31%)
82	PEB	KJ	202	-	43,46,46	3.15	10 (23%)	45,67,67	2.67	18 (40%)
87	CLA	LN	203	-	65,73,73	1.47	9 (13%)	76,113,113	1.56	8 (10%)
82	PEB	UI	201	-	43,46,46	3.43	12 (27%)	45,67,67	2.18	15 (33%)
82	PEB	HB	201	-	43,46,46	3.26	10 (23%)	45,67,67	2.04	14 (31%)
87	CLA	K2	103	-	45,53,73	1.73	8 (17%)	52,89,113	1.64	7 (13%)
87	CLA	cL	515	-	60,68,73	1.58	7 (11%)	70,107,113	1.76	14 (20%)
84	CYC	I1	1001	-	42,46,46	3.18	12 (28%)	50,67,67	2.97	22 (44%)
82	PEB	WF	201	-	43,46,46	3.26	12 (27%)	45,67,67	2.63	21 (46%)
82	PEB	Z1	202	-	43,46,46	3.31	10 (23%)	45,67,67	2.19	17 (37%)
97	GOL	wL	101	-	5,5,5	0.24	0	5,5,5	0.35	0
87	CLA	2N	308	-	45,53,73	1.90	8 (17%)	52,89,113	1.62	10 (19%)
82	PEB	KD	202	-	43,46,46	3.36	10 (23%)	45,67,67	2.15	15 (33%)
82	PEB	PE	201	-	43,46,46	3.37	10 (23%)	45,67,67	2.23	18 (40%)
82	PEB	VI	201	-	43,46,46	3.34	9 (20%)	45,67,67	1.97	13 (28%)
82	PEB	X5	202	-	43,46,46	3.35	10 (23%)	45,67,67	1.94	14 (31%)
82	PEB	AH	305	-	43,46,46	3.45	9 (20%)	45,67,67	2.43	15 (33%)
84	CYC	h3	1001	-	42,46,46	3.44	14 (33%)	50,67,67	3.16	21 (42%)
82	PEB	YQ	202	-	43,46,46	3.44	10 (23%)	45,67,67	1.99	12 (26%)
88	LHG	ML	102	-	38,38,48	1.03	2 (5%)	41,44,54	1.09	3 (7%)

Mol	Type	Chain	Res	Link	Bond lengths			Bond angles		
					Counts	RMSZ	$\#\|Z\|>2$	Counts	RMSZ	$\#\|Z\|>2$
82	PEB	UG	203	-	43,46,46	3.41	10 (23%)	45,67,67	2.04	15 (33%)
82	PEB	CK	202	-	43,46,46	3.08	8 (18%)	45,67,67	2.07	15 (33%)
82	PEB	YM	202	-	43,46,46	3.35	10 (23%)	45,67,67	2.17	13 (28%)
82	PEB	W5	201	-	43,46,46	3.19	10 (23%)	45,67,67	2.24	18 (40%)
82	PEB	iF	202	-	43,46,46	3.27	10 (23%)	45,67,67	2.31	18 (40%)
82	PEB	a4	201	-	43,46,46	3.30	11 (25%)	45,67,67	2.30	17 (37%)
82	PEB	IM	201	-	43,46,46	3.27	11 (25%)	45,67,67	2.48	15 (33%)
82	PEB	TM	201	-	43,46,46	3.30	11 (25%)	45,67,67	2.39	12 (26%)
82	PEB	EP	201	-	43,46,46	3.30	11 (25%)	45,67,67	2.02	14 (31%)
99	SF4	BN	804	-	0,12,12	-	-	-		
82	PEB	WO	201	-	43,46,46	3.29	11 (25%)	45,67,67	2.59	16 (35%)
82	PEB	AA	202	-	43,46,46	3.43	11 (25%)	45,67,67	1.98	12 (26%)
82	PEB	dM	203	-	43,46,46	3.41	10 (23%)	45,67,67	2.37	12 (26%)
87	CLA	d6	403	-	65,73,73	1.47	7 (10%)	76,113,113	1.45	9 (11%)
82	PEB	gK	202	-	43,46,46	3.37	10 (23%)	45,67,67	2.05	15 (33%)
85	BCR	BN	839	-	41,41,41	0.72	0	56,56,56	1.97	14 (25%)
82	PEB	JD	202	-	43,46,46	3.19	10 (23%)	45,67,67	2.06	13 (28%)
82	PEB	lF	203	-	43,46,46	3.40	14 (32%)	45,67,67	2.53	16 (35%)
82	PEB	VJ	201	-	43,46,46	3.38	10 (23%)	45,67,67	2.26	14 (31%)
82	PEB	z8	201	-	43,46,46	3.62	11 (25%)	45,67,67	2.30	19 (42%)
82	PEB	RI	201	-	43,46,46	3.35	9 (20%)	45,67,67	1.97	13 (28%)
87	CLA	DL	403	-	65,73,73	1.44	9 (13%)	76,113,113	1.66	9 (11%)
82	PEB	H5	203	-	43,46,46	3.35	9 (20%)	45,67,67	1.91	14 (31%)
83	PUB	Y7	302	-	42,46,46	3.53	8 (19%)	37,67,67	3.04	16 (43%)
87	CLA	cL	509	-	65,73,73	1.41	7 (10%)	76,113,113	1.67	13 (17%)
82	PEB	s8	201	-	43,46,46	3.48	12 (27%)	45,67,67	2.36	16 (35%)
82	PEB	B9	202	-	43,46,46	3.22	12 (27%)	45,67,67	2.69	19 (42%)
82	PEB	ZJ	202	-	43,46,46	3.29	10 (23%)	45,67,67	2.43	14 (31%)
82	PEB	gH	201	-	43,46,46	3.58	10 (23%)	45,67,67	1.93	15 (33%)
82	PEB	iK	202	-	43,46,46	3.25	10 (23%)	45,67,67	2.31	18 (40%)
87	CLA	6N	610	-	42,50,73	1.82	6 (14%)	48,85,113	1.87	10 (20%)
82	PEB	dH	203	-	43,46,46	3.39	12 (27%)	45,67,67	2.81	15 (33%)
83	PUB	yF	302	-	42,46,46	3.40	7 (16%)	37,67,67	3.16	19 (51%)
84	CYC	D3	1001	-	42,46,46	3.44	14 (33%)	50,67,67	3.15	21 (42%)
82	PEB	mH	201	-	43,46,46	3.49	12 (27%)	45,67,67	1.89	14 (31%)

Mol	Type	Chain	Res	Link	Bond lengths			Bond angles		
					Counts	RMSZ	$\#\|Z\|>2$	Counts	RMSZ	$\#\|Z\|>2$
84	CYC	H4	1001	-	42,46,46	3.23	15 (35%)	50,67,67	3.08	23 (46%)
82	PEB	VE	202	-	43,46,46	3.45	10 (23%)	45,67,67	2.18	15 (33%)
82	PEB	LI	202	-	43,46,46	3.25	10 (23%)	45,67,67	2.04	14 (31%)
101	FES	N2	101	-	0,4,4	-	-	-		
82	PEB	UH	201	-	43,46,46	3.41	11 (25%)	45,67,67	2.54	15 (33%)
85	BCR	hL	102	-	41,41,41	0.72	0	56,56,56	1.81	14 (25%)
87	CLA	CL	513	-	60,68,73	1.60	8 (13%)	70,107,113	1.75	15 (21%)
82	PEB	CJ	201	-	43,46,46	3.22	10 (23%)	45,67,67	2.34	16 (35%)
87	CLA	AN	840	-	65,73,73	1.45	9 (13%)	76,113,113	1.46	8 (10%)
82	PEB	Y5	202	-	43,46,46	3.25	11 (25%)	45,67,67	2.24	15 (33%)
82	PEB	tC	201	-	43,46,46	3.66	12 (27%)	45,67,67	1.78	14 (31%)
87	CLA	32	313	-	45,53,73	1.76	8 (17%)	52,89,113	1.65	10 (19%)
87	CLA	BL	623	-	65,73,73	1.46	7 (10%)	76,113,113	1.59	8 (10%)
88	LHG	d6	407	-	48,48,48	0.91	2 (4%)	51,54,54	1.05	3 (5%)
82	PEB	b1	202	-	43,46,46	3.52	10 (23%)	45,67,67	2.61	17 (37%)
82	PEB	TK	201	-	43,46,46	3.26	8 (18%)	45,67,67	2.94	15 (33%)
84	CYC	MO	1001	-	42,46,46	3.17	12 (28%)	50,67,67	2.89	17 (34%)
82	PEB	Z1	201	-	43,46,46	3.26	9 (20%)	45,67,67	3.16	17 (37%)
87	CLA	12	603	-	45,53,73	1.71	6 (13%)	52,89,113	1.75	7 (13%)
82	PEB	lH	202	-	43,46,46	3.50	11 (25%)	45,67,67	2.76	15 (33%)
82	PEB	eH	202	-	43,46,46	3.44	11 (25%)	45,67,67	1.95	13 (28%)
87	CLA	ON	202	-	50,58,73	1.86	7 (14%)	58,95,113	2.03	12 (20%)
82	PEB	KK	202	-	43,46,46	3.36	11 (25%)	45,67,67	2.36	16 (35%)
88	LHG	DL	407	-	48,48,48	0.91	2 (4%)	51,54,54	1.04	4 (7%)
87	CLA	b6	605	-	65,73,73	1.97	11 (16%)	76,113,113	1.73	7 (9%)
82	PEB	eF	202	-	43,46,46	3.12	10 (23%)	45,67,67	2.25	20 (44%)
95	DGD	BL	607	-	41,41,67	1.05	2 (4%)	55,55,81	1.12	4 (7%)
82	PEB	TB	201	-	43,46,46	3.38	11 (25%)	45,67,67	2.77	16 (35%)
87	CLA	3N	306	-	45,53,73	1.69	7 (15%)	52,89,113	1.72	8 (15%)
89	OEX	aL	608	-	0,15,15	-	-	-		
84	CYC	C4	1001	-	42,46,46	3.25	14 (33%)	50,67,67	2.93	21 (42%)
95	DGD	DL	408	-	63,63,67	0.86	2 (3%)	77,77,81	1.07	4 (5%)
82	PEB	KF	203	-	43,46,46	3.30	10 (23%)	45,67,67	2.05	17 (37%)
82	PEB	OF	201	-	43,46,46	3.31	12 (27%)	45,67,67	2.57	18 (40%)
87	CLA	8N	308	-	45,53,73	1.79	10 (22%)	52,89,113	2.20	13 (25%)

Mol	Type	Chain	Res	Link	Bond lengths			Bond angles		
					Counts	RMSZ	$\#\|Z\|>2$	Counts	RMSZ	$\#\|Z\|>2$
87	CLA	bL	606	-	65,73,73	1.46	11 (16%)	76,113,113	1.48	10 (13%)
87	CLA	2N	306	-	45,53,73	1.76	6 (13%)	52,89,113	1.72	8 (15%)
82	PEB	hE	203	-	43,46,46	3.32	9 (20%)	45,67,67	2.01	13 (28%)
82	PEB	e1	202	-	43,46,46	3.45	11 (25%)	45,67,67	1.96	14 (31%)
82	PEB	s8	202	-	43,46,46	3.57	11 (25%)	45,67,67	2.37	15 (33%)
82	PEB	Q7	201	-	43,46,46	3.22	11 (25%)	45,67,67	2.65	16 (35%)
82	PEB	UK	202	-	43,46,46	3.26	9 (20%)	45,67,67	2.17	13 (28%)
82	PEB	R1	201	-	43,46,46	3.40	11 (25%)	45,67,67	2.16	18 (40%)
82	PEB	HA	202	-	43,46,46	3.34	11 (25%)	45,67,67	2.59	17 (37%)
85	BCR	AN	804	-	41,41,41	0.76	0	56,56,56	2.07	17 (30%)
82	PEB	WQ	201	-	43,46,46	3.44	10 (23%)	45,67,67	2.10	15 (33%)
82	PEB	W1	202	-	43,46,46	3.36	9 (20%)	45,67,67	2.52	16 (35%)
82	PEB	T7	202	-	43,46,46	2.77	9 (20%)	45,67,67	2.99	19 (42%)
82	PEB	O9	202	-	43,46,46	3.08	10 (23%)	45,67,67	2.56	19 (42%)
87	CLA	A2	829	-	65,73,73	1.42	8 (12%)	76,113,113	1.68	8 (10%)
82	PEB	RD	201	-	43,46,46	3.50	12 (27%)	45,67,67	2.09	13 (28%)
82	PEB	SH	202	-	43,46,46	3.32	9 (20%)	45,67,67	2.40	13 (28%)
82	PEB	aB	201	-	43,46,46	3.24	10 (23%)	45,67,67	2.34	16 (35%)
82	PEB	tF	201	-	43,46,46	3.52	10 (23%)	45,67,67	2.86	15 (33%)
82	PEB	XA	202	-	43,46,46	3.02	9 (20%)	45,67,67	2.62	19 (42%)
82	PEB	NM	202	-	43,46,46	3.32	11 (25%)	45,67,67	2.52	15 (33%)
82	PEB	xC	202	-	43,46,46	3.43	10 (23%)	45,67,67	2.61	18 (40%)
82	PEB	hE	202	-	43,46,46	3.36	11 (25%)	45,67,67	2.00	14 (31%)
87	CLA	3N	301	-	45,53,73	1.69	7 (15%)	52,89,113	1.67	11 (21%)
92	LMG	B6	619	-	39,39,55	1.03	2 (5%)	47,47,63	1.27	5 (10%)
82	PEB	QB	202	-	43,46,46	3.40	10 (23%)	45,67,67	1.98	15 (33%)
82	PEB	QB	204	-	43,46,46	3.25	10 (23%)	45,67,67	2.04	12 (26%)
84	CYC	LG	1001	-	42,46,46	3.24	14 (33%)	50,67,67	3.05	20 (40%)
87	CLA	cL	513	-	65,73,73	1.52	7 (10%)	76,113,113	1.40	7 (9%)
84	CYC	FE	1001	-	42,46,46	3.24	15 (35%)	50,67,67	2.71	17 (34%)
87	CLA	32	311	-	42,50,73	1.84	7 (16%)	48,85,113	1.76	9 (18%)
82	PEB	CD	202	-	43,46,46	3.46	10 (23%)	45,67,67	1.99	15 (33%)
87	CLA	AN	805	-	65,73,73	1.49	9 (13%)	76,113,113	1.38	10 (13%)
82	PEB	HM	202	-	43,46,46	3.42	12 (27%)	45,67,67	2.70	21 (46%)
82	PEB	bK	202	-	43,46,46	3.62	9 (20%)	45,67,67	2.36	14 (31%)

Mol	Type	Chain	Res	Link	Bond lengths			Bond angles		
					Counts	RMSZ	$\#\|Z\|>2$	Counts	RMSZ	$\#\|Z\|>2$
87	CLA	32	307	-	45,53,73	2.96	6 (13%)	52,89,113	2.07	10 (19%)
82	PEB	h1	201	-	43,46,46	3.38	11 (25%)	45,67,67	2.44	16 (35%)
82	PEB	FJ	202	-	43,46,46	3.31	10 (23%)	45,67,67	2.44	16 (35%)
82	PEB	RP	201	-	43,46,46	3.42	12 (27%)	45,67,67	2.11	16 (35%)
82	PEB	G7	201	-	43,46,46	3.11	8 (18%)	45,67,67	2.22	13 (28%)
92	LMG	J6	102	-	43,43,55	1.01	3 (6%)	51,51,63	2.16	12 (23%)
87	CLA	CL	512	-	65,73,73	1.46	7 (10%)	76,113,113	1.41	6 (7%)
87	CLA	c6	604	-	65,73,73	1.48	6 (9%)	76,113,113	1.40	7 (9%)
82	PEB	WK	201	-	43,46,46	3.24	11 (25%)	45,67,67	2.63	21 (46%)
82	PEB	TI	203	-	43,46,46	3.22	9 (20%)	45,67,67	2.31	14 (31%)
87	CLA	2N	309	-	50,58,73	1.73	8 (16%)	58,95,113	2.04	13 (22%)
82	PEB	gB	201	-	43,46,46	3.38	11 (25%)	45,67,67	2.17	14 (31%)
82	PEB	RM	202	-	43,46,46	3.38	10 (23%)	45,67,67	2.59	17 (37%)
82	PEB	CB	202	-	43,46,46	3.38	11 (25%)	45,67,67	2.49	15 (33%)
82	PEB	YF	201	-	43,46,46	3.25	9 (20%)	45,67,67	2.03	15 (33%)
82	PEB	SE	202	-	43,46,46	3.23	9 (20%)	45,67,67	2.46	14 (31%)
82	PEB	LO	1002	-	43,46,46	3.36	10 (23%)	45,67,67	2.68	18 (40%)
82	PEB	PD	202	-	43,46,46	3.48	11 (25%)	45,67,67	2.20	16 (35%)
83	PUB	ND	201	-	42,46,46	3.77	9 (21%)	37,67,67	3.13	12 (32%)
87	CLA	BN	824	-	65,73,73	1.43	8 (12%)	76,113,113	1.63	12 (15%)
82	PEB	MF	201	-	43,46,46	3.32	10 (23%)	45,67,67	1.88	13 (28%)
82	PEB	kJ	201	-	43,46,46	3.35	12 (27%)	45,67,67	2.33	14 (31%)
82	PEB	dE	202	-	43,46,46	3.39	10 (23%)	45,67,67	2.42	16 (35%)
82	PEB	f1	201	-	43,46,46	3.48	13 (30%)	45,67,67	2.00	13 (28%)
82	PEB	J9	201	-	43,46,46	3.48	11 (25%)	45,67,67	2.43	15 (33%)
82	PEB	UP	203	-	43,46,46	3.39	11 (25%)	45,67,67	2.53	16 (35%)
82	PEB	NQ	204	-	43,46,46	3.50	11 (25%)	45,67,67	2.23	16 (35%)
83	PUB	M5	303	-	42,46,46	3.65	9 (21%)	37,67,67	3.54	16 (43%)
82	PEB	OK	202	-	43,46,46	3.10	9 (20%)	45,67,67	2.20	15 (33%)
99	SF4	B2	803	-	0,12,12	-	-	-		
87	CLA	AL	405	-	50,58,73	1.66	10 (20%)	58,95,113	1.74	12 (20%)
82	PEB	gJ	202	-	43,46,46	3.41	12 (27%)	45,67,67	2.52	17 (37%)
87	CLA	52	609	-	42,50,73	1.85	8 (19%)	48,85,113	1.86	9 (18%)
82	PEB	fF	201	-	43,46,46	3.39	9 (20%)	45,67,67	3.06	16 (35%)
84	CYC	73	1001	-	42,46,46	3.44	14 (33%)	50,67,67	3.15	21 (42%)

Mol	Type	Chain	Res	Link	Bond lengths			Bond angles		
					Counts	RMSZ	$\#\|Z\|>2$	Counts	RMSZ	$\#\|Z\|>2$
82	PEB	AK	201	-	43,46,46	3.24	10 (23%)	45,67,67	2.31	17 (37%)
82	PEB	YG	201	-	43,46,46	3.09	10 (23%)	45,67,67	2.59	20 (44%)
82	PEB	RD	202	-	43,46,46	3.35	11 (25%)	45,67,67	1.99	13 (28%)
82	PEB	UM	201	-	43,46,46	3.27	11 (25%)	45,67,67	2.49	14 (31%)
82	PEB	SJ	201	-	43,46,46	3.21	10 (23%)	45,67,67	2.43	15 (33%)
87	CLA	B2	804	-	65,73,73	1.49	8 (12%)	76,113,113	1.55	10 (13%)
82	PEB	EA	202	-	43,46,46	3.41	12 (27%)	45,67,67	1.98	13 (28%)
82	PEB	FI	201	-	43,46,46	3.30	13 (30%)	45,67,67	2.23	16 (35%)
82	PEB	KG	201	-	43,46,46	3.30	11 (25%)	45,67,67	2.09	15 (33%)
82	PEB	lF	202	-	43,46,46	3.44	11 (25%)	45,67,67	2.10	15 (33%)
82	PEB	OA	201	-	43,46,46	3.09	10 (23%)	45,67,67	2.81	20 (44%)
82	PEB	V5	202	-	43,46,46	3.35	10 (23%)	45,67,67	1.94	14 (31%)
82	PEB	PH	202	-	43,46,46	3.47	10 (23%)	45,67,67	1.99	17 (37%)
82	PEB	iF	201	-	43,46,46	3.41	10 (23%)	45,67,67	2.39	14 (31%)
82	PEB	WK	203	-	43,46,46	3.40	11 (25%)	45,67,67	2.15	12 (26%)
87	CLA	32	308	-	45,53,73	1.68	7 (15%)	52,89,113	1.66	10 (19%)
82	PEB	SG	203	-	43,46,46	3.22	9 (20%)	45,67,67	2.46	14 (31%)
92	LMG	DL	402	-	54,54,55	0.92	2 (3%)	62,62,63	1.33	7 (11%)
83	PUB	A1	303	-	42,46,46	3.60	8 (19%)	37,67,67	3.19	15 (40%)
82	PEB	N5	201	-	43,46,46	3.23	11 (25%)	45,67,67	2.22	15 (33%)
82	PEB	xK	304	-	43,46,46	3.48	10 (23%)	45,67,67	2.28	17 (37%)
87	CLA	AN	835	-	65,73,73	1.41	7 (10%)	76,113,113	1.52	7 (9%)
82	PEB	DA	201	-	43,46,46	3.39	13 (30%)	45,67,67	2.40	14 (31%)
84	CYC	p3	1001	-	42,46,46	3.67	14 (33%)	50,67,67	2.93	18 (36%)
82	PEB	iG	202	-	43,46,46	3.46	10 (23%)	45,67,67	2.02	14 (31%)
97	GOL	I6	102	-	5,5,5	0.24	0	5,5,5	0.21	0
87	CLA	52	607	-	50,58,73	1.66	6 (12%)	58,95,113	1.70	9 (15%)
82	PEB	CK	201	-	43,46,46	3.36	10 (23%)	45,67,67	2.27	14 (31%)
84	CYC	BE	1001	-	42,46,46	3.34	14 (33%)	50,67,67	2.84	22 (44%)
82	PEB	GK	201	-	43,46,46	3.17	12 (27%)	45,67,67	3.03	21 (46%)
82	PEB	iK	201	-	43,46,46	3.41	10 (23%)	45,67,67	2.38	14 (31%)
92	LMG	yL	101	-	55,55,55	0.34	0	63,63,63	0.53	0
82	PEB	Y5	203	-	43,46,46	3.21	9 (20%)	45,67,67	2.03	14 (31%)
84	CYC	y3	1001	-	42,46,46	3.43	13 (30%)	50,67,67	3.01	23 (46%)
82	PEB	hJ	201	-	43,46,46	3.33	12 (27%)	45,67,67	2.44	16 (35%)

Mol	Type	Chain	Res	Link	Bond lengths			Bond angles		
					Counts	RMSZ	$\#\|Z\|>2$	Counts	RMSZ	$\#\|Z\|>2$
87	CLA	B2	816	-	59,67,73	1.56	9 (15%)	68,105,113	1.53	9 (13%)
87	CLA	B2	811	-	55,63,73	1.56	9 (16%)	64,101,113	1.58	9 (14%)
82	PEB	aM	204	-	43,46,46	3.38	11 (25%)	45,67,67	2.39	14 (31%)
82	PEB	p8	202	-	43,46,46	3.77	10 (23%)	45,67,67	2.77	17 (37%)
82	PEB	VE	201	-	43,46,46	3.38	11 (25%)	45,67,67	2.04	16 (35%)
87	CLA	AN	832	-	50,58,73	1.64	10 (20%)	58,95,113	1.67	9 (15%)
82	PEB	nF	202	-	43,46,46	3.61	12 (27%)	45,67,67	1.94	13 (28%)
87	CLA	7N	607	-	50,58,73	1.75	8 (16%)	58,95,113	1.61	10 (17%)
82	PEB	WD	201	-	43,46,46	3.42	11 (25%)	45,67,67	2.09	15 (33%)
87	CLA	4N	604	-	42,50,73	2.50	10 (23%)	48,85,113	4.60	21 (43%)
82	PEB	U1	202	-	43,46,46	3.30	12 (27%)	45,67,67	2.13	17 (37%)
82	PEB	oK	203	-	43,46,46	3.38	11 (25%)	45,67,67	2.29	13 (28%)
87	CLA	B6	610	-	65,73,73	1.48	9 (13%)	76,113,113	1.47	8 (10%)
87	CLA	BN	814	-	45,53,73	1.68	7 (15%)	52,89,113	1.72	7 (13%)
82	PEB	BP	202	-	43,46,46	3.37	10 (23%)	45,67,67	2.21	16 (35%)
82	PEB	QA	201	-	43,46,46	3.24	11 (25%)	45,67,67	2.65	16 (35%)
82	PEB	FB	201	-	43,46,46	3.27	11 (25%)	45,67,67	2.19	13 (28%)
84	CYC	JO	1001	-	42,46,46	3.11	16 (38%)	50,67,67	2.96	21 (42%)
87	CLA	5N	607	-	50,58,73	1.66	6 (12%)	58,95,113	1.71	9 (15%)
82	PEB	iF	203	-	43,46,46	3.46	12 (27%)	45,67,67	2.04	14 (31%)
82	PEB	F7	202	-	43,46,46	3.28	11 (25%)	45,67,67	2.72	19 (42%)
82	PEB	cO	203	-	43,46,46	3.47	11 (25%)	45,67,67	1.99	11 (24%)
95	DGD	AL	416	-	41,41,67	1.11	3 (7%)	55,55,81	1.50	8 (14%)
82	PEB	y8	201	-	43,46,46	1.07	2 (4%)	45,67,67	1.00	2 (4%)
82	PEB	QD	202	-	43,46,46	3.47	12 (27%)	45,67,67	1.83	13 (28%)
82	PEB	RO	202	-	43,46,46	3.23	11 (25%)	45,67,67	2.49	16 (35%)
82	PEB	fF	202	-	43,46,46	3.58	12 (27%)	45,67,67	2.00	18 (40%)
88	LHG	BL	615	-	40,40,48	0.99	2 (5%)	43,46,54	1.04	3 (6%)
93	BCT	A6	409	-	2,3,3	1.23	0	2,3,3	3.83	2 (100%)
87	CLA	bL	619	-	59,67,73	1.52	9 (15%)	68,105,113	1.51	7 (10%)
82	PEB	P7	203	-	43,46,46	3.40	10 (23%)	45,67,67	2.06	13 (28%)
82	PEB	kH	203	-	43,46,46	3.35	10 (23%)	45,67,67	2.26	16 (35%)
82	PEB	FI	202	-	43,46,46	3.26	9 (20%)	45,67,67	2.19	15 (33%)
82	PEB	DK	203	-	43,46,46	3.46	10 (23%)	45,67,67	2.03	14 (31%)
82	PEB	MJ	201	-	43,46,46	3.11	10 (23%)	45,67,67	2.60	18 (40%)

Mol	Type	Chain	Res	Link	Bond lengths			Bond angles		
					Counts	RMSZ	$\#\|Z\|>2$	Counts	RMSZ	$\#\|Z\|>2$
87	CLA	B2	807	-	65,73,73	1.46	10 (15%)	76,113,113	1.41	8 (10%)
82	PEB	SF	202	-	43,46,46	3.25	12 (27%)	45,67,67	2.41	16 (35%)
82	PEB	V1	201	-	43,46,46	3.40	12 (27%)	45,67,67	2.42	18 (40%)
82	PEB	UE	203	-	43,46,46	3.40	11 (25%)	45,67,67	2.04	15 (33%)
84	CYC	BE	1002	-	42,46,46	3.23	14 (33%)	50,67,67	2.91	23 (46%)
87	CLA	4N	601	-	45,53,73	1.78	8 (17%)	52,89,113	1.68	9 (17%)
82	PEB	HQ	201	-	43,46,46	3.20	11 (25%)	45,67,67	2.42	16 (35%)
82	PEB	U9	204	-	43,46,46	3.57	11 (25%)	45,67,67	2.64	16 (35%)
82	PEB	hO	201	-	43,46,46	3.42	11 (25%)	45,67,67	2.36	18 (40%)
82	PEB	IP	201	-	43,46,46	3.32	10 (23%)	45,67,67	2.17	16 (35%)
82	PEB	Y5	201	-	43,46,46	3.20	10 (23%)	45,67,67	2.16	17 (37%)
82	PEB	DP	202	-	43,46,46	3.37	10 (23%)	45,67,67	2.17	17 (37%)
82	PEB	NI	201	-	43,46,46	3.34	10 (23%)	45,67,67	1.98	13 (28%)
82	PEB	XJ	201	-	43,46,46	3.30	10 (23%)	45,67,67	2.47	15 (33%)
82	PEB	YM	203	-	43,46,46	3.33	13 (30%)	45,67,67	2.14	12 (26%)
82	PEB	D5	203	-	43,46,46	3.22	9 (20%)	45,67,67	2.05	16 (35%)
87	CLA	B2	819	-	45,53,73	1.75	10 (22%)	52,89,113	1.69	8 (15%)
82	PEB	FK	202	-	43,46,46	3.43	10 (23%)	45,67,67	2.52	17 (37%)
98	PQN	AN	842	-	34,34,34	1.53	2 (5%)	42,45,45	1.01	2 (4%)
82	PEB	WH	203	-	43,46,46	3.41	12 (27%)	45,67,67	2.32	16 (35%)
82	PEB	oK	201	-	43,46,46	3.31	10 (23%)	45,67,67	2.25	15 (33%)
82	PEB	AG	304	-	43,46,46	3.30	9 (20%)	45,67,67	2.16	16 (35%)
82	PEB	DH	1002	-	43,46,46	3.32	11 (25%)	45,67,67	2.14	14 (31%)
82	PEB	T5	202	-	43,46,46	3.36	10 (23%)	45,67,67	1.94	14 (31%)
82	PEB	uF	201	-	43,46,46	3.46	12 (27%)	45,67,67	2.19	11 (24%)
82	PEB	jG	201	-	43,46,46	3.43	12 (27%)	45,67,67	2.10	15 (33%)
82	PEB	DK	202	-	43,46,46	3.13	10 (23%)	45,67,67	2.68	16 (35%)
82	PEB	g4	201	-	43,46,46	3.39	11 (25%)	45,67,67	1.98	13 (28%)
85	BCR	k6	102	-	41,41,41	0.73	0	56,56,56	2.76	23 (41%)
82	PEB	kK	202	-	43,46,46	3.56	11 (25%)	45,67,67	1.89	12 (26%)
87	CLA	b6	613	-	65,73,73	1.43	8 (12%)	76,113,113	1.47	7 (9%)
88	LHG	I6	101	-	48,48,48	0.93	2 (4%)	51,54,54	1.13	5 (9%)
82	PEB	GK	202	-	43,46,46	2.65	11 (25%)	45,67,67	3.02	20 (44%)
82	PEB	HP	201	-	43,46,46	3.49	11 (25%)	45,67,67	2.03	15 (33%)
85	BCR	KN	104	-	41,41,41	0.83	0	56,56,56	2.48	19 (33%)

Mol	Type	Chain	Res	Link	Bond lengths			Bond angles		
					Counts	RMSZ	$\#\|Z\|>2$	Counts	RMSZ	$\#\|Z\|>2$
83	PUB	A4	302	-	42,46,46	3.45	7 (16%)	37,67,67	3.14	16 (43%)
82	PEB	x8	202	-	43,46,46	3.43	10 (23%)	45,67,67	2.60	18 (40%)
82	PEB	R9	202	-	43,46,46	3.59	11 (25%)	45,67,67	2.66	17 (37%)
82	PEB	WM	201	-	43,46,46	3.37	10 (23%)	45,67,67	2.20	16 (35%)
82	PEB	bG	201	-	43,46,46	3.39	10 (23%)	45,67,67	2.13	13 (28%)
82	PEB	BF	201	-	43,46,46	3.40	11 (25%)	45,67,67	3.48	16 (35%)
82	PEB	lJ	203	-	43,46,46	3.32	10 (23%)	45,67,67	2.37	15 (33%)
82	PEB	wC	202	-	43,46,46	3.56	10 (23%)	45,67,67	2.61	13 (28%)
82	PEB	hJ	202	-	43,46,46	3.33	11 (25%)	45,67,67	2.08	15 (33%)
82	PEB	ZM	201	-	43,46,46	3.37	11 (25%)	45,67,67	2.41	14 (31%)
82	PEB	BI	202	-	43,46,46	3.02	11 (25%)	45,67,67	2.81	16 (35%)
82	PEB	V1	203	-	43,46,46	3.38	10 (23%)	45,67,67	2.16	16 (35%)
85	BCR	C6	508	-	41,41,41	0.80	1 (2%)	56,56,56	2.61	22 (39%)
87	CLA	AL	404	-	60,68,73	1.47	9 (15%)	70,107,113	1.52	8 (11%)
82	PEB	H7	201	-	43,46,46	3.56	11 (25%)	45,67,67	2.14	14 (31%)
82	PEB	IP	203	-	43,46,46	3.37	11 (25%)	45,67,67	2.62	15 (33%)
95	DGD	aL	603	-	54,54,67	0.91	2 (3%)	68,68,81	1.04	2 (2%)
82	PEB	AE	301	-	43,46,46	3.35	11 (25%)	45,67,67	2.35	17 (37%)
82	PEB	m4	203	-	43,46,46	3.46	12 (27%)	45,67,67	2.17	15 (33%)
87	CLA	8N	301	-	46,54,73	1.83	10 (21%)	53,90,113	1.91	14 (26%)
82	PEB	pC	202	-	43,46,46	3.80	10 (23%)	45,67,67	2.78	17 (37%)
87	CLA	42	601	-	45,53,73	1.78	8 (17%)	52,89,113	1.67	9 (17%)
82	PEB	YK	203	-	43,46,46	3.41	13 (30%)	45,67,67	2.68	17 (37%)
82	PEB	JP	201	-	43,46,46	3.49	12 (27%)	45,67,67	2.07	16 (35%)
83	PUB	wK	304	-	42,46,46	3.40	8 (19%)	37,67,67	3.12	17 (45%)
82	PEB	PQ	203	-	43,46,46	3.39	9 (20%)	45,67,67	2.10	12 (26%)
82	PEB	X9	202	-	43,46,46	3.59	11 (25%)	45,67,67	2.66	17 (37%)
87	CLA	AN	808	-	65,73,73	1.45	10 (15%)	76,113,113	1.47	10 (13%)
82	PEB	hB	301	-	43,46,46	3.49	11 (25%)	45,67,67	2.01	15 (33%)
82	PEB	DI	201	-	43,46,46	3.57	11 (25%)	45,67,67	2.20	16 (35%)
87	CLA	1N	607	-	50,58,73	1.68	6 (12%)	58,95,113	1.70	9 (15%)
87	CLA	KN	105	-	49,57,73	1.71	9 (18%)	55,93,113	1.39	10 (18%)
82	PEB	TG	201	-	43,46,46	3.36	10 (23%)	45,67,67	2.29	19 (42%)
87	CLA	MN	101	-	45,53,73	1.73	8 (17%)	52,89,113	1.81	9 (17%)
85	BCR	A2	848	-	41,41,41	0.83	1 (2%)	56,56,56	2.57	20 (35%)

Mol	Type	Chain	Res	Link	Bond lengths			Bond angles		
					Counts	RMSZ	$\#\|Z\|>2$	Counts	RMSZ	$\#\|Z\|>2$
87	CLA	42	609	-	41,49,73	1.79	7 (17%)	47,84,113	1.84	10 (21%)
91	PHO	dL	403	-	51,69,69	1.65	8 (15%)	47,99,99	1.86	11 (23%)
82	PEB	Q1	203	-	43,46,46	3.28	11 (25%)	45,67,67	2.07	14 (31%)
87	CLA	c6	615	-	55,63,73	1.57	6 (10%)	64,101,113	1.50	9 (14%)
82	PEB	jM	201	-	43,46,46	3.32	10 (23%)	45,67,67	2.49	16 (35%)
82	PEB	MA	201	-	43,46,46	3.28	10 (23%)	45,67,67	2.42	14 (31%)
82	PEB	ZO	202	-	43,46,46	3.29	10 (23%)	45,67,67	1.93	12 (26%)
82	PEB	SM	202	-	43,46,46	3.42	12 (27%)	45,67,67	1.99	13 (28%)
82	PEB	CB	201	-	43,46,46	3.26	10 (23%)	45,67,67	2.16	16 (35%)
82	PEB	VH	201	-	43,46,46	3.37	12 (27%)	45,67,67	2.40	18 (40%)
82	PEB	SJ	203	-	43,46,46	3.29	10 (23%)	45,67,67	2.47	16 (35%)
82	PEB	JF	202	-	43,46,46	3.49	10 (23%)	45,67,67	2.34	16 (35%)
82	PEB	EI	202	-	43,46,46	3.22	10 (23%)	45,67,67	2.31	14 (31%)
82	PEB	L7	201	-	43,46,46	3.44	11 (25%)	45,67,67	2.24	15 (33%)
87	CLA	C6	514	-	65,73,73	1.49	9 (13%)	76,113,113	1.39	9 (11%)
95	DGD	B2	844	-	67,67,67	0.87	2 (2%)	81,81,81	1.00	4 (4%)
82	PEB	RB	202	-	43,46,46	3.33	10 (23%)	45,67,67	2.10	16 (35%)
87	CLA	2N	302	-	45,53,73	1.74	5 (11%)	52,89,113	1.72	7 (13%)
82	PEB	W7	201	-	43,46,46	3.17	10 (23%)	45,67,67	2.31	15 (33%)
82	PEB	MB	202	-	43,46,46	3.41	10 (23%)	45,67,67	2.25	17 (37%)
82	PEB	Y7	304	-	43,46,46	3.31	11 (25%)	45,67,67	2.59	13 (28%)
82	PEB	uC	203	-	43,46,46	3.58	12 (27%)	45,67,67	2.07	16 (35%)
87	CLA	22	604	-	42,50,73	1.76	8 (19%)	48,85,113	1.85	9 (18%)
93	BCT	d6	410	-	2,3,3	1.26	0	2,3,3	4.07	1 (50%)
82	PEB	aO	203	-	43,46,46	3.47	13 (30%)	45,67,67	2.00	14 (31%)
83	PUB	Z9	302	-	42,46,46	3.39	9 (21%)	37,67,67	4.03	18 (48%)
82	PEB	gG	202	-	43,46,46	3.39	10 (23%)	45,67,67	2.50	13 (28%)
87	CLA	c6	610	-	65,73,73	1.46	8 (12%)	76,113,113	1.39	8 (10%)
92	LMG	aL	611	-	42,42,55	1.05	2 (4%)	50,50,63	1.32	8 (16%)
82	PEB	cJ	201	-	43,46,46	3.29	10 (23%)	45,67,67	2.24	14 (31%)
82	PEB	j4	203	-	43,46,46	3.33	11 (25%)	45,67,67	2.34	14 (31%)
85	BCR	b6	603	-	41,41,41	0.85	1 (2%)	56,56,56	2.15	18 (32%)
83	PUB	xK	305	-	42,46,46	3.41	7 (16%)	37,67,67	3.26	15 (40%)
82	PEB	ZH	202	-	43,46,46	3.29	10 (23%)	45,67,67	2.18	17 (37%)
82	PEB	RF	202	-	43,46,46	3.39	11 (25%)	45,67,67	2.32	15 (33%)

Mol	Type	Chain	Res	Link	Bond lengths			Bond angles		
					Counts	RMSZ	$\#\|Z\|>2$	Counts	RMSZ	$\#\|Z\|>2$
82	PEB	bB	201	-	43,46,46	3.22	10 (23%)	45,67,67	2.16	15 (33%)
85	BCR	A2	845	-	41,41,41	0.72	0	56,56,56	1.97	12 (21%)
87	CLA	7N	604	-	42,50,73	1.83	9 (21%)	48,85,113	1.77	10 (20%)
82	PEB	I5	201	-	43,46,46	3.22	11 (25%)	45,67,67	2.22	15 (33%)
82	PEB	PQ	201	-	43,46,46	3.48	13 (30%)	45,67,67	2.12	13 (28%)
87	CLA	BN	820	-	45,53,73	1.75	10 (22%)	52,89,113	1.68	9 (17%)
82	PEB	NB	202	-	43,46,46	3.24	10 (23%)	45,67,67	2.13	13 (28%)
83	PUB	AM	303	-	42,46,46	3.36	8 (19%)	37,67,67	3.53	16 (43%)
82	PEB	AO	301	-	43,46,46	3.37	9 (20%)	45,67,67	2.00	14 (31%)
84	CYC	BG	1001	-	42,46,46	3.35	14 (33%)	50,67,67	2.81	22 (44%)
82	PEB	WJ	202	-	43,46,46	3.26	10 (23%)	45,67,67	2.63	17 (37%)
82	PEB	xF	304	-	43,46,46	3.46	10 (23%)	45,67,67	2.27	16 (35%)
82	PEB	M7	201	-	43,46,46	3.27	11 (25%)	45,67,67	2.42	14 (31%)
82	PEB	LQ	201	-	43,46,46	3.35	11 (25%)	45,67,67	2.43	16 (35%)
82	PEB	W9	202	-	43,46,46	3.58	11 (25%)	45,67,67	2.49	17 (37%)
82	PEB	VB	201	-	43,46,46	3.32	11 (25%)	45,67,67	1.99	13 (28%)
82	PEB	R4	202	-	43,46,46	3.21	11 (25%)	45,67,67	2.49	16 (35%)
82	PEB	mF	201	-	43,46,46	3.40	10 (23%)	45,67,67	2.11	15 (33%)
87	CLA	C6	517	-	65,73,73	1.47	8 (12%)	76,113,113	1.44	8 (10%)
82	PEB	BD	202	-	43,46,46	3.33	9 (20%)	45,67,67	2.02	15 (33%)
87	CLA	B2	815	-	55,63,73	1.56	6 (10%)	64,101,113	1.61	9 (14%)
82	PEB	VD	202	-	43,46,46	3.53	10 (23%)	45,67,67	2.06	12 (26%)
82	PEB	ZB	202	-	43,46,46	3.33	10 (23%)	45,67,67	2.10	13 (28%)
87	CLA	KN	102	-	45,53,73	1.74	8 (17%)	52,89,113	1.65	6 (11%)
82	PEB	bO	202	-	43,46,46	3.44	10 (23%)	45,67,67	2.00	13 (28%)
82	PEB	jJ	201	-	43,46,46	3.30	10 (23%)	45,67,67	2.20	14 (31%)
95	DGD	b6	622	-	43,43,67	1.06	3 (6%)	57,57,81	1.22	5 (8%)
82	PEB	GI	202	-	43,46,46	3.35	9 (20%)	45,67,67	1.98	13 (28%)
82	PEB	fM	202	-	43,46,46	3.33	10 (23%)	45,67,67	2.30	15 (33%)
87	CLA	A2	837	-	51,59,73	1.63	8 (15%)	59,96,113	1.86	15 (25%)
82	PEB	A1	302	-	43,46,46	3.39	11 (25%)	45,67,67	1.95	12 (26%)
82	PEB	lE	202	-	43,46,46	1.07	2 (4%)	45,67,67	0.99	2 (4%)
87	CLA	BN	818	-	60,68,73	1.48	7 (11%)	70,107,113	1.63	10 (14%)
92	LMG	B6	618	-	40,40,55	1.04	2 (5%)	48,48,63	1.36	6 (12%)
82	PEB	Q4	201	-	43,46,46	3.31	11 (25%)	45,67,67	2.70	20 (44%)

Mol	Type	Chain	Res	Link	Bond lengths			Bond angles		
					Counts	RMSZ	$\#\|Z\|>2$	Counts	RMSZ	$\#\|Z\|>2$
85	BCR	AN	848	-	41,41,41	0.83	1 (2%)	56,56,56	2.57	20 (35%)
87	CLA	F2	202	-	41,49,73	1.81	9 (21%)	47,84,113	1.89	10 (21%)
82	PEB	MM	203	-	43,46,46	3.27	11 (25%)	45,67,67	2.22	16 (35%)
82	PEB	YD	201	-	43,46,46	3.51	11 (25%)	45,67,67	1.98	12 (26%)
84	CYC	EE	1001	-	42,46,46	3.22	15 (35%)	50,67,67	2.76	21 (42%)
82	PEB	GP	201	-	43,46,46	3.45	11 (25%)	45,67,67	2.60	16 (35%)
82	PEB	W7	202	-	43,46,46	3.41	12 (27%)	45,67,67	2.04	13 (28%)
82	PEB	18	201	-	43,46,46	3.64	11 (25%)	45,67,67	2.01	15 (33%)
82	PEB	kO	203	-	43,46,46	1.09	2 (4%)	45,67,67	1.00	2 (4%)
82	PEB	HQ	203	-	43,46,46	3.44	10 (23%)	45,67,67	2.13	12 (26%)
88	LHG	C6	505	-	36,36,48	1.04	2 (5%)	39,42,54	1.23	4 (10%)
82	PEB	SM	203	-	43,46,46	3.32	11 (25%)	45,67,67	2.31	15 (33%)
82	PEB	O5	201	-	43,46,46	3.28	11 (25%)	45,67,67	2.06	17 (37%)
87	CLA	B6	613	-	65,73,73	1.46	9 (13%)	76,113,113	1.39	6 (7%)
82	PEB	sK	201	-	43,46,46	3.20	11 (25%)	45,67,67	2.07	13 (28%)
82	PEB	MK	203	-	43,46,46	3.34	13 (30%)	45,67,67	2.56	16 (35%)
82	PEB	OK	203	-	43,46,46	3.30	9 (20%)	45,67,67	2.03	16 (35%)
82	PEB	eE	202	-	43,46,46	3.41	10 (23%)	45,67,67	2.31	13 (28%)
82	PEB	cB	401	-	43,46,46	3.36	10 (23%)	45,67,67	1.99	15 (33%)
93	BCT	aL	612	-	2,3,3	1.22	0	2,3,3	3.86	1 (50%)
82	PEB	PP	202	-	43,46,46	3.36	10 (23%)	45,67,67	2.22	17 (37%)
87	CLA	A2	832	-	50,58,73	1.64	10 (20%)	58,95,113	1.67	9 (15%)
82	PEB	PA	202	-	43,46,46	3.12	10 (23%)	45,67,67	2.64	16 (35%)
82	PEB	N4	1002	-	43,46,46	3.32	10 (23%)	45,67,67	2.14	17 (37%)
82	PEB	aK	201	-	43,46,46	3.42	12 (27%)	45,67,67	2.42	15 (33%)
87	CLA	BL	602	-	65,73,73	1.51	9 (13%)	76,113,113	1.56	7 (9%)
82	PEB	NO	1002	-	43,46,46	3.30	10 (23%)	45,67,67	2.14	16 (35%)
82	PEB	QQ	201	-	43,46,46	3.47	11 (25%)	45,67,67	2.25	18 (40%)
87	CLA	1N	604	-	42,50,73	1.78	7 (16%)	48,85,113	1.70	8 (16%)
82	PEB	dG	202	-	43,46,46	3.35	9 (20%)	45,67,67	2.43	16 (35%)
82	PEB	HQ	202	-	43,46,46	3.42	12 (27%)	45,67,67	2.44	16 (35%)
82	PEB	TJ	202	-	43,46,46	3.34	10 (23%)	45,67,67	2.22	16 (35%)
84	CYC	u3	1001	-	42,46,46	3.44	14 (33%)	50,67,67	3.15	21 (42%)
87	CLA	32	304	-	65,73,73	1.65	9 (13%)	76,113,113	1.94	15 (19%)
82	PEB	SF	203	-	43,46,46	3.24	10 (23%)	45,67,67	2.14	14 (31%)

Mol	Type	Chain	Res	Link	Bond lengths			Bond angles		
					Counts	RMSZ	$\#\|Z\|>2$	Counts	RMSZ	$\#\|Z\|>2$
82	PEB	OI	203	-	43,46,46	3.38	9 (20%)	45,67,67	2.00	14 (31%)
82	PEB	f4	202	-	43,46,46	3.41	10 (23%)	45,67,67	1.97	14 (31%)
82	PEB	X7	203	-	43,46,46	3.51	11 (25%)	45,67,67	2.30	18 (40%)
82	PEB	RQ	202	-	43,46,46	3.36	11 (25%)	45,67,67	1.98	13 (28%)
87	CLA	42	606	-	45,53,73	1.74	8 (17%)	52,89,113	1.61	8 (15%)
82	PEB	BB	202	-	43,46,46	3.26	10 (23%)	45,67,67	2.16	14 (31%)
82	PEB	OD	202	-	43,46,46	3.47	13 (30%)	45,67,67	1.98	15 (33%)
82	PEB	RE	202	-	43,46,46	3.40	10 (23%)	45,67,67	2.17	17 (37%)
87	CLA	2N	307	-	45,53,73	1.76	7 (15%)	52,89,113	1.64	11 (21%)
87	CLA	A2	825	-	55,63,73	1.59	8 (14%)	64,101,113	1.63	8 (12%)
82	PEB	FA	202	-	43,46,46	3.28	11 (25%)	45,67,67	2.72	18 (40%)
82	PEB	JA	201	-	43,46,46	3.30	10 (23%)	45,67,67	2.44	13 (28%)
82	PEB	mG	202	-	43,46,46	3.42	11 (25%)	45,67,67	2.55	14 (31%)
87	CLA	IN	102	-	65,73,73	1.44	9 (13%)	76,113,113	1.46	7 (9%)
87	CLA	b6	604	-	65,73,73	1.45	9 (13%)	76,113,113	1.42	7 (9%)
102	BGC	3N	302	-	11,11,12	0.36	0	15,15,17	1.38	1 (6%)
82	PEB	X5	201	-	43,46,46	3.22	11 (25%)	45,67,67	2.22	15 (33%)
87	CLA	B2	825	-	65,73,73	1.42	8 (12%)	76,113,113	1.51	8 (10%)
82	PEB	YQ	201	-	43,46,46	3.51	11 (25%)	45,67,67	1.98	12 (26%)
82	PEB	KQ	201	-	43,46,46	3.36	10 (23%)	45,67,67	1.98	14 (31%)
82	PEB	WA	202	-	43,46,46	3.44	11 (25%)	45,67,67	2.05	13 (28%)
82	PEB	VQ	202	-	43,46,46	3.53	11 (25%)	45,67,67	2.07	12 (26%)
82	PEB	cO	202	-	43,46,46	3.46	12 (27%)	45,67,67	2.38	14 (31%)
82	PEB	TF	201	-	43,46,46	3.28	8 (18%)	45,67,67	2.93	15 (33%)
85	BCR	d6	405	-	41,41,41	0.80	0	56,56,56	2.02	17 (30%)
82	PEB	UM	202	-	43,46,46	3.24	11 (25%)	45,67,67	2.25	14 (31%)
87	CLA	BN	835	-	65,73,73	1.45	8 (12%)	76,113,113	1.40	8 (10%)
82	PEB	18	203	-	43,46,46	3.47	9 (20%)	45,67,67	1.82	12 (26%)
82	PEB	t8	202	-	43,46,46	3.64	11 (25%)	45,67,67	2.47	15 (33%)
87	CLA	AN	809	-	65,73,73	1.51	8 (12%)	76,113,113	1.62	12 (15%)
87	CLA	BN	833	-	47,55,73	1.69	9 (19%)	54,91,113	1.61	10 (18%)
82	PEB	jO	202	-	43,46,46	3.37	11 (25%)	45,67,67	1.95	12 (26%)
82	PEB	OG	203	-	43,46,46	3.20	11 (25%)	45,67,67	2.24	16 (35%)
82	PEB	JB	202	-	43,46,46	3.21	10 (23%)	45,67,67	2.32	16 (35%)
87	CLA	62	302	-	45,53,73	1.80	6 (13%)	52,89,113	1.56	6 (11%)

Mol	Type	Chain	Res	Link	Bond lengths			Bond angles		
					Counts	RMSZ	$\#\|Z\|>2$	Counts	RMSZ	$\#\|Z\|>2$
102	BGC	32	301	-	11,11,12	0.36	0	15,15,17	1.38	1 (6%)
82	PEB	AD	303	-	43,46,46	3.44	11 (25%)	45,67,67	2.27	16 (35%)
87	CLA	4N	606	-	45,53,73	1.74	8 (17%)	52,89,113	1.61	8 (15%)
82	PEB	U7	201	-	43,46,46	3.23	10 (23%)	45,67,67	2.61	13 (28%)
87	CLA	22	609	-	50,58,73	1.72	8 (16%)	58,95,113	2.05	13 (22%)
87	CLA	A6	404	-	50,58,73	1.62	7 (14%)	58,95,113	1.67	9 (15%)
84	CYC	n3	1001	-	42,46,46	3.43	14 (33%)	50,67,67	3.15	21 (42%)
85	BCR	F2	203	-	41,41,41	0.73	0	56,56,56	2.11	18 (32%)
82	PEB	ZG	202	-	43,46,46	3.35	10 (23%)	45,67,67	2.16	17 (37%)
82	PEB	ZF	201	-	43,46,46	3.40	11 (25%)	45,67,67	2.42	17 (37%)
82	PEB	DD	201	-	43,46,46	3.19	11 (25%)	45,67,67	2.39	14 (31%)
82	PEB	X7	201	-	43,46,46	3.63	11 (25%)	45,67,67	2.34	19 (42%)
87	CLA	CL	509	-	65,73,73	1.45	9 (13%)	76,113,113	1.47	10 (13%)
82	PEB	XB	201	-	43,46,46	3.29	10 (23%)	45,67,67	2.18	15 (33%)
82	PEB	GP	202	-	43,46,46	3.25	10 (23%)	45,67,67	2.24	15 (33%)
85	BCR	BL	616	-	41,41,41	0.80	0	56,56,56	1.59	11 (19%)
82	PEB	DM	201	-	43,46,46	3.45	10 (23%)	45,67,67	2.30	13 (28%)
82	PEB	eK	203	-	43,46,46	3.35	10 (23%)	45,67,67	2.15	13 (28%)
82	PEB	SG	201	-	43,46,46	3.30	10 (23%)	45,67,67	2.09	17 (37%)
82	PEB	kM	202	-	43,46,46	3.37	11 (25%)	45,67,67	2.50	15 (33%)
87	CLA	BL	605	-	65,73,73	1.46	10 (15%)	76,113,113	1.51	8 (10%)
82	PEB	ZK	202	-	43,46,46	3.57	12 (27%)	45,67,67	2.06	14 (31%)
84	CYC	l3	1001	-	42,46,46	3.67	14 (33%)	50,67,67	2.92	20 (40%)
82	PEB	rF	201	-	43,46,46	3.46	11 (25%)	45,67,67	2.23	13 (28%)
82	PEB	CI	202	-	43,46,46	3.21	10 (23%)	45,67,67	2.31	14 (31%)
85	BCR	K2	102	-	41,41,41	0.80	1 (2%)	56,56,56	2.74	19 (33%)
82	PEB	A4	304	-	43,46,46	3.36	10 (23%)	45,67,67	2.06	13 (28%)
82	PEB	X9	201	-	43,46,46	3.37	10 (23%)	45,67,67	1.95	14 (31%)
92	LMG	jL	101	-	33,33,55	1.16	2 (6%)	41,41,63	1.26	4 (9%)
82	PEB	GF	201	-	43,46,46	3.17	12 (27%)	45,67,67	3.04	20 (44%)
82	PEB	WG	203	-	43,46,46	3.14	10 (23%)	45,67,67	2.29	17 (37%)
87	CLA	42	611	-	45,53,73	1.75	7 (15%)	52,89,113	1.67	6 (11%)
82	PEB	S5	201	-	43,46,46	3.48	11 (25%)	45,67,67	2.22	17 (37%)
87	CLA	BN	827	-	65,73,73	1.58	10 (15%)	76,113,113	1.55	9 (11%)
82	PEB	jE	202	-	43,46,46	3.42	11 (25%)	45,67,67	1.96	13 (28%)

Mol	Type	Chain	Res	Link	Bond lengths			Bond angles		
					Counts	RMSZ	$\#\|Z\|>2$	Counts	RMSZ	$\#\|Z\|>2$
82	PEB	GJ	202	-	43,46,46	3.40	10 (23%)	45,67,67	2.02	14 (31%)
82	PEB	aF	203	-	43,46,46	3.37	10 (23%)	45,67,67	2.32	17 (37%)
82	PEB	kK	203	-	43,46,46	3.46	12 (27%)	45,67,67	2.31	11 (24%)
82	PEB	cK	203	-	43,46,46	3.30	13 (30%)	45,67,67	2.77	17 (37%)
82	PEB	RI	203	-	43,46,46	2.94	10 (23%)	45,67,67	2.96	15 (33%)
82	PEB	c4	202	-	43,46,46	3.49	12 (27%)	45,67,67	2.37	14 (31%)
82	PEB	jH	202	-	43,46,46	3.40	12 (27%)	45,67,67	2.62	16 (35%)
87	CLA	BN	806	-	65,73,73	1.42	7 (10%)	76,113,113	1.60	8 (10%)
92	LMG	j6	101	-	43,43,55	1.00	3 (6%)	51,51,63	2.16	12 (23%)
87	CLA	M2	101	-	45,53,73	1.73	8 (17%)	52,89,113	1.80	10 (19%)
84	CYC	w3	1001	-	42,46,46	3.43	14 (33%)	50,67,67	3.16	21 (42%)
82	PEB	aJ	202	-	43,46,46	3.26	10 (23%)	45,67,67	2.29	18 (40%)
83	PUB	A4	303	-	42,46,46	3.41	7 (16%)	37,67,67	3.02	14 (37%)
82	PEB	mO	201	-	43,46,46	3.40	10 (23%)	45,67,67	2.09	15 (33%)
87	CLA	1N	603	-	45,53,73	1.71	6 (13%)	52,89,113	1.74	7 (13%)
82	PEB	YK	202	-	43,46,46	3.38	11 (25%)	45,67,67	1.87	13 (28%)
82	PEB	O1	203	-	43,46,46	3.28	10 (23%)	45,67,67	2.40	15 (33%)
82	PEB	IK	202	-	43,46,46	1.10	2 (4%)	45,67,67	1.00	2 (4%)
82	PEB	M5	301	-	43,46,46	3.14	10 (23%)	45,67,67	2.42	14 (31%)
82	PEB	gF	202	-	43,46,46	3.34	10 (23%)	45,67,67	2.04	15 (33%)
82	PEB	JK	202	-	43,46,46	3.49	11 (25%)	45,67,67	2.33	16 (35%)
82	PEB	YA	303	-	43,46,46	3.35	10 (23%)	45,67,67	3.21	18 (40%)
82	PEB	LG	1002	-	43,46,46	3.32	10 (23%)	45,67,67	1.90	14 (31%)
92	LMG	ML	101	-	41,41,55	1.05	3 (7%)	49,49,63	1.65	9 (18%)
82	PEB	gO	203	-	43,46,46	3.45	11 (25%)	45,67,67	2.18	14 (31%)
82	PEB	oF	201	-	43,46,46	3.35	11 (25%)	45,67,67	2.25	15 (33%)
82	PEB	IQ	202	-	43,46,46	3.41	11 (25%)	45,67,67	2.32	15 (33%)
82	PEB	LJ	201	-	43,46,46	3.32	10 (23%)	45,67,67	2.55	13 (28%)
87	CLA	cL	516	-	55,63,73	1.57	7 (12%)	64,101,113	1.55	7 (10%)
82	PEB	iJ	201	-	43,46,46	3.35	10 (23%)	45,67,67	2.29	15 (33%)
82	PEB	J5	202	-	43,46,46	3.26	11 (25%)	45,67,67	2.20	14 (31%)
96	HEM	v6	201	-	41,50,50	1.38	7 (17%)	45,82,82	1.78	10 (22%)
82	PEB	SQ	202	-	43,46,46	3.36	10 (23%)	45,67,67	1.98	16 (35%)
84	CYC	FO	1001	-	42,46,46	3.25	13 (30%)	50,67,67	2.98	20 (40%)
87	CLA	6N	611	-	45,53,73	1.76	5 (11%)	52,89,113	1.62	7 (13%)

Mol	Type	Chain	Res	Link	Bond lengths			Bond angles		
					Counts	RMSZ	$\#\|Z\|>2$	Counts	RMSZ	$\#\|Z\|>2$
82	PEB	cE	202	-	43,46,46	3.48	10 (23%)	45,67,67	1.99	13 (28%)
82	PEB	aF	201	-	43,46,46	3.43	11 (25%)	45,67,67	2.40	15 (33%)
82	PEB	YO	202	-	43,46,46	3.21	10 (23%)	45,67,67	2.33	15 (33%)
99	SF4	CN	101	-	0,12,12	-	-	-		
84	CYC	S3	1001	-	42,46,46	3.44	14 (33%)	50,67,67	3.15	21 (42%)
82	PEB	U4	202	-	43,46,46	3.30	10 (23%)	45,67,67	1.89	12 (26%)
82	PEB	dD	401	-	43,46,46	3.30	10 (23%)	45,67,67	2.30	18 (40%)
84	CYC	E3	1001	-	42,46,46	3.67	14 (33%)	50,67,67	2.92	18 (36%)
82	PEB	C9	202	-	43,46,46	3.58	10 (23%)	45,67,67	2.66	17 (37%)
82	PEB	AM	302	-	43,46,46	3.36	8 (18%)	45,67,67	2.09	14 (31%)
82	PEB	TH	201	-	43,46,46	3.35	12 (27%)	45,67,67	2.20	19 (42%)
82	PEB	GP	203	-	43,46,46	3.37	11 (25%)	45,67,67	1.98	13 (28%)
92	LMG	CL	519	-	55,55,55	0.87	2 (3%)	63,63,63	1.06	4 (6%)
92	LMG	B6	622	-	50,50,55	0.92	2 (4%)	58,58,63	1.04	4 (6%)
82	PEB	aG	202	-	43,46,46	3.37	11 (25%)	45,67,67	2.34	15 (33%)
85	BCR	CL	516	-	41,41,41	0.72	0	56,56,56	2.91	21 (37%)
87	CLA	32	305	-	45,53,73	1.70	7 (15%)	52,89,113	1.72	8 (15%)
82	PEB	GB	201	-	43,46,46	3.28	10 (23%)	45,67,67	2.18	15 (33%)
82	PEB	E5	201	-	43,46,46	3.23	11 (25%)	45,67,67	2.22	15 (33%)
82	PEB	PF	201	-	43,46,46	3.34	9 (20%)	45,67,67	3.23	18 (40%)
82	PEB	G5	202	-	43,46,46	3.36	10 (23%)	45,67,67	1.94	14 (31%)
82	PEB	WJ	201	-	43,46,46	3.28	11 (25%)	45,67,67	2.40	17 (37%)
82	PEB	gE	201	-	43,46,46	3.35	10 (23%)	45,67,67	2.01	16 (35%)
82	PEB	i1	201	-	43,46,46	3.34	12 (27%)	45,67,67	2.04	16 (35%)
87	CLA	22	606	-	45,53,73	1.76	6 (13%)	52,89,113	1.72	8 (15%)
82	PEB	G9	202	-	43,46,46	3.58	11 (25%)	45,67,67	2.66	17 (37%)
87	CLA	b6	618	-	65,73,73	1.44	8 (12%)	76,113,113	1.38	7 (9%)
87	CLA	KN	103	-	42,50,73	1.71	8 (19%)	48,85,113	1.99	9 (18%)
87	CLA	C6	512	-	65,73,73	1.44	7 (10%)	76,113,113	1.46	8 (10%)
82	PEB	hM	203	-	43,46,46	3.34	9 (20%)	45,67,67	2.64	13 (28%)
87	CLA	12	608	-	41,49,73	1.80	6 (14%)	47,84,113	1.74	10 (21%)
87	CLA	12	607	-	50,58,73	1.67	6 (12%)	58,95,113	1.69	9 (15%)
82	PEB	ZB	201	-	43,46,46	3.38	10 (23%)	45,67,67	1.96	14 (31%)
82	PEB	QH	201	-	43,46,46	3.32	11 (25%)	45,67,67	2.51	17 (37%)
82	PEB	AQ	303	-	43,46,46	3.45	11 (25%)	45,67,67	2.27	17 (37%)

Mol	Type	Chain	Res	Link	Bond lengths			Bond angles		
					Counts	RMSZ	$\#\|Z\|>2$	Counts	RMSZ	$\#\|Z\|>2$
82	PEB	W5	202	-	43,46,46	3.48	12 (27%)	45,67,67	2.33	17 (37%)
87	CLA	52	605	-	45,53,73	1.76	6 (13%)	52,89,113	1.63	8 (15%)
84	CYC	HE	1001	-	42,46,46	3.12	14 (33%)	50,67,67	3.07	21 (42%)
84	CYC	t3	1001	-	42,46,46	3.68	14 (33%)	50,67,67	2.93	19 (38%)
82	PEB	K7	201	-	43,46,46	3.26	11 (25%)	45,67,67	2.47	16 (35%)
82	PEB	GI	201	-	43,46,46	2.86	12 (27%)	45,67,67	2.76	15 (33%)
82	PEB	NP	202	-	43,46,46	3.38	11 (25%)	45,67,67	2.26	17 (37%)
82	PEB	iE	201	-	43,46,46	3.48	11 (25%)	45,67,67	1.97	14 (31%)
87	CLA	A6	402	-	65,73,73	1.45	7 (10%)	76,113,113	1.52	10 (13%)
87	CLA	R2	201	-	45,53,73	1.81	7 (15%)	52,89,113	1.69	9 (17%)
87	CLA	AN	839	-	65,73,73	1.41	7 (10%)	76,113,113	1.58	10 (13%)
82	PEB	hG	203	-	43,46,46	3.32	10 (23%)	45,67,67	2.00	13 (28%)
92	LMG	D6	407	-	33,33,55	1.13	2 (6%)	41,41,63	1.51	8 (19%)
82	PEB	e7	301	-	43,46,46	1.08	2 (4%)	45,67,67	0.99	2 (4%)
87	CLA	32	306	-	42,50,73	1.79	8 (19%)	48,85,113	1.74	8 (16%)
82	PEB	wF	302	-	43,46,46	3.33	9 (20%)	45,67,67	2.23	15 (33%)
82	PEB	E7	202	-	43,46,46	3.41	12 (27%)	45,67,67	1.99	13 (28%)
82	PEB	SD	202	-	43,46,46	3.36	10 (23%)	45,67,67	1.98	16 (35%)
82	PEB	TJ	201	-	43,46,46	3.23	10 (23%)	45,67,67	2.45	16 (35%)
82	PEB	KF	201	-	43,46,46	3.12	10 (23%)	45,67,67	2.52	14 (31%)
84	CYC	d3	1001	-	42,46,46	3.44	14 (33%)	50,67,67	3.16	21 (42%)
82	PEB	RI	202	-	43,46,46	3.21	10 (23%)	45,67,67	2.31	14 (31%)
82	PEB	GB	203	-	43,46,46	3.31	10 (23%)	45,67,67	2.17	16 (35%)
92	LMG	qL	301	-	43,43,55	0.99	2 (4%)	51,51,63	1.18	6 (11%)
82	PEB	LQ	202	-	43,46,46	3.37	11 (25%)	45,67,67	2.25	14 (31%)
82	PEB	iM	202	-	43,46,46	3.42	12 (27%)	45,67,67	2.41	17 (37%)
84	CYC	MG	1001	-	42,46,46	3.17	14 (33%)	50,67,67	2.89	19 (38%)
82	PEB	ND	202	-	43,46,46	3.43	11 (25%)	45,67,67	1.82	12 (26%)
82	PEB	ND	204	-	43,46,46	3.49	9 (20%)	45,67,67	2.23	15 (33%)
82	PEB	NQ	203	-	43,46,46	3.36	8 (18%)	45,67,67	2.02	13 (28%)
82	PEB	fB	301	-	43,46,46	3.49	12 (27%)	45,67,67	2.00	15 (33%)
82	PEB	BK	202	-	43,46,46	3.44	10 (23%)	45,67,67	2.35	14 (31%)
82	PEB	a4	202	-	43,46,46	3.31	12 (27%)	45,67,67	2.58	15 (33%)
82	PEB	lG	202	-	43,46,46	3.34	11 (25%)	45,67,67	2.01	14 (31%)
87	CLA	L2	203	-	65,73,73	1.47	8 (12%)	76,113,113	1.56	8 (10%)

Mol	Type	Chain	Res	Link	Bond lengths			Bond angles		
					Counts	RMSZ	$\#\|Z\|>2$	Counts	RMSZ	$\#\|Z\|>2$
96	HEM	FL	102	-	41,50,50	1.42	6 (14%)	45,82,82	1.86	11 (24%)
82	PEB	IB	201	-	43,46,46	3.25	10 (23%)	45,67,67	2.12	13 (28%)
87	CLA	32	310	-	41,49,73	1.80	7 (17%)	47,84,113	2.02	11 (23%)
82	PEB	cM	201	-	43,46,46	3.35	11 (25%)	45,67,67	2.39	12 (26%)
103	ZEX	82	310	-	42,43,43	1.77	9 (21%)	55,60,60	3.88	30 (54%)
82	PEB	CJ	202	-	43,46,46	3.25	10 (23%)	45,67,67	2.11	14 (31%)
82	PEB	xK	303	-	43,46,46	3.45	11 (25%)	45,67,67	1.98	12 (26%)
85	BCR	K2	105	-	41,41,41	0.83	0	56,56,56	2.48	19 (33%)
82	PEB	ZB	203	-	43,46,46	3.38	10 (23%)	45,67,67	2.07	14 (31%)
82	PEB	GB	202	-	43,46,46	3.26	10 (23%)	45,67,67	2.10	15 (33%)
87	CLA	A2	817	-	42,50,73	1.75	8 (19%)	48,85,113	1.72	8 (16%)
87	CLA	CL	515	-	65,73,73	1.48	9 (13%)	76,113,113	1.48	8 (10%)
87	CLA	42	605	-	45,53,73	1.75	7 (15%)	52,89,113	2.16	13 (25%)
84	CYC	KO	1001	-	42,46,46	3.27	14 (33%)	50,67,67	2.89	19 (38%)
82	PEB	BF	202	-	43,46,46	3.44	10 (23%)	45,67,67	2.35	14 (31%)
82	PEB	cH	202	-	43,46,46	3.45	10 (23%)	45,67,67	2.31	16 (35%)
82	PEB	I9	202	-	43,46,46	3.58	11 (25%)	45,67,67	2.66	17 (37%)
87	CLA	A2	835	-	65,73,73	1.40	7 (10%)	76,113,113	1.51	7 (9%)
82	PEB	RQ	201	-	43,46,46	3.51	12 (27%)	45,67,67	2.09	13 (28%)
82	PEB	lE	203	-	43,46,46	3.46	11 (25%)	45,67,67	1.98	14 (31%)
82	PEB	gO	202	-	43,46,46	3.31	9 (20%)	45,67,67	2.32	14 (31%)
85	BCR	b6	601	-	41,41,41	0.89	2 (4%)	56,56,56	2.10	17 (30%)
82	PEB	mJ	201	-	43,46,46	3.35	10 (23%)	45,67,67	2.63	16 (35%)
87	CLA	A2	828	-	65,73,73	1.79	10 (15%)	76,113,113	1.57	12 (15%)
82	PEB	Z4	202	-	43,46,46	3.30	10 (23%)	45,67,67	1.93	12 (26%)
82	PEB	mG	201	-	43,46,46	3.49	13 (30%)	45,67,67	1.94	13 (28%)
82	PEB	SA	202	-	43,46,46	3.20	10 (23%)	45,67,67	1.96	12 (26%)
82	PEB	F9	202	-	43,46,46	3.31	10 (23%)	45,67,67	2.37	17 (37%)
87	CLA	D6	402	-	65,73,73	1.44	7 (10%)	76,113,113	1.46	8 (10%)
82	PEB	d4	201	-	43,46,46	3.28	10 (23%)	45,67,67	2.20	16 (35%)
84	CYC	g3	1001	-	42,46,46	3.68	14 (33%)	50,67,67	2.92	19 (38%)
87	CLA	8N	303	-	65,73,73	1.57	12 (18%)	76,113,113	1.88	15 (19%)
95	DGD	a6	603	-	41,41,67	1.07	2 (4%)	55,55,81	1.33	5 (9%)
87	CLA	bL	615	-	65,73,73	1.47	7 (10%)	76,113,113	1.43	9 (11%)
82	PEB	YM	201	-	43,46,46	3.14	10 (23%)	45,67,67	2.55	17 (37%)

Mol	Type	Chain	Res	Link	Bond lengths			Bond angles		
					Counts	RMSZ	$\#\|Z\|>2$	Counts	RMSZ	$\#\|Z\|>2$
82	PEB	OH	201	-	43,46,46	3.33	13 (30%)	45,67,67	2.34	16 (35%)
82	PEB	VQ	201	-	43,46,46	3.20	10 (23%)	45,67,67	2.30	12 (26%)
82	PEB	B9	203	-	43,46,46	3.39	9 (20%)	45,67,67	2.03	12 (26%)
82	PEB	XF	203	-	43,46,46	3.49	11 (25%)	45,67,67	2.26	17 (37%)
82	PEB	OP	203	-	43,46,46	3.02	10 (23%)	45,67,67	2.23	14 (31%)
82	PEB	iO	202	-	43,46,46	3.25	10 (23%)	45,67,67	2.32	14 (31%)
82	PEB	UQ	201	-	43,46,46	3.49	12 (27%)	45,67,67	2.13	17 (37%)
82	PEB	HD	203	-	43,46,46	3.45	10 (23%)	45,67,67	2.13	12 (26%)
84	CYC	GE	1001	-	42,46,46	3.19	14 (33%)	50,67,67	2.88	18 (36%)
87	CLA	3N	303	-	45,53,73	1.90	8 (17%)	52,89,113	2.23	13 (25%)
84	CYC	i3	1001	-	42,46,46	3.67	14 (33%)	50,67,67	2.93	19 (38%)
87	CLA	a6	609	-	50,58,73	1.63	7 (14%)	58,95,113	1.63	8 (13%)
82	PEB	PA	203	-	43,46,46	3.40	10 (23%)	45,67,67	2.06	13 (28%)
82	PEB	lM	201	-	43,46,46	3.31	11 (25%)	45,67,67	2.46	16 (35%)
82	PEB	rK	202	-	43,46,46	3.43	12 (27%)	45,67,67	2.05	13 (28%)
87	CLA	BL	603	-	65,73,73	1.41	8 (12%)	76,113,113	1.68	8 (10%)
84	CYC	f3	1001	-	42,46,46	3.44	14 (33%)	50,67,67	3.15	21 (42%)
87	CLA	AN	803	-	52,60,73	1.67	10 (19%)	60,97,113	1.47	8 (13%)
82	PEB	eJ	201	-	43,46,46	3.26	10 (23%)	45,67,67	2.26	14 (31%)
82	PEB	kF	201	-	43,46,46	3.40	10 (23%)	45,67,67	2.06	12 (26%)
82	PEB	dG	203	-	43,46,46	3.48	12 (27%)	45,67,67	2.08	15 (33%)
82	PEB	HD	202	-	43,46,46	3.40	12 (27%)	45,67,67	2.45	16 (35%)
82	PEB	b4	201	-	43,46,46	3.40	10 (23%)	45,67,67	2.39	17 (37%)
87	CLA	3N	309	-	50,58,73	1.63	5 (10%)	58,95,113	2.04	13 (22%)
82	PEB	KA	201	-	43,46,46	3.26	12 (27%)	45,67,67	2.48	17 (37%)
87	CLA	B6	606	-	65,73,73	1.46	8 (12%)	76,113,113	1.49	8 (10%)
87	CLA	5N	610	-	45,53,73	1.73	7 (15%)	52,89,113	1.65	8 (15%)
87	CLA	A2	836	-	45,53,73	1.78	8 (17%)	52,89,113	1.72	7 (13%)
82	PEB	sC	201	-	43,46,46	3.46	11 (25%)	45,67,67	2.35	15 (33%)
82	PEB	R1	202	-	43,46,46	3.51	11 (25%)	45,67,67	1.72	10 (22%)
82	PEB	O4	201	-	43,46,46	3.36	10 (23%)	45,67,67	2.49	17 (37%)
88	LHG	AN	844	-	39,39,48	1.03	2 (5%)	42,45,54	1.08	2 (4%)
82	PEB	RQ	203	-	43,46,46	3.37	12 (27%)	45,67,67	2.32	16 (35%)
82	PEB	DJ	201	-	43,46,46	3.39	10 (23%)	45,67,67	2.57	15 (33%)
82	PEB	KM	202	-	43,46,46	3.28	11 (25%)	45,67,67	2.15	15 (33%)

Mol	Type	Chain	Res	Link	Bond lengths			Bond angles		
					Counts	RMSZ	$\#\|Z\|>2$	Counts	RMSZ	$\#\|Z\|>2$
82	PEB	D4	1002	-	43,46,46	3.32	11 (25%)	45,67,67	2.18	17 (37%)
87	CLA	B2	822	-	65,73,73	1.44	8 (12%)	76,113,113	1.46	12 (15%)
87	CLA	B6	608	-	65,73,73	1.45	7 (10%)	76,113,113	1.39	8 (10%)
82	PEB	e4	202	-	43,46,46	3.36	10 (23%)	45,67,67	2.24	16 (35%)
82	PEB	bH	201	-	43,46,46	3.37	11 (25%)	45,67,67	2.03	15 (33%)
82	PEB	mG	203	-	43,46,46	3.46	11 (25%)	45,67,67	1.97	14 (31%)
82	PEB	CI	201	-	43,46,46	3.34	10 (23%)	45,67,67	1.98	13 (28%)
82	PEB	TA	203	-	43,46,46	3.29	10 (23%)	45,67,67	2.26	17 (37%)
82	PEB	OP	201	-	43,46,46	3.41	11 (25%)	45,67,67	2.48	15 (33%)
82	PEB	F7	201	-	43,46,46	3.43	9 (20%)	45,67,67	2.07	15 (33%)
87	CLA	CL	511	-	65,73,73	1.41	9 (13%)	76,113,113	1.64	12 (15%)
82	PEB	eF	203	-	43,46,46	3.38	10 (23%)	45,67,67	2.15	13 (28%)
82	PEB	HB	202	-	43,46,46	3.25	10 (23%)	45,67,67	2.10	15 (33%)
82	PEB	VQ	203	-	43,46,46	3.26	13 (30%)	45,67,67	2.37	13 (28%)
82	PEB	KB	304	-	43,46,46	3.27	10 (23%)	45,67,67	2.12	14 (31%)
82	PEB	OH	203	-	43,46,46	3.24	10 (23%)	45,67,67	2.42	14 (31%)
98	PQN	A2	842	-	34,34,34	1.53	2 (5%)	42,45,45	1.00	2 (4%)
92	LMG	D6	409	-	54,54,55	0.88	2 (3%)	62,62,63	1.01	3 (4%)
82	PEB	lG	203	-	43,46,46	3.46	11 (25%)	45,67,67	1.97	14 (31%)
82	PEB	fO	201	-	43,46,46	3.33	10 (23%)	45,67,67	2.23	16 (35%)
82	PEB	UM	203	-	43,46,46	3.42	12 (27%)	45,67,67	2.33	14 (31%)
82	PEB	hF	201	-	43,46,46	3.36	10 (23%)	45,67,67	2.43	17 (37%)
82	PEB	sF	201	-	43,46,46	3.21	11 (25%)	45,67,67	2.07	13 (28%)
87	CLA	62	304	-	45,53,73	1.77	6 (13%)	52,89,113	1.60	6 (11%)
82	PEB	FK	201	-	43,46,46	3.48	10 (23%)	45,67,67	3.85	17 (37%)
87	CLA	AN	812	-	55,63,73	1.62	8 (14%)	64,101,113	1.56	7 (10%)
87	CLA	HL	102	-	65,73,73	1.46	9 (13%)	76,113,113	1.40	9 (11%)
85	BCR	BN	843	-	41,41,41	0.77	0	56,56,56	2.01	18 (32%)
82	PEB	SK	201	-	43,46,46	3.19	12 (27%)	45,67,67	2.58	15 (33%)
95	DGD	D6	410	-	63,63,67	0.85	2 (3%)	77,77,81	1.10	4 (5%)
82	PEB	D9	201	-	43,46,46	3.28	11 (25%)	45,67,67	2.06	16 (35%)
87	CLA	HL	101	-	65,73,73	1.41	8 (12%)	76,113,113	1.57	9 (11%)
87	CLA	cL	517	-	65,73,73	1.51	7 (10%)	76,113,113	1.44	7 (9%)
82	PEB	aJ	201	-	43,46,46	3.26	11 (25%)	45,67,67	2.20	14 (31%)
87	CLA	52	611	-	45,53,73	1.80	7 (15%)	52,89,113	1.75	11 (21%)

Mol	Type	Chain	Res	Link	Bond lengths			Bond angles		
					Counts	RMSZ	$\#\|Z\|>2$	Counts	RMSZ	$\#\|Z\|>2$
82	PEB	WE	203	-	43,46,46	3.14	10 (23%)	45,67,67	2.28	17 (37%)
82	PEB	OJ	201	-	43,46,46	3.21	10 (23%)	45,67,67	2.06	15 (33%)
82	PEB	l4	201	-	43,46,46	3.31	11 (25%)	45,67,67	2.26	17 (37%)
85	BCR	L2	201	-	41,41,41	0.75	0	56,56,56	1.87	12 (21%)
87	CLA	dL	409	-	50,58,73	1.62	9 (18%)	58,95,113	1.69	10 (17%)
82	PEB	P1	201	-	43,46,46	3.37	10 (23%)	45,67,67	2.25	17 (37%)
82	PEB	YF	202	-	43,46,46	3.42	11 (25%)	45,67,67	1.90	13 (28%)
87	CLA	C6	515	-	65,73,73	1.46	9 (13%)	76,113,113	1.34	7 (9%)
82	PEB	JK	201	-	43,46,46	3.38	10 (23%)	45,67,67	3.05	17 (37%)
87	CLA	AN	841	-	65,73,73	1.50	9 (13%)	76,113,113	1.51	9 (11%)
82	PEB	b4	202	-	43,46,46	3.43	10 (23%)	45,67,67	2.00	13 (28%)
82	PEB	kJ	202	-	43,46,46	3.35	10 (23%)	45,67,67	2.40	16 (35%)
82	PEB	HF	202	-	43,46,46	3.42	10 (23%)	45,67,67	2.38	16 (35%)
82	PEB	SI	201	-	43,46,46	3.23	11 (25%)	45,67,67	2.25	14 (31%)
82	PEB	OQ	201	-	43,46,46	3.40	10 (23%)	45,67,67	1.99	15 (33%)
82	PEB	JJ	202	-	43,46,46	3.35	10 (23%)	45,67,67	2.35	18 (40%)
82	PEB	E9	201	-	43,46,46	3.38	9 (20%)	45,67,67	1.95	14 (31%)
82	PEB	RK	202	-	43,46,46	3.39	11 (25%)	45,67,67	2.31	15 (33%)
82	PEB	fG	203	-	43,46,46	3.39	11 (25%)	45,67,67	2.19	13 (28%)
82	PEB	u8	203	-	43,46,46	3.58	12 (27%)	45,67,67	2.08	16 (35%)
82	PEB	ID	201	-	43,46,46	3.68	13 (30%)	45,67,67	2.36	18 (40%)
82	PEB	QJ	204	-	43,46,46	3.38	10 (23%)	45,67,67	1.97	11 (24%)
87	CLA	B2	835	-	65,73,73	1.45	9 (13%)	76,113,113	1.41	8 (10%)
87	CLA	5N	611	-	45,53,73	1.81	7 (15%)	52,89,113	1.75	11 (21%)
82	PEB	gH	202	-	43,46,46	3.50	11 (25%)	45,67,67	2.22	14 (31%)
82	PEB	RG	202	-	43,46,46	3.40	10 (23%)	45,67,67	2.18	17 (37%)
82	PEB	eE	203	-	43,46,46	3.58	12 (27%)	45,67,67	2.70	18 (40%)
82	PEB	OI	201	-	43,46,46	3.50	13 (30%)	45,67,67	2.31	15 (33%)
87	CLA	3N	304	-	45,53,73	1.71	6 (13%)	52,89,113	2.13	9 (17%)
82	PEB	eJ	202	-	43,46,46	3.24	10 (23%)	45,67,67	2.65	18 (40%)
92	LMG	x6	601	-	50,50,55	0.91	2 (4%)	58,58,63	1.14	4 (6%)
82	PEB	O9	201	-	43,46,46	3.40	11 (25%)	45,67,67	2.30	16 (35%)
82	PEB	G5	201	-	43,46,46	3.22	11 (25%)	45,67,67	2.22	15 (33%)
82	PEB	v8	201	-	43,46,46	3.55	12 (27%)	45,67,67	2.13	15 (33%)
82	PEB	mH	202	-	43,46,46	3.70	10 (23%)	45,67,67	1.86	12 (26%)

Mol	Type	Chain	Res	Link	Bond lengths			Bond angles		
					Counts	RMSZ	$\#\|Z\|>2$	Counts	RMSZ	$\#\|Z\|>2$
82	PEB	WK	202	-	43,46,46	3.31	11 (25%)	45,67,67	2.28	18 (40%)
82	PEB	c4	203	-	43,46,46	3.46	12 (27%)	45,67,67	1.99	11 (24%)
94	PL9	D6	408	-	55,55,55	0.64	2 (3%)	68,69,69	2.02	23 (33%)
88	LHG	bL	612	-	48,48,48	0.94	2 (4%)	51,54,54	1.07	3 (5%)
82	PEB	t8	201	-	43,46,46	3.67	12 (27%)	45,67,67	1.78	14 (31%)
82	PEB	F5	201	-	43,46,46	3.27	10 (23%)	45,67,67	2.31	21 (46%)
82	PEB	XP	202	-	43,46,46	3.41	10 (23%)	45,67,67	2.13	16 (35%)
96	HEM	vL	201	-	41,50,50	1.44	7 (17%)	45,82,82	1.88	11 (24%)
82	PEB	uC	201	-	43,46,46	3.50	14 (32%)	45,67,67	2.24	18 (40%)
87	CLA	O2	202	-	50,58,73	1.87	7 (14%)	58,95,113	2.03	12 (20%)
83	PUB	xF	301	-	42,46,46	3.24	8 (19%)	37,67,67	3.35	19 (51%)
87	CLA	1N	610	-	45,53,73	1.74	6 (13%)	52,89,113	1.68	8 (15%)
82	PEB	D9	203	-	43,46,46	3.48	10 (23%)	45,67,67	1.98	13 (28%)
84	CYC	EG	1001	-	42,46,46	3.21	15 (35%)	50,67,67	2.76	21 (42%)
82	PEB	OG	202	-	43,46,46	3.35	10 (23%)	45,67,67	2.05	14 (31%)
82	PEB	iH	202	-	43,46,46	3.54	11 (25%)	45,67,67	1.85	12 (26%)
82	PEB	fE	202	-	43,46,46	3.42	13 (30%)	45,67,67	1.97	14 (31%)
82	PEB	BJ	301	-	43,46,46	3.28	10 (23%)	45,67,67	2.22	16 (35%)
82	PEB	BM	301	-	43,46,46	3.36	10 (23%)	45,67,67	2.19	16 (35%)
82	PEB	Y1	201	-	43,46,46	3.51	11 (25%)	45,67,67	2.31	18 (40%)
84	CYC	W3	1001	-	42,46,46	3.44	13 (30%)	50,67,67	3.01	23 (46%)
83	PUB	AO	302	-	42,46,46	3.44	7 (16%)	37,67,67	3.14	16 (43%)
82	PEB	VI	202	-	43,46,46	3.23	10 (23%)	45,67,67	2.31	14 (31%)
82	PEB	V7	203	-	43,46,46	3.55	12 (27%)	45,67,67	1.96	15 (33%)
82	PEB	AB	501	-	43,46,46	3.22	10 (23%)	45,67,67	2.23	16 (35%)
82	PEB	AF	201	-	43,46,46	3.24	10 (23%)	45,67,67	2.30	17 (37%)
82	PEB	N5	202	-	43,46,46	3.35	10 (23%)	45,67,67	1.94	14 (31%)
96	HEM	fL	102	-	41,50,50	1.39	6 (14%)	45,82,82	1.89	11 (24%)
87	CLA	K2	104	-	42,50,73	1.69	8 (19%)	48,85,113	1.98	9 (18%)
82	PEB	eK	201	-	43,46,46	3.42	13 (30%)	45,67,67	2.22	17 (37%)
87	CLA	C6	511	-	65,73,73	1.45	6 (9%)	76,113,113	1.44	8 (10%)
82	PEB	KP	201	-	43,46,46	3.36	11 (25%)	45,67,67	2.49	15 (33%)
84	CYC	FH	1001	-	42,46,46	3.32	14 (33%)	50,67,67	2.90	18 (36%)
82	PEB	wK	303	-	43,46,46	3.47	11 (25%)	45,67,67	2.07	15 (33%)
82	PEB	IJ	201	-	43,46,46	3.20	10 (23%)	45,67,67	2.43	15 (33%)

Mol	Type	Chain	Res	Link	Bond lengths			Bond angles		
					Counts	RMSZ	$\#\|Z\|>2$	Counts	RMSZ	$\#\|Z\|>2$
82	PEB	QJ	202	-	43,46,46	3.26	11 (25%)	45,67,67	2.41	16 (35%)
82	PEB	hK	201	-	43,46,46	3.38	10 (23%)	45,67,67	2.43	17 (37%)
82	PEB	U1	201	-	43,46,46	3.39	11 (25%)	45,67,67	2.54	15 (33%)
82	PEB	WH	202	-	43,46,46	3.37	10 (23%)	45,67,67	2.53	16 (35%)
87	CLA	A2	819	-	62,70,73	1.50	9 (14%)	72,109,113	1.63	8 (11%)
82	PEB	NA	203	-	43,46,46	3.34	10 (23%)	45,67,67	2.36	17 (37%)
82	PEB	SI	202	-	43,46,46	3.31	10 (23%)	45,67,67	2.00	13 (28%)
95	DGD	CL	517	-	63,63,67	0.84	2 (3%)	77,77,81	1.06	2 (2%)
82	PEB	A4	305	-	43,46,46	3.39	10 (23%)	45,67,67	2.01	13 (28%)
82	PEB	F5	203	-	43,46,46	3.25	10 (23%)	45,67,67	2.10	17 (37%)
82	PEB	AI	201	-	43,46,46	3.34	9 (20%)	45,67,67	1.97	13 (28%)
82	PEB	OK	201	-	43,46,46	3.30	12 (27%)	45,67,67	2.58	18 (40%)
82	PEB	P7	202	-	43,46,46	3.15	10 (23%)	45,67,67	2.63	16 (35%)
82	PEB	1C	201	-	43,46,46	3.66	12 (27%)	45,67,67	2.02	15 (33%)
82	PEB	E7	201	-	43,46,46	3.56	12 (27%)	45,67,67	2.31	14 (31%)
85	BCR	cL	518	-	41,41,41	0.69	0	56,56,56	2.99	26 (46%)
94	PL9	DL	401	-	55,55,55	0.73	3 (5%)	68,69,69	1.88	15 (22%)
82	PEB	BQ	203	-	43,46,46	2.93	9 (20%)	45,67,67	2.38	14 (31%)
82	PEB	QG	202	-	43,46,46	3.43	10 (23%)	45,67,67	2.06	15 (33%)
82	PEB	OI	202	-	43,46,46	2.87	11 (25%)	45,67,67	2.88	16 (35%)
82	PEB	PM	202	-	43,46,46	3.32	10 (23%)	45,67,67	2.24	14 (31%)
98	PQN	B2	837	-	34,34,34	1.88	4 (11%)	42,45,45	2.53	14 (33%)
82	PEB	y8	202	-	43,46,46	3.37	9 (20%)	45,67,67	2.16	14 (31%)
82	PEB	ZH	203	-	43,46,46	3.40	12 (27%)	45,67,67	2.51	16 (35%)
82	PEB	Q5	202	-	43,46,46	3.38	10 (23%)	45,67,67	2.62	15 (33%)
82	PEB	gO	201	-	43,46,46	3.39	10 (23%)	45,67,67	1.98	13 (28%)
92	LMG	bL	611	-	50,50,55	0.98	2 (4%)	58,58,63	1.17	5 (8%)
92	LMG	JL	103	-	33,33,55	1.15	2 (6%)	41,41,63	1.22	3 (7%)
82	PEB	EA	201	-	43,46,46	3.57	12 (27%)	45,67,67	2.32	14 (31%)
82	PEB	mE	202	-	43,46,46	3.42	11 (25%)	45,67,67	2.56	14 (31%)
82	PEB	AH	301	-	43,46,46	3.40	8 (18%)	45,67,67	2.12	14 (31%)
92	LMG	mL	101	-	41,41,55	1.06	3 (7%)	49,49,63	1.63	8 (16%)
83	PUB	BM	302	-	42,46,46	3.36	7 (16%)	37,67,67	3.28	15 (40%)
87	CLA	2N	312	-	45,53,73	1.78	6 (13%)	52,89,113	1.79	11 (21%)
82	PEB	F5	202	-	43,46,46	3.17	10 (23%)	45,67,67	2.43	17 (37%)

Mol	Type	Chain	Res	Link	Bond lengths			Bond angles		
					Counts	RMSZ	$\#\|Z\|>2$	Counts	RMSZ	$\#\|Z\|>2$
82	PEB	OE	202	-	43,46,46	3.36	10 (23%)	45,67,67	2.06	15 (33%)
87	CLA	42	608	-	50,58,73	1.70	9 (18%)	58,95,113	1.94	15 (25%)
82	PEB	S1	201	-	43,46,46	3.31	12 (27%)	45,67,67	2.37	14 (31%)
95	DGD	a6	602	-	41,41,67	1.04	2 (4%)	55,55,81	1.16	4 (7%)
82	PEB	EK	201	-	43,46,46	3.08	9 (20%)	45,67,67	2.33	14 (31%)
82	PEB	hH	202	-	43,46,46	1.07	2 (4%)	45,67,67	1.00	2 (4%)
82	PEB	XF	202	-	43,46,46	3.25	12 (27%)	45,67,67	2.62	16 (35%)
95	DGD	h6	101	-	63,63,67	0.91	2 (3%)	77,77,81	1.00	3 (3%)
87	CLA	B6	611	-	65,73,73	1.45	9 (13%)	76,113,113	1.44	8 (10%)
82	PEB	EJ	201	-	43,46,46	3.10	11 (25%)	45,67,67	2.62	17 (37%)
84	CYC	P3	1001	-	42,46,46	3.67	14 (33%)	50,67,67	2.93	19 (38%)
87	CLA	AN	817	-	42,50,73	1.77	8 (19%)	48,85,113	1.71	8 (16%)
87	CLA	BN	811	-	65,73,73	1.51	11 (16%)	76,113,113	1.53	8 (10%)
85	BCR	aL	604	-	41,41,41	0.70	0	56,56,56	1.72	11 (19%)
82	PEB	mM	202	-	43,46,46	3.45	12 (27%)	45,67,67	2.43	16 (35%)
87	CLA	6N	607	-	45,53,73	1.79	6 (13%)	52,89,113	1.70	9 (17%)
82	PEB	oK	202	-	43,46,46	3.52	9 (20%)	45,67,67	1.95	14 (31%)
88	LHG	D6	406	-	48,48,48	0.89	2 (4%)	51,54,54	1.09	3 (5%)
82	PEB	eO	202	-	43,46,46	3.35	11 (25%)	45,67,67	2.25	16 (35%)
95	DGD	CL	523	-	49,49,67	0.97	2 (4%)	63,63,81	1.12	4 (6%)
82	PEB	lK	201	-	43,46,46	3.39	12 (27%)	45,67,67	2.59	15 (33%)
82	PEB	jG	202	-	43,46,46	3.42	11 (25%)	45,67,67	1.95	13 (28%)
82	PEB	NG	201	-	43,46,46	3.36	11 (25%)	45,67,67	2.23	15 (33%)
82	PEB	RP	202	-	43,46,46	3.35	10 (23%)	45,67,67	2.09	15 (33%)
87	CLA	AN	821	-	65,73,73	1.43	10 (15%)	76,113,113	1.58	9 (11%)
82	PEB	CP	201	-	43,46,46	3.39	12 (27%)	45,67,67	2.49	17 (37%)
92	LMG	b6	619	-	41,41,55	1.02	2 (4%)	49,49,63	1.21	4 (8%)
82	PEB	x8	201	-	43,46,46	3.52	10 (23%)	45,67,67	1.88	15 (33%)
82	PEB	eB	202	-	43,46,46	3.31	10 (23%)	45,67,67	2.14	15 (33%)
82	PEB	XA	201	-	43,46,46	3.63	11 (25%)	45,67,67	2.35	19 (42%)
87	CLA	4N	608	-	50,58,73	1.70	9 (18%)	58,95,113	1.94	15 (25%)
82	PEB	hE	201	-	43,46,46	3.60	13 (30%)	45,67,67	2.56	10 (22%)
87	CLA	4N	605	-	45,53,73	1.74	7 (15%)	52,89,113	2.16	12 (23%)
87	CLA	B2	826	-	65,73,73	1.45	9 (13%)	76,113,113	1.41	9 (11%)
87	CLA	82	308	-	45,53,73	1.79	10 (22%)	52,89,113	2.19	13 (25%)

Mol	Type	Chain	Res	Link	Bond lengths			Bond angles		
					Counts	RMSZ	$\#\|Z\|>2$	Counts	RMSZ	$\#\|Z\|>2$
82	PEB	HI	201	-	43,46,46	3.43	12 (27%)	45,67,67	2.23	14 (31%)
82	PEB	WM	202	-	43,46,46	3.29	11 (25%)	45,67,67	2.18	14 (31%)
82	PEB	KP	202	-	43,46,46	3.19	10 (23%)	45,67,67	2.14	16 (35%)
82	PEB	NI	202	-	43,46,46	3.22	9 (20%)	45,67,67	2.32	14 (31%)
82	PEB	NH	1002	-	43,46,46	3.26	11 (25%)	45,67,67	2.09	12 (26%)
82	PEB	UO	202	-	43,46,46	3.31	9 (20%)	45,67,67	1.90	12 (26%)
82	PEB	K5	202	-	43,46,46	3.34	10 (23%)	45,67,67	1.93	14 (31%)
82	PEB	DB	203	-	43,46,46	3.12	10 (23%)	45,67,67	2.15	15 (33%)
82	PEB	eE	201	-	43,46,46	3.37	11 (25%)	45,67,67	1.95	13 (28%)
82	PEB	XD	201	-	43,46,46	3.35	10 (23%)	45,67,67	2.46	15 (33%)
82	PEB	KJ	203	-	43,46,46	3.06	11 (25%)	45,67,67	2.81	17 (37%)
82	PEB	ZE	202	-	43,46,46	3.34	11 (25%)	45,67,67	2.16	16 (35%)
82	PEB	BD	203	-	43,46,46	2.94	9 (20%)	45,67,67	2.38	14 (31%)
82	PEB	AK	202	-	43,46,46	3.52	12 (27%)	45,67,67	1.91	12 (26%)
82	PEB	M5	304	-	43,46,46	3.25	11 (25%)	45,67,67	2.71	19 (42%)
87	CLA	B2	808	-	65,73,73	1.45	8 (12%)	76,113,113	1.49	7 (9%)
82	PEB	mJ	202	-	43,46,46	3.33	10 (23%)	45,67,67	2.09	15 (33%)
82	PEB	JQ	203	-	43,46,46	3.21	13 (30%)	45,67,67	2.23	13 (28%)
87	CLA	FN	201	-	41,49,73	1.80	9 (21%)	47,84,113	1.88	10 (21%)
82	PEB	VF	202	-	43,46,46	3.45	10 (23%)	45,67,67	2.65	18 (40%)
82	PEB	V4	201	-	43,46,46	3.34	10 (23%)	45,67,67	2.20	16 (35%)
82	PEB	aK	202	-	43,46,46	3.25	11 (25%)	45,67,67	2.17	16 (35%)
82	PEB	TH	202	-	43,46,46	3.32	9 (20%)	45,67,67	1.82	13 (28%)
82	PEB	AO	305	-	43,46,46	3.38	10 (23%)	45,67,67	2.00	13 (28%)
82	PEB	lK	203	-	43,46,46	3.39	14 (32%)	45,67,67	2.54	16 (35%)
87	CLA	3N	308	-	45,53,73	2.96	7 (15%)	52,89,113	2.07	11 (21%)
82	PEB	EJ	202	-	43,46,46	3.20	10 (23%)	45,67,67	2.13	12 (26%)
82	PEB	CP	203	-	43,46,46	3.39	10 (23%)	45,67,67	1.95	14 (31%)
82	PEB	SP	201	-	43,46,46	3.46	11 (25%)	45,67,67	2.54	15 (33%)
87	CLA	12	602	-	65,73,73	1.37	6 (9%)	76,113,113	1.51	9 (11%)
92	LMG	BL	612	-	39,39,55	1.06	2 (5%)	47,47,63	1.21	5 (10%)
82	PEB	JF	201	-	43,46,46	3.40	11 (25%)	45,67,67	3.08	17 (37%)
87	CLA	FN	205	-	65,73,73	1.67	9 (13%)	76,113,113	1.79	15 (19%)
87	CLA	52	602	-	65,73,73	1.44	6 (9%)	76,113,113	1.48	8 (10%)
85	BCR	B2	843	-	41,41,41	0.77	0	56,56,56	2.01	18 (32%)

Mol	Type	Chain	Res	Link	Bond lengths			Bond angles		
					Counts	RMSZ	$\#\|Z\|>2$	Counts	RMSZ	$\#\|Z\|>2$
82	PEB	MA	202	-	43,46,46	3.33	10 (23%)	45,67,67	2.00	13 (28%)
82	PEB	H7	202	-	43,46,46	3.37	11 (25%)	45,67,67	2.58	17 (37%)
87	CLA	22	611	-	42,50,73	1.78	6 (14%)	48,85,113	1.85	8 (16%)
82	PEB	EM	202	-	43,46,46	3.30	10 (23%)	45,67,67	2.17	17 (37%)
82	PEB	nK	201	-	43,46,46	3.47	10 (23%)	45,67,67	3.23	17 (37%)
91	PHO	d6	404	-	51,69,69	1.71	9 (17%)	47,99,99	1.95	13 (27%)
82	PEB	QE	202	-	43,46,46	3.44	10 (23%)	45,67,67	2.07	15 (33%)
82	PEB	CM	202	-	43,46,46	3.32	11 (25%)	45,67,67	2.24	16 (35%)
82	PEB	mK	202	-	43,46,46	3.42	10 (23%)	45,67,67	2.20	14 (31%)
87	CLA	BN	828	-	45,53,73	1.78	10 (22%)	52,89,113	1.59	8 (15%)
82	PEB	BD	201	-	43,46,46	3.22	11 (25%)	45,67,67	2.32	16 (35%)
92	LMG	j6	102	-	33,33,55	1.12	2 (6%)	41,41,63	1.17	4 (9%)
82	PEB	A9	202	-	43,46,46	3.59	10 (23%)	45,67,67	2.66	17 (37%)
84	CYC	GG	1001	-	42,46,46	3.17	13 (30%)	50,67,67	2.89	19 (38%)
84	CYC	E1	1001	-	42,46,46	3.05	14 (33%)	50,67,67	3.18	20 (40%)
82	PEB	PJ	201	-	43,46,46	3.39	10 (23%)	45,67,67	2.32	15 (33%)
82	PEB	R9	201	-	43,46,46	3.38	10 (23%)	45,67,67	1.95	14 (31%)
87	CLA	4N	610	-	42,50,73	1.86	6 (14%)	48,85,113	1.85	9 (18%)
84	CYC	KH	1001	-	42,46,46	3.18	11 (26%)	50,67,67	2.92	22 (44%)
82	PEB	AD	301	-	43,46,46	3.32	9 (20%)	45,67,67	1.99	16 (35%)
82	PEB	JQ	201	-	43,46,46	3.45	10 (23%)	45,67,67	2.20	15 (33%)
84	CYC	LO	1001	-	42,46,46	3.13	16 (38%)	50,67,67	2.97	22 (44%)
82	PEB	wC	201	-	43,46,46	3.55	11 (25%)	45,67,67	2.03	14 (31%)
82	PEB	d1	202	-	43,46,46	3.39	12 (27%)	45,67,67	2.11	15 (33%)
87	CLA	BL	609	-	65,73,73	1.48	8 (12%)	76,113,113	1.49	8 (10%)
82	PEB	KK	203	-	43,46,46	3.32	9 (20%)	45,67,67	2.05	17 (37%)
82	PEB	YJ	202	-	43,46,46	3.17	10 (23%)	45,67,67	2.20	15 (33%)
82	PEB	CA	201	-	43,46,46	3.30	12 (27%)	45,67,67	2.55	17 (37%)
82	PEB	UJ	201	-	43,46,46	3.17	10 (23%)	45,67,67	2.53	19 (42%)
87	CLA	52	604	-	42,50,73	1.77	7 (16%)	48,85,113	1.76	8 (16%)
82	PEB	A1	305	-	43,46,46	3.44	11 (25%)	45,67,67	2.42	15 (33%)
82	PEB	VB	202	-	43,46,46	3.32	10 (23%)	45,67,67	2.09	15 (33%)
82	PEB	hO	202	-	43,46,46	3.40	10 (23%)	45,67,67	2.00	13 (28%)
100	3XQ	J2	104	-	24,24,24	0.20	0	25,25,25	0.23	0
82	PEB	OF	203	-	43,46,46	3.26	8 (18%)	45,67,67	2.01	16 (35%)

Mol	Type	Chain	Res	Link	Bond lengths			Bond angles		
					Counts	RMSZ	$\#\|Z\|>2$	Counts	RMSZ	$\#\|Z\|>2$
84	CYC	V3	1001	-	42,46,46	3.50	11 (26%)	50,67,67	2.97	23 (46%)
82	PEB	l1	202	-	43,46,46	3.45	11 (25%)	45,67,67	2.04	13 (28%)
82	PEB	b1	203	-	43,46,46	3.34	12 (27%)	45,67,67	2.58	16 (35%)
82	PEB	B5	202	-	43,46,46	3.45	12 (27%)	45,67,67	2.29	13 (28%)
82	PEB	jJ	202	-	43,46,46	3.46	8 (18%)	45,67,67	2.04	14 (31%)
82	PEB	QB	201	-	43,46,46	3.25	10 (23%)	45,67,67	2.02	15 (33%)
82	PEB	CF	201	-	43,46,46	3.38	9 (20%)	45,67,67	2.29	14 (31%)
82	PEB	cM	202	-	43,46,46	3.39	10 (23%)	45,67,67	2.24	18 (40%)
82	PEB	GQ	202	-	43,46,46	3.42	9 (20%)	45,67,67	2.10	17 (37%)
82	PEB	eH	203	-	43,46,46	3.33	12 (27%)	45,67,67	2.58	16 (35%)
82	PEB	YK	201	-	43,46,46	3.28	9 (20%)	45,67,67	2.04	15 (33%)
82	PEB	SM	201	-	43,46,46	3.38	11 (25%)	45,67,67	2.00	13 (28%)
82	PEB	OG	201	-	43,46,46	3.39	10 (23%)	45,67,67	2.24	15 (33%)
82	PEB	fJ	202	-	43,46,46	3.46	11 (25%)	45,67,67	2.15	17 (37%)
84	CYC	F1	1001	-	42,46,46	3.32	14 (33%)	50,67,67	2.89	18 (36%)
87	CLA	1N	605	-	45,53,73	1.75	5 (11%)	52,89,113	1.62	8 (15%)
82	PEB	N1	1002	-	43,46,46	3.28	12 (27%)	45,67,67	2.09	11 (24%)
87	CLA	22	608	-	45,53,73	1.90	8 (17%)	52,89,113	1.61	10 (19%)
82	PEB	aH	201	-	43,46,46	3.39	9 (20%)	45,67,67	2.13	13 (28%)
82	PEB	LD	203	-	43,46,46	3.37	9 (20%)	45,67,67	2.04	14 (31%)
87	CLA	L2	204	-	50,58,73	1.70	9 (18%)	58,95,113	1.89	15 (25%)
83	PUB	wF	304	-	42,46,46	3.43	7 (16%)	37,67,67	3.12	17 (45%)
87	CLA	AN	810	-	65,73,73	1.39	7 (10%)	76,113,113	1.54	9 (11%)
84	CYC	U3	1001	-	42,46,46	3.44	14 (33%)	50,67,67	3.15	21 (42%)
82	PEB	cB	402	-	43,46,46	3.24	10 (23%)	45,67,67	2.50	15 (33%)
82	PEB	QF	202	-	43,46,46	3.41	11 (25%)	45,67,67	1.94	13 (28%)
82	PEB	cF	201	-	43,46,46	3.20	10 (23%)	45,67,67	2.31	15 (33%)
82	PEB	GJ	203	-	43,46,46	3.16	10 (23%)	45,67,67	2.60	18 (40%)
82	PEB	RA	201	-	43,46,46	3.29	10 (23%)	45,67,67	2.16	16 (35%)
93	BCT	AL	412	-	2,3,3	1.16	0	2,3,3	3.89	1 (50%)
82	PEB	sK	202	-	43,46,46	3.45	10 (23%)	45,67,67	2.05	15 (33%)
82	PEB	XK	203	-	43,46,46	3.47	11 (25%)	45,67,67	2.26	17 (37%)
82	PEB	s8	203	-	43,46,46	3.56	11 (25%)	45,67,67	1.95	14 (31%)
82	PEB	FF	202	-	43,46,46	3.42	11 (25%)	45,67,67	2.52	17 (37%)
82	PEB	LH	1003	-	43,46,46	3.11	10 (23%)	45,67,67	2.37	14 (31%)

Mol	Type	Chain	Res	Link	Bond lengths			Bond angles		
					Counts	RMSZ	$\#\|Z\|>2$	Counts	RMSZ	$\#\|Z\|>2$
82	PEB	WI	202	-	43,46,46	3.04	12 (27%)	45,67,67	2.88	16 (35%)
82	PEB	NQ	202	-	43,46,46	3.44	12 (27%)	45,67,67	1.85	12 (26%)
87	CLA	C6	518	-	60,68,73	1.53	8 (13%)	70,107,113	1.45	6 (8%)
82	PEB	qF	201	-	43,46,46	3.42	12 (27%)	45,67,67	2.70	17 (37%)
82	PEB	QK	203	-	43,46,46	3.43	13 (30%)	45,67,67	3.27	16 (35%)
87	CLA	2N	304	-	45,53,73	1.77	8 (17%)	52,89,113	1.55	6 (11%)
82	PEB	Z9	304	-	43,46,46	3.11	12 (27%)	45,67,67	2.71	16 (35%)
87	CLA	bL	605	-	65,73,73	1.45	7 (10%)	76,113,113	1.45	8 (10%)
82	PEB	dO	201	-	43,46,46	3.27	10 (23%)	45,67,67	2.19	16 (35%)
85	BCR	BN	803	-	41,41,41	0.76	0	56,56,56	3.37	24 (42%)
87	CLA	1N	602	-	65,73,73	1.38	7 (10%)	76,113,113	1.51	9 (11%)
87	CLA	AN	823	-	65,73,73	1.41	8 (12%)	76,113,113	1.59	8 (10%)
82	PEB	YF	203	-	43,46,46	3.43	11 (25%)	45,67,67	2.69	17 (37%)
87	CLA	b6	616	-	65,73,73	1.45	7 (10%)	76,113,113	1.42	9 (11%)
82	PEB	PM	201	-	43,46,46	3.38	12 (27%)	45,67,67	2.57	15 (33%)
87	CLA	6N	612	-	45,53,73	1.98	7 (15%)	52,89,113	2.21	16 (30%)
82	PEB	jM	203	-	43,46,46	3.36	12 (27%)	45,67,67	2.46	14 (31%)
87	CLA	cL	510	-	65,73,73	1.51	9 (13%)	76,113,113	1.62	9 (11%)
95	DGD	B6	620	-	59,59,67	0.90	2 (3%)	73,73,81	0.98	3 (4%)
82	PEB	cK	201	-	43,46,46	3.22	10 (23%)	45,67,67	2.30	15 (33%)
82	PEB	AH	302	-	43,46,46	3.41	10 (23%)	45,67,67	1.95	12 (26%)
82	PEB	eM	202	-	43,46,46	3.35	11 (25%)	45,67,67	2.43	15 (33%)
82	PEB	MD	202	-	43,46,46	3.33	10 (23%)	45,67,67	1.98	13 (28%)
82	PEB	Z1	203	-	43,46,46	3.40	11 (25%)	45,67,67	2.50	16 (35%)
84	CYC	LH	1002	-	42,46,46	3.52	16 (38%)	50,67,67	3.08	24 (48%)
87	CLA	12	610	-	45,53,73	1.74	6 (13%)	52,89,113	1.68	8 (15%)
82	PEB	VI	203	-	43,46,46	2.71	10 (23%)	45,67,67	3.05	18 (40%)
82	PEB	LK	201	-	43,46,46	3.36	11 (25%)	45,67,67	3.49	19 (42%)
82	PEB	fO	202	-	43,46,46	3.43	12 (27%)	45,67,67	1.97	14 (31%)
82	PEB	aM	202	-	43,46,46	3.35	10 (23%)	45,67,67	2.09	13 (28%)
87	CLA	DL	404	-	65,73,73	1.49	7 (10%)	76,113,113	1.47	8 (10%)
82	PEB	OE	201	-	43,46,46	3.37	10 (23%)	45,67,67	2.22	14 (31%)
82	PEB	Y7	303	-	43,46,46	3.33	10 (23%)	45,67,67	3.21	18 (40%)
82	PEB	jM	202	-	43,46,46	3.29	10 (23%)	45,67,67	2.84	13 (28%)
82	PEB	qC	203	-	43,46,46	3.44	9 (20%)	45,67,67	2.08	14 (31%)

Mol	Type	Chain	Res	Link	Bond lengths			Bond angles		
					Counts	RMSZ	$\#\|Z\|>2$	Counts	RMSZ	$\#\|Z\|>2$
87	CLA	B2	814	-	42,50,73	1.75	8 (19%)	48,85,113	1.80	9 (18%)
82	PEB	k4	202	-	43,46,46	1.08	2 (4%)	45,67,67	1.00	2 (4%)
82	PEB	AQ	304	-	43,46,46	3.49	10 (23%)	45,67,67	2.66	15 (33%)
82	PEB	V9	202	-	43,46,46	3.57	10 (23%)	45,67,67	2.66	17 (37%)
82	PEB	lJ	202	-	43,46,46	3.16	12 (27%)	45,67,67	2.48	17 (37%)
82	PEB	tC	202	-	43,46,46	3.64	11 (25%)	45,67,67	2.48	15 (33%)
84	CYC	o3	1001	-	42,46,46	3.44	14 (33%)	50,67,67	3.15	21 (42%)
82	PEB	YE	201	-	43,46,46	3.10	11 (25%)	45,67,67	2.60	20 (44%)
82	PEB	W4	201	-	43,46,46	3.26	11 (25%)	45,67,67	2.59	17 (37%)
87	CLA	52	603	-	45,53,73	1.75	7 (15%)	52,89,113	1.55	6 (11%)
82	PEB	X7	202	-	43,46,46	3.02	9 (20%)	45,67,67	2.63	18 (40%)
87	CLA	82	303	-	45,53,73	1.80	9 (20%)	52,89,113	1.84	13 (25%)
82	PEB	HB	203	-	43,46,46	3.18	10 (23%)	45,67,67	2.11	16 (35%)
87	CLA	12	609	-	42,50,73	1.81	8 (19%)	48,85,113	1.83	10 (20%)
82	PEB	FA	203	-	43,46,46	3.58	12 (27%)	45,67,67	1.97	17 (37%)
82	PEB	XB	202	-	43,46,46	3.31	10 (23%)	45,67,67	2.08	16 (35%)
84	CYC	FE	1002	-	42,46,46	3.25	15 (35%)	50,67,67	2.90	18 (36%)
82	PEB	HK	202	-	43,46,46	3.39	10 (23%)	45,67,67	2.38	16 (35%)
85	BCR	h6	102	-	41,41,41	0.80	0	56,56,56	2.08	14 (25%)
82	PEB	oF	203	-	43,46,46	3.38	11 (25%)	45,67,67	2.28	13 (28%)
82	PEB	PP	201	-	43,46,46	3.31	10 (23%)	45,67,67	2.09	17 (37%)
82	PEB	PA	201	-	43,46,46	3.41	10 (23%)	45,67,67	2.18	17 (37%)
82	PEB	AQ	301	-	43,46,46	3.31	9 (20%)	45,67,67	2.00	16 (35%)
82	PEB	eG	201	-	43,46,46	3.40	11 (25%)	45,67,67	1.96	14 (31%)
87	CLA	c6	611	-	65,73,73	1.44	7 (10%)	76,113,113	1.52	10 (13%)
82	PEB	QG	203	-	43,46,46	3.40	9 (20%)	45,67,67	1.99	15 (33%)
87	CLA	AN	824	-	51,59,73	1.63	8 (15%)	59,96,113	1.69	8 (13%)
82	PEB	II	202	-	43,46,46	3.22	9 (20%)	45,67,67	2.31	14 (31%)
82	PEB	QP	203	-	43,46,46	3.47	12 (27%)	45,67,67	2.54	17 (37%)
82	PEB	cF	202	-	43,46,46	1.08	2 (4%)	45,67,67	1.00	2 (4%)
92	LMG	AL	411	-	51,51,55	0.95	2 (3%)	59,59,63	1.10	4 (6%)
82	PEB	UA	201	-	43,46,46	3.23	10 (23%)	45,67,67	2.61	13 (28%)
82	PEB	Q5	203	-	43,46,46	3.13	11 (25%)	45,67,67	2.07	15 (33%)
82	PEB	AP	203	-	43,46,46	3.42	11 (25%)	45,67,67	2.58	15 (33%)
82	PEB	RD	203	-	43,46,46	3.40	12 (27%)	45,67,67	2.33	16 (35%)

Mol	Type	Chain	Res	Link	Bond lengths			Bond angles		
					Counts	RMSZ	$\#\|Z\|>2$	Counts	RMSZ	$\#\|Z\|>2$
87	CLA	CL	505	-	65,73,73	1.49	7 (10%)	76,113,113	1.51	10 (13%)
87	CLA	82	307	-	42,50,73	1.79	8 (19%)	48,85,113	1.64	7 (14%)
82	PEB	TP	201	-	43,46,46	3.57	12 (27%)	45,67,67	2.02	15 (33%)
82	PEB	a4	203	-	43,46,46	3.46	13 (30%)	45,67,67	2.00	14 (31%)
82	PEB	fK	202	-	43,46,46	3.62	12 (27%)	45,67,67	2.01	18 (40%)
84	CYC	M3	1001	-	42,46,46	3.44	14 (33%)	50,67,67	3.15	21 (42%)
85	BCR	AL	401	-	41,41,41	0.69	0	56,56,56	1.74	11 (19%)
82	PEB	OE	203	-	43,46,46	3.23	11 (25%)	45,67,67	2.24	16 (35%)
82	PEB	J7	201	-	43,46,46	3.29	9 (20%)	45,67,67	2.44	13 (28%)
82	PEB	tF	202	-	43,46,46	3.64	12 (27%)	45,67,67	2.63	15 (33%)
82	PEB	WQ	202	-	43,46,46	3.48	13 (30%)	45,67,67	1.96	15 (33%)
84	CYC	H1	1001	-	42,46,46	3.30	13 (30%)	50,67,67	2.89	22 (44%)
82	PEB	NA	201	-	43,46,46	3.30	10 (23%)	45,67,67	2.31	18 (40%)
82	PEB	VA	201	-	43,46,46	3.35	10 (23%)	45,67,67	2.10	13 (28%)
82	PEB	QD	201	-	43,46,46	3.48	10 (23%)	45,67,67	2.26	19 (42%)
82	PEB	EM	201	-	43,46,46	3.30	12 (27%)	45,67,67	2.42	16 (35%)
85	BCR	B2	842	-	41,41,41	0.76	0	56,56,56	2.28	17 (30%)
84	CYC	ME	1001	-	42,46,46	3.15	14 (33%)	50,67,67	2.88	19 (38%)
87	CLA	A2	818	-	45,53,73	1.74	8 (17%)	52,89,113	1.60	7 (13%)
87	CLA	A2	827	-	55,63,73	1.59	9 (16%)	64,101,113	1.57	12 (18%)
87	CLA	c6	606	-	65,73,73	1.46	6 (9%)	76,113,113	1.42	8 (10%)
82	PEB	O7	202	-	43,46,46	3.27	10 (23%)	45,67,67	1.97	15 (33%)
82	PEB	XQ	202	-	43,46,46	3.57	12 (27%)	45,67,67	1.92	14 (31%)
82	PEB	mO	202	-	43,46,46	3.32	12 (27%)	45,67,67	2.38	16 (35%)
82	PEB	tK	201	-	43,46,46	3.53	10 (23%)	45,67,67	2.85	16 (35%)
84	CYC	N4	1001	-	42,46,46	3.36	15 (35%)	50,67,67	2.84	21 (42%)
87	CLA	12	606	-	45,53,73	1.77	7 (15%)	52,89,113	1.53	7 (13%)
82	PEB	C7	201	-	43,46,46	3.28	12 (27%)	45,67,67	2.54	17 (37%)
82	PEB	ZK	201	-	43,46,46	3.40	11 (25%)	45,67,67	2.41	17 (37%)
82	PEB	NE	202	-	43,46,46	3.37	11 (25%)	45,67,67	2.23	15 (33%)
82	PEB	QI	201	-	43,46,46	3.34	10 (23%)	45,67,67	2.08	15 (33%)
82	PEB	qK	202	-	43,46,46	3.39	11 (25%)	45,67,67	3.43	18 (40%)
82	PEB	CA	202	-	43,46,46	1.08	2 (4%)	45,67,67	0.99	2 (4%)
82	PEB	UI	202	-	43,46,46	3.26	10 (23%)	45,67,67	2.12	15 (33%)
84	CYC	73	1002	-	42,46,46	3.42	15 (35%)	50,67,67	3.15	23 (46%)

Mol	Type	Chain	Res	Link	Bond lengths			Bond angles		
					Counts	RMSZ	$\#\|Z\|>2$	Counts	RMSZ	$\#\|Z\|>2$
82	PEB	GM	202	-	43,46,46	3.38	11 (25%)	45,67,67	2.04	13 (28%)
82	PEB	O5	202	-	43,46,46	3.28	11 (25%)	45,67,67	2.27	16 (35%)
82	PEB	JI	201	-	43,46,46	3.43	11 (25%)	45,67,67	2.16	17 (37%)
87	CLA	22	612	-	45,53,73	1.77	6 (13%)	52,89,113	1.78	11 (21%)
82	PEB	hM	202	-	43,46,46	3.41	12 (27%)	45,67,67	2.27	14 (31%)
82	PEB	Y1	202	-	43,46,46	3.46	10 (23%)	45,67,67	2.03	12 (26%)
82	PEB	d1	201	-	43,46,46	3.26	9 (20%)	45,67,67	2.34	14 (31%)
82	PEB	q8	201	-	43,46,46	3.54	11 (25%)	45,67,67	2.11	14 (31%)
84	CYC	J4	1001	-	42,46,46	3.14	16 (38%)	50,67,67	2.96	22 (44%)
87	CLA	BL	619	-	65,73,73	1.44	7 (10%)	76,113,113	1.46	8 (10%)
83	PUB	M9	303	-	42,46,46	3.38	9 (21%)	37,67,67	4.03	18 (48%)
82	PEB	YP	501	-	43,46,46	3.32	10 (23%)	45,67,67	2.15	15 (33%)
82	PEB	GG	1002	-	43,46,46	3.24	10 (23%)	45,67,67	2.32	17 (37%)
82	PEB	IK	203	-	43,46,46	3.06	11 (25%)	45,67,67	2.74	18 (40%)
87	CLA	BN	823	-	65,73,73	1.45	8 (12%)	76,113,113	1.46	12 (15%)
82	PEB	zC	201	-	43,46,46	3.61	11 (25%)	45,67,67	2.30	19 (42%)
87	CLA	62	308	-	45,53,73	1.79	6 (13%)	52,89,113	1.69	9 (17%)
92	LMG	a6	614	-	42,42,55	1.04	2 (4%)	50,50,63	1.22	4 (8%)
101	FES	NN	101	-	0,4,4	-	-	-		
82	PEB	xF	302	-	43,46,46	3.38	12 (27%)	45,67,67	2.91	13 (28%)
92	LMG	XL	601	-	50,50,55	0.99	2 (4%)	58,58,63	1.25	3 (5%)
87	CLA	A2	841	-	65,73,73	1.50	9 (13%)	76,113,113	1.51	9 (11%)
87	CLA	BN	822	-	55,63,73	1.58	7 (12%)	64,101,113	1.54	9 (14%)
87	CLA	F2	201	-	45,53,73	1.75	9 (20%)	52,89,113	1.58	9 (17%)
82	PEB	VM	201	-	43,46,46	3.35	10 (23%)	45,67,67	2.14	13 (28%)
82	PEB	TE	201	-	43,46,46	3.33	10 (23%)	45,67,67	2.28	19 (42%)
82	PEB	DF	202	-	43,46,46	3.15	10 (23%)	45,67,67	2.69	16 (35%)
88	LHG	AN	843	-	48,48,48	0.93	2 (4%)	51,54,54	0.91	2 (3%)
82	PEB	gM	201	-	43,46,46	3.42	10 (23%)	45,67,67	2.32	14 (31%)
82	PEB	FM	201	-	43,46,46	3.29	10 (23%)	45,67,67	2.60	16 (35%)
82	PEB	VA	202	-	43,46,46	3.20	9 (20%)	45,67,67	2.58	18 (40%)
87	CLA	62	303	-	65,73,73	1.49	5 (7%)	76,113,113	1.40	10 (13%)
87	CLA	A2	851	-	65,73,73	1.44	10 (15%)	76,113,113	1.50	9 (11%)
85	BCR	bL	602	-	41,41,41	0.79	0	56,56,56	2.29	19 (33%)
82	PEB	w8	204	-	43,46,46	3.41	11 (25%)	45,67,67	1.94	12 (26%)

Mol	Type	Chain	Res	Link	Bond lengths			Bond angles		
					Counts	RMSZ	$\#\|Z\|>2$	Counts	RMSZ	$\#\|Z\|>2$
87	CLA	A2	812	-	55,63,73	1.62	8 (14%)	64,101,113	1.57	7 (10%)
87	CLA	L2	206	-	56,64,73	1.51	8 (14%)	65,102,113	1.63	8 (12%)
87	CLA	7N	601	-	45,53,73	1.76	5 (11%)	52,89,113	1.73	8 (15%)
82	PEB	O9	203	-	43,46,46	3.42	11 (25%)	45,67,67	2.06	16 (35%)
85	BCR	A2	846	-	41,41,41	0.76	0	56,56,56	2.75	19 (33%)
85	BCR	IN	101	-	41,41,41	0.76	0	56,56,56	2.36	15 (26%)
82	PEB	MP	201	-	43,46,46	3.39	10 (23%)	45,67,67	2.30	17 (37%)
82	PEB	dJ	202	-	43,46,46	3.28	11 (25%)	45,67,67	2.08	13 (28%)
87	CLA	A2	833	-	65,73,73	1.47	9 (13%)	76,113,113	1.40	7 (9%)
82	PEB	OO	202	-	43,46,46	3.35	11 (25%)	45,67,67	1.85	11 (24%)
85	BCR	HL	103	-	41,41,41	0.73	0	56,56,56	1.70	12 (21%)
85	BCR	L2	205	-	41,41,41	0.76	0	56,56,56	3.24	23 (41%)
87	CLA	5N	601	-	45,53,73	1.73	5 (11%)	52,89,113	1.76	8 (15%)
87	CLA	A2	808	-	65,73,73	1.46	10 (15%)	76,113,113	1.48	10 (13%)
88	LHG	i6	101	-	48,48,48	0.93	2 (4%)	51,54,54	0.77	2 (3%)
82	PEB	J5	203	-	43,46,46	3.21	10 (23%)	45,67,67	2.02	15 (33%)
82	PEB	L5	202	-	43,46,46	3.32	11 (25%)	45,67,67	2.15	14 (31%)
82	PEB	AG	301	-	43,46,46	3.33	11 (25%)	45,67,67	2.33	16 (35%)
82	PEB	CM	203	-	43,46,46	3.18	10 (23%)	45,67,67	2.66	17 (37%)
82	PEB	l1	201	-	43,46,46	3.40	10 (23%)	45,67,67	2.27	15 (33%)
82	PEB	dH	202	-	43,46,46	3.41	12 (27%)	45,67,67	2.11	15 (33%)
83	PUB	yF	303	-	42,46,46	3.30	7 (16%)	37,67,67	3.12	13 (35%)
82	PEB	PJ	202	-	43,46,46	3.31	10 (23%)	45,67,67	2.31	17 (37%)
82	PEB	YO	203	-	43,46,46	3.40	11 (25%)	45,67,67	2.05	13 (28%)
87	CLA	AN	820	-	65,73,73	1.46	9 (13%)	76,113,113	1.61	12 (15%)
82	PEB	BQ	202	-	43,46,46	3.33	10 (23%)	45,67,67	2.01	15 (33%)
82	PEB	YA	301	-	43,46,46	3.41	10 (23%)	45,67,67	2.74	18 (40%)
87	CLA	B6	609	-	65,73,73	1.49	8 (12%)	76,113,113	1.37	9 (11%)
87	CLA	CL	518	-	46,54,73	1.73	7 (15%)	53,90,113	1.58	7 (13%)
82	PEB	C7	202	-	43,46,46	1.06	2 (4%)	45,67,67	1.00	2 (4%)
82	PEB	1C	203	-	43,46,46	3.48	9 (20%)	45,67,67	1.83	12 (26%)
92	LMG	BL	611	-	40,40,55	1.01	2 (5%)	48,48,63	1.34	6 (12%)
87	CLA	4N	602	-	65,73,73	1.52	8 (12%)	76,113,113	1.46	6 (7%)
82	PEB	iK	203	-	43,46,46	3.47	12 (27%)	45,67,67	2.03	14 (31%)
85	BCR	CL	502	-	41,41,41	0.88	0	56,56,56	2.37	18 (32%)

Mol	Type	Chain	Res	Link	Bond lengths			Bond angles		
					Counts	RMSZ	$\#\|Z\|>2$	Counts	RMSZ	$\#\|Z\|>2$
87	CLA	dL	401	-	65,73,73	1.46	9 (13%)	76,113,113	1.59	8 (10%)
87	CLA	a6	608	-	60,68,73	1.50	8 (13%)	70,107,113	1.54	10 (14%)
84	CYC	I4	1001	-	42,46,46	3.19	13 (30%)	50,67,67	2.82	20 (40%)
82	PEB	EI	201	-	43,46,46	3.33	9 (20%)	45,67,67	1.98	13 (28%)
96	HEM	VL	201	-	41,50,50	1.44	7 (17%)	45,82,82	1.88	11 (24%)
84	CYC	L3	1001	-	42,46,46	3.44	14 (33%)	50,67,67	3.15	21 (42%)
82	PEB	wF	303	-	43,46,46	3.47	11 (25%)	45,67,67	2.08	15 (33%)
95	DGD	O6	301	-	41,41,67	1.05	2 (4%)	55,55,81	1.13	5 (9%)
82	PEB	Y4	203	-	43,46,46	3.38	11 (25%)	45,67,67	2.04	13 (28%)
82	PEB	RJ	201	-	43,46,46	3.28	10 (23%)	45,67,67	2.40	15 (33%)
82	PEB	j1	201	-	43,46,46	3.17	10 (23%)	45,67,67	2.19	16 (35%)
82	PEB	qC	202	-	43,46,46	3.38	12 (27%)	45,67,67	2.50	15 (33%)
82	PEB	YH	201	-	43,46,46	3.51	11 (25%)	45,67,67	2.31	18 (40%)
82	PEB	A5	201	-	43,46,46	3.21	11 (25%)	45,67,67	2.21	15 (33%)
83	PUB	AE	302	-	42,46,46	3.40	9 (21%)	37,67,67	3.31	16 (43%)
84	CYC	r3	1001	-	42,46,46	1.09	1 (2%)	50,67,67	0.95	2 (4%)
85	BCR	B2	840	-	41,41,41	0.72	0	56,56,56	1.79	16 (28%)
87	CLA	32	309	-	50,58,73	1.62	5 (10%)	58,95,113	2.04	13 (22%)
82	PEB	g1	201	-	43,46,46	3.57	10 (23%)	45,67,67	1.92	15 (33%)
84	CYC	I3	1001	-	42,46,46	3.43	14 (33%)	50,67,67	3.16	21 (42%)
82	PEB	VG	201	-	43,46,46	3.40	11 (25%)	45,67,67	2.06	16 (35%)
87	CLA	42	603	-	45,53,73	1.70	7 (15%)	52,89,113	1.77	8 (15%)
82	PEB	uK	202	-	43,46,46	3.43	11 (25%)	45,67,67	1.97	15 (33%)
82	PEB	IA	202	-	43,46,46	3.42	11 (25%)	45,67,67	1.87	12 (26%)
87	CLA	c6	613	-	65,73,73	1.48	7 (10%)	76,113,113	1.35	8 (10%)
82	PEB	SB	201	-	43,46,46	3.18	10 (23%)	45,67,67	2.14	15 (33%)
87	CLA	A2	806	-	55,63,73	1.57	7 (12%)	64,101,113	1.69	8 (12%)
87	CLA	K6	101	-	65,73,73	1.48	9 (13%)	76,113,113	1.45	10 (13%)
84	CYC	NO	1001	-	42,46,46	3.37	15 (35%)	50,67,67	2.85	21 (42%)
82	PEB	WF	202	-	43,46,46	3.30	11 (25%)	45,67,67	2.29	18 (40%)
87	CLA	B2	828	-	45,53,73	1.78	10 (22%)	52,89,113	1.60	8 (15%)
87	CLA	bL	613	-	65,73,73	1.46	7 (10%)	76,113,113	1.64	8 (10%)
82	PEB	fH	202	-	43,46,46	3.47	9 (20%)	45,67,67	2.59	15 (33%)
87	CLA	ON	203	-	45,53,73	1.91	10 (22%)	52,89,113	1.58	9 (17%)
84	CYC	D4	1001	-	42,46,46	3.12	13 (30%)	50,67,67	2.79	20 (40%)

Mol	Type	Chain	Res	Link	Bond lengths			Bond angles		
					Counts	RMSZ	$\#\|Z\|>2$	Counts	RMSZ	$\#\|Z\|>2$
82	PEB	PE	202	-	43,46,46	3.34	10 (23%)	45,67,67	2.30	18 (40%)
87	CLA	72	606	-	45,53,73	1.80	8 (17%)	52,89,113	1.66	9 (17%)
87	CLA	5N	608	-	41,49,73	1.87	8 (19%)	47,84,113	1.90	12 (25%)
82	PEB	ED	201	-	43,46,46	3.30	11 (25%)	45,67,67	2.18	16 (35%)
84	CYC	IG	1001	-	42,46,46	3.18	13 (30%)	50,67,67	2.85	18 (36%)
82	PEB	JM	202	-	43,46,46	3.36	10 (23%)	45,67,67	2.37	15 (33%)
82	PEB	jF	202	-	43,46,46	3.45	10 (23%)	45,67,67	2.17	13 (28%)
82	PEB	MP	202	-	43,46,46	3.32	10 (23%)	45,67,67	2.08	15 (33%)
84	CYC	G3	1001	-	42,46,46	3.68	14 (33%)	50,67,67	2.93	19 (38%)
82	PEB	T9	202	-	43,46,46	3.59	10 (23%)	45,67,67	2.66	17 (37%)
82	PEB	bK	201	-	43,46,46	3.39	10 (23%)	45,67,67	2.09	15 (33%)
82	PEB	RH	202	-	43,46,46	3.52	11 (25%)	45,67,67	1.74	11 (24%)
82	PEB	UD	201	-	43,46,46	3.51	12 (27%)	45,67,67	2.13	17 (37%)
82	PEB	XJ	202	-	43,46,46	3.19	11 (25%)	45,67,67	2.40	17 (37%)
82	PEB	bO	201	-	43,46,46	3.37	10 (23%)	45,67,67	2.38	16 (35%)
82	PEB	LQ	203	-	43,46,46	3.37	9 (20%)	45,67,67	2.04	14 (31%)
94	PL9	a6	601	-	55,55,55	0.62	2 (3%)	68,69,69	1.92	22 (32%)
82	PEB	LF	202	-	43,46,46	3.66	11 (25%)	45,67,67	2.71	15 (33%)
85	BCR	LN	205	-	41,41,41	0.77	0	56,56,56	3.24	24 (42%)
87	CLA	BN	810	-	65,73,73	1.48	9 (13%)	76,113,113	1.60	8 (10%)
82	PEB	IM	202	-	43,46,46	3.27	11 (25%)	45,67,67	2.26	14 (31%)
92	LMG	JL	102	-	43,43,55	0.96	2 (4%)	51,51,63	1.28	5 (9%)
82	PEB	TM	202	-	43,46,46	3.44	10 (23%)	45,67,67	2.21	16 (35%)
82	PEB	EP	202	-	43,46,46	3.31	10 (23%)	45,67,67	2.01	13 (28%)
84	CYC	N1	1001	-	42,46,46	3.36	16 (38%)	50,67,67	2.84	22 (44%)
87	CLA	bL	614	-	65,73,73	1.44	8 (12%)	76,113,113	1.58	8 (10%)
82	PEB	H9	201	-	43,46,46	3.45	10 (23%)	45,67,67	1.96	13 (28%)
87	CLA	AN	802	-	65,73,73	1.48	8 (12%)	76,113,113	1.56	12 (15%)
87	CLA	A2	834	-	65,73,73	1.46	9 (13%)	76,113,113	1.51	9 (11%)
82	PEB	oF	202	-	43,46,46	3.51	9 (20%)	45,67,67	1.96	12 (26%)
82	PEB	lJ	201	-	43,46,46	3.21	11 (25%)	45,67,67	2.53	16 (35%)
82	PEB	Z5	304	-	43,46,46	3.24	11 (25%)	45,67,67	2.71	19 (42%)
87	CLA	B2	834	-	65,73,73	1.50	10 (15%)	76,113,113	1.46	9 (11%)
97	GOL	WL	101	-	5,5,5	0.22	0	5,5,5	0.34	0
84	CYC	K1	1001	-	42,46,46	3.18	11 (26%)	50,67,67	2.95	22 (44%)

Mol	Type	Chain	Res	Link	Bond lengths			Bond angles		
					Counts	RMSZ	$\#\|Z\|>2$	Counts	RMSZ	$\#\|Z\|>2$
82	PEB	dE	201	-	43,46,46	3.37	10 (23%)	45,67,67	2.15	14 (31%)
82	PEB	iJ	202	-	43,46,46	3.29	10 (23%)	45,67,67	2.53	16 (35%)
87	CLA	aL	606	-	60,68,73	1.63	8 (13%)	70,107,113	2.10	16 (22%)
82	PEB	fG	201	-	43,46,46	3.34	10 (23%)	45,67,67	2.12	17 (37%)
83	PUB	AO	303	-	42,46,46	3.41	7 (16%)	37,67,67	3.01	14 (37%)
87	CLA	B2	833	-	47,55,73	1.68	9 (19%)	54,91,113	1.61	10 (18%)
82	PEB	UG	202	-	43,46,46	3.48	10 (23%)	45,67,67	2.05	15 (33%)
82	PEB	kG	201	-	43,46,46	3.46	12 (27%)	45,67,67	2.24	17 (37%)
82	PEB	H7	203	-	43,46,46	3.55	12 (27%)	45,67,67	2.47	16 (35%)
82	PEB	EQ	201	-	43,46,46	3.29	11 (25%)	45,67,67	2.16	17 (37%)
82	PEB	YH	202	-	43,46,46	3.45	10 (23%)	45,67,67	2.03	12 (26%)
85	BCR	AN	846	-	41,41,41	0.76	0	56,56,56	2.75	19 (33%)
82	PEB	OP	202	-	43,46,46	3.35	10 (23%)	45,67,67	2.10	14 (31%)
82	PEB	u8	202	-	43,46,46	3.45	11 (25%)	45,67,67	2.44	13 (28%)
82	PEB	TQ	201	-	43,46,46	3.36	13 (30%)	45,67,67	2.31	13 (28%)
82	PEB	cH	201	-	43,46,46	3.31	10 (23%)	45,67,67	2.07	15 (33%)
82	PEB	SB	202	-	43,46,46	3.33	11 (25%)	45,67,67	2.22	17 (37%)
82	PEB	D7	203	-	43,46,46	3.38	10 (23%)	45,67,67	1.98	16 (35%)
84	CYC	C3	1001	-	42,46,46	3.68	14 (33%)	50,67,67	2.93	19 (38%)
82	PEB	fM	203	-	43,46,46	3.31	11 (25%)	45,67,67	2.48	16 (35%)
82	PEB	AJ	302	-	43,46,46	3.24	9 (20%)	45,67,67	2.18	13 (28%)
85	BCR	FN	202	-	41,41,41	0.72	0	56,56,56	2.11	18 (32%)
87	CLA	c6	612	-	65,73,73	1.48	7 (10%)	76,113,113	1.39	8 (10%)
82	PEB	P4	201	-	43,46,46	3.38	10 (23%)	45,67,67	2.23	17 (37%)
82	PEB	SK	202	-	43,46,46	3.25	12 (27%)	45,67,67	2.40	16 (35%)
83	PUB	AH	304	-	42,46,46	3.72	8 (19%)	37,67,67	3.97	17 (45%)
82	PEB	xC	201	-	43,46,46	3.53	10 (23%)	45,67,67	1.88	14 (31%)
95	DGD	JL	101	-	63,63,67	0.83	2 (3%)	77,77,81	0.94	2 (2%)
87	CLA	22	602	-	65,73,73	1.68	6 (9%)	76,113,113	2.74	16 (21%)
82	PEB	YG	202	-	43,46,46	3.41	10 (23%)	45,67,67	2.28	17 (37%)
89	OEX	AL	408	-	0,15,15	-	-	-		
87	CLA	RN	204	-	45,53,73	1.74	8 (17%)	52,89,113	1.63	8 (15%)
82	PEB	dE	203	-	43,46,46	3.49	12 (27%)	45,67,67	2.07	15 (33%)
87	CLA	A2	813	-	65,73,73	1.43	8 (12%)	76,113,113	1.44	6 (7%)
87	CLA	b6	617	-	65,73,73	1.47	8 (12%)	76,113,113	1.42	7 (9%)

Mol	Type	Chain	Res	Link	Bond lengths			Bond angles		
					Counts	RMSZ	$\#\|Z\|>2$	Counts	RMSZ	$\#\|Z\|>2$
92	LMG	m6	101	-	41,41,55	1.01	2 (4%)	49,49,63	1.15	4 (8%)
82	PEB	XQ	201	-	43,46,46	3.34	11 (25%)	45,67,67	2.47	15 (33%)
84	CYC	c3	1001	-	42,46,46	3.68	14 (33%)	50,67,67	2.92	19 (38%)
82	PEB	HO	1002	-	43,46,46	3.28	10 (23%)	45,67,67	2.07	15 (33%)
87	CLA	AN	818	-	45,53,73	1.75	8 (17%)	52,89,113	1.59	7 (13%)
82	PEB	bF	201	-	43,46,46	3.39	10 (23%)	45,67,67	2.08	15 (33%)
82	PEB	j4	201	-	43,46,46	3.40	11 (25%)	45,67,67	2.30	17 (37%)
85	BCR	B6	621	-	41,41,41	0.88	2 (4%)	56,56,56	2.38	19 (33%)
87	CLA	B2	806	-	65,73,73	1.46	10 (15%)	76,113,113	1.34	7 (9%)
82	PEB	U5	202	-	43,46,46	3.34	10 (23%)	45,67,67	2.31	15 (33%)
82	PEB	LA	203	-	43,46,46	3.49	9 (20%)	45,67,67	1.81	13 (28%)
87	CLA	22	607	-	45,53,73	1.75	7 (15%)	52,89,113	1.63	11 (21%)
82	PEB	OF	202	-	43,46,46	3.09	9 (20%)	45,67,67	2.20	15 (33%)
84	CYC	CG	1001	-	42,46,46	3.26	15 (35%)	50,67,67	2.70	18 (36%)
82	PEB	OM	201	-	43,46,46	3.34	11 (25%)	45,67,67	2.27	14 (31%)
84	CYC	M4	1001	-	42,46,46	3.16	12 (28%)	50,67,67	2.88	17 (34%)
82	PEB	QM	204	-	43,46,46	3.37	11 (25%)	45,67,67	1.89	10 (22%)
82	PEB	D9	202	-	43,46,46	3.47	12 (27%)	45,67,67	2.32	16 (35%)
82	PEB	cG	202	-	43,46,46	3.46	11 (25%)	45,67,67	1.98	13 (28%)
82	PEB	XP	201	-	43,46,46	3.29	11 (25%)	45,67,67	2.09	16 (35%)
87	CLA	52	601	-	45,53,73	1.74	6 (13%)	52,89,113	1.75	8 (15%)
82	PEB	NP	201	-	43,46,46	3.41	11 (25%)	45,67,67	2.07	16 (35%)
82	PEB	kG	202	-	43,46,46	3.33	11 (25%)	45,67,67	2.14	16 (35%)
82	PEB	aB	202	-	43,46,46	3.35	10 (23%)	45,67,67	1.99	16 (35%)
82	PEB	I7	201	-	43,46,46	3.35	12 (27%)	45,67,67	2.19	13 (28%)
87	CLA	AN	813	-	65,73,73	1.43	8 (12%)	76,113,113	1.44	6 (7%)
82	PEB	FQ	201	-	43,46,46	3.25	11 (25%)	45,67,67	2.63	17 (37%)
83	PUB	AD	302	-	42,46,46	3.47	8 (19%)	37,67,67	3.17	15 (40%)
95	DGD	a6	604	-	54,54,67	0.91	2 (3%)	68,68,81	1.10	6 (8%)
82	PEB	dH	201	-	43,46,46	3.26	10 (23%)	45,67,67	2.35	15 (33%)
82	PEB	NK	201	-	43,46,46	3.33	10 (23%)	45,67,67	3.07	16 (35%)
87	CLA	2N	311	-	42,50,73	1.79	6 (14%)	48,85,113	1.86	8 (16%)
95	DGD	BL	614	-	59,59,67	0.94	3 (5%)	73,73,81	1.57	12 (16%)
82	PEB	SD	201	-	43,46,46	3.39	10 (23%)	45,67,67	2.09	13 (28%)
84	CYC	B3	1001	-	42,46,46	3.44	14 (33%)	50,67,67	3.15	21 (42%)

Mol	Type	Chain	Res	Link	Bond lengths			Bond angles		
					Counts	RMSZ	$\#\|Z\|>2$	Counts	RMSZ	$\#\|Z\|>2$
82	PEB	TA	201	-	43,46,46	3.56	11 (25%)	45,67,67	2.32	17 (37%)
87	CLA	AN	834	-	65,73,73	1.47	9 (13%)	76,113,113	1.51	9 (11%)
87	CLA	d6	406	-	65,73,73	1.45	6 (9%)	76,113,113	1.43	9 (11%)
82	PEB	T4	202	-	43,46,46	3.36	12 (27%)	45,67,67	2.25	14 (31%)
82	PEB	W1	203	-	43,46,46	3.41	12 (27%)	45,67,67	2.33	16 (35%)
84	CYC	v3	1001	-	42,46,46	3.68	14 (33%)	50,67,67	2.93	19 (38%)
82	PEB	PK	201	-	43,46,46	3.31	8 (18%)	45,67,67	3.21	18 (40%)
87	CLA	b6	611	-	65,73,73	1.48	9 (13%)	76,113,113	1.36	7 (9%)
82	PEB	SH	203	-	43,46,46	3.39	11 (25%)	45,67,67	2.54	17 (37%)
82	PEB	AF	202	-	43,46,46	3.52	12 (27%)	45,67,67	1.91	12 (26%)
87	CLA	BL	621	-	65,73,73	1.46	9 (13%)	76,113,113	1.68	12 (15%)
82	PEB	dB	202	-	43,46,46	3.25	10 (23%)	45,67,67	1.97	13 (28%)
82	PEB	A5	202	-	43,46,46	3.35	10 (23%)	45,67,67	1.93	14 (31%)
87	CLA	12	605	-	45,53,73	1.75	6 (13%)	52,89,113	1.63	8 (15%)
87	CLA	cL	511	-	65,73,73	1.42	9 (13%)	76,113,113	1.48	9 (11%)
82	PEB	pF	202	-	43,46,46	3.59	11 (25%)	45,67,67	2.72	18 (40%)
87	CLA	D6	405	-	65,73,73	1.46	7 (10%)	76,113,113	1.44	9 (11%)
82	PEB	wK	301	-	43,46,46	3.21	9 (20%)	45,67,67	2.28	15 (33%)
87	CLA	A2	840	-	65,73,73	1.44	9 (13%)	76,113,113	1.45	8 (10%)
82	PEB	LD	201	-	43,46,46	3.33	11 (25%)	45,67,67	2.42	16 (35%)
87	CLA	D6	403	-	65,73,73	1.47	9 (13%)	76,113,113	1.41	8 (10%)
87	CLA	AN	830	-	65,73,73	1.41	10 (15%)	76,113,113	1.47	8 (10%)
82	PEB	JJ	201	-	43,46,46	3.35	10 (23%)	45,67,67	2.38	14 (31%)
85	BCR	cL	504	-	41,41,41	0.85	1 (2%)	56,56,56	2.32	17 (30%)
82	PEB	WP	201	-	43,46,46	3.38	11 (25%)	45,67,67	2.63	15 (33%)
82	PEB	eO	201	-	43,46,46	3.35	11 (25%)	45,67,67	2.15	15 (33%)
82	PEB	S9	203	-	43,46,46	3.32	10 (23%)	45,67,67	2.25	16 (35%)
87	CLA	A2	849	-	65,73,73	1.42	8 (12%)	76,113,113	1.69	8 (10%)
96	HEM	GN	201	-	41,50,50	1.94	7 (17%)	45,82,82	1.59	9 (20%)
82	PEB	J9	202	-	43,46,46	3.45	11 (25%)	45,67,67	2.37	17 (37%)
82	PEB	QK	202	-	43,46,46	3.39	10 (23%)	45,67,67	1.94	13 (28%)
85	BCR	FL	101	-	41,41,41	0.74	0	56,56,56	2.39	25 (44%)
87	CLA	A2	824	-	51,59,73	1.64	8 (15%)	59,96,113	1.69	8 (13%)
82	PEB	WF	203	-	43,46,46	3.40	11 (25%)	45,67,67	2.16	12 (26%)
82	PEB	FO	1002	-	43,46,46	3.24	10 (23%)	45,67,67	2.22	17 (37%)

Mol	Type	Chain	Res	Link	Bond lengths			Bond angles		
					Counts	RMSZ	$\#\|Z\|>2$	Counts	RMSZ	$\#\|Z\|>2$
83	PUB	QM	201	-	42,46,46	3.45	7 (16%)	37,67,67	3.33	16 (43%)
84	CYC	L1	1001	-	42,46,46	3.51	16 (38%)	50,67,67	3.09	25 (50%)
82	PEB	W1	201	-	43,46,46	3.22	11 (25%)	45,67,67	2.22	15 (33%)
83	PUB	K7	203	-	42,46,46	3.36	7 (16%)	37,67,67	3.59	17 (45%)
82	PEB	BP	201	-	43,46,46	3.45	12 (27%)	45,67,67	2.17	18 (40%)
82	PEB	DE	1002	-	43,46,46	3.30	12 (27%)	45,67,67	2.25	14 (31%)
82	PEB	R7	202	-	43,46,46	3.09	11 (25%)	45,67,67	2.93	15 (33%)
91	PHO	A6	407	-	51,69,69	1.66	8 (15%)	47,99,99	1.93	10 (21%)
82	PEB	UA	202	-	43,46,46	3.32	10 (23%)	45,67,67	1.95	13 (28%)
87	CLA	6N	601	-	45,53,73	1.79	5 (11%)	52,89,113	1.57	6 (11%)
82	PEB	TO	201	-	43,46,46	3.33	10 (23%)	45,67,67	2.17	17 (37%)
82	PEB	L5	203	-	43,46,46	3.16	10 (23%)	45,67,67	2.18	17 (37%)
83	PUB	YA	302	-	42,46,46	3.53	8 (19%)	37,67,67	3.04	16 (43%)
82	PEB	NF	201	-	43,46,46	3.34	10 (23%)	45,67,67	3.08	17 (37%)
87	CLA	AN	806	-	55,63,73	1.57	7 (12%)	64,101,113	1.69	8 (12%)
87	CLA	62	312	-	45,53,73	1.77	5 (11%)	52,89,113	1.62	7 (13%)
82	PEB	NA	202	-	43,46,46	3.01	9 (20%)	45,67,67	3.12	17 (37%)
87	CLA	A2	801	-	65,73,73	1.47	8 (12%)	76,113,113	1.55	12 (15%)
87	CLA	b6	608	-	65,73,73	1.40	10 (15%)	76,113,113	1.61	12 (15%)
82	PEB	lK	202	-	43,46,46	3.43	11 (25%)	45,67,67	2.11	16 (35%)
82	PEB	JM	201	-	43,46,46	3.34	10 (23%)	45,67,67	2.29	15 (33%)
87	CLA	4N	603	-	45,53,73	1.71	7 (15%)	52,89,113	1.77	8 (15%)
82	PEB	h4	201	-	43,46,46	3.40	11 (25%)	45,67,67	2.34	19 (42%)
82	PEB	DA	202	-	43,46,46	3.22	11 (25%)	45,67,67	2.50	16 (35%)
82	PEB	U9	202	-	43,46,46	3.33	10 (23%)	45,67,67	2.27	15 (33%)
82	PEB	eB	201	-	43,46,46	3.29	10 (23%)	45,67,67	2.04	16 (35%)
87	CLA	IN	103	-	65,73,73	1.45	7 (10%)	76,113,113	1.49	10 (13%)
82	PEB	BB	203	-	43,46,46	3.32	10 (23%)	45,67,67	2.22	16 (35%)
82	PEB	RH	201	-	43,46,46	3.41	11 (25%)	45,67,67	2.17	18 (40%)
82	PEB	y8	203	-	43,46,46	3.54	12 (27%)	45,67,67	2.29	11 (24%)
87	CLA	BN	834	-	65,73,73	1.49	10 (15%)	76,113,113	1.46	9 (11%)
82	PEB	hJ	203	-	43,46,46	3.48	11 (25%)	45,67,67	2.24	15 (33%)
87	CLA	dL	404	-	65,73,73	1.43	8 (12%)	76,113,113	1.51	10 (13%)
82	PEB	SE	201	-	43,46,46	3.28	10 (23%)	45,67,67	2.08	16 (35%)
82	PEB	PD	201	-	43,46,46	3.45	13 (30%)	45,67,67	2.12	13 (28%)

Mol	Type	Chain	Res	Link	Bond lengths			Bond angles		
					Counts	RMSZ	$\#\|Z\|>2$	Counts	RMSZ	$\#\|Z\|>2$
94	PL9	A6	410	-	55,55,55	0.61	1 (1%)	68,69,69	2.28	21 (30%)
84	CYC	HH	1001	-	42,46,46	3.30	15 (35%)	50,67,67	2.88	22 (44%)
82	PEB	HI	202	-	43,46,46	2.90	12 (27%)	45,67,67	2.88	16 (35%)
87	CLA	B2	832	-	65,73,73	1.43	8 (12%)	76,113,113	1.53	8 (10%)
82	PEB	WD	202	-	43,46,46	3.48	13 (30%)	45,67,67	1.95	15 (33%)
82	PEB	QH	203	-	43,46,46	3.30	9 (20%)	45,67,67	2.08	14 (31%)
82	PEB	O1	201	-	43,46,46	3.36	13 (30%)	45,67,67	2.34	16 (35%)
82	PEB	VH	202	-	43,46,46	3.37	10 (23%)	45,67,67	2.14	16 (35%)
82	PEB	XK	201	-	43,46,46	3.39	10 (23%)	45,67,67	3.73	17 (37%)
82	PEB	FD	202	-	43,46,46	3.42	11 (25%)	45,67,67	1.99	15 (33%)
87	CLA	BL	608	-	65,73,73	1.48	7 (10%)	76,113,113	1.53	9 (11%)
85	BCR	FN	204	-	41,41,41	0.72	0	56,56,56	1.95	13 (23%)

In the following table, the Chirals column lists the number of chiral outliers, the number of chiral centers analysed, the number of these observed in the model and the number defined in the Chemical Component Dictionary. Similar counts are reported in the Torsion and Rings columns. '-' means no outliers of that kind were identified.

Mol	Type	Chain	Res	Link	Chirals	Torsions	Rings
82	PEB	Y9	203	-	-	9/24/74/74	0/4/4/4
87	CLA	A2	822	-	1/1/11/20	6/13/91/115	-
84	CYC	L4	1001	-	-	5/25/74/74	0/4/4/4
82	PEB	P9	201	-	-	8/24/74/74	0/4/4/4
82	PEB	SO	201	-	-	10/24/74/74	0/4/4/4
82	PEB	wK	302	-	-	9/24/74/74	0/4/4/4
82	PEB	TD	203	-	-	13/24/74/74	0/4/4/4
82	PEB	MQ	201	-	-	7/24/74/74	0/4/4/4
87	CLA	BN	817	-	1/1/13/20	6/30/108/115	-
84	CYC	JH	1003	-	-	9/25/74/74	0/4/4/4
82	PEB	BK	201	-	-	11/24/74/74	0/4/4/4
82	PEB	DQ	201	-	-	10/24/74/74	0/4/4/4
82	PEB	MJ	202	-	-	4/24/74/74	0/4/4/4
82	PEB	kO	202	-	-	13/24/74/74	0/4/4/4
87	CLA	c6	616	-	1/1/15/20	12/37/115/115	-
82	PEB	BA	201	-	-	8/24/74/74	0/4/4/4
82	PEB	IP	202	-	-	11/24/74/74	0/4/4/4

Continued on next page...

Continued from previous page...

Mol	Type	Chain	Res	Link	Chirals	Torsions	Rings
87	CLA	RN	203	-	1/1/11/20	6/15/93/115	-
82	PEB	zK	501	-	-	6/24/74/74	0/4/4/4
82	PEB	QE	201	-	-	9/24/74/74	0/4/4/4
82	PEB	AP	201	-	-	4/24/74/74	0/4/4/4
82	PEB	QO	202	-	-	9/24/74/74	0/4/4/4
82	PEB	nK	202	-	-	11/24/74/74	0/4/4/4
87	CLA	JN	101	-	1/1/10/20	3/10/88/115	-
82	PEB	RG	201	-	-	8/24/74/74	0/4/4/4
82	PEB	U5	203	-	-	12/24/74/74	0/4/4/4
84	CYC	IE	1001	-	-	8/25/74/74	0/4/4/4
87	CLA	b6	610	-	1/1/15/20	15/37/115/115	-
82	PEB	uF	202	-	-	10/24/74/74	0/4/4/4
87	CLA	AN	849	-	1/1/15/20	11/37/115/115	-
82	PEB	DF	203	-	-	12/24/74/74	0/4/4/4
82	PEB	Y9	201	-	-	11/24/74/74	0/4/4/4
87	CLA	6N	605	-	1/1/11/20	6/13/91/115	-
82	PEB	g4	202	-	-	8/24/74/74	0/4/4/4
83	PUB	Z5	302	-	-	7/24/74/74	0/4/4/4
82	PEB	aJ	204	-	-	5/24/74/74	0/4/4/4
85	BCR	BL	617	-	-	3/29/63/63	0/2/2/2
82	PEB	IJ	202	-	-	6/24/74/74	0/4/4/4
82	PEB	WE	201	-	-	7/24/74/74	0/4/4/4
82	PEB	AI	202	-	-	10/24/74/74	0/4/4/4
87	CLA	C6	513	-	1/1/15/20	20/37/115/115	-
82	PEB	IA	201	-	-	13/24/74/74	0/4/4/4
88	LHG	C6	522	-	-	13/36/36/53	-
82	PEB	ND	203	-	-	12/24/74/74	0/4/4/4
82	PEB	UO	201	-	-	8/24/74/74	0/4/4/4
87	CLA	72	605	-	1/1/11/20	6/13/91/115	-
82	PEB	DQ	203	-	-	10/24/74/74	0/4/4/4
82	PEB	kF	203	-	-	10/24/74/74	0/4/4/4
85	BCR	kL	100	-	-	13/29/63/63	0/2/2/2
82	PEB	NJ	202	-	-	9/24/74/74	0/4/4/4
84	CYC	q3	1001	-	-	4/25/74/74	0/4/4/4

Continued on next page...

Continued from previous page...

Mol	Type	Chain	Res	Link	Chirals	Torsions	Rings
84	CYC	HG	1001	-	-	8/25/74/74	0/4/4/4
88	LHG	A2	844	-	-	17/44/44/53	-
82	PEB	z8	202	-	-	11/24/74/74	0/4/4/4
82	PEB	CJ	203	-	-	8/24/74/74	0/4/4/4
82	PEB	kE	202	-	-	11/24/74/74	0/4/4/4
87	CLA	72	604	-	1/1/10/20	5/10/88/115	-
87	CLA	CL	508	-	1/1/15/20	21/37/115/115	-
82	PEB	jF	201	-	-	7/24/74/74	0/4/4/4
82	PEB	YA	304	-	-	13/24/74/74	0/4/4/4
85	BCR	c6	602	-	-	3/29/63/63	0/2/2/2
87	CLA	B6	616	-	1/1/15/20	14/37/115/115	-
83	PUB	BJ	302	-	-	7/24/74/74	0/4/4/4
82	PEB	cG	201	-	-	5/24/74/74	0/4/4/4
95	DGD	C6	502	-	-	26/51/91/95	0/2/2/2
85	BCR	H6	101	-	-	3/29/63/63	0/2/2/2
82	PEB	JP	202	-	-	5/24/74/74	0/4/4/4
82	PEB	DQ	202	-	-	9/24/74/74	0/4/4/4
87	CLA	5N	602	-	1/1/15/20	10/37/115/115	-
82	PEB	P9	202	-	-	15/24/74/74	0/4/4/4
82	PEB	lM	203	-	-	12/24/74/74	0/4/4/4
88	LHG	dL	405	-	-	15/53/53/53	-
85	BCR	F2	204	-	-	6/29/63/63	0/2/2/2
87	CLA	BN	815	-	1/1/10/20	3/10/88/115	-
84	CYC	k3	1001	-	-	4/25/74/74	0/4/4/4
82	PEB	dB	201	-	-	8/24/74/74	0/4/4/4
82	PEB	GA	201	-	-	6/24/74/74	0/4/4/4
82	PEB	BI	203	-	-	8/24/74/74	0/4/4/4
82	PEB	cO	201	-	-	7/24/74/74	0/4/4/4
82	PEB	GD	201	-	-	4/24/74/74	0/4/4/4
82	PEB	vK	202	-	-	9/24/74/74	0/4/4/4
87	CLA	AN	822	-	1/1/11/20	6/13/91/115	-
82	PEB	pF	201	-	-	10/24/74/74	0/4/4/4
82	PEB	P7	201	-	-	4/24/74/74	0/4/4/4
87	CLA	B2	817	-	1/1/14/20	12/31/109/115	-

Continued on next page...

Continued from previous page...

Mol	Type	Chain	Res	Link	Chirals	Torsions	Rings
82	PEB	aH	202	-	-	10/24/74/74	0/4/4/4
82	PEB	UE	201	-	-	5/24/74/74	0/4/4/4
82	PEB	L7	202	-	-	9/24/74/74	0/4/4/4
83	PUB	AJ	304	-	-	9/24/74/74	0/4/4/4
87	CLA	62	306	-	1/1/11/20	6/13/91/115	-
82	PEB	JA	202	-	-	10/24/74/74	0/4/4/4
82	PEB	Y9	202	-	-	7/24/74/74	0/4/4/4
84	CYC	x3	1001	-	-	10/25/74/74	0/4/4/4
82	PEB	GF	203	-	-	9/24/74/74	0/4/4/4
87	CLA	3N	312	-	1/1/11/20	7/13/91/115	-
84	CYC	O3	1001	-	-	4/25/74/74	0/4/4/4
82	PEB	AD	304	-	-	9/24/74/74	0/4/4/4
82	PEB	S5	203	-	-	12/24/74/74	0/4/4/4
95	DGD	C6	504	-	-	12/31/71/95	0/2/2/2
82	PEB	RA	202	-	-	10/24/74/74	0/4/4/4
87	CLA	BL	622	-	1/1/15/20	7/37/115/115	-
82	PEB	G9	201	-	-	8/24/74/74	0/4/4/4
83	PUB	AG	302	-	-	9/24/74/74	0/4/4/4
83	PUB	AJ	303	-	-	13/24/74/74	0/4/4/4
85	BCR	bL	601	-	-	8/29/63/63	0/2/2/2
82	PEB	FP	201	-	-	6/24/74/74	0/4/4/4
87	CLA	6N	613	-	1/1/11/20	4/13/91/115	-
82	PEB	BA	203	-	-	12/24/74/74	0/4/4/4
82	PEB	cJ	202	-	-	10/24/74/74	0/4/4/4
82	PEB	L1	1002	-	-	7/24/74/74	0/4/4/4
87	CLA	A2	814	-	1/1/12/20	8/24/102/115	-
82	PEB	Y4	201	-	-	2/24/74/74	0/4/4/4
83	PUB	KA	203	-	-	6/24/74/74	0/4/4/4
82	PEB	XF	201	-	-	10/24/74/74	0/4/4/4
87	CLA	72	610	-	1/1/11/20	3/13/91/115	-
87	CLA	b6	612	-	1/1/15/20	17/37/115/115	-
82	PEB	VK	201	-	-	10/24/74/74	0/4/4/4
88	LHG	M6	101	-	-	13/43/43/53	-
82	PEB	I5	202	-	-	11/24/74/74	0/4/4/4

Continued on next page...

Continued from previous page...

Mol	Type	Chain	Res	Link	Chirals	Torsions	Rings
82	PEB	PQ	202	-	-	10/24/74/74	0/4/4/4
82	PEB	yC	202	-	-	9/24/74/74	0/4/4/4
82	PEB	QF	203	-	-	6/24/74/74	0/4/4/4
87	CLA	B6	605	-	1/1/15/20	16/37/115/115	-
82	PEB	S9	202	-	-	7/24/74/74	0/4/4/4
82	PEB	M7	202	-	-	13/24/74/74	0/4/4/4
87	CLA	CL	504	-	-	16/37/115/115	-
87	CLA	B6	604	-	1/1/15/20	14/37/115/115	-
82	PEB	YP	502	-	-	11/24/74/74	0/4/4/4
82	PEB	zF	501	-	-	6/24/74/74	0/4/4/4
84	CYC	R3	1001	-	-	8/25/74/74	0/4/4/4
87	CLA	A2	820	-	1/1/15/20	10/37/115/115	-
82	PEB	EJ	203	-	-	11/24/74/74	0/4/4/4
87	CLA	BN	825	-	1/1/15/20	18/37/115/115	-
87	CLA	3N	305	-	-	13/37/115/115	-
82	PEB	GE	1002	-	-	9/24/74/74	0/4/4/4
82	PEB	TO	203	-	-	11/24/74/74	0/4/4/4
87	CLA	12	601	-	1/1/11/20	10/13/91/115	-
87	CLA	42	607	-	1/1/11/20	6/13/91/115	-
82	PEB	ZG	203	-	-	9/24/74/74	0/4/4/4
82	PEB	GQ	201	-	-	4/24/74/74	0/4/4/4
82	PEB	AM	301	-	-	11/24/74/74	0/4/4/4
82	PEB	ZF	202	-	-	10/24/74/74	0/4/4/4
82	PEB	m4	201	-	-	9/24/74/74	0/4/4/4
87	CLA	72	608	-	1/1/10/20	4/8/86/115	-
82	PEB	L9	203	-	-	7/24/74/74	0/4/4/4
83	PUB	xK	306	-	-	6/24/74/74	0/4/4/4
82	PEB	wC	204	-	-	8/24/74/74	0/4/4/4
82	PEB	iH	201	-	-	8/24/74/74	0/4/4/4
82	PEB	Q4	202	-	-	9/24/74/74	0/4/4/4
82	PEB	SO	202	-	-	10/24/74/74	0/4/4/4
87	CLA	C6	519	-	1/1/13/20	11/25/103/115	-
87	CLA	nL	101	-	1/1/15/20	18/37/115/115	-
82	PEB	QP	201	-	-	7/24/74/74	0/4/4/4

Continued on next page...

Continued from previous page...

Mol	Type	Chain	Res	Link	Chirals	Torsions	Rings
87	CLA	82	301	-	-	8/13/91/115	-
82	PEB	lH	201	-	-	10/24/74/74	0/4/4/4
85	BCR	cL	503	-	-	2/29/63/63	0/2/2/2
82	PEB	IQ	201	-	-	7/24/74/74	0/4/4/4
82	PEB	Q1	201	-	-	8/24/74/74	0/4/4/4
87	CLA	4N	607	-	1/1/11/20	6/13/91/115	-
82	PEB	eF	201	-	-	11/24/74/74	0/4/4/4
82	PEB	FD	201	-	-	13/24/74/74	0/4/4/4
82	PEB	II	201	-	-	8/24/74/74	0/4/4/4
87	CLA	3N	307	-	-	2/10/88/115	-
82	PEB	FF	201	-	-	5/24/74/74	0/4/4/4
83	PUB	A1	304	-	-	15/24/74/74	0/4/4/4
87	CLA	LN	206	-	-	5/27/105/115	-
82	PEB	D5	202	-	-	10/24/74/74	0/4/4/4
82	PEB	eG	202	-	-	6/24/74/74	0/4/4/4
82	PEB	m1	202	-	-	10/24/74/74	0/4/4/4
88	LHG	a6	610	-	-	14/47/47/53	-
82	PEB	jH	203	-	-	8/24/74/74	0/4/4/4
82	PEB	AE	304	-	-	4/24/74/74	0/4/4/4
82	PEB	KA	202	-	-	10/24/74/74	0/4/4/4
82	PEB	iO	203	-	-	12/24/74/74	0/4/4/4
82	PEB	HG	1002	-	-	8/24/74/74	0/4/4/4
82	PEB	aO	201	-	-	2/24/74/74	0/4/4/4
82	PEB	e1	201	-	-	8/24/74/74	0/4/4/4
82	PEB	H1	1002	-	-	8/24/74/74	0/4/4/4
82	PEB	TP	202	-	-	11/24/74/74	0/4/4/4
82	PEB	DJ	202	-	-	11/24/74/74	0/4/4/4
82	PEB	A4	301	-	-	7/24/74/74	0/4/4/4
82	PEB	aG	201	-	-	5/24/74/74	0/4/4/4
82	PEB	CM	201	-	-	7/24/74/74	0/4/4/4
83	PUB	Z9	305	-	-	14/24/74/74	0/4/4/4
82	PEB	lO	202	-	-	10/24/74/74	0/4/4/4
82	PEB	Y7	301	-	-	16/24/74/74	0/4/4/4
84	CYC	K3	1001	-	-	8/25/74/74	0/4/4/4

Continued on next page...

Continued from previous page...

Mol	Type	Chain	Res	Link	Chirals	Torsions	Rings
82	PEB	wF	301	-	-	11/24/74/74	0/4/4/4
99	SF4	C2	101	-	-	-	0/6/5/5
85	BCR	bL	603	-	-	4/29/63/63	0/2/2/2
82	PEB	SH	201	-	-	5/24/74/74	0/4/4/4
84	CYC	D1	1001	-	-	6/25/74/74	0/4/4/4
82	PEB	TF	202	-	-	15/24/74/74	0/4/4/4
83	PUB	AE	303	-	-	8/24/74/74	0/4/4/4
82	PEB	qK	201	-	-	10/24/74/74	0/4/4/4
87	CLA	AN	816	-	1/1/11/20	6/13/91/115	-
82	PEB	yK	301	-	-	8/24/74/74	0/4/4/4
82	PEB	TI	202	-	-	8/24/74/74	0/4/4/4
82	PEB	CQ	201	-	-	4/24/74/74	0/4/4/4
82	PEB	N7	202	-	-	8/24/74/74	0/4/4/4
85	BCR	JN	102	-	-	7/29/63/63	0/2/2/2
82	PEB	CD	201	-	-	4/24/74/74	0/4/4/4
82	PEB	U7	202	-	-	11/24/74/74	0/4/4/4
82	PEB	jK	202	-	-	12/24/74/74	0/4/4/4
85	BCR	KL	100	-	-	13/29/63/63	0/2/2/2
82	PEB	IK	201	-	-	9/24/74/74	0/4/4/4
82	PEB	J4	1002	-	-	12/24/74/74	0/4/4/4
82	PEB	JI	202	-	-	9/24/74/74	0/4/4/4
82	PEB	QO	201	-	-	8/24/74/74	0/4/4/4
82	PEB	DD	202	-	-	9/24/74/74	0/4/4/4
82	PEB	FJ	201	-	-	8/24/74/74	0/4/4/4
84	CYC	DG	1001	-	-	11/25/74/74	0/4/4/4
87	CLA	4N	609	-	1/1/10/20	3/8/86/115	-
87	CLA	cL	508	-	1/1/15/20	16/37/115/115	-
95	DGD	AL	415	-	-	1/29/69/95	0/2/2/2
92	LMG	b6	623	-	-	21/36/56/70	0/1/1/1
82	PEB	KB	302	-	-	9/24/74/74	0/4/4/4
84	CYC	G4	1001	-	-	6/25/74/74	0/4/4/4
87	CLA	BN	821	-	1/1/10/20	0/11/89/115	-
82	PEB	LI	201	-	-	10/24/74/74	0/4/4/4
82	PEB	RM	201	-	-	6/24/74/74	0/4/4/4
82	PEB	kE	201	-	-	8/24/74/74	0/4/4/4

Continued on next page...

Continued from previous page...

Mol	Type	Chain	Res	Link	Chirals	Torsions	Rings
82	PEB	M9	305	-	-	10/24/74/74	0/4/4/4
82	PEB	UG	201	-	-	5/24/74/74	0/4/4/4
82	PEB	iM	201	-	-	7/24/74/74	0/4/4/4
82	PEB	YI	202	-	-	6/24/74/74	0/4/4/4
82	PEB	xF	303	-	-	12/24/74/74	0/4/4/4
87	CLA	AN	819	-	1/1/14/20	10/34/112/115	-
95	DGD	AL	414	-	-	17/51/91/95	0/2/2/2
87	CLA	A2	823	-	1/1/15/20	20/37/115/115	-
87	CLA	1N	601	-	1/1/11/20	10/13/91/115	-
83	PUB	AH	303	-	-	5/24/74/74	0/4/4/4
82	PEB	gM	202	-	-	10/24/74/74	0/4/4/4
82	PEB	MK	201	-	-	6/24/74/74	0/4/4/4
87	CLA	82	302	-	1/1/15/20	17/37/115/115	-
82	PEB	dJ	201	-	-	11/24/74/74	0/4/4/4
87	CLA	62	309	-	1/1/12/20	10/19/97/115	-
82	PEB	NJ	201	-	-	9/24/74/74	0/4/4/4
82	PEB	q8	203	-	-	6/24/74/74	0/4/4/4
82	PEB	v8	202	-	-	13/24/74/74	0/4/4/4
82	PEB	N9	201	-	-	8/24/74/74	0/4/4/4
82	PEB	W5	203	-	-	12/24/74/74	0/4/4/4
87	CLA	BL	620	-	1/1/15/20	9/37/115/115	-
82	PEB	HI	203	-	-	7/24/74/74	0/4/4/4
82	PEB	NI	203	-	-	10/24/74/74	0/4/4/4
82	PEB	zC	202	-	-	11/24/74/74	0/4/4/4
88	LHG	iL	101	-	-	16/53/53/53	-
87	CLA	A2	852	-	1/1/11/20	6/13/91/115	-
82	PEB	uF	203	-	-	9/24/74/74	0/4/4/4
82	PEB	PH	201	-	-	5/24/74/74	0/4/4/4
82	PEB	VM	202	-	-	9/24/74/74	0/4/4/4
82	PEB	g4	203	-	-	10/24/74/74	0/4/4/4
82	PEB	FM	202	-	-	9/24/74/74	0/4/4/4
82	PEB	IF	201	-	-	9/24/74/74	0/4/4/4
82	PEB	kH	202	-	-	9/24/74/74	0/4/4/4
82	PEB	IJ	203	-	-	9/24/74/74	0/4/4/4

Continued on next page...

Continued from previous page...

Mol	Type	Chain	Res	Link	Chirals	Torsions	Rings
95	DGD	c6	618	-	-	10/51/91/95	0/2/2/2
82	PEB	vK	201	-	-	9/24/74/74	0/4/4/4
87	CLA	bL	618	-	1/1/15/20	11/37/115/115	-
82	PEB	YE	202	-	-	11/24/74/74	0/4/4/4
82	PEB	LJ	202	-	-	9/24/74/74	0/4/4/4
87	CLA	AN	831	-	1/1/15/20	12/37/115/115	-
87	CLA	22	605	-	1/1/13/20	11/25/101/115	-
82	PEB	f1	202	-	-	9/24/74/74	0/4/4/4
88	LHG	D6	401	-	-	16/47/47/53	-
82	PEB	dE	204	-	-	13/24/74/74	0/4/4/4
85	BCR	C6	507	-	-	1/29/63/63	0/2/2/2
82	PEB	c1	201	-	-	6/24/74/74	0/4/4/4
87	CLA	LN	204	-	1/1/12/20	11/19/97/115	-
82	PEB	LB	201	-	-	10/24/74/74	0/4/4/4
82	PEB	aF	202	-	-	9/24/74/74	0/4/4/4
87	CLA	22	601	-	-	5/13/91/115	-
87	CLA	B2	809	-	1/1/15/20	9/37/115/115	-
82	PEB	LE	1002	-	-	10/24/74/74	0/4/4/4
82	PEB	hG	202	-	-	11/24/74/74	0/4/4/4
82	PEB	p8	201	-	-	13/24/74/74	0/4/4/4
85	BCR	BN	841	-	-	4/29/63/63	0/2/2/2
87	CLA	K2	106	-	-	8/18/96/115	-
82	PEB	XM	202	-	-	9/24/74/74	0/4/4/4
85	BCR	J2	102	-	-	7/29/63/63	0/2/2/2
82	PEB	PB	201	-	-	7/24/74/74	0/4/4/4
82	PEB	vC	201	-	-	10/24/74/74	0/4/4/4
82	PEB	aJ	203	-	-	10/24/74/74	0/4/4/4
82	PEB	YP	503	-	-	7/24/74/74	0/4/4/4
87	CLA	AL	403	-	1/1/15/20	12/37/115/115	-
87	CLA	62	310	-	-	3/8/86/115	-
82	PEB	PF	202	-	-	12/24/74/74	0/4/4/4
87	CLA	8N	306	-	1/1/11/20	7/13/91/115	-
82	PEB	T1	201	-	-	9/24/74/74	0/4/4/4
82	PEB	gF	203	-	-	9/24/74/74	0/4/4/4

Continued on next page...

Continued from previous page...

Mol	Type	Chain	Res	Link	Chirals	Torsions	Rings
82	PEB	PG	202	-	-	14/24/74/74	0/4/4/4
85	BCR	fL	101	-	-	8/29/63/63	0/2/2/2
82	PEB	RO	201	-	-	2/24/74/74	0/4/4/4
82	PEB	S9	201	-	-	13/24/74/74	0/4/4/4
87	CLA	2N	301	-	1/1/13/20	11/25/101/115	-
87	CLA	AN	801	-	1/1/10/20	7/11/90/115	-
82	PEB	sC	202	-	-	8/24/74/74	0/4/4/4
87	CLA	7N	609	-	1/1/10/20	5/10/88/115	-
82	PEB	UP	202	-	-	10/24/74/74	0/4/4/4
83	PUB	AM	304	-	-	8/24/74/74	0/4/4/4
82	PEB	SF	201	-	-	4/24/74/74	0/4/4/4
85	BCR	A2	847	-	-	8/29/63/63	0/2/2/2
82	PEB	dK	201	-	-	10/24/74/74	0/4/4/4
87	CLA	A2	830	-	1/1/15/20	14/37/115/115	-
87	CLA	6N	602	-	1/1/15/20	16/37/115/115	-
82	PEB	K7	202	-	-	10/24/74/74	0/4/4/4
84	CYC	J3	1001	-	-	8/25/74/74	0/4/4/4
82	PEB	iE	202	-	-	10/24/74/74	0/4/4/4
82	PEB	H9	202	-	-	8/24/74/74	0/4/4/4
82	PEB	KI	203	-	-	10/24/74/74	0/4/4/4
82	PEB	xK	302	-	-	12/24/74/74	0/4/4/4
82	PEB	r8	201	-	-	10/24/74/74	0/4/4/4
87	CLA	BN	830	-	1/1/15/20	13/37/115/115	-
82	PEB	fJ	201	-	-	5/24/74/74	0/4/4/4
85	BCR	b6	602	-	-	1/29/63/63	0/2/2/2
85	BCR	AN	845	-	-	11/29/63/63	0/2/2/2
87	CLA	C6	516	-	1/1/15/20	10/37/115/115	-
82	PEB	KM	203	-	-	6/24/74/74	0/4/4/4
87	CLA	B2	823	-	1/1/15/20	8/37/115/115	-
82	PEB	T5	201	-	-	11/24/74/74	0/4/4/4
87	CLA	A2	810	-	1/1/15/20	21/37/115/115	-
82	PEB	S7	201	-	-	6/24/74/74	0/4/4/4
82	PEB	L9	202	-	-	8/24/74/74	0/4/4/4
85	BCR	B2	838	-	-	5/29/63/63	0/2/2/2

Continued on next page...

Continued from previous page...

Mol	Type	Chain	Res	Link	Chirals	Torsions	Rings
82	PEB	AA	201	-	-	11/24/74/74	0/4/4/4
82	PEB	DK	201	-	-	7/24/74/74	0/4/4/4
82	PEB	c1	202	-	-	11/24/74/74	0/4/4/4
87	CLA	7N	606	-	1/1/11/20	5/13/91/115	-
82	PEB	kK	201	-	-	12/24/74/74	0/4/4/4
83	PUB	xF	306	-	-	6/24/74/74	0/4/4/4
87	CLA	AN	828	-	1/1/15/20	11/37/115/115	-
83	PUB	AQ	302	-	-	8/24/74/74	0/4/4/4
82	PEB	D7	201	-	-	11/24/74/74	0/4/4/4
84	CYC	IO	1001	-	-	9/25/74/74	0/4/4/4
87	CLA	5N	606	-	1/1/11/20	6/13/91/115	-
82	PEB	D5	201	-	-	6/24/74/74	0/4/4/4
82	PEB	R5	201	-	-	11/24/74/74	0/4/4/4
82	PEB	IB	202	-	-	8/24/74/74	0/4/4/4
82	PEB	WE	202	-	-	8/24/74/74	0/4/4/4
87	CLA	2N	310	-	1/1/10/20	3/8/86/115	-
82	PEB	H5	201	-	-	11/24/74/74	0/4/4/4
82	PEB	e4	201	-	-	5/24/74/74	0/4/4/4
92	LMG	d6	409	-	-	17/49/69/70	0/1/1/1
87	CLA	BN	813	-	1/1/15/20	26/37/115/115	-
82	PEB	M9	302	-	-	16/24/74/74	0/4/4/4
82	PEB	TI	201	-	-	10/24/74/74	0/4/4/4
82	PEB	hM	201	-	-	8/24/74/74	0/4/4/4
84	CYC	N3	1001	-	-	8/25/74/74	0/4/4/4
82	PEB	lO	201	-	-	8/24/74/74	0/4/4/4
87	CLA	C6	520	-	1/1/15/20	15/37/115/115	-
82	PEB	KI	201	-	-	10/24/74/74	0/4/4/4
82	PEB	O4	202	-	-	6/24/74/74	0/4/4/4
84	CYC	DH	1003	-	-	10/25/74/74	0/4/4/4
82	PEB	SJ	202	-	-	12/24/74/74	0/4/4/4
82	PEB	jK	201	-	-	7/24/74/74	0/4/4/4
82	PEB	fG	202	-	-	8/24/74/74	0/4/4/4
82	PEB	qF	203	-	-	10/24/74/74	0/4/4/4
87	CLA	B6	614	-	1/1/15/20	8/37/115/115	-

Continued on next page...

Continued from previous page...

Mol	Type	Chain	Res	Link	Chirals	Torsions	Rings
82	PEB	d4	202	-	-	9/24/74/74	0/4/4/4
82	PEB	P5	201	-	-	11/24/74/74	0/4/4/4
82	PEB	mF	202	-	-	11/24/74/74	0/4/4/4
87	CLA	BN	812	-	1/1/13/20	5/25/103/115	-
87	CLA	B2	824	-	1/1/15/20	18/37/115/115	-
82	PEB	LA	201	-	-	5/24/74/74	0/4/4/4
85	BCR	B2	841	-	-	4/29/63/63	0/2/2/2
82	PEB	dF	201	-	-	9/24/74/74	0/4/4/4
85	BCR	Z6	101	-	-	3/29/63/63	0/2/2/2
87	CLA	3N	311	-	1/1/10/20	7/10/88/115	-
82	PEB	gH	203	-	-	9/24/74/74	0/4/4/4
82	PEB	UQ	202	-	-	8/24/74/74	0/4/4/4
87	CLA	82	304	-	1/1/11/20	5/13/91/115	-
94	PL9	dL	406	-	-	13/53/73/73	0/1/1/1
82	PEB	bF	202	-	-	9/24/74/74	0/4/4/4
82	PEB	ZO	201	-	-	7/24/74/74	0/4/4/4
87	CLA	AN	850	-	1/1/15/20	6/37/115/115	-
82	PEB	T4	203	-	-	11/24/74/74	0/4/4/4
82	PEB	VD	203	-	-	14/24/74/74	0/4/4/4
82	PEB	sK	203	-	-	6/24/74/74	0/4/4/4
82	PEB	F7	203	-	-	11/24/74/74	0/4/4/4
82	PEB	k4	201	-	-	8/24/74/74	0/4/4/4
82	PEB	W9	203	-	-	8/24/74/74	0/4/4/4
96	HEM	V6	201	-	-	0/12/54/54	-
87	CLA	A2	803	-	1/1/12/20	11/22/100/115	-
82	PEB	w8	201	-	-	12/24/74/74	0/4/4/4
82	PEB	Z5	305	-	-	13/24/74/74	0/4/4/4
82	PEB	OO	201	-	-	9/24/74/74	0/4/4/4
82	PEB	wC	203	-	-	5/24/74/74	0/4/4/4
82	PEB	MB	201	-	-	3/24/74/74	0/4/4/4
87	CLA	AN	825	-	1/1/13/20	7/25/103/115	-
87	CLA	R2	203	-	1/1/11/20	6/15/93/115	-
82	PEB	DO	1002	-	-	8/24/74/74	0/4/4/4
82	PEB	gG	201	-	-	6/24/74/74	0/4/4/4

Continued on next page...

Continued from previous page...

Mol	Type	Chain	Res	Link	Chirals	Torsions	Rings
82	PEB	h1	202	-	-	11/24/74/74	0/4/4/4
87	CLA	B2	805	-	1/1/15/20	18/37/115/115	-
85	BCR	JN	103	-	-	13/29/63/63	0/2/2/2
87	CLA	c6	608	-	1/1/15/20	23/37/115/115	-
87	CLA	b6	609	-	1/1/15/20	19/37/115/115	-
87	CLA	c6	605	-	1/1/15/20	15/37/115/115	-
82	PEB	JA	203	-	-	16/24/74/74	0/4/4/4
82	PEB	YI	201	-	-	10/24/74/74	0/4/4/4
82	PEB	ZH	201	-	-	11/24/74/74	0/4/4/4
87	CLA	BL	601	-	1/1/15/20	13/37/115/115	-
82	PEB	KE	201	-	-	6/24/74/74	0/4/4/4
82	PEB	RF	201	-	-	7/24/74/74	0/4/4/4
82	PEB	hK	202	-	-	9/24/74/74	0/4/4/4
87	CLA	7N	610	-	1/1/11/20	3/13/91/115	-
82	PEB	sF	202	-	-	9/24/74/74	0/4/4/4
82	PEB	KI	202	-	-	8/24/74/74	0/4/4/4
82	PEB	W9	201	-	-	13/24/74/74	0/4/4/4
82	PEB	Z4	201	-	-	7/24/74/74	0/4/4/4
82	PEB	OM	202	-	-	7/24/74/74	0/4/4/4
82	PEB	dF	202	-	-	12/24/74/74	0/4/4/4
87	CLA	72	602	-	1/1/15/20	14/37/115/115	-
87	CLA	CL	514	-	1/1/13/20	9/25/103/115	-
82	PEB	R7	201	-	-	5/24/74/74	0/4/4/4
82	PEB	P5	202	-	-	11/24/74/74	0/4/4/4
82	PEB	V1	202	-	-	7/24/74/74	0/4/4/4
100	3XQ	JN	104	-	-	17/24/24/24	-
82	PEB	VD	201	-	-	12/24/74/74	0/4/4/4
87	CLA	52	608	-	1/1/10/20	4/8/86/115	-
82	PEB	mM	201	-	-	8/24/74/74	0/4/4/4
82	PEB	LA	202	-	-	9/24/74/74	0/4/4/4
88	LHG	l6	101	-	-	18/53/53/53	-
82	PEB	DD	203	-	-	10/24/74/74	0/4/4/4
82	PEB	XD	203	-	-	10/24/74/74	0/4/4/4
82	PEB	lE	201	-	-	9/24/74/74	0/4/4/4

Continued on next page...

Continued from previous page...

Mol	Type	Chain	Res	Link	Chirals	Torsions	Rings
82	PEB	m1	201	-	-	8/24/74/74	0/4/4/4
82	PEB	OJ	202	-	-	15/24/74/74	0/4/4/4
82	PEB	FQ	202	-	-	10/24/74/74	0/4/4/4
82	PEB	l4	202	-	-	10/24/74/74	0/4/4/4
82	PEB	P1	202	-	-	8/24/74/74	0/4/4/4
82	PEB	LM	201	-	-	4/24/74/74	0/4/4/4
82	PEB	w8	202	-	-	5/24/74/74	0/4/4/4
82	PEB	OQ	202	-	-	14/24/74/74	0/4/4/4
87	CLA	A6	403	-	1/1/14/20	9/31/109/115	-
82	PEB	E9	202	-	-	15/24/74/74	0/4/4/4
82	PEB	KB	301	-	-	9/24/74/74	0/4/4/4
82	PEB	HD	201	-	-	12/24/74/74	0/4/4/4
82	PEB	ID	202	-	-	7/24/74/74	0/4/4/4
82	PEB	a1	202	-	-	10/24/74/74	0/4/4/4
82	PEB	K5	201	-	-	11/24/74/74	0/4/4/4
82	PEB	SG	202	-	-	10/24/74/74	0/4/4/4
88	LHG	A2	843	-	-	16/53/53/53	-
82	PEB	PI	202	-	-	10/24/74/74	0/4/4/4
82	PEB	dG	201	-	-	10/24/74/74	0/4/4/4
82	PEB	TD	201	-	-	13/24/74/74	0/4/4/4
82	PEB	uC	202	-	-	7/24/74/74	0/4/4/4
82	PEB	dK	202	-	-	12/24/74/74	0/4/4/4
82	PEB	eO	203	-	-	8/24/74/74	0/4/4/4
82	PEB	TO	202	-	-	5/24/74/74	0/4/4/4
92	LMG	k6	101	-	-	15/50/70/70	0/1/1/1
82	PEB	BB	201	-	-	3/24/74/74	0/4/4/4
82	PEB	OD	201	-	-	8/24/74/74	0/4/4/4
82	PEB	RE	201	-	-	8/24/74/74	0/4/4/4
82	PEB	XQ	203	-	-	10/24/74/74	0/4/4/4
82	PEB	mO	203	-	-	9/24/74/74	0/4/4/4
82	PEB	FA	201	-	-	3/24/74/74	0/4/4/4
87	CLA	BN	802	-	1/1/13/20	11/29/107/115	-
84	CYC	H3	1001	-	-	4/25/74/74	0/4/4/4
82	PEB	aO	202	-	-	7/24/74/74	0/4/4/4

Continued on next page...

Continued from previous page...

Mol	Type	Chain	Res	Link	Chirals	Torsions	Rings
82	PEB	GI	203	-	-	10/24/74/74	0/4/4/4
82	PEB	UF	201	-	-	8/24/74/74	0/4/4/4
82	PEB	S7	202	-	-	8/24/74/74	0/4/4/4
82	PEB	dO	202	-	-	9/24/74/74	0/4/4/4
82	PEB	J1	1002	-	-	9/24/74/74	0/4/4/4
82	PEB	PG	201	-	-	4/24/74/74	0/4/4/4
82	PEB	EF	201	-	-	9/24/74/74	0/4/4/4
83	PUB	yK	302	-	-	3/24/74/74	0/4/4/4
82	PEB	bP	501	-	-	9/24/74/74	0/4/4/4
87	CLA	52	610	-	1/1/11/20	3/13/91/115	-
87	CLA	O2	203	-	-	8/13/91/115	-
88	LHG	mL	102	-	-	17/43/43/53	-
95	DGD	BN	844	-	-	19/55/95/95	0/2/2/2
82	PEB	aE	202	-	-	13/24/74/74	0/4/4/4
82	PEB	f1	203	-	-	12/24/74/74	0/4/4/4
87	CLA	B2	827	-	1/1/15/20	13/37/115/115	-
82	PEB	eK	202	-	-	8/24/74/74	0/4/4/4
88	LHG	CL	522	-	-	10/36/36/53	-
82	PEB	NB	203	-	-	13/24/74/74	0/4/4/4
82	PEB	ZE	203	-	-	9/24/74/74	0/4/4/4
85	BCR	AN	847	-	-	8/29/63/63	0/2/2/2
82	PEB	HF	201	-	-	7/24/74/74	0/4/4/4
92	LMG	b6	624	-	-	11/31/51/70	0/1/1/1
84	CYC	EH	1001	-	-	7/25/74/74	0/4/4/4
87	CLA	b6	606	-	1/1/15/20	10/37/115/115	-
82	PEB	nF	201	-	-	7/24/74/74	0/4/4/4
82	PEB	MM	202	-	-	7/24/74/74	0/4/4/4
87	CLA	A2	809	-	1/1/15/20	13/37/115/115	-
94	PL9	d6	408	-	-	15/53/73/73	0/1/1/1
82	PEB	bP	502	-	-	9/24/74/74	0/4/4/4
82	PEB	fE	203	-	-	9/24/74/74	0/4/4/4
82	PEB	H4	1002	-	-	7/24/74/74	0/4/4/4
82	PEB	MQ	202	-	-	10/24/74/74	0/4/4/4
82	PEB	DB	202	-	-	9/24/74/74	0/4/4/4

Continued on next page...

Continued from previous page...

Mol	Type	Chain	Res	Link	Chirals	Torsions	Rings
85	BCR	c6	617	-	-	9/29/63/63	0/2/2/2
87	CLA	RN	201	-	1/1/11/20	5/13/91/115	-
87	CLA	B6	603	-	1/1/15/20	11/37/115/115	-
87	CLA	42	610	-	1/1/10/20	5/10/88/115	-
82	PEB	CK	203	-	-	11/24/74/74	0/4/4/4
83	PUB	AG	303	-	-	8/24/74/74	0/4/4/4
92	LMG	bL	624	-	-	7/34/54/70	0/1/1/1
82	PEB	U5	201	-	-	11/24/74/74	0/4/4/4
82	PEB	JQ	202	-	-	12/24/74/74	0/4/4/4
94	PL9	aL	601	-	-	10/53/73/73	0/1/1/1
82	PEB	jE	201	-	-	9/24/74/74	0/4/4/4
82	PEB	C5	202	-	-	11/24/74/74	0/4/4/4
85	BCR	B6	602	-	-	2/29/63/63	0/2/2/2
82	PEB	EK	202	-	-	10/24/74/74	0/4/4/4
82	PEB	LP	202	-	-	8/24/74/74	0/4/4/4
87	CLA	a6	607	-	1/1/15/20	13/37/115/115	-
82	PEB	c4	201	-	-	7/24/74/74	0/4/4/4
82	PEB	E5	202	-	-	11/24/74/74	0/4/4/4
95	DGD	J6	101	-	-	13/51/91/95	0/2/2/2
84	CYC	63	901	-	-	8/25/74/74	0/4/4/4
87	CLA	b6	614	-	1/1/13/20	10/30/108/115	-
87	CLA	B2	812	-	1/1/15/20	26/37/115/115	-
87	CLA	6N	603	-	1/1/11/20	7/13/91/115	-
82	PEB	EF	202	-	-	10/24/74/74	0/4/4/4
82	PEB	i1	202	-	-	9/24/74/74	0/4/4/4
87	CLA	7N	602	-	1/1/15/20	14/37/115/115	-
82	PEB	J7	202	-	-	10/24/74/74	0/4/4/4
96	HEM	E6	101	-	-	2/12/54/54	-
87	CLA	72	601	-	1/1/11/20	10/13/91/115	-
82	PEB	eA	301	-	-	9/24/74/74	0/4/4/4
82	PEB	CP	202	-	-	6/24/74/74	0/4/4/4
82	PEB	QH	202	-	-	13/24/74/74	0/4/4/4
87	CLA	A2	816	-	1/1/11/20	6/13/91/115	-
87	CLA	5N	609	-	1/1/10/20	4/10/88/115	-

Continued on next page...

Continued from previous page...

Mol	Type	Chain	Res	Link	Chirals	Torsions	Rings
87	CLA	A2	811	-	1/1/15/20	19/37/115/115	-
82	PEB	gF	201	-	-	6/24/74/74	0/4/4/4
82	PEB	YD	202	-	-	8/24/74/74	0/4/4/4
82	PEB	YJ	203	-	-	9/24/74/74	0/4/4/4
99	SF4	CN	102	-	-	-	0/6/5/5
82	PEB	f4	201	-	-	11/24/74/74	0/4/4/4
82	PEB	XM	201	-	-	9/24/74/74	0/4/4/4
82	PEB	18	202	-	-	6/24/74/74	0/4/4/4
82	PEB	mE	203	-	-	8/24/74/74	0/4/4/4
87	CLA	AN	829	-	1/1/15/20	17/37/115/115	-
95	DGD	C6	523	-	-	13/37/77/95	0/2/2/2
82	PEB	qK	203	-	-	10/24/74/74	0/4/4/4
82	PEB	IB	203	-	-	8/24/74/74	0/4/4/4
82	PEB	J5	201	-	-	9/24/74/74	0/4/4/4
82	PEB	SQ	201	-	-	6/24/74/74	0/4/4/4
82	PEB	cE	201	-	-	5/24/74/74	0/4/4/4
82	PEB	BI	201	-	-	9/24/74/74	0/4/4/4
84	CYC	EO	1001	-	-	8/25/74/74	0/4/4/4
82	PEB	YO	201	-	-	2/24/74/74	0/4/4/4
85	BCR	I2	101	-	-	12/29/63/63	0/2/2/2
87	CLA	A2	826	-	1/1/15/20	11/37/115/115	-
82	PEB	U4	201	-	-	9/24/74/74	0/4/4/4
87	CLA	RN	202	-	1/1/11/20	7/13/91/115	-
84	CYC	m3	1001	-	-	8/25/74/74	0/4/4/4
87	CLA	B2	818	-	-	14/37/115/115	-
87	CLA	32	312	-	1/1/11/20	7/13/91/115	-
88	LHG	AL	407	-	-	16/47/47/53	-
82	PEB	kO	201	-	-	8/24/74/74	0/4/4/4
82	PEB	HJ	201	-	-	8/24/74/74	0/4/4/4
82	PEB	SP	202	-	-	4/24/74/74	0/4/4/4
82	PEB	ZG	201	-	-	7/24/74/74	0/4/4/4
87	CLA	H6	102	-	1/1/15/20	8/37/115/115	-
96	HEM	G2	201	-	-	4/12/54/54	-
87	CLA	L2	202	-	1/1/13/20	14/28/106/115	-

Continued on next page...

Continued from previous page...

Mol	Type	Chain	Res	Link	Chirals	Torsions	Rings
87	CLA	7N	605	-	1/1/11/20	6/13/91/115	-
82	PEB	UE	202	-	-	9/24/74/74	0/4/4/4
82	PEB	QM	202	-	-	7/24/74/74	0/4/4/4
82	PEB	Q9	203	-	-	9/24/74/74	0/4/4/4
82	PEB	dQ	401	-	-	11/24/74/74	0/4/4/4
82	PEB	TQ	203	-	-	13/24/74/74	0/4/4/4
87	CLA	62	313	-	1/1/11/20	7/13/91/115	-
87	CLA	I2	103	-	1/1/15/20	18/37/115/115	-
84	CYC	CH	1001	-	-	8/25/74/74	0/4/4/4
87	CLA	4N	611	-	1/1/11/20	4/13/91/115	-
82	PEB	AO	304	-	-	9/24/74/74	0/4/4/4
82	PEB	XI	202	-	-	10/24/74/74	0/4/4/4
87	CLA	12	611	-	1/1/11/20	6/13/91/115	-
92	LMG	C6	501	-	-	17/50/70/70	0/1/1/1
85	BCR	BN	842	-	-	13/29/63/63	0/2/2/2
82	PEB	HE	1002	-	-	8/24/74/74	0/4/4/4
87	CLA	82	305	-	1/1/11/20	7/13/91/115	-
82	PEB	J7	203	-	-	16/24/74/74	0/4/4/4
82	PEB	sC	203	-	-	7/24/74/74	0/4/4/4
82	PEB	YB	202	-	-	8/24/74/74	0/4/4/4
82	PEB	h1	203	-	-	12/24/74/74	0/4/4/4
87	CLA	62	301	-	1/1/11/20	4/13/91/115	-
82	PEB	K9	201	-	-	8/24/74/74	0/4/4/4
88	LHG	c6	619	-	-	11/36/36/53	-
95	DGD	c6	620	-	-	13/37/77/95	0/2/2/2
82	PEB	QB	203	-	-	9/24/74/74	0/4/4/4
82	PEB	jH	201	-	-	9/24/74/74	0/4/4/4
82	PEB	lM	202	-	-	6/24/74/74	0/4/4/4
82	PEB	VK	202	-	-	13/24/74/74	0/4/4/4
82	PEB	XK	202	-	-	5/24/74/74	0/4/4/4
87	CLA	1N	609	-	1/1/10/20	4/10/88/115	-
82	PEB	iG	201	-	-	10/24/74/74	0/4/4/4
87	CLA	CL	510	-	1/1/15/20	11/37/115/115	-
87	CLA	aL	605	-	1/1/15/20	12/37/115/115	-

Continued on next page...

Continued from previous page...

Mol	Type	Chain	Res	Link	Chirals	Torsions	Rings
82	PEB	UJ	202	-	-	5/24/74/74	0/4/4/4
82	PEB	rF	202	-	-	11/24/74/74	0/4/4/4
87	CLA	B2	821	-	1/1/13/20	11/25/103/115	-
84	CYC	K4	1001	-	-	7/25/74/74	0/4/4/4
82	PEB	JD	203	-	-	14/24/74/74	0/4/4/4
82	PEB	XI	201	-	-	8/24/74/74	0/4/4/4
82	PEB	sF	203	-	-	6/24/74/74	0/4/4/4
82	PEB	lG	201	-	-	9/24/74/74	0/4/4/4
85	BCR	BN	838	-	-	5/29/63/63	0/2/2/2
82	PEB	RJ	202	-	-	9/24/74/74	0/4/4/4
87	CLA	A2	802	-	1/1/10/20	7/11/90/115	-
84	CYC	DE	1001	-	-	11/25/74/74	0/4/4/4
82	PEB	i4	201	-	-	6/24/74/74	0/4/4/4
82	PEB	GF	202	-	-	7/24/74/74	0/4/4/4
82	PEB	UB	301	-	-	9/24/74/74	0/4/4/4
82	PEB	PI	201	-	-	8/24/74/74	0/4/4/4
82	PEB	KJ	201	-	-	5/24/74/74	0/4/4/4
82	PEB	NM	201	-	-	10/24/74/74	0/4/4/4
82	PEB	FP	202	-	-	7/24/74/74	0/4/4/4
82	PEB	gB	202	-	-	8/24/74/74	0/4/4/4
87	CLA	72	603	-	-	5/13/91/115	-
87	CLA	B2	830	-	1/1/15/20	13/37/115/115	-
82	PEB	RA	203	-	-	11/24/74/74	0/4/4/4
82	PEB	RK	201	-	-	7/24/74/74	0/4/4/4
87	CLA	BN	829	-	1/1/10/20	5/11/89/115	-
87	CLA	BN	807	-	1/1/15/20	18/37/115/115	-
82	PEB	CF	202	-	-	6/24/74/74	0/4/4/4
87	CLA	AN	811	-	1/1/15/20	19/37/115/115	-
82	PEB	m4	202	-	-	8/24/74/74	0/4/4/4
84	CYC	E4	1001	-	-	8/25/74/74	0/4/4/4
85	BCR	c6	603	-	-	10/29/63/63	0/2/2/2
87	CLA	A2	831	-	1/1/15/20	11/37/115/115	-
83	PUB	QJ	201	-	-	5/24/74/74	0/4/4/4
87	CLA	b6	607	-	1/1/15/20	13/37/115/115	-

Continued on next page...

Continued from previous page...

Mol	Type	Chain	Res	Link	Chirals	Torsions	Rings
82	PEB	OJ	203	-	-	8/24/74/74	0/4/4/4
82	PEB	FQ	203	-	-	9/24/74/74	0/4/4/4
82	PEB	vF	201	-	-	9/24/74/74	0/4/4/4
82	PEB	F9	201	-	-	12/24/74/74	0/4/4/4
85	BCR	B6	601	-	-	0/29/63/63	0/2/2/2
95	DGD	c6	601	-	-	26/51/91/95	0/2/2/2
87	CLA	C6	509	-	1/1/15/20	19/37/115/115	-
94	PL9	AL	413	-	-	13/53/73/73	0/1/1/1
95	DGD	L6	102	-	-	24/47/87/95	0/2/2/2
82	PEB	MF	202	-	-	10/24/74/74	0/4/4/4
87	CLA	62	311	-	1/1/10/20	3/10/88/115	-
82	PEB	Q1	202	-	-	13/24/74/74	0/4/4/4
82	PEB	iO	201	-	-	6/24/74/74	0/4/4/4
82	PEB	MM	201	-	-	7/24/74/74	0/4/4/4
82	PEB	aE	201	-	-	5/24/74/74	0/4/4/4
82	PEB	MP	203	-	-	11/24/74/74	0/4/4/4
87	CLA	62	307	-	-	6/13/91/115	-
82	PEB	HH	1002	-	-	8/24/74/74	0/4/4/4
87	CLA	BN	836	-	1/1/15/20	16/37/115/115	-
91	PHO	aL	610	-	3/3/17/22	14/37/103/103	0/5/6/6
87	CLA	BN	809	-	1/1/15/20	12/37/115/115	-
82	PEB	JD	201	-	-	14/24/74/74	0/4/4/4
83	PUB	NQ	201	-	-	3/24/74/74	0/4/4/4
82	PEB	qF	202	-	-	15/24/74/74	0/4/4/4
82	PEB	rK	201	-	-	11/24/74/74	0/4/4/4
82	PEB	IM	203	-	-	9/24/74/74	0/4/4/4
103	ZEX	8N	310	-	-	11/29/67/67	0/2/2/2
82	PEB	EP	203	-	-	11/24/74/74	0/4/4/4
87	CLA	7N	608	-	1/1/10/20	4/8/86/115	-
82	PEB	yC	201	-	-	13/24/74/74	0/4/4/4
82	PEB	EQ	202	-	-	7/24/74/74	0/4/4/4
87	CLA	bL	617	-	1/1/15/20	12/37/115/115	-
82	PEB	YJ	201	-	-	6/24/74/74	0/4/4/4
82	PEB	jJ	203	-	-	7/24/74/74	0/4/4/4

Continued on next page...

Continued from previous page...

Mol	Type	Chain	Res	Link	Chirals	Torsions	Rings
84	CYC	KG	202	-	-	9/25/74/74	0/4/4/4
82	PEB	B9	201	-	-	12/24/74/74	0/4/4/4
82	PEB	D1	1002	-	-	11/24/74/74	0/4/4/4
82	PEB	C5	201	-	-	11/24/74/74	0/4/4/4
87	CLA	A2	815	-	1/1/15/20	18/37/115/115	-
95	DGD	lL	101	-	-	20/47/87/95	0/2/2/2
87	CLA	5N	605	-	-	4/13/91/115	-
82	PEB	Z9	303	-	-	11/24/74/74	0/4/4/4
84	CYC	LH	1001	-	-	9/25/74/74	0/4/4/4
82	PEB	cK	202	-	-	13/24/74/74	0/4/4/4
82	PEB	fJ	203	-	-	8/24/74/74	0/4/4/4
85	BCR	A6	401	-	-	4/29/63/63	0/2/2/2
82	PEB	F9	203	-	-	11/24/74/74	0/4/4/4
87	CLA	BN	801	-	1/1/15/20	17/37/115/115	-
87	CLA	BL	604	-	1/1/13/20	7/30/108/115	-
87	CLA	b6	615	-	1/1/15/20	15/37/115/115	-
82	PEB	rC	202	-	-	16/24/74/74	0/4/4/4
82	PEB	GA	202	-	-	13/24/74/74	0/4/4/4
97	GOL	i6	102	-	-	0/4/4/4	-
87	CLA	bL	607	-	1/1/15/20	14/37/115/115	-
87	CLA	1N	611	-	1/1/11/20	6/13/91/115	-
87	CLA	8N	305	-	1/1/11/20	5/13/91/115	-
87	CLA	R2	204	-	1/1/11/20	9/13/91/115	-
82	PEB	j1	203	-	-	8/24/74/74	0/4/4/4
83	PUB	Z5	303	-	-	8/24/74/74	0/4/4/4
82	PEB	jO	201	-	-	11/24/74/74	0/4/4/4
82	PEB	UH	203	-	-	9/24/74/74	0/4/4/4
82	PEB	WP	202	-	-	4/24/74/74	0/4/4/4
82	PEB	b1	201	-	-	10/24/74/74	0/4/4/4
91	PHO	D6	404	-	3/3/17/22	6/37/103/103	0/5/6/6
82	PEB	a1	201	-	-	7/24/74/74	0/4/4/4
82	PEB	T7	203	-	-	7/24/74/74	0/4/4/4
82	PEB	SB	203	-	-	8/24/74/74	0/4/4/4
82	PEB	U1	203	-	-	9/24/74/74	0/4/4/4

Continued on next page...

Continued from previous page...

Mol	Type	Chain	Res	Link	Chirals	Torsions	Rings
84	CYC	DH	1001	-	-	6/25/74/74	0/4/4/4
82	PEB	eH	201	-	-	8/24/74/74	0/4/4/4
87	CLA	42	604	-	-	5/10/88/115	-
87	CLA	BN	808	-	1/1/15/20	9/37/115/115	-
82	PEB	VP	202	-	-	7/24/74/74	0/4/4/4
87	CLA	CL	503	-	1/1/15/20	22/37/115/115	-
82	PEB	L4	1002	-	-	9/24/74/74	0/4/4/4
82	PEB	Y4	202	-	-	6/24/74/74	0/4/4/4
87	CLA	6N	608	-	1/1/12/20	10/19/97/115	-
95	DGD	CL	520	-	-	5/31/71/95	0/2/2/2
87	CLA	cL	507	-	1/1/15/20	10/37/115/115	-
87	CLA	1N	606	-	1/1/11/20	6/13/91/115	-
82	PEB	WI	201	-	-	8/24/74/74	0/4/4/4
87	CLA	bL	621	-	1/1/15/20	8/37/115/115	-
87	CLA	A2	850	-	1/1/15/20	6/37/115/115	-
84	CYC	BG	1002	-	-	5/25/74/74	0/4/4/4
85	BCR	B2	839	-	-	6/29/63/63	0/2/2/2
88	LHG	dL	408	-	-	12/50/50/53	-
82	PEB	dG	204	-	-	13/24/74/74	0/4/4/4
87	CLA	8N	304	-	1/1/11/20	6/13/91/115	-
84	CYC	T3	1001	-	-	8/25/74/74	0/4/4/4
95	DGD	C6	521	-	-	14/51/91/95	0/2/2/2
82	PEB	1C	202	-	-	6/24/74/74	0/4/4/4
87	CLA	8N	302	-	-	8/13/91/115	-
87	CLA	42	602	-	-	14/37/115/115	-
82	PEB	SA	201	-	-	6/24/74/74	0/4/4/4
87	CLA	B2	831	-	1/1/14/20	15/31/109/115	-
82	PEB	N9	202	-	-	15/24/74/74	0/4/4/4
82	PEB	UK	201	-	-	8/24/74/74	0/4/4/4
87	CLA	AN	852	-	1/1/11/20	6/13/91/115	-
82	PEB	HA	201	-	-	4/24/74/74	0/4/4/4
84	CYC	GO	1001	-	-	6/25/74/74	0/4/4/4
87	CLA	B2	810	-	1/1/15/20	18/37/115/115	-
82	PEB	T7	201	-	-	5/24/74/74	0/4/4/4

Continued on next page...

Continued from previous page...

Mol	Type	Chain	Res	Link	Chirals	Torsions	Rings
82	PEB	hG	201	-	-	9/24/74/74	0/4/4/4
82	PEB	NK	202	-	-	10/24/74/74	0/4/4/4
87	CLA	B2	836	-	1/1/15/20	16/37/115/115	-
87	CLA	AN	826	-	1/1/15/20	11/37/115/115	-
82	PEB	tK	202	-	-	11/24/74/74	0/4/4/4
82	PEB	DA	203	-	-	11/24/74/74	0/4/4/4
87	CLA	1N	608	-	1/1/10/20	5/8/86/115	-
82	PEB	OA	202	-	-	11/24/74/74	0/4/4/4
87	CLA	2N	305	-	1/1/10/20	3/10/88/115	-
87	CLA	CL	507	-	1/1/15/20	19/37/115/115	-
82	PEB	fE	201	-	-	10/24/74/74	0/4/4/4
87	CLA	B2	813	-	1/1/11/20	4/13/91/115	-
87	CLA	H6	103	-	1/1/15/20	19/37/115/115	-
82	PEB	DP	201	-	-	6/24/74/74	0/4/4/4
82	PEB	LF	201	-	-	9/24/74/74	0/4/4/4
85	BCR	LN	201	-	-	12/29/63/63	0/2/2/2
87	CLA	22	603	-	1/1/11/20	7/13/91/115	-
82	PEB	pK	202	-	-	11/24/74/74	0/4/4/4
85	BCR	KN	101	-	-	13/29/63/63	0/2/2/2
85	BCR	a6	605	-	-	6/29/63/63	0/2/2/2
91	PHO	a6	613	-	3/3/17/22	11/37/103/103	0/5/6/6
82	PEB	PO	203	-	-	6/24/74/74	0/4/4/4
82	PEB	HM	201	-	-	9/24/74/74	0/4/4/4
87	CLA	6N	609	-	-	3/8/86/115	-
82	PEB	gJ	201	-	-	9/24/74/74	0/4/4/4
83	PUB	yK	303	-	-	5/24/74/74	0/4/4/4
82	PEB	AJ	301	-	-	12/24/74/74	0/4/4/4
82	PEB	q8	202	-	-	9/24/74/74	0/4/4/4
82	PEB	e4	203	-	-	8/24/74/74	0/4/4/4
87	CLA	BN	819	-	-	14/37/115/115	-
87	CLA	B2	801	-	1/1/13/20	11/29/107/115	-
87	CLA	2N	303	-	1/1/15/20	16/37/115/115	-
98	PQN	BN	837	-	-	5/23/43/43	0/2/2/2
82	PEB	DB	201	-	-	7/24/74/74	0/4/4/4

Continued on next page...

Continued from previous page...

Mol	Type	Chain	Res	Link	Chirals	Torsions	Rings
82	PEB	HA	203	-	-	12/24/74/74	0/4/4/4
82	PEB	fH	203	-	-	12/24/74/74	0/4/4/4
82	PEB	A7	202	-	-	12/24/74/74	0/4/4/4
82	PEB	WH	201	-	-	8/24/74/74	0/4/4/4
82	PEB	QQ	202	-	-	12/24/74/74	0/4/4/4
92	LMG	bL	609	-	3/3/8/8	21/36/56/70	0/1/1/1
95	DGD	cL	520	-	-	11/37/77/95	0/2/2/2
82	PEB	cB	403	-	-	6/24/74/74	0/4/4/4
85	BCR	BN	840	-	-	7/29/63/63	0/2/2/2
87	CLA	bL	608	-	1/1/15/20	8/37/115/115	-
82	PEB	YB	201	-	-	5/24/74/74	0/4/4/4
87	CLA	FN	203	-	1/1/11/20	8/13/91/115	-
82	PEB	bE	201	-	-	6/24/74/74	0/4/4/4
82	PEB	IF	202	-	-	14/24/74/74	0/4/4/4
82	PEB	XA	203	-	-	12/24/74/74	0/4/4/4
92	LMG	A6	408	-	-	8/46/66/70	0/1/1/1
82	PEB	gB	203	-	-	12/24/74/74	0/4/4/4
82	PEB	fK	201	-	-	11/24/74/74	0/4/4/4
95	DGD	hL	101	-	-	18/51/91/95	0/2/2/2
82	PEB	QG	201	-	-	9/24/74/74	0/4/4/4
87	CLA	cL	514	-	1/1/15/20	6/37/115/115	-
82	PEB	MF	203	-	-	6/24/74/74	0/4/4/4
82	PEB	DG	1002	-	-	8/24/74/74	0/4/4/4
82	PEB	SP	203	-	-	11/24/74/74	0/4/4/4
82	PEB	Q5	201	-	-	8/24/74/74	0/4/4/4
87	CLA	A2	807	-	1/1/15/20	10/37/115/115	-
82	PEB	B7	201	-	-	8/24/74/74	0/4/4/4
82	PEB	pC	201	-	-	13/24/74/74	0/4/4/4
82	PEB	mE	201	-	-	6/24/74/74	0/4/4/4
87	CLA	3N	310	-	1/1/10/20	3/8/86/115	-
82	PEB	PO	201	-	-	5/24/74/74	0/4/4/4
82	PEB	J9	203	-	-	9/24/74/74	0/4/4/4
82	PEB	WG	202	-	-	8/24/74/74	0/4/4/4
87	CLA	B2	829	-	1/1/10/20	5/11/89/115	-

Continued on next page...

Continued from previous page...

Mol	Type	Chain	Res	Link	Chirals	Torsions	Rings
82	PEB	FH	1002	-	-	11/24/74/74	0/4/4/4
82	PEB	UB	302	-	-	9/24/74/74	0/4/4/4
82	PEB	lF	201	-	-	11/24/74/74	0/4/4/4
87	CLA	cL	505	-	1/1/15/20	21/37/115/115	-
85	BCR	B2	802	-	-	11/29/63/63	0/2/2/2
87	CLA	72	607	-	-	7/19/97/115	-
82	PEB	V5	201	-	-	11/24/74/74	0/4/4/4
82	PEB	OM	203	-	-	6/24/74/74	0/4/4/4
82	PEB	VA	203	-	-	7/24/74/74	0/4/4/4
82	PEB	hH	201	-	-	11/24/74/74	0/4/4/4
87	CLA	bL	604	-	1/1/11/20	6/15/93/115	-
88	LHG	BL	610	-	-	13/53/53/53	-
87	CLA	c6	609	-	1/1/15/20	19/37/115/115	-
82	PEB	PD	203	-	-	12/24/74/74	0/4/4/4
84	CYC	C1	1001	-	-	9/25/74/74	0/4/4/4
87	CLA	BN	816	-	-	6/25/103/115	-
82	PEB	RO	203	-	-	9/24/74/74	0/4/4/4
87	CLA	A2	821	-	1/1/15/20	16/37/115/115	-
82	PEB	k1	202	-	-	9/24/74/74	0/4/4/4
88	LHG	B6	617	-	-	15/53/53/53	-
82	PEB	yF	301	-	-	8/24/74/74	0/4/4/4
84	CYC	F4	1001	-	-	9/25/74/74	0/4/4/4
82	PEB	WJ	203	-	-	7/24/74/74	0/4/4/4
82	PEB	j1	202	-	-	8/24/74/74	0/4/4/4
82	PEB	CF	203	-	-	11/24/74/74	0/4/4/4
82	PEB	w8	203	-	-	5/24/74/74	0/4/4/4
84	CYC	JH	1001	-	-	5/25/74/74	0/4/4/4
82	PEB	V7	202	-	-	10/24/74/74	0/4/4/4
82	PEB	UJ	203	-	-	9/24/74/74	0/4/4/4
82	PEB	g1	202	-	-	6/24/74/74	0/4/4/4
82	PEB	VG	202	-	-	10/24/74/74	0/4/4/4
82	PEB	B7	203	-	-	12/24/74/74	0/4/4/4
82	PEB	QM	203	-	-	9/24/74/74	0/4/4/4
82	PEB	DF	201	-	-	7/24/74/74	0/4/4/4

Continued on next page...

Continued from previous page...

Mol	Type	Chain	Res	Link	Chirals	Torsions	Rings
95	DGD	BL	613	-	-	7/29/69/95	0/2/2/2
82	PEB	GD	202	-	-	13/24/74/74	0/4/4/4
82	PEB	rC	201	-	-	10/24/74/74	0/4/4/4
82	PEB	r8	202	-	-	16/24/74/74	0/4/4/4
82	PEB	GK	203	-	-	9/24/74/74	0/4/4/4
82	PEB	bE	202	-	-	12/24/74/74	0/4/4/4
82	PEB	ZE	201	-	-	8/24/74/74	0/4/4/4
82	PEB	PO	202	-	-	6/24/74/74	0/4/4/4
82	PEB	H9	203	-	-	10/24/74/74	0/4/4/4
82	PEB	OH	202	-	-	7/24/74/74	0/4/4/4
82	PEB	JO	1002	-	-	12/24/74/74	0/4/4/4
84	CYC	A3	1001	-	-	8/25/74/74	0/4/4/4
82	PEB	ED	202	-	-	7/24/74/74	0/4/4/4
82	PEB	B7	202	-	-	8/24/74/74	0/4/4/4
82	PEB	VF	201	-	-	10/24/74/74	0/4/4/4
82	PEB	I9	201	-	-	8/24/74/74	0/4/4/4
83	PUB	xF	305	-	-	8/24/74/74	0/4/4/4
82	PEB	QJ	203	-	-	7/24/74/74	0/4/4/4
82	PEB	T4	201	-	-	5/24/74/74	0/4/4/4
87	CLA	6N	606	-	-	6/13/91/115	-
87	CLA	AN	815	-	1/1/15/20	18/37/115/115	-
87	CLA	72	609	-	1/1/10/20	5/10/88/115	-
95	DGD	cL	519	-	-	7/51/91/95	0/2/2/2
84	CYC	LE	1001	-	-	10/25/74/74	0/4/4/4
87	CLA	52	606	-	1/1/11/20	6/13/91/115	-
82	PEB	VP	201	-	-	7/24/74/74	0/4/4/4
87	CLA	A2	839	-	-	9/37/115/115	-
87	CLA	BN	805	-	1/1/15/20	8/37/115/115	-
87	CLA	82	306	-	1/1/11/20	8/15/93/115	-
82	PEB	B5	203	-	-	12/24/74/74	0/4/4/4
82	PEB	mK	201	-	-	6/24/74/74	0/4/4/4
87	CLA	bL	616	-	1/1/15/20	14/37/115/115	-
91	PHO	AL	410	-	3/3/17/22	14/37/103/103	0/5/6/6
82	PEB	A9	201	-	-	8/24/74/74	0/4/4/4

Continued on next page...

Continued from previous page...

Mol	Type	Chain	Res	Link	Chirals	Torsions	Rings
92	LMG	m6	103	-	-	10/36/56/70	0/1/1/1
82	PEB	QA	202	-	-	9/24/74/74	0/4/4/4
84	CYC	FG	1001	-	-	5/25/74/74	0/4/4/4
82	PEB	KQ	202	-	-	13/24/74/74	0/4/4/4
92	LMG	bL	610	-	-	17/36/56/70	0/1/1/1
85	BCR	K6	102	-	-	12/29/63/63	0/2/2/2
87	CLA	12	604	-	1/1/10/20	1/10/88/115	-
87	CLA	BN	831	-	1/1/14/20	15/31/109/115	-
88	LHG	aL	607	-	-	18/47/47/53	-
82	PEB	V4	202	-	-	12/24/74/74	0/4/4/4
87	CLA	B6	615	-	1/1/15/20	18/37/115/115	-
96	HEM	f6	101	-	-	2/12/54/54	-
82	PEB	N7	203	-	-	8/24/74/74	0/4/4/4
82	PEB	HP	202	-	-	8/24/74/74	0/4/4/4
103	ZEX	8N	309	-	-	11/29/67/67	0/2/2/2
82	PEB	KM	201	-	-	8/24/74/74	0/4/4/4
87	CLA	AN	814	-	1/1/12/20	8/24/102/115	-
82	PEB	vC	202	-	-	13/24/74/74	0/4/4/4
82	PEB	TQ	202	-	-	9/24/74/74	0/4/4/4
87	CLA	J2	101	-	1/1/10/20	3/10/88/115	-
82	PEB	ZM	202	-	-	9/24/74/74	0/4/4/4
82	PEB	gE	202	-	-	11/24/74/74	0/4/4/4
82	PEB	WM	203	-	-	7/24/74/74	0/4/4/4
82	PEB	T1	202	-	-	15/24/74/74	0/4/4/4
87	CLA	32	302	-	1/1/11/20	7/13/91/115	-
82	PEB	RB	201	-	-	6/24/74/74	0/4/4/4
82	PEB	T9	201	-	-	8/24/74/74	0/4/4/4
82	PEB	WA	201	-	-	7/24/74/74	0/4/4/4
82	PEB	P4	202	-	-	6/24/74/74	0/4/4/4
82	PEB	B5	201	-	-	11/24/74/74	0/4/4/4
87	CLA	ON	201	-	1/1/10/20	5/8/86/115	-
82	PEB	S1	202	-	-	8/24/74/74	0/4/4/4
87	CLA	C6	510	-	1/1/15/20	17/37/115/115	-
87	CLA	B2	820	-	1/1/10/20	0/11/89/115	-

Continued on next page...

Continued from previous page...

Mol	Type	Chain	Res	Link	Chirals	Torsions	Rings
87	CLA	d6	401	-	1/1/15/20	17/37/115/115	-
82	PEB	JB	201	-	-	9/24/74/74	0/4/4/4
82	PEB	WB	401	-	-	11/24/74/74	0/4/4/4
82	PEB	M9	304	-	-	11/24/74/74	0/4/4/4
92	LMG	b6	620	-	-	12/34/54/70	0/1/1/1
87	CLA	R2	202	-	1/1/11/20	7/13/91/115	-
82	PEB	N7	201	-	-	3/24/74/74	0/4/4/4
84	CYC	J1	1001	-	-	4/25/74/74	0/4/4/4
85	BCR	J2	103	-	-	13/29/63/63	0/2/2/2
82	PEB	j4	202	-	-	8/24/74/74	0/4/4/4
82	PEB	A7	201	-	-	11/24/74/74	0/4/4/4
82	PEB	pK	201	-	-	10/24/74/74	0/4/4/4
82	PEB	M9	301	-	-	6/24/74/74	0/4/4/4
87	CLA	8N	307	-	1/1/10/20	3/10/88/115	-
82	PEB	EB	501	-	-	11/24/74/74	0/4/4/4
82	PEB	NB	201	-	-	6/24/74/74	0/4/4/4
82	PEB	eG	203	-	-	13/24/74/74	0/4/4/4
82	PEB	KF	202	-	-	4/24/74/74	0/4/4/4
82	PEB	R7	203	-	-	11/24/74/74	0/4/4/4
88	LHG	L6	101	-	-	18/53/53/53	-
82	PEB	aK	203	-	-	11/24/74/74	0/4/4/4
85	BCR	BL	618	-	-	4/29/63/63	0/2/2/2
87	CLA	A2	838	-	1/1/15/20	13/37/115/115	-
82	PEB	vF	202	-	-	9/24/74/74	0/4/4/4
82	PEB	AI	203	-	-	10/24/74/74	0/4/4/4
82	PEB	QF	201	-	-	8/24/74/74	0/4/4/4
82	PEB	UP	201	-	-	4/24/74/74	0/4/4/4
92	LMG	dL	407	-	-	23/49/69/70	0/1/1/1
82	PEB	dM	202	-	-	9/24/74/74	0/4/4/4
82	PEB	D7	202	-	-	14/24/74/74	0/4/4/4
87	CLA	c6	614	-	1/1/14/20	12/31/109/115	-
82	PEB	QE	203	-	-	10/24/74/74	0/4/4/4
87	CLA	I2	102	-	1/1/15/20	10/37/115/115	-
87	CLA	K2	101	-	1/1/15/20	10/37/115/115	-

Continued on next page...

Continued from previous page...

Mol	Type	Chain	Res	Link	Chirals	Torsions	Rings
82	PEB	R5	202	-	-	11/24/74/74	0/4/4/4
82	PEB	kM	201	-	-	8/24/74/74	0/4/4/4
84	CYC	j3	1001	-	-	4/25/74/74	0/4/4/4
82	PEB	u8	201	-	-	12/24/74/74	0/4/4/4
82	PEB	TD	202	-	-	9/24/74/74	0/4/4/4
82	PEB	H5	202	-	-	8/24/74/74	0/4/4/4
82	PEB	XD	202	-	-	11/24/74/74	0/4/4/4
82	PEB	DI	202	-	-	7/24/74/74	0/4/4/4
82	PEB	EM	203	-	-	11/24/74/74	0/4/4/4
83	PUB	xK	301	-	-	7/24/74/74	0/4/4/4
82	PEB	SK	203	-	-	9/24/74/74	0/4/4/4
88	LHG	d6	402	-	-	17/50/50/53	-
82	PEB	F1	1002	-	-	11/24/74/74	0/4/4/4
87	CLA	B6	607	-	1/1/15/20	14/37/115/115	-
82	PEB	U9	203	-	-	7/24/74/74	0/4/4/4
82	PEB	l1	203	-	-	13/24/74/74	0/4/4/4
87	CLA	O2	201	-	1/1/10/20	5/8/86/115	-
82	PEB	tK	203	-	-	11/24/74/74	0/4/4/4
82	PEB	cF	203	-	-	6/24/74/74	0/4/4/4
87	CLA	22	610	-	1/1/10/20	3/8/86/115	-
82	PEB	O1	202	-	-	7/24/74/74	0/4/4/4
82	PEB	TA	202	-	-	9/24/74/74	0/4/4/4
84	CYC	DO	1001	-	-	9/25/74/74	0/4/4/4
82	PEB	R4	201	-	-	2/24/74/74	0/4/4/4
87	CLA	LN	202	-	1/1/13/20	14/28/106/115	-
82	PEB	PK	202	-	-	12/24/74/74	0/4/4/4
82	PEB	eM	201	-	-	6/24/74/74	0/4/4/4
95	DGD	b6	621	-	-	9/29/69/95	0/2/2/2
82	PEB	MD	201	-	-	7/24/74/74	0/4/4/4
82	PEB	MI	401	-	-	10/24/74/74	0/4/4/4
82	PEB	I7	202	-	-	12/24/74/74	0/4/4/4
87	CLA	DL	406	-	1/1/15/20	16/37/115/115	-
82	PEB	WG	201	-	-	7/24/74/74	0/4/4/4
87	CLA	AN	807	-	1/1/15/20	10/37/115/115	-

Continued on next page...

Continued from previous page...

Mol	Type	Chain	Res	Link	Chirals	Torsions	Rings
99	SF4	C2	102	-	-	-	0/6/5/5
82	PEB	fM	201	-	-	5/24/74/74	0/4/4/4
82	PEB	gK	203	-	-	9/24/74/74	0/4/4/4
82	PEB	d1	203	-	-	10/24/74/74	0/4/4/4
82	PEB	aM	201	-	-	10/24/74/74	0/4/4/4
87	CLA	dL	402	-	-	8/37/115/115	-
88	LHG	cL	501	-	-	7/36/36/53	-
87	CLA	7N	603	-	-	5/13/91/115	-
84	CYC	NH	1001	-	-	8/25/74/74	0/4/4/4
82	PEB	QP	202	-	-	11/24/74/74	0/4/4/4
82	PEB	A1	301	-	-	7/24/74/74	0/4/4/4
82	PEB	V9	201	-	-	8/24/74/74	0/4/4/4
82	PEB	KD	201	-	-	9/24/74/74	0/4/4/4
84	CYC	F3	1001	-	-	4/25/74/74	0/4/4/4
82	PEB	V7	201	-	-	11/24/74/74	0/4/4/4
82	PEB	kH	201	-	-	8/24/74/74	0/4/4/4
82	PEB	i4	203	-	-	12/24/74/74	0/4/4/4
87	CLA	BN	832	-	1/1/15/20	10/37/115/115	-
82	PEB	VJ	202	-	-	8/24/74/74	0/4/4/4
87	CLA	5N	604	-	1/1/10/20	4/10/88/115	-
83	PUB	M5	302	-	-	7/24/74/74	0/4/4/4
92	LMG	bL	623	-	-	11/36/56/70	0/1/1/1
82	PEB	k1	201	-	-	8/24/74/74	0/4/4/4
82	PEB	IF	203	-	-	4/24/74/74	0/4/4/4
82	PEB	HK	201	-	-	7/24/74/74	0/4/4/4
84	CYC	CO	1001	-	-	9/25/74/74	0/4/4/4
84	CYC	M1	201	-	-	9/25/74/74	0/4/4/4
87	CLA	F2	205	-	-	18/37/115/115	-
87	CLA	cL	512	-	1/1/15/20	8/37/115/115	-
82	PEB	DM	202	-	-	8/24/74/74	0/4/4/4
82	PEB	LD	202	-	-	9/24/74/74	0/4/4/4
82	PEB	bH	202	-	-	9/24/74/74	0/4/4/4
82	PEB	C9	201	-	-	8/24/74/74	0/4/4/4
82	PEB	S4	201	-	-	10/24/74/74	0/4/4/4

Continued on next page...

Continued from previous page...

Mol	Type	Chain	Res	Link	Chirals	Torsions	Rings
82	PEB	R4	203	-	-	9/24/74/74	0/4/4/4
82	PEB	O5	203	-	-	14/24/74/74	0/4/4/4
82	PEB	UB	303	-	-	7/24/74/74	0/4/4/4
95	DGD	C6	503	-	-	13/31/71/95	0/2/2/2
82	PEB	hF	202	-	-	9/24/74/74	0/4/4/4
82	PEB	LP	201	-	-	7/24/74/74	0/4/4/4
87	CLA	bL	620	-	1/1/13/20	9/27/105/115	-
87	CLA	B6	612	-	1/1/13/20	14/30/108/115	-
82	PEB	NF	202	-	-	10/24/74/74	0/4/4/4
82	PEB	aM	203	-	-	15/24/74/74	0/4/4/4
82	PEB	S5	202	-	-	10/24/74/74	0/4/4/4
84	CYC	Q3	1001	-	-	4/25/74/74	0/4/4/4
82	PEB	TK	202	-	-	15/24/74/74	0/4/4/4
82	PEB	VO	201	-	-	4/24/74/74	0/4/4/4
82	PEB	kF	202	-	-	10/24/74/74	0/4/4/4
82	PEB	UH	202	-	-	6/24/74/74	0/4/4/4
87	CLA	62	305	-	-	7/10/88/115	-
82	PEB	O7	201	-	-	9/24/74/74	0/4/4/4
82	PEB	h4	202	-	-	9/24/74/74	0/4/4/4
87	CLA	AN	827	-	1/1/13/20	7/25/103/115	-
82	PEB	JH	1002	-	-	9/24/74/74	0/4/4/4
82	PEB	KK	201	-	-	7/24/74/74	0/4/4/4
88	LHG	m6	102	-	-	19/43/43/53	-
91	PHO	DL	405	-	3/3/17/22	8/37/103/103	0/5/6/6
82	PEB	fH	201	-	-	9/24/74/74	0/4/4/4
82	PEB	LM	202	-	-	10/24/74/74	0/4/4/4
87	CLA	AN	836	-	-	5/13/91/115	-
87	CLA	BN	826	-	1/1/15/20	16/37/115/115	-
82	PEB	GM	201	-	-	8/24/74/74	0/4/4/4
85	BCR	F6	101	-	-	9/29/63/63	0/2/2/2
84	CYC	e3	1001	-	-	8/25/74/74	0/4/4/4
85	BCR	CL	501	-	-	1/29/63/63	0/2/2/2
82	PEB	II	203	-	-	10/24/74/74	0/4/4/4
85	BCR	A2	804	-	-	2/29/63/63	0/2/2/2

Continued on next page...

Continued from previous page...

Mol	Type	Chain	Res	Link	Chirals	Torsions	Rings
82	PEB	QK	201	-	-	8/24/74/74	0/4/4/4
82	PEB	Q7	202	-	-	9/24/74/74	0/4/4/4
82	PEB	L9	201	-	-	10/24/74/74	0/4/4/4
95	DGD	cL	502	-	-	12/51/91/95	0/2/2/2
82	PEB	TB	202	-	-	9/24/74/74	0/4/4/4
82	PEB	WI	203	-	-	8/24/74/74	0/4/4/4
87	CLA	c6	607	-	1/1/15/20	17/37/115/115	-
82	PEB	WB	402	-	-	5/24/74/74	0/4/4/4
82	PEB	ZI	401	-	-	7/24/74/74	0/4/4/4
84	CYC	D1	1003	-	-	10/25/74/74	0/4/4/4
82	PEB	MK	202	-	-	10/24/74/74	0/4/4/4
88	LHG	AL	406	-	-	22/53/53/53	-
87	CLA	A2	805	-	1/1/15/20	21/37/115/115	-
87	CLA	BL	606	-	1/1/15/20	2/37/115/115	-
82	PEB	L7	203	-	-	9/24/74/74	0/4/4/4
82	PEB	HJ	202	-	-	9/24/74/74	0/4/4/4
82	PEB	S4	202	-	-	10/24/74/74	0/4/4/4
87	CLA	5N	603	-	1/1/11/20	6/13/91/115	-
82	PEB	GJ	201	-	-	6/24/74/74	0/4/4/4
82	PEB	Q9	201	-	-	11/24/74/74	0/4/4/4
82	PEB	FD	203	-	-	9/24/74/74	0/4/4/4
82	PEB	BA	202	-	-	8/24/74/74	0/4/4/4
82	PEB	VO	202	-	-	12/24/74/74	0/4/4/4
87	CLA	AN	851	-	1/1/15/20	20/37/115/115	-
82	PEB	UF	202	-	-	9/24/74/74	0/4/4/4
82	PEB	AP	202	-	-	9/24/74/74	0/4/4/4
82	PEB	GM	203	-	-	8/24/74/74	0/4/4/4
88	LHG	CL	521	-	-	14/41/41/53	-
82	PEB	F4	1002	-	-	9/24/74/74	0/4/4/4
87	CLA	AN	833	-	1/1/15/20	11/37/115/115	-
82	PEB	U9	201	-	-	11/24/74/74	0/4/4/4
82	PEB	G7	202	-	-	13/24/74/74	0/4/4/4
82	PEB	LK	202	-	-	14/24/74/74	0/4/4/4
82	PEB	Z9	301	-	-	16/24/74/74	0/4/4/4

Continued on next page...

Continued from previous page...

Mol	Type	Chain	Res	Link	Chirals	Torsions	Rings
82	PEB	L5	201	-	-	10/24/74/74	0/4/4/4
82	PEB	yC	203	-	-	11/24/74/74	0/4/4/4
82	PEB	M5	305	-	-	13/24/74/74	0/4/4/4
82	PEB	Z5	301	-	-	9/24/74/74	0/4/4/4
87	CLA	cL	506	-	1/1/15/20	14/37/115/115	-
82	PEB	UD	202	-	-	8/24/74/74	0/4/4/4
103	ZEX	82	309	-	-	11/29/67/67	0/2/2/2
82	PEB	BQ	201	-	-	11/24/74/74	0/4/4/4
87	CLA	3N	313	-	1/1/11/20	6/13/91/115	-
82	PEB	gK	201	-	-	6/24/74/74	0/4/4/4
82	PEB	OB	201	-	-	11/24/74/74	0/4/4/4
87	CLA	AN	837	-	1/1/12/20	8/21/99/115	-
82	PEB	K9	202	-	-	15/24/74/74	0/4/4/4
87	CLA	bL	622	-	1/1/15/20	13/37/115/115	-
82	PEB	MJ	203	-	-	9/24/74/74	0/4/4/4
82	PEB	KB	303	-	-	12/24/74/74	0/4/4/4
82	PEB	ZJ	201	-	-	4/24/74/74	0/4/4/4
82	PEB	qC	201	-	-	6/24/74/74	0/4/4/4
87	CLA	AN	838	-	1/1/15/20	13/37/115/115	-
82	PEB	dM	201	-	-	7/24/74/74	0/4/4/4
87	CLA	32	303	-	1/1/11/20	7/13/91/115	-
82	PEB	CQ	202	-	-	7/24/74/74	0/4/4/4
84	CYC	NE	201	-	-	8/25/74/74	0/4/4/4
84	CYC	HO	1001	-	-	7/25/74/74	0/4/4/4
82	PEB	Q9	202	-	-	7/24/74/74	0/4/4/4
82	PEB	uK	201	-	-	10/24/74/74	0/4/4/4
87	CLA	CL	506	-	1/1/15/20	15/37/115/115	-
87	CLA	6N	604	-	-	7/10/88/115	-
82	PEB	i4	202	-	-	8/24/74/74	0/4/4/4
82	PEB	KJ	202	-	-	15/24/74/74	0/4/4/4
87	CLA	LN	203	-	-	20/37/115/115	-
82	PEB	UI	201	-	-	7/24/74/74	0/4/4/4
82	PEB	HB	201	-	-	13/24/74/74	0/4/4/4
87	CLA	K2	103	-	1/1/11/20	3/13/91/115	-

Continued on next page...

Continued from previous page...

Mol	Type	Chain	Res	Link	Chirals	Torsions	Rings
87	CLA	cL	515	-	1/1/14/20	15/31/109/115	-
84	CYC	I1	1001	-	-	9/25/74/74	0/4/4/4
82	PEB	WF	201	-	-	7/24/74/74	0/4/4/4
82	PEB	Z1	202	-	-	9/24/74/74	0/4/4/4
97	GOL	wL	101	-	-	2/4/4/4	-
87	CLA	2N	308	-	-	5/13/91/115	-
82	PEB	KD	202	-	-	13/24/74/74	0/4/4/4
82	PEB	PE	201	-	-	4/24/74/74	0/4/4/4
82	PEB	VI	201	-	-	8/24/74/74	0/4/4/4
82	PEB	X5	202	-	-	11/24/74/74	0/4/4/4
82	PEB	AH	305	-	-	12/24/74/74	0/4/4/4
84	CYC	h3	1001	-	-	4/25/74/74	0/4/4/4
82	PEB	YQ	202	-	-	8/24/74/74	0/4/4/4
88	LHG	ML	102	-	-	15/43/43/53	-
82	PEB	UG	203	-	-	13/24/74/74	0/4/4/4
82	PEB	CK	202	-	-	6/24/74/74	0/4/4/4
82	PEB	YM	202	-	-	8/24/74/74	0/4/4/4
82	PEB	W5	201	-	-	7/24/74/74	0/4/4/4
82	PEB	iF	202	-	-	13/24/74/74	0/4/4/4
82	PEB	a4	201	-	-	2/24/74/74	0/4/4/4
82	PEB	IM	201	-	-	6/24/74/74	0/4/4/4
82	PEB	TM	201	-	-	6/24/74/74	0/4/4/4
82	PEB	EP	201	-	-	7/24/74/74	0/4/4/4
99	SF4	BN	804	-	-	-	0/6/5/5
82	PEB	WO	201	-	-	7/24/74/74	0/4/4/4
87	CLA	d6	403	-	1/1/15/20	17/37/115/115	-
82	PEB	AA	202	-	-	12/24/74/74	0/4/4/4
82	PEB	dM	203	-	-	13/24/74/74	0/4/4/4
82	PEB	gK	202	-	-	11/24/74/74	0/4/4/4
85	BCR	BN	839	-	-	6/29/63/63	0/2/2/2
82	PEB	JD	202	-	-	12/24/74/74	0/4/4/4
82	PEB	lF	203	-	-	10/24/74/74	0/4/4/4
82	PEB	VJ	201	-	-	8/24/74/74	0/4/4/4
82	PEB	z8	201	-	-	11/24/74/74	0/4/4/4

Continued on next page...

Continued from previous page...

Mol	Type	Chain	Res	Link	Chirals	Torsions	Rings
87	CLA	DL	403	-	1/1/15/20	10/37/115/115	-
82	PEB	RI	201	-	-	8/24/74/74	0/4/4/4
82	PEB	H5	203	-	-	12/24/74/74	0/4/4/4
83	PUB	Y7	302	-	-	3/24/74/74	0/4/4/4
87	CLA	cL	509	-	1/1/15/20	21/37/115/115	-
82	PEB	s8	201	-	-	7/24/74/74	0/4/4/4
82	PEB	B9	202	-	-	8/24/74/74	0/4/4/4
82	PEB	ZJ	202	-	-	9/24/74/74	0/4/4/4
82	PEB	gH	201	-	-	10/24/74/74	0/4/4/4
82	PEB	iK	202	-	-	13/24/74/74	0/4/4/4
87	CLA	6N	610	-	1/1/10/20	3/10/88/115	-
82	PEB	dH	203	-	-	10/24/74/74	0/4/4/4
83	PUB	yF	302	-	-	3/24/74/74	0/4/4/4
84	CYC	D3	1001	-	-	4/25/74/74	0/4/4/4
82	PEB	mH	201	-	-	8/24/74/74	0/4/4/4
84	CYC	H4	1001	-	-	7/25/74/74	0/4/4/4
82	PEB	VE	202	-	-	10/24/74/74	0/4/4/4
82	PEB	LI	202	-	-	7/24/74/74	0/4/4/4
101	FES	N2	101	-	-	-	0/1/1/1
82	PEB	UH	201	-	-	9/24/74/74	0/4/4/4
85	BCR	hL	102	-	-	3/29/63/63	0/2/2/2
87	CLA	CL	513	-	1/1/14/20	14/31/109/115	-
82	PEB	CJ	201	-	-	4/24/74/74	0/4/4/4
87	CLA	AN	840	-	1/1/15/20	12/37/115/115	-
82	PEB	Y5	202	-	-	10/24/74/74	0/4/4/4
82	PEB	tC	201	-	-	9/24/74/74	0/4/4/4
87	CLA	32	313	-	1/1/11/20	6/13/91/115	-
87	CLA	BL	623	-	1/1/15/20	9/37/115/115	-
88	LHG	d6	407	-	-	15/53/53/53	-
82	PEB	b1	202	-	-	9/24/74/74	0/4/4/4
82	PEB	TK	201	-	-	7/24/74/74	0/4/4/4
84	CYC	MO	1001	-	-	8/25/74/74	0/4/4/4
82	PEB	Z1	201	-	-	11/24/74/74	0/4/4/4
87	CLA	12	603	-	1/1/11/20	4/13/91/115	-

Continued on next page...

Continued from previous page...

Mol	Type	Chain	Res	Link	Chirals	Torsions	Rings
82	PEB	lH	202	-	-	13/24/74/74	0/4/4/4
82	PEB	eH	202	-	-	11/24/74/74	0/4/4/4
87	CLA	ON	202	-	1/1/12/20	8/19/97/115	-
82	PEB	KK	202	-	-	4/24/74/74	0/4/4/4
88	LHG	DL	407	-	-	16/53/53/53	-
87	CLA	b6	605	-	-	15/37/115/115	-
82	PEB	eF	202	-	-	8/24/74/74	0/4/4/4
95	DGD	BL	607	-	-	5/29/69/95	0/2/2/2
82	PEB	TB	201	-	-	9/24/74/74	0/4/4/4
87	CLA	3N	306	-	1/1/11/20	6/13/91/115	-
84	CYC	C4	1001	-	-	9/25/74/74	0/4/4/4
95	DGD	DL	408	-	-	9/51/91/95	0/2/2/2
82	PEB	KF	203	-	-	8/24/74/74	0/4/4/4
82	PEB	OF	201	-	-	6/24/74/74	0/4/4/4
87	CLA	8N	308	-	1/1/11/20	10/13/91/115	-
87	CLA	bL	606	-	1/1/15/20	9/37/115/115	-
87	CLA	2N	306	-	1/1/11/20	7/13/91/115	-
82	PEB	hE	203	-	-	7/24/74/74	0/4/4/4
82	PEB	e1	202	-	-	11/24/74/74	0/4/4/4
82	PEB	s8	202	-	-	8/24/74/74	0/4/4/4
82	PEB	Q7	201	-	-	6/24/74/74	0/4/4/4
82	PEB	UK	202	-	-	9/24/74/74	0/4/4/4
82	PEB	R1	201	-	-	7/24/74/74	0/4/4/4
82	PEB	HA	202	-	-	8/24/74/74	0/4/4/4
85	BCR	AN	804	-	-	2/29/63/63	0/2/2/2
82	PEB	WQ	201	-	-	4/24/74/74	0/4/4/4
82	PEB	W1	202	-	-	9/24/74/74	0/4/4/4
82	PEB	T7	202	-	-	9/24/74/74	0/4/4/4
87	CLA	A2	829	-	1/1/15/20	17/37/115/115	-
82	PEB	O9	202	-	-	11/24/74/74	0/4/4/4
82	PEB	RD	201	-	-	12/24/74/74	0/4/4/4
82	PEB	SH	202	-	-	8/24/74/74	0/4/4/4
82	PEB	aB	201	-	-	2/24/74/74	0/4/4/4
82	PEB	tF	201	-	-	7/24/74/74	0/4/4/4

Continued on next page...

Continued from previous page...

Mol	Type	Chain	Res	Link	Chirals	Torsions	Rings
87	CLA	3N	301	-	1/1/11/20	3/13/91/115	-
82	PEB	XA	202	-	-	9/24/74/74	0/4/4/4
82	PEB	NM	202	-	-	9/24/74/74	0/4/4/4
82	PEB	xC	202	-	-	15/24/74/74	0/4/4/4
82	PEB	hE	202	-	-	11/24/74/74	0/4/4/4
92	LMG	B6	619	-	-	7/34/54/70	0/1/1/1
82	PEB	QB	202	-	-	9/24/74/74	0/4/4/4
82	PEB	QB	204	-	-	10/24/74/74	0/4/4/4
84	CYC	LG	1001	-	-	10/25/74/74	0/4/4/4
87	CLA	cL	513	-	1/1/15/20	9/37/115/115	-
84	CYC	FE	1001	-	-	8/25/74/74	0/4/4/4
87	CLA	32	311	-	1/1/10/20	7/10/88/115	-
82	PEB	CD	202	-	-	7/24/74/74	0/4/4/4
87	CLA	AN	805	-	1/1/15/20	21/37/115/115	-
82	PEB	HM	202	-	-	10/24/74/74	0/4/4/4
82	PEB	bK	202	-	-	9/24/74/74	0/4/4/4
87	CLA	32	307	-	-	3/13/91/115	-
82	PEB	h1	201	-	-	9/24/74/74	0/4/4/4
82	PEB	FJ	202	-	-	9/24/74/74	0/4/4/4
82	PEB	RP	201	-	-	9/24/74/74	0/4/4/4
82	PEB	G7	201	-	-	6/24/74/74	0/4/4/4
92	LMG	J6	102	-	-	17/38/58/70	0/1/1/1
87	CLA	CL	512	-	1/1/15/20	4/37/115/115	-
87	CLA	c6	604	-	1/1/15/20	27/37/115/115	-
82	PEB	WK	201	-	-	7/24/74/74	0/4/4/4
82	PEB	TI	203	-	-	10/24/74/74	0/4/4/4
87	CLA	2N	309	-	-	9/19/97/115	-
82	PEB	gB	201	-	-	11/24/74/74	0/4/4/4
82	PEB	RM	202	-	-	11/24/74/74	0/4/4/4
82	PEB	CB	202	-	-	9/24/74/74	0/4/4/4
82	PEB	YF	201	-	-	7/24/74/74	0/4/4/4
82	PEB	SE	202	-	-	7/24/74/74	0/4/4/4
82	PEB	LO	1002	-	-	9/24/74/74	0/4/4/4
82	PEB	PD	202	-	-	10/24/74/74	0/4/4/4

Continued on next page...

Continued from previous page...

Mol	Type	Chain	Res	Link	Chirals	Torsions	Rings
87	CLA	BN	824	-	1/1/15/20	8/37/115/115	-
83	PUB	ND	201	-	-	3/24/74/74	0/4/4/4
82	PEB	MF	201	-	-	6/24/74/74	0/4/4/4
82	PEB	kJ	201	-	-	11/24/74/74	0/4/4/4
82	PEB	dE	202	-	-	6/24/74/74	0/4/4/4
82	PEB	f1	201	-	-	9/24/74/74	0/4/4/4
82	PEB	J9	201	-	-	13/24/74/74	0/4/4/4
82	PEB	UP	203	-	-	9/24/74/74	0/4/4/4
82	PEB	NQ	204	-	-	12/24/74/74	0/4/4/4
83	PUB	M5	303	-	-	8/24/74/74	0/4/4/4
82	PEB	OK	202	-	-	9/24/74/74	0/4/4/4
99	SF4	B2	803	-	-	-	0/6/5/5
87	CLA	AL	405	-	1/1/12/20	6/19/97/115	-
82	PEB	gJ	202	-	-	10/24/74/74	0/4/4/4
87	CLA	52	609	-	1/1/10/20	4/10/88/115	-
82	PEB	fF	201	-	-	11/24/74/74	0/4/4/4
84	CYC	73	1001	-	-	4/25/74/74	0/4/4/4
82	PEB	AK	201	-	-	9/24/74/74	0/4/4/4
82	PEB	YG	201	-	-	10/24/74/74	0/4/4/4
82	PEB	RD	202	-	-	10/24/74/74	0/4/4/4
82	PEB	UM	201	-	-	6/24/74/74	0/4/4/4
82	PEB	SJ	201	-	-	8/24/74/74	0/4/4/4
87	CLA	B2	804	-	1/1/15/20	8/37/115/115	-
82	PEB	EA	202	-	-	11/24/74/74	0/4/4/4
82	PEB	FI	201	-	-	12/24/74/74	0/4/4/4
82	PEB	KG	201	-	-	6/24/74/74	0/4/4/4
82	PEB	lF	202	-	-	13/24/74/74	0/4/4/4
82	PEB	OA	201	-	-	9/24/74/74	0/4/4/4
82	PEB	V5	202	-	-	11/24/74/74	0/4/4/4
82	PEB	PH	202	-	-	8/24/74/74	0/4/4/4
82	PEB	iF	201	-	-	9/24/74/74	0/4/4/4
82	PEB	WK	203	-	-	13/24/74/74	0/4/4/4
87	CLA	32	308	-	1/1/11/20	3/13/91/115	-
82	PEB	SG	203	-	-	7/24/74/74	0/4/4/4

Continued on next page...

Continued from previous page...

Mol	Type	Chain	Res	Link	Chirals	Torsions	Rings
92	LMG	DL	402	-	-	18/49/69/70	0/1/1/1
83	PUB	A1	303	-	-	5/24/74/74	0/4/4/4
82	PEB	N5	201	-	-	11/24/74/74	0/4/4/4
87	CLA	AN	835	-	1/1/15/20	14/37/115/115	-
82	PEB	xK	304	-	-	9/24/74/74	0/4/4/4
82	PEB	DA	201	-	-	11/24/74/74	0/4/4/4
84	CYC	p3	1001	-	-	8/25/74/74	0/4/4/4
82	PEB	iG	202	-	-	10/24/74/74	0/4/4/4
97	GOL	I6	102	-	-	0/4/4/4	-
87	CLA	52	607	-	1/1/12/20	8/19/97/115	-
82	PEB	CK	201	-	-	6/24/74/74	0/4/4/4
84	CYC	BE	1001	-	-	12/25/74/74	0/4/4/4
82	PEB	GK	201	-	-	8/24/74/74	0/4/4/4
82	PEB	iK	201	-	-	9/24/74/74	0/4/4/4
92	LMG	yL	101	-	-	29/50/70/70	0/1/1/1
82	PEB	Y5	203	-	-	12/24/74/74	0/4/4/4
84	CYC	y3	1001	-	-	10/25/74/74	0/4/4/4
82	PEB	hJ	201	-	-	7/24/74/74	0/4/4/4
87	CLA	B2	816	-	1/1/13/20	6/30/108/115	-
87	CLA	B2	811	-	1/1/13/20	5/25/103/115	-
82	PEB	aM	204	-	-	9/24/74/74	0/4/4/4
82	PEB	p8	202	-	-	16/24/74/74	0/4/4/4
87	CLA	AN	832	-	1/1/12/20	8/19/97/115	-
82	PEB	VE	201	-	-	8/24/74/74	0/4/4/4
82	PEB	nF	202	-	-	11/24/74/74	0/4/4/4
87	CLA	7N	607	-	-	7/19/97/115	-
82	PEB	WD	201	-	-	4/24/74/74	0/4/4/4
87	CLA	4N	604	-	-	5/10/88/115	-
82	PEB	U1	202	-	-	6/24/74/74	0/4/4/4
82	PEB	oK	203	-	-	17/24/74/74	0/4/4/4
87	CLA	B6	610	-	1/1/15/20	11/37/115/115	-
87	CLA	BN	814	-	1/1/11/20	4/13/91/115	-
87	CLA	5N	607	-	1/1/12/20	8/19/97/115	-
82	PEB	QA	201	-	-	6/24/74/74	0/4/4/4

Continued on next page...

Continued from previous page...

Mol	Type	Chain	Res	Link	Chirals	Torsions	Rings
82	PEB	FB	201	-	-	12/24/74/74	0/4/4/4
82	PEB	BP	202	-	-	8/24/74/74	0/4/4/4
84	CYC	JO	1001	-	-	9/25/74/74	0/4/4/4
82	PEB	iF	203	-	-	12/24/74/74	0/4/4/4
82	PEB	F7	202	-	-	10/24/74/74	0/4/4/4
82	PEB	cO	203	-	-	12/24/74/74	0/4/4/4
95	DGD	AL	416	-	-	8/29/69/95	0/2/2/2
82	PEB	y8	201	-	-	15/24/74/74	0/4/4/4
82	PEB	QD	202	-	-	12/24/74/74	0/4/4/4
82	PEB	RO	202	-	-	10/24/74/74	0/4/4/4
82	PEB	fF	202	-	-	11/24/74/74	0/4/4/4
88	LHG	BL	615	-	-	17/45/45/53	-
87	CLA	bL	619	-	1/1/13/20	8/30/108/115	-
82	PEB	P7	203	-	-	7/24/74/74	0/4/4/4
82	PEB	kH	203	-	-	8/24/74/74	0/4/4/4
82	PEB	FI	202	-	-	8/24/74/74	0/4/4/4
82	PEB	DK	203	-	-	12/24/74/74	0/4/4/4
82	PEB	MJ	201	-	-	7/24/74/74	0/4/4/4
87	CLA	B2	807	-	1/1/15/20	9/37/115/115	-
82	PEB	SF	202	-	-	7/24/74/74	0/4/4/4
82	PEB	V1	201	-	-	2/24/74/74	0/4/4/4
82	PEB	UE	203	-	-	13/24/74/74	0/4/4/4
84	CYC	BE	1002	-	-	5/25/74/74	0/4/4/4
87	CLA	4N	601	-	-	6/13/91/115	-
82	PEB	HQ	201	-	-	12/24/74/74	0/4/4/4
82	PEB	U9	204	-	-	9/24/74/74	0/4/4/4
82	PEB	hO	201	-	-	10/24/74/74	0/4/4/4
82	PEB	IP	201	-	-	4/24/74/74	0/4/4/4
82	PEB	Y5	201	-	-	10/24/74/74	0/4/4/4
82	PEB	DP	202	-	-	8/24/74/74	0/4/4/4
82	PEB	NI	201	-	-	8/24/74/74	0/4/4/4
82	PEB	XJ	201	-	-	5/24/74/74	0/4/4/4
82	PEB	YM	203	-	-	13/24/74/74	0/4/4/4
82	PEB	D5	203	-	-	12/24/74/74	0/4/4/4

Continued on next page...

Continued from previous page...

Mol	Type	Chain	Res	Link	Chirals	Torsions	Rings
87	CLA	B2	819	-	1/1/11/20	6/13/91/115	-
82	PEB	FK	202	-	-	11/24/74/74	0/4/4/4
98	PQN	AN	842	-	-	6/23/43/43	0/2/2/2
82	PEB	WH	203	-	-	8/24/74/74	0/4/4/4
82	PEB	oK	201	-	-	13/24/74/74	0/4/4/4
82	PEB	AG	304	-	-	4/24/74/74	0/4/4/4
82	PEB	DH	1002	-	-	11/24/74/74	0/4/4/4
82	PEB	T5	202	-	-	11/24/74/74	0/4/4/4
82	PEB	uF	201	-	-	11/24/74/74	0/4/4/4
82	PEB	jG	201	-	-	9/24/74/74	0/4/4/4
82	PEB	DK	202	-	-	12/24/74/74	0/4/4/4
82	PEB	g4	201	-	-	4/24/74/74	0/4/4/4
85	BCR	k6	102	-	-	12/29/63/63	0/2/2/2
82	PEB	kK	202	-	-	10/24/74/74	0/4/4/4
87	CLA	b6	613	-	1/1/15/20	17/37/115/115	-
88	LHG	I6	101	-	-	21/53/53/53	-
82	PEB	GK	202	-	-	7/24/74/74	0/4/4/4
82	PEB	HP	201	-	-	6/24/74/74	0/4/4/4
85	BCR	KN	104	-	-	8/29/63/63	0/2/2/2
83	PUB	A4	302	-	-	2/24/74/74	0/4/4/4
82	PEB	x8	202	-	-	15/24/74/74	0/4/4/4
82	PEB	R9	202	-	-	15/24/74/74	0/4/4/4
82	PEB	WM	201	-	-	7/24/74/74	0/4/4/4
82	PEB	bG	201	-	-	6/24/74/74	0/4/4/4
82	PEB	BF	201	-	-	11/24/74/74	0/4/4/4
82	PEB	lJ	203	-	-	11/24/74/74	0/4/4/4
82	PEB	wC	202	-	-	5/24/74/74	0/4/4/4
82	PEB	hJ	202	-	-	6/24/74/74	0/4/4/4
82	PEB	ZM	201	-	-	10/24/74/74	0/4/4/4
82	PEB	BI	202	-	-	10/24/74/74	0/4/4/4
87	CLA	AL	404	-	1/1/14/20	4/31/109/115	-
82	PEB	V1	203	-	-	9/24/74/74	0/4/4/4
85	BCR	C6	508	-	-	10/29/63/63	0/2/2/2
82	PEB	H7	201	-	-	4/24/74/74	0/4/4/4

Continued on next page...

Continued from previous page...

Mol	Type	Chain	Res	Link	Chirals	Torsions	Rings
82	PEB	IP	203	-	-	10/24/74/74	0/4/4/4
95	DGD	aL	603	-	-	7/42/82/95	0/2/2/2
82	PEB	AE	301	-	-	10/24/74/74	0/4/4/4
82	PEB	m4	203	-	-	9/24/74/74	0/4/4/4
87	CLA	8N	301	-	1/1/11/20	8/15/93/115	-
82	PEB	pC	202	-	-	16/24/74/74	0/4/4/4
87	CLA	42	601	-	-	6/13/91/115	-
82	PEB	YK	203	-	-	7/24/74/74	0/4/4/4
82	PEB	JP	201	-	-	6/24/74/74	0/4/4/4
83	PUB	wK	304	-	-	7/24/74/74	0/4/4/4
82	PEB	PQ	203	-	-	12/24/74/74	0/4/4/4
82	PEB	X9	202	-	-	15/24/74/74	0/4/4/4
87	CLA	AN	808	-	1/1/15/20	15/37/115/115	-
82	PEB	hB	301	-	-	12/24/74/74	0/4/4/4
82	PEB	DI	201	-	-	6/24/74/74	0/4/4/4
87	CLA	1N	607	-	-	9/19/97/115	-
87	CLA	MN	101	-	1/1/11/20	8/13/91/115	-
82	PEB	TG	201	-	-	3/24/74/74	0/4/4/4
87	CLA	42	609	-	1/1/10/20	3/8/86/115	-
85	BCR	A2	848	-	-	16/29/63/63	0/2/2/2
87	CLA	KN	105	-	-	9/18/96/115	-
91	PHO	dL	403	-	3/3/17/22	8/37/103/103	0/5/6/6
82	PEB	Q1	203	-	-	9/24/74/74	0/4/4/4
87	CLA	c6	615	-	1/1/13/20	10/25/103/115	-
82	PEB	jM	201	-	-	10/24/74/74	0/4/4/4
82	PEB	MA	201	-	-	10/24/74/74	0/4/4/4
82	PEB	ZO	202	-	-	9/24/74/74	0/4/4/4
82	PEB	SM	202	-	-	12/24/74/74	0/4/4/4
82	PEB	CB	201	-	-	3/24/74/74	0/4/4/4
82	PEB	VH	201	-	-	2/24/74/74	0/4/4/4
82	PEB	SJ	203	-	-	9/24/74/74	0/4/4/4
82	PEB	JF	202	-	-	13/24/74/74	0/4/4/4
82	PEB	EI	202	-	-	10/24/74/74	0/4/4/4
82	PEB	L7	201	-	-	6/24/74/74	0/4/4/4

Continued on next page...

Continued from previous page...

Mol	Type	Chain	Res	Link	Chirals	Torsions	Rings
87	CLA	C6	514	-	1/1/15/20	22/37/115/115	-
95	DGD	B2	844	-	-	19/55/95/95	0/2/2/2
82	PEB	RB	202	-	-	10/24/74/74	0/4/4/4
87	CLA	2N	302	-	-	5/13/91/115	-
82	PEB	W7	201	-	-	7/24/74/74	0/4/4/4
82	PEB	MB	202	-	-	9/24/74/74	0/4/4/4
82	PEB	Y7	304	-	-	13/24/74/74	0/4/4/4
82	PEB	uC	203	-	-	2/24/74/74	0/4/4/4
87	CLA	22	604	-	1/1/10/20	3/10/88/115	-
82	PEB	aO	203	-	-	12/24/74/74	0/4/4/4
83	PUB	Z9	302	-	-	7/24/74/74	0/4/4/4
82	PEB	gG	202	-	-	11/24/74/74	0/4/4/4
87	CLA	c6	610	-	1/1/15/20	11/37/115/115	-
92	LMG	aL	611	-	-	9/37/57/70	0/1/1/1
82	PEB	cJ	201	-	-	8/24/74/74	0/4/4/4
82	PEB	j4	203	-	-	13/24/74/74	0/4/4/4
85	BCR	b6	603	-	-	2/29/63/63	0/2/2/2
83	PUB	xK	305	-	-	8/24/74/74	0/4/4/4
82	PEB	ZH	202	-	-	9/24/74/74	0/4/4/4
82	PEB	RF	202	-	-	13/24/74/74	0/4/4/4
82	PEB	bB	201	-	-	10/24/74/74	0/4/4/4
87	CLA	7N	604	-	1/1/10/20	5/10/88/115	-
85	BCR	A2	845	-	-	11/29/63/63	0/2/2/2
82	PEB	I5	201	-	-	11/24/74/74	0/4/4/4
82	PEB	PQ	201	-	-	8/24/74/74	0/4/4/4
87	CLA	BN	820	-	1/1/11/20	6/13/91/115	-
82	PEB	NB	202	-	-	7/24/74/74	0/4/4/4
83	PUB	AM	303	-	-	11/24/74/74	0/4/4/4
82	PEB	AO	301	-	-	7/24/74/74	0/4/4/4
84	CYC	BG	1001	-	-	12/25/74/74	0/4/4/4
82	PEB	WJ	202	-	-	13/24/74/74	0/4/4/4
82	PEB	xF	304	-	-	9/24/74/74	0/4/4/4
82	PEB	M7	201	-	-	10/24/74/74	0/4/4/4
82	PEB	LQ	201	-	-	9/24/74/74	0/4/4/4

Continued on next page...

Continued from previous page...

Mol	Type	Chain	Res	Link	Chirals	Torsions	Rings
82	PEB	W9	202	-	-	11/24/74/74	0/4/4/4
82	PEB	VB	201	-	-	10/24/74/74	0/4/4/4
82	PEB	R4	202	-	-	10/24/74/74	0/4/4/4
82	PEB	mF	201	-	-	6/24/74/74	0/4/4/4
87	CLA	C6	517	-	1/1/15/20	13/37/115/115	-
82	PEB	BD	202	-	-	10/24/74/74	0/4/4/4
87	CLA	B2	815	-	-	6/25/103/115	-
82	PEB	VD	202	-	-	12/24/74/74	0/4/4/4
82	PEB	ZB	202	-	-	10/24/74/74	0/4/4/4
87	CLA	KN	102	-	1/1/11/20	3/13/91/115	-
82	PEB	bO	202	-	-	8/24/74/74	0/4/4/4
82	PEB	jJ	201	-	-	5/24/74/74	0/4/4/4
95	DGD	b6	622	-	-	10/31/71/95	0/2/2/2
87	CLA	A2	837	-	1/1/12/20	8/21/99/115	-
82	PEB	GI	202	-	-	8/24/74/74	0/4/4/4
82	PEB	fM	202	-	-	11/24/74/74	0/4/4/4
82	PEB	A1	302	-	-	11/24/74/74	0/4/4/4
82	PEB	lE	202	-	-	14/24/74/74	0/4/4/4
87	CLA	BN	818	-	1/1/14/20	12/31/109/115	-
92	LMG	B6	618	-	-	10/35/55/70	0/1/1/1
82	PEB	Q4	201	-	-	8/24/74/74	0/4/4/4
85	BCR	AN	848	-	-	16/29/63/63	0/2/2/2
87	CLA	F2	202	-	1/1/10/20	3/8/86/115	-
82	PEB	MM	203	-	-	10/24/74/74	0/4/4/4
82	PEB	YD	201	-	-	7/24/74/74	0/4/4/4
84	CYC	EE	1001	-	-	6/25/74/74	0/4/4/4
82	PEB	GP	201	-	-	8/24/74/74	0/4/4/4
82	PEB	W7	202	-	-	12/24/74/74	0/4/4/4
82	PEB	18	201	-	-	12/24/74/74	0/4/4/4
82	PEB	kO	203	-	-	12/24/74/74	0/4/4/4
82	PEB	HQ	203	-	-	12/24/74/74	0/4/4/4
88	LHG	C6	505	-	-	14/41/41/53	-
82	PEB	SM	203	-	-	8/24/74/74	0/4/4/4
82	PEB	O5	201	-	-	9/24/74/74	0/4/4/4

Continued on next page...

Continued from previous page...

Mol	Type	Chain	Res	Link	Chirals	Torsions	Rings
87	CLA	B6	613	-	1/1/15/20	15/37/115/115	-
82	PEB	sK	201	-	-	12/24/74/74	0/4/4/4
82	PEB	MK	203	-	-	6/24/74/74	0/4/4/4
82	PEB	OK	203	-	-	10/24/74/74	0/4/4/4
82	PEB	eE	202	-	-	6/24/74/74	0/4/4/4
82	PEB	cB	401	-	-	6/24/74/74	0/4/4/4
82	PEB	PP	202	-	-	8/24/74/74	0/4/4/4
87	CLA	A2	832	-	1/1/12/20	8/19/97/115	-
82	PEB	PA	202	-	-	7/24/74/74	0/4/4/4
87	CLA	BL	602	-	1/1/15/20	14/37/115/115	-
82	PEB	N4	1002	-	-	8/24/74/74	0/4/4/4
82	PEB	aK	201	-	-	8/24/74/74	0/4/4/4
82	PEB	NO	1002	-	-	8/24/74/74	0/4/4/4
82	PEB	QQ	201	-	-	2/24/74/74	0/4/4/4
87	CLA	1N	604	-	1/1/10/20	1/10/88/115	-
82	PEB	dG	202	-	-	6/24/74/74	0/4/4/4
82	PEB	HQ	202	-	-	12/24/74/74	0/4/4/4
82	PEB	TJ	202	-	-	9/24/74/74	0/4/4/4
84	CYC	u3	1001	-	-	4/25/74/74	0/4/4/4
87	CLA	32	304	-	-	13/37/115/115	-
82	PEB	SF	203	-	-	9/24/74/74	0/4/4/4
82	PEB	OI	203	-	-	7/24/74/74	0/4/4/4
82	PEB	f4	202	-	-	10/24/74/74	0/4/4/4
82	PEB	X7	203	-	-	12/24/74/74	0/4/4/4
82	PEB	RQ	202	-	-	10/24/74/74	0/4/4/4
87	CLA	42	606	-	1/1/11/20	6/13/91/115	-
82	PEB	BB	202	-	-	7/24/74/74	0/4/4/4
87	CLA	2N	307	-	1/1/11/20	6/13/91/115	-
82	PEB	OD	202	-	-	14/24/74/74	0/4/4/4
82	PEB	RE	202	-	-	11/24/74/74	0/4/4/4
87	CLA	A2	825	-	1/1/13/20	7/25/103/115	-
82	PEB	FA	202	-	-	10/24/74/74	0/4/4/4
87	CLA	IN	102	-	1/1/15/20	9/37/115/115	-
87	CLA	b6	604	-	1/1/15/20	16/37/115/115	-

Continued on next page...

Continued from previous page...

Mol	Type	Chain	Res	Link	Chirals	Torsions	Rings
82	PEB	JA	201	-	-	3/24/74/74	0/4/4/4
82	PEB	mG	202	-	-	7/24/74/74	0/4/4/4
102	BGC	3N	302	-	-	0/2/19/22	0/1/1/1
82	PEB	X5	201	-	-	11/24/74/74	0/4/4/4
87	CLA	B2	825	-	1/1/15/20	17/37/115/115	-
82	PEB	YQ	201	-	-	7/24/74/74	0/4/4/4
82	PEB	KQ	201	-	-	9/24/74/74	0/4/4/4
82	PEB	WA	202	-	-	12/24/74/74	0/4/4/4
82	PEB	VQ	202	-	-	12/24/74/74	0/4/4/4
82	PEB	cO	202	-	-	11/24/74/74	0/4/4/4
82	PEB	TF	201	-	-	7/24/74/74	0/4/4/4
85	BCR	d6	405	-	-	12/29/63/63	0/2/2/2
82	PEB	UM	202	-	-	4/24/74/74	0/4/4/4
87	CLA	BN	835	-	1/1/15/20	20/37/115/115	-
87	CLA	BN	833	-	1/1/11/20	6/16/94/115	-
87	CLA	AN	809	-	1/1/15/20	13/37/115/115	-
82	PEB	18	203	-	-	8/24/74/74	0/4/4/4
82	PEB	t8	202	-	-	18/24/74/74	0/4/4/4
82	PEB	jO	202	-	-	8/24/74/74	0/4/4/4
82	PEB	OG	203	-	-	6/24/74/74	0/4/4/4
87	CLA	62	302	-	1/1/11/20	5/13/91/115	-
82	PEB	JB	202	-	-	9/24/74/74	0/4/4/4
102	BGC	32	301	-	-	0/2/19/22	0/1/1/1
82	PEB	AD	303	-	-	11/24/74/74	0/4/4/4
87	CLA	4N	606	-	1/1/11/20	6/13/91/115	-
82	PEB	U7	201	-	-	5/24/74/74	0/4/4/4
87	CLA	22	609	-	-	9/19/97/115	-
87	CLA	A6	404	-	1/1/12/20	4/19/97/115	-
84	CYC	n3	1001	-	-	4/25/74/74	0/4/4/4
85	BCR	F2	203	-	-	6/29/63/63	0/2/2/2
82	PEB	ZG	202	-	-	9/24/74/74	0/4/4/4
82	PEB	ZF	201	-	-	9/24/74/74	0/4/4/4
82	PEB	DD	201	-	-	10/24/74/74	0/4/4/4
82	PEB	X7	201	-	-	5/24/74/74	0/4/4/4

Continued on next page...

Continued from previous page...

Mol	Type	Chain	Res	Link	Chirals	Torsions	Rings
87	CLA	CL	509	-	-	12/37/115/115	-
82	PEB	XB	201	-	-	8/24/74/74	0/4/4/4
82	PEB	GP	202	-	-	4/24/74/74	0/4/4/4
85	BCR	BL	616	-	-	4/29/63/63	0/2/2/2
82	PEB	DM	201	-	-	10/24/74/74	0/4/4/4
82	PEB	eK	203	-	-	9/24/74/74	0/4/4/4
82	PEB	SG	201	-	-	10/24/74/74	0/4/4/4
82	PEB	kM	202	-	-	9/24/74/74	0/4/4/4
87	CLA	BL	605	-	1/1/15/20	14/37/115/115	-
82	PEB	ZK	202	-	-	10/24/74/74	0/4/4/4
84	CYC	l3	1001	-	-	8/25/74/74	0/4/4/4
82	PEB	rF	201	-	-	11/24/74/74	0/4/4/4
82	PEB	CI	202	-	-	10/24/74/74	0/4/4/4
85	BCR	K2	102	-	-	13/29/63/63	0/2/2/2
82	PEB	A4	304	-	-	9/24/74/74	0/4/4/4
82	PEB	X9	201	-	-	8/24/74/74	0/4/4/4
92	LMG	jL	101	-	-	8/28/48/70	0/1/1/1
82	PEB	GF	201	-	-	8/24/74/74	0/4/4/4
82	PEB	WG	203	-	-	7/24/74/74	0/4/4/4
87	CLA	42	611	-	1/1/11/20	4/13/91/115	-
82	PEB	S5	201	-	-	11/24/74/74	0/4/4/4
87	CLA	BN	827	-	1/1/15/20	13/37/115/115	-
82	PEB	jE	202	-	-	6/24/74/74	0/4/4/4
82	PEB	GJ	202	-	-	7/24/74/74	0/4/4/4
82	PEB	aF	203	-	-	11/24/74/74	0/4/4/4
82	PEB	kK	203	-	-	9/24/74/74	0/4/4/4
82	PEB	cK	203	-	-	6/24/74/74	0/4/4/4
87	CLA	BN	806	-	1/1/15/20	18/37/115/115	-
82	PEB	RI	203	-	-	10/24/74/74	0/4/4/4
82	PEB	c4	202	-	-	11/24/74/74	0/4/4/4
82	PEB	jH	202	-	-	8/24/74/74	0/4/4/4
92	LMG	j6	101	-	-	17/38/58/70	0/1/1/1
87	CLA	M2	101	-	1/1/11/20	8/13/91/115	-
84	CYC	w3	1001	-	-	4/25/74/74	0/4/4/4

Continued on next page...

Continued from previous page...

Mol	Type	Chain	Res	Link	Chirals	Torsions	Rings
82	PEB	aJ	202	-	-	6/24/74/74	0/4/4/4
83	PUB	A4	303	-	-	7/24/74/74	0/4/4/4
82	PEB	mO	201	-	-	9/24/74/74	0/4/4/4
87	CLA	1N	603	-	1/1/11/20	4/13/91/115	-
82	PEB	YK	202	-	-	10/24/74/74	0/4/4/4
82	PEB	O1	203	-	-	10/24/74/74	0/4/4/4
82	PEB	IK	202	-	-	14/24/74/74	0/4/4/4
82	PEB	M5	301	-	-	9/24/74/74	0/4/4/4
82	PEB	gF	202	-	-	11/24/74/74	0/4/4/4
82	PEB	JK	202	-	-	13/24/74/74	0/4/4/4
82	PEB	YA	303	-	-	13/24/74/74	0/4/4/4
82	PEB	LG	1002	-	-	10/24/74/74	0/4/4/4
92	LMG	ML	101	-	-	11/36/56/70	0/1/1/1
82	PEB	gO	203	-	-	10/24/74/74	0/4/4/4
82	PEB	oF	201	-	-	13/24/74/74	0/4/4/4
82	PEB	IQ	202	-	-	7/24/74/74	0/4/4/4
82	PEB	LJ	201	-	-	7/24/74/74	0/4/4/4
87	CLA	cL	516	-	1/1/13/20	8/25/103/115	-
82	PEB	iJ	201	-	-	5/24/74/74	0/4/4/4
82	PEB	J5	202	-	-	10/24/74/74	0/4/4/4
96	HEM	v6	201	-	-	0/12/54/54	-
82	PEB	SQ	202	-	-	9/24/74/74	0/4/4/4
84	CYC	FO	1001	-	-	9/25/74/74	0/4/4/4
87	CLA	6N	611	-	1/1/11/20	8/13/91/115	-
82	PEB	cE	202	-	-	10/24/74/74	0/4/4/4
82	PEB	aF	201	-	-	8/24/74/74	0/4/4/4
82	PEB	YO	202	-	-	6/24/74/74	0/4/4/4
99	SF4	CN	101	-	-	-	0/6/5/5
84	CYC	S3	1001	-	-	4/25/74/74	0/4/4/4
82	PEB	U4	202	-	-	10/24/74/74	0/4/4/4
82	PEB	dD	401	-	-	11/24/74/74	0/4/4/4
84	CYC	E3	1001	-	-	8/25/74/74	0/4/4/4
82	PEB	C9	202	-	-	15/24/74/74	0/4/4/4
82	PEB	AM	302	-	-	7/24/74/74	0/4/4/4

Continued on next page...

Continued from previous page...

Mol	Type	Chain	Res	Link	Chirals	Torsions	Rings
82	PEB	TH	201	-	-	9/24/74/74	0/4/4/4
82	PEB	GP	203	-	-	9/24/74/74	0/4/4/4
92	LMG	CL	519	-	-	22/50/70/70	0/1/1/1
92	LMG	B6	622	-	-	12/45/65/70	0/1/1/1
82	PEB	aG	202	-	-	13/24/74/74	0/4/4/4
85	BCR	CL	516	-	-	5/29/63/63	0/2/2/2
87	CLA	32	305	-	1/1/11/20	6/13/91/115	-
82	PEB	GB	201	-	-	6/24/74/74	0/4/4/4
82	PEB	E5	201	-	-	11/24/74/74	0/4/4/4
82	PEB	PF	201	-	-	7/24/74/74	0/4/4/4
82	PEB	G5	202	-	-	11/24/74/74	0/4/4/4
82	PEB	WJ	201	-	-	5/24/74/74	0/4/4/4
82	PEB	gE	201	-	-	6/24/74/74	0/4/4/4
82	PEB	i1	201	-	-	8/24/74/74	0/4/4/4
87	CLA	22	606	-	1/1/11/20	7/13/91/115	-
82	PEB	G9	202	-	-	15/24/74/74	0/4/4/4
87	CLA	b6	618	-	1/1/15/20	19/37/115/115	-
87	CLA	KN	103	-	1/1/10/20	4/10/88/115	-
87	CLA	C6	512	-	1/1/15/20	13/37/115/115	-
82	PEB	hM	203	-	-	13/24/74/74	0/4/4/4
87	CLA	12	608	-	1/1/10/20	5/8/86/115	-
87	CLA	12	607	-	-	9/19/97/115	-
82	PEB	ZB	201	-	-	10/24/74/74	0/4/4/4
82	PEB	QH	201	-	-	8/24/74/74	0/4/4/4
82	PEB	AQ	303	-	-	11/24/74/74	0/4/4/4
82	PEB	W5	202	-	-	10/24/74/74	0/4/4/4
87	CLA	52	605	-	-	4/13/91/115	-
84	CYC	HE	1001	-	-	8/25/74/74	0/4/4/4
84	CYC	t3	1001	-	-	8/25/74/74	0/4/4/4
82	PEB	K7	201	-	-	7/24/74/74	0/4/4/4
82	PEB	GI	201	-	-	10/24/74/74	0/4/4/4
82	PEB	NP	202	-	-	8/24/74/74	0/4/4/4
82	PEB	iE	201	-	-	10/24/74/74	0/4/4/4
87	CLA	A6	402	-	1/1/15/20	22/37/115/115	-

Continued on next page...

Continued from previous page...

Mol	Type	Chain	Res	Link	Chirals	Torsions	Rings
87	CLA	R2	201	-	1/1/11/20	5/13/91/115	-
87	CLA	AN	839	-	-	9/37/115/115	-
82	PEB	hG	203	-	-	7/24/74/74	0/4/4/4
92	LMG	D6	407	-	-	7/28/48/70	0/1/1/1
82	PEB	e7	301	-	-	10/24/74/74	0/4/4/4
87	CLA	32	306	-	-	2/10/88/115	-
82	PEB	wF	302	-	-	9/24/74/74	0/4/4/4
82	PEB	E7	202	-	-	11/24/74/74	0/4/4/4
82	PEB	SD	202	-	-	9/24/74/74	0/4/4/4
82	PEB	TJ	201	-	-	8/24/74/74	0/4/4/4
82	PEB	KF	201	-	-	6/24/74/74	0/4/4/4
84	CYC	d3	1001	-	-	4/25/74/74	0/4/4/4
82	PEB	RI	202	-	-	10/24/74/74	0/4/4/4
82	PEB	GB	203	-	-	12/24/74/74	0/4/4/4
92	LMG	qL	301	-	-	10/38/58/70	0/1/1/1
82	PEB	LQ	202	-	-	9/24/74/74	0/4/4/4
82	PEB	iM	202	-	-	10/24/74/74	0/4/4/4
84	CYC	MG	1001	-	-	7/25/74/74	0/4/4/4
82	PEB	ND	202	-	-	11/24/74/74	0/4/4/4
82	PEB	ND	204	-	-	12/24/74/74	0/4/4/4
82	PEB	NQ	203	-	-	12/24/74/74	0/4/4/4
82	PEB	fB	301	-	-	12/24/74/74	0/4/4/4
82	PEB	BK	202	-	-	13/24/74/74	0/4/4/4
82	PEB	a4	202	-	-	7/24/74/74	0/4/4/4
82	PEB	lG	202	-	-	14/24/74/74	0/4/4/4
87	CLA	L2	203	-	-	20/37/115/115	-
96	HEM	FL	102	-	-	4/12/54/54	-
82	PEB	IB	201	-	-	7/24/74/74	0/4/4/4
87	CLA	32	310	-	1/1/10/20	3/8/86/115	-
82	PEB	cM	201	-	-	10/24/74/74	0/4/4/4
103	ZEX	82	310	-	-	10/29/67/67	0/2/2/2
82	PEB	CJ	202	-	-	9/24/74/74	0/4/4/4
82	PEB	xK	303	-	-	12/24/74/74	0/4/4/4
85	BCR	K2	105	-	-	8/29/63/63	0/2/2/2

Continued on next page...

Continued from previous page...

Mol	Type	Chain	Res	Link	Chirals	Torsions	Rings
82	PEB	ZB	203	-	-	11/24/74/74	0/4/4/4
87	CLA	A2	817	-	1/1/10/20	5/10/88/115	-
82	PEB	GB	202	-	-	9/24/74/74	0/4/4/4
87	CLA	CL	515	-	1/1/15/20	6/37/115/115	-
87	CLA	42	605	-	1/1/11/20	7/13/91/115	-
84	CYC	KO	1001	-	-	7/25/74/74	0/4/4/4
82	PEB	BF	202	-	-	13/24/74/74	0/4/4/4
82	PEB	cH	202	-	-	11/24/74/74	0/4/4/4
82	PEB	I9	202	-	-	15/24/74/74	0/4/4/4
87	CLA	A2	835	-	1/1/15/20	14/37/115/115	-
82	PEB	RQ	201	-	-	12/24/74/74	0/4/4/4
82	PEB	lE	203	-	-	7/24/74/74	0/4/4/4
82	PEB	gO	202	-	-	8/24/74/74	0/4/4/4
85	BCR	b6	601	-	-	2/29/63/63	0/2/2/2
82	PEB	mJ	201	-	-	9/24/74/74	0/4/4/4
87	CLA	A2	828	-	1/1/15/20	11/37/115/115	-
82	PEB	Z4	202	-	-	9/24/74/74	0/4/4/4
82	PEB	mG	201	-	-	6/24/74/74	0/4/4/4
82	PEB	SA	202	-	-	8/24/74/74	0/4/4/4
82	PEB	F9	202	-	-	8/24/74/74	0/4/4/4
87	CLA	D6	402	-	1/1/15/20	17/37/115/115	-
87	CLA	8N	303	-	1/1/15/20	17/37/115/115	-
82	PEB	d4	201	-	-	8/24/74/74	0/4/4/4
84	CYC	g3	1001	-	-	8/25/74/74	0/4/4/4
95	DGD	a6	603	-	-	10/29/69/95	0/2/2/2
87	CLA	bL	615	-	-	13/37/115/115	-
82	PEB	YM	201	-	-	7/24/74/74	0/4/4/4
82	PEB	OH	201	-	-	11/24/74/74	0/4/4/4
82	PEB	VQ	201	-	-	12/24/74/74	0/4/4/4
82	PEB	B9	203	-	-	9/24/74/74	0/4/4/4
82	PEB	XF	203	-	-	11/24/74/74	0/4/4/4
82	PEB	OP	203	-	-	11/24/74/74	0/4/4/4
82	PEB	iO	202	-	-	8/24/74/74	0/4/4/4
82	PEB	UQ	201	-	-	9/24/74/74	0/4/4/4

Continued on next page...

Continued from previous page...

Mol	Type	Chain	Res	Link	Chirals	Torsions	Rings
82	PEB	HD	203	-	-	12/24/74/74	0/4/4/4
84	CYC	GE	1001	-	-	7/25/74/74	0/4/4/4
87	CLA	3N	303	-	1/1/11/20	7/13/91/115	-
84	CYC	i3	1001	-	-	8/25/74/74	0/4/4/4
87	CLA	a6	609	-	1/1/12/20	6/19/97/115	-
82	PEB	PA	203	-	-	7/24/74/74	0/4/4/4
82	PEB	lM	201	-	-	8/24/74/74	0/4/4/4
82	PEB	rK	202	-	-	11/24/74/74	0/4/4/4
87	CLA	BL	603	-	1/1/15/20	13/37/115/115	-
87	CLA	AN	803	-	1/1/12/20	11/22/100/115	-
84	CYC	f3	1001	-	-	4/25/74/74	0/4/4/4
82	PEB	eJ	201	-	-	6/24/74/74	0/4/4/4
87	CLA	3N	309	-	1/1/12/20	12/19/97/115	-
82	PEB	kF	201	-	-	12/24/74/74	0/4/4/4
82	PEB	HD	202	-	-	12/24/74/74	0/4/4/4
82	PEB	b4	201	-	-	8/24/74/74	0/4/4/4
82	PEB	dG	203	-	-	8/24/74/74	0/4/4/4
82	PEB	KA	201	-	-	7/24/74/74	0/4/4/4
87	CLA	B6	606	-	1/1/15/20	13/37/115/115	-
87	CLA	5N	610	-	1/1/11/20	3/13/91/115	-
87	CLA	A2	836	-	-	5/13/91/115	-
82	PEB	sC	201	-	-	7/24/74/74	0/4/4/4
82	PEB	R1	202	-	-	12/24/74/74	0/4/4/4
82	PEB	O4	201	-	-	9/24/74/74	0/4/4/4
88	LHG	AN	844	-	-	17/44/44/53	-
82	PEB	RQ	203	-	-	10/24/74/74	0/4/4/4
87	CLA	B6	608	-	1/1/15/20	16/37/115/115	-
82	PEB	DJ	201	-	-	8/24/74/74	0/4/4/4
87	CLA	B2	822	-	1/1/15/20	14/37/115/115	-
82	PEB	KM	202	-	-	14/24/74/74	0/4/4/4
82	PEB	D4	1002	-	-	8/24/74/74	0/4/4/4
82	PEB	e4	202	-	-	10/24/74/74	0/4/4/4
82	PEB	bH	201	-	-	10/24/74/74	0/4/4/4
82	PEB	mG	203	-	-	8/24/74/74	0/4/4/4

Continued on next page...

Continued from previous page...

Mol	Type	Chain	Res	Link	Chirals	Torsions	Rings
82	PEB	CI	201	-	-	8/24/74/74	0/4/4/4
82	PEB	TA	203	-	-	7/24/74/74	0/4/4/4
87	CLA	CL	511	-	1/1/15/20	11/37/115/115	-
82	PEB	OP	201	-	-	9/24/74/74	0/4/4/4
82	PEB	F7	201	-	-	3/24/74/74	0/4/4/4
82	PEB	eF	203	-	-	9/24/74/74	0/4/4/4
82	PEB	HB	202	-	-	9/24/74/74	0/4/4/4
82	PEB	VQ	203	-	-	14/24/74/74	0/4/4/4
82	PEB	KB	304	-	-	8/24/74/74	0/4/4/4
82	PEB	OH	203	-	-	10/24/74/74	0/4/4/4
98	PQN	A2	842	-	-	6/23/43/43	0/2/2/2
92	LMG	D6	409	-	-	16/49/69/70	0/1/1/1
82	PEB	lG	203	-	-	7/24/74/74	0/4/4/4
82	PEB	fO	201	-	-	11/24/74/74	0/4/4/4
82	PEB	UM	203	-	-	9/24/74/74	0/4/4/4
82	PEB	hF	201	-	-	10/24/74/74	0/4/4/4
82	PEB	sF	201	-	-	12/24/74/74	0/4/4/4
87	CLA	62	304	-	1/1/11/20	7/13/91/115	-
82	PEB	FK	201	-	-	5/24/74/74	0/4/4/4
87	CLA	AN	812	-	1/1/13/20	9/25/103/115	-
87	CLA	HL	102	-	1/1/15/20	13/37/115/115	-
85	BCR	BN	843	-	-	6/29/63/63	0/2/2/2
82	PEB	SK	201	-	-	4/24/74/74	0/4/4/4
95	DGD	D6	410	-	-	12/51/91/95	0/2/2/2
82	PEB	D9	201	-	-	10/24/74/74	0/4/4/4
87	CLA	HL	101	-	1/1/15/20	10/37/115/115	-
87	CLA	cL	517	-	1/1/15/20	8/37/115/115	-
82	PEB	aJ	201	-	-	11/24/74/74	0/4/4/4
87	CLA	52	611	-	1/1/11/20	8/13/91/115	-
82	PEB	WE	203	-	-	7/24/74/74	0/4/4/4
87	CLA	dL	409	-	1/1/12/20	6/19/97/115	-
82	PEB	OJ	201	-	-	5/24/74/74	0/4/4/4
82	PEB	l4	201	-	-	8/24/74/74	0/4/4/4
85	BCR	L2	201	-	-	13/29/63/63	0/2/2/2

Continued on next page...

Continued from previous page...

Mol	Type	Chain	Res	Link	Chirals	Torsions	Rings
82	PEB	P1	201	-	-	5/24/74/74	0/4/4/4
82	PEB	YF	202	-	-	10/24/74/74	0/4/4/4
87	CLA	C6	515	-	-	13/37/115/115	-
82	PEB	JK	201	-	-	8/24/74/74	0/4/4/4
87	CLA	AN	841	-	1/1/15/20	12/37/115/115	-
82	PEB	b4	202	-	-	8/24/74/74	0/4/4/4
82	PEB	kJ	202	-	-	9/24/74/74	0/4/4/4
82	PEB	HF	202	-	-	12/24/74/74	0/4/4/4
82	PEB	SI	201	-	-	12/24/74/74	0/4/4/4
82	PEB	OQ	201	-	-	8/24/74/74	0/4/4/4
82	PEB	JJ	202	-	-	8/24/74/74	0/4/4/4
82	PEB	E9	201	-	-	8/24/74/74	0/4/4/4
82	PEB	RK	202	-	-	13/24/74/74	0/4/4/4
82	PEB	fG	203	-	-	9/24/74/74	0/4/4/4
82	PEB	u8	203	-	-	2/24/74/74	0/4/4/4
82	PEB	ID	201	-	-	7/24/74/74	0/4/4/4
82	PEB	QJ	204	-	-	9/24/74/74	0/4/4/4
87	CLA	B2	835	-	1/1/15/20	20/37/115/115	-
87	CLA	5N	611	-	1/1/11/20	8/13/91/115	-
82	PEB	gH	202	-	-	6/24/74/74	0/4/4/4
82	PEB	RG	202	-	-	11/24/74/74	0/4/4/4
82	PEB	eE	203	-	-	13/24/74/74	0/4/4/4
82	PEB	OI	201	-	-	8/24/74/74	0/4/4/4
87	CLA	3N	304	-	1/1/11/20	7/13/91/115	-
82	PEB	eJ	202	-	-	11/24/74/74	0/4/4/4
92	LMG	x6	601	-	-	8/45/65/70	0/1/1/1
82	PEB	O9	201	-	-	14/24/74/74	0/4/4/4
82	PEB	G5	201	-	-	11/24/74/74	0/4/4/4
82	PEB	v8	201	-	-	10/24/74/74	0/4/4/4
82	PEB	mH	202	-	-	10/24/74/74	0/4/4/4
82	PEB	WK	202	-	-	8/24/74/74	0/4/4/4
82	PEB	c4	203	-	-	12/24/74/74	0/4/4/4
94	PL9	D6	408	-	-	12/53/73/73	0/1/1/1
88	LHG	bL	612	-	-	17/53/53/53	-

Continued on next page...

Continued from previous page...

Mol	Type	Chain	Res	Link	Chirals	Torsions	Rings
82	PEB	t8	201	-	-	9/24/74/74	0/4/4/4
82	PEB	F5	201	-	-	11/24/74/74	0/4/4/4
82	PEB	XP	202	-	-	10/24/74/74	0/4/4/4
96	HEM	vL	201	-	-	0/12/54/54	-
82	PEB	uC	201	-	-	12/24/74/74	0/4/4/4
87	CLA	O2	202	-	1/1/12/20	8/19/97/115	-
87	CLA	1N	610	-	1/1/11/20	6/13/91/115	-
83	PUB	xF	301	-	-	7/24/74/74	0/4/4/4
82	PEB	D9	203	-	-	9/24/74/74	0/4/4/4
84	CYC	EG	1001	-	-	6/25/74/74	0/4/4/4
82	PEB	OG	202	-	-	10/24/74/74	0/4/4/4
82	PEB	iH	202	-	-	9/24/74/74	0/4/4/4
82	PEB	fE	202	-	-	8/24/74/74	0/4/4/4
82	PEB	BJ	301	-	-	8/24/74/74	0/4/4/4
82	PEB	BM	301	-	-	12/24/74/74	0/4/4/4
82	PEB	Y1	201	-	-	7/24/74/74	0/4/4/4
84	CYC	W3	1001	-	-	10/25/74/74	0/4/4/4
83	PUB	AO	302	-	-	2/24/74/74	0/4/4/4
82	PEB	VI	202	-	-	10/24/74/74	0/4/4/4
82	PEB	V7	203	-	-	7/24/74/74	0/4/4/4
82	PEB	AB	501	-	-	9/24/74/74	0/4/4/4
82	PEB	AF	201	-	-	9/24/74/74	0/4/4/4
82	PEB	N5	202	-	-	11/24/74/74	0/4/4/4
96	HEM	fL	102	-	-	5/12/54/54	-
87	CLA	K2	104	-	1/1/10/20	4/10/88/115	-
82	PEB	eK	201	-	-	11/24/74/74	0/4/4/4
87	CLA	C6	511	-	1/1/15/20	15/37/115/115	-
82	PEB	KP	201	-	-	9/24/74/74	0/4/4/4
84	CYC	FH	1001	-	-	6/25/74/74	0/4/4/4
82	PEB	wK	303	-	-	7/24/74/74	0/4/4/4
82	PEB	IJ	201	-	-	6/24/74/74	0/4/4/4
82	PEB	QJ	202	-	-	8/24/74/74	0/4/4/4
82	PEB	hK	201	-	-	10/24/74/74	0/4/4/4
82	PEB	U1	201	-	-	9/24/74/74	0/4/4/4

Continued on next page...

Continued from previous page...

Mol	Type	Chain	Res	Link	Chirals	Torsions	Rings
82	PEB	WH	202	-	-	9/24/74/74	0/4/4/4
87	CLA	A2	819	-	1/1/14/20	10/34/112/115	-
82	PEB	NA	203	-	-	8/24/74/74	0/4/4/4
82	PEB	SI	202	-	-	8/24/74/74	0/4/4/4
95	DGD	CL	517	-	-	5/51/91/95	0/2/2/2
82	PEB	A4	305	-	-	10/24/74/74	0/4/4/4
82	PEB	F5	203	-	-	12/24/74/74	0/4/4/4
82	PEB	AI	201	-	-	8/24/74/74	0/4/4/4
82	PEB	OK	201	-	-	6/24/74/74	0/4/4/4
82	PEB	P7	202	-	-	7/24/74/74	0/4/4/4
82	PEB	1C	201	-	-	12/24/74/74	0/4/4/4
82	PEB	E7	201	-	-	7/24/74/74	0/4/4/4
85	BCR	cL	518	-	-	4/29/63/63	0/2/2/2
94	PL9	DL	401	-	-	12/53/73/73	0/1/1/1
82	PEB	BQ	203	-	-	12/24/74/74	0/4/4/4
82	PEB	QG	202	-	-	9/24/74/74	0/4/4/4
82	PEB	OI	202	-	-	10/24/74/74	0/4/4/4
82	PEB	PM	202	-	-	9/24/74/74	0/4/4/4
98	PQN	B2	837	-	-	5/23/43/43	0/2/2/2
82	PEB	y8	202	-	-	9/24/74/74	0/4/4/4
82	PEB	ZH	203	-	-	7/24/74/74	0/4/4/4
82	PEB	Q5	202	-	-	10/24/74/74	0/4/4/4
82	PEB	gO	201	-	-	4/24/74/74	0/4/4/4
92	LMG	bL	611	-	-	14/45/65/70	0/1/1/1
92	LMG	JL	103	-	-	6/28/48/70	0/1/1/1
82	PEB	EA	201	-	-	7/24/74/74	0/4/4/4
82	PEB	mE	202	-	-	7/24/74/74	0/4/4/4
82	PEB	AH	301	-	-	7/24/74/74	0/4/4/4
92	LMG	mL	101	-	-	8/36/56/70	0/1/1/1
83	PUB	BM	302	-	-	9/24/74/74	0/4/4/4
87	CLA	2N	312	-	1/1/11/20	5/13/91/115	-
82	PEB	F5	202	-	-	11/24/74/74	0/4/4/4
82	PEB	OE	202	-	-	10/24/74/74	0/4/4/4
87	CLA	42	608	-	1/1/12/20	9/19/97/115	-

Continued on next page...

Continued from previous page...

Mol	Type	Chain	Res	Link	Chirals	Torsions	Rings
82	PEB	S1	201	-	-	5/24/74/74	0/4/4/4
95	DGD	a6	602	-	-	10/29/69/95	0/2/2/2
82	PEB	EK	201	-	-	9/24/74/74	0/4/4/4
82	PEB	hH	202	-	-	11/24/74/74	0/4/4/4
82	PEB	XF	202	-	-	5/24/74/74	0/4/4/4
95	DGD	h6	101	-	-	12/51/91/95	0/2/2/2
87	CLA	B6	611	-	1/1/15/20	19/37/115/115	-
87	CLA	6N	607	-	1/1/11/20	3/13/91/115	-
87	CLA	AN	817	-	1/1/10/20	5/10/88/115	-
87	CLA	BN	811	-	1/1/15/20	18/37/115/115	-
82	PEB	EJ	201	-	-	7/24/74/74	0/4/4/4
84	CYC	P3	1001	-	-	8/25/74/74	0/4/4/4
82	PEB	mM	202	-	-	9/24/74/74	0/4/4/4
85	BCR	aL	604	-	-	6/29/63/63	0/2/2/2
82	PEB	oK	202	-	-	9/24/74/74	0/4/4/4
88	LHG	D6	406	-	-	11/53/53/53	-
82	PEB	eO	202	-	-	10/24/74/74	0/4/4/4
95	DGD	CL	523	-	-	11/37/77/95	0/2/2/2
82	PEB	lK	201	-	-	11/24/74/74	0/4/4/4
82	PEB	jG	202	-	-	6/24/74/74	0/4/4/4
82	PEB	NG	201	-	-	10/24/74/74	0/4/4/4
82	PEB	RP	202	-	-	7/24/74/74	0/4/4/4
87	CLA	AN	821	-	1/1/15/20	16/37/115/115	-
82	PEB	CP	201	-	-	11/24/74/74	0/4/4/4
92	LMG	b6	619	-	-	5/36/56/70	0/1/1/1
82	PEB	x8	201	-	-	11/24/74/74	0/4/4/4
82	PEB	eB	202	-	-	5/24/74/74	0/4/4/4
82	PEB	XA	201	-	-	5/24/74/74	0/4/4/4
87	CLA	4N	608	-	1/1/12/20	9/19/97/115	-
82	PEB	hE	201	-	-	9/24/74/74	0/4/4/4
87	CLA	4N	605	-	1/1/11/20	7/13/91/115	-
87	CLA	B2	826	-	1/1/15/20	16/37/115/115	-
87	CLA	82	308	-	1/1/11/20	10/13/91/115	-
82	PEB	HI	201	-	-	8/24/74/74	0/4/4/4

Continued on next page...

Continued from previous page...

Mol	Type	Chain	Res	Link	Chirals	Torsions	Rings
82	PEB	WM	202	-	-	13/24/74/74	0/4/4/4
82	PEB	KP	202	-	-	4/24/74/74	0/4/4/4
82	PEB	NI	202	-	-	10/24/74/74	0/4/4/4
82	PEB	NH	1002	-	-	9/24/74/74	0/4/4/4
82	PEB	UO	202	-	-	10/24/74/74	0/4/4/4
82	PEB	K5	202	-	-	11/24/74/74	0/4/4/4
82	PEB	DB	203	-	-	14/24/74/74	0/4/4/4
82	PEB	eE	201	-	-	9/24/74/74	0/4/4/4
82	PEB	XD	201	-	-	9/24/74/74	0/4/4/4
82	PEB	KJ	203	-	-	8/24/74/74	0/4/4/4
82	PEB	ZE	202	-	-	9/24/74/74	0/4/4/4
82	PEB	BD	203	-	-	12/24/74/74	0/4/4/4
82	PEB	AK	202	-	-	11/24/74/74	0/4/4/4
87	CLA	B2	808	-	1/1/15/20	12/37/115/115	-
82	PEB	M5	304	-	-	8/24/74/74	0/4/4/4
82	PEB	mJ	202	-	-	8/24/74/74	0/4/4/4
82	PEB	JQ	203	-	-	14/24/74/74	0/4/4/4
87	CLA	FN	201	-	1/1/10/20	3/8/86/115	-
82	PEB	VF	202	-	-	13/24/74/74	0/4/4/4
82	PEB	V4	201	-	-	4/24/74/74	0/4/4/4
82	PEB	aK	202	-	-	9/24/74/74	0/4/4/4
82	PEB	TH	202	-	-	15/24/74/74	0/4/4/4
82	PEB	AO	305	-	-	10/24/74/74	0/4/4/4
82	PEB	lK	203	-	-	10/24/74/74	0/4/4/4
87	CLA	3N	308	-	-	3/13/91/115	-
82	PEB	EJ	202	-	-	5/24/74/74	0/4/4/4
82	PEB	CP	203	-	-	9/24/74/74	0/4/4/4
82	PEB	SP	201	-	-	9/24/74/74	0/4/4/4
87	CLA	12	602	-	1/1/15/20	13/37/115/115	-
92	LMG	BL	612	-	-	5/34/54/70	0/1/1/1
82	PEB	JF	201	-	-	8/24/74/74	0/4/4/4
87	CLA	52	602	-	1/1/15/20	10/37/115/115	-
87	CLA	FN	205	-	-	18/37/115/115	-
85	BCR	B2	843	-	-	6/29/63/63	0/2/2/2

Continued on next page...

Continued from previous page...

Mol	Type	Chain	Res	Link	Chirals	Torsions	Rings
82	PEB	MA	202	-	-	13/24/74/74	0/4/4/4
82	PEB	H7	202	-	-	8/24/74/74	0/4/4/4
87	CLA	22	611	-	1/1/10/20	5/10/88/115	-
82	PEB	EM	202	-	-	7/24/74/74	0/4/4/4
82	PEB	nK	201	-	-	7/24/74/74	0/4/4/4
91	PHO	d6	404	-	3/3/17/22	3/37/103/103	0/5/6/6
82	PEB	QE	202	-	-	9/24/74/74	0/4/4/4
82	PEB	CM	202	-	-	11/24/74/74	0/4/4/4
82	PEB	mK	202	-	-	11/24/74/74	0/4/4/4
87	CLA	BN	828	-	1/1/11/20	5/13/91/115	-
82	PEB	BD	201	-	-	11/24/74/74	0/4/4/4
92	LMG	j6	102	-	-	10/28/48/70	0/1/1/1
82	PEB	A9	202	-	-	15/24/74/74	0/4/4/4
84	CYC	GG	1001	-	-	7/25/74/74	0/4/4/4
84	CYC	E1	1001	-	-	7/25/74/74	0/4/4/4
82	PEB	PJ	201	-	-	6/24/74/74	0/4/4/4
87	CLA	4N	610	-	1/1/10/20	5/10/88/115	-
82	PEB	R9	201	-	-	8/24/74/74	0/4/4/4
84	CYC	KH	1001	-	-	9/25/74/74	0/4/4/4
82	PEB	AD	301	-	-	10/24/74/74	0/4/4/4
82	PEB	JQ	201	-	-	14/24/74/74	0/4/4/4
84	CYC	LO	1001	-	-	5/25/74/74	0/4/4/4
82	PEB	wC	201	-	-	12/24/74/74	0/4/4/4
82	PEB	d1	202	-	-	10/24/74/74	0/4/4/4
87	CLA	BL	609	-	1/1/15/20	16/37/115/115	-
82	PEB	KK	203	-	-	8/24/74/74	0/4/4/4
82	PEB	YJ	202	-	-	5/24/74/74	0/4/4/4
82	PEB	CA	201	-	-	9/24/74/74	0/4/4/4
82	PEB	UJ	201	-	-	8/24/74/74	0/4/4/4
87	CLA	52	604	-	1/1/10/20	4/10/88/115	-
82	PEB	A1	305	-	-	12/24/74/74	0/4/4/4
82	PEB	VB	202	-	-	10/24/74/74	0/4/4/4
82	PEB	hO	202	-	-	9/24/74/74	0/4/4/4
100	3XQ	J2	104	-	-	14/24/24/24	-

Continued on next page...

Continued from previous page...

Mol	Type	Chain	Res	Link	Chirals	Torsions	Rings
82	PEB	OF	203	-	-	10/24/74/74	0/4/4/4
84	CYC	V3	1001	-	-	10/25/74/74	0/4/4/4
82	PEB	l1	202	-	-	10/24/74/74	0/4/4/4
82	PEB	b1	203	-	-	7/24/74/74	0/4/4/4
82	PEB	B5	202	-	-	9/24/74/74	0/4/4/4
82	PEB	jJ	202	-	-	12/24/74/74	0/4/4/4
82	PEB	QB	201	-	-	13/24/74/74	0/4/4/4
82	PEB	CF	201	-	-	6/24/74/74	0/4/4/4
82	PEB	cM	202	-	-	10/24/74/74	0/4/4/4
82	PEB	GQ	202	-	-	13/24/74/74	0/4/4/4
82	PEB	eH	203	-	-	7/24/74/74	0/4/4/4
82	PEB	YK	201	-	-	7/24/74/74	0/4/4/4
82	PEB	SM	201	-	-	10/24/74/74	0/4/4/4
82	PEB	OG	201	-	-	9/24/74/74	0/4/4/4
87	CLA	1N	605	-	1/1/11/20	7/13/91/115	-
82	PEB	fJ	202	-	-	10/24/74/74	0/4/4/4
84	CYC	F1	1001	-	-	6/25/74/74	0/4/4/4
82	PEB	N1	1002	-	-	9/24/74/74	0/4/4/4
87	CLA	22	608	-	-	5/13/91/115	-
82	PEB	aH	201	-	-	7/24/74/74	0/4/4/4
87	CLA	L2	204	-	1/1/12/20	11/19/97/115	-
82	PEB	LD	203	-	-	11/24/74/74	0/4/4/4
83	PUB	wF	304	-	-	7/24/74/74	0/4/4/4
87	CLA	AN	810	-	1/1/15/20	21/37/115/115	-
84	CYC	U3	1001	-	-	4/25/74/74	0/4/4/4
82	PEB	cB	402	-	-	12/24/74/74	0/4/4/4
82	PEB	QF	202	-	-	7/24/74/74	0/4/4/4
82	PEB	GJ	203	-	-	8/24/74/74	0/4/4/4
82	PEB	cF	201	-	-	11/24/74/74	0/4/4/4
82	PEB	RA	201	-	-	5/24/74/74	0/4/4/4
82	PEB	sK	202	-	-	9/24/74/74	0/4/4/4
82	PEB	XK	203	-	-	11/24/74/74	0/4/4/4
82	PEB	s8	203	-	-	7/24/74/74	0/4/4/4
82	PEB	FF	202	-	-	11/24/74/74	0/4/4/4

Continued on next page...

Continued from previous page...

Mol	Type	Chain	Res	Link	Chirals	Torsions	Rings
82	PEB	LH	1003	-	-	7/24/74/74	0/4/4/4
82	PEB	WI	202	-	-	9/24/74/74	0/4/4/4
82	PEB	NQ	202	-	-	11/24/74/74	0/4/4/4
87	CLA	C6	518	-	1/1/14/20	14/31/109/115	-
82	PEB	qF	201	-	-	10/24/74/74	0/4/4/4
82	PEB	QK	203	-	-	7/24/74/74	0/4/4/4
87	CLA	2N	304	-	1/1/11/20	7/13/91/115	-
87	CLA	bL	605	-	1/1/15/20	8/37/115/115	-
82	PEB	Z9	304	-	-	10/24/74/74	0/4/4/4
82	PEB	dO	201	-	-	8/24/74/74	0/4/4/4
87	CLA	1N	602	-	1/1/15/20	13/37/115/115	-
85	BCR	BN	803	-	-	11/29/63/63	0/2/2/2
87	CLA	AN	823	-	1/1/15/20	20/37/115/115	-
82	PEB	YF	203	-	-	7/24/74/74	0/4/4/4
87	CLA	b6	616	-	1/1/15/20	12/37/115/115	-
82	PEB	PM	201	-	-	12/24/74/74	0/4/4/4
87	CLA	6N	612	-	1/1/11/20	7/13/91/115	-
82	PEB	jM	203	-	-	6/24/74/74	0/4/4/4
87	CLA	cL	510	-	1/1/15/20	22/37/115/115	-
95	DGD	B6	620	-	-	12/47/87/95	0/2/2/2
82	PEB	cK	201	-	-	11/24/74/74	0/4/4/4
82	PEB	AH	302	-	-	11/24/74/74	0/4/4/4
82	PEB	eM	202	-	-	10/24/74/74	0/4/4/4
82	PEB	MD	202	-	-	10/24/74/74	0/4/4/4
82	PEB	Z1	203	-	-	7/24/74/74	0/4/4/4
87	CLA	12	610	-	1/1/11/20	6/13/91/115	-
84	CYC	LH	1002	-	-	10/25/74/74	0/4/4/4
82	PEB	VI	203	-	-	10/24/74/74	0/4/4/4
82	PEB	LK	201	-	-	9/24/74/74	0/4/4/4
82	PEB	fO	202	-	-	10/24/74/74	0/4/4/4
82	PEB	aM	202	-	-	7/24/74/74	0/4/4/4
87	CLA	DL	404	-	-	15/37/115/115	-
82	PEB	OE	201	-	-	9/24/74/74	0/4/4/4
82	PEB	Y7	303	-	-	13/24/74/74	0/4/4/4

Continued on next page...

Continued from previous page...

Mol	Type	Chain	Res	Link	Chirals	Torsions	Rings
82	PEB	jM	202	-	-	15/24/74/74	0/4/4/4
82	PEB	qC	203	-	-	6/24/74/74	0/4/4/4
87	CLA	B2	814	-	1/1/10/20	3/10/88/115	-
82	PEB	k4	202	-	-	12/24/74/74	0/4/4/4
82	PEB	AQ	304	-	-	9/24/74/74	0/4/4/4
82	PEB	V9	202	-	-	15/24/74/74	0/4/4/4
82	PEB	lJ	202	-	-	7/24/74/74	0/4/4/4
82	PEB	tC	202	-	-	18/24/74/74	0/4/4/4
84	CYC	o3	1001	-	-	4/25/74/74	0/4/4/4
82	PEB	YE	201	-	-	10/24/74/74	0/4/4/4
82	PEB	W4	201	-	-	7/24/74/74	0/4/4/4
87	CLA	52	603	-	1/1/11/20	6/13/91/115	-
82	PEB	X7	202	-	-	9/24/74/74	0/4/4/4
87	CLA	82	303	-	1/1/11/20	6/13/91/115	-
82	PEB	HB	203	-	-	12/24/74/74	0/4/4/4
87	CLA	12	609	-	1/1/10/20	4/10/88/115	-
82	PEB	FA	203	-	-	11/24/74/74	0/4/4/4
82	PEB	XB	202	-	-	10/24/74/74	0/4/4/4
84	CYC	FE	1002	-	-	5/25/74/74	0/4/4/4
82	PEB	HK	202	-	-	12/24/74/74	0/4/4/4
85	BCR	h6	102	-	-	3/29/63/63	0/2/2/2
82	PEB	oF	203	-	-	17/24/74/74	0/4/4/4
82	PEB	PP	201	-	-	6/24/74/74	0/4/4/4
82	PEB	PA	201	-	-	4/24/74/74	0/4/4/4
82	PEB	AQ	301	-	-	10/24/74/74	0/4/4/4
87	CLA	c6	611	-	1/1/15/20	10/37/115/115	-
82	PEB	eG	201	-	-	9/24/74/74	0/4/4/4
82	PEB	QG	203	-	-	10/24/74/74	0/4/4/4
87	CLA	AN	824	-	1/1/12/20	8/21/99/115	-
82	PEB	II	202	-	-	10/24/74/74	0/4/4/4
82	PEB	QP	203	-	-	10/24/74/74	0/4/4/4
82	PEB	cF	202	-	-	9/24/74/74	0/4/4/4
92	LMG	AL	411	-	-	12/46/66/70	0/1/1/1
82	PEB	UA	201	-	-	5/24/74/74	0/4/4/4

Continued on next page...

Continued from previous page...

Mol	Type	Chain	Res	Link	Chirals	Torsions	Rings
82	PEB	Q5	203	-	-	12/24/74/74	0/4/4/4
82	PEB	AP	203	-	-	11/24/74/74	0/4/4/4
82	PEB	RD	203	-	-	10/24/74/74	0/4/4/4
87	CLA	CL	505	-	1/1/15/20	14/37/115/115	-
87	CLA	82	307	-	1/1/10/20	3/10/88/115	-
82	PEB	TP	201	-	-	6/24/74/74	0/4/4/4
82	PEB	a4	203	-	-	12/24/74/74	0/4/4/4
82	PEB	fK	202	-	-	11/24/74/74	0/4/4/4
84	CYC	M3	1001	-	-	4/25/74/74	0/4/4/4
85	BCR	AL	401	-	-	5/29/63/63	0/2/2/2
82	PEB	OE	203	-	-	6/24/74/74	0/4/4/4
82	PEB	J7	201	-	-	3/24/74/74	0/4/4/4
82	PEB	tF	202	-	-	11/24/74/74	0/4/4/4
82	PEB	WQ	202	-	-	8/24/74/74	0/4/4/4
84	CYC	H1	1001	-	-	7/25/74/74	0/4/4/4
82	PEB	NA	201	-	-	3/24/74/74	0/4/4/4
82	PEB	VA	201	-	-	11/24/74/74	0/4/4/4
82	PEB	QD	201	-	-	2/24/74/74	0/4/4/4
82	PEB	EM	201	-	-	6/24/74/74	0/4/4/4
85	BCR	B2	842	-	-	13/29/63/63	0/2/2/2
84	CYC	ME	1001	-	-	7/25/74/74	0/4/4/4
87	CLA	A2	818	-	-	6/13/91/115	-
87	CLA	A2	827	-	1/1/13/20	7/25/103/115	-
87	CLA	c6	606	-	1/1/15/20	16/37/115/115	-
82	PEB	O7	202	-	-	11/24/74/74	0/4/4/4
82	PEB	XQ	202	-	-	11/24/74/74	0/4/4/4
82	PEB	mO	202	-	-	8/24/74/74	0/4/4/4
82	PEB	tK	201	-	-	7/24/74/74	0/4/4/4
84	CYC	N4	1001	-	-	11/25/74/74	0/4/4/4
87	CLA	12	606	-	1/1/11/20	6/13/91/115	-
82	PEB	C7	201	-	-	9/24/74/74	0/4/4/4
82	PEB	ZK	201	-	-	9/24/74/74	0/4/4/4
82	PEB	NE	202	-	-	10/24/74/74	0/4/4/4
82	PEB	QI	201	-	-	8/24/74/74	0/4/4/4

Continued on next page...

Continued from previous page...

Mol	Type	Chain	Res	Link	Chirals	Torsions	Rings
82	PEB	qK	202	-	-	15/24/74/74	0/4/4/4
82	PEB	CA	202	-	-	13/24/74/74	0/4/4/4
82	PEB	UI	202	-	-	7/24/74/74	0/4/4/4
84	CYC	73	1002	-	-	6/25/74/74	0/4/4/4
82	PEB	GM	202	-	-	12/24/74/74	0/4/4/4
82	PEB	O5	202	-	-	10/24/74/74	0/4/4/4
82	PEB	JI	201	-	-	8/24/74/74	0/4/4/4
87	CLA	22	612	-	1/1/11/20	5/13/91/115	-
82	PEB	hM	202	-	-	10/24/74/74	0/4/4/4
82	PEB	Y1	202	-	-	8/24/74/74	0/4/4/4
82	PEB	d1	201	-	-	7/24/74/74	0/4/4/4
82	PEB	q8	201	-	-	6/24/74/74	0/4/4/4
84	CYC	J4	1001	-	-	9/25/74/74	0/4/4/4
87	CLA	BL	619	-	1/1/15/20	6/37/115/115	-
83	PUB	M9	303	-	-	7/24/74/74	0/4/4/4
82	PEB	YP	501	-	-	3/24/74/74	0/4/4/4
82	PEB	GG	1002	-	-	9/24/74/74	0/4/4/4
82	PEB	IK	203	-	-	4/24/74/74	0/4/4/4
87	CLA	BN	823	-	1/1/15/20	14/37/115/115	-
82	PEB	zC	201	-	-	11/24/74/74	0/4/4/4
87	CLA	62	308	-	1/1/11/20	3/13/91/115	-
92	LMG	a6	614	-	-	3/37/57/70	0/1/1/1
101	FES	NN	101	-	-	-	0/1/1/1
82	PEB	xF	302	-	-	12/24/74/74	0/4/4/4
92	LMG	XL	601	-	-	15/45/65/70	0/1/1/1
87	CLA	A2	841	-	1/1/15/20	12/37/115/115	-
87	CLA	BN	822	-	1/1/13/20	11/25/103/115	-
87	CLA	F2	201	-	1/1/11/20	8/13/91/115	-
82	PEB	VM	201	-	-	8/24/74/74	0/4/4/4
82	PEB	TE	201	-	-	3/24/74/74	0/4/4/4
82	PEB	DF	202	-	-	12/24/74/74	0/4/4/4
88	LHG	AN	843	-	-	16/53/53/53	-
82	PEB	gM	201	-	-	8/24/74/74	0/4/4/4
82	PEB	FM	201	-	-	8/24/74/74	0/4/4/4

Continued on next page...

Continued from previous page...

Mol	Type	Chain	Res	Link	Chirals	Torsions	Rings
82	PEB	VA	202	-	-	10/24/74/74	0/4/4/4
87	CLA	62	303	-	1/1/15/20	16/37/115/115	-
87	CLA	A2	851	-	1/1/15/20	20/37/115/115	-
85	BCR	bL	602	-	-	1/29/63/63	0/2/2/2
82	PEB	w8	204	-	-	8/24/74/74	0/4/4/4
87	CLA	A2	812	-	1/1/13/20	9/25/103/115	-
87	CLA	L2	206	-	-	5/27/105/115	-
87	CLA	7N	601	-	1/1/11/20	10/13/91/115	-
82	PEB	O9	203	-	-	9/24/74/74	0/4/4/4
85	BCR	A2	846	-	-	10/29/63/63	0/2/2/2
85	BCR	IN	101	-	-	12/29/63/63	0/2/2/2
82	PEB	MP	201	-	-	4/24/74/74	0/4/4/4
82	PEB	dJ	202	-	-	6/24/74/74	0/4/4/4
87	CLA	A2	833	-	1/1/15/20	11/37/115/115	-
82	PEB	OO	202	-	-	6/24/74/74	0/4/4/4
85	BCR	HL	103	-	-	4/29/63/63	0/2/2/2
85	BCR	L2	205	-	-	11/29/63/63	0/2/2/2
87	CLA	5N	601	-	1/1/11/20	9/13/91/115	-
87	CLA	A2	808	-	1/1/15/20	15/37/115/115	-
88	LHG	i6	101	-	-	17/53/53/53	-
82	PEB	J5	203	-	-	12/24/74/74	0/4/4/4
82	PEB	L5	202	-	-	9/24/74/74	0/4/4/4
82	PEB	AG	301	-	-	10/24/74/74	0/4/4/4
82	PEB	CM	203	-	-	6/24/74/74	0/4/4/4
82	PEB	l1	201	-	-	8/24/74/74	0/4/4/4
82	PEB	dH	202	-	-	10/24/74/74	0/4/4/4
83	PUB	yF	303	-	-	5/24/74/74	0/4/4/4
87	CLA	AN	820	-	1/1/15/20	10/37/115/115	-
82	PEB	PJ	202	-	-	8/24/74/74	0/4/4/4
82	PEB	YO	203	-	-	11/24/74/74	0/4/4/4
82	PEB	BQ	202	-	-	10/24/74/74	0/4/4/4
87	CLA	B6	609	-	1/1/15/20	14/37/115/115	-
82	PEB	YA	301	-	-	16/24/74/74	0/4/4/4
87	CLA	CL	518	-	1/1/11/20	10/15/93/115	-

Continued on next page...

Continued from previous page...

Mol	Type	Chain	Res	Link	Chirals	Torsions	Rings
82	PEB	C7	202	-	-	13/24/74/74	0/4/4/4
82	PEB	1C	203	-	-	8/24/74/74	0/4/4/4
92	LMG	BL	611	-	-	12/35/55/70	0/1/1/1
87	CLA	4N	602	-	-	14/37/115/115	-
82	PEB	iK	203	-	-	12/24/74/74	0/4/4/4
85	BCR	CL	502	-	-	5/29/63/63	0/2/2/2
87	CLA	dL	401	-	1/1/15/20	12/37/115/115	-
87	CLA	a6	608	-	1/1/14/20	13/31/109/115	-
84	CYC	I4	1001	-	-	9/25/74/74	0/4/4/4
82	PEB	EI	201	-	-	8/24/74/74	0/4/4/4
96	HEM	VL	201	-	-	0/12/54/54	-
84	CYC	L3	1001	-	-	4/25/74/74	0/4/4/4
82	PEB	wF	303	-	-	7/24/74/74	0/4/4/4
95	DGD	O6	301	-	-	7/29/69/95	0/2/2/2
82	PEB	Y4	203	-	-	11/24/74/74	0/4/4/4
82	PEB	RJ	201	-	-	5/24/74/74	0/4/4/4
82	PEB	j1	201	-	-	9/24/74/74	0/4/4/4
82	PEB	YH	201	-	-	7/24/74/74	0/4/4/4
82	PEB	A5	201	-	-	11/24/74/74	0/4/4/4
82	PEB	qC	202	-	-	9/24/74/74	0/4/4/4
83	PUB	AE	302	-	-	9/24/74/74	0/4/4/4
84	CYC	r3	1001	-	-	9/25/74/74	0/4/4/4
87	CLA	32	309	-	1/1/12/20	12/19/97/115	-
85	BCR	B2	840	-	-	7/29/63/63	0/2/2/2
82	PEB	g1	201	-	-	10/24/74/74	0/4/4/4
84	CYC	I3	1001	-	-	4/25/74/74	0/4/4/4
82	PEB	VG	201	-	-	8/24/74/74	0/4/4/4
87	CLA	42	603	-	1/1/11/20	5/13/91/115	-
82	PEB	uK	202	-	-	8/24/74/74	0/4/4/4
82	PEB	IA	202	-	-	12/24/74/74	0/4/4/4
87	CLA	c6	613	-	1/1/15/20	14/37/115/115	-
82	PEB	SB	201	-	-	4/24/74/74	0/4/4/4
87	CLA	A2	806	-	1/1/13/20	9/25/103/115	-
87	CLA	K6	101	-	1/1/15/20	14/37/115/115	-

Continued on next page...

Continued from previous page...

Mol	Type	Chain	Res	Link	Chirals	Torsions	Rings
84	CYC	NO	1001	-	-	11/25/74/74	0/4/4/4
82	PEB	WF	202	-	-	8/24/74/74	0/4/4/4
87	CLA	B2	828	-	1/1/11/20	5/13/91/115	-
87	CLA	bL	613	-	1/1/15/20	11/37/115/115	-
82	PEB	fH	202	-	-	9/24/74/74	0/4/4/4
87	CLA	ON	203	-	-	8/13/91/115	-
84	CYC	D4	1001	-	-	9/25/74/74	0/4/4/4
82	PEB	PE	202	-	-	14/24/74/74	0/4/4/4
87	CLA	72	606	-	1/1/11/20	5/13/91/115	-
87	CLA	5N	608	-	1/1/10/20	4/8/86/115	-
82	PEB	ED	201	-	-	12/24/74/74	0/4/4/4
84	CYC	IG	1001	-	-	8/25/74/74	0/4/4/4
82	PEB	JM	202	-	-	9/24/74/74	0/4/4/4
82	PEB	jF	202	-	-	12/24/74/74	0/4/4/4
82	PEB	MP	202	-	-	9/24/74/74	0/4/4/4
84	CYC	G3	1001	-	-	8/25/74/74	0/4/4/4
82	PEB	T9	202	-	-	15/24/74/74	0/4/4/4
82	PEB	bK	201	-	-	4/24/74/74	0/4/4/4
82	PEB	RH	202	-	-	12/24/74/74	0/4/4/4
82	PEB	UD	201	-	-	9/24/74/74	0/4/4/4
82	PEB	XJ	202	-	-	8/24/74/74	0/4/4/4
82	PEB	bO	201	-	-	8/24/74/74	0/4/4/4
82	PEB	LQ	203	-	-	11/24/74/74	0/4/4/4
94	PL9	a6	601	-	-	11/53/73/73	0/1/1/1
87	CLA	BN	810	-	1/1/15/20	9/37/115/115	-
82	PEB	LF	202	-	-	14/24/74/74	0/4/4/4
85	BCR	LN	205	-	-	11/29/63/63	0/2/2/2
82	PEB	IM	202	-	-	7/24/74/74	0/4/4/4
92	LMG	JL	102	-	-	16/38/58/70	0/1/1/1
82	PEB	TM	202	-	-	7/24/74/74	0/4/4/4
82	PEB	EP	202	-	-	10/24/74/74	0/4/4/4
84	CYC	N1	1001	-	-	8/25/74/74	0/4/4/4
87	CLA	bL	614	-	1/1/15/20	9/37/115/115	-
82	PEB	H9	201	-	-	10/24/74/74	0/4/4/4

Continued on next page...

Continued from previous page...

Mol	Type	Chain	Res	Link	Chirals	Torsions	Rings
87	CLA	AN	802	-	1/1/15/20	14/37/115/115	-
87	CLA	A2	834	-	-	18/37/115/115	-
82	PEB	oF	202	-	-	9/24/74/74	0/4/4/4
82	PEB	lJ	201	-	-	8/24/74/74	0/4/4/4
82	PEB	Z5	304	-	-	8/24/74/74	0/4/4/4
87	CLA	B2	834	-	1/1/15/20	13/37/115/115	-
97	GOL	WL	101	-	-	2/4/4/4	-
84	CYC	K1	1001	-	-	9/25/74/74	0/4/4/4
82	PEB	dE	201	-	-	11/24/74/74	0/4/4/4
82	PEB	iJ	202	-	-	9/24/74/74	0/4/4/4
87	CLA	aL	606	-	2/2/14/20	10/31/109/115	-
82	PEB	fG	201	-	-	10/24/74/74	0/4/4/4
83	PUB	AO	303	-	-	7/24/74/74	0/4/4/4
87	CLA	B2	833	-	1/1/11/20	6/16/94/115	-
82	PEB	UG	202	-	-	9/24/74/74	0/4/4/4
82	PEB	kG	201	-	-	8/24/74/74	0/4/4/4
82	PEB	H7	203	-	-	12/24/74/74	0/4/4/4
82	PEB	EQ	201	-	-	12/24/74/74	0/4/4/4
82	PEB	YH	202	-	-	8/24/74/74	0/4/4/4
85	BCR	AN	846	-	-	10/29/63/63	0/2/2/2
82	PEB	OP	202	-	-	4/24/74/74	0/4/4/4
82	PEB	u8	202	-	-	7/24/74/74	0/4/4/4
82	PEB	TQ	201	-	-	13/24/74/74	0/4/4/4
82	PEB	cH	201	-	-	6/24/74/74	0/4/4/4
82	PEB	SB	202	-	-	7/24/74/74	0/4/4/4
82	PEB	D7	203	-	-	11/24/74/74	0/4/4/4
84	CYC	C3	1001	-	-	8/25/74/74	0/4/4/4
82	PEB	fM	203	-	-	7/24/74/74	0/4/4/4
82	PEB	AJ	302	-	-	8/24/74/74	0/4/4/4
85	BCR	FN	202	-	-	6/29/63/63	0/2/2/2
87	CLA	c6	612	-	1/1/15/20	17/37/115/115	-
82	PEB	P4	201	-	-	5/24/74/74	0/4/4/4
82	PEB	SK	202	-	-	7/24/74/74	0/4/4/4
83	PUB	AH	304	-	-	15/24/74/74	0/4/4/4

Continued on next page...

Continued from previous page...

Mol	Type	Chain	Res	Link	Chirals	Torsions	Rings
82	PEB	xC	201	-	-	11/24/74/74	0/4/4/4
95	DGD	JL	101	-	-	8/51/91/95	0/2/2/2
87	CLA	22	602	-	1/1/15/20	16/37/115/115	-
82	PEB	YG	202	-	-	12/24/74/74	0/4/4/4
87	CLA	RN	204	-	1/1/11/20	9/13/91/115	-
87	CLA	A2	813	-	1/1/15/20	11/37/115/115	-
87	CLA	b6	617	-	1/1/15/20	17/37/115/115	-
82	PEB	dE	203	-	-	8/24/74/74	0/4/4/4
92	LMG	m6	101	-	-	16/36/56/70	0/1/1/1
82	PEB	XQ	201	-	-	9/24/74/74	0/4/4/4
84	CYC	c3	1001	-	-	8/25/74/74	0/4/4/4
82	PEB	HO	1002	-	-	7/24/74/74	0/4/4/4
87	CLA	AN	818	-	-	6/13/91/115	-
82	PEB	bF	201	-	-	4/24/74/74	0/4/4/4
82	PEB	j4	201	-	-	11/24/74/74	0/4/4/4
85	BCR	B6	621	-	-	0/29/63/63	0/2/2/2
87	CLA	B2	806	-	1/1/15/20	18/37/115/115	-
82	PEB	U5	202	-	-	10/24/74/74	0/4/4/4
82	PEB	LA	203	-	-	9/24/74/74	0/4/4/4
87	CLA	22	607	-	1/1/11/20	6/13/91/115	-
82	PEB	OF	202	-	-	9/24/74/74	0/4/4/4
84	CYC	CG	1001	-	-	8/25/74/74	0/4/4/4
82	PEB	OM	201	-	-	6/24/74/74	0/4/4/4
84	CYC	M4	1001	-	-	8/25/74/74	0/4/4/4
82	PEB	QM	204	-	-	10/24/74/74	0/4/4/4
82	PEB	D9	202	-	-	7/24/74/74	0/4/4/4
82	PEB	cG	202	-	-	10/24/74/74	0/4/4/4
82	PEB	XP	201	-	-	5/24/74/74	0/4/4/4
87	CLA	52	601	-	1/1/11/20	9/13/91/115	-
82	PEB	NP	201	-	-	8/24/74/74	0/4/4/4
82	PEB	kG	202	-	-	11/24/74/74	0/4/4/4
82	PEB	aB	202	-	-	8/24/74/74	0/4/4/4
82	PEB	I7	201	-	-	13/24/74/74	0/4/4/4
87	CLA	AN	813	-	1/1/15/20	11/37/115/115	-

Continued on next page...

Continued from previous page...

Mol	Type	Chain	Res	Link	Chirals	Torsions	Rings
82	PEB	FQ	201	-	-	13/24/74/74	0/4/4/4
83	PUB	AD	302	-	-	8/24/74/74	0/4/4/4
95	DGD	a6	604	-	-	4/42/82/95	0/2/2/2
82	PEB	dH	201	-	-	7/24/74/74	0/4/4/4
82	PEB	NK	201	-	-	7/24/74/74	0/4/4/4
87	CLA	2N	311	-	1/1/10/20	5/10/88/115	-
95	DGD	BL	614	-	-	15/47/87/95	0/2/2/2
82	PEB	SD	201	-	-	6/24/74/74	0/4/4/4
84	CYC	B3	1001	-	-	4/25/74/74	0/4/4/4
82	PEB	TA	201	-	-	5/24/74/74	0/4/4/4
87	CLA	d6	406	-	1/1/15/20	19/37/115/115	-
87	CLA	AN	834	-	-	18/37/115/115	-
82	PEB	T4	202	-	-	5/24/74/74	0/4/4/4
82	PEB	W1	203	-	-	8/24/74/74	0/4/4/4
84	CYC	v3	1001	-	-	8/25/74/74	0/4/4/4
82	PEB	PK	201	-	-	7/24/74/74	0/4/4/4
87	CLA	b6	611	-	1/1/15/20	17/37/115/115	-
82	PEB	SH	203	-	-	7/24/74/74	0/4/4/4
82	PEB	AF	202	-	-	11/24/74/74	0/4/4/4
87	CLA	BL	621	-	1/1/15/20	15/37/115/115	-
82	PEB	dB	202	-	-	10/24/74/74	0/4/4/4
82	PEB	A5	202	-	-	11/24/74/74	0/4/4/4
87	CLA	12	605	-	1/1/11/20	7/13/91/115	-
87	CLA	cL	511	-	-	11/37/115/115	-
82	PEB	pF	202	-	-	11/24/74/74	0/4/4/4
87	CLA	D6	405	-	1/1/15/20	13/37/115/115	-
82	PEB	wK	301	-	-	11/24/74/74	0/4/4/4
87	CLA	A2	840	-	1/1/15/20	12/37/115/115	-
82	PEB	LD	201	-	-	9/24/74/74	0/4/4/4
87	CLA	D6	403	-	1/1/15/20	19/37/115/115	-
87	CLA	AN	830	-	1/1/15/20	14/37/115/115	-
82	PEB	JJ	201	-	-	8/24/74/74	0/4/4/4
85	BCR	cL	504	-	-	5/29/63/63	0/2/2/2
82	PEB	WP	201	-	-	10/24/74/74	0/4/4/4

Continued on next page...

Continued from previous page...

Mol	Type	Chain	Res	Link	Chirals	Torsions	Rings
82	PEB	eO	201	-	-	5/24/74/74	0/4/4/4
82	PEB	S9	203	-	-	13/24/74/74	0/4/4/4
87	CLA	A2	849	-	1/1/15/20	11/37/115/115	-
96	HEM	GN	201	-	-	4/12/54/54	-
82	PEB	J9	202	-	-	8/24/74/74	0/4/4/4
82	PEB	QK	202	-	-	7/24/74/74	0/4/4/4
85	BCR	FL	101	-	-	8/29/63/63	0/2/2/2
87	CLA	A2	824	-	1/1/12/20	8/21/99/115	-
82	PEB	WF	203	-	-	13/24/74/74	0/4/4/4
82	PEB	FO	1002	-	-	9/24/74/74	0/4/4/4
83	PUB	QM	201	-	-	5/24/74/74	0/4/4/4
84	CYC	L1	1001	-	-	10/25/74/74	0/4/4/4
82	PEB	W1	201	-	-	8/24/74/74	0/4/4/4
83	PUB	K7	203	-	-	6/24/74/74	0/4/4/4
82	PEB	BP	201	-	-	8/24/74/74	0/4/4/4
82	PEB	DE	1002	-	-	8/24/74/74	0/4/4/4
82	PEB	R7	202	-	-	10/24/74/74	0/4/4/4
91	PHO	A6	407	-	3/3/17/22	11/37/103/103	0/5/6/6
82	PEB	UA	202	-	-	11/24/74/74	0/4/4/4
87	CLA	6N	601	-	1/1/11/20	5/13/91/115	-
82	PEB	TO	201	-	-	5/24/74/74	0/4/4/4
82	PEB	L5	203	-	-	12/24/74/74	0/4/4/4
83	PUB	YA	302	-	-	3/24/74/74	0/4/4/4
82	PEB	NF	201	-	-	7/24/74/74	0/4/4/4
87	CLA	AN	806	-	1/1/13/20	9/25/103/115	-
87	CLA	62	312	-	1/1/11/20	8/13/91/115	-
82	PEB	NA	202	-	-	8/24/74/74	0/4/4/4
87	CLA	A2	801	-	1/1/15/20	14/37/115/115	-
87	CLA	b6	608	-	1/1/15/20	17/37/115/115	-
82	PEB	lK	202	-	-	13/24/74/74	0/4/4/4
82	PEB	JM	201	-	-	6/24/74/74	0/4/4/4
87	CLA	4N	603	-	1/1/11/20	5/13/91/115	-
82	PEB	h4	201	-	-	10/24/74/74	0/4/4/4
82	PEB	DA	202	-	-	14/24/74/74	0/4/4/4

Continued on next page...

Continued from previous page...

Mol	Type	Chain	Res	Link	Chirals	Torsions	Rings
87	CLA	IN	103	-	1/1/15/20	18/37/115/115	-
82	PEB	U9	202	-	-	10/24/74/74	0/4/4/4
82	PEB	eB	201	-	-	4/24/74/74	0/4/4/4
82	PEB	BB	203	-	-	8/24/74/74	0/4/4/4
82	PEB	RH	201	-	-	7/24/74/74	0/4/4/4
82	PEB	y8	203	-	-	11/24/74/74	0/4/4/4
87	CLA	BN	834	-	1/1/15/20	13/37/115/115	-
82	PEB	hJ	203	-	-	13/24/74/74	0/4/4/4
87	CLA	dL	404	-	1/1/15/20	15/37/115/115	-
82	PEB	SE	201	-	-	10/24/74/74	0/4/4/4
82	PEB	PD	201	-	-	7/24/74/74	0/4/4/4
94	PL9	A6	410	-	-	17/53/73/73	0/1/1/1
84	CYC	HH	1001	-	-	7/25/74/74	0/4/4/4
82	PEB	HI	202	-	-	10/24/74/74	0/4/4/4
87	CLA	B2	832	-	1/1/15/20	10/37/115/115	-
82	PEB	WD	202	-	-	8/24/74/74	0/4/4/4
82	PEB	QH	203	-	-	9/24/74/74	0/4/4/4
82	PEB	O1	201	-	-	11/24/74/74	0/4/4/4
82	PEB	VH	202	-	-	9/24/74/74	0/4/4/4
82	PEB	XK	201	-	-	9/24/74/74	0/4/4/4
82	PEB	FD	202	-	-	10/24/74/74	0/4/4/4
87	CLA	BL	608	-	1/1/15/20	15/37/115/115	-
85	BCR	FN	204	-	-	6/29/63/63	0/2/2/2

The worst 5 of 22213 bond length outliers are listed below:

Mol	Chain	Res	Type	Atoms	Z	Observed(Å)	Ideal(Å)
82	pC	202	PEB	CHB-C4B	19.20	1.51	1.35
82	p8	202	PEB	CHB-C4B	18.94	1.50	1.35
82	ID	201	PEB	CHB-C4B	18.87	1.50	1.35
82	IQ	201	PEB	CHB-C4B	18.85	1.50	1.35
83	NQ	201	PUB	CHB-C1C	18.64	1.50	1.35

The worst 5 of 32861 bond angle outliers are listed below:

Mol	Chain	Res	Type	Atoms	Z	Observed(^{o})	Ideal(^{o})
87	62	309	CLA	CHB-C4A-NA	-41.83	66.67	124.51

Continued on next page...

Continued from previous page...

Mol	Chain	Res	Type	Atoms	Z	Observed(^{o})	Ideal(^{o})
87	6N	608	CLA	CHB-C4A-NA	-41.80	66.71	124.51
87	62	309	CLA	C4A-NA-C1A	23.13	117.10	106.71
87	6N	608	CLA	C4A-NA-C1A	22.99	117.04	106.71
87	42	604	CLA	C4D-C3D-CAD	-21.59	82.65	108.10

5 of 478 chirality outliers are listed below:

Mol	Chain	Res	Type	Atom
87	AL	403	CLA	ND
87	AL	404	CLA	ND
87	AL	405	CLA	ND
87	BL	601	CLA	ND
87	BL	602	CLA	ND

5 of 22310 torsion outliers are listed below:

Mol	Chain	Res	Type	Atoms
82	AA	201	PEB	ND-C1D-CHC-C4C
82	AA	201	PEB	C2D-C1D-CHC-C4C
82	AA	201	PEB	NB-C1B-CHA-C4A
82	AA	201	PEB	C2B-C1B-CHA-C4A
82	AA	202	PEB	C2D-C3D-CAD-CBD

There are no ring outliers.

No monomer is involved in short contacts.

The following is a two-dimensional graphical depiction of Mogul quality analysis of bond lengths, bond angles, torsion angles, and ring geometry for all instances of the Ligand of Interest. In addition, ligands with molecular weight > 250 and outliers as shown on the validation Tables will also be included. For torsion angles, if less then 5% of the Mogul distribution of torsion angles is within 10 degrees of the torsion angle in question, then that torsion angle is considered an outlier. Any bond that is central to one or more torsion angles identified as an outlier by Mogul will be highlighted in the graph. For rings, the root-mean-square deviation (RMSD) between the ring in question and similar rings identified by Mogul is calculated over all ring torsion angles. If the average RMSD is greater than 60 degrees and the minimal RMSD between the ring in question and any Mogul-identified rings is also greater than 60 degrees, then that ring is considered an outlier. The outliers are highlighted in purple. The color gray indicates Mogul did not find sufficient equivalents in the CSD to analyse the geometry.

Ligand PEB Y9 203

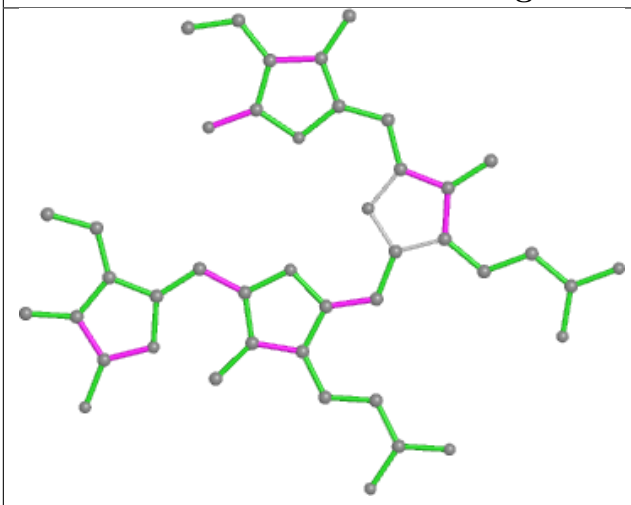

Bond lengths

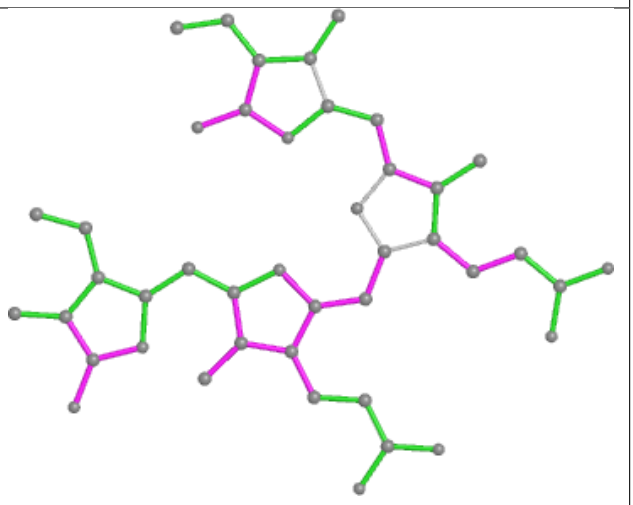

Bond angles

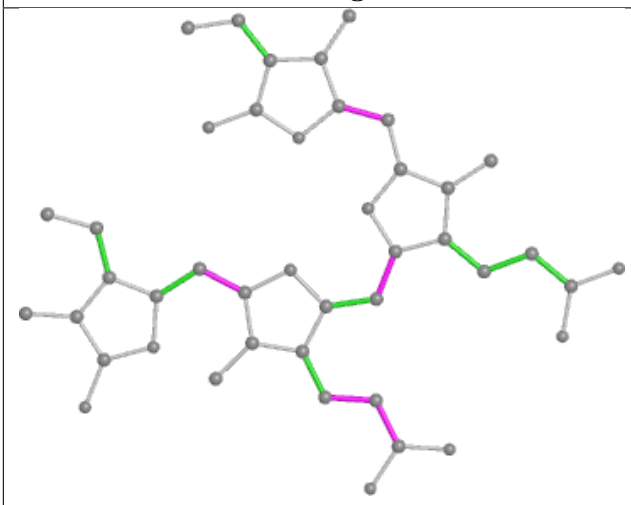

Torsions

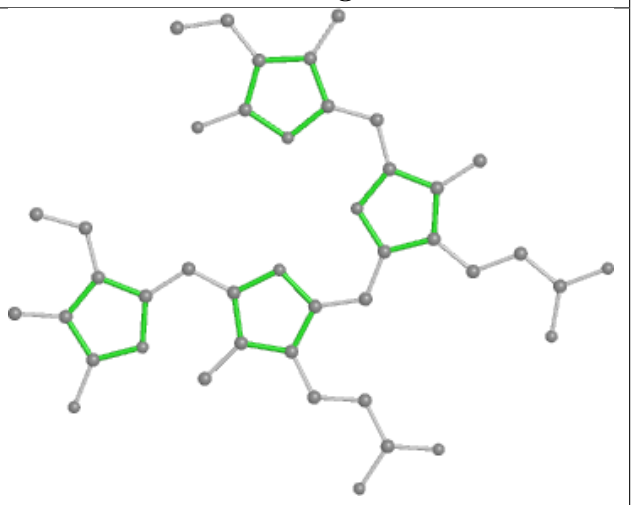

Rings

Ligand CLA A2 822

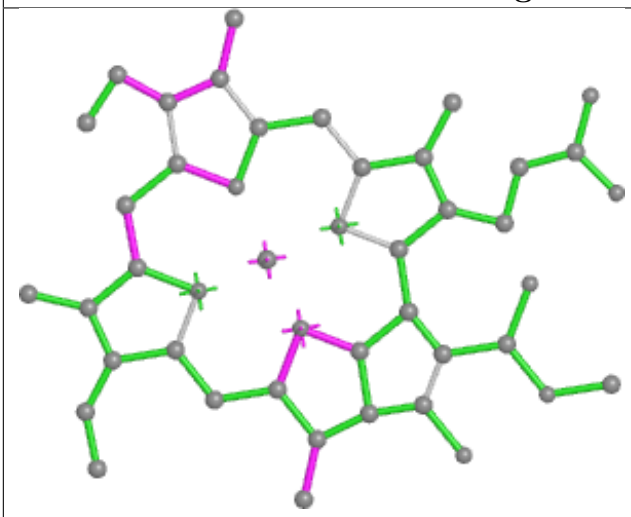

Bond lengths

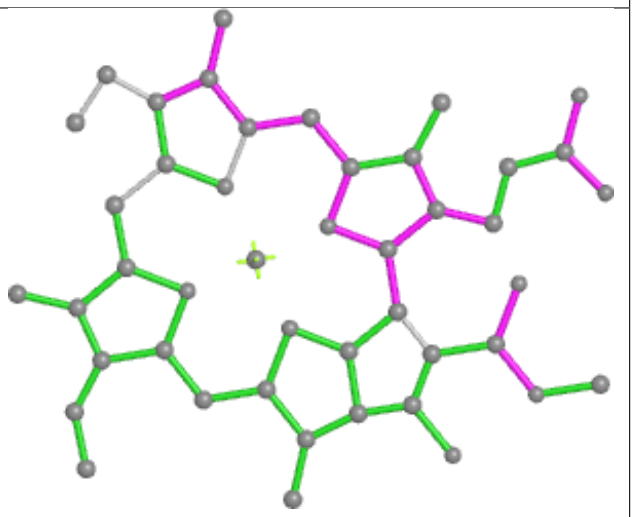

Bond angles

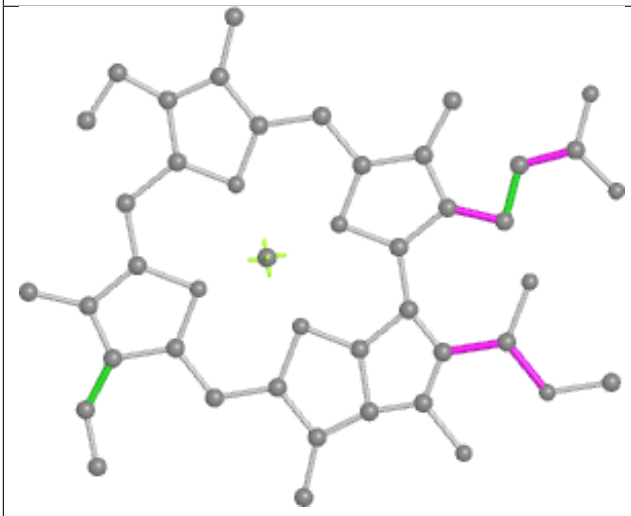

Torsions

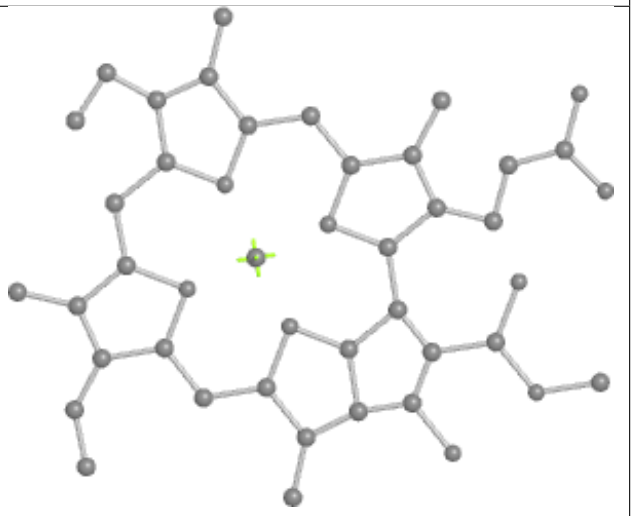

Rings

Ligand CYC L4 1001	
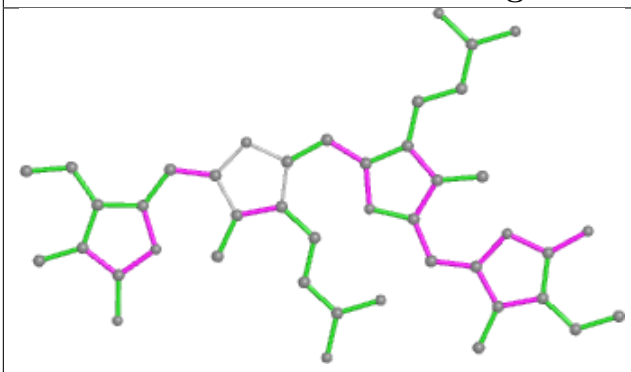 Bond lengths	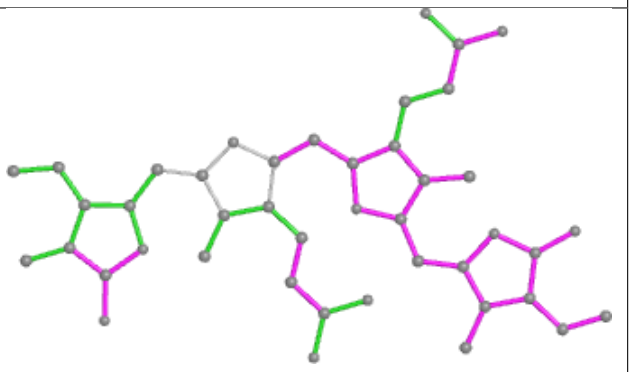 Bond angles
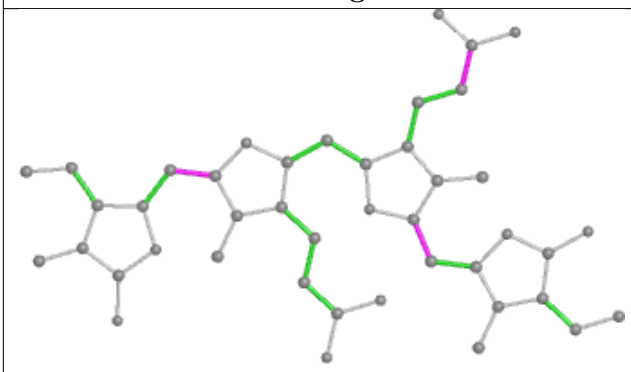 Torsions	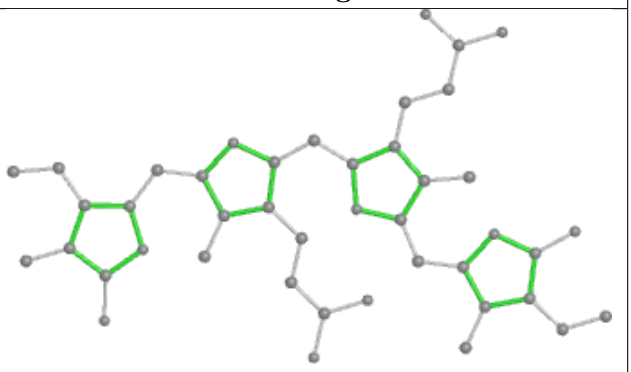 Rings

Ligand PEB P9 201

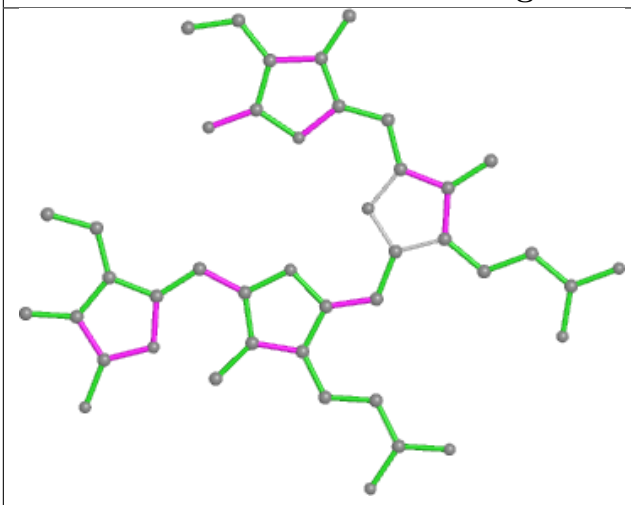

Bond lengths

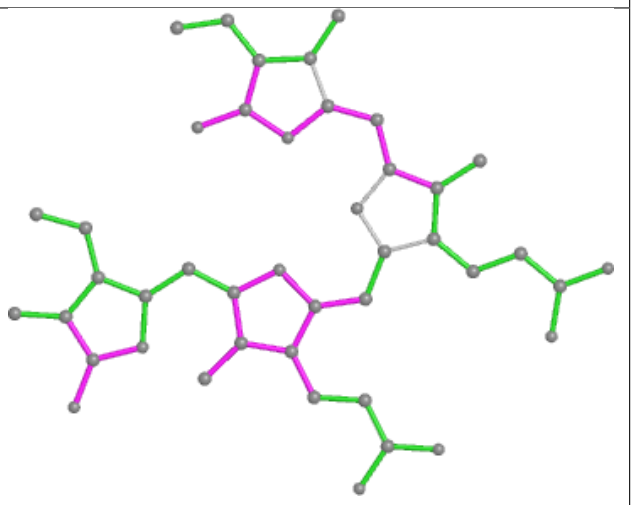

Bond angles

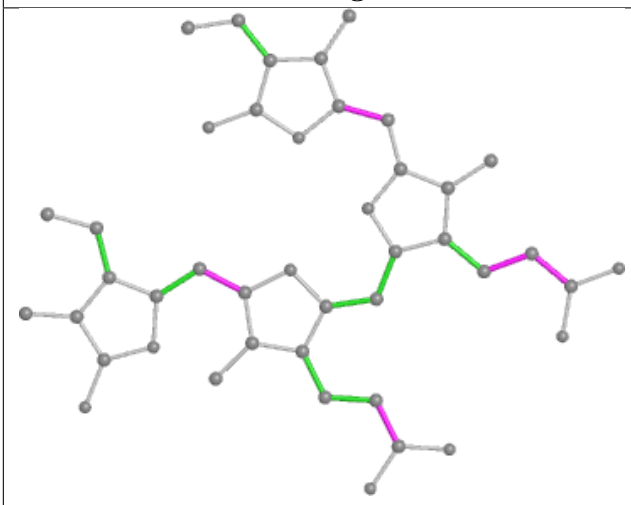

Torsions

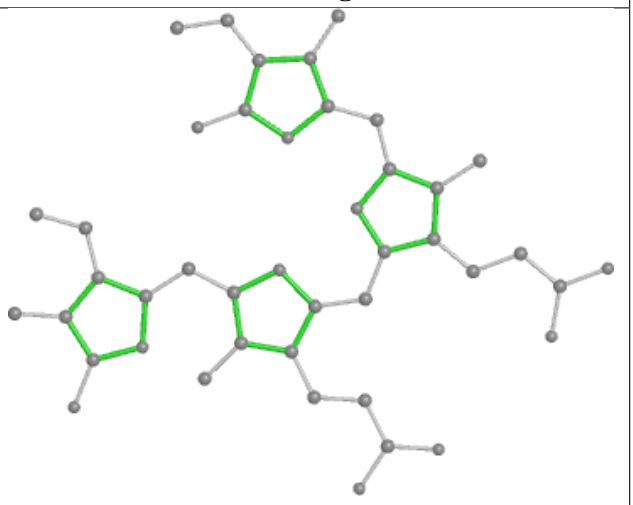

Rings

Ligand PEB SO 201

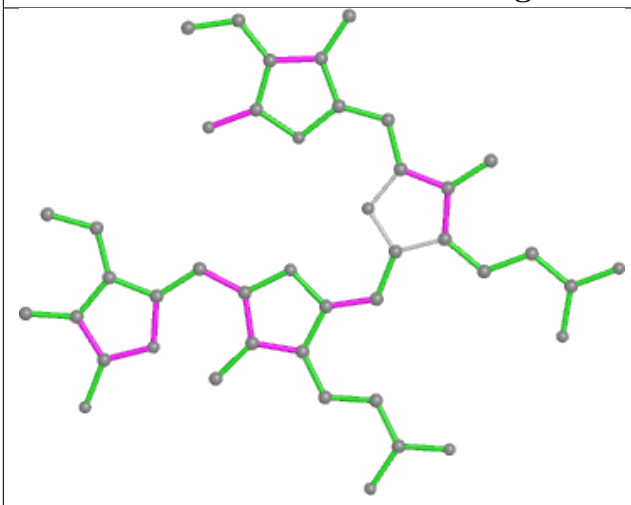

Bond lengths

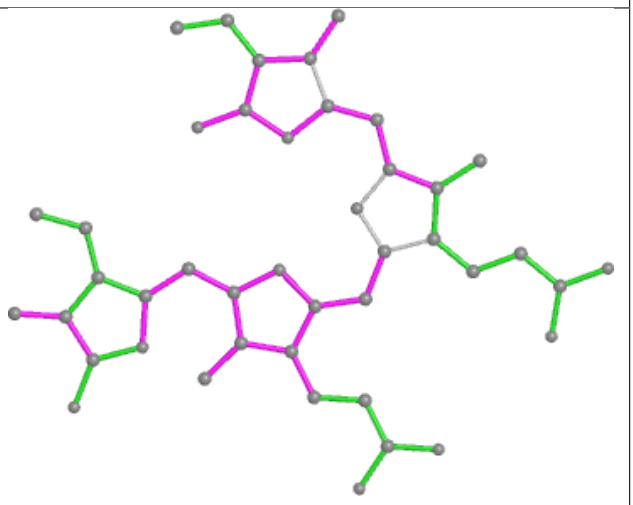

Bond angles

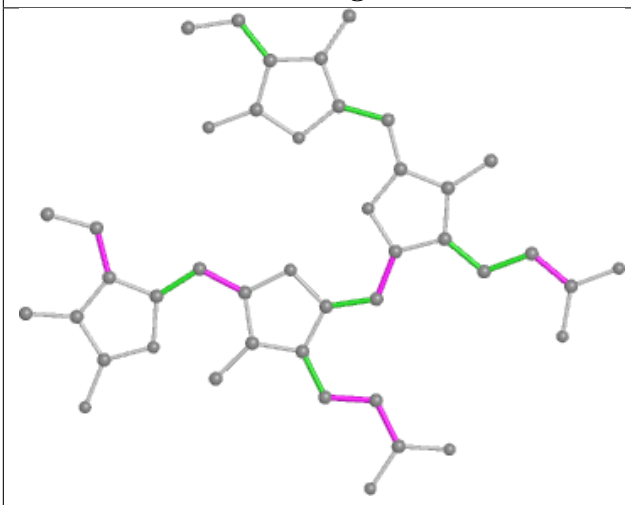

Torsions

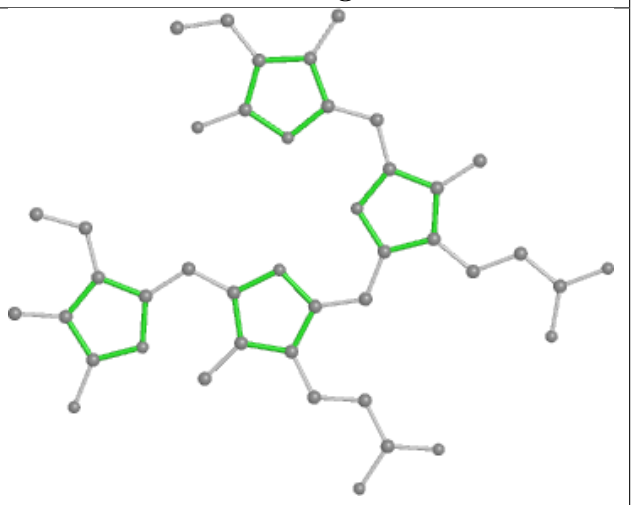

Rings

Ligand PEB wK 302

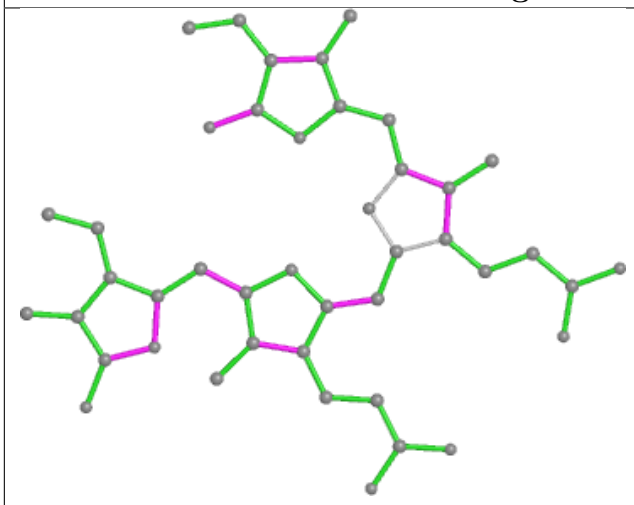

Bond lengths

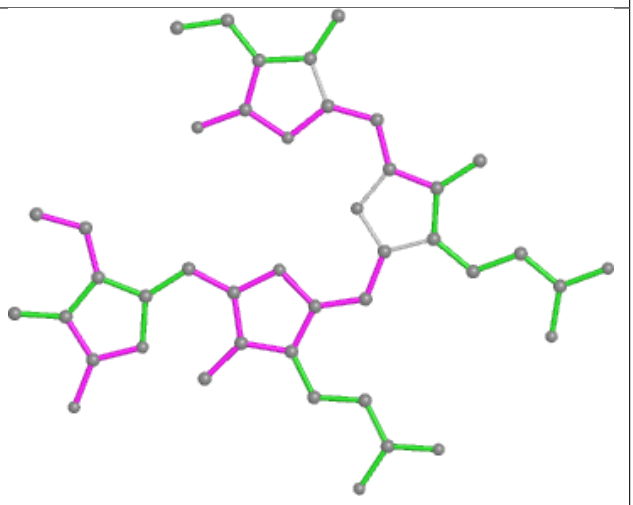

Bond angles

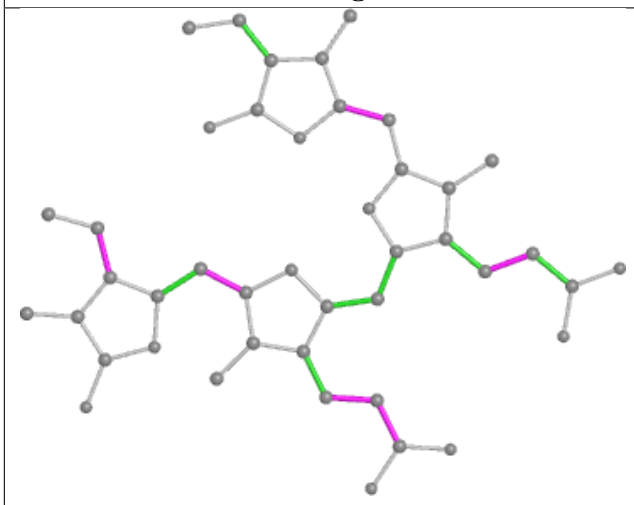

Torsions

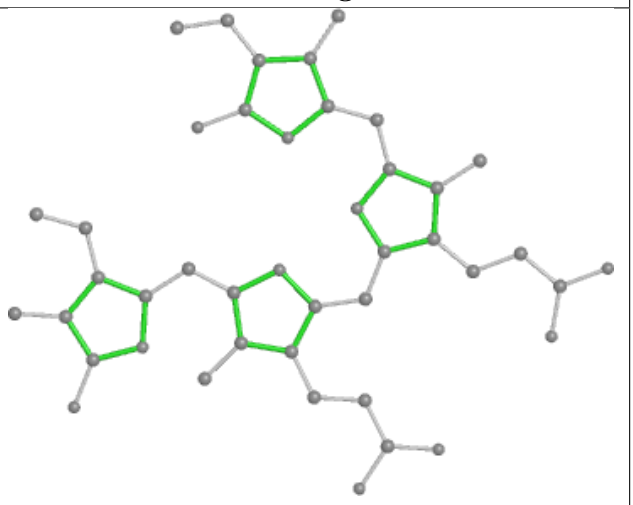

Rings

Ligand PEB TD 203

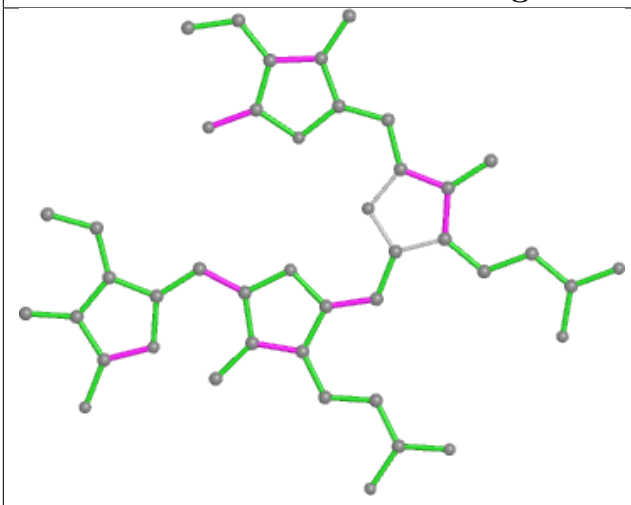

Bond lengths

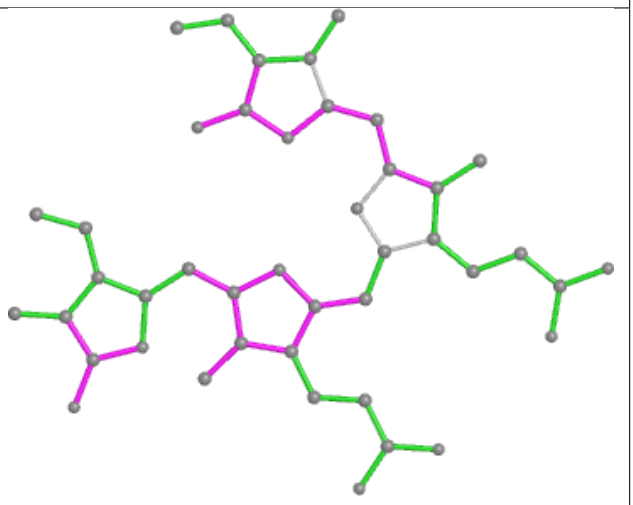

Bond angles

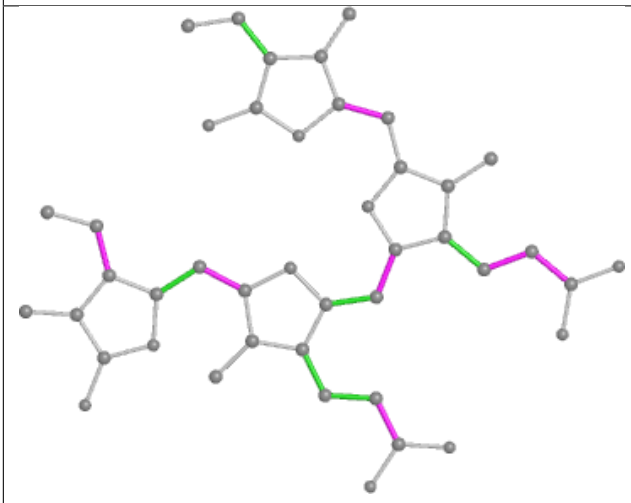

Torsions

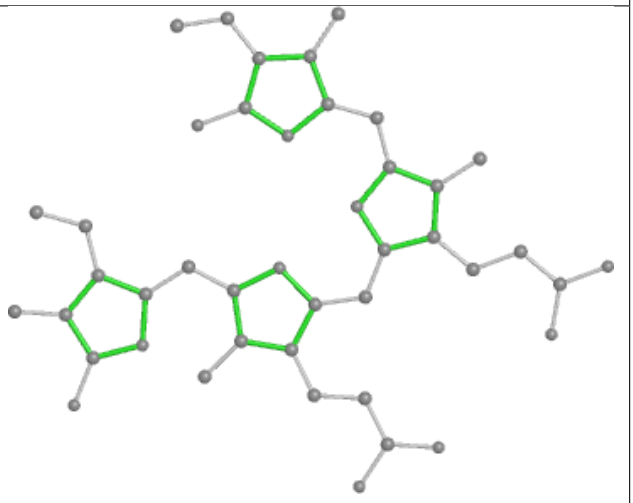

Rings

Ligand PEB MQ 201

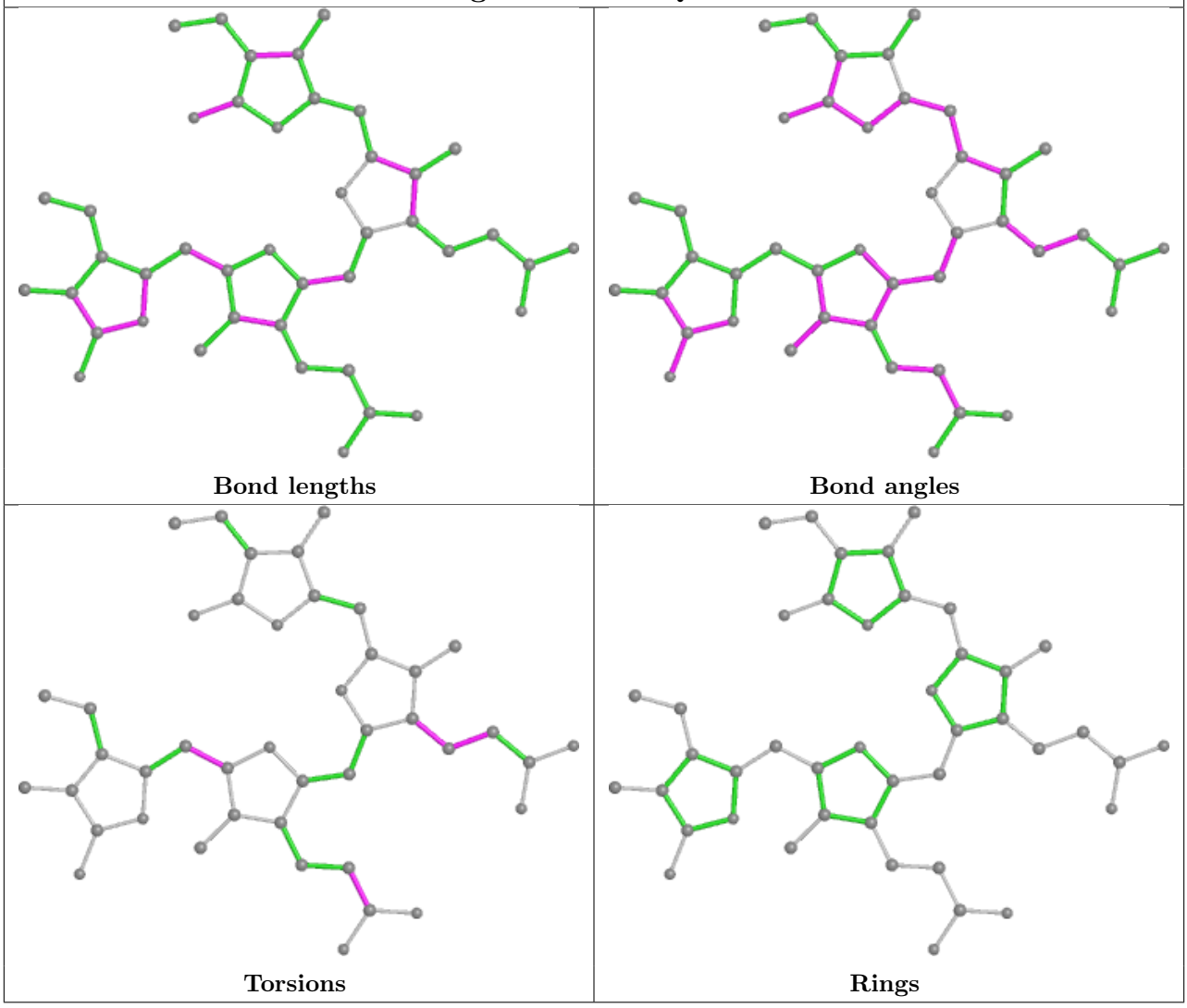

Ligand CLA BN 817

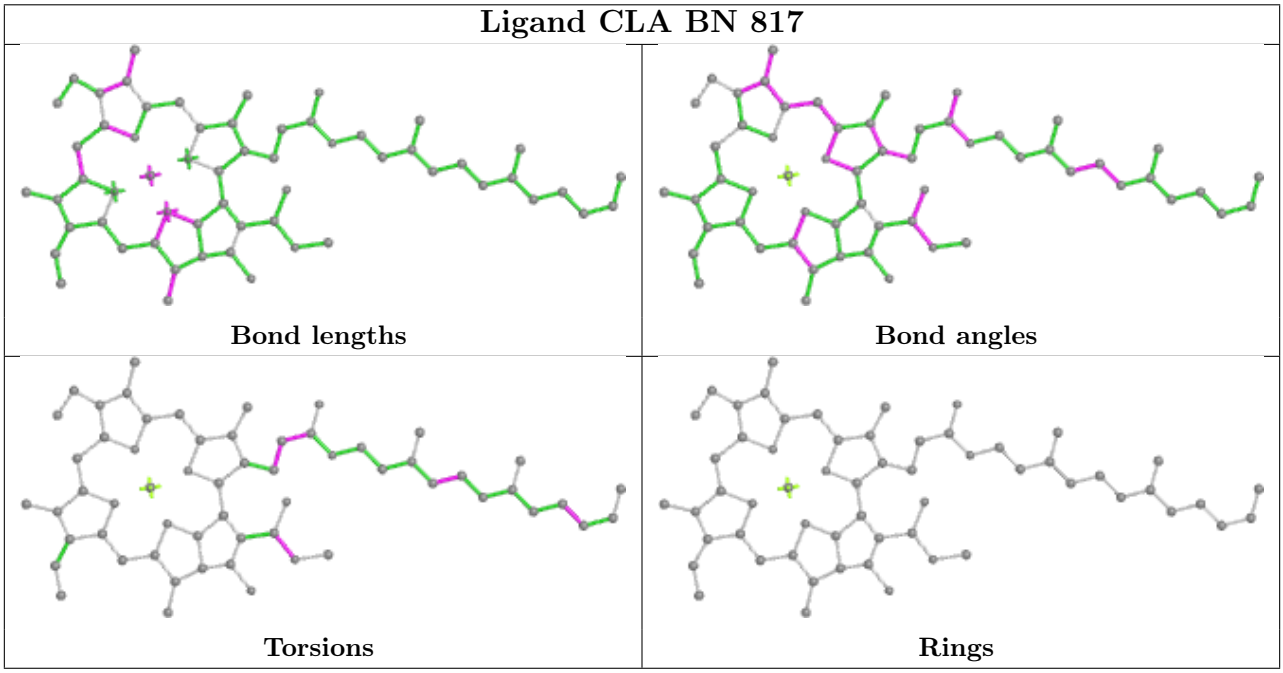

Ligand CYC JH 1003

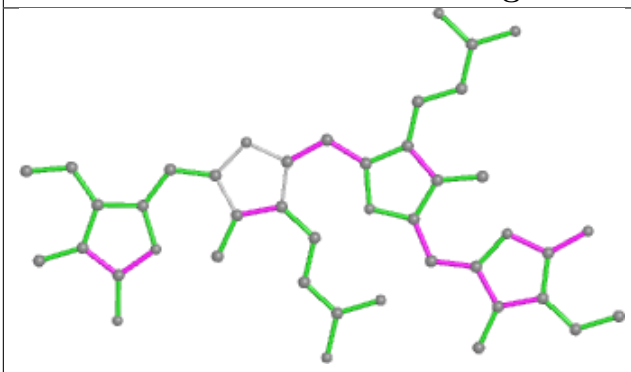

Bond lengths

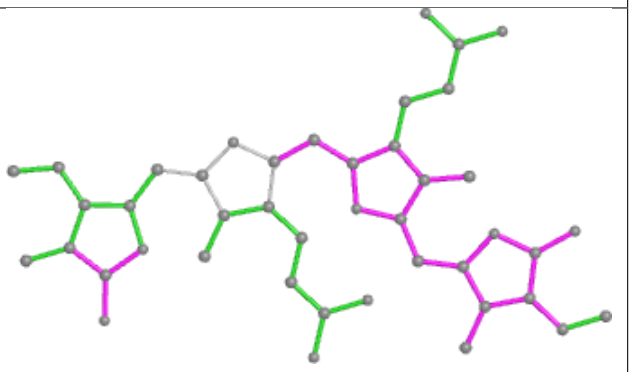

Bond angles

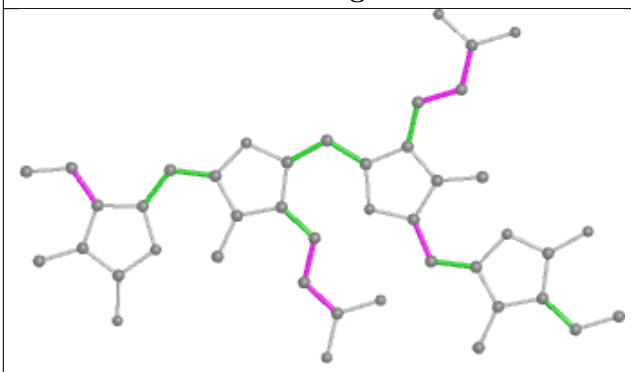

Torsions

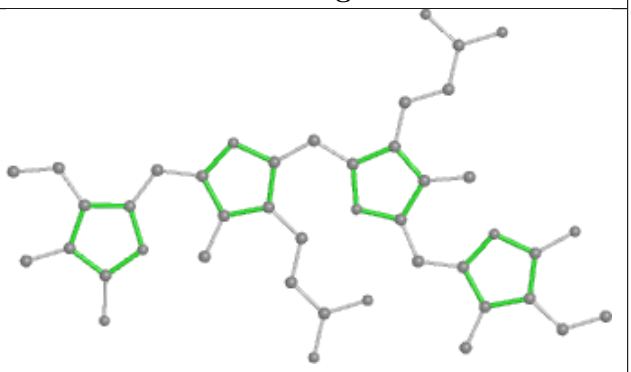

Rings

Ligand PEB BK 201

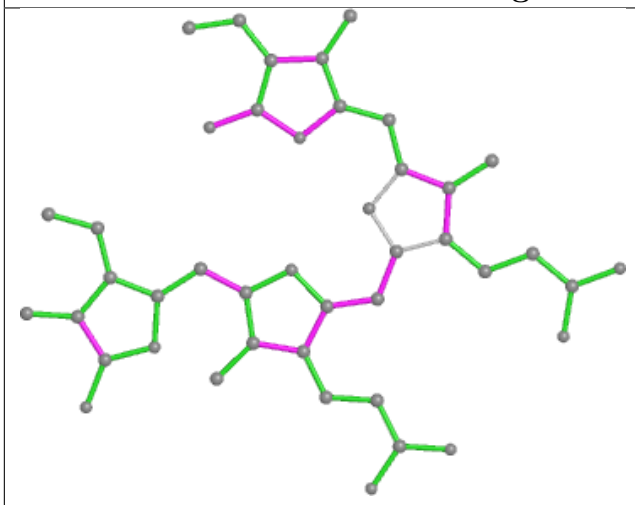

Bond lengths

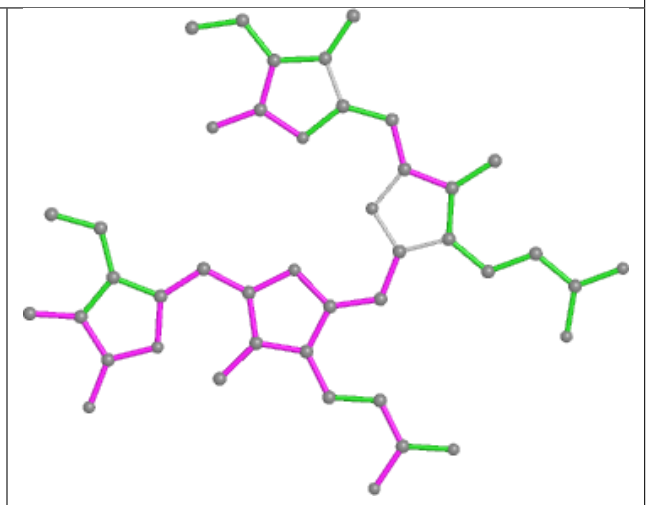

Bond angles

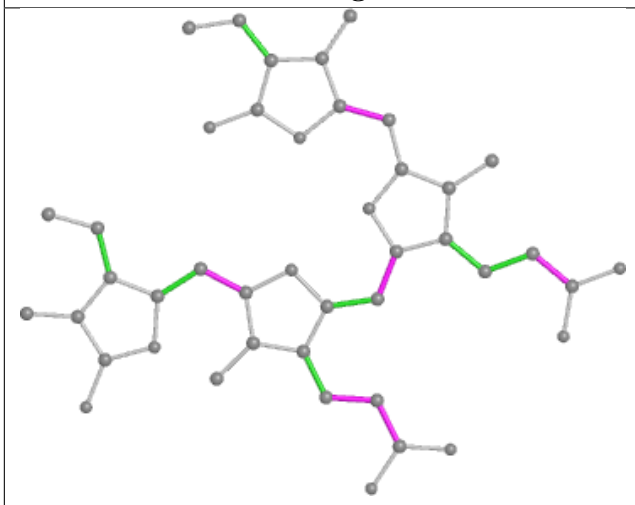

Torsions

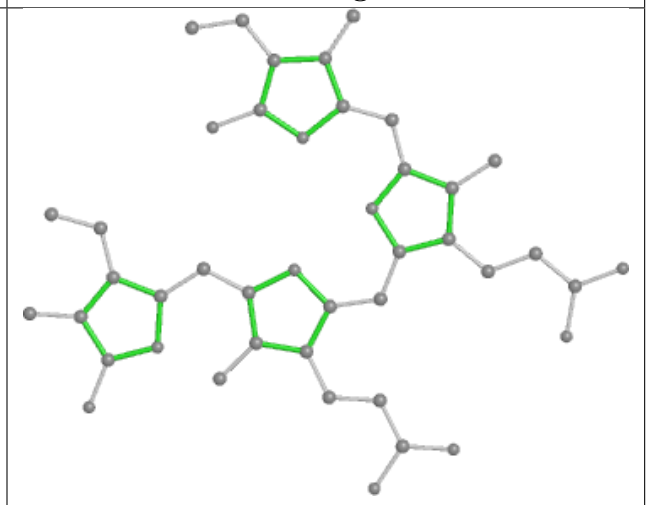

Rings

Ligand PEB DQ 201

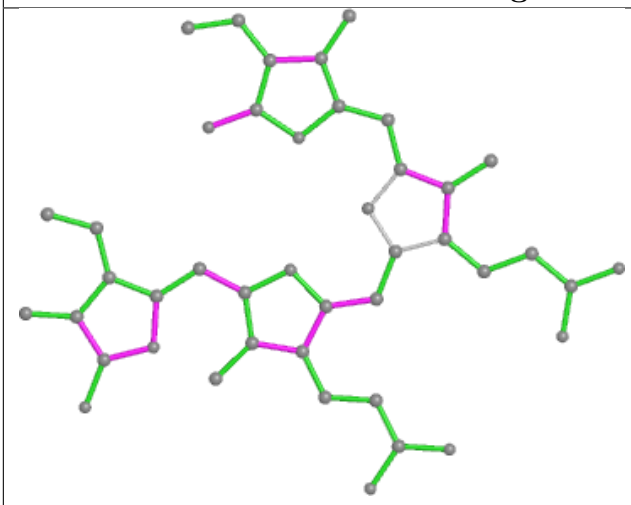

Bond lengths

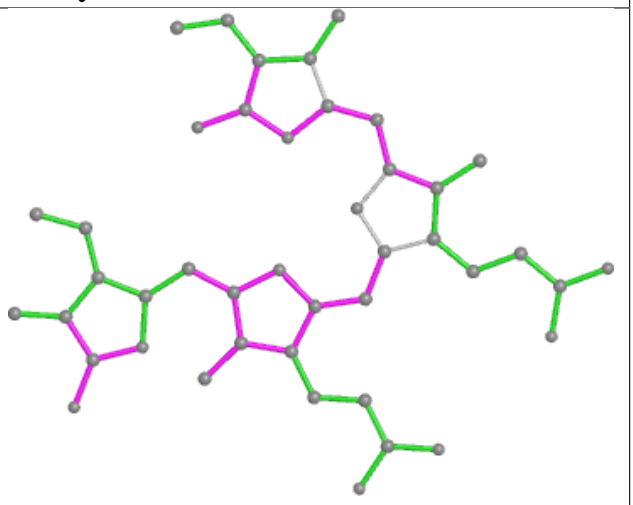

Bond angles

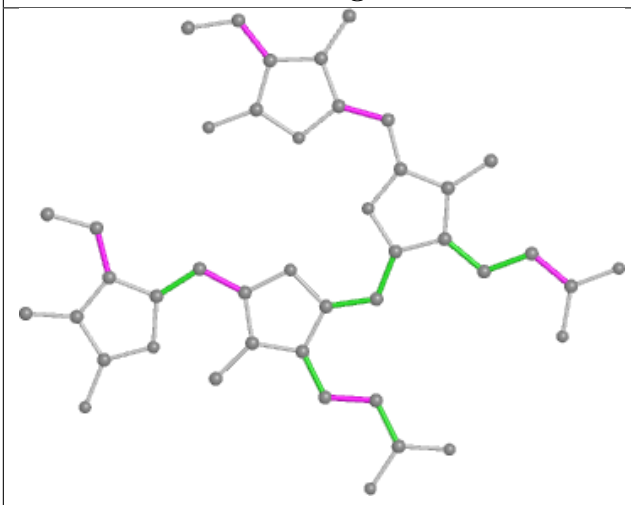

Torsions

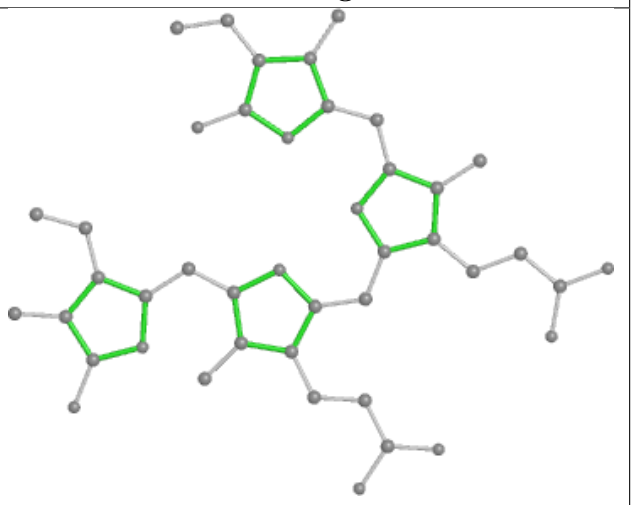

Rings

Ligand PEB MJ 202

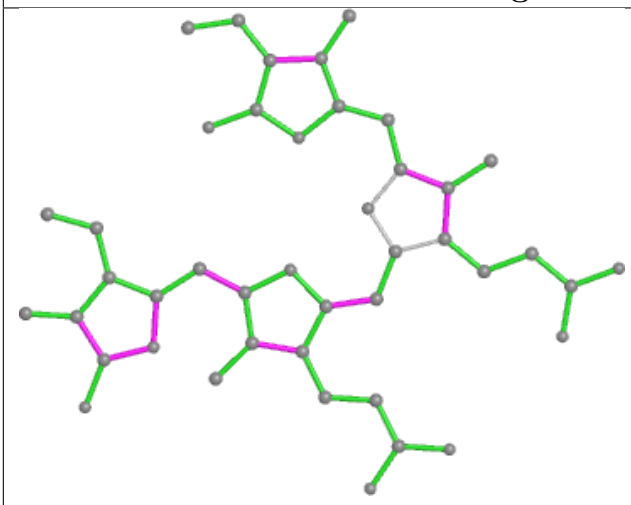

Bond lengths

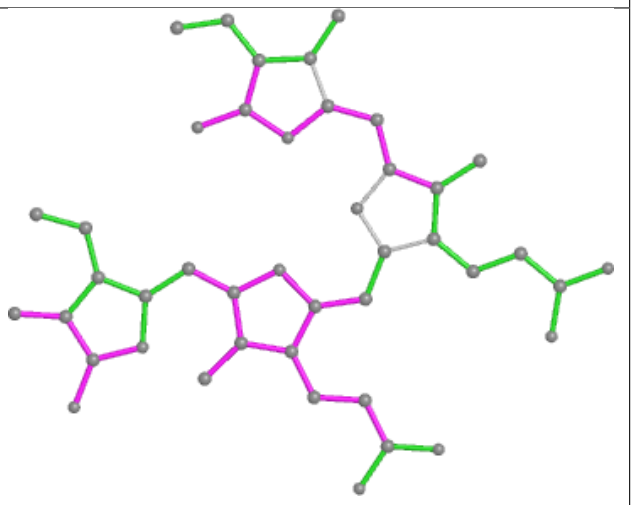

Bond angles

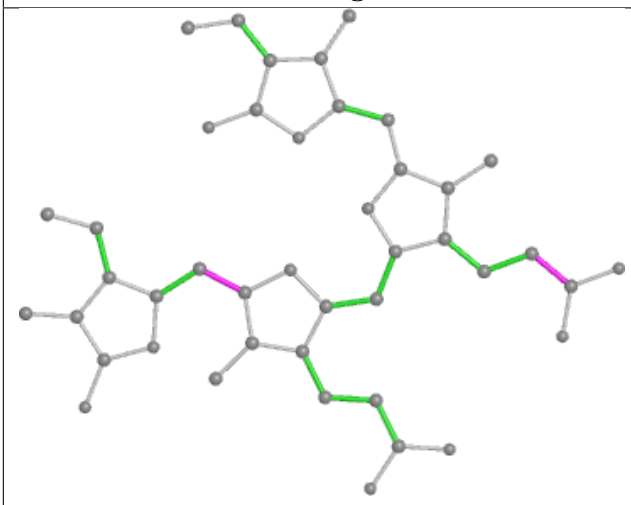

Torsions

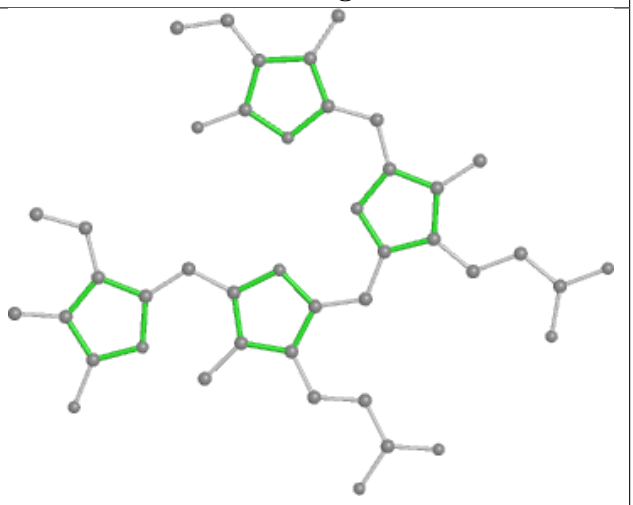

Rings

Ligand PEB kO 202

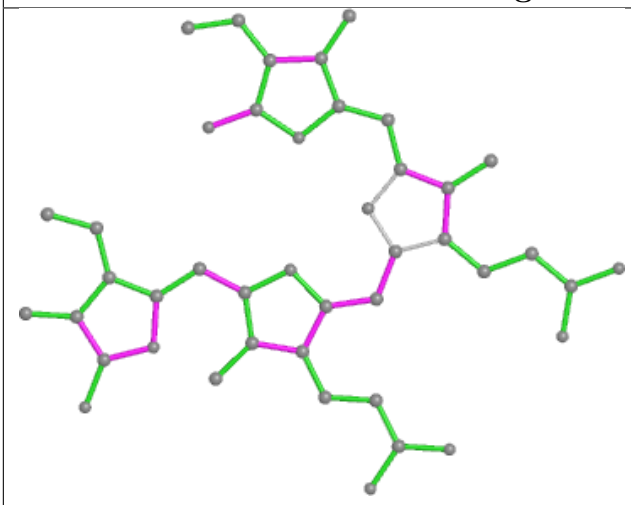

Bond lengths

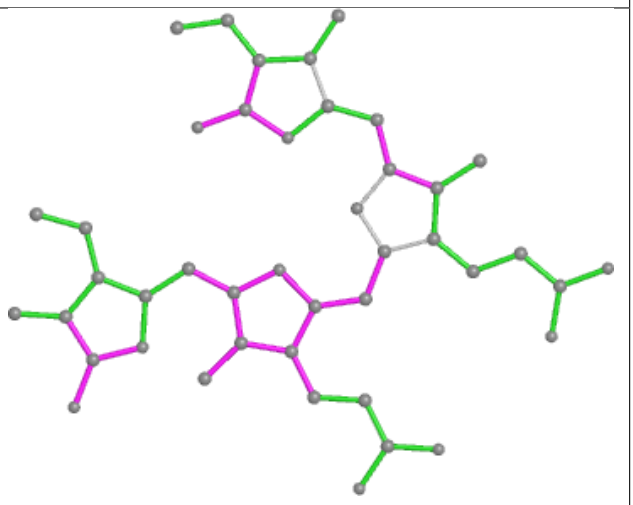

Bond angles

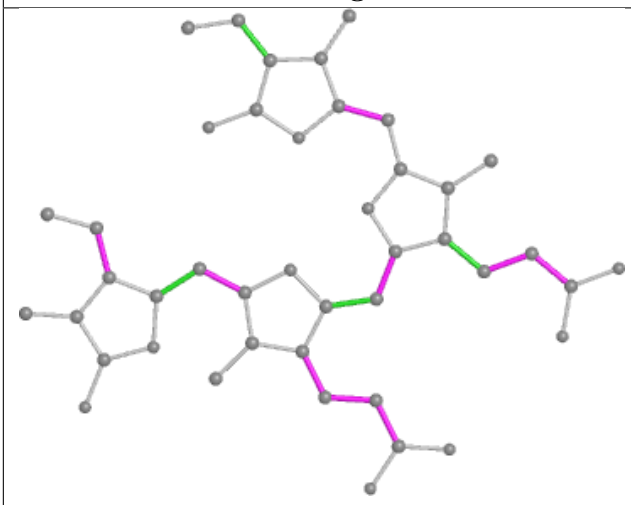

Torsions

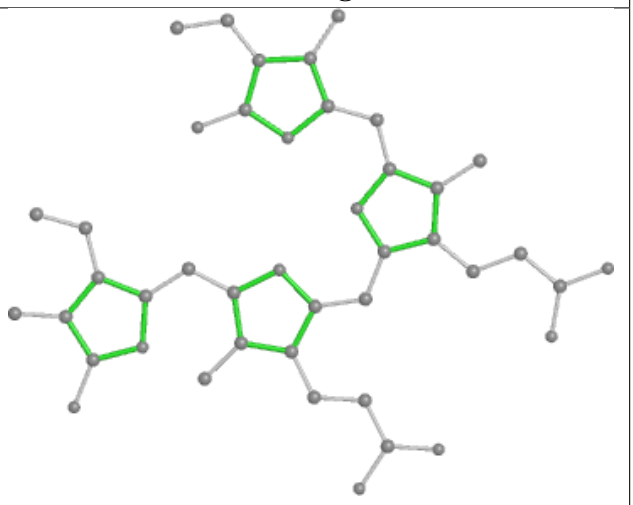

Rings

Ligand CLA c6 616

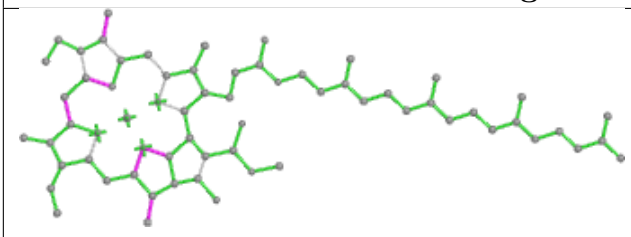

Bond lengths

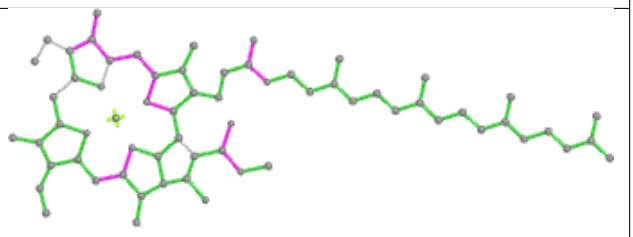

Bond angles

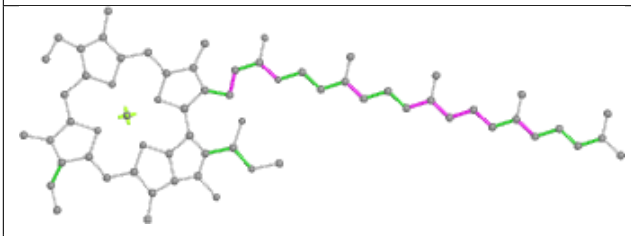

Torsions

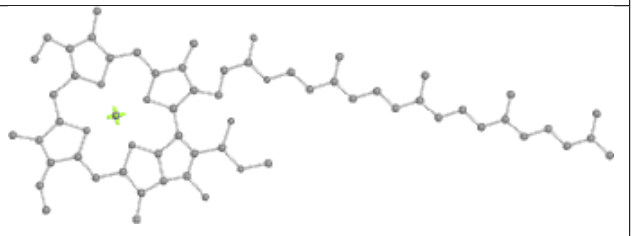

Rings

Ligand PEB BA 201

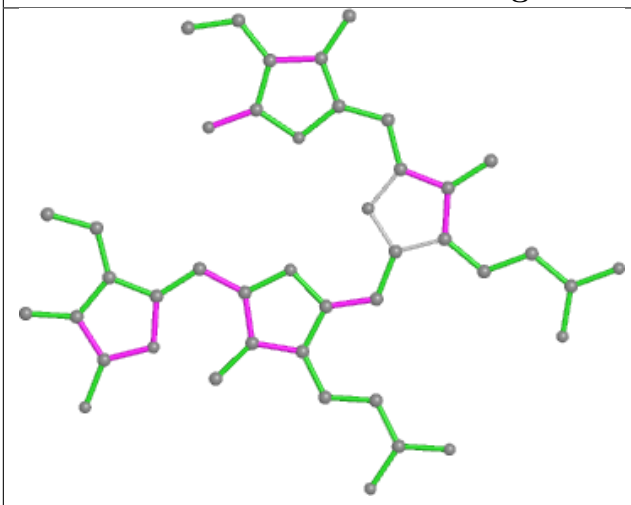

Bond lengths

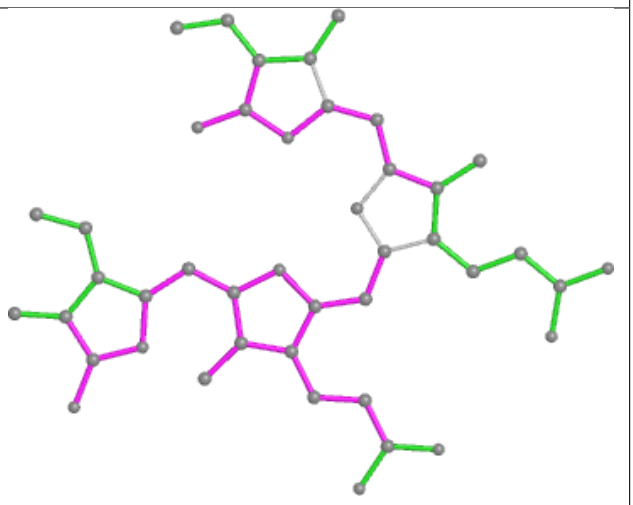

Bond angles

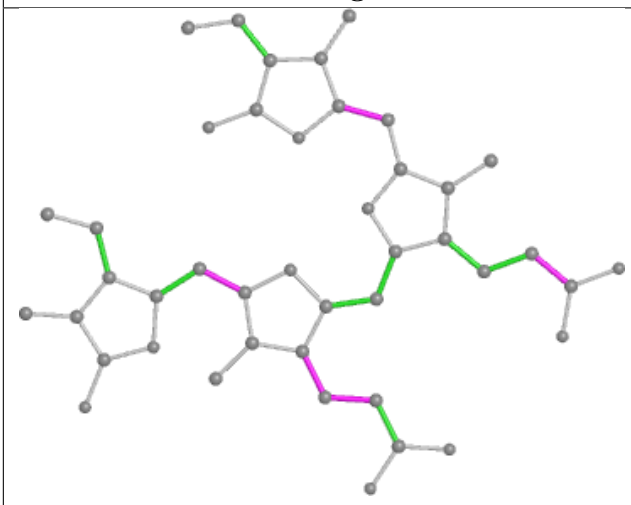

Torsions

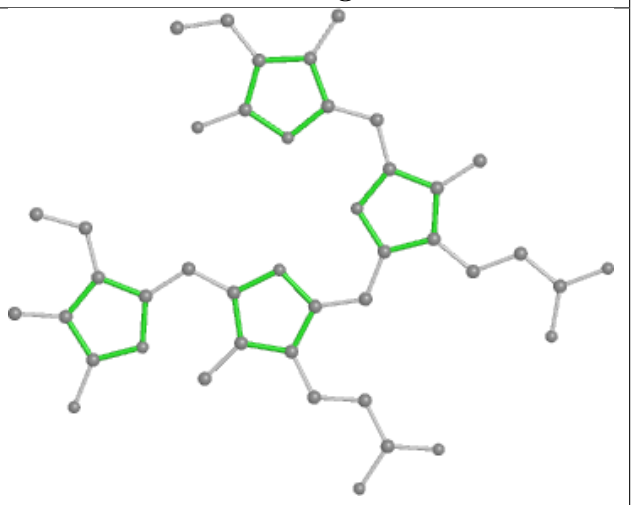

Rings

Ligand PEB IP 202

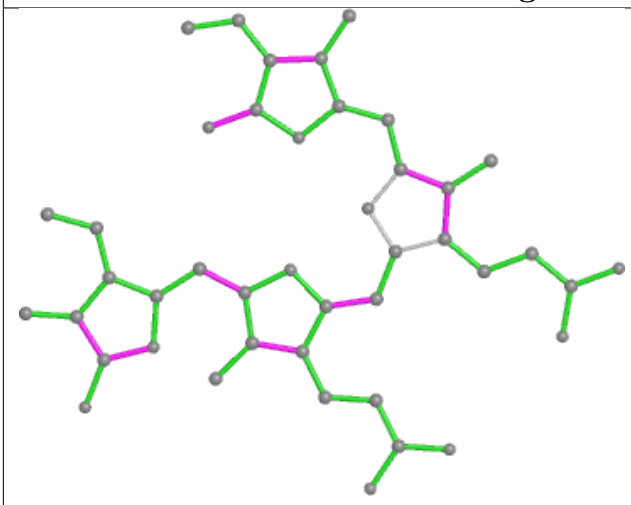

Bond lengths

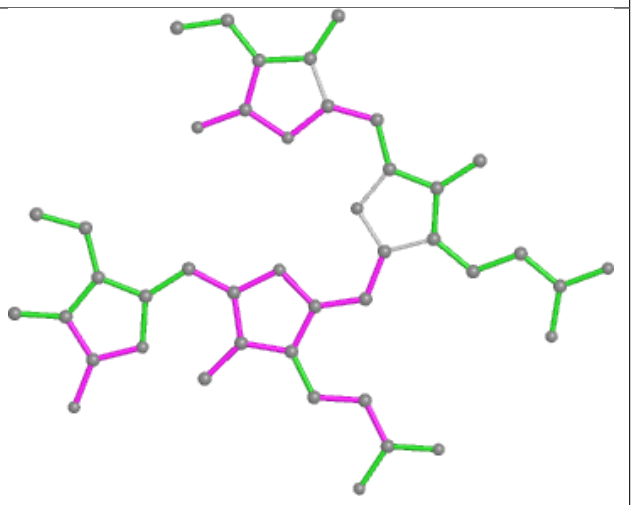

Bond angles

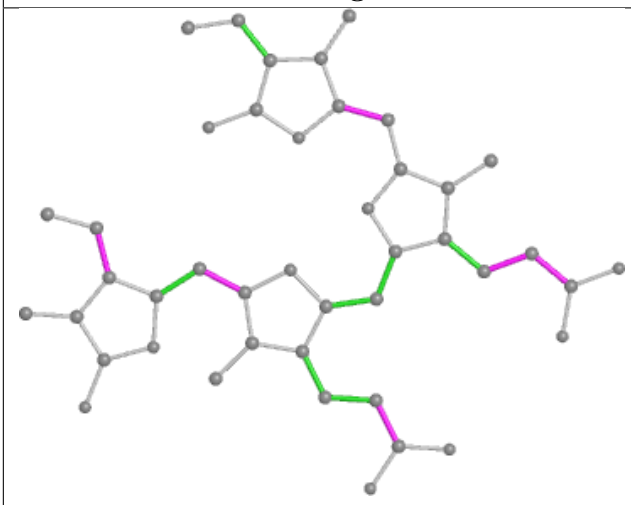

Torsions

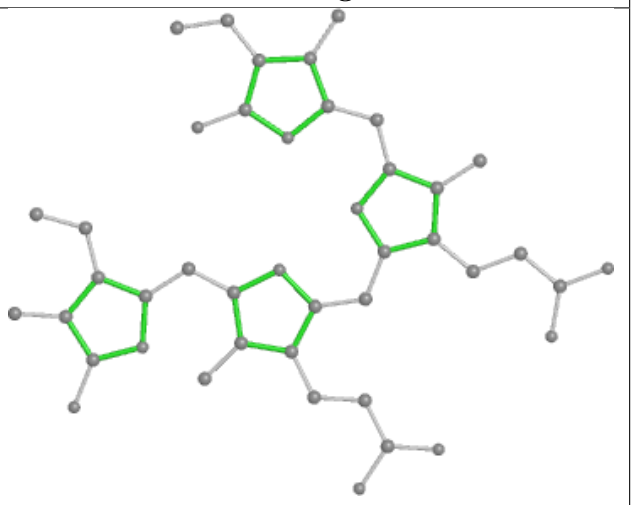

Rings

Ligand CLA RN 203

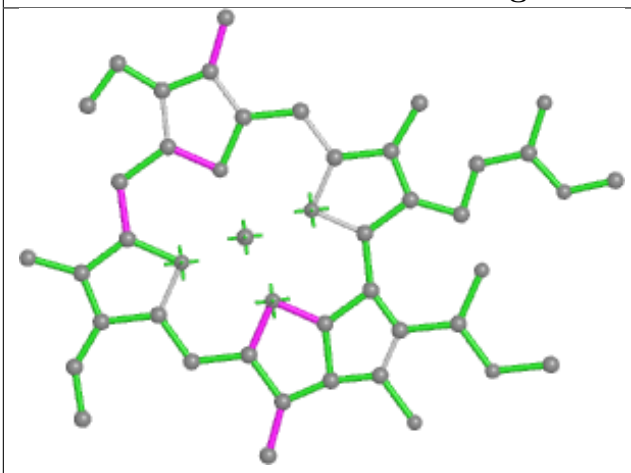

Bond lengths

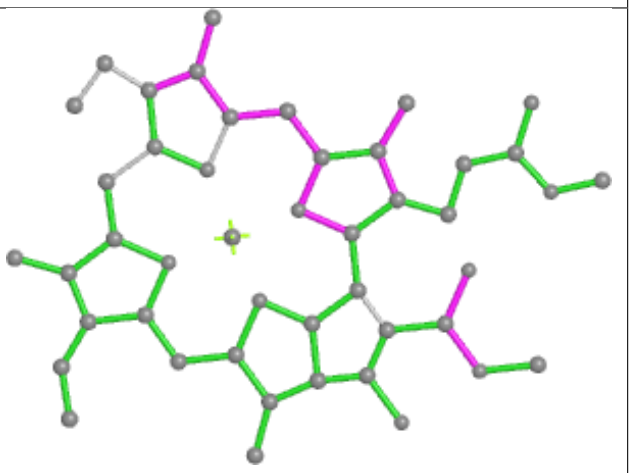

Bond angles

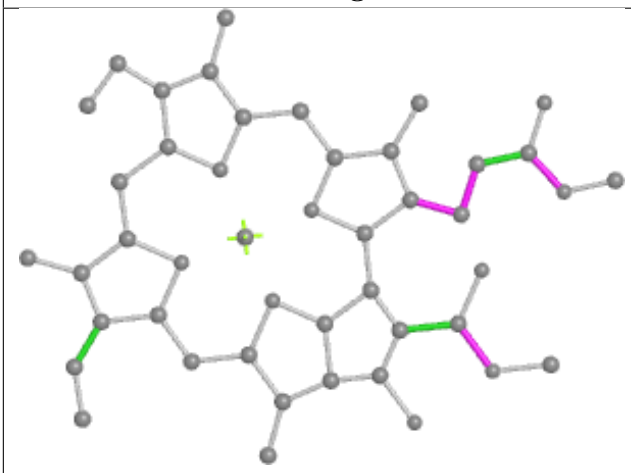

Torsions

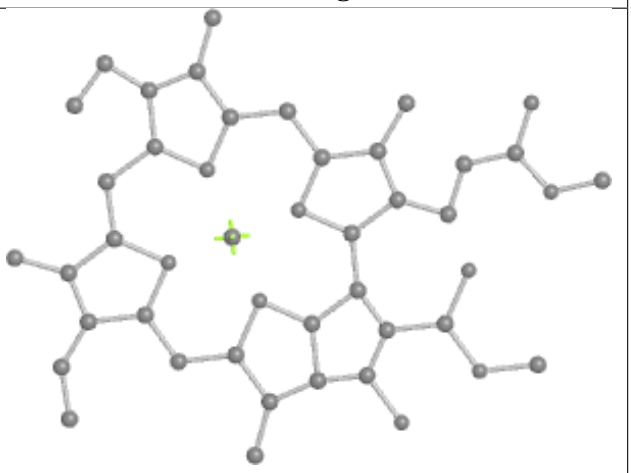

Rings

Ligand PEB zK 501

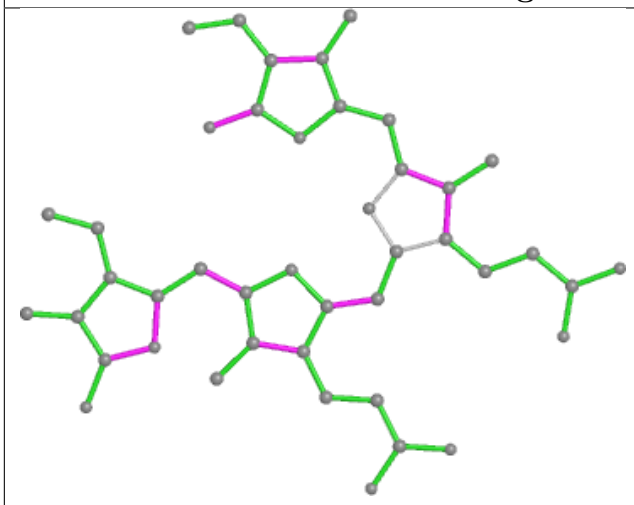

Bond lengths

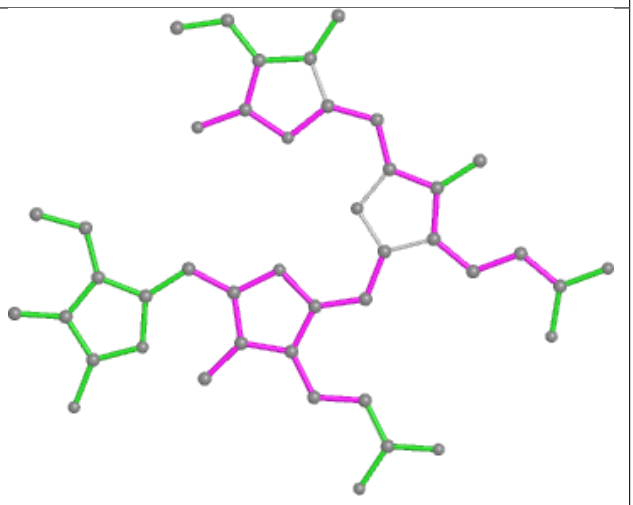

Bond angles

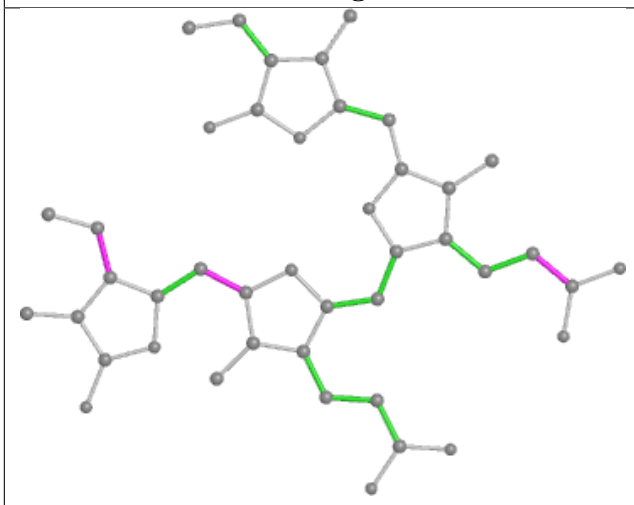

Torsions

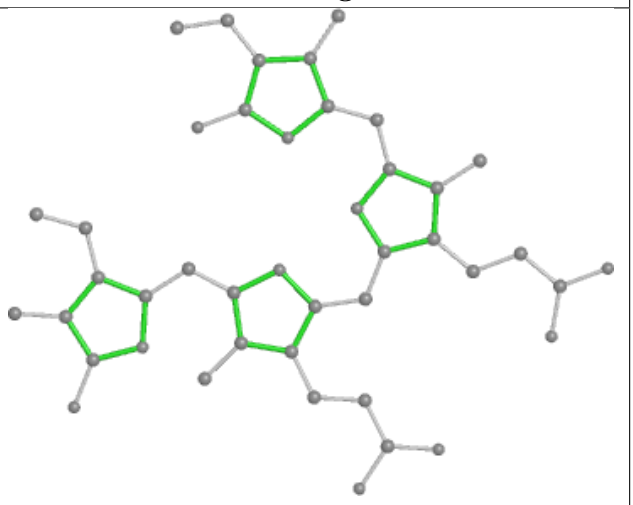

Rings

Ligand PEB QE 201

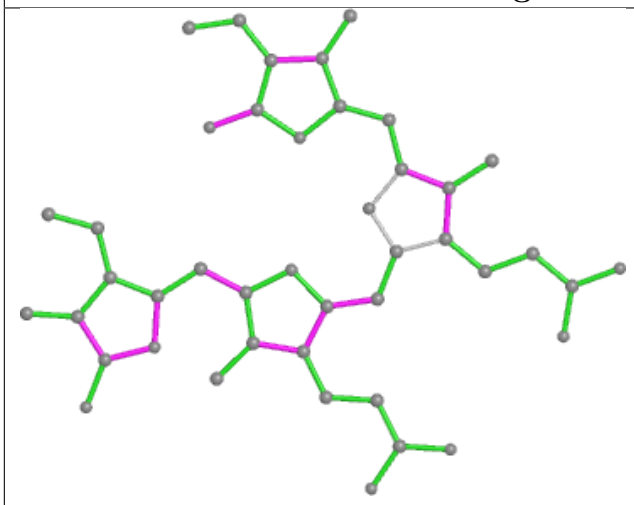

Bond lengths

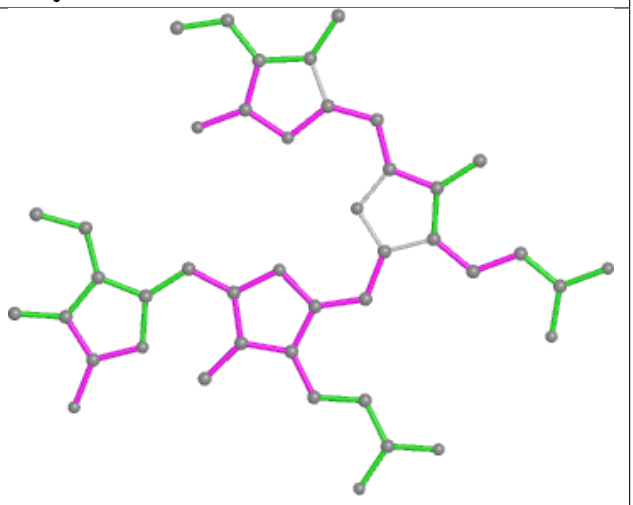

Bond angles

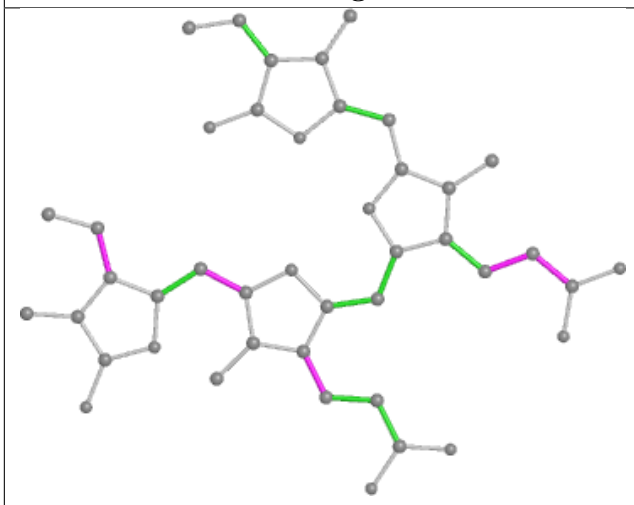

Torsions

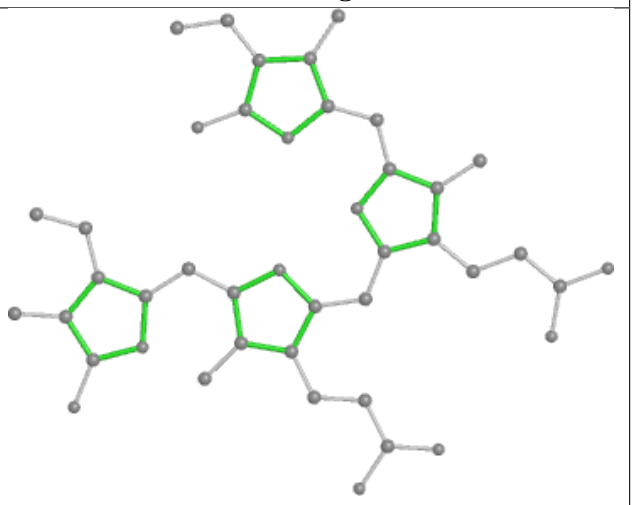

Rings

Ligand PEB AP 201

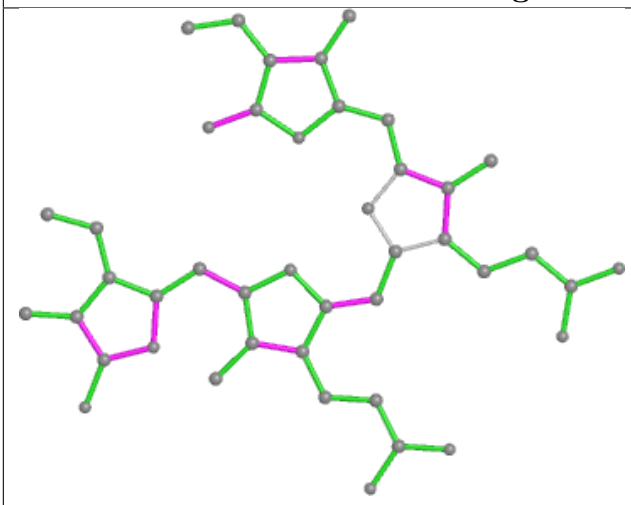

Bond lengths

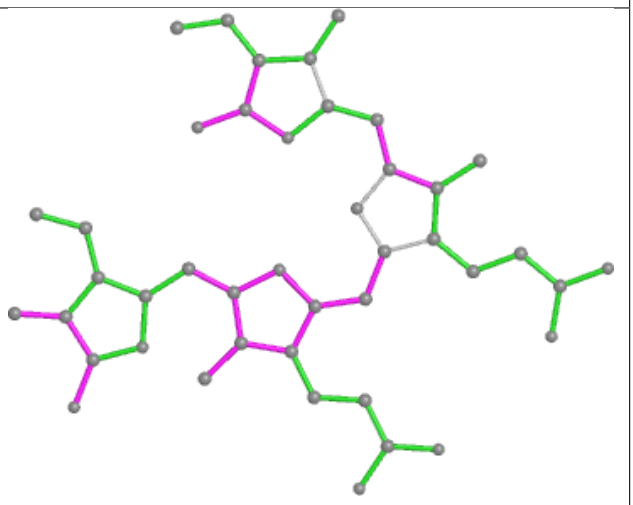

Bond angles

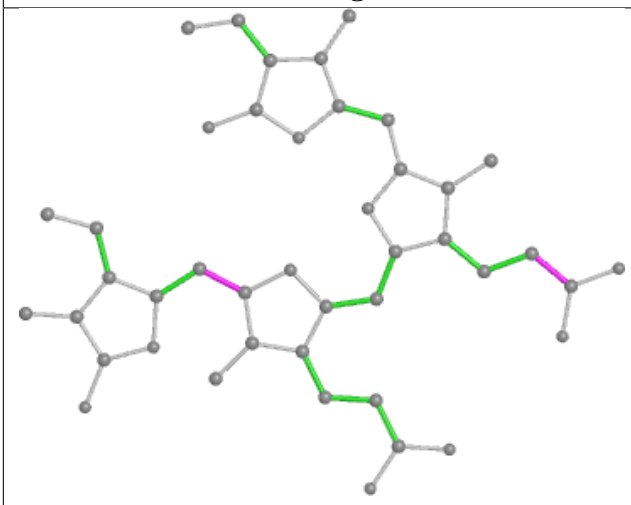

Torsions

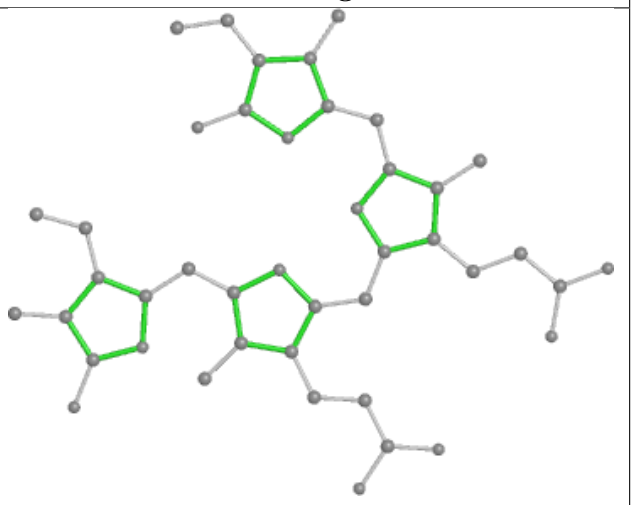

Rings

Ligand PEB QO 202

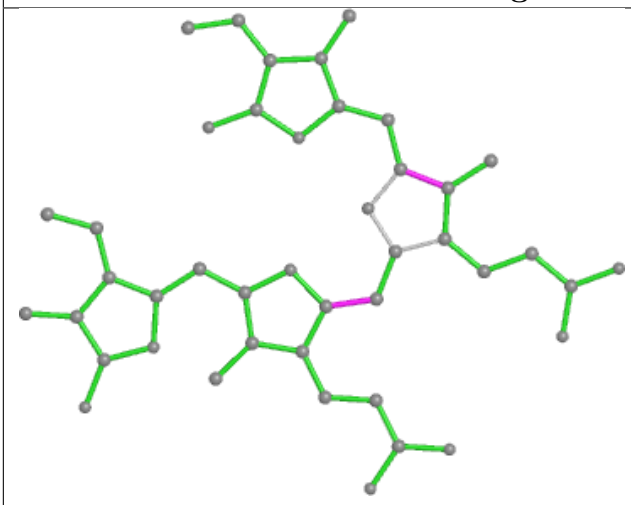

Bond lengths

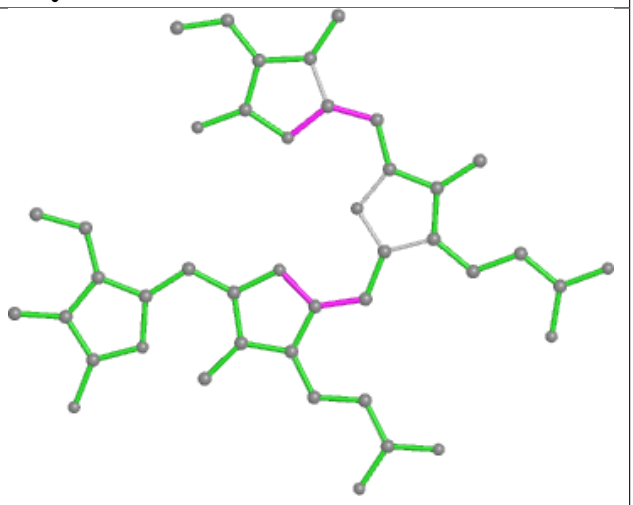

Bond angles

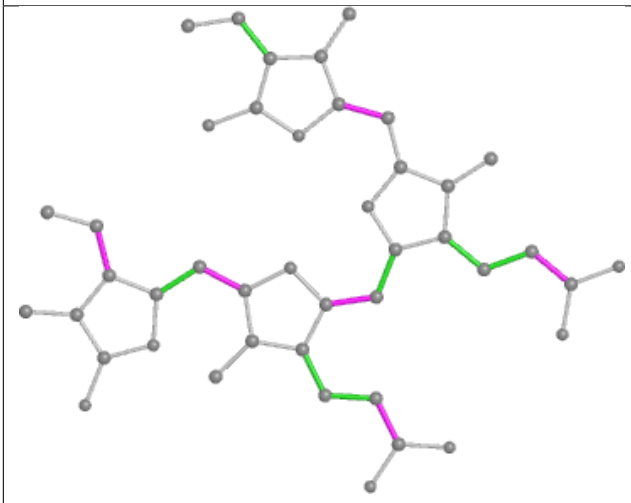

Torsions

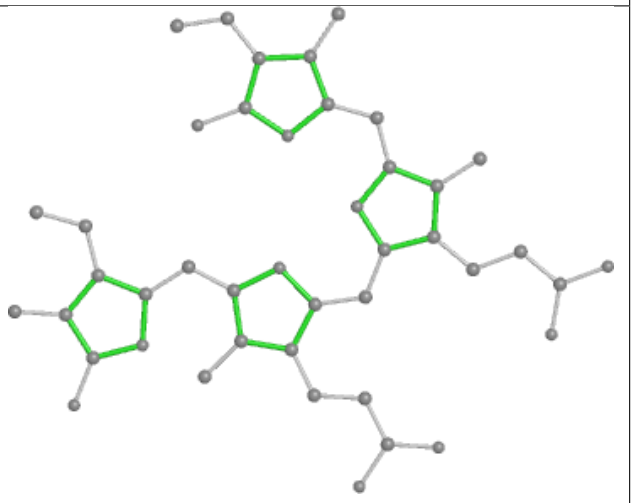

Rings

Ligand PEB nK 202

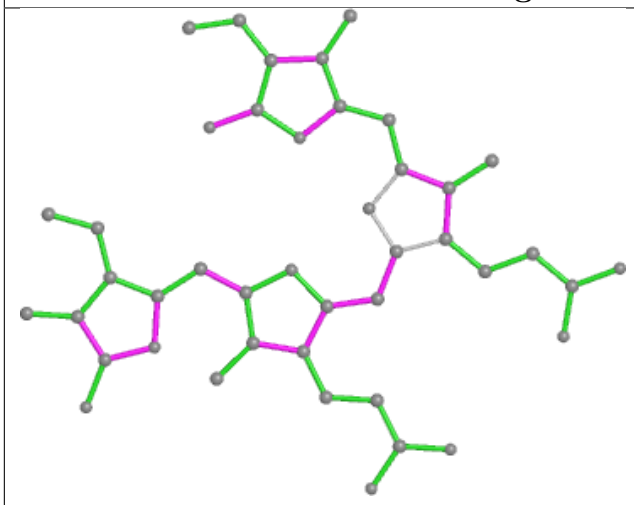

Bond lengths

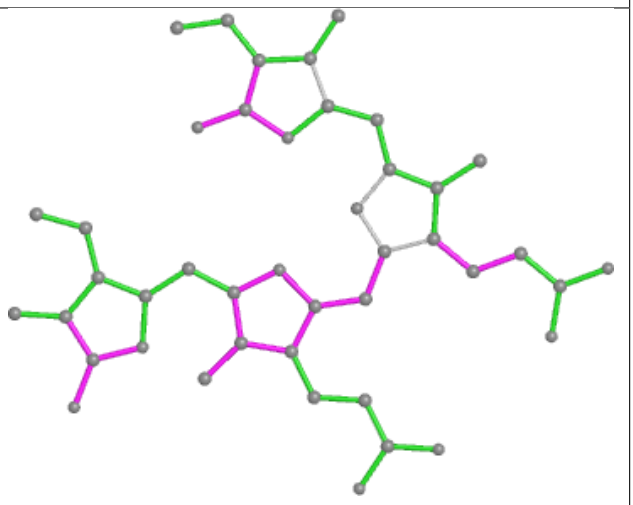

Bond angles

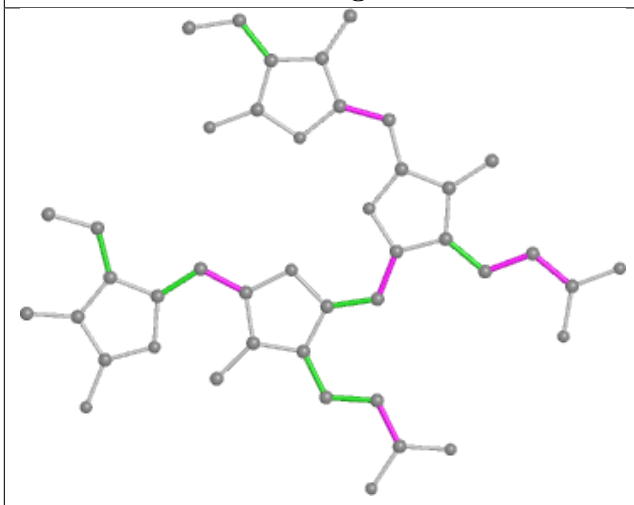

Torsions

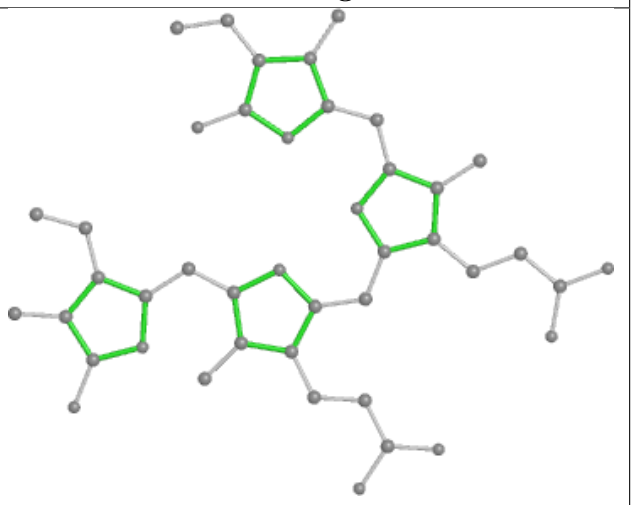

Rings

Ligand CLA JN 101

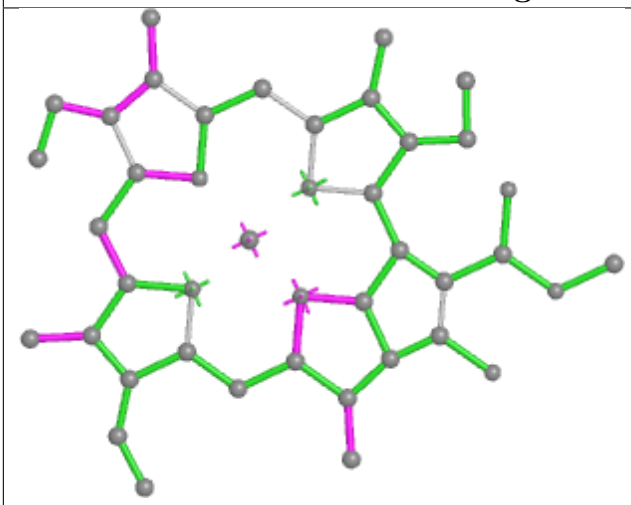

Bond lengths

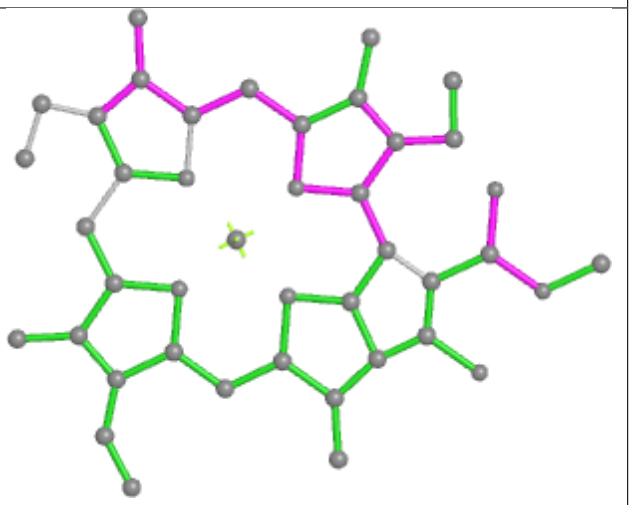

Bond angles

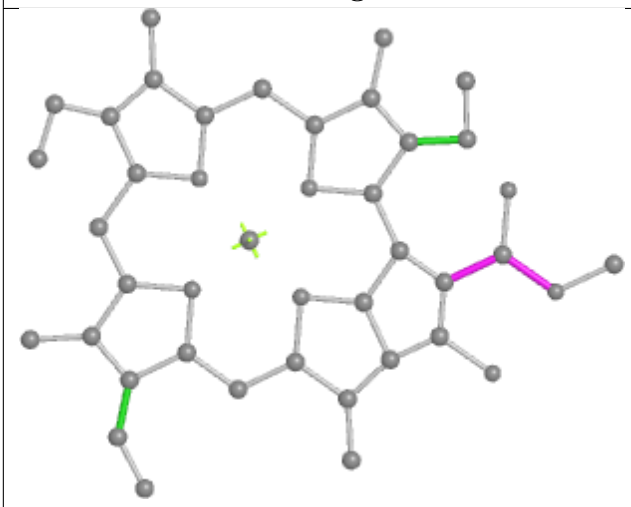

Torsions

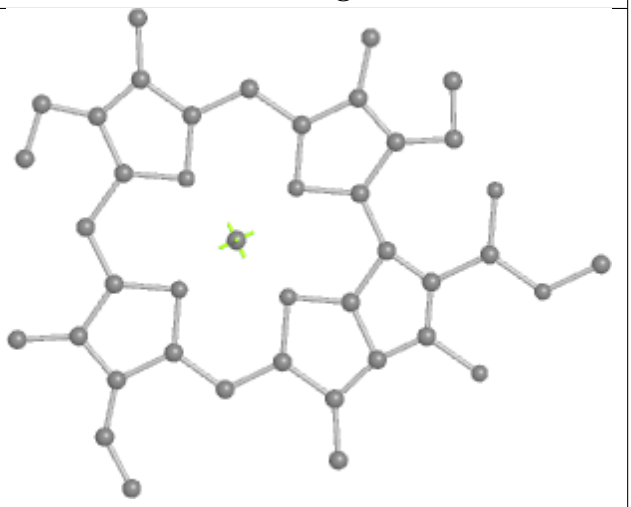

Rings

Ligand PEB RG 201

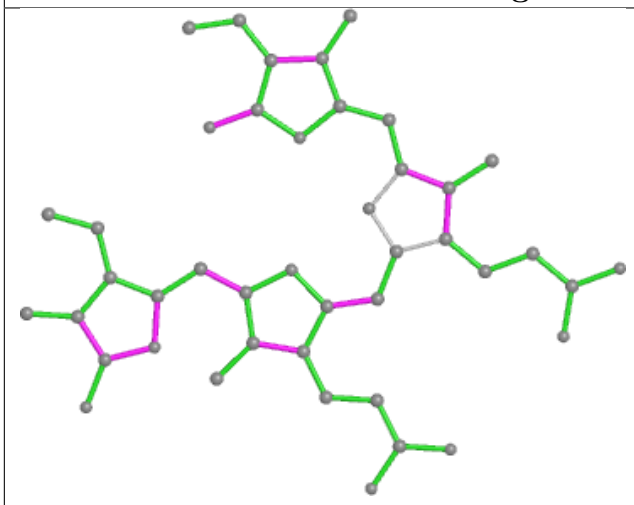

Bond lengths

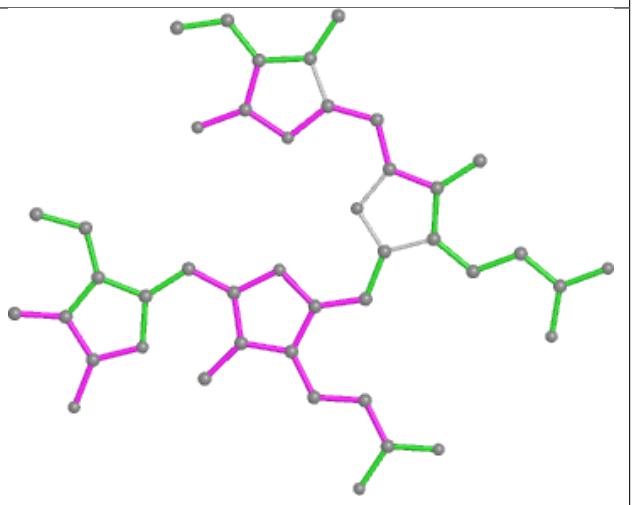

Bond angles

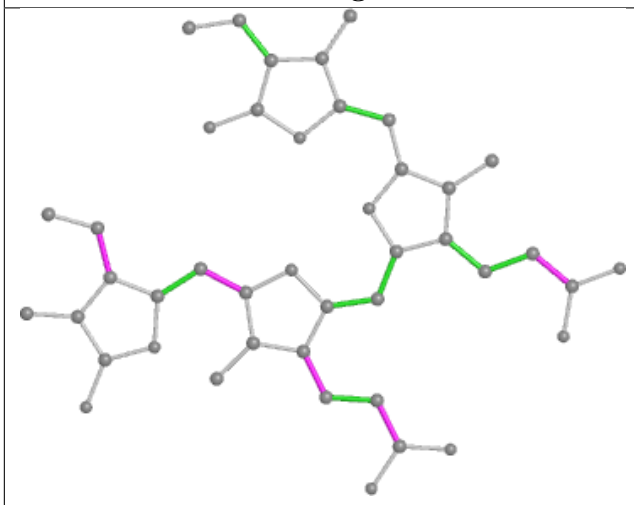

Torsions

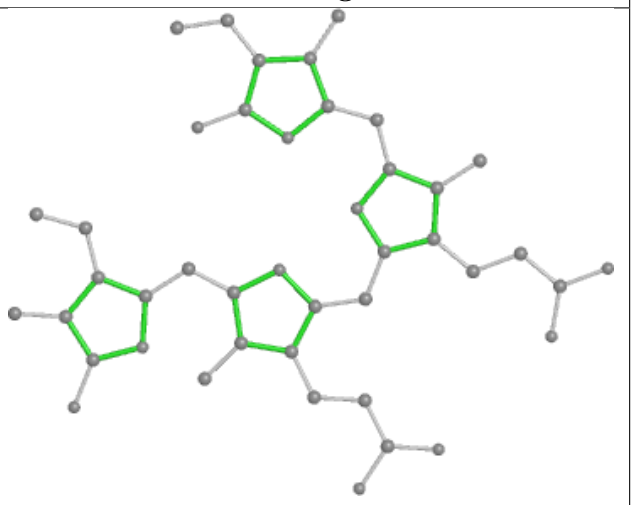

Rings

Ligand PEB U5 203

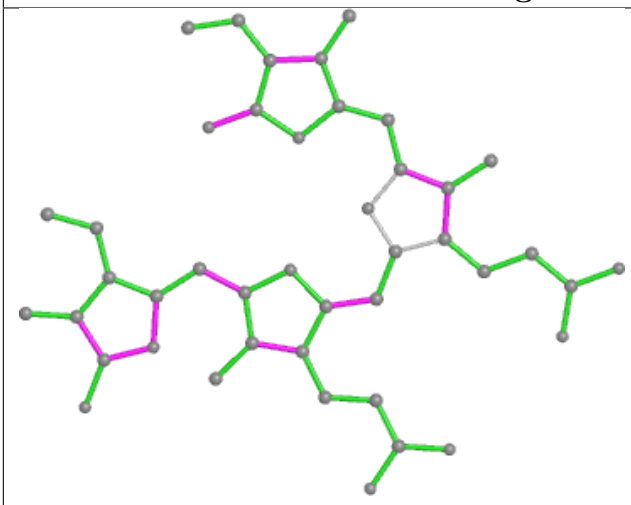

Bond lengths

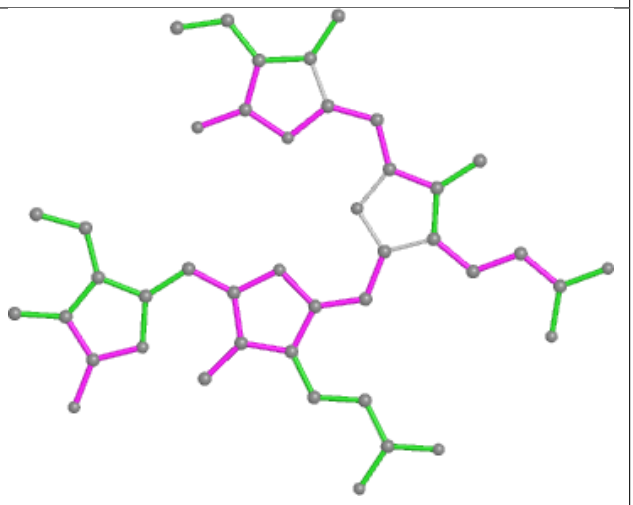

Bond angles

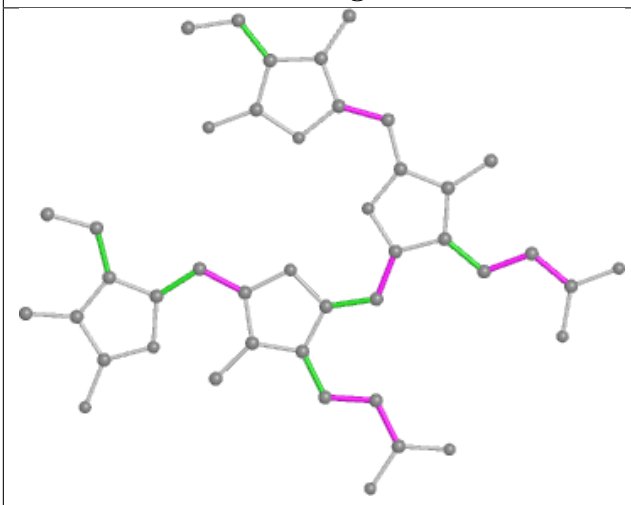

Torsions

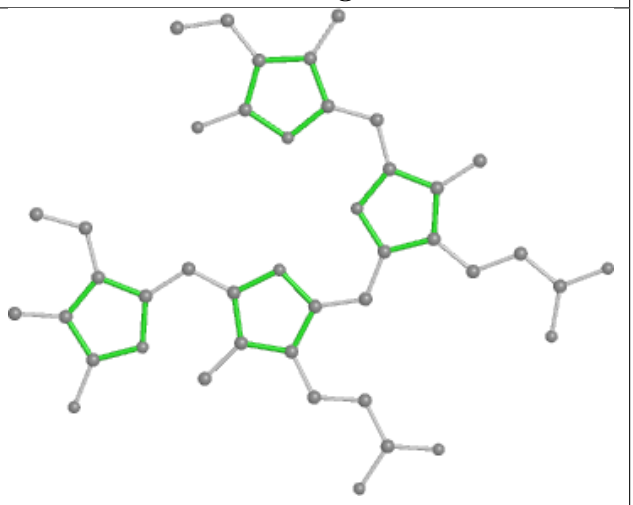

Rings

Ligand CYC IE 1001

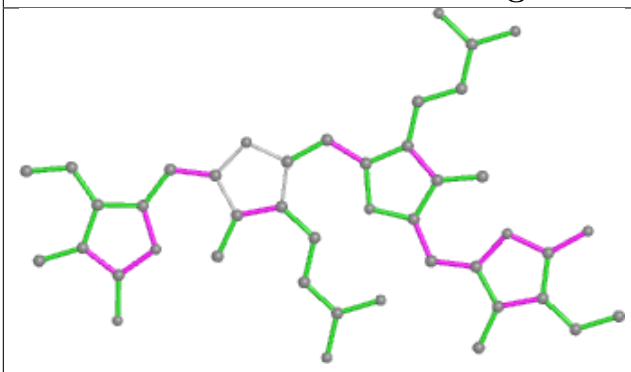

Bond lengths

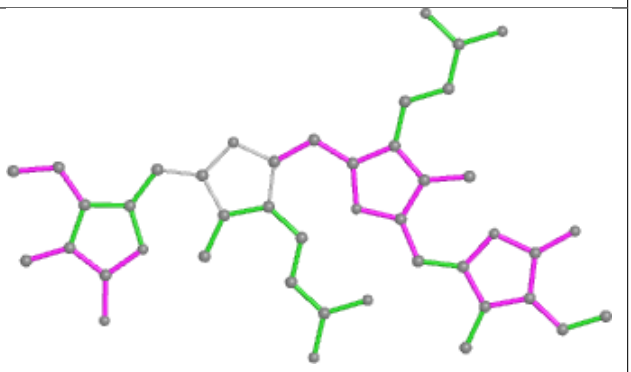

Bond angles

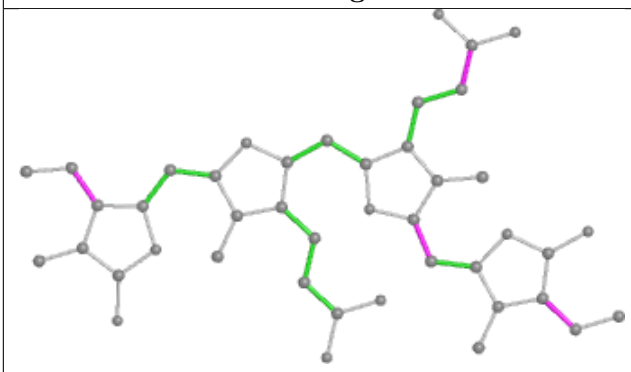

Torsions

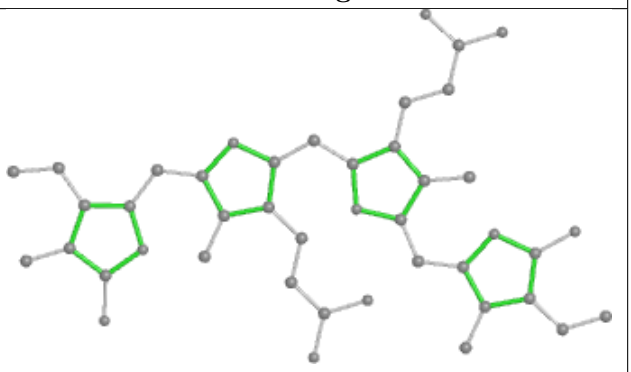

Rings

Ligand PEB uF 202

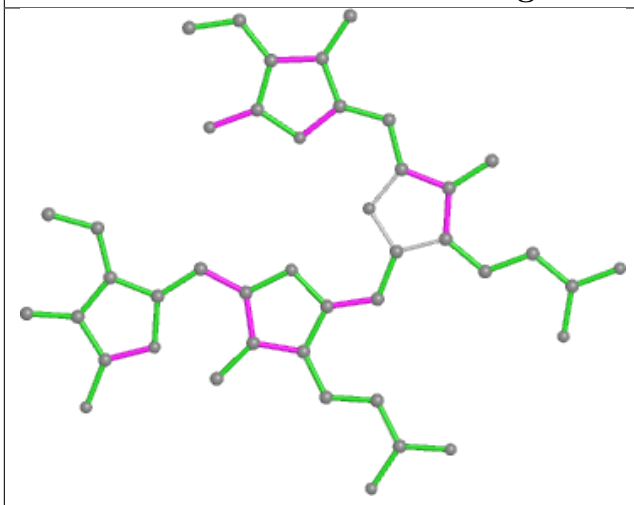

Bond lengths

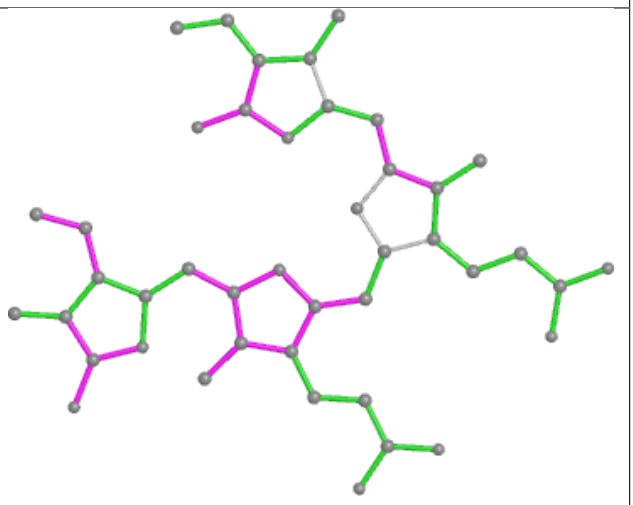

Bond angles

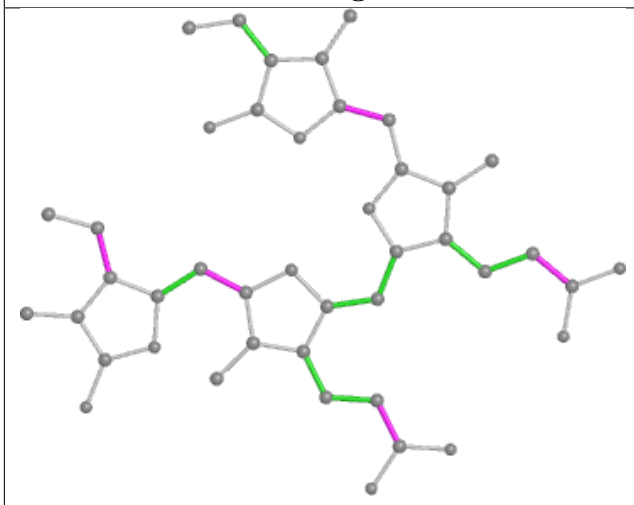

Torsions

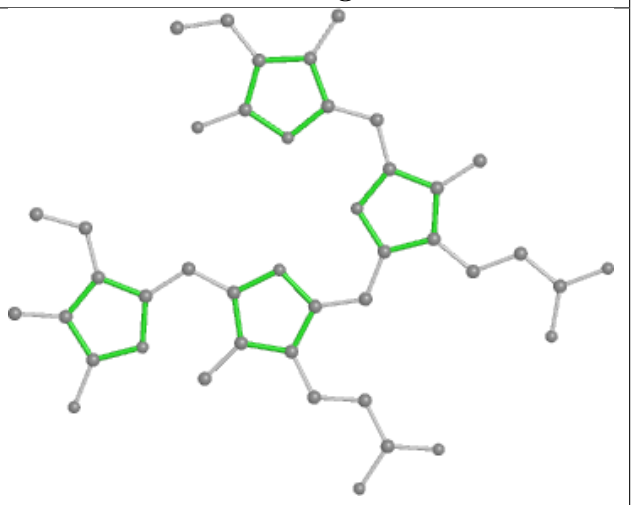

Rings

Ligand CLA b6 610

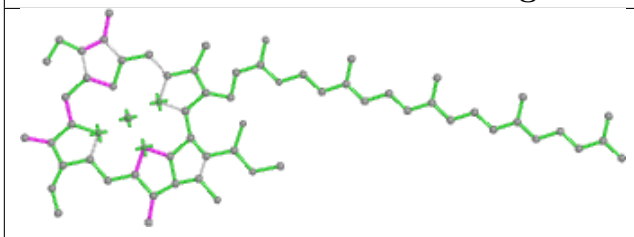

Bond lengths

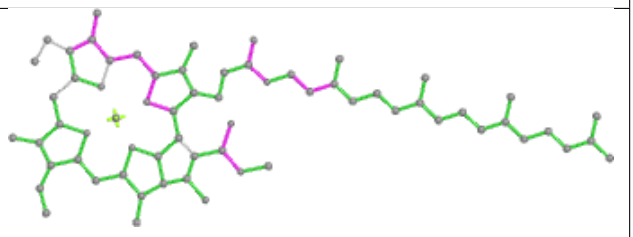

Bond angles

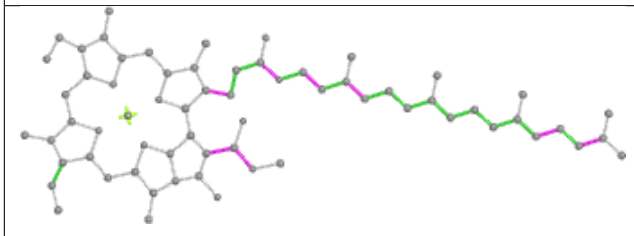

Torsions

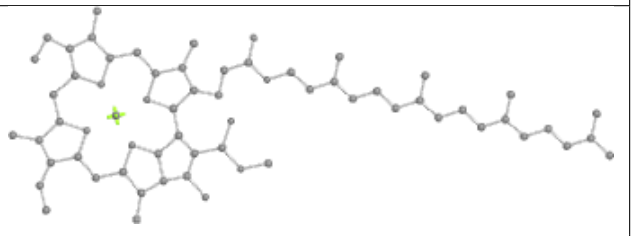

Rings

Ligand CLA AN 849

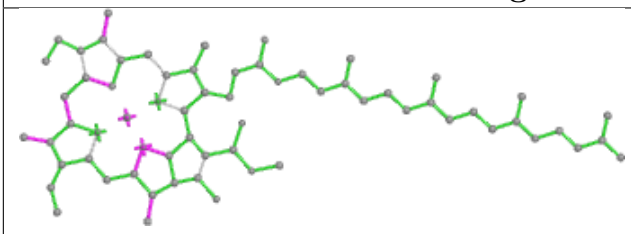

Bond lengths

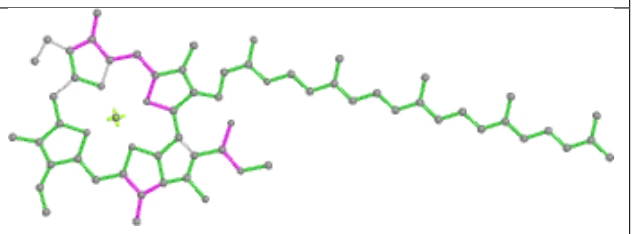

Bond angles

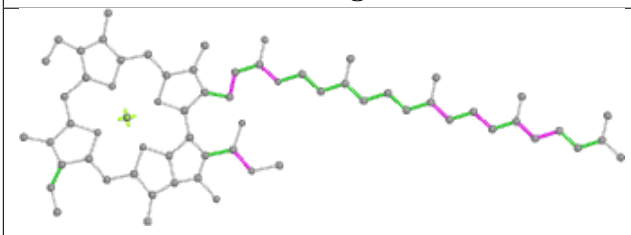

Torsions

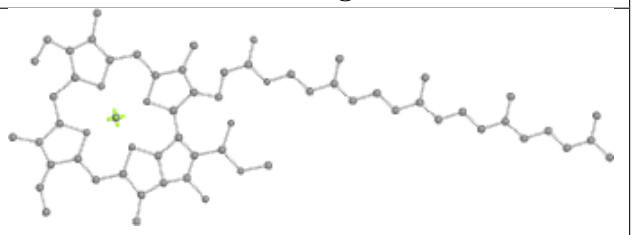

Rings

Ligand PEB DF 203

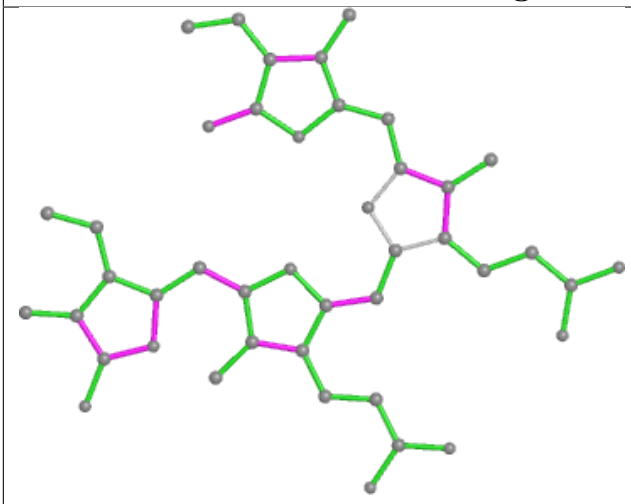

Bond lengths

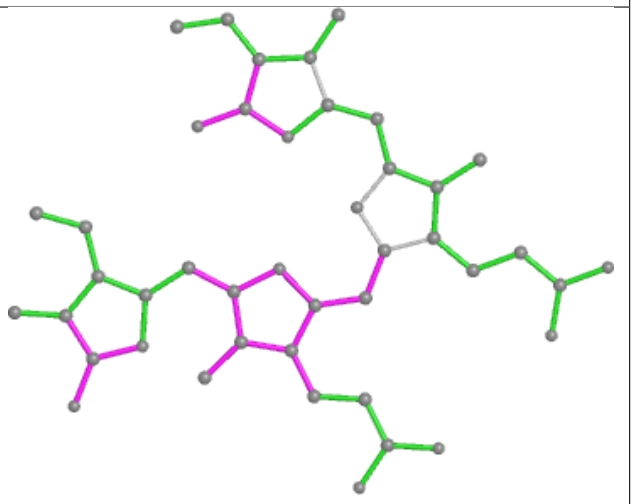

Bond angles

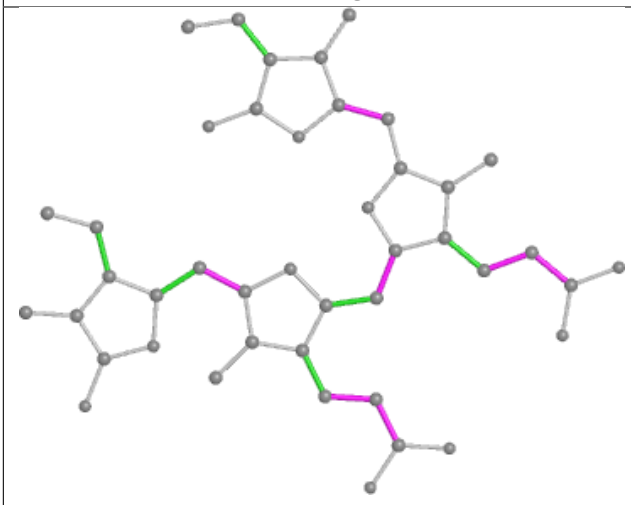

Torsions

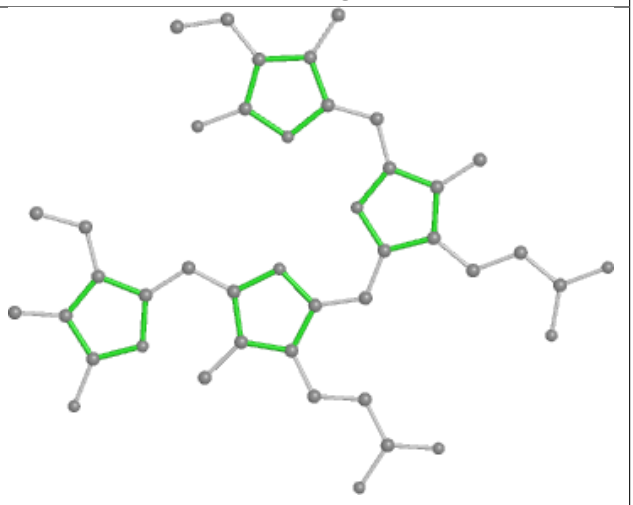

Rings

Ligand PEB Y9 201

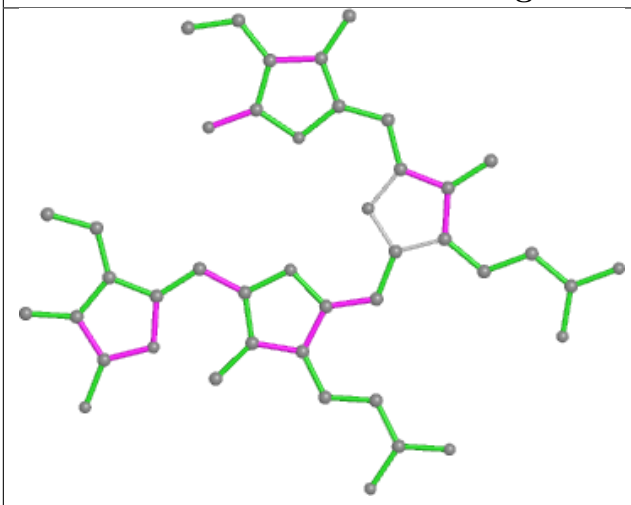

Bond lengths

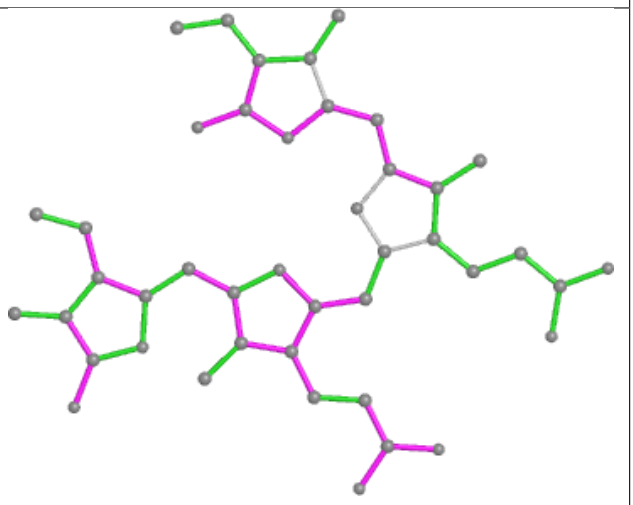

Bond angles

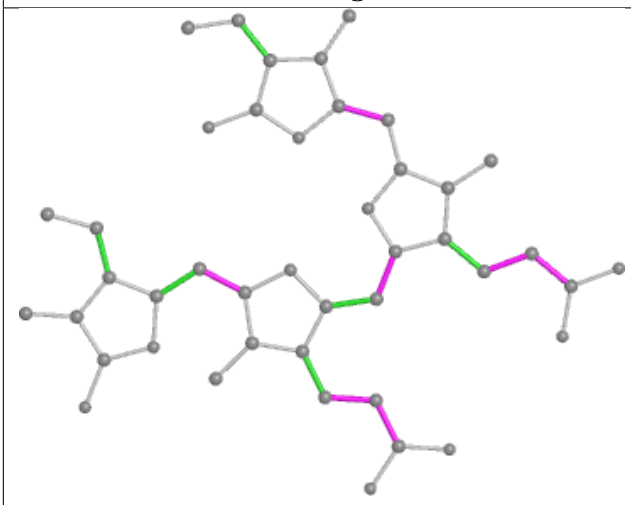

Torsions

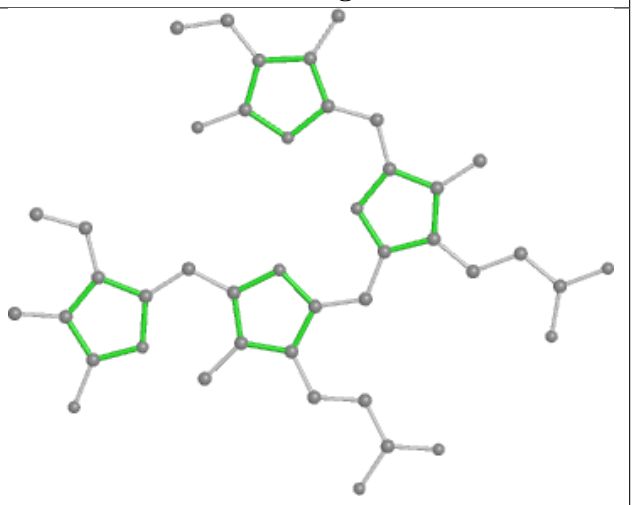

Rings

Ligand CLA 6N 605

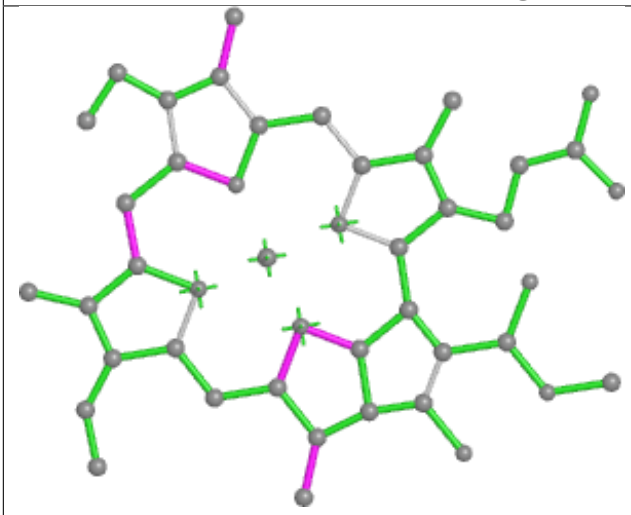

Bond lengths

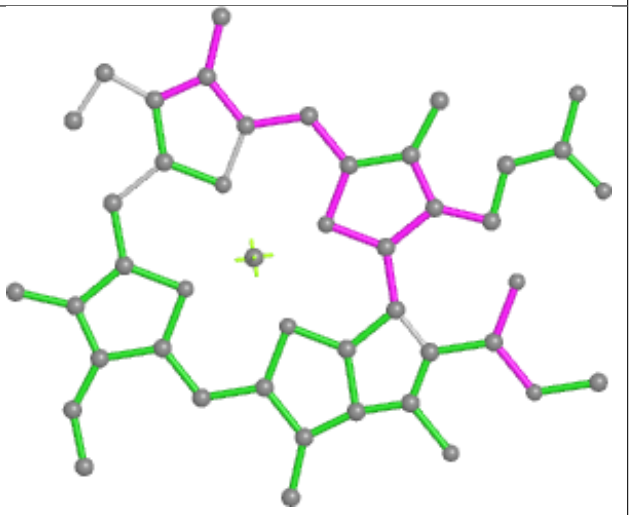

Bond angles

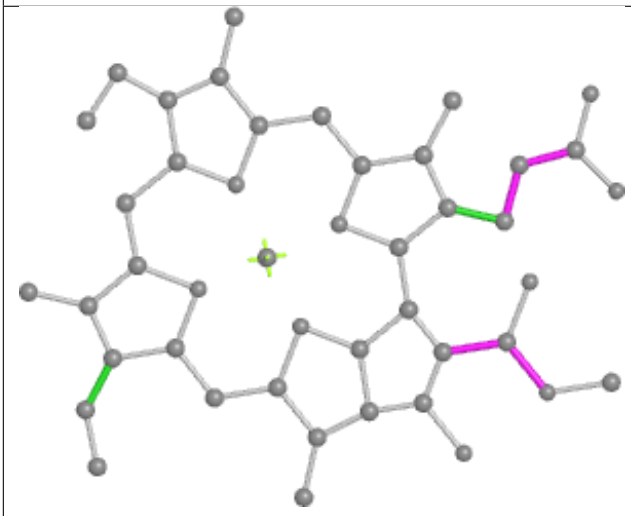

Torsions

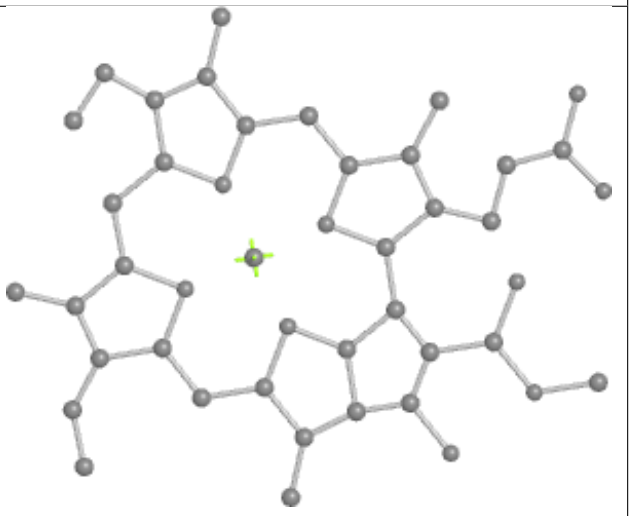

Rings

Ligand PEB g4 202

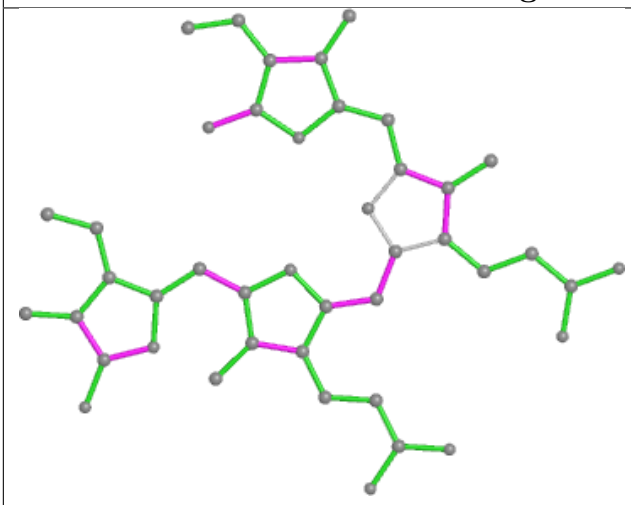

Bond lengths

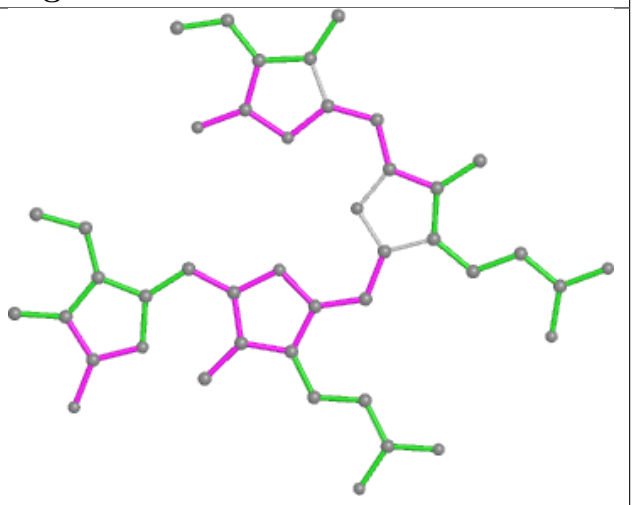

Bond angles

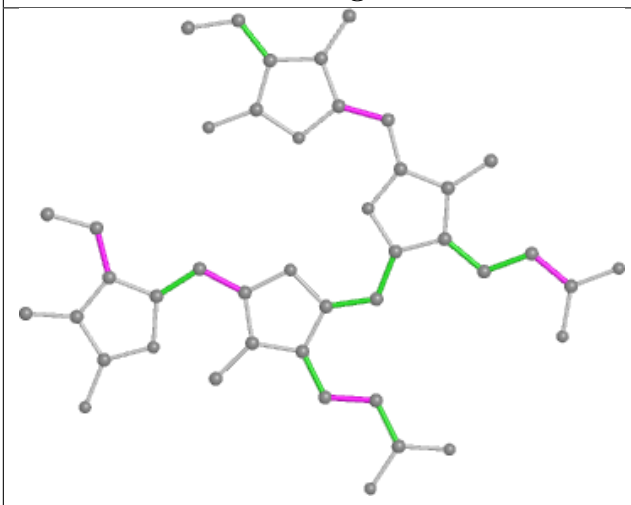

Torsions

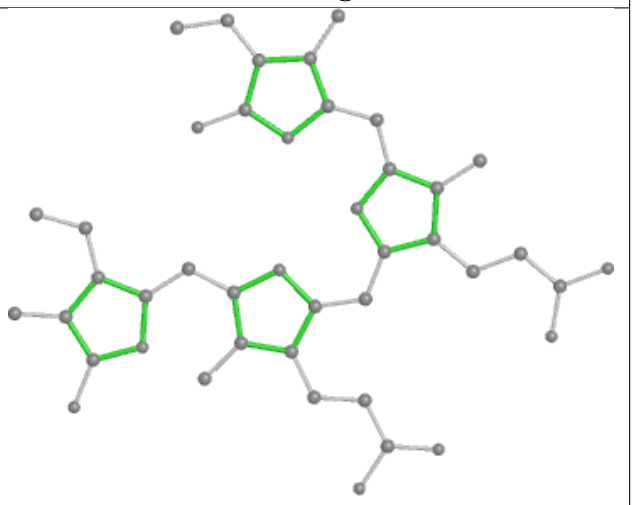

Rings

Ligand PUB Z5 302

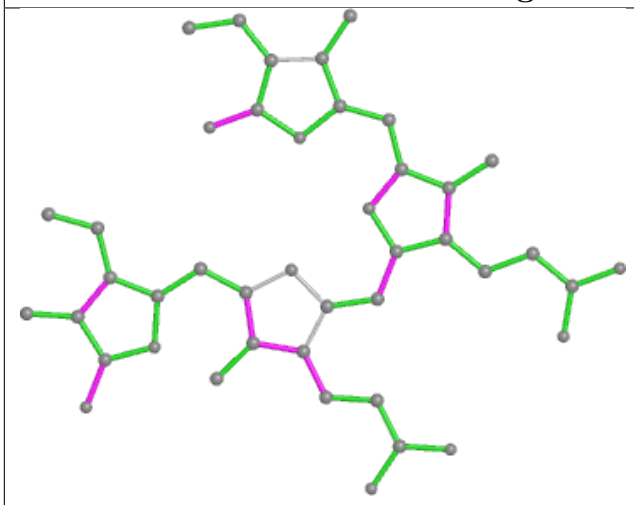

Bond lengths

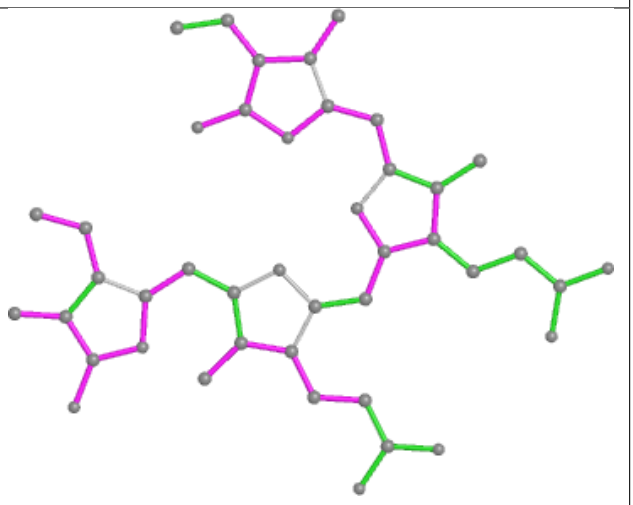

Bond angles

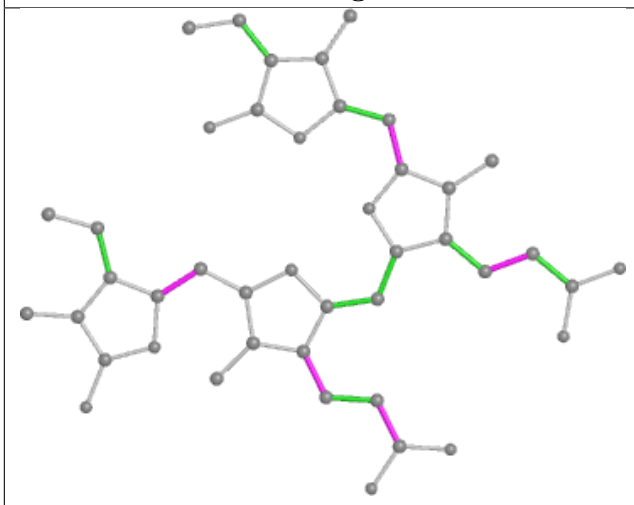

Torsions

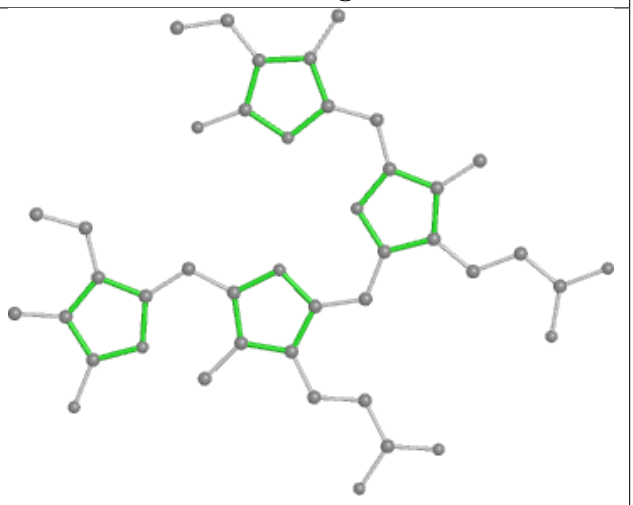

Rings

Ligand PEB aJ 204

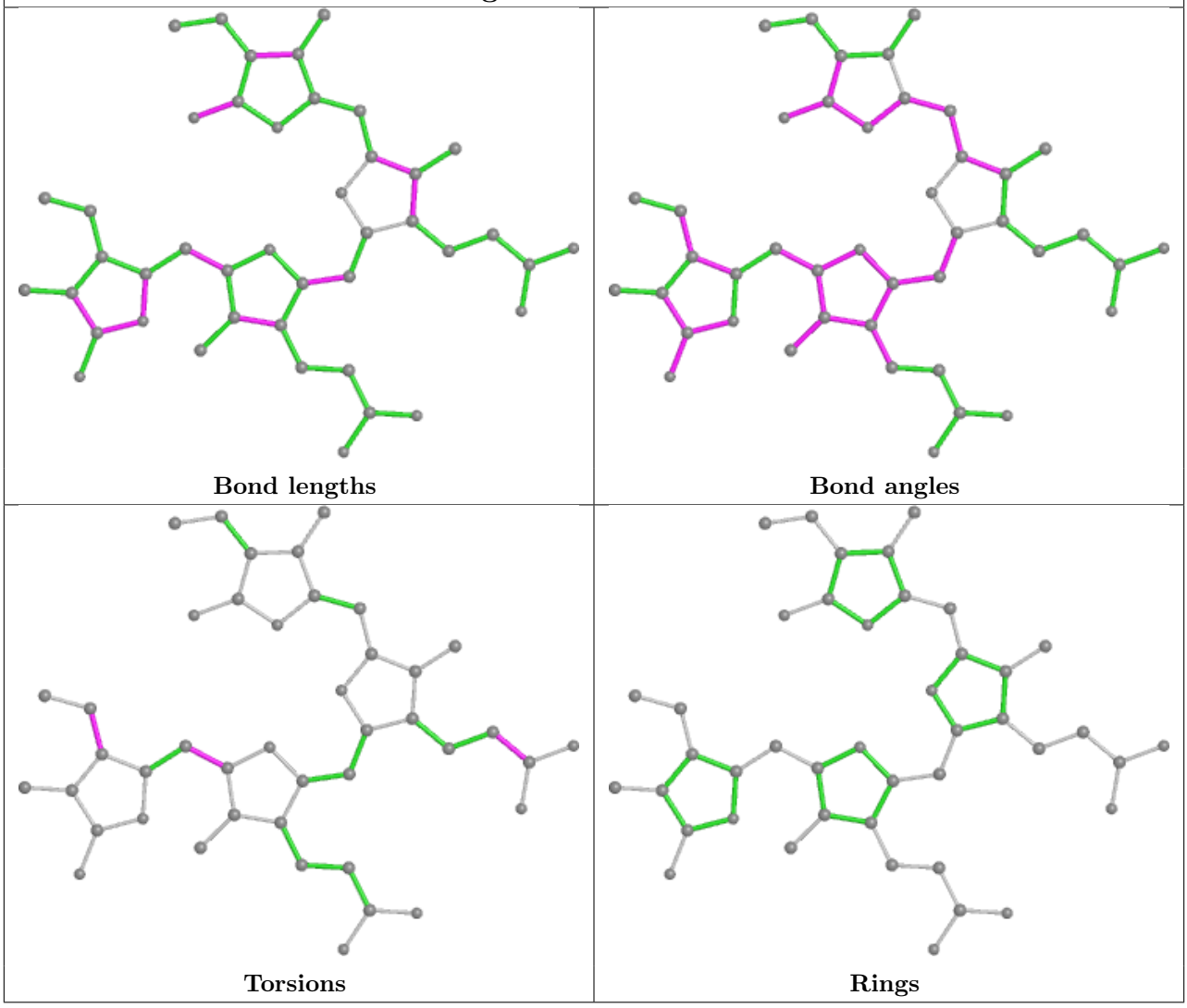

Ligand BCR BL 617

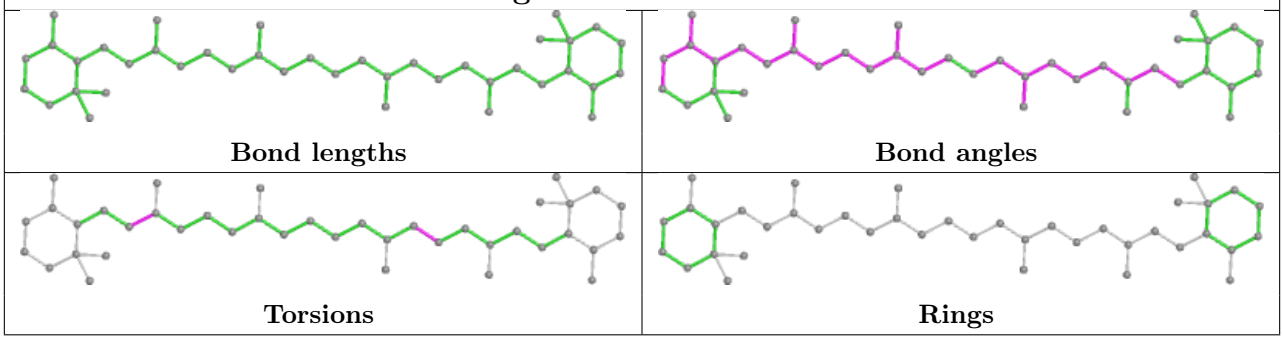

Ligand PEB IJ 202

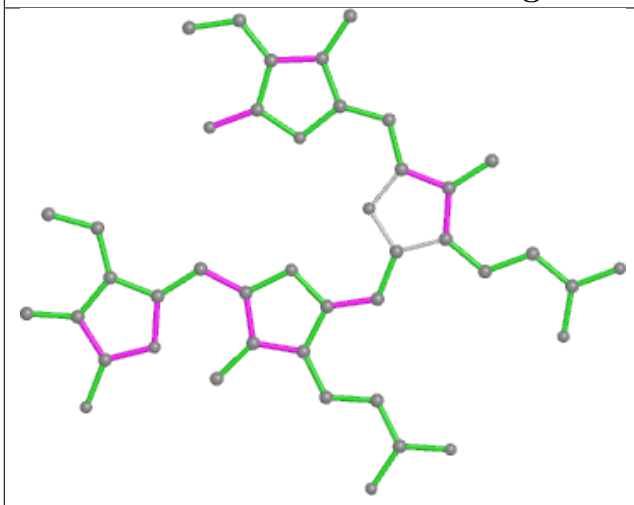

Bond lengths

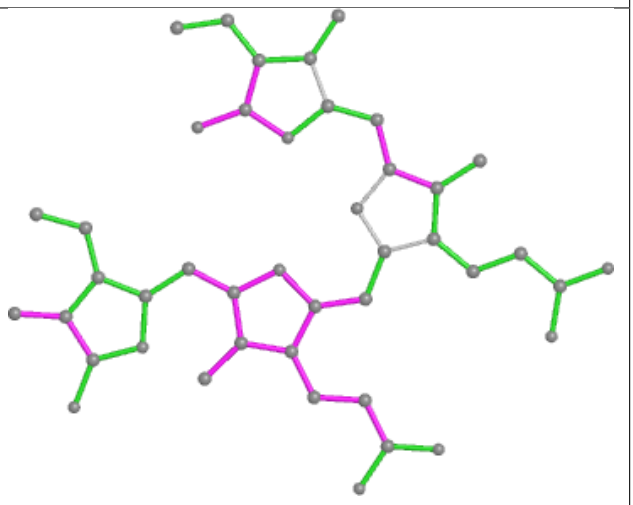

Bond angles

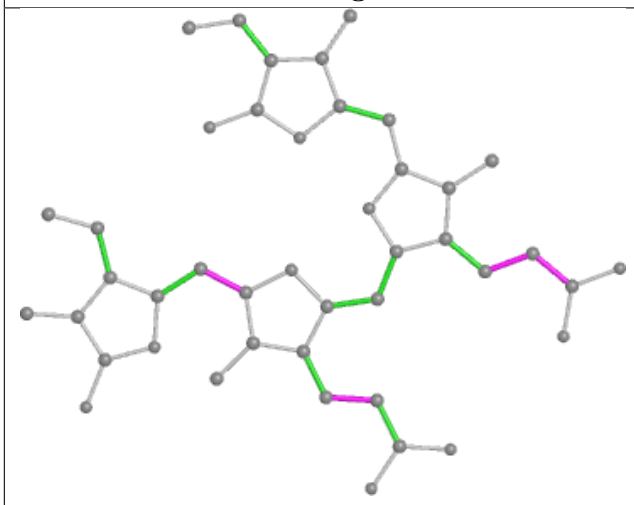

Torsions

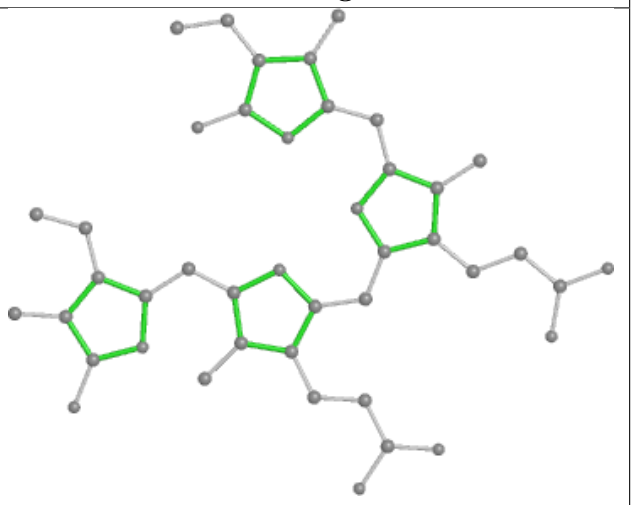

Rings

Ligand PEB WE 201

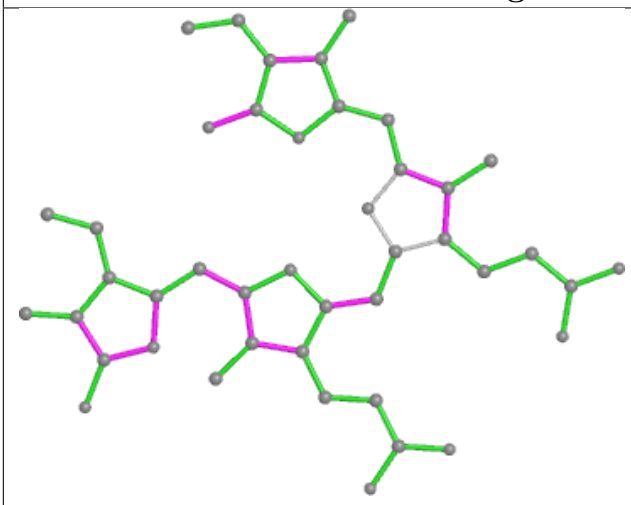

Bond lengths

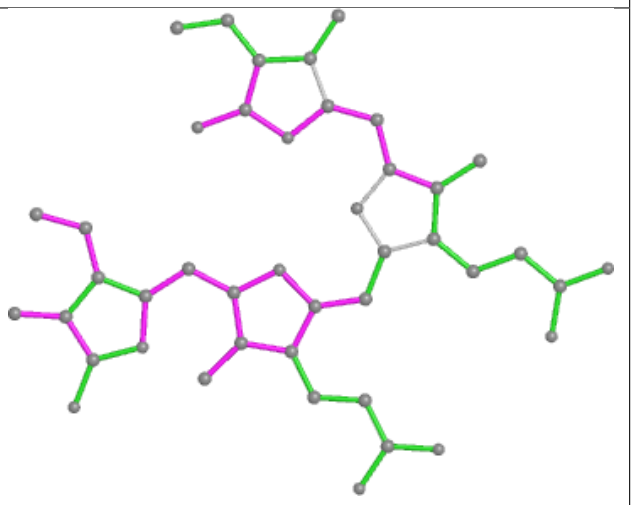

Bond angles

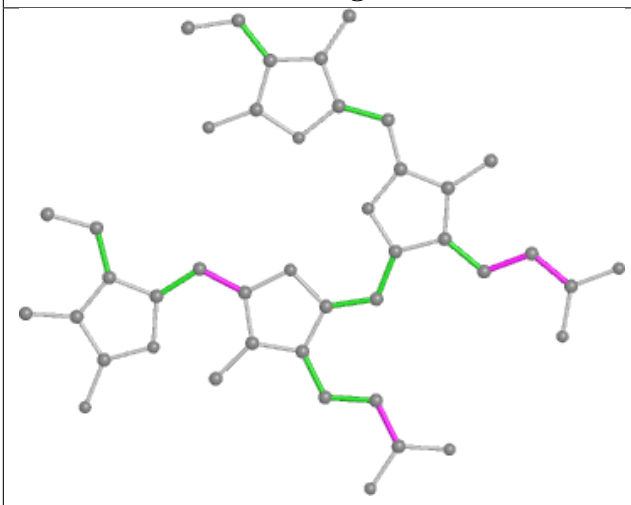

Torsions

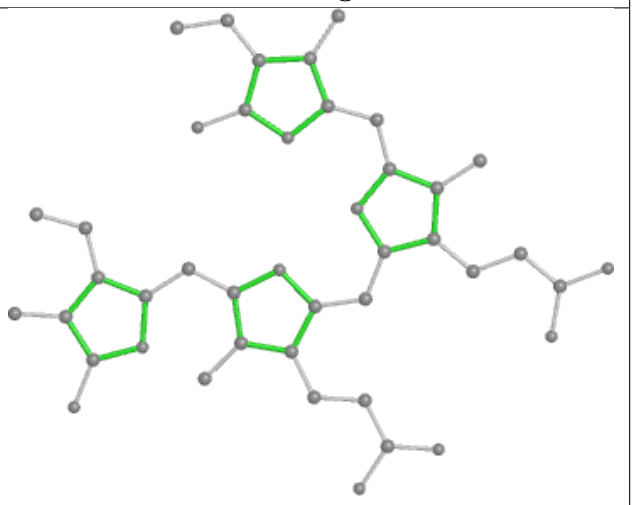

Rings

Ligand PEB AI 202

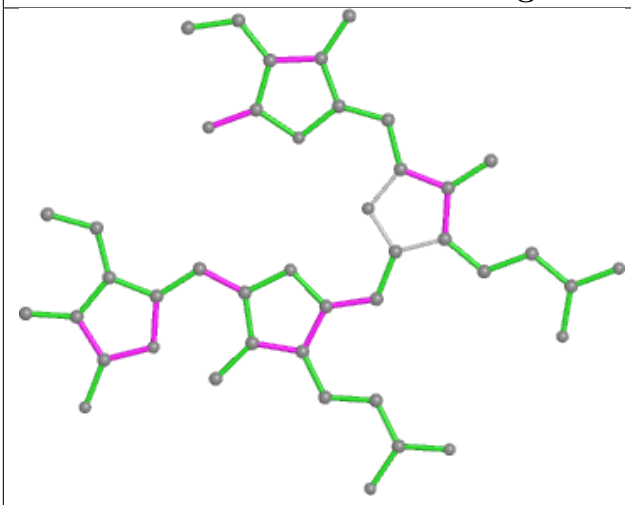

Bond lengths

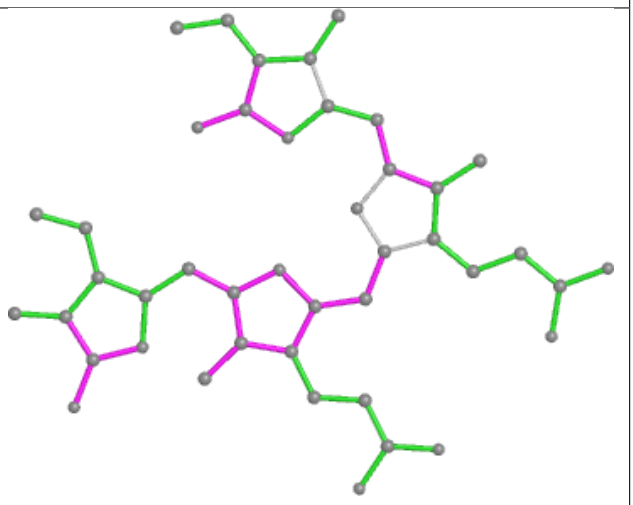

Bond angles

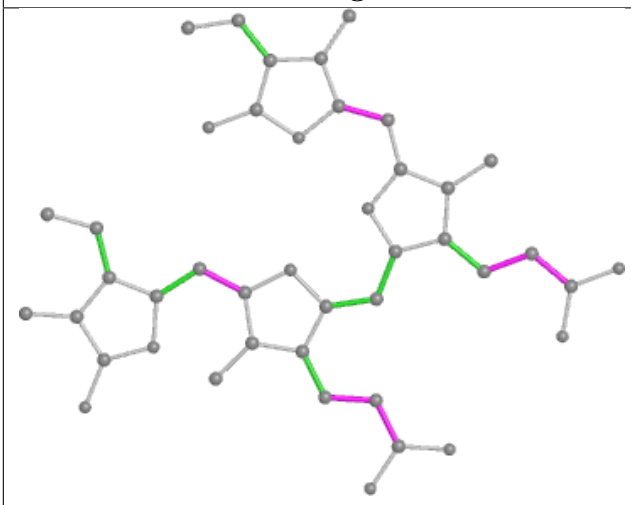

Torsions

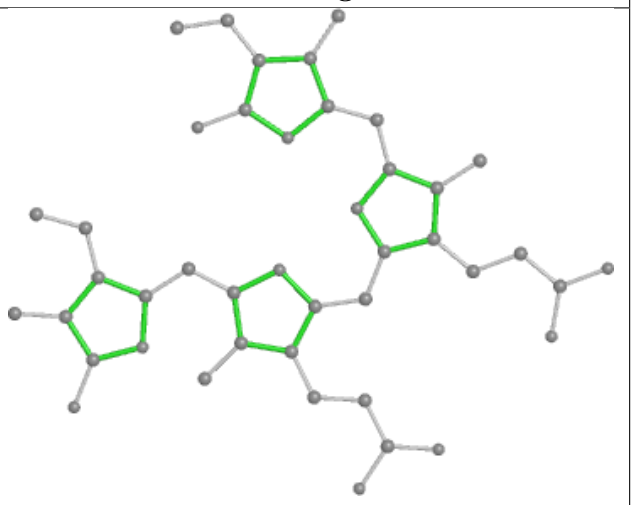

Rings

Ligand PEB IA 201

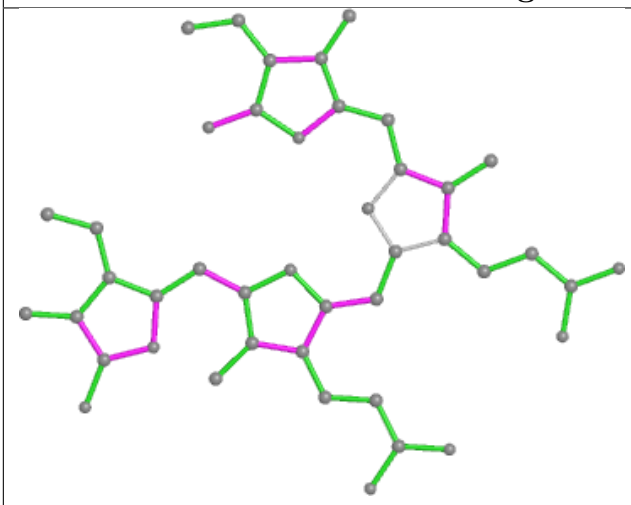

Bond lengths

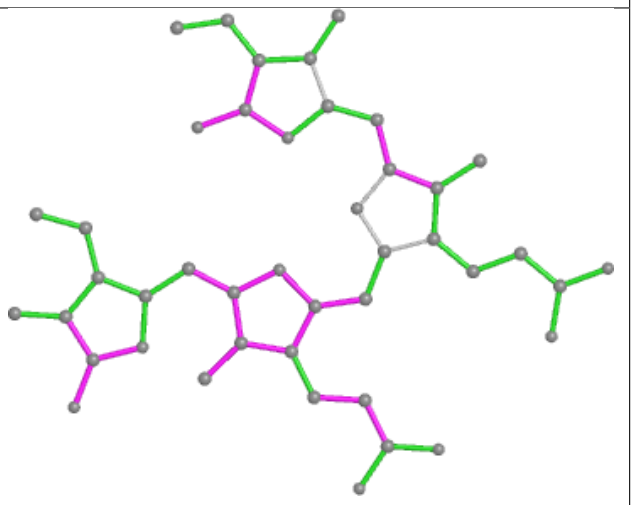

Bond angles

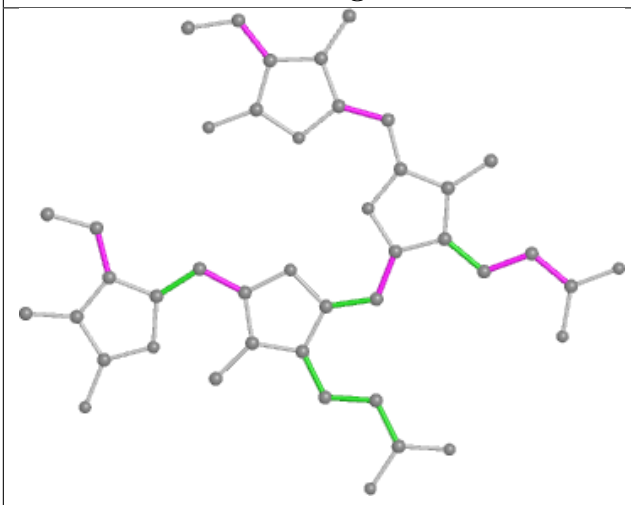

Torsions

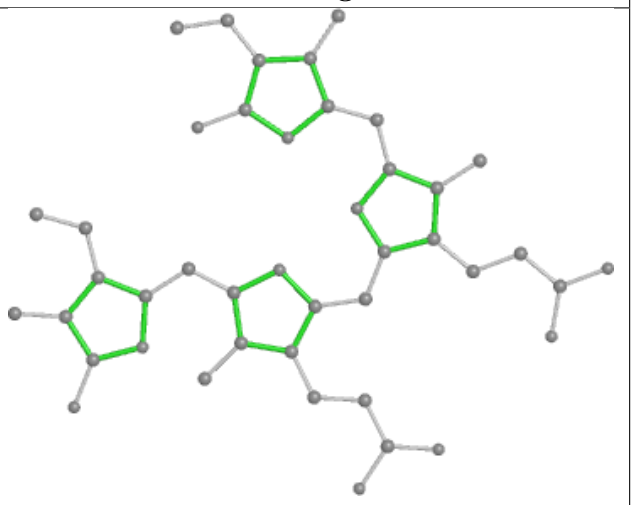

Rings

Ligand CLA C6 513

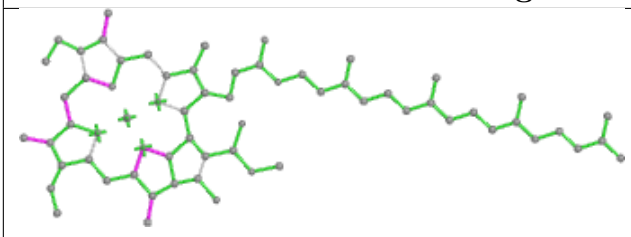

Bond lengths

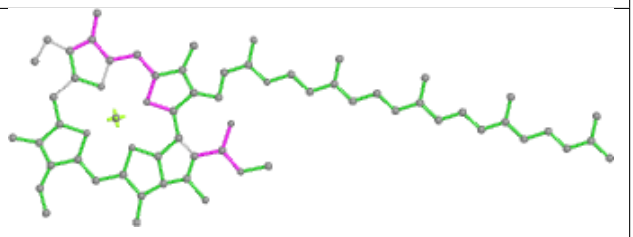

Bond angles

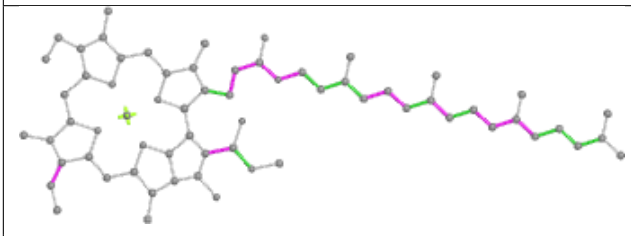

Torsions

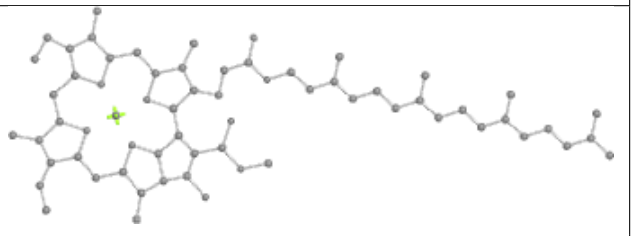

Rings

Ligand LHG C6 522

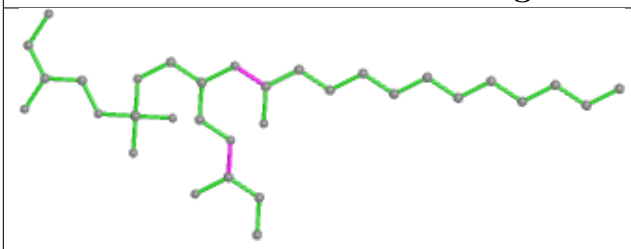

Bond lengths

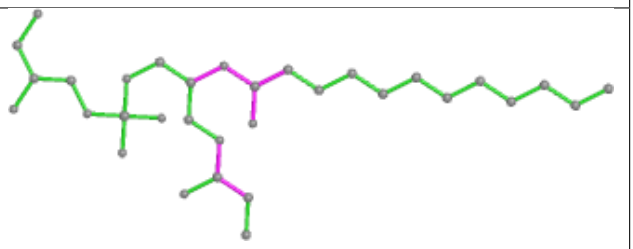

Bond angles

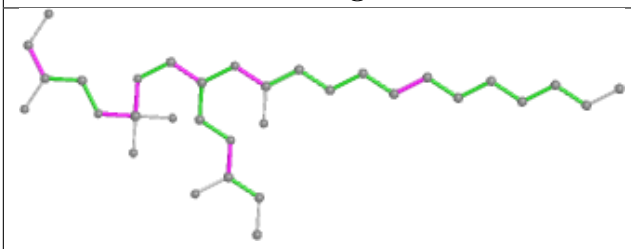

Torsions

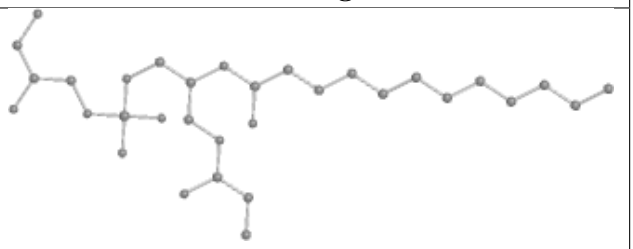

Rings

Ligand PEB ND 203

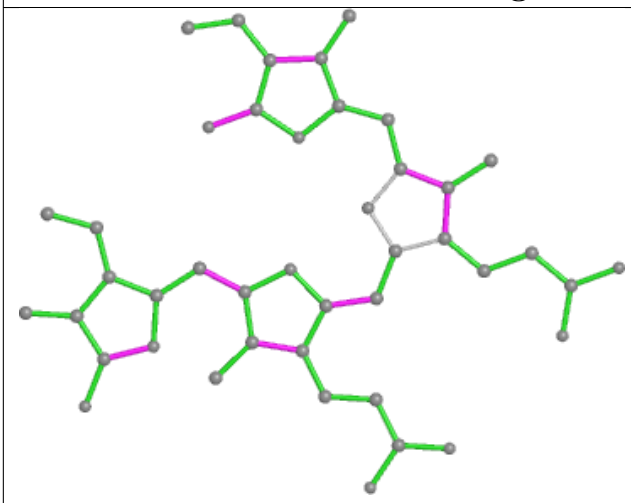

Bond lengths

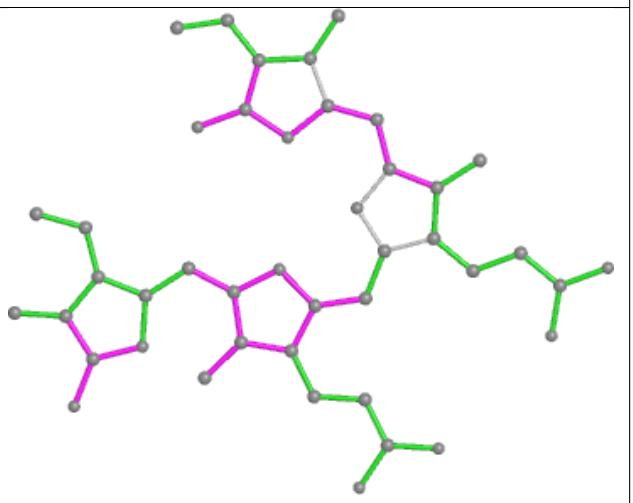

Bond angles

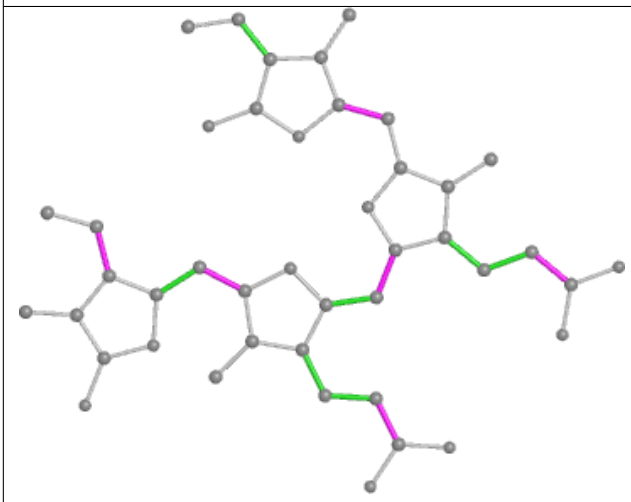

Torsions

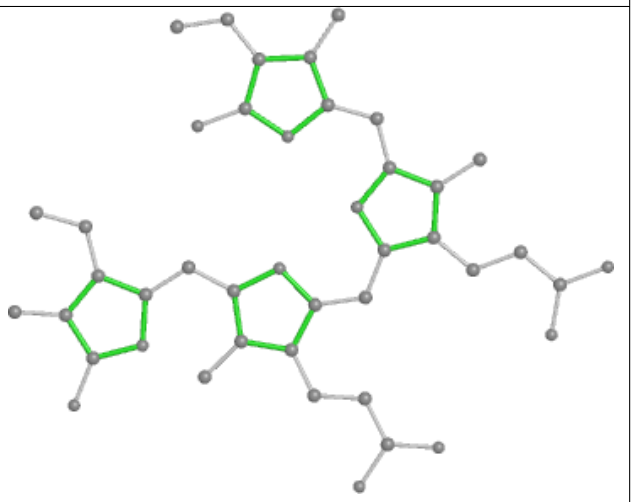

Rings

Ligand PEB UO 201

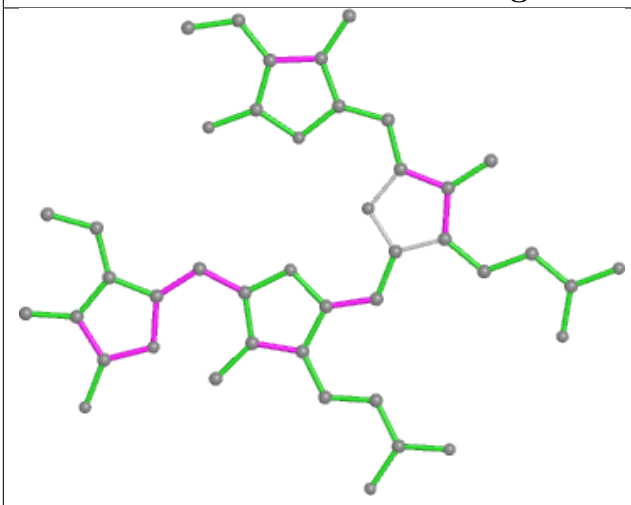

Bond lengths

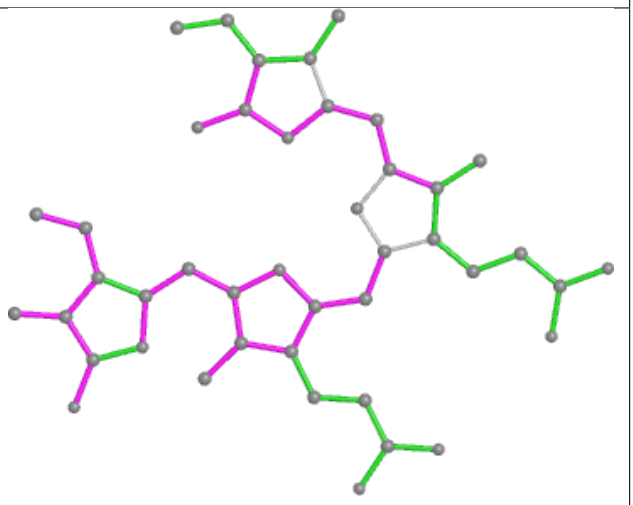

Bond angles

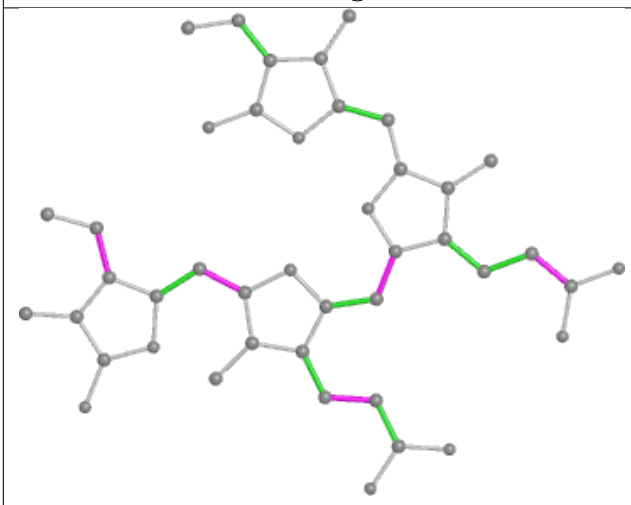

Torsions

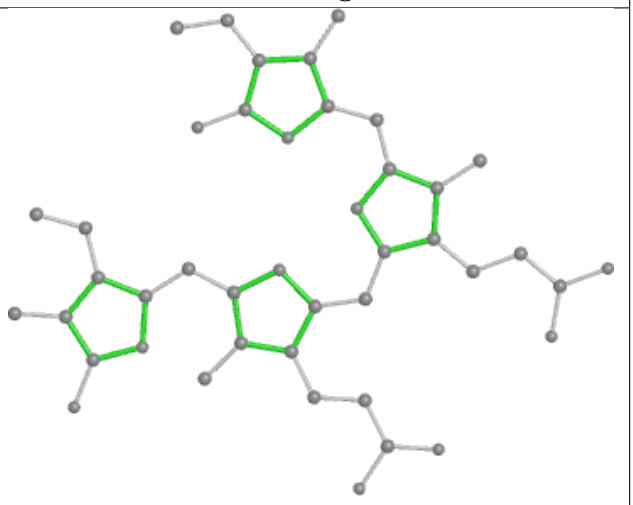

Rings

Ligand PEB DQ 203

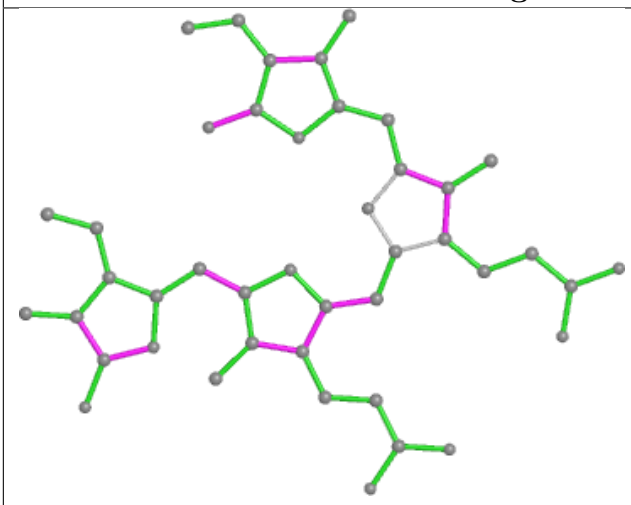

Bond lengths

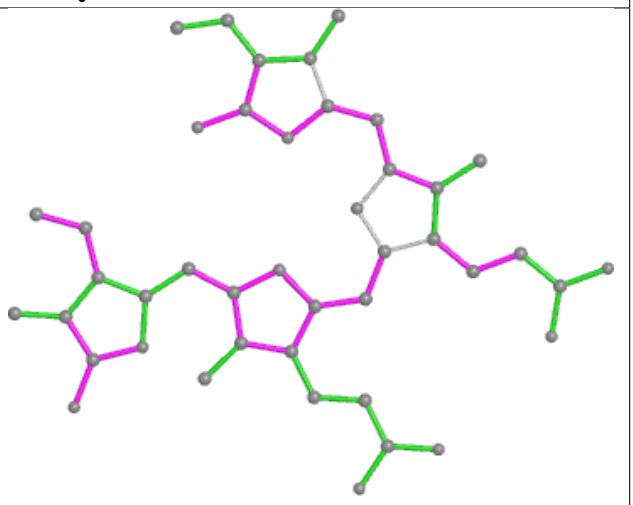

Bond angles

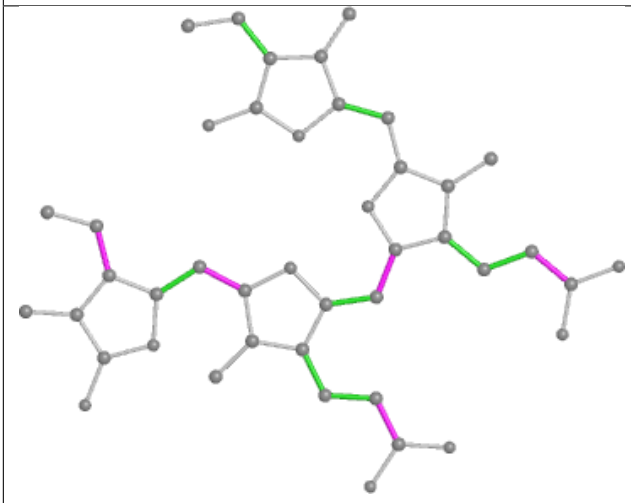

Torsions

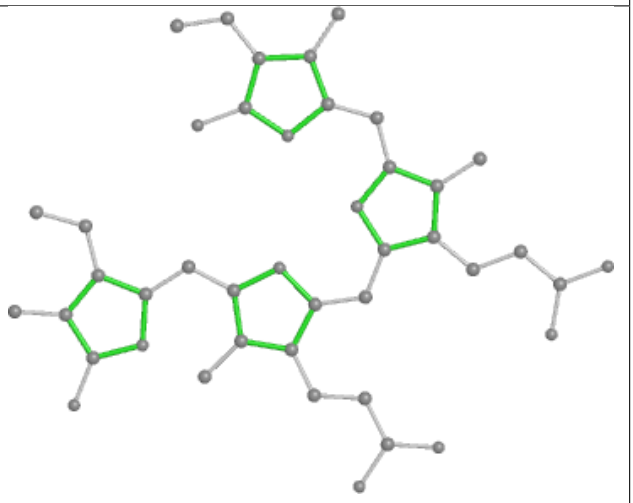

Rings

Ligand CLA 72 605

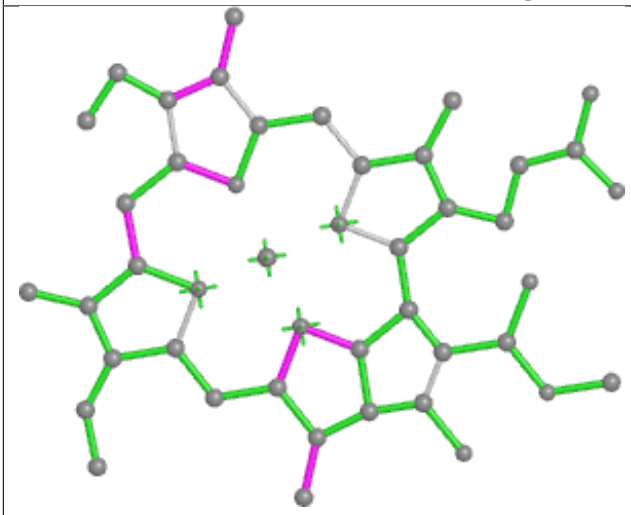

Bond lengths

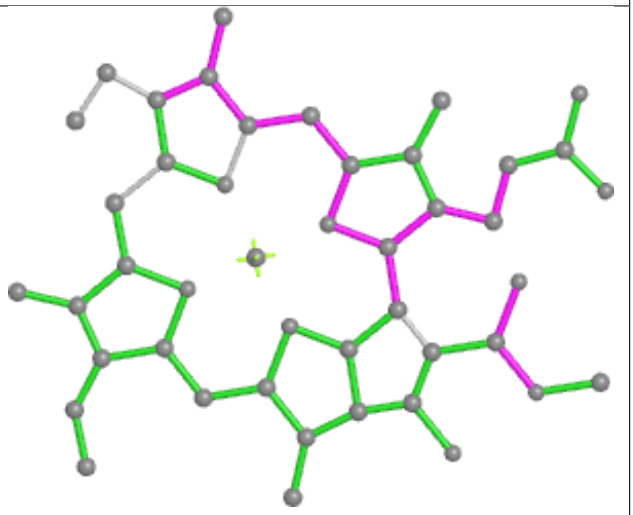

Bond angles

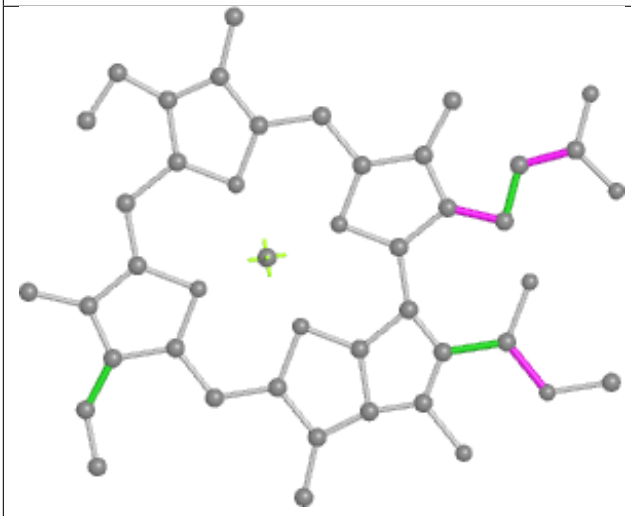

Torsions

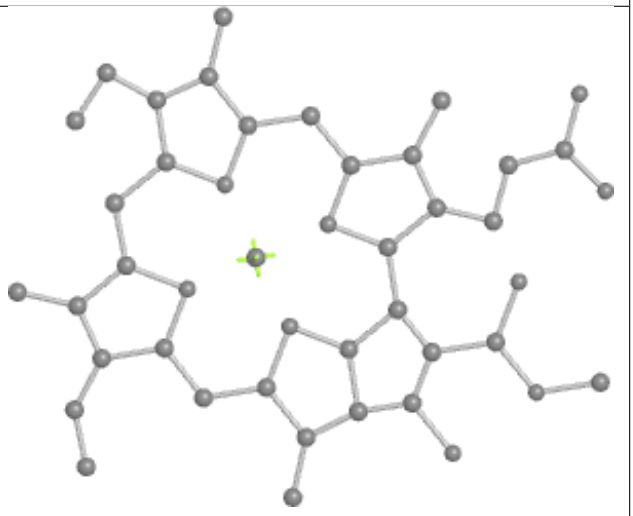

Rings

Ligand PEB kF 203

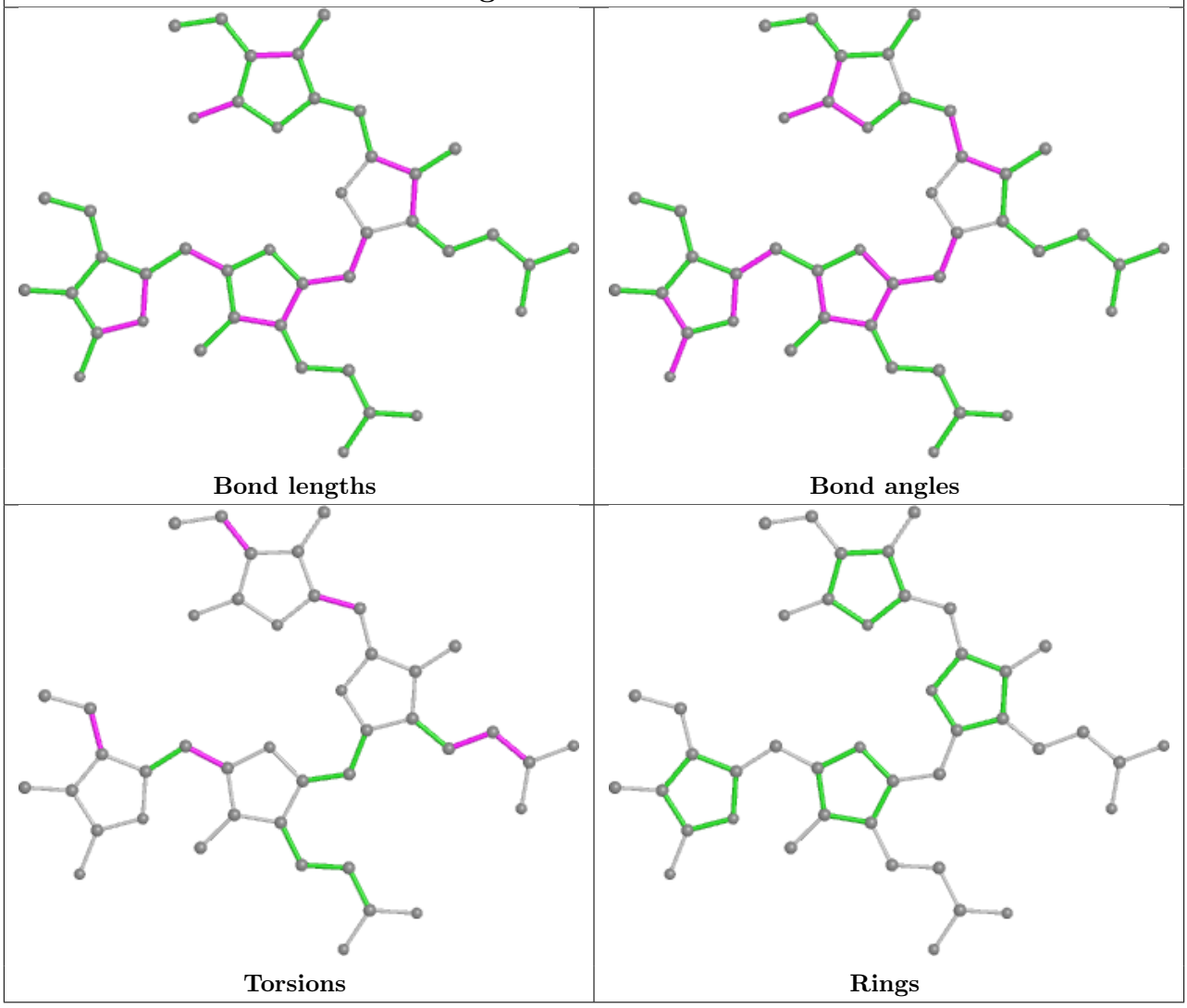

Ligand BCR kL 100

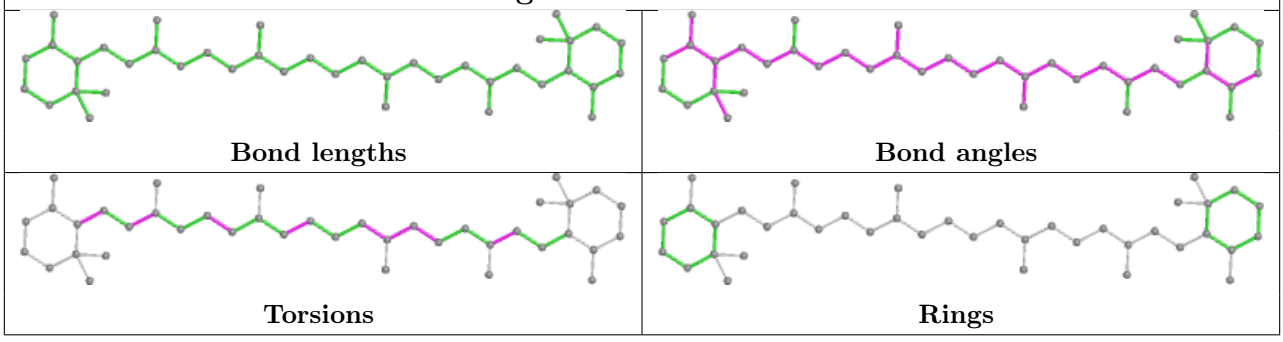

Ligand PEB NJ 202

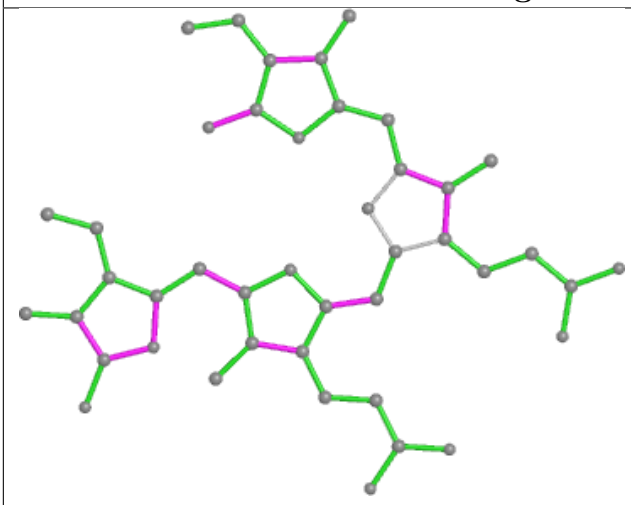

Bond lengths

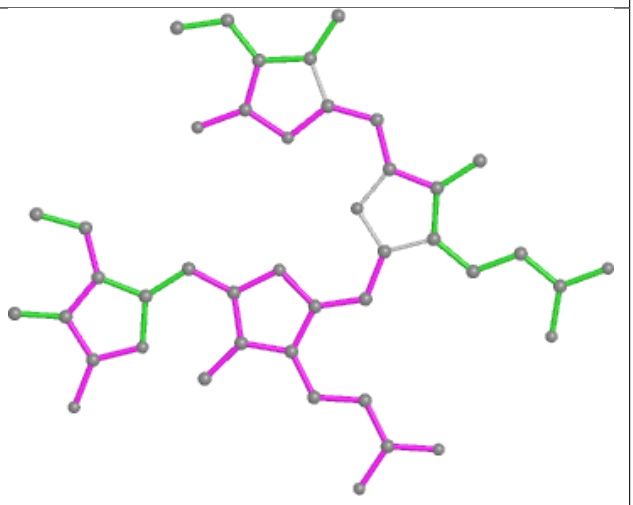

Bond angles

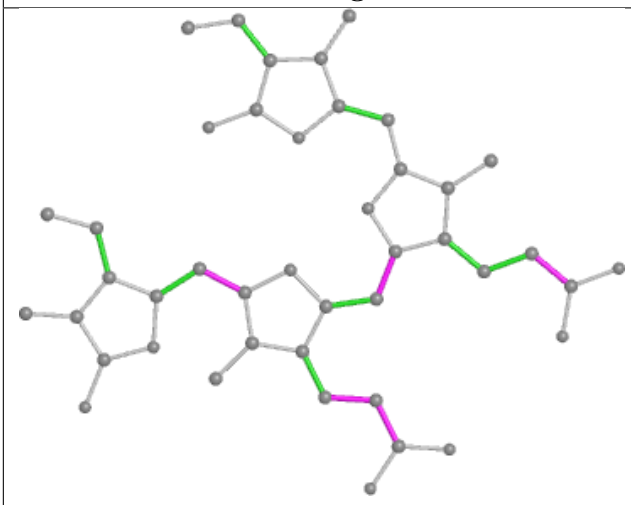

Torsions

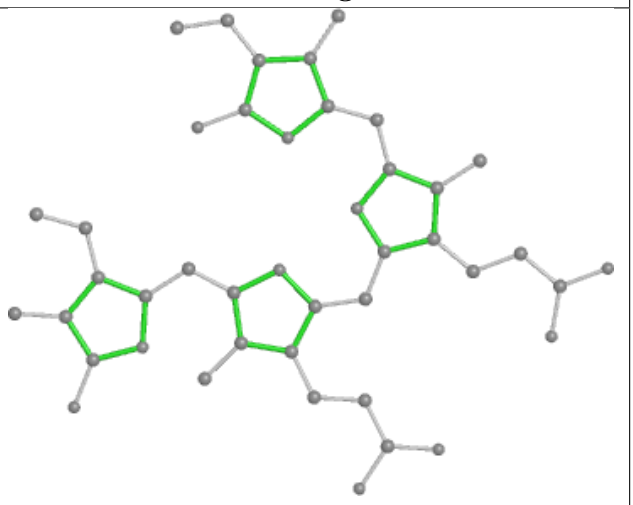

Rings

Ligand CYC q3 1001

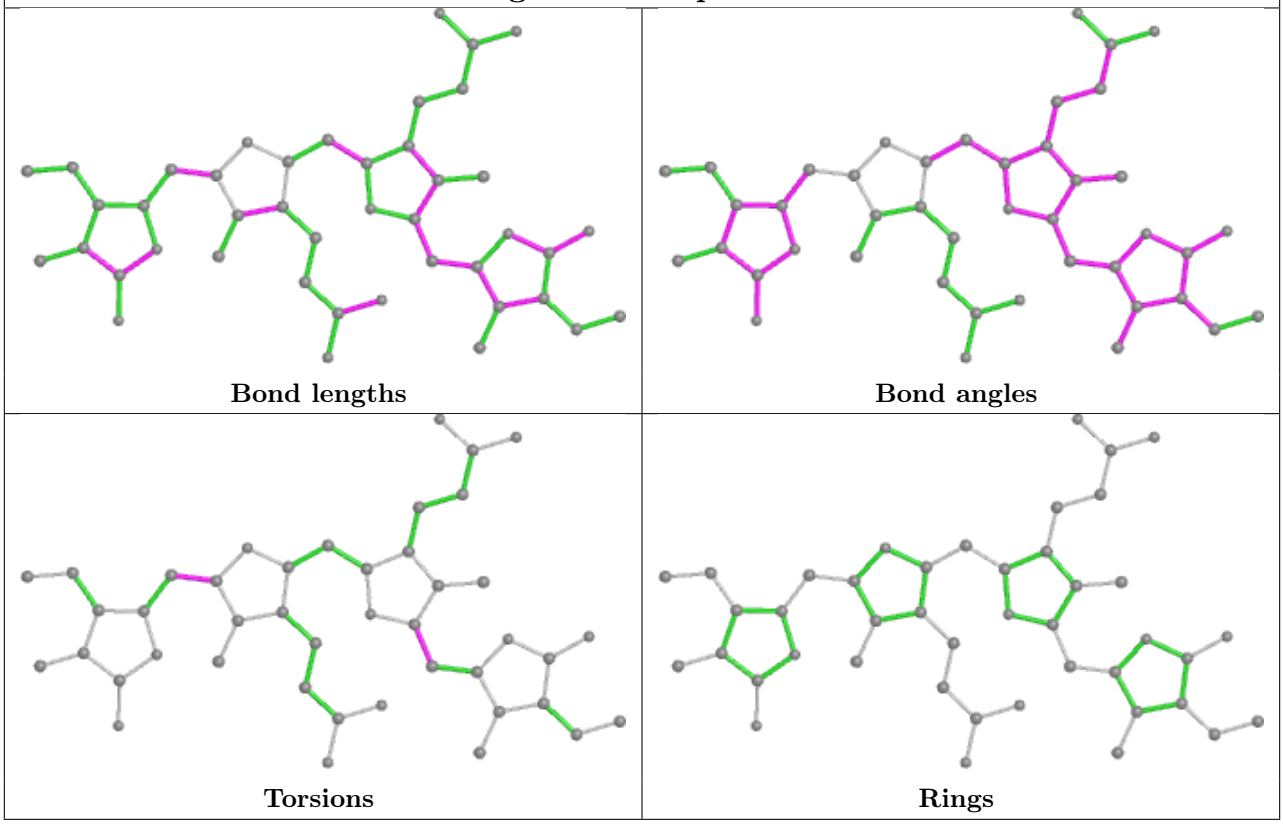

Ligand CYC HG 1001

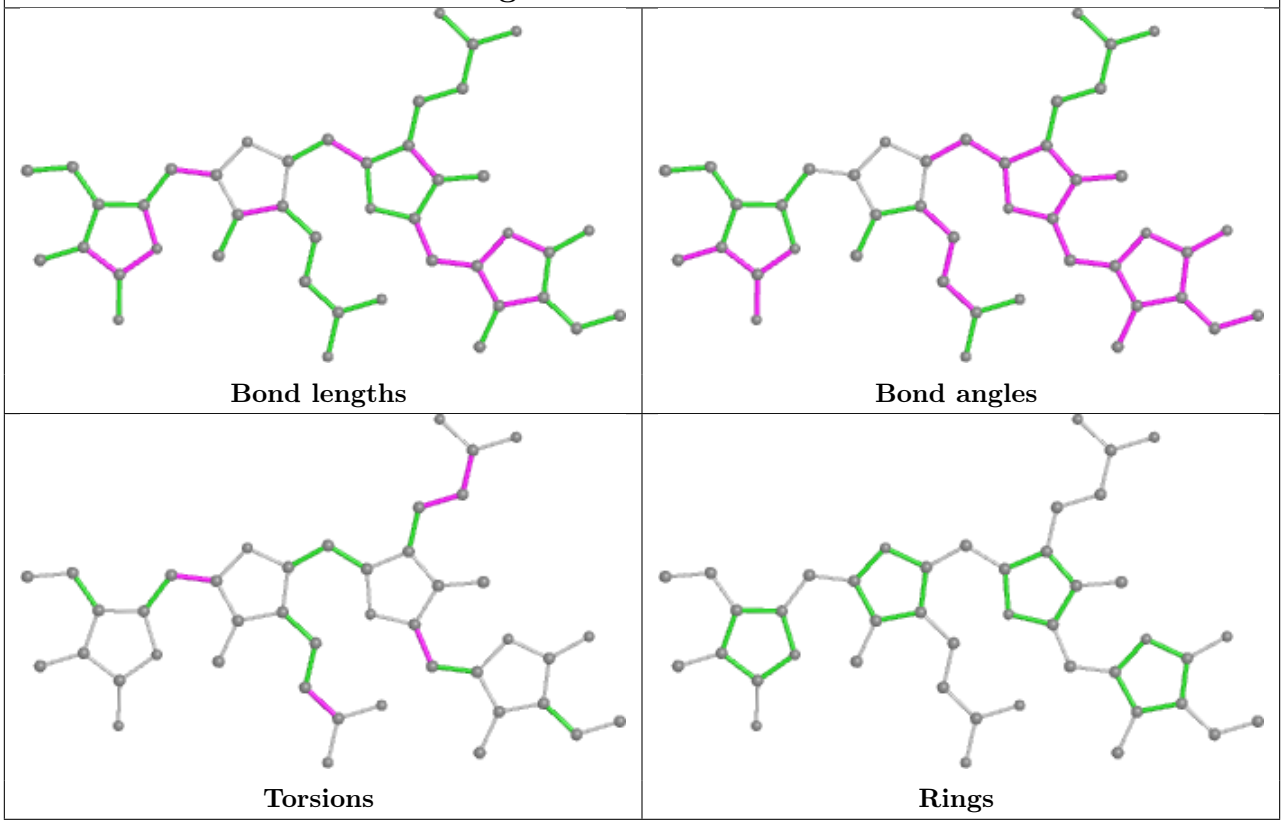

Ligand LHG A2 844

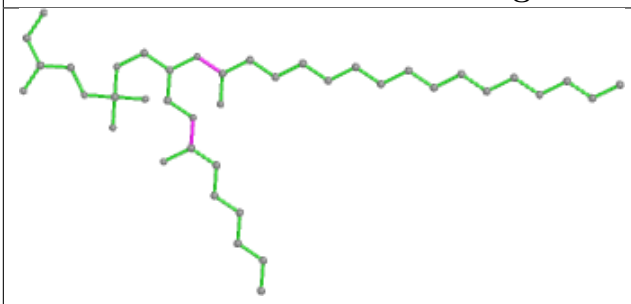

Bond lengths

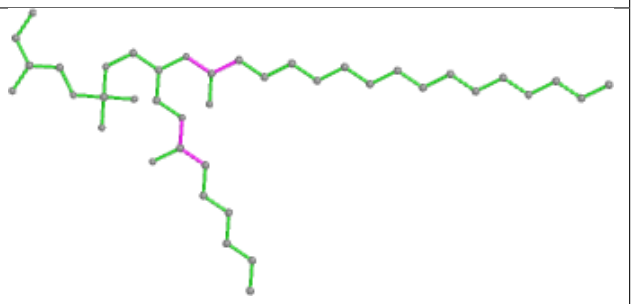

Bond angles

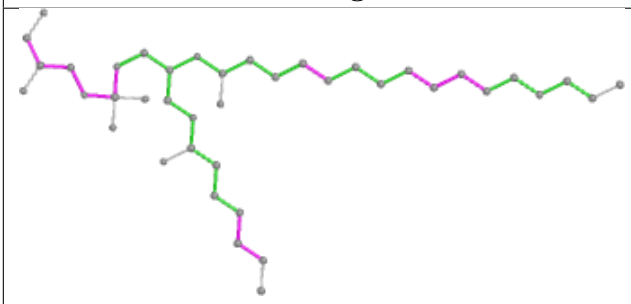

Torsions

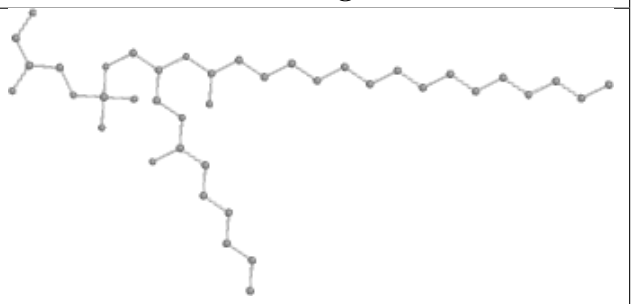

Rings

Ligand PEB z8 202

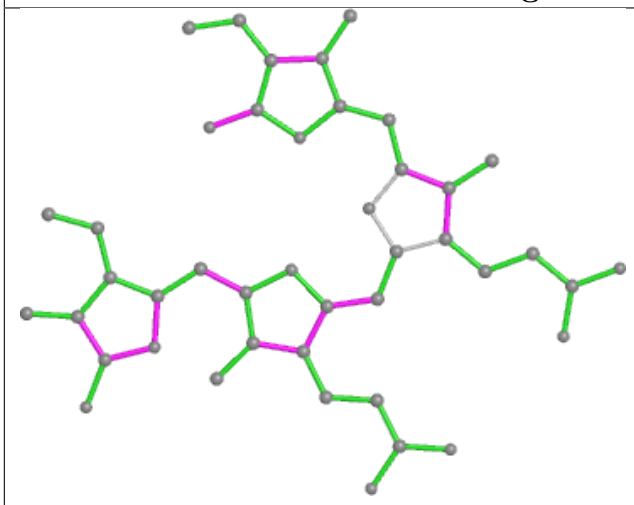

Bond lengths

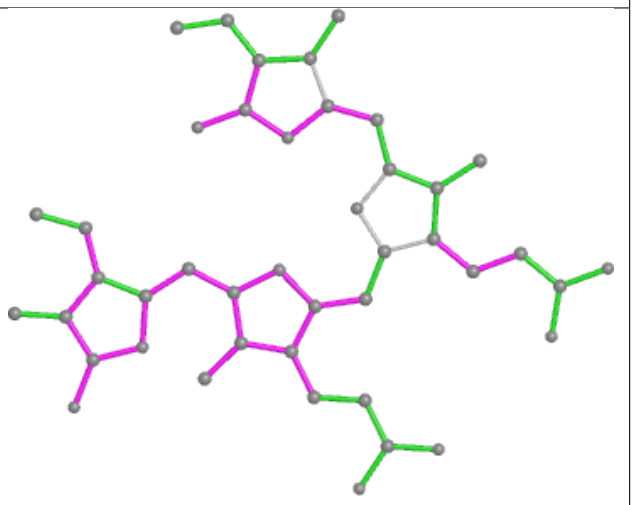

Bond angles

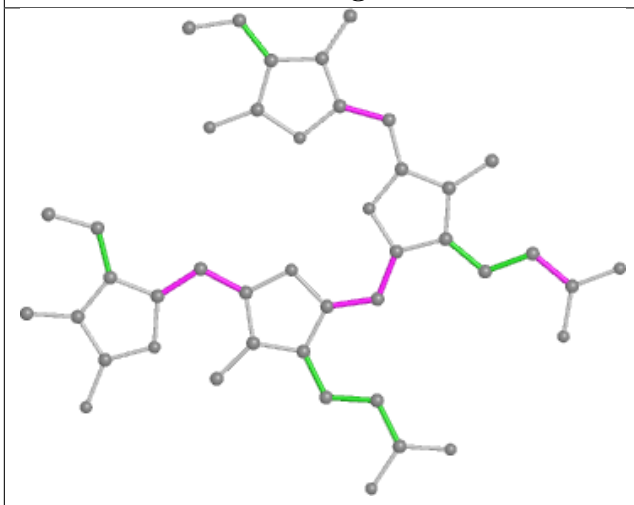

Torsions

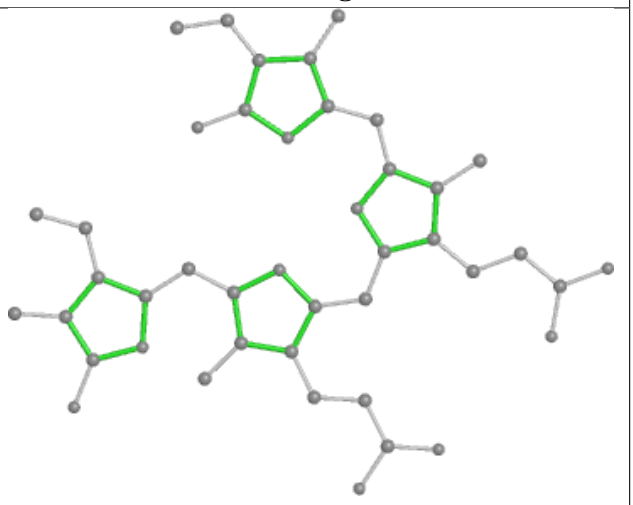

Rings

Ligand PEB CJ 203

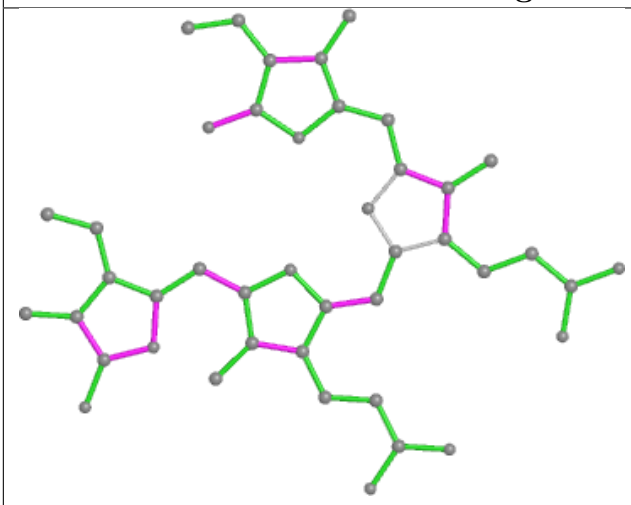

Bond lengths

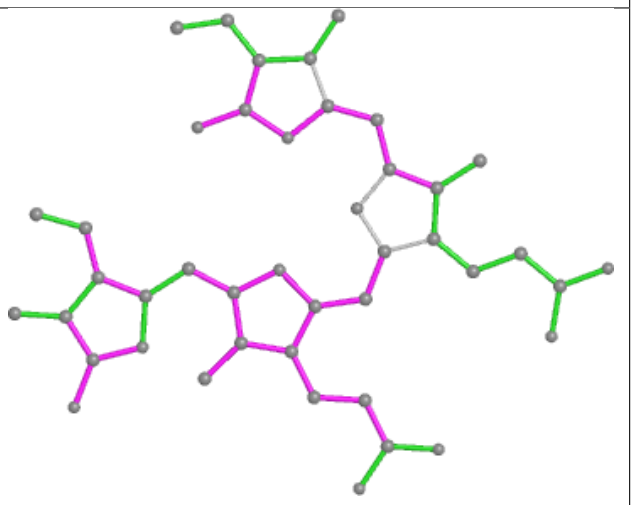

Bond angles

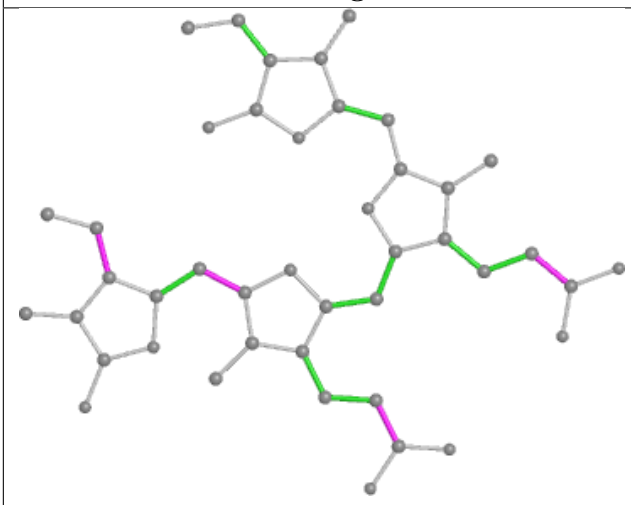

Torsions

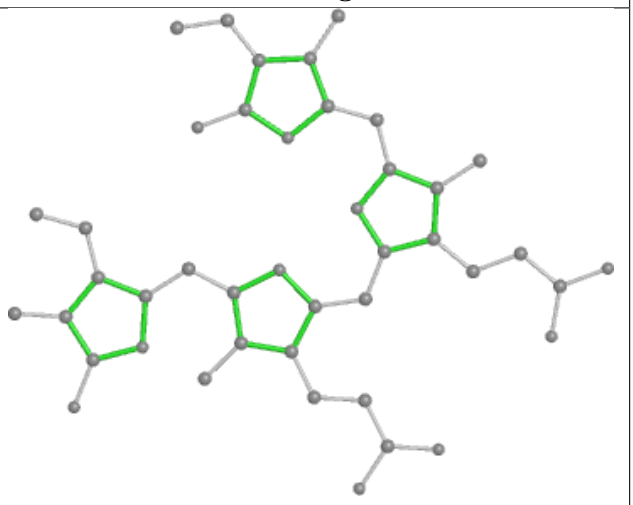

Rings

Ligand PEB kE 202

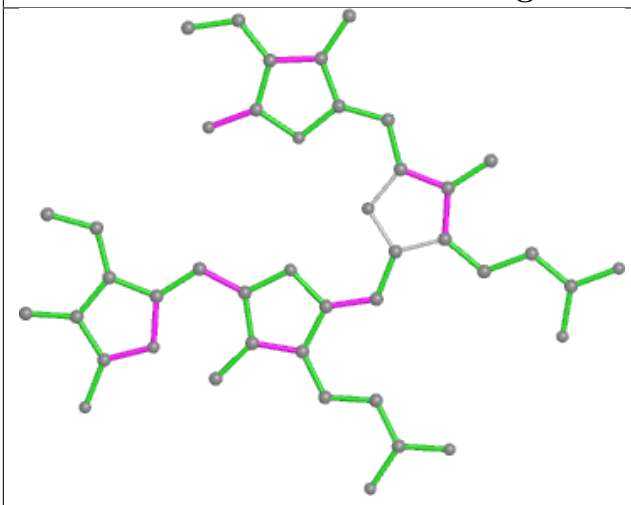

Bond lengths

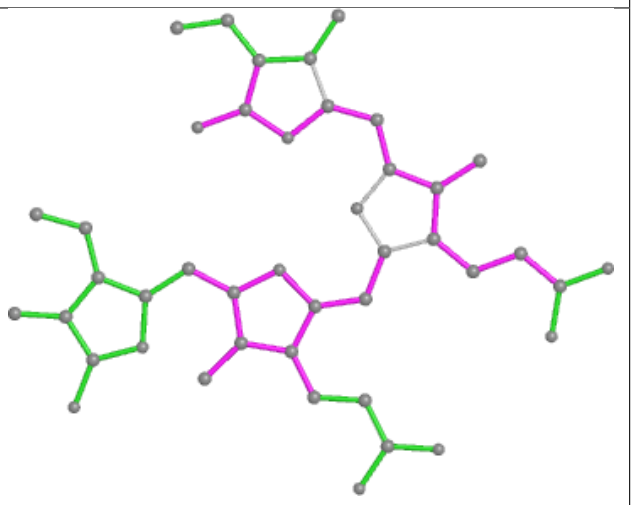

Bond angles

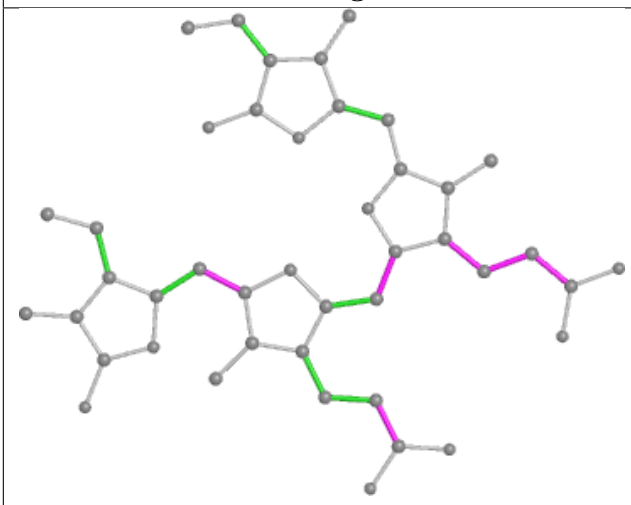

Torsions

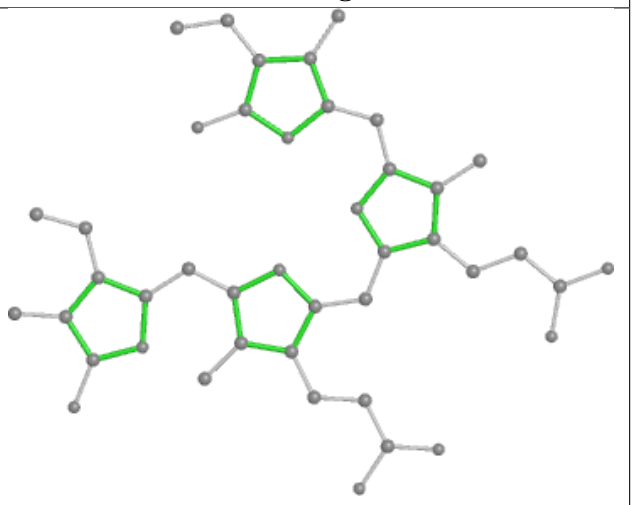

Rings

Ligand CLA 72 604

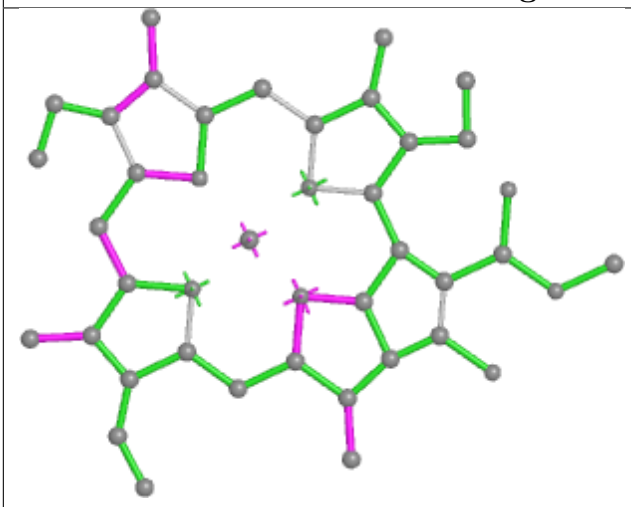

Bond lengths

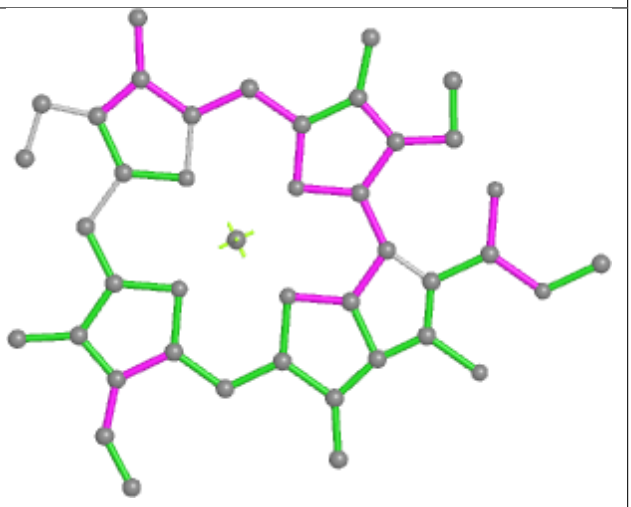

Bond angles

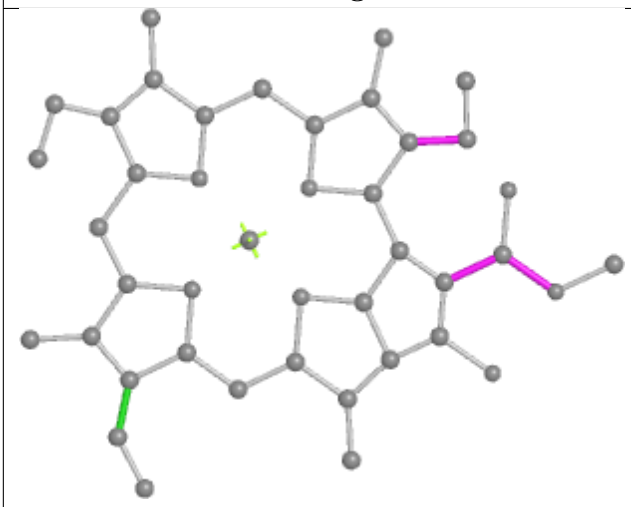

Torsions

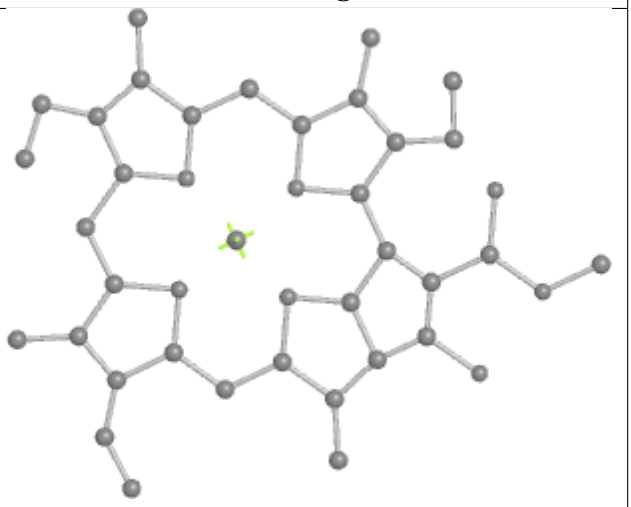

Rings

Ligand CLA CL 508

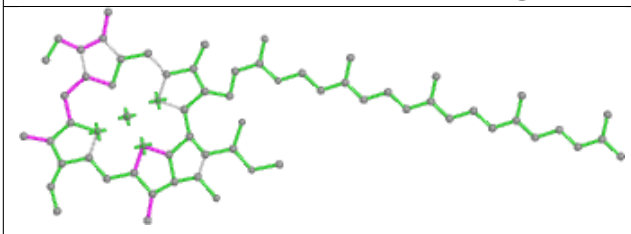

Bond lengths

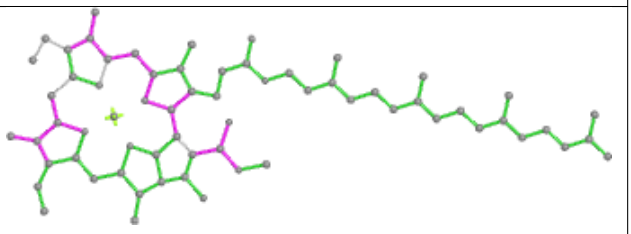

Bond angles

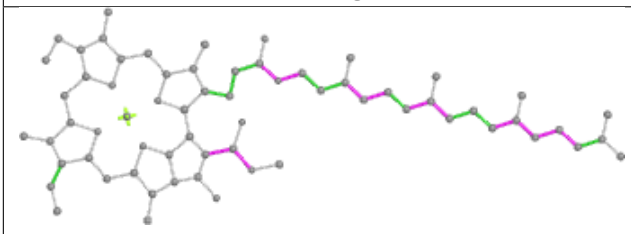

Torsions

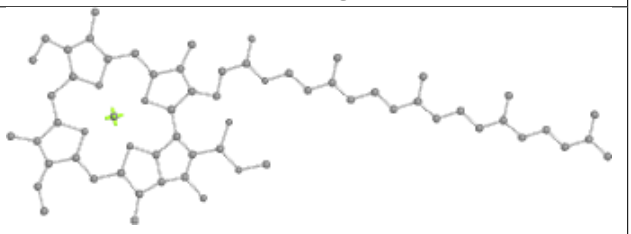

Rings

Ligand PEB jF 201

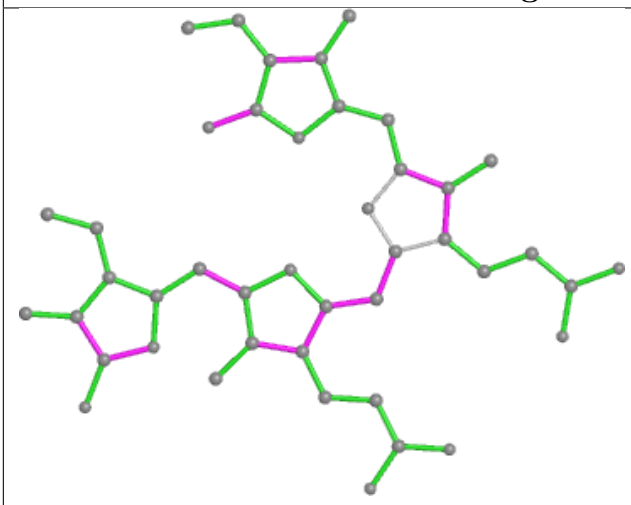

Bond lengths

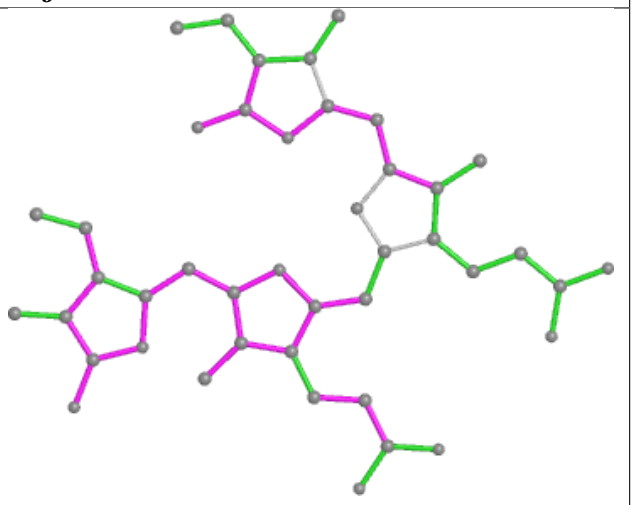

Bond angles

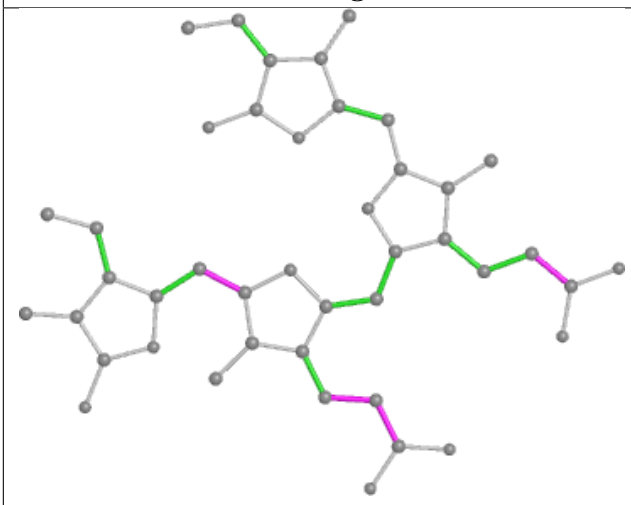

Torsions

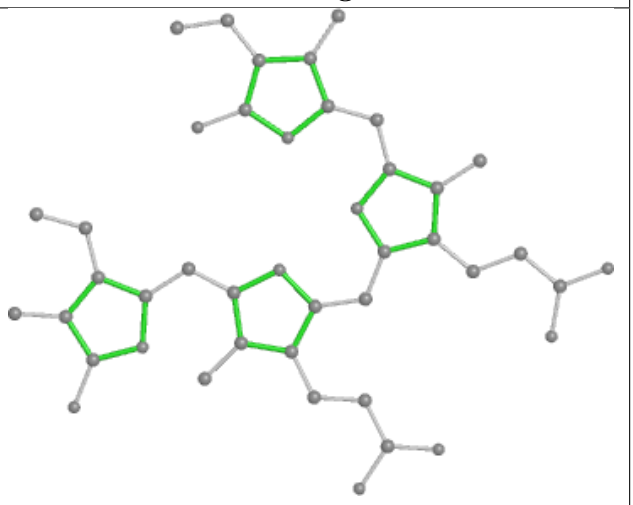

Rings

Ligand PEB YA 304

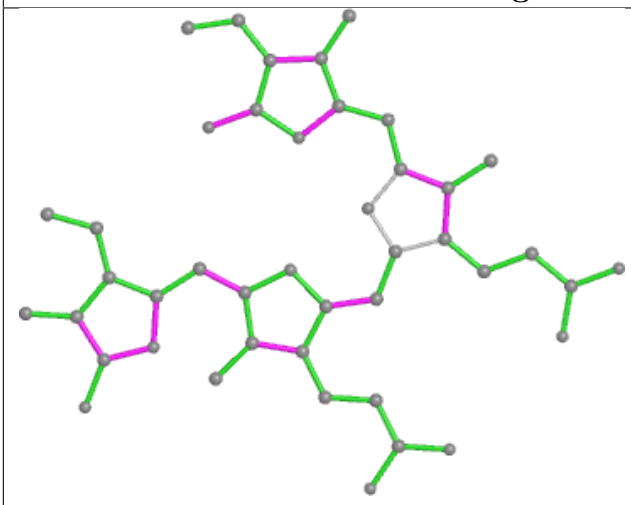

Bond lengths

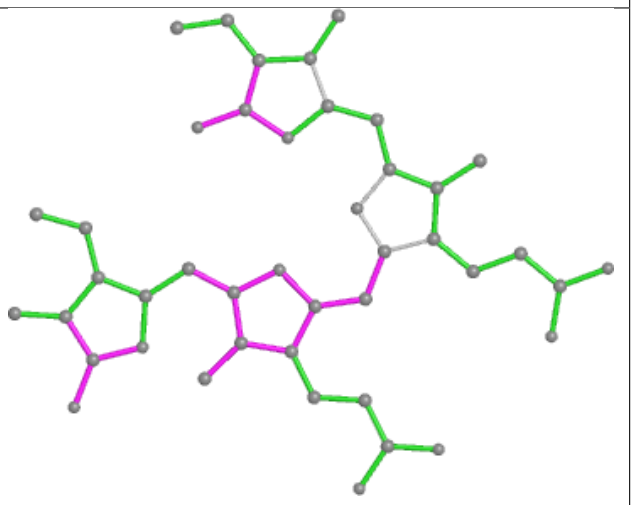

Bond angles

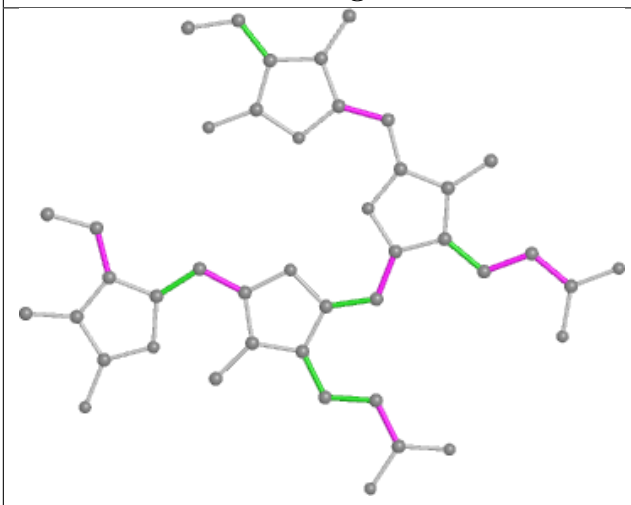

Torsions

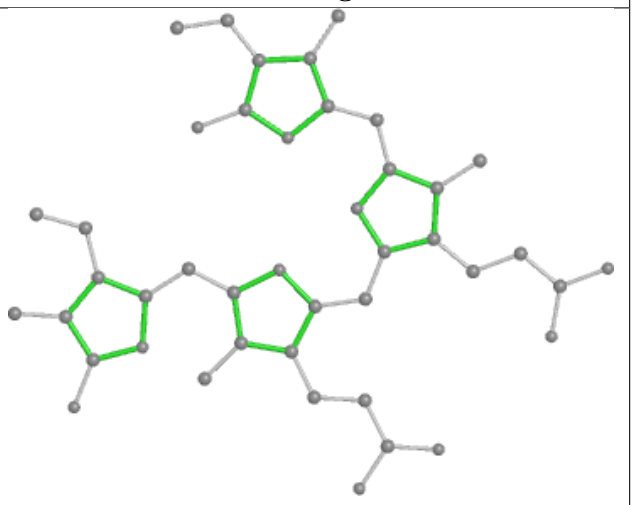

Rings

Ligand BCR c6 602

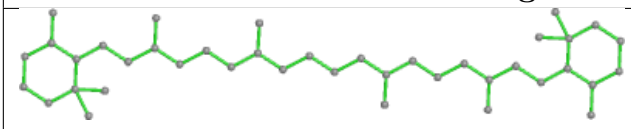

Bond lengths

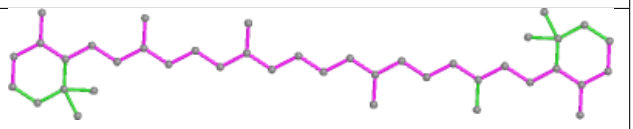

Bond angles

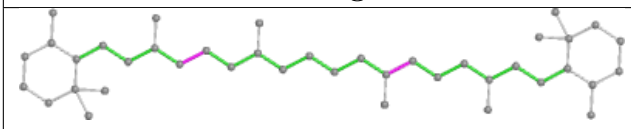

Torsions

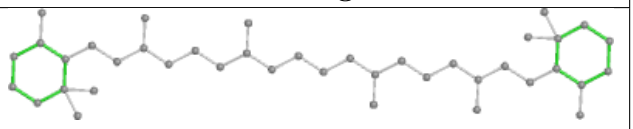

Rings

Ligand PUB BJ 302

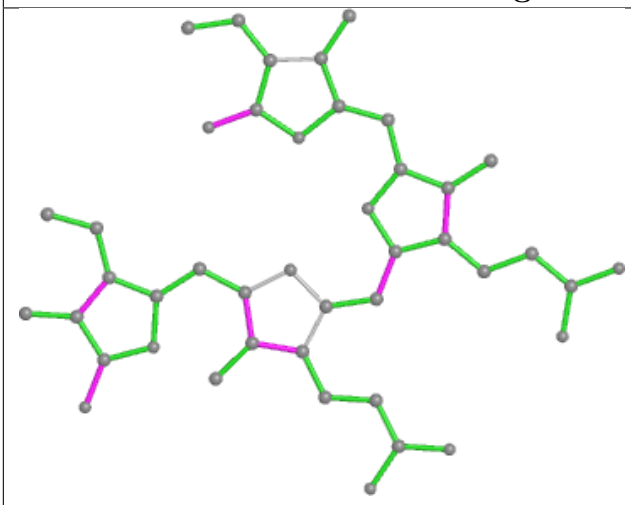

Bond lengths

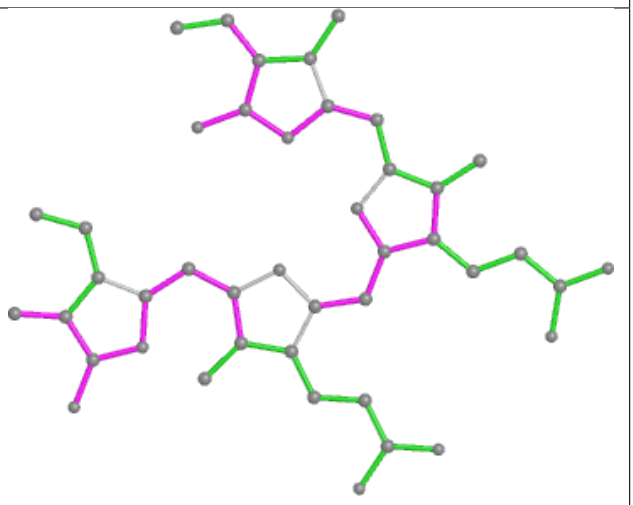

Bond angles

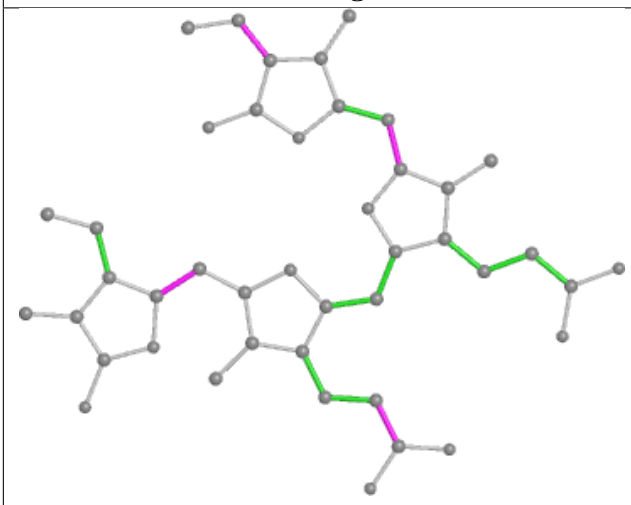

Torsions

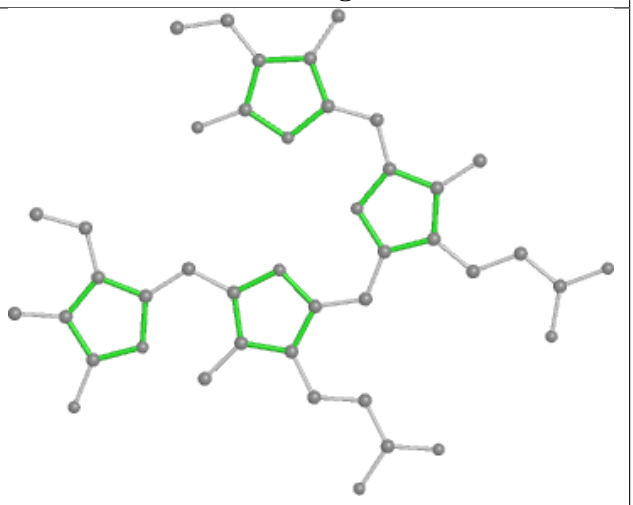

Rings

Ligand CLA B6 616

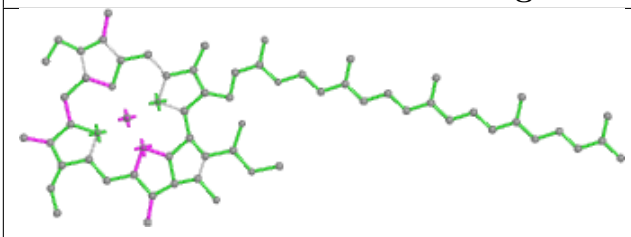

Bond lengths

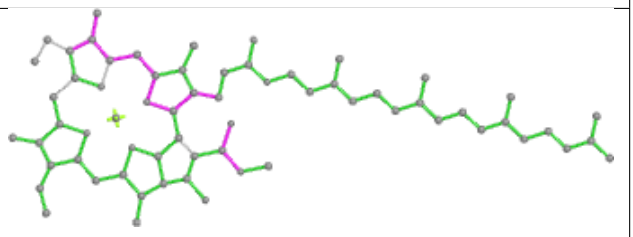

Bond angles

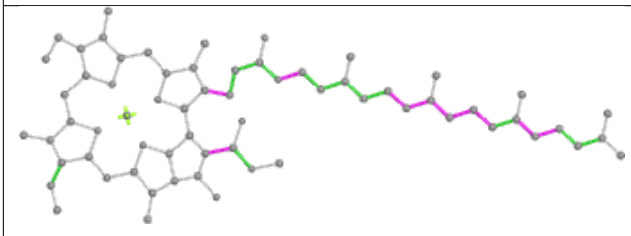

Torsions

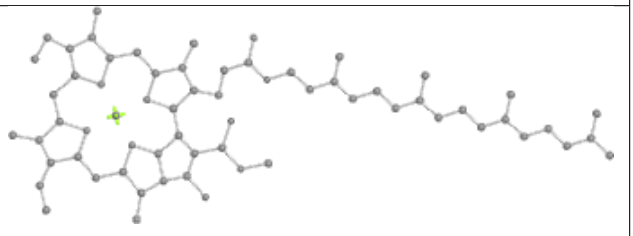

Rings

Ligand PEB cG 201

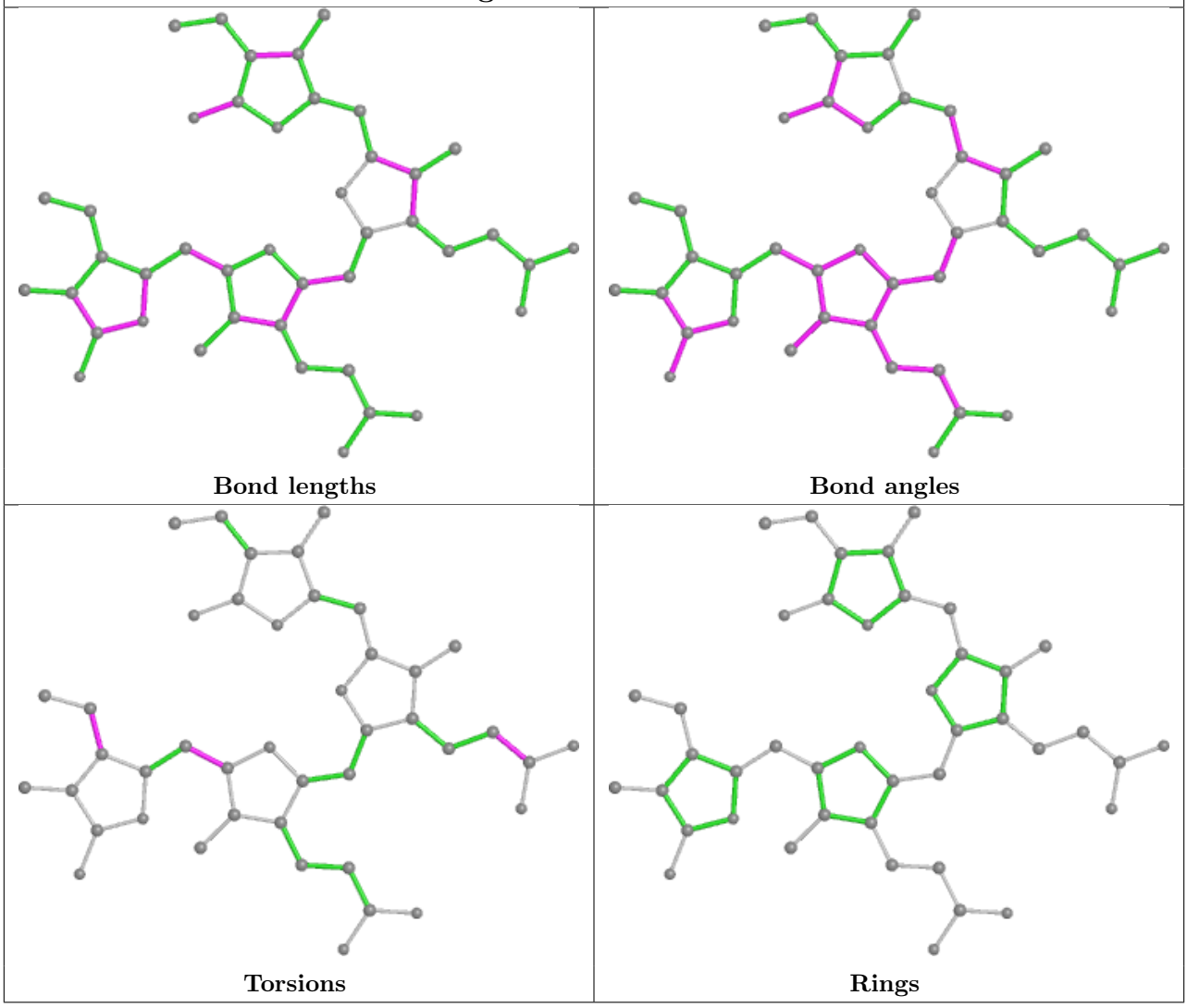

Ligand DGD C6 502

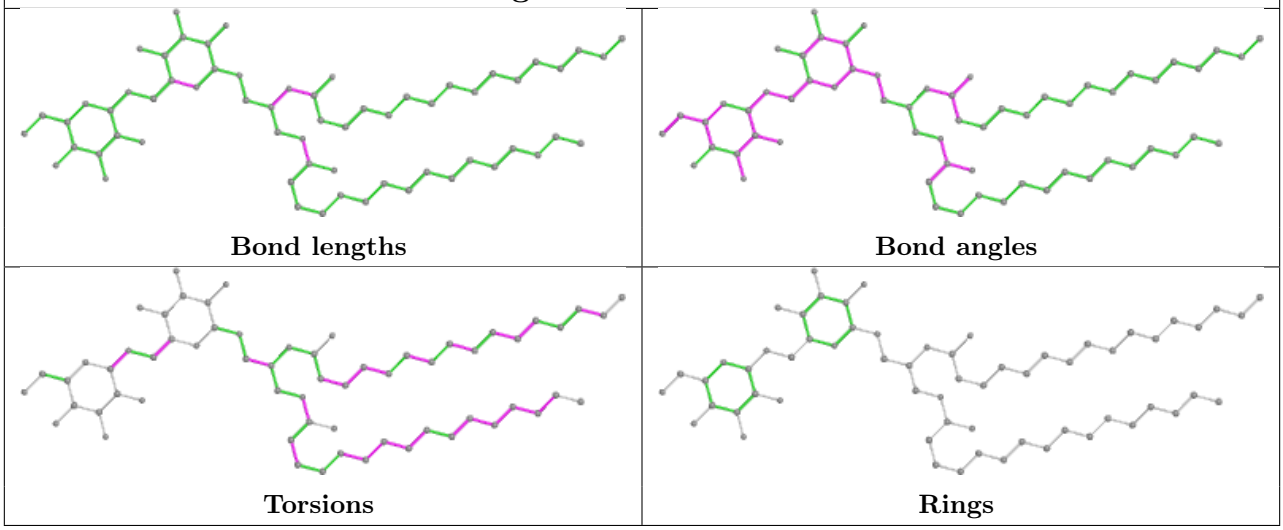

Ligand BCR H6 101

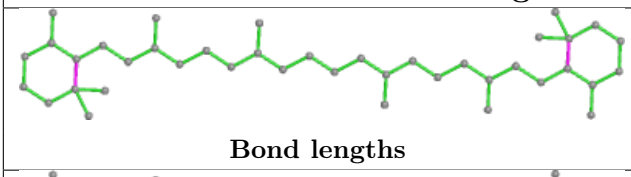

Bond lengths

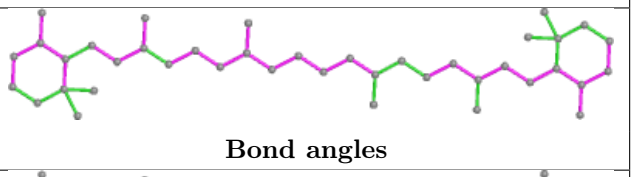

Bond angles

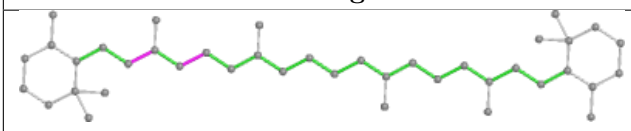

Torsions

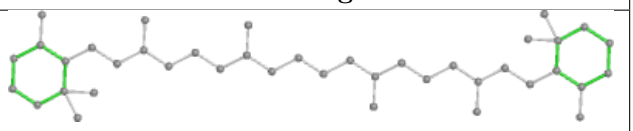

Rings

Ligand PEB JP 202

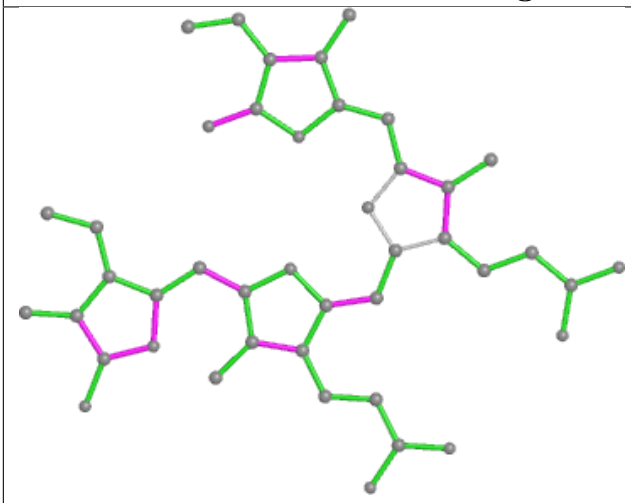

Bond lengths

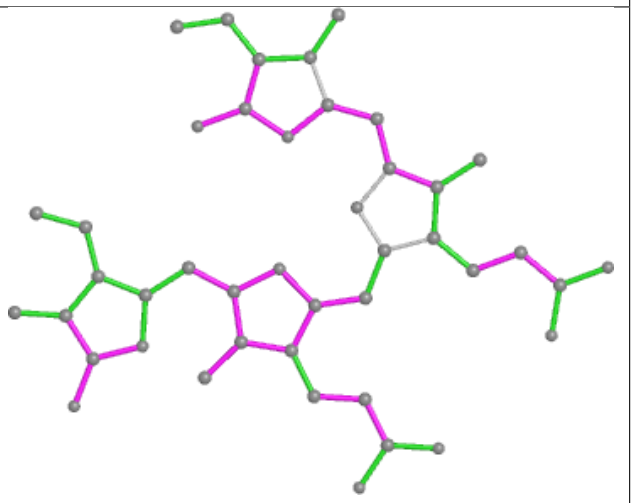

Bond angles

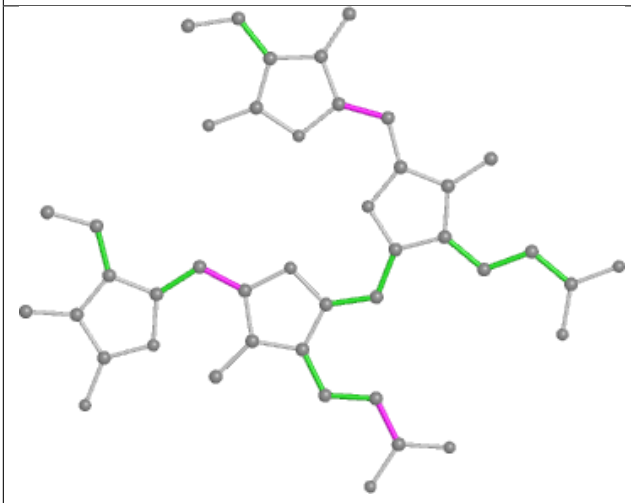

Torsions

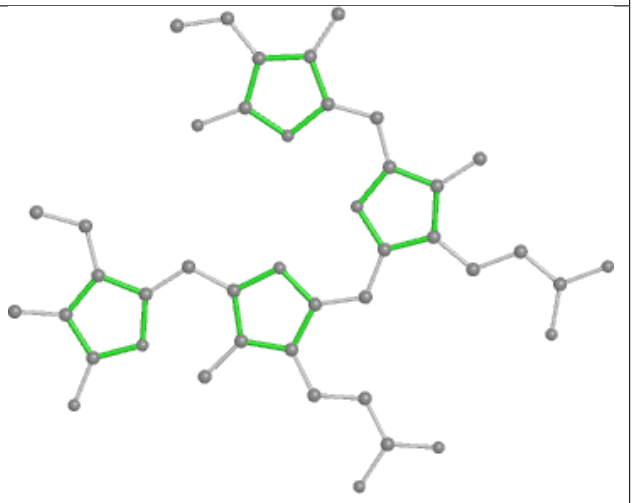

Rings

Ligand PEB DQ 202

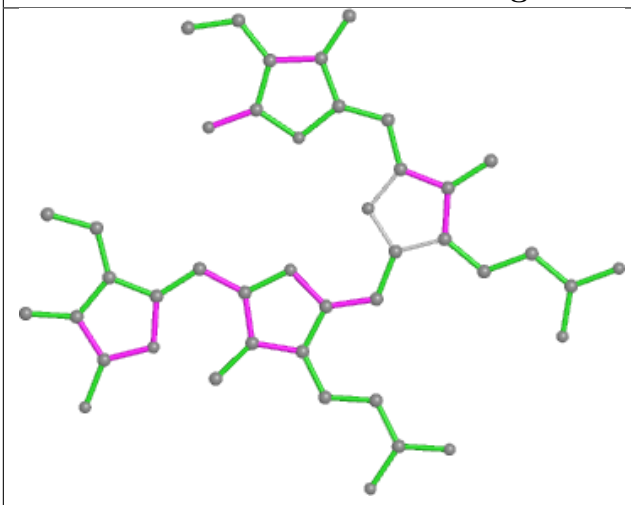

Bond lengths

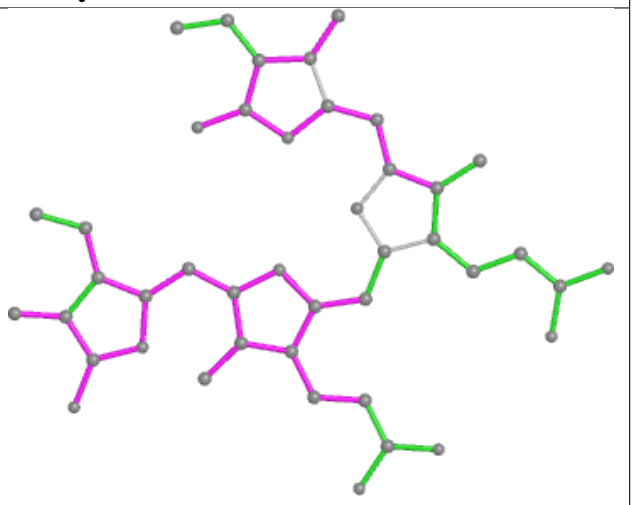

Bond angles

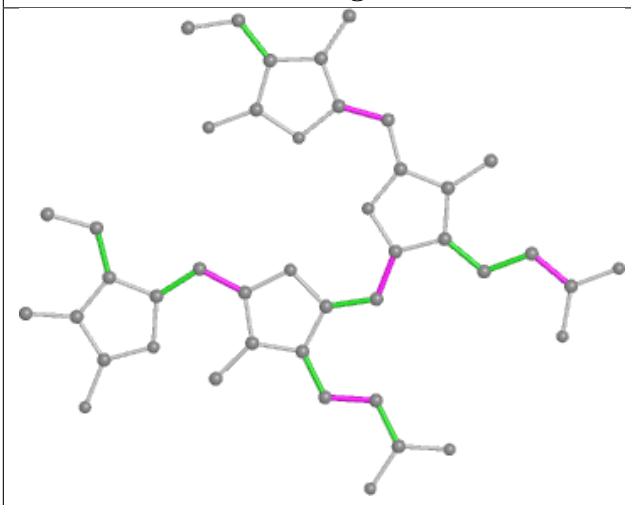

Torsions

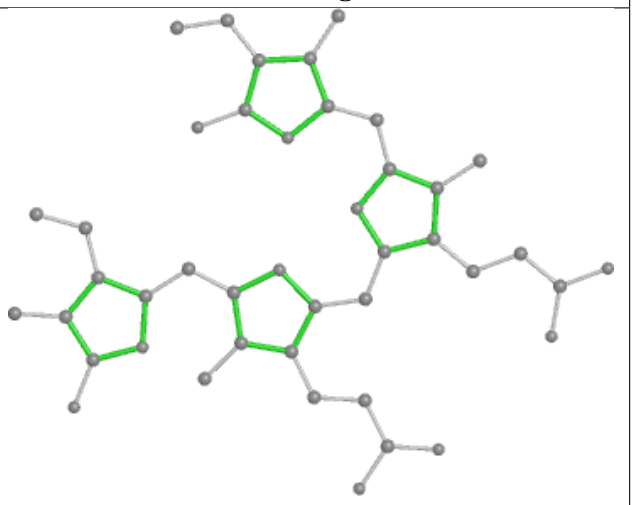

Rings

Ligand PEB P9 202

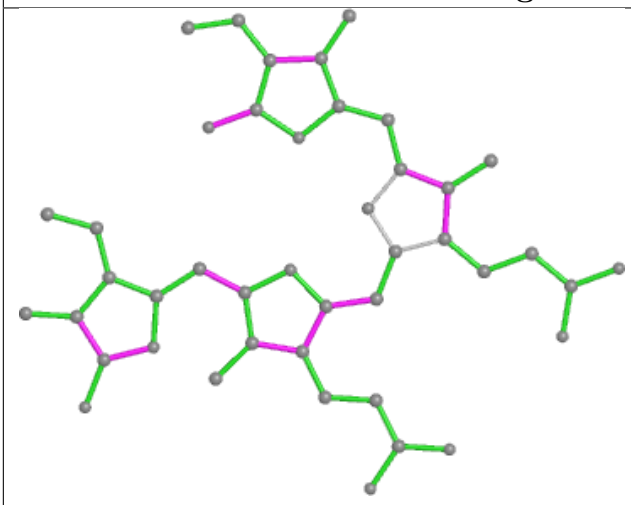

Bond lengths

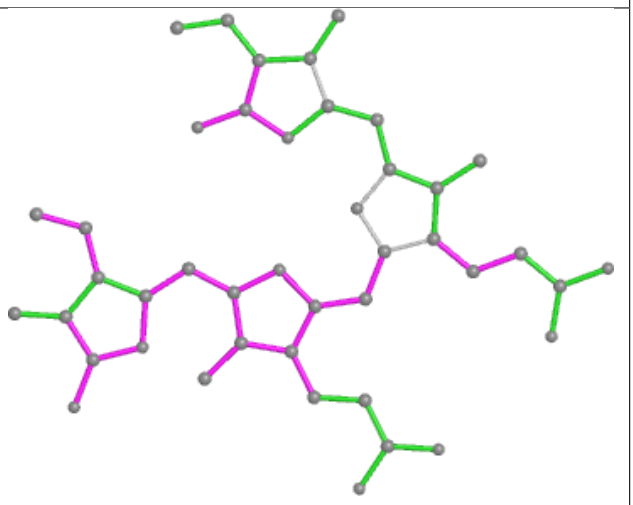

Bond angles

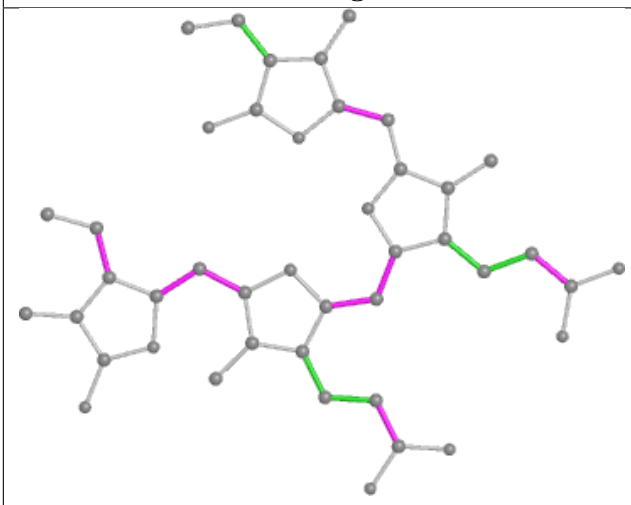

Torsions

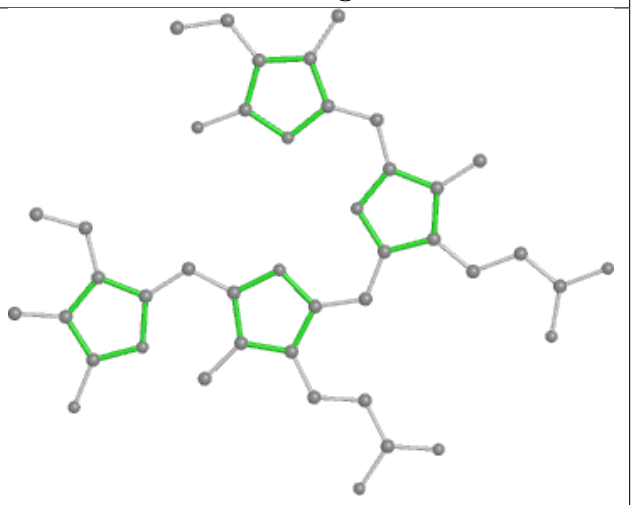

Rings

Ligand CLA 5N 602

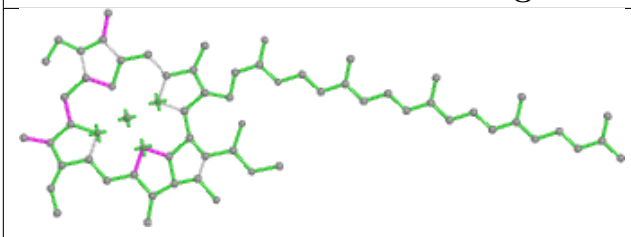

Bond lengths

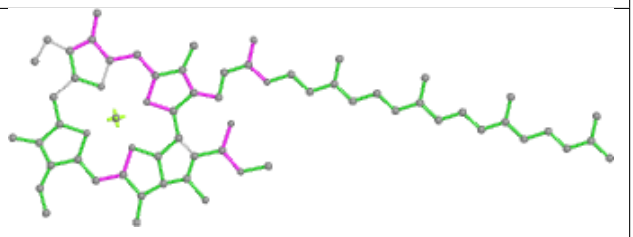

Bond angles

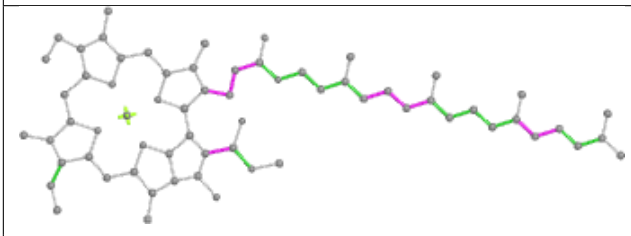

Torsions

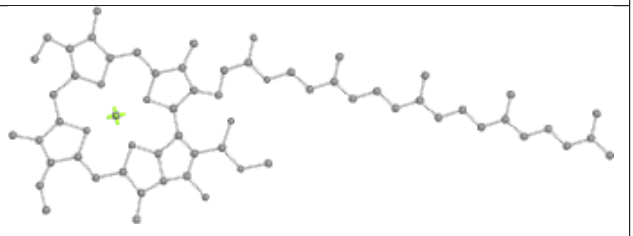

Rings

Ligand PEB lM 203

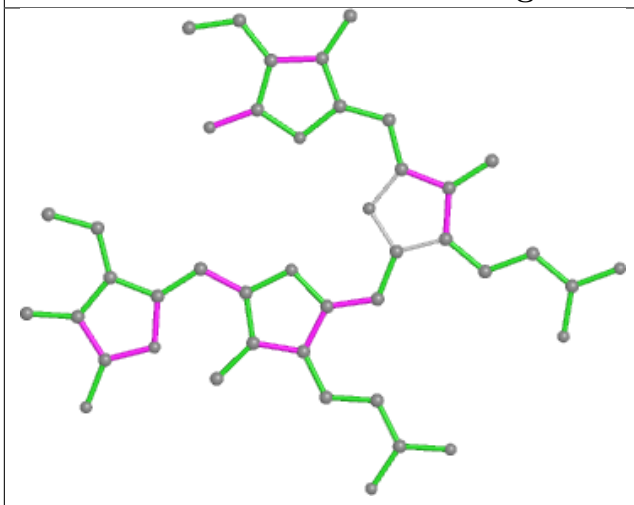

Bond lengths

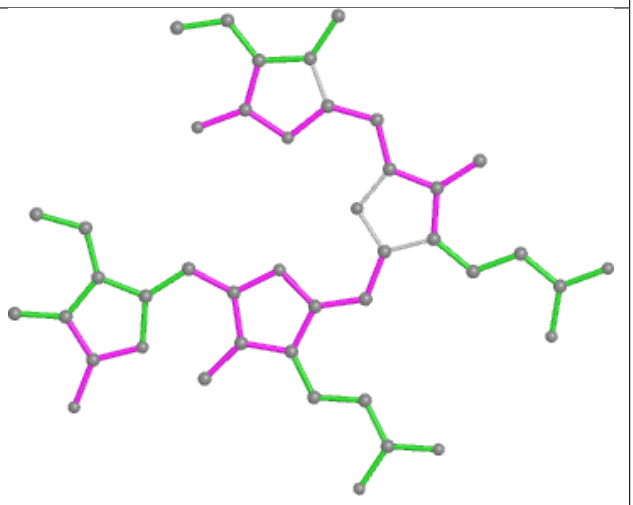

Bond angles

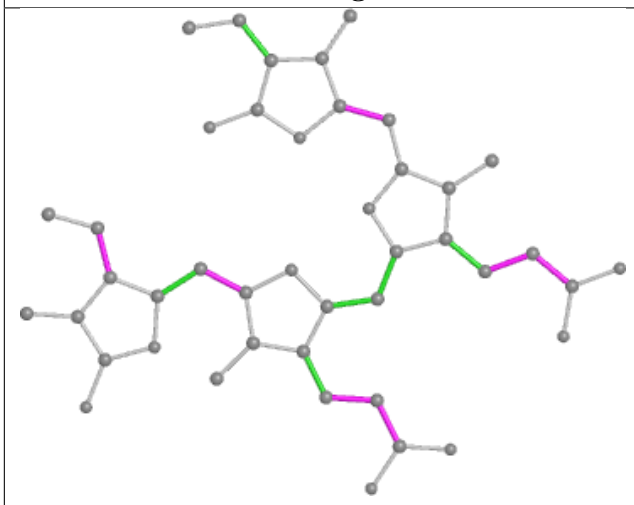

Torsions

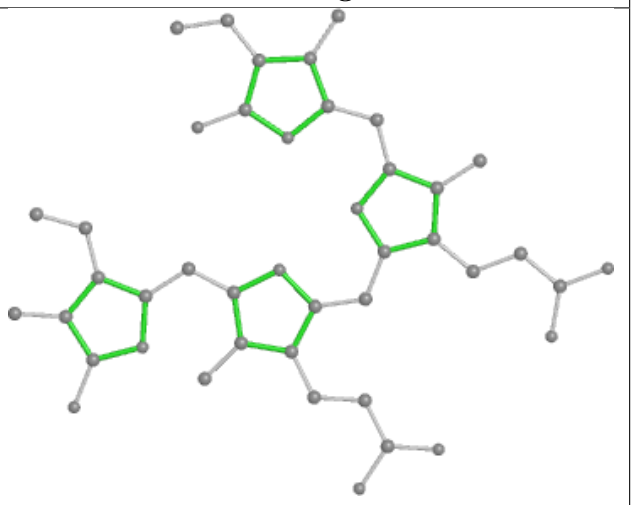

Rings

Ligand LHG dL 405

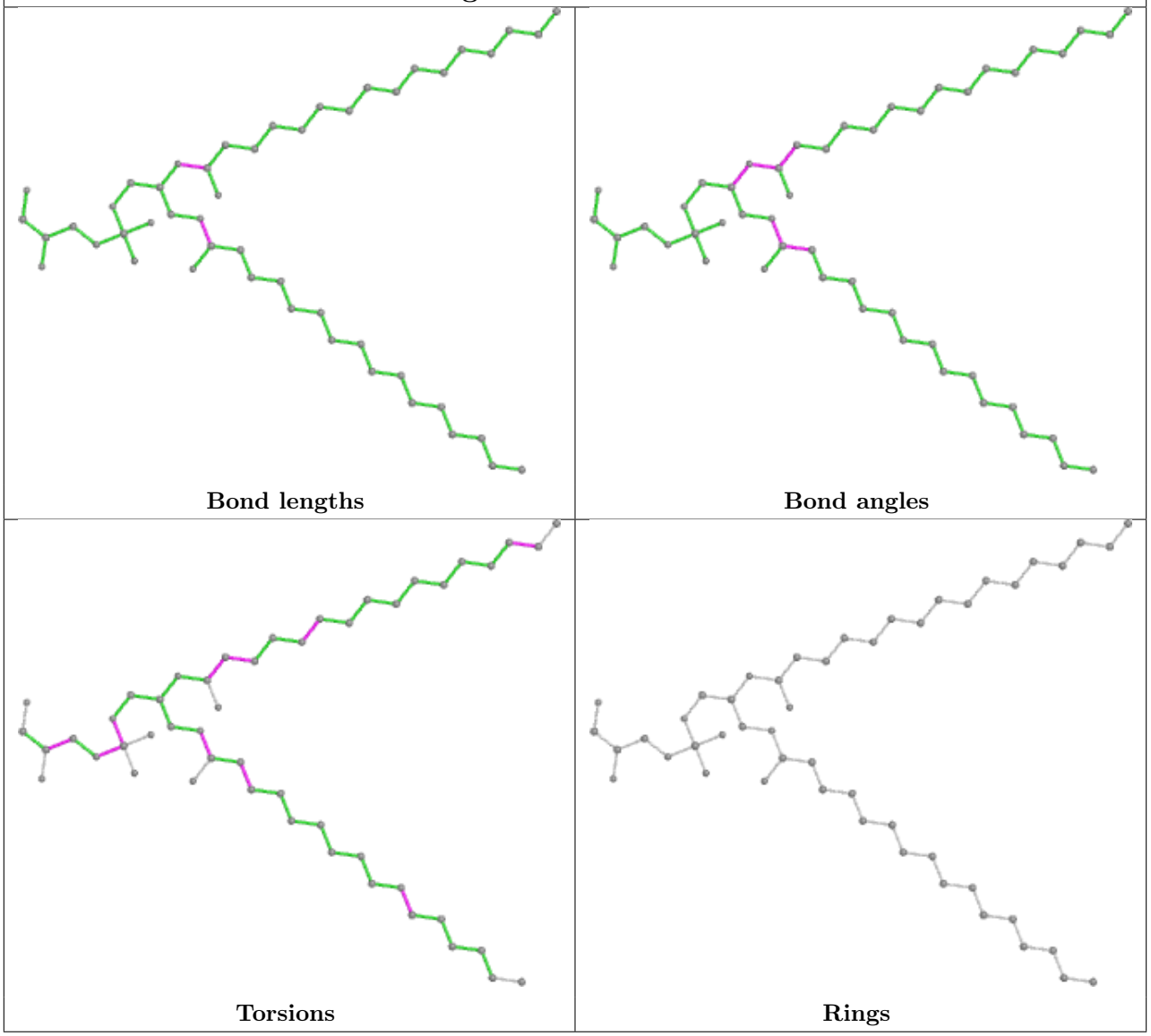

Ligand BCR F2 204

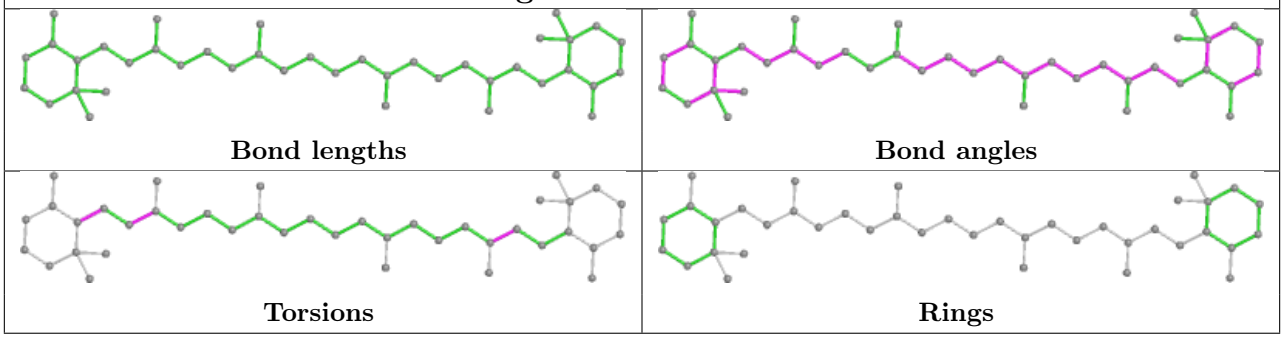

Ligand CLA BN 815

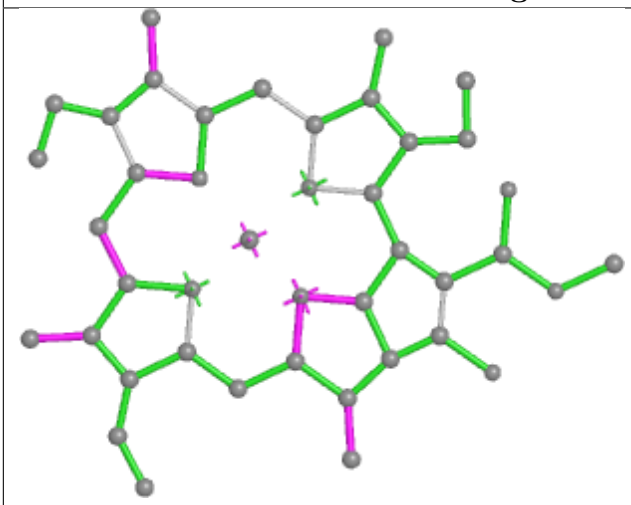

Bond lengths

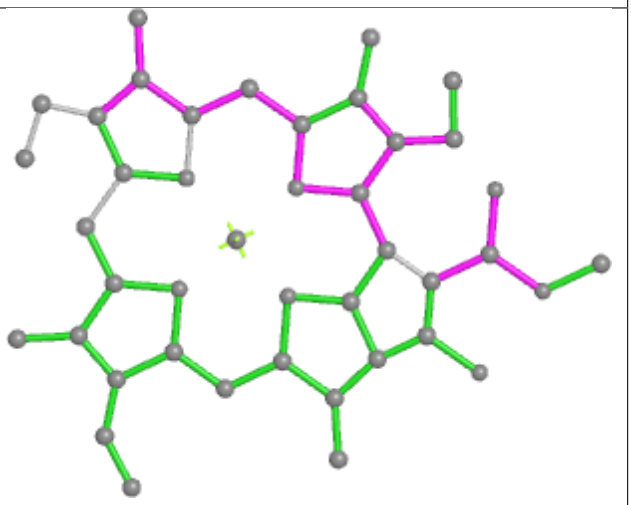

Bond angles

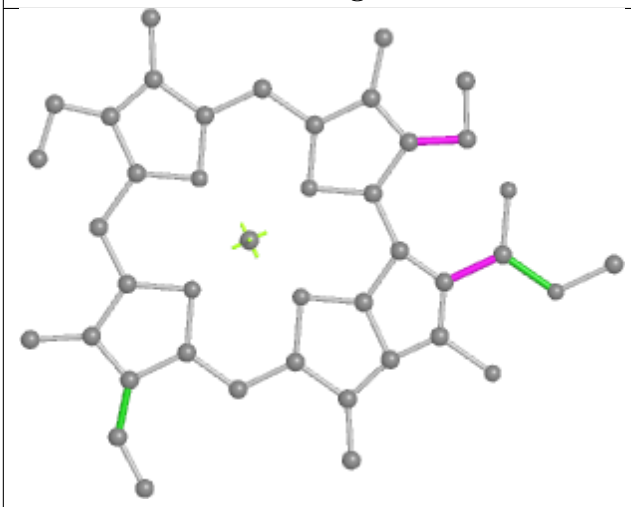

Torsions

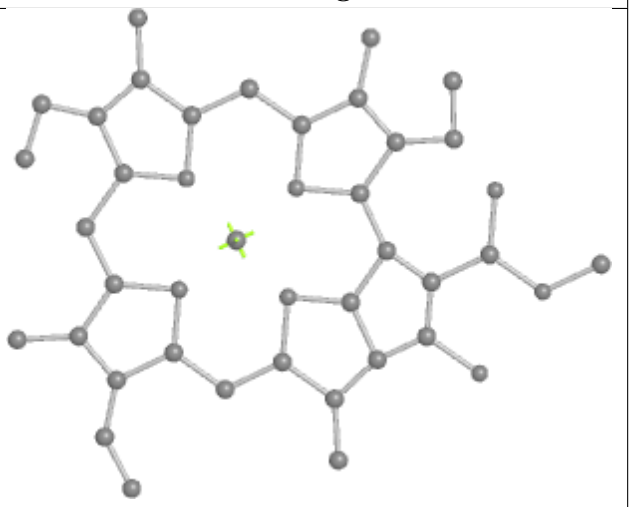

Rings

Ligand CYC k3 1001

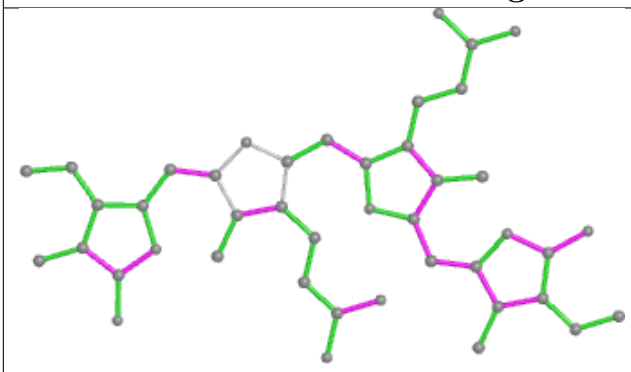

Bond lengths

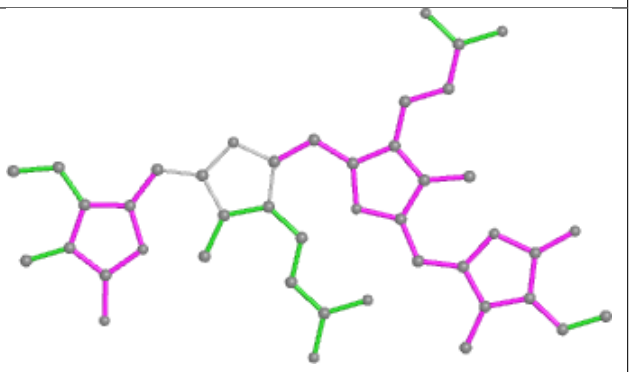

Bond angles

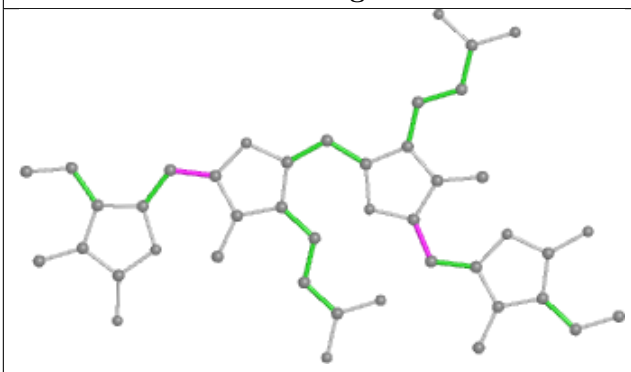

Torsions

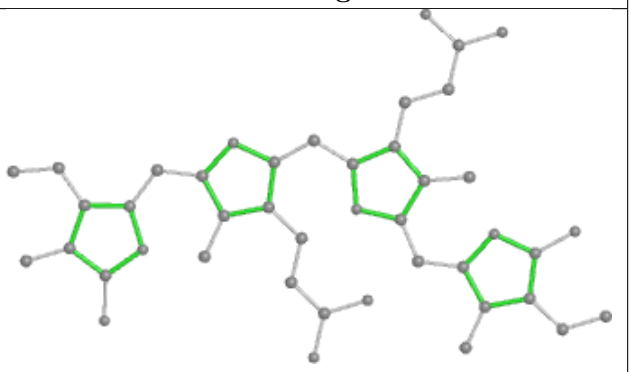

Rings

Ligand PEB dB 201

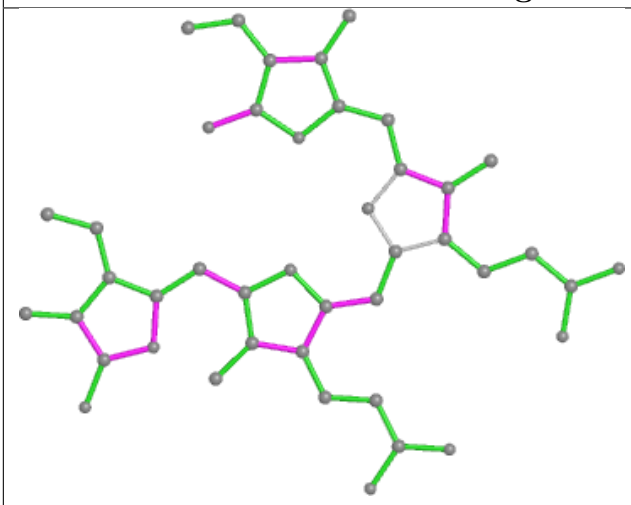

Bond lengths

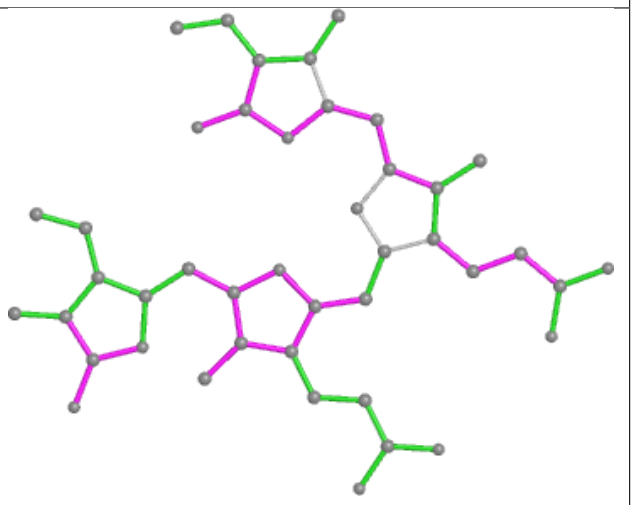

Bond angles

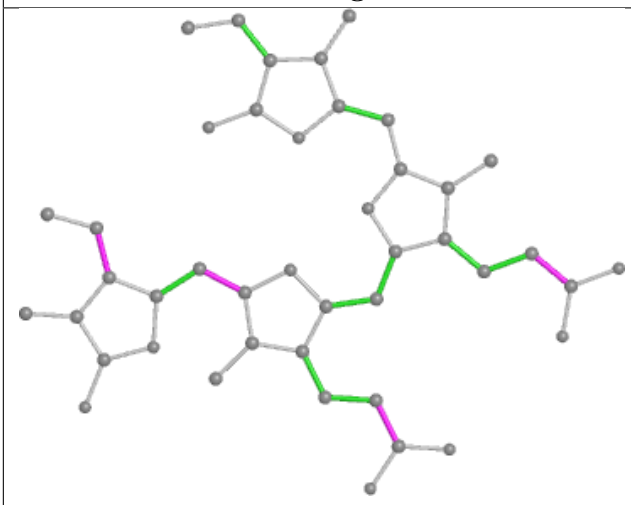

Torsions

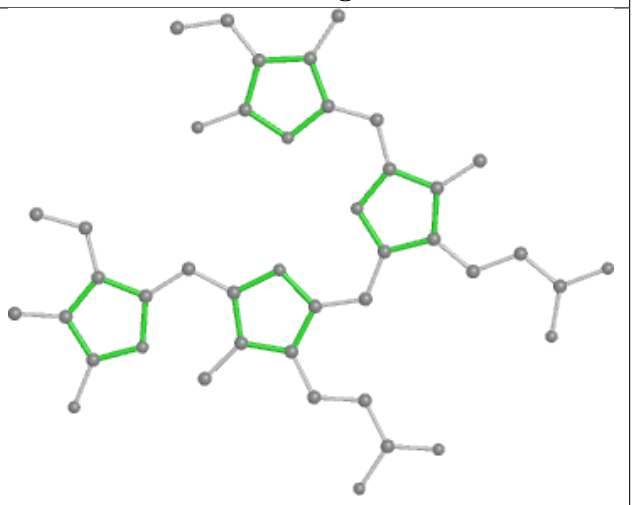

Rings

Ligand PEB GA 201

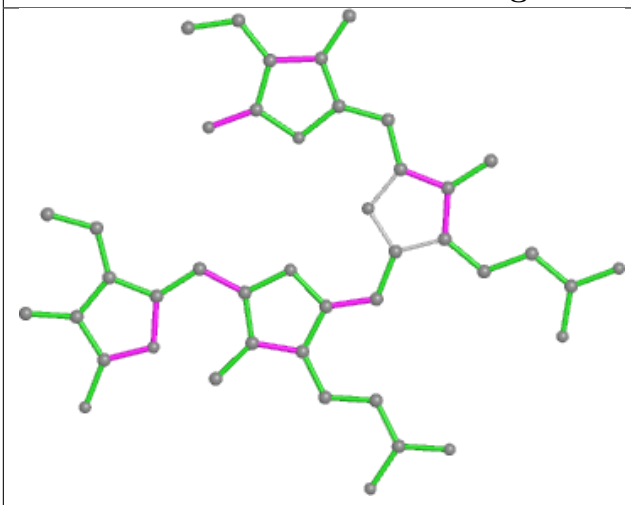

Bond lengths

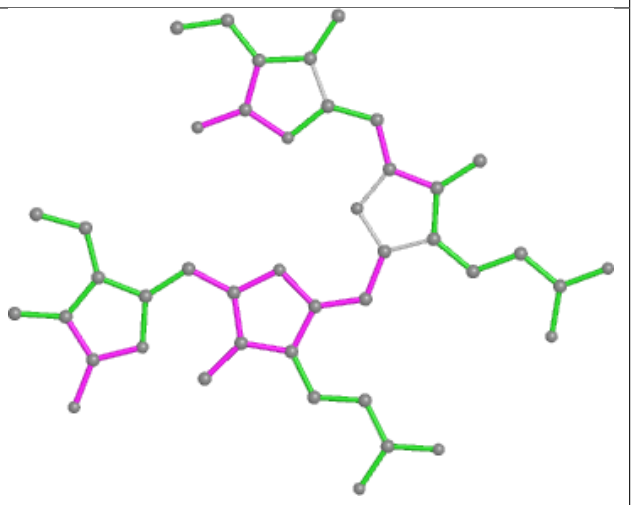

Bond angles

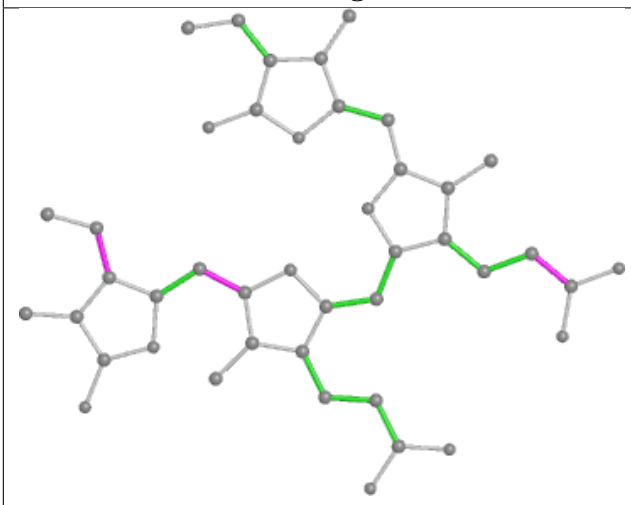

Torsions

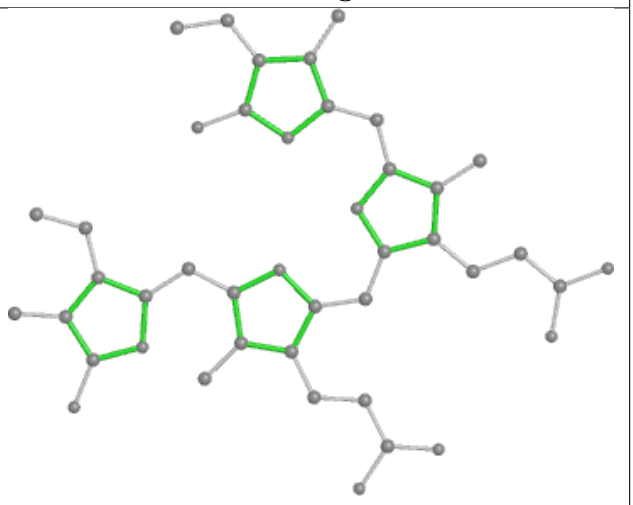

Rings

Ligand PEB BI 203

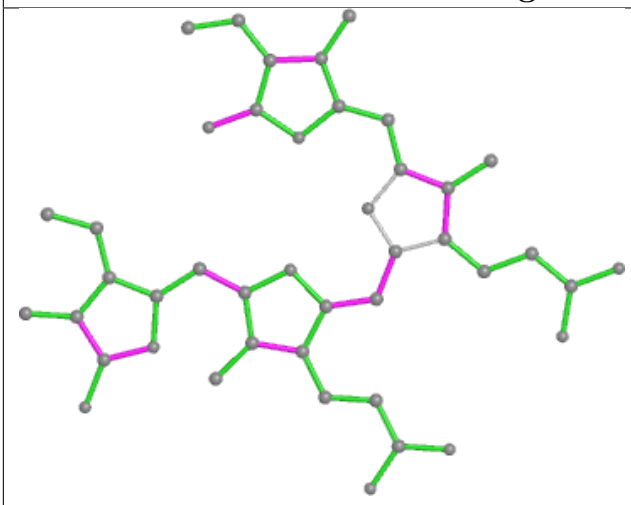

Bond lengths

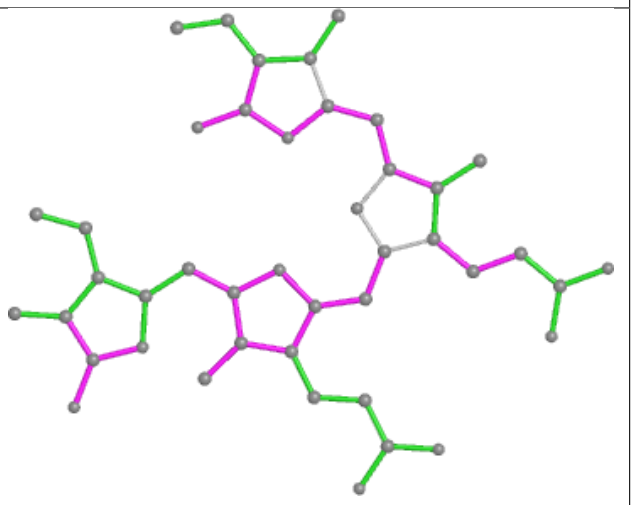

Bond angles

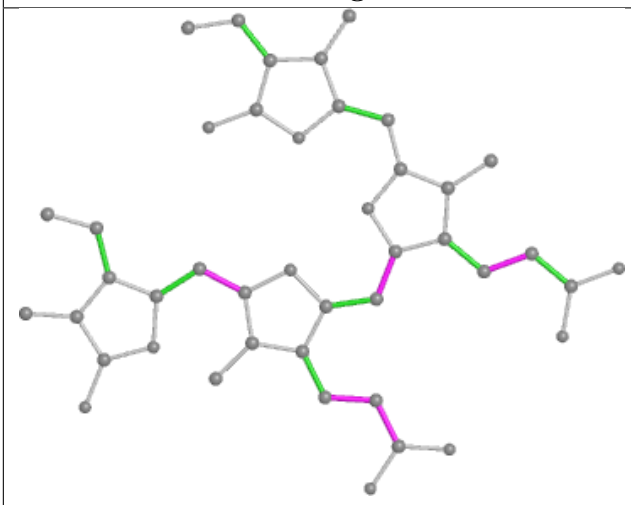

Torsions

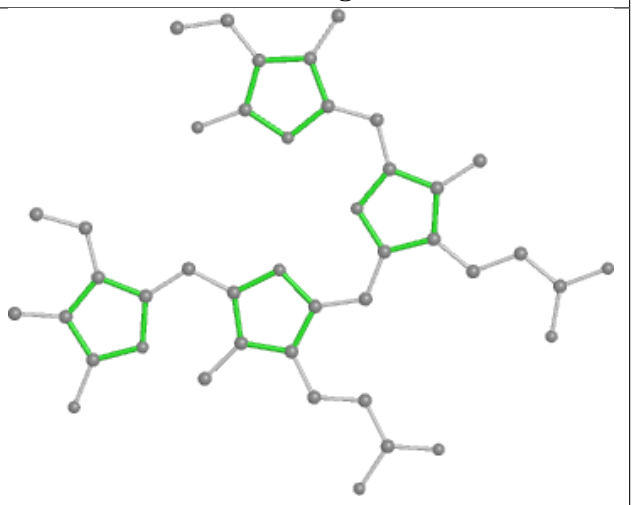

Rings

Ligand PEB cO 201

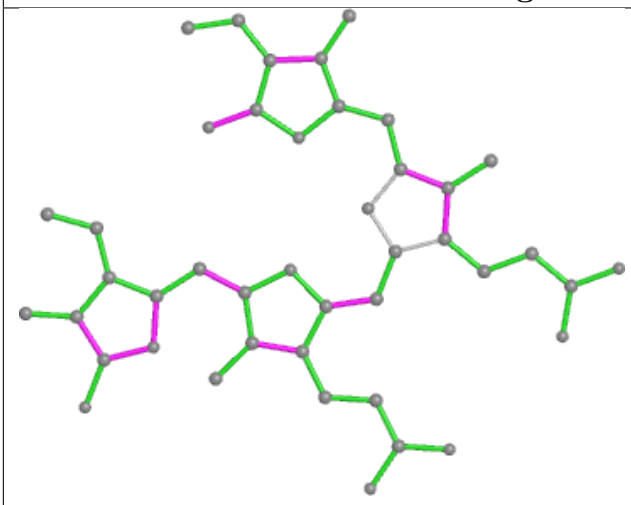

Bond lengths

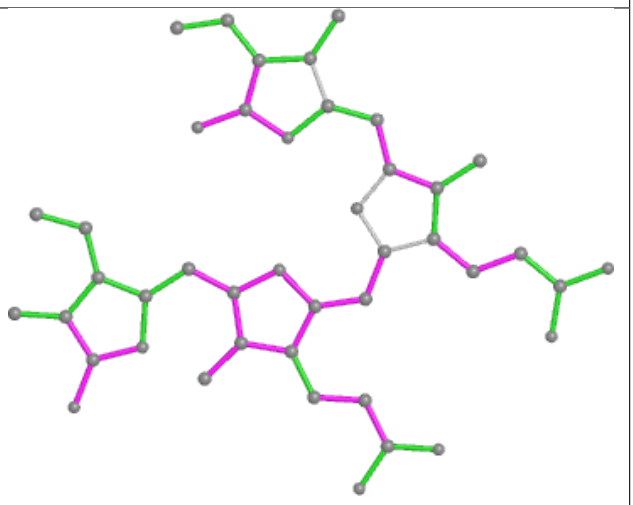

Bond angles

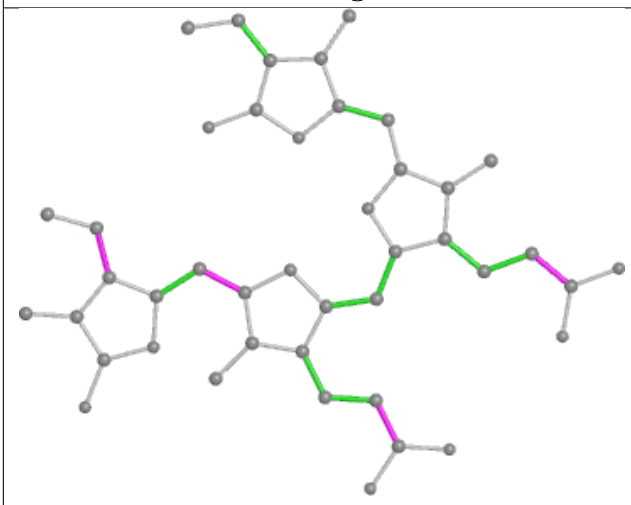

Torsions

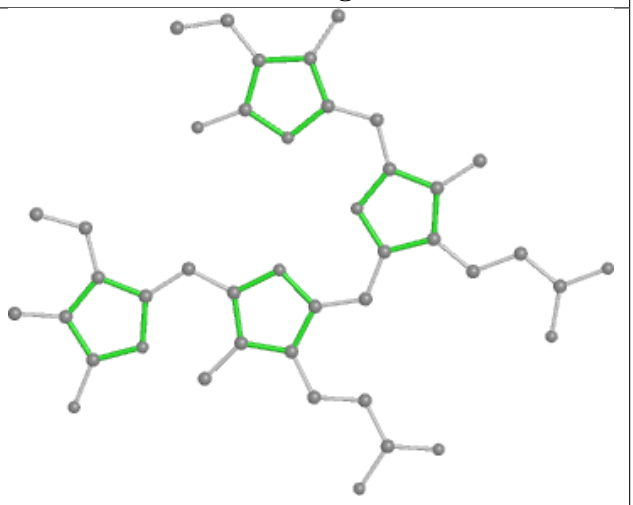

Rings

Ligand PEB GD 201

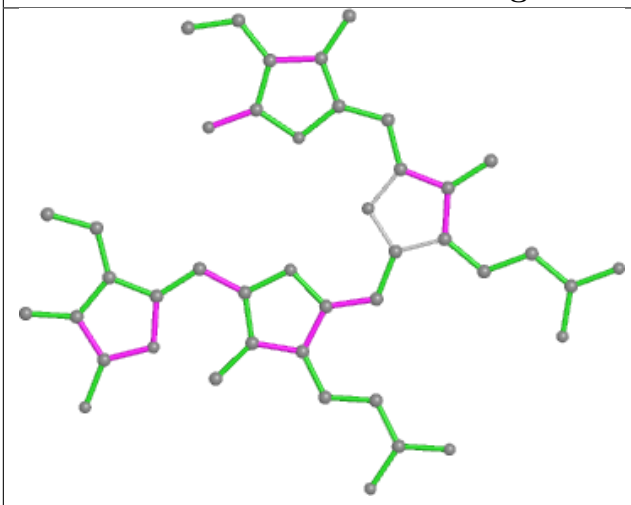

Bond lengths

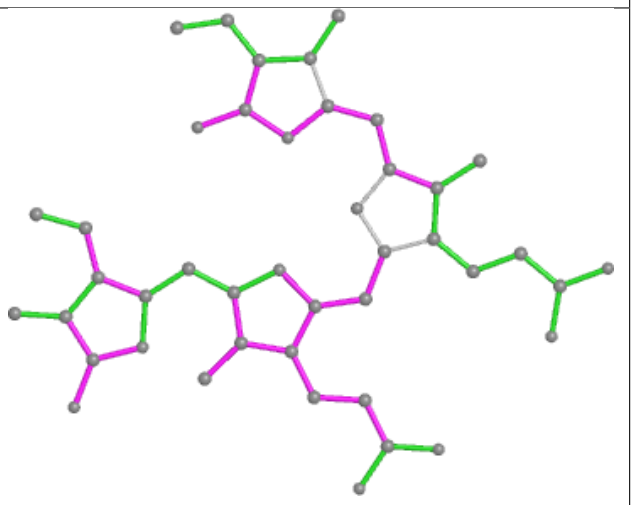

Bond angles

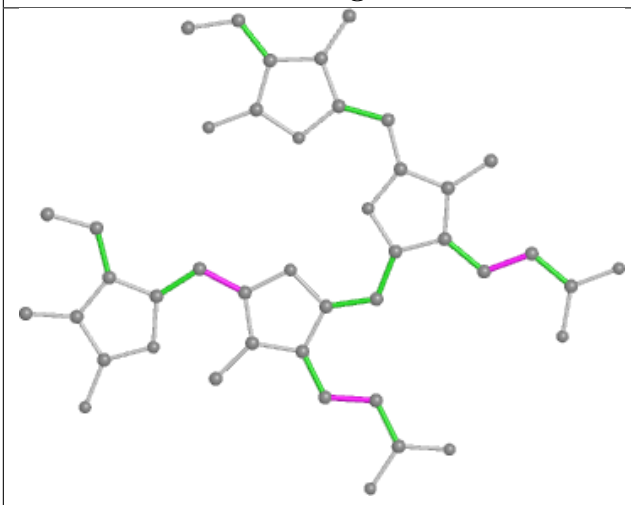

Torsions

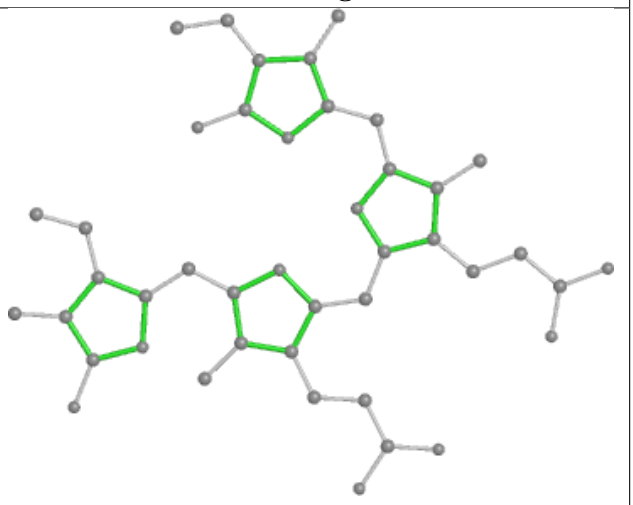

Rings

Ligand PEB vK 202

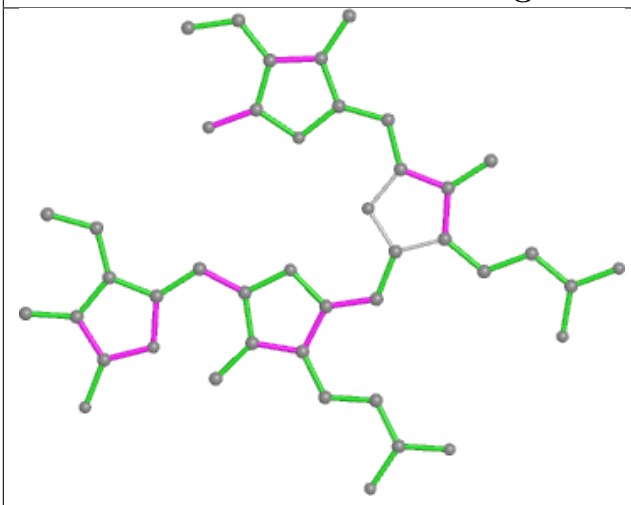

Bond lengths

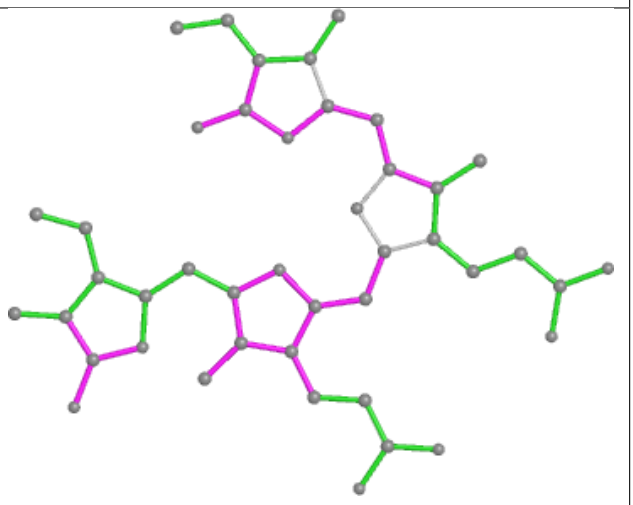

Bond angles

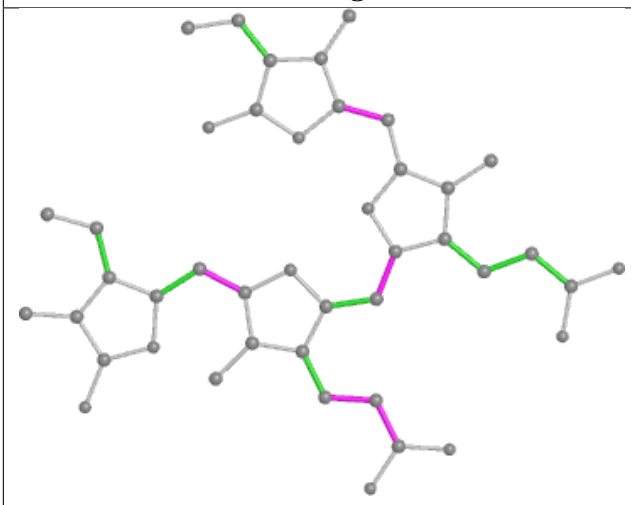

Torsions

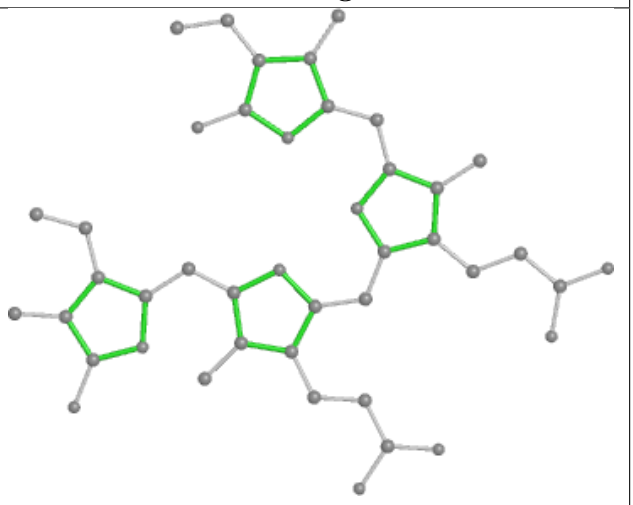

Rings

Ligand CLA AN 822

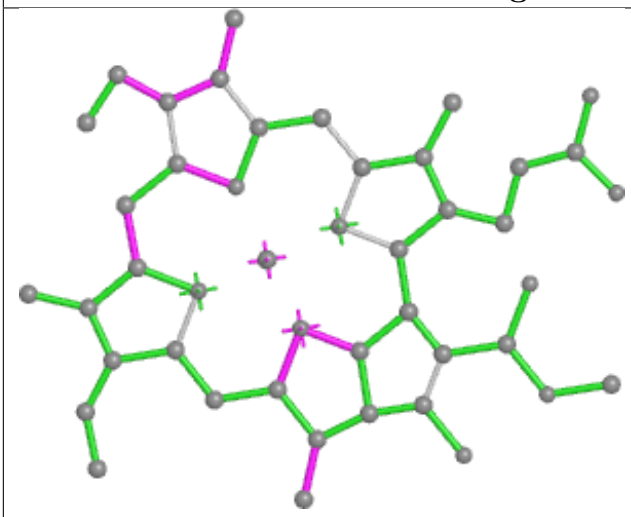

Bond lengths

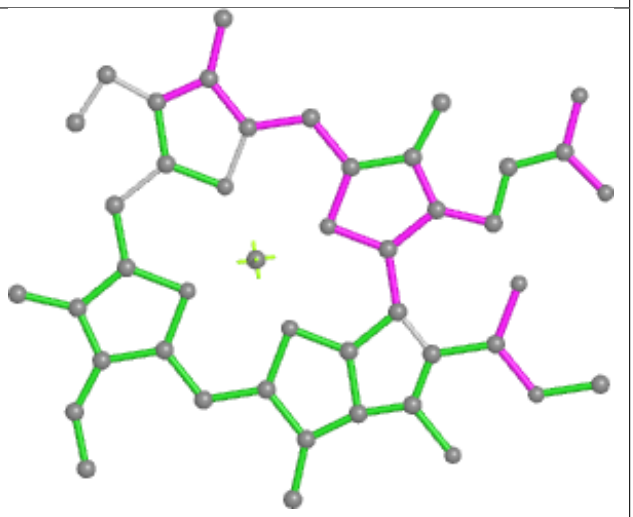

Bond angles

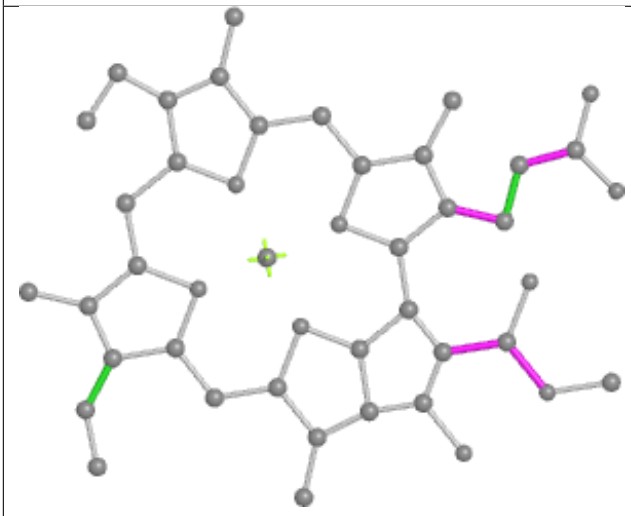

Torsions

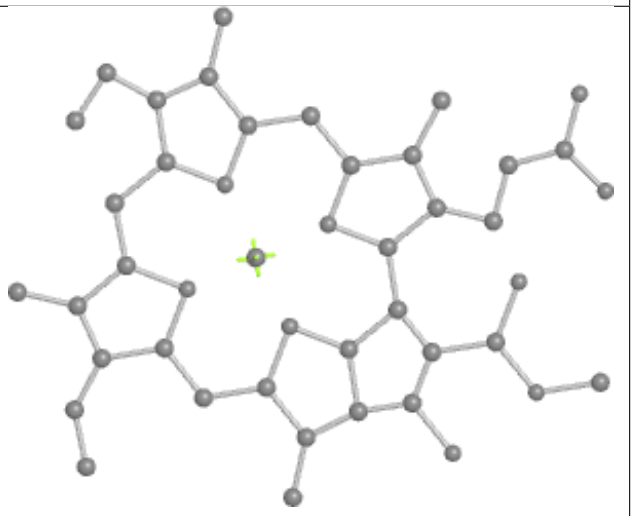

Rings

Ligand PEB pF 201

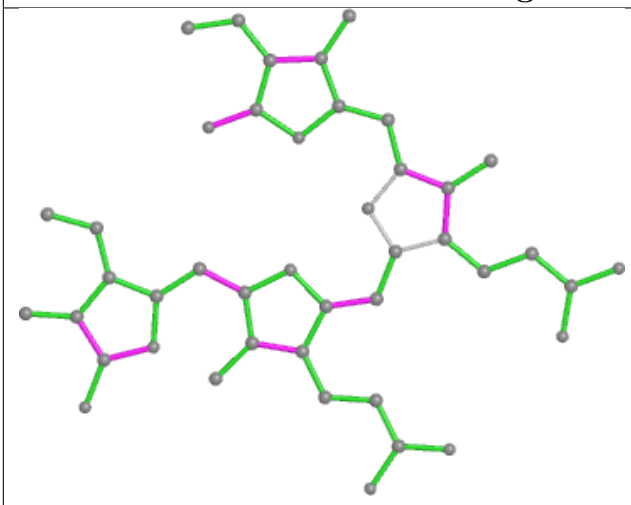

Bond lengths

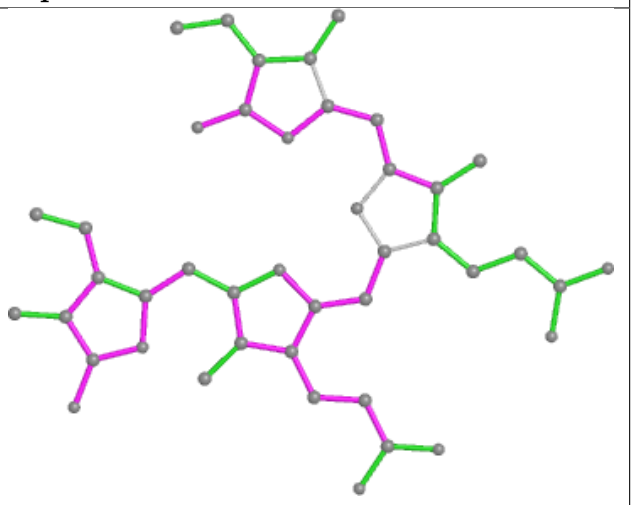

Bond angles

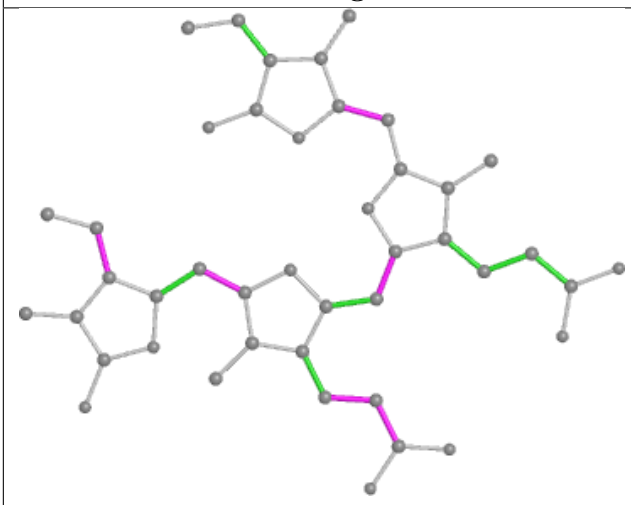

Torsions

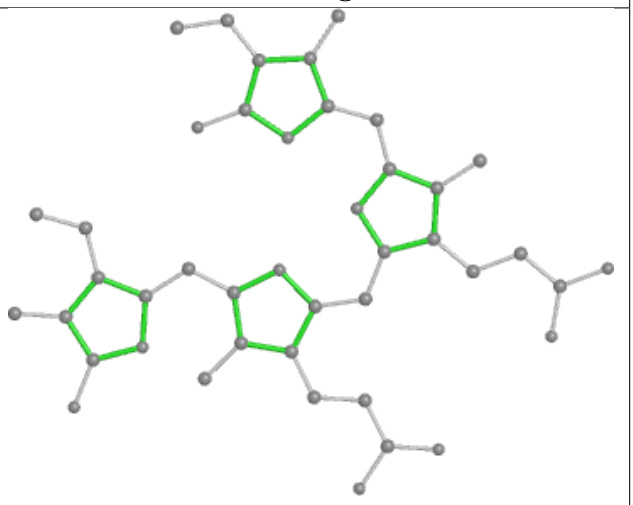

Rings

Ligand PEB P7 201

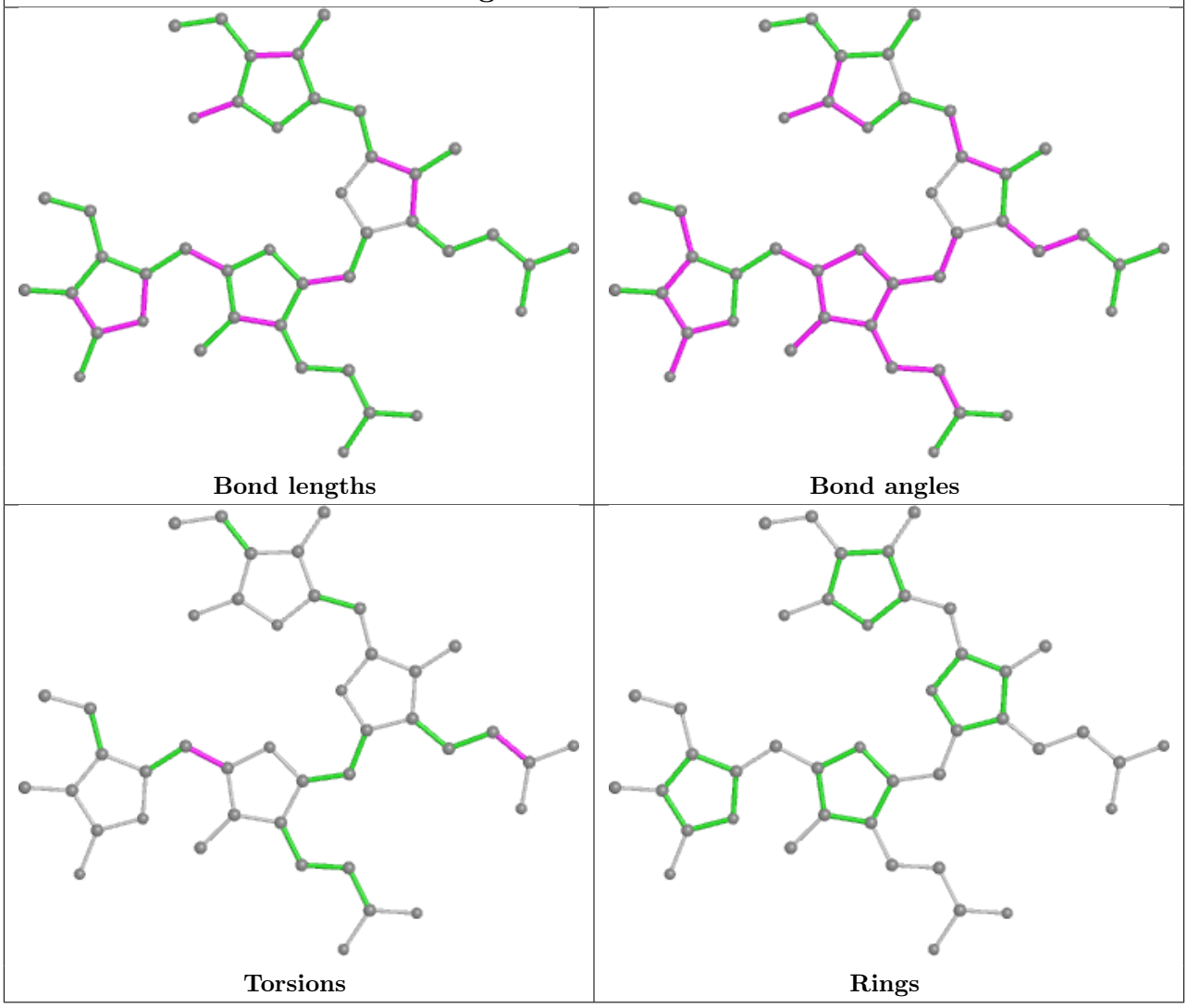

Ligand CLA B2 817

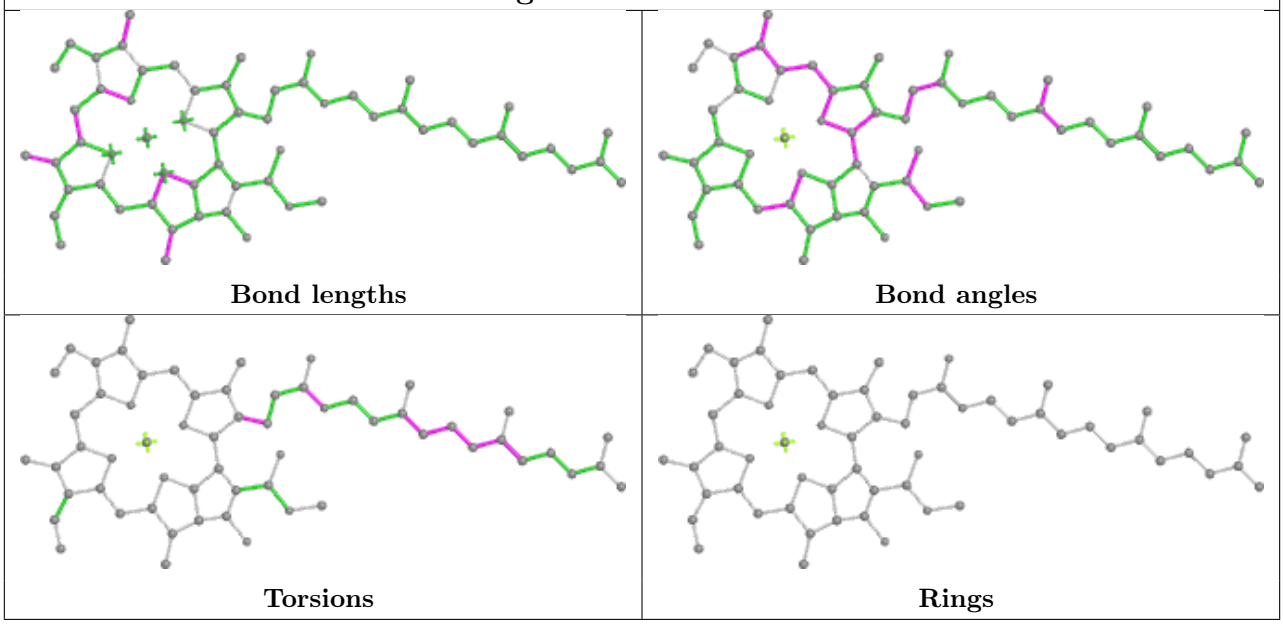

Ligand PEB aH 202

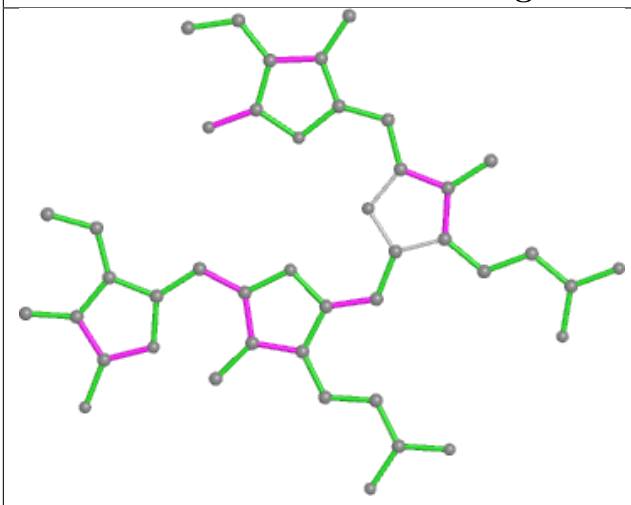

Bond lengths

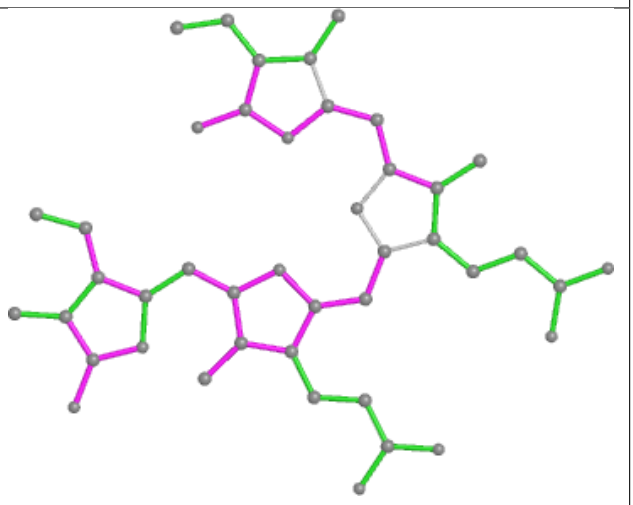

Bond angles

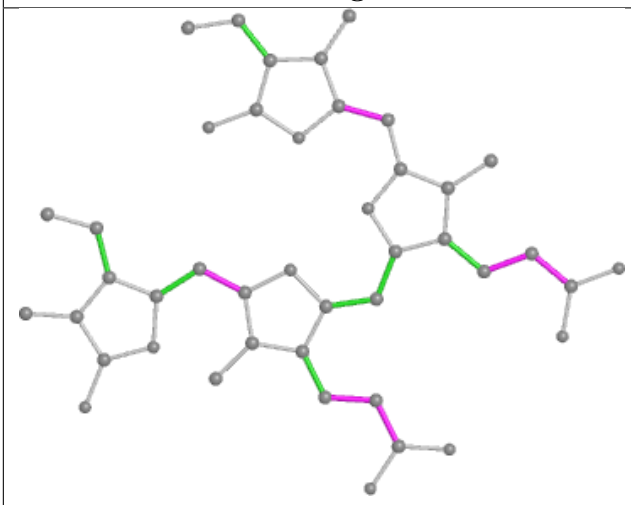

Torsions

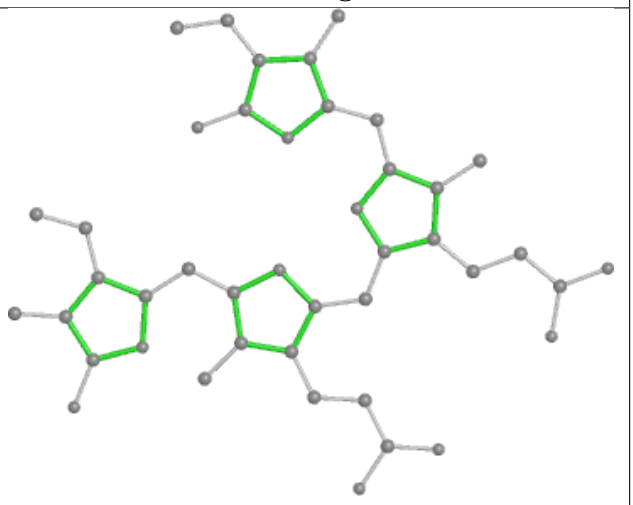

Rings

Ligand PEB UE 201

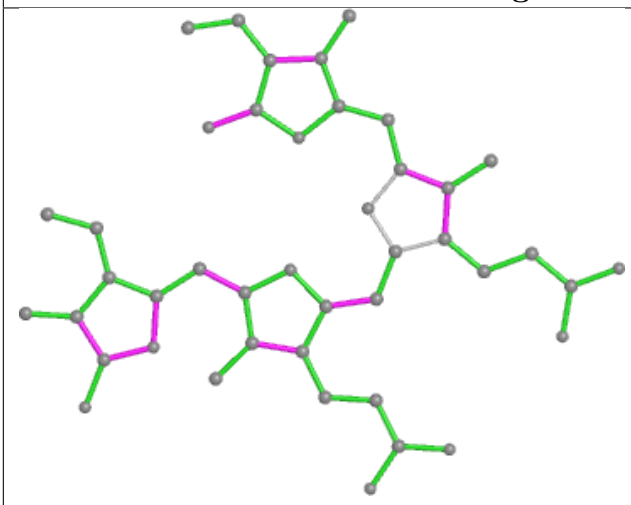

Bond lengths

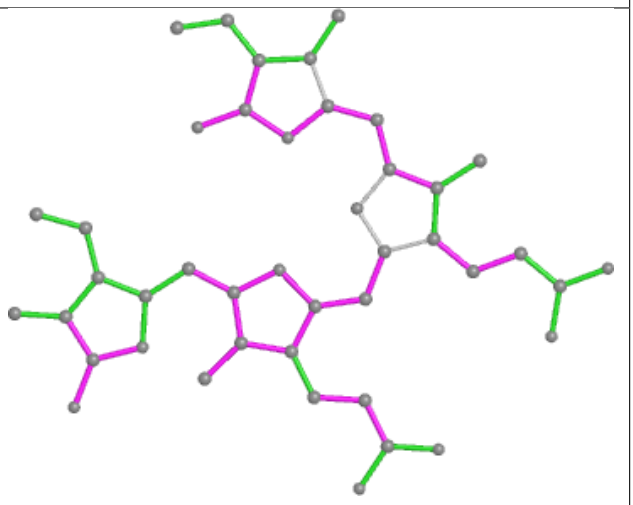

Bond angles

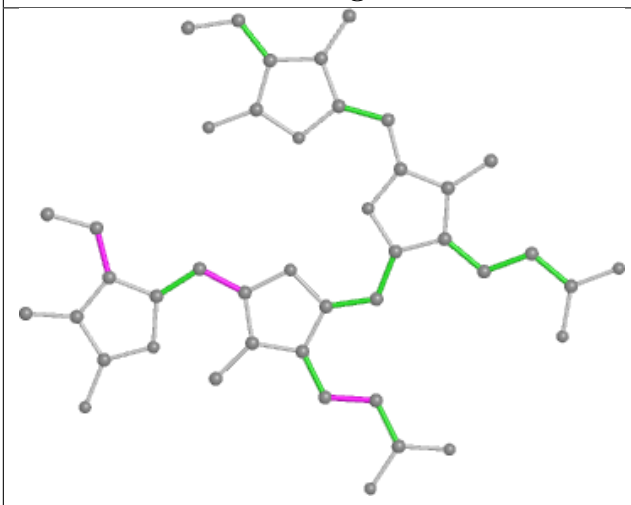

Torsions

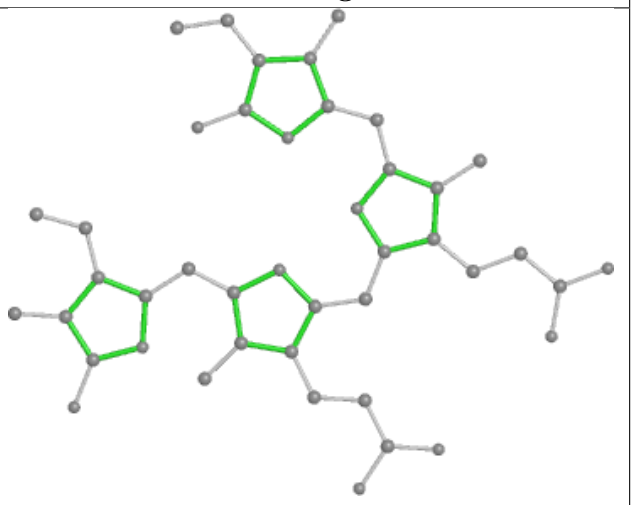

Rings

Ligand PEB L7 202

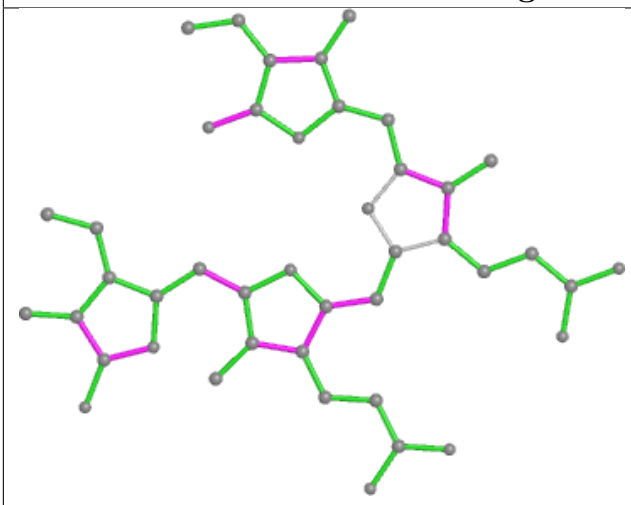

Bond lengths

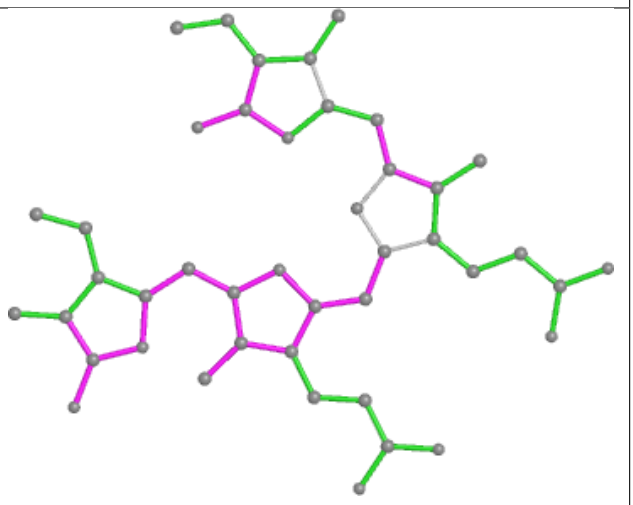

Bond angles

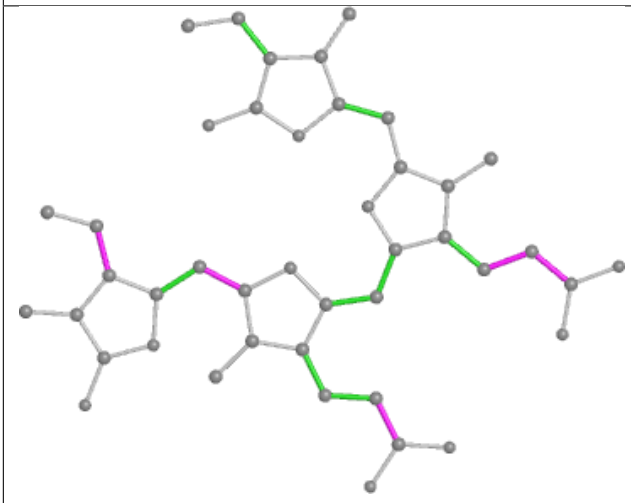

Torsions

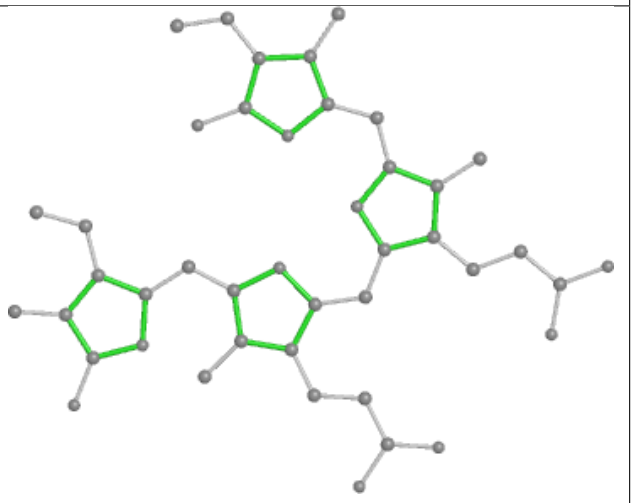

Rings

Ligand PUB AJ 304

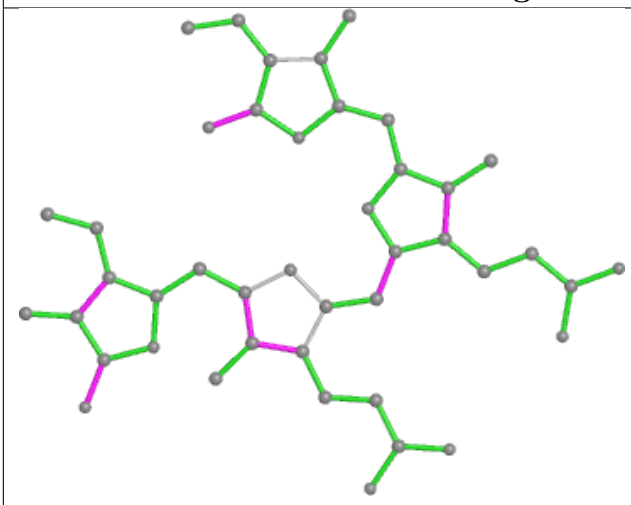

Bond lengths

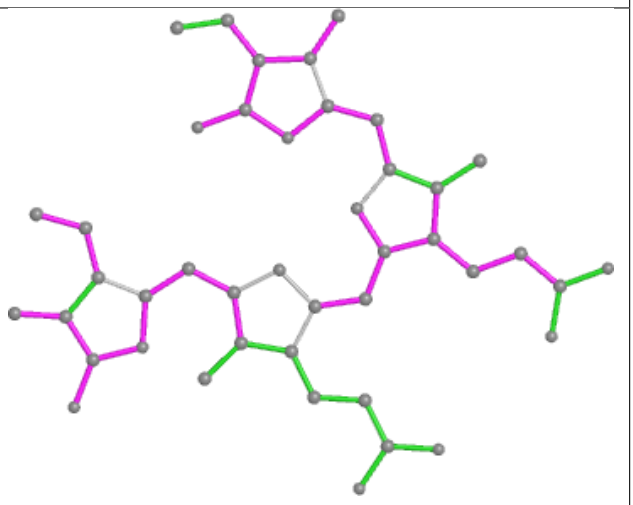

Bond angles

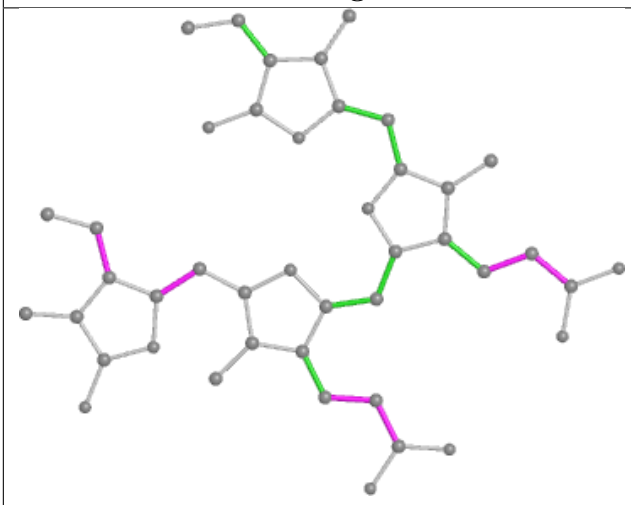

Torsions

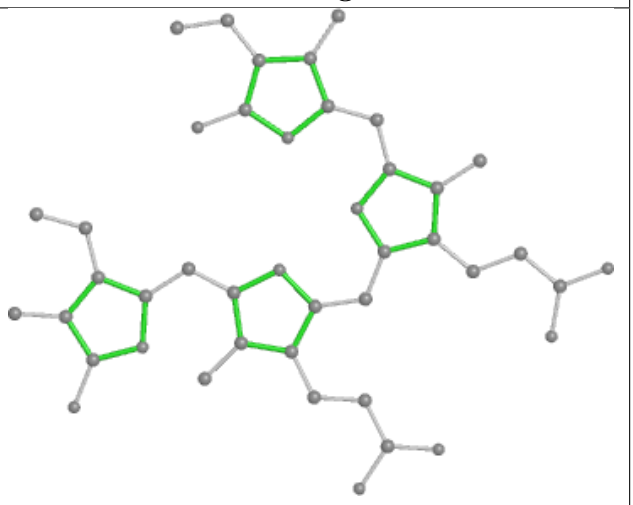

Rings

Ligand PEB JA 202

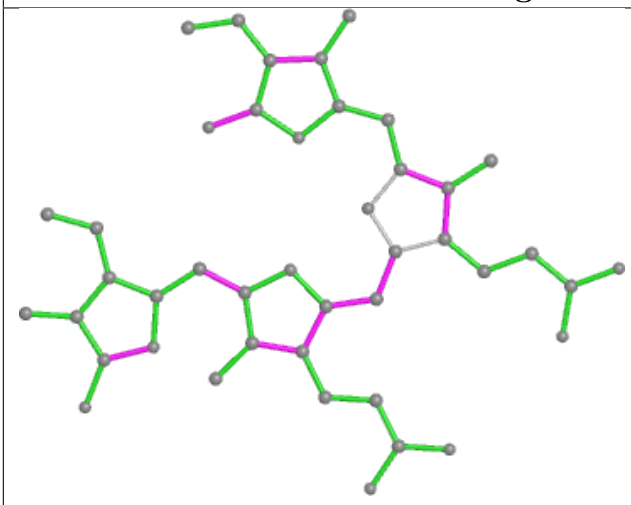

Bond lengths

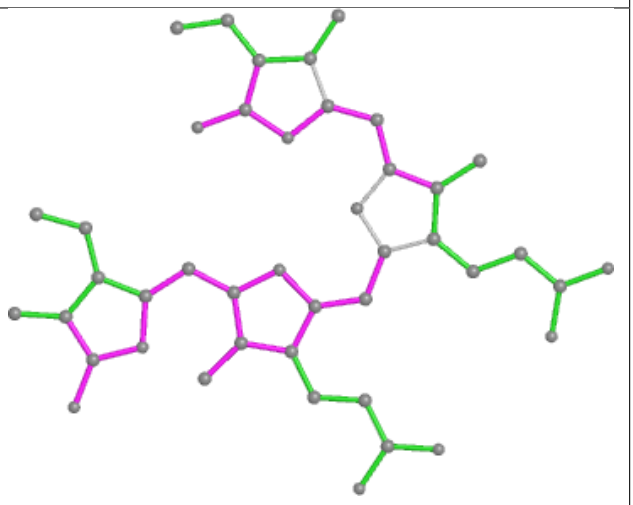

Bond angles

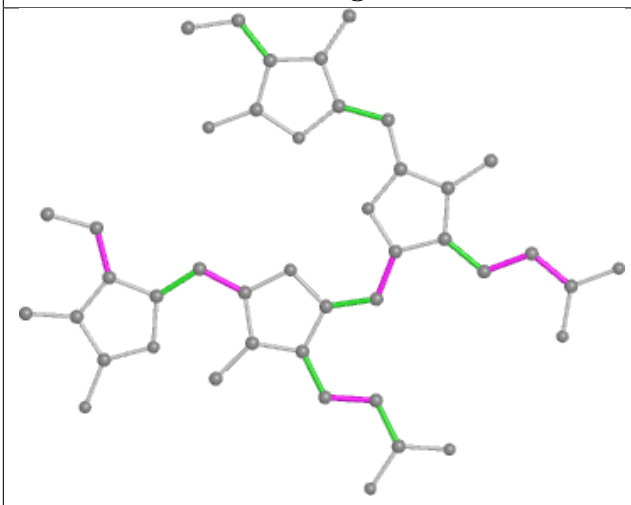

Torsions

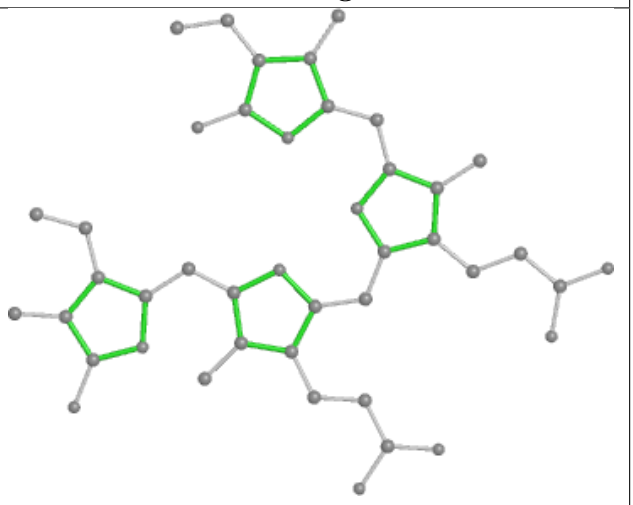

Rings

Ligand CLA 62 306

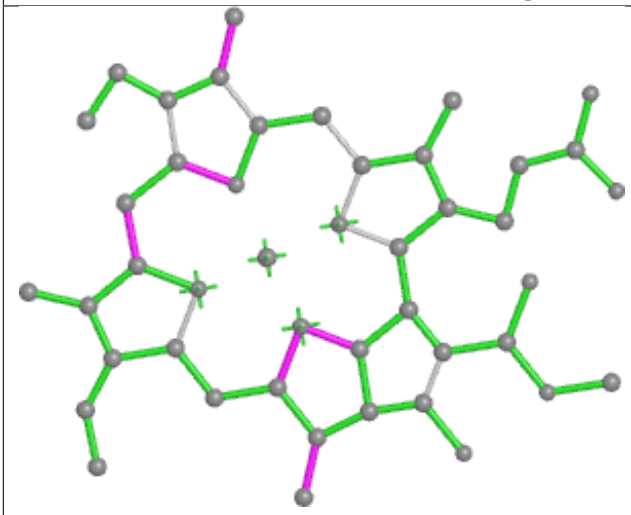

Bond lengths

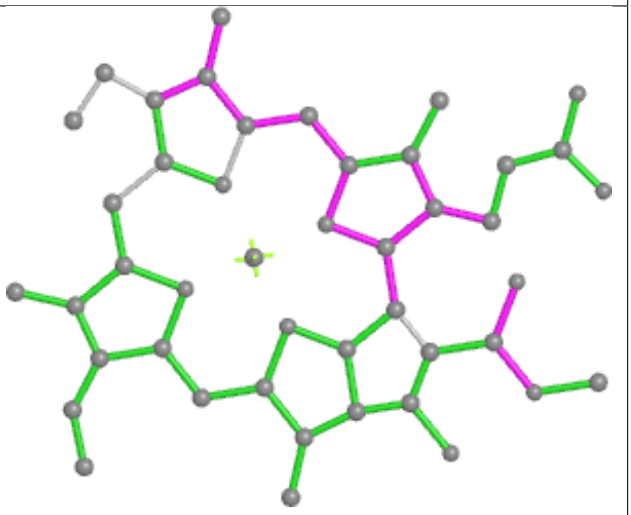

Bond angles

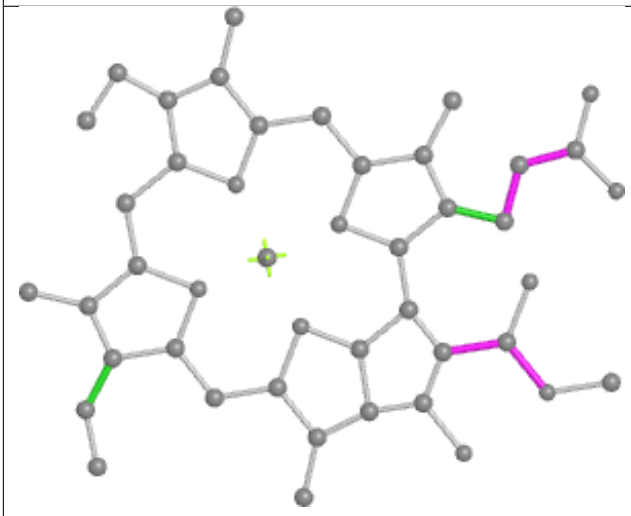

Torsions

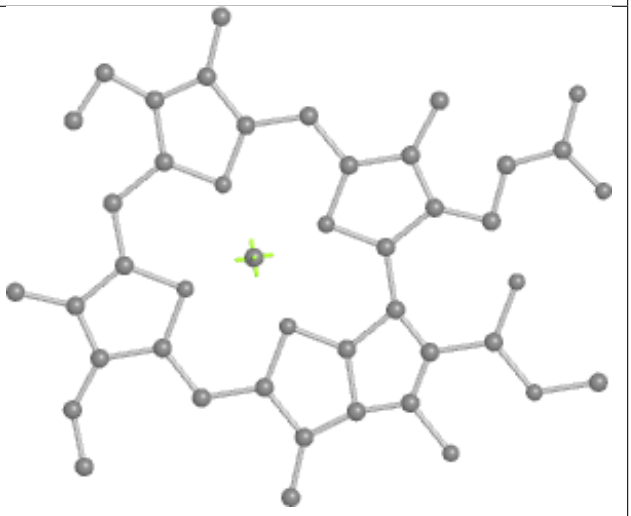

Rings

Ligand PEB Y9 202

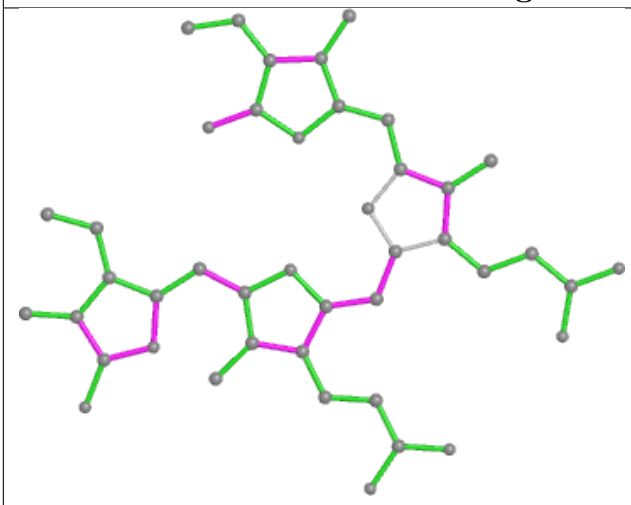

Bond lengths

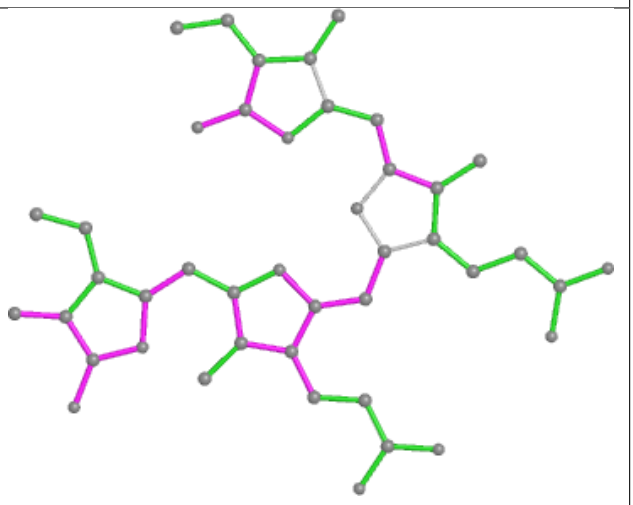

Bond angles

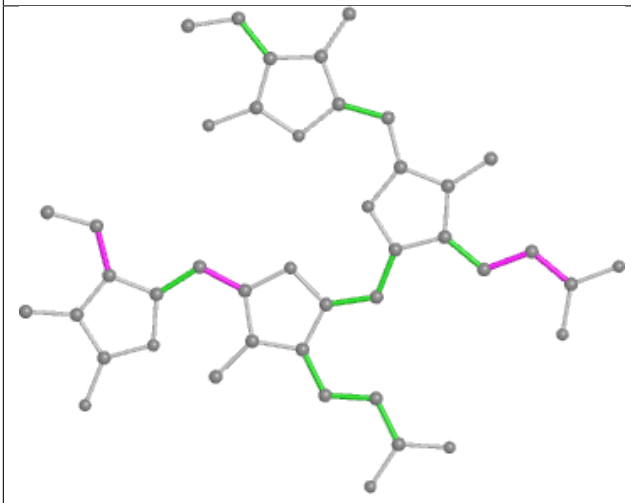

Torsions

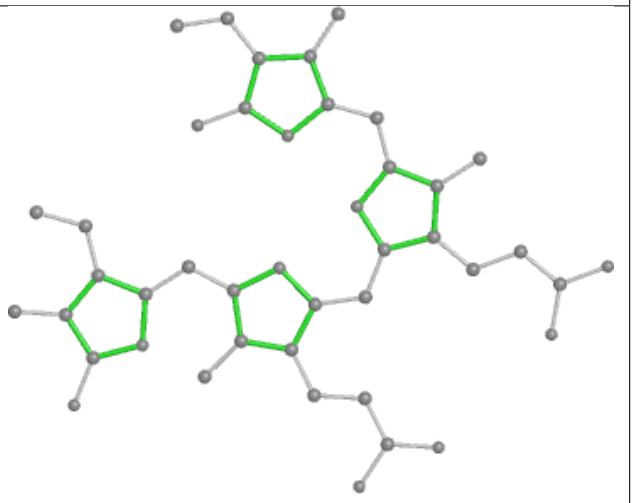

Rings

Ligand CYC x3 1001

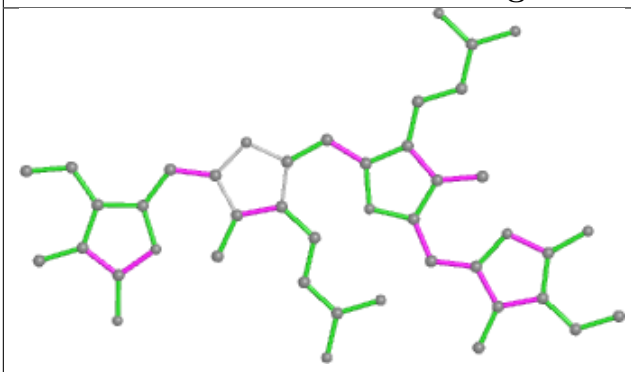

Bond lengths

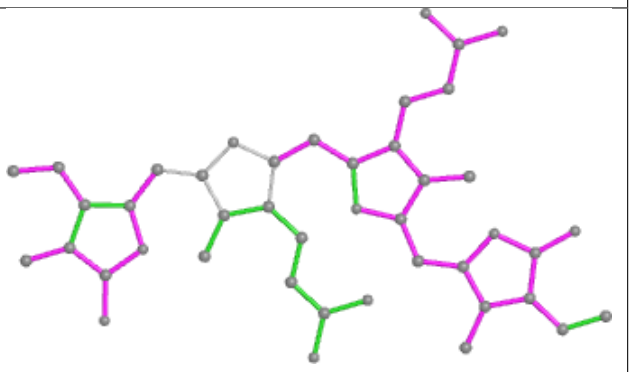

Bond angles

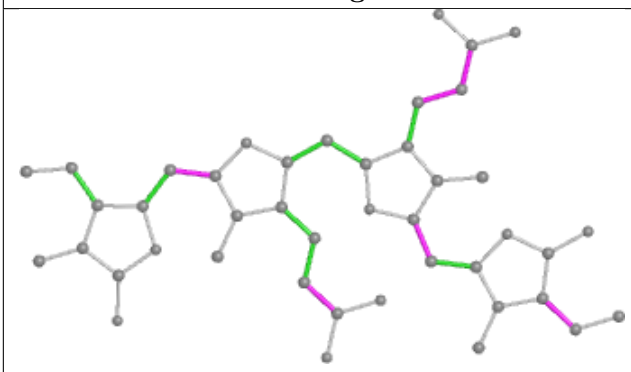

Torsions

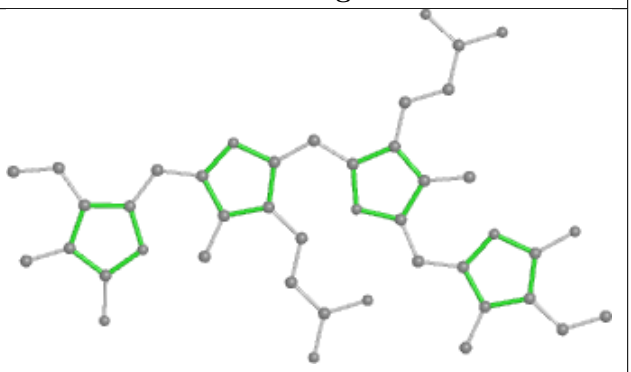

Rings

Ligand PEB GF 203

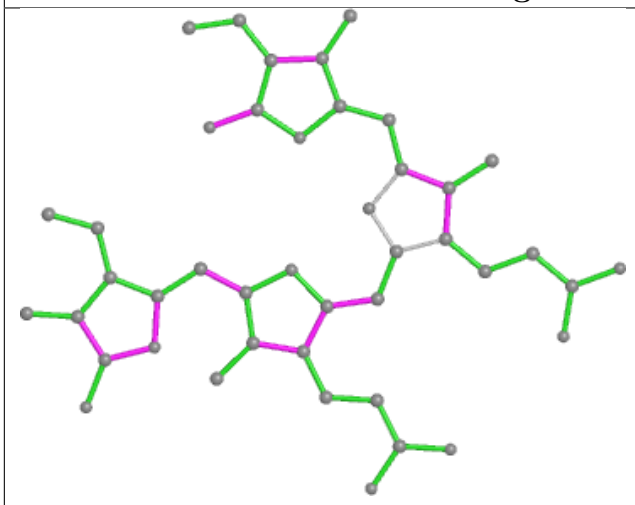

Bond lengths

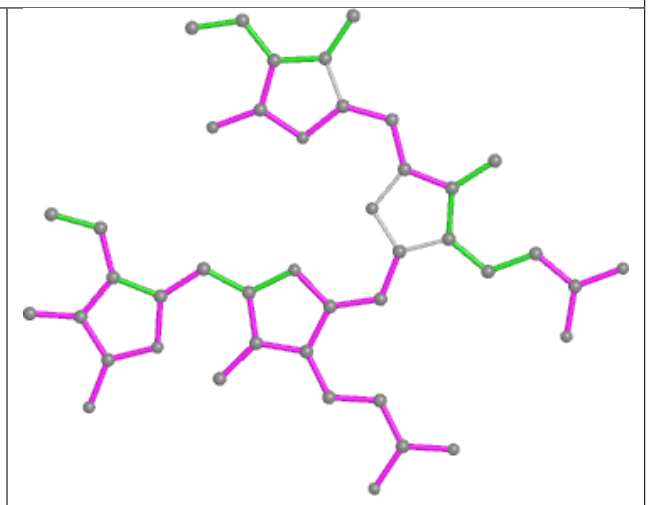

Bond angles

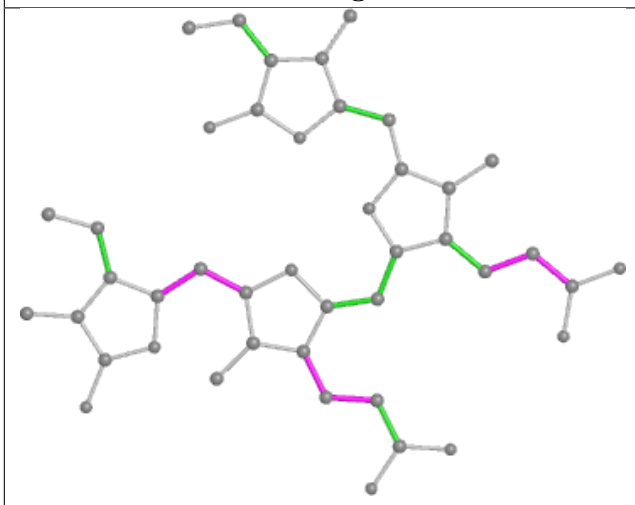

Torsions

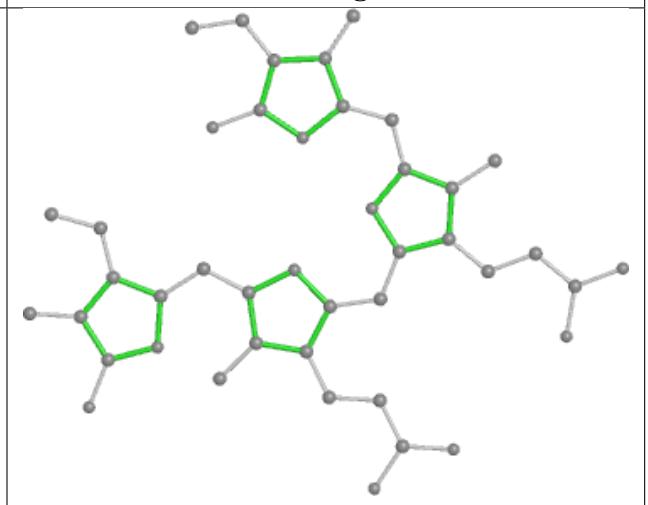

Rings

Ligand CLA 3N 312

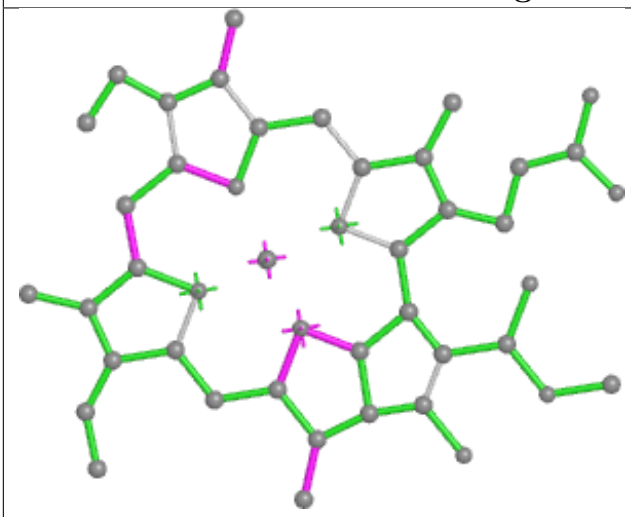

Bond lengths

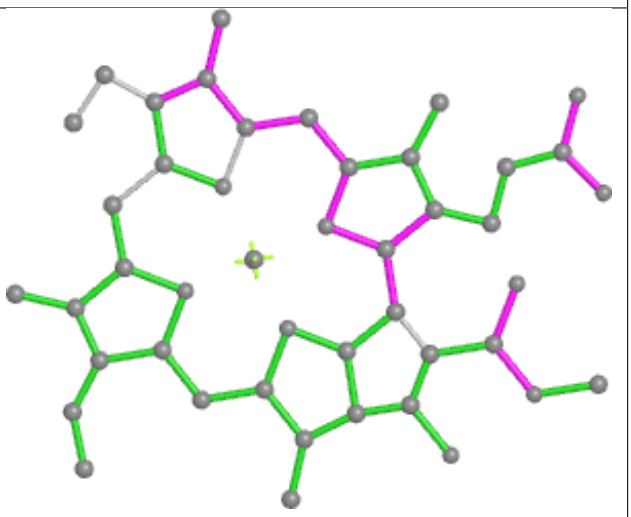

Bond angles

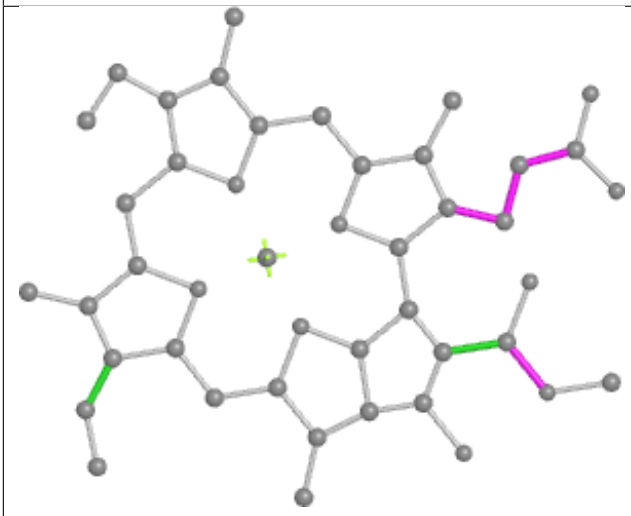

Torsions

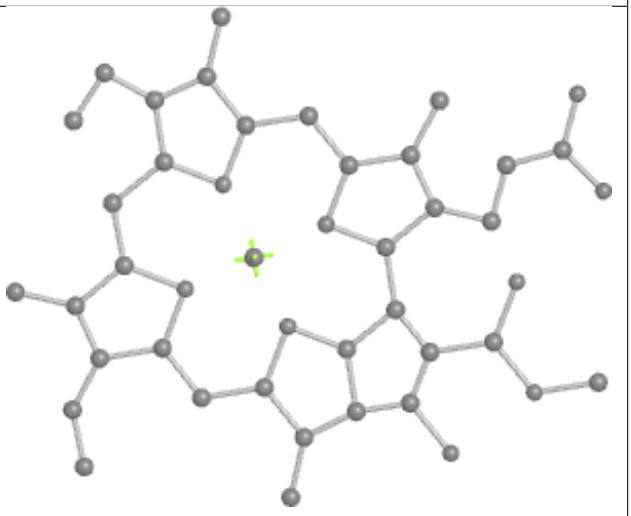

Rings

Ligand CYC O3 1001

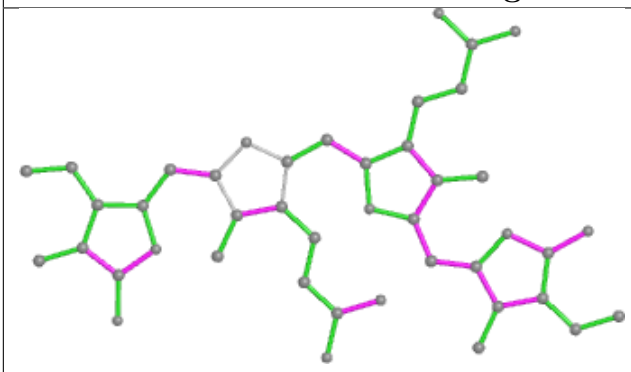

Bond lengths

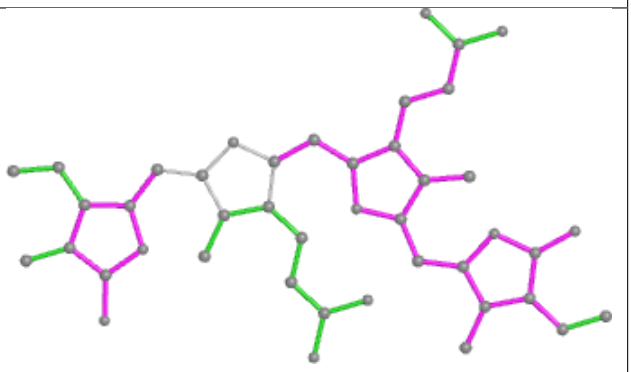

Bond angles

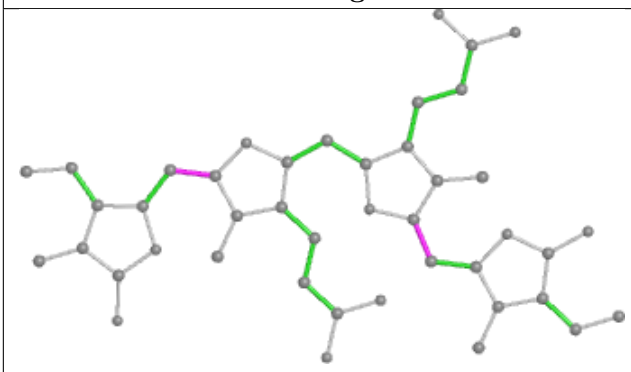

Torsions

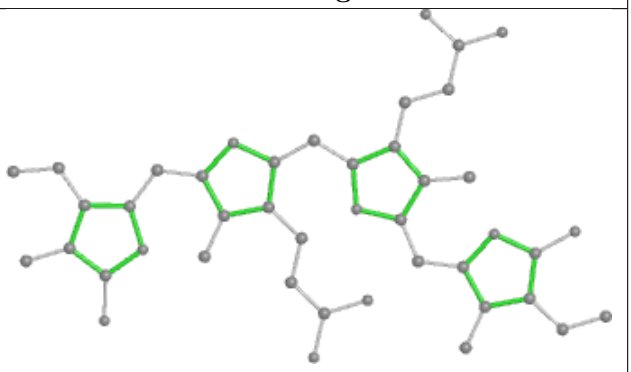

Rings

Ligand PEB AD 304

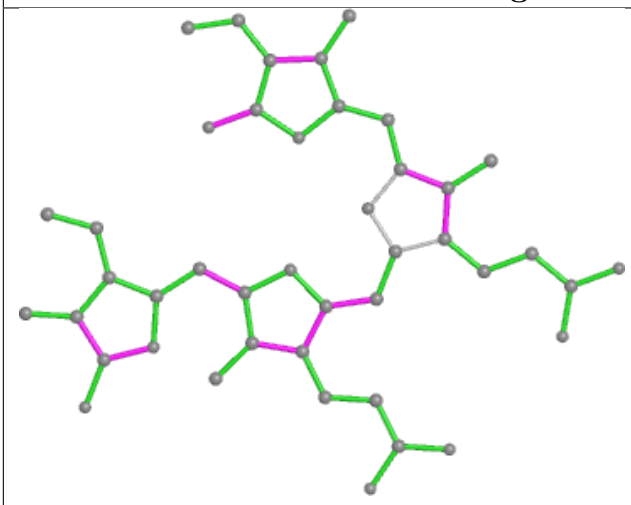

Bond lengths

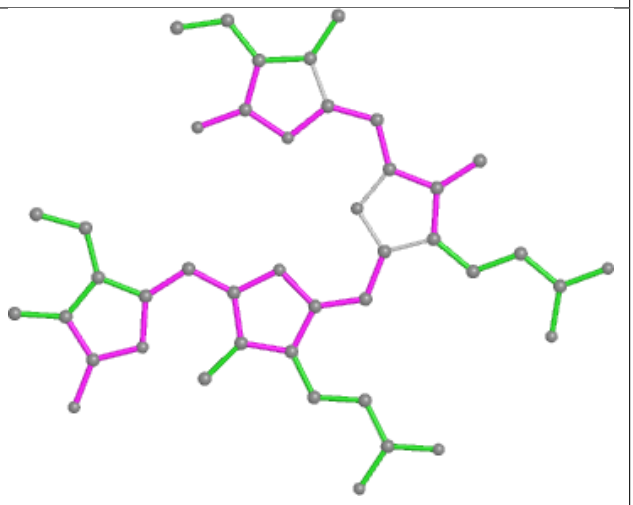

Bond angles

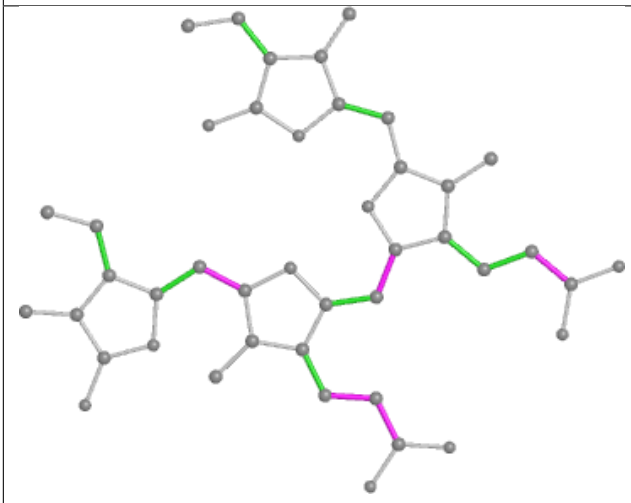

Torsions

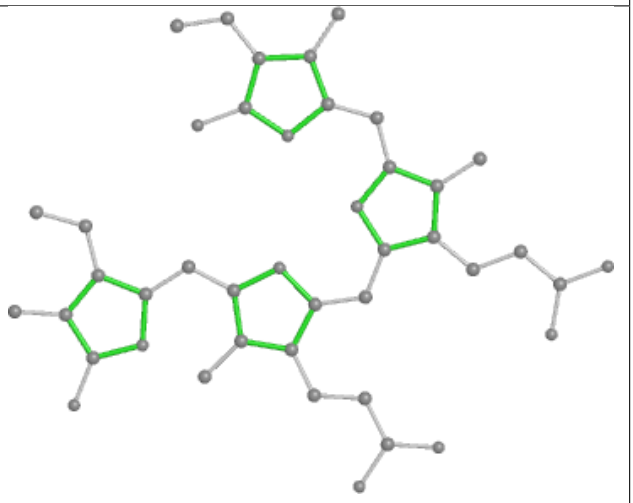

Rings

Ligand PEB S5 203

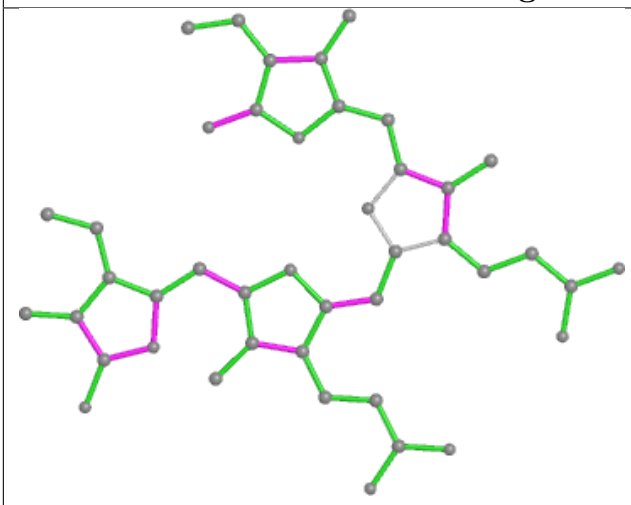

Bond lengths

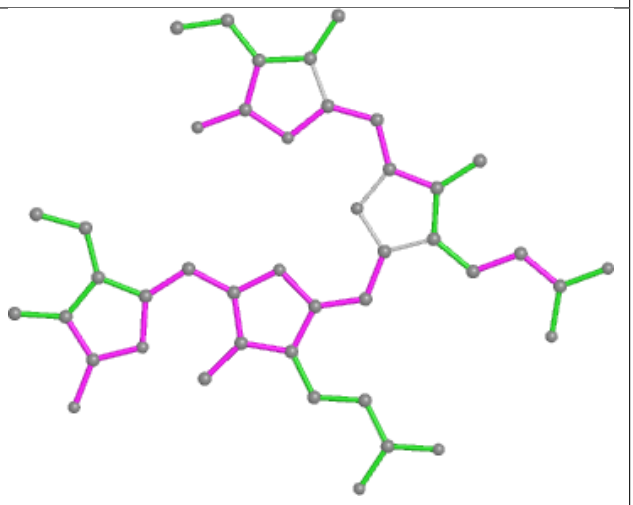

Bond angles

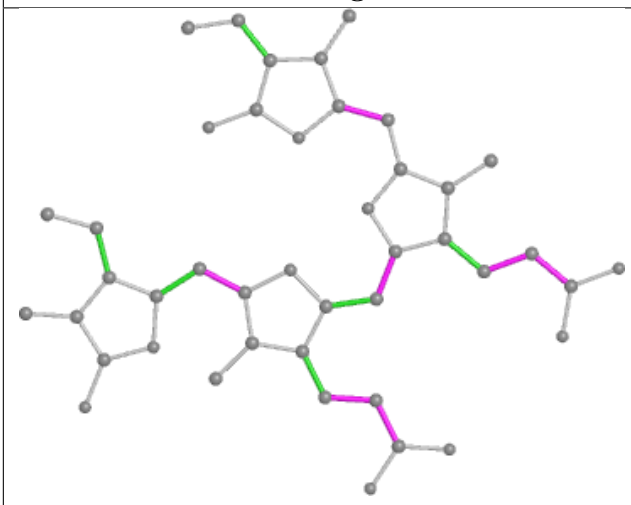

Torsions

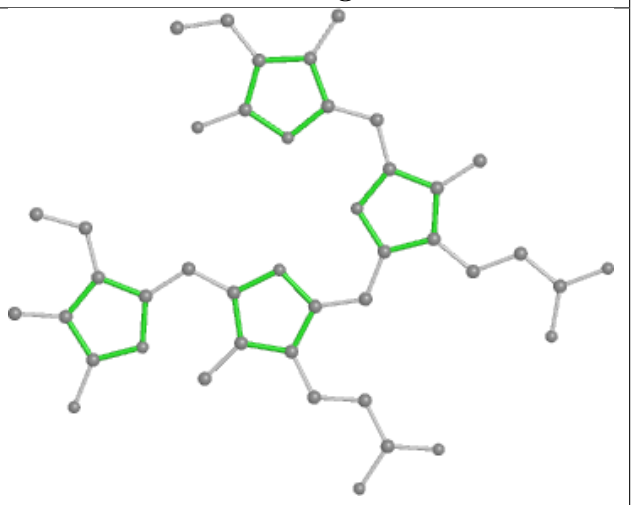

Rings

Ligand DGD C6 504

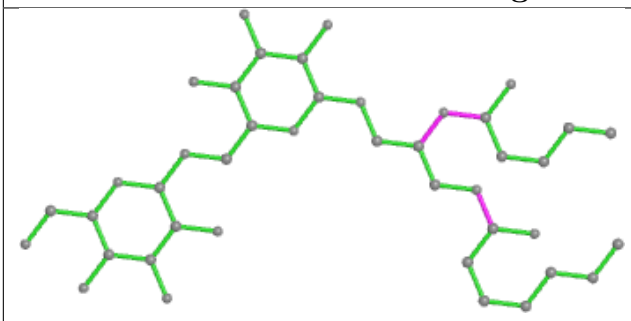

Bond lengths

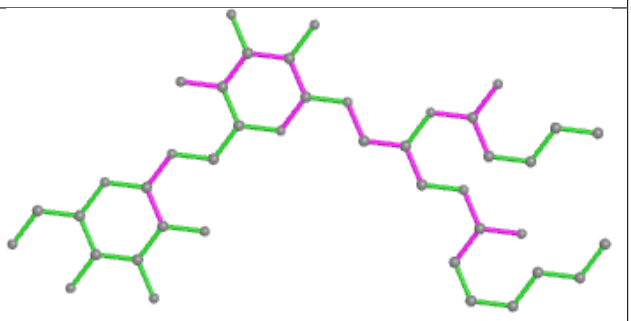

Bond angles

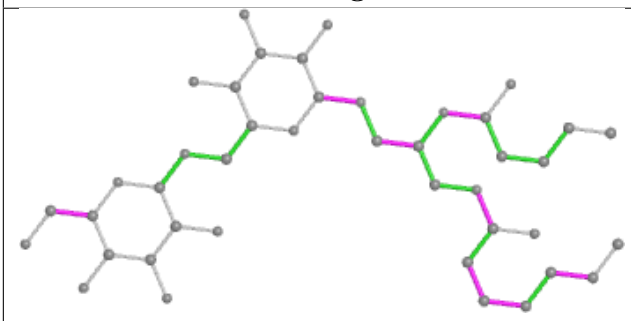

Torsions

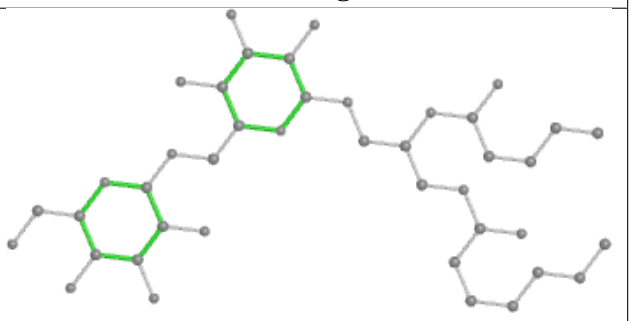

Rings

Ligand PEB RA 202

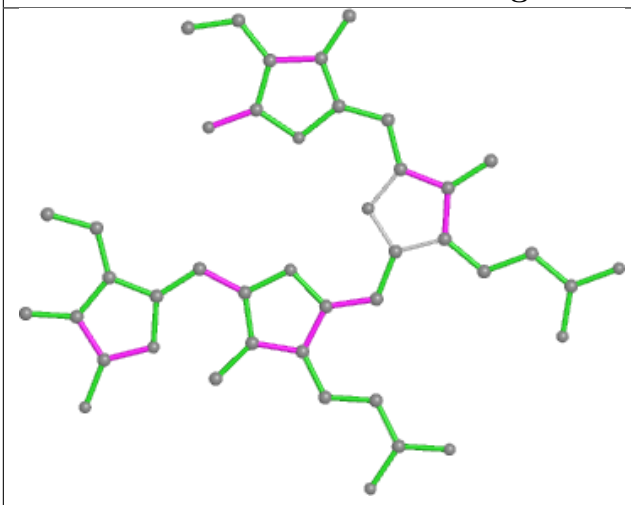

Bond lengths

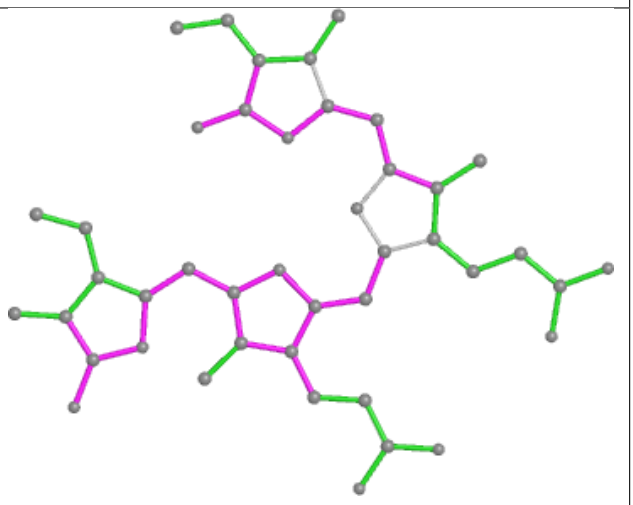

Bond angles

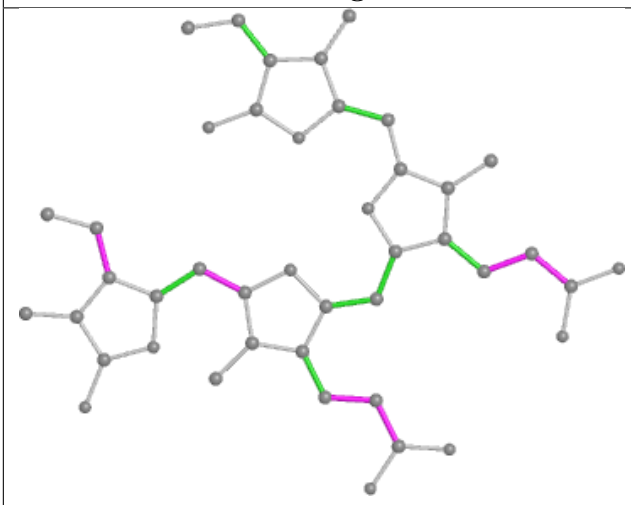

Torsions

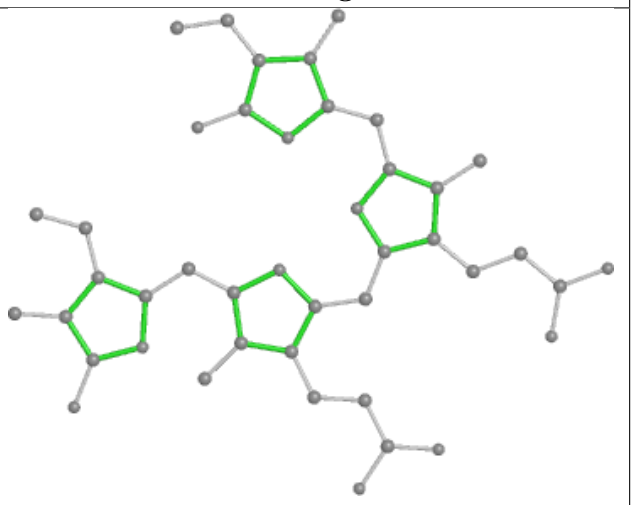

Rings

Ligand CLA BL 622

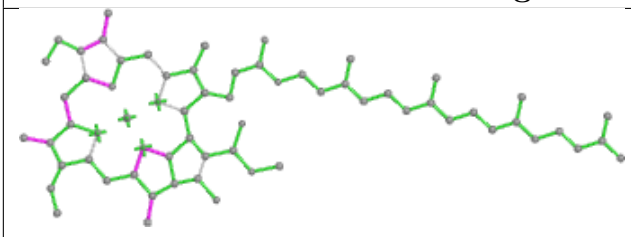

Bond lengths

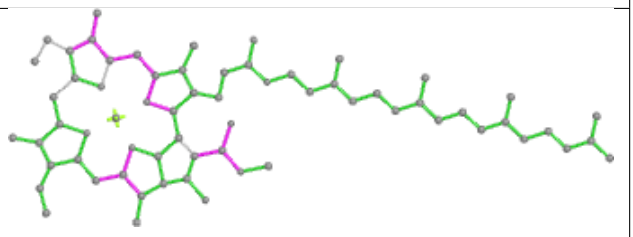

Bond angles

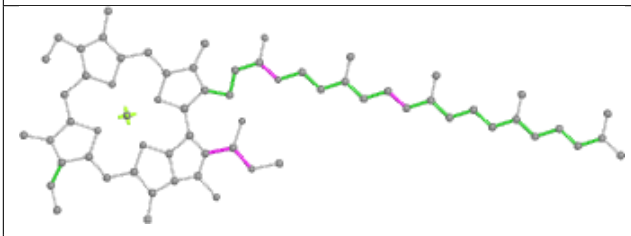

Torsions

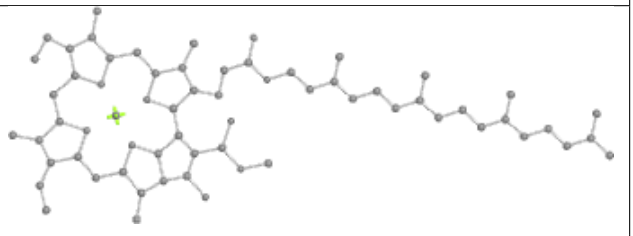

Rings

Ligand PEB G9 201

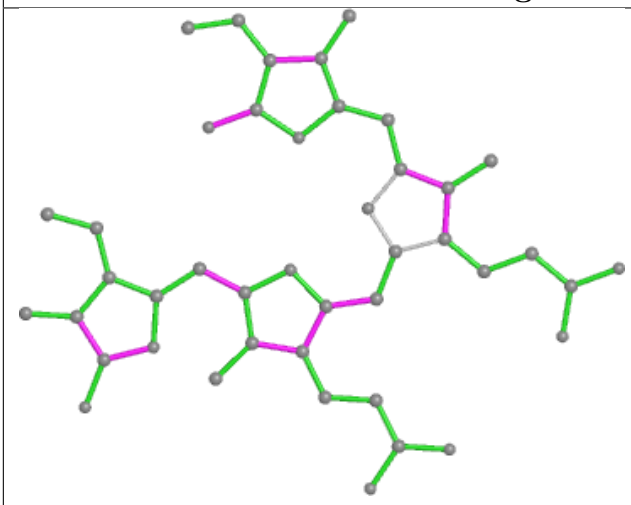

Bond lengths

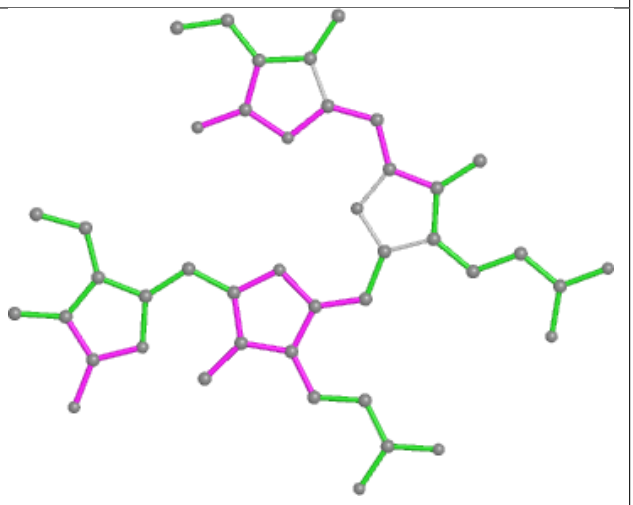

Bond angles

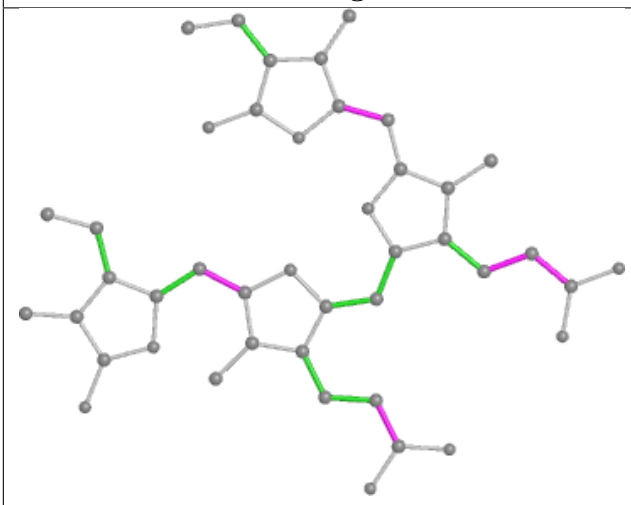

Torsions

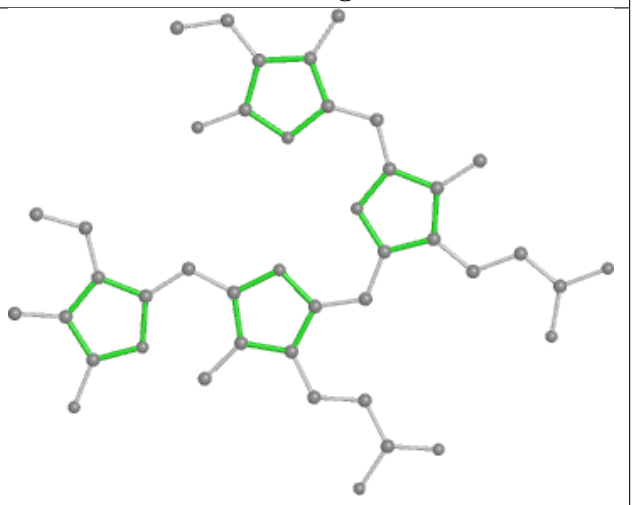

Rings

Ligand PUB AG 302

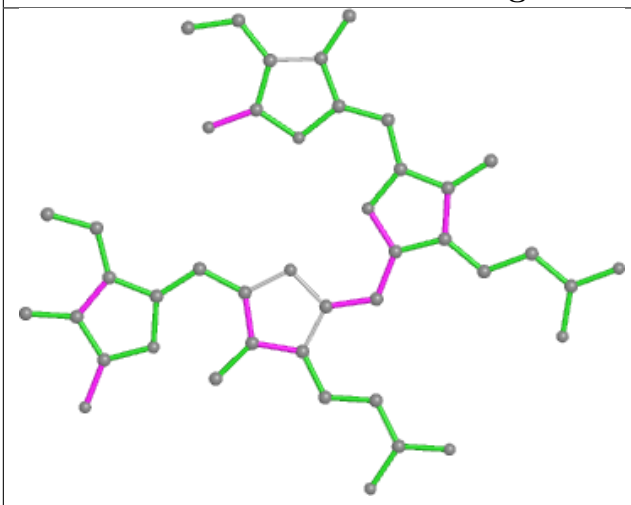

Bond lengths

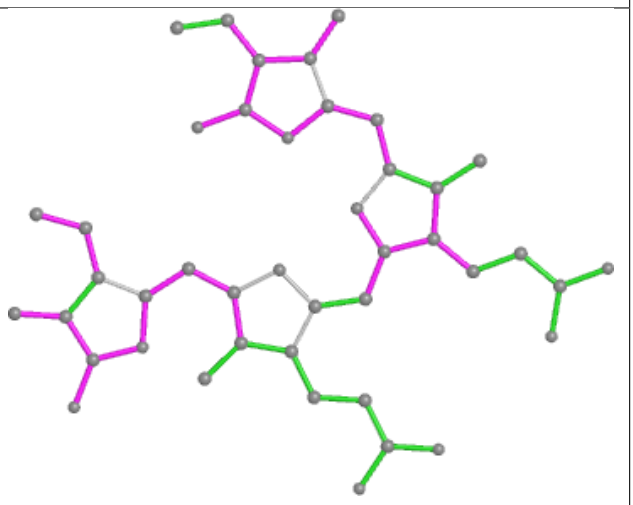

Bond angles

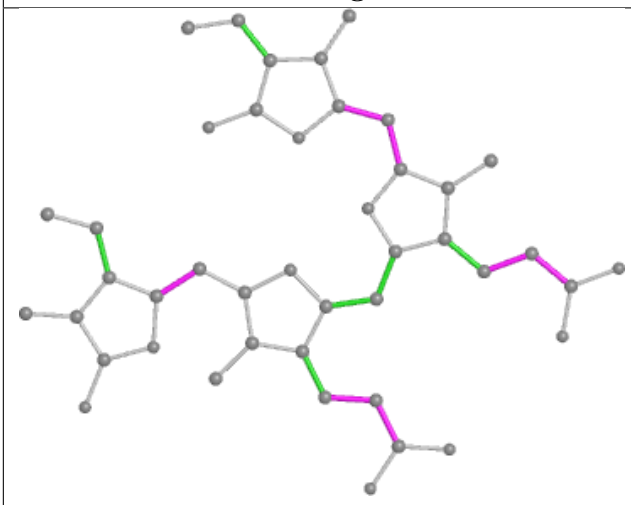

Torsions

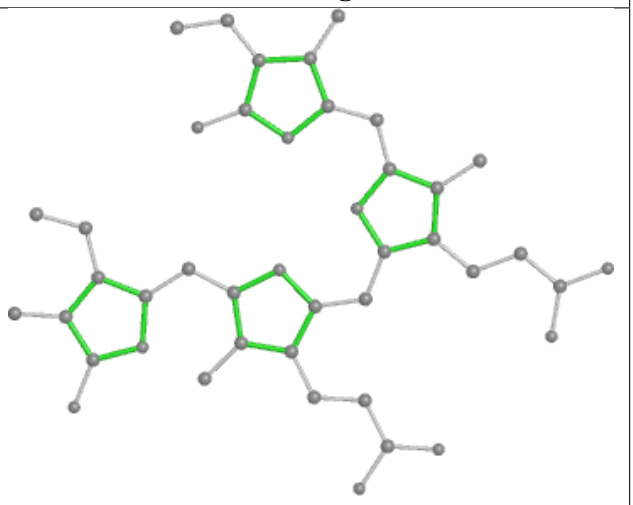

Rings

Ligand PUB AJ 303

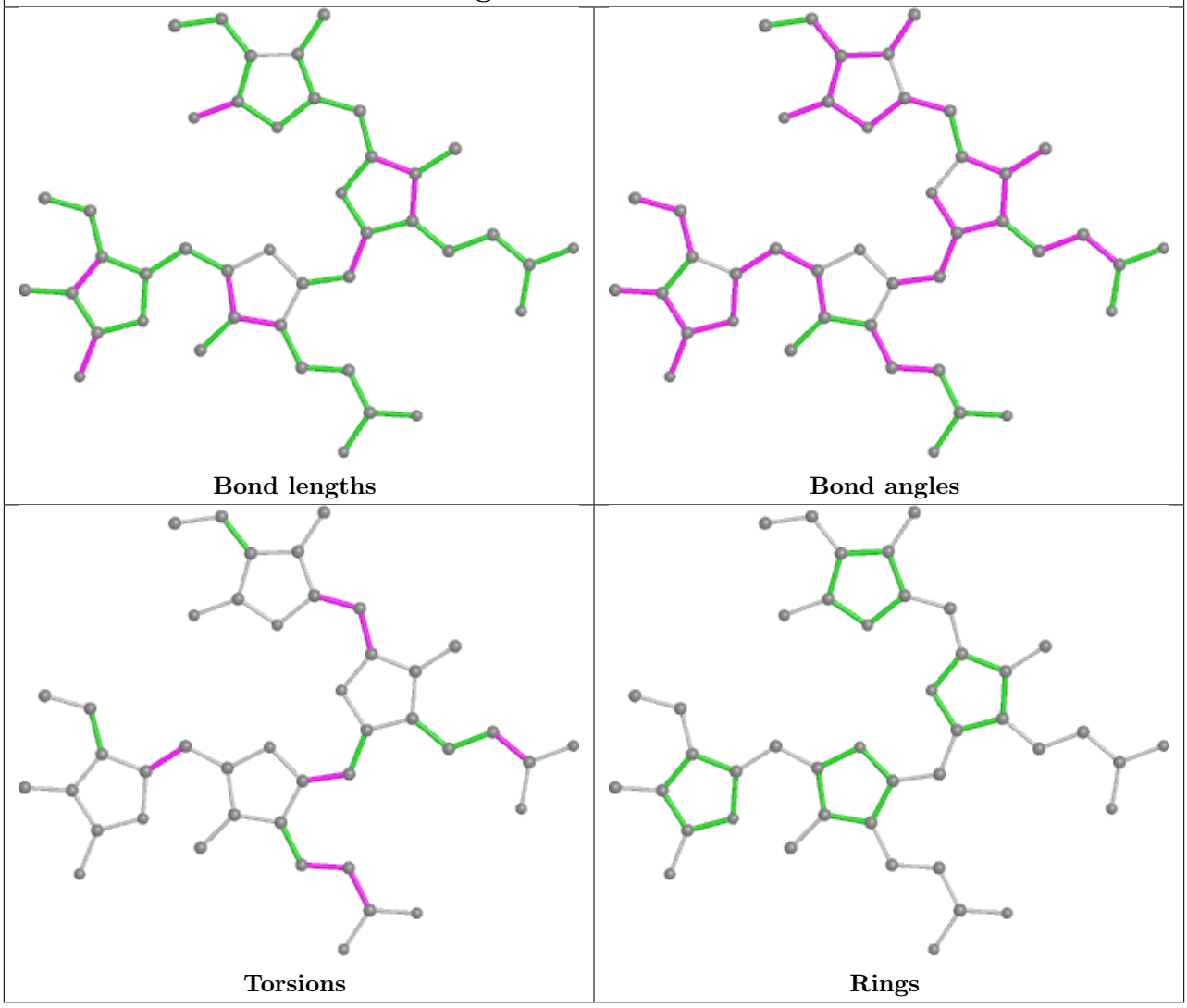

Ligand BCR bL 601

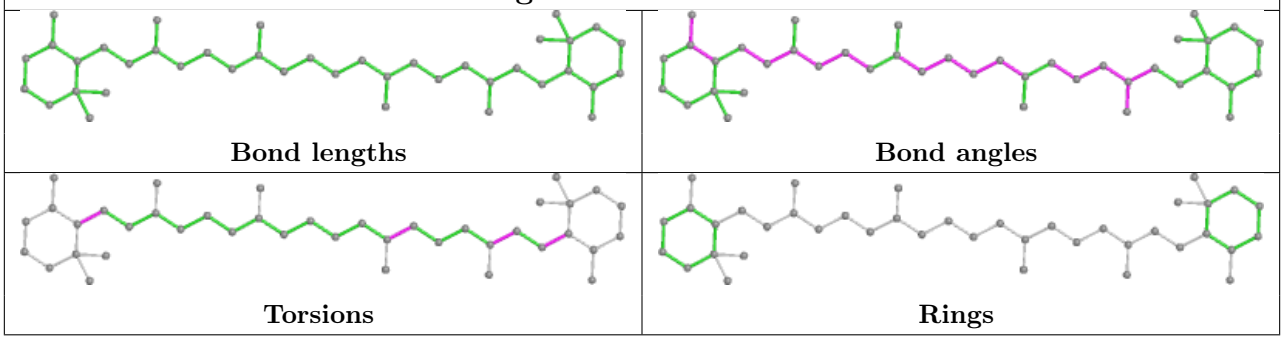

Ligand PEB FP 201

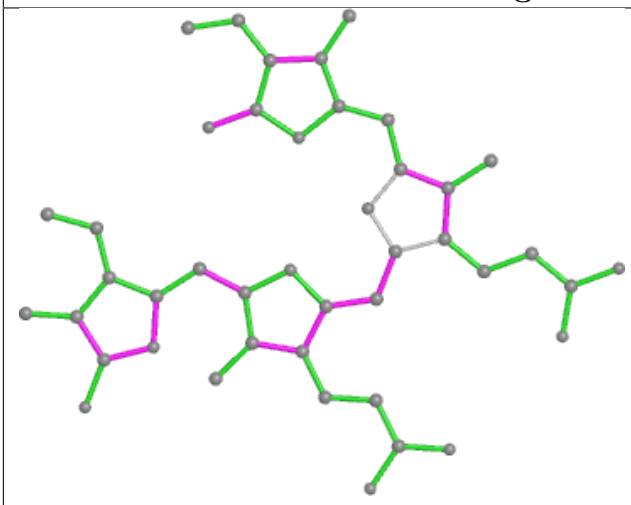

Bond lengths

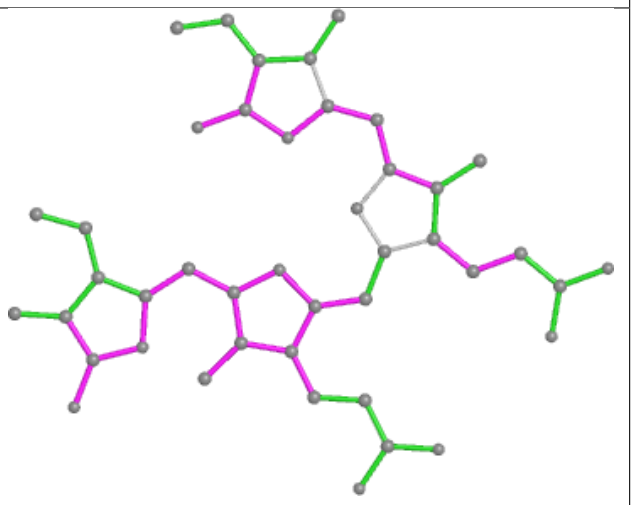

Bond angles

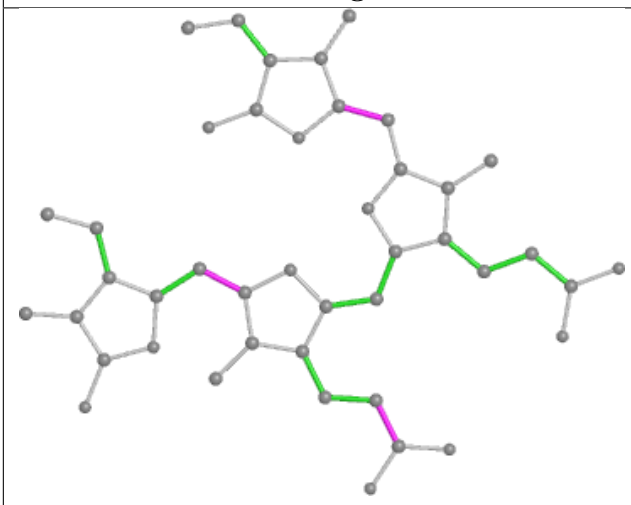

Torsions

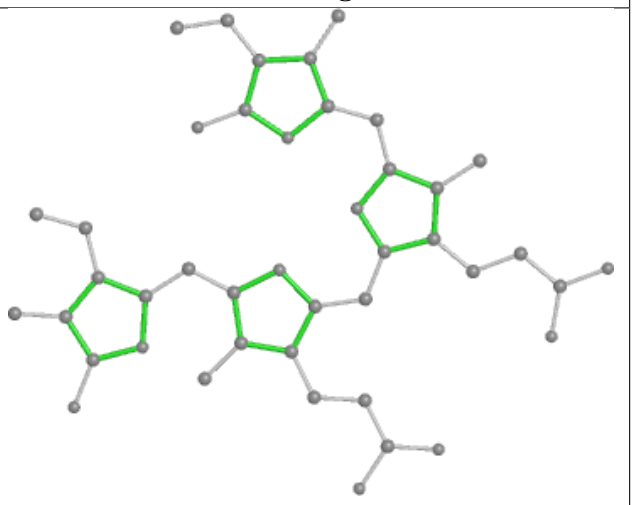

Rings

Ligand CLA 6N 613

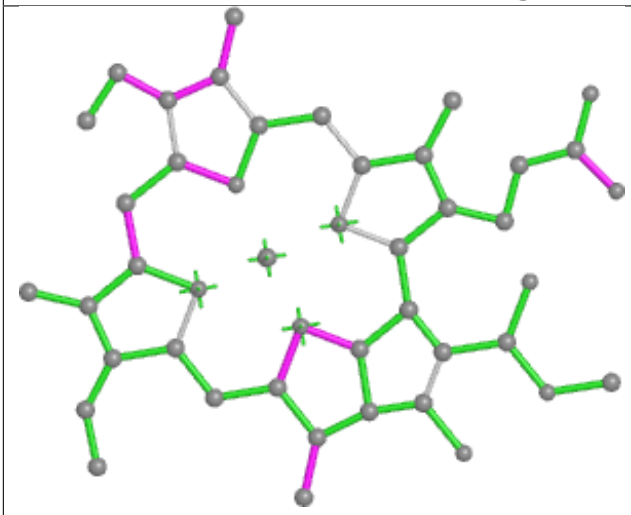

Bond lengths

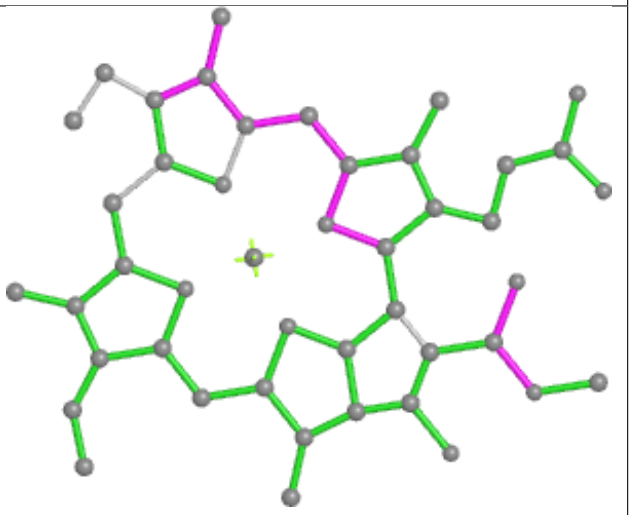

Bond angles

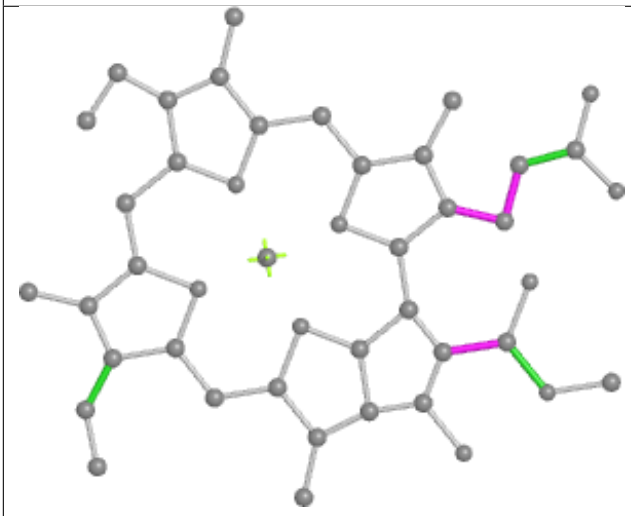

Torsions

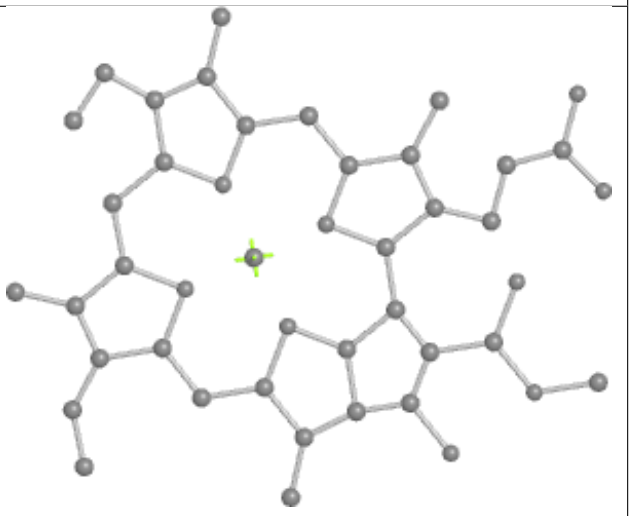

Rings

Ligand PEB BA 203

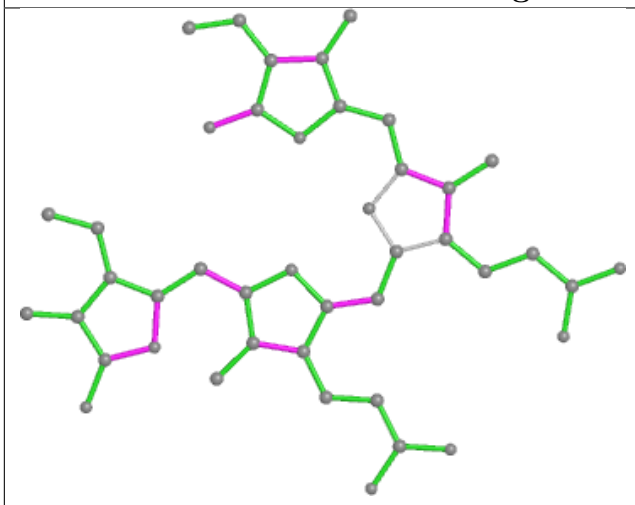

Bond lengths

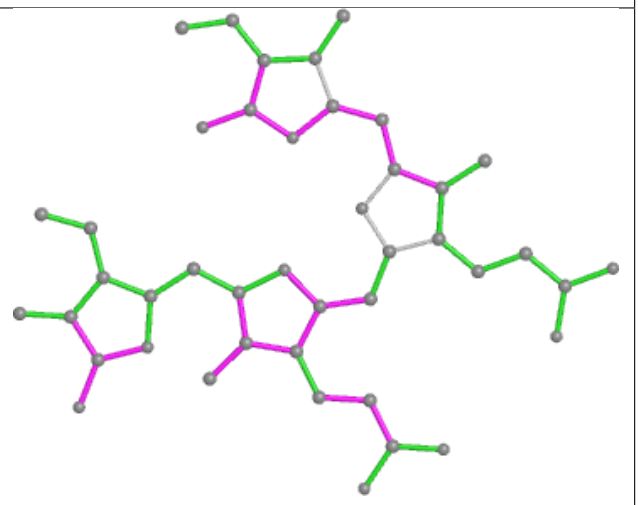

Bond angles

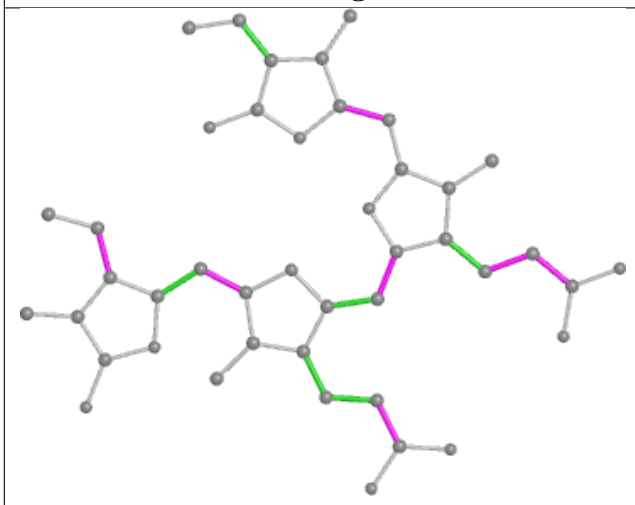

Torsions

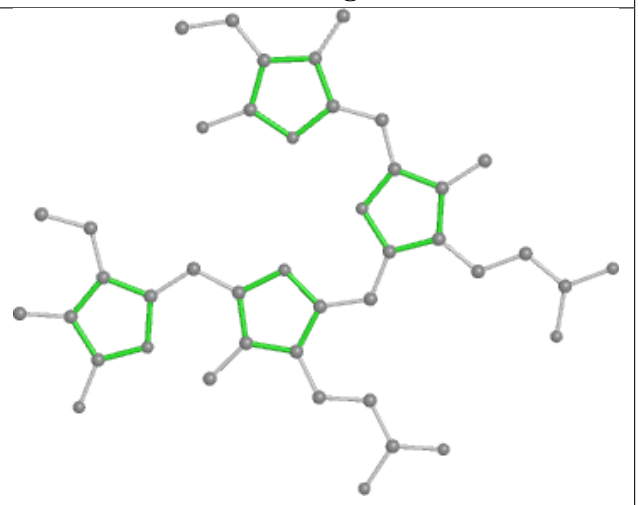

Rings

Ligand PEB cJ 202

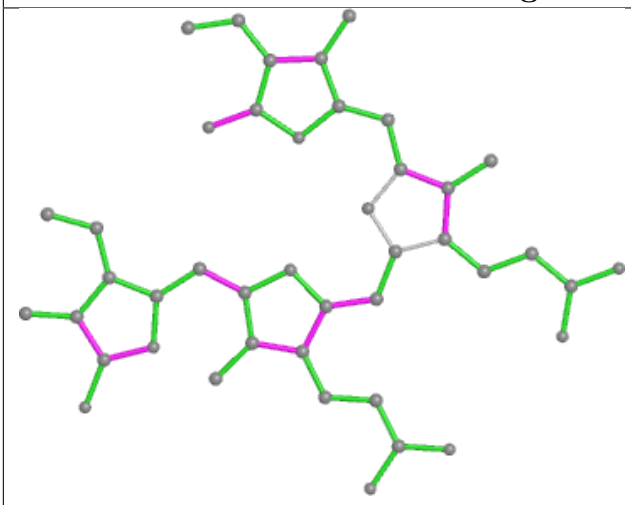

Bond lengths

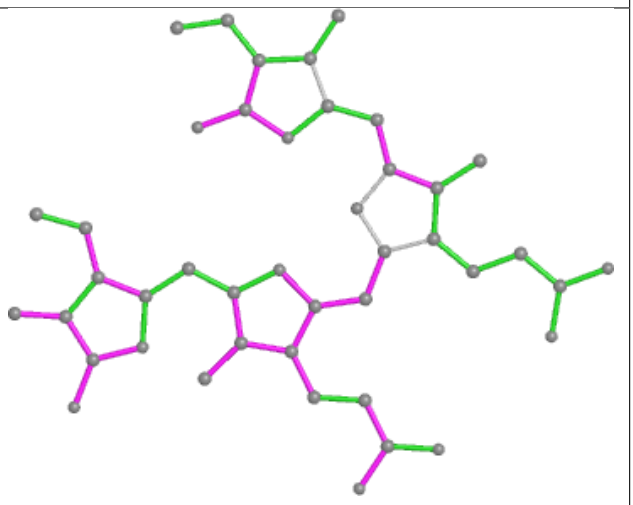

Bond angles

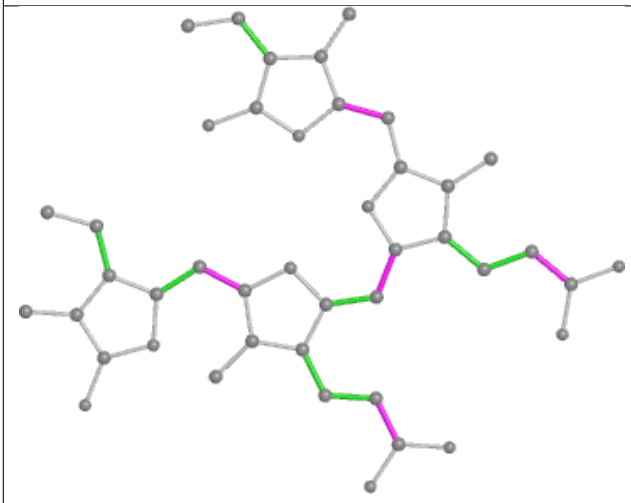

Torsions

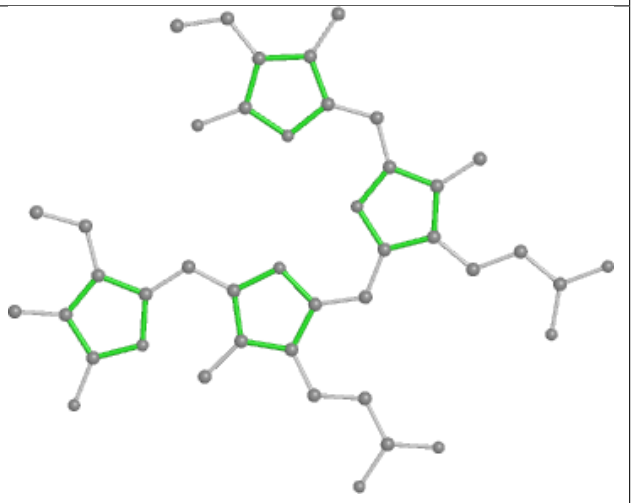

Rings

Ligand PEB L1 1002

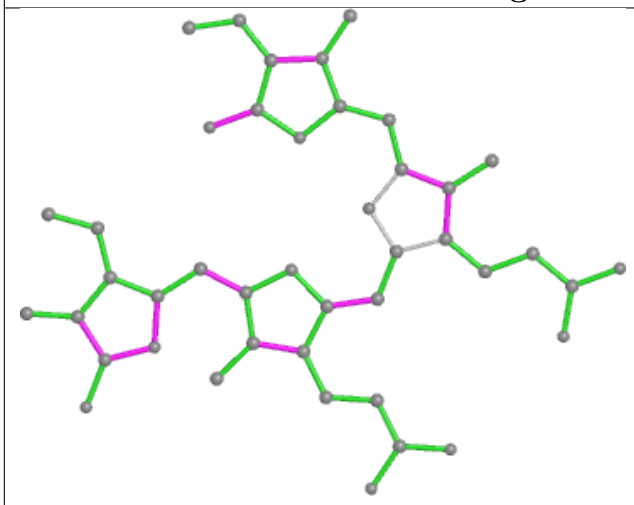

Bond lengths

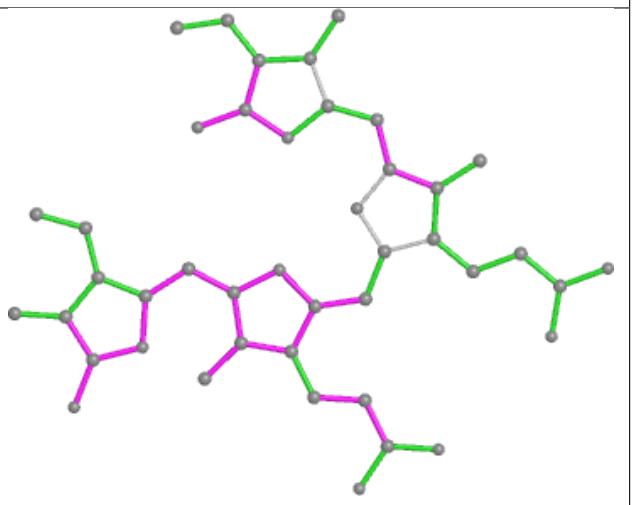

Bond angles

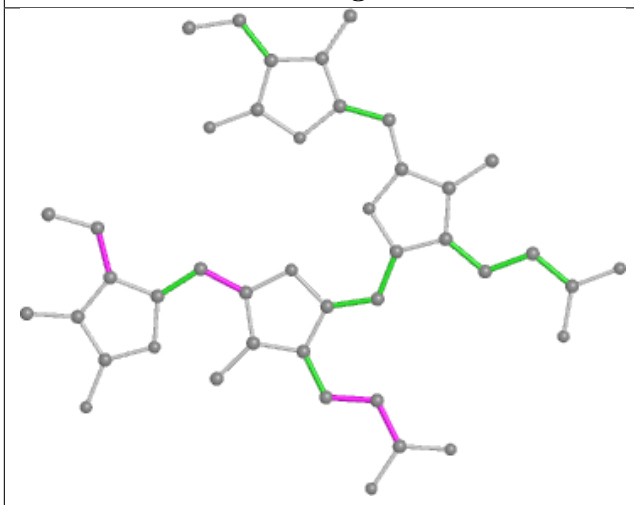

Torsions

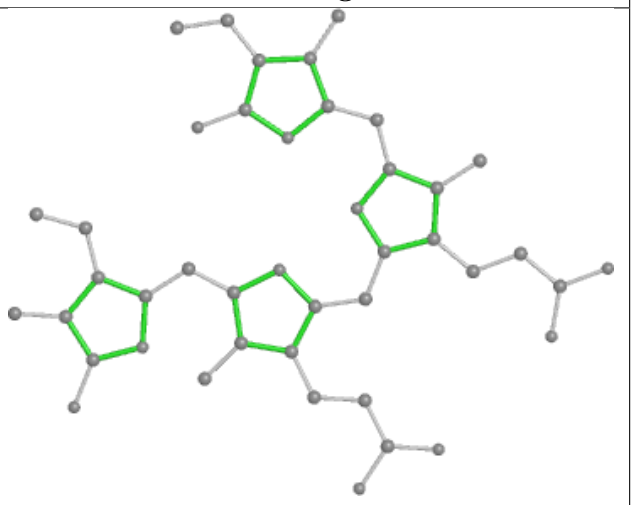

Rings

Ligand CLA A2 814

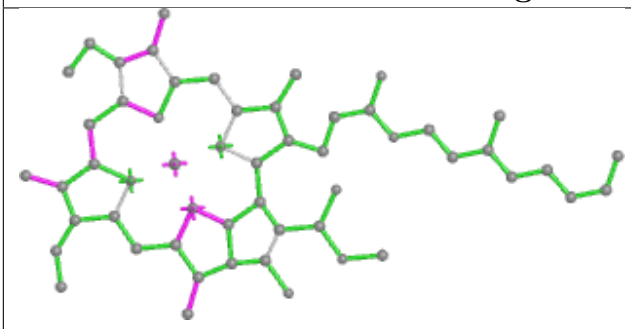

Bond lengths

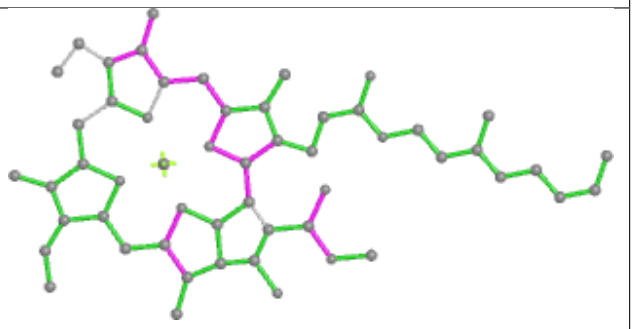

Bond angles

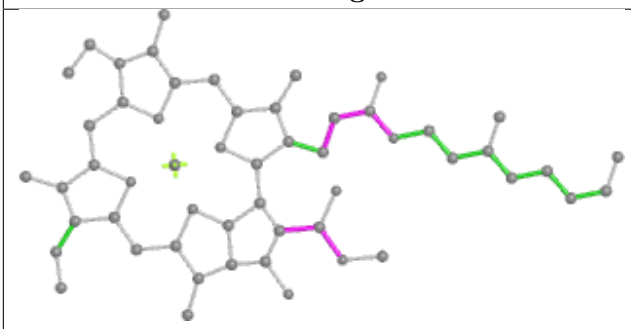

Torsions

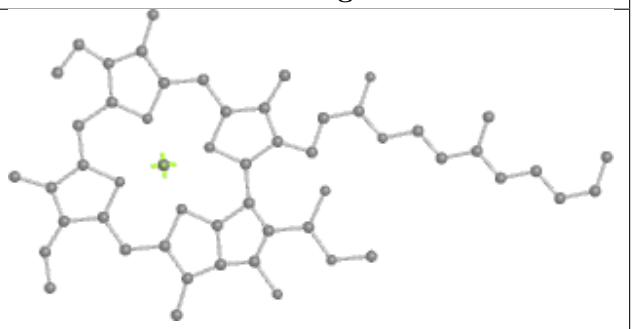

Rings

Ligand PEB Y4 201

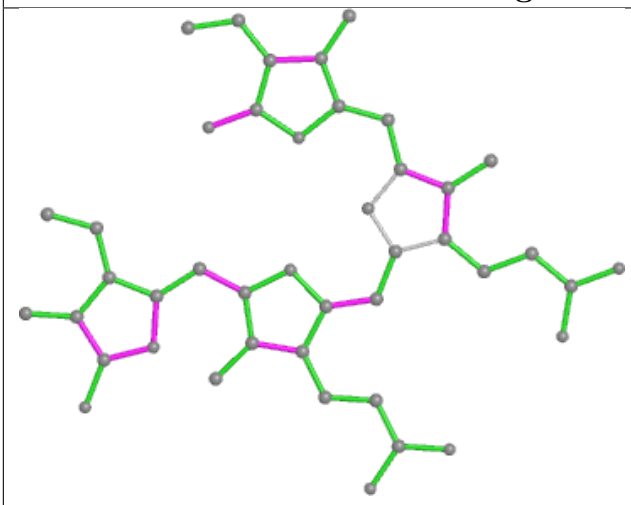

Bond lengths

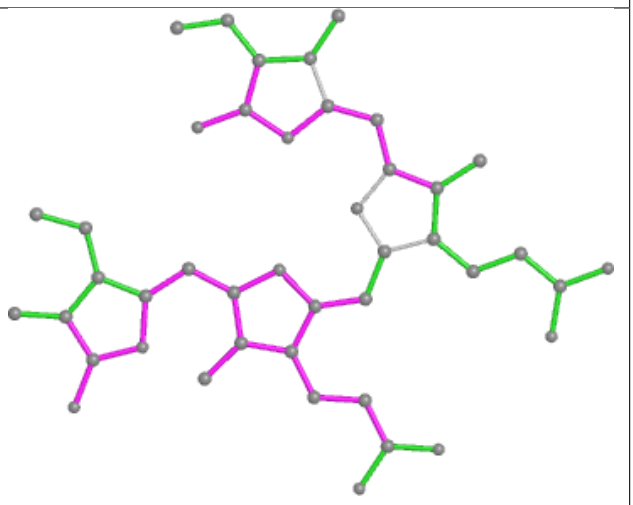

Bond angles

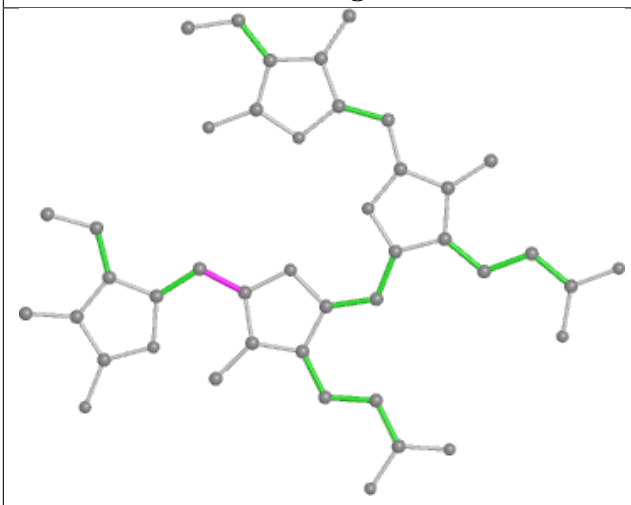

Torsions

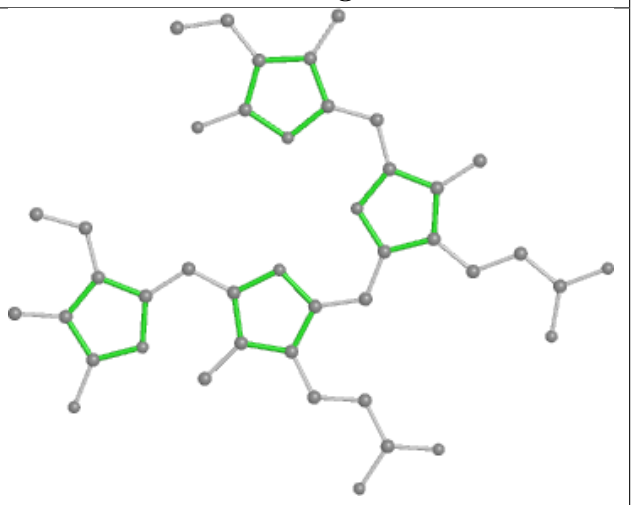

Rings

Ligand PUB KA 203

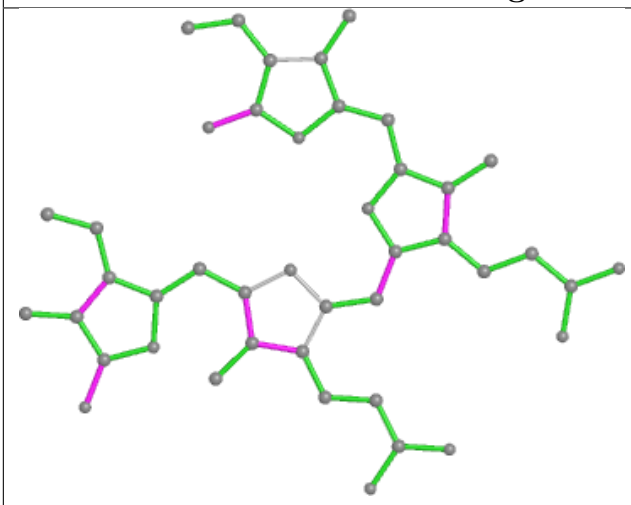

Bond lengths

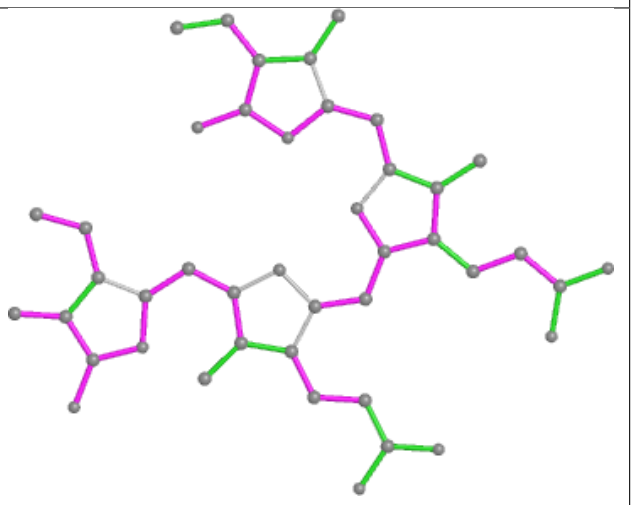

Bond angles

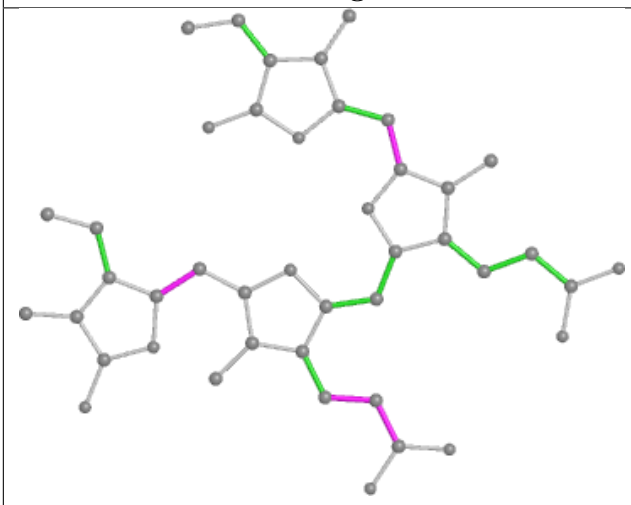

Torsions

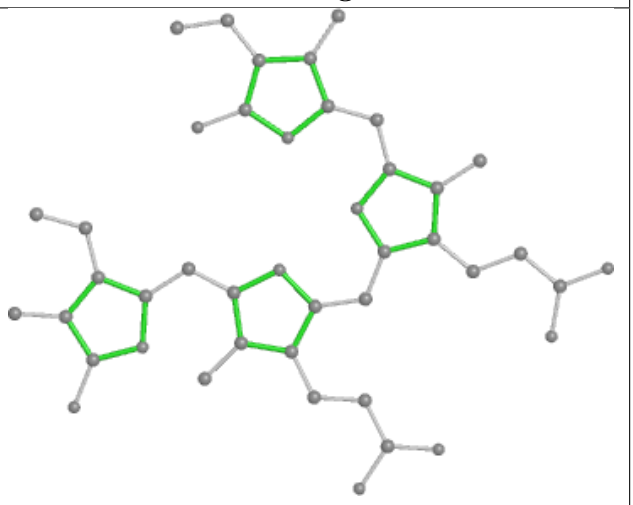

Rings

Ligand PEB XF 201

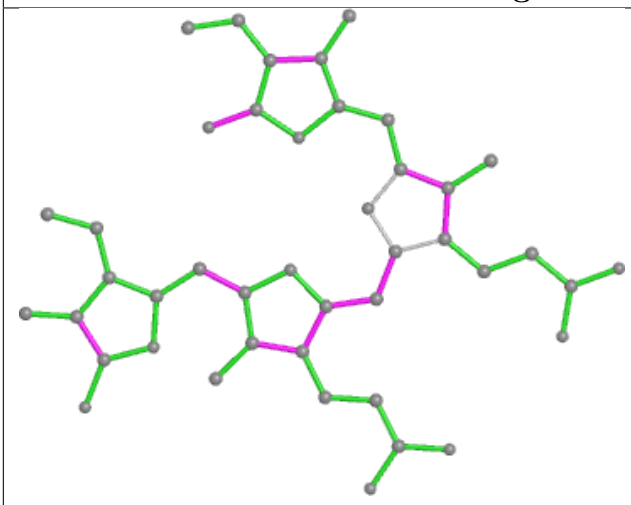

Bond lengths

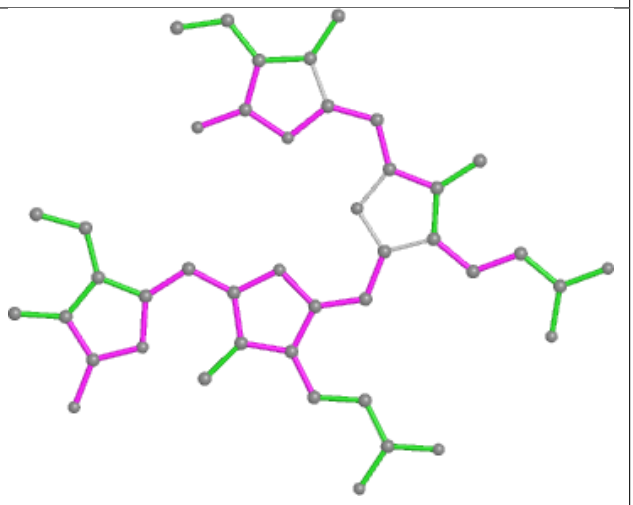

Bond angles

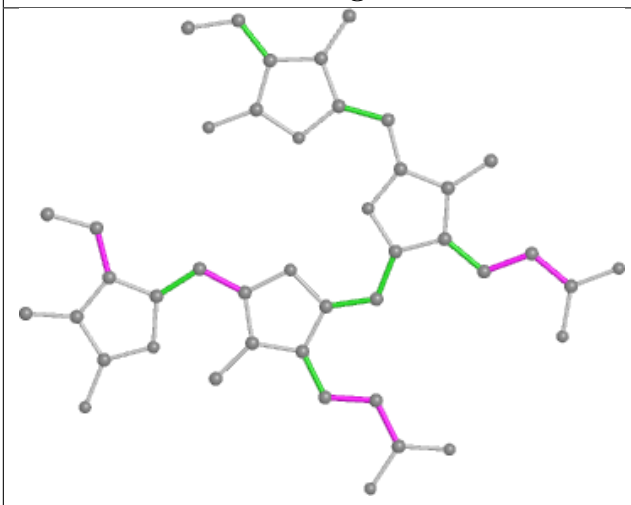

Torsions

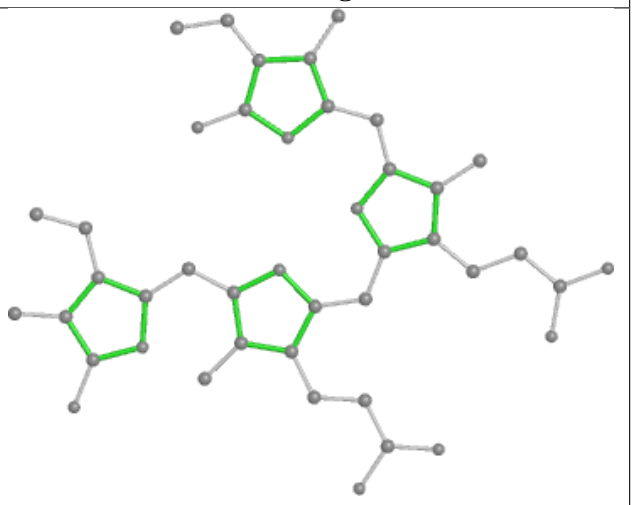

Rings

Ligand CLA 72 610

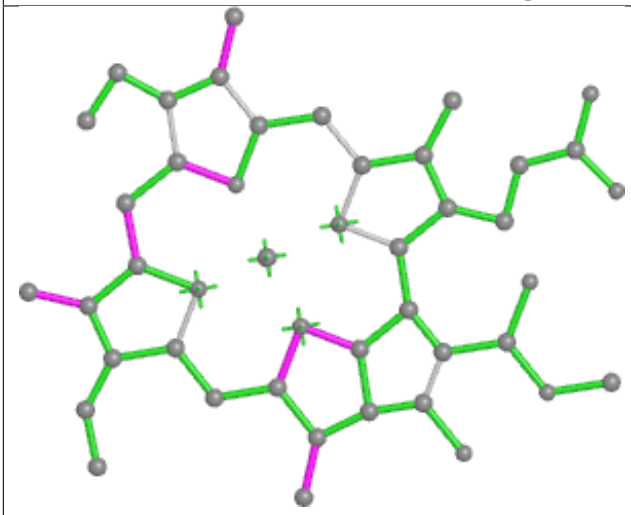

Bond lengths

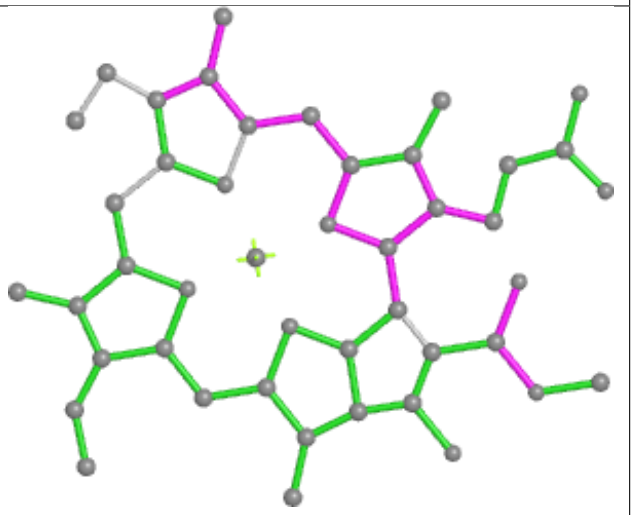

Bond angles

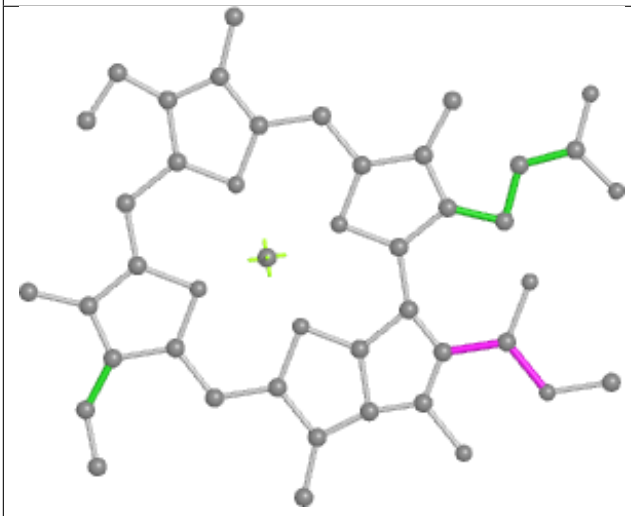

Torsions

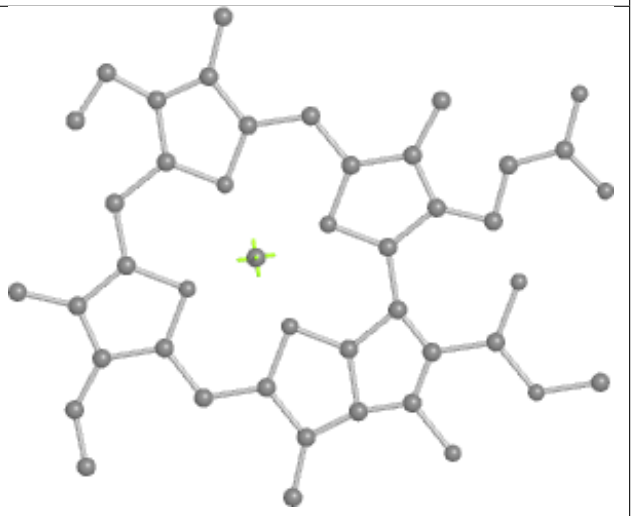

Rings

Ligand PEB VK 201

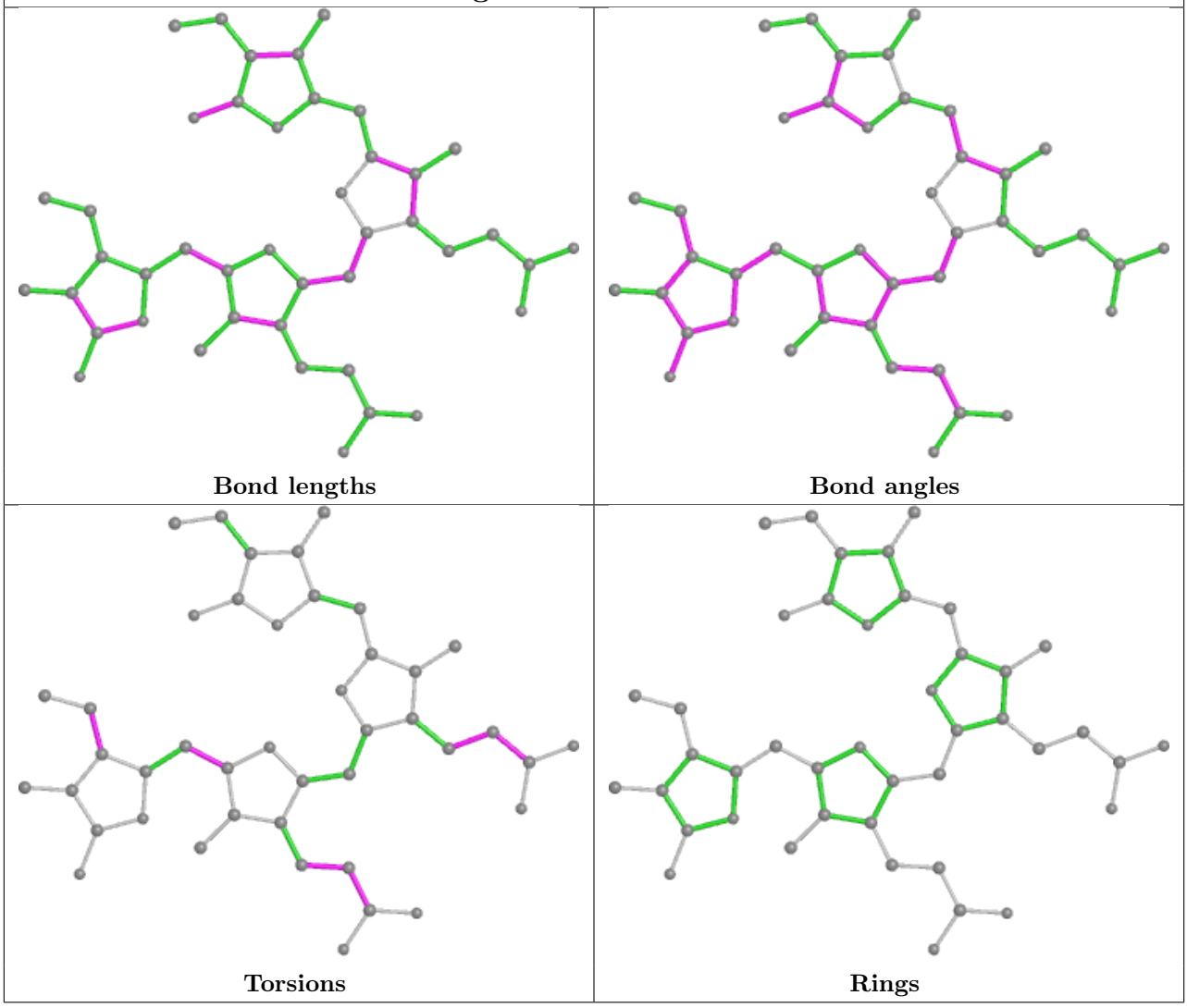

Bond lengths | Bond angles

Torsions | Rings

Ligand CLA b6 612

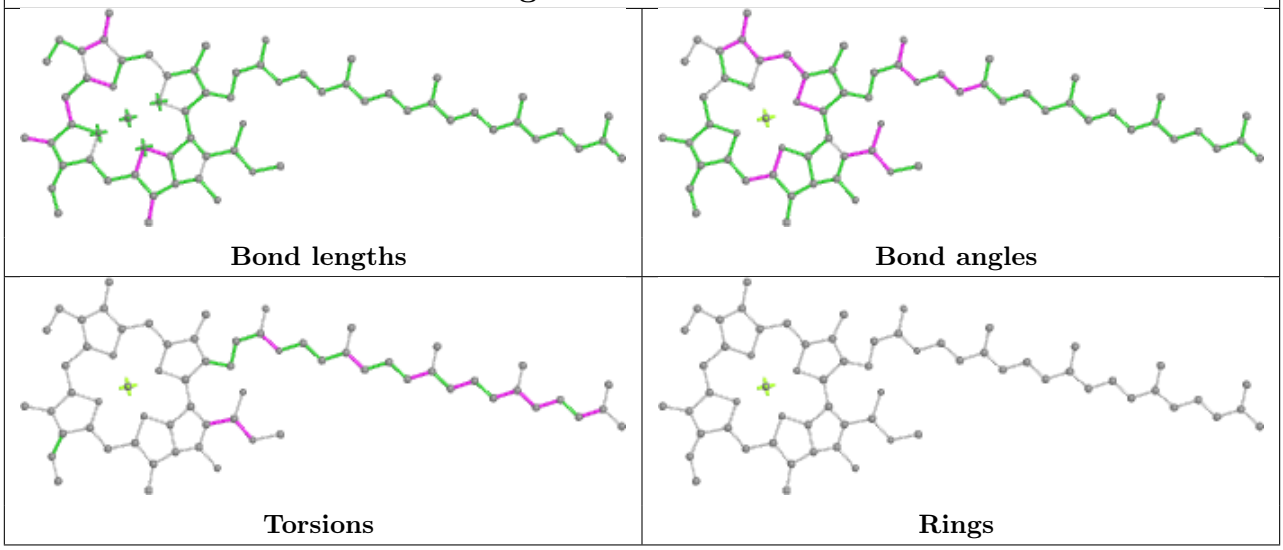

Bond lengths | Bond angles

Torsions | Rings

Ligand LHG M6 101

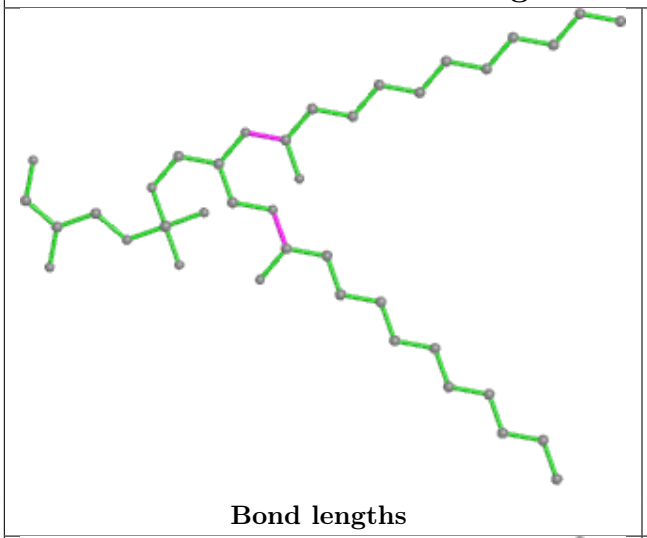

Bond lengths

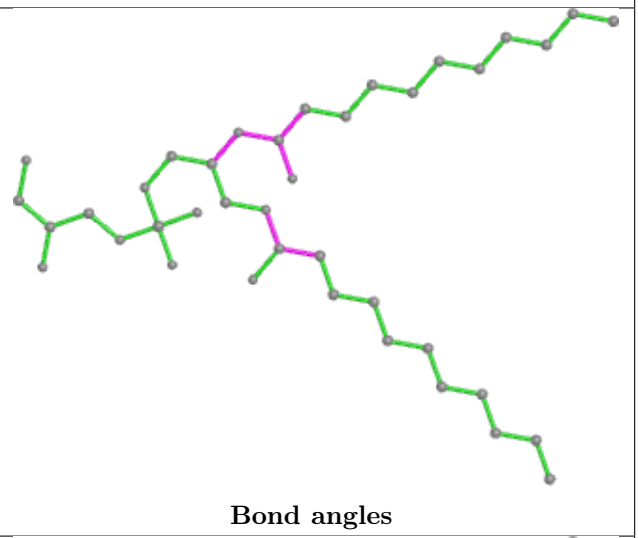

Bond angles

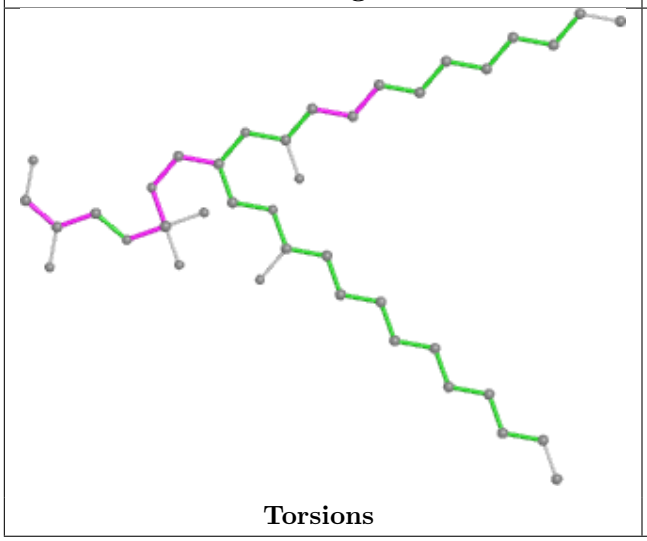

Torsions

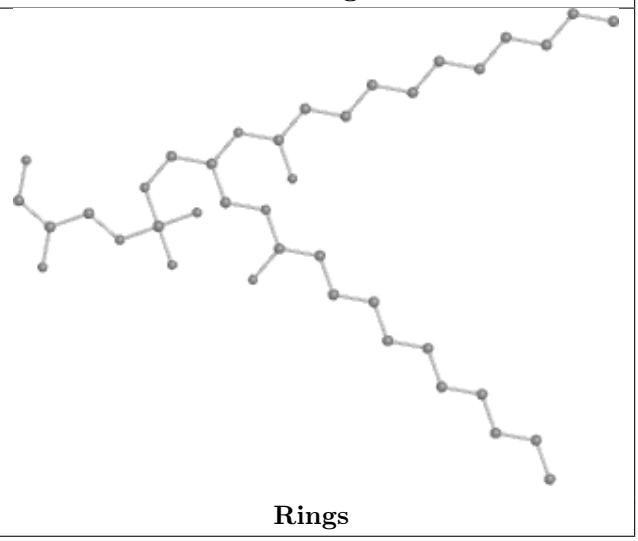

Rings

Ligand PEB I5 202

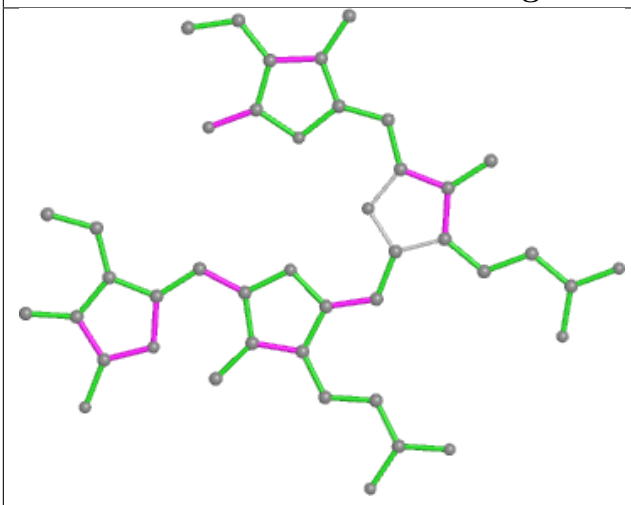

Bond lengths

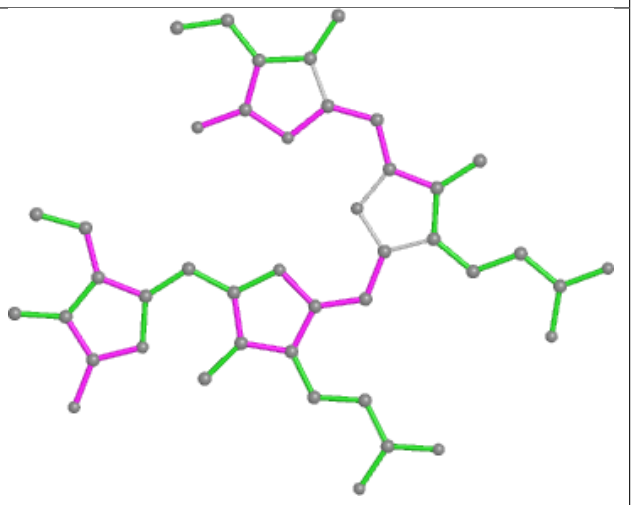

Bond angles

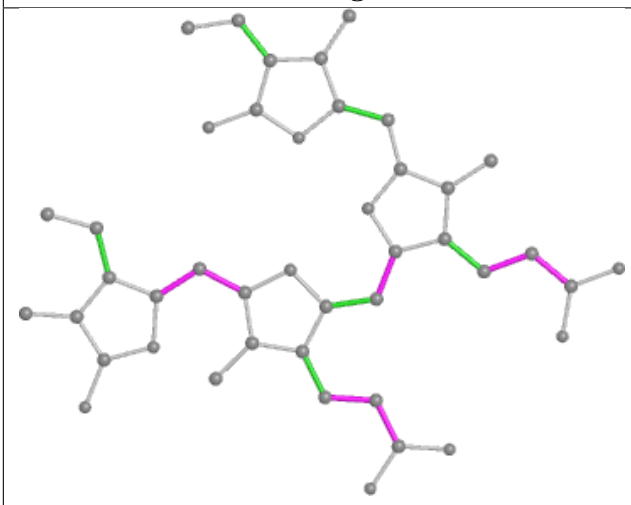

Torsions

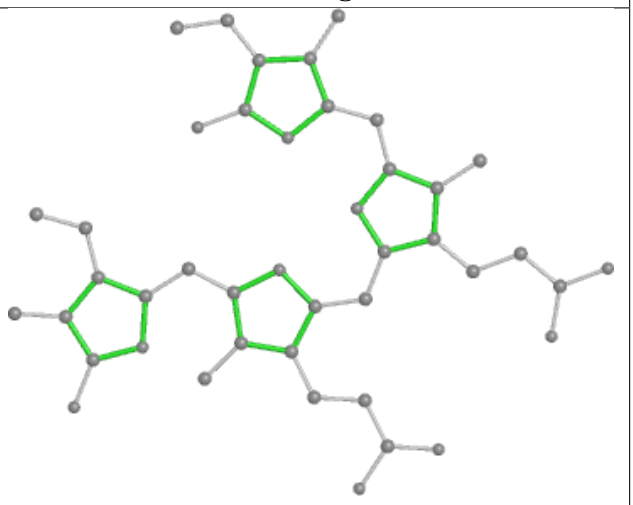

Rings

Ligand PEB PQ 202

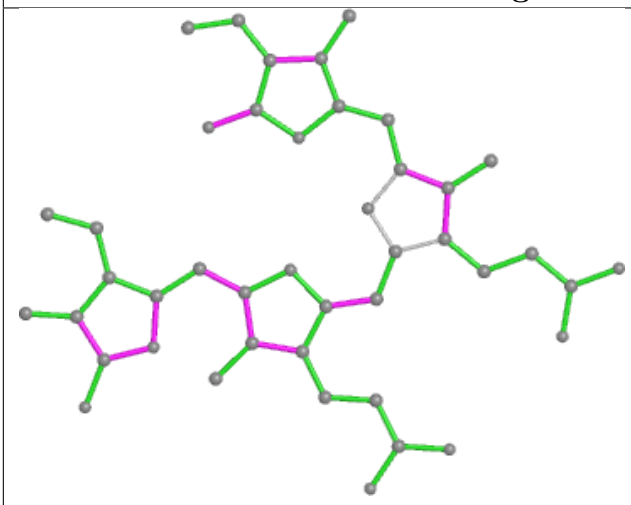

Bond lengths

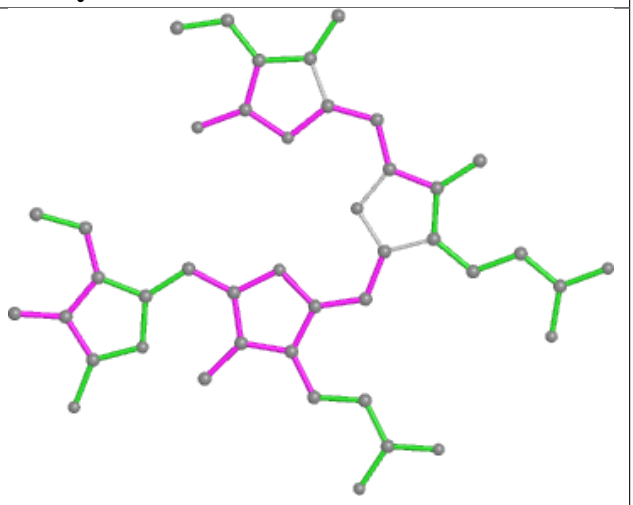

Bond angles

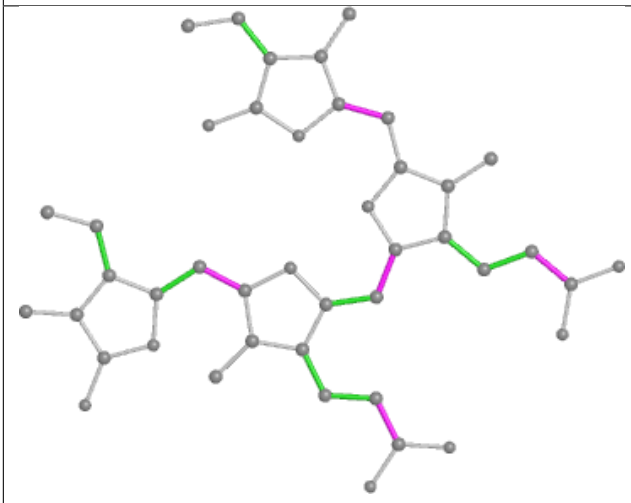

Torsions

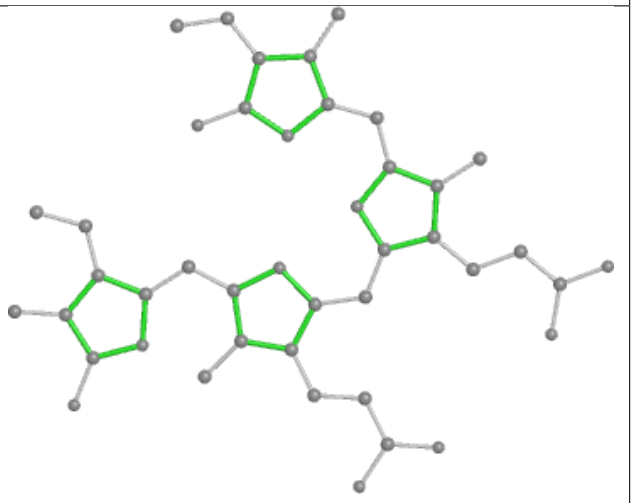

Rings

Ligand PEB yC 202

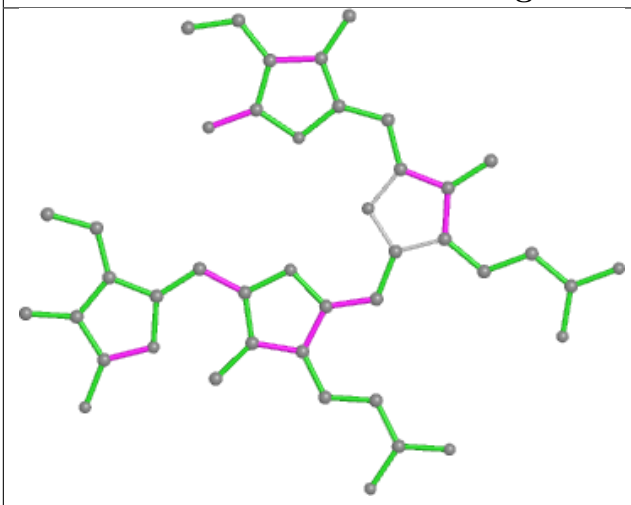

Bond lengths

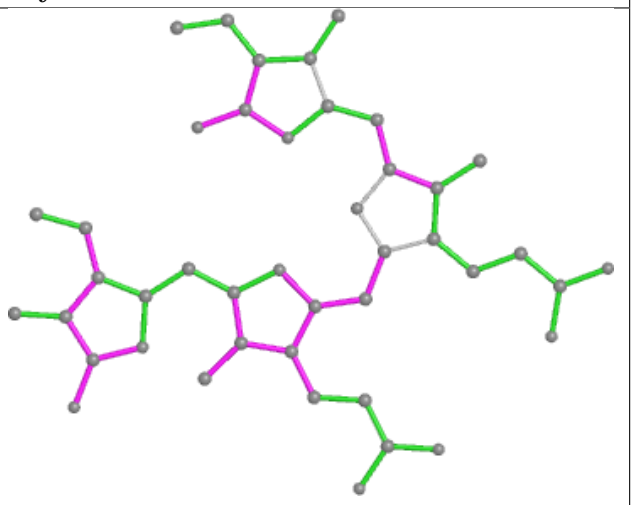

Bond angles

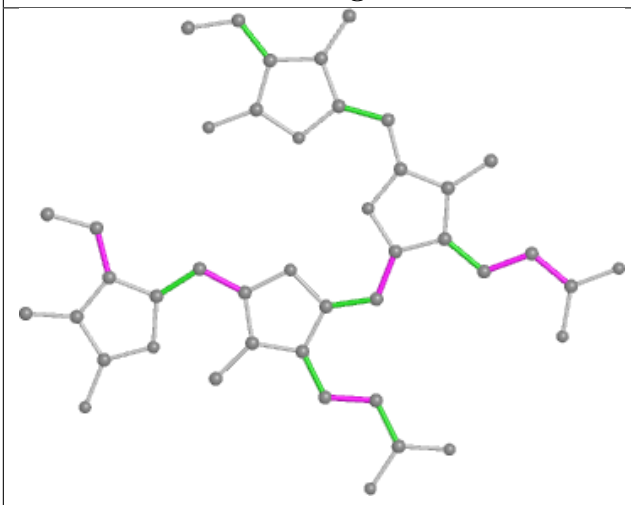

Torsions

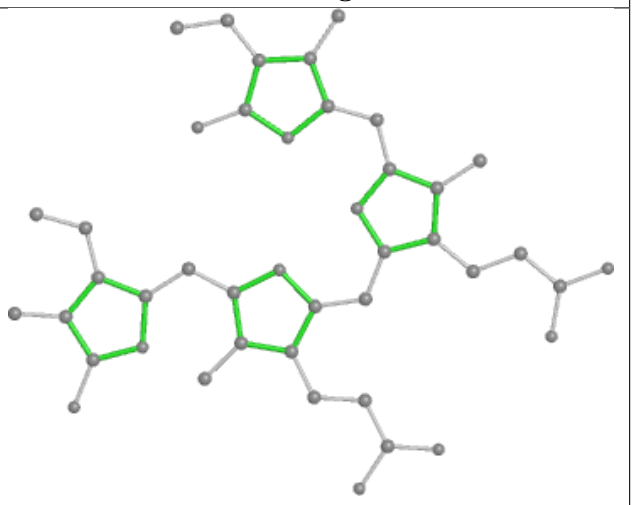

Rings

Ligand PEB QF 203

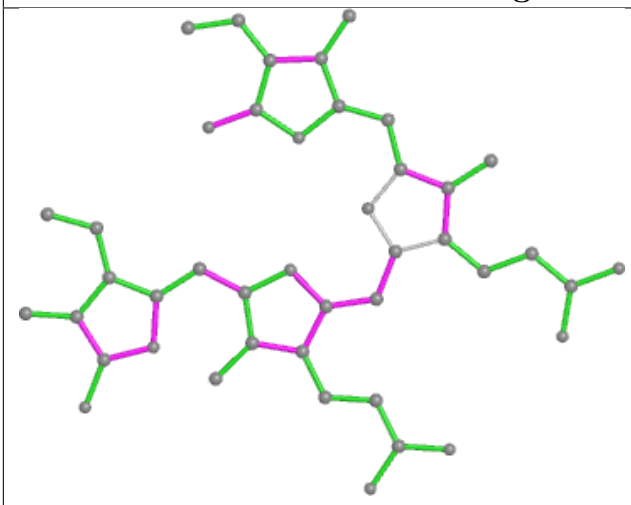

Bond lengths

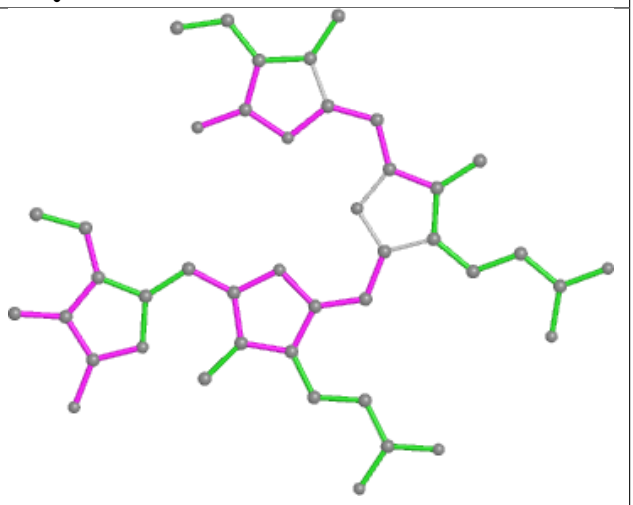

Bond angles

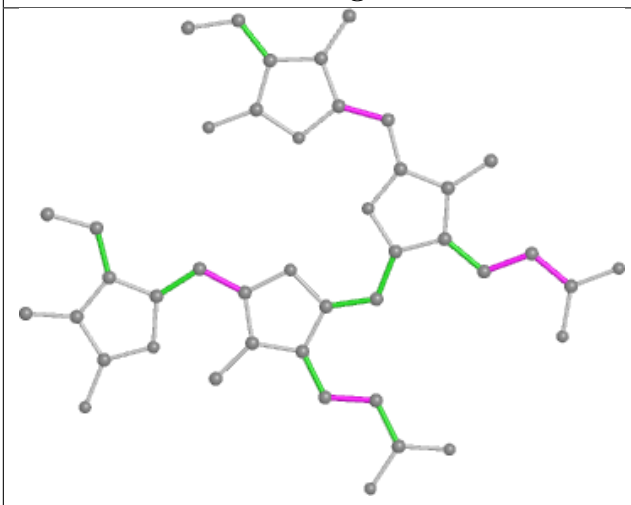

Torsions

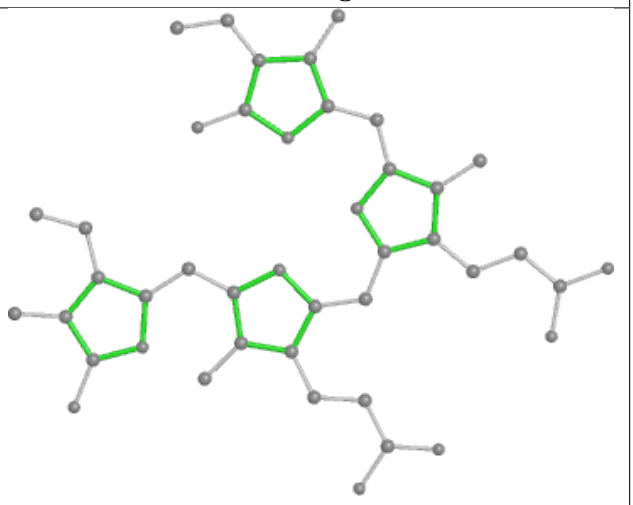

Rings

Ligand CLA B6 605

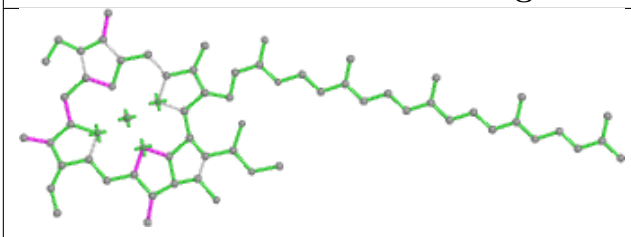

Bond lengths

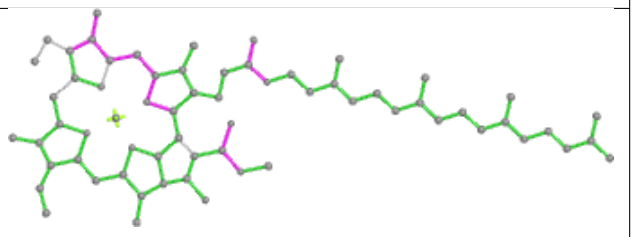

Bond angles

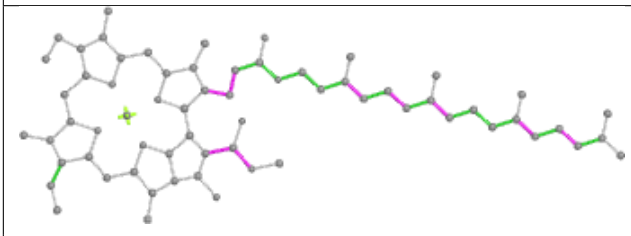

Torsions

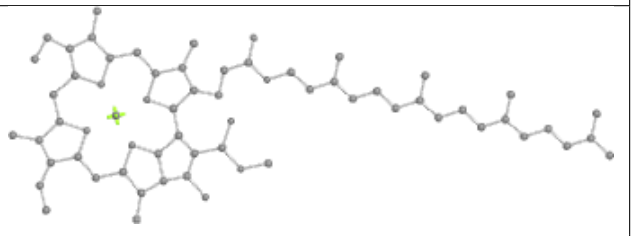

Rings

Ligand PEB S9 202

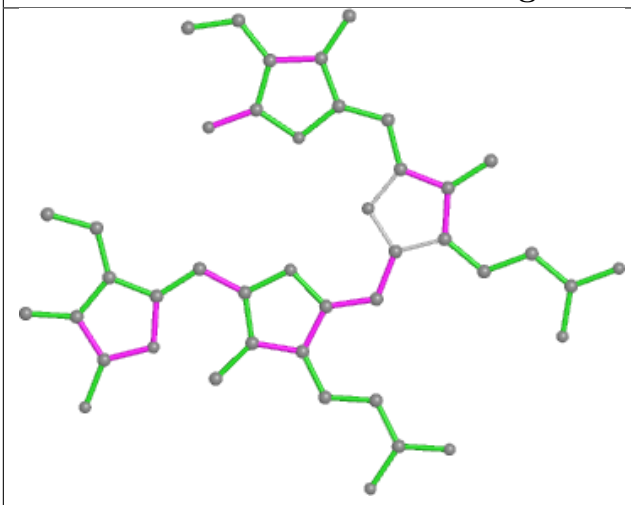

Bond lengths

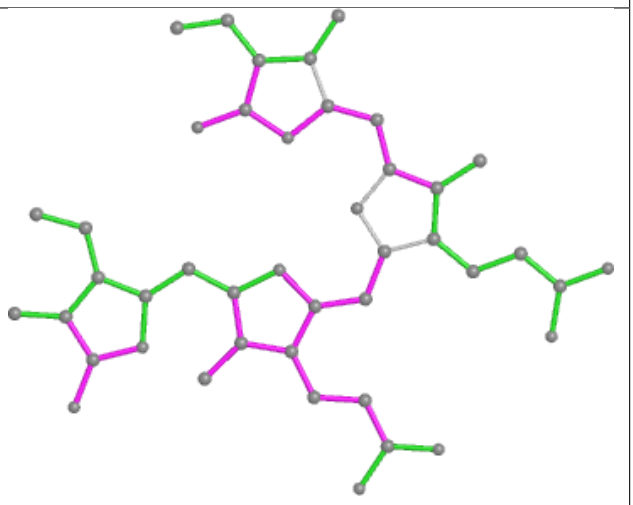

Bond angles

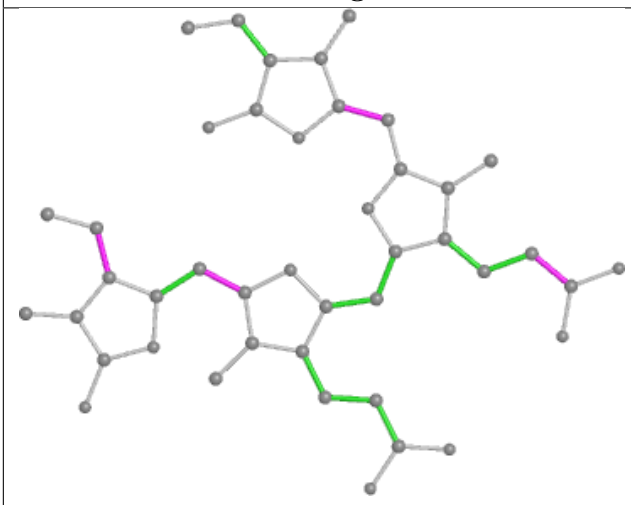

Torsions

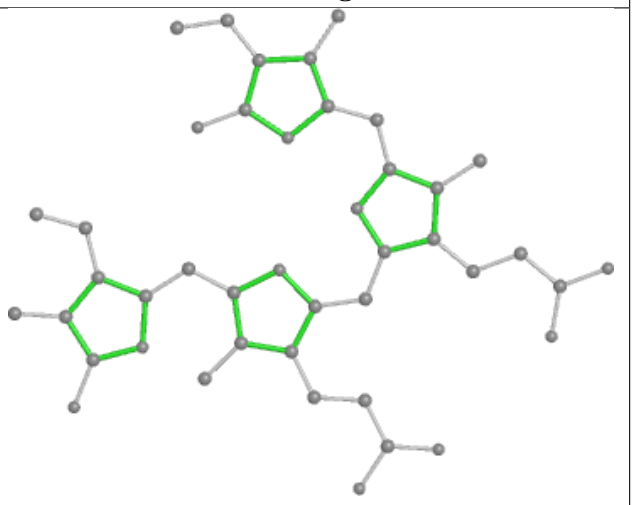

Rings

Ligand PEB M7 202

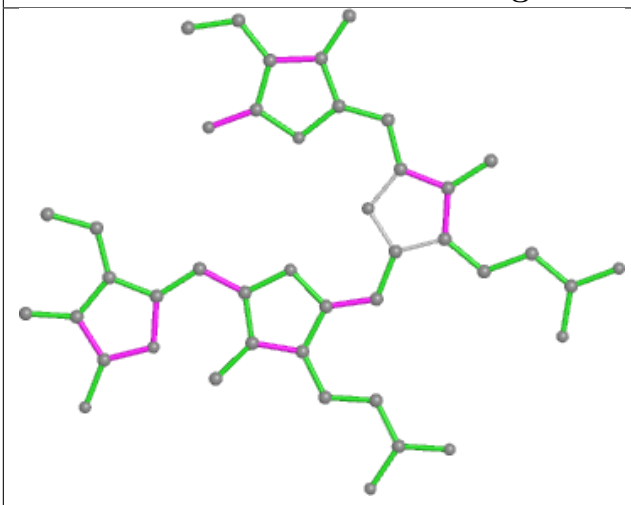

Bond lengths

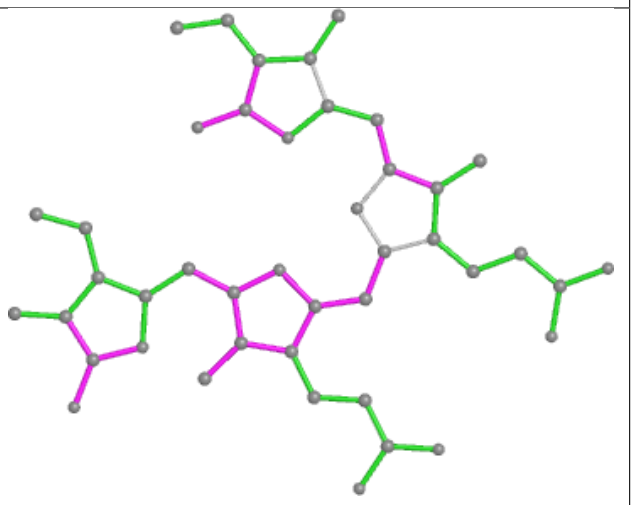

Bond angles

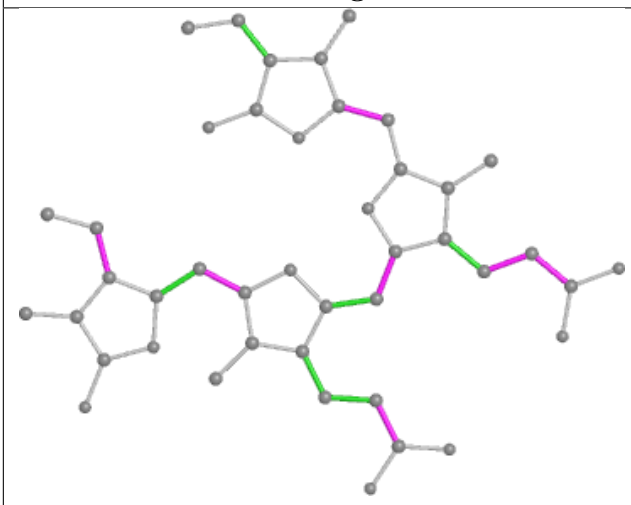

Torsions

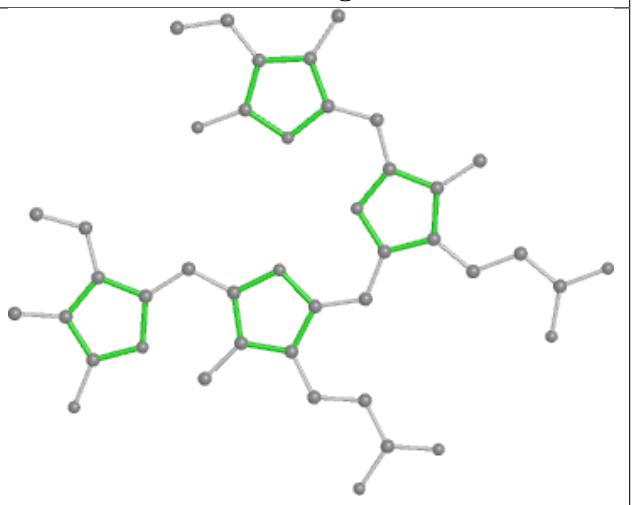

Rings

Ligand CLA CL 504

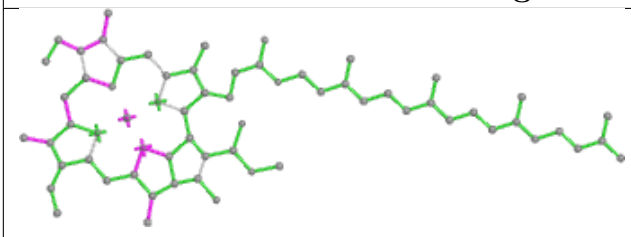

Bond lengths

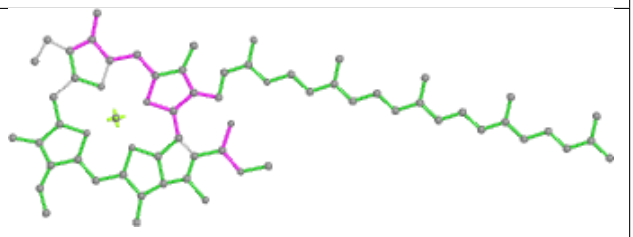

Bond angles

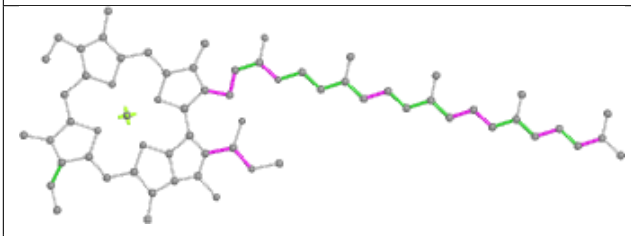

Torsions

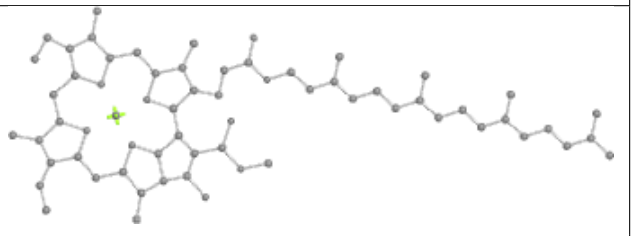

Rings

Ligand CLA B6 604

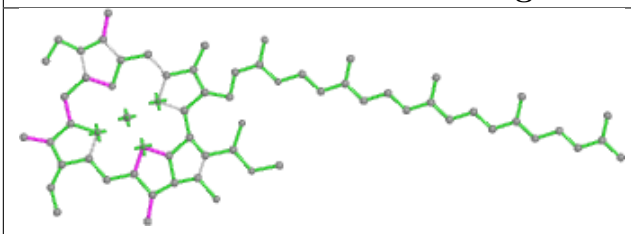

Bond lengths

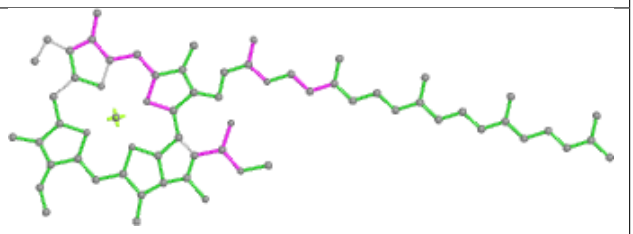

Bond angles

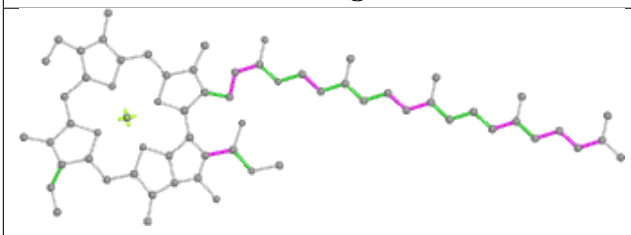

Torsions

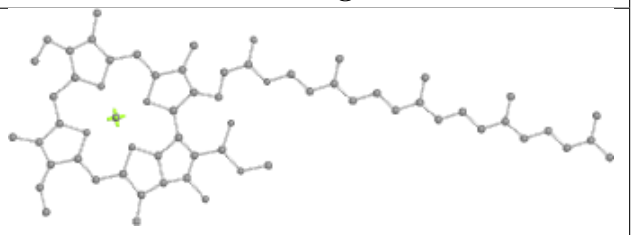

Rings

Ligand PEB YP 502

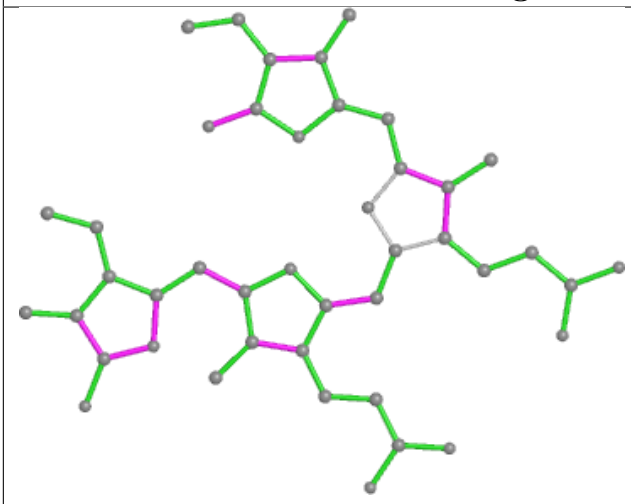

Bond lengths

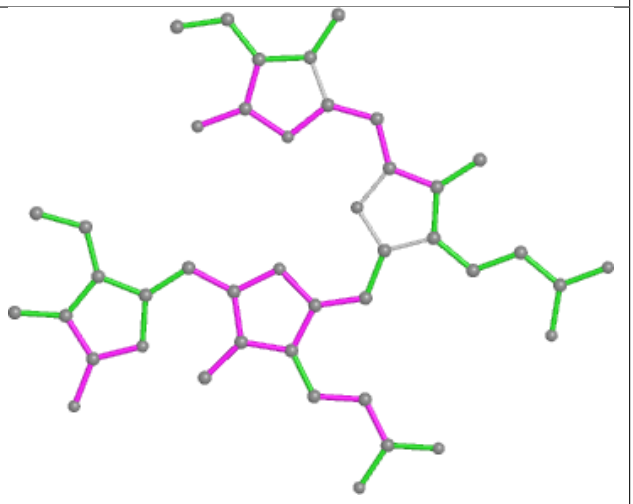

Bond angles

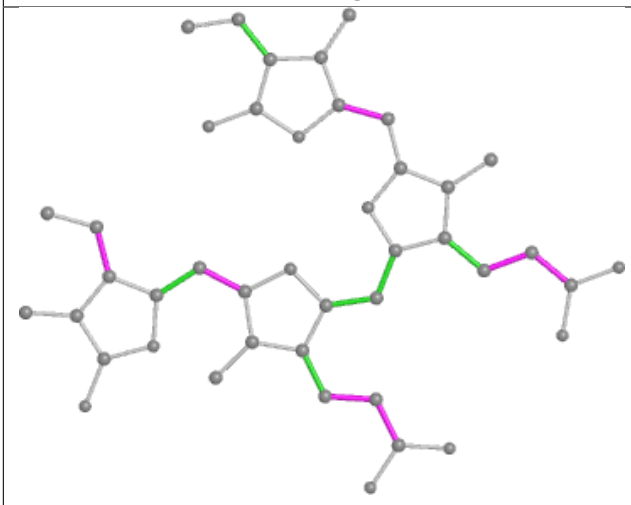

Torsions

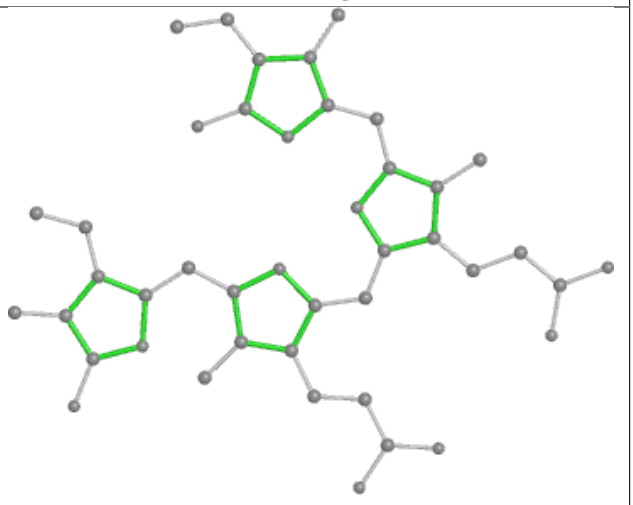

Rings

Ligand PEB zF 501

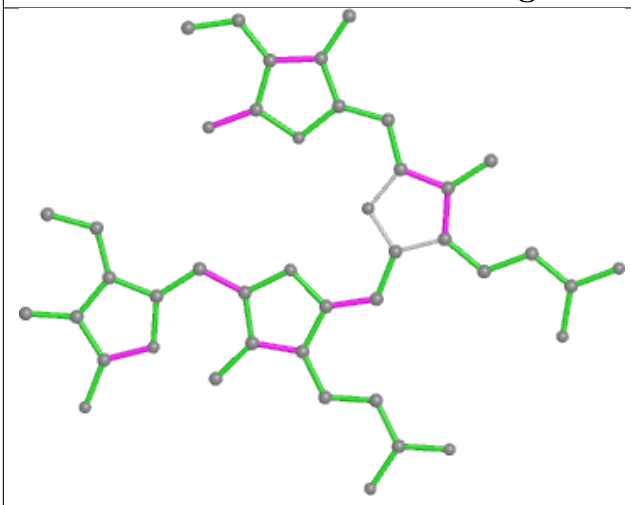

Bond lengths

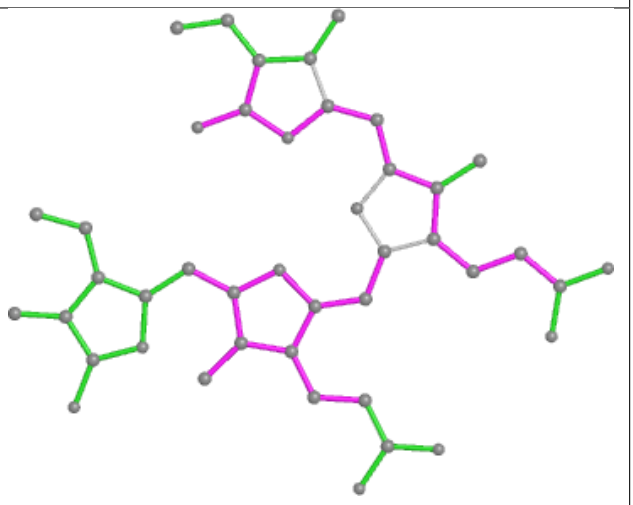

Bond angles

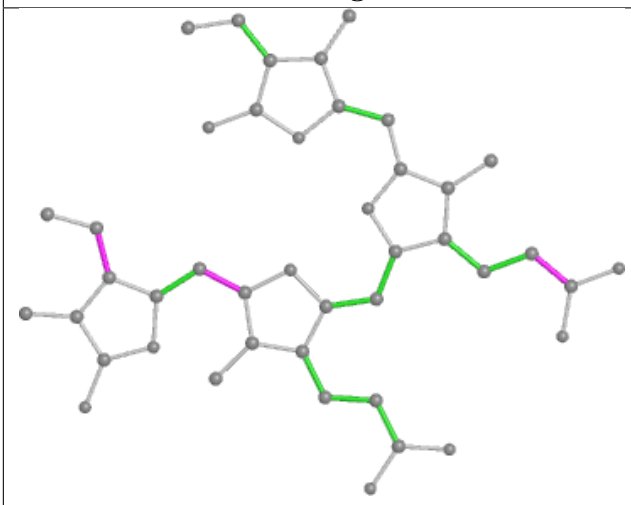

Torsions

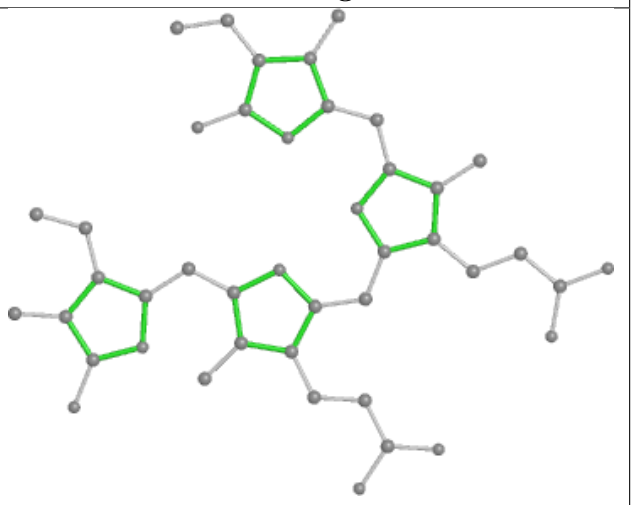

Rings

Ligand CYC R3 1001

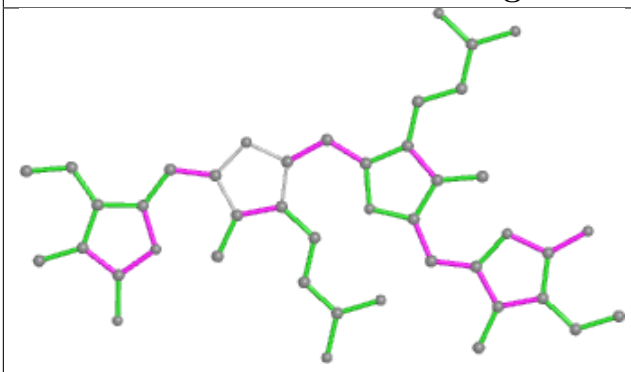

Bond lengths

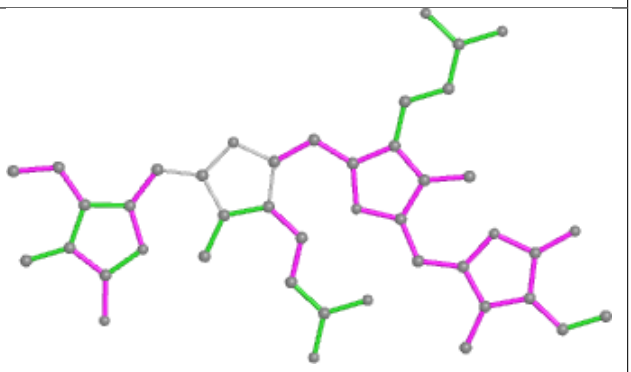

Bond angles

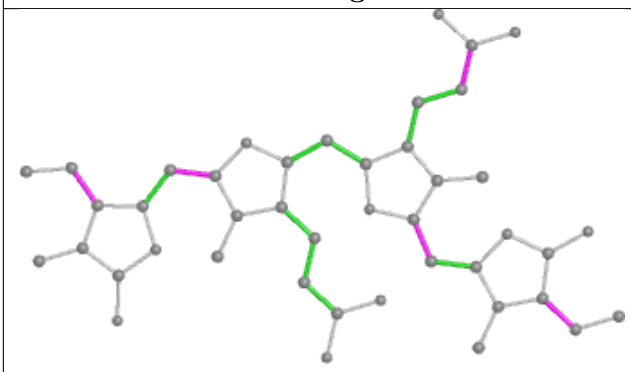

Torsions

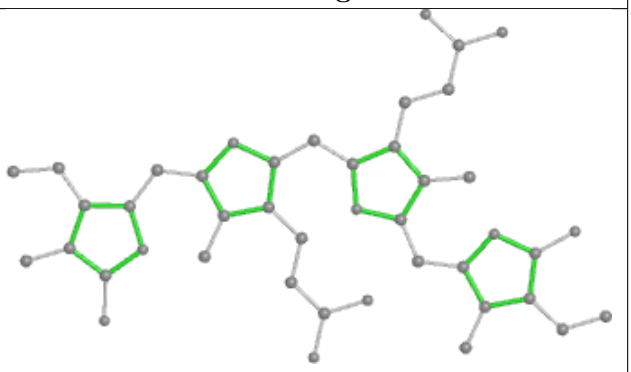

Rings

Ligand PEB EJ 203

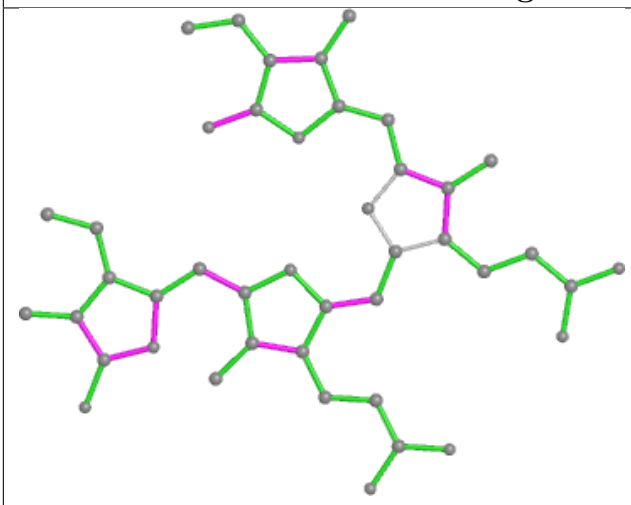

Bond lengths

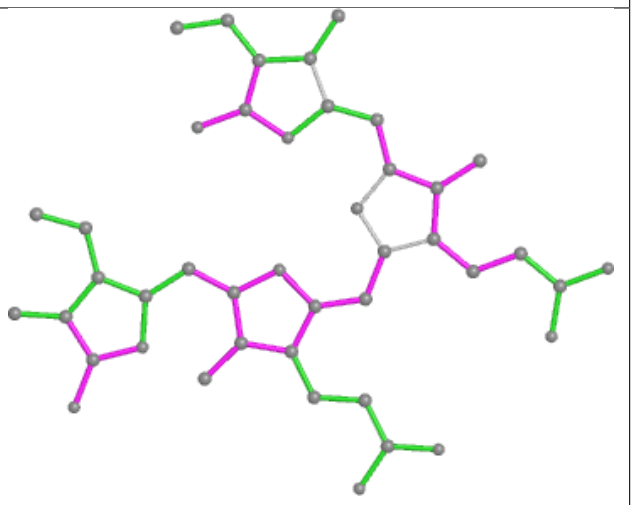

Bond angles

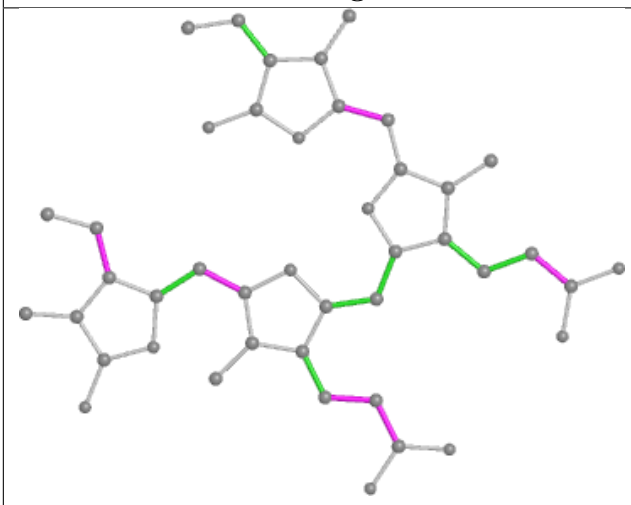

Torsions

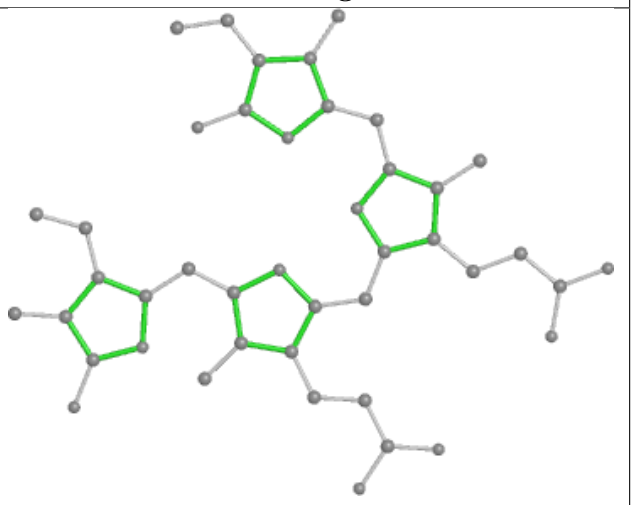

Rings

Ligand CLA A2 820

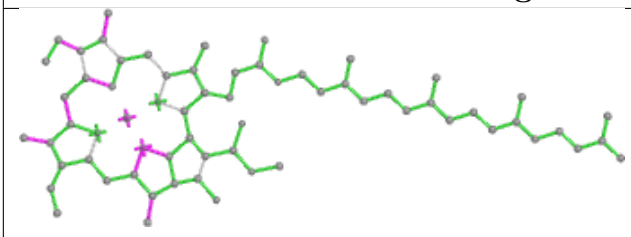

Bond lengths

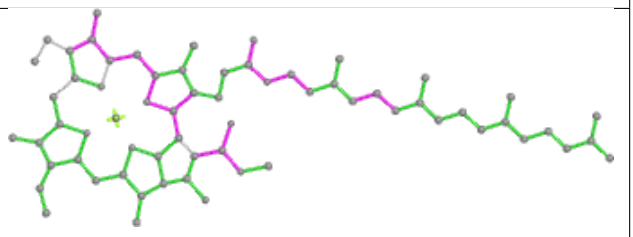

Bond angles

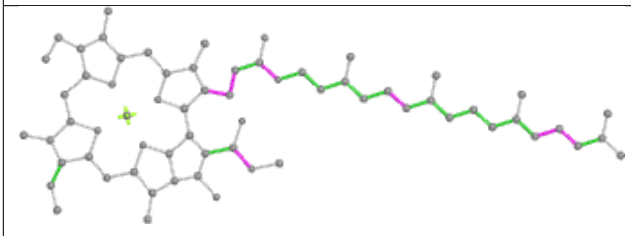

Torsions

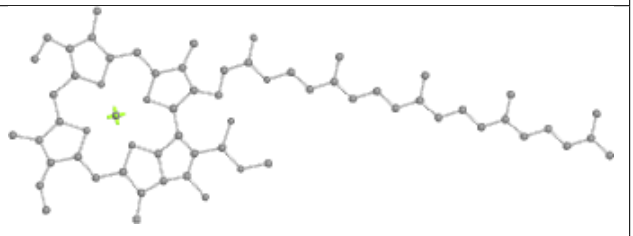

Rings

Ligand CLA BN 825

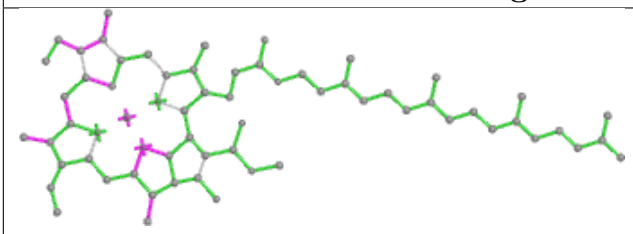

Bond lengths

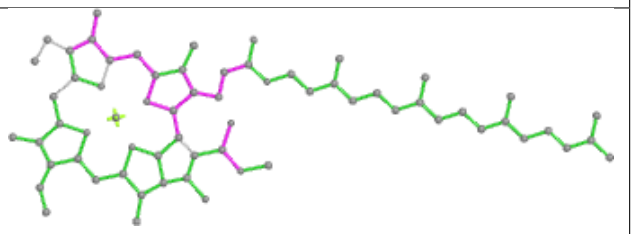

Bond angles

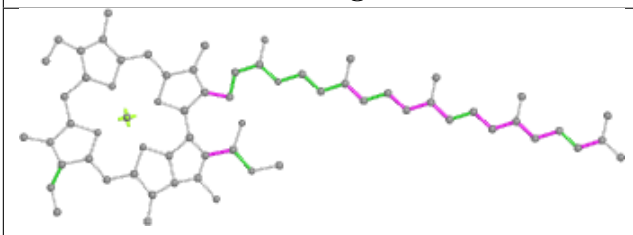

Torsions

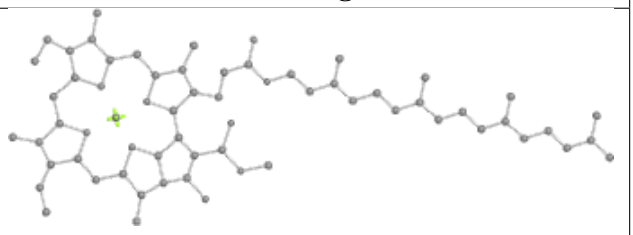

Rings

Ligand CLA 3N 305

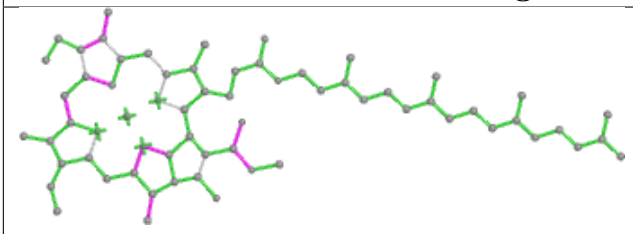

Bond lengths

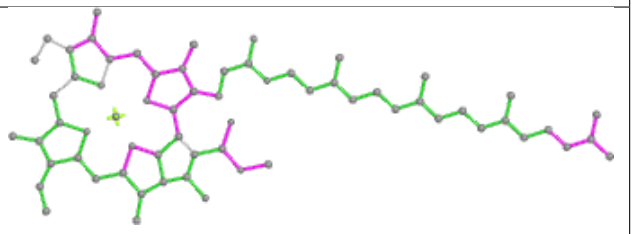

Bond angles

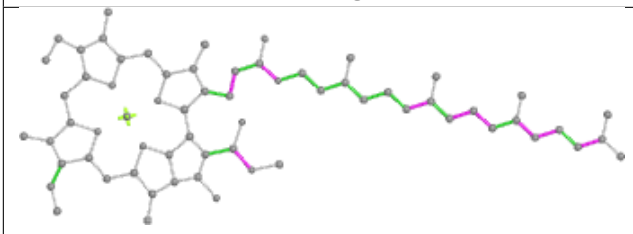

Torsions

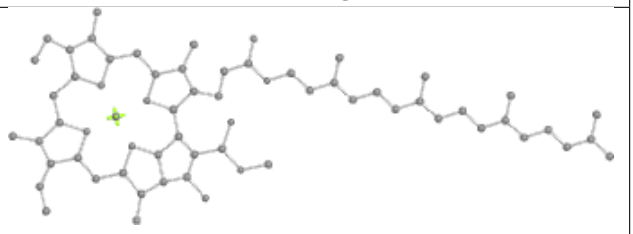

Rings

Ligand PEB GE 1002

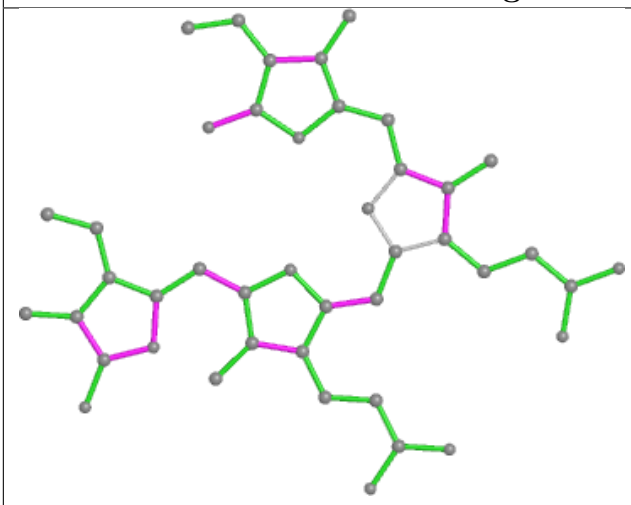

Bond lengths

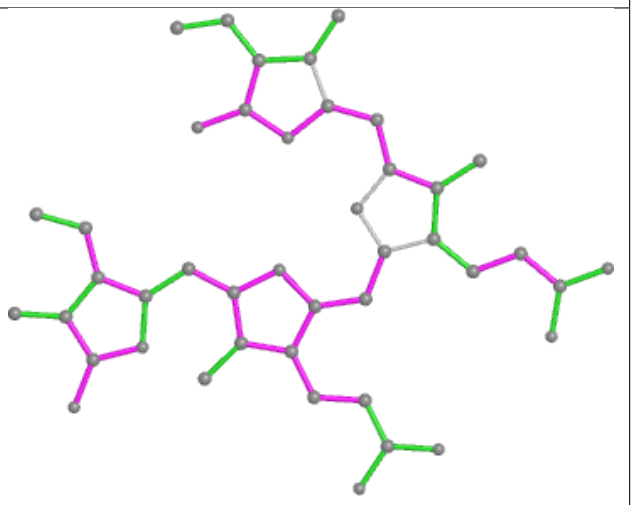

Bond angles

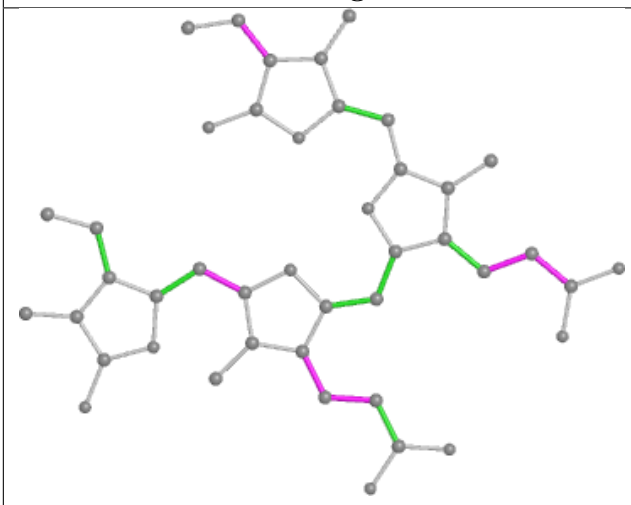

Torsions

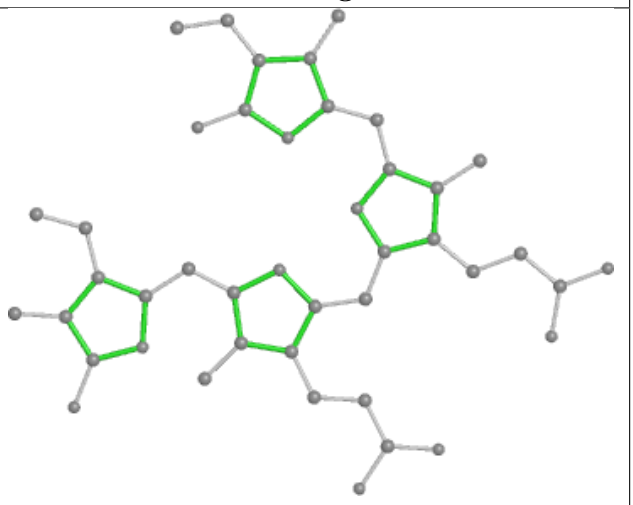

Rings

Ligand PEB TO 203

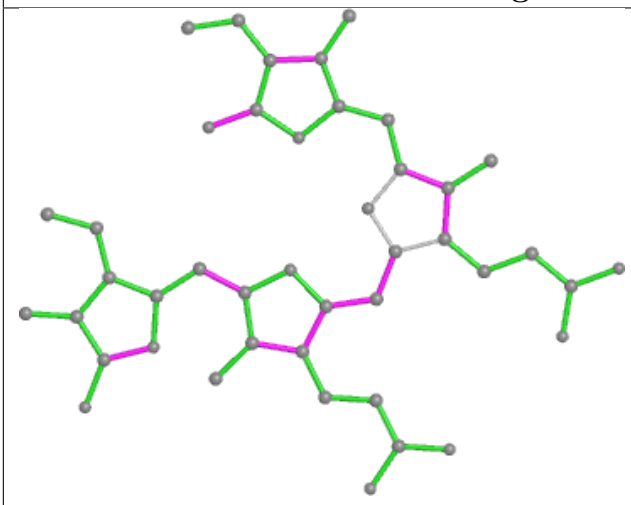

Bond lengths

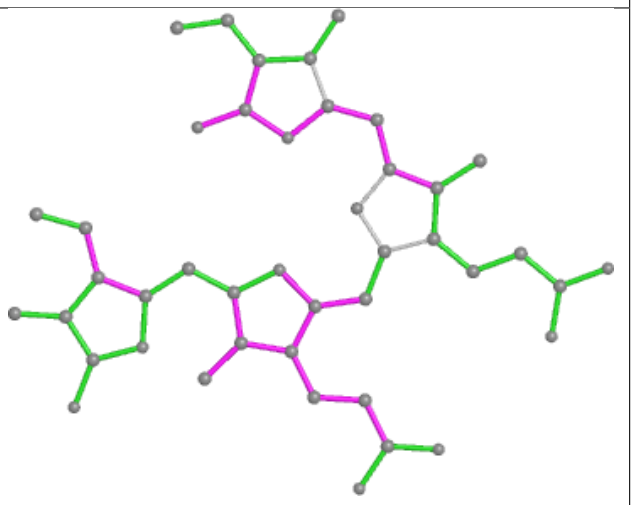

Bond angles

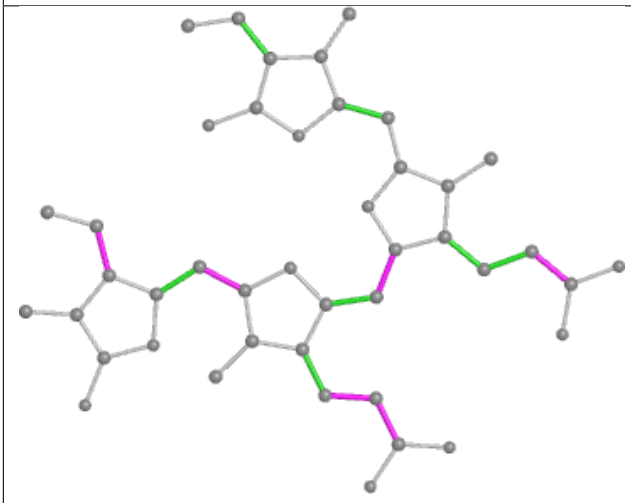

Torsions

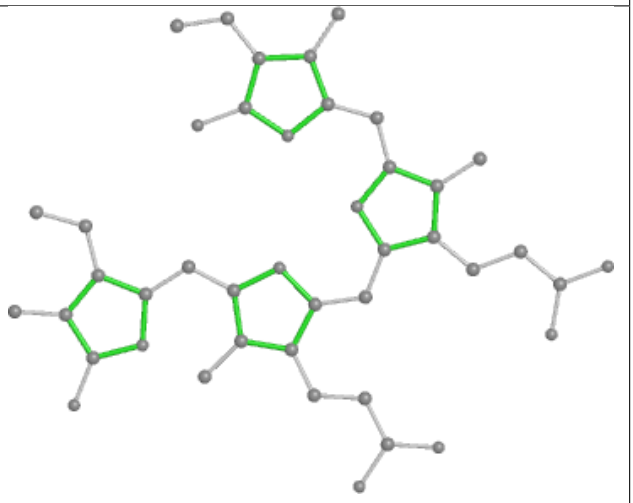

Rings

Ligand CLA 12 601

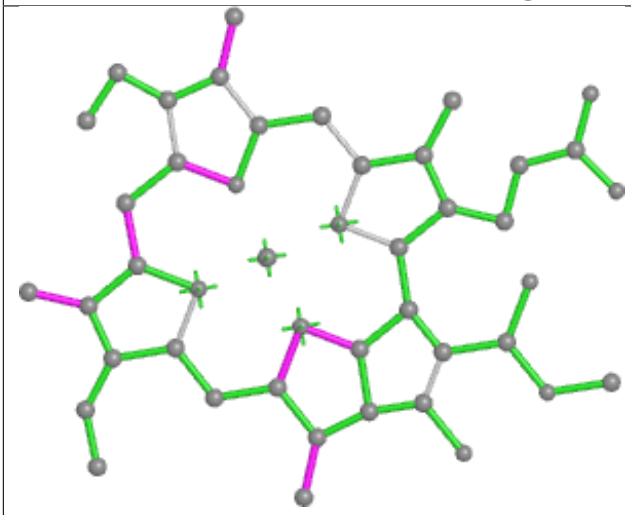

Bond lengths

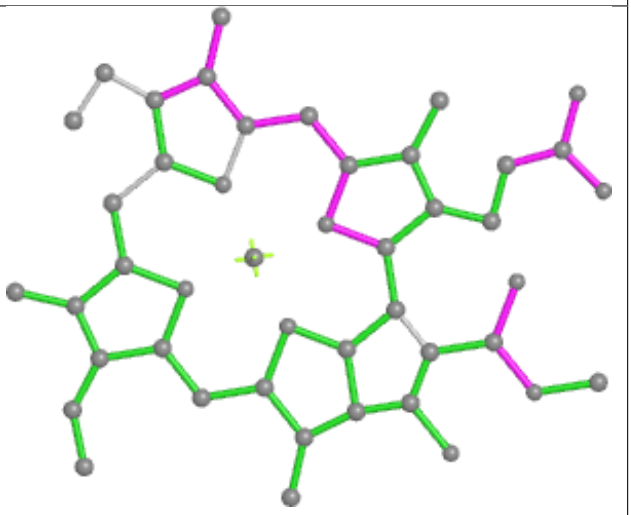

Bond angles

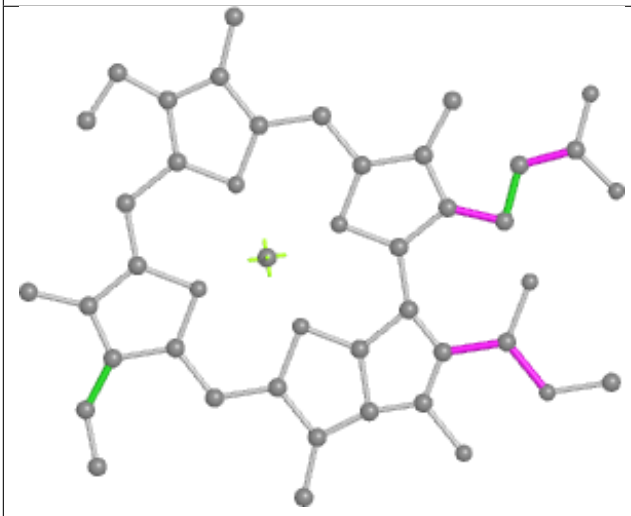

Torsions

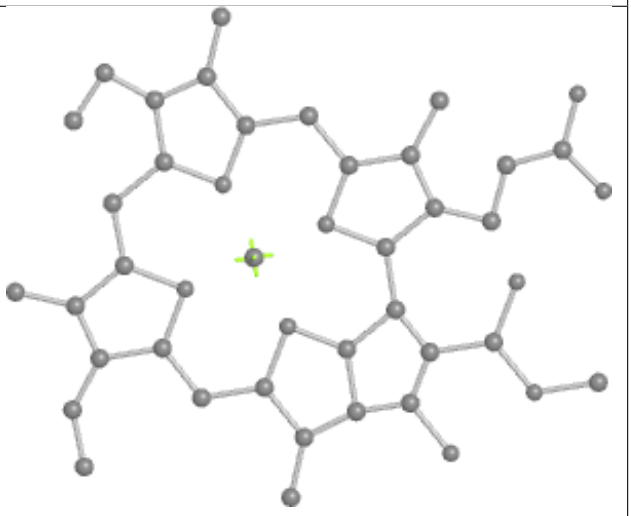

Rings

Ligand PEB ZG 203

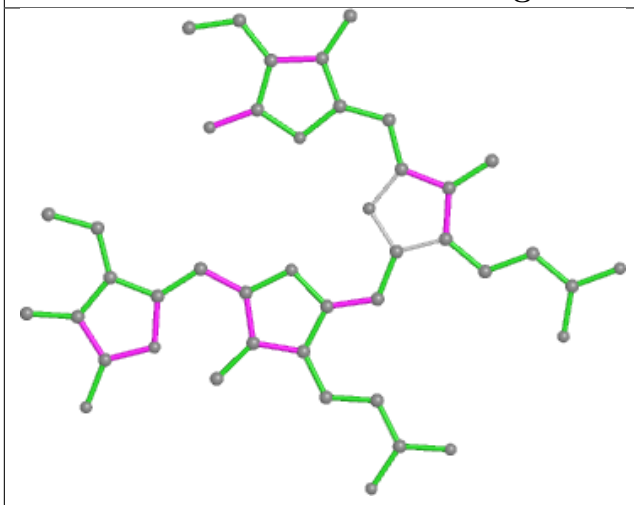

Bond lengths

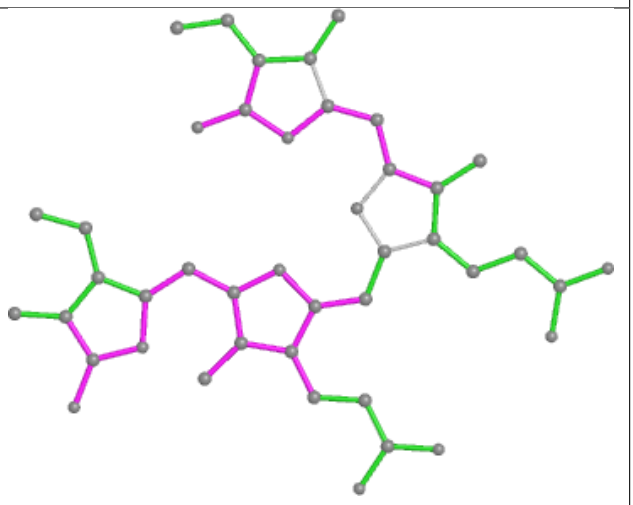

Bond angles

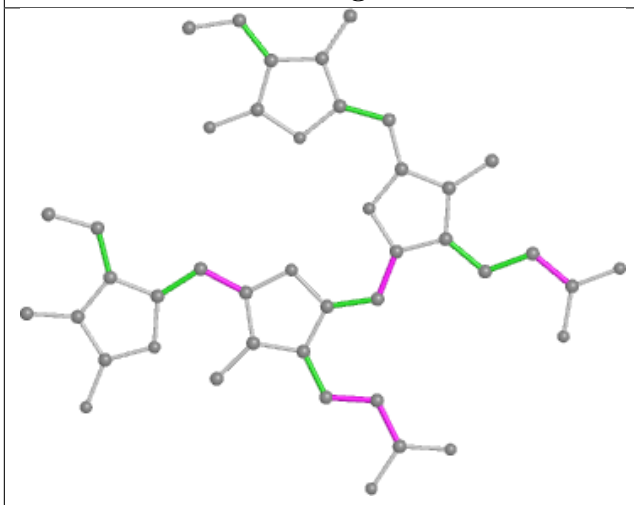

Torsions

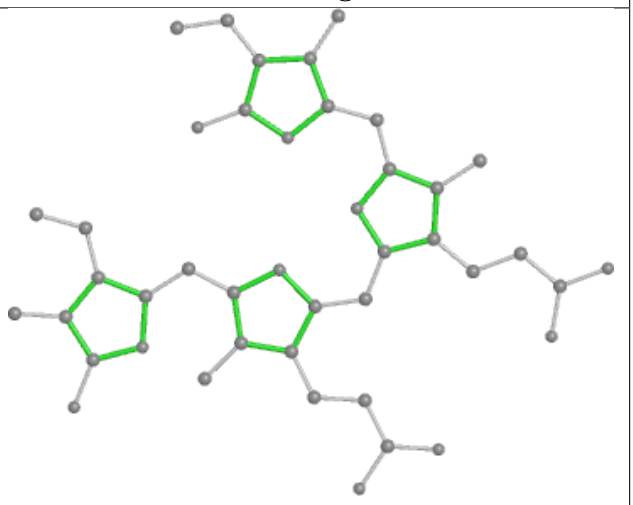

Rings

Ligand CLA 42 607

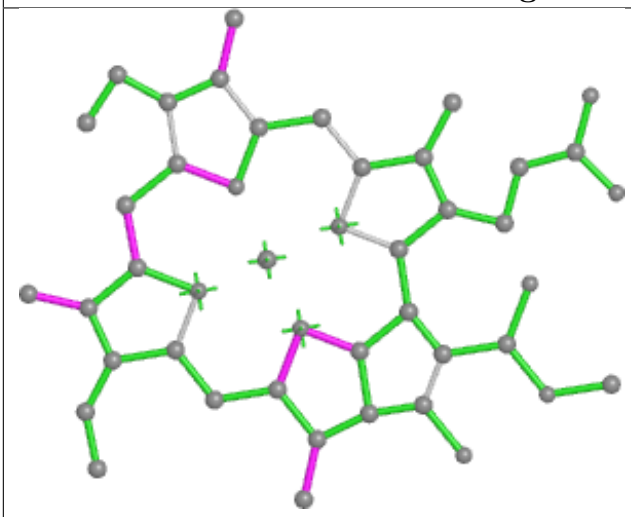

Bond lengths

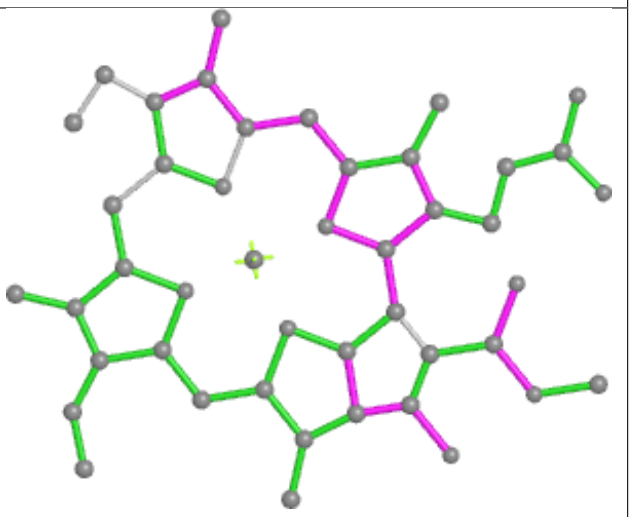

Bond angles

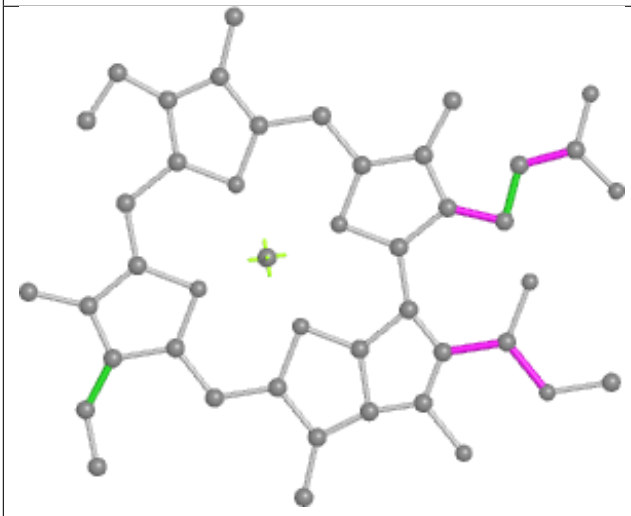

Torsions

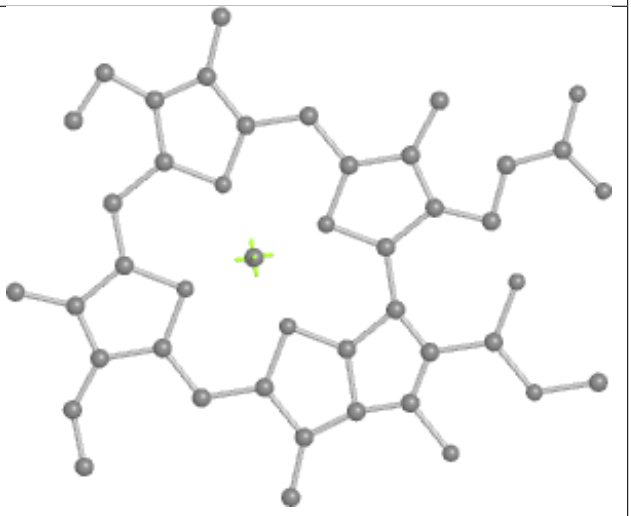

Rings

Ligand PEB GQ 201

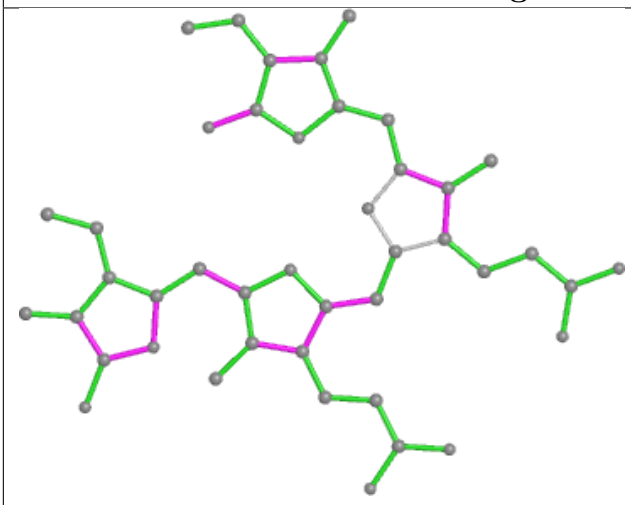

Bond lengths

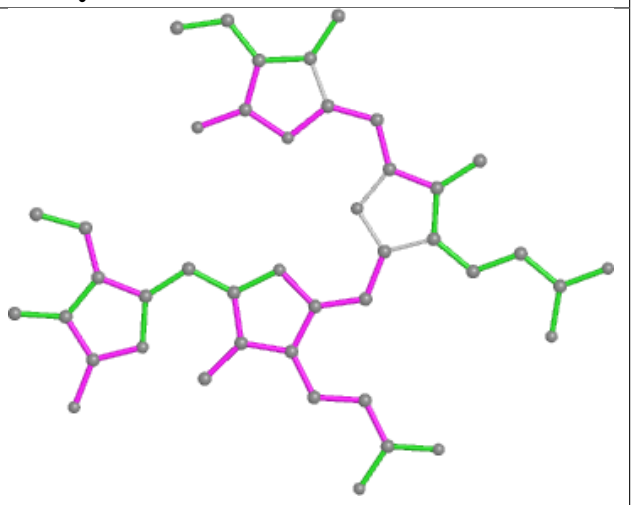

Bond angles

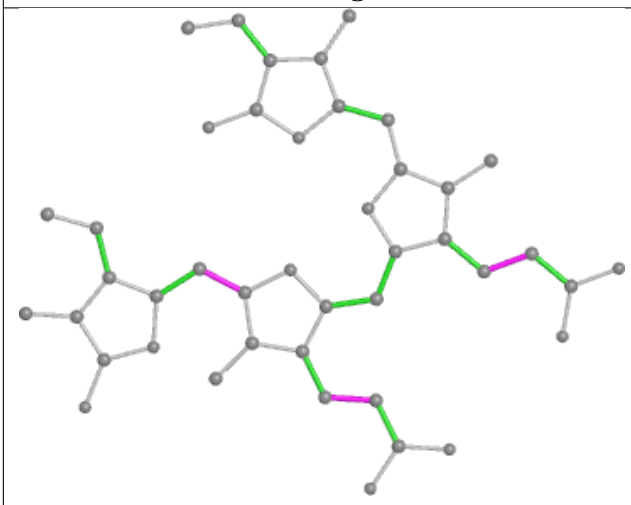

Torsions

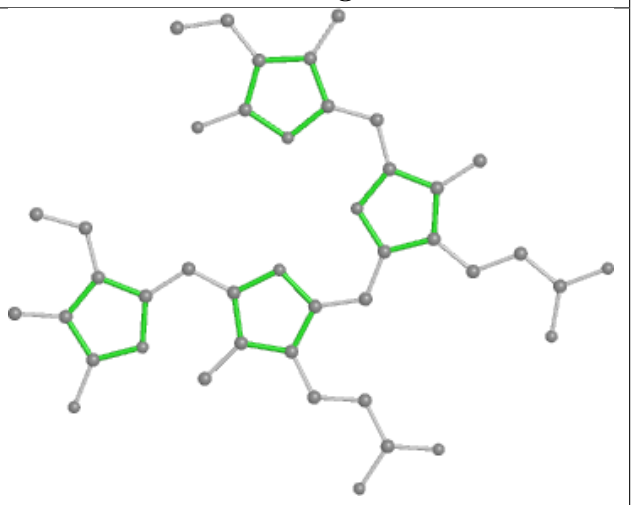

Rings

Ligand PEB AM 301

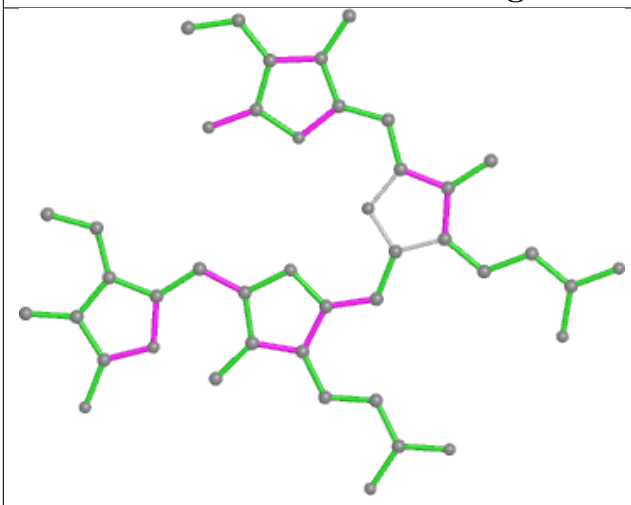

Bond lengths

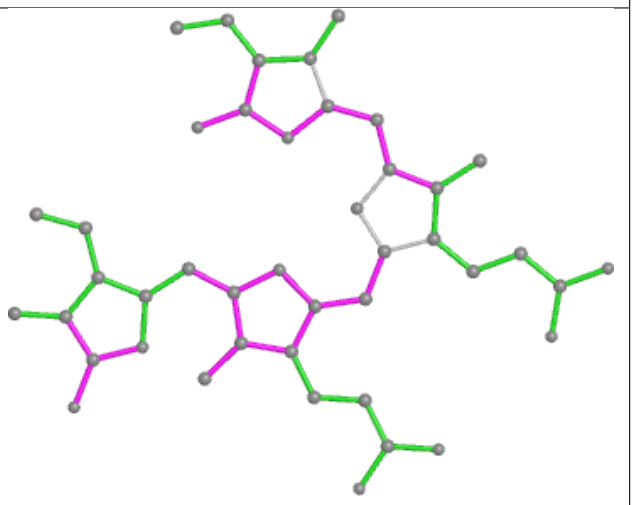

Bond angles

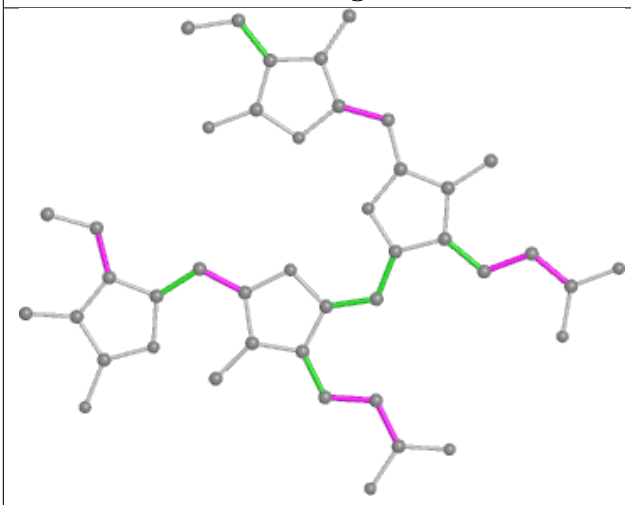

Torsions

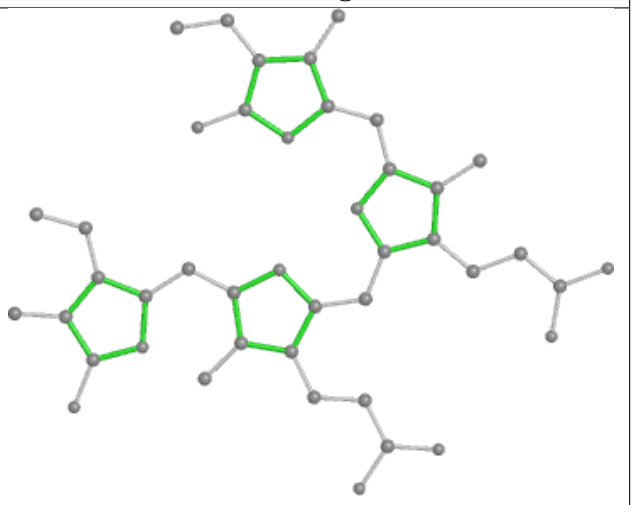

Rings

Ligand PEB ZF 202

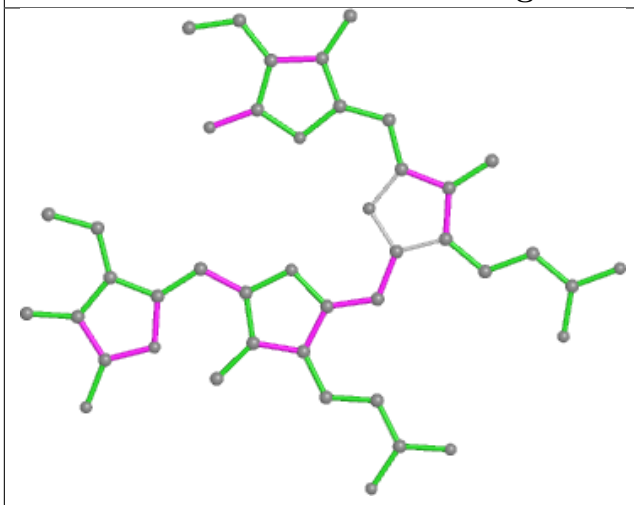

Bond lengths

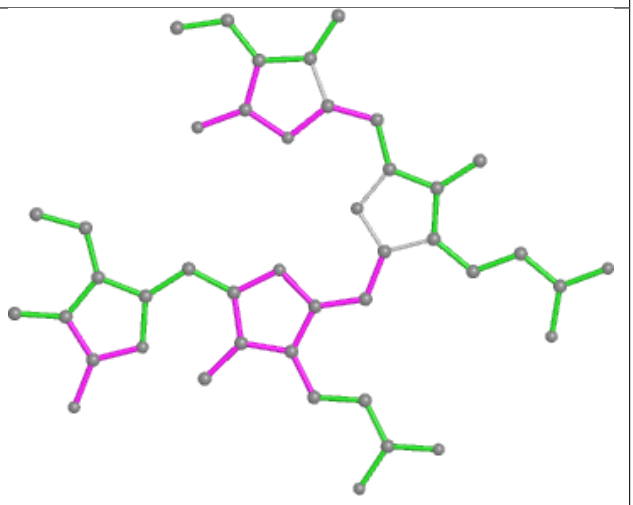

Bond angles

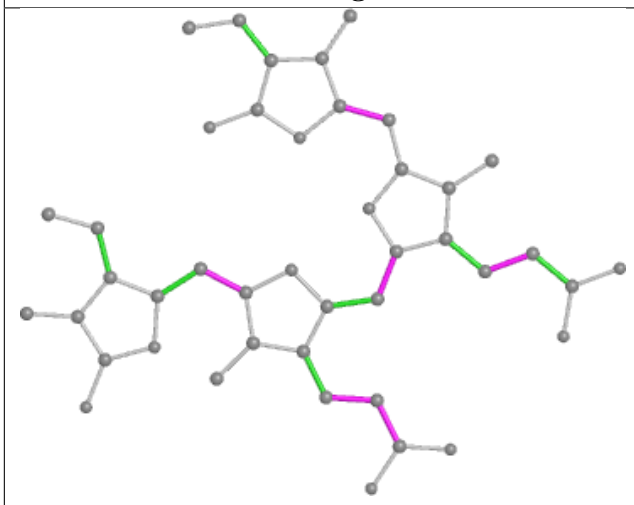

Torsions

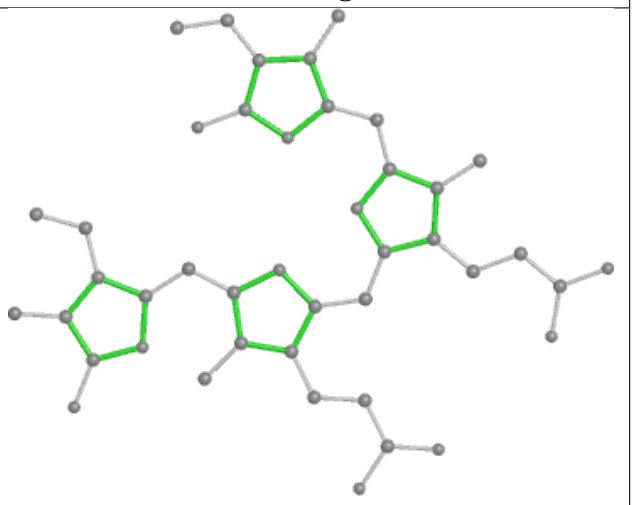

Rings

Ligand PEB m4 201

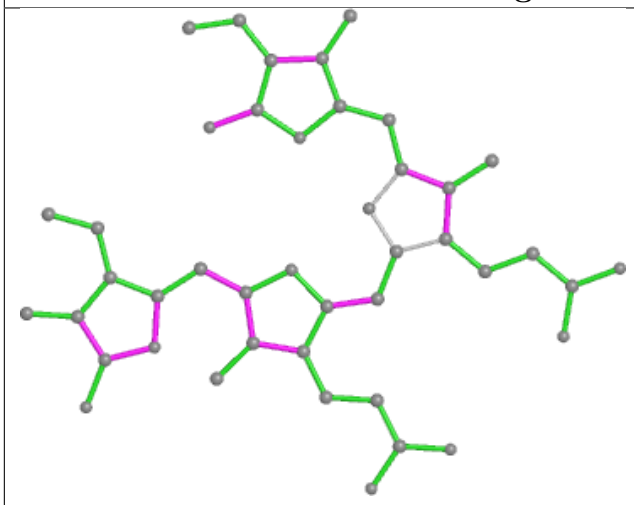

Bond lengths

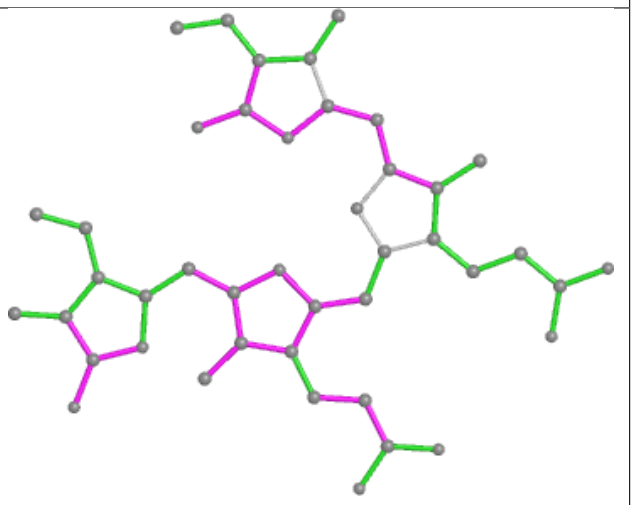

Bond angles

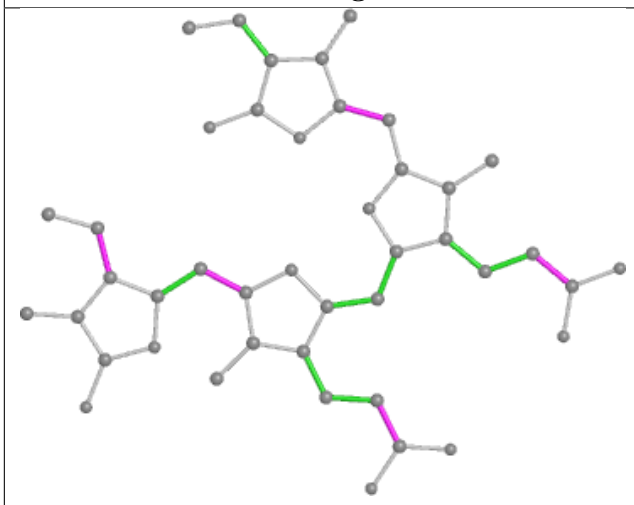

Torsions

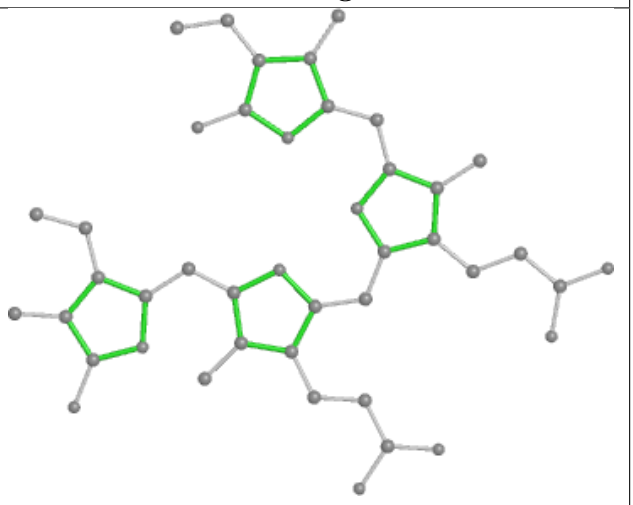

Rings

Ligand PEB L9 203

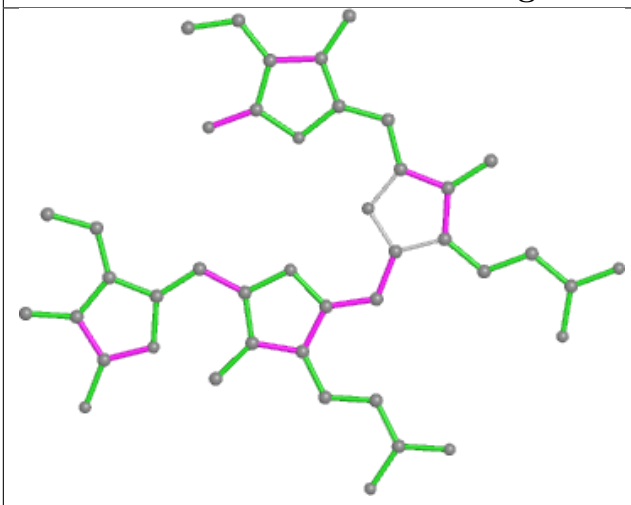

Bond lengths

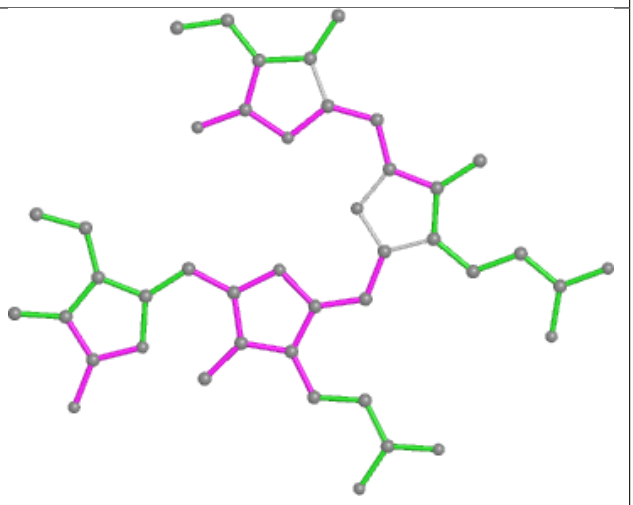

Bond angles

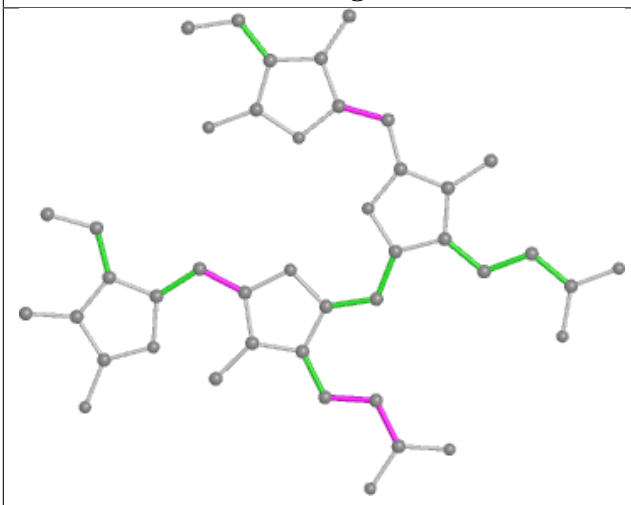

Torsions

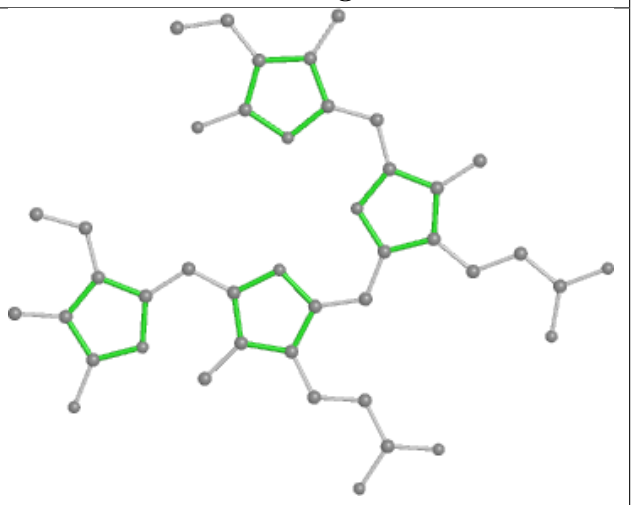

Rings

Ligand CLA 72 608

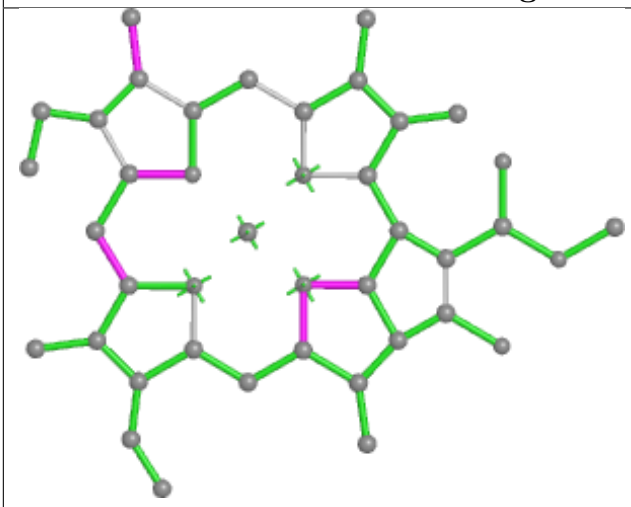

Bond lengths

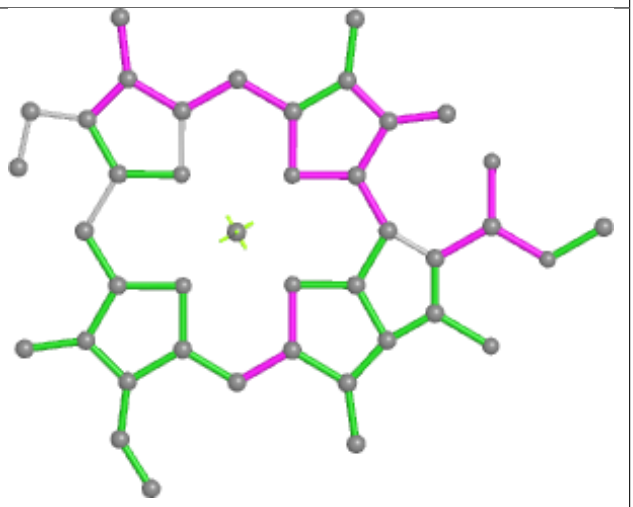

Bond angles

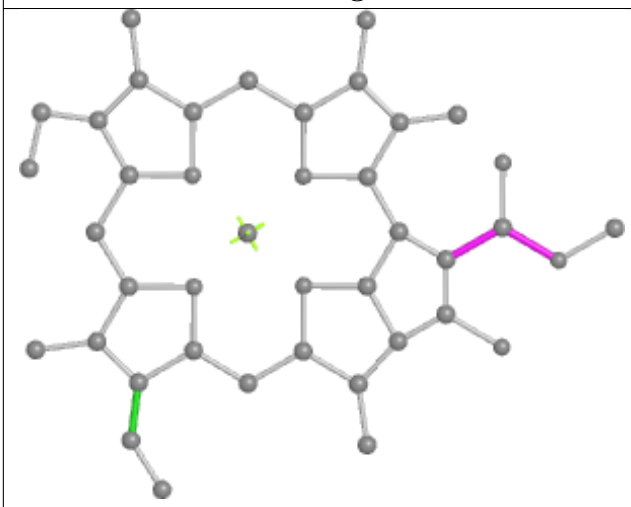

Torsions

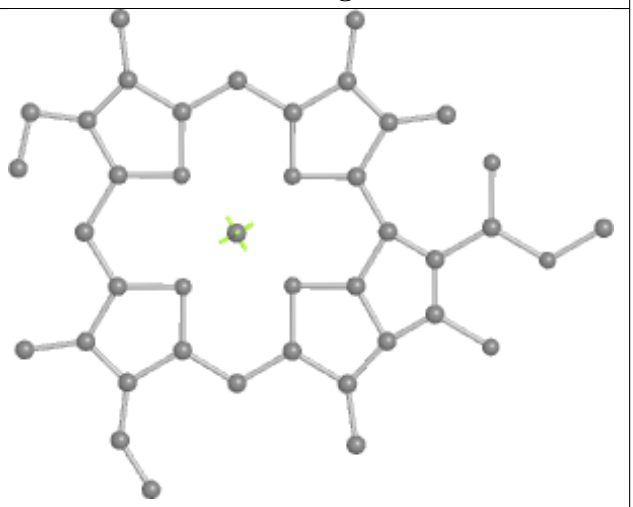

Rings

Ligand PUB xK 306

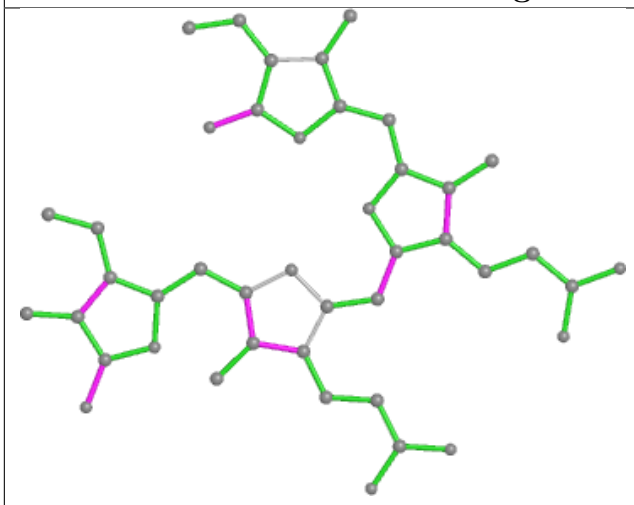

Bond lengths

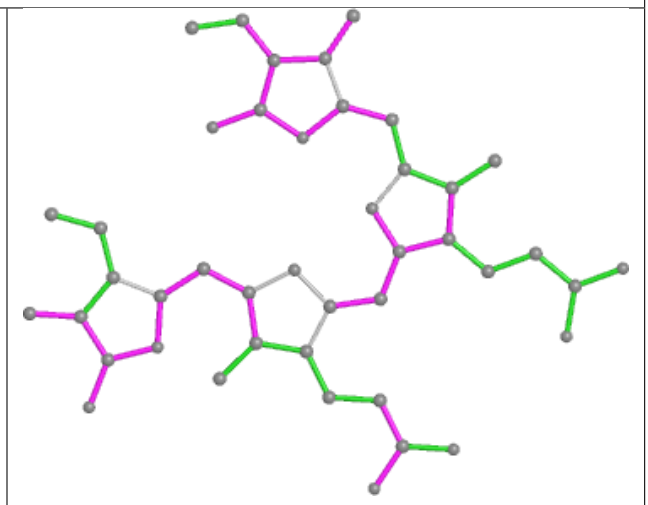

Bond angles

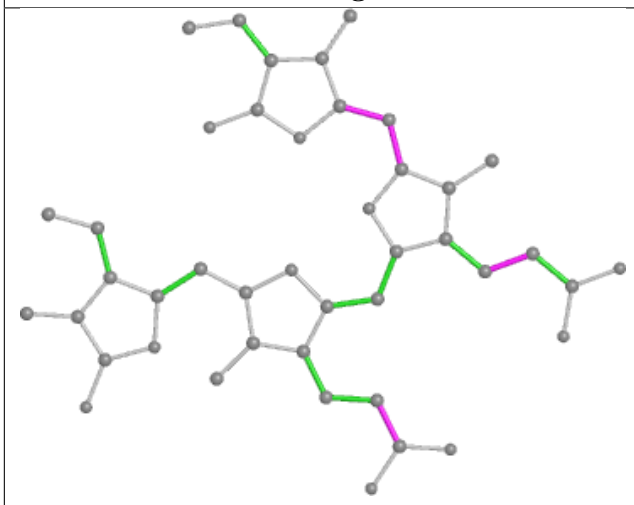

Torsions

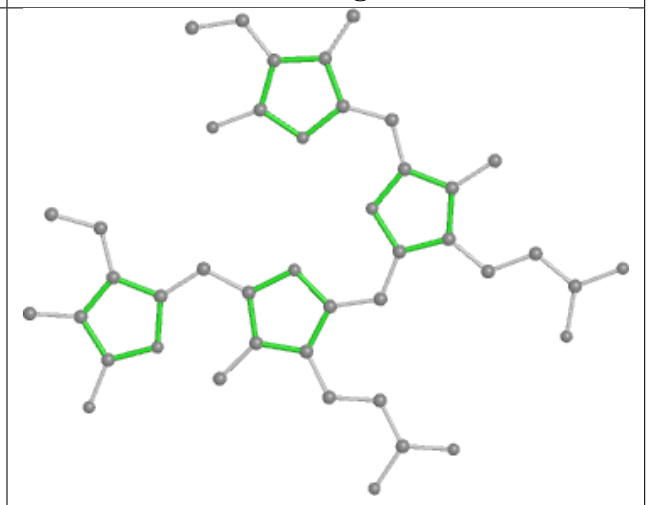

Rings

Ligand PEB wC 204

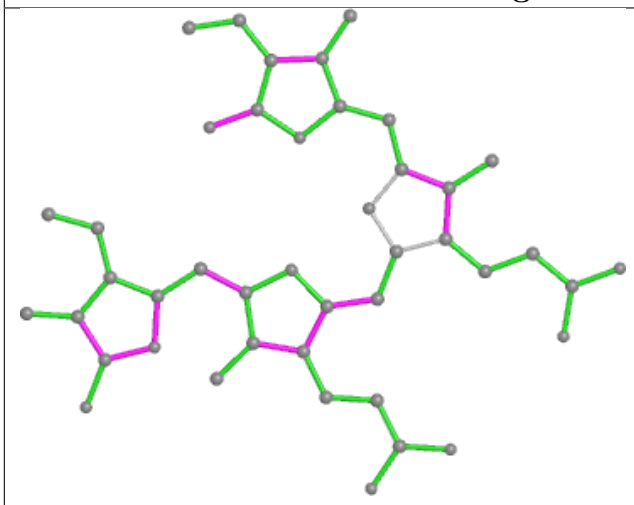

Bond lengths

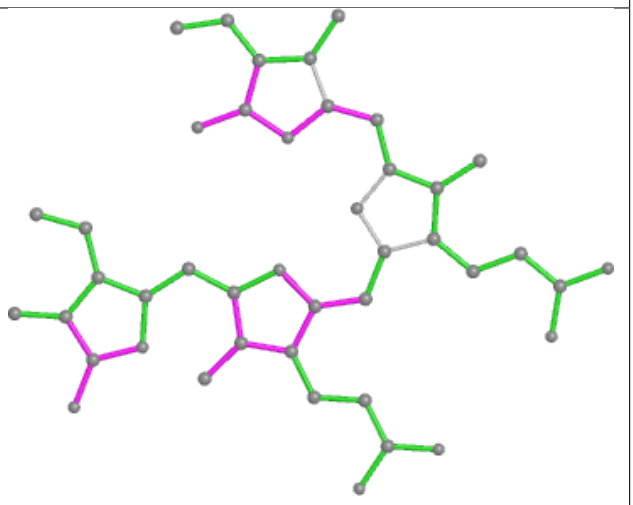

Bond angles

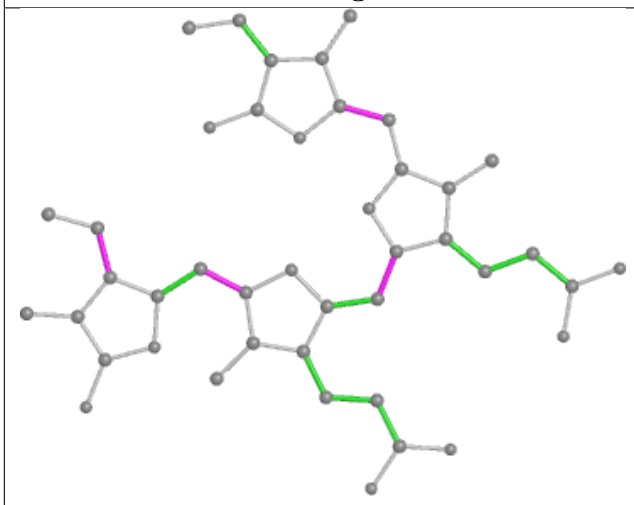

Torsions

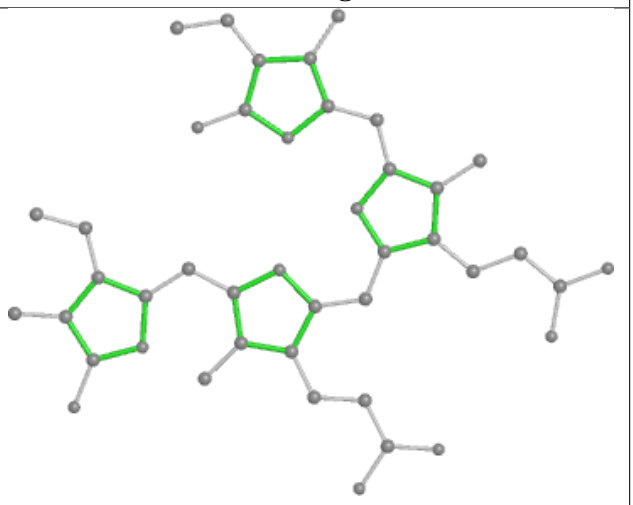

Rings

Ligand PEB iH 201

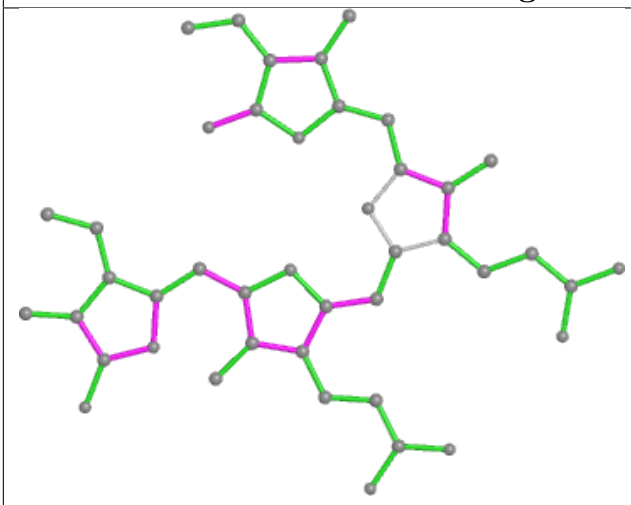

Bond lengths

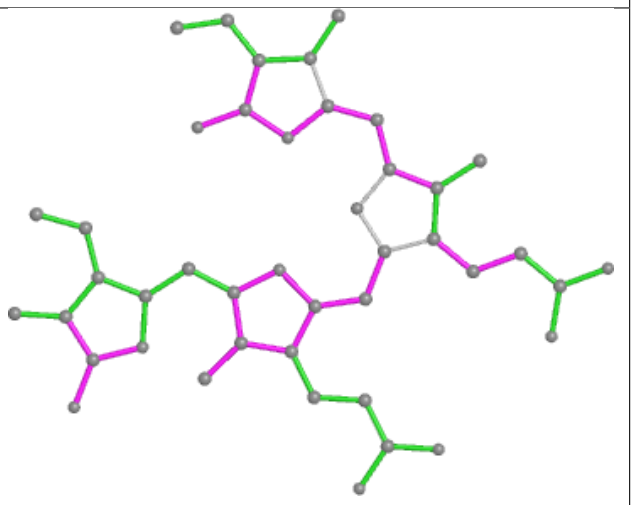

Bond angles

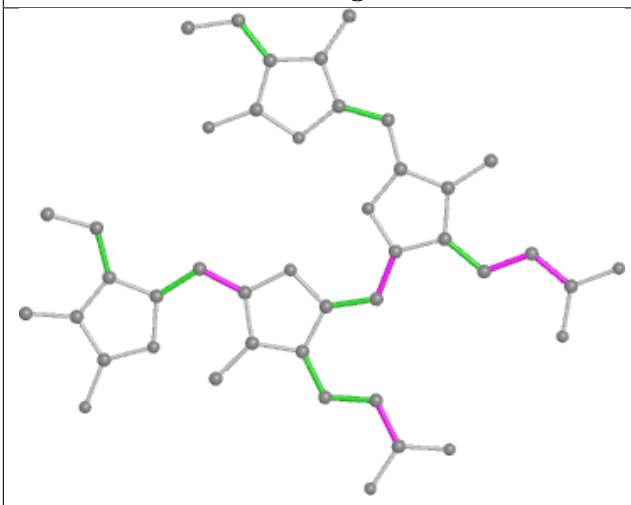

Torsions

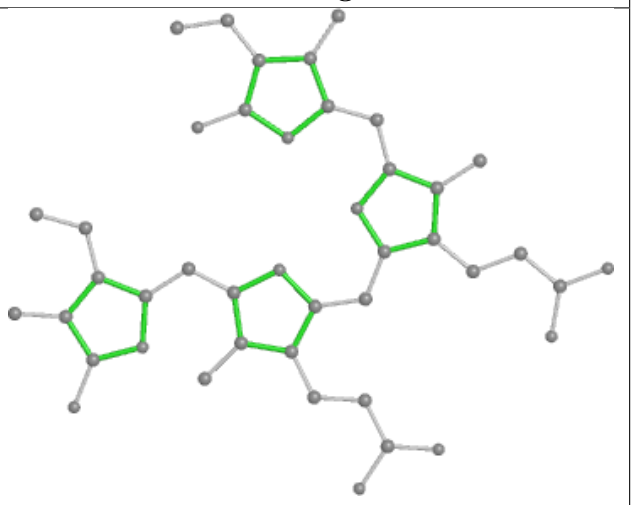

Rings

Ligand PEB Q4 202

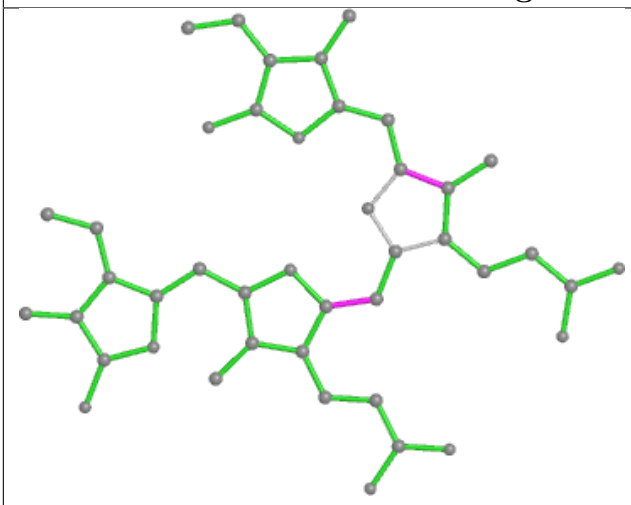

Bond lengths

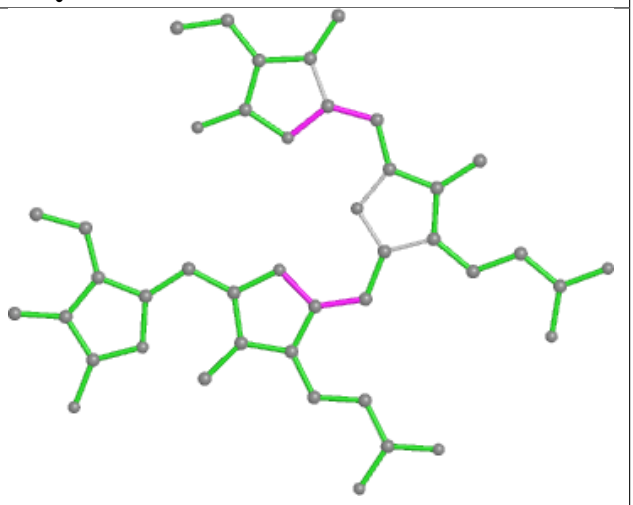

Bond angles

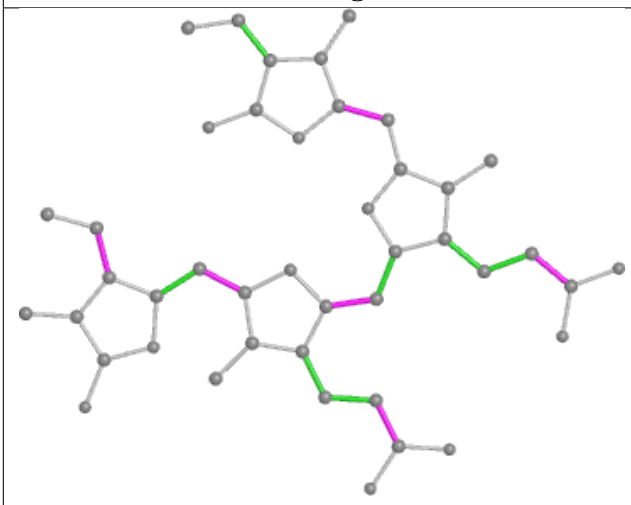

Torsions

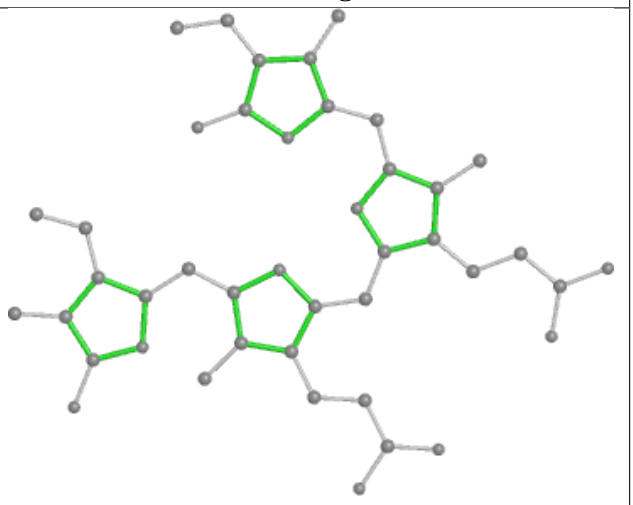

Rings

Ligand PEB SO 202

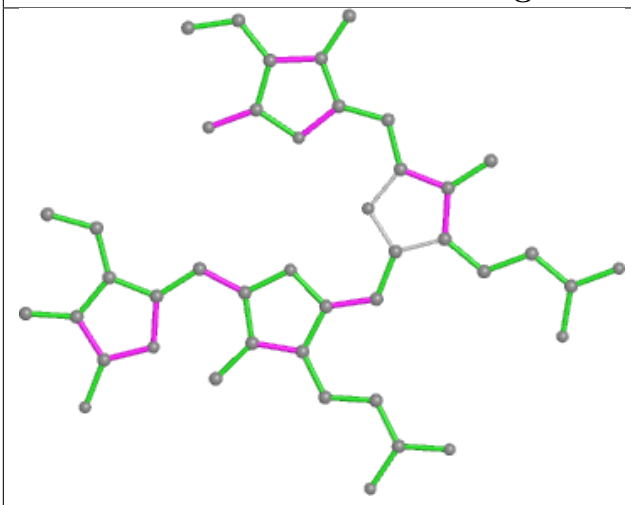

Bond lengths

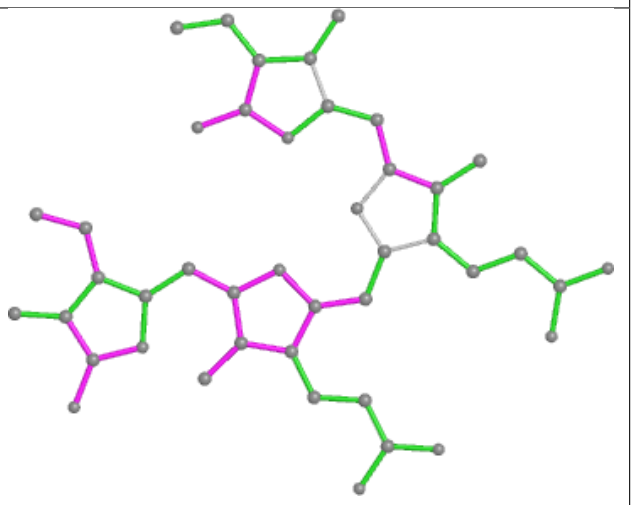

Bond angles

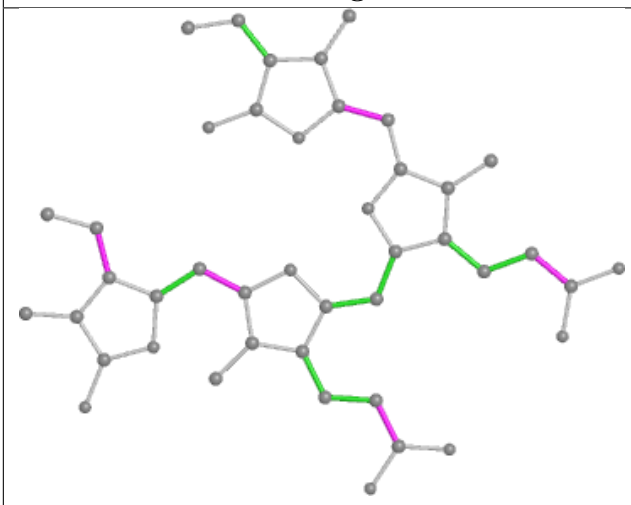

Torsions

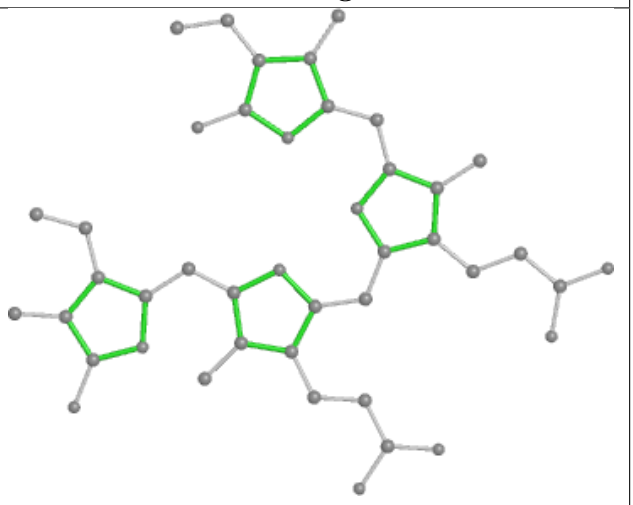

Rings

Ligand CLA C6 519

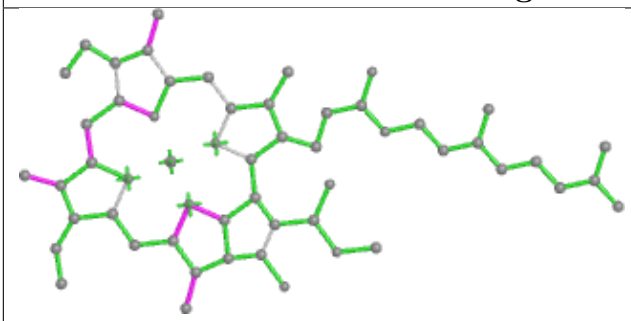

Bond lengths

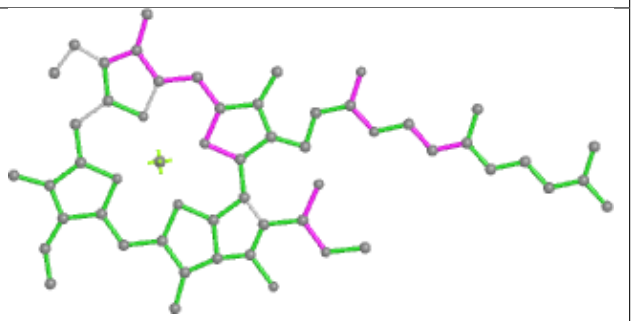

Bond angles

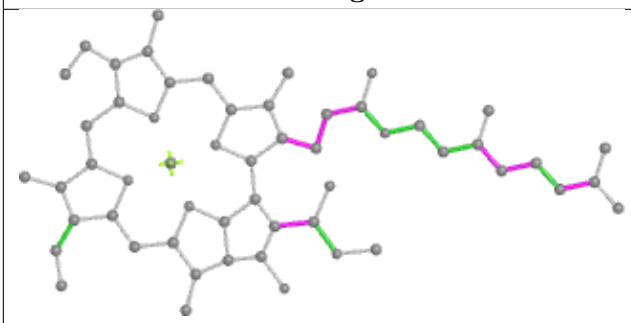

Torsions

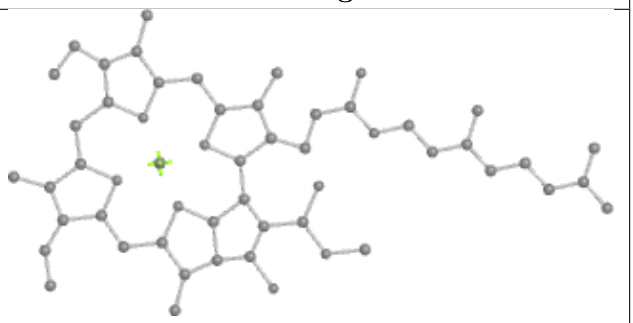

Rings

Ligand CLA nL 101

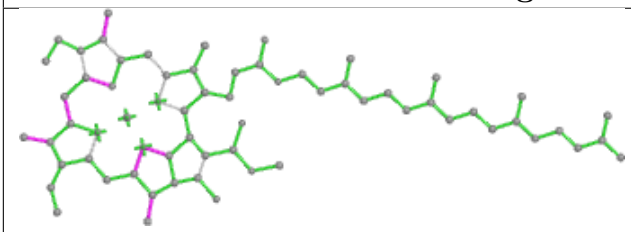

Bond lengths

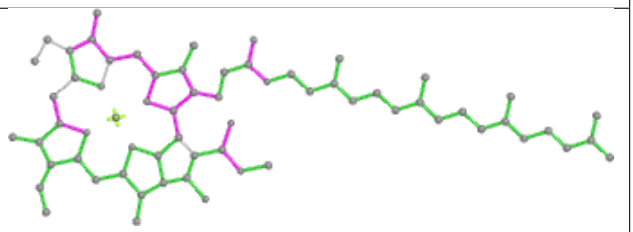

Bond angles

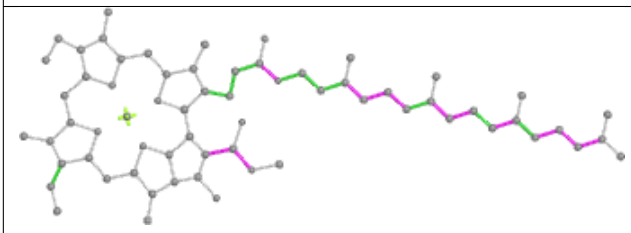

Torsions

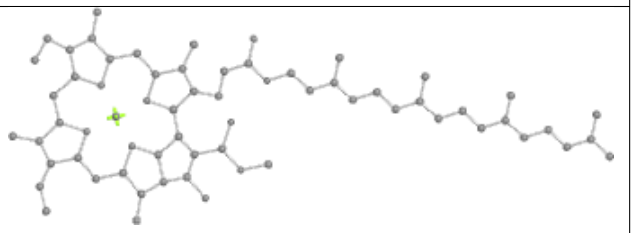

Rings

Ligand PEB QP 201

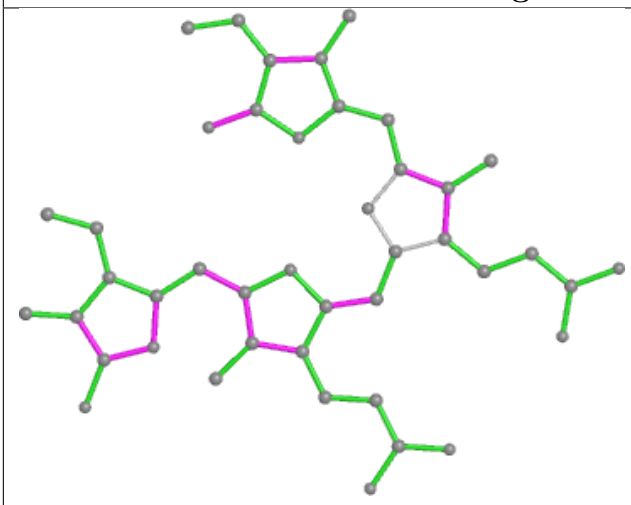

Bond lengths

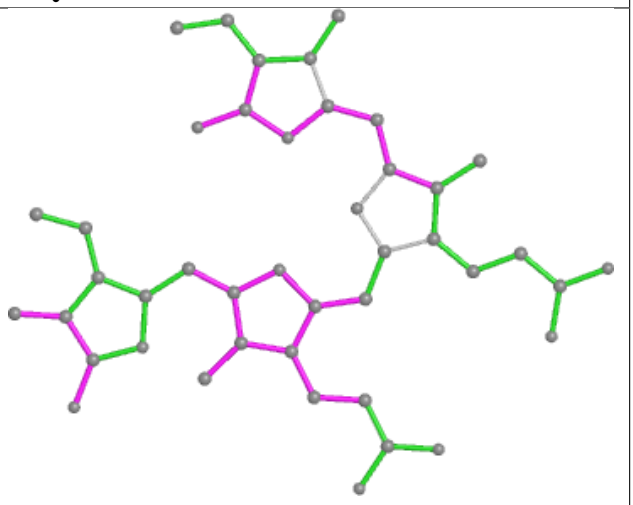

Bond angles

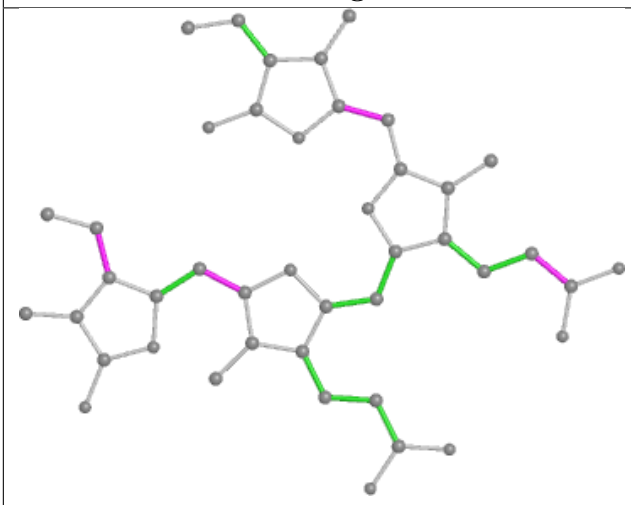

Torsions

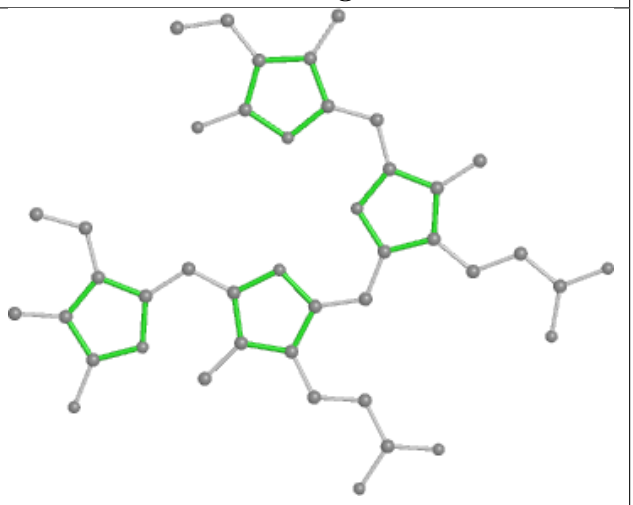

Rings

Ligand CLA 82 301

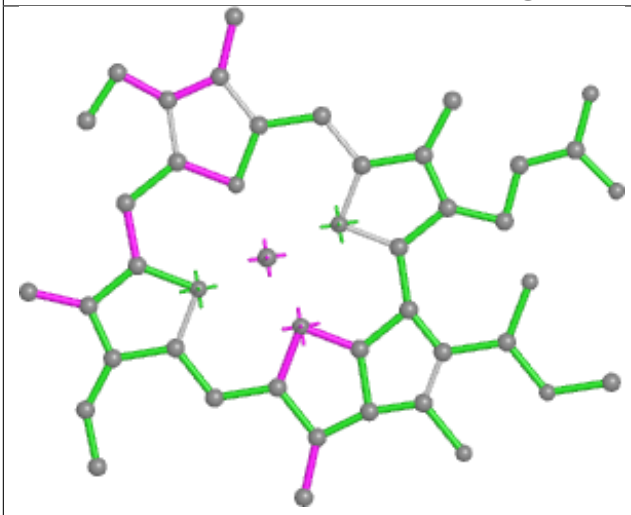

Bond lengths

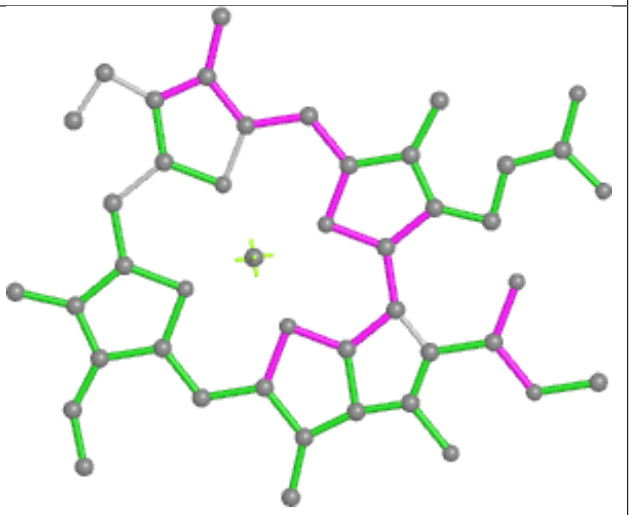

Bond angles

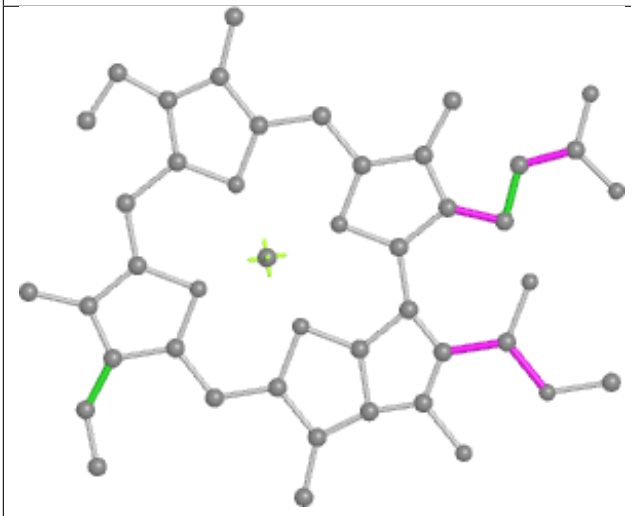

Torsions

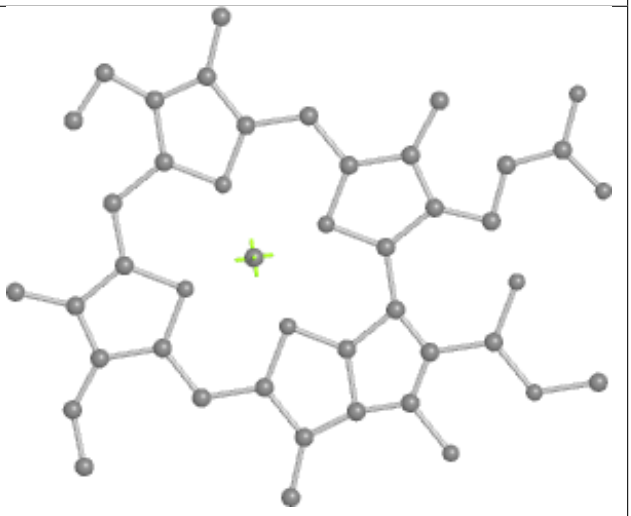

Rings

Ligand PEB lH 201

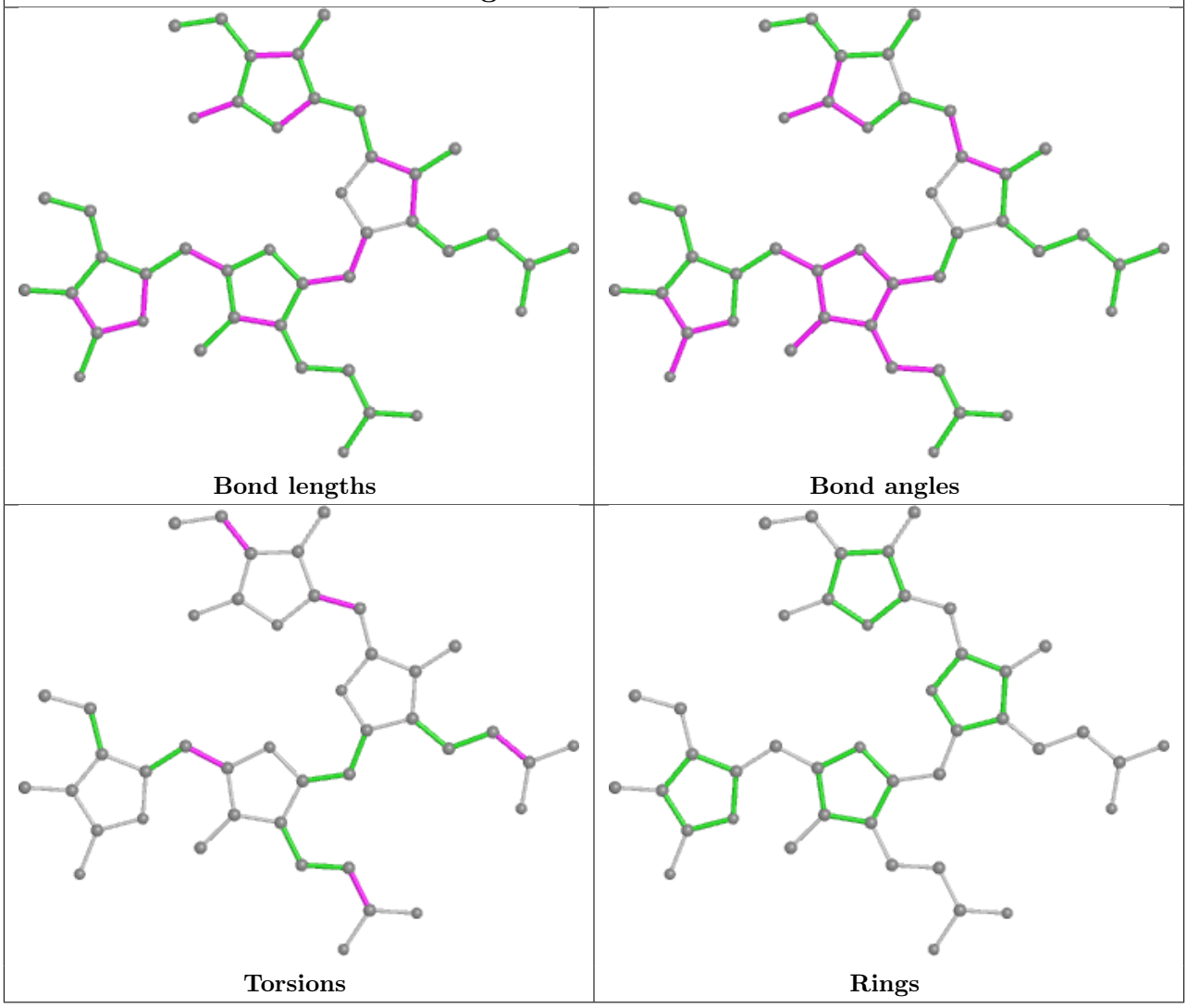

Bond lengths | Bond angles

Torsions | Rings

Ligand BCR cL 503

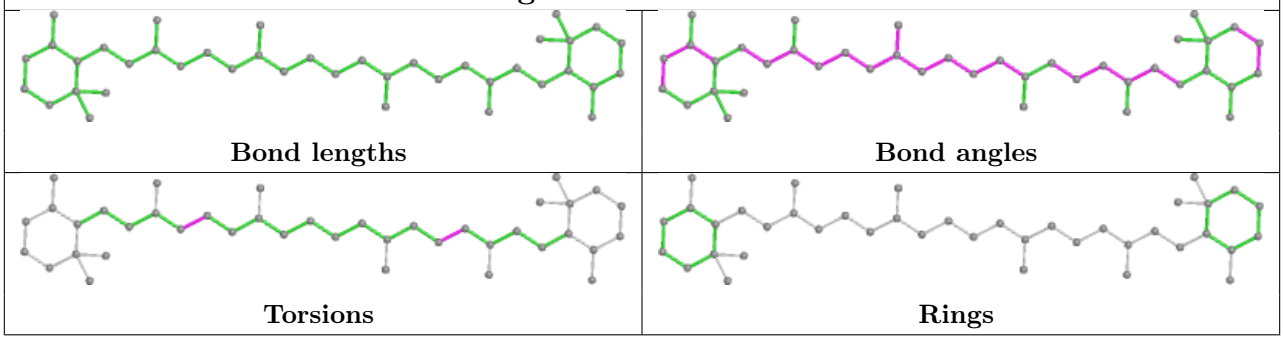

Bond lengths | Bond angles

Torsions | Rings

Ligand PEB IQ 201

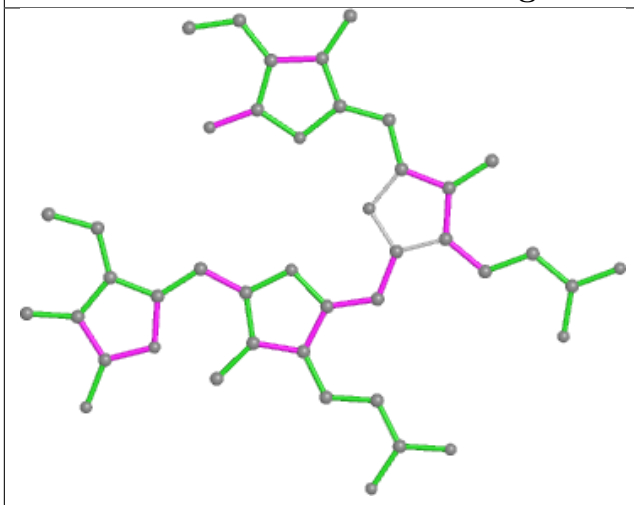

Bond lengths

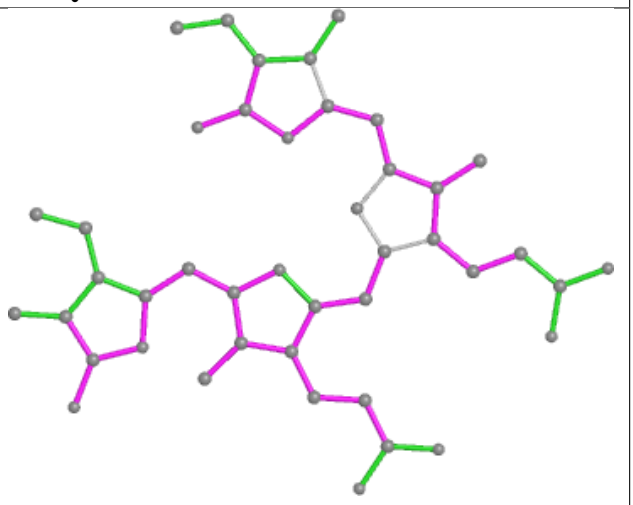

Bond angles

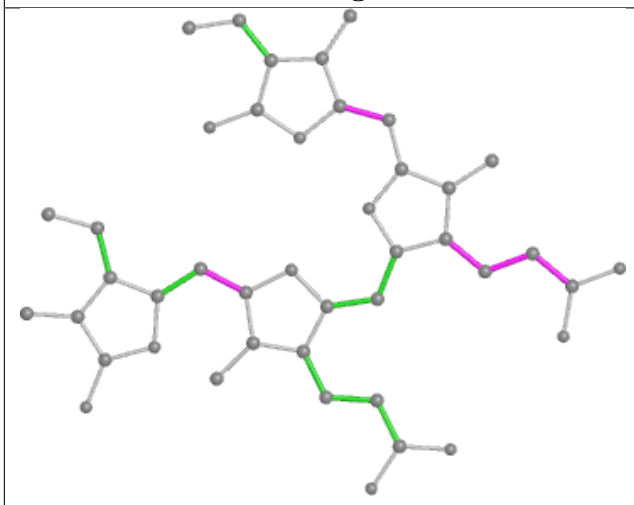

Torsions

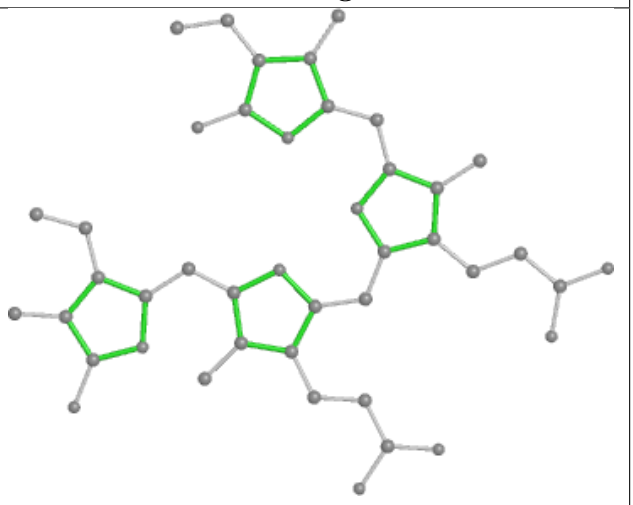

Rings

Ligand PEB Q1 201

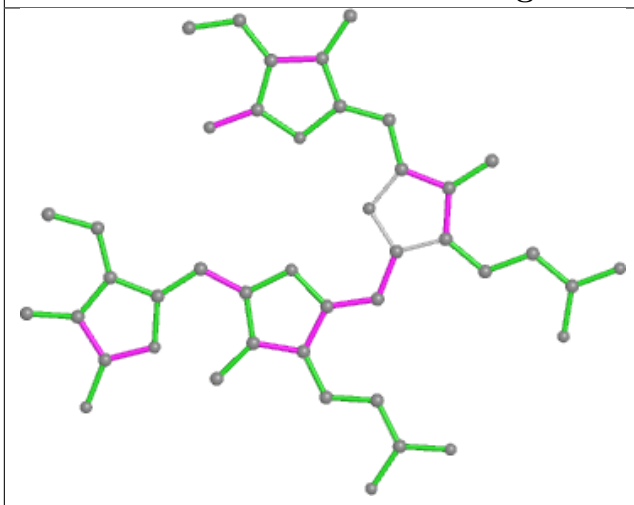

Bond lengths

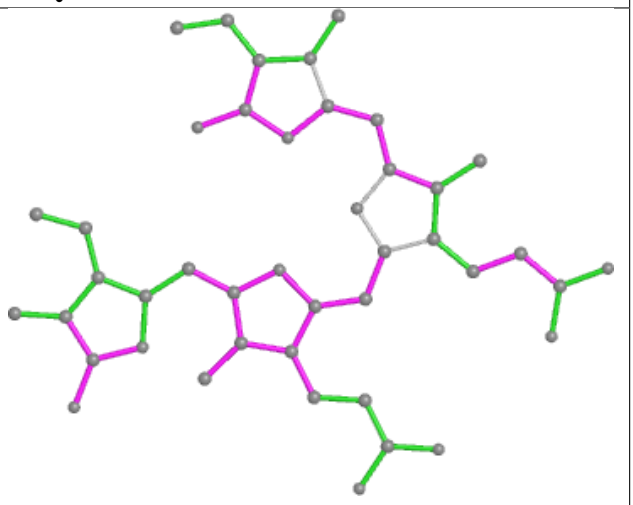

Bond angles

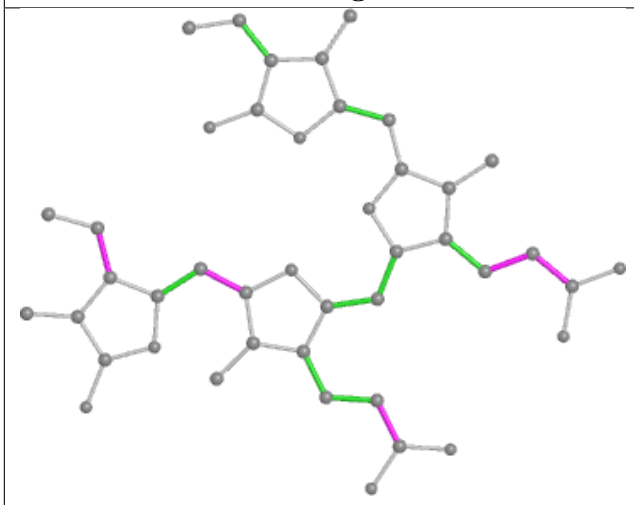

Torsions

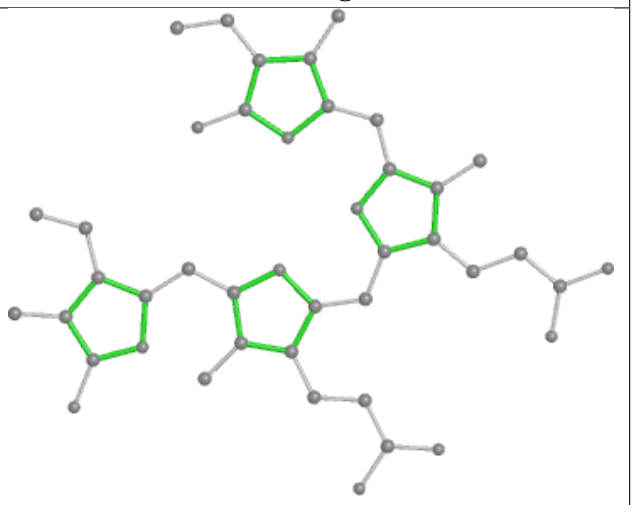

Rings

Ligand CLA 4N 607

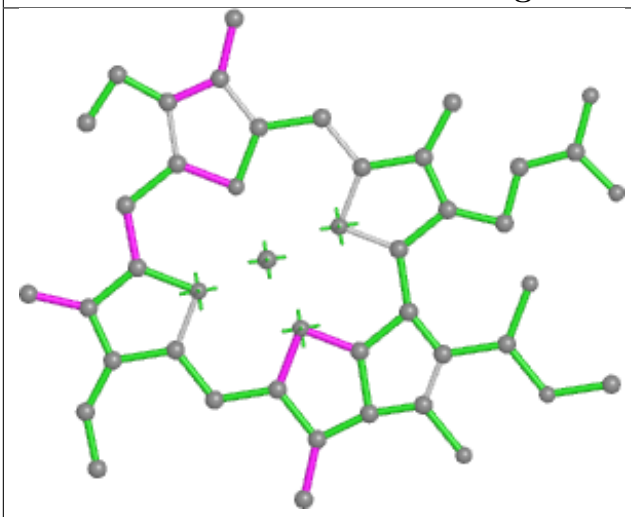

Bond lengths

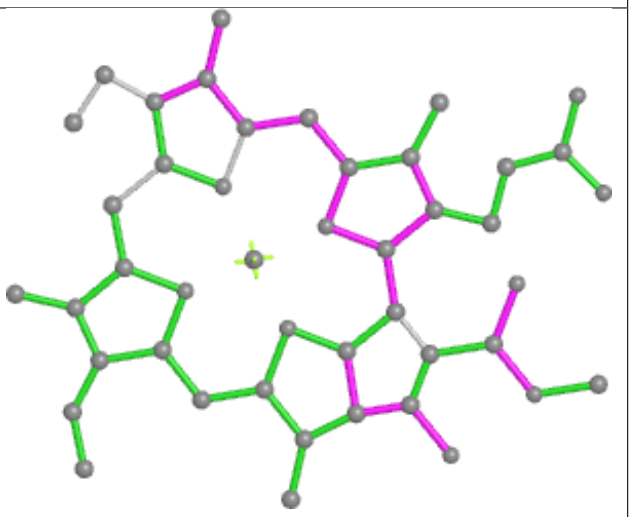

Bond angles

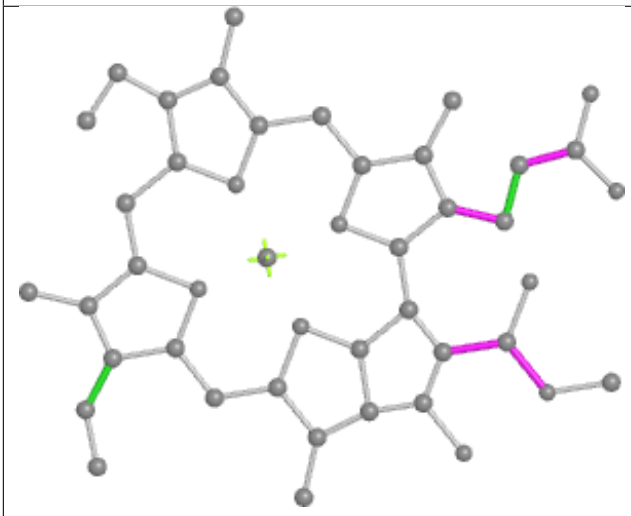

Torsions

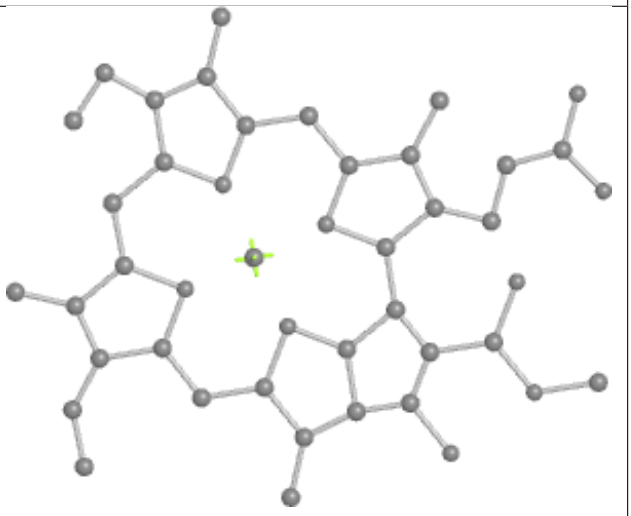

Rings

Ligand PEB eF 201

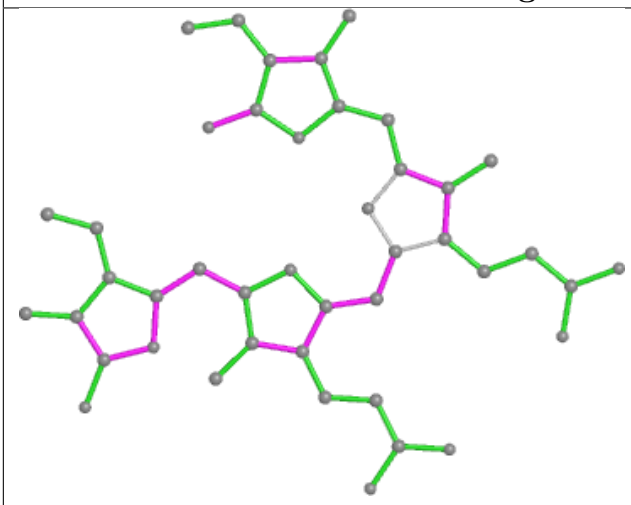

Bond lengths

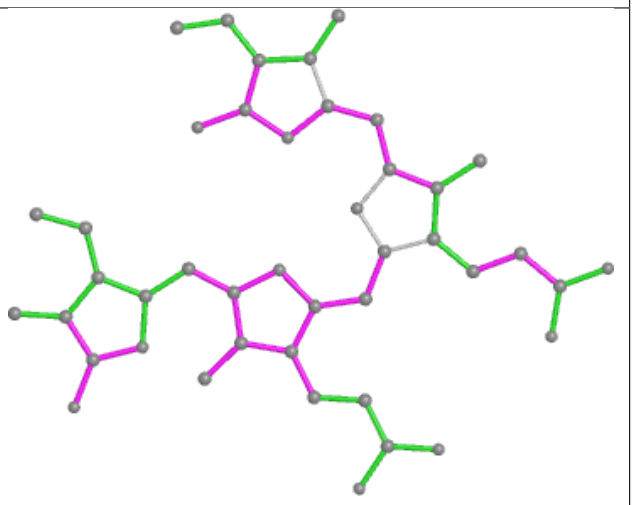

Bond angles

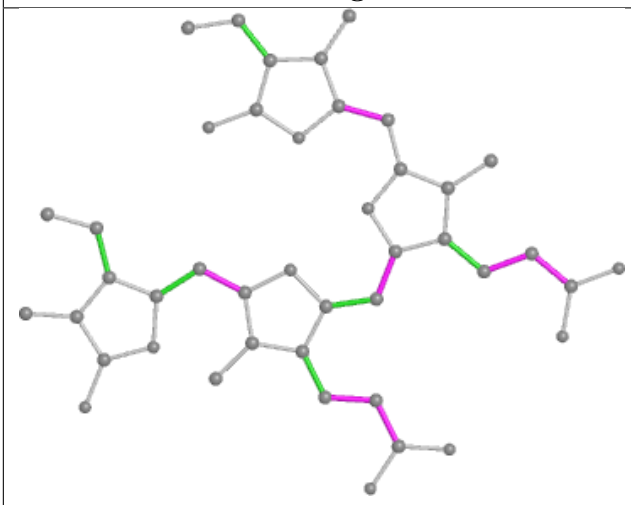

Torsions

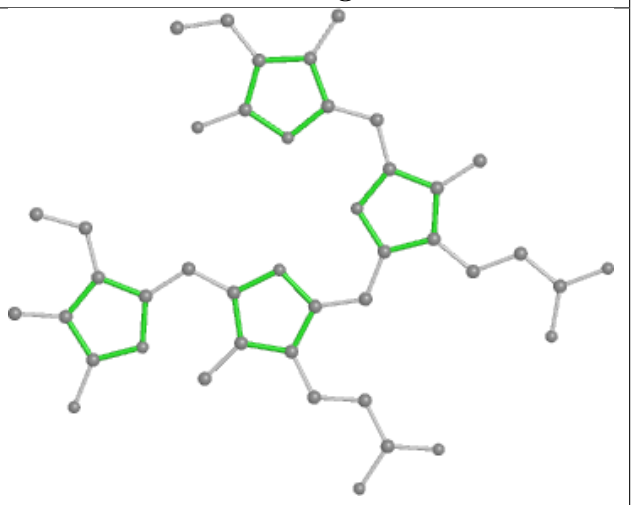

Rings

Ligand PEB FD 201

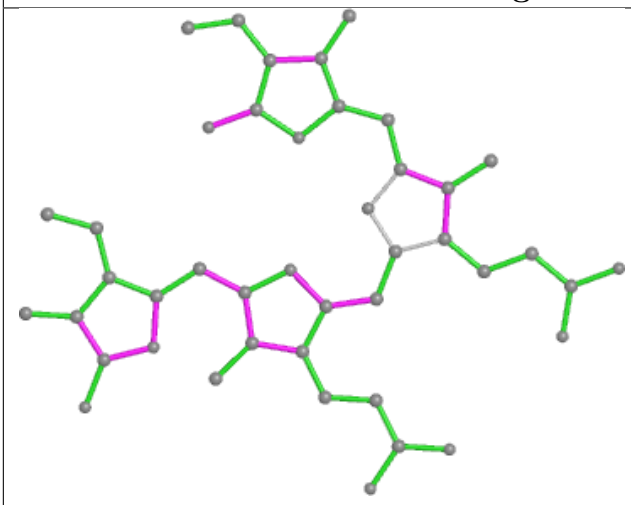

Bond lengths

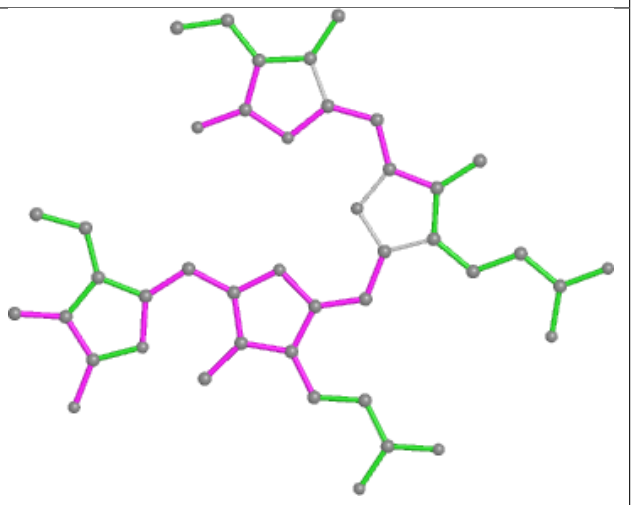

Bond angles

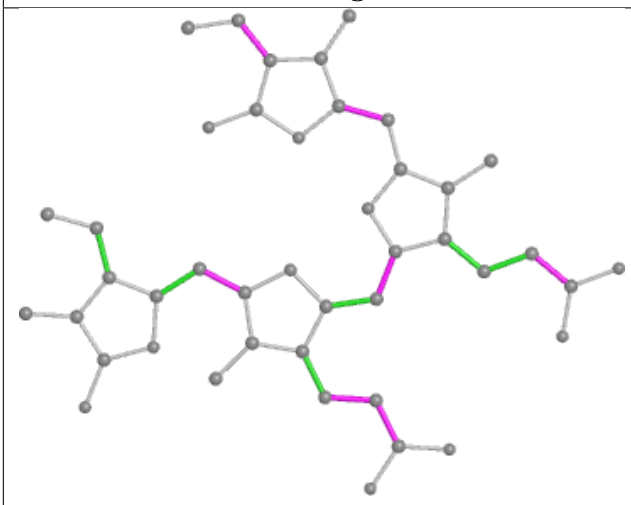

Torsions

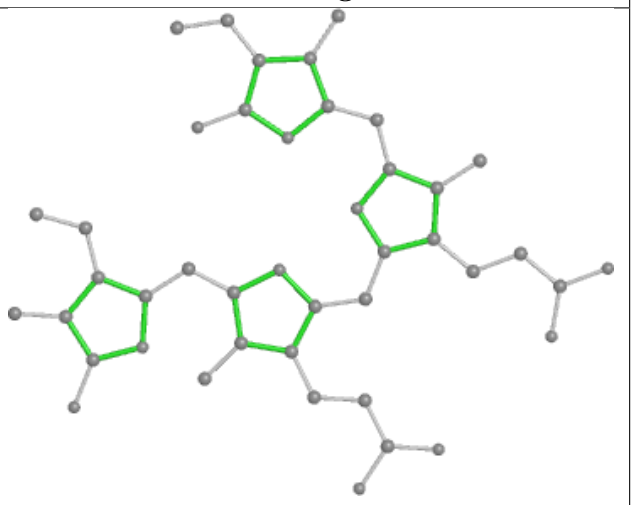

Rings

Ligand PEB II 201

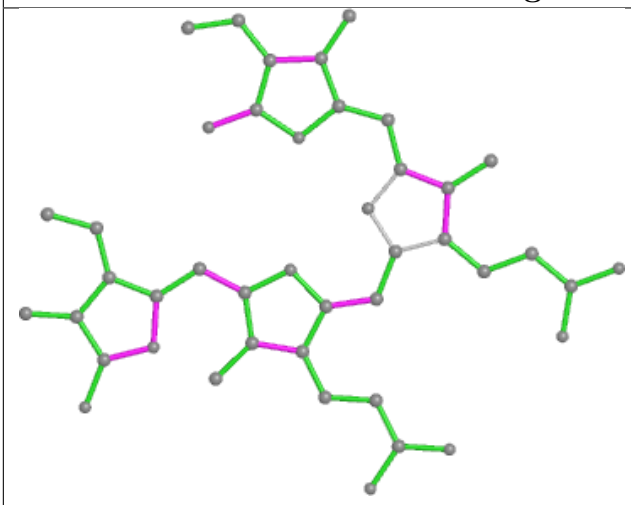

Bond lengths

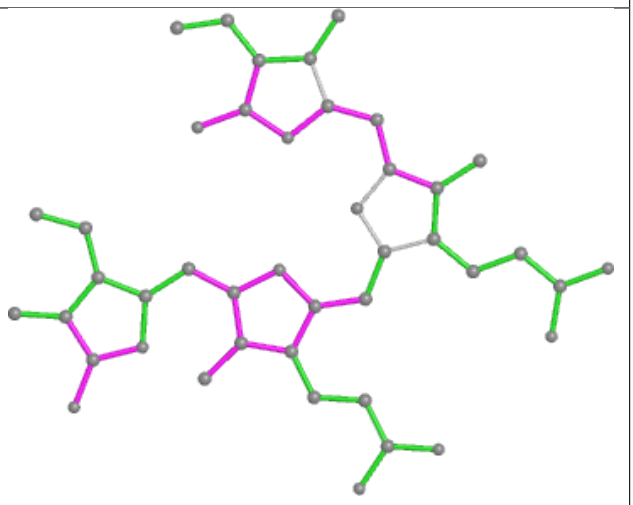

Bond angles

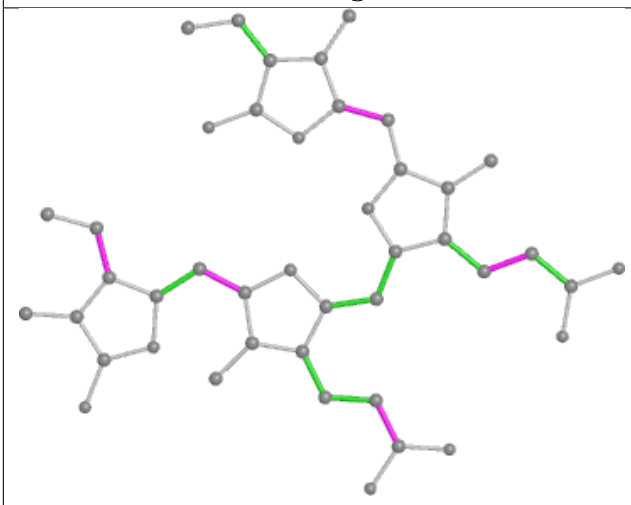

Torsions

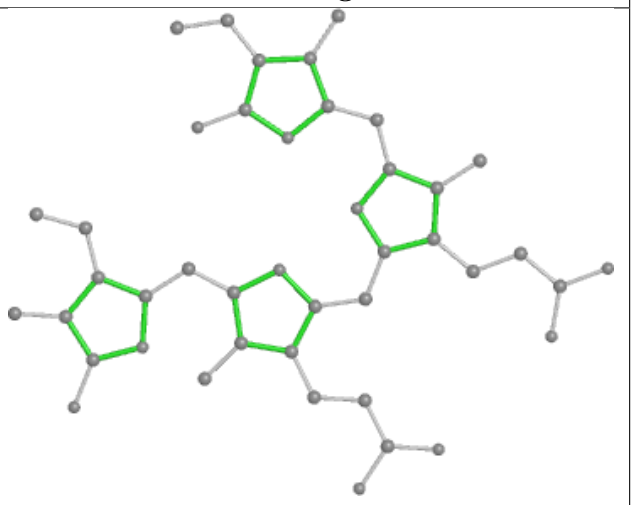

Rings

Ligand CLA 3N 307

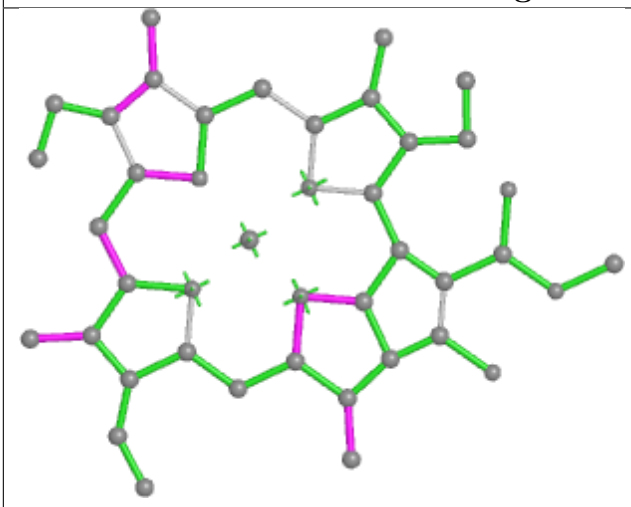

Bond lengths

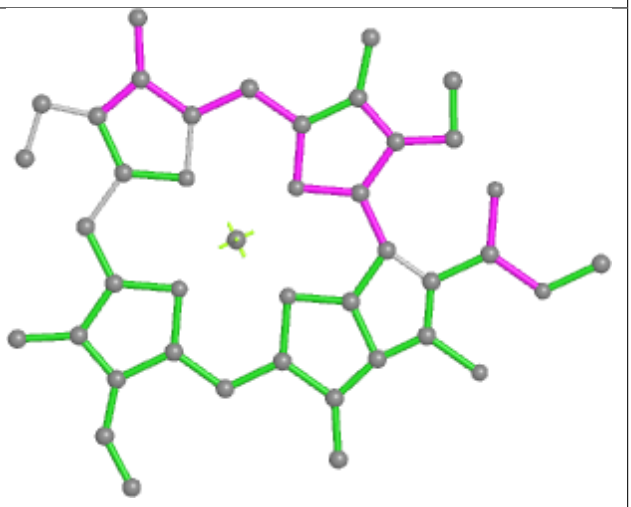

Bond angles

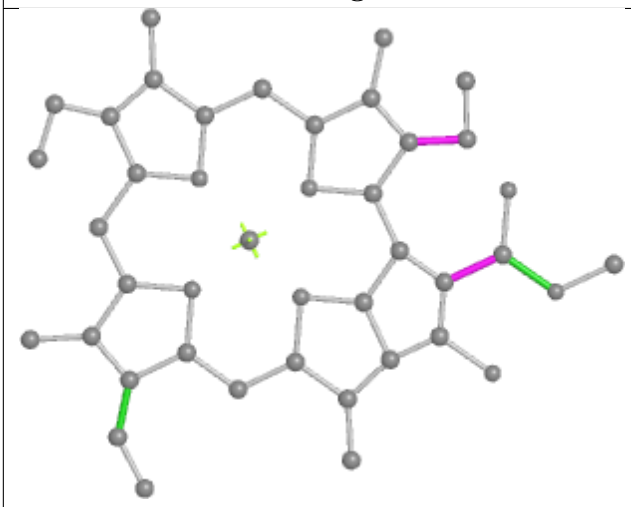

Torsions

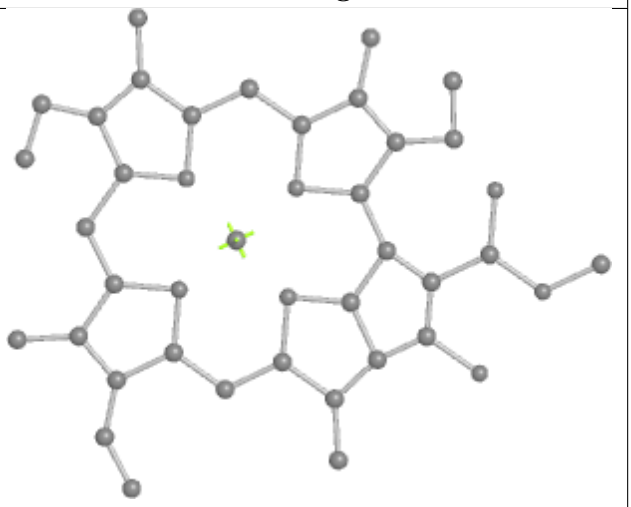

Rings

Ligand PEB FF 201

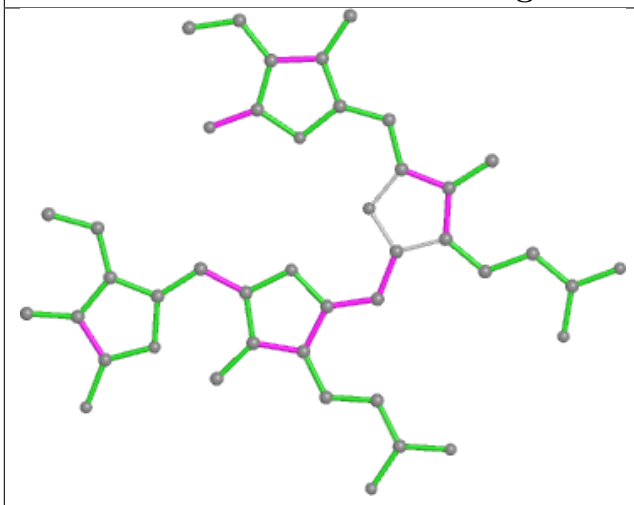

Bond lengths

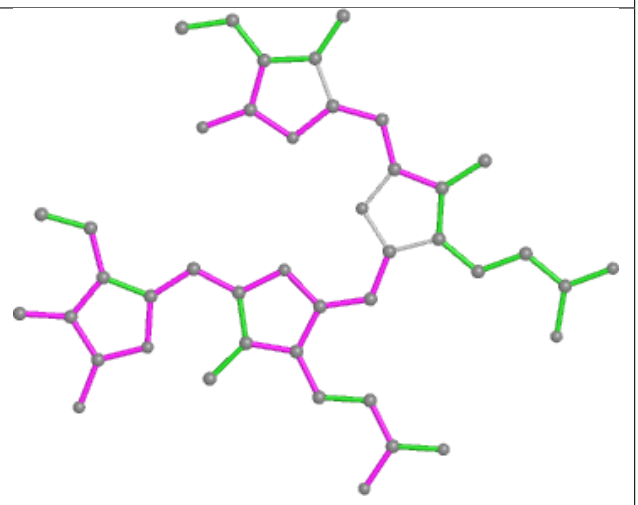

Bond angles

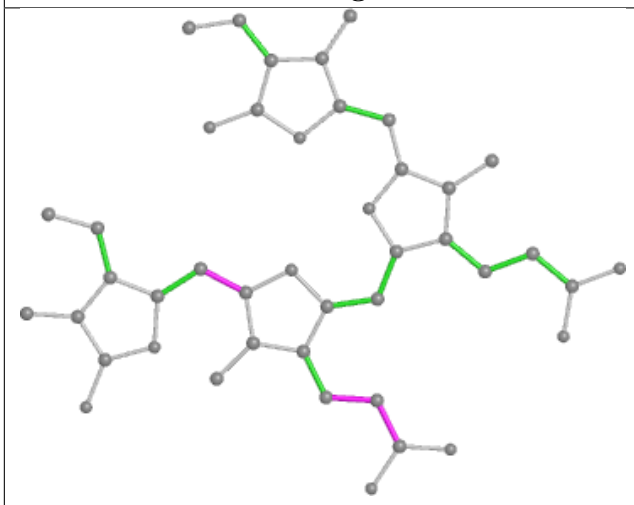

Torsions

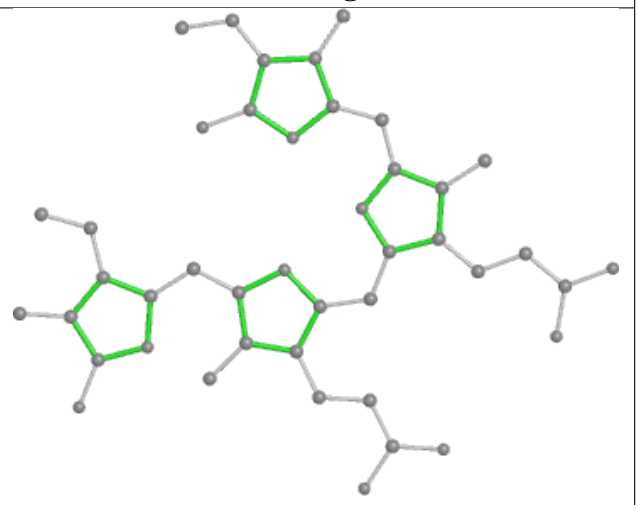

Rings

Ligand PUB A1 304

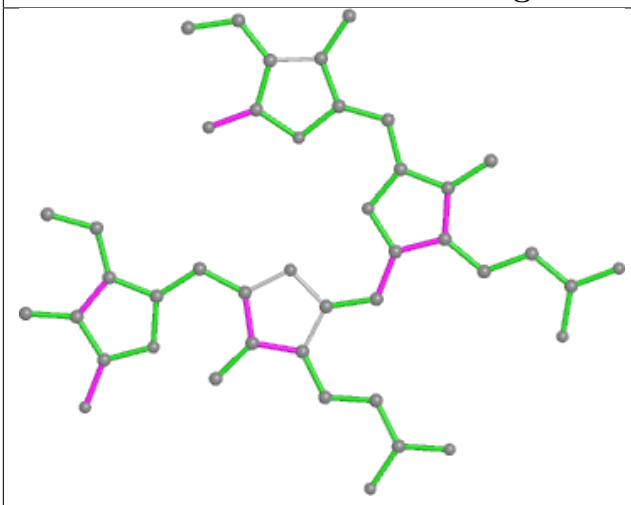

Bond lengths

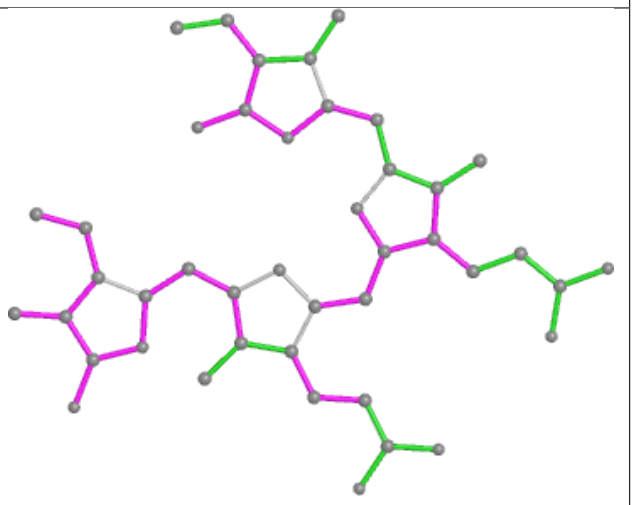

Bond angles

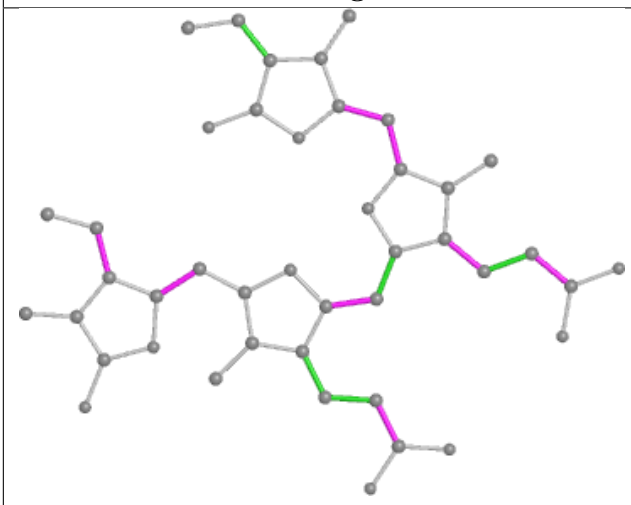

Torsions

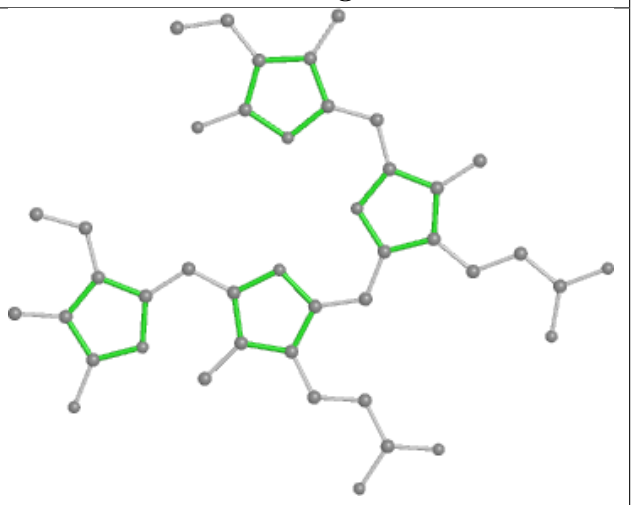

Rings

Ligand CLA LN 206

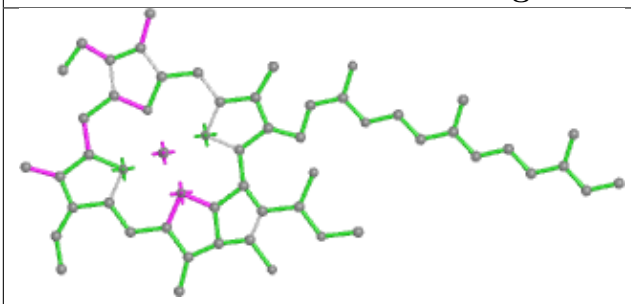

Bond lengths

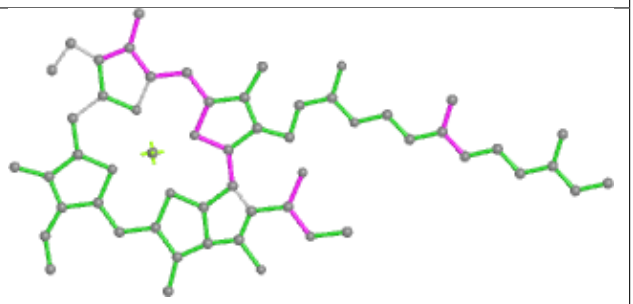

Bond angles

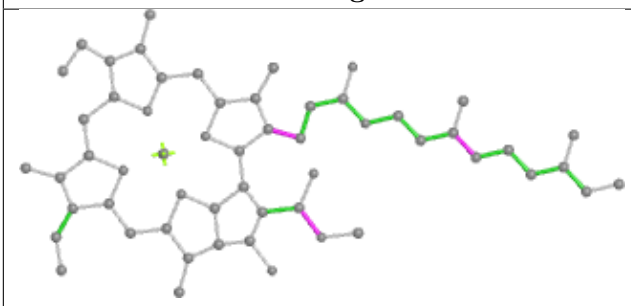

Torsions

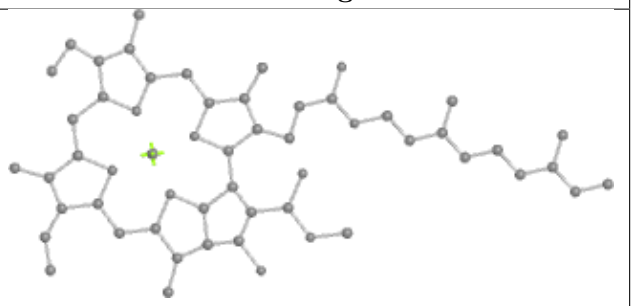

Rings

Ligand PEB D5 202

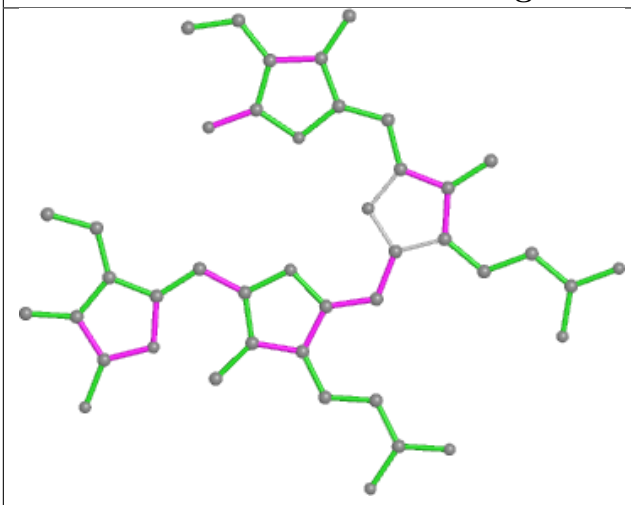

Bond lengths

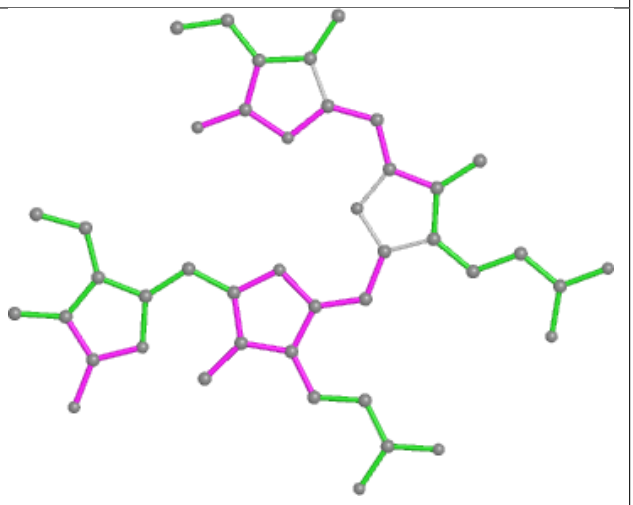

Bond angles

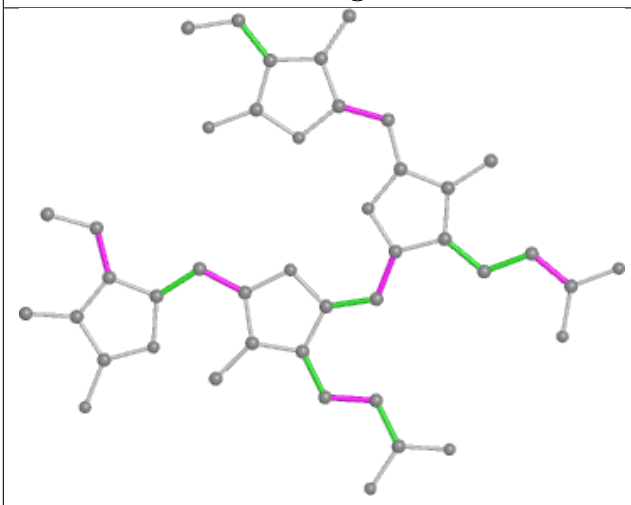

Torsions

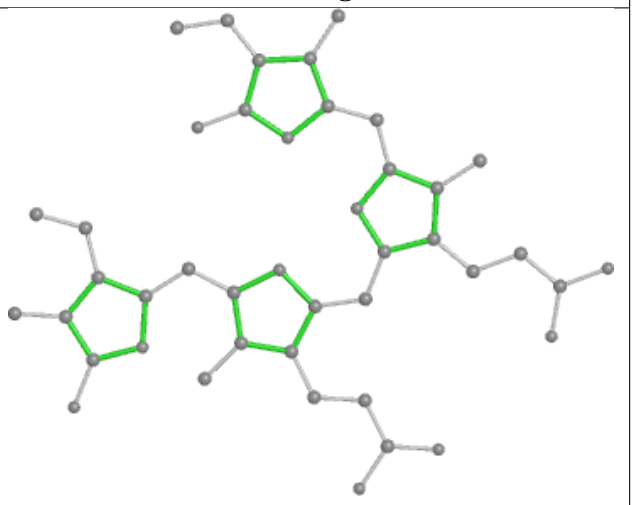

Rings

Ligand PEB eG 202

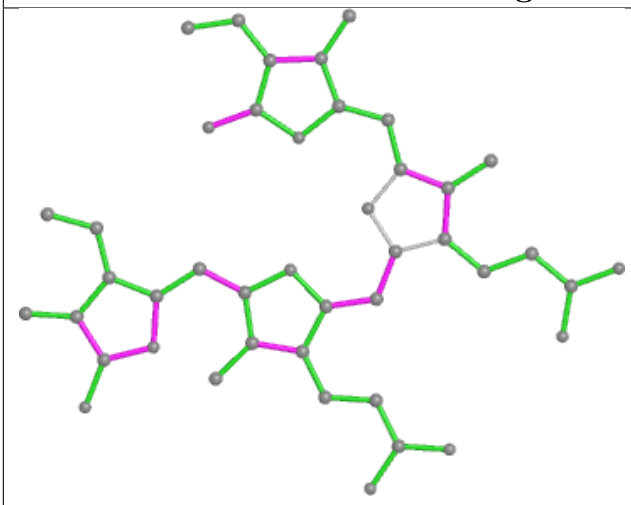

Bond lengths

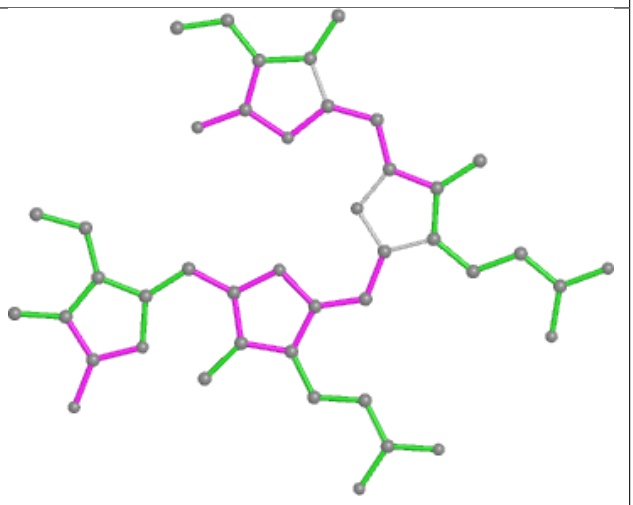

Bond angles

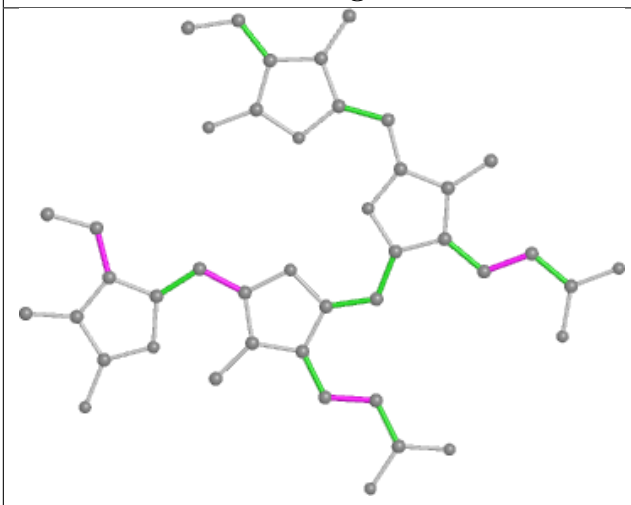

Torsions

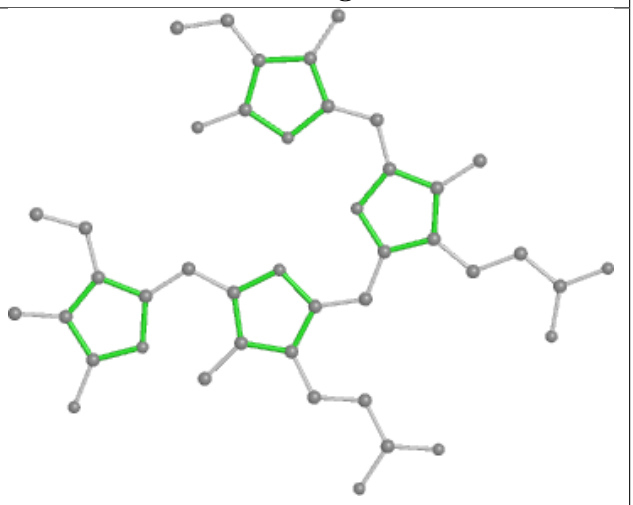

Rings

Ligand PEB m1 202

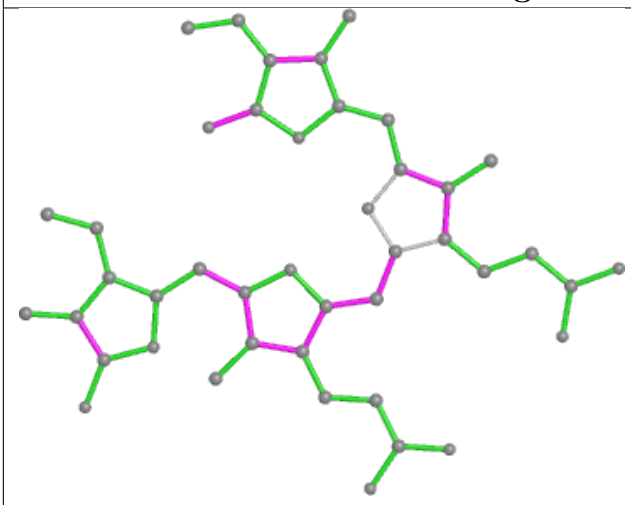

Bond lengths

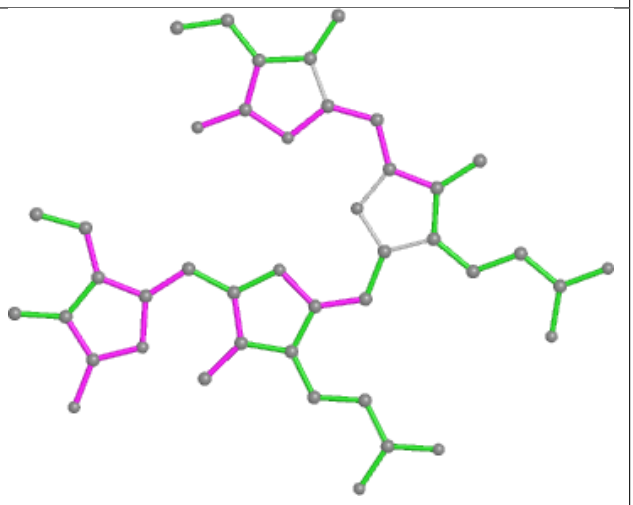

Bond angles

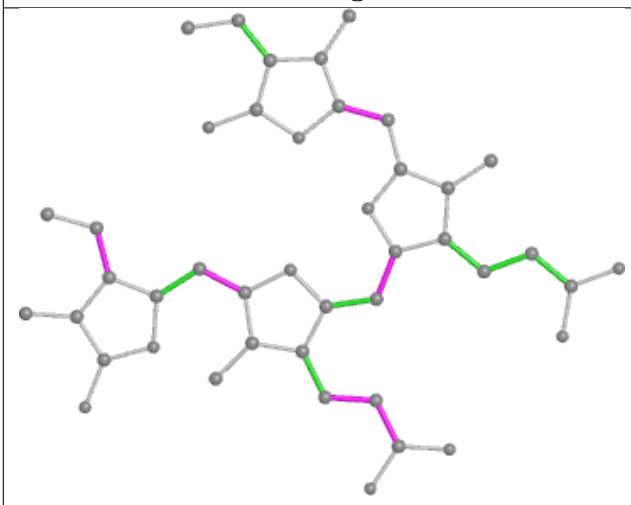

Torsions

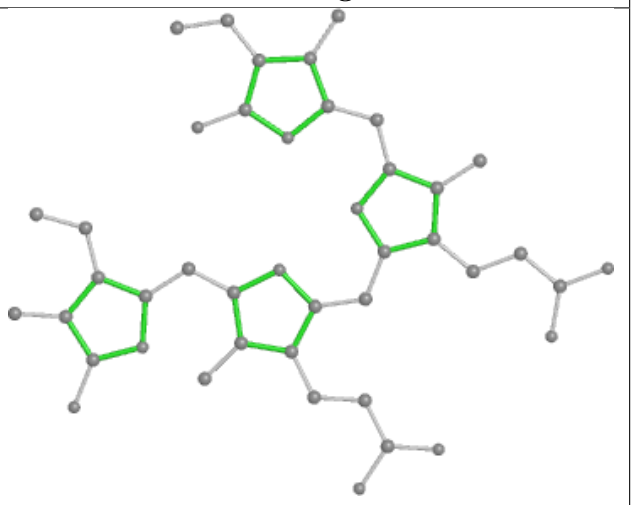

Rings

Ligand LHG a6 610

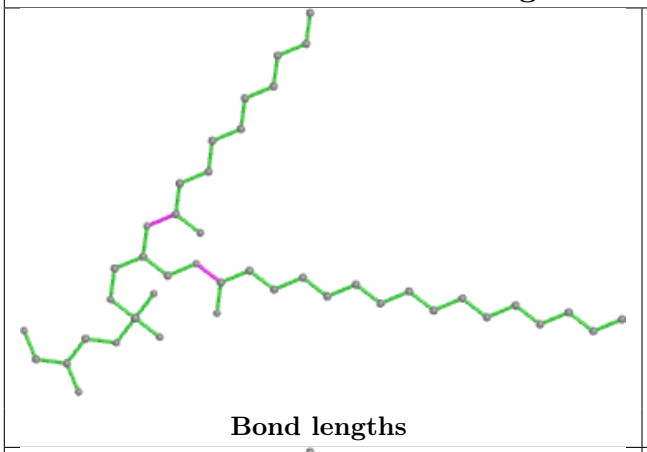

Bond lengths

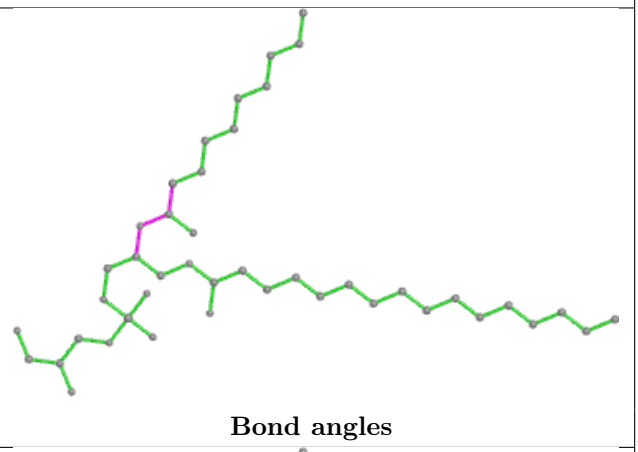

Bond angles

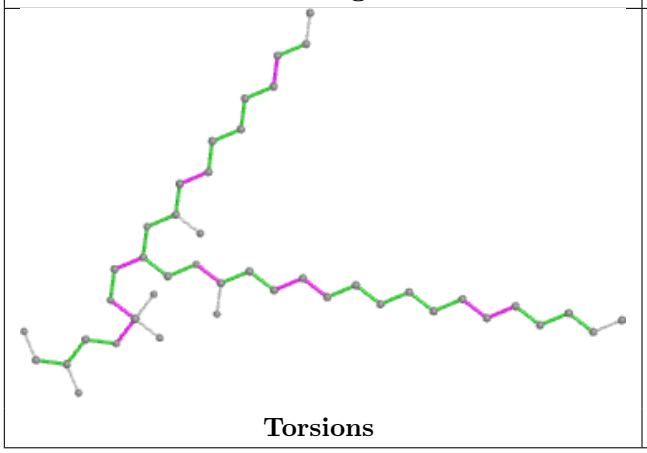

Torsions

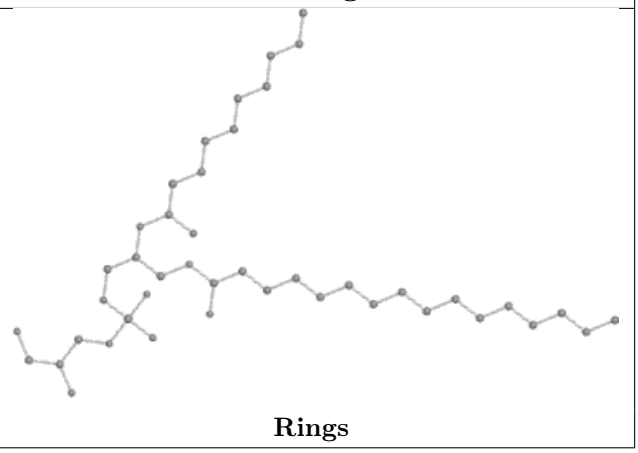

Rings

Ligand PEB jH 203

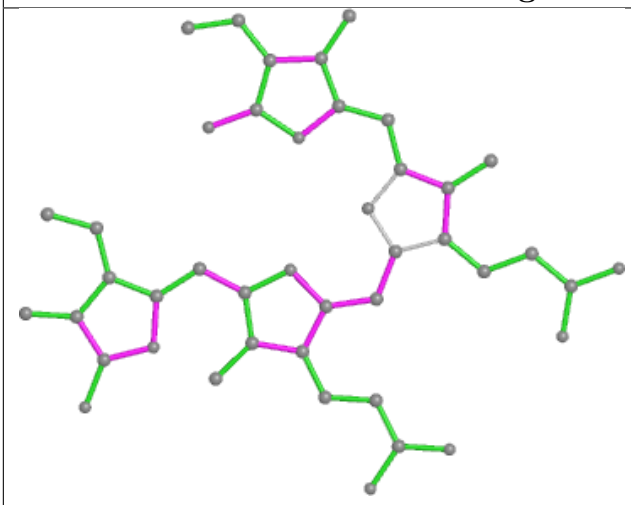

Bond lengths

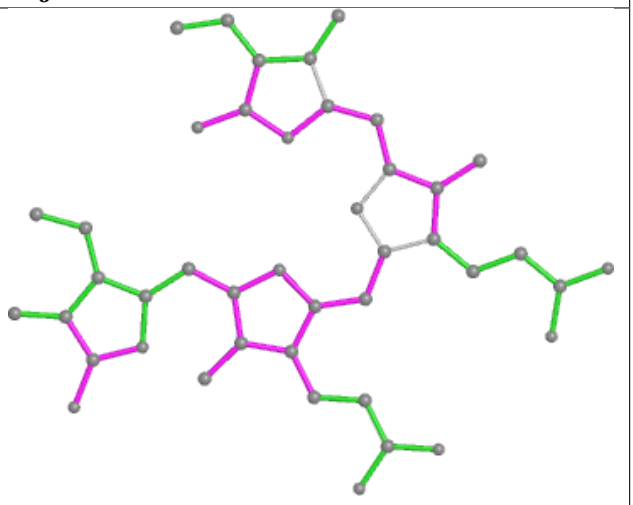

Bond angles

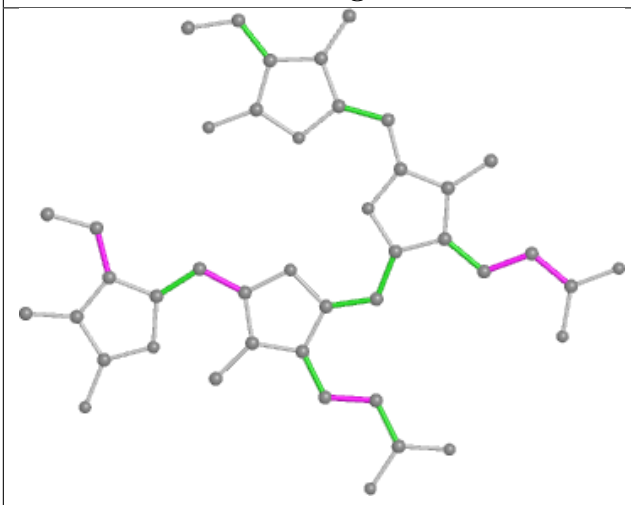

Torsions

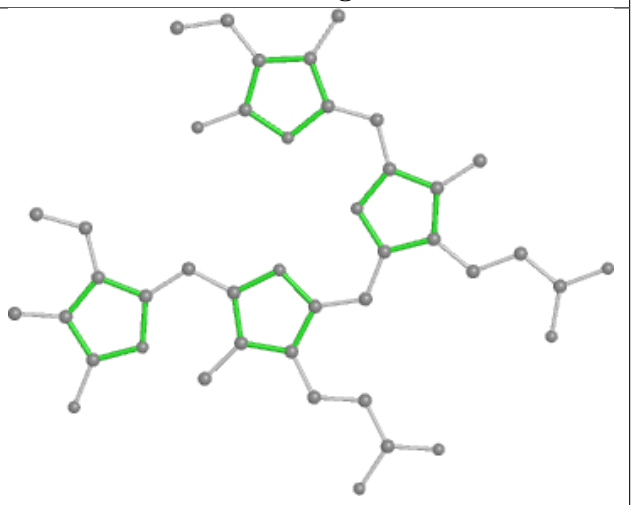

Rings

Ligand PEB AE 304

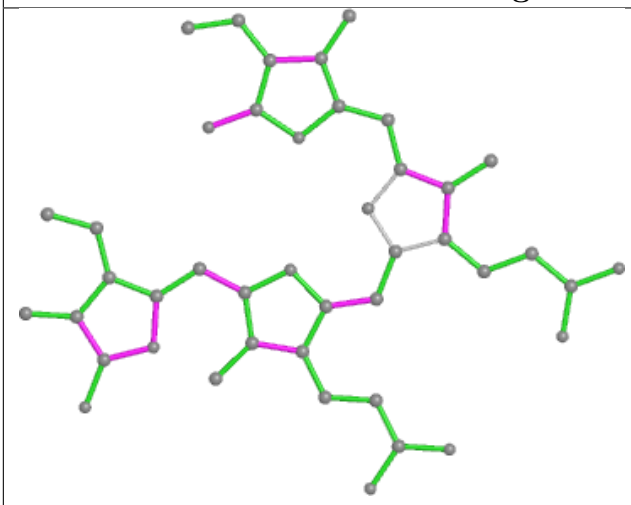

Bond lengths

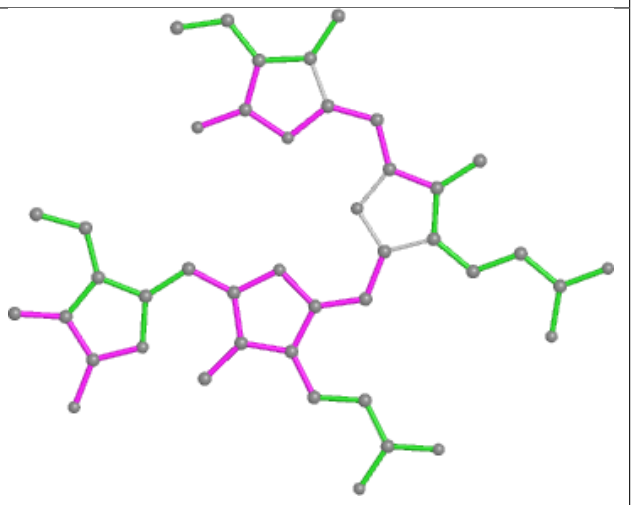

Bond angles

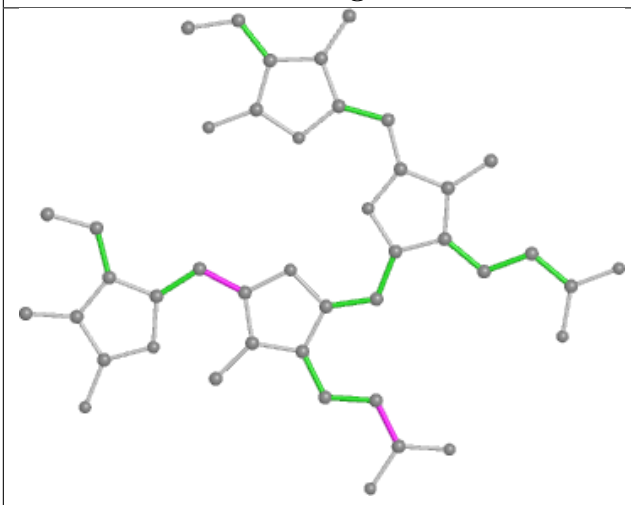

Torsions

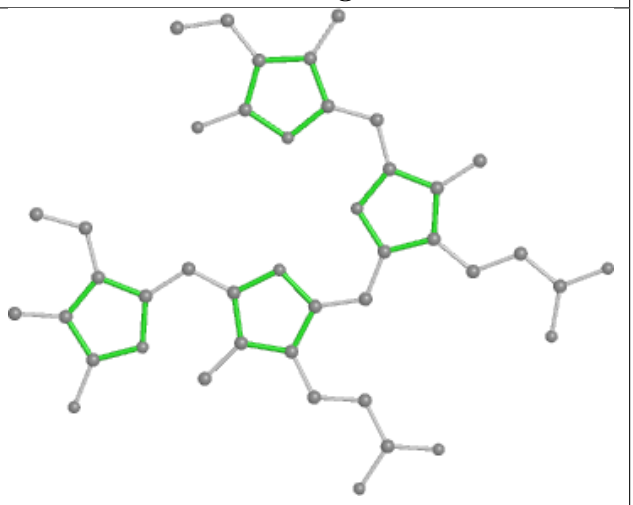

Rings

Ligand PEB KA 202

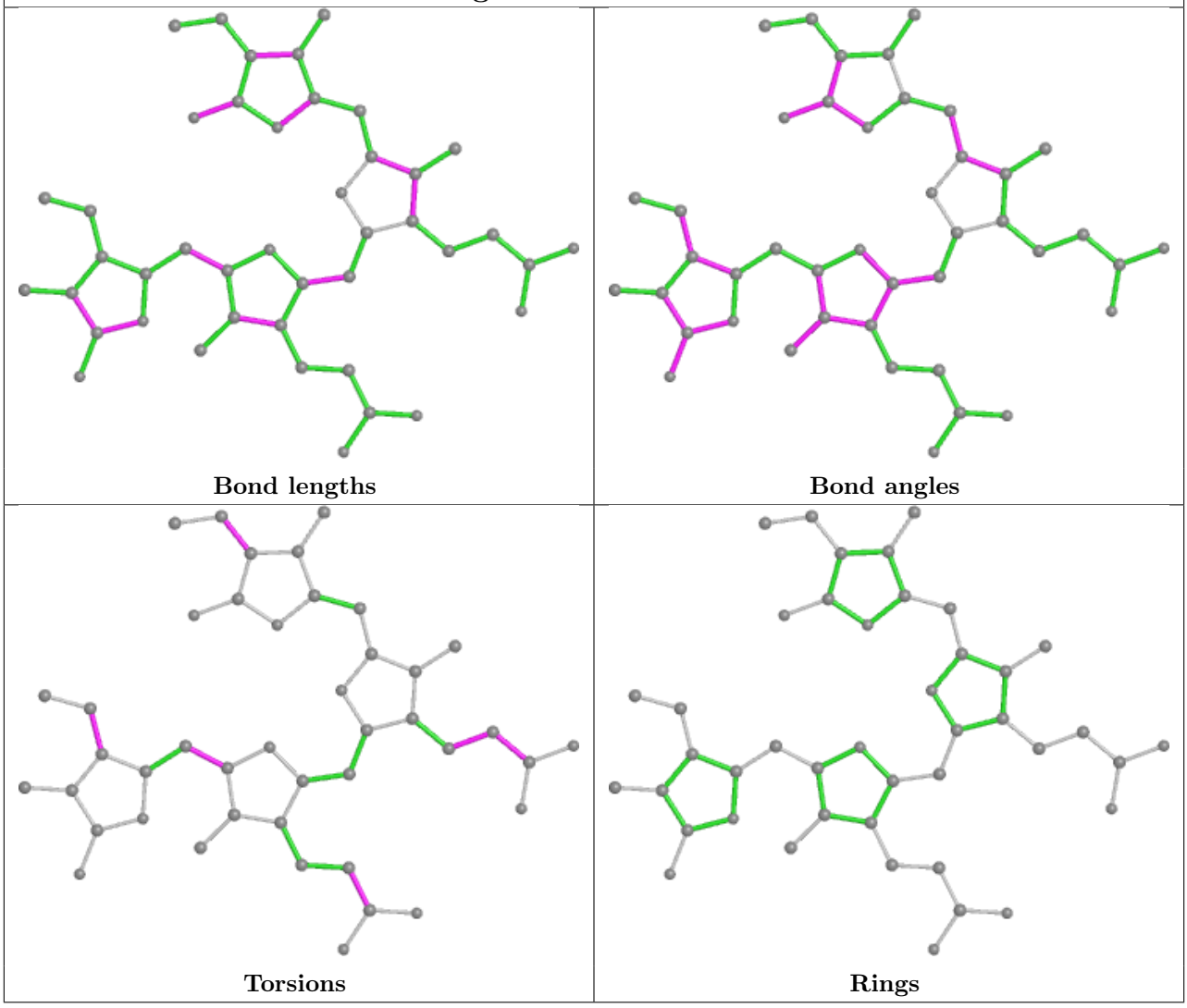

Ligand PEB iO 203

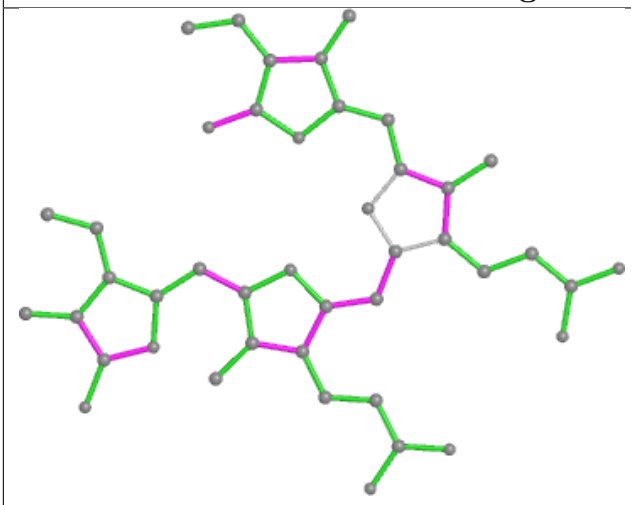

Bond lengths

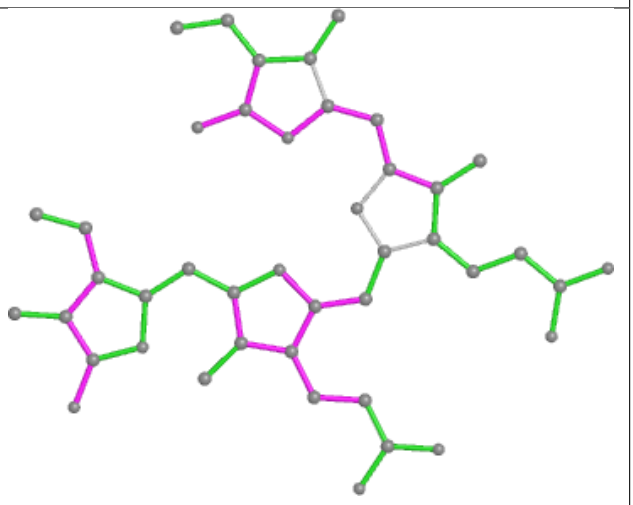

Bond angles

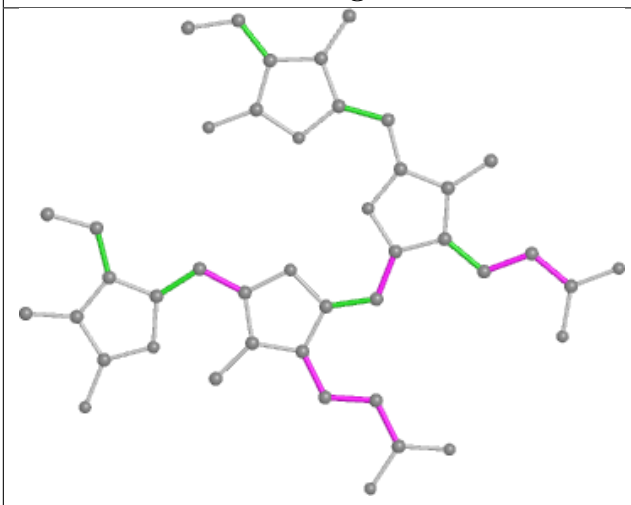

Torsions

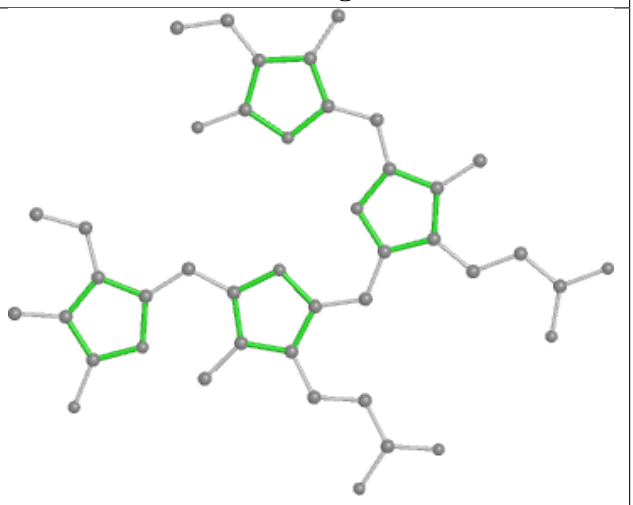

Rings

Ligand PEB HG 1002

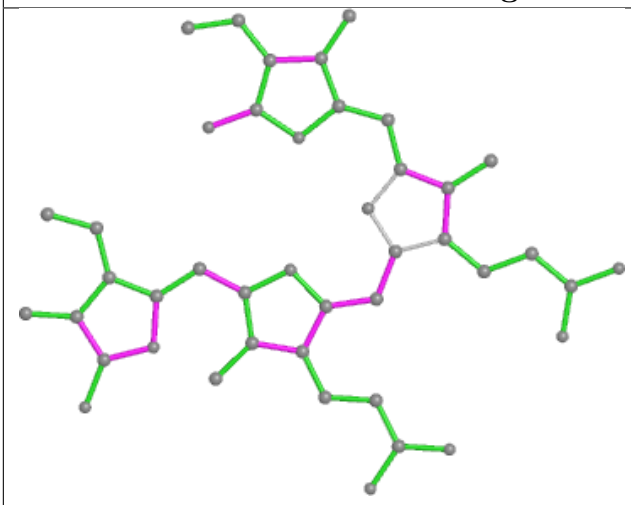

Bond lengths

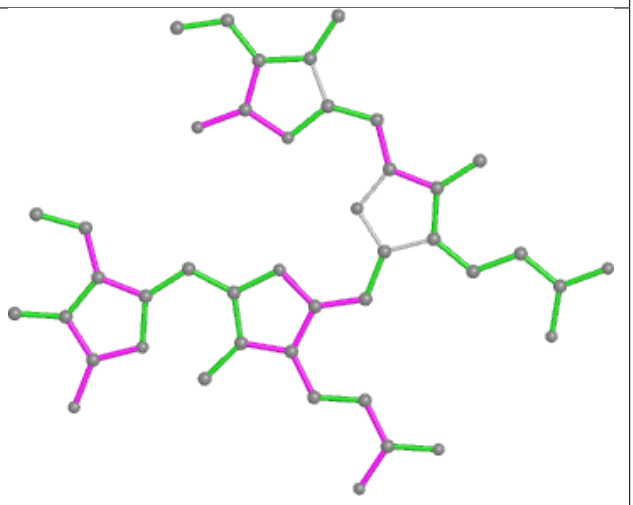

Bond angles

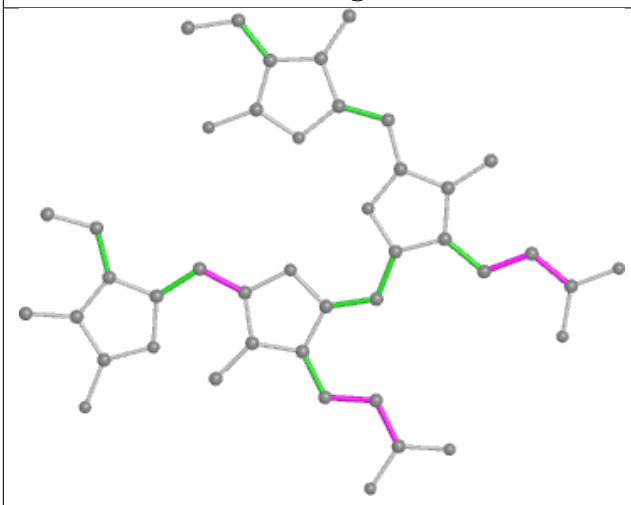

Torsions

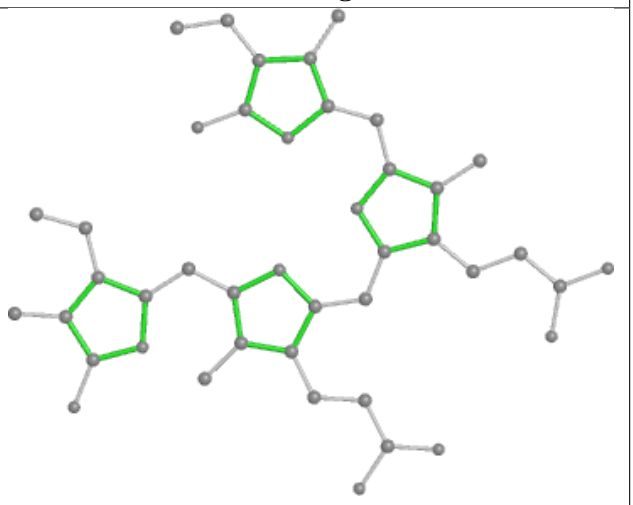

Rings

Ligand PEB aO 201

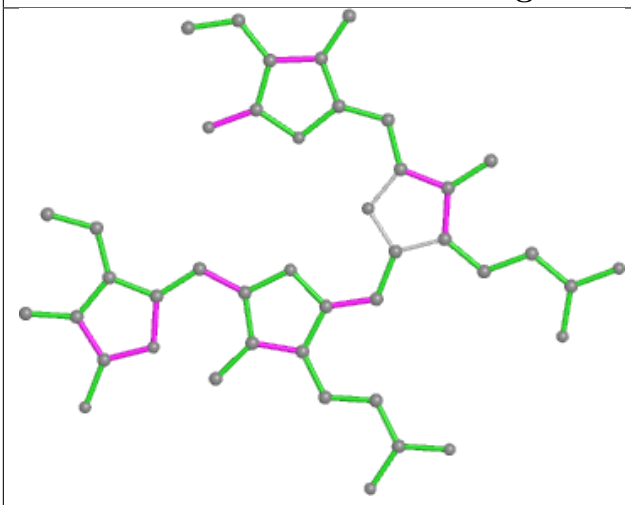

Bond lengths

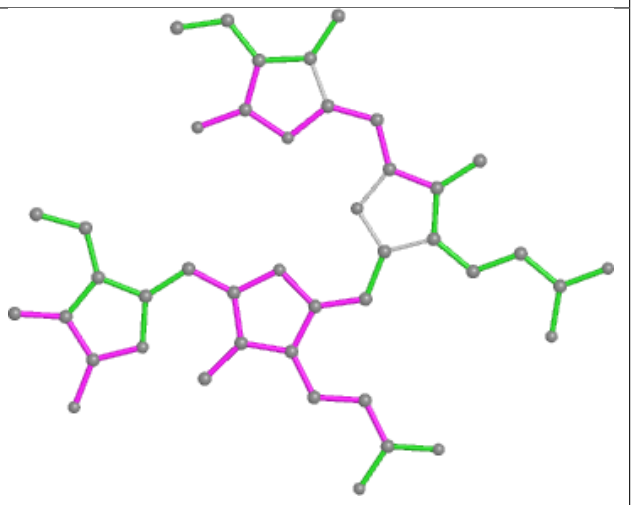

Bond angles

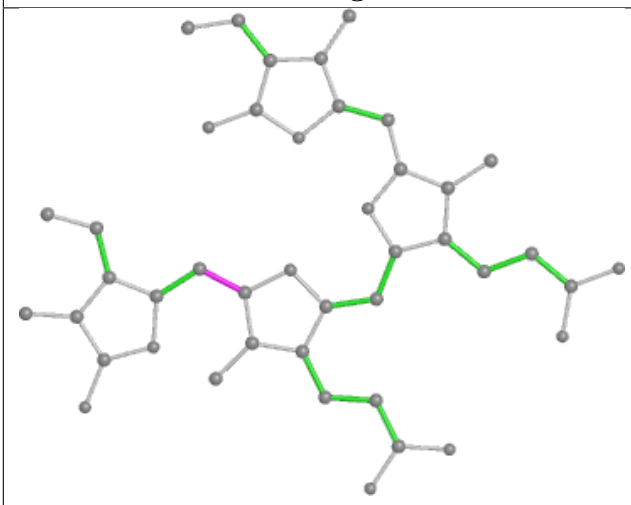

Torsions

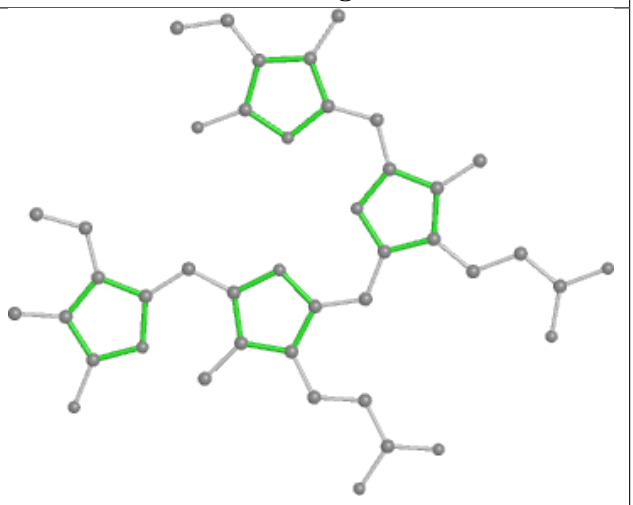

Rings

Ligand PEB e1 201

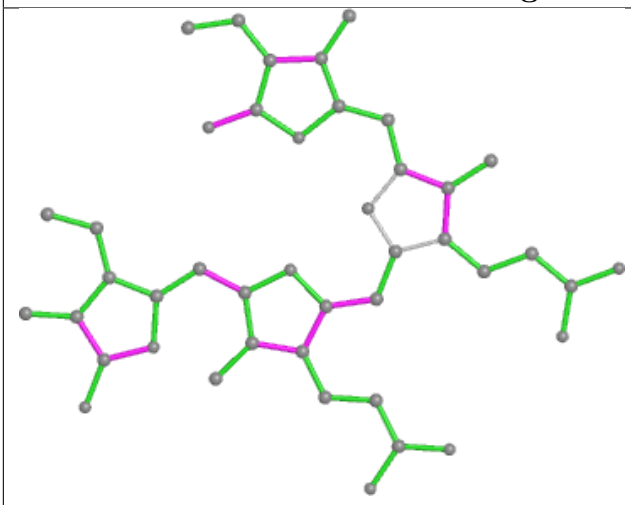

Bond lengths

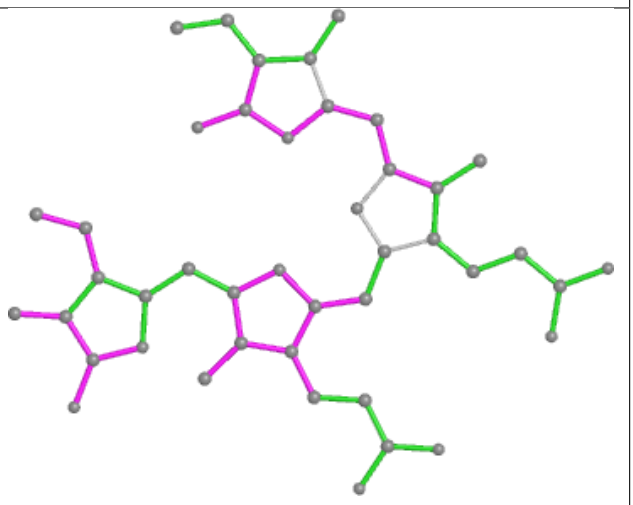

Bond angles

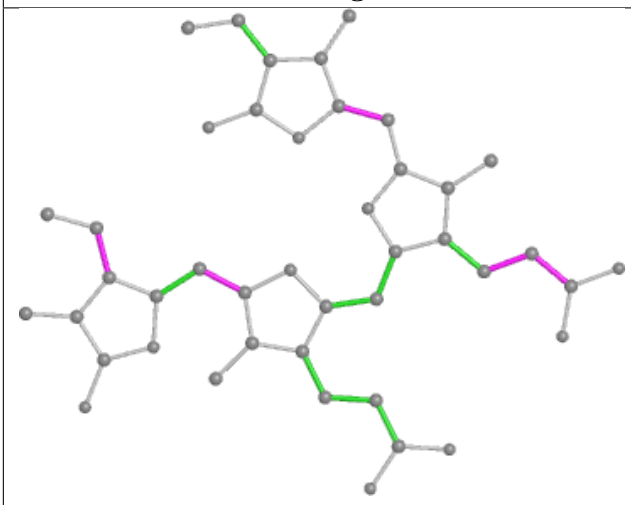

Torsions

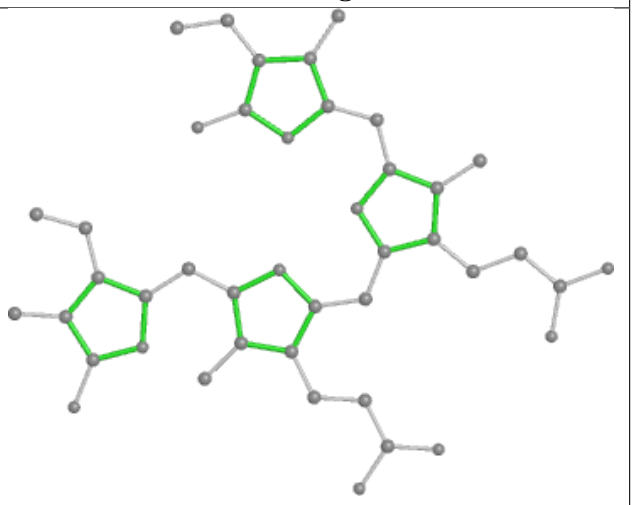

Rings

Ligand PEB H1 1002

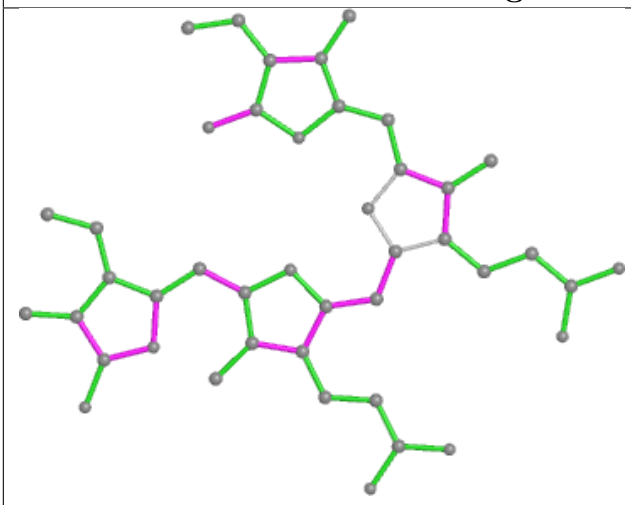

Bond lengths

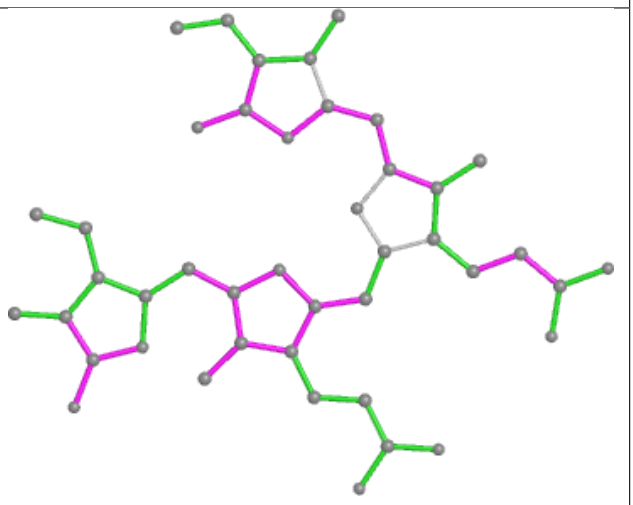

Bond angles

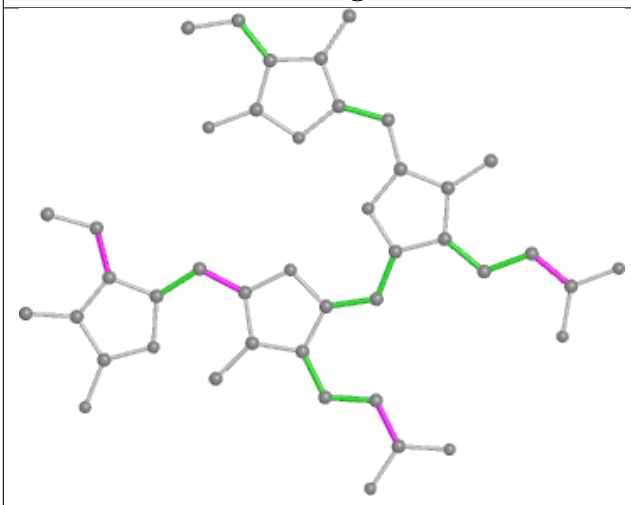

Torsions

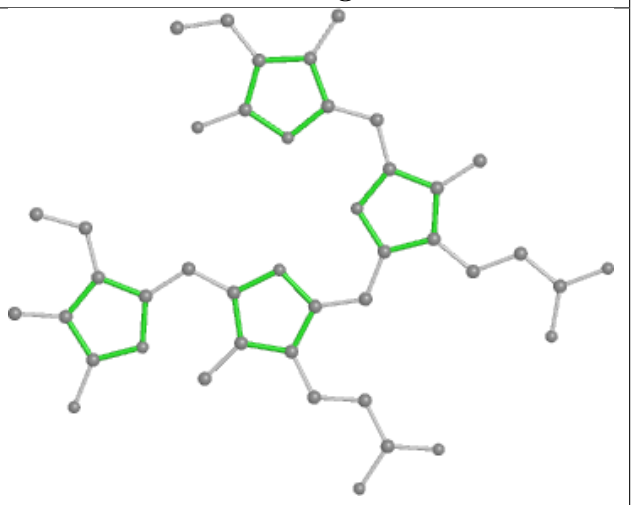

Rings

Ligand PEB TP 202

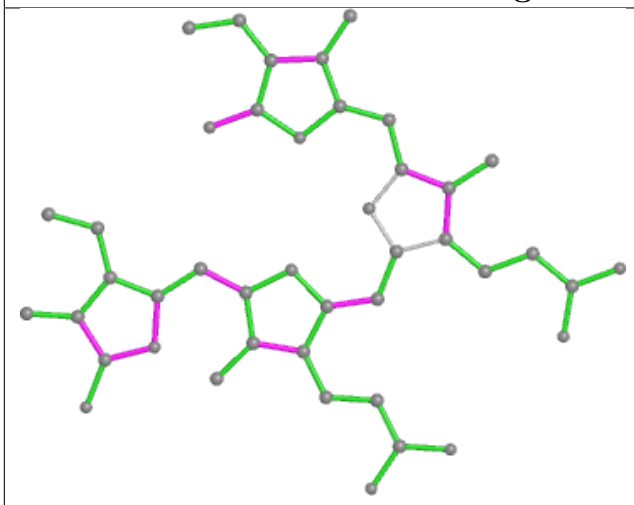

Bond lengths

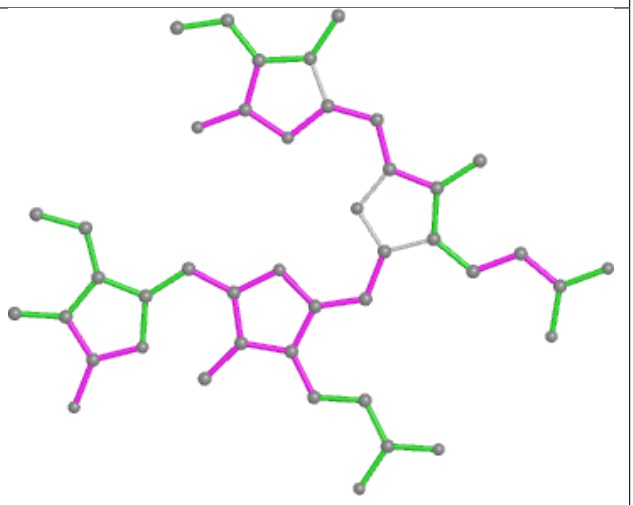

Bond angles

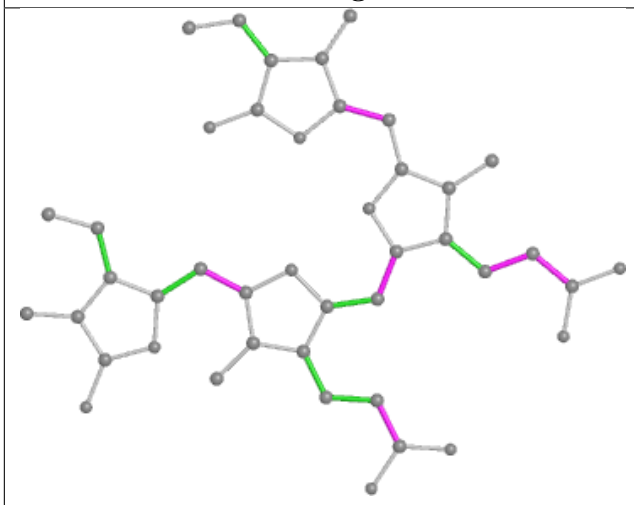

Torsions

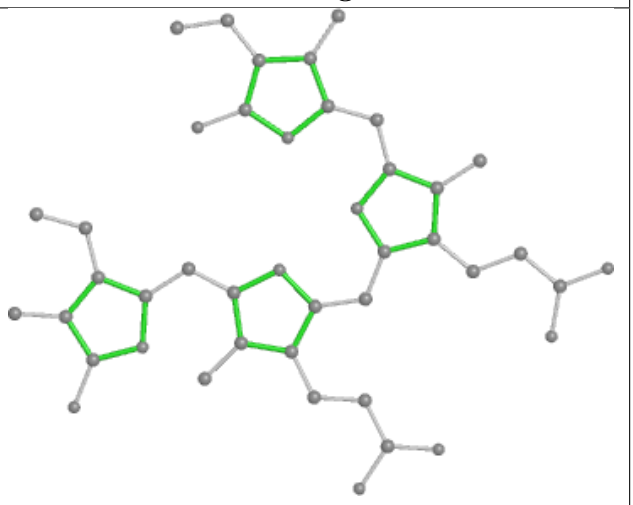

Rings

Ligand PEB DJ 202

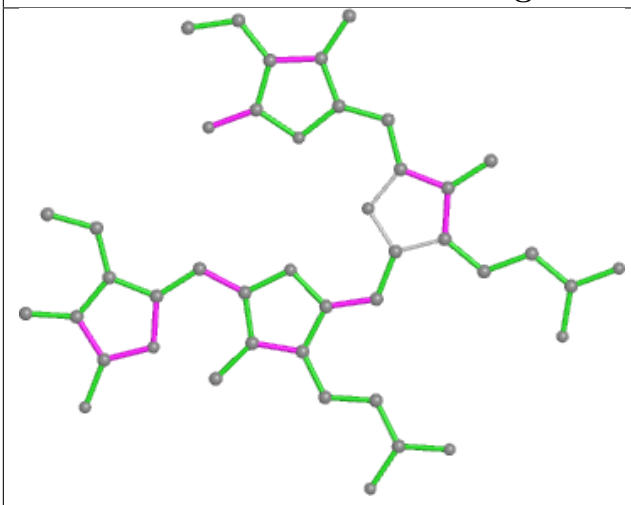

Bond lengths

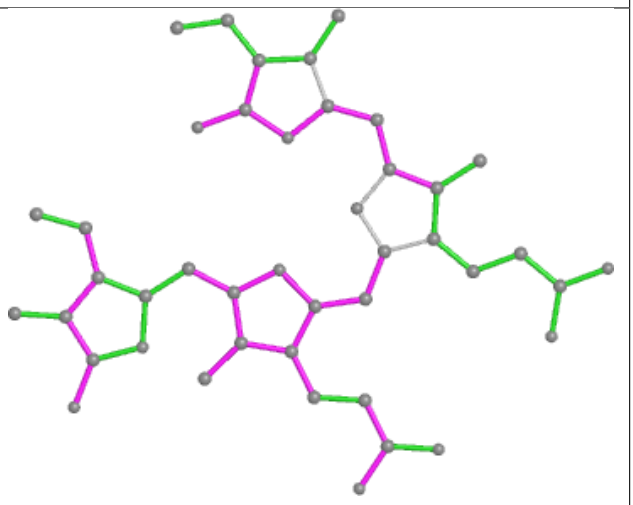

Bond angles

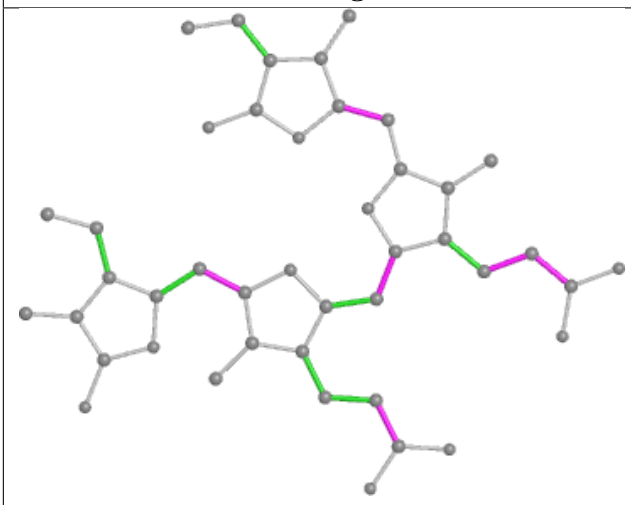

Torsions

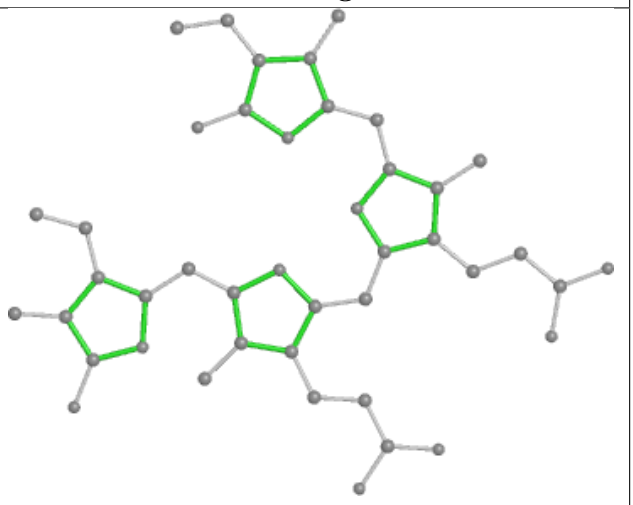

Rings

Ligand PEB A4 301

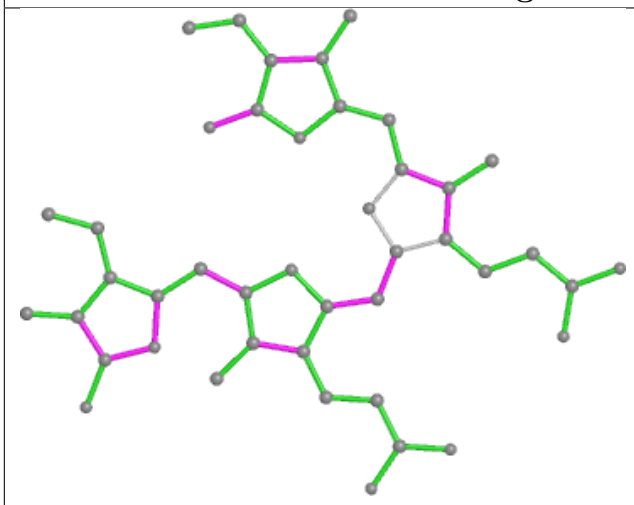

Bond lengths

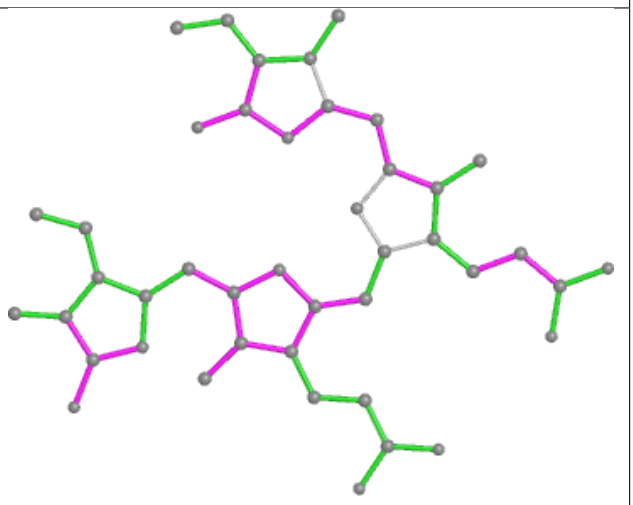

Bond angles

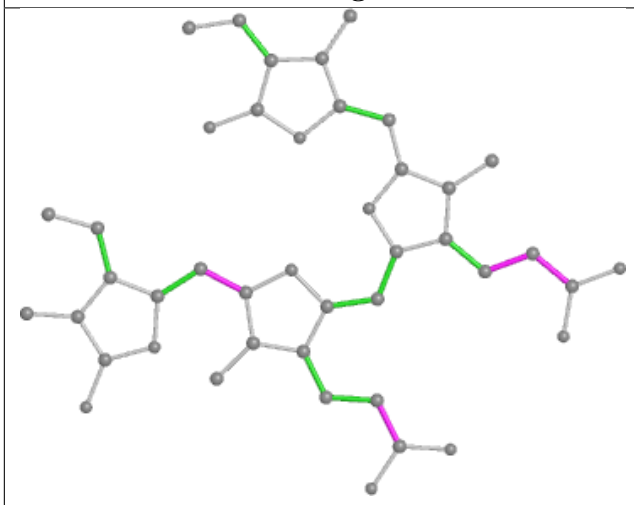

Torsions

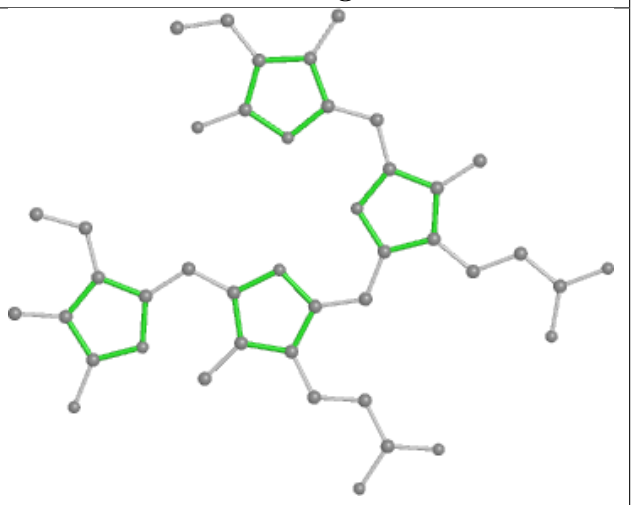

Rings

Ligand PEB aG 201

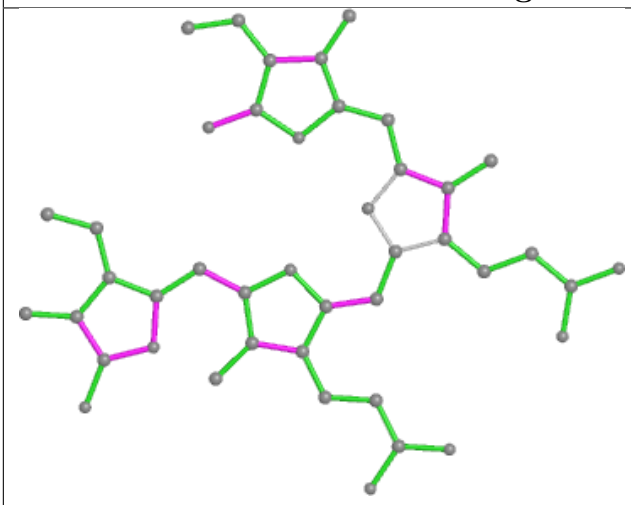

Bond lengths

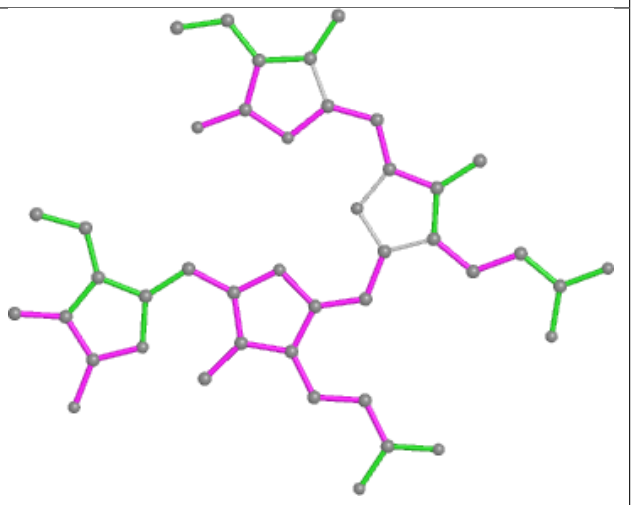

Bond angles

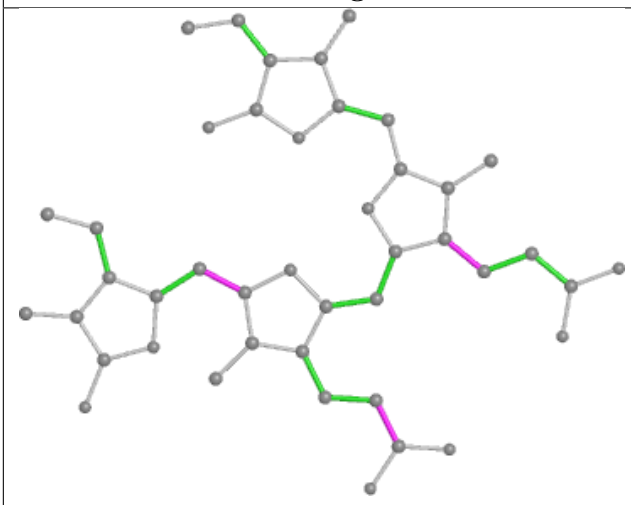

Torsions

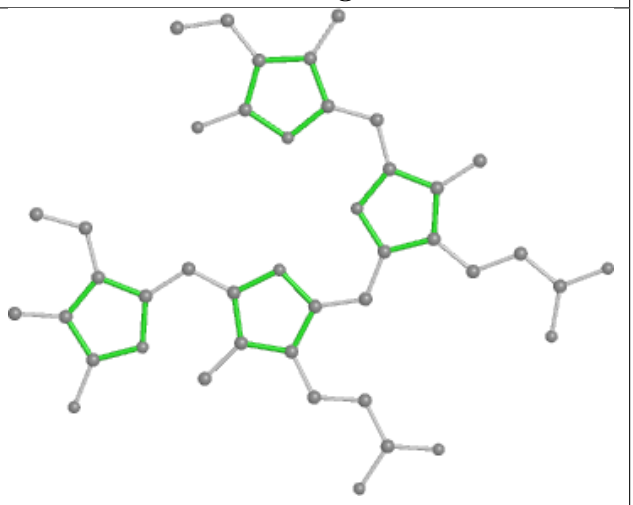

Rings

Ligand PEB CM 201

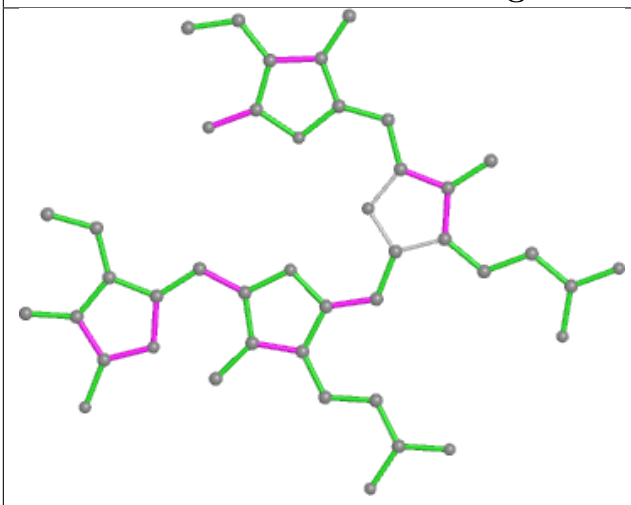

Bond lengths

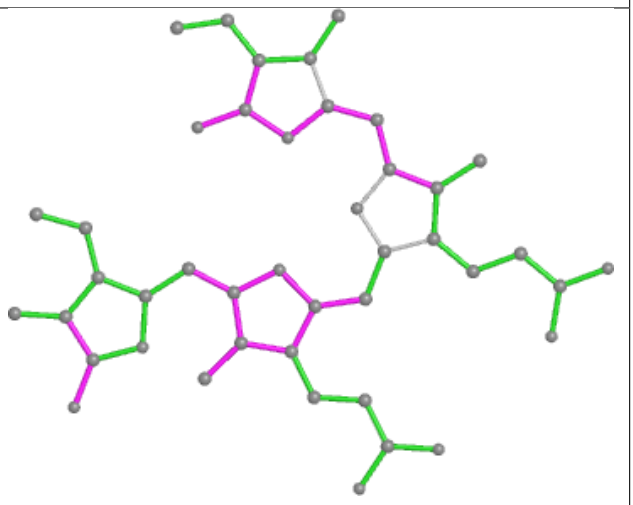

Bond angles

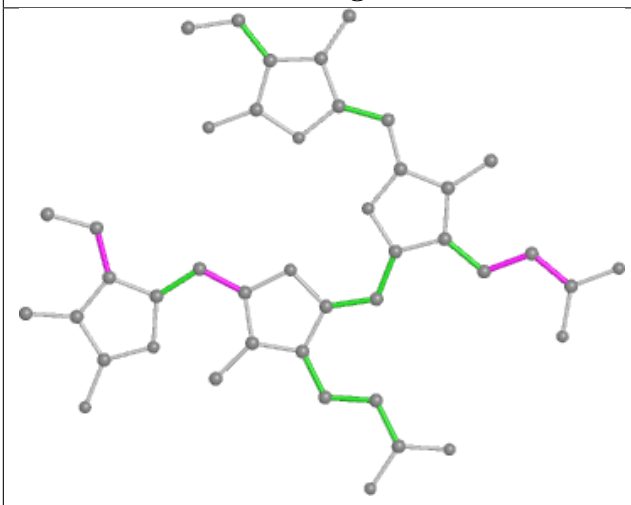

Torsions

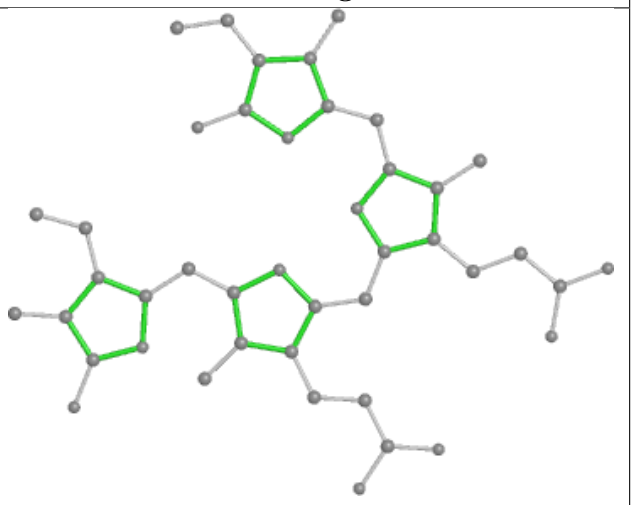

Rings

Ligand PUB Z9 305

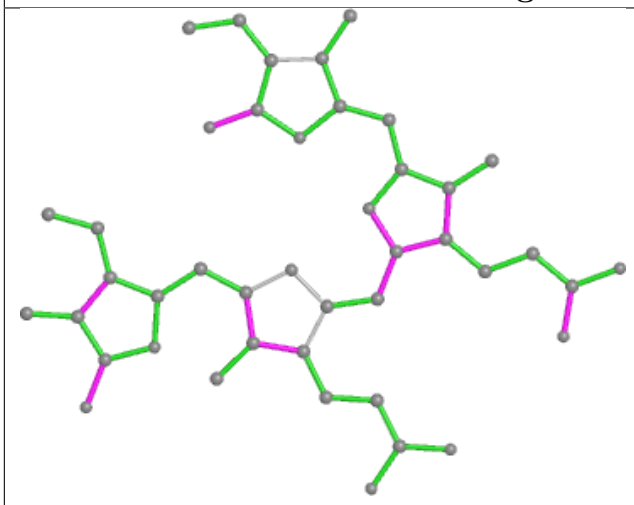

Bond lengths

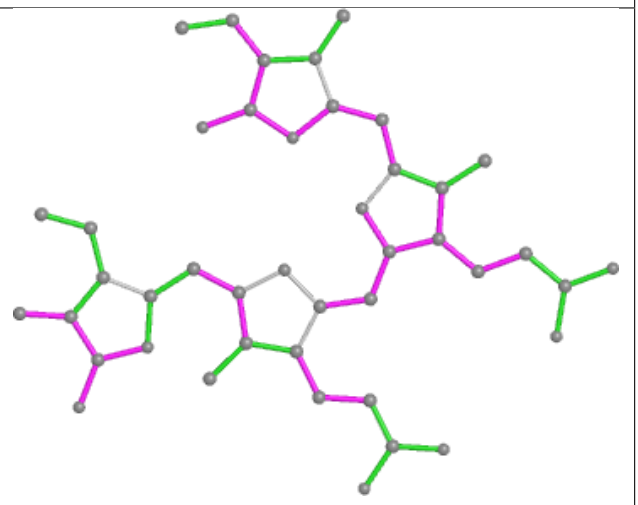

Bond angles

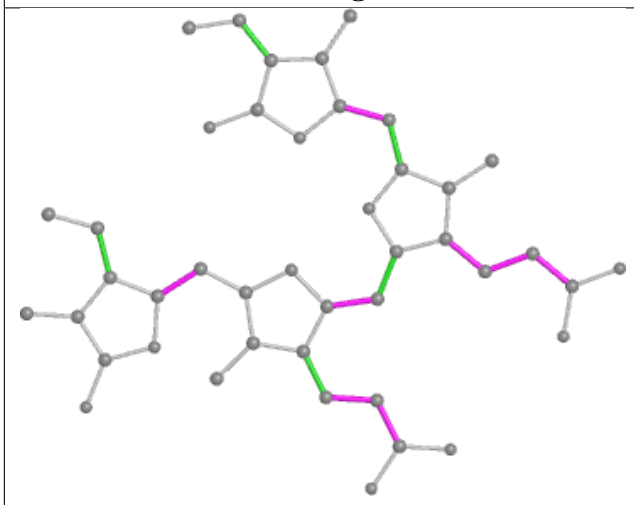

Torsions

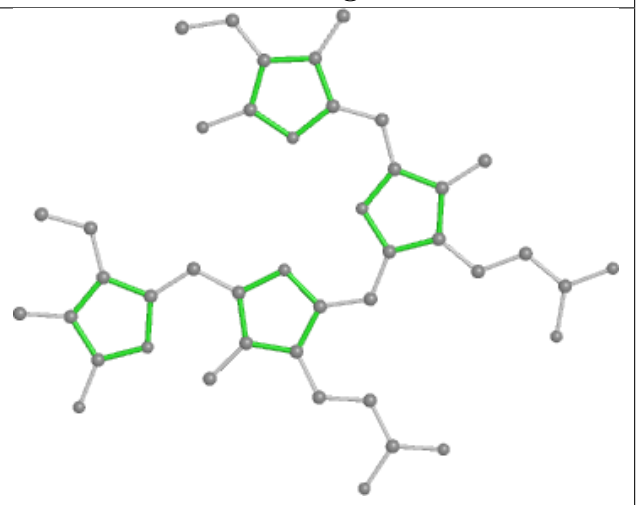

Rings

Ligand PEB lO 202

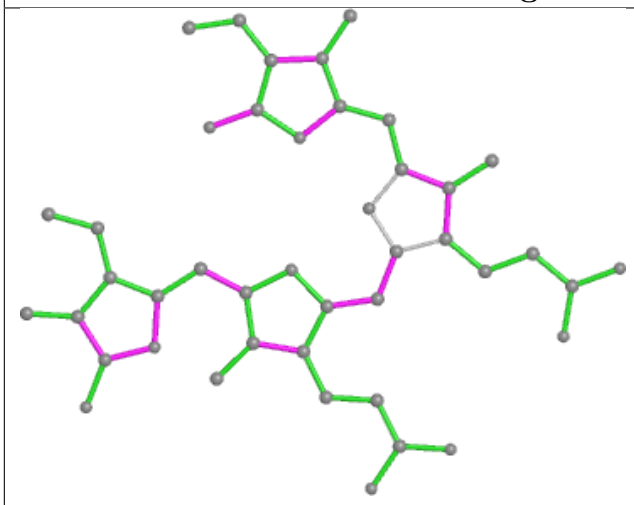

Bond lengths

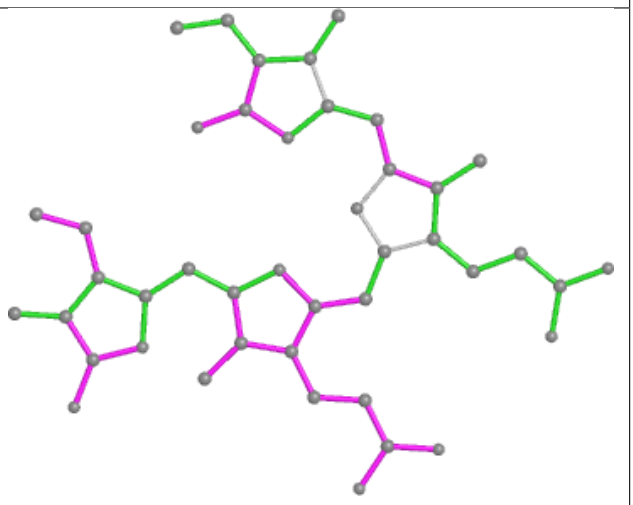

Bond angles

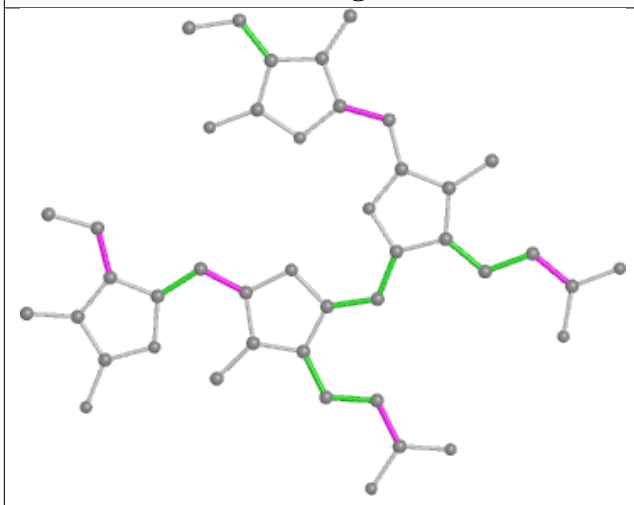

Torsions

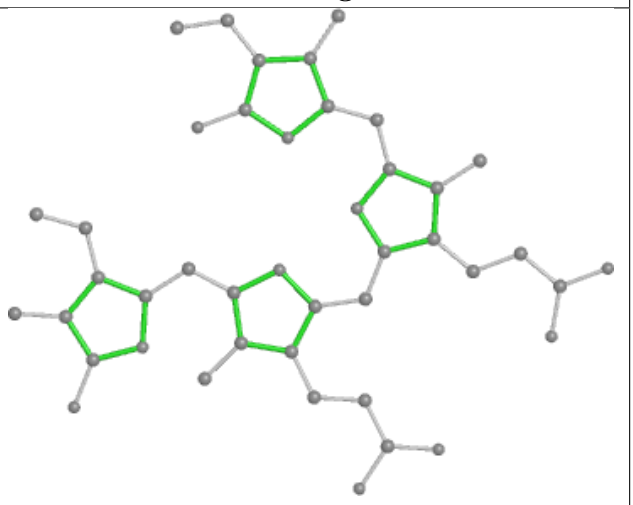

Rings

Ligand PEB Y7 301

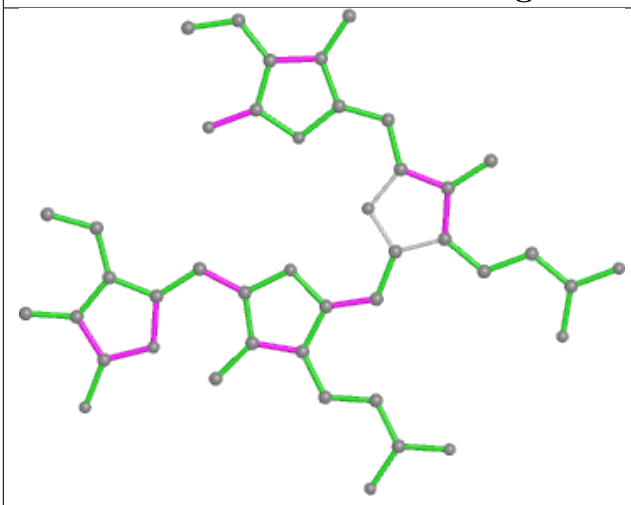

Bond lengths

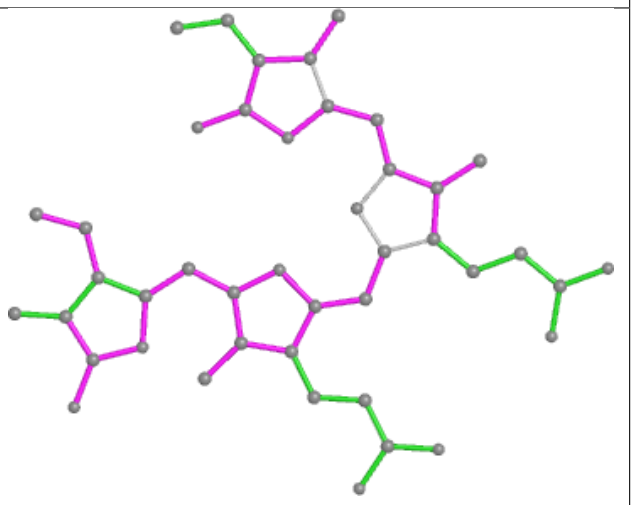

Bond angles

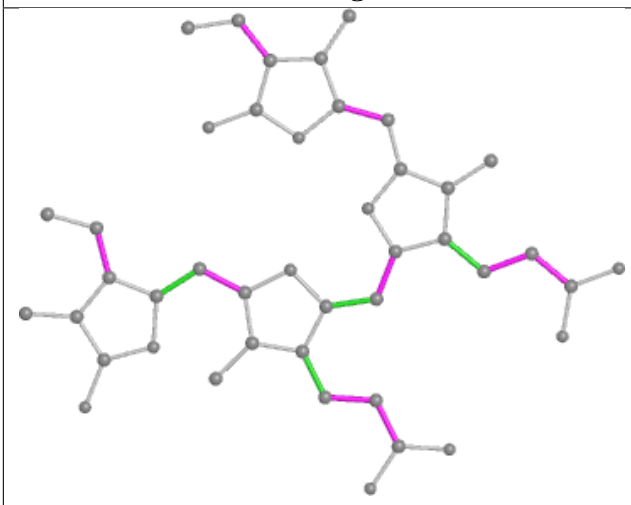

Torsions

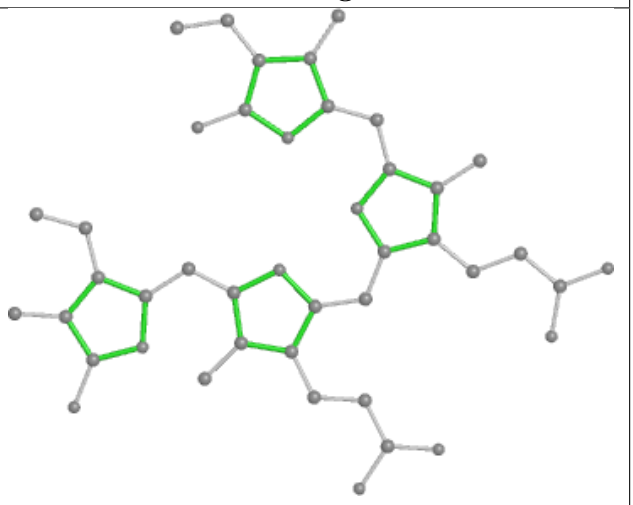

Rings

Ligand CYC K3 1001

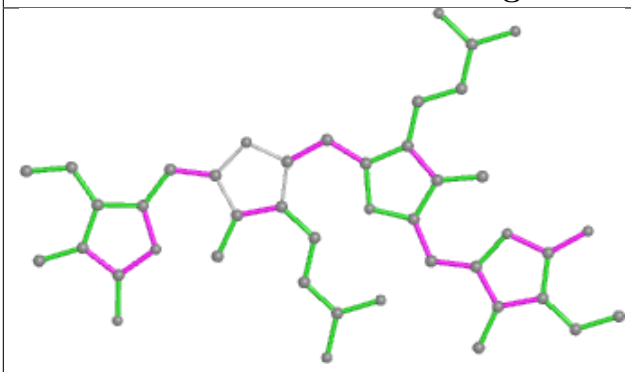

Bond lengths

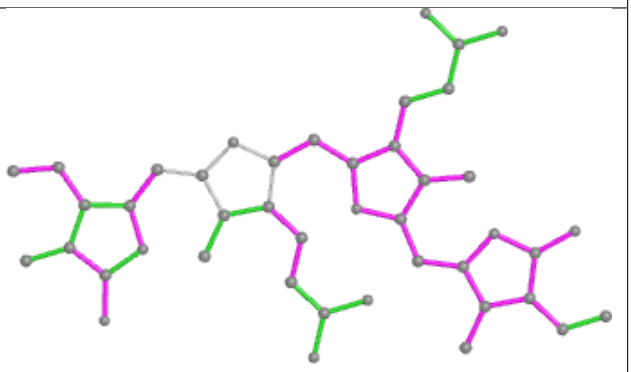

Bond angles

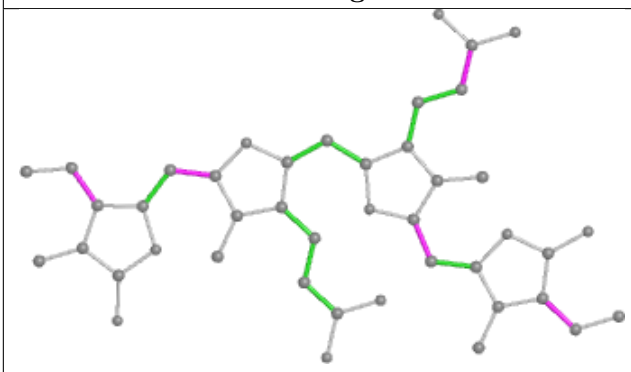

Torsions

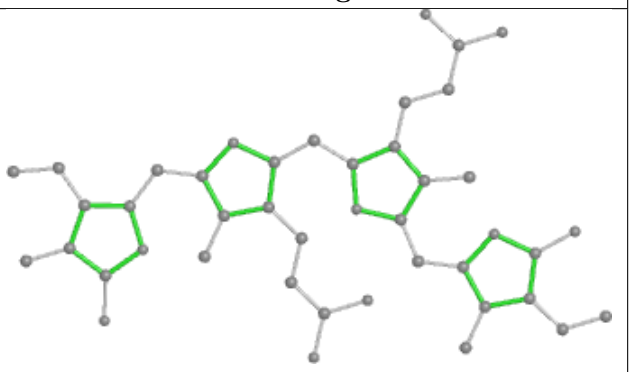

Rings

Ligand PEB wF 301

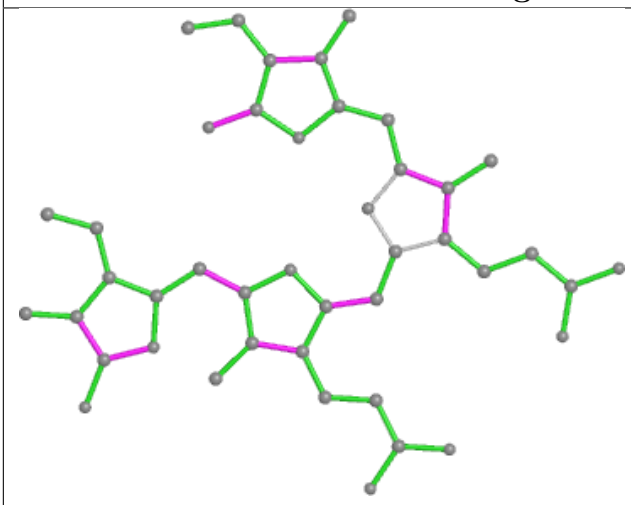

Bond lengths

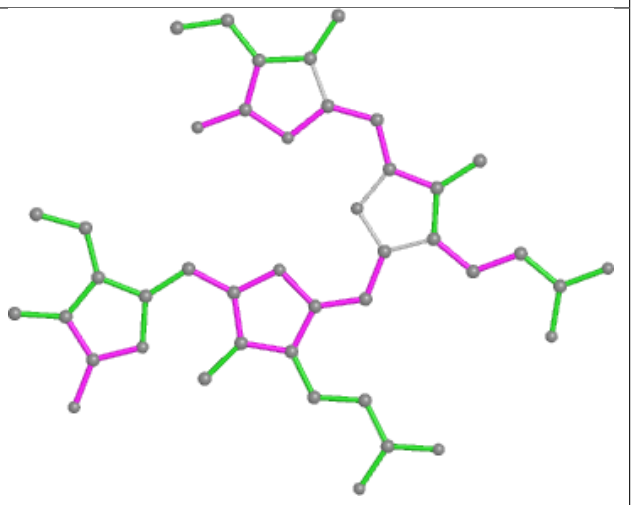

Bond angles

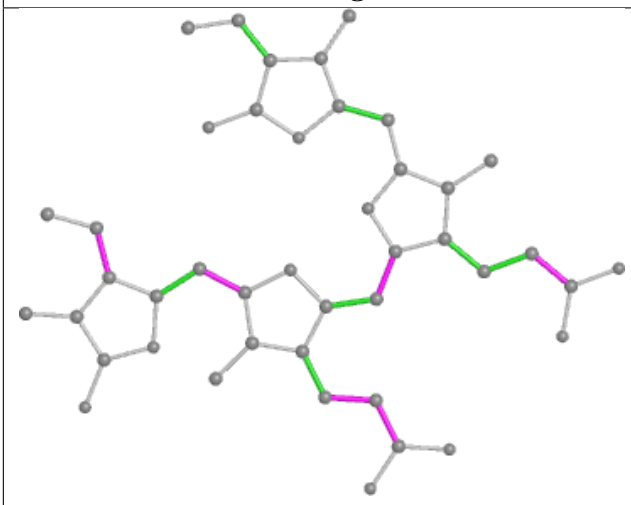

Torsions

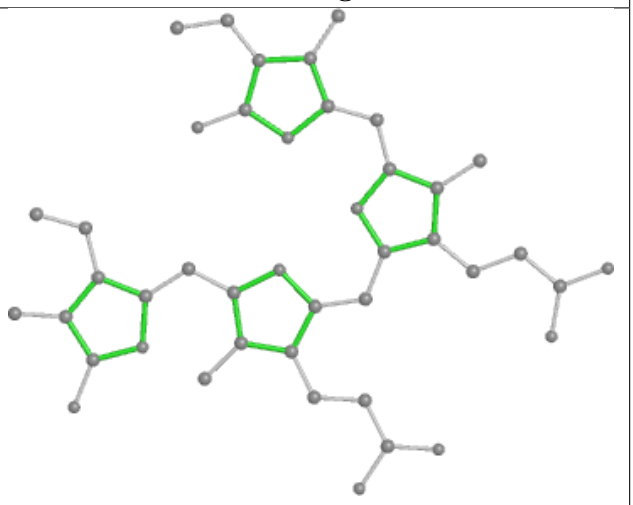

Rings

Ligand BCR bL 603

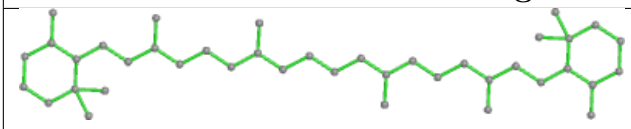

Bond lengths

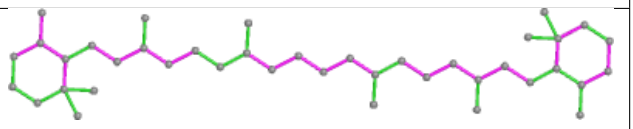

Bond angles

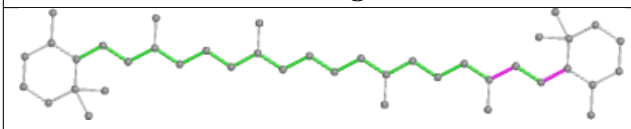

Torsions

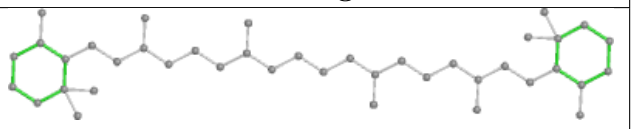

Rings

Ligand PEB SH 201

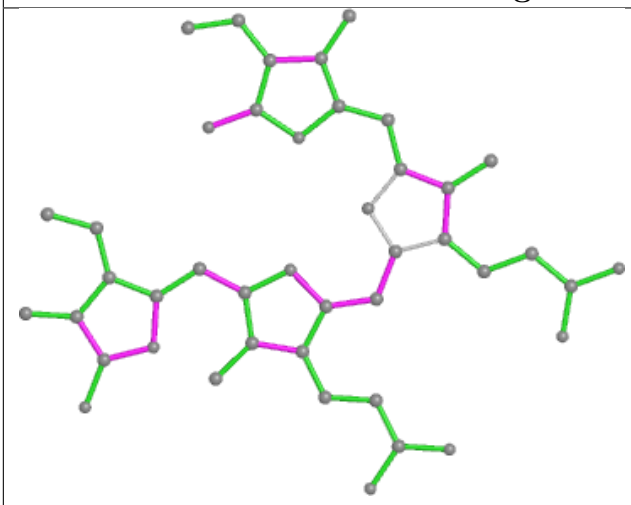

Bond lengths

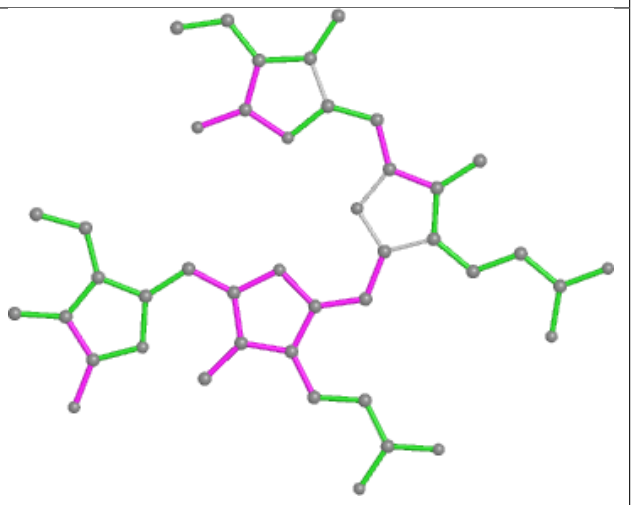

Bond angles

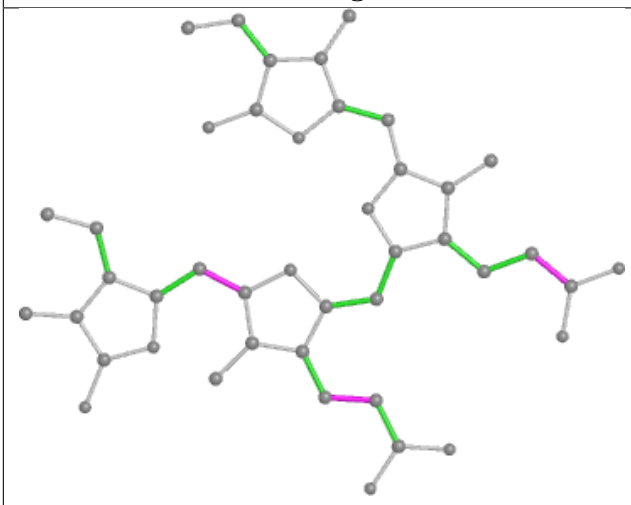

Torsions

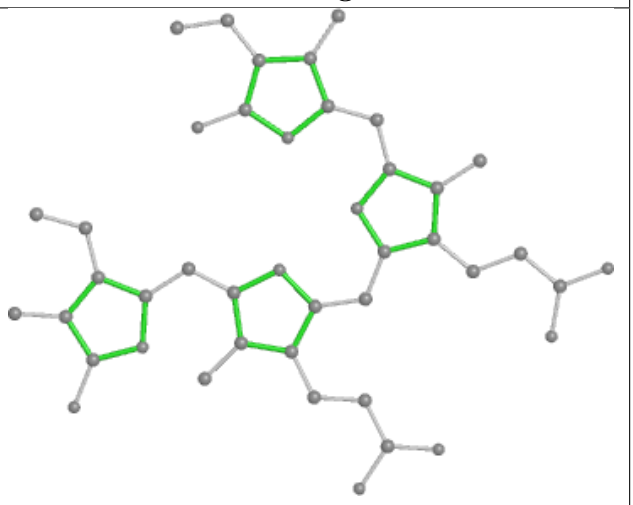

Rings

Ligand CYC D1 1001

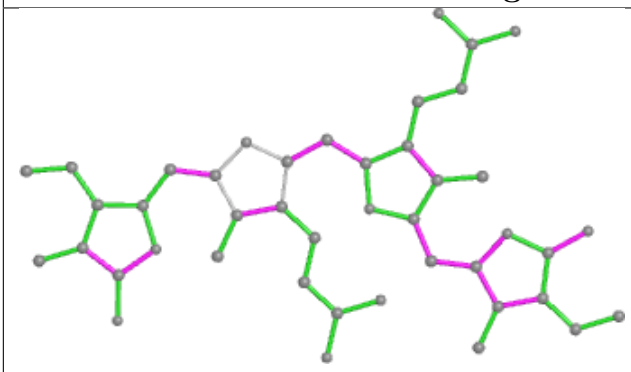

Bond lengths

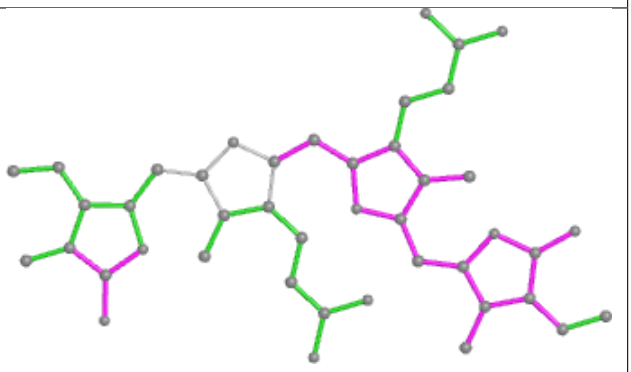

Bond angles

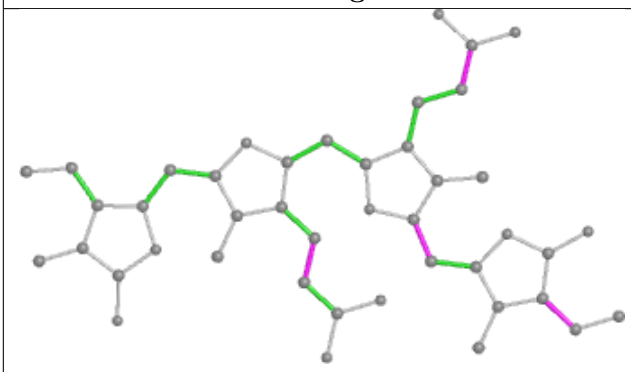

Torsions

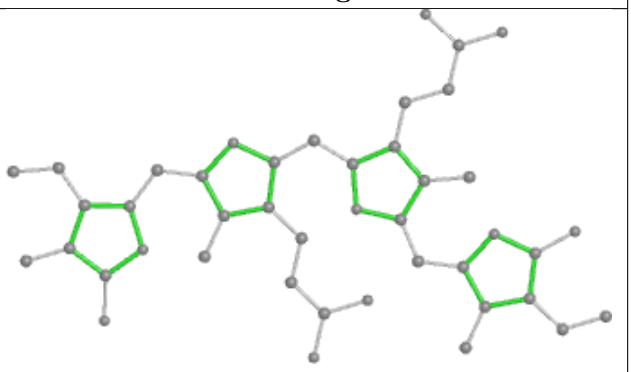

Rings

Ligand PEB TF 202

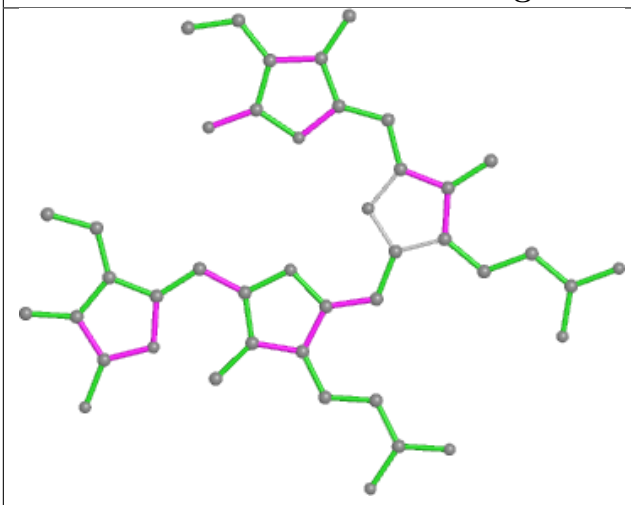

Bond lengths

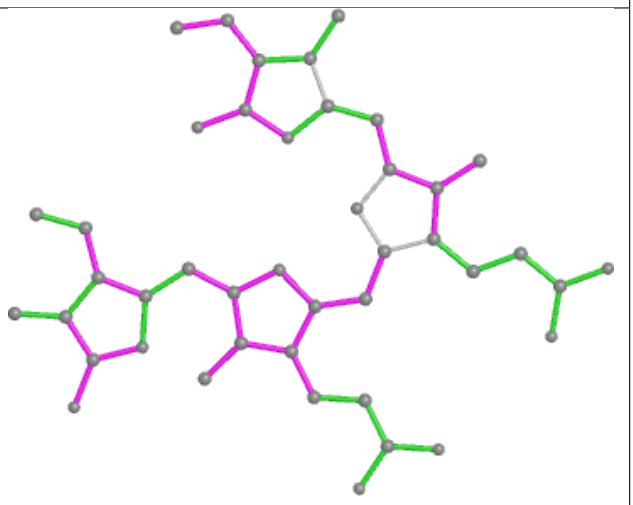

Bond angles

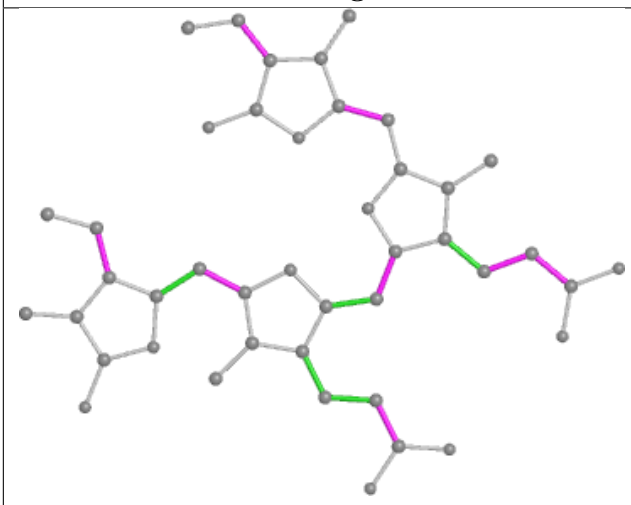

Torsions

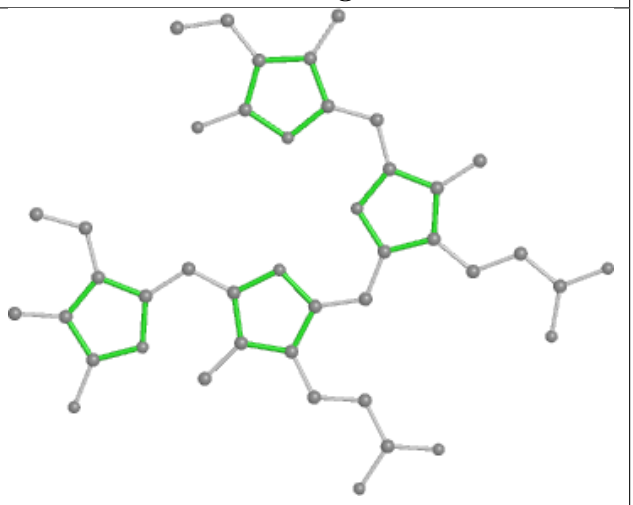

Rings

Ligand PUB AE 303

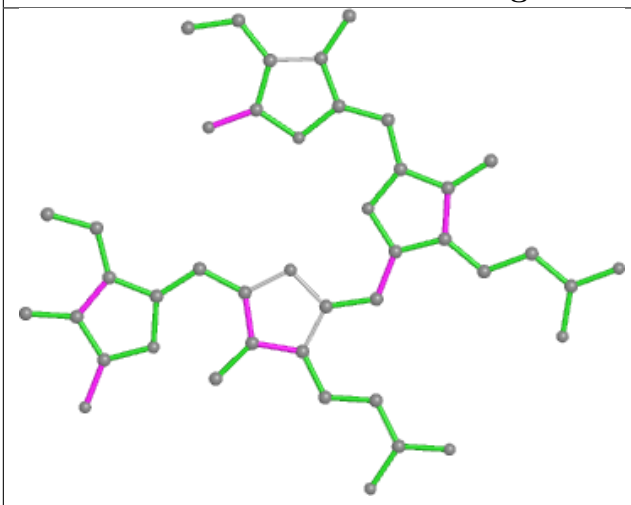

Bond lengths

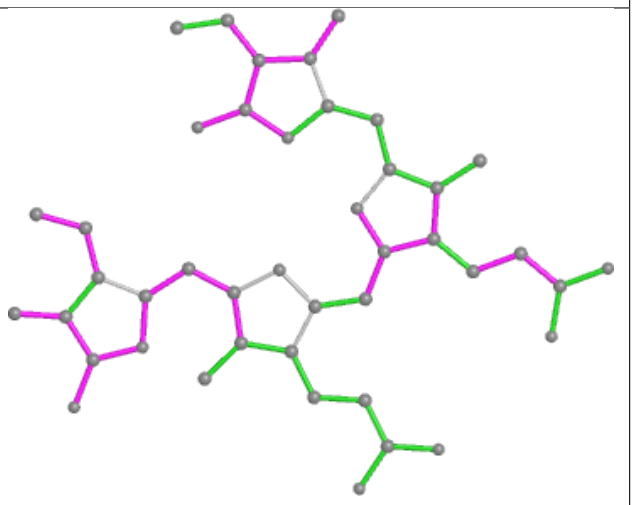

Bond angles

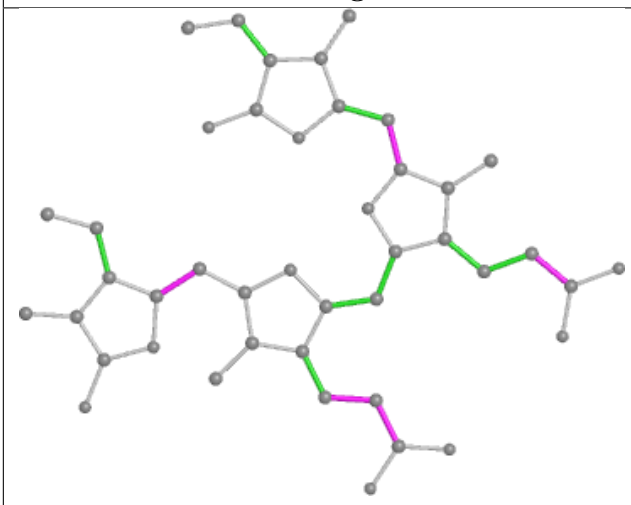

Torsions

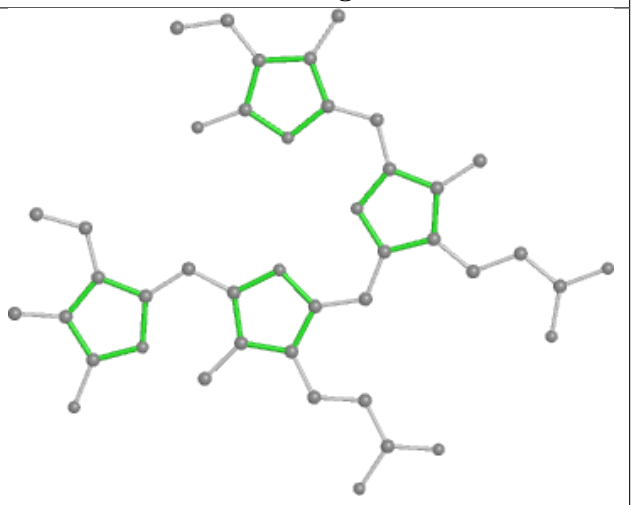

Rings

Ligand PEB qK 201

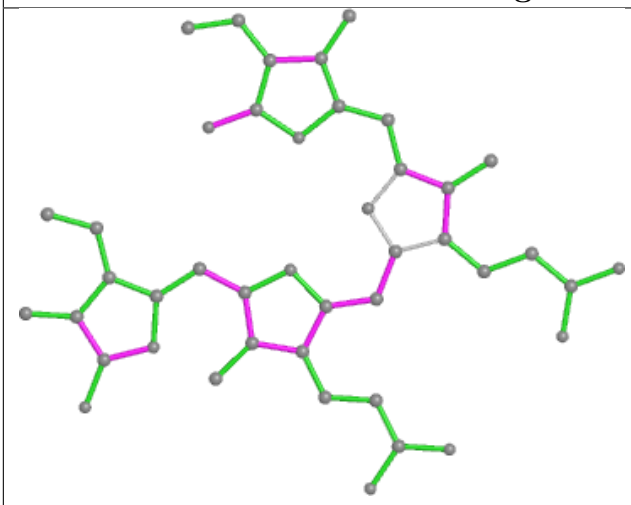

Bond lengths

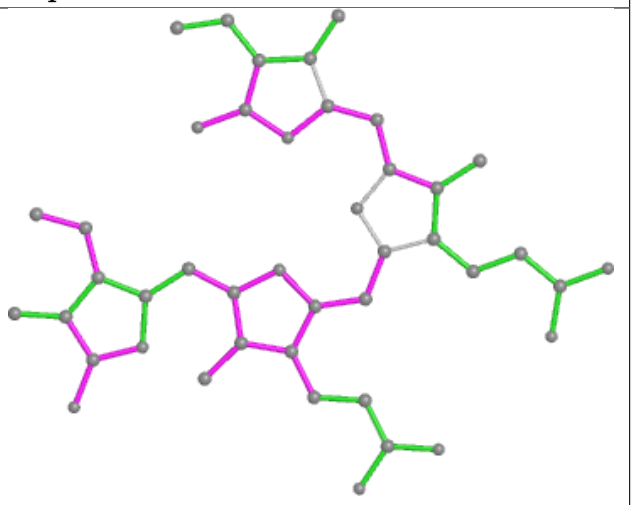

Bond angles

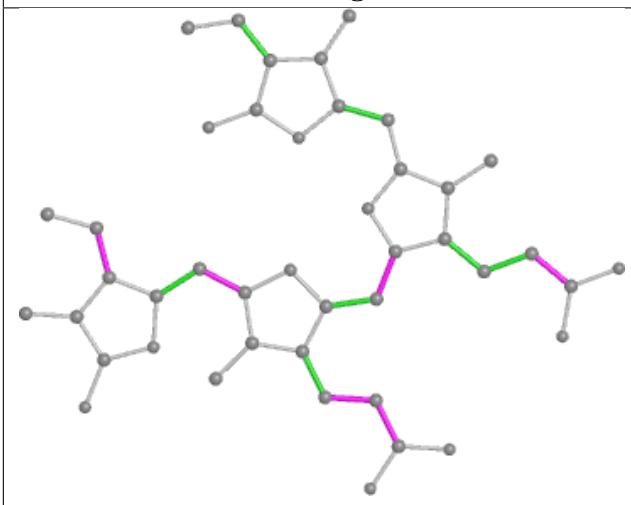

Torsions

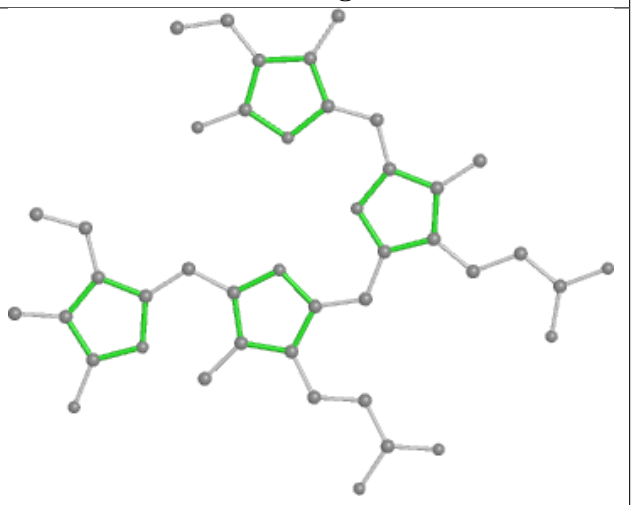

Rings

Ligand CLA AN 816

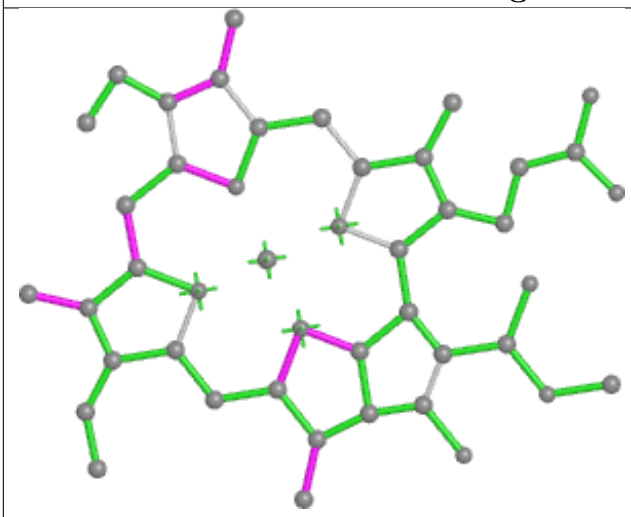

Bond lengths

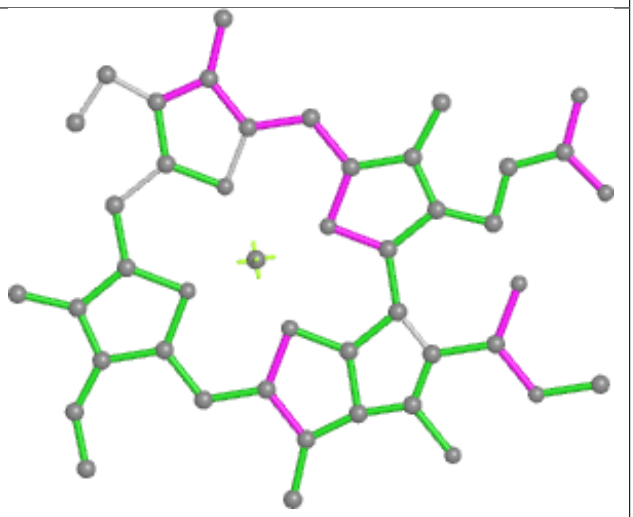

Bond angles

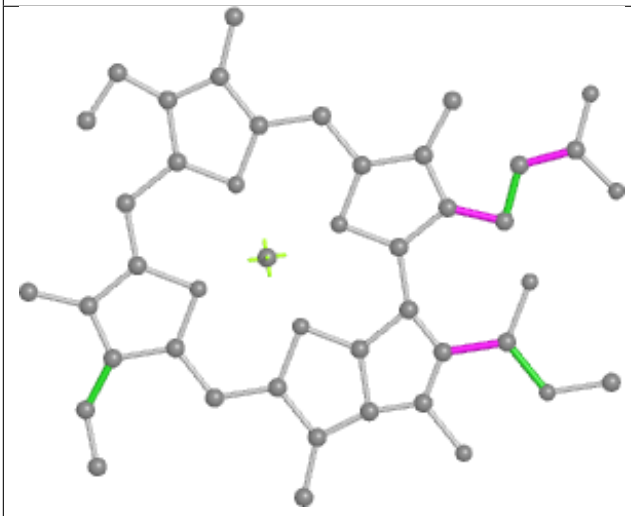

Torsions

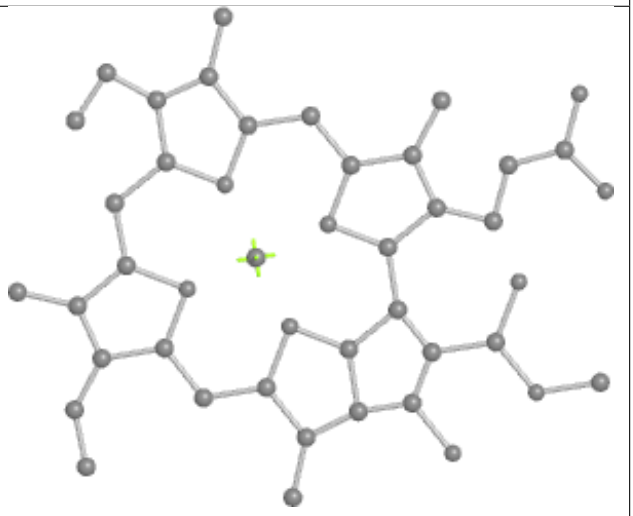

Rings

Ligand PEB yK 301

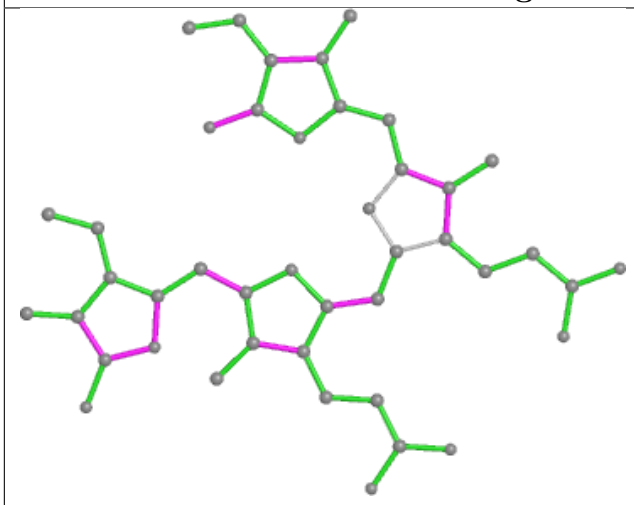

Bond lengths

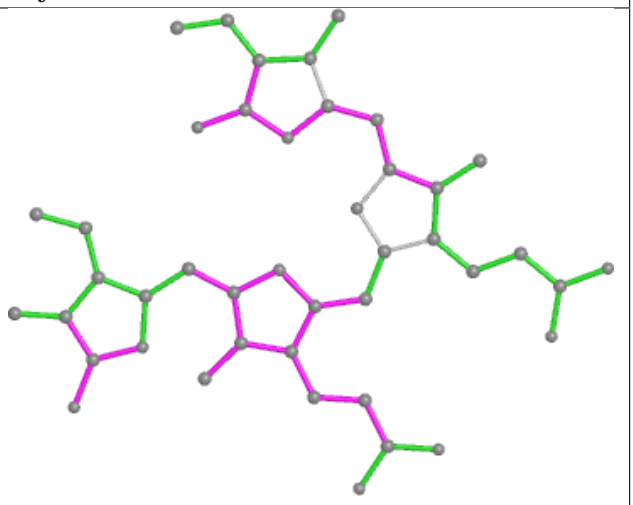

Bond angles

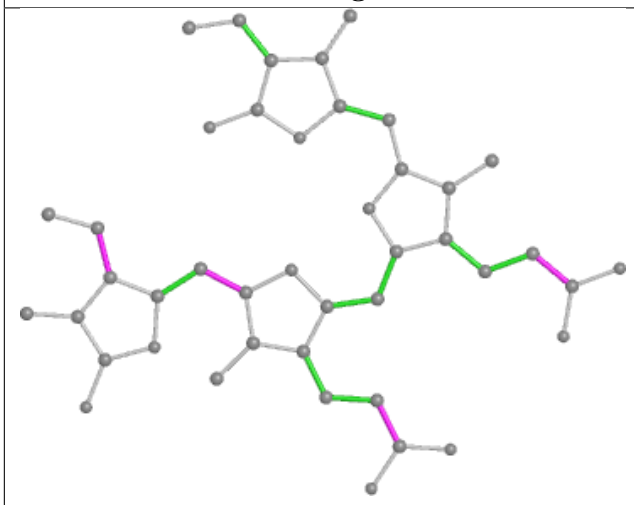

Torsions

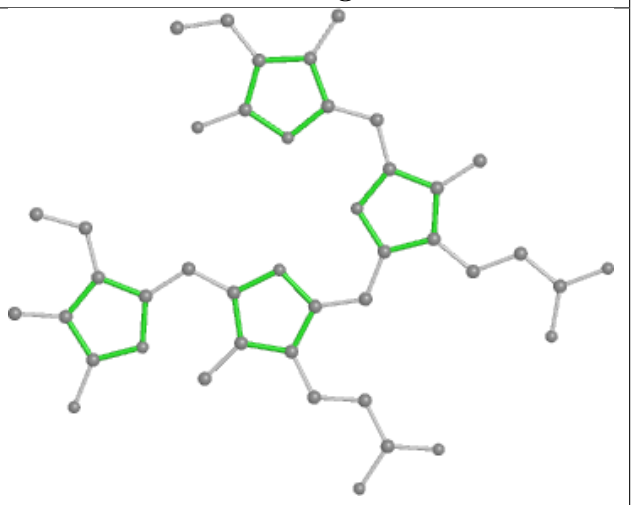

Rings

Ligand PEB TI 202

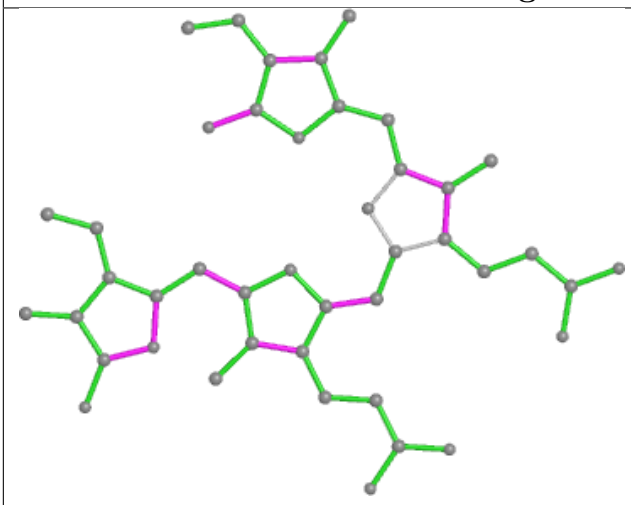

Bond lengths

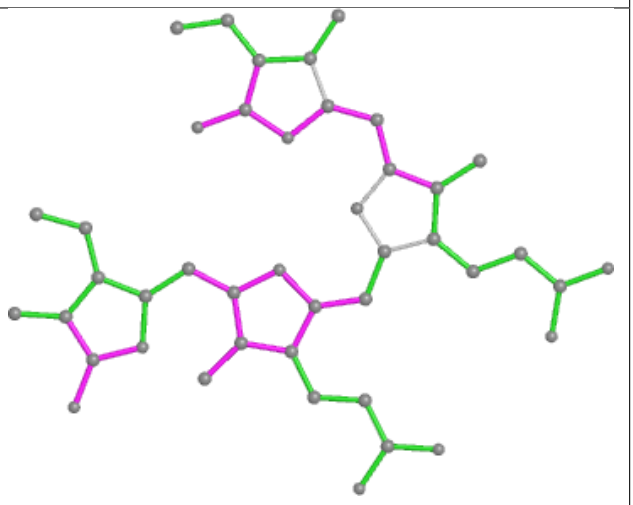

Bond angles

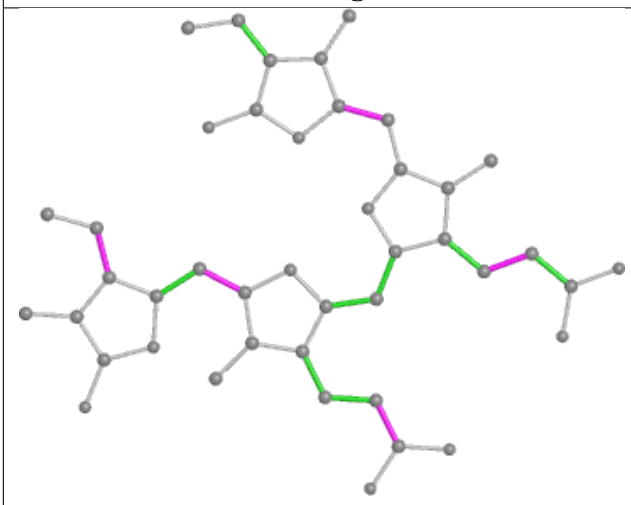

Torsions

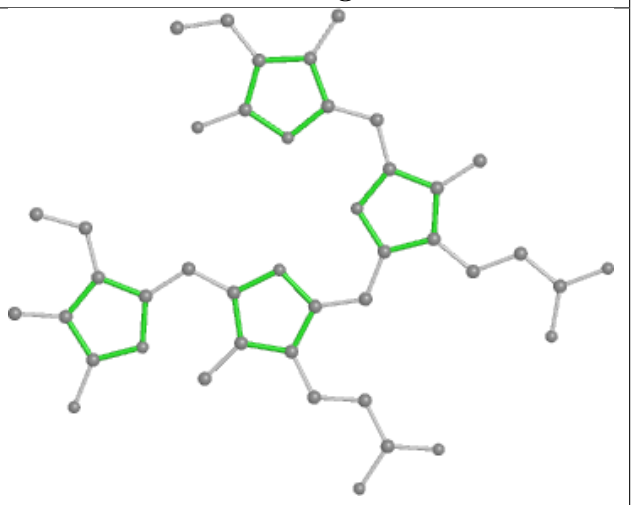

Rings

Ligand PEB CQ 201

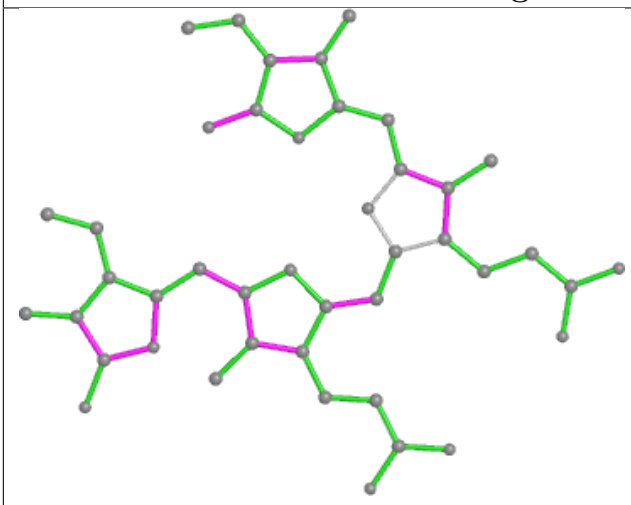

Bond lengths

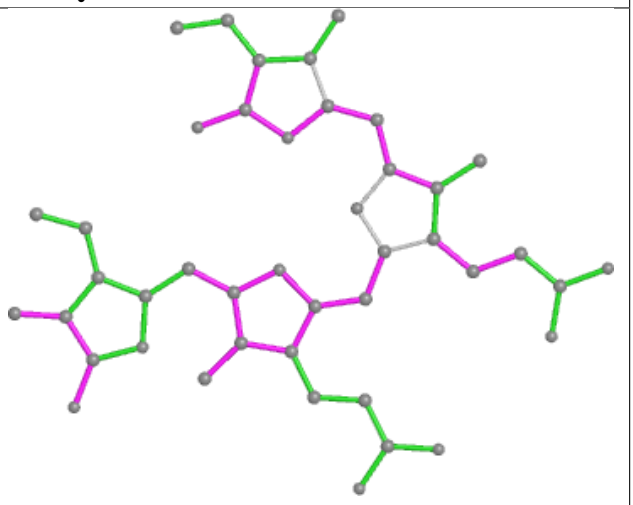

Bond angles

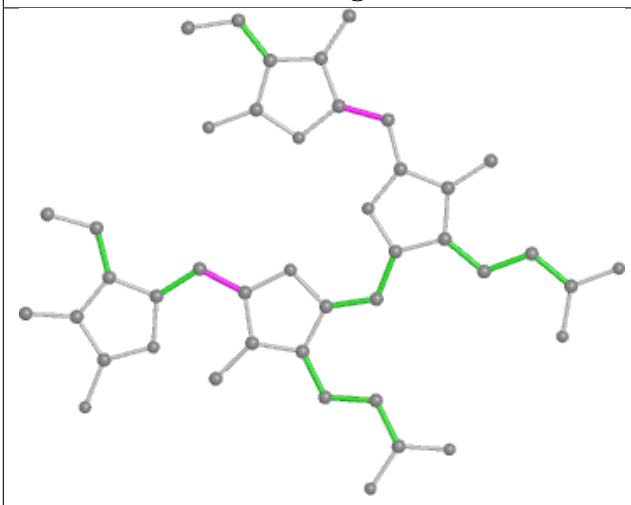

Torsions

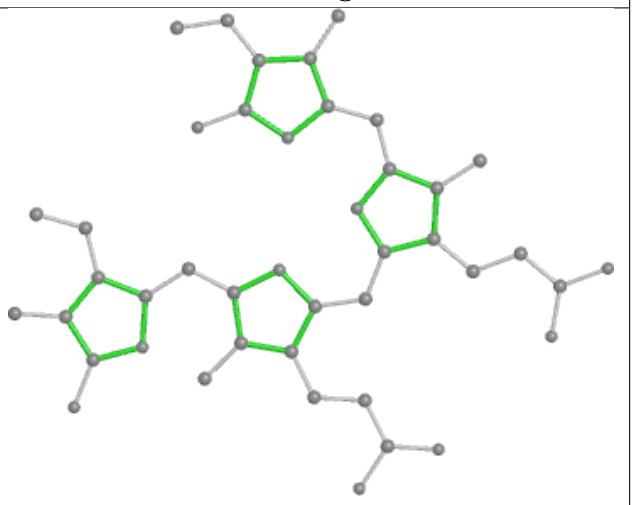

Rings

Ligand PEB N7 202

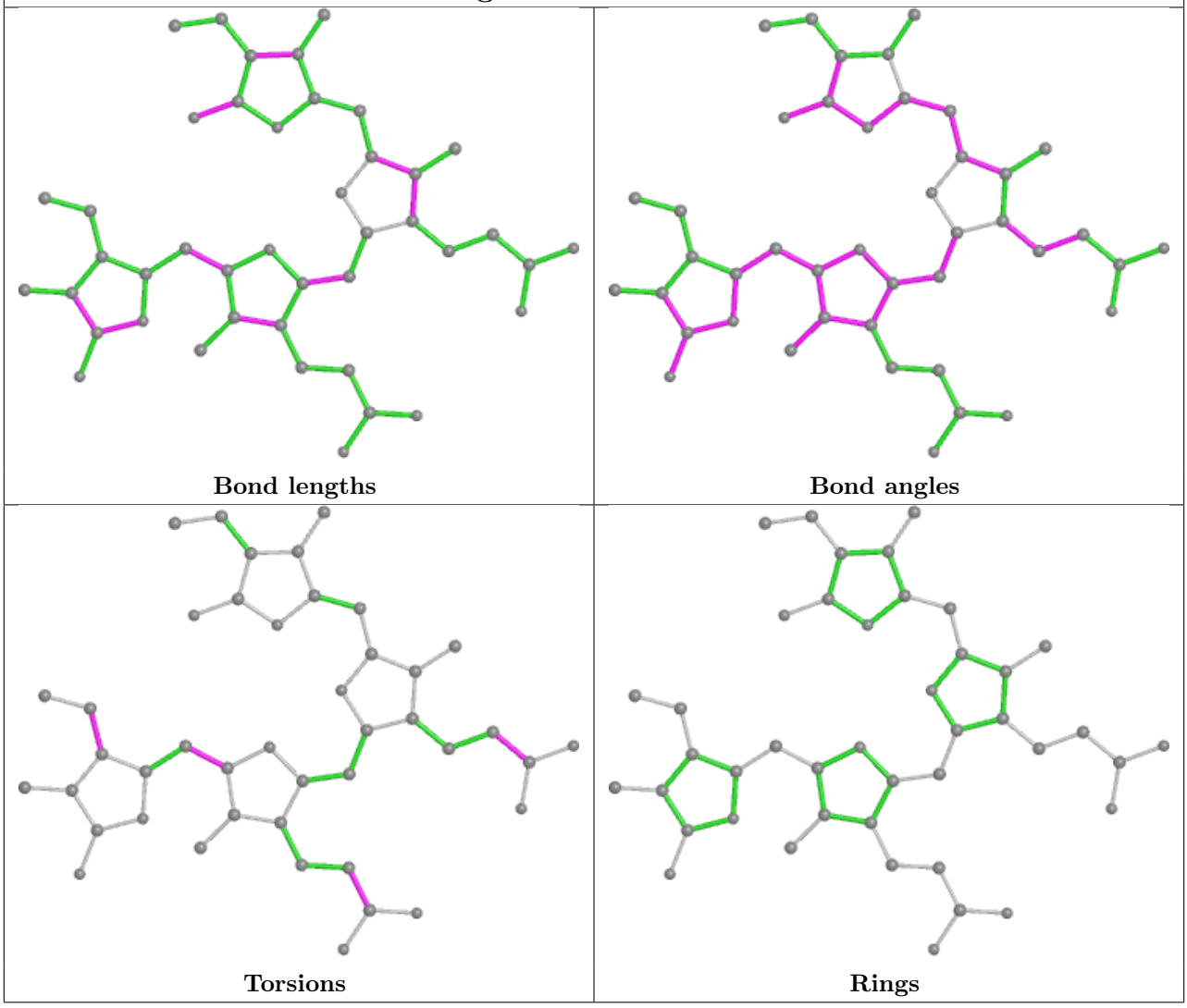

Ligand BCR JN 102

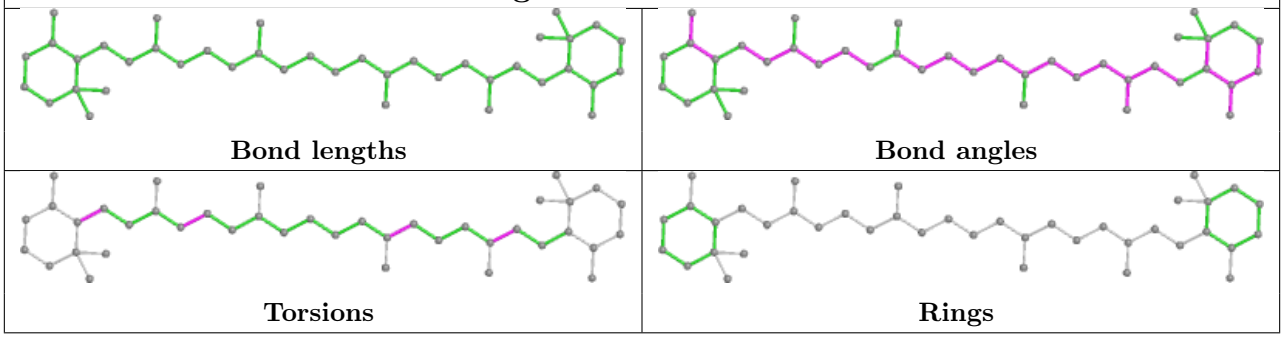

Ligand PEB CD 201

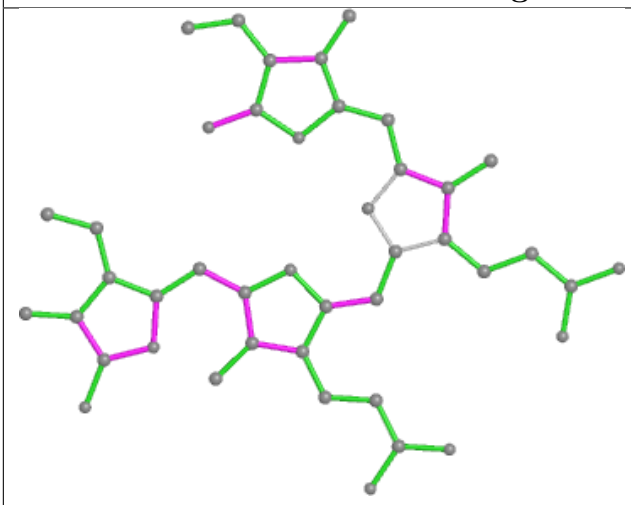

Bond lengths

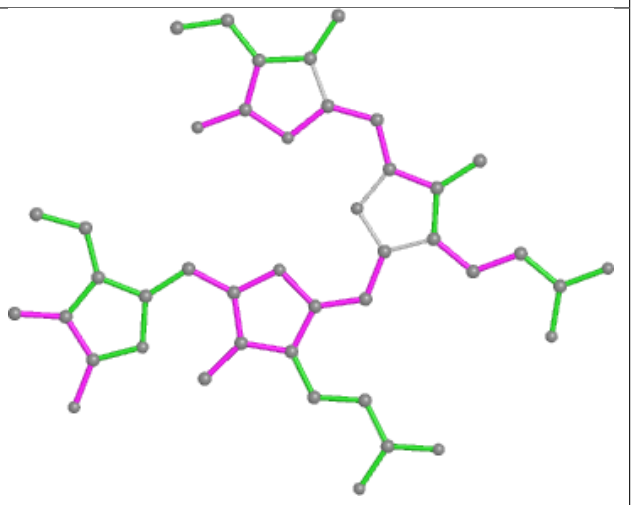

Bond angles

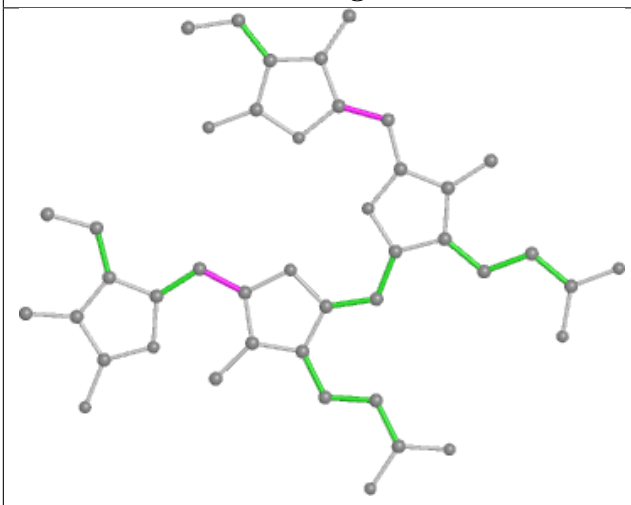

Torsions

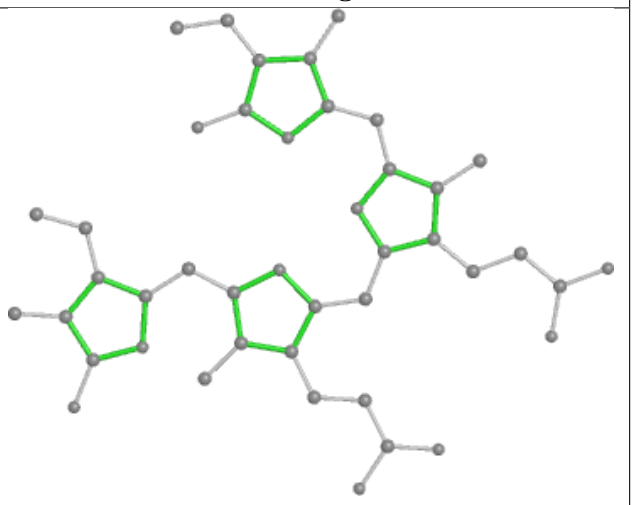

Rings

Ligand PEB U7 202

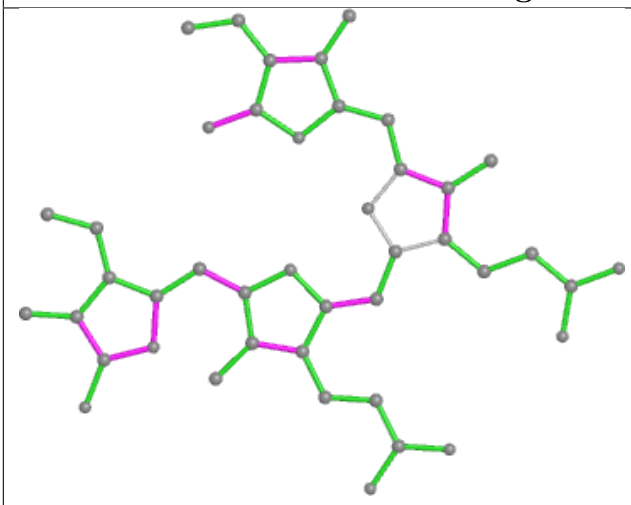

Bond lengths

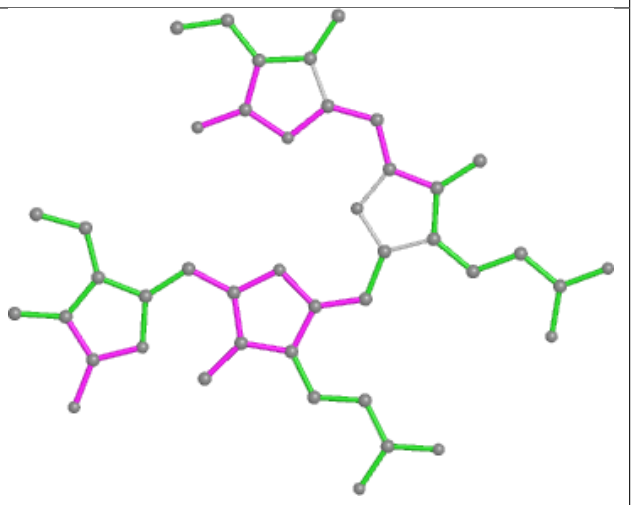

Bond angles

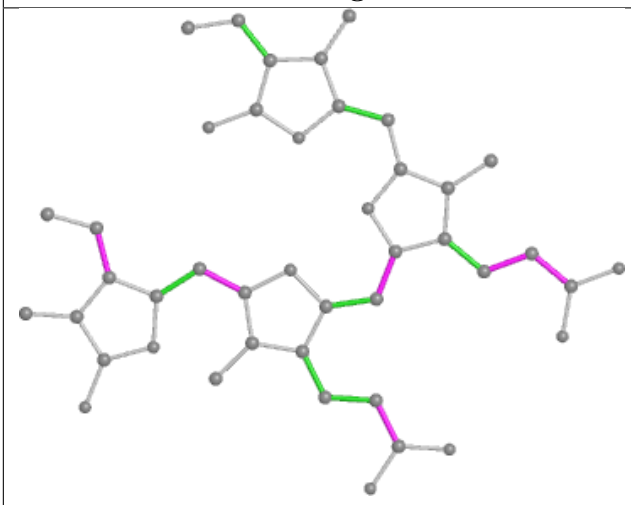

Torsions

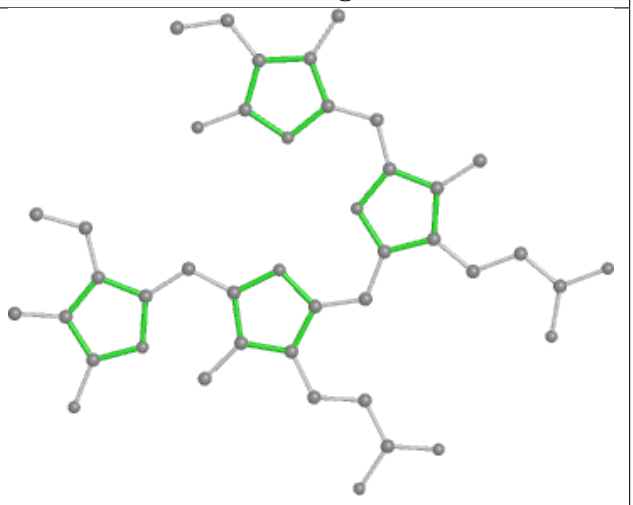

Rings

Ligand PEB jK 202

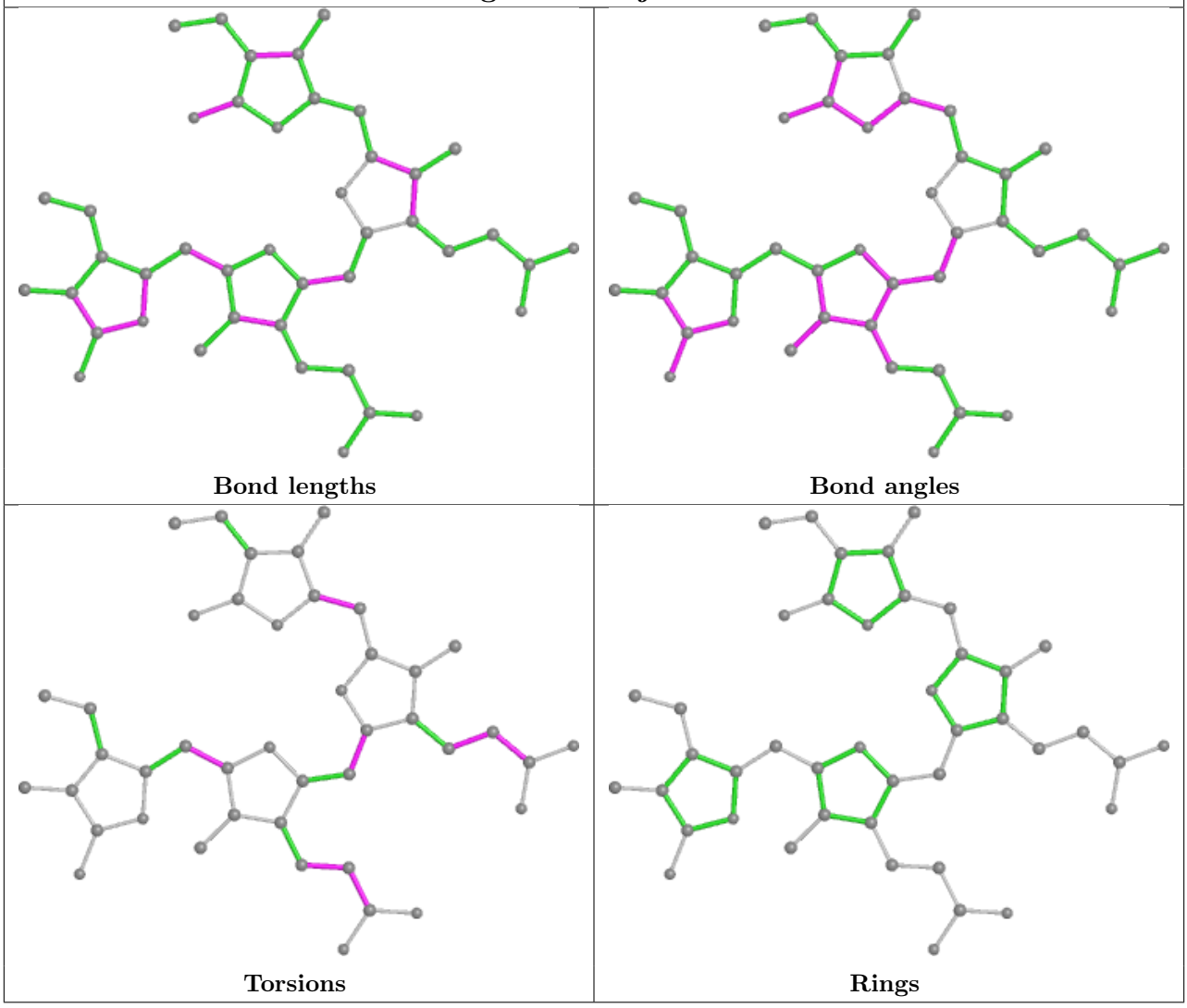

Ligand BCR KL 100

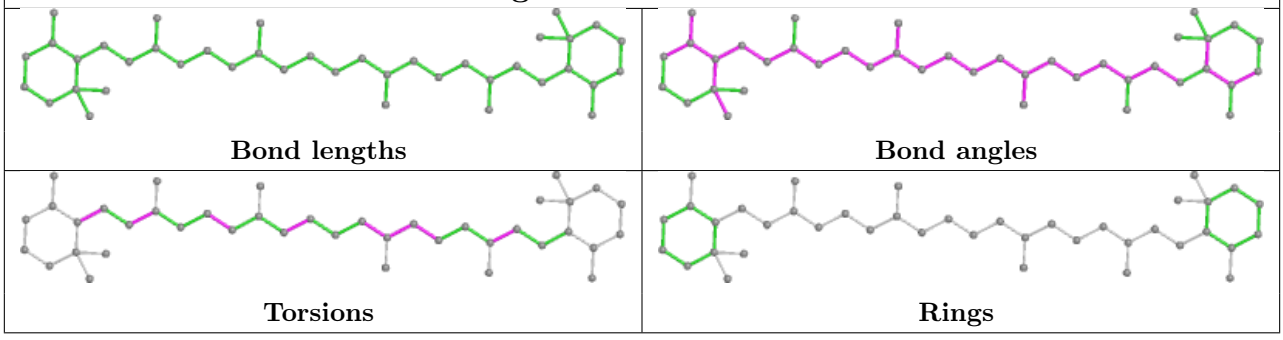

Ligand PEB IK 201

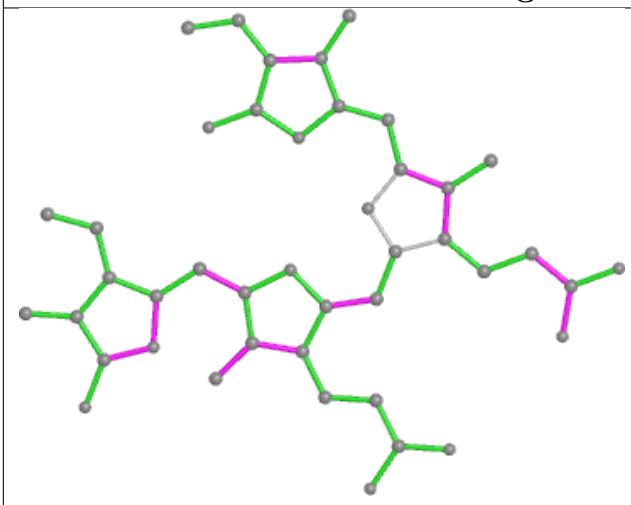

Bond lengths

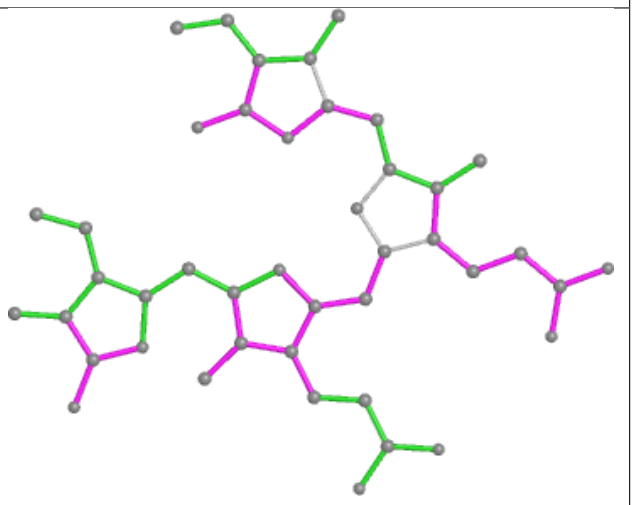

Bond angles

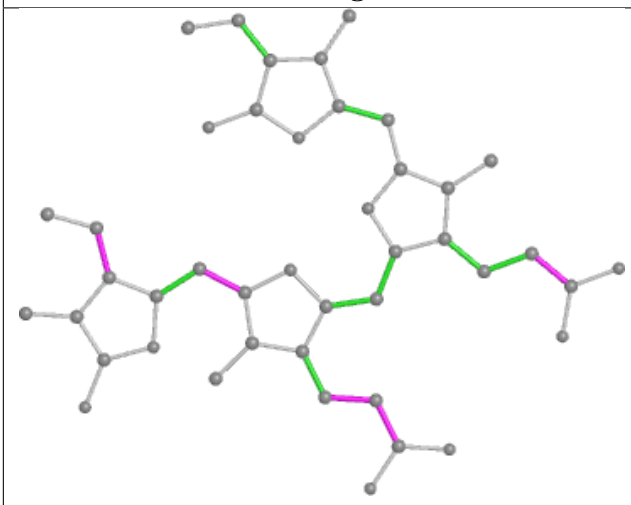

Torsions

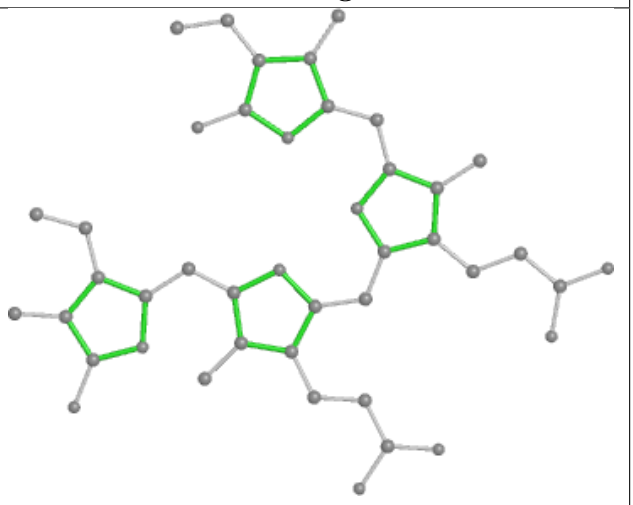

Rings

Ligand PEB J4 1002

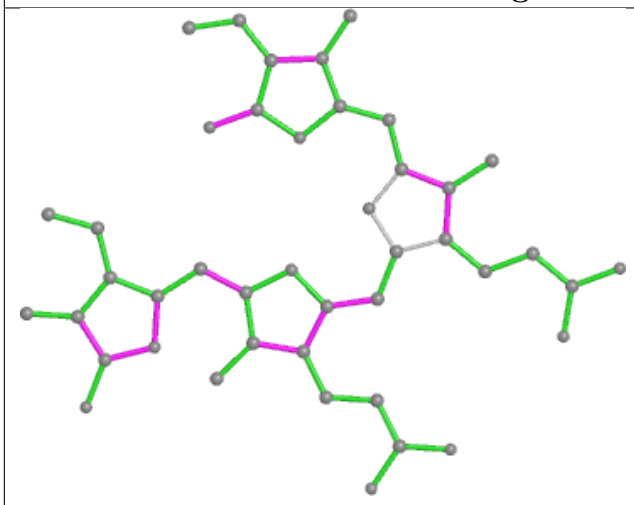

Bond lengths

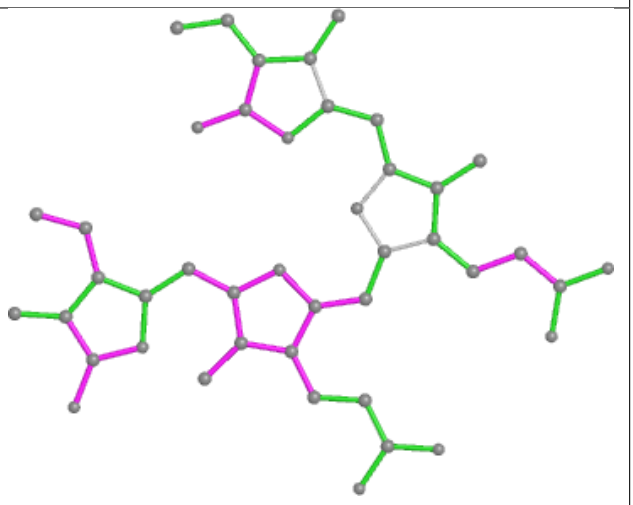

Bond angles

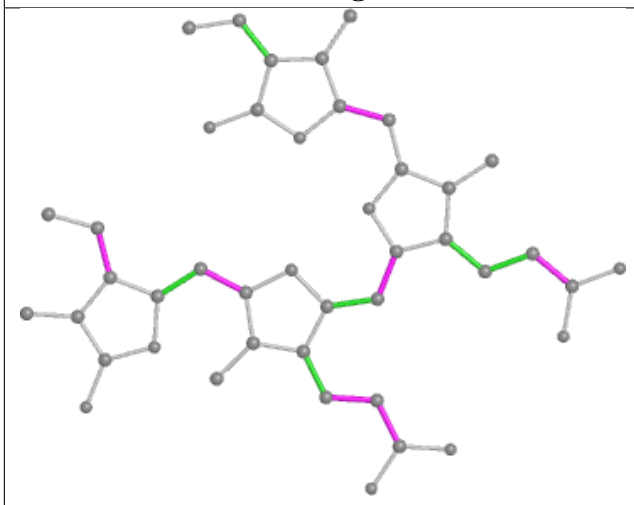

Torsions

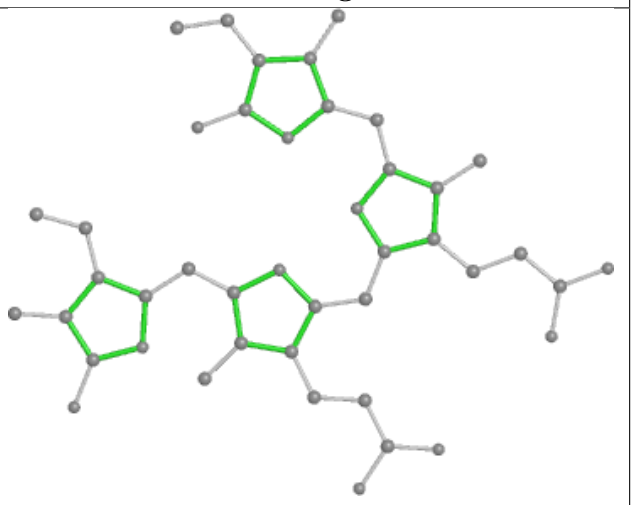

Rings

Ligand PEB JI 202

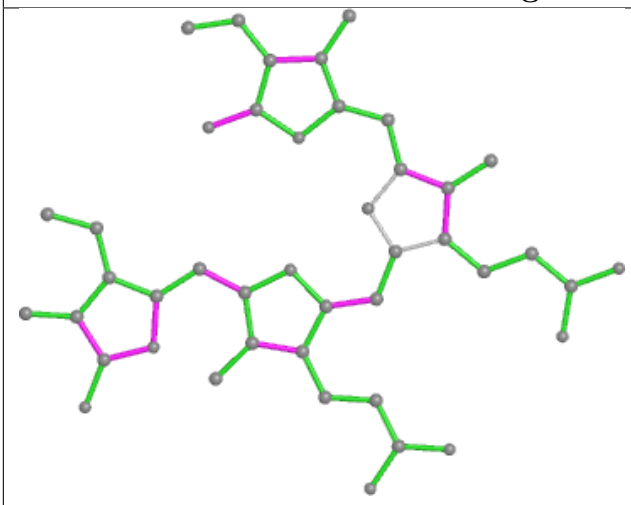

Bond lengths

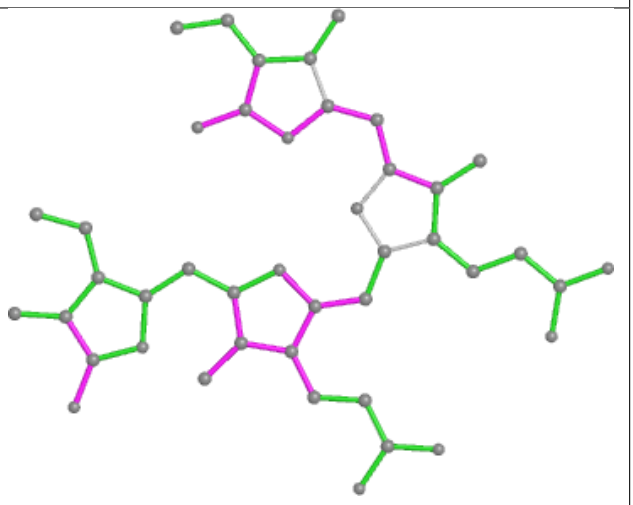

Bond angles

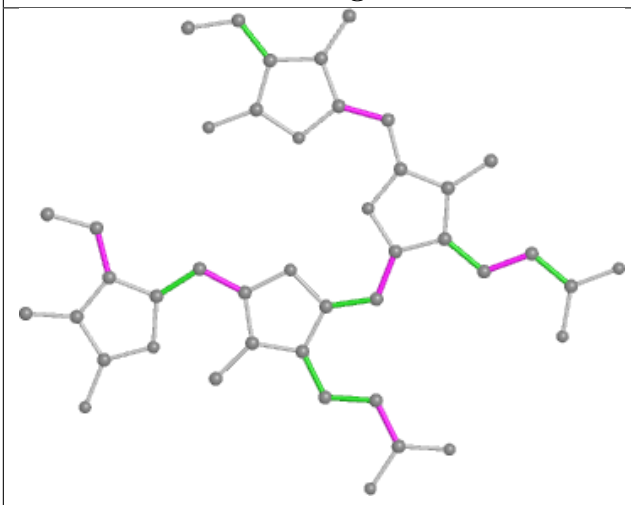

Torsions

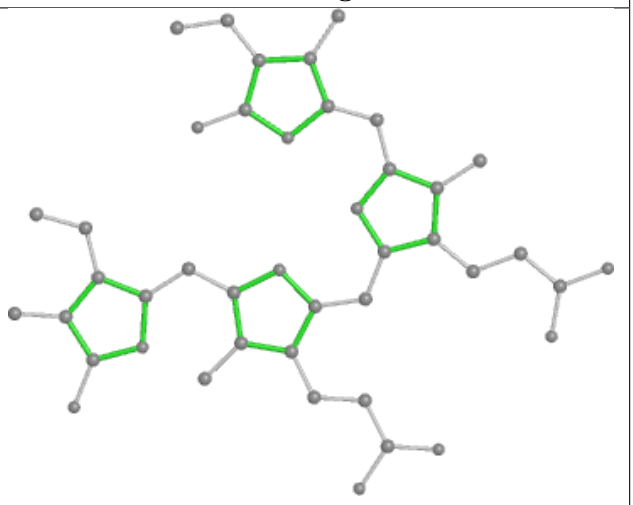

Rings

Ligand PEB QO 201

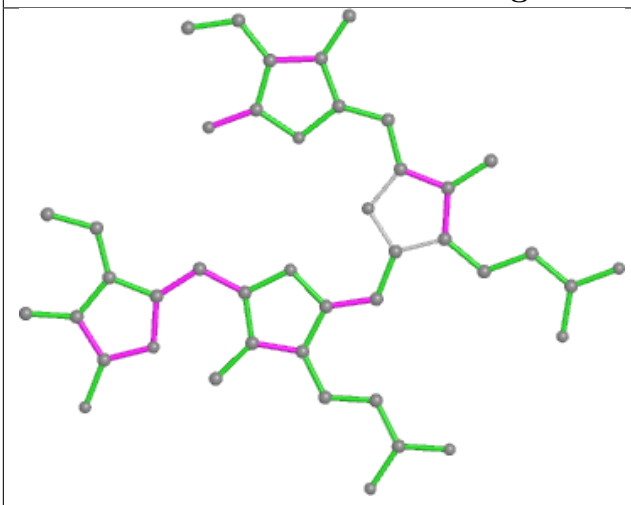

Bond lengths

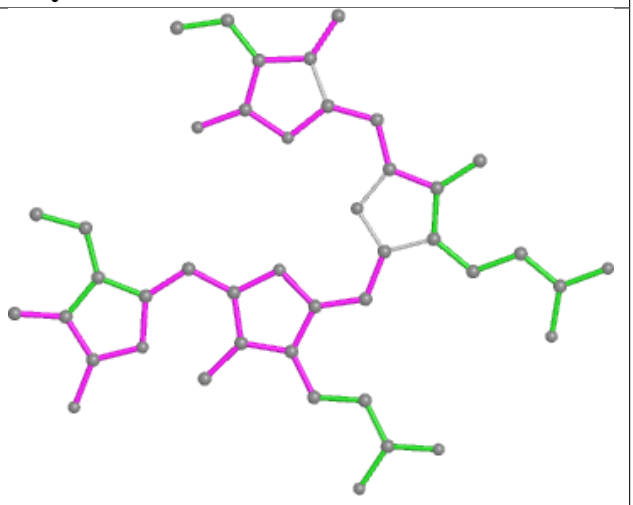

Bond angles

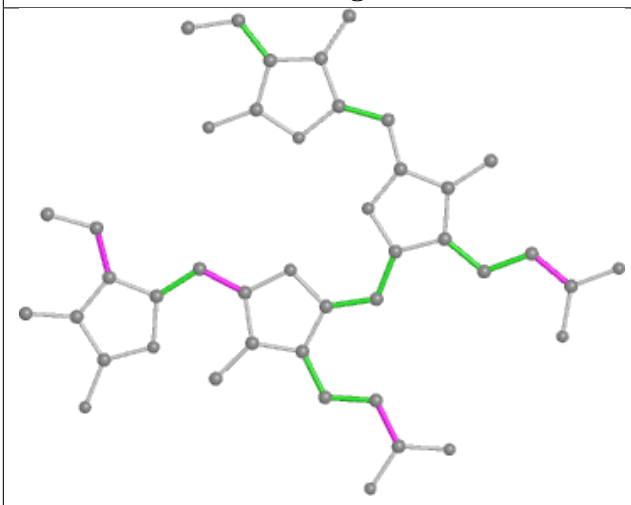

Torsions

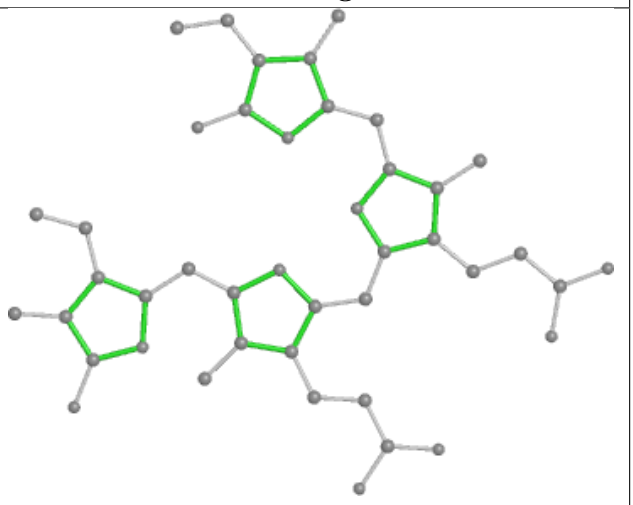

Rings

Ligand PEB DD 202

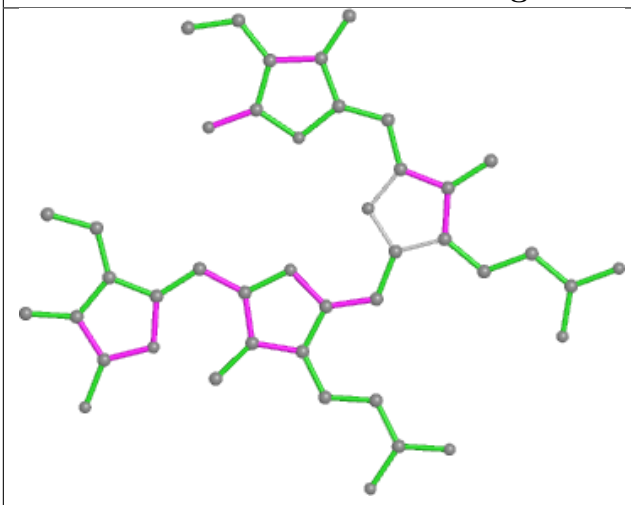

Bond lengths

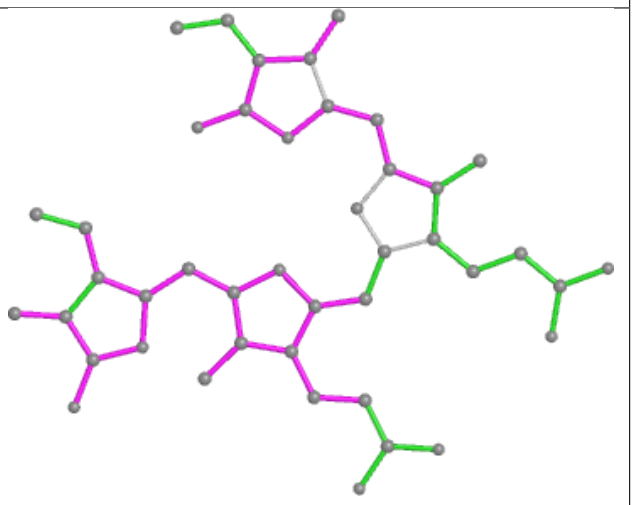

Bond angles

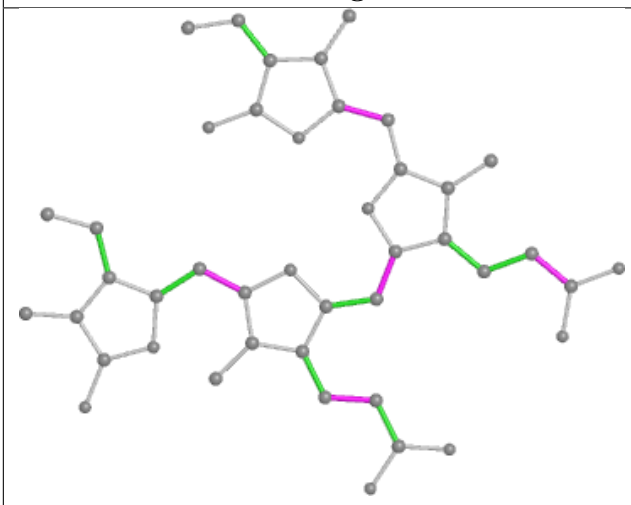

Torsions

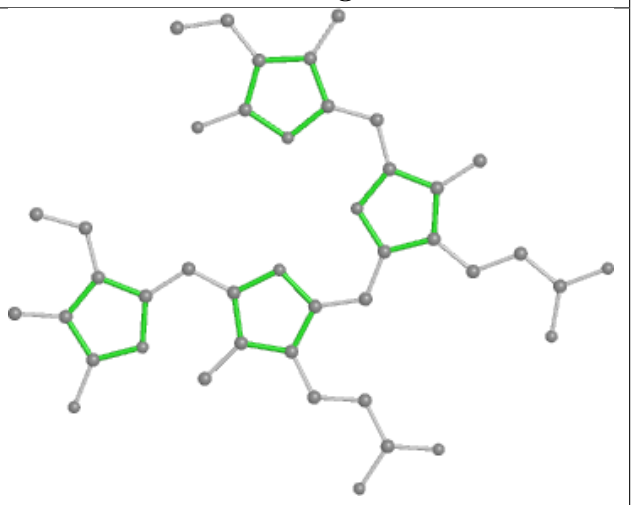

Rings

Ligand PEB FJ 201

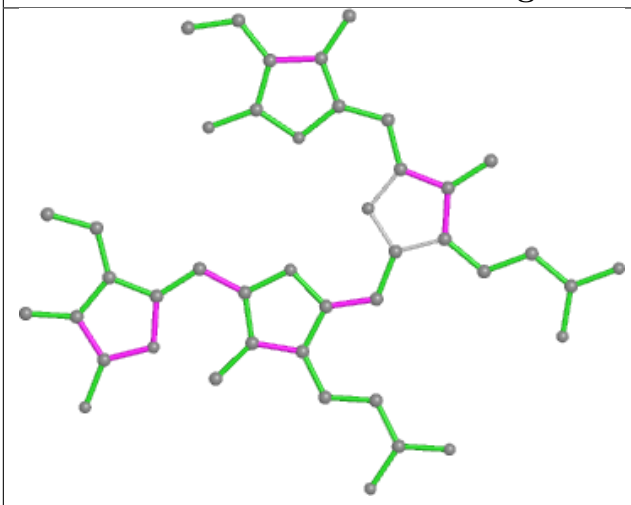

Bond lengths

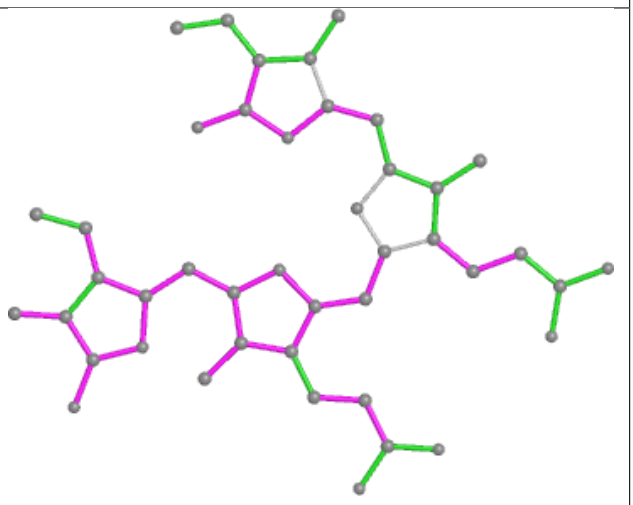

Bond angles

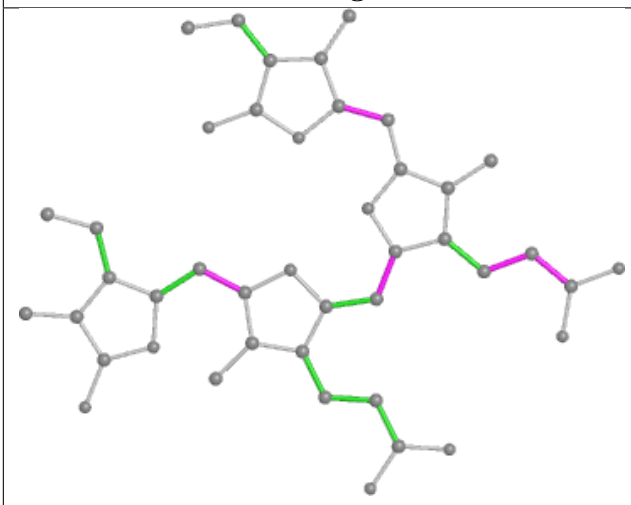

Torsions

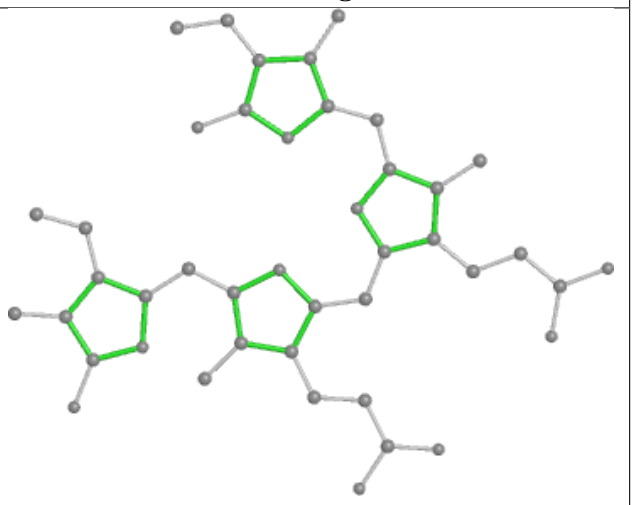

Rings

Ligand CYC DG 1001

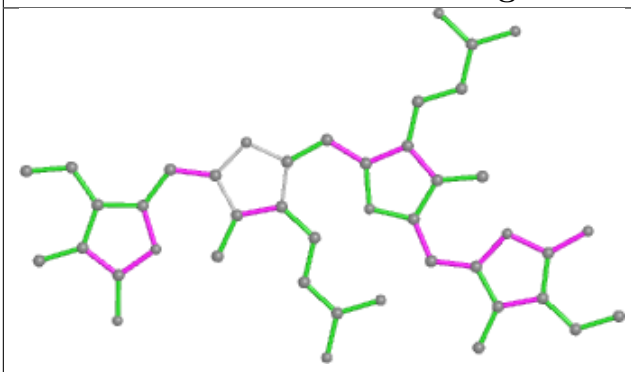

Bond lengths

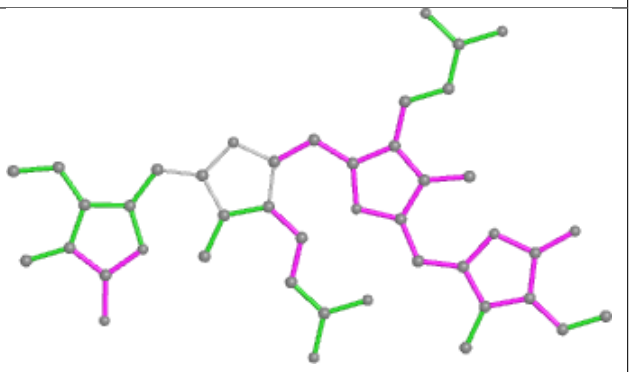

Bond angles

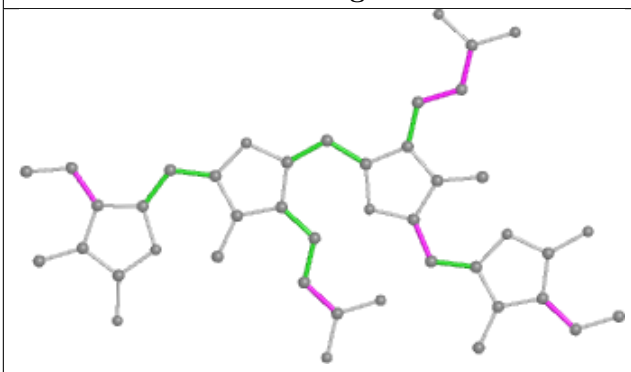

Torsions

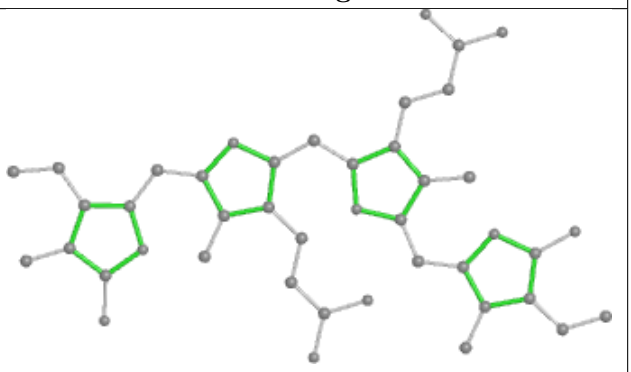

Rings

Ligand CLA 4N 609

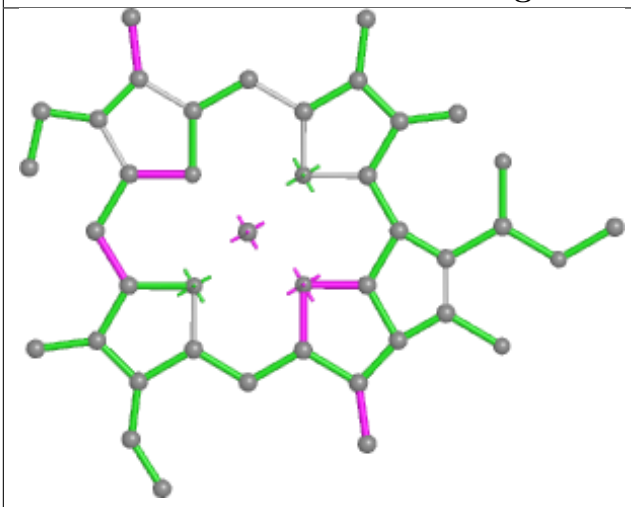

Bond lengths

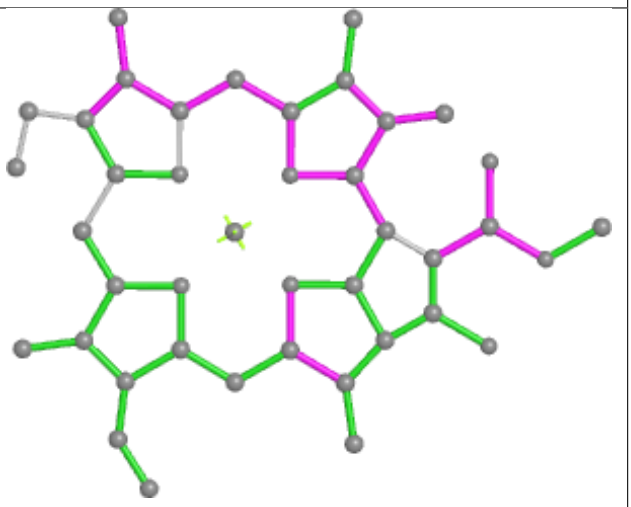

Bond angles

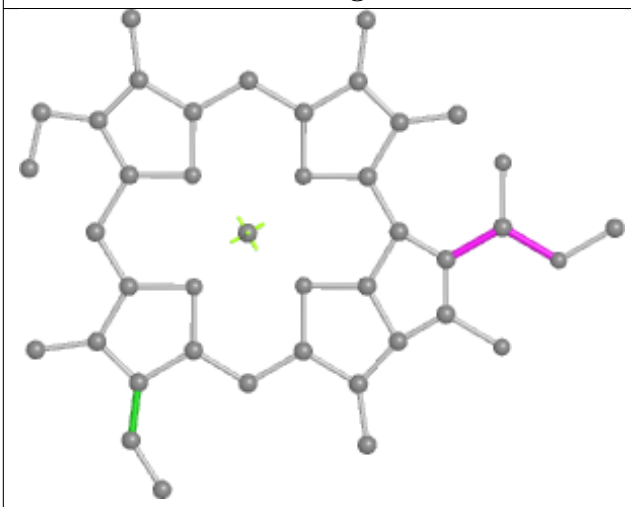

Torsions

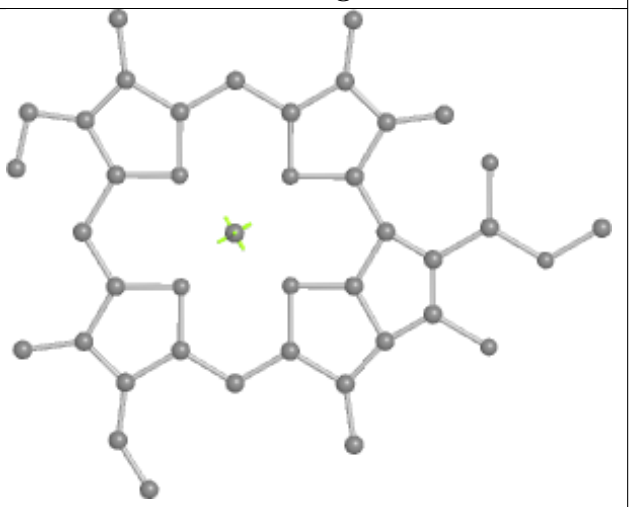

Rings

Ligand CLA cL 508

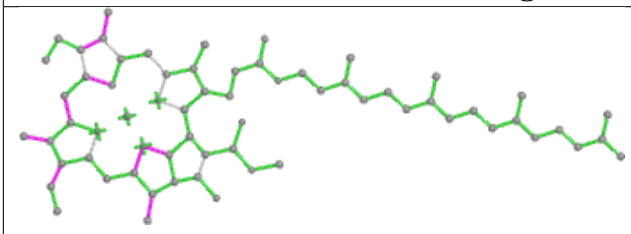

Bond lengths

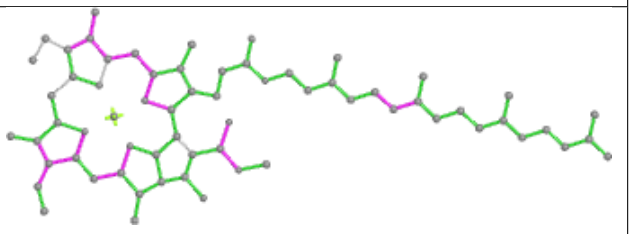

Bond angles

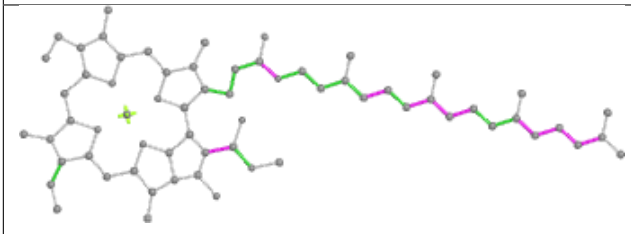

Torsions

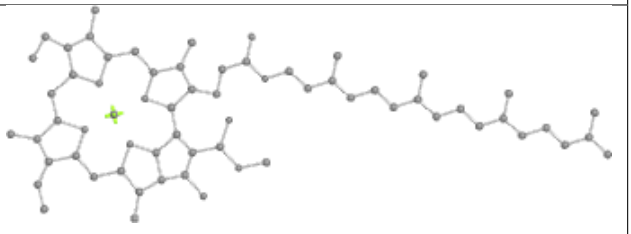

Rings

Ligand DGD AL 415

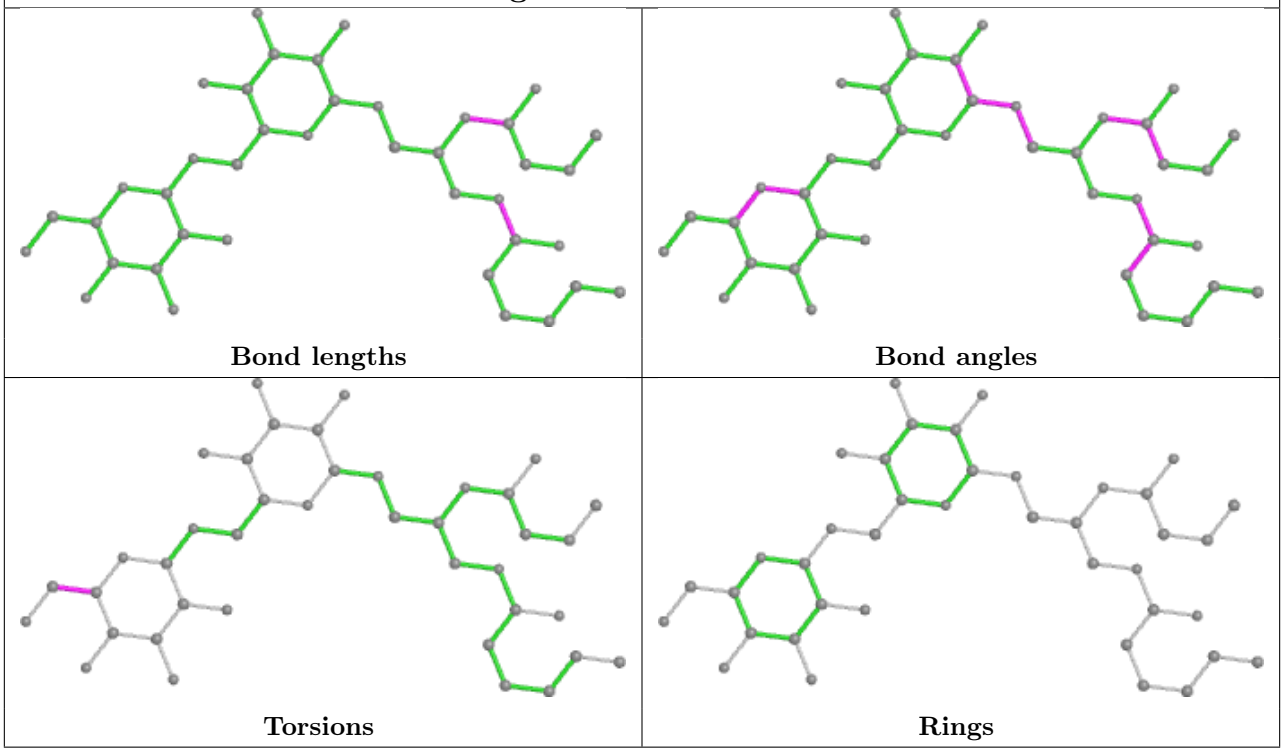

Ligand LMG b6 623

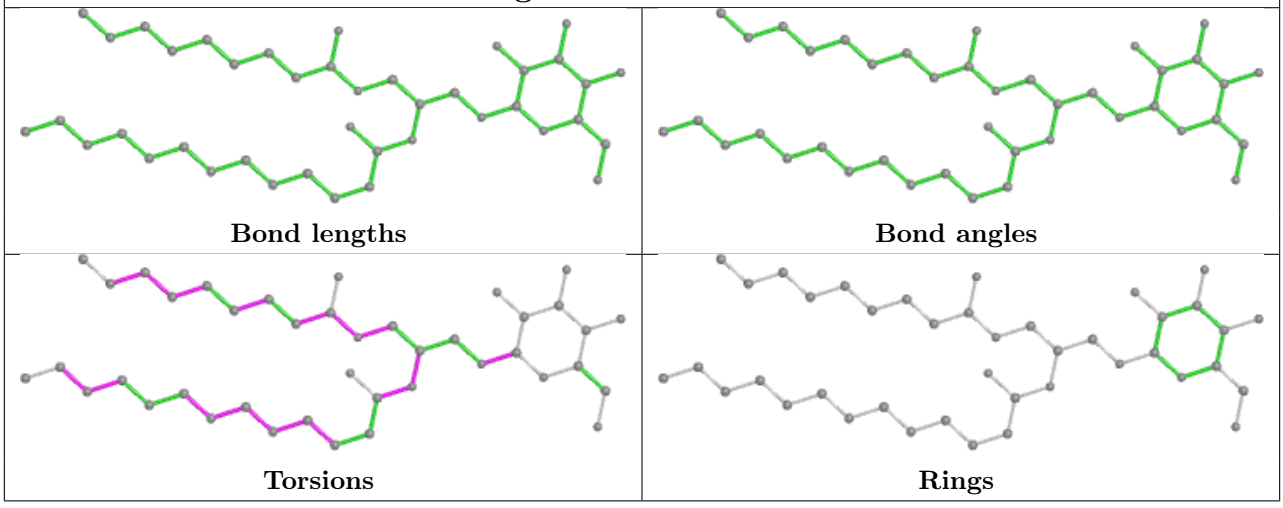

Ligand PEB KB 302

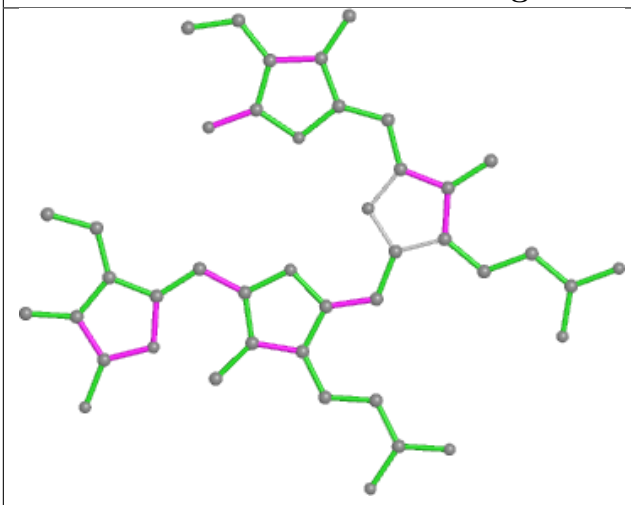

Bond lengths

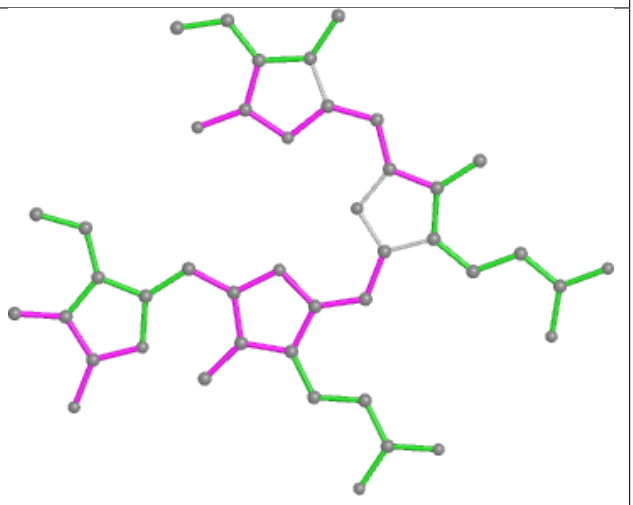

Bond angles

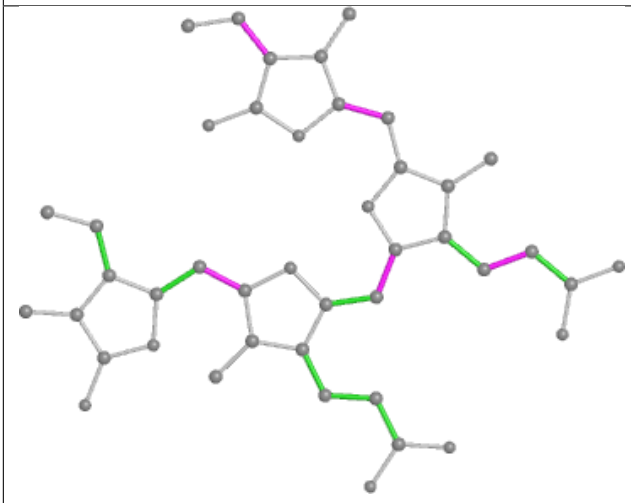

Torsions

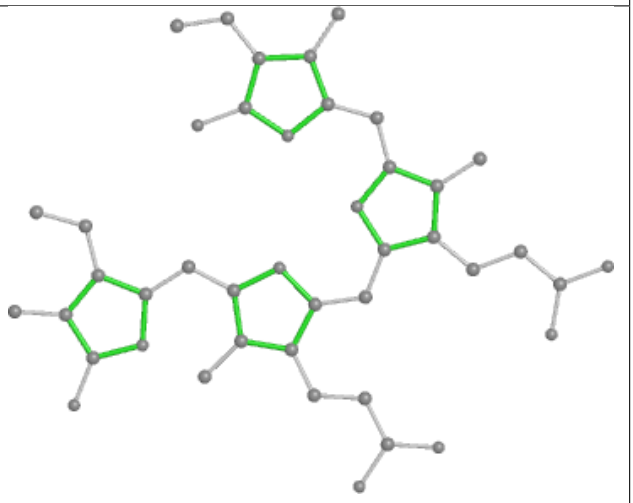

Rings

Ligand CYC G4 1001

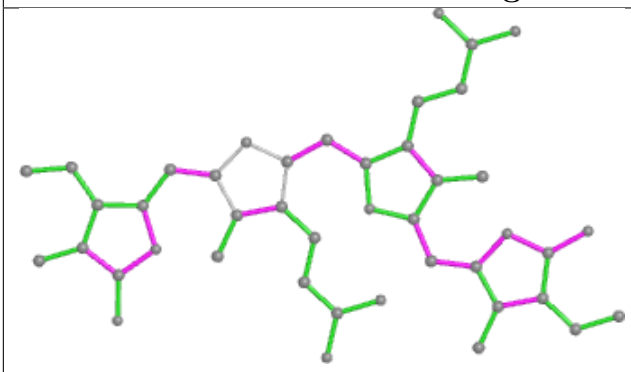

Bond lengths

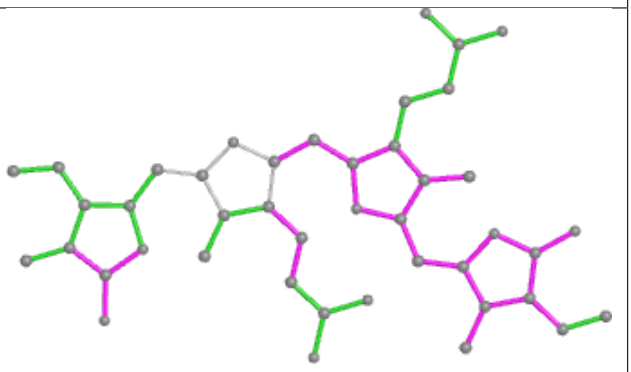

Bond angles

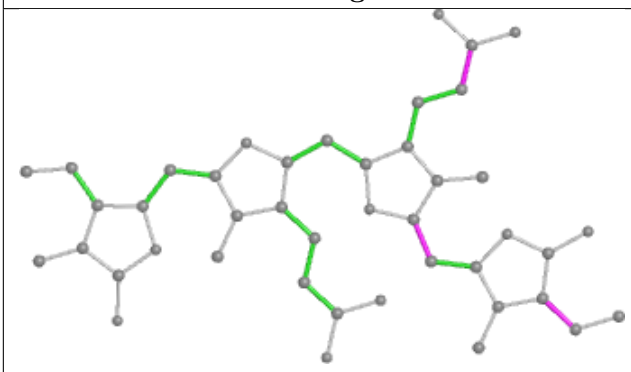

Torsions

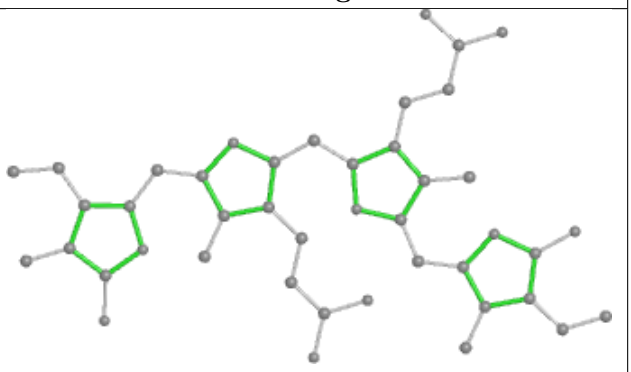

Rings

Ligand CLA BN 821

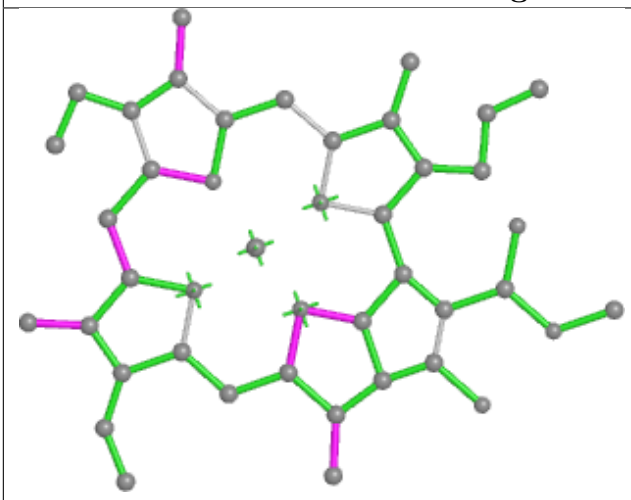

Bond lengths

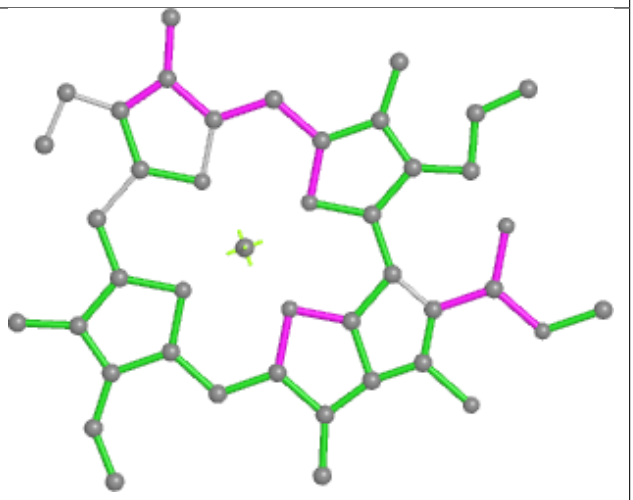

Bond angles

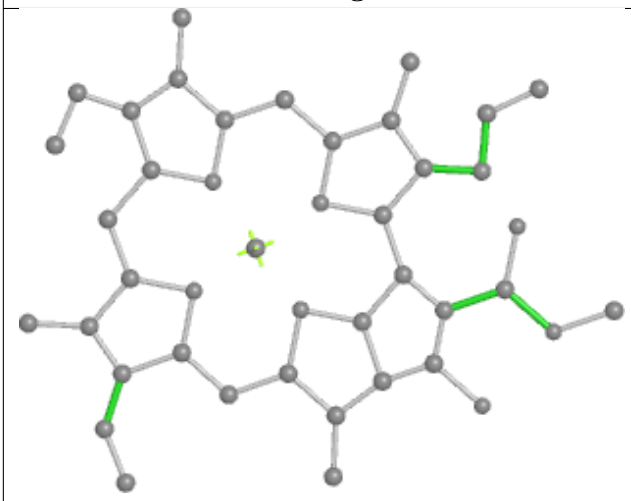

Torsions

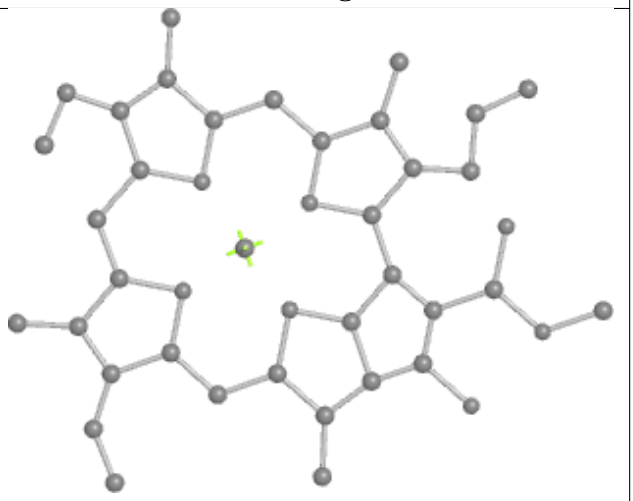

Rings

Ligand PEB LI 201

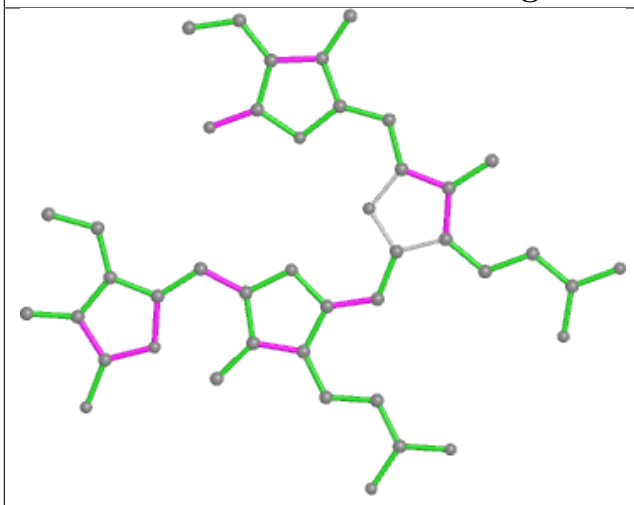

Bond lengths

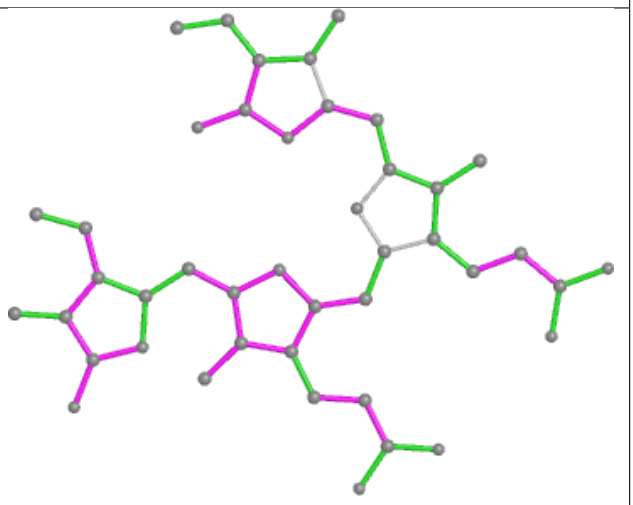

Bond angles

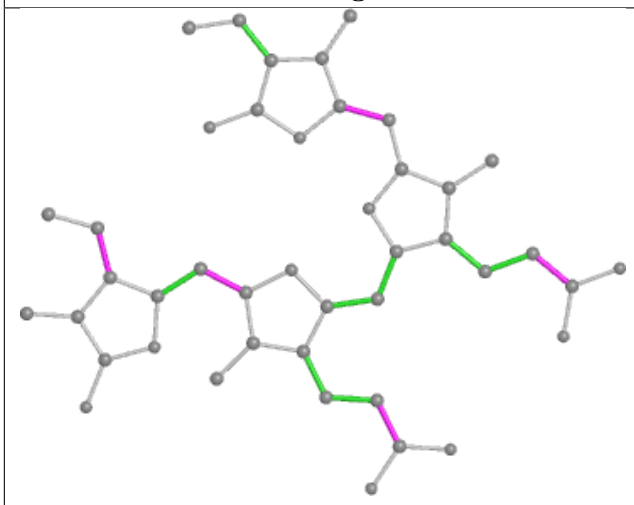

Torsions

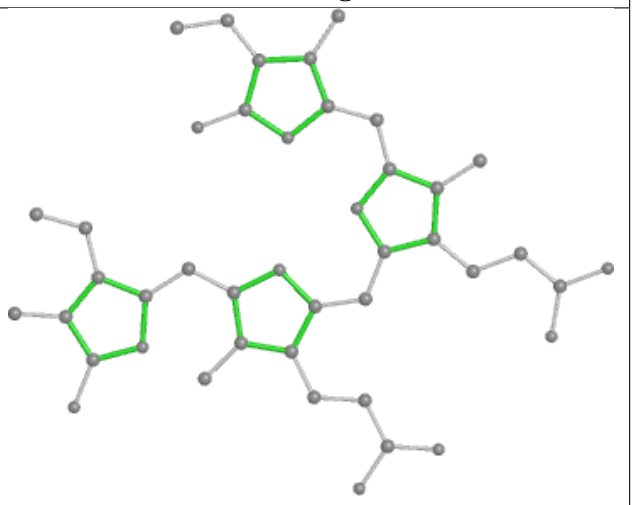

Rings

Ligand PEB RM 201

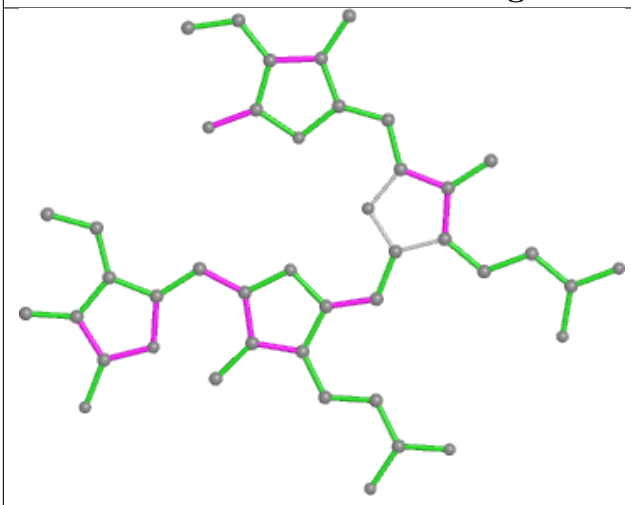

Bond lengths

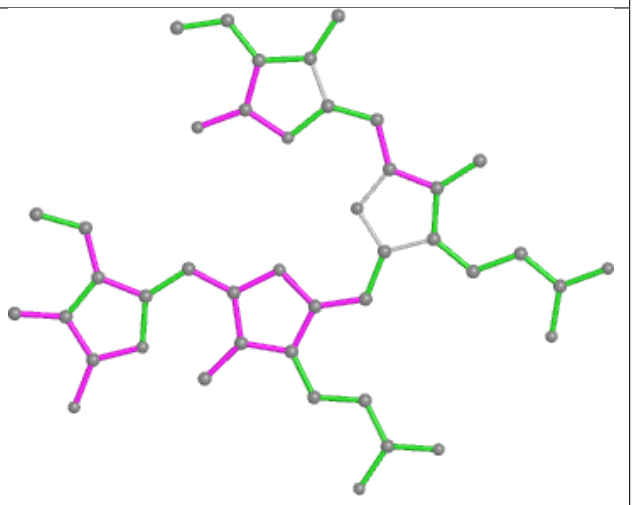

Bond angles

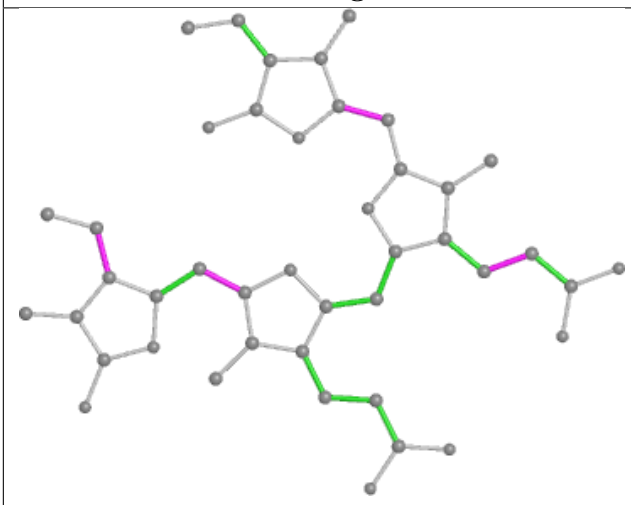

Torsions

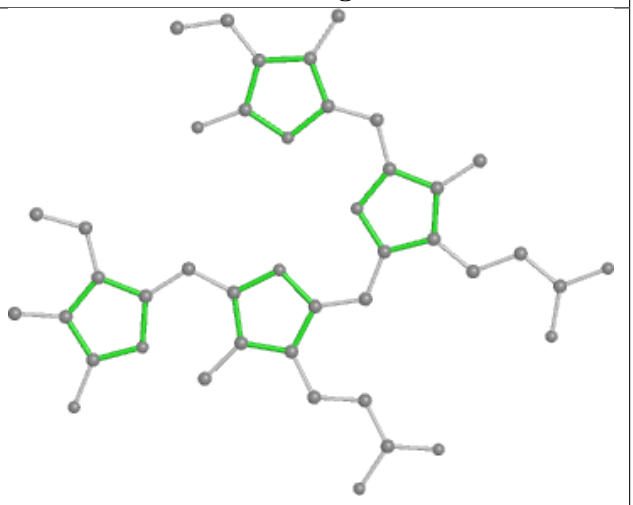

Rings

Ligand PEB kE 201

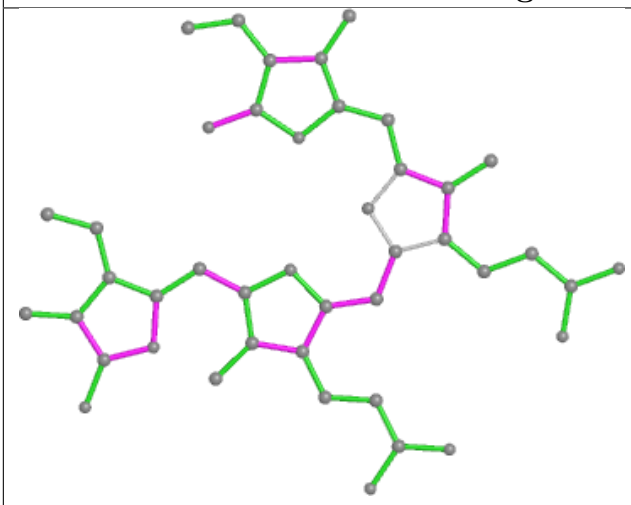

Bond lengths

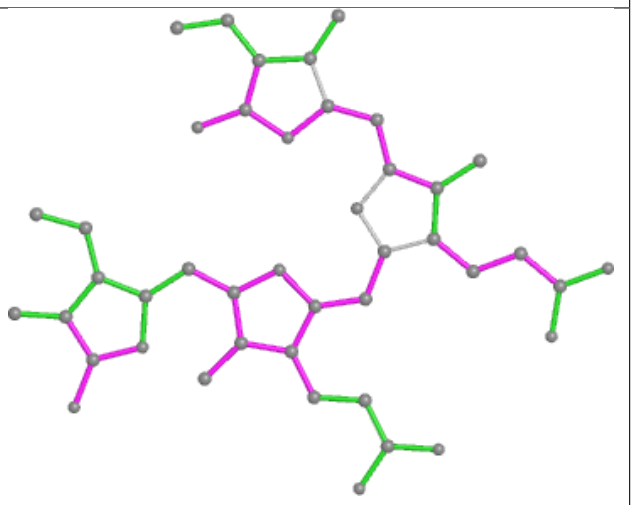

Bond angles

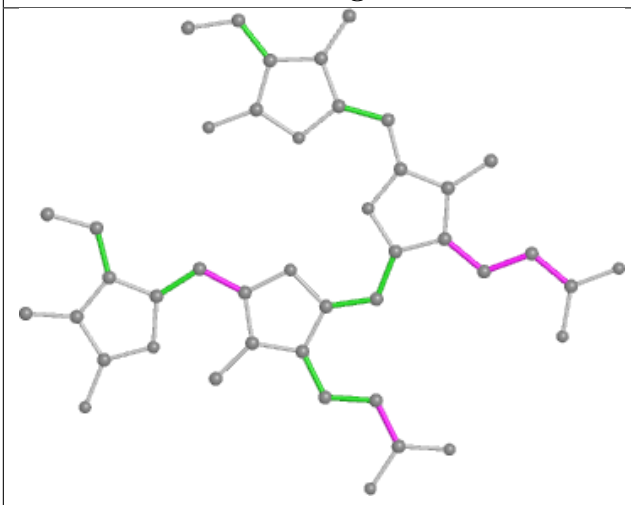

Torsions

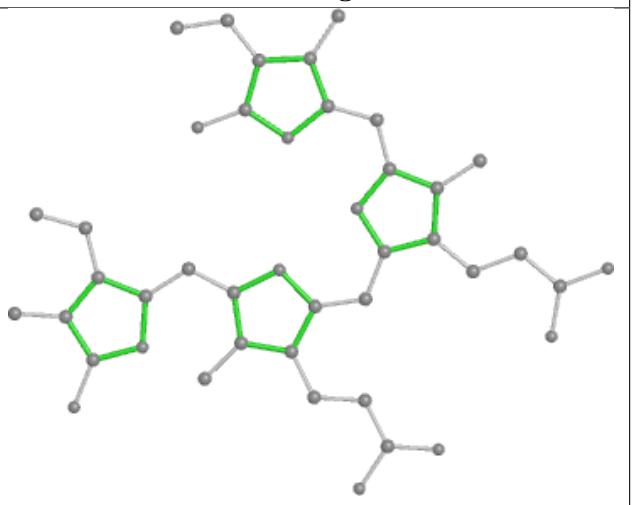

Rings

Ligand PEB M9 305

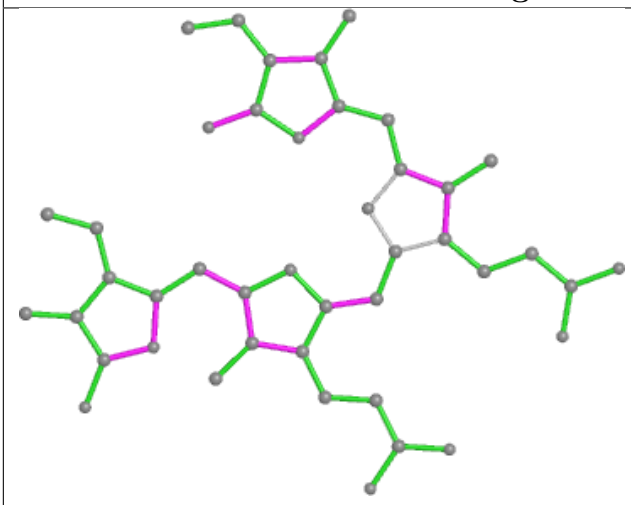

Bond lengths

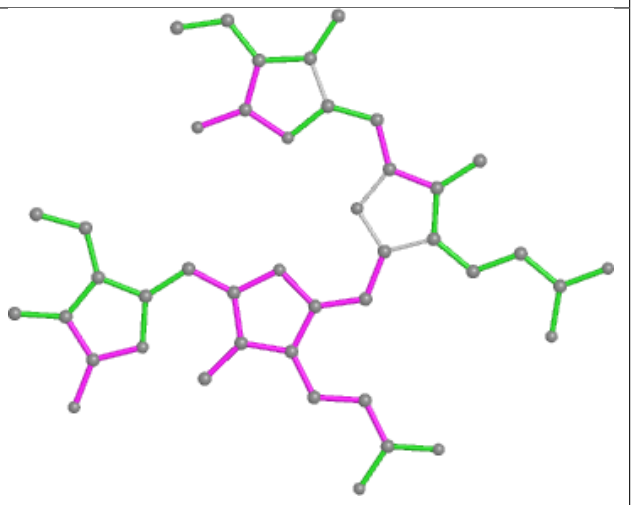

Bond angles

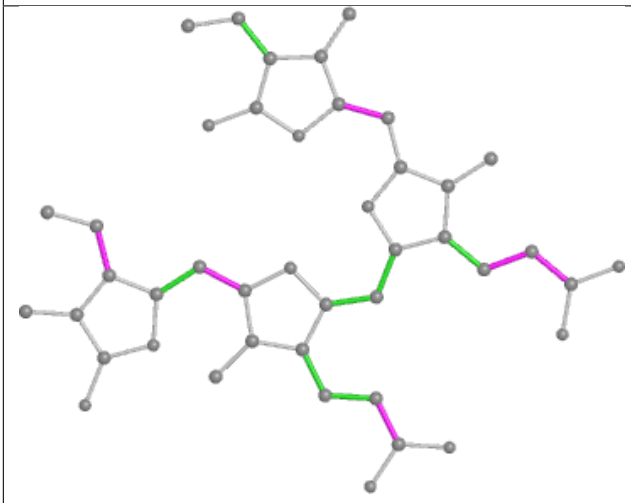

Torsions

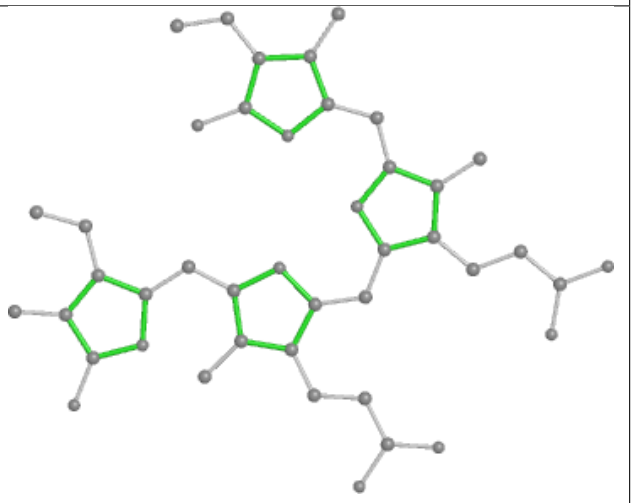

Rings

Ligand PEB UG 201

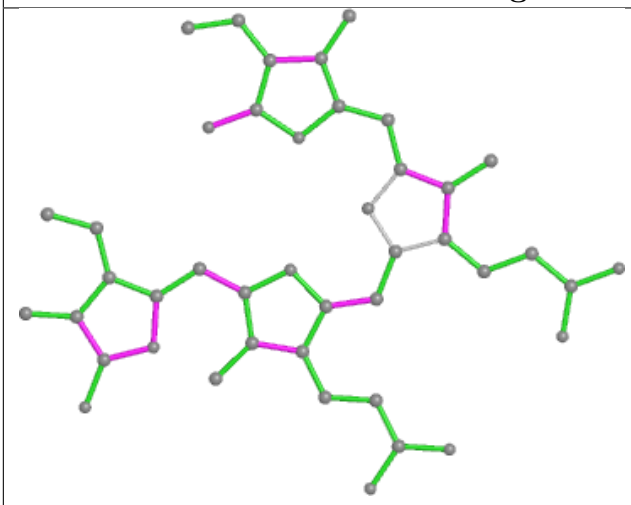

Bond lengths

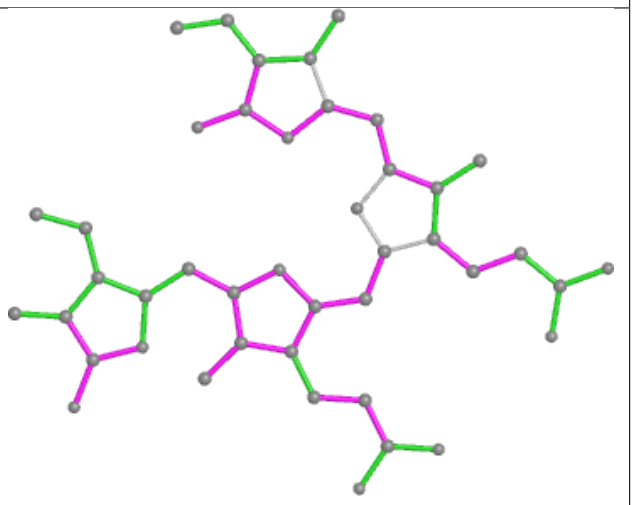

Bond angles

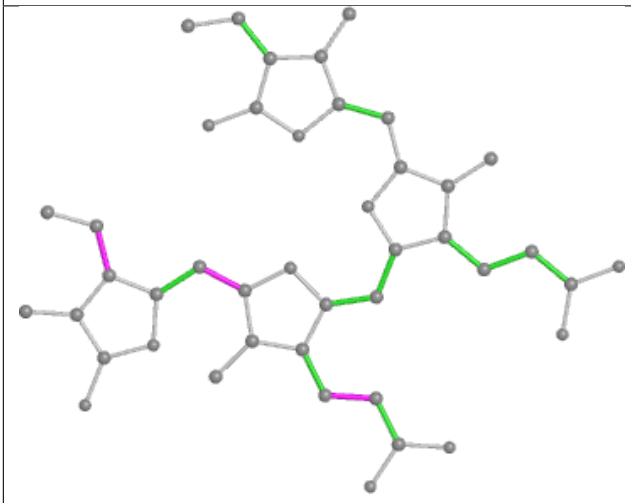

Torsions

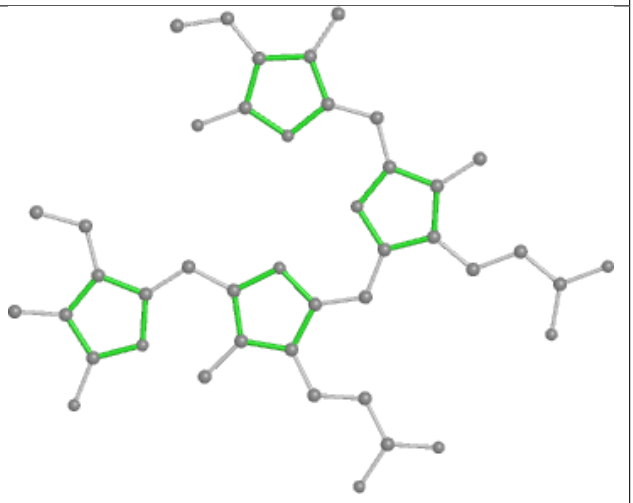

Rings

Ligand PEB iM 201

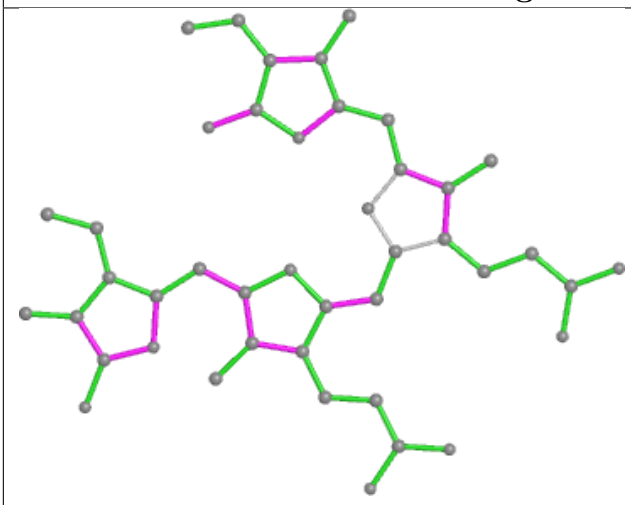

Bond lengths

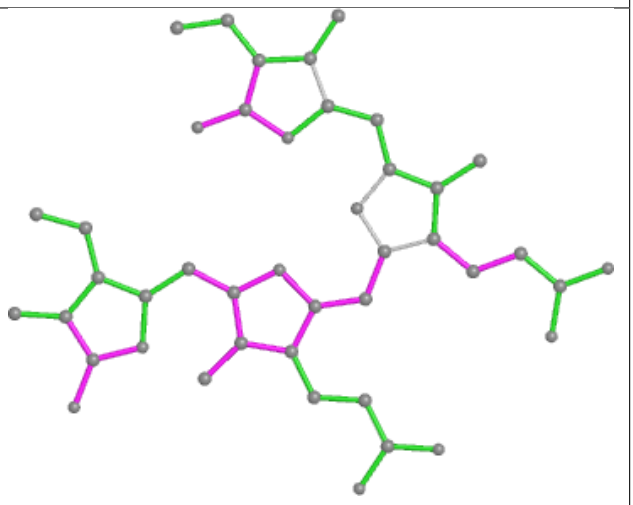

Bond angles

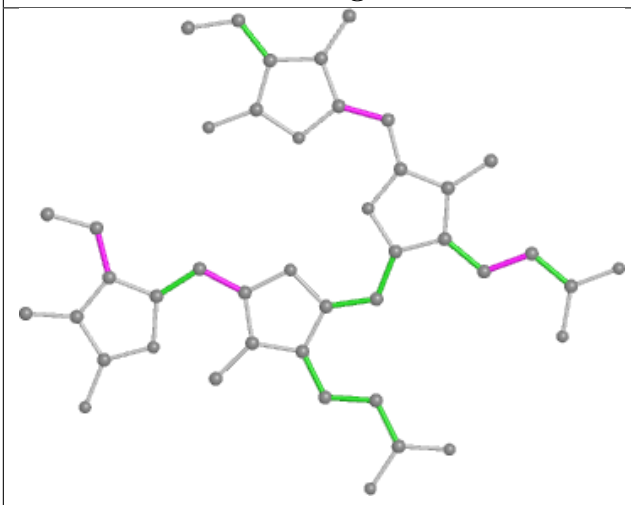

Torsions

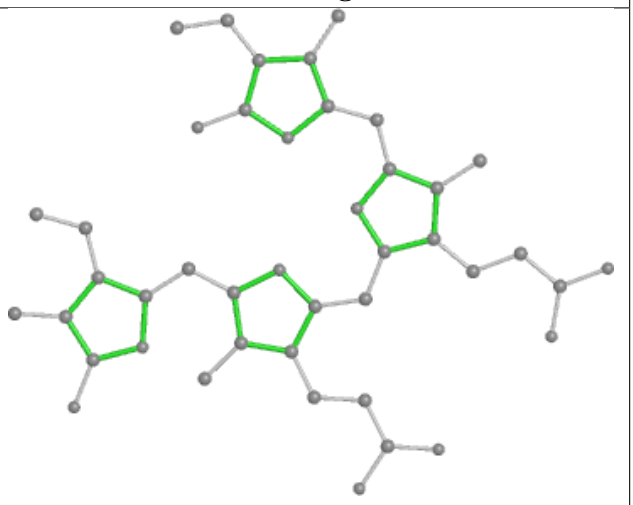

Rings

Ligand PEB YI 202

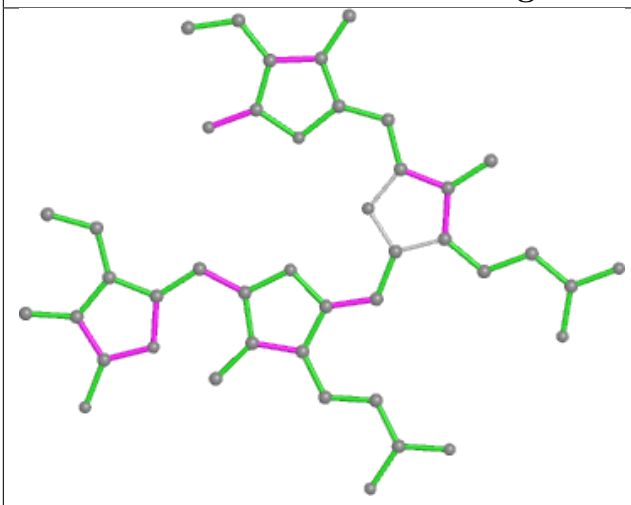

Bond lengths

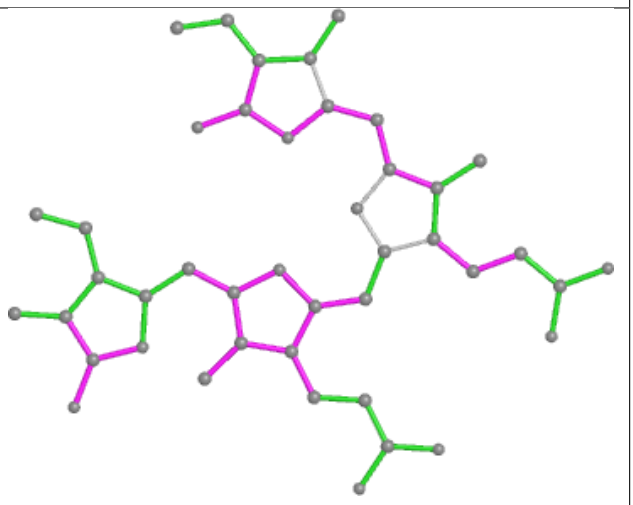

Bond angles

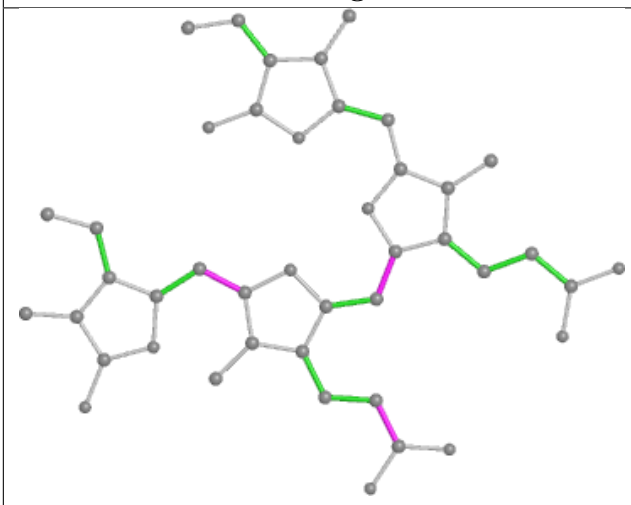

Torsions

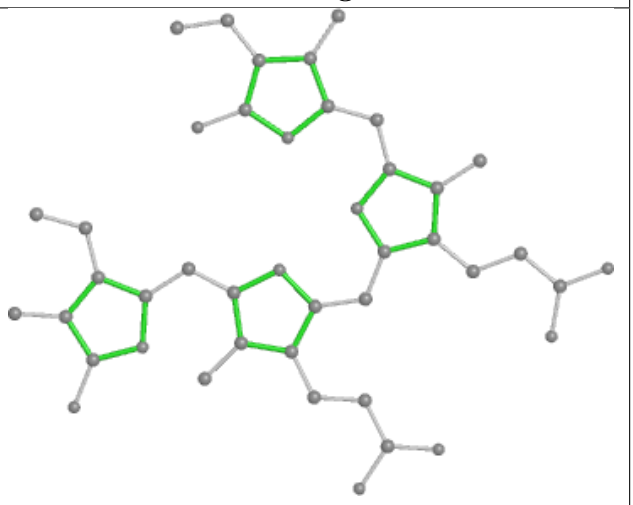

Rings

Ligand PEB xF 303

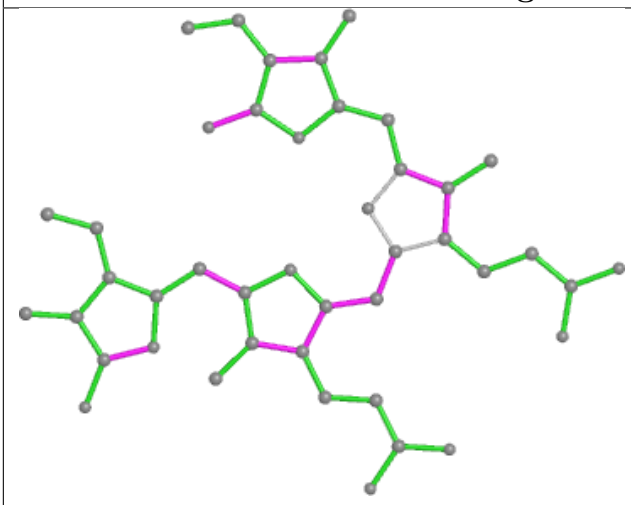

Bond lengths

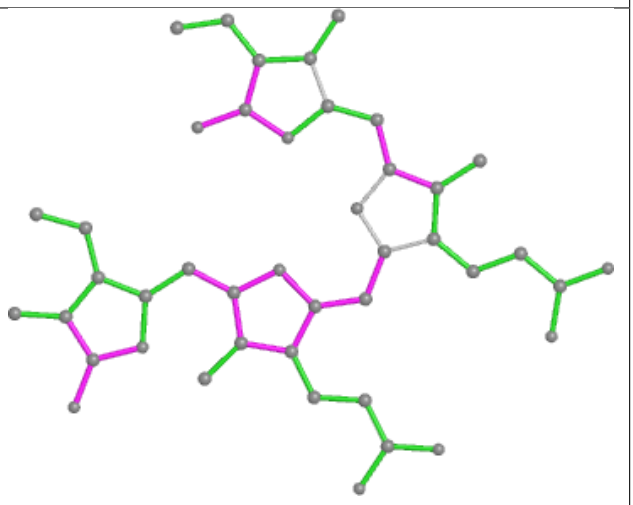

Bond angles

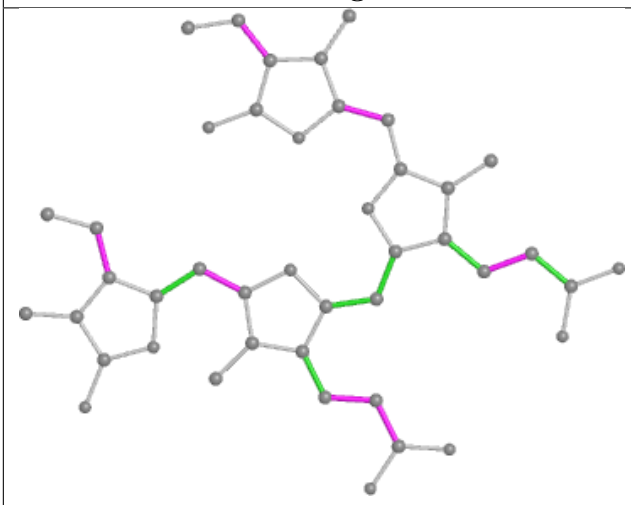

Torsions

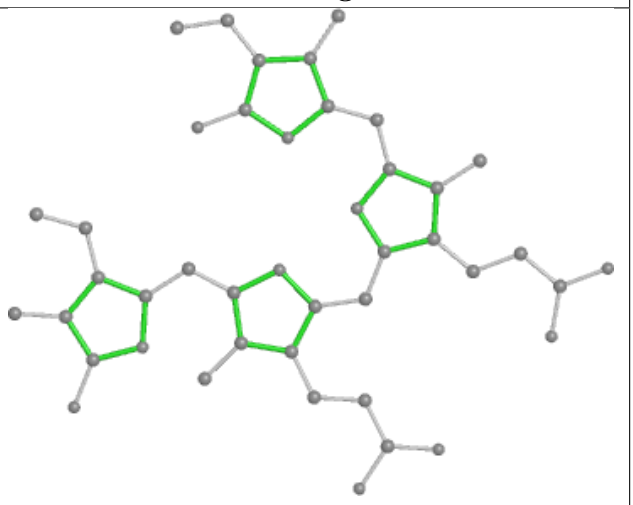

Rings

Ligand CLA AN 819

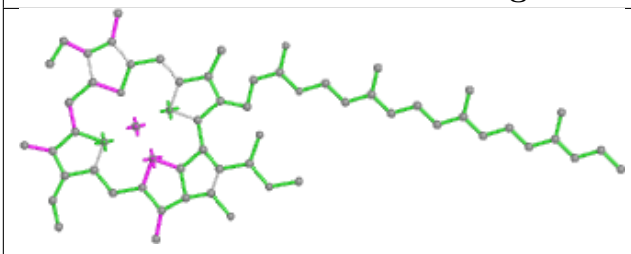

Bond lengths

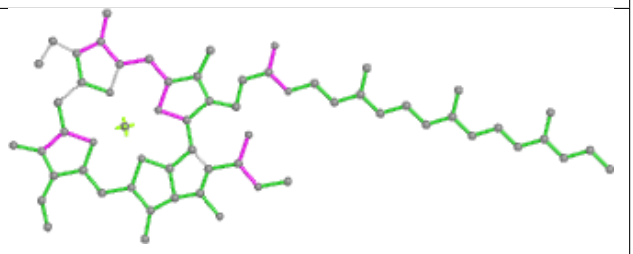

Bond angles

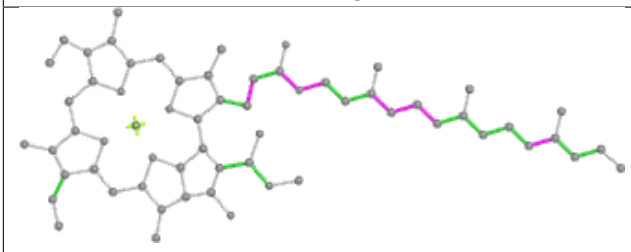

Torsions

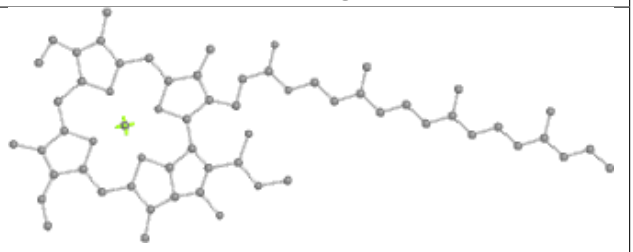

Rings

Ligand DGD AL 414

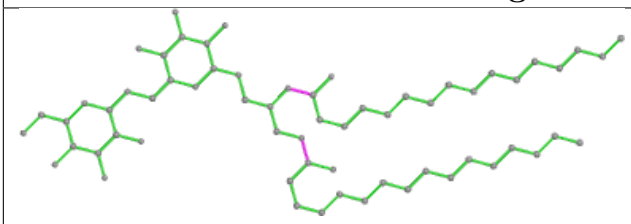

Bond lengths

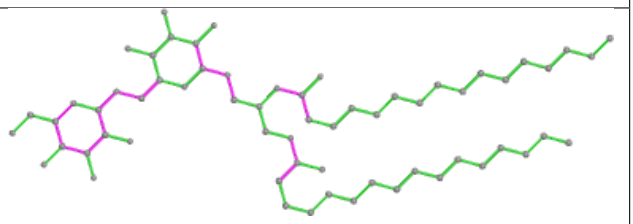

Bond angles

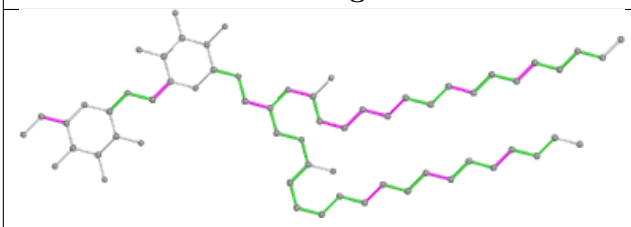

Torsions

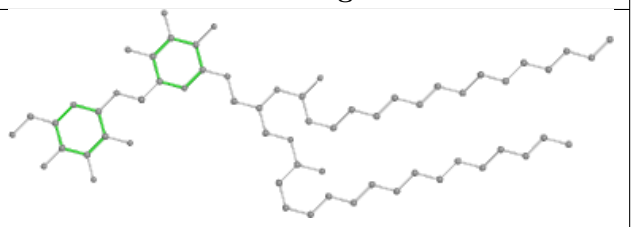

Rings

Ligand CLA A2 823

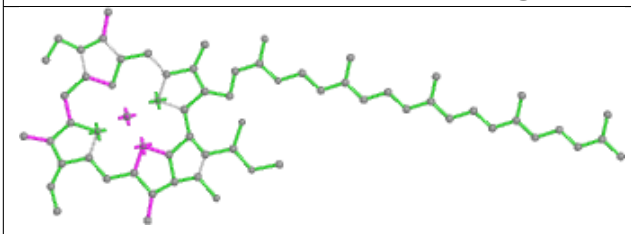

Bond lengths

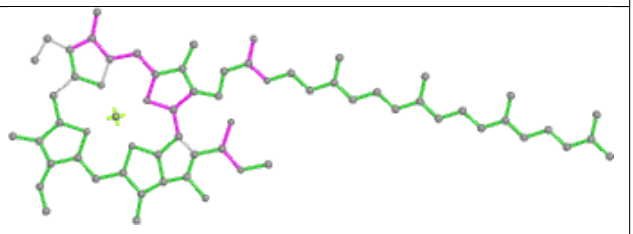

Bond angles

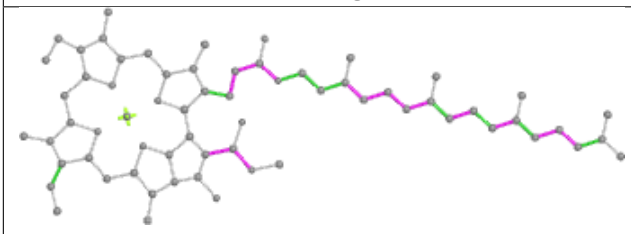

Torsions

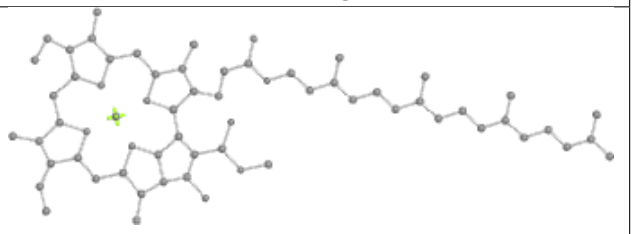

Rings

Ligand CLA 1N 601

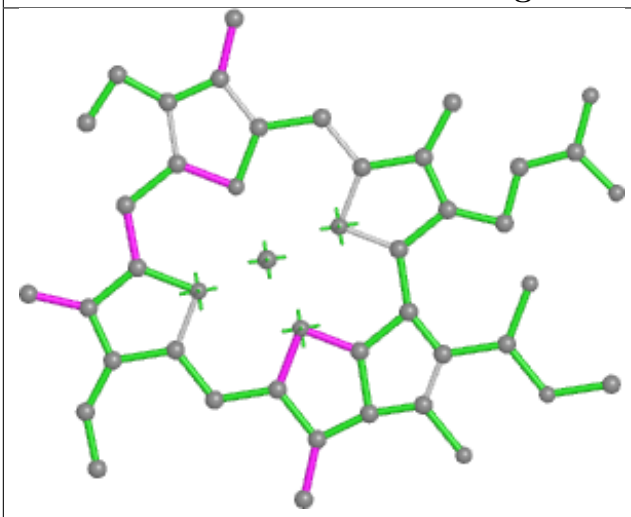

Bond lengths

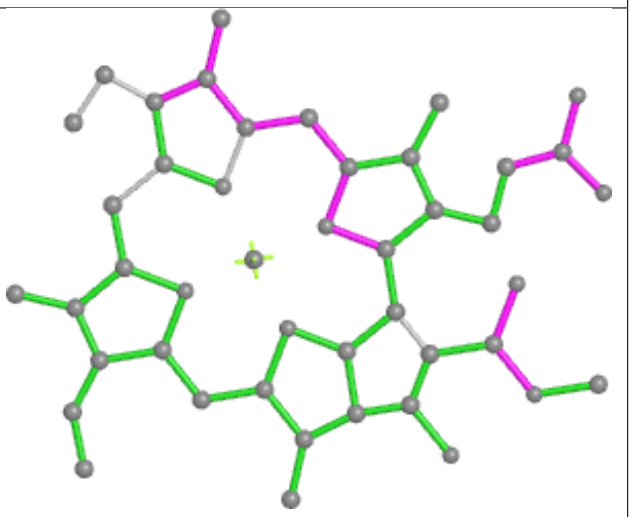

Bond angles

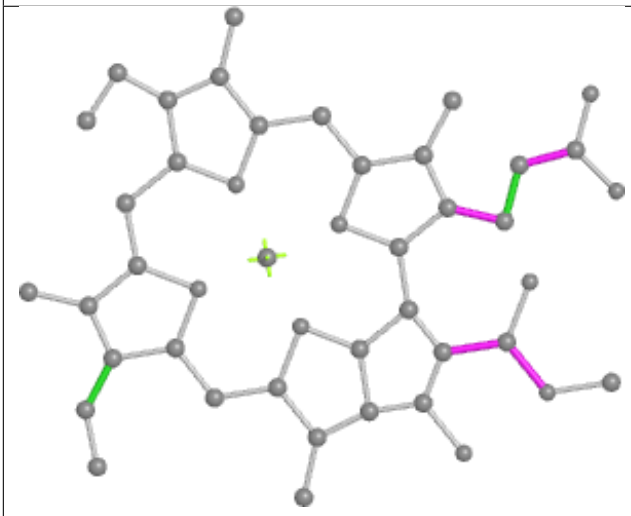

Torsions

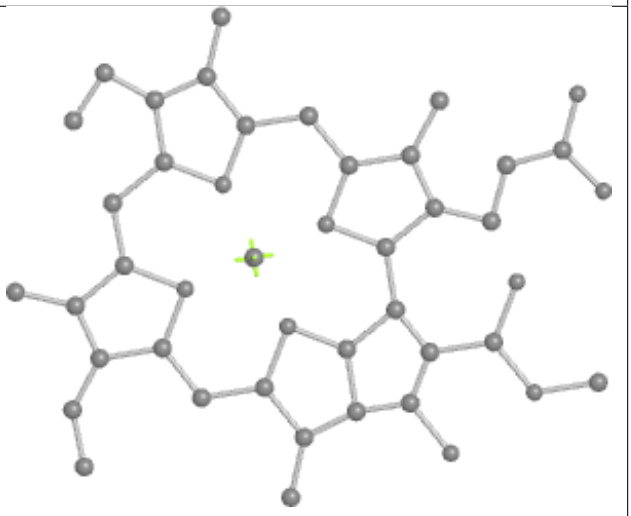

Rings

Ligand PUB AH 303

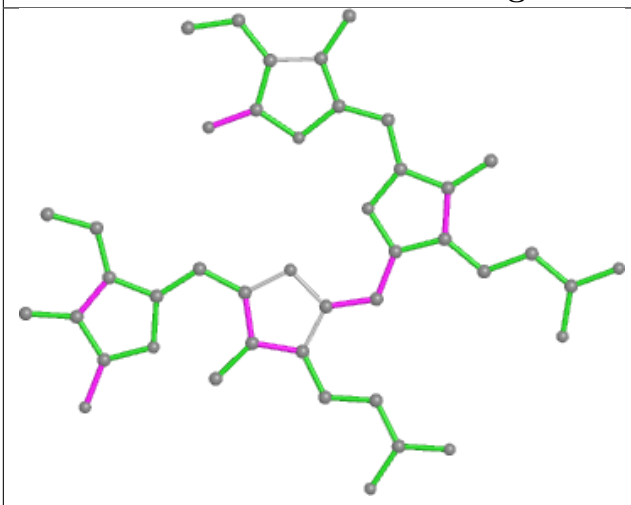

Bond lengths

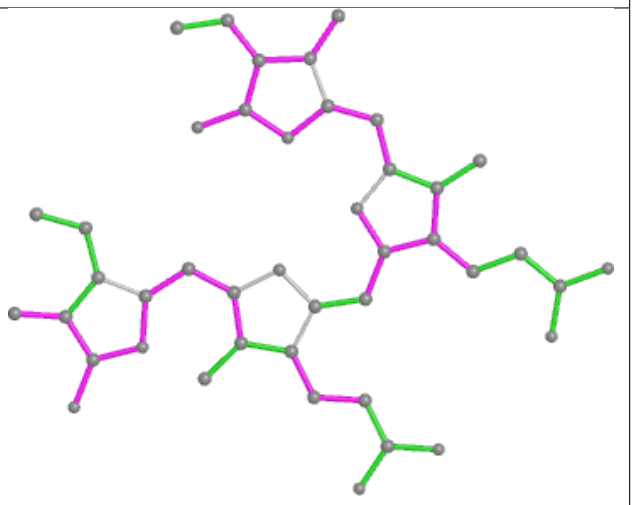

Bond angles

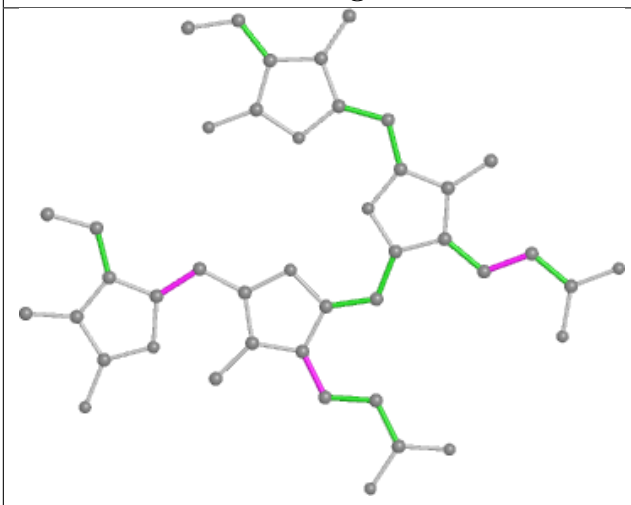

Torsions

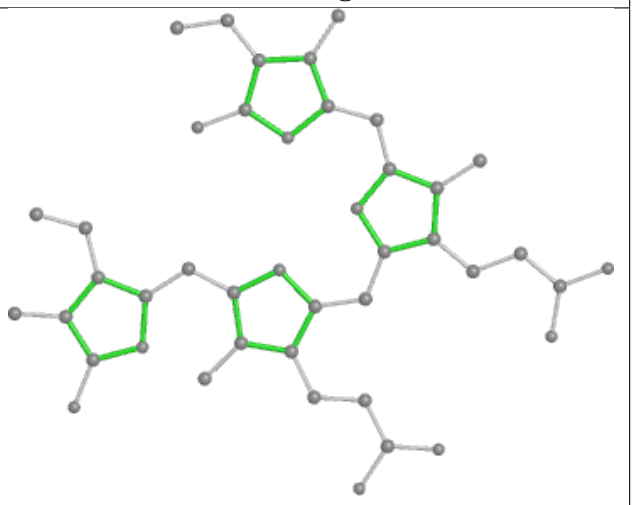

Rings

Ligand PEB gM 202

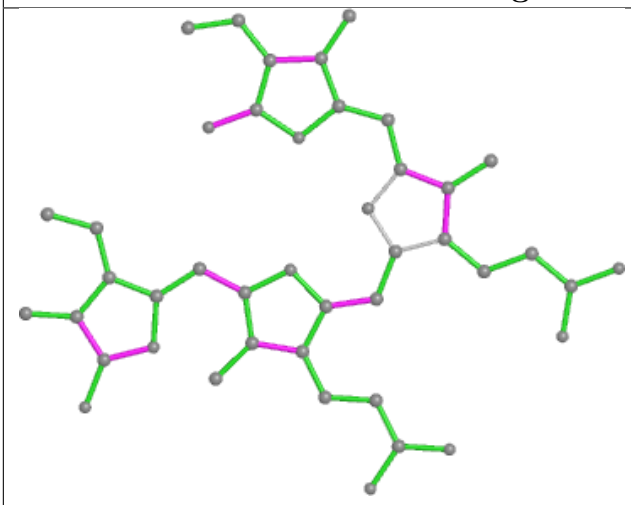

Bond lengths

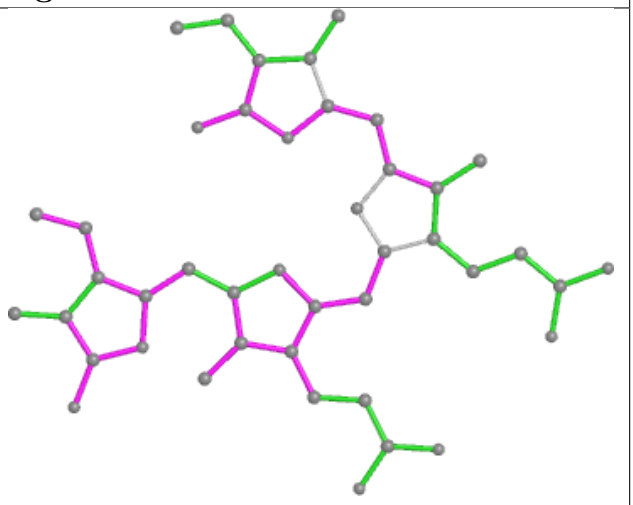

Bond angles

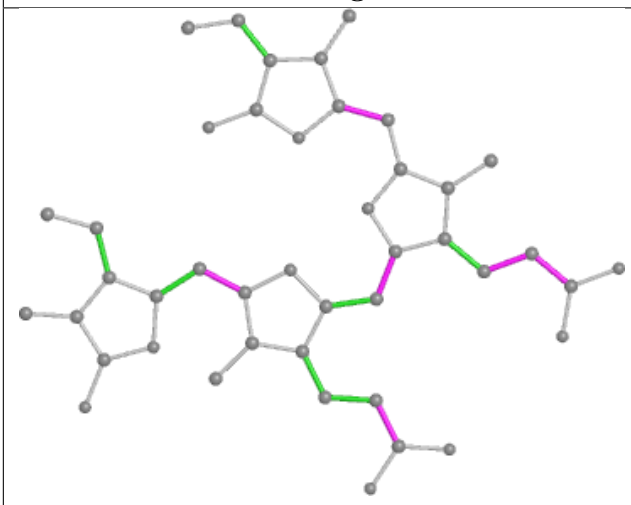

Torsions

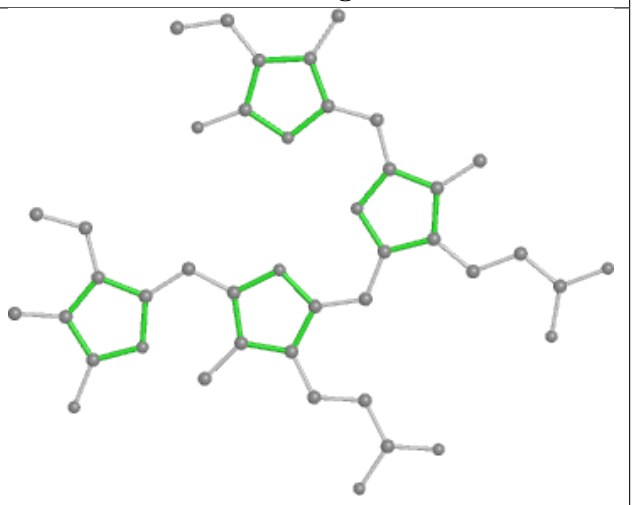

Rings

Ligand PEB MK 201

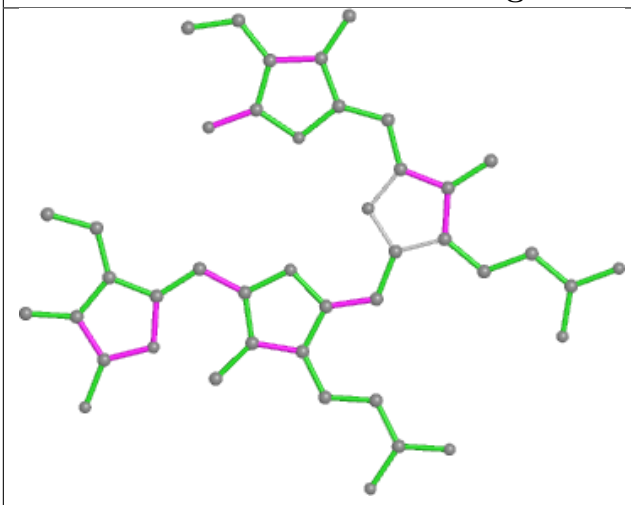

Bond lengths

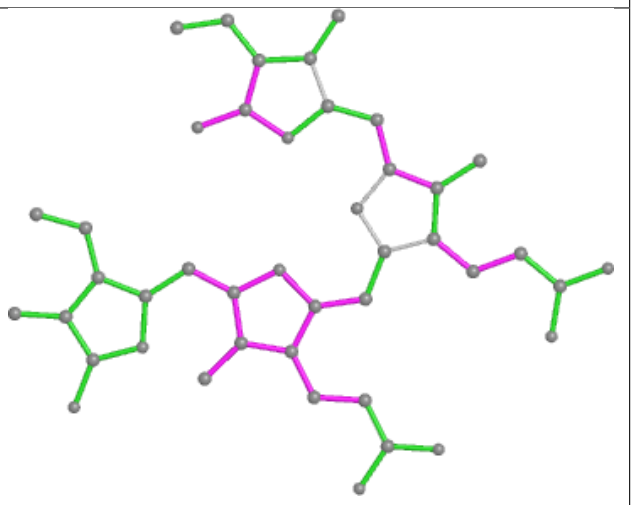

Bond angles

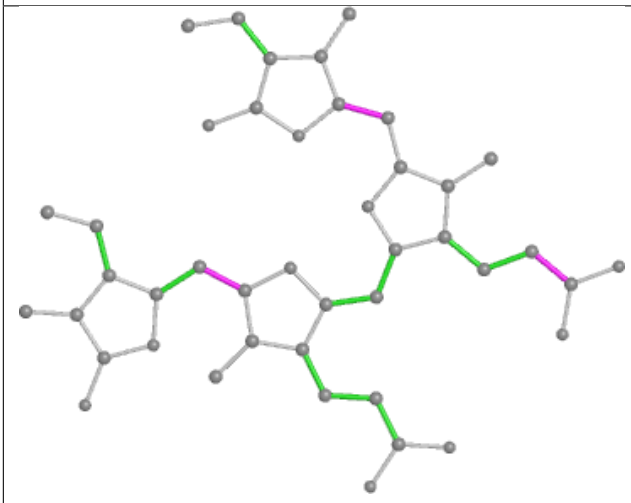

Torsions

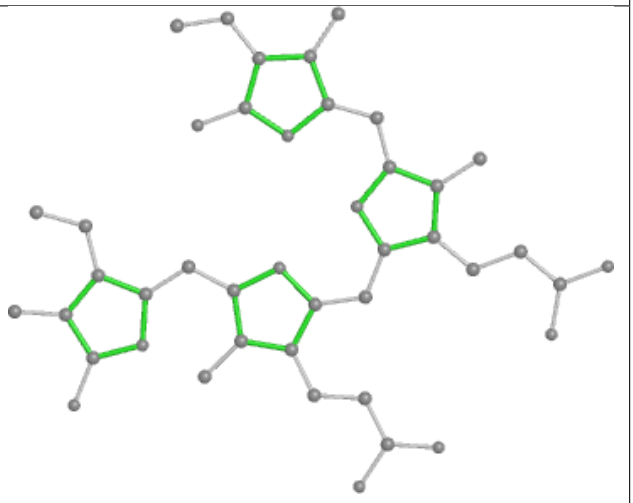

Rings

Ligand PEB dJ 201

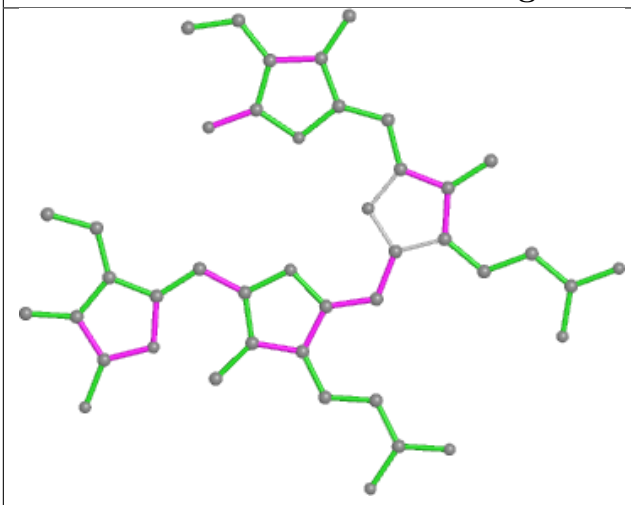

Bond lengths

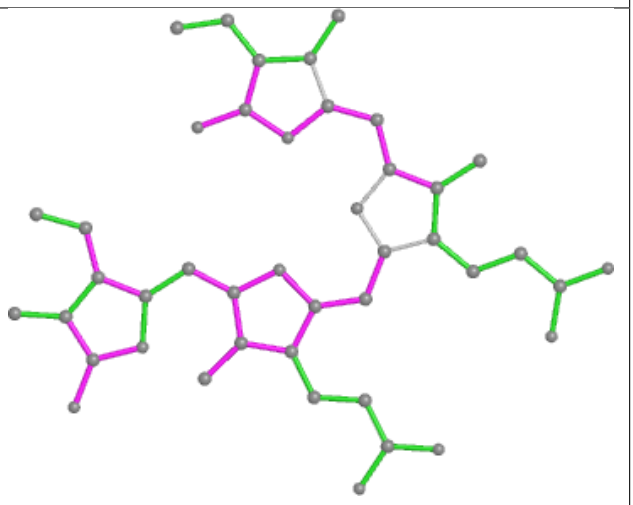

Bond angles

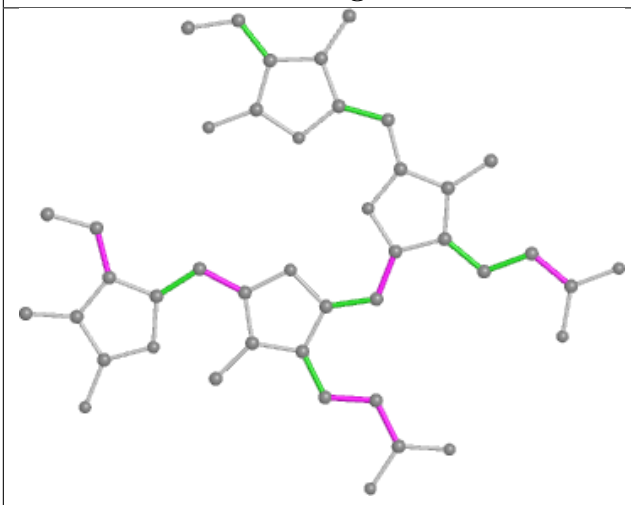

Torsions

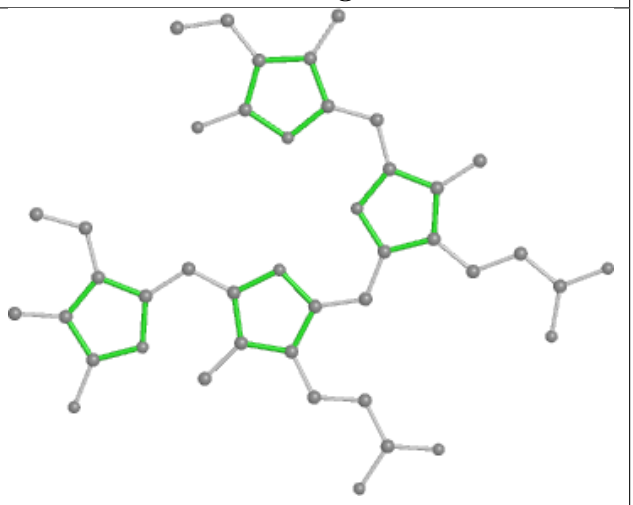

Rings

Ligand CLA 82 302

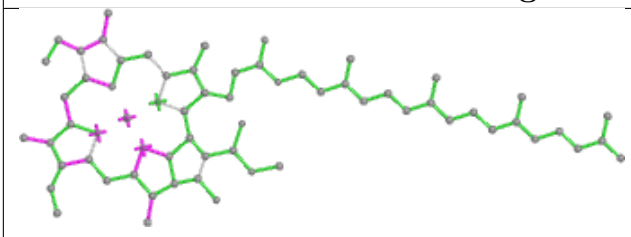

Bond lengths

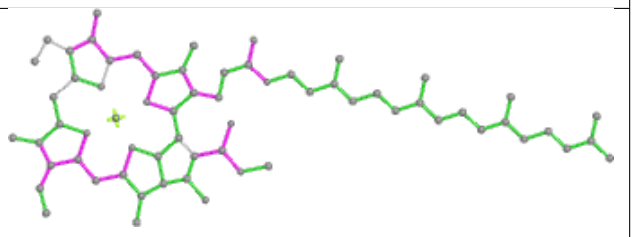

Bond angles

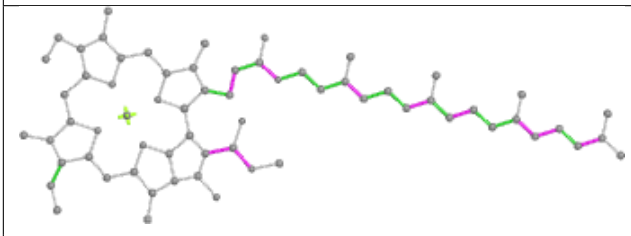

Torsions

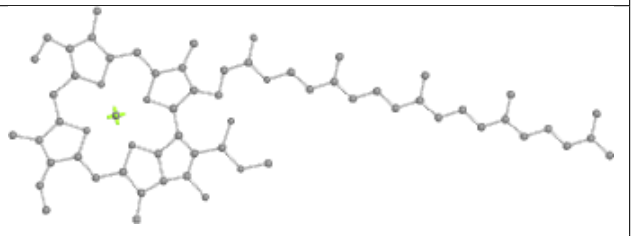

Rings

Ligand CLA 62 309

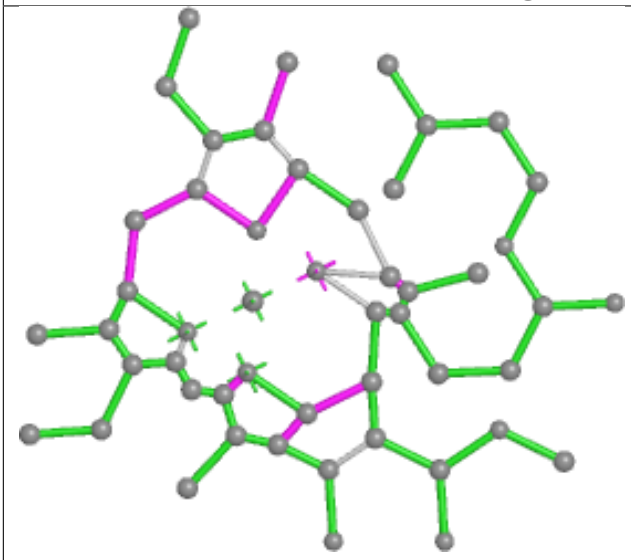

Bond lengths

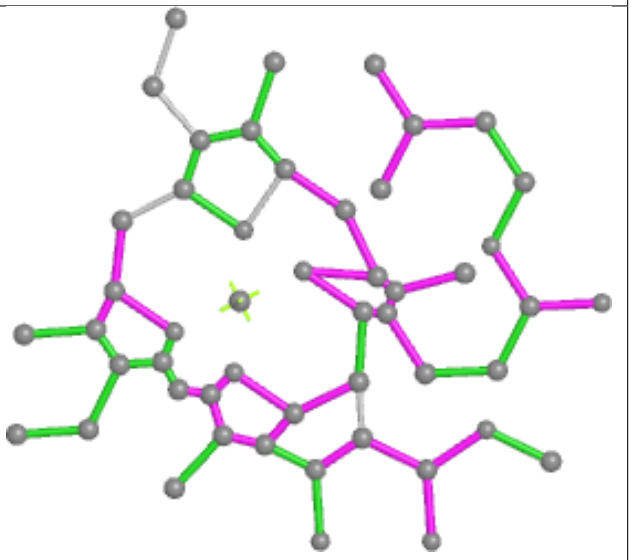

Bond angles

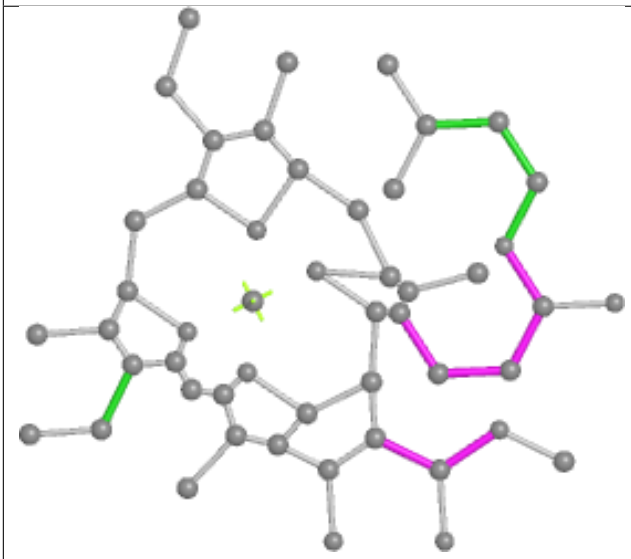

Torsions

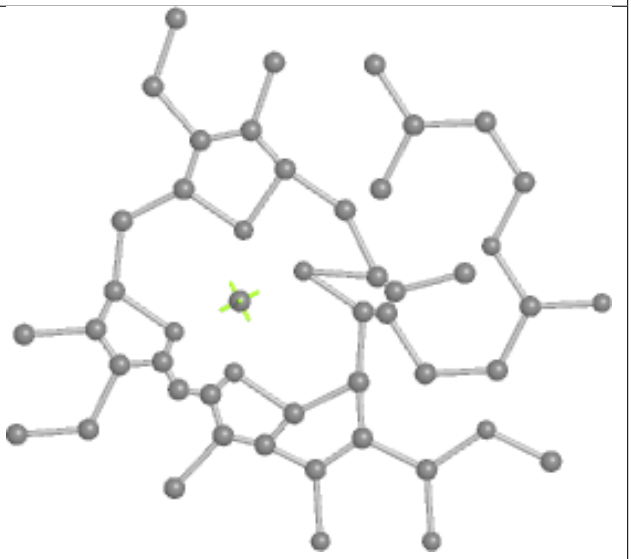

Rings

Ligand PEB NJ 201

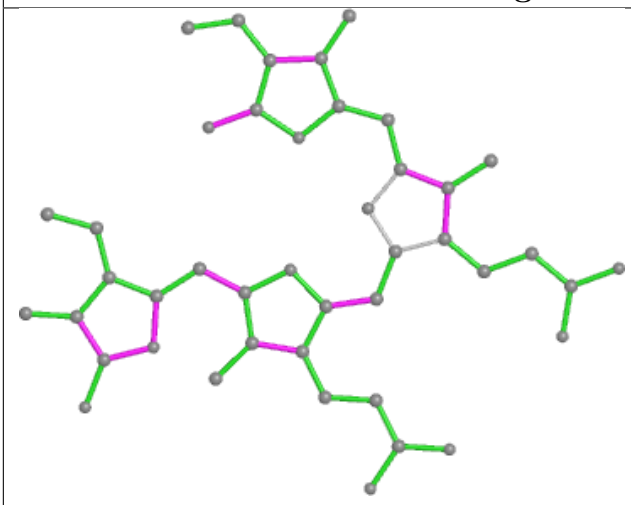

Bond lengths

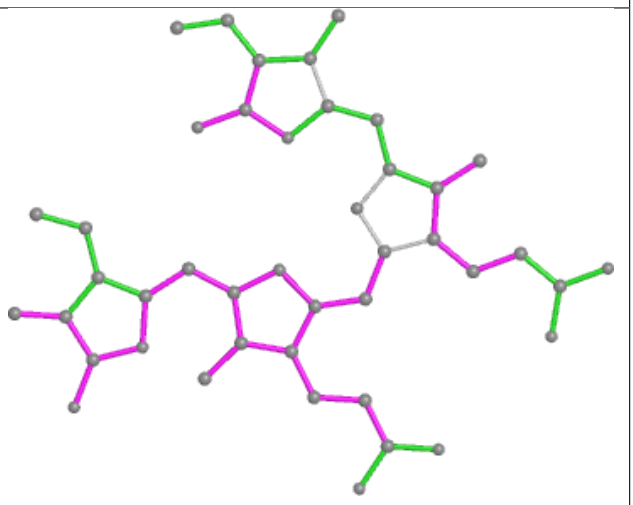

Bond angles

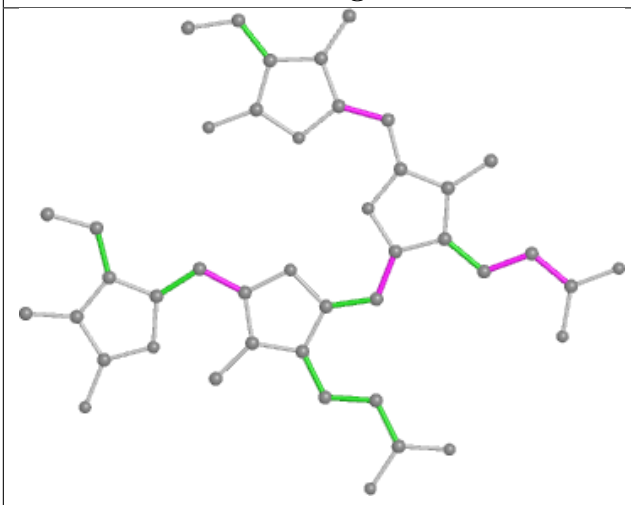

Torsions

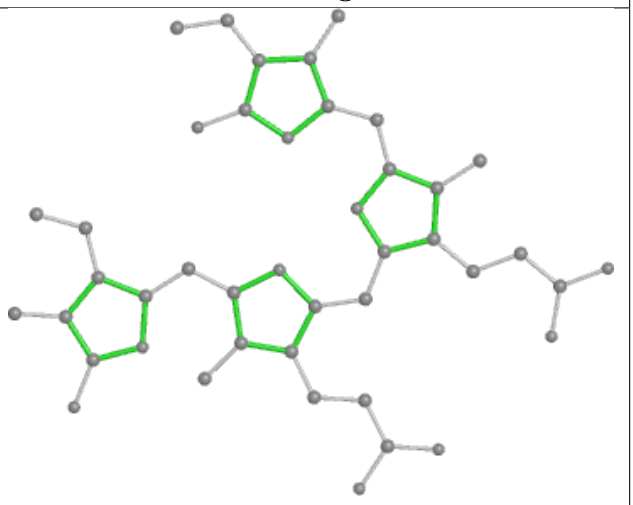

Rings

Ligand PEB q8 203

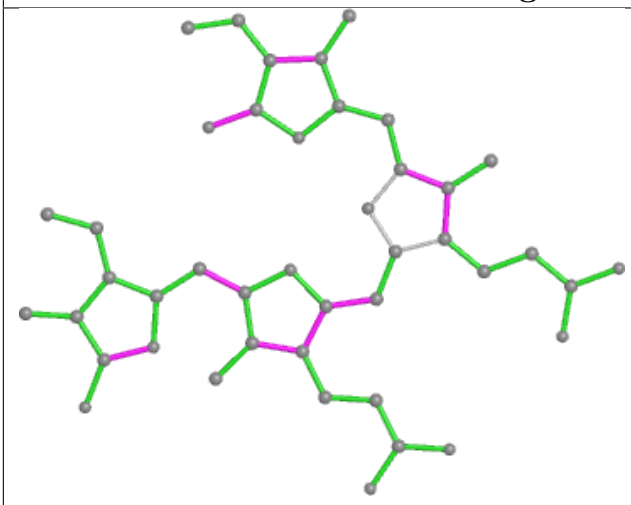

Bond lengths

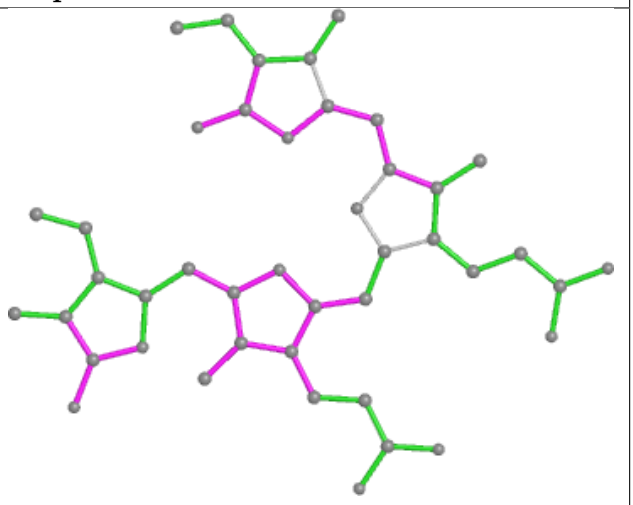

Bond angles

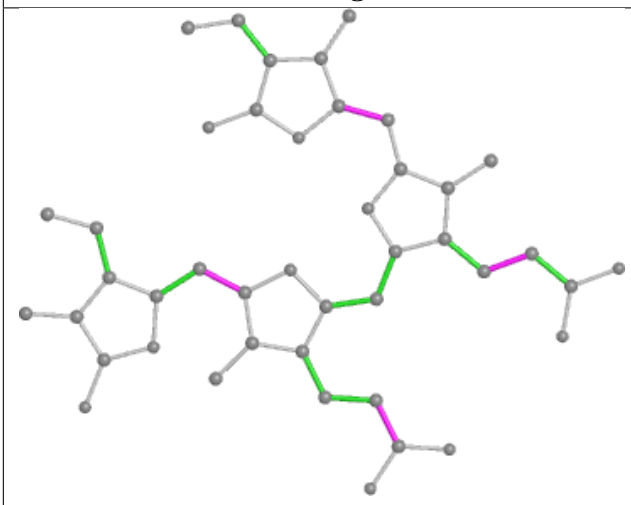

Torsions

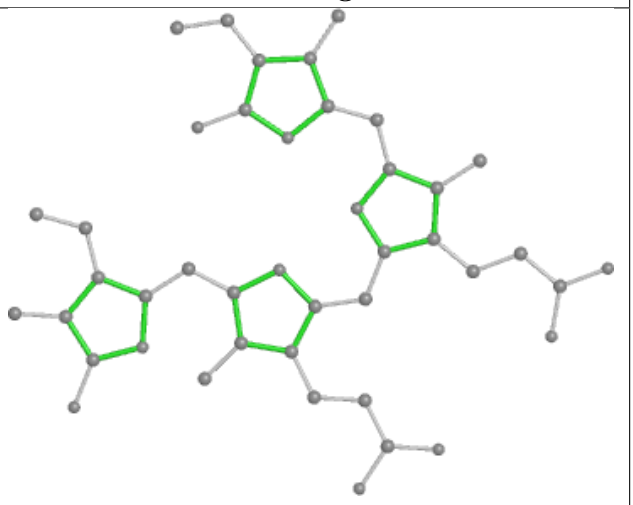

Rings

Ligand PEB v8 202

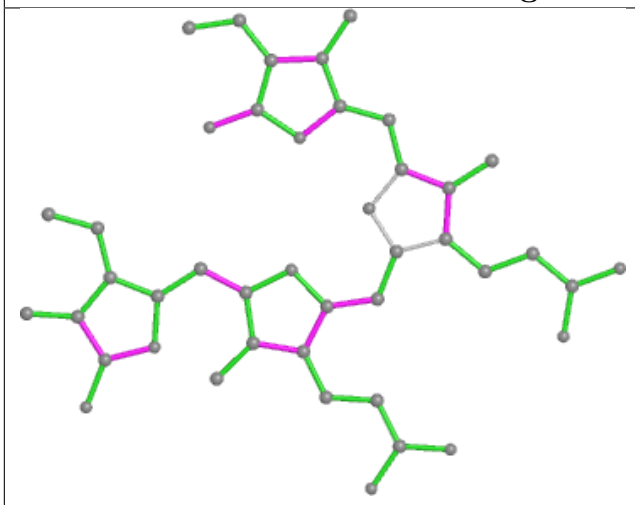

Bond lengths

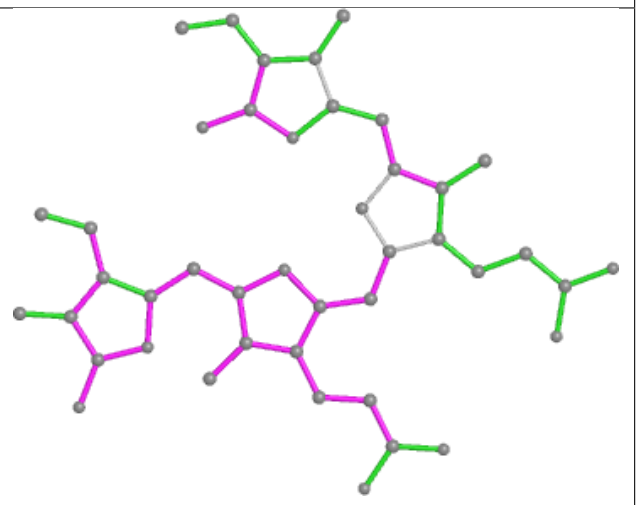

Bond angles

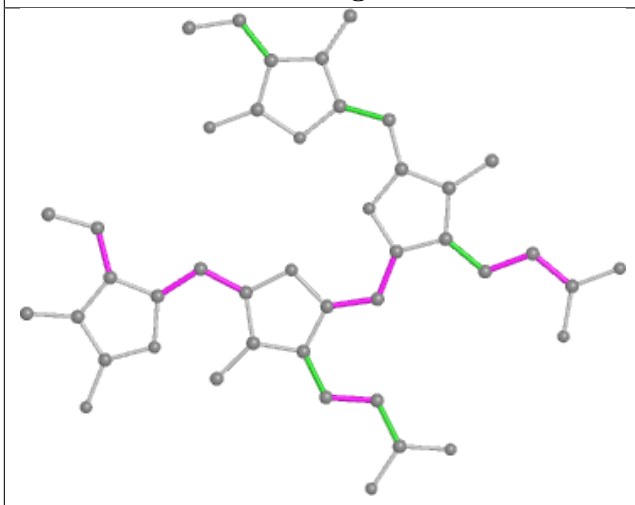

Torsions

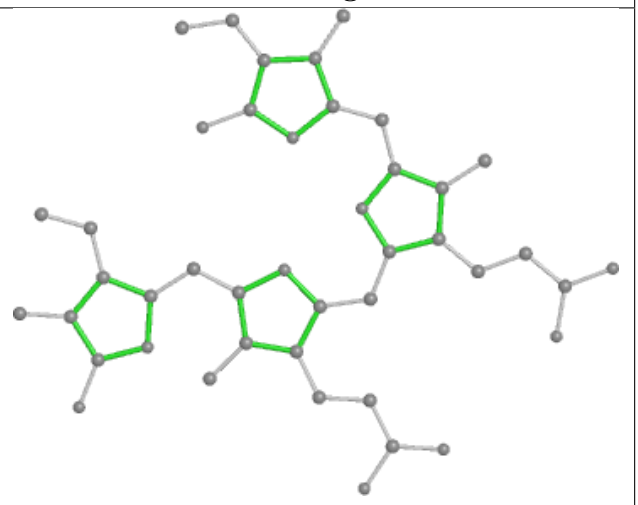

Rings

Ligand PEB N9 201

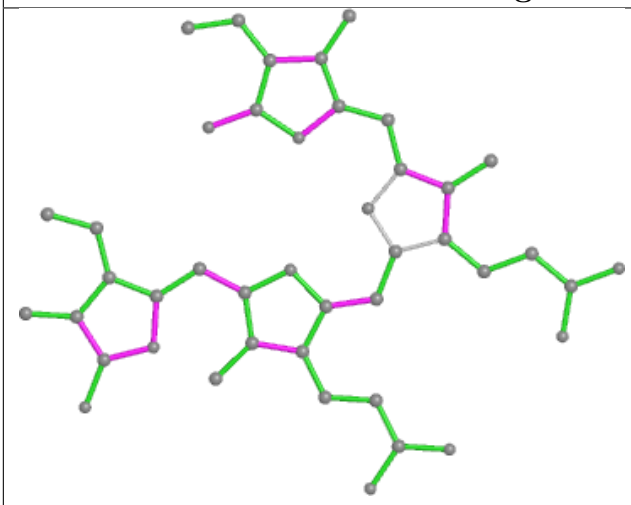

Bond lengths

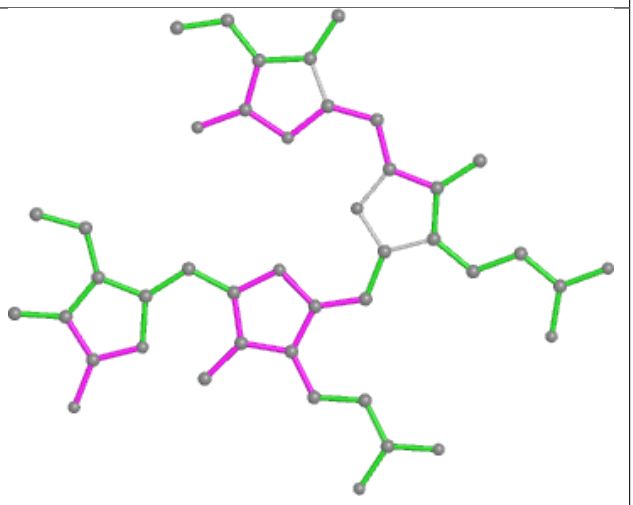

Bond angles

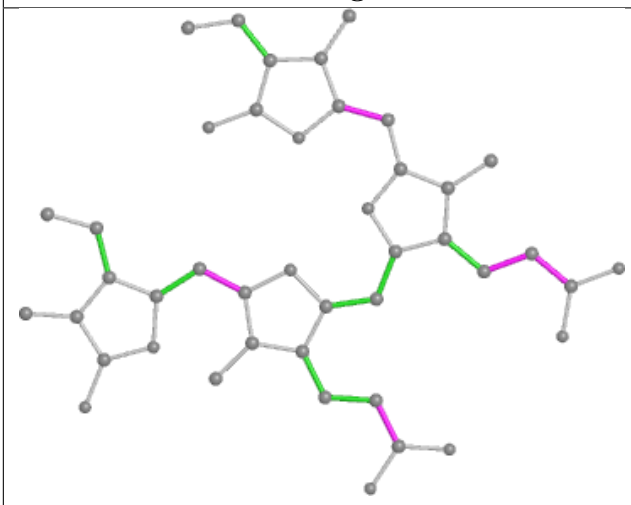

Torsions

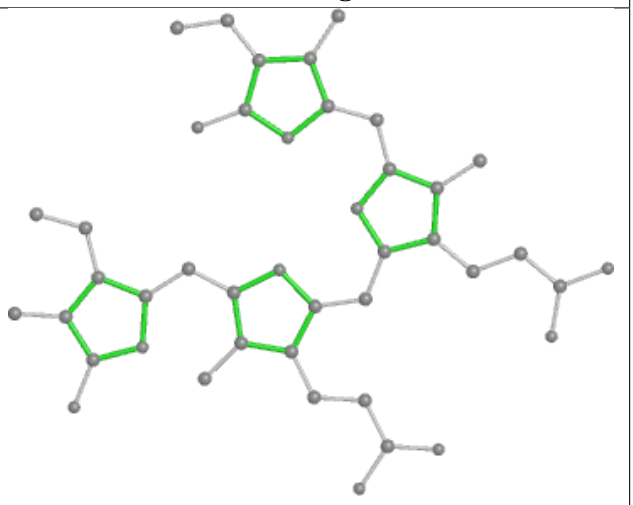

Rings

Ligand PEB W5 203

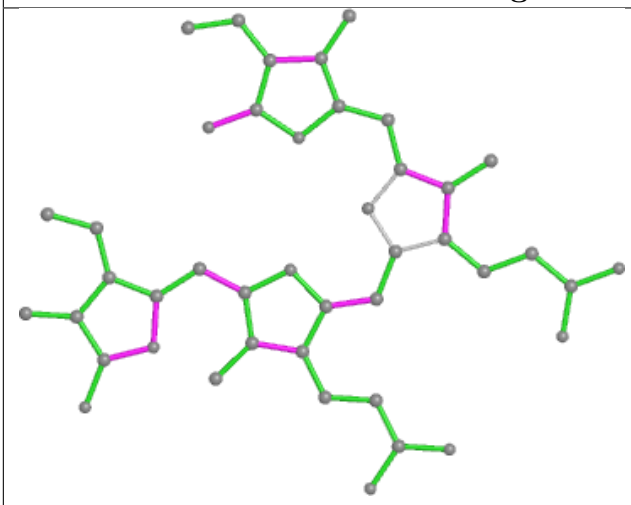

Bond lengths

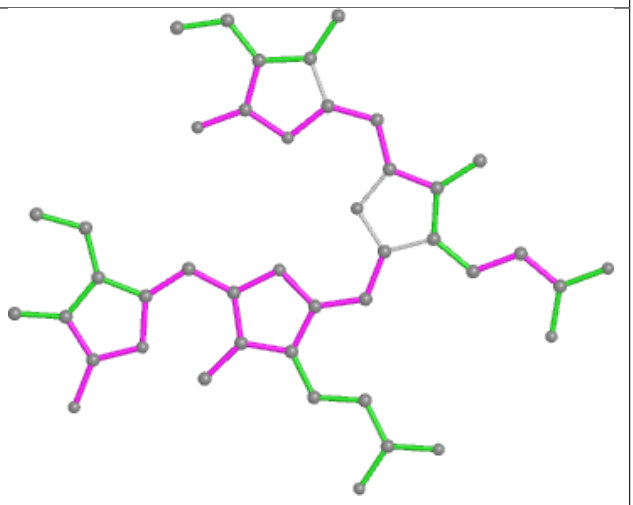

Bond angles

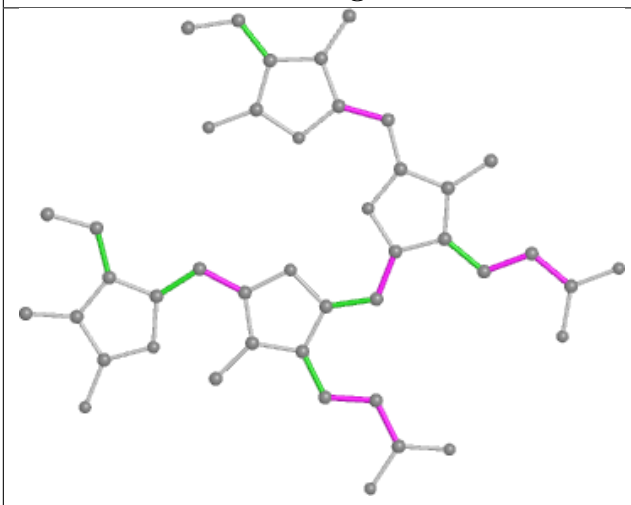

Torsions

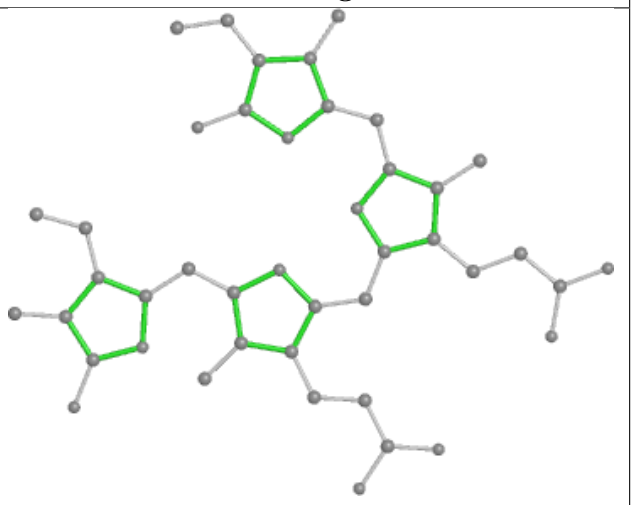

Rings

Ligand PEB HI 203

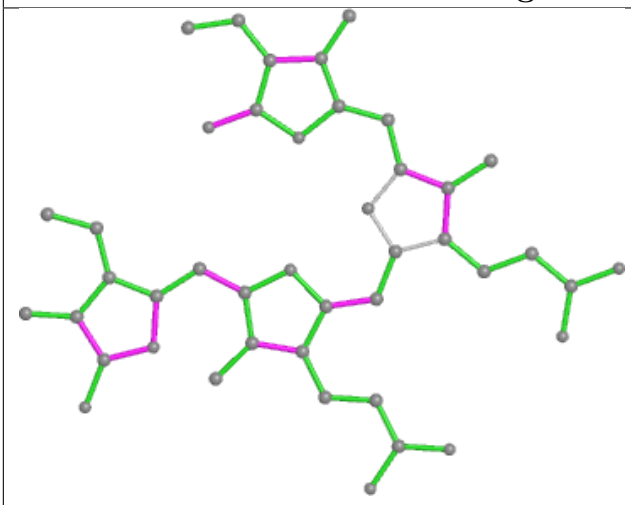

Bond lengths

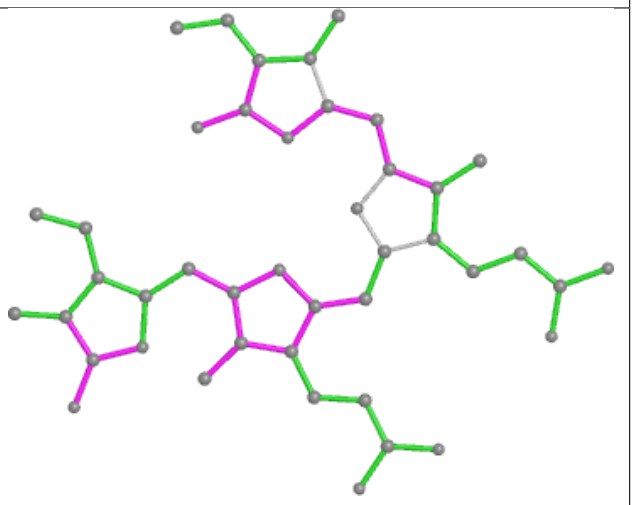

Bond angles

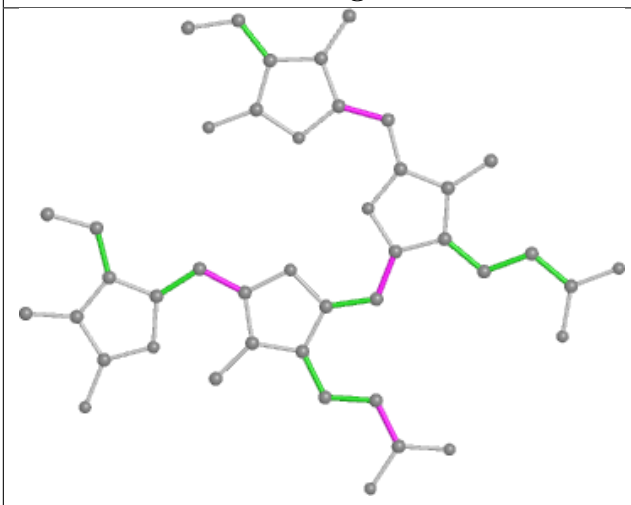

Torsions

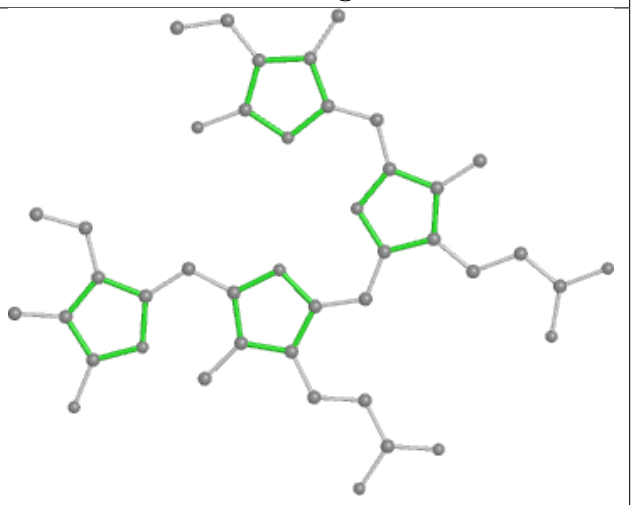

Rings

Ligand CLA BL 620

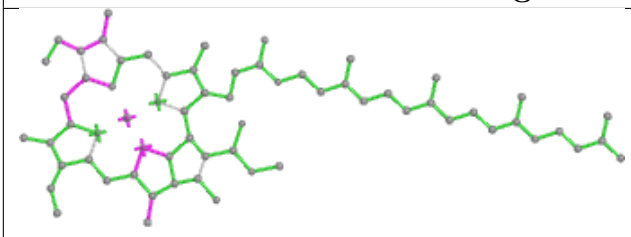

Bond lengths

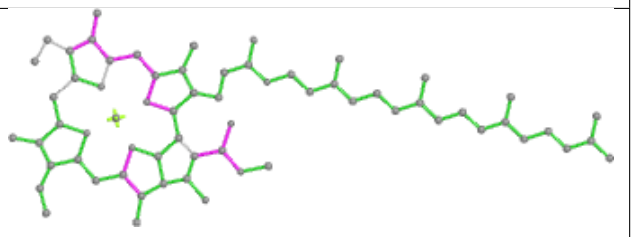

Bond angles

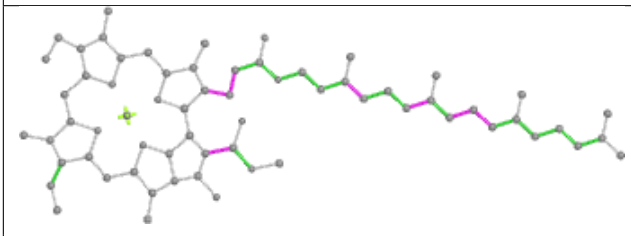

Torsions

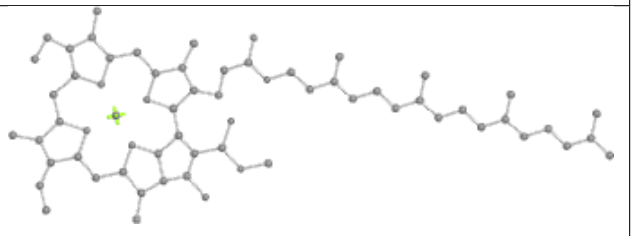

Rings

Ligand PEB NI 203

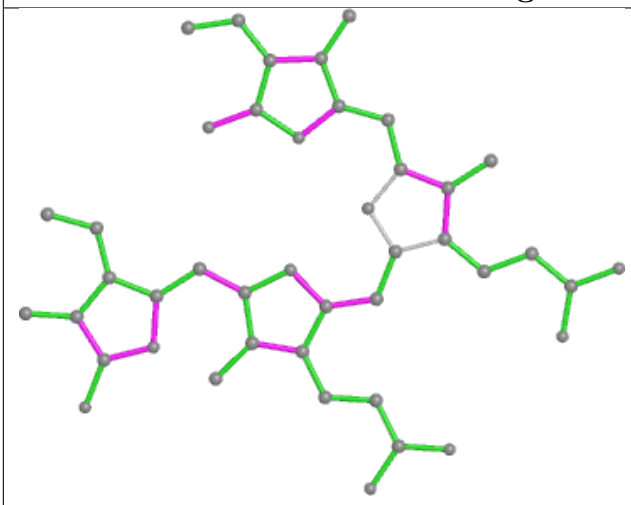

Bond lengths

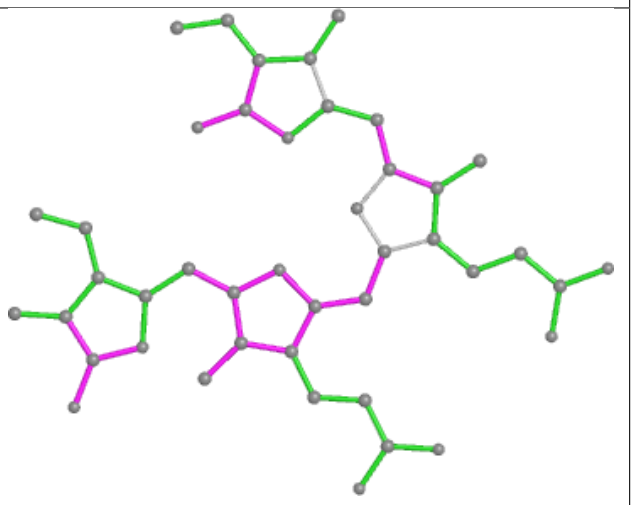

Bond angles

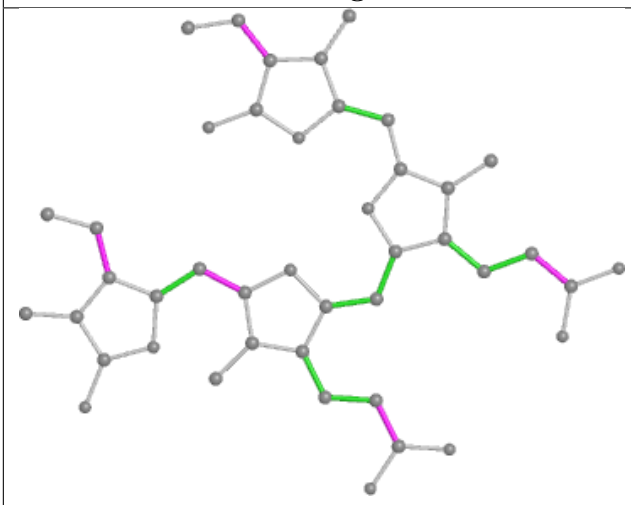

Torsions

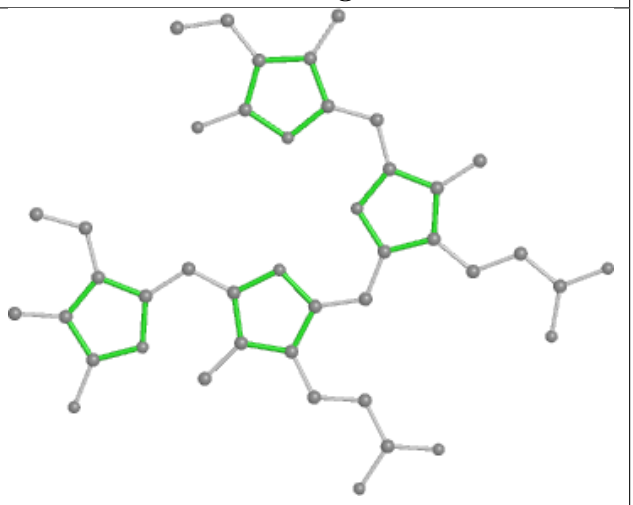

Rings

Ligand PEB zC 202

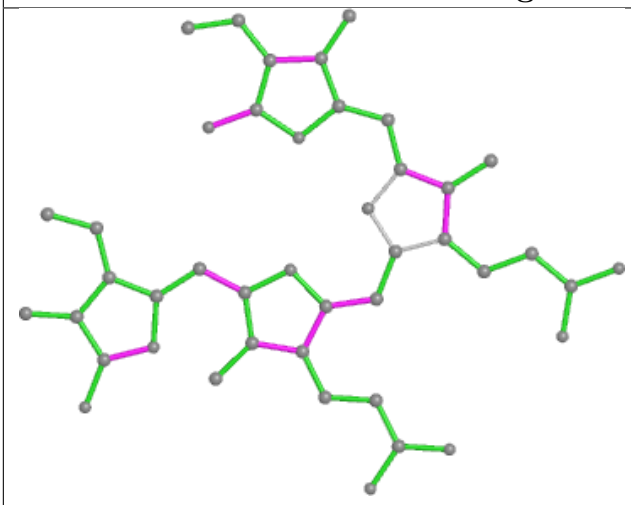

Bond lengths

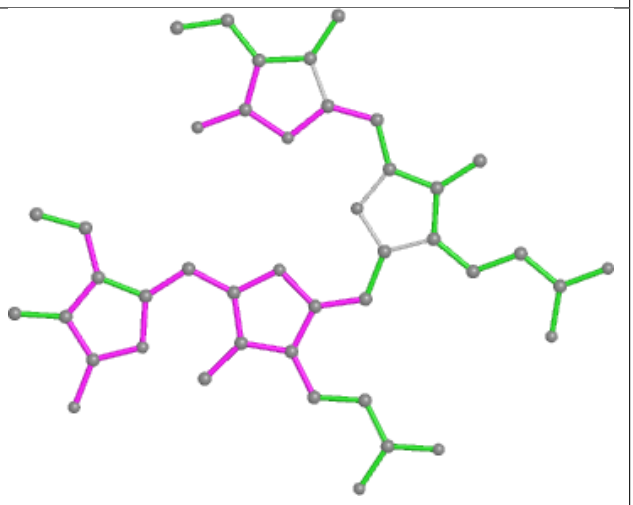

Bond angles

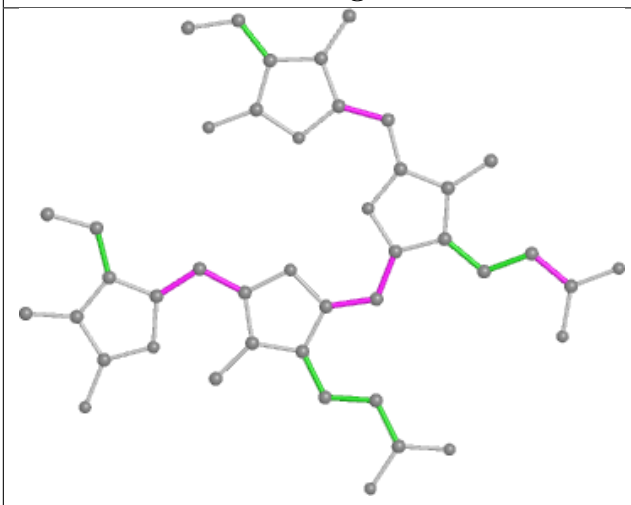

Torsions

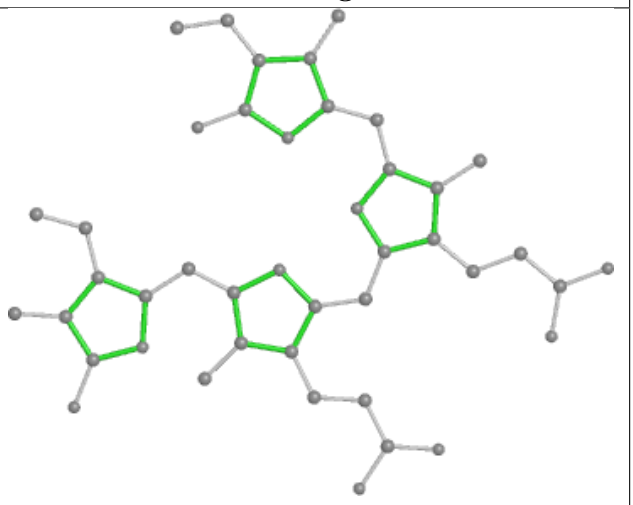

Rings

Ligand LHG iL 101

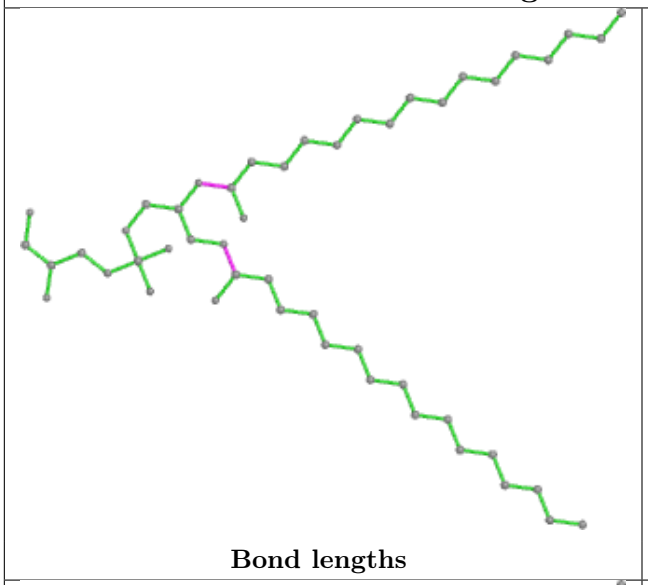

Bond lengths

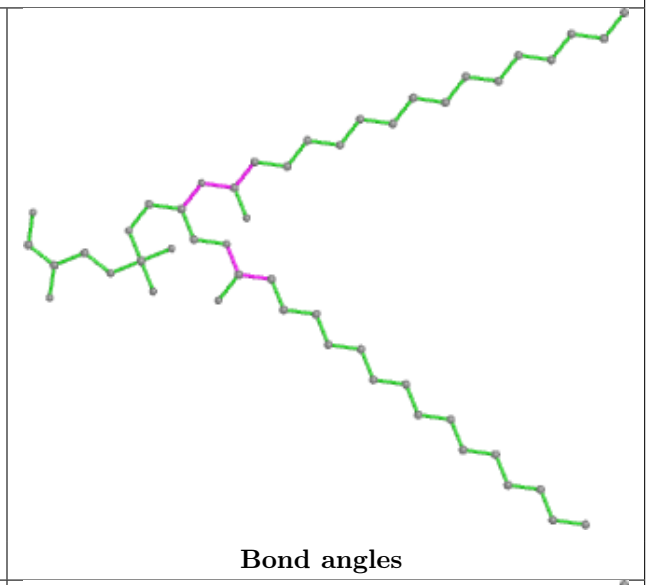

Bond angles

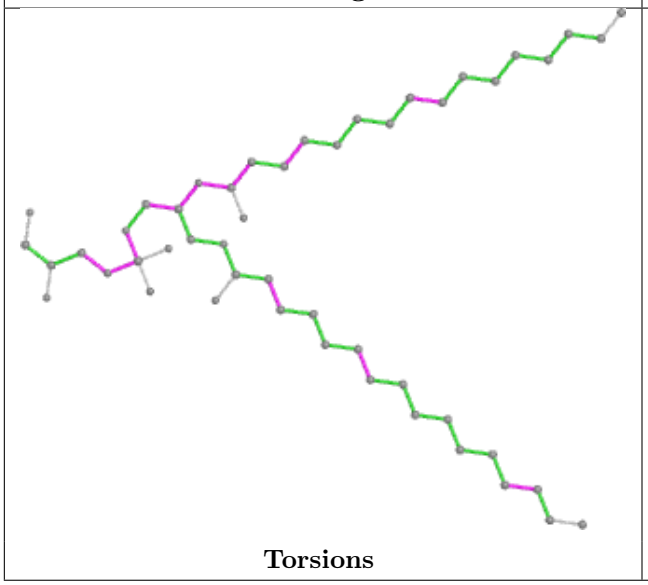

Torsions

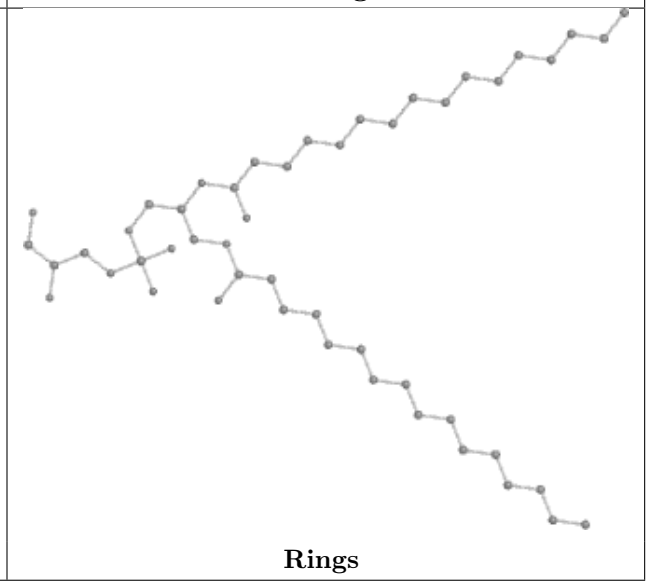

Rings

Ligand CLA A2 852

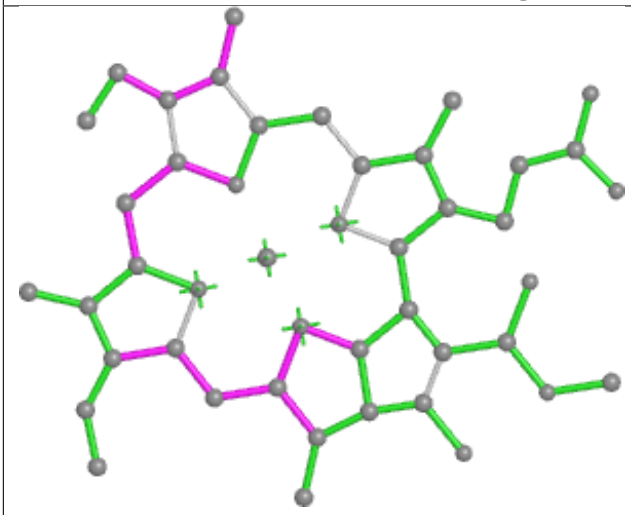

Bond lengths

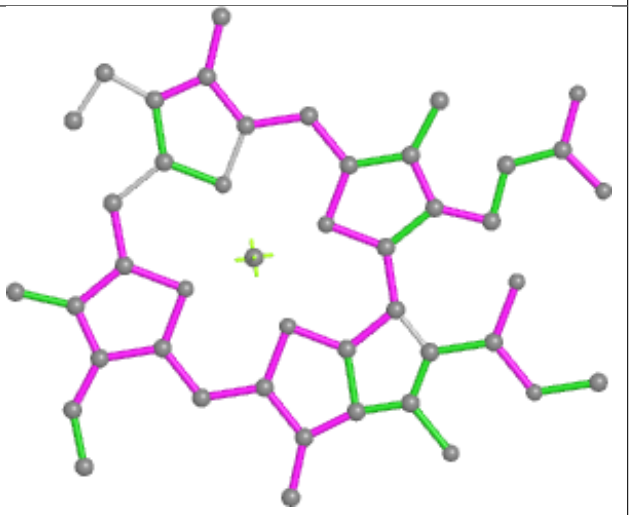

Bond angles

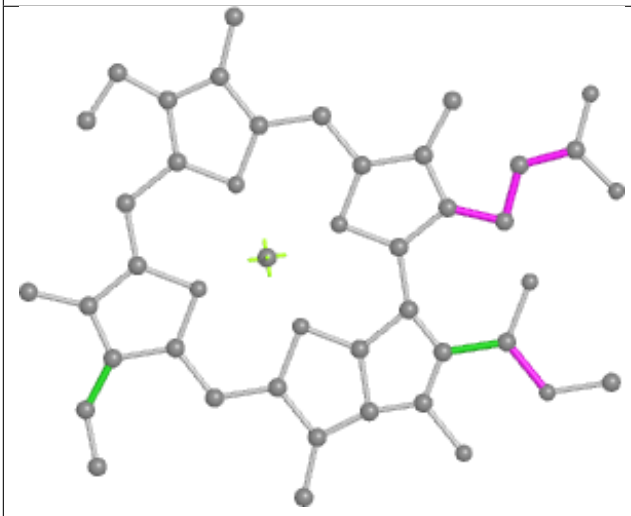

Torsions

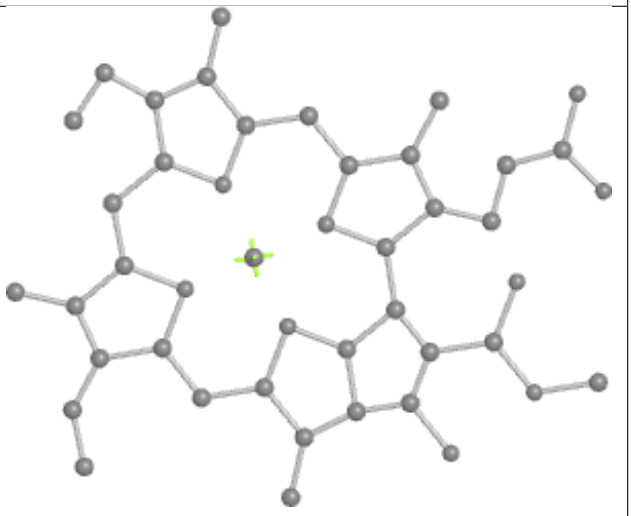

Rings

Ligand PEB uF 203

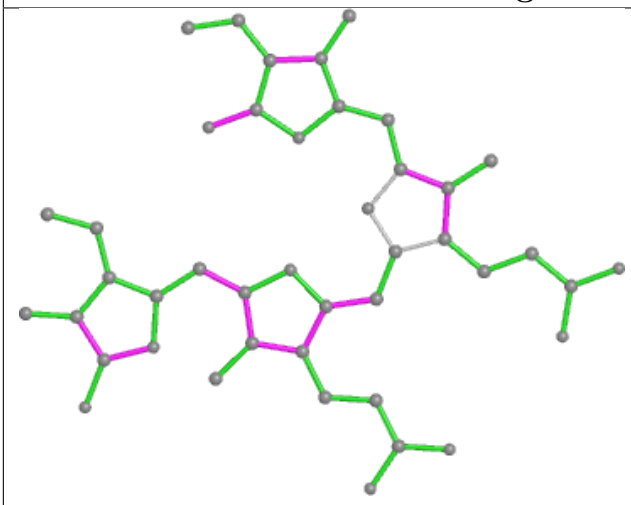

Bond lengths

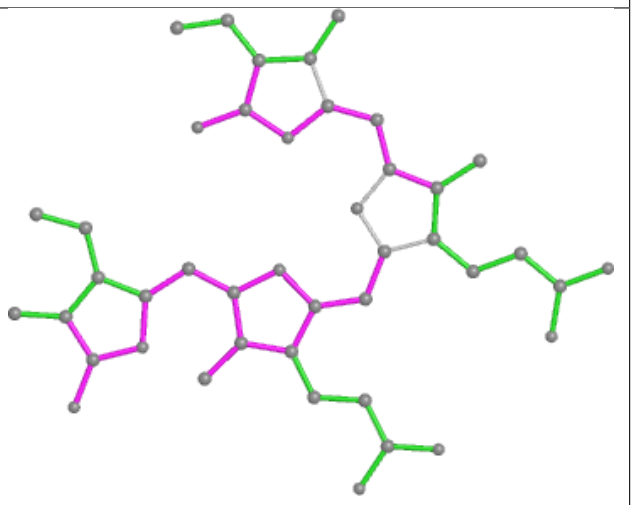

Bond angles

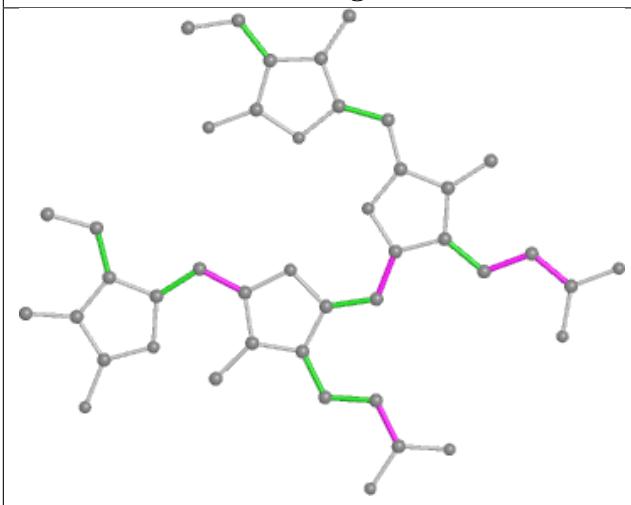

Torsions

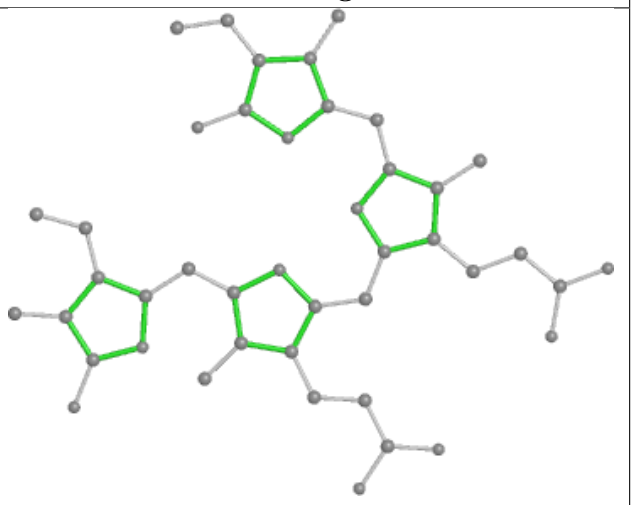

Rings

Ligand PEB PH 201

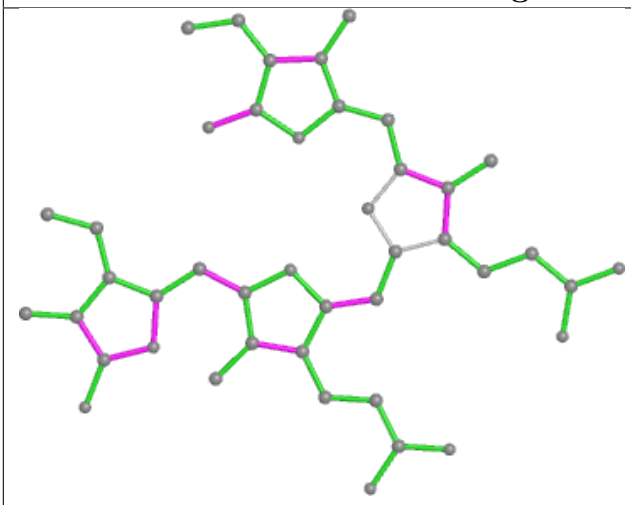

Bond lengths

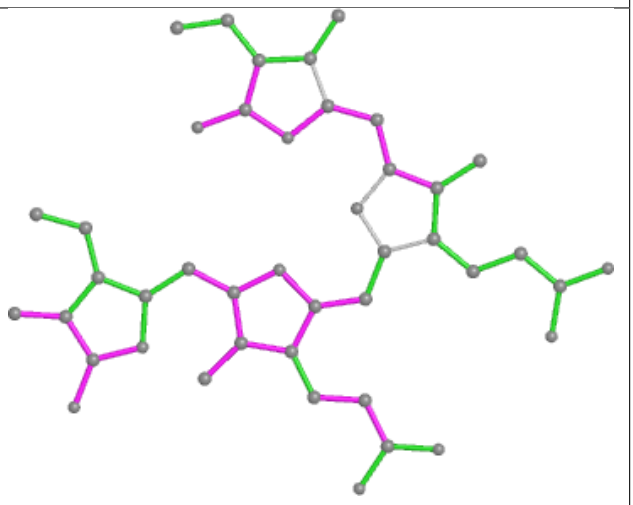

Bond angles

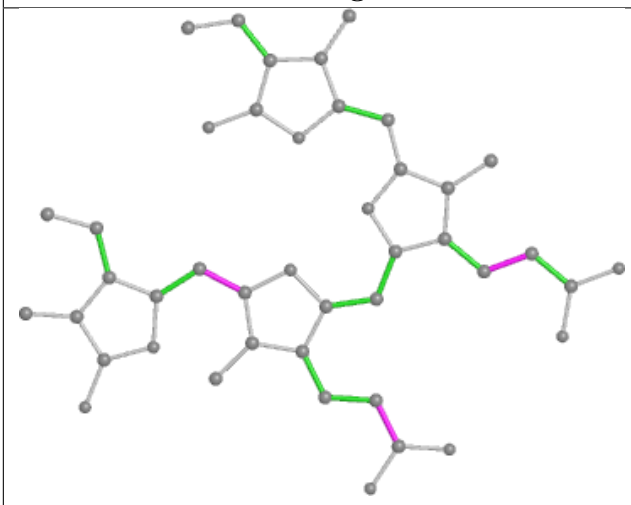

Torsions

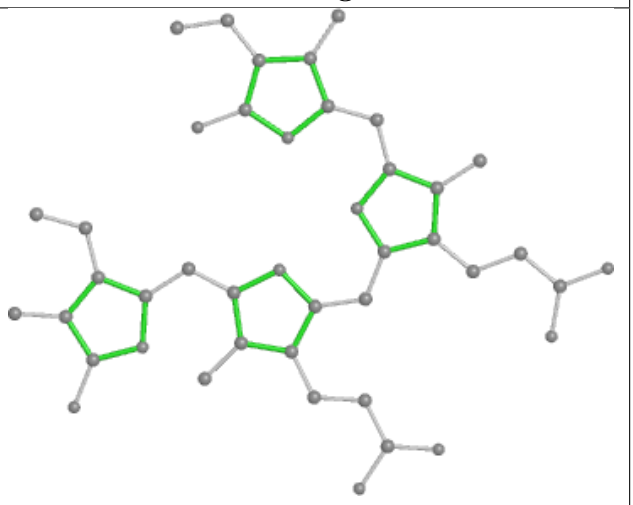

Rings

Ligand PEB VM 202

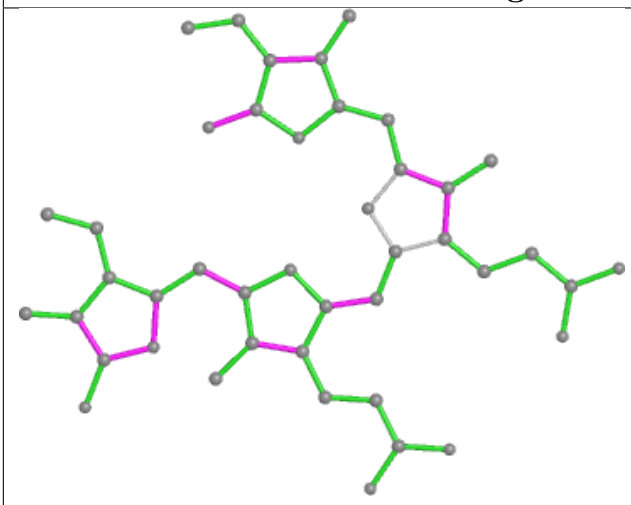

Bond lengths

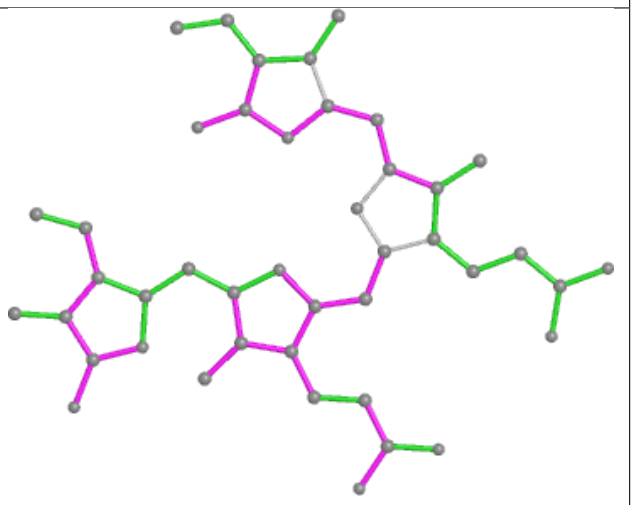

Bond angles

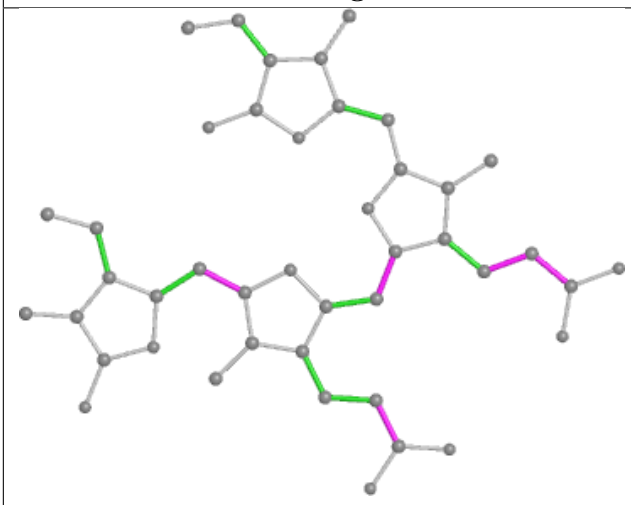

Torsions

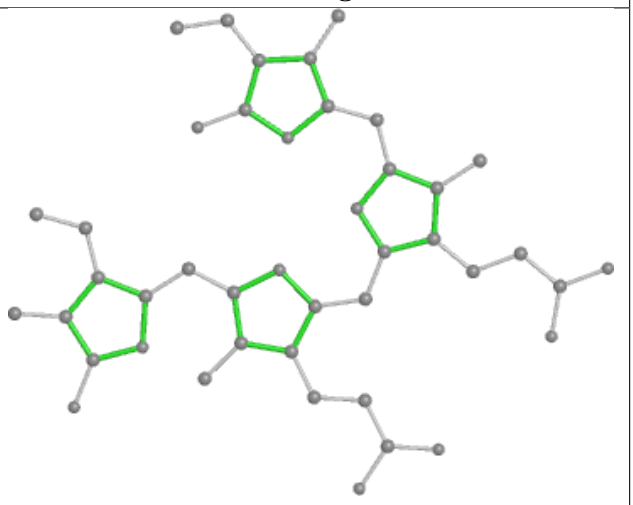

Rings

Ligand PEB g4 203

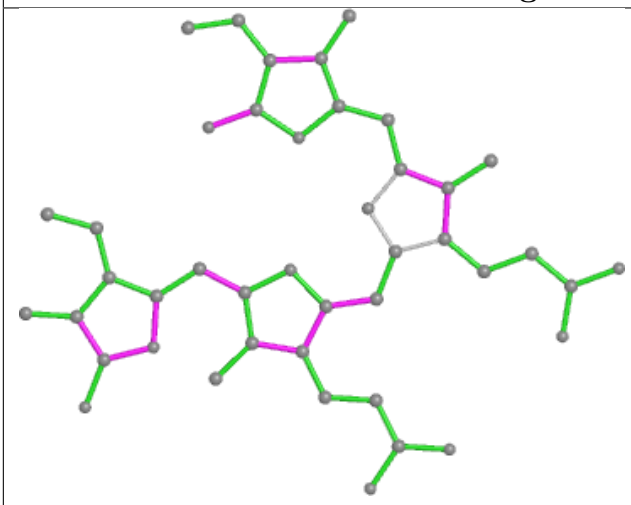

Bond lengths

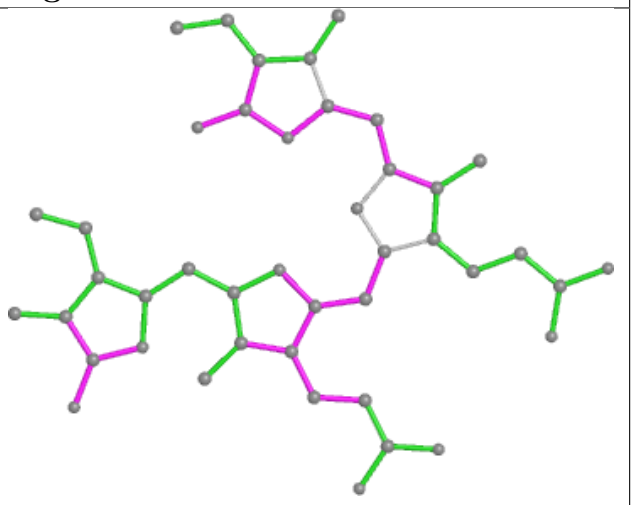

Bond angles

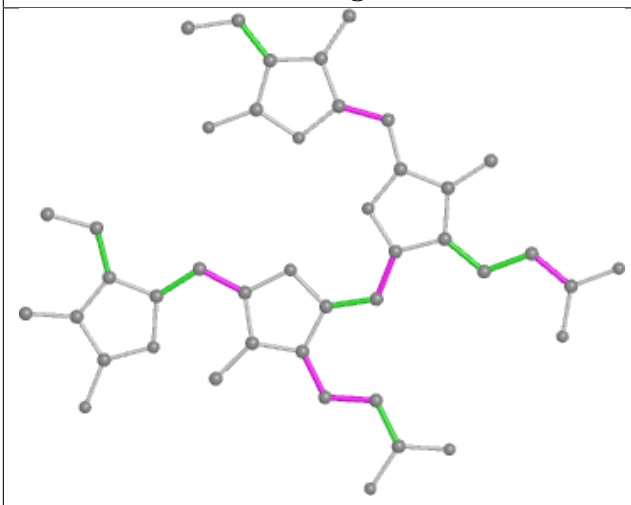

Torsions

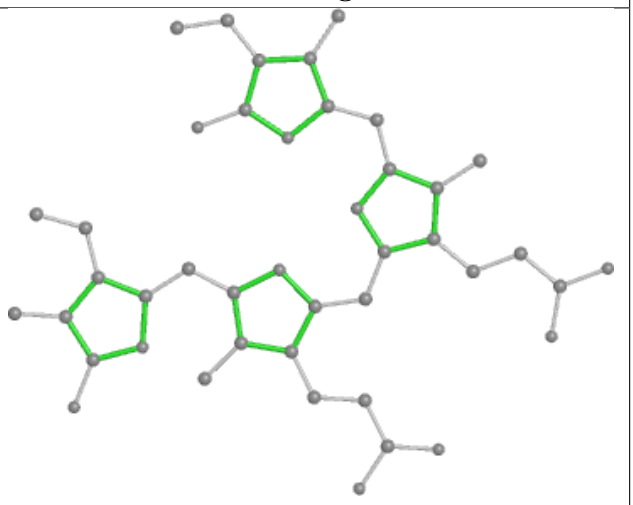

Rings

Ligand PEB FM 202

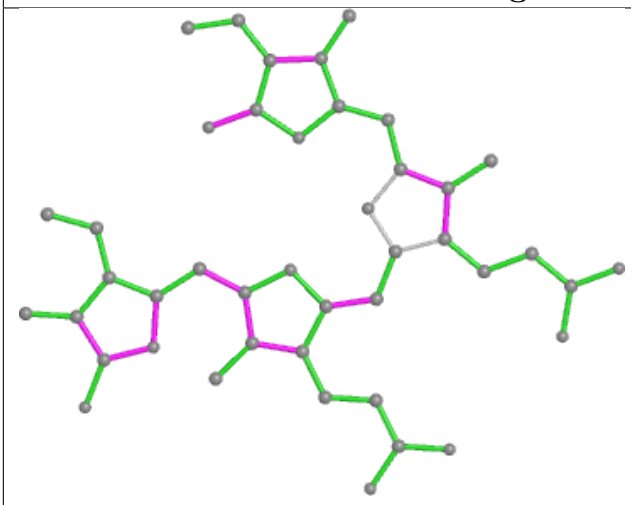

Bond lengths

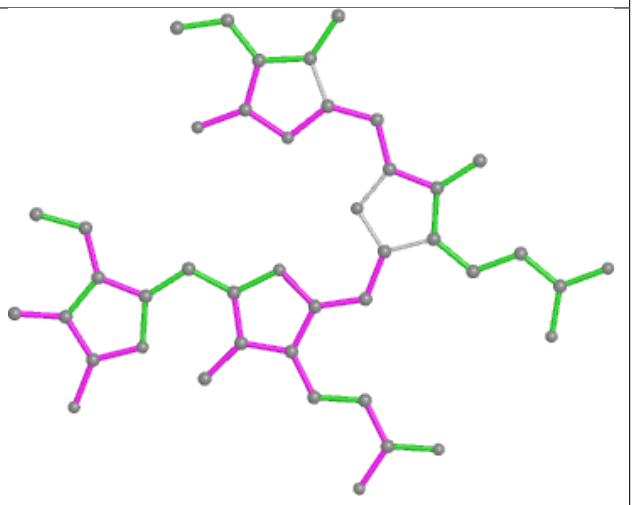

Bond angles

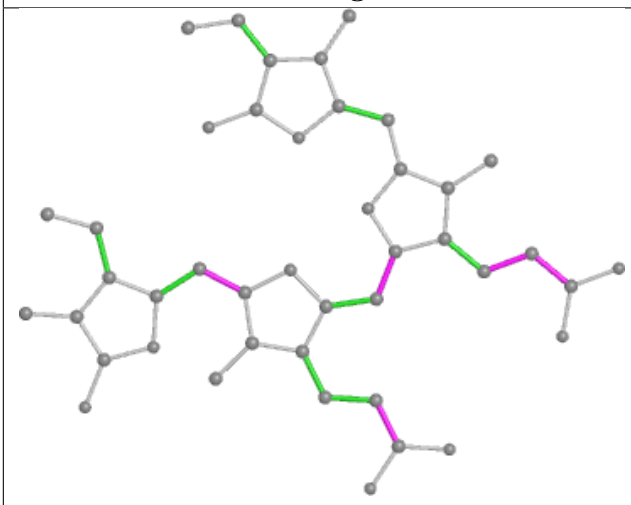

Torsions

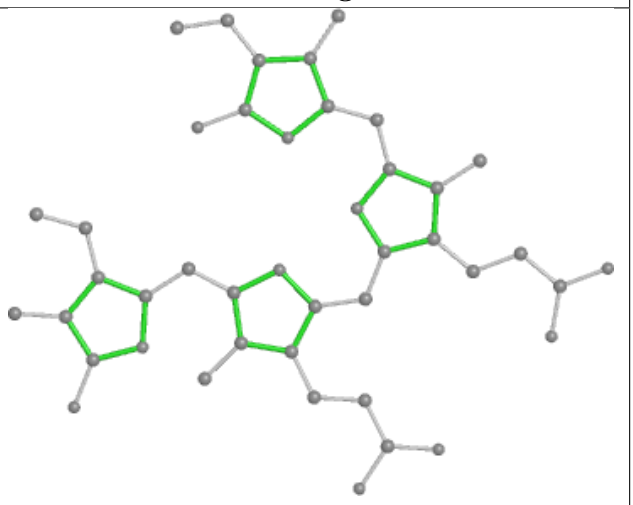

Rings

Ligand PEB IF 201

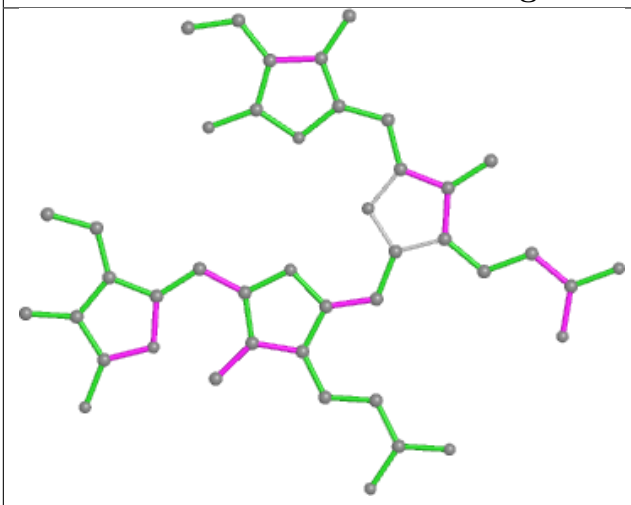

Bond lengths

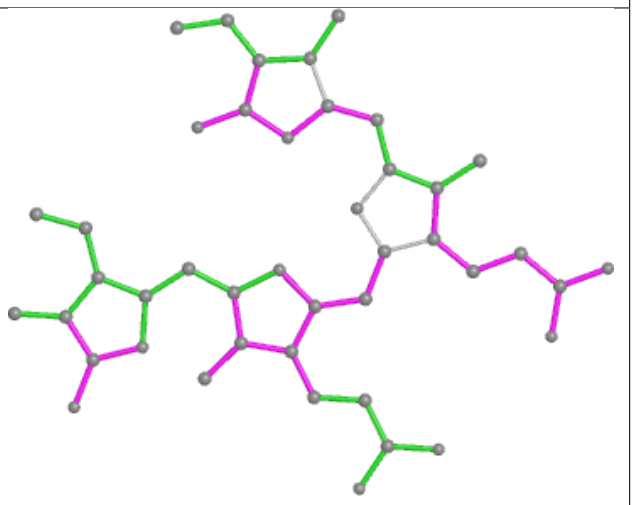

Bond angles

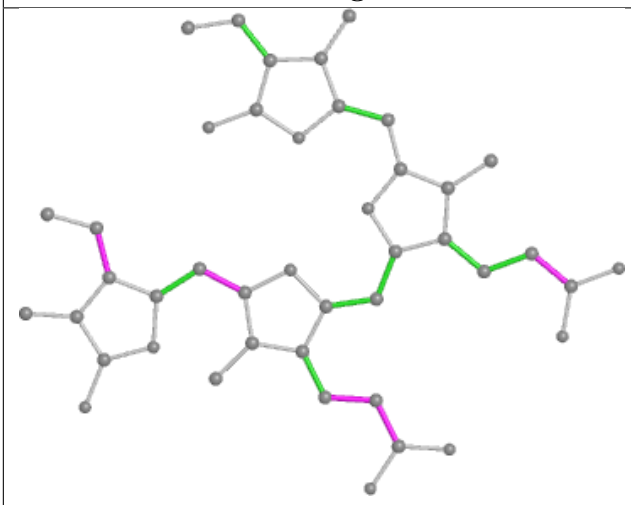

Torsions

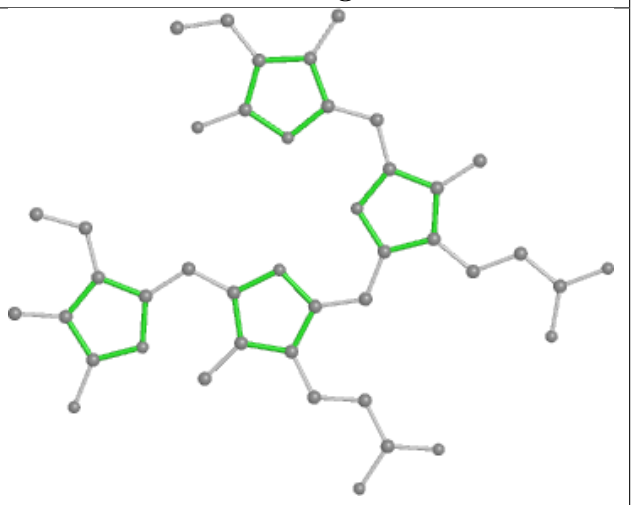

Rings

Ligand PEB kH 202

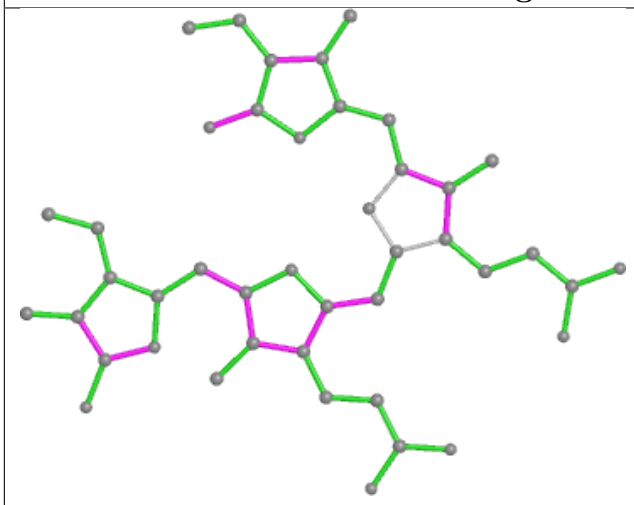

Bond lengths

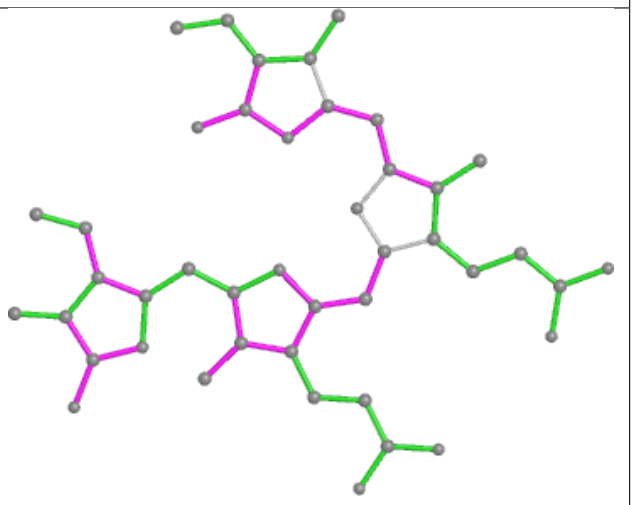

Bond angles

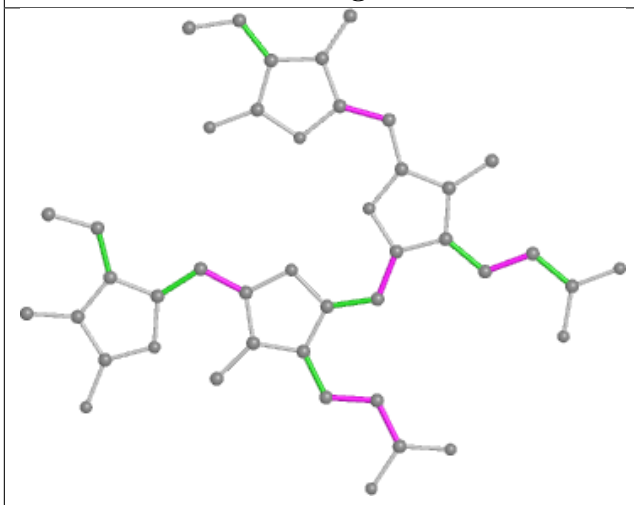

Torsions

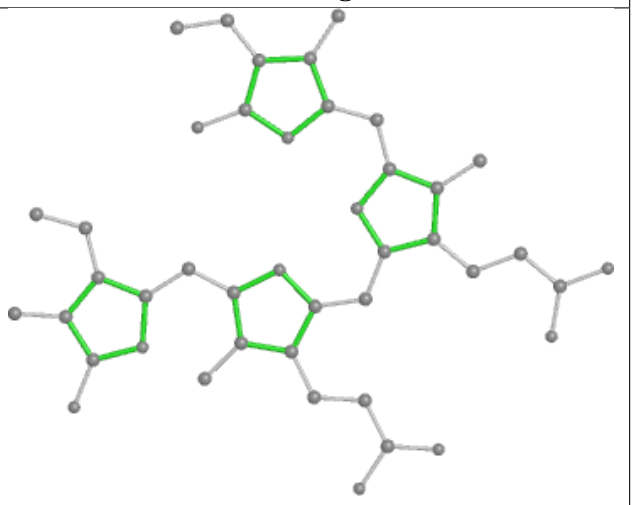

Rings

Ligand PEB IJ 203

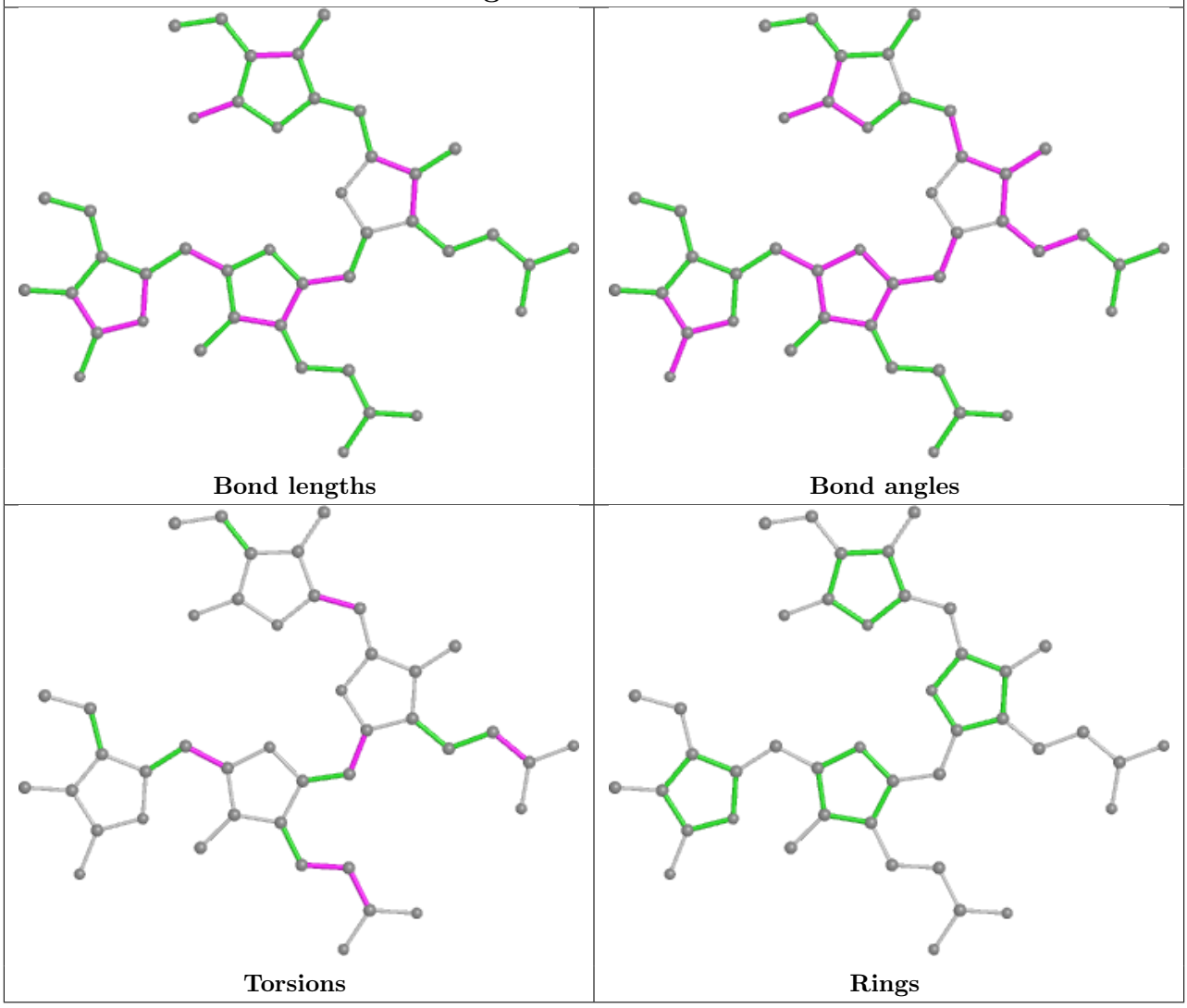

Ligand DGD c6 618

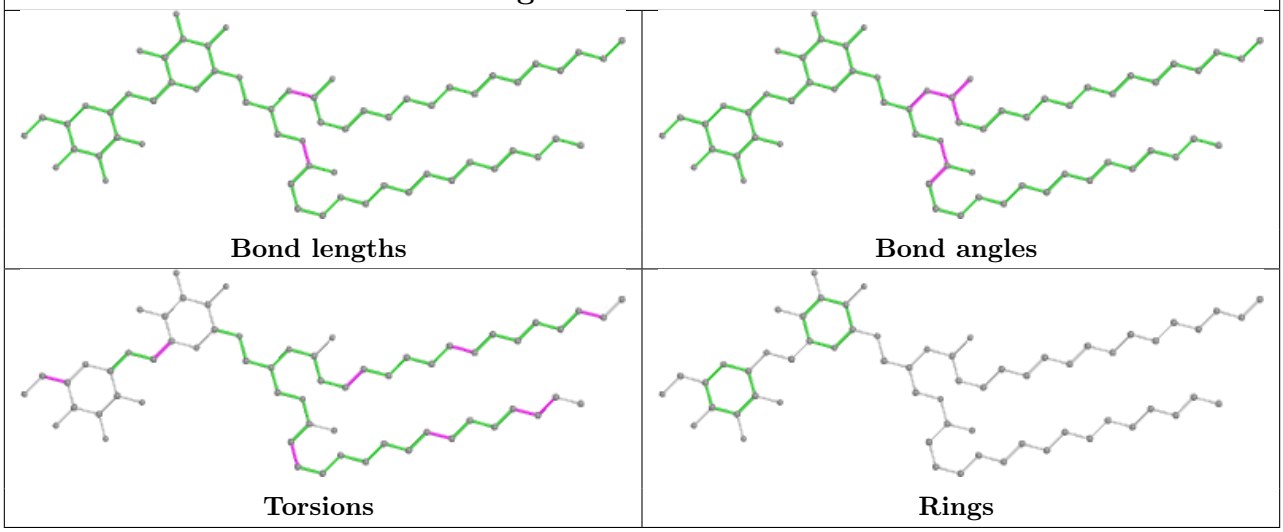

Ligand PEB vK 201

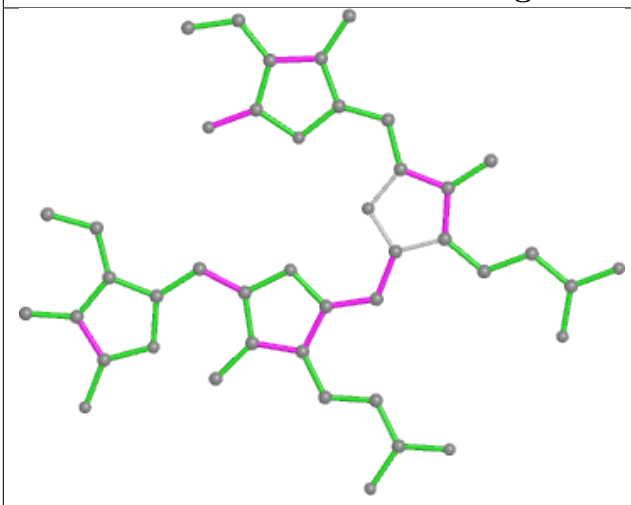

Bond lengths

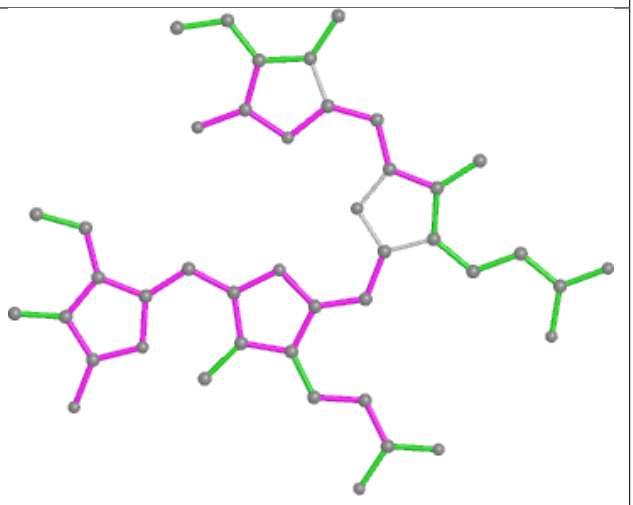

Bond angles

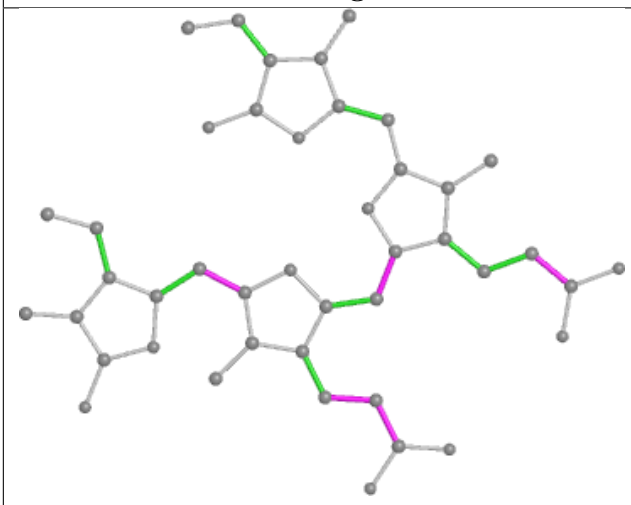

Torsions

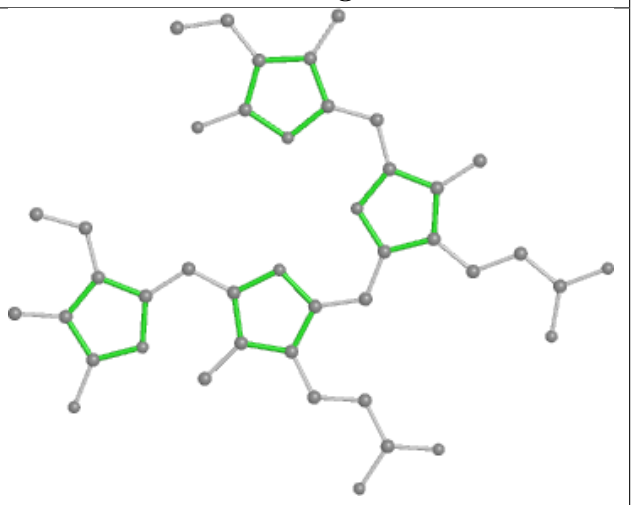

Rings

Ligand CLA bL 618

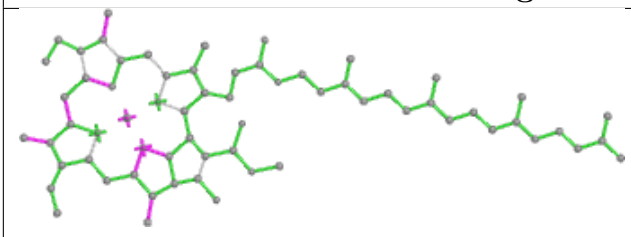

Bond lengths

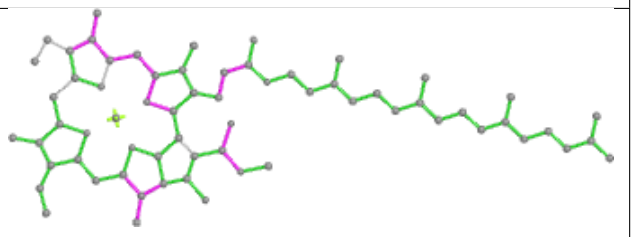

Bond angles

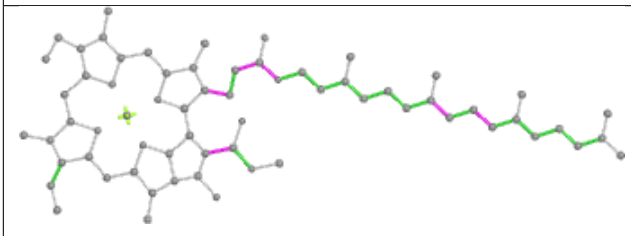

Torsions

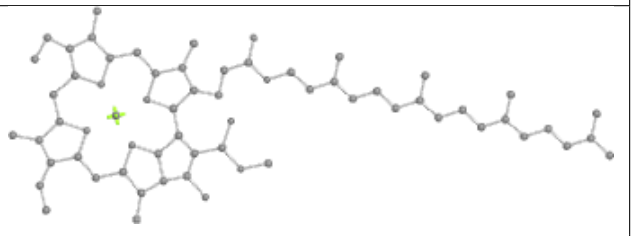

Rings

Ligand PEB YE 202

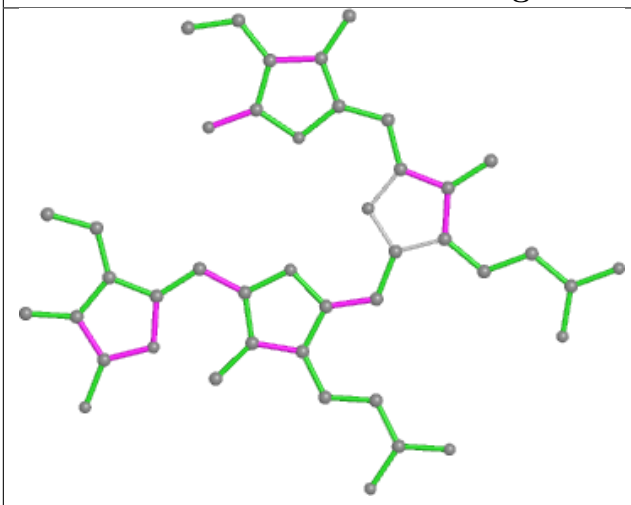

Bond lengths

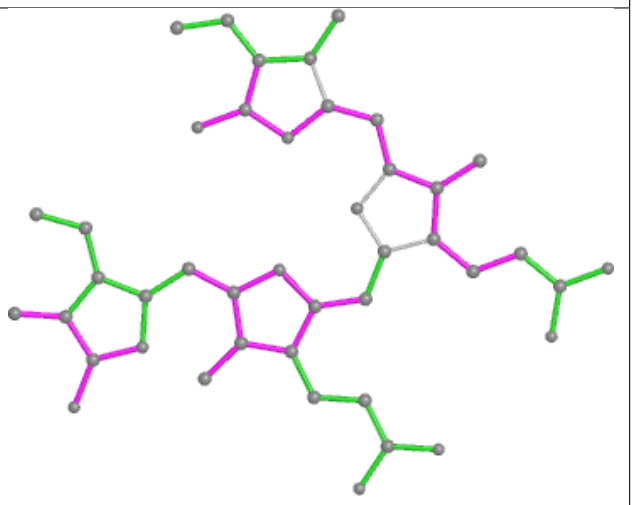

Bond angles

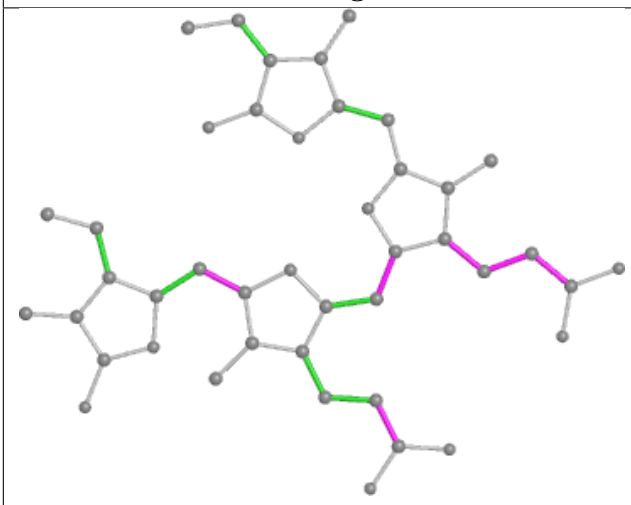

Torsions

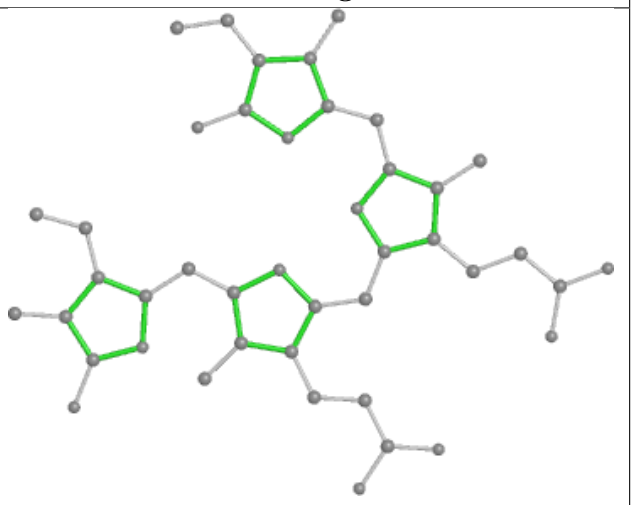

Rings

Ligand PEB LJ 202

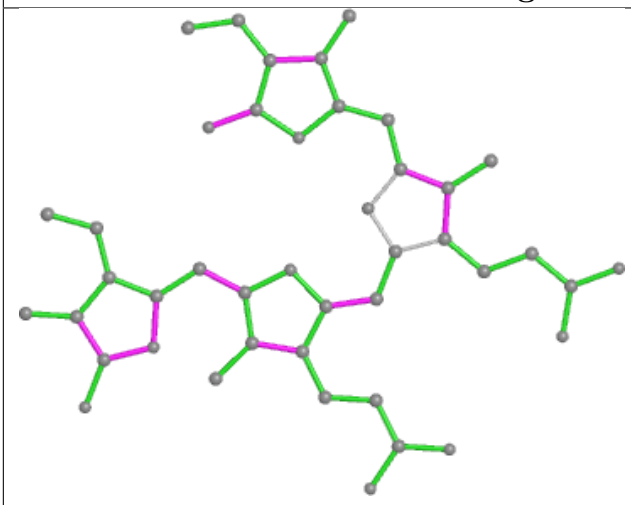

Bond lengths

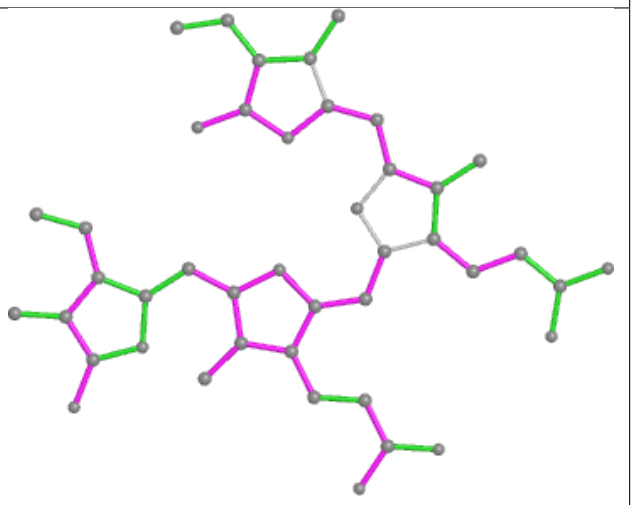

Bond angles

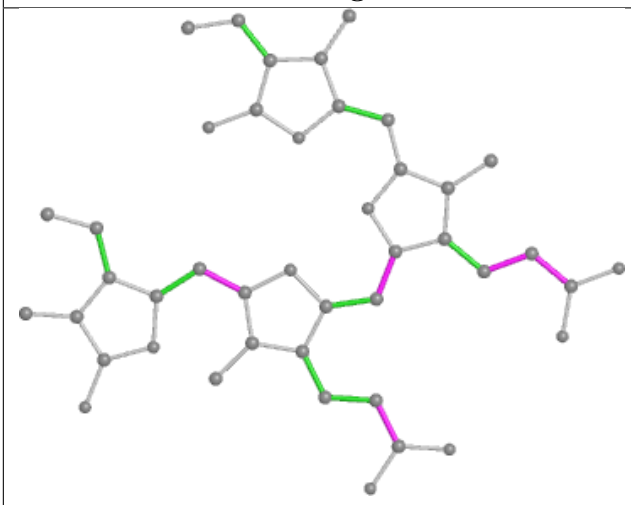

Torsions

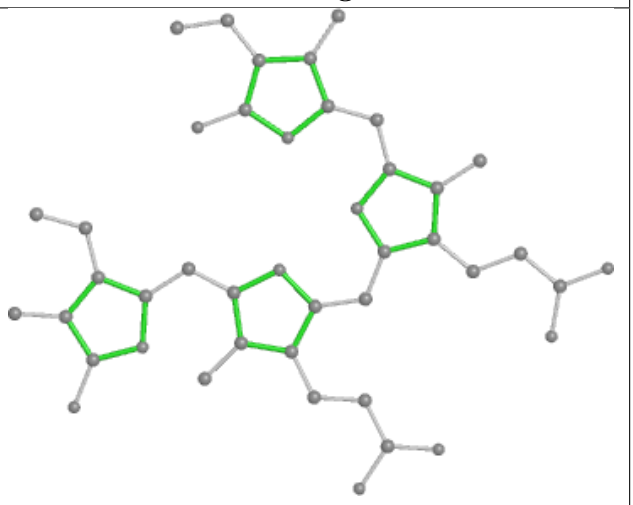

Rings

Ligand PEB f1 202

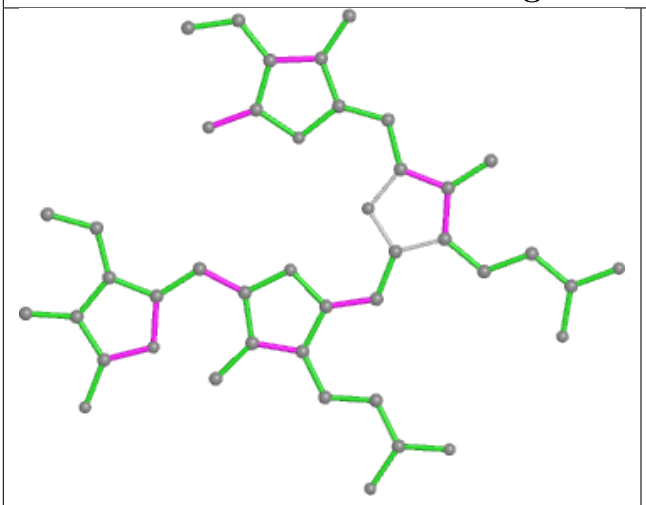

Bond lengths

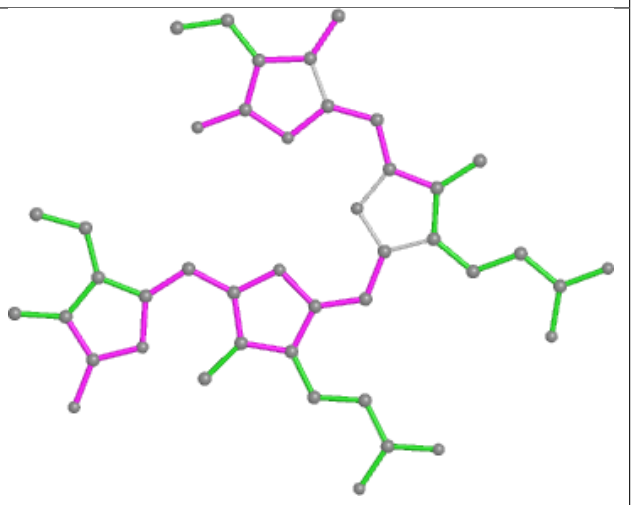

Bond angles

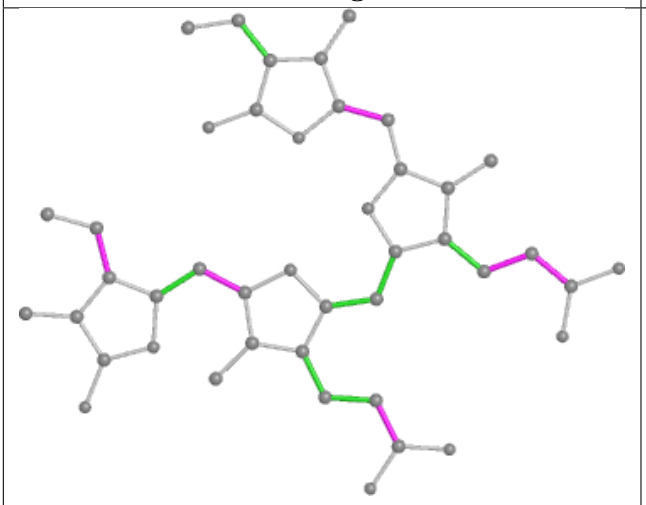

Torsions

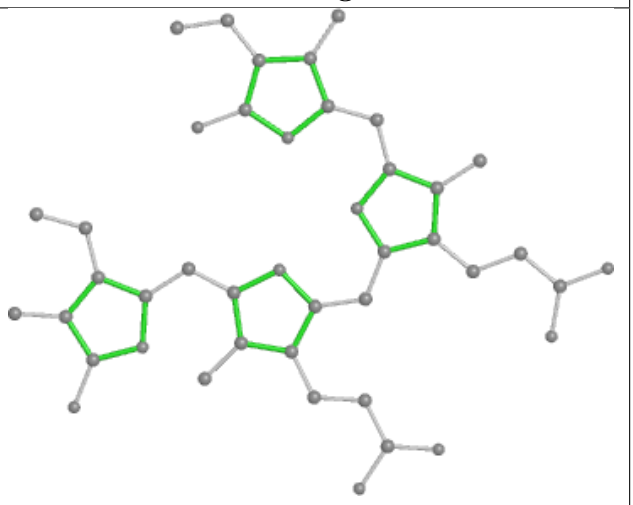

Rings

Ligand CLA AN 831

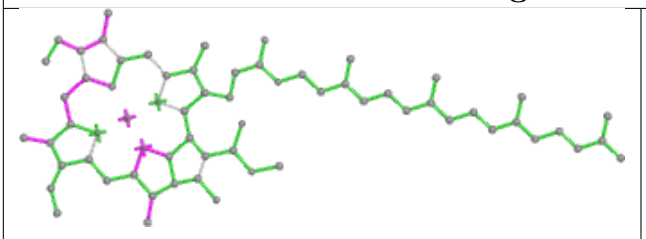

Bond lengths

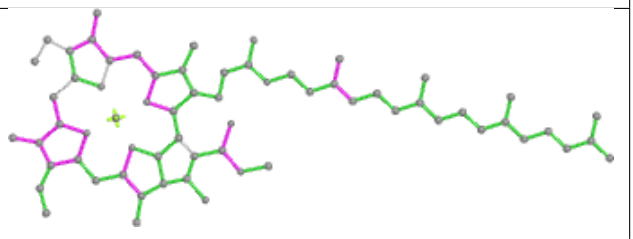

Bond angles

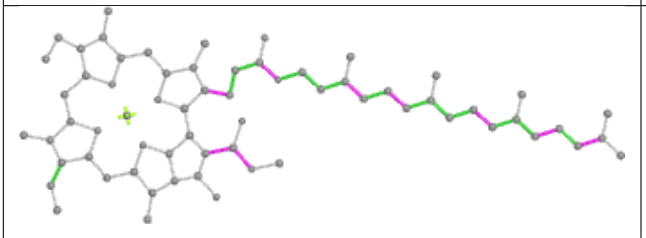

Torsions

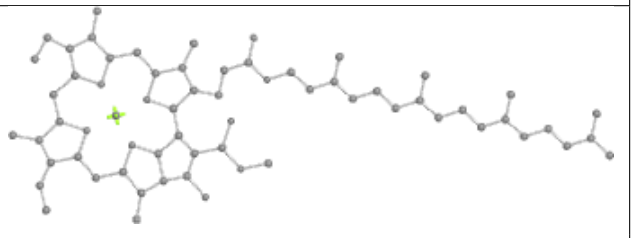

Rings

Ligand CLA 22 605

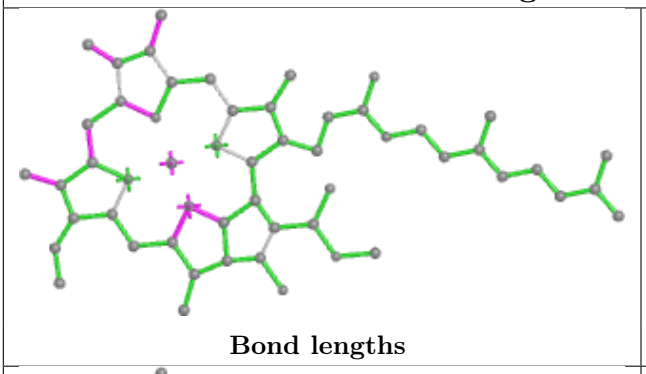

Bond lengths

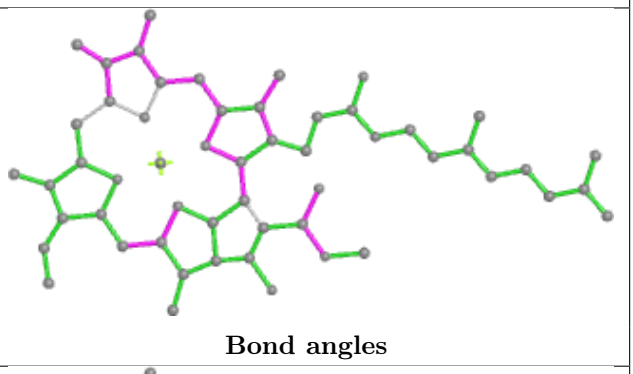

Bond angles

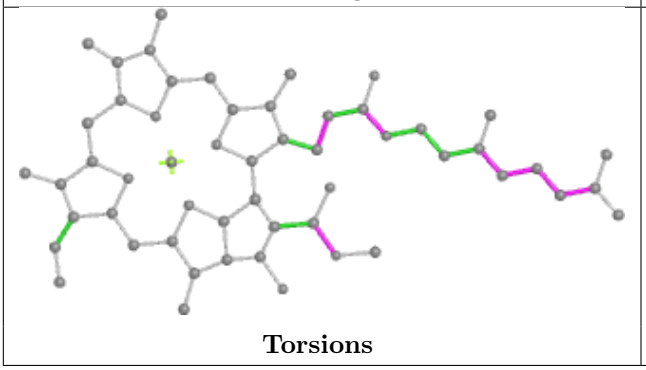

Torsions

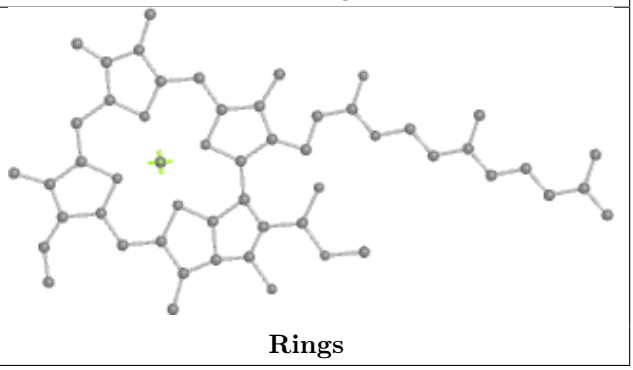

Rings

Ligand LHG D6 401

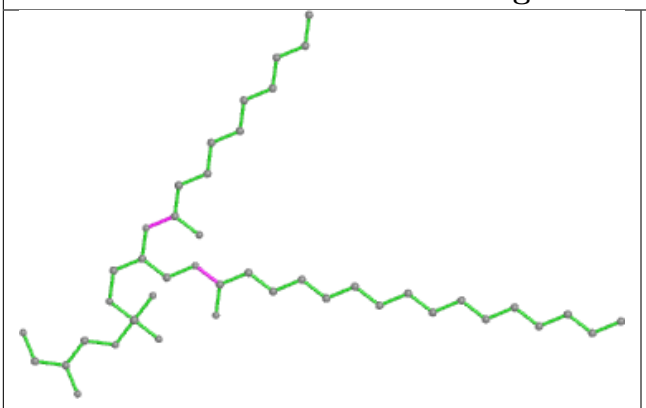

Bond lengths

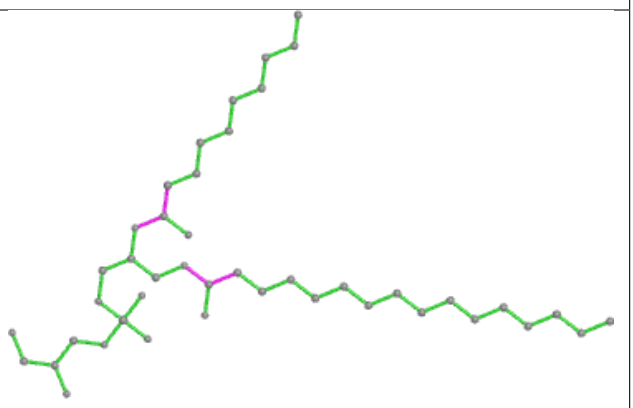

Bond angles

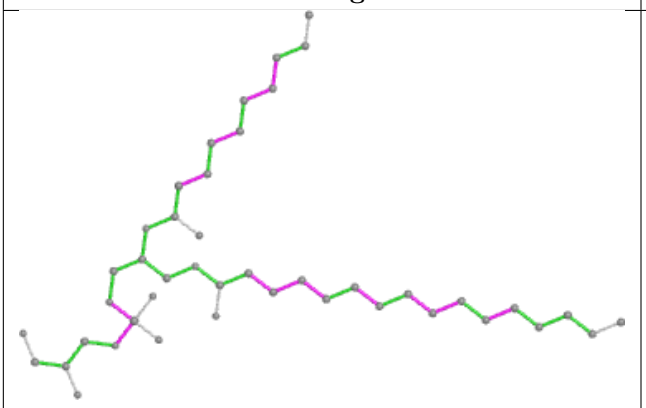

Torsions

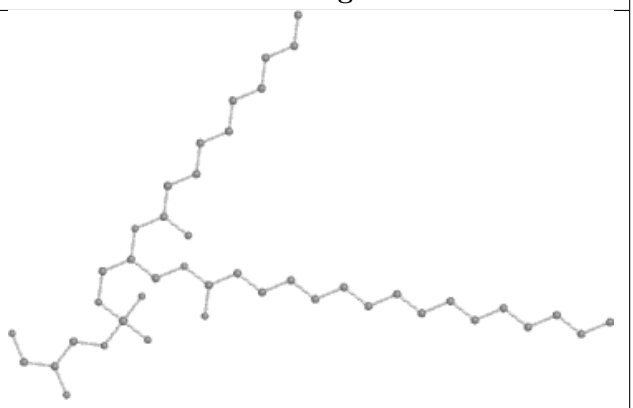

Rings

Ligand PEB dE 204

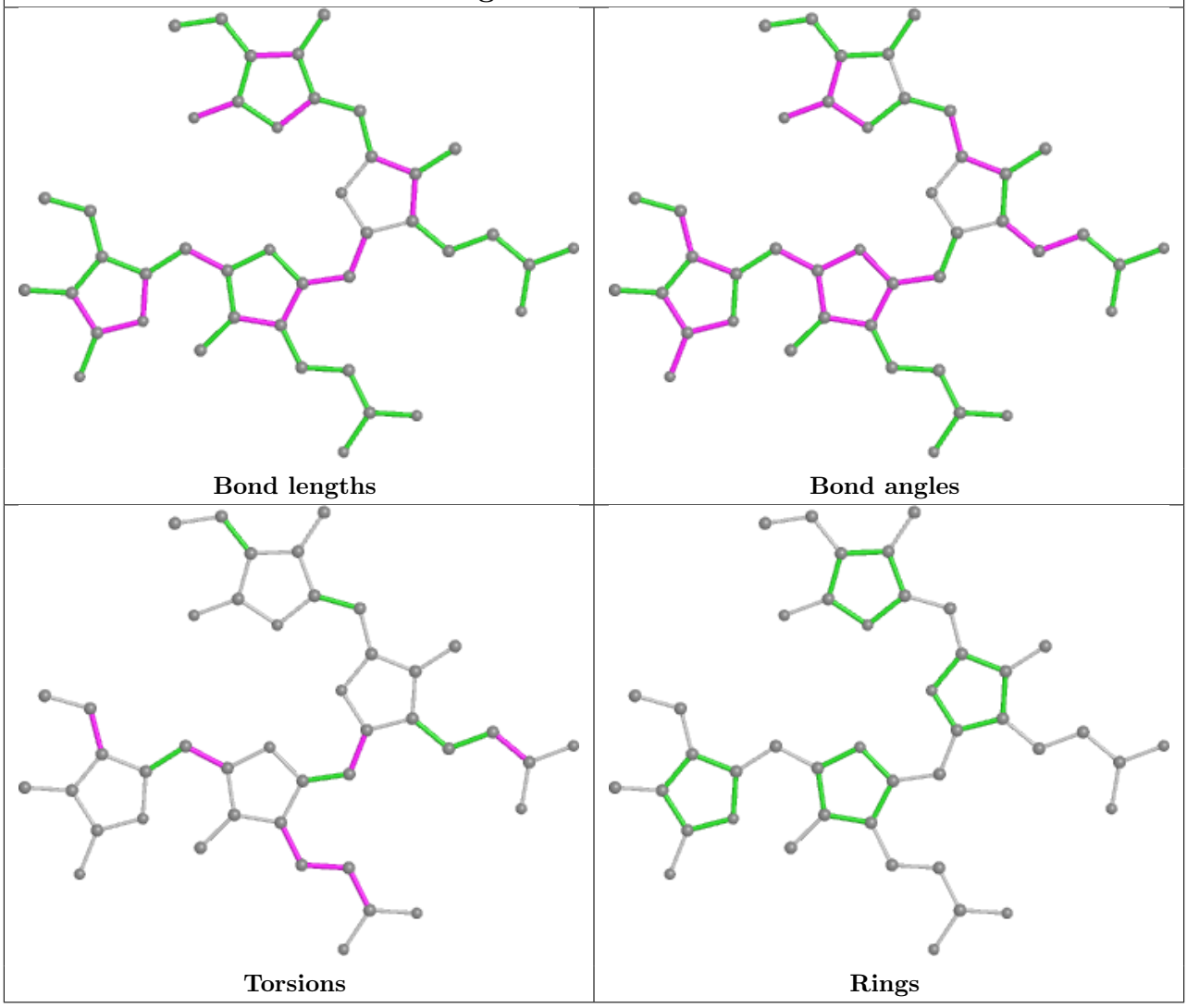

Ligand BCR C6 507

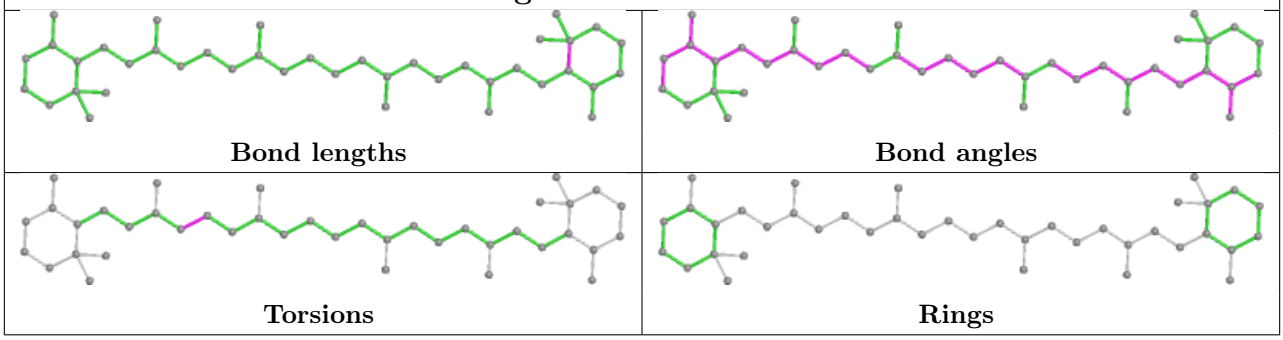

Ligand PEB c1 201

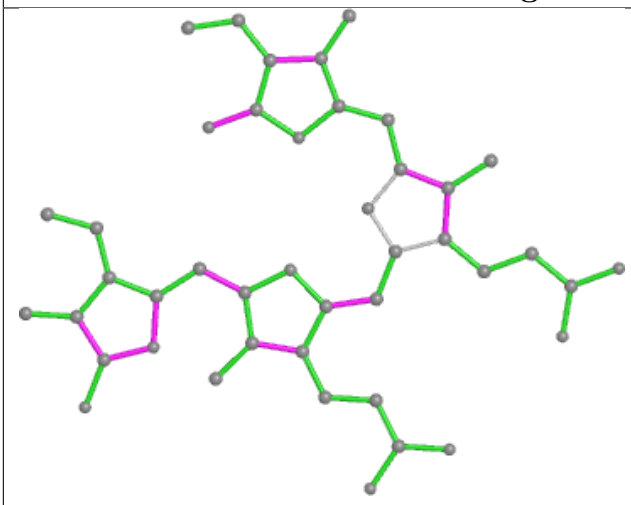

Bond lengths

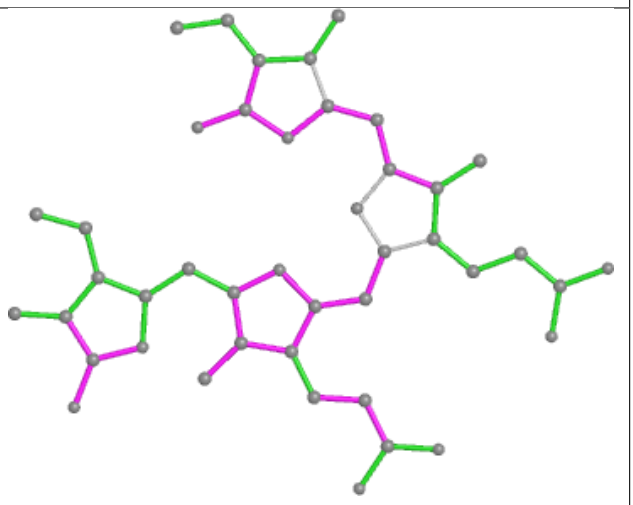

Bond angles

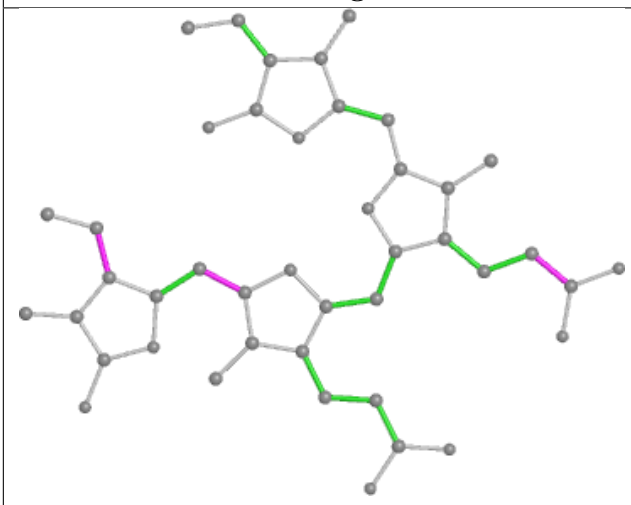

Torsions

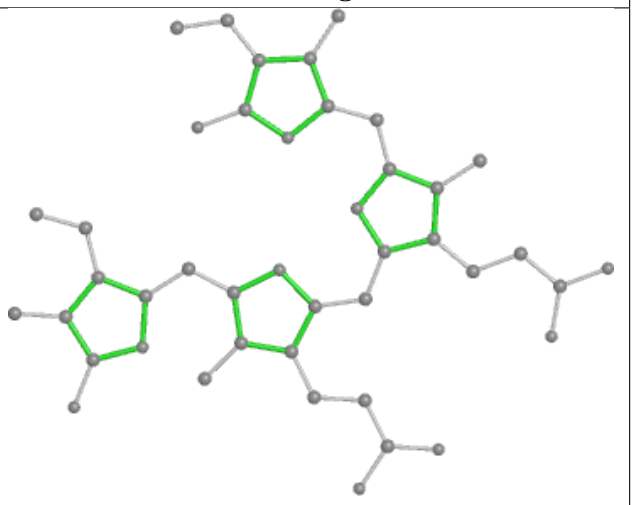

Rings

Ligand CLA LN 204

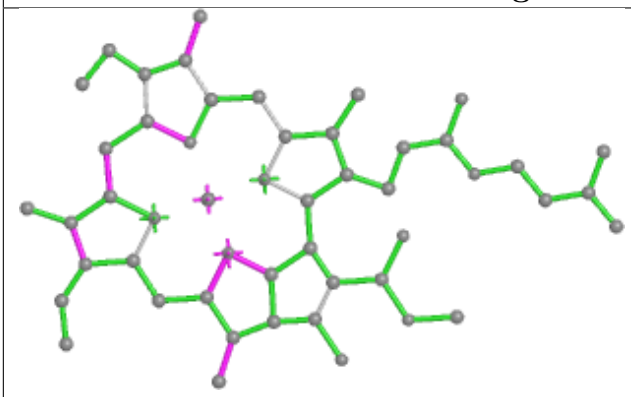

Bond lengths

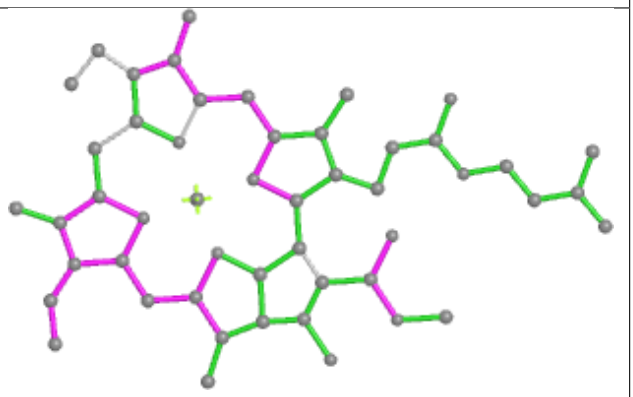

Bond angles

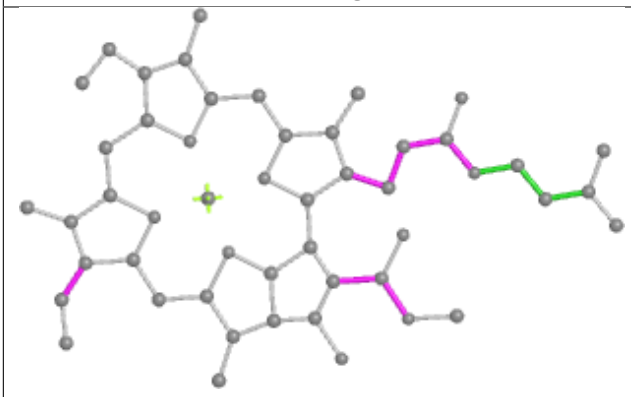

Torsions

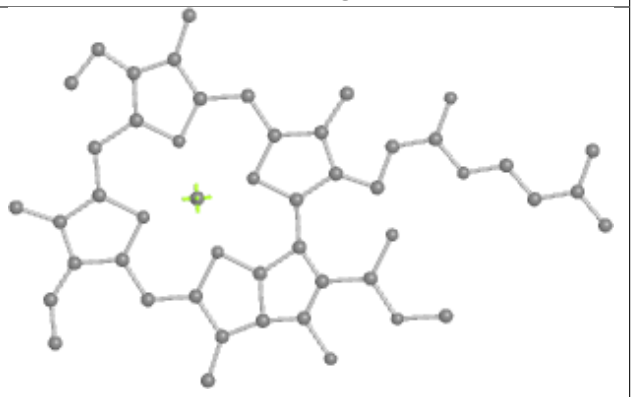

Rings

Ligand PEB LB 201

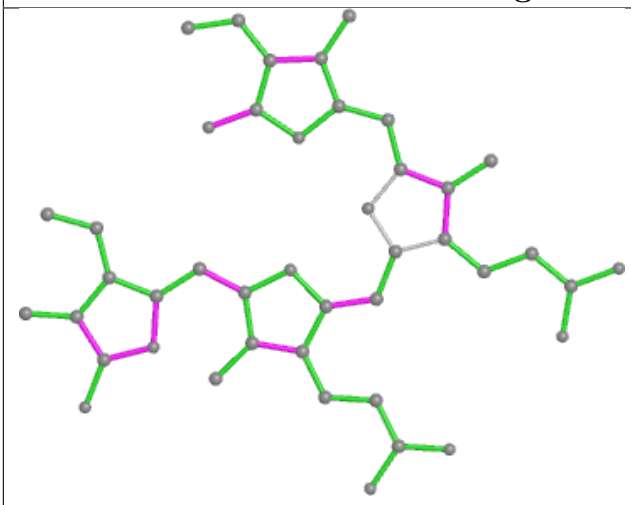

Bond lengths

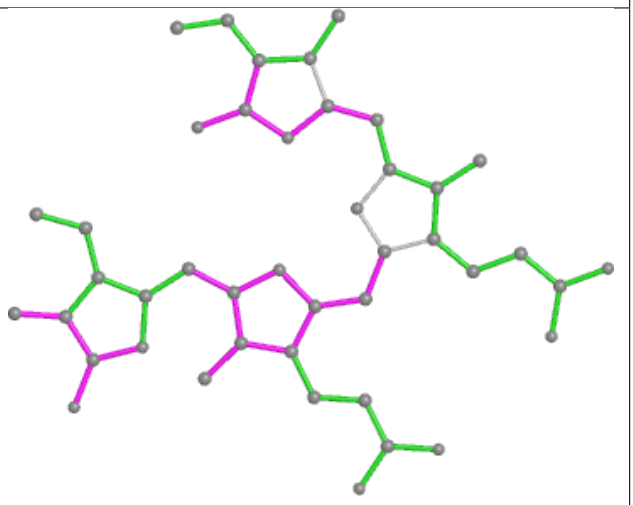

Bond angles

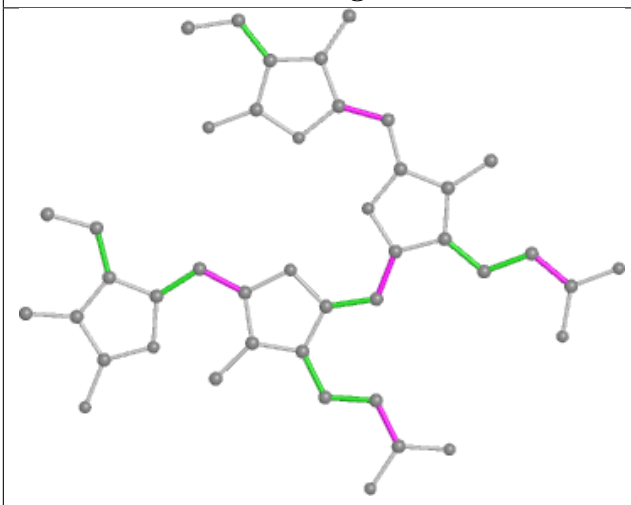

Torsions

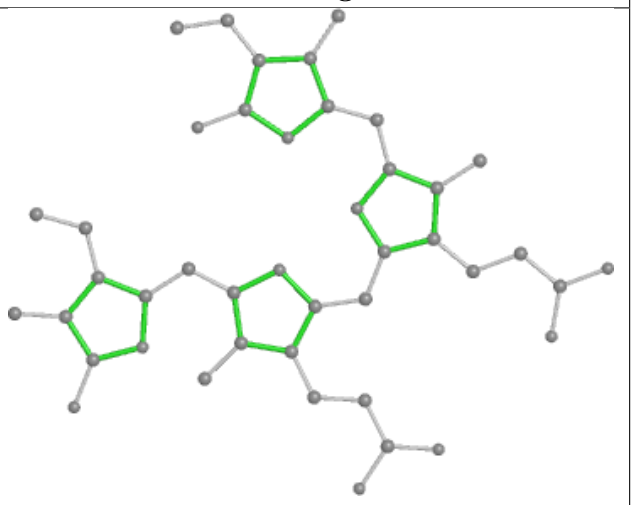

Rings

Ligand PEB aF 202

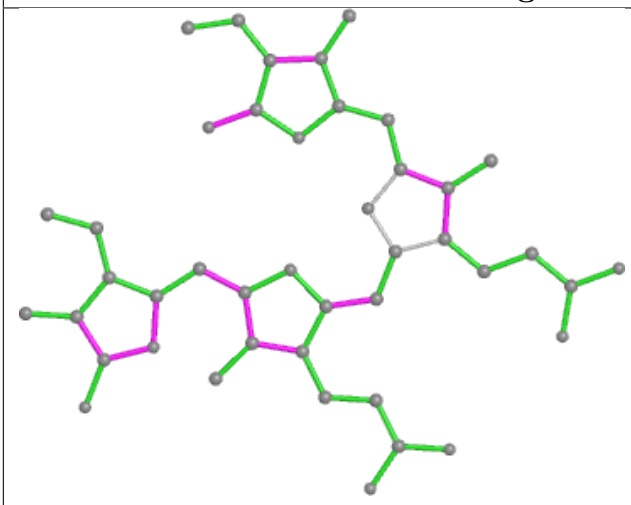

Bond lengths

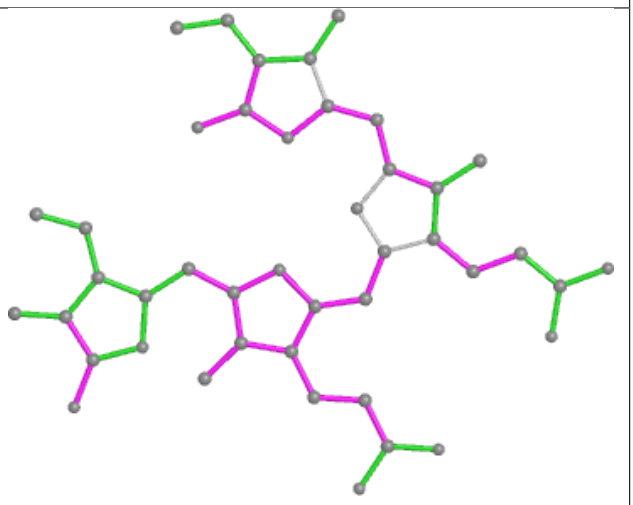

Bond angles

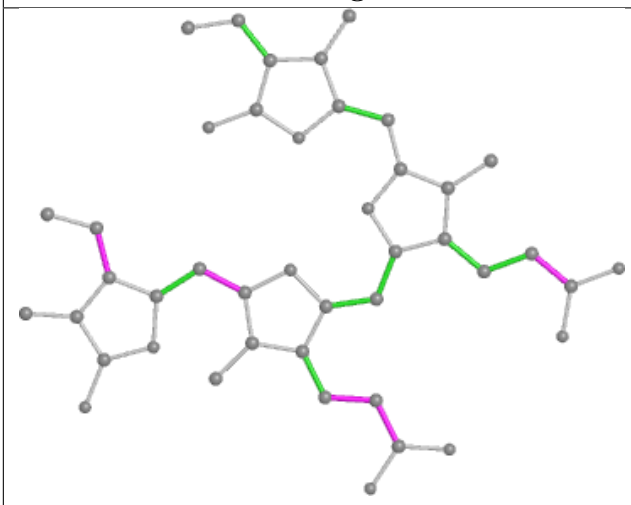

Torsions

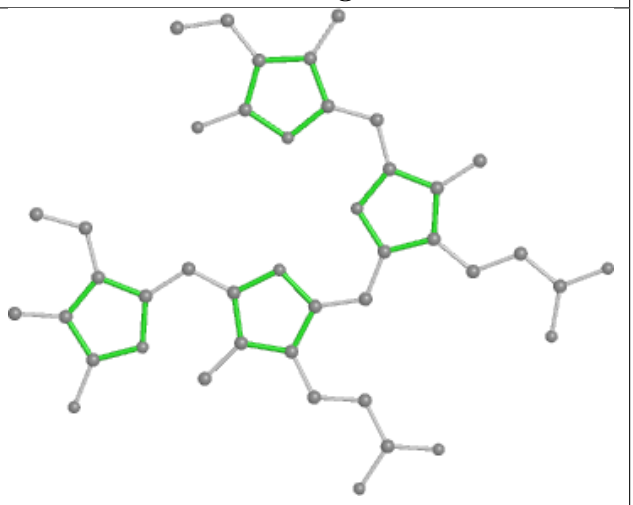

Rings

Ligand CLA 22 601

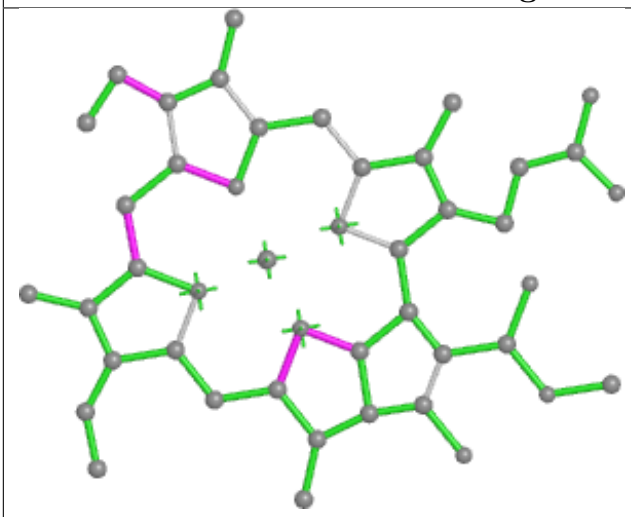

Bond lengths

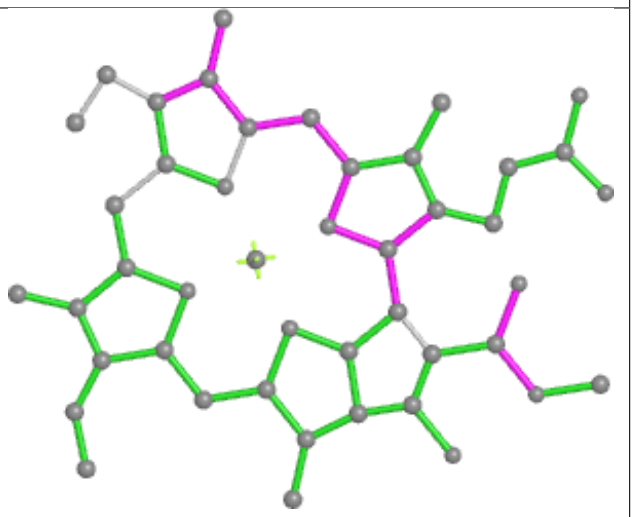

Bond angles

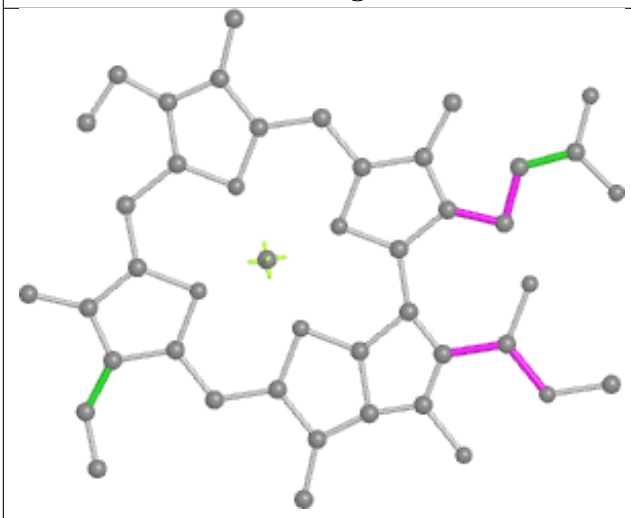

Torsions

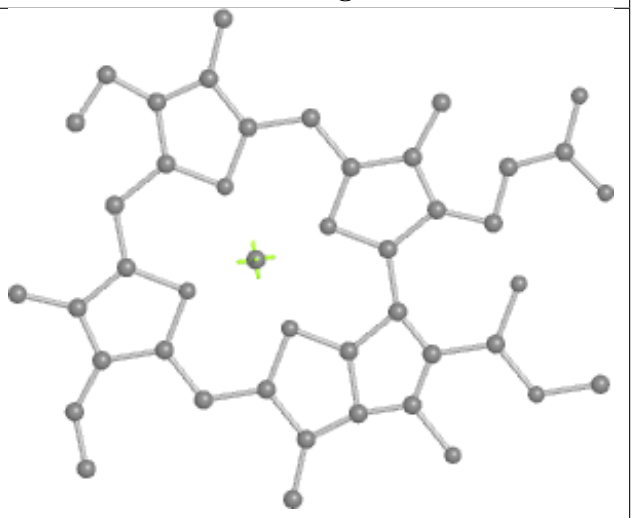

Rings

Ligand CLA B2 809

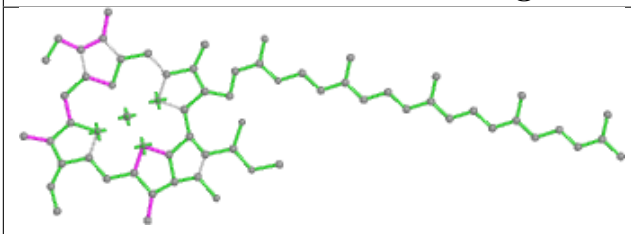

Bond lengths

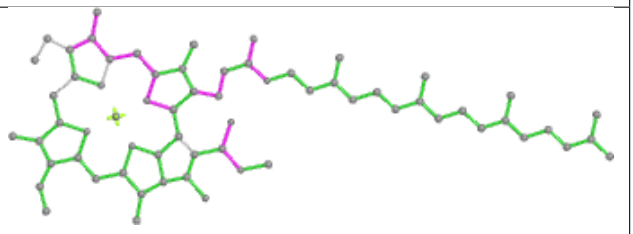

Bond angles

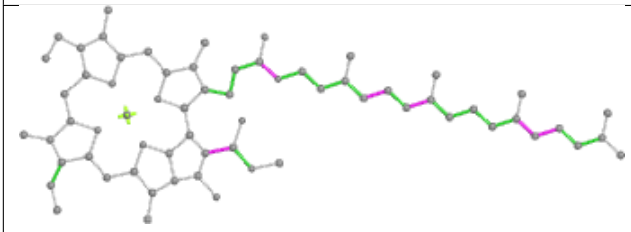

Torsions

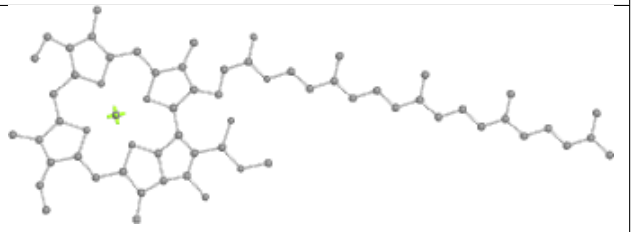

Rings

Ligand PEB LE 1002

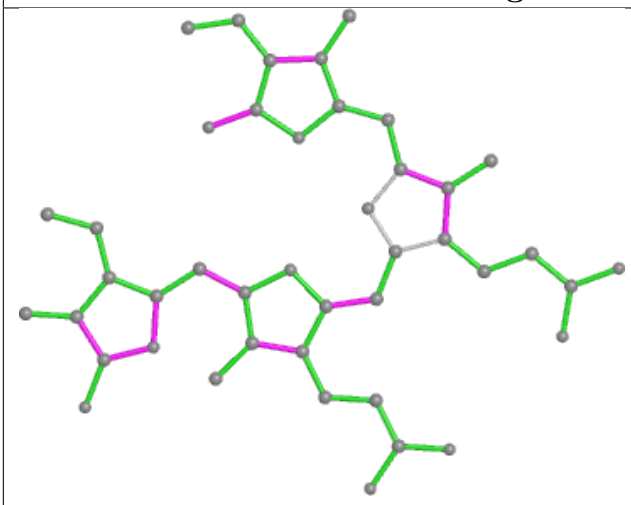

Bond lengths

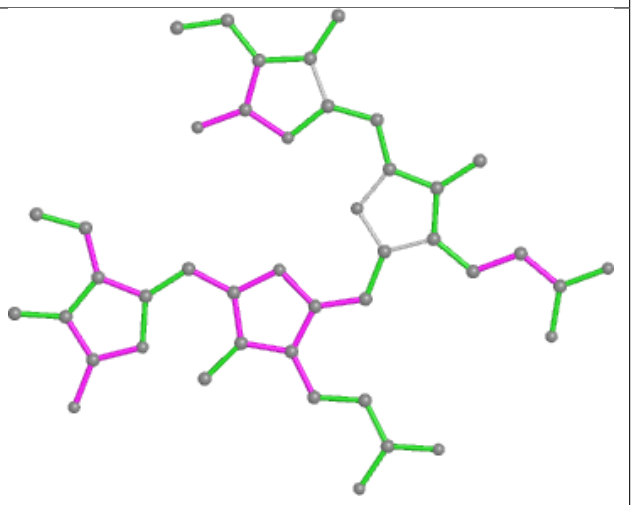

Bond angles

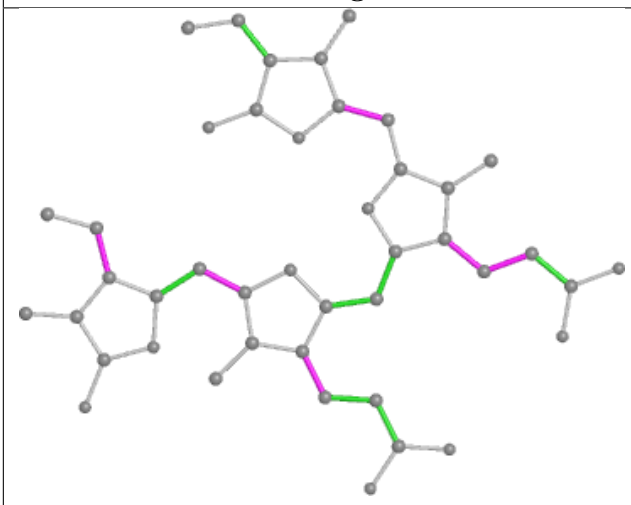

Torsions

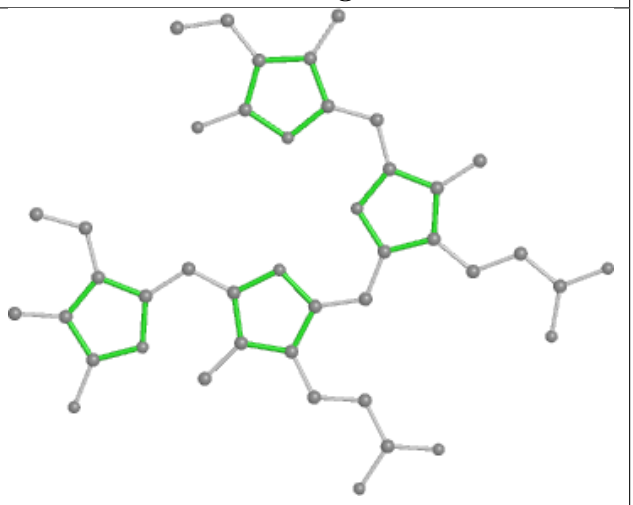

Rings

Ligand PEB hG 202

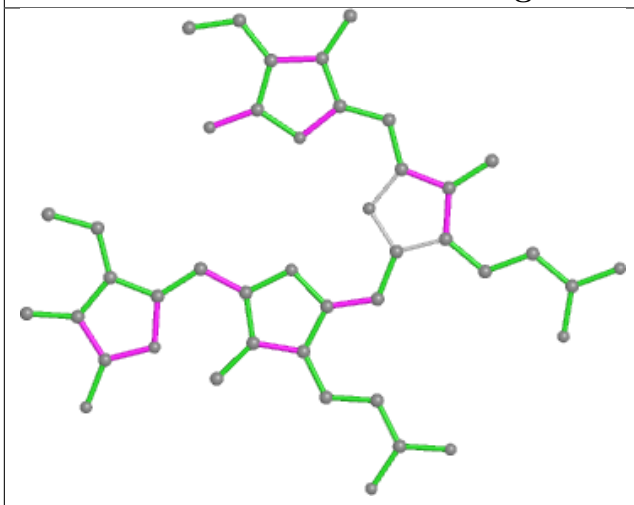

Bond lengths

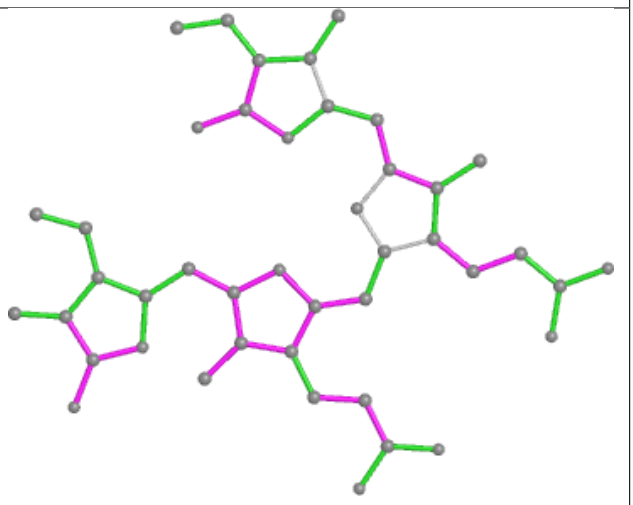

Bond angles

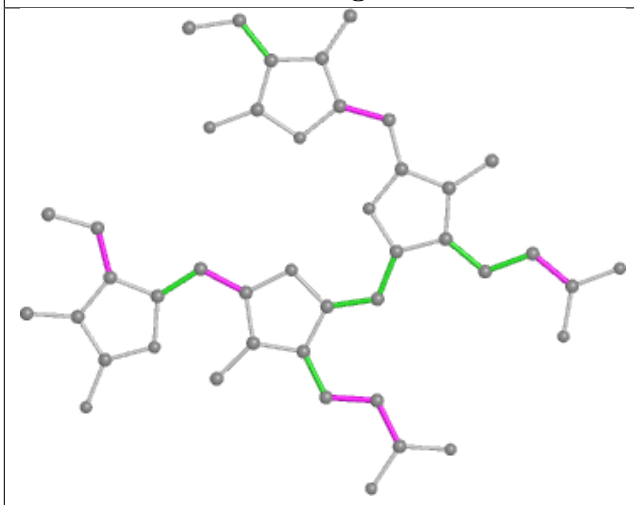

Torsions

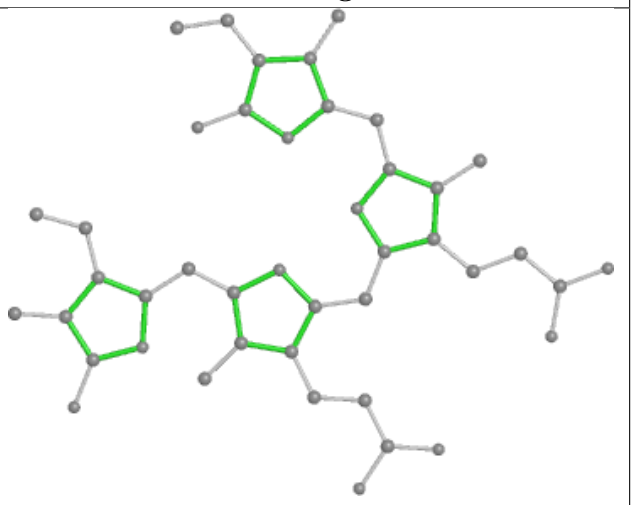

Rings

Ligand PEB p8 201

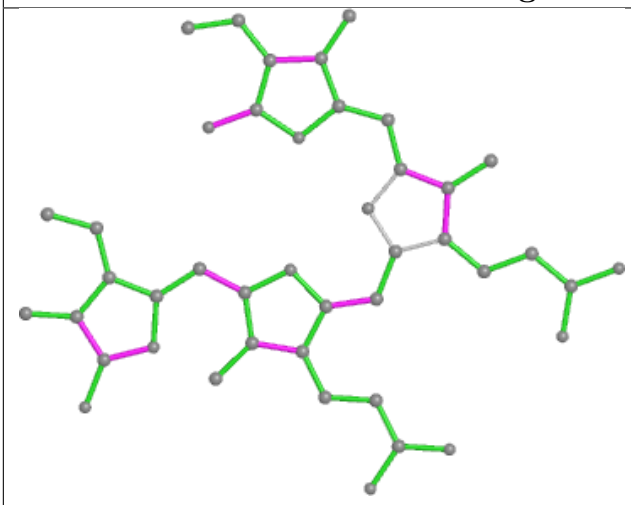

Bond lengths

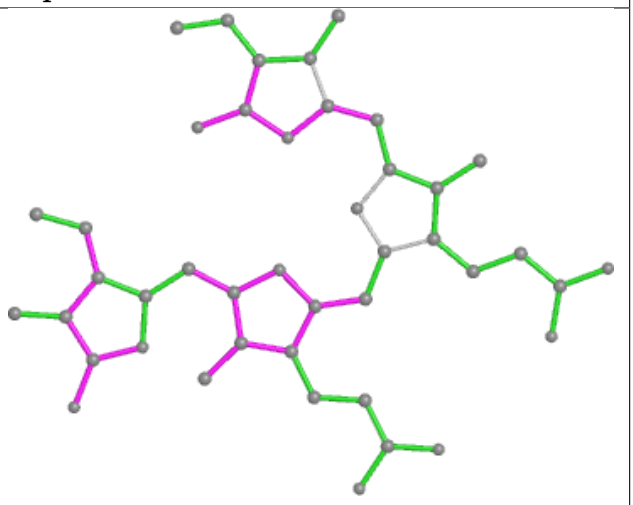

Bond angles

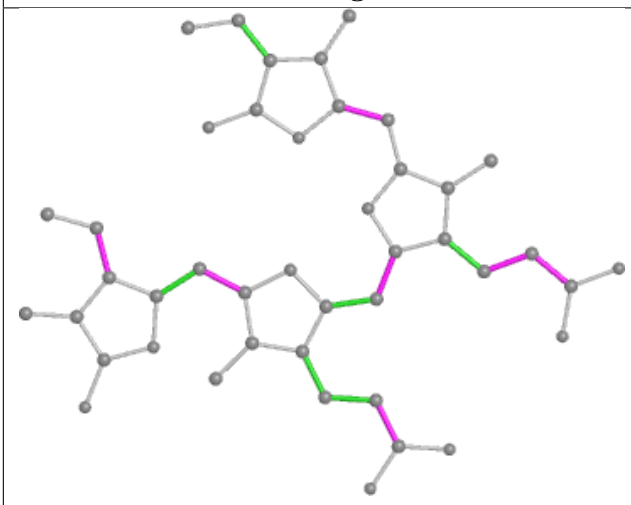

Torsions

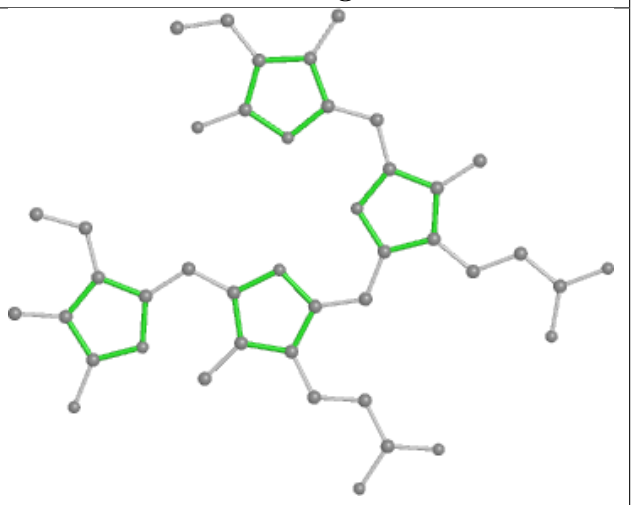

Rings

Ligand BCR BN 841

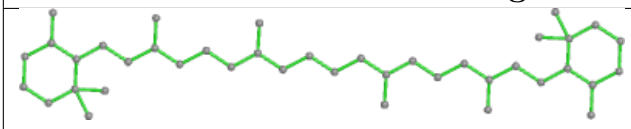

Bond lengths

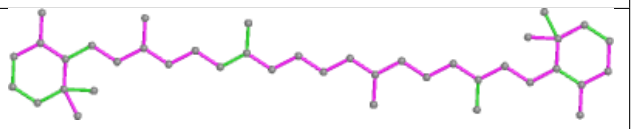

Bond angles

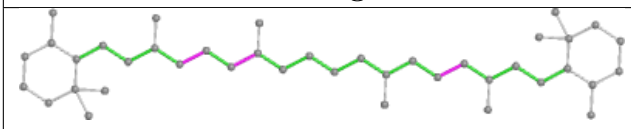

Torsions

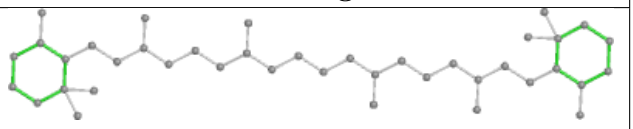

Rings

Ligand CLA K2 106

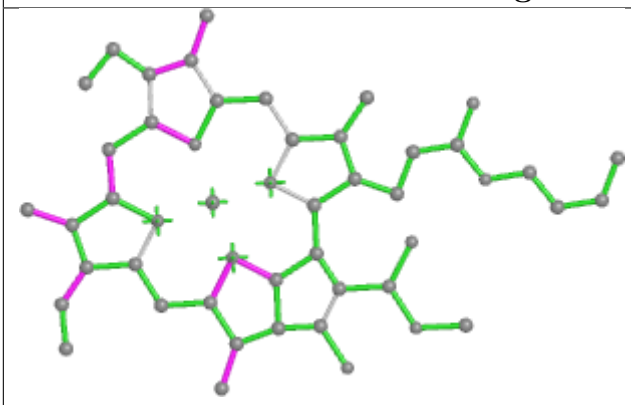

Bond lengths

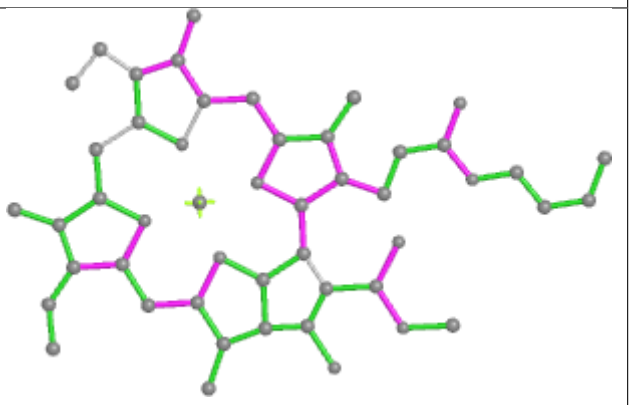

Bond angles

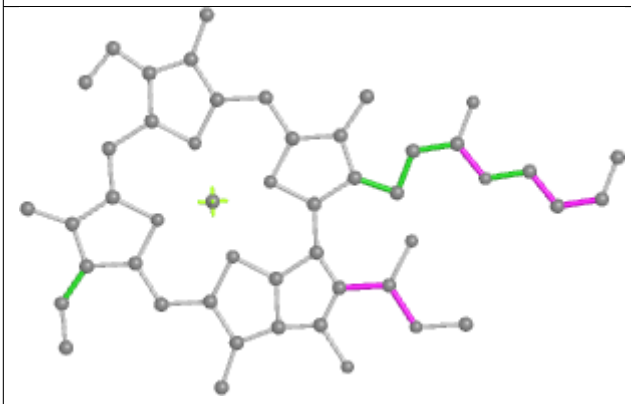

Torsions

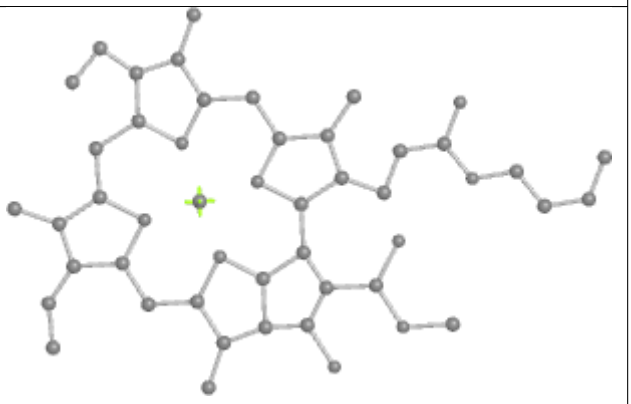

Rings

Ligand PEB XM 202

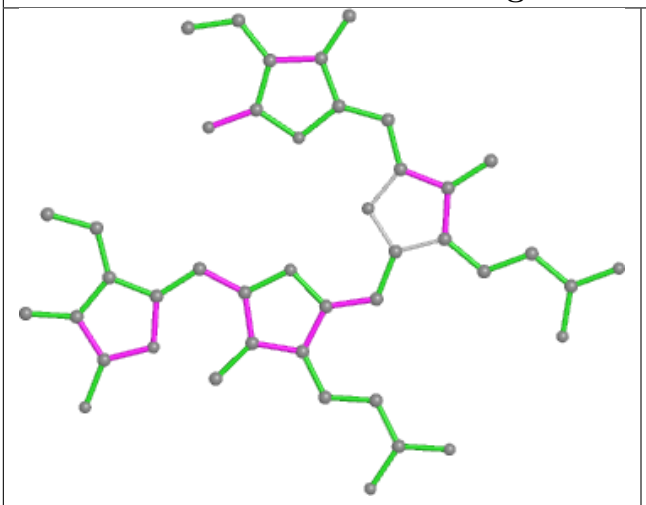

Bond lengths

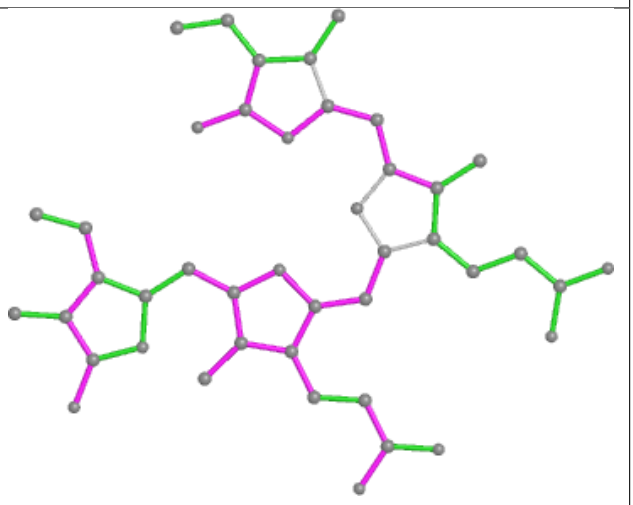

Bond angles

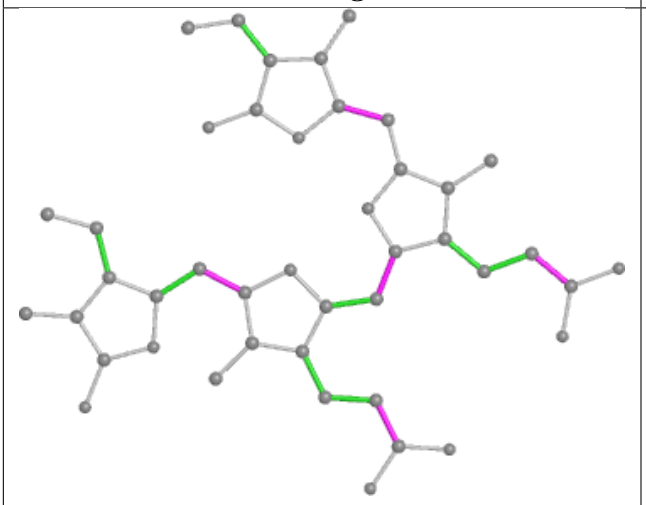

Torsions

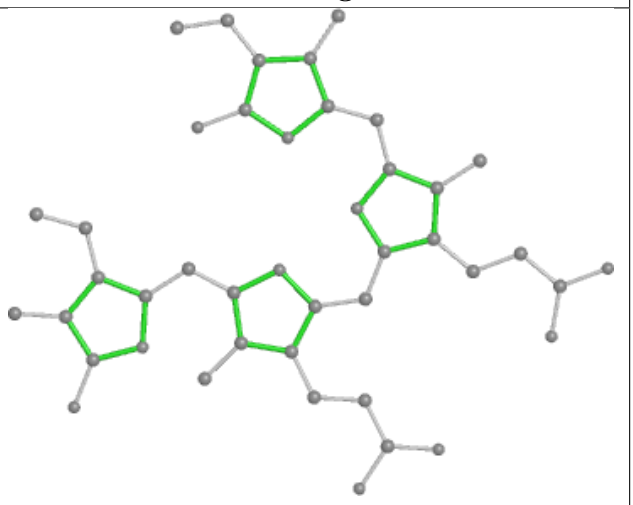

Rings

Ligand BCR J2 102

Bond lengths

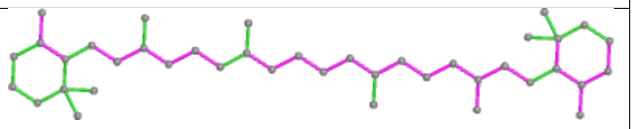

Bond angles

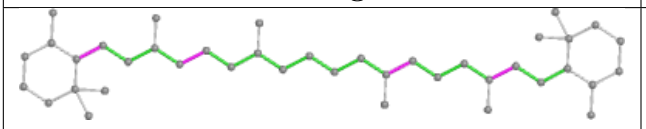

Torsions

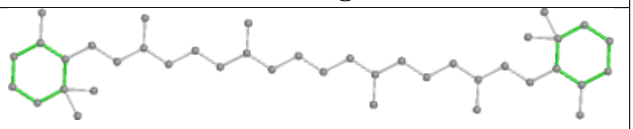

Rings

Ligand PEB PB 201

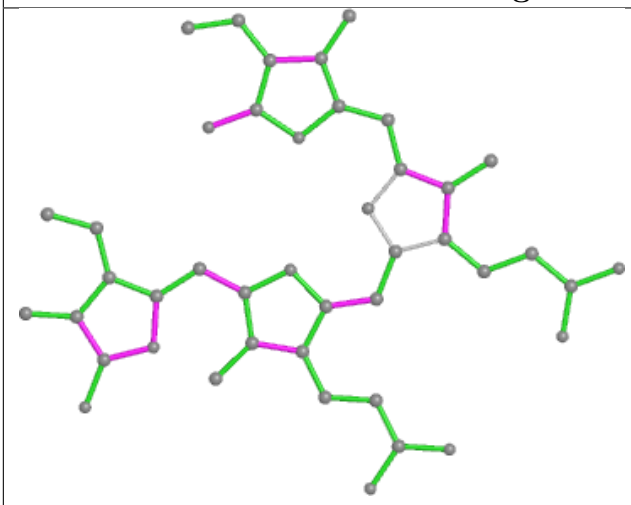

Bond lengths

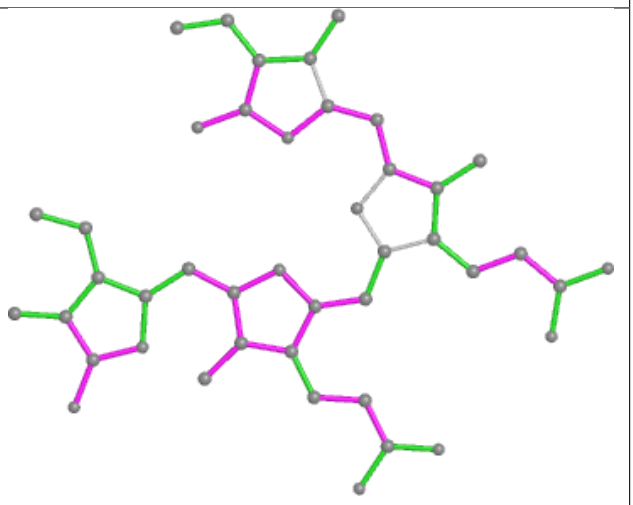

Bond angles

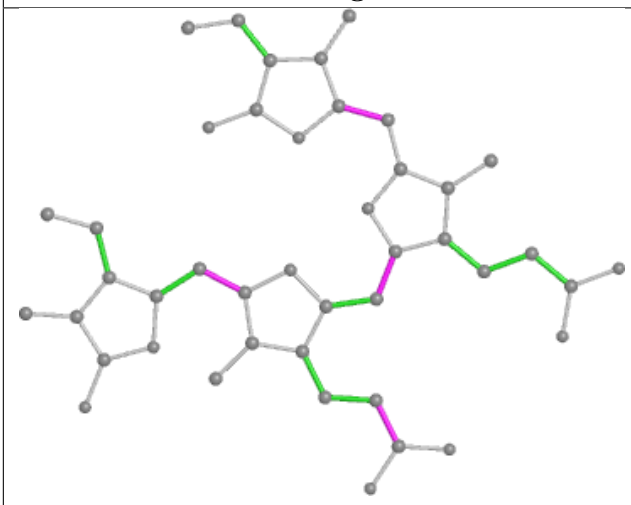

Torsions

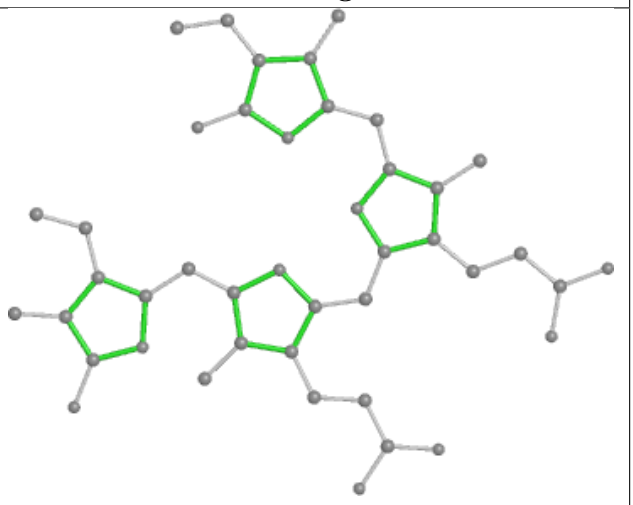

Rings

Ligand PEB vC 201

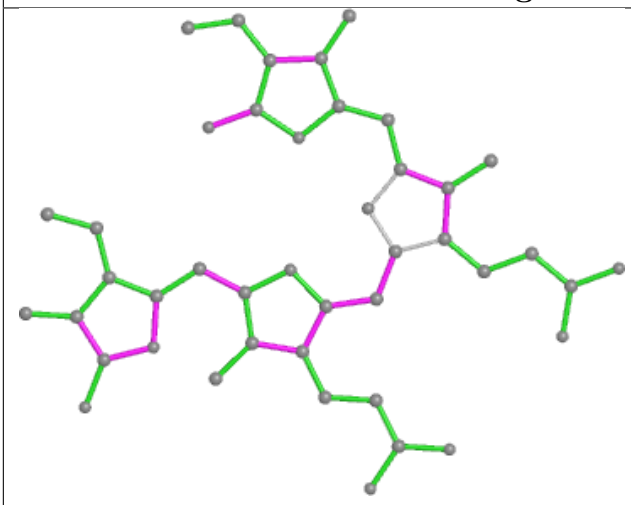

Bond lengths

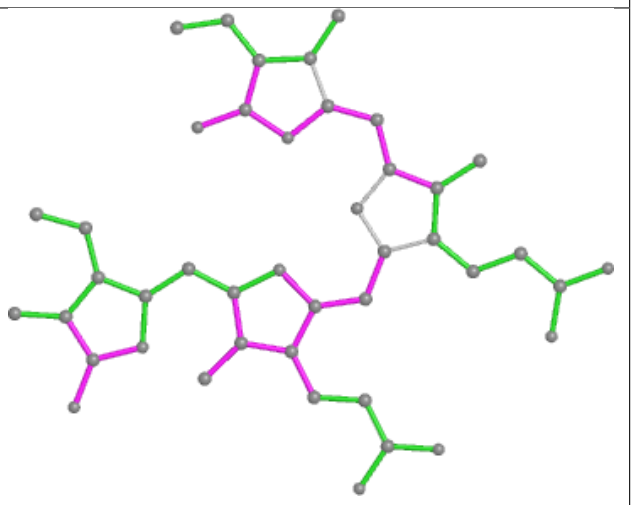

Bond angles

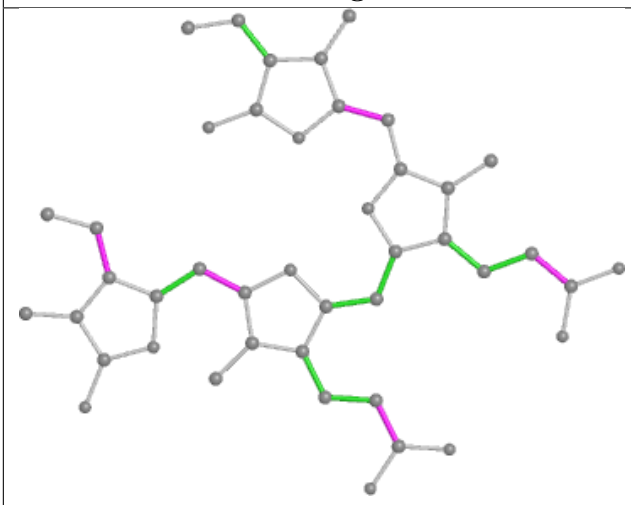

Torsions

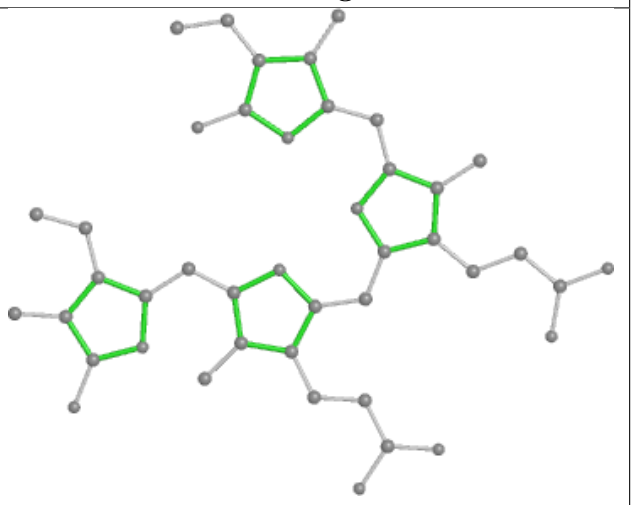

Rings

Ligand PEB aJ 203

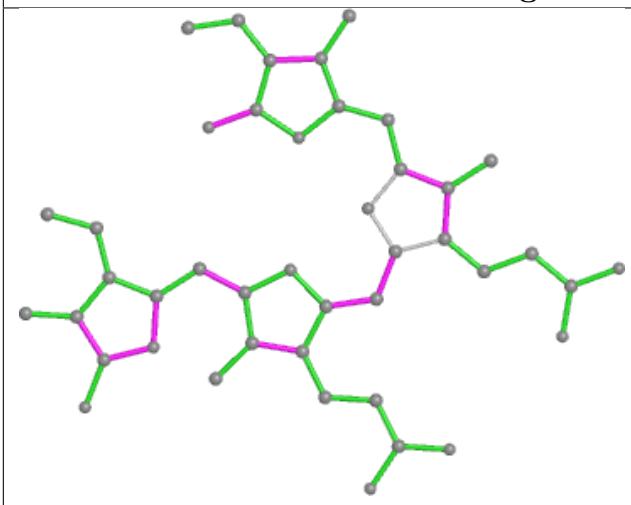

Bond lengths

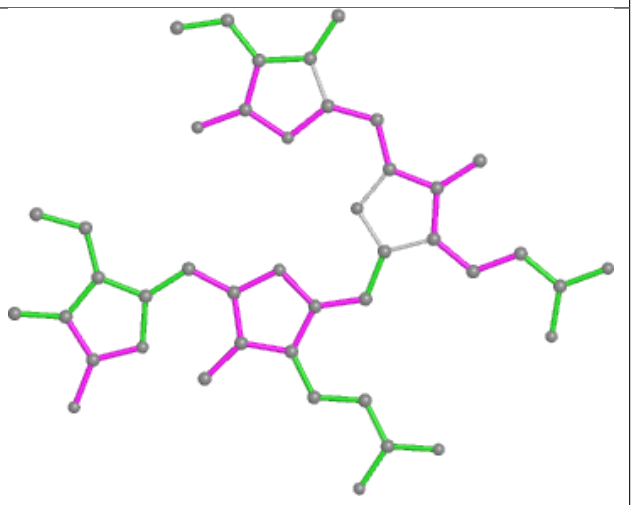

Bond angles

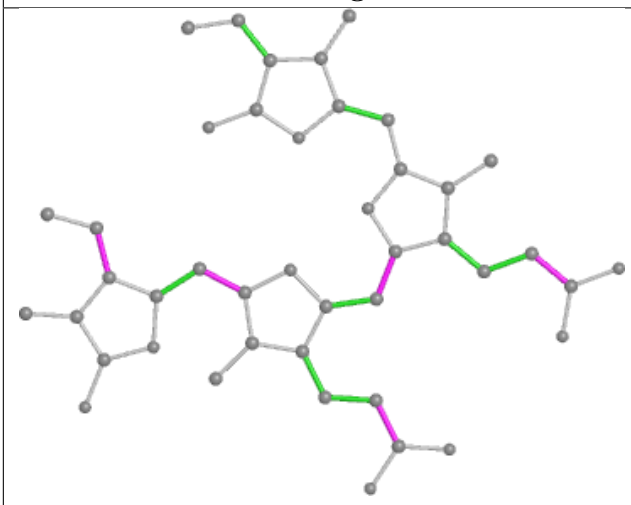

Torsions

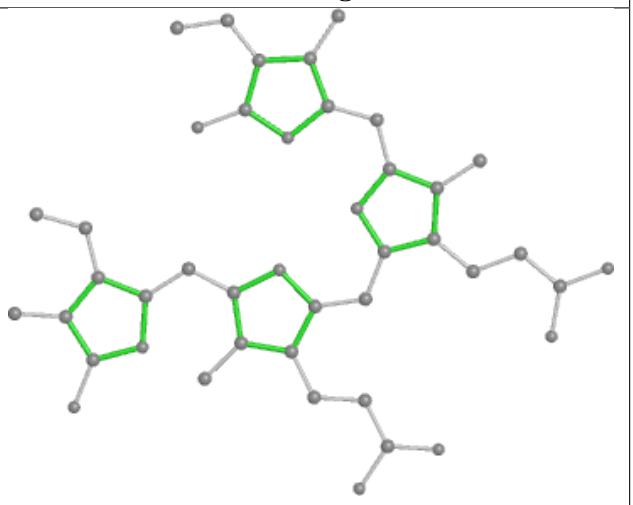

Rings

Ligand PEB YP 503

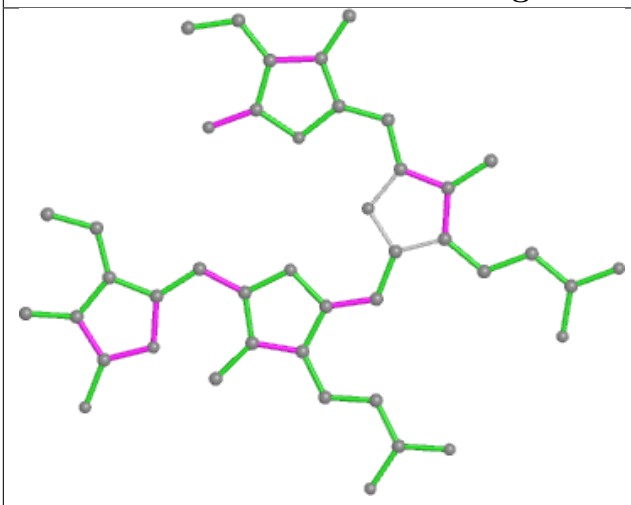

Bond lengths

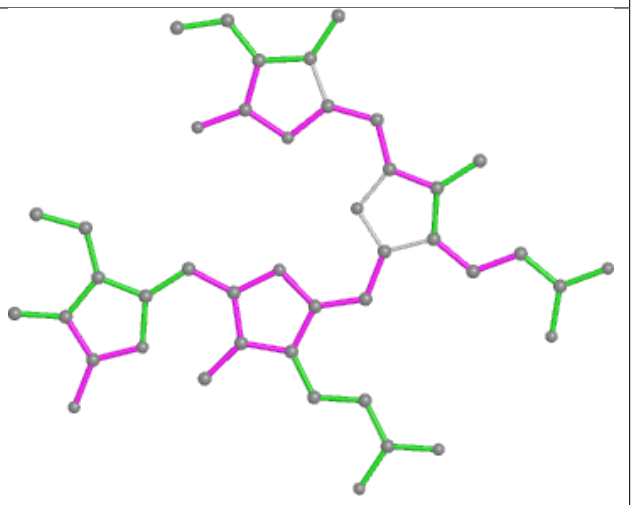

Bond angles

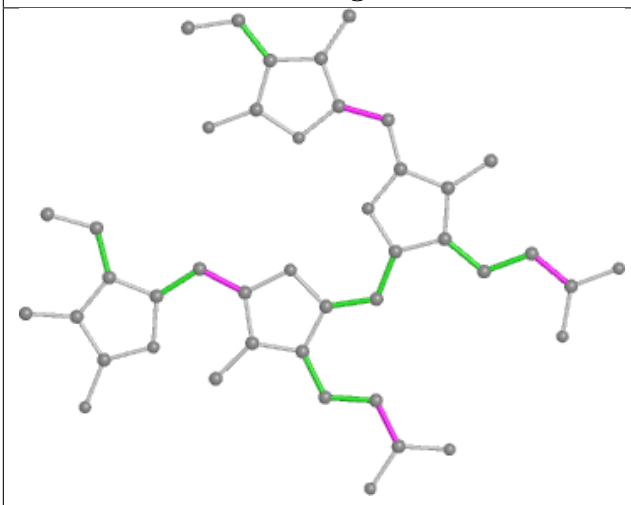

Torsions

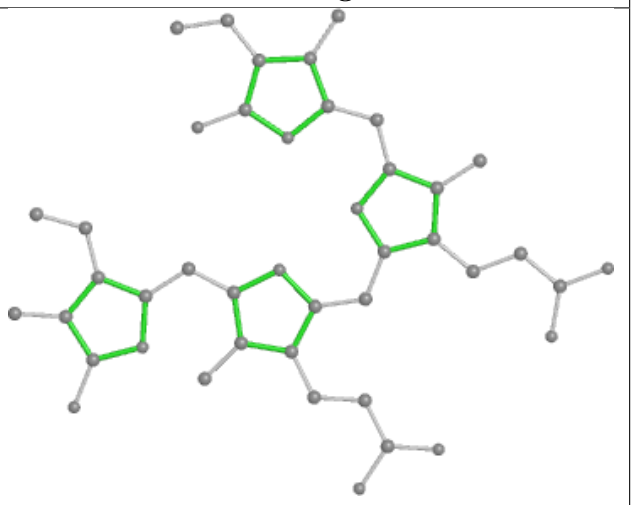

Rings

Ligand CLA AL 403

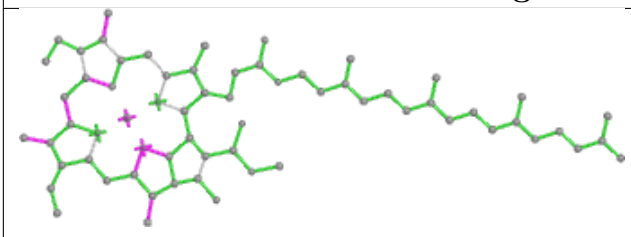

Bond lengths

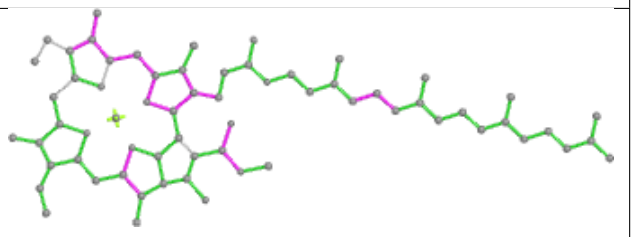

Bond angles

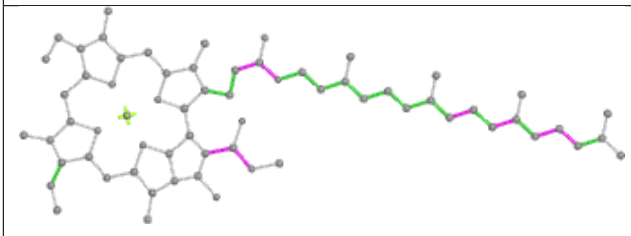

Torsions

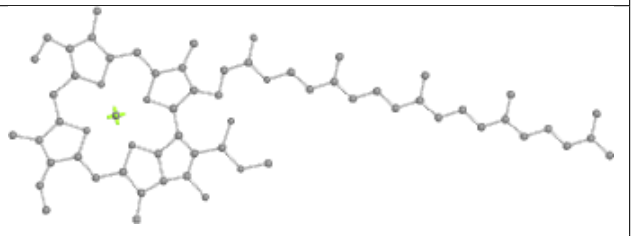

Rings

Ligand CLA 62 310

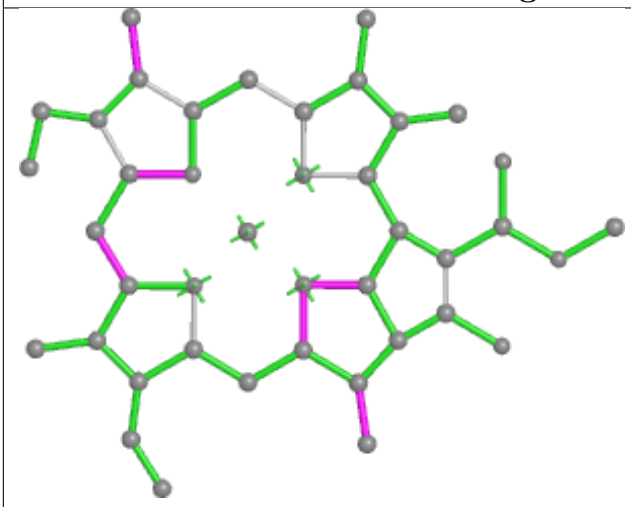

Bond lengths

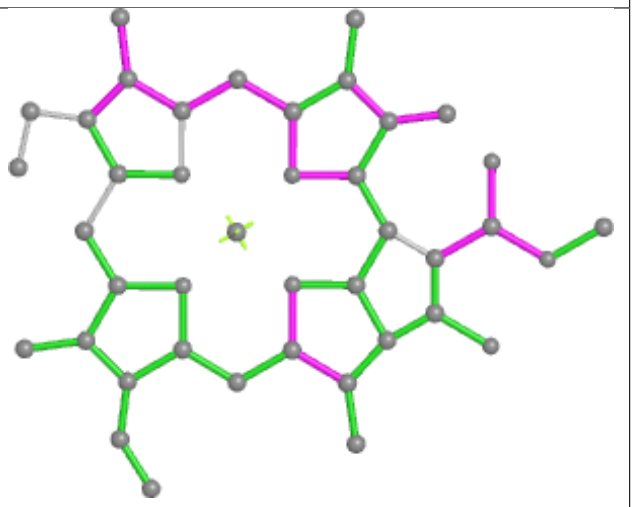

Bond angles

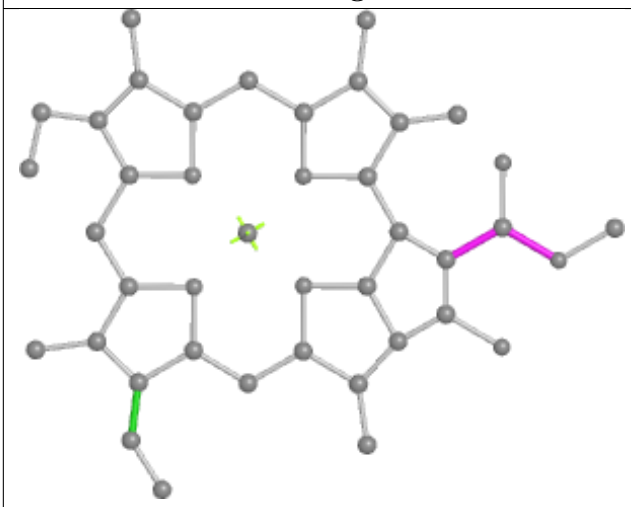

Torsions

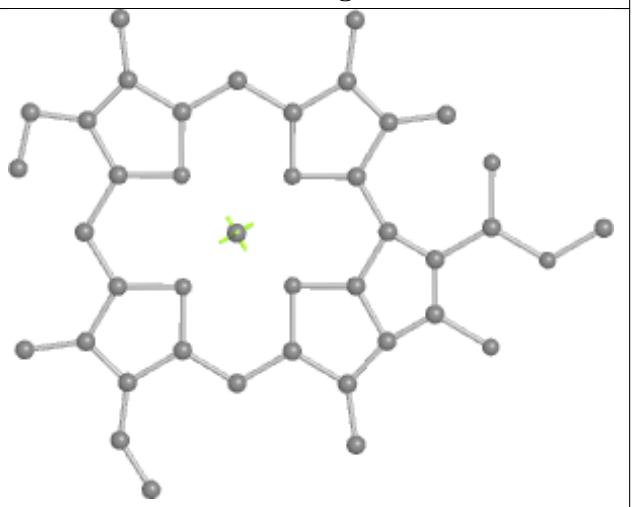

Rings

Ligand PEB PF 202

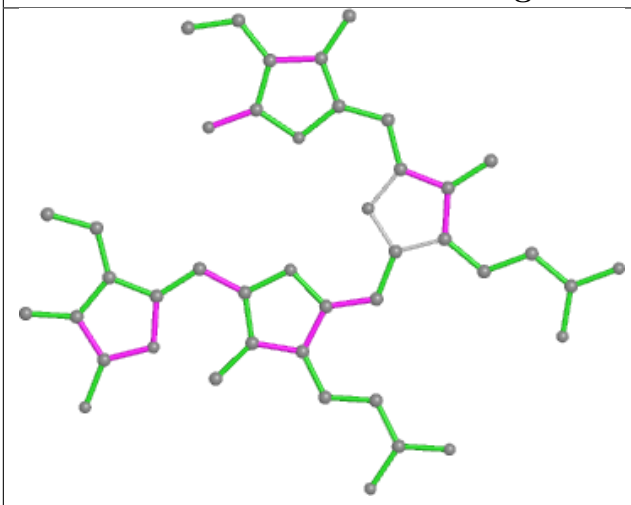

Bond lengths

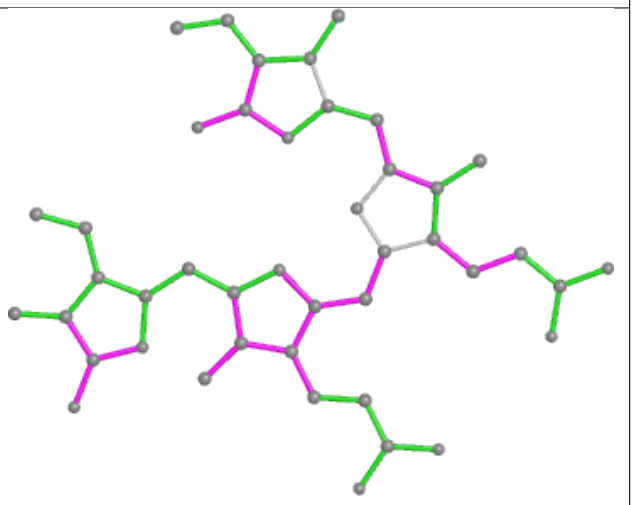

Bond angles

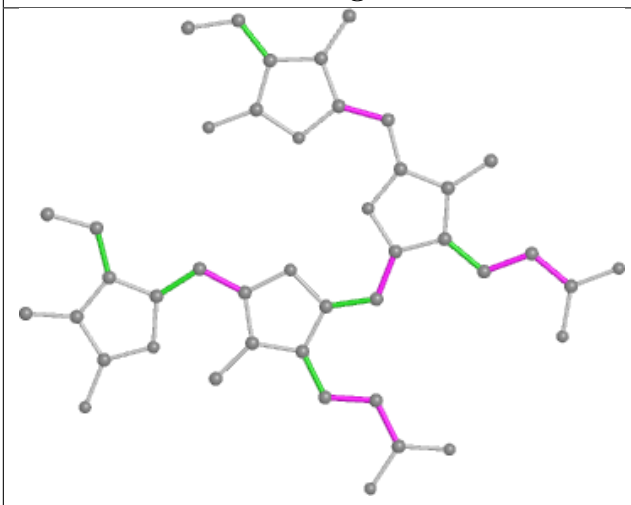

Torsions

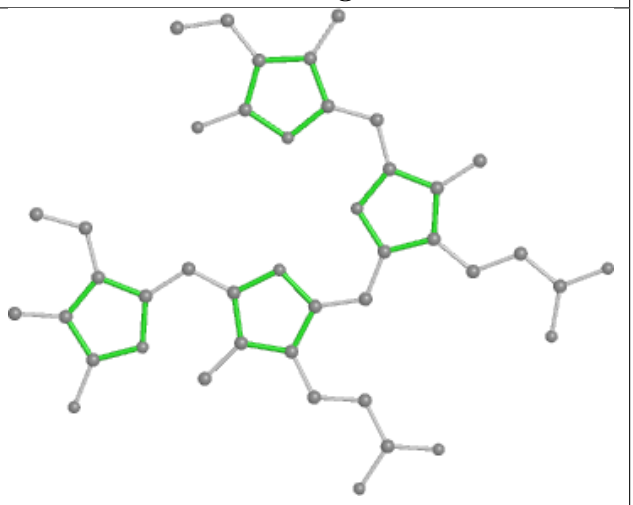

Rings

Ligand CLA 8N 306

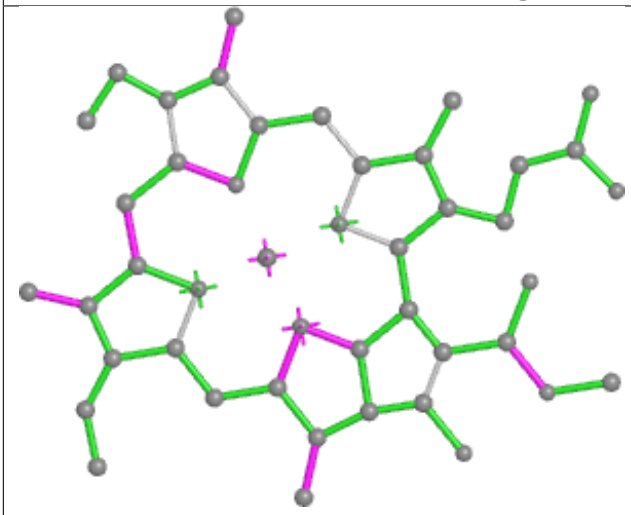

Bond lengths

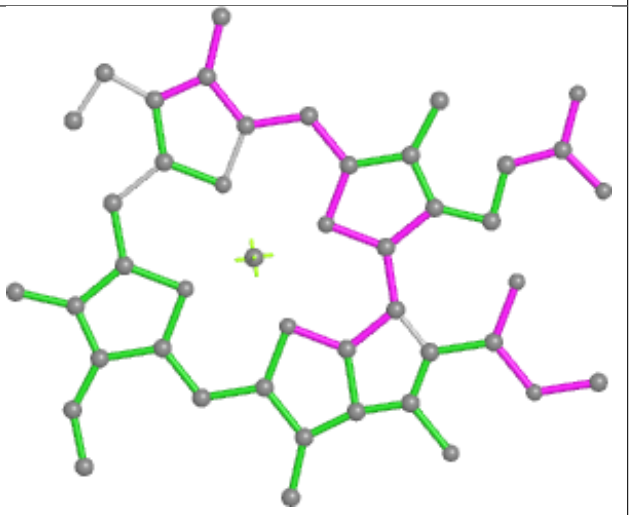

Bond angles

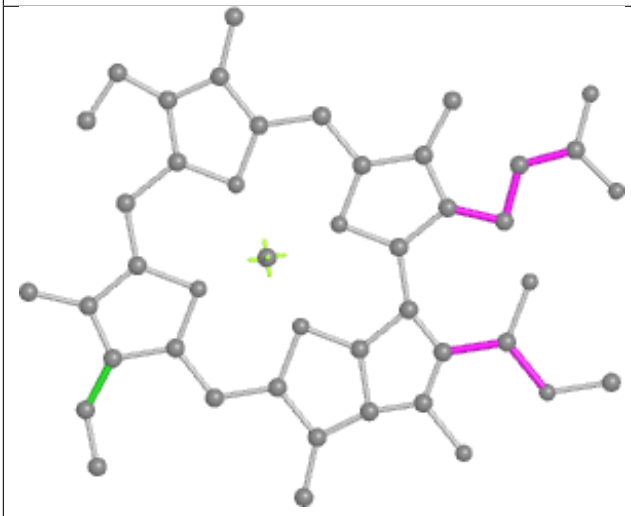

Torsions

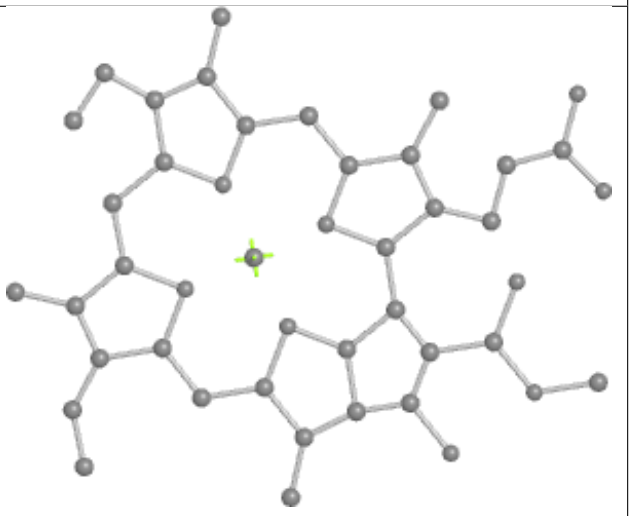

Rings

Ligand PEB T1 201

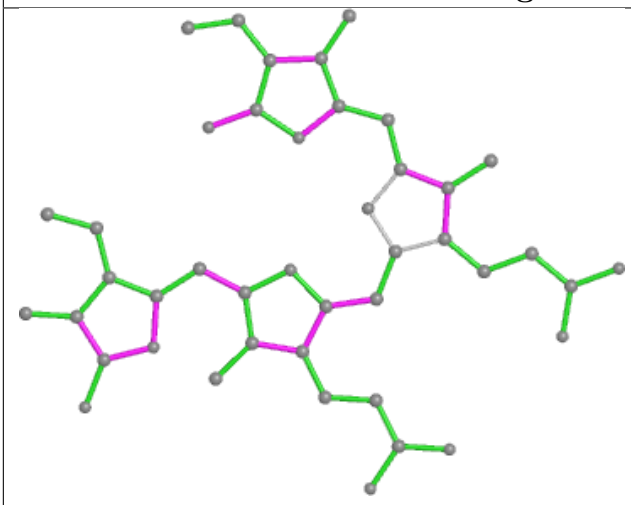

Bond lengths

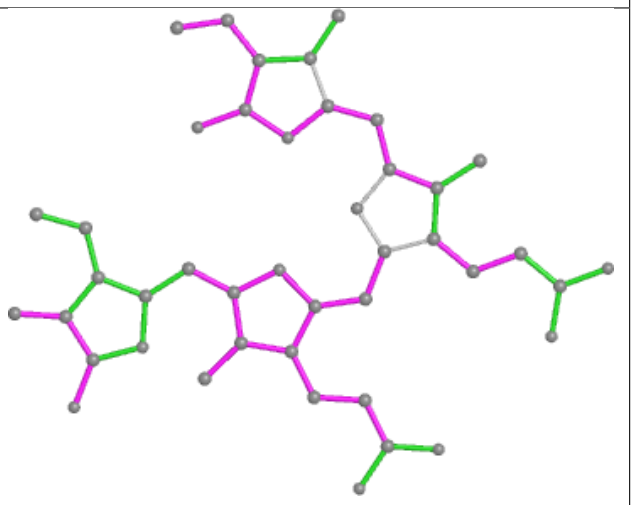

Bond angles

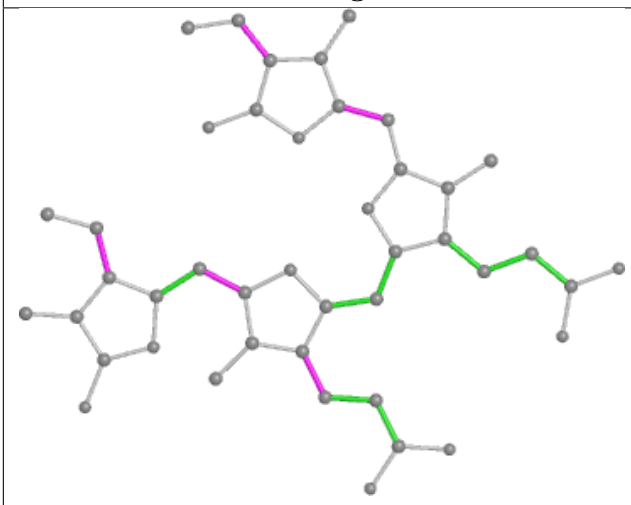

Torsions

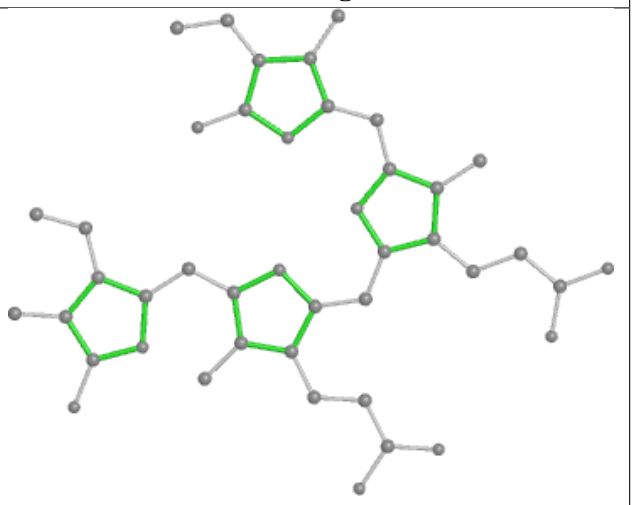

Rings

Ligand PEB gF 203

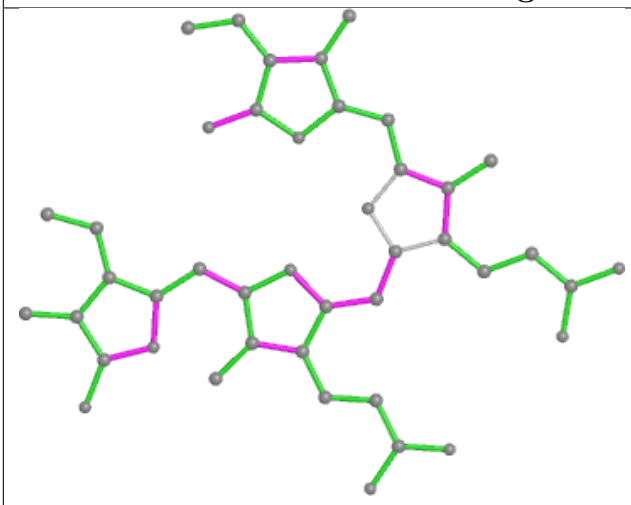

Bond lengths

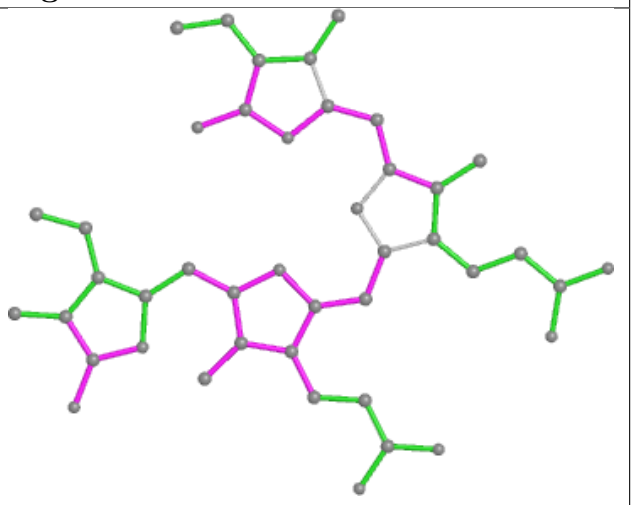

Bond angles

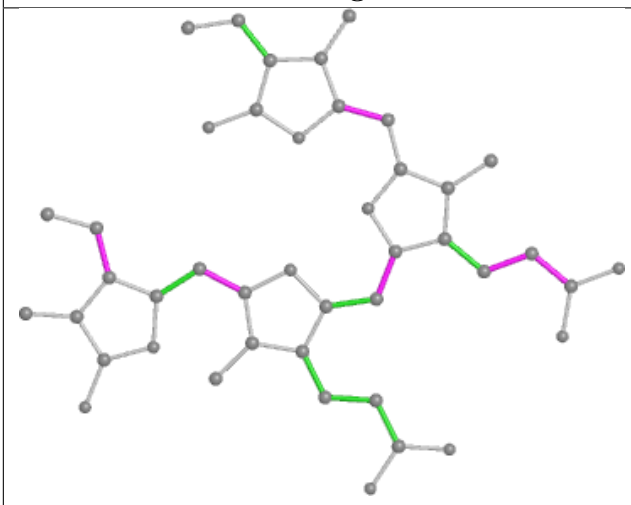

Torsions

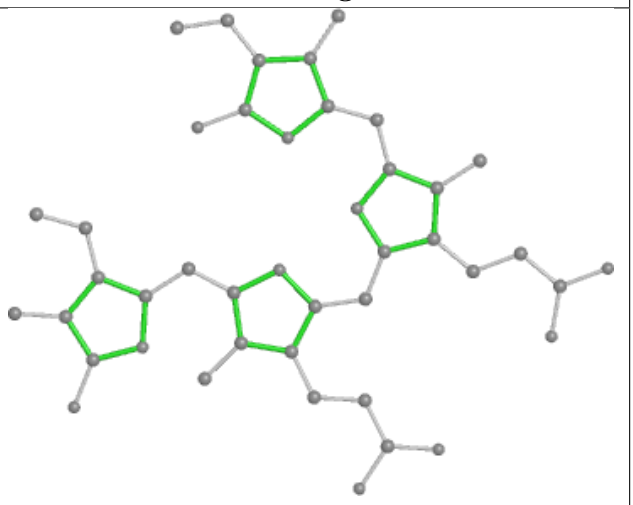

Rings

Ligand PEB PG 202

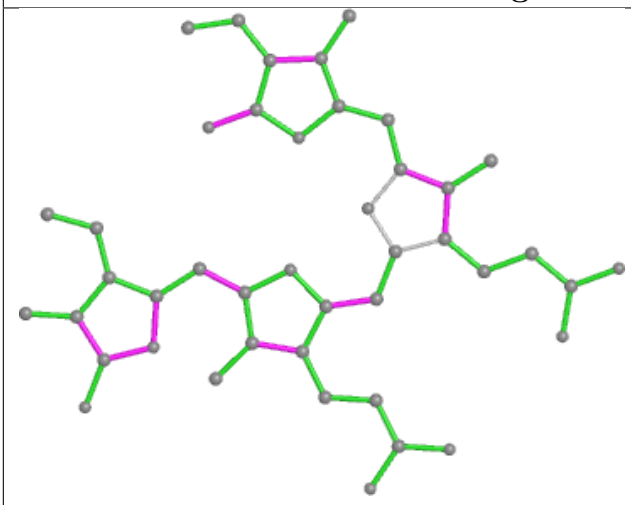

Bond lengths

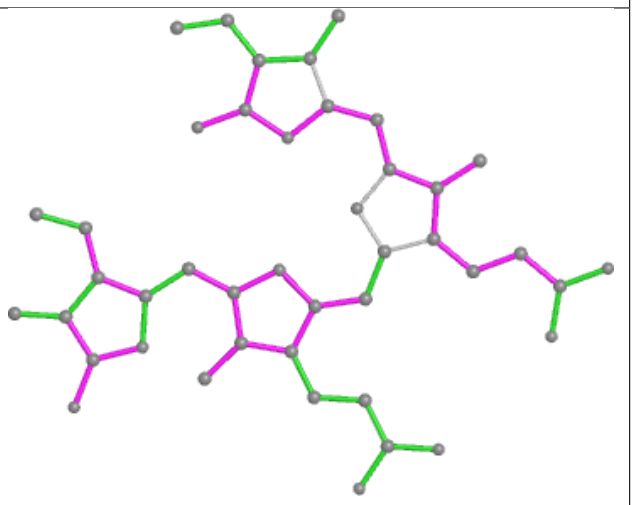

Bond angles

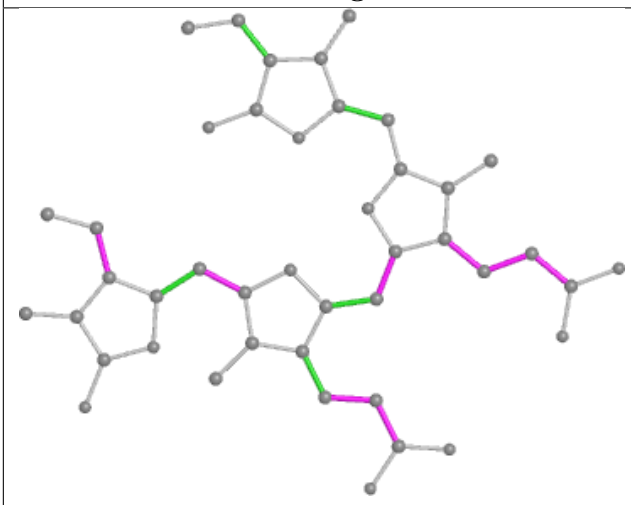

Torsions

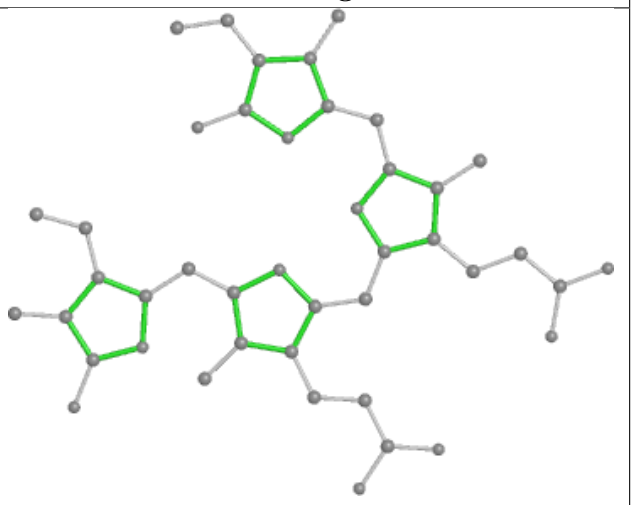

Rings

Ligand BCR fL 101

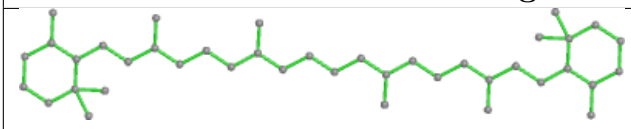

Bond lengths

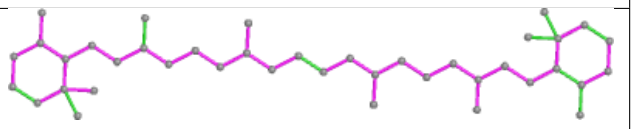

Bond angles

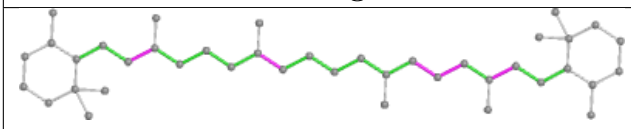

Torsions

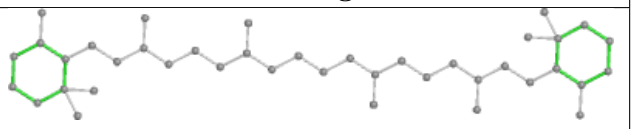

Rings

Ligand PEB RO 201

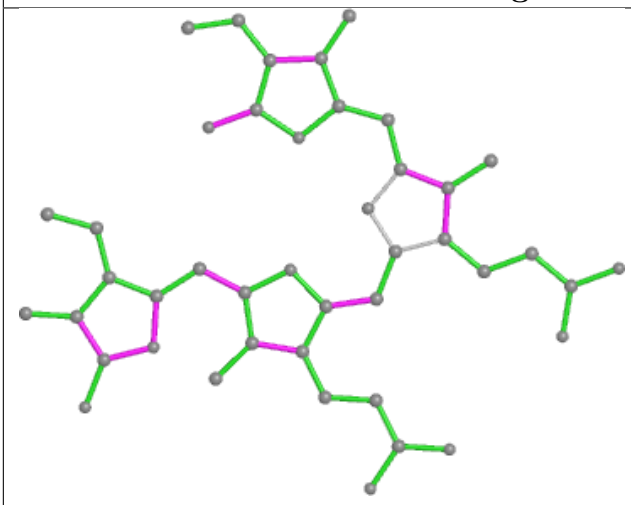

Bond lengths

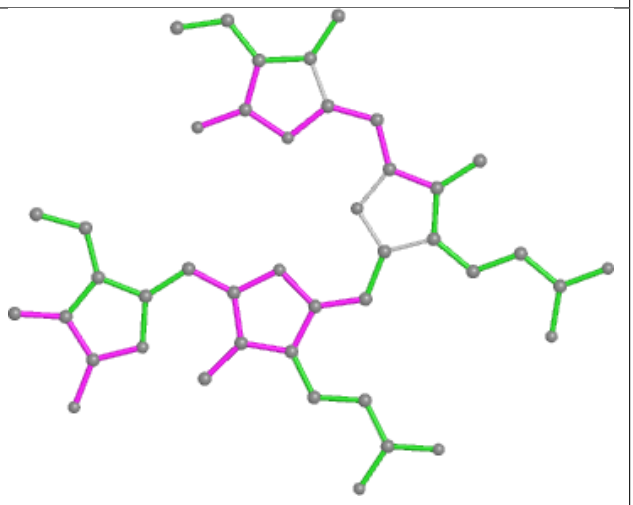

Bond angles

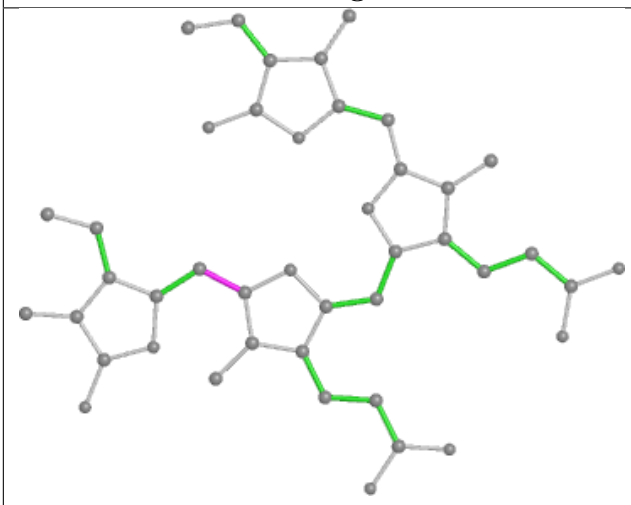

Torsions

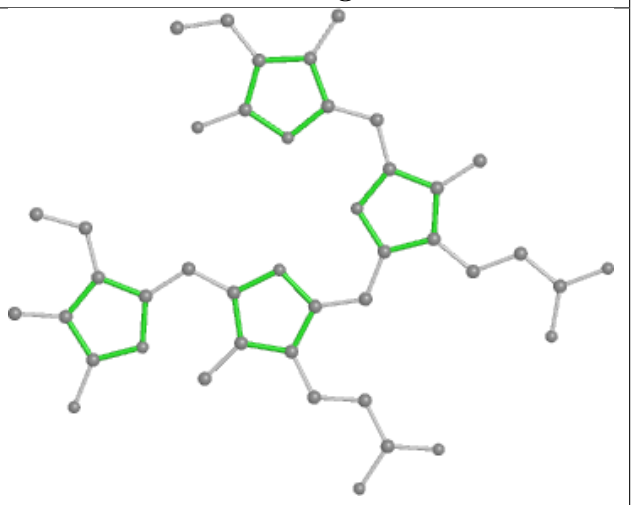

Rings

Ligand PEB S9 201

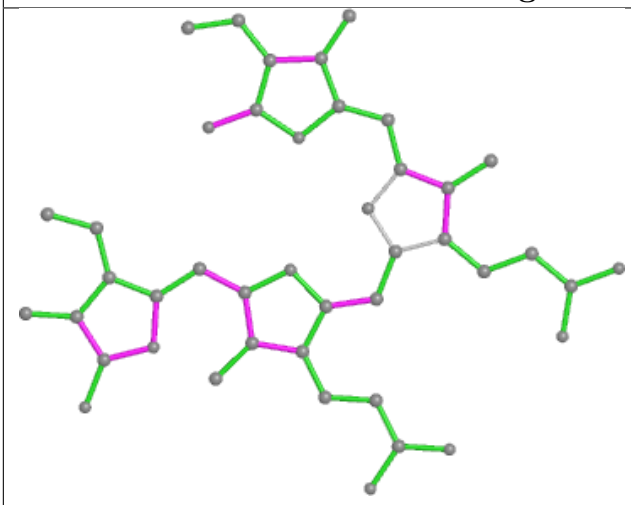

Bond lengths

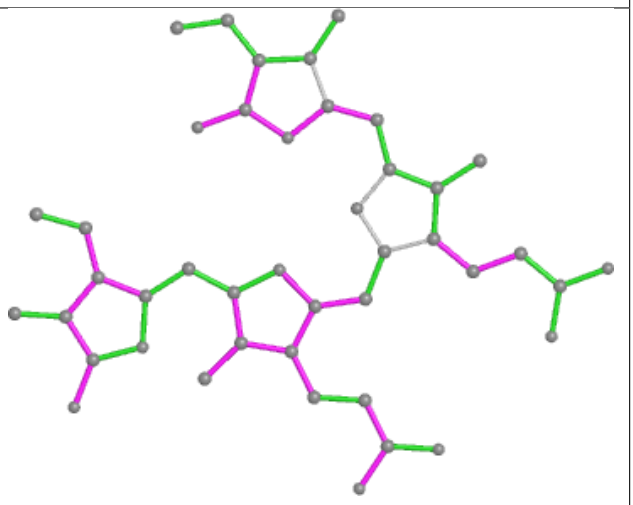

Bond angles

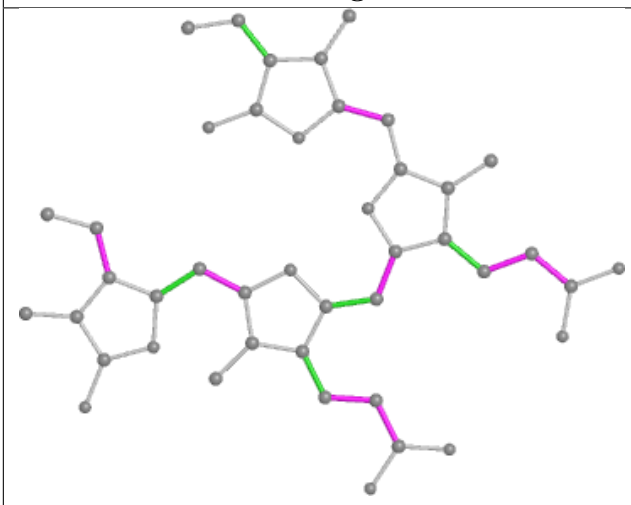

Torsions

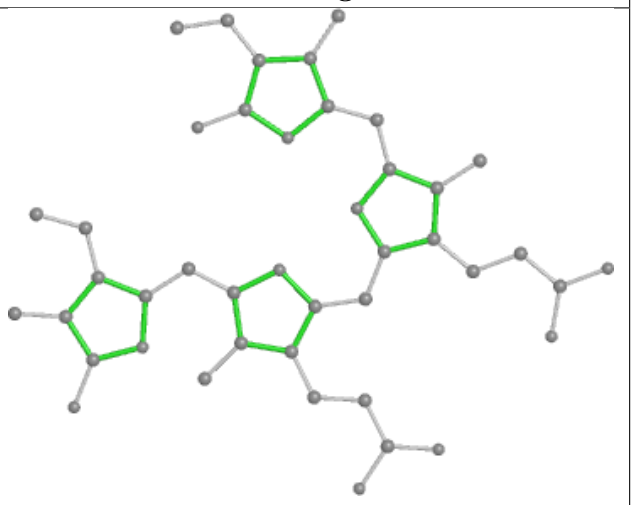

Rings

Ligand CLA 2N 301

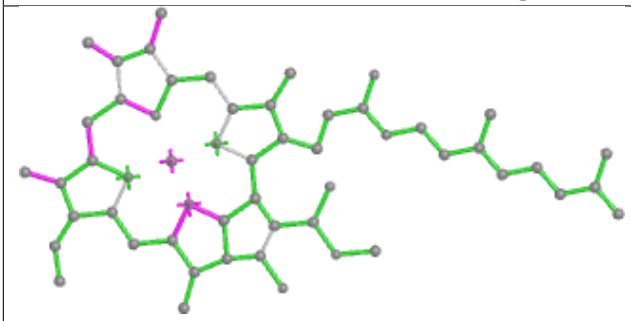

Bond lengths

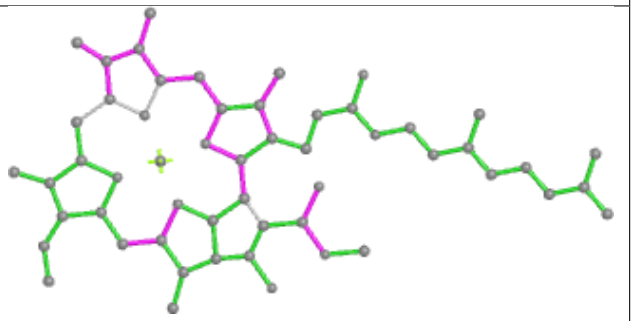

Bond angles

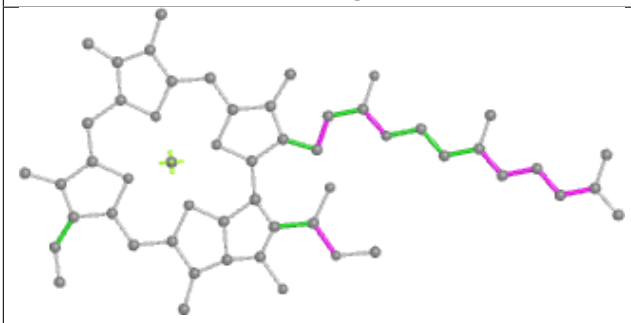

Torsions

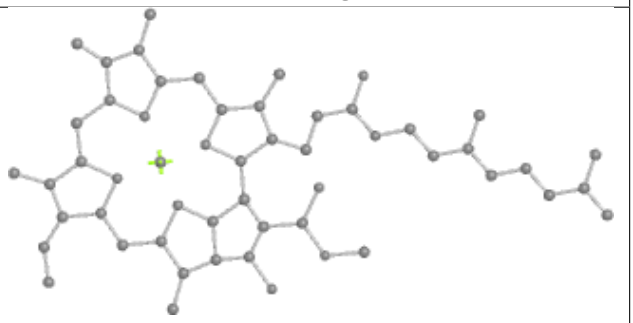

Rings

Ligand CLA AN 801

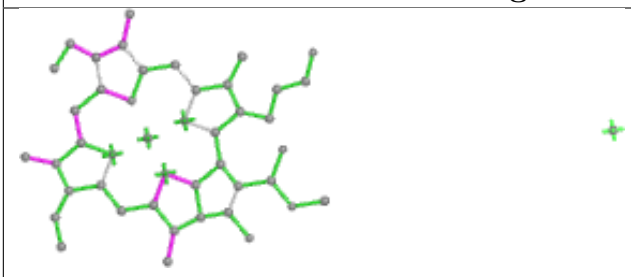

Bond lengths

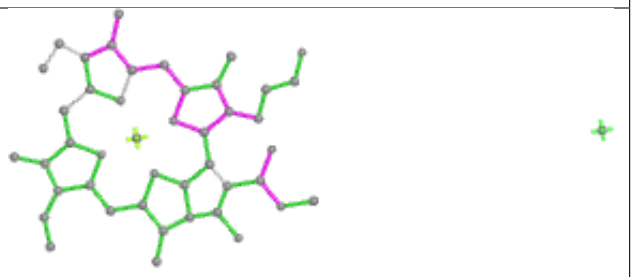

Bond angles

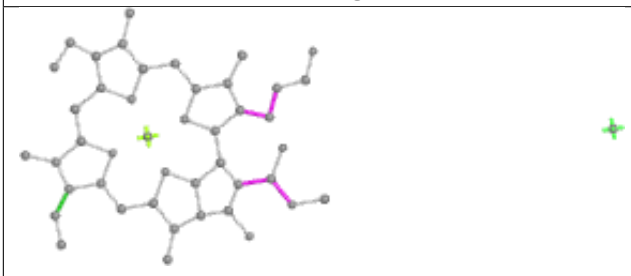

Torsions

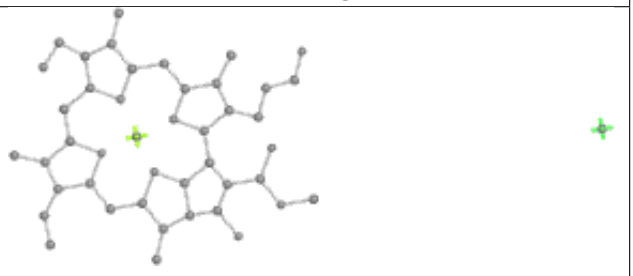

Rings

Ligand PEB sC 202

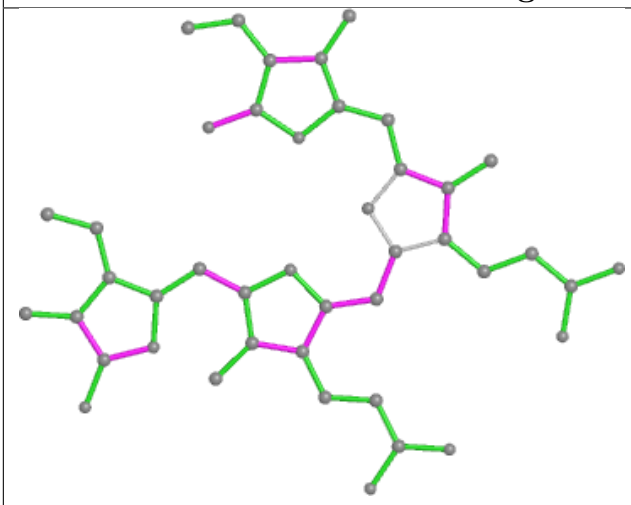

Bond lengths

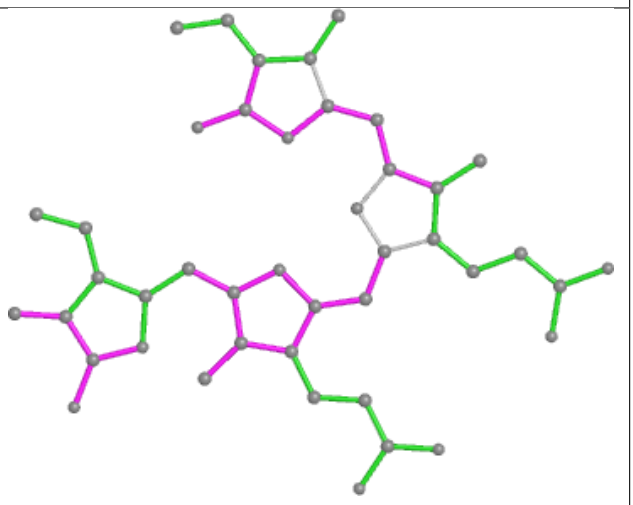

Bond angles

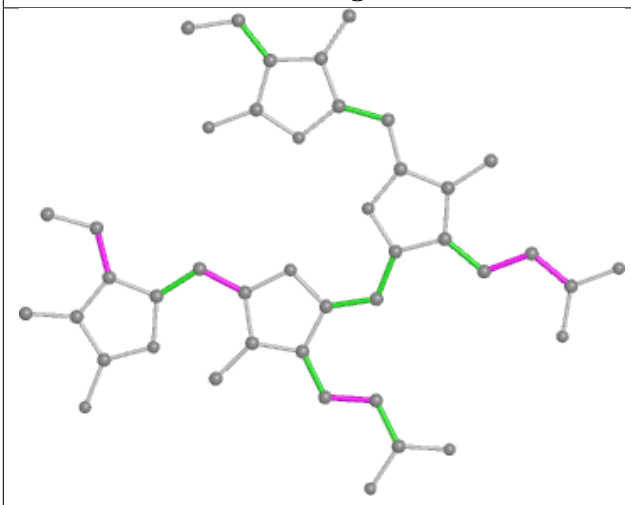

Torsions

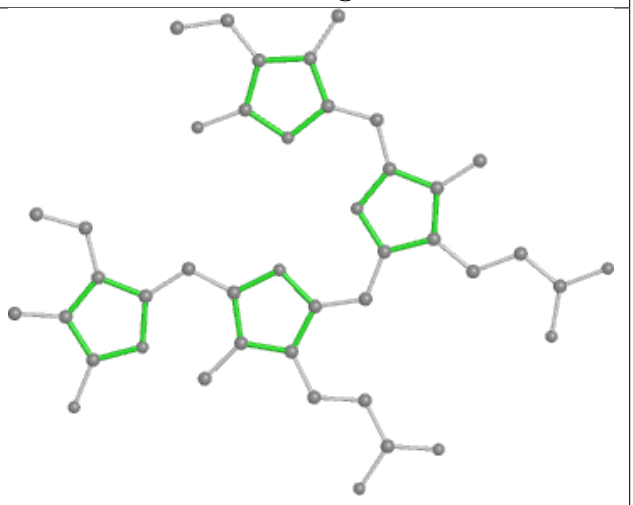

Rings

Ligand CLA 7N 609

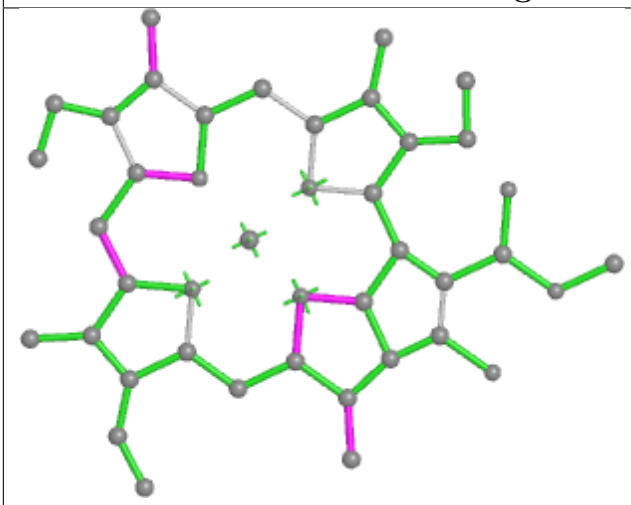

Bond lengths

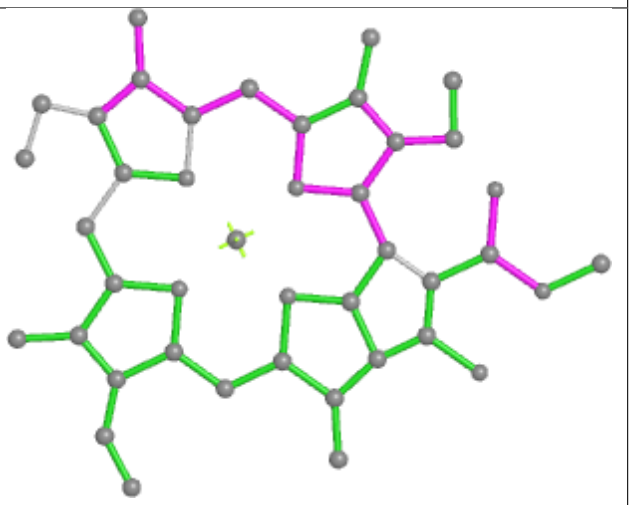

Bond angles

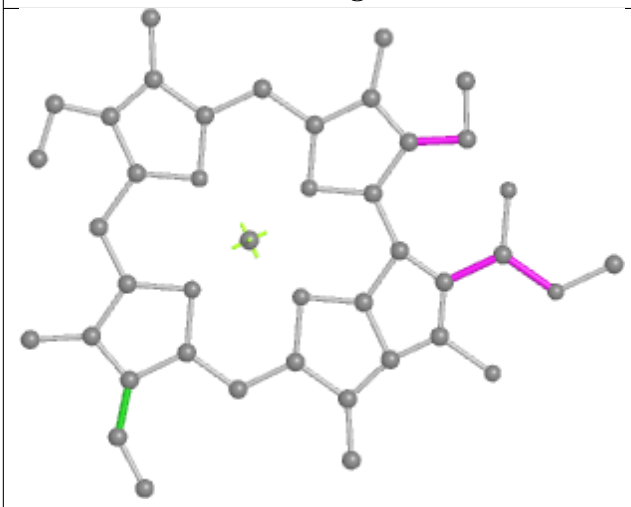

Torsions

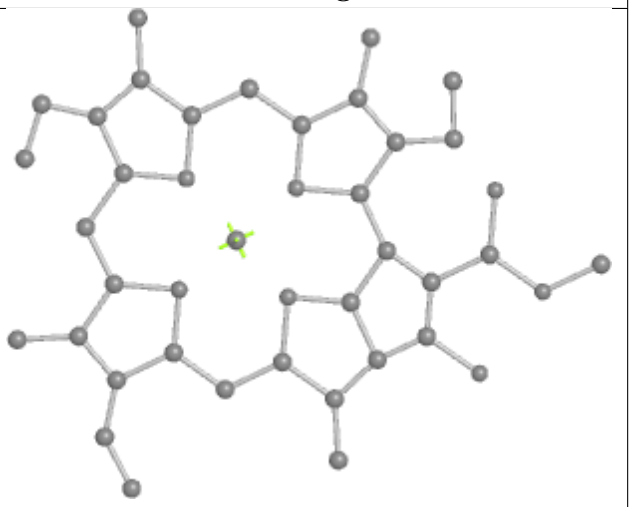

Rings

Ligand PEB UP 202

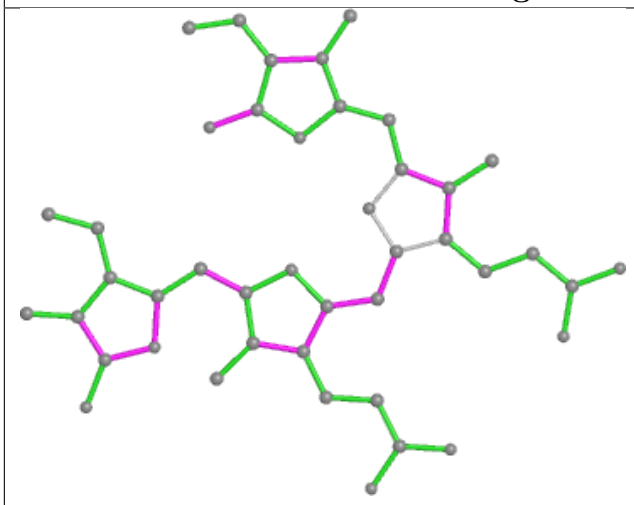

Bond lengths

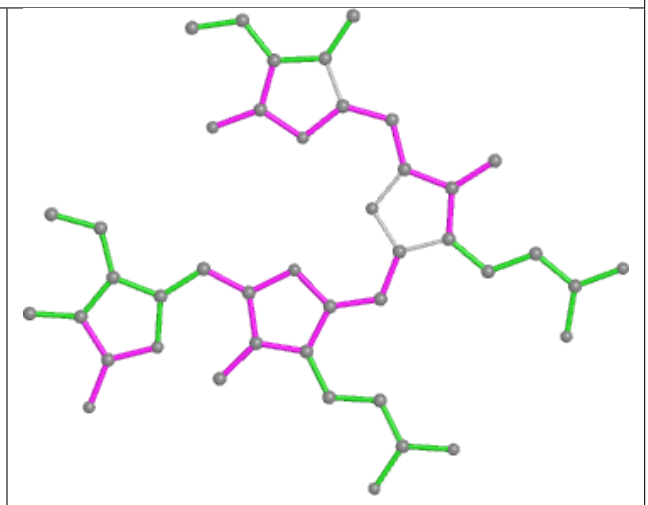

Bond angles

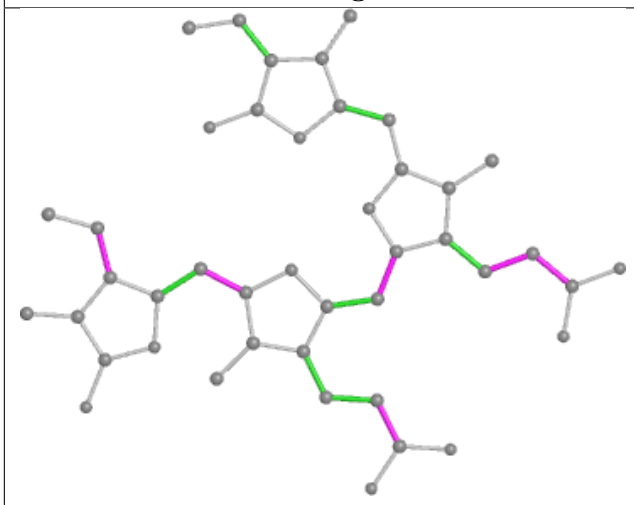

Torsions

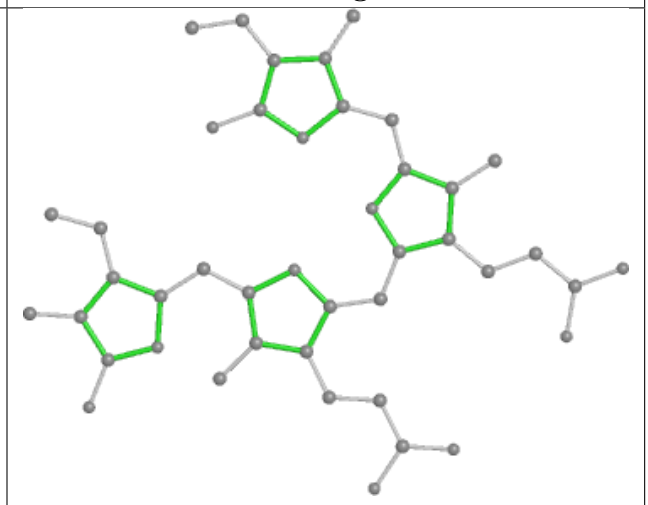

Rings

Ligand PUB AM 304

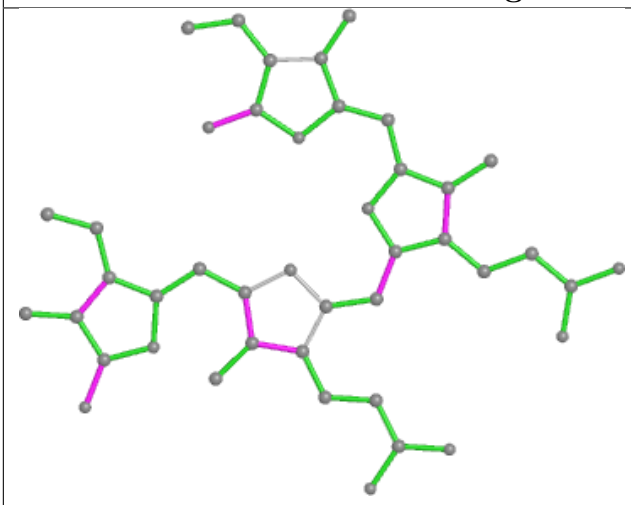

Bond lengths

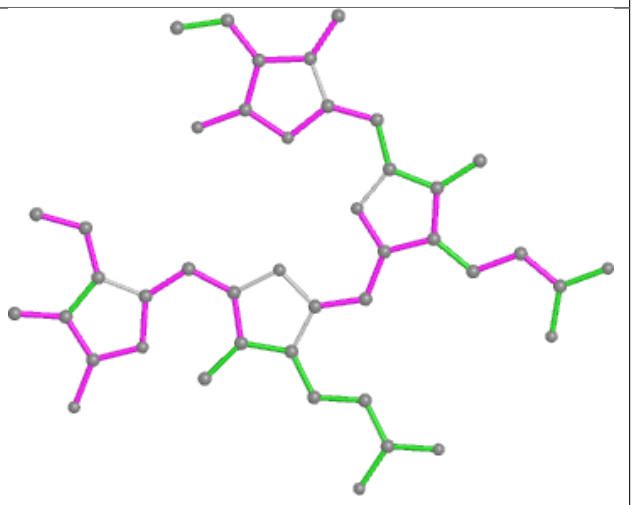

Bond angles

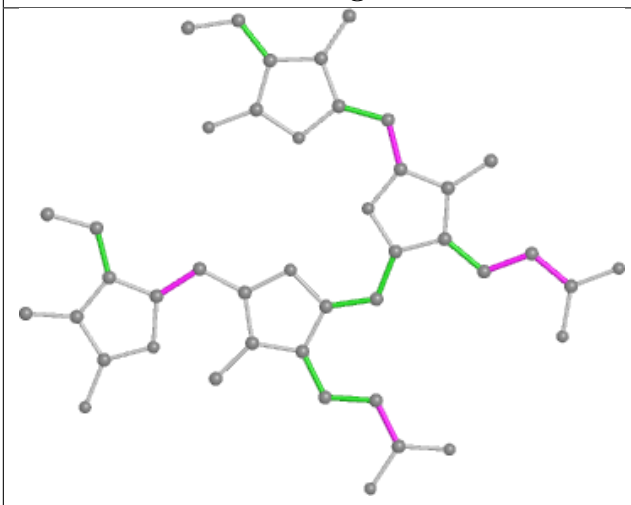

Torsions

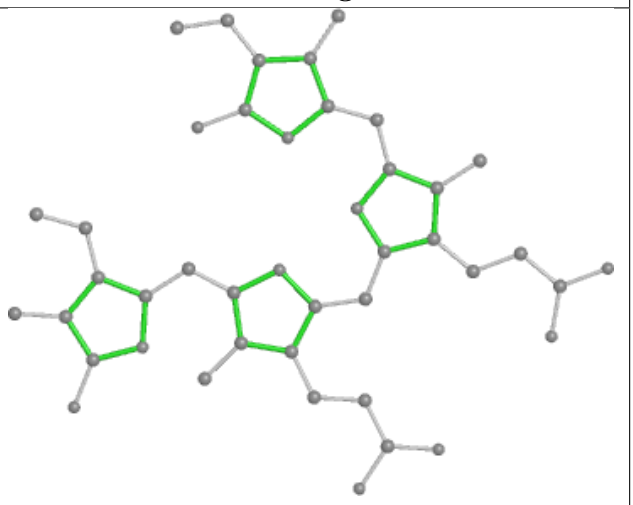

Rings

Ligand PEB SF 201

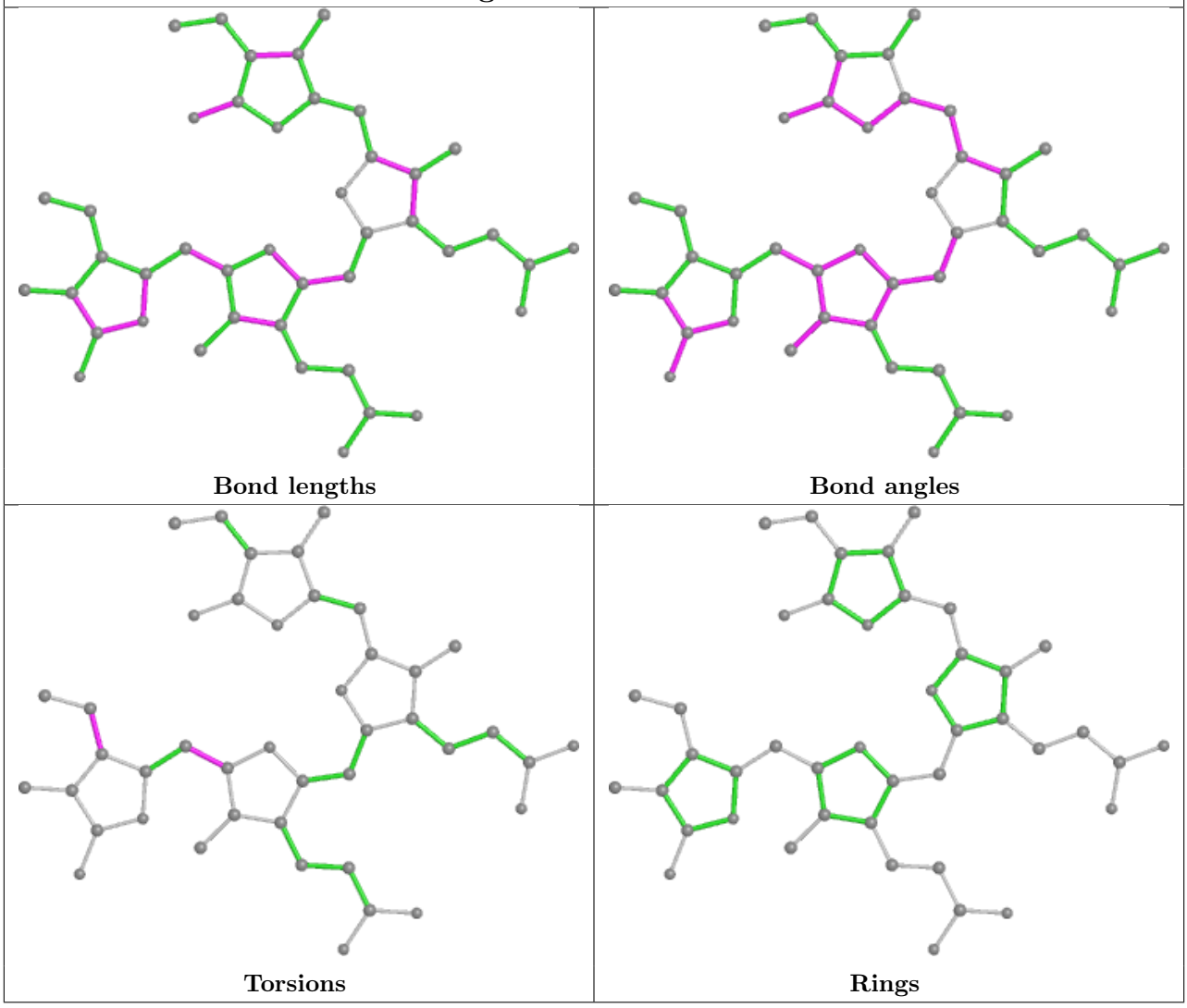

Ligand BCR A2 847

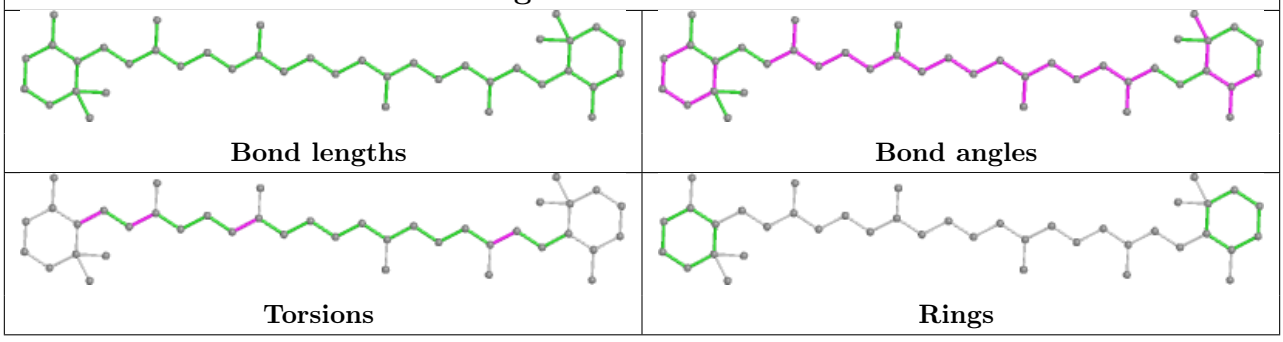

Ligand PEB dK 201

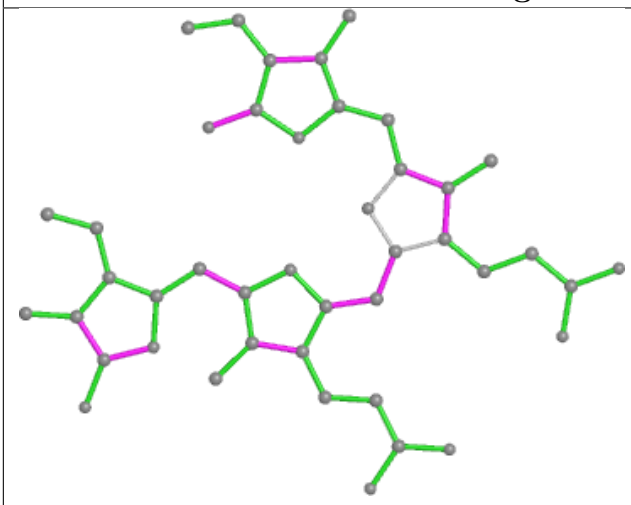

Bond lengths

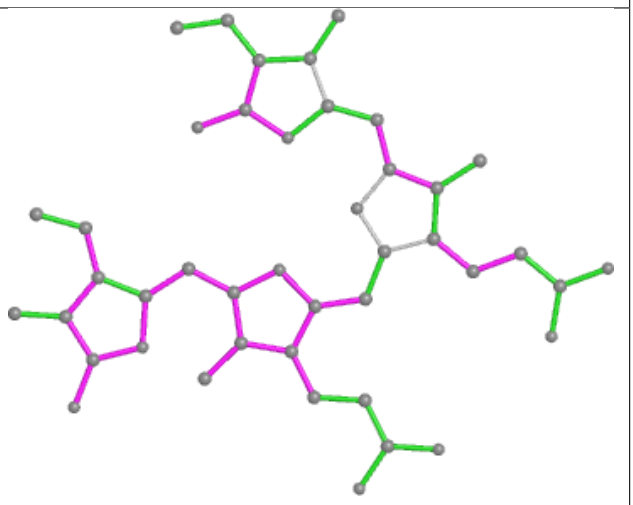

Bond angles

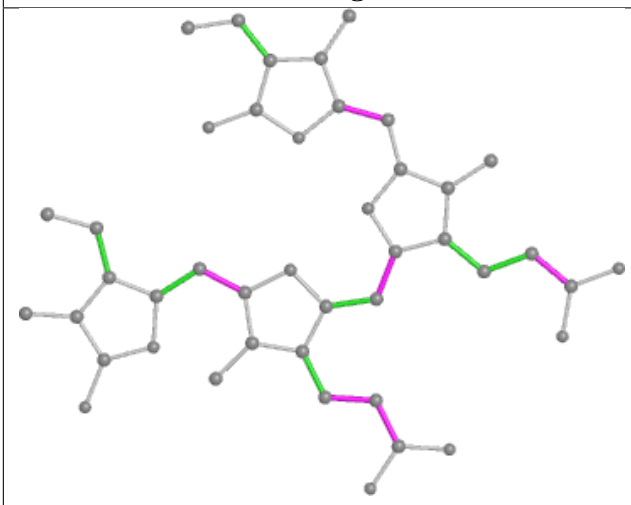

Torsions

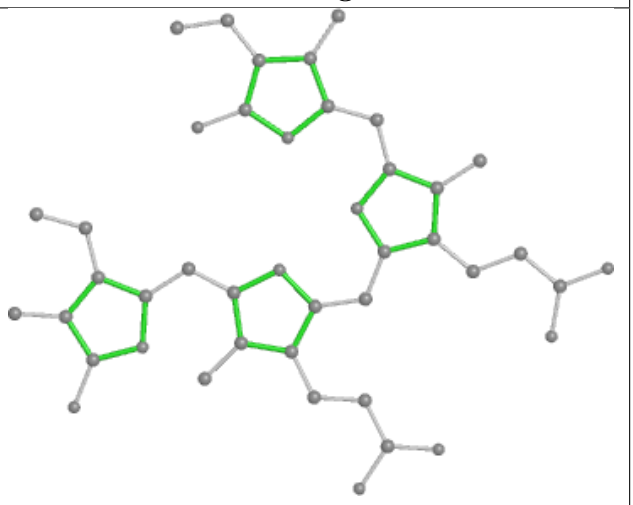

Rings

Ligand CLA A2 830

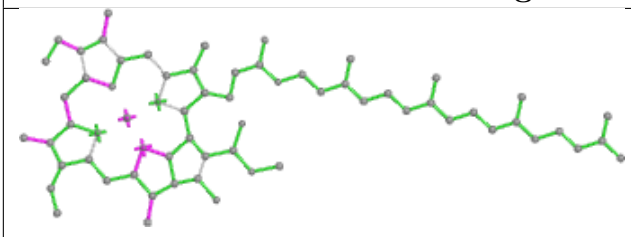

Bond lengths

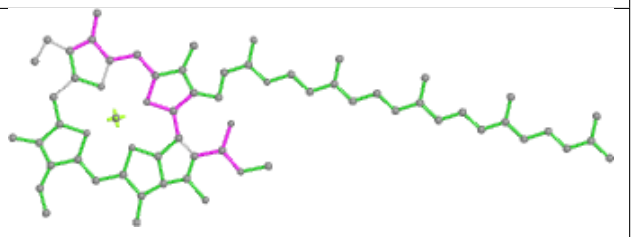

Bond angles

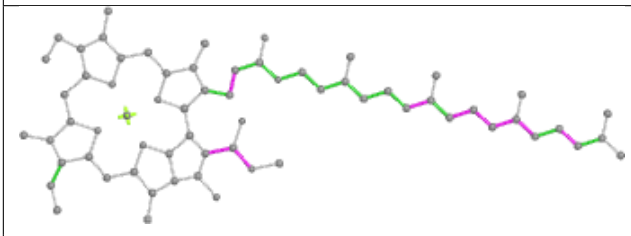

Torsions

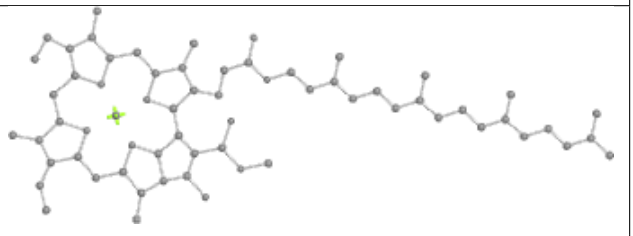

Rings

Ligand CLA 6N 602

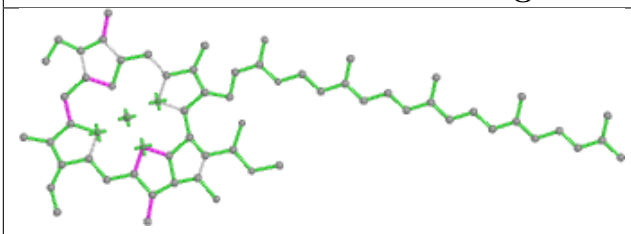

Bond lengths

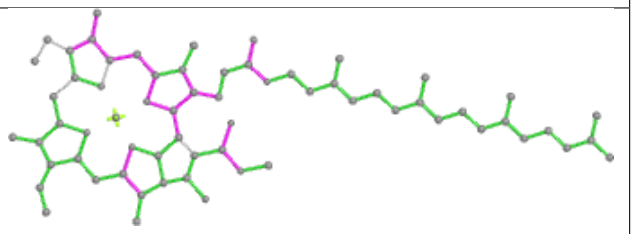

Bond angles

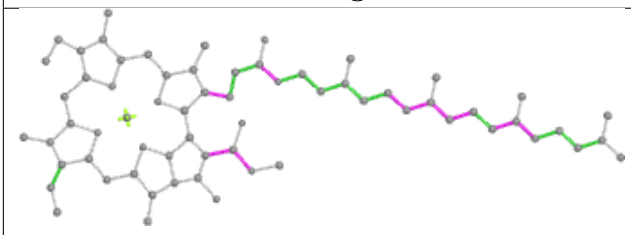

Torsions

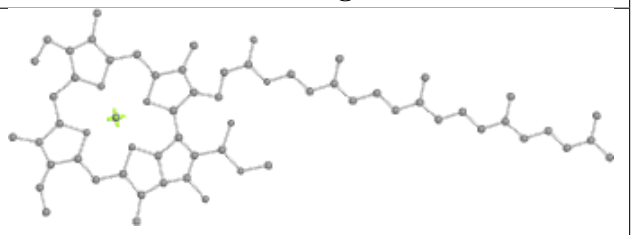

Rings

Ligand PEB K7 202

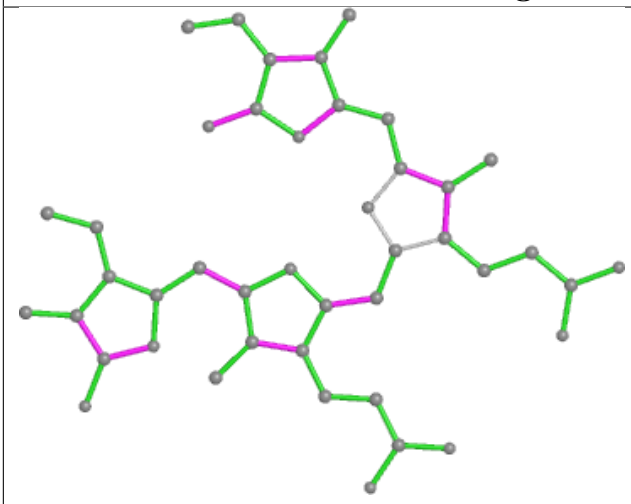

Bond lengths

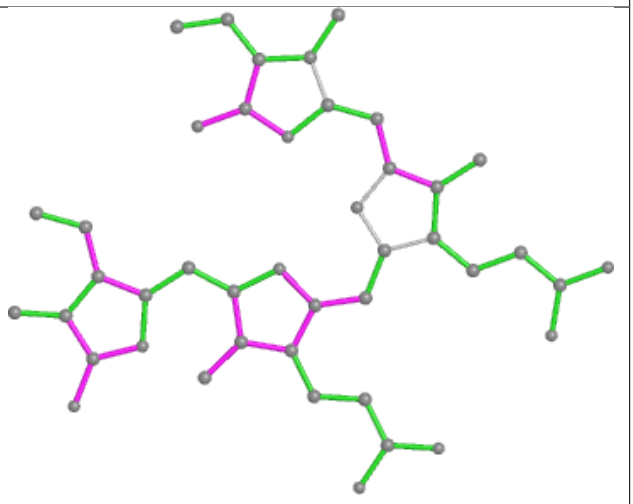

Bond angles

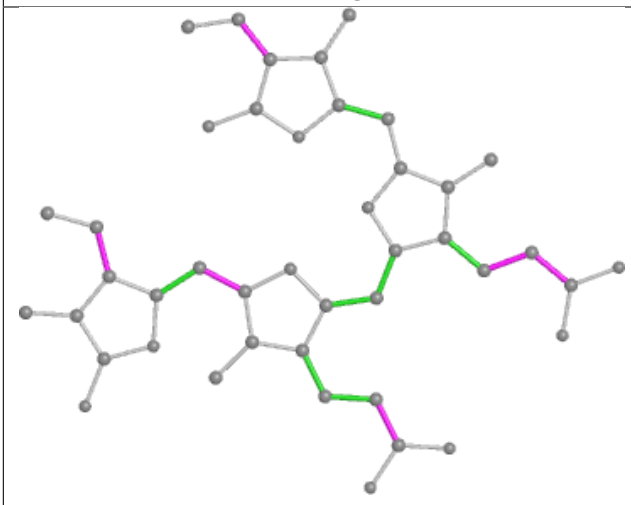

Torsions

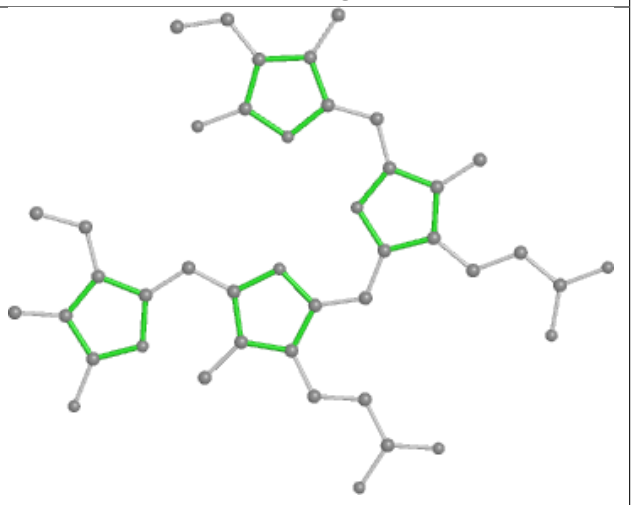

Rings

Ligand CYC J3 1001

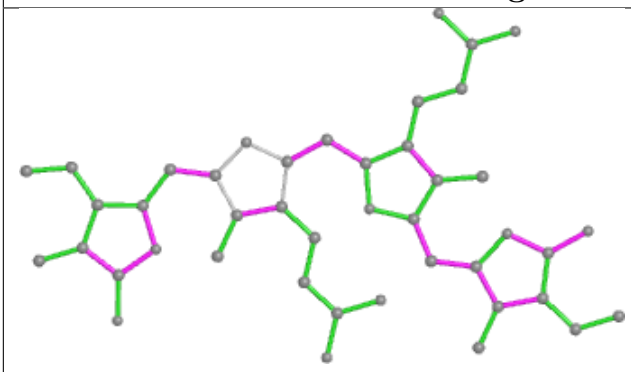

Bond lengths

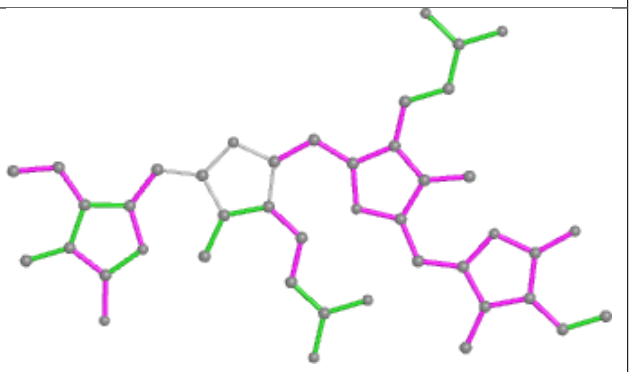

Bond angles

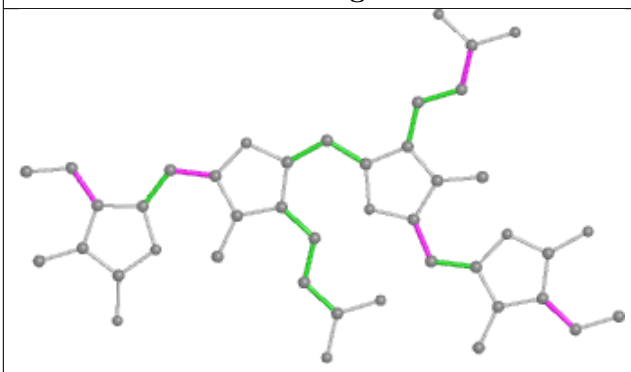

Torsions

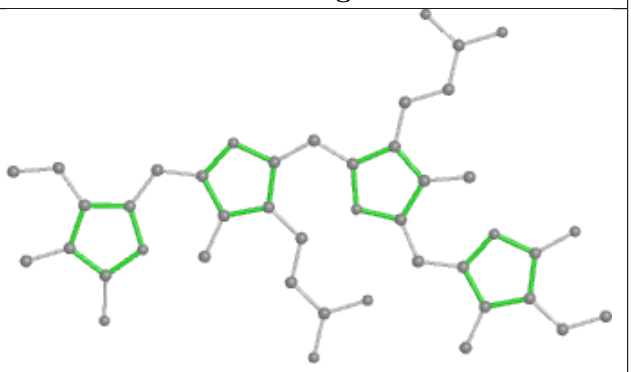

Rings

Ligand PEB iE 202

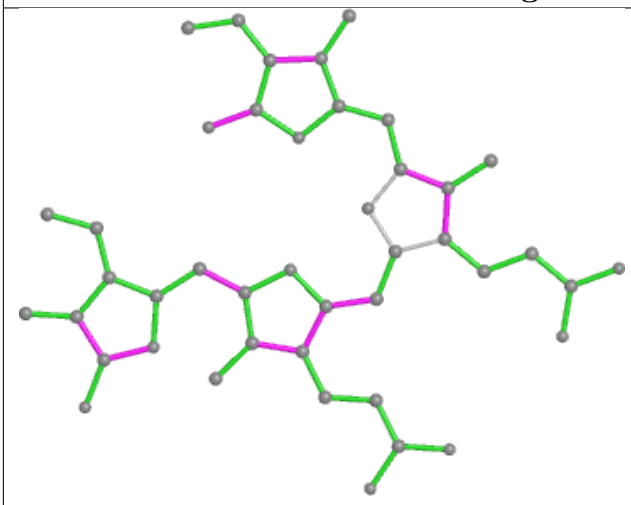

Bond lengths

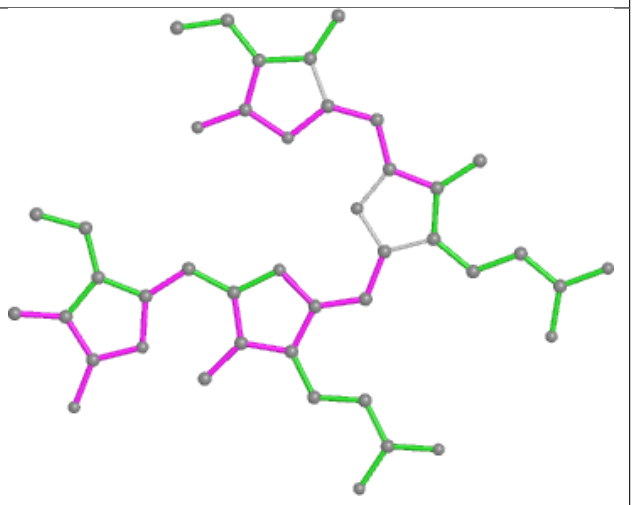

Bond angles

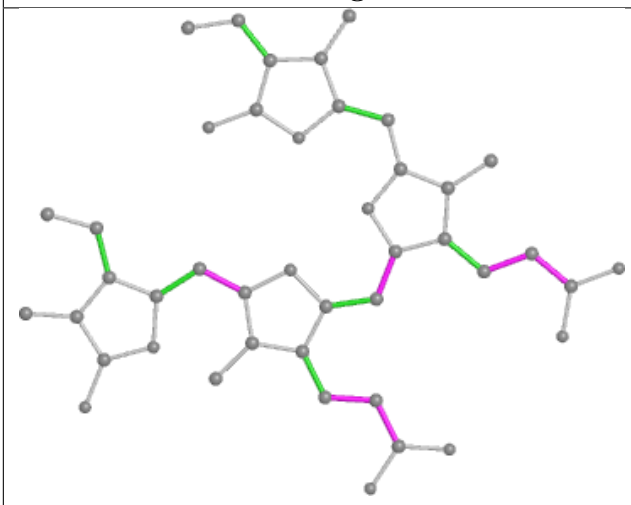

Torsions

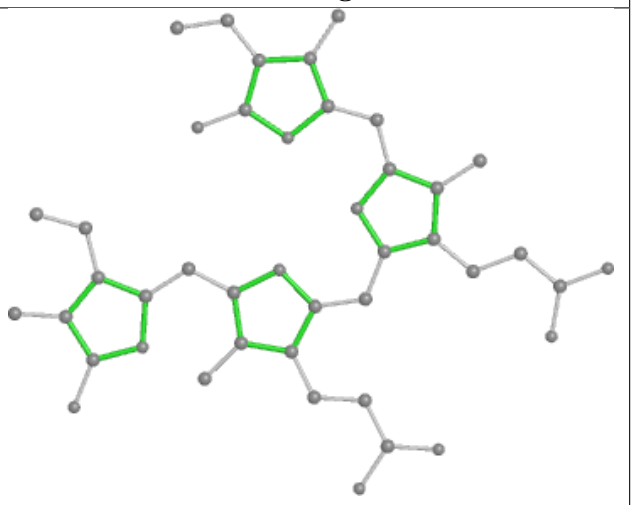

Rings

Ligand PEB H9 202

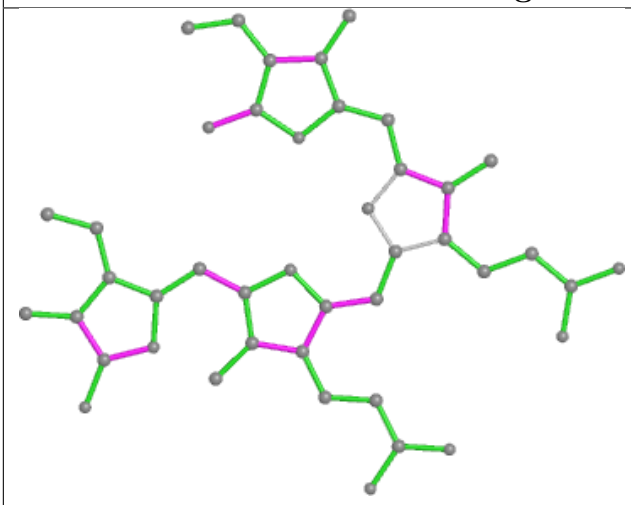

Bond lengths

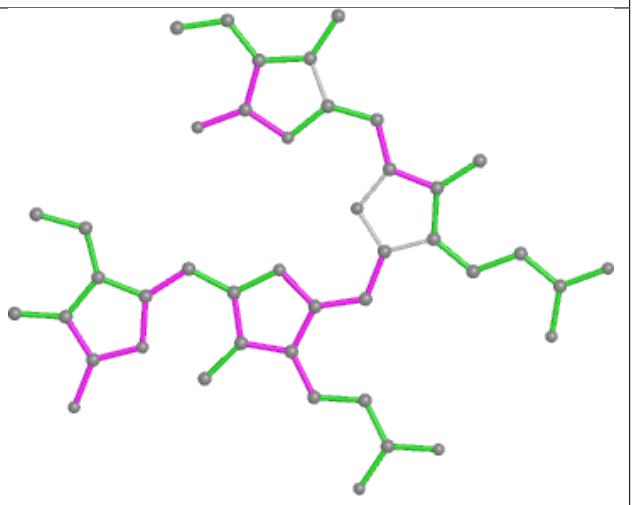

Bond angles

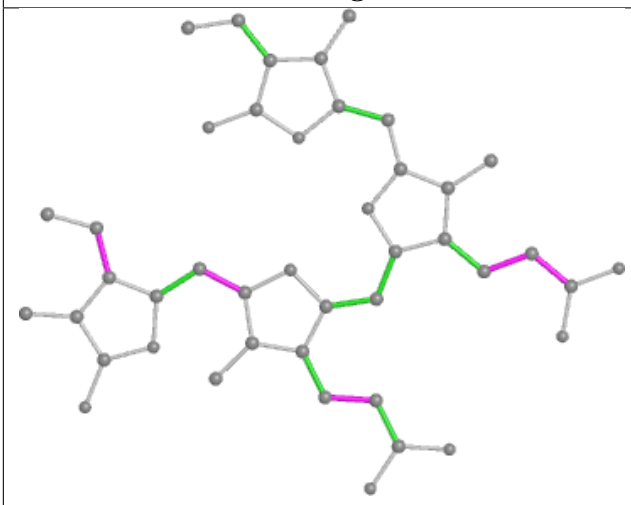

Torsions

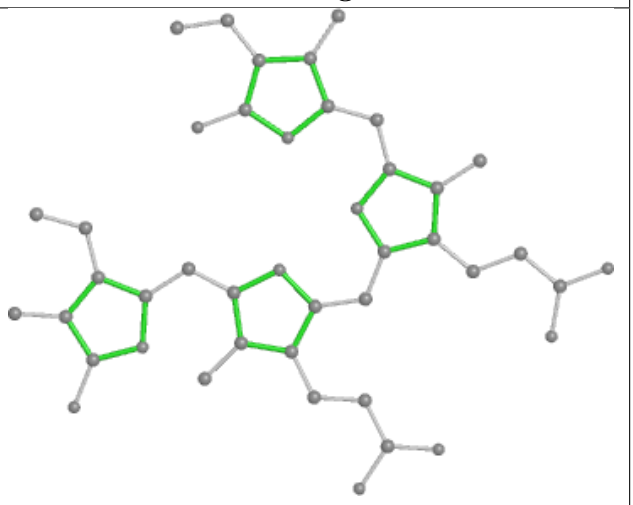

Rings

Ligand PEB KI 203

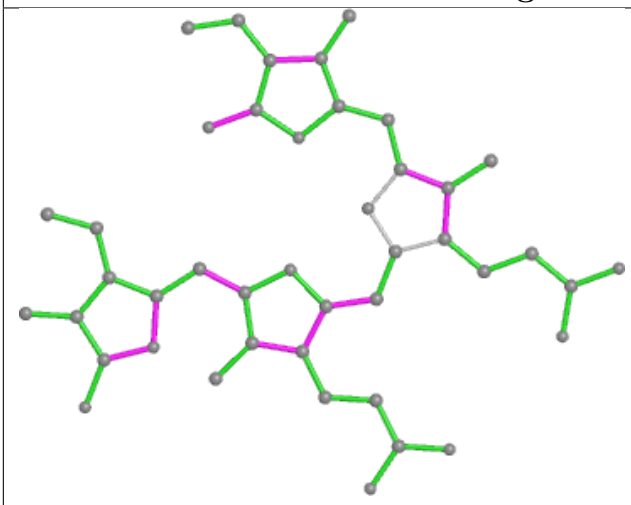

Bond lengths

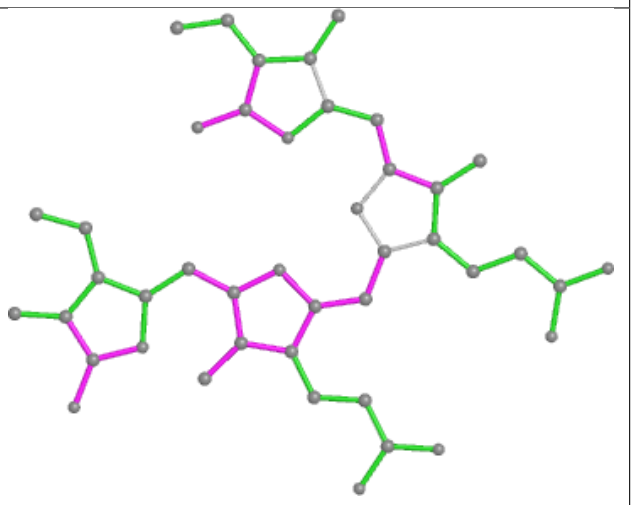

Bond angles

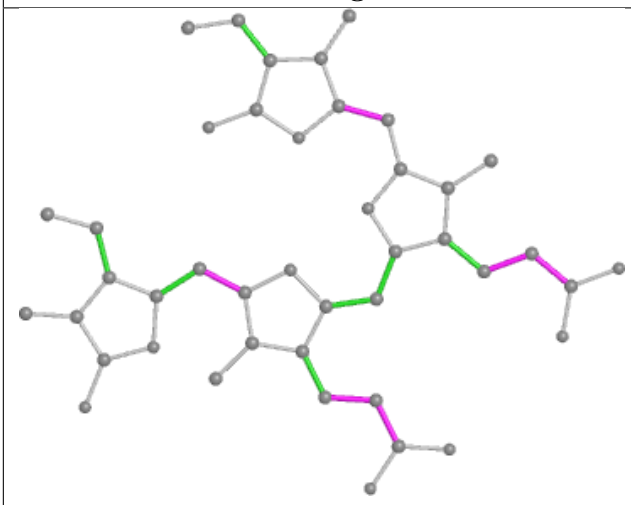

Torsions

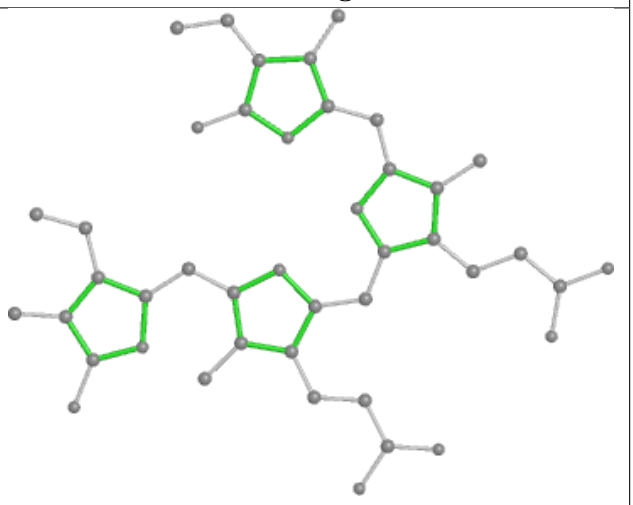

Rings

Ligand PEB xK 302

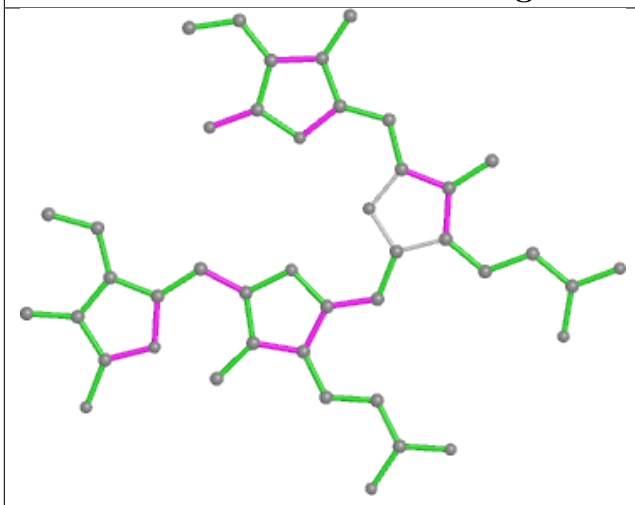

Bond lengths

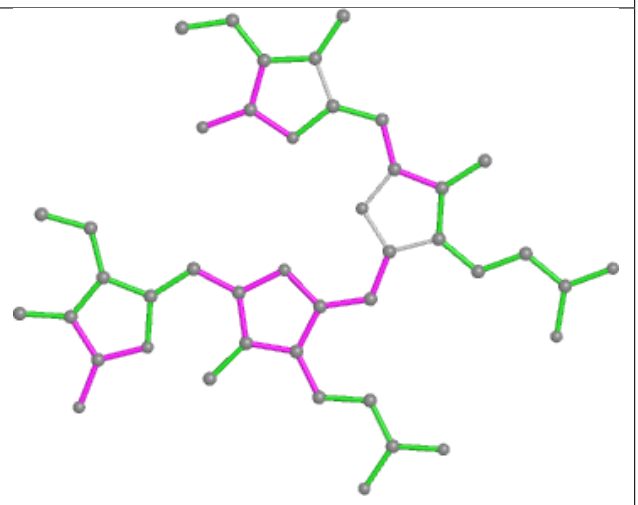

Bond angles

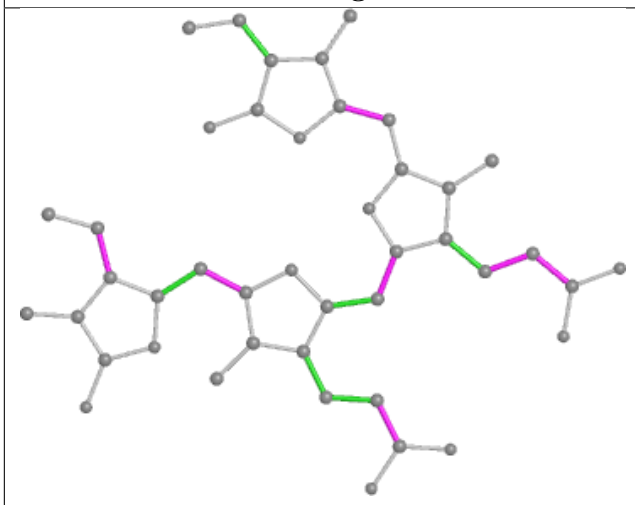

Torsions

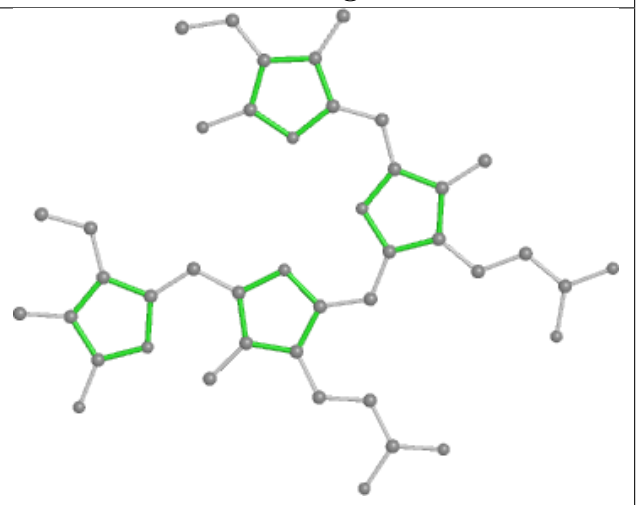

Rings

Ligand PEB r8 201

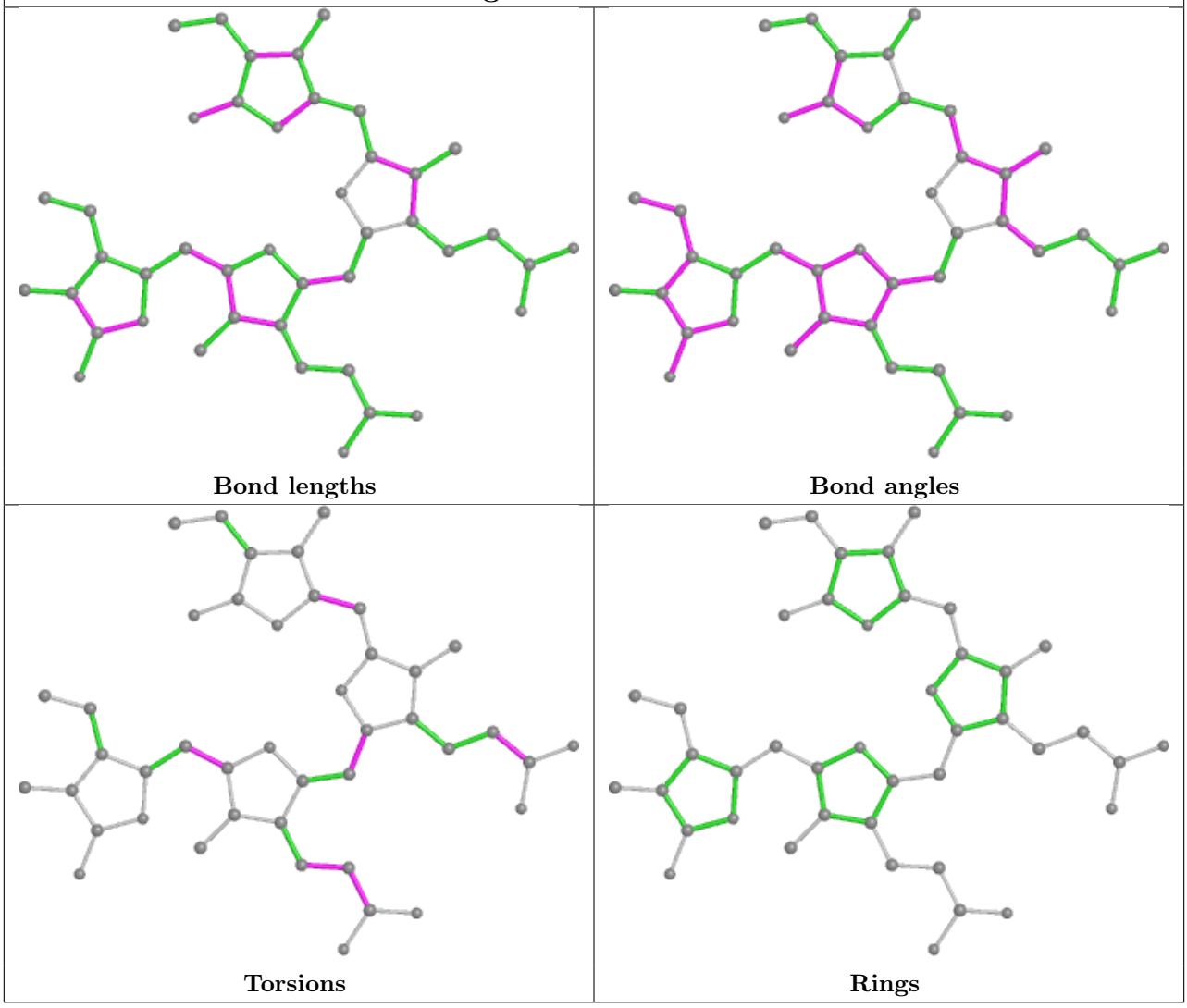

Ligand BCR b6 602

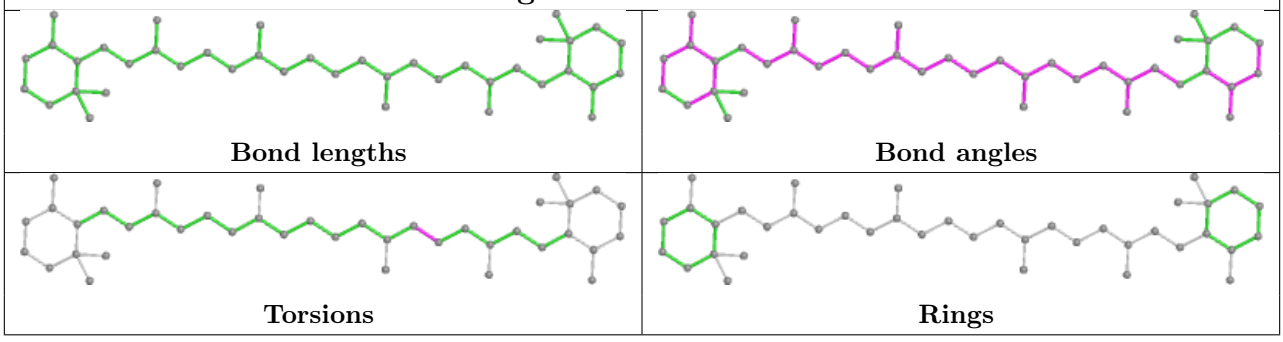

Ligand PEB fJ 201

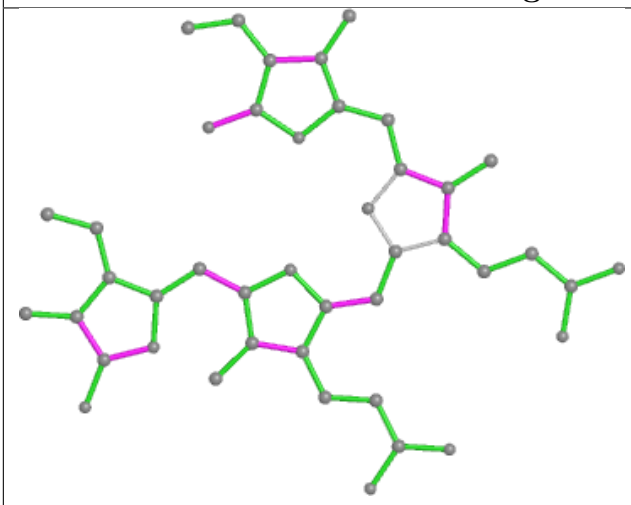

Bond lengths

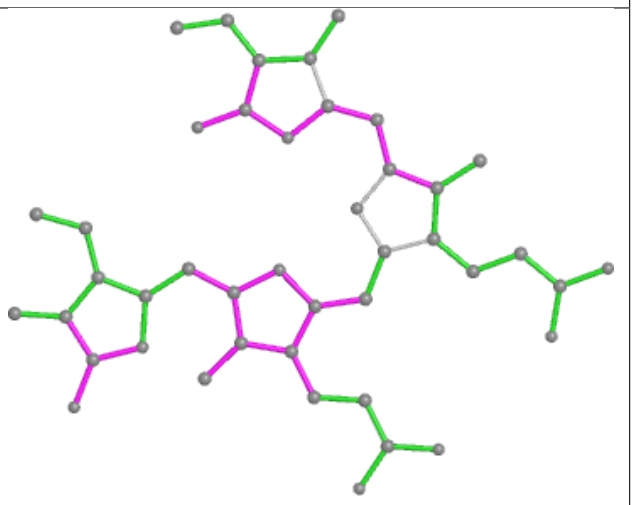

Bond angles

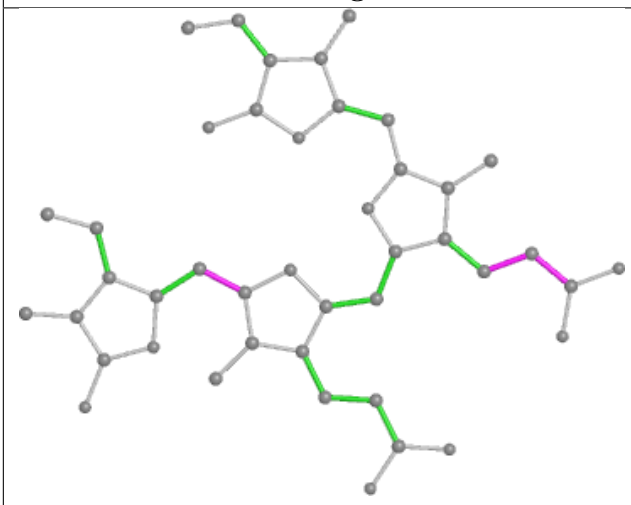

Torsions

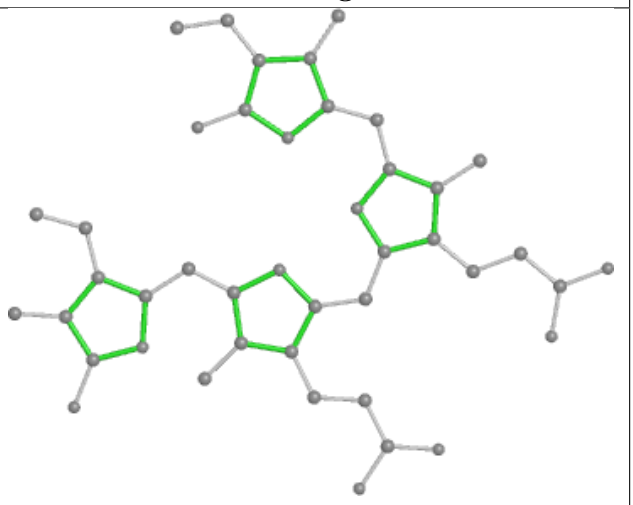

Rings

Ligand CLA BN 830

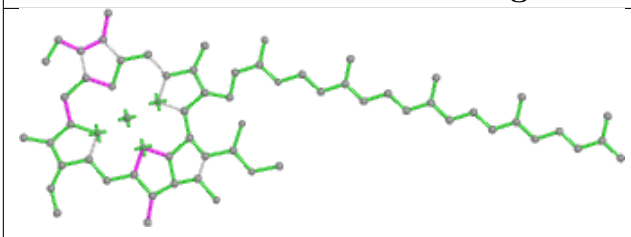

Bond lengths

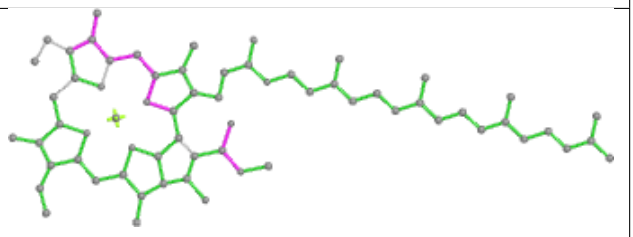

Bond angles

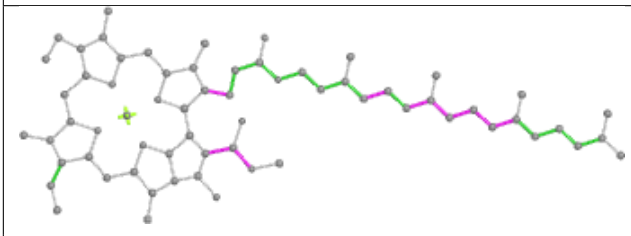

Torsions

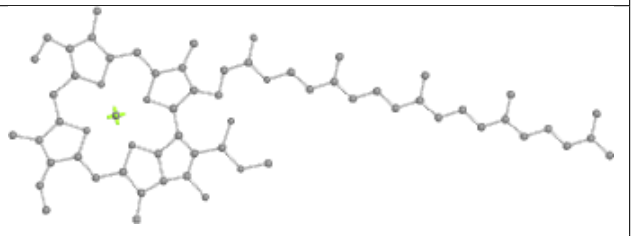

Rings

Ligand BCR AN 845

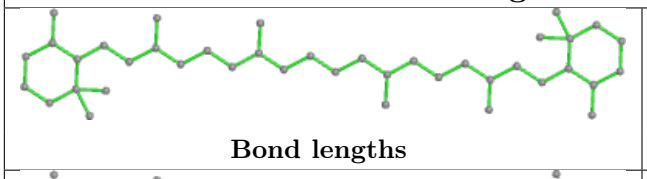

Bond lengths

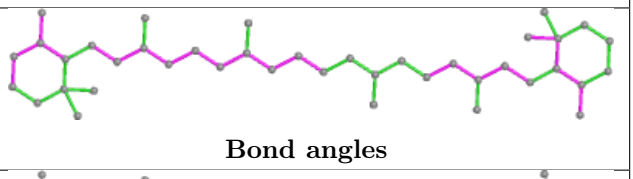

Bond angles

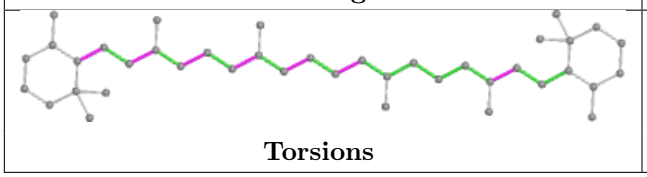

Torsions

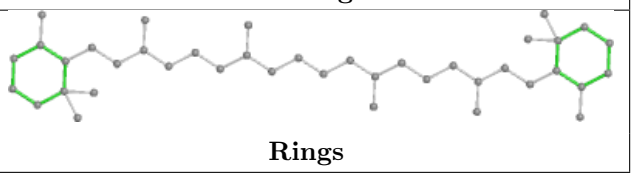

Rings

Ligand PEB S7 201

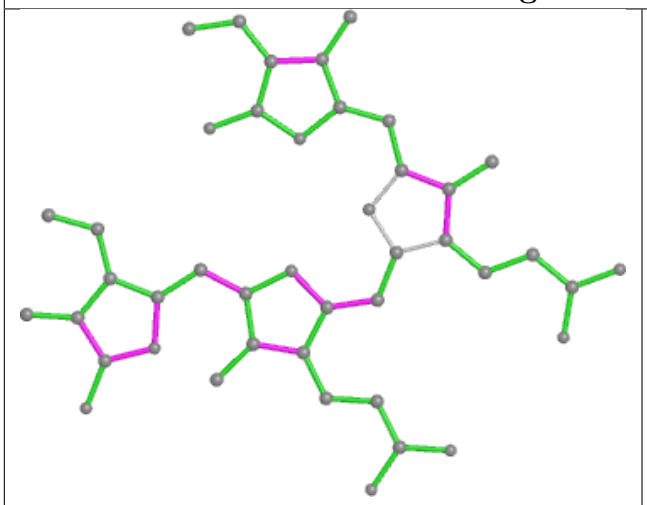

Bond lengths

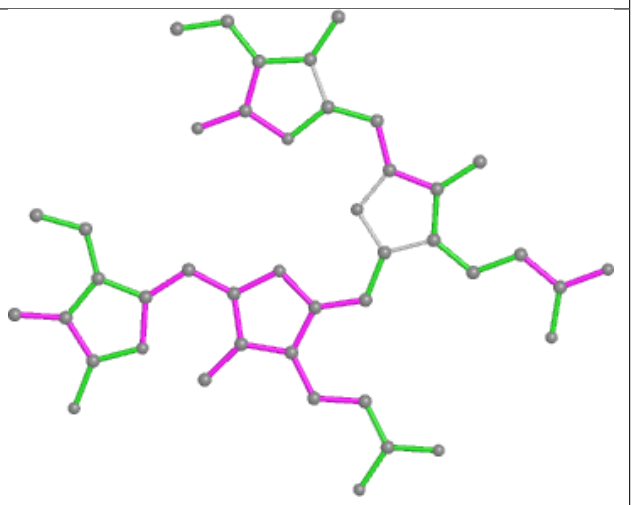

Bond angles

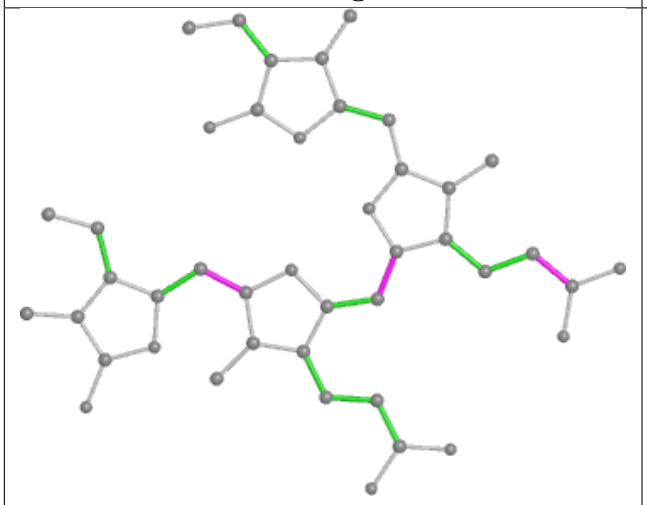

Torsions

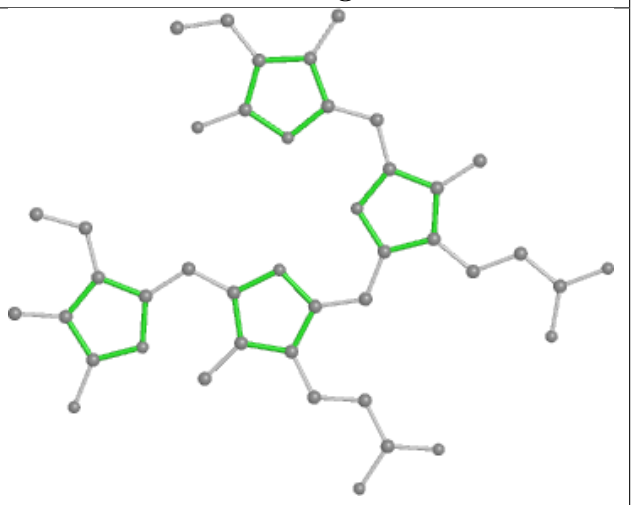

Rings

Ligand PEB KM 203

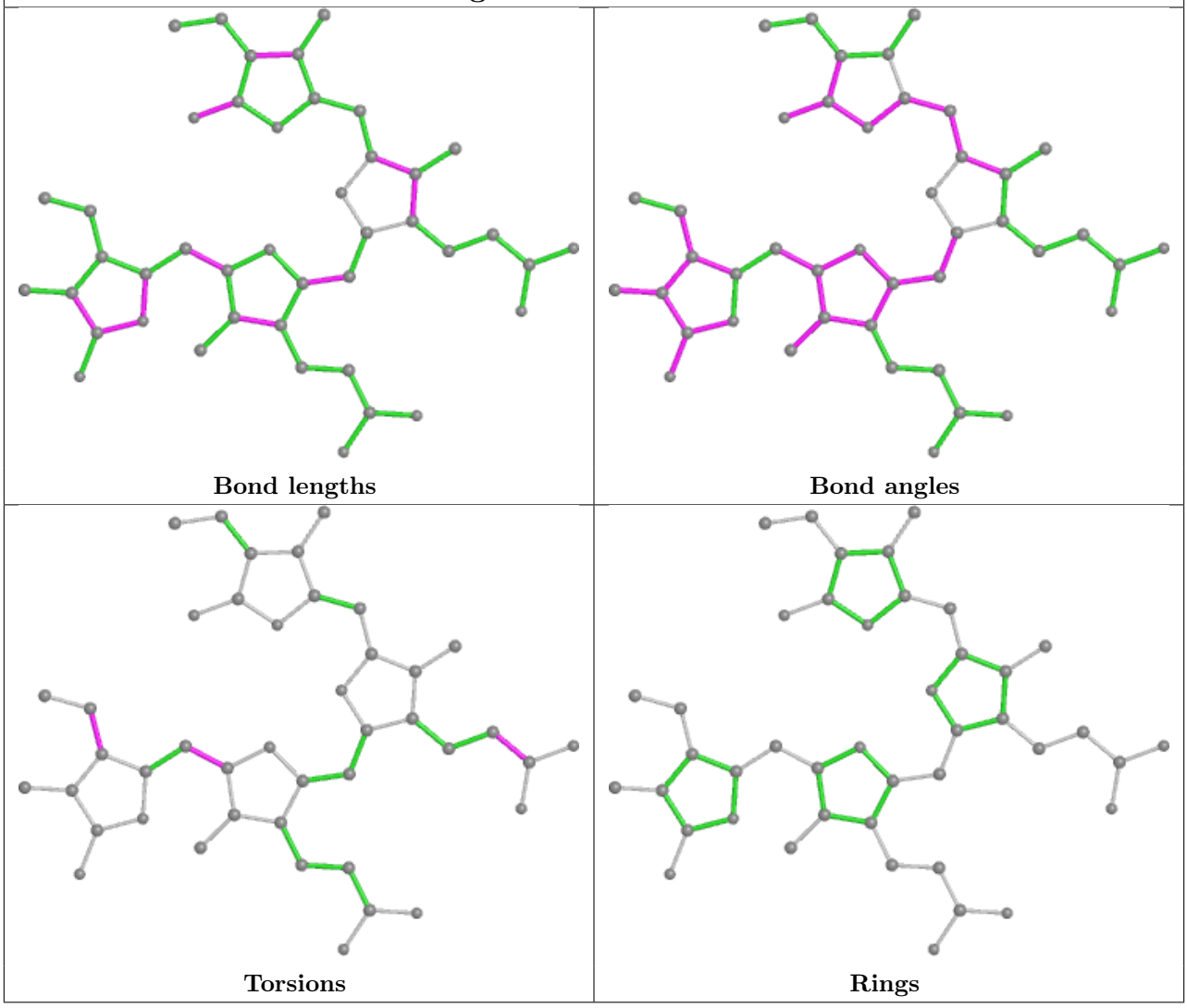

Ligand BCR B2 838

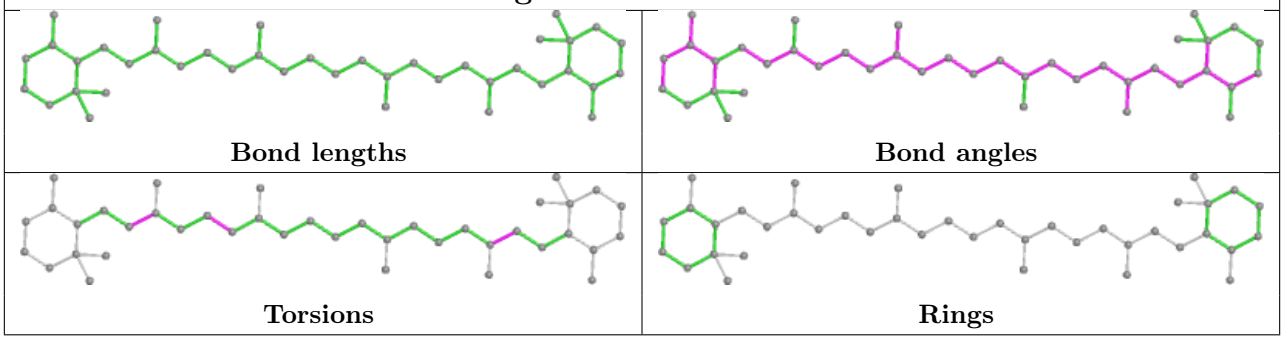

Ligand PEB T5 201

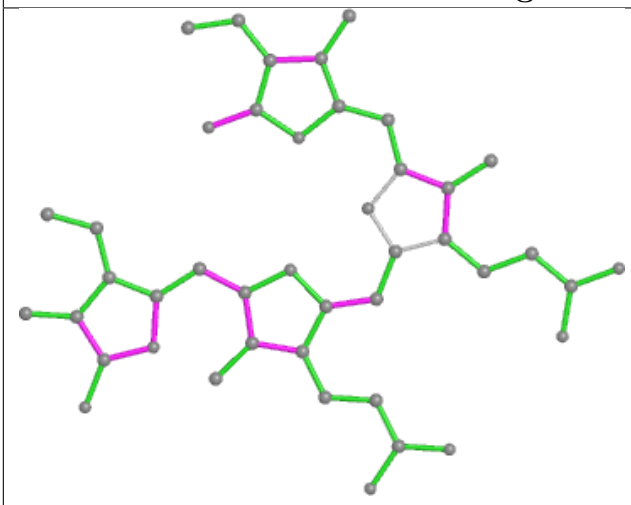

Bond lengths

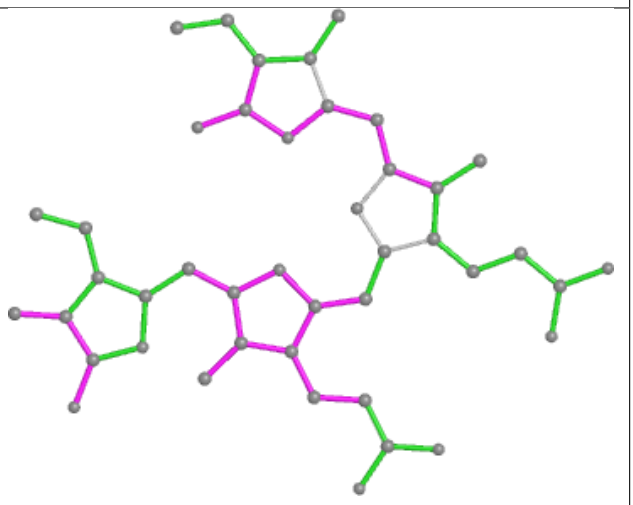

Bond angles

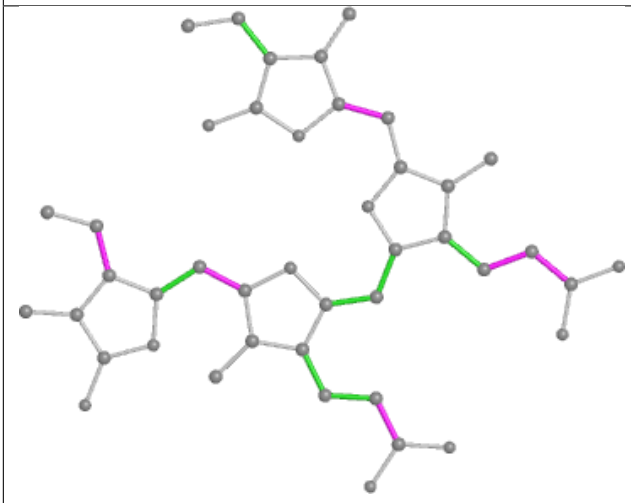

Torsions

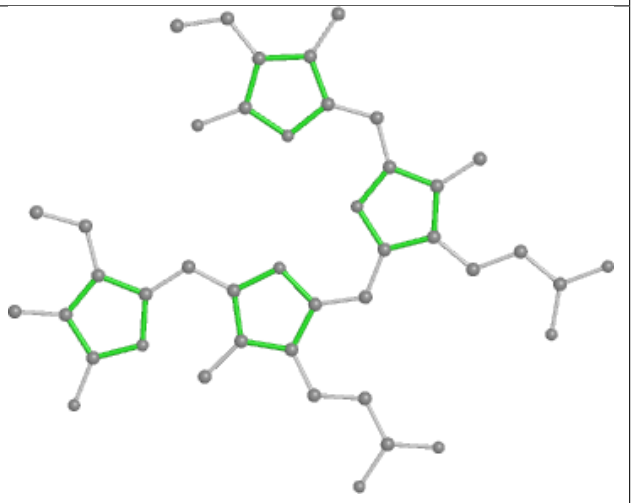

Rings

Ligand PEB L9 202

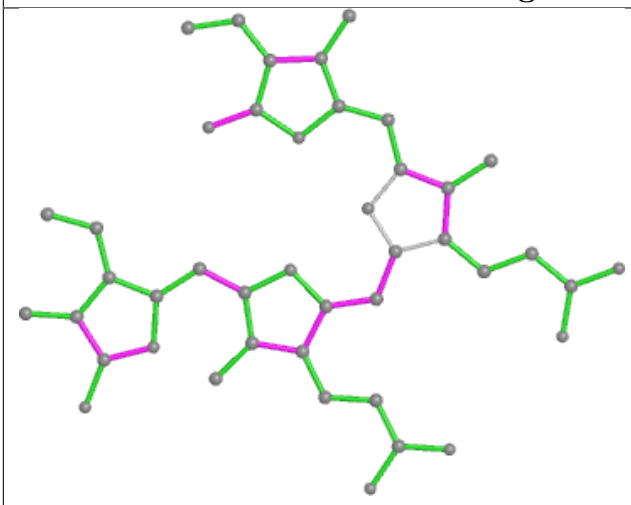

Bond lengths

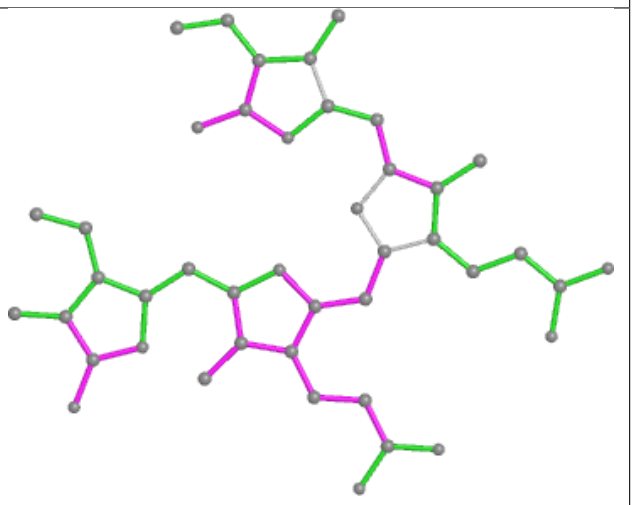

Bond angles

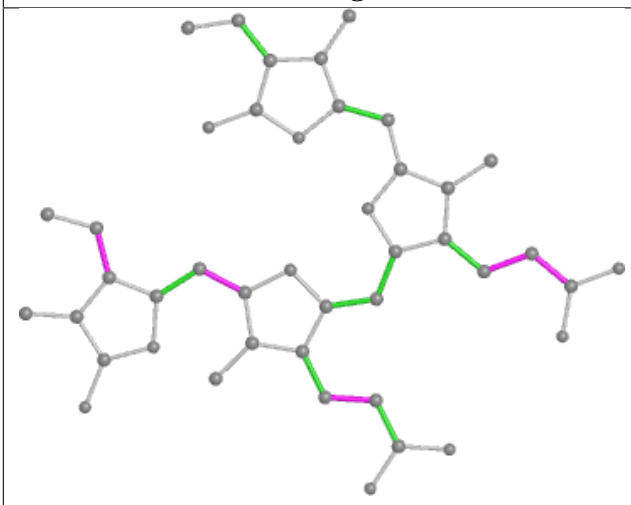

Torsions

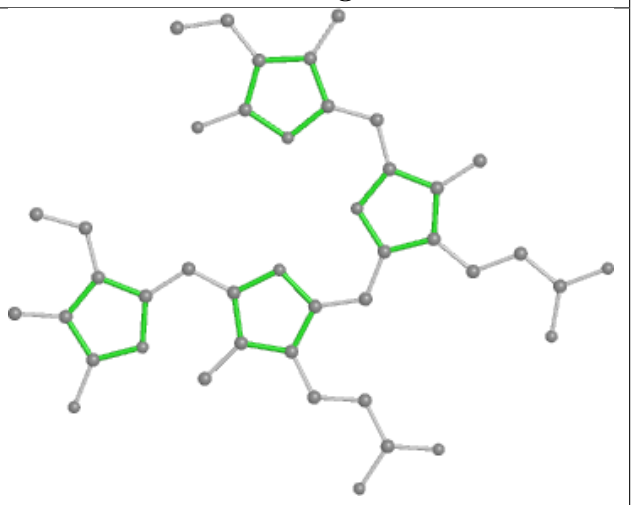

Rings

Ligand CLA A2 810

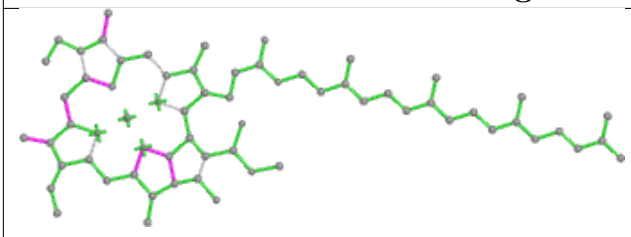

Bond lengths

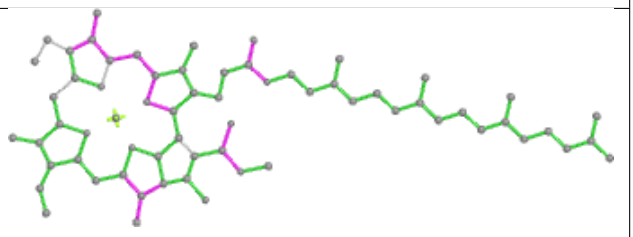

Bond angles

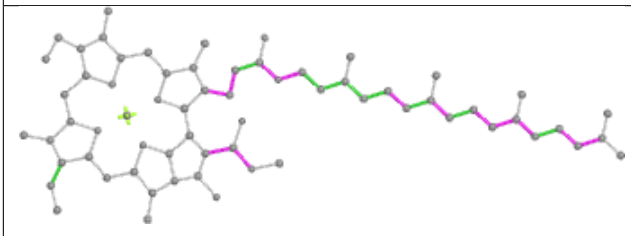

Torsions

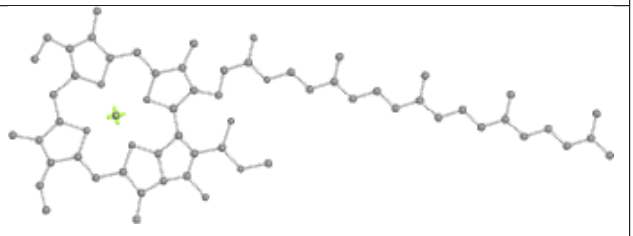

Rings

Ligand CLA B2 823

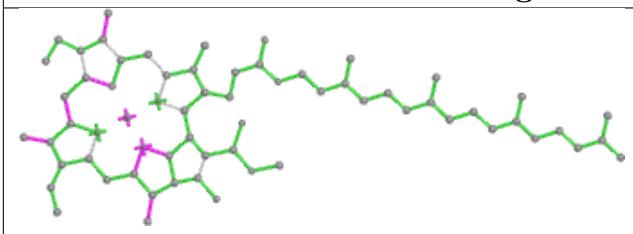

Bond lengths

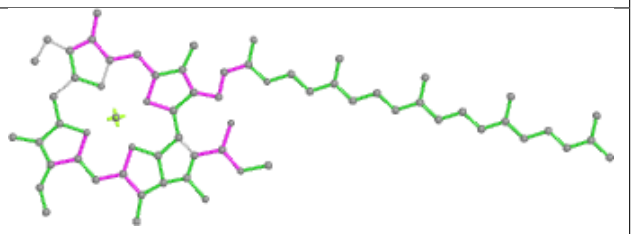

Bond angles

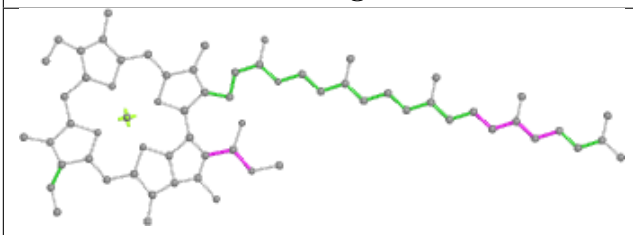

Torsions

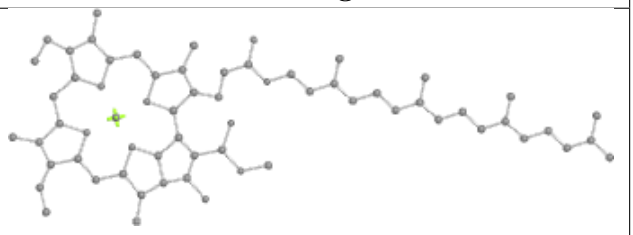

Rings

Ligand CLA C6 516

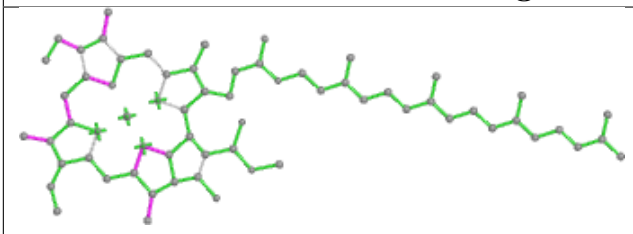

Bond lengths

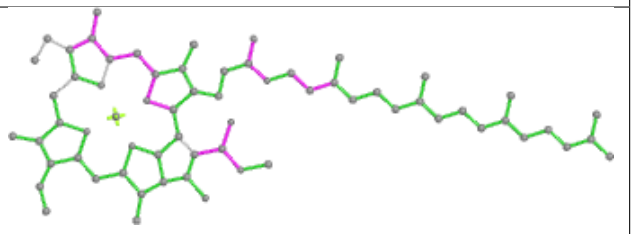

Bond angles

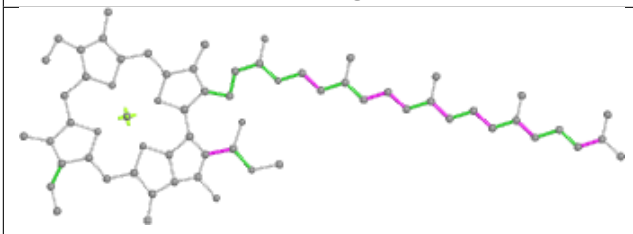

Torsions

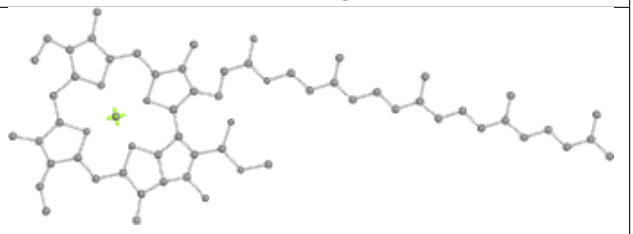

Rings

Ligand PEB AA 201

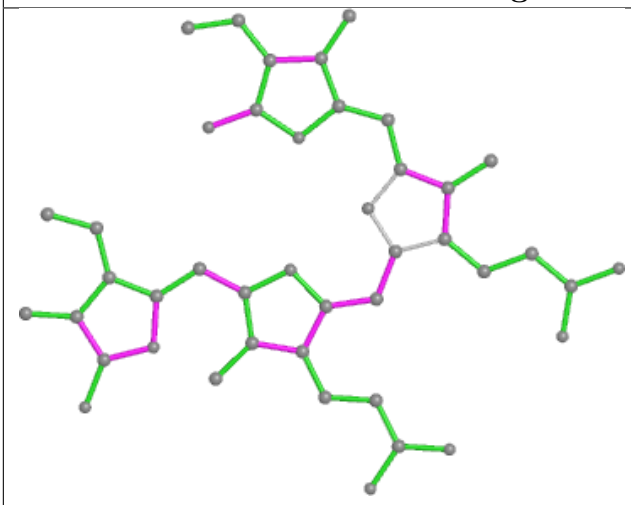

Bond lengths

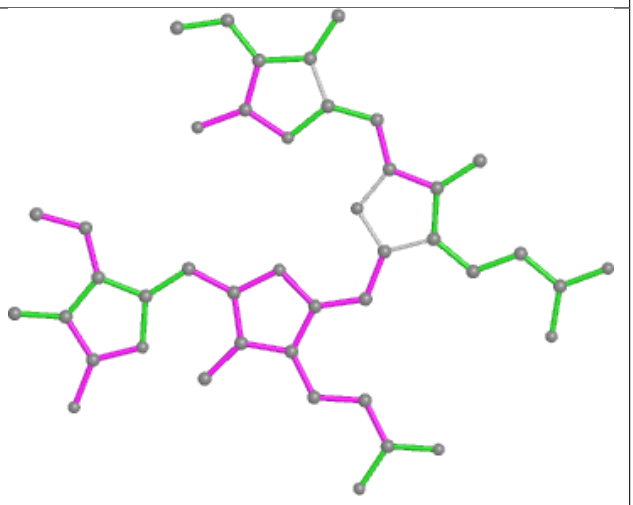

Bond angles

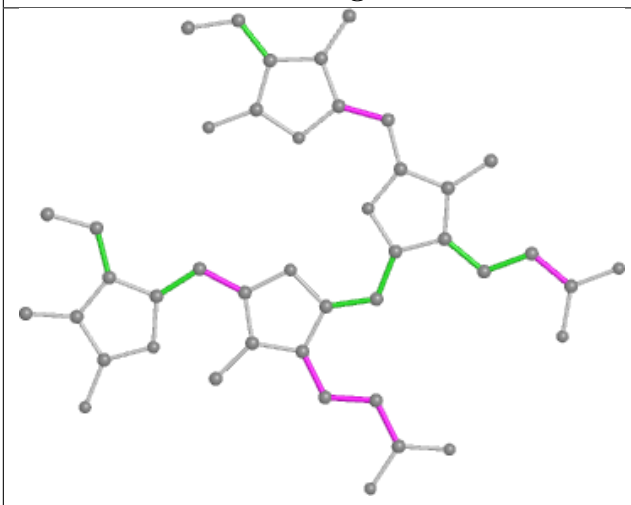

Torsions

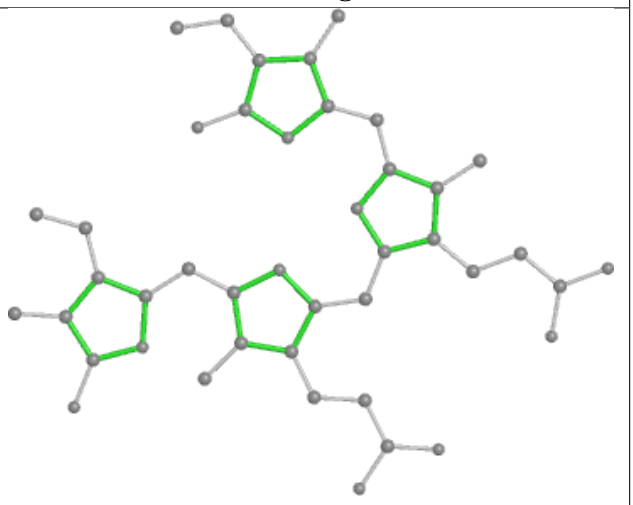

Rings

Ligand PEB DK 201

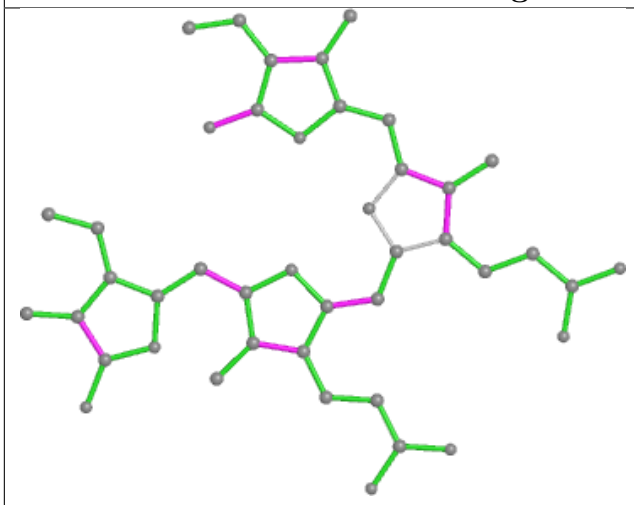

Bond lengths

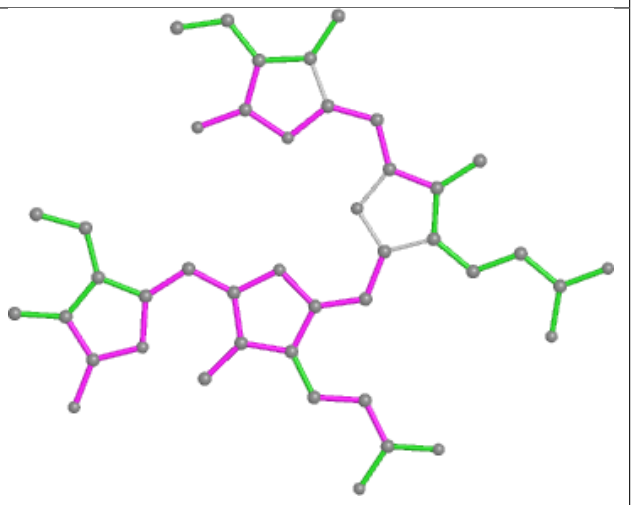

Bond angles

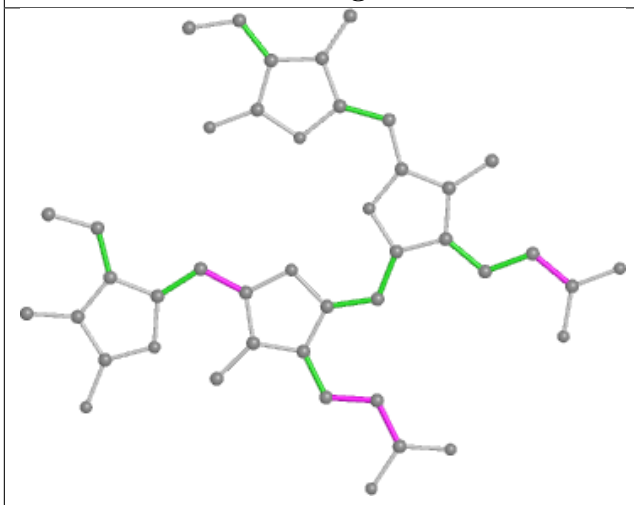

Torsions

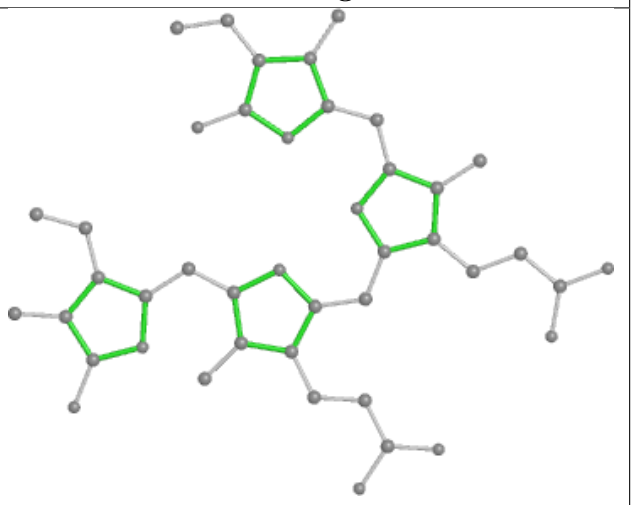

Rings

Ligand PEB c1 202

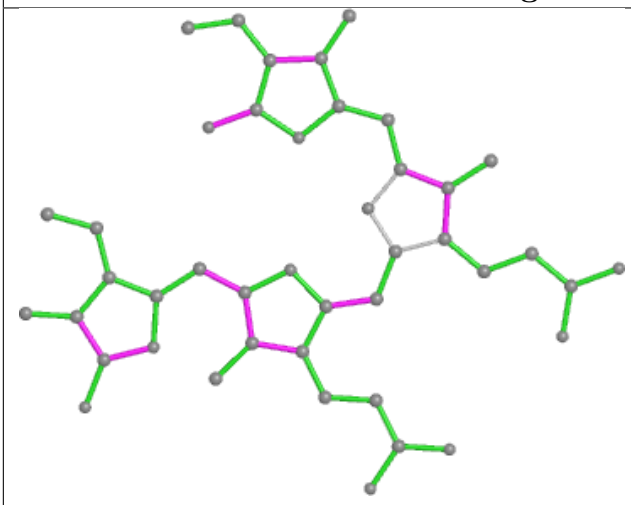

Bond lengths

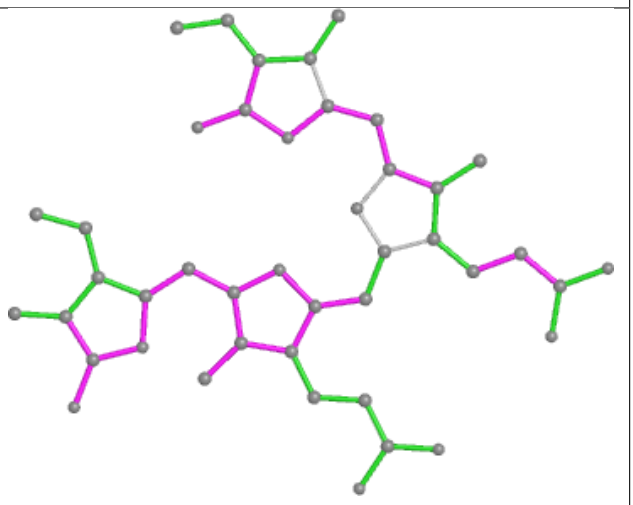

Bond angles

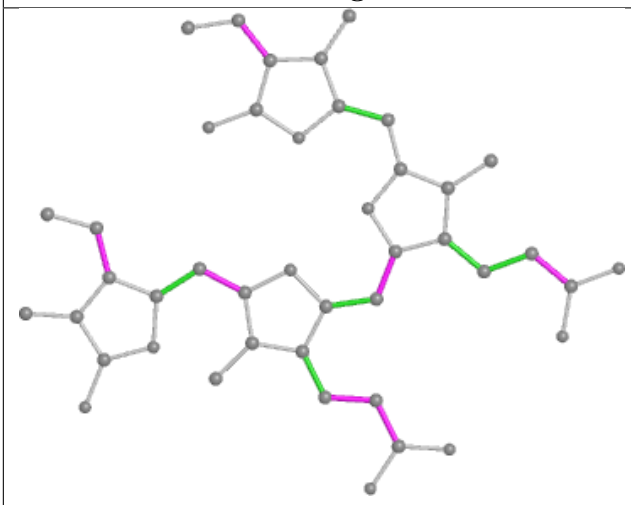

Torsions

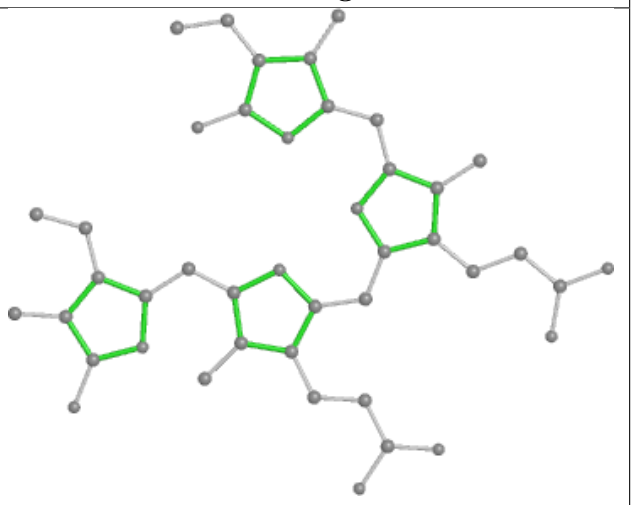

Rings

Ligand CLA 7N 606

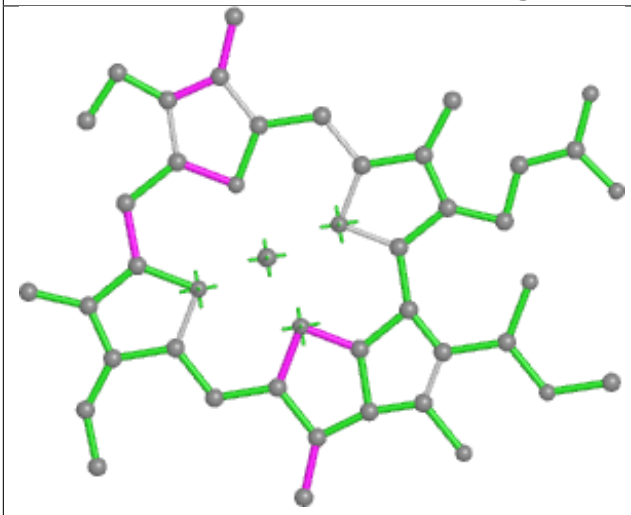

Bond lengths

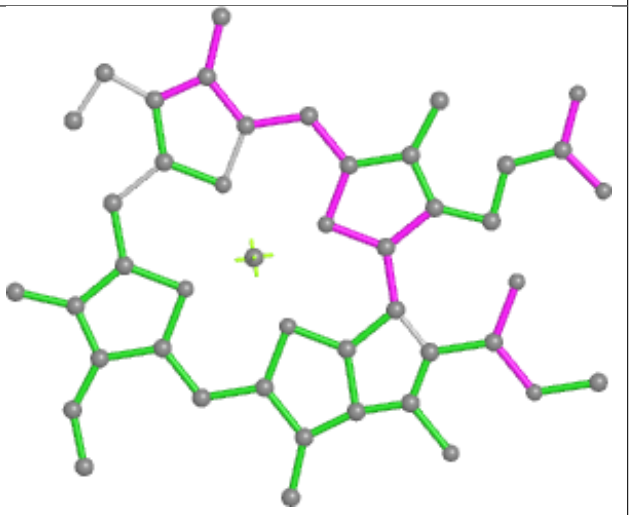

Bond angles

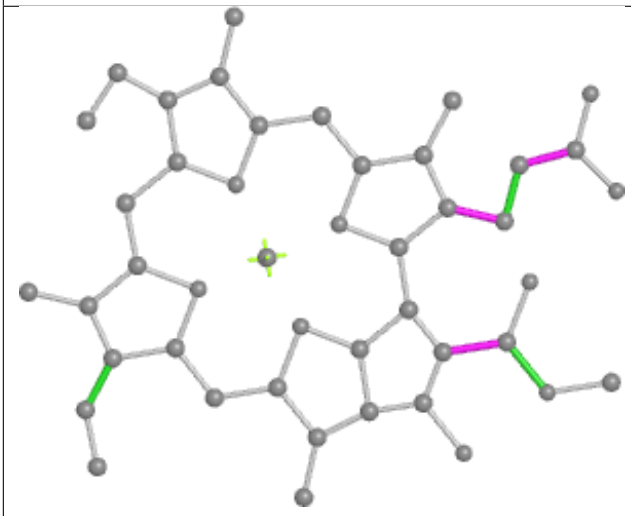

Torsions

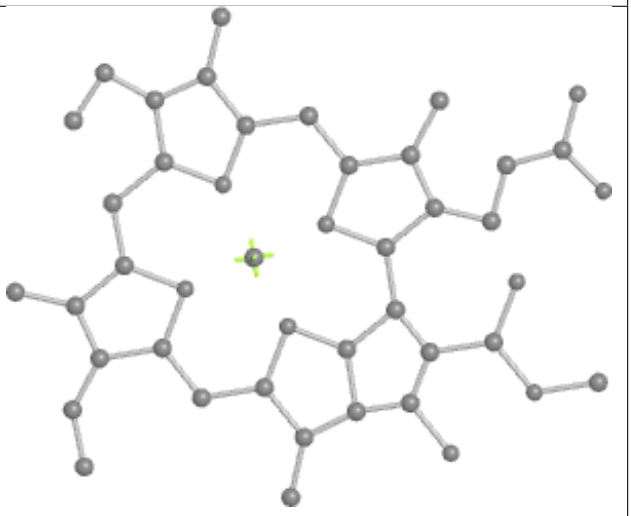

Rings

Ligand PEB kK 201

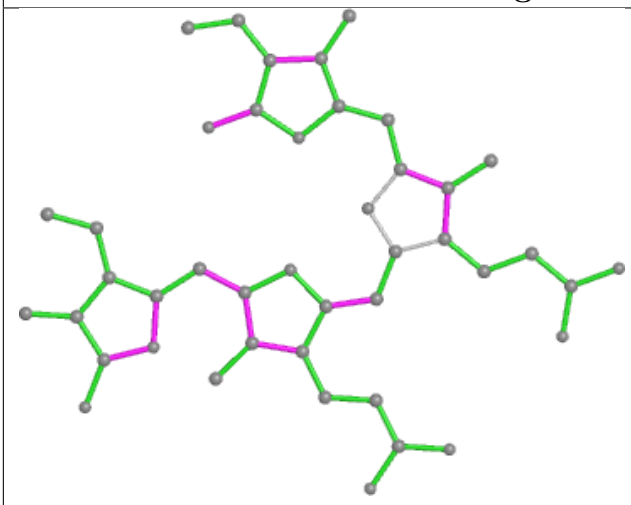

Bond lengths

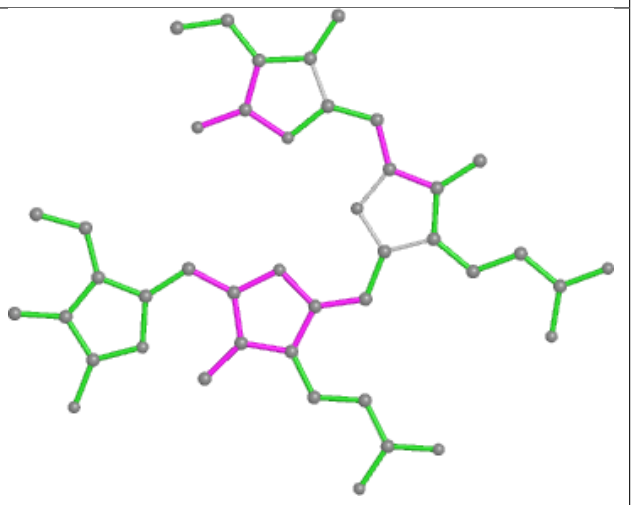

Bond angles

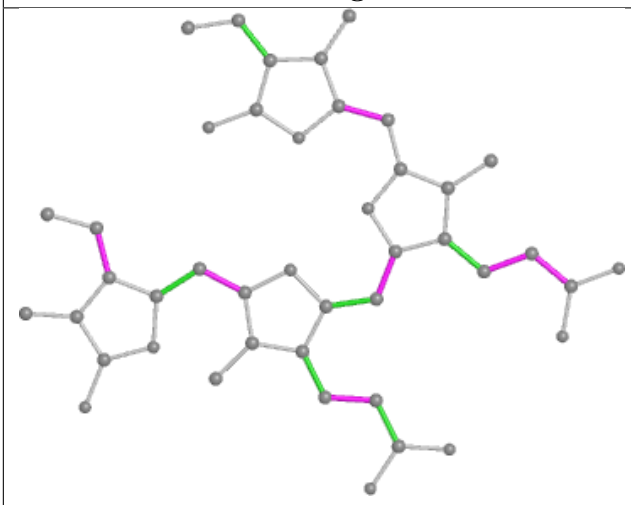

Torsions

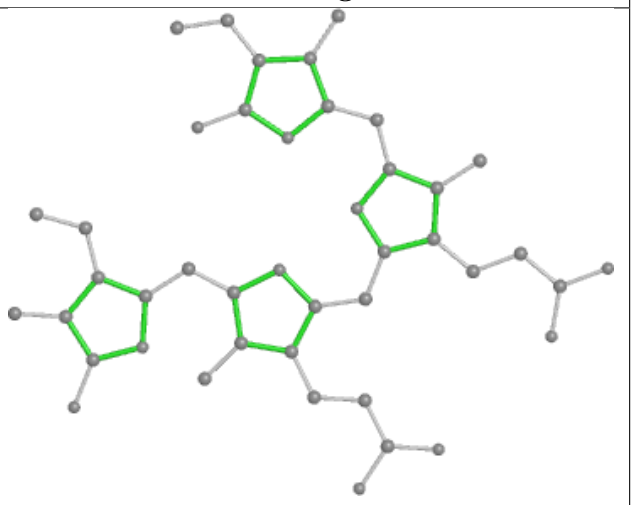

Rings

Ligand PUB xF 306

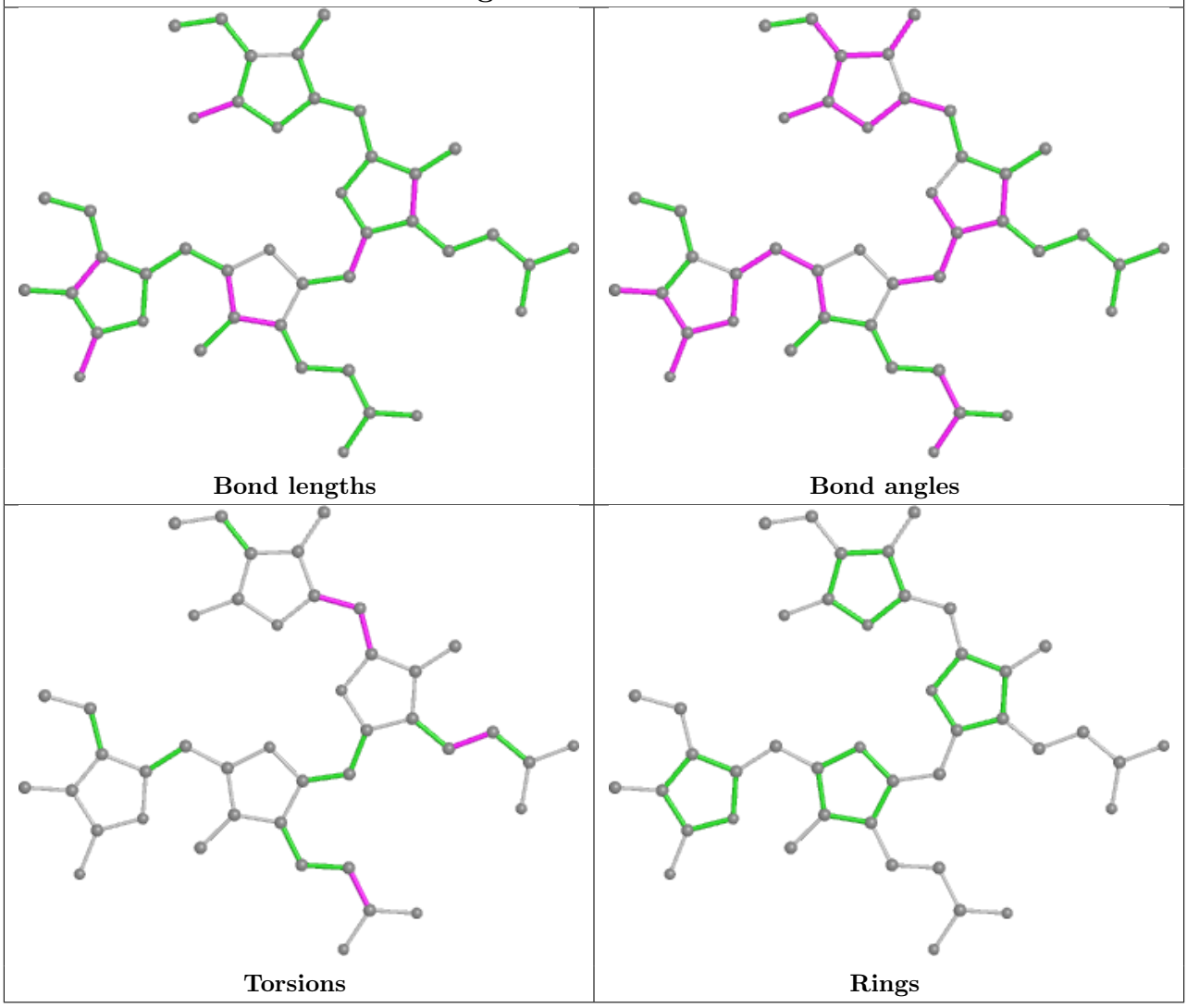

Ligand CLA AN 828

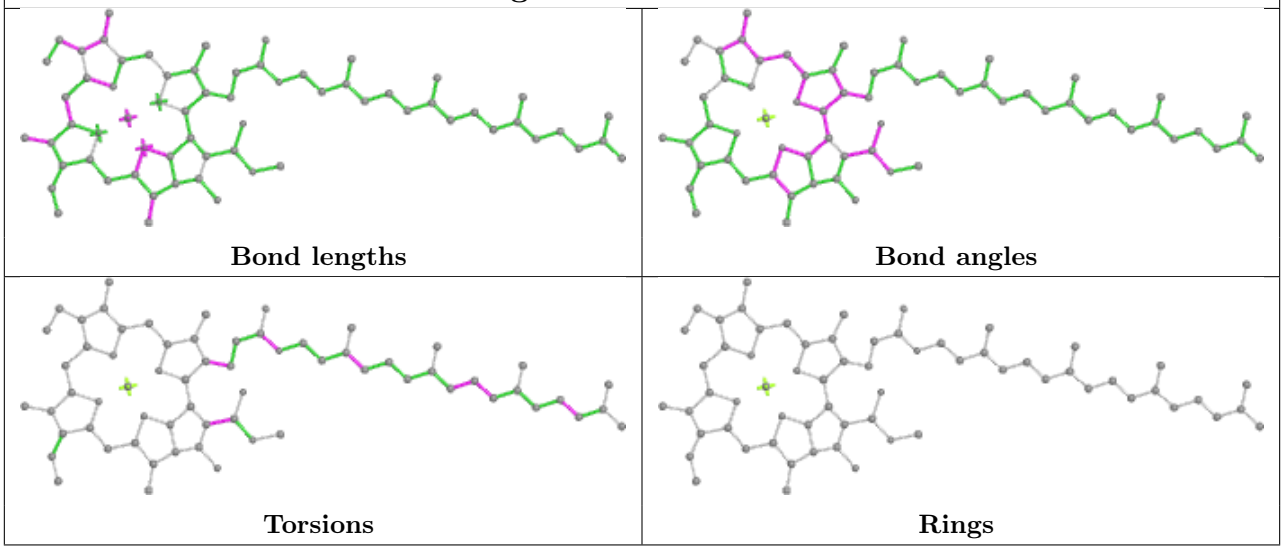

Ligand PUB AQ 302

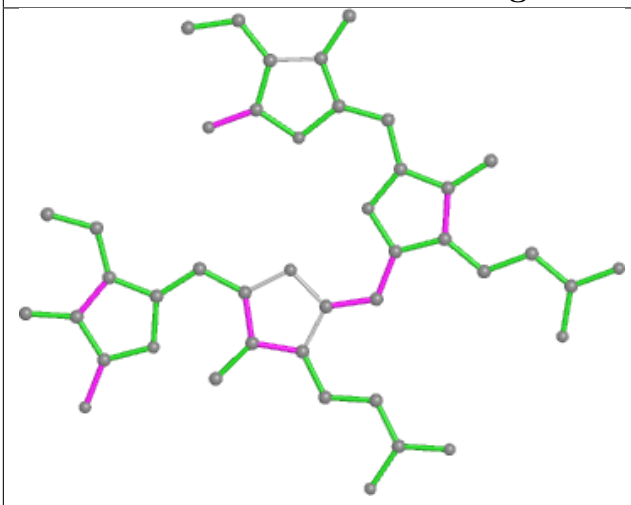

Bond lengths

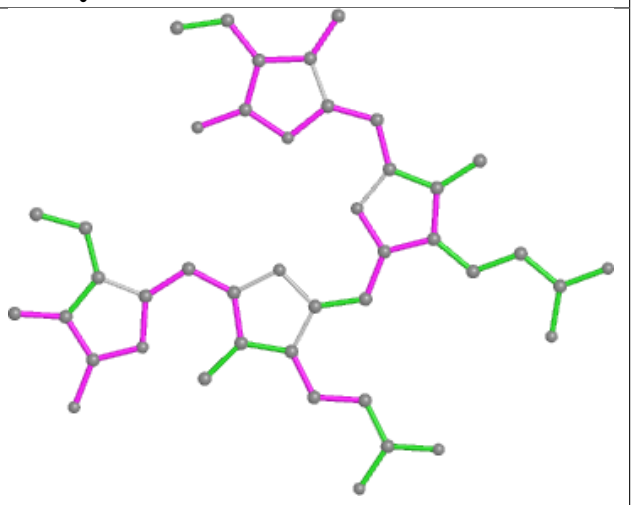

Bond angles

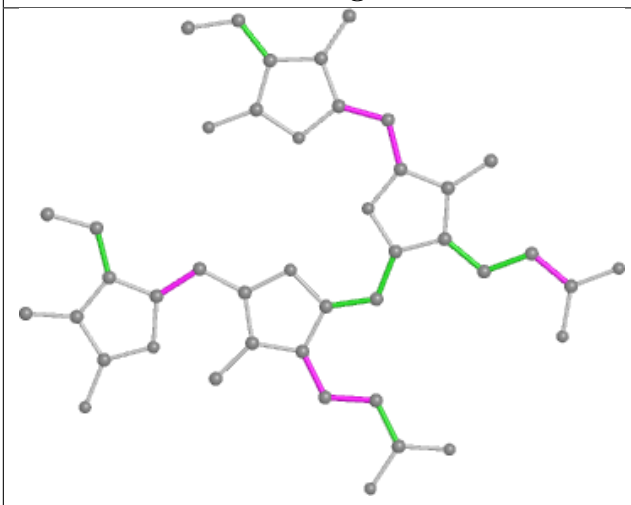

Torsions

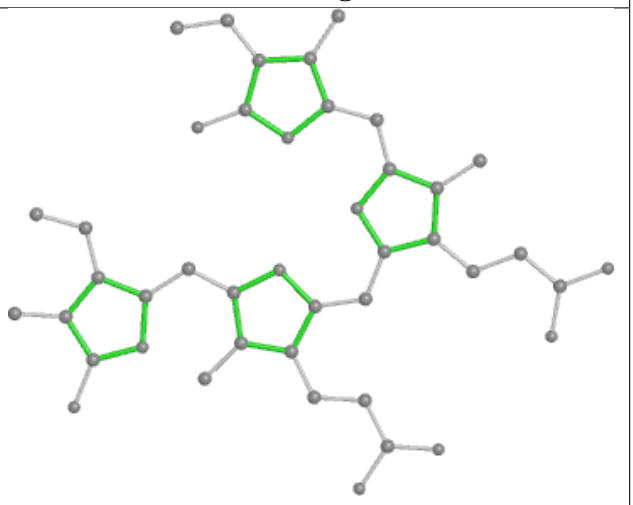

Rings

Ligand PEB D7 201

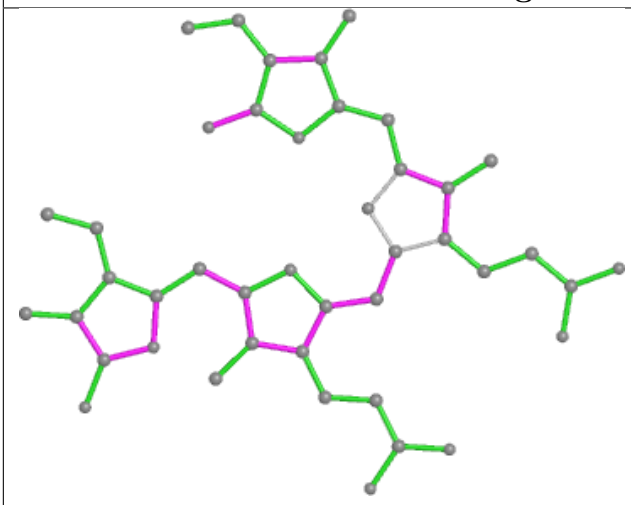

Bond lengths

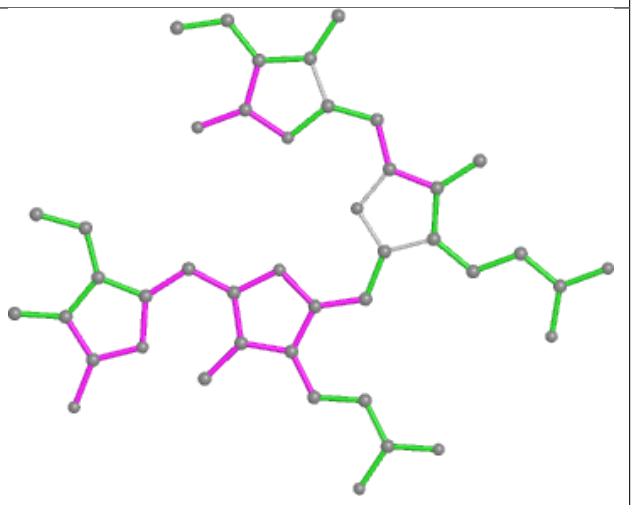

Bond angles

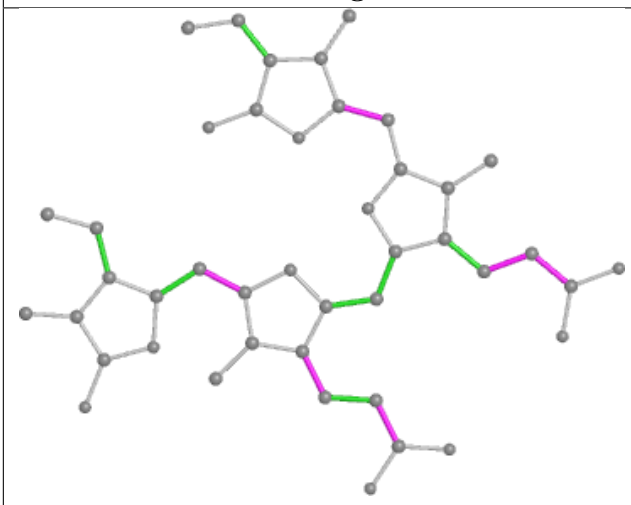

Torsions

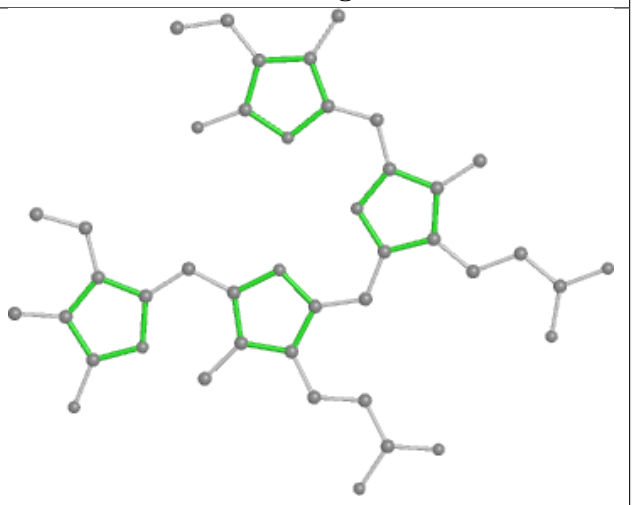

Rings

Ligand CYC IO 1001

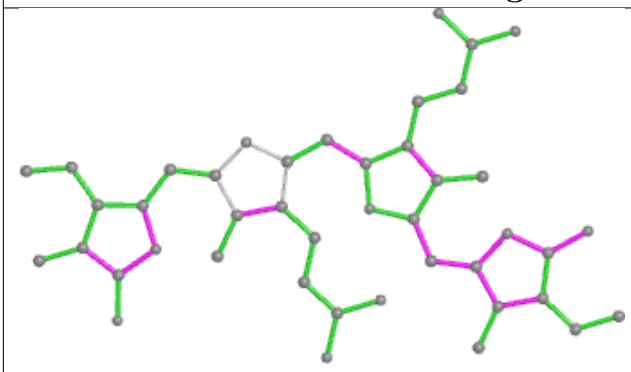

Bond lengths

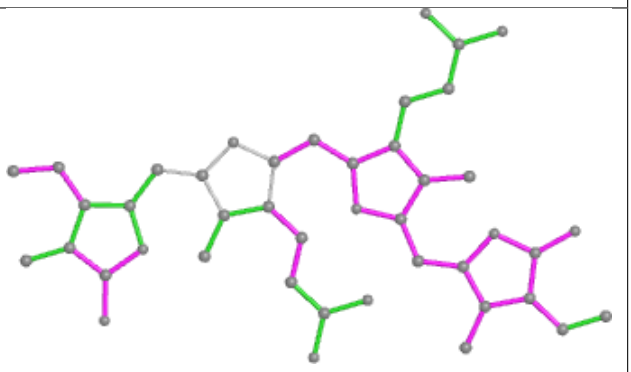

Bond angles

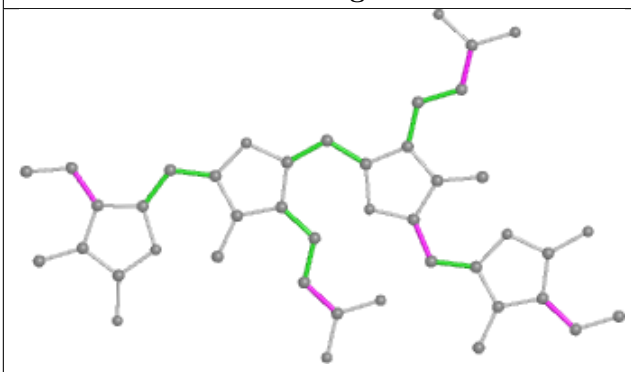

Torsions

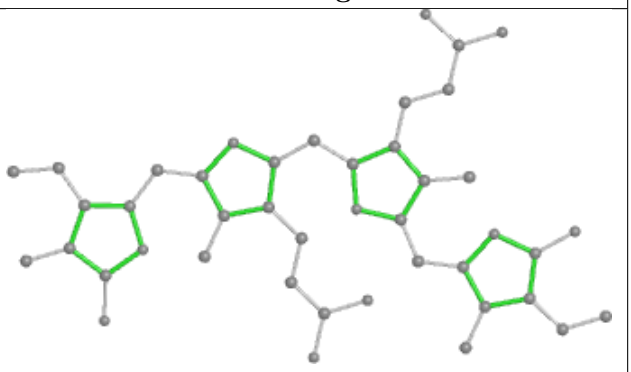

Rings

Ligand CLA 5N 606

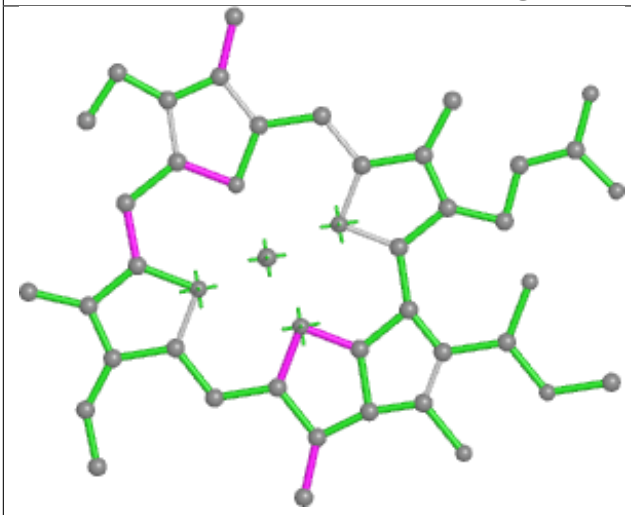

Bond lengths

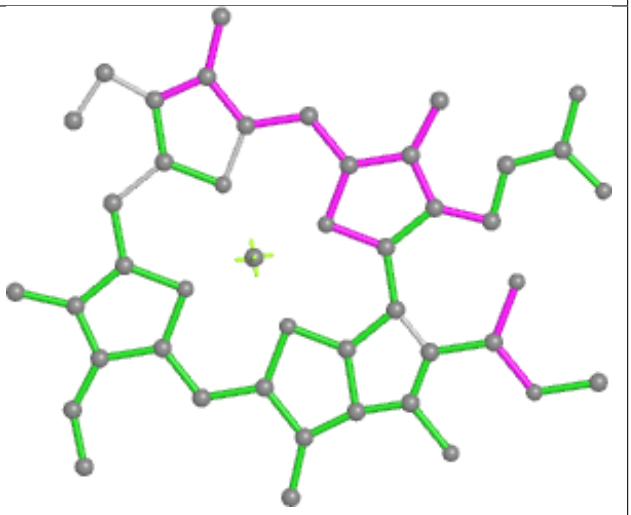

Bond angles

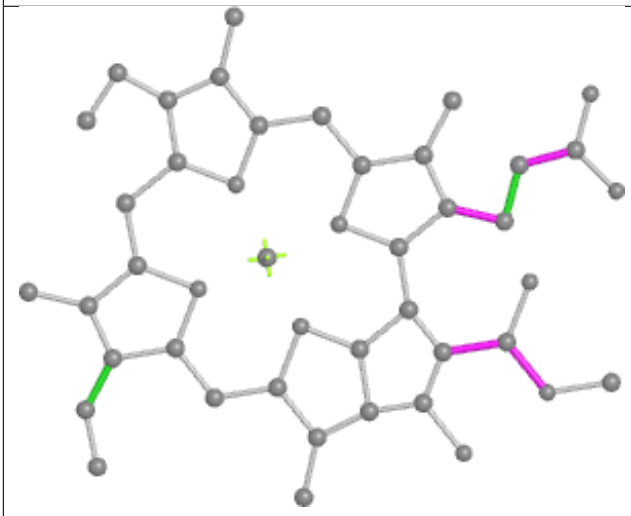

Torsions

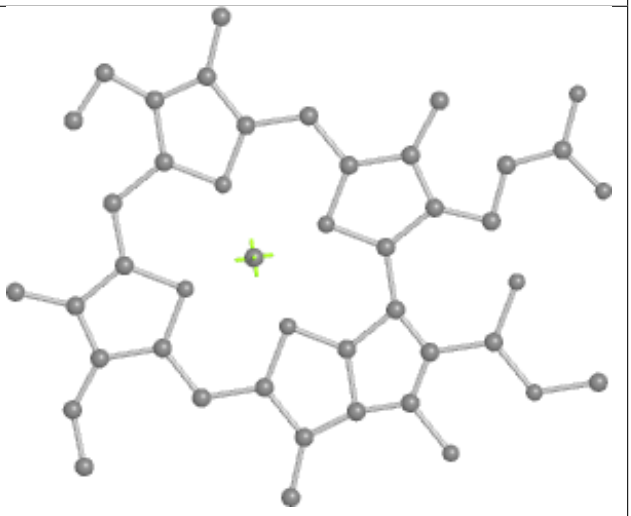

Rings

Ligand PEB D5 201

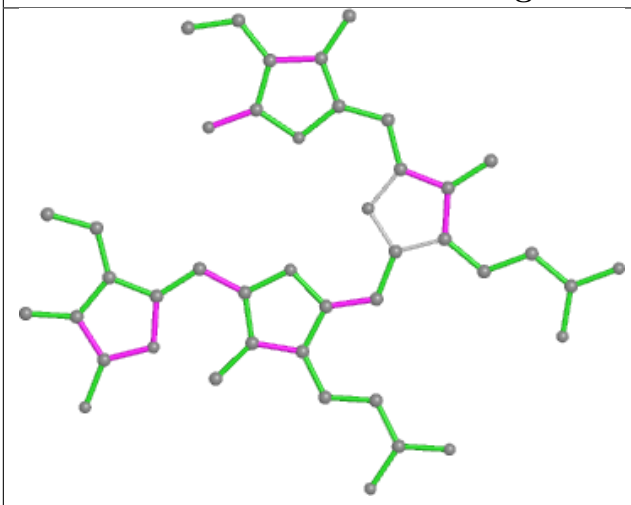

Bond lengths

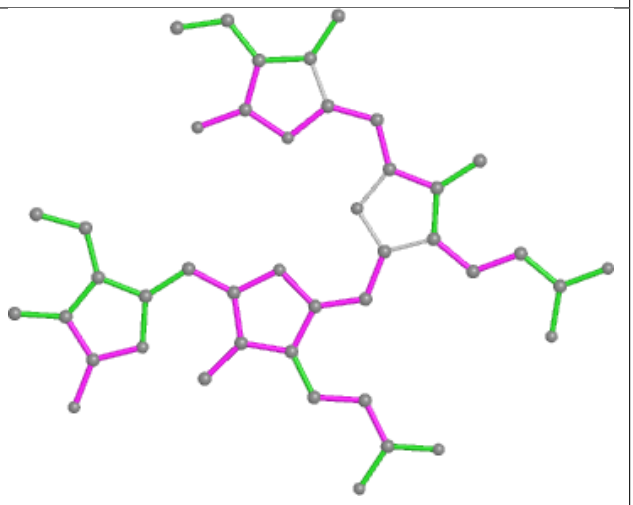

Bond angles

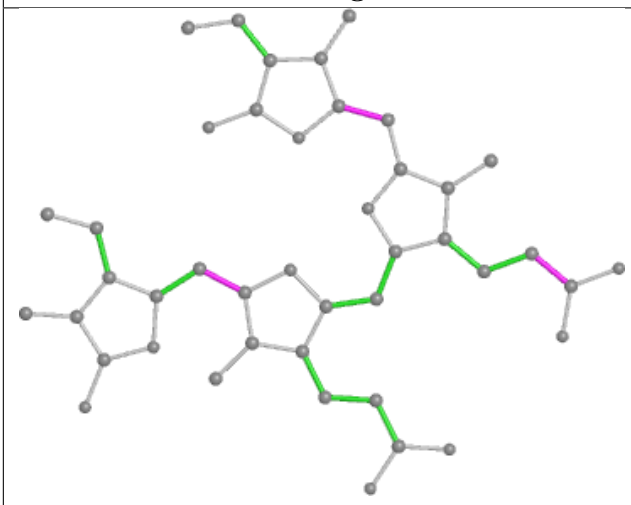

Torsions

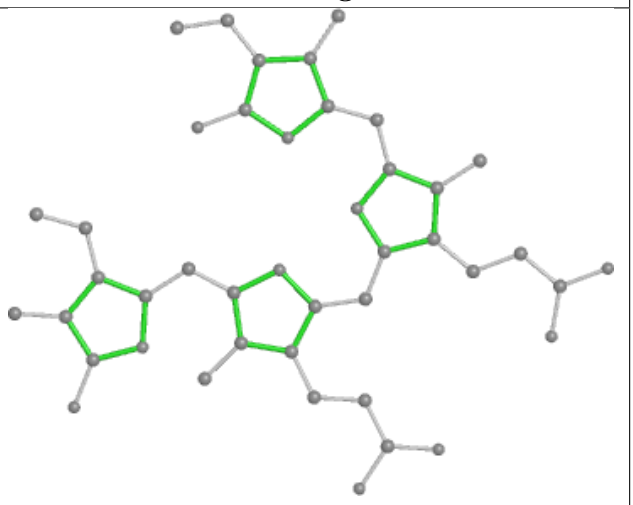

Rings

Ligand PEB R5 201

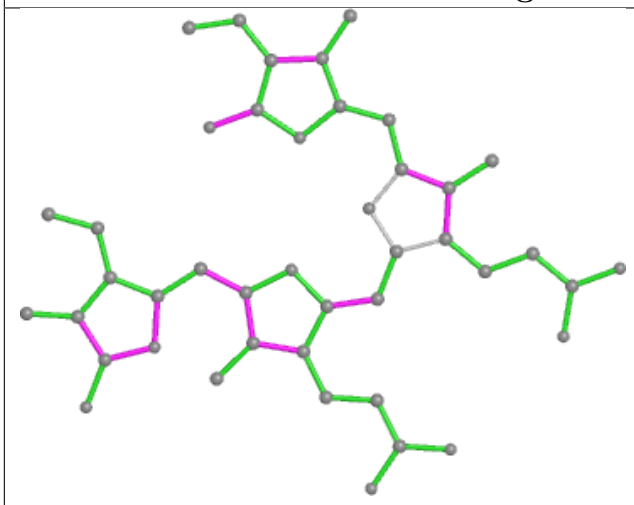

Bond lengths

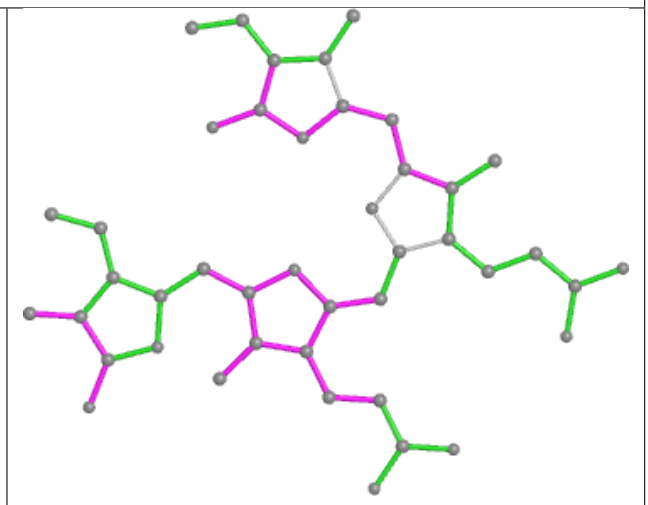

Bond angles

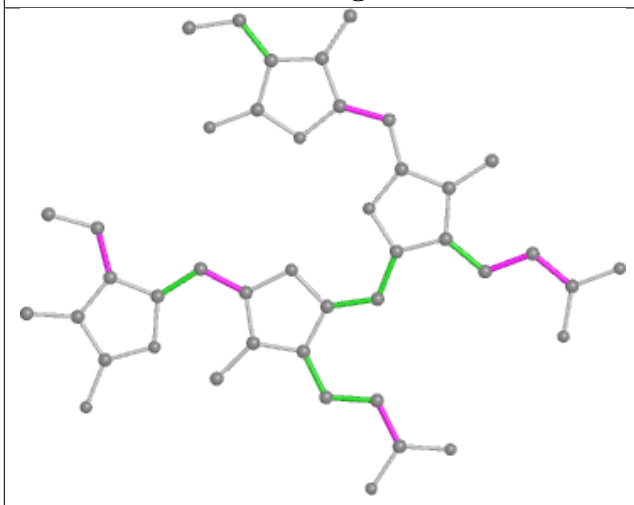

Torsions

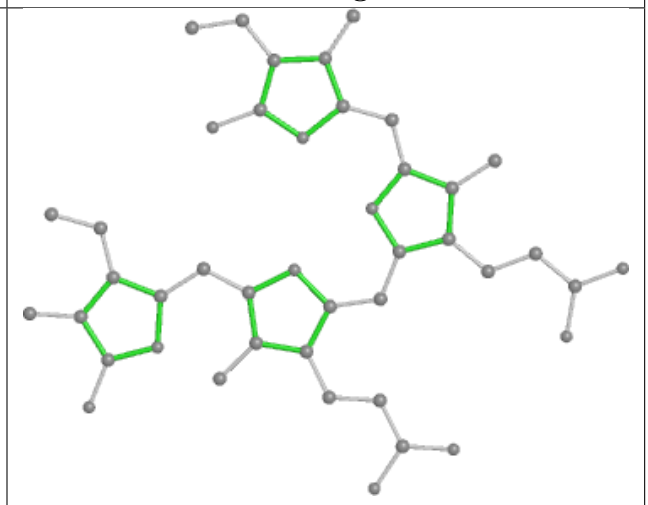

Rings

Ligand PEB IB 202

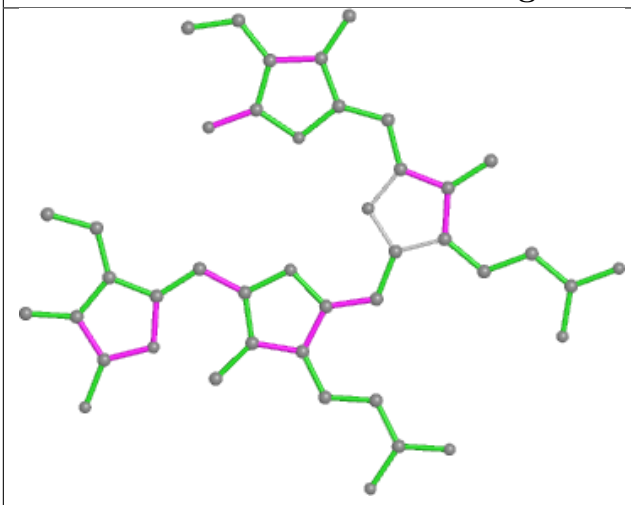

Bond lengths

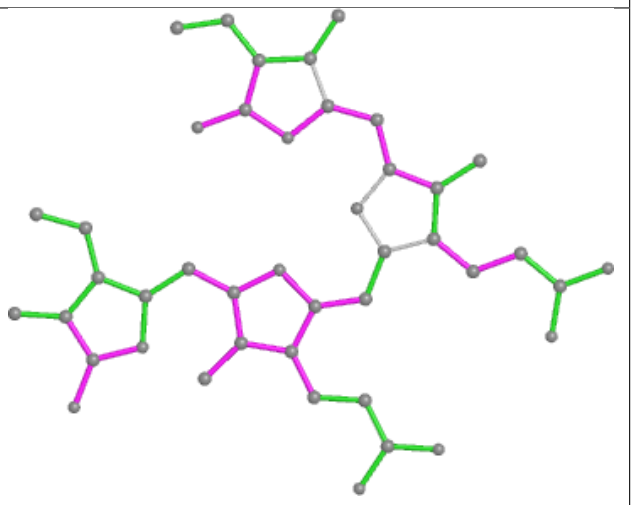

Bond angles

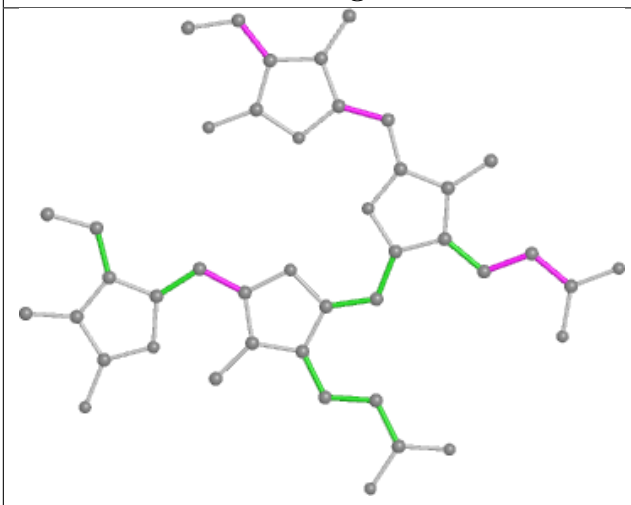

Torsions

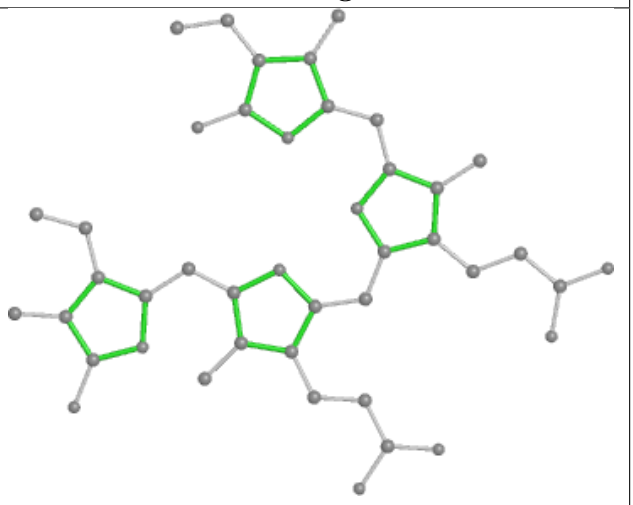

Rings

Ligand PEB WE 202

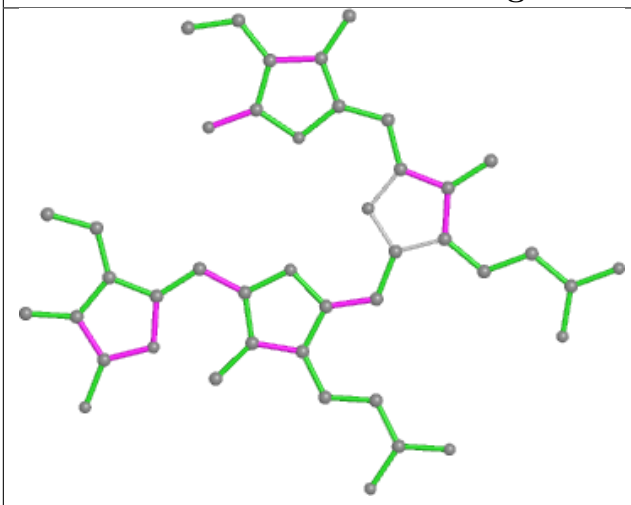

Bond lengths

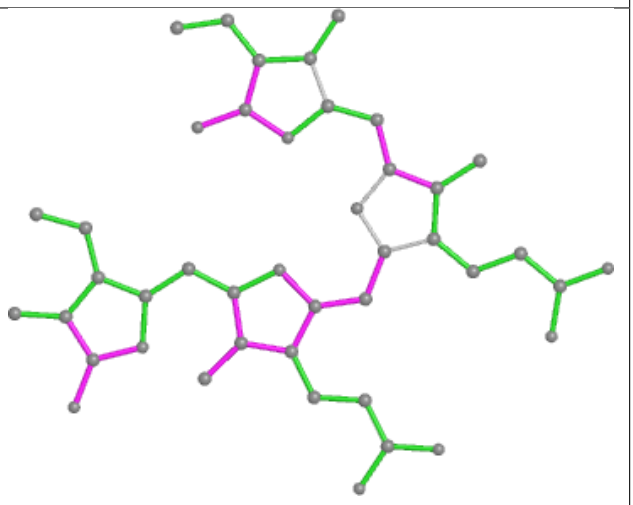

Bond angles

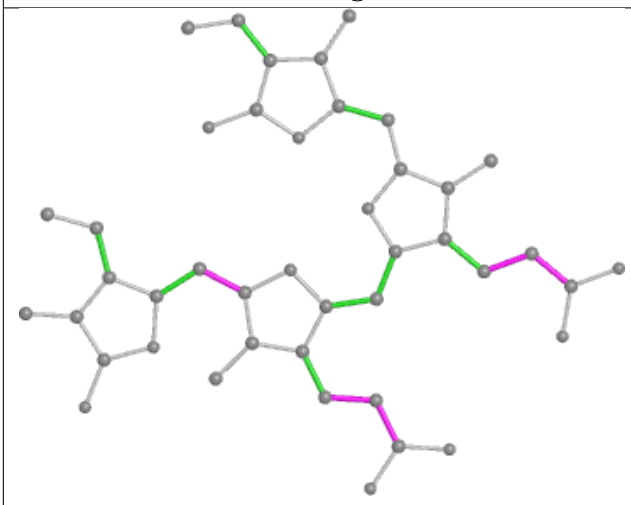

Torsions

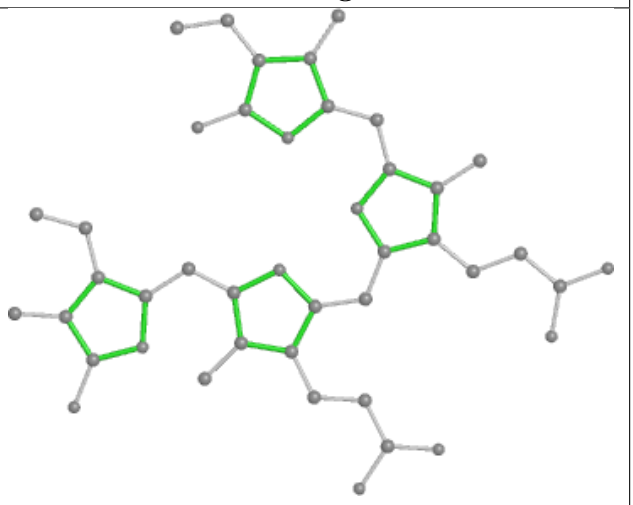

Rings

Ligand PEB H5 201

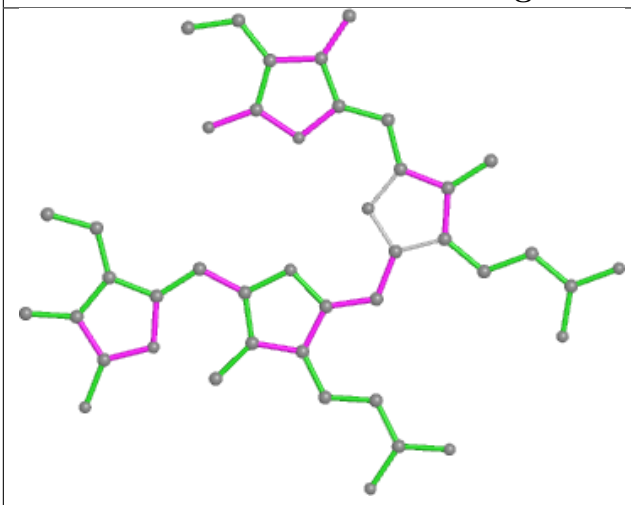

Bond lengths

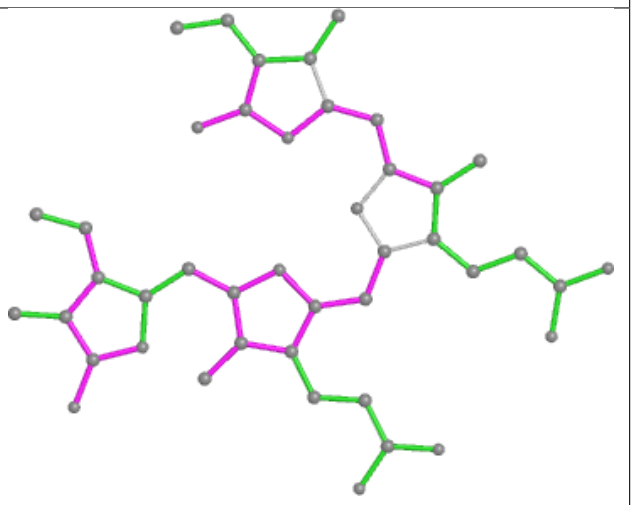

Bond angles

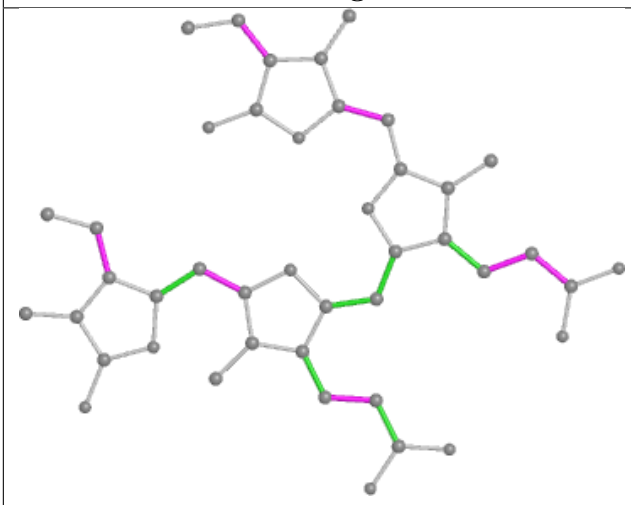

Torsions

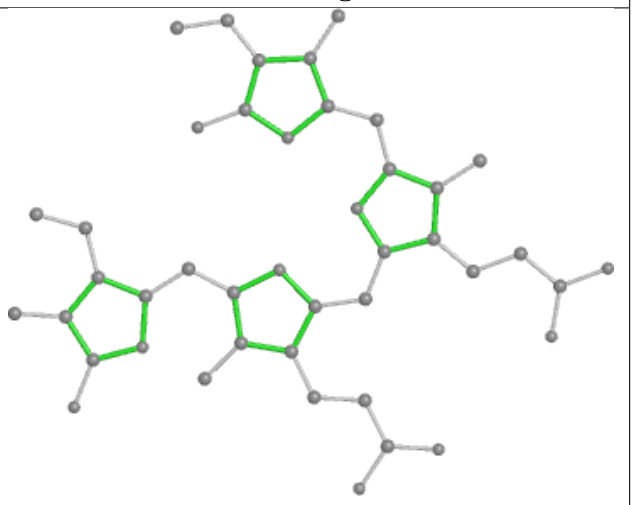

Rings

Ligand CLA 2N 310

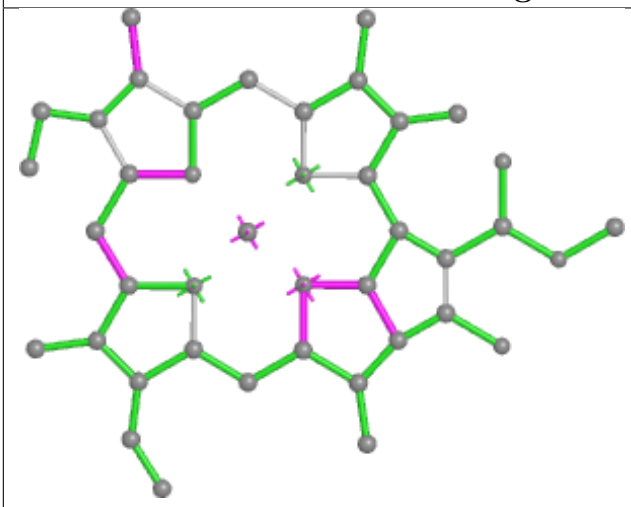

Bond lengths

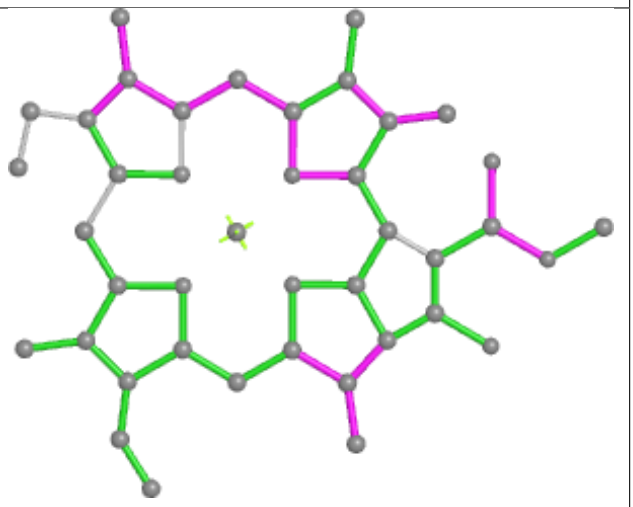

Bond angles

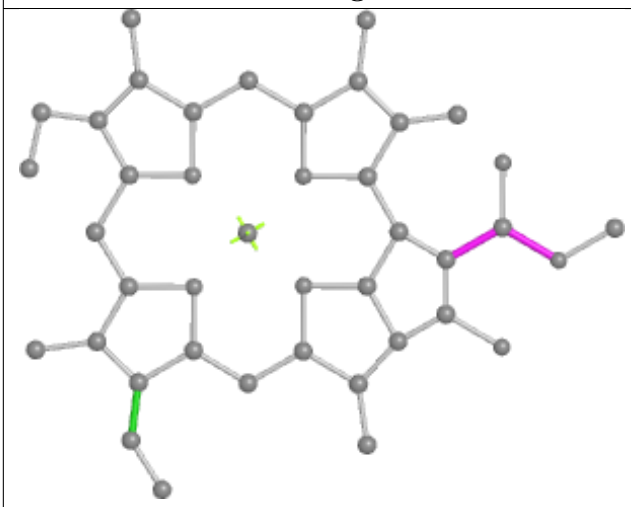

Torsions

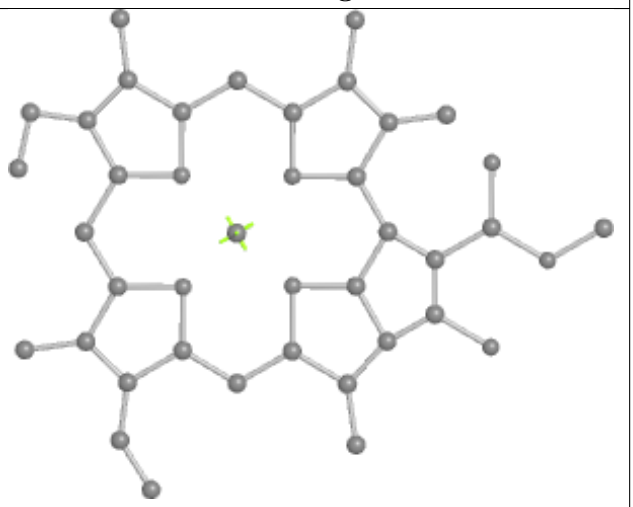

Rings

Ligand PEB e4 201

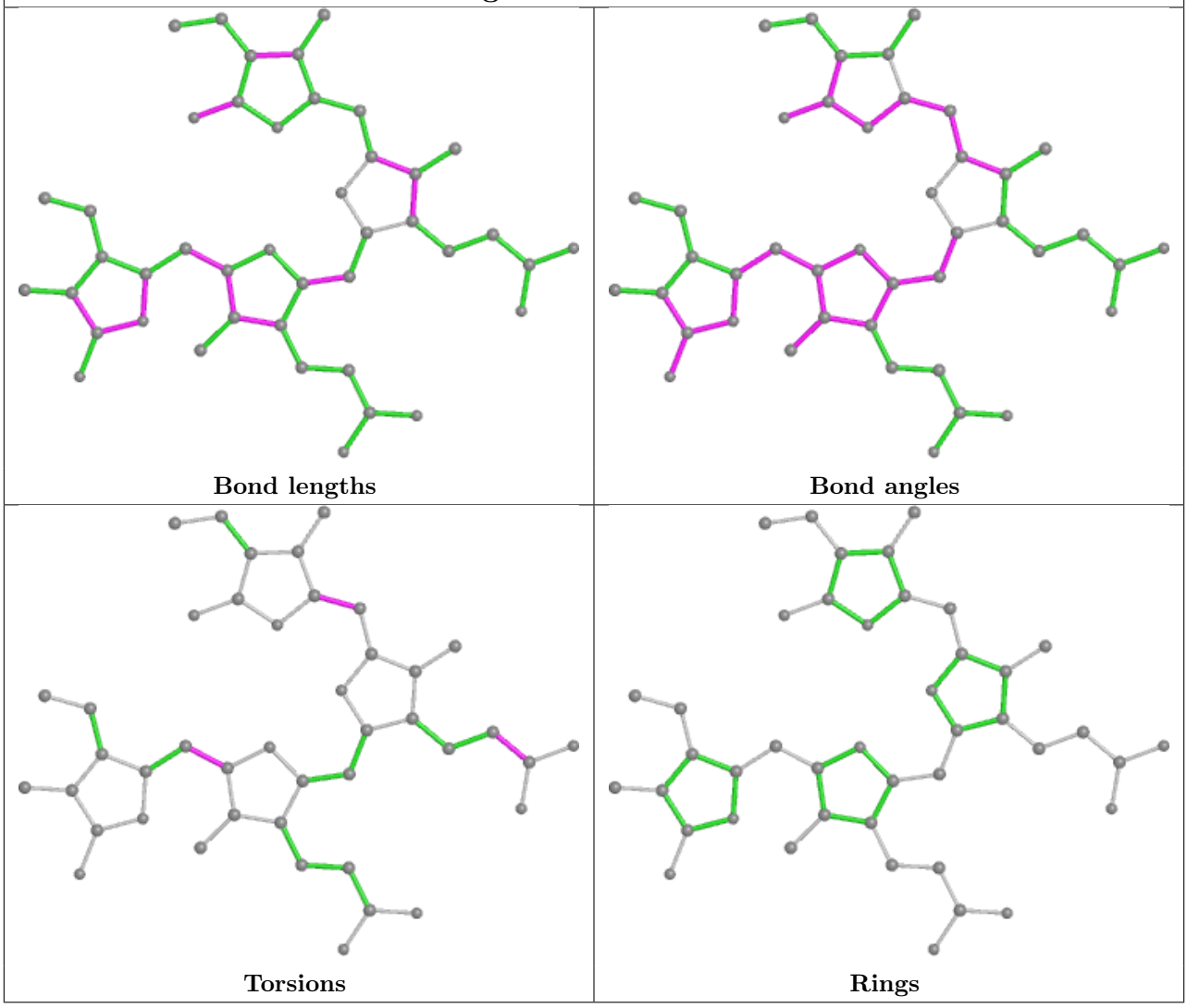

Ligand LMG d6 409

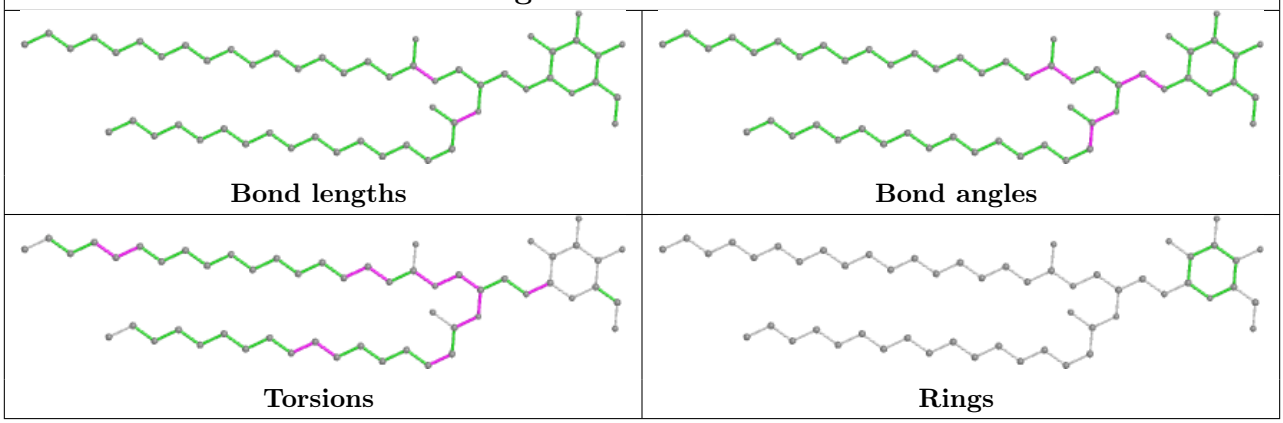

Ligand PEB M9 302

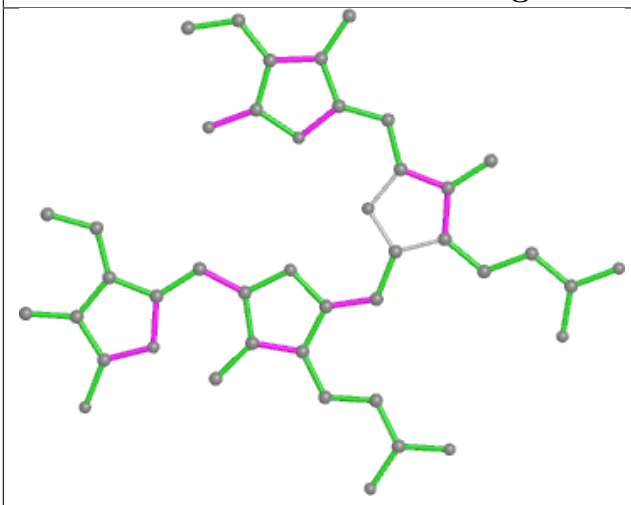

Bond lengths

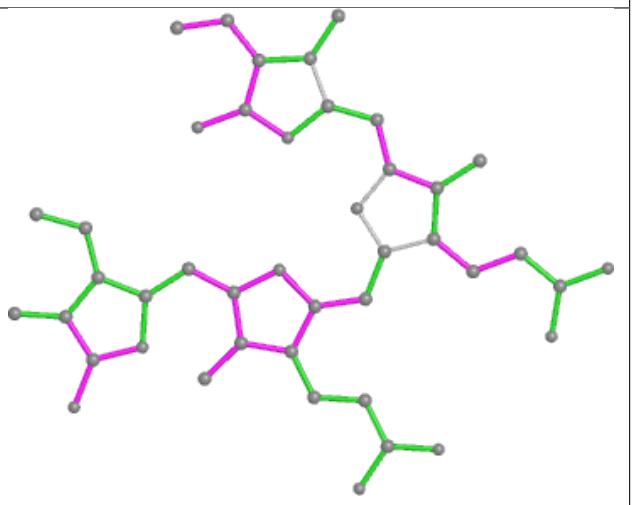

Bond angles

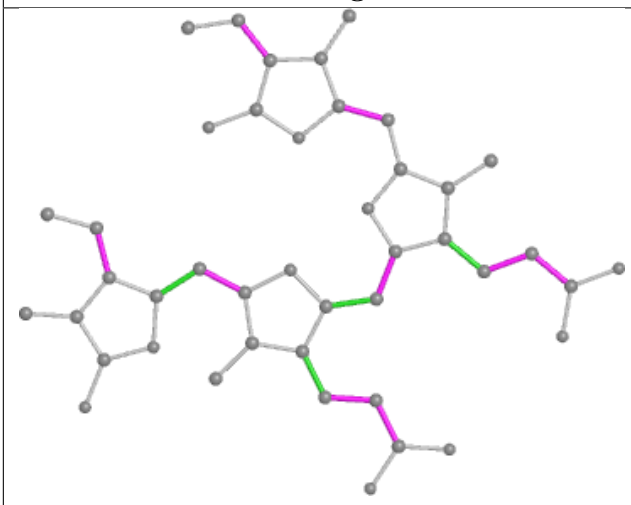

Torsions

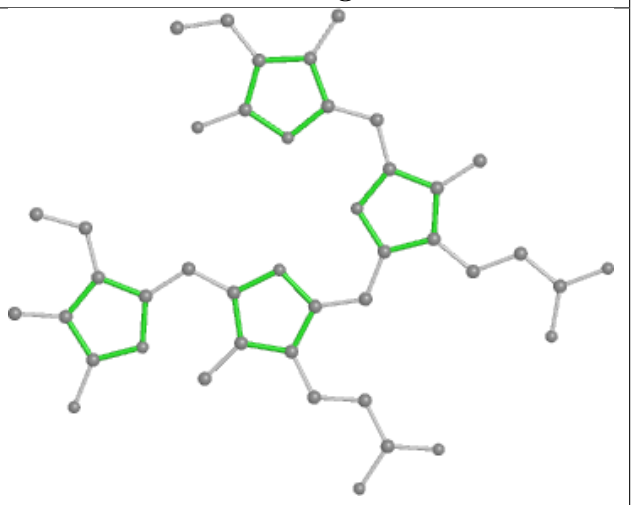

Rings

Ligand CLA BN 813

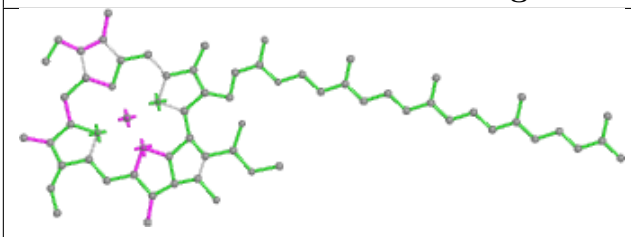

Bond lengths

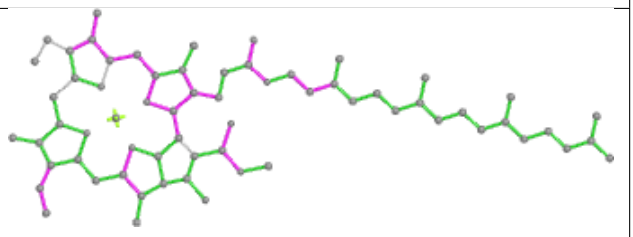

Bond angles

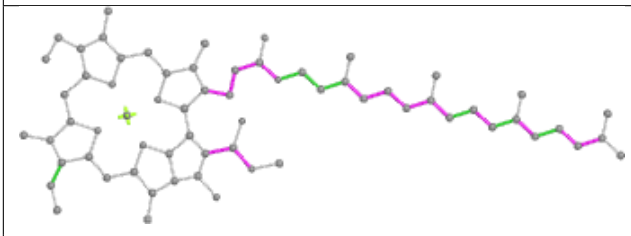

Torsions

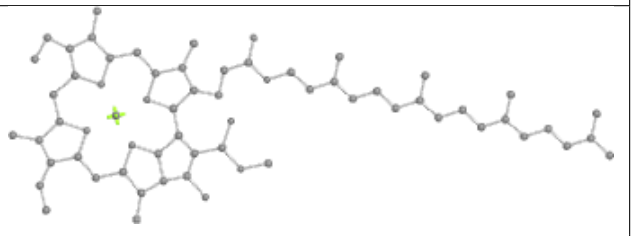

Rings

Ligand PEB TI 201

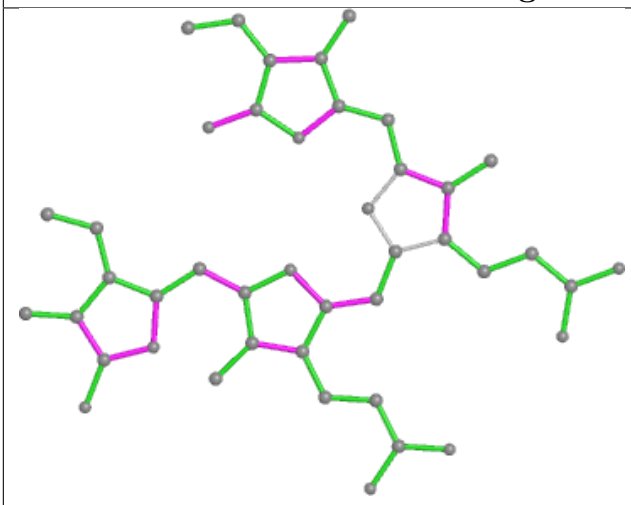

Bond lengths

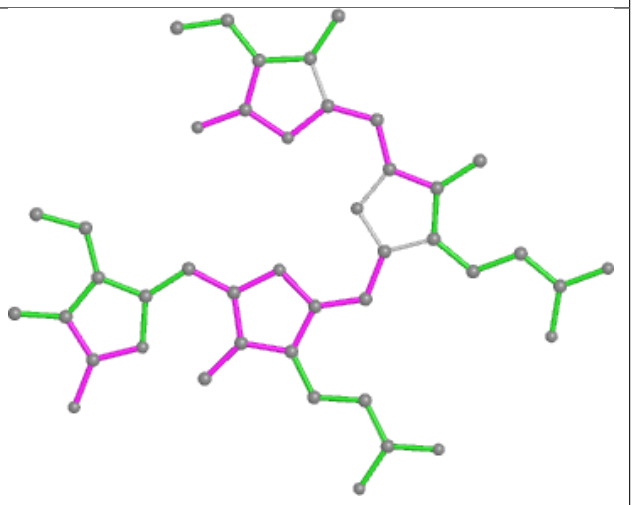

Bond angles

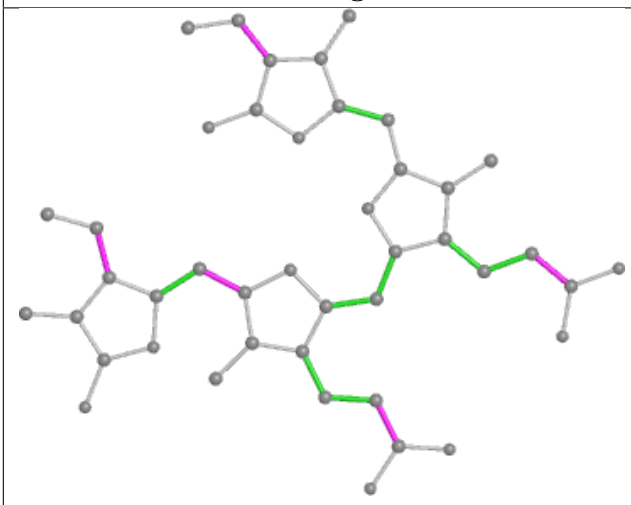

Torsions

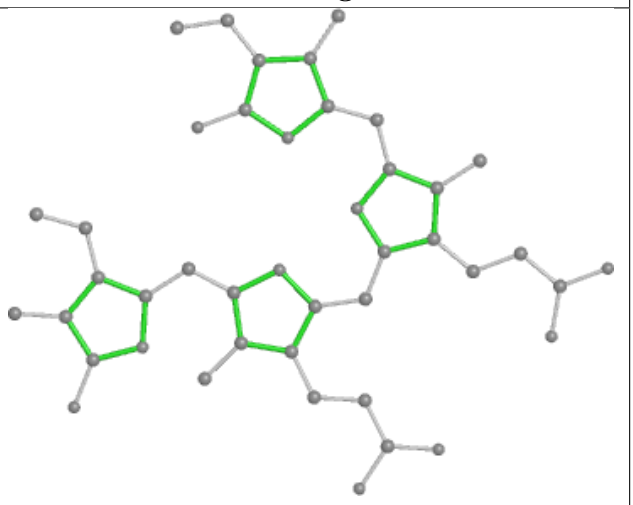

Rings

Ligand PEB hM 201

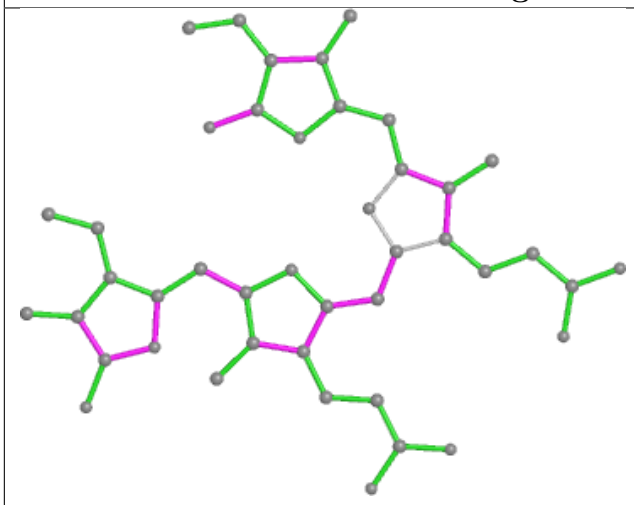

Bond lengths

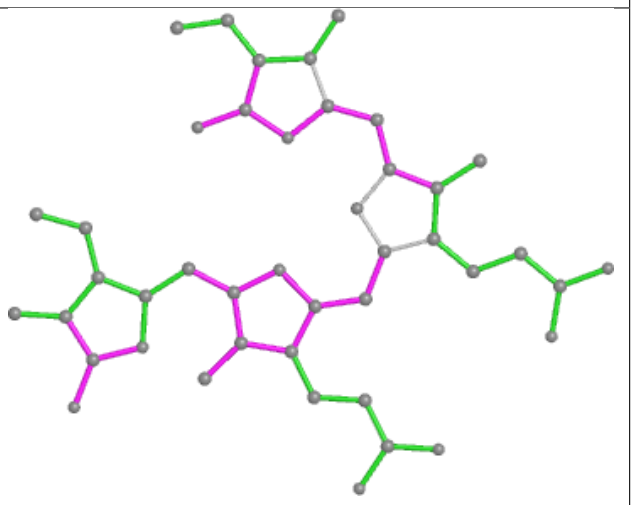

Bond angles

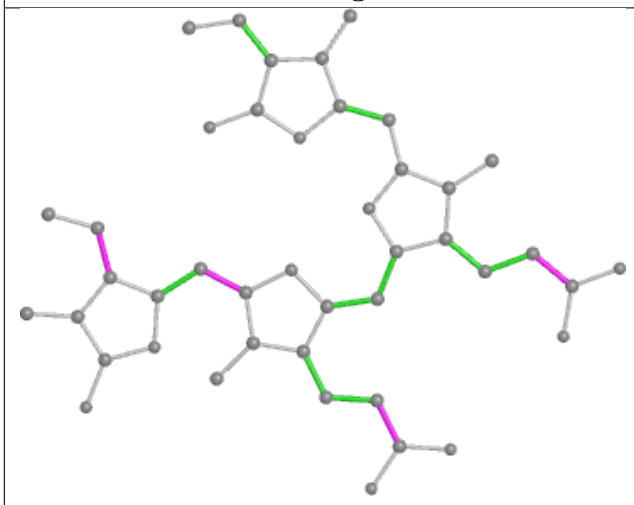

Torsions

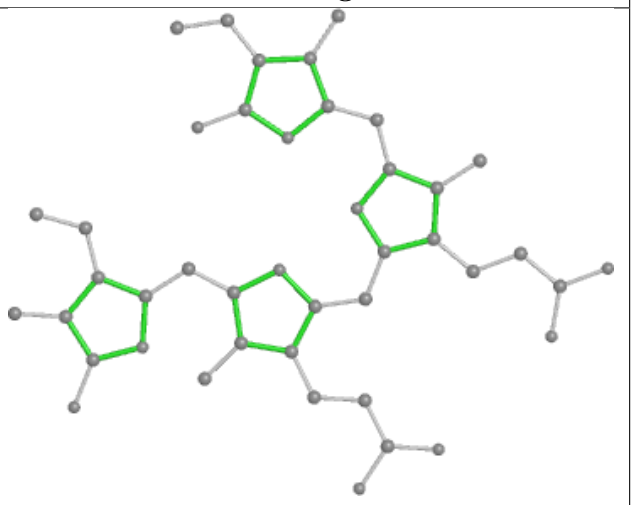

Rings

Ligand CYC N3 1001

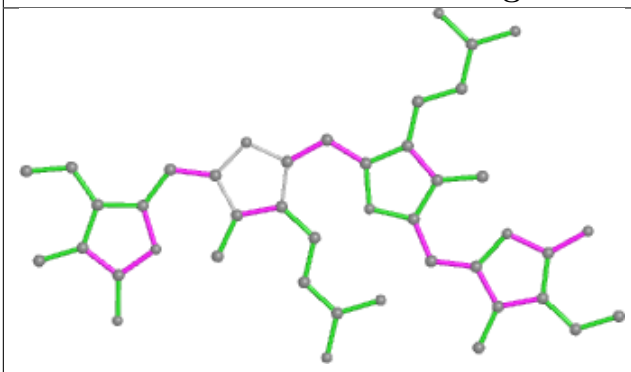

Bond lengths

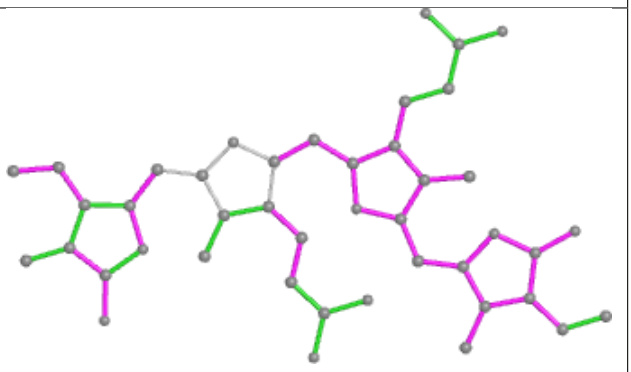

Bond angles

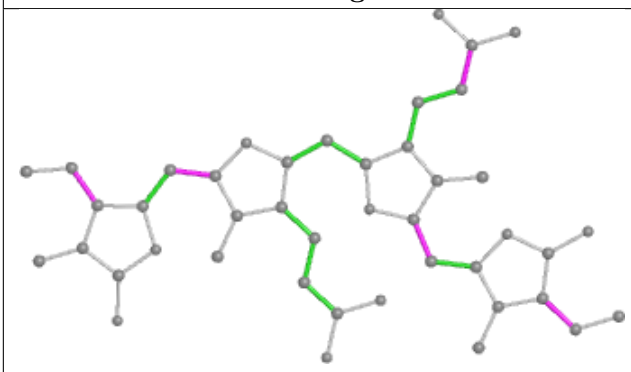

Torsions

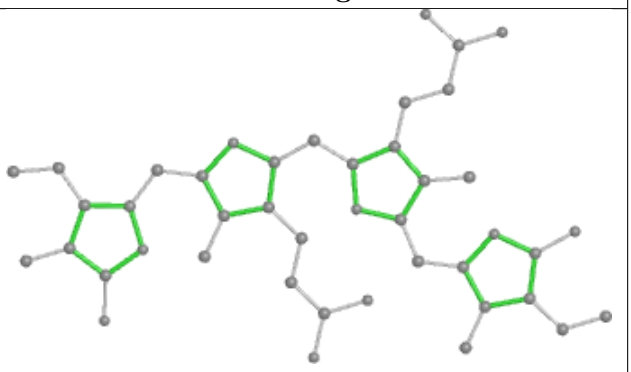

Rings

Ligand PEB lO 201

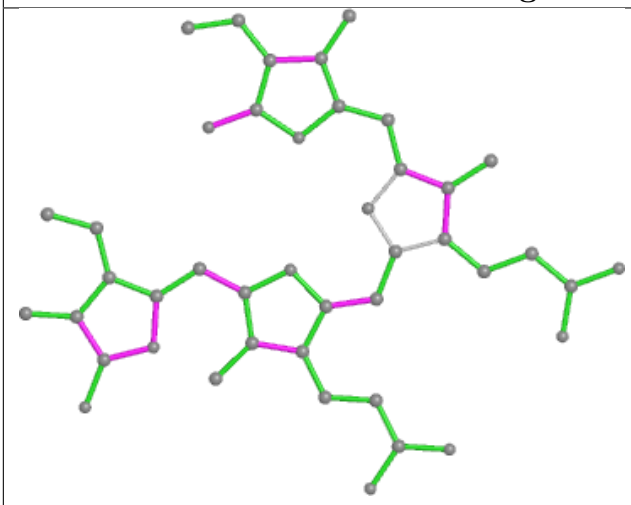

Bond lengths

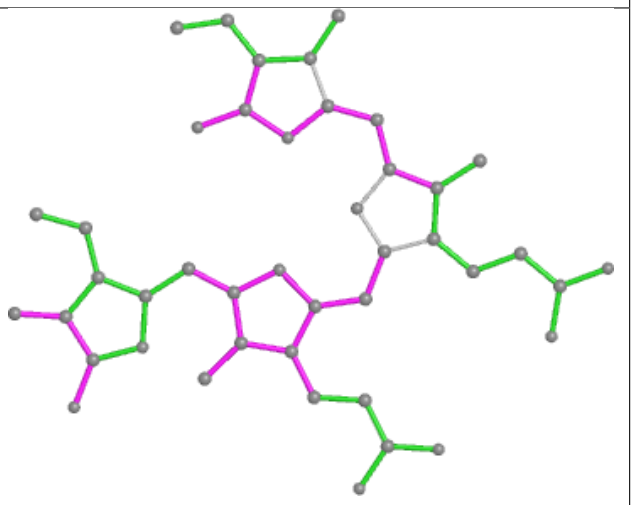

Bond angles

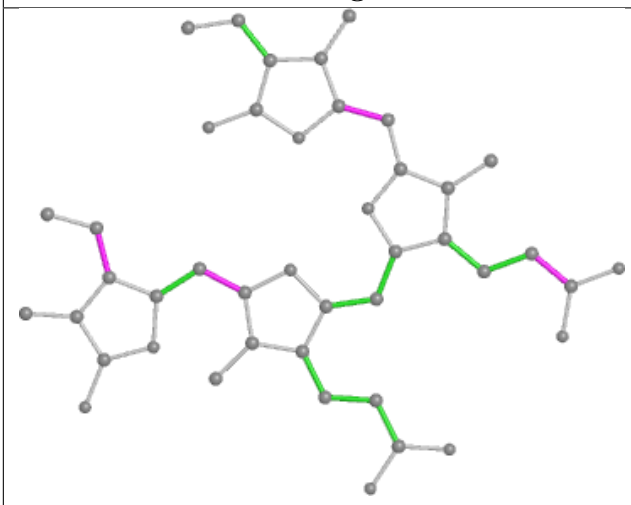

Torsions

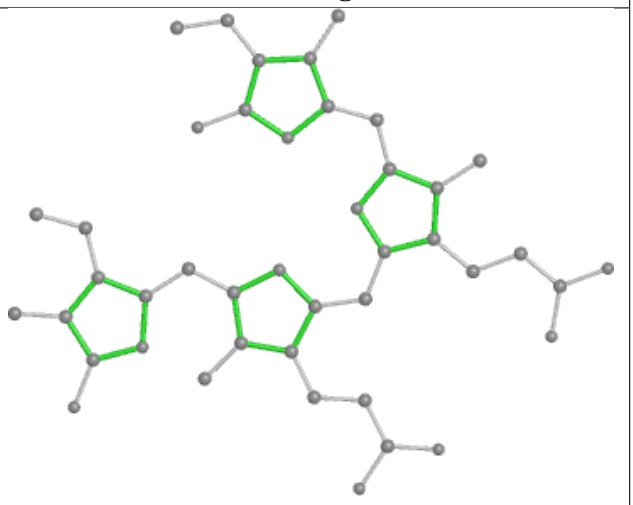

Rings

Ligand PEB KI 201

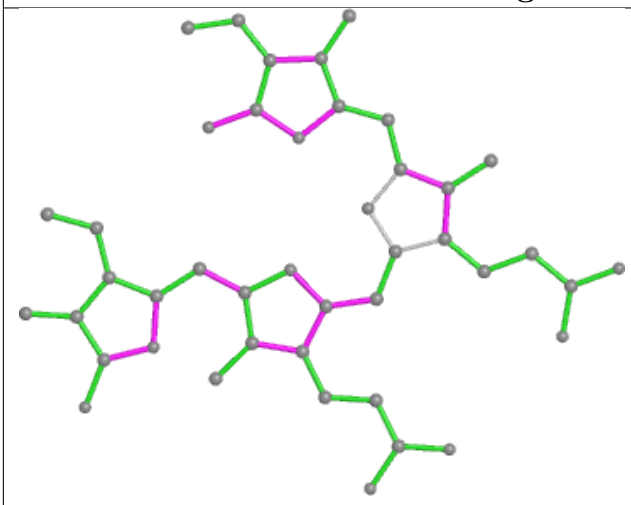

Bond lengths

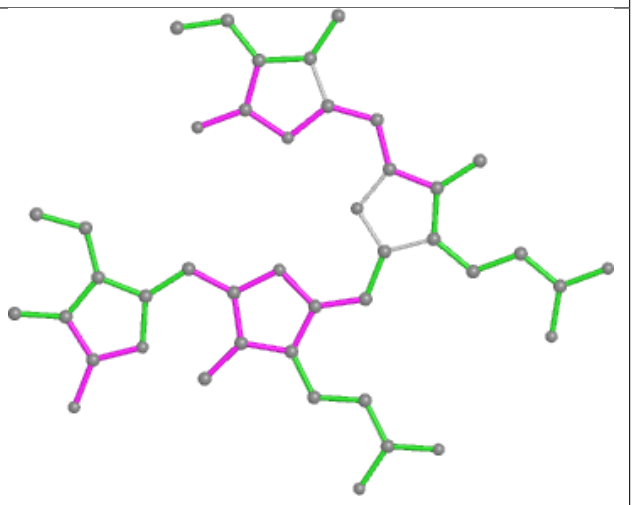

Bond angles

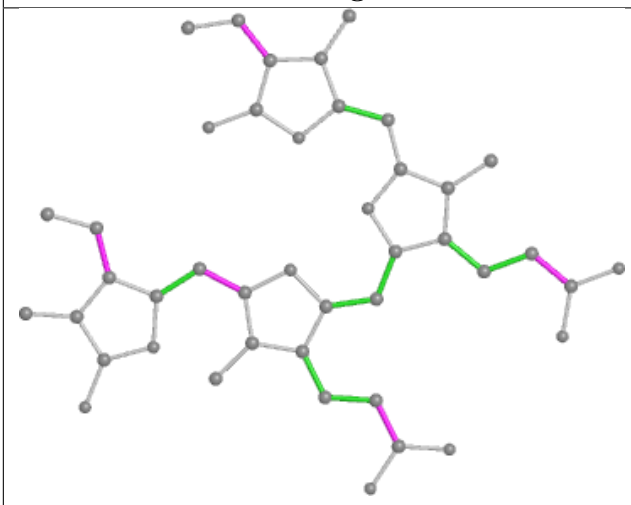

Torsions

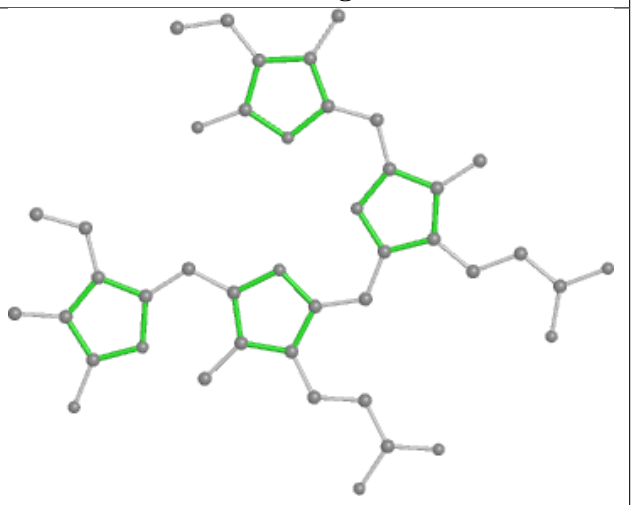

Rings

Ligand PEB O4 202

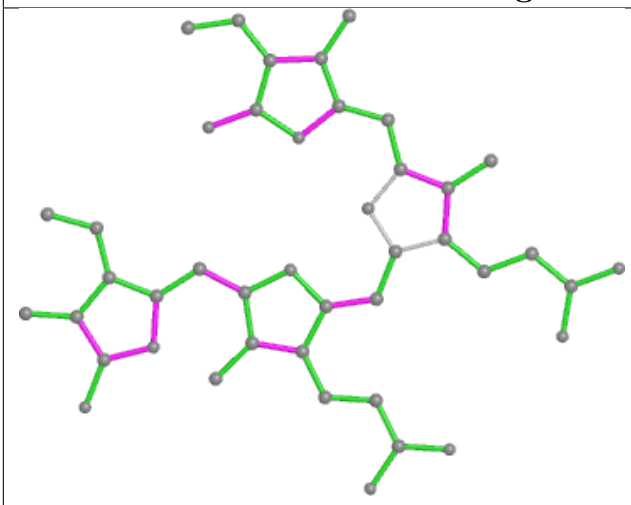

Bond lengths

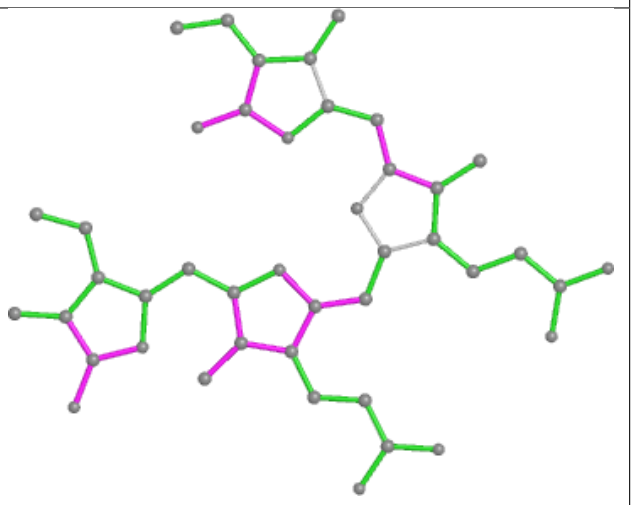

Bond angles

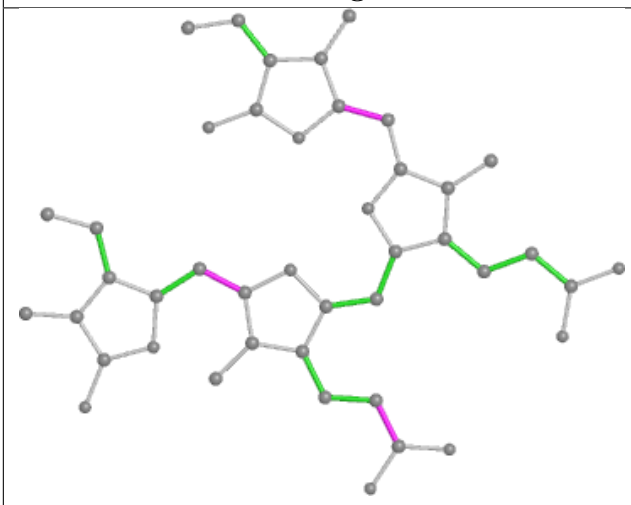

Torsions

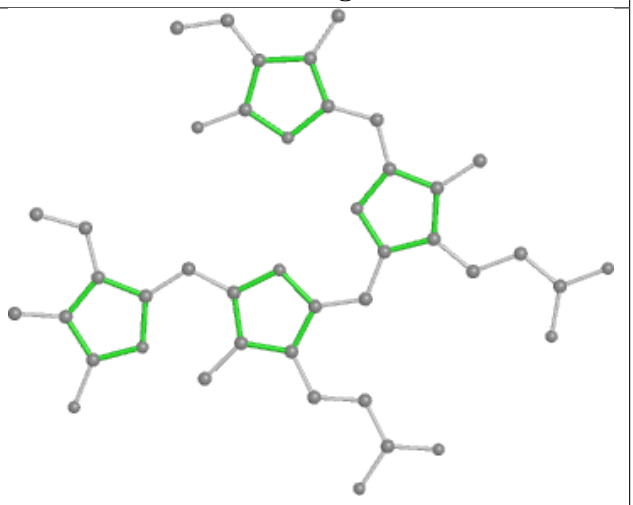

Rings

Ligand CYC DH 1003

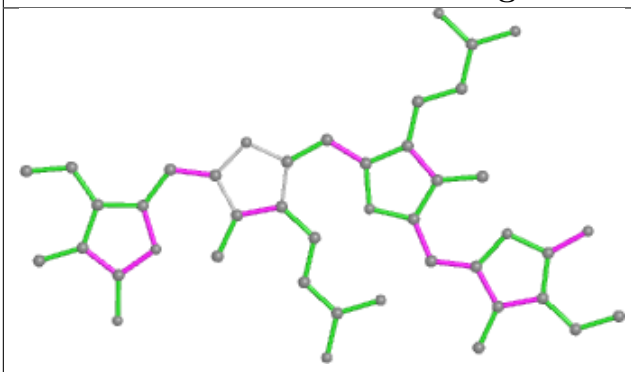

Bond lengths

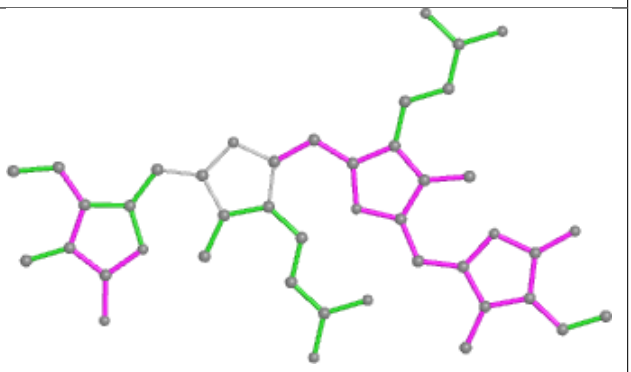

Bond angles

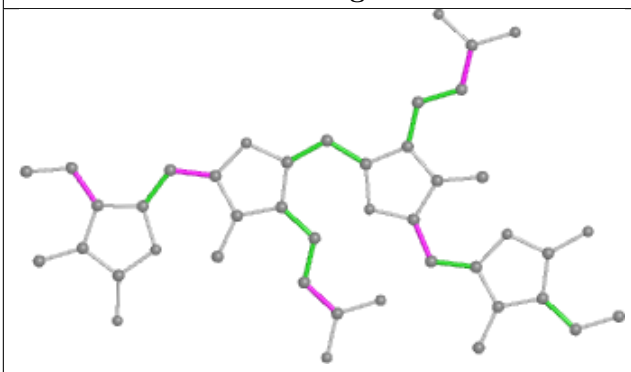

Torsions

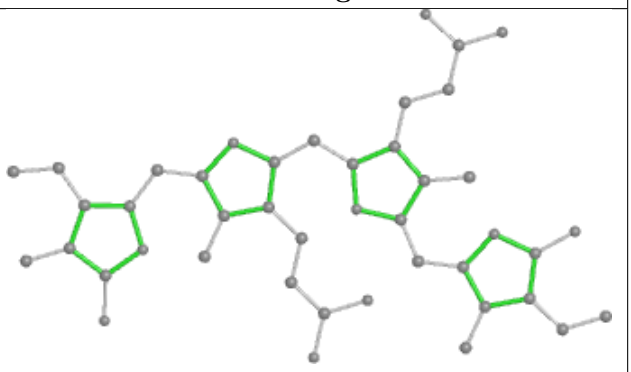

Rings

Ligand CLA C6 520

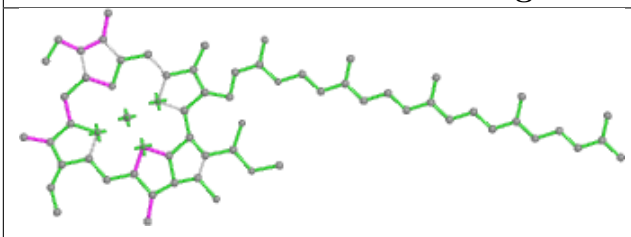

Bond lengths

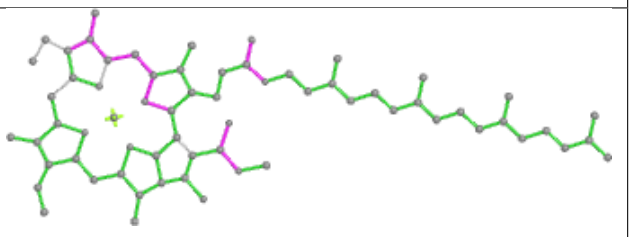

Bond angles

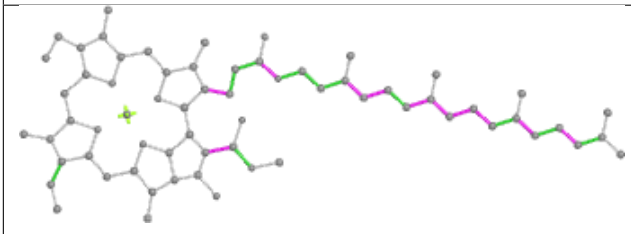

Torsions

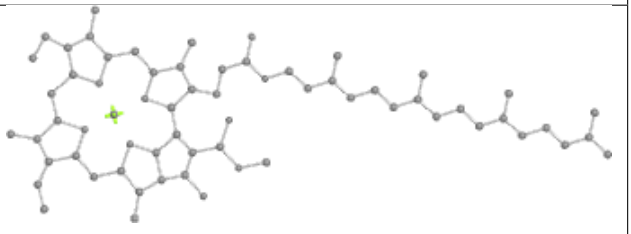

Rings

Ligand PEB SJ 202

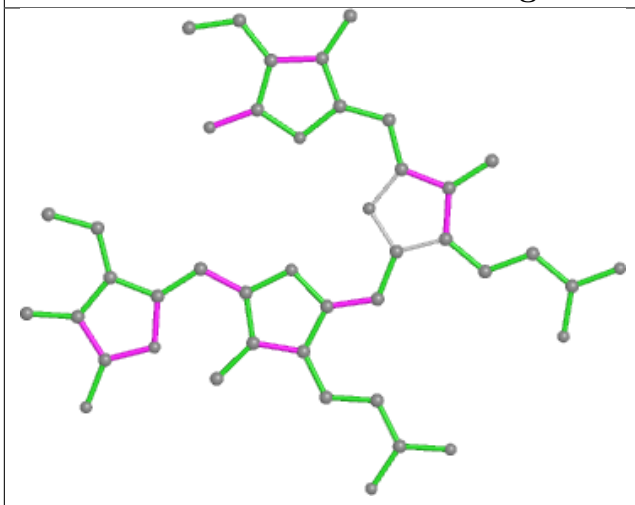

Bond lengths

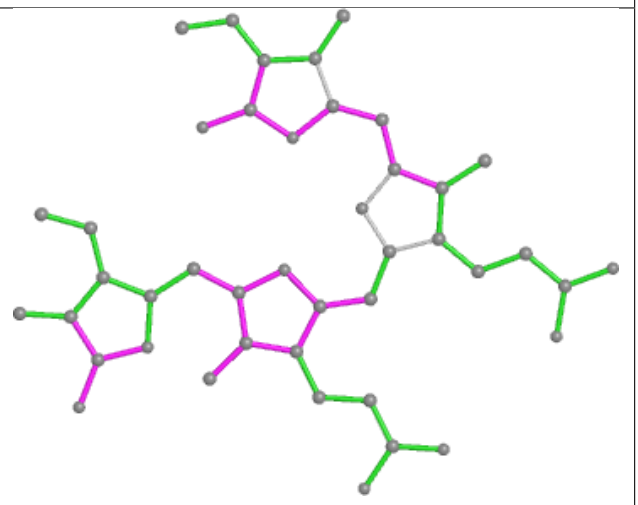

Bond angles

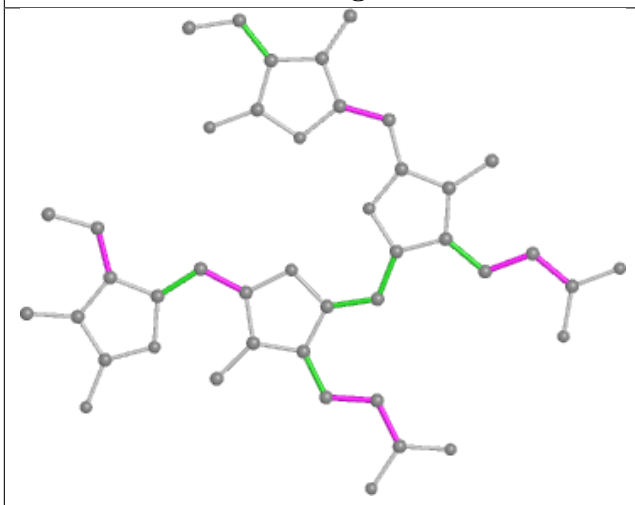

Torsions

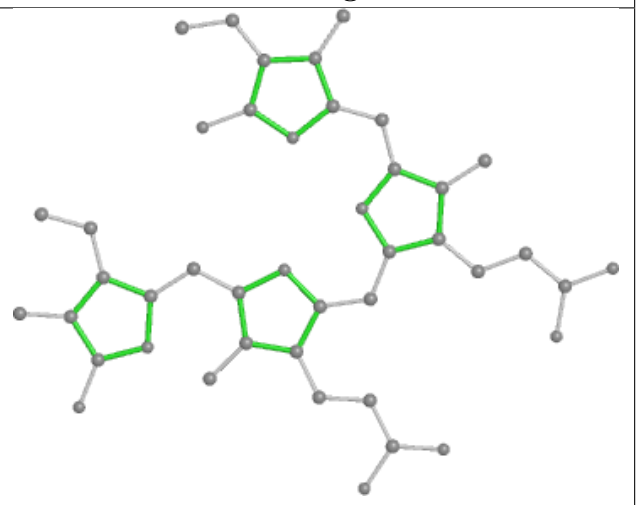

Rings

Ligand PEB jK 201

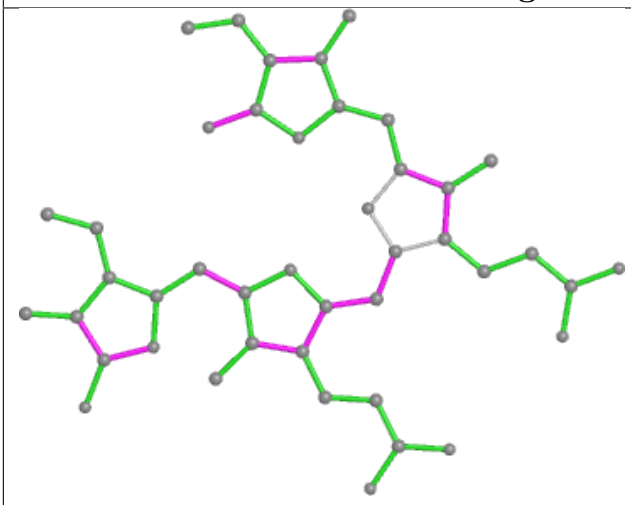

Bond lengths

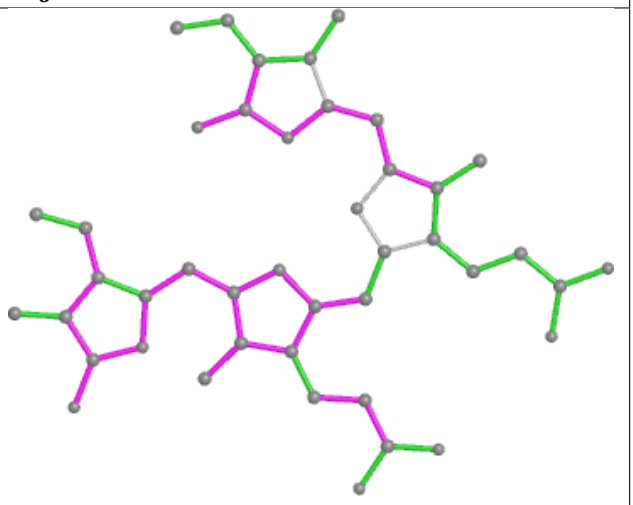

Bond angles

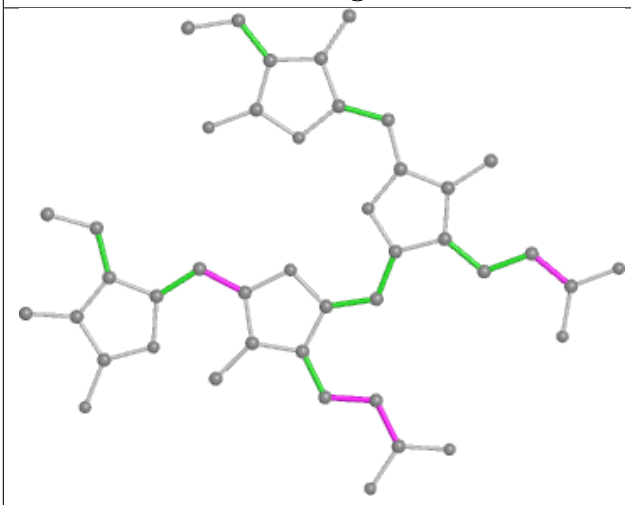

Torsions

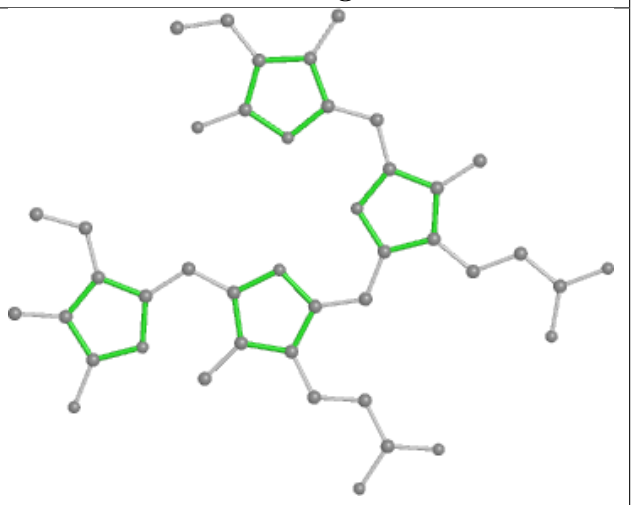

Rings

Ligand PEB fG 202

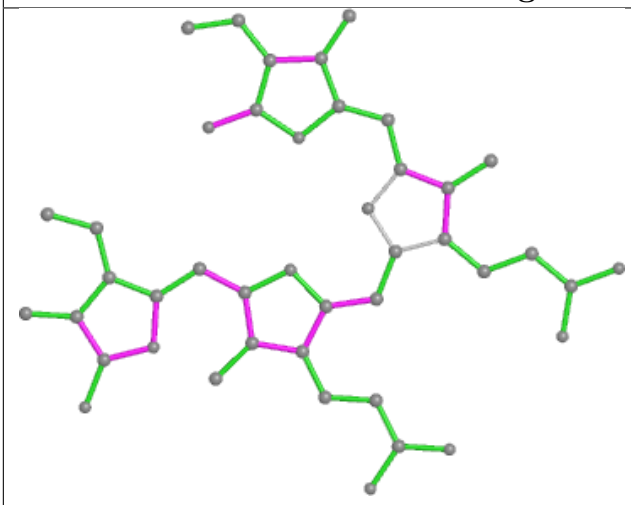

Bond lengths

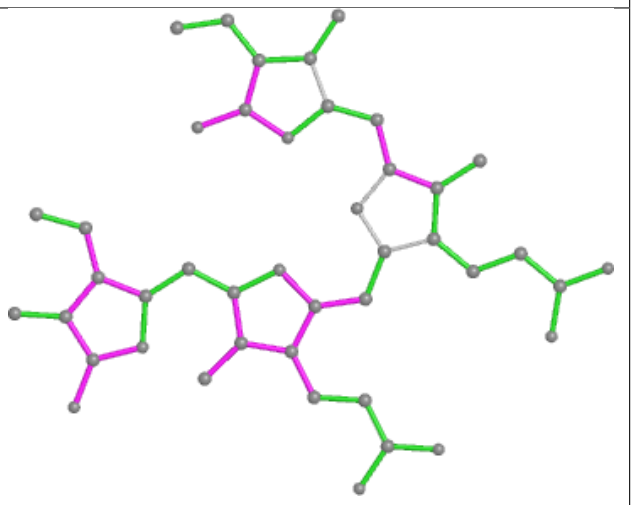

Bond angles

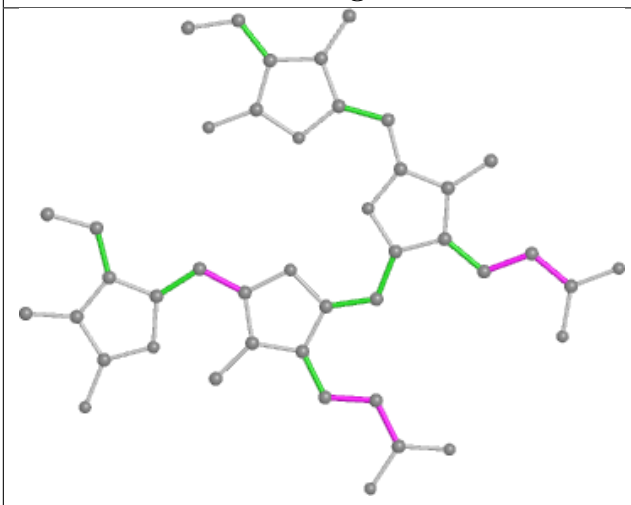

Torsions

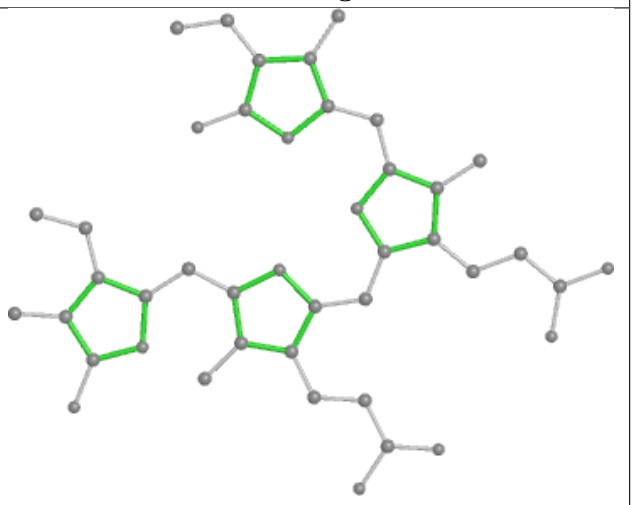

Rings

Ligand PEB qF 203

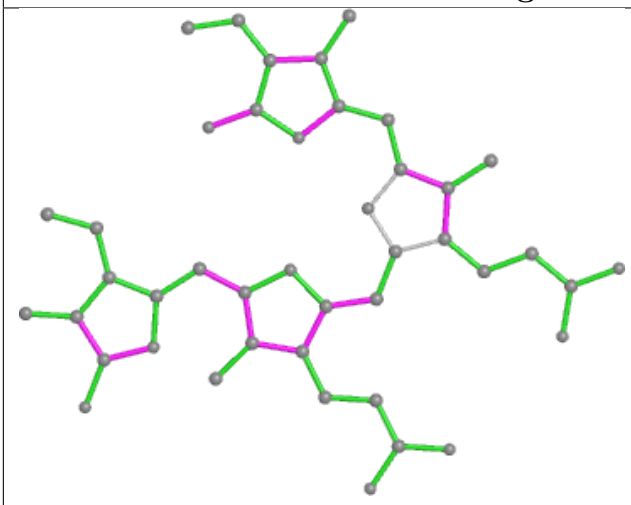

Bond lengths

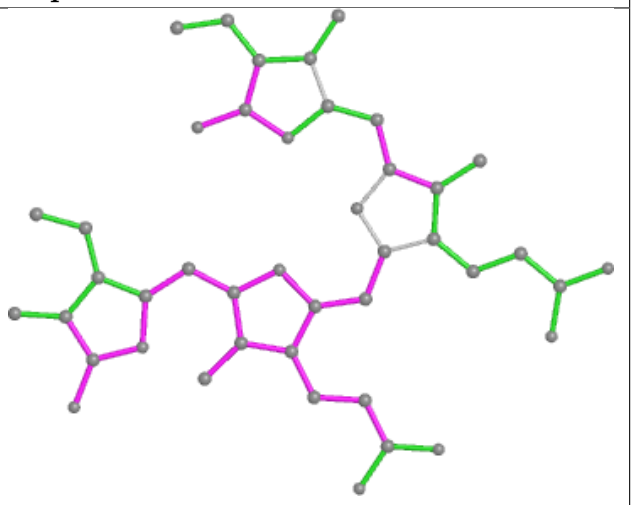

Bond angles

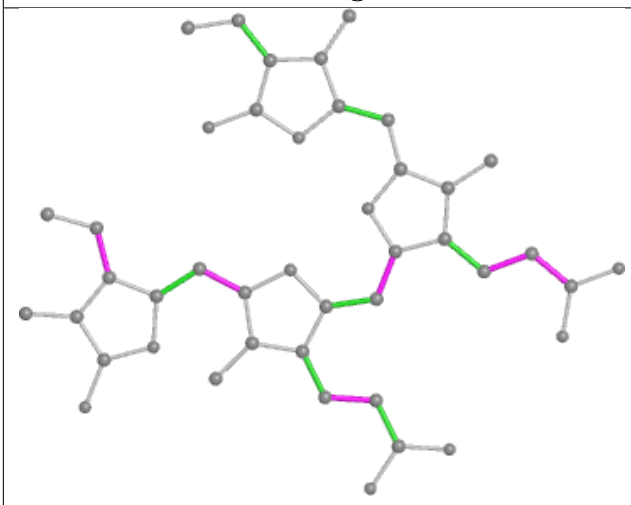

Torsions

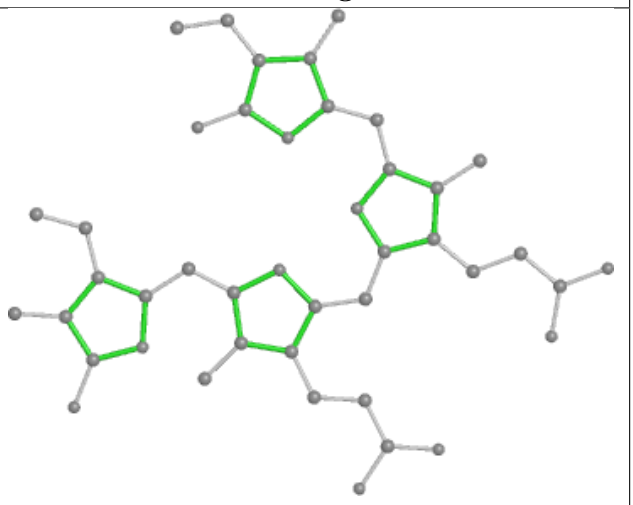

Rings

Ligand PEB d4 202

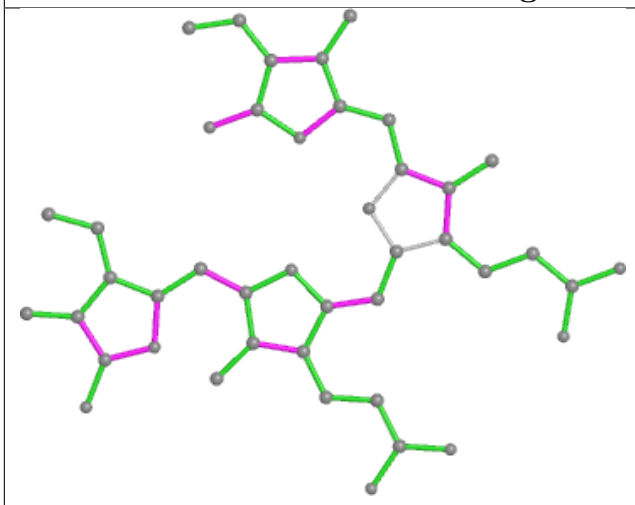

Bond lengths

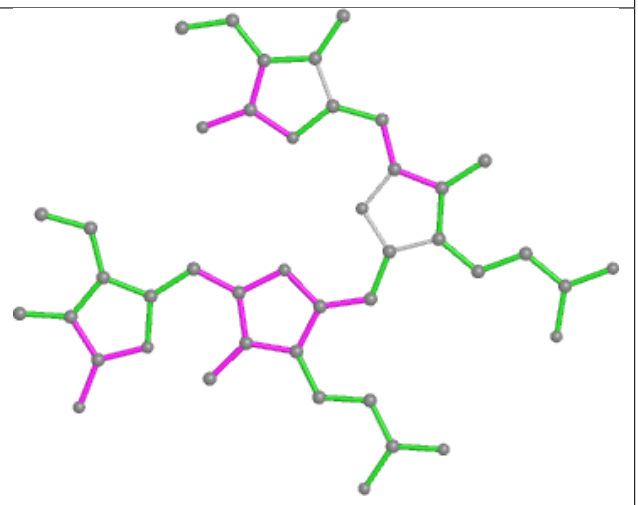

Bond angles

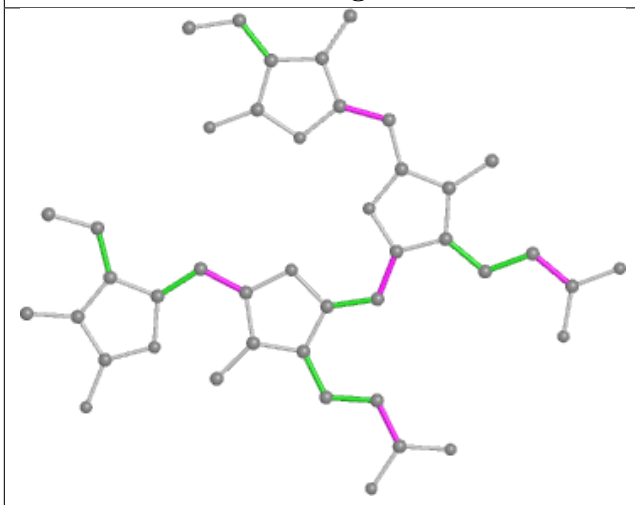

Torsions

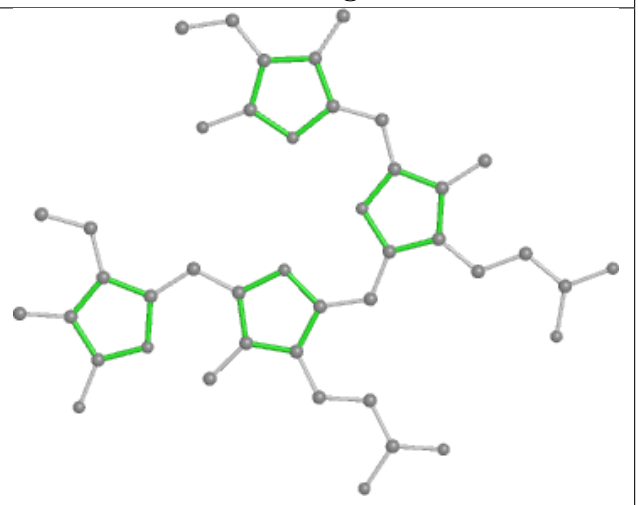

Rings

Ligand PEB P5 201

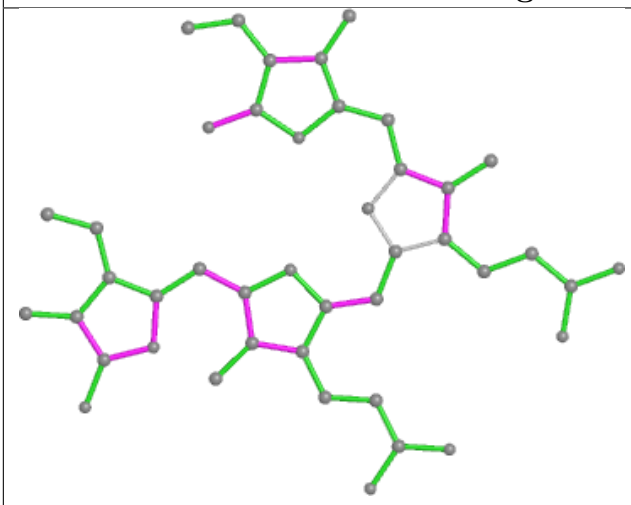

Bond lengths

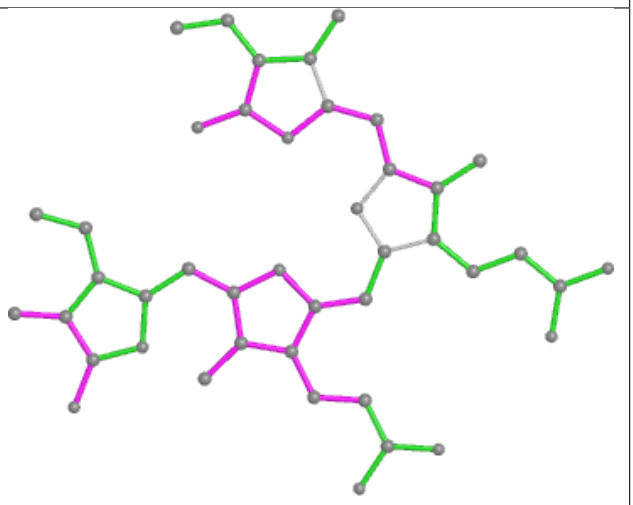

Bond angles

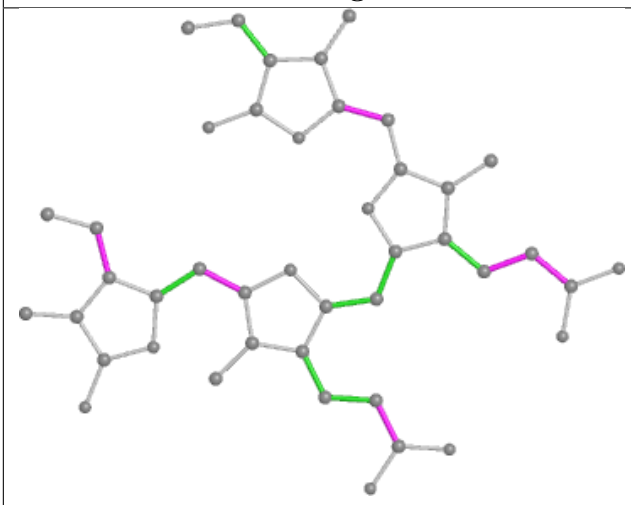

Torsions

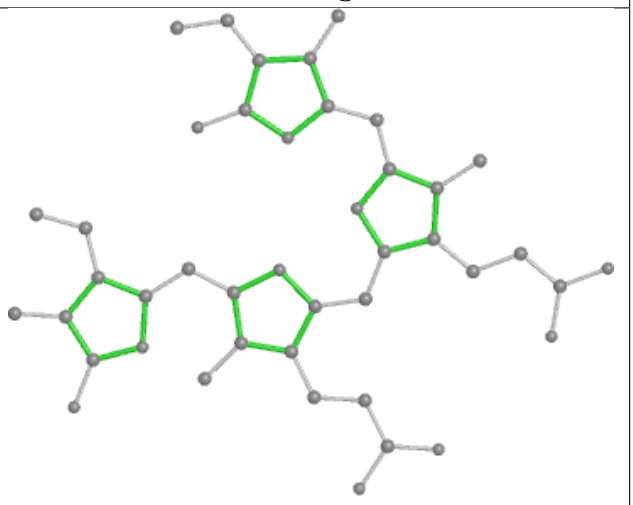

Rings

Ligand PEB mF 202

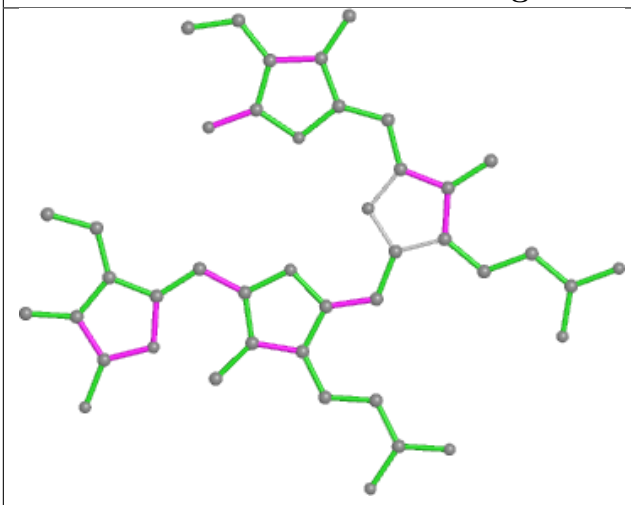

Bond lengths

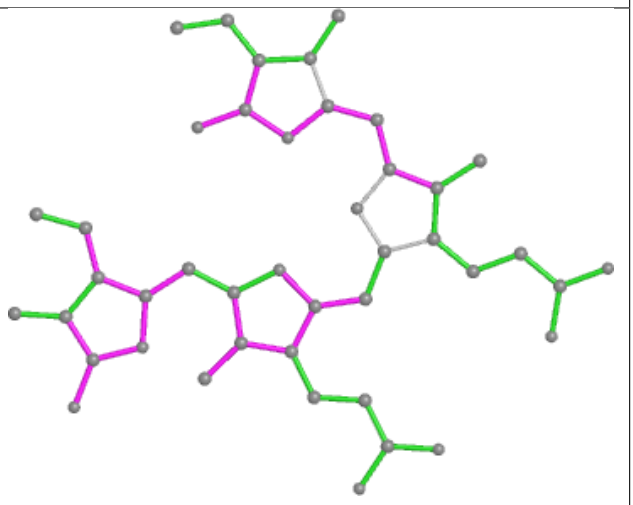

Bond angles

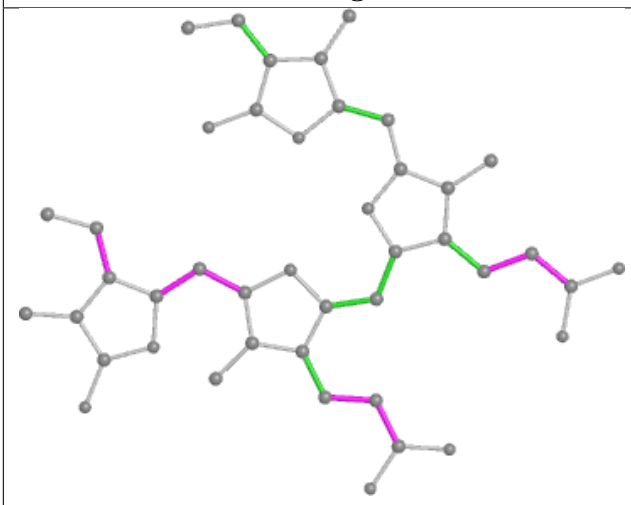

Torsions

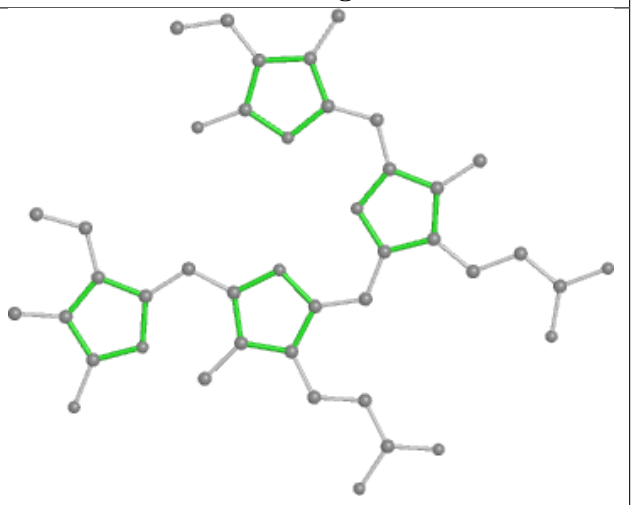

Rings

Ligand CLA B6 614

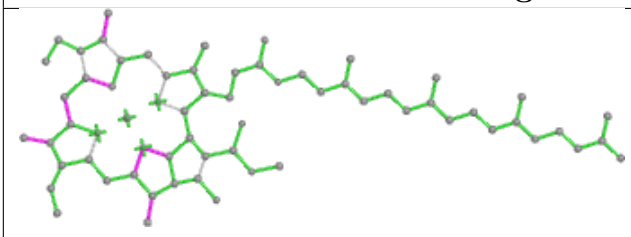

Bond lengths

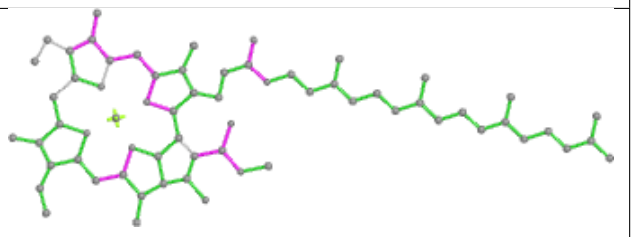

Bond angles

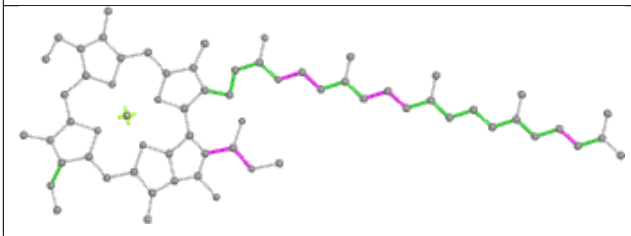

Torsions

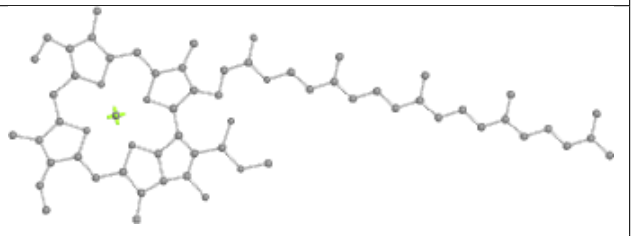

Rings

Ligand CLA BN 812

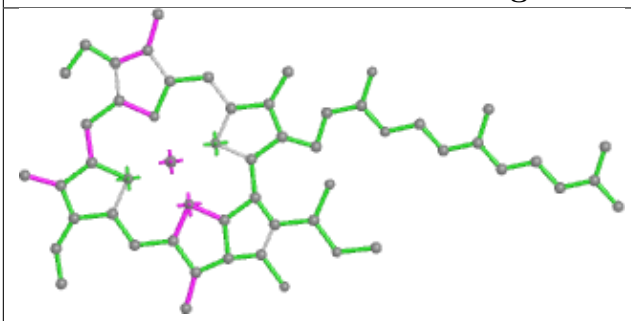

Bond lengths

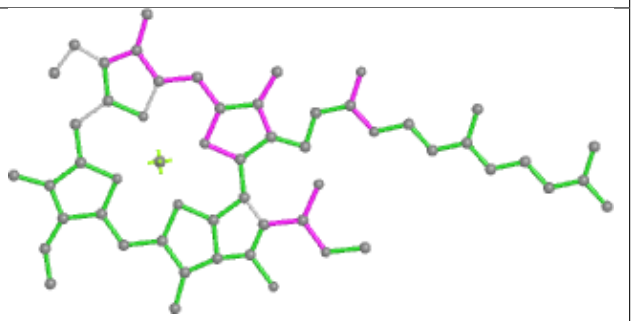

Bond angles

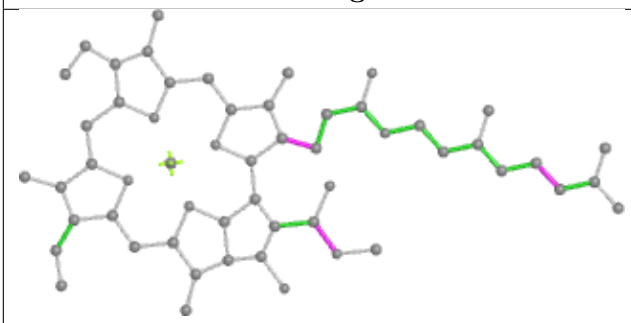

Torsions

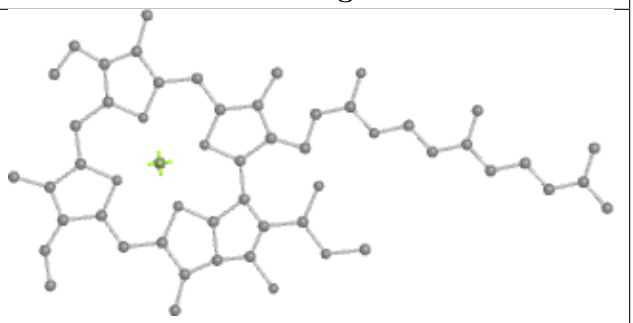

Rings

Ligand CLA B2 824

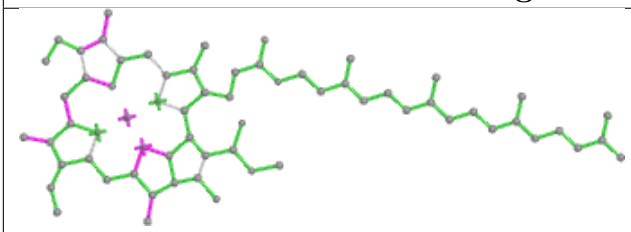

Bond lengths

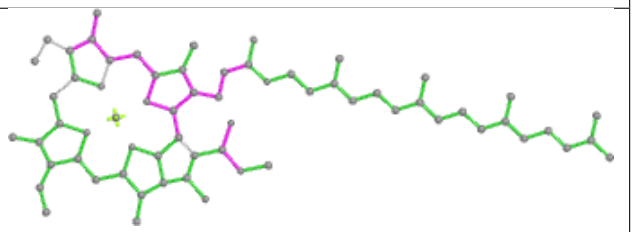

Bond angles

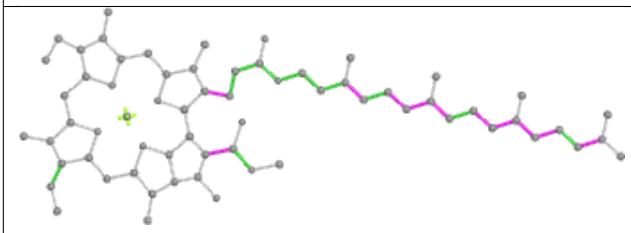

Torsions

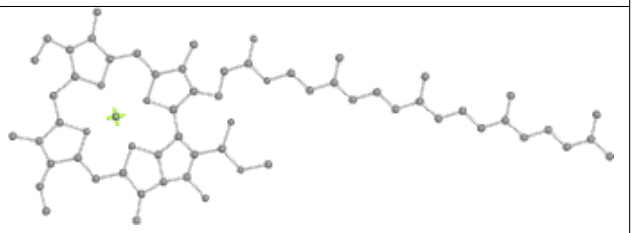

Rings

Ligand PEB LA 201

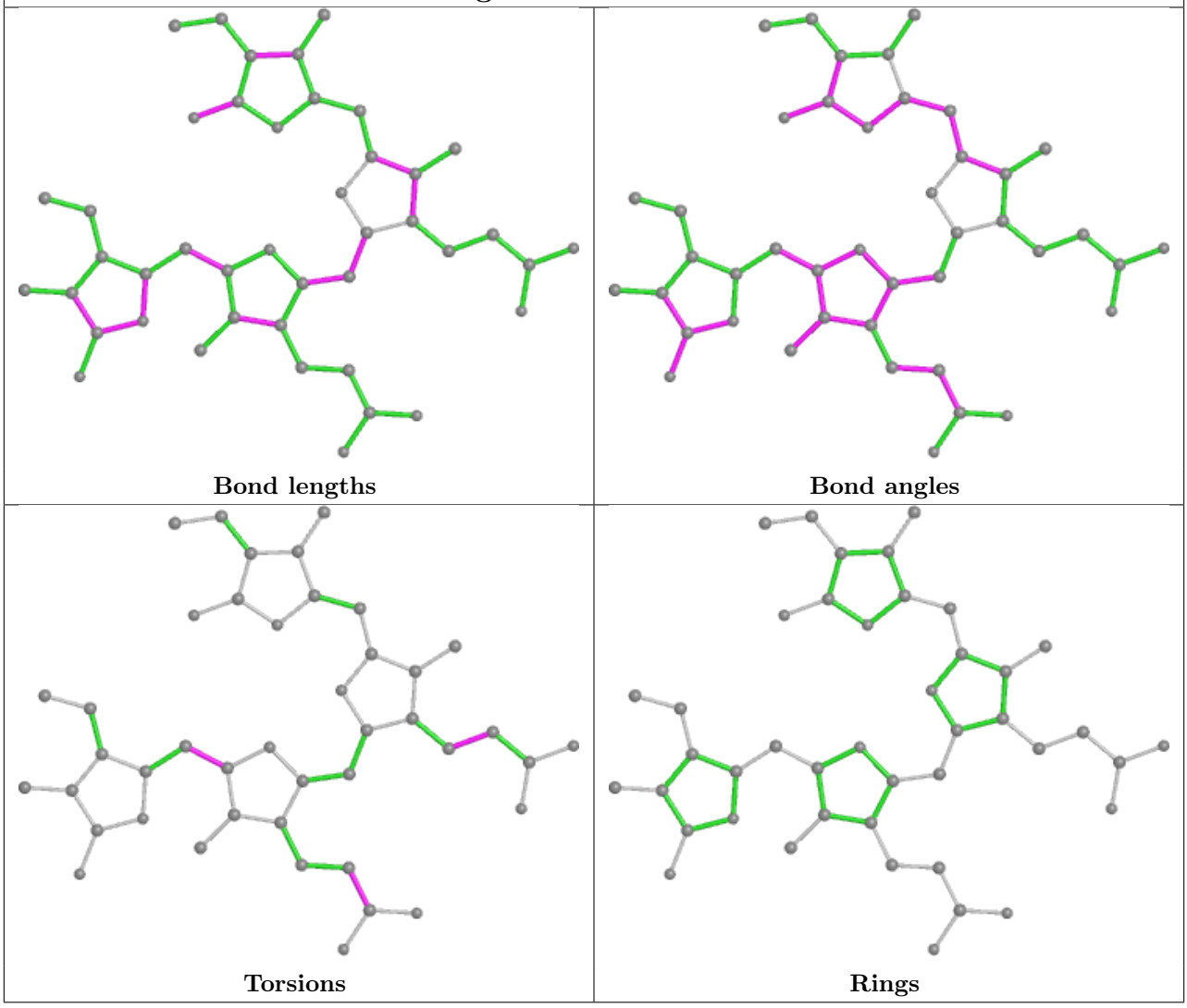

Ligand BCR B2 841

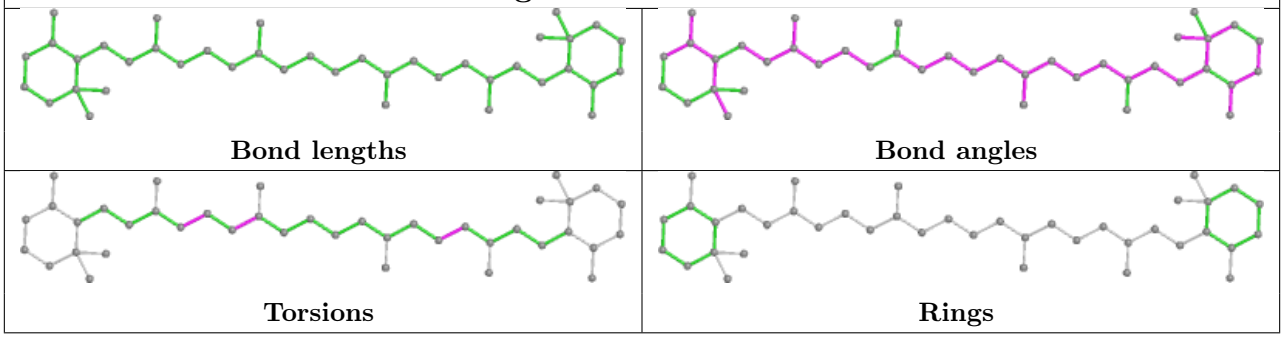

Ligand PEB dF 201

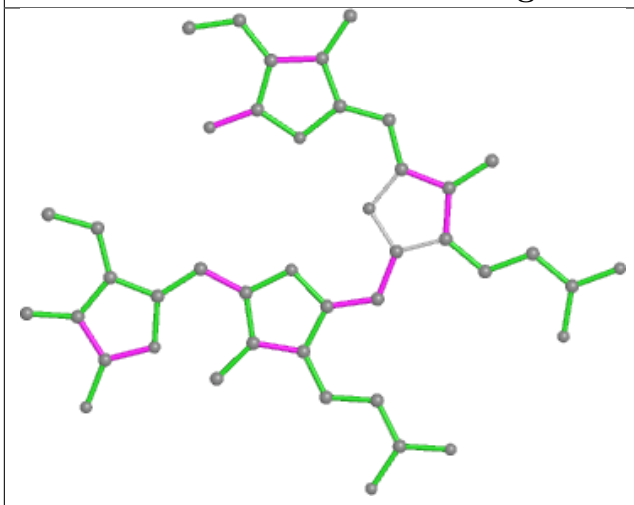

Bond lengths

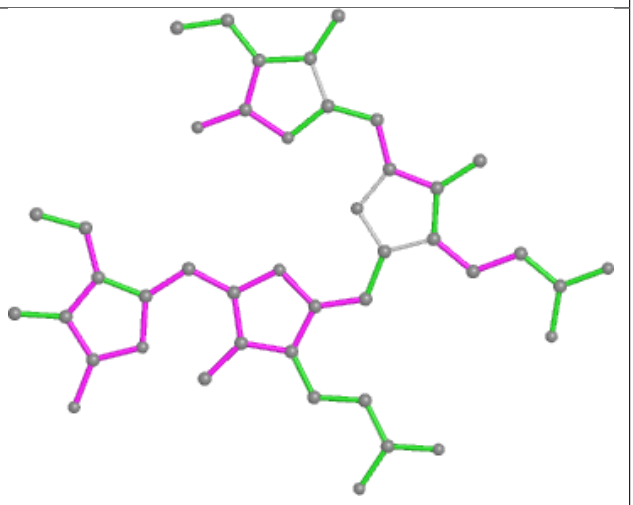

Bond angles

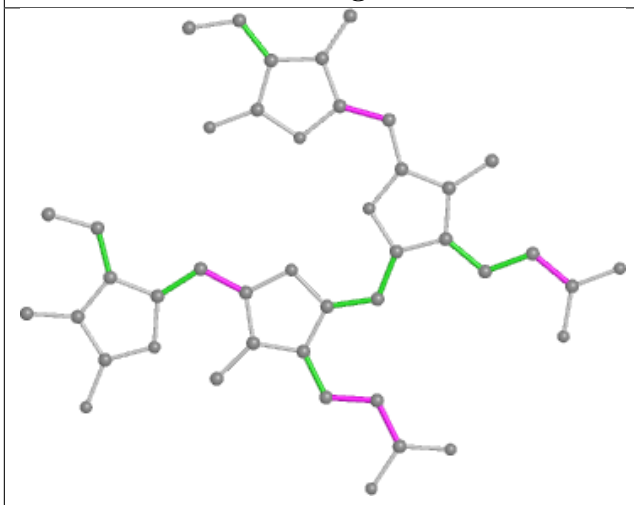

Torsions

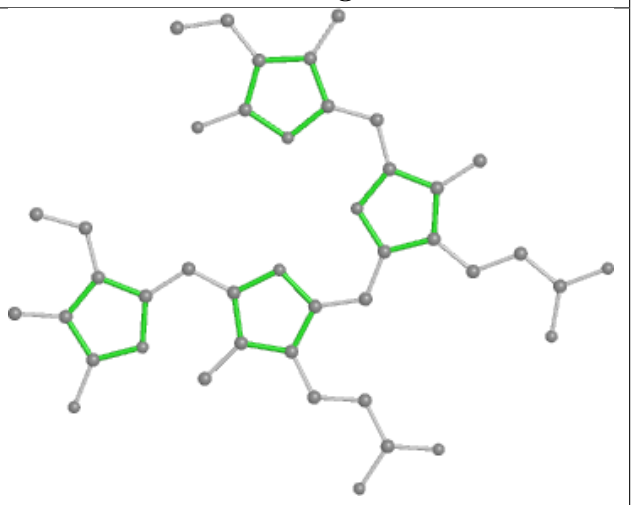

Rings

Ligand BCR Z6 101

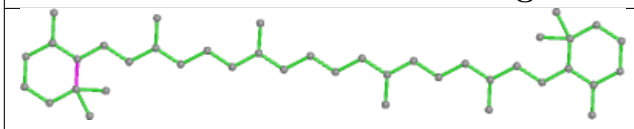

Bond lengths

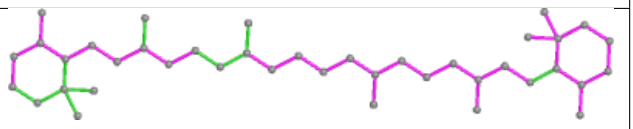

Bond angles

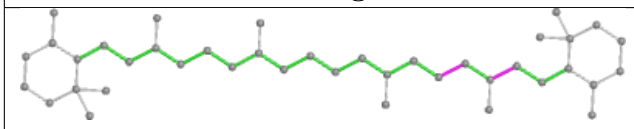

Torsions

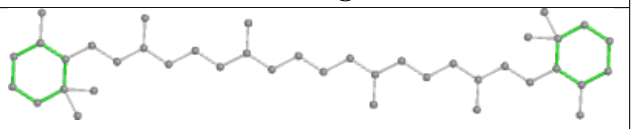

Rings

Ligand PEB gH 203

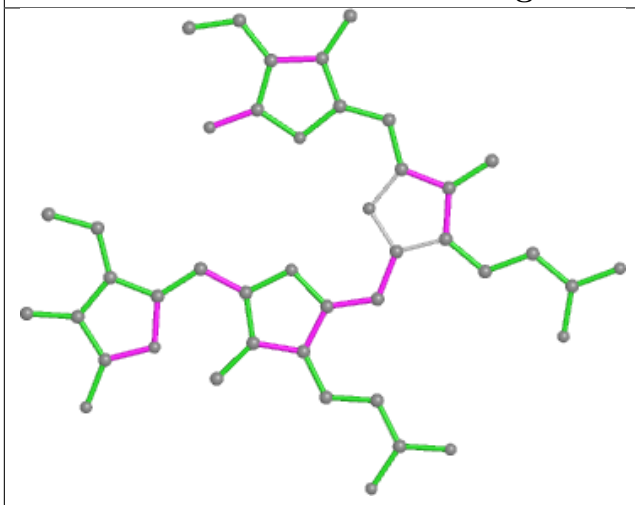

Bond lengths

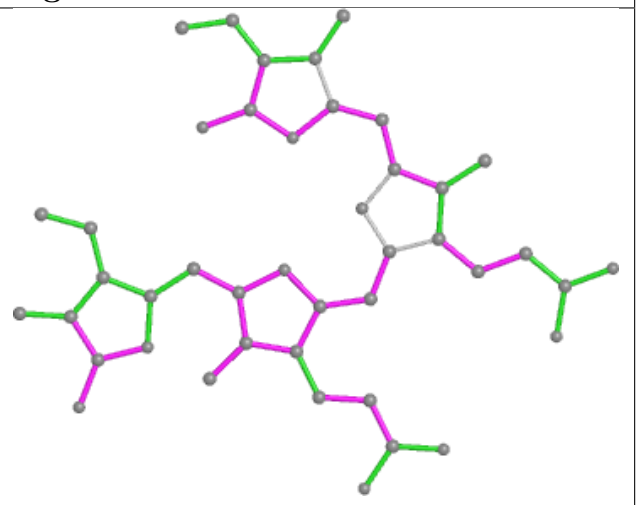

Bond angles

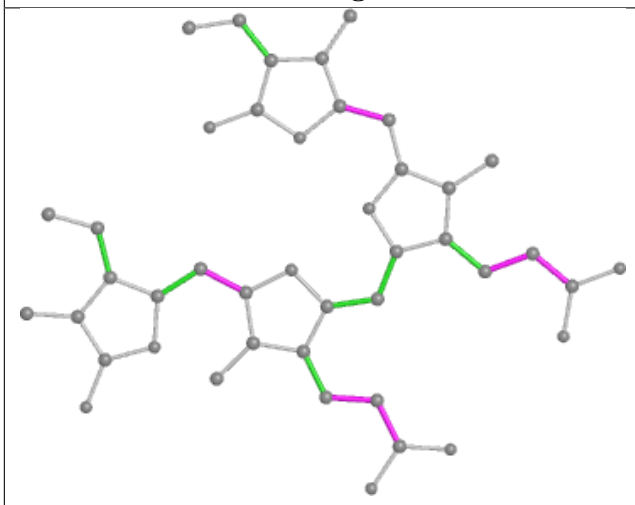

Torsions

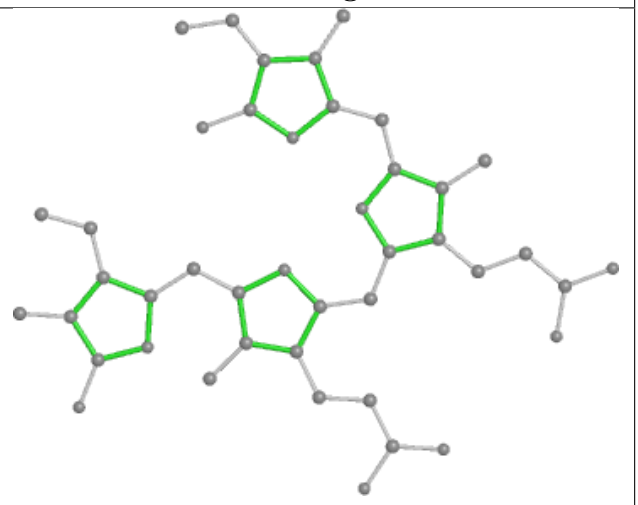

Rings

Ligand CLA 3N 311

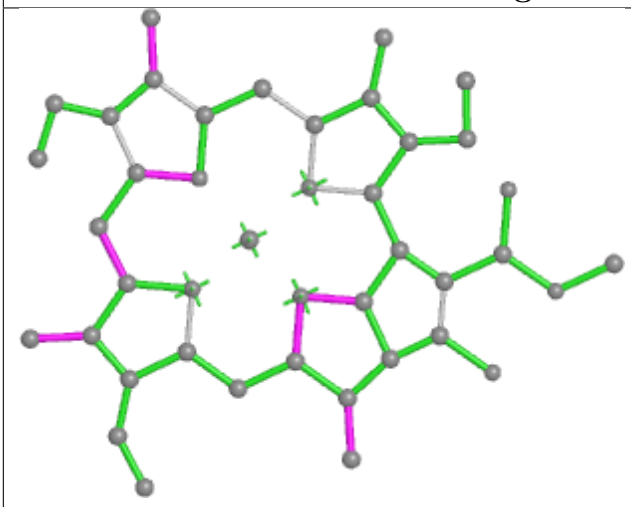

Bond lengths

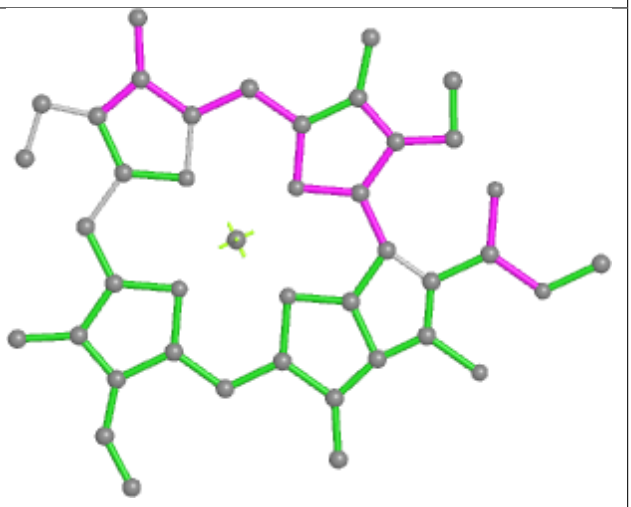

Bond angles

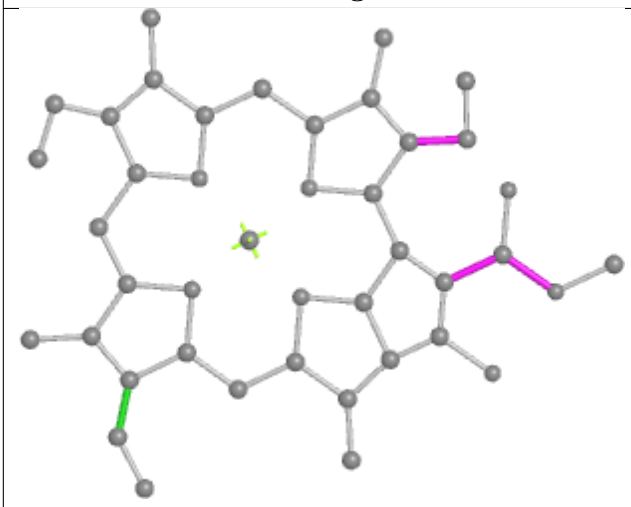

Torsions

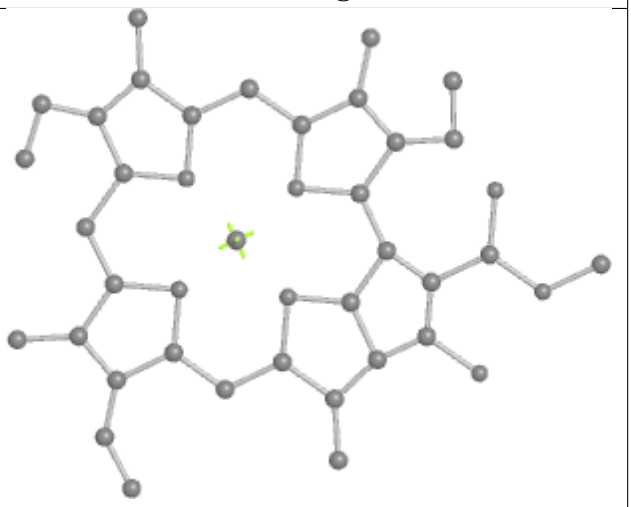

Rings

Ligand PEB UQ 202

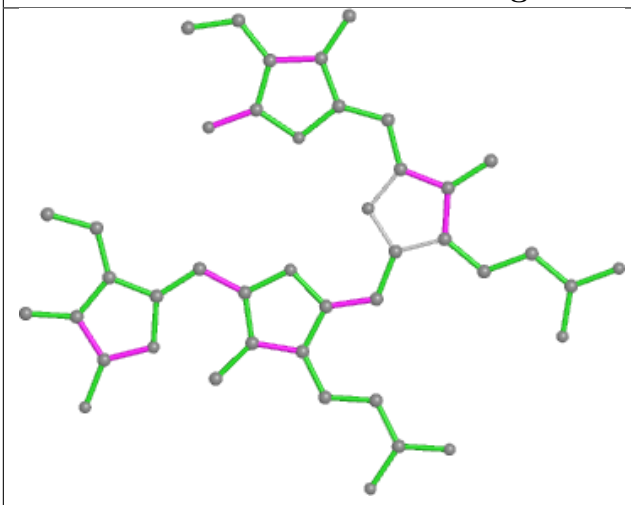

Bond lengths

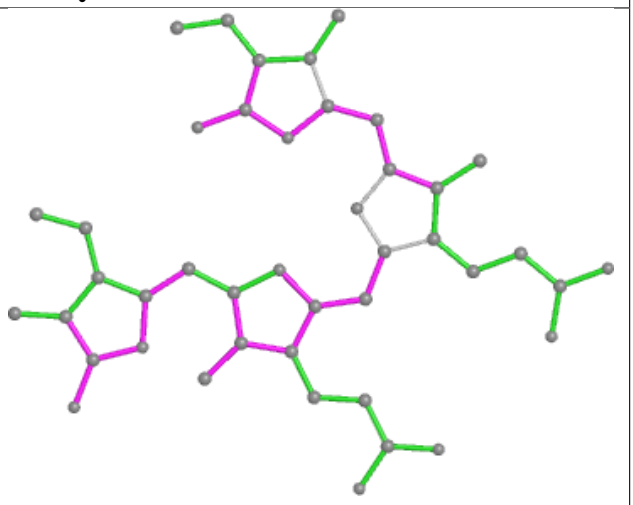

Bond angles

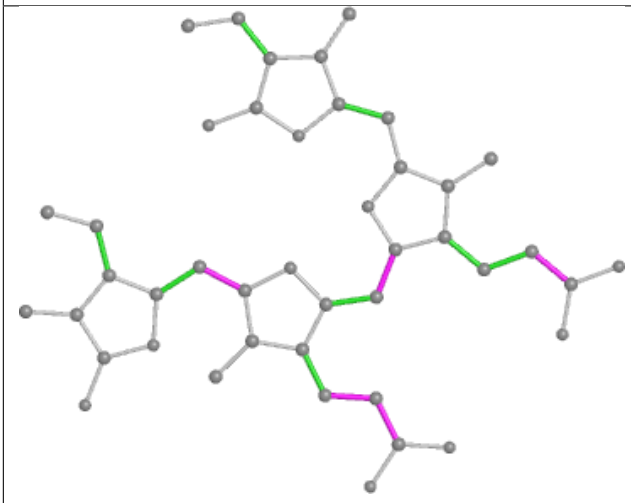

Torsions

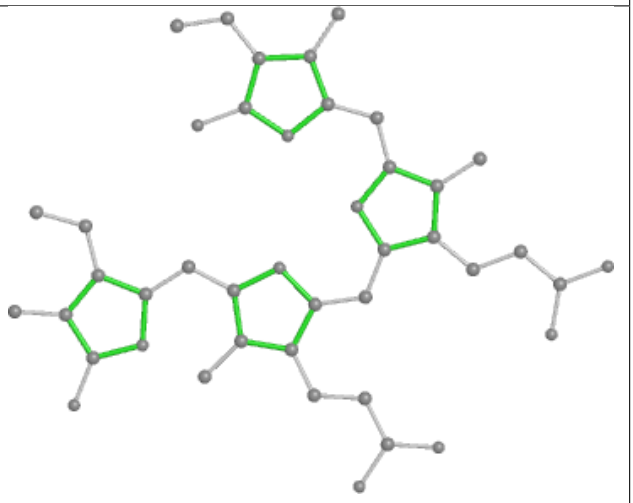

Rings

Ligand CLA 82 304

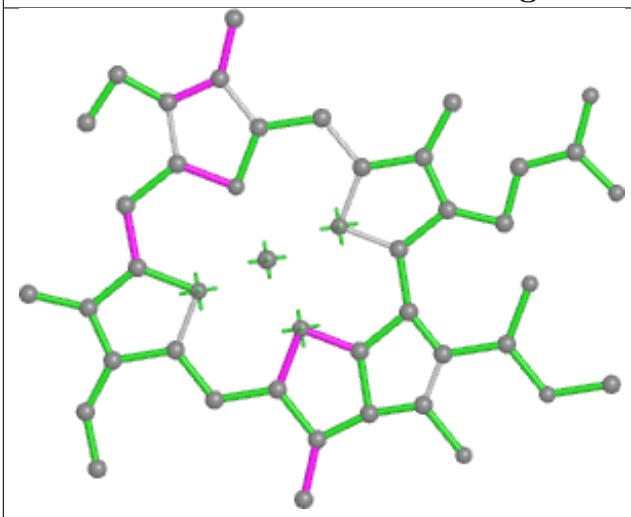

Bond lengths

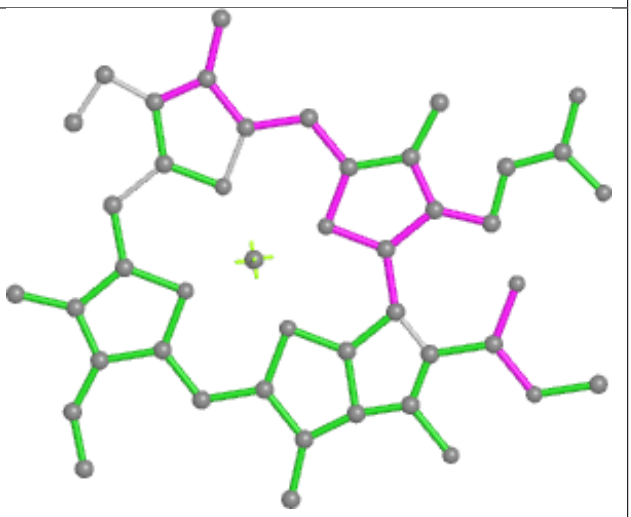

Bond angles

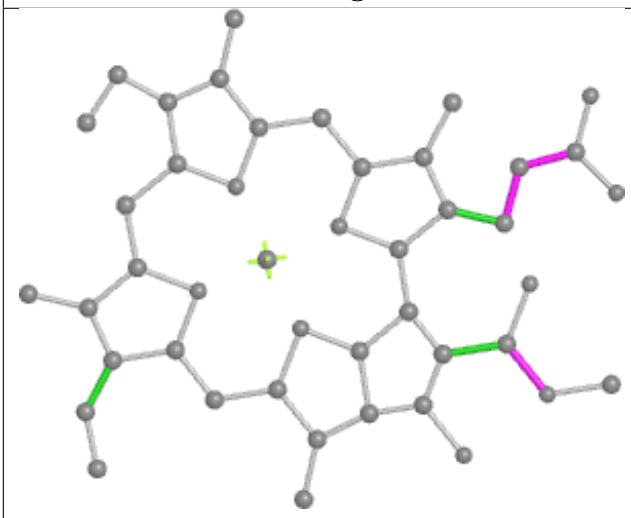

Torsions

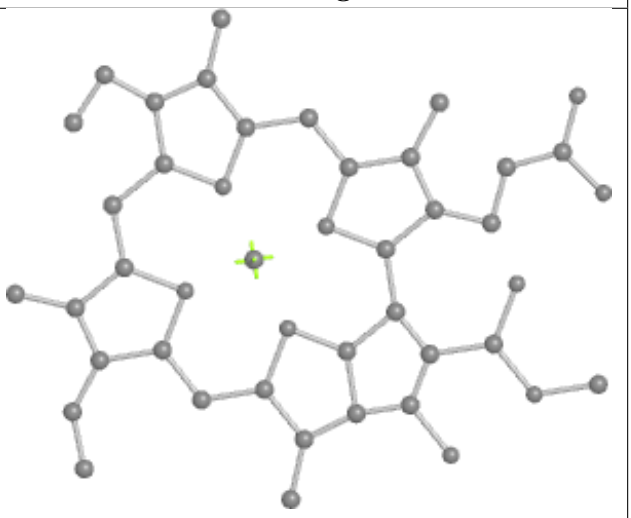

Rings

Ligand PL9 dL 406

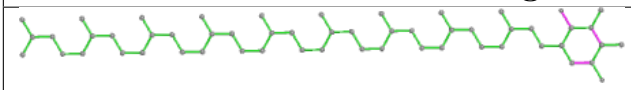

Bond lengths

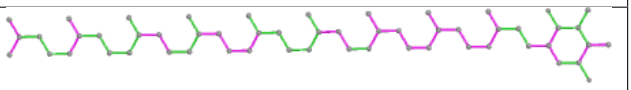

Bond angles

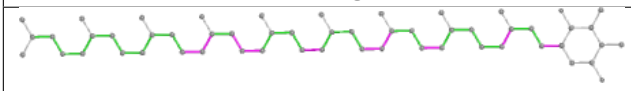

Torsions

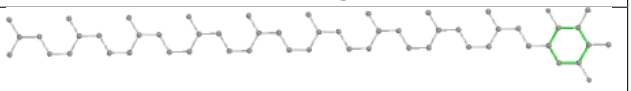

Rings

Ligand PEB bF 202

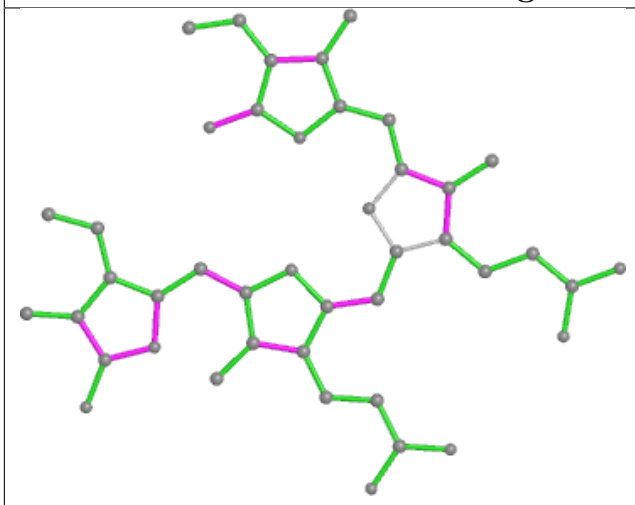

Bond lengths

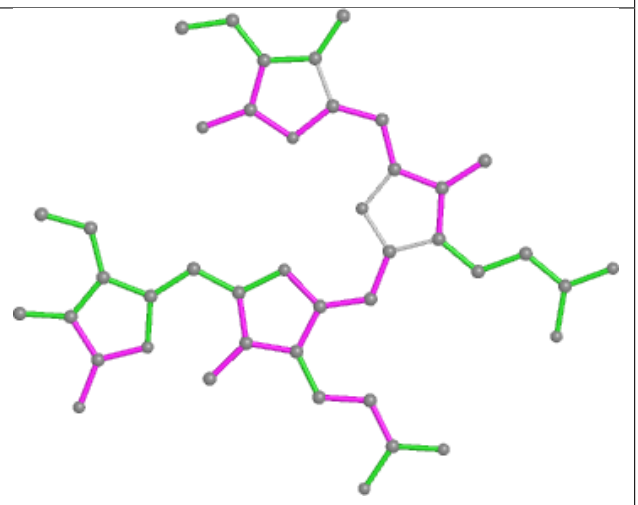

Bond angles

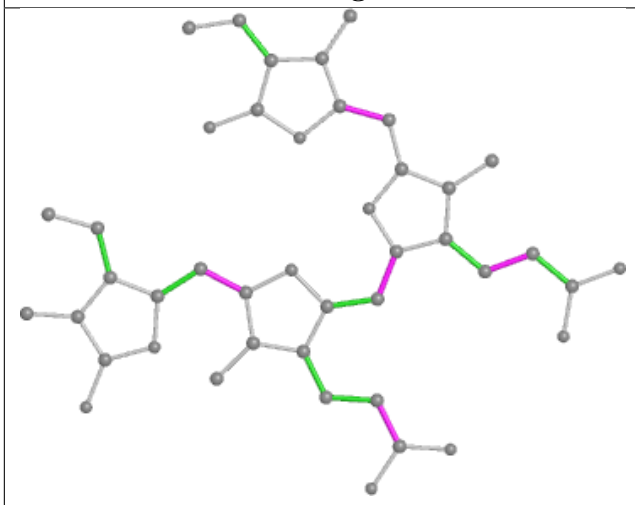

Torsions

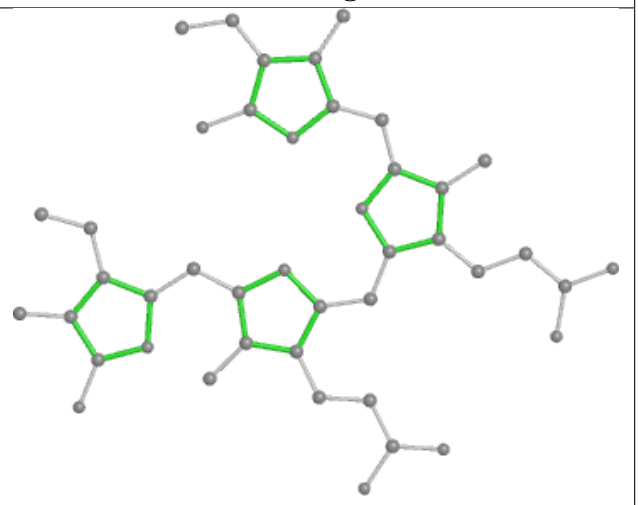

Rings

Ligand PEB ZO 201

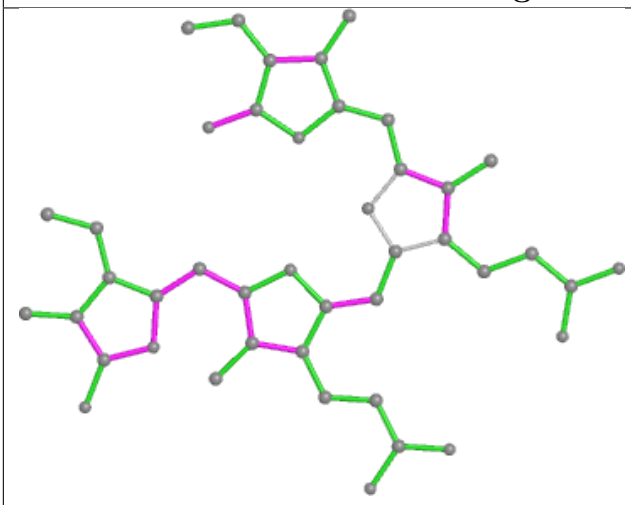

Bond lengths

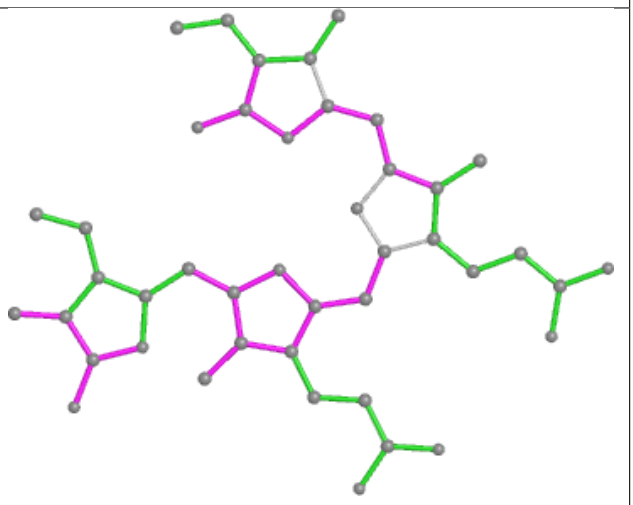

Bond angles

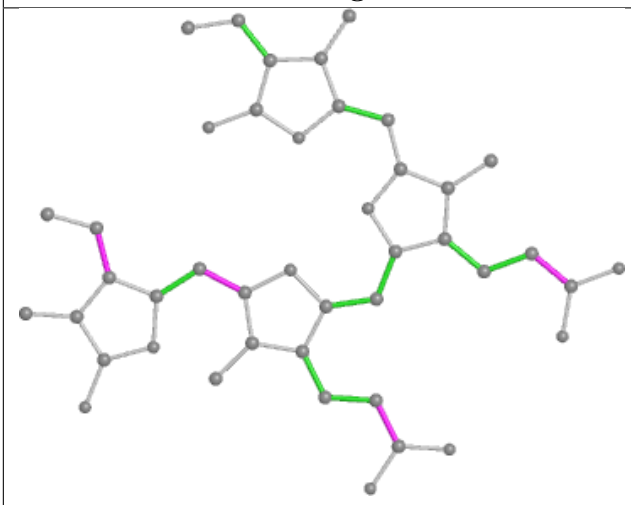

Torsions

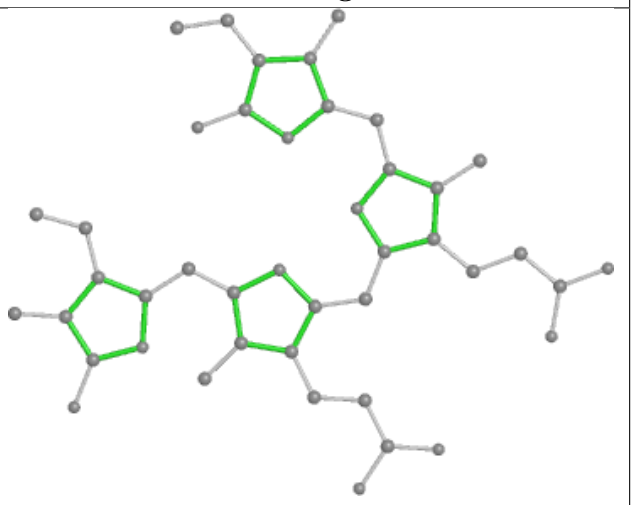

Rings

Ligand CLA AN 850

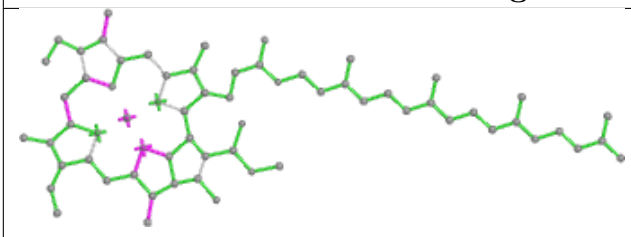

Bond lengths

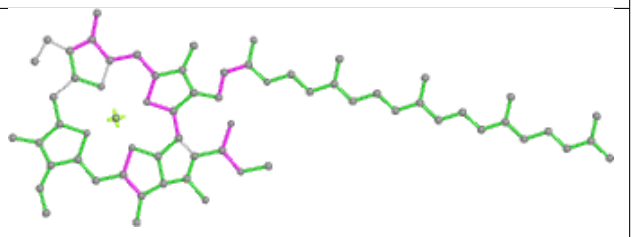

Bond angles

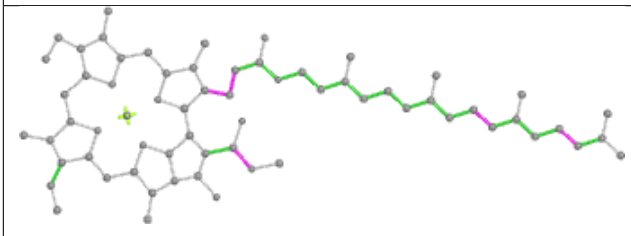

Torsions

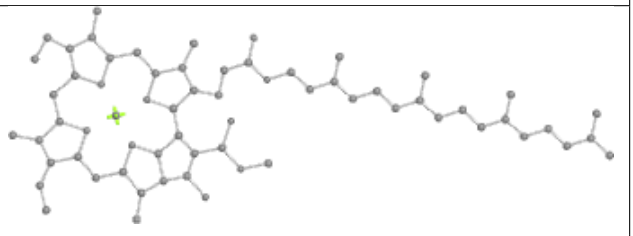

Rings

Ligand PEB T4 203

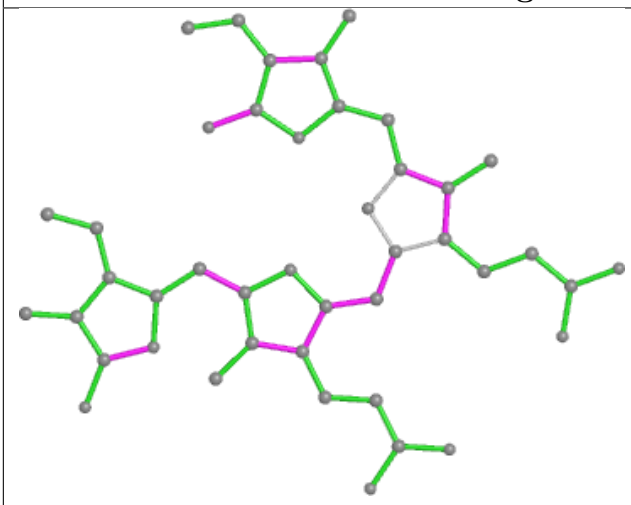

Bond lengths

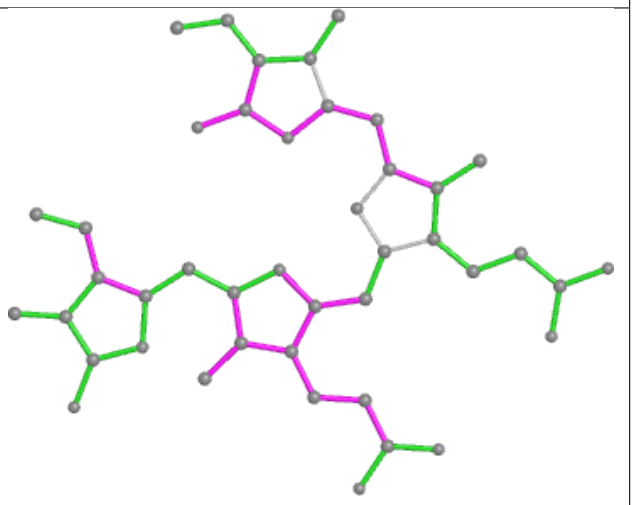

Bond angles

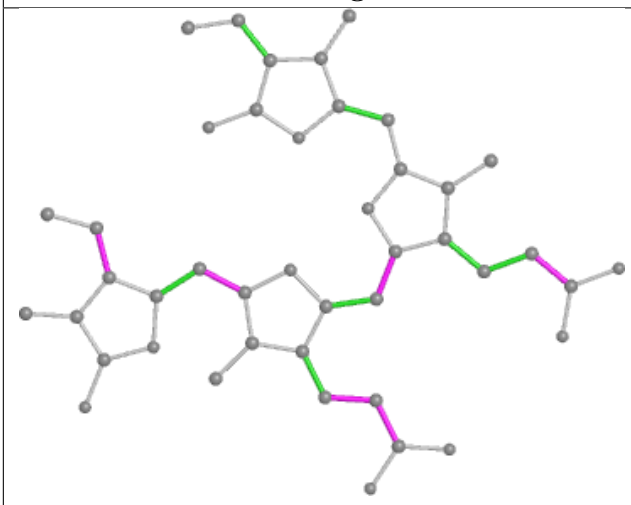

Torsions

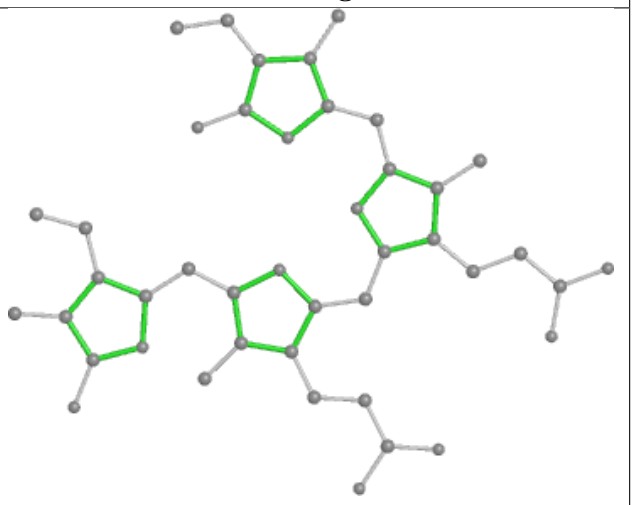

Rings

Ligand PEB VD 203

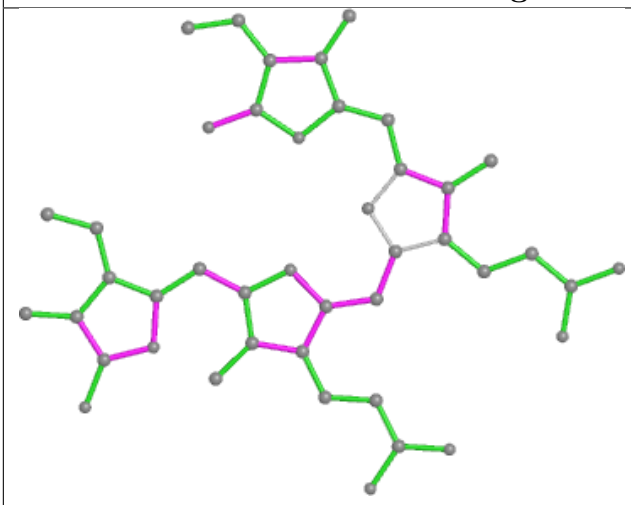

Bond lengths

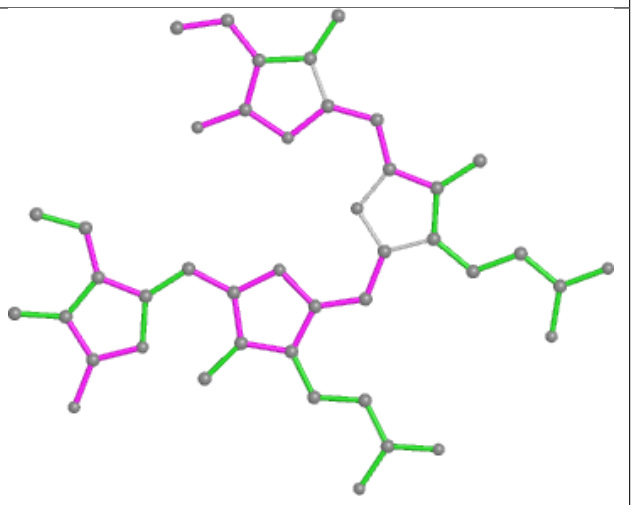

Bond angles

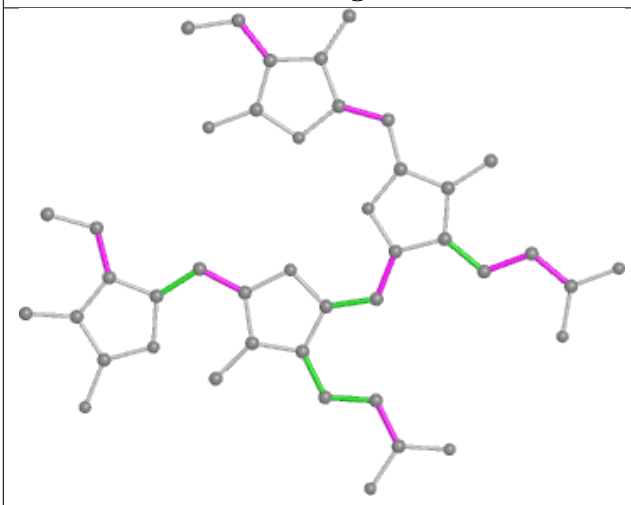

Torsions

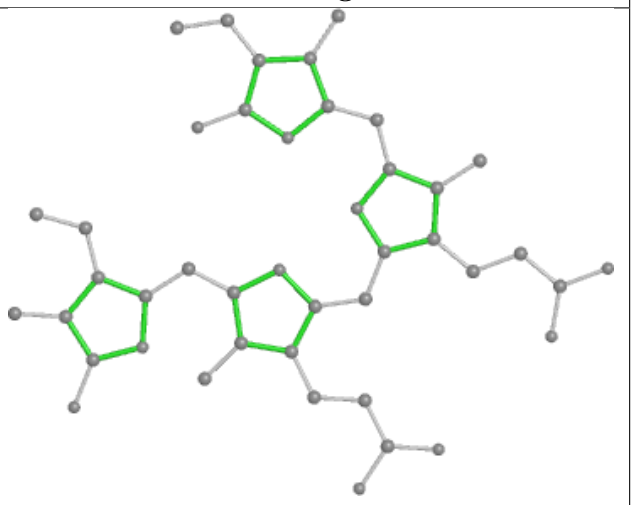

Rings

Ligand PEB sK 203

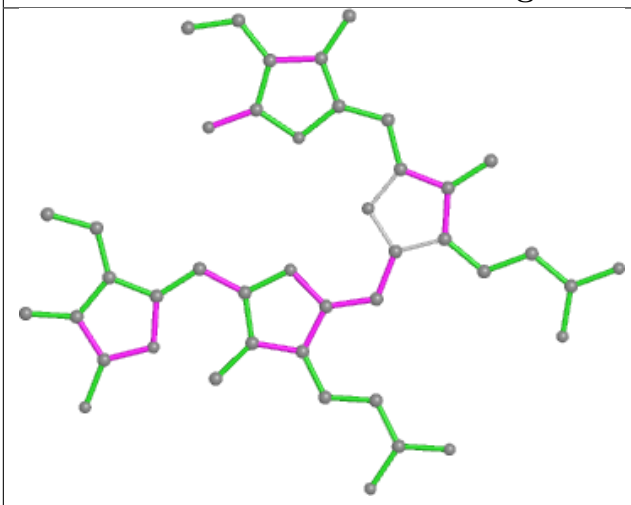

Bond lengths

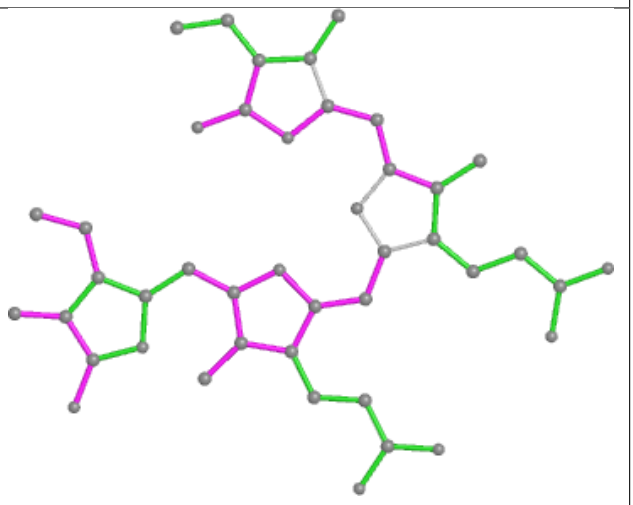

Bond angles

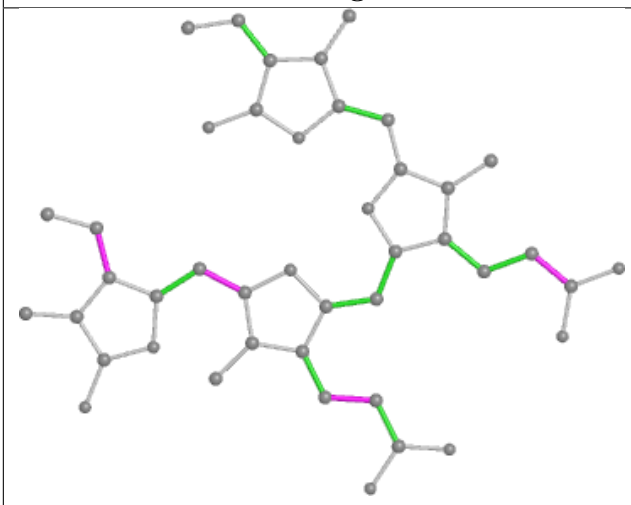

Torsions

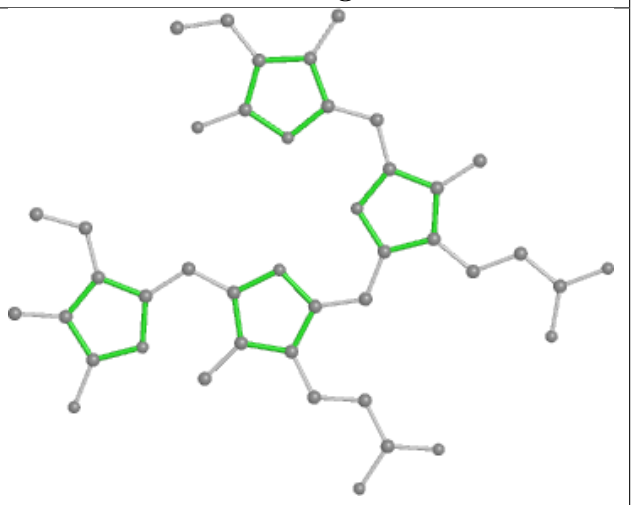

Rings

Ligand PEB F7 203

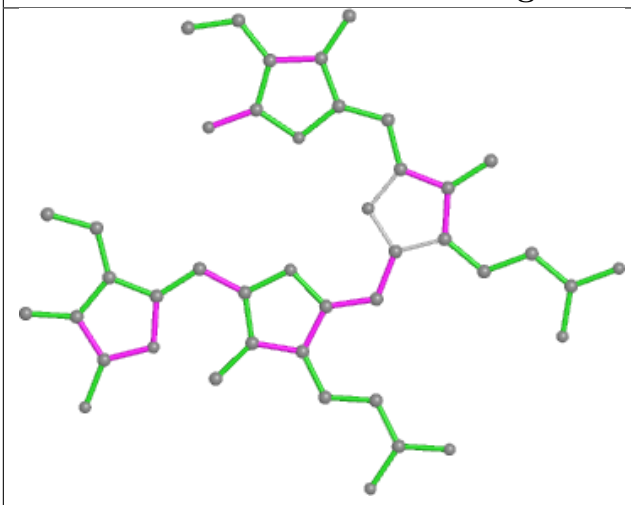

Bond lengths

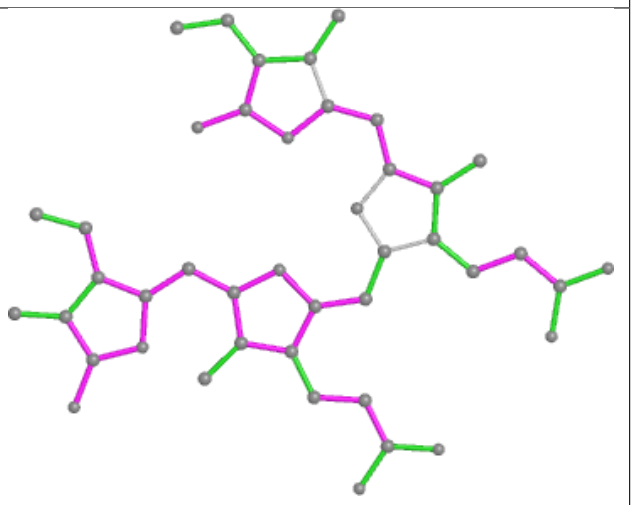

Bond angles

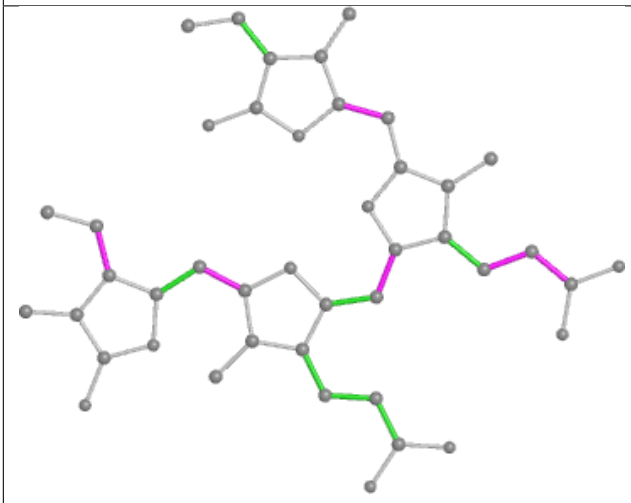

Torsions

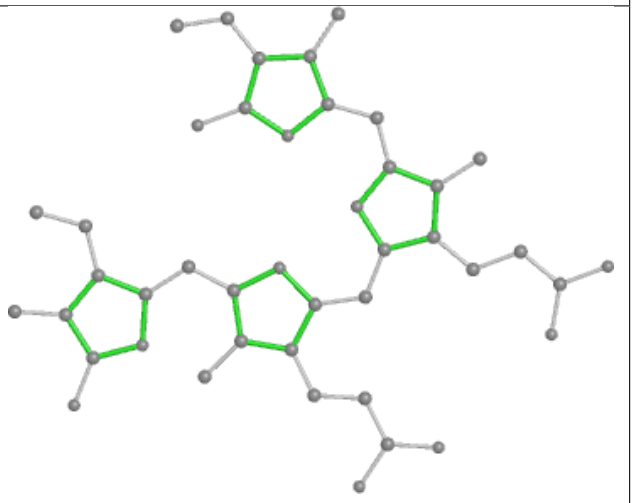

Rings

Ligand PEB k4 201

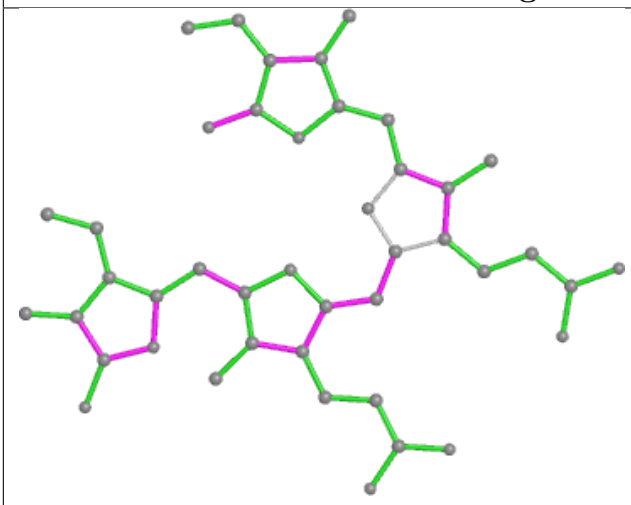

Bond lengths

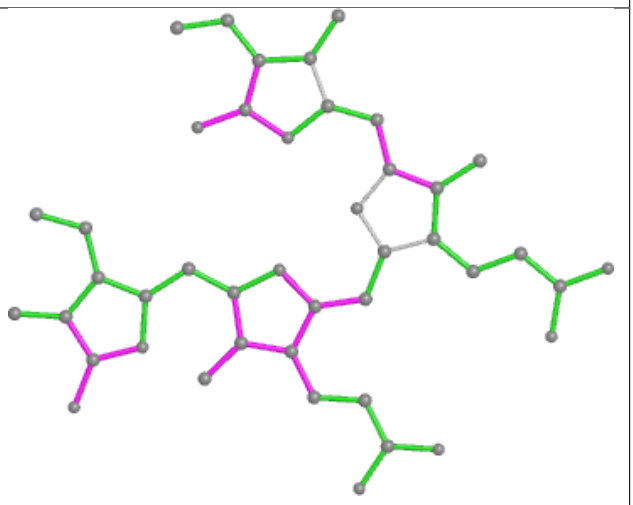

Bond angles

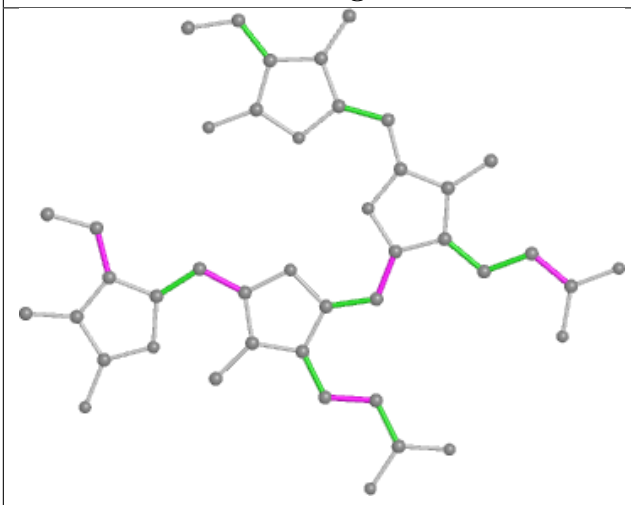

Torsions

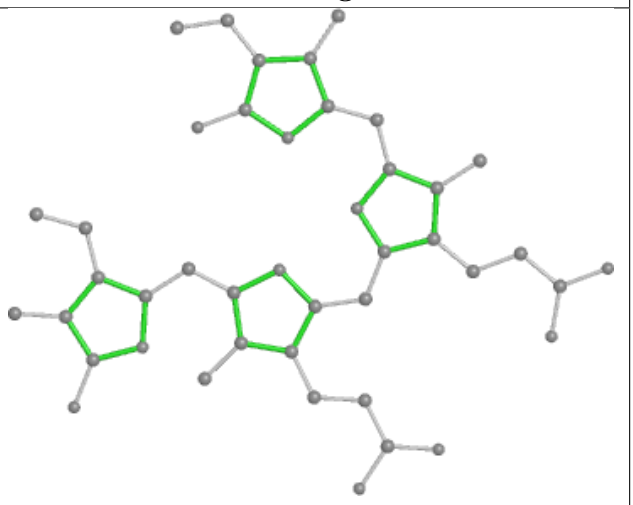

Rings

Ligand PEB W9 203

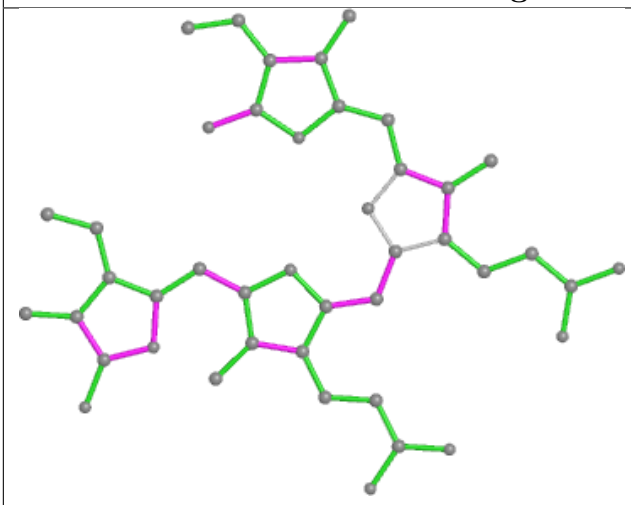

Bond lengths

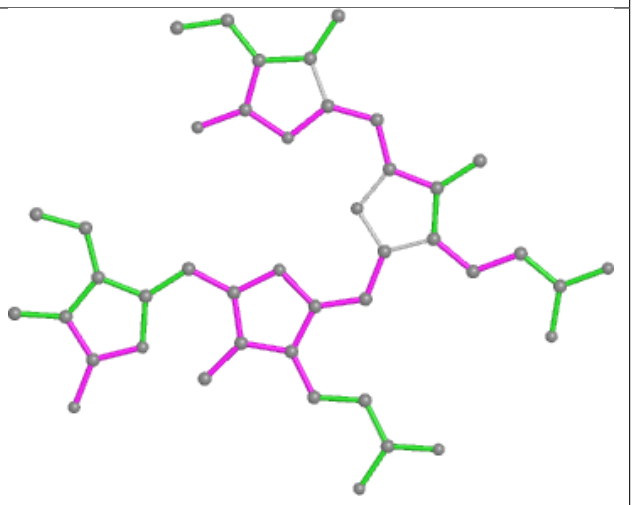

Bond angles

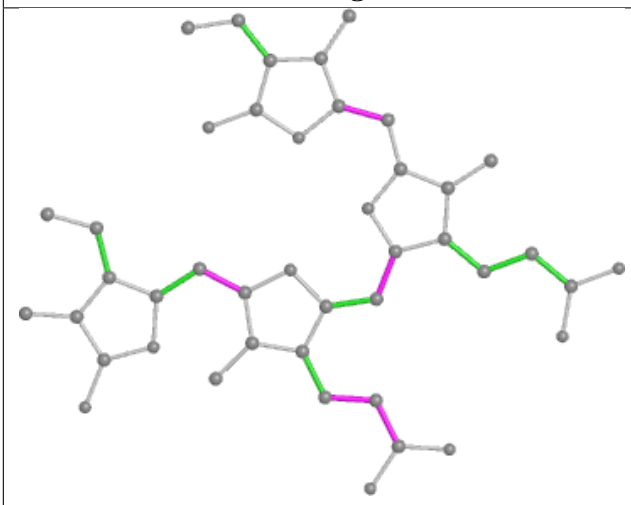

Torsions

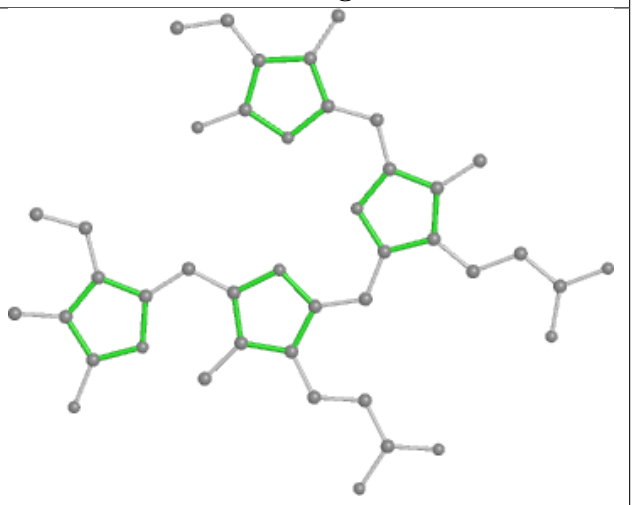

Rings

Ligand HEM V6 201

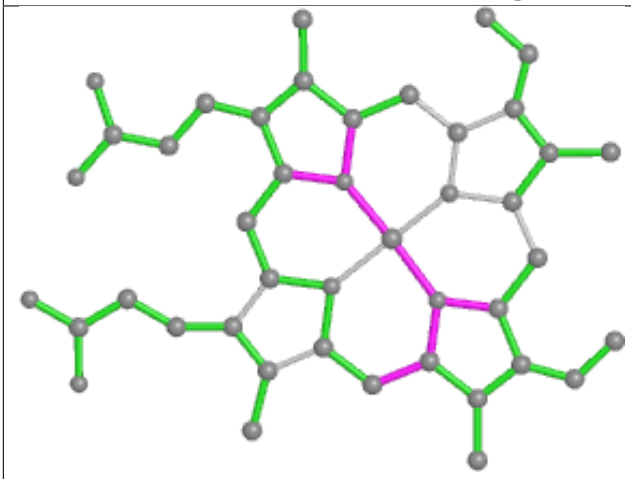

Bond lengths

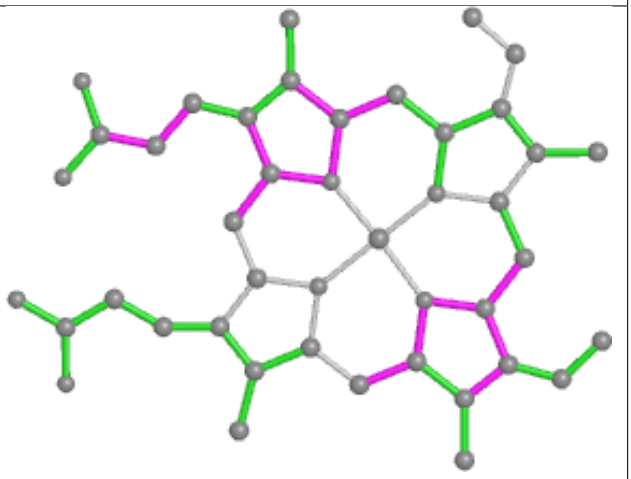

Bond angles

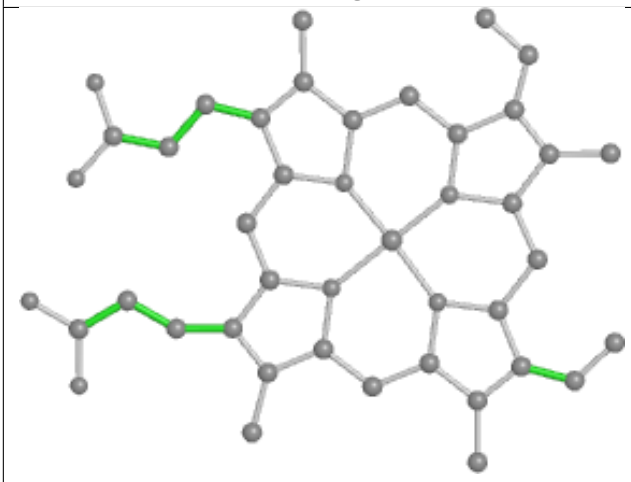

Torsions

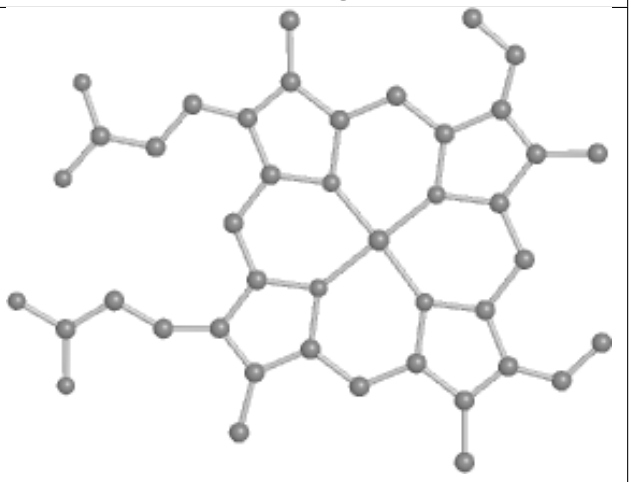

Rings

Ligand CLA A2 803	
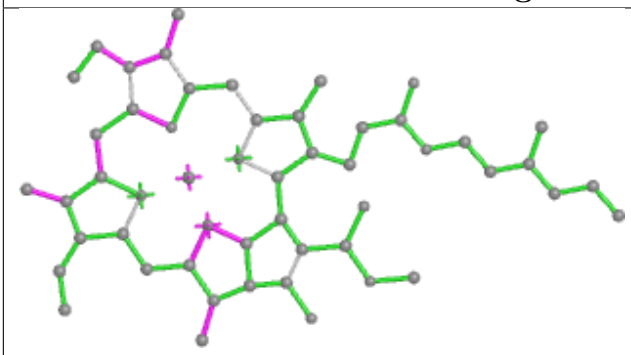	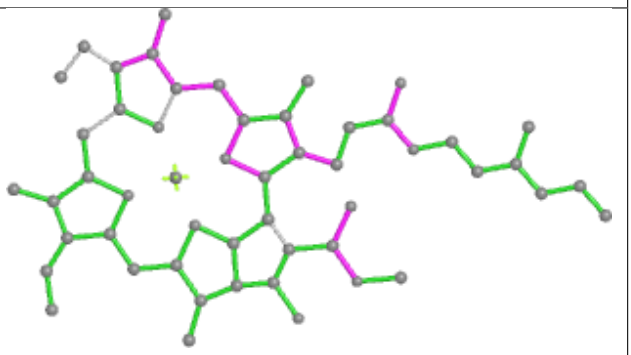
Bond lengths	**Bond angles**
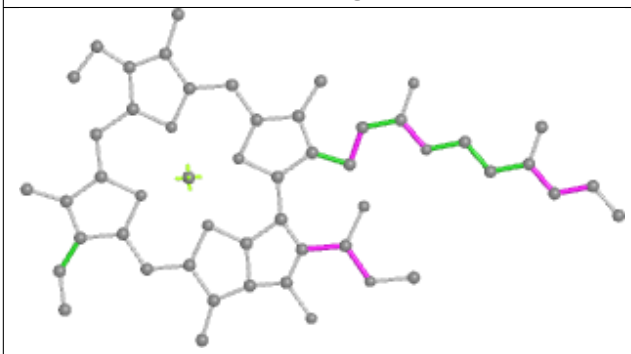	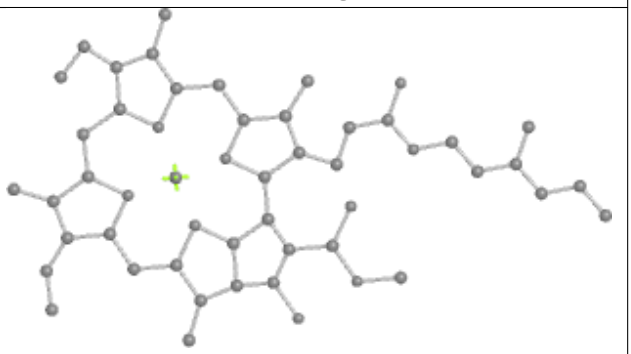
Torsions	**Rings**

Ligand PEB w8 201

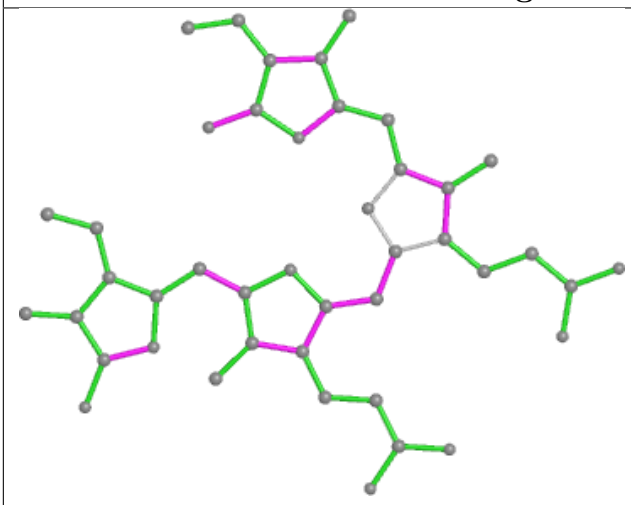

Bond lengths

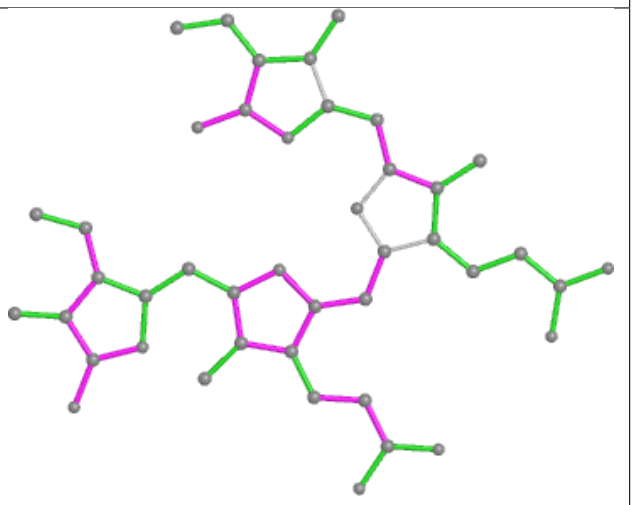

Bond angles

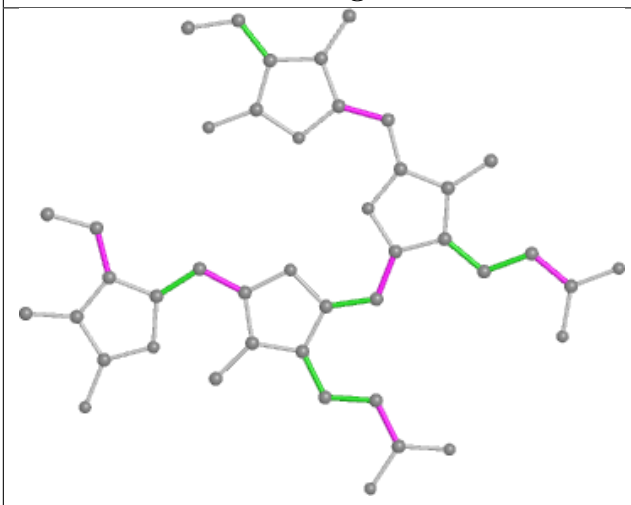

Torsions

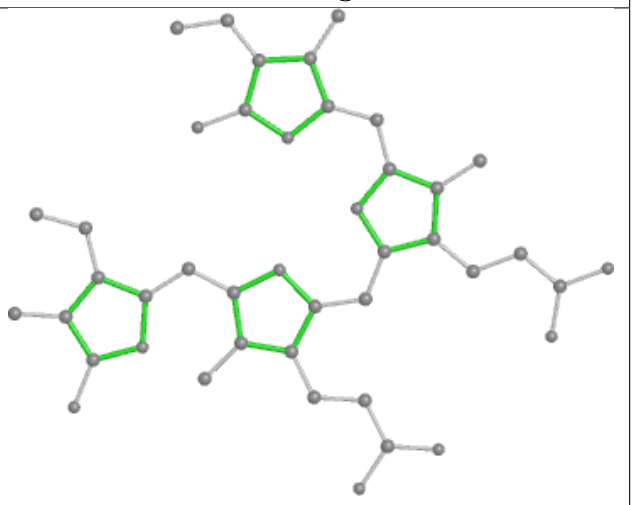

Rings

Ligand PEB Z5 305

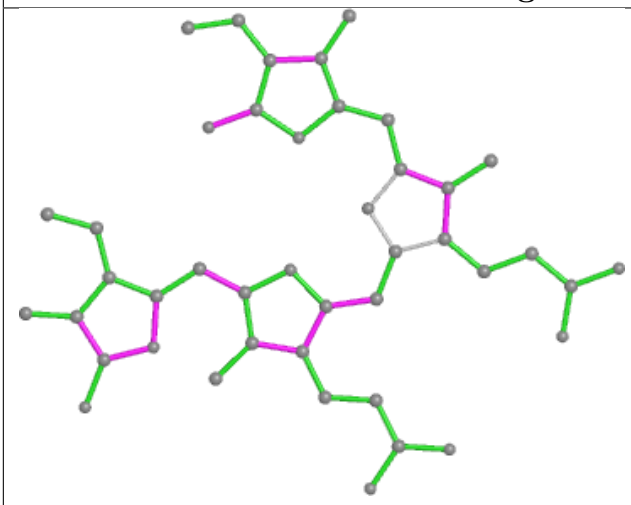

Bond lengths

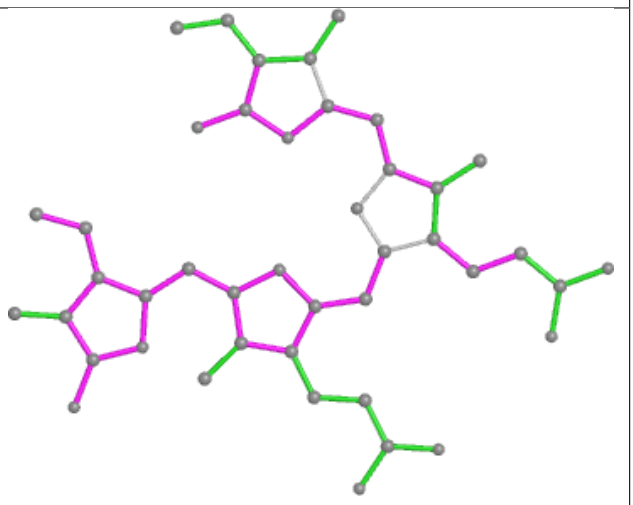

Bond angles

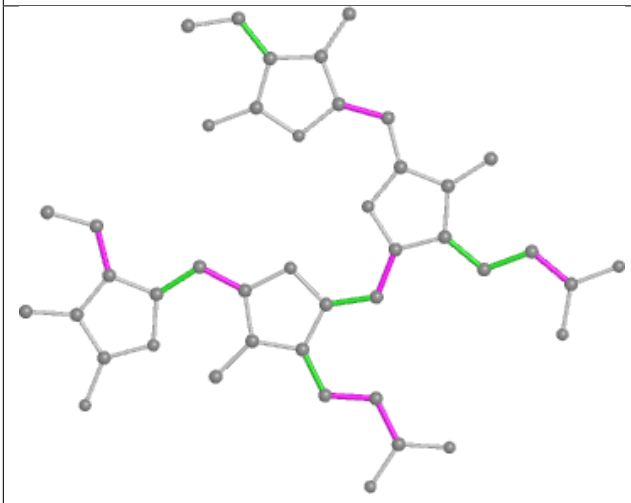

Torsions

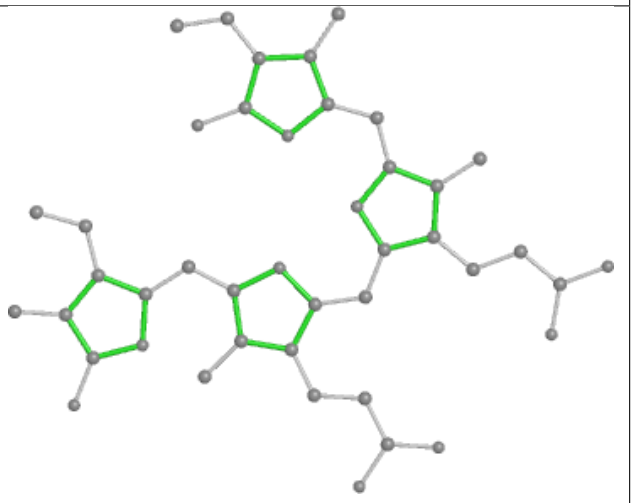

Rings

Ligand PEB OO 201

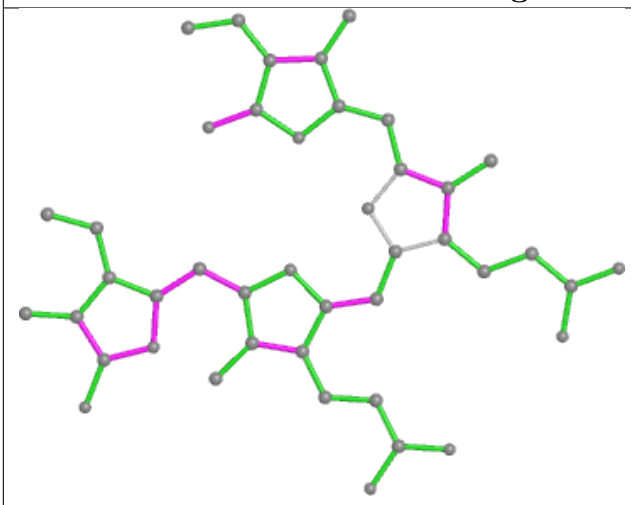

Bond lengths

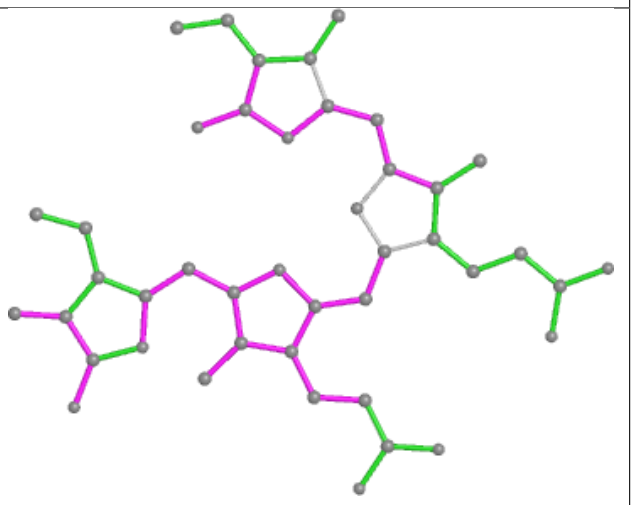

Bond angles

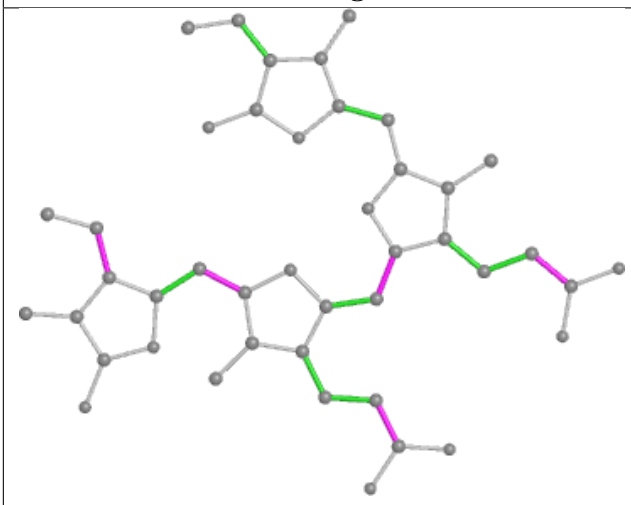

Torsions

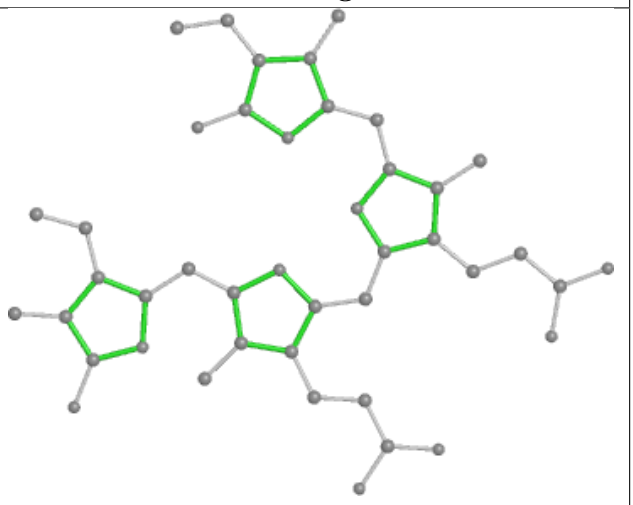

Rings

Ligand PEB wC 203

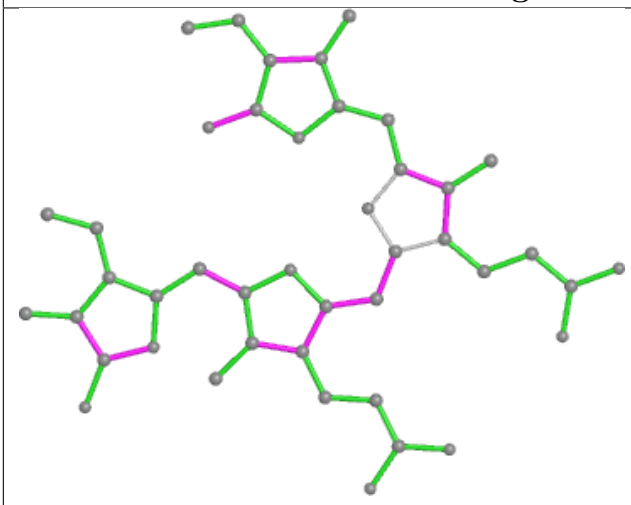

Bond lengths

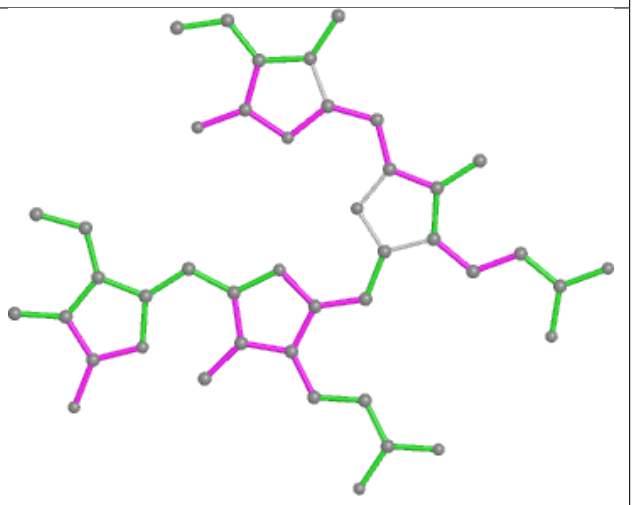

Bond angles

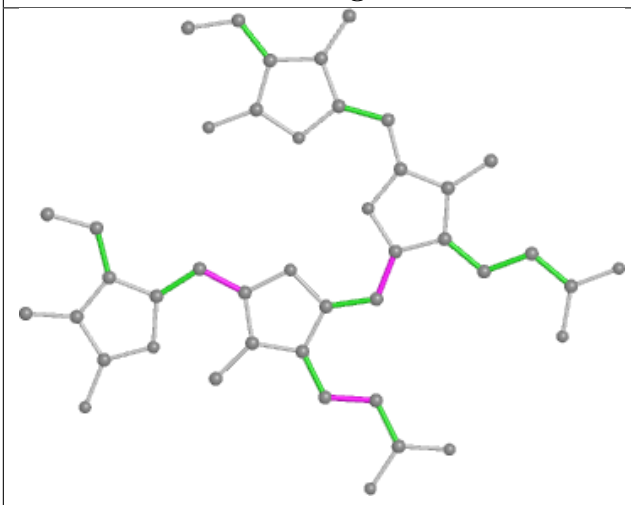

Torsions

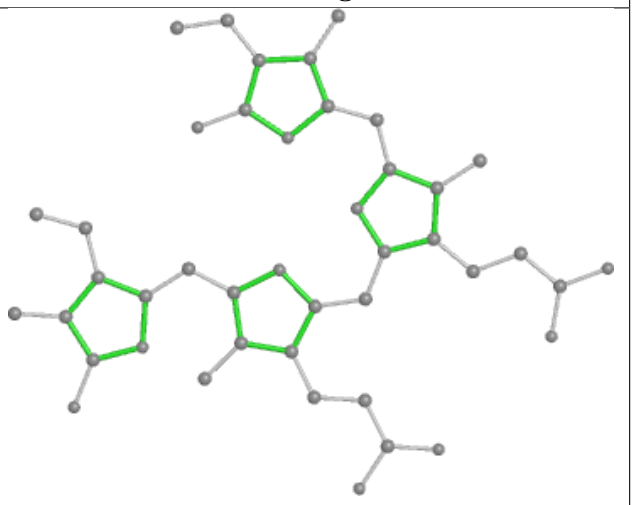

Rings

Ligand PEB MB 201

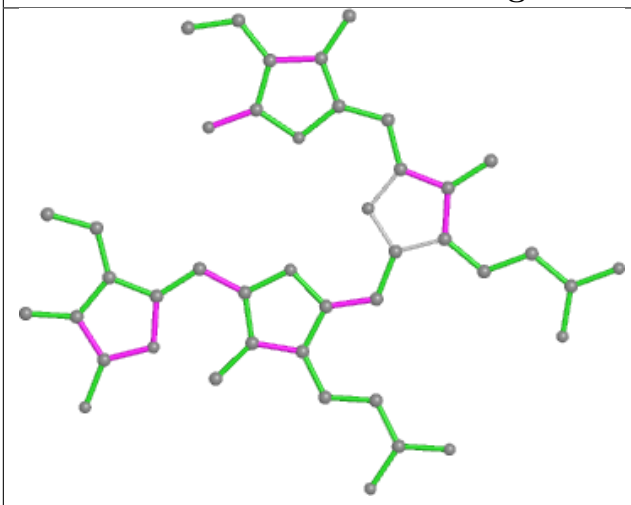

Bond lengths

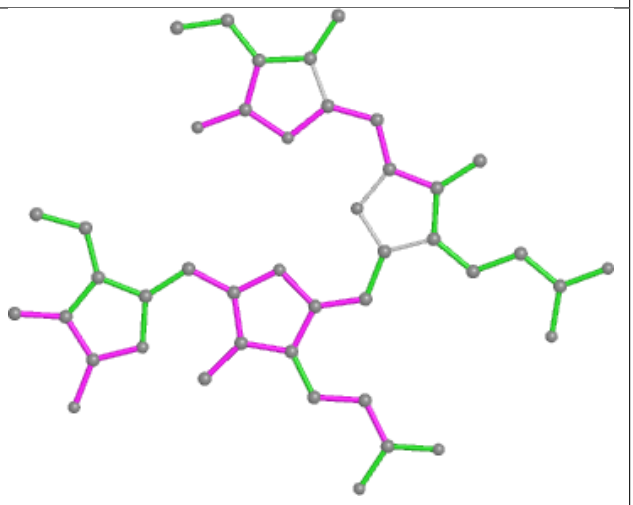

Bond angles

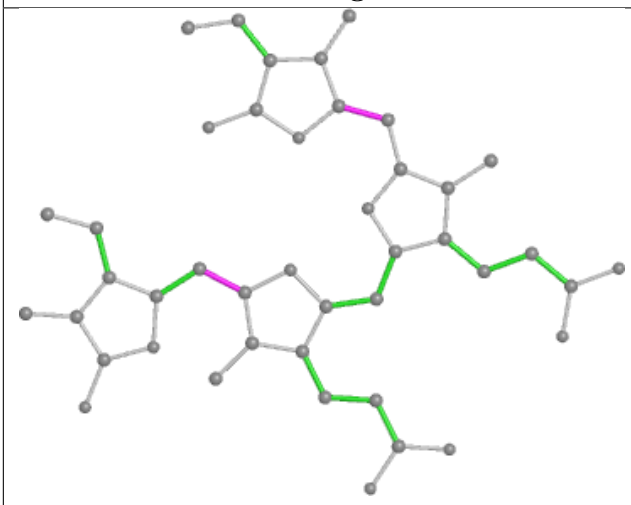

Torsions

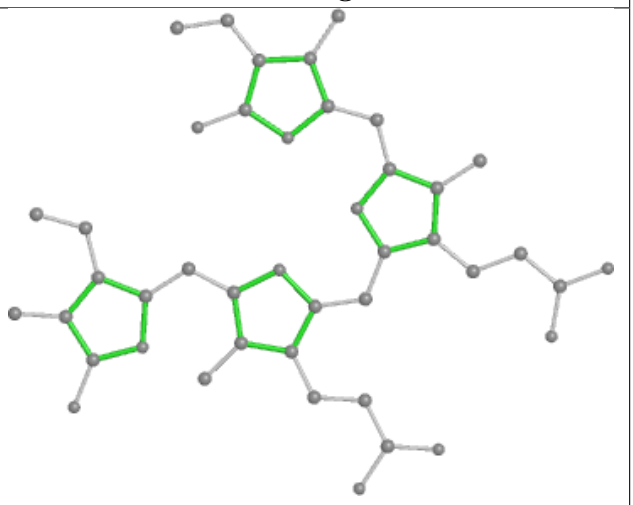

Rings

Ligand CLA AN 825

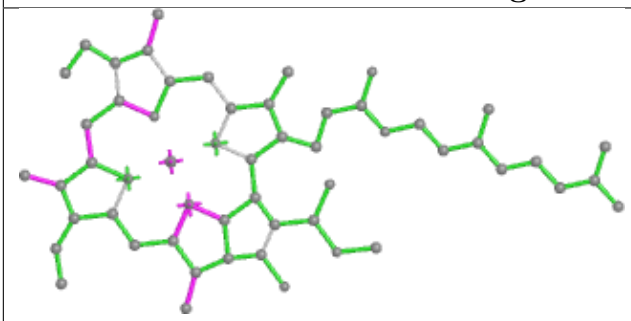

Bond lengths

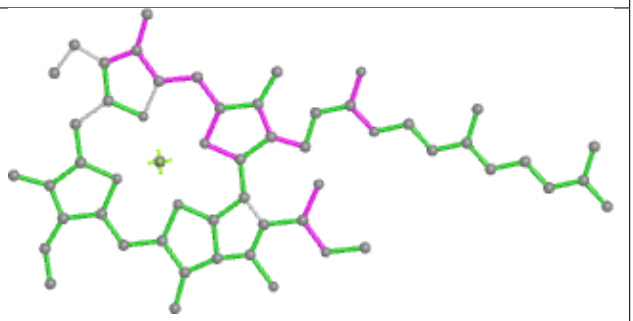

Bond angles

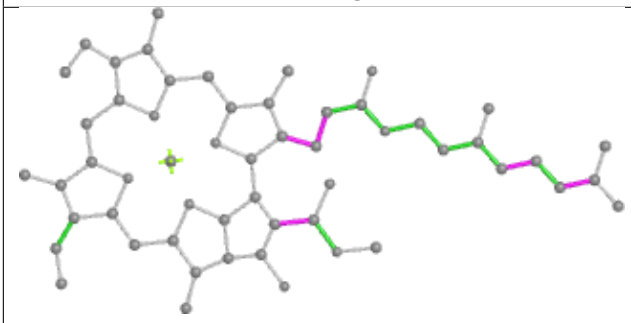

Torsions

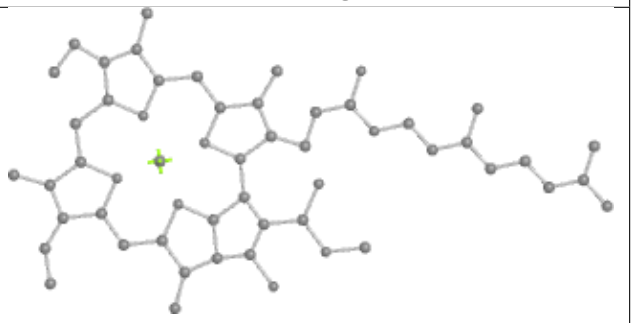

Rings

Ligand CLA R2 203

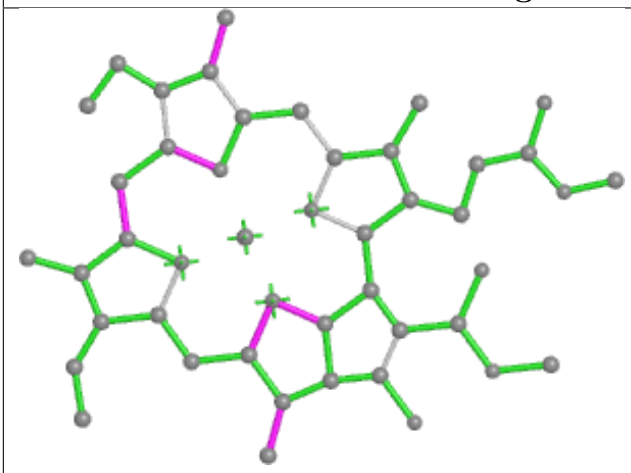

Bond lengths

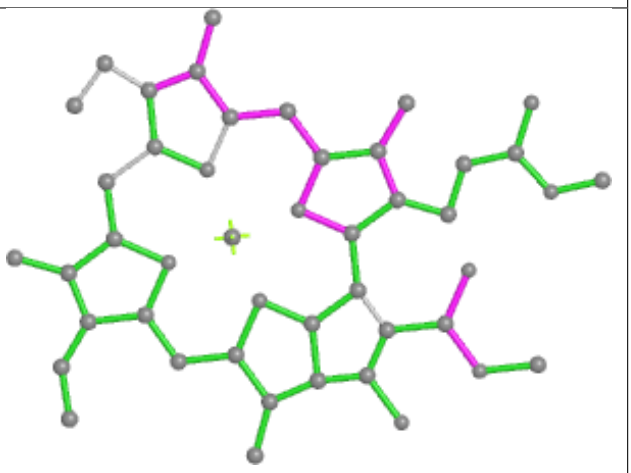

Bond angles

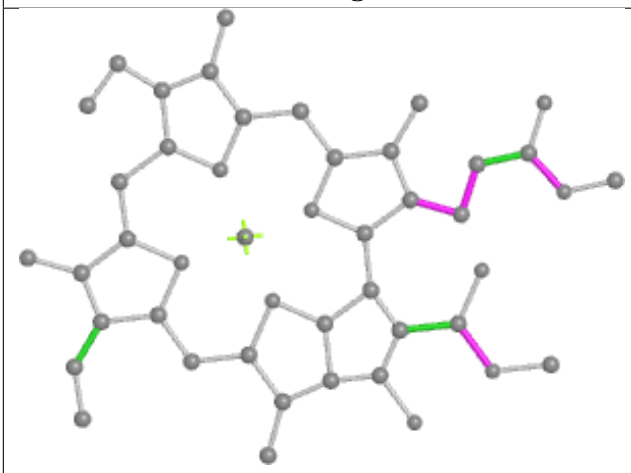

Torsions

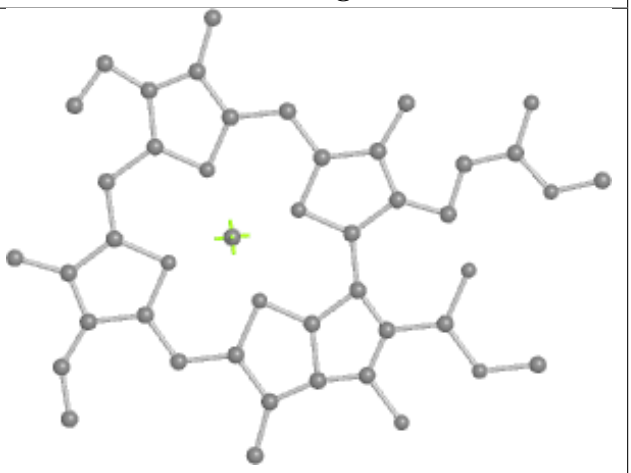

Rings

Ligand PEB DO 1002

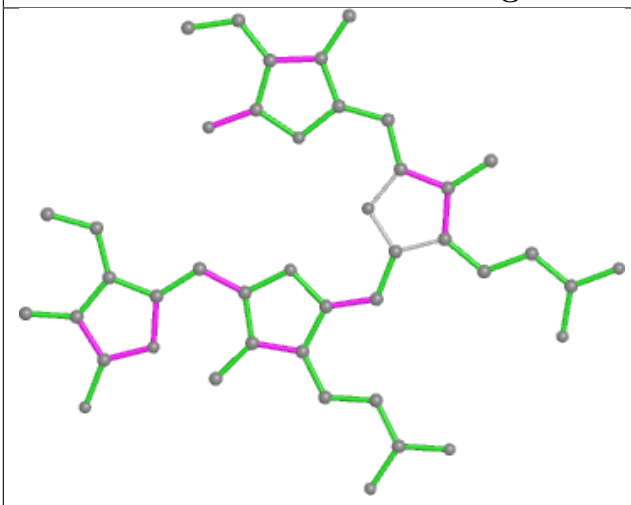

Bond lengths

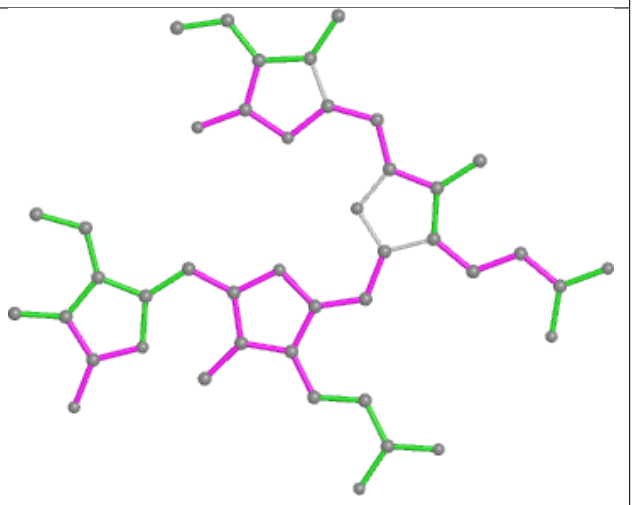

Bond angles

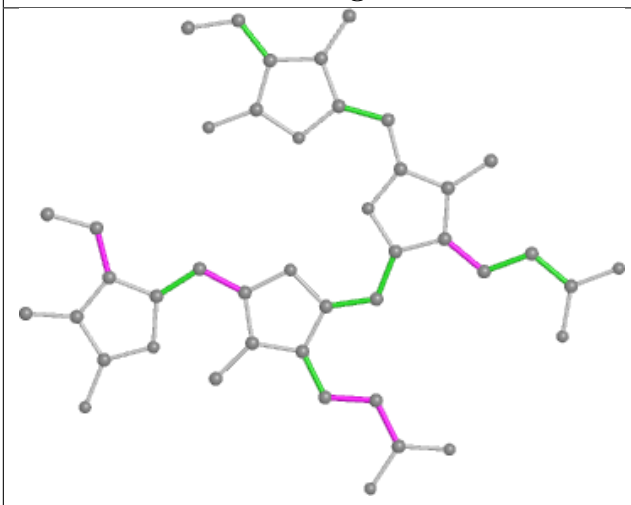

Torsions

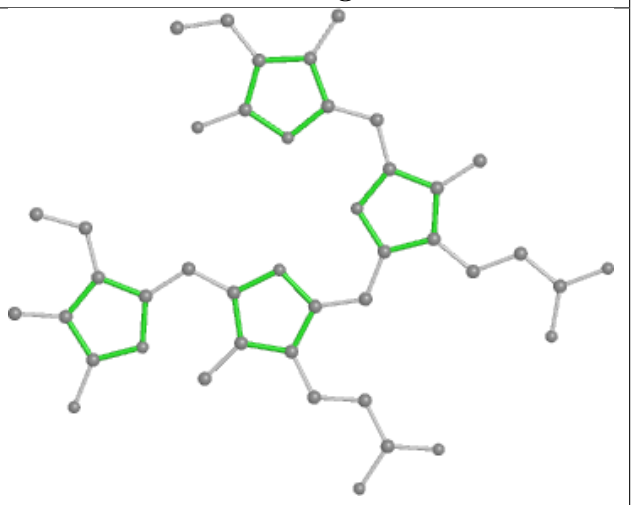

Rings

Ligand PEB gG 201

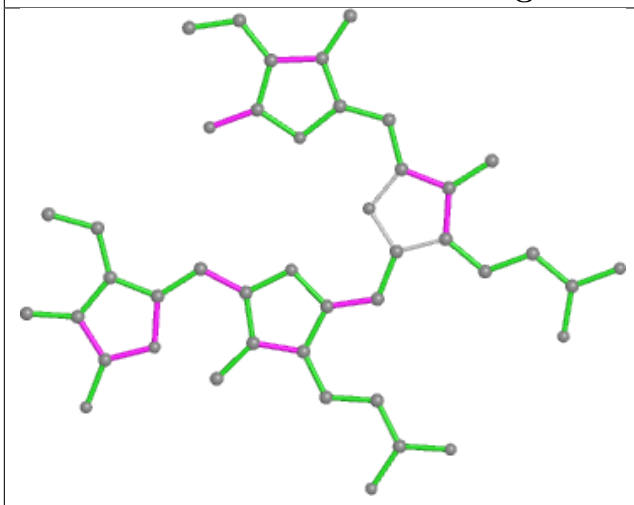

Bond lengths

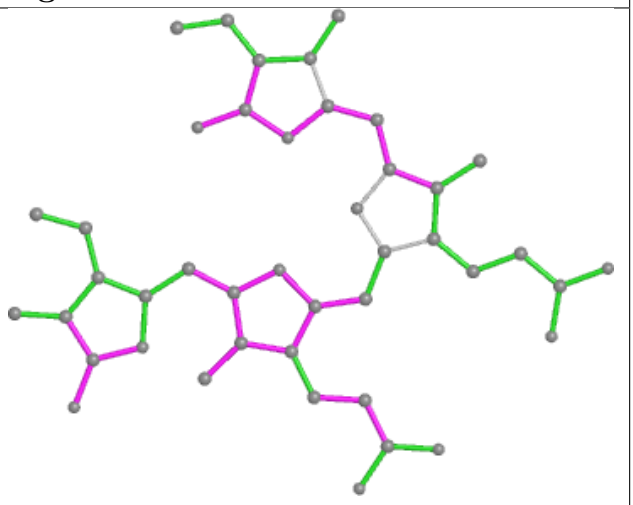

Bond angles

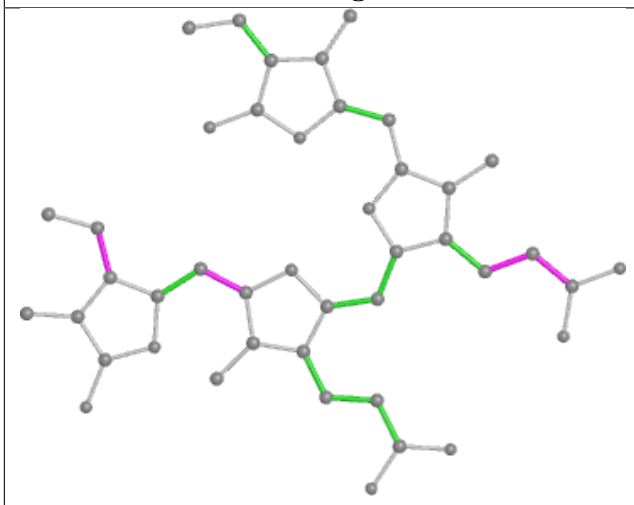

Torsions

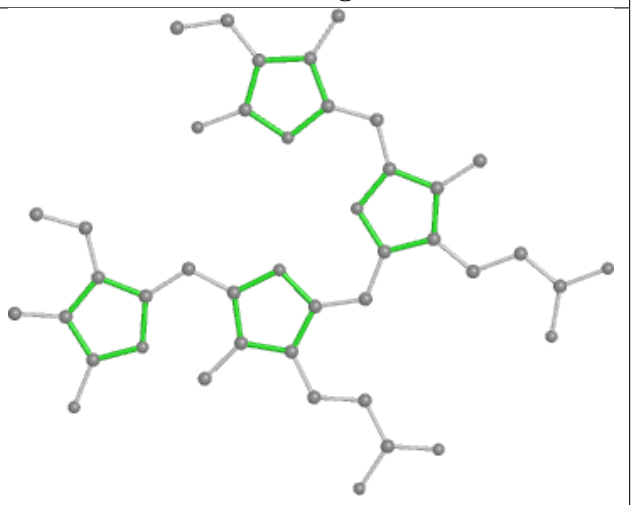

Rings

Ligand PEB h1 202

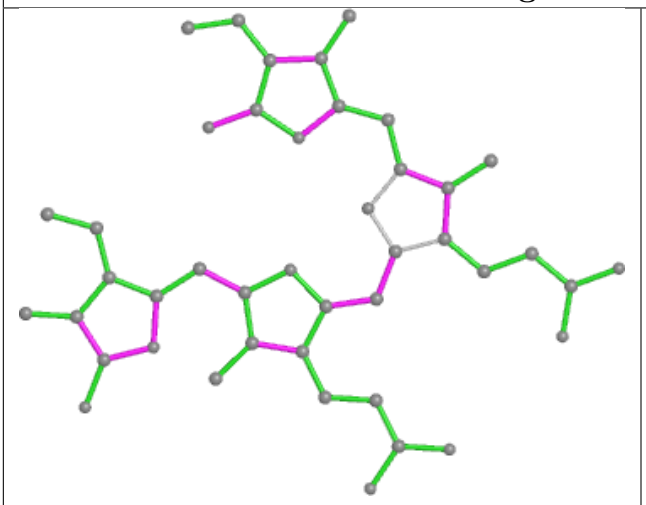

Bond lengths

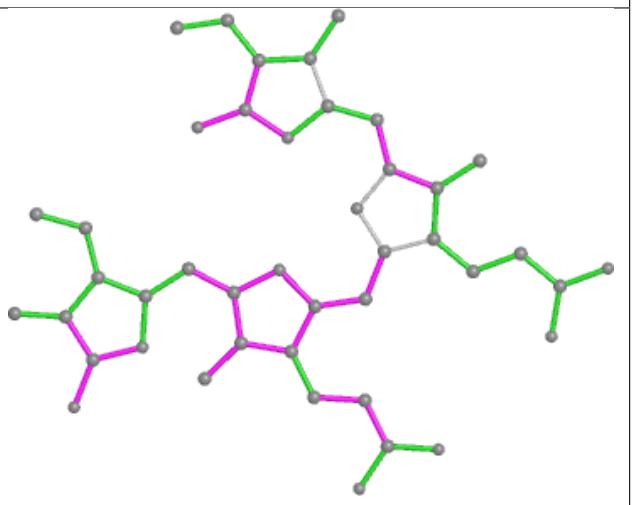

Bond angles

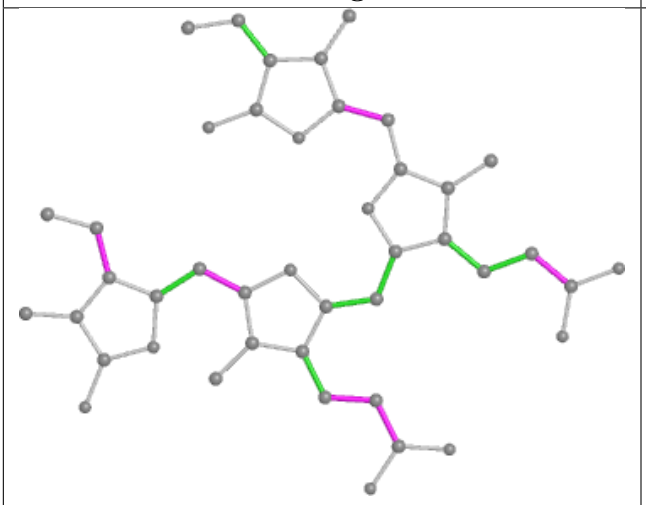

Torsions

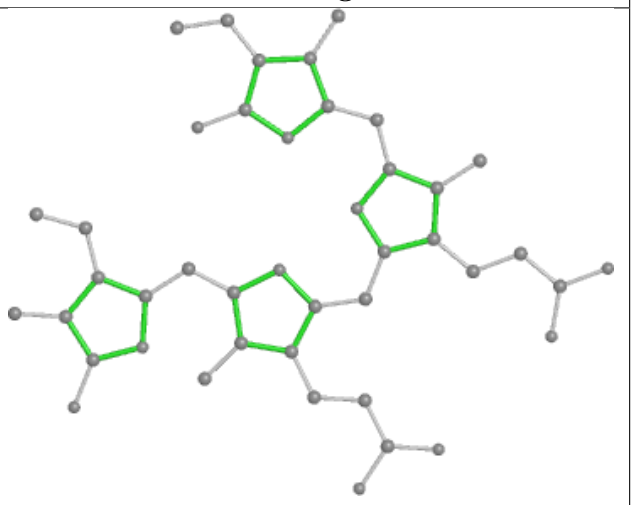

Rings

Ligand CLA B2 805

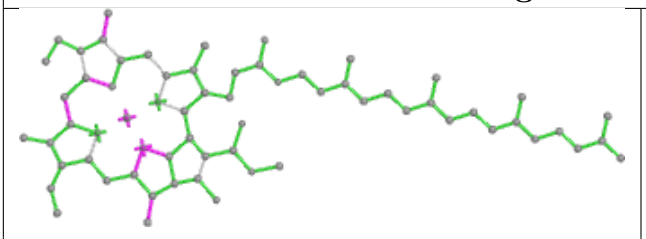

Bond lengths

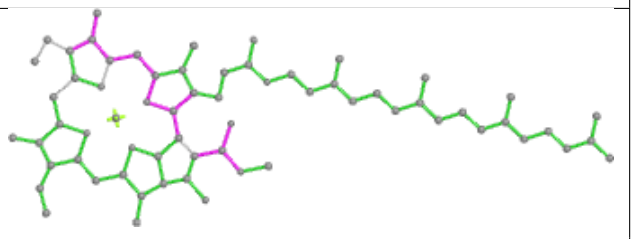

Bond angles

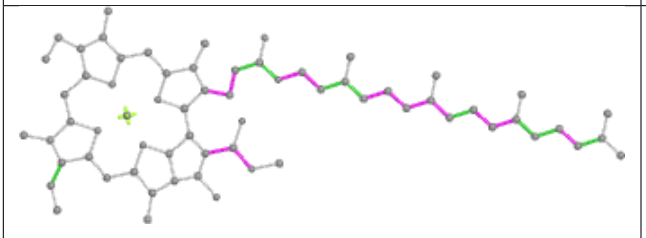

Torsions

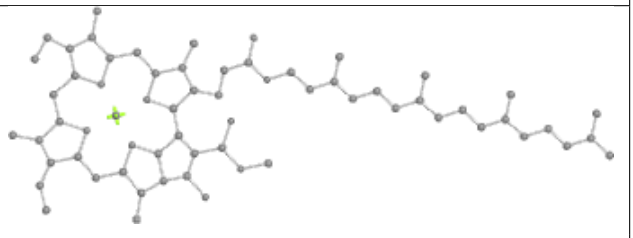

Rings

Ligand BCR JN 103

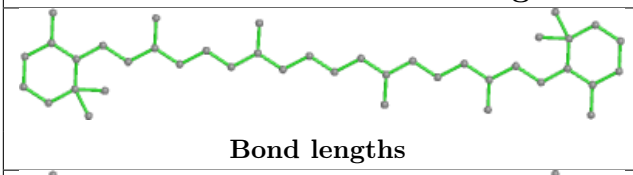

Bond lengths

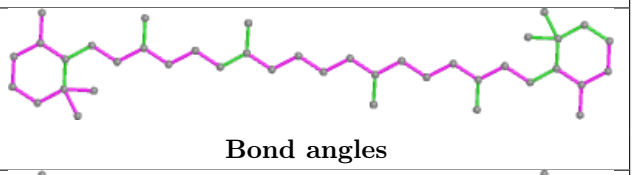

Bond angles

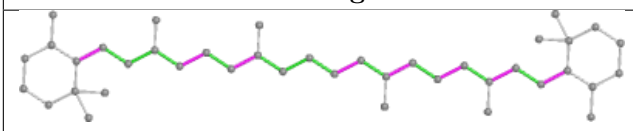

Torsions

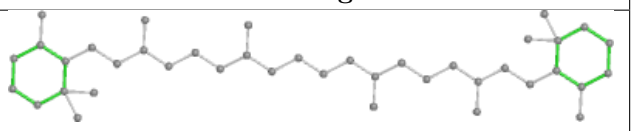

Rings

Ligand CLA c6 608

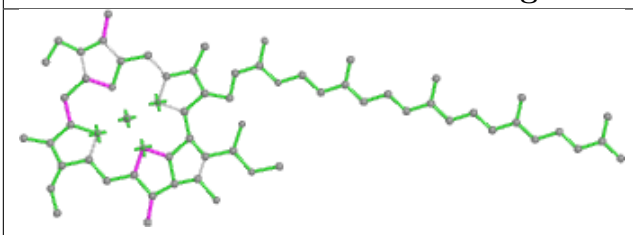

Bond lengths

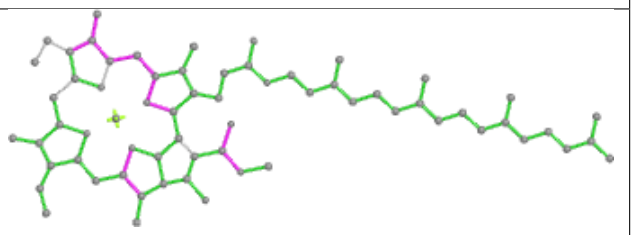

Bond angles

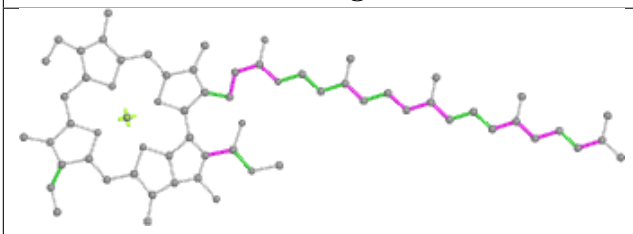

Torsions

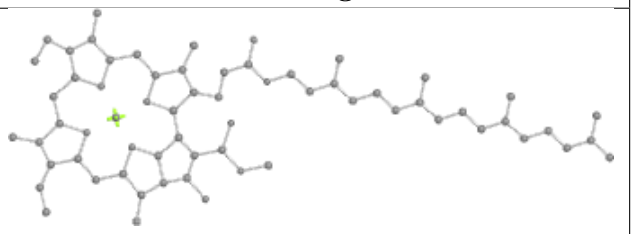

Rings

Ligand CLA b6 609

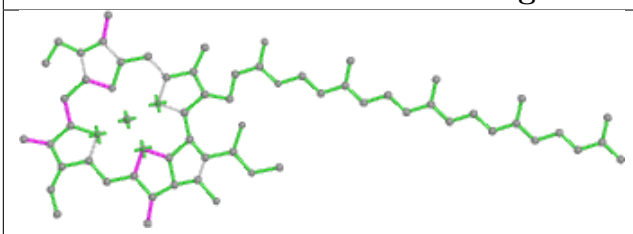

Bond lengths

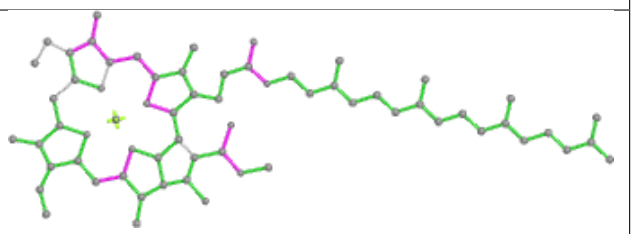

Bond angles

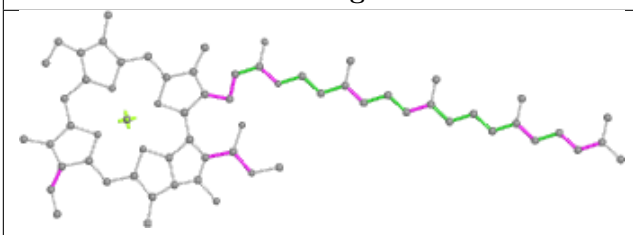

Torsions

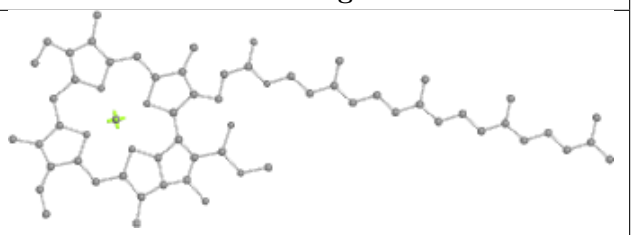

Rings

Ligand CLA c6 605

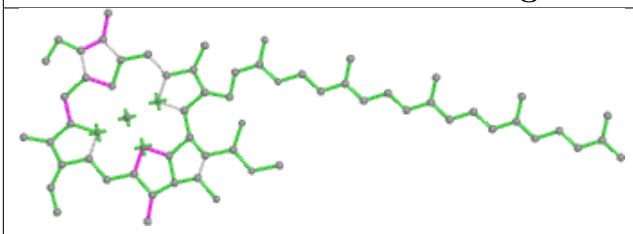

Bond lengths

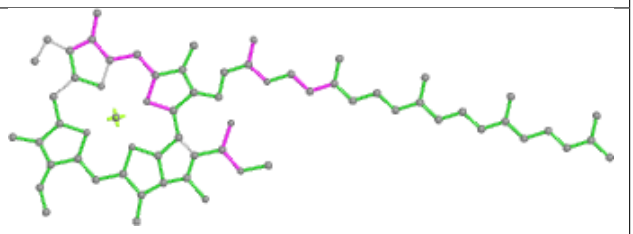

Bond angles

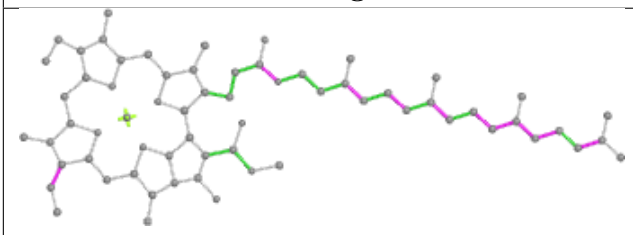

Torsions

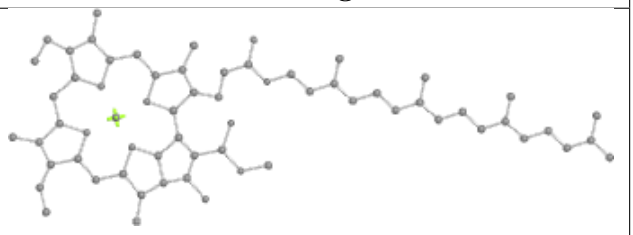

Rings

Ligand PEB JA 203

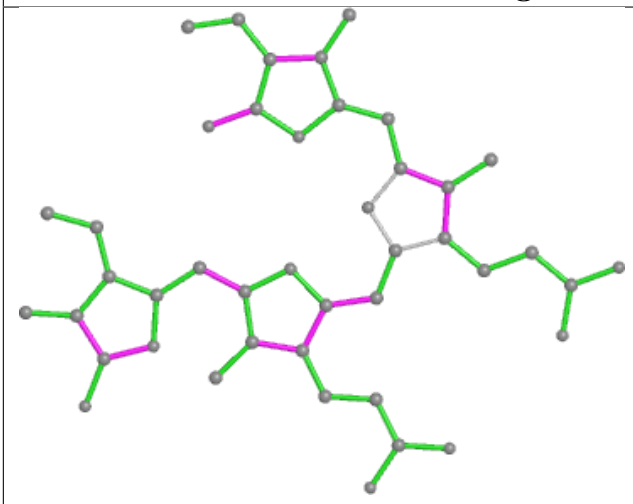

Bond lengths

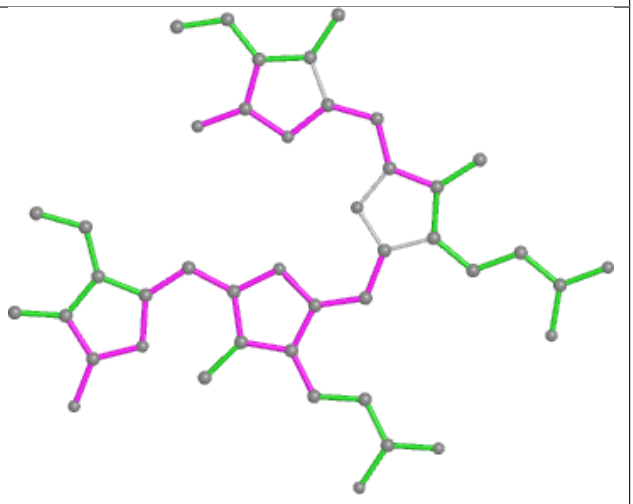

Bond angles

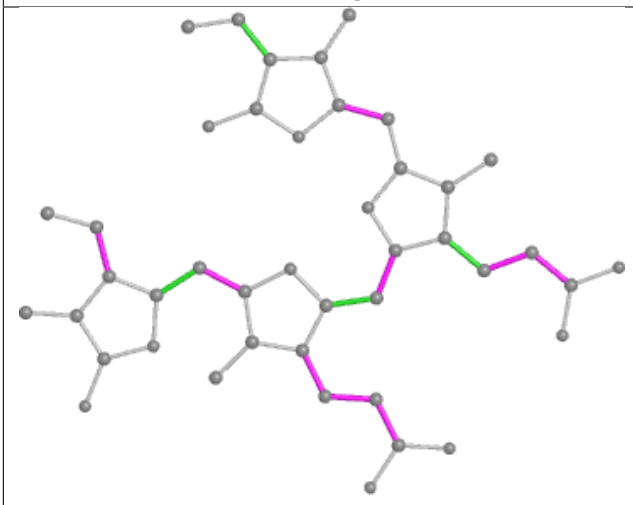

Torsions

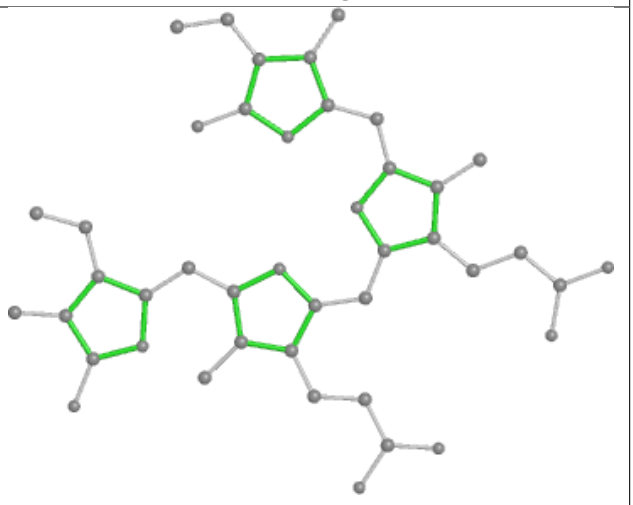

Rings

Ligand PEB YI 201

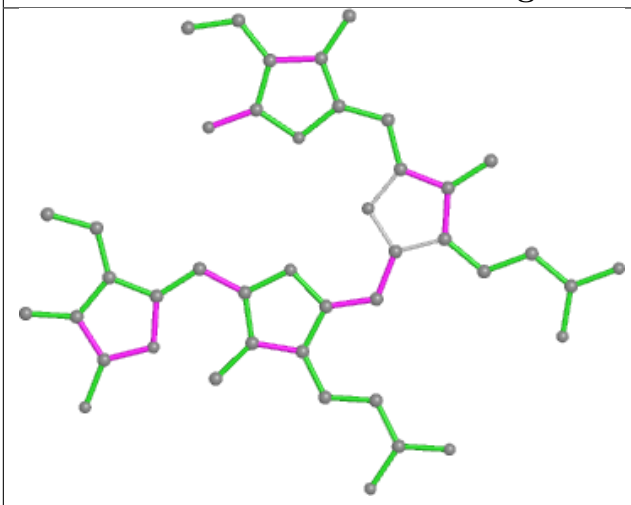

Bond lengths

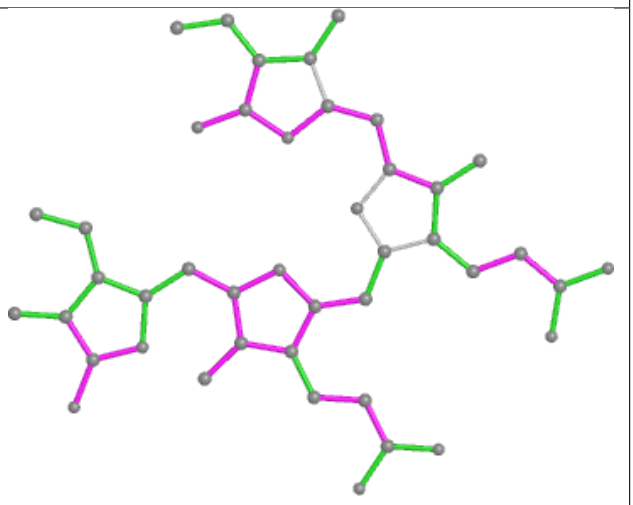

Bond angles

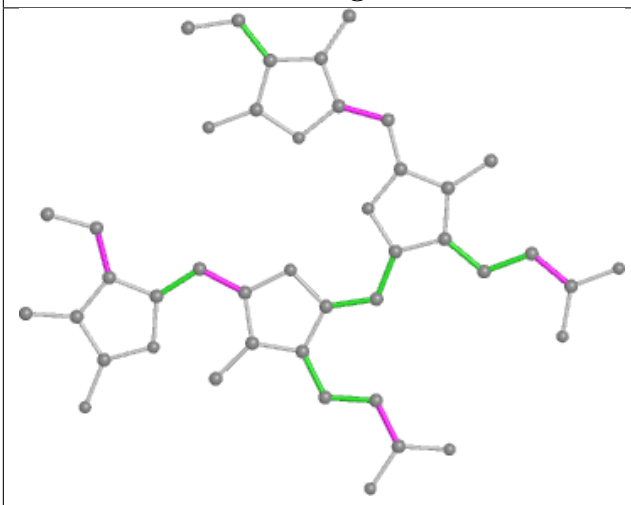

Torsions

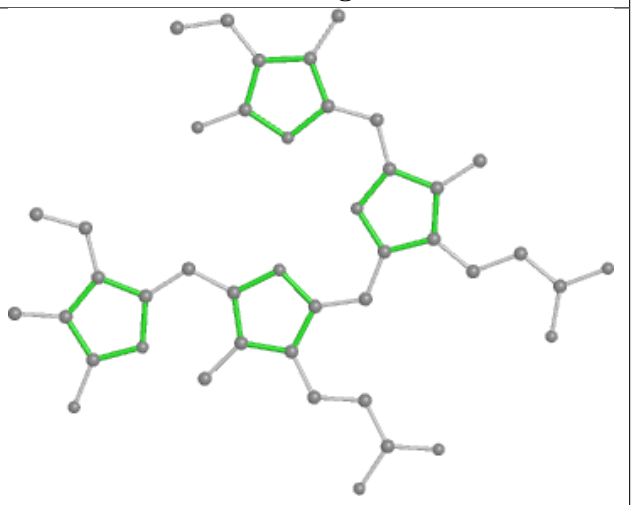

Rings

Ligand PEB ZH 201

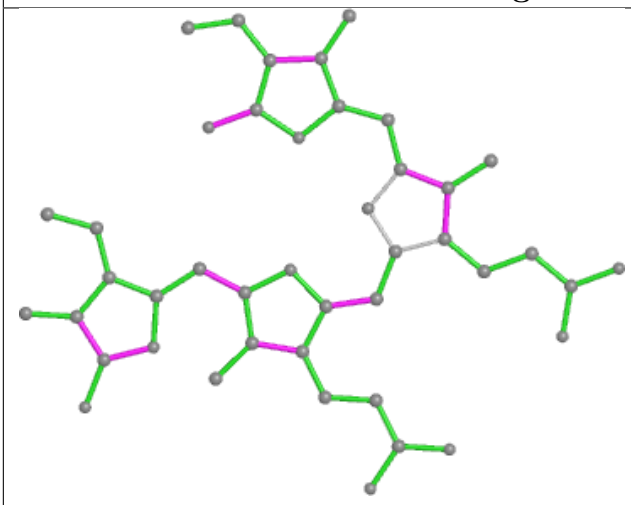

Bond lengths

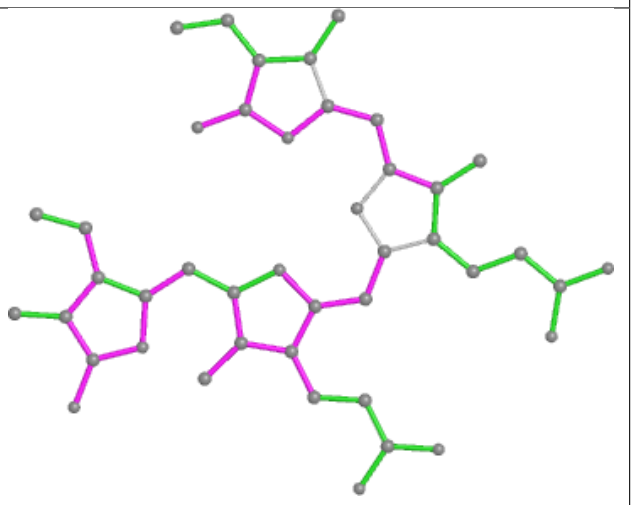

Bond angles

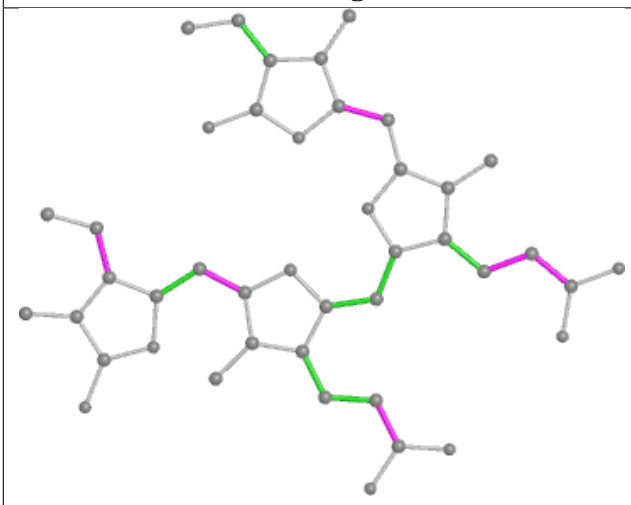

Torsions

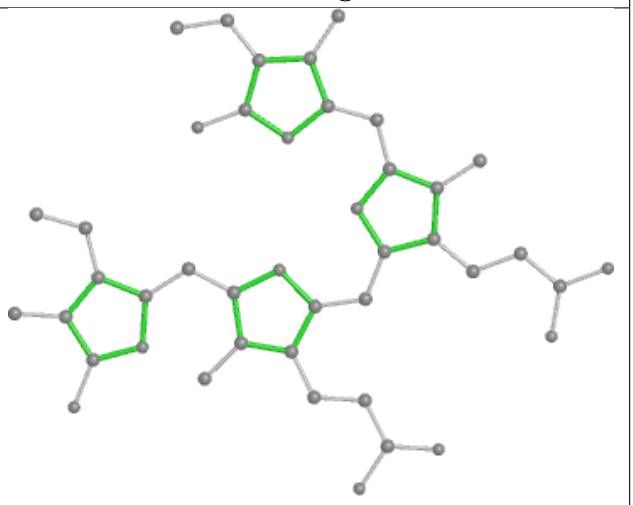

Rings

Ligand PEB KE 201

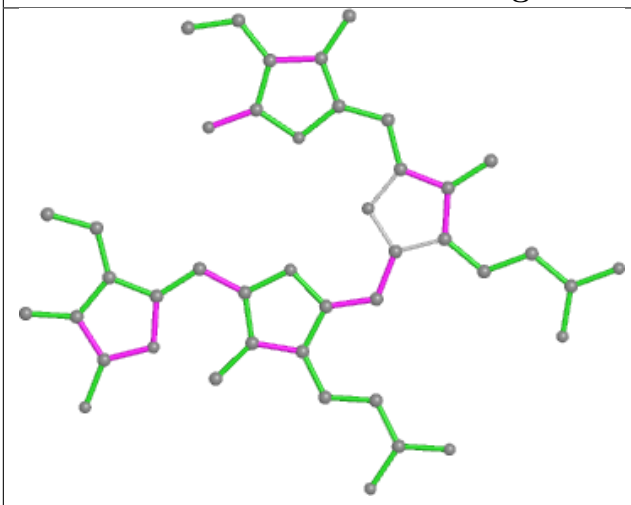

Bond lengths

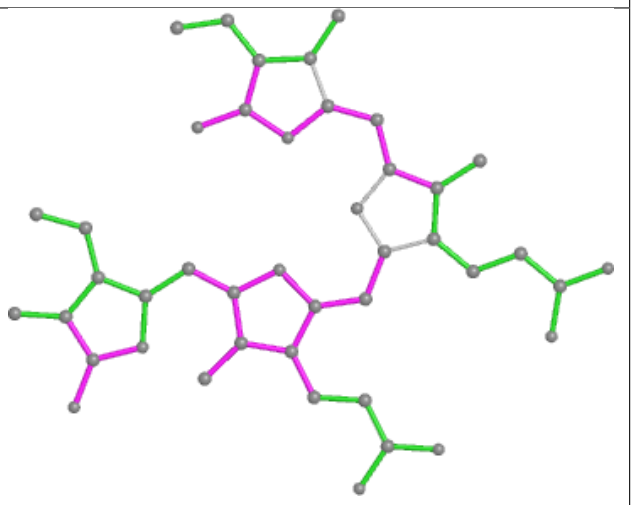

Bond angles

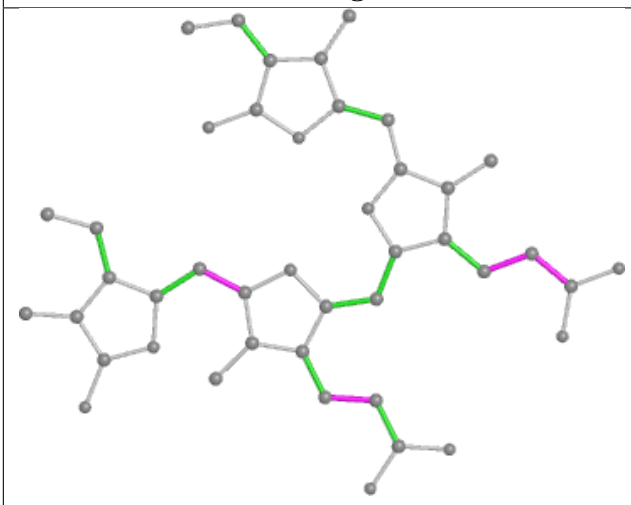

Torsions

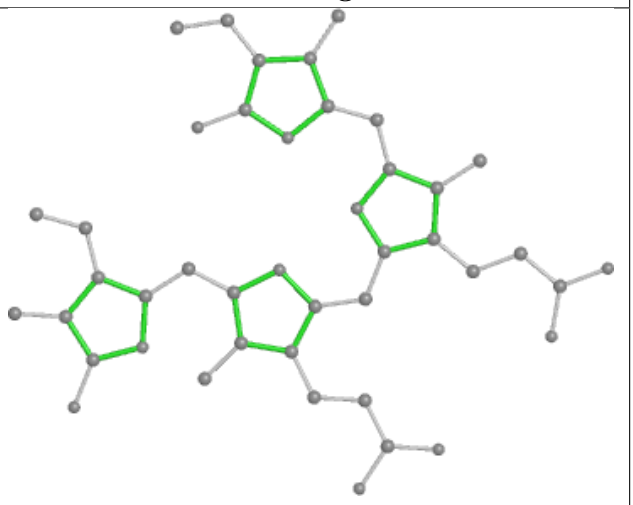

Rings

Ligand PEB RF 201

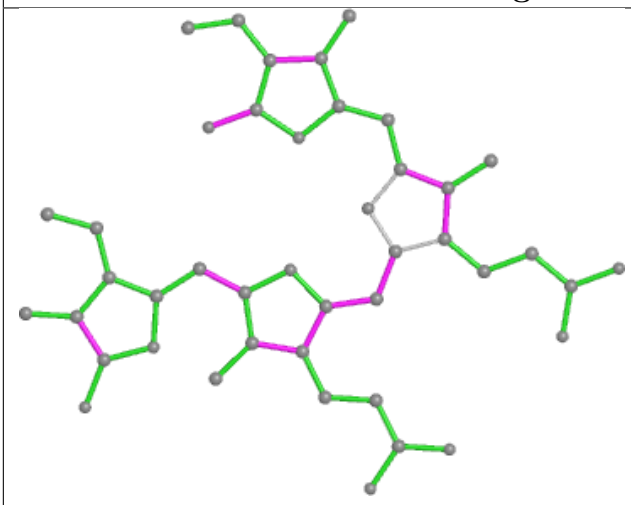

Bond lengths

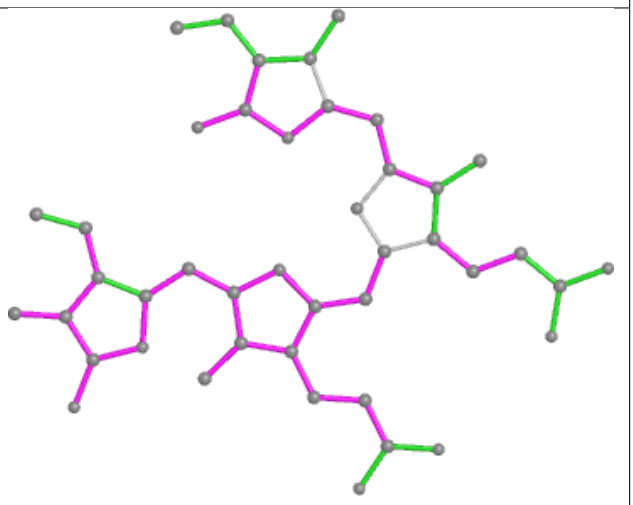

Bond angles

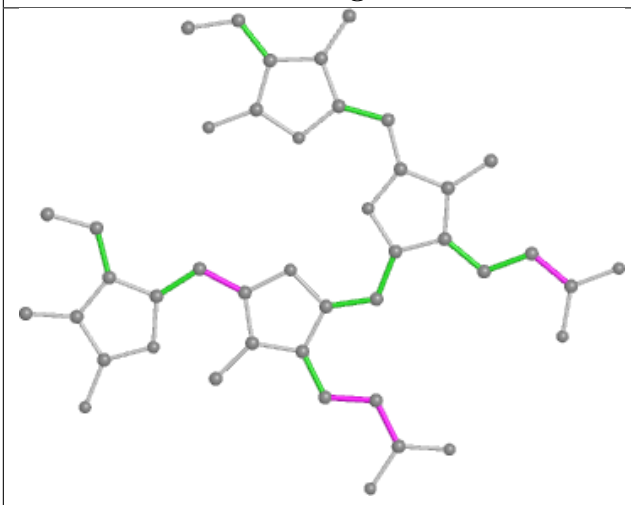

Torsions

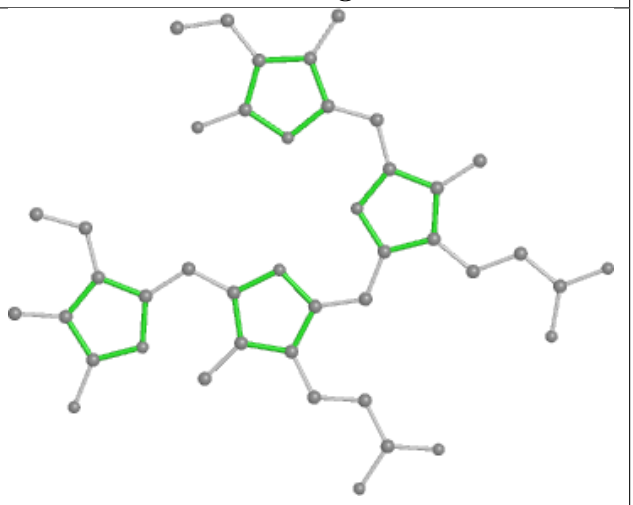

Rings

Ligand CLA BL 601

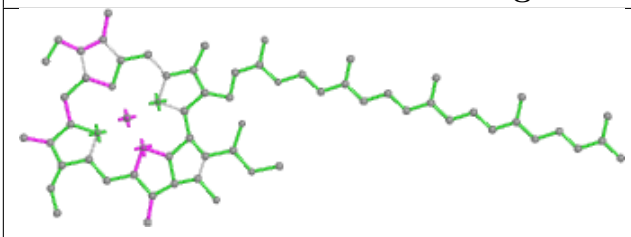

Bond lengths

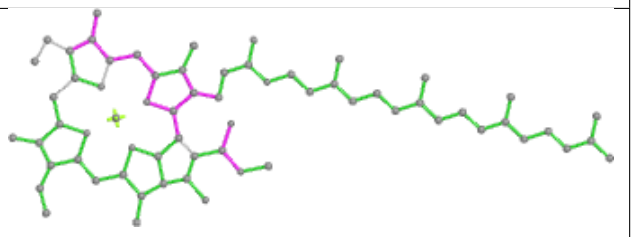

Bond angles

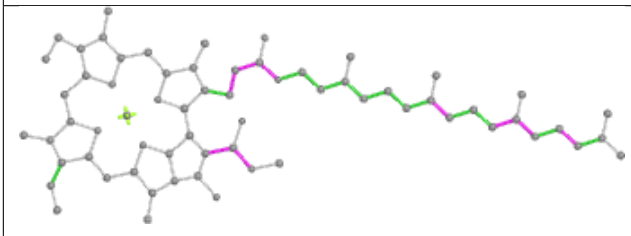

Torsions

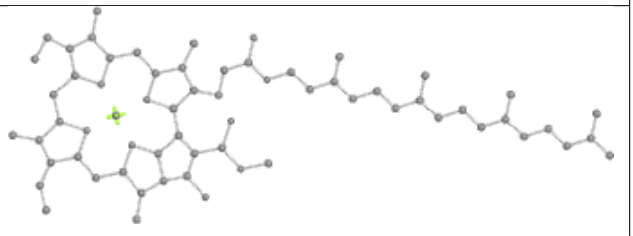

Rings

Ligand PEB hK 202

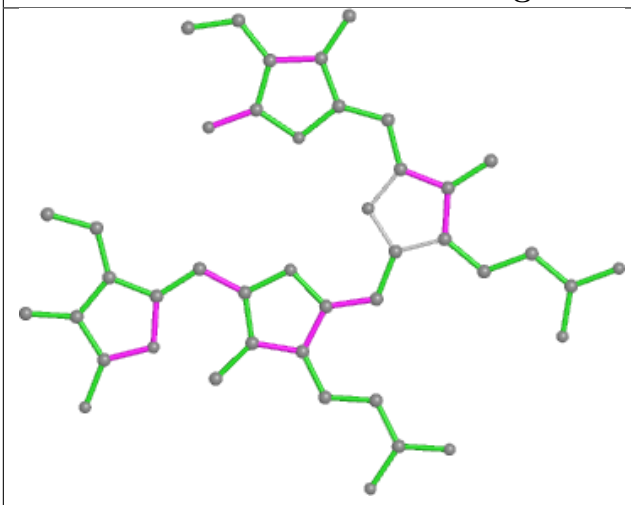

Bond lengths

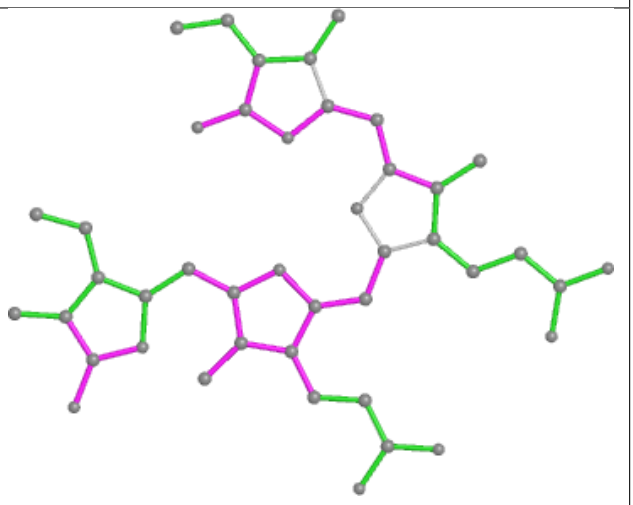

Bond angles

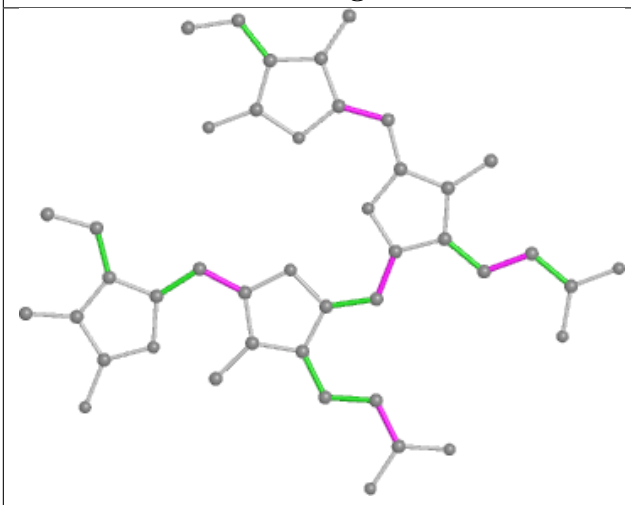

Torsions

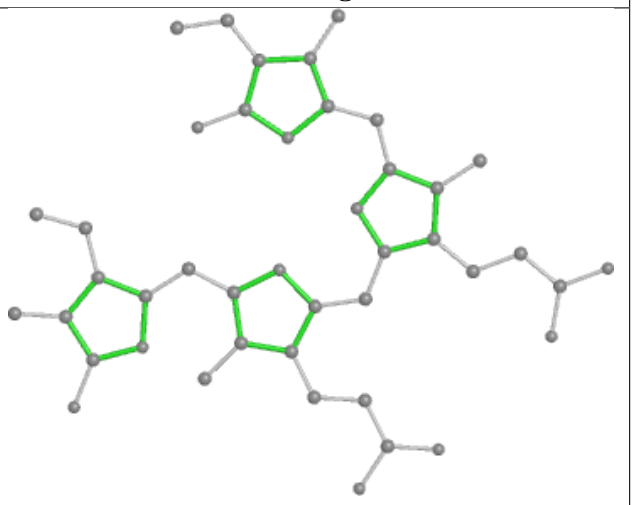

Rings

Ligand CLA 7N 610

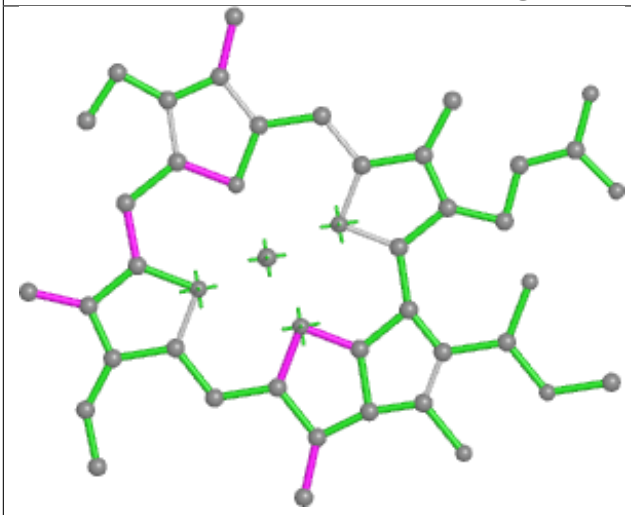

Bond lengths

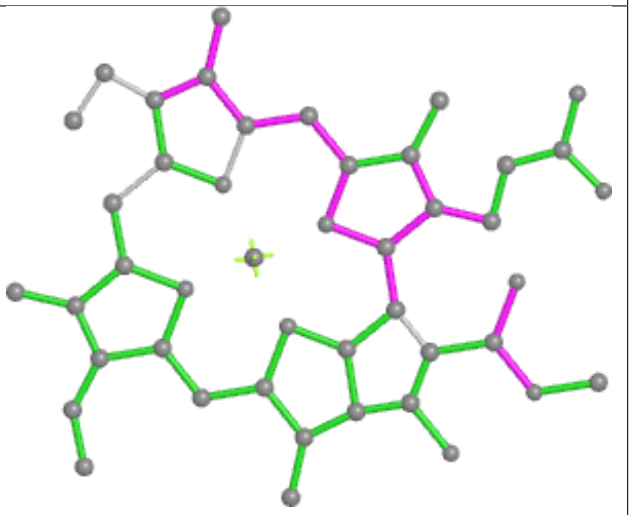

Bond angles

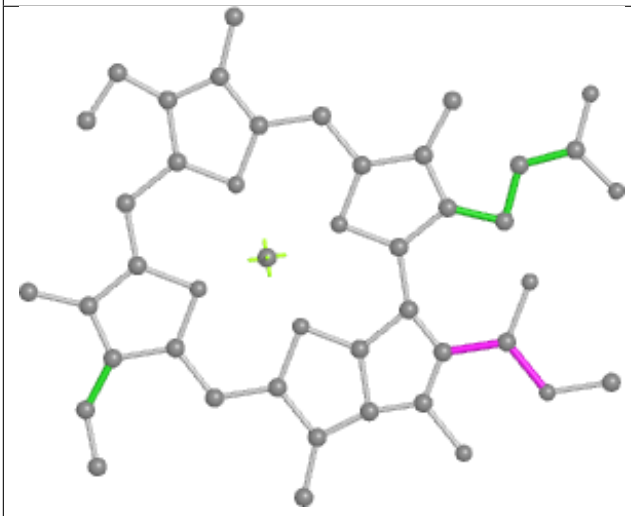

Torsions

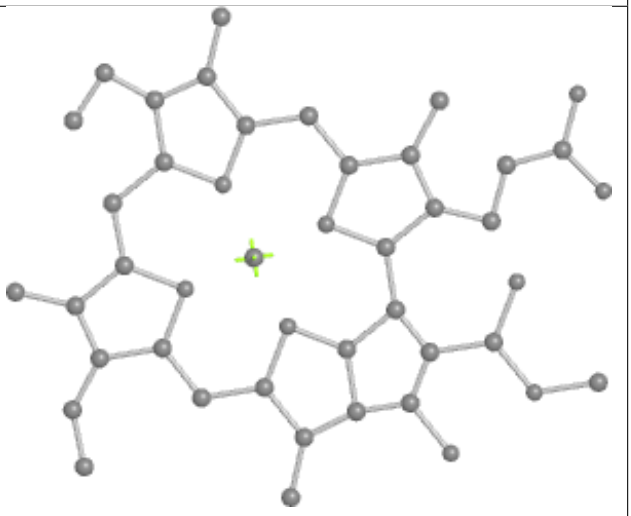

Rings

Ligand PEB sF 202

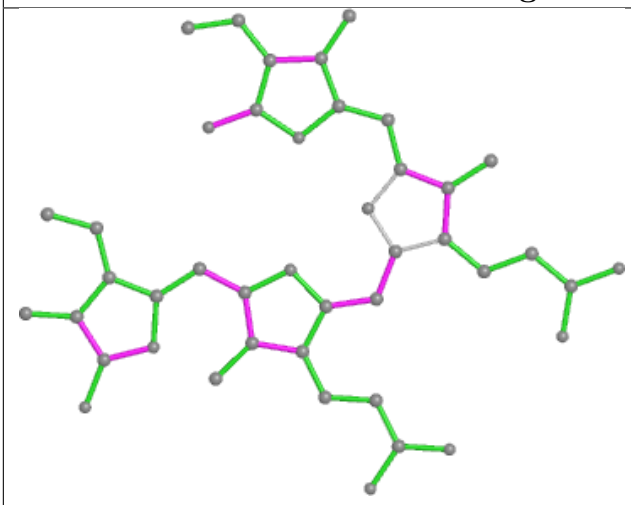

Bond lengths

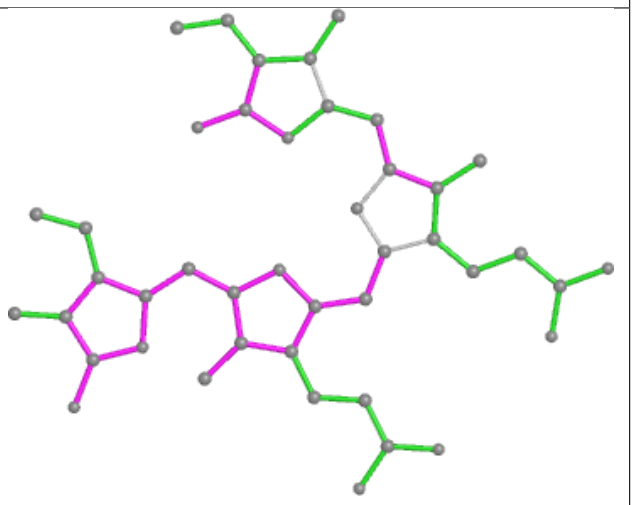

Bond angles

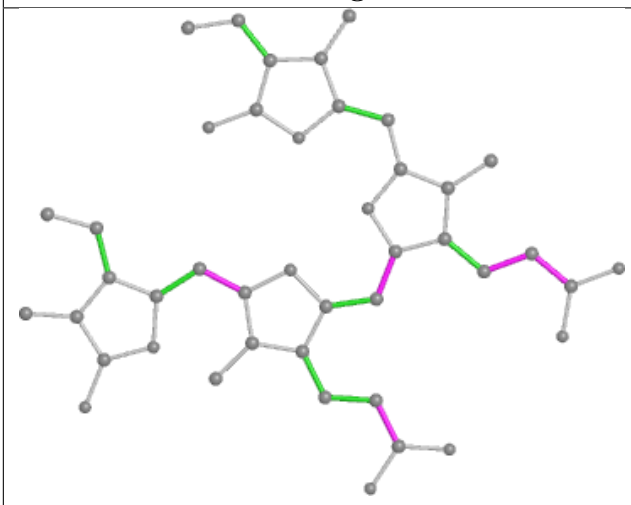

Torsions

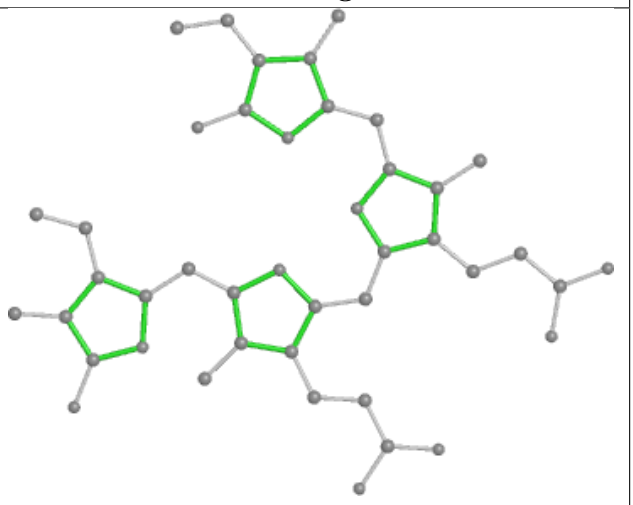

Rings

Ligand PEB KI 202

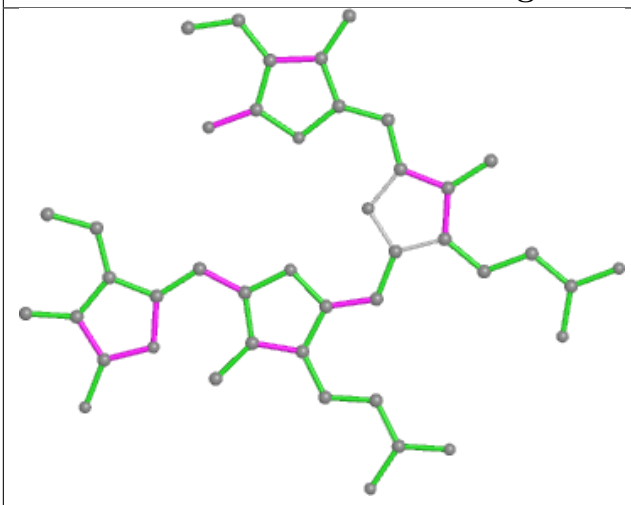

Bond lengths

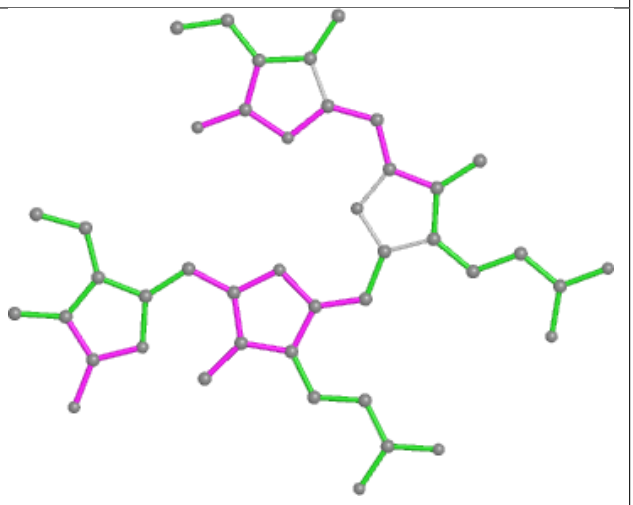

Bond angles

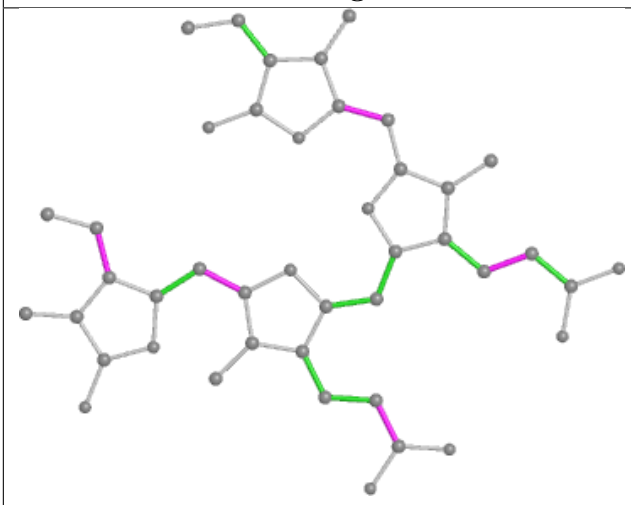

Torsions

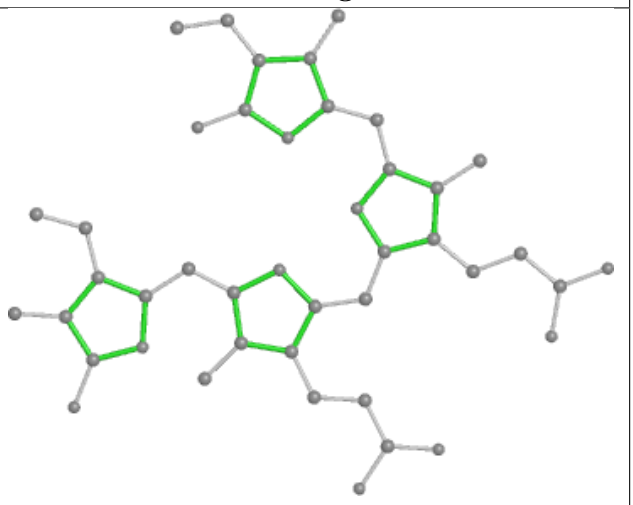

Rings

Ligand PEB W9 201

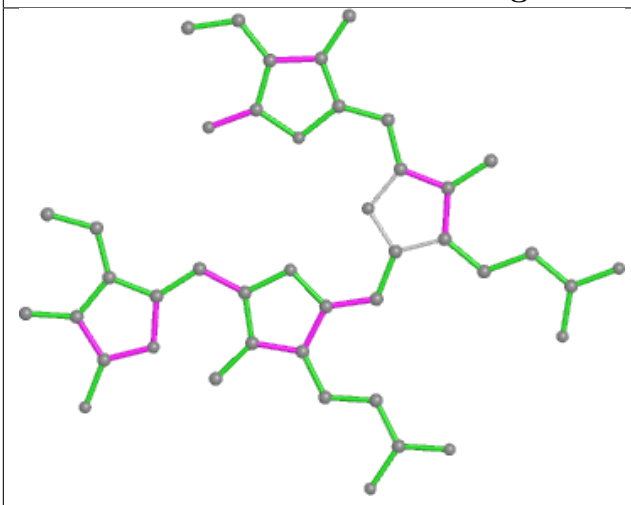

Bond lengths

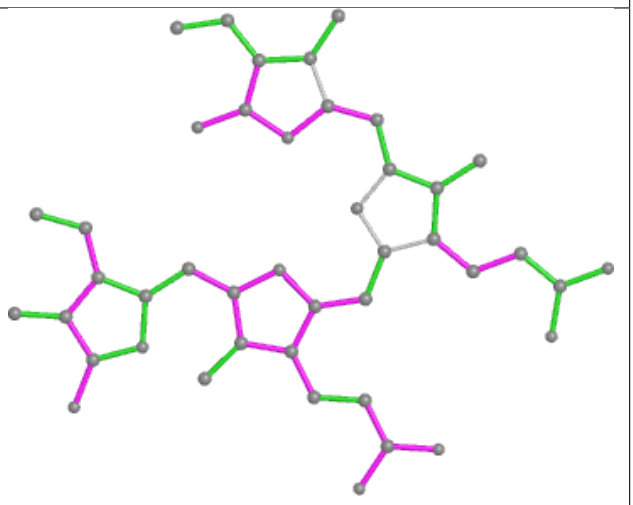

Bond angles

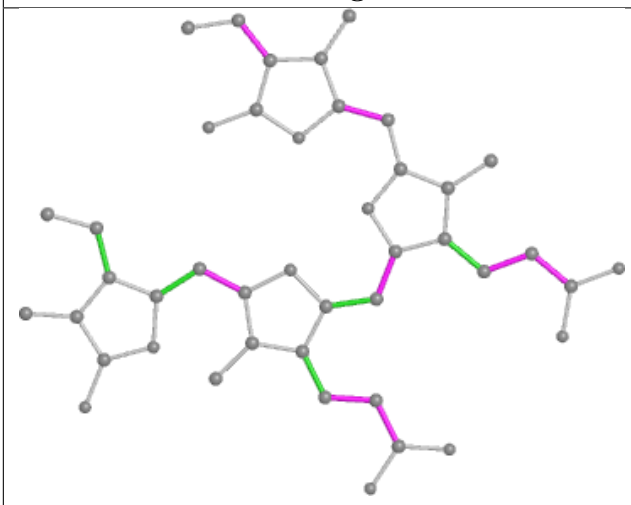

Torsions

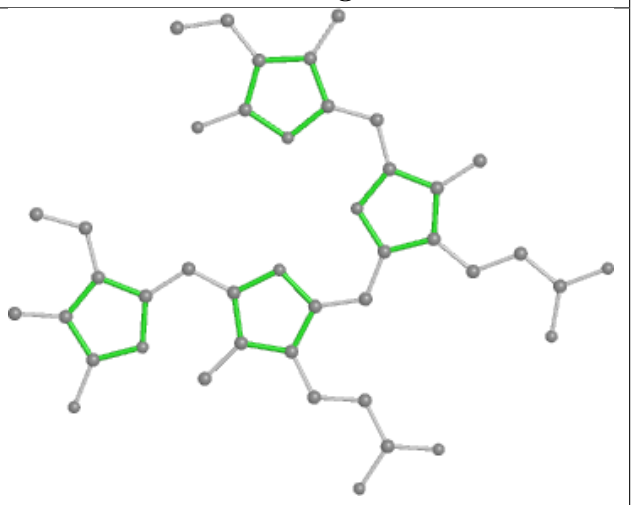

Rings

Ligand PEB Z4 201

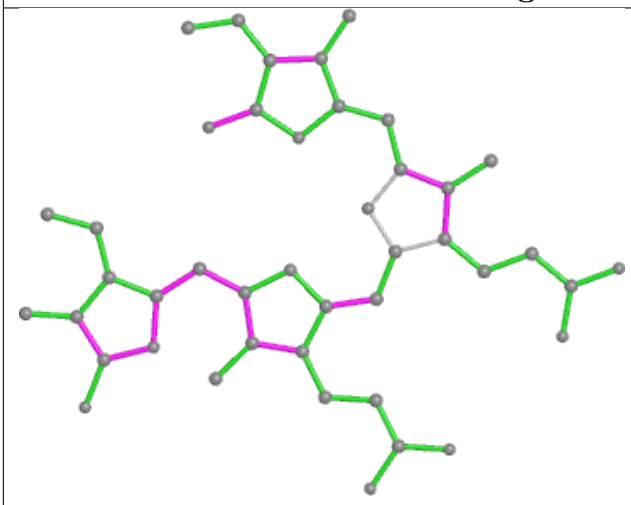

Bond lengths

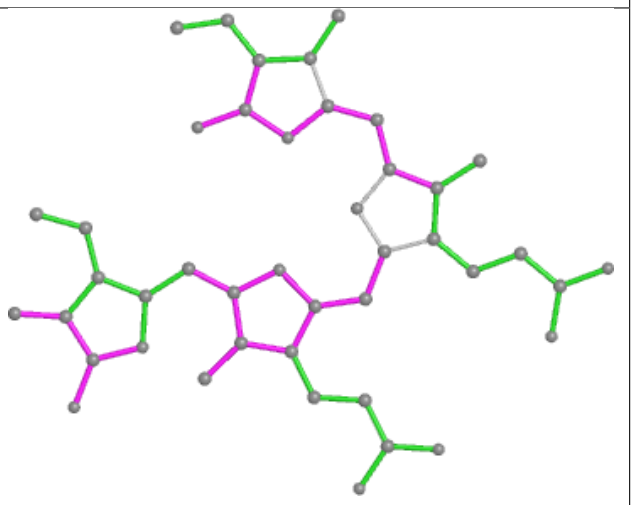

Bond angles

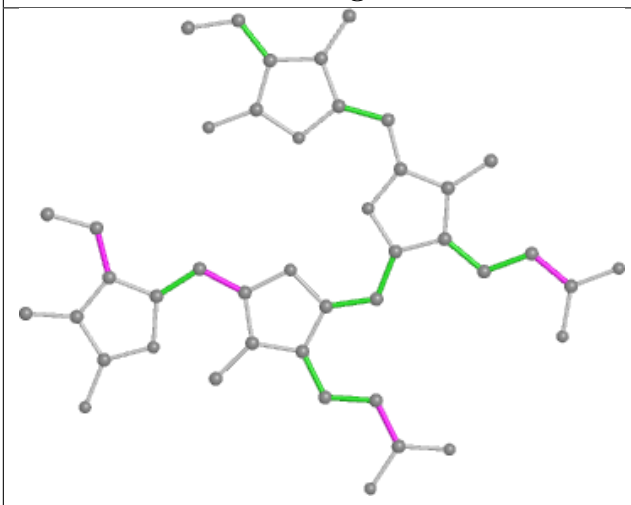

Torsions

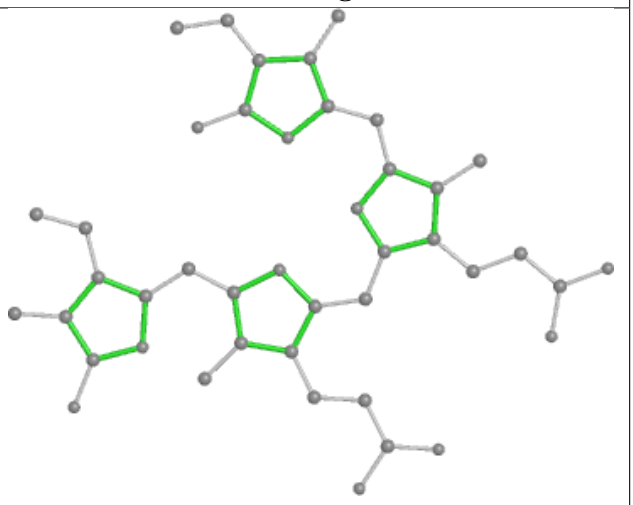

Rings

Ligand PEB OM 202

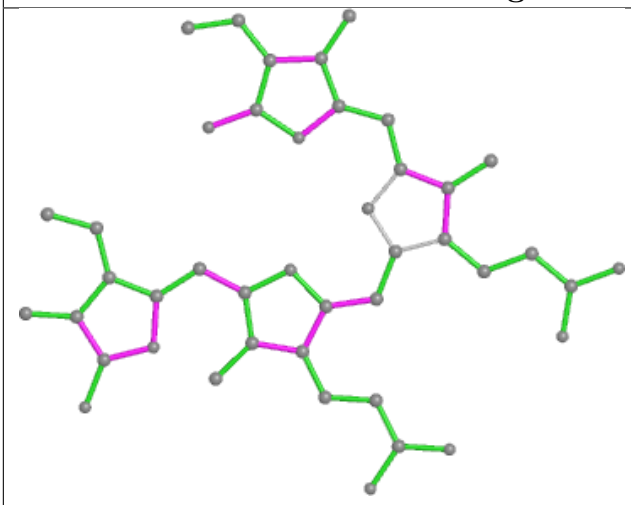

Bond lengths

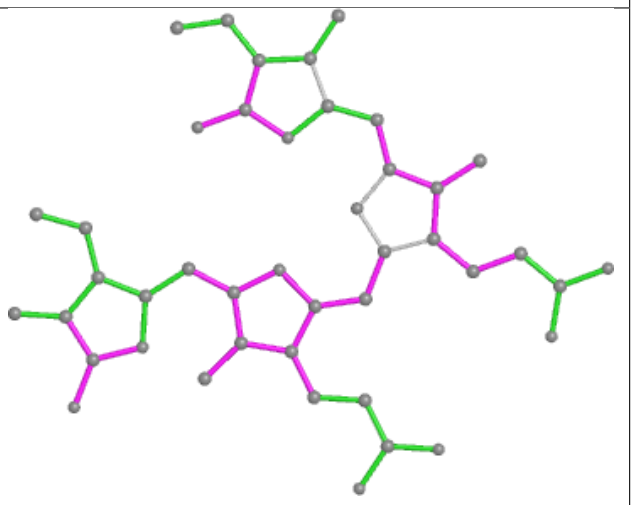

Bond angles

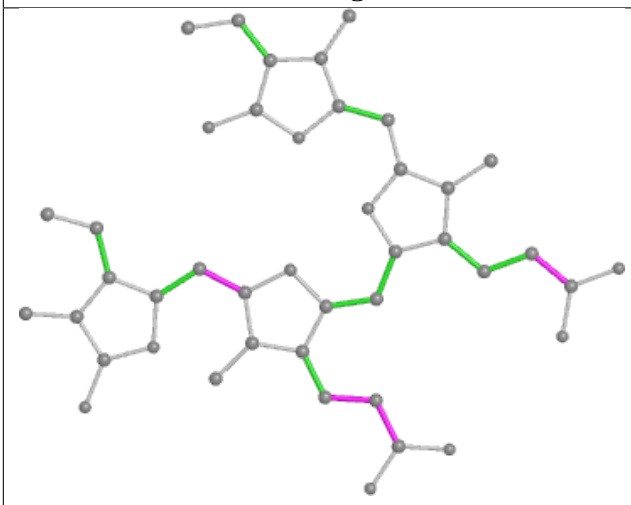

Torsions

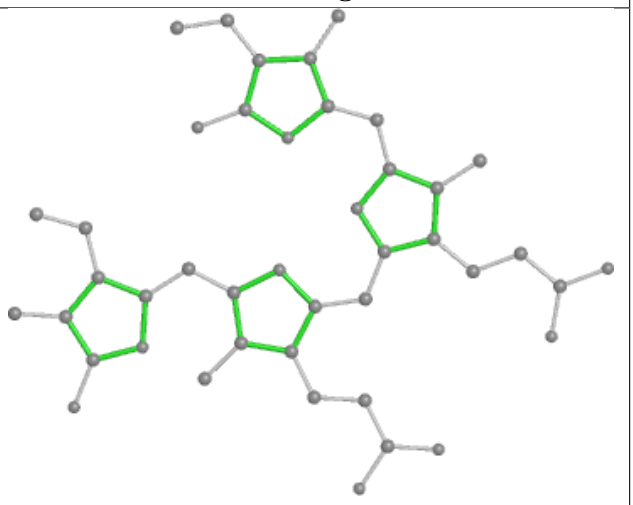

Rings

Ligand PEB dF 202

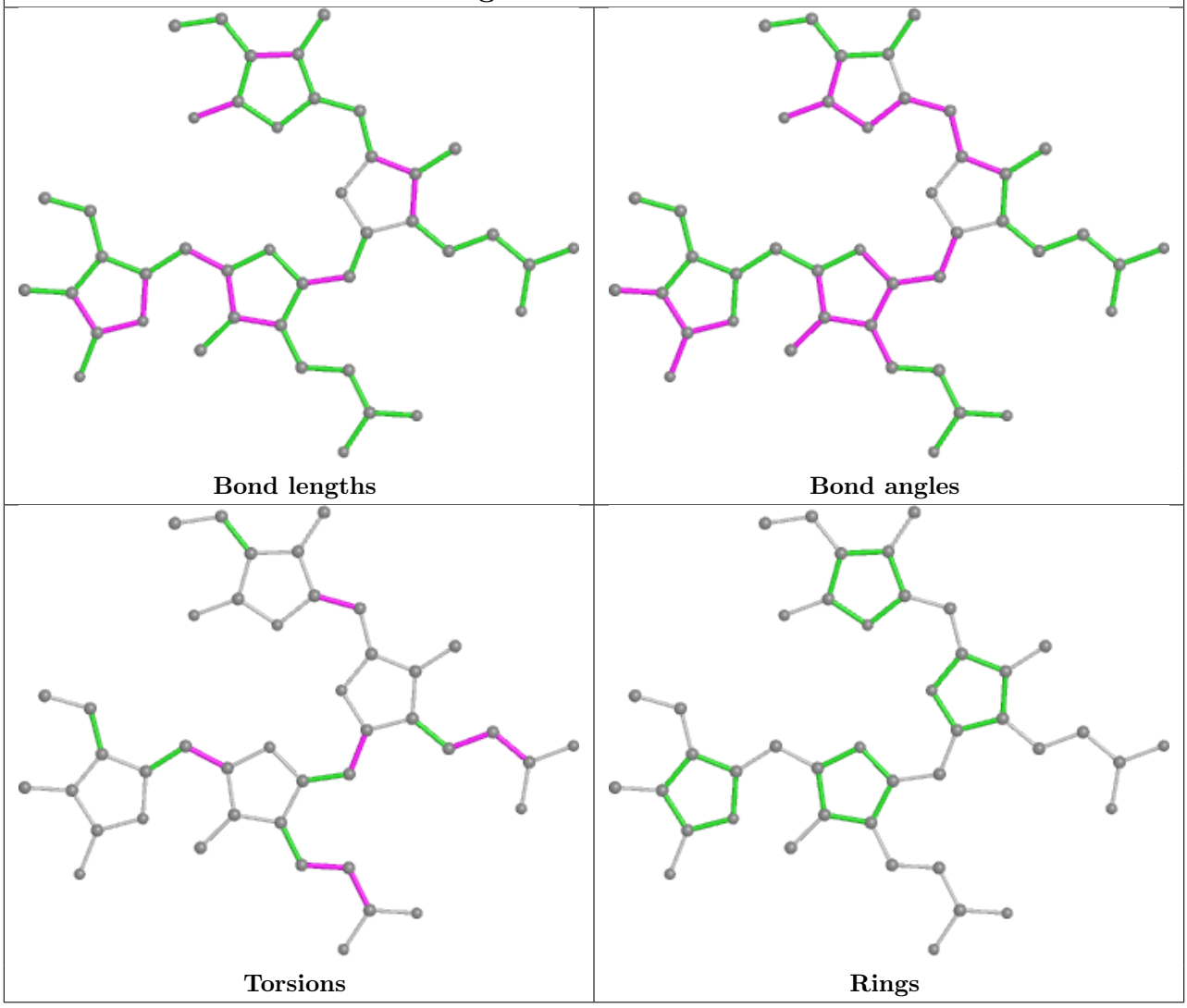

Ligand CLA 72 602

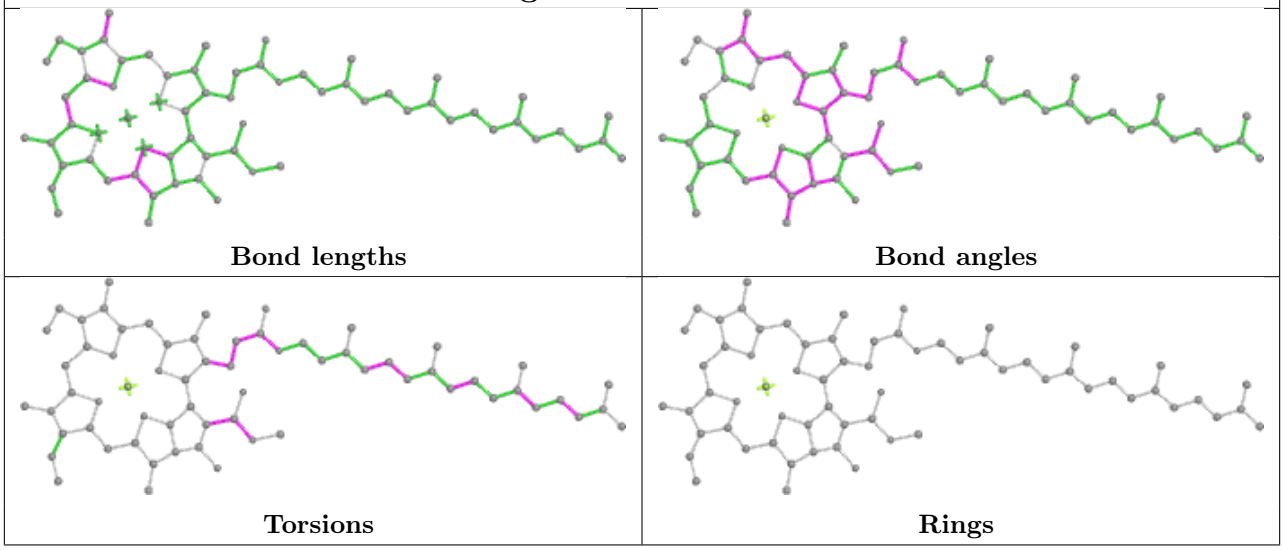

Ligand CLA CL 514

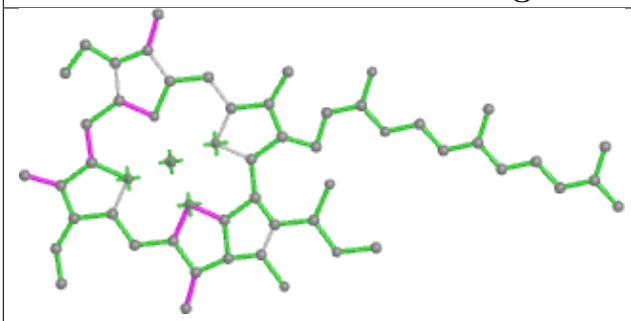

Bond lengths

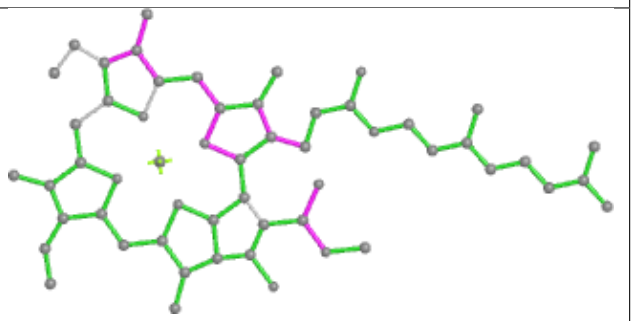

Bond angles

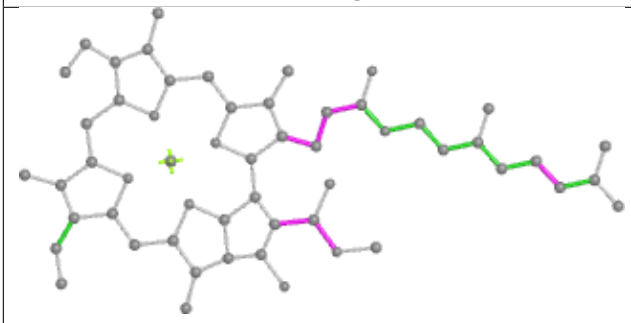

Torsions

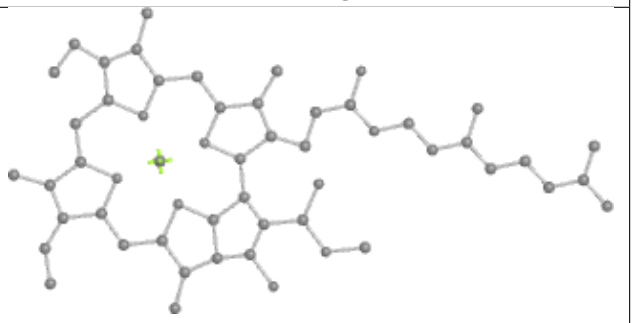

Rings

Ligand PEB R7 201

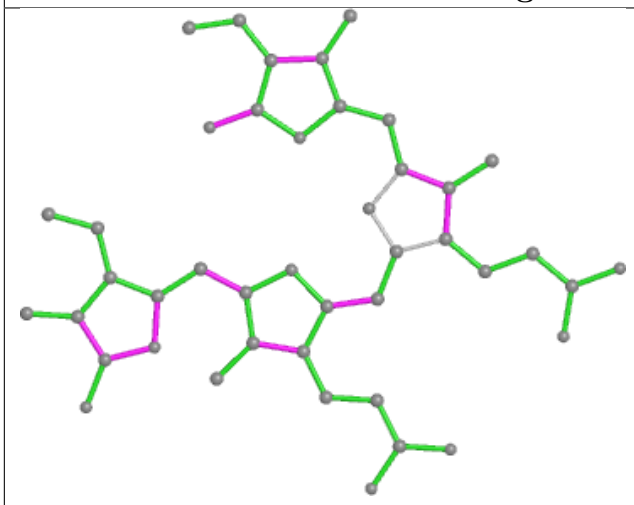

Bond lengths

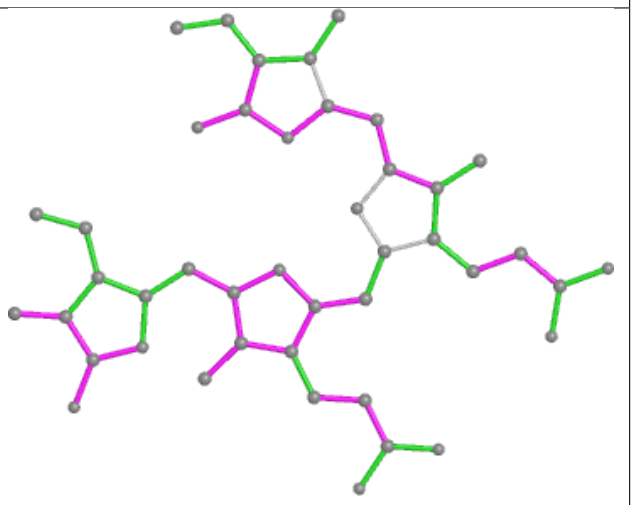

Bond angles

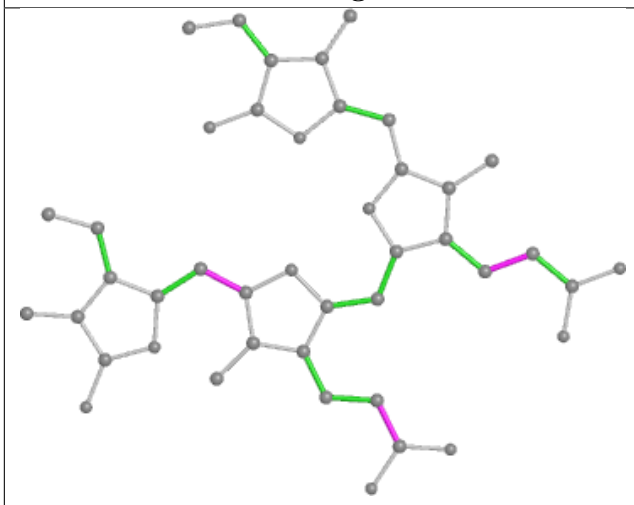

Torsions

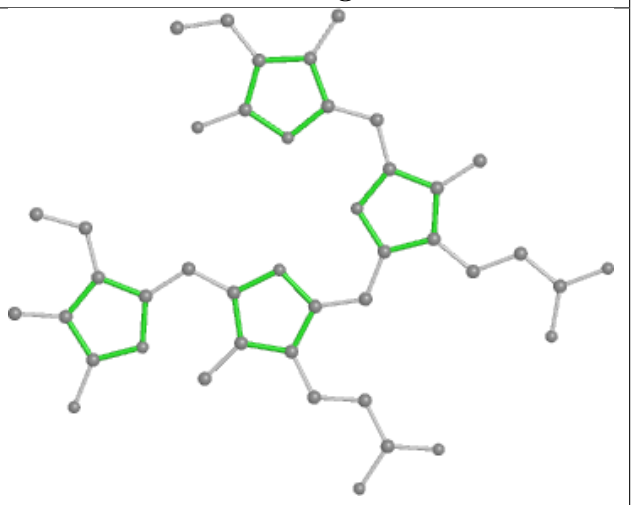

Rings

Ligand PEB P5 202

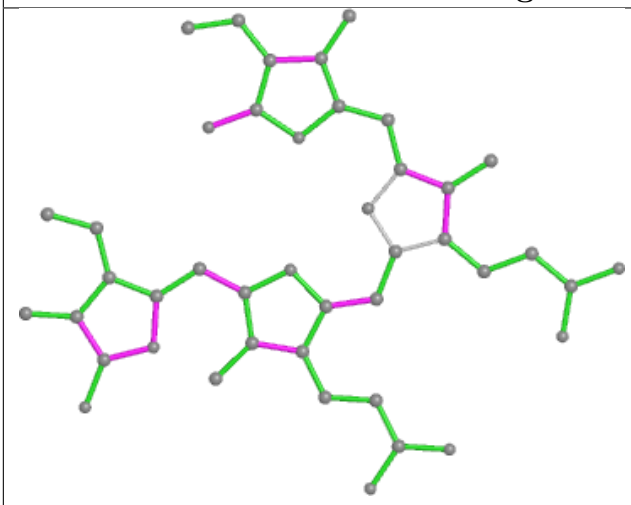

Bond lengths

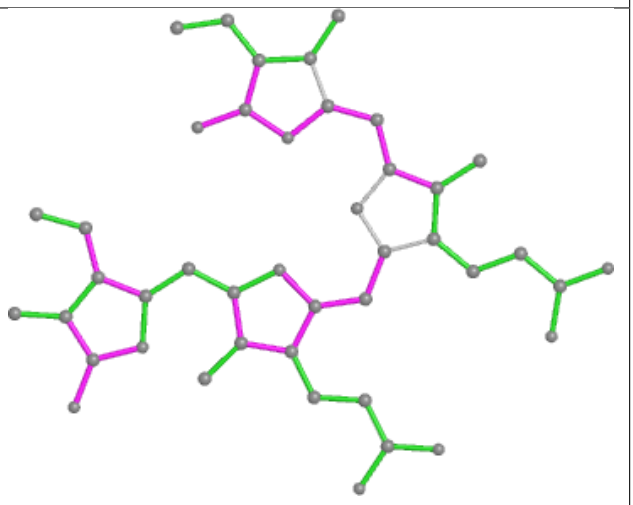

Bond angles

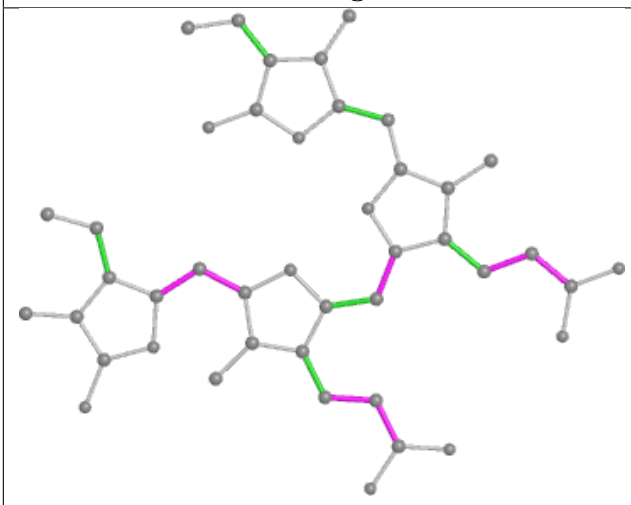

Torsions

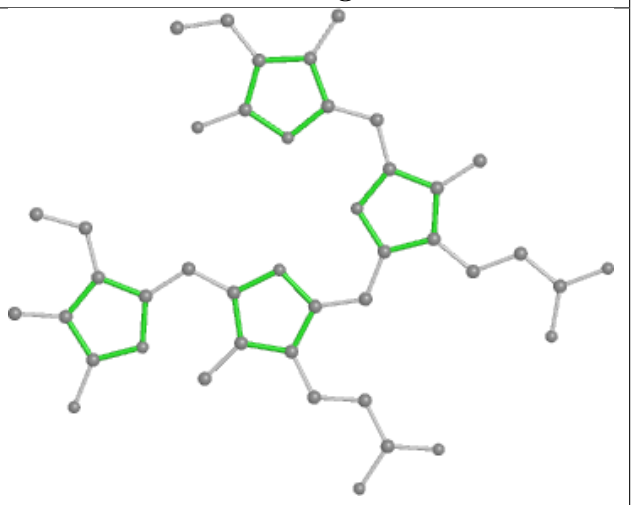

Rings

Ligand PEB V1 202

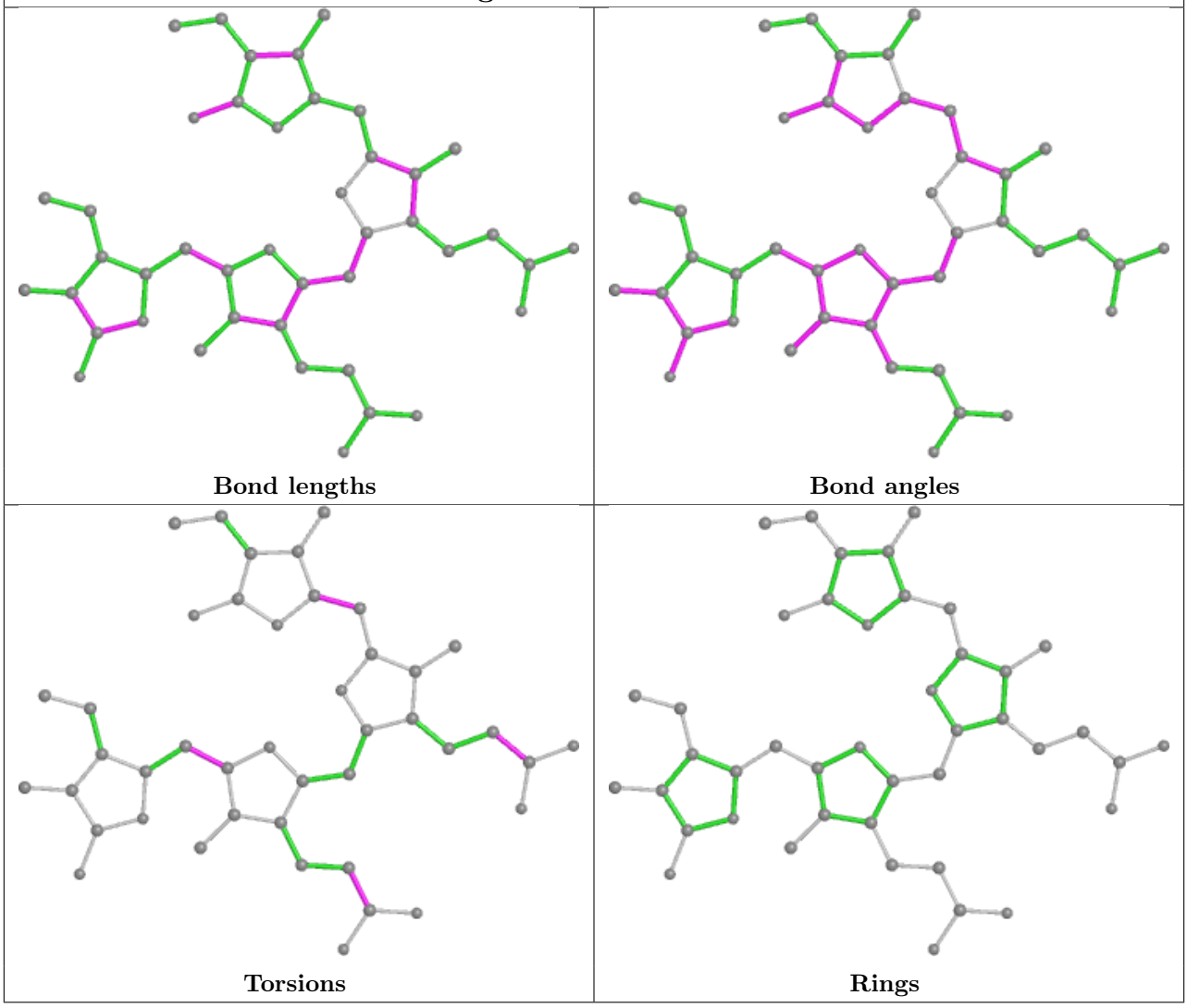

Ligand 3XQ JN 104

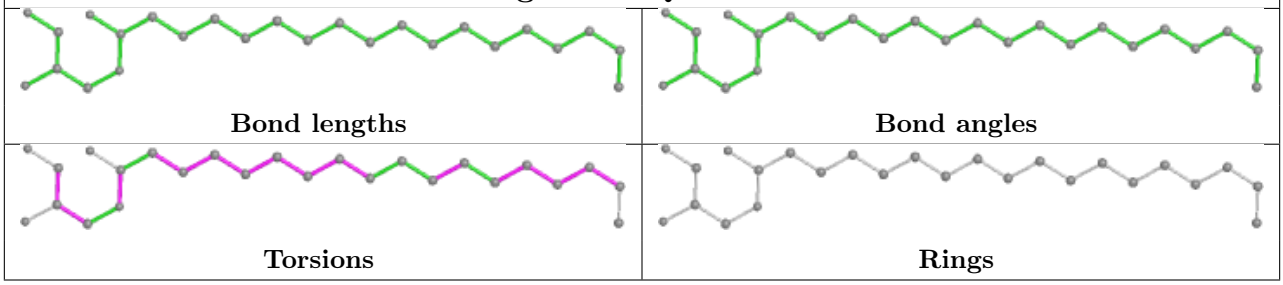

Ligand PEB VD 201

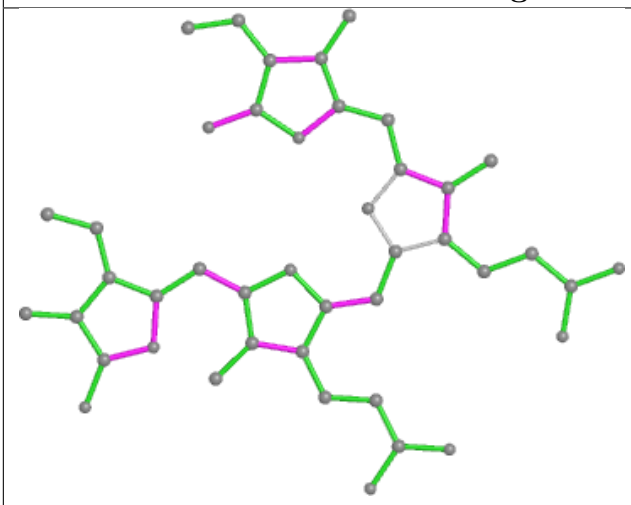

Bond lengths

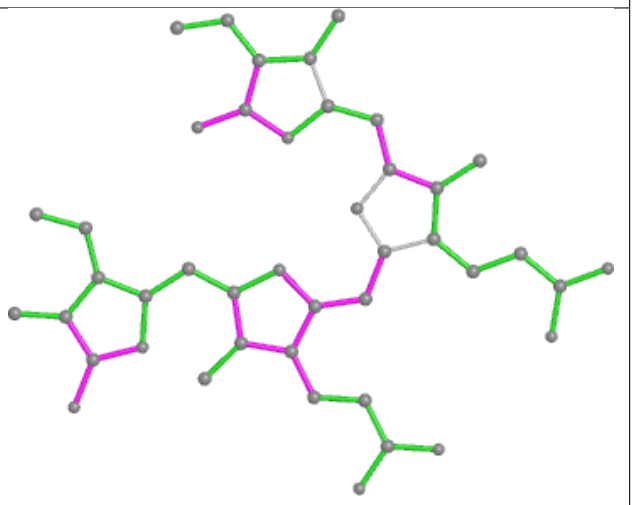

Bond angles

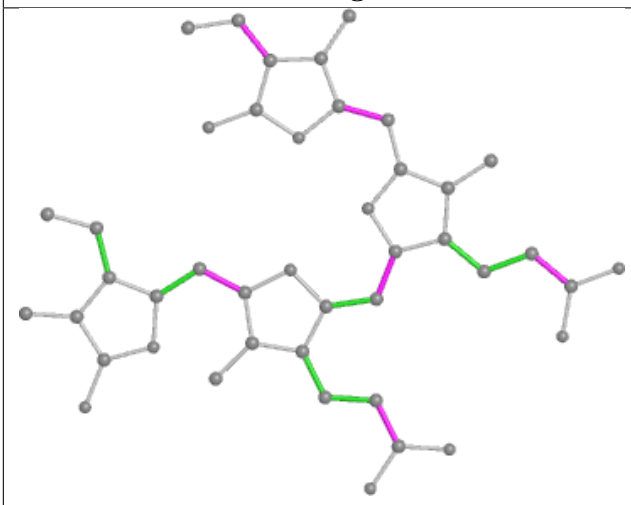

Torsions

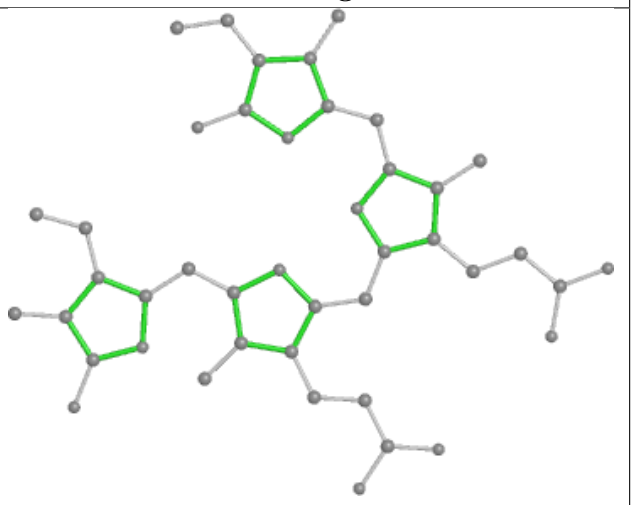

Rings

Ligand CLA 52 608

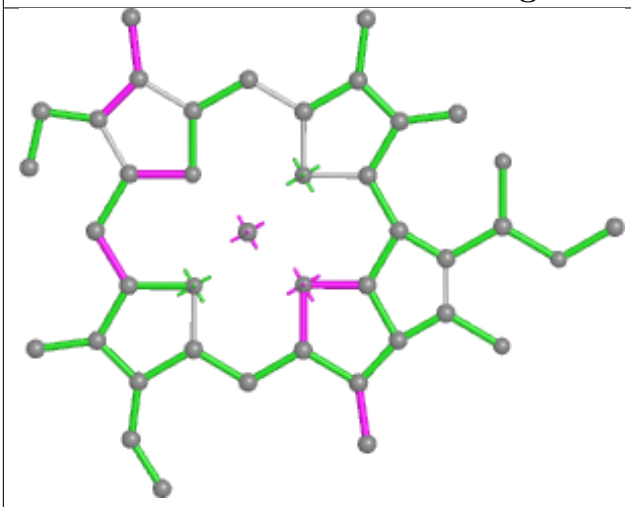

Bond lengths

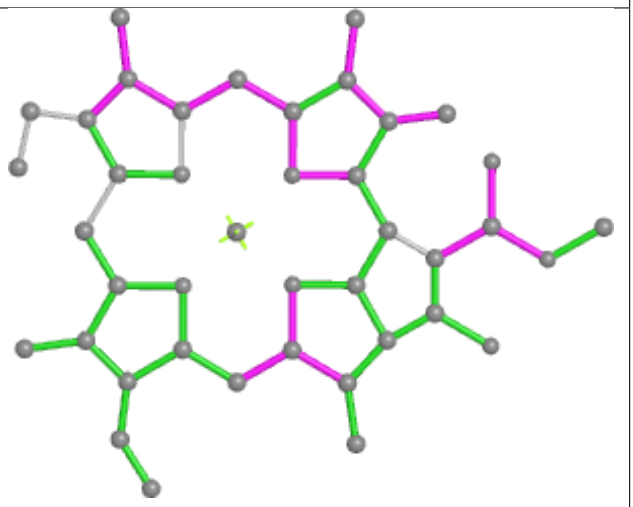

Bond angles

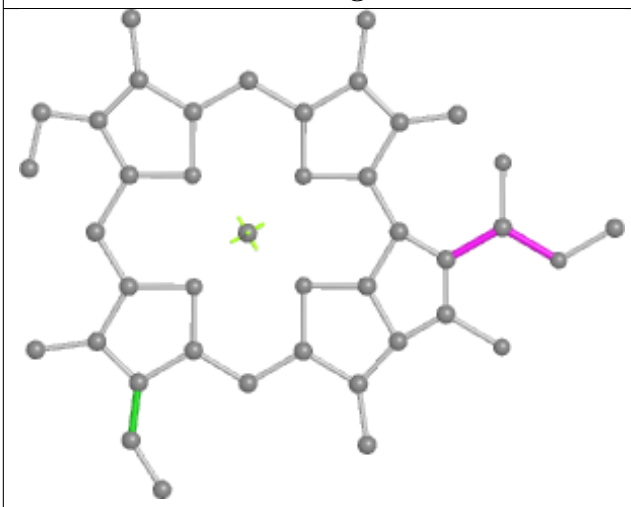

Torsions

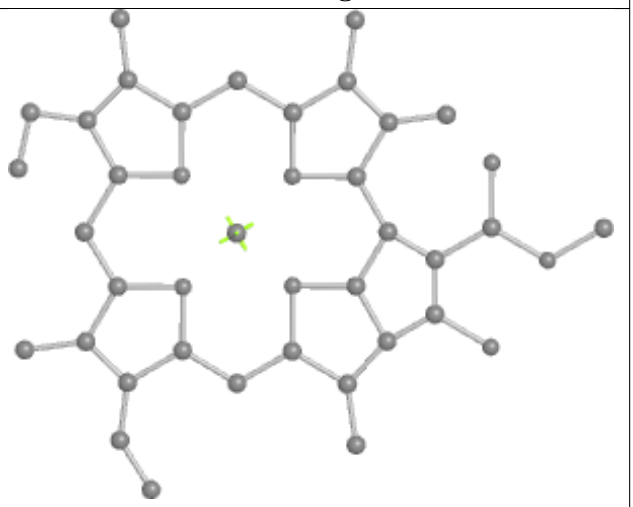

Rings

Ligand PEB mM 201

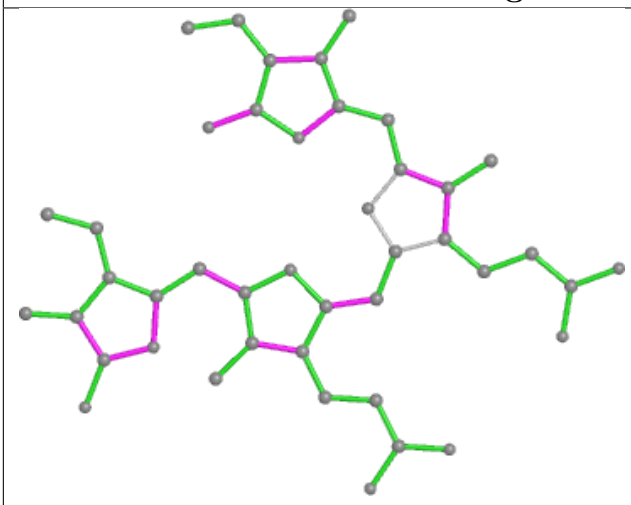

Bond lengths

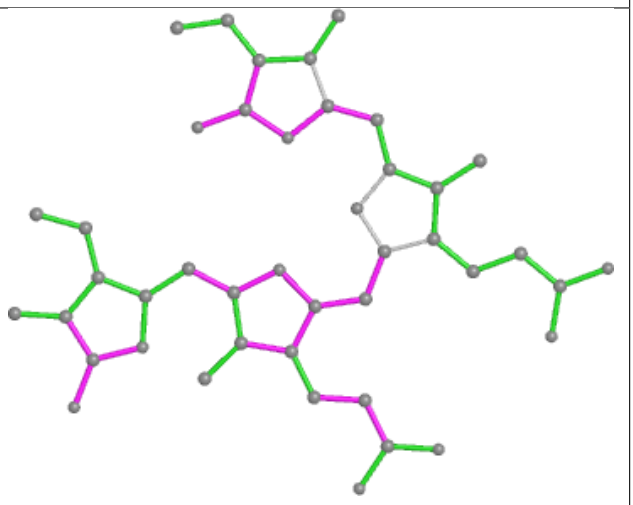

Bond angles

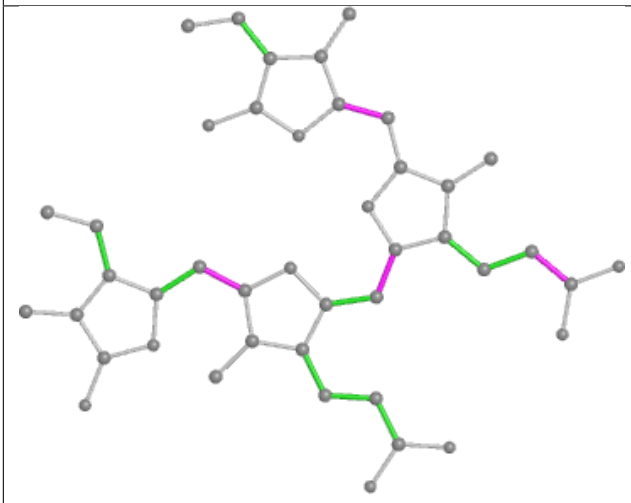

Torsions

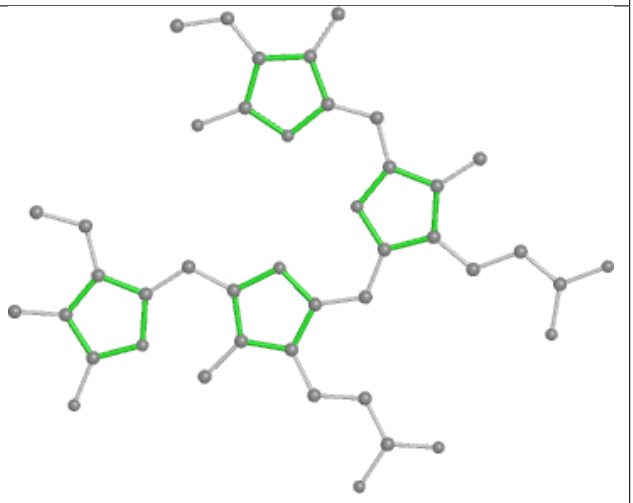

Rings

Ligand PEB LA 202

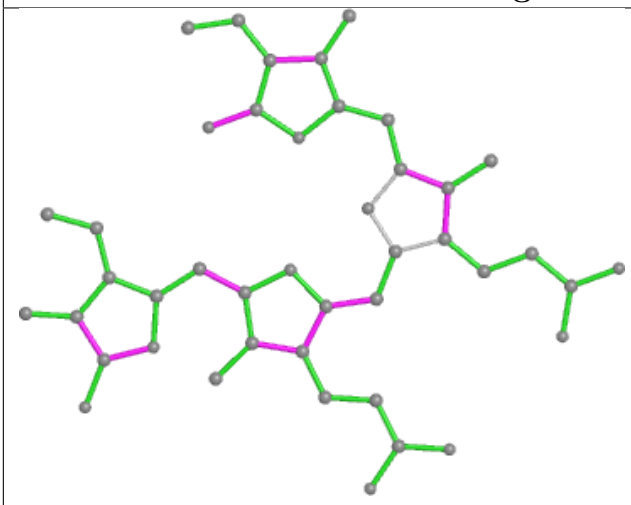

Bond lengths

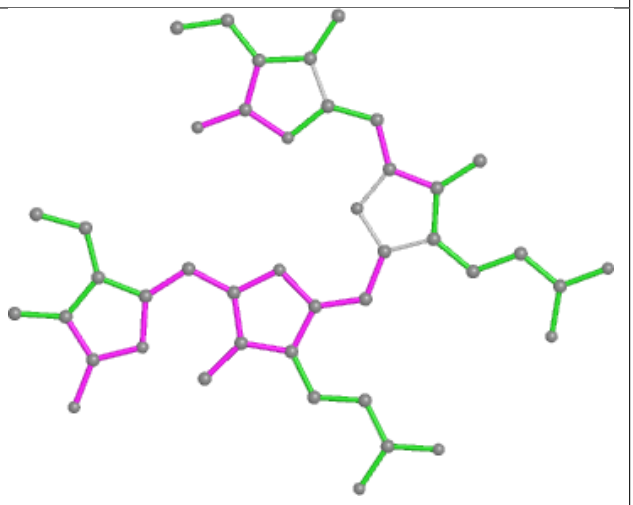

Bond angles

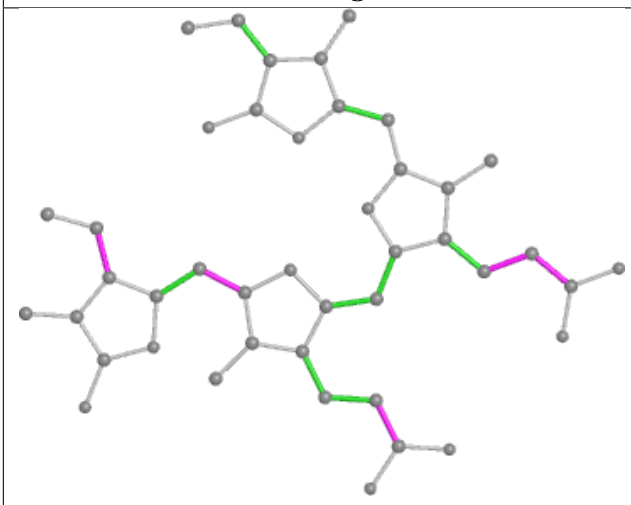

Torsions

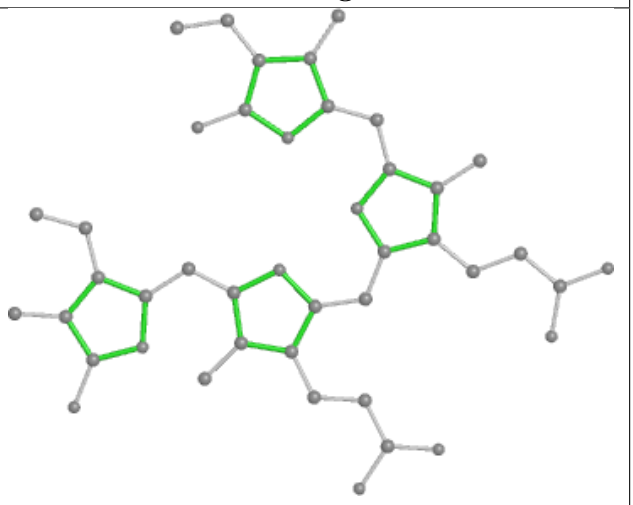

Rings

Ligand LHG l6 101

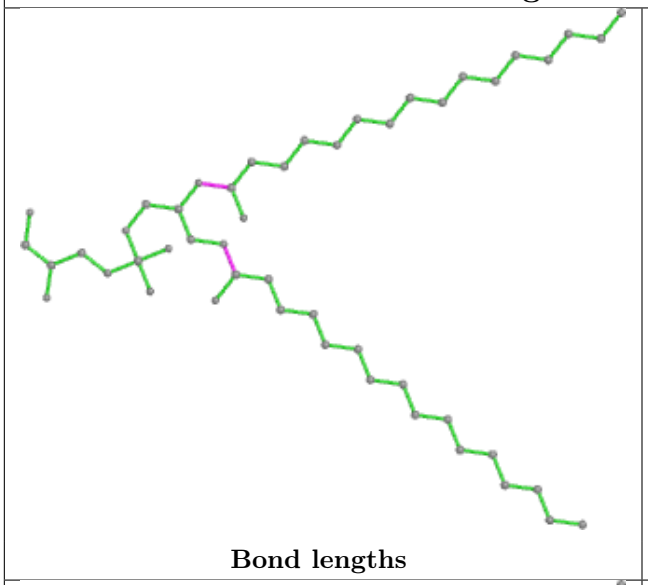

Bond lengths

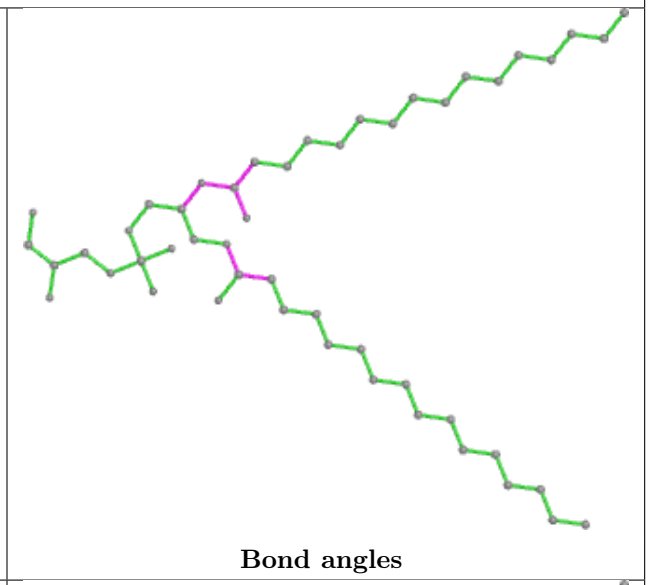

Bond angles

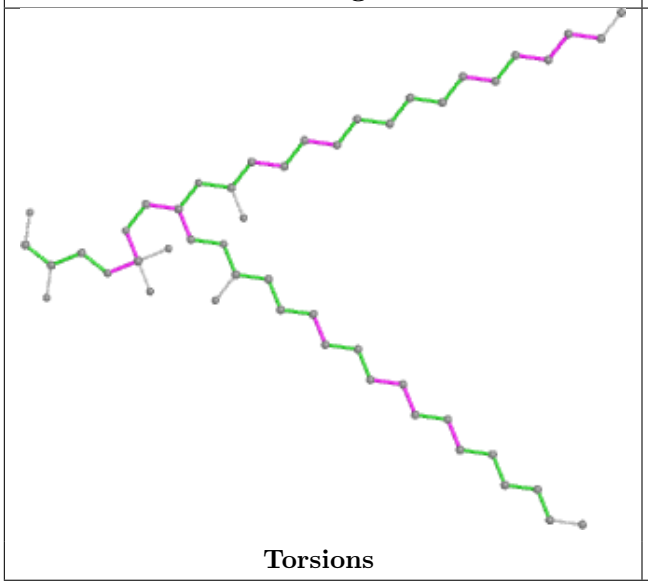

Torsions

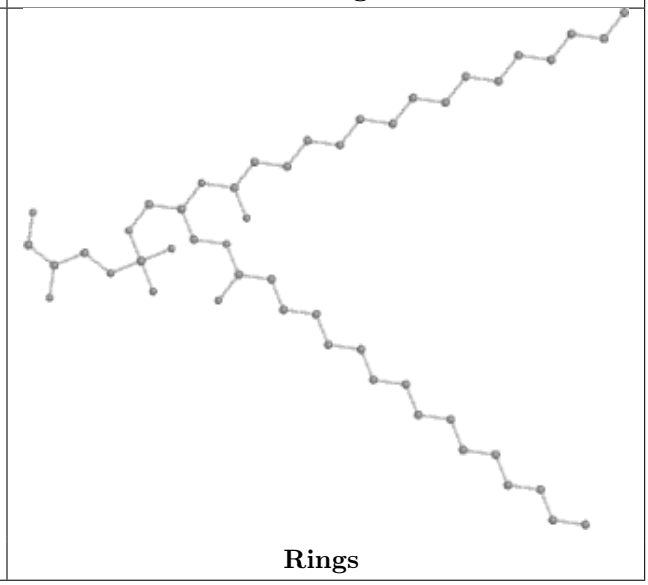

Rings

Ligand PEB DD 203

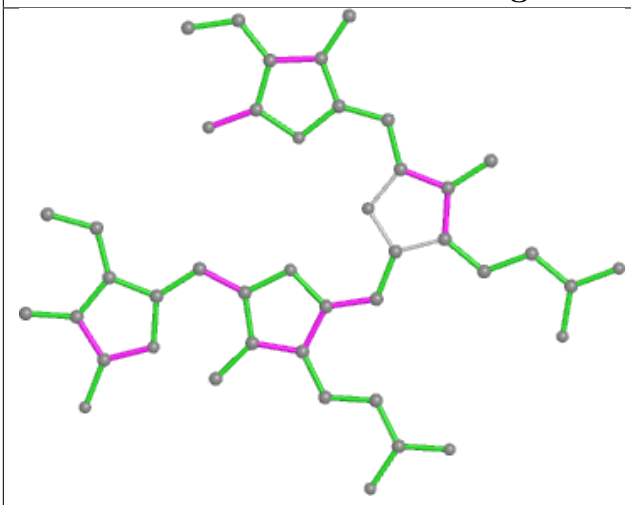

Bond lengths

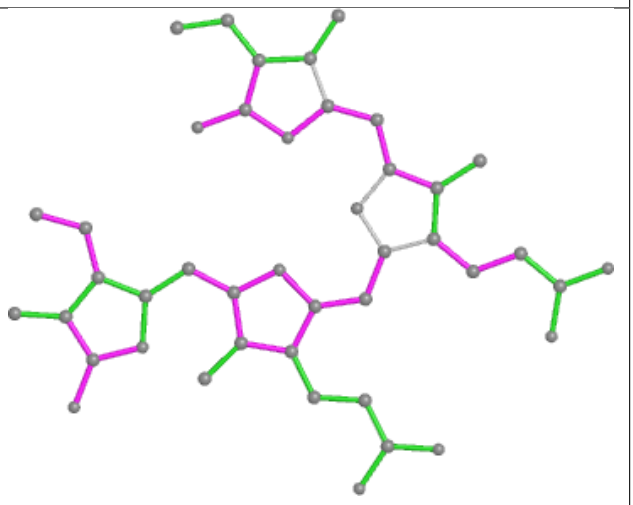

Bond angles

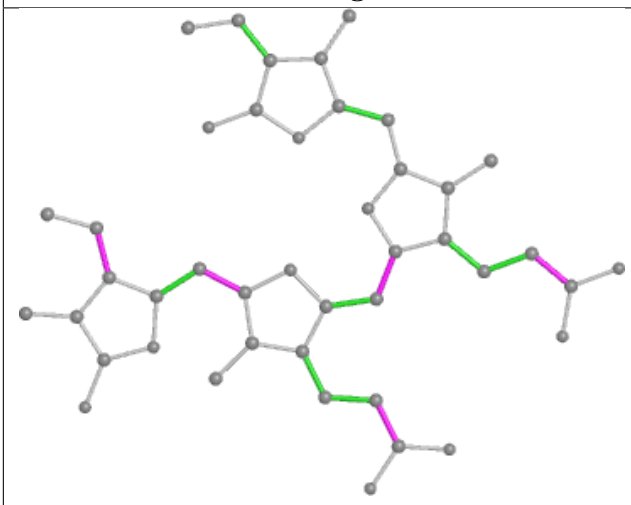

Torsions

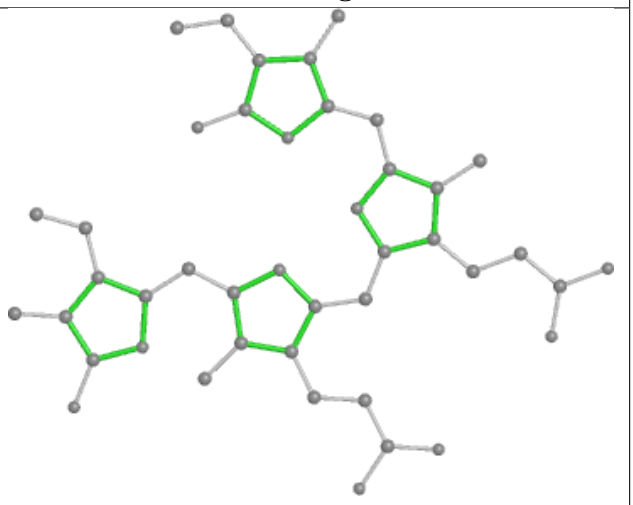

Rings

Ligand PEB XD 203

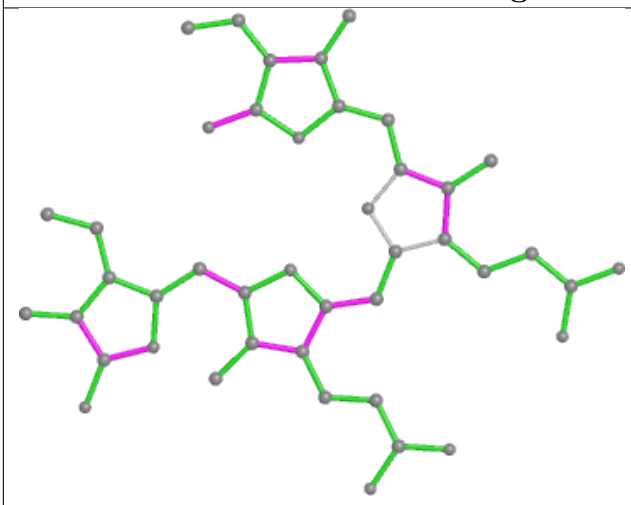

Bond lengths

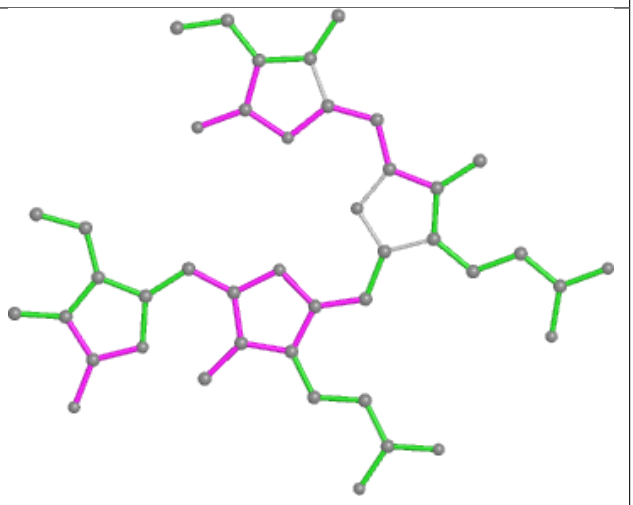

Bond angles

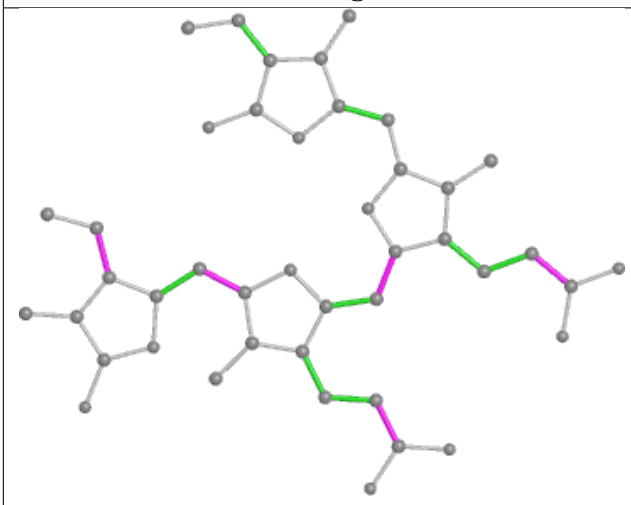

Torsions

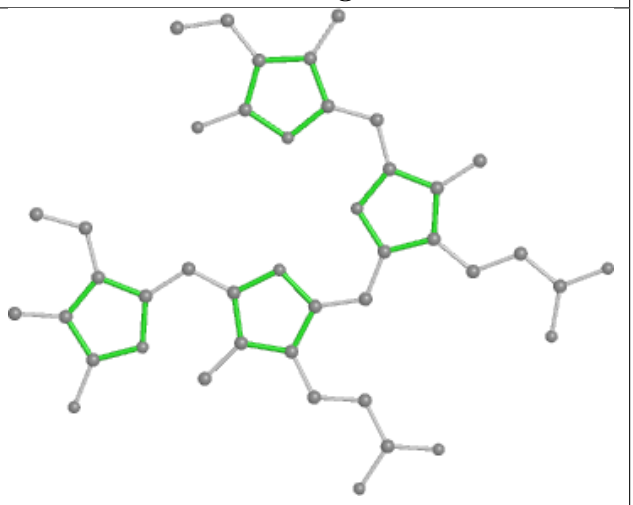

Rings

Ligand PEB lE 201

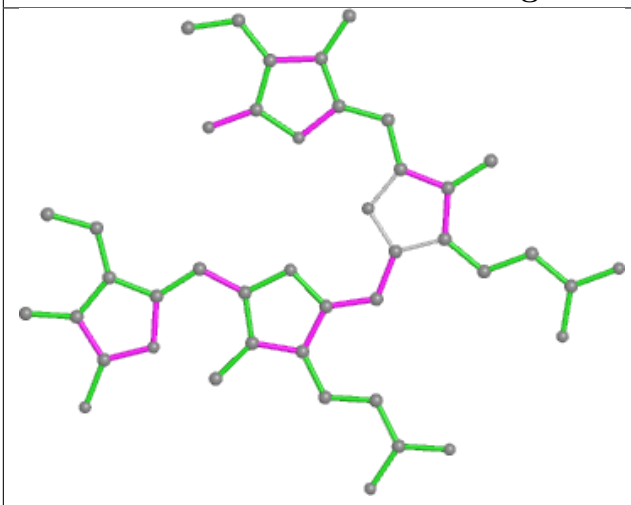

Bond lengths

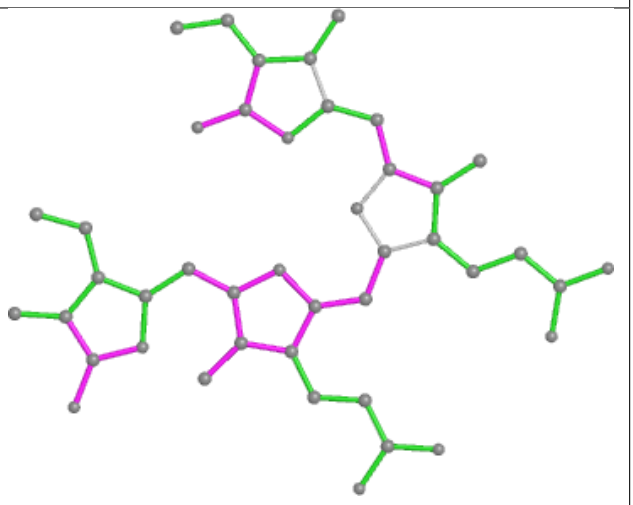

Bond angles

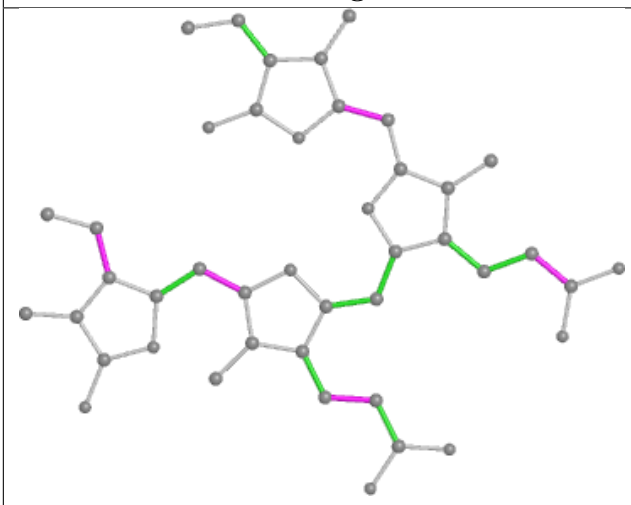

Torsions

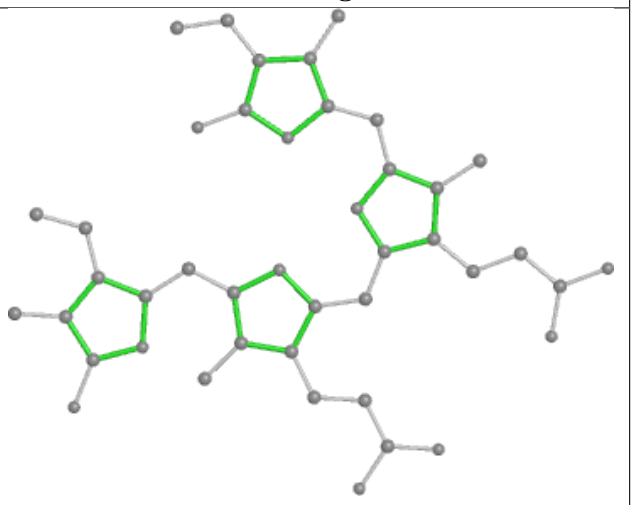

Rings

Ligand PEB m1 201

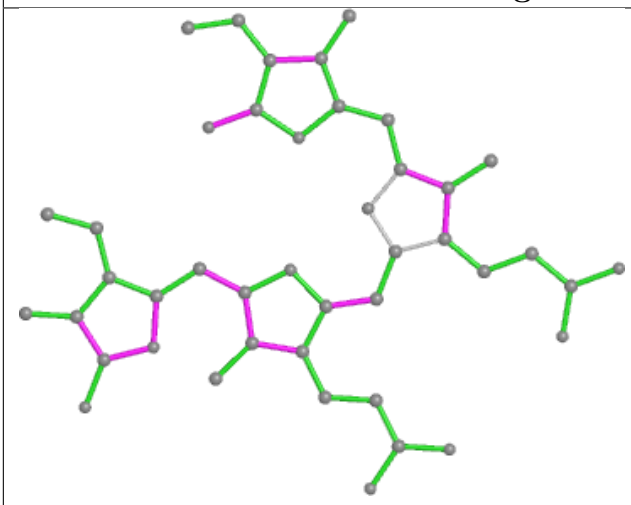

Bond lengths

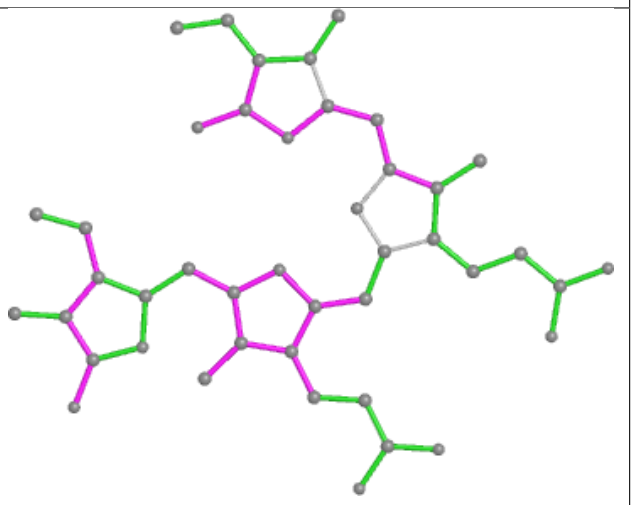

Bond angles

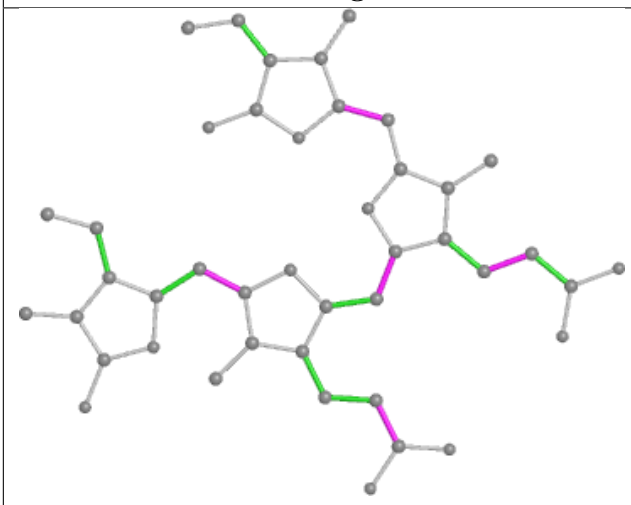

Torsions

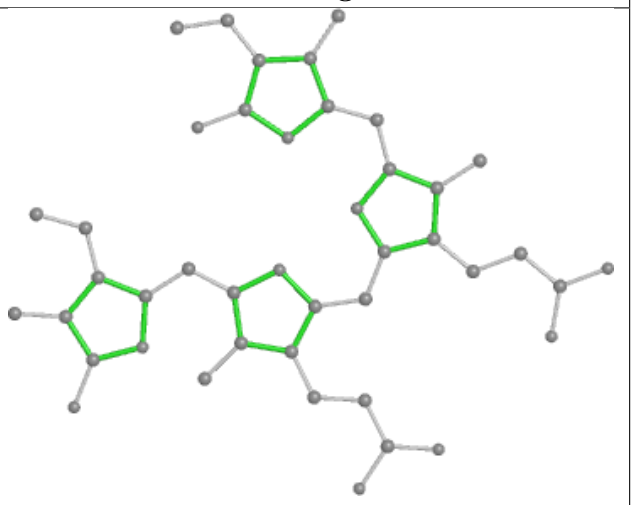

Rings

Ligand PEB OJ 202

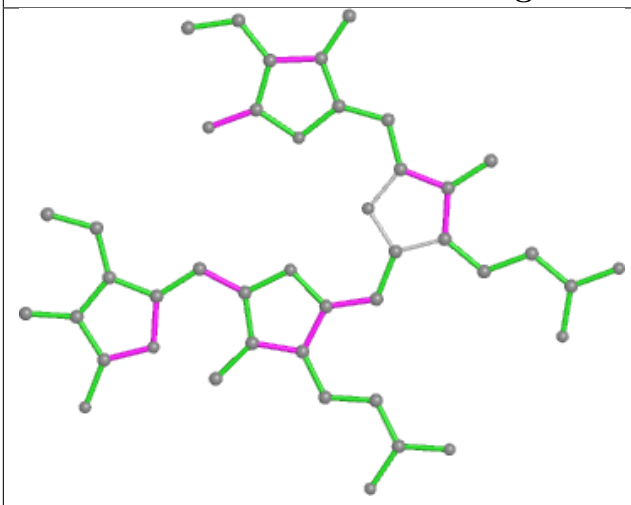

Bond lengths

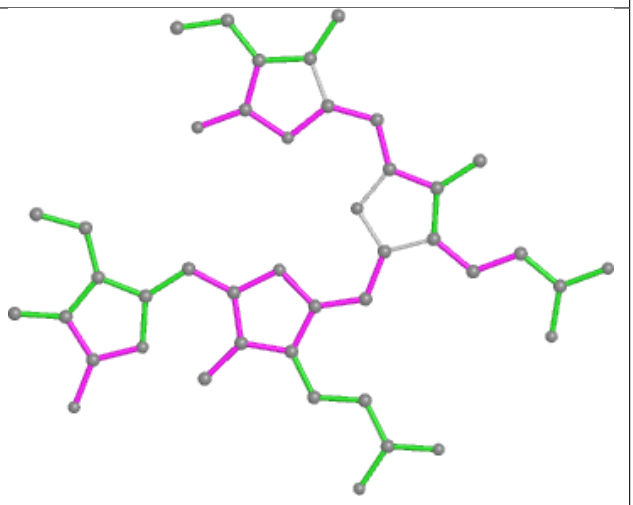

Bond angles

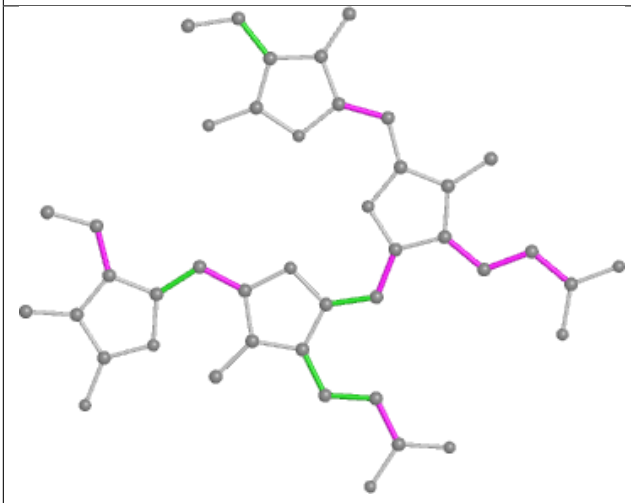

Torsions

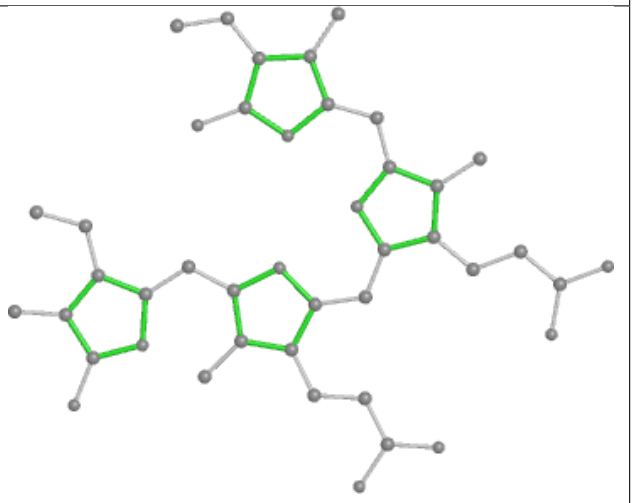

Rings

Ligand PEB FQ 202

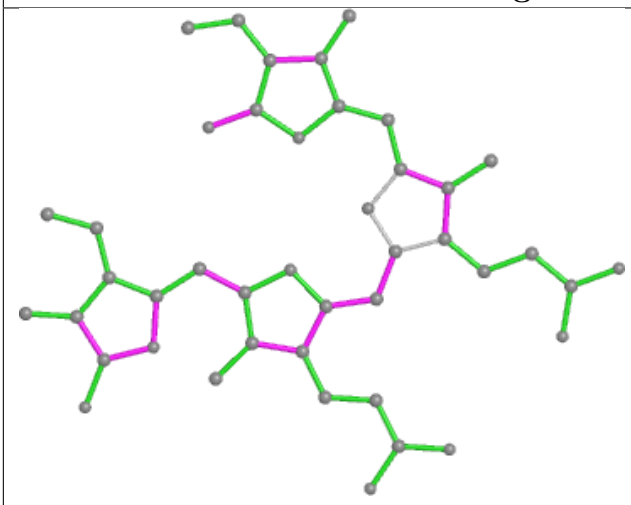

Bond lengths

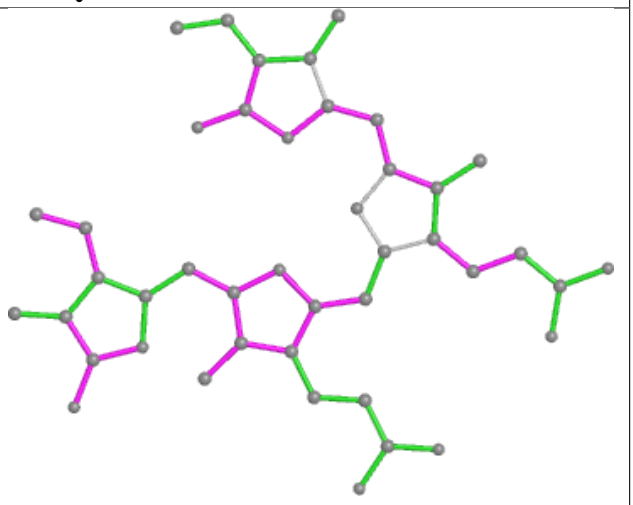

Bond angles

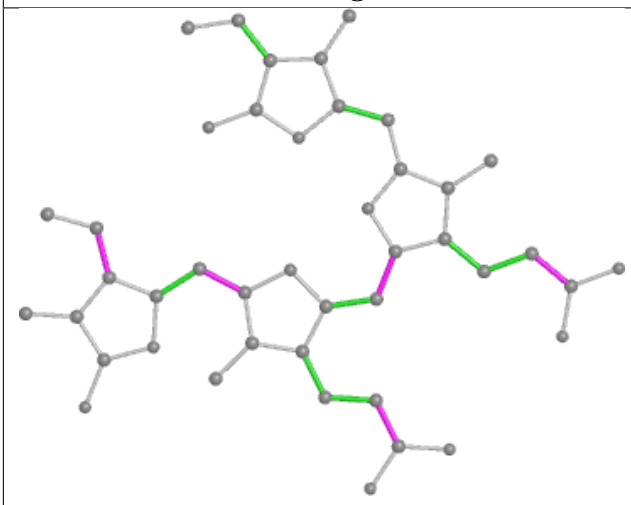

Torsions

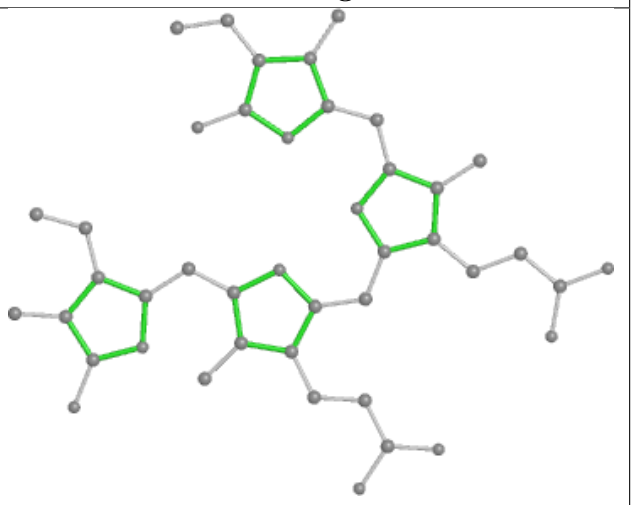

Rings

Ligand PEB l4 202

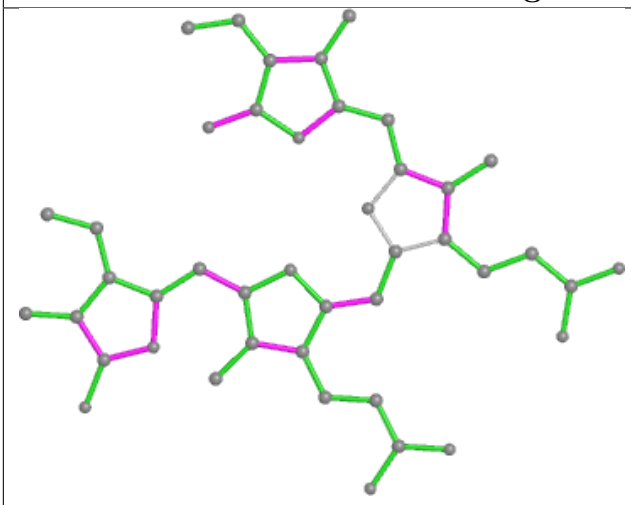

Bond lengths

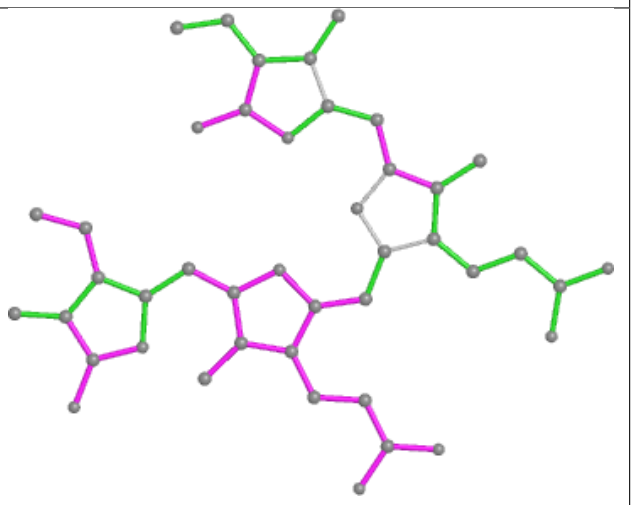

Bond angles

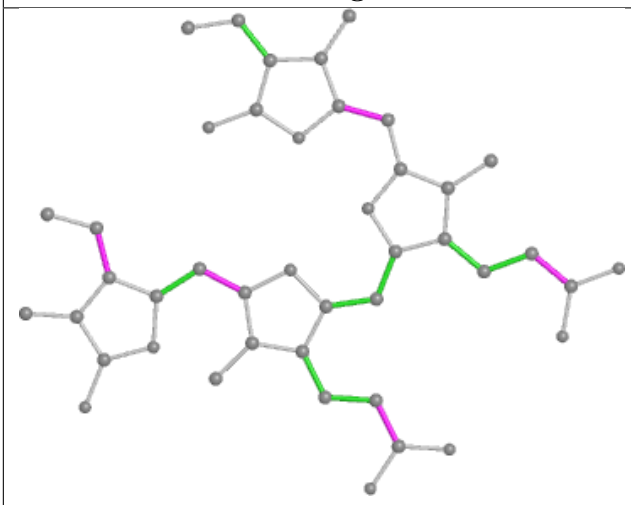

Torsions

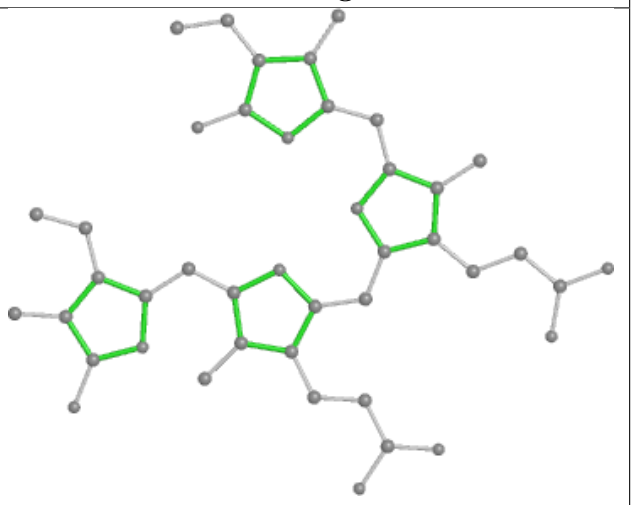

Rings

Ligand PEB P1 202

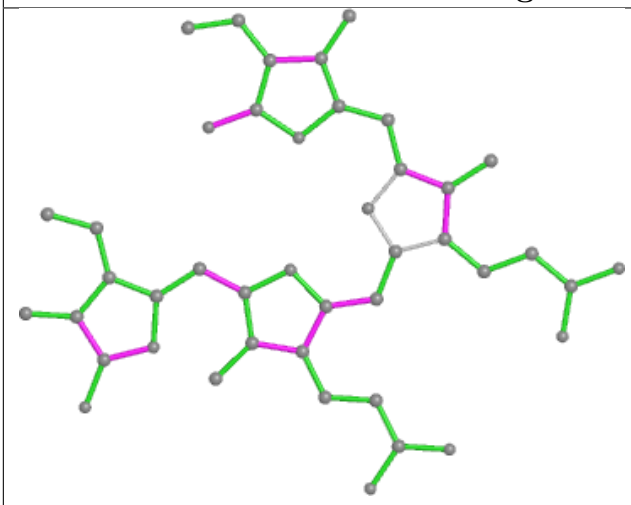

Bond lengths

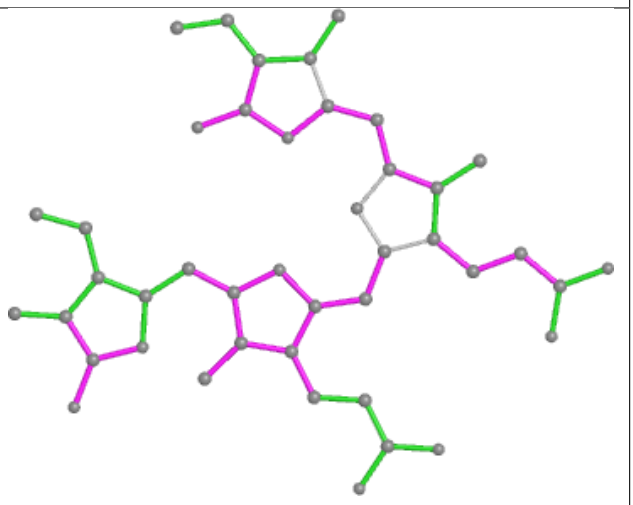

Bond angles

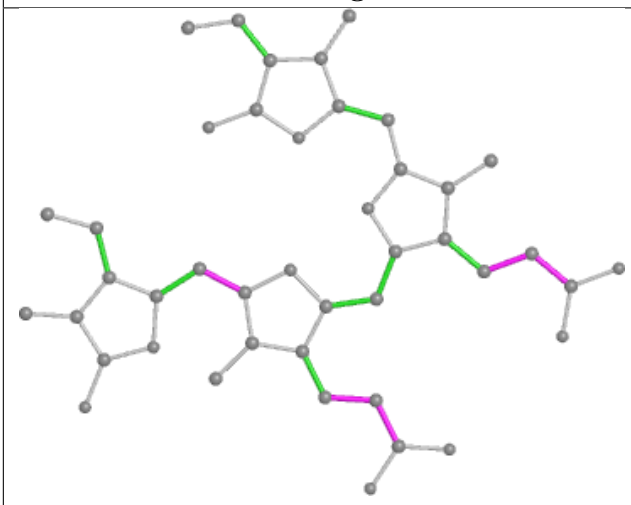

Torsions

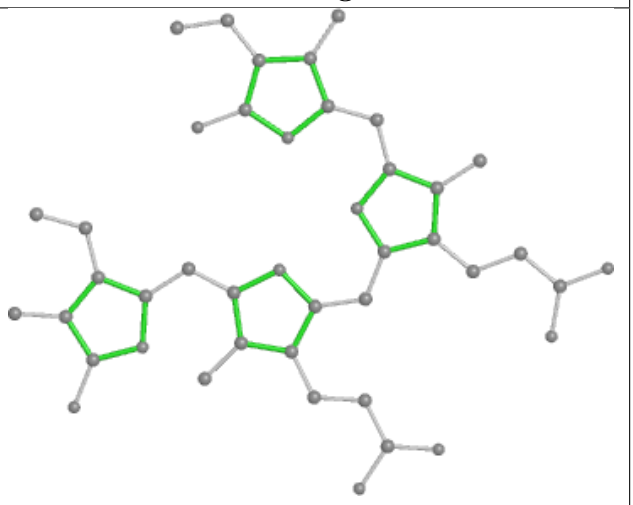

Rings

Ligand PEB LM 201

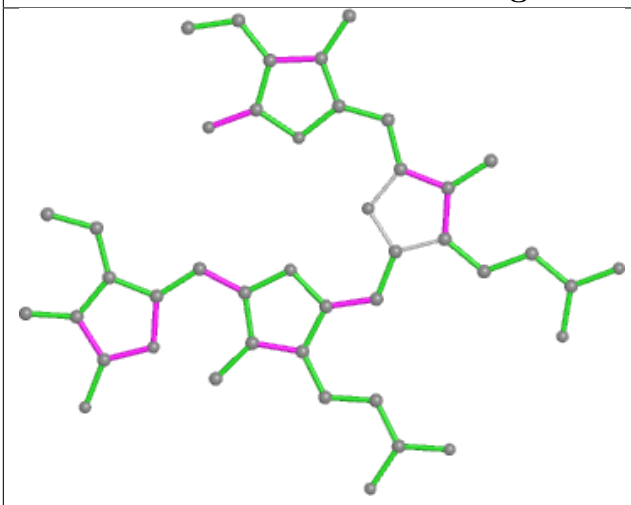

Bond lengths

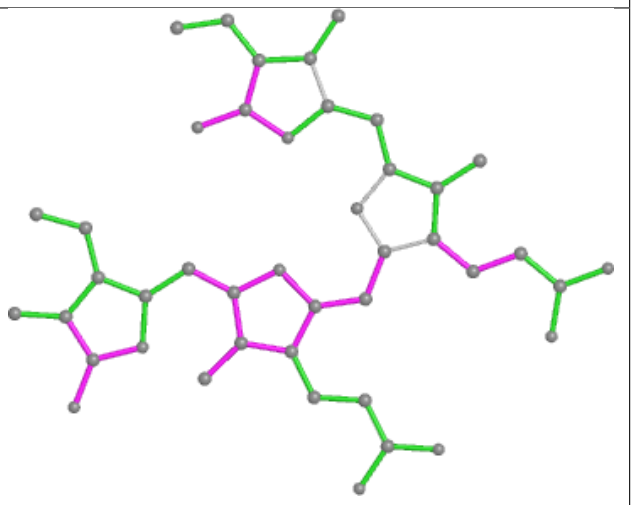

Bond angles

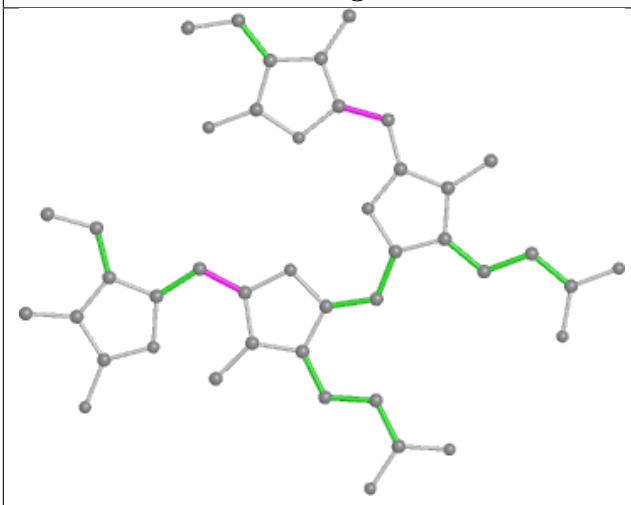

Torsions

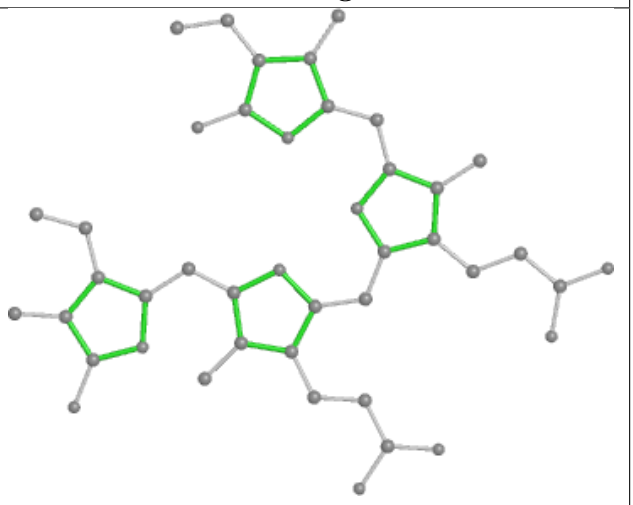

Rings

Ligand PEB w8 202

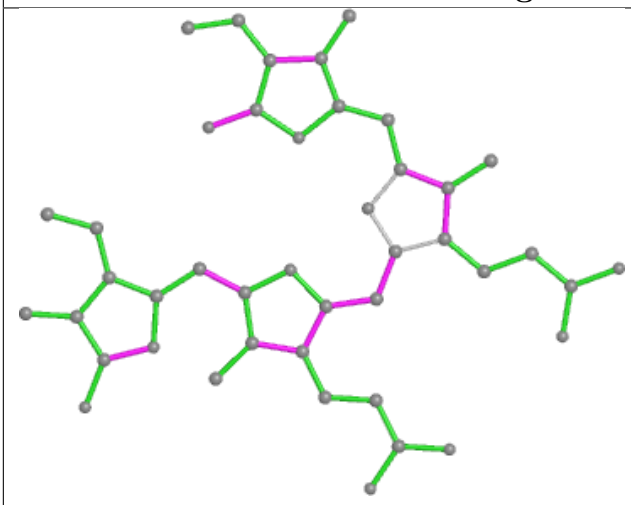

Bond lengths

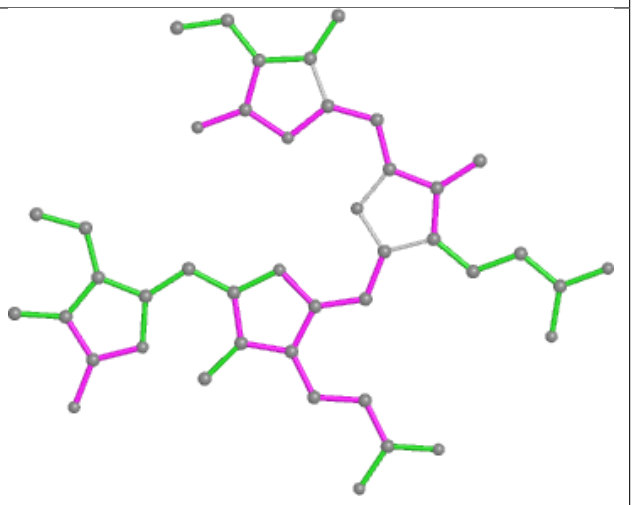

Bond angles

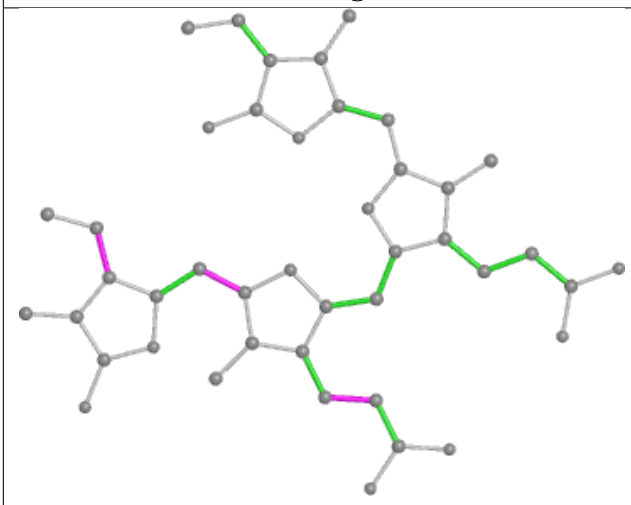

Torsions

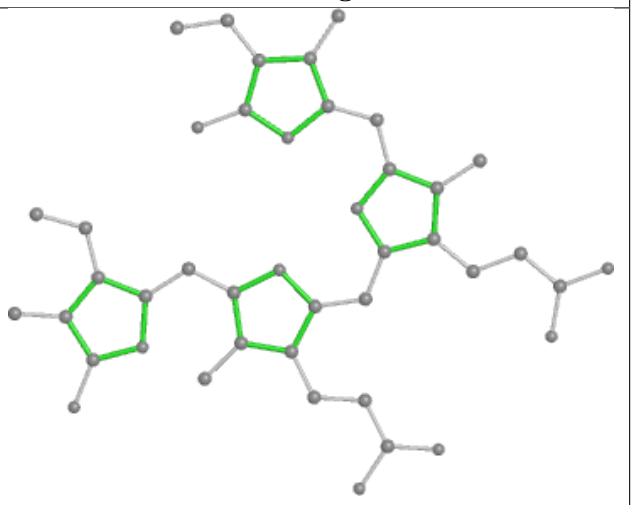

Rings

Ligand PEB OQ 202

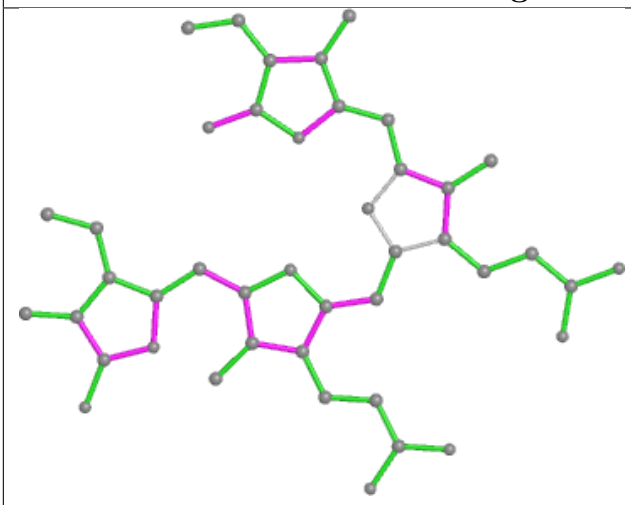

Bond lengths

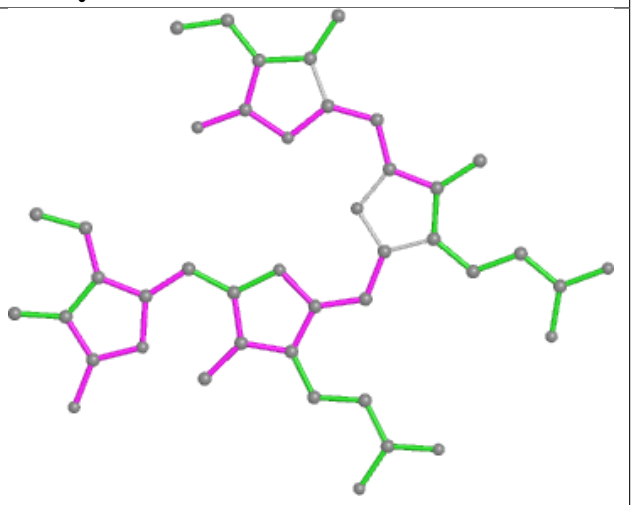

Bond angles

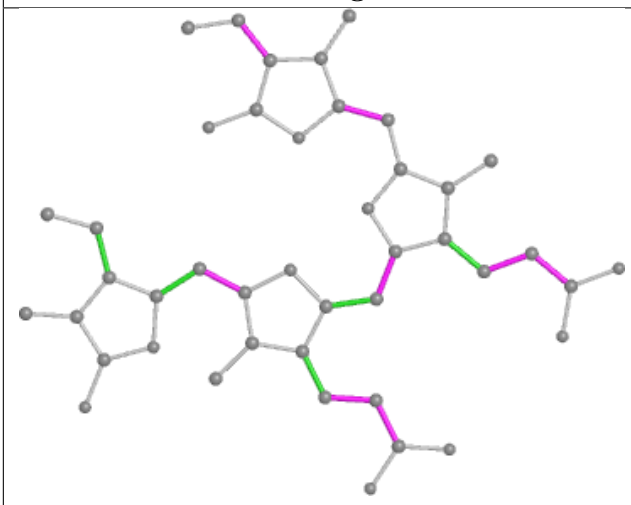

Torsions

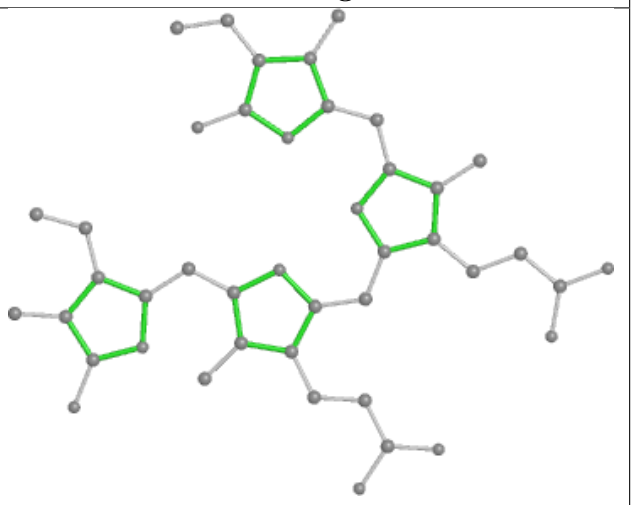

Rings

Ligand PEB E9 202

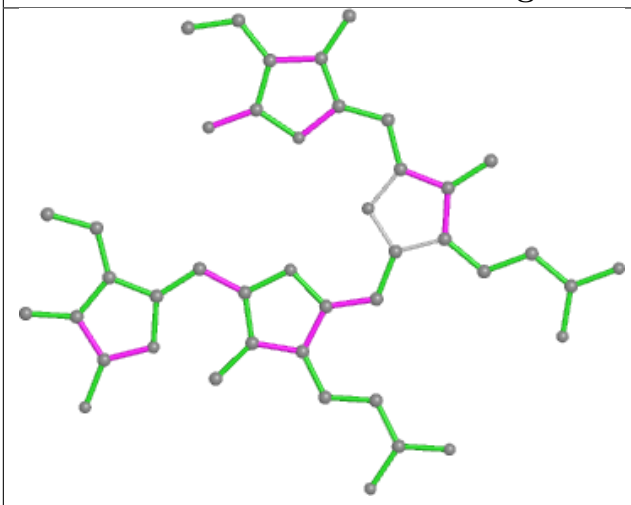

Bond lengths

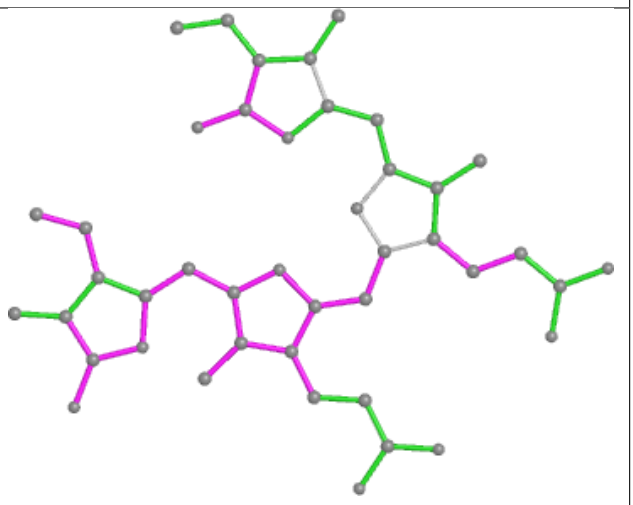

Bond angles

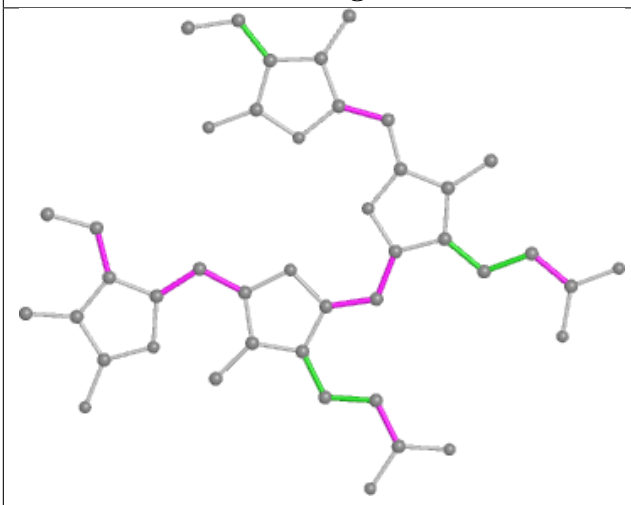

Torsions

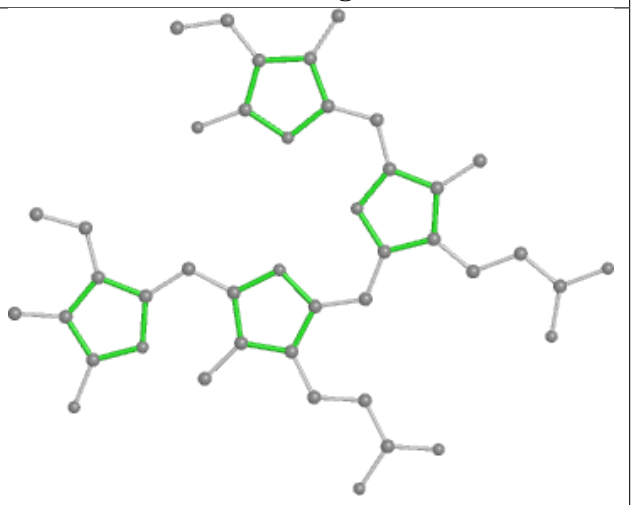

Rings

Ligand CLA A6 403

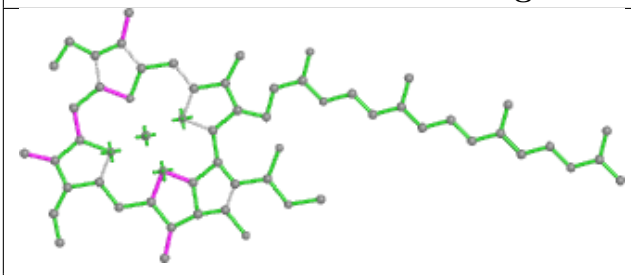

Bond lengths

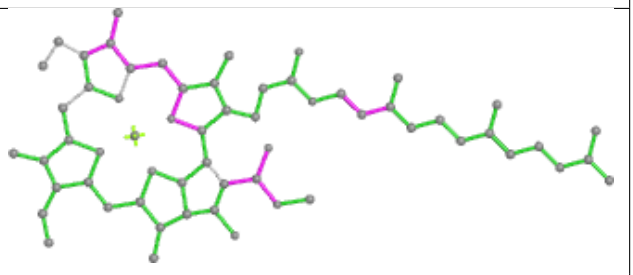

Bond angles

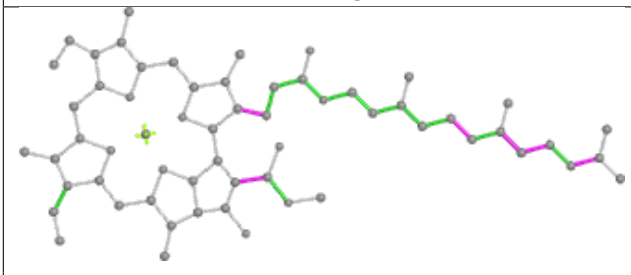

Torsions

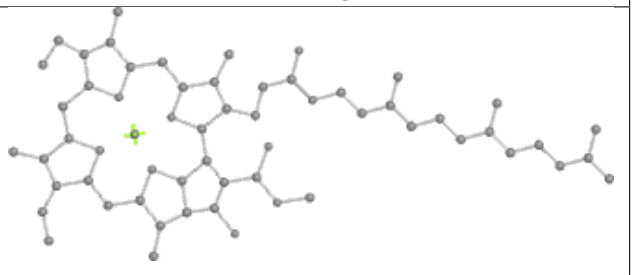

Rings

Ligand PEB KB 301

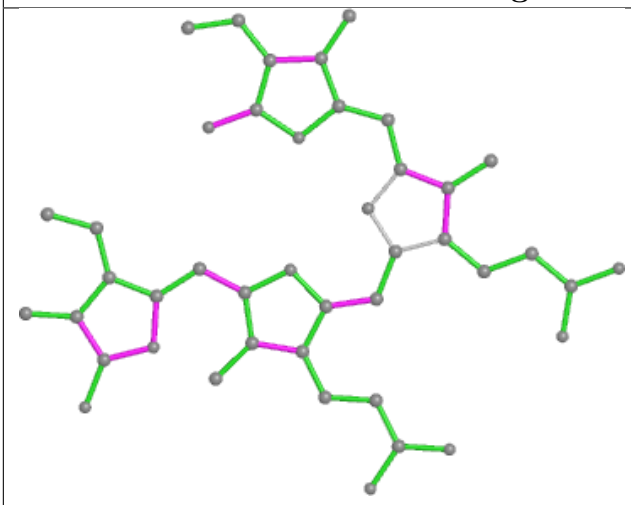

Bond lengths

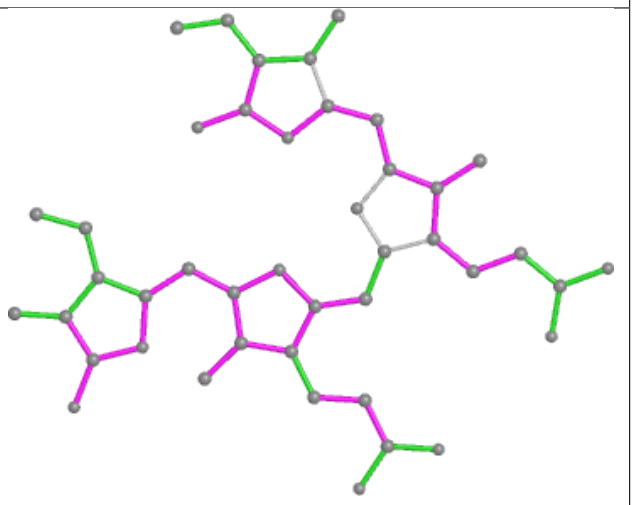

Bond angles

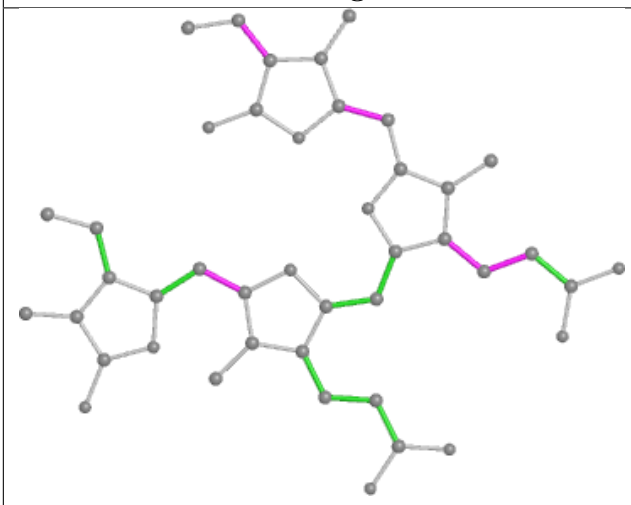

Torsions

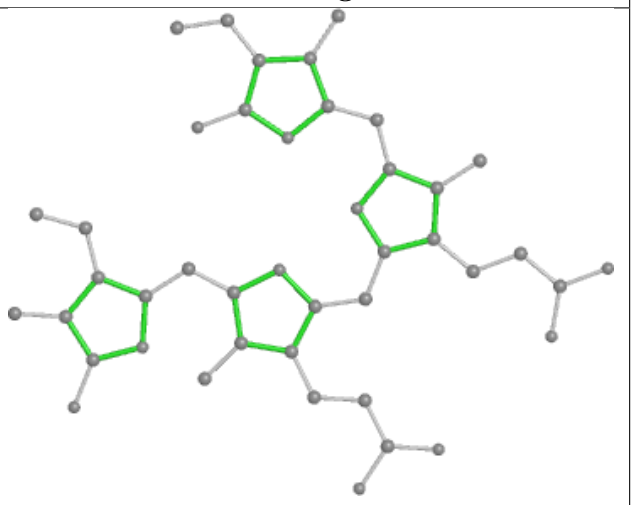

Rings

Ligand PEB HD 201

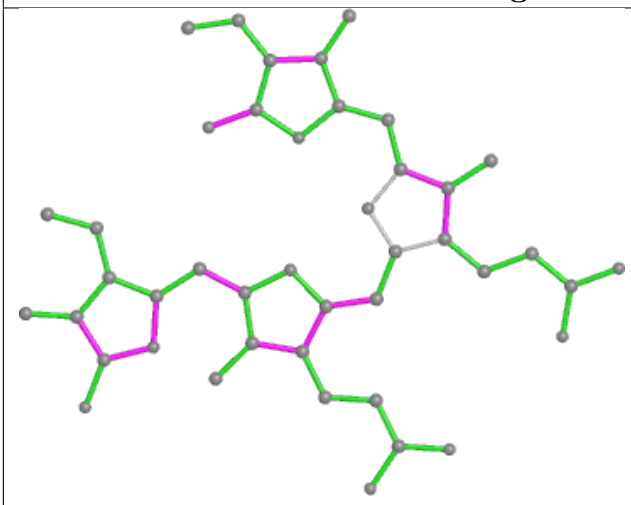

Bond lengths

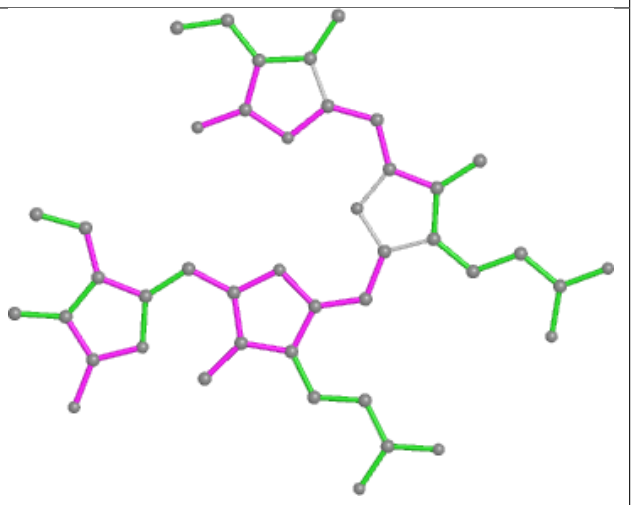

Bond angles

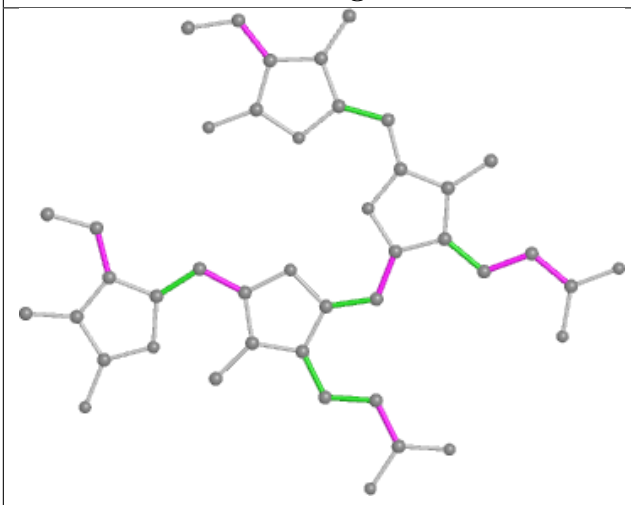

Torsions

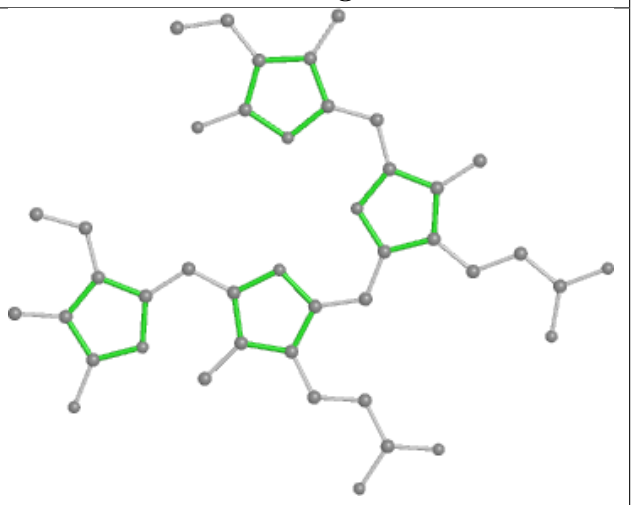

Rings

Ligand PEB ID 202

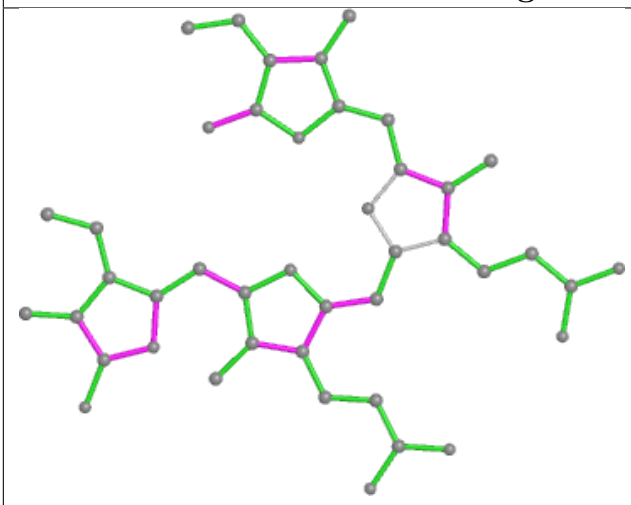

Bond lengths

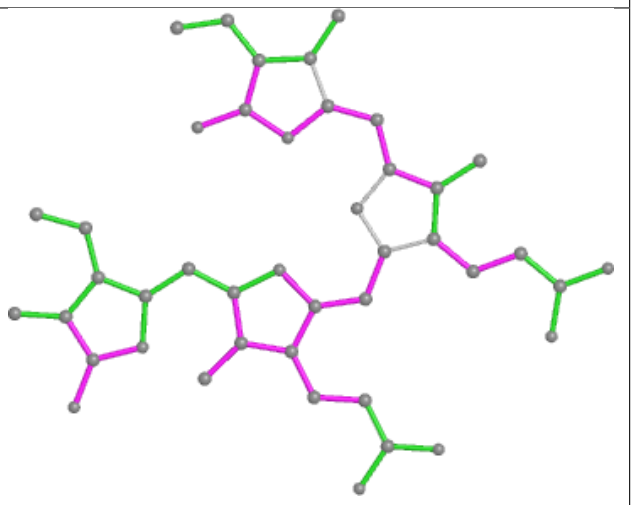

Bond angles

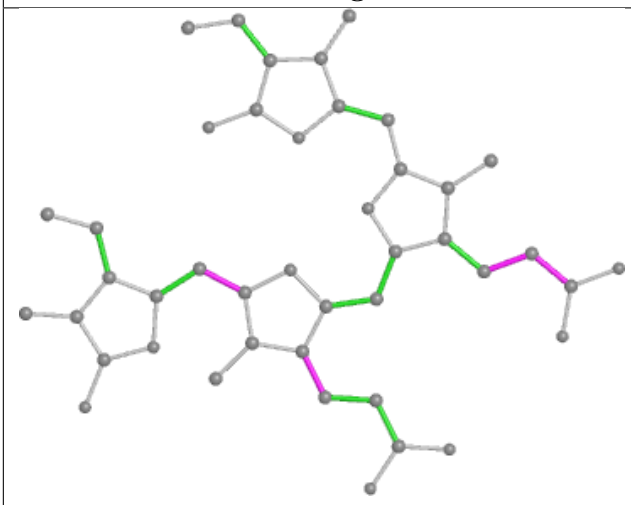

Torsions

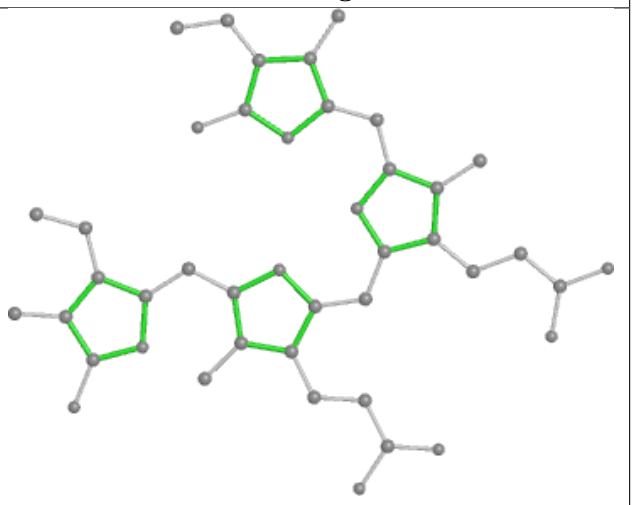

Rings

Ligand PEB a1 202

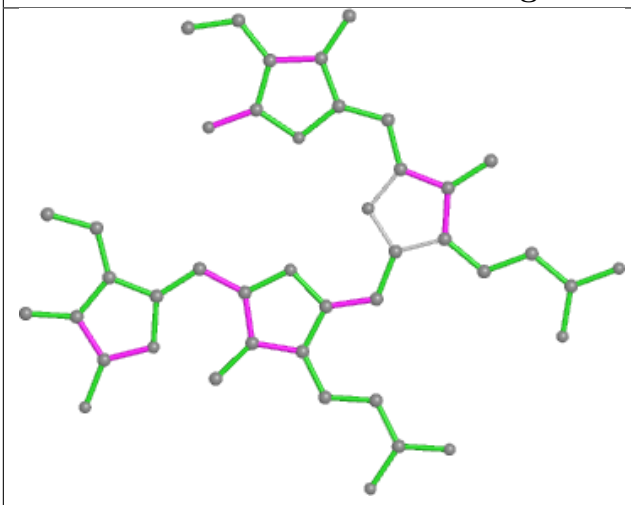

Bond lengths

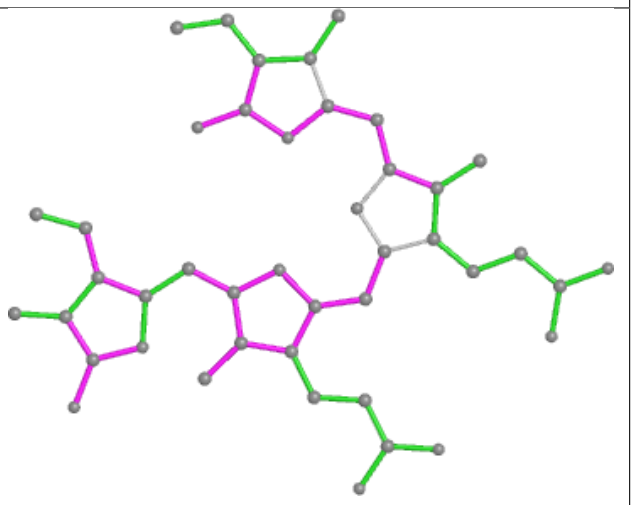

Bond angles

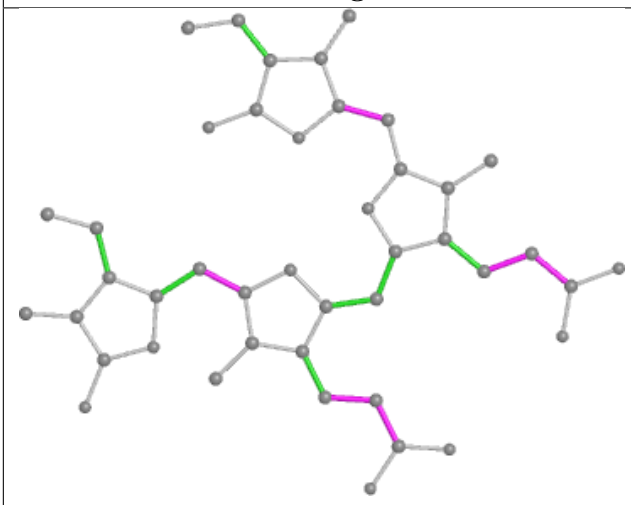

Torsions

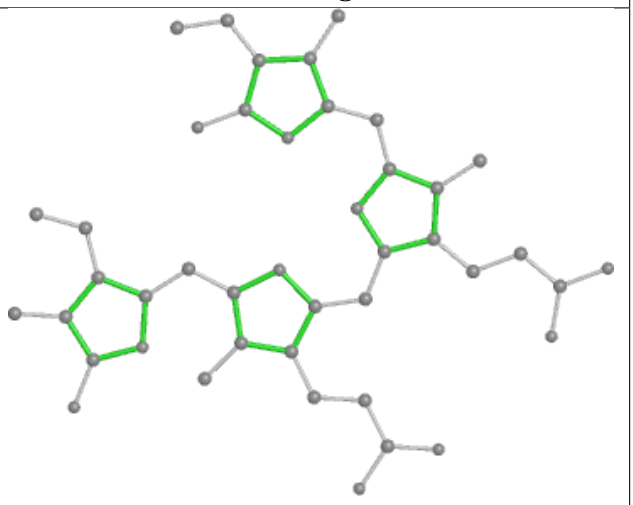

Rings

Ligand PEB K5 201

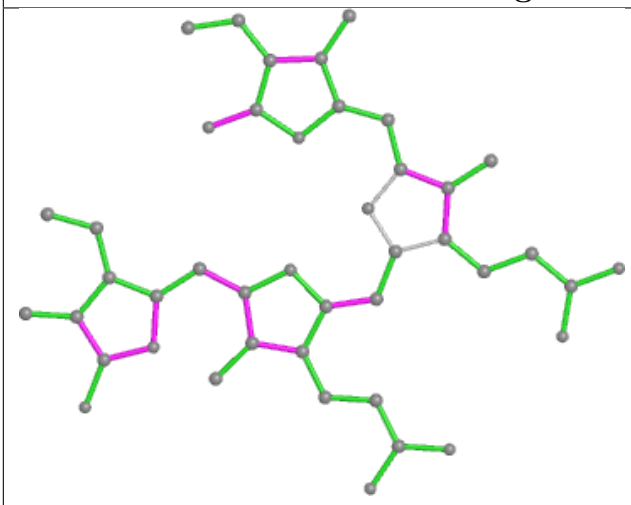

Bond lengths

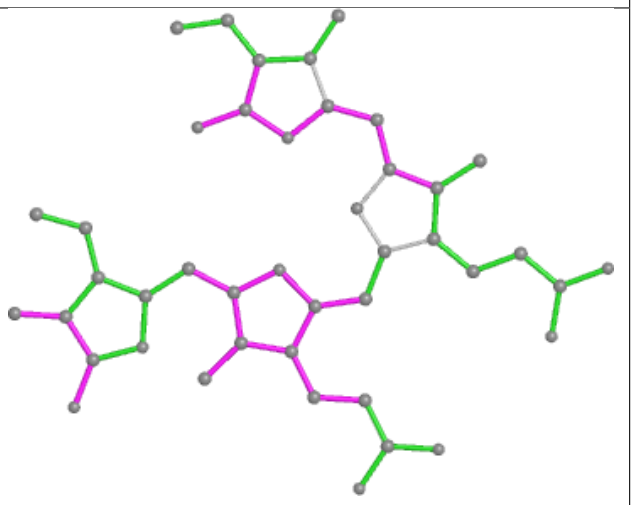

Bond angles

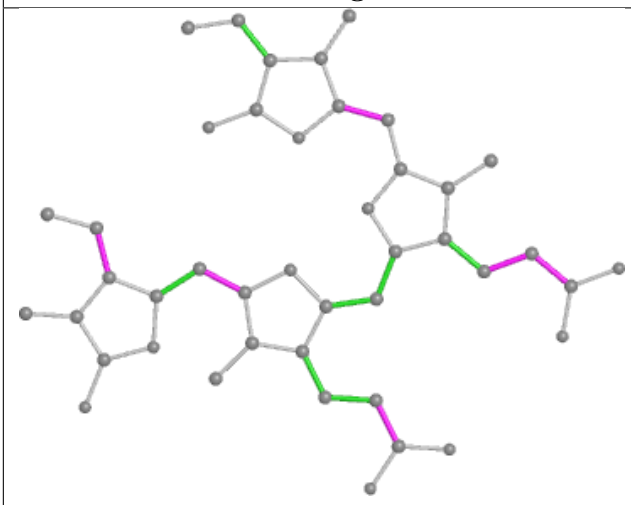

Torsions

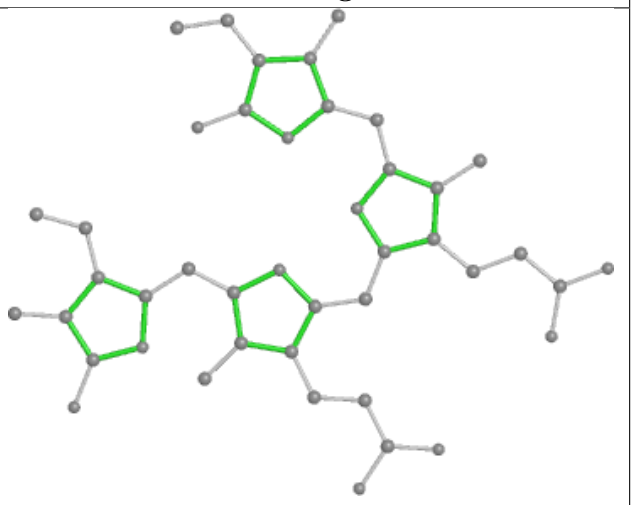

Rings

Ligand PEB SG 202

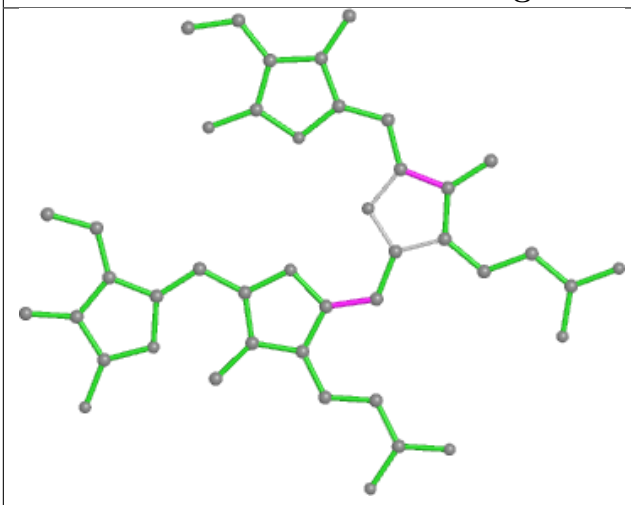

Bond lengths

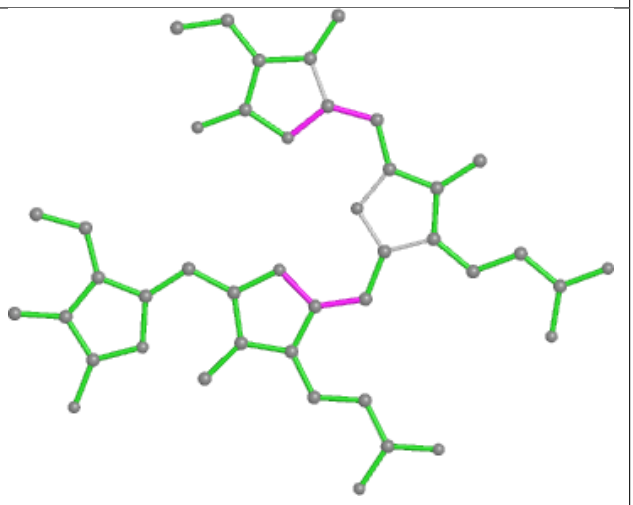

Bond angles

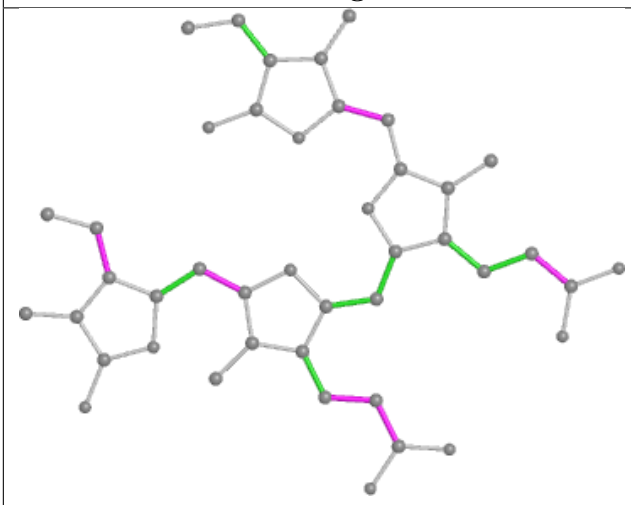

Torsions

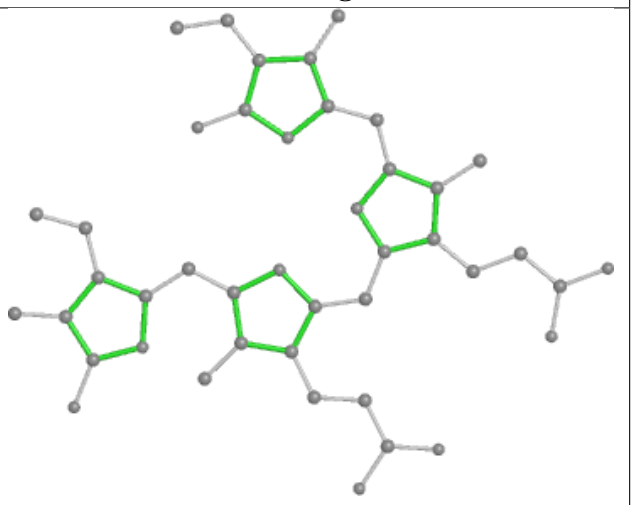

Rings

Ligand LHG A2 843

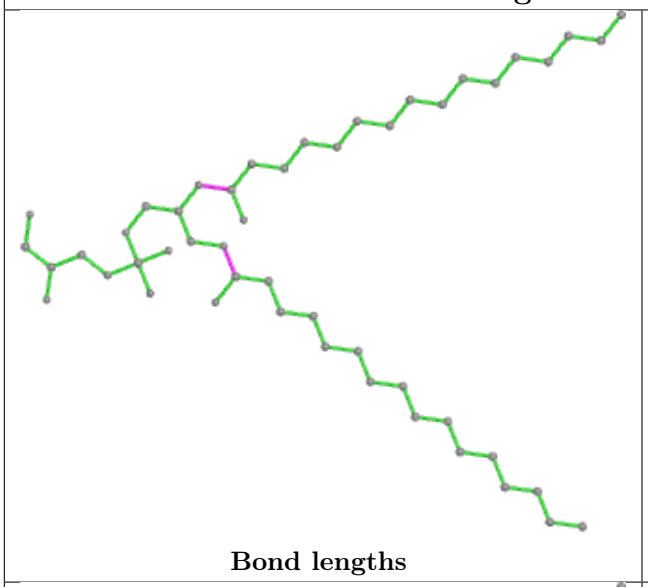

Bond lengths

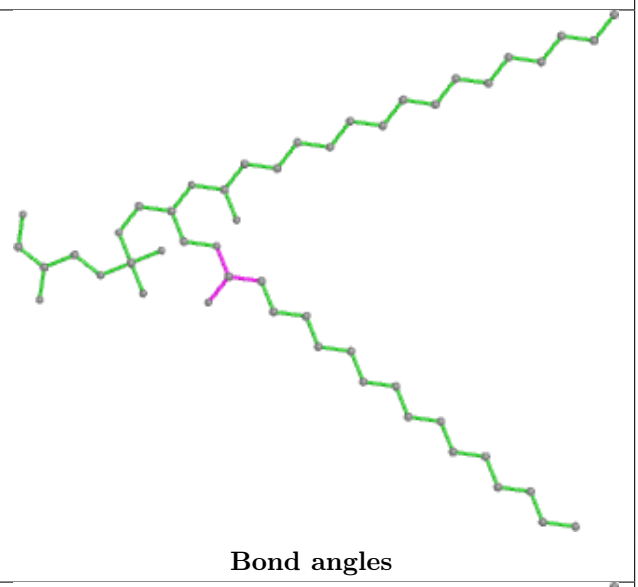

Bond angles

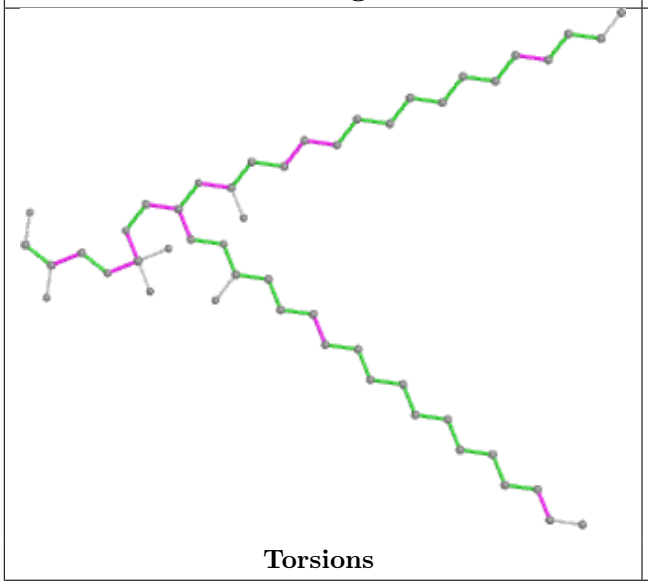

Torsions

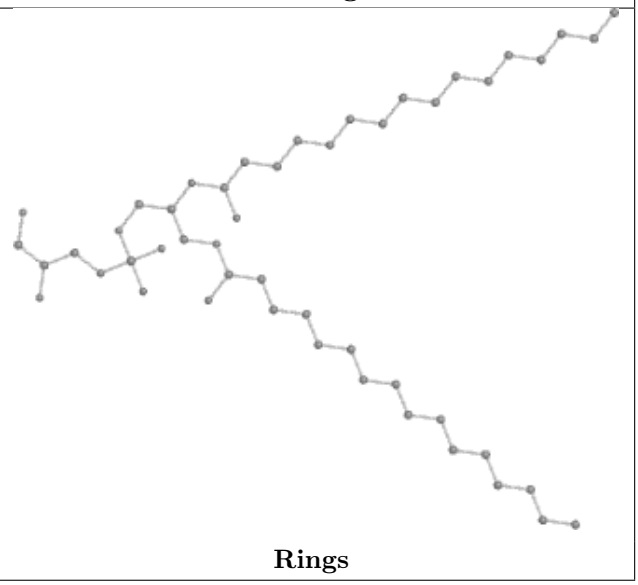

Rings

Ligand PEB PI 202

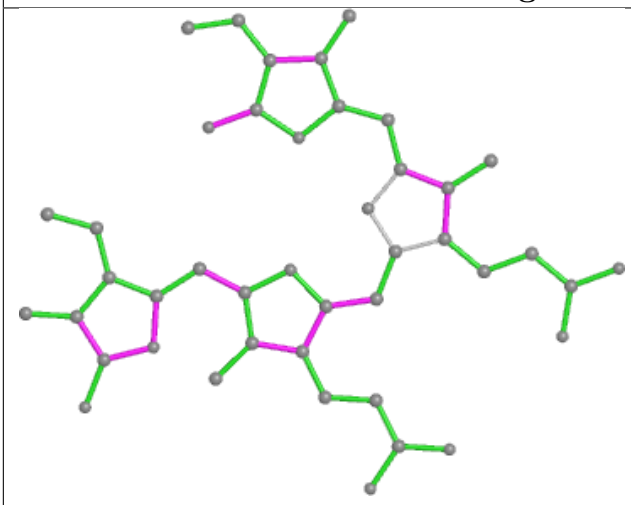

Bond lengths

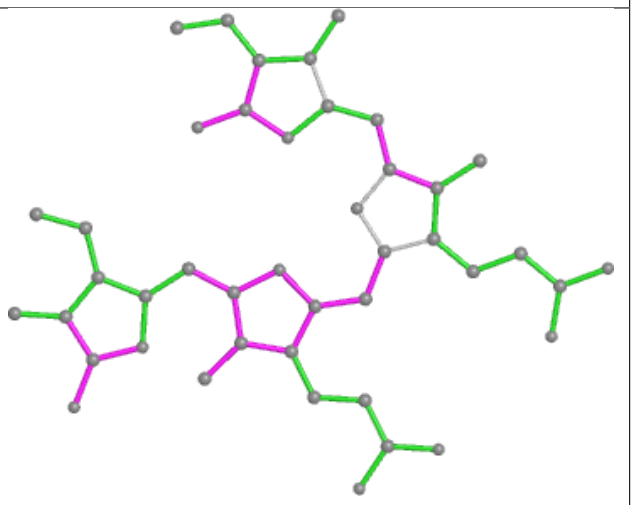

Bond angles

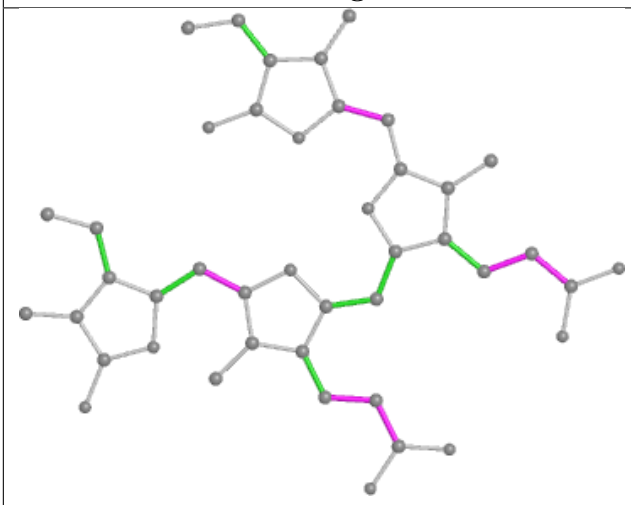

Torsions

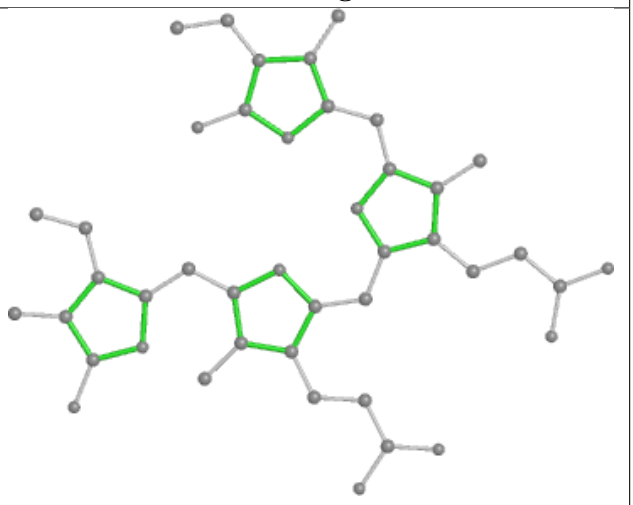

Rings

Ligand PEB dG 201

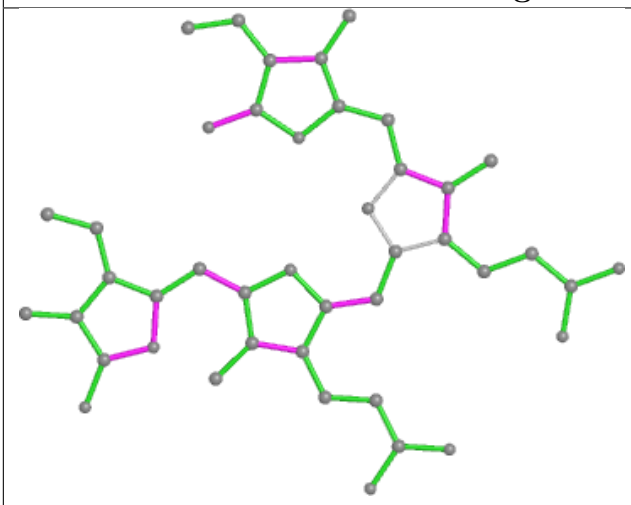

Bond lengths

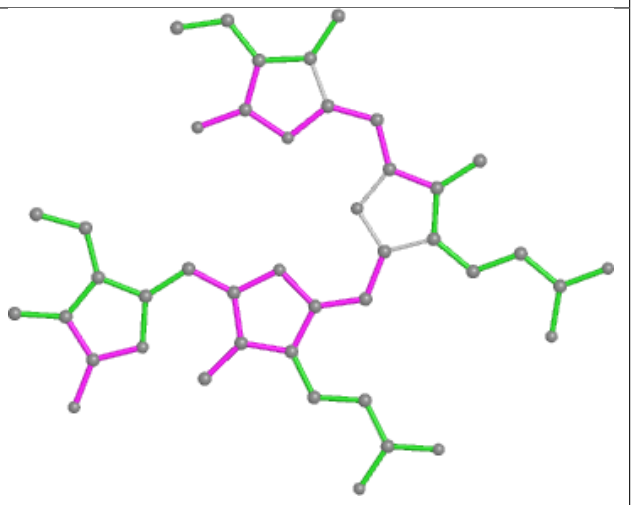

Bond angles

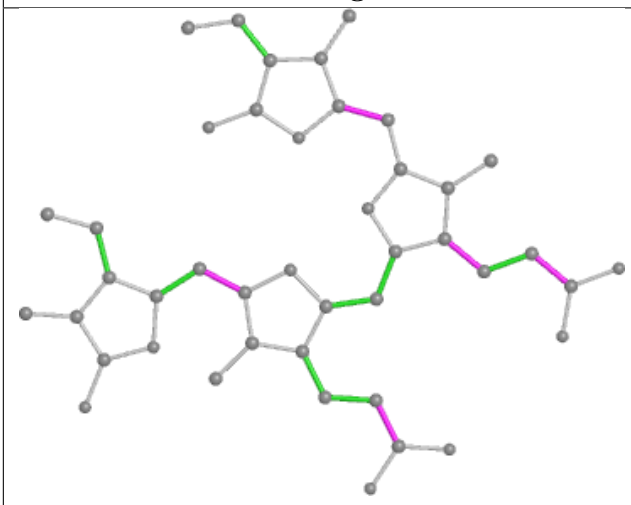

Torsions

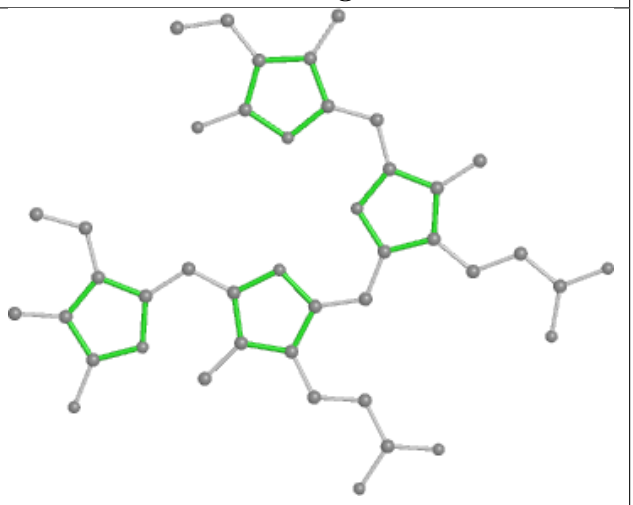

Rings

Ligand PEB TD 201

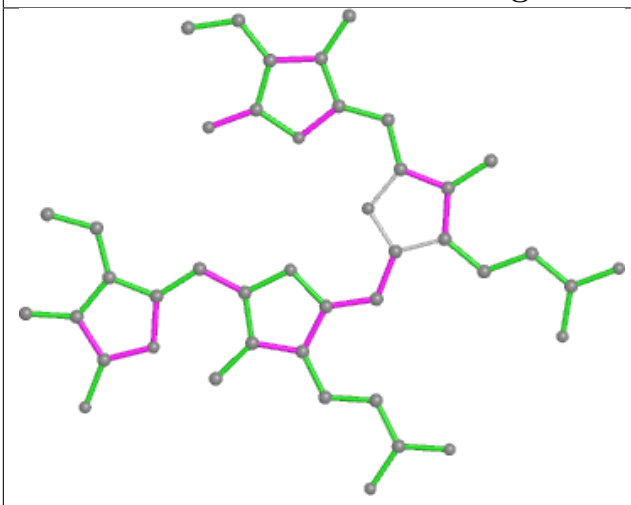

Bond lengths

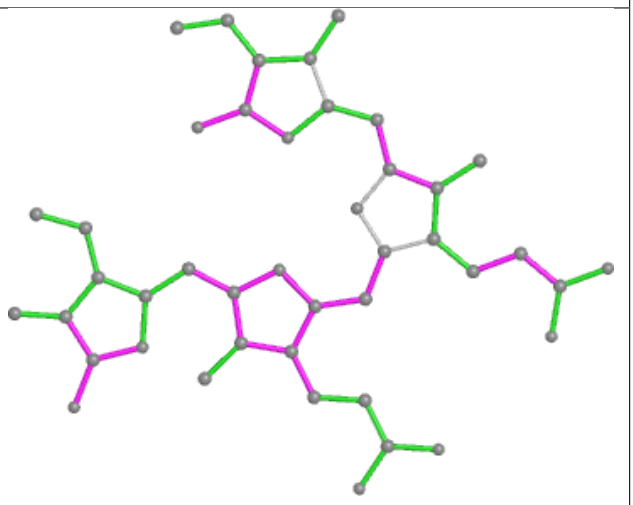

Bond angles

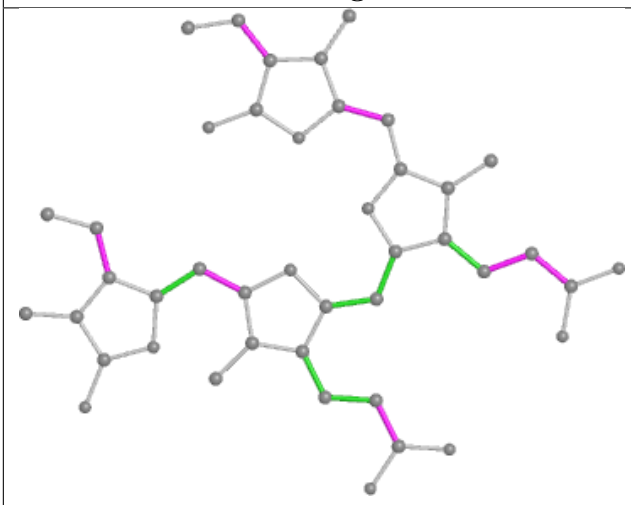

Torsions

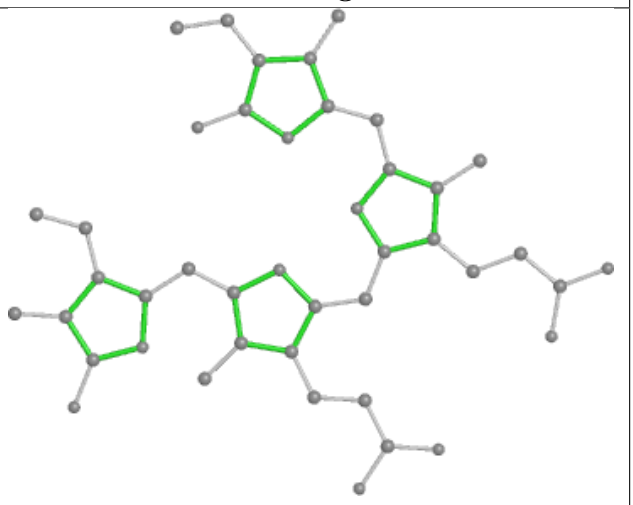

Rings

Ligand PEB uC 202

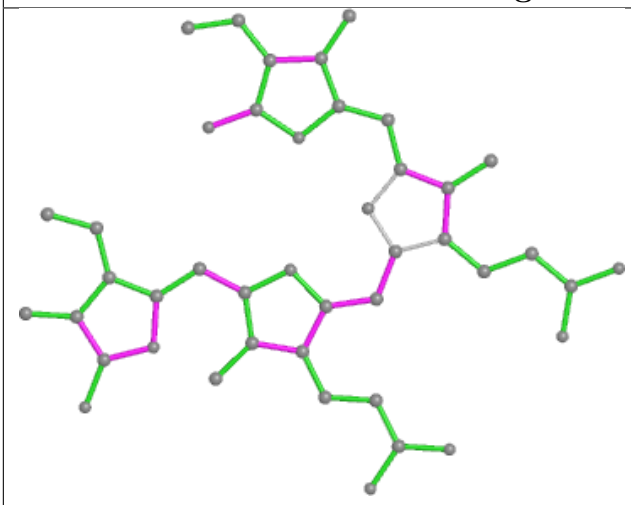

Bond lengths

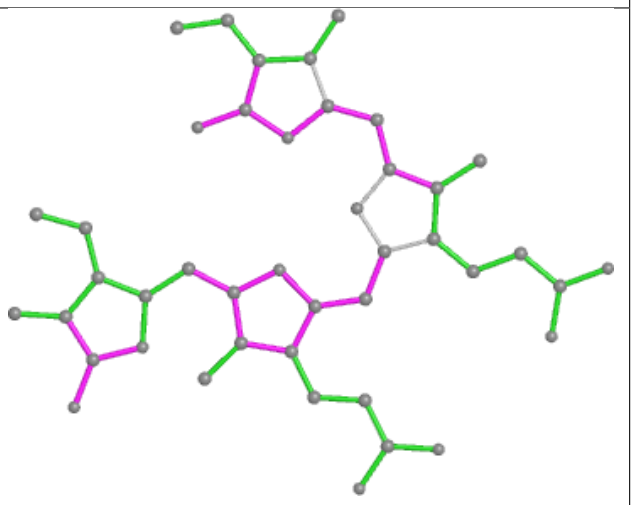

Bond angles

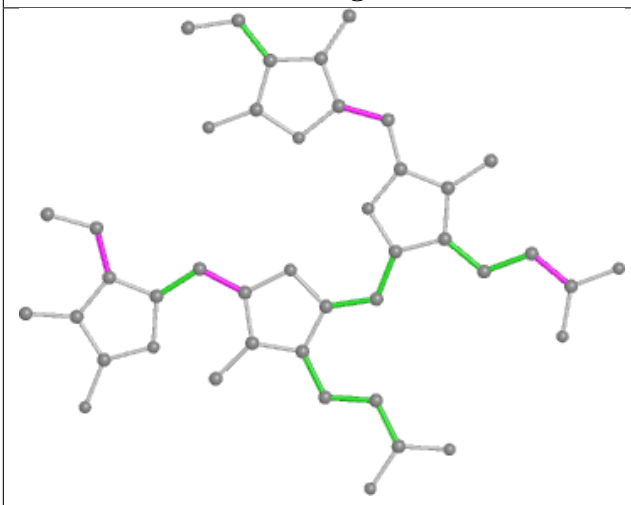

Torsions

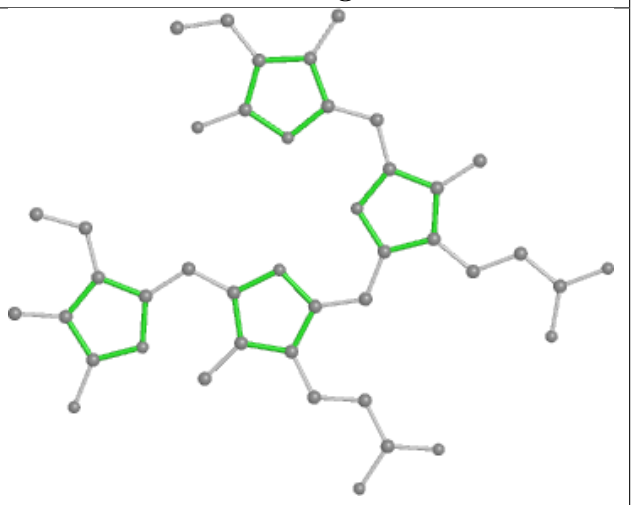

Rings

Ligand PEB dK 202

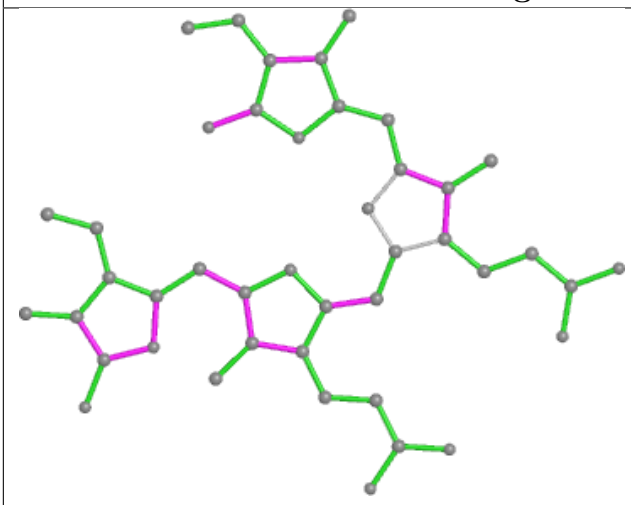

Bond lengths

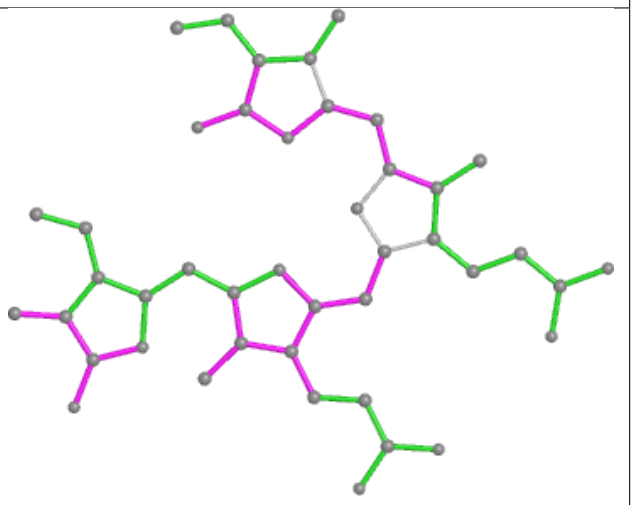

Bond angles

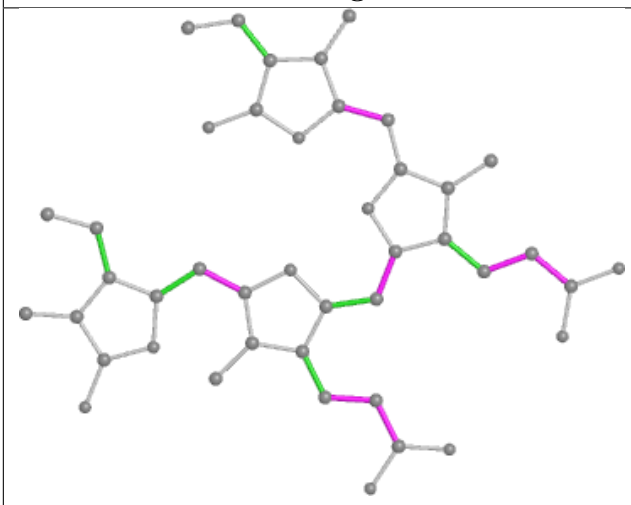

Torsions

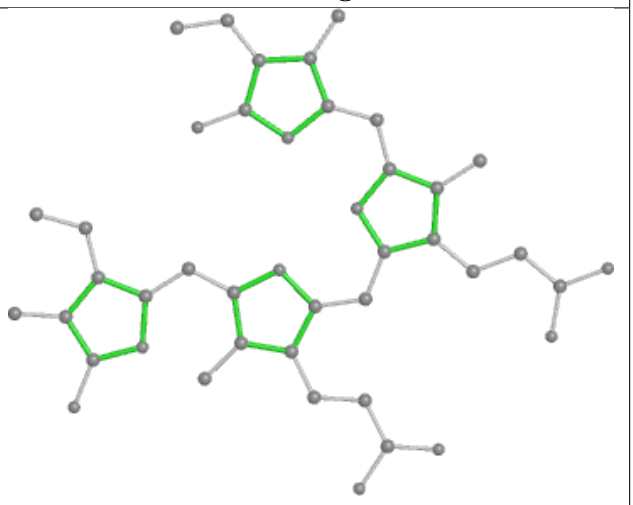

Rings

Ligand PEB eO 203

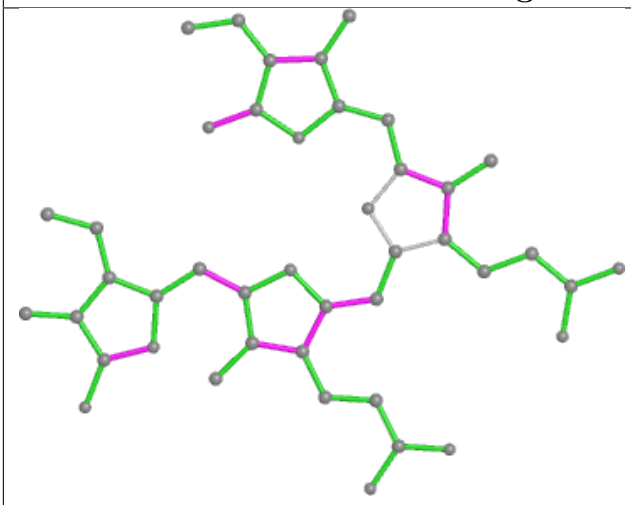

Bond lengths

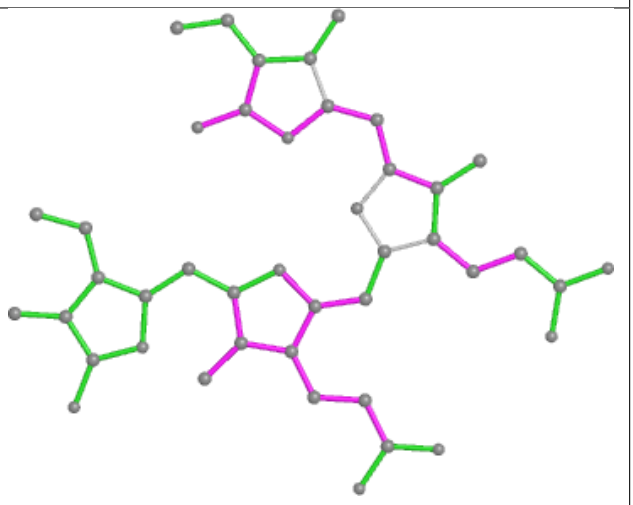

Bond angles

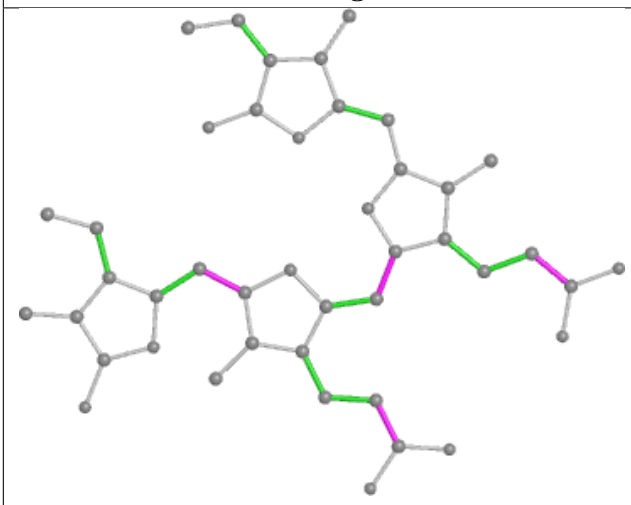

Torsions

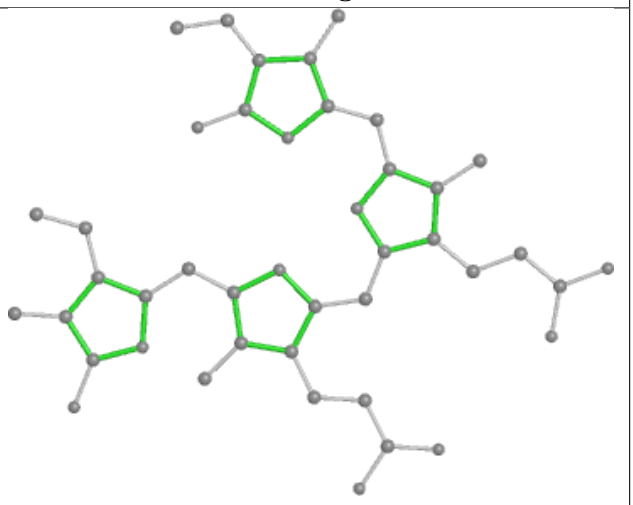

Rings

Ligand PEB TO 202

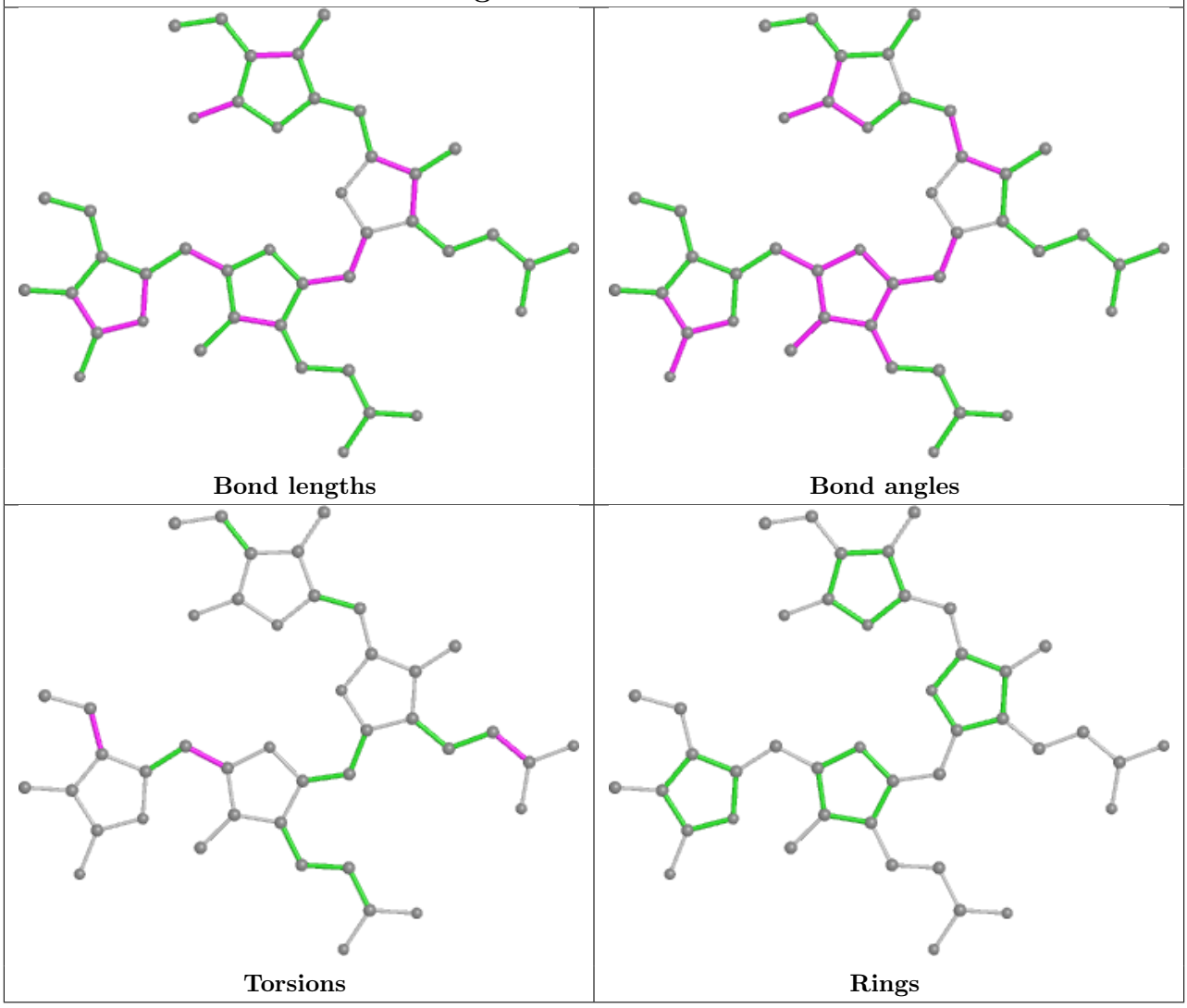

Ligand LMG k6 101

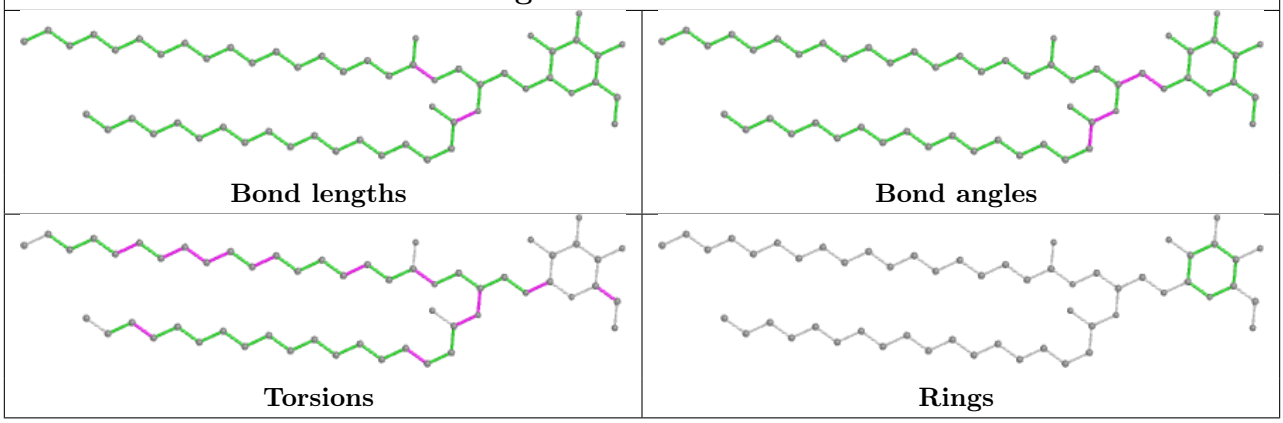

Ligand PEB BB 201

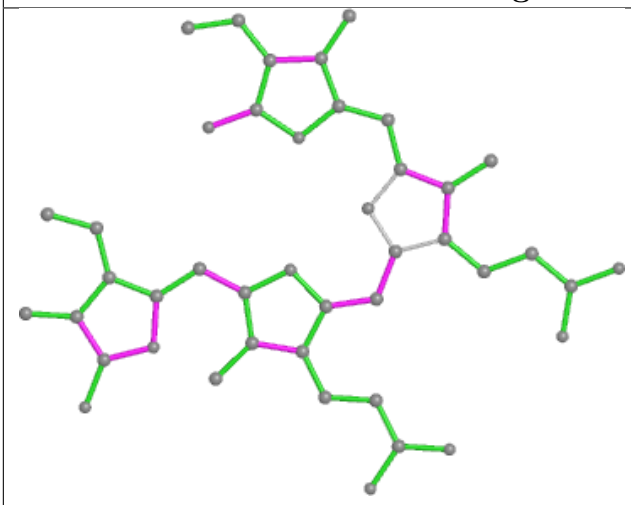

Bond lengths

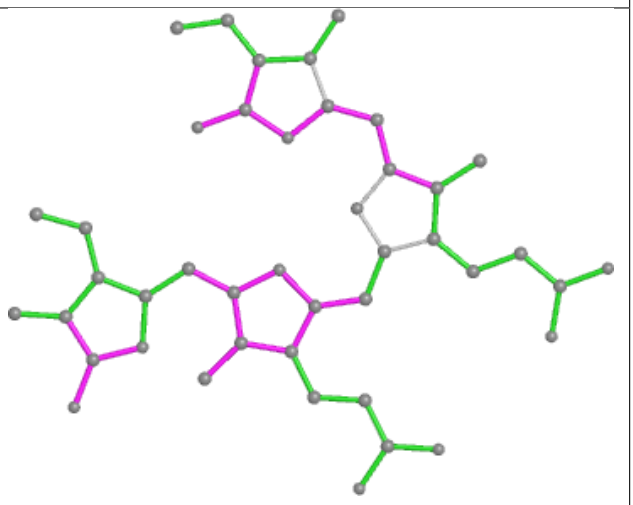

Bond angles

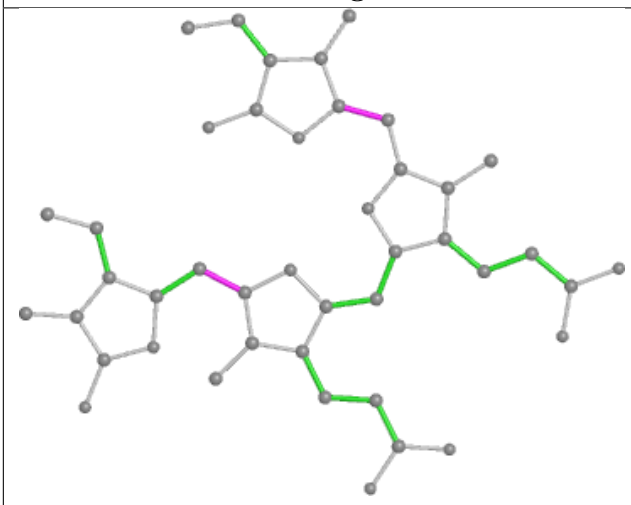

Torsions

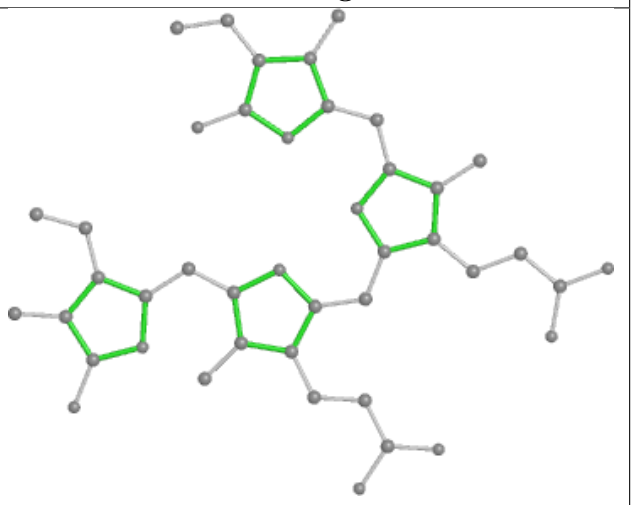

Rings

Ligand PEB OD 201

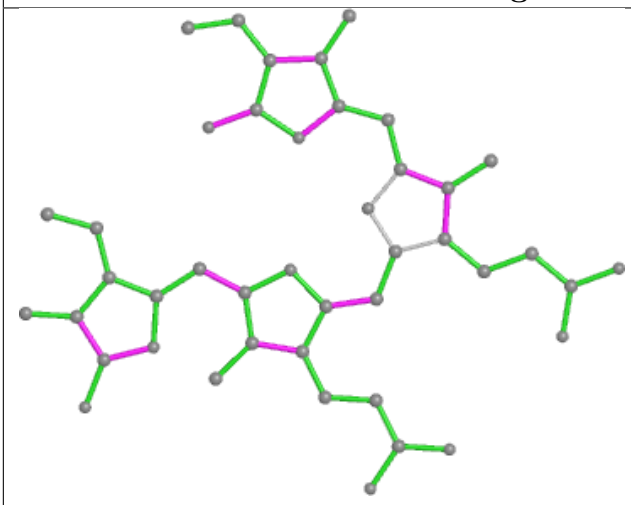

Bond lengths

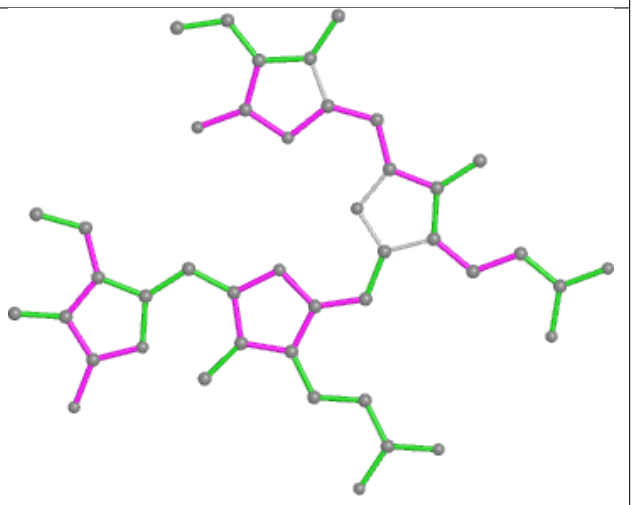

Bond angles

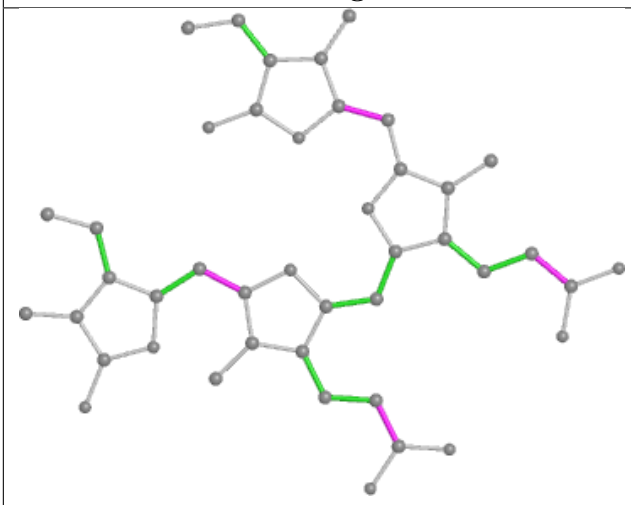

Torsions

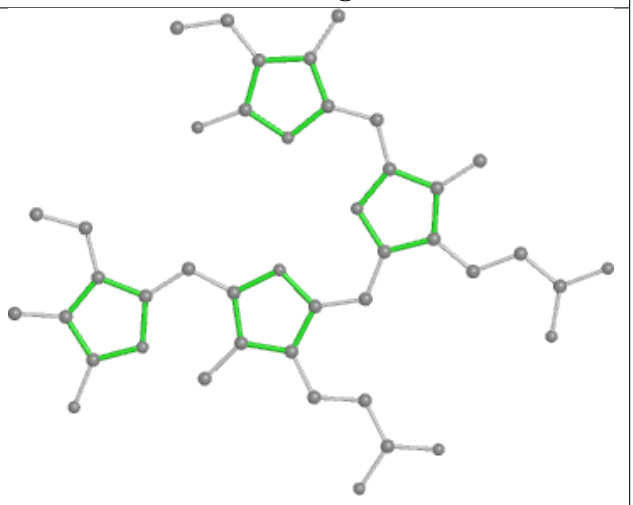

Rings

Ligand PEB RE 201

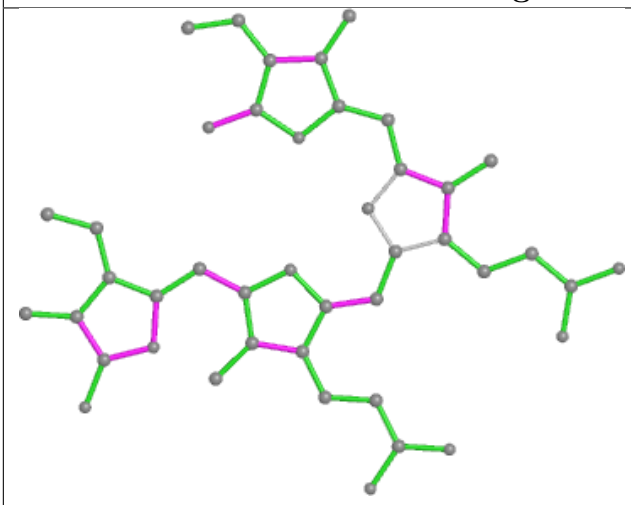

Bond lengths

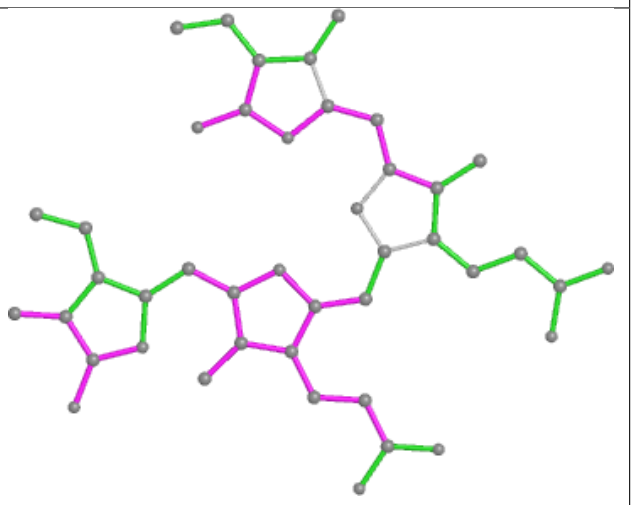

Bond angles

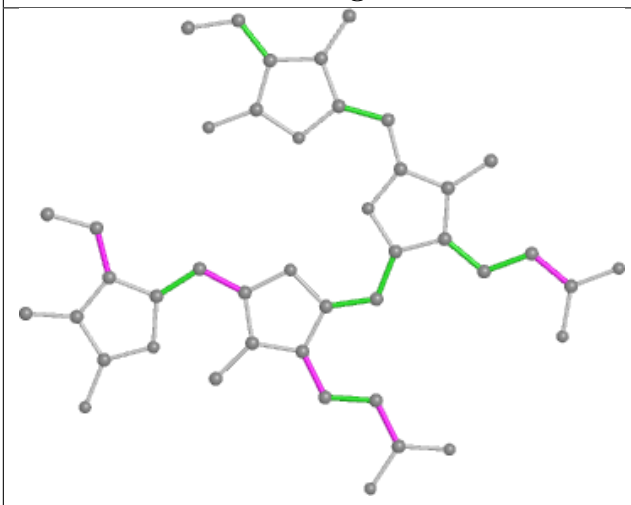

Torsions

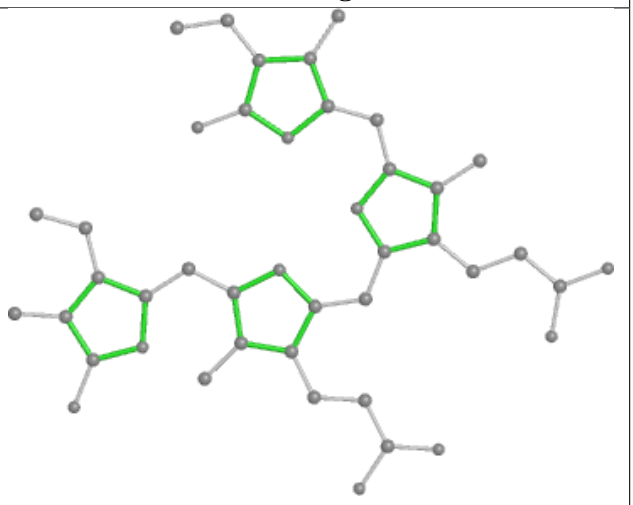

Rings

Ligand PEB XQ 203

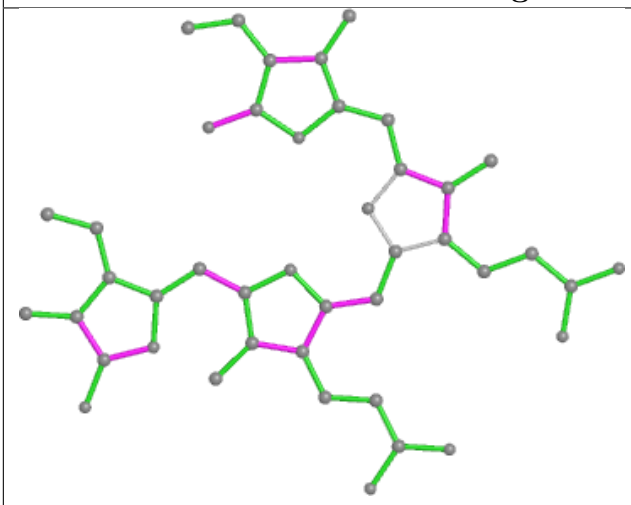

Bond lengths

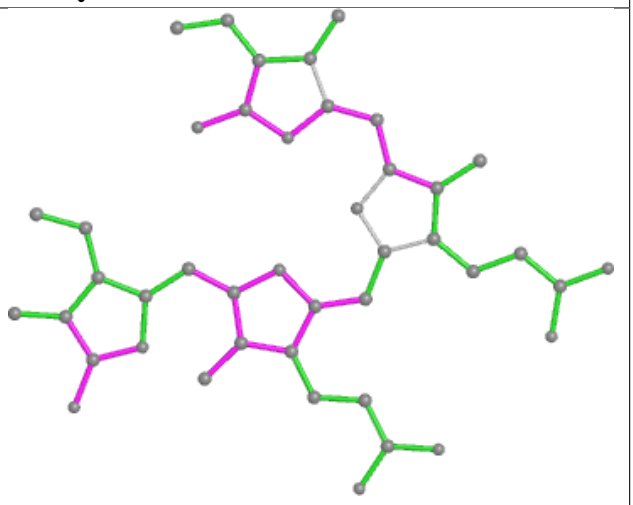

Bond angles

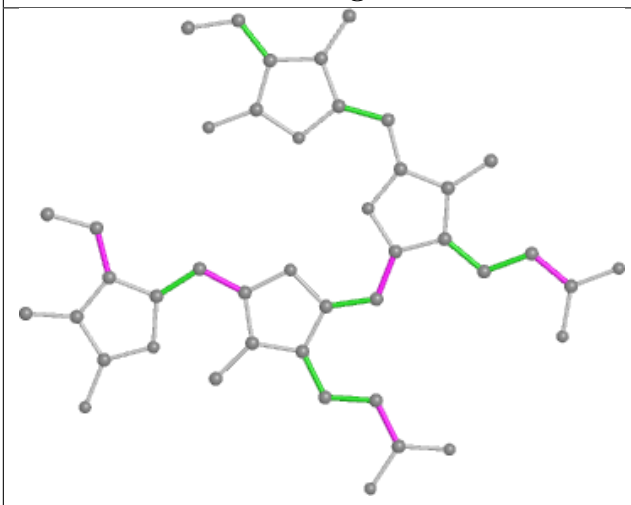

Torsions

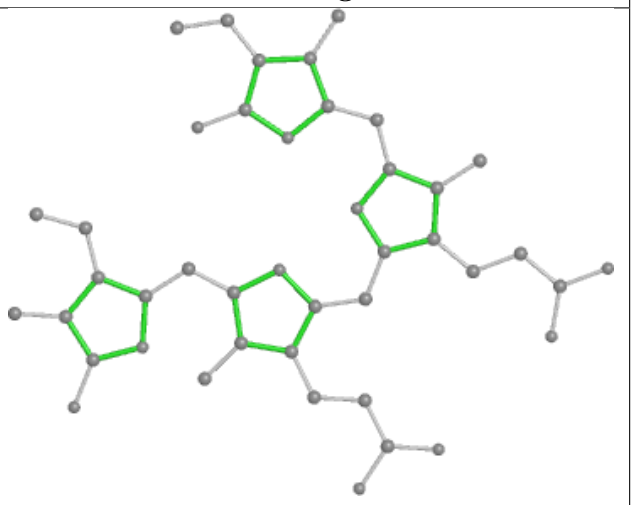

Rings

Ligand PEB mO 203

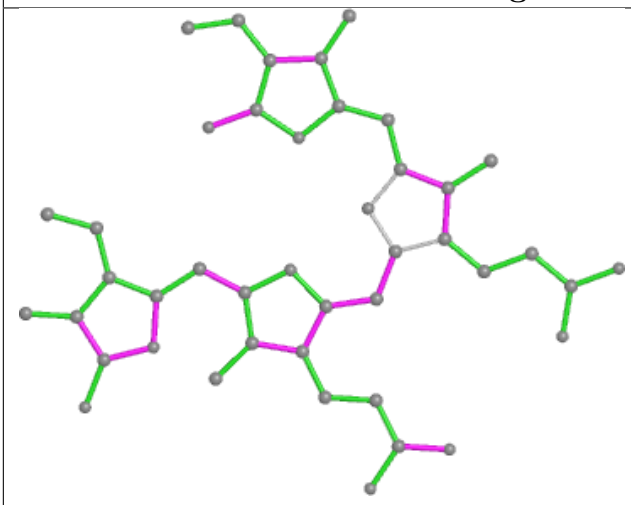

Bond lengths

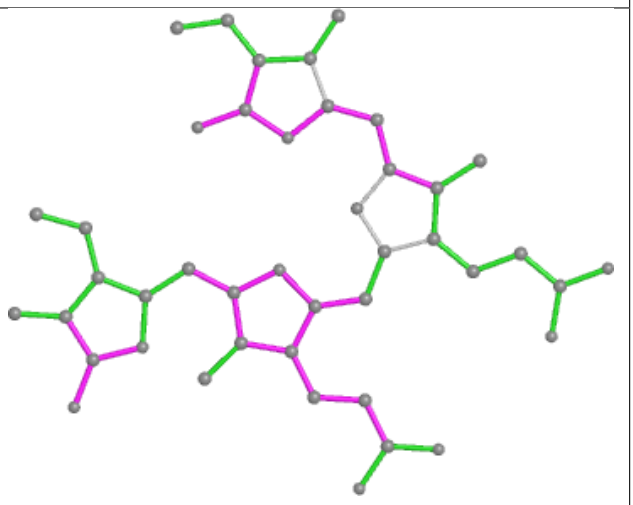

Bond angles

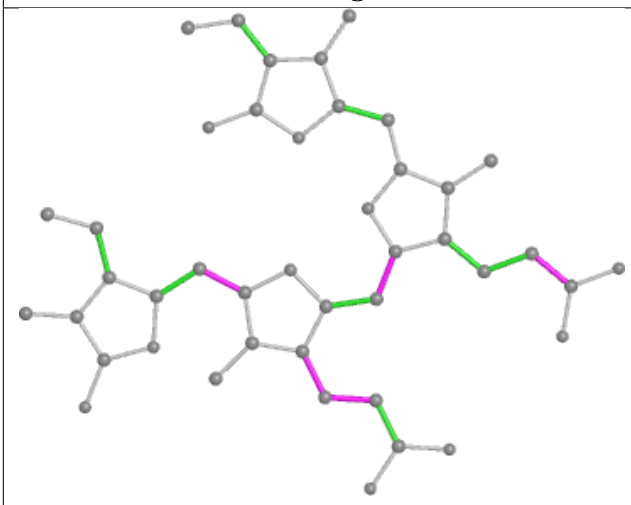

Torsions

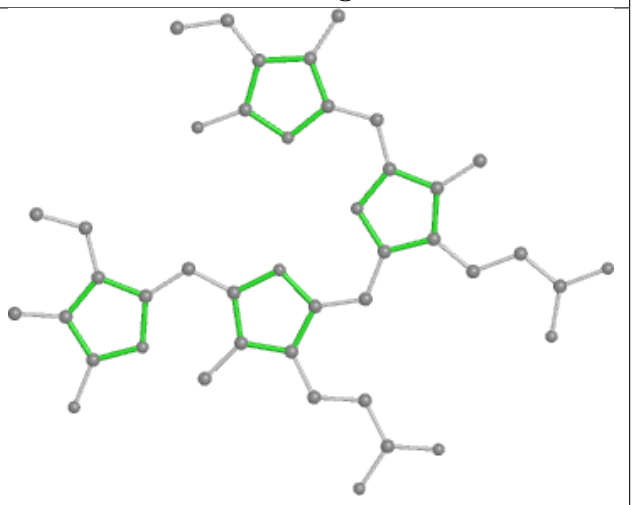

Rings

Ligand PEB FA 201

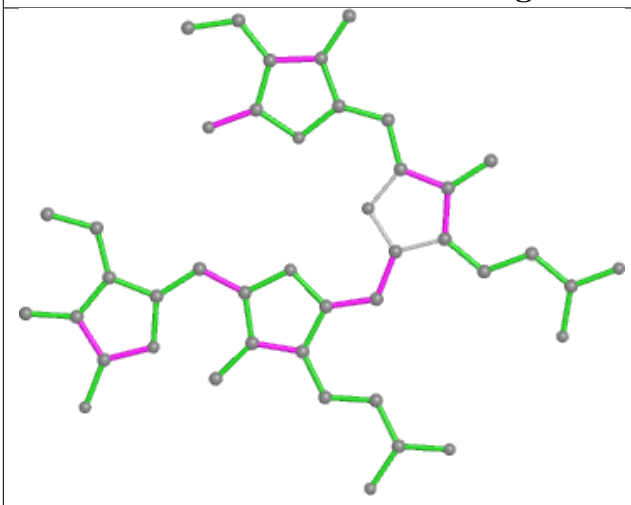

Bond lengths

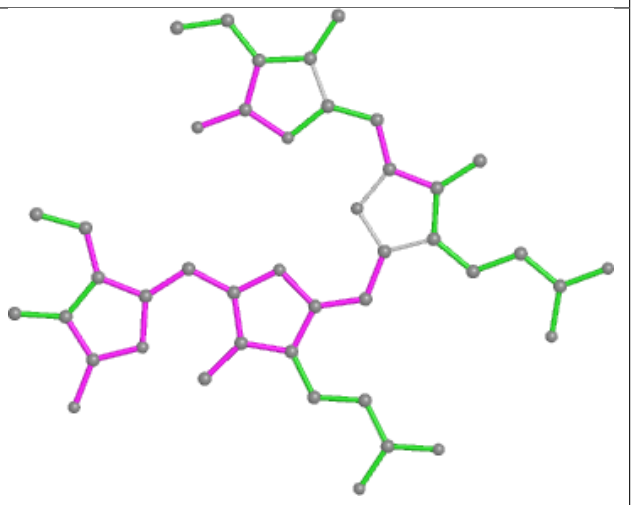

Bond angles

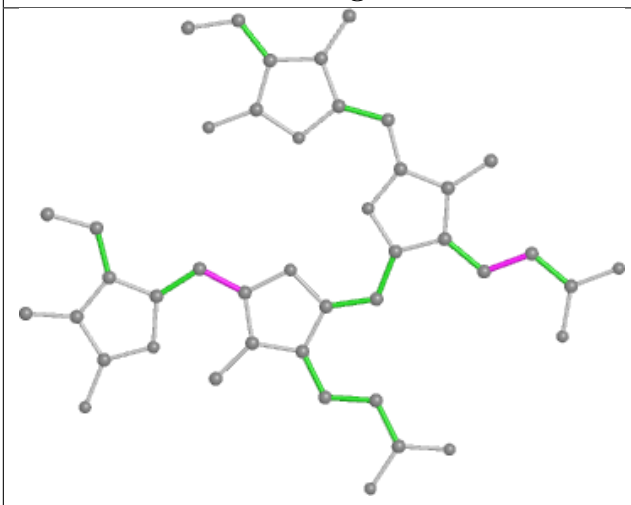

Torsions

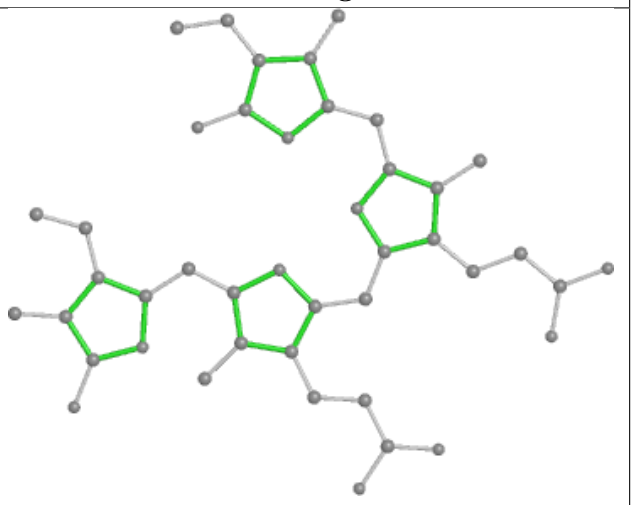

Rings

Ligand CYC H3 1001

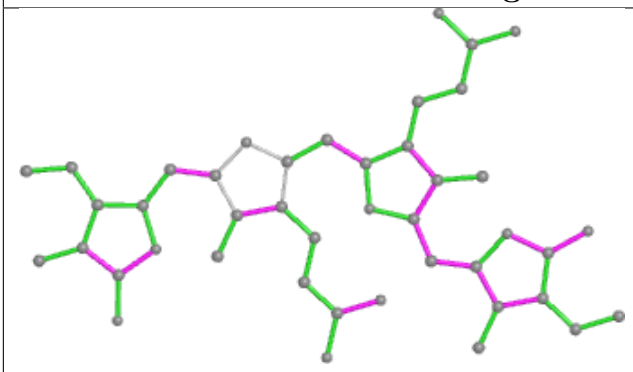

Bond lengths

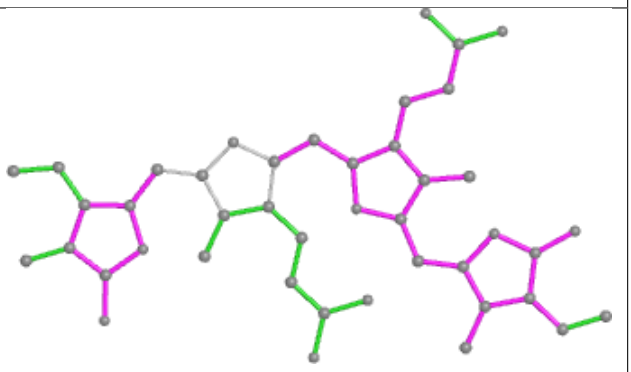

Bond angles

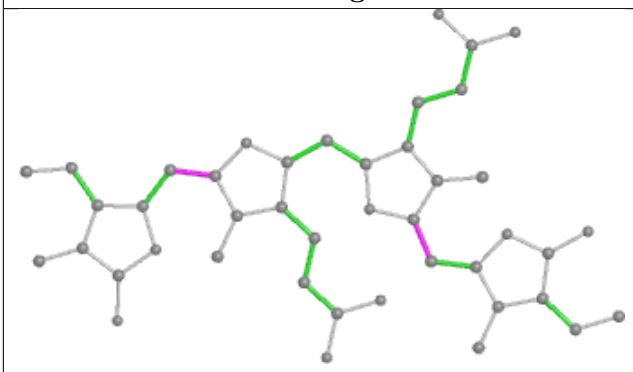

Torsions

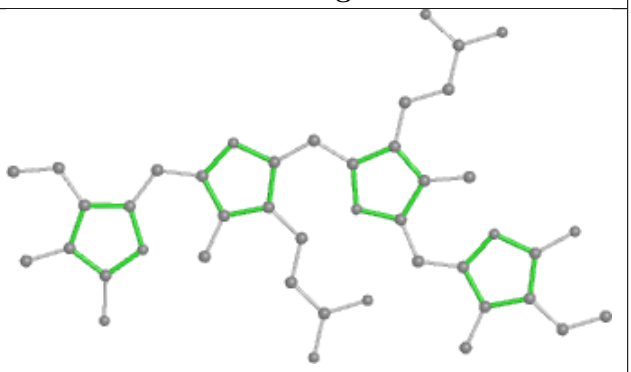

Rings

Ligand CLA BN 802

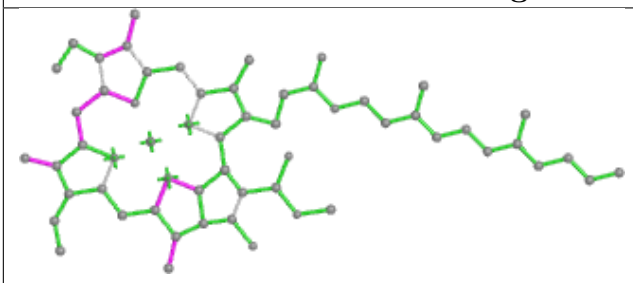

Bond lengths

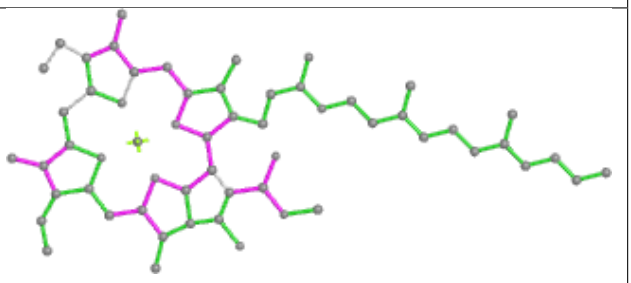

Bond angles

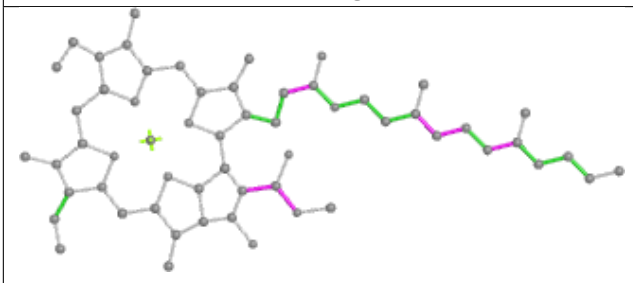

Torsions

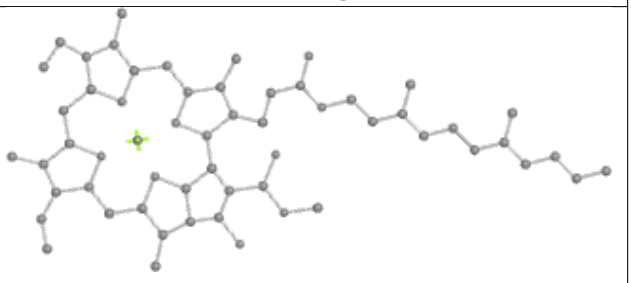

Rings

Ligand PEB aO 202

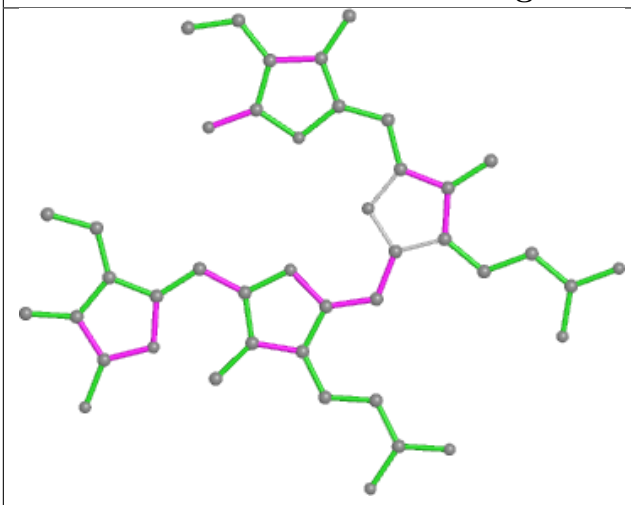

Bond lengths

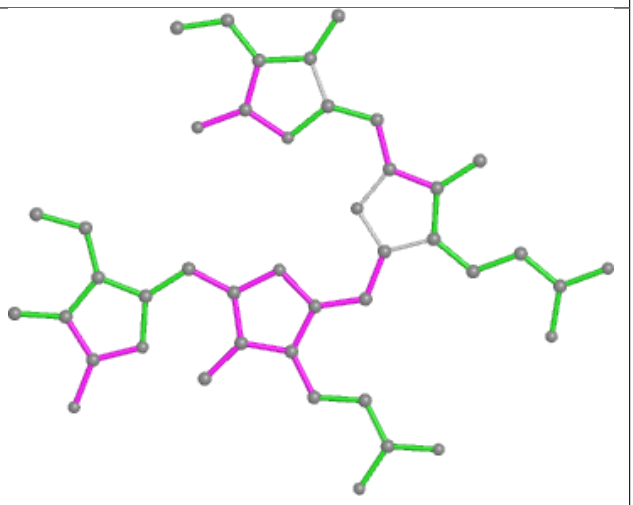

Bond angles

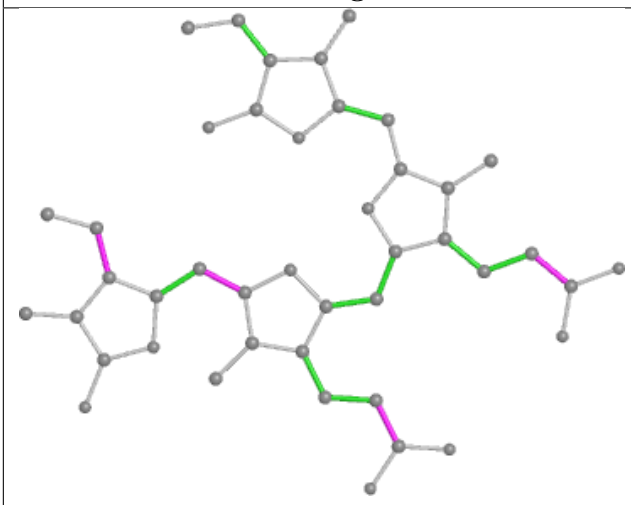

Torsions

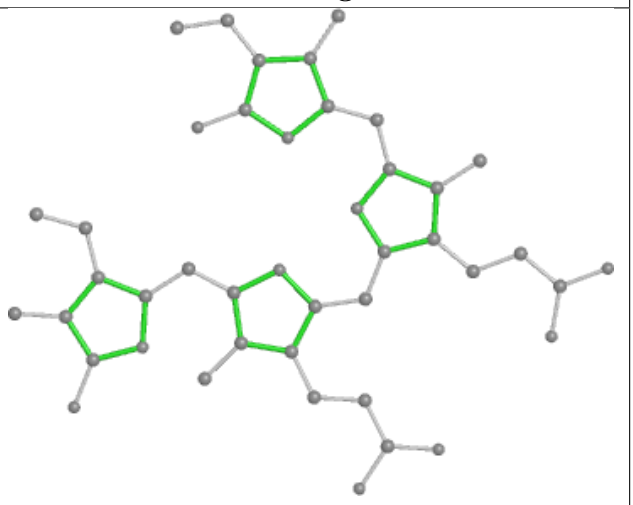

Rings

Ligand PEB GI 203

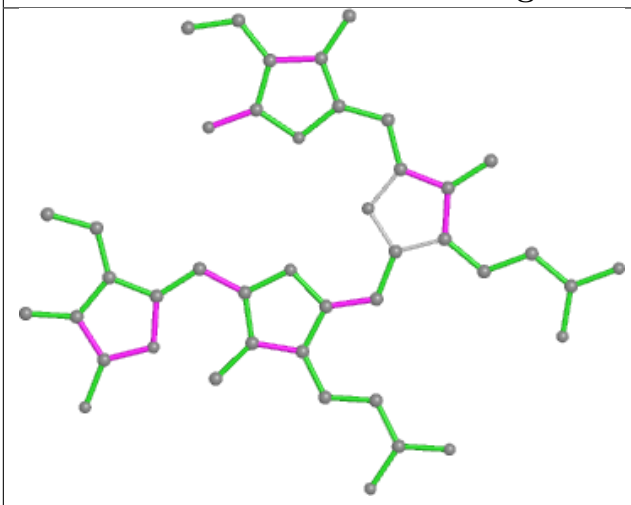

Bond lengths

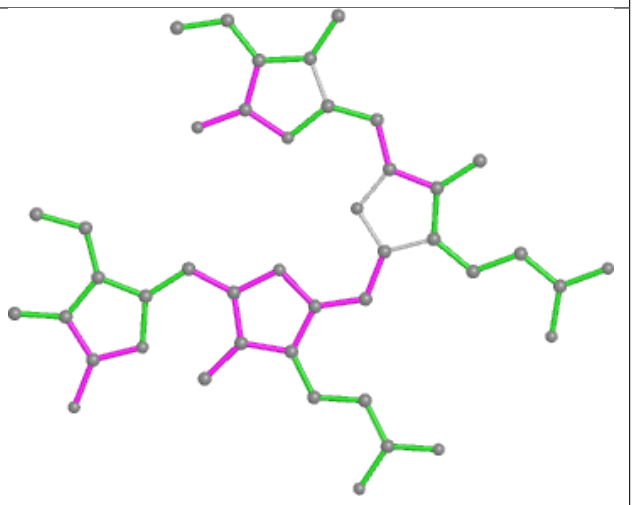

Bond angles

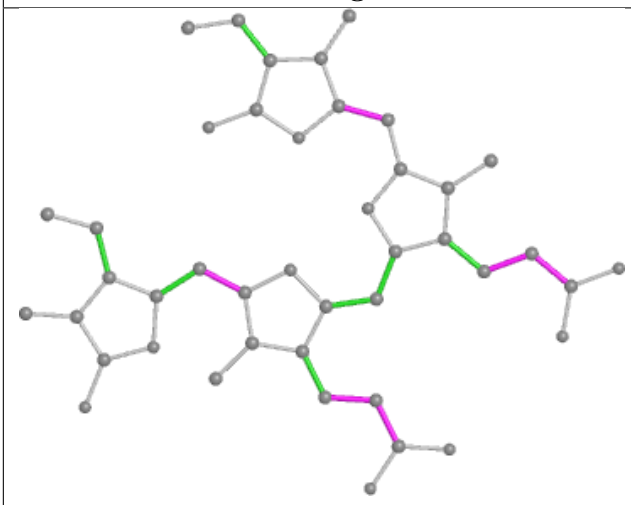

Torsions

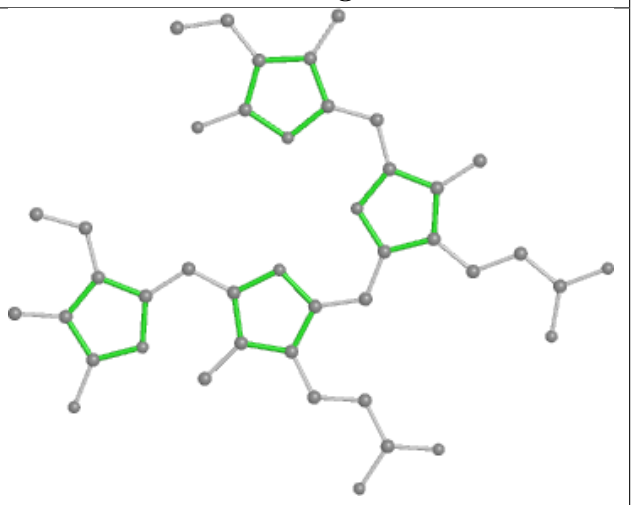

Rings

Ligand PEB UF 201

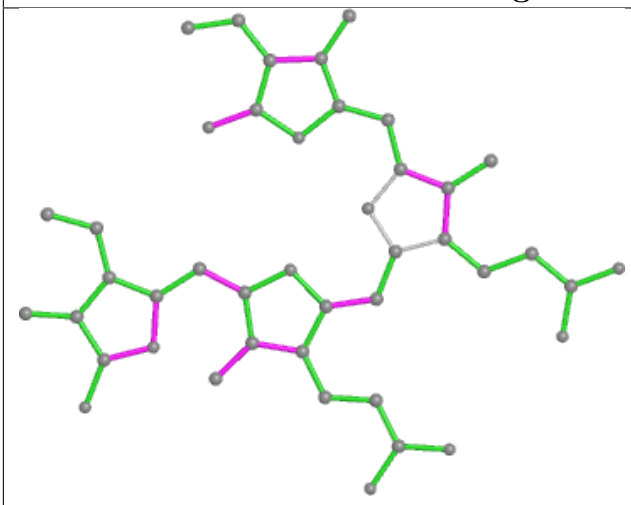

Bond lengths

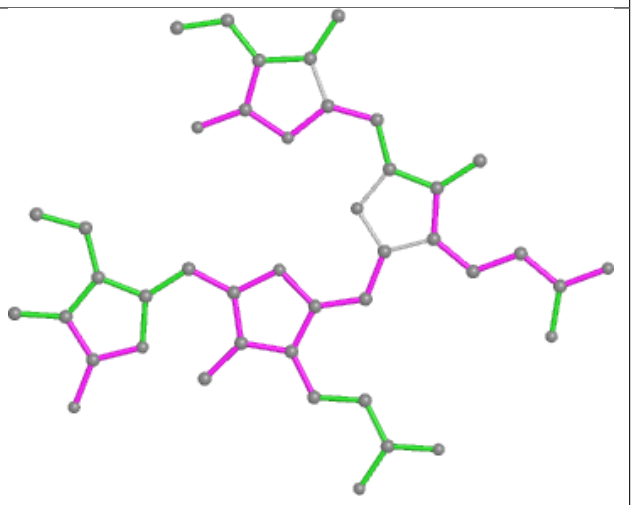

Bond angles

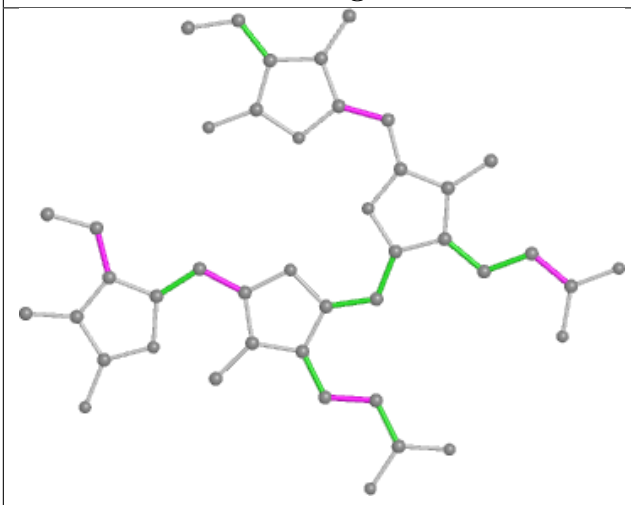

Torsions

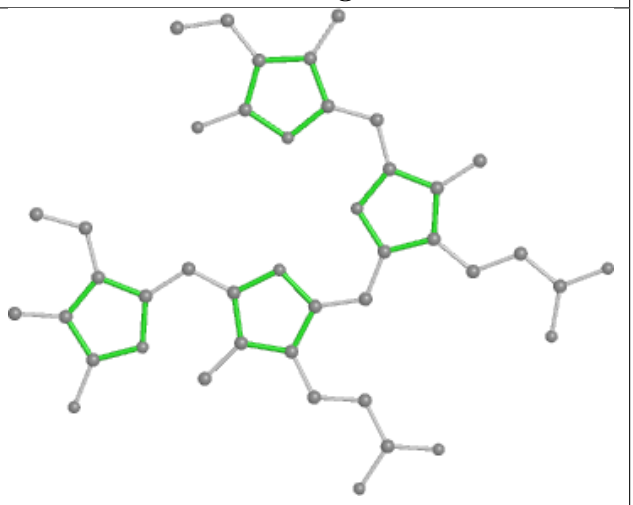

Rings

Ligand PEB S7 202

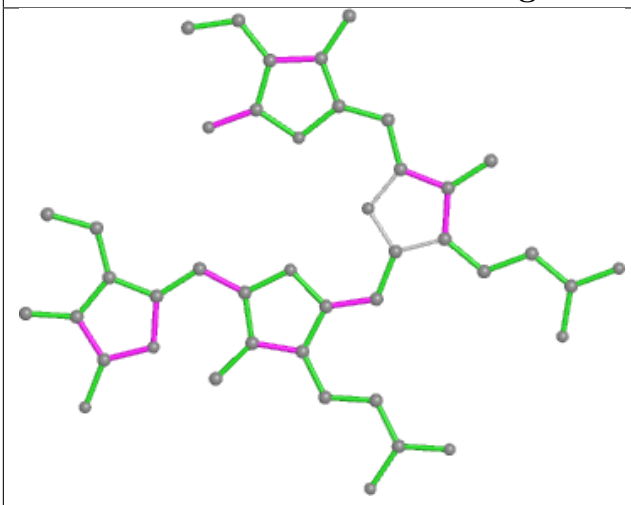

Bond lengths

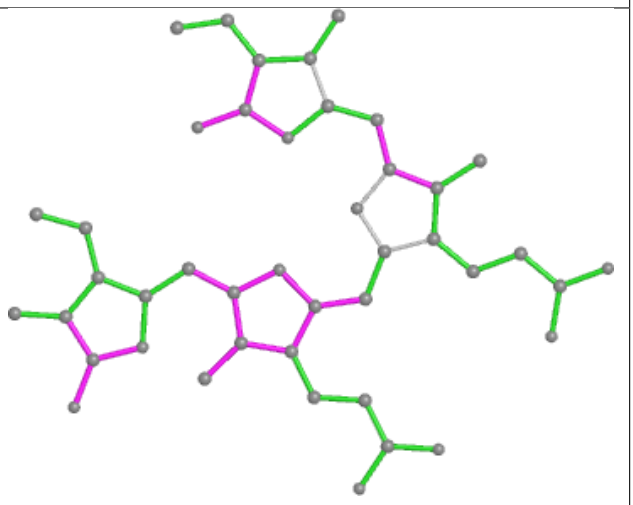

Bond angles

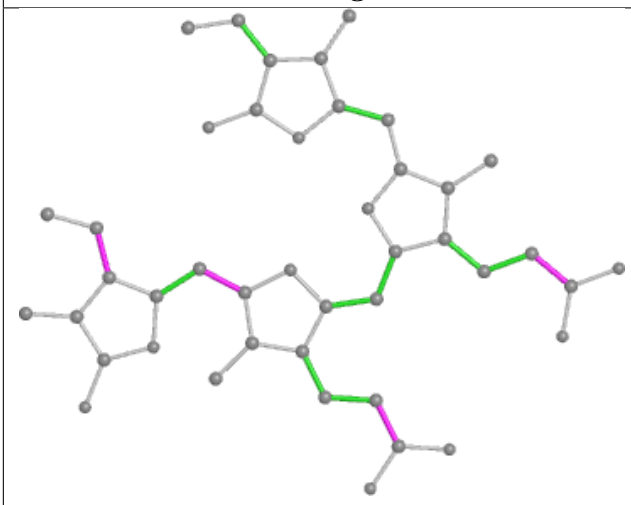

Torsions

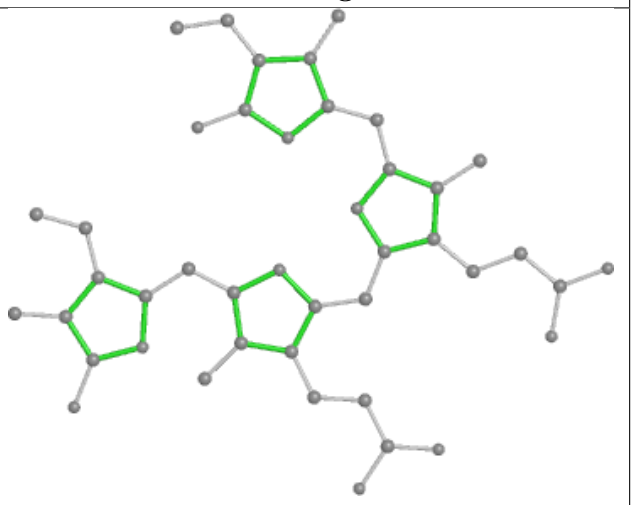

Rings

Ligand PEB dO 202

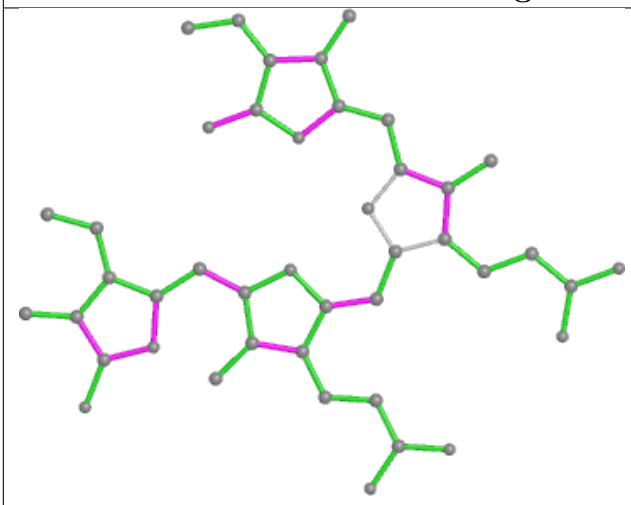

Bond lengths

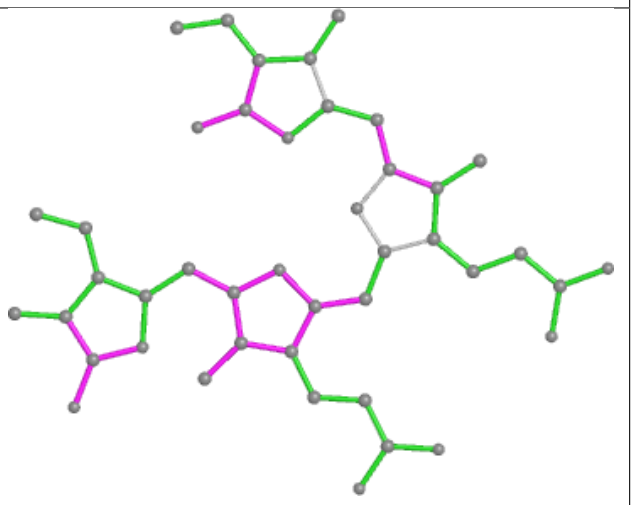

Bond angles

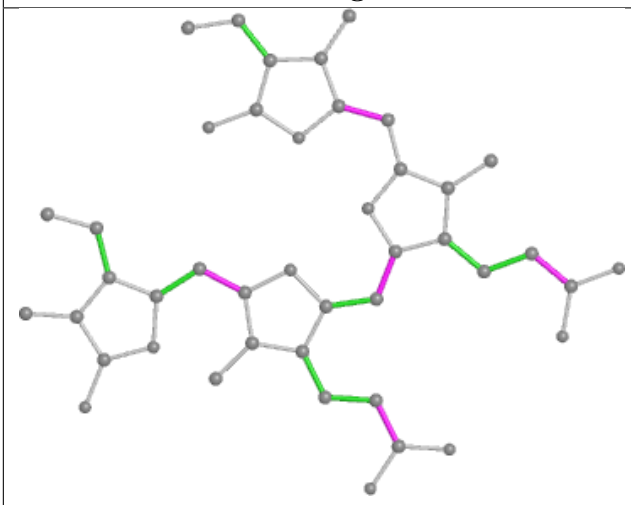

Torsions

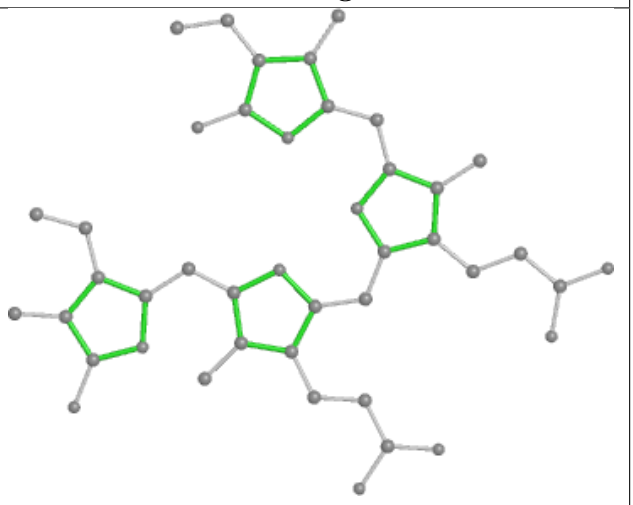

Rings

Ligand PEB J1 1002

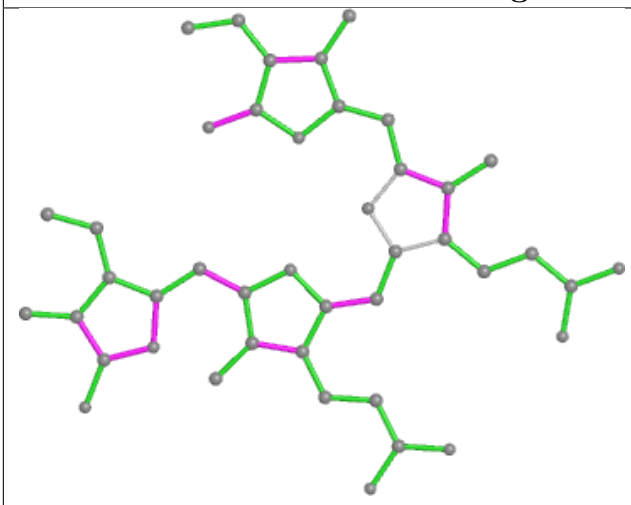

Bond lengths

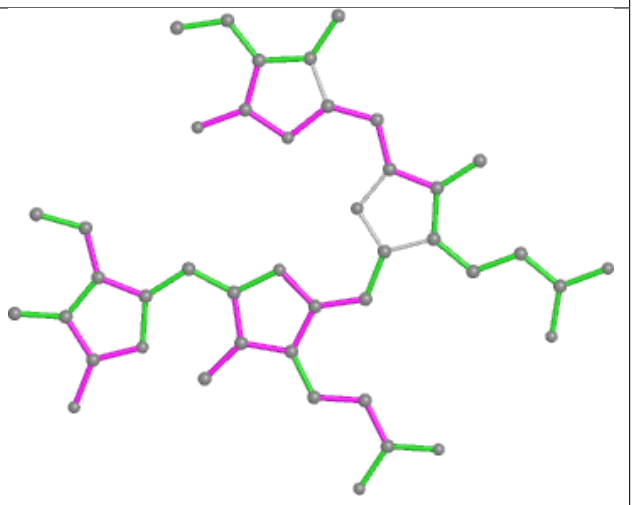

Bond angles

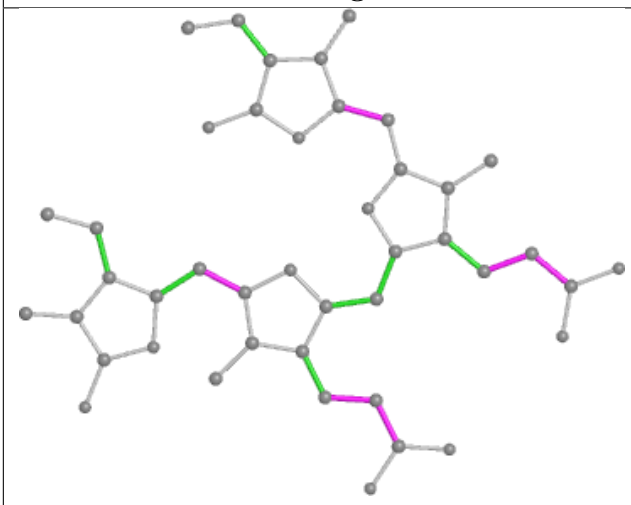

Torsions

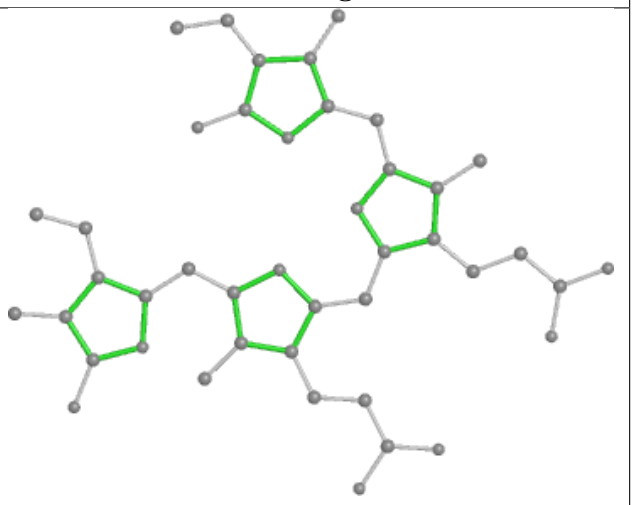

Rings

Ligand PEB PG 201

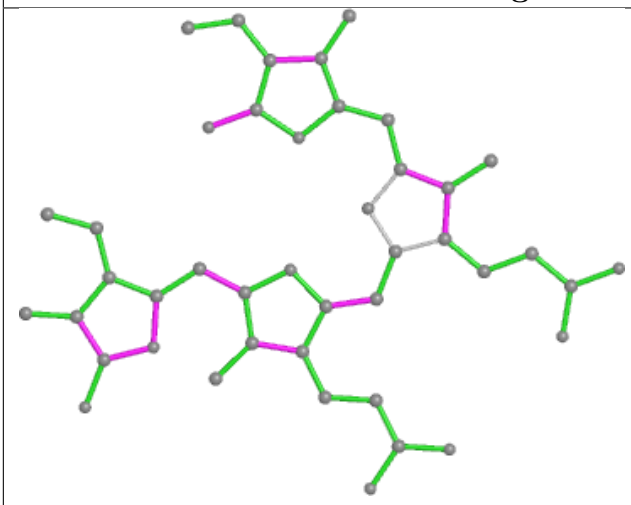

Bond lengths

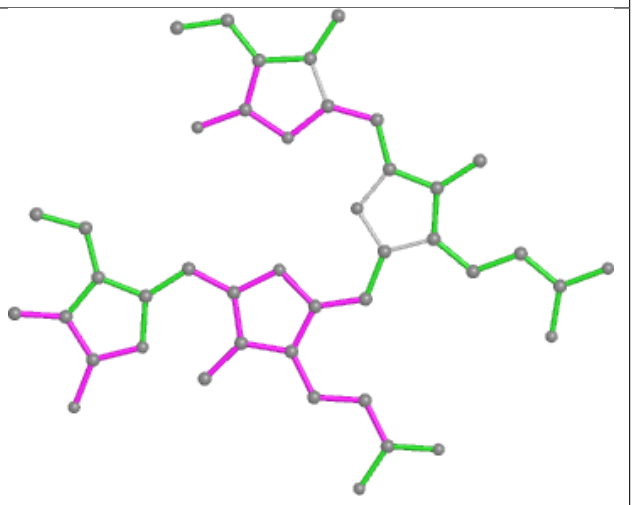

Bond angles

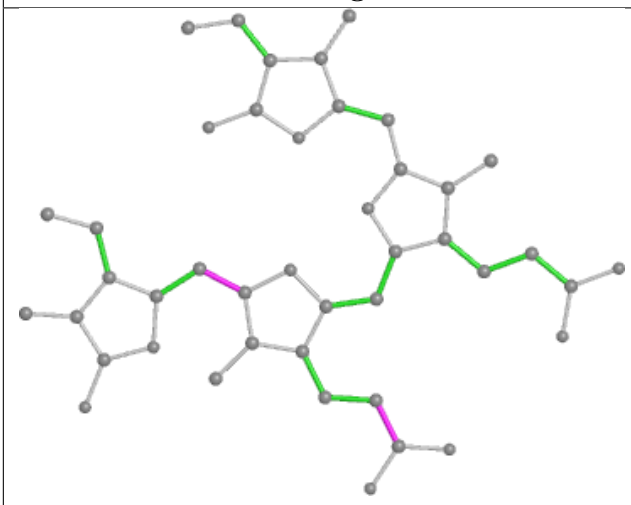

Torsions

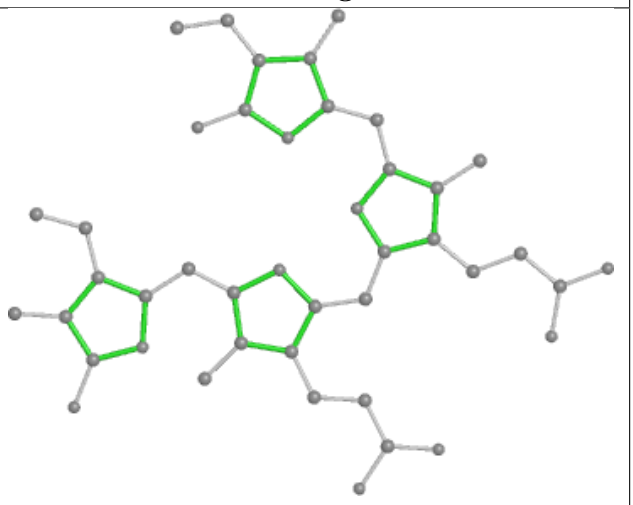

Rings

Ligand PEB EF 201

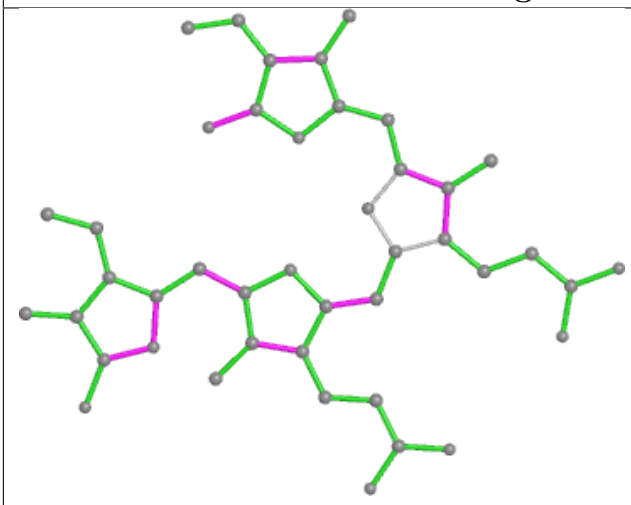

Bond lengths

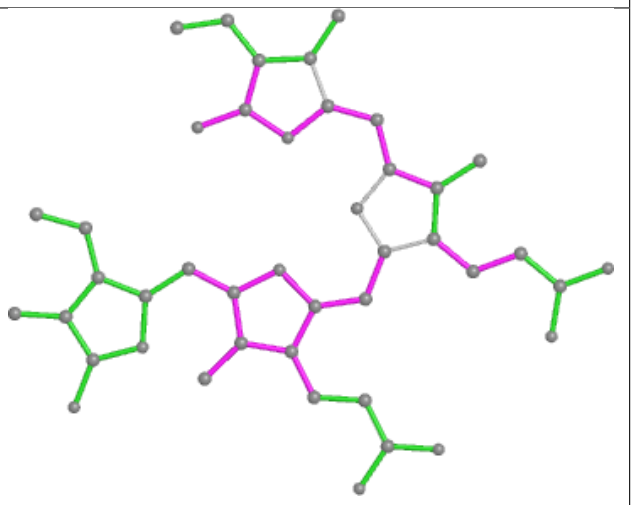

Bond angles

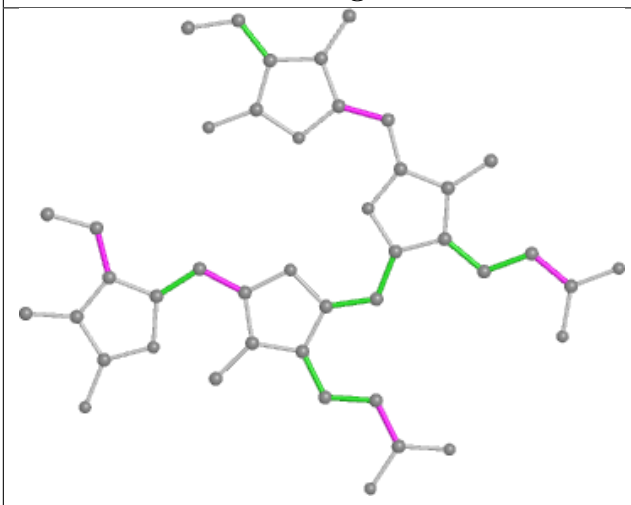

Torsions

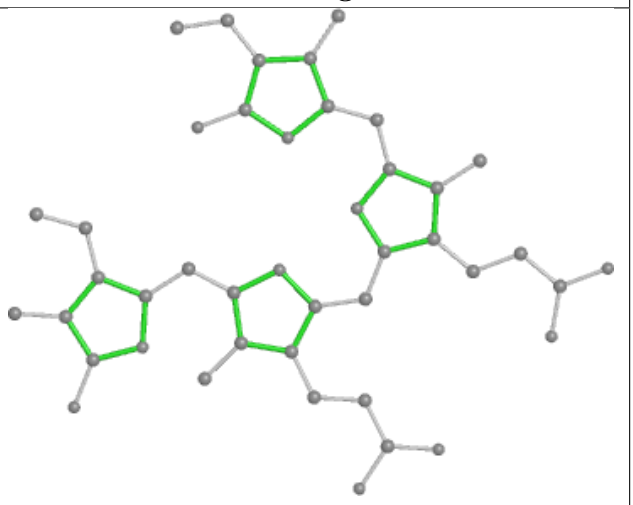

Rings

Ligand PUB yK 302

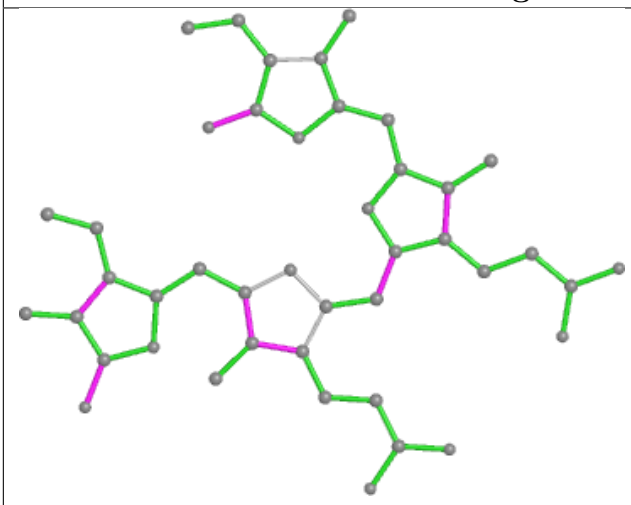

Bond lengths

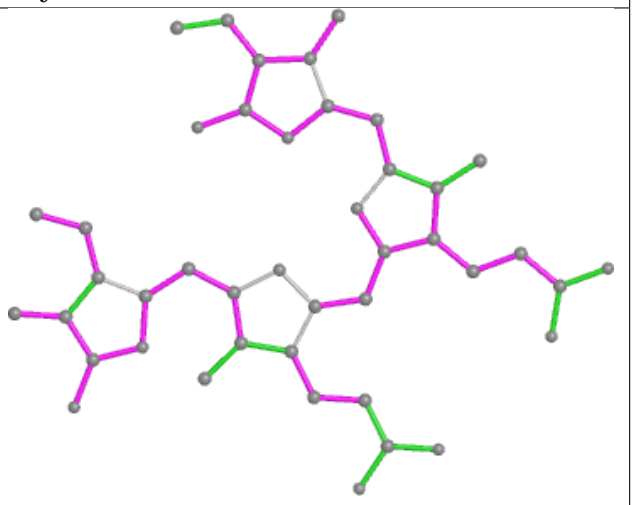

Bond angles

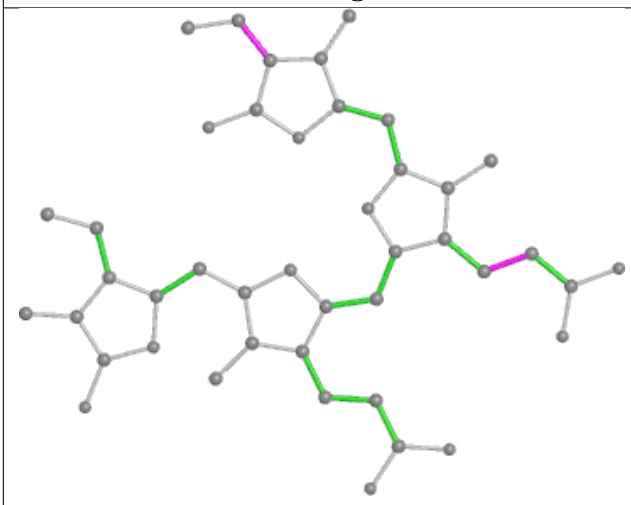

Torsions

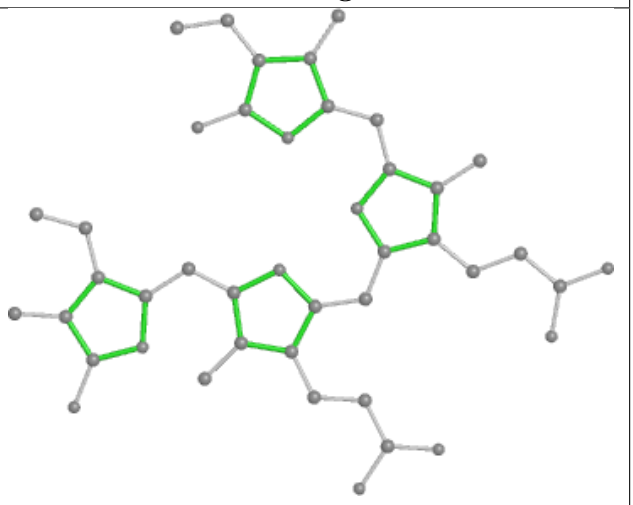

Rings

Ligand PEB bP 501

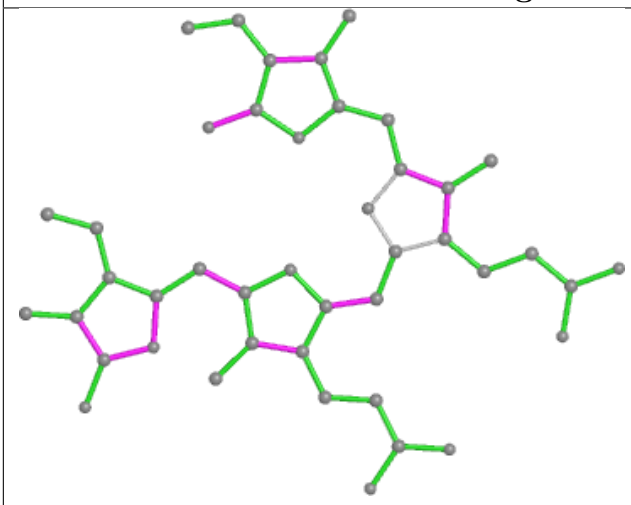

Bond lengths

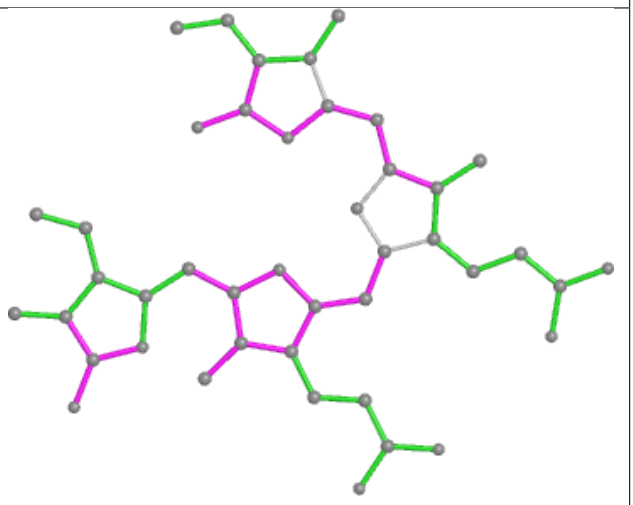

Bond angles

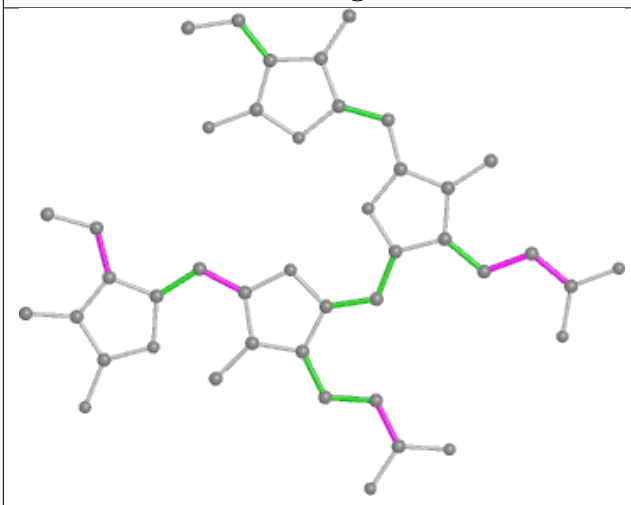

Torsions

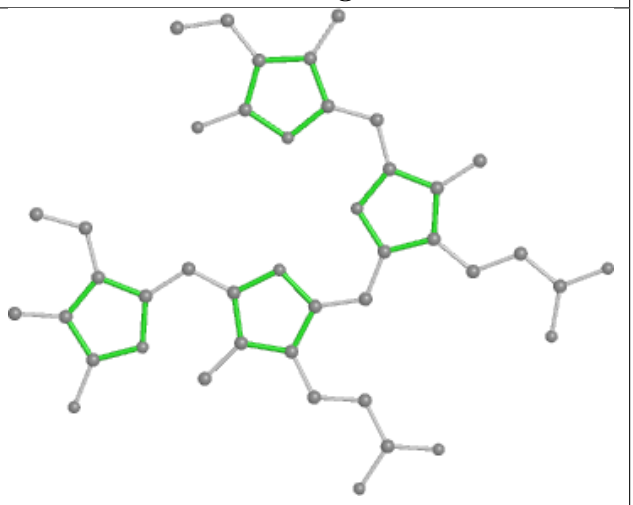

Rings

Ligand CLA 52 610

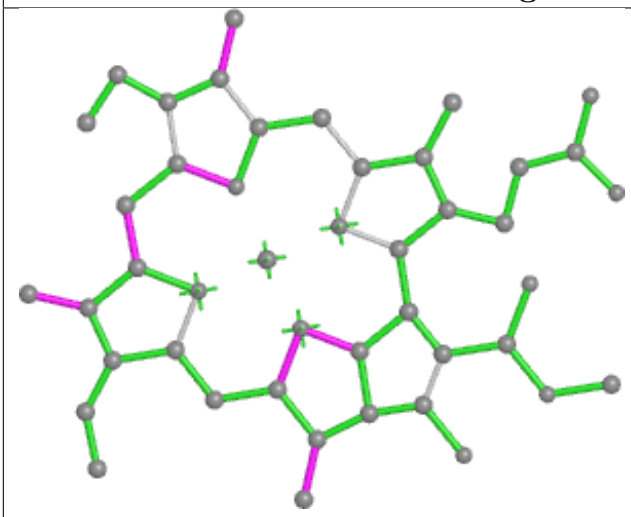

Bond lengths

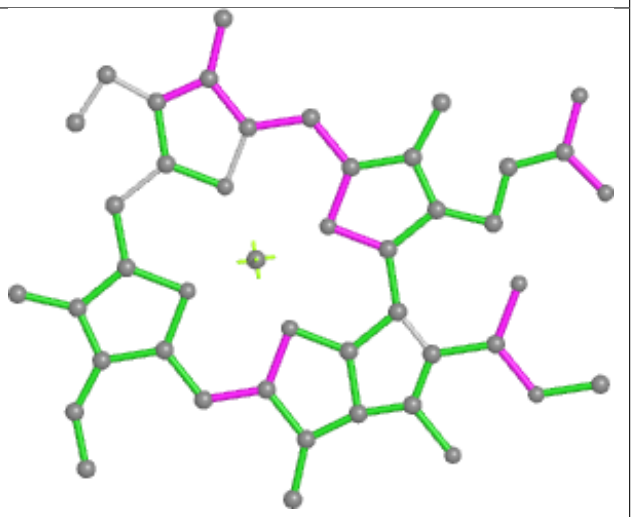

Bond angles

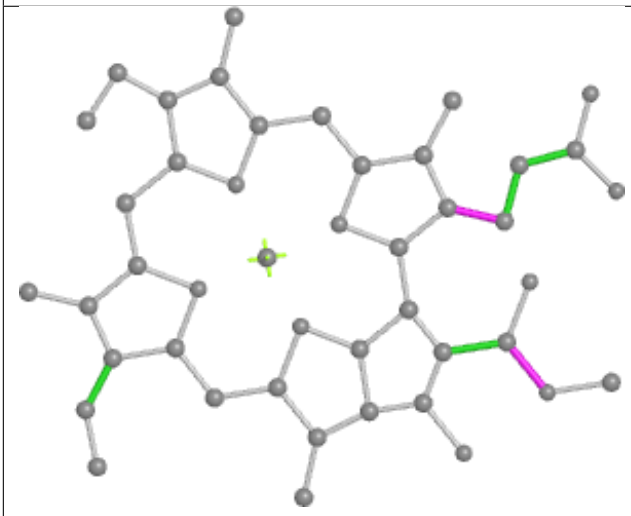

Torsions

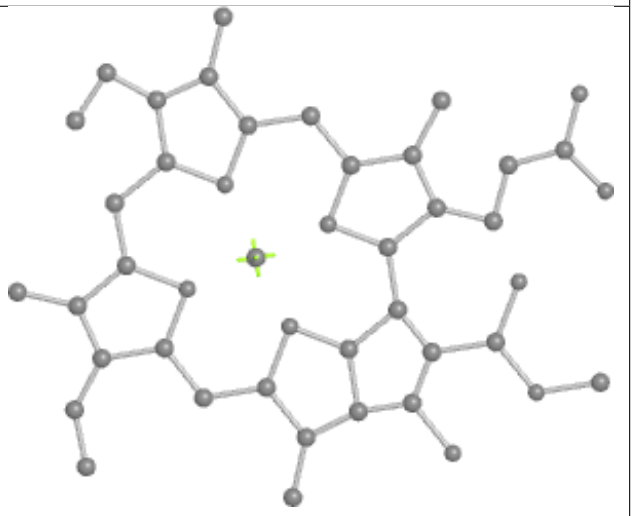

Rings

Ligand CLA O2 203

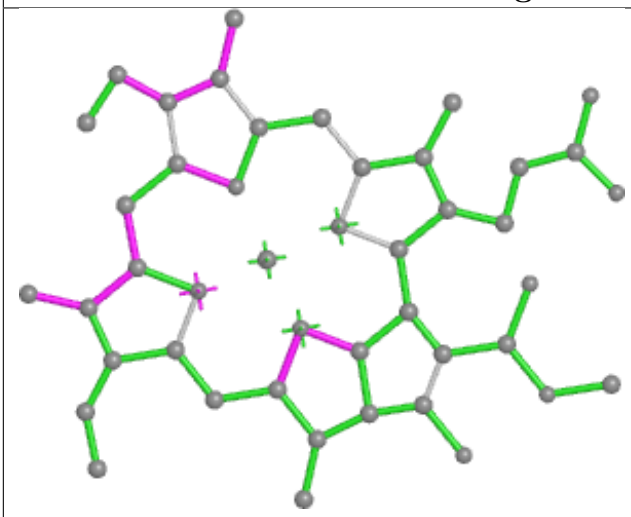

Bond lengths

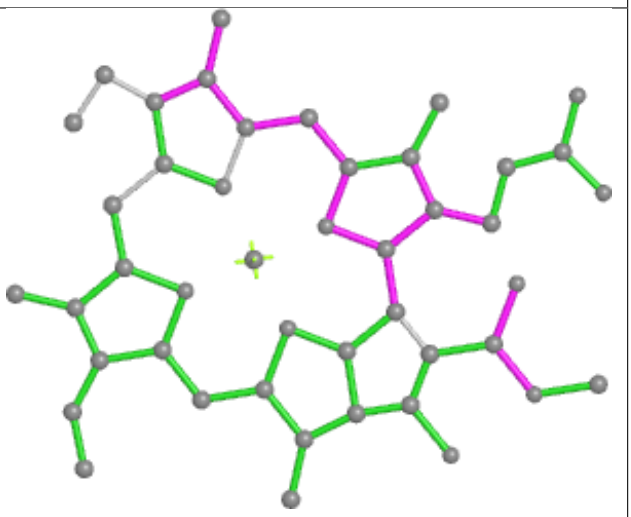

Bond angles

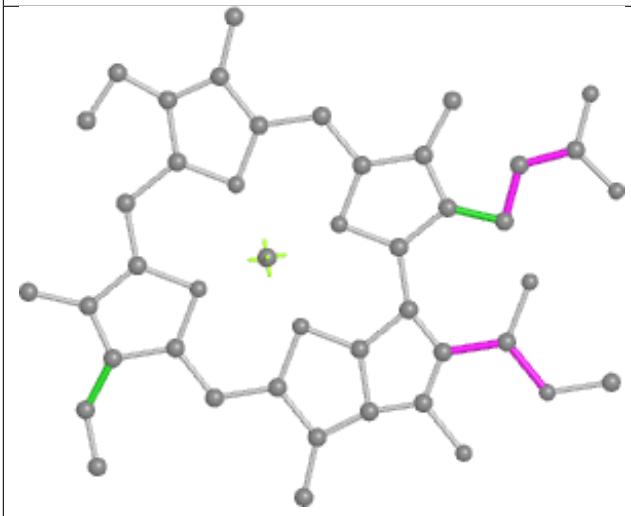

Torsions

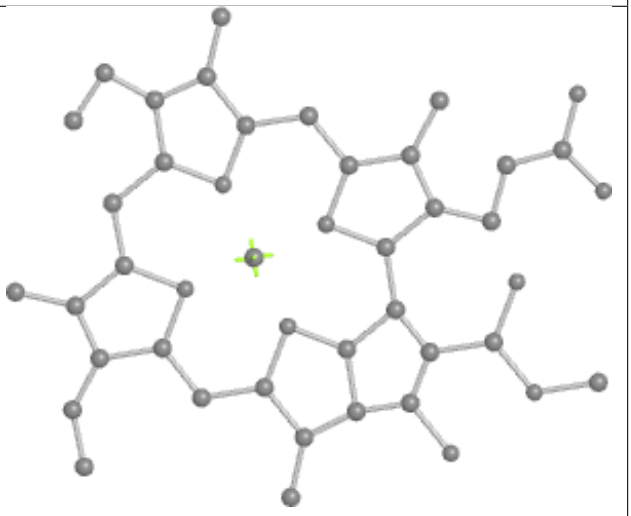

Rings

Ligand LHG mL 102

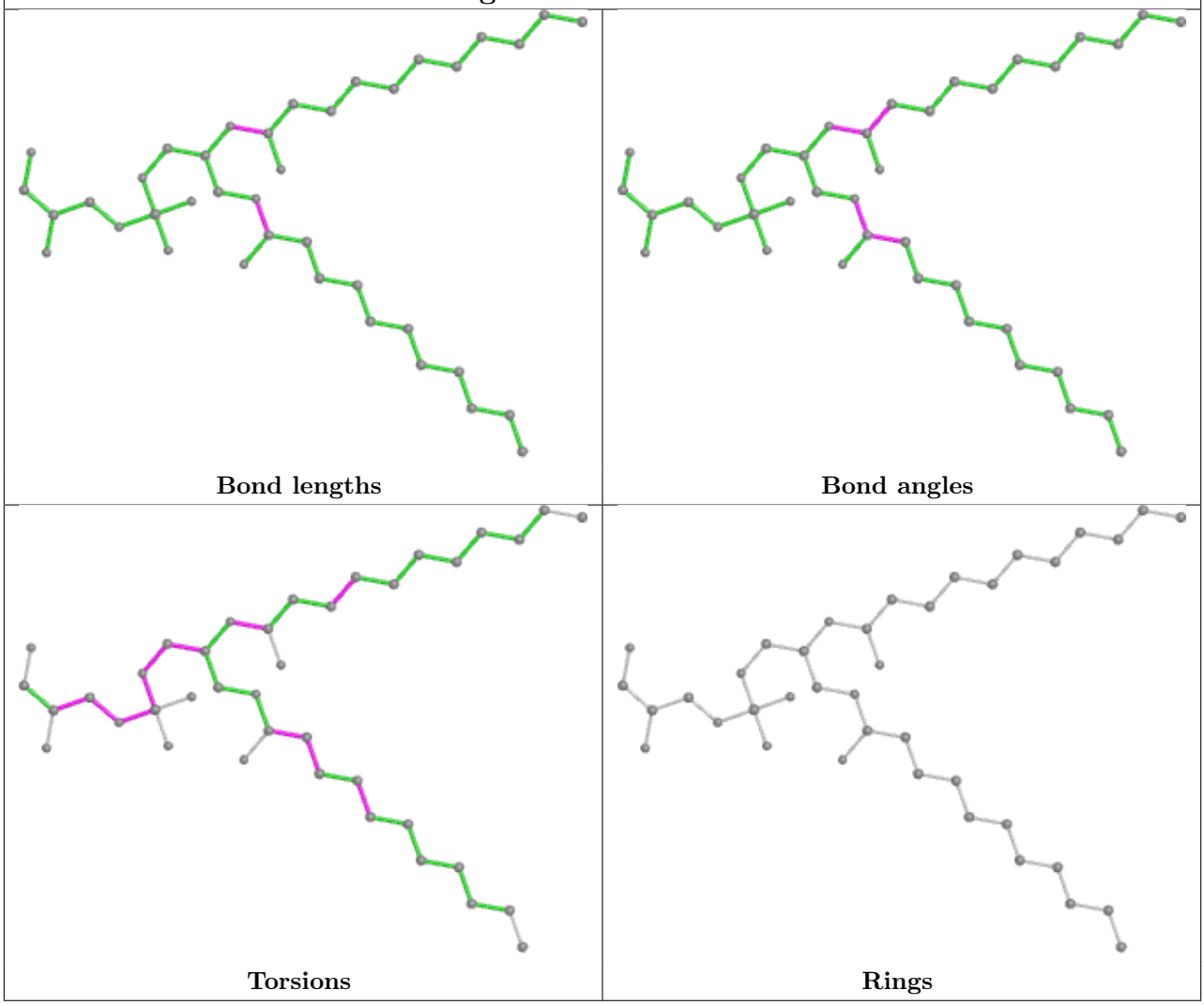

Ligand DGD BN 844

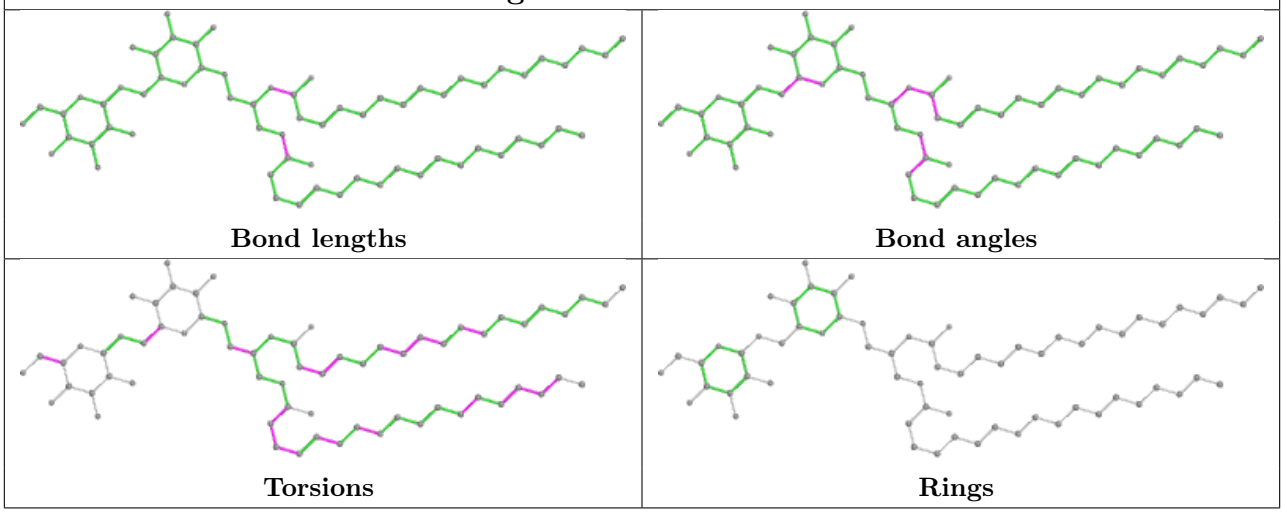

Ligand PEB aE 202

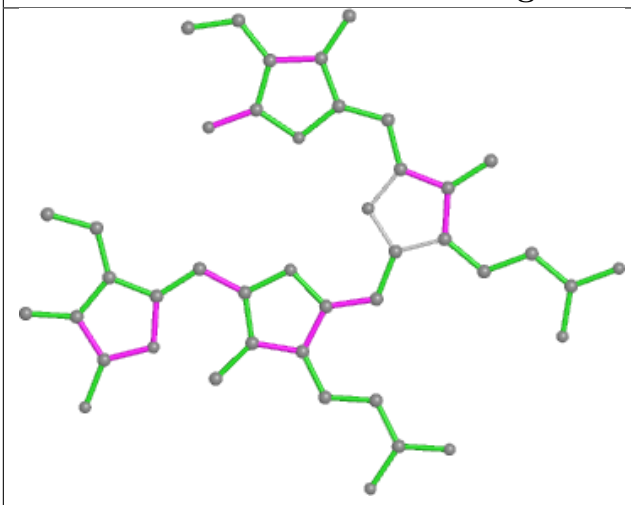

Bond lengths

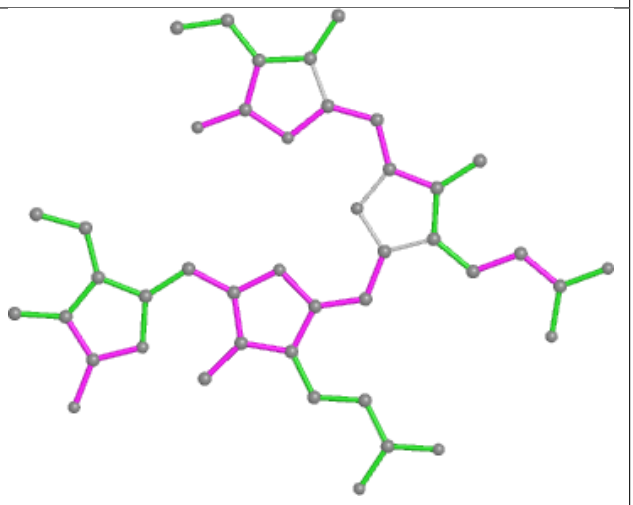

Bond angles

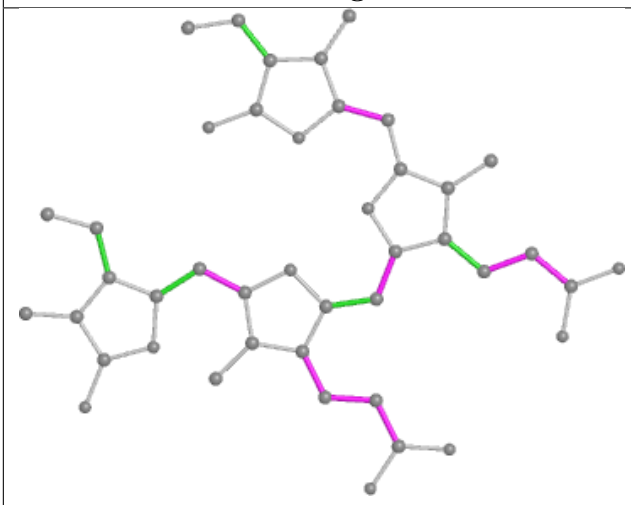

Torsions

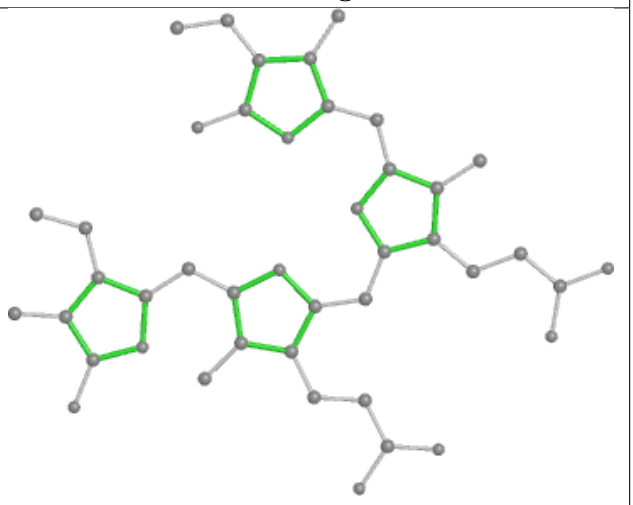

Rings

Ligand PEB f1 203

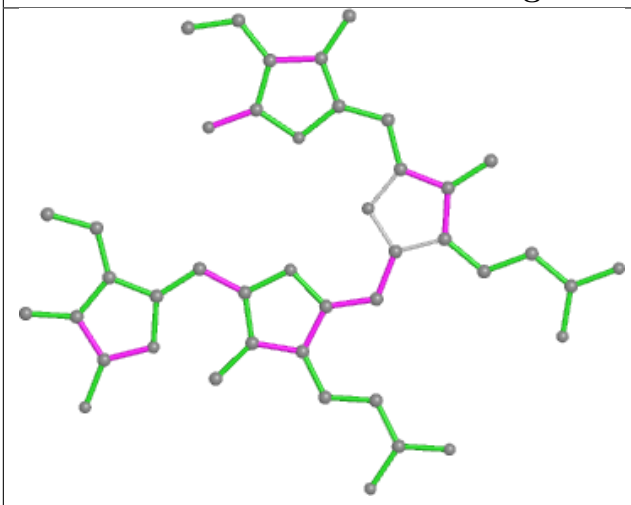

Bond lengths

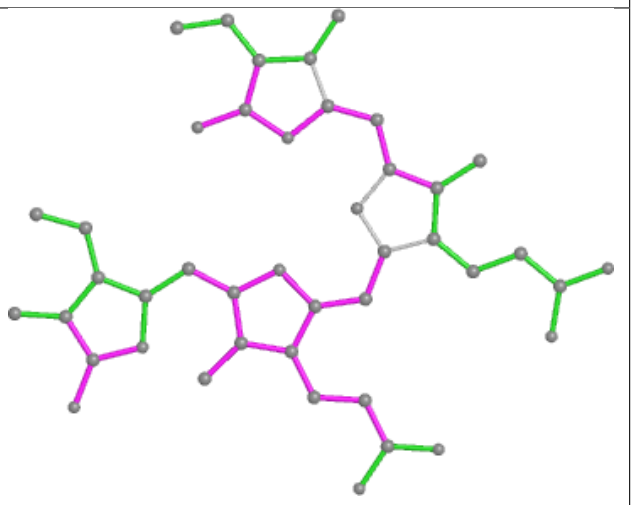

Bond angles

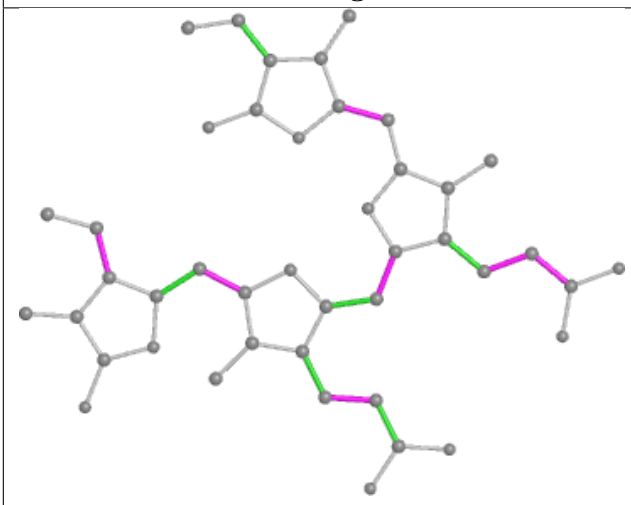

Torsions

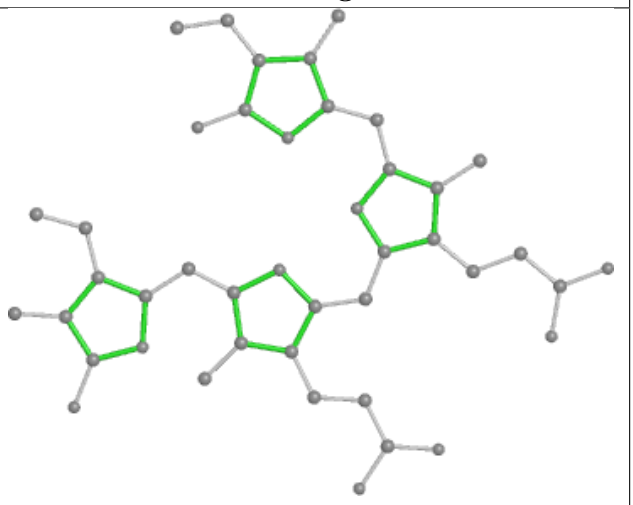

Rings

Ligand CLA B2 827

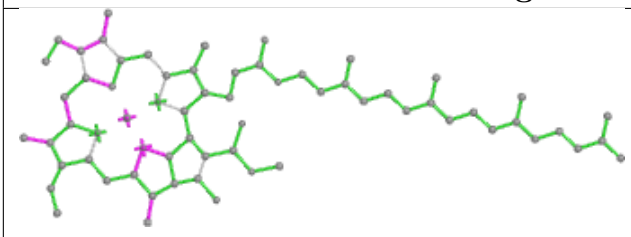

Bond lengths

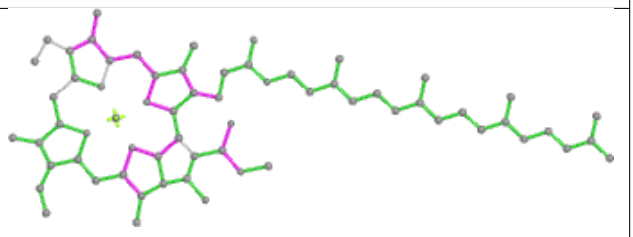

Bond angles

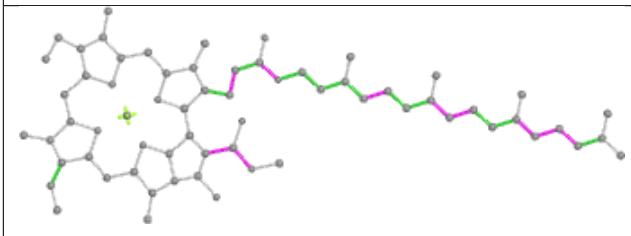

Torsions

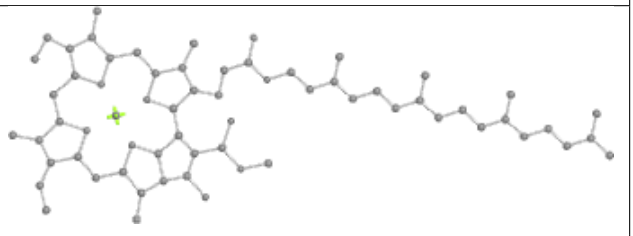

Rings

Ligand PEB eK 202

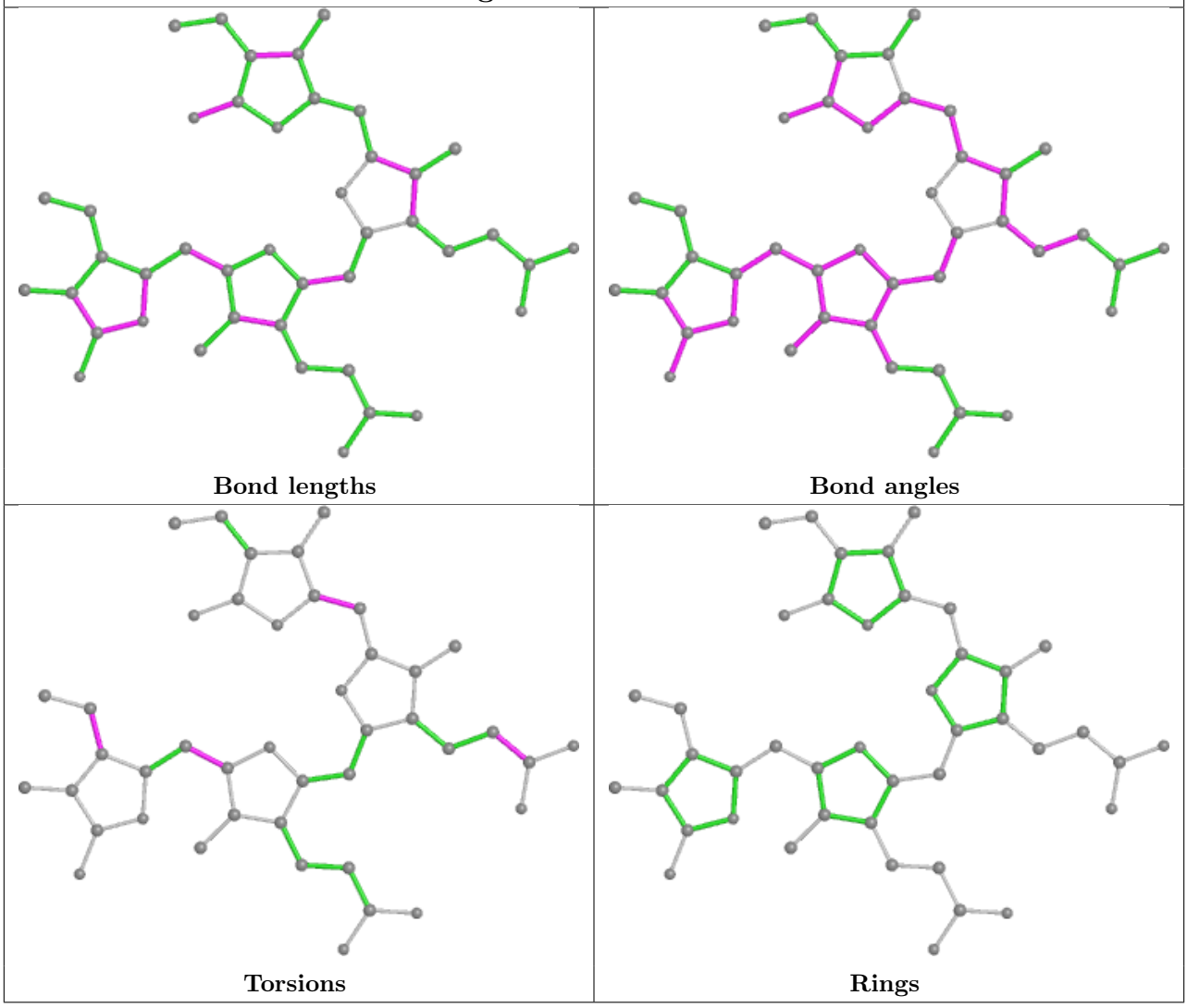

Ligand LHG CL 522

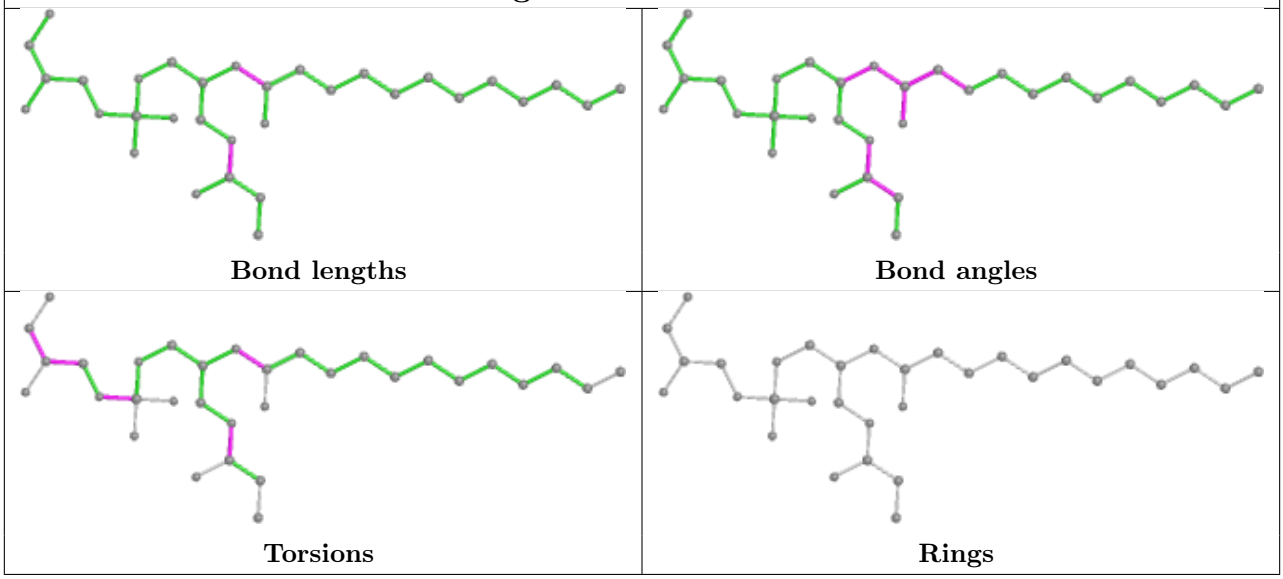

Ligand PEB NB 203

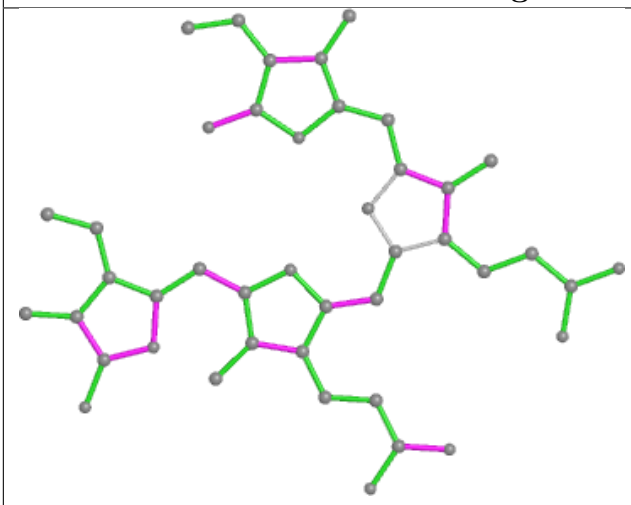

Bond lengths

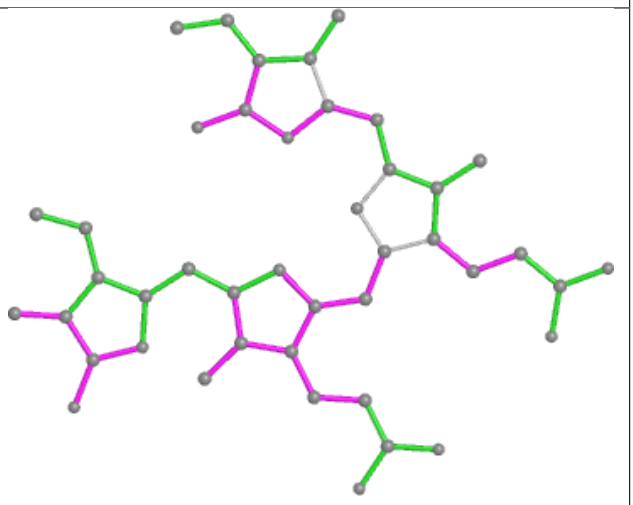

Bond angles

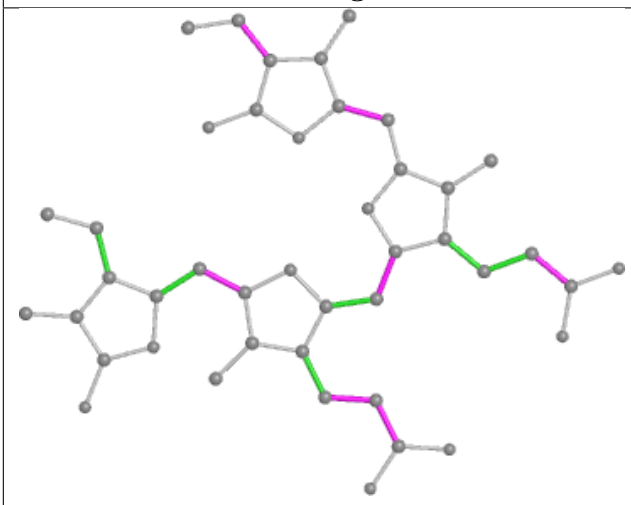

Torsions

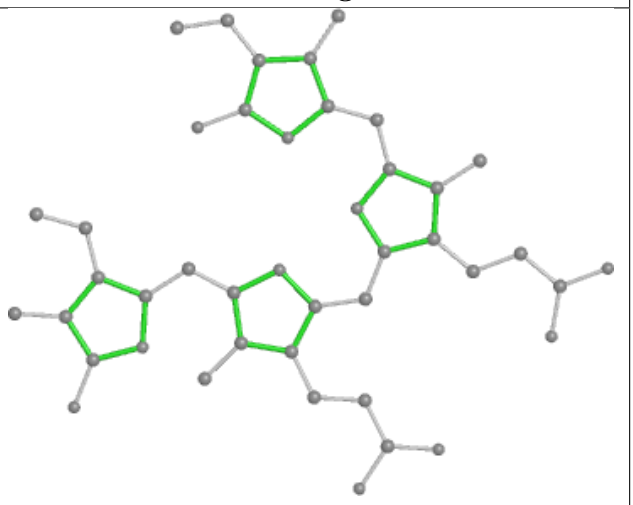

Rings

Ligand PEB ZE 203

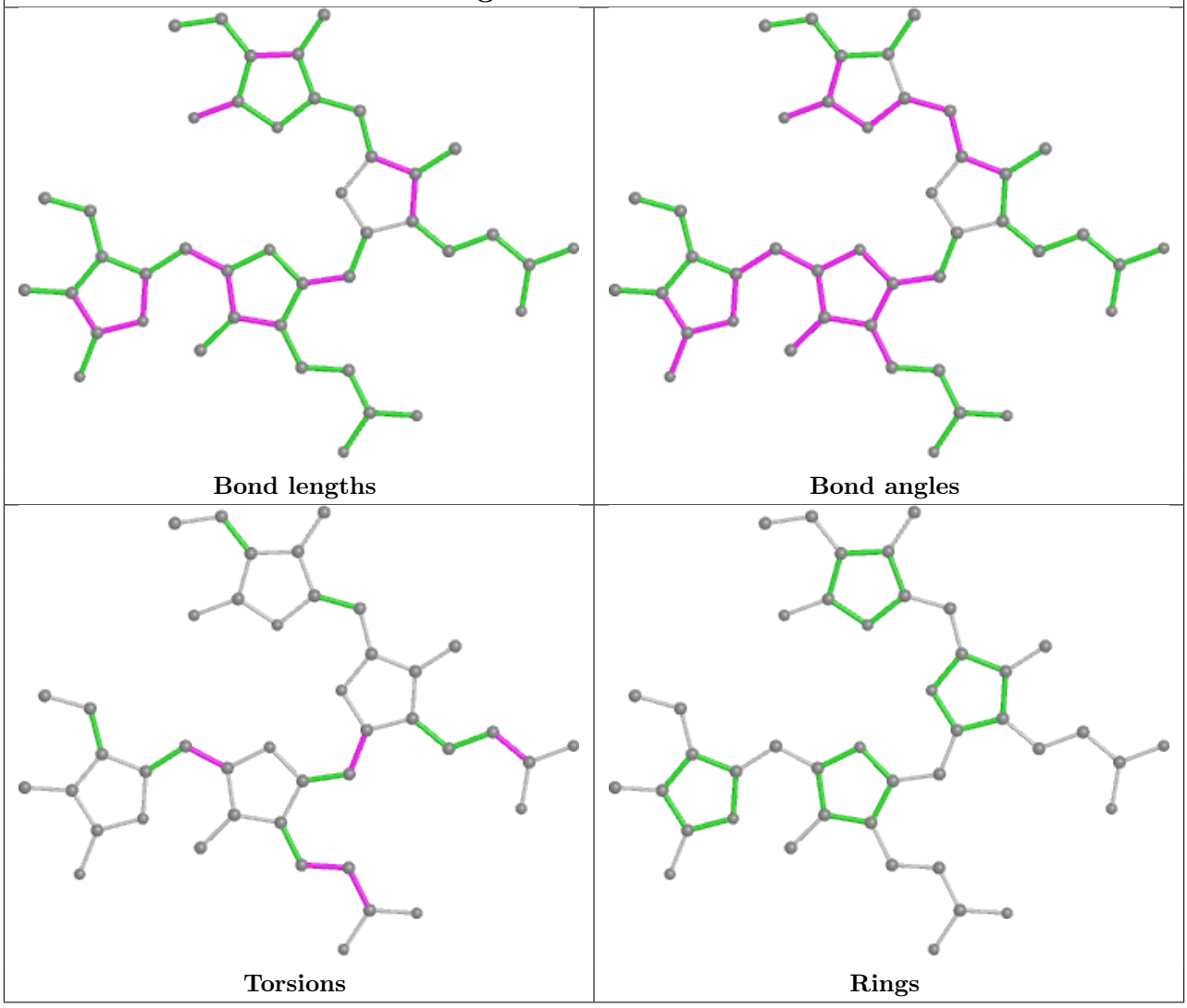

Ligand BCR AN 847

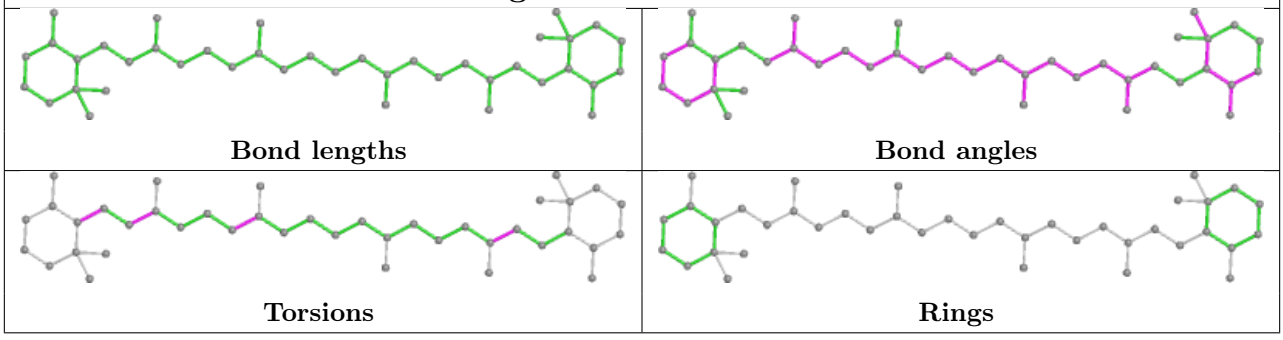

Ligand PEB HF 201

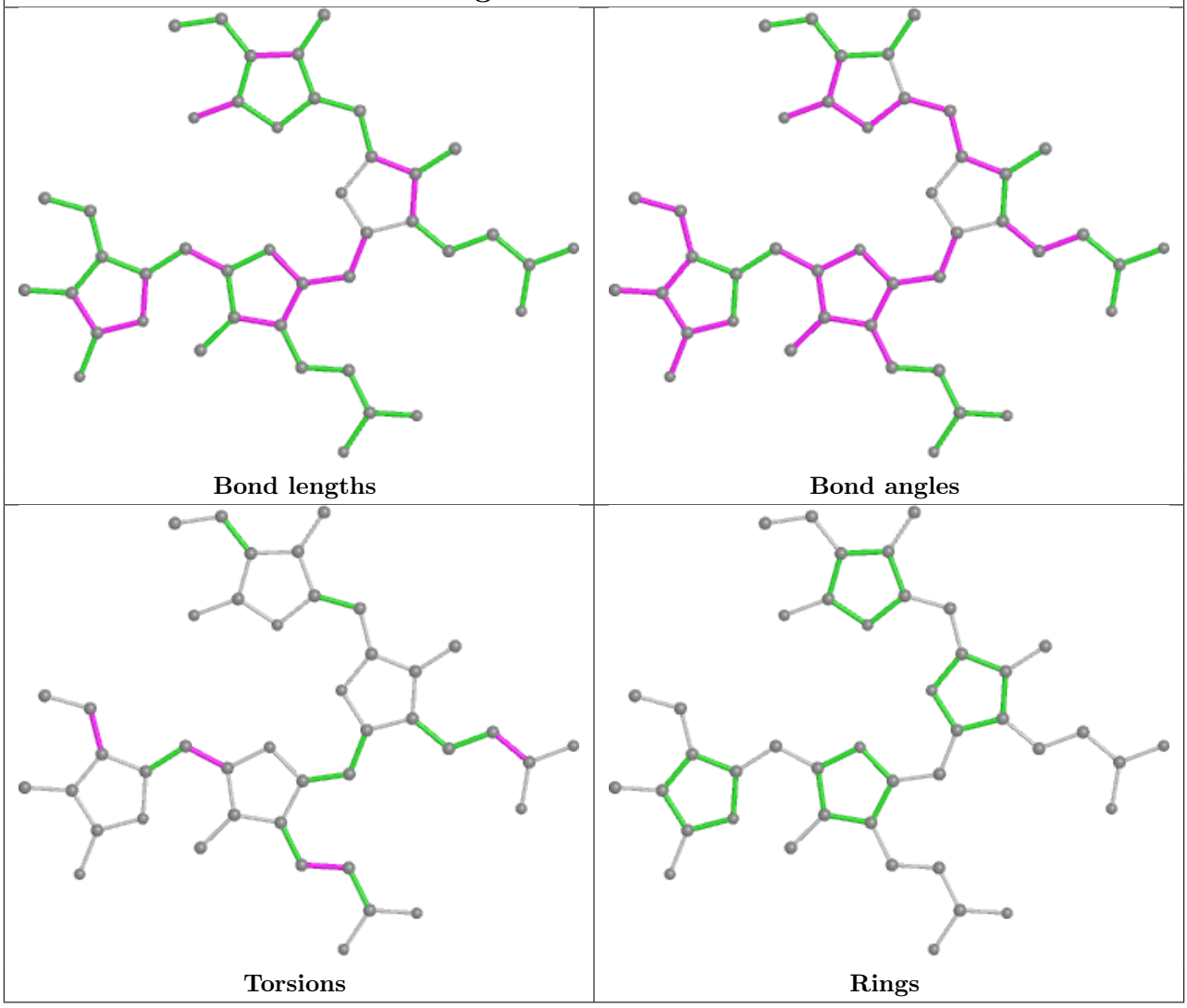

Ligand LMG b6 624

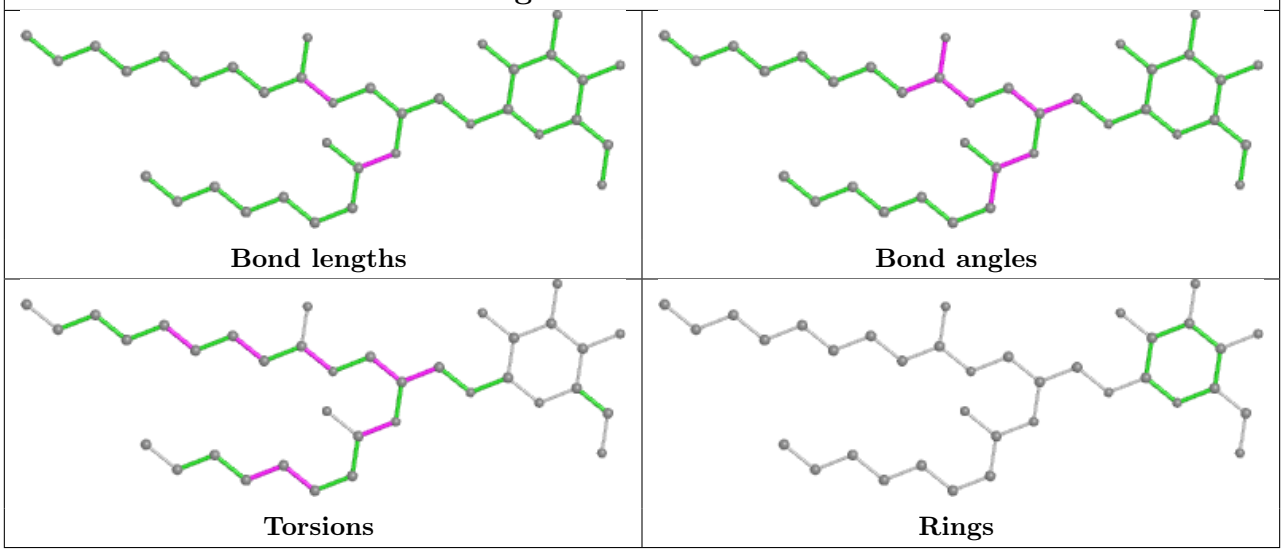

Ligand CYC EH 1001

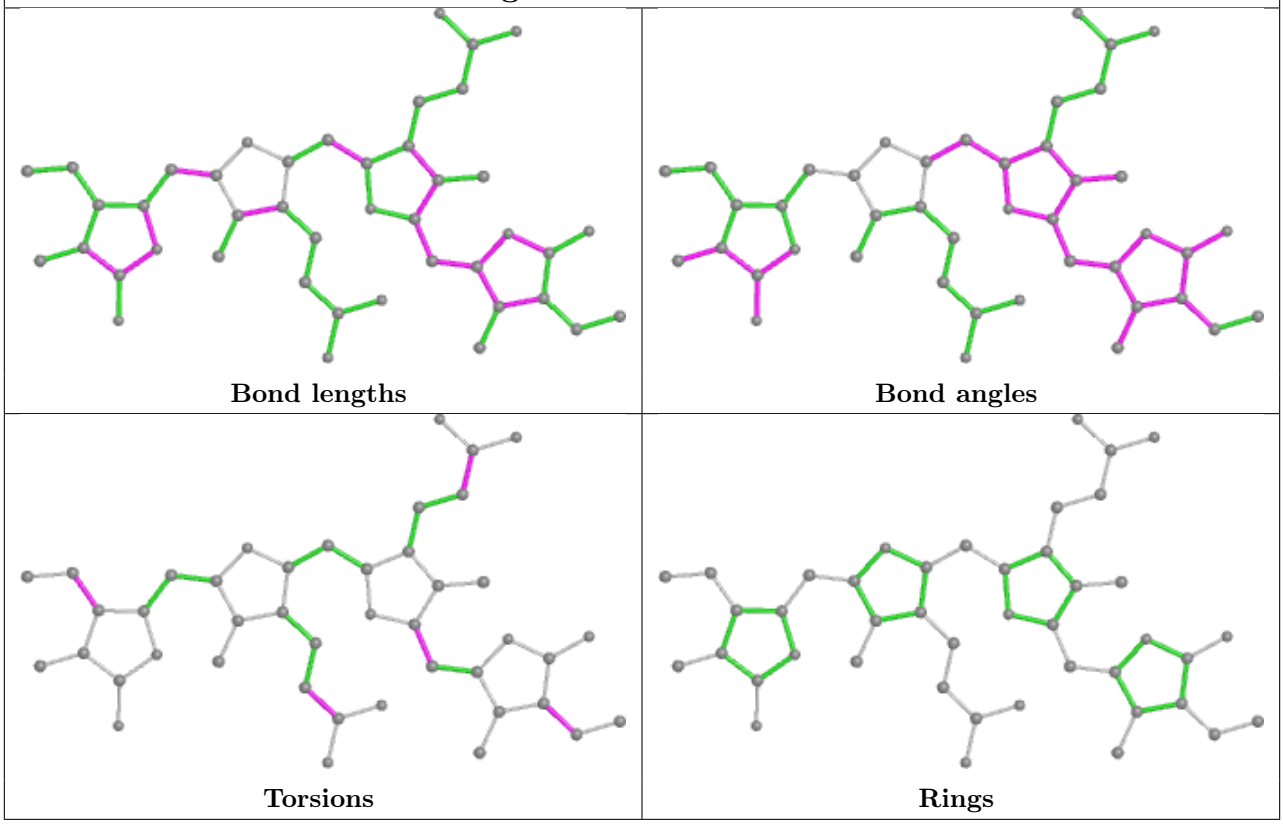

Ligand CLA b6 606

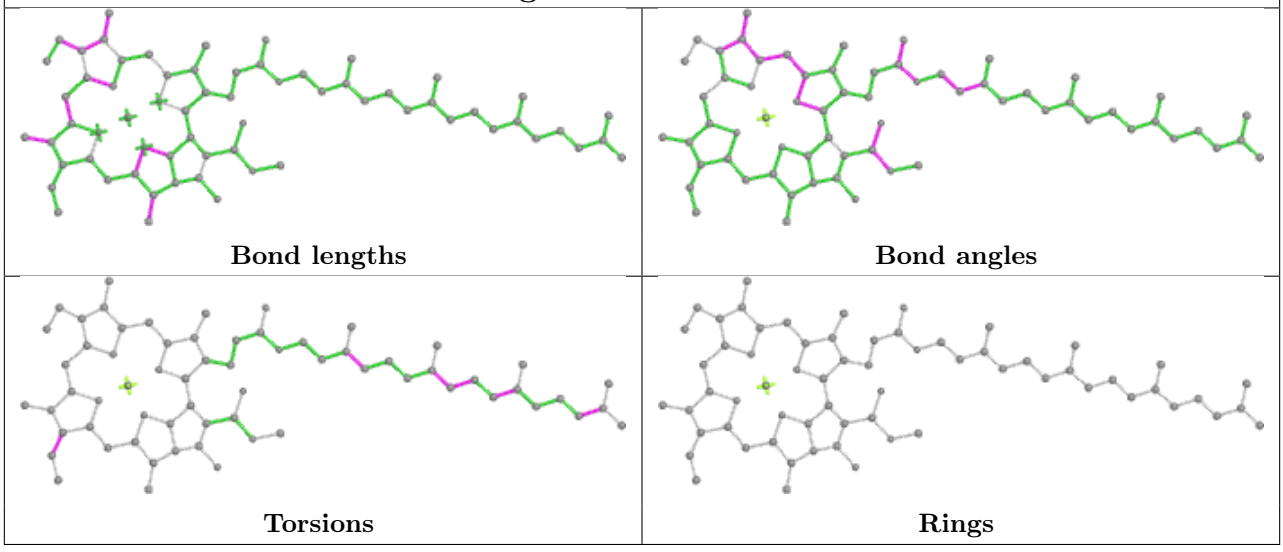

Ligand PEB nF 201

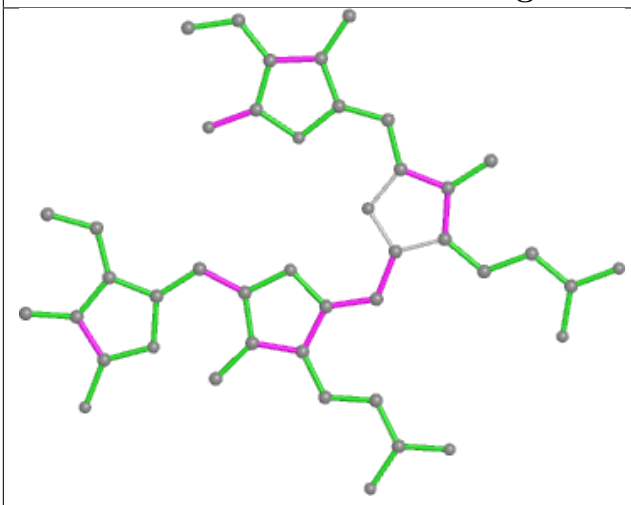

Bond lengths

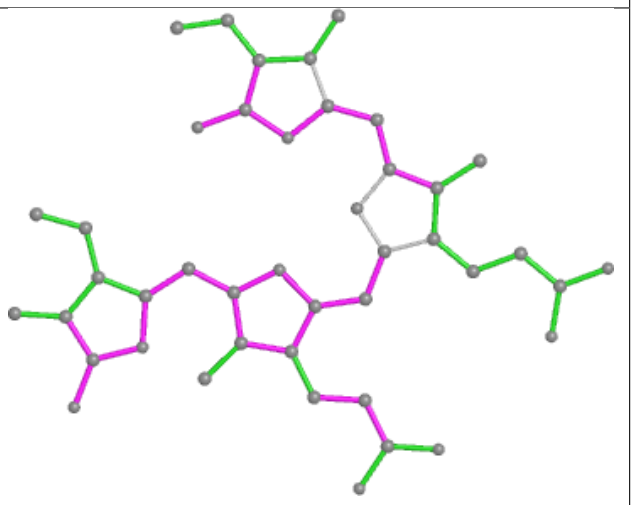

Bond angles

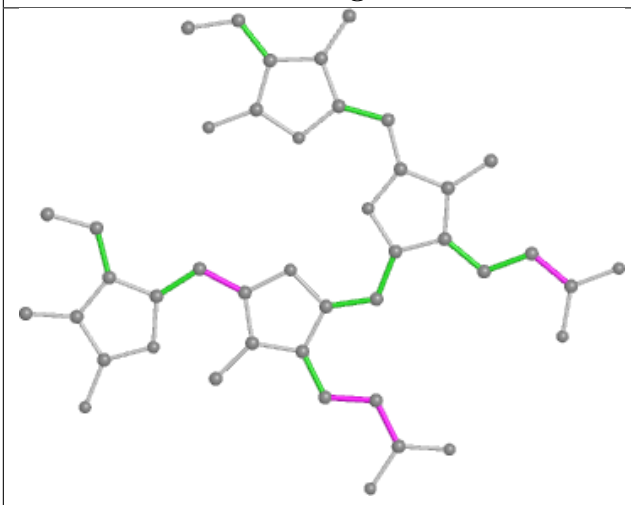

Torsions

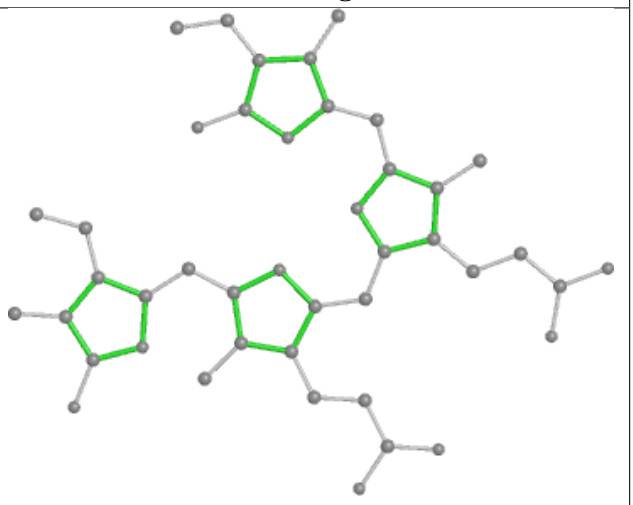

Rings

Ligand PEB MM 202

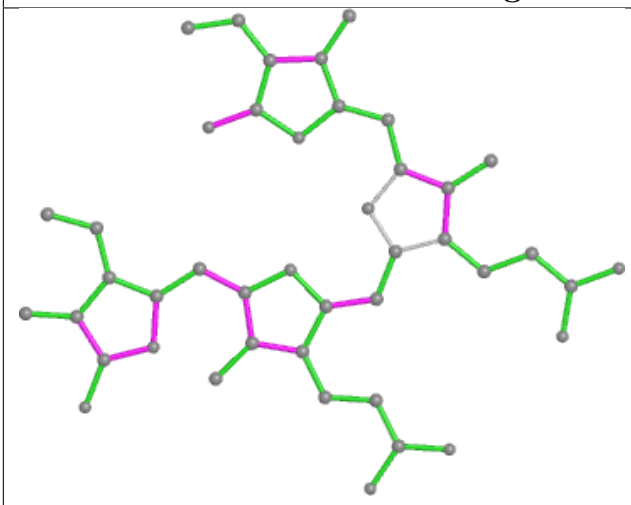

Bond lengths

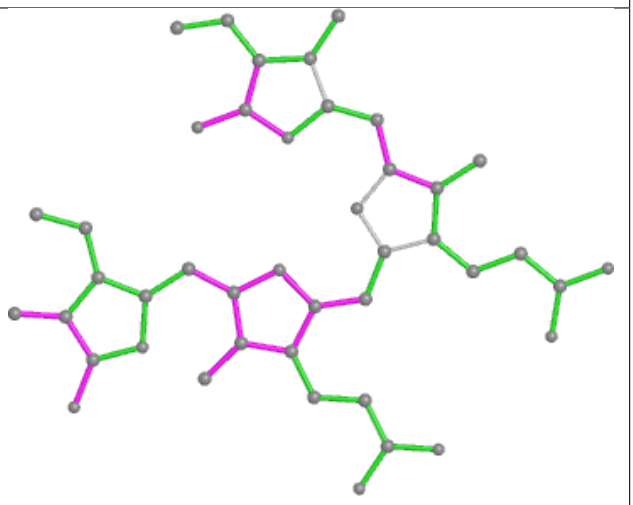

Bond angles

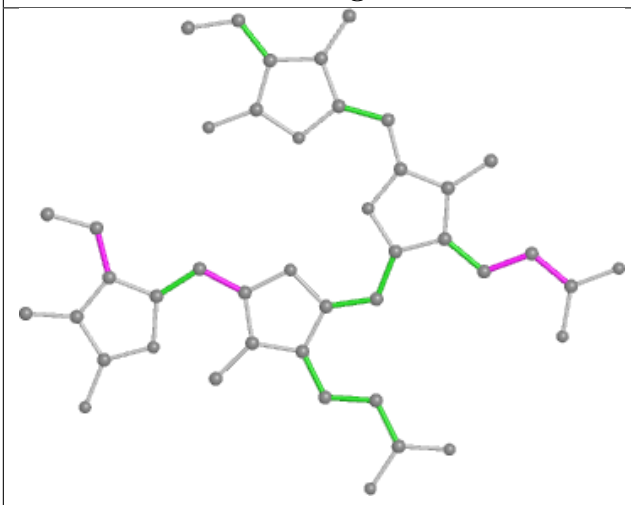

Torsions

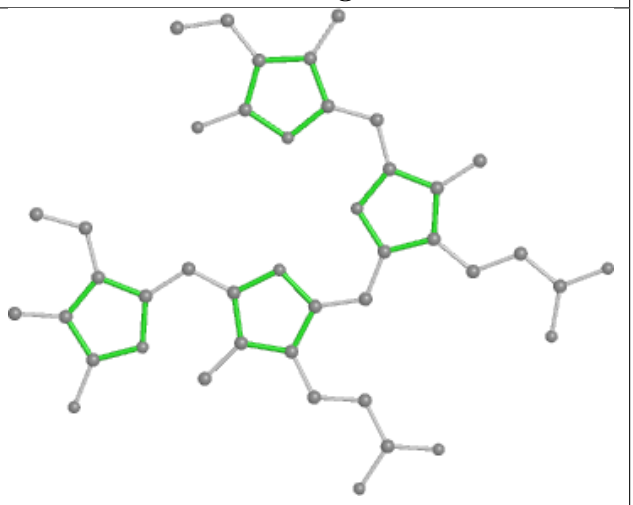

Rings

Ligand CLA A2 809

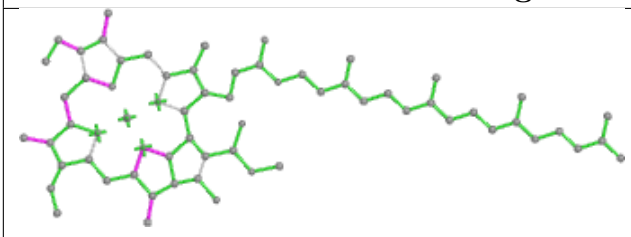

Bond lengths

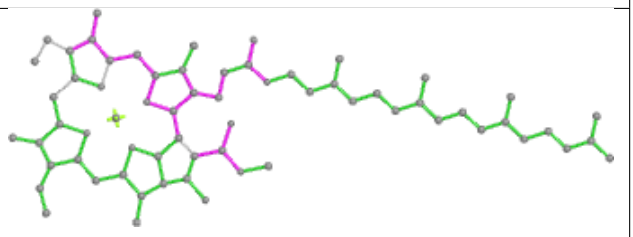

Bond angles

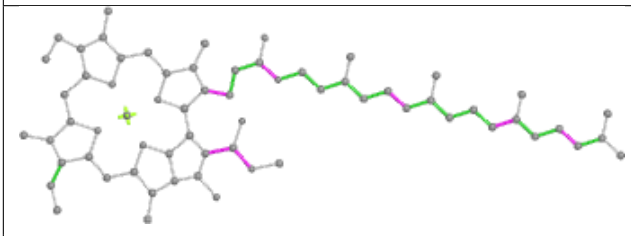

Torsions

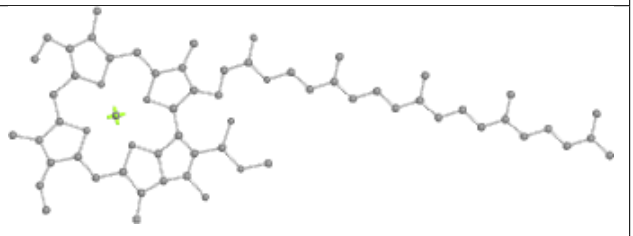

Rings

Ligand PL9 d6 408

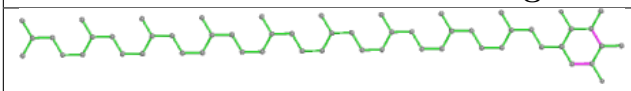

Bond lengths

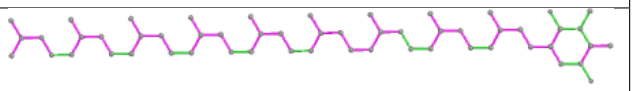

Bond angles

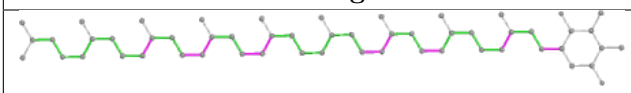

Torsions

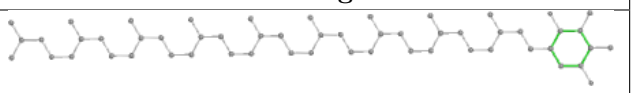

Rings

Ligand PEB bP 502

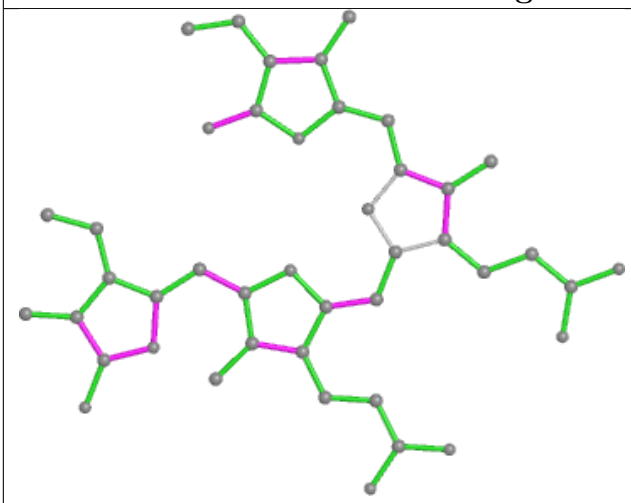

Bond lengths

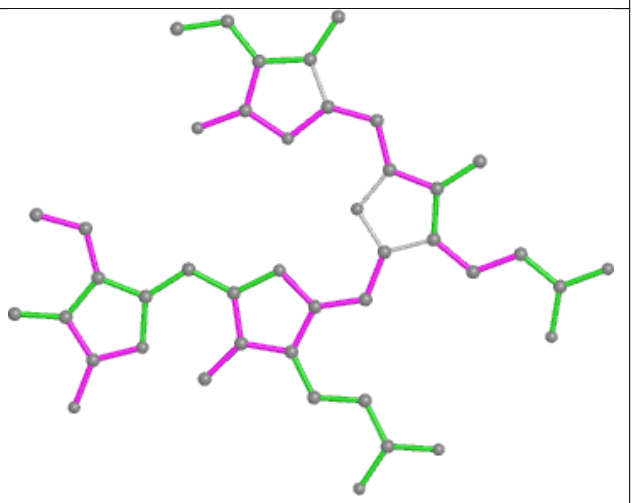

Bond angles

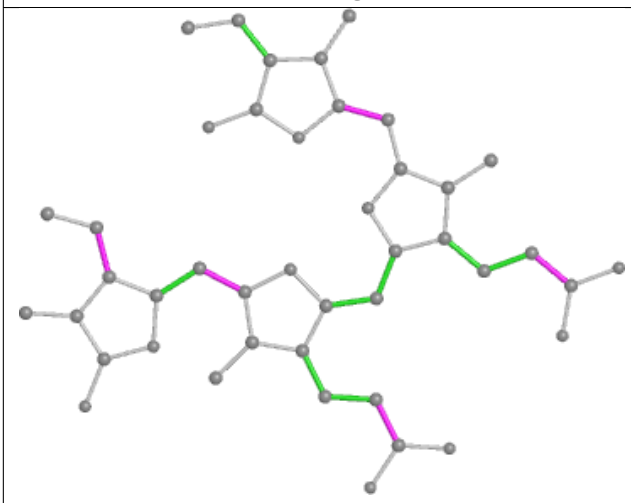

Torsions

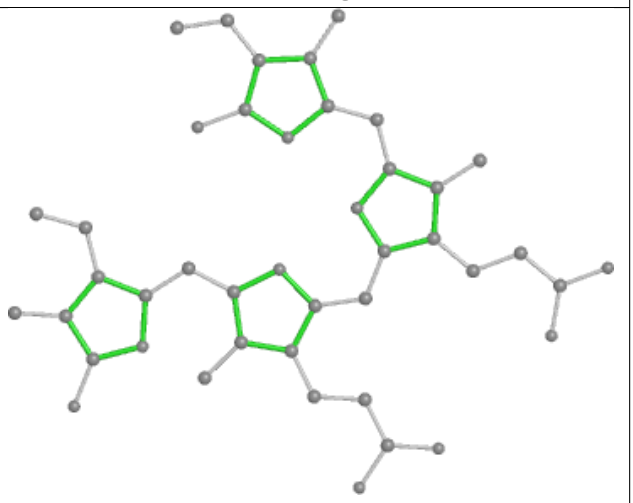

Rings

Ligand PEB fE 203

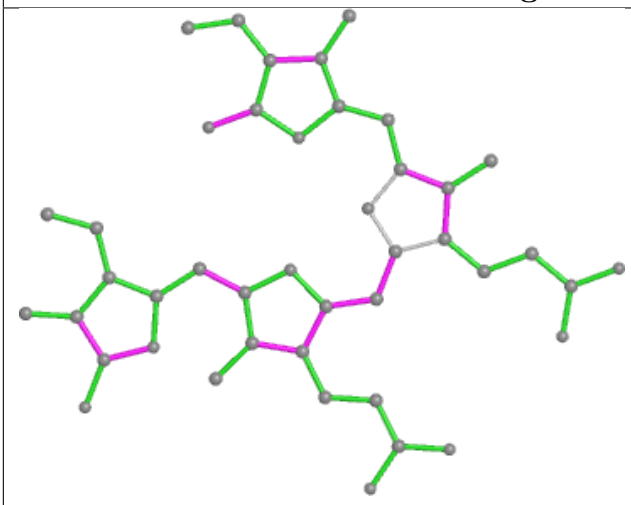

Bond lengths

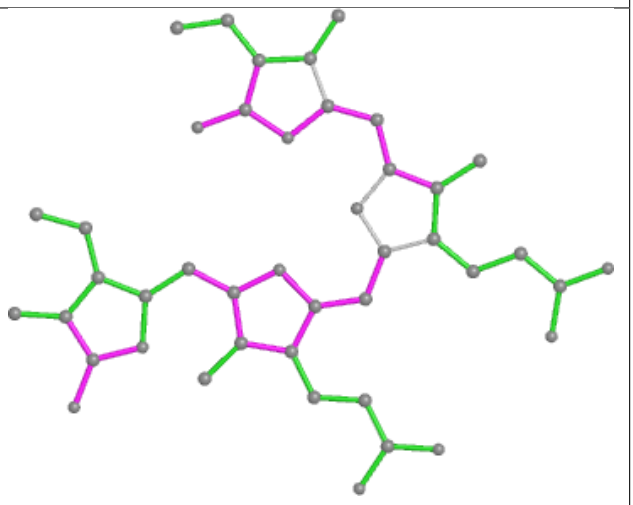

Bond angles

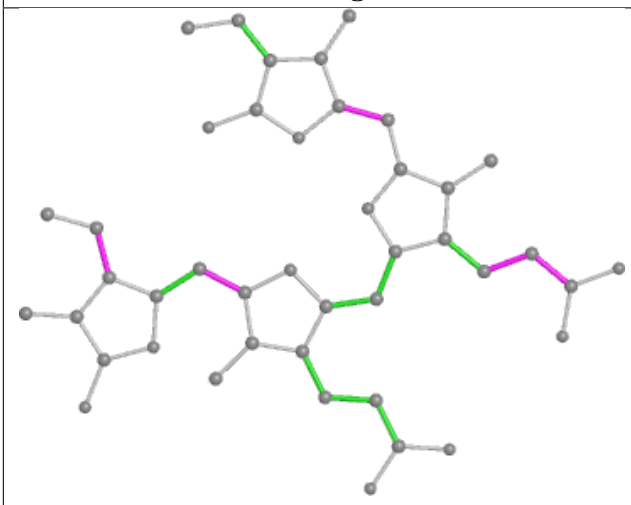

Torsions

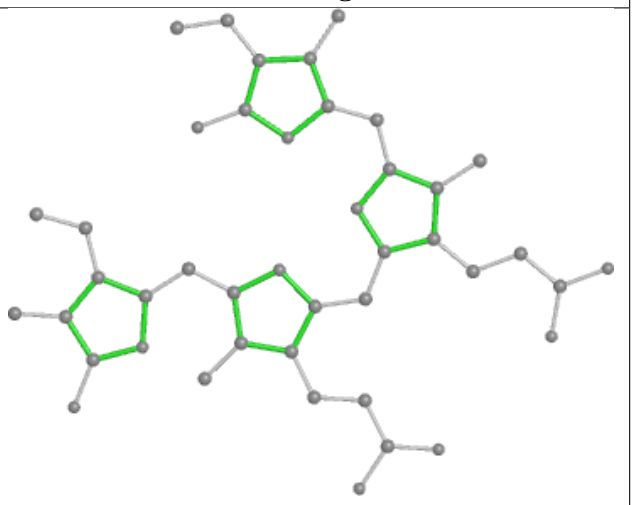

Rings

Ligand PEB H4 1002

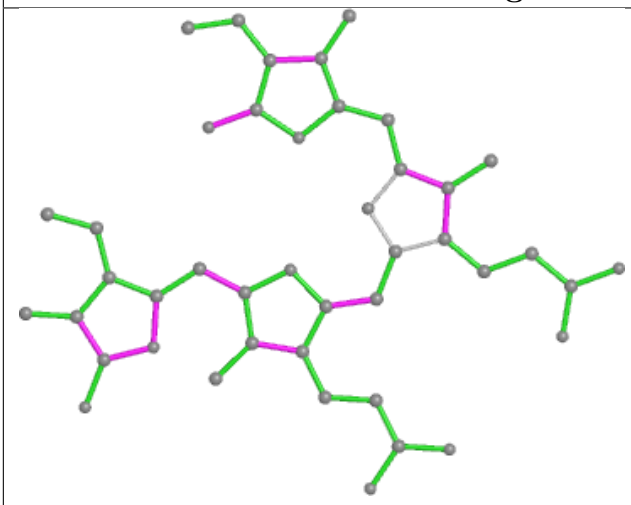

Bond lengths

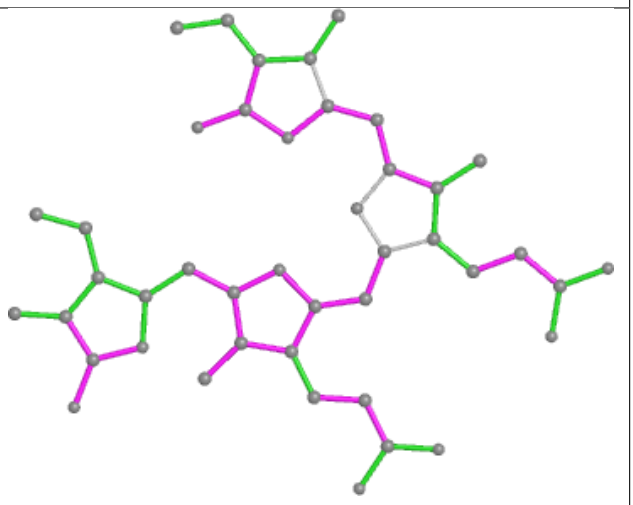

Bond angles

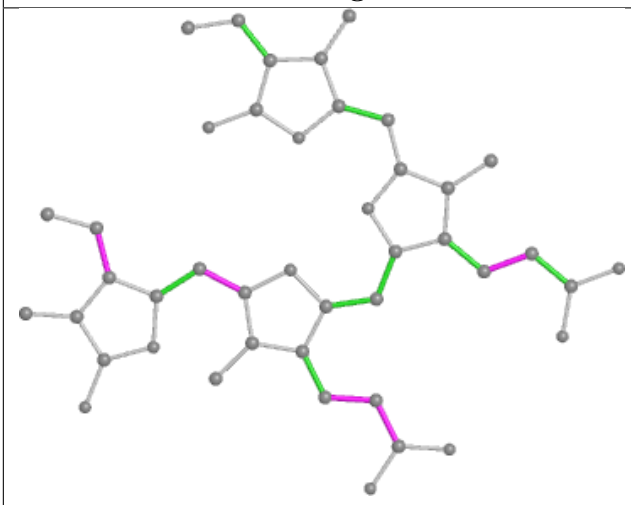

Torsions

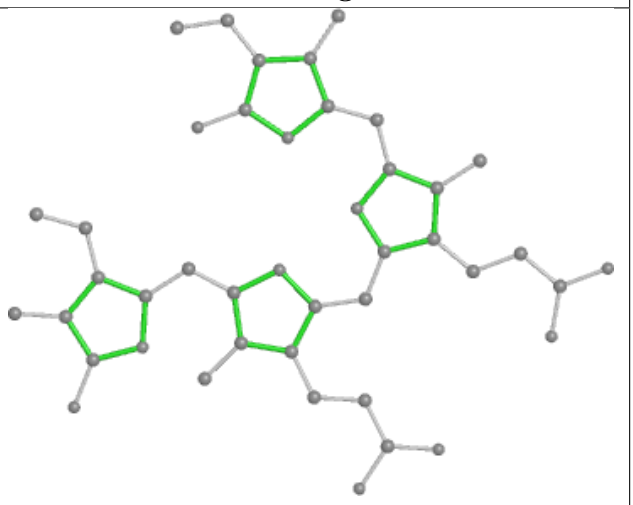

Rings

Ligand PEB MQ 202

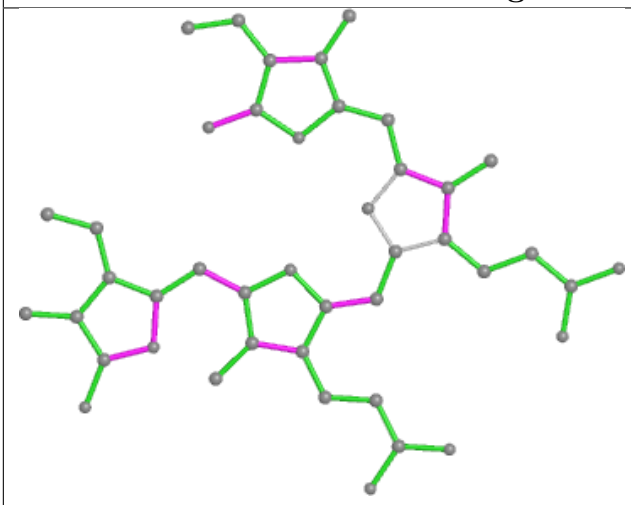

Bond lengths

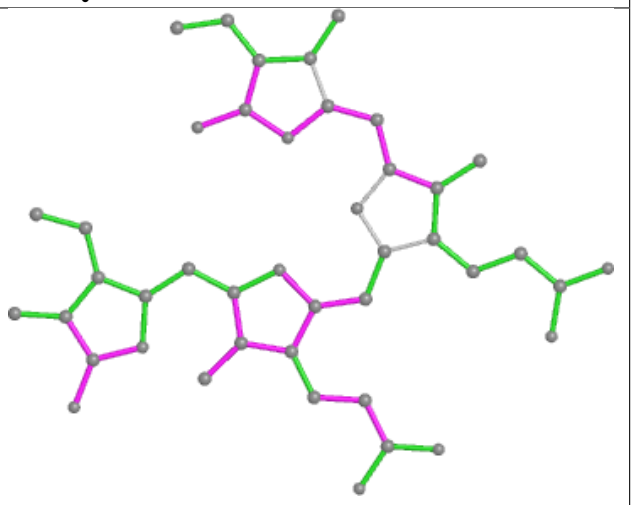

Bond angles

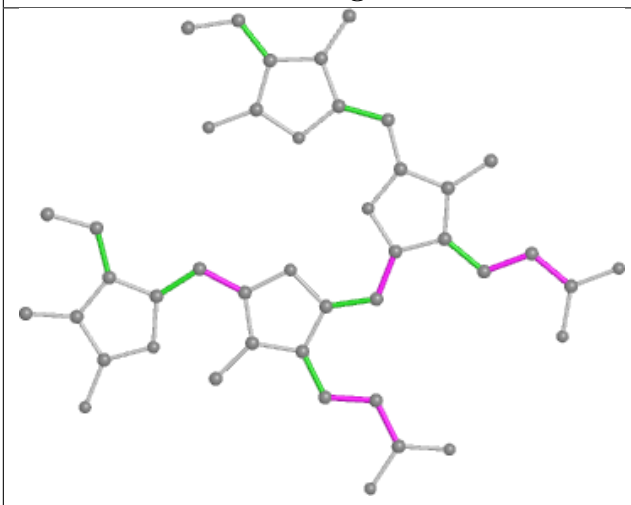

Torsions

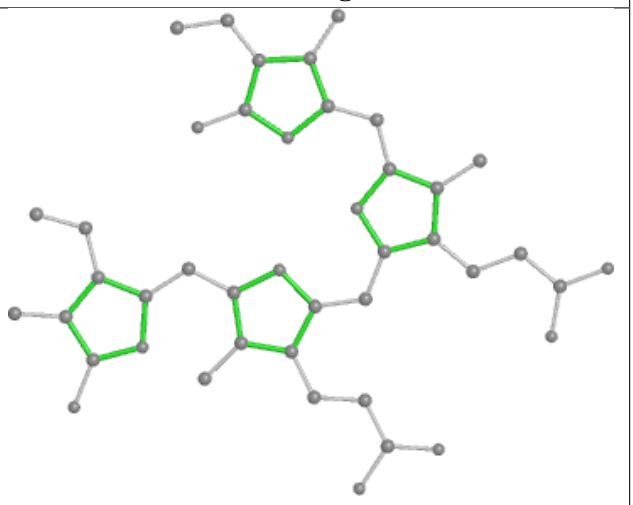

Rings

Ligand PEB DB 202

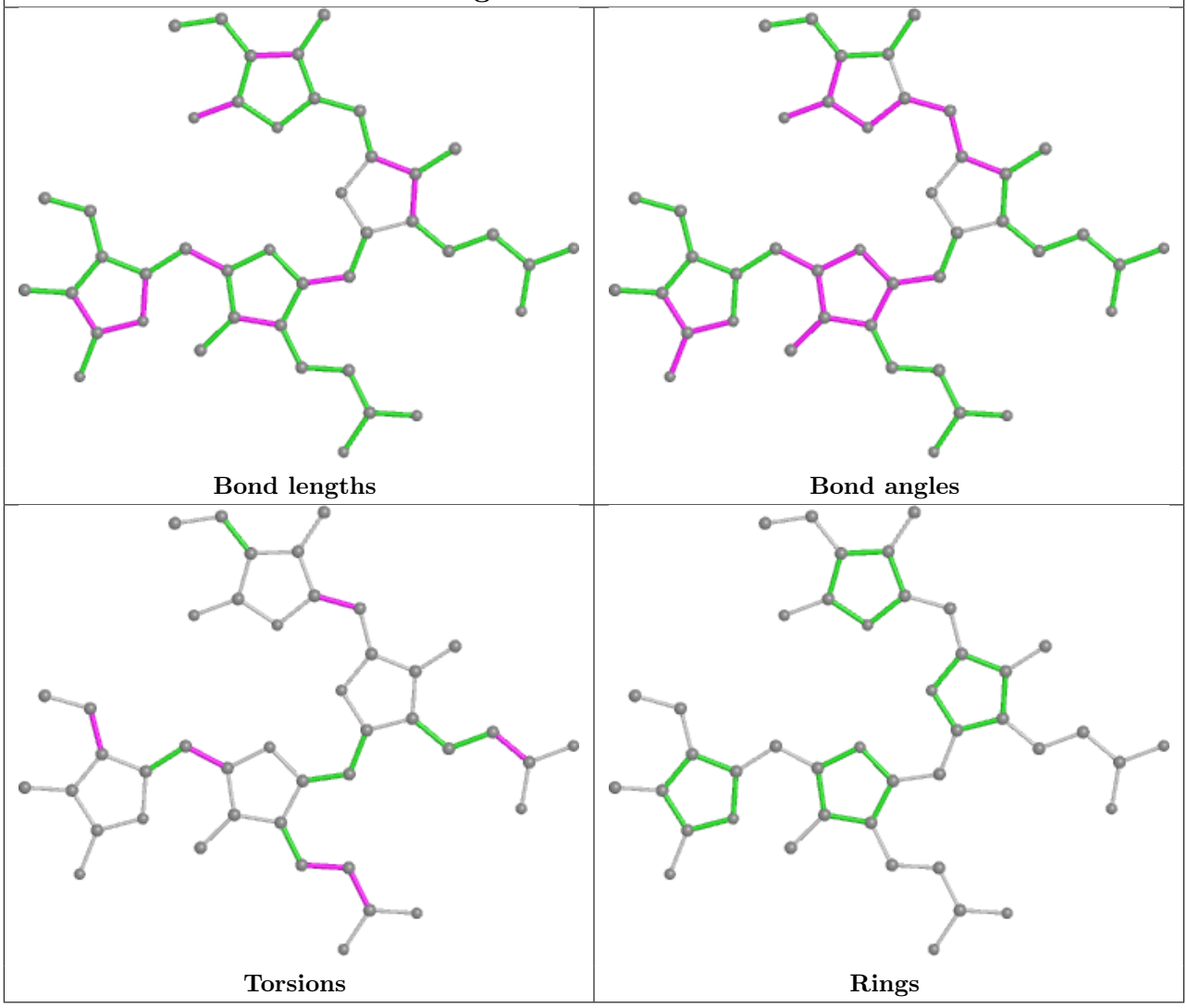

Ligand BCR c6 617

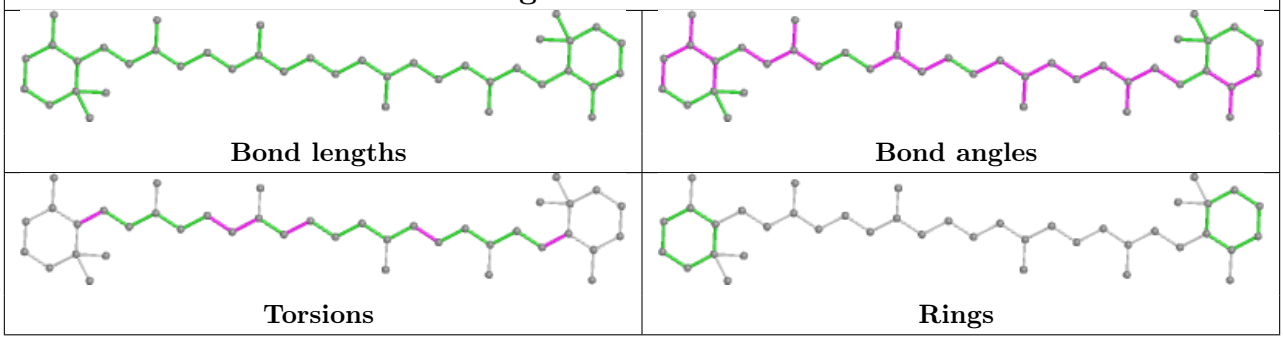

Ligand CLA RN 201

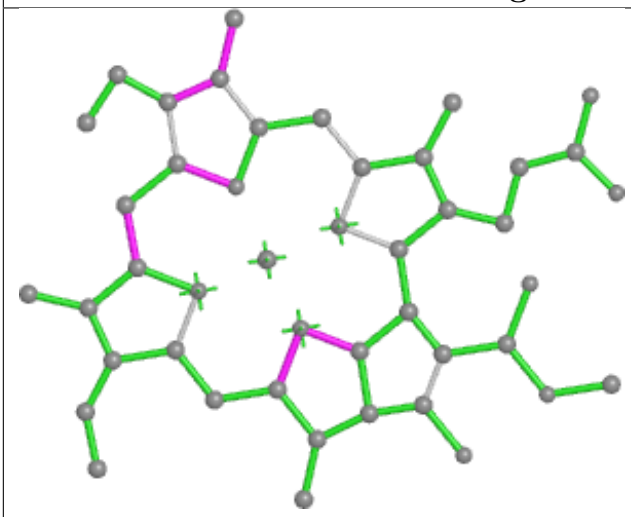

Bond lengths

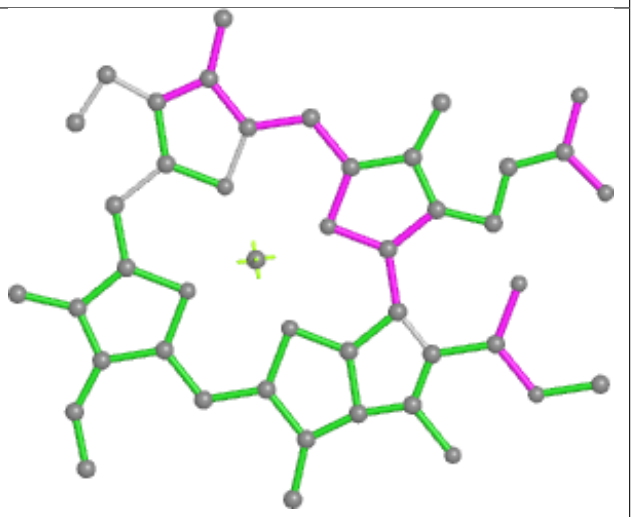

Bond angles

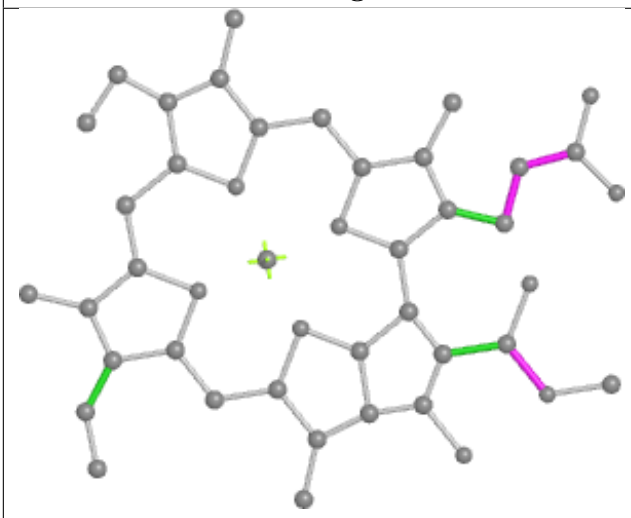

Torsions

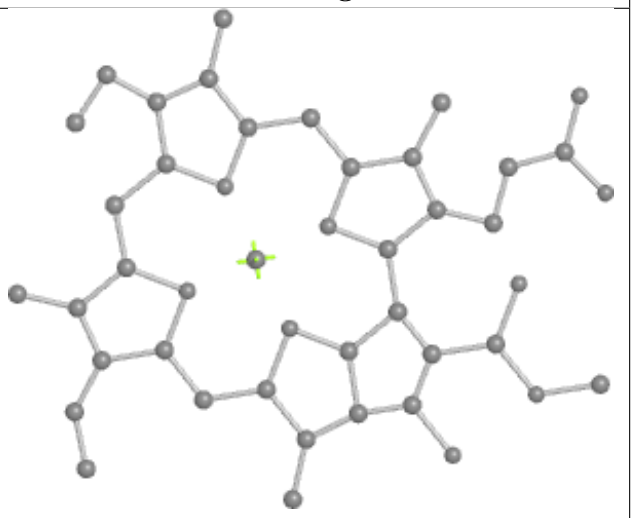

Rings

Ligand CLA B6 603

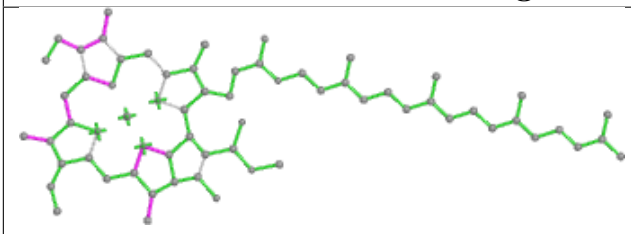

Bond lengths

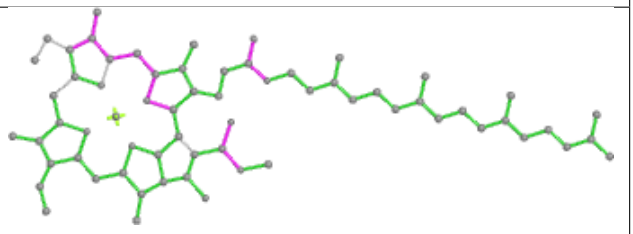

Bond angles

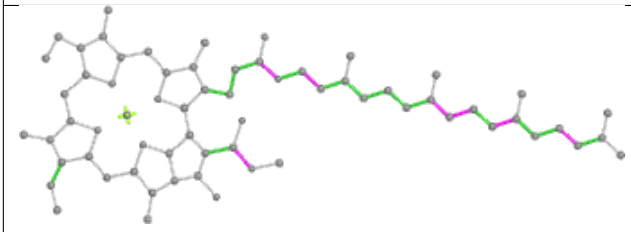

Torsions

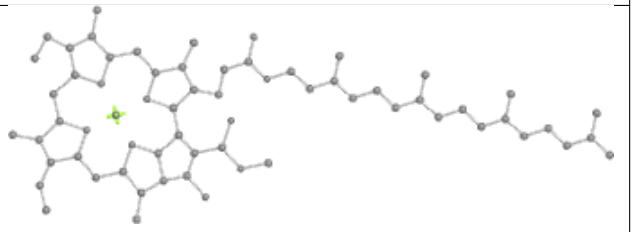

Rings

Ligand PEB CK 203

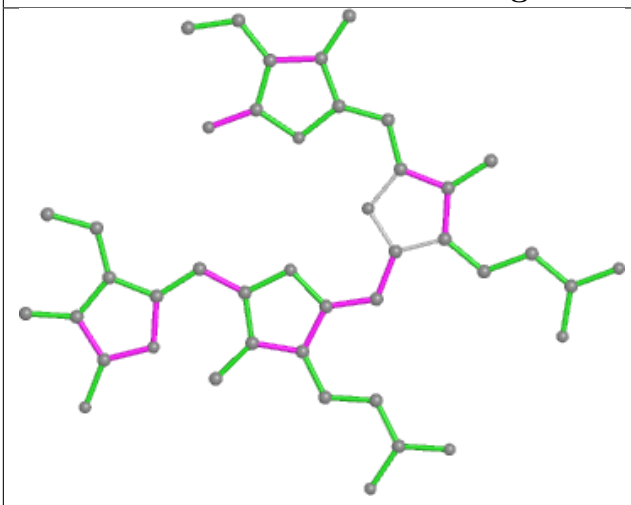

Bond lengths

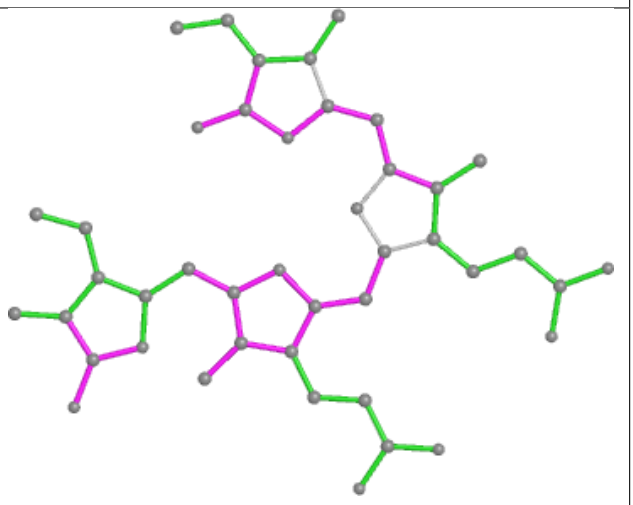

Bond angles

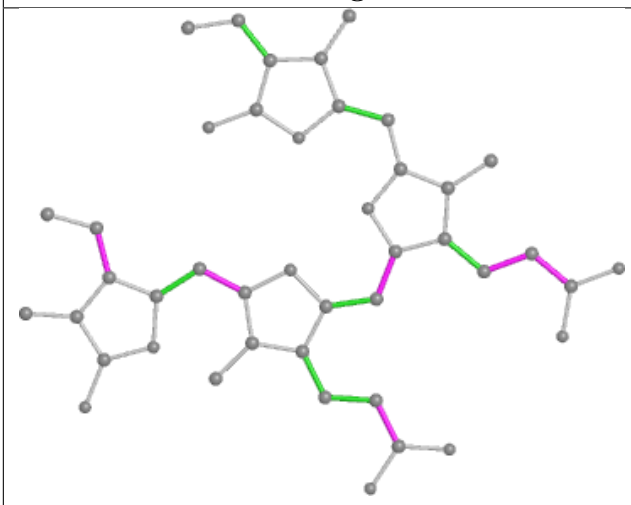

Torsions

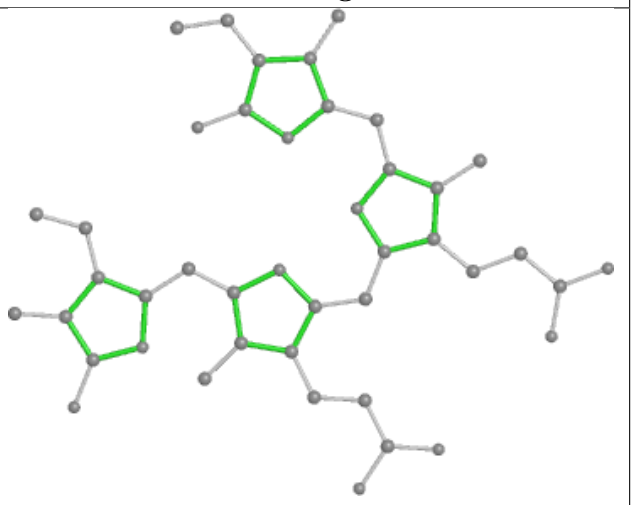

Rings

Ligand PUB AG 303

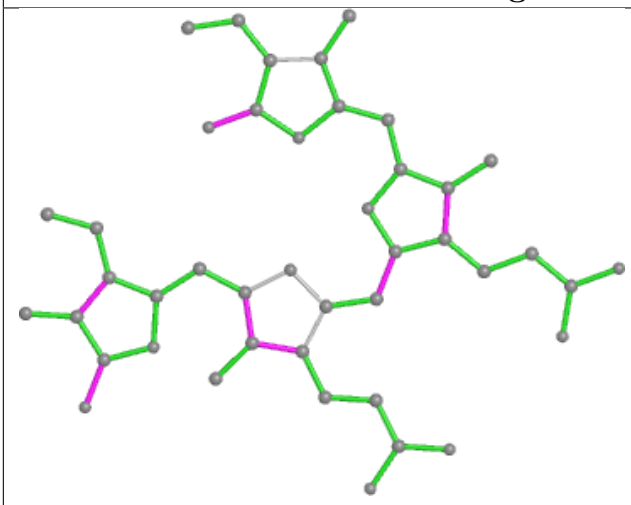

Bond lengths

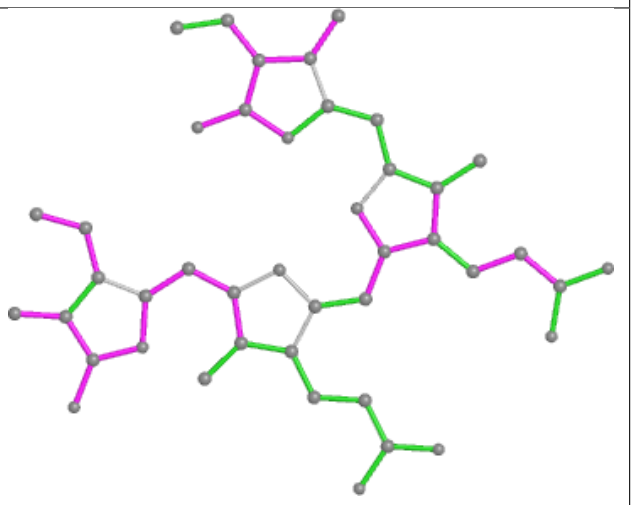

Bond angles

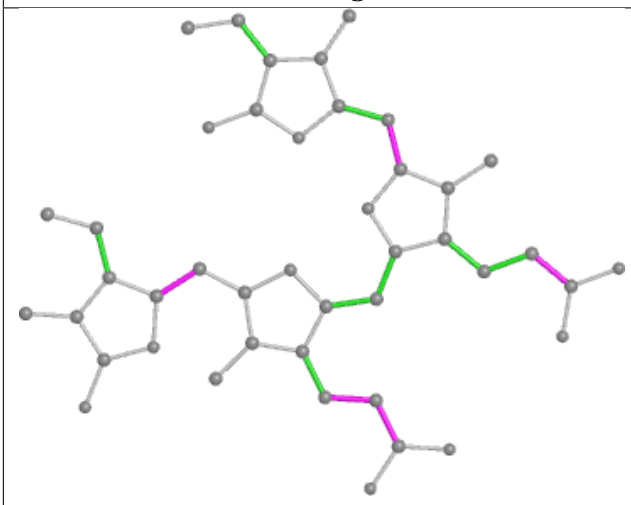

Torsions

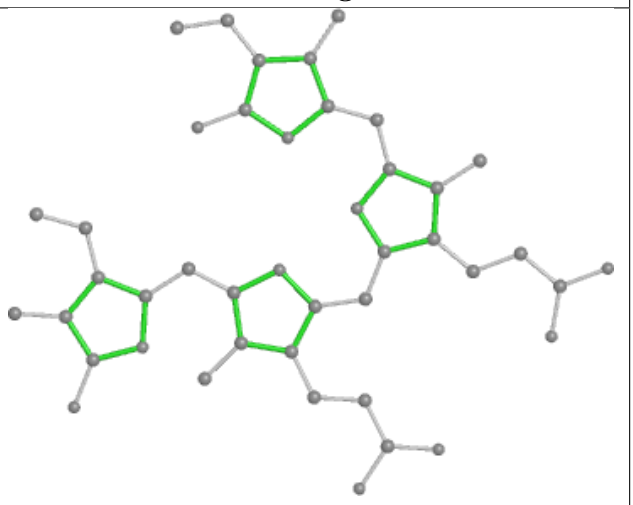

Rings

Ligand CLA 42 610

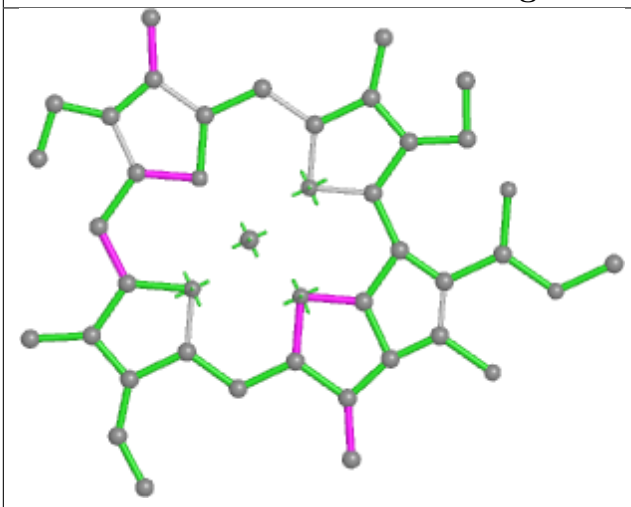

Bond lengths

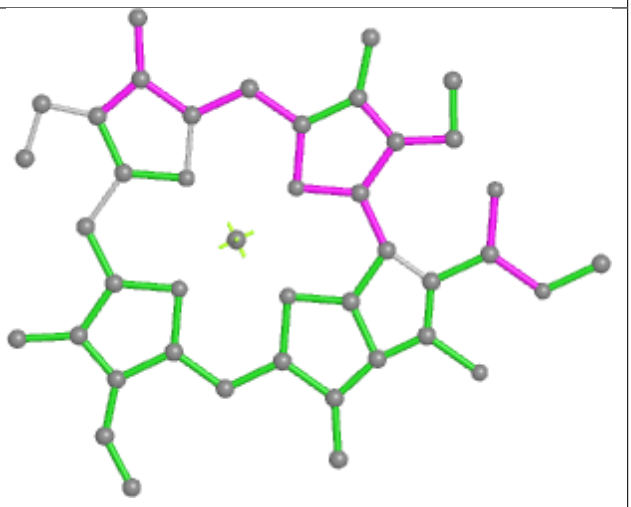

Bond angles

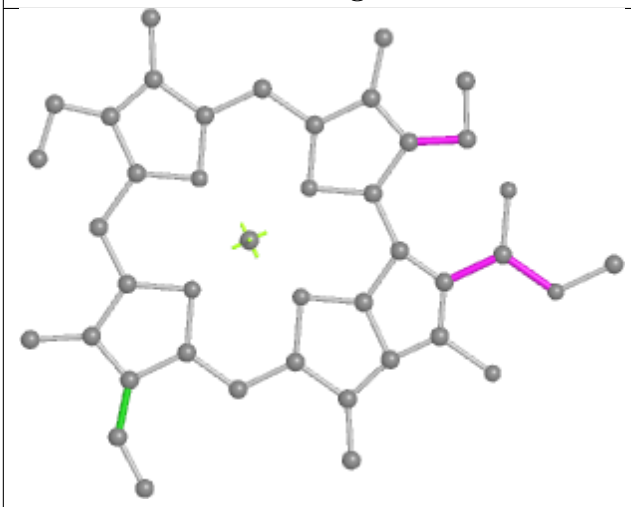

Torsions

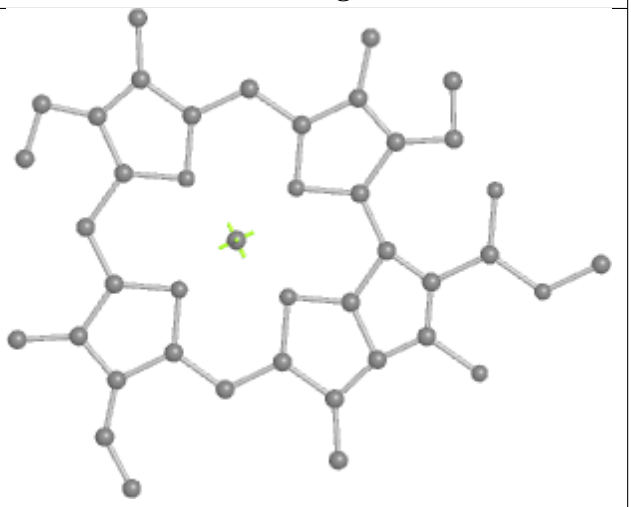

Rings

Ligand LMG bL 624

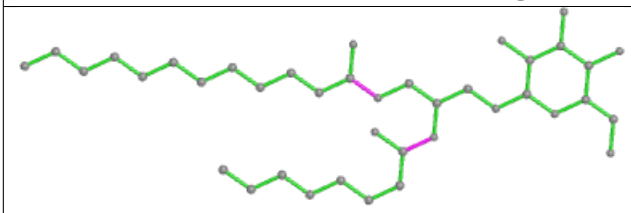

Bond lengths

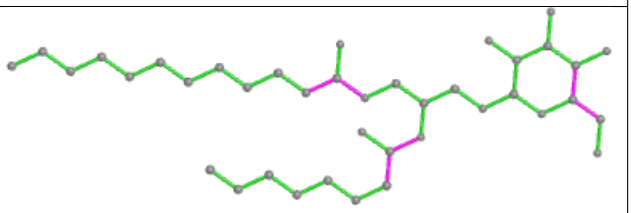

Bond angles

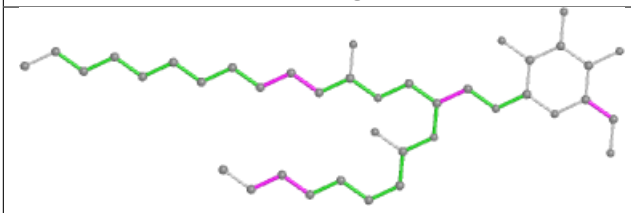

Torsions

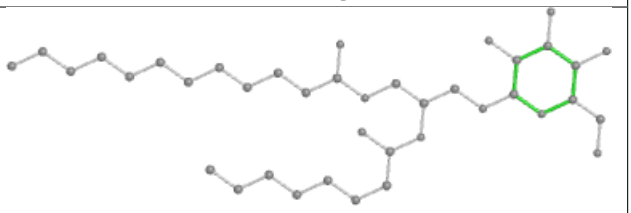

Rings

Ligand PEB U5 201

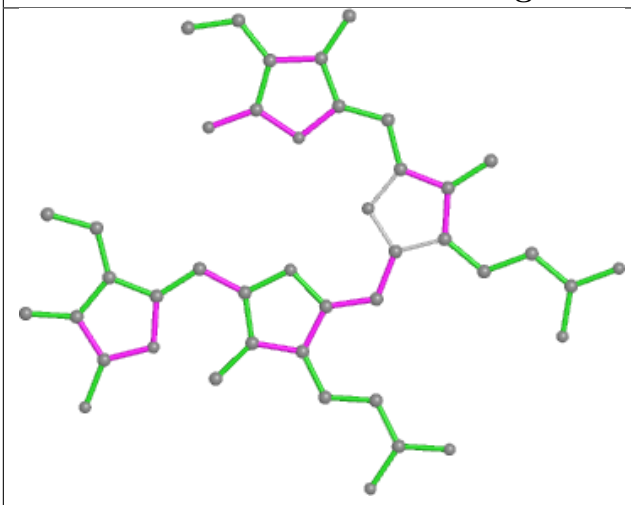

Bond lengths

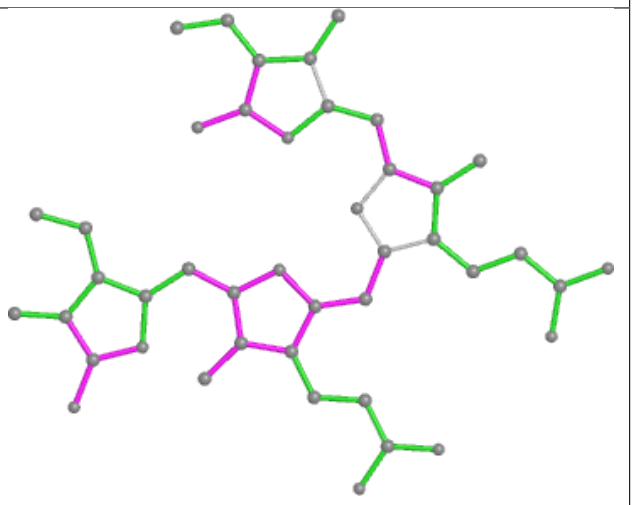

Bond angles

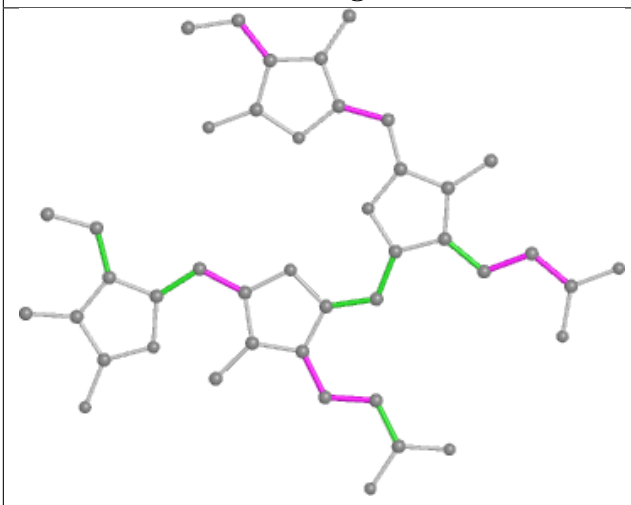

Torsions

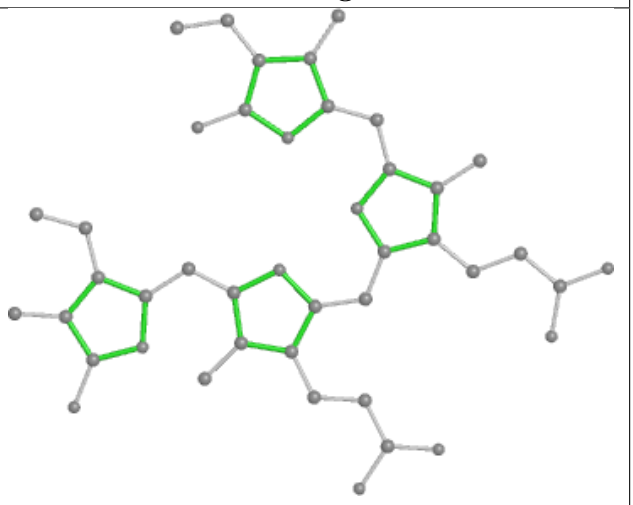

Rings

Ligand PEB JQ 202

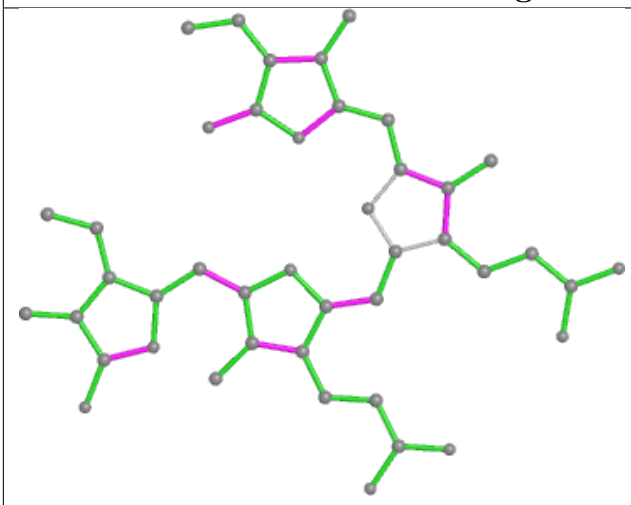

Bond lengths

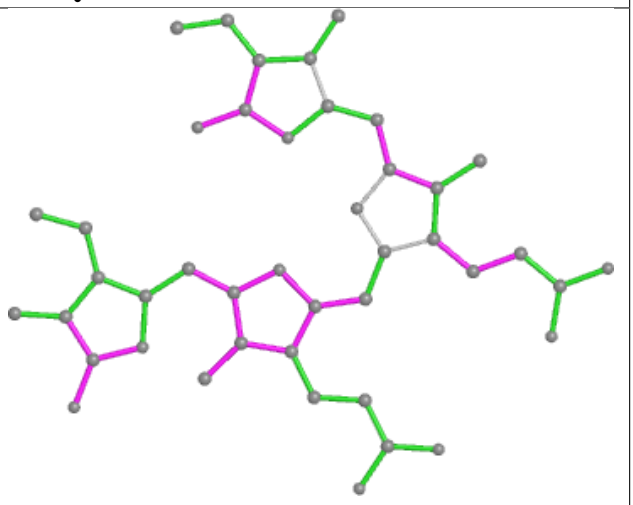

Bond angles

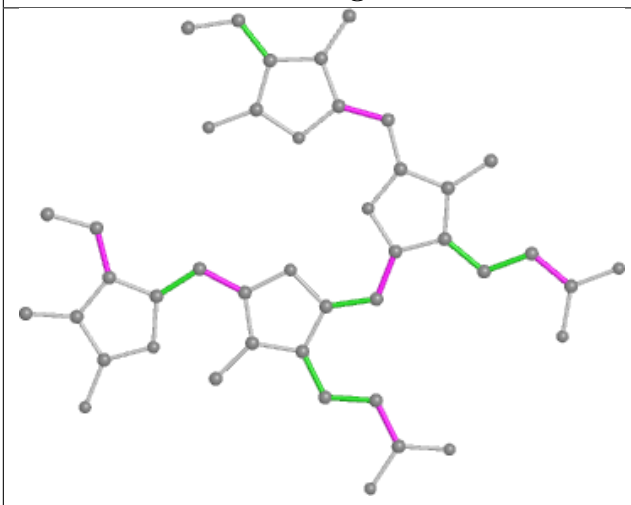

Torsions

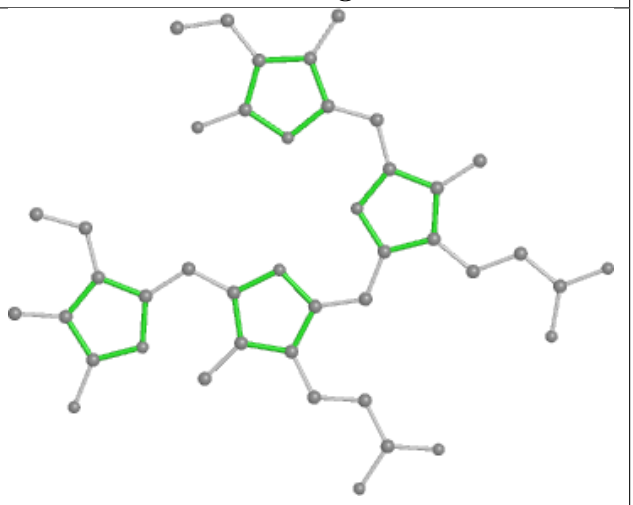

Rings

Ligand PL9 aL 601

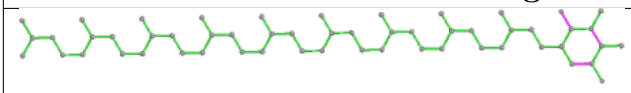

Bond lengths

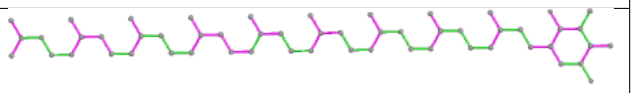

Bond angles

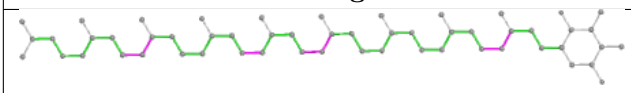

Torsions

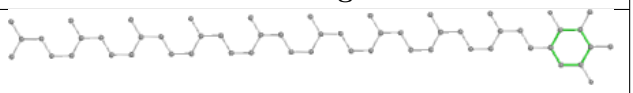

Rings

Ligand PEB jE 201

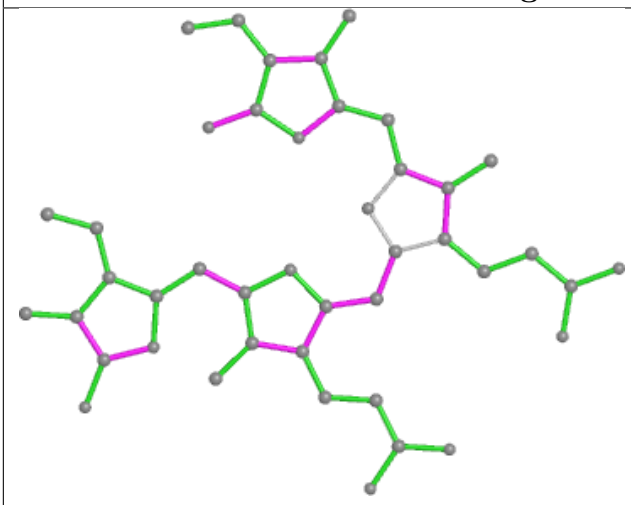

Bond lengths

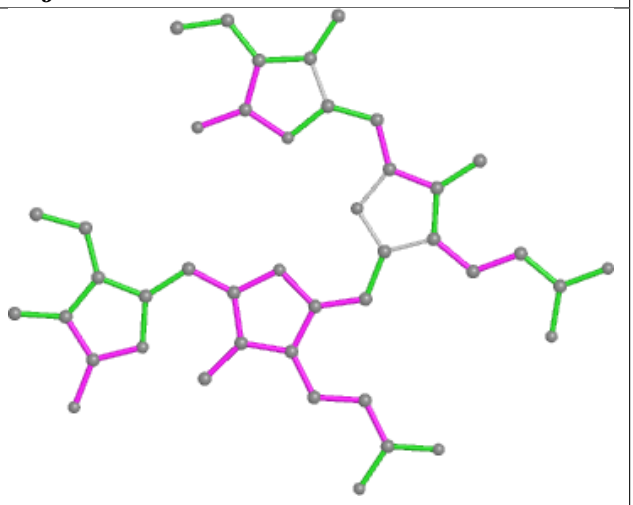

Bond angles

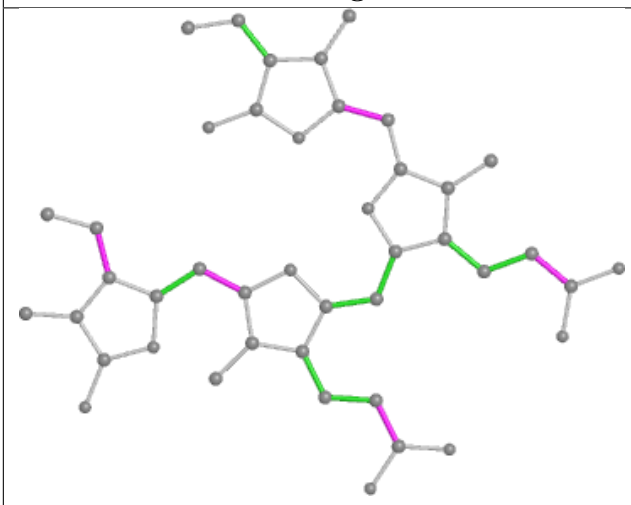

Torsions

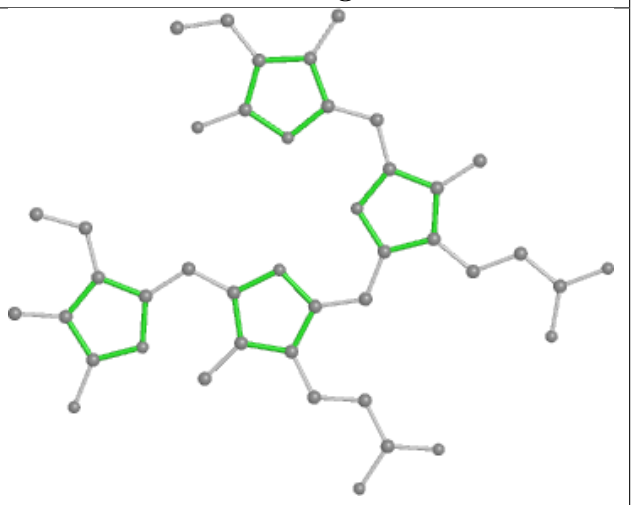

Rings

Ligand PEB C5 202

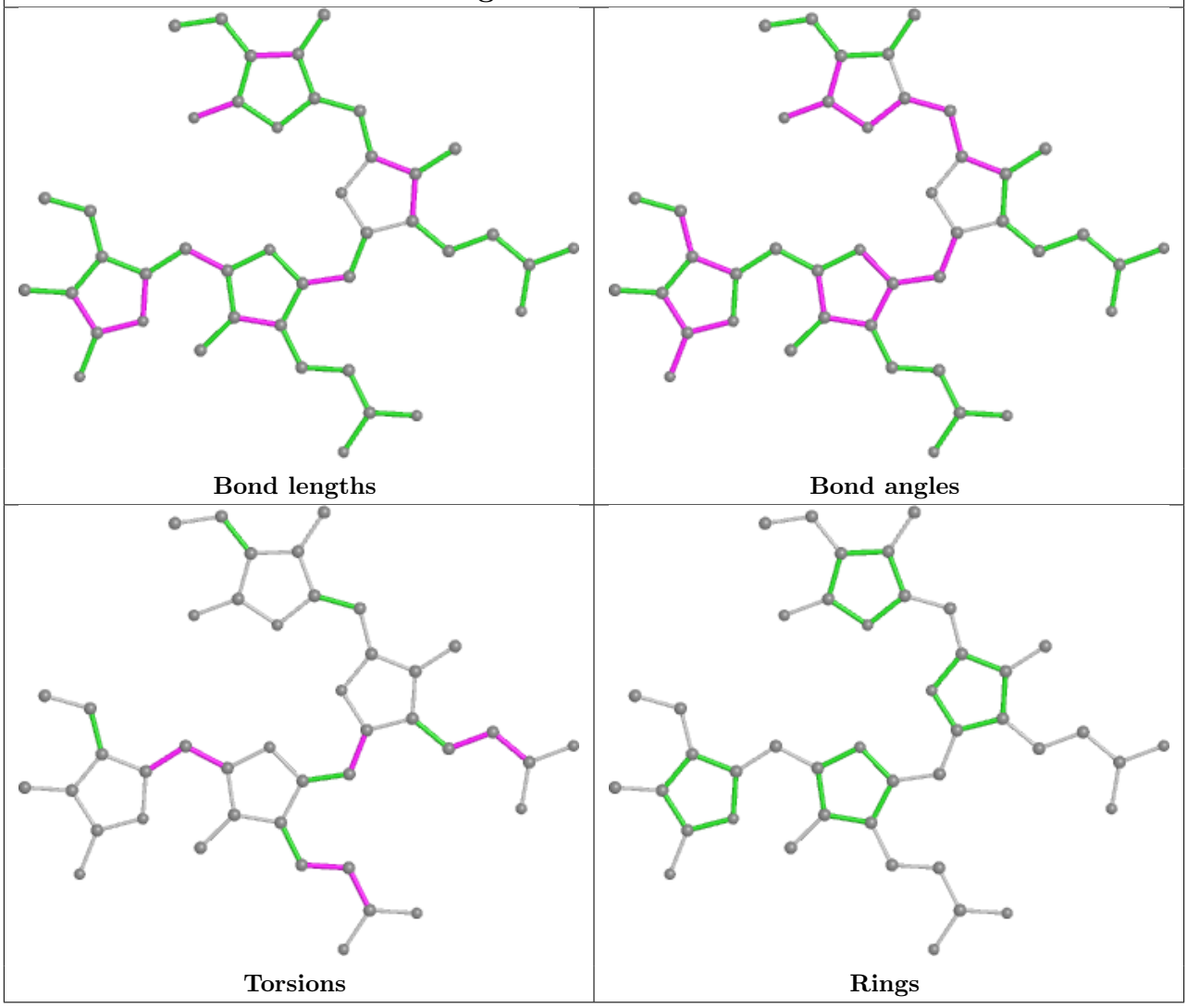

Ligand BCR B6 602

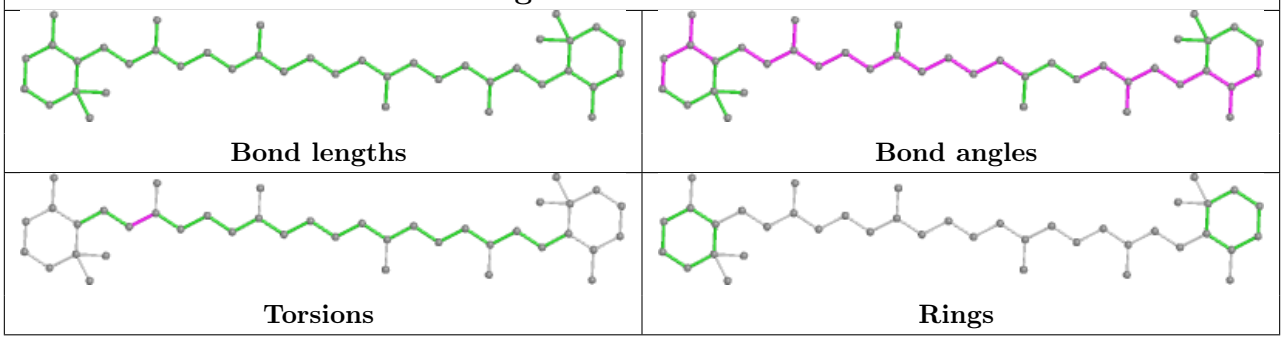

Ligand PEB EK 202

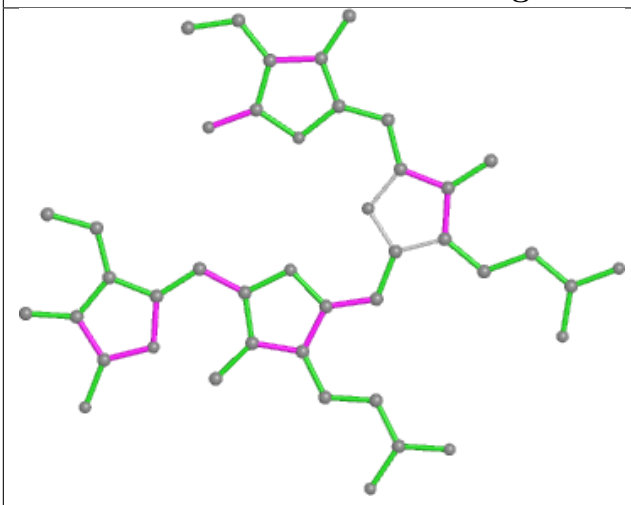

Bond lengths

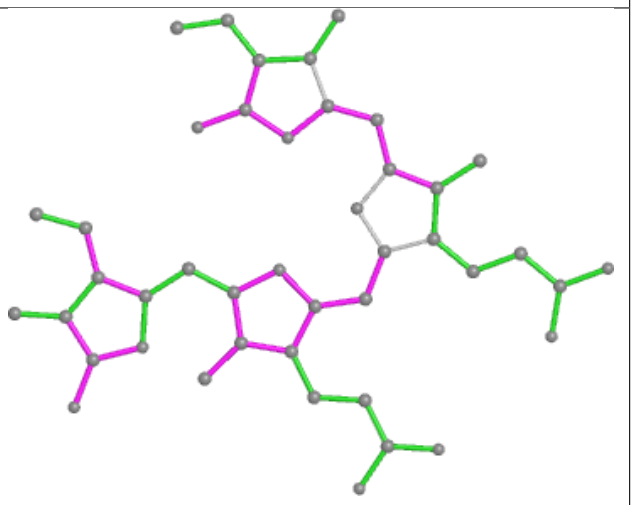

Bond angles

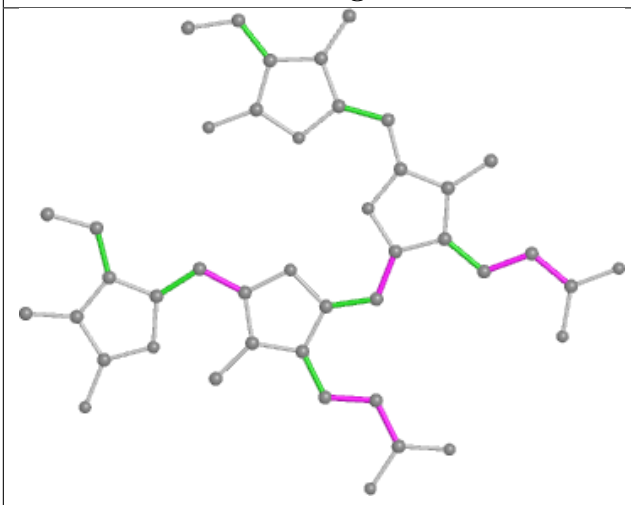

Torsions

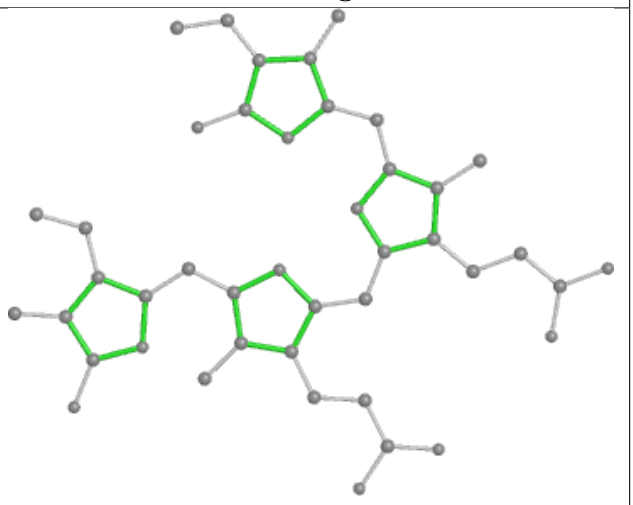

Rings

Ligand PEB LP 202

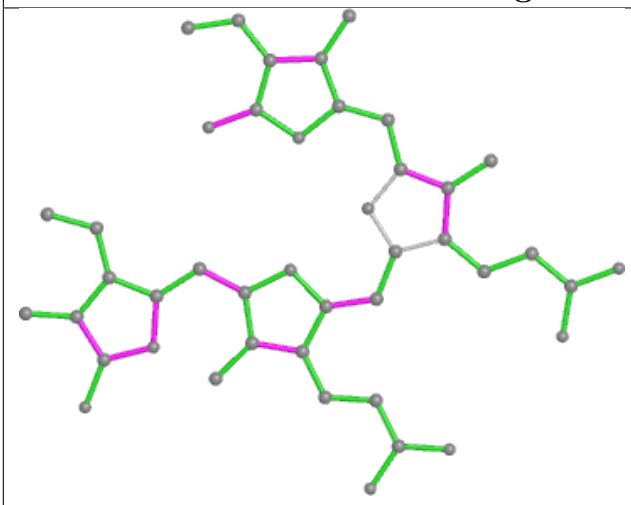

Bond lengths

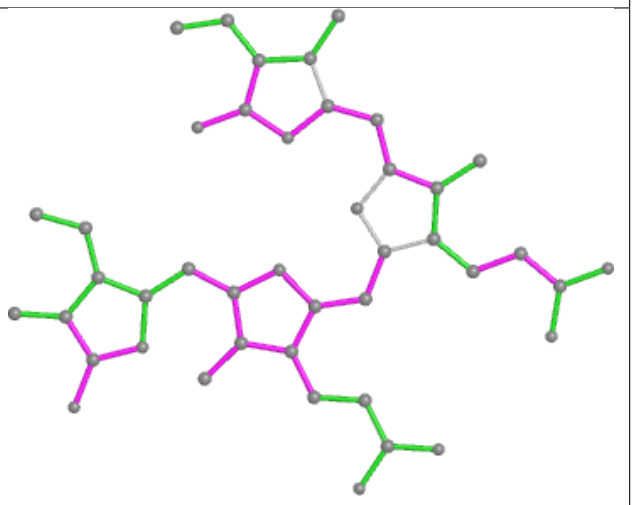

Bond angles

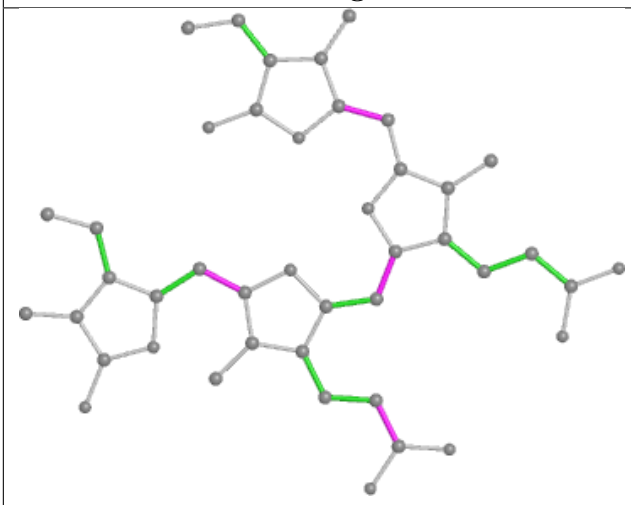

Torsions

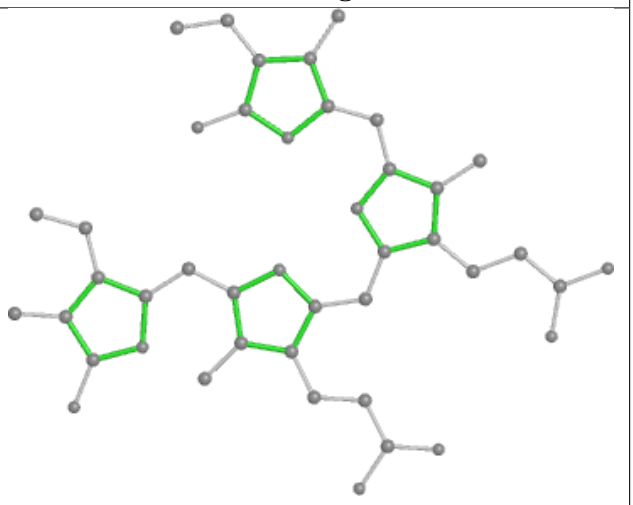

Rings

Ligand PEB c4 201

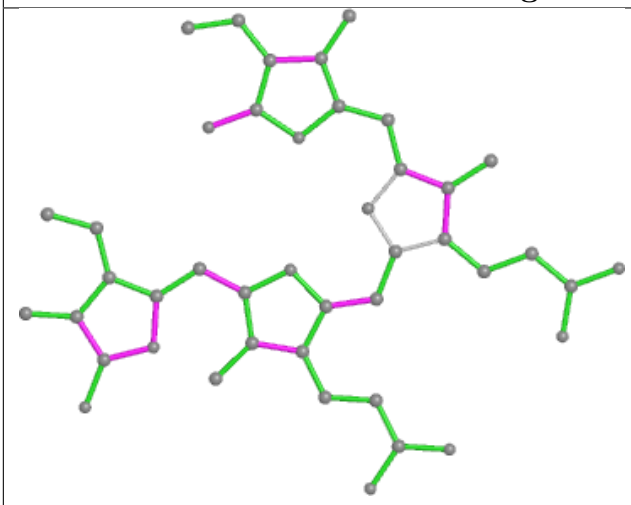

Bond lengths

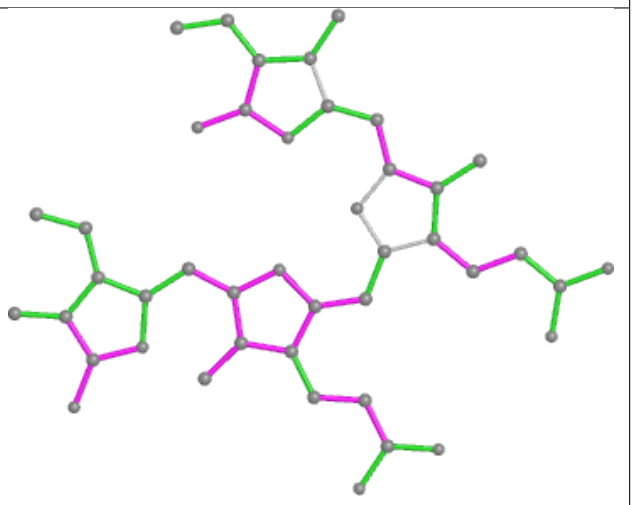

Bond angles

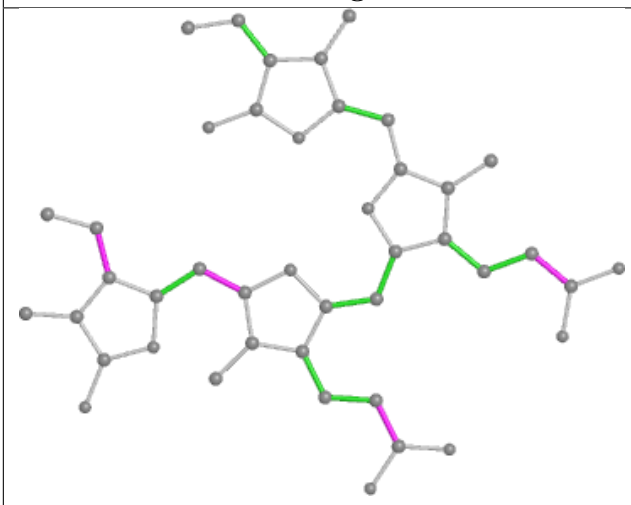

Torsions

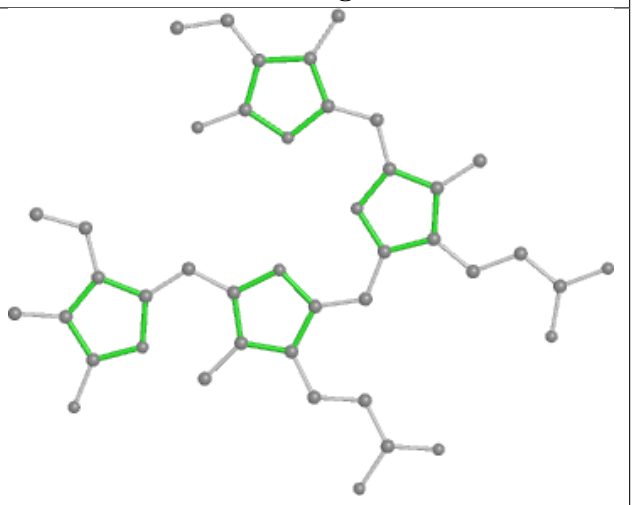

Rings

Ligand PEB E5 202

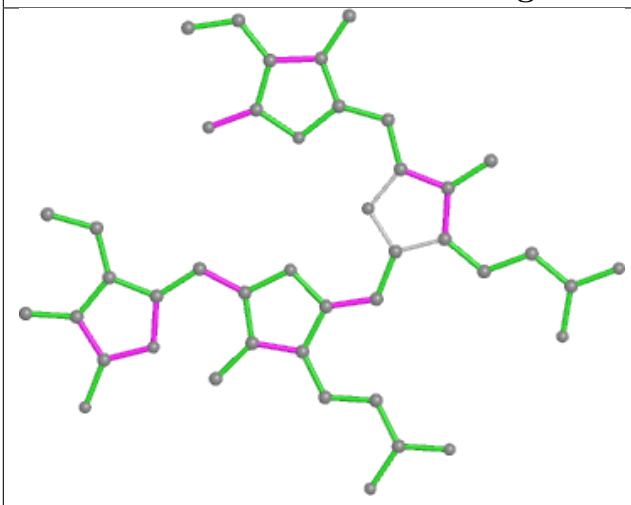

Bond lengths

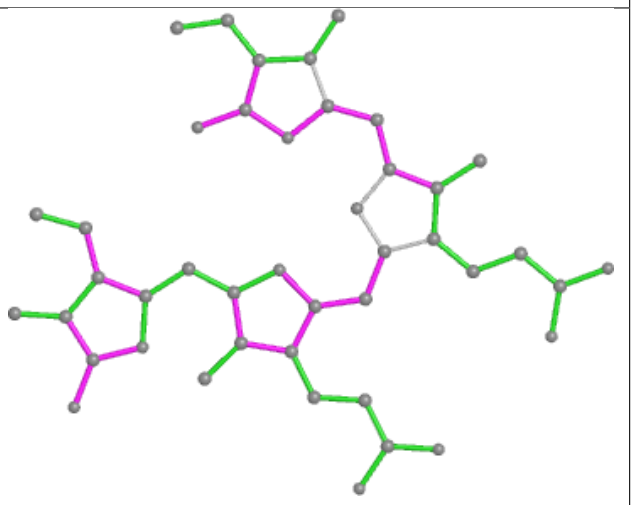

Bond angles

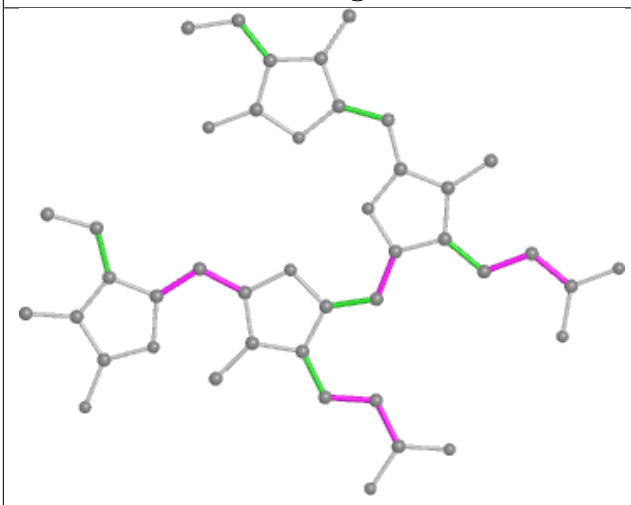

Torsions

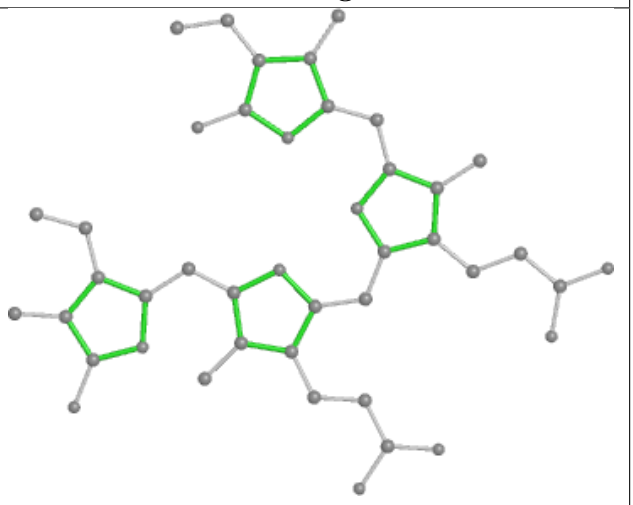

Rings

Ligand CLA a6 607

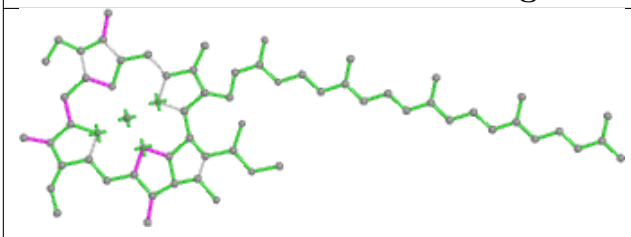

Bond lengths

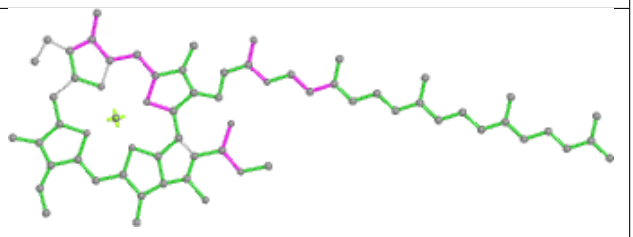

Bond angles

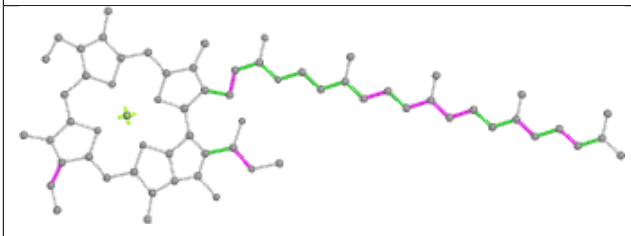

Torsions

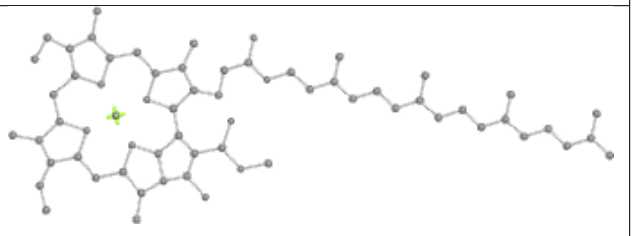

Rings

Ligand DGD J6 101

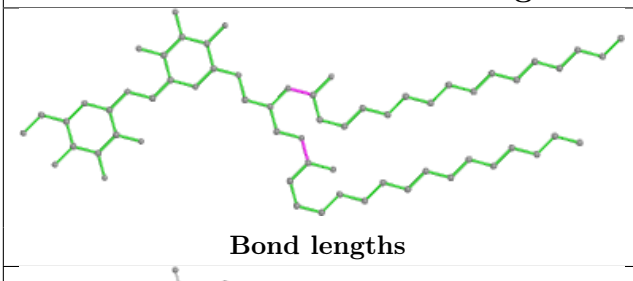

Bond lengths

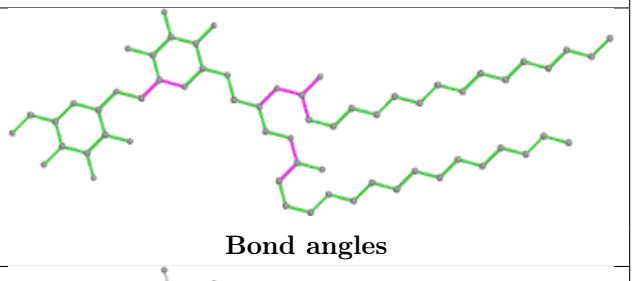

Bond angles

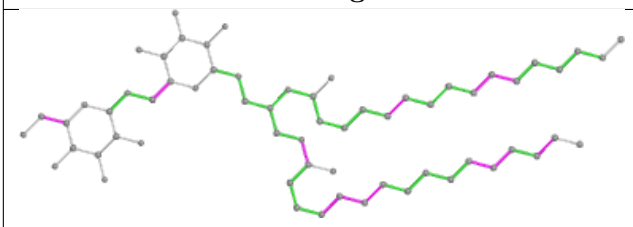

Torsions

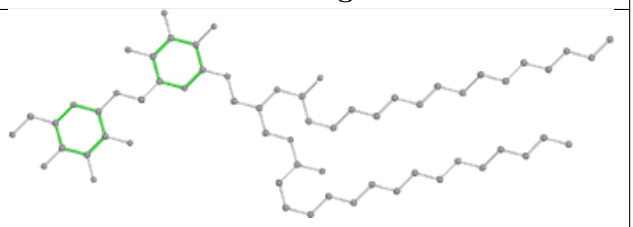

Rings

Ligand CYC 63 901

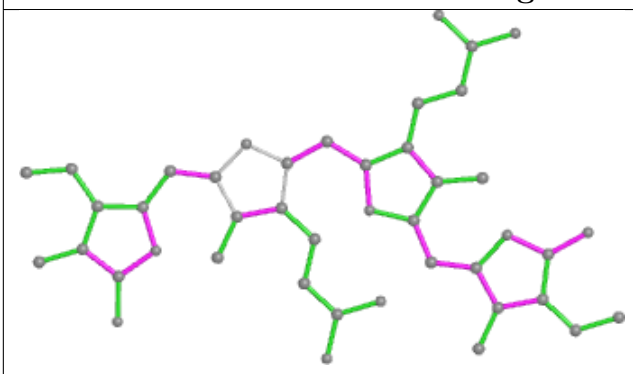

Bond lengths

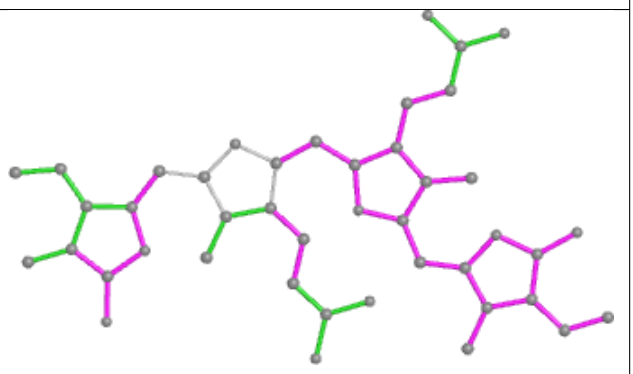

Bond angles

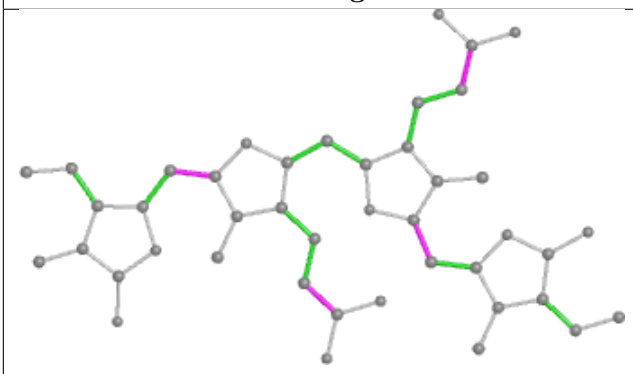

Torsions

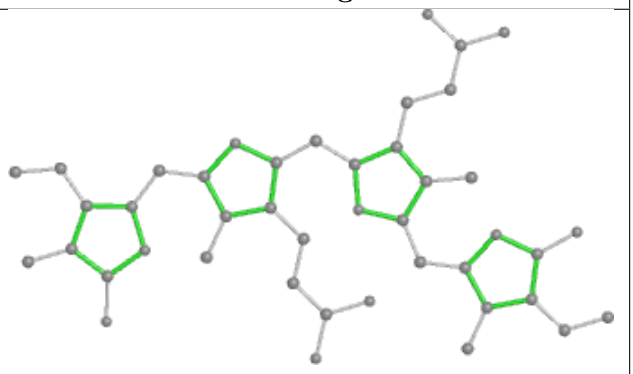

Rings

Ligand CLA b6 614

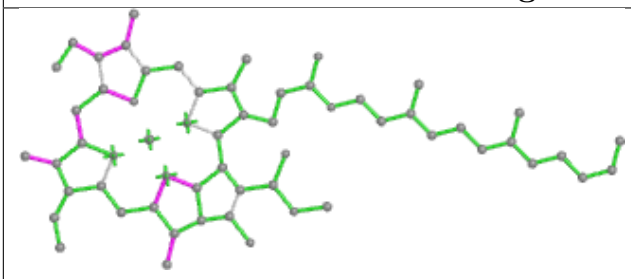

Bond lengths

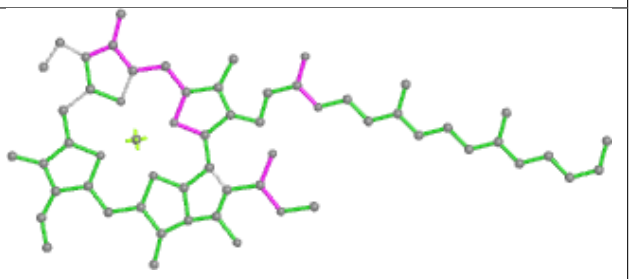

Bond angles

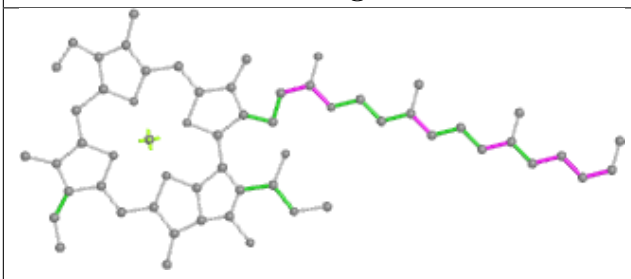

Torsions

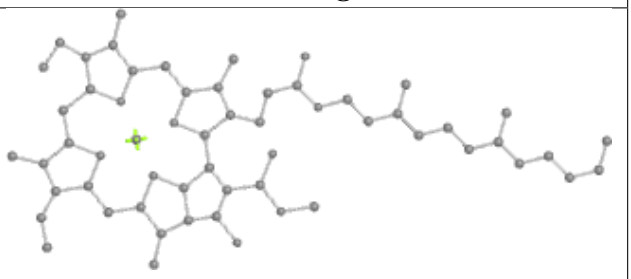

Rings

Ligand CLA B2 812

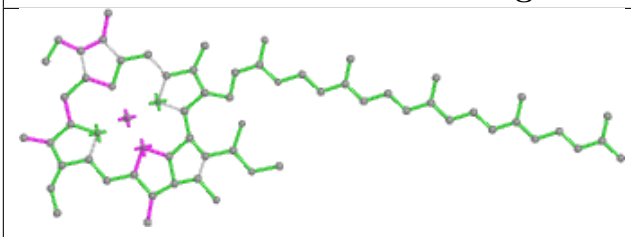

Bond lengths

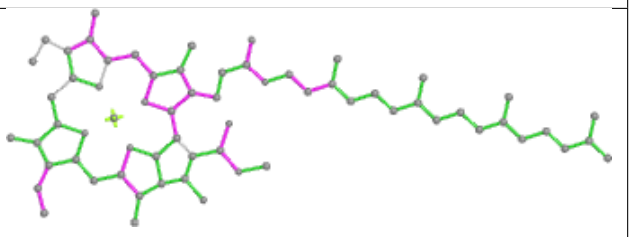

Bond angles

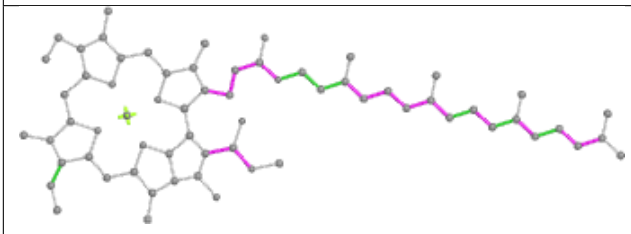

Torsions

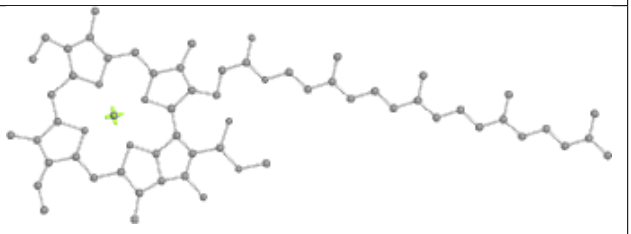

Rings

Ligand CLA 6N 603

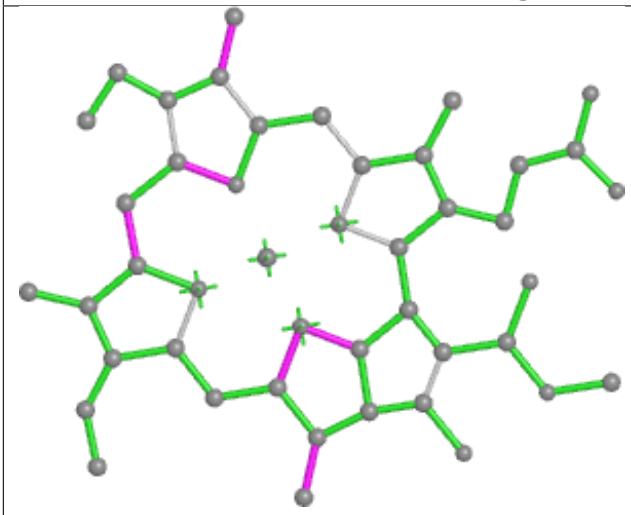

Bond lengths

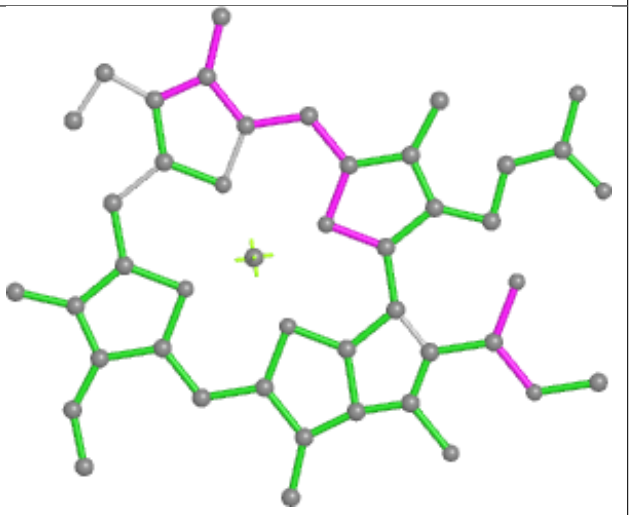

Bond angles

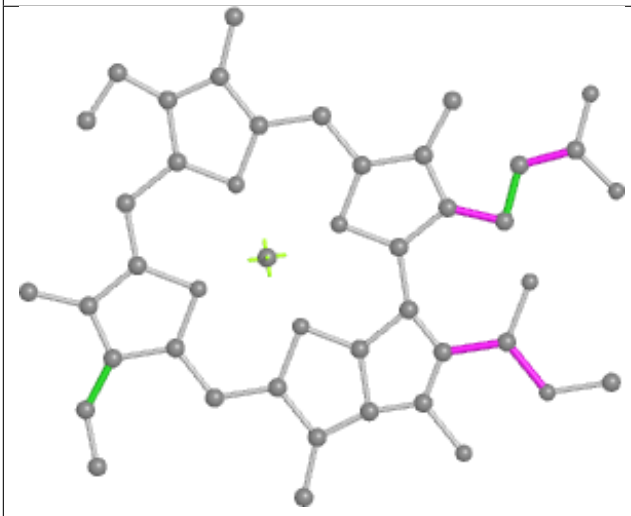

Torsions

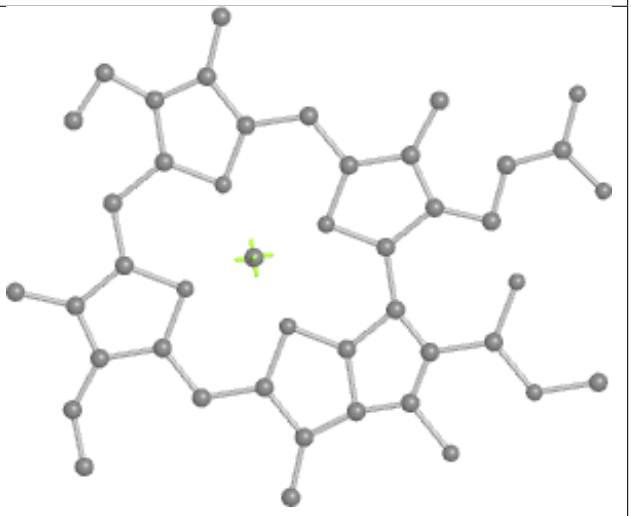

Rings

Ligand PEB EF 202

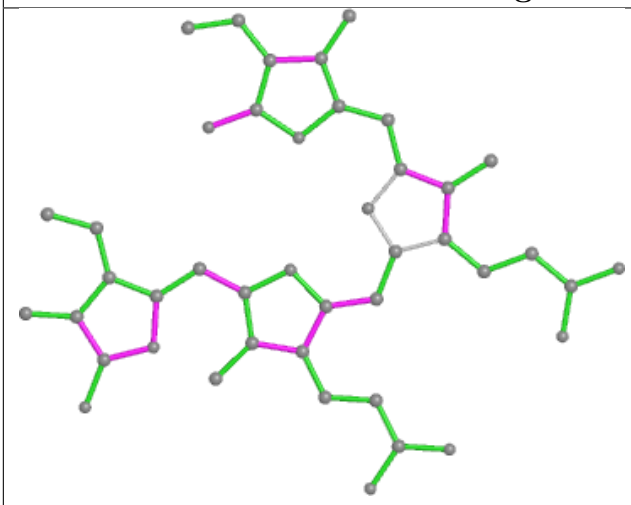

Bond lengths

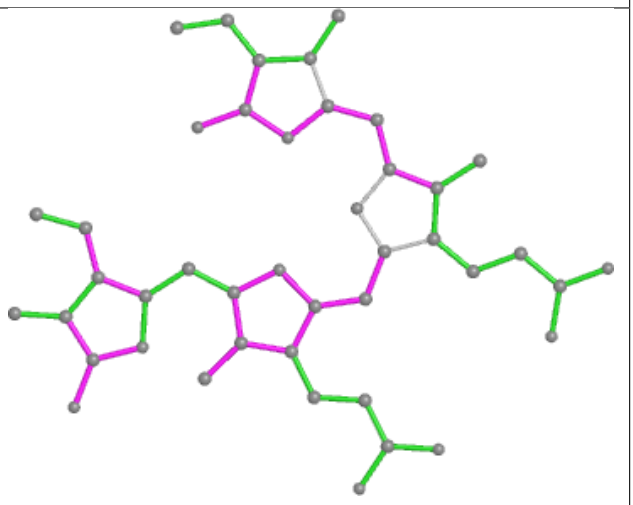

Bond angles

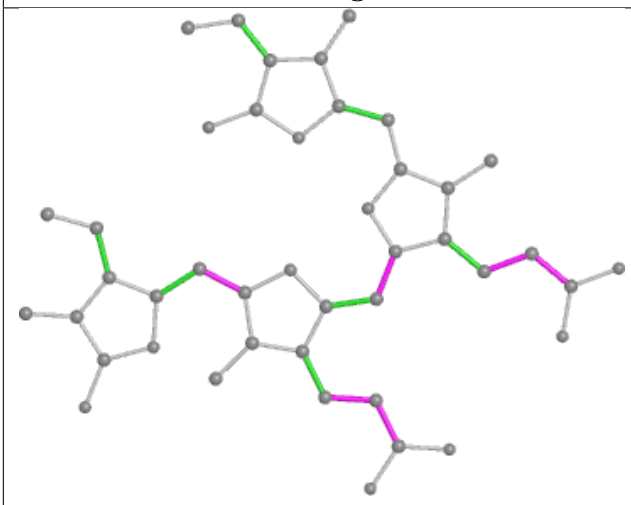

Torsions

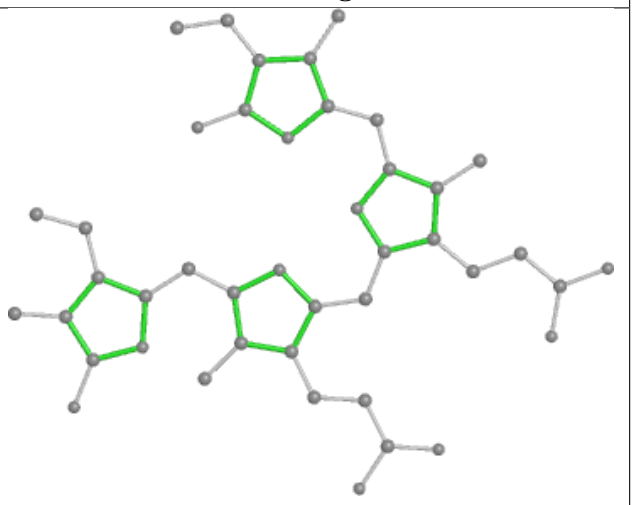

Rings

Ligand PEB i1 202

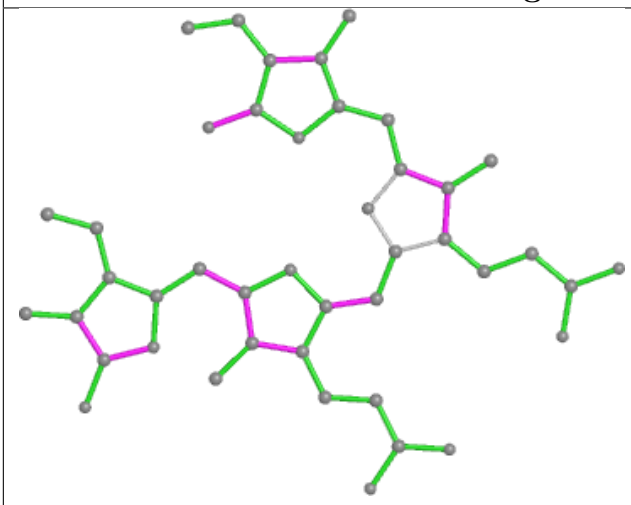

Bond lengths

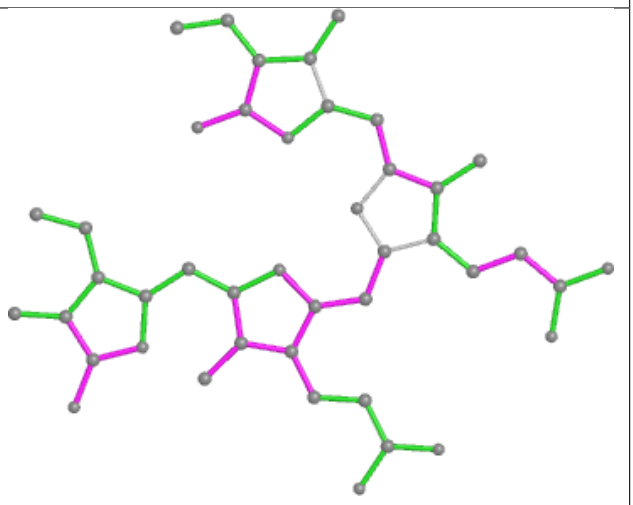

Bond angles

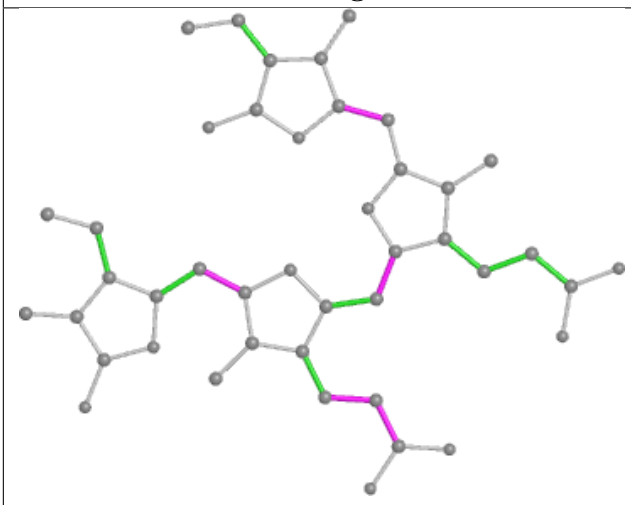

Torsions

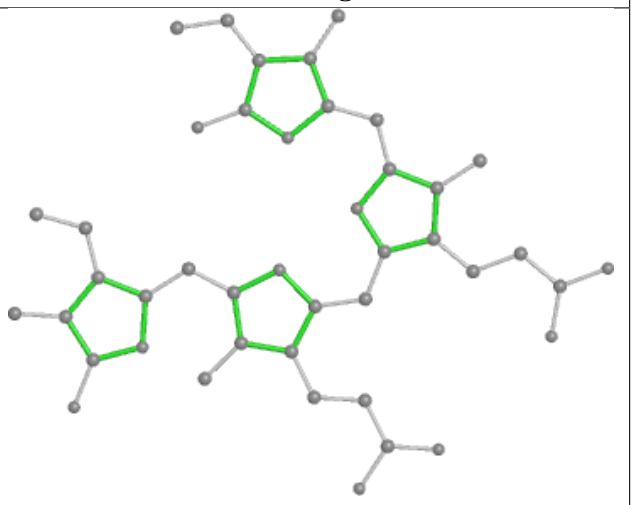

Rings

Ligand CLA 7N 602

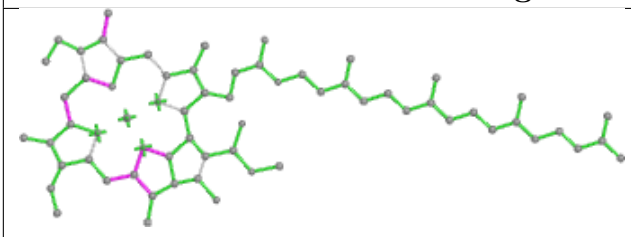

Bond lengths

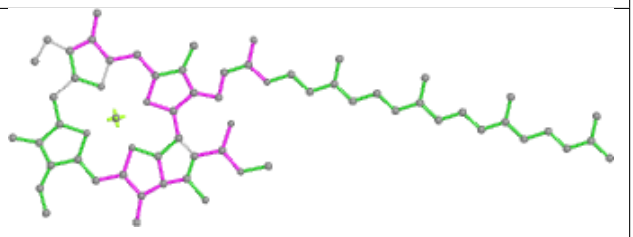

Bond angles

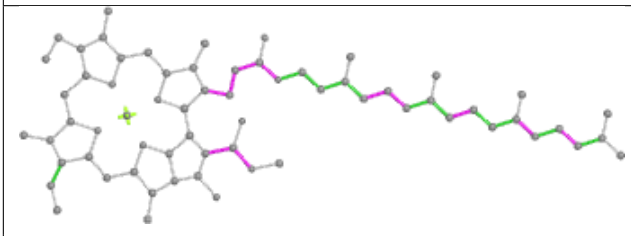

Torsions

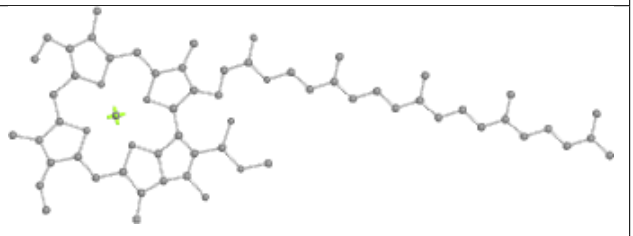

Rings

Ligand PEB J7 202

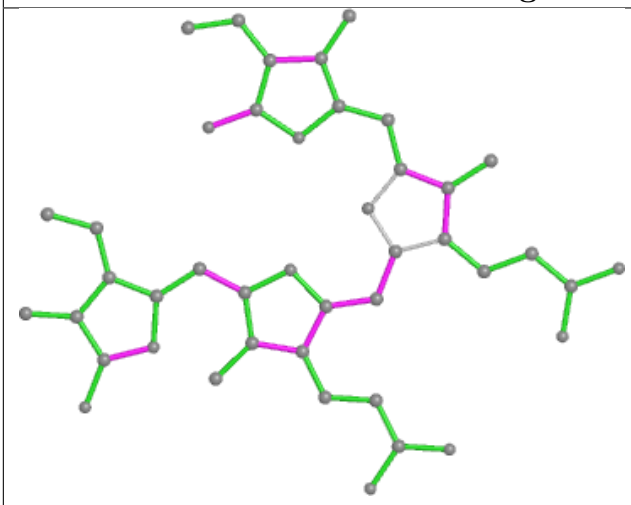

Bond lengths

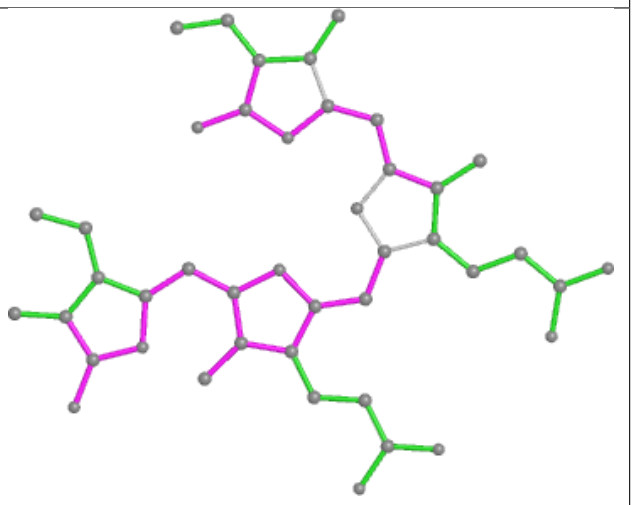

Bond angles

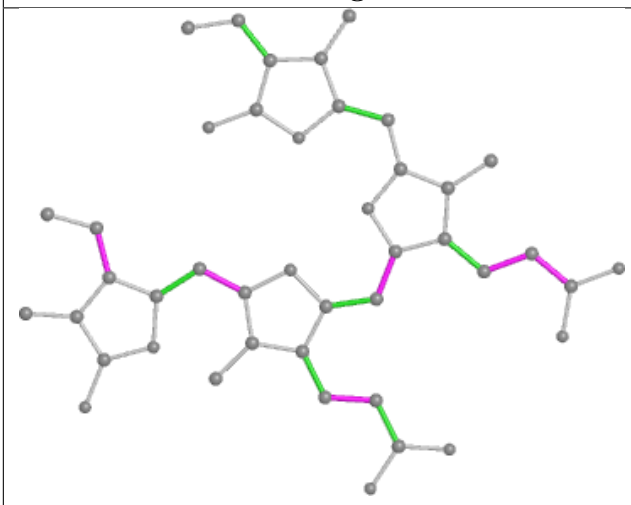

Torsions

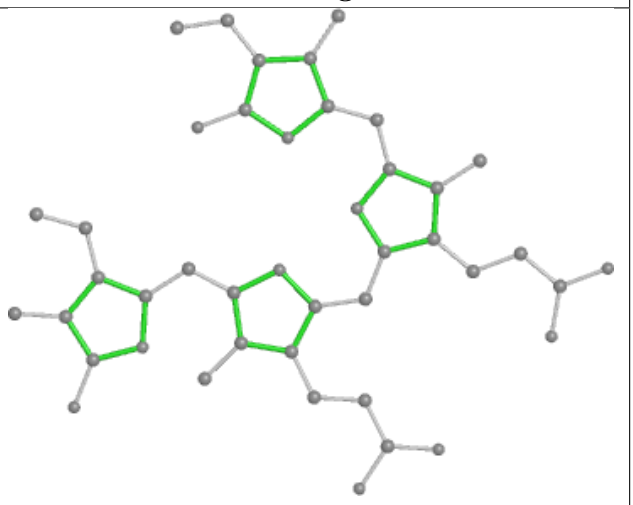

Rings

Ligand HEM E6 101

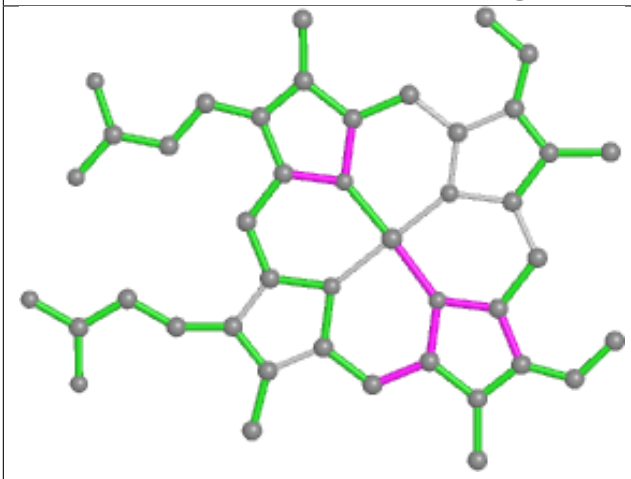

Bond lengths

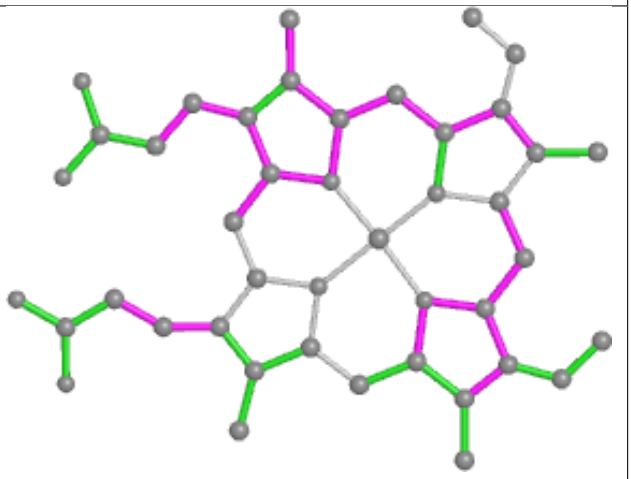

Bond angles

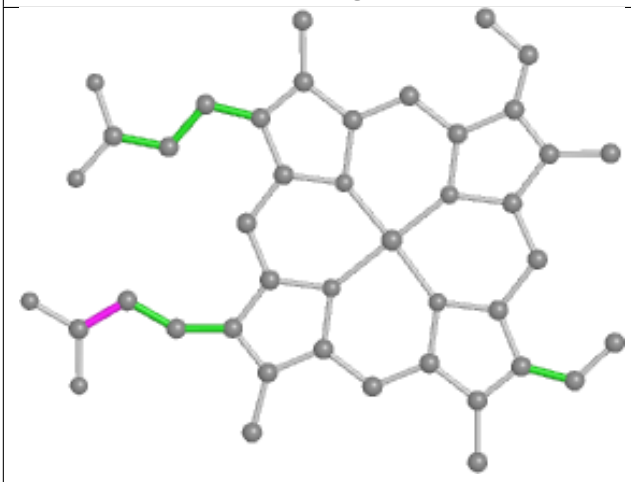

Torsions

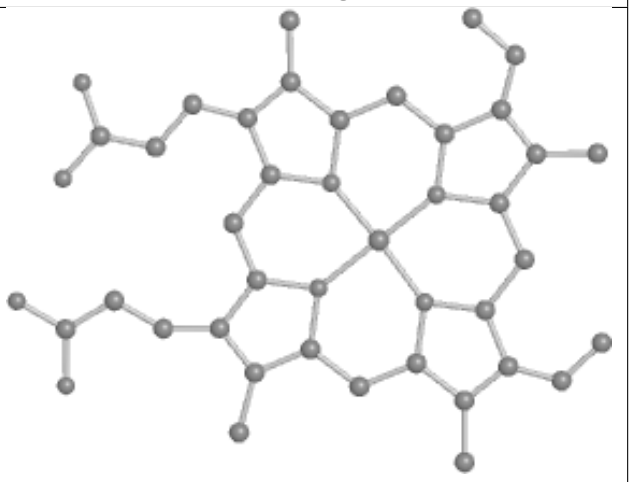

Rings

Ligand PEB eA 301

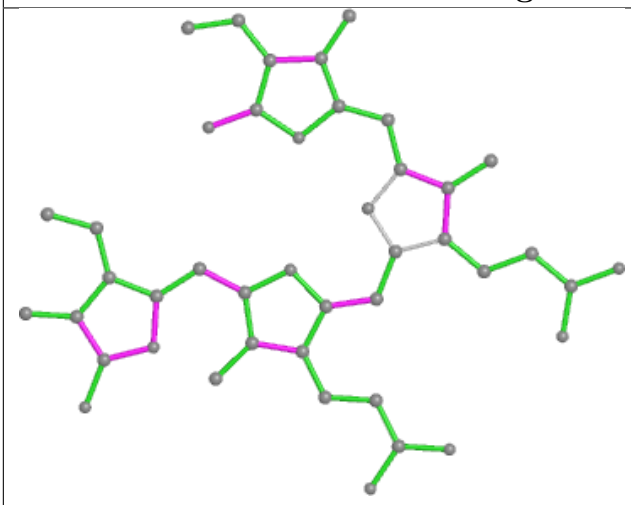

Bond lengths

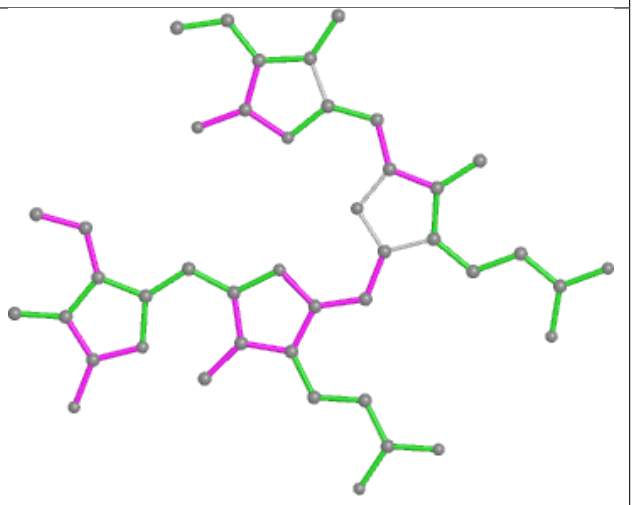

Bond angles

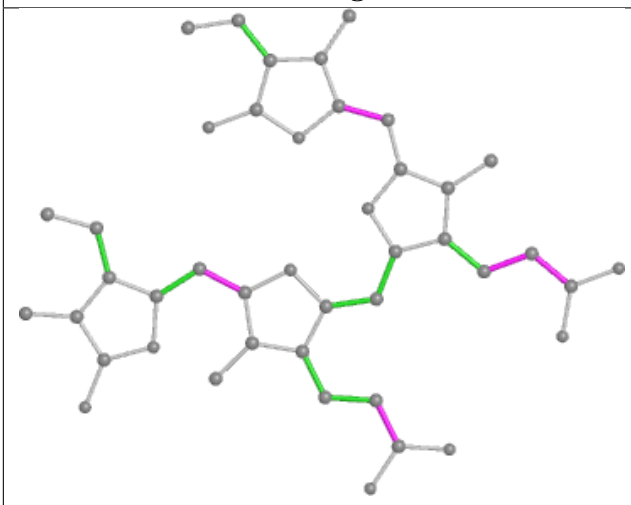

Torsions

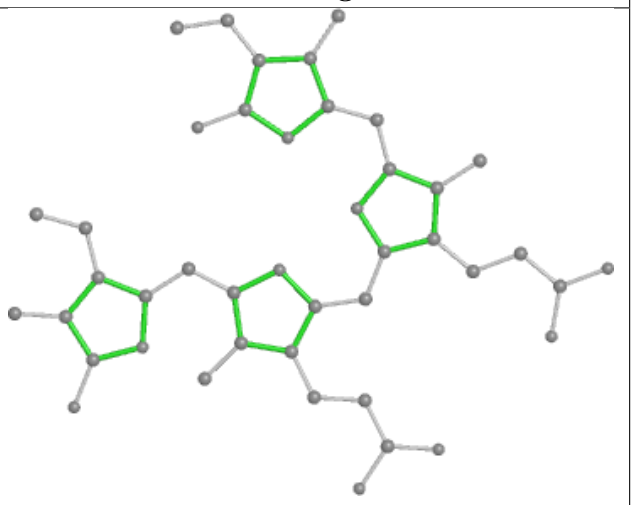

Rings

Ligand CLA 72 601

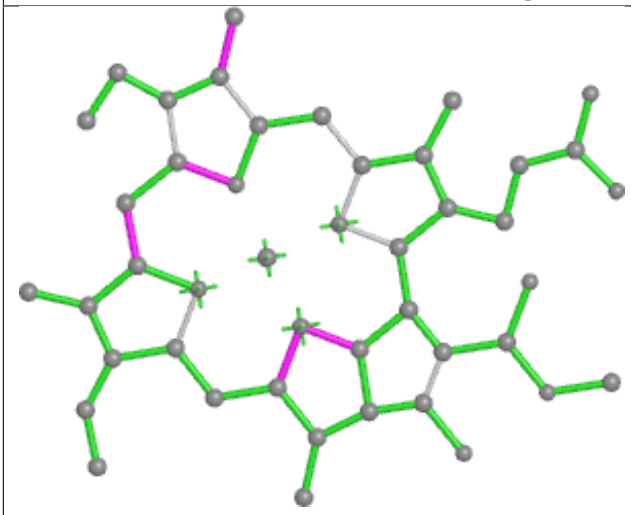

Bond lengths

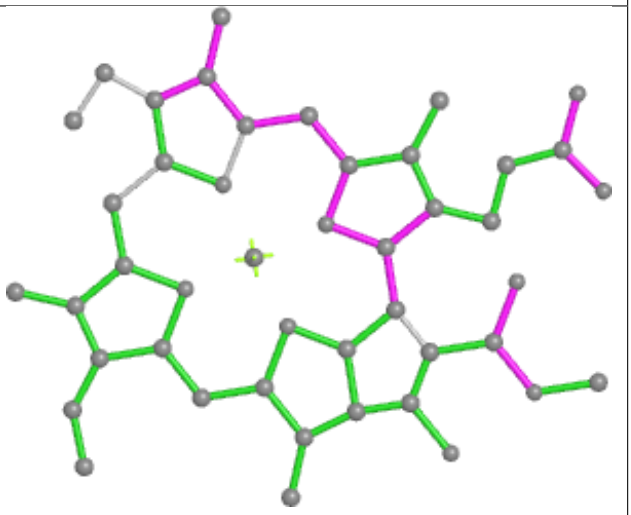

Bond angles

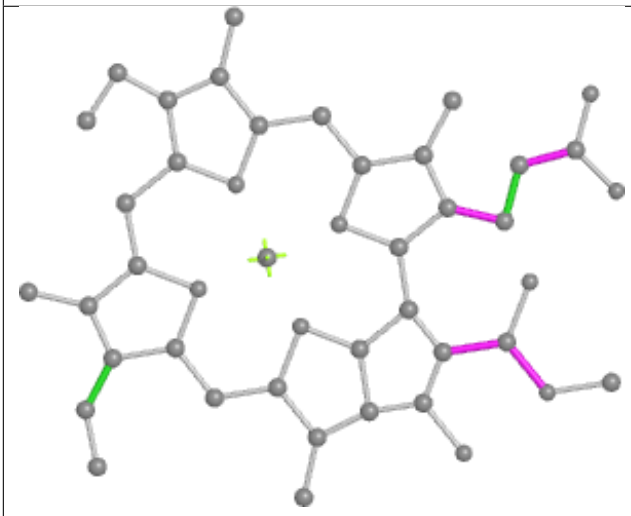

Torsions

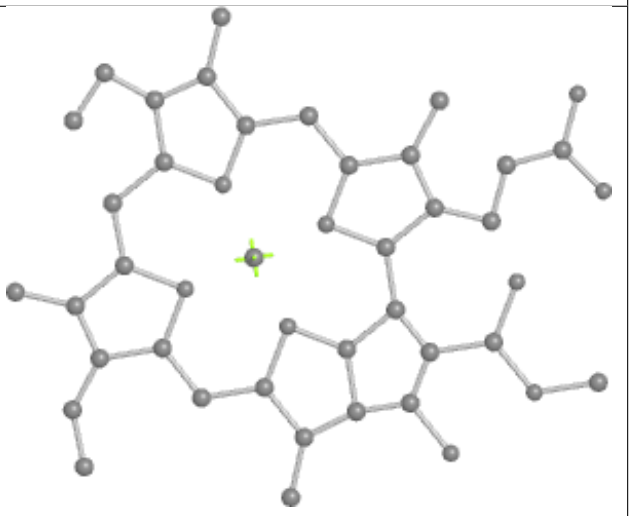

Rings

Ligand PEB CP 202

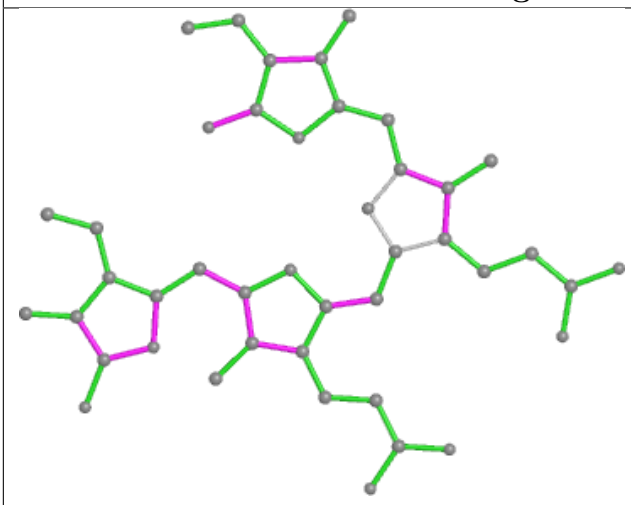

Bond lengths

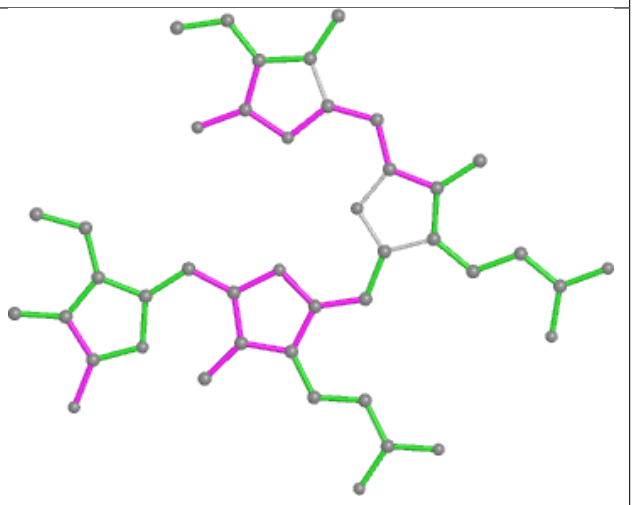

Bond angles

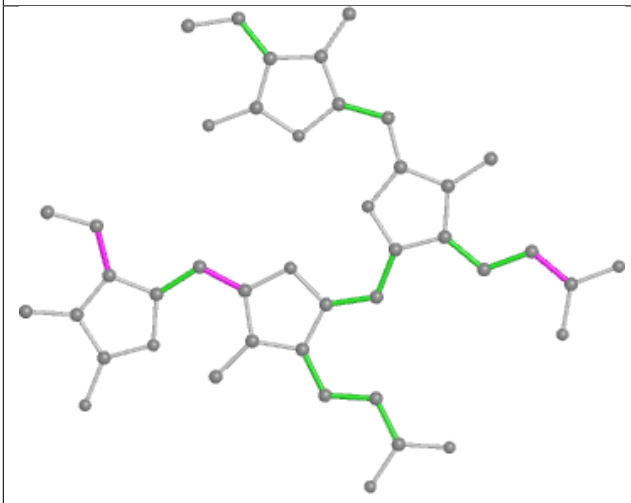

Torsions

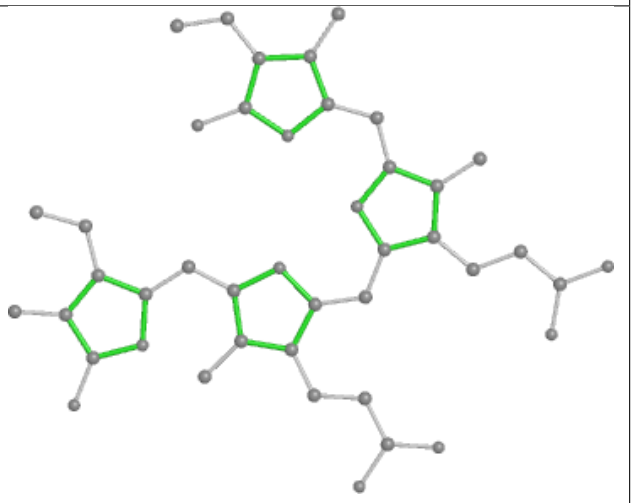

Rings

Ligand PEB QH 202

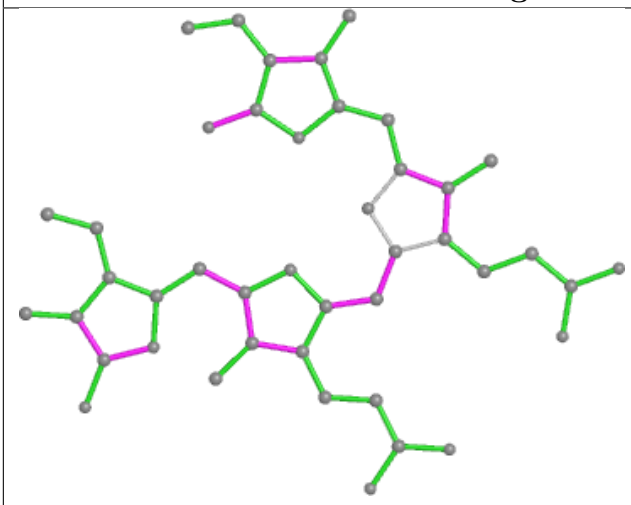

Bond lengths

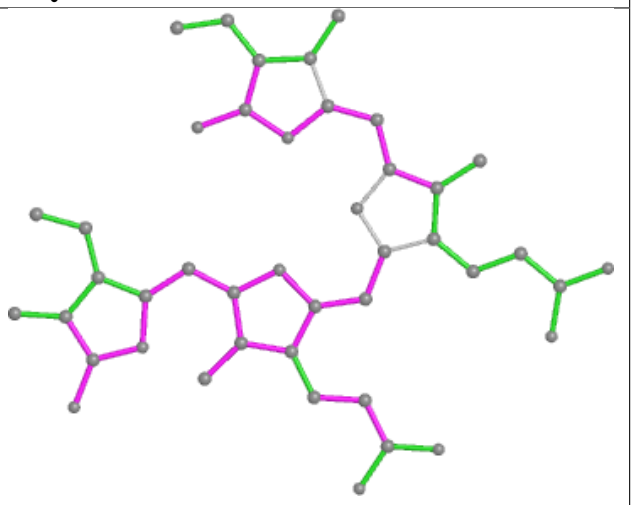

Bond angles

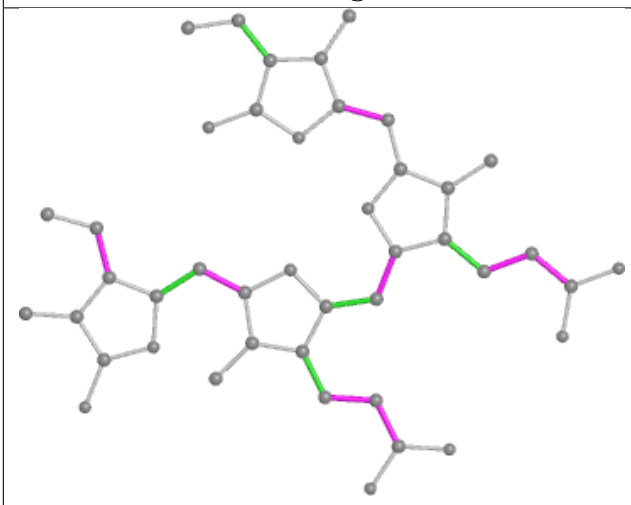

Torsions

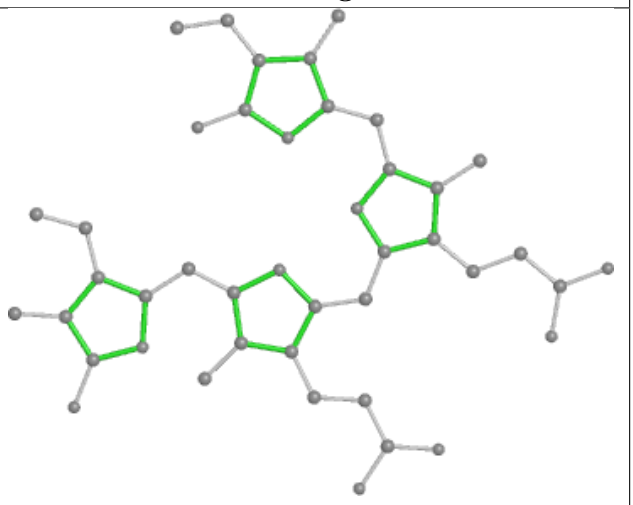

Rings

Ligand CLA A2 816

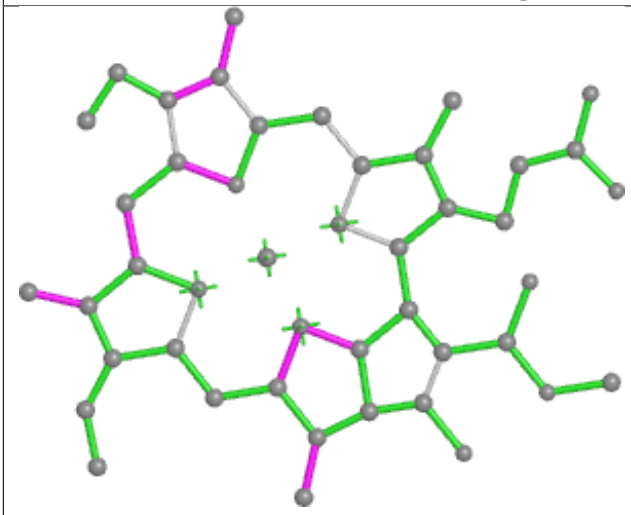

Bond lengths

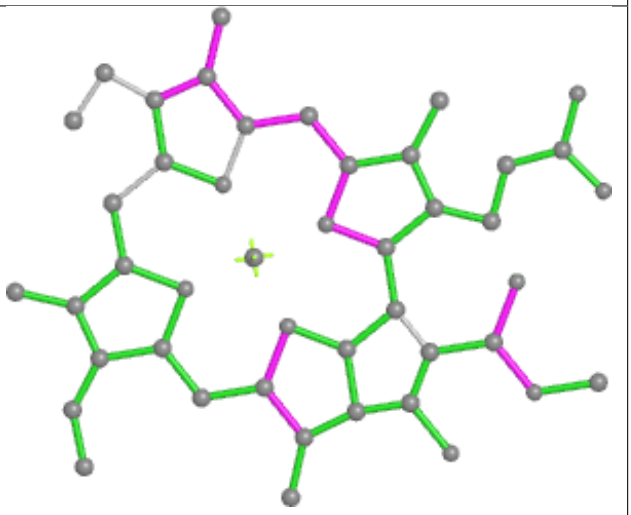

Bond angles

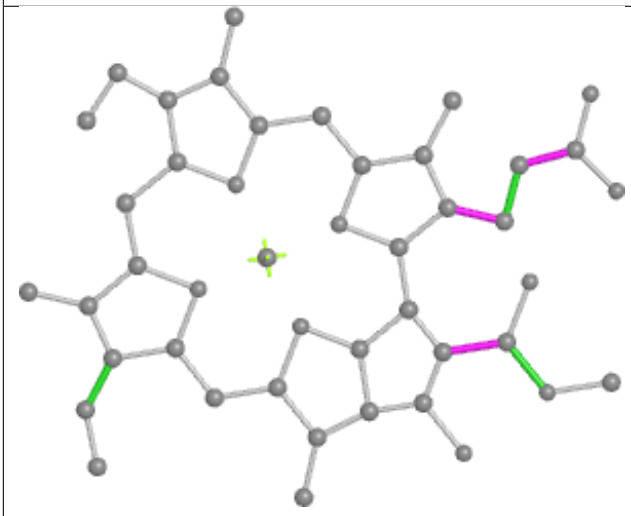

Torsions

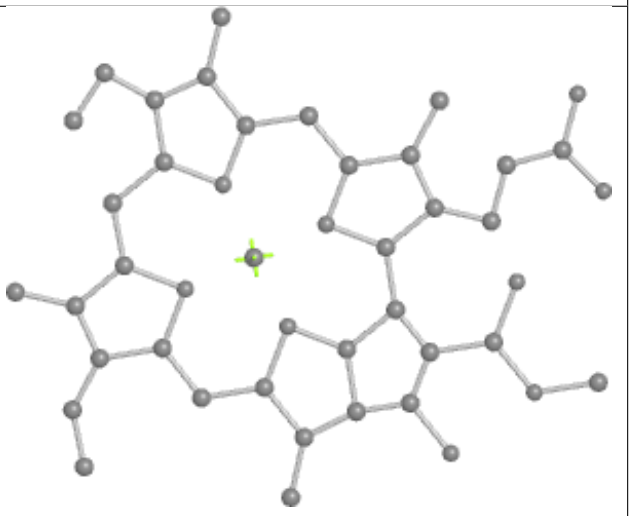

Rings

Ligand CLA 5N 609

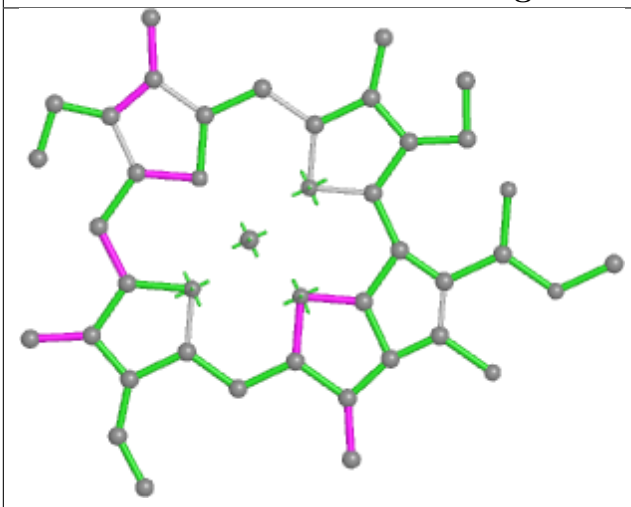

Bond lengths

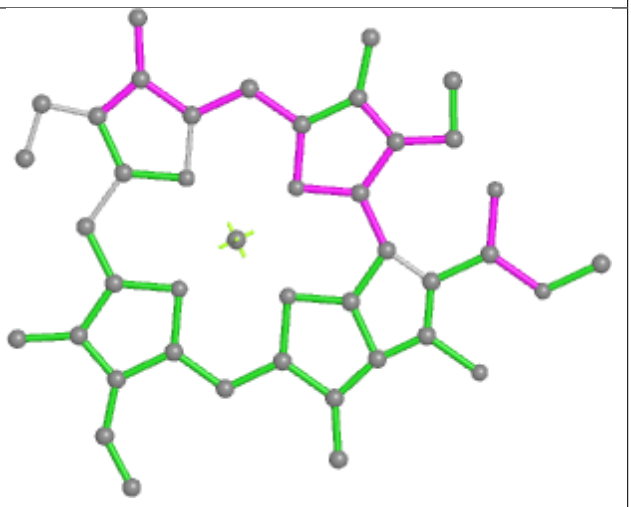

Bond angles

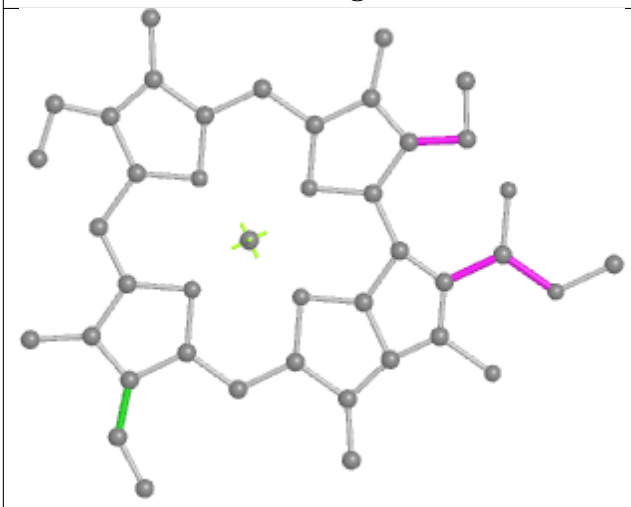

Torsions

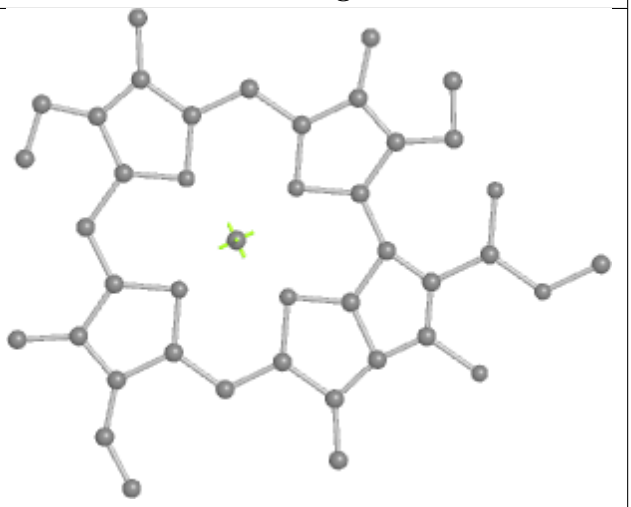

Rings

Ligand PEB gF 201

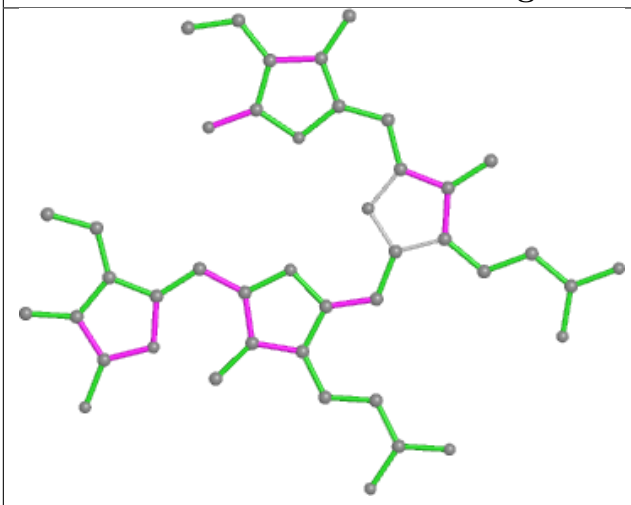

Bond lengths

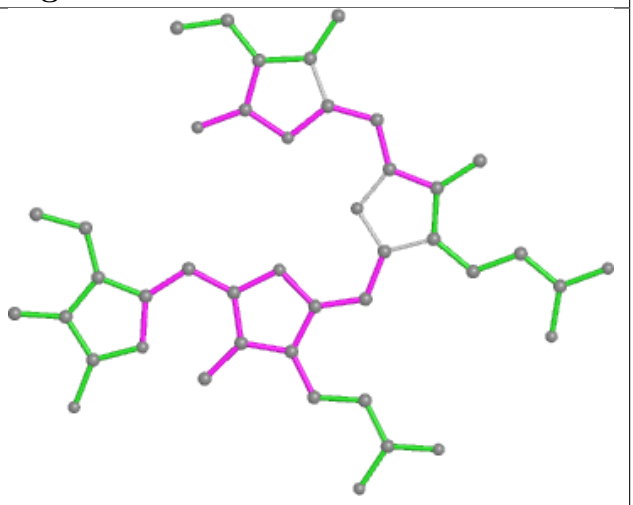

Bond angles

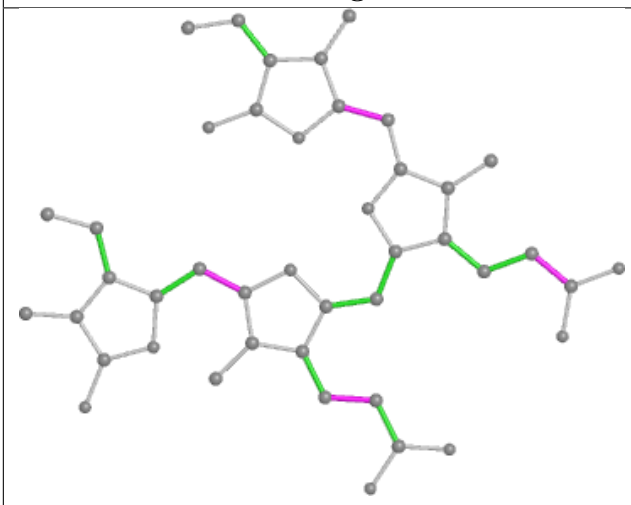

Torsions

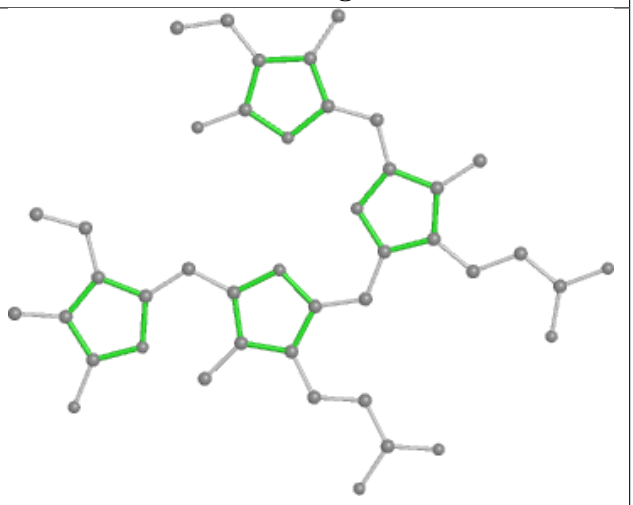

Rings

Ligand CLA A2 811

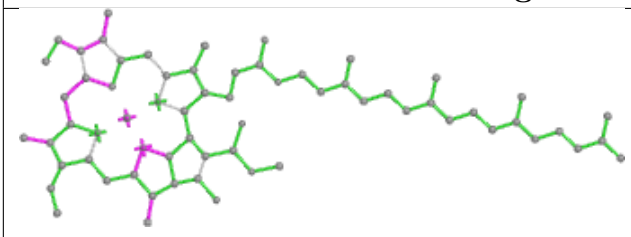

Bond lengths

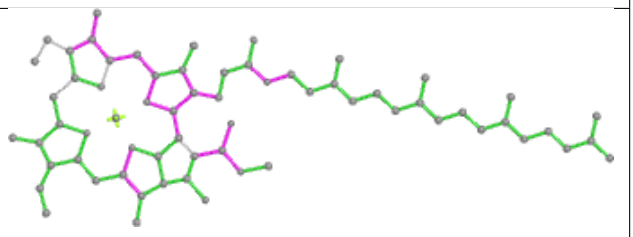

Bond angles

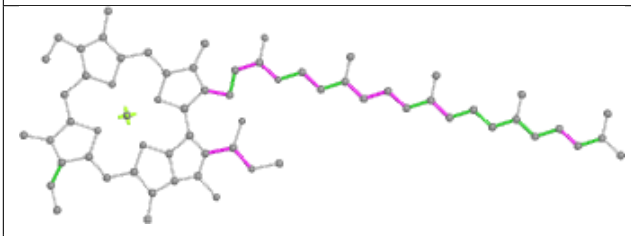

Torsions

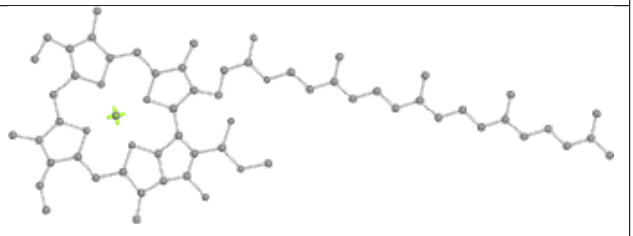

Rings

Ligand PEB YD 202

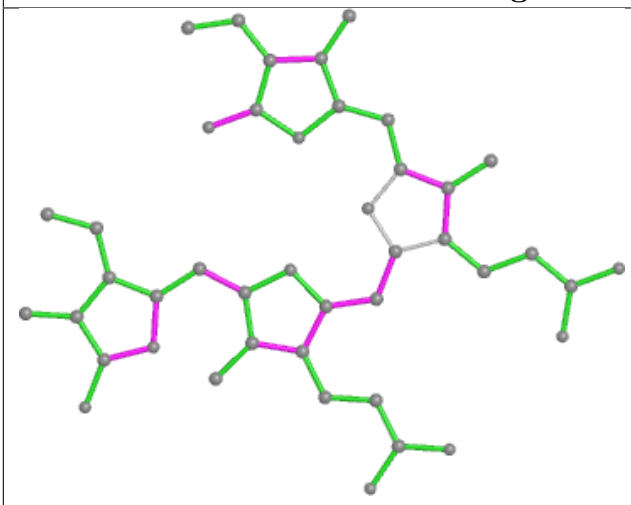

Bond lengths

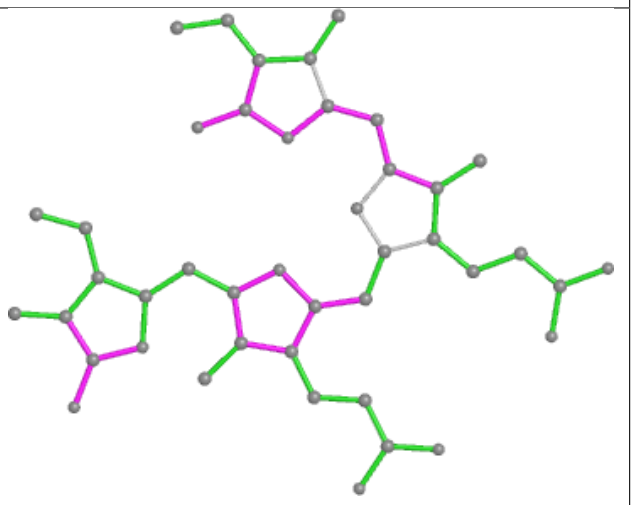

Bond angles

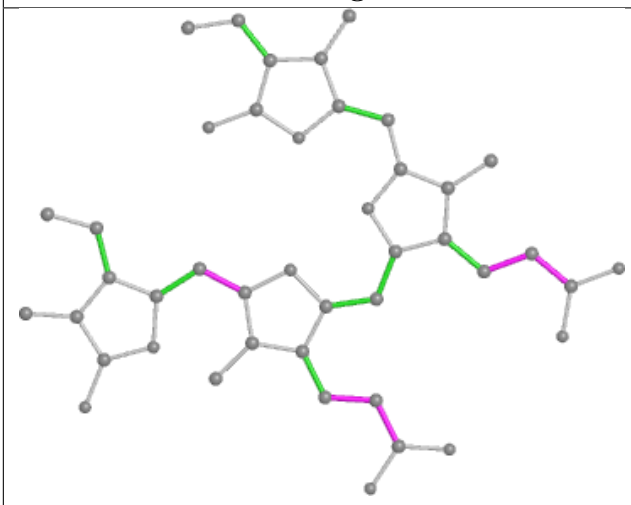

Torsions

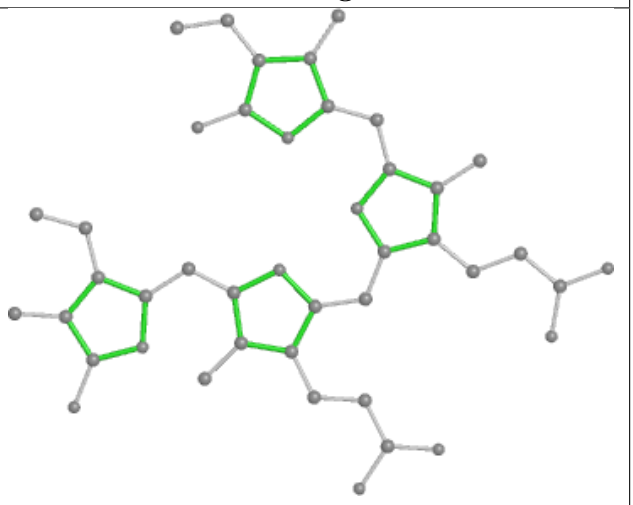

Rings

Ligand PEB YJ 203

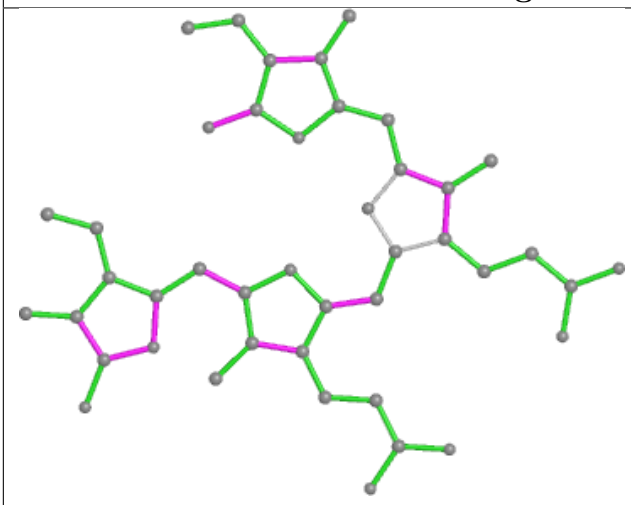

Bond lengths

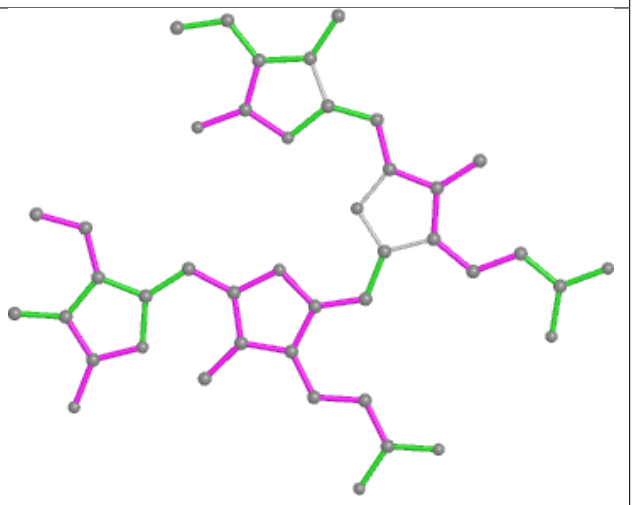

Bond angles

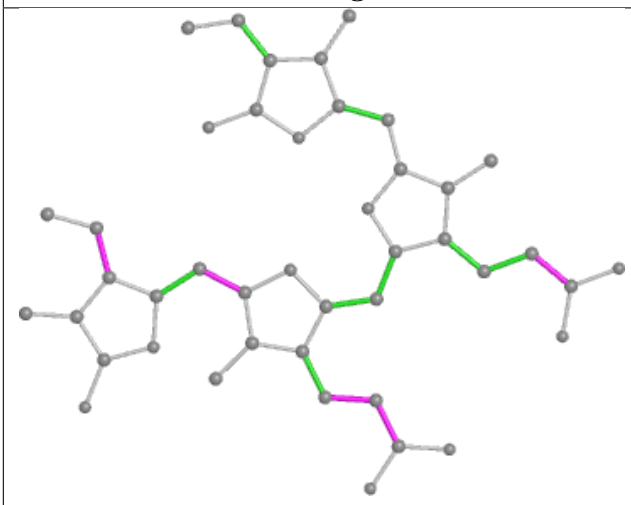

Torsions

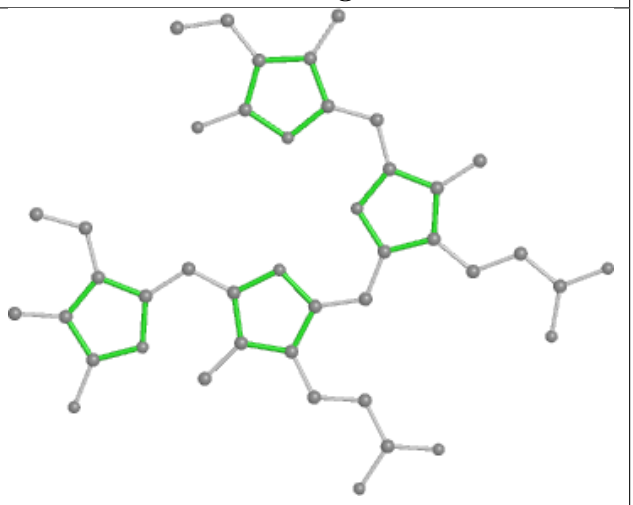

Rings

Ligand PEB f4 201

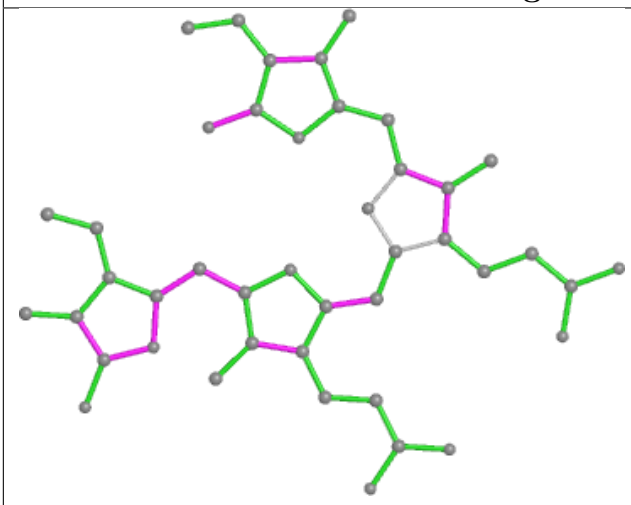

Bond lengths

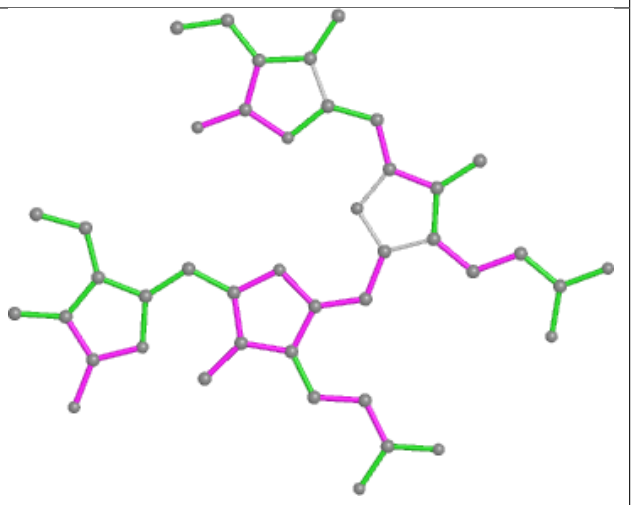

Bond angles

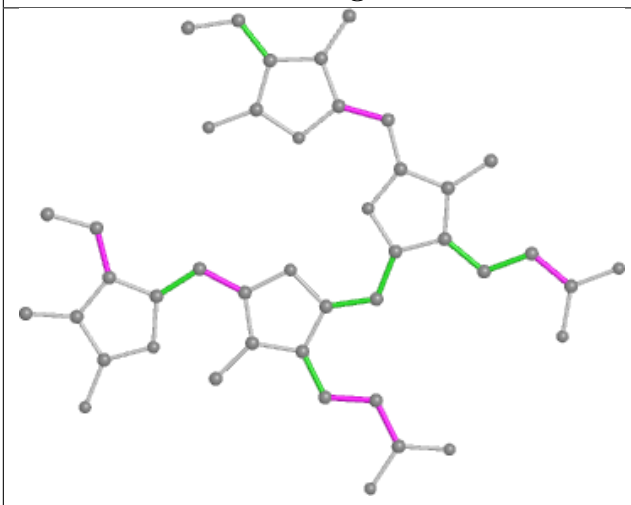

Torsions

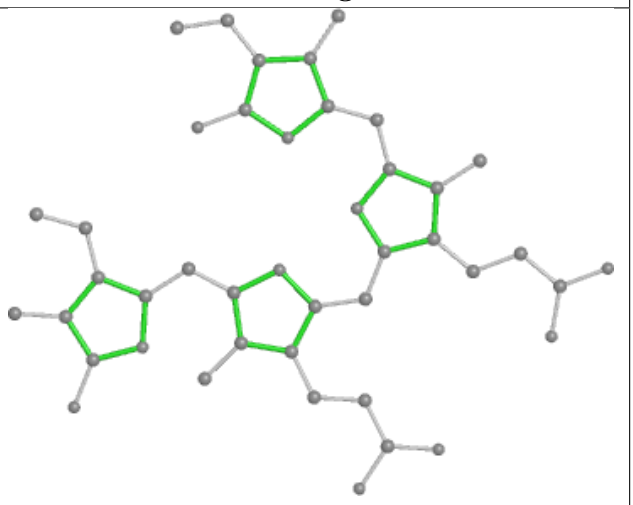

Rings

Ligand PEB XM 201

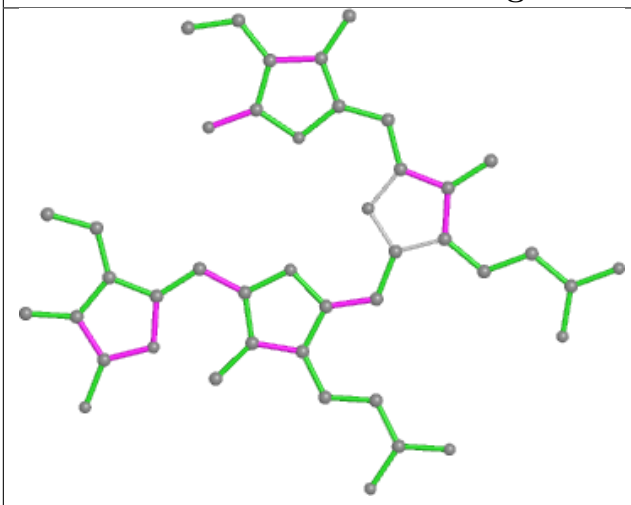

Bond lengths

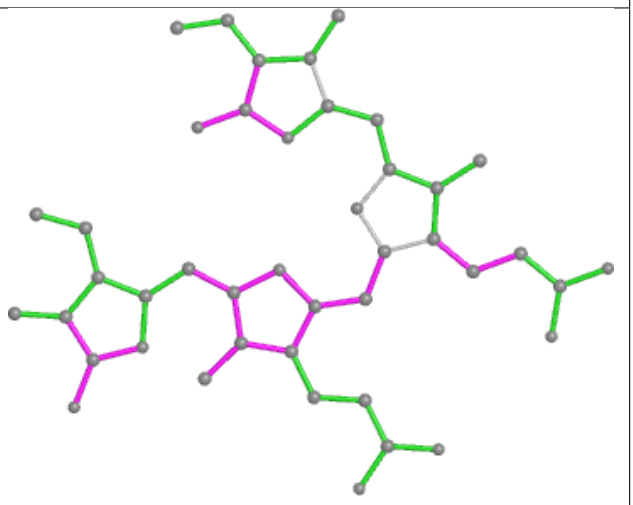

Bond angles

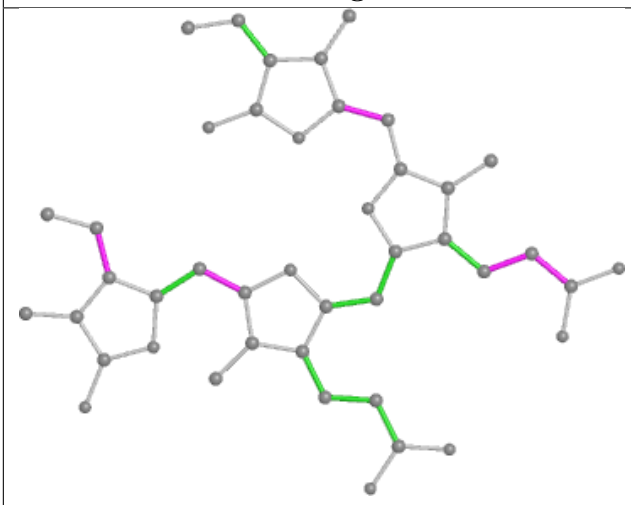

Torsions

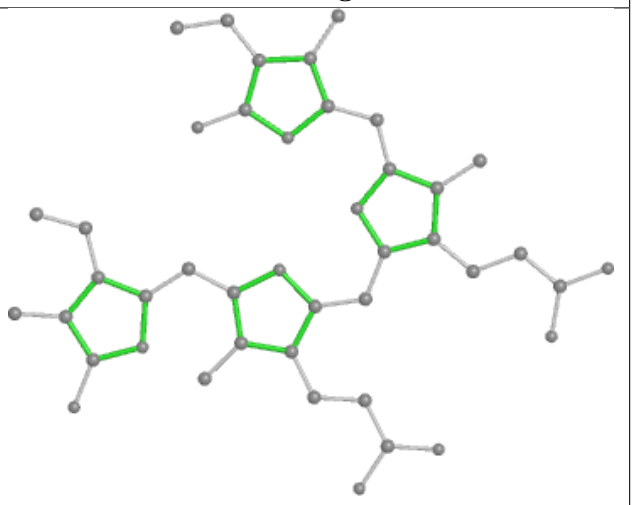

Rings

Ligand PEB 18 202

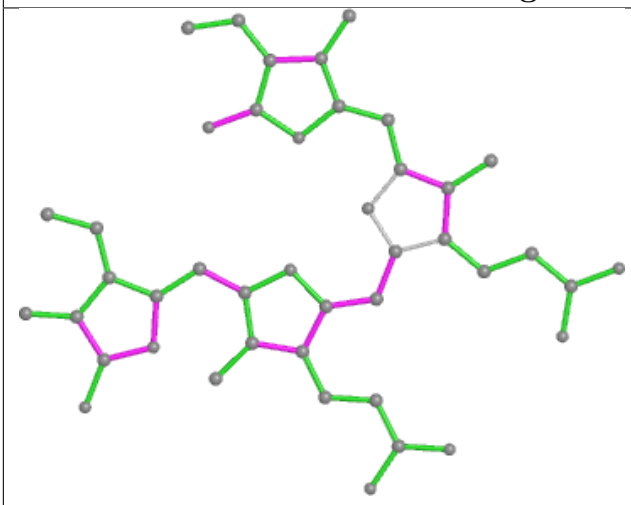

Bond lengths

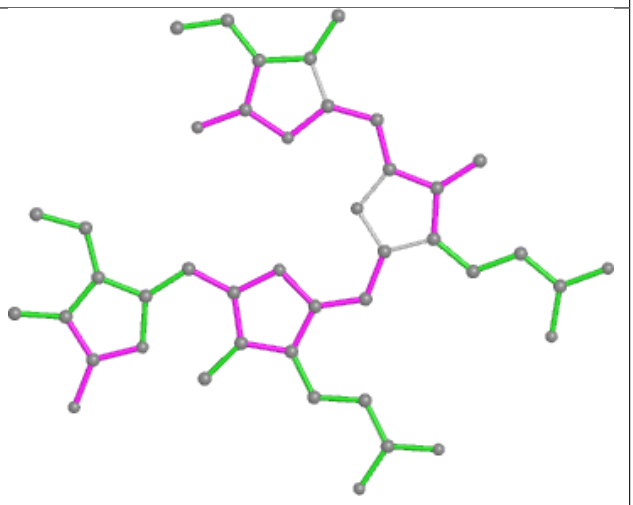

Bond angles

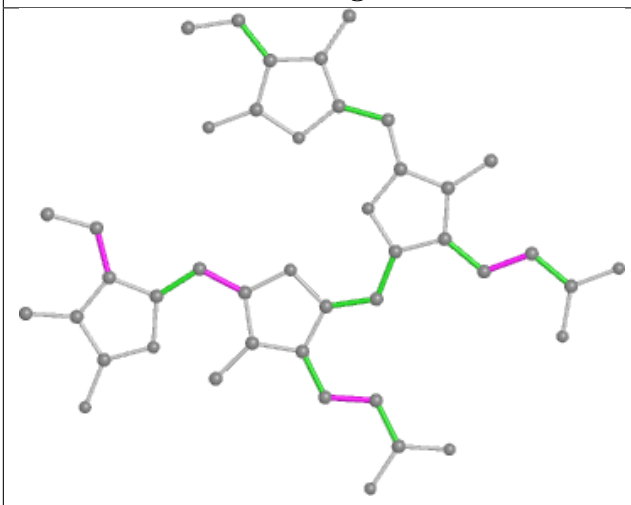

Torsions

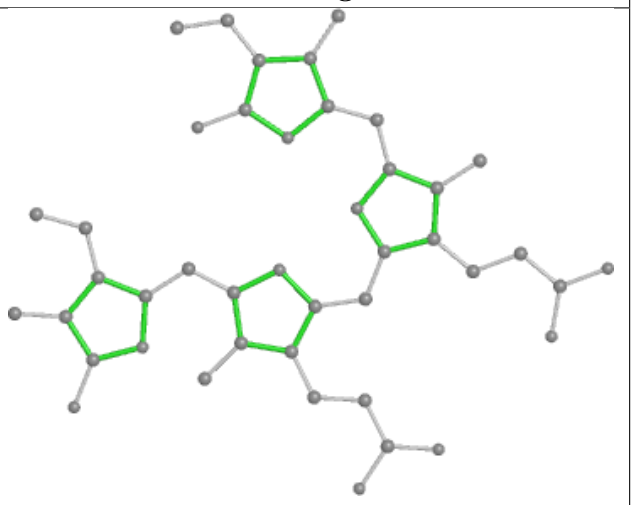

Rings

Ligand PEB mE 203

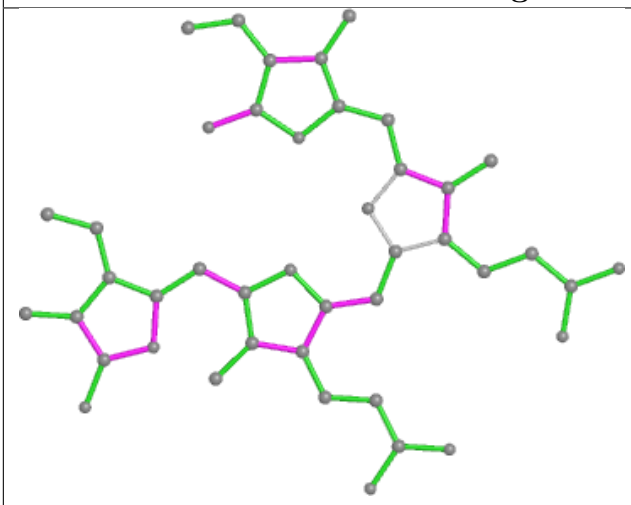

Bond lengths

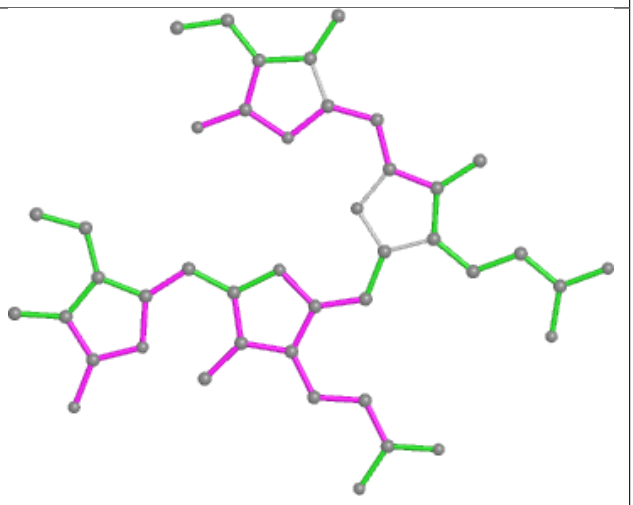

Bond angles

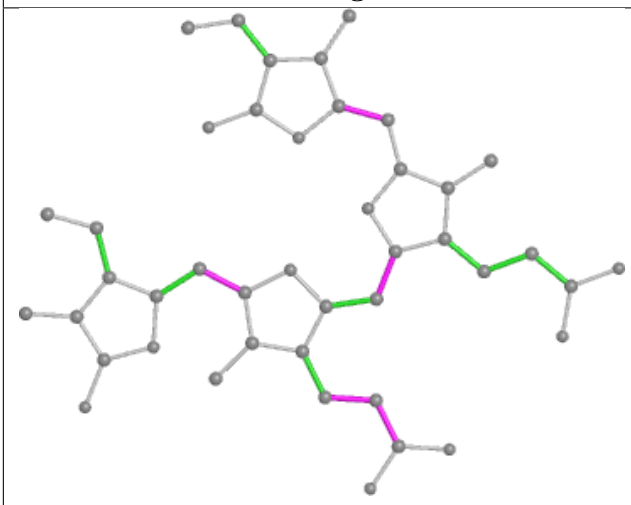

Torsions

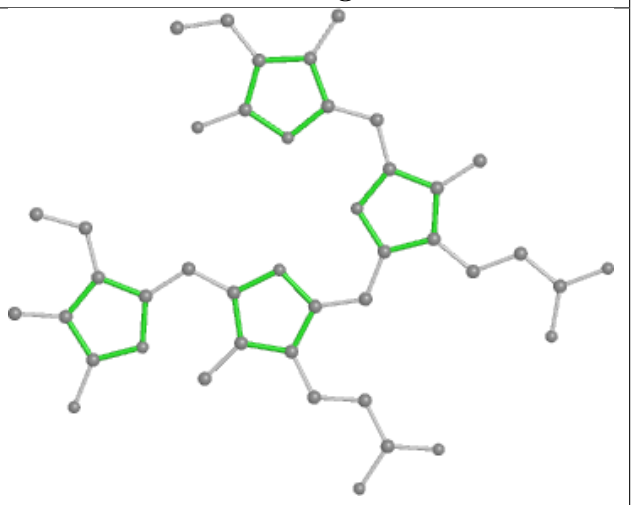

Rings

Ligand CLA AN 829

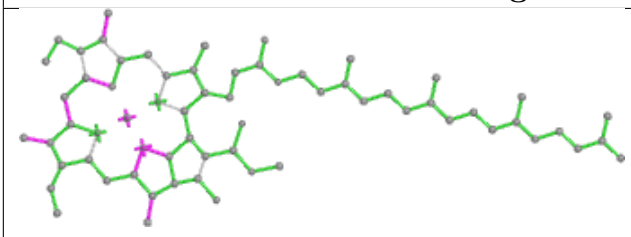

Bond lengths

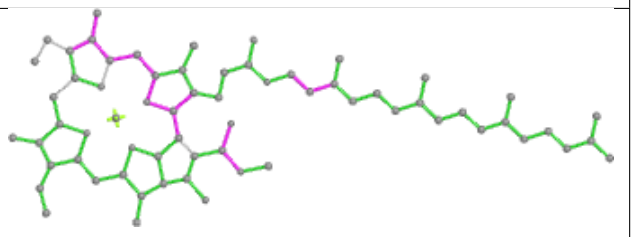

Bond angles

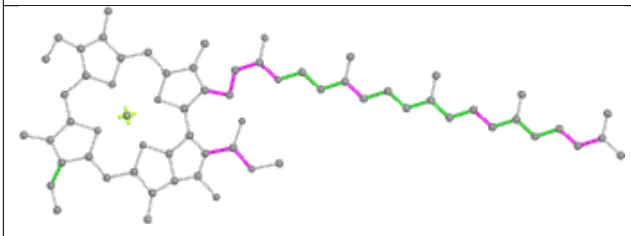

Torsions

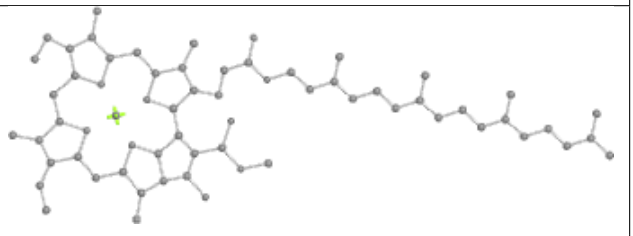

Rings

Ligand DGD C6 523

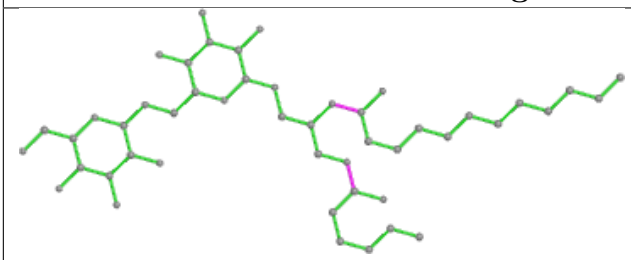

Bond lengths

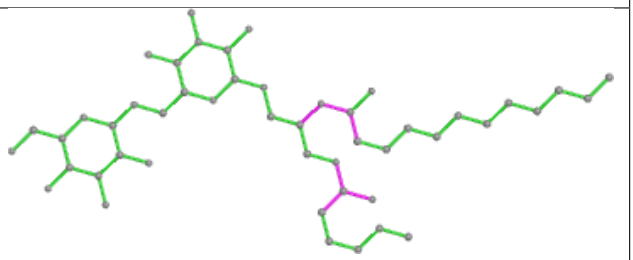

Bond angles

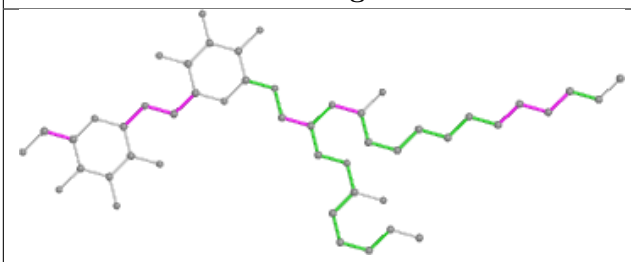

Torsions

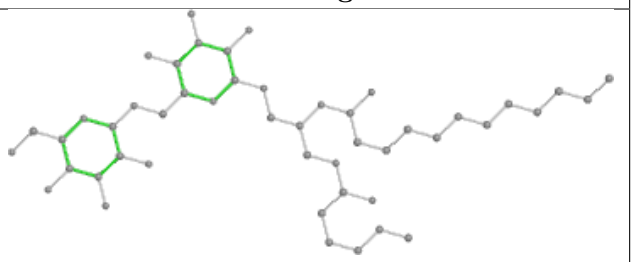

Rings

Ligand PEB qK 203

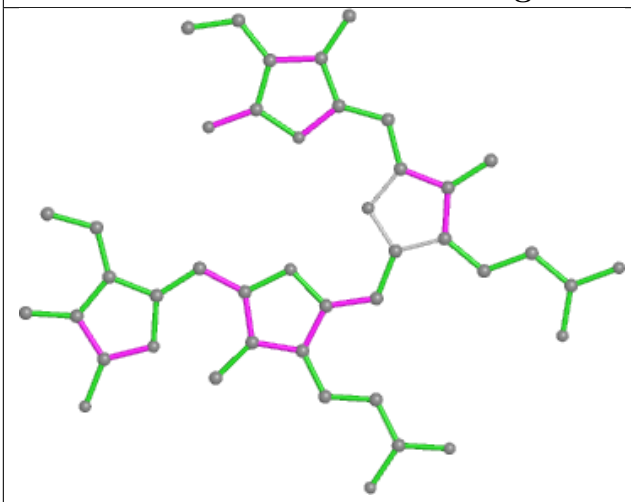

Bond lengths

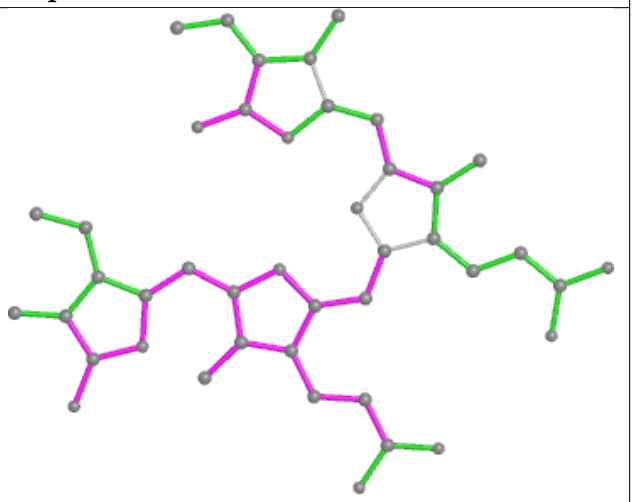

Bond angles

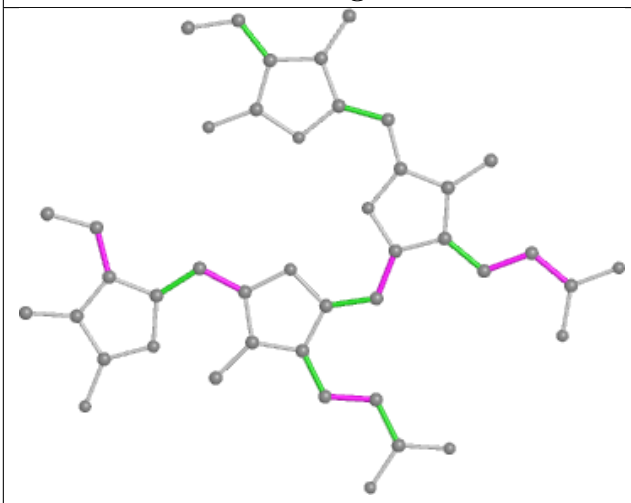

Torsions

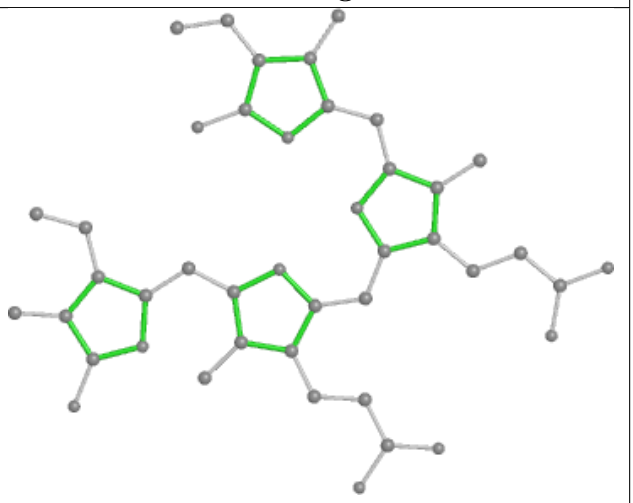

Rings

Ligand PEB IB 203

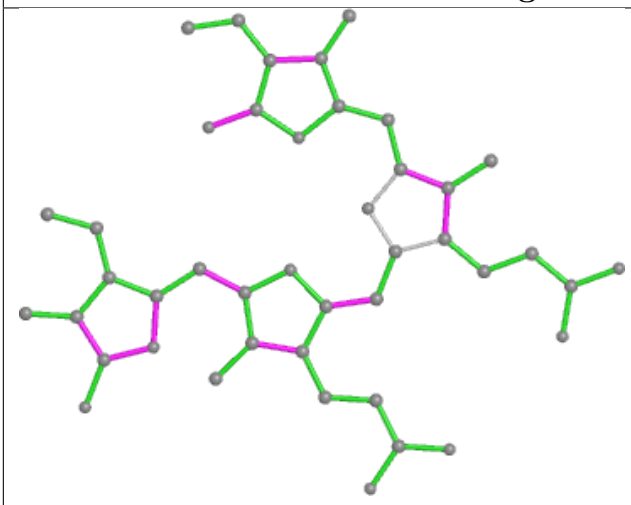

Bond lengths

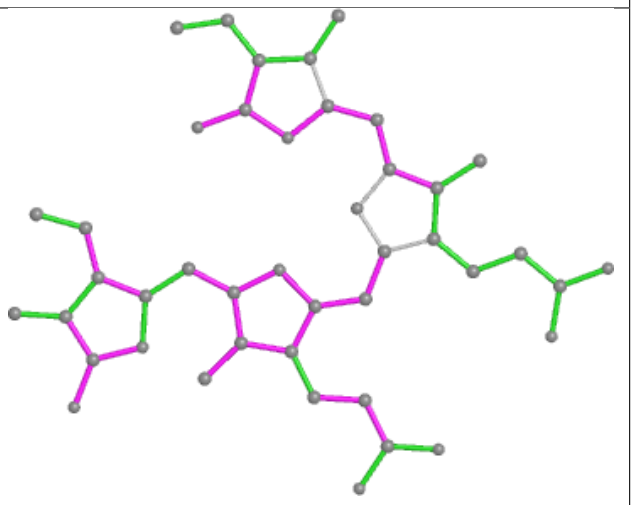

Bond angles

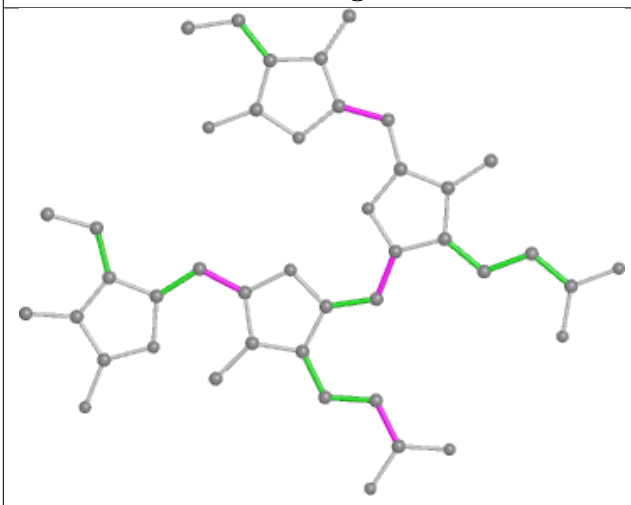

Torsions

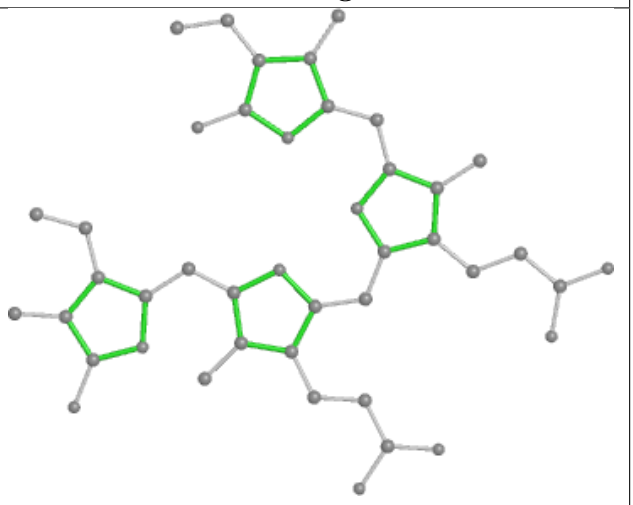

Rings

Ligand PEB J5 201

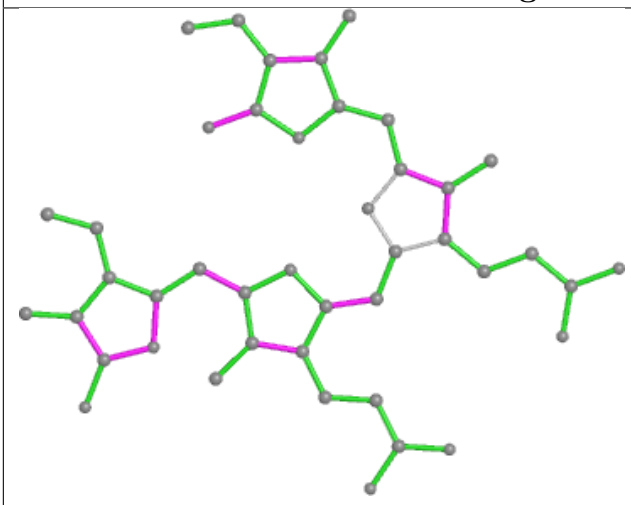

Bond lengths

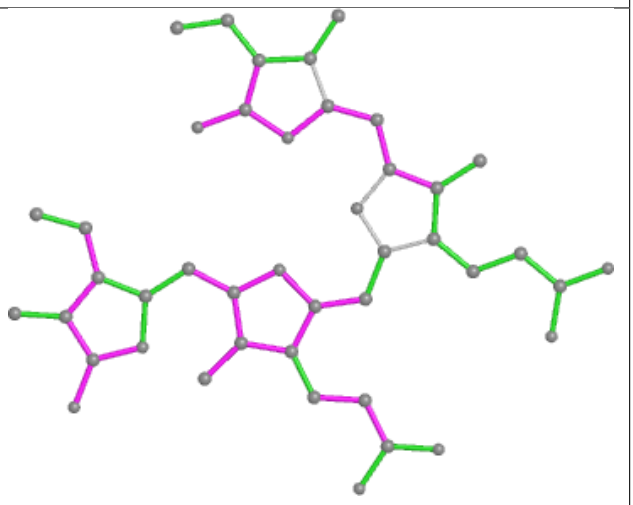

Bond angles

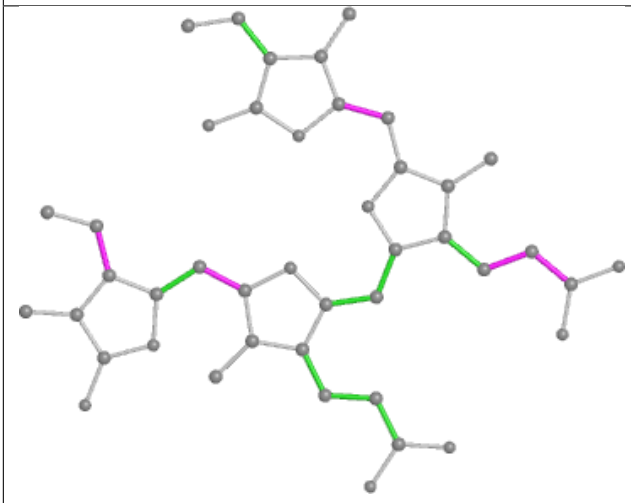

Torsions

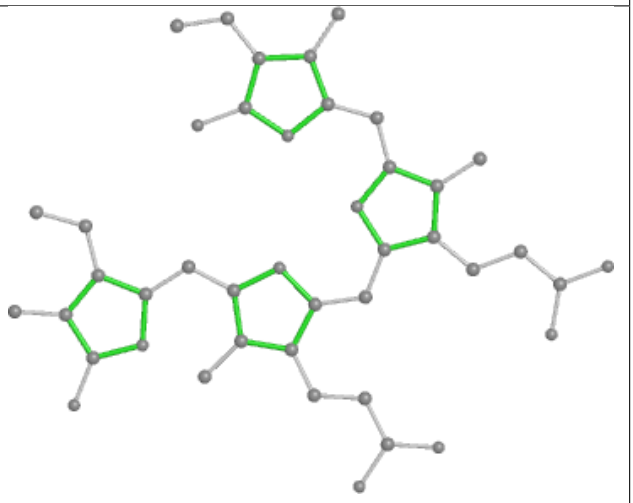

Rings

Ligand PEB SQ 201

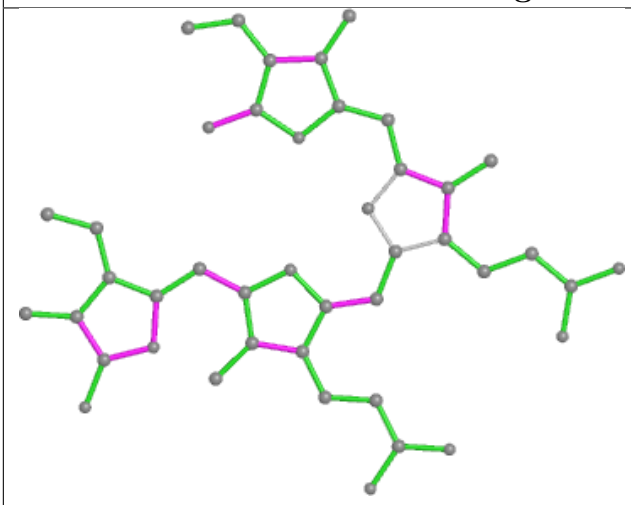

Bond lengths

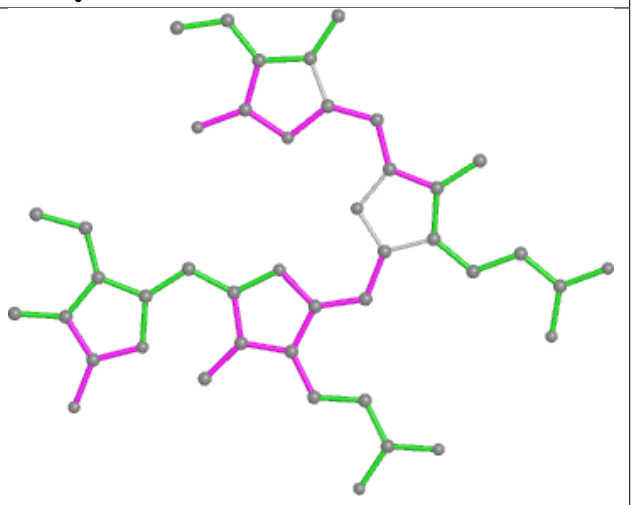

Bond angles

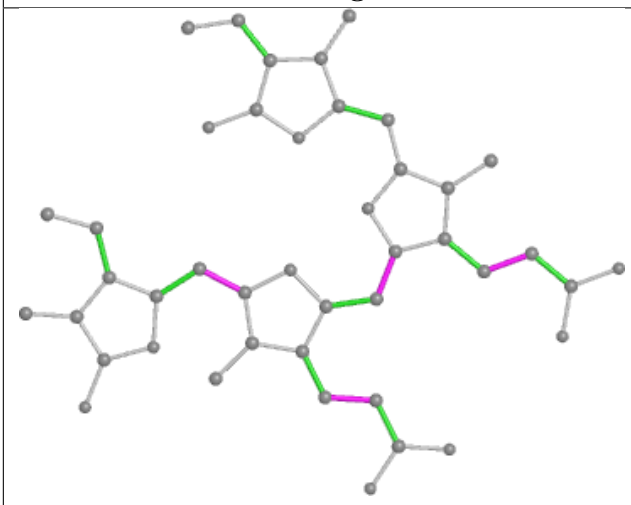

Torsions

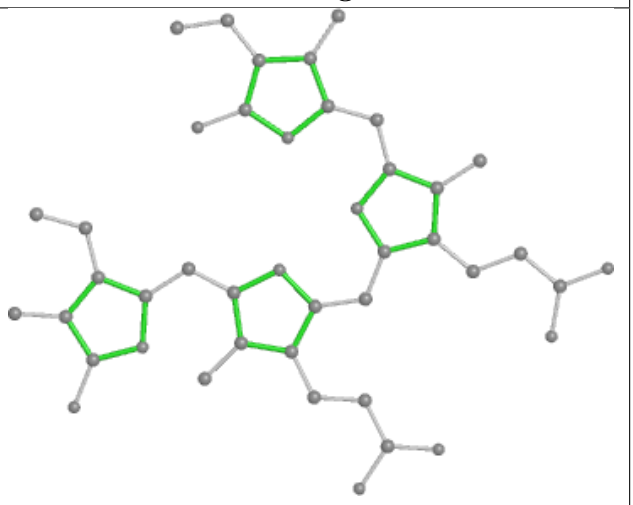

Rings

Ligand PEB cE 201

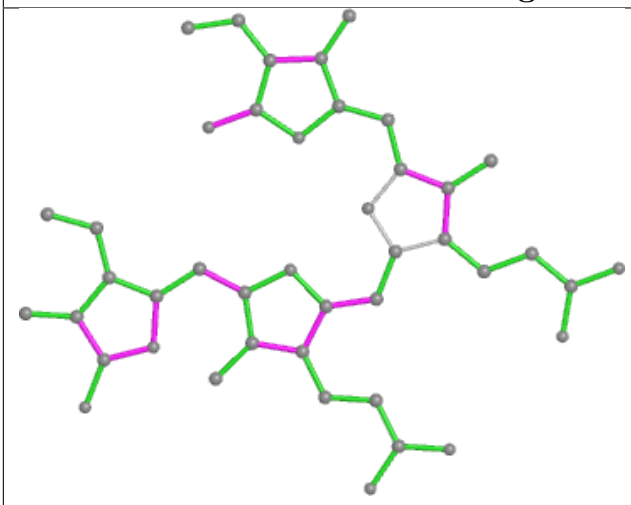

Bond lengths

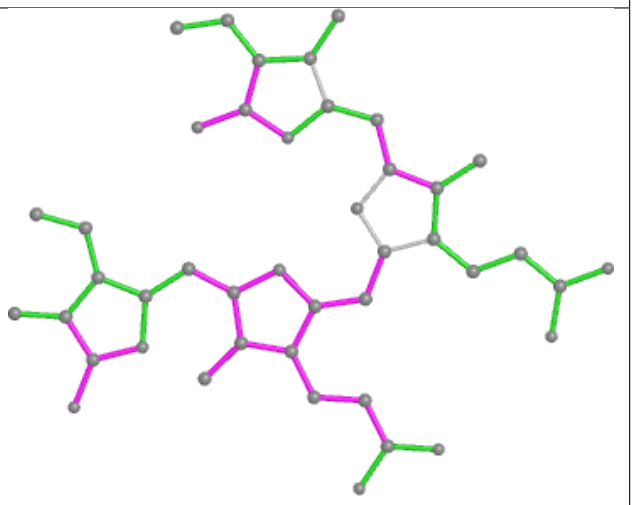

Bond angles

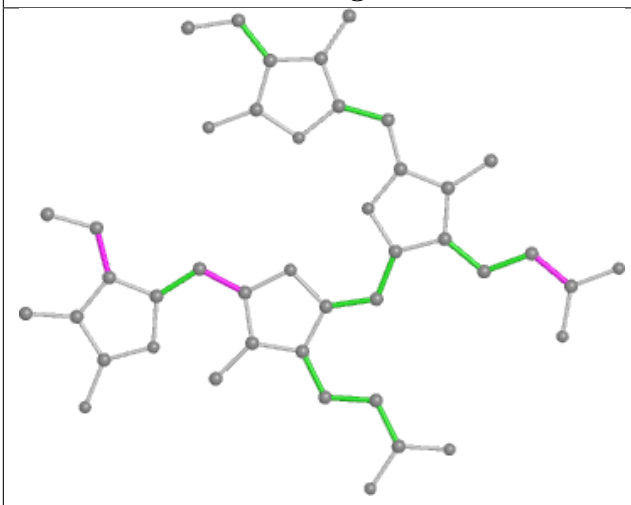

Torsions

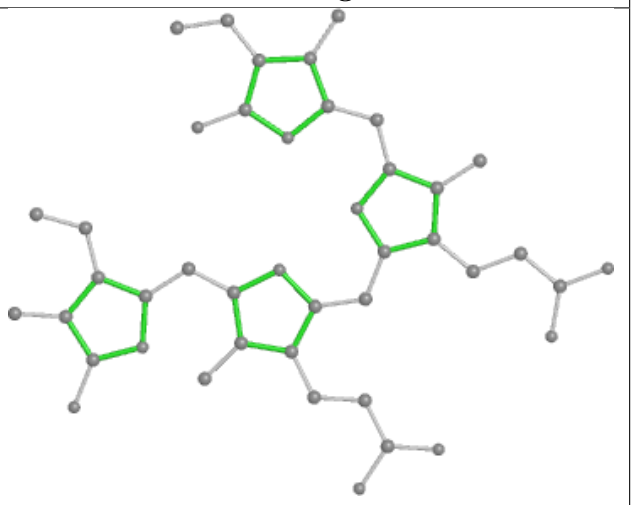

Rings

Ligand PEB BI 201

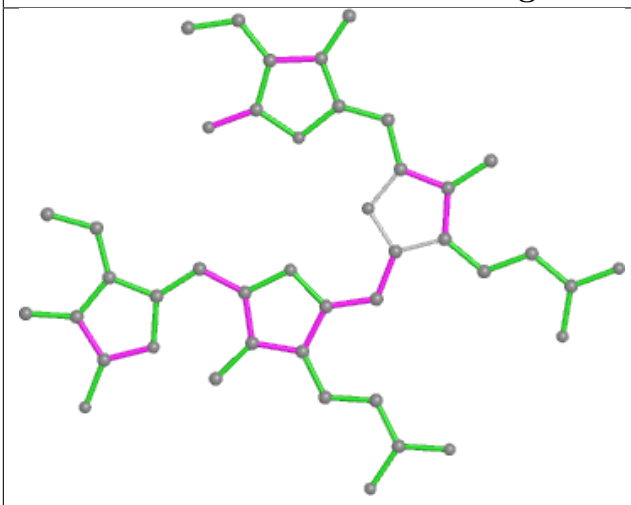

Bond lengths

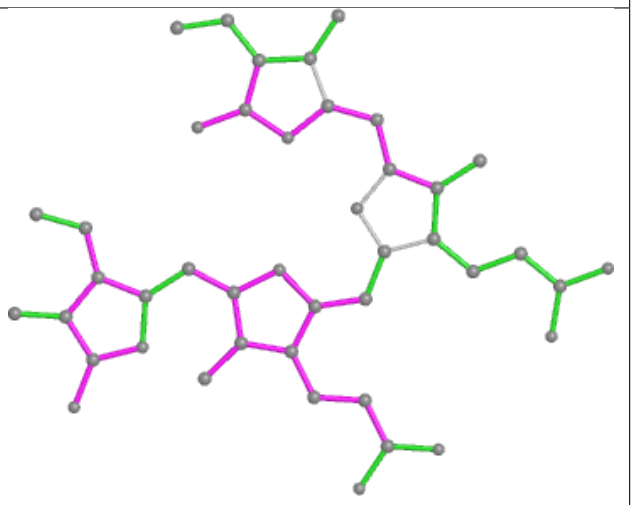

Bond angles

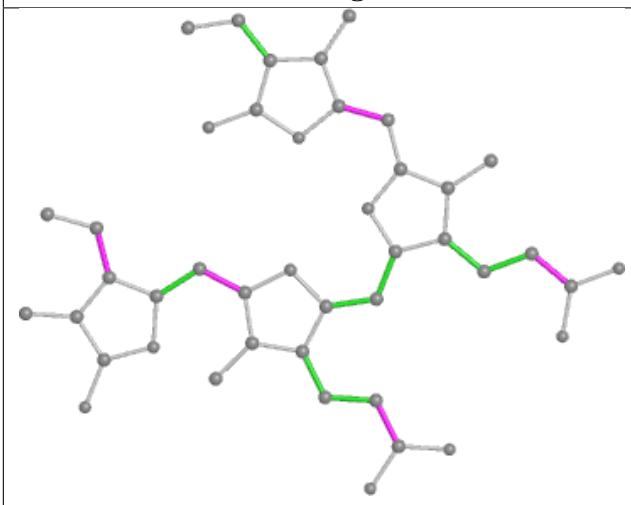

Torsions

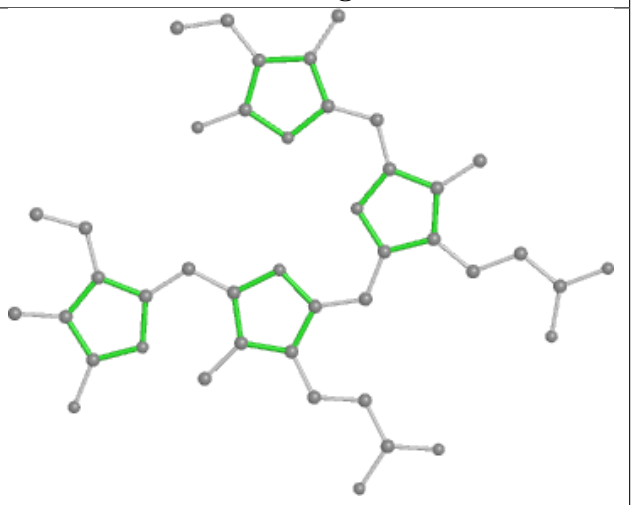

Rings

Ligand CYC EO 1001

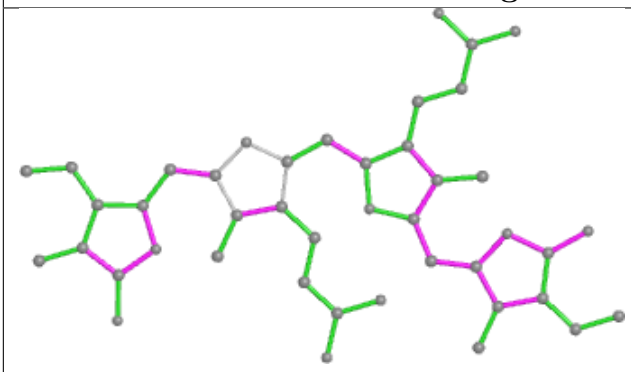

Bond lengths

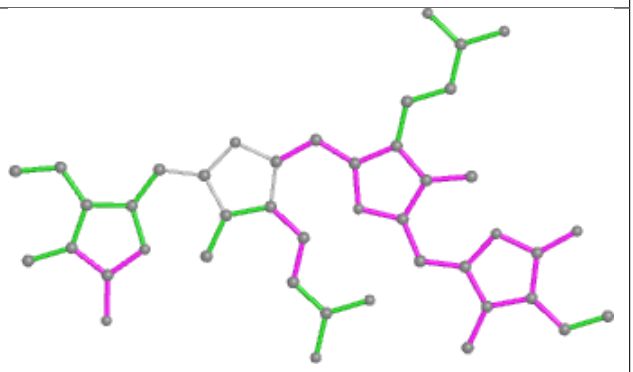

Bond angles

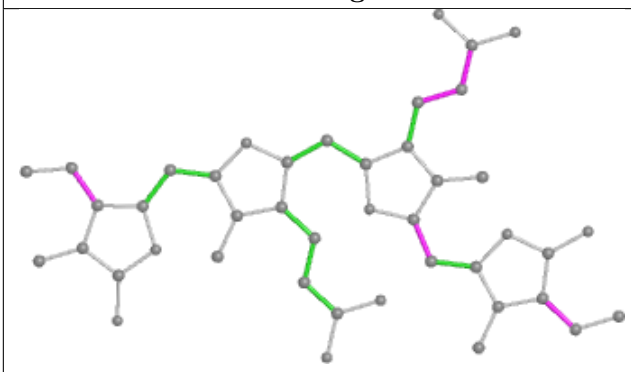

Torsions

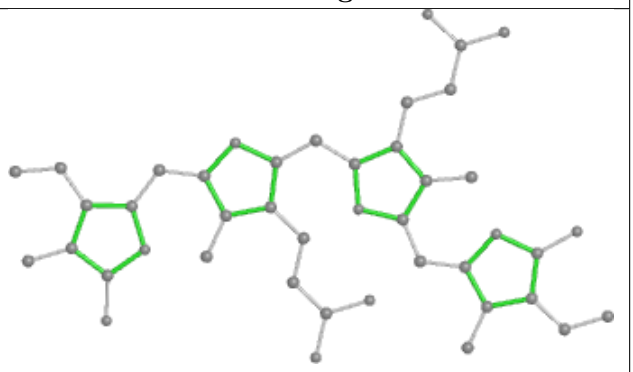

Rings

Ligand PEB YO 201

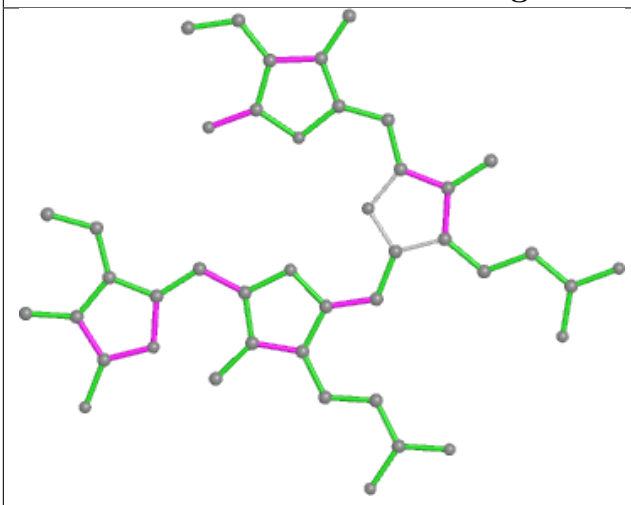

Bond lengths

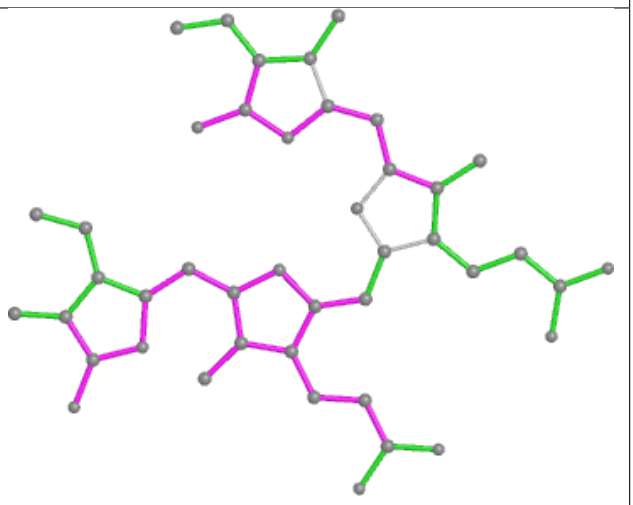

Bond angles

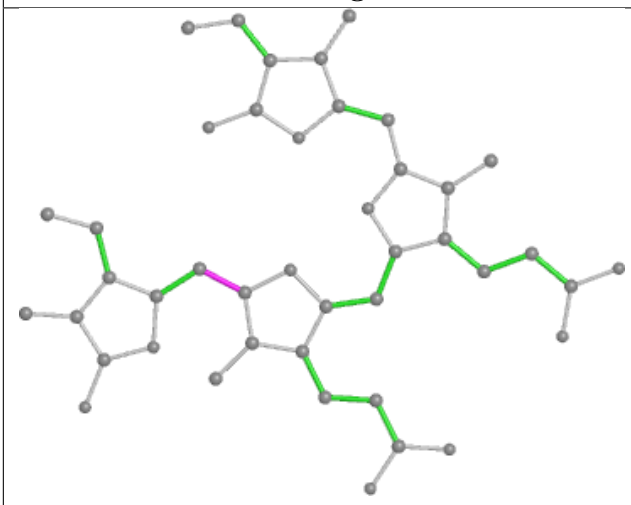

Torsions

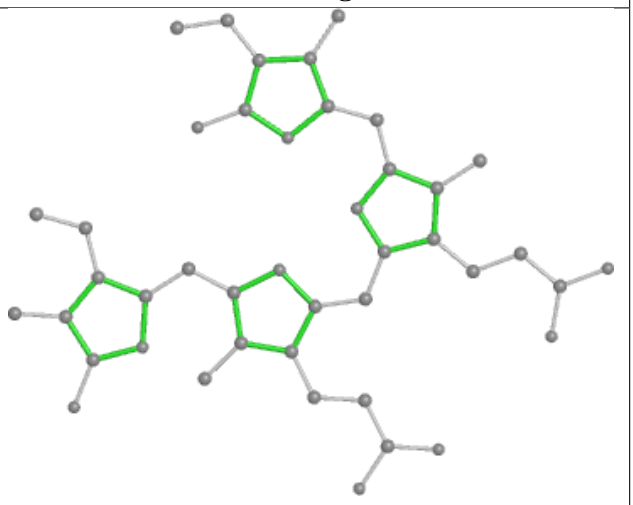

Rings

Ligand BCR I2 101

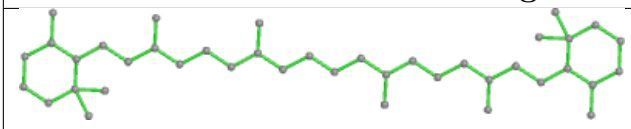

Bond lengths

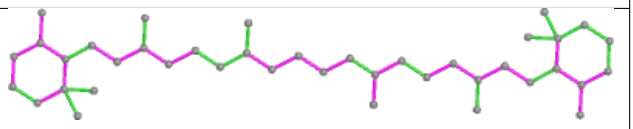

Bond angles

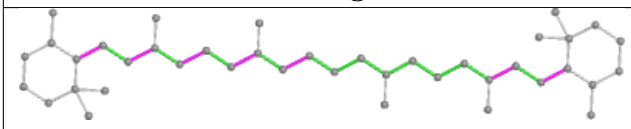

Torsions

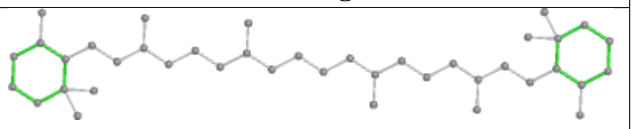

Rings

Ligand CLA A2 826

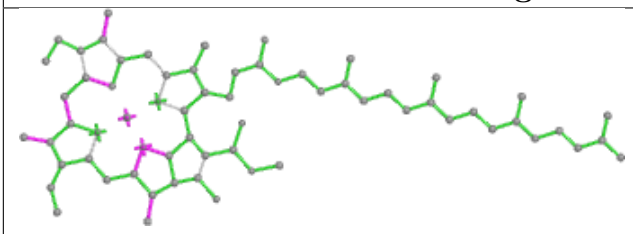

Bond lengths

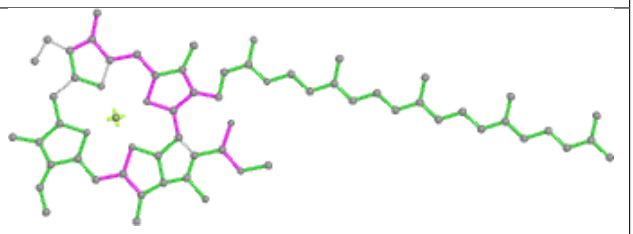

Bond angles

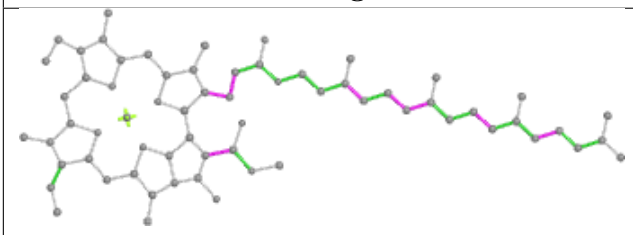

Torsions

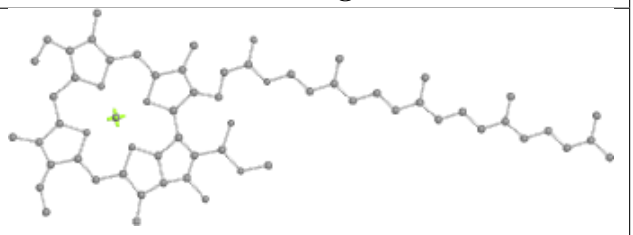

Rings

Ligand PEB U4 201

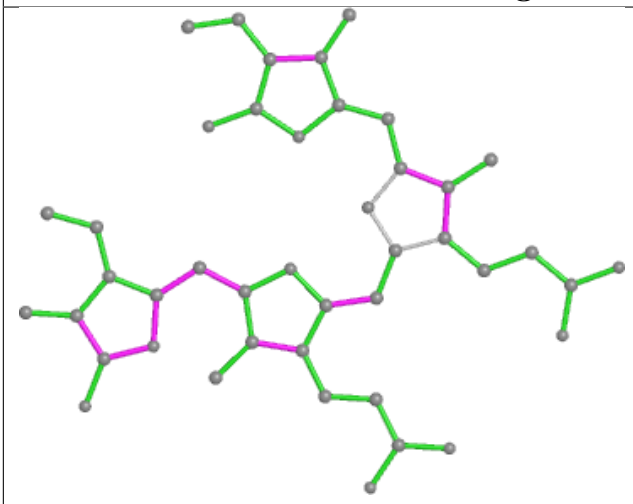

Bond lengths

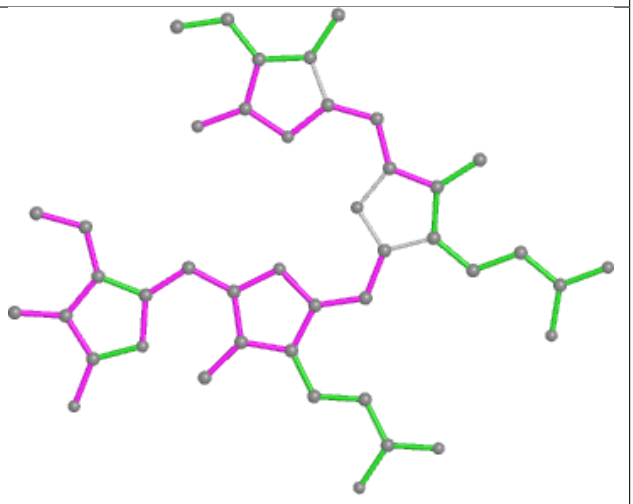

Bond angles

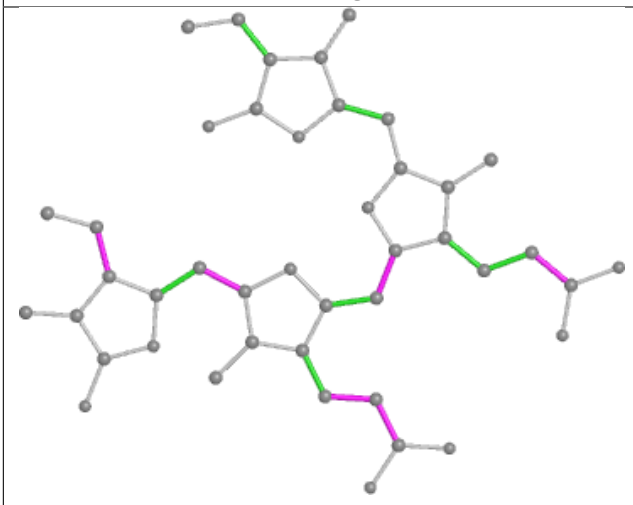

Torsions

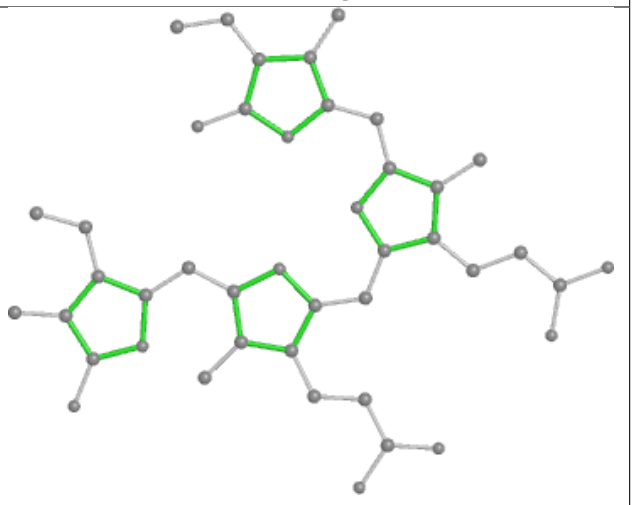

Rings

Ligand CLA RN 202

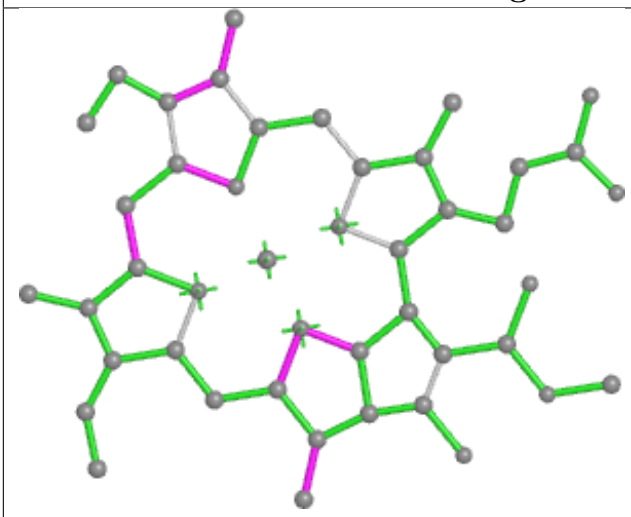

Bond lengths

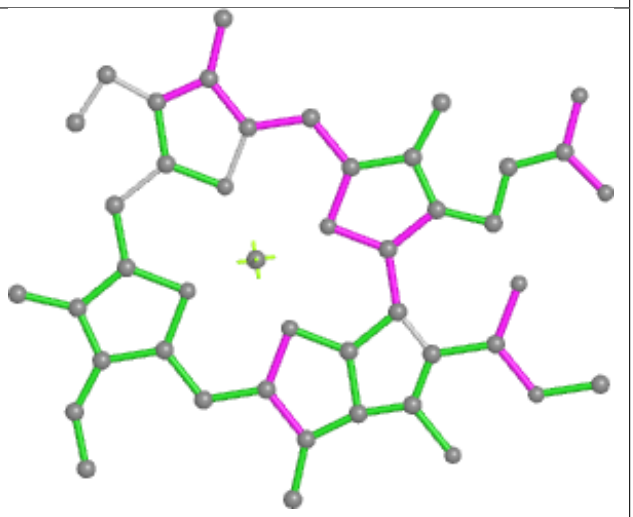

Bond angles

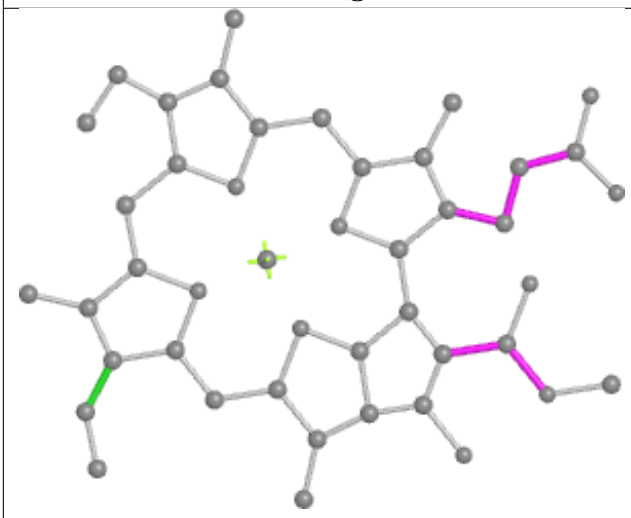

Torsions

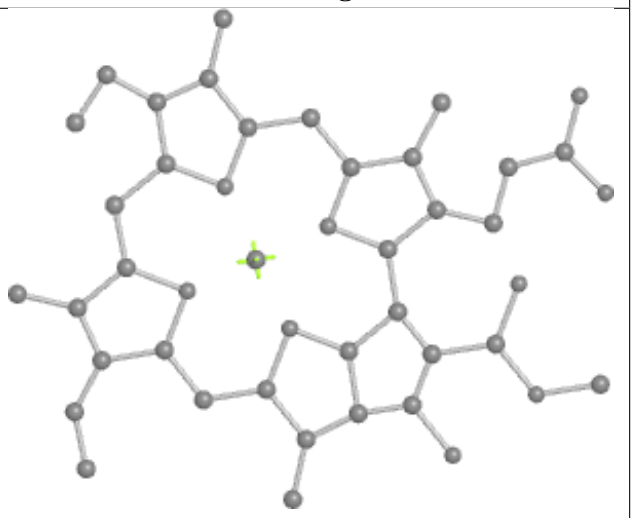

Rings

Ligand CYC m3 1001

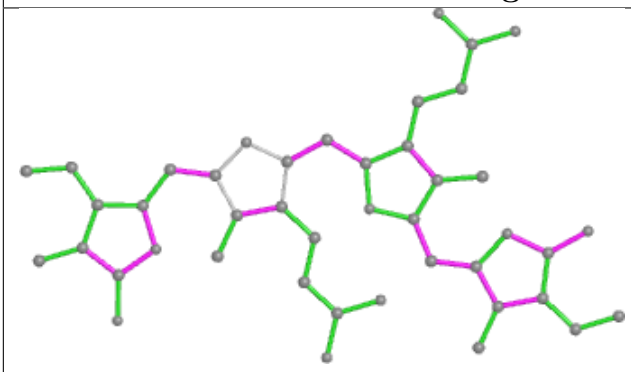

Bond lengths

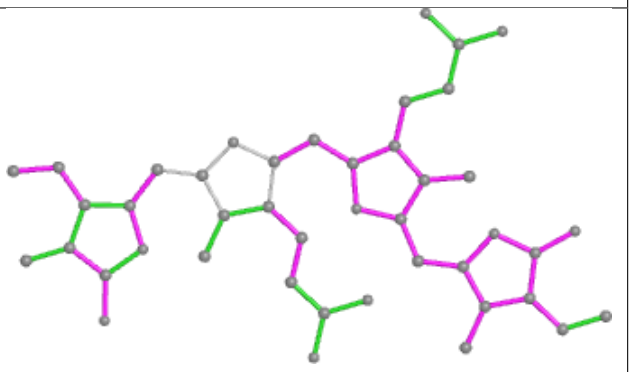

Bond angles

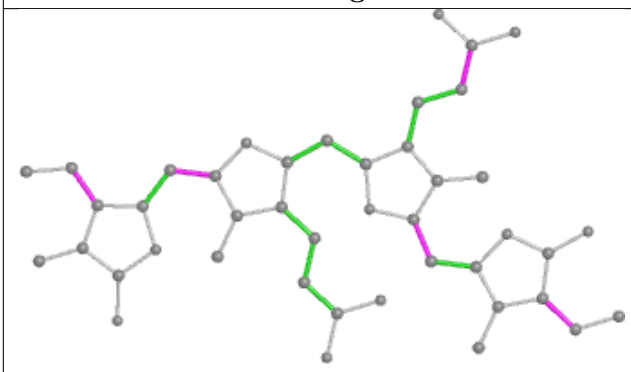

Torsions

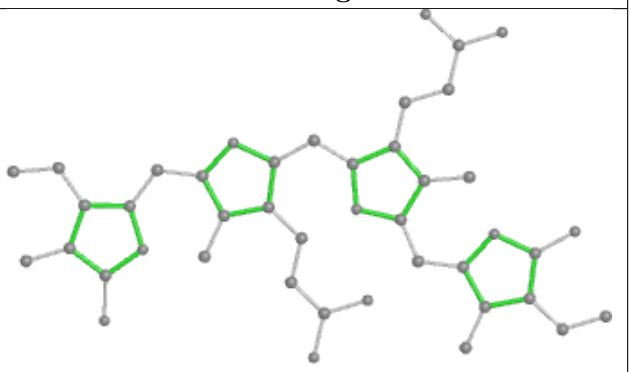

Rings

Ligand CLA B2 818

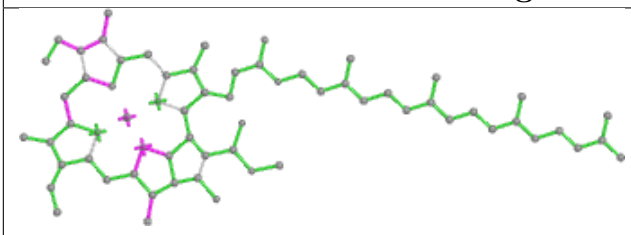

Bond lengths

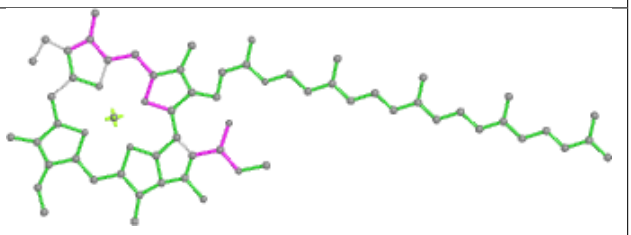

Bond angles

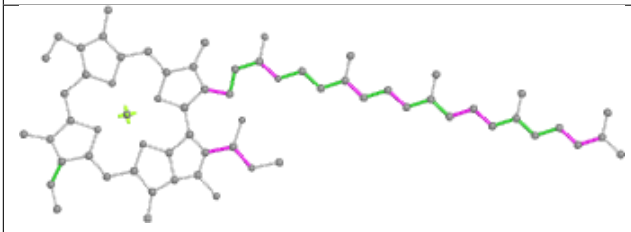

Torsions

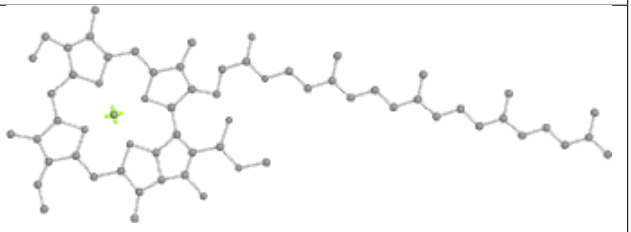

Rings

Ligand CLA 32 312

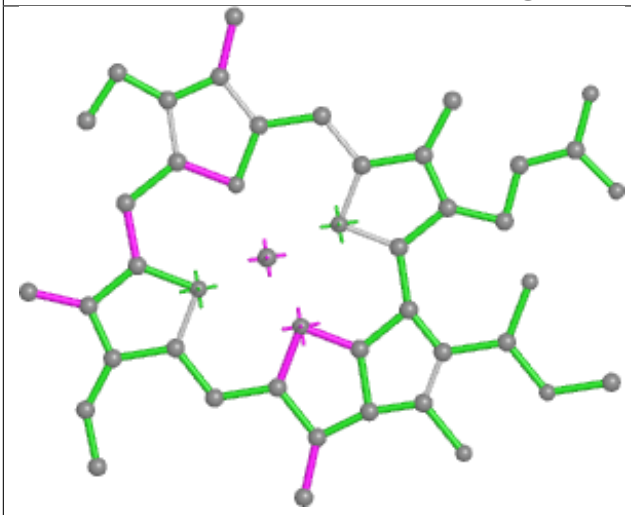

Bond lengths

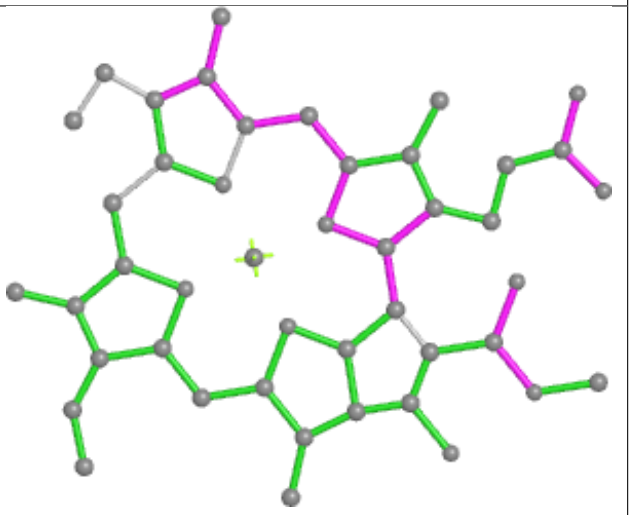

Bond angles

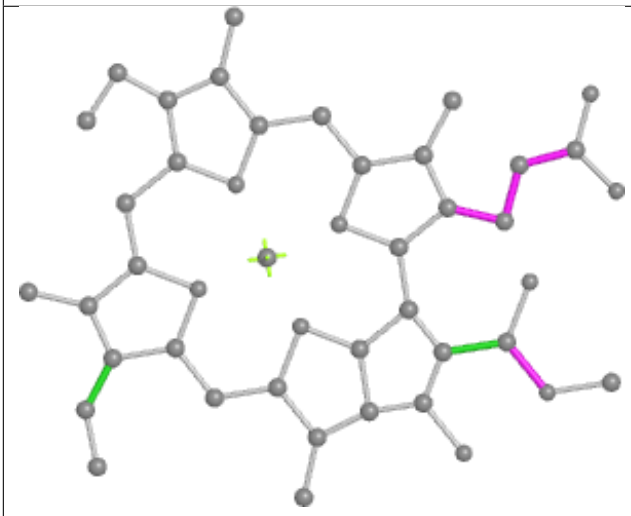

Torsions

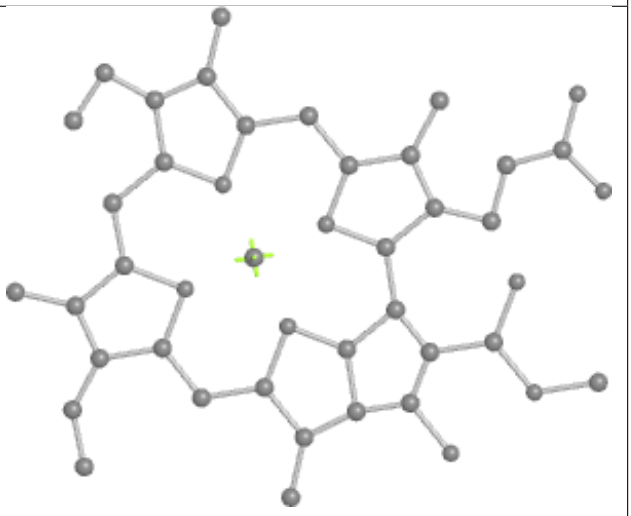

Rings

Ligand LHG AL 407

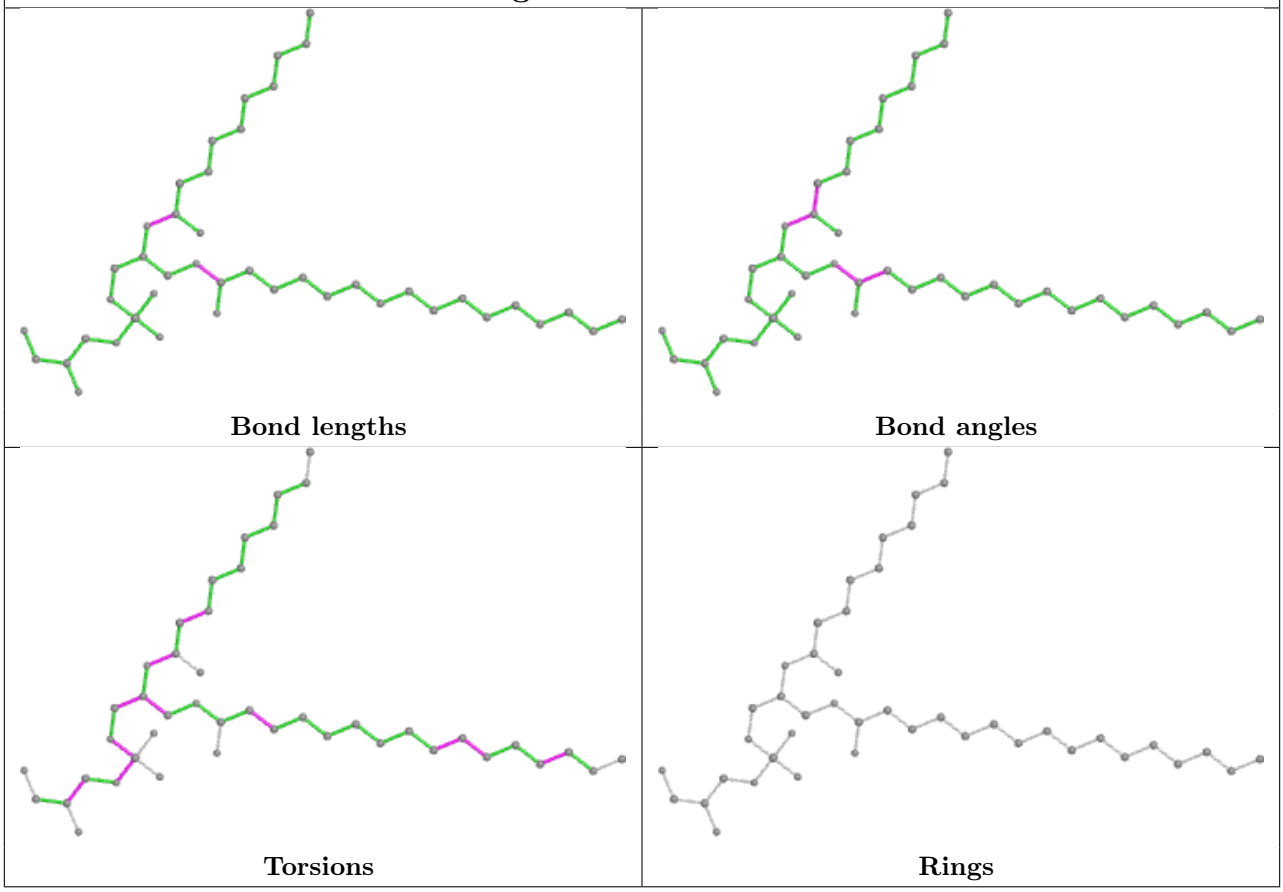

Ligand PEB kO 201

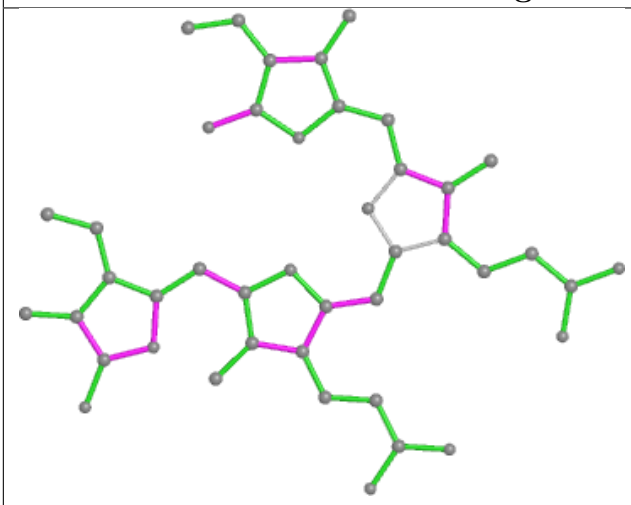

Bond lengths

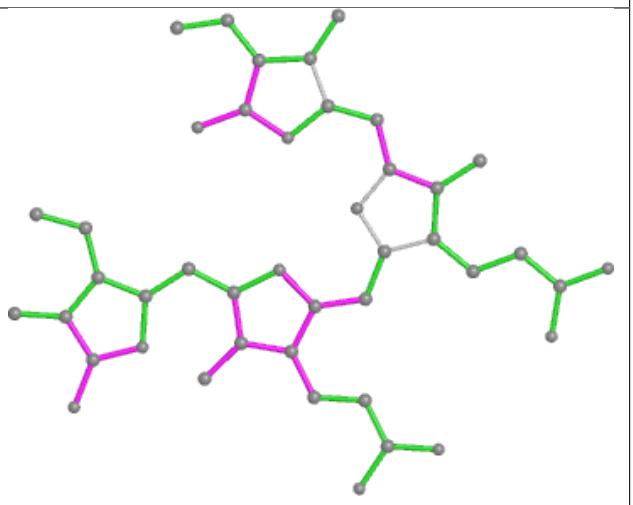

Bond angles

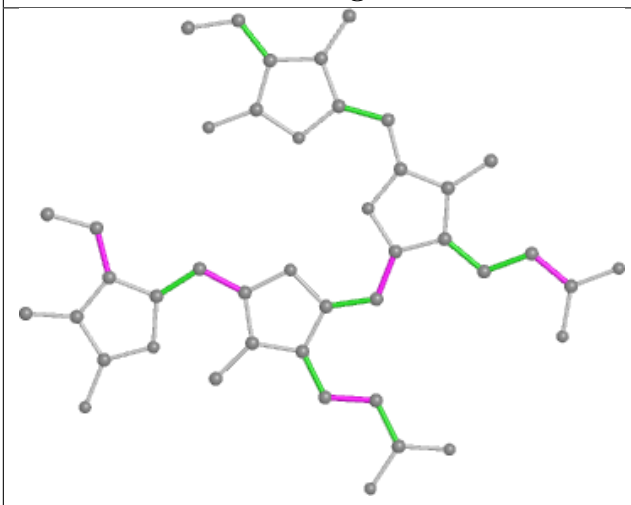

Torsions

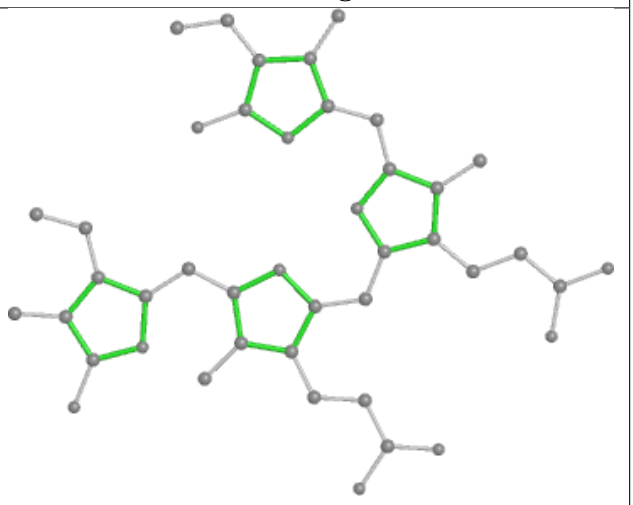

Rings

Ligand PEB HJ 201

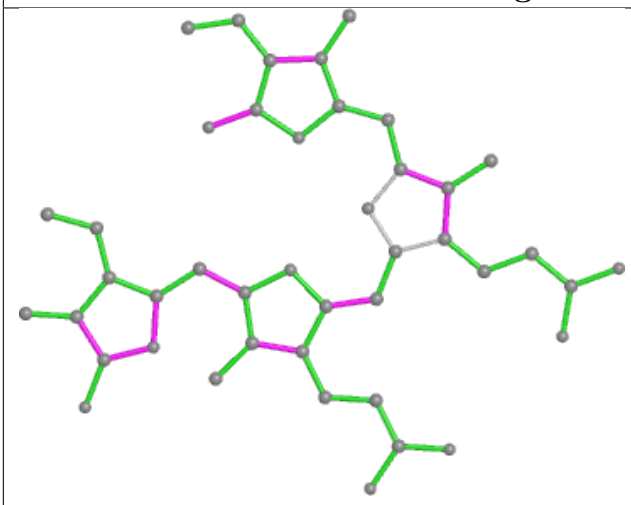

Bond lengths

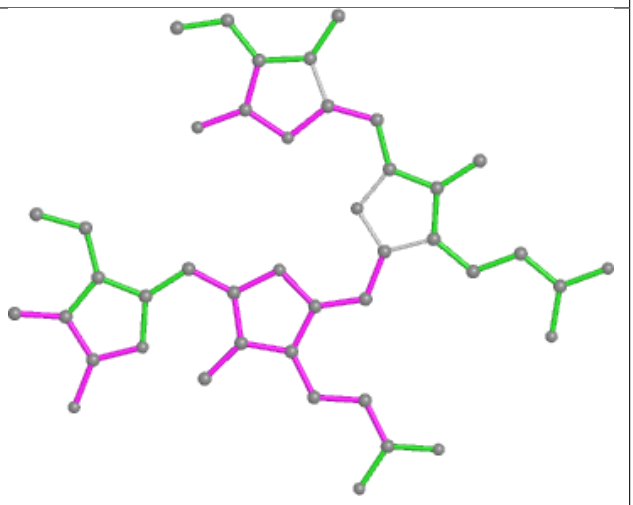

Bond angles

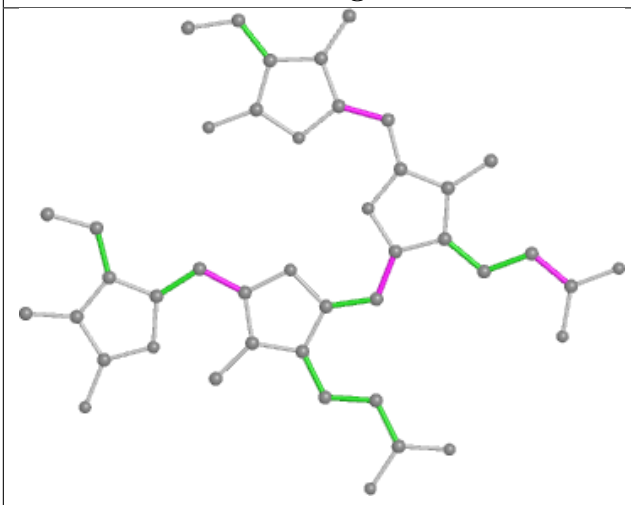

Torsions

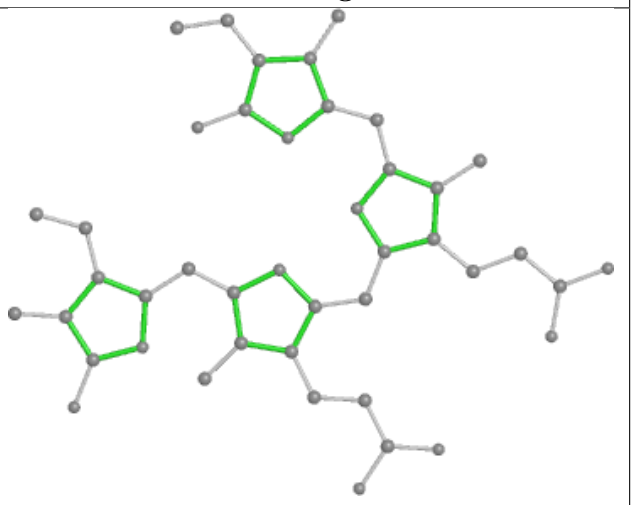

Rings

Ligand PEB SP 202

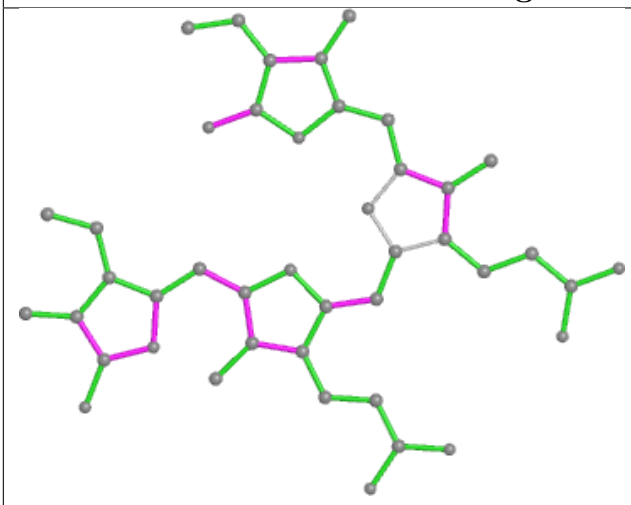

Bond lengths

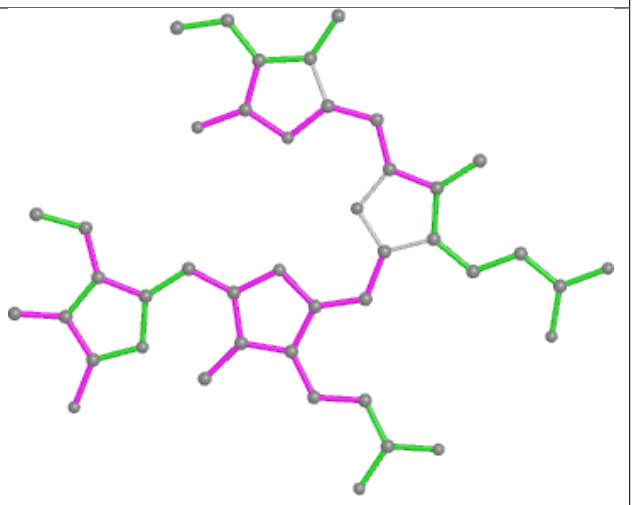

Bond angles

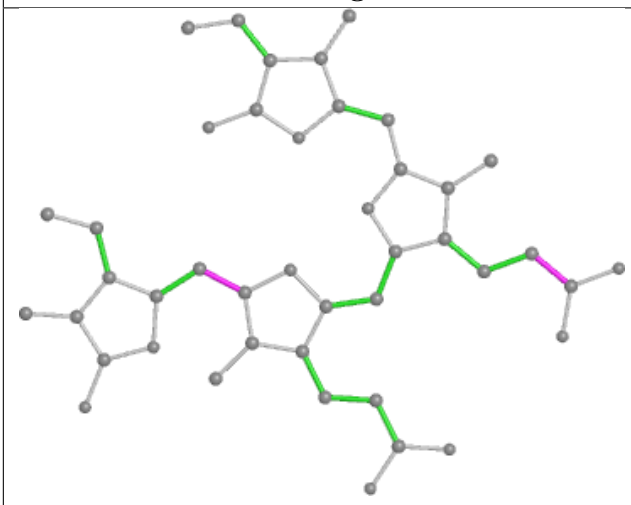

Torsions

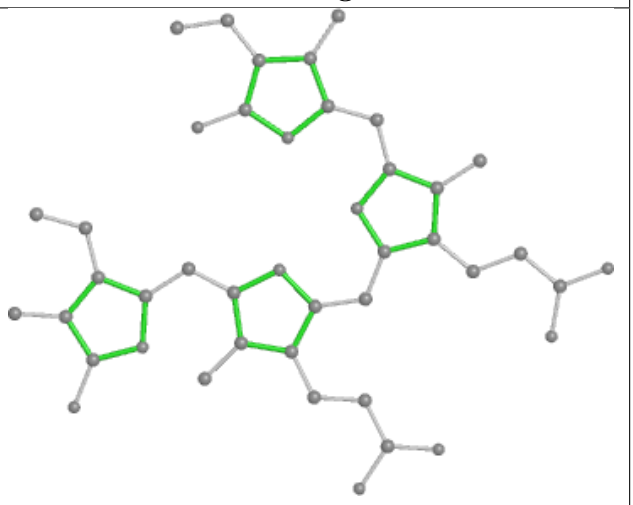

Rings

Ligand PEB ZG 201

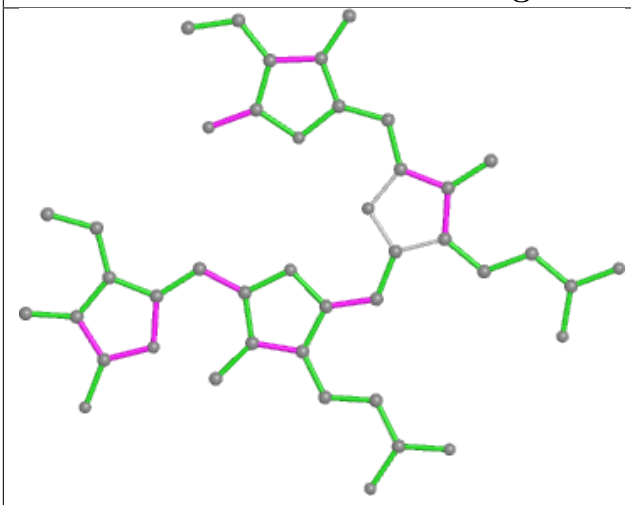

Bond lengths

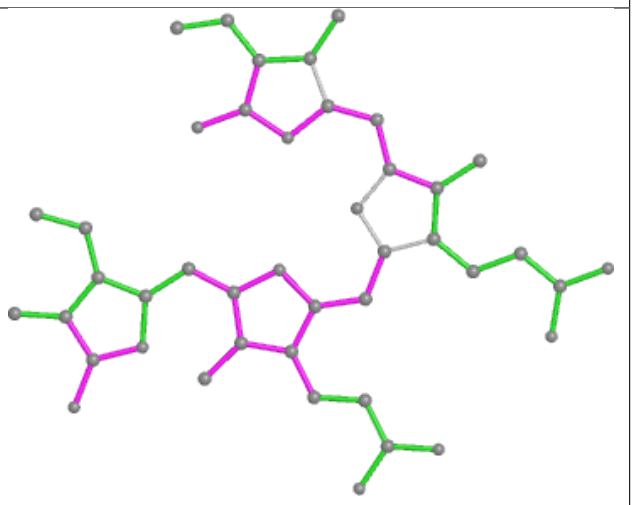

Bond angles

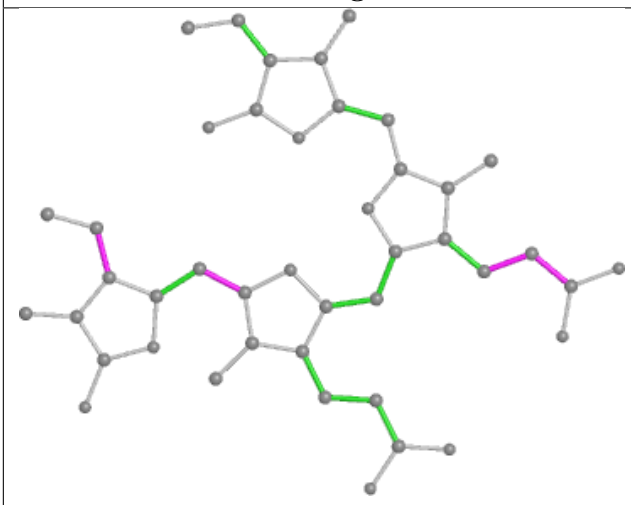

Torsions

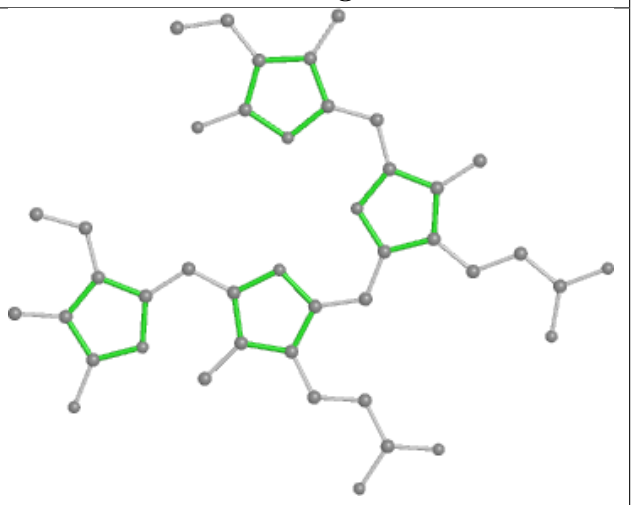

Rings

Ligand CLA H6 102

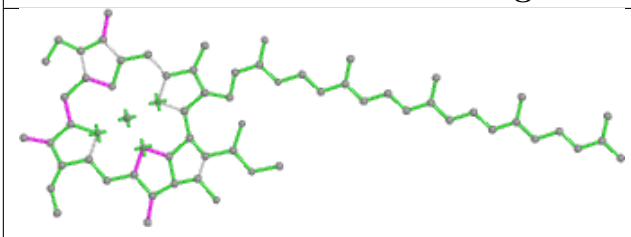

Bond lengths

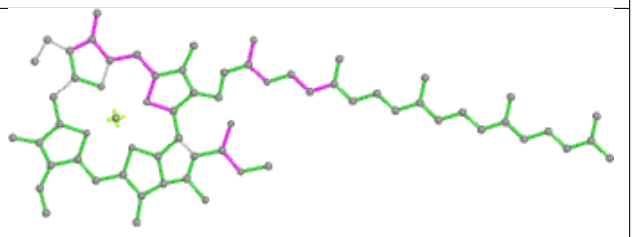

Bond angles

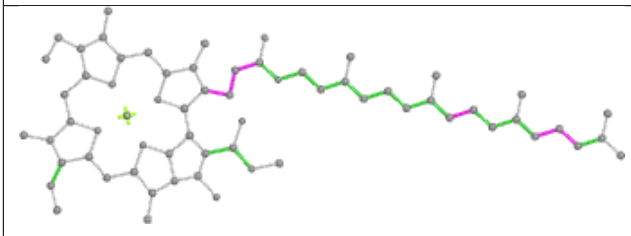

Torsions

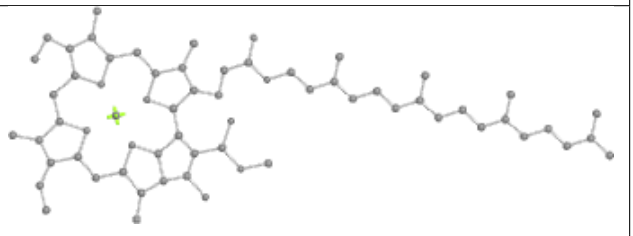

Rings

Ligand HEM G2 201

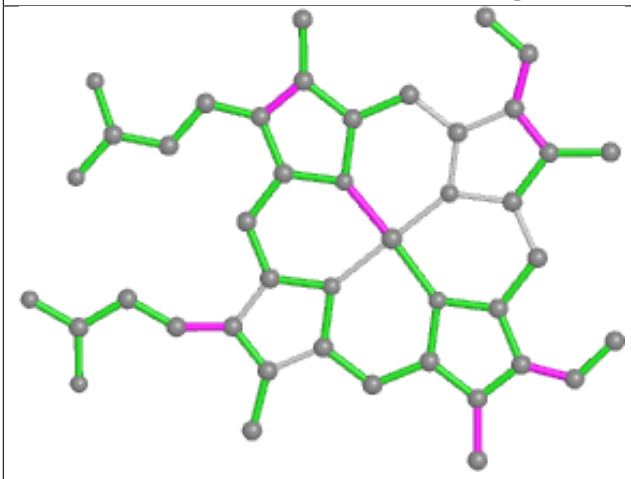

Bond lengths

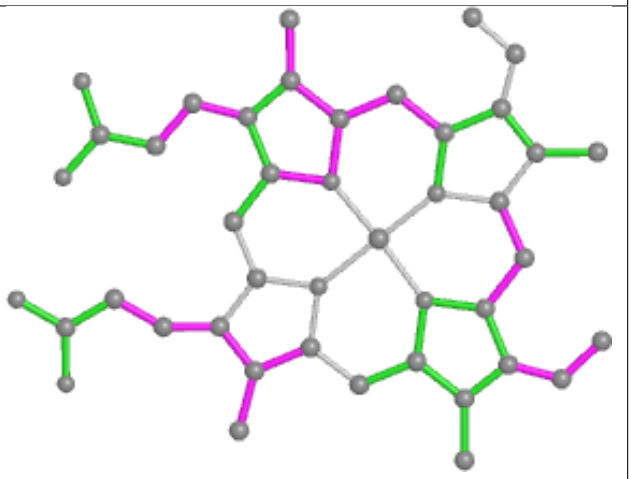

Bond angles

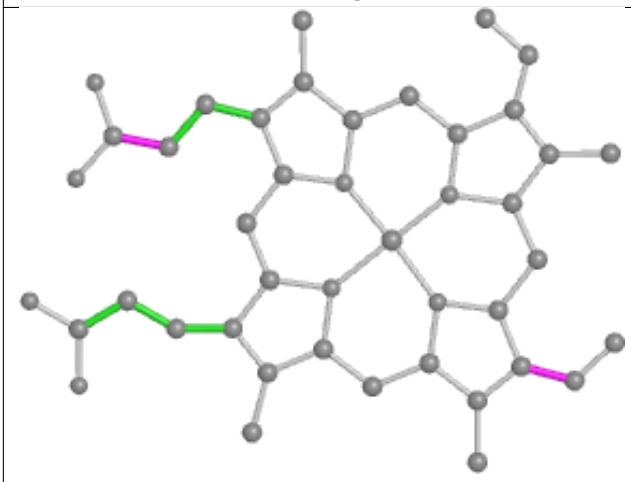

Torsions

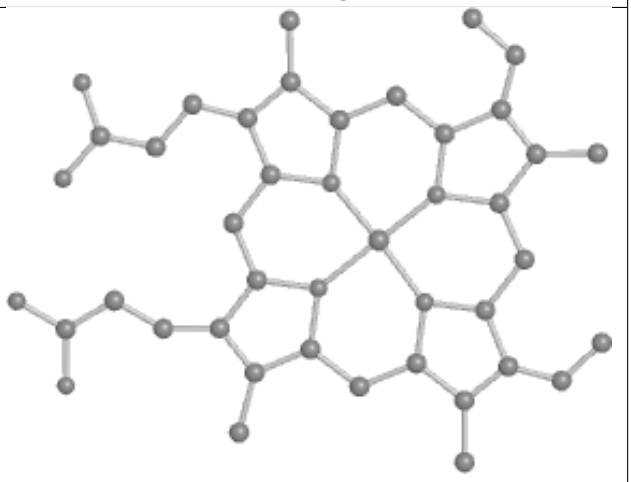

Rings

Ligand CLA L2 202

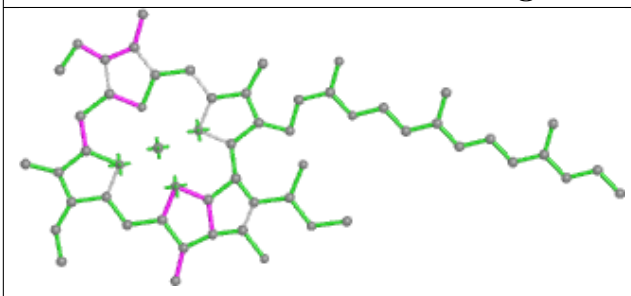

Bond lengths

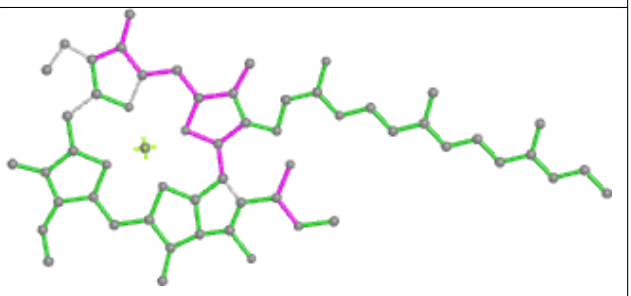

Bond angles

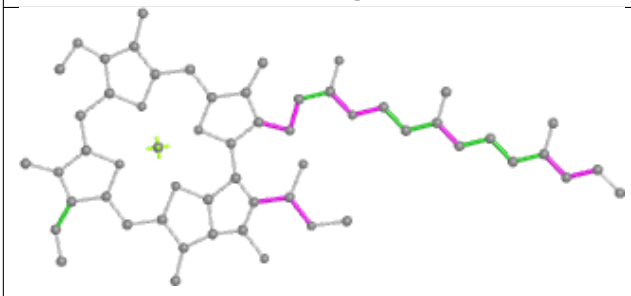

Torsions

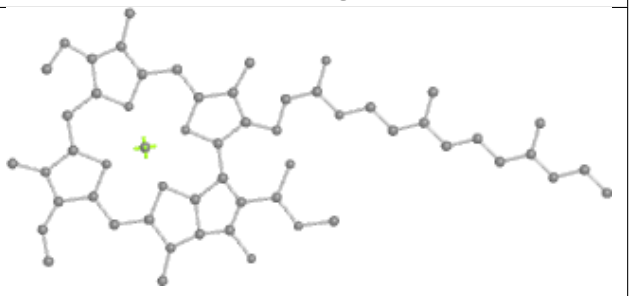

Rings

Ligand CLA 7N 605

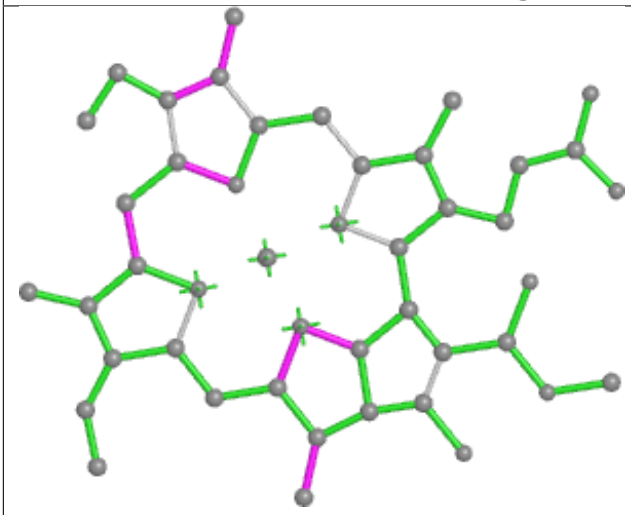

Bond lengths

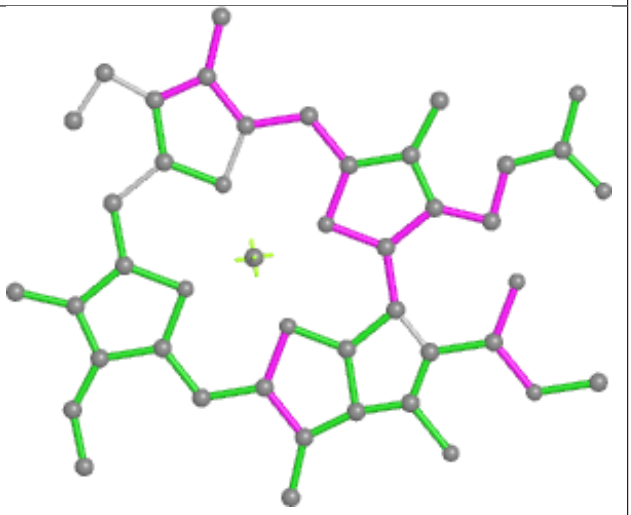

Bond angles

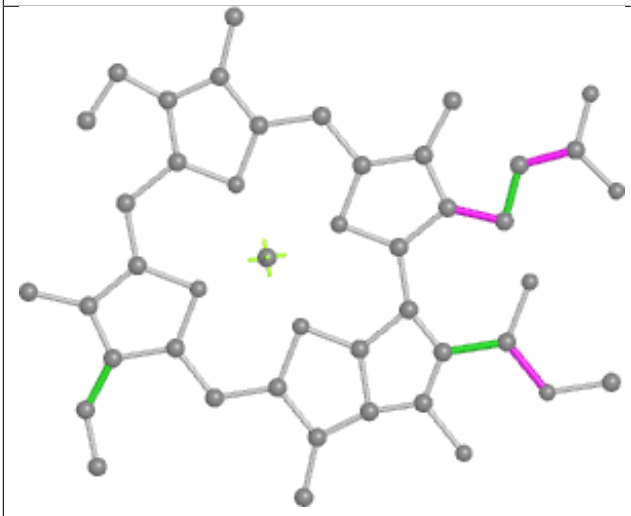

Torsions

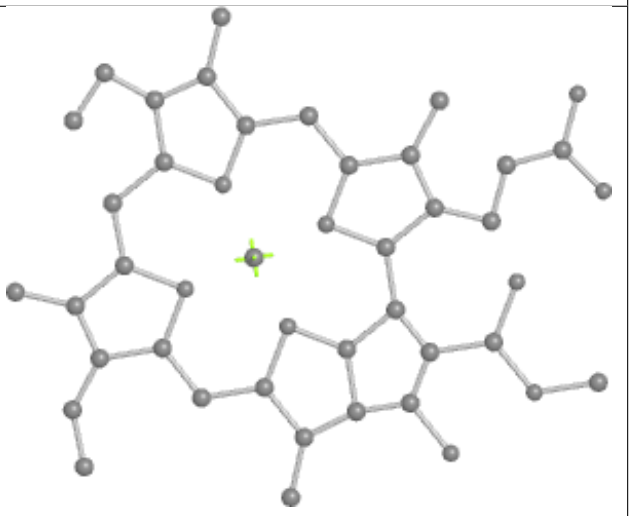

Rings

Ligand PEB UE 202

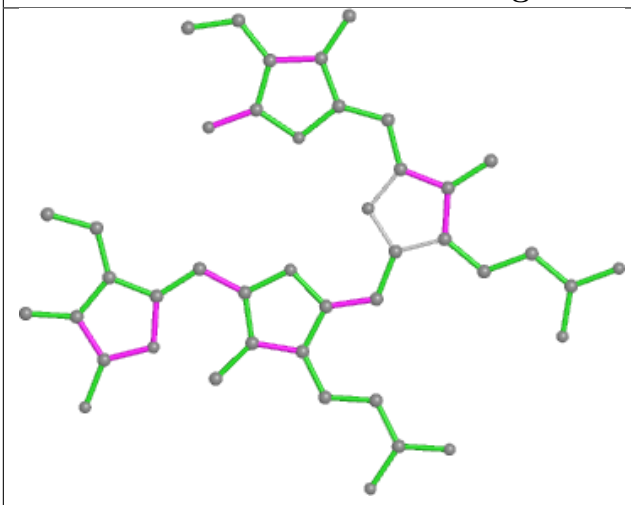

Bond lengths

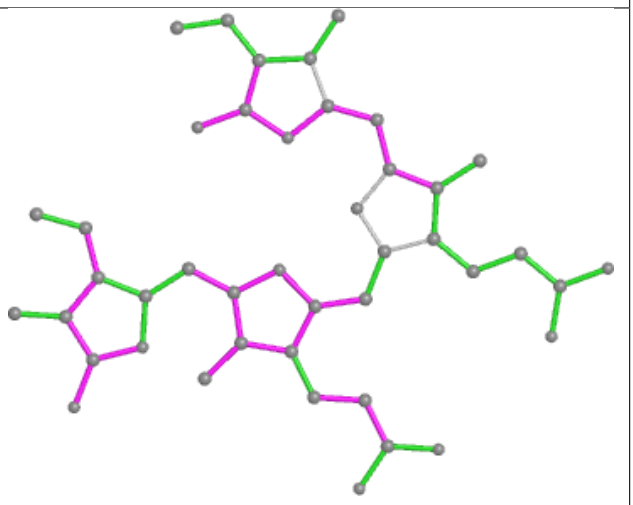

Bond angles

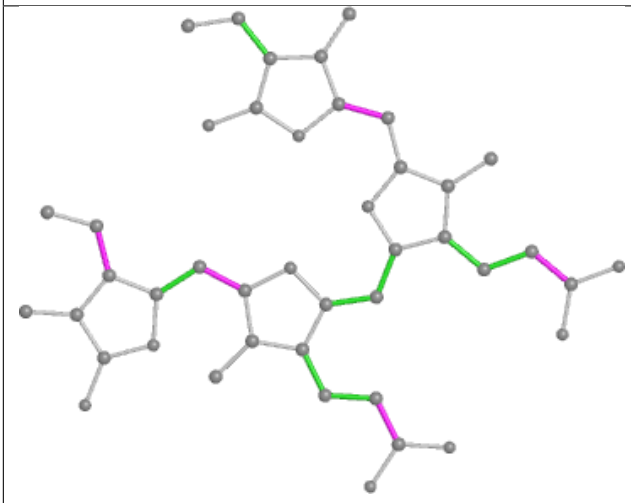

Torsions

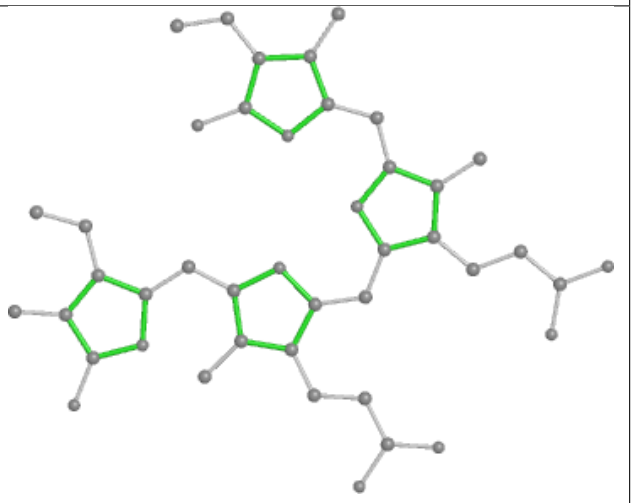

Rings

Ligand PEB QM 202

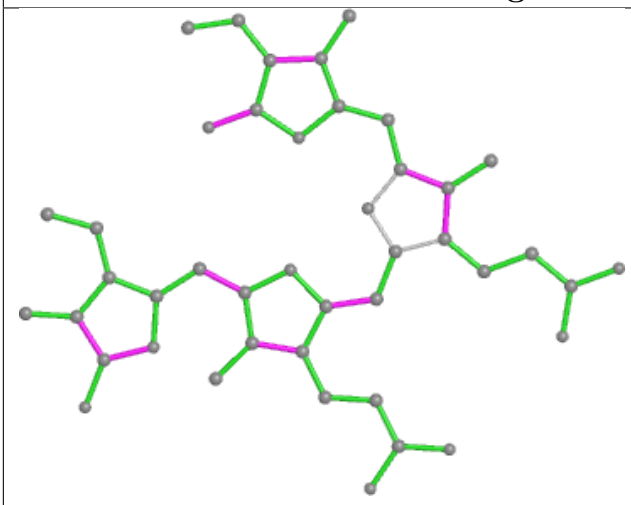

Bond lengths

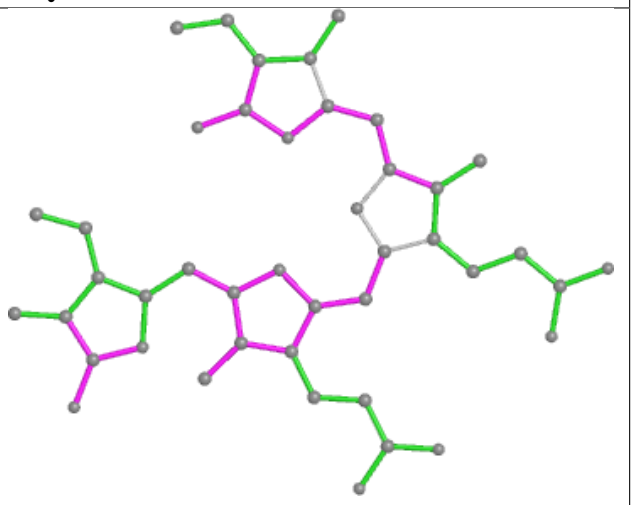

Bond angles

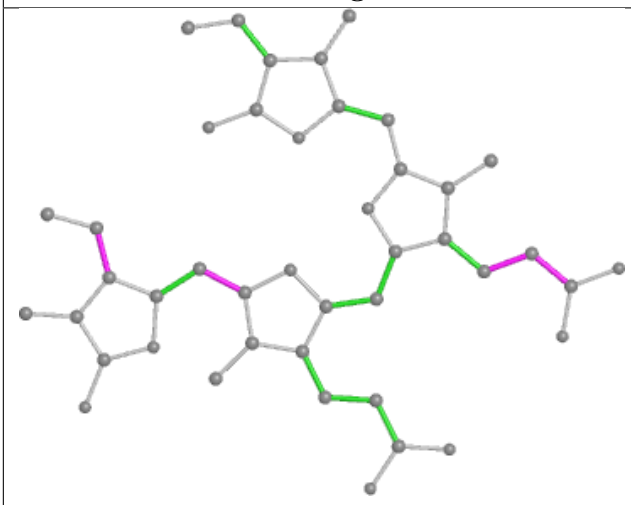

Torsions

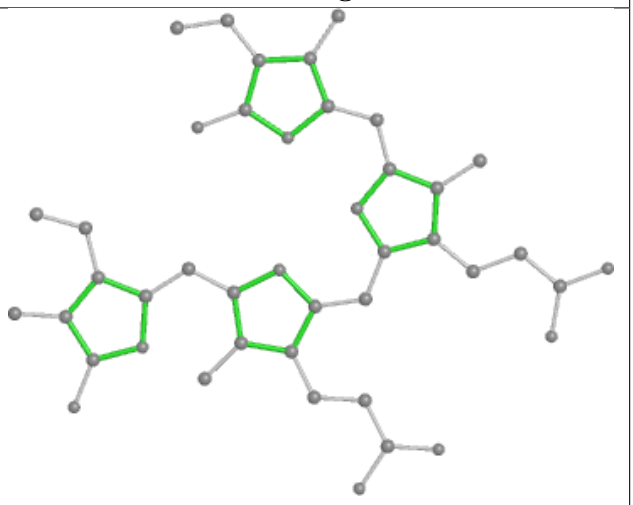

Rings

Ligand PEB Q9 203

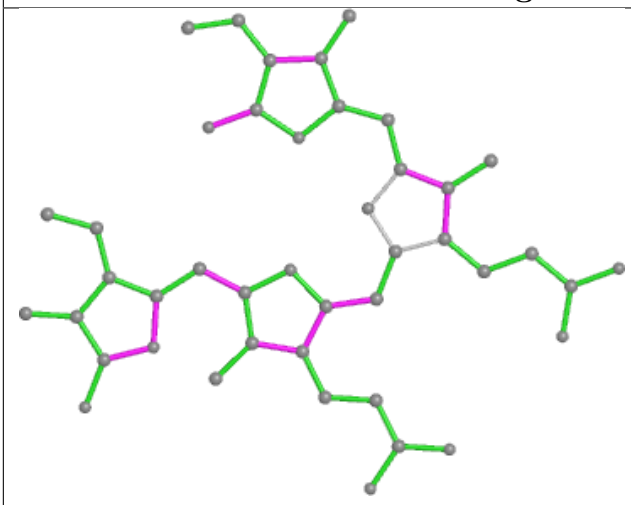

Bond lengths

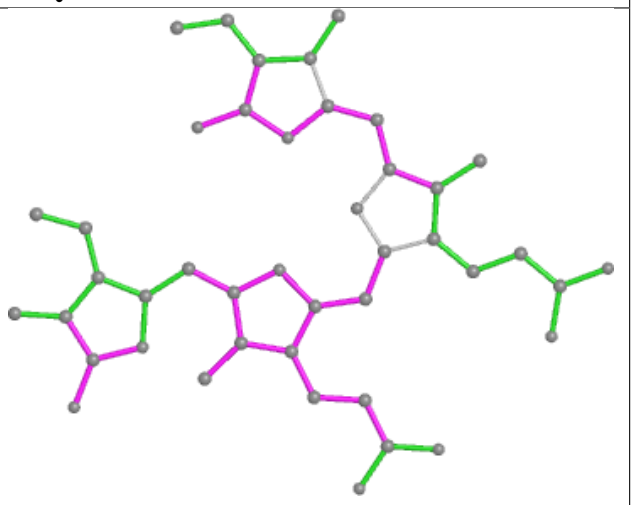

Bond angles

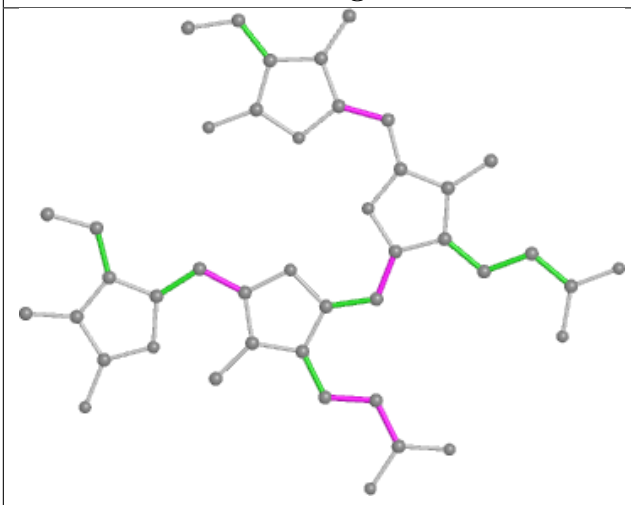

Torsions

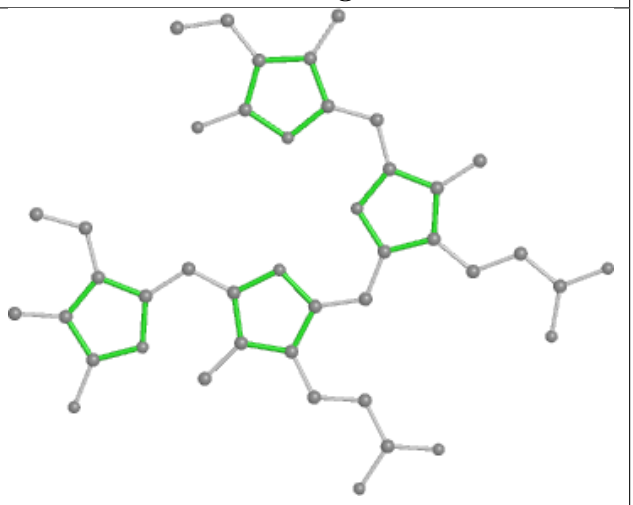

Rings

Ligand PEB dQ 401

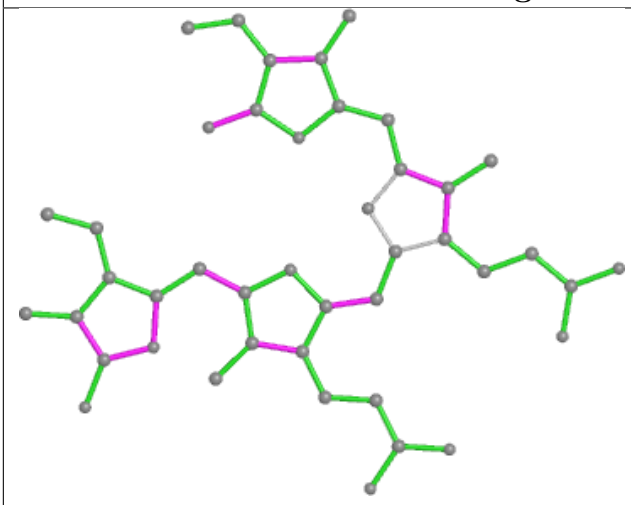

Bond lengths

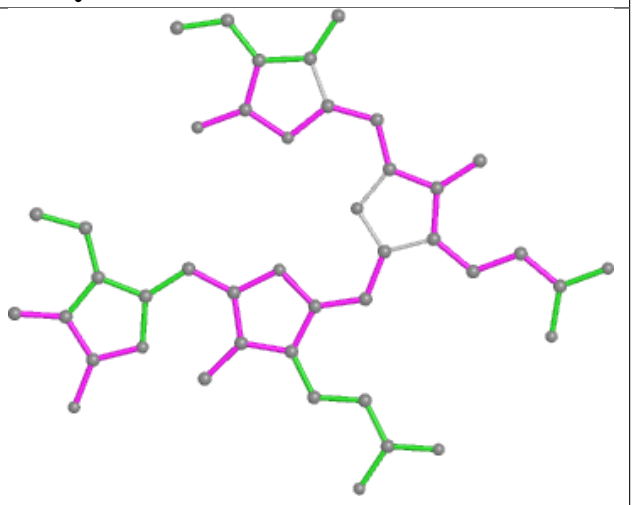

Bond angles

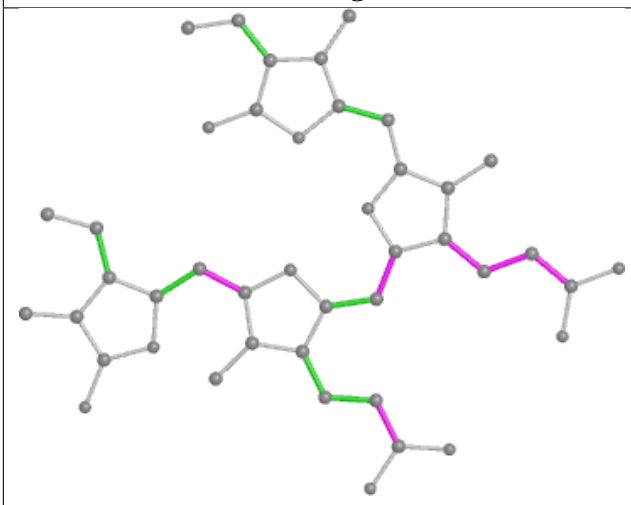

Torsions

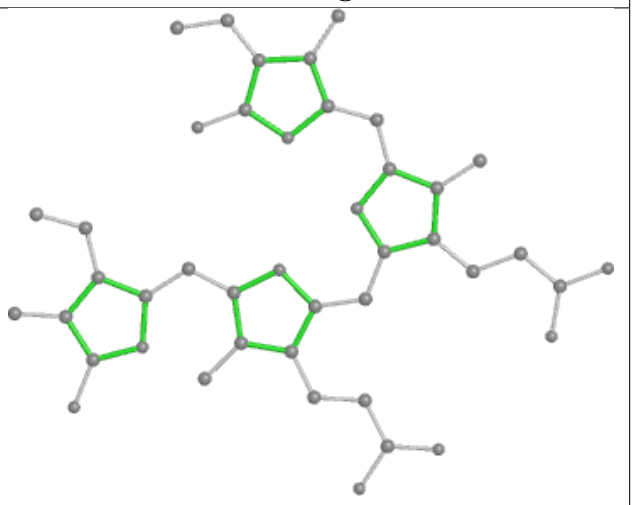

Rings

Ligand PEB TQ 203

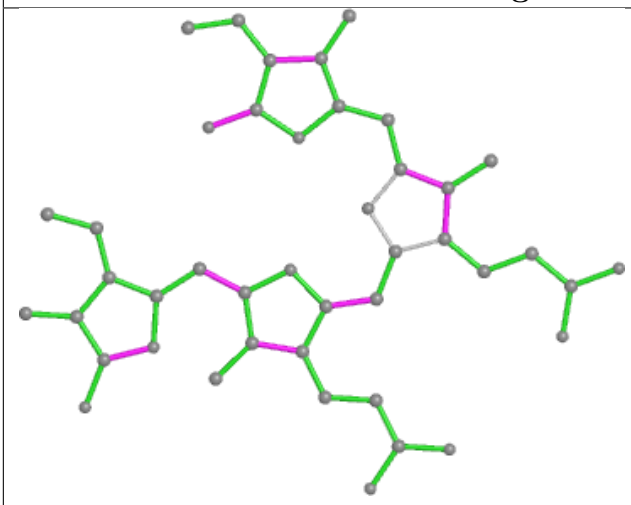

Bond lengths

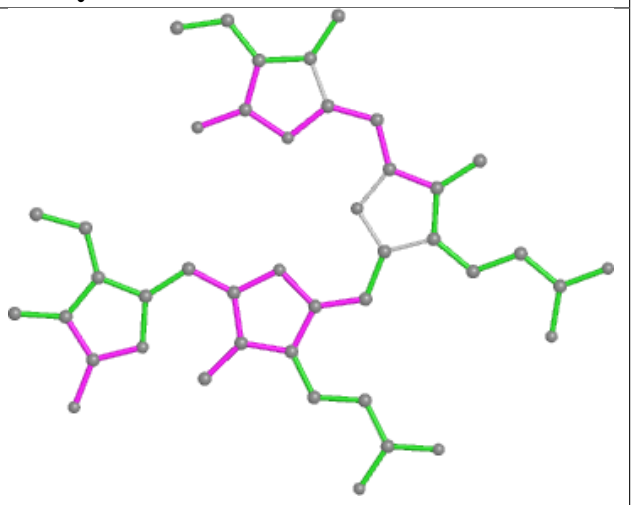

Bond angles

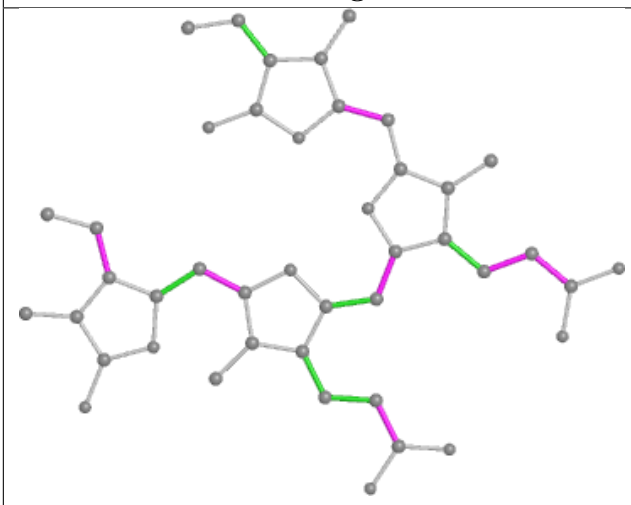

Torsions

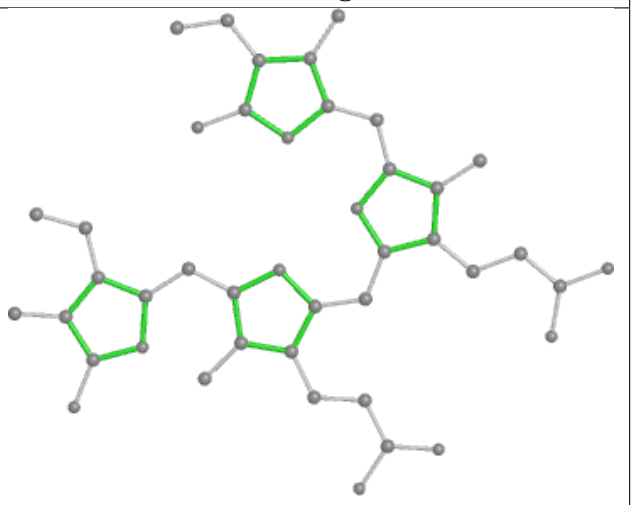

Rings

Ligand CYC CH 1001

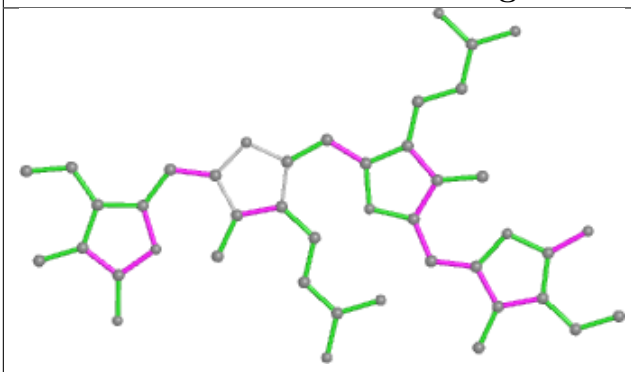

Bond lengths

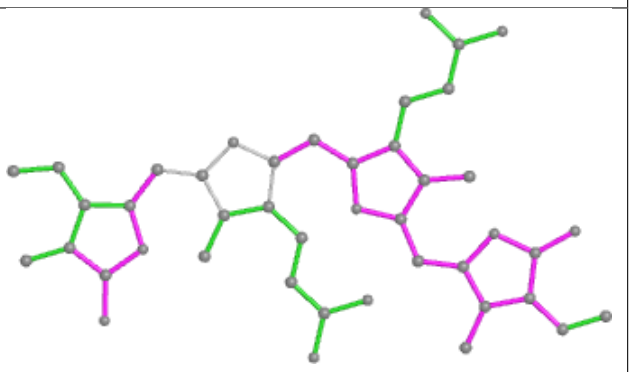

Bond angles

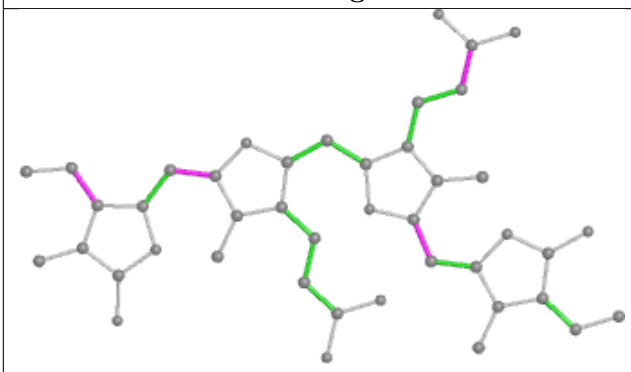

Torsions

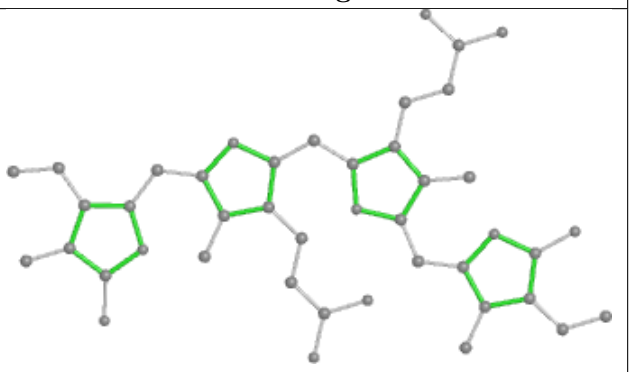

Rings

Ligand CLA 62 313

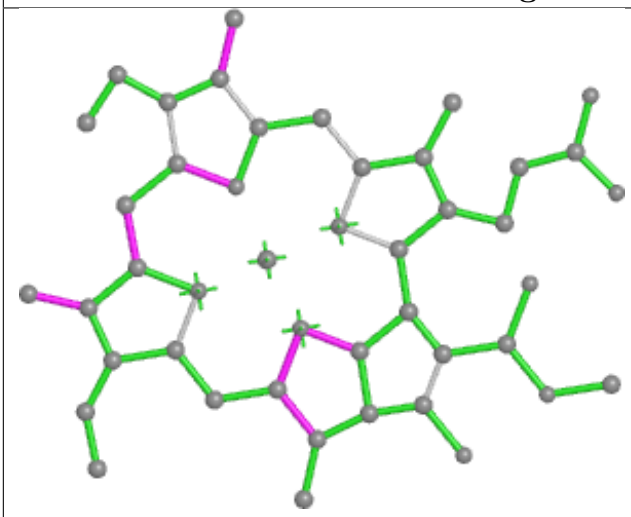

Bond lengths

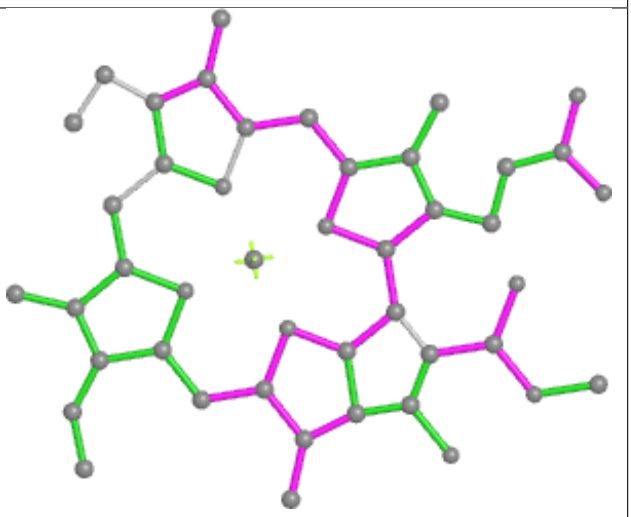

Bond angles

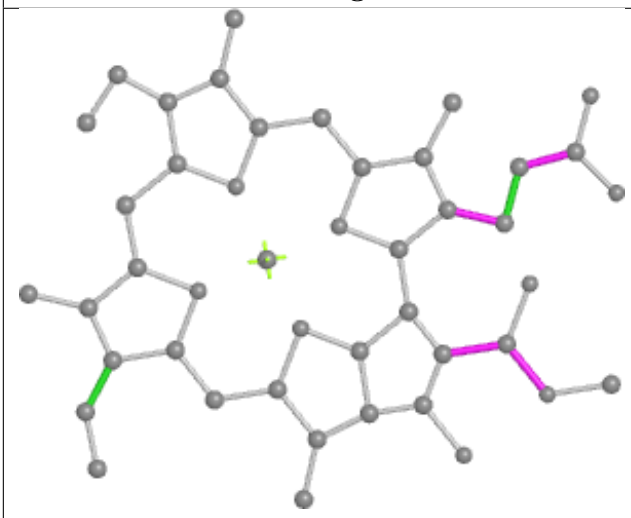

Torsions

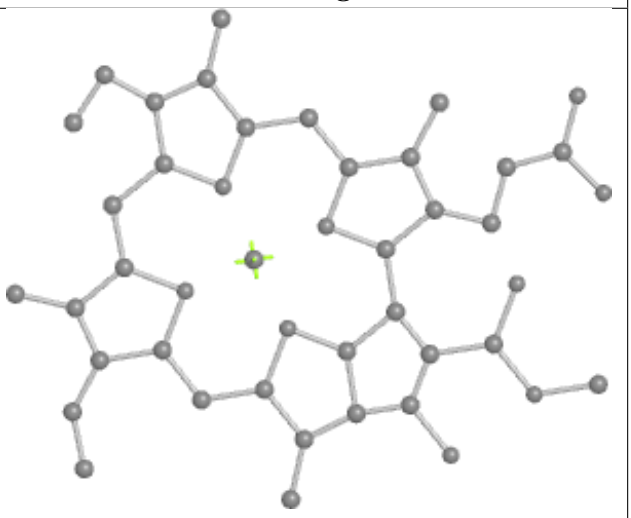

Rings

Ligand CLA I2 103

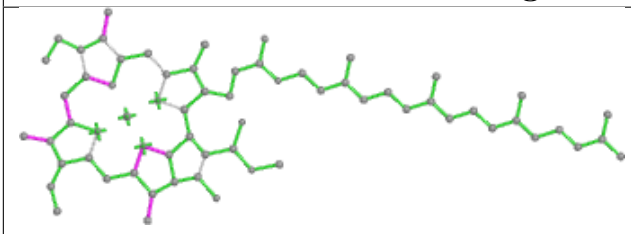

Bond lengths

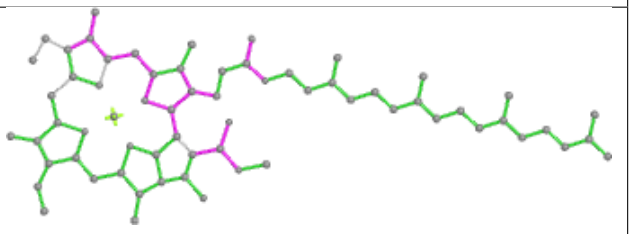

Bond angles

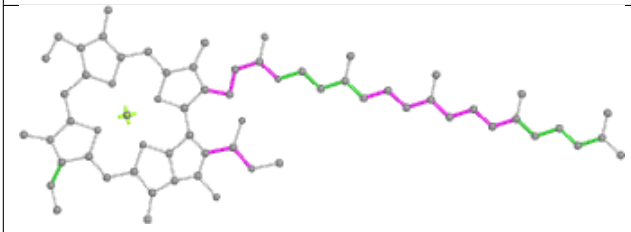

Torsions

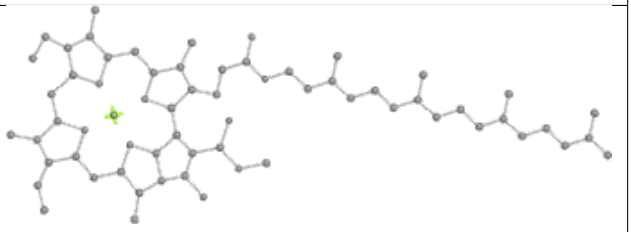

Rings

Ligand CLA 4N 611

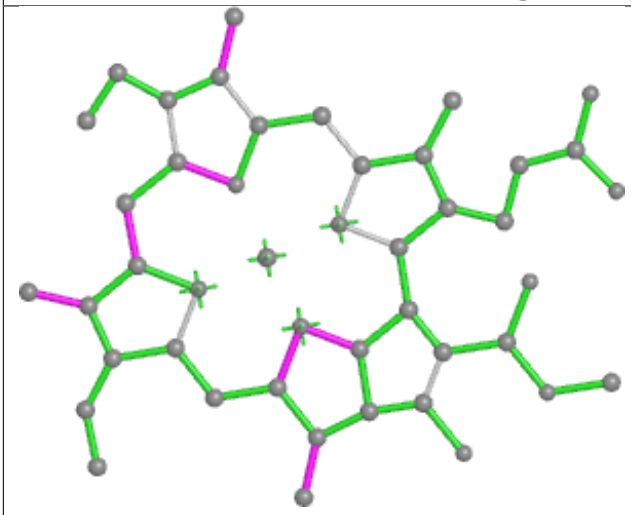

Bond lengths

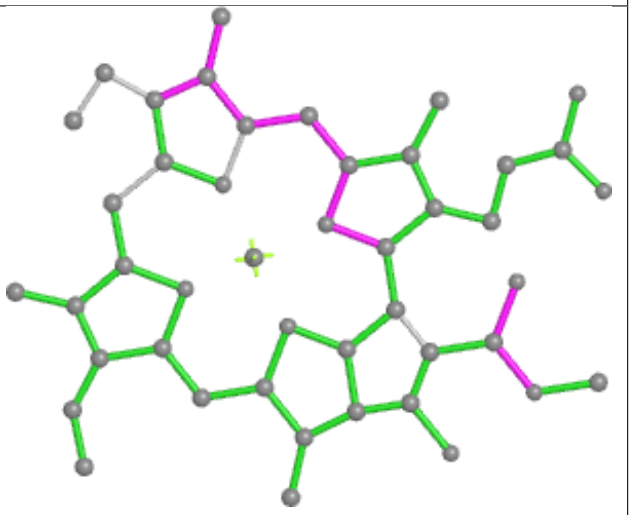

Bond angles

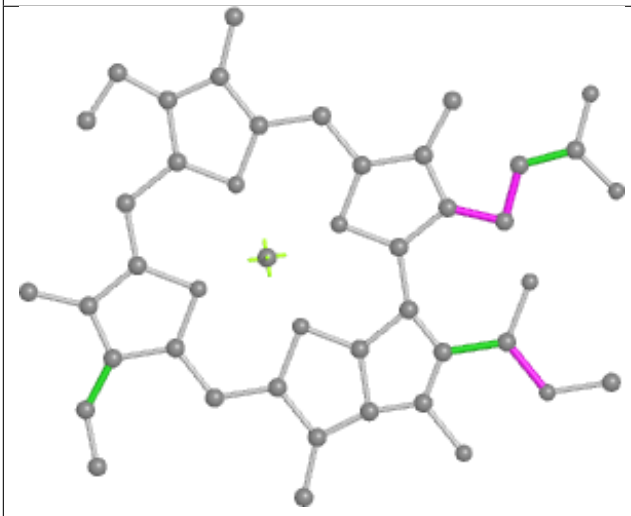

Torsions

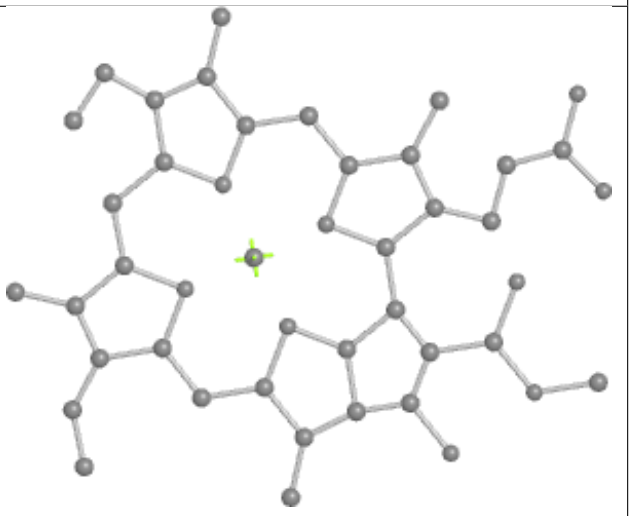

Rings

Ligand PEB AO 304

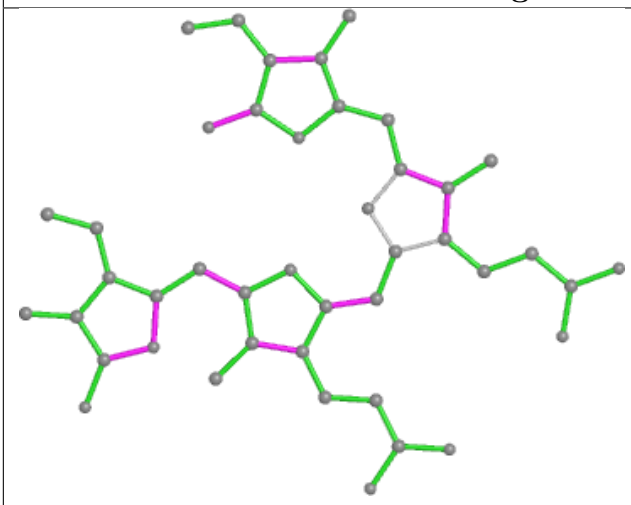

Bond lengths

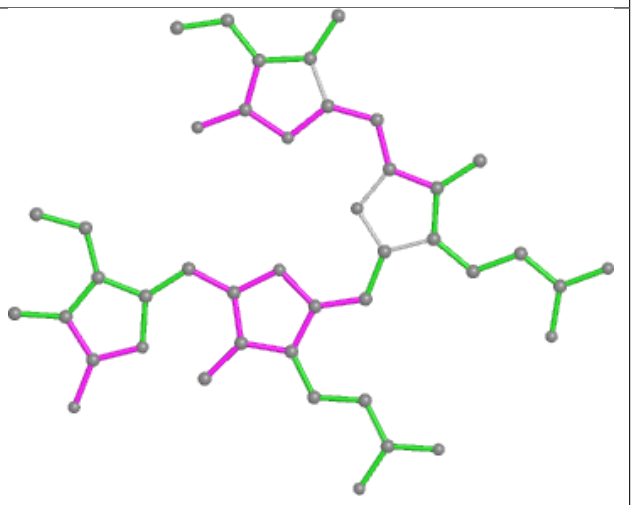

Bond angles

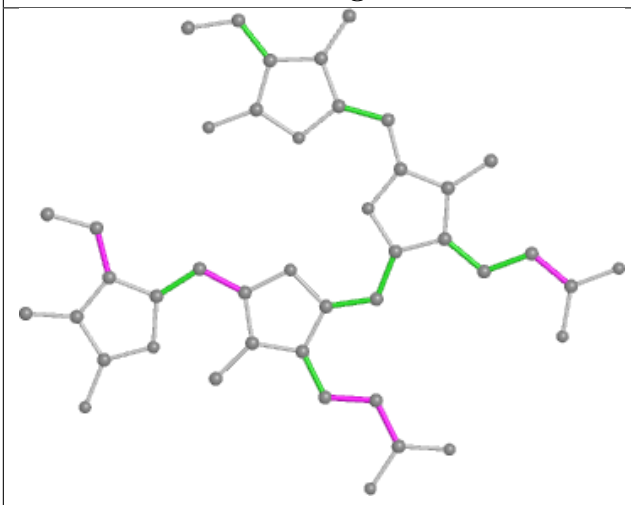

Torsions

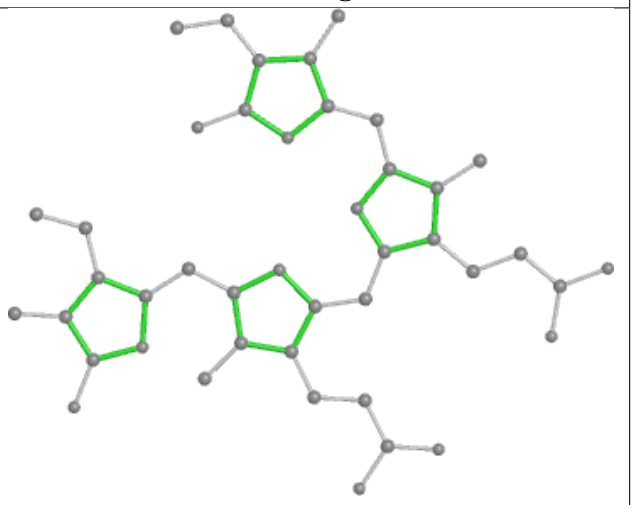

Rings

Ligand PEB XI 202

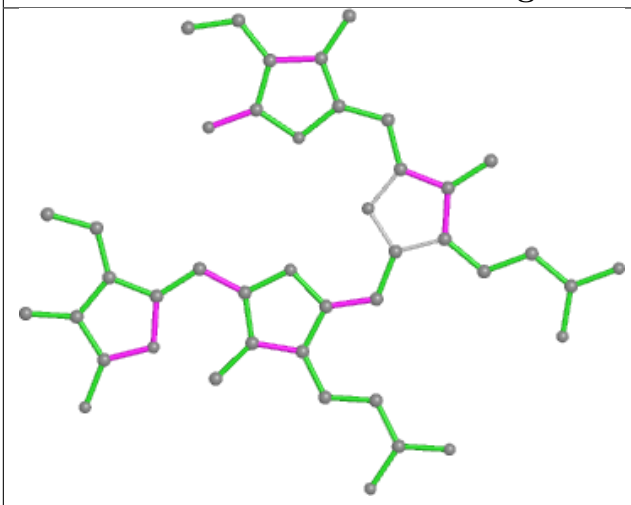

Bond lengths

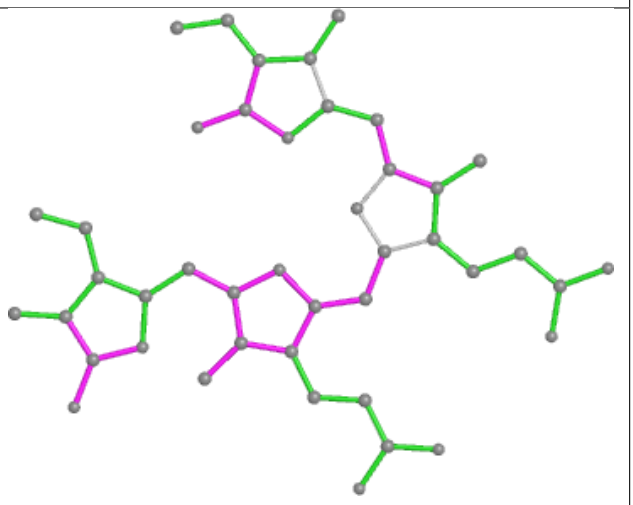

Bond angles

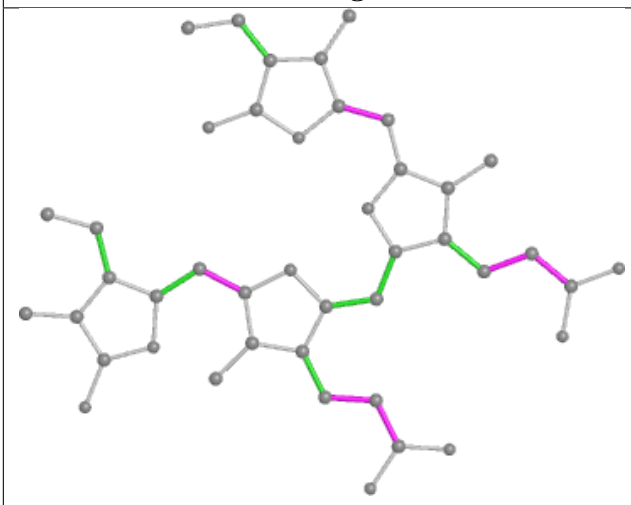

Torsions

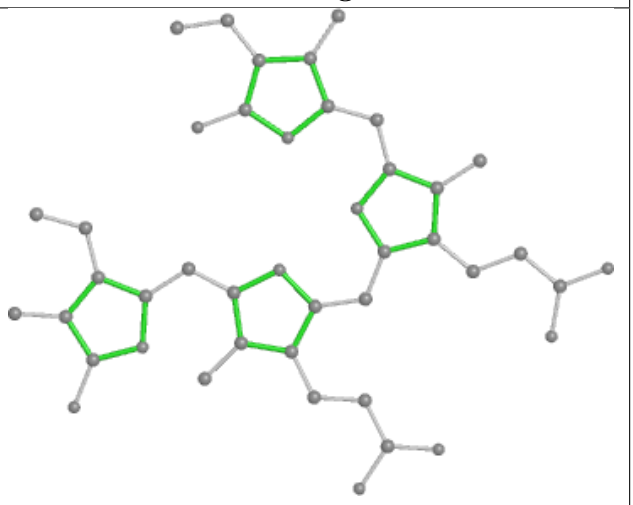

Rings

Ligand CLA 12 611

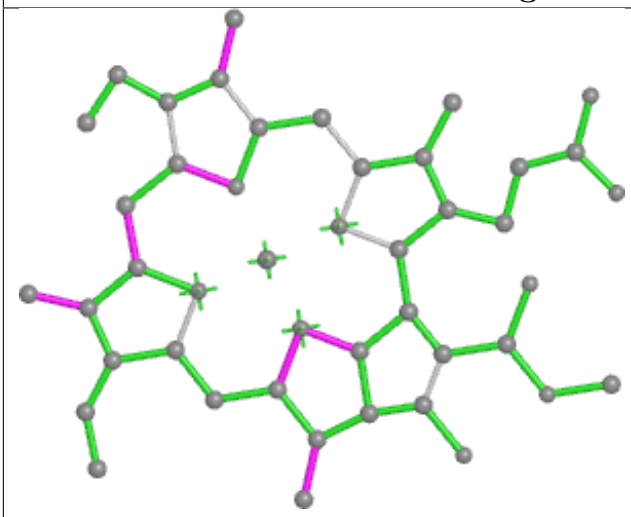

Bond lengths

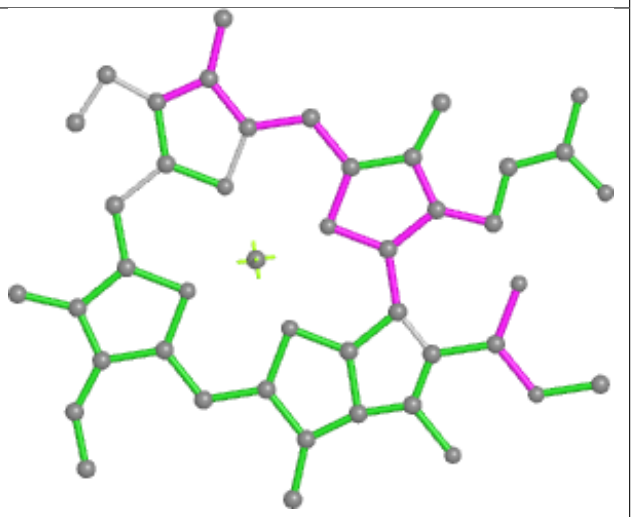

Bond angles

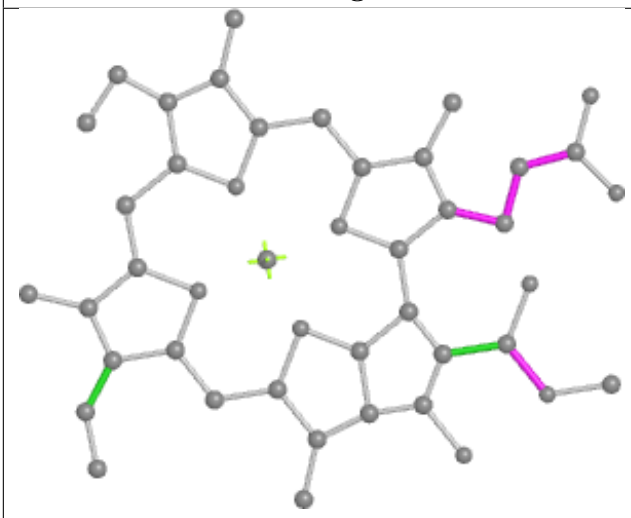

Torsions

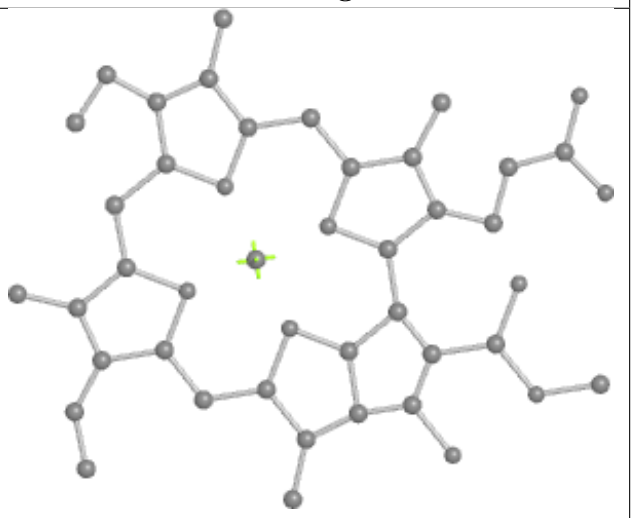

Rings

Ligand LMG C6 501

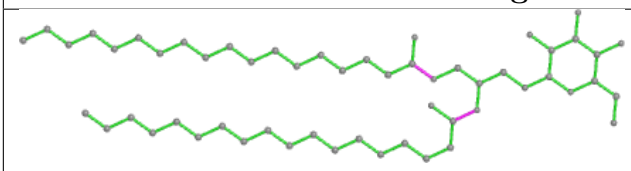

Bond lengths

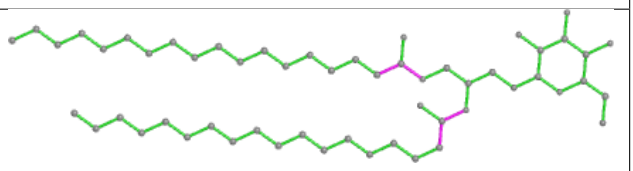

Bond angles

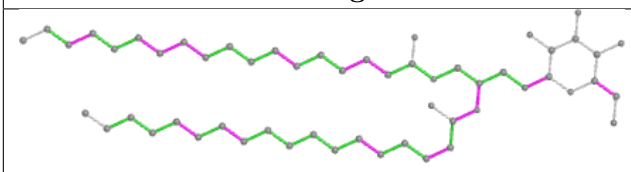

Torsions

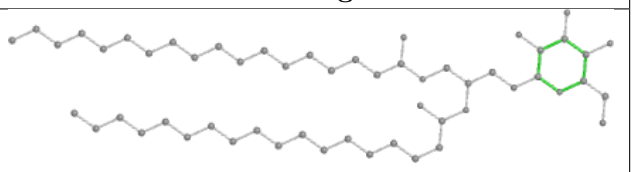

Rings

Ligand BCR BN 842

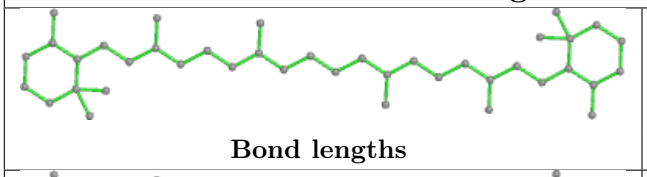

Bond lengths

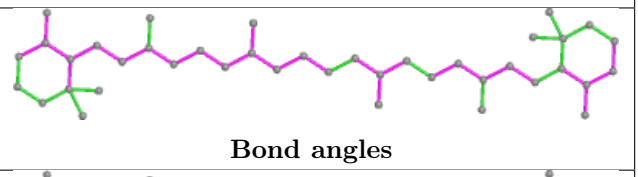

Bond angles

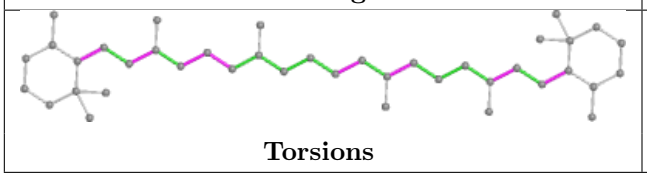

Torsions

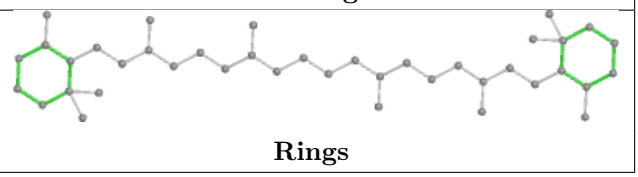

Rings

Ligand PEB HE 1002

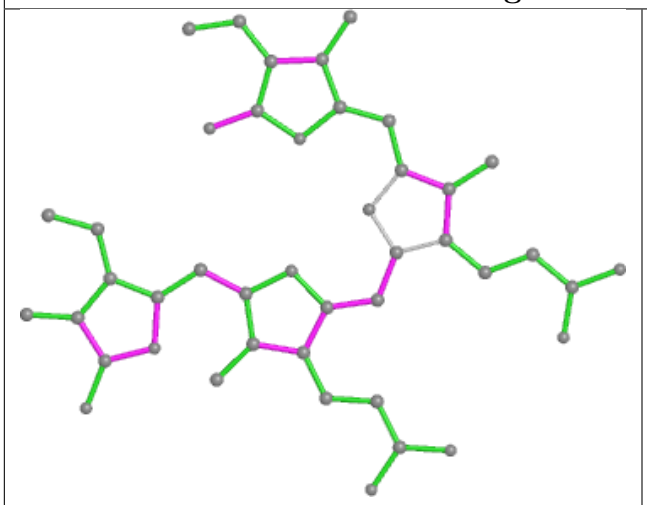

Bond lengths

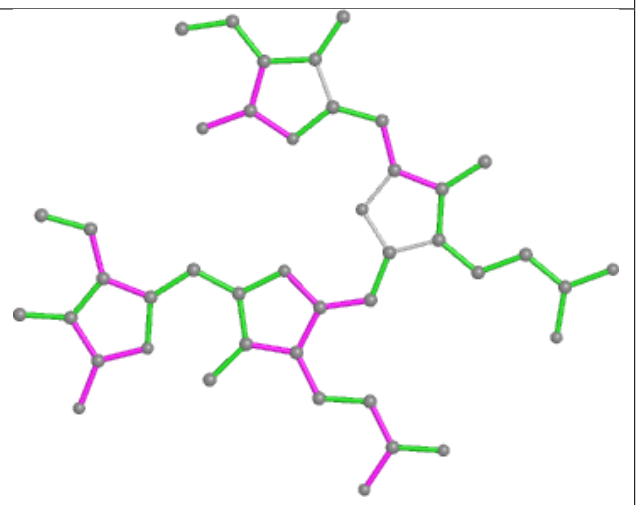

Bond angles

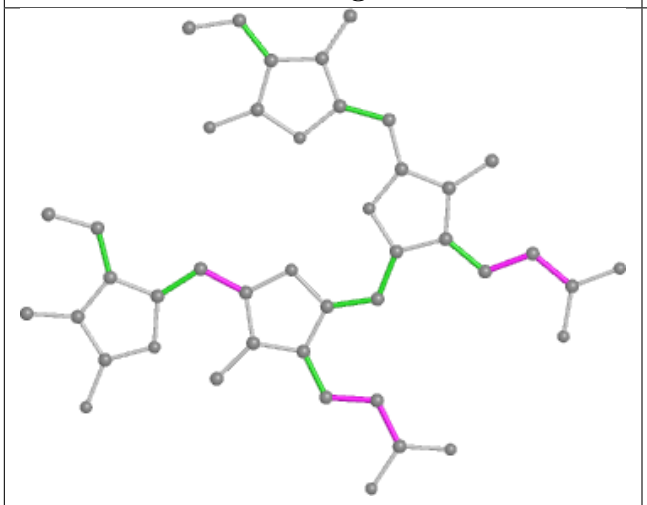

Torsions

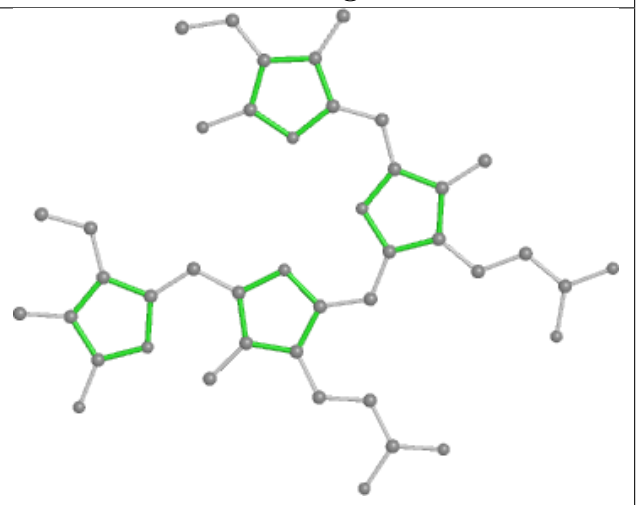

Rings

Ligand PEB J7 203

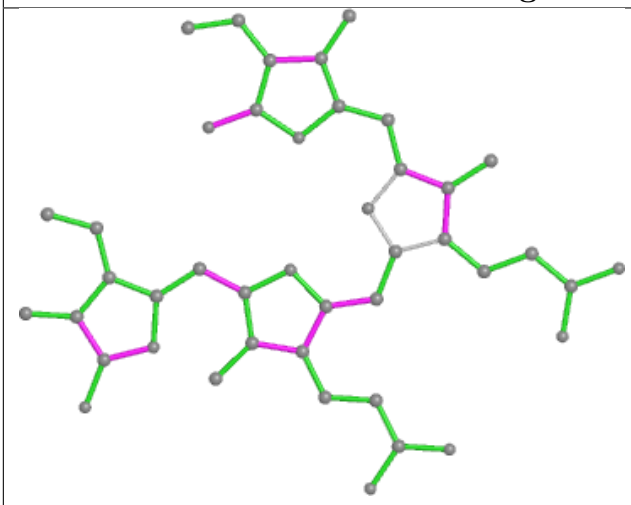

Bond lengths

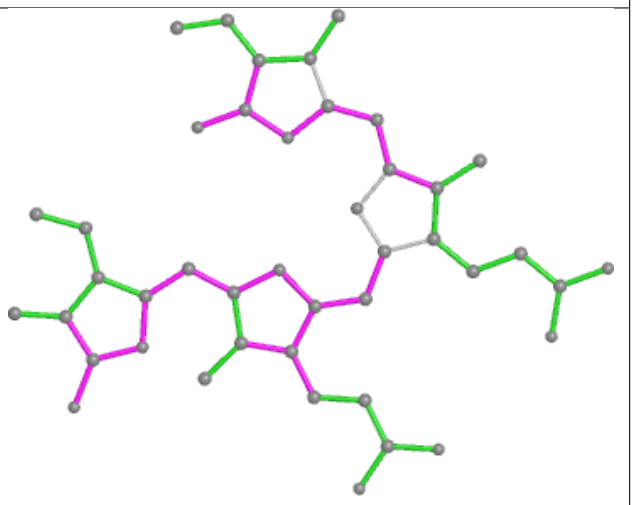

Bond angles

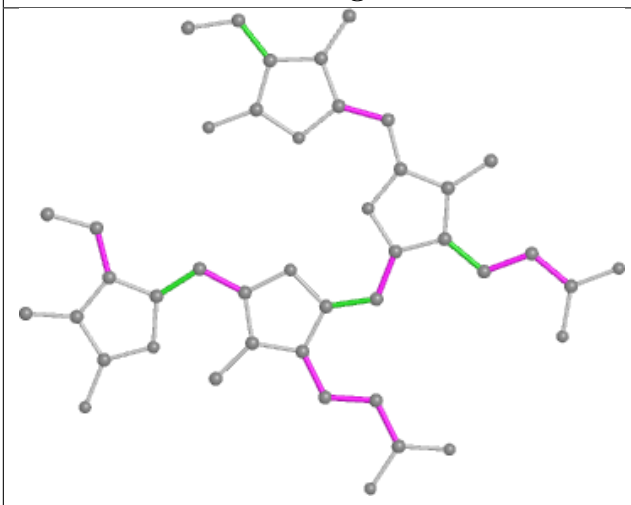

Torsions

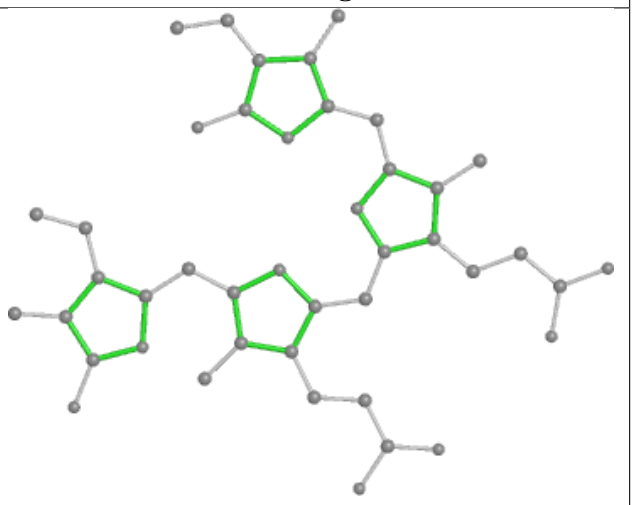

Rings

Ligand CLA 82 305

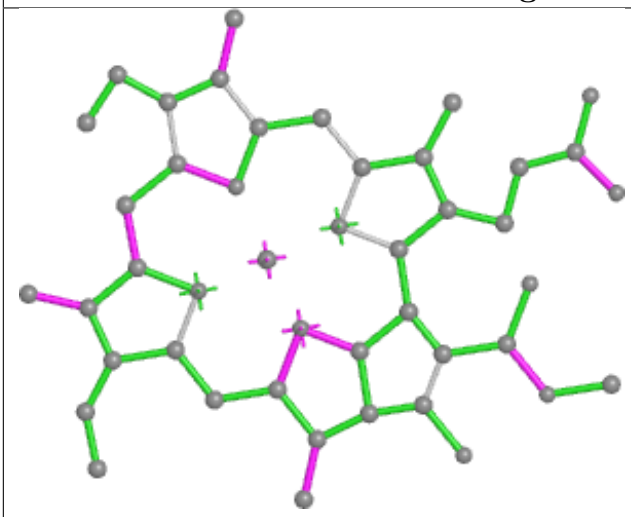

Bond lengths

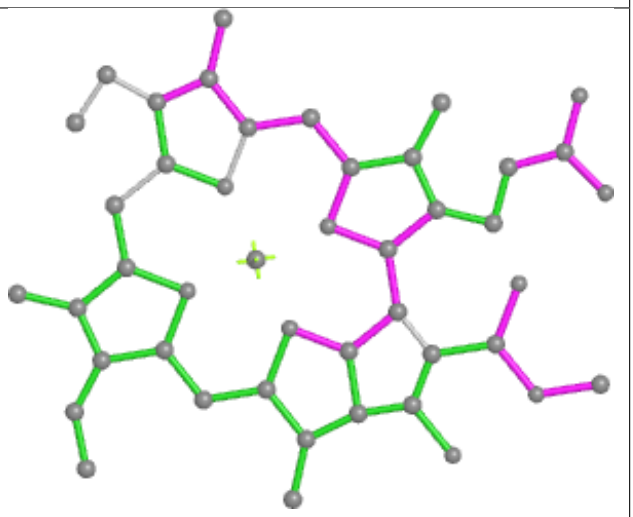

Bond angles

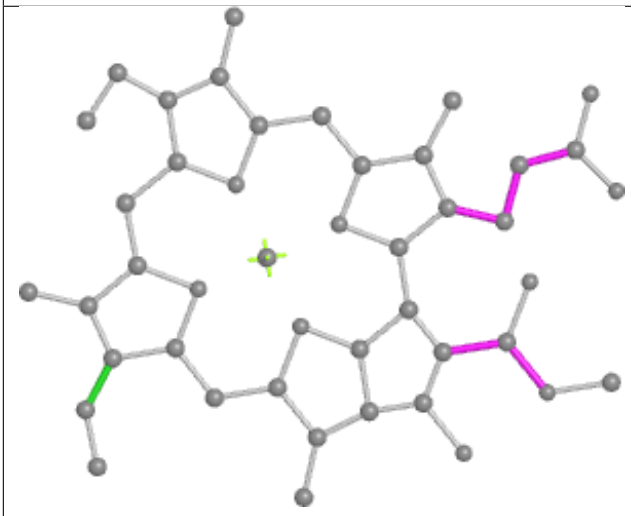

Torsions

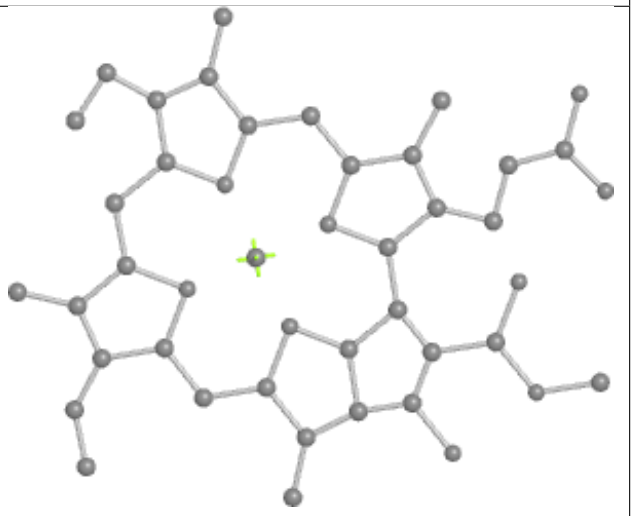

Rings

Ligand PEB sC 203

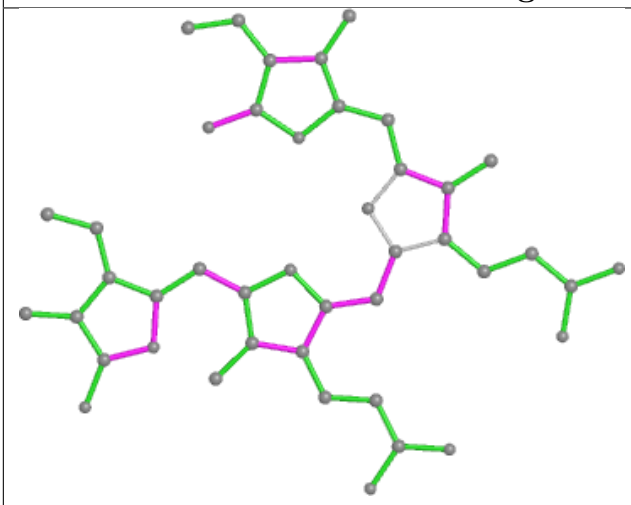

Bond lengths

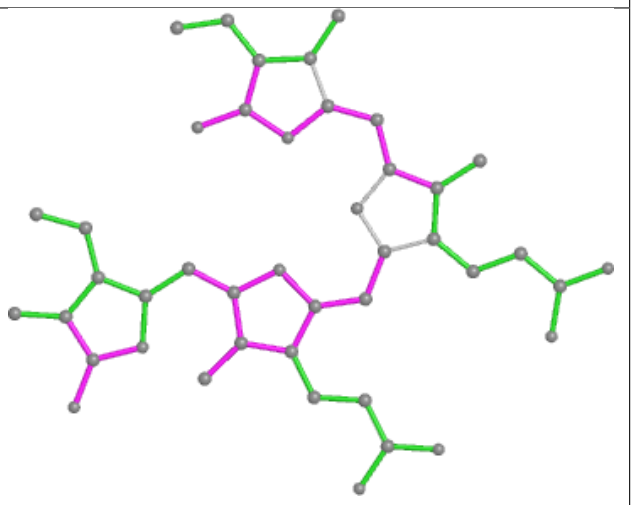

Bond angles

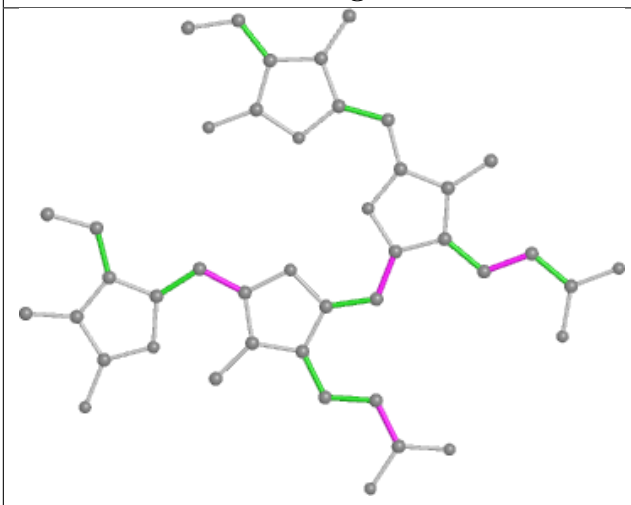

Torsions

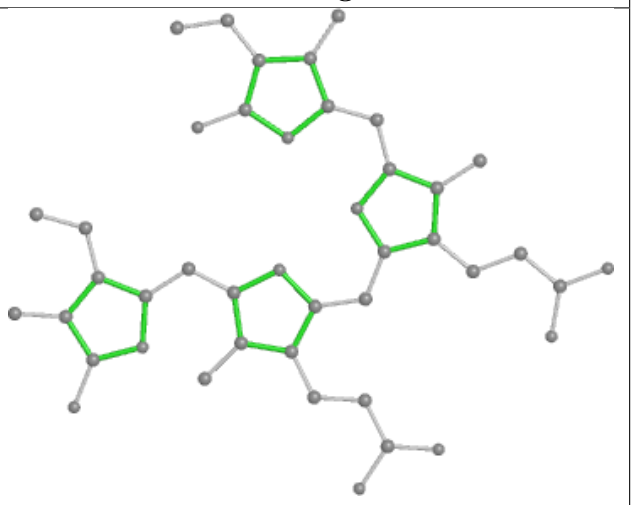

Rings

Ligand PEB YB 202

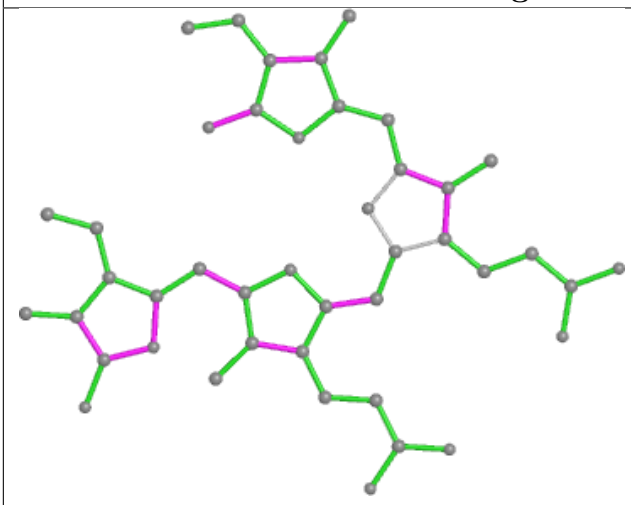

Bond lengths

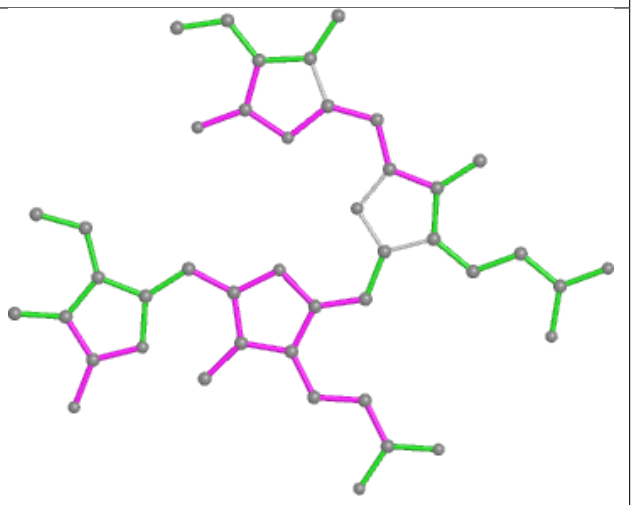

Bond angles

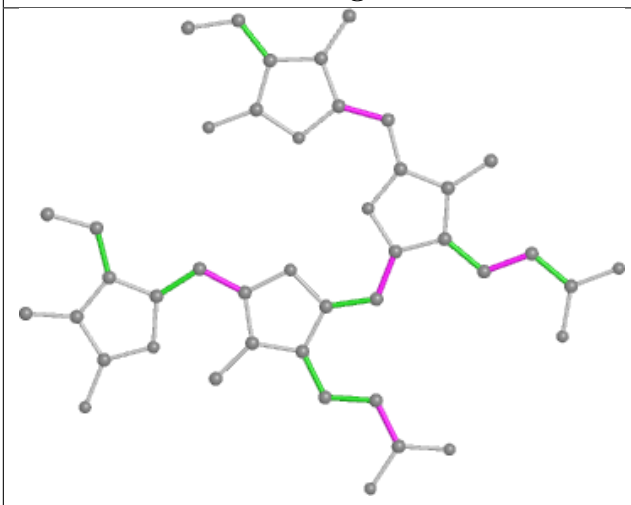

Torsions

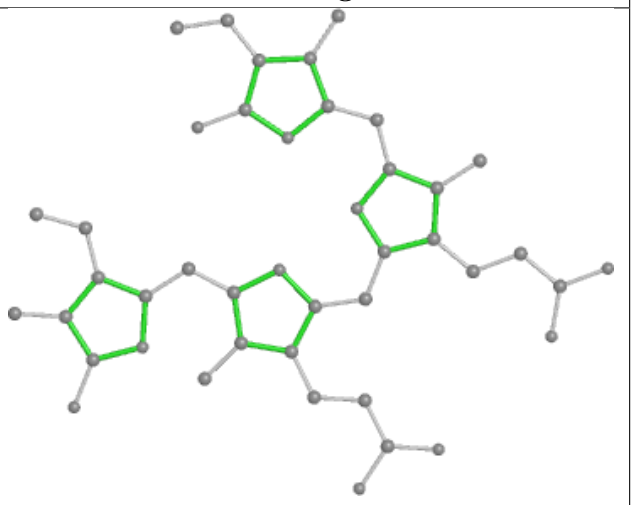

Rings

Ligand PEB h1 203

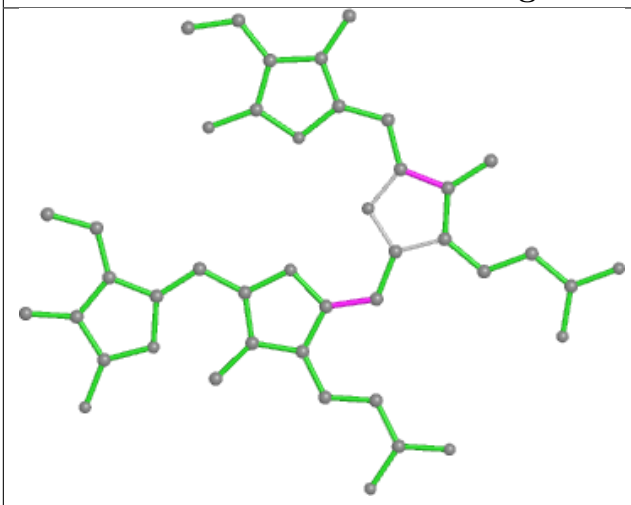

Bond lengths

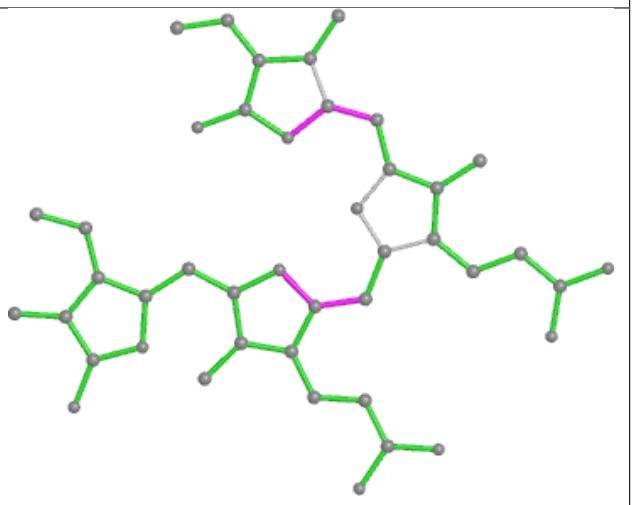

Bond angles

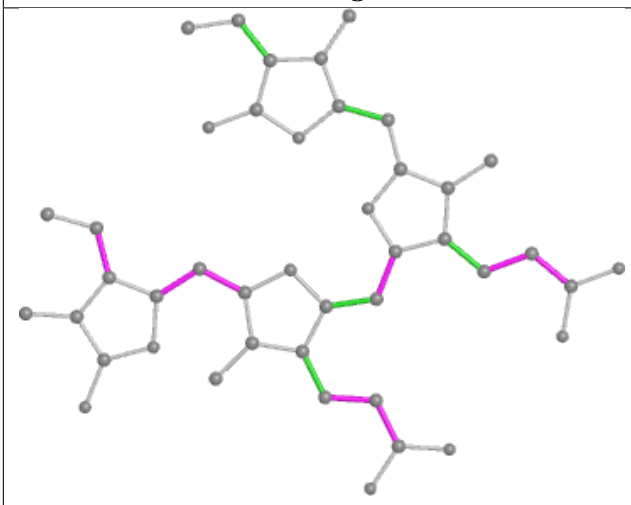

Torsions

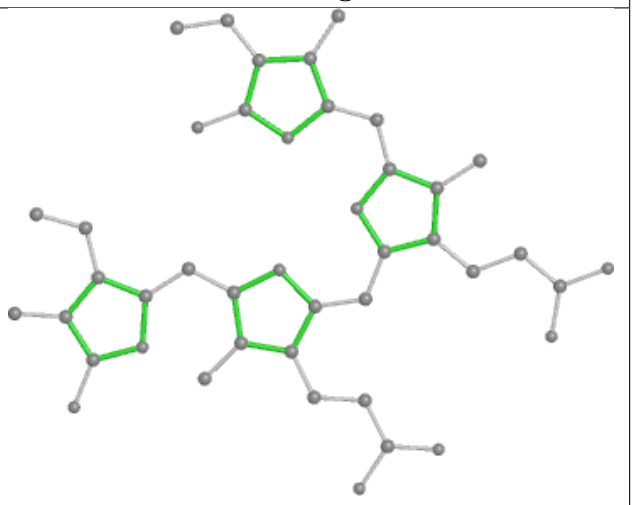

Rings

Ligand CLA 62 301

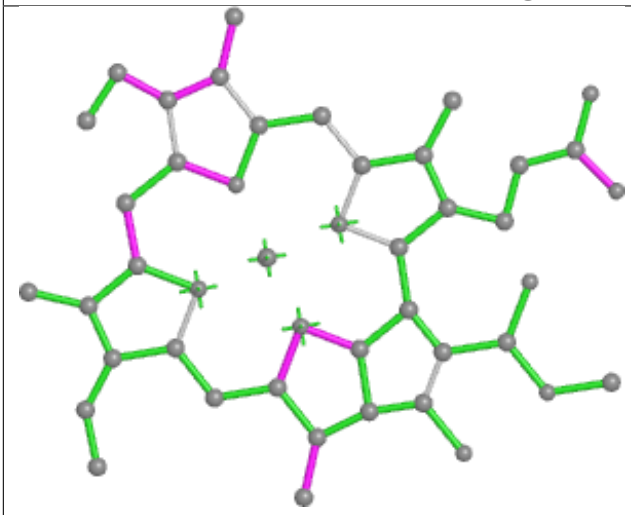

Bond lengths

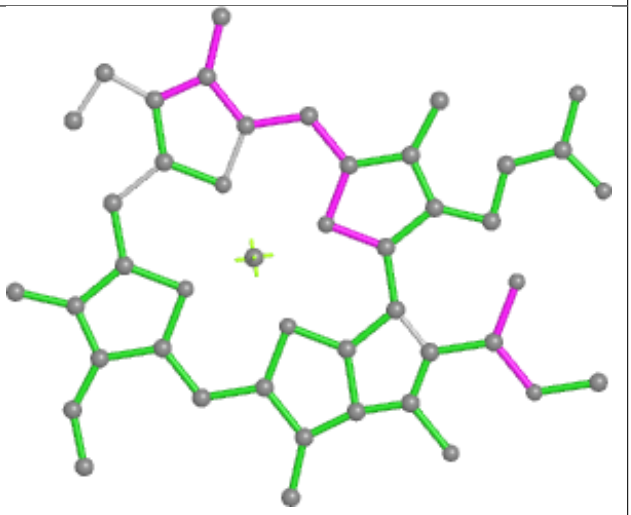

Bond angles

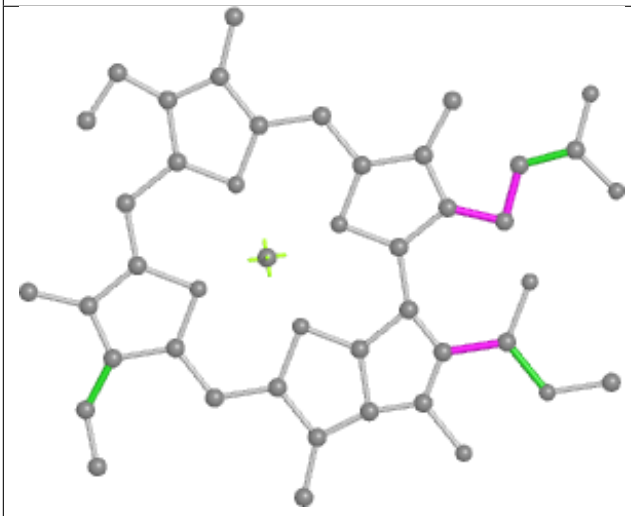

Torsions

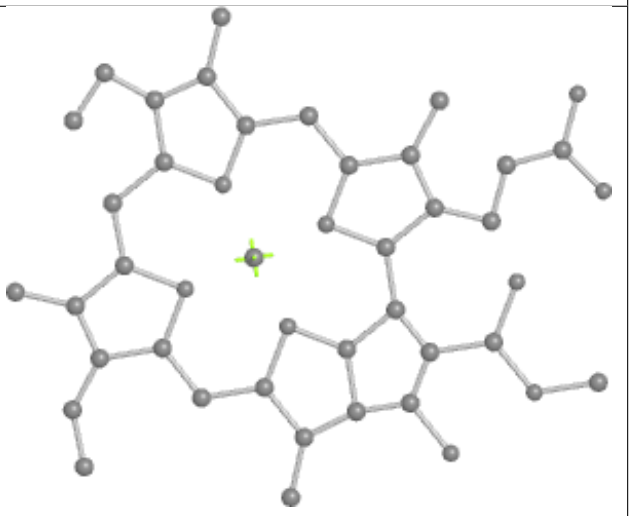

Rings

Ligand PEB K9 201

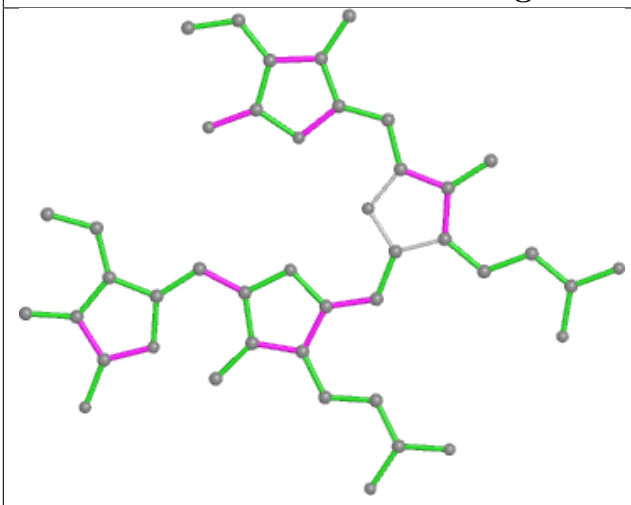

Bond lengths

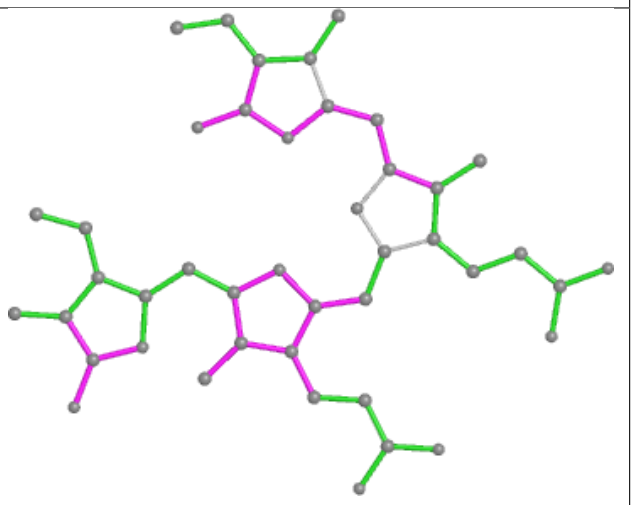

Bond angles

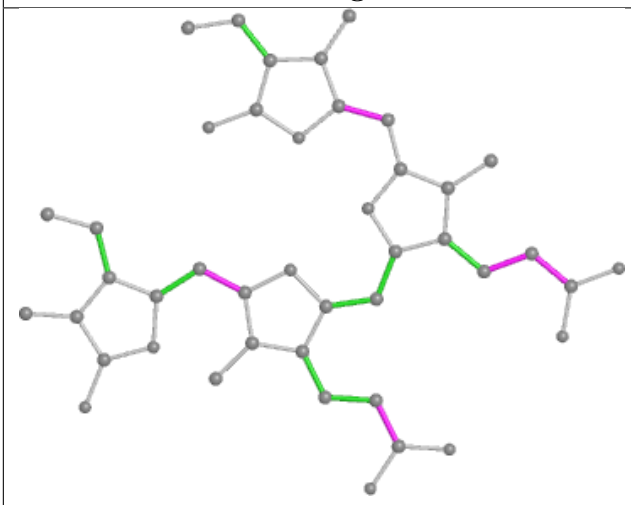

Torsions

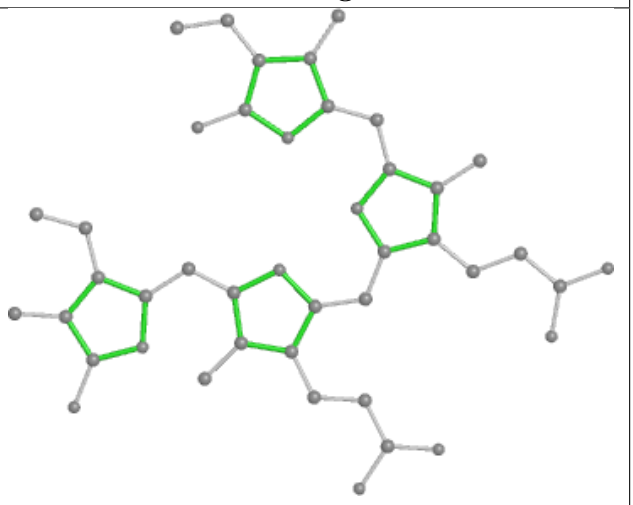

Rings

Ligand LHG c6 619

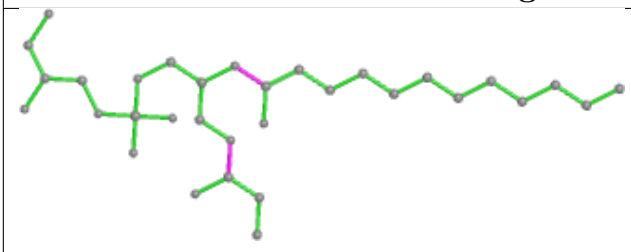

Bond lengths

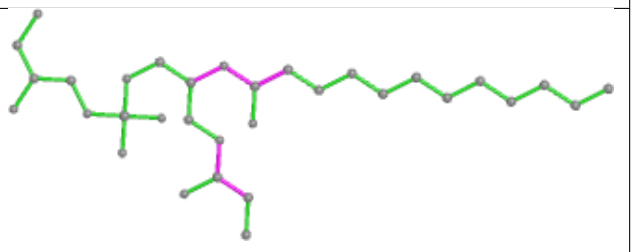

Bond angles

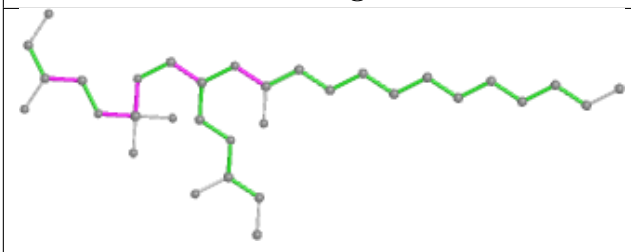

Torsions

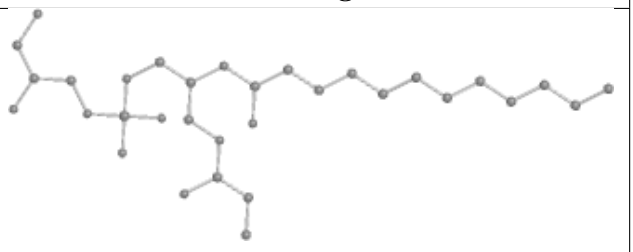

Rings

Ligand DGD c6 620

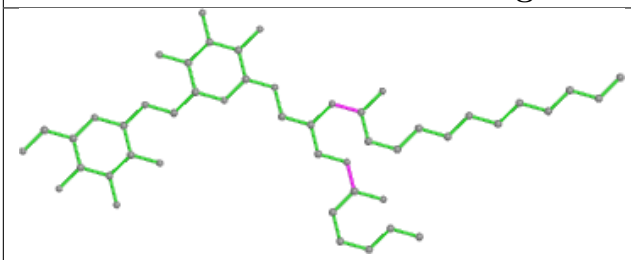

Bond lengths

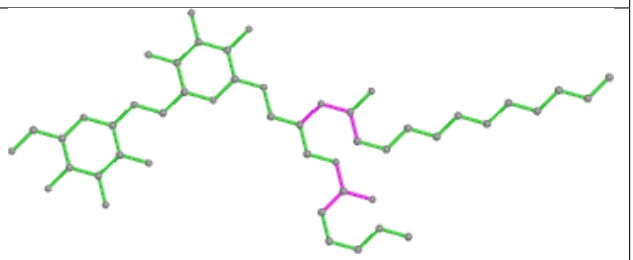

Bond angles

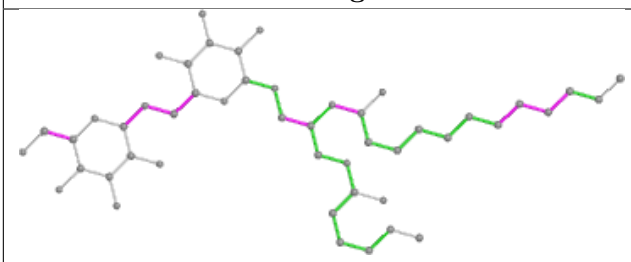

Torsions

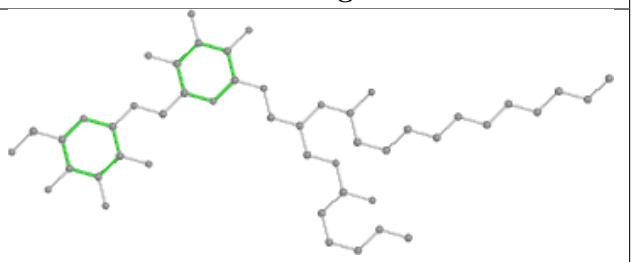

Rings

Ligand PEB QB 203

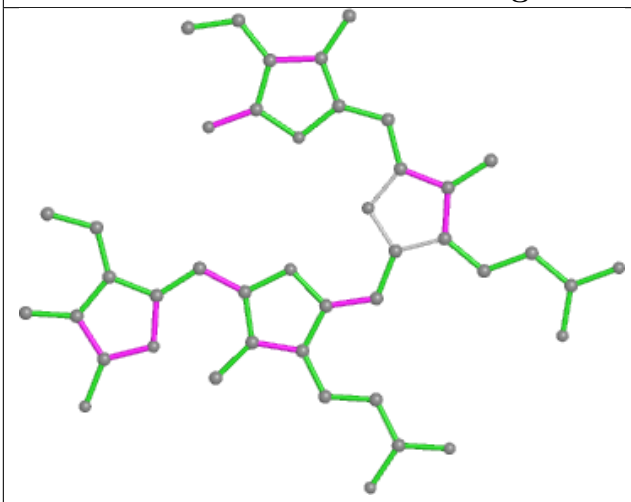

Bond lengths

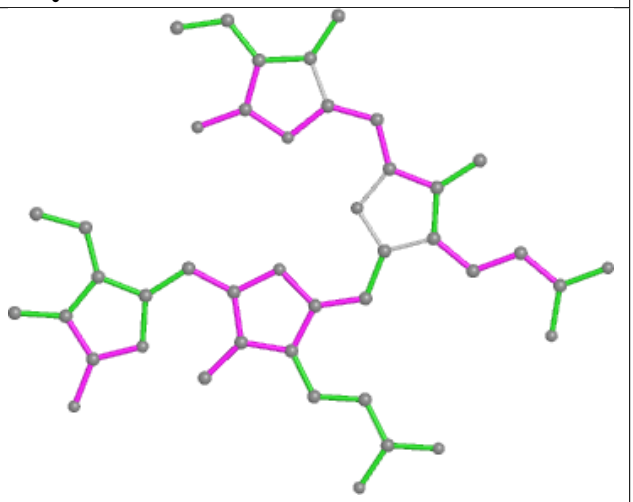

Bond angles

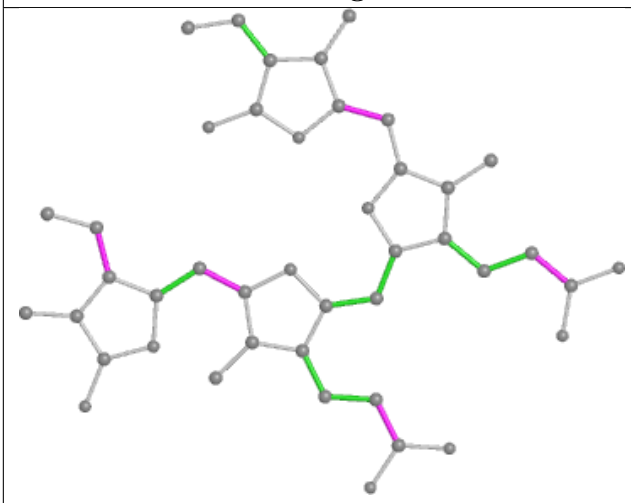

Torsions

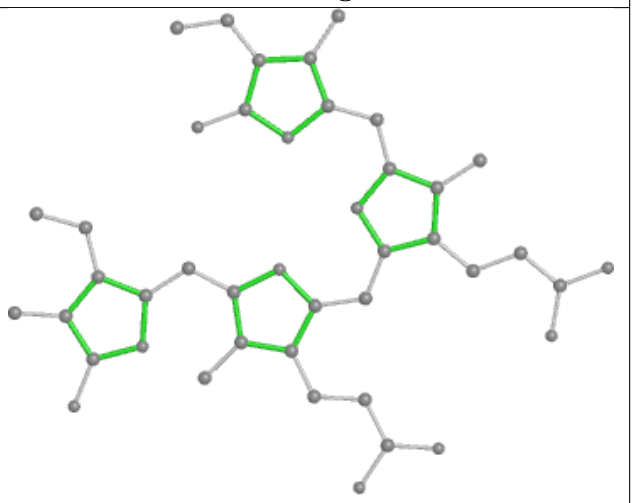

Rings

Ligand PEB jH 201

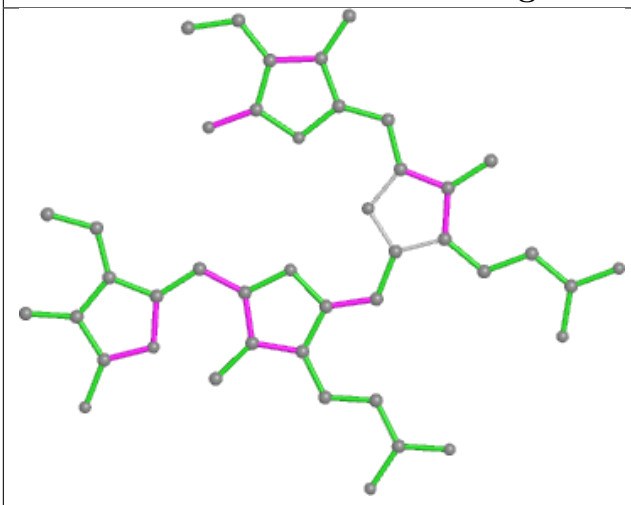

Bond lengths

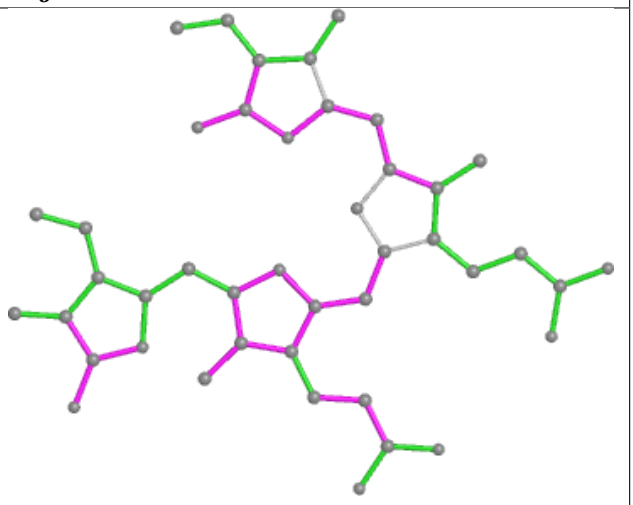

Bond angles

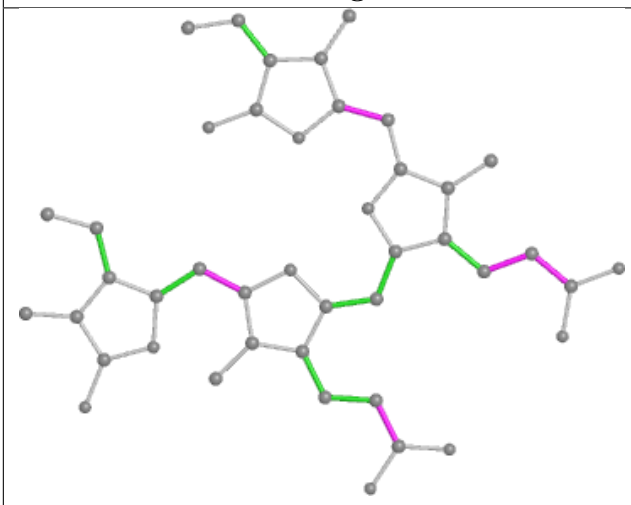

Torsions

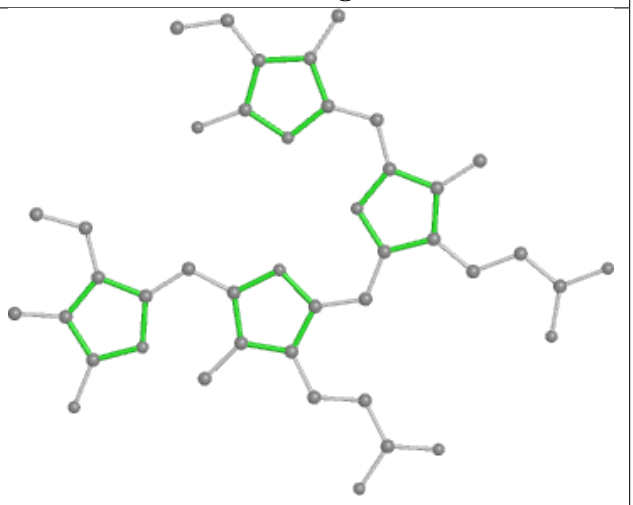

Rings

Ligand PEB lM 202

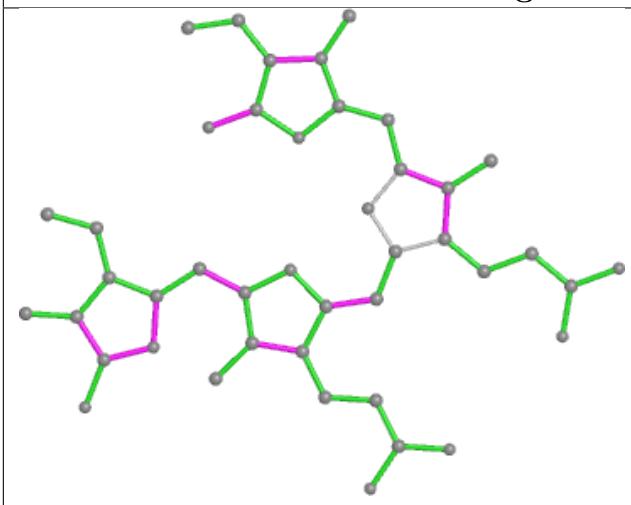

Bond lengths

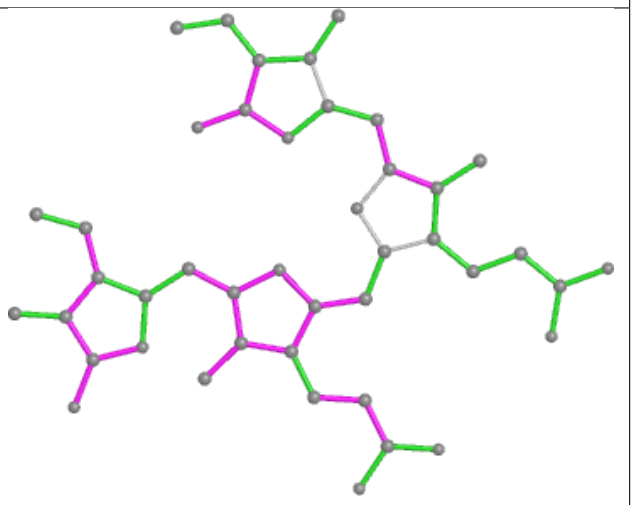

Bond angles

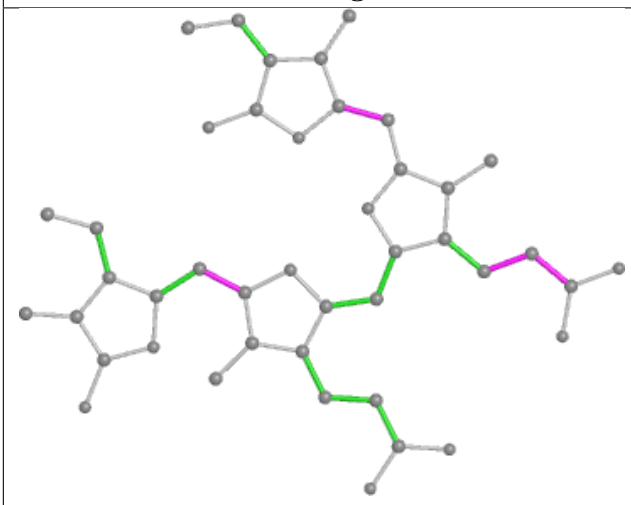

Torsions

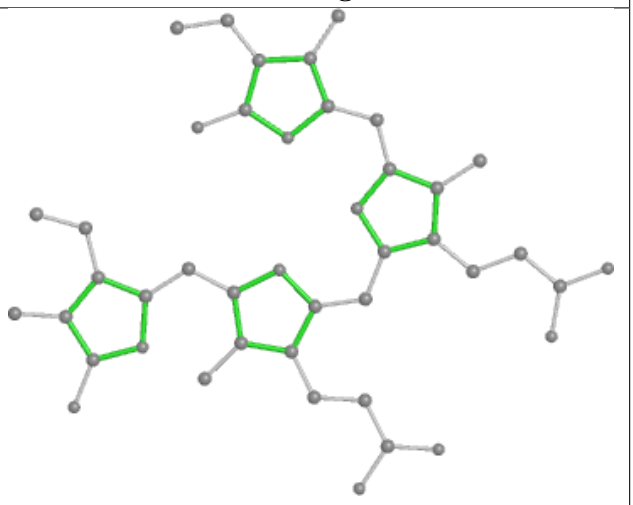

Rings

Ligand PEB VK 202

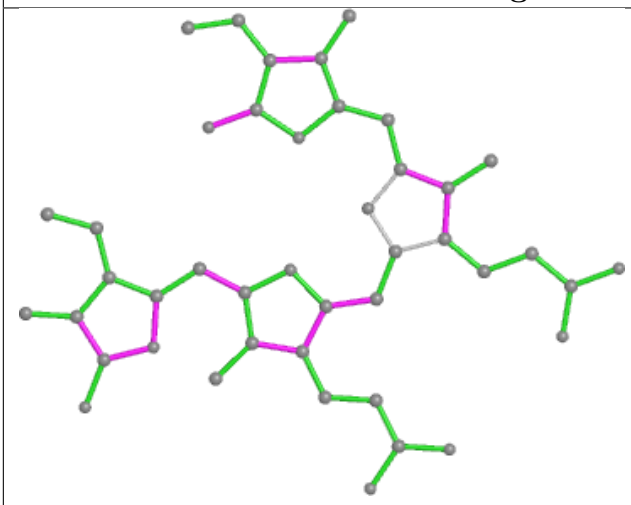

Bond lengths

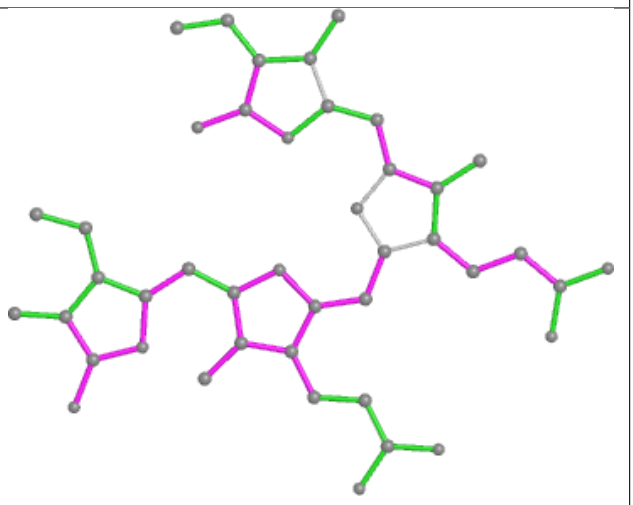

Bond angles

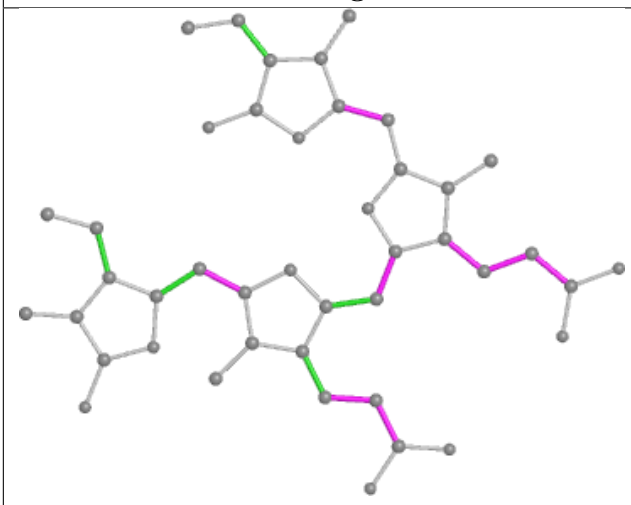

Torsions

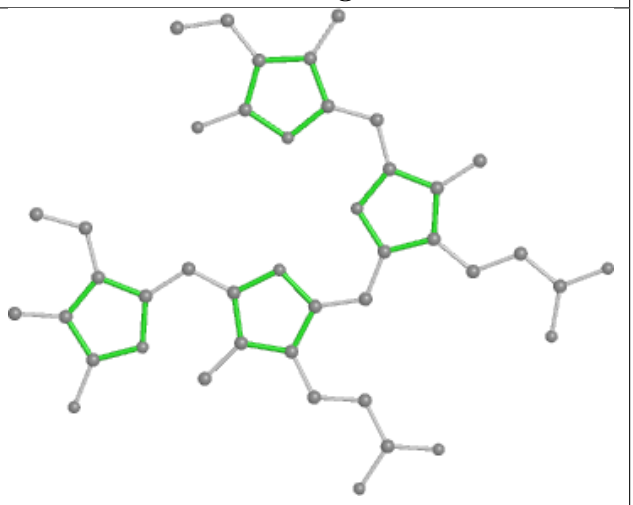

Rings

Ligand PEB XK 202

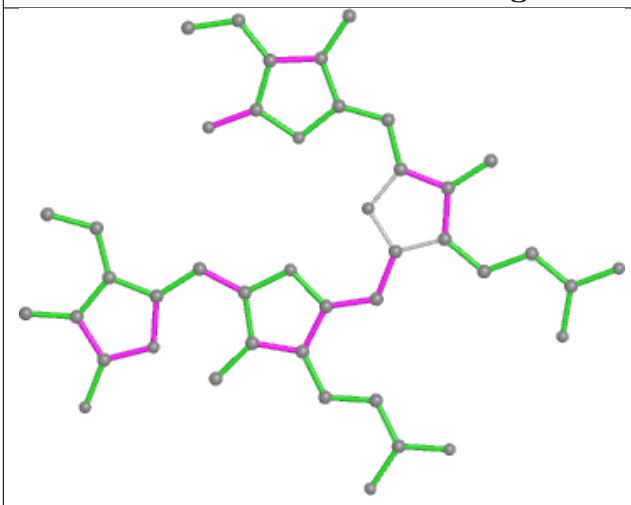

Bond lengths

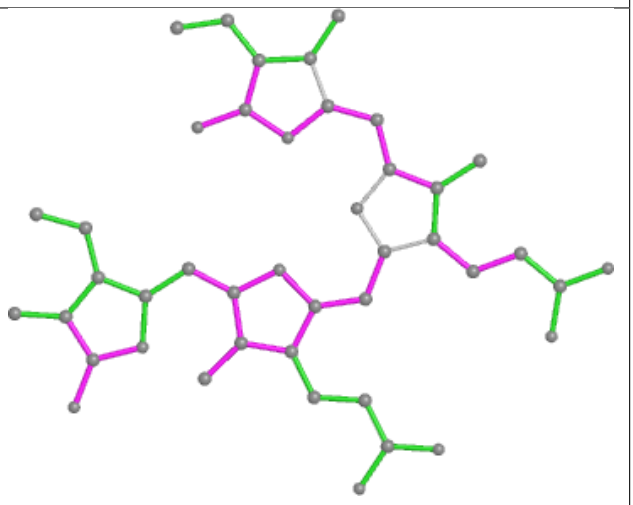

Bond angles

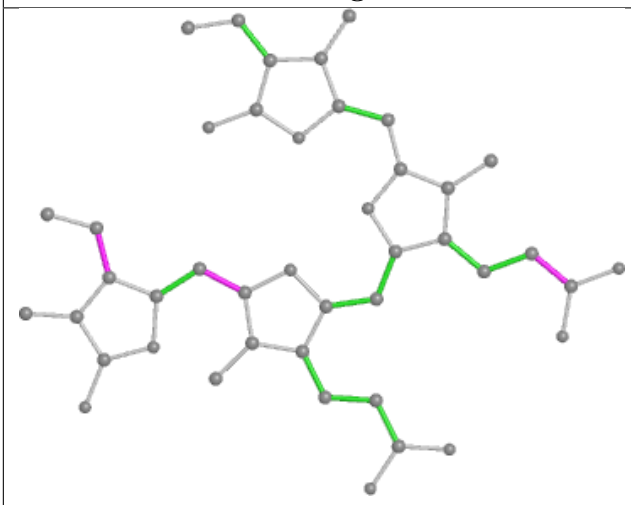

Torsions

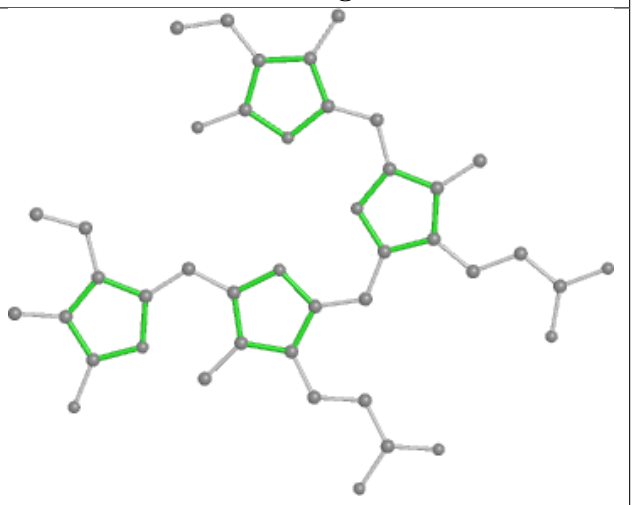

Rings

Ligand CLA 1N 609

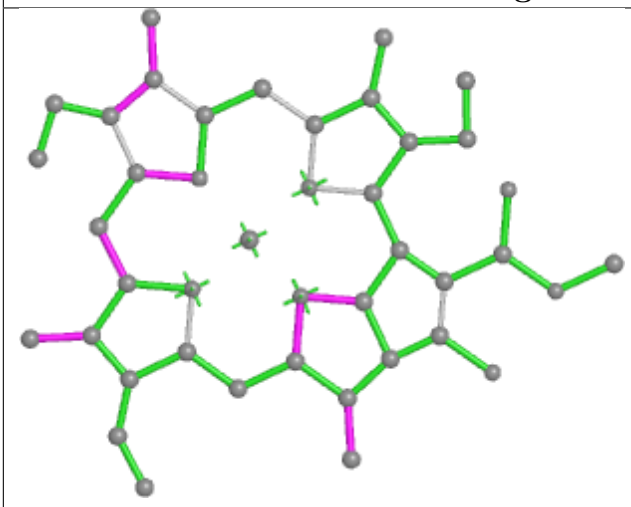

Bond lengths

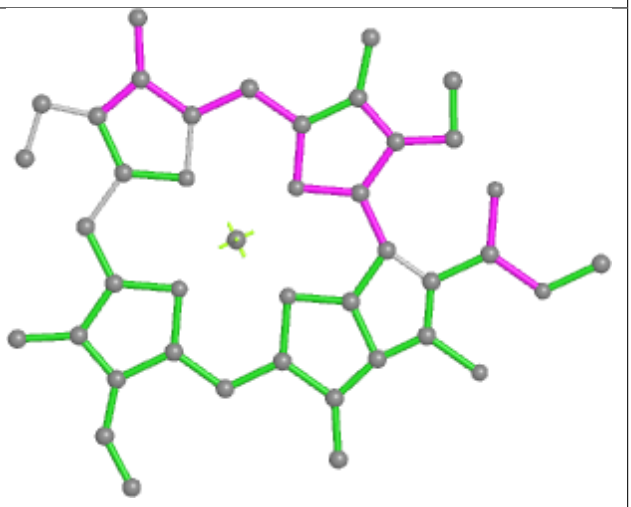

Bond angles

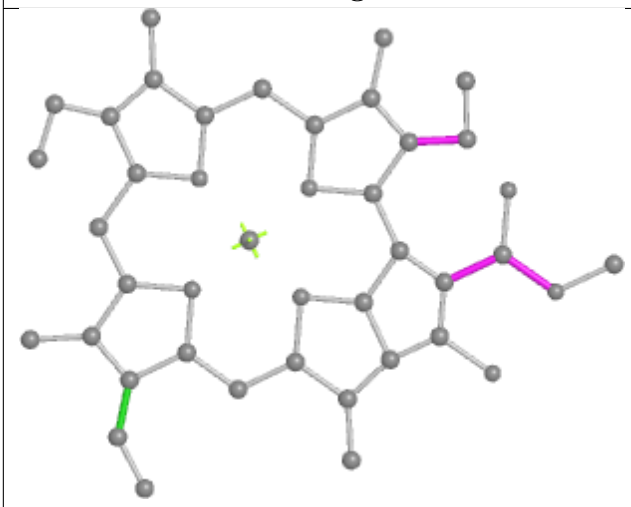

Torsions

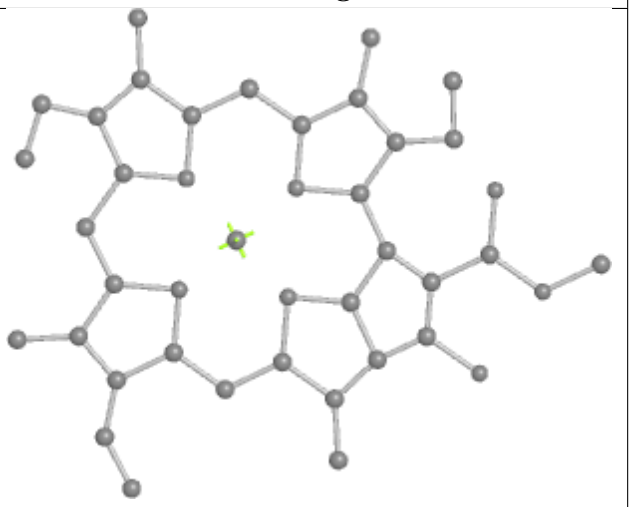

Rings

Ligand PEB iG 201

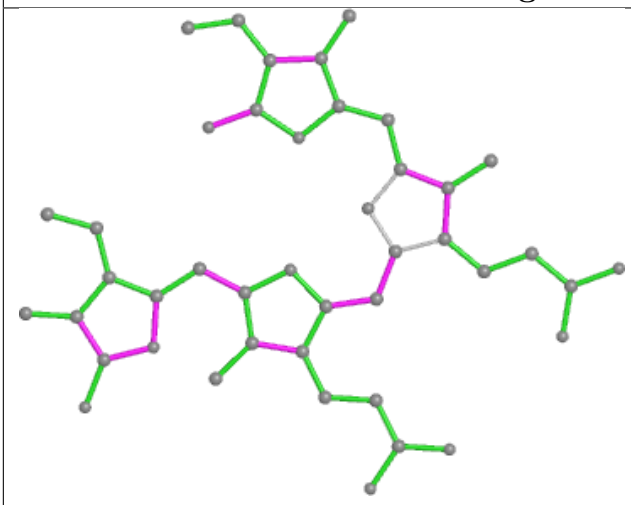

Bond lengths

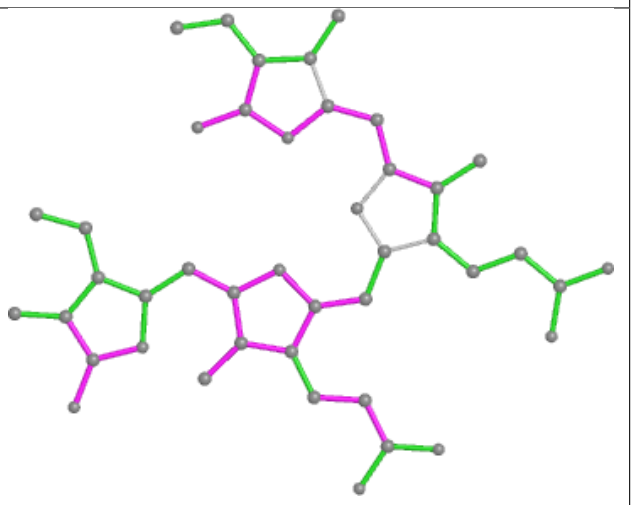

Bond angles

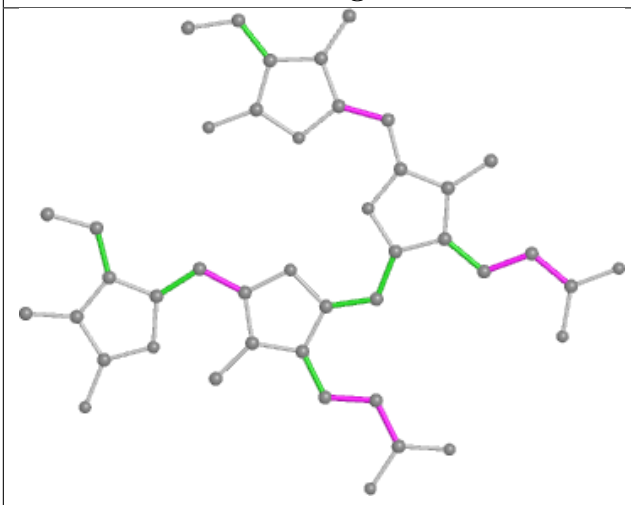

Torsions

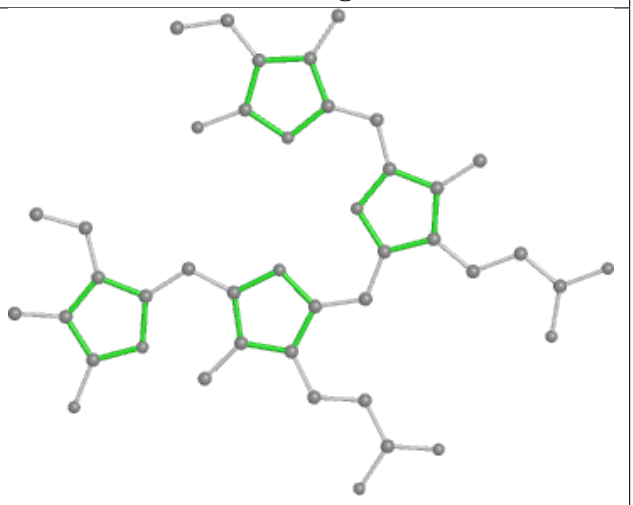

Rings

Ligand CLA CL 510

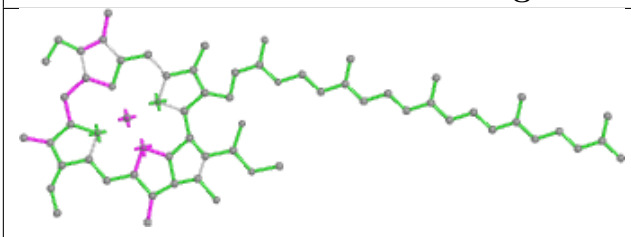

Bond lengths

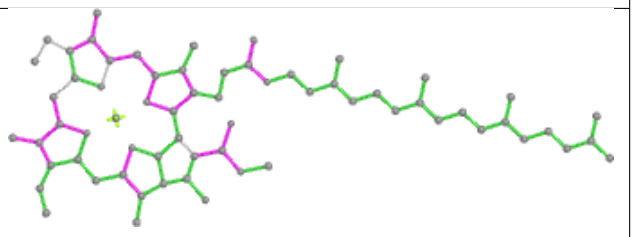

Bond angles

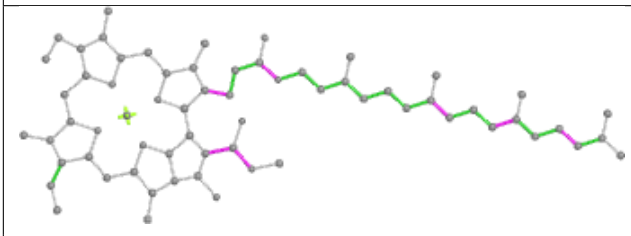

Torsions

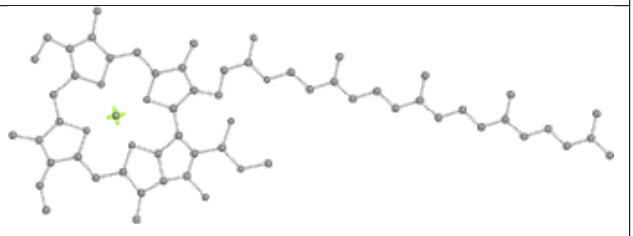

Rings

Ligand CLA aL 605

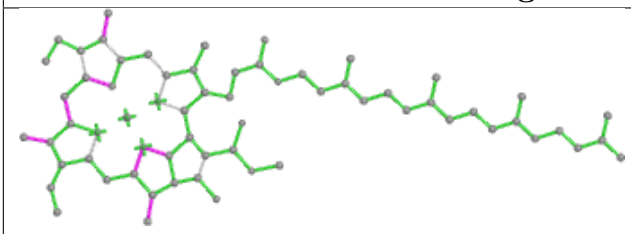

Bond lengths

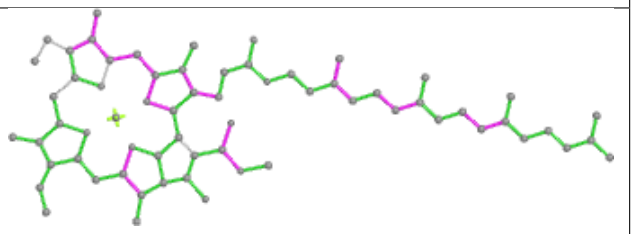

Bond angles

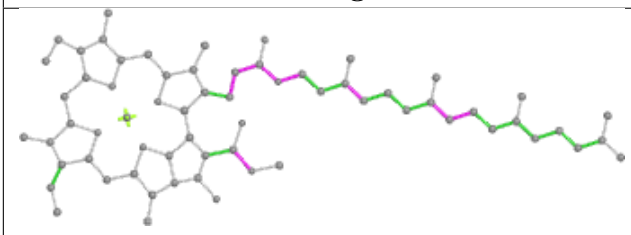

Torsions

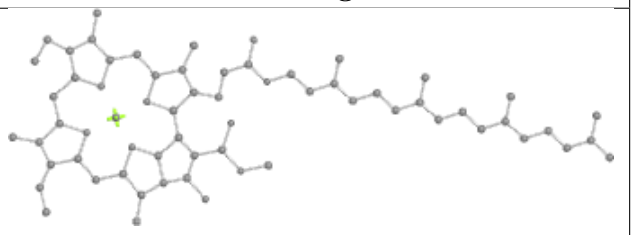

Rings

Ligand PEB UJ 202

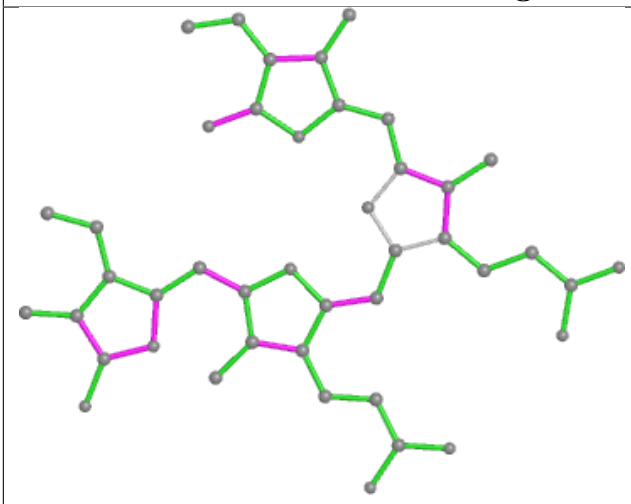

Bond lengths

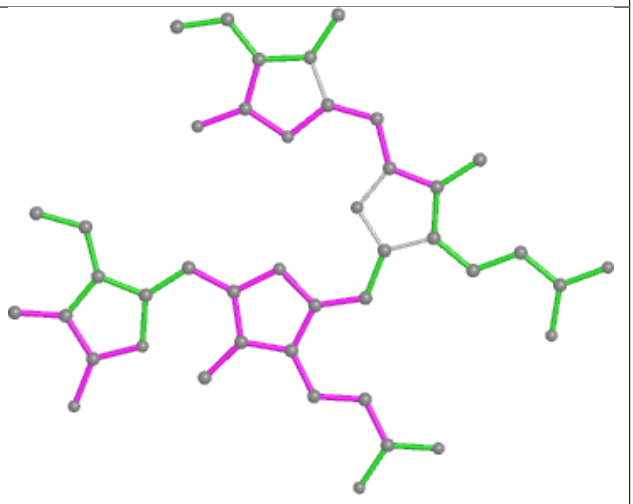

Bond angles

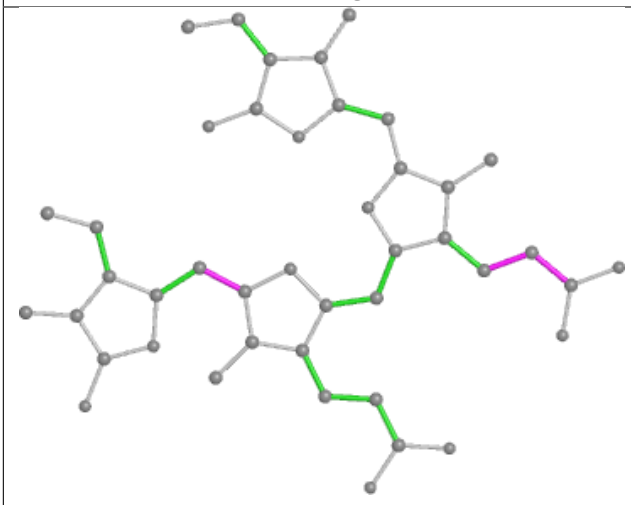

Torsions

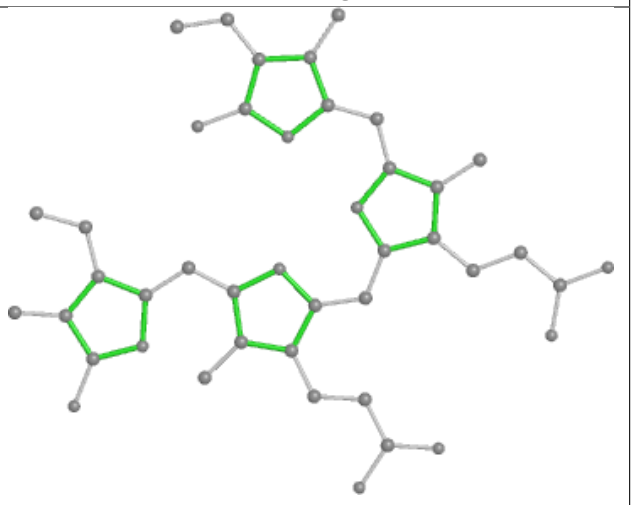

Rings

Ligand PEB rF 202

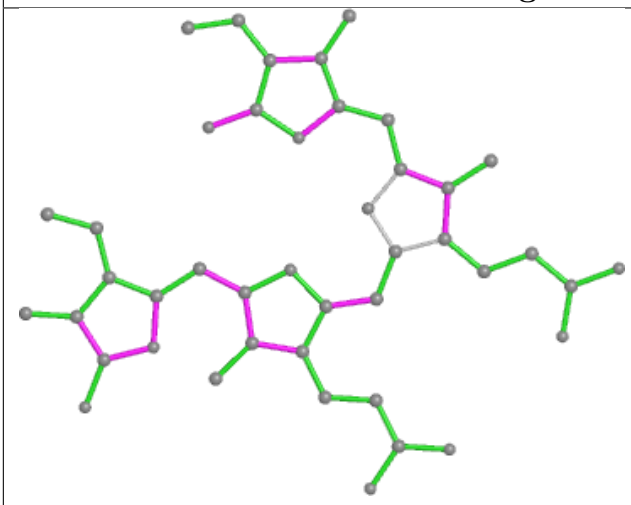

Bond lengths

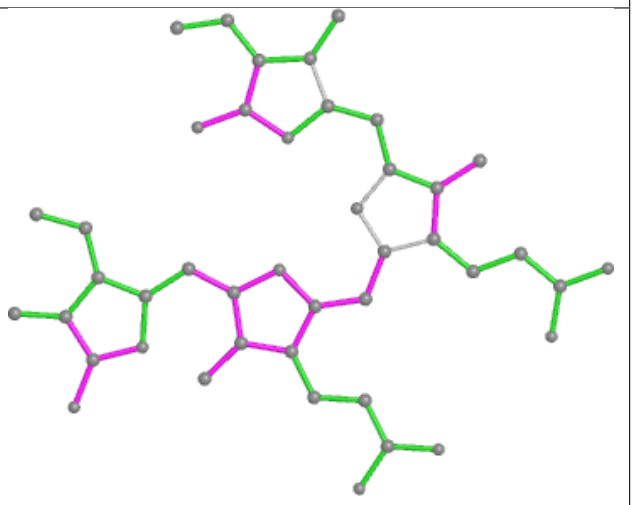

Bond angles

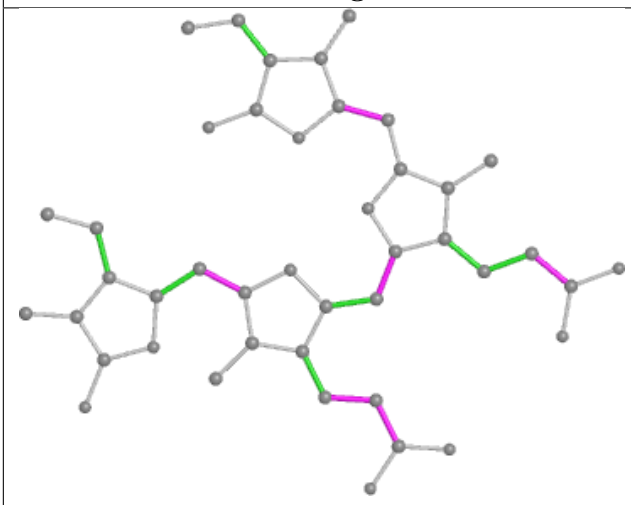

Torsions

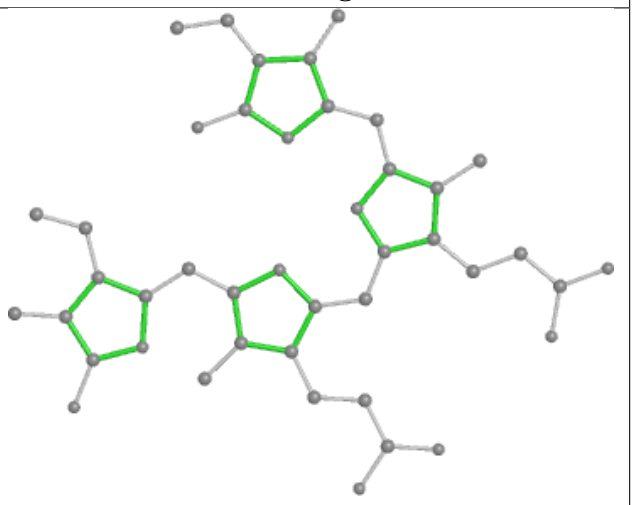

Rings

Ligand CYC K4 1001

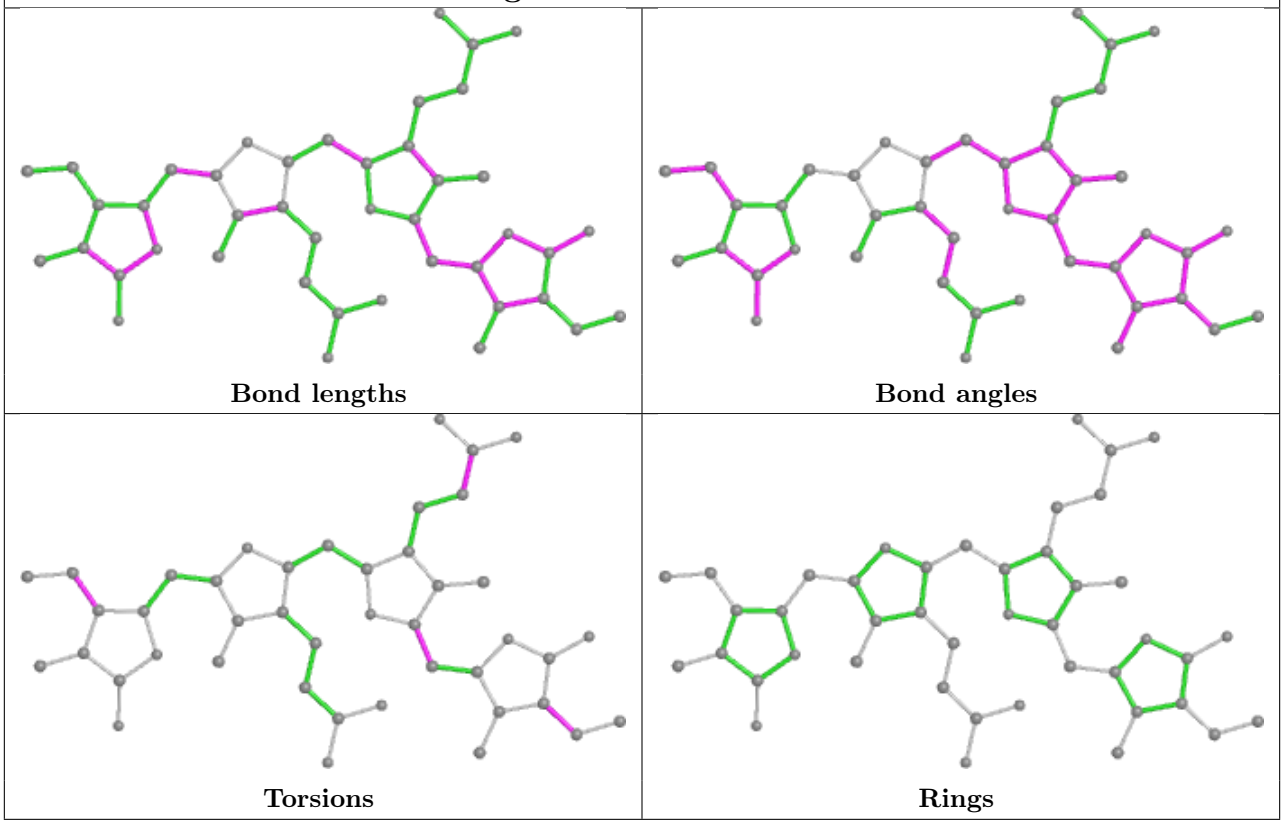

Bond lengths | Bond angles

Torsions | Rings

Ligand CLA B2 821

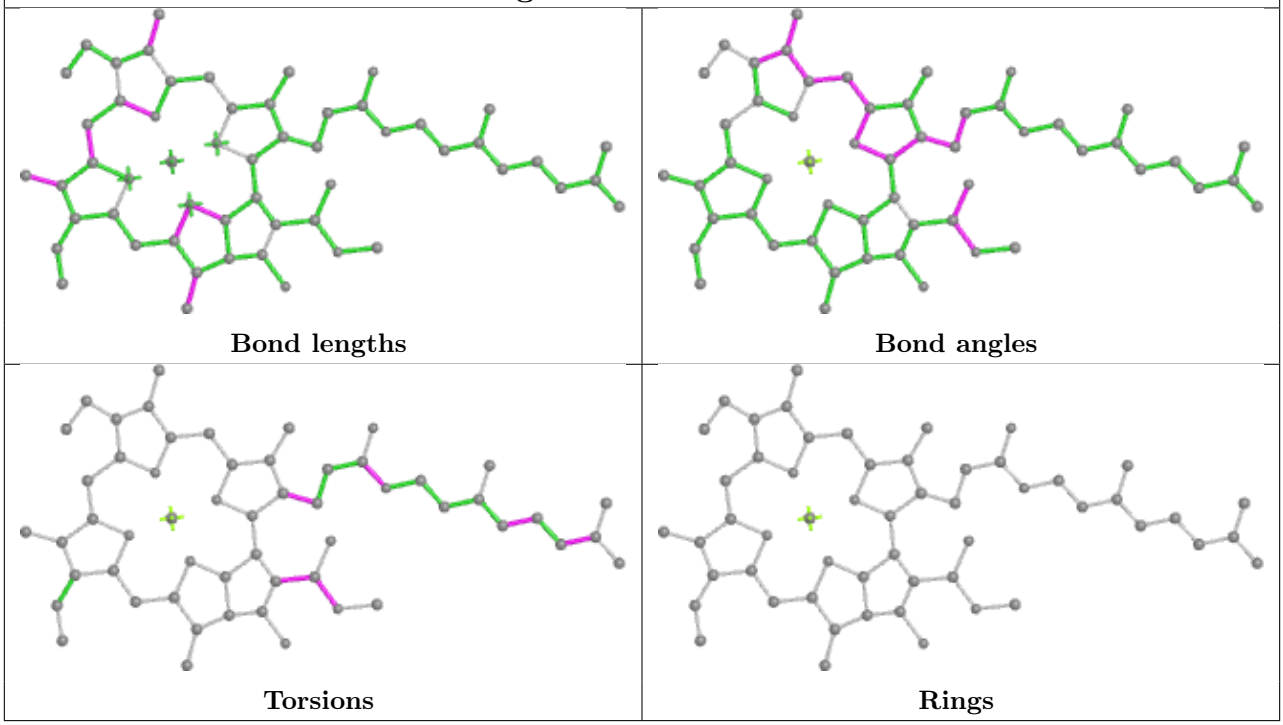

Bond lengths | Bond angles

Torsions | Rings

Ligand PEB JD 203

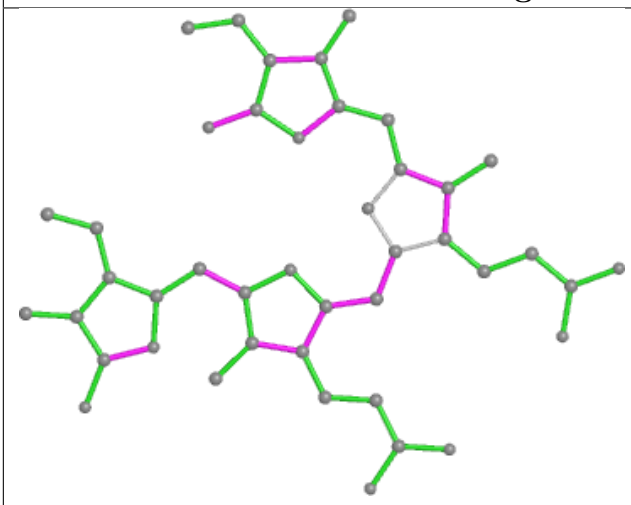

Bond lengths

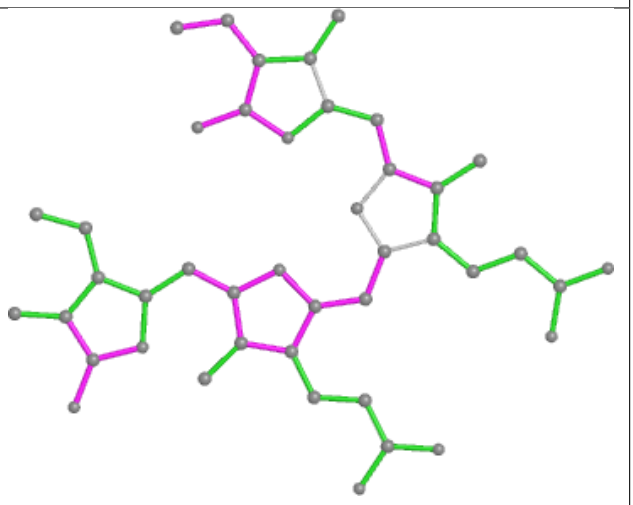

Bond angles

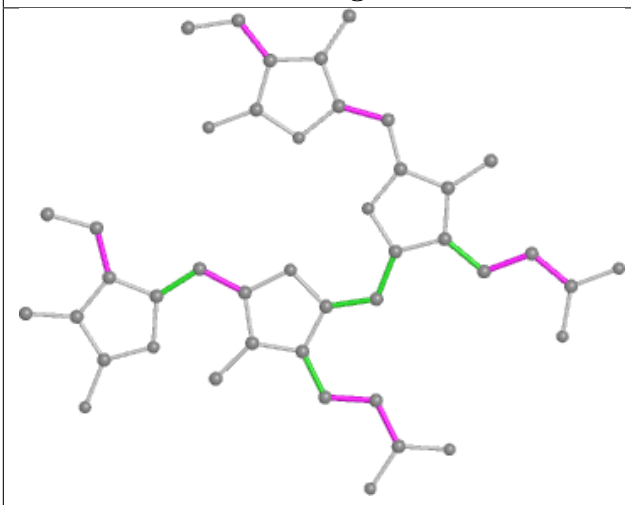

Torsions

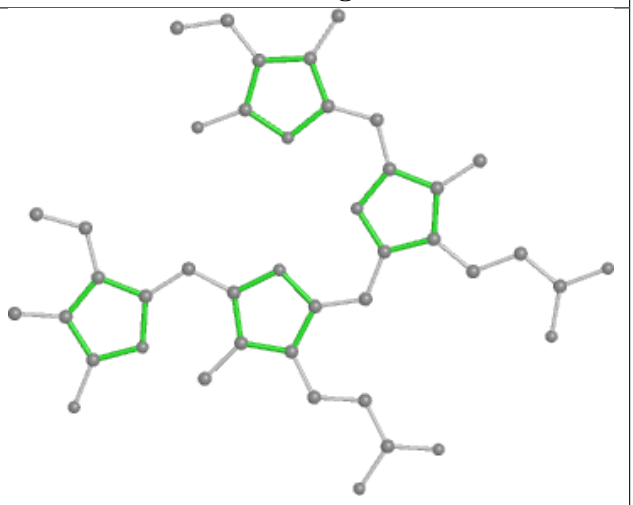

Rings

Ligand PEB XI 201

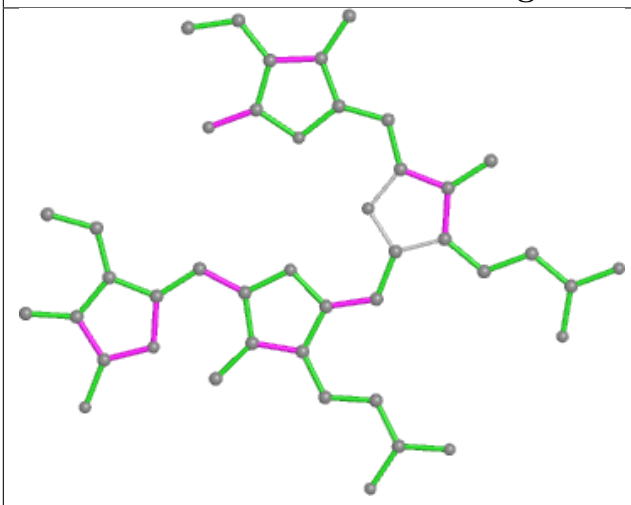

Bond lengths

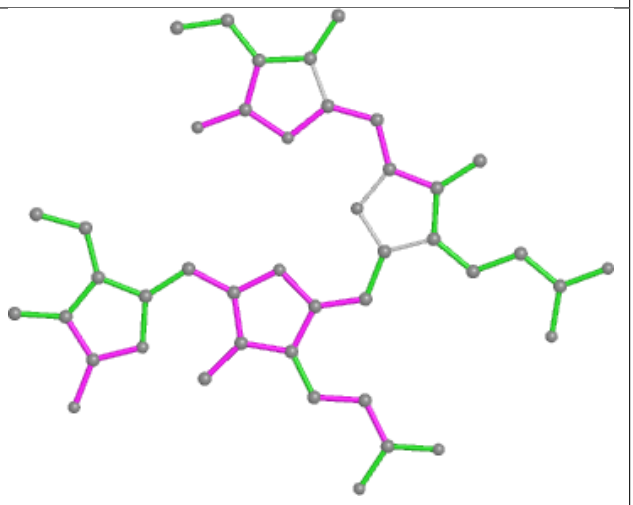

Bond angles

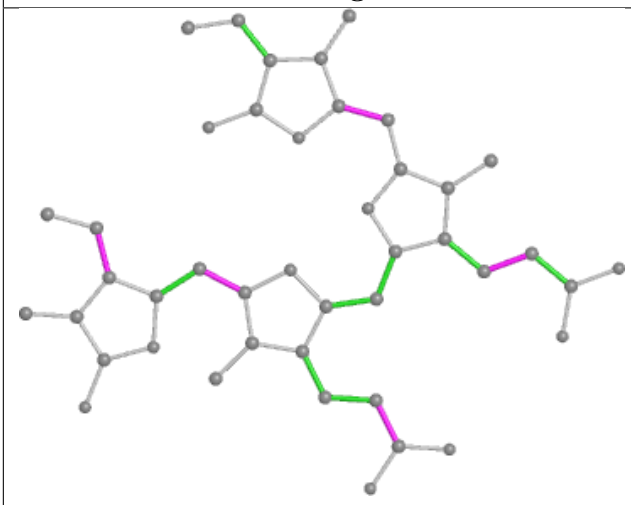

Torsions

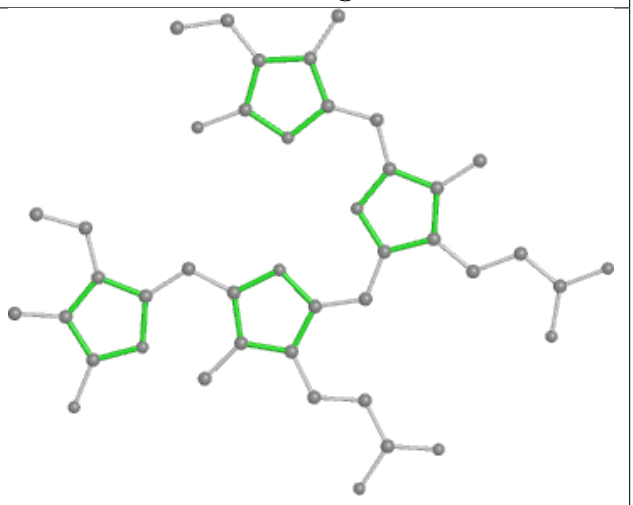

Rings

Ligand PEB sF 203

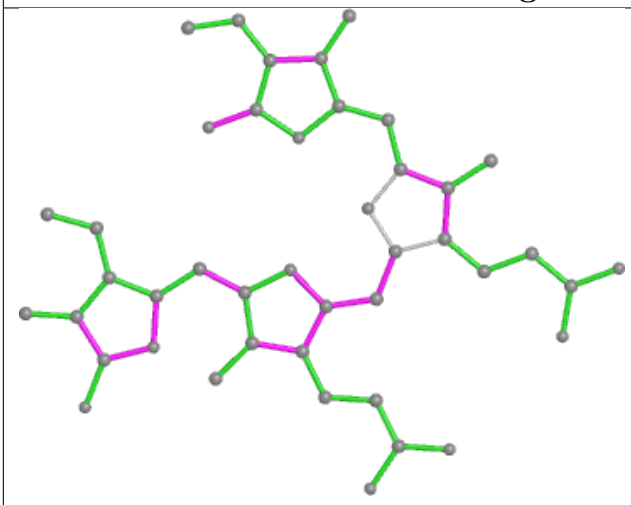

Bond lengths

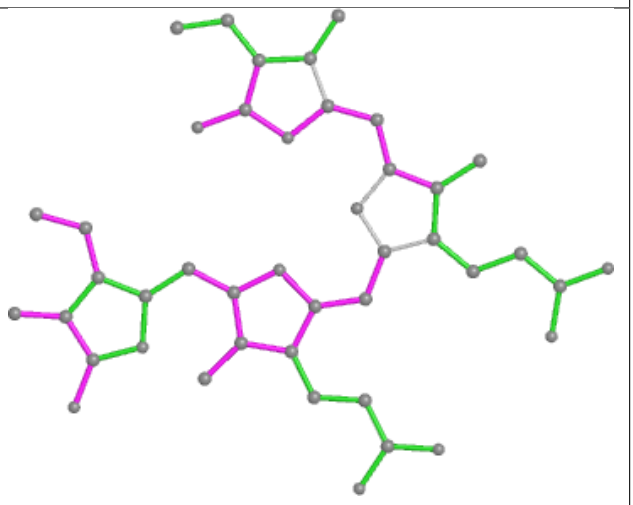

Bond angles

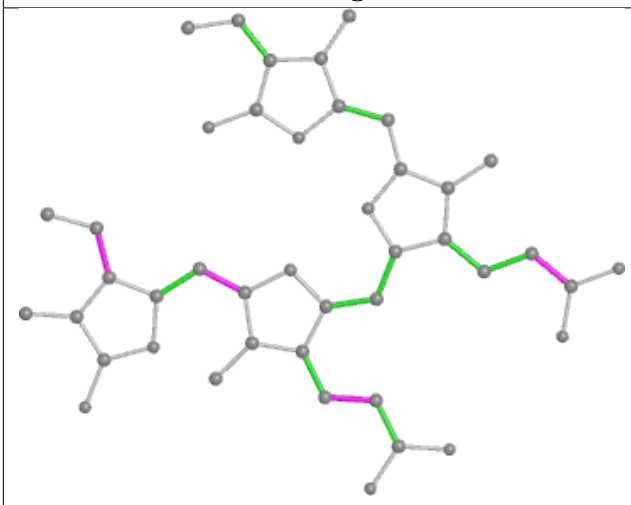

Torsions

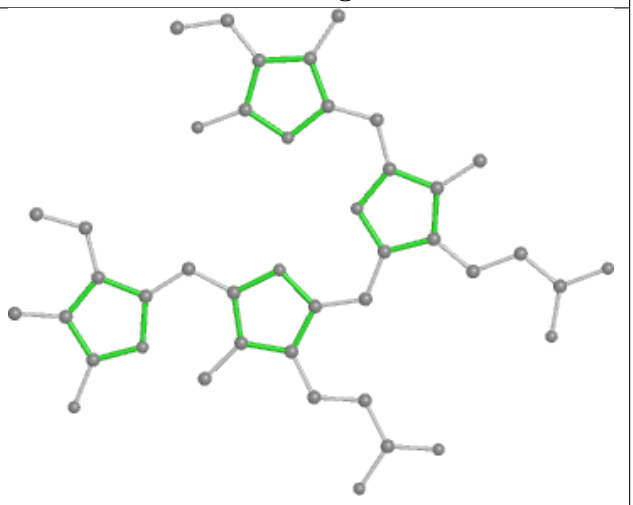

Rings

Ligand PEB lG 201

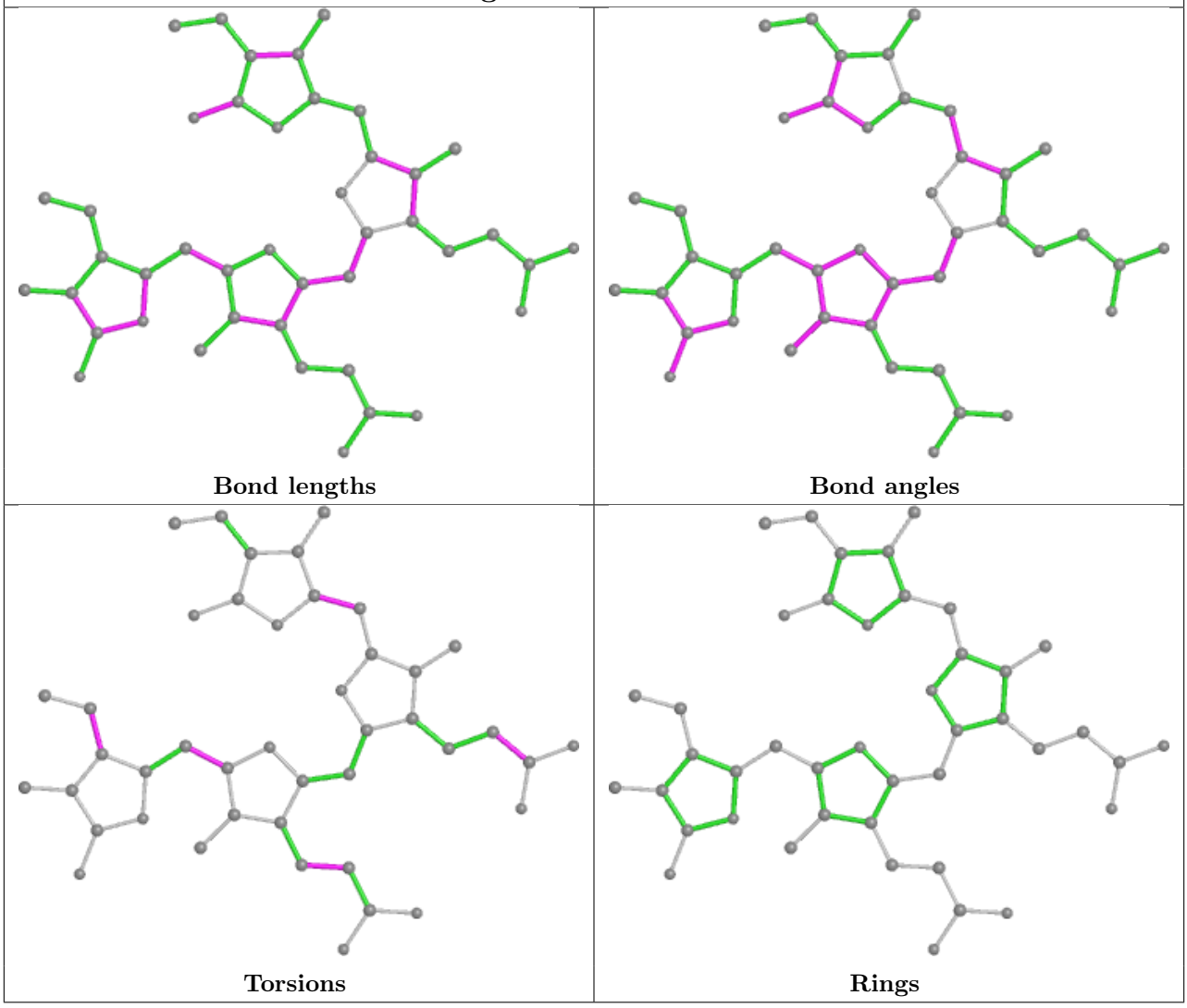

Ligand BCR BN 838

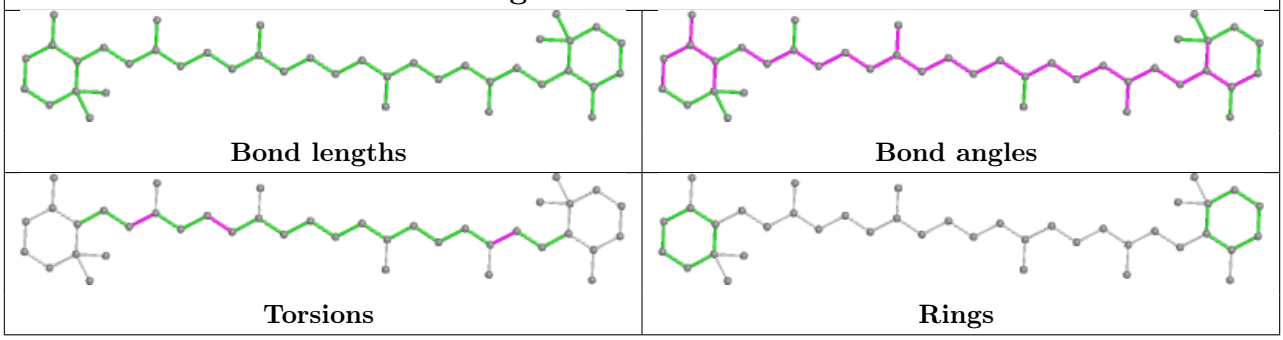

Ligand PEB RJ 202

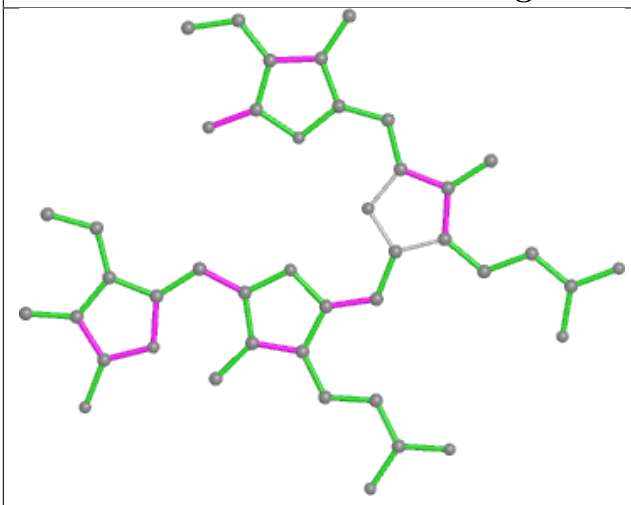

Bond lengths

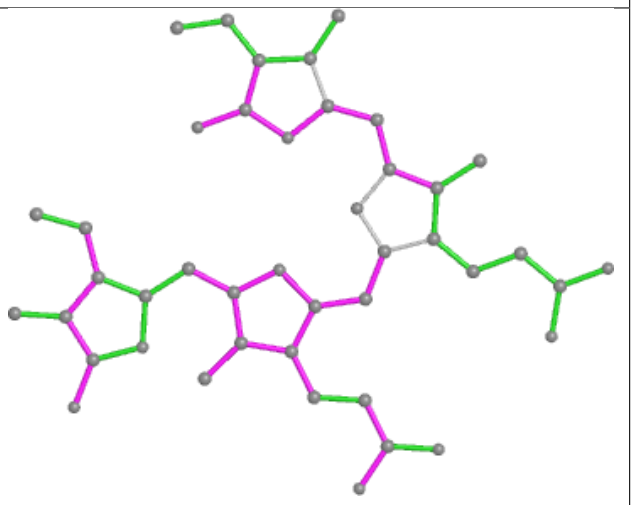

Bond angles

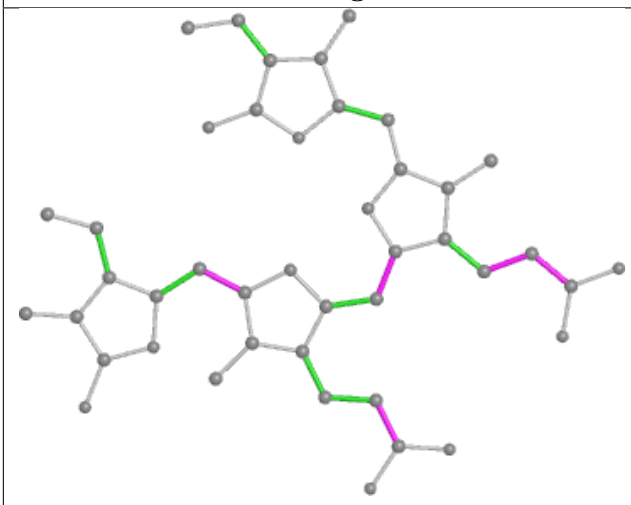

Torsions

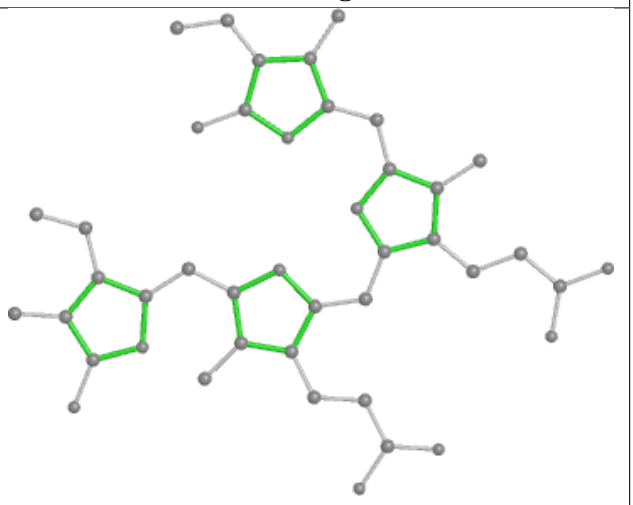

Rings

Ligand CYC DE 1001

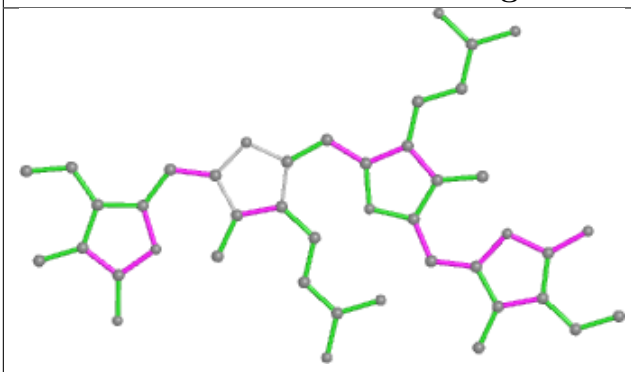

Bond lengths

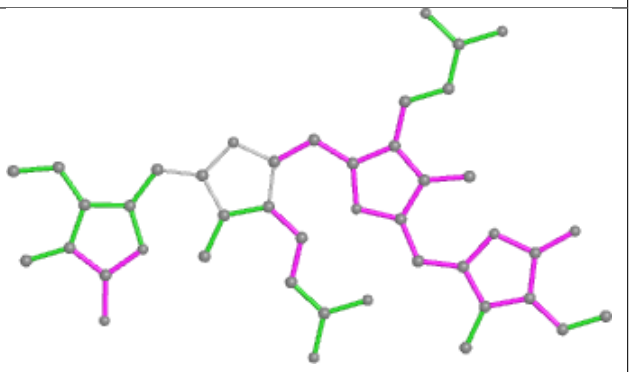

Bond angles

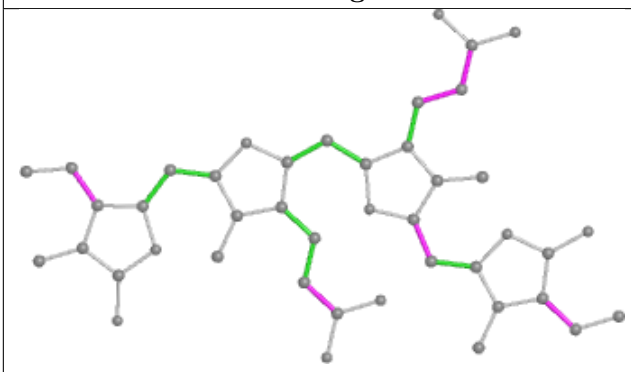

Torsions

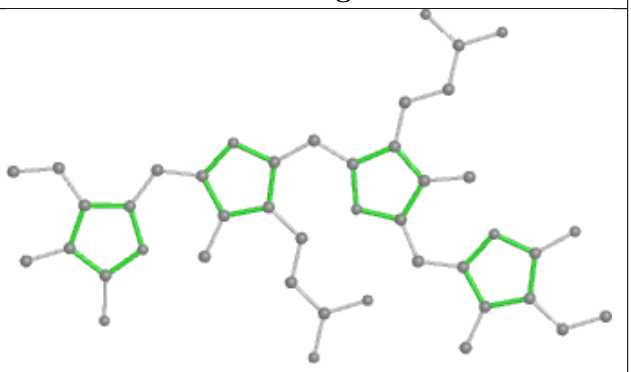

Rings

Ligand CLA A2 802

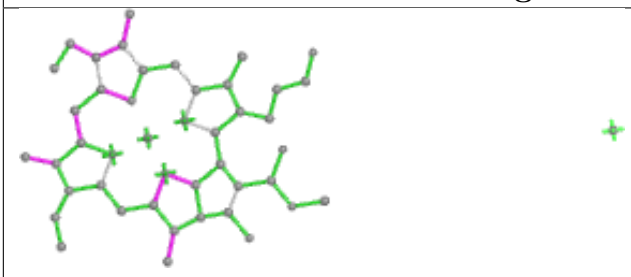

Bond lengths

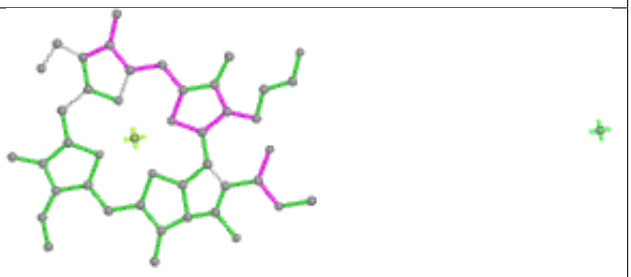

Bond angles

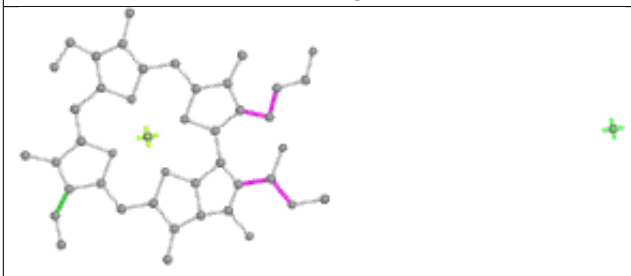

Torsions

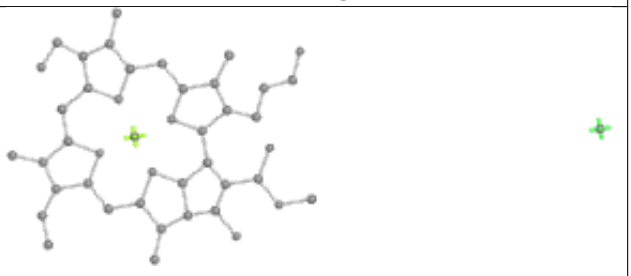

Rings

Ligand PEB i4 201

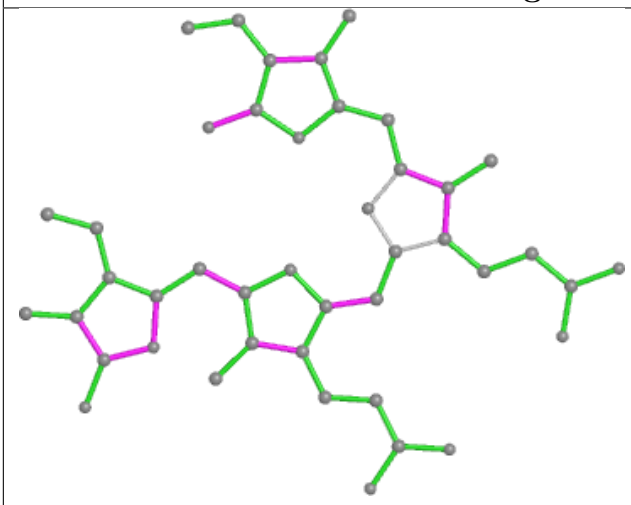

Bond lengths

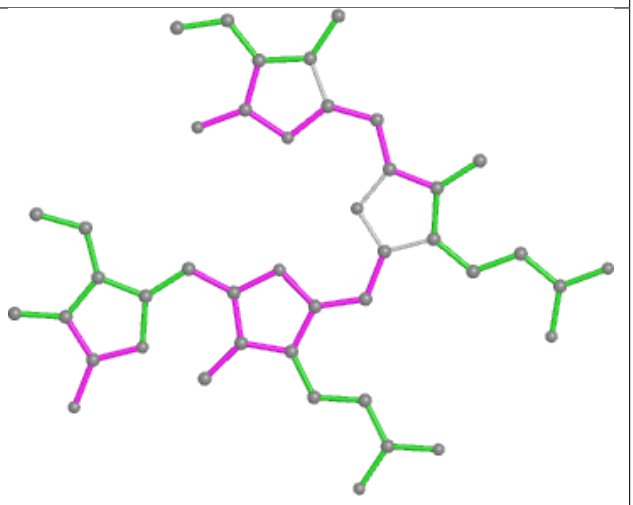

Bond angles

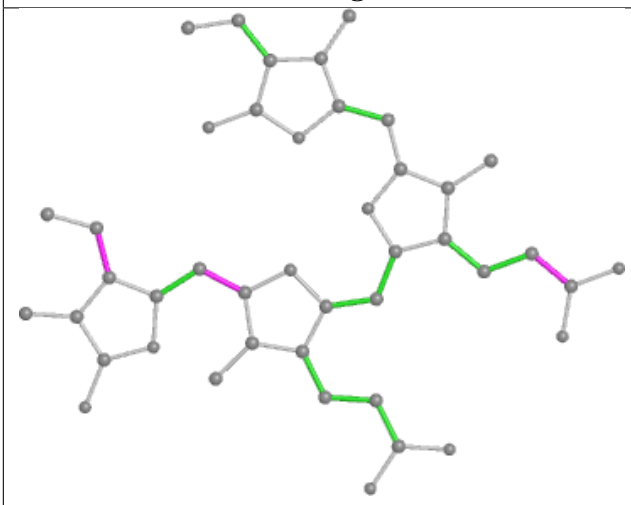

Torsions

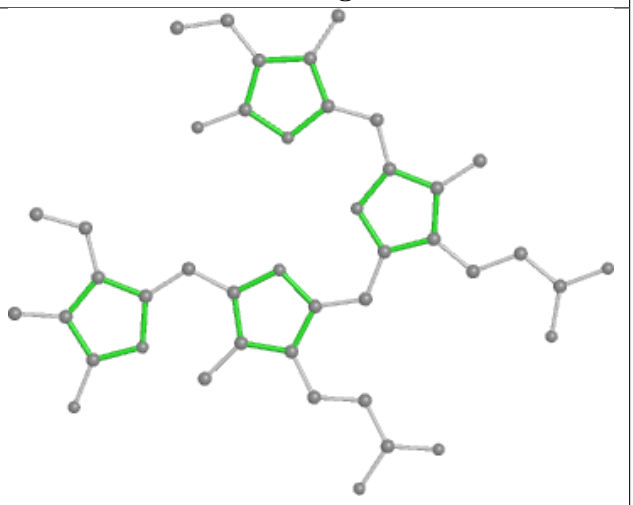

Rings

Ligand PEB GF 202

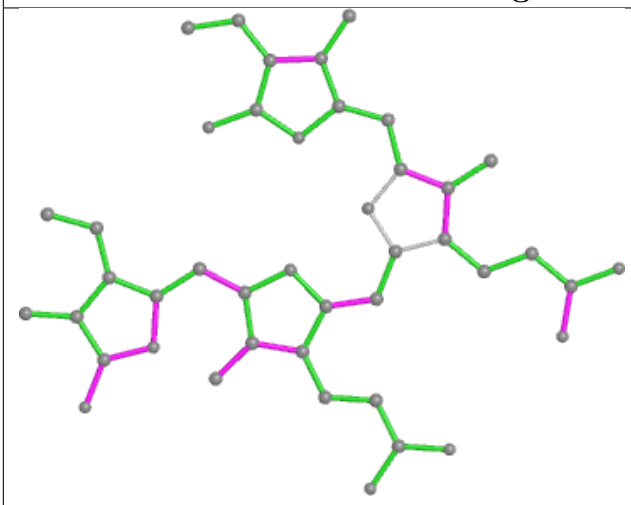

Bond lengths

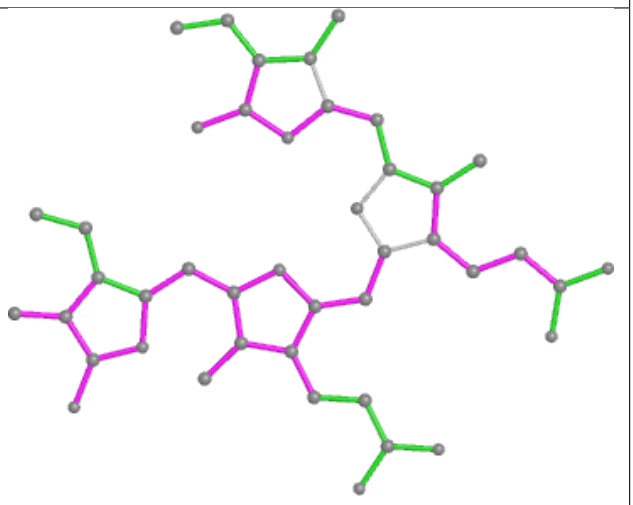

Bond angles

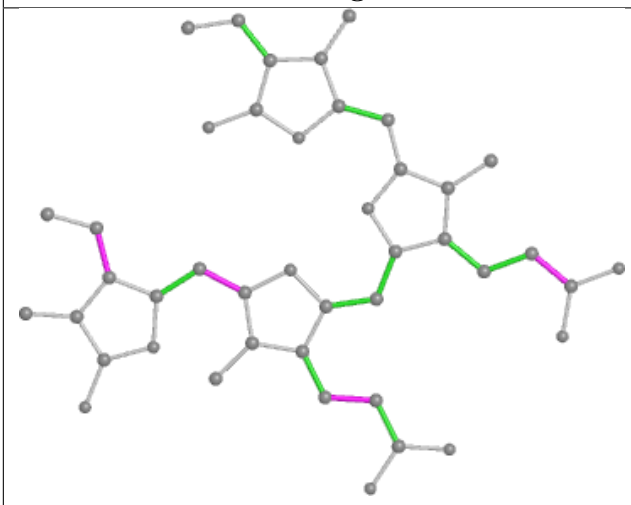

Torsions

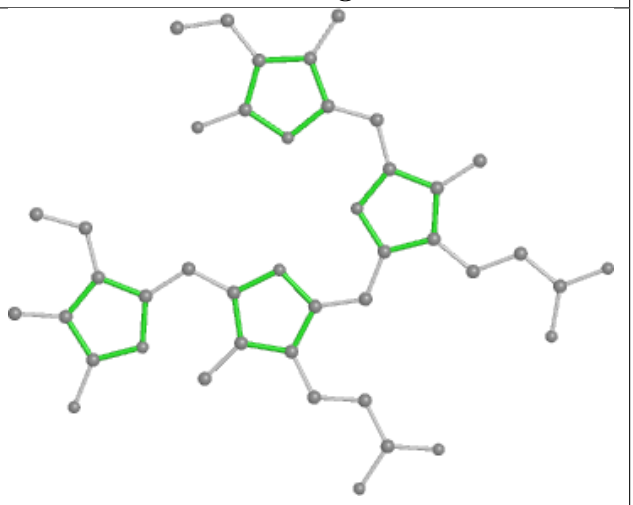

Rings

Ligand PEB UB 301

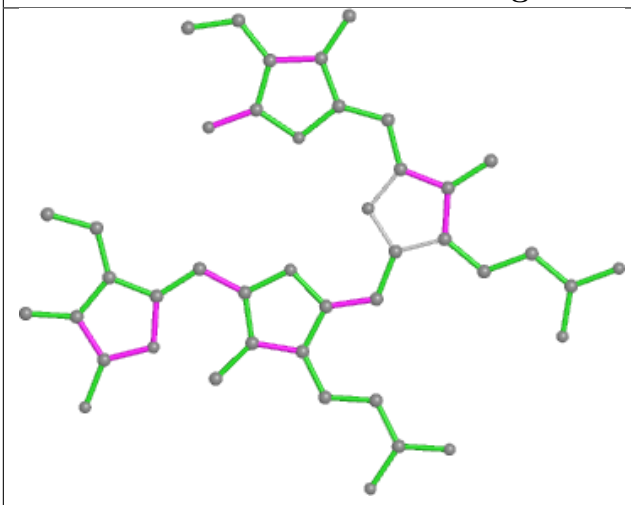

Bond lengths

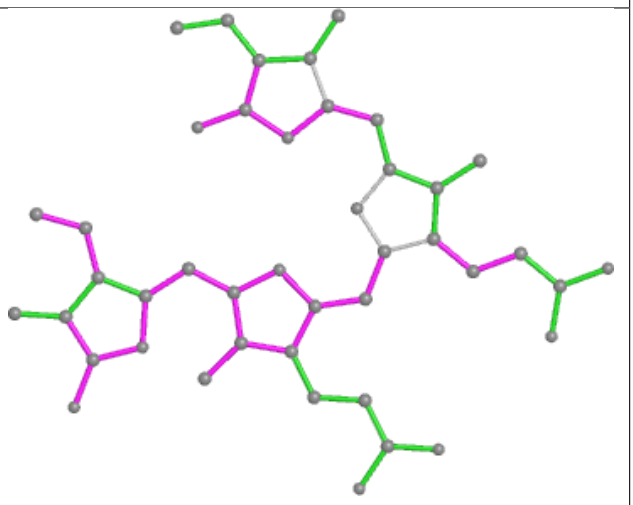

Bond angles

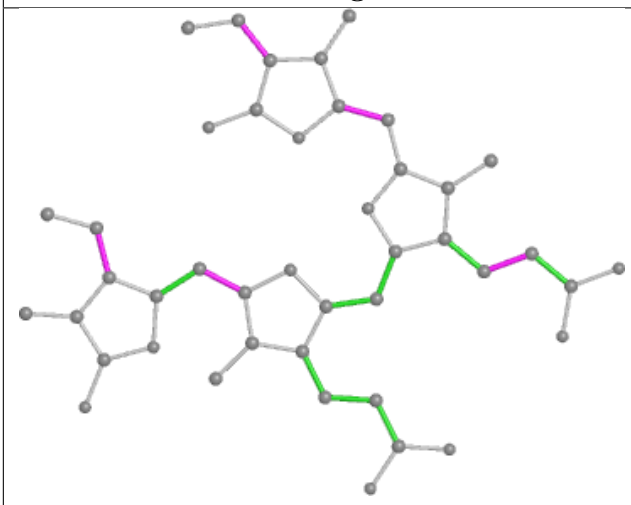

Torsions

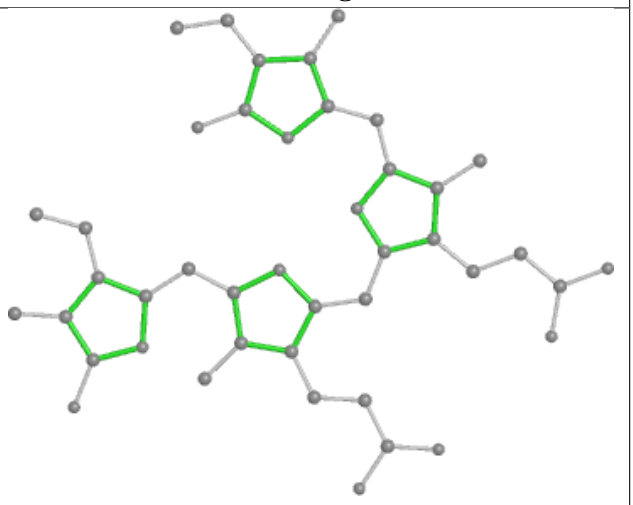

Rings

Ligand PEB PI 201

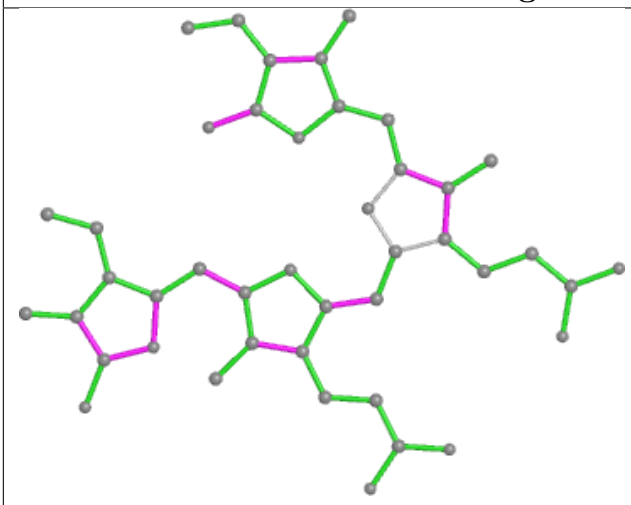

Bond lengths

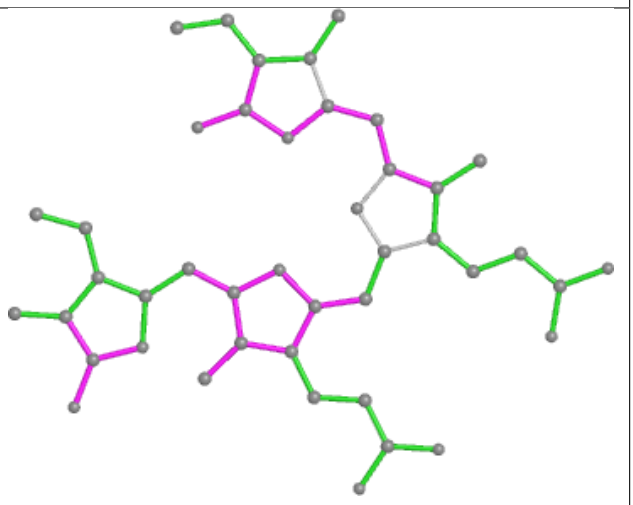

Bond angles

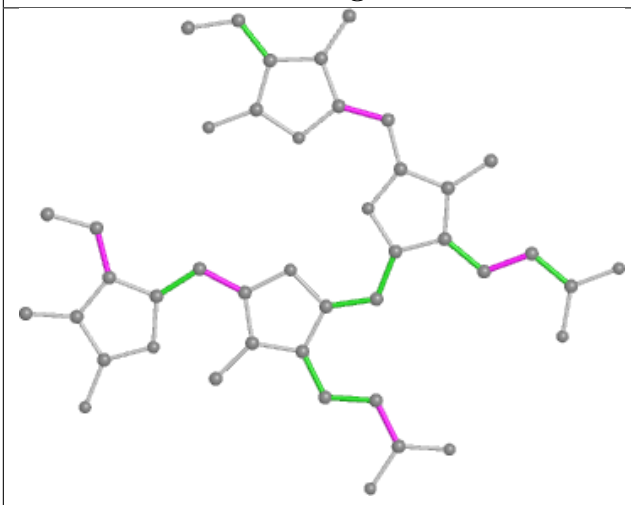

Torsions

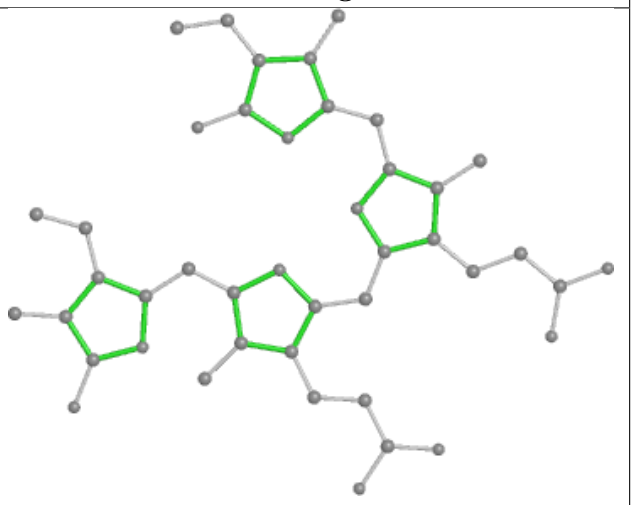

Rings

Ligand PEB KJ 201

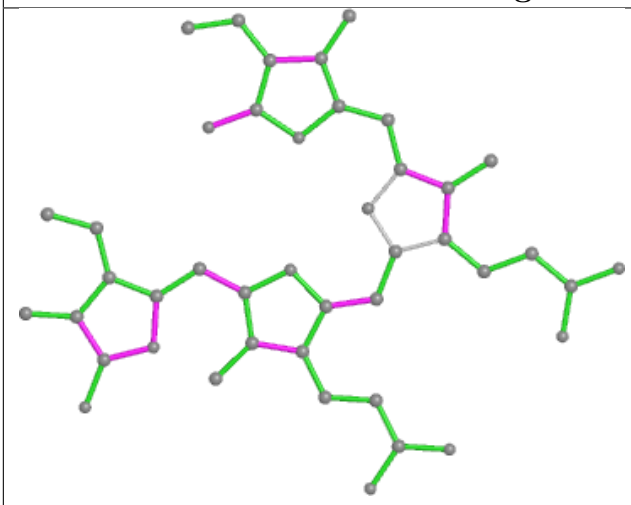

Bond lengths

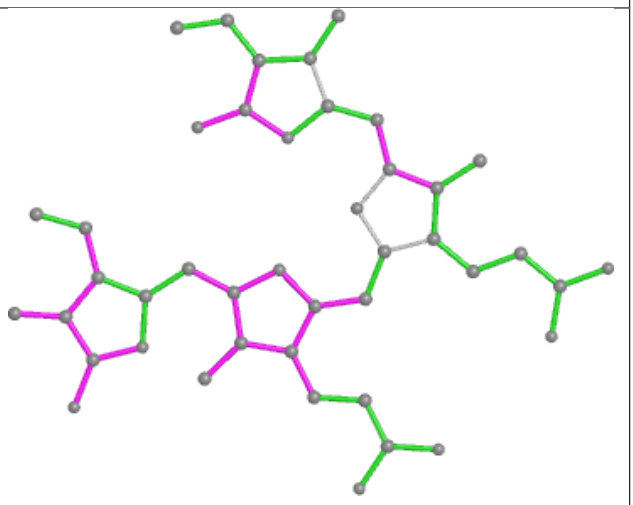

Bond angles

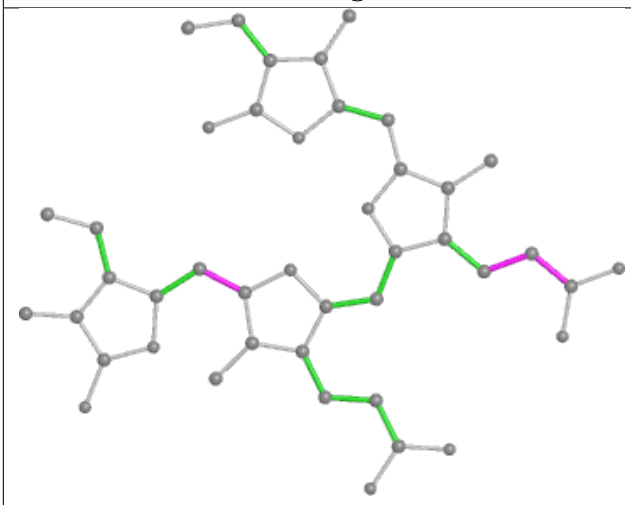

Torsions

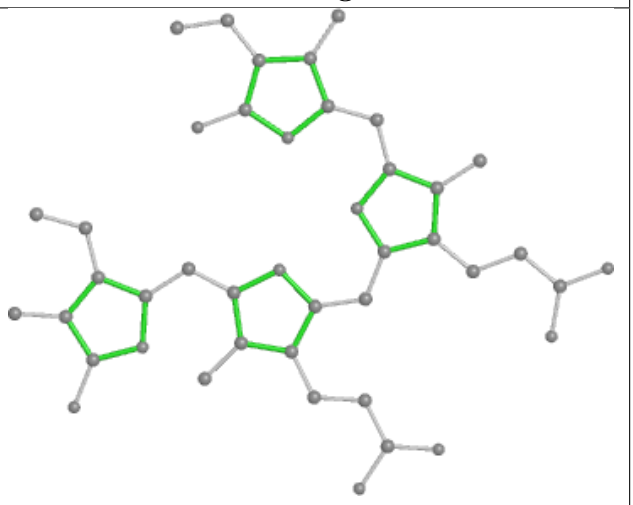

Rings

Ligand PEB NM 201

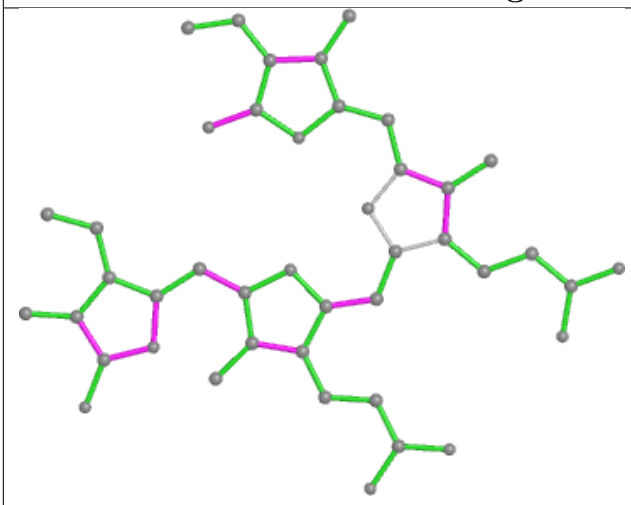

Bond lengths

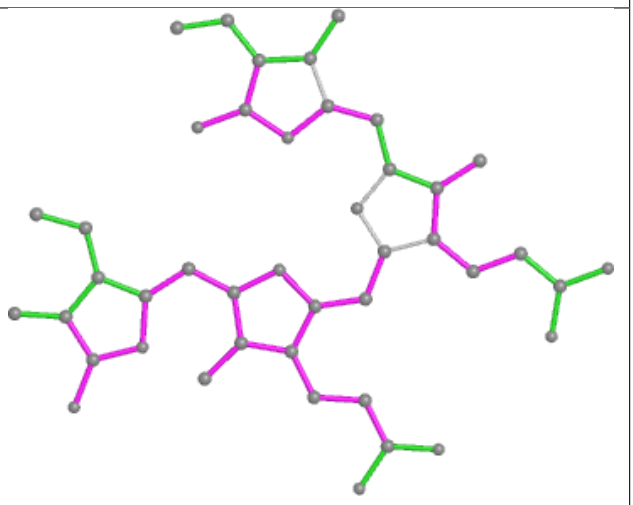

Bond angles

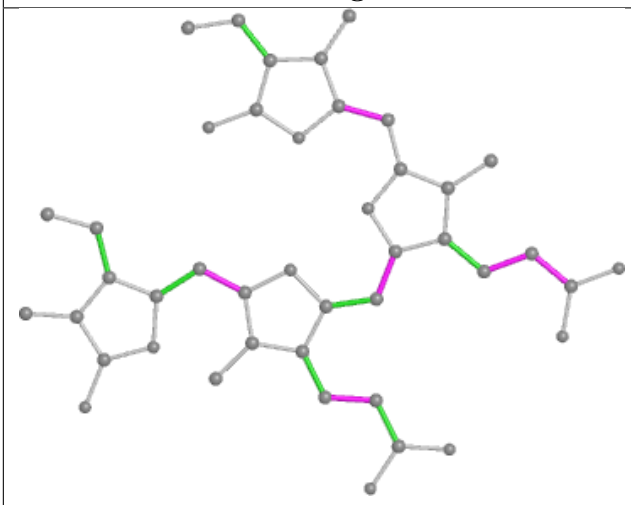

Torsions

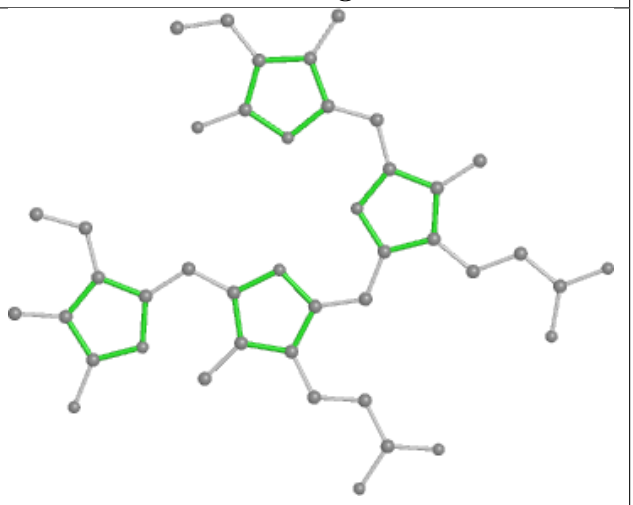

Rings

Ligand PEB FP 202

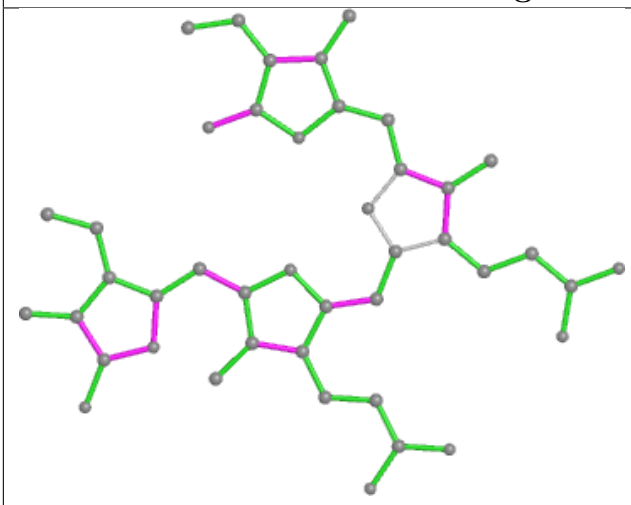

Bond lengths

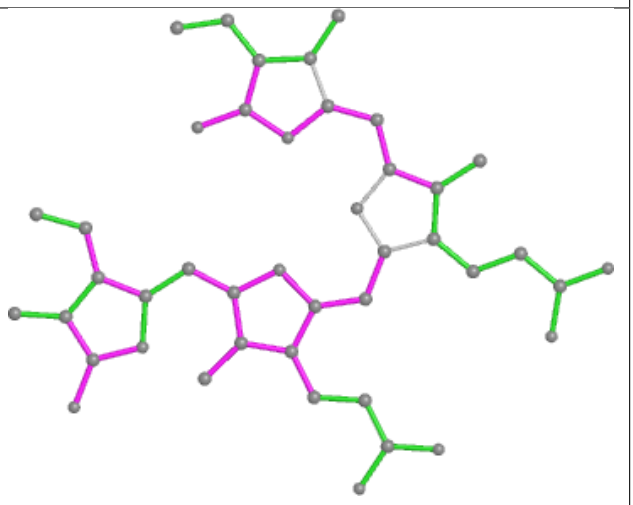

Bond angles

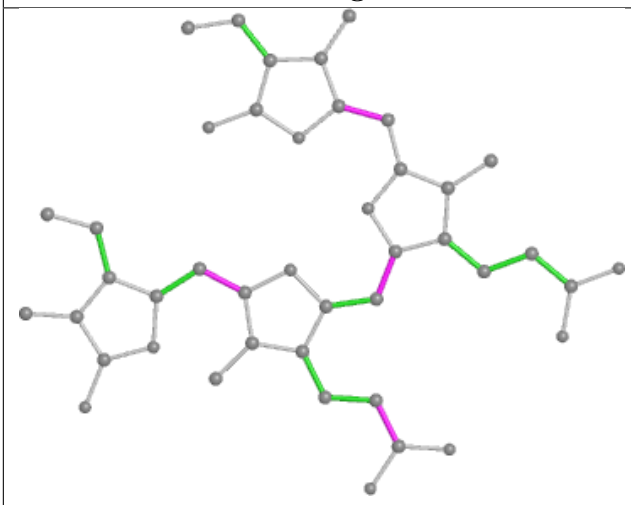

Torsions

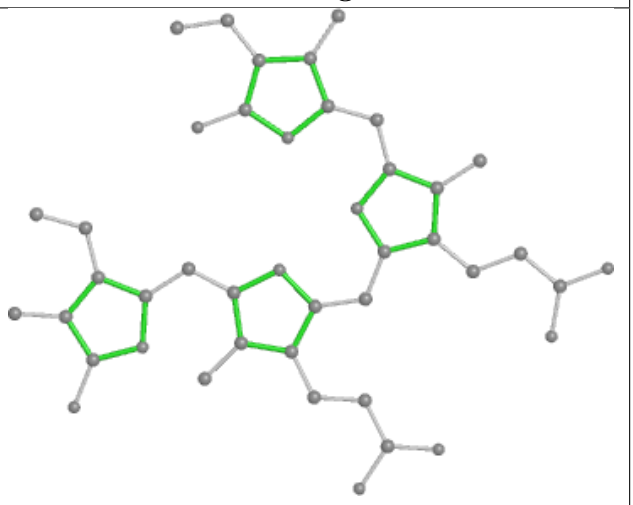

Rings

Ligand PEB gB 202

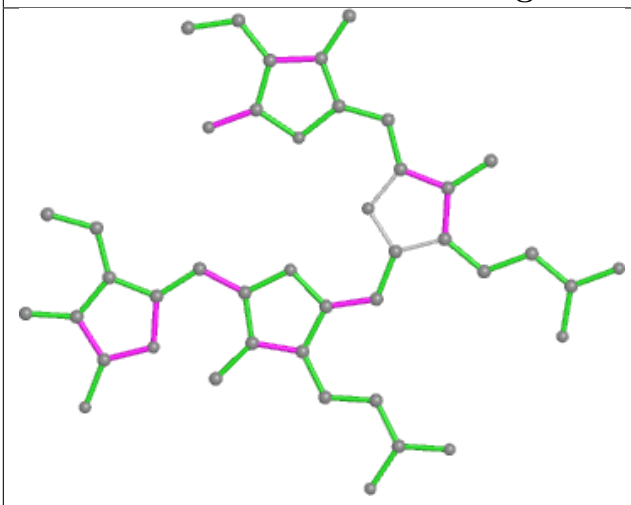

Bond lengths

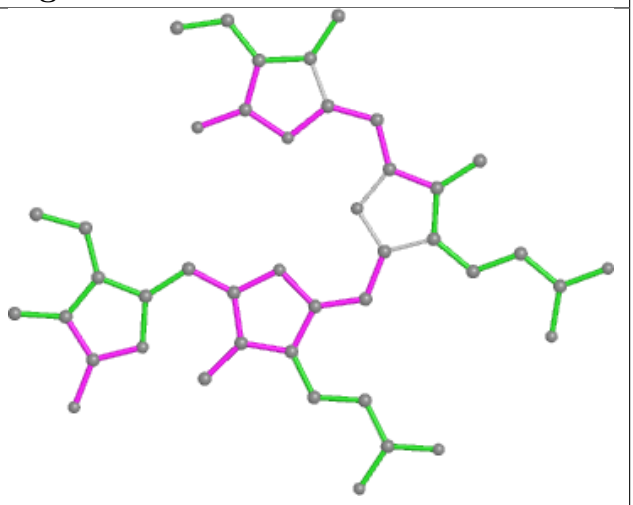

Bond angles

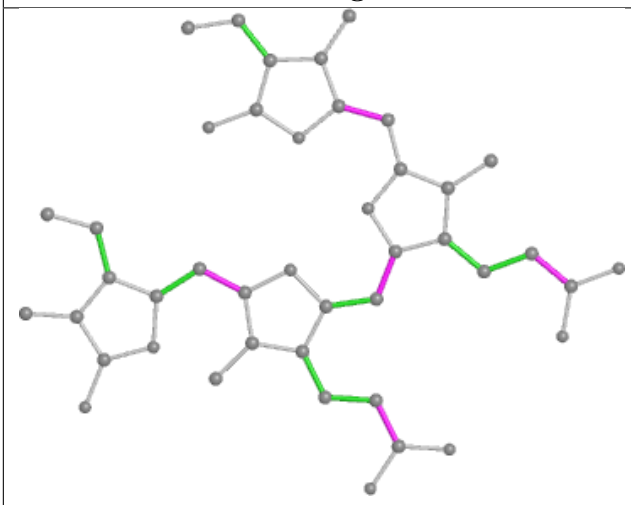

Torsions

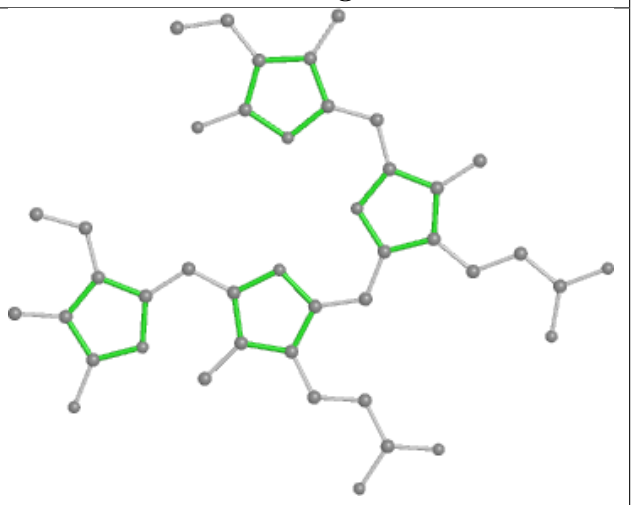

Rings

Ligand CLA 72 603

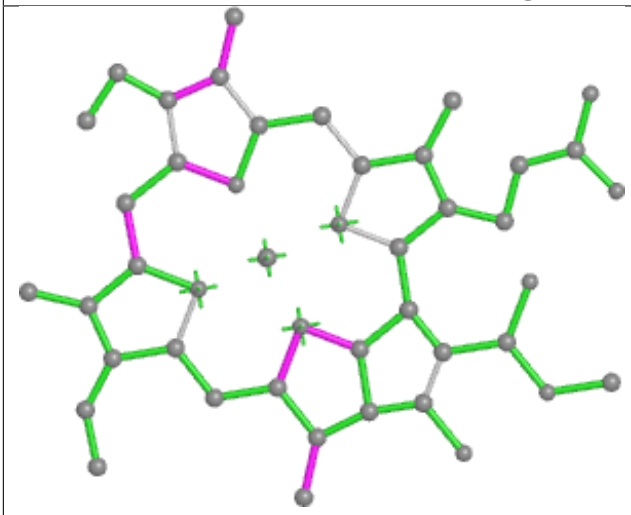

Bond lengths

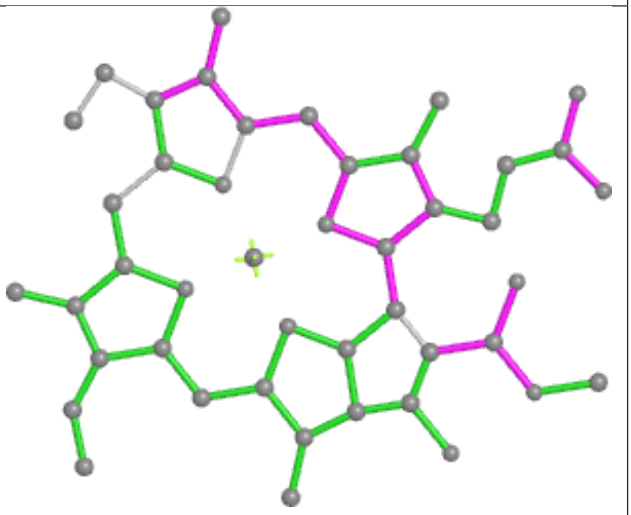

Bond angles

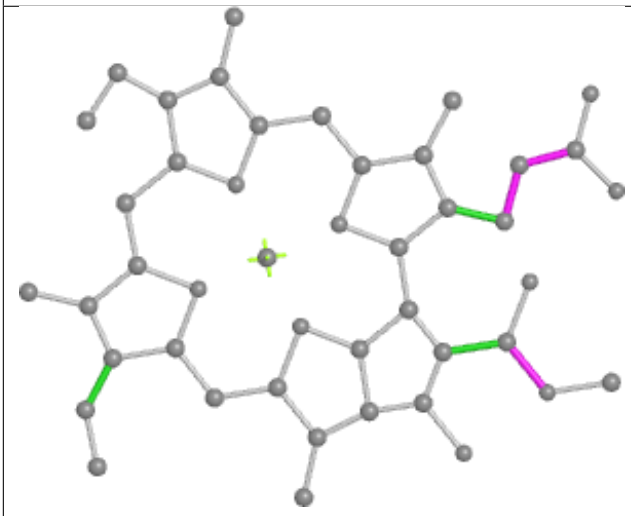

Torsions

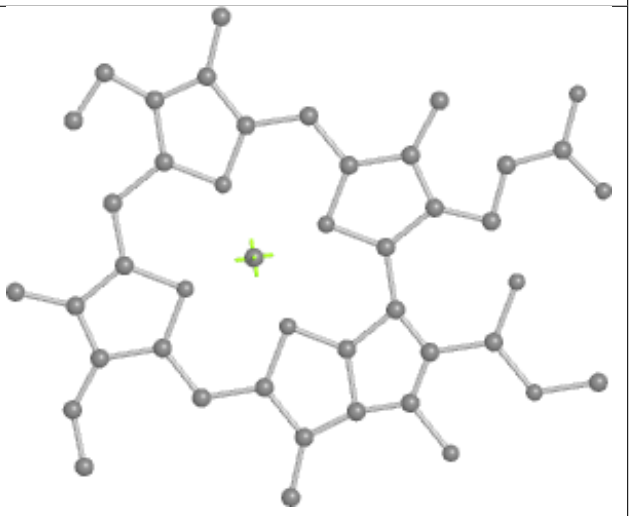

Rings

Ligand PEB RA 203

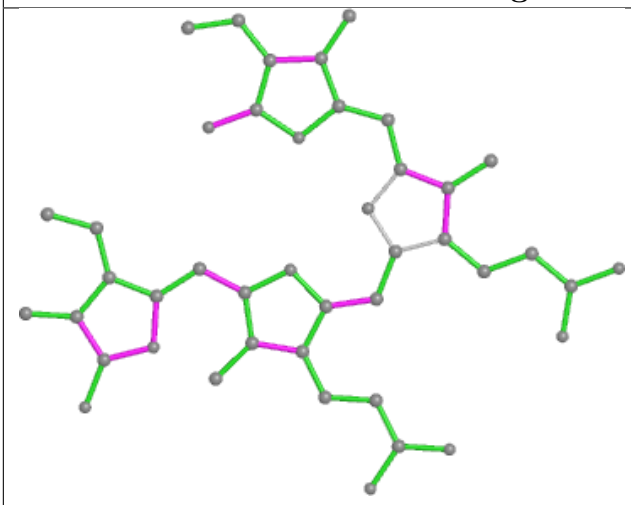

Bond lengths

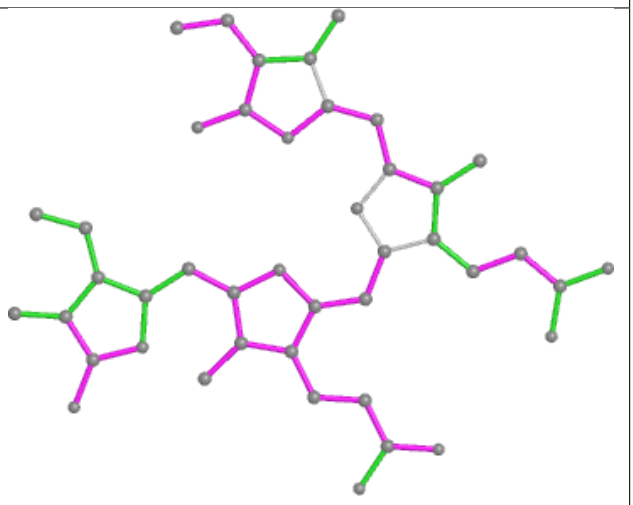

Bond angles

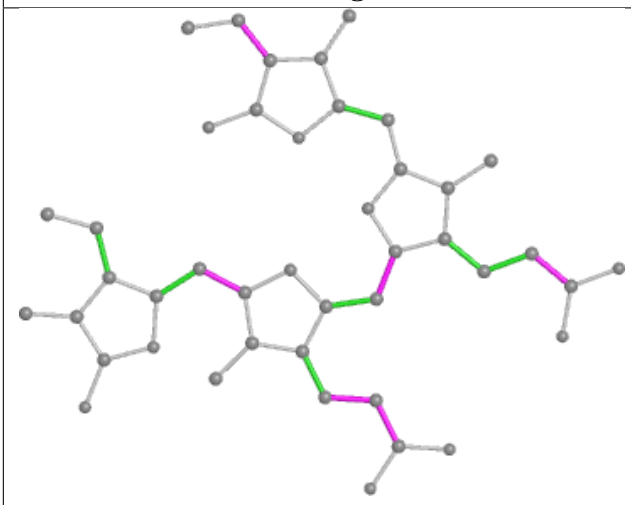

Torsions

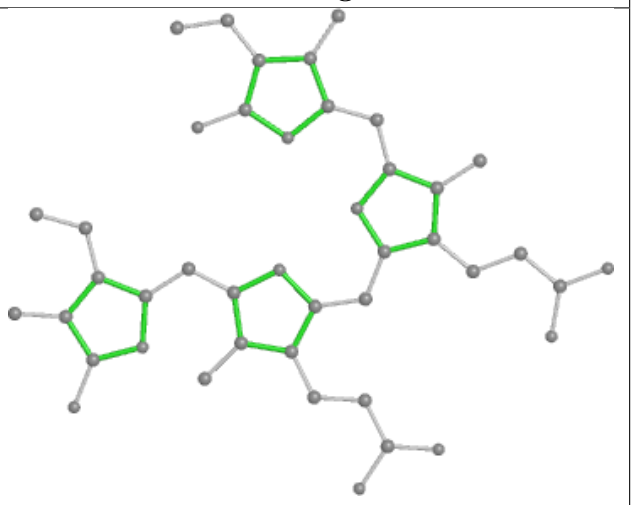

Rings

Ligand CLA B2 830

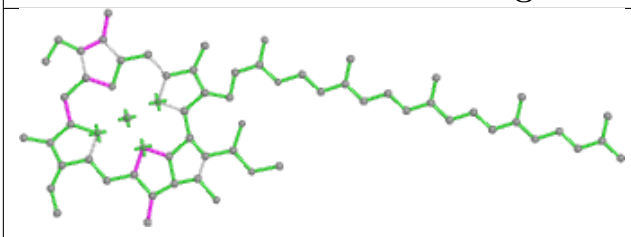

Bond lengths

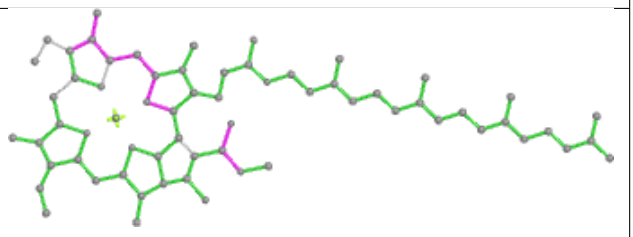

Bond angles

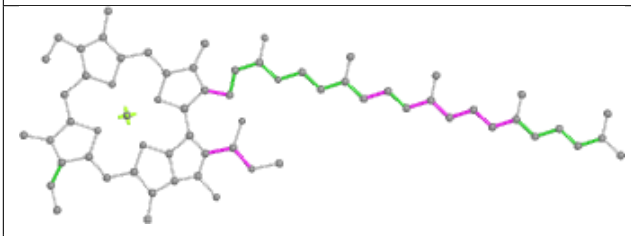

Torsions

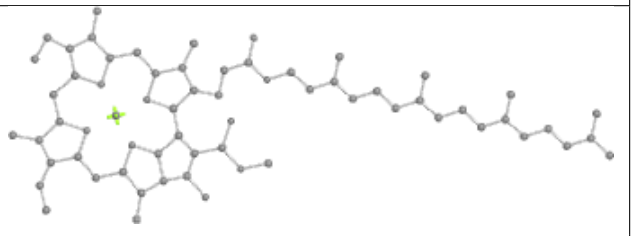

Rings

Ligand PEB RK 201

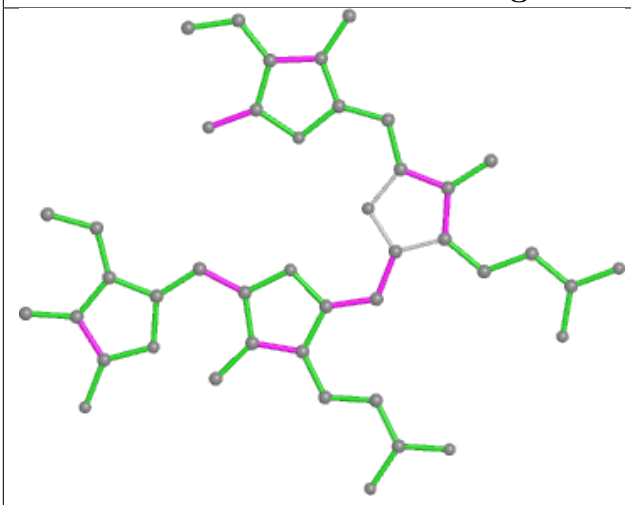

Bond lengths

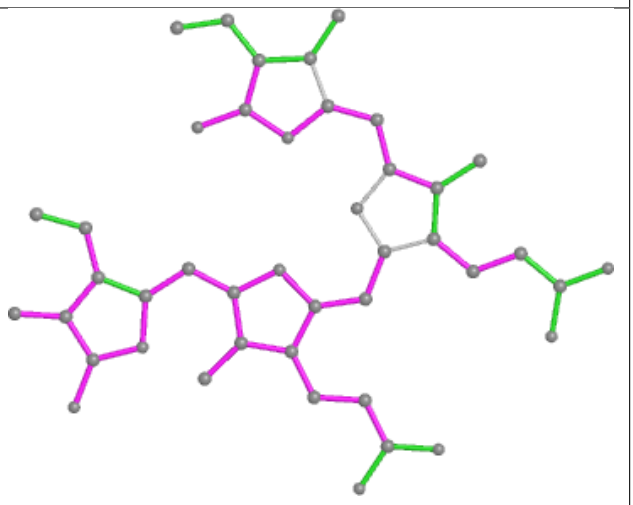

Bond angles

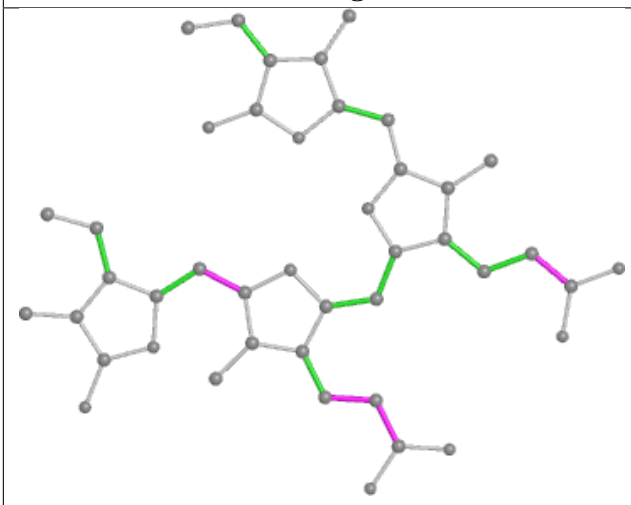

Torsions

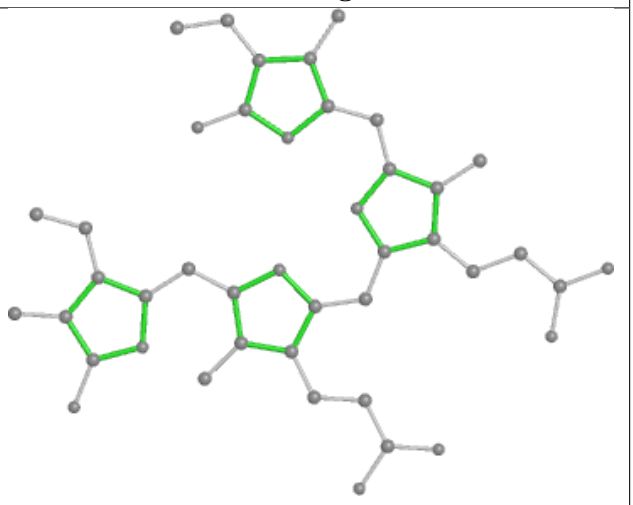

Rings

Ligand CLA BN 829

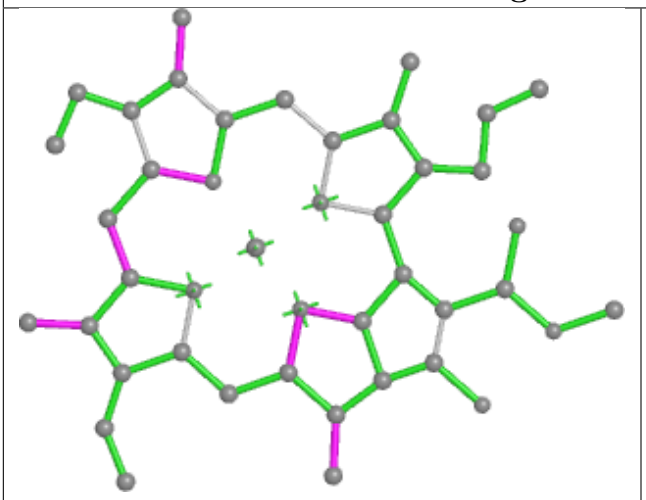

Bond lengths

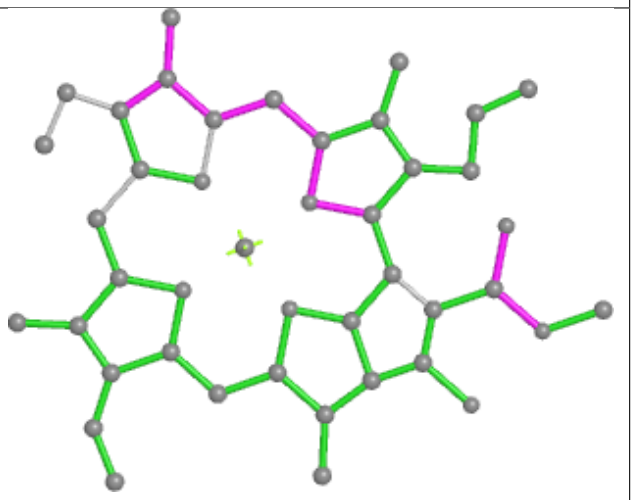

Bond angles

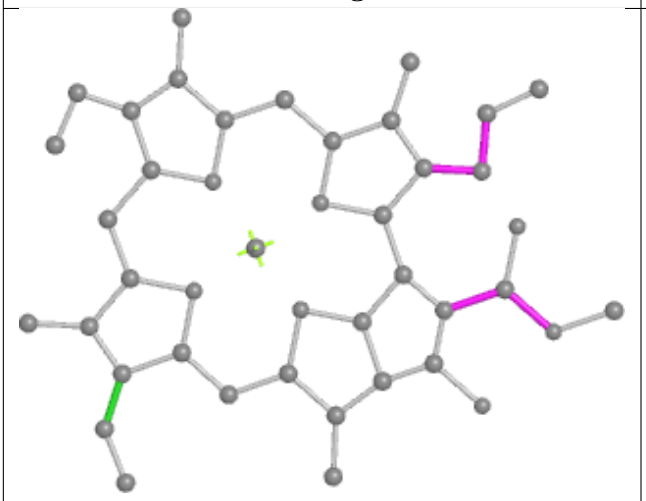

Torsions

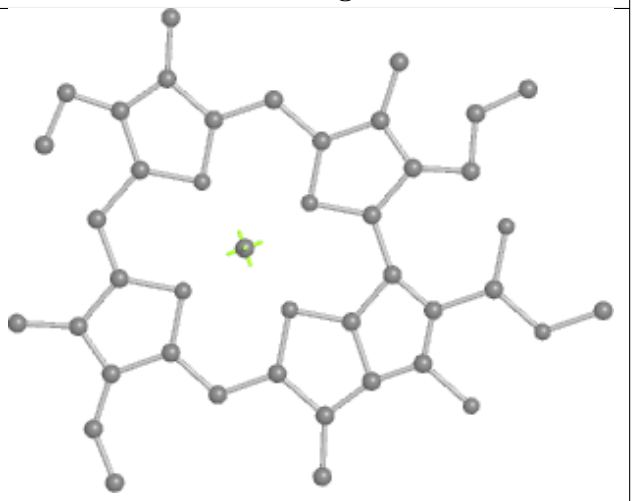

Rings

Ligand CLA BN 807

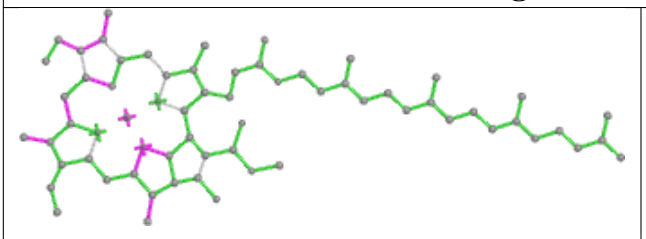

Bond lengths

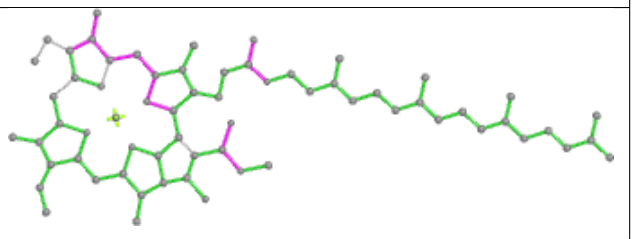

Bond angles

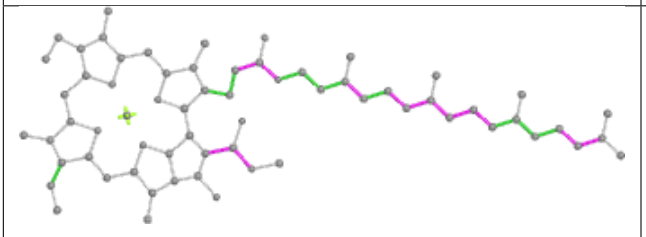

Torsions

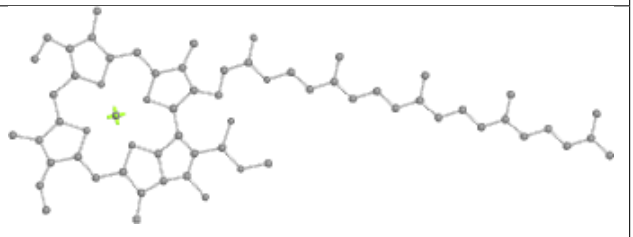

Rings

Ligand PEB CF 202

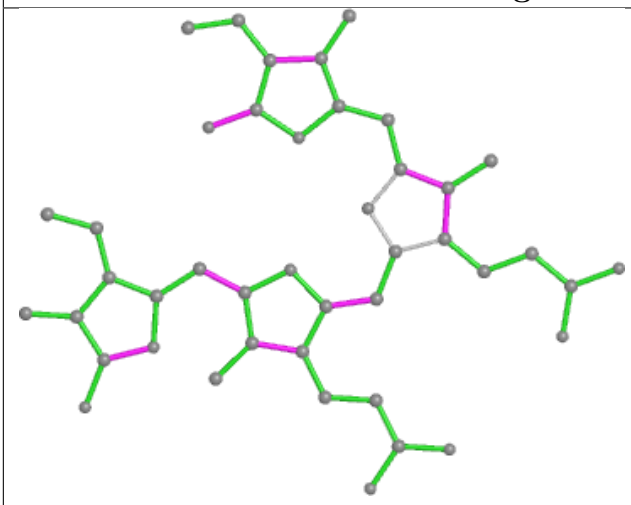

Bond lengths

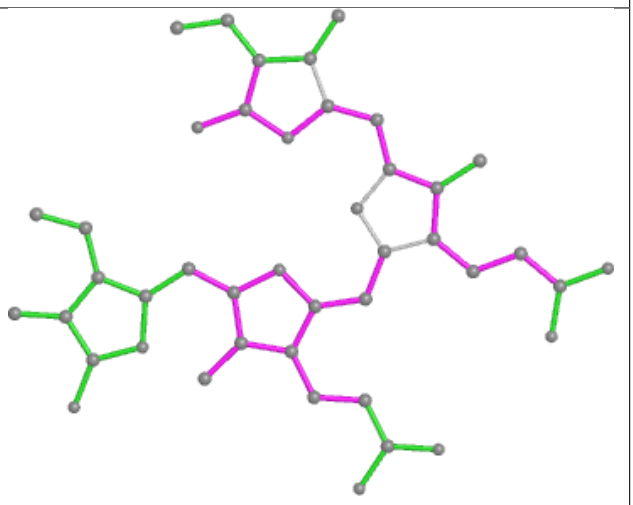

Bond angles

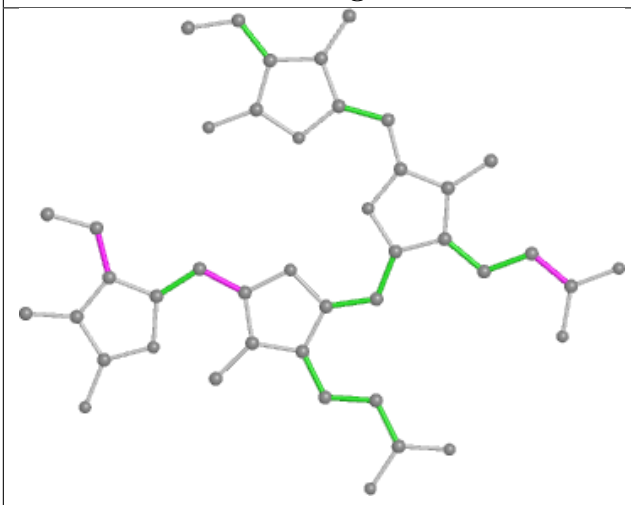

Torsions

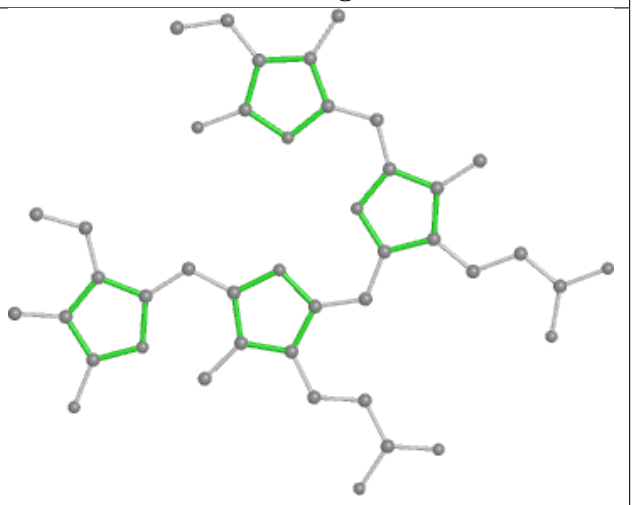

Rings

Ligand PEB m4 202

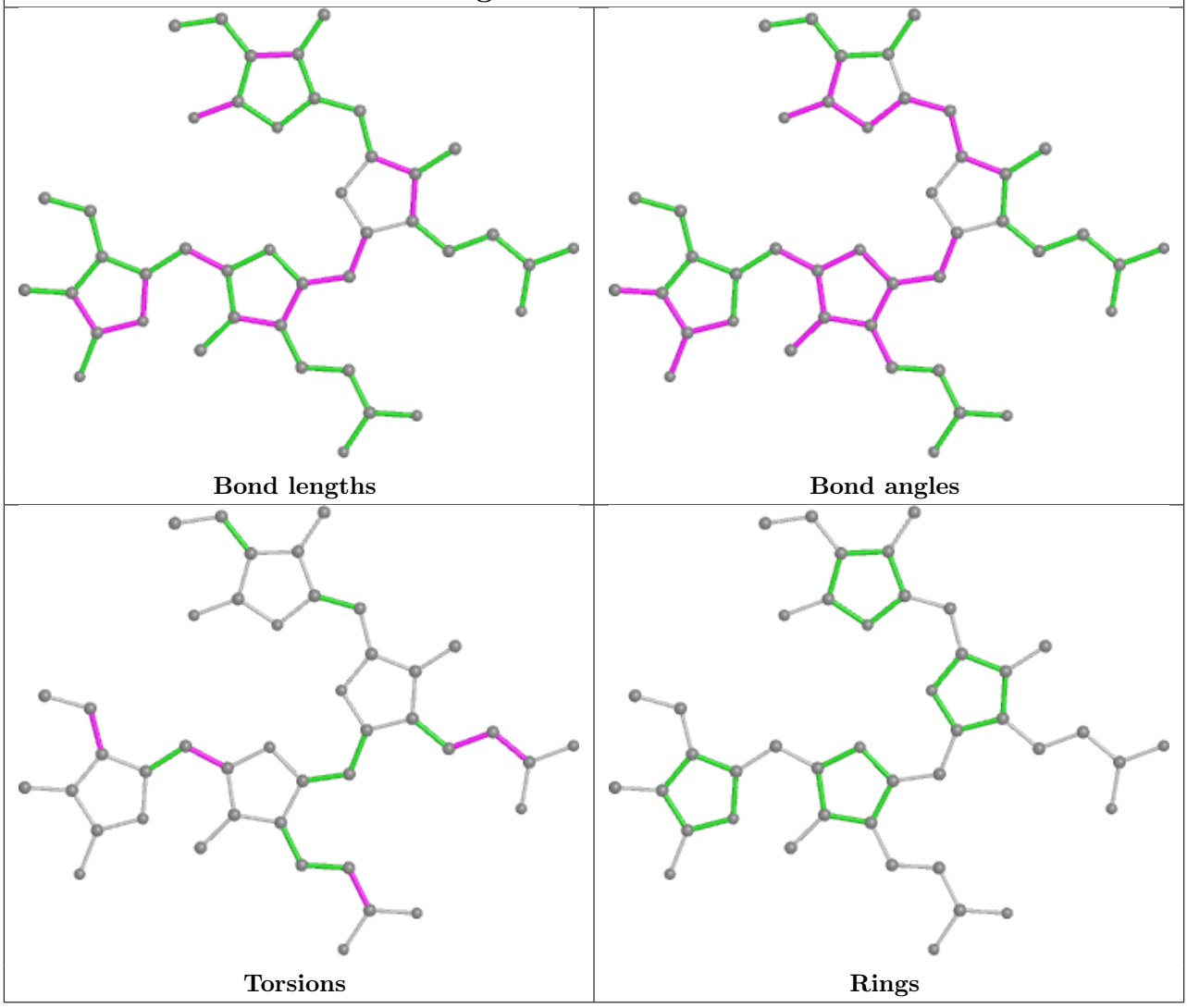

Ligand CLA AN 811

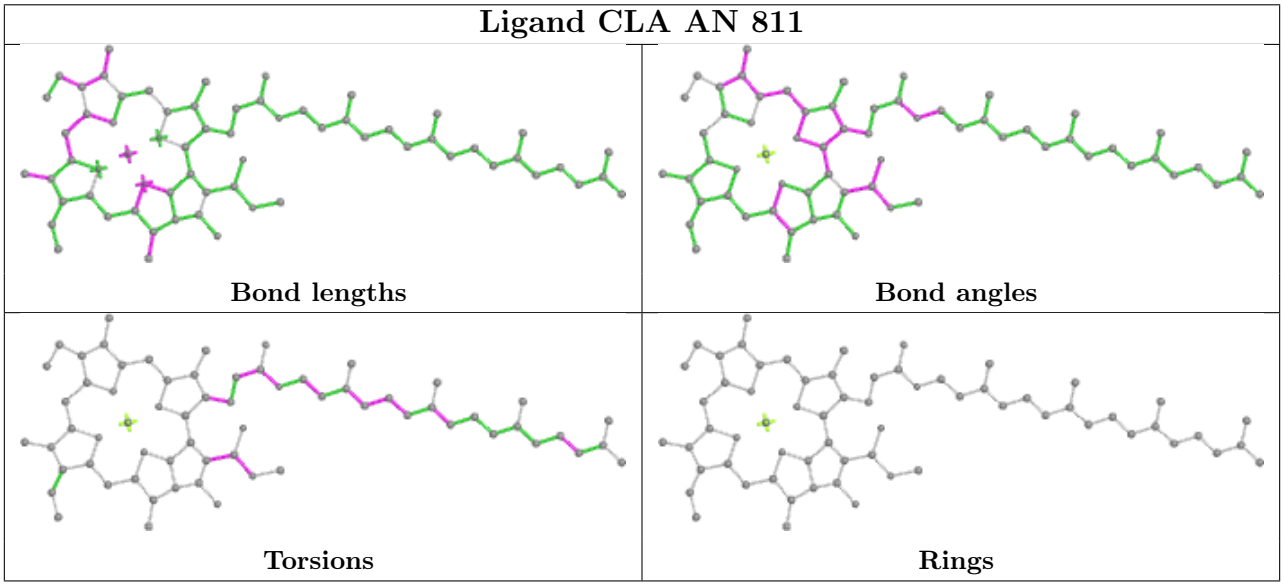

Ligand CYC E4 1001

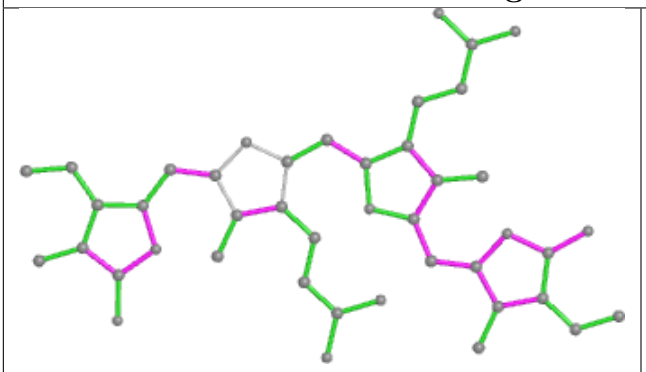

Bond lengths

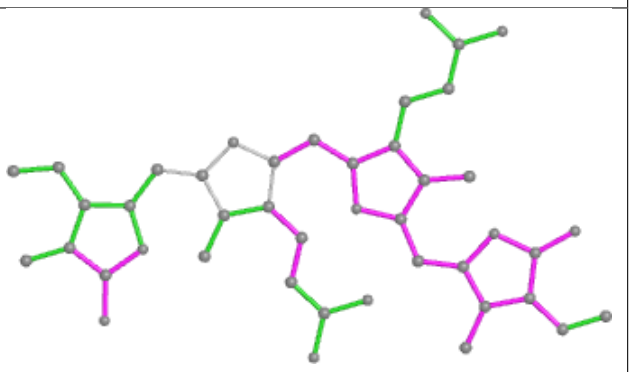

Bond angles

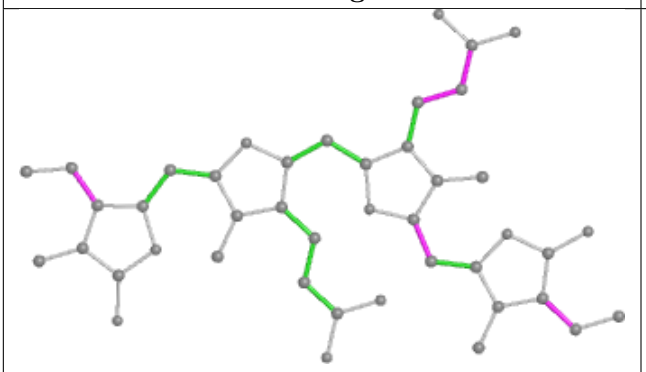

Torsions

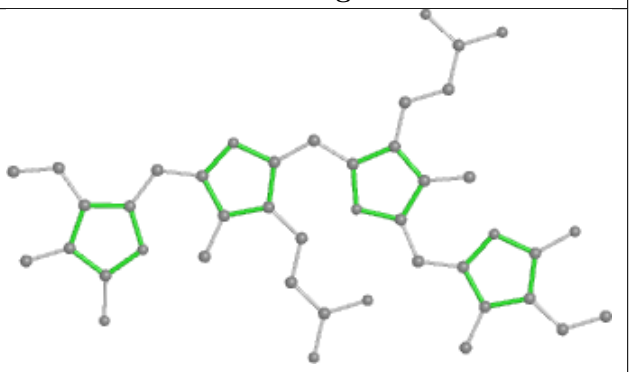

Rings

Ligand BCR c6 603

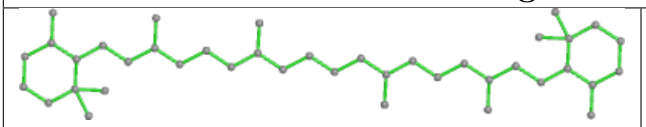

Bond lengths

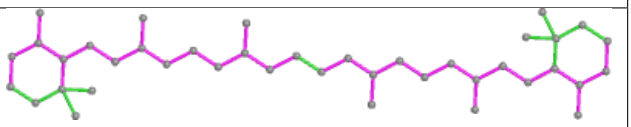

Bond angles

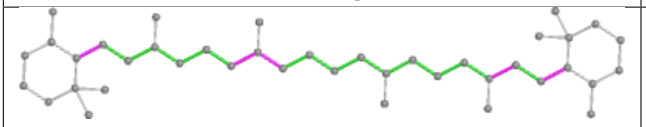

Torsions

Rings

Ligand CLA A2 831

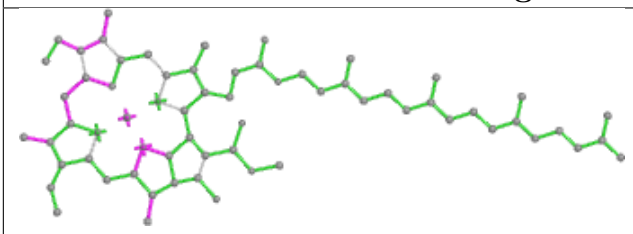

Bond lengths

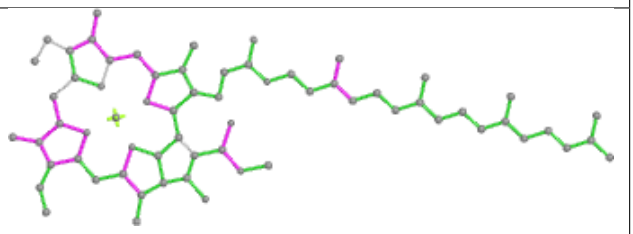

Bond angles

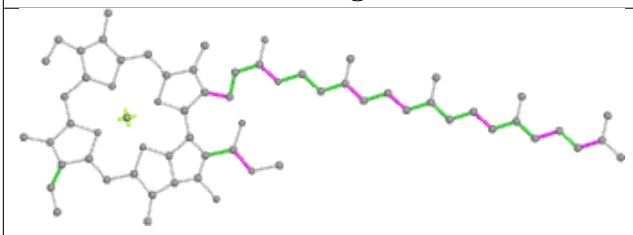

Torsions

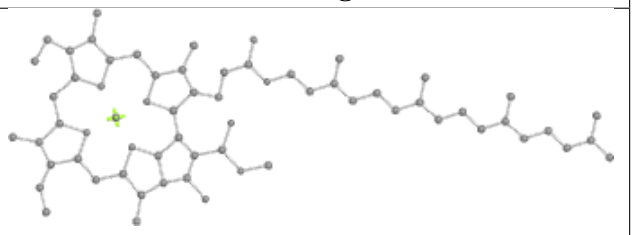

Rings

Ligand PUB QJ 201

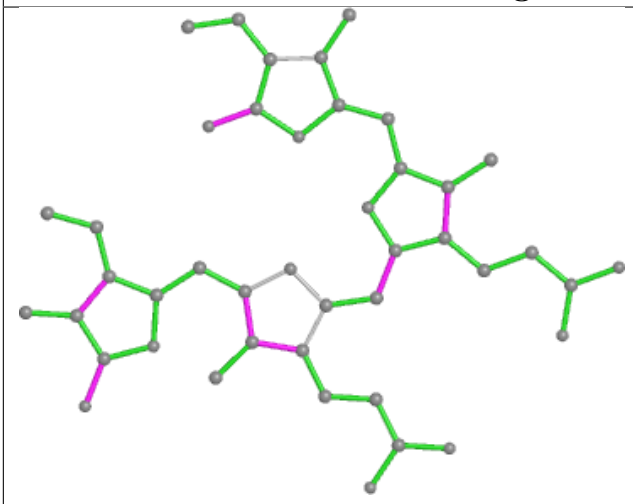

Bond lengths

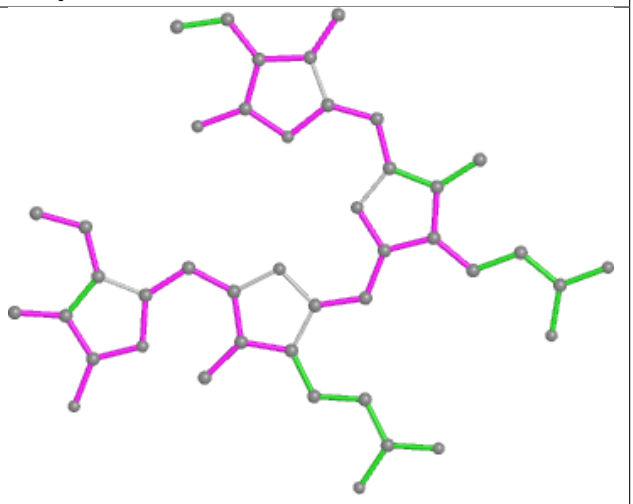

Bond angles

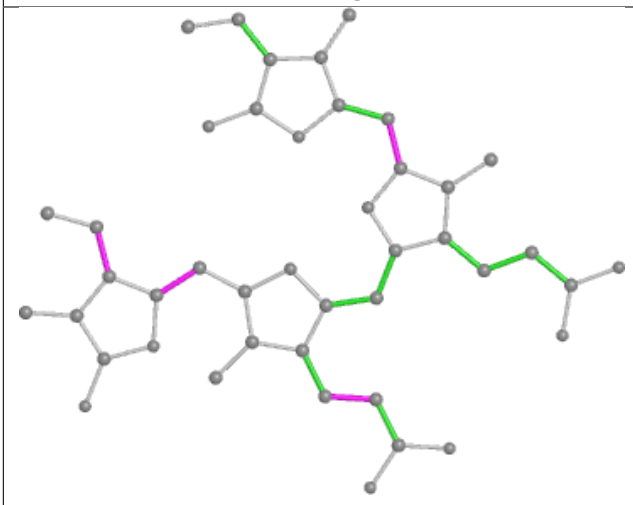

Torsions

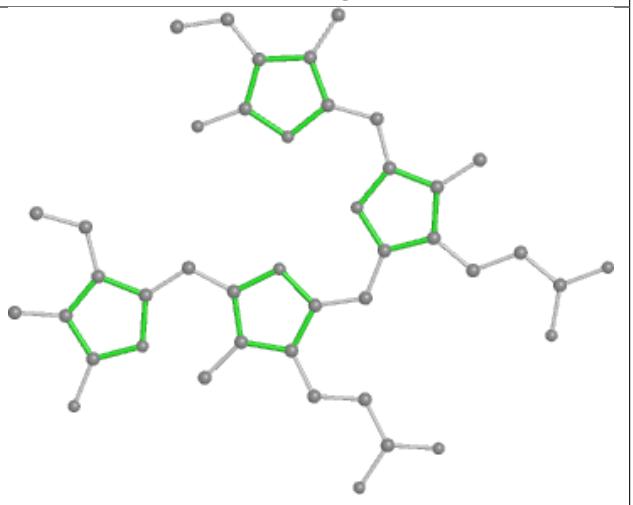

Rings

Ligand CLA b6 607

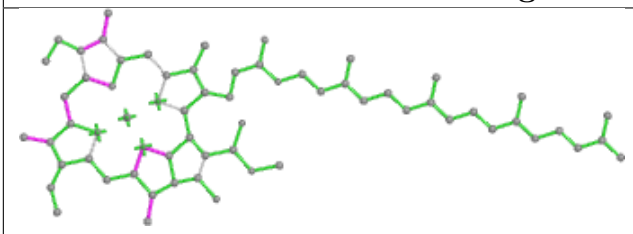

Bond lengths

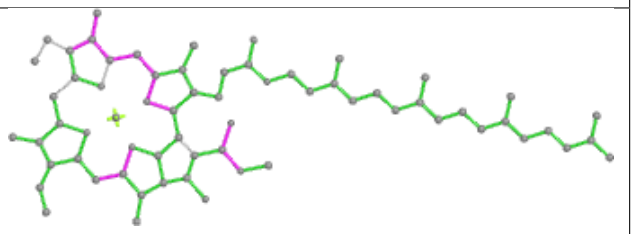

Bond angles

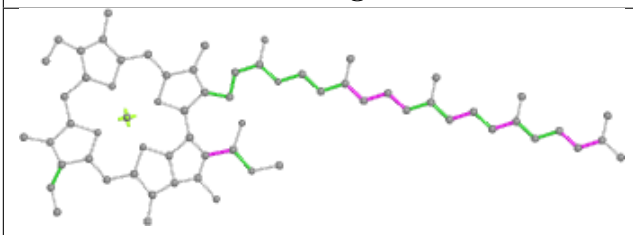

Torsions

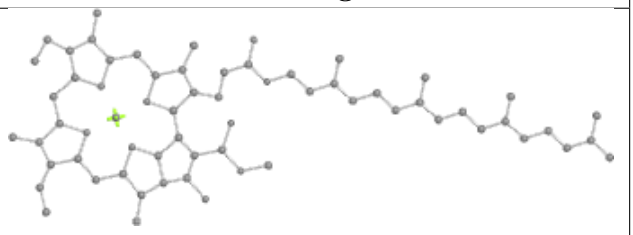

Rings

Ligand PEB OJ 203

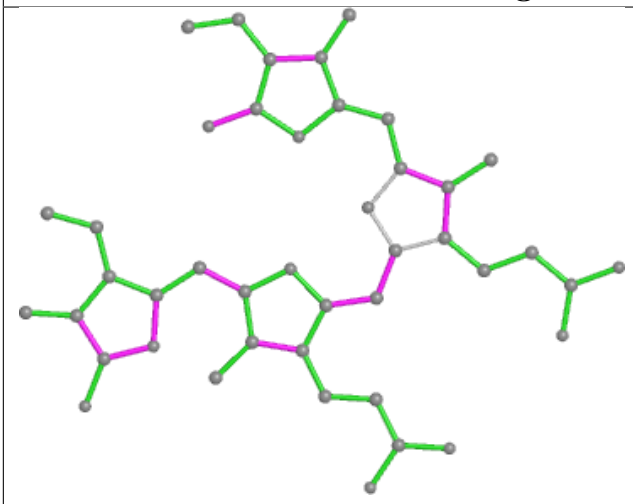

Bond lengths

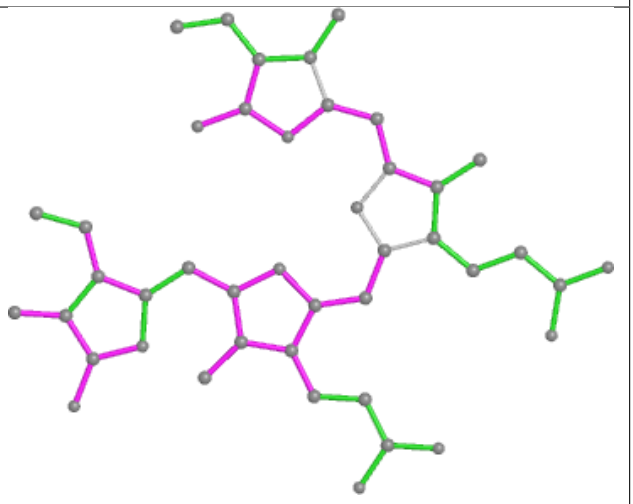

Bond angles

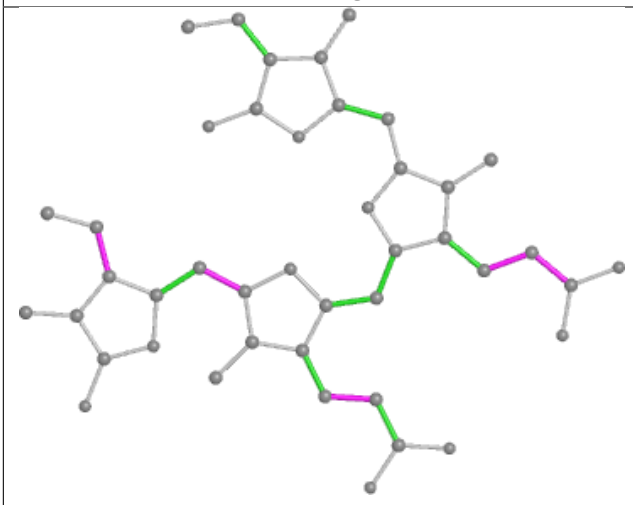

Torsions

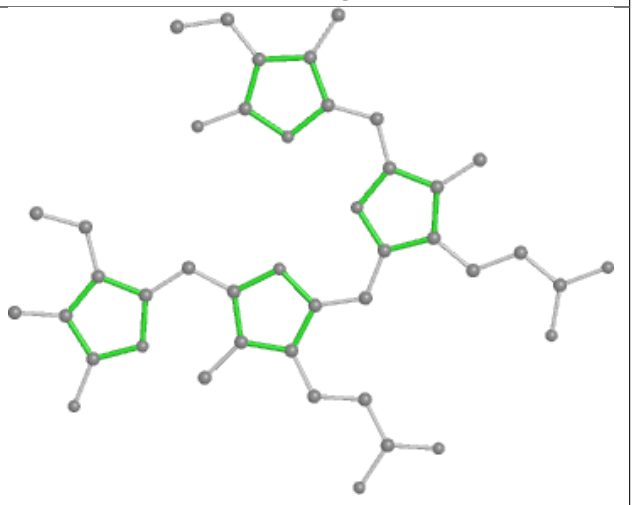

Rings

Ligand PEB FQ 203

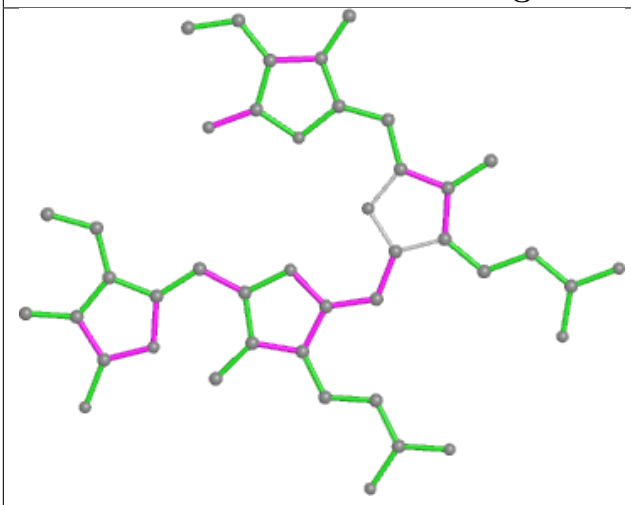

Bond lengths

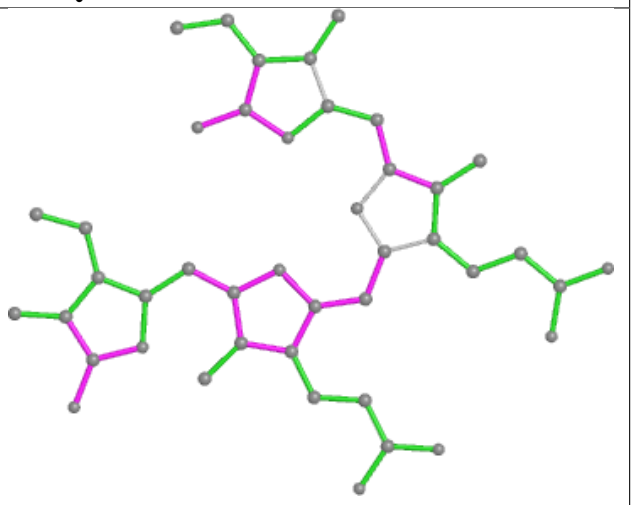

Bond angles

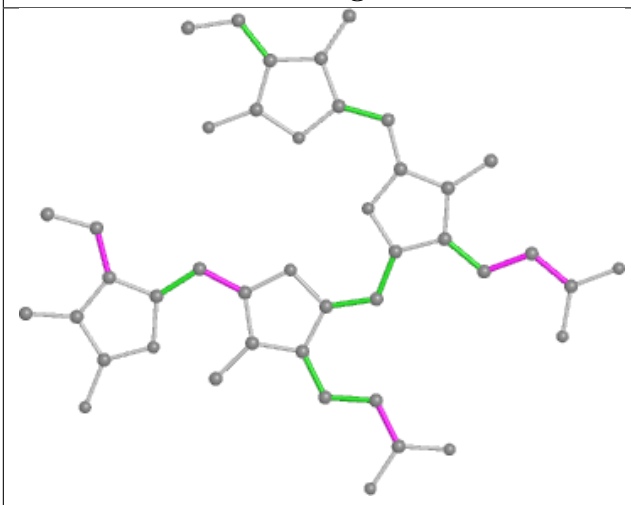

Torsions

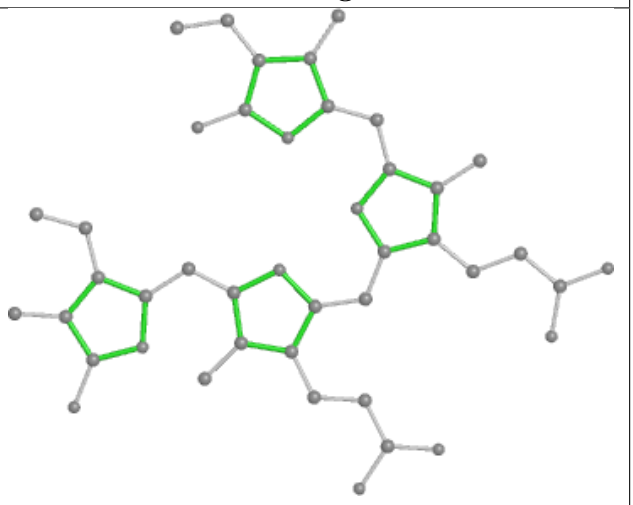

Rings

Ligand PEB vF 201

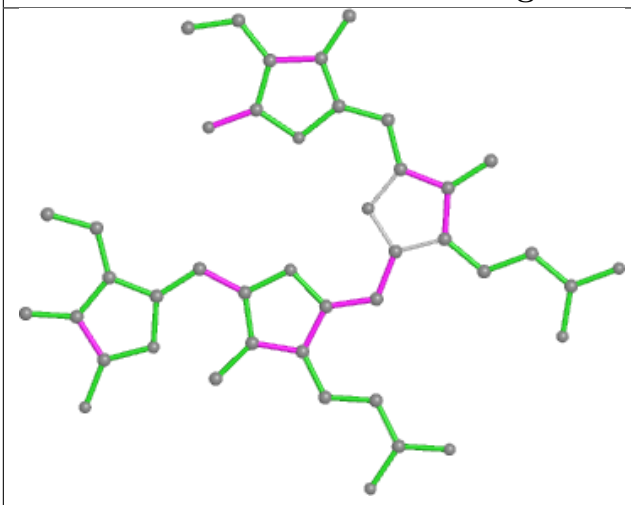

Bond lengths

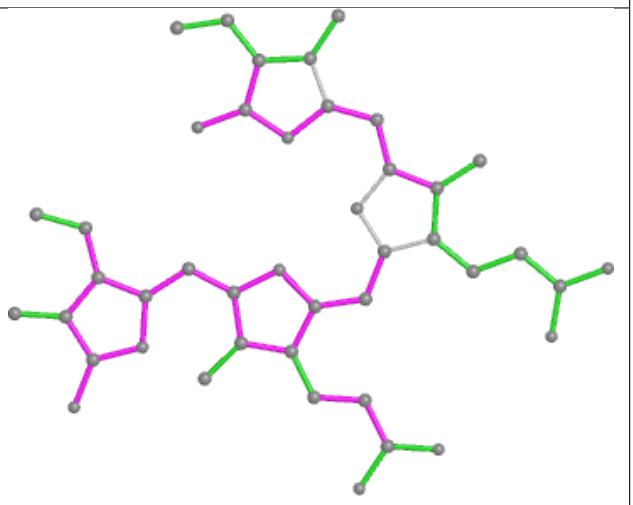

Bond angles

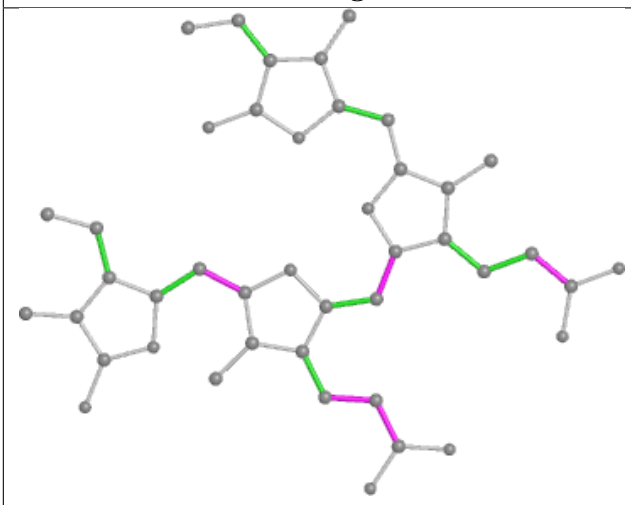

Torsions

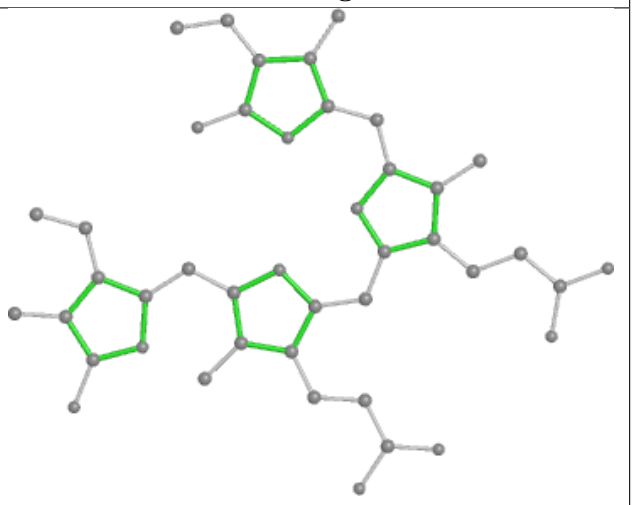

Rings

Ligand PEB F9 201

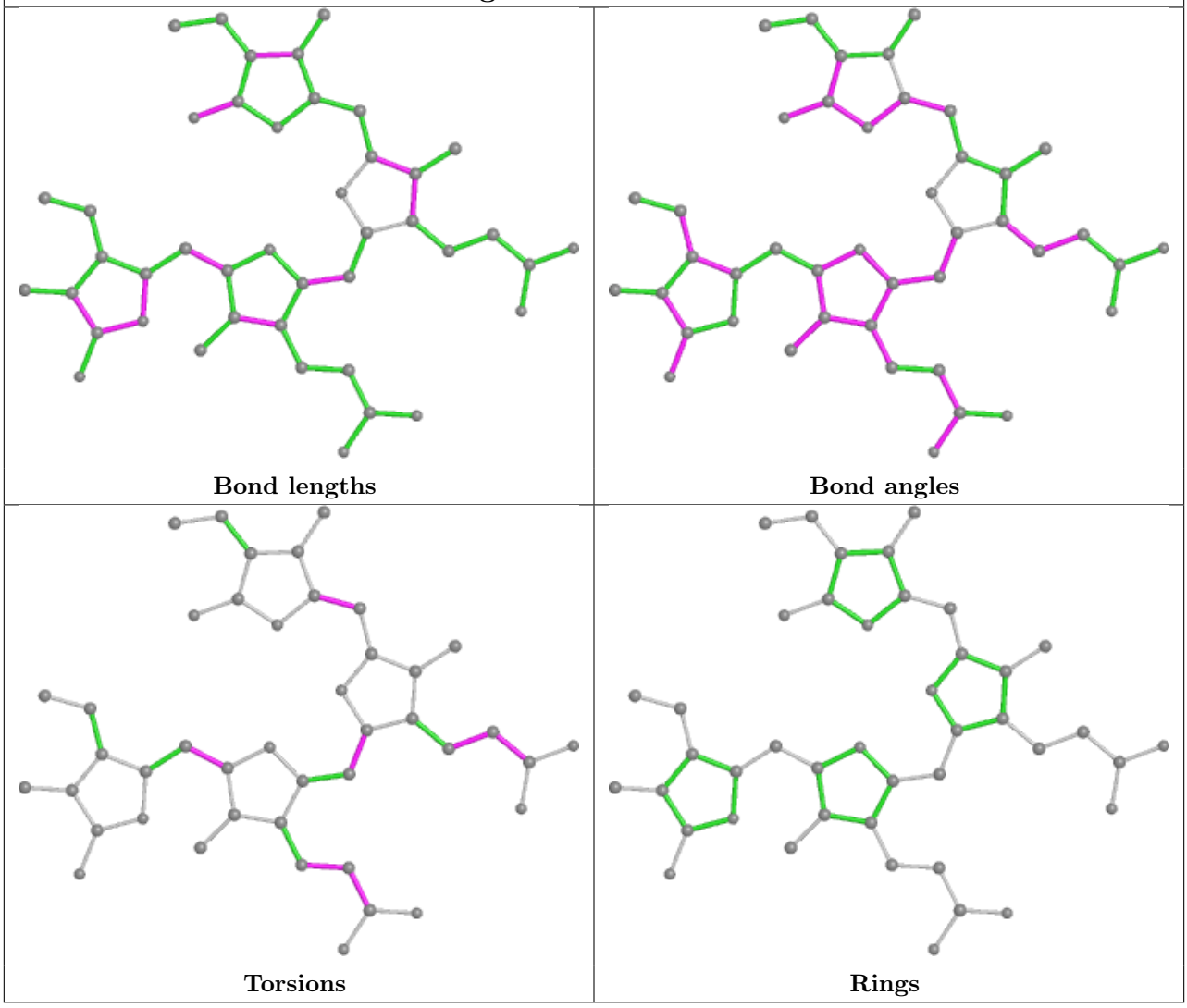

Ligand BCR B6 601

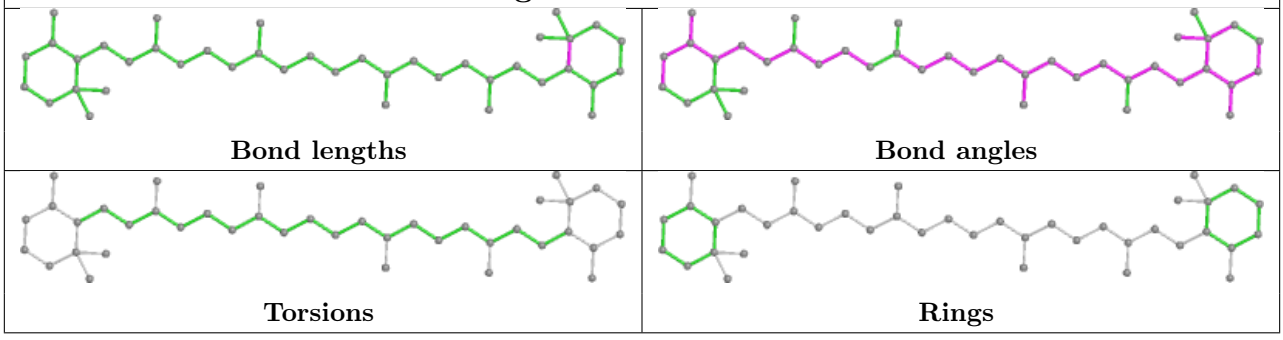

Ligand DGD c6 601

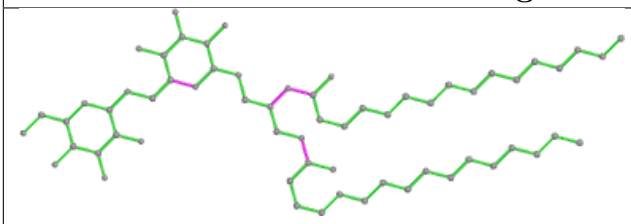

Bond lengths

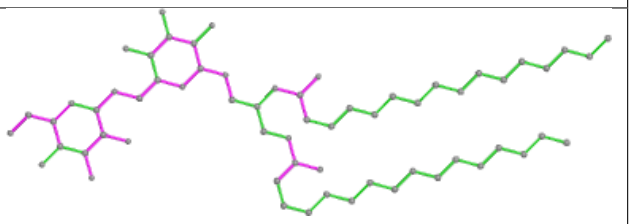

Bond angles

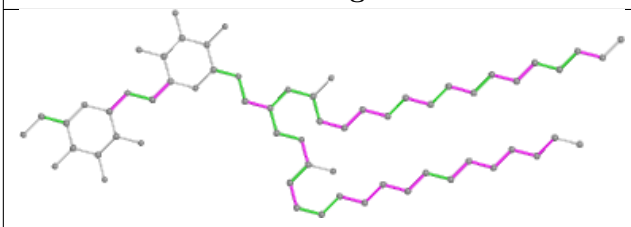

Torsions

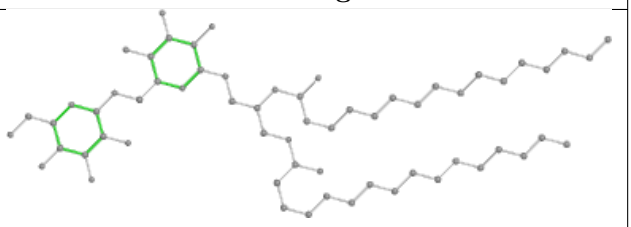

Rings

Ligand CLA C6 509

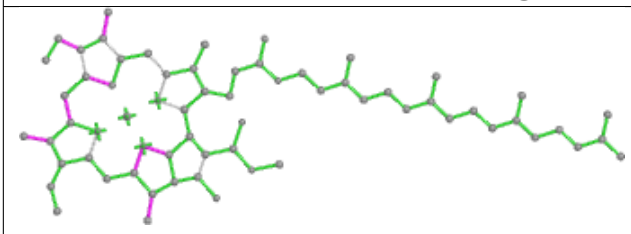

Bond lengths

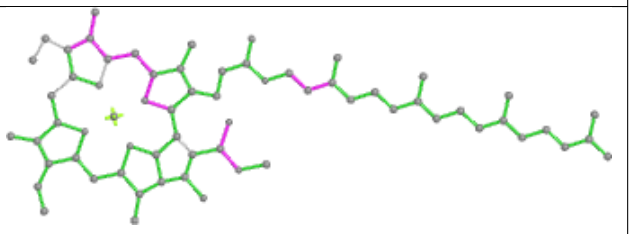

Bond angles

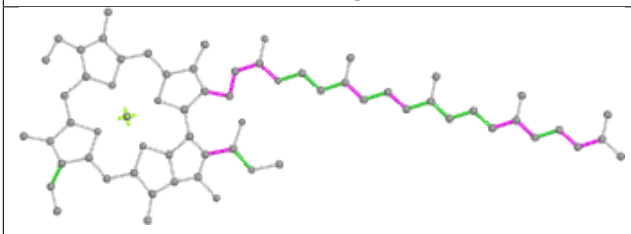

Torsions

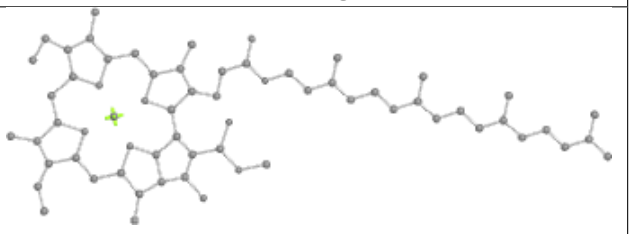

Rings

Ligand PL9 AL 413

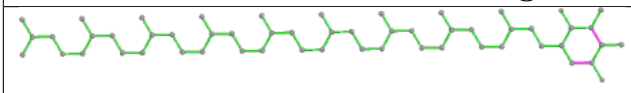

Bond lengths

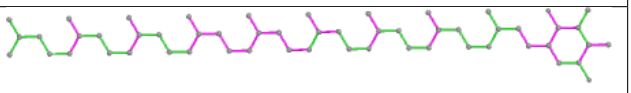

Bond angles

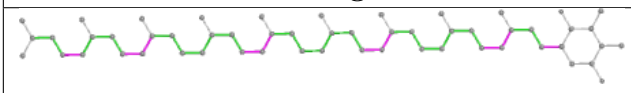

Torsions

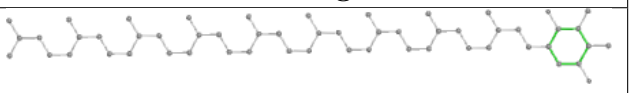

Rings

Ligand DGD L6 102

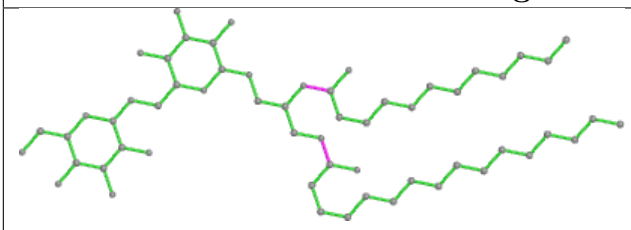

Bond lengths

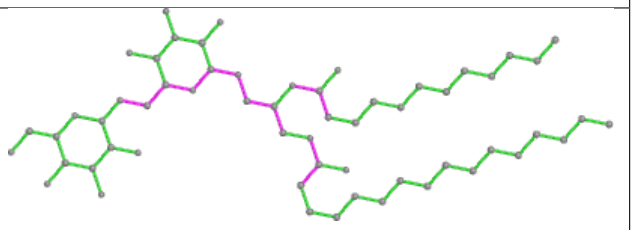

Bond angles

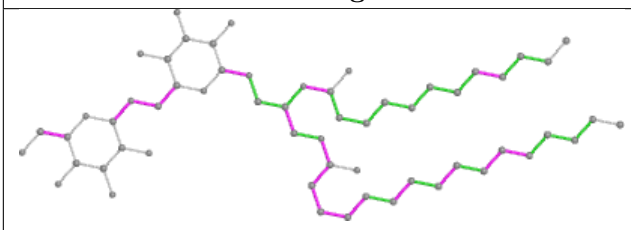

Torsions

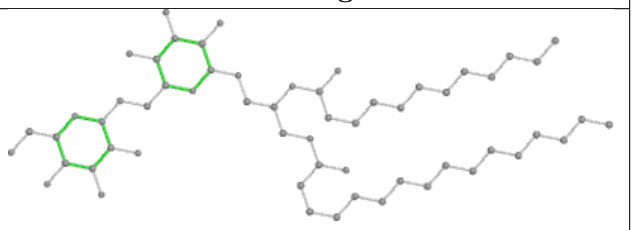

Rings

Ligand PEB MF 202

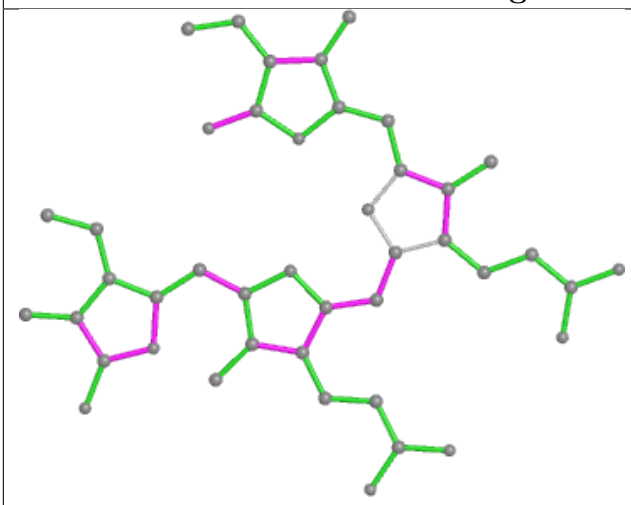

Bond lengths

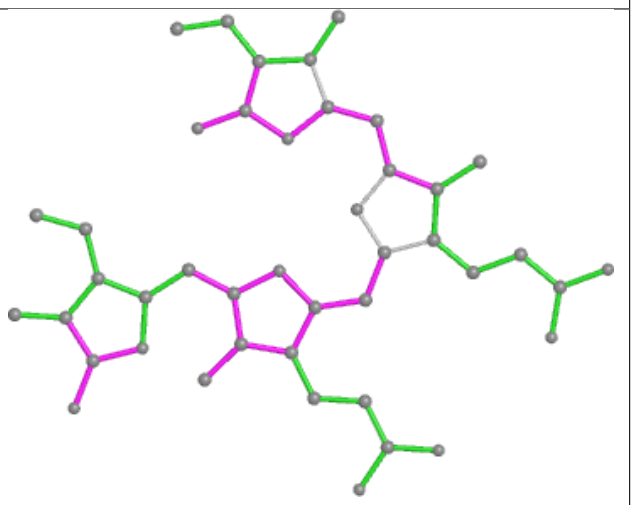

Bond angles

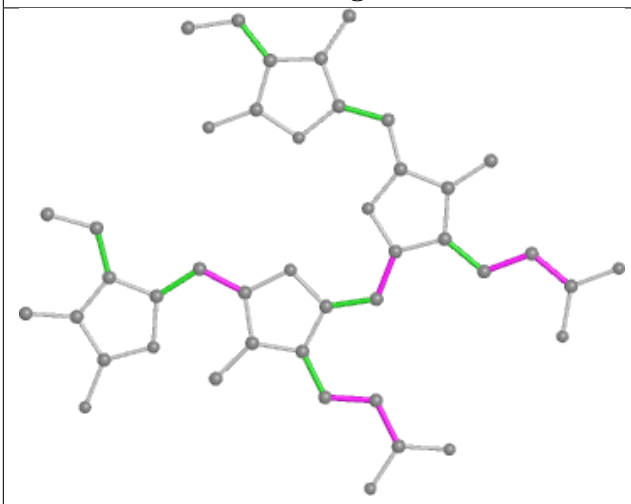

Torsions

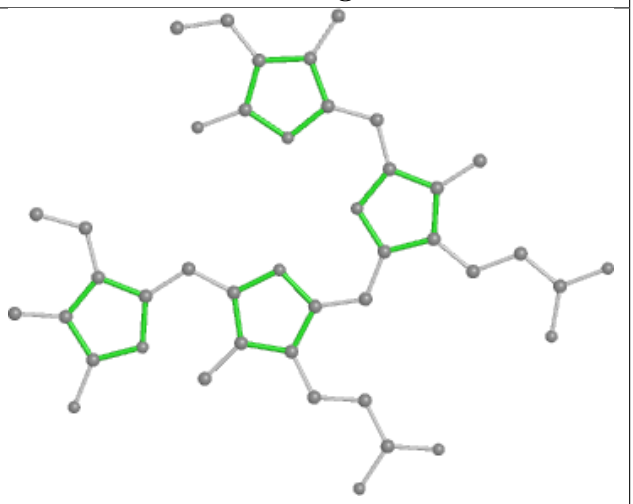

Rings

Ligand CLA 62 311

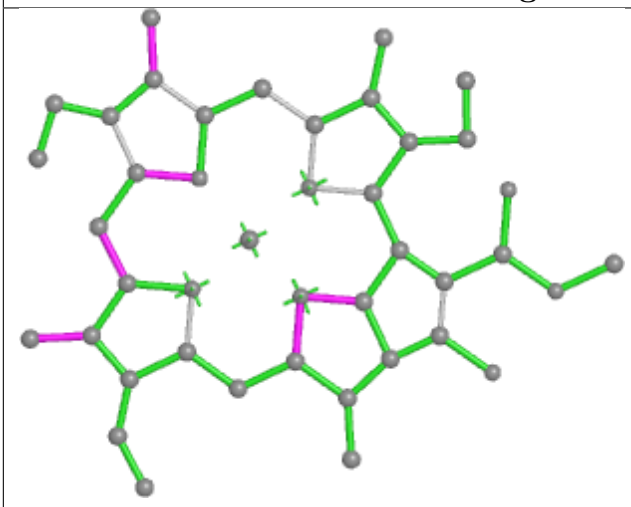

Bond lengths

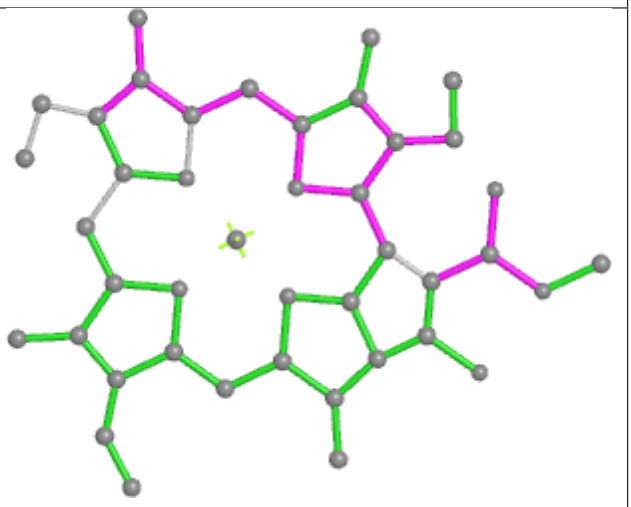

Bond angles

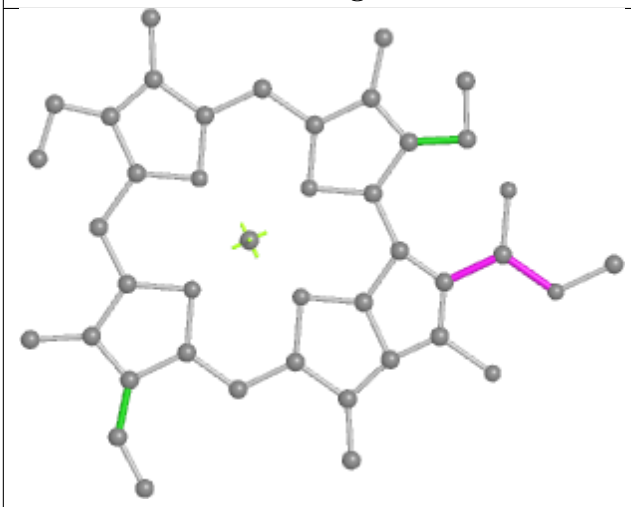

Torsions

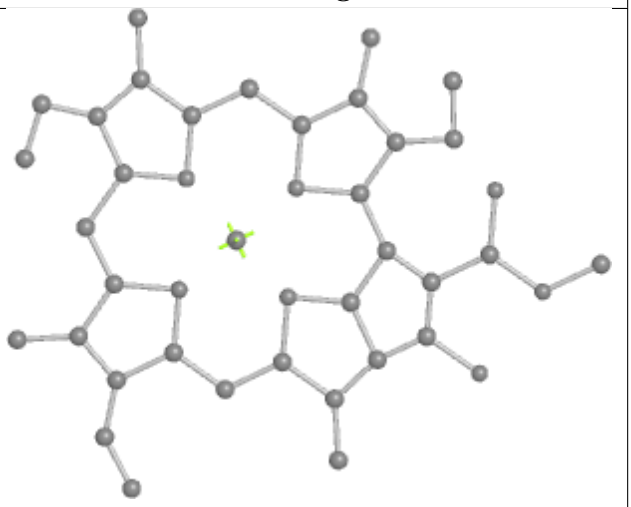

Rings

Ligand PEB Q1 202

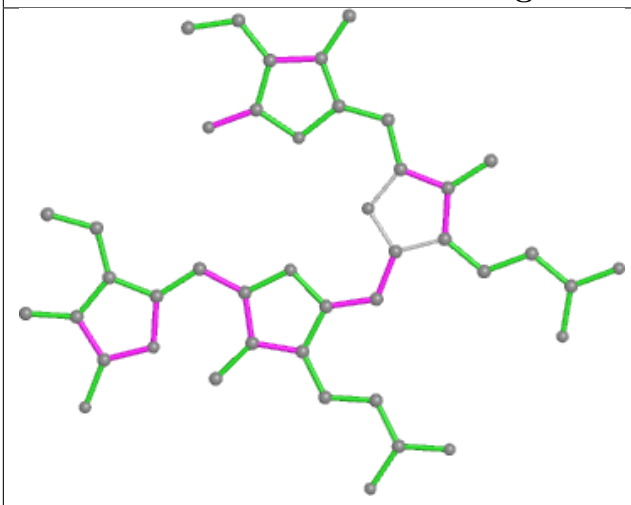

Bond lengths

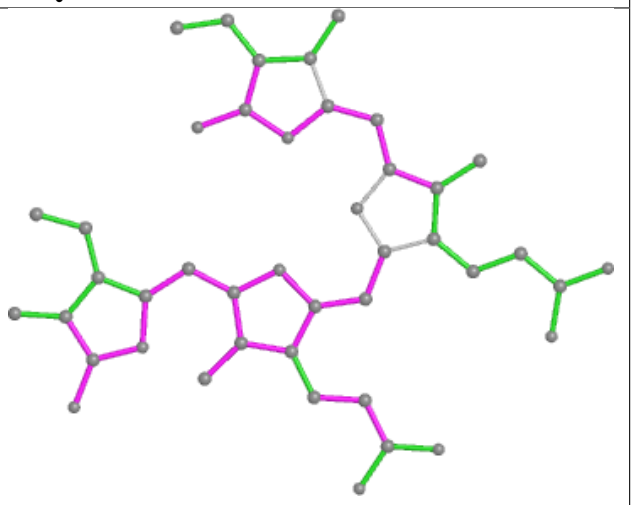

Bond angles

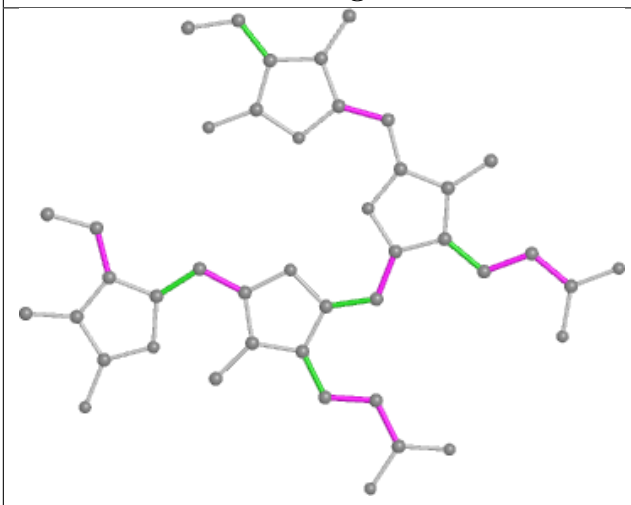

Torsions

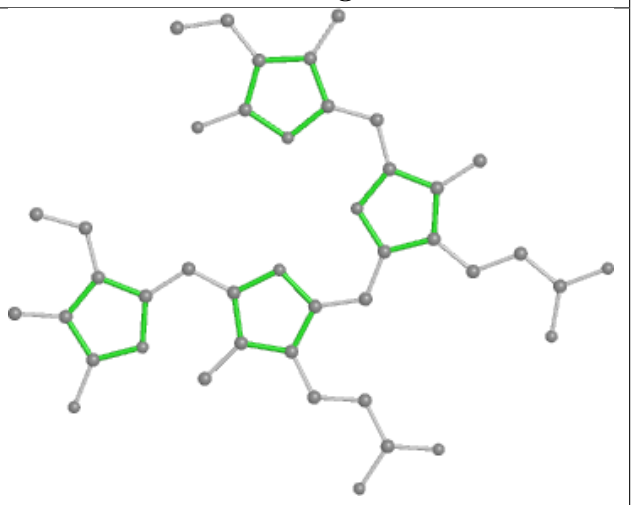

Rings

Ligand PEB iO 201

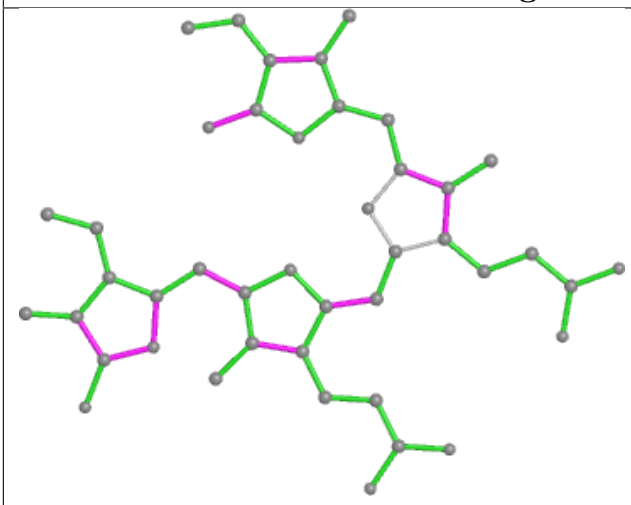

Bond lengths

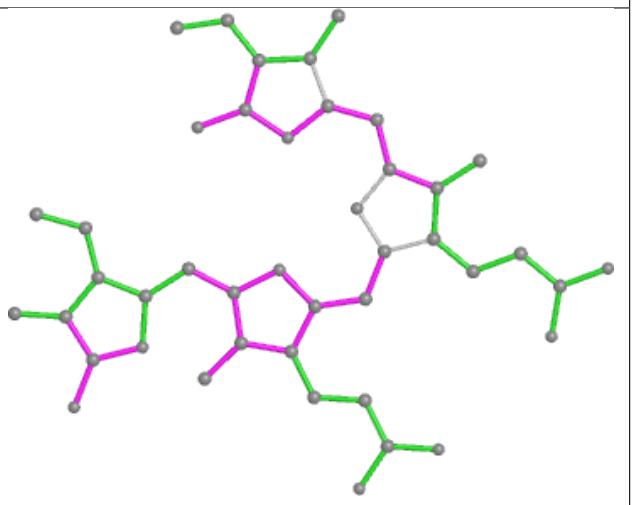

Bond angles

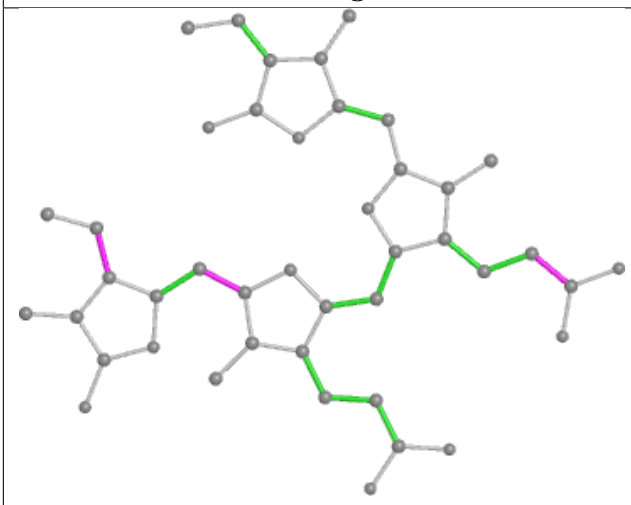

Torsions

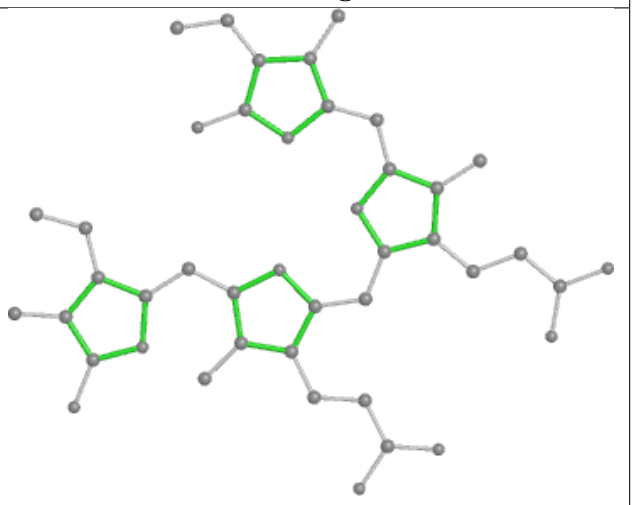

Rings

Ligand PEB MM 201

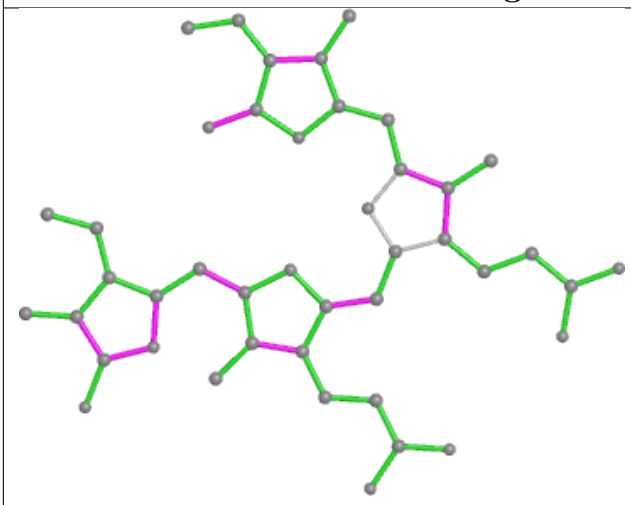

Bond lengths

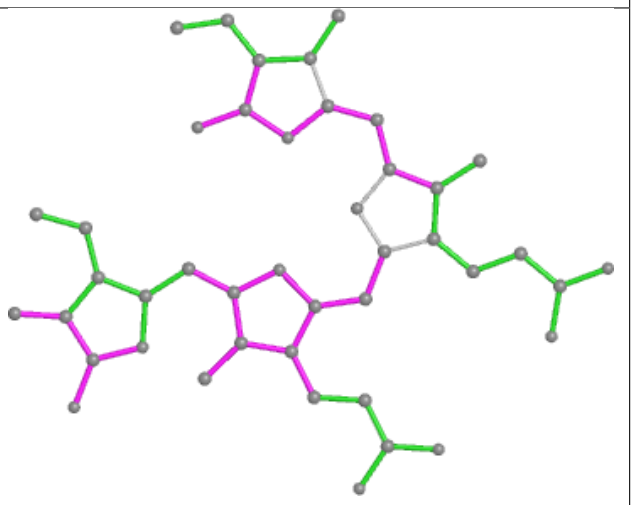

Bond angles

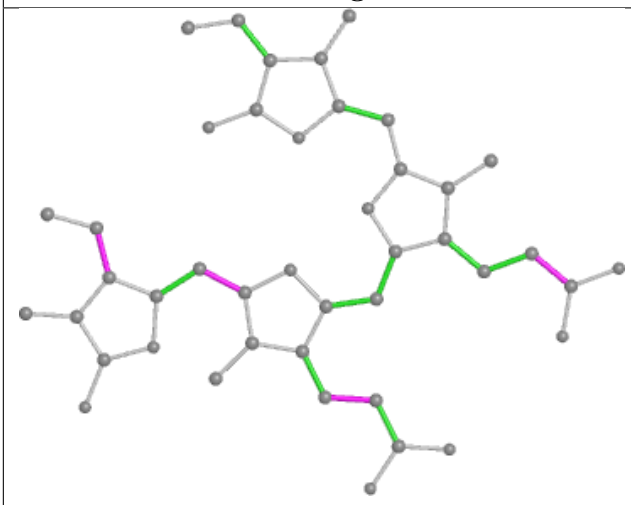

Torsions

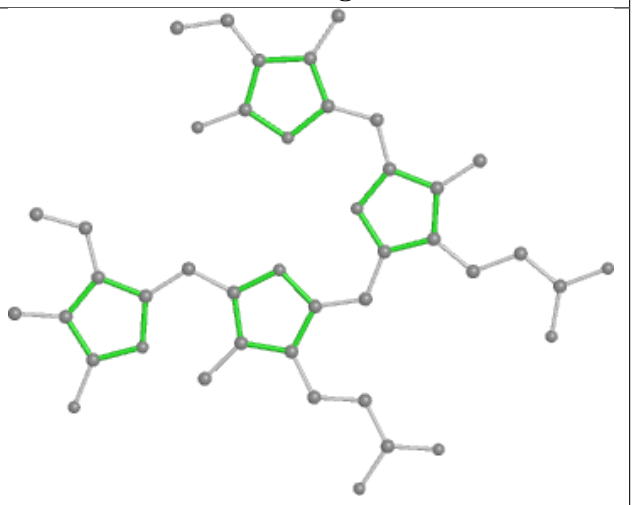

Rings

Ligand PEB aE 201

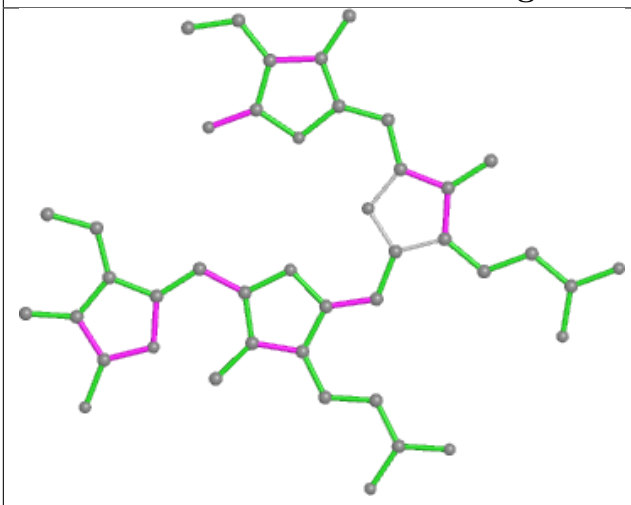

Bond lengths

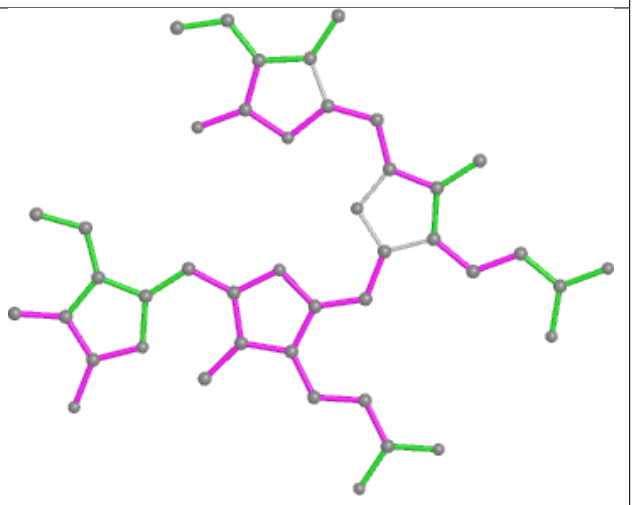

Bond angles

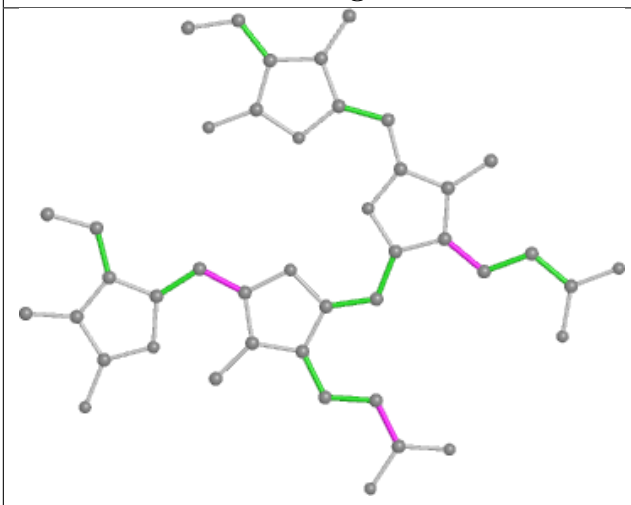

Torsions

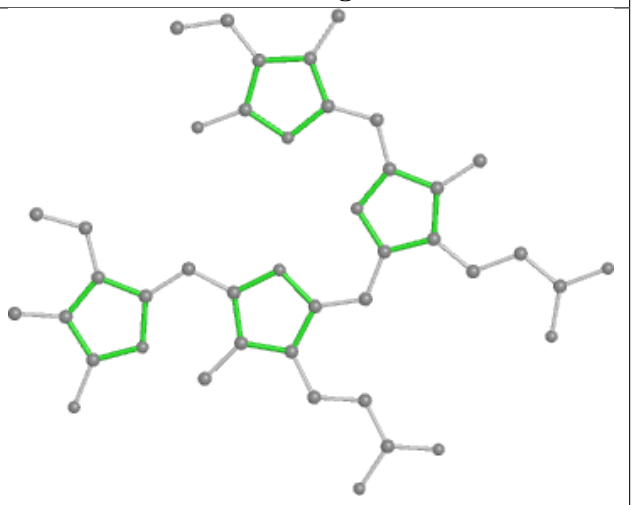

Rings

Ligand PEB MP 203

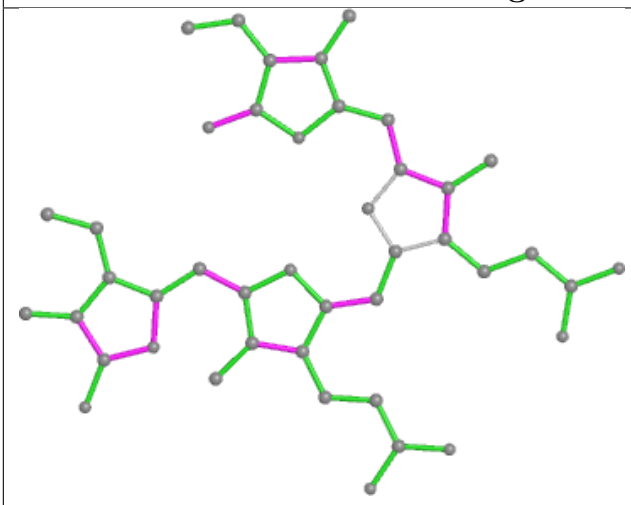

Bond lengths

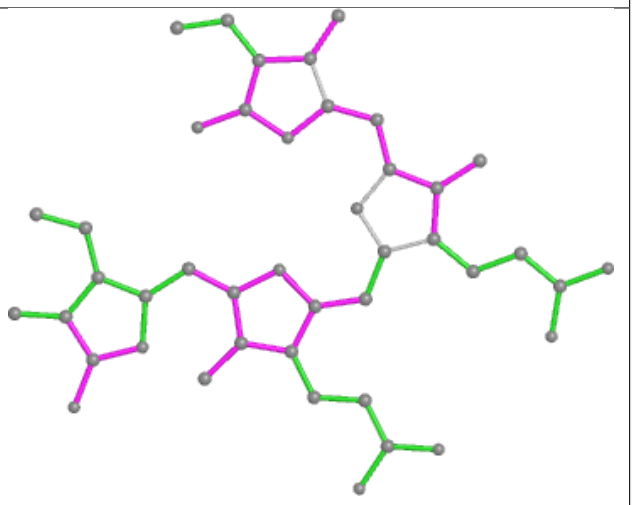

Bond angles

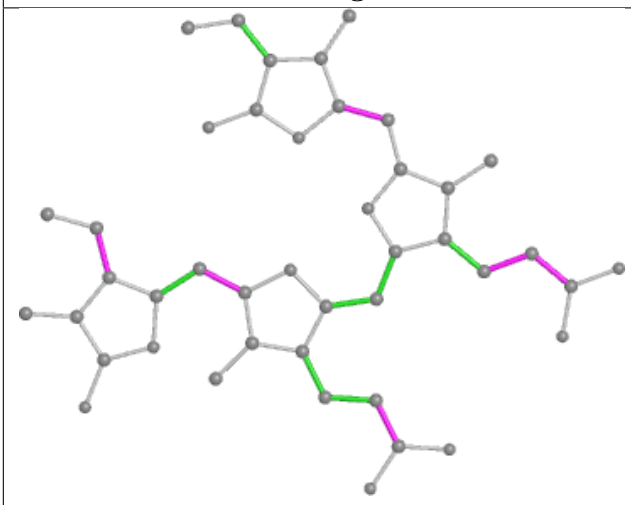

Torsions

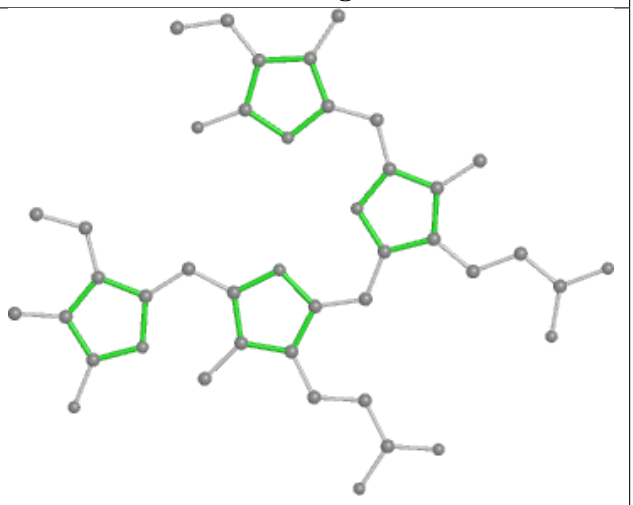

Rings

Ligand CLA 62 307

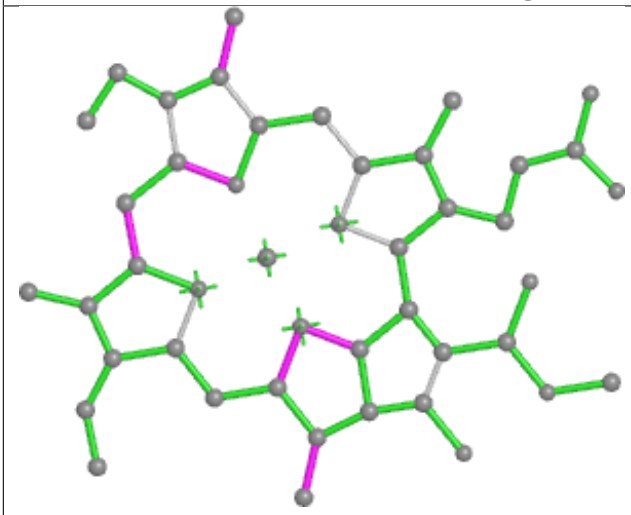

Bond lengths

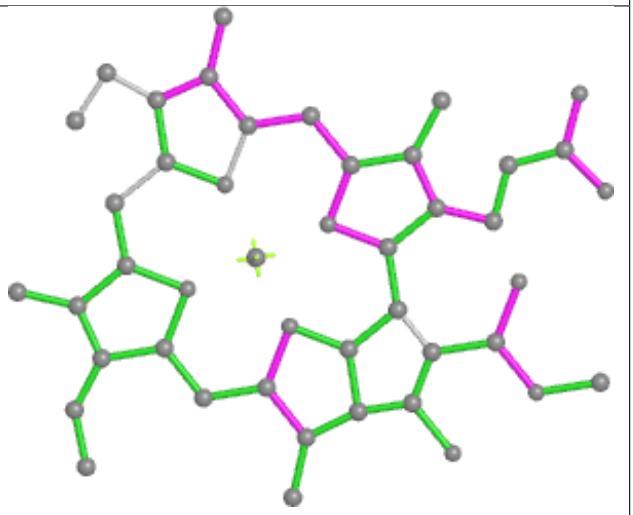

Bond angles

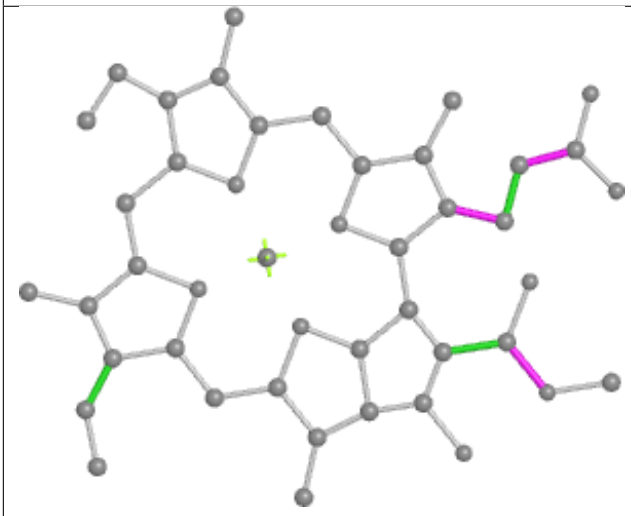

Torsions

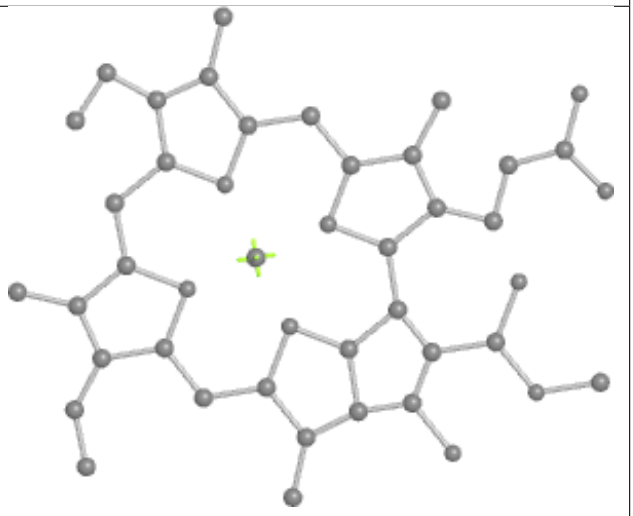

Rings

Ligand PEB HH 1002

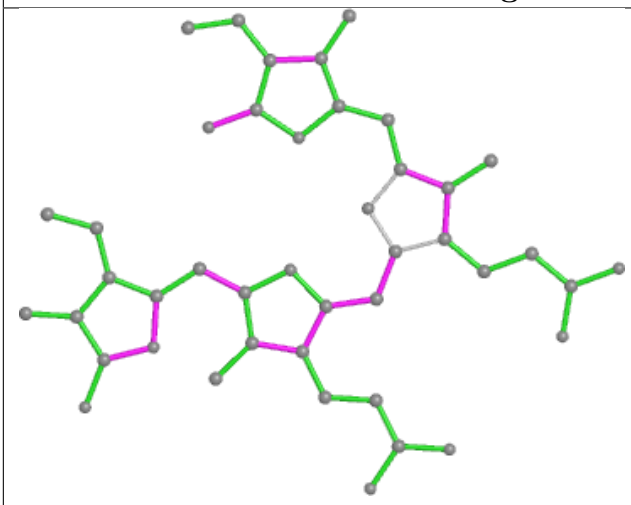

Bond lengths

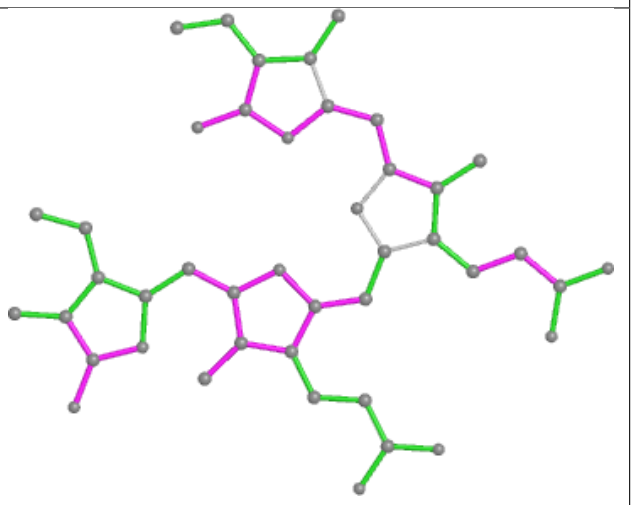

Bond angles

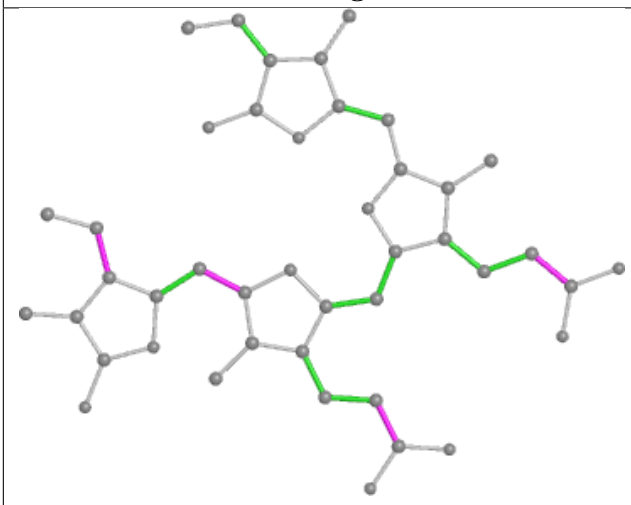

Torsions

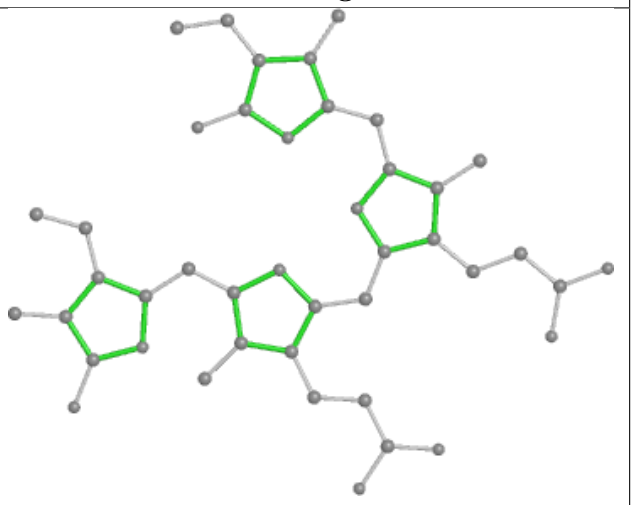

Rings

Ligand CLA BN 836

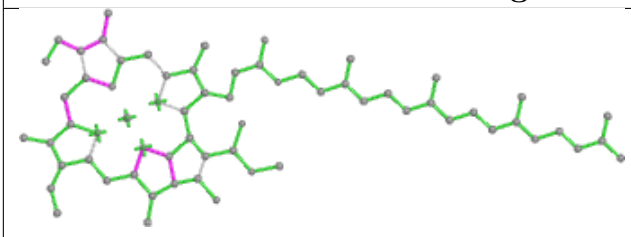

Bond lengths

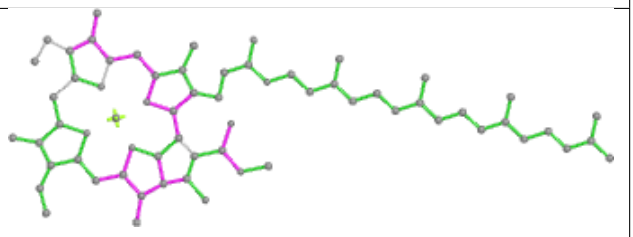

Bond angles

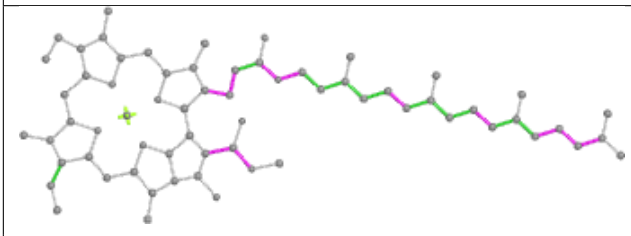

Torsions

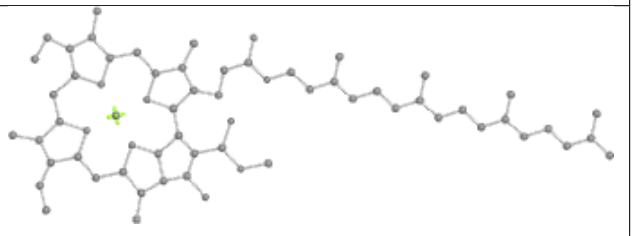

Rings

Ligand PHO aL 610

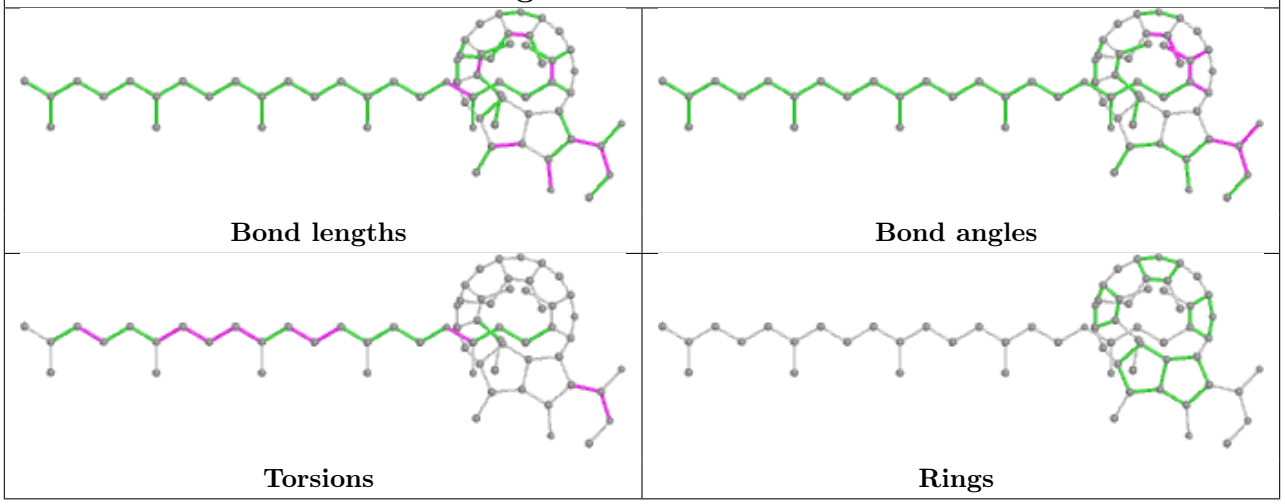

Ligand PUB NQ 201

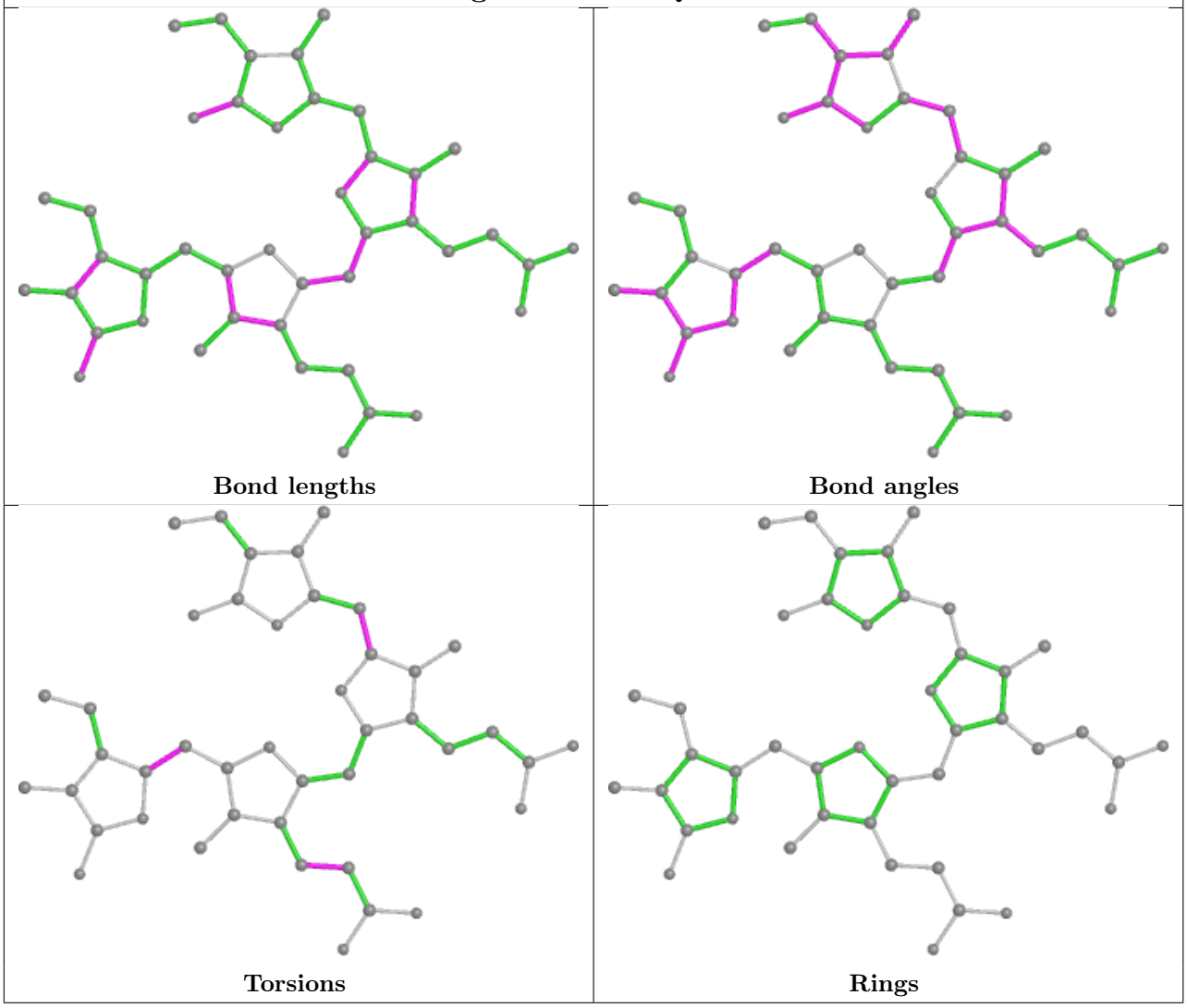

Ligand PEB JD 201

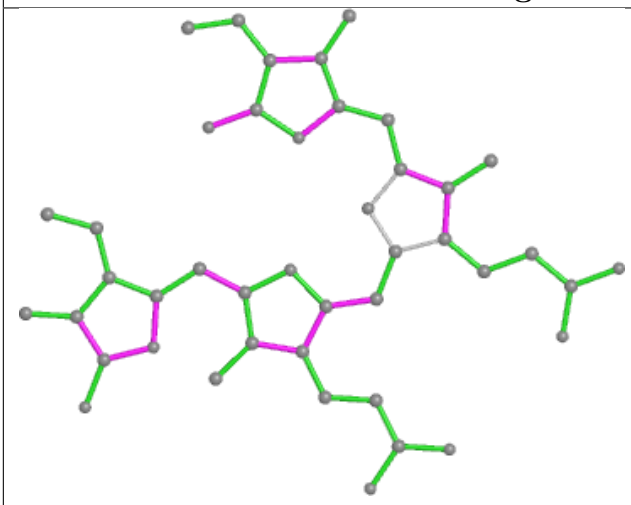

Bond lengths

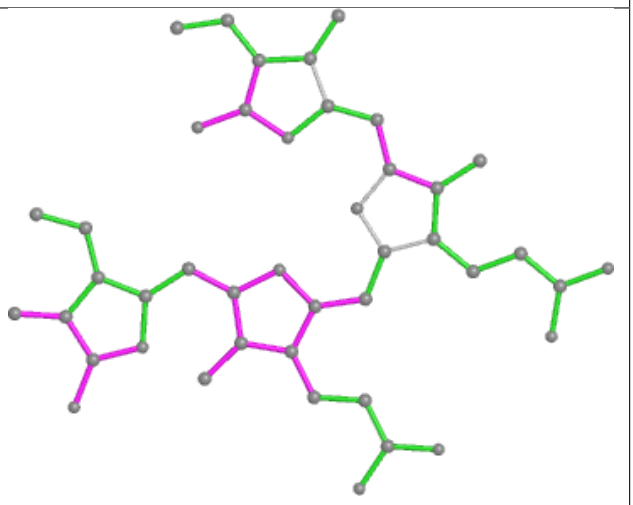

Bond angles

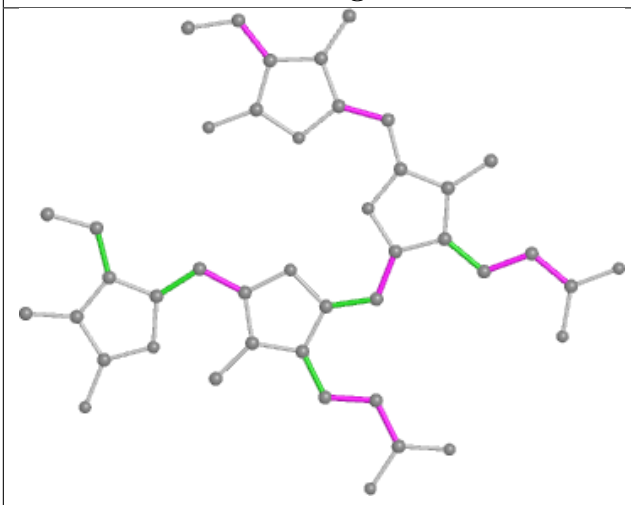

Torsions

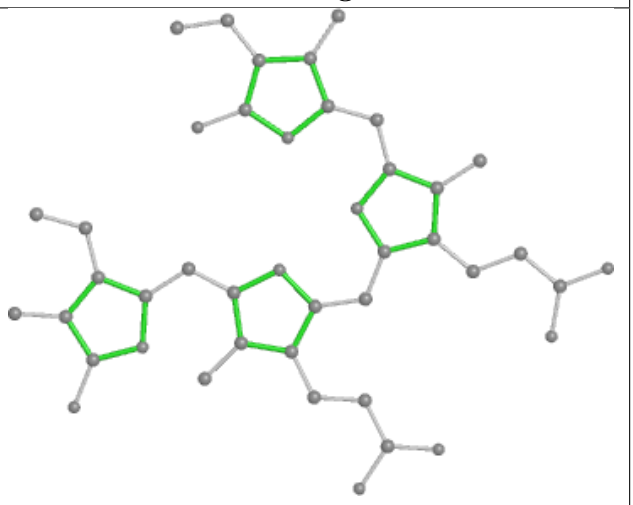

Rings

Ligand CLA BN 809

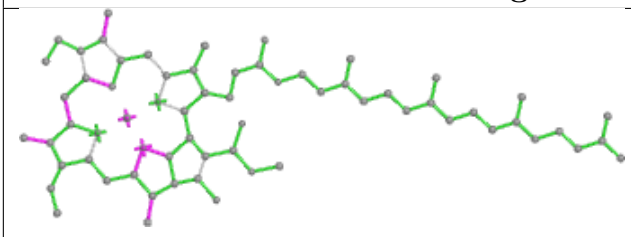

Bond lengths

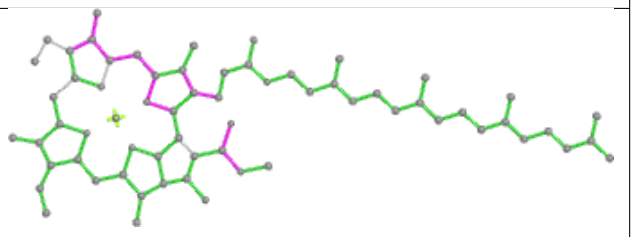

Bond angles

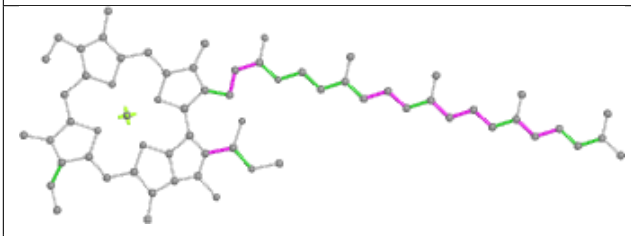

Torsions

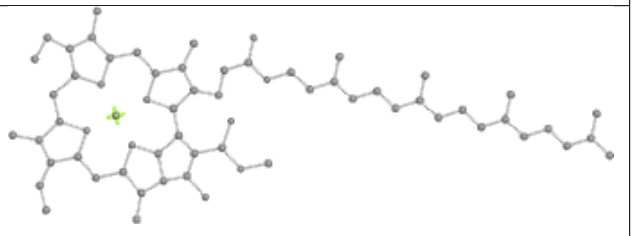

Rings

Ligand PEB qF 202

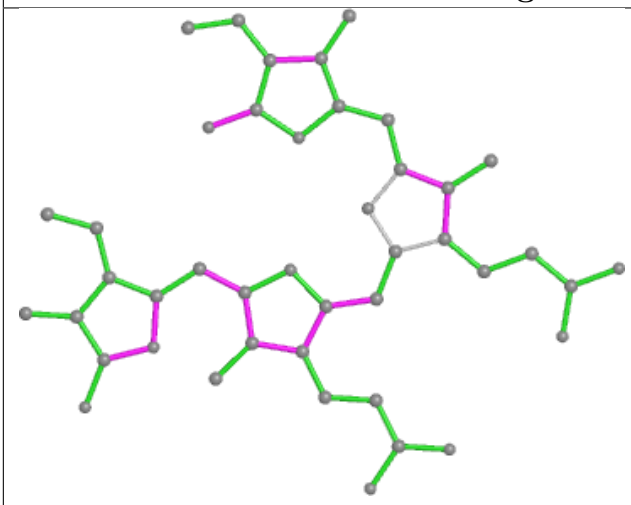

Bond lengths

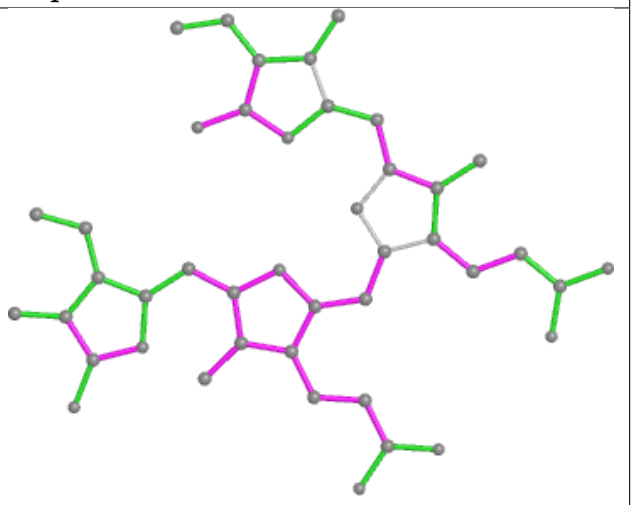

Bond angles

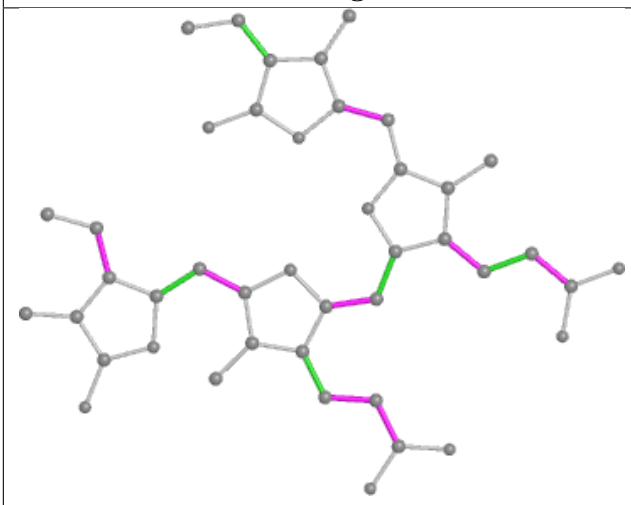

Torsions

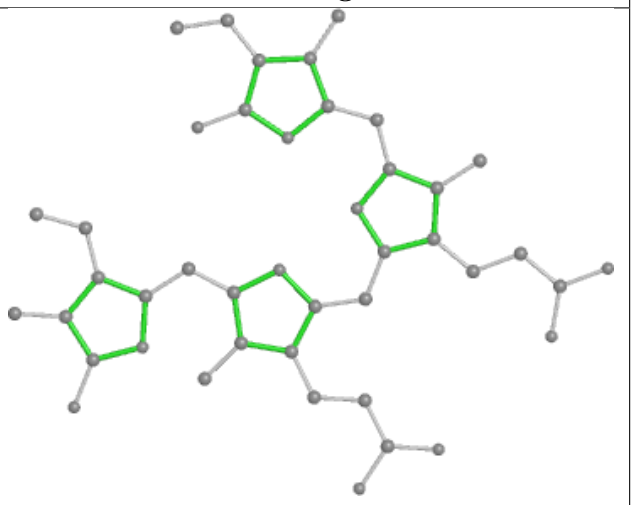

Rings

Ligand PEB rK 201

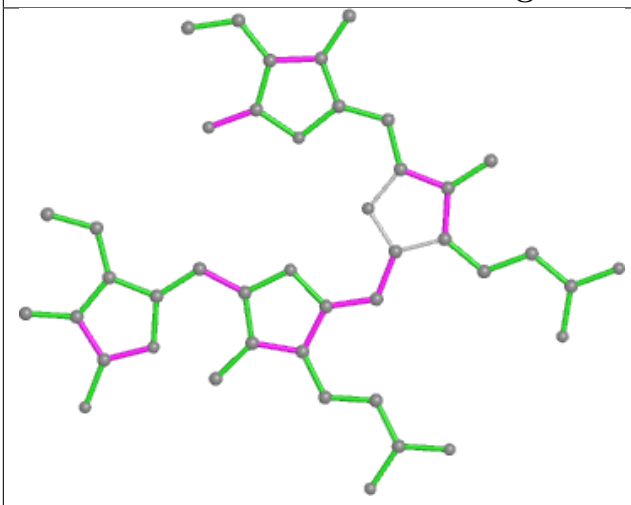

Bond lengths

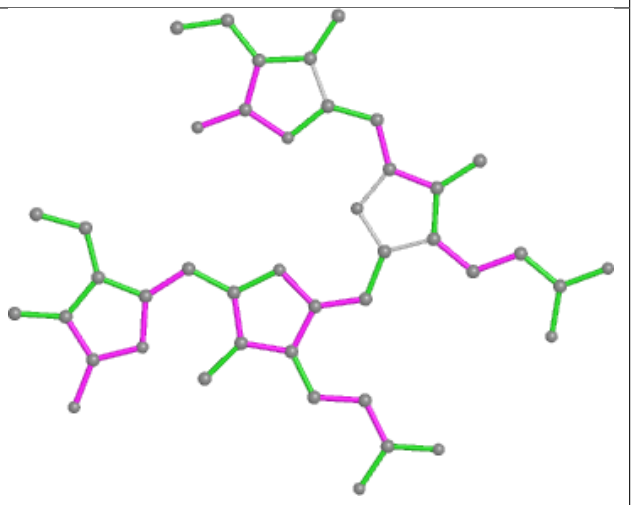

Bond angles

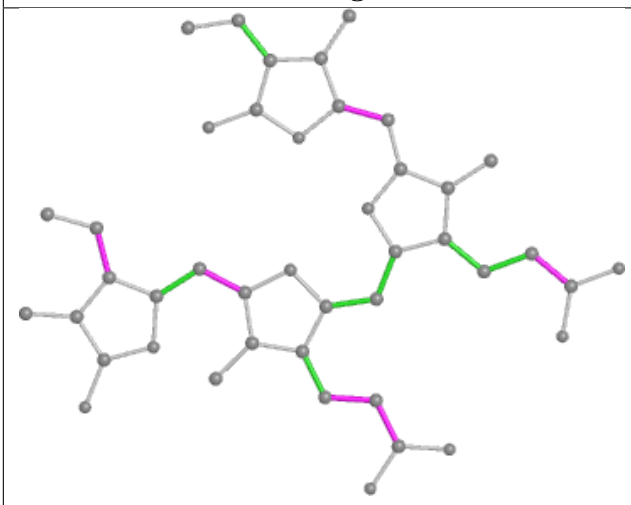

Torsions

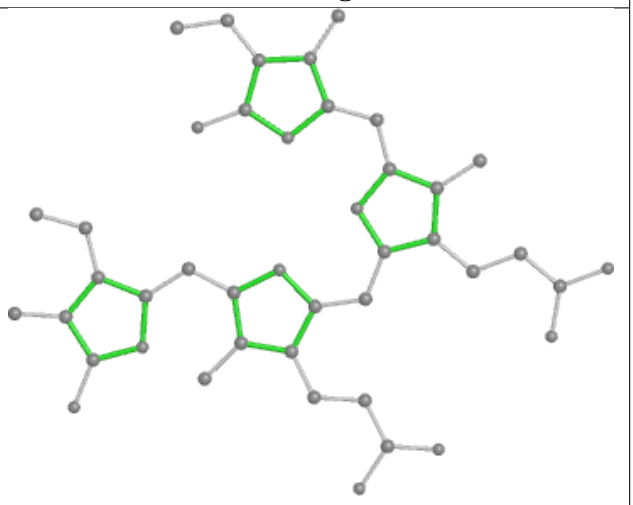

Rings

Ligand PEB IM 203

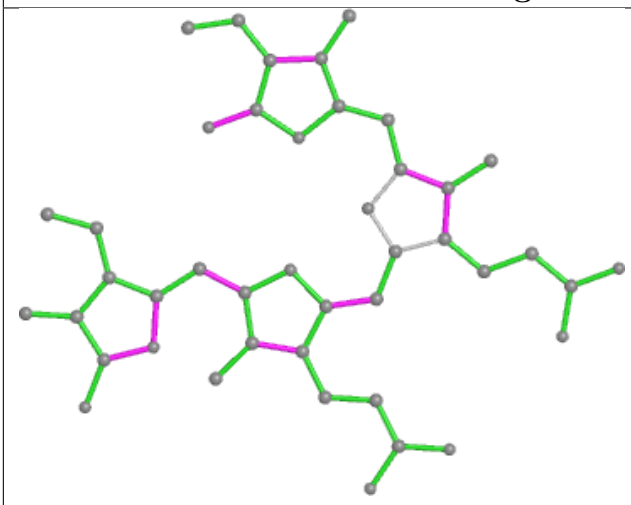

Bond lengths

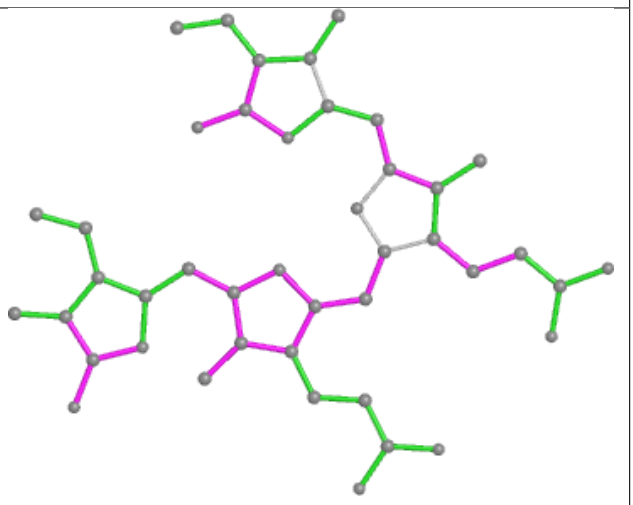

Bond angles

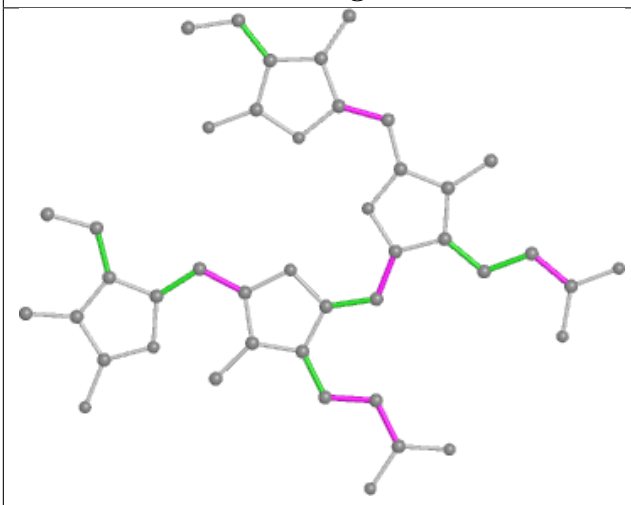

Torsions

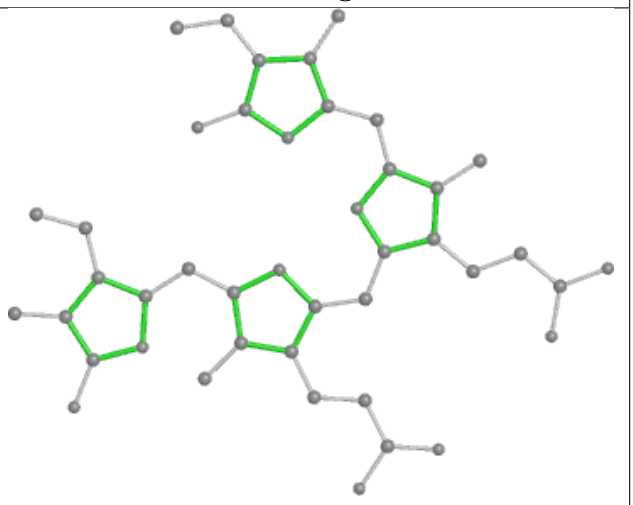

Rings

Ligand ZEX 8N 310

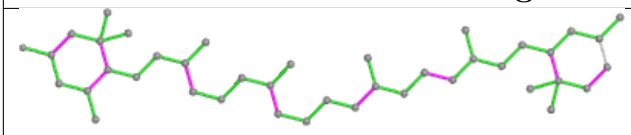

Bond lengths

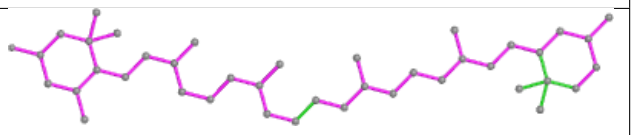

Bond angles

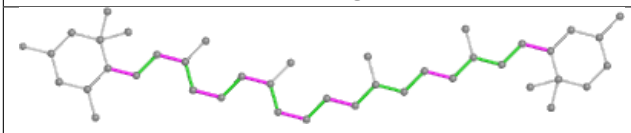

Torsions

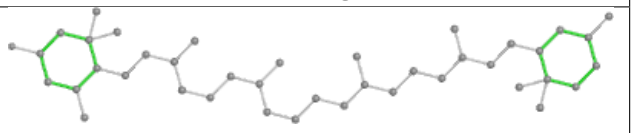

Rings

Ligand PEB EP 203

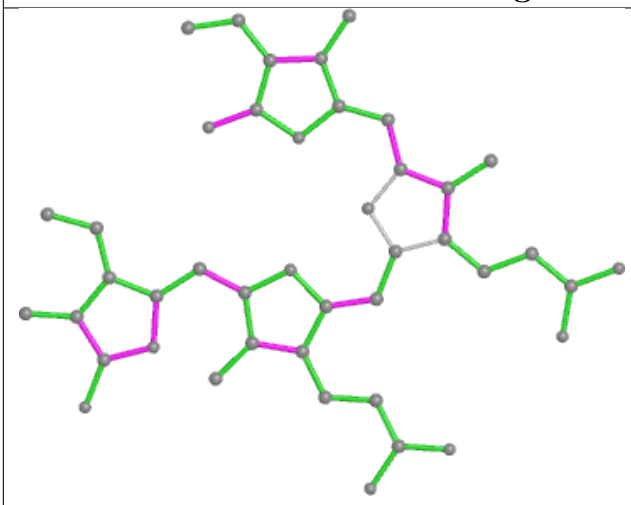

Bond lengths

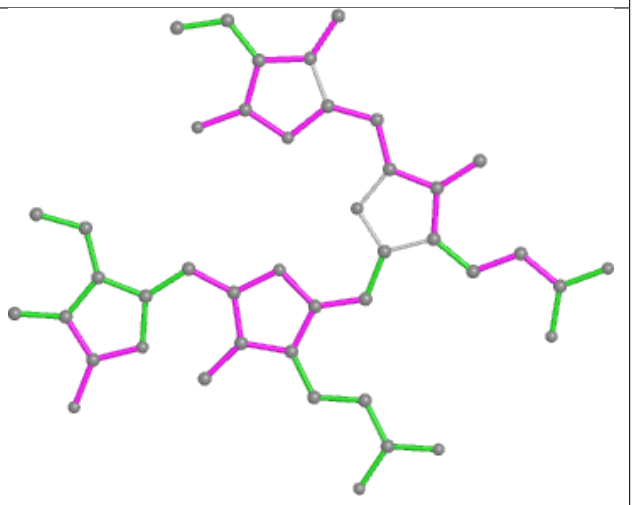

Bond angles

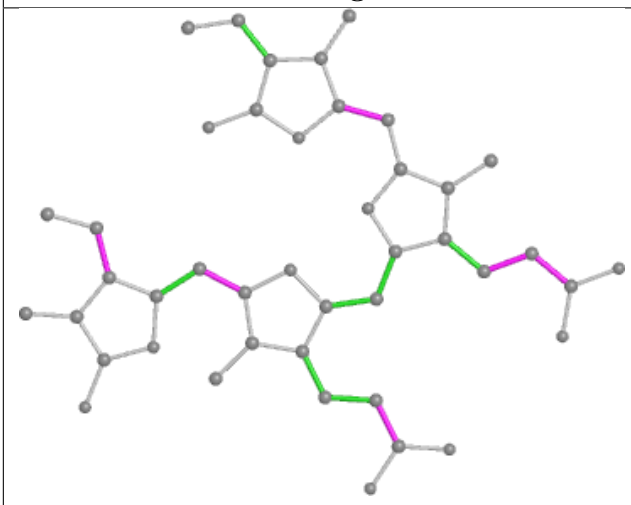

Torsions

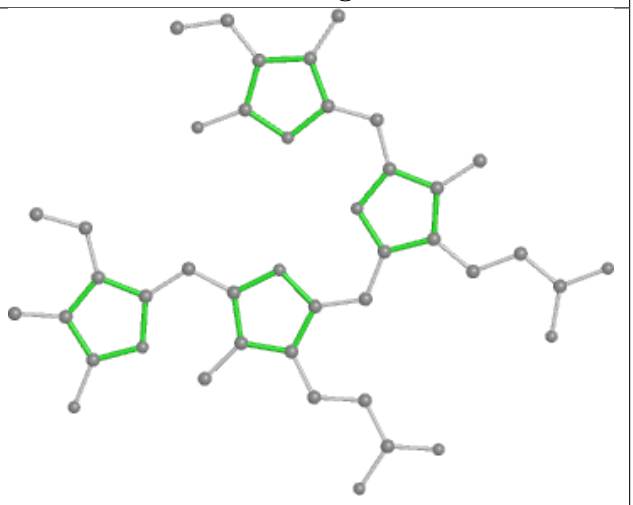

Rings

Ligand CLA 7N 608

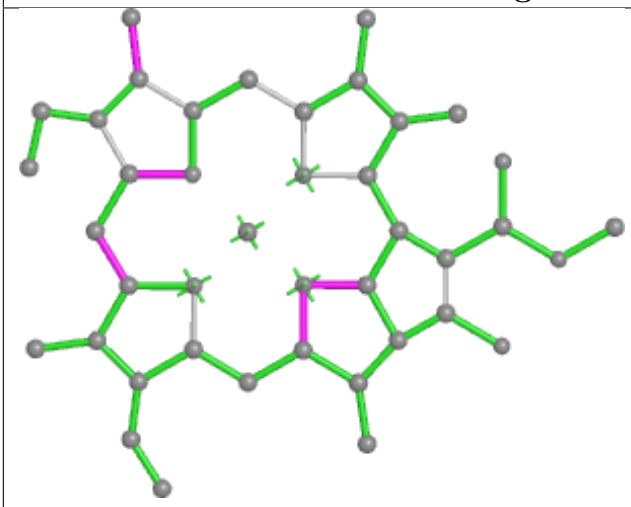

Bond lengths

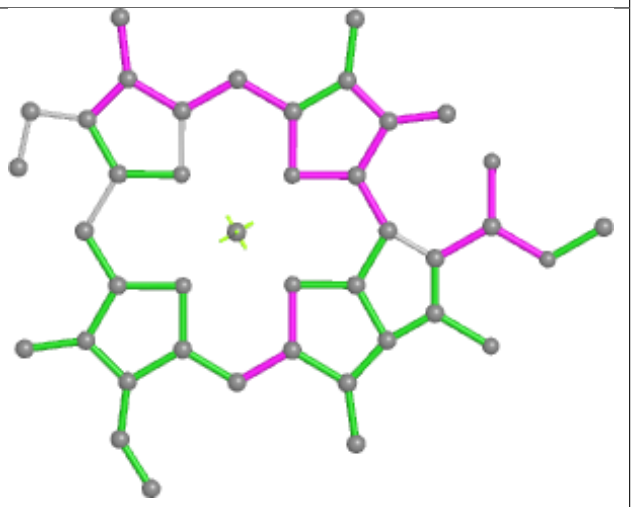

Bond angles

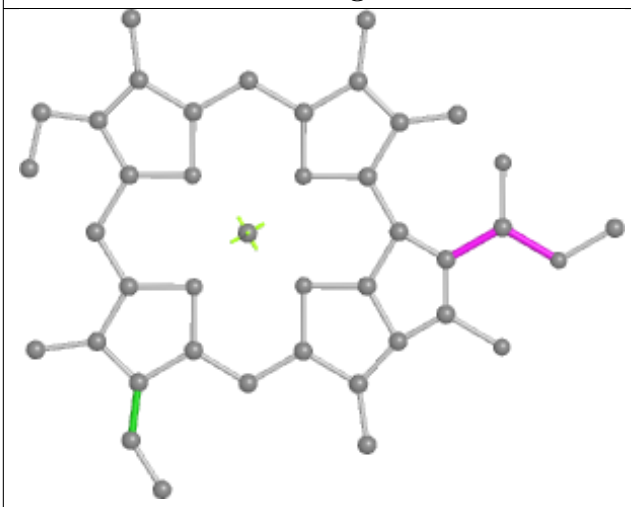

Torsions

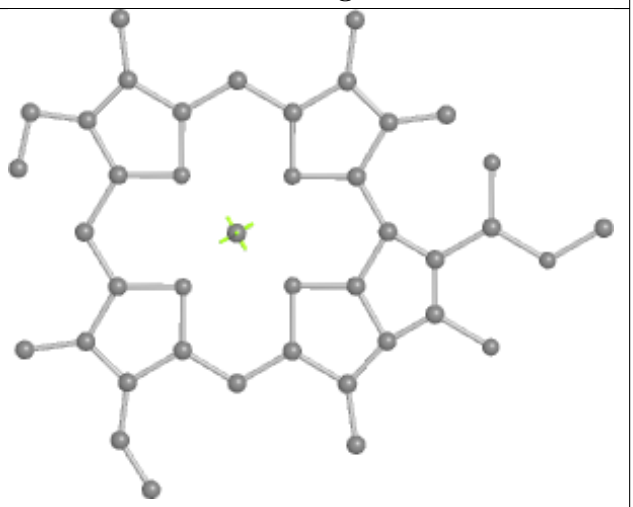

Rings

Ligand PEB yC 201

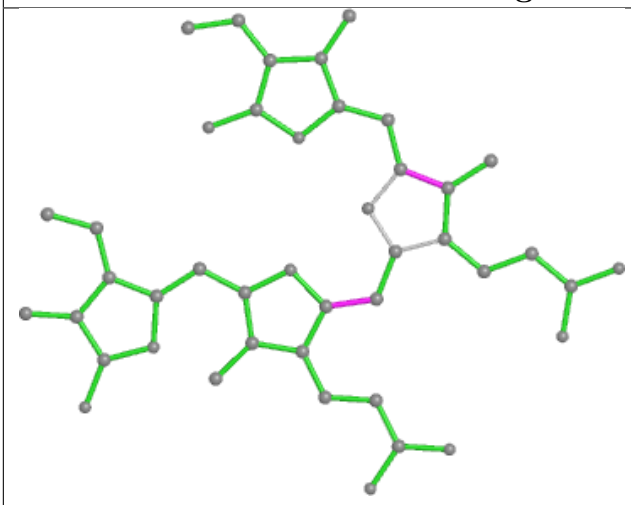

Bond lengths

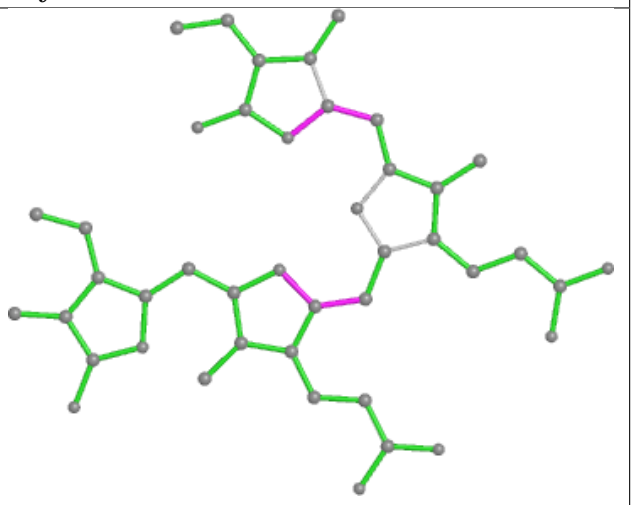

Bond angles

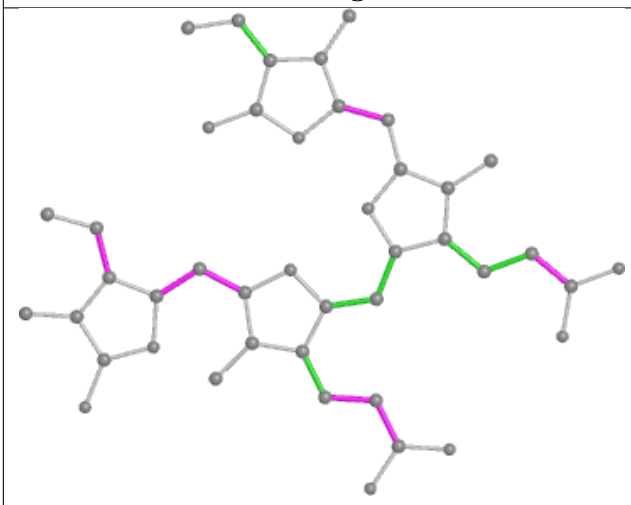

Torsions

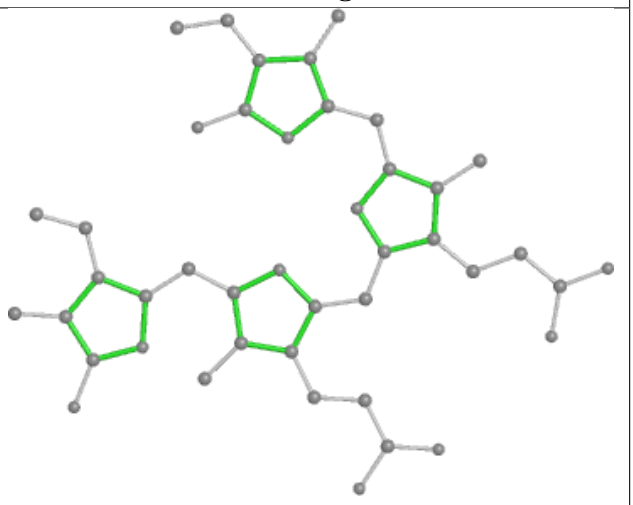

Rings

Ligand PEB EQ 202

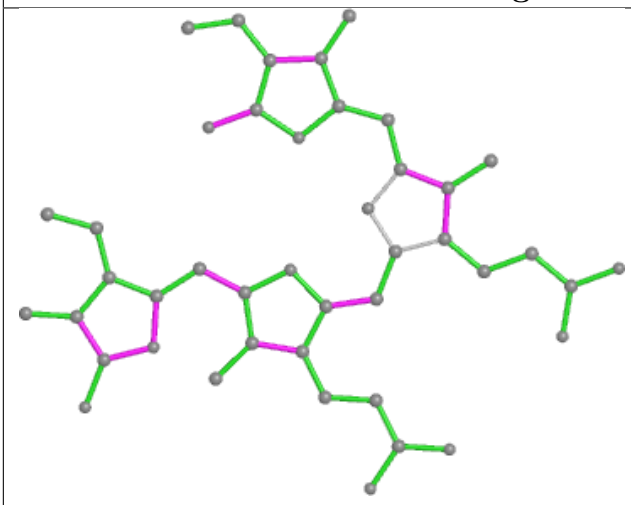

Bond lengths

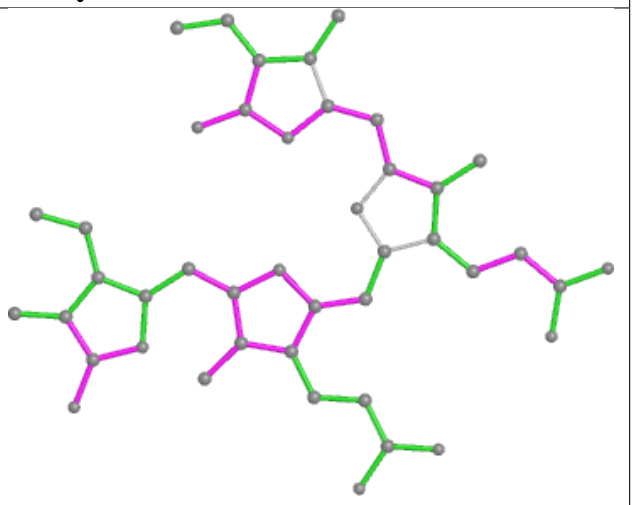

Bond angles

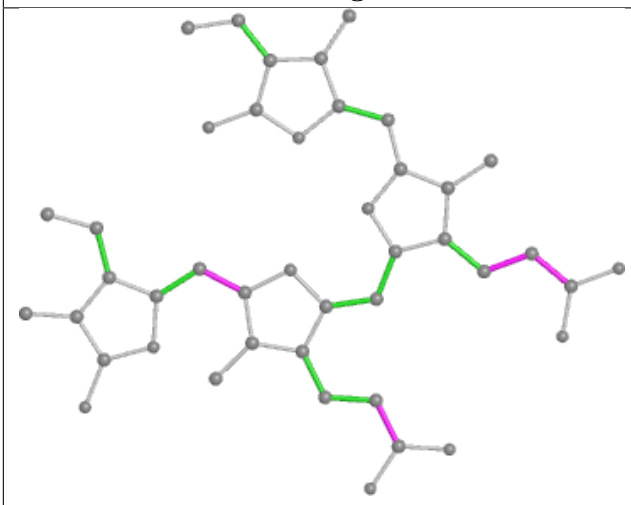

Torsions

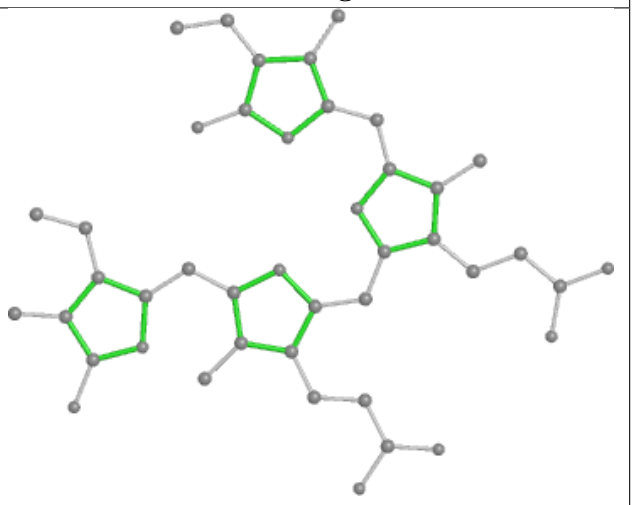

Rings

Ligand CLA bL 617

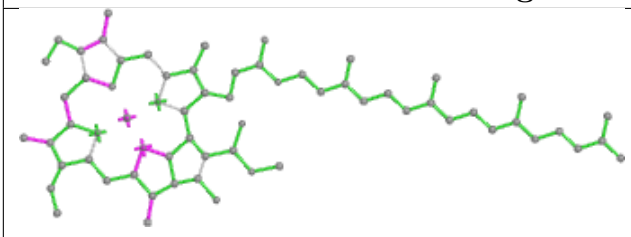

Bond lengths

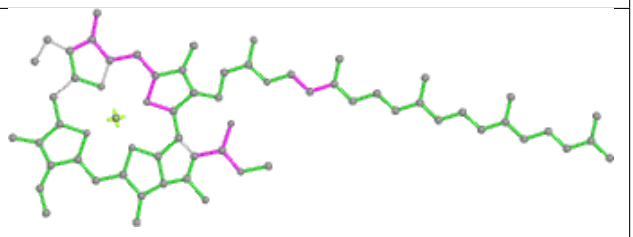

Bond angles

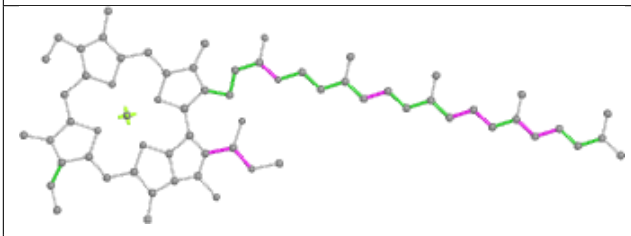

Torsions

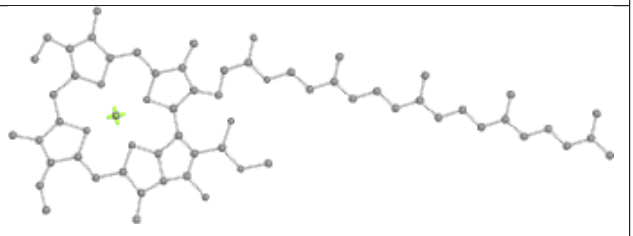

Rings

Ligand PEB YJ 201

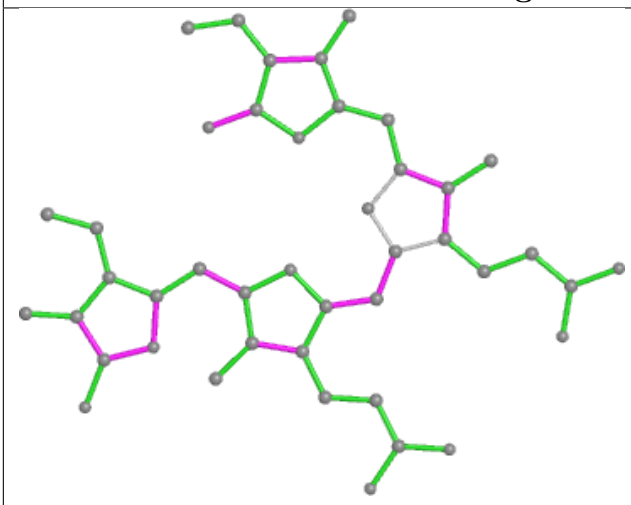

Bond lengths

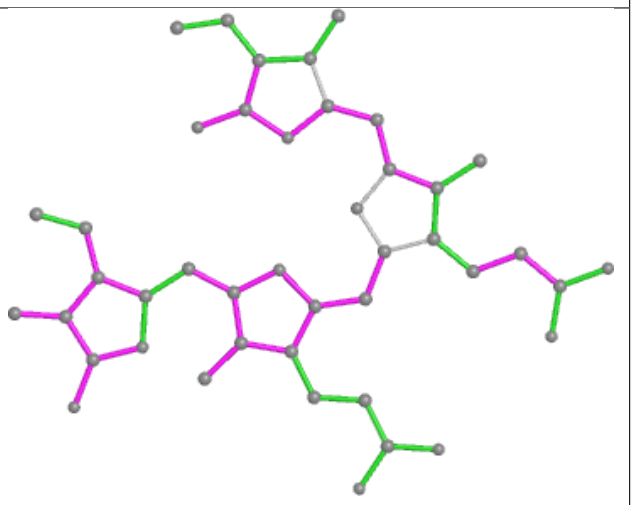

Bond angles

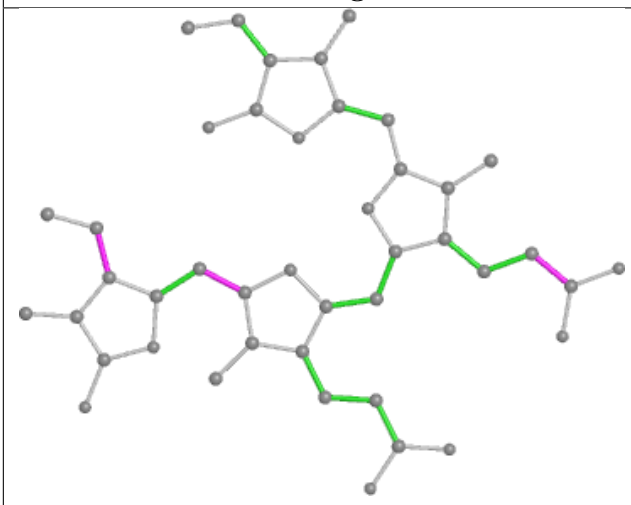

Torsions

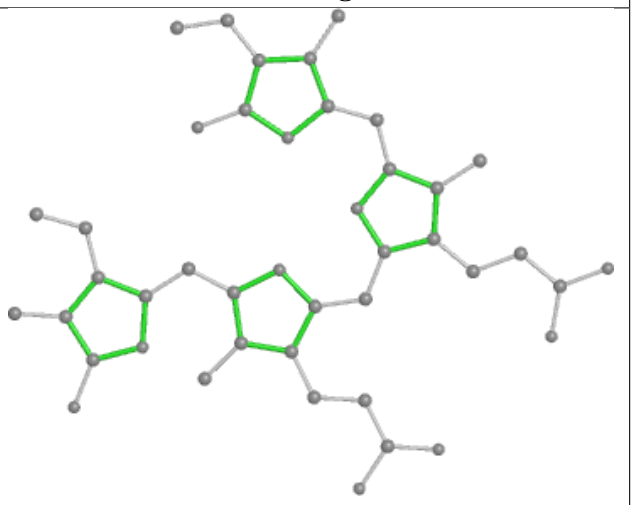

Rings

Ligand PEB jJ 203

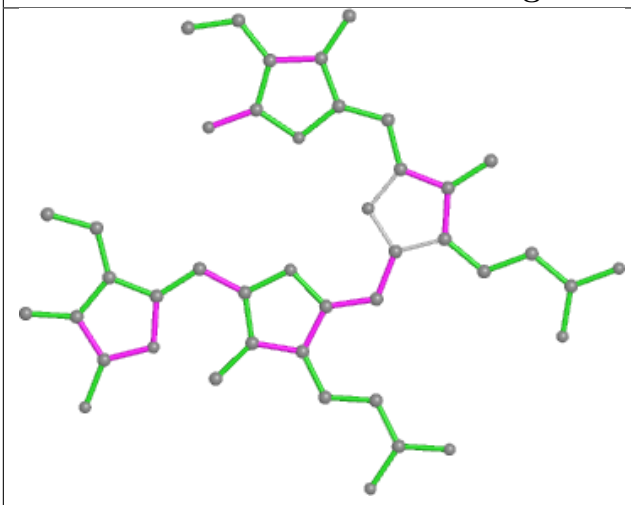

Bond lengths

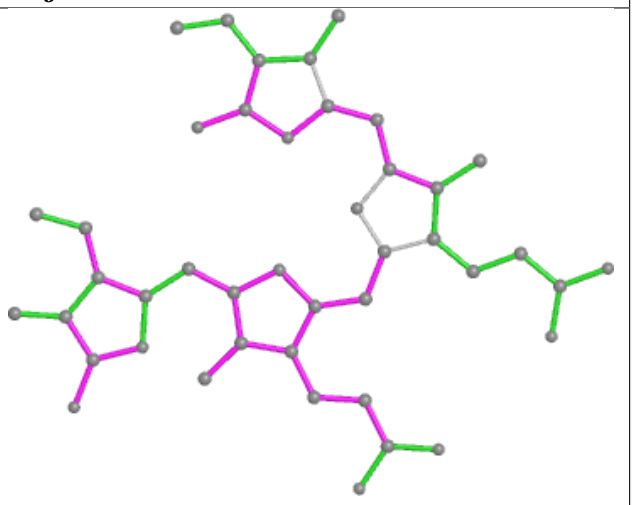

Bond angles

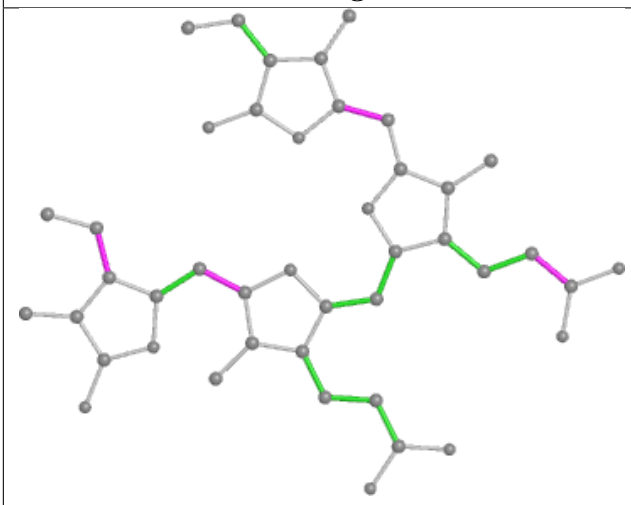

Torsions

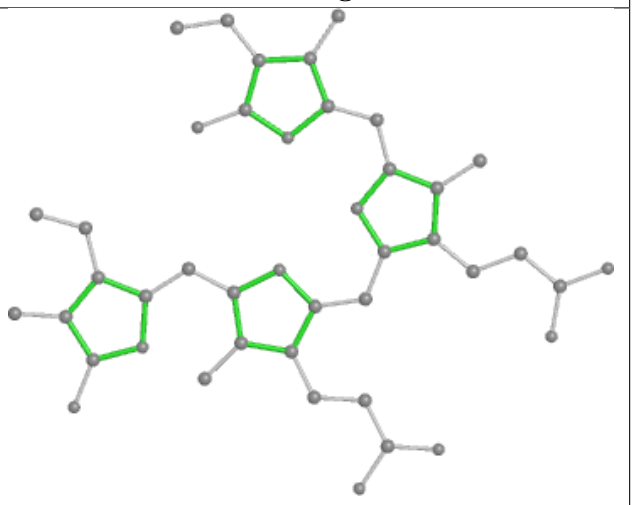

Rings

Ligand CYC KG 202

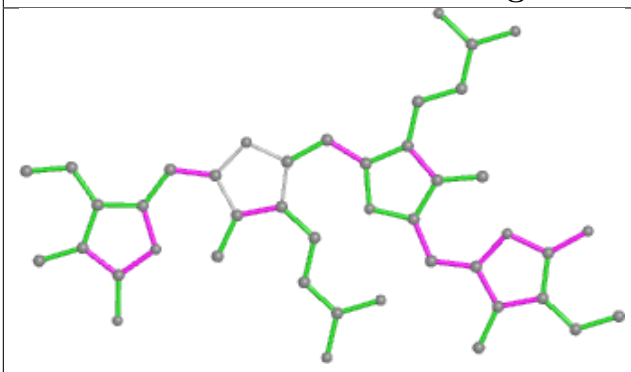

Bond lengths

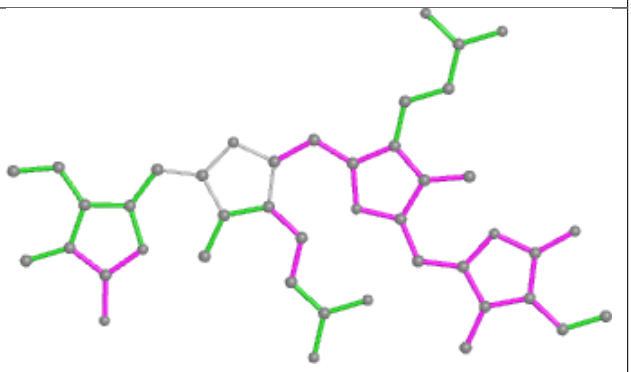

Bond angles

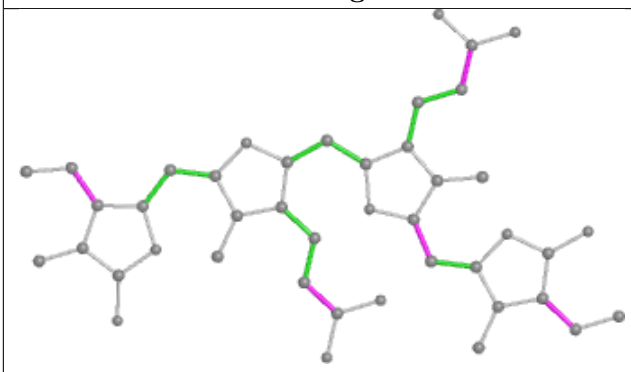

Torsions

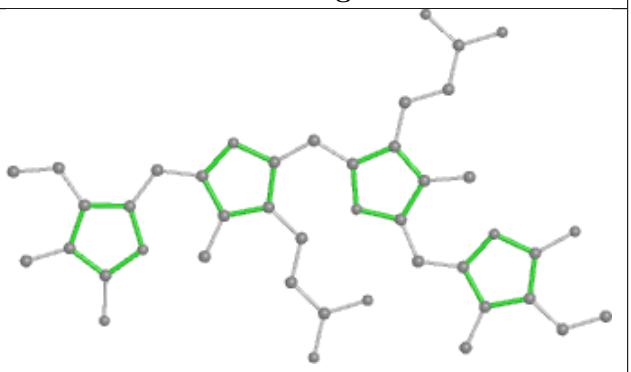

Rings

Ligand PEB B9 201

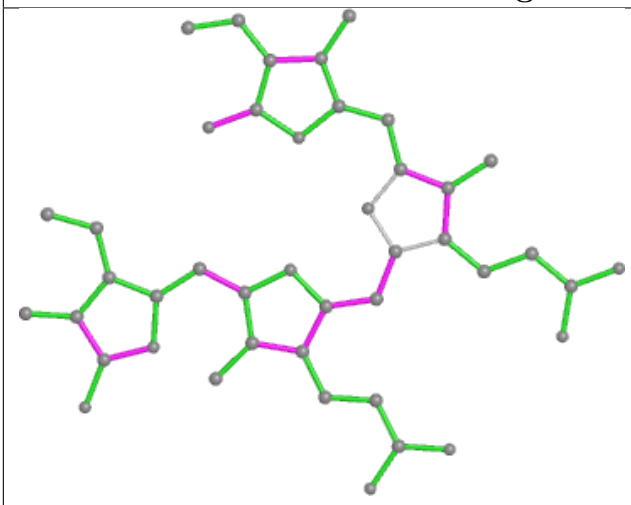

Bond lengths

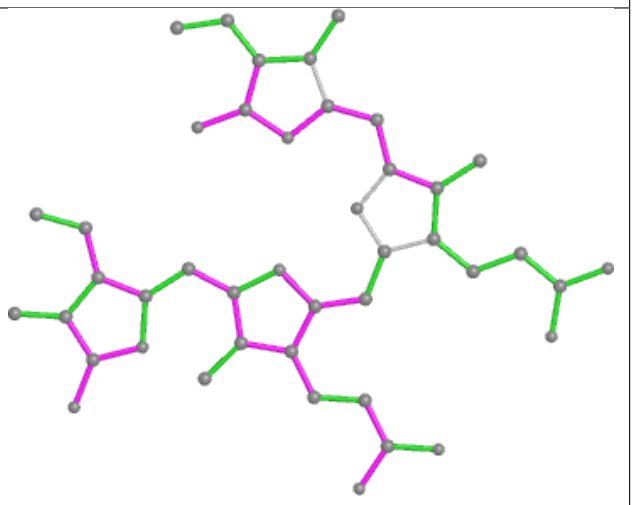

Bond angles

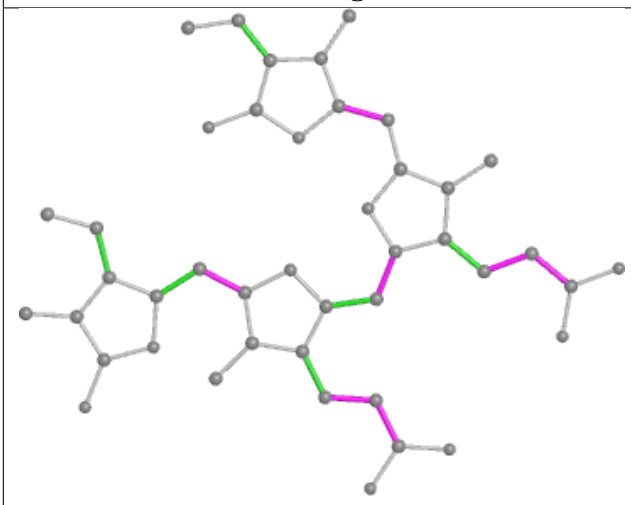

Torsions

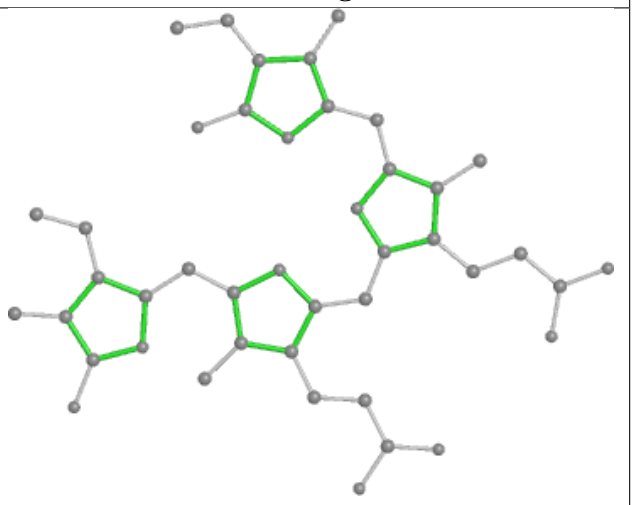

Rings

Ligand PEB D1 1002

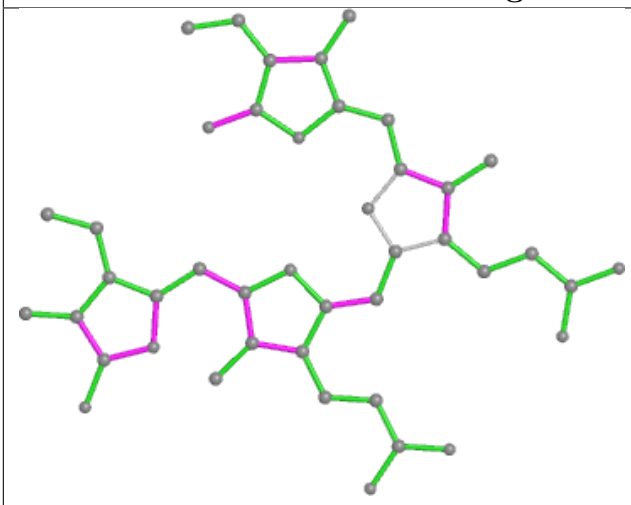

Bond lengths

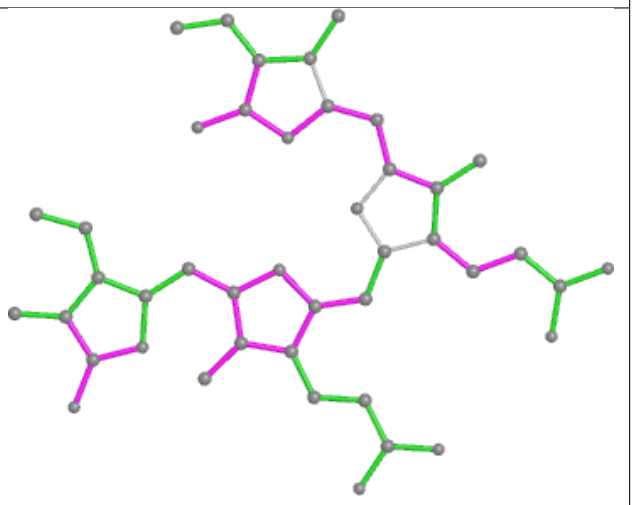

Bond angles

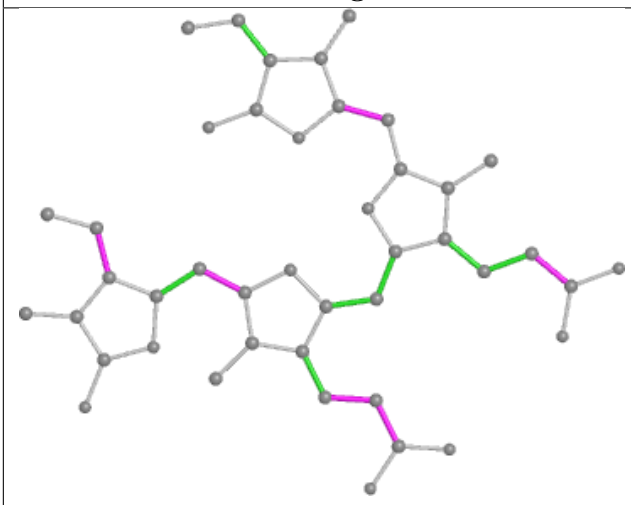

Torsions

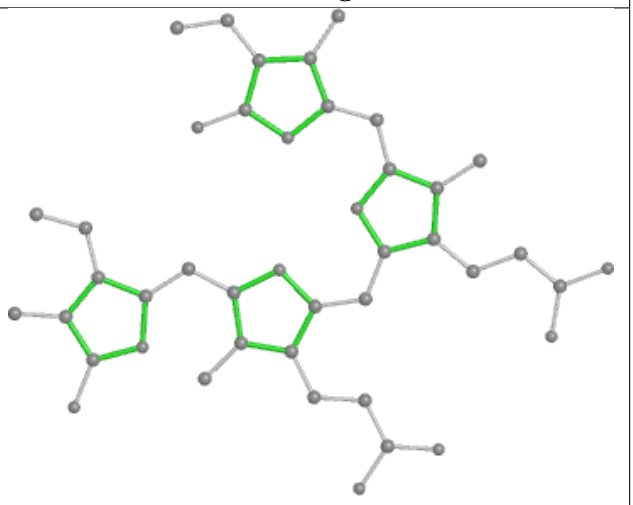

Rings

Ligand PEB C5 201

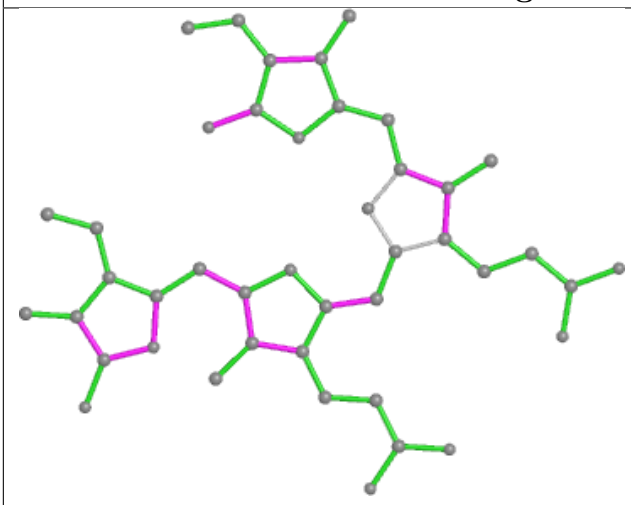

Bond lengths

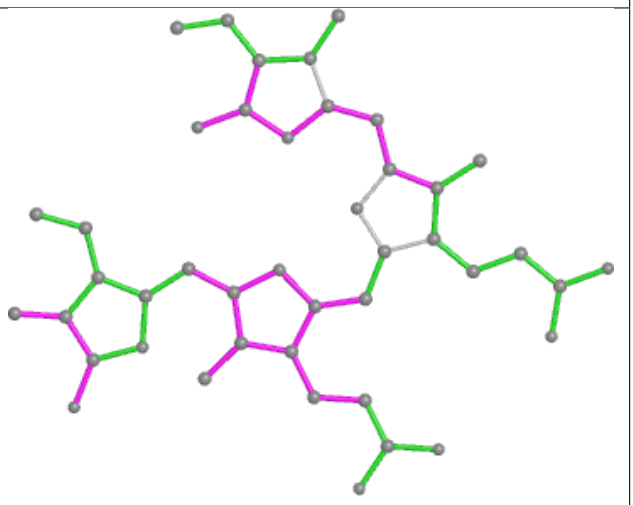

Bond angles

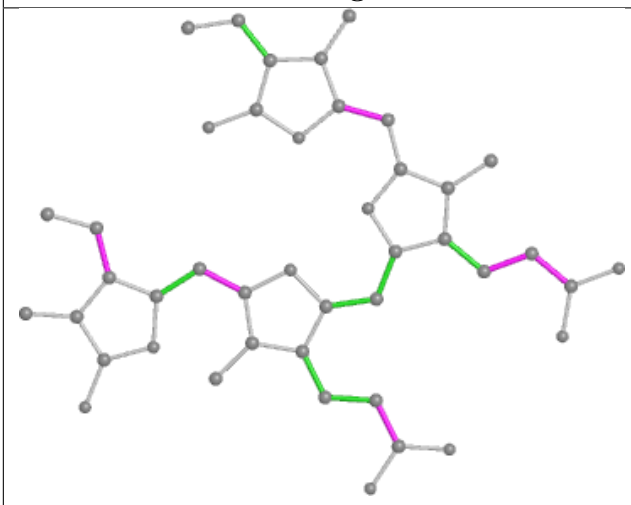

Torsions

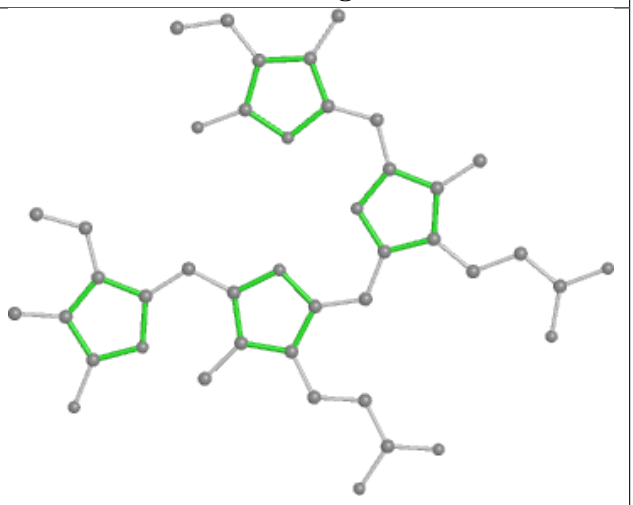

Rings

Ligand CLA A2 815

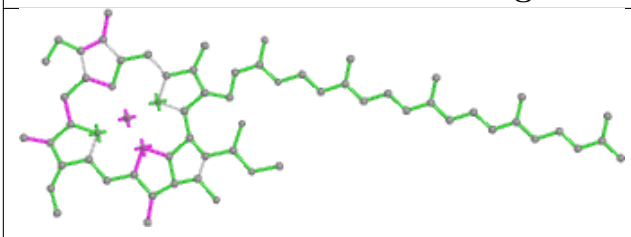

Bond lengths

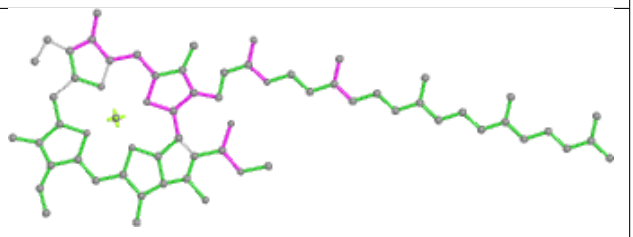

Bond angles

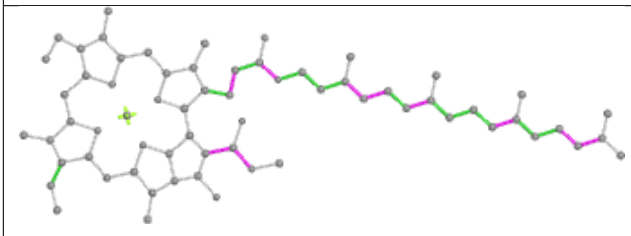

Torsions

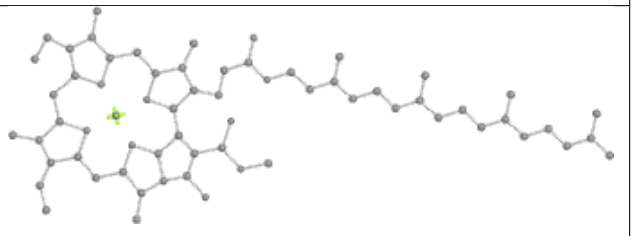

Rings

Ligand DGD lL 101

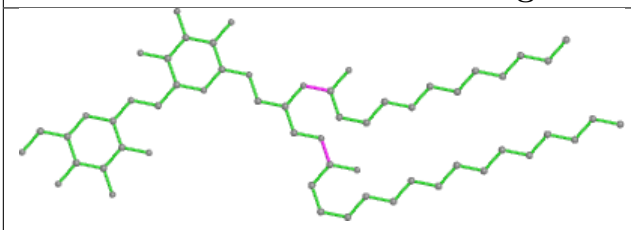

Bond lengths

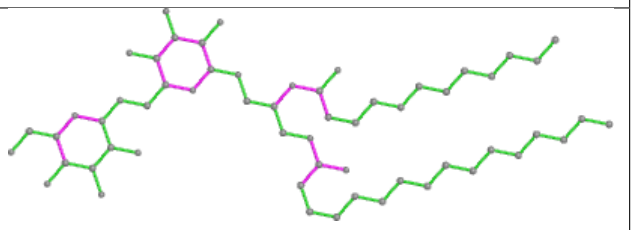

Bond angles

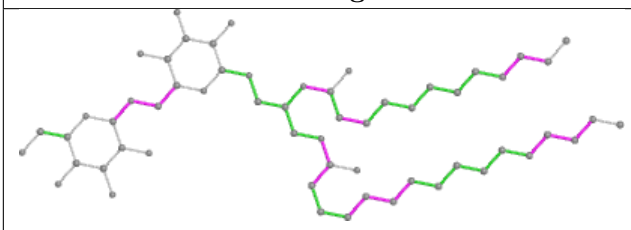

Torsions

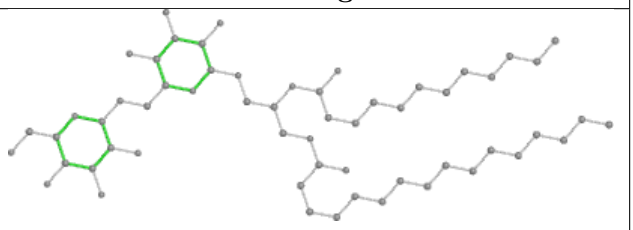

Rings

Ligand CLA 5N 605

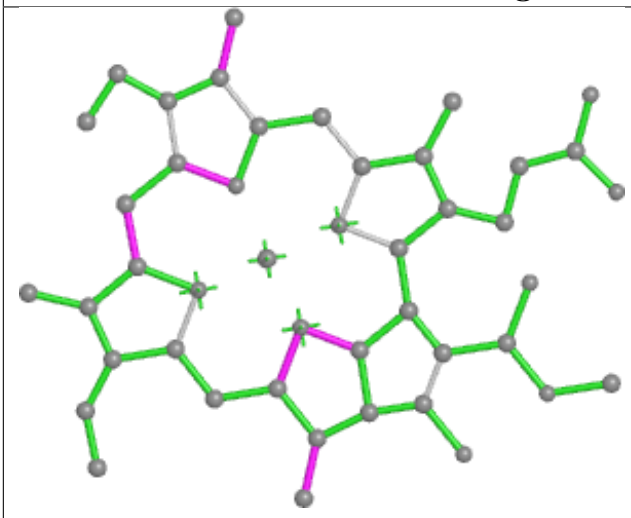

Bond lengths

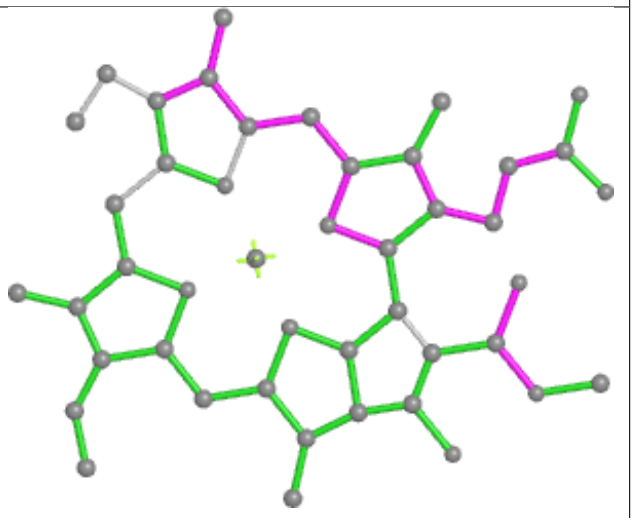

Bond angles

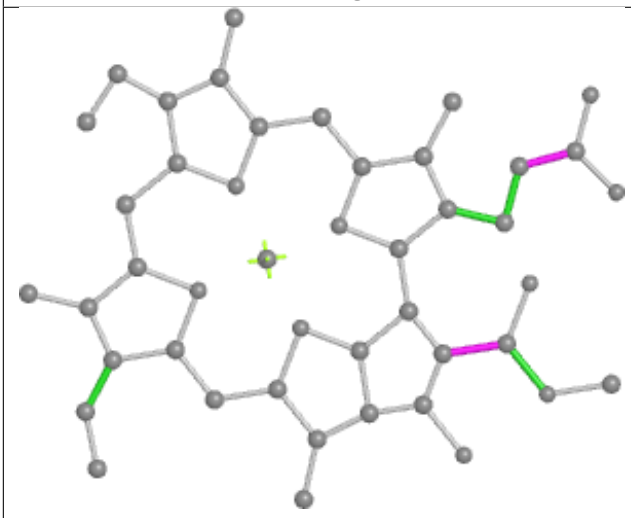

Torsions

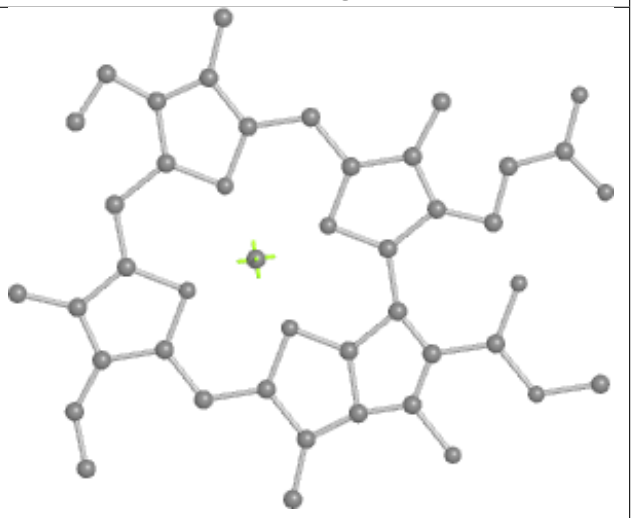

Rings

Ligand PEB Z9 303

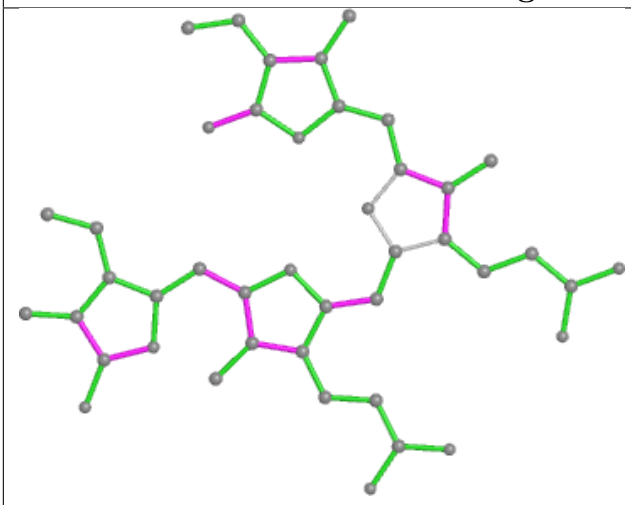

Bond lengths

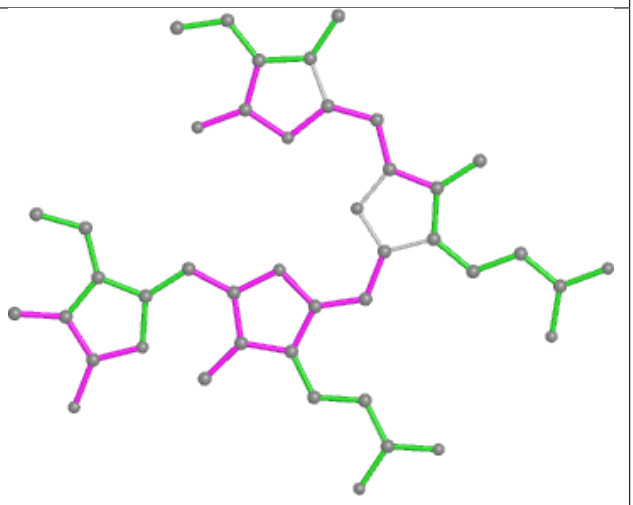

Bond angles

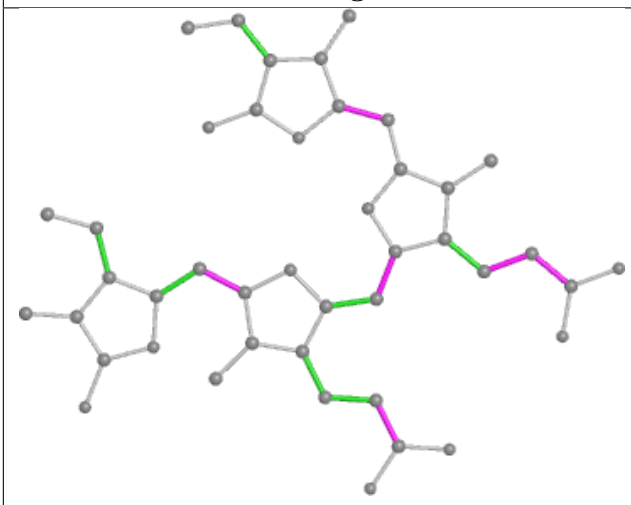

Torsions

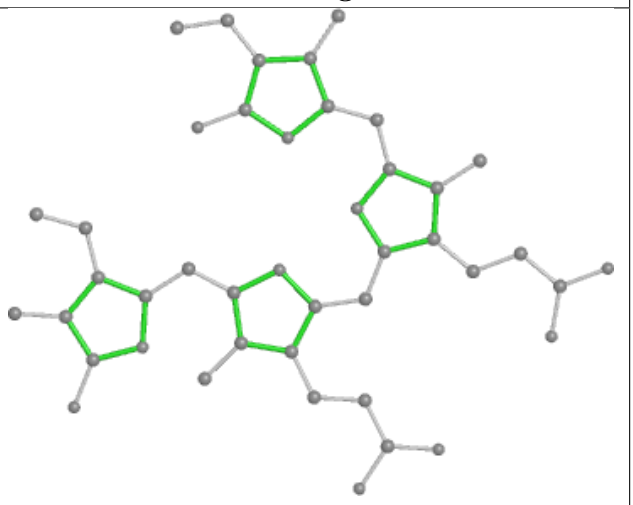

Rings

Ligand CYC LH 1001

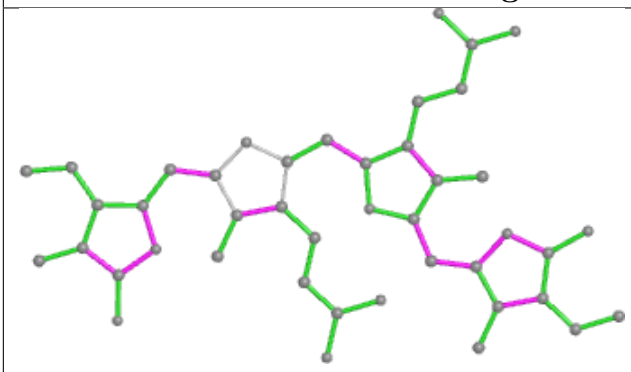

Bond lengths

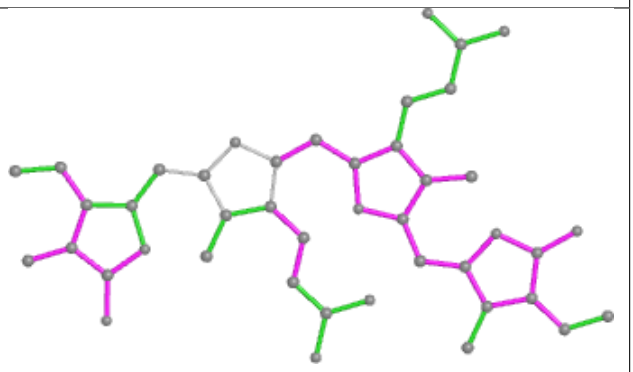

Bond angles

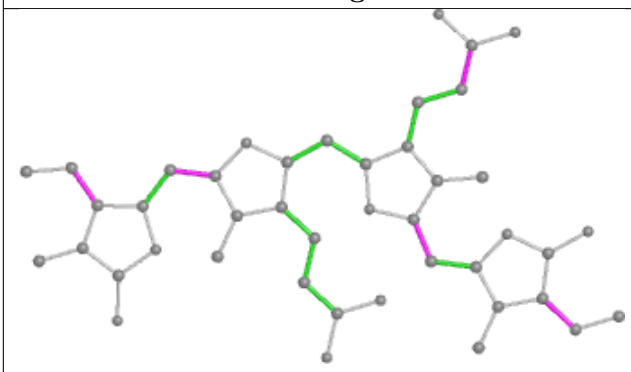

Torsions

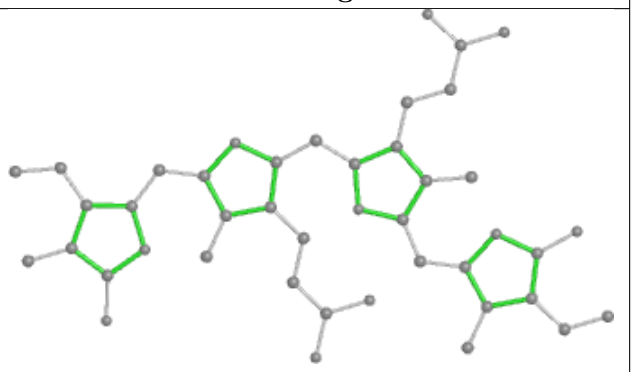

Rings

Ligand PEB cK 202

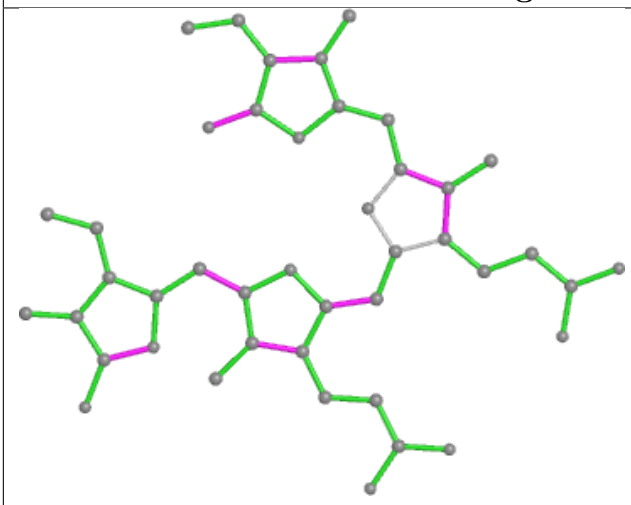

Bond lengths

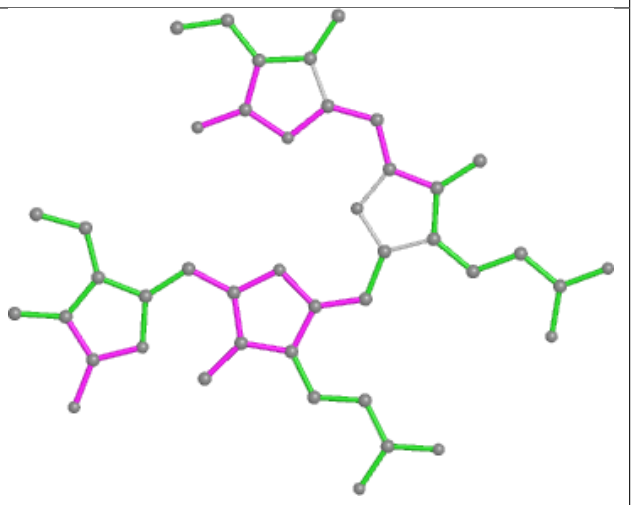

Bond angles

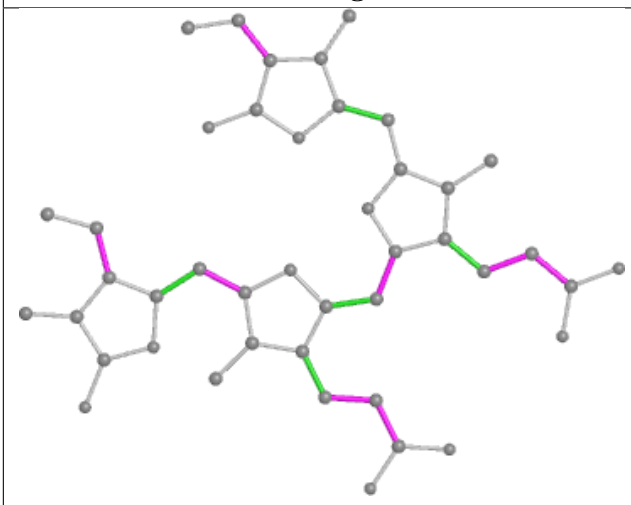

Torsions

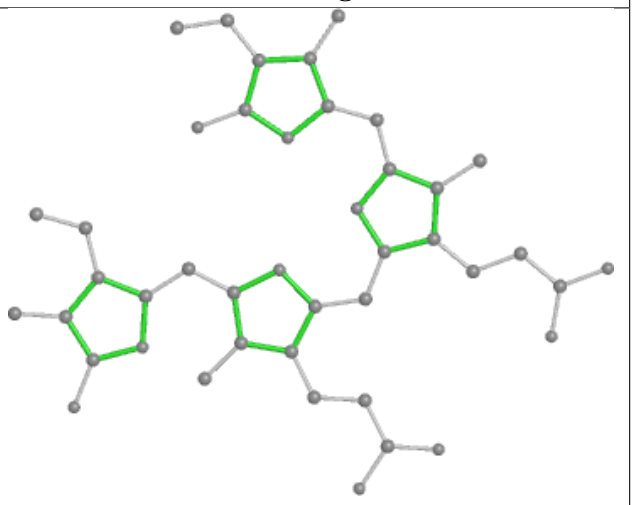

Rings

Ligand PEB fJ 203

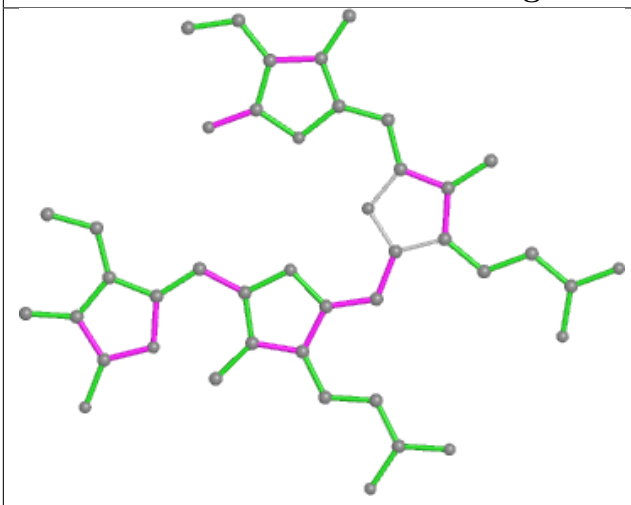

Bond lengths

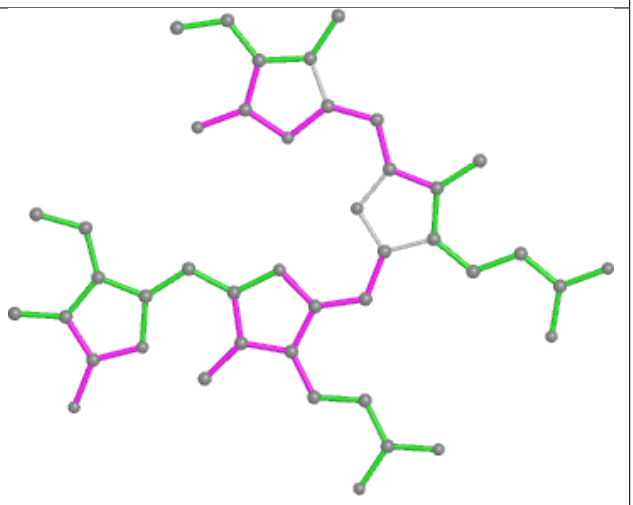

Bond angles

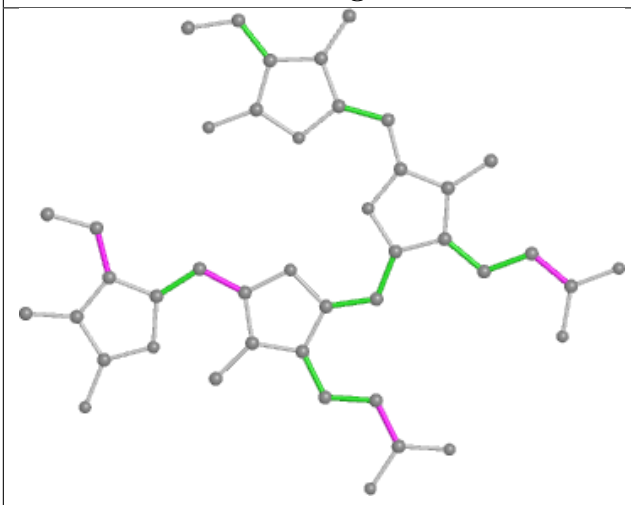

Torsions

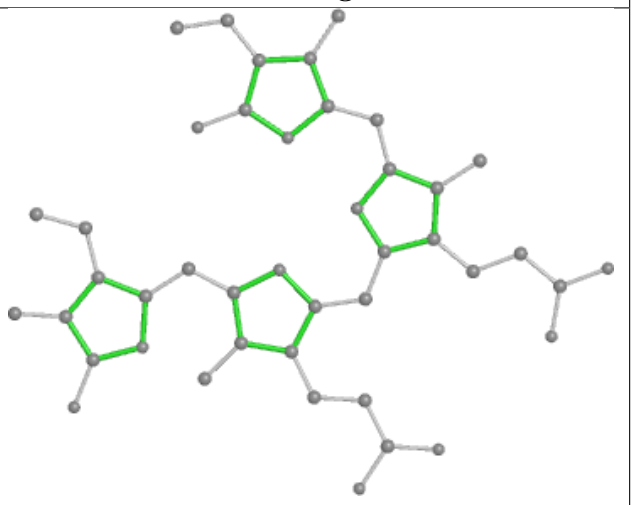

Rings

Ligand BCR A6 401

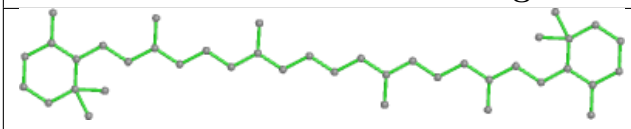

Bond lengths

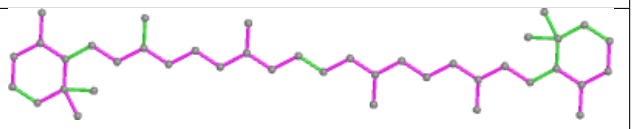

Bond angles

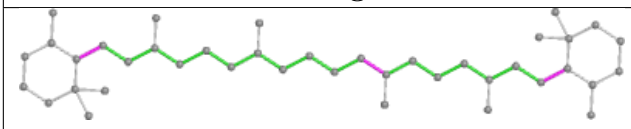

Torsions

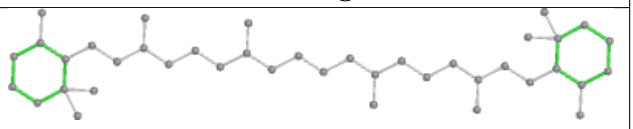

Rings

Ligand PEB F9 203

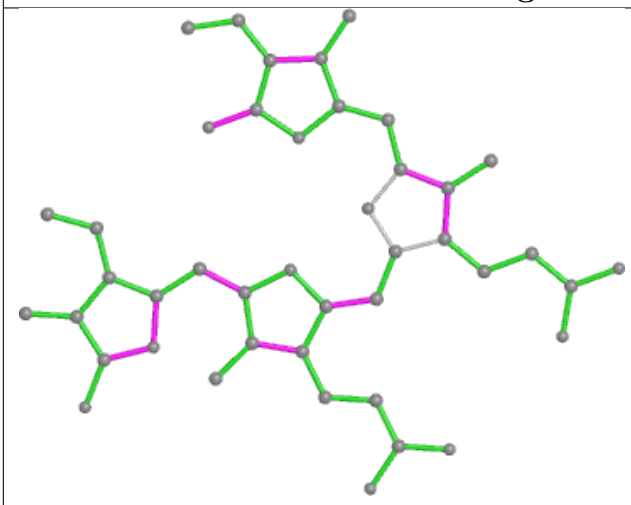

Bond lengths

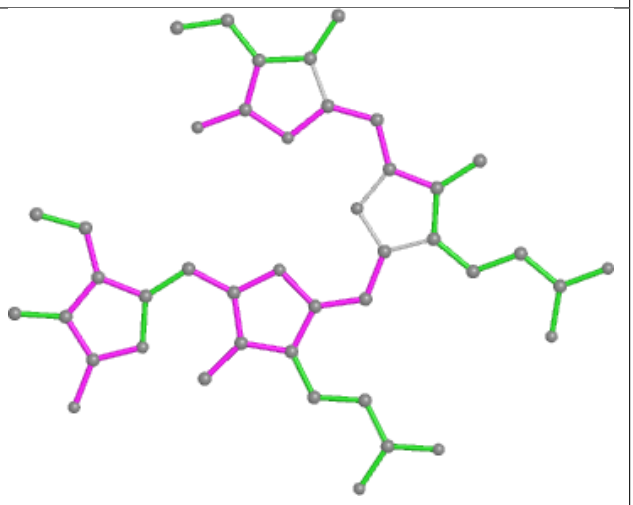

Bond angles

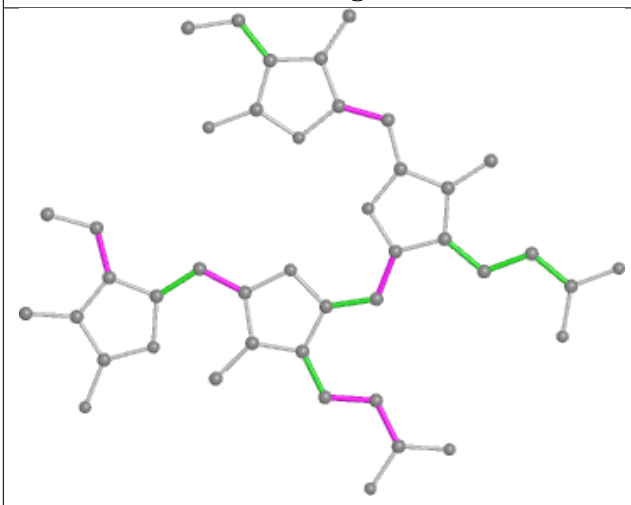

Torsions

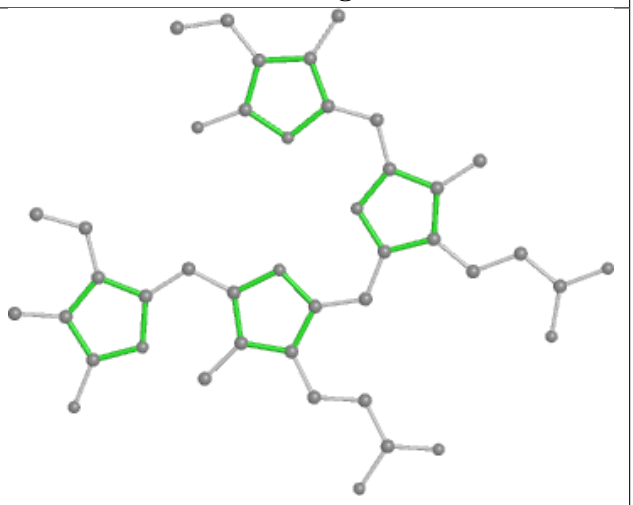

Rings

Ligand CLA BN 801

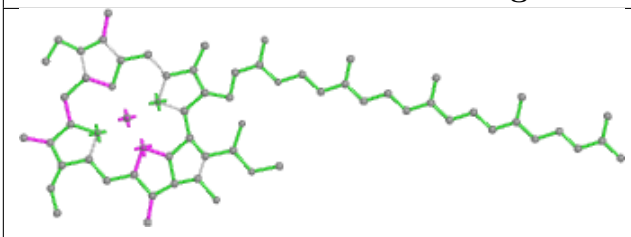

Bond lengths

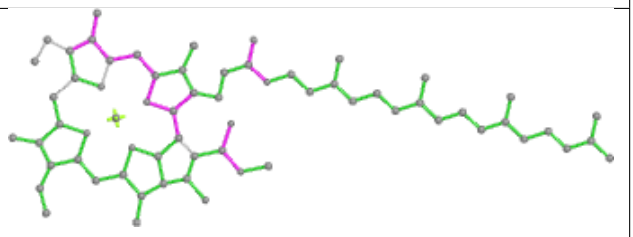

Bond angles

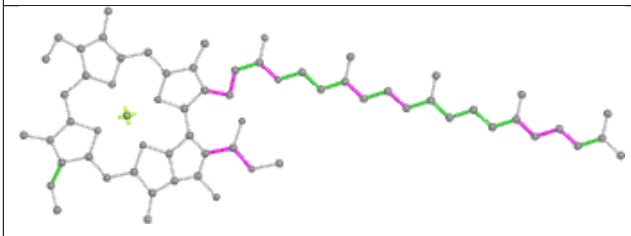

Torsions

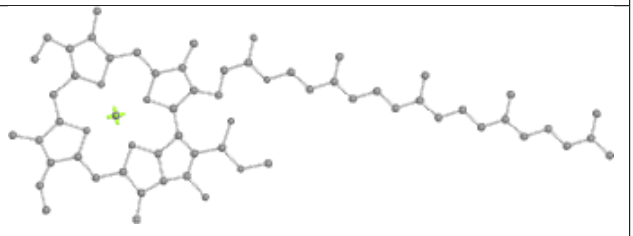

Rings

Ligand CLA BL 604

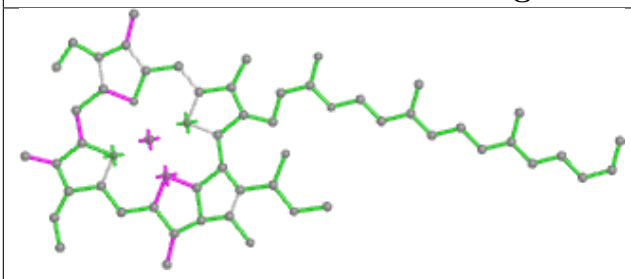

Bond lengths

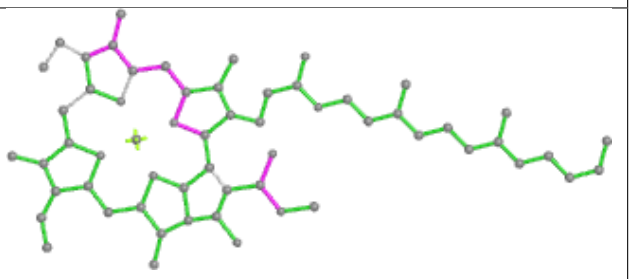

Bond angles

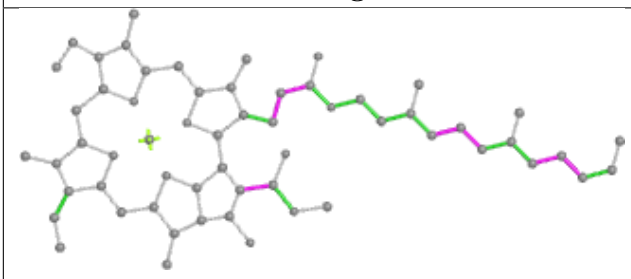

Torsions

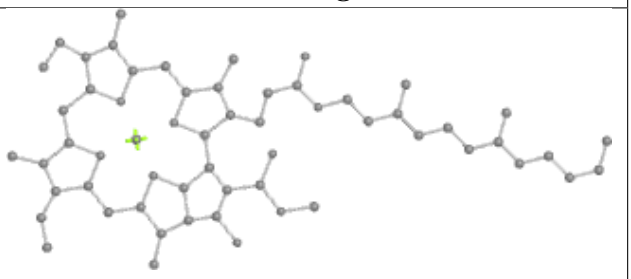

Rings

Ligand CLA b6 615

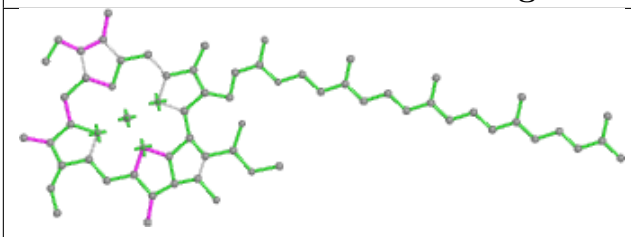

Bond lengths

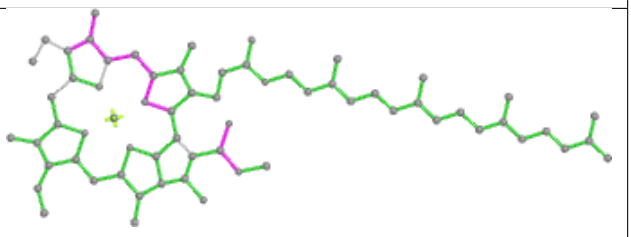

Bond angles

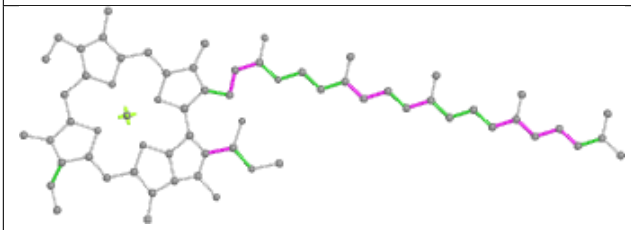

Torsions

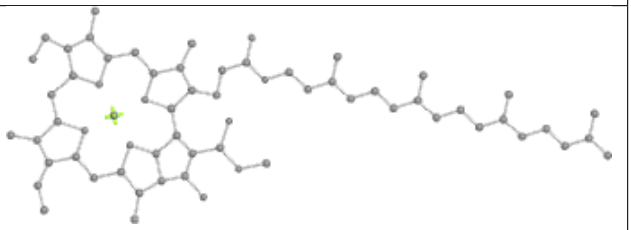

Rings

Ligand PEB rC 202

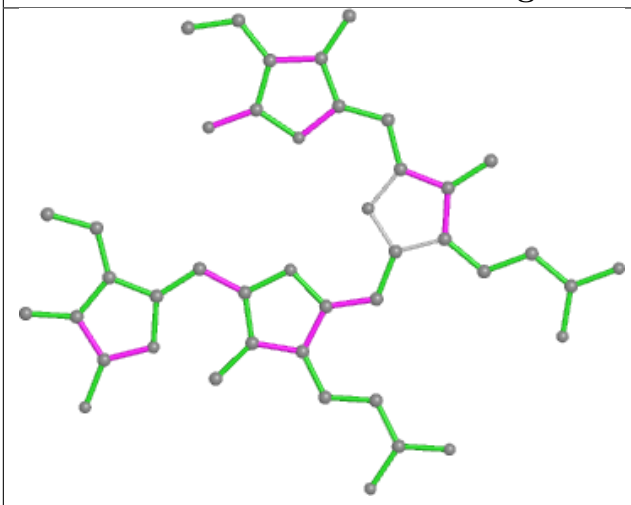

Bond lengths

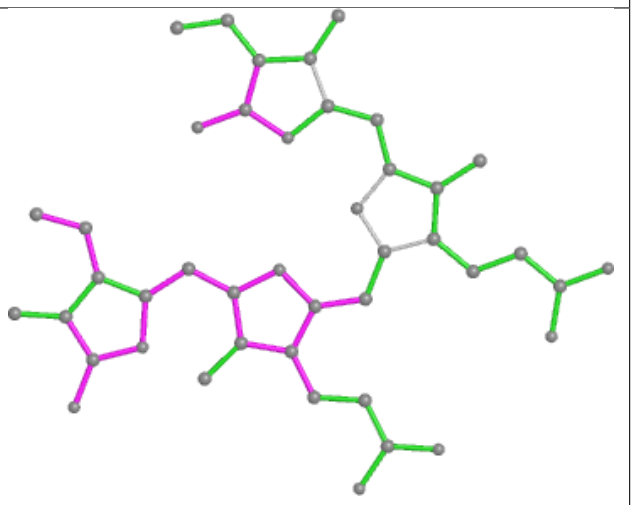

Bond angles

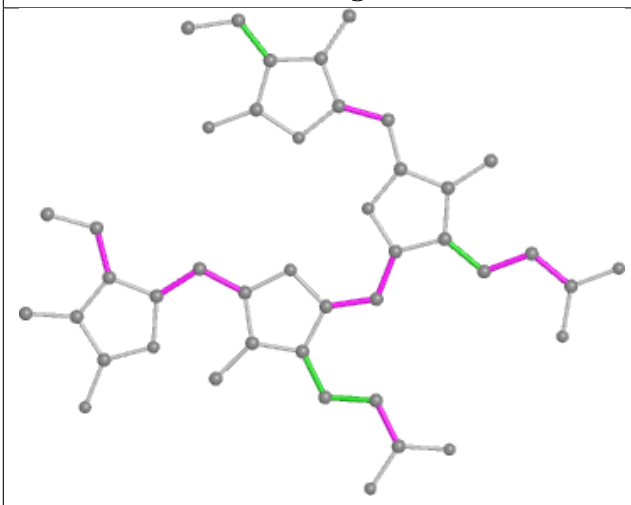

Torsions

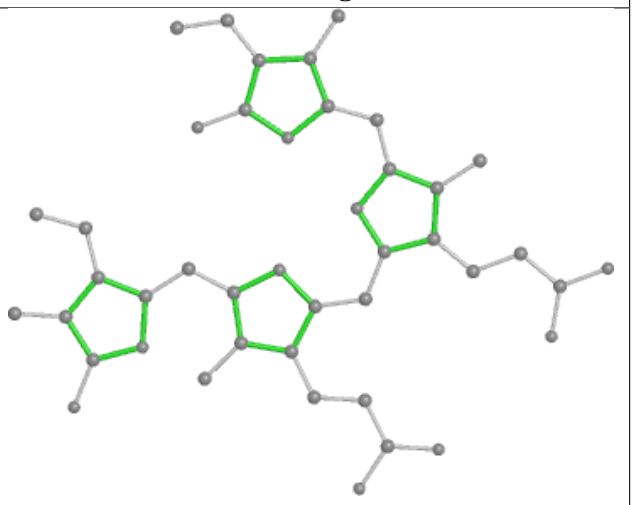

Rings

Ligand PEB GA 202

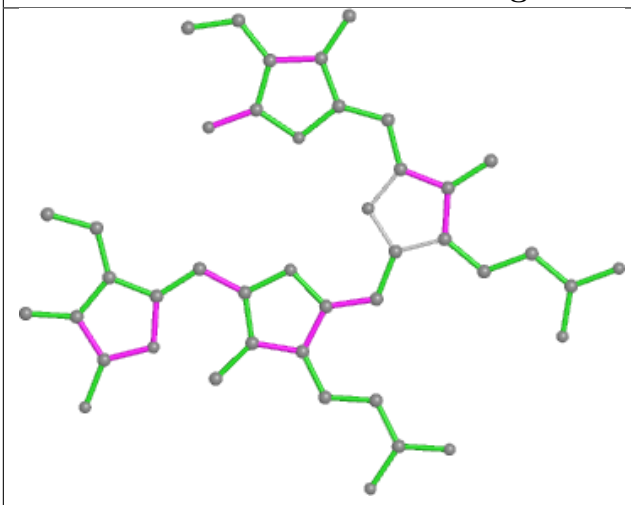

Bond lengths

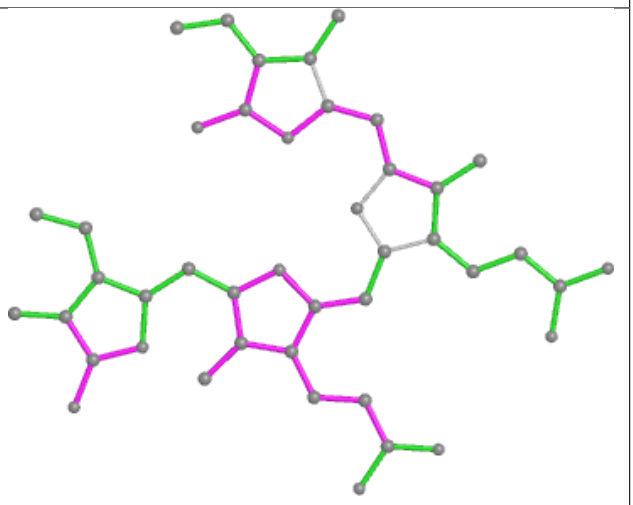

Bond angles

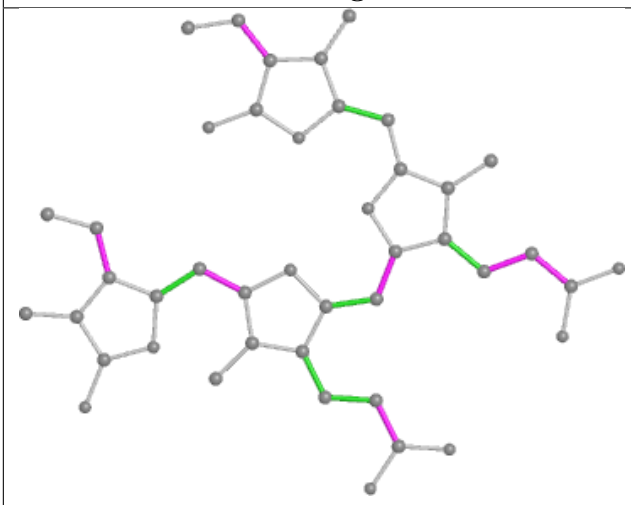

Torsions

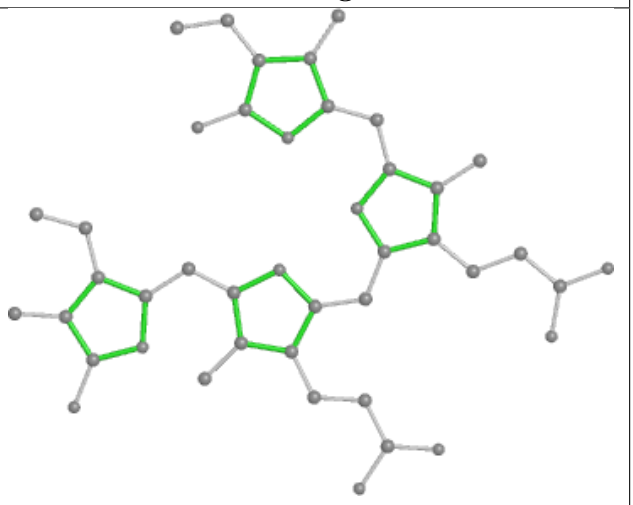

Rings

Ligand CLA bL 607

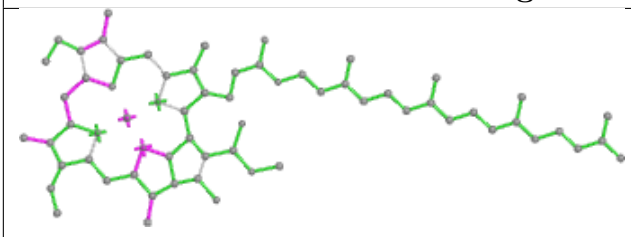

Bond lengths

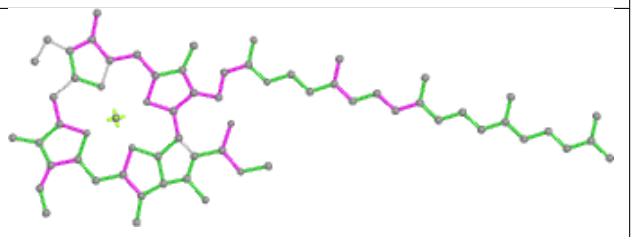

Bond angles

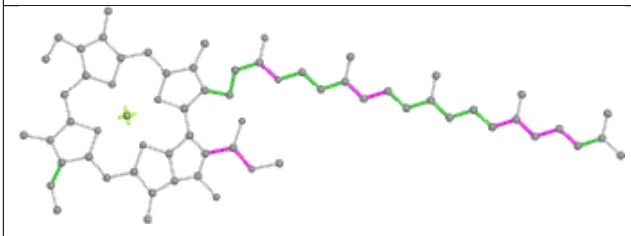

Torsions

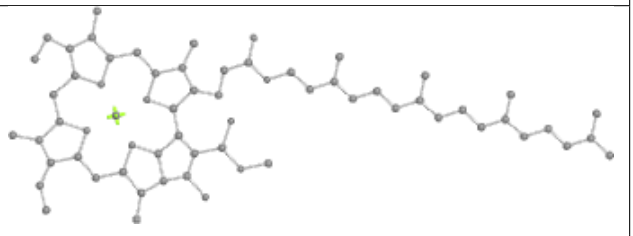

Rings

Ligand CLA 1N 611

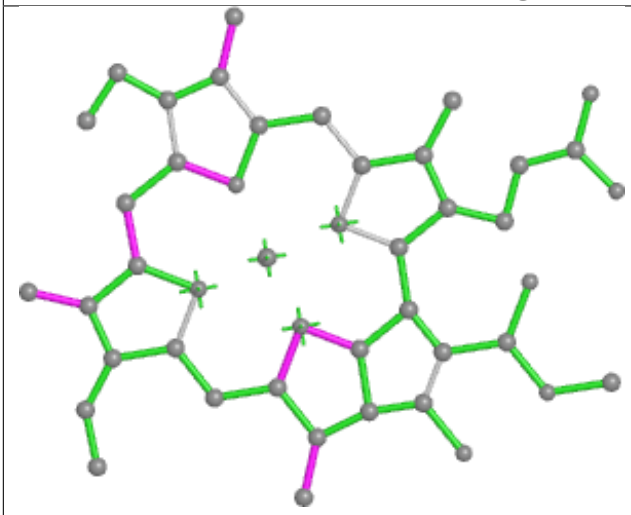

Bond lengths

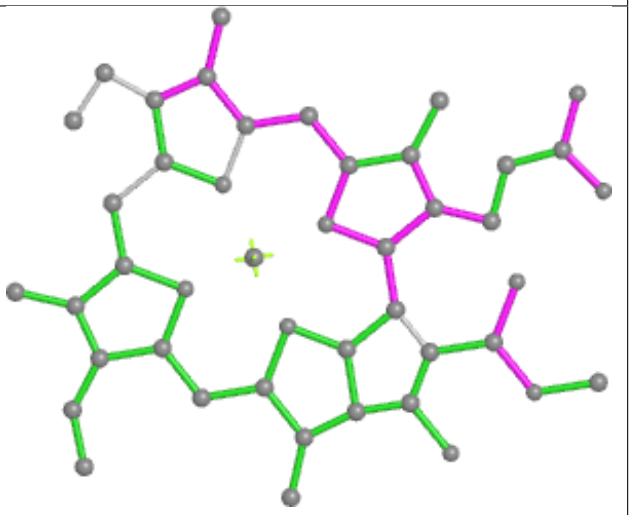

Bond angles

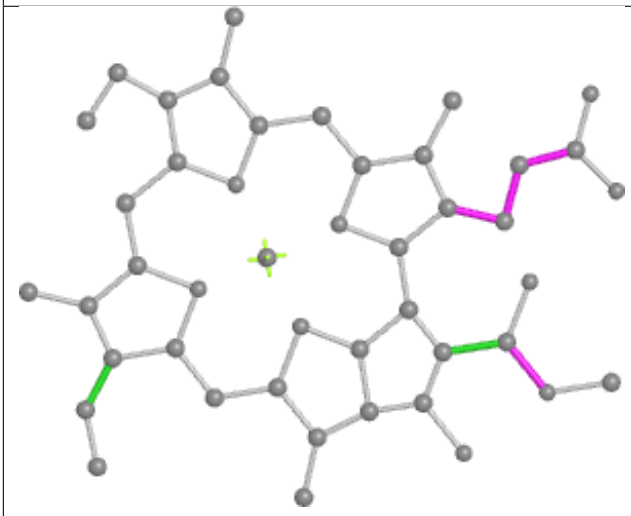

Torsions

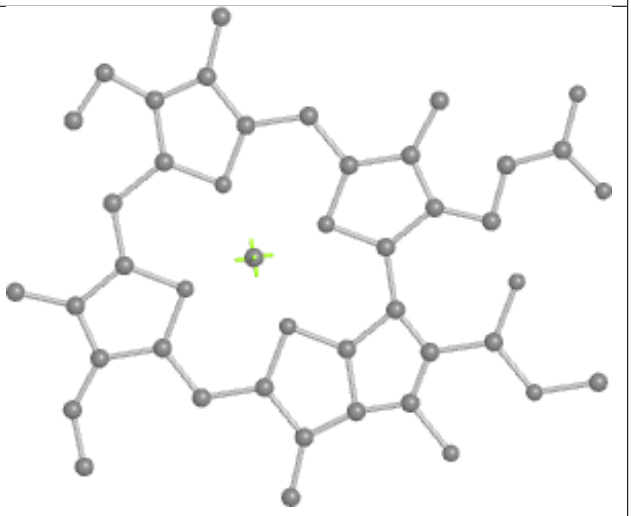

Rings

Ligand CLA 8N 305

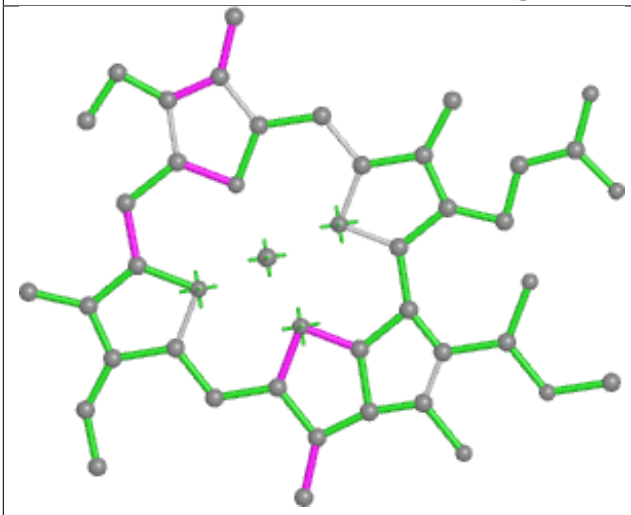

Bond lengths

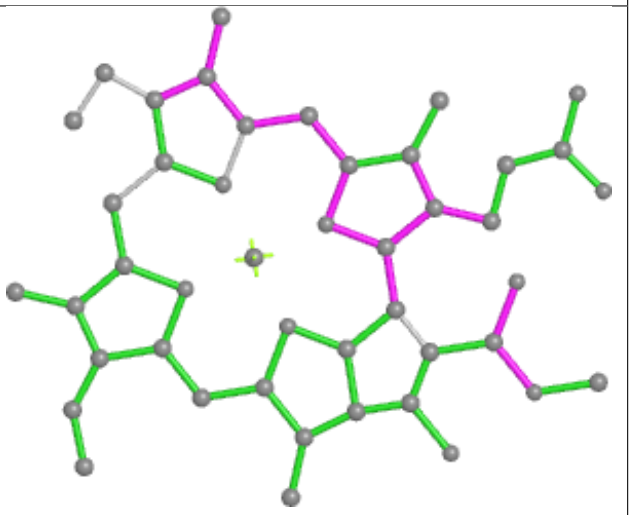

Bond angles

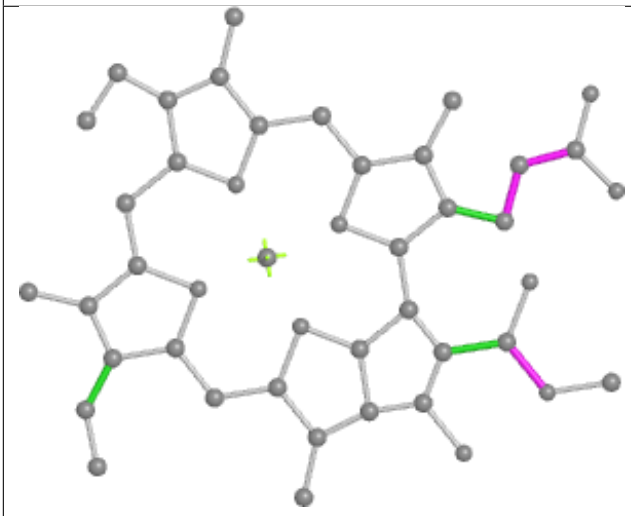

Torsions

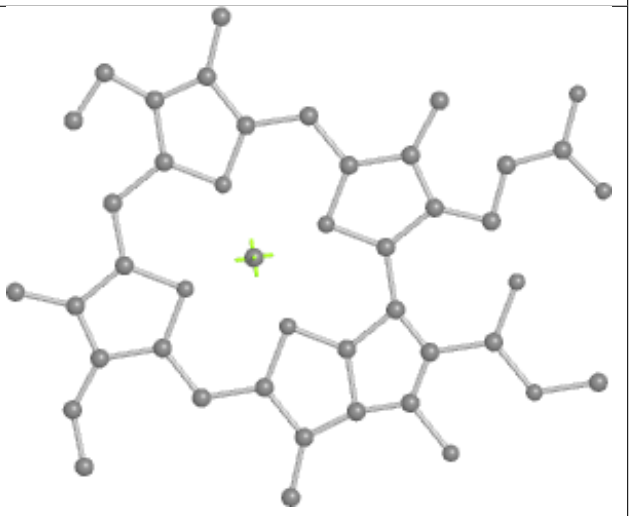

Rings

Ligand CLA R2 204

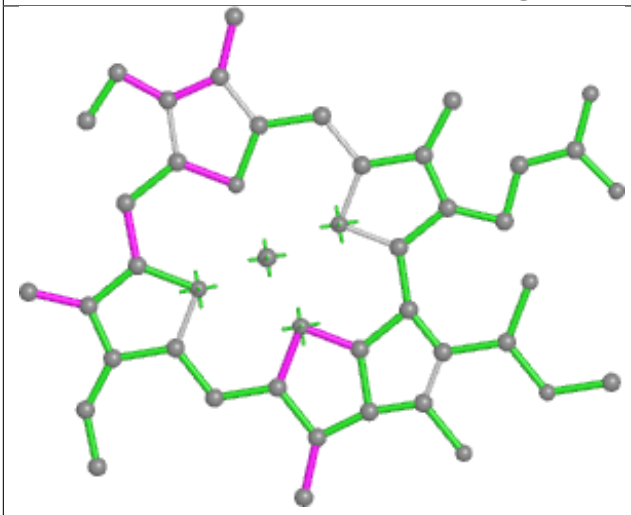

Bond lengths

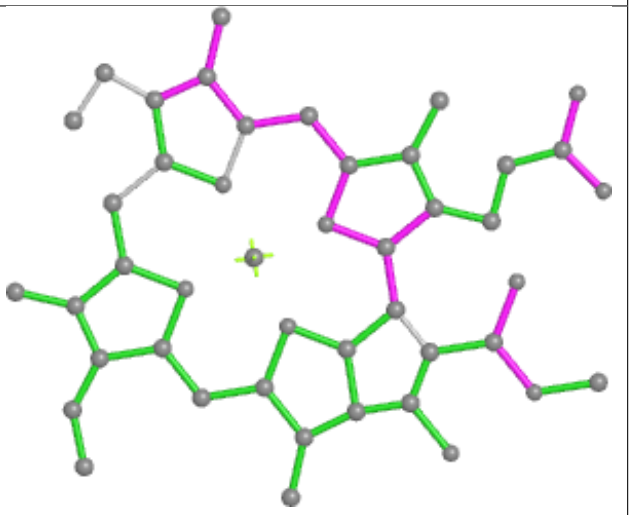

Bond angles

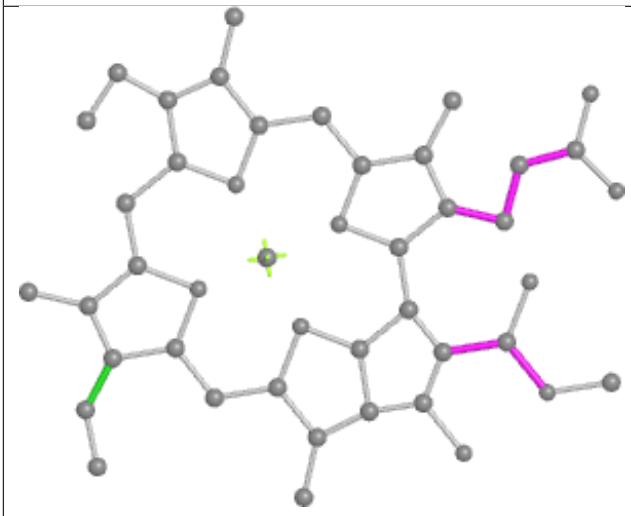

Torsions

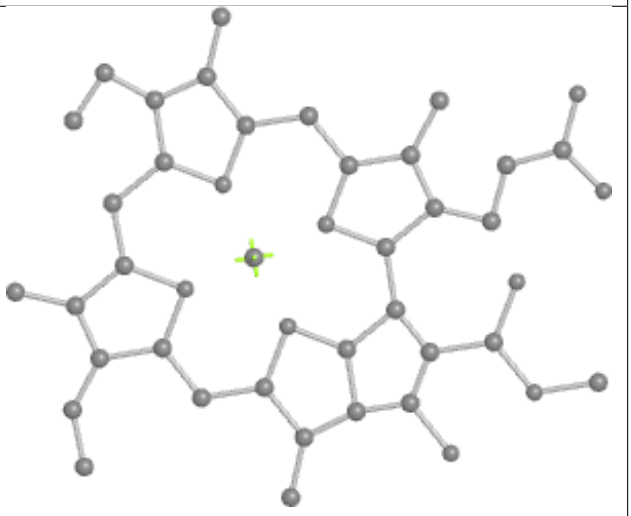

Rings

Ligand PEB j1 203

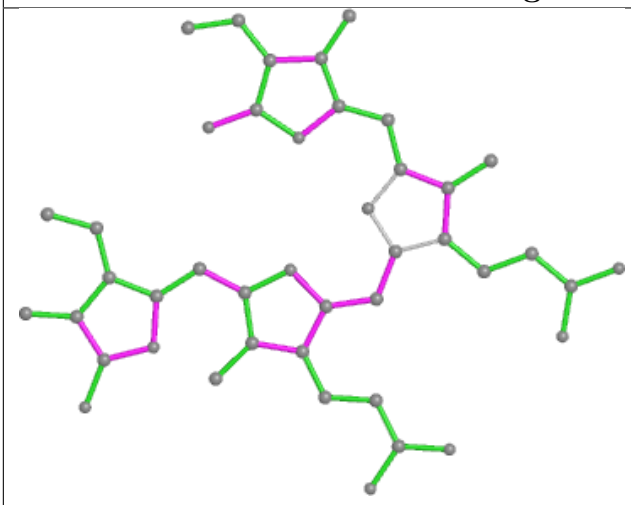

Bond lengths

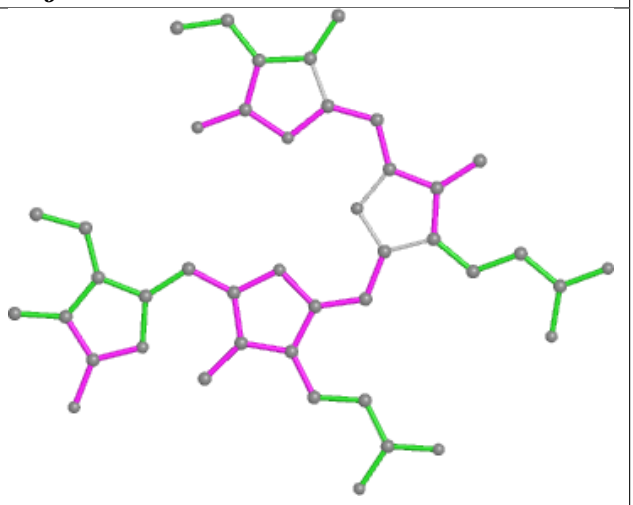

Bond angles

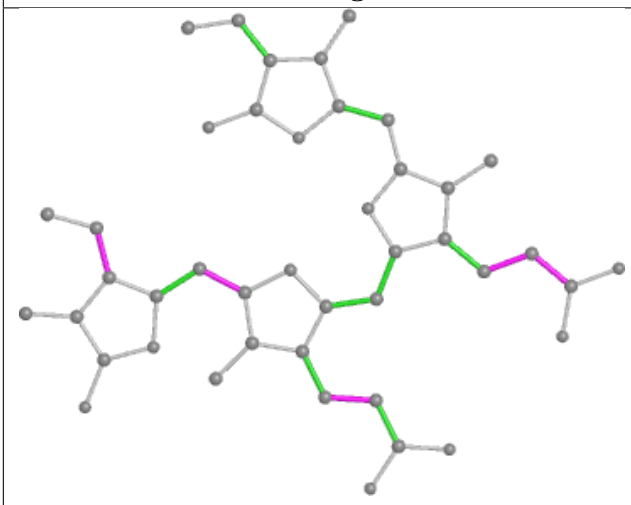

Torsions

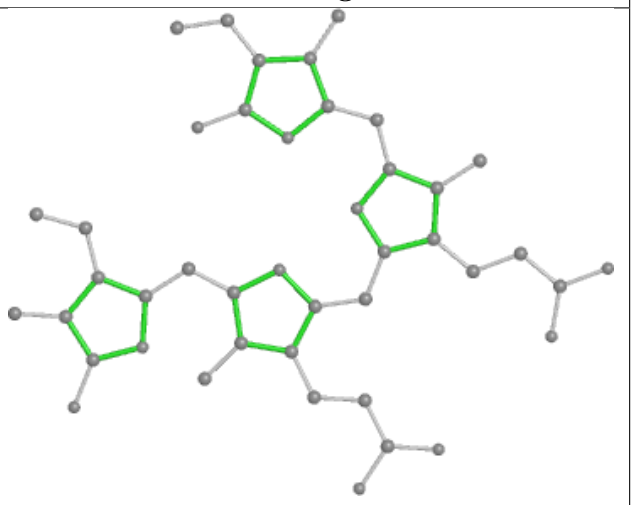

Rings

Ligand PUB Z5 303

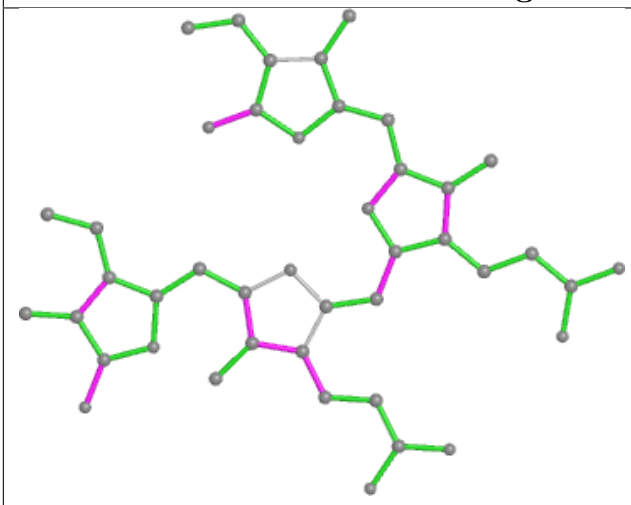

Bond lengths

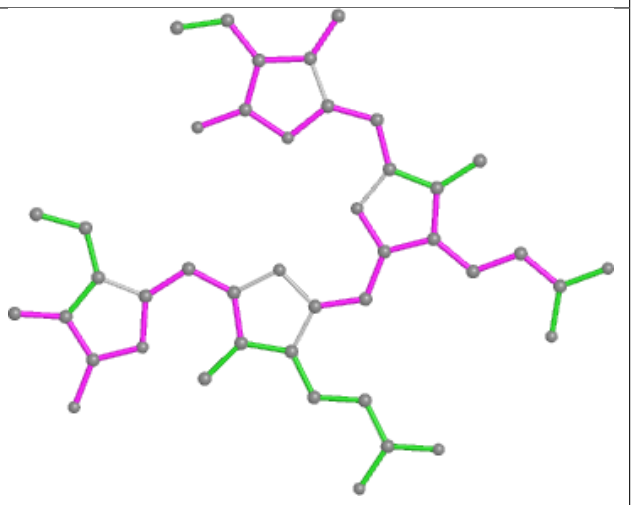

Bond angles

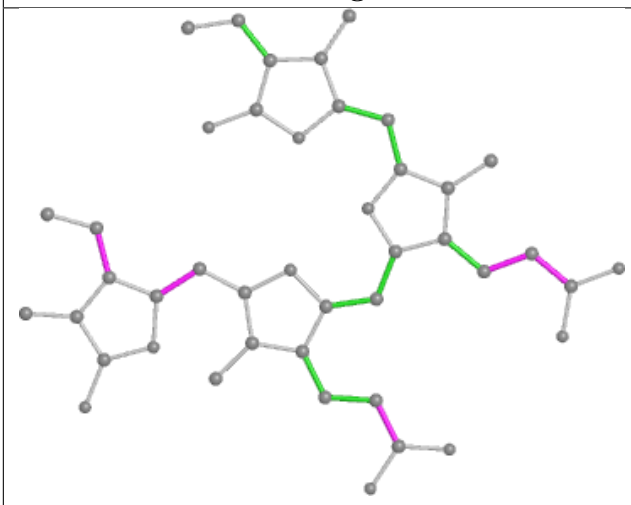

Torsions

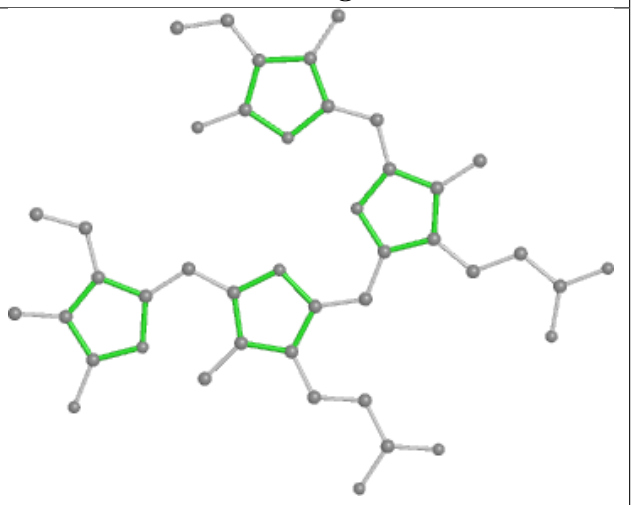

Rings

Ligand PEB jO 201

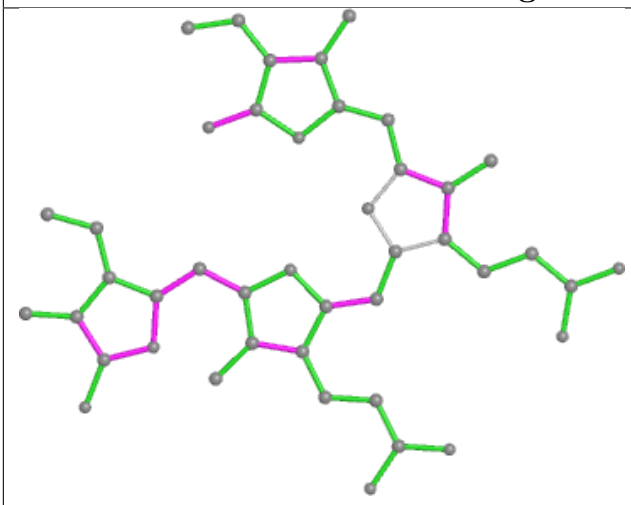

Bond lengths

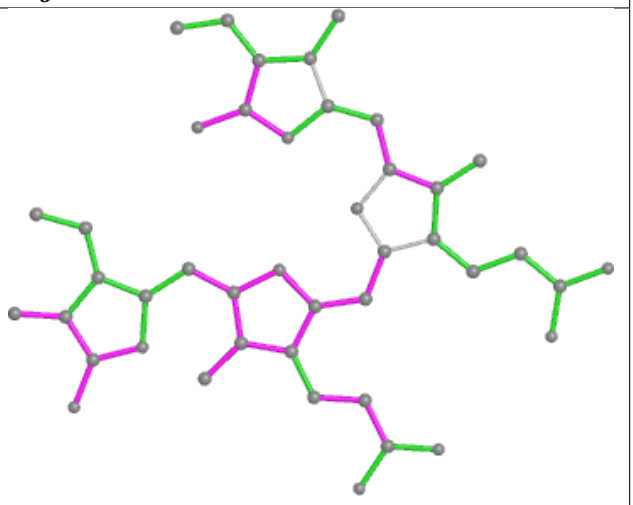

Bond angles

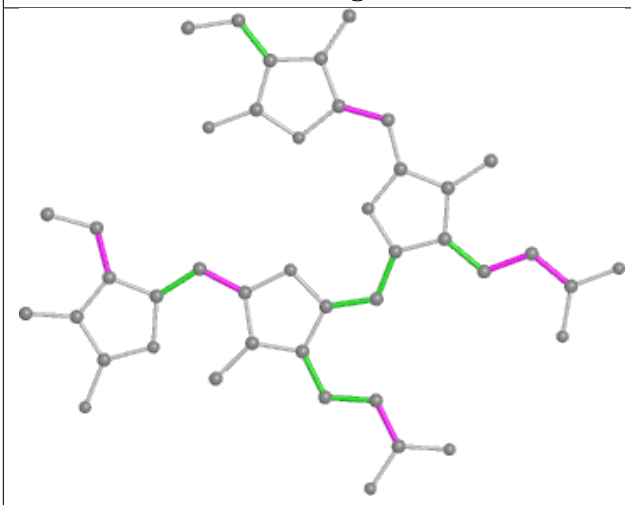

Torsions

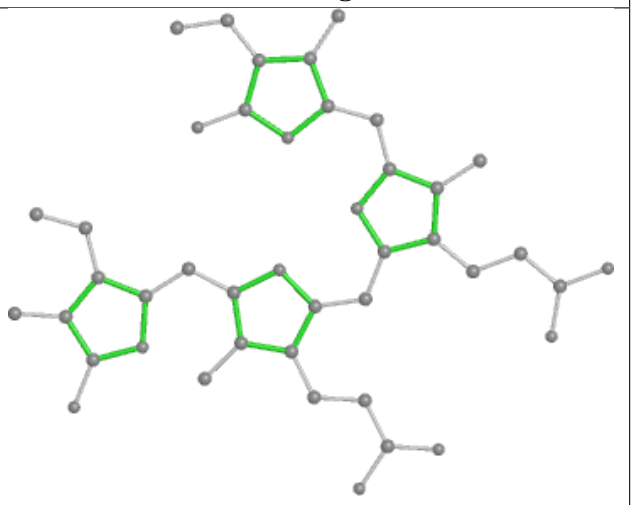

Rings

Ligand PEB UH 203

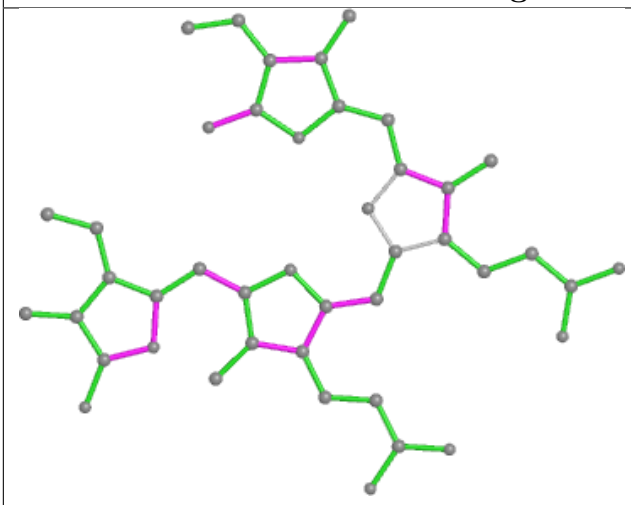

Bond lengths

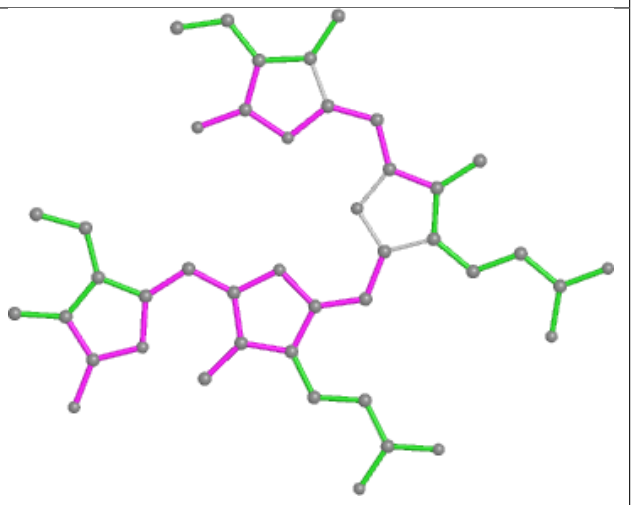

Bond angles

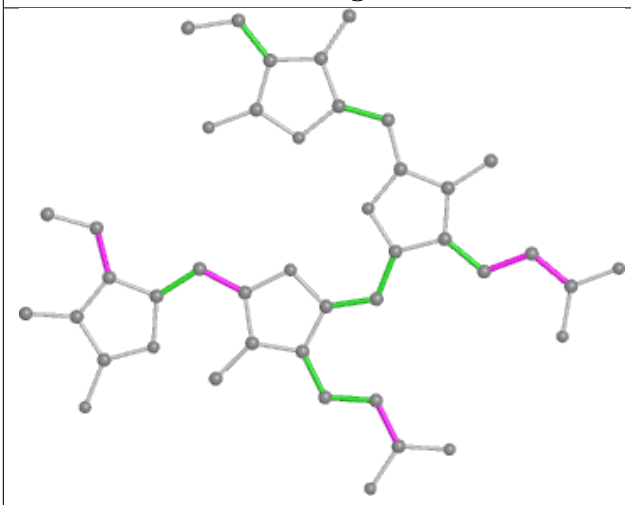

Torsions

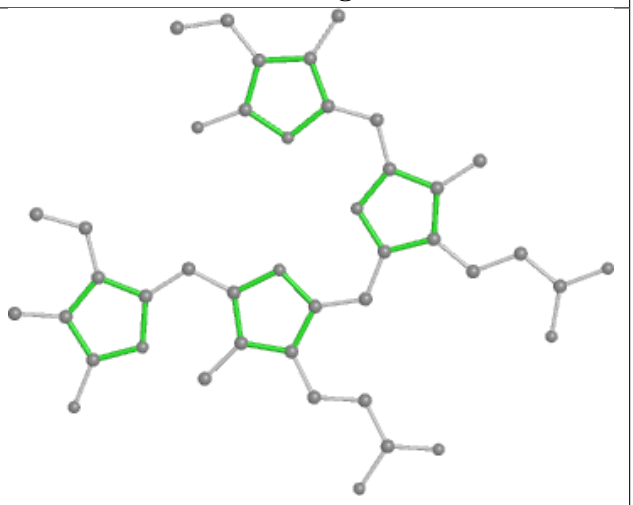

Rings

Ligand PEB WP 202

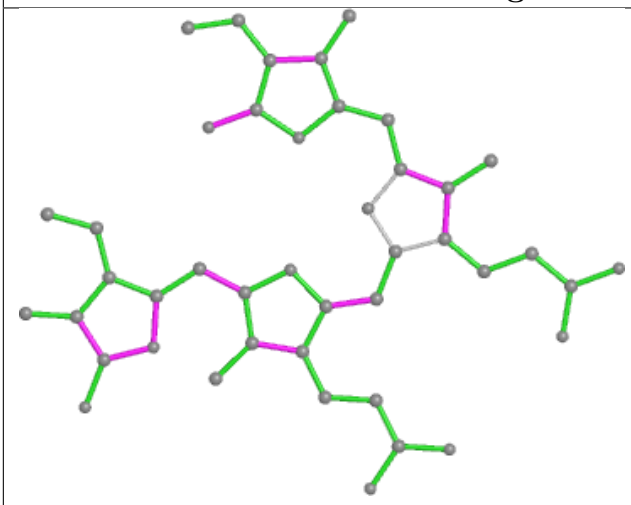

Bond lengths

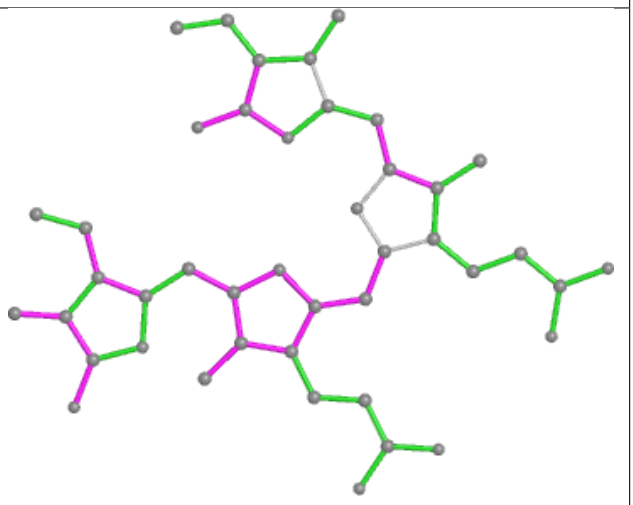

Bond angles

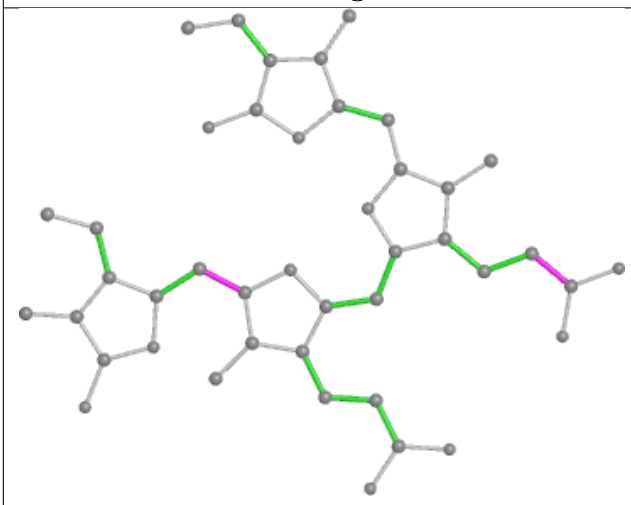

Torsions

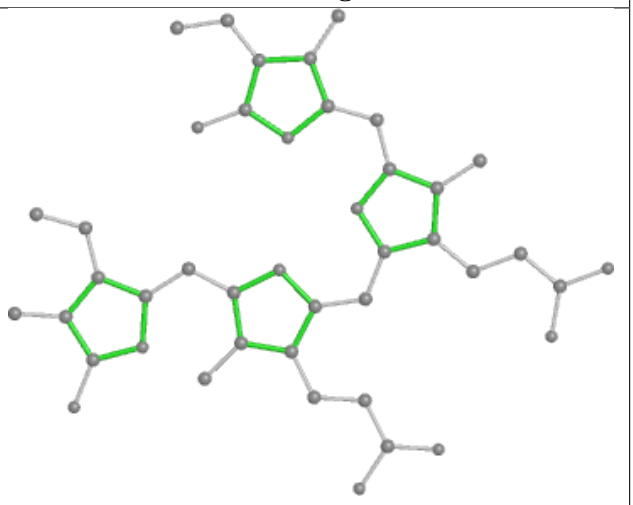

Rings

Ligand PEB b1 201

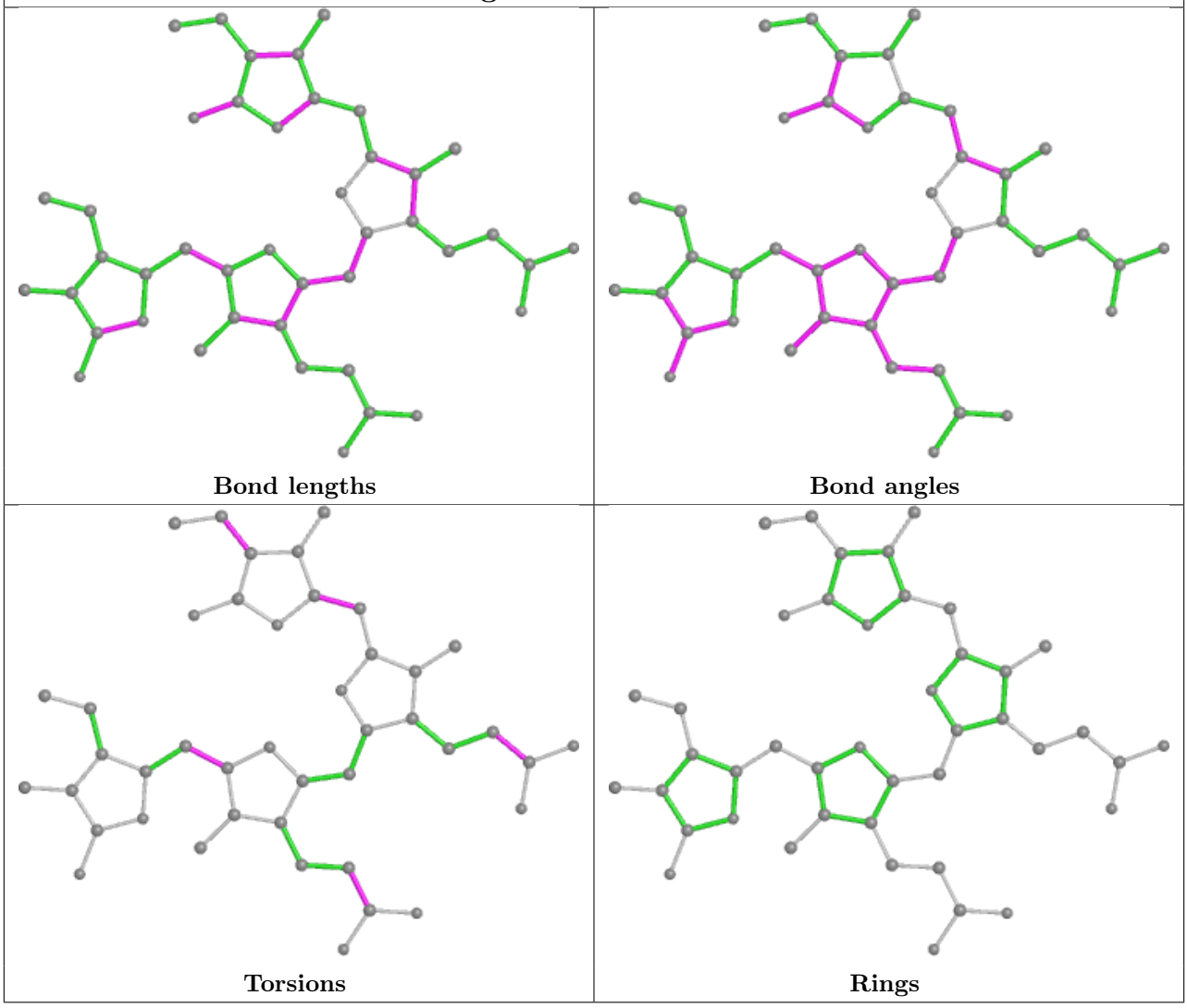

Ligand PHO D6 404

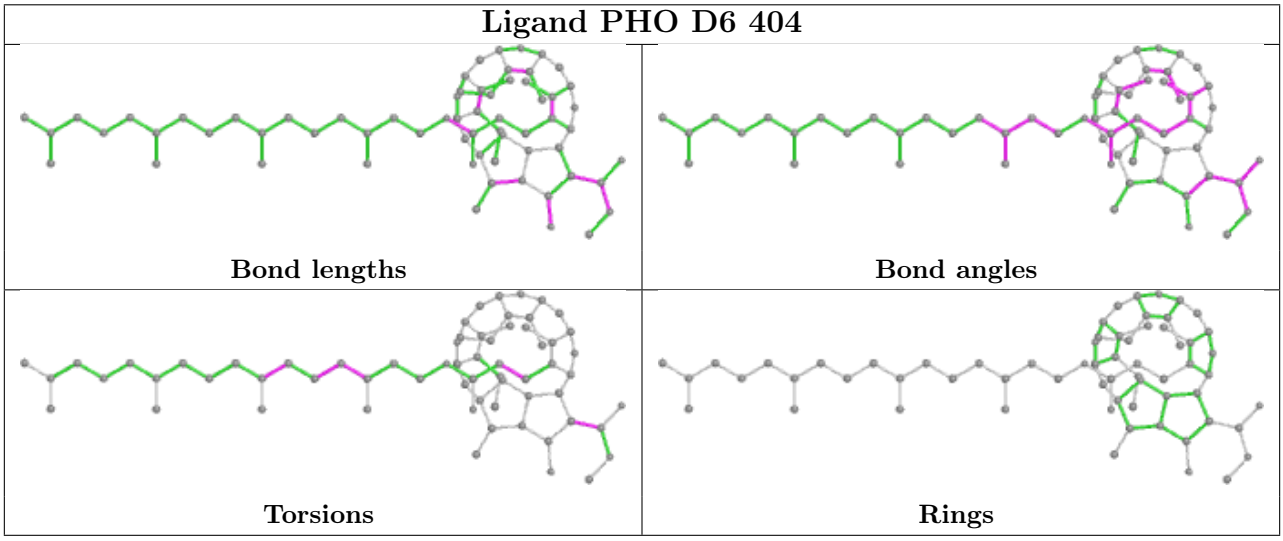

Ligand PEB a1 201

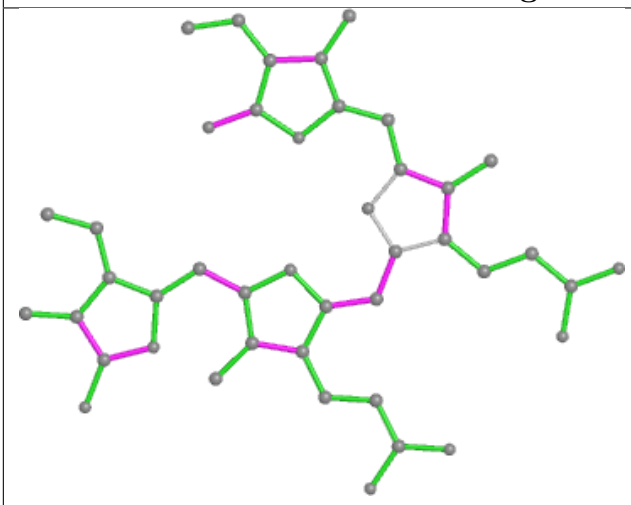

Bond lengths

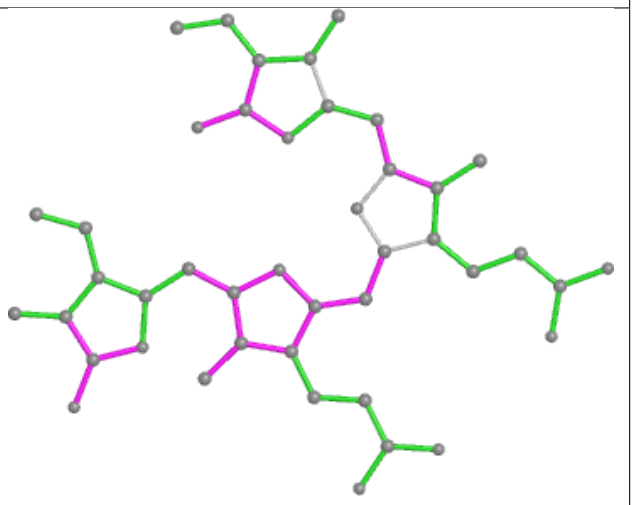

Bond angles

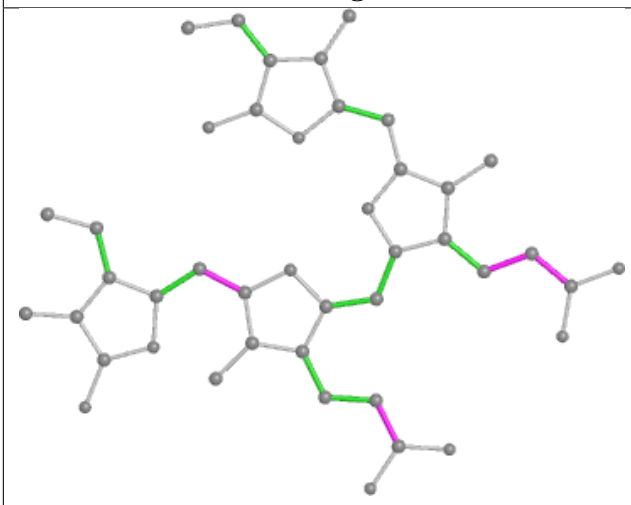

Torsions

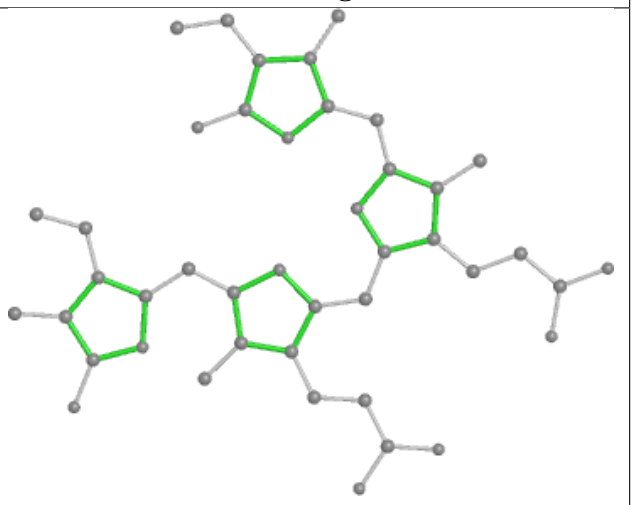

Rings

Ligand PEB T7 203

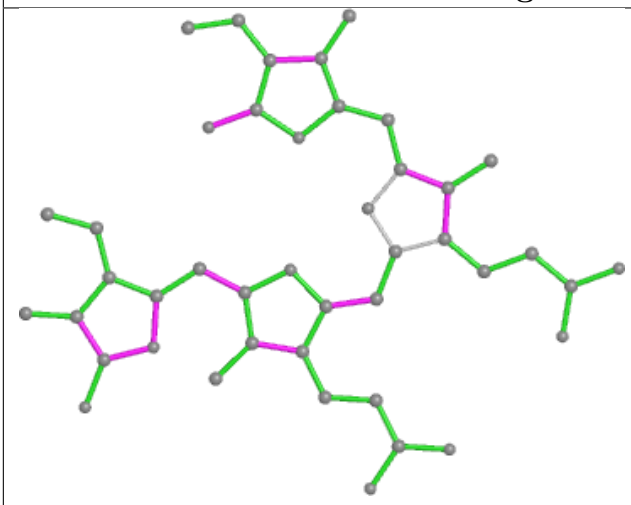

Bond lengths

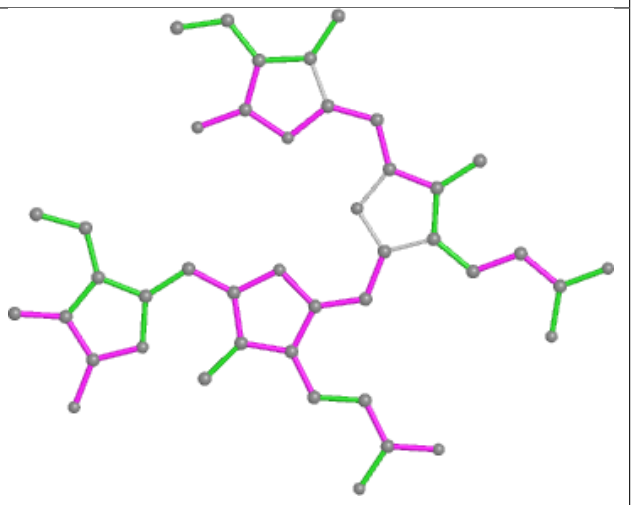

Bond angles

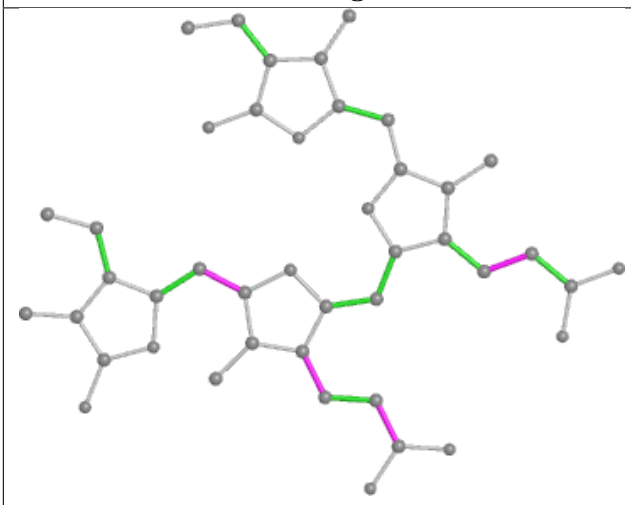

Torsions

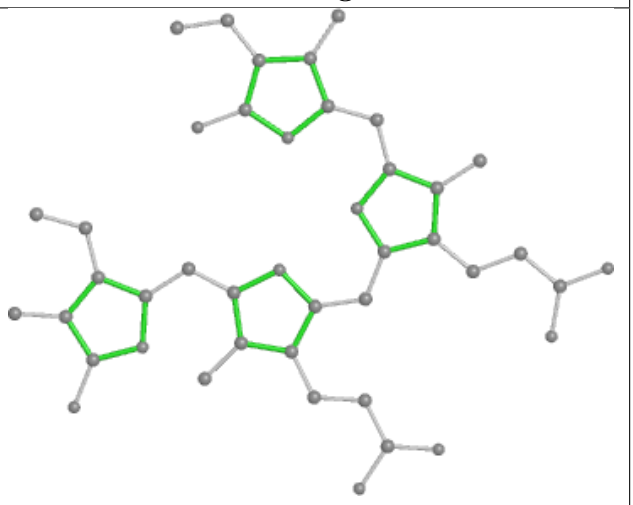

Rings

Ligand PEB SB 203

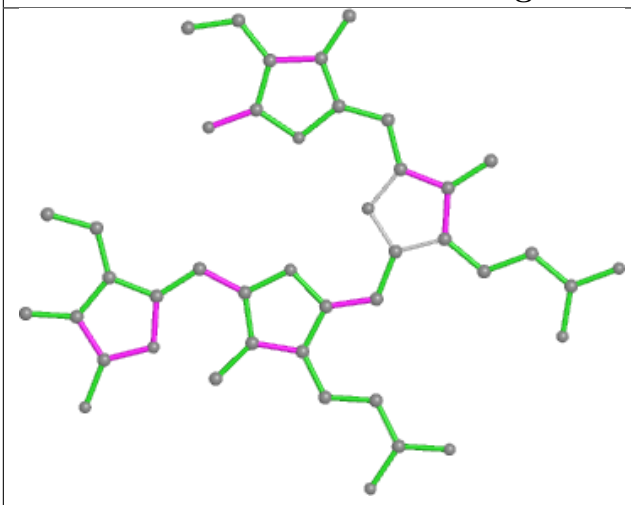

Bond lengths

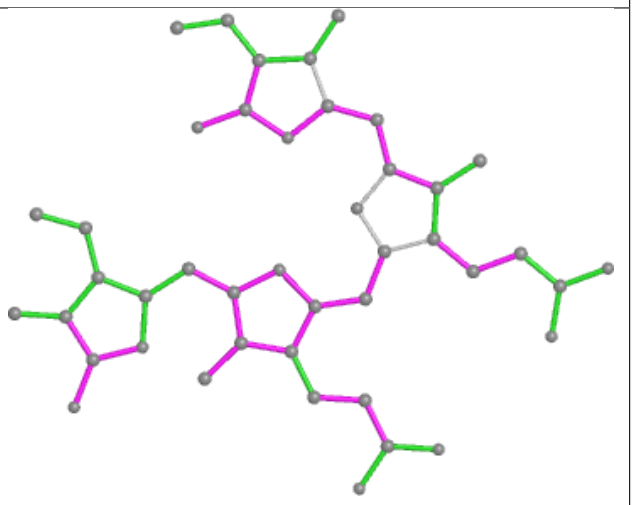

Bond angles

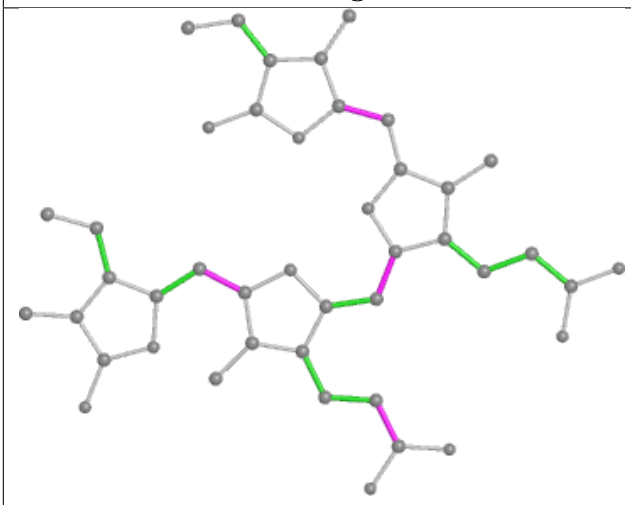

Torsions

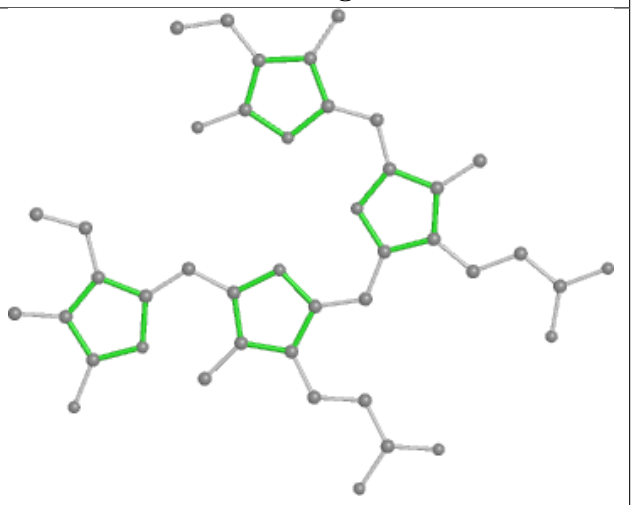

Rings

Ligand PEB U1 203

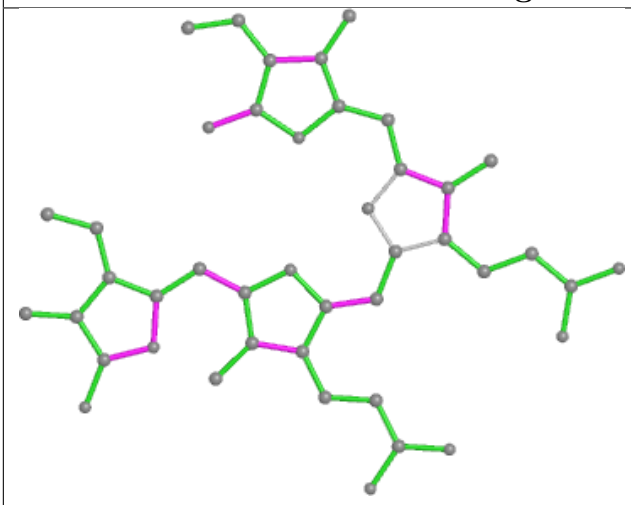

Bond lengths

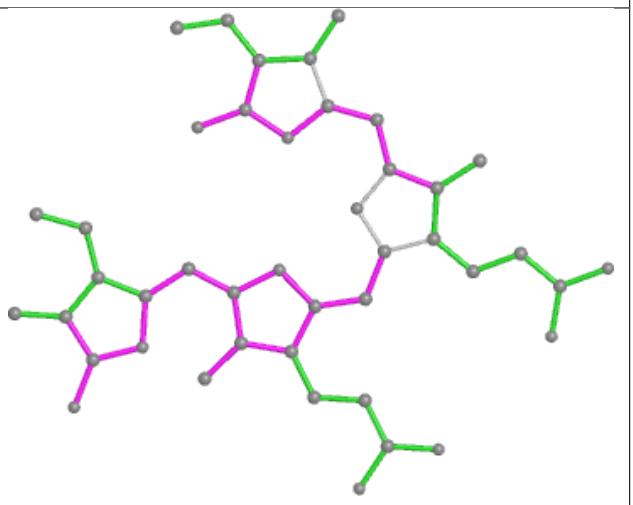

Bond angles

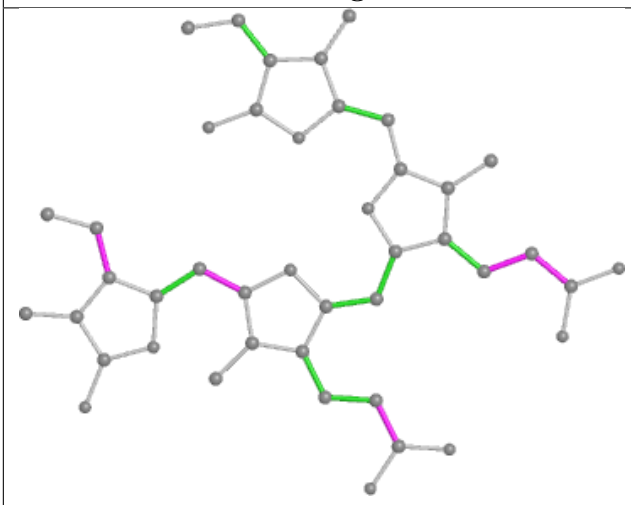

Torsions

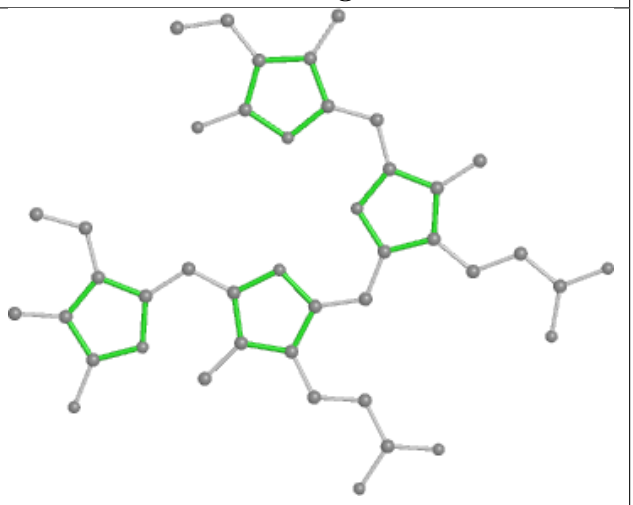

Rings

Ligand CYC DH 1001

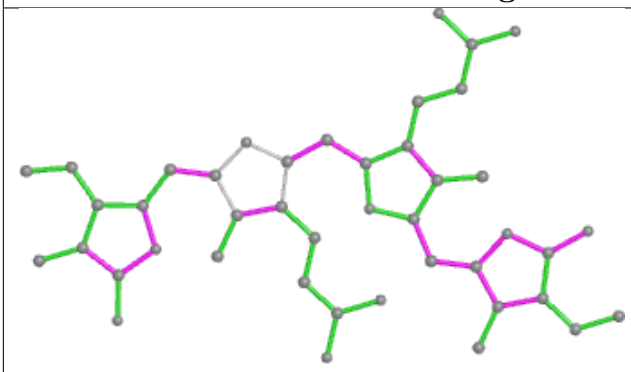

Bond lengths

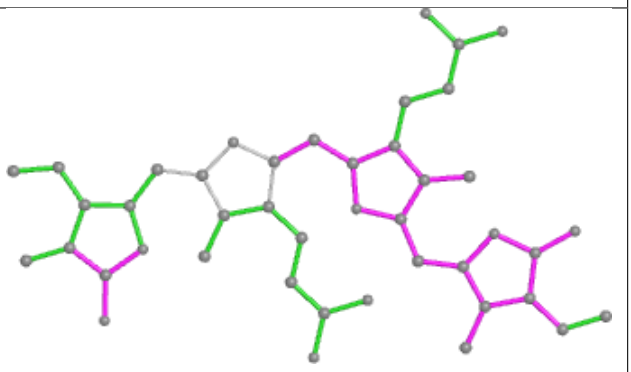

Bond angles

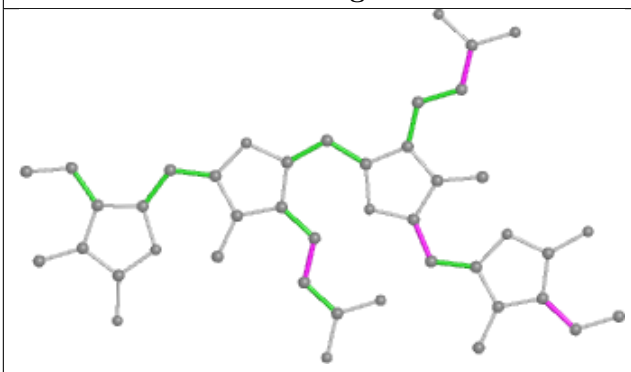

Torsions

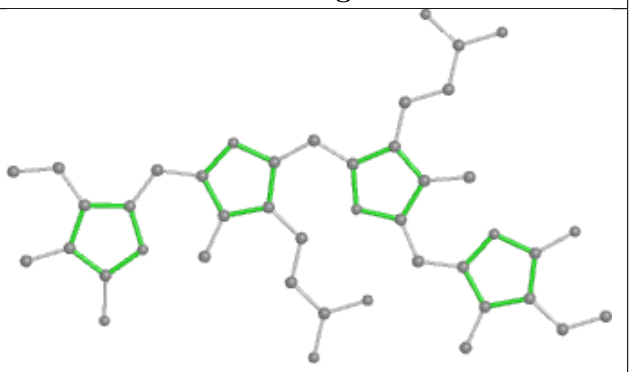

Rings

Ligand PEB eH 201

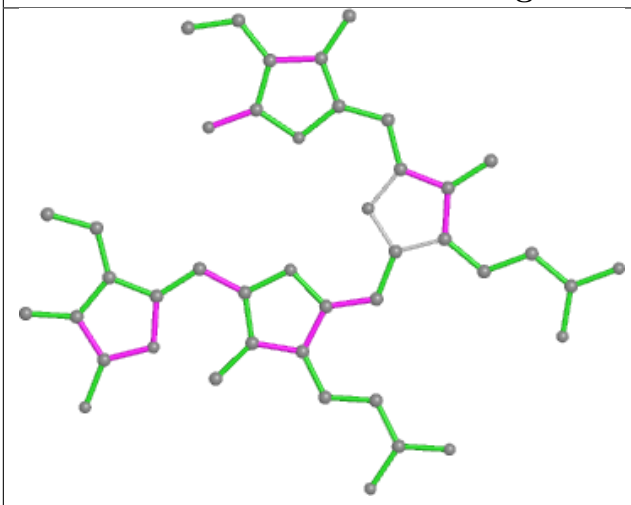

Bond lengths

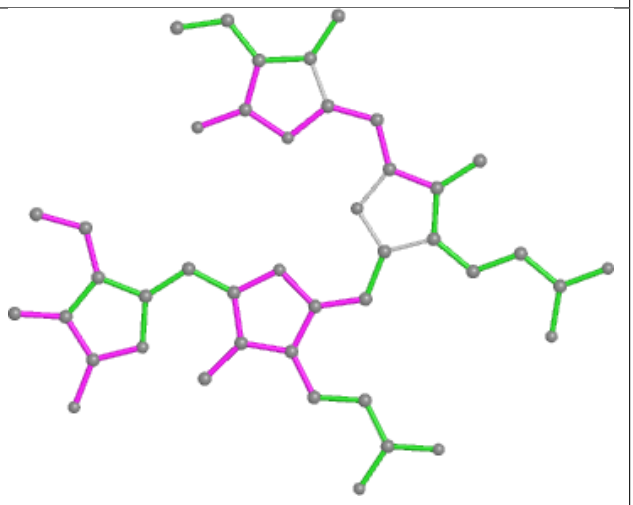

Bond angles

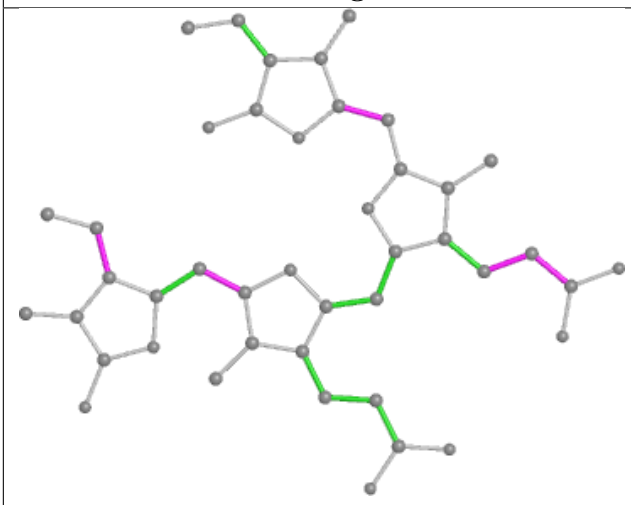

Torsions

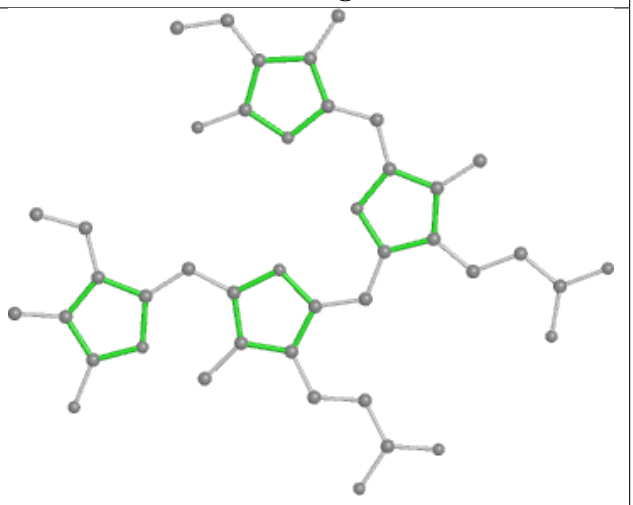

Rings

Ligand CLA 42 604

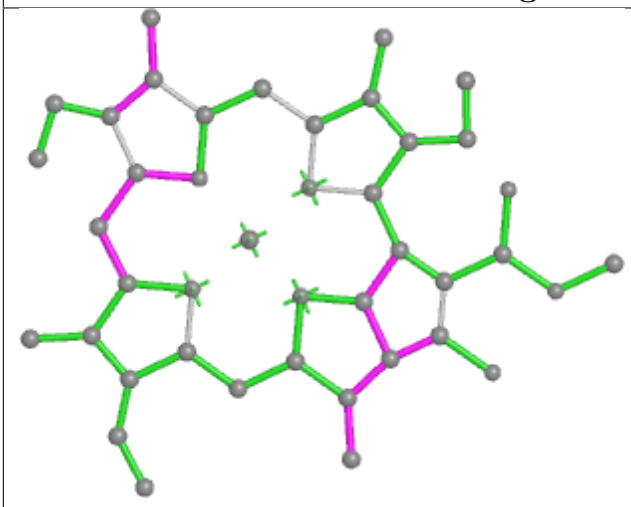

Bond lengths

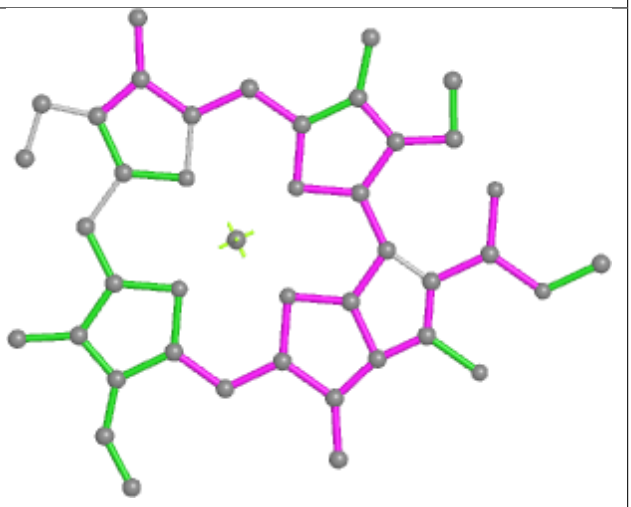

Bond angles

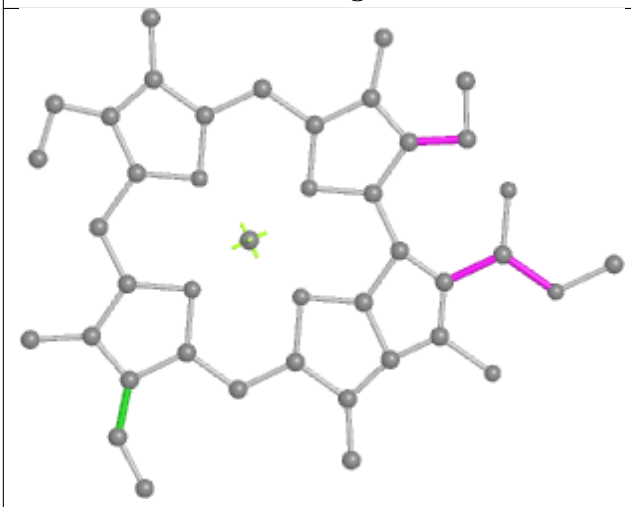

Torsions

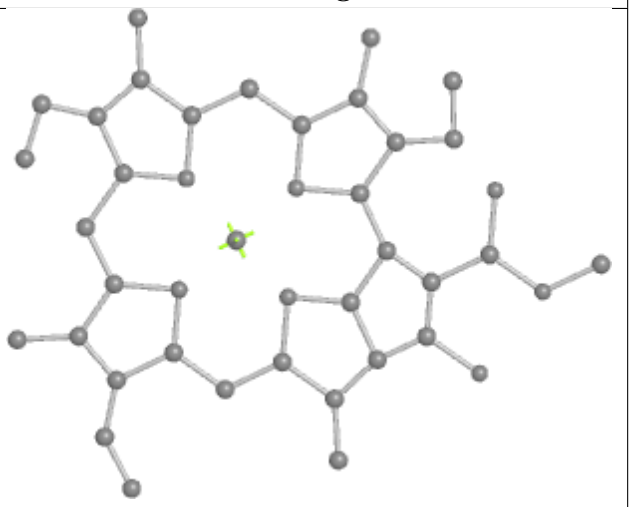

Rings

Ligand CLA BN 808

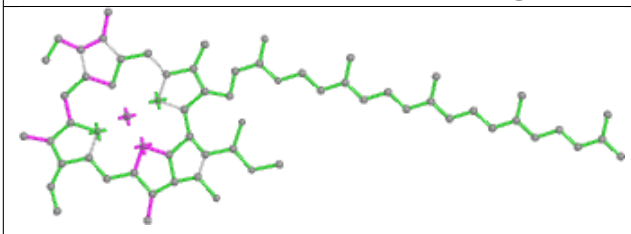

Bond lengths

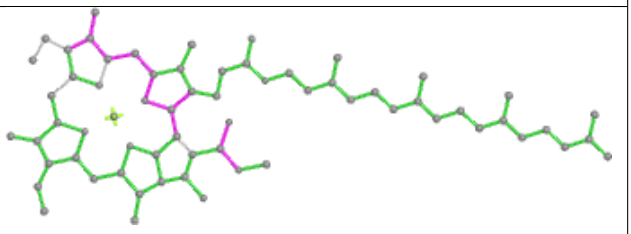

Bond angles

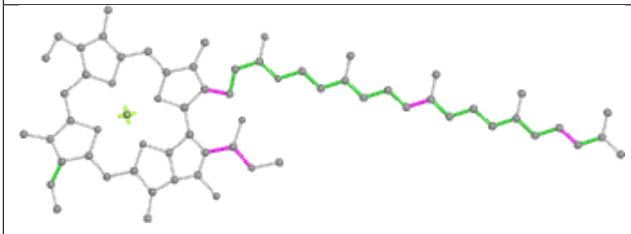

Torsions

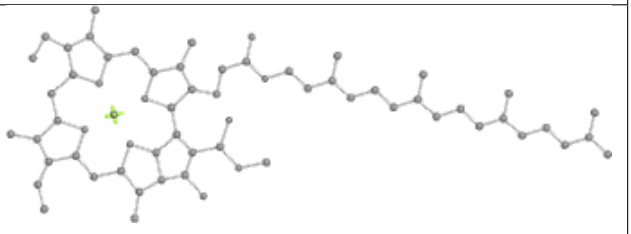

Rings

Ligand PEB VP 202

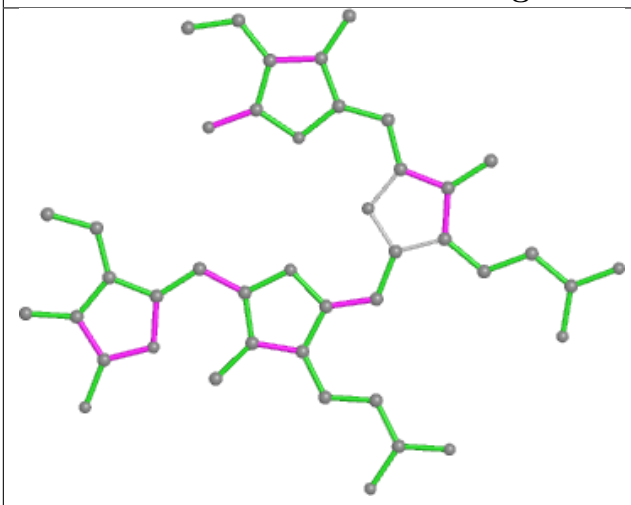

Bond lengths

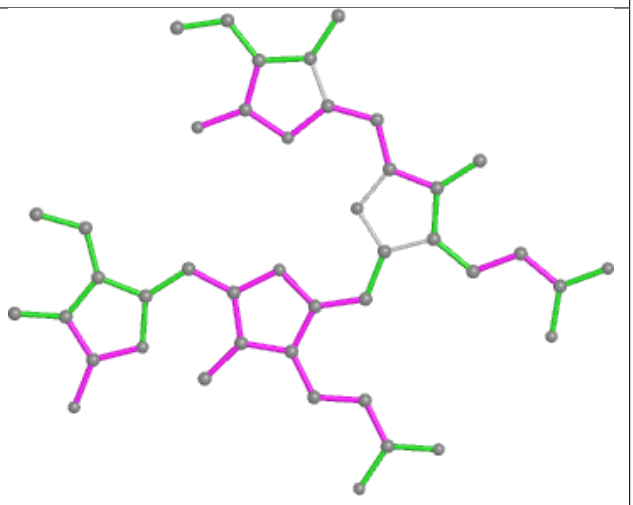

Bond angles

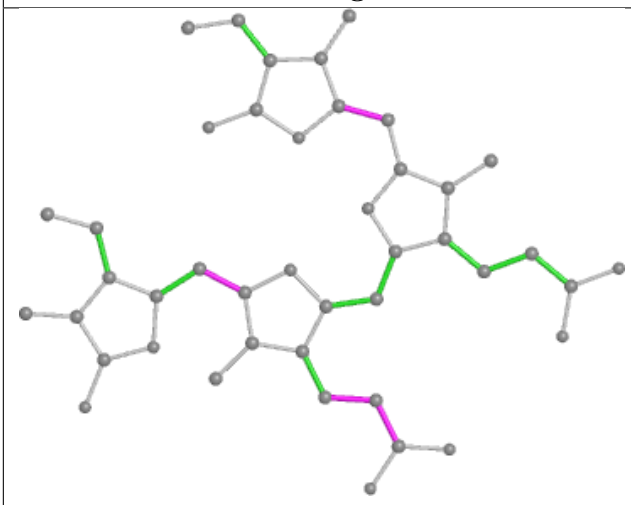

Torsions

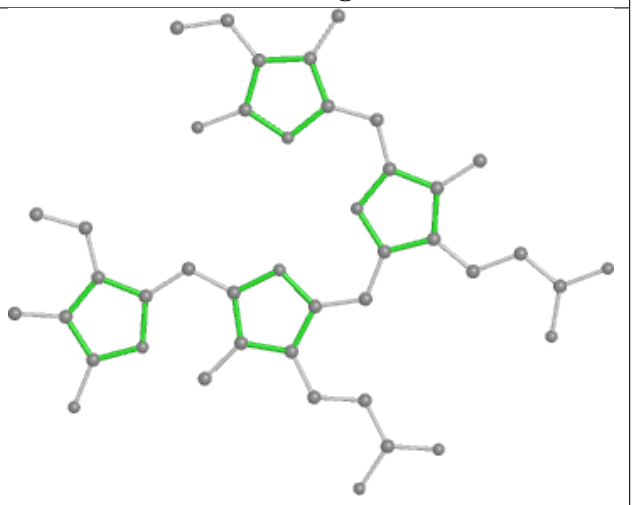

Rings

Ligand PEB L4 1002

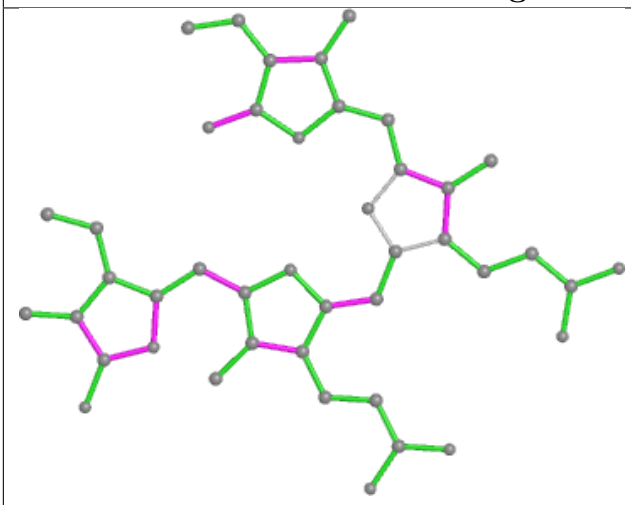

Bond lengths

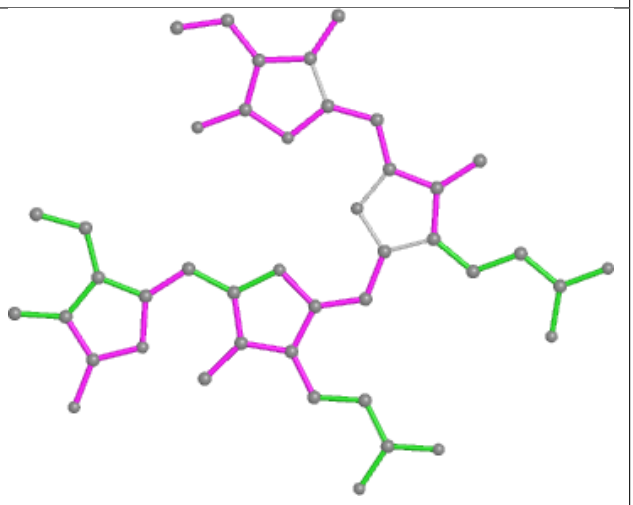

Bond angles

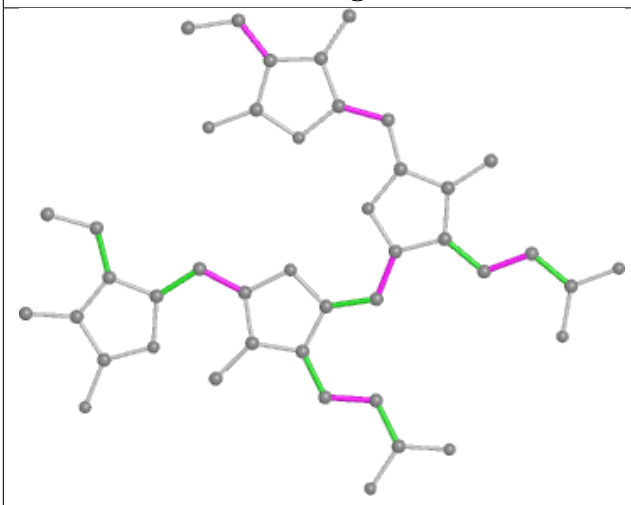

Torsions

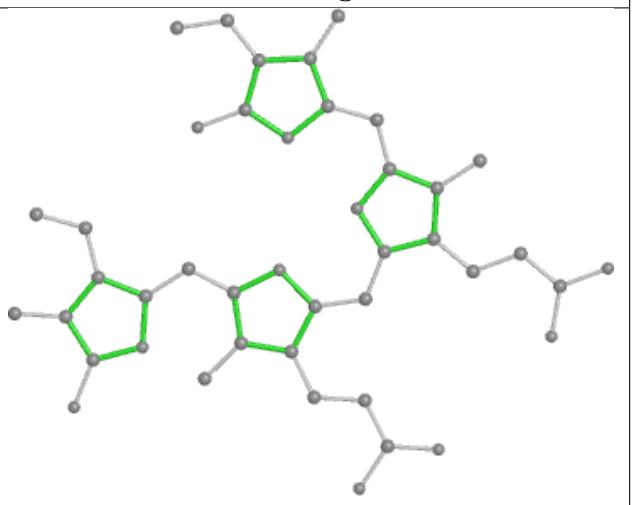

Rings

Ligand CLA CL 503

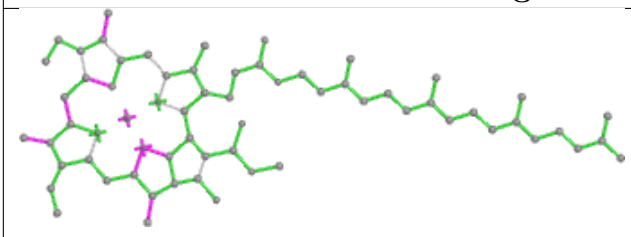

Bond lengths

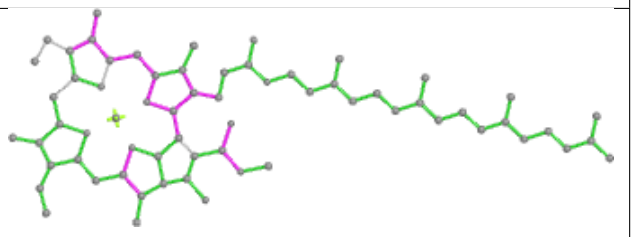

Bond angles

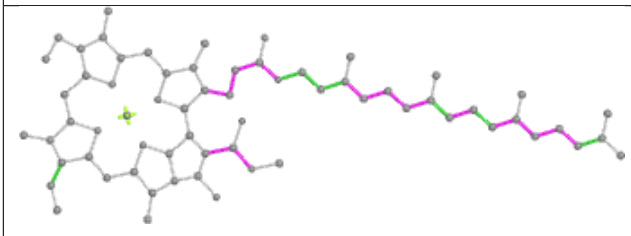

Torsions

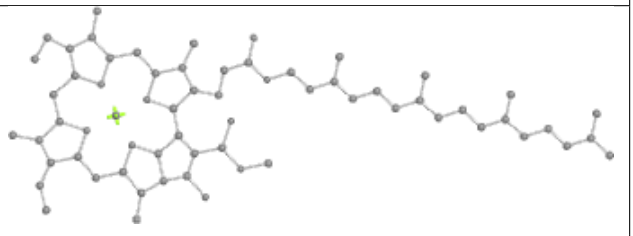

Rings

Ligand PEB Y4 202

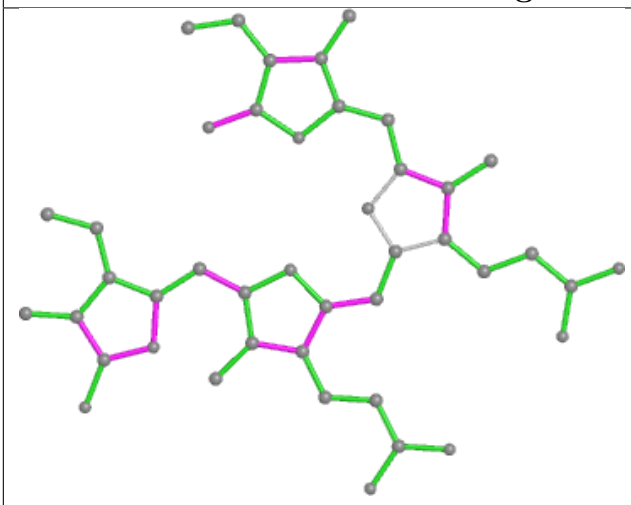

Bond lengths

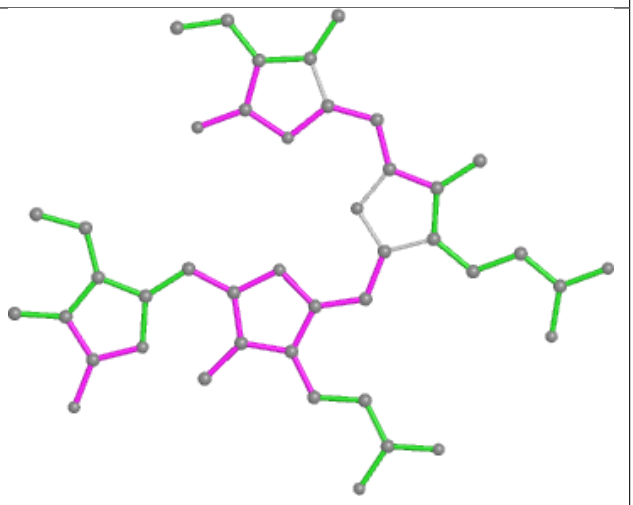

Bond angles

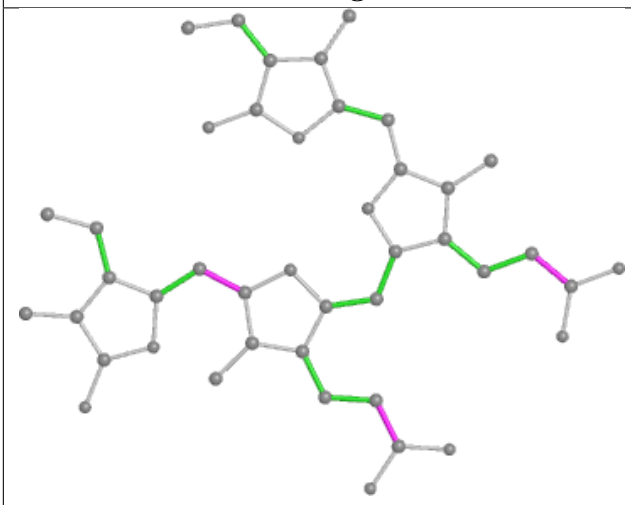

Torsions

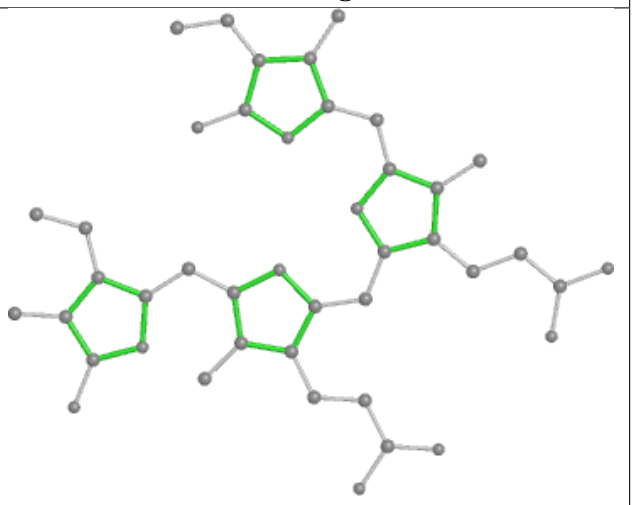

Rings

Ligand CLA 6N 608

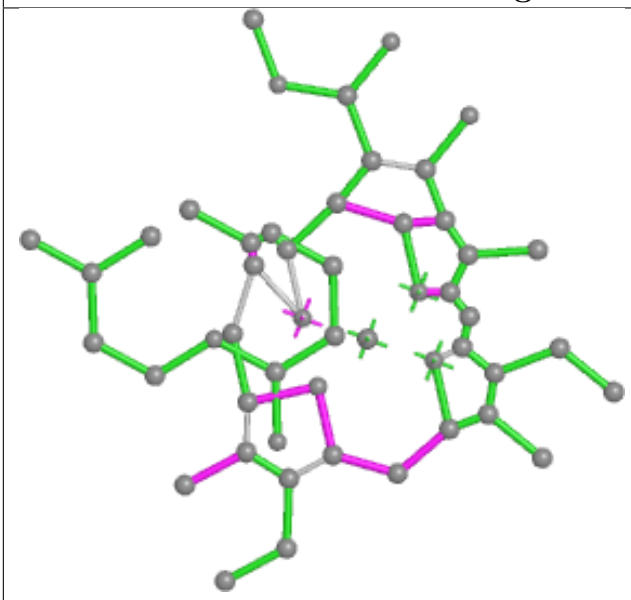

Bond lengths

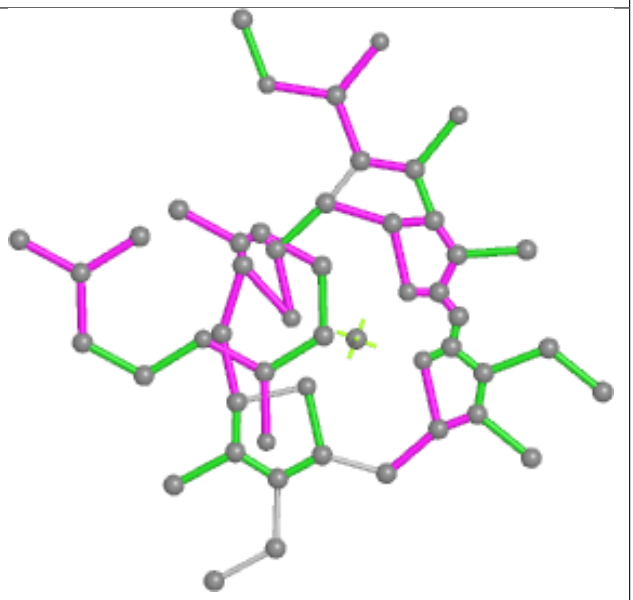

Bond angles

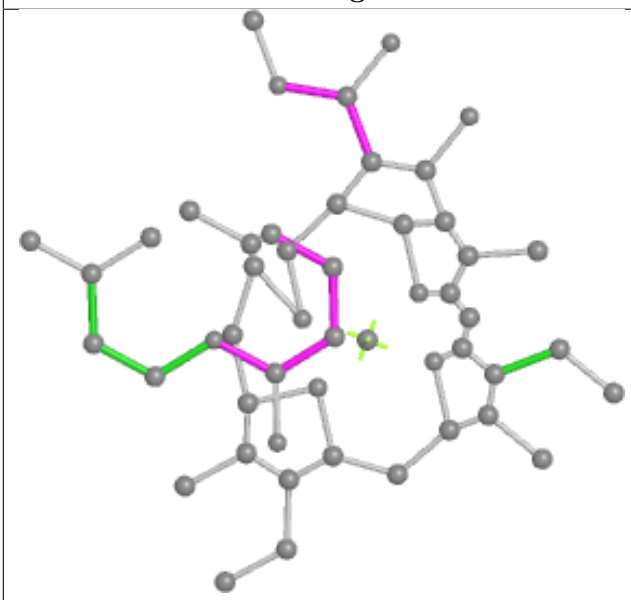

Torsions

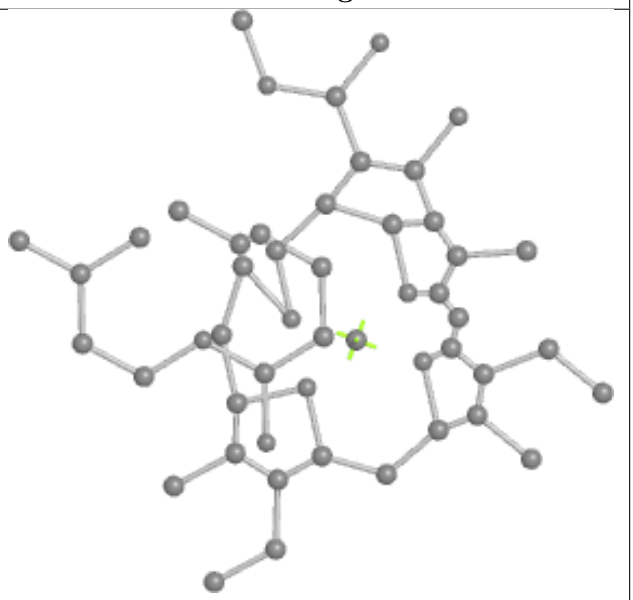

Rings

Ligand DGD CL 520

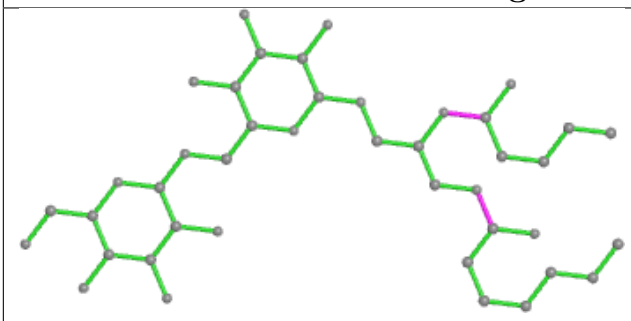

Bond lengths

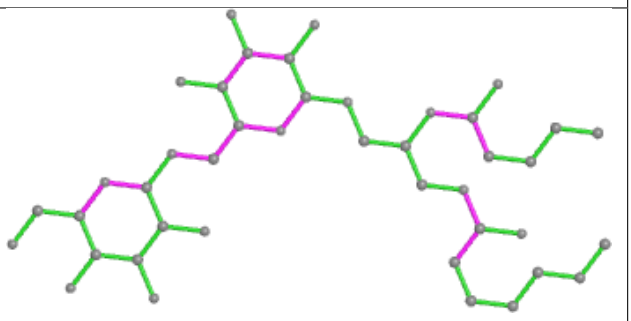

Bond angles

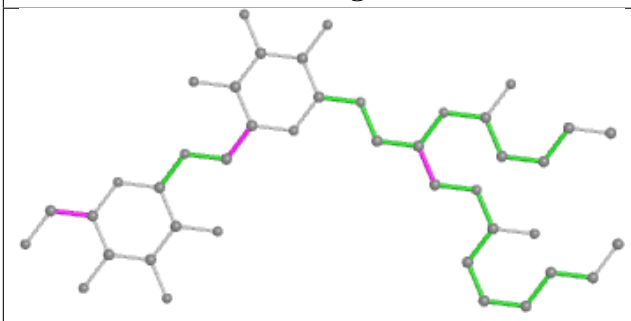

Torsions

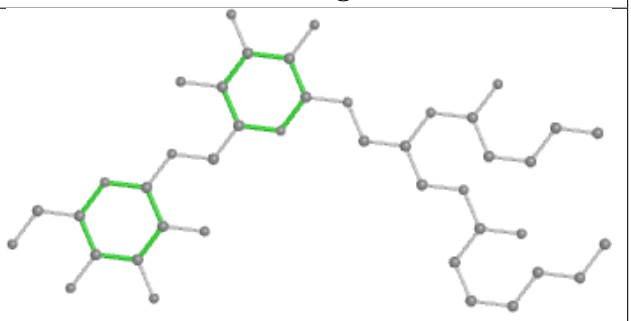

Rings

Ligand PEB WI 201

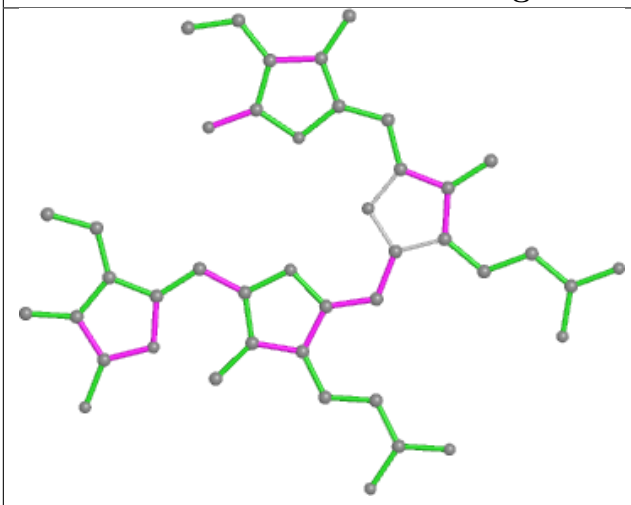

Bond lengths

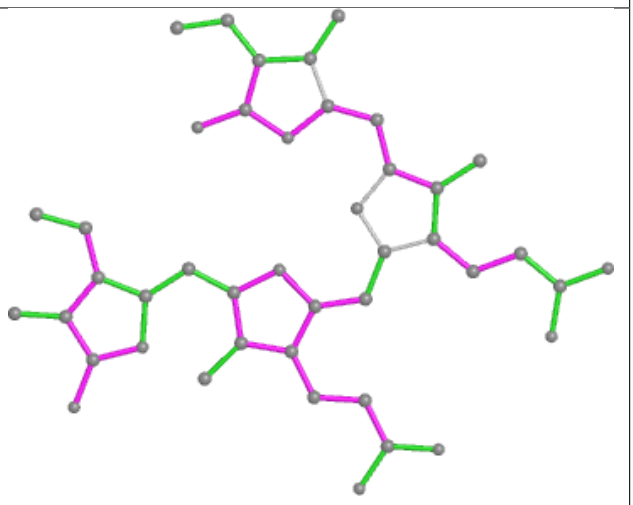

Bond angles

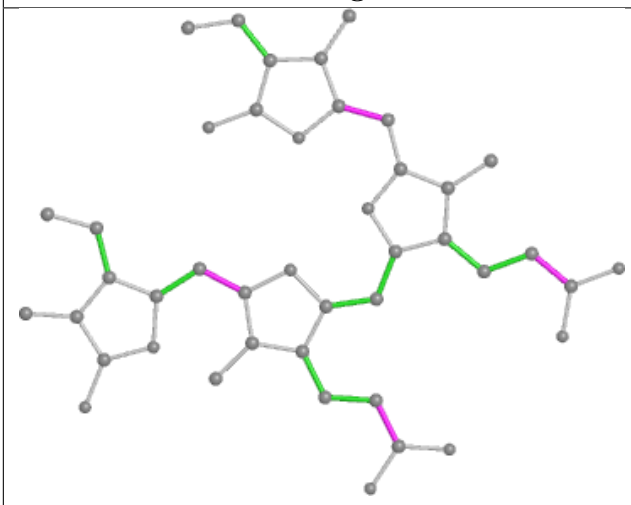

Torsions

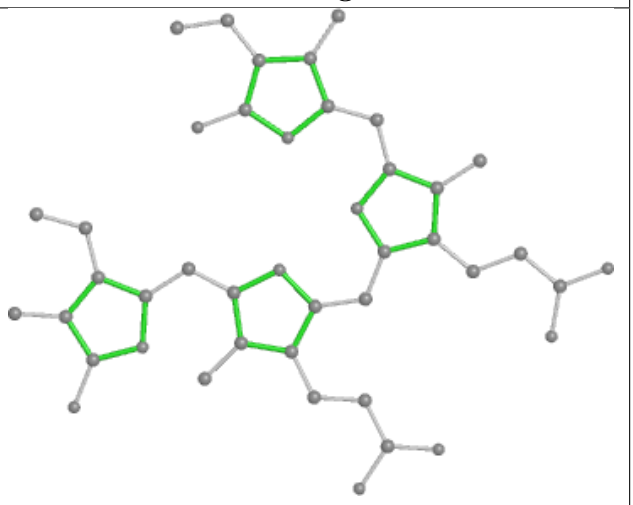

Rings

Ligand CLA cL 507

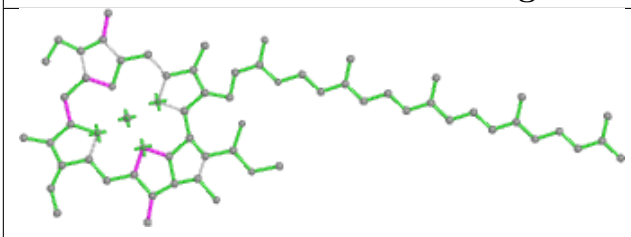

Bond lengths

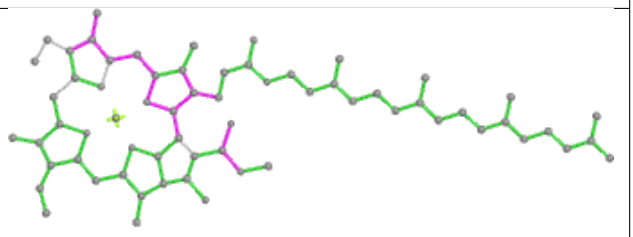

Bond angles

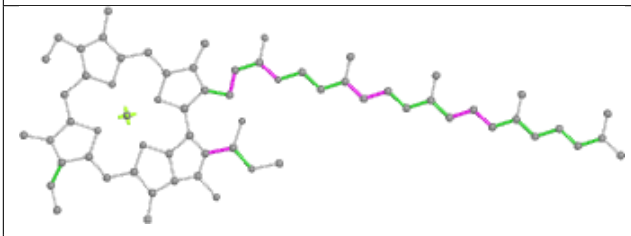

Torsions

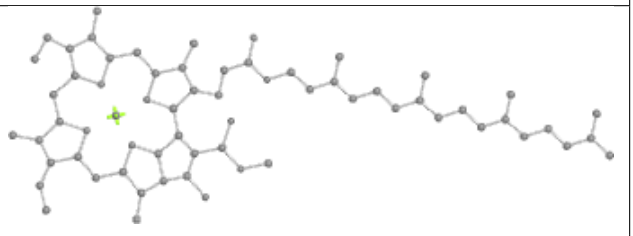

Rings

Ligand BCR B2 839

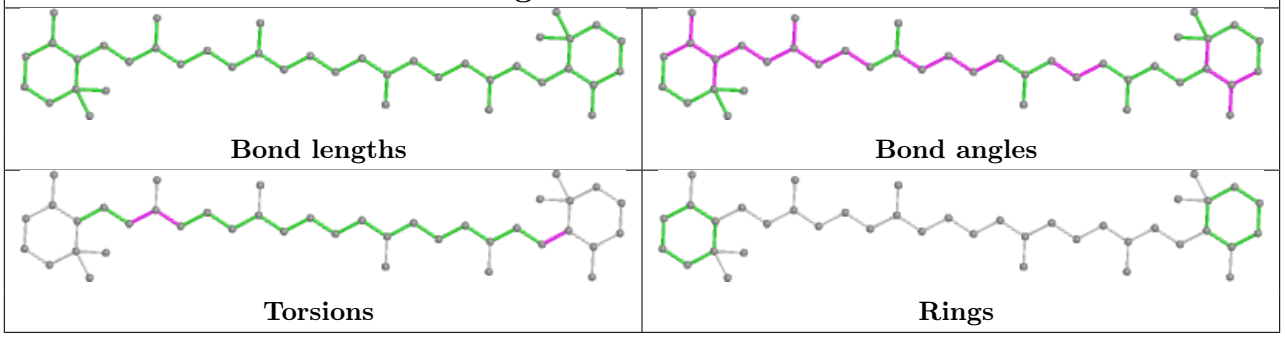

Ligand CYC BG 1002

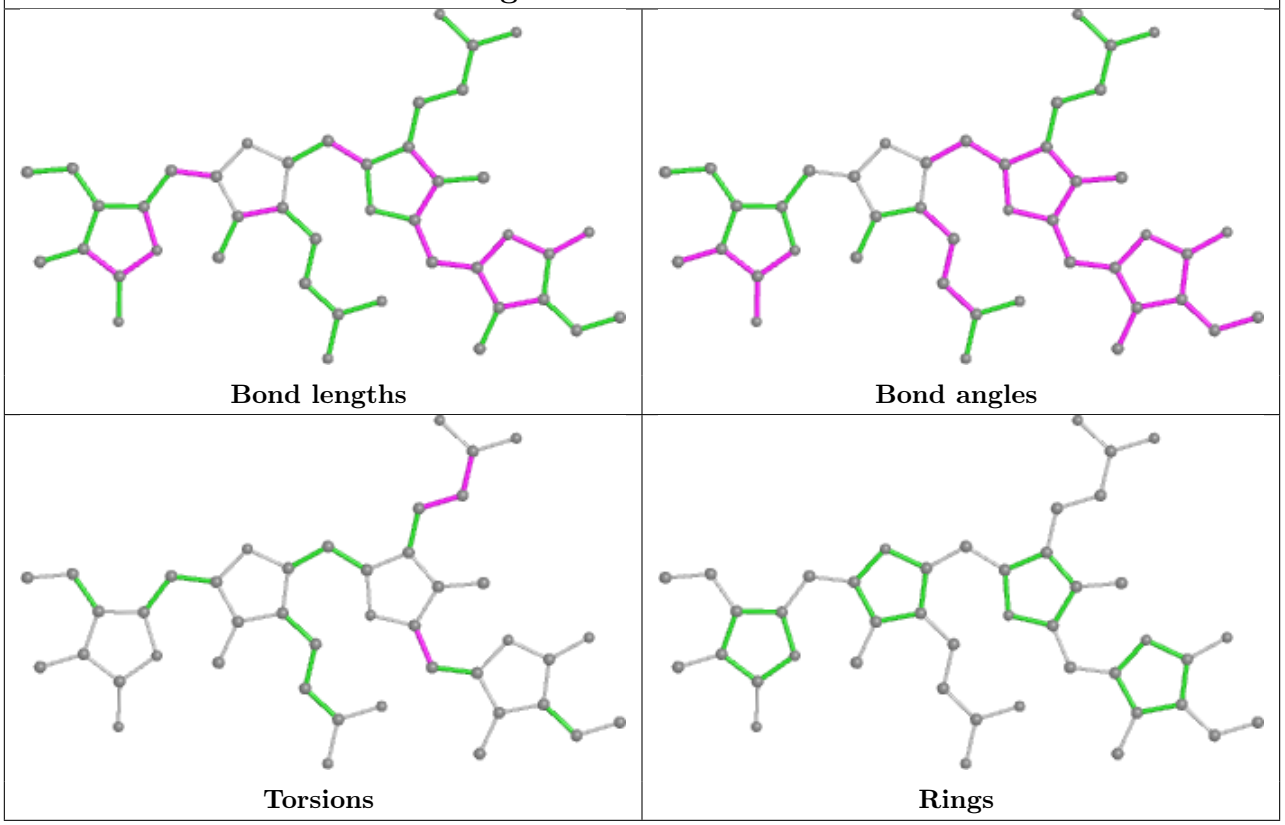

Ligand CLA A2 850

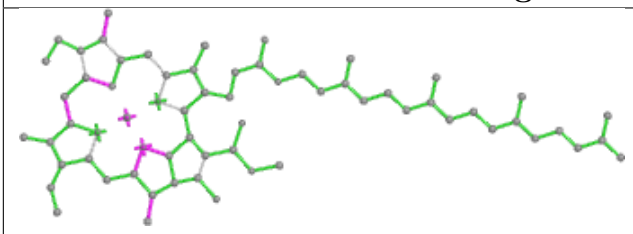

Bond lengths

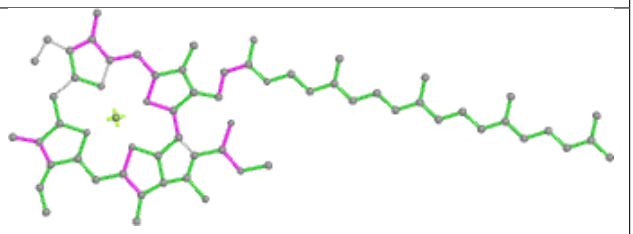

Bond angles

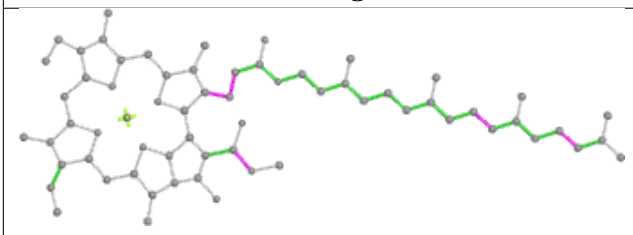

Torsions

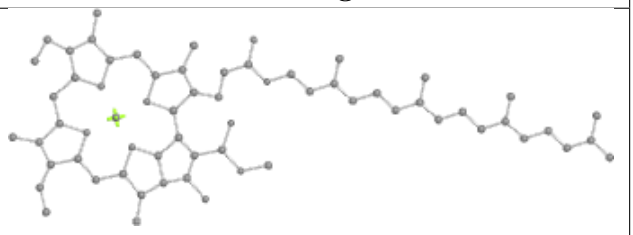

Rings

Ligand CLA bL 621

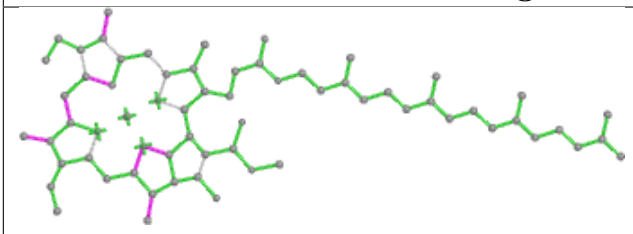

Bond lengths

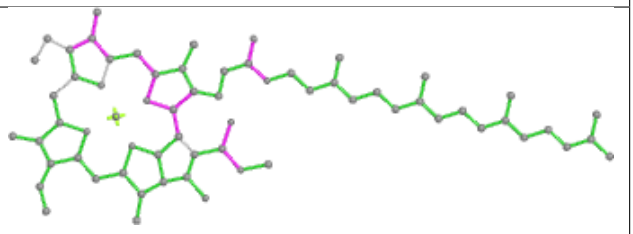

Bond angles

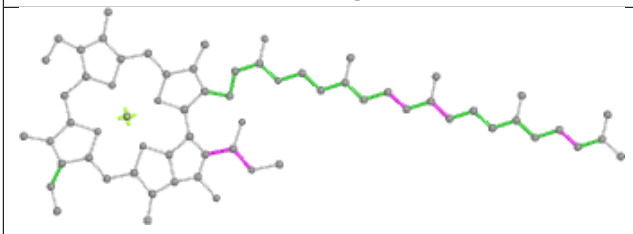

Torsions

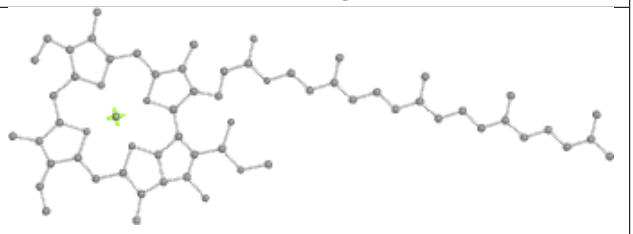

Rings

Ligand CLA 1N 606

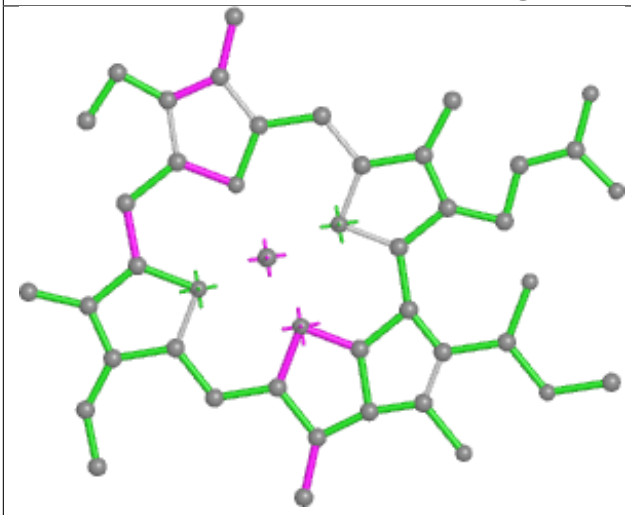

Bond lengths

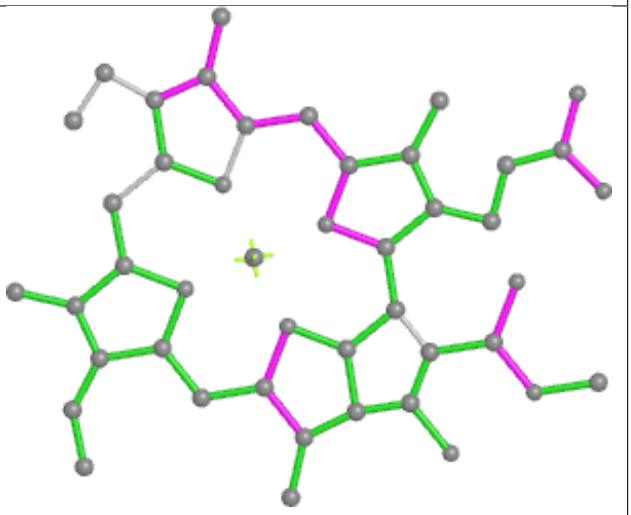

Bond angles

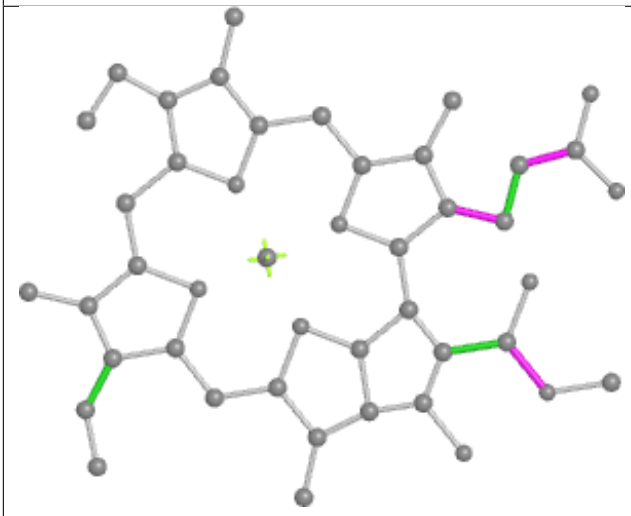

Torsions

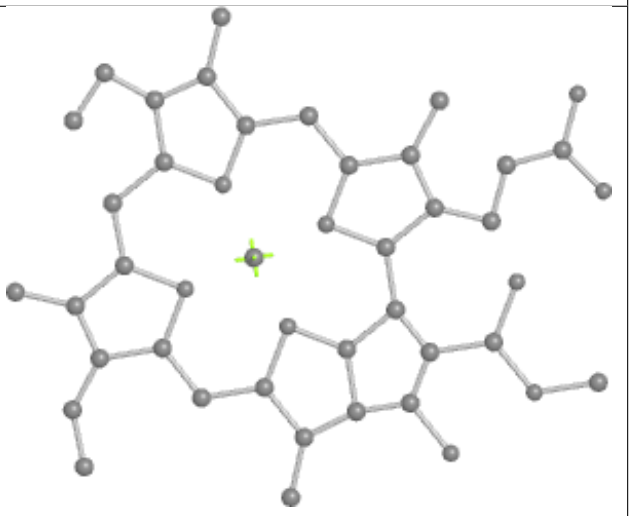

Rings

Ligand LHG dL 408

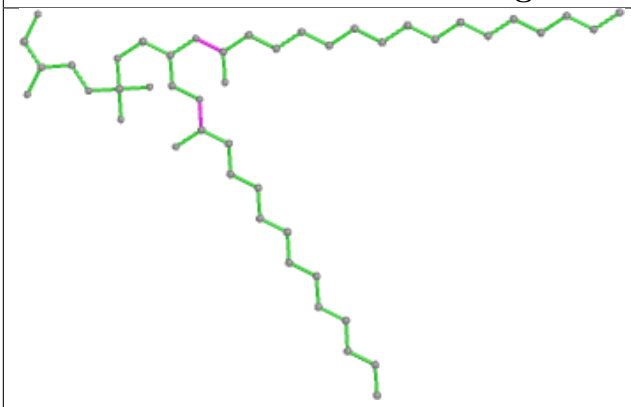

Bond lengths

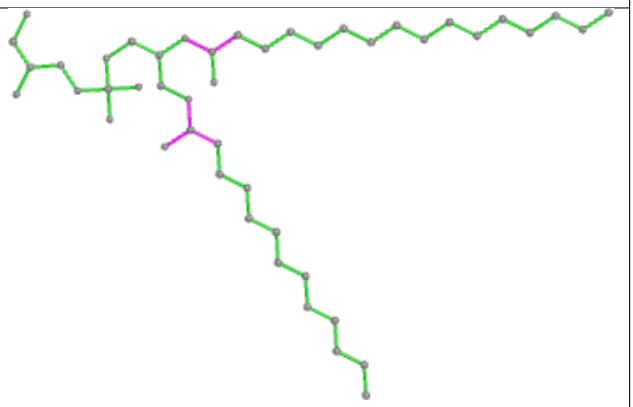

Bond angles

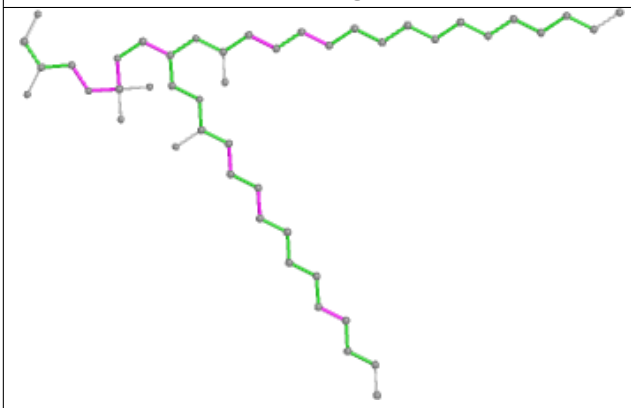

Torsions

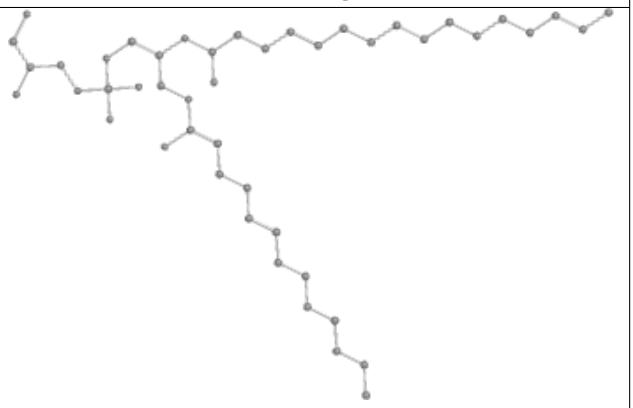

Rings

Ligand PEB dG 204

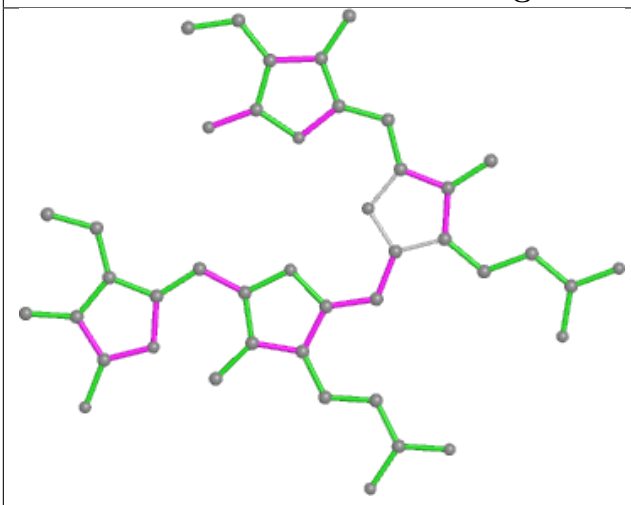

Bond lengths

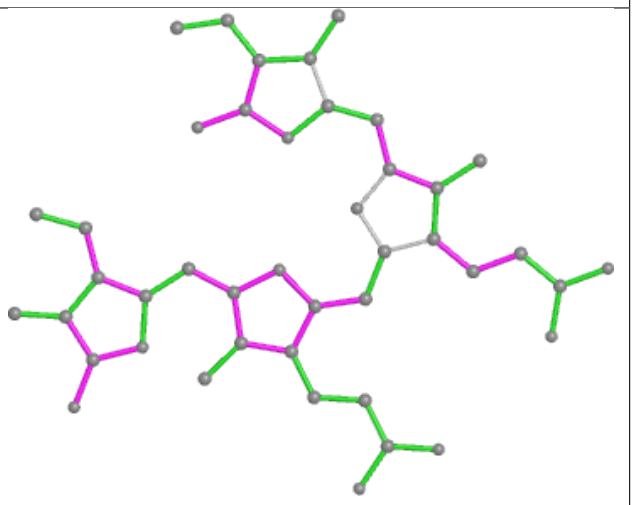

Bond angles

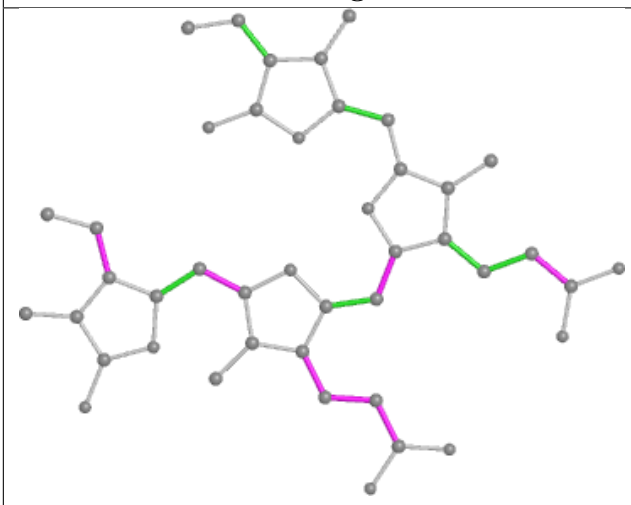

Torsions

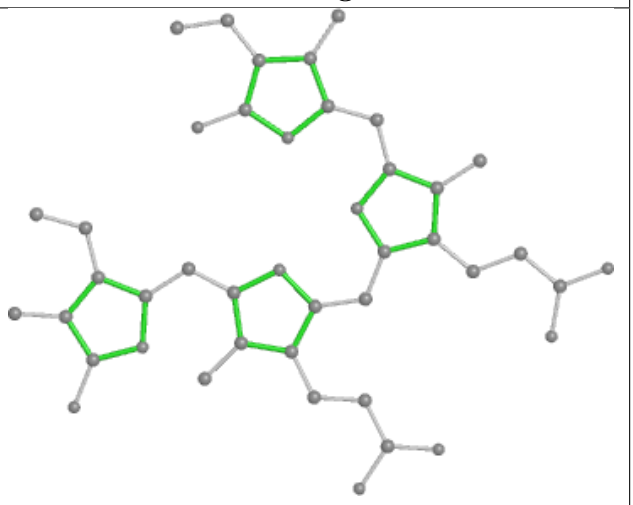

Rings

Ligand CLA 8N 304

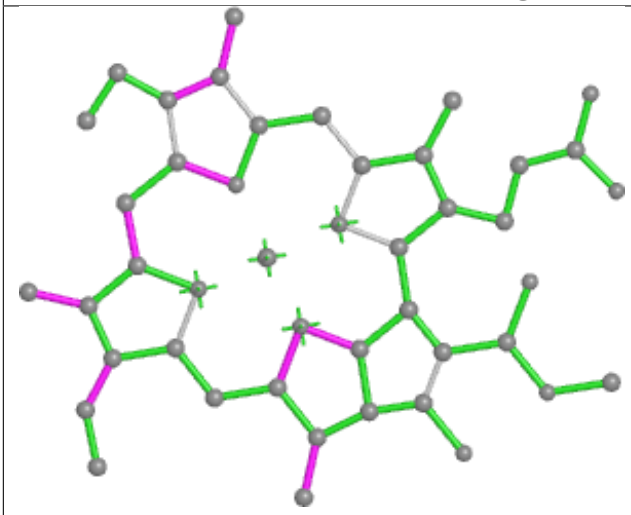

Bond lengths

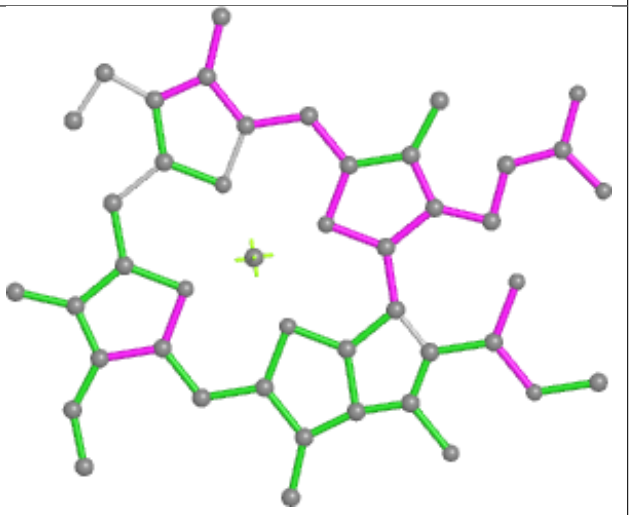

Bond angles

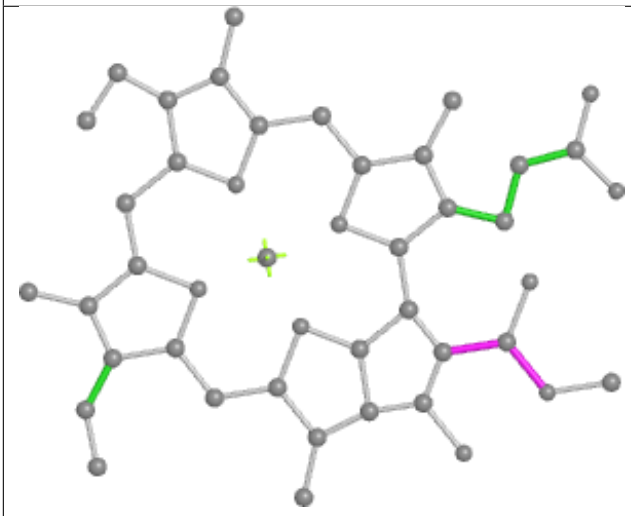

Torsions

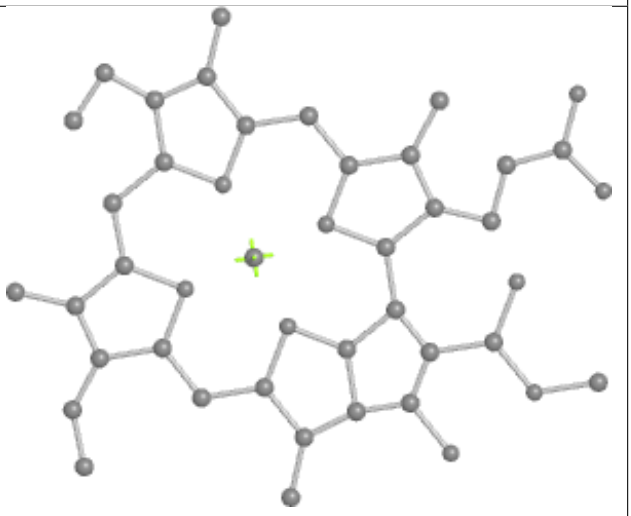

Rings

Ligand CYC T3 1001

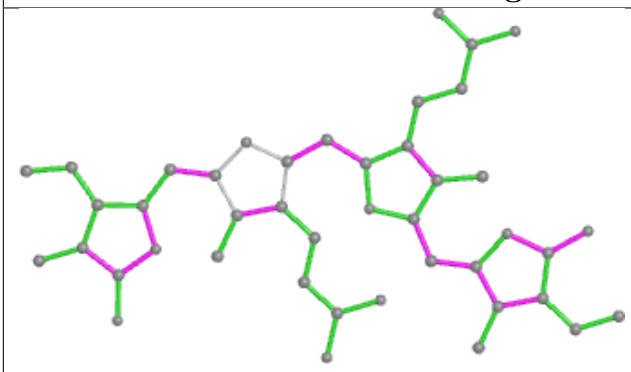

Bond lengths

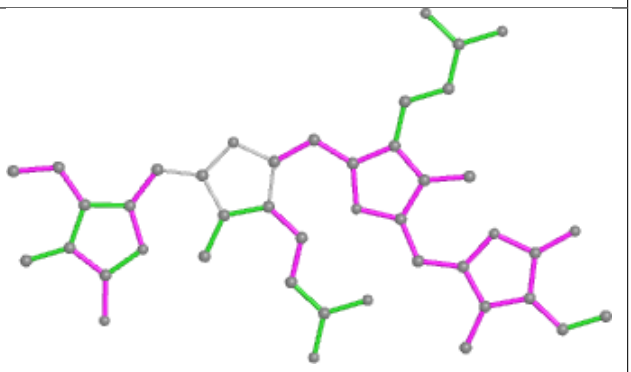

Bond angles

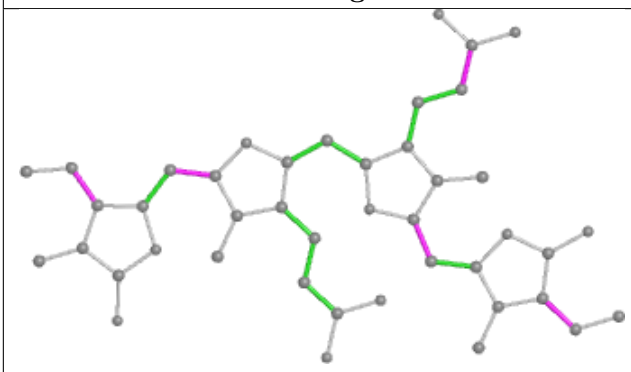

Torsions

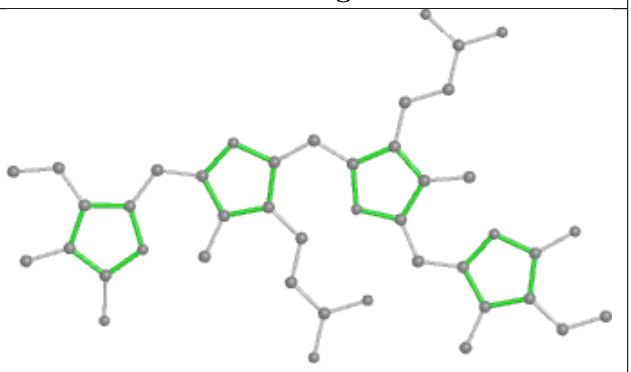

Rings

Ligand DGD C6 521

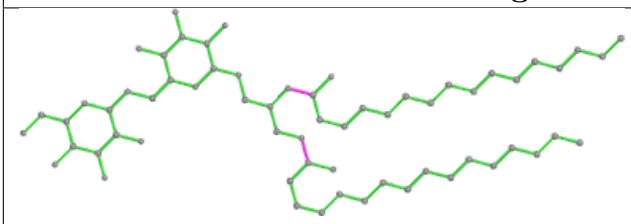

Bond lengths

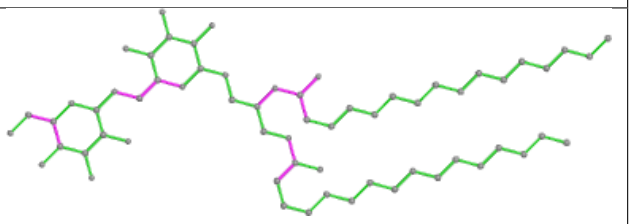

Bond angles

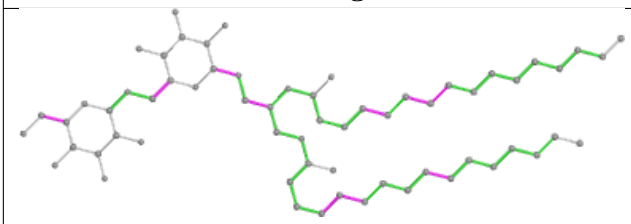

Torsions

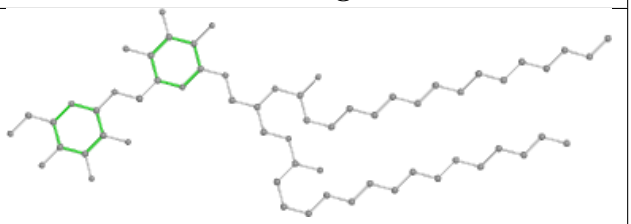

Rings

Ligand PEB 1C 202

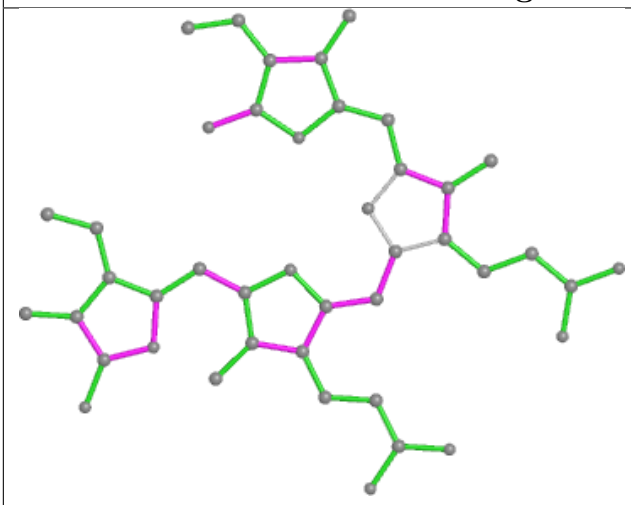

Bond lengths

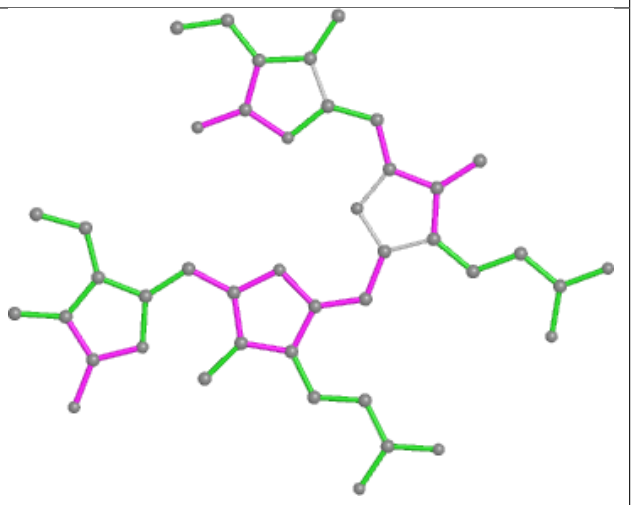

Bond angles

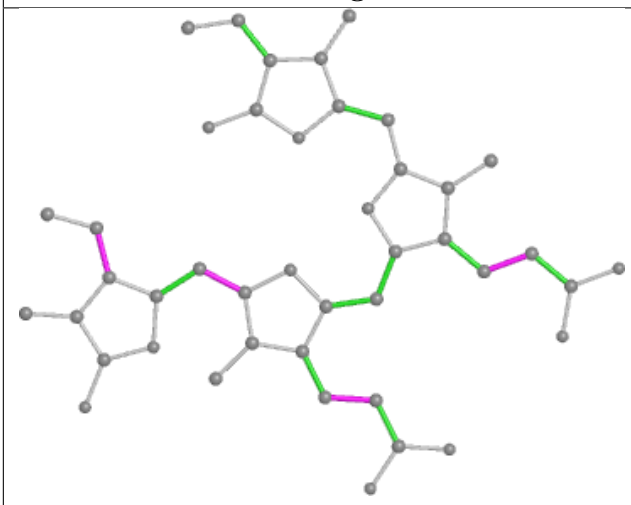

Torsions

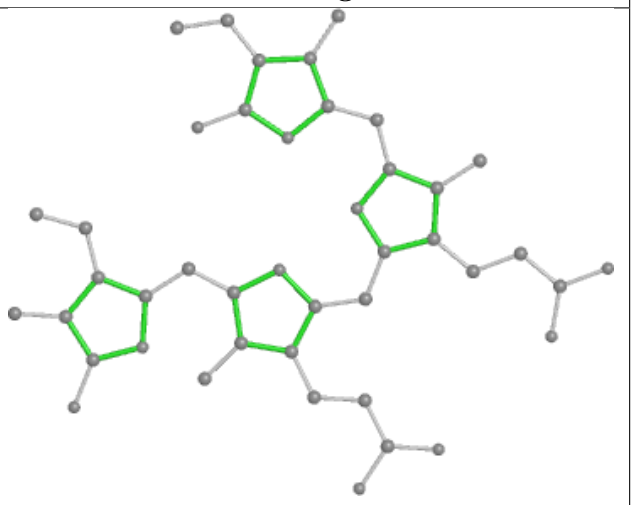

Rings

Ligand CLA 8N 302

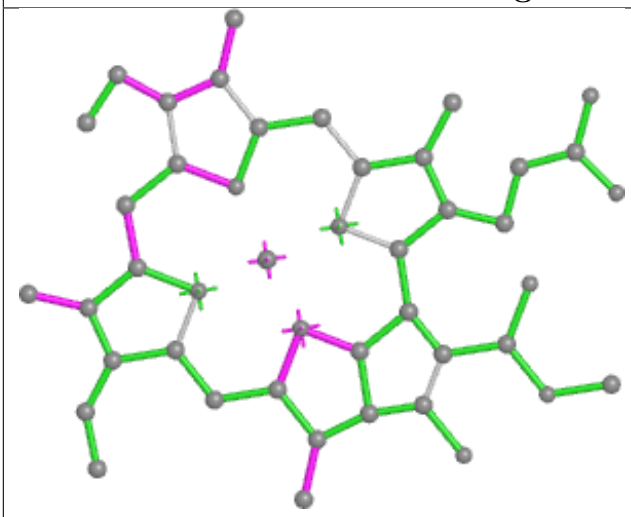

Bond lengths

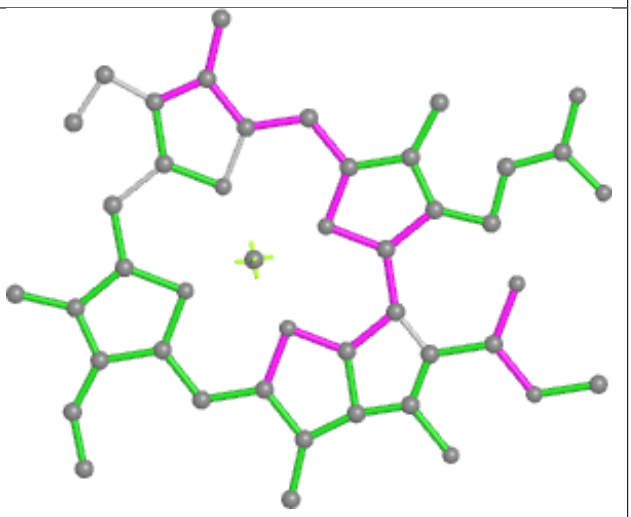

Bond angles

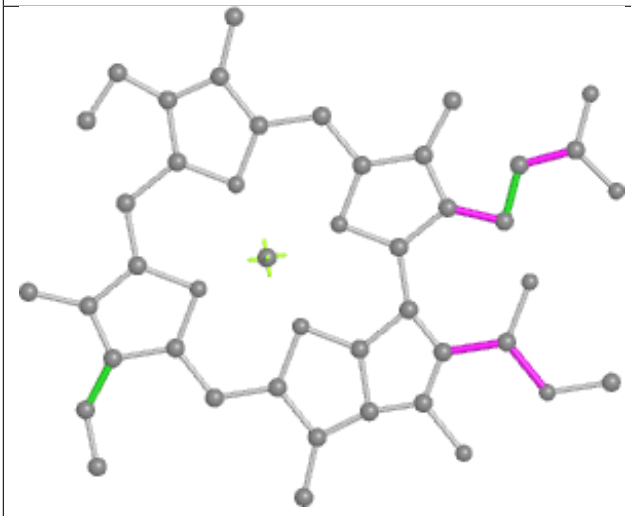

Torsions

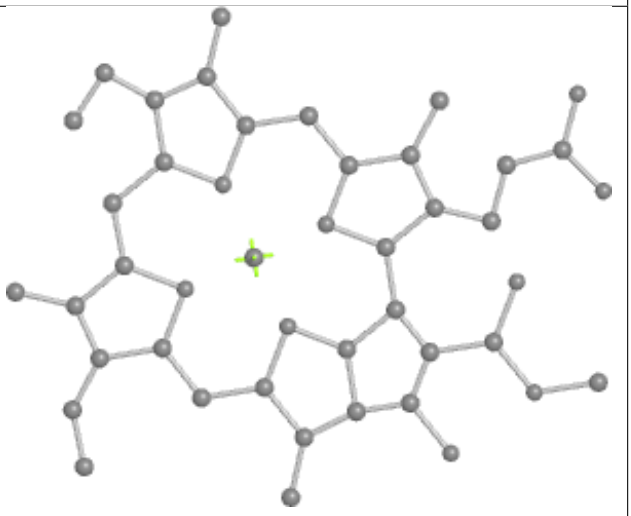

Rings

Ligand CLA 42 602

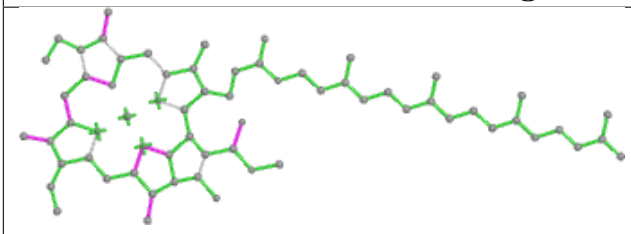

Bond lengths

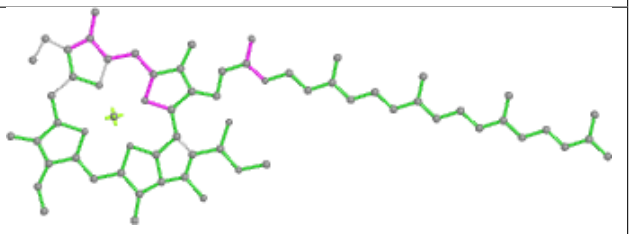

Bond angles

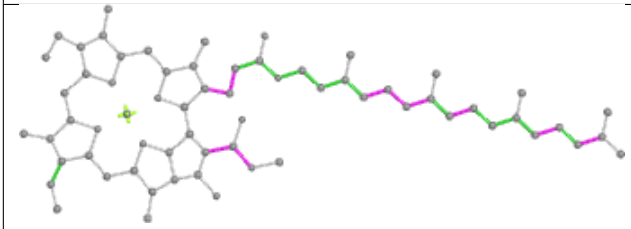

Torsions

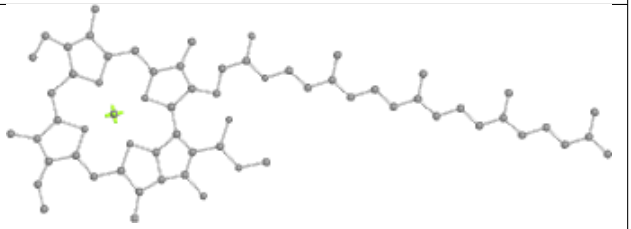

Rings

Ligand PEB SA 201

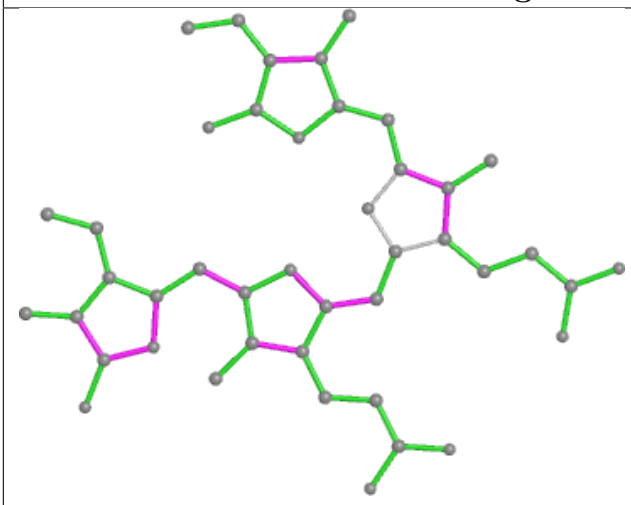

Bond lengths

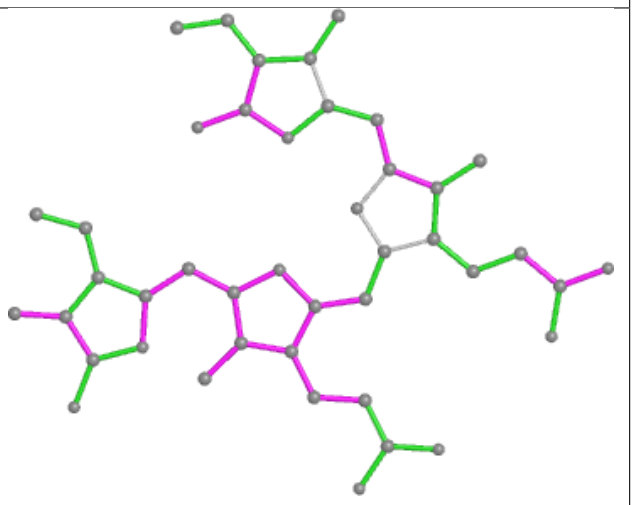

Bond angles

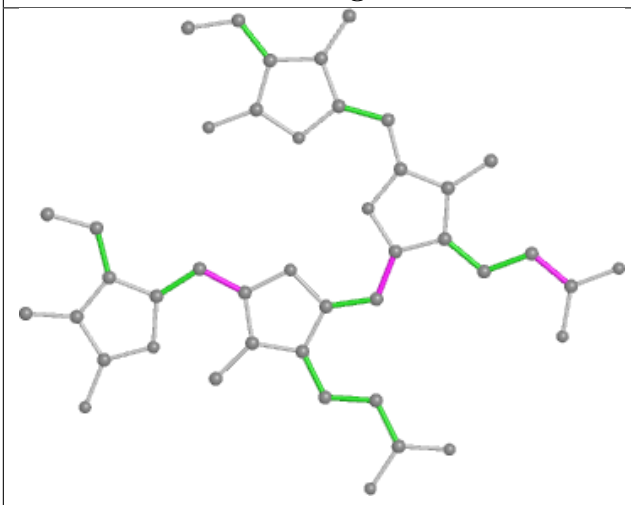

Torsions

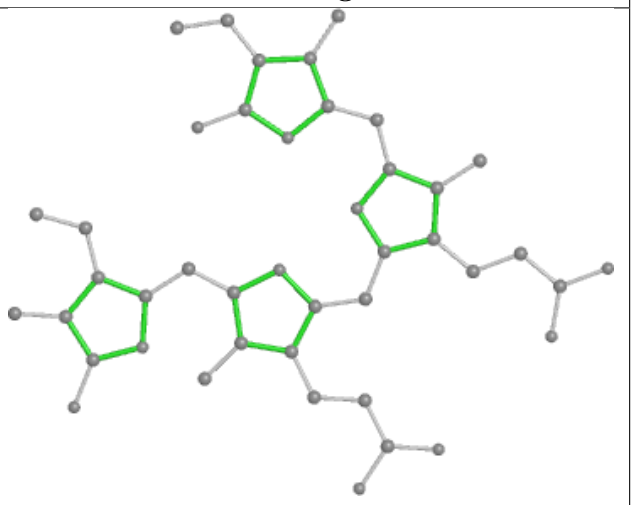

Rings

Ligand CLA B2 831

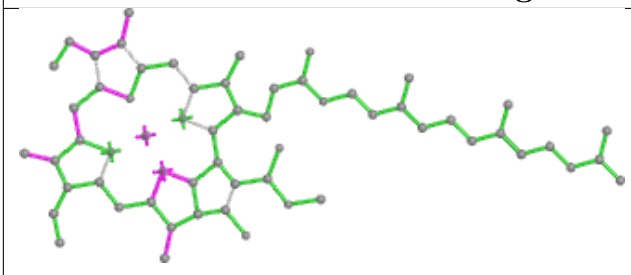

Bond lengths

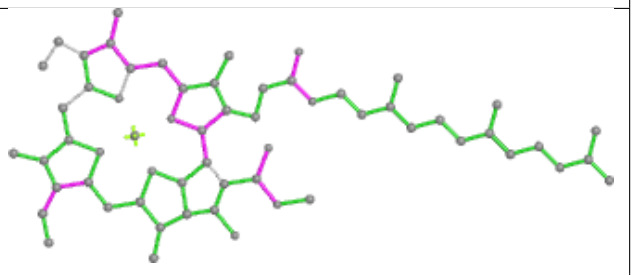

Bond angles

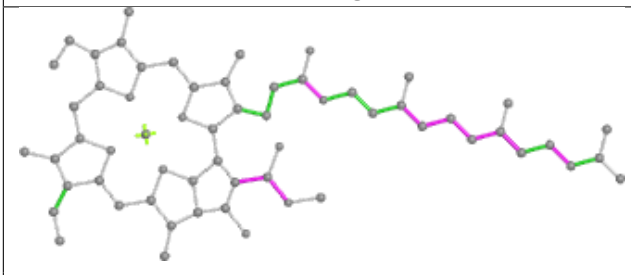

Torsions

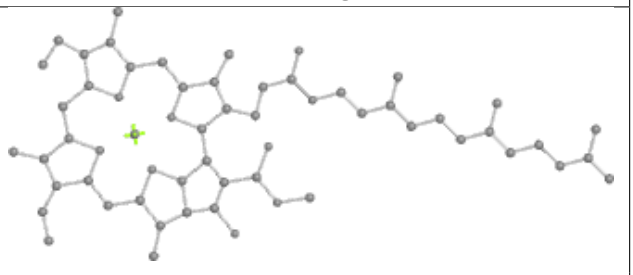

Rings

Ligand PEB N9 202

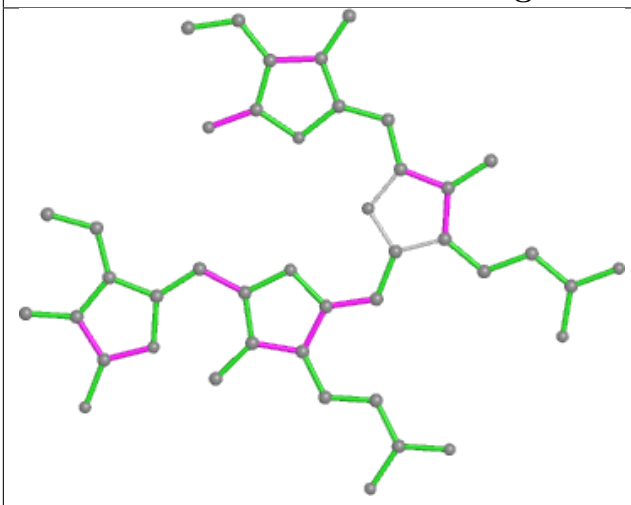

Bond lengths

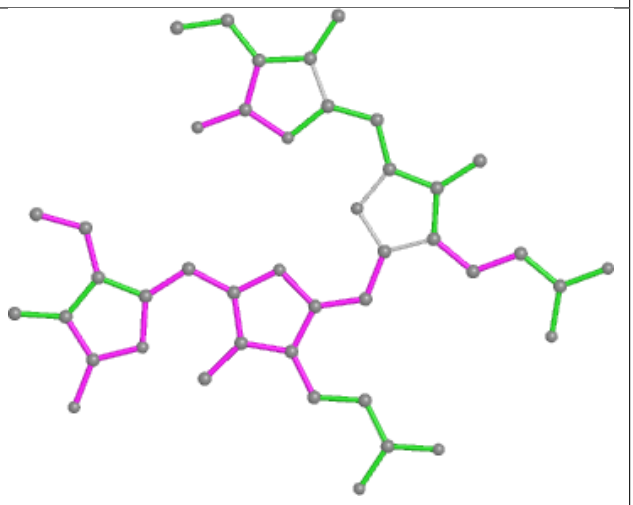

Bond angles

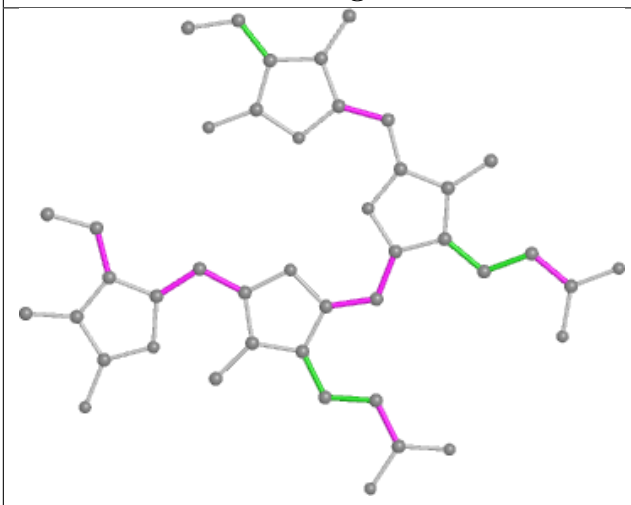

Torsions

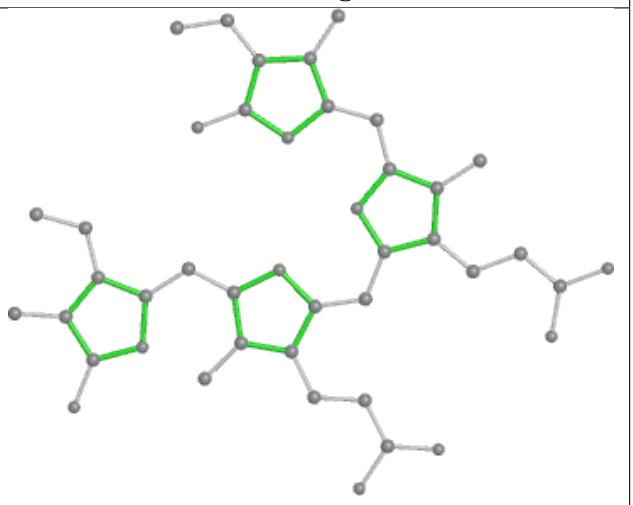

Rings

Ligand PEB UK 201

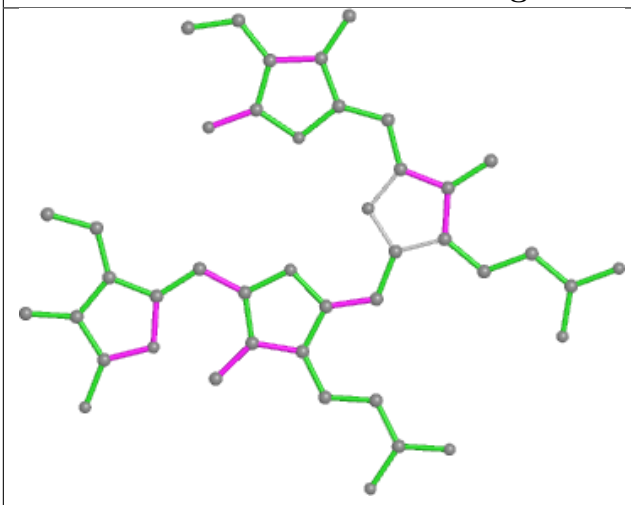

Bond lengths

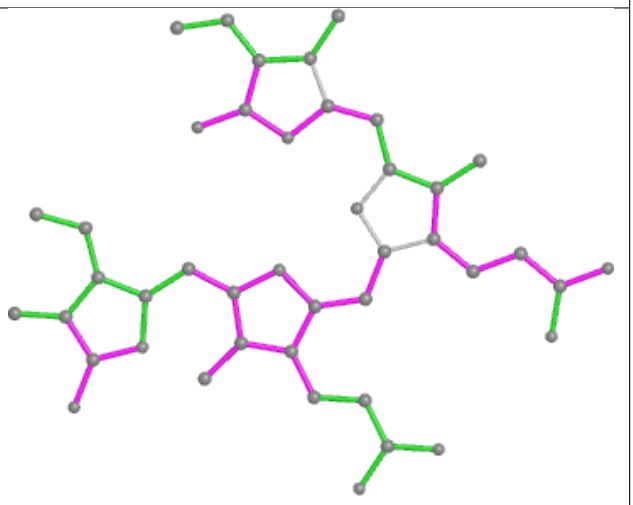

Bond angles

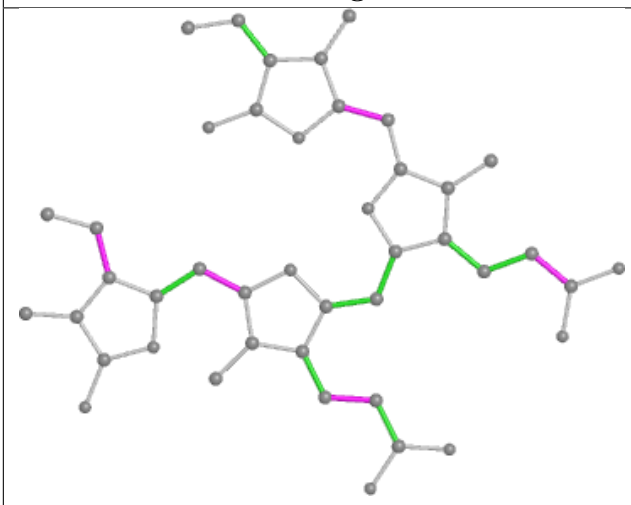

Torsions

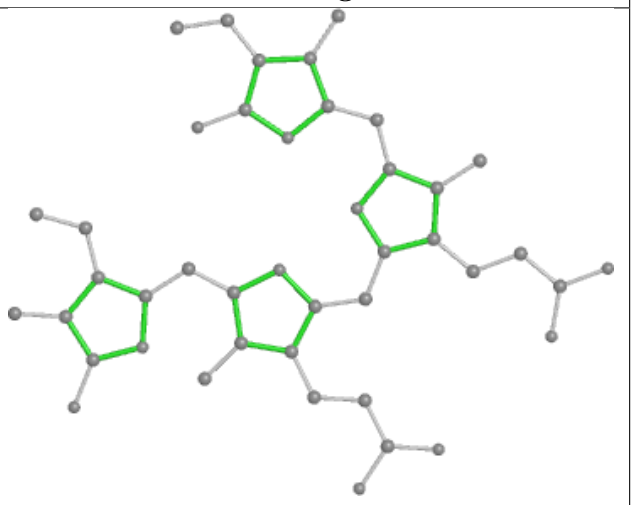

Rings

Ligand PEB HA 201

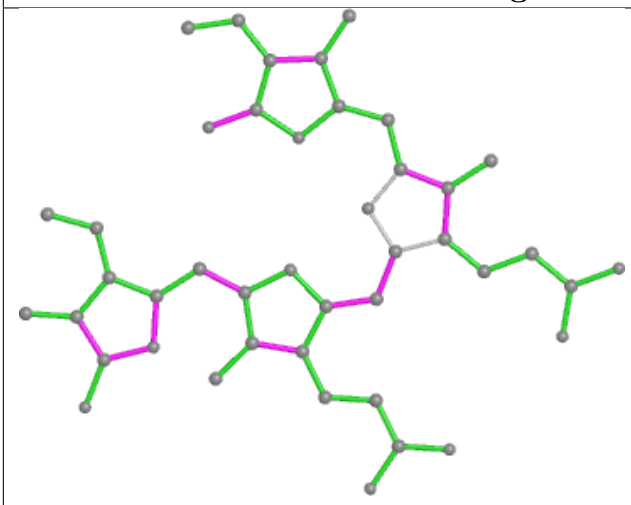

Bond lengths

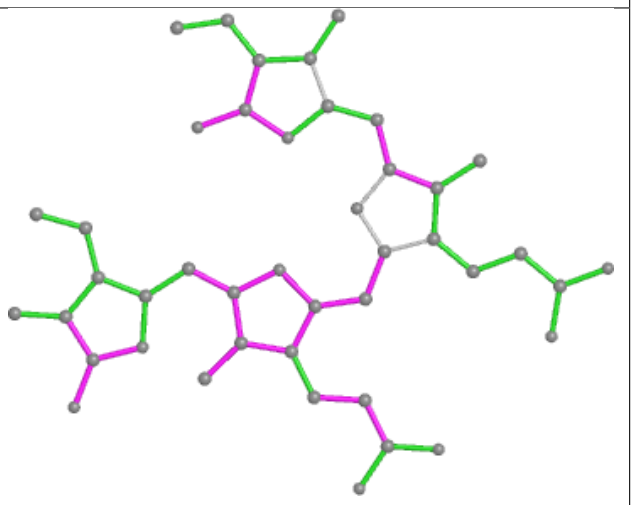

Bond angles

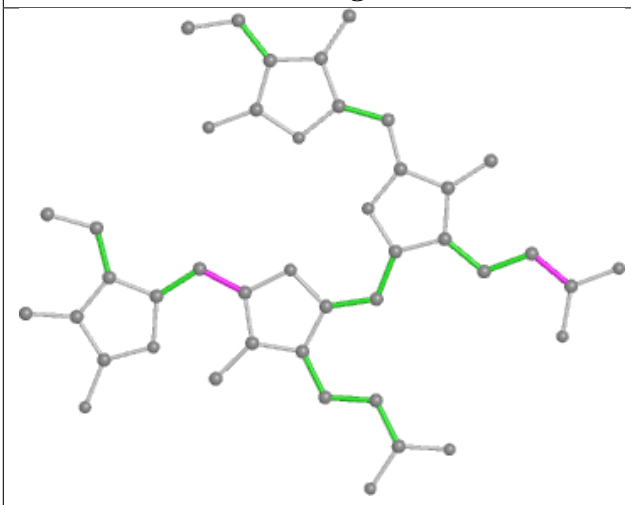

Torsions

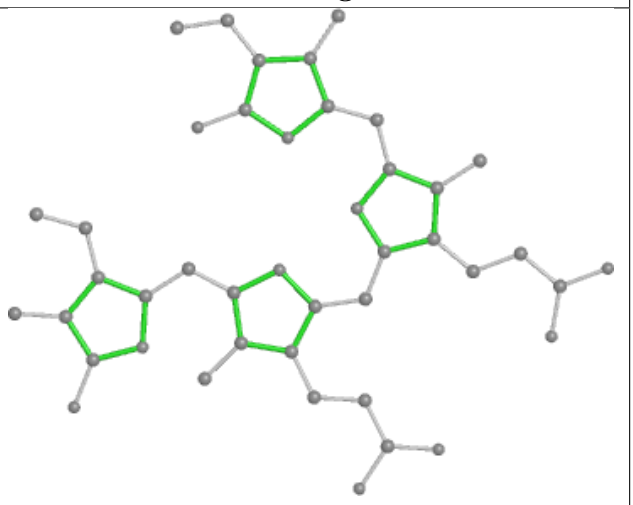

Rings

Ligand CLA AN 852

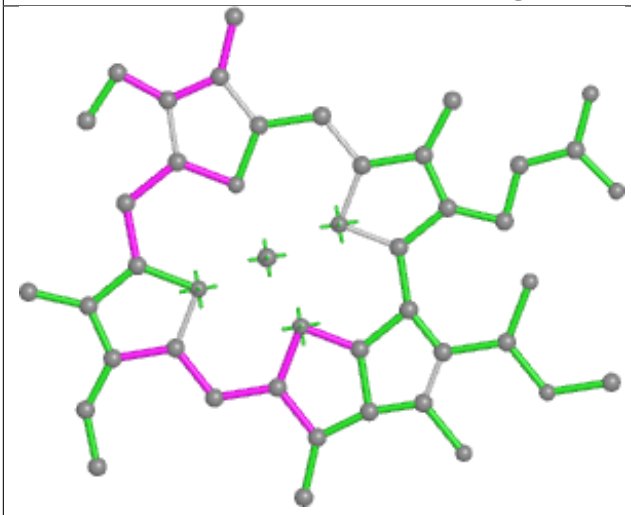

Bond lengths

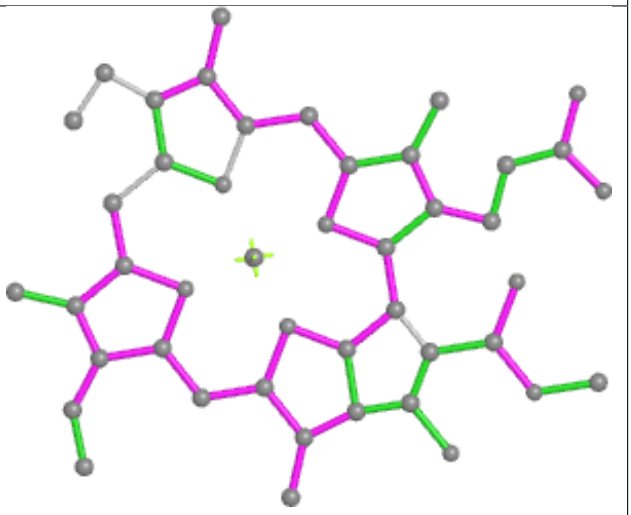

Bond angles

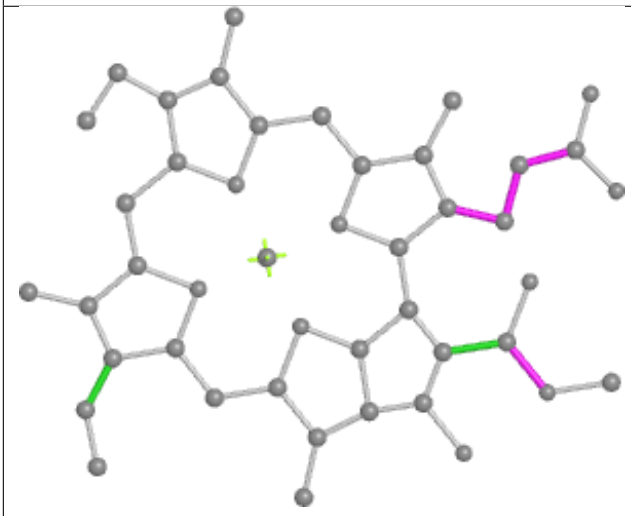

Torsions

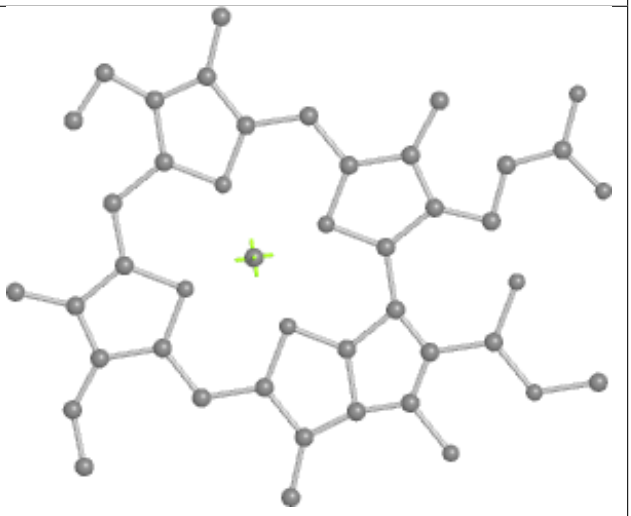

Rings

Ligand CYC GO 1001

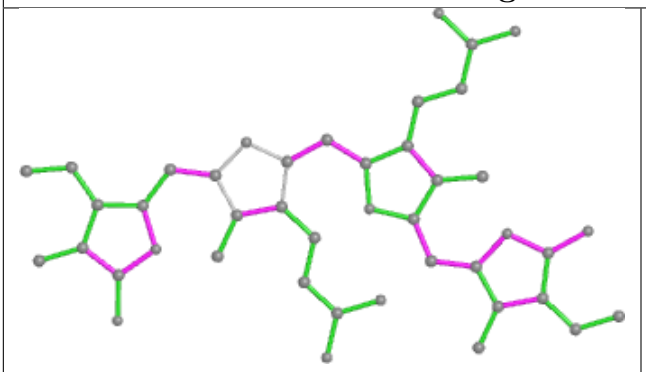

Bond lengths

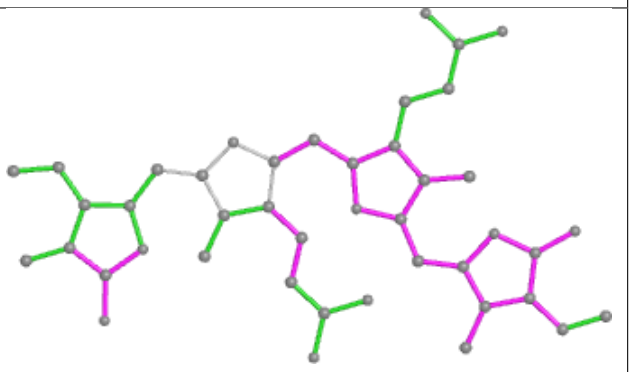

Bond angles

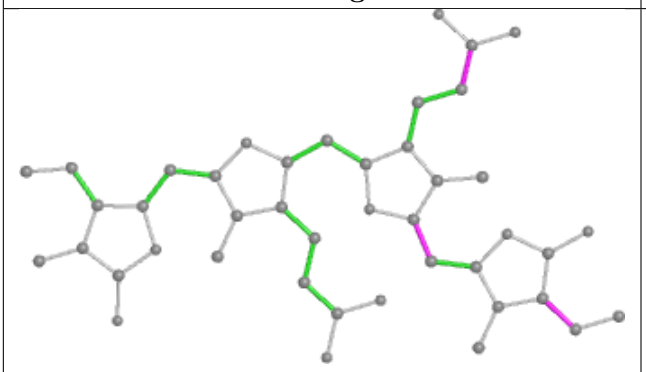

Torsions

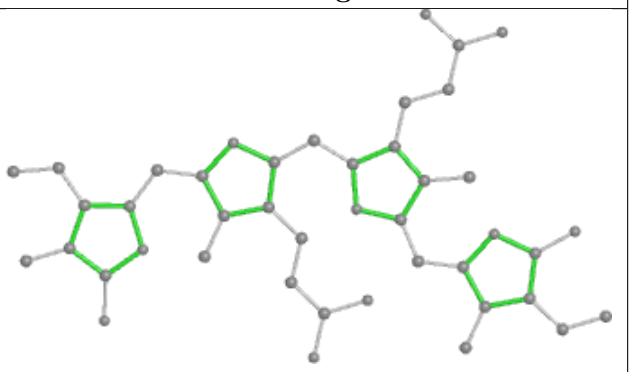

Rings

Ligand CLA B2 810

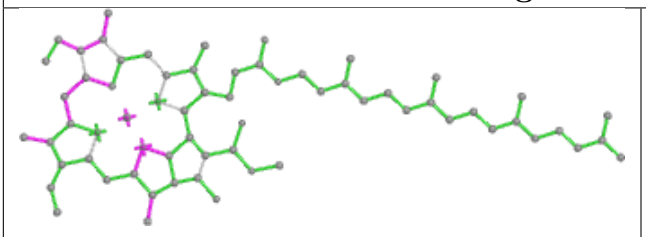

Bond lengths

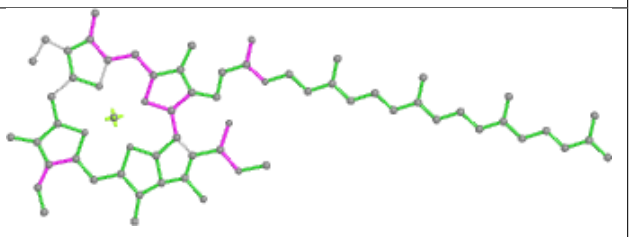

Bond angles

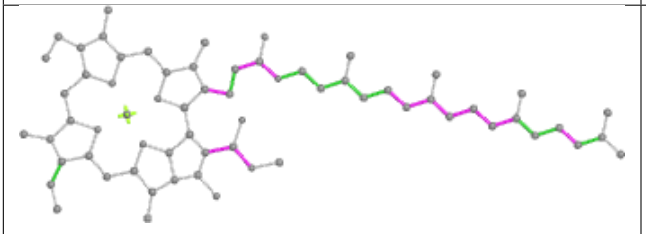

Torsions

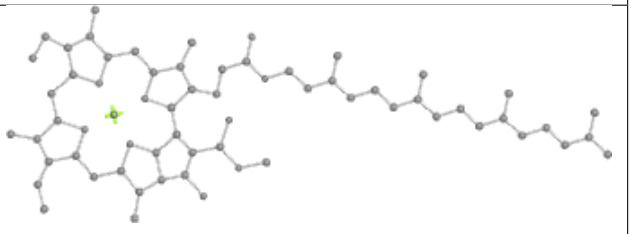

Rings

Ligand PEB T7 201

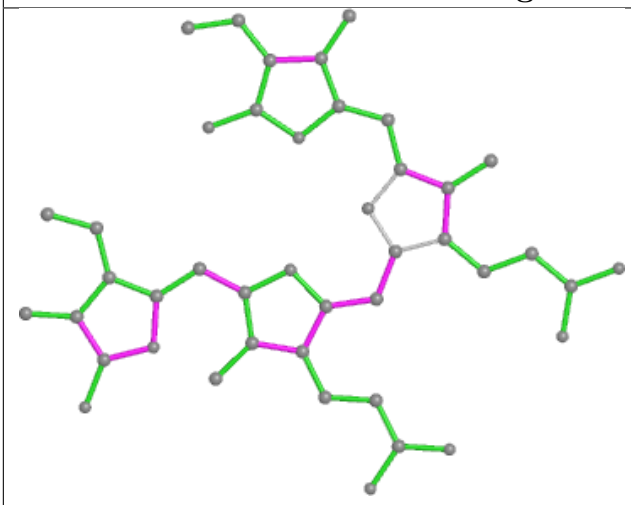

Bond lengths

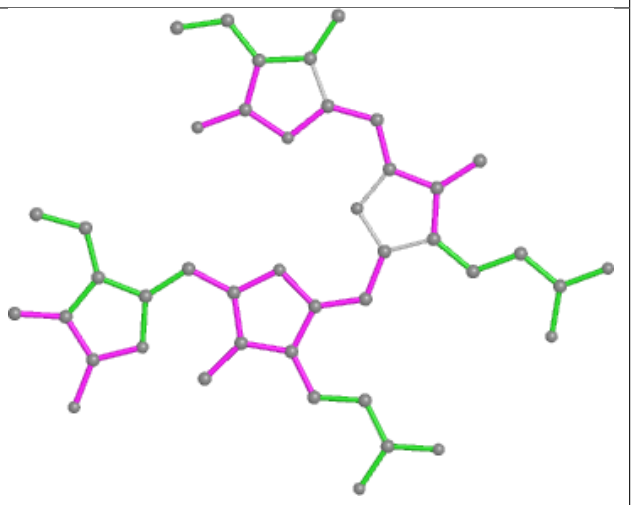

Bond angles

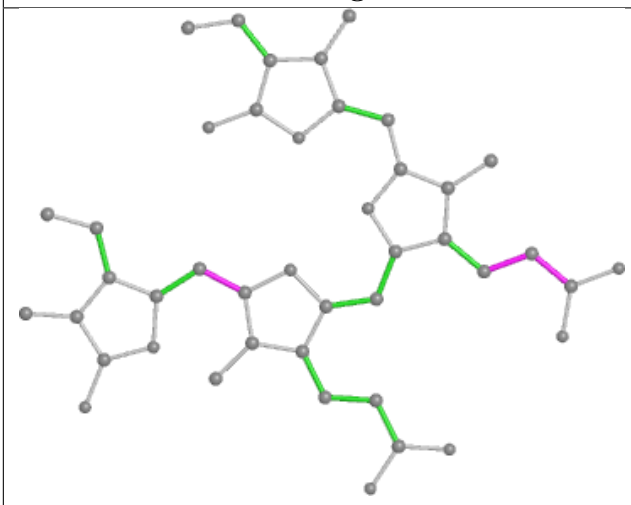

Torsions

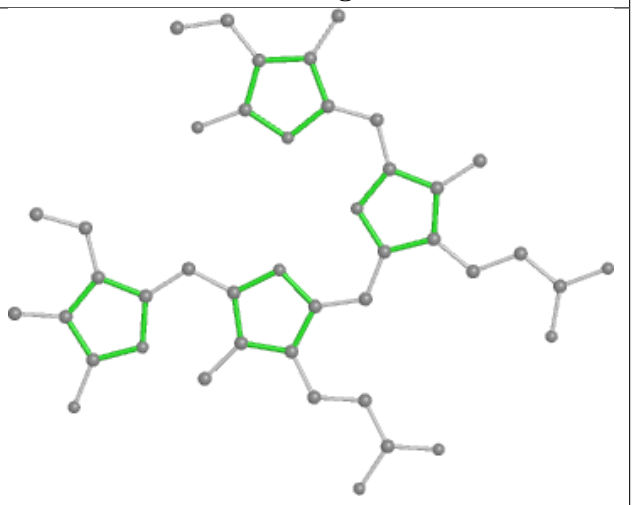

Rings

Ligand PEB hG 201

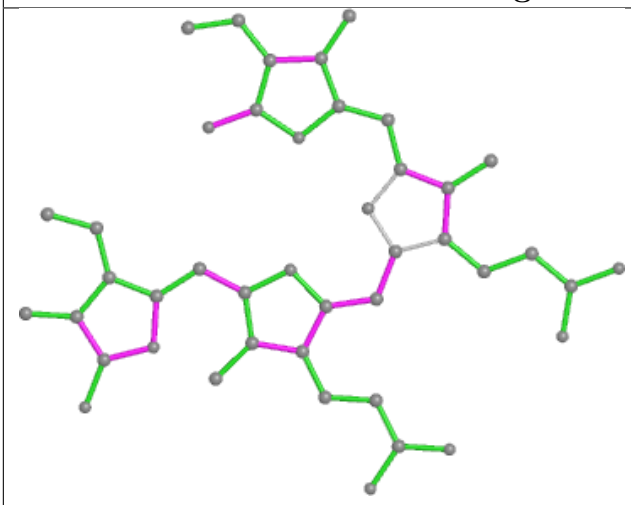

Bond lengths

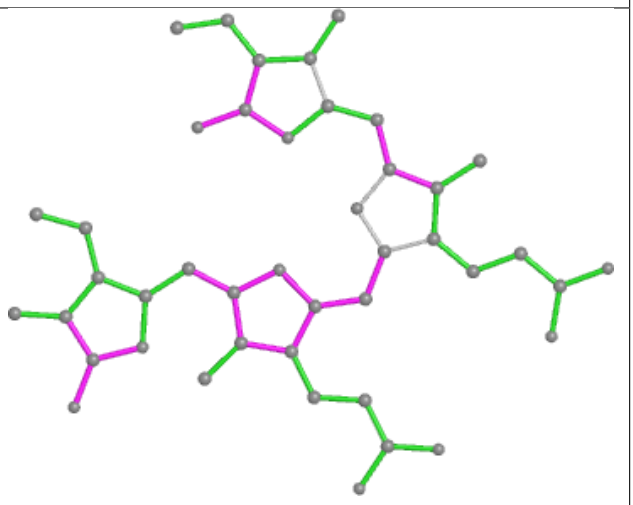

Bond angles

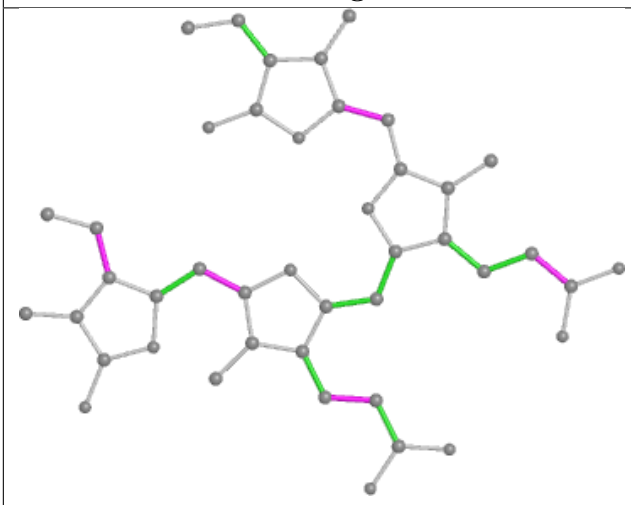

Torsions

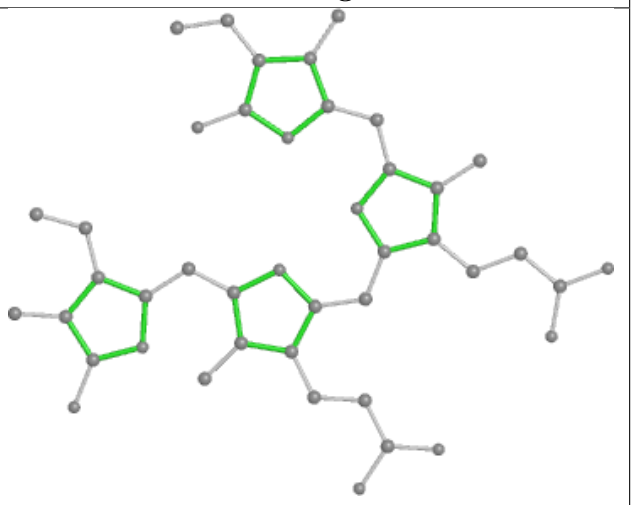

Rings

Ligand PEB NK 202

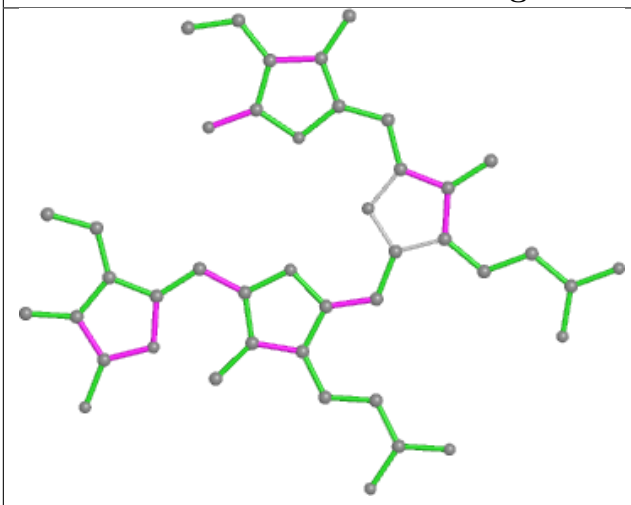

Bond lengths

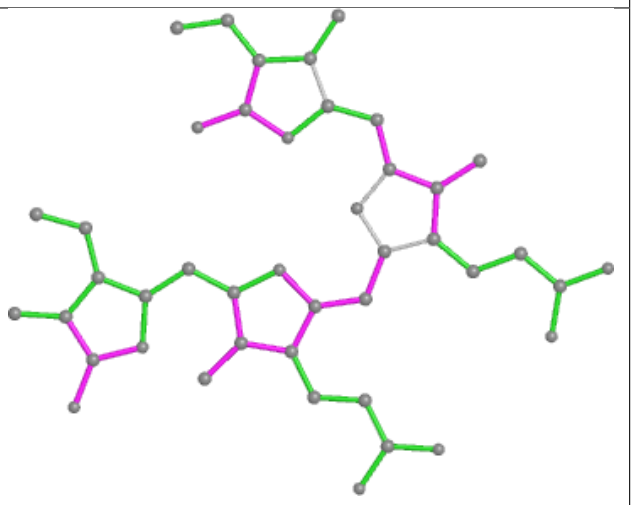

Bond angles

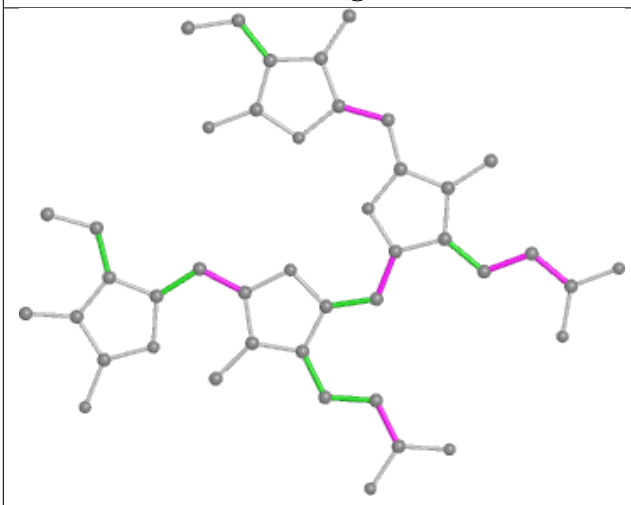

Torsions

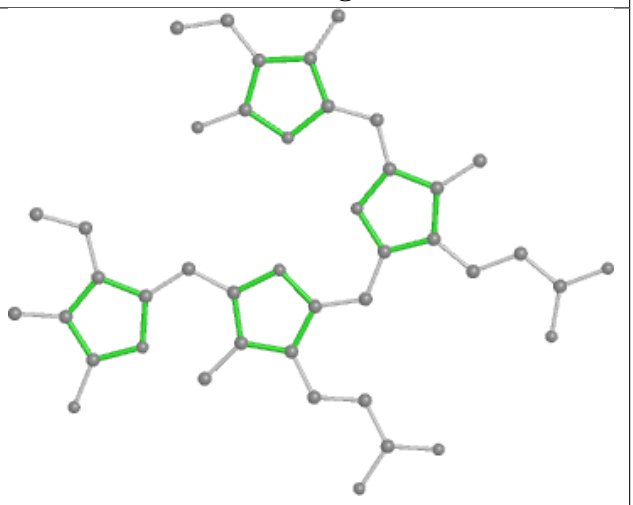

Rings

Ligand CLA B2 836

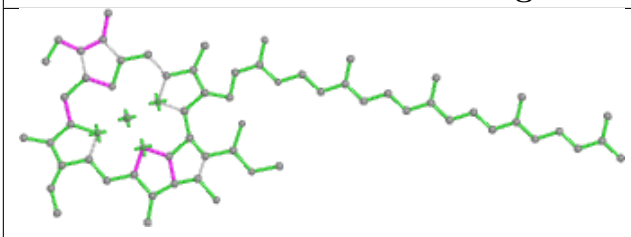

Bond lengths

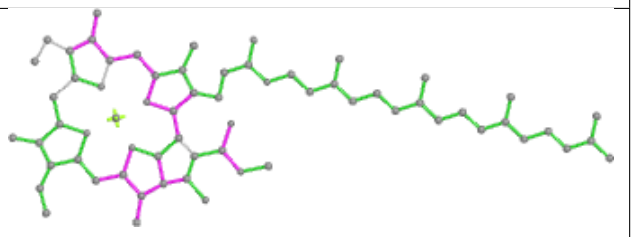

Bond angles

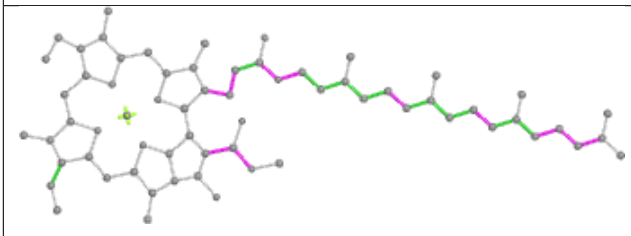

Torsions

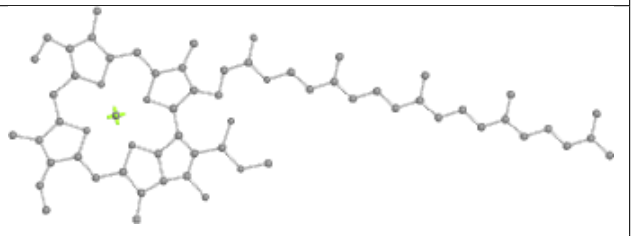

Rings

Ligand CLA AN 826

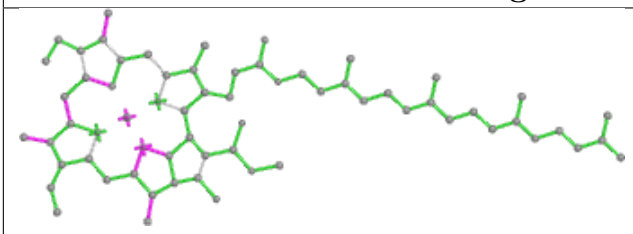

Bond lengths

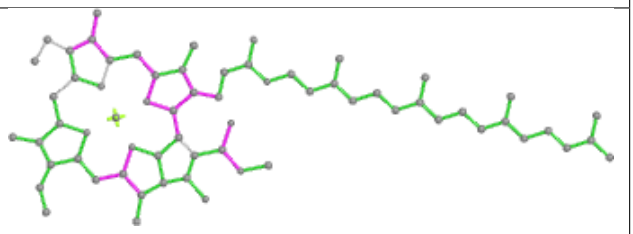

Bond angles

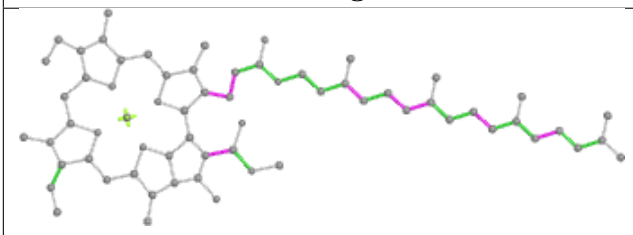

Torsions

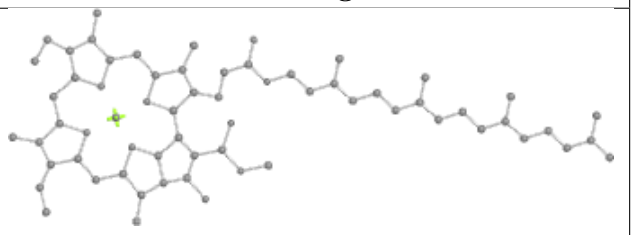

Rings

Ligand PEB tK 202

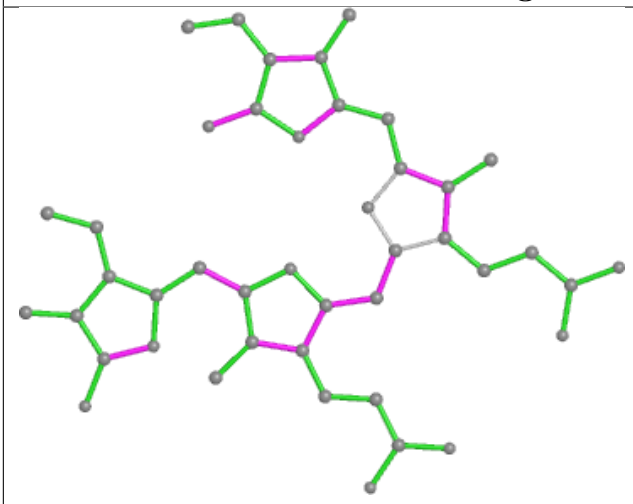

Bond lengths

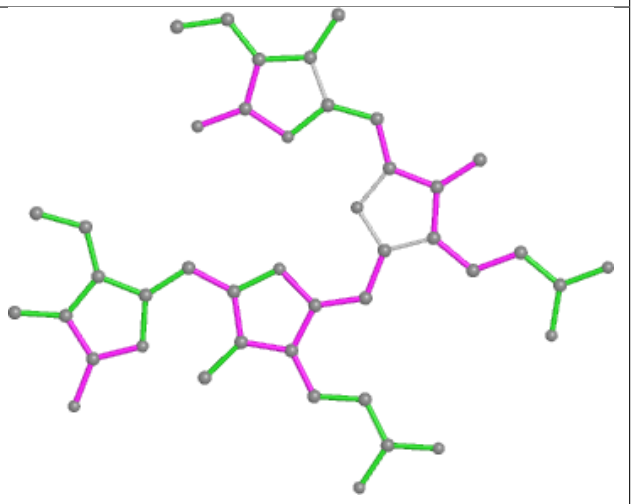

Bond angles

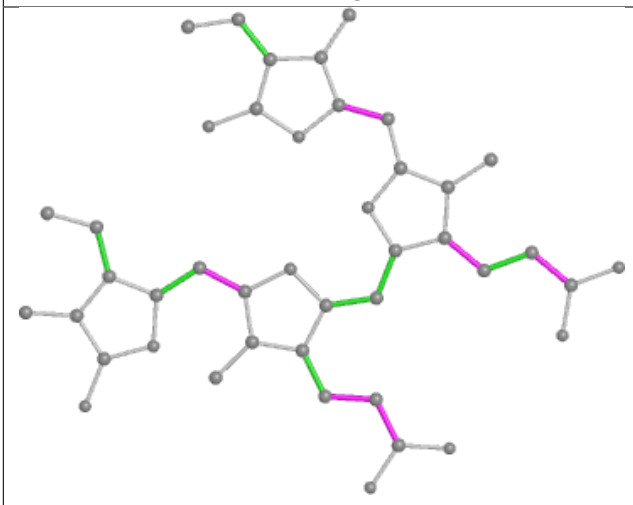

Torsions

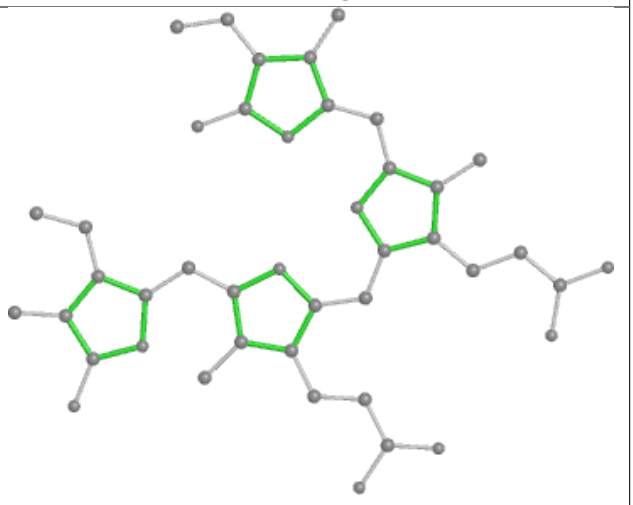

Rings

Ligand PEB DA 203

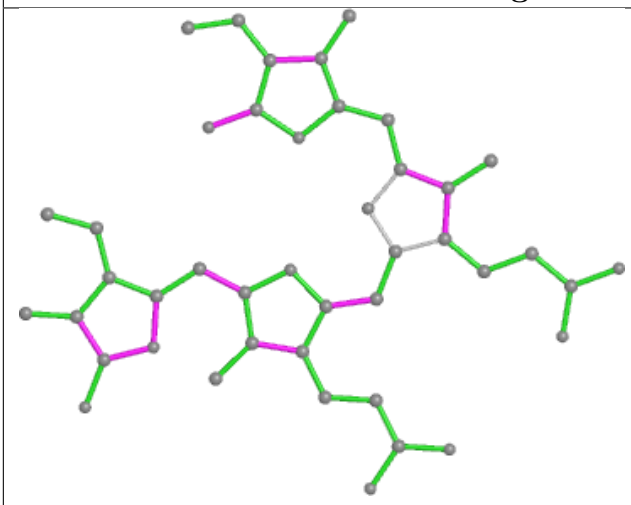

Bond lengths

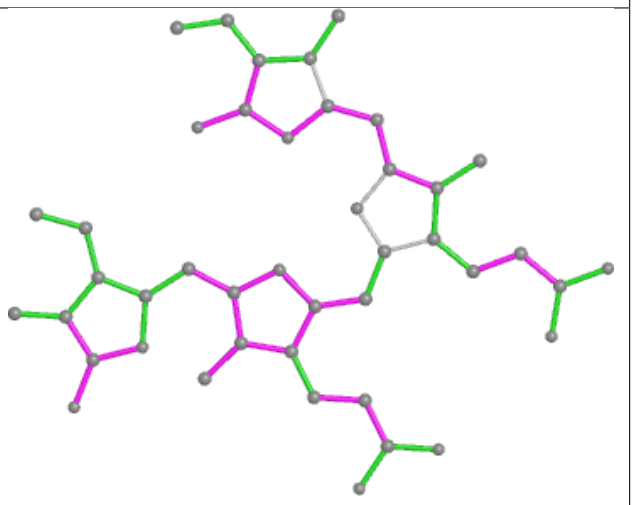

Bond angles

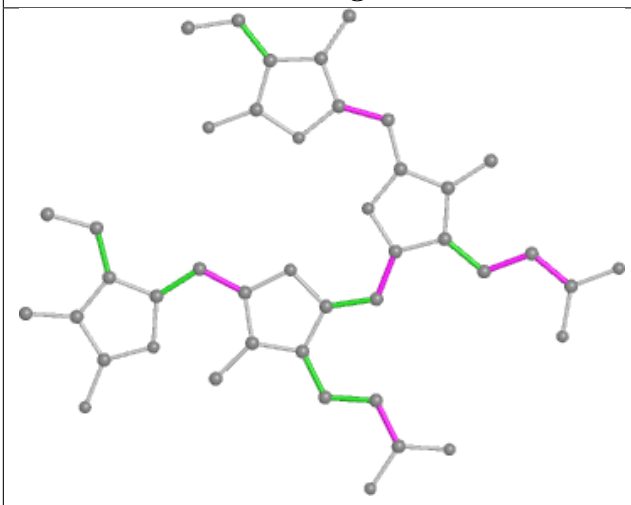

Torsions

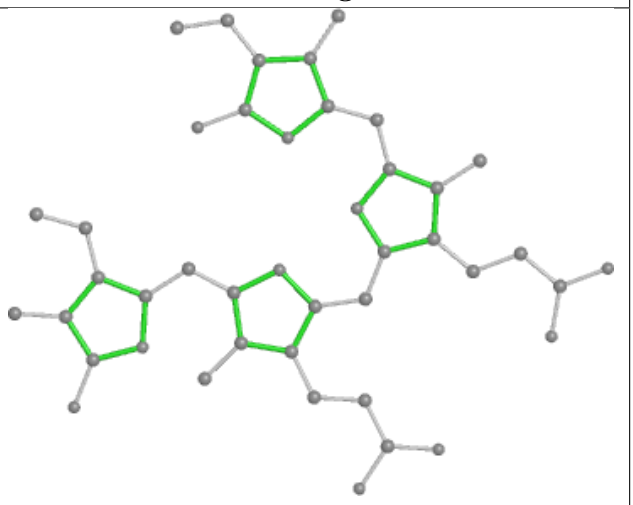

Rings

Ligand PEB OA 202

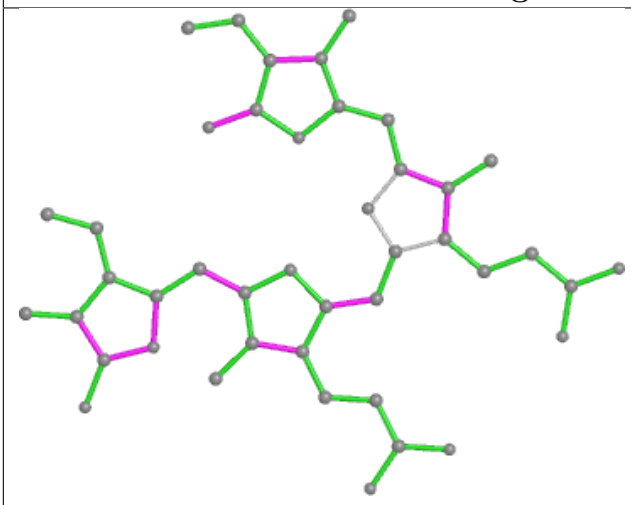

Bond lengths

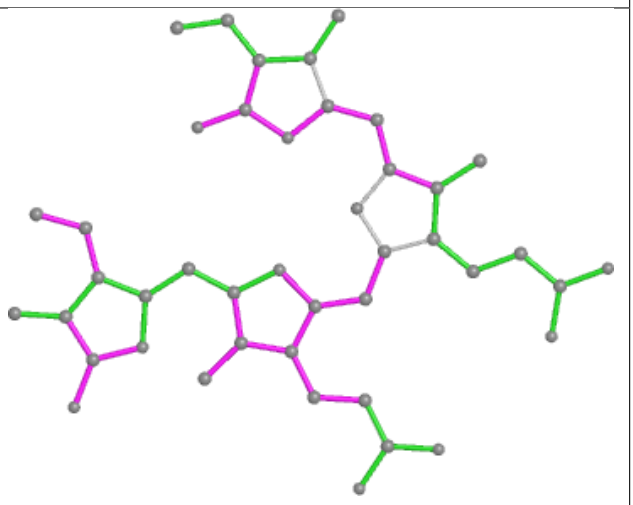

Bond angles

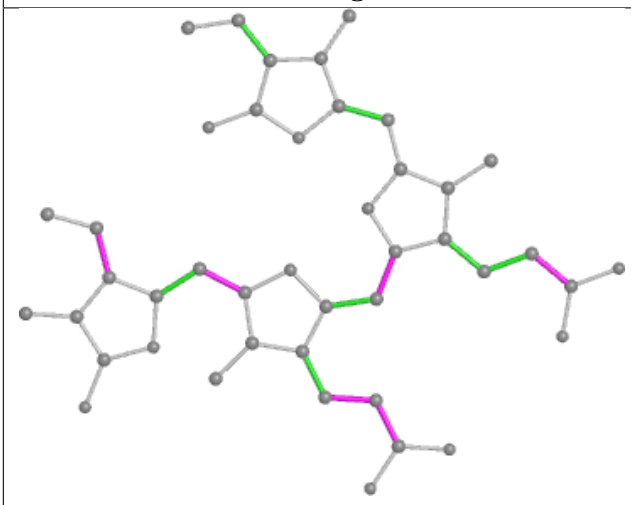

Torsions

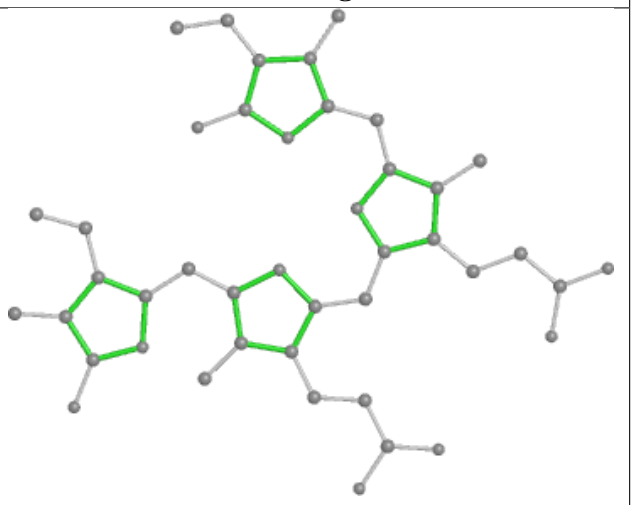

Rings

Ligand PEB fE 201

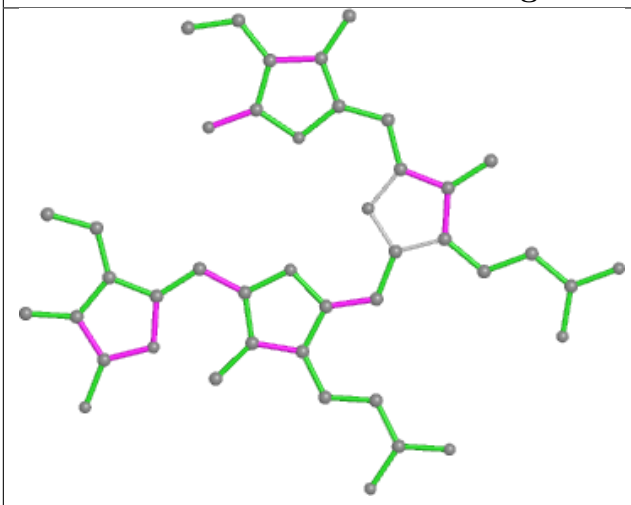

Bond lengths

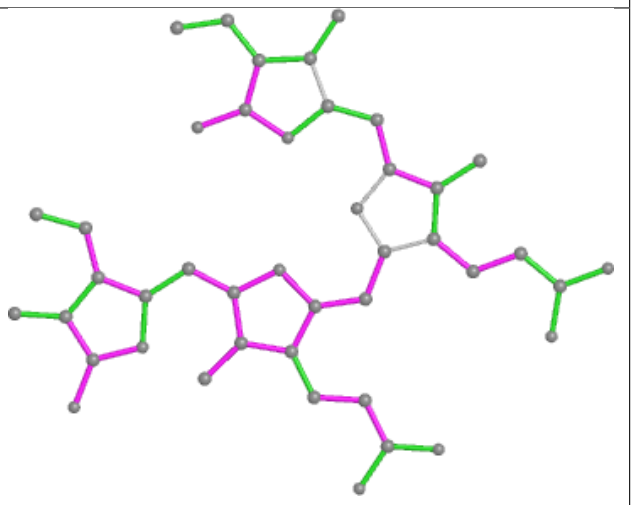

Bond angles

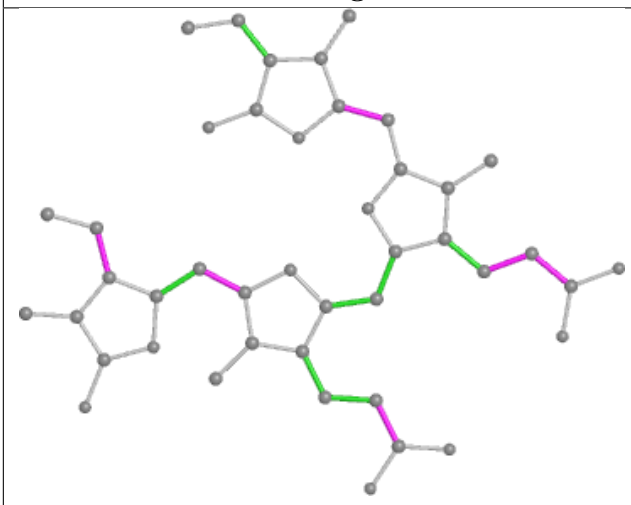

Torsions

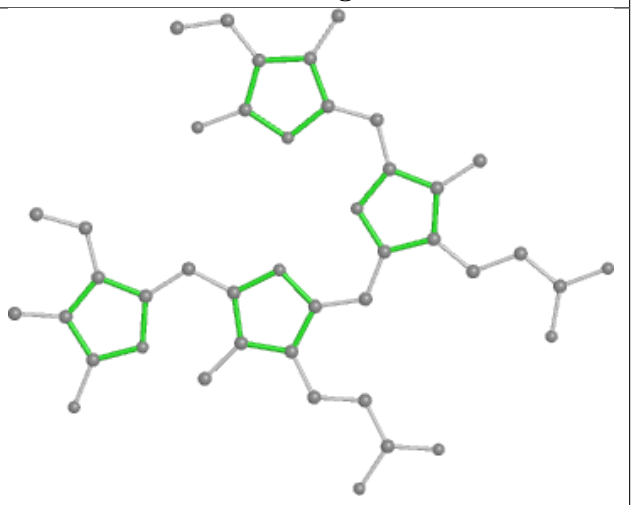

Rings

Ligand CLA 1N 608

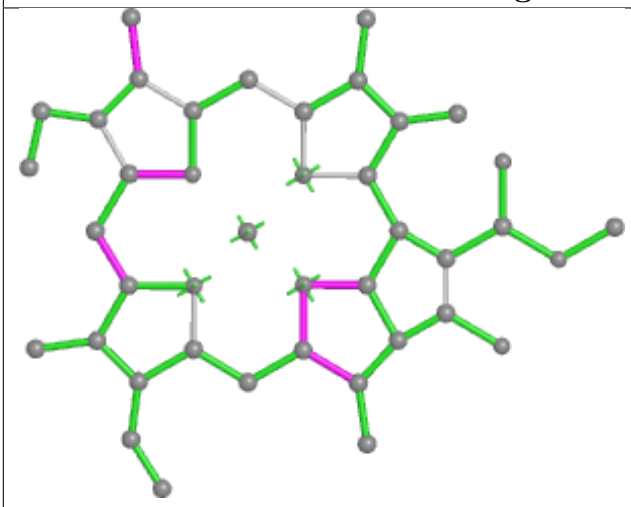

Bond lengths

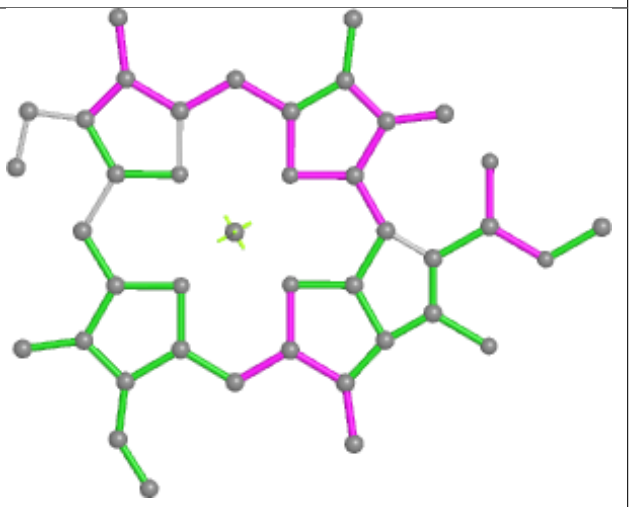

Bond angles

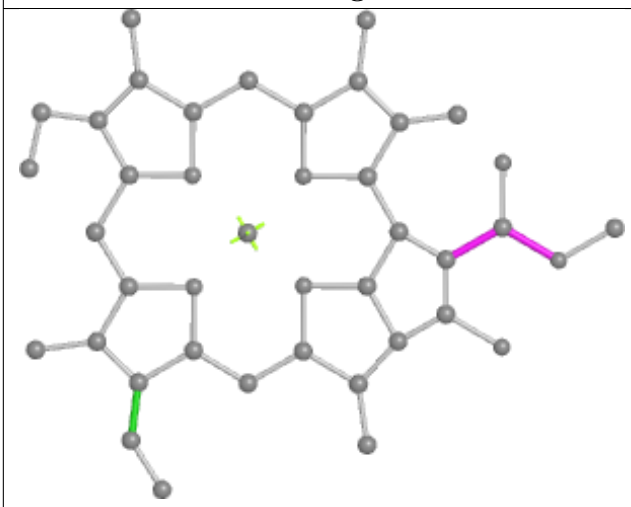

Torsions

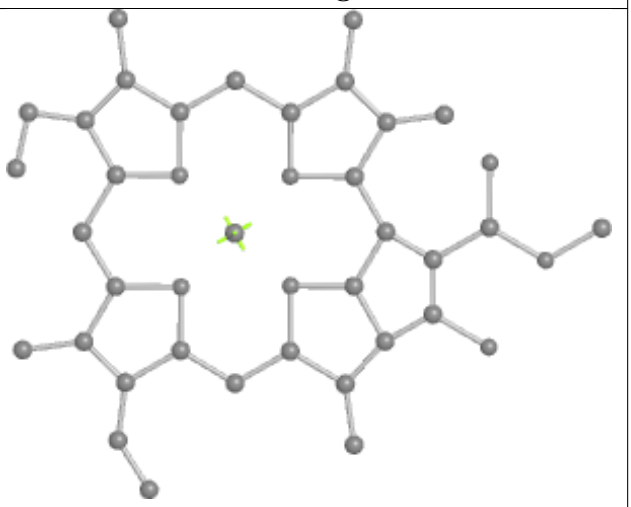

Rings

Ligand CLA CL 507

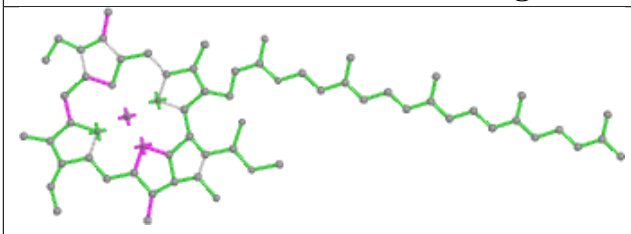

Bond lengths

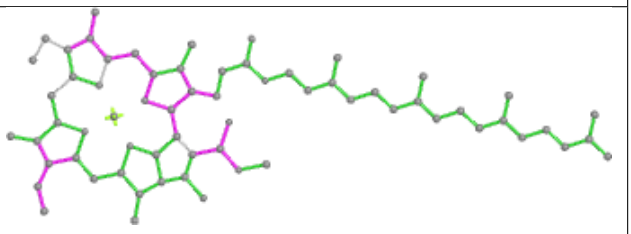

Bond angles

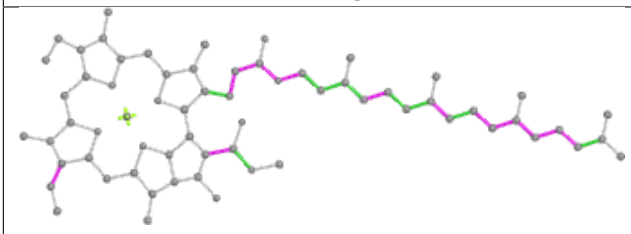

Torsions

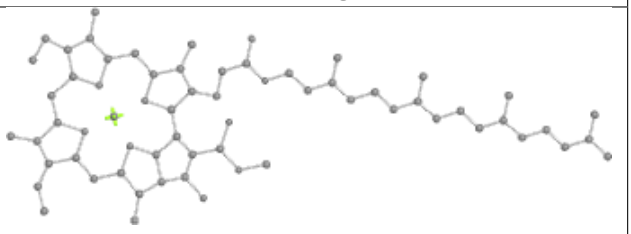

Rings

Ligand CLA 2N 305

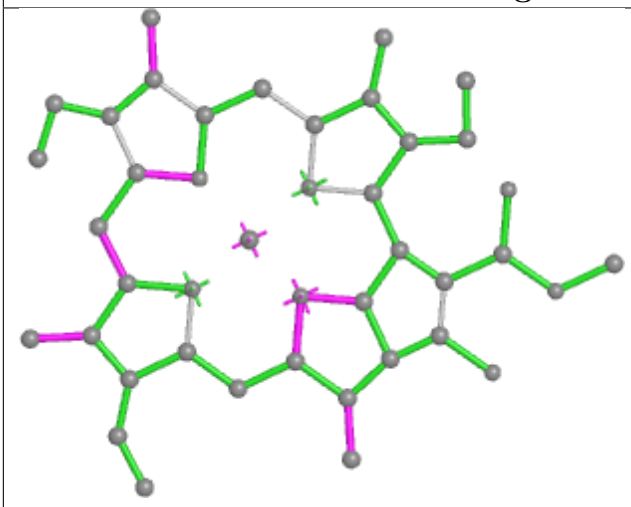

Bond lengths

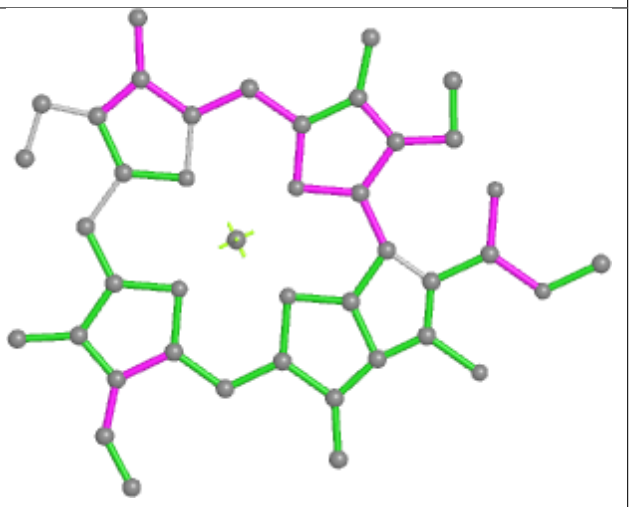

Bond angles

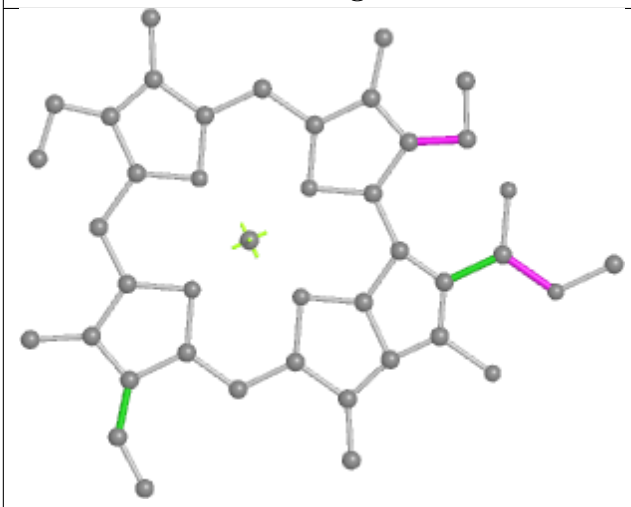

Torsions

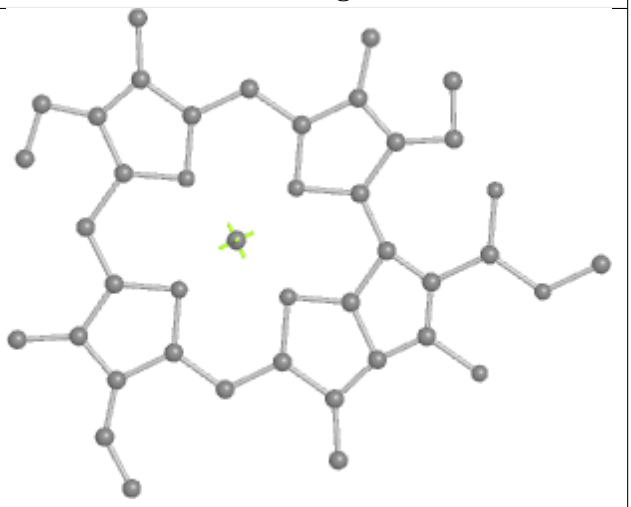

Rings

Ligand CLA B2 813

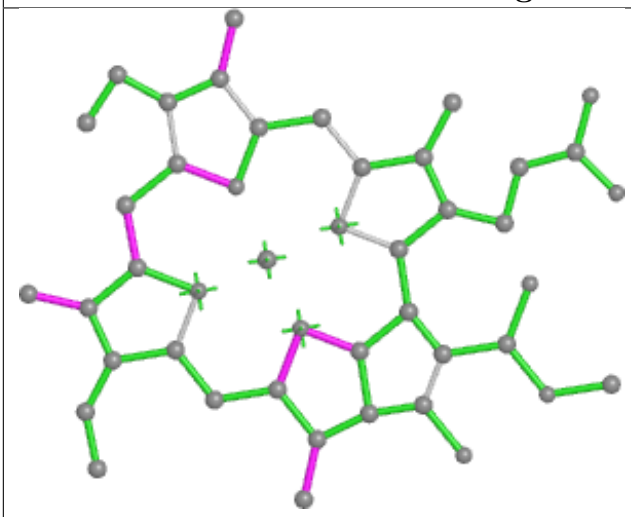

Bond lengths

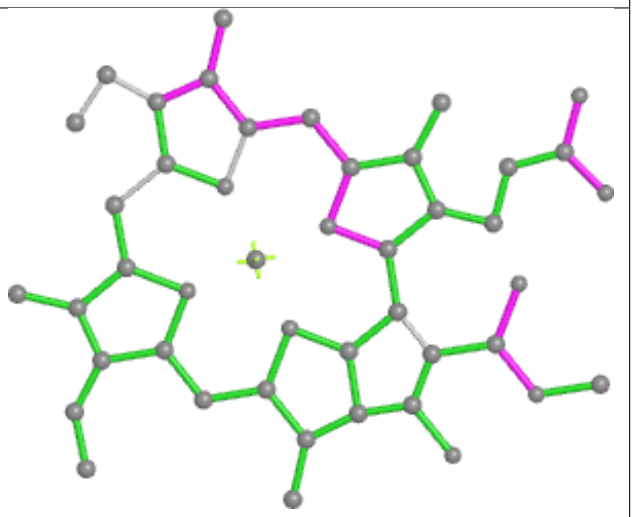

Bond angles

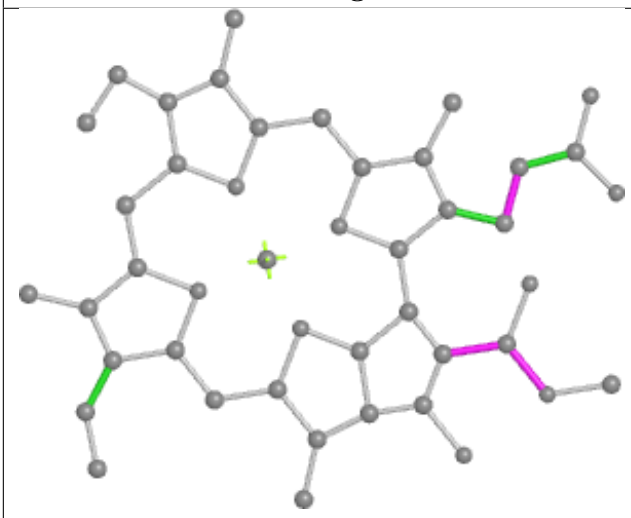

Torsions

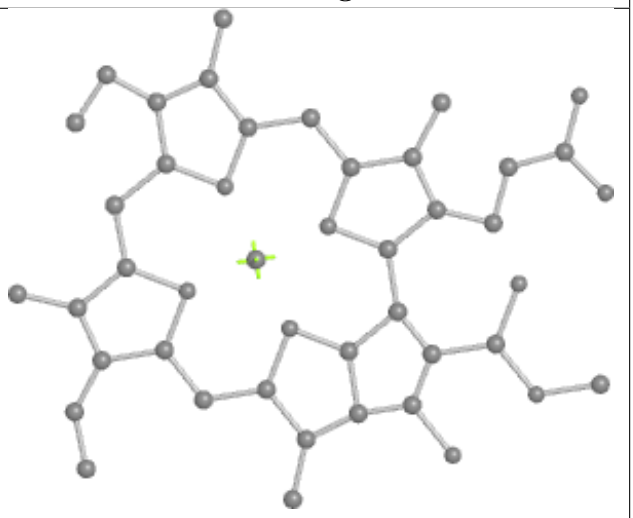

Rings

Ligand CLA H6 103

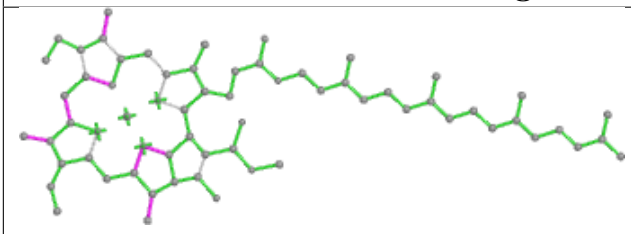

Bond lengths

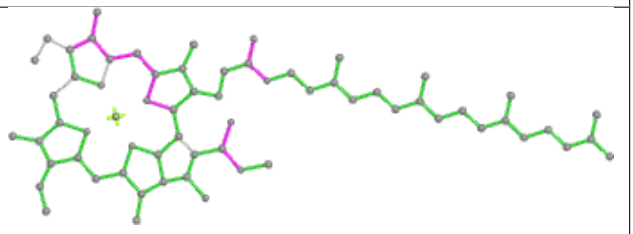

Bond angles

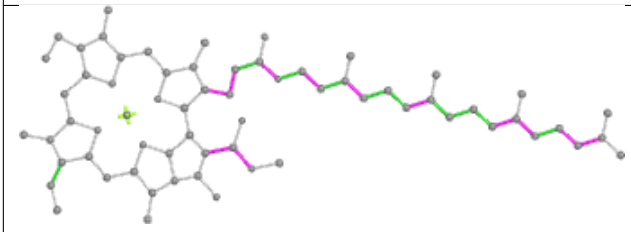

Torsions

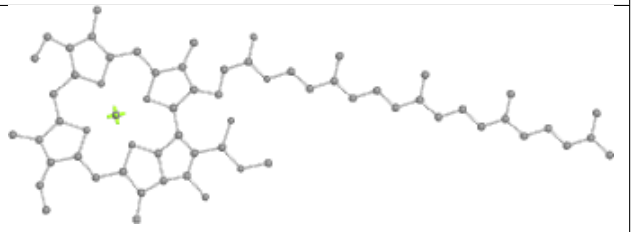

Rings

Ligand PEB DP 201

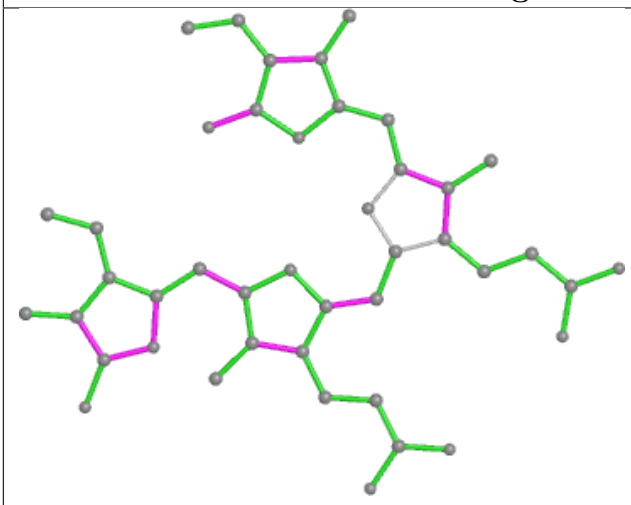

Bond lengths

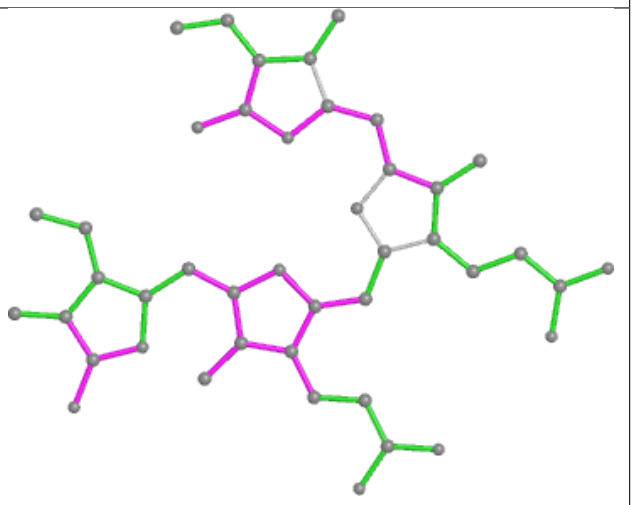

Bond angles

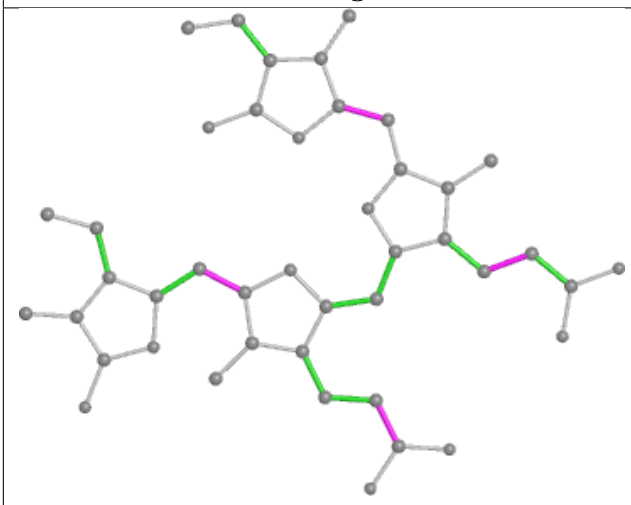

Torsions

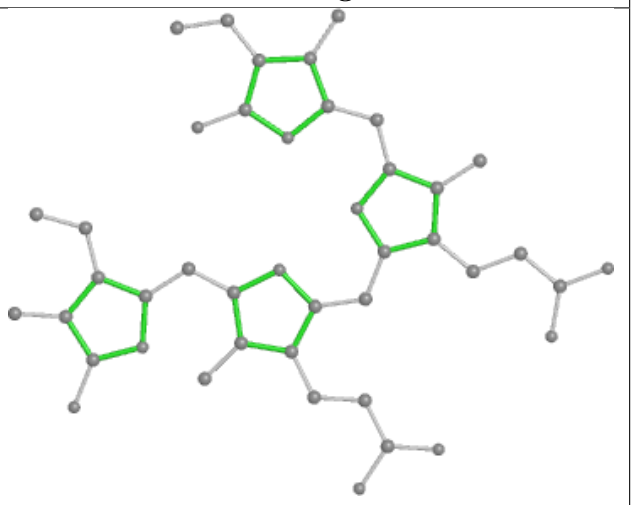

Rings

Ligand PEB LF 201

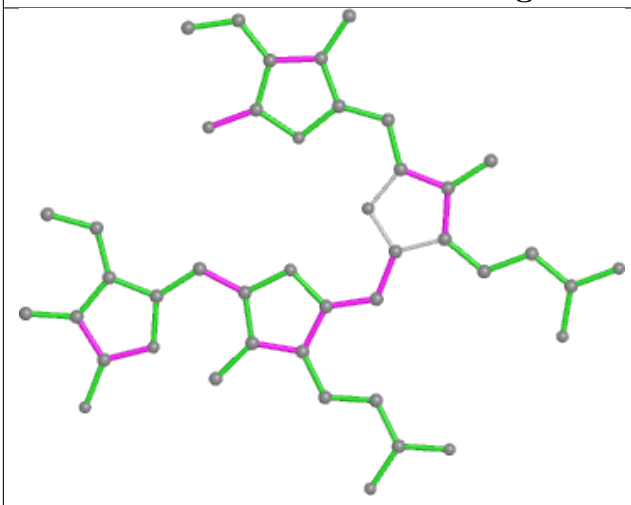

Bond lengths

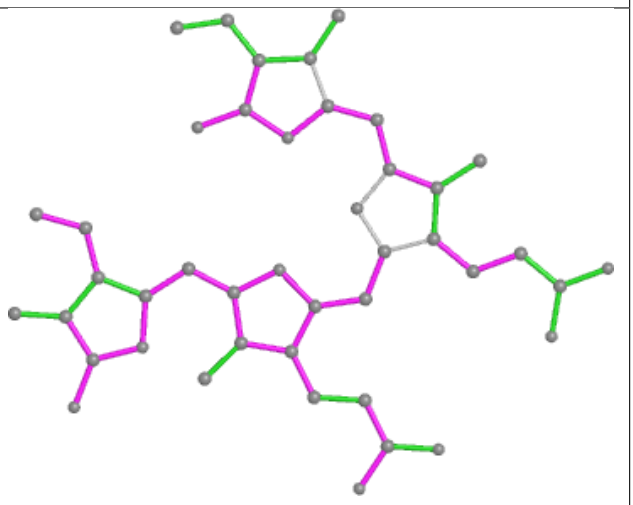

Bond angles

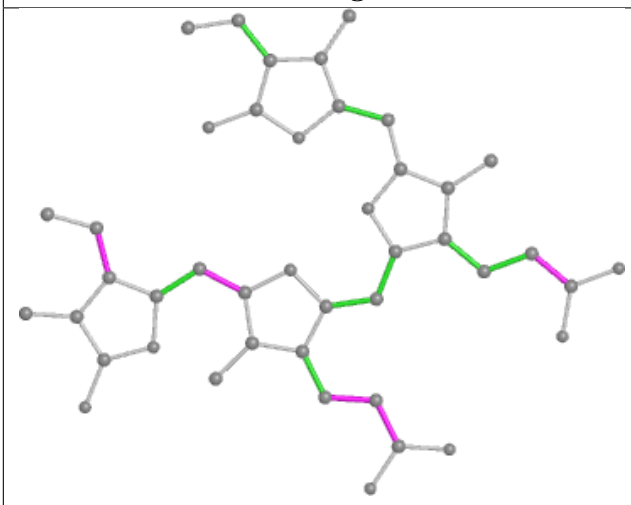

Torsions

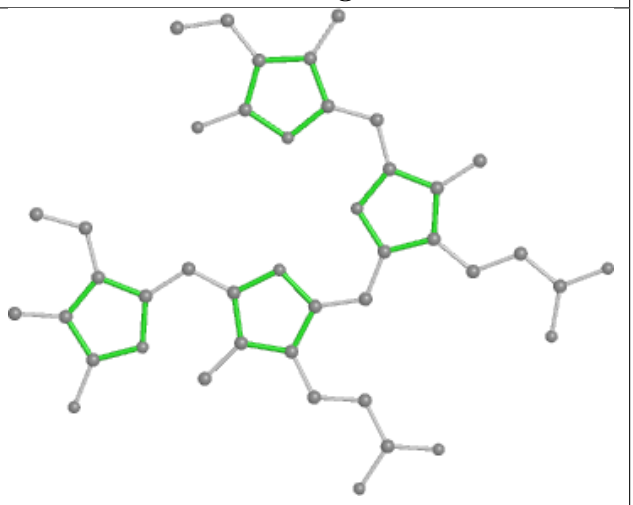

Rings

Ligand BCR LN 201

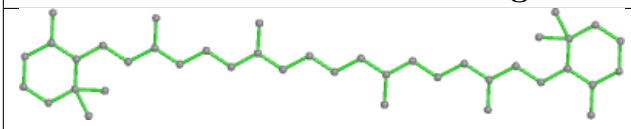

Bond lengths

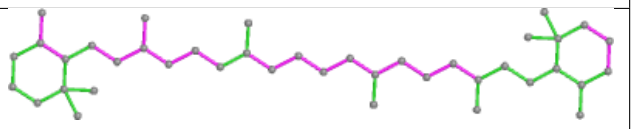

Bond angles

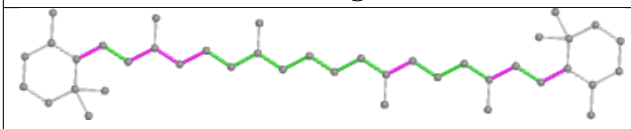

Torsions

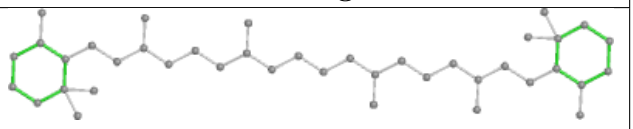

Rings

Ligand BCR KN 101

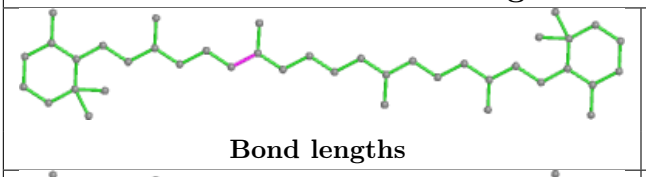

Bond lengths

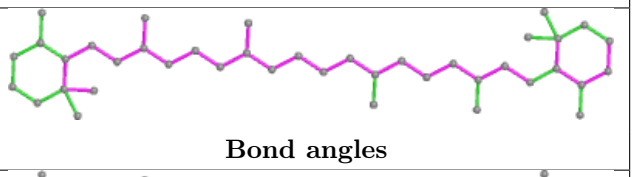

Bond angles

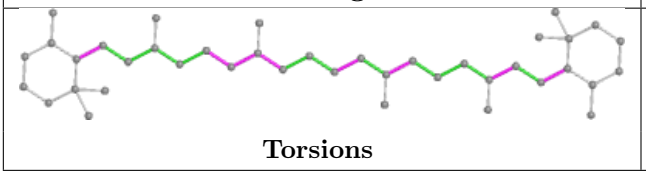

Torsions

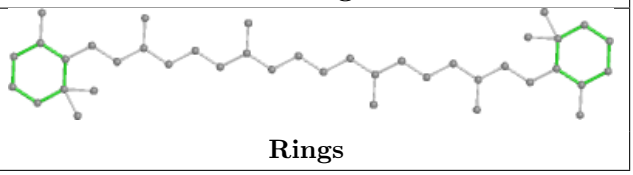

Rings

Ligand PEB pK 202

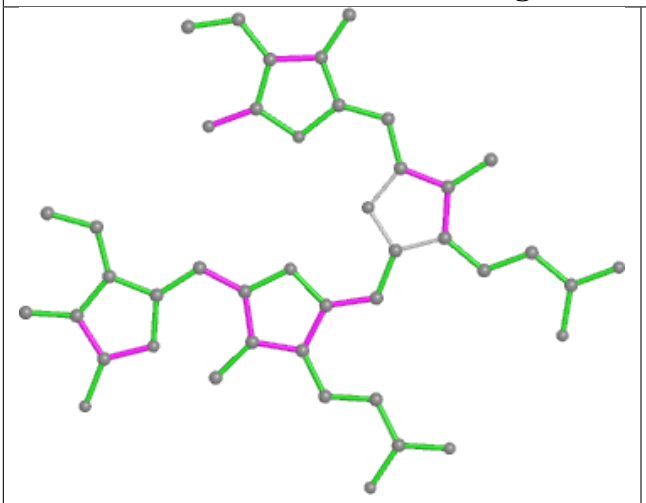

Bond lengths

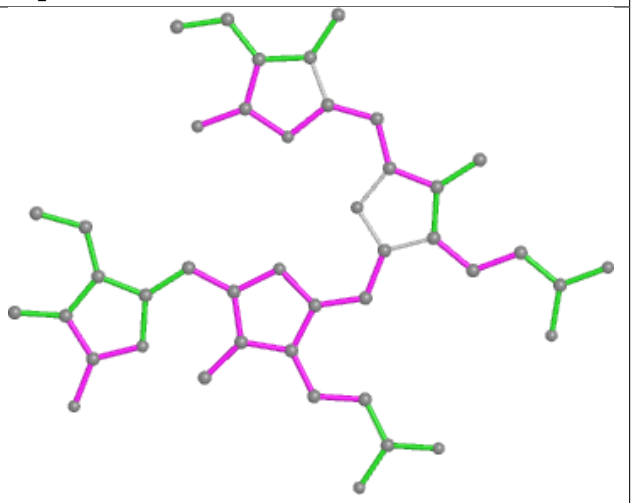

Bond angles

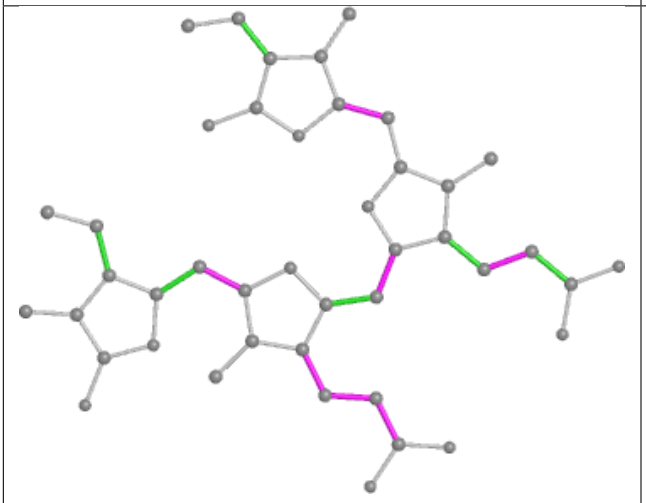

Torsions

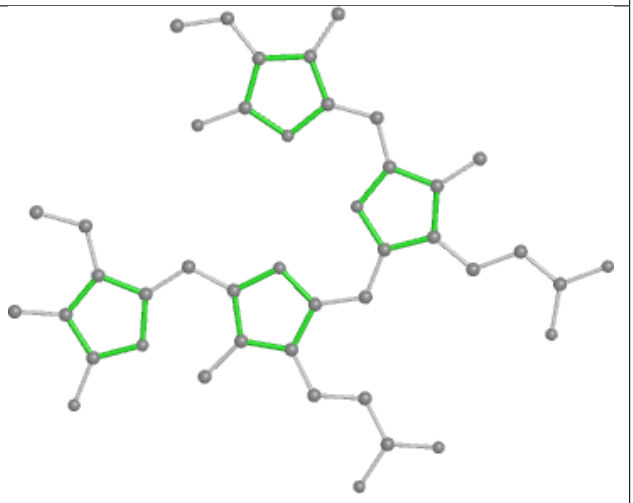

Rings

Ligand CLA 22 603

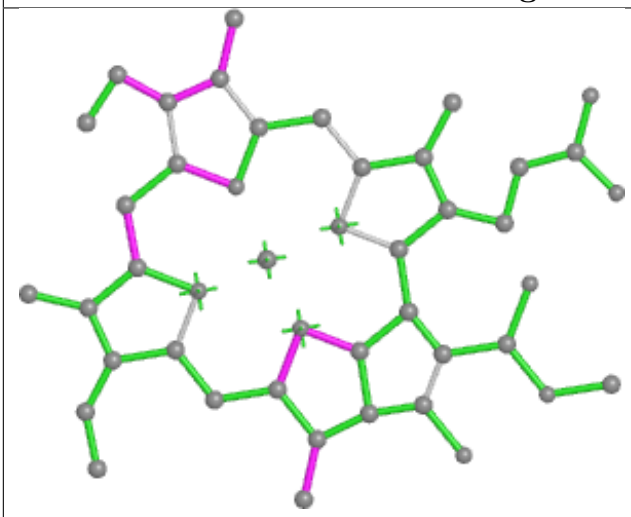

Bond lengths

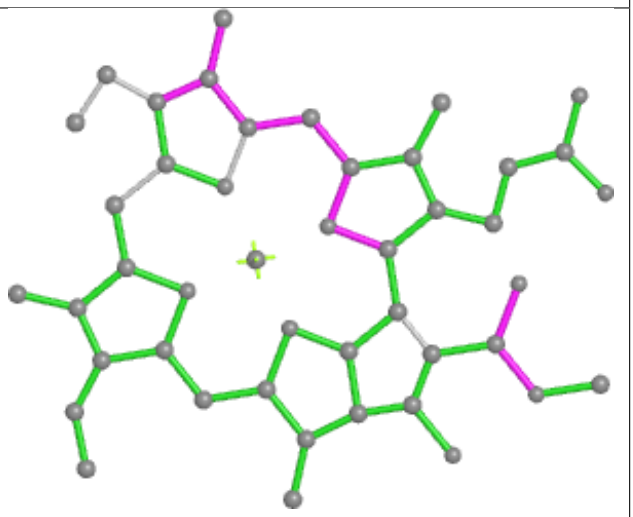

Bond angles

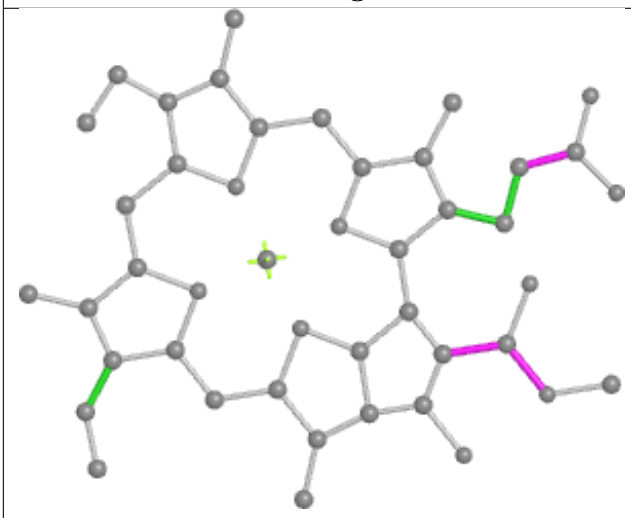

Torsions

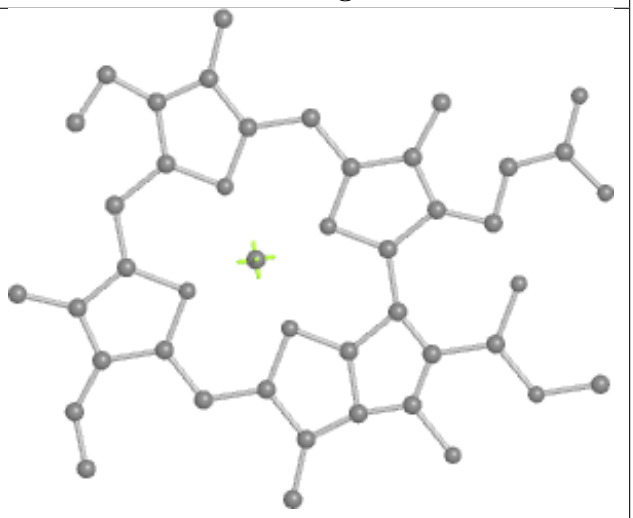

Rings

Ligand BCR a6 605

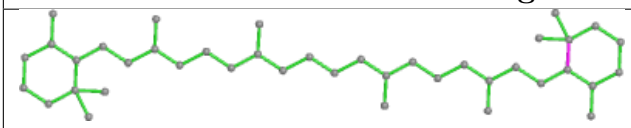

Bond lengths

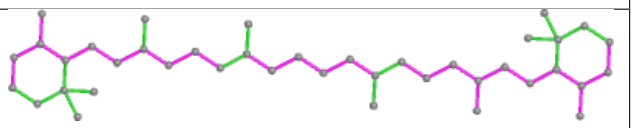

Bond angles

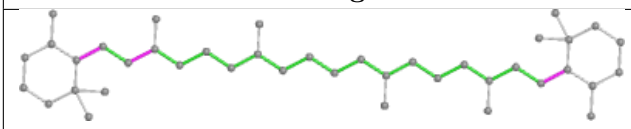

Torsions

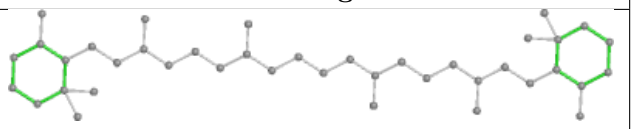

Rings

Ligand PHO a6 613

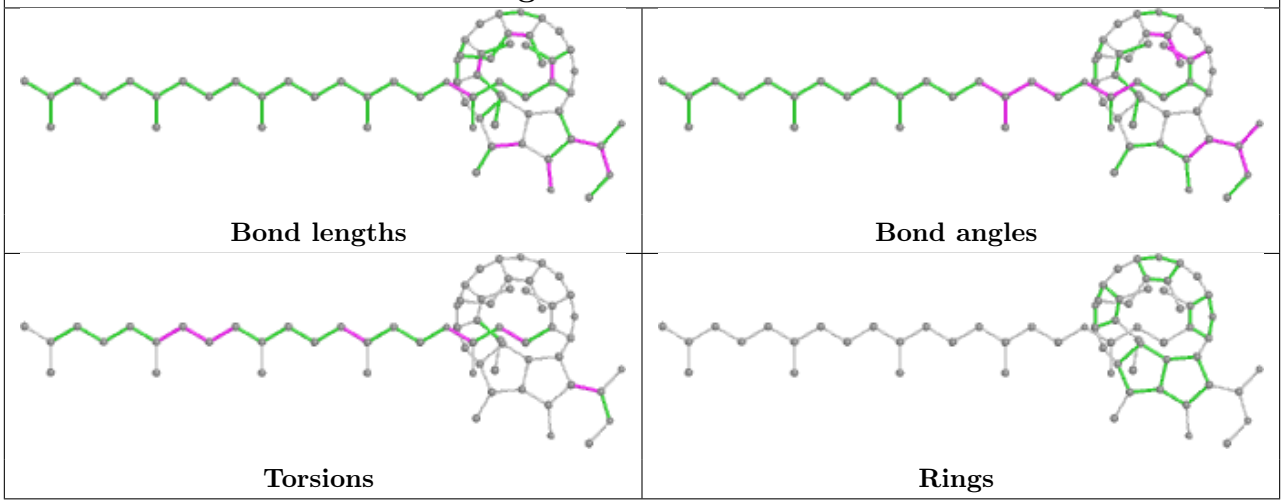

Ligand PEB PO 203

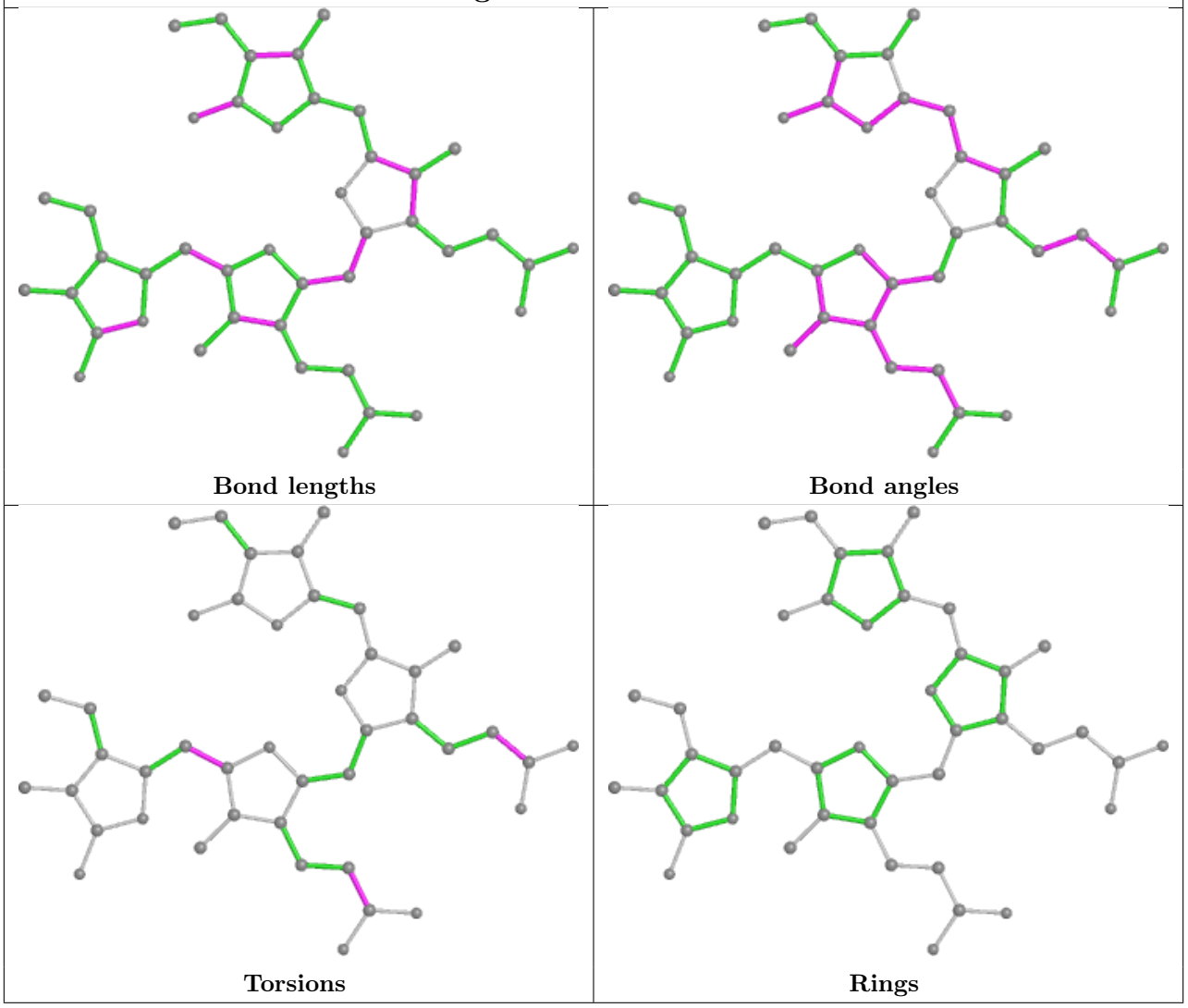

Ligand PEB HM 201

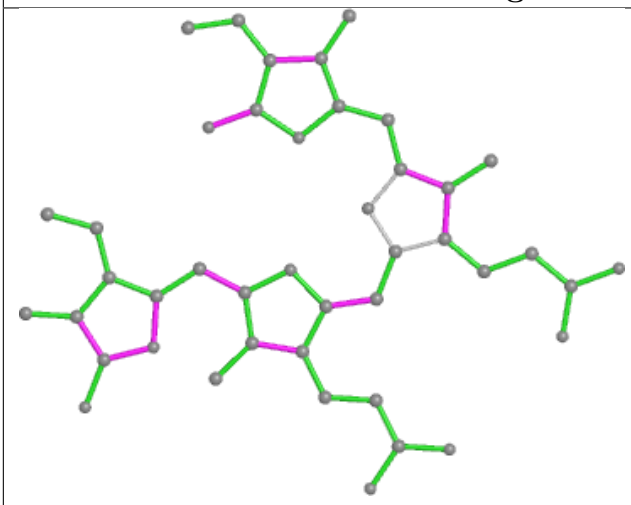

Bond lengths

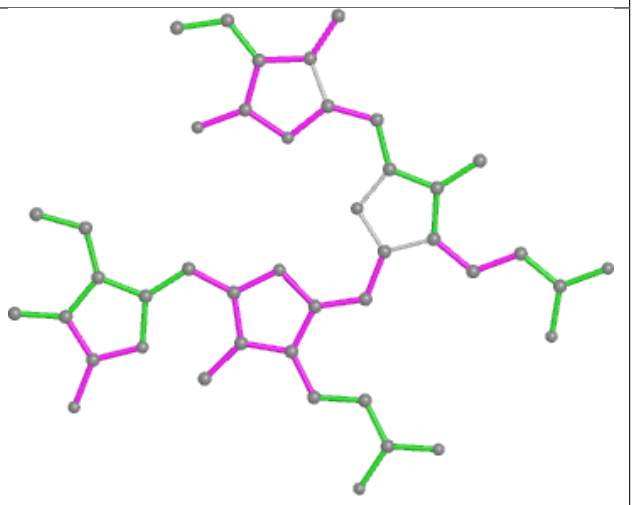

Bond angles

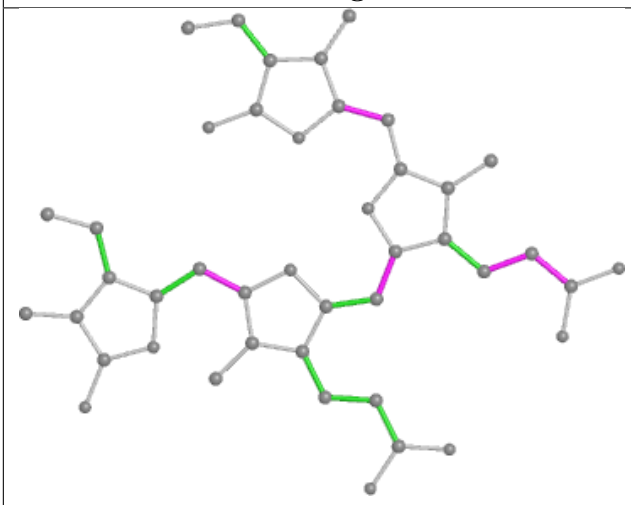

Torsions

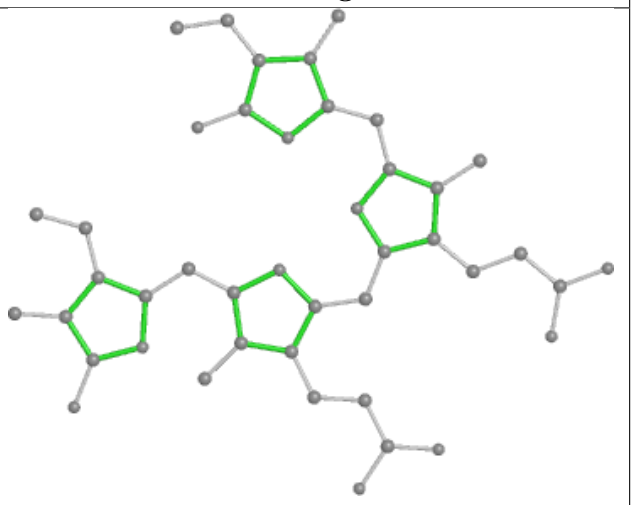

Rings

Ligand CLA 6N 609

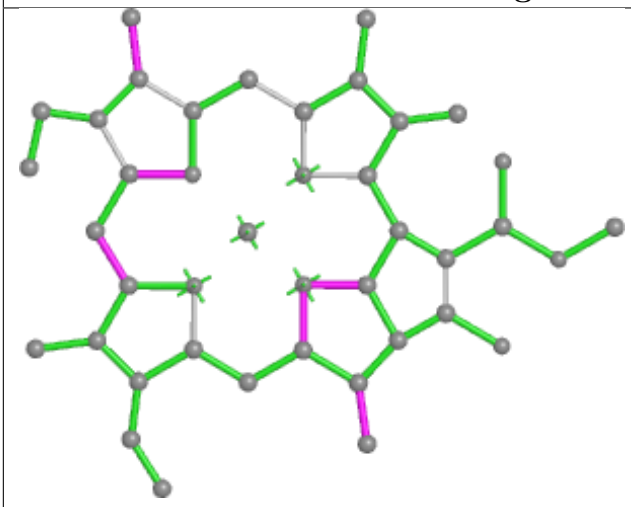

Bond lengths

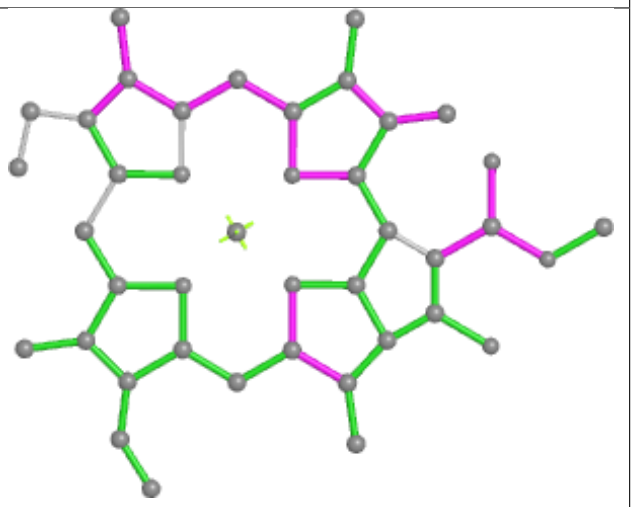

Bond angles

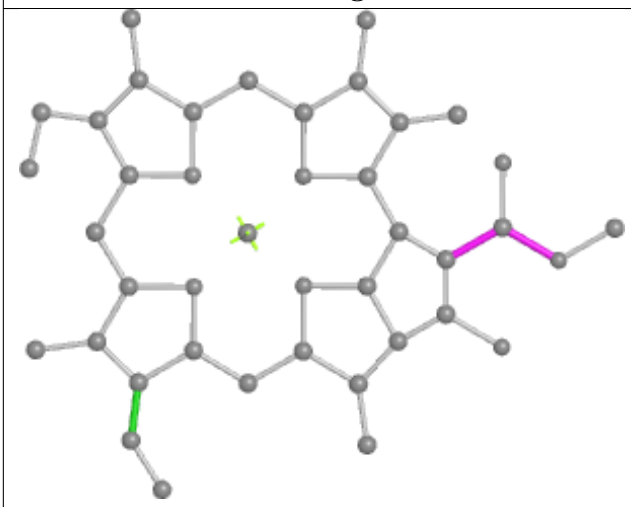

Torsions

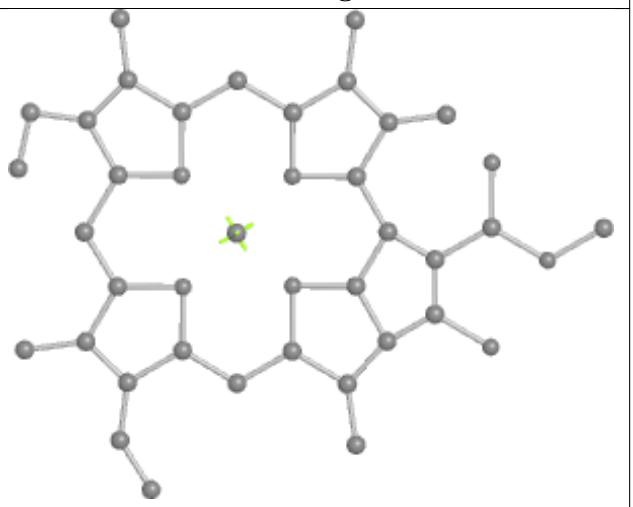

Rings

Ligand PEB gJ 201

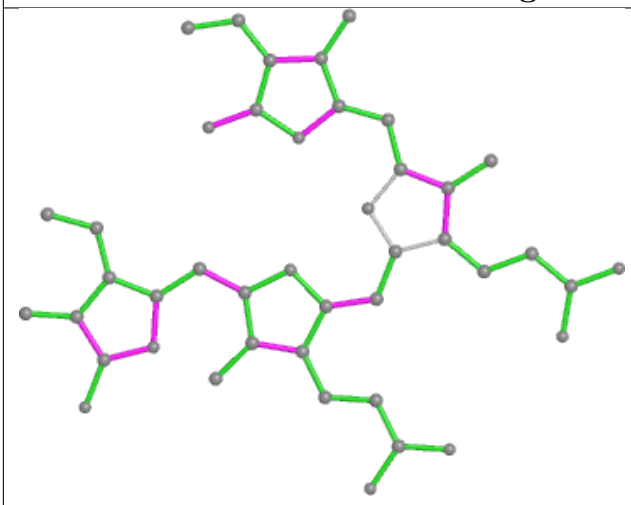

Bond lengths

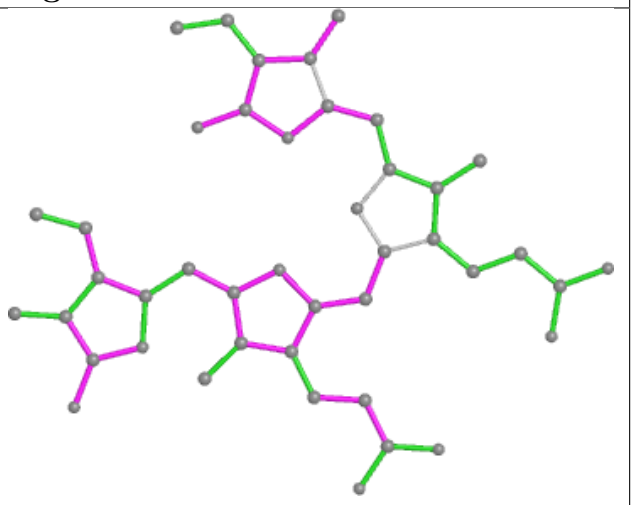

Bond angles

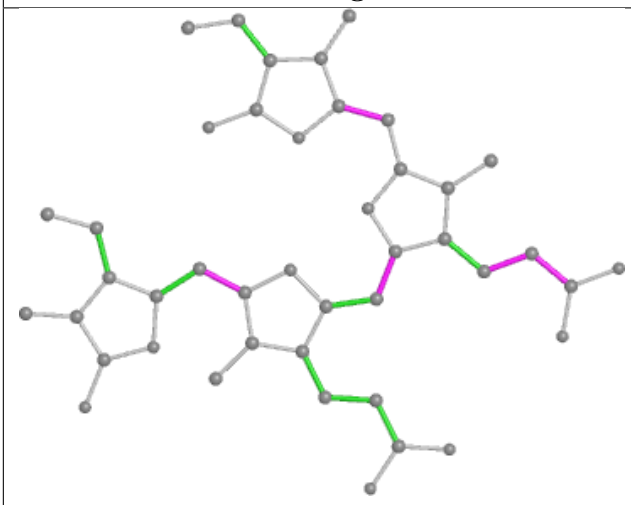

Torsions

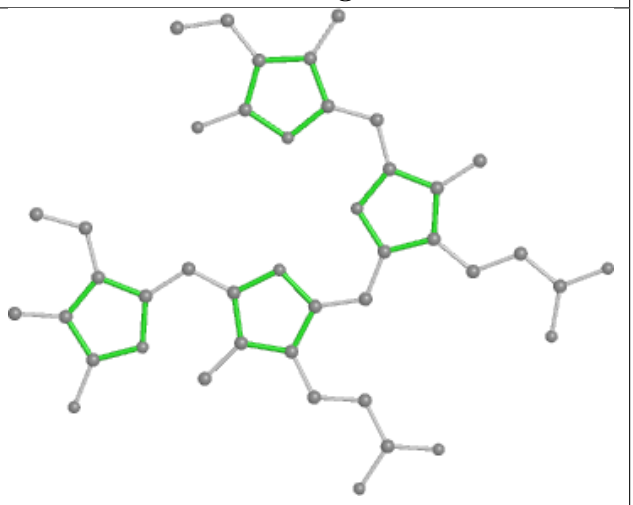

Rings

Ligand PUB yK 303

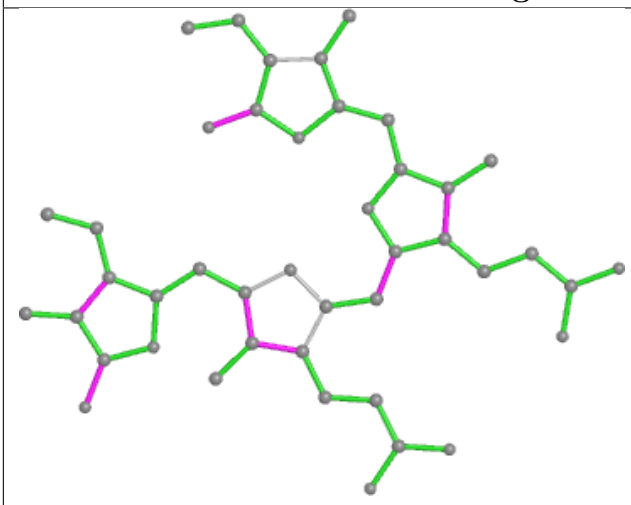

Bond lengths

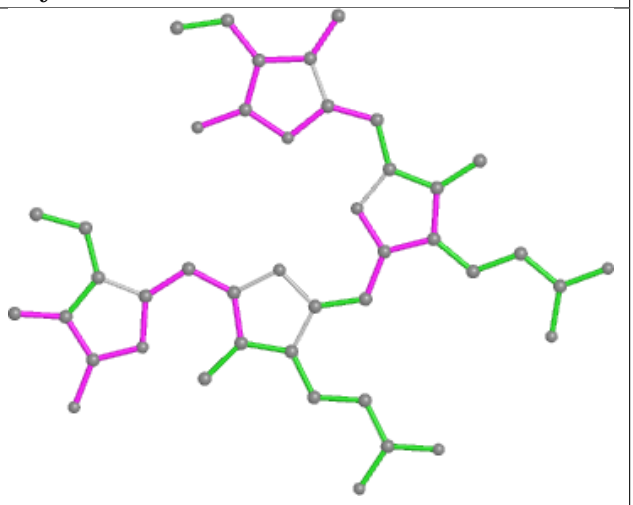

Bond angles

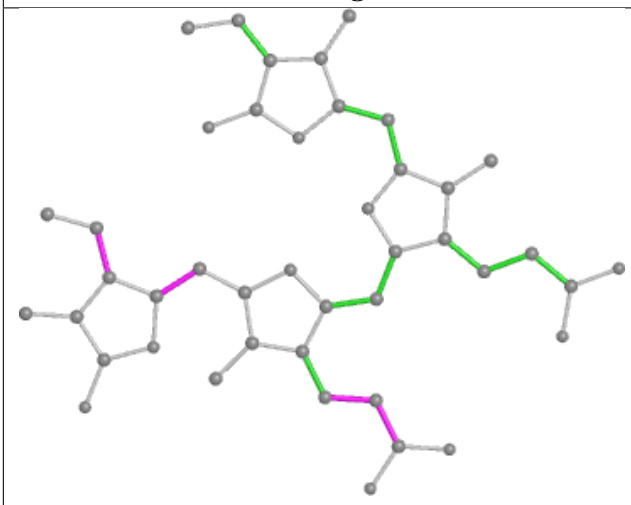

Torsions

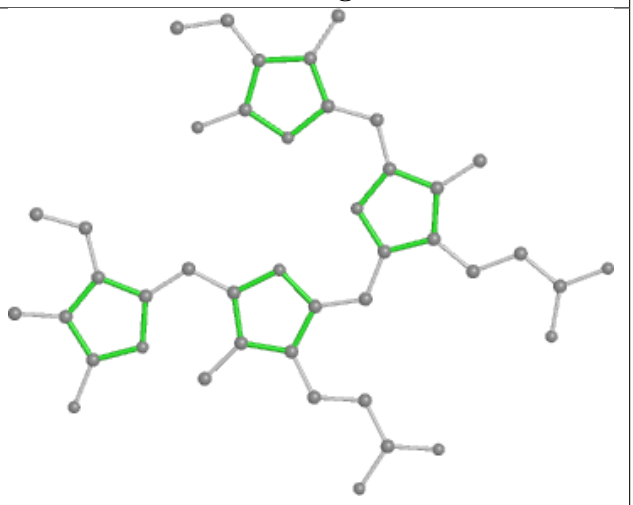

Rings

Ligand PEB AJ 301

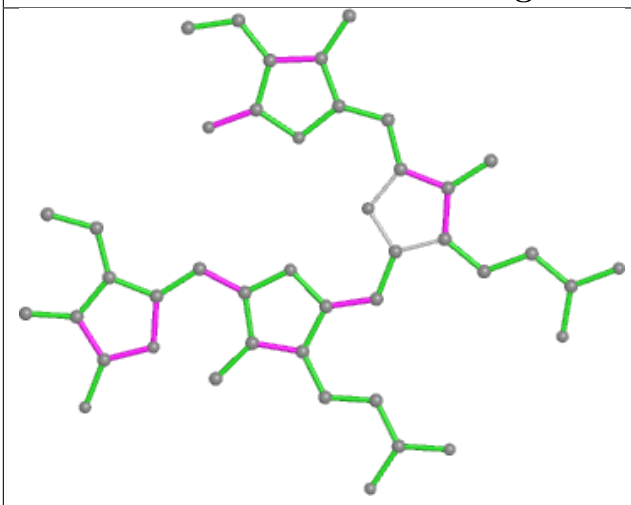

Bond lengths

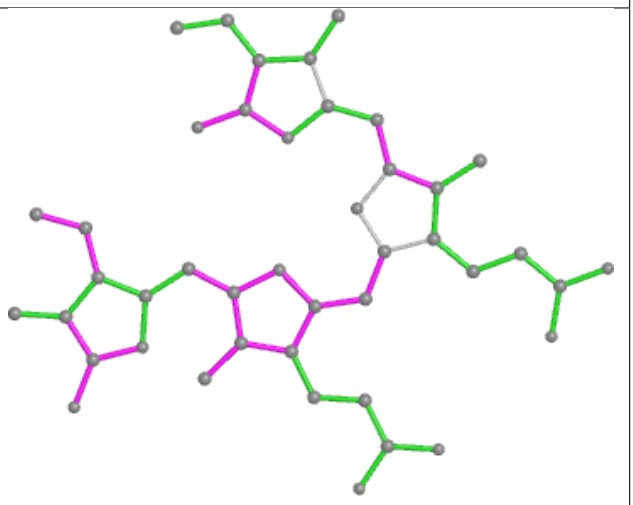

Bond angles

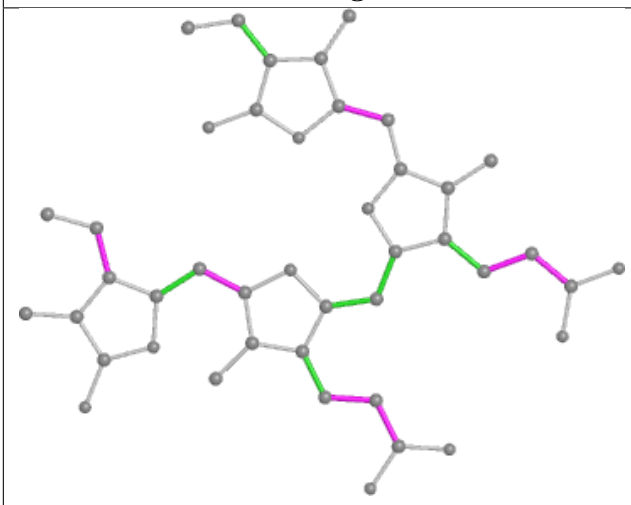

Torsions

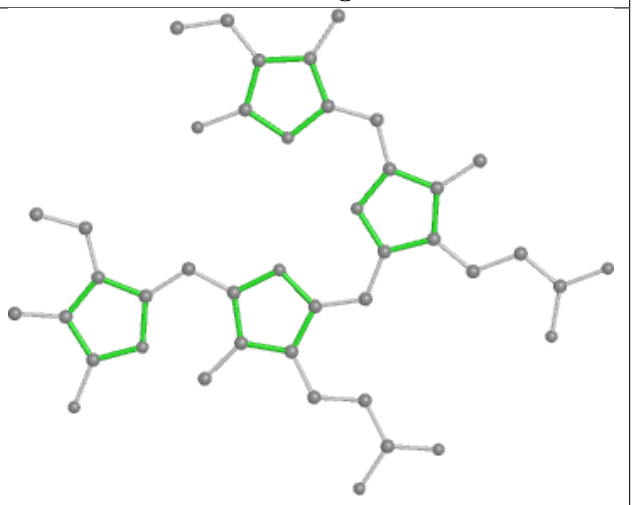

Rings

Ligand PEB q8 202

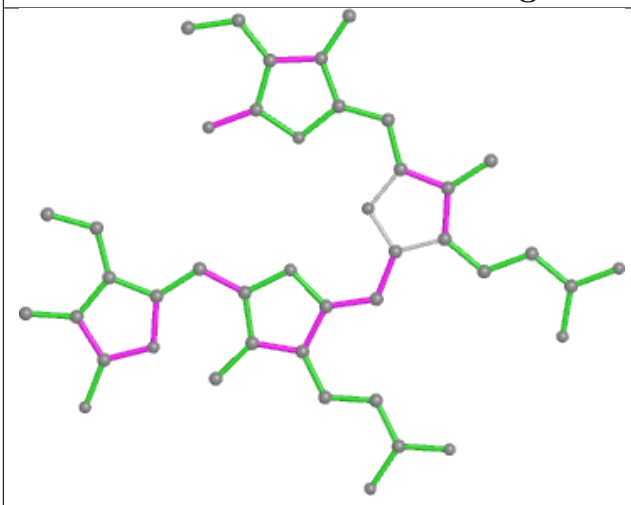

Bond lengths

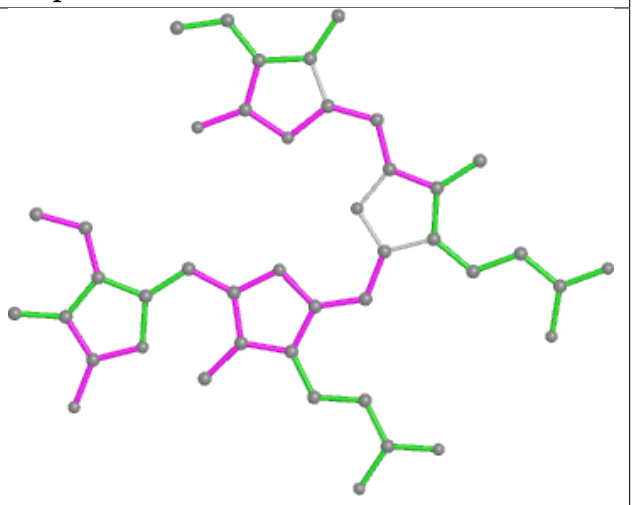

Bond angles

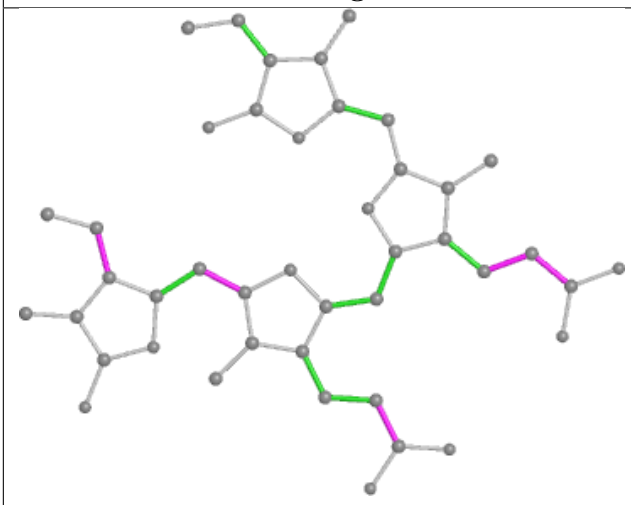

Torsions

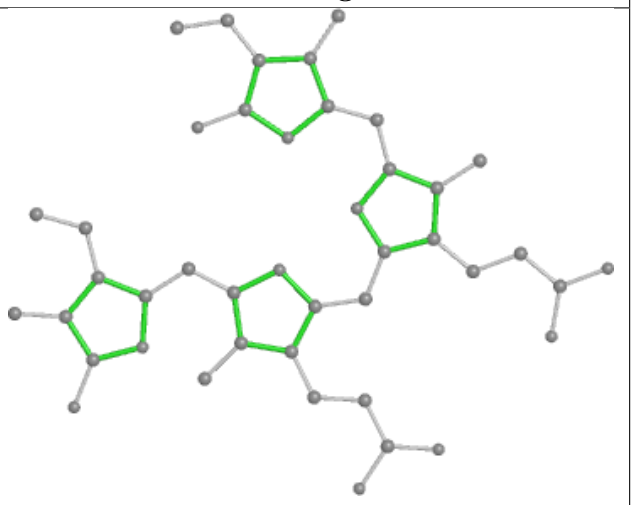

Rings

Ligand PEB e4 203

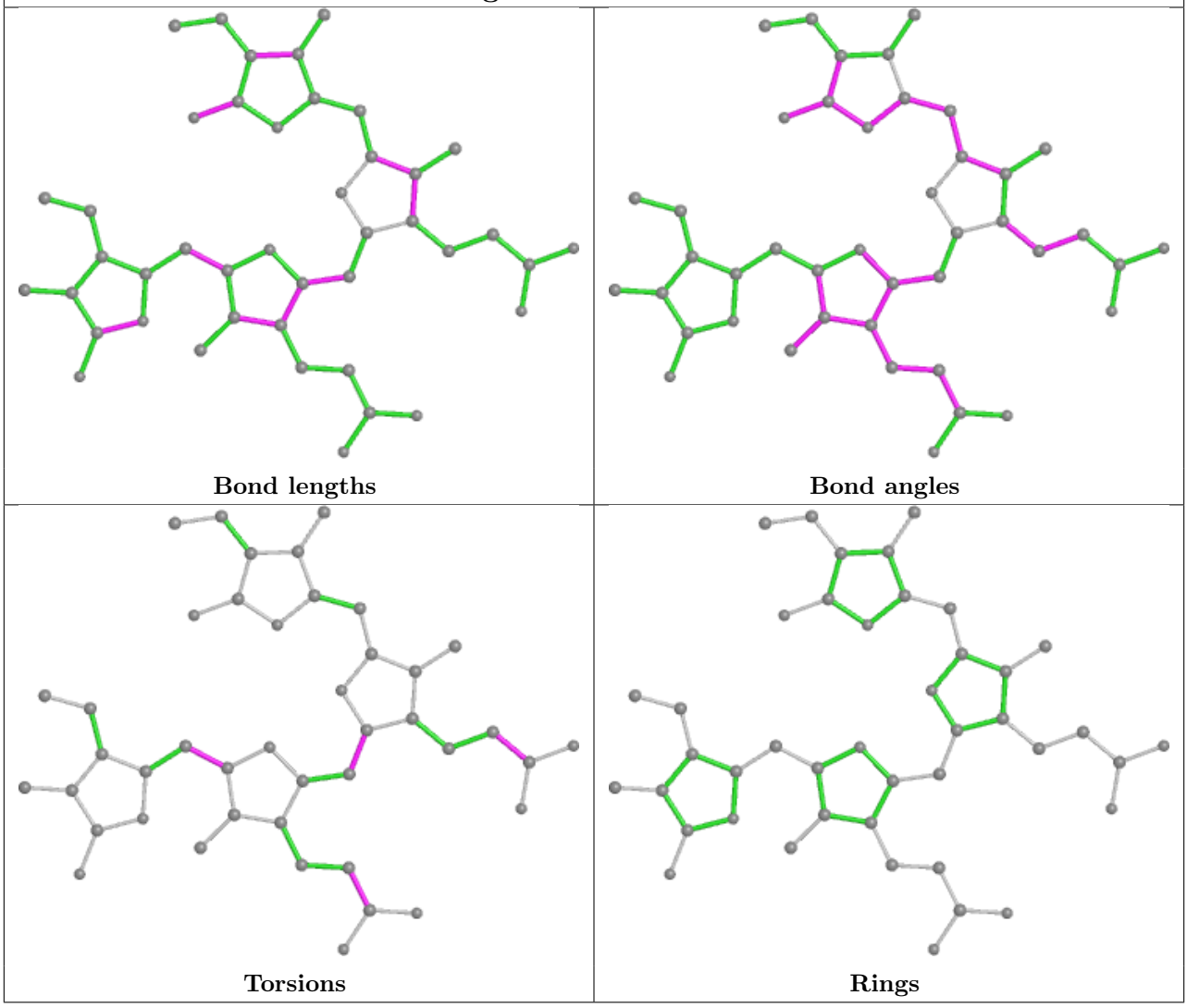

Ligand CLA BN 819

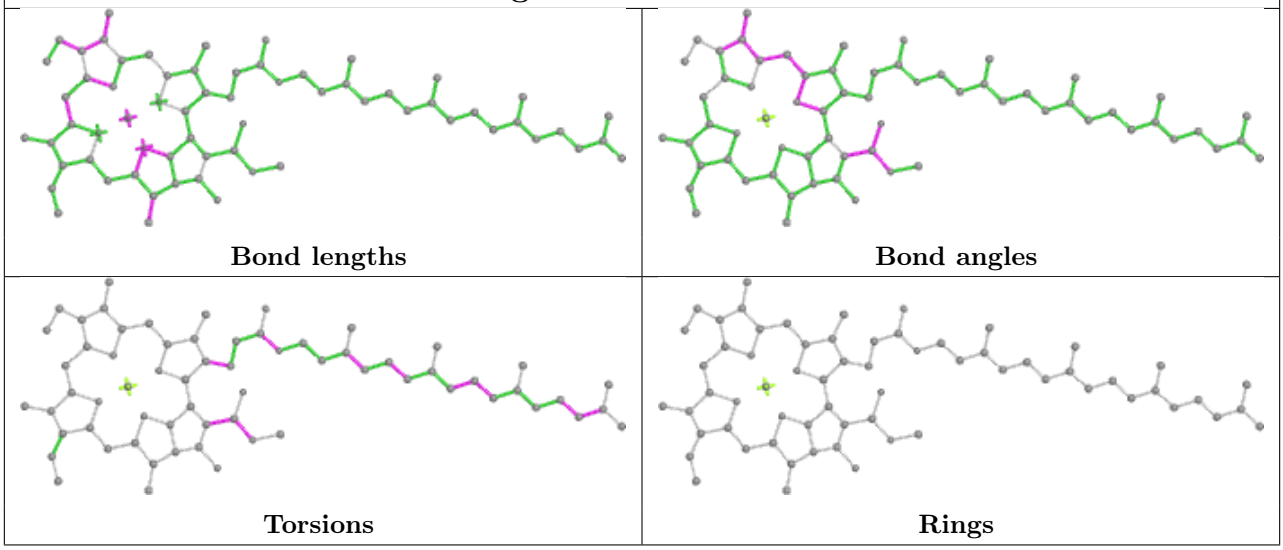

Ligand CLA B2 801

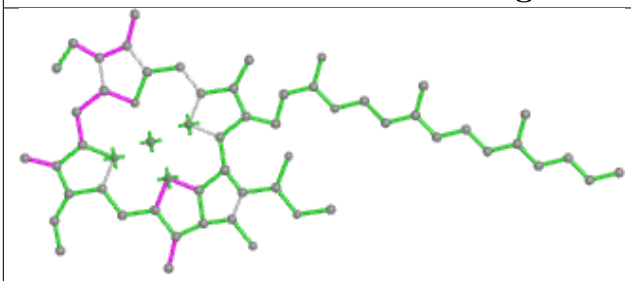

Bond lengths

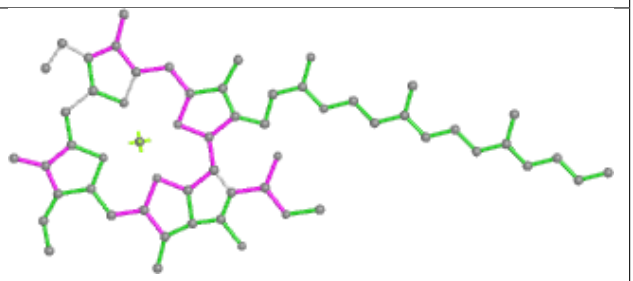

Bond angles

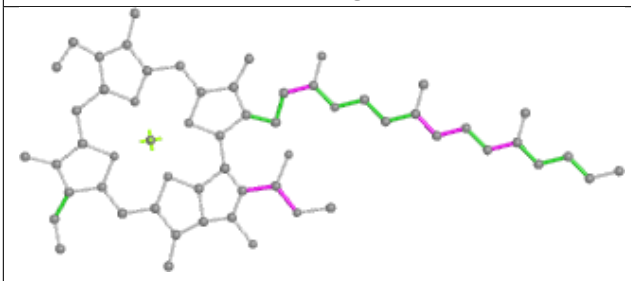

Torsions

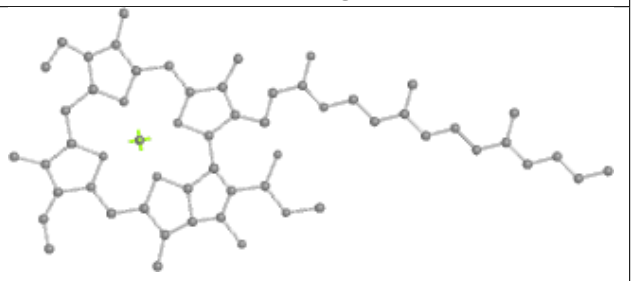

Rings

Ligand CLA 2N 303

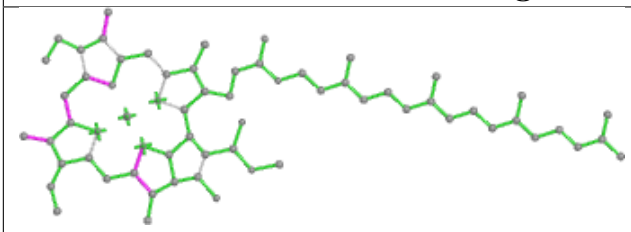

Bond lengths

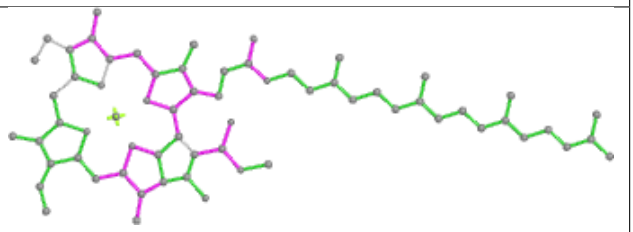

Bond angles

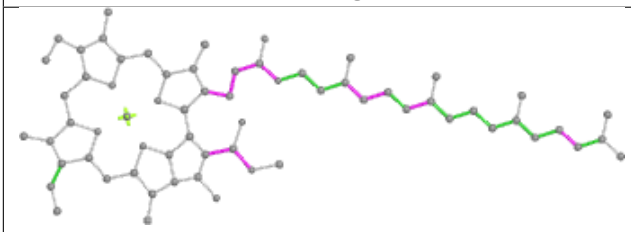

Torsions

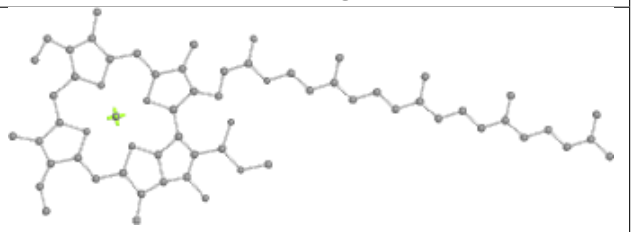

Rings

Ligand PQN BN 837

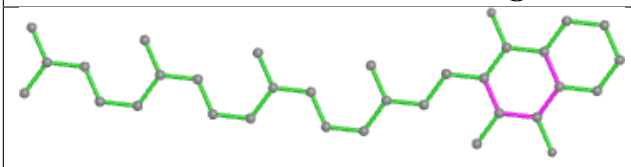

Bond lengths

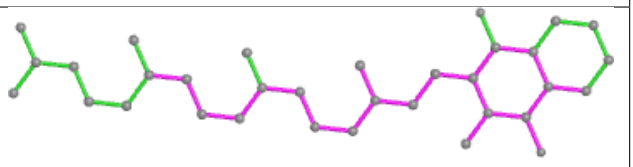

Bond angles

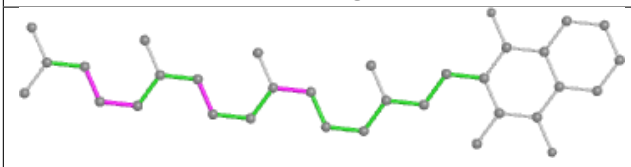

Torsions

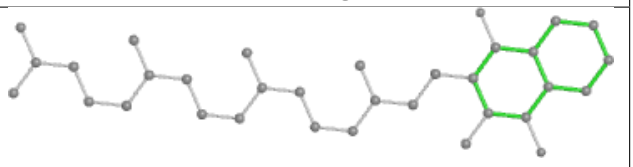

Rings

Ligand PEB DB 201

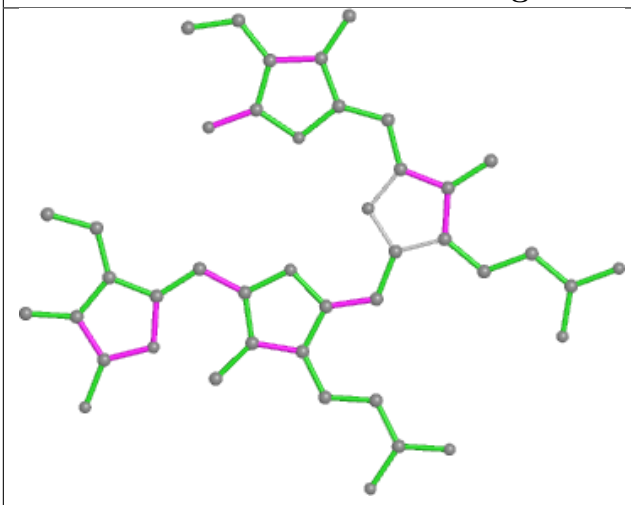

Bond lengths

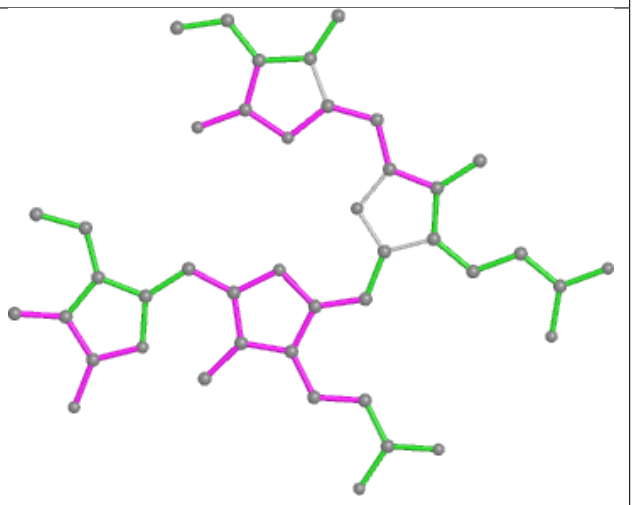

Bond angles

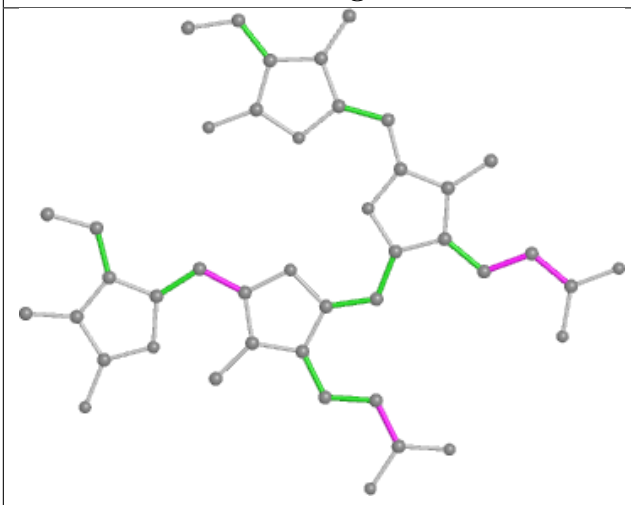

Torsions

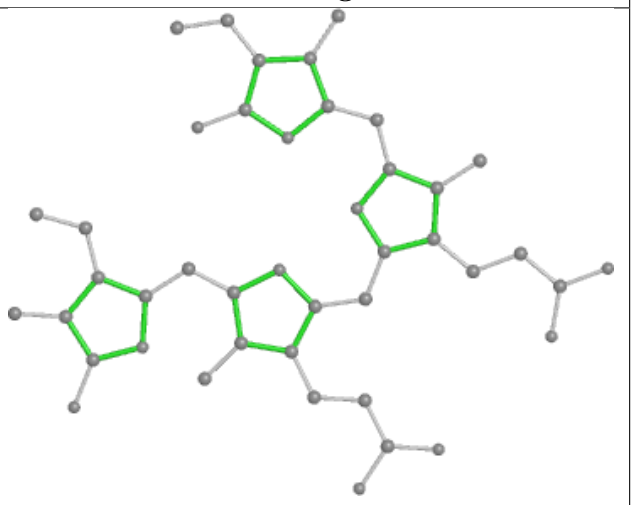

Rings

Ligand PEB HA 203

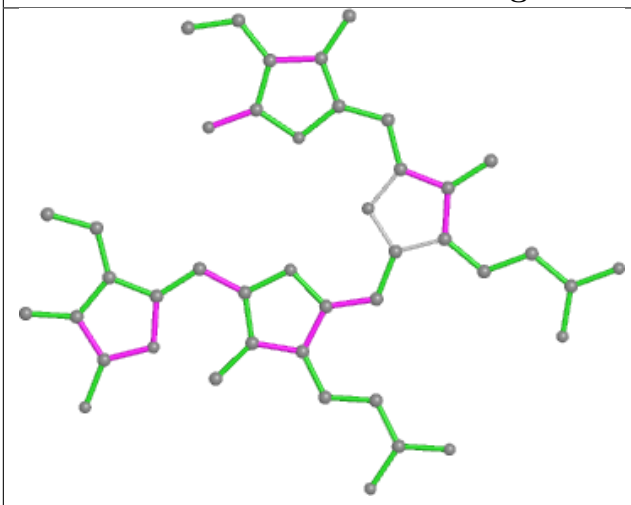

Bond lengths

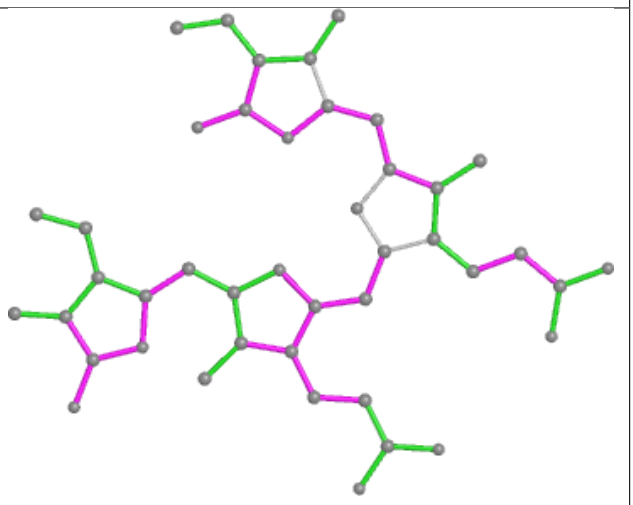

Bond angles

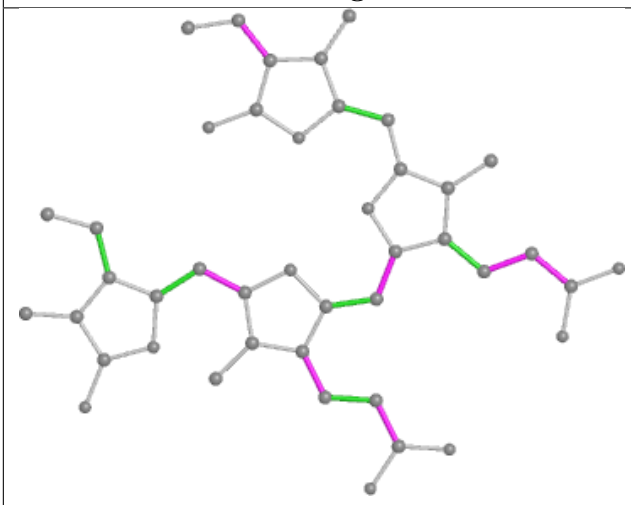

Torsions

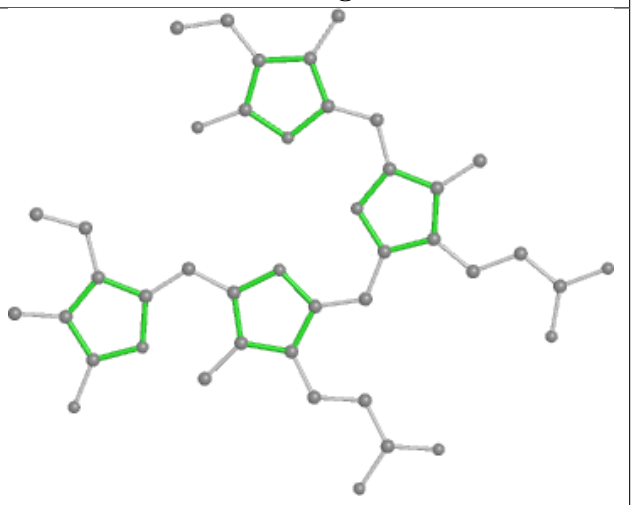

Rings

Ligand PEB fH 203

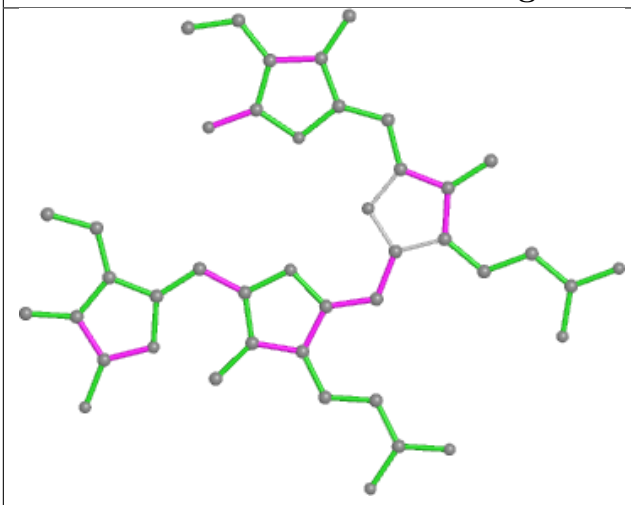

Bond lengths

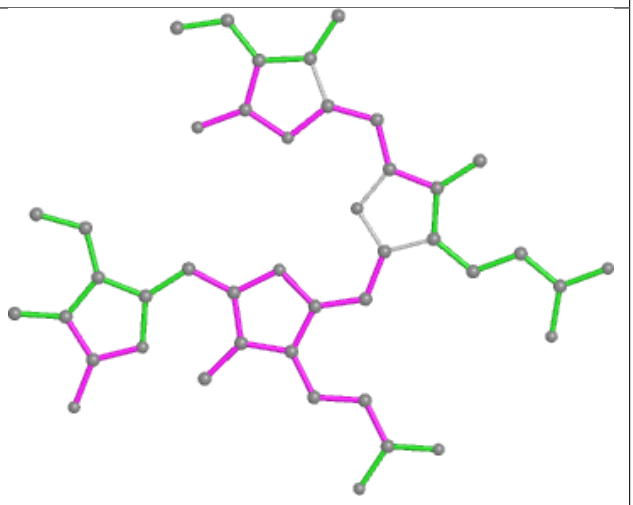

Bond angles

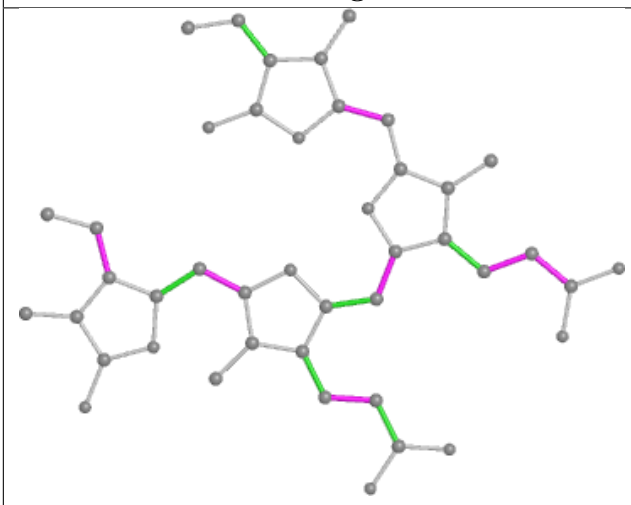

Torsions

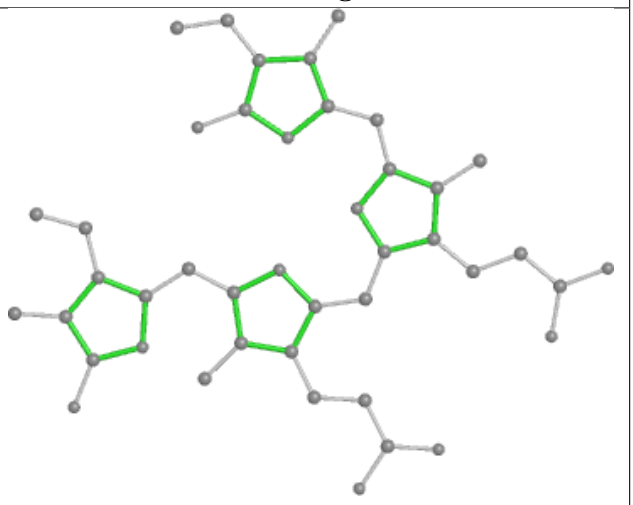

Rings

Ligand PEB A7 202

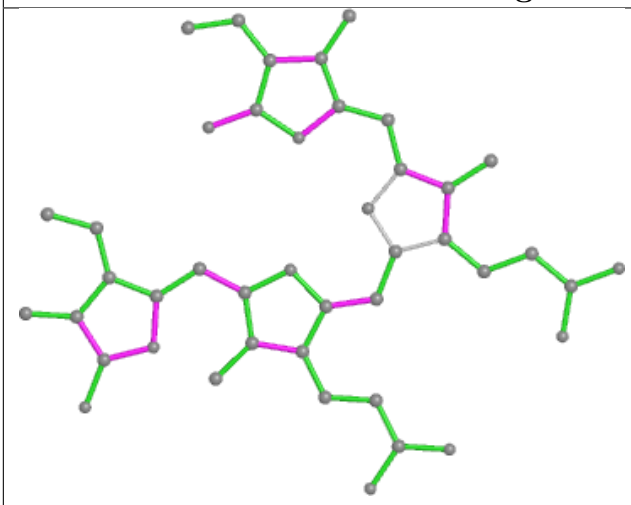

Bond lengths

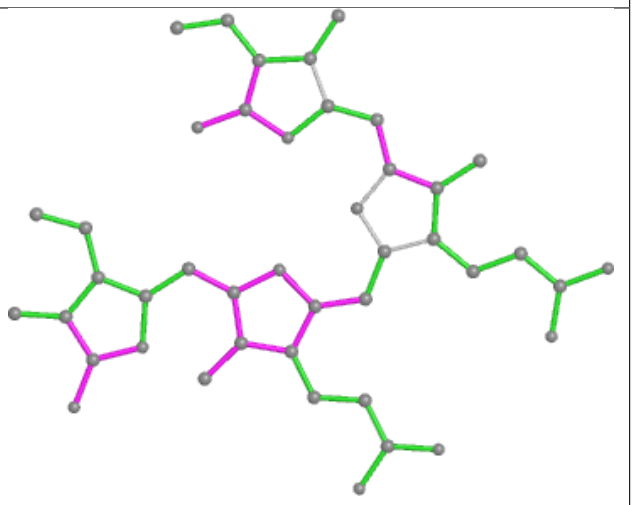

Bond angles

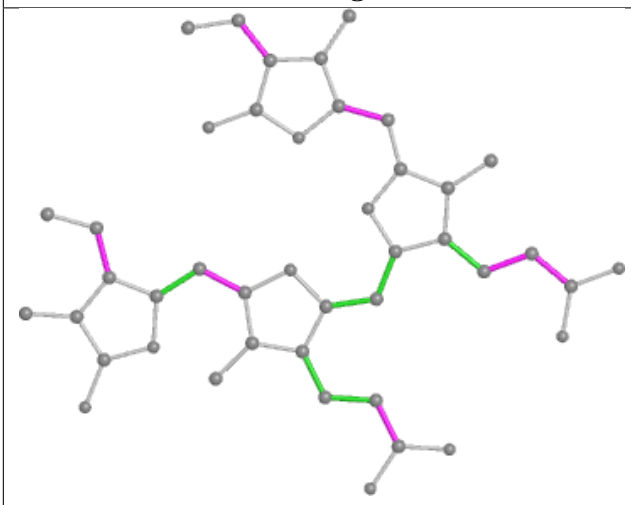

Torsions

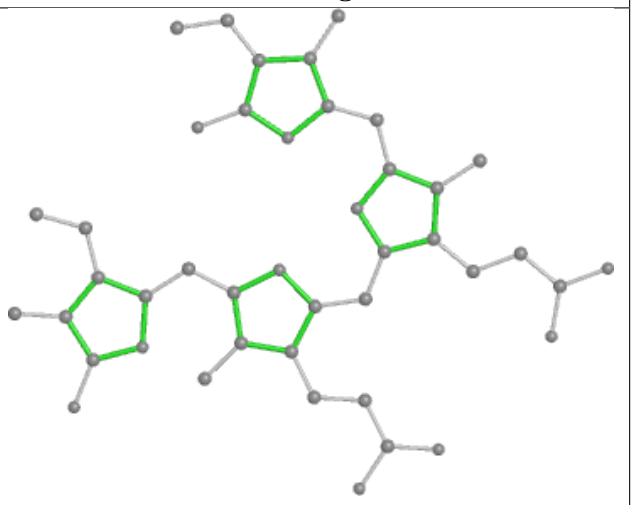

Rings

Ligand PEB WH 201

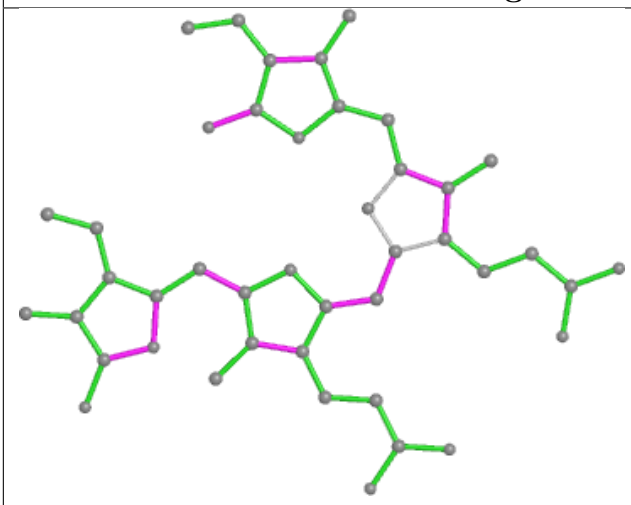

Bond lengths

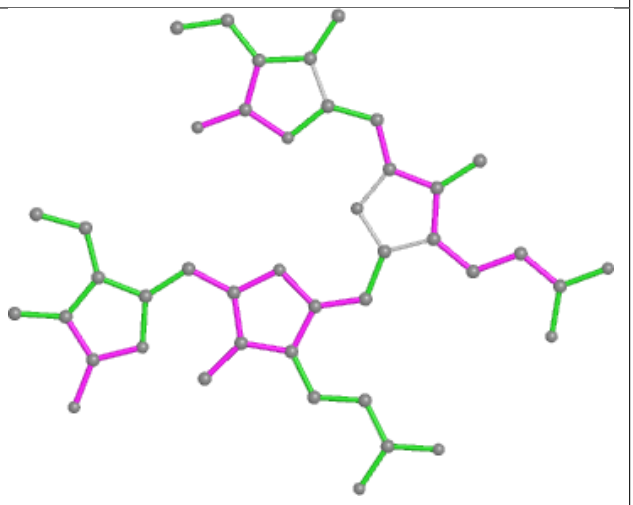

Bond angles

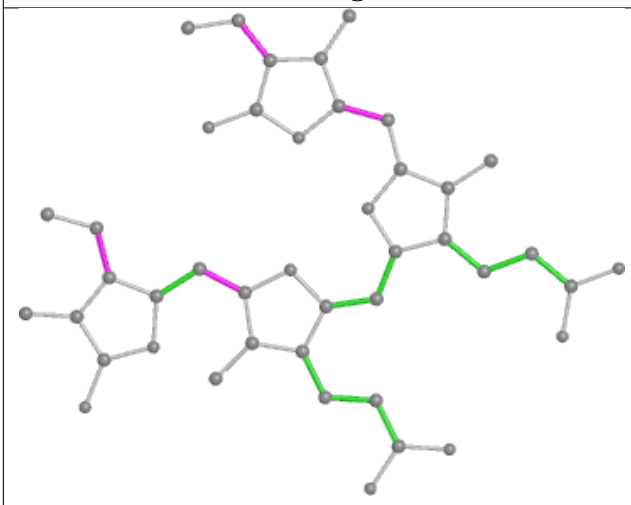

Torsions

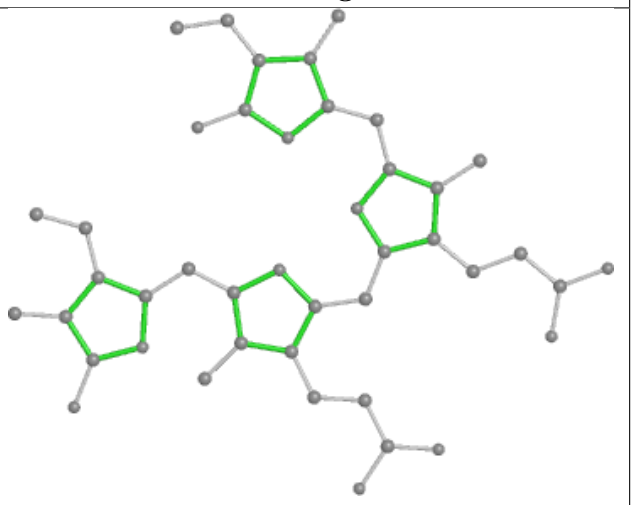

Rings

Ligand PEB QQ 202

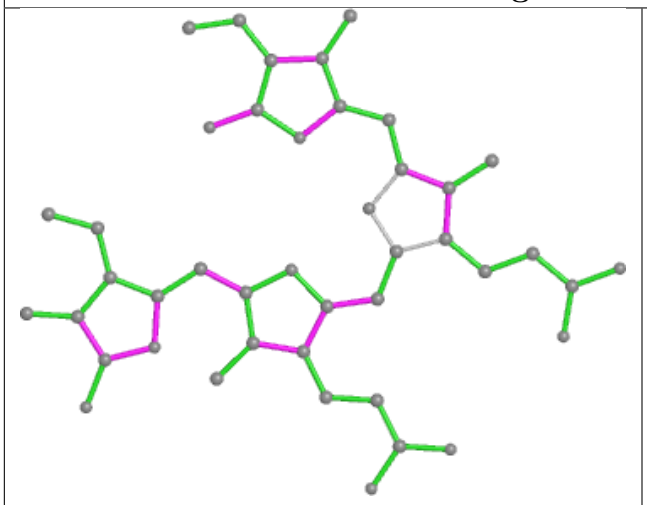

Bond lengths

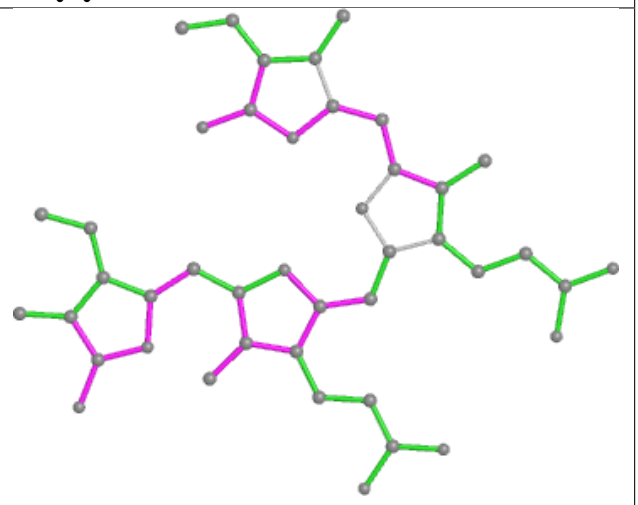

Bond angles

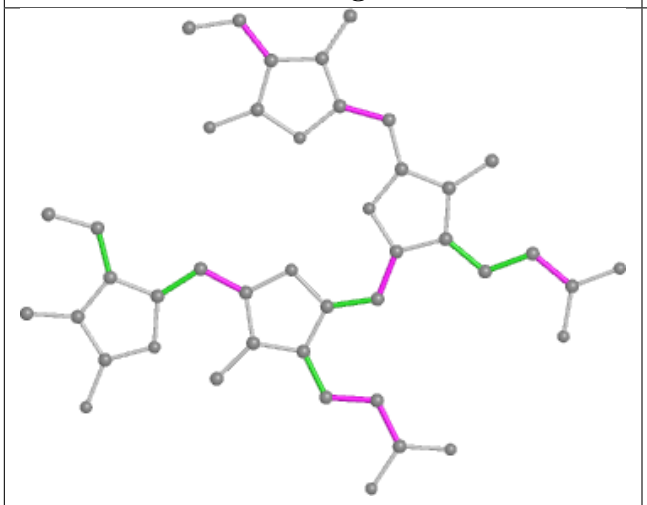

Torsions

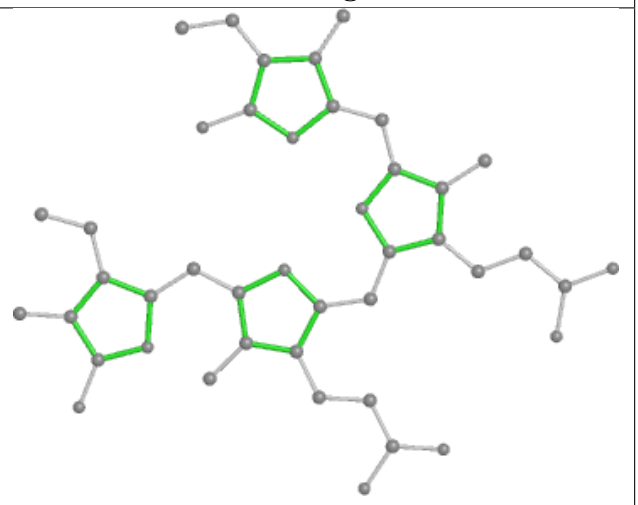

Rings

Ligand LMG bL 609

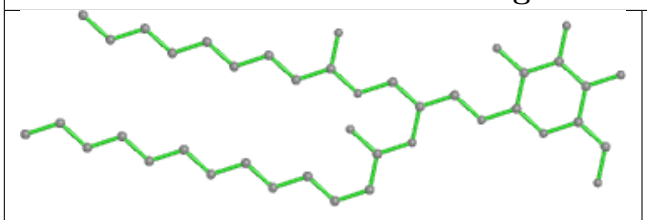

Bond lengths

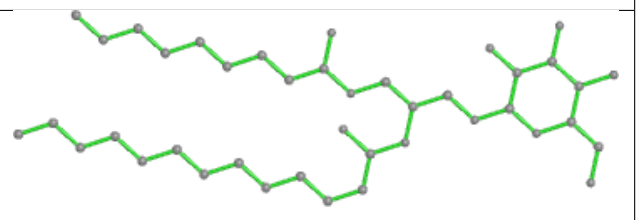

Bond angles

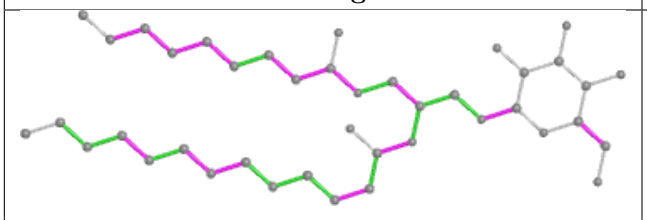

Torsions

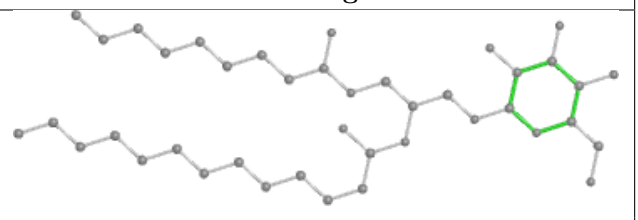

Rings

Ligand DGD cL 520

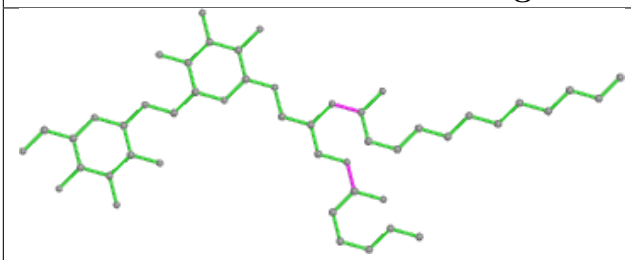

Bond lengths

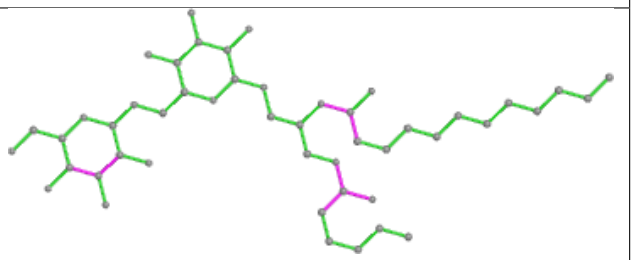

Bond angles

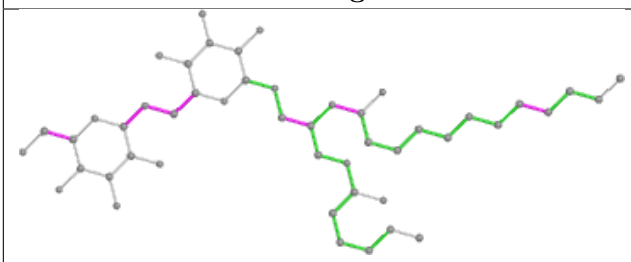

Torsions

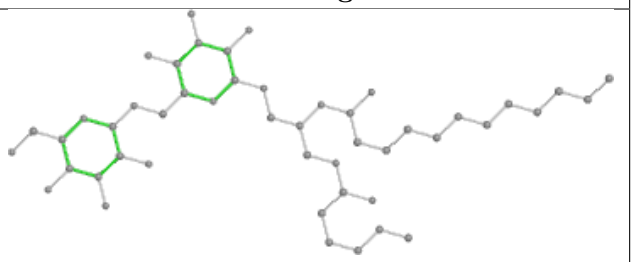

Rings

Ligand PEB cB 403

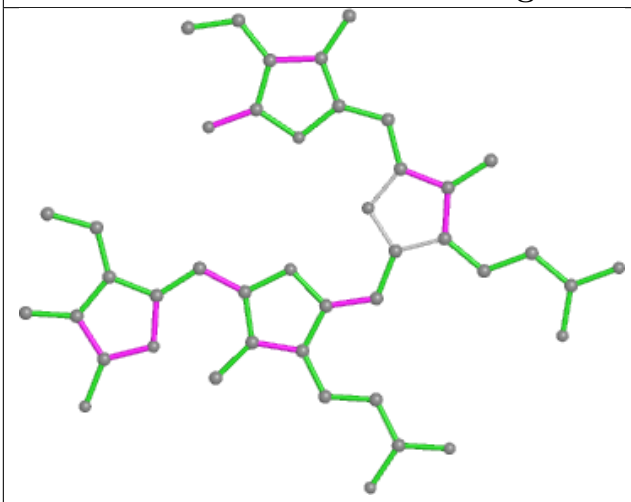

Bond lengths

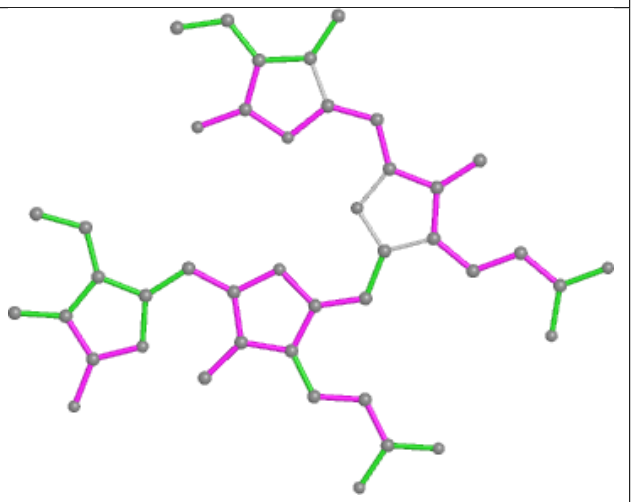

Bond angles

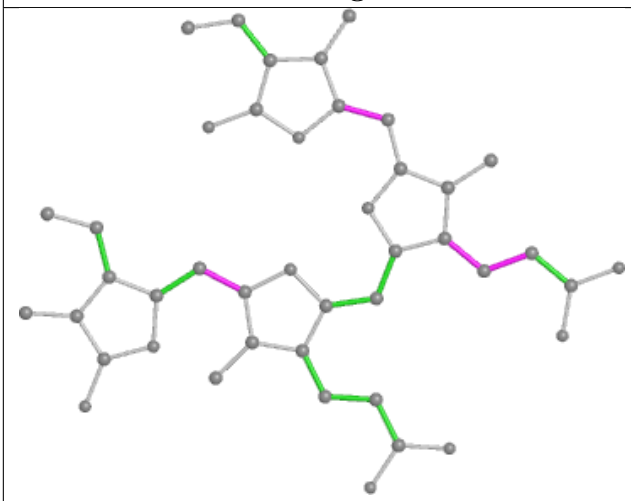

Torsions

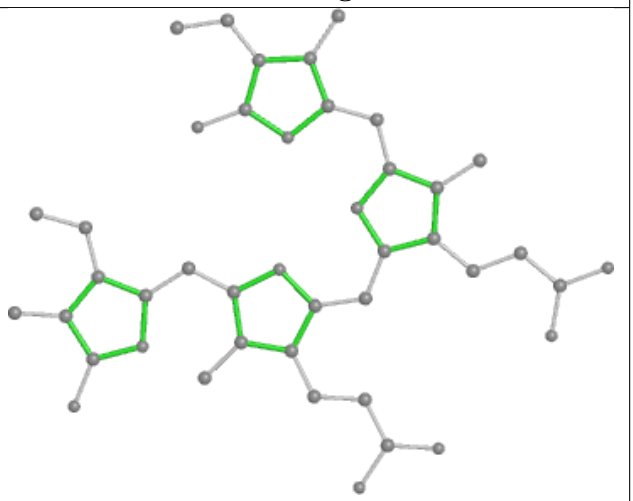

Rings

Ligand BCR BN 840

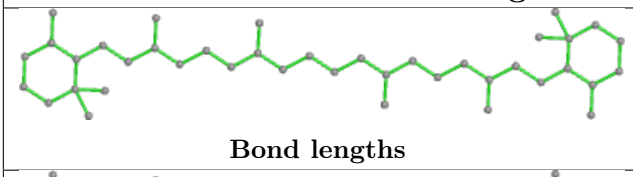

Bond lengths

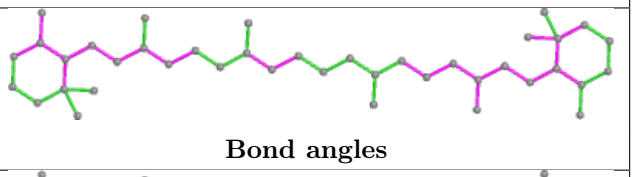

Bond angles

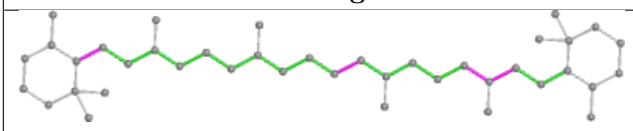

Torsions

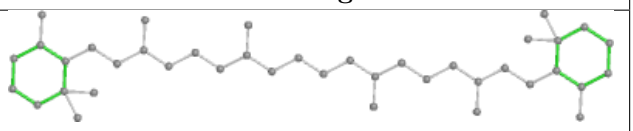

Rings

Ligand CLA bL 608

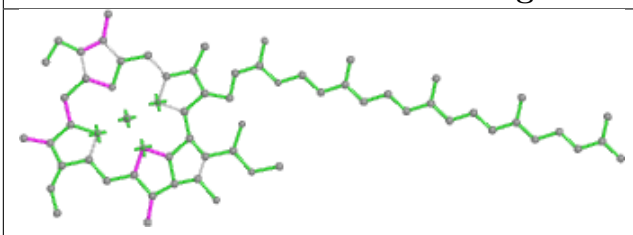

Bond lengths

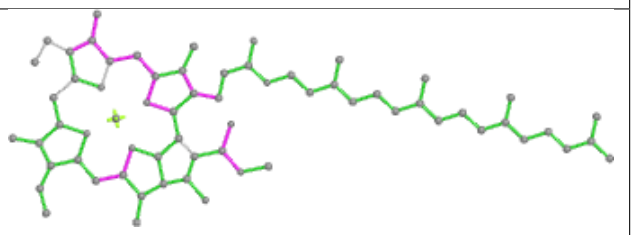

Bond angles

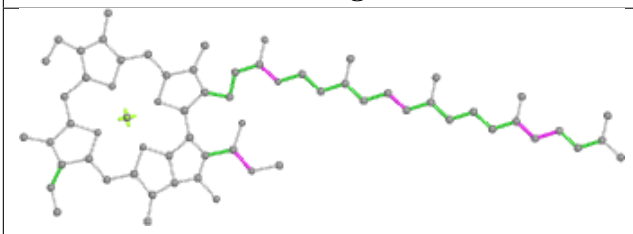

Torsions

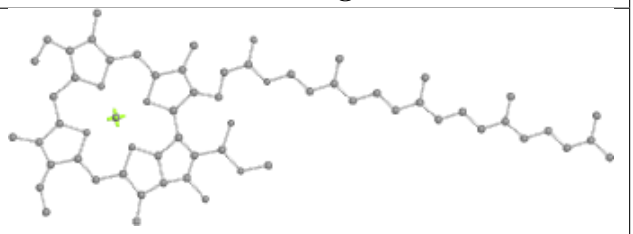

Rings

Ligand PEB YB 201

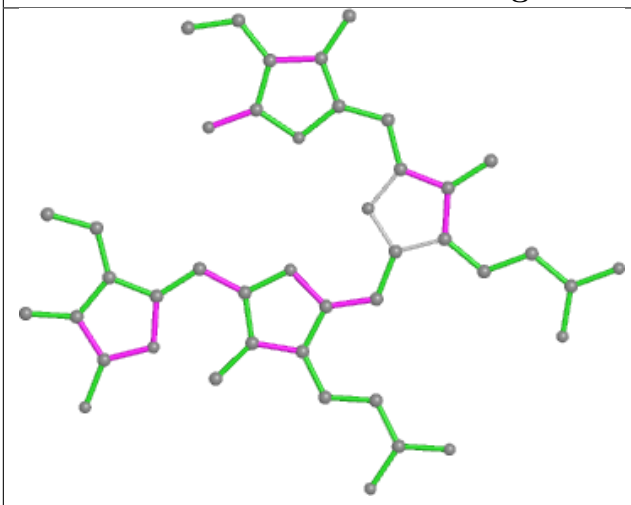

Bond lengths

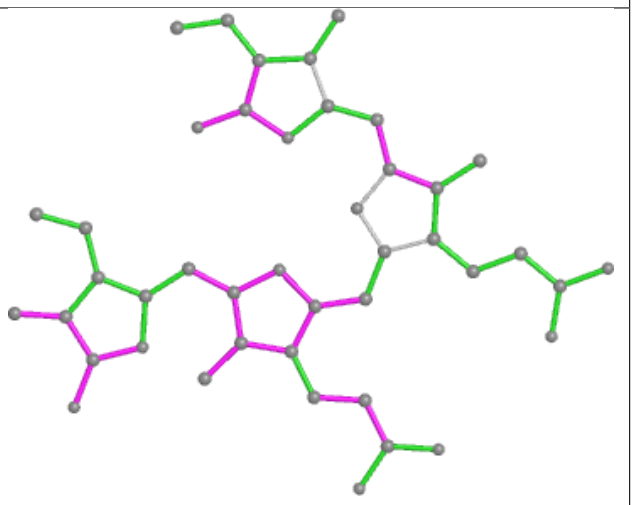

Bond angles

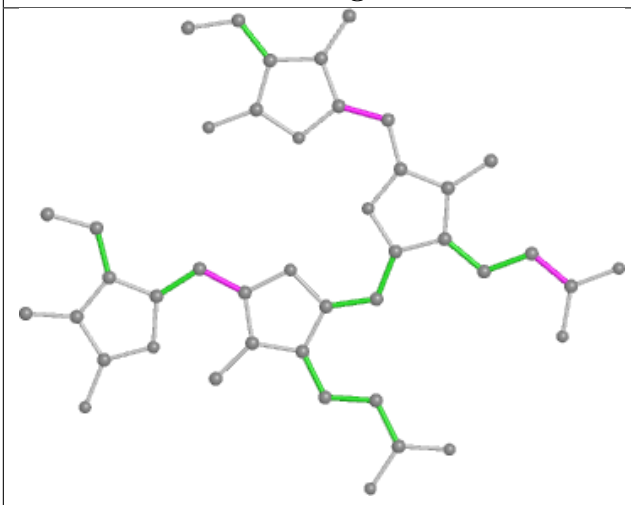

Torsions

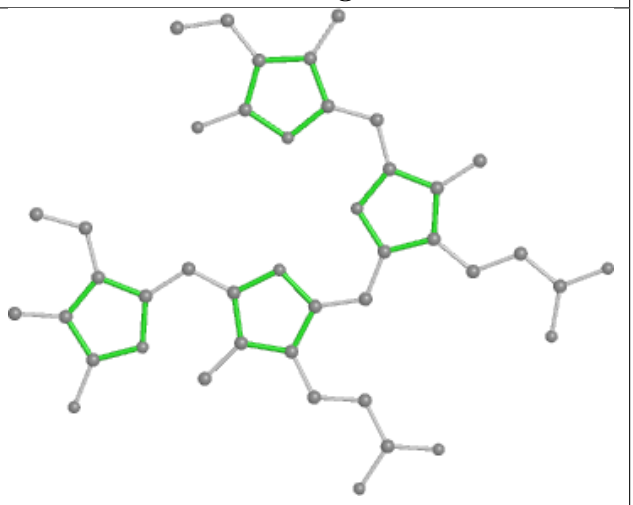

Rings

Ligand CLA FN 203

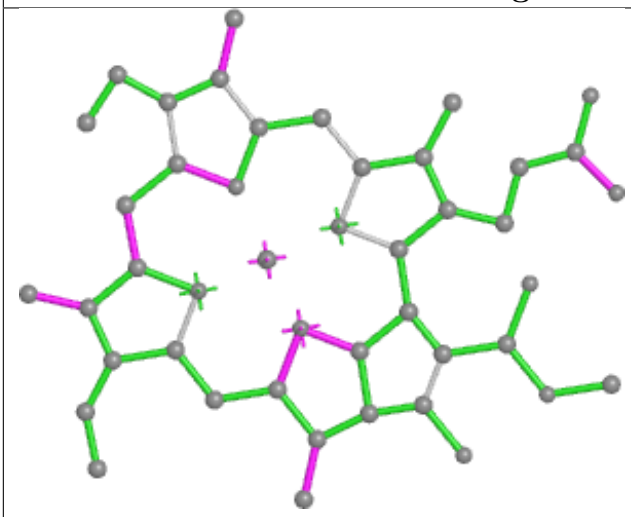

Bond lengths

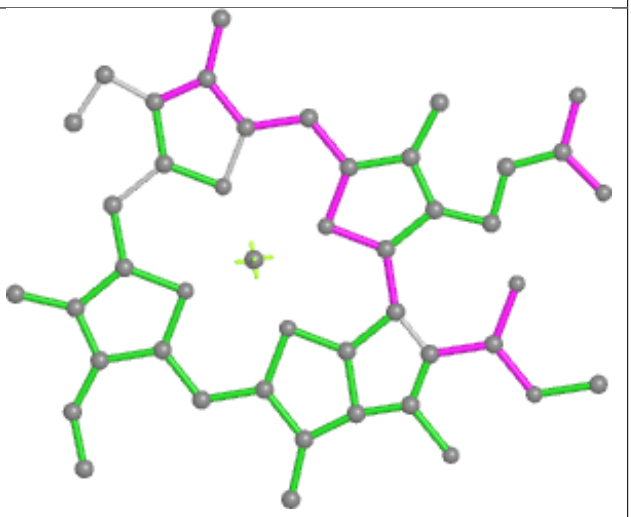

Bond angles

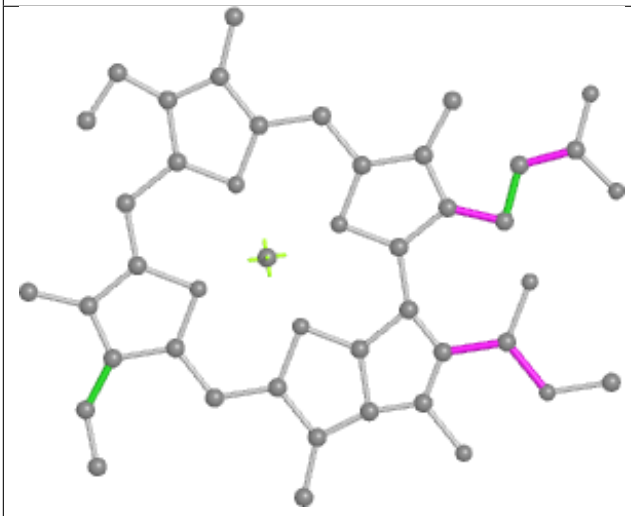

Torsions

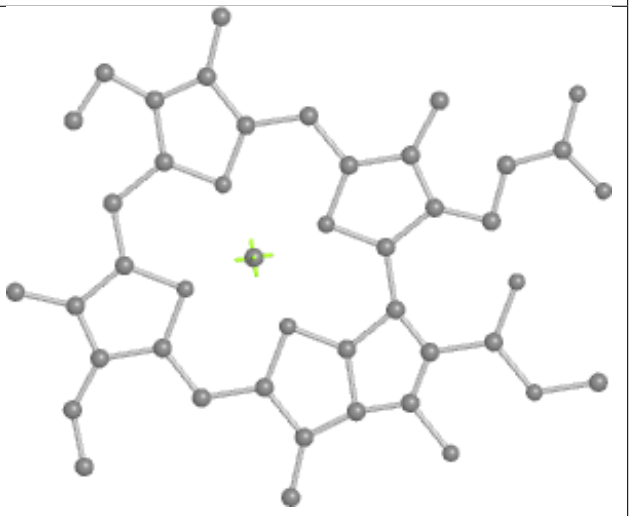

Rings

Ligand PEB bE 201

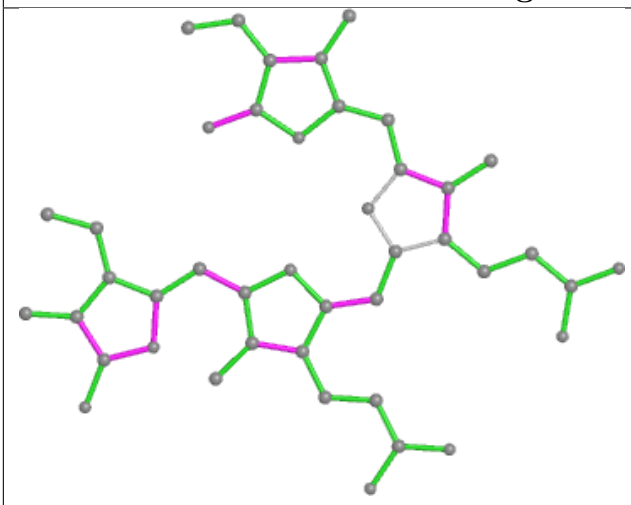

Bond lengths

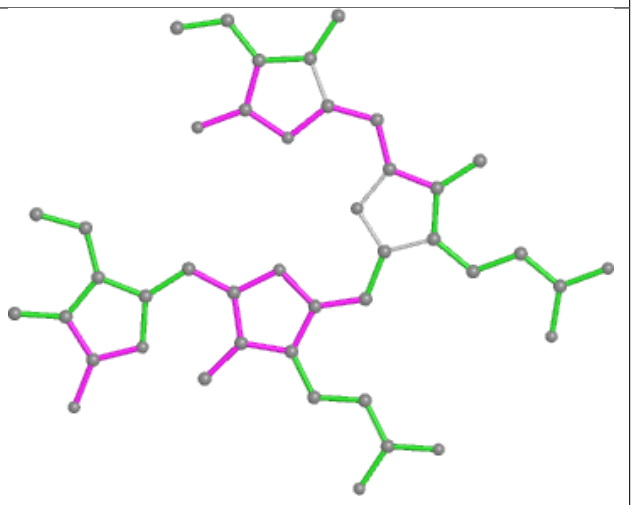

Bond angles

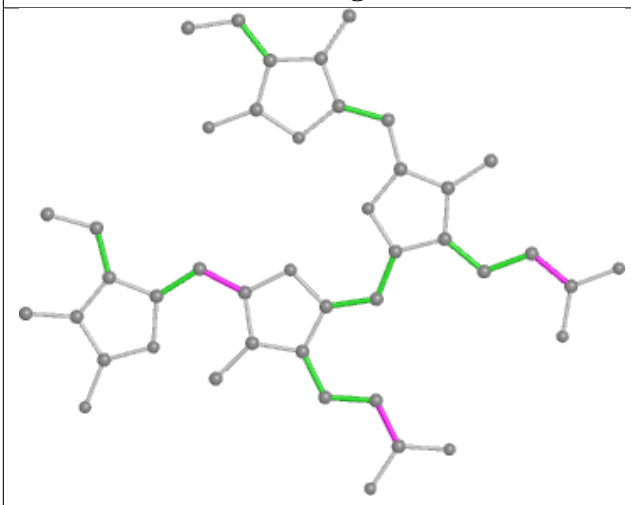

Torsions

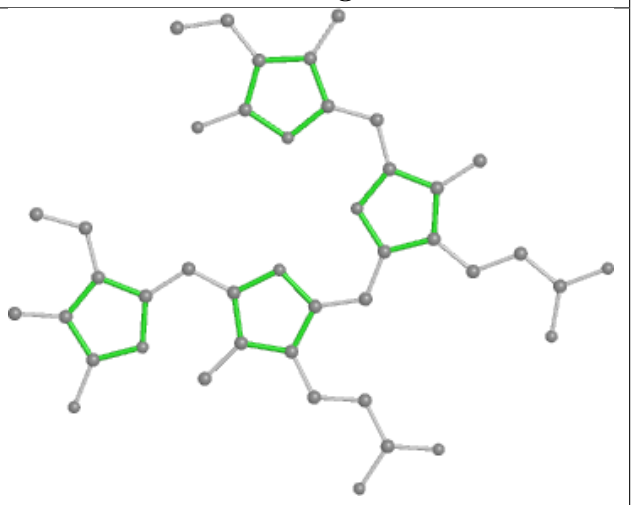

Rings

Ligand PEB IF 202

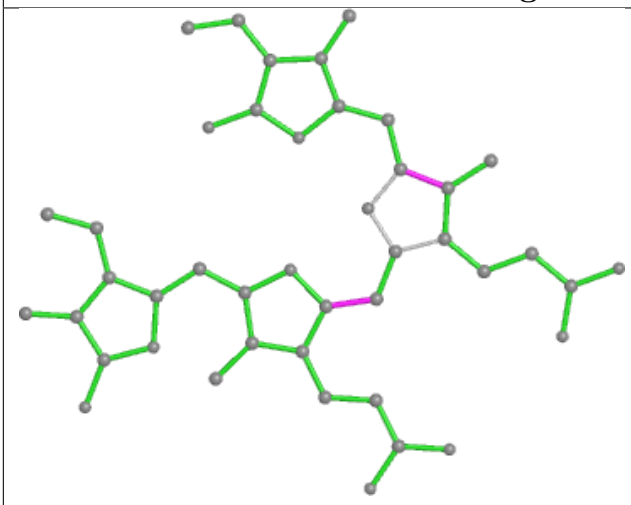

Bond lengths

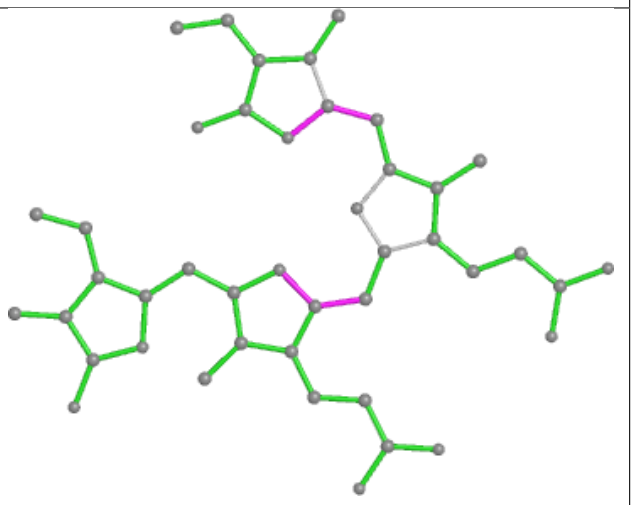

Bond angles

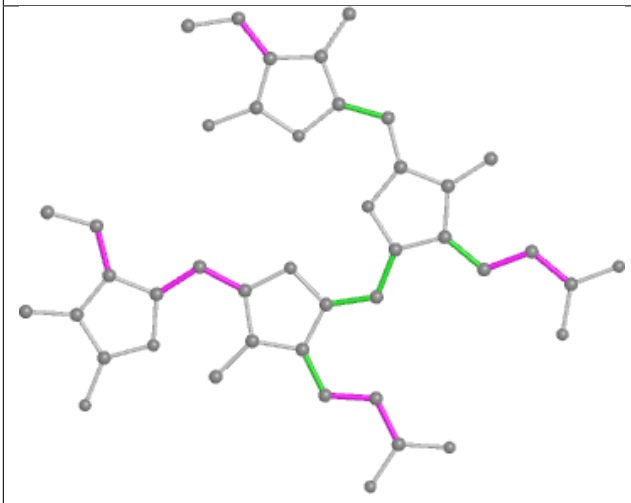

Torsions

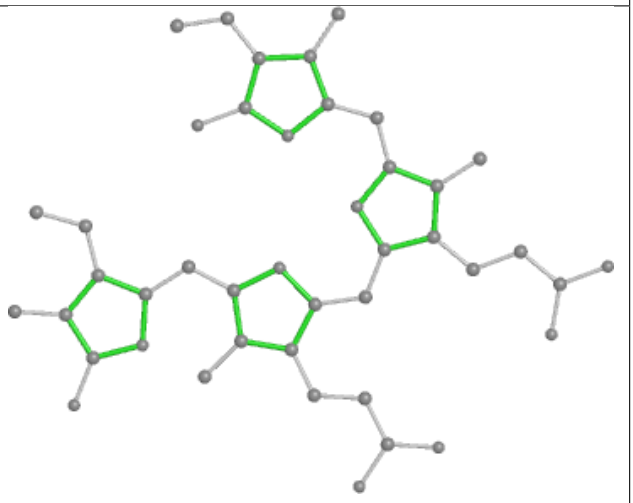

Rings

Ligand PEB XA 203

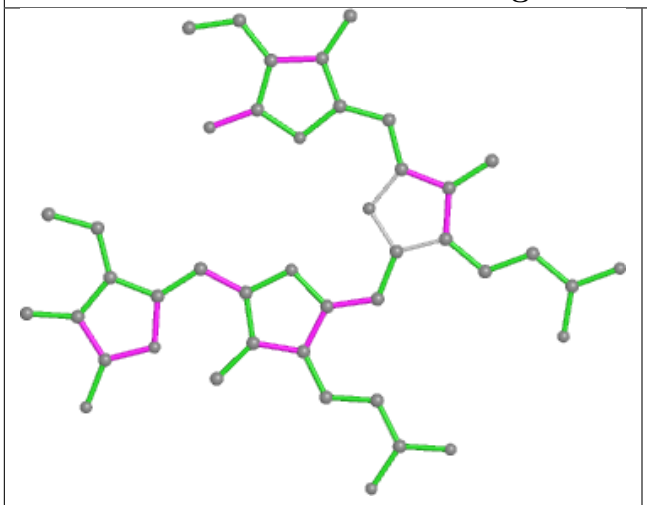

Bond lengths

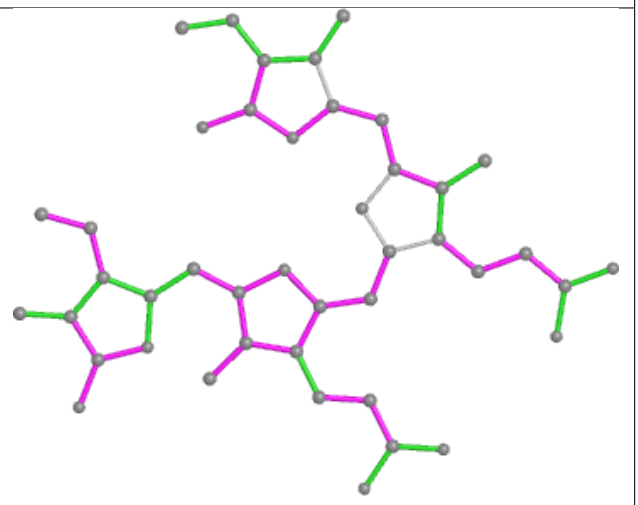

Bond angles

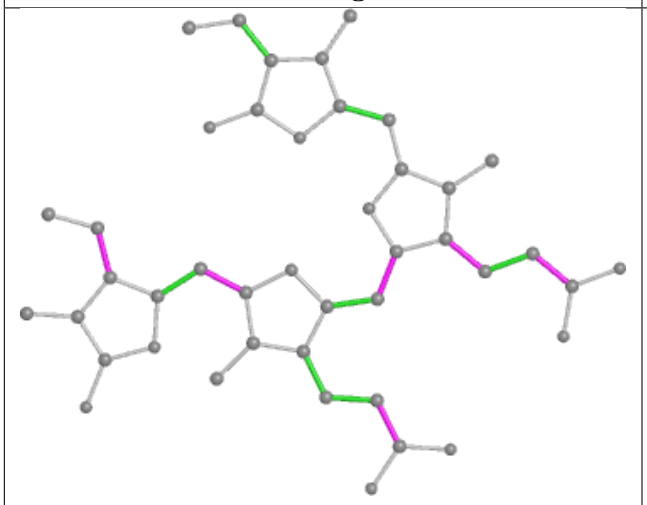

Torsions

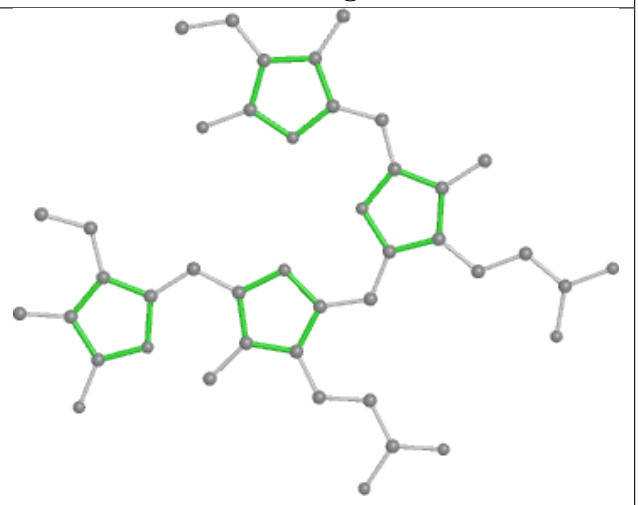

Rings

Ligand LMG A6 408

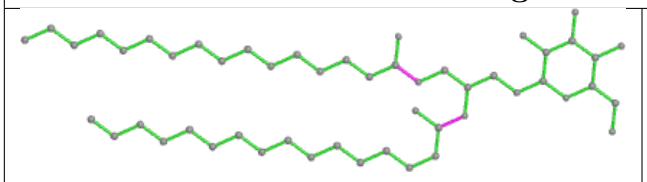

Bond lengths

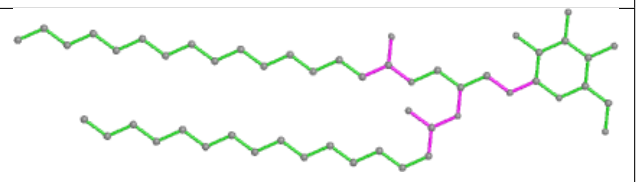

Bond angles

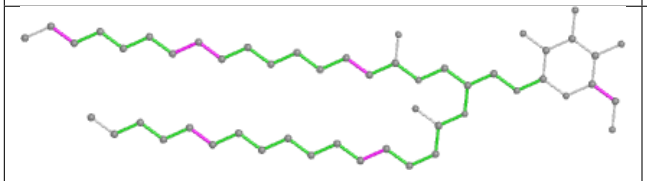

Torsions

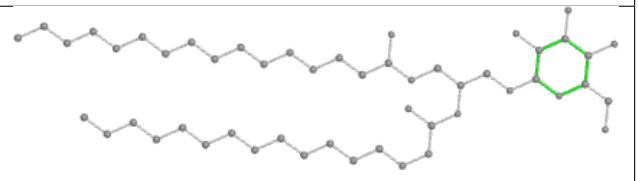

Rings

Ligand PEB gB 203

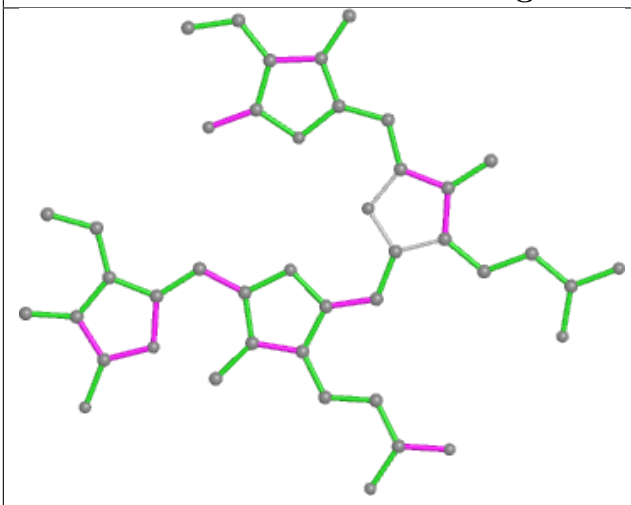

Bond lengths

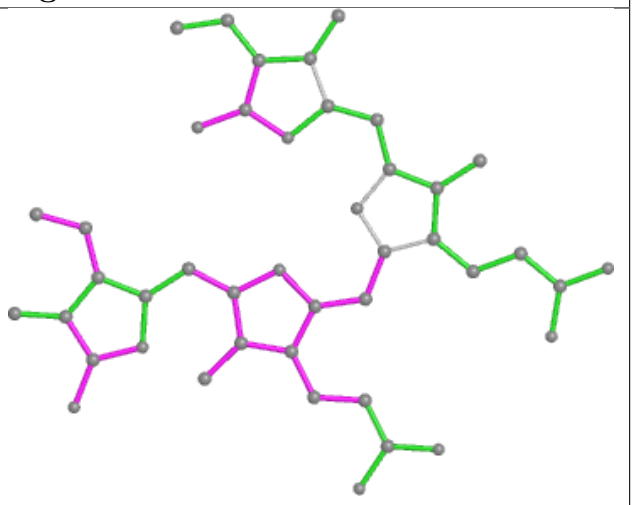

Bond angles

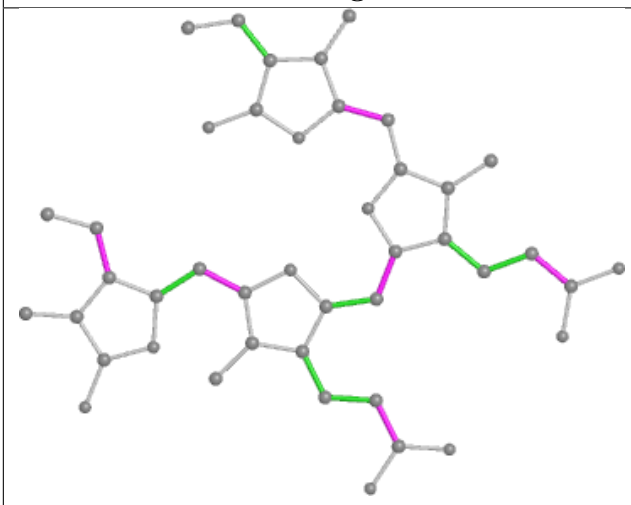

Torsions

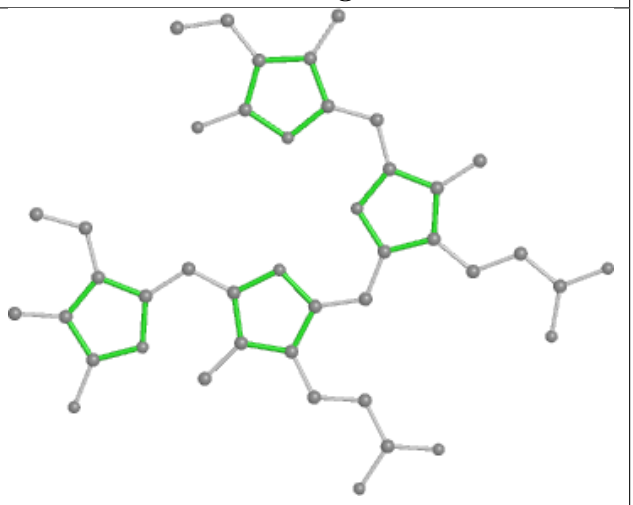

Rings

Ligand PEB fK 201

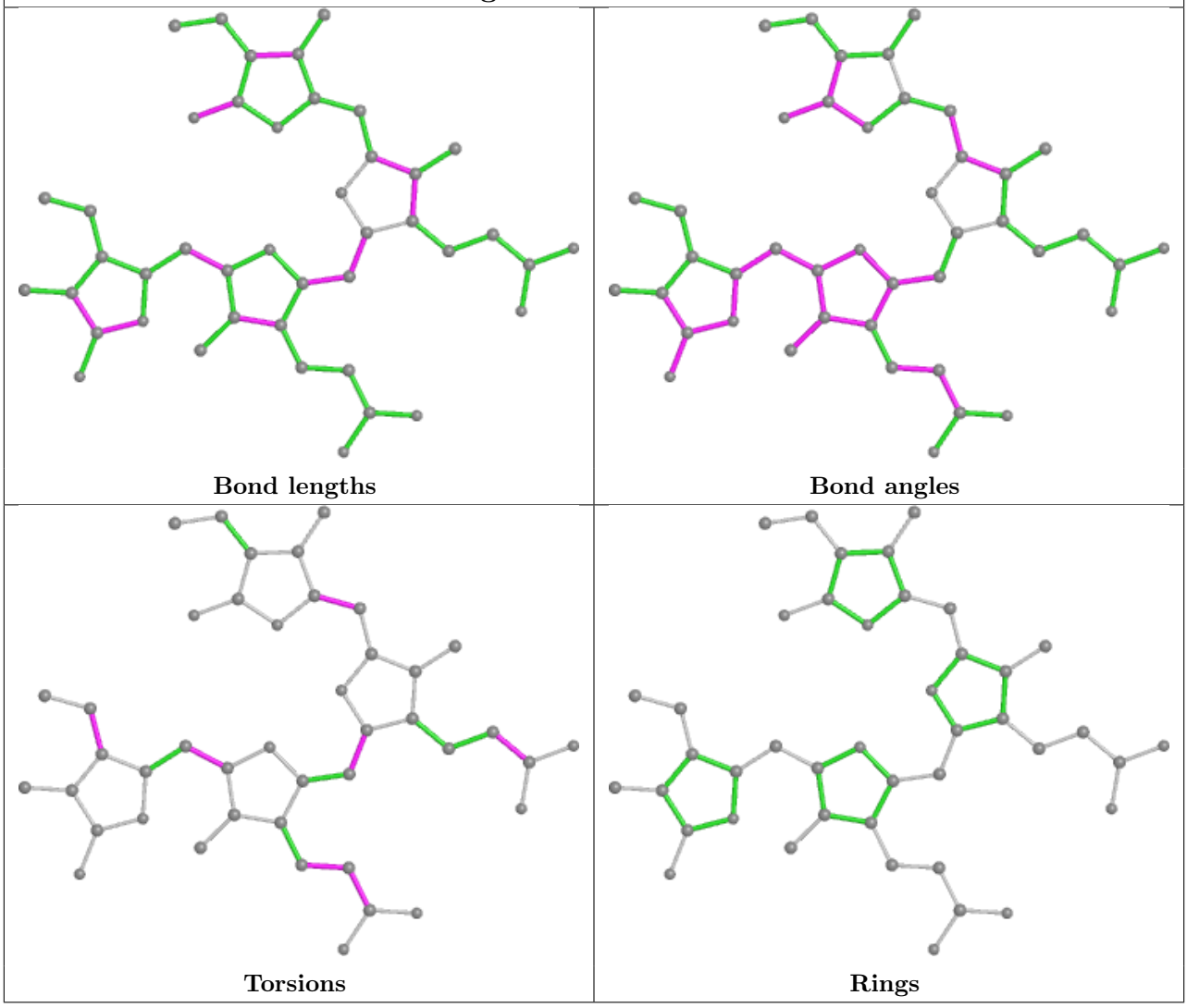

Ligand DGD hL 101

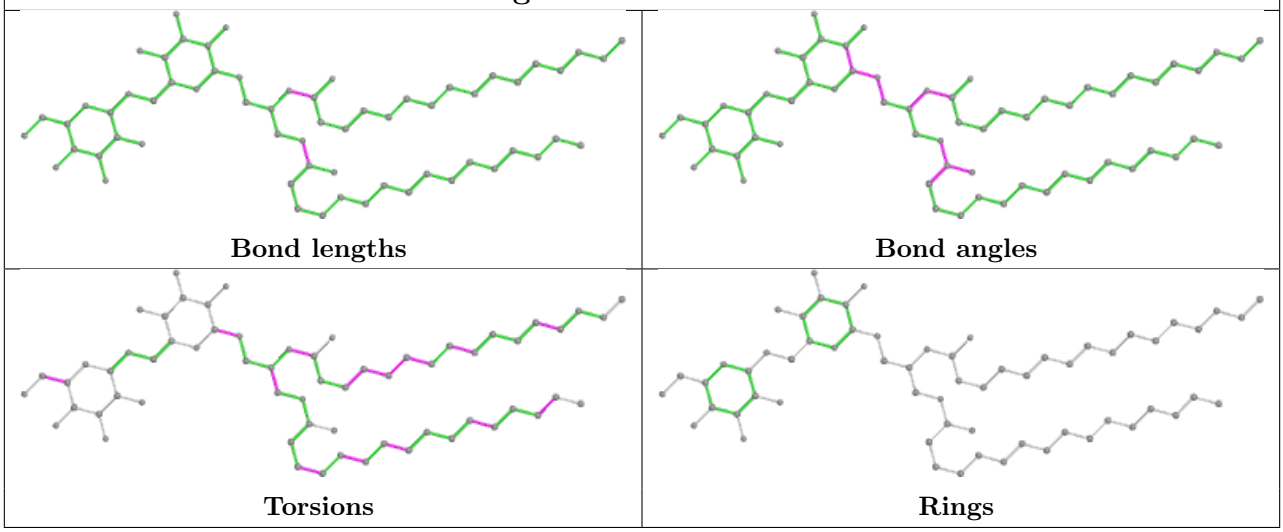

Ligand PEB QG 201

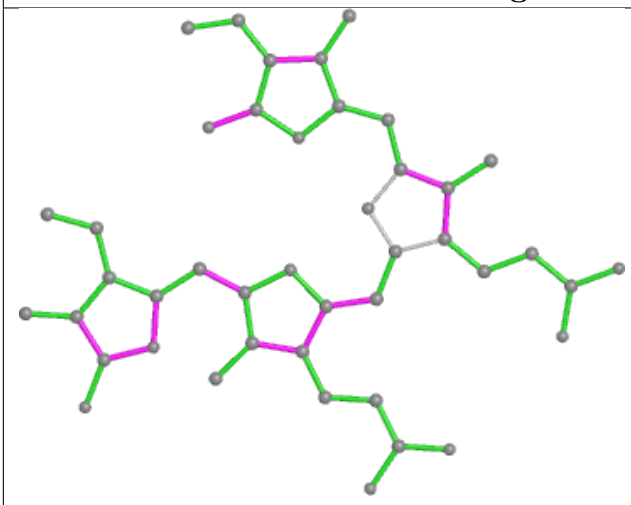

Bond lengths

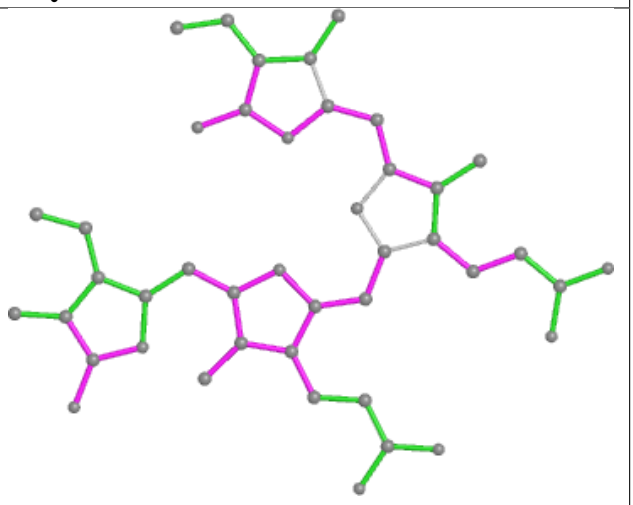

Bond angles

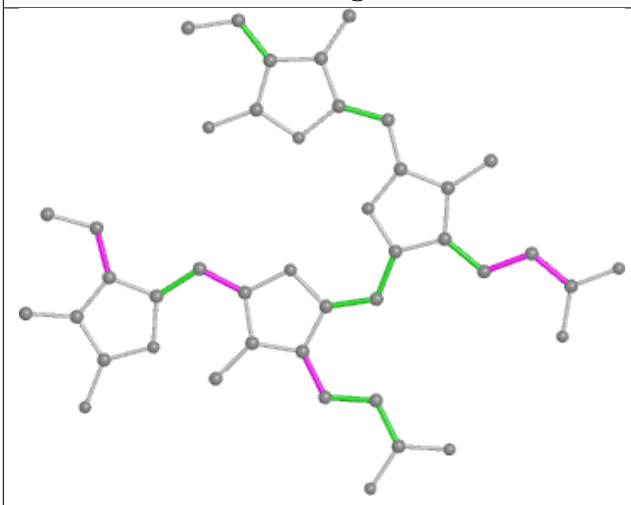

Torsions

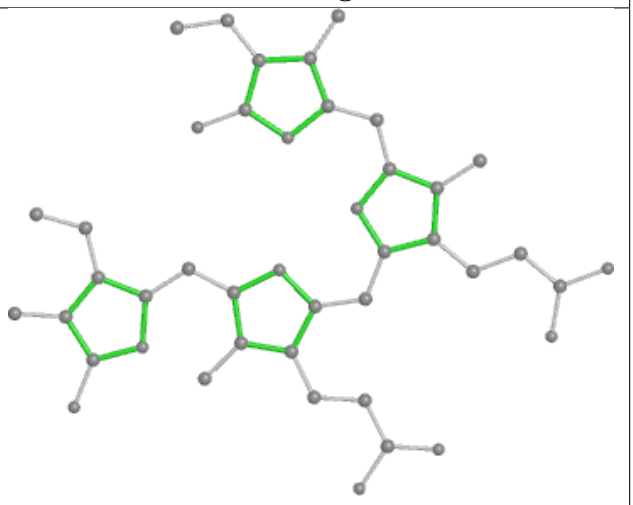

Rings

Ligand CLA cL 514

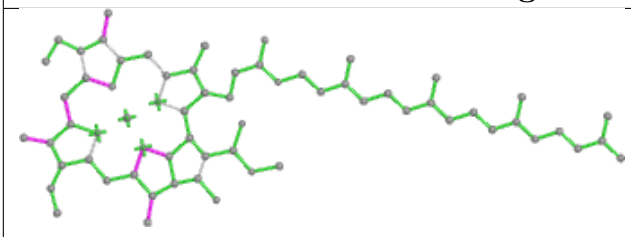

Bond lengths

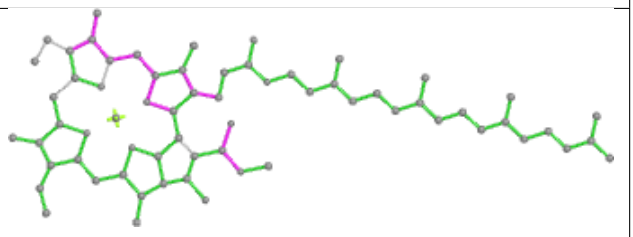

Bond angles

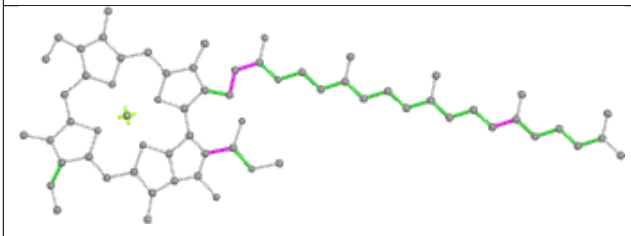

Torsions

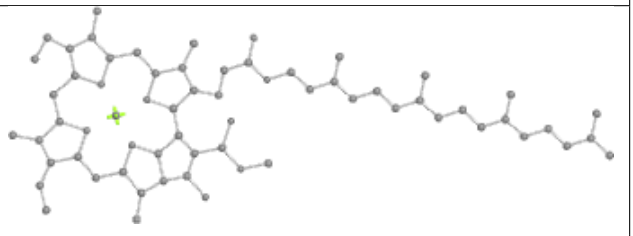

Rings

Ligand PEB MF 203

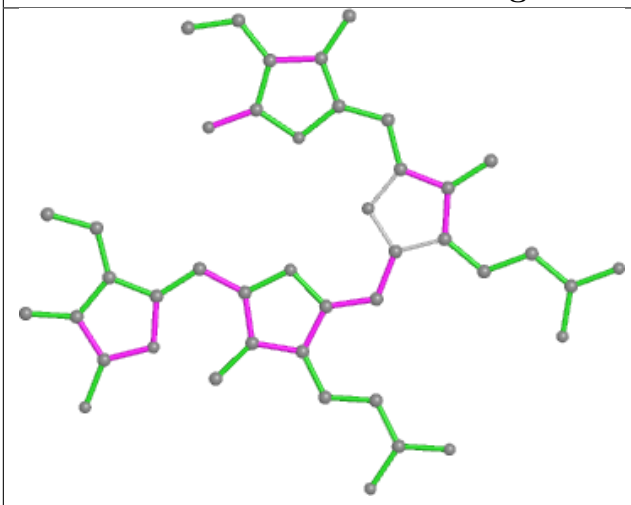

Bond lengths

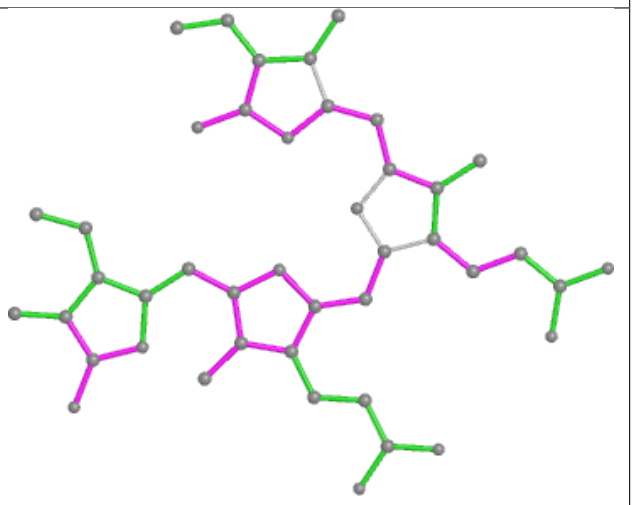

Bond angles

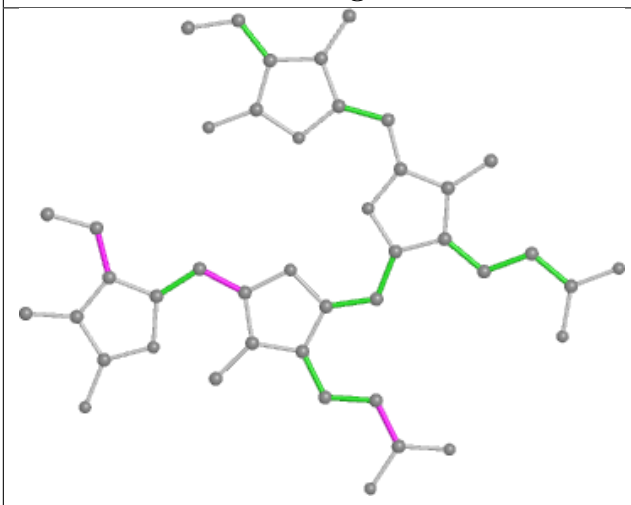

Torsions

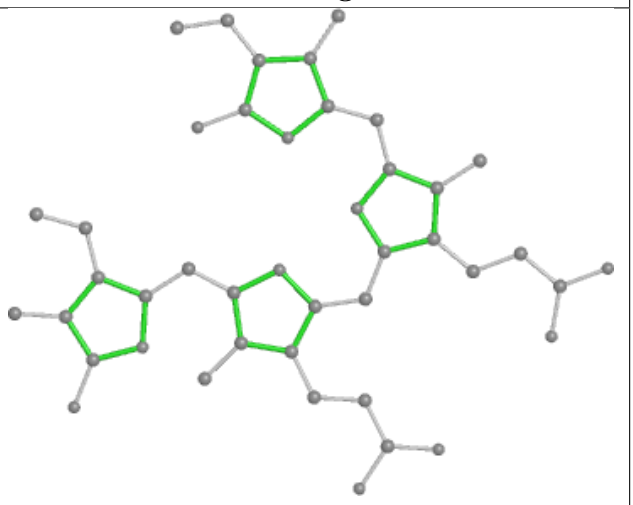

Rings

Ligand PEB DG 1002

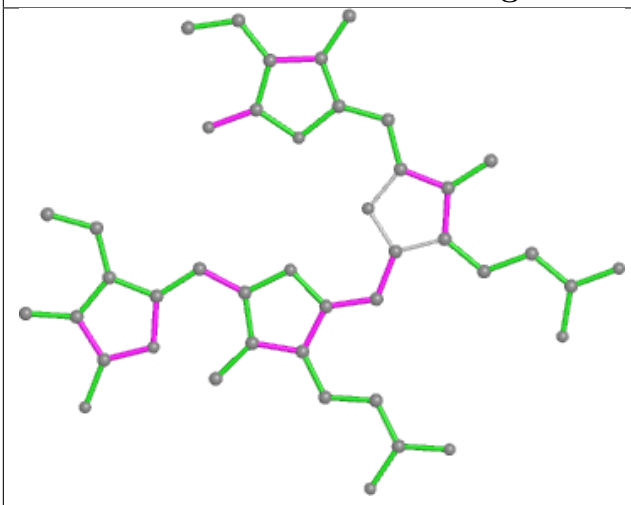

Bond lengths

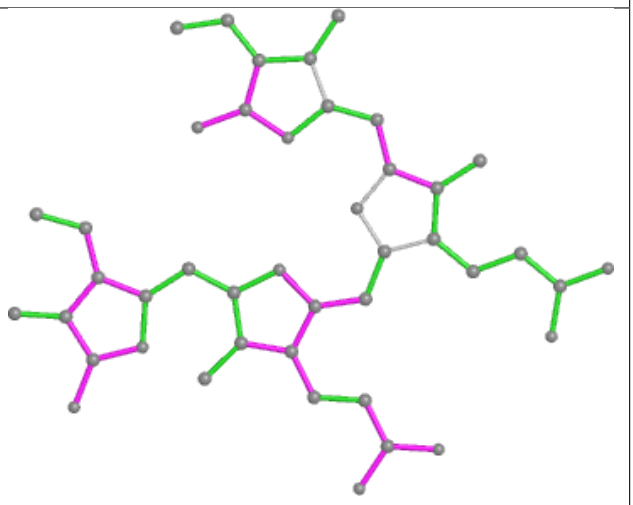

Bond angles

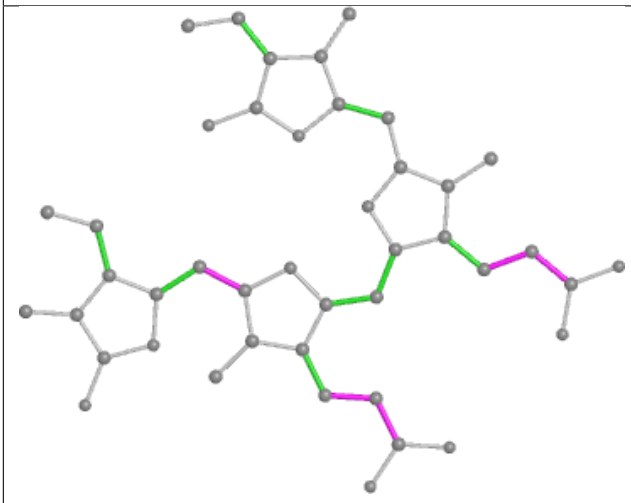

Torsions

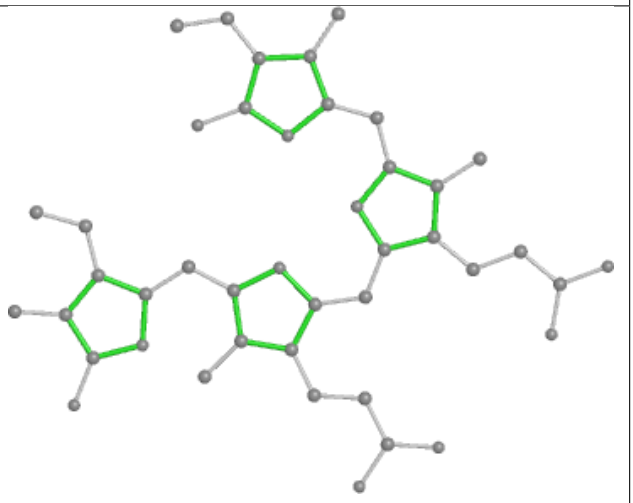

Rings

Ligand PEB SP 203

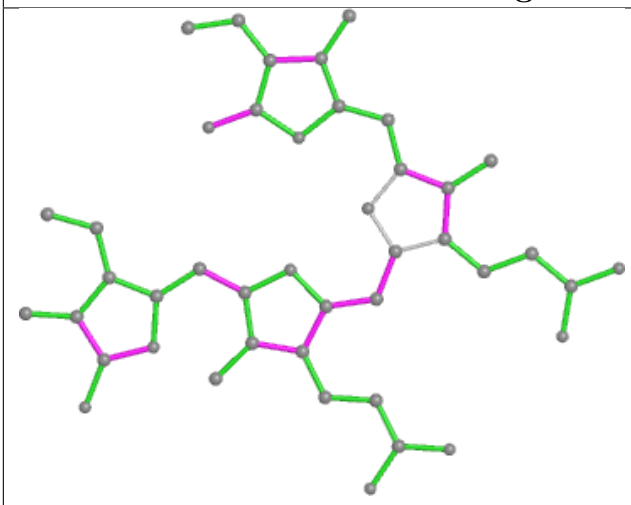

Bond lengths

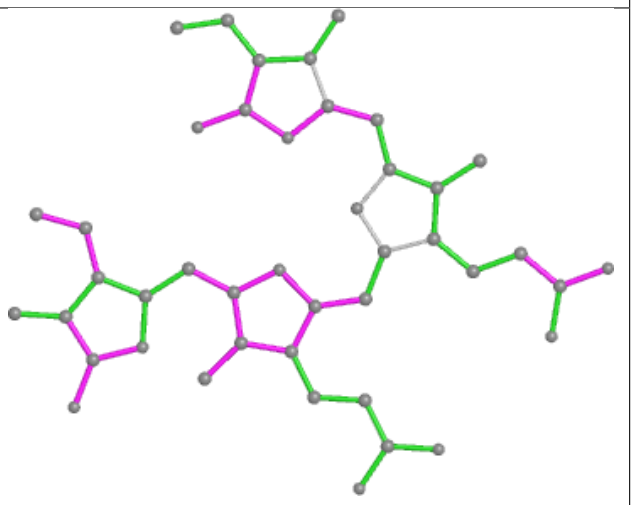

Bond angles

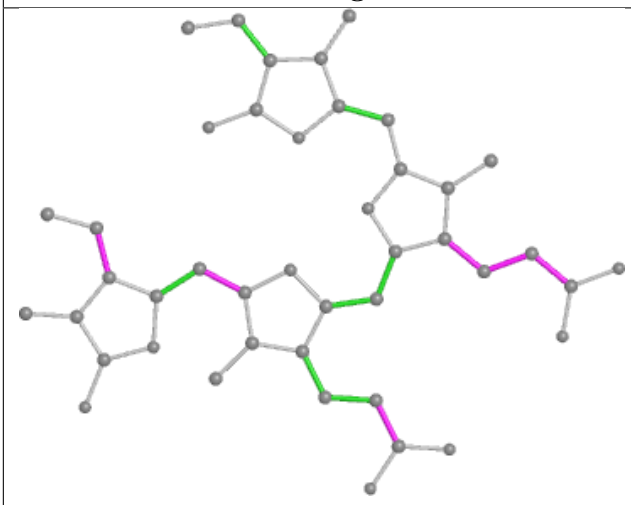

Torsions

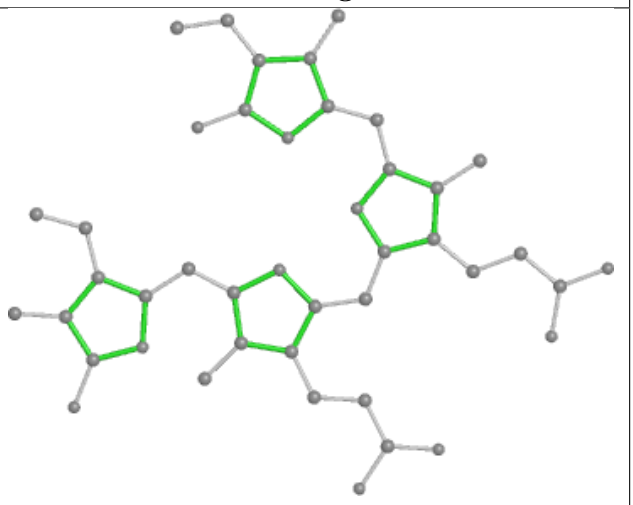

Rings

Ligand PEB Q5 201

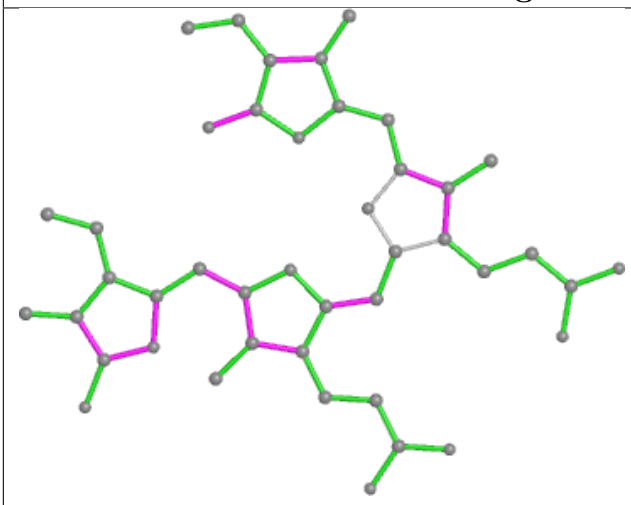

Bond lengths

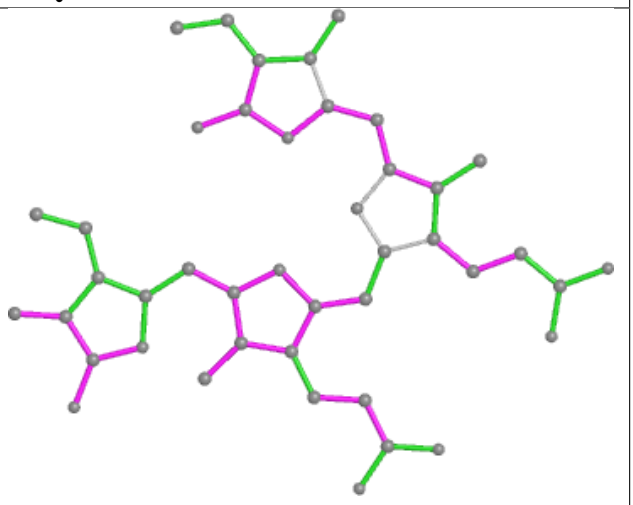

Bond angles

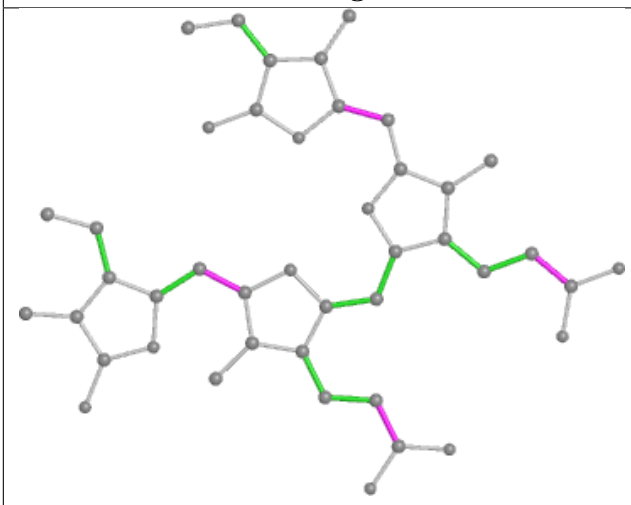

Torsions

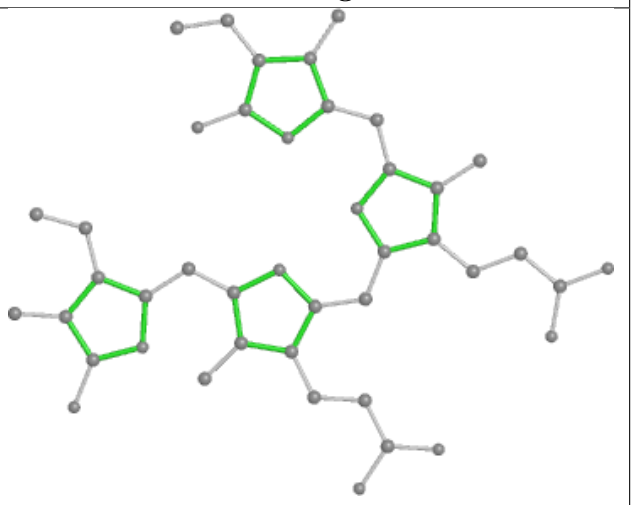

Rings

Ligand CLA A2 807

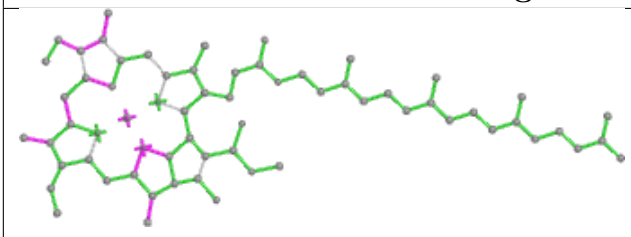

Bond lengths

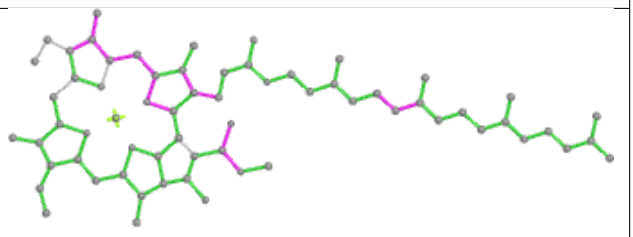

Bond angles

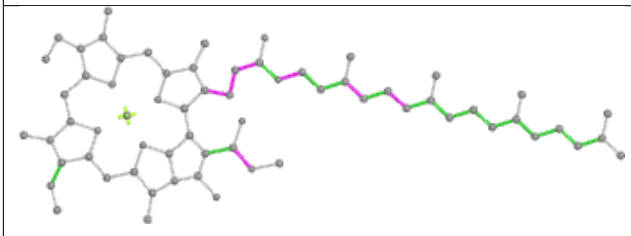

Torsions

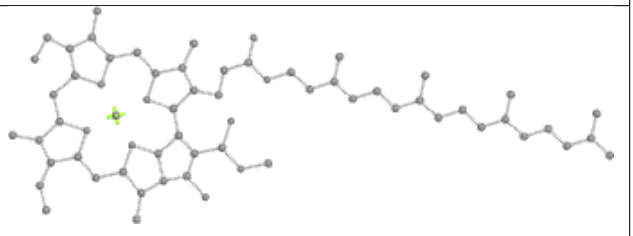

Rings

Ligand PEB B7 201

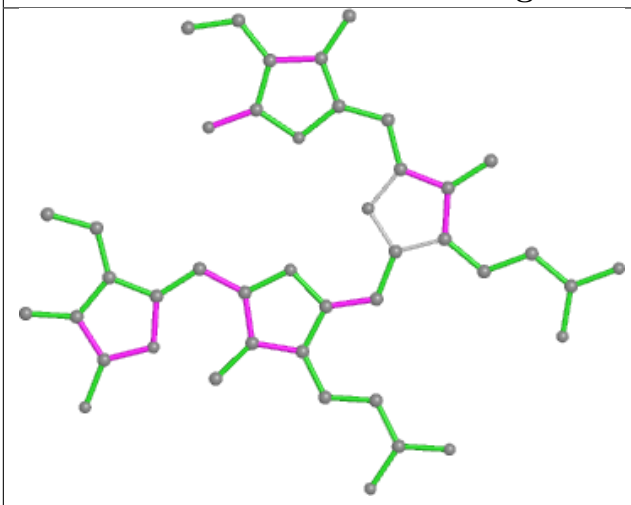

Bond lengths

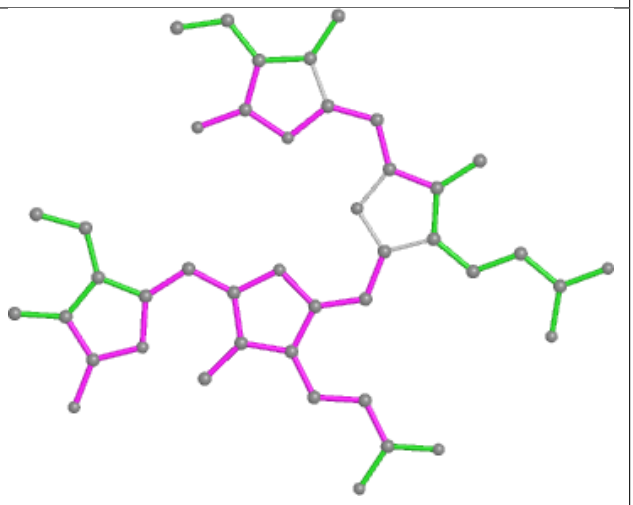

Bond angles

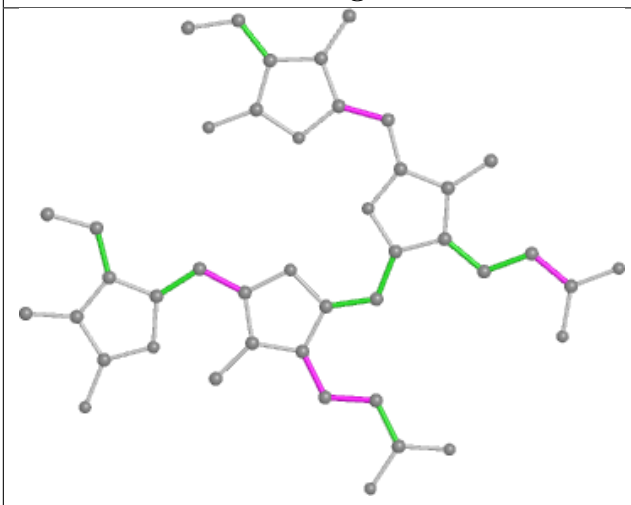

Torsions

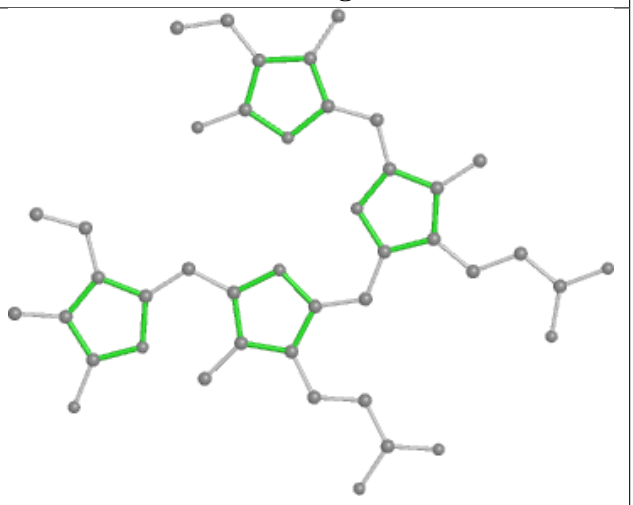

Rings

Ligand PEB pC 201

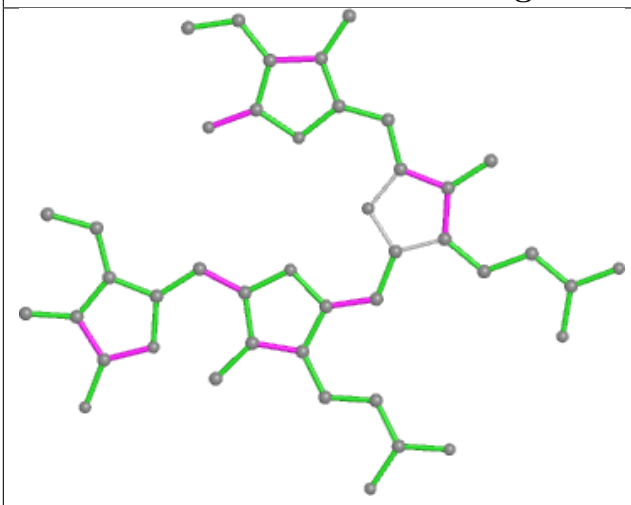

Bond lengths

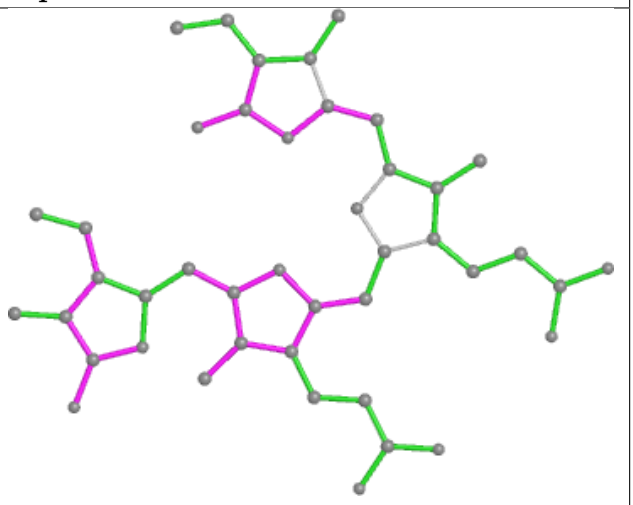

Bond angles

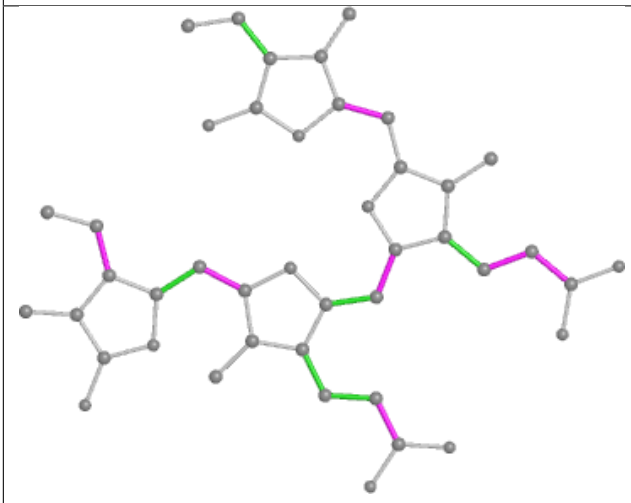

Torsions

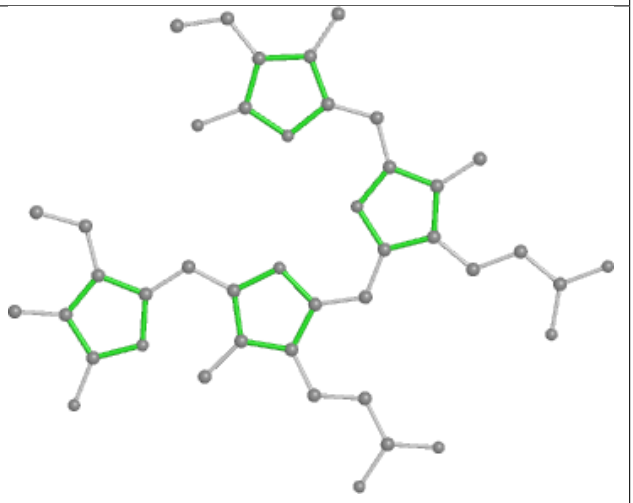

Rings

Ligand PEB mE 201

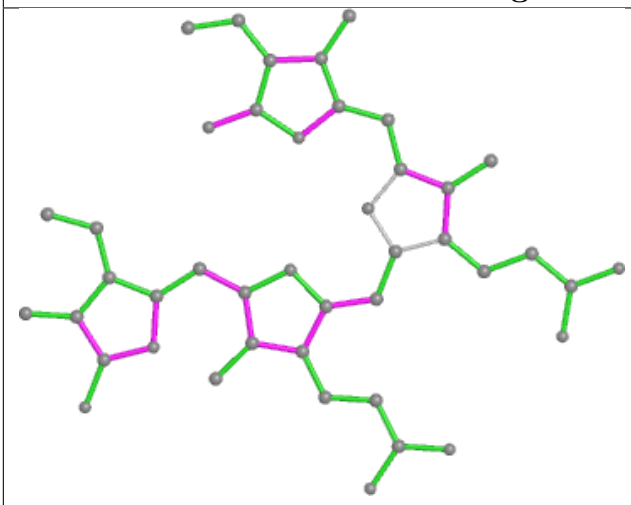

Bond lengths

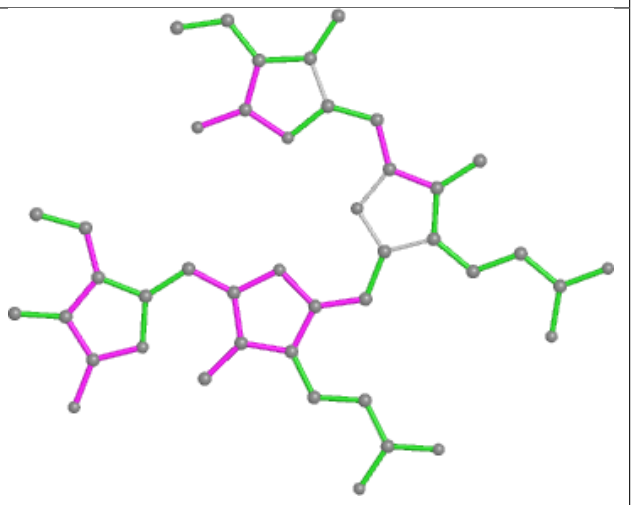

Bond angles

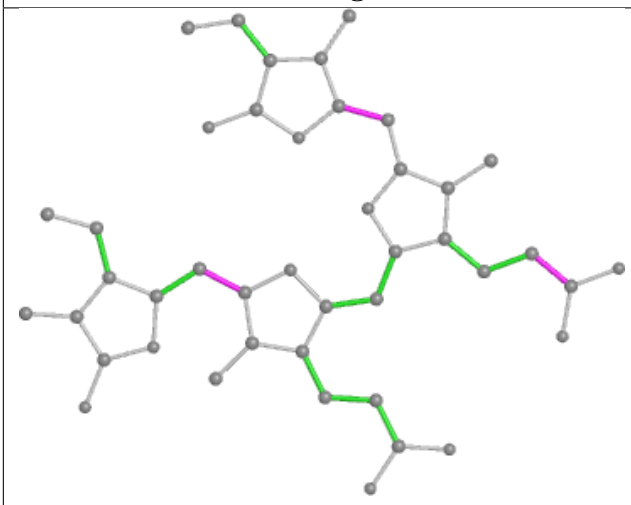

Torsions

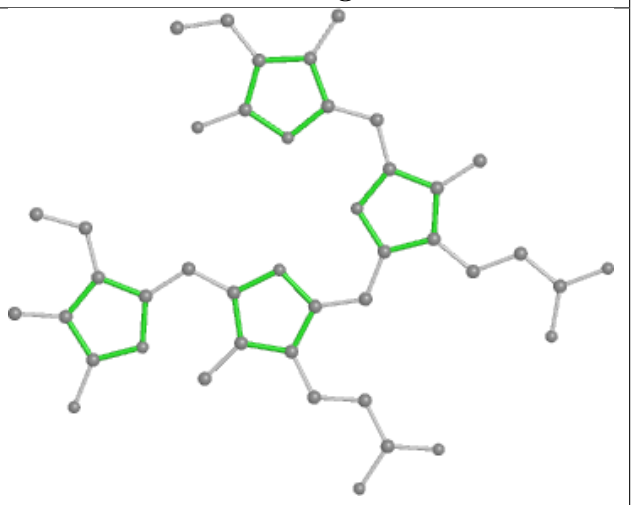

Rings

Ligand CLA 3N 310

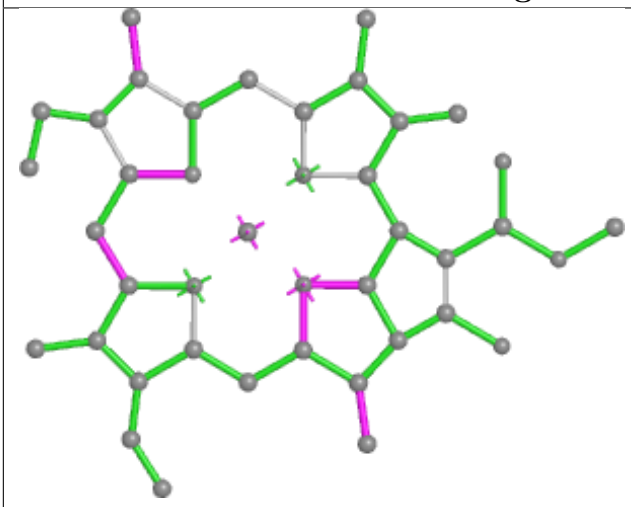

Bond lengths

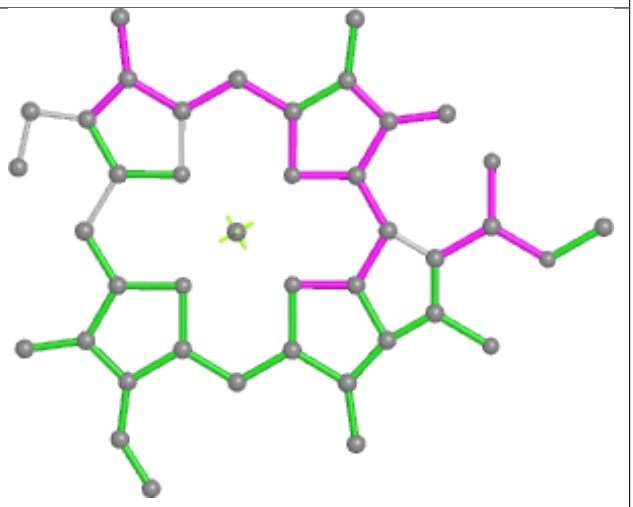

Bond angles

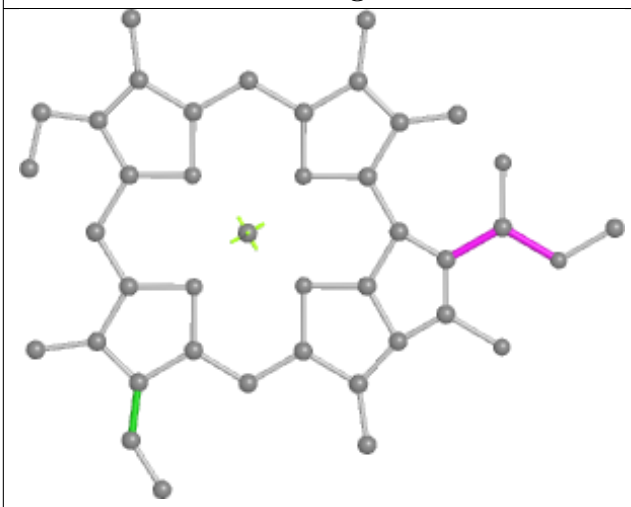

Torsions

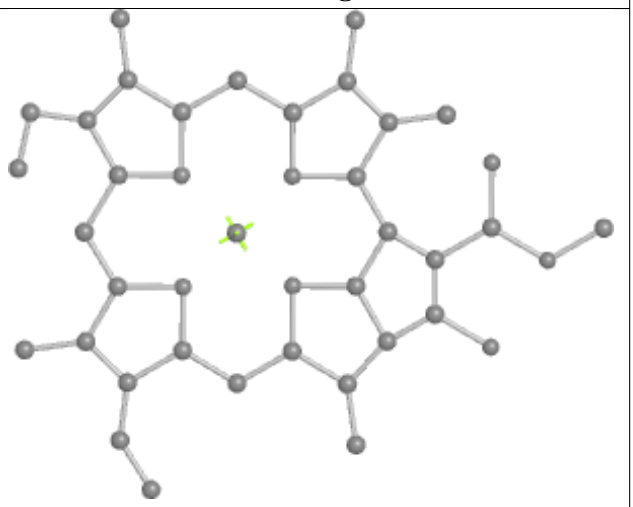

Rings

Ligand PEB PO 201

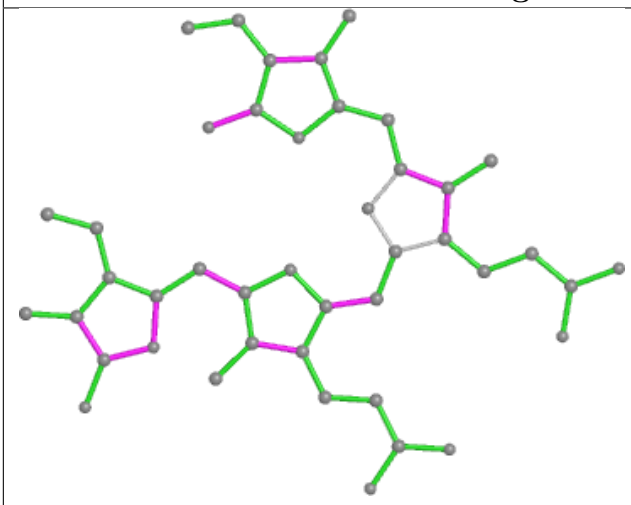

Bond lengths

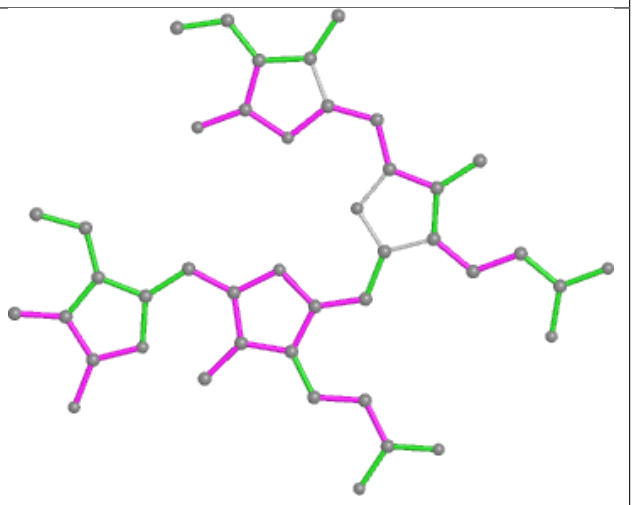

Bond angles

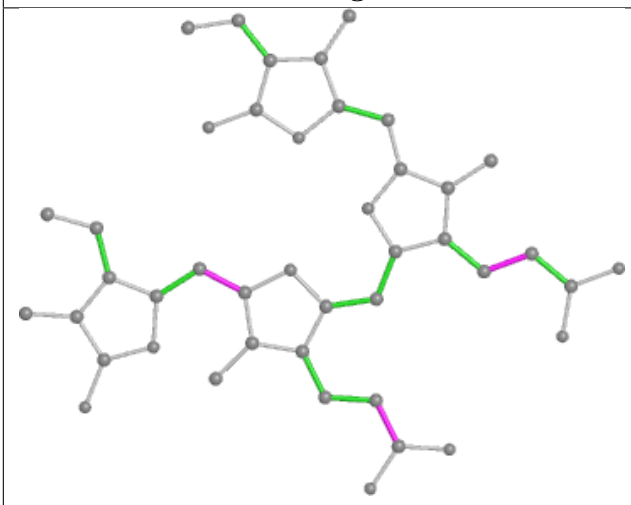

Torsions

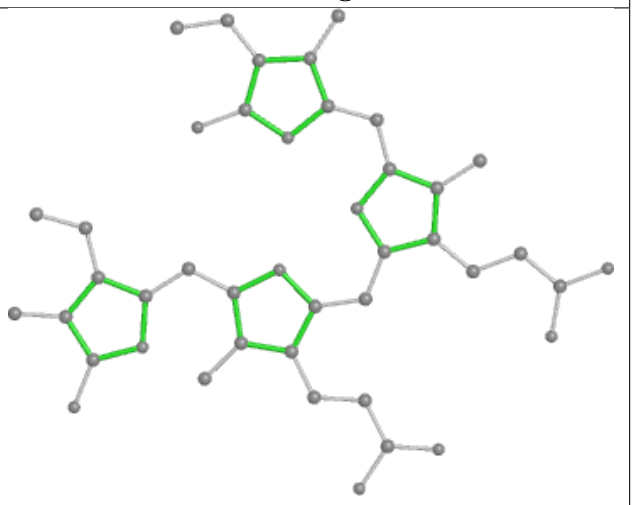

Rings

Ligand PEB J9 203

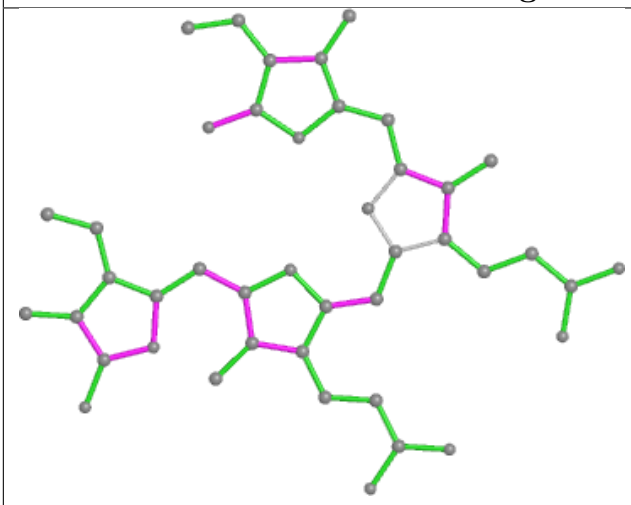

Bond lengths

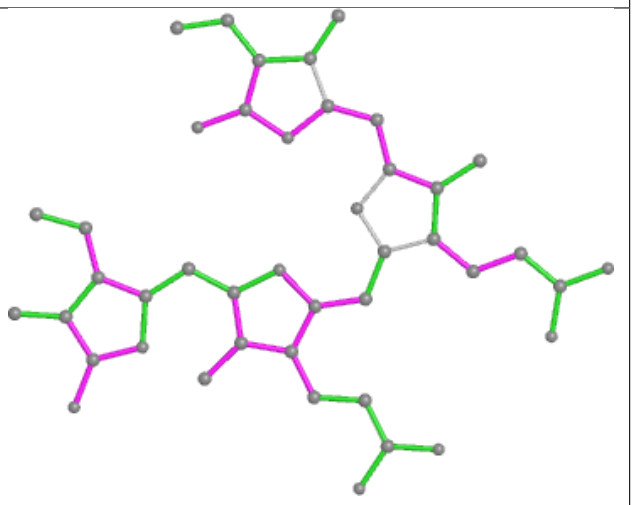

Bond angles

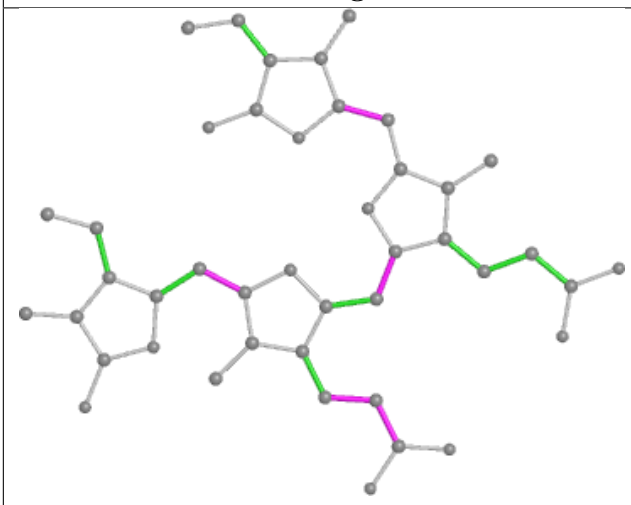

Torsions

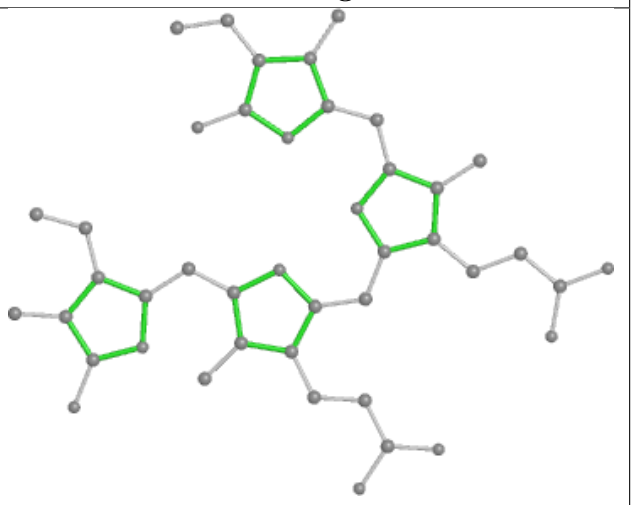

Rings

Ligand PEB WG 202

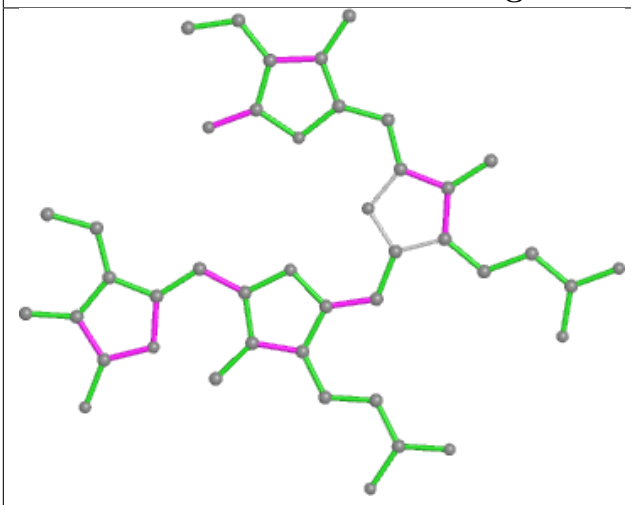

Bond lengths

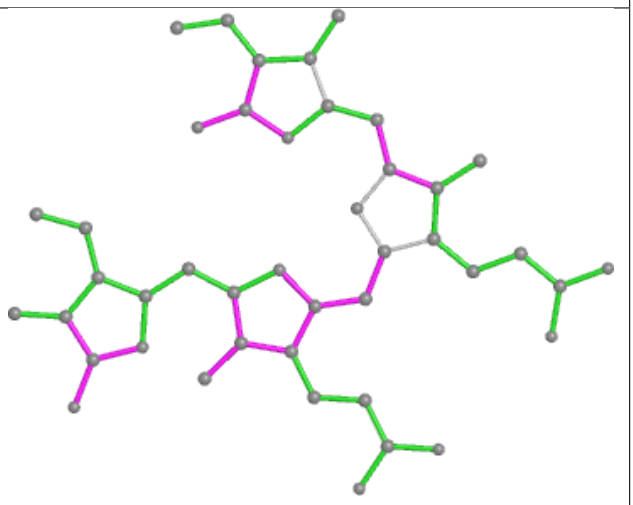

Bond angles

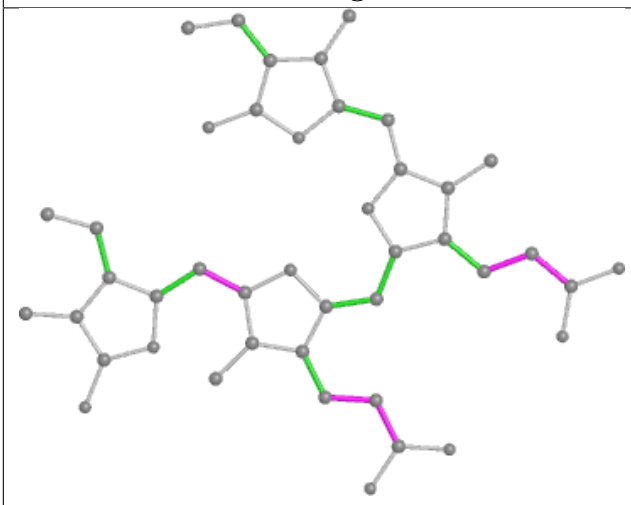

Torsions

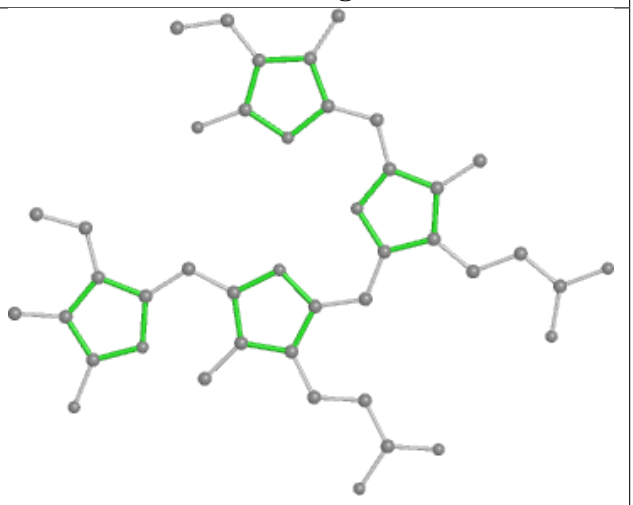

Rings

Ligand CLA B2 829

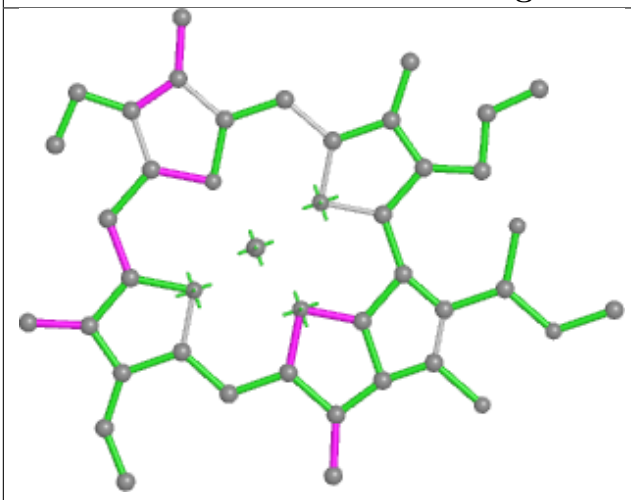

Bond lengths

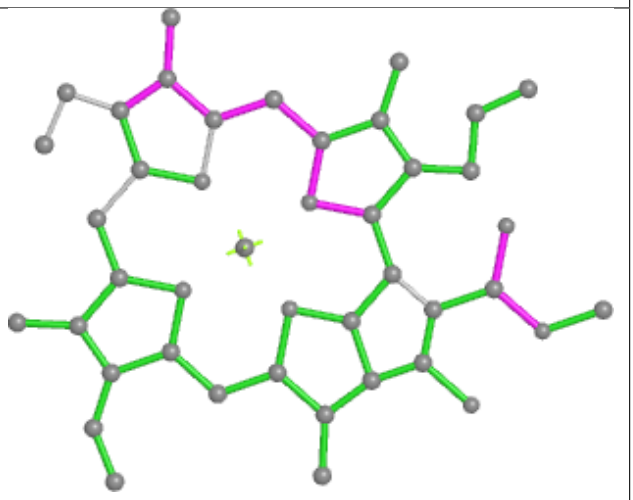

Bond angles

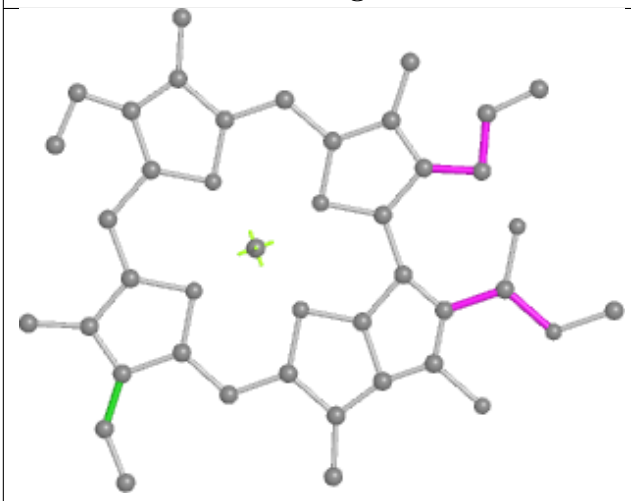

Torsions

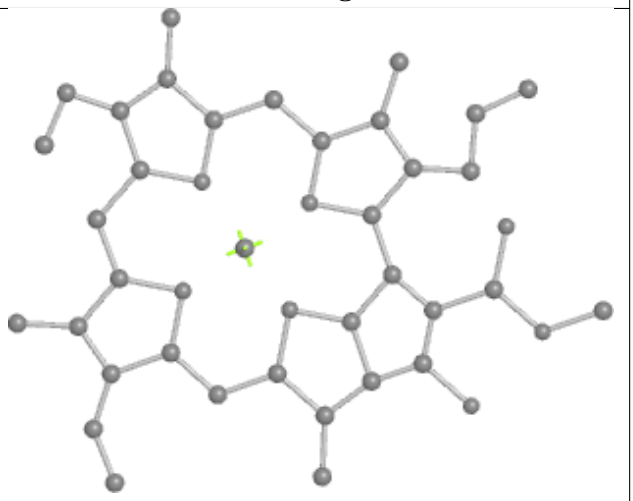

Rings

Ligand PEB FH 1002

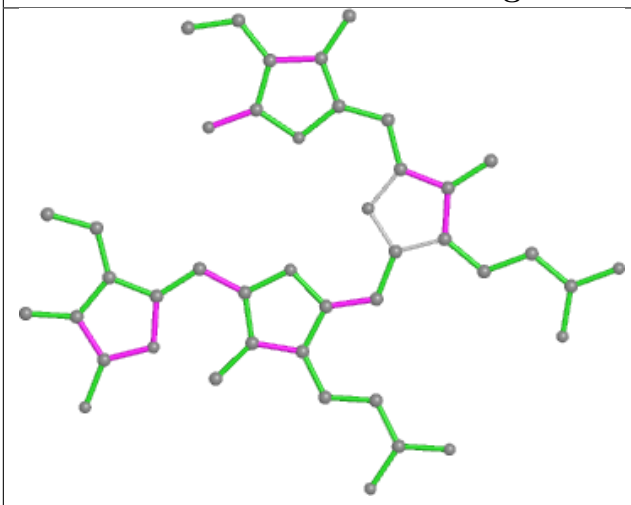

Bond lengths

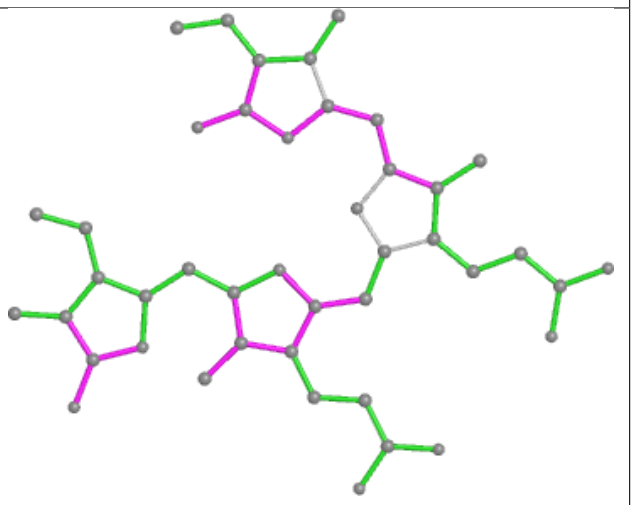

Bond angles

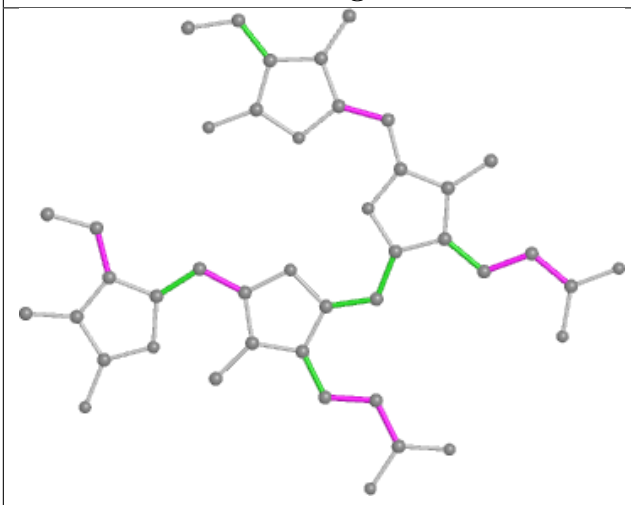

Torsions

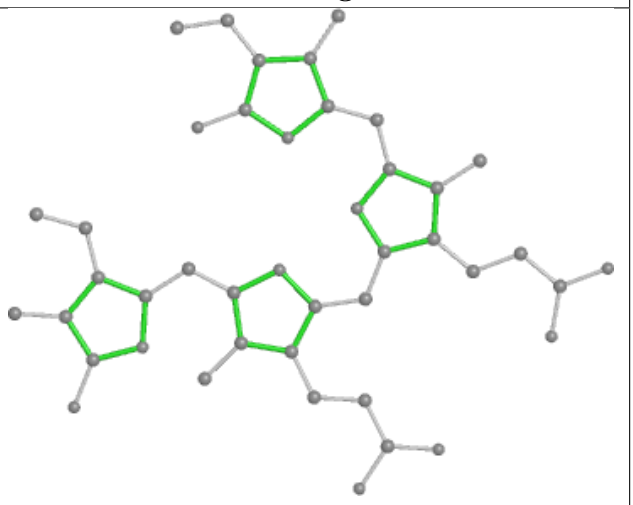

Rings

Ligand PEB UB 302

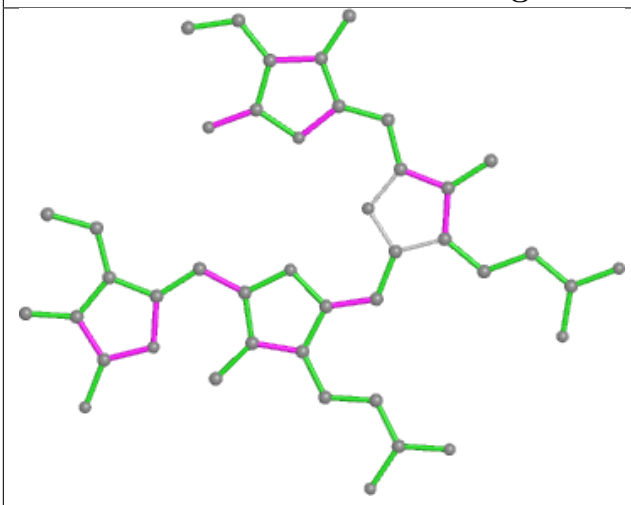

Bond lengths

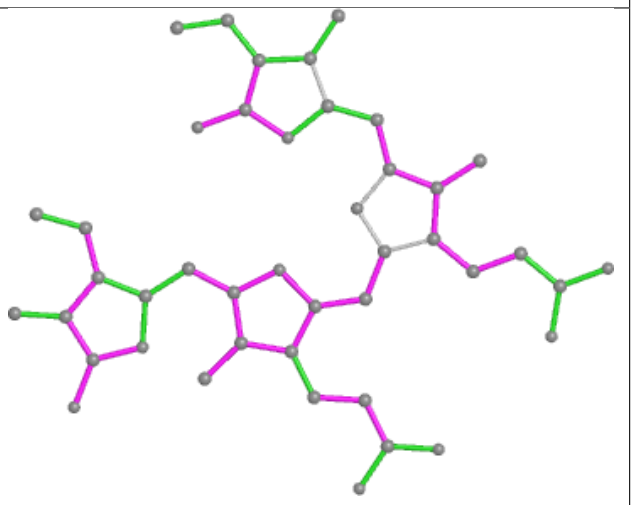

Bond angles

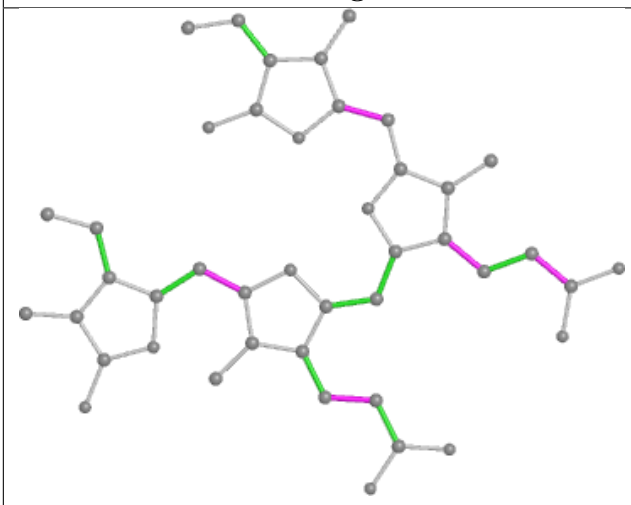

Torsions

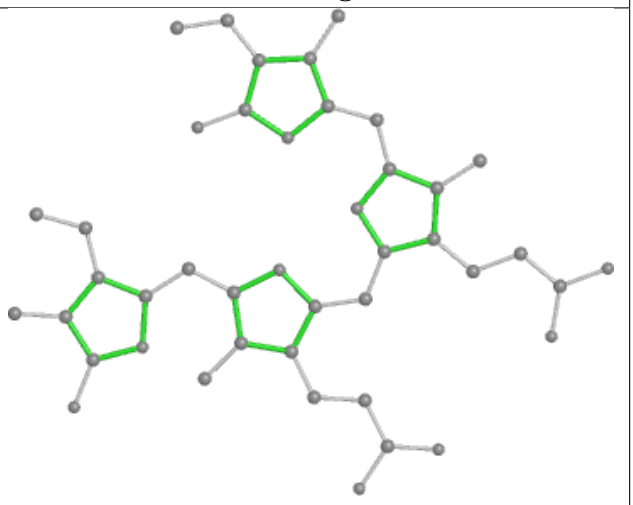

Rings

Ligand PEB lF 201

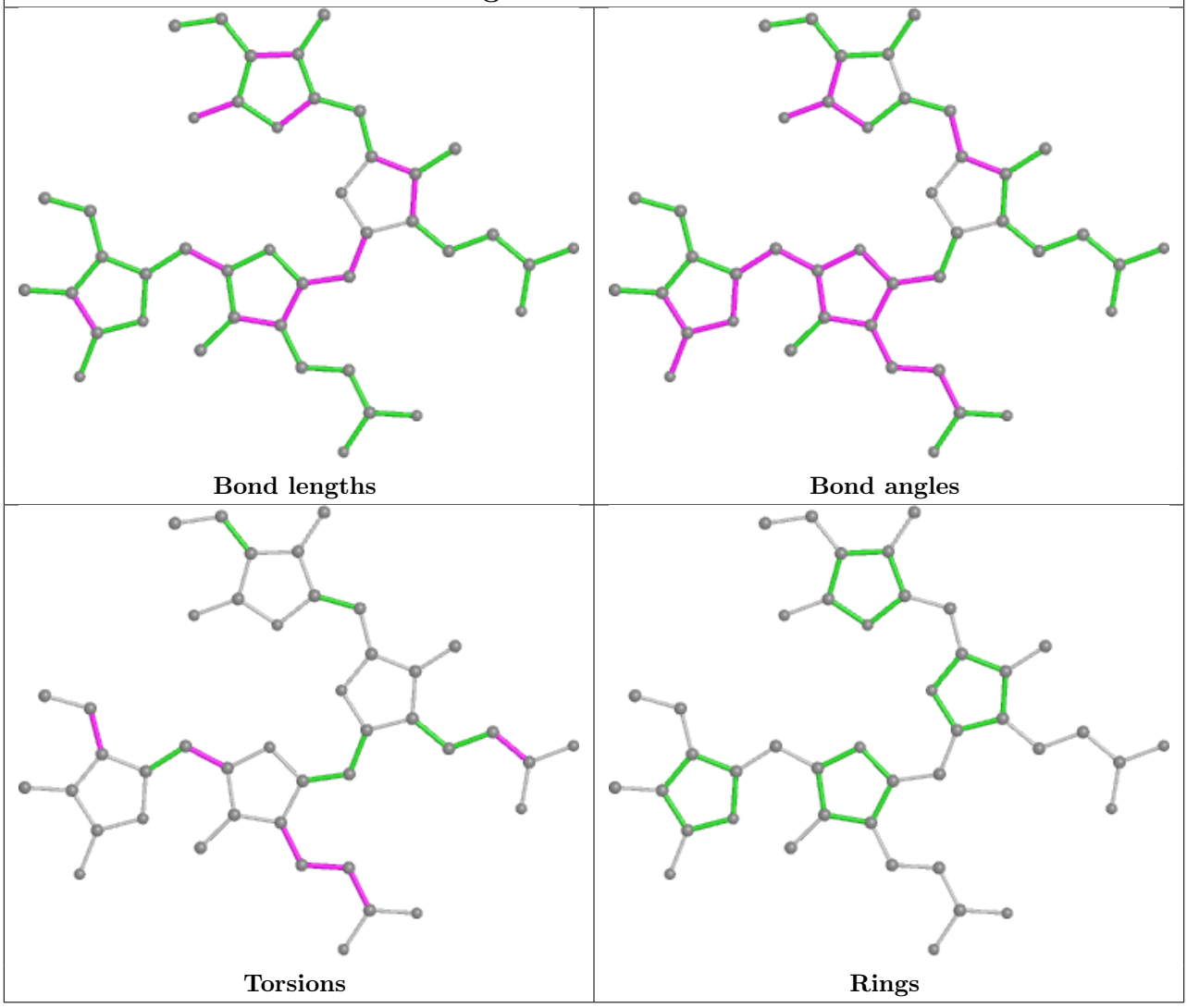

Ligand BCR B2 802

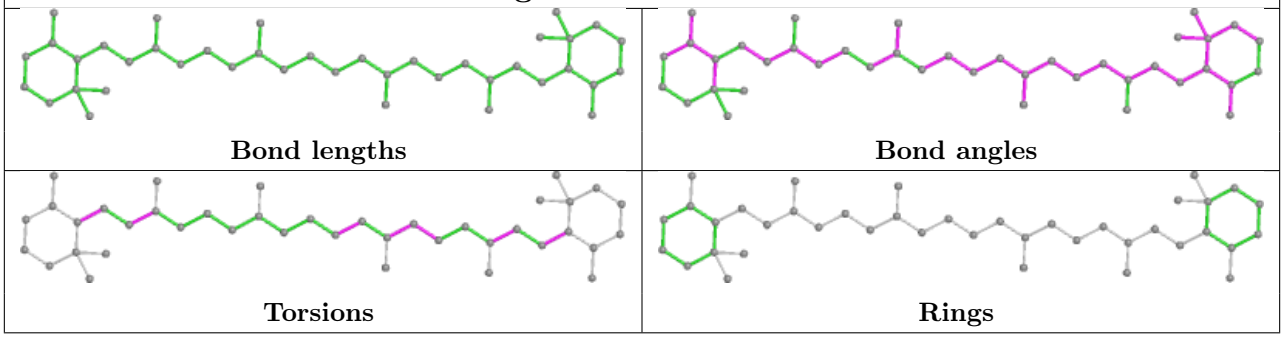

Ligand CLA cL 505

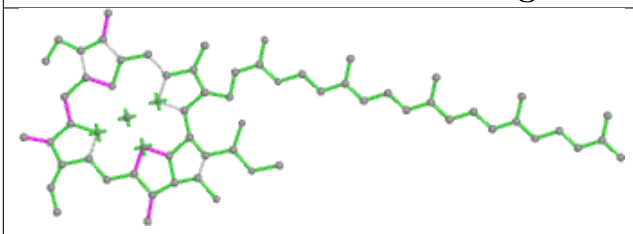

Bond lengths

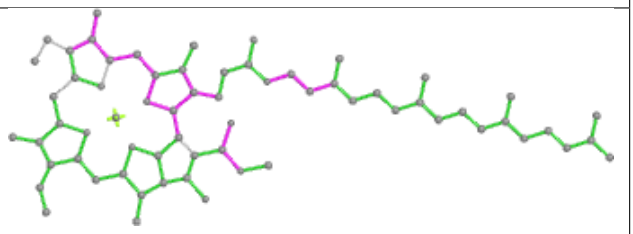

Bond angles

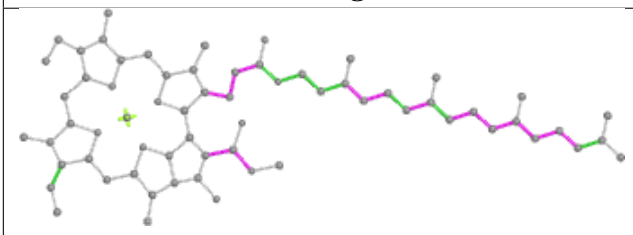

Torsions

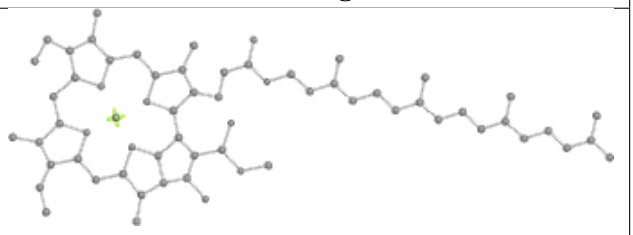

Rings

Ligand CLA 72 607

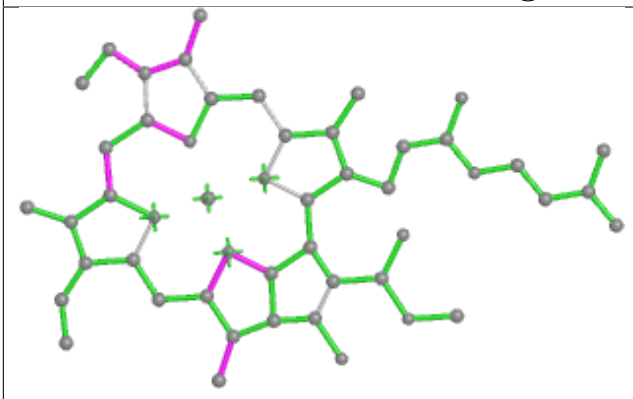

Bond lengths

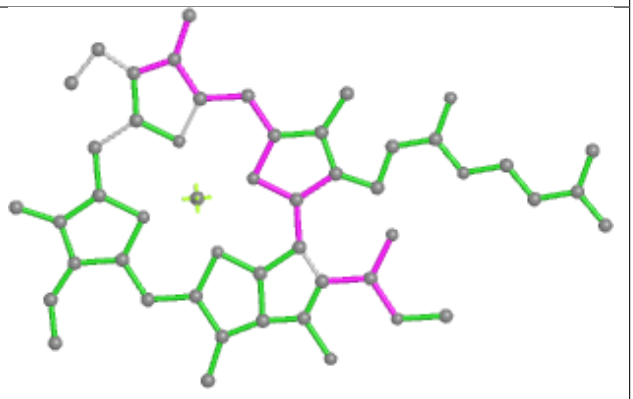

Bond angles

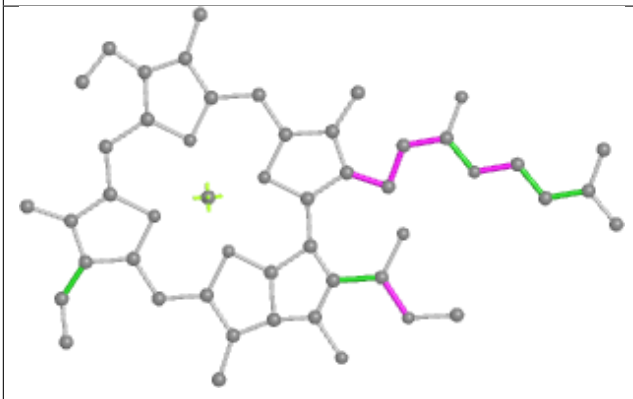

Torsions

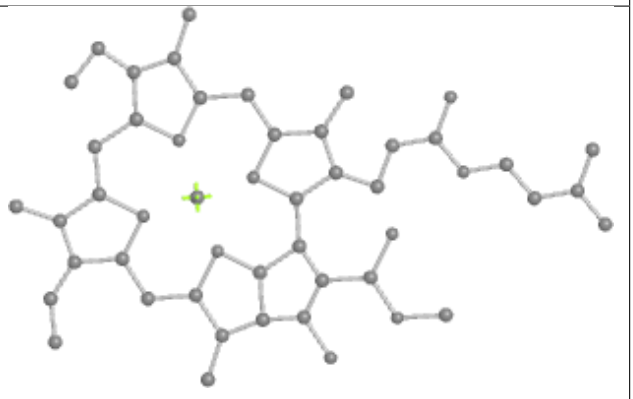

Rings

Ligand PEB V5 201

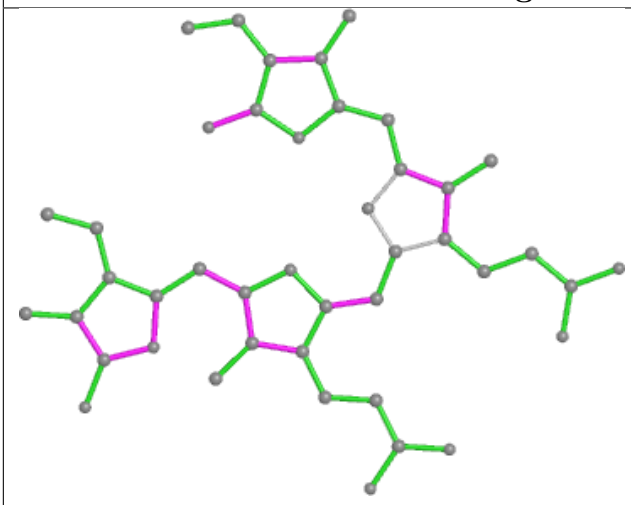

Bond lengths

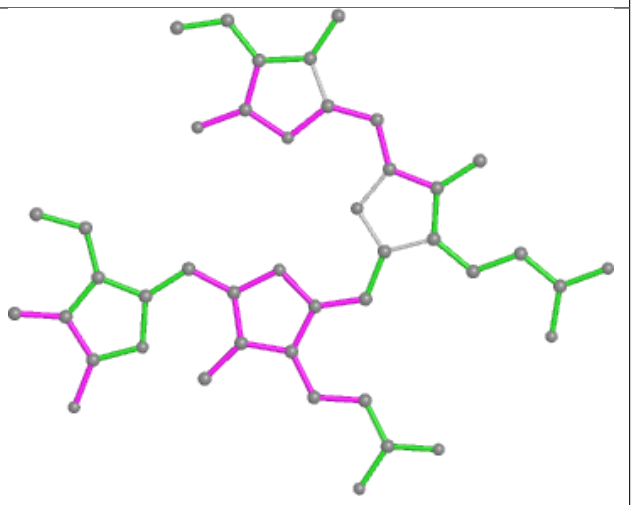

Bond angles

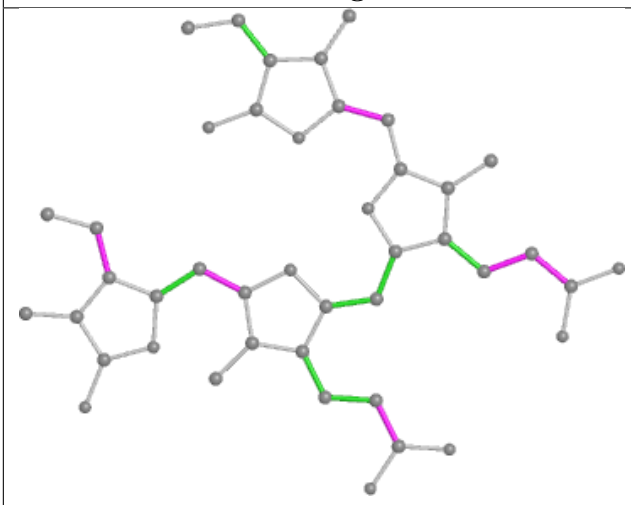

Torsions

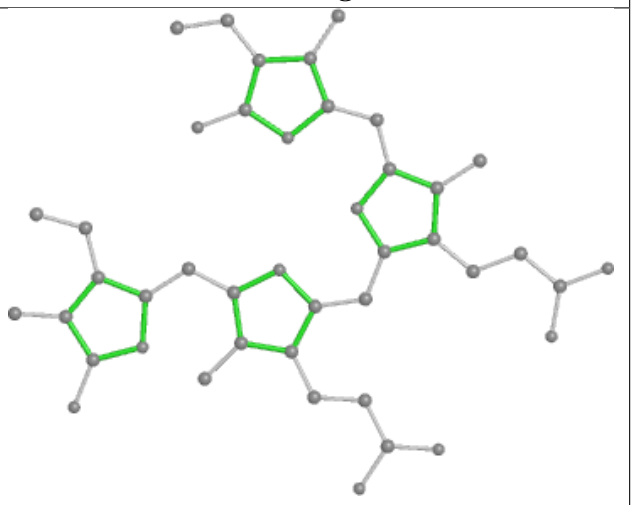

Rings

Ligand PEB OM 203

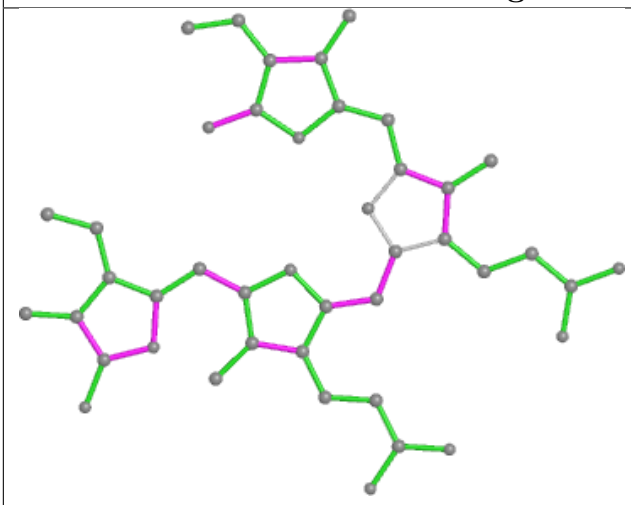

Bond lengths

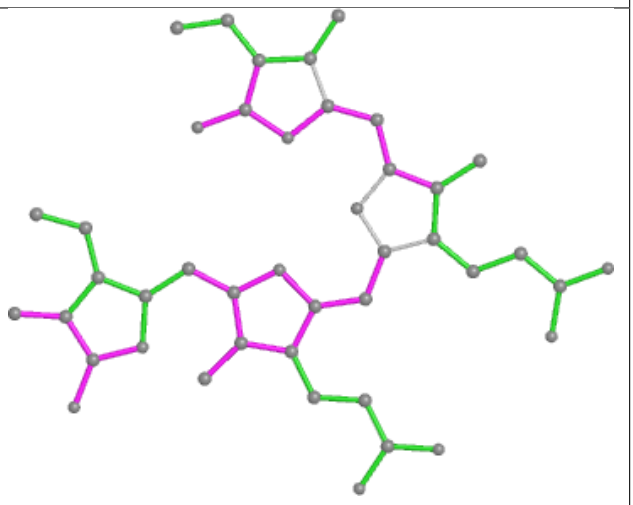

Bond angles

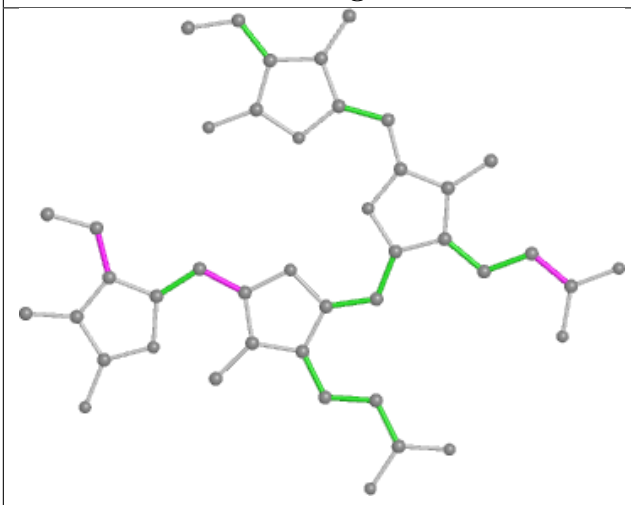

Torsions

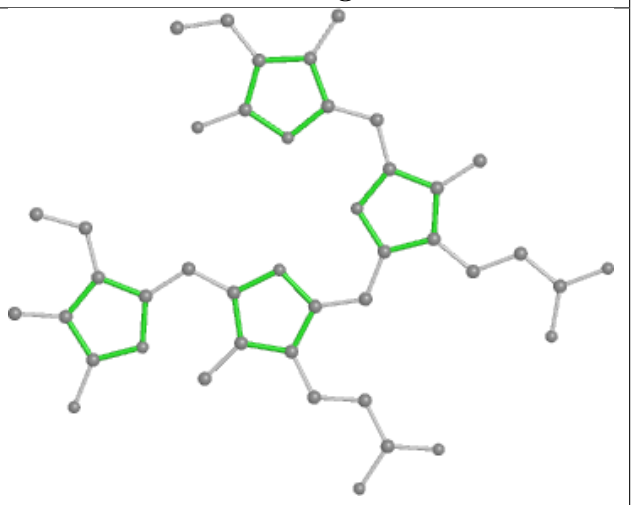

Rings

Ligand PEB VA 203

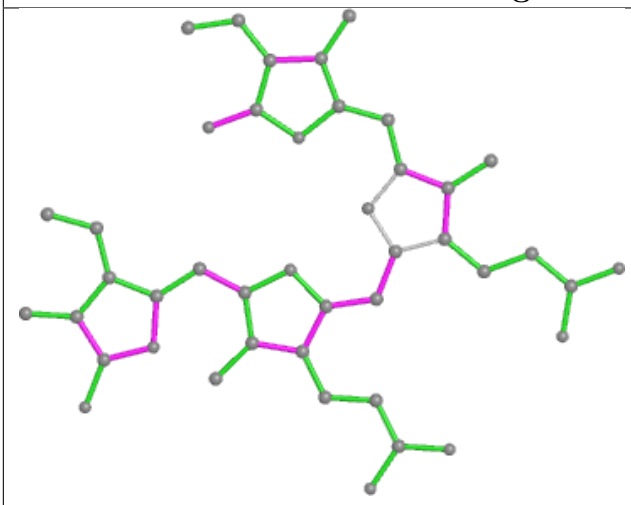

Bond lengths

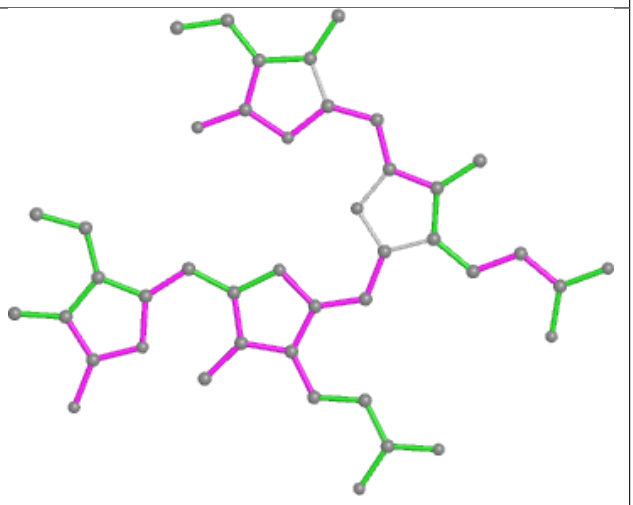

Bond angles

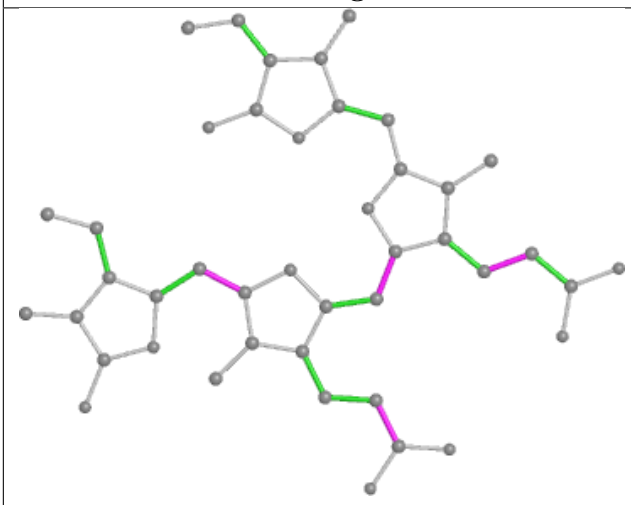

Torsions

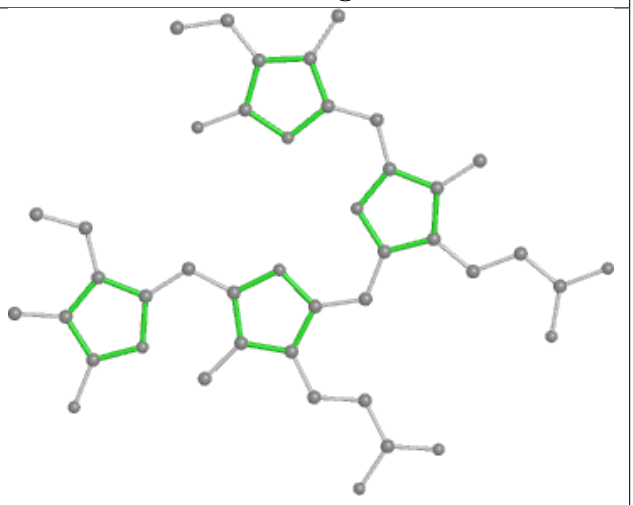

Rings

Ligand PEB hH 201

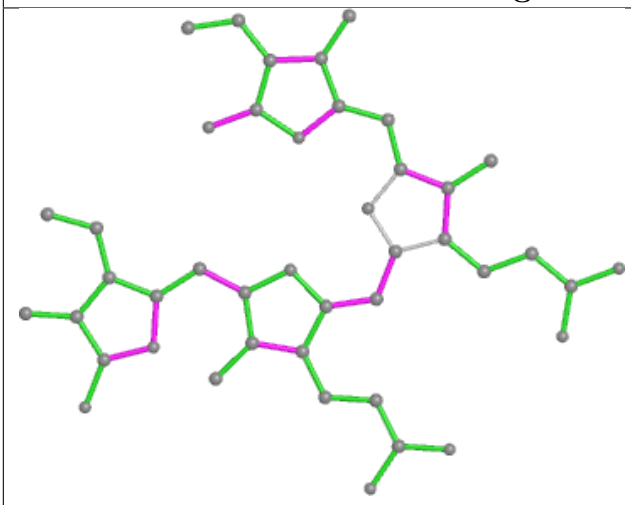

Bond lengths

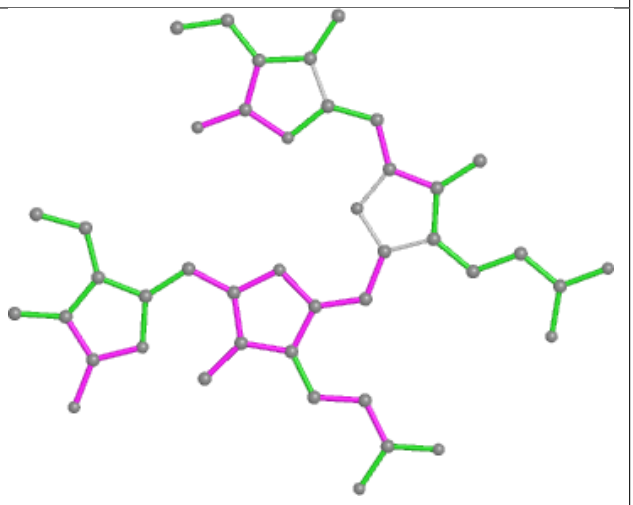

Bond angles

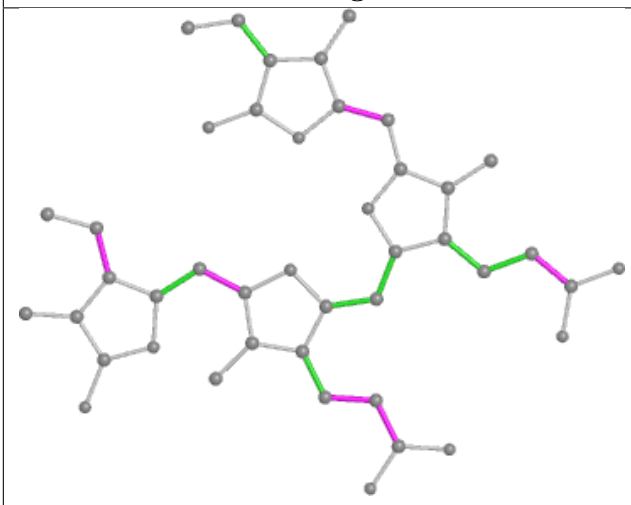

Torsions

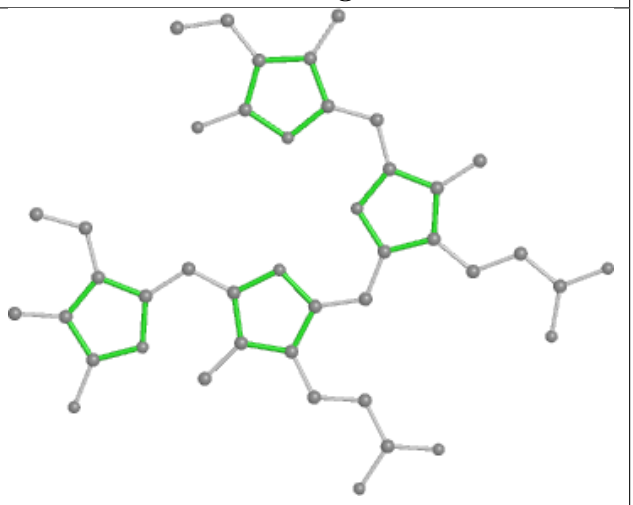

Rings

Ligand CLA bL 604

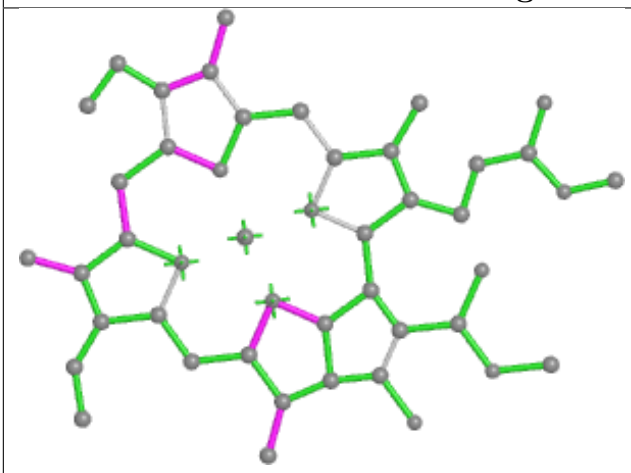

Bond lengths

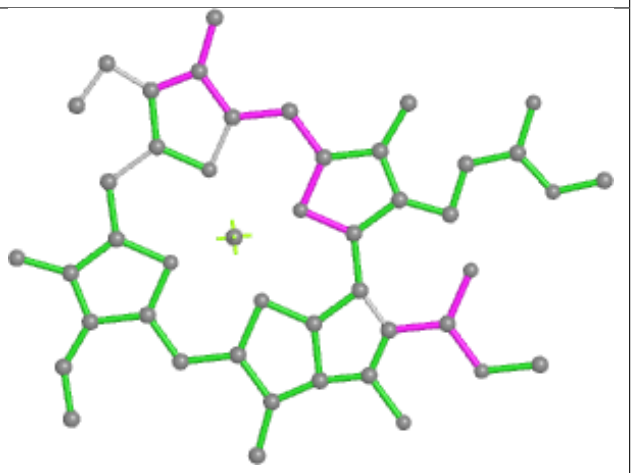

Bond angles

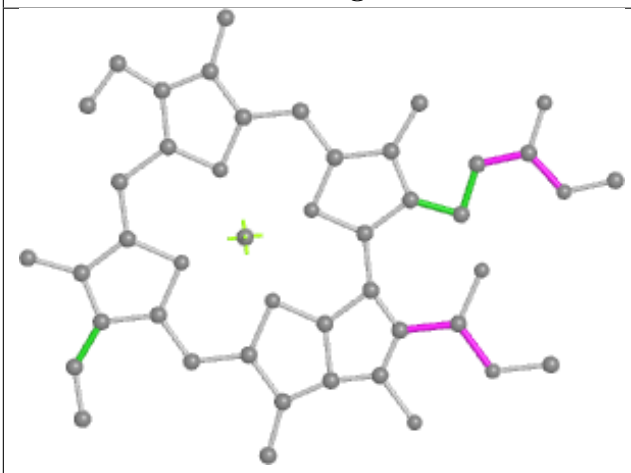

Torsions

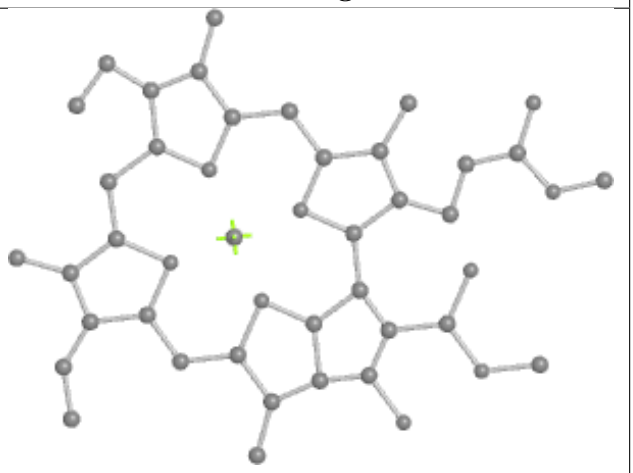

Rings

Ligand LHG BL 610

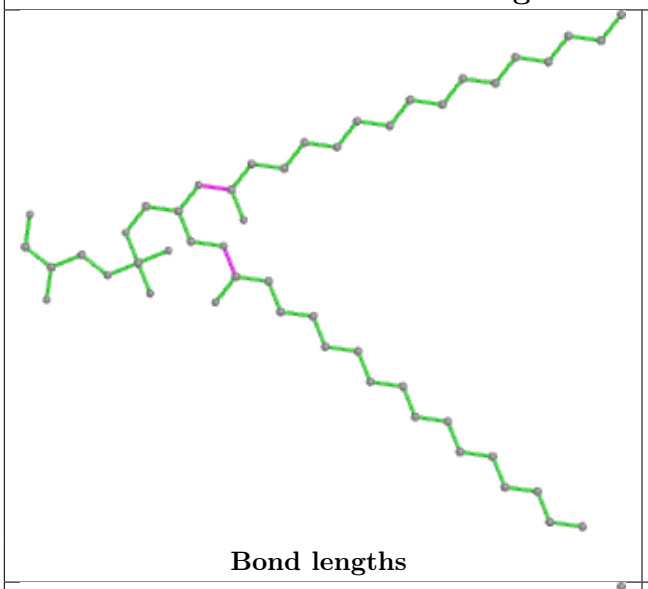

Bond lengths

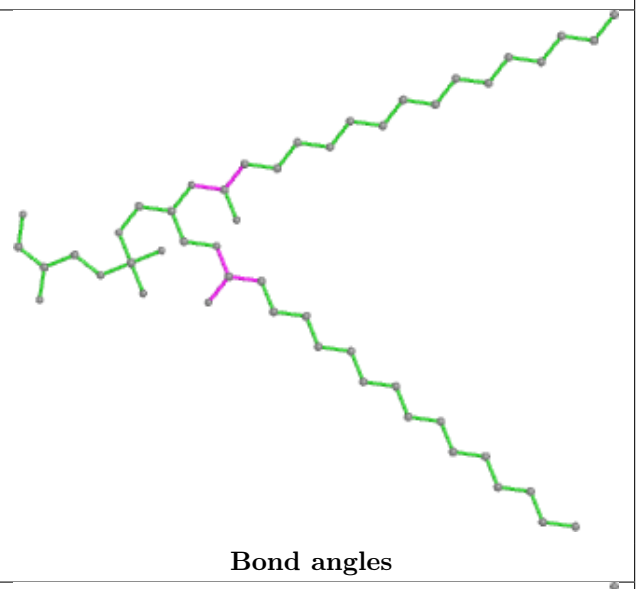

Bond angles

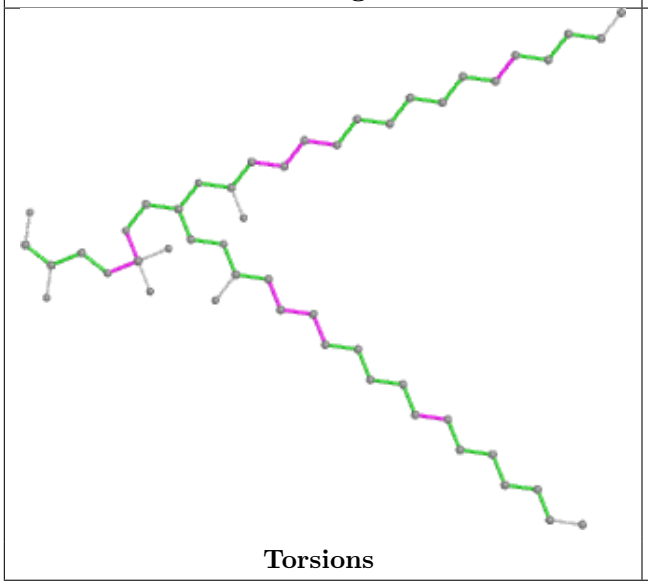

Torsions

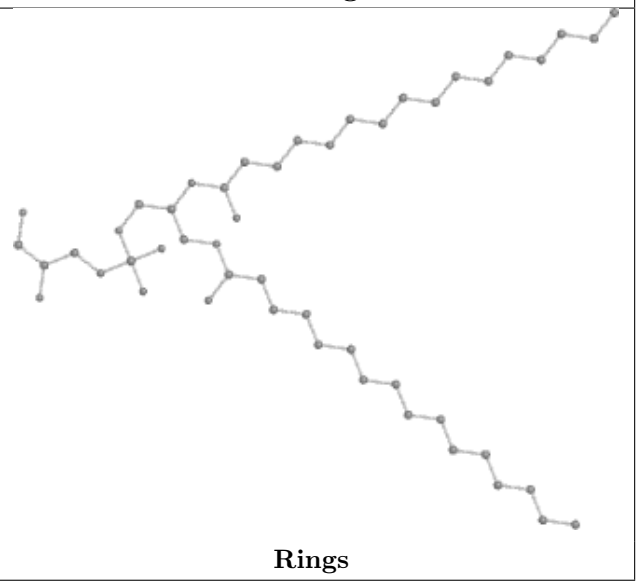

Rings

Ligand CLA c6 609

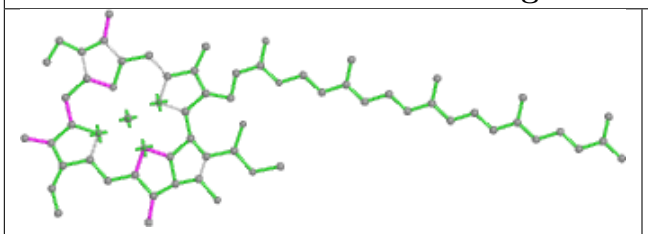

Bond lengths

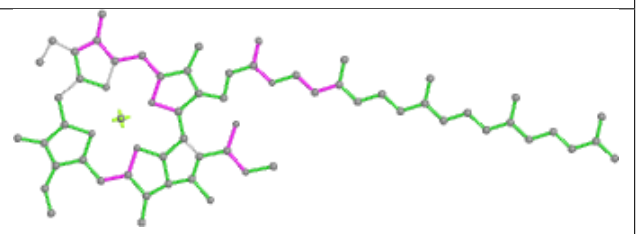

Bond angles

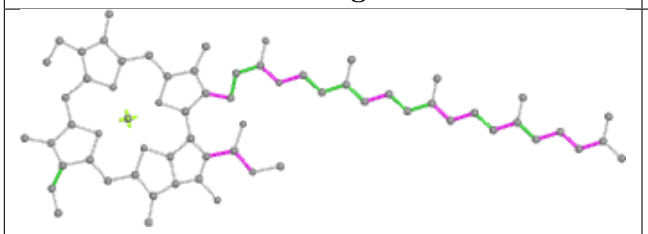

Torsions

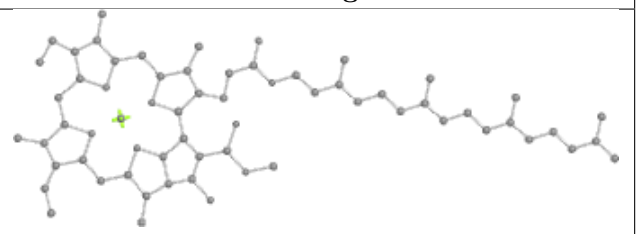

Rings

Ligand PEB PD 203

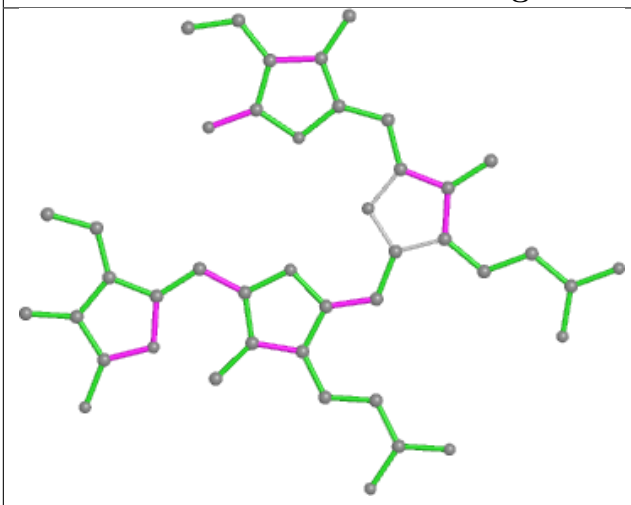

Bond lengths

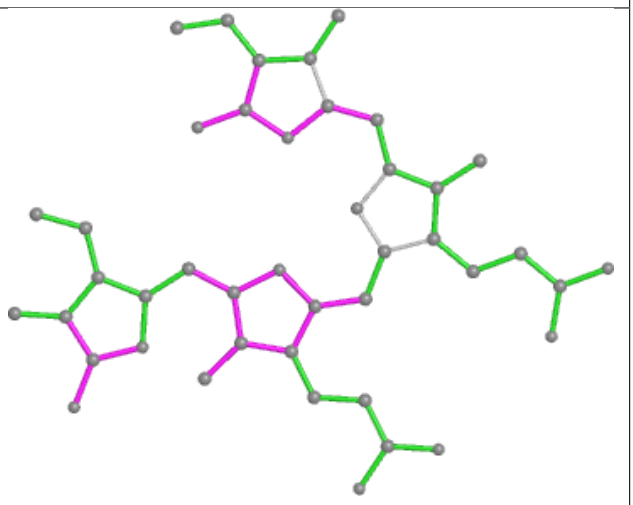

Bond angles

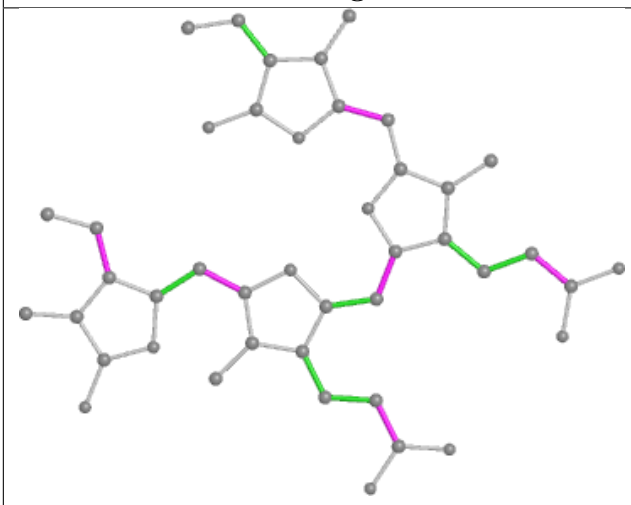

Torsions

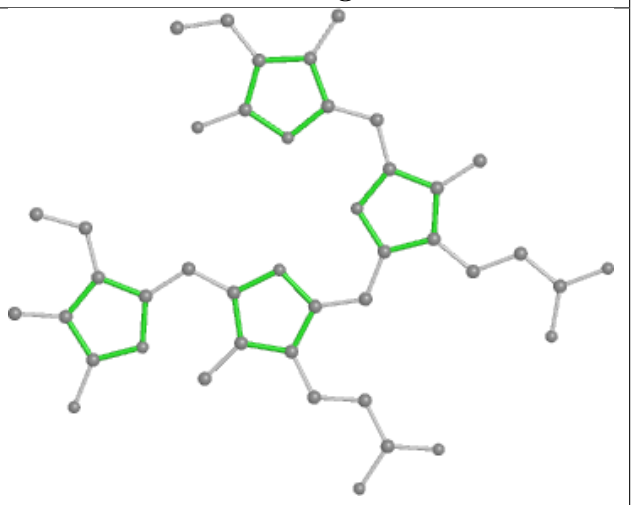

Rings

Ligand CYC C1 1001

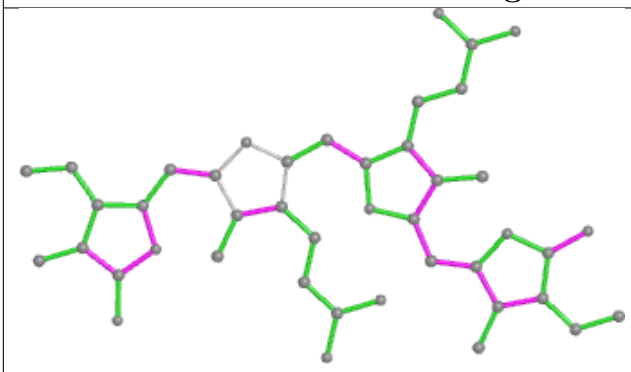

Bond lengths

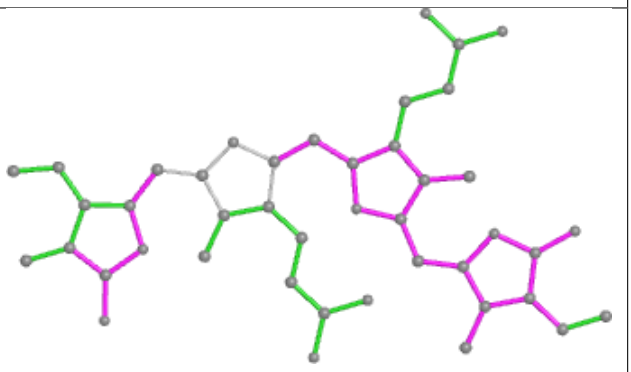

Bond angles

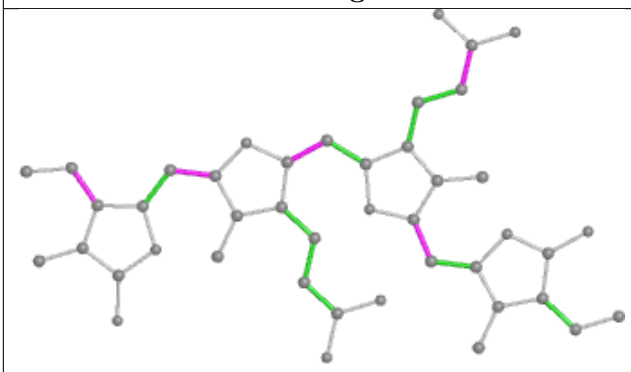

Torsions

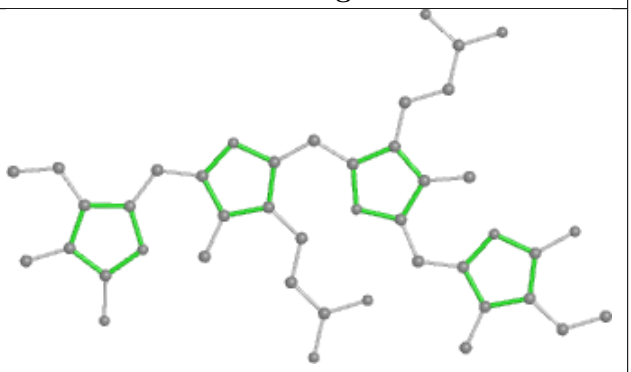

Rings

Ligand CLA BN 816

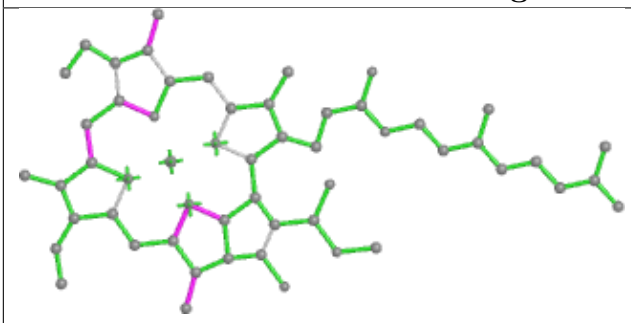

Bond lengths

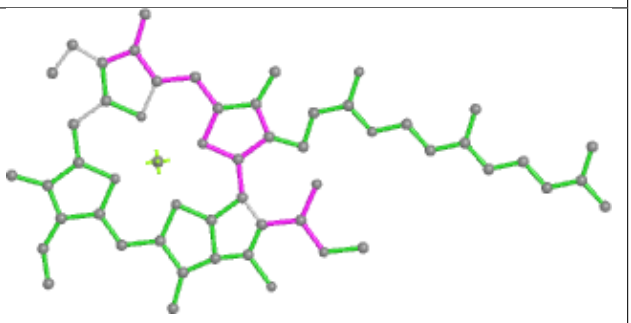

Bond angles

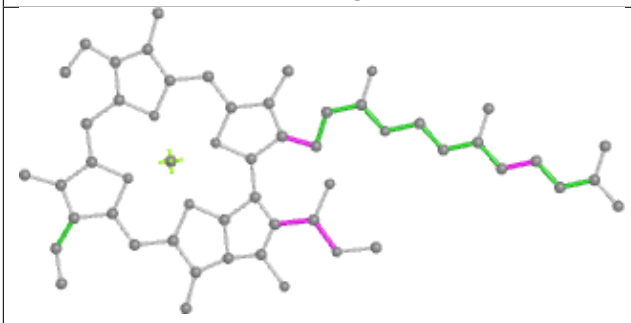

Torsions

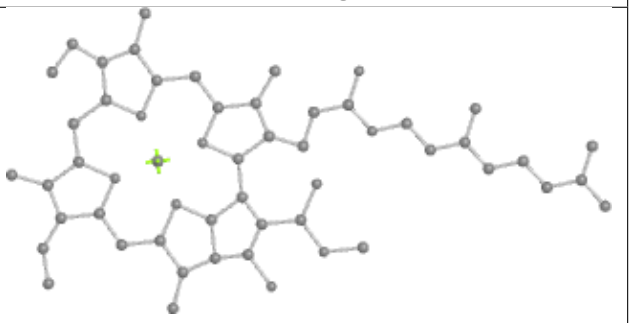

Rings

Ligand PEB RO 203

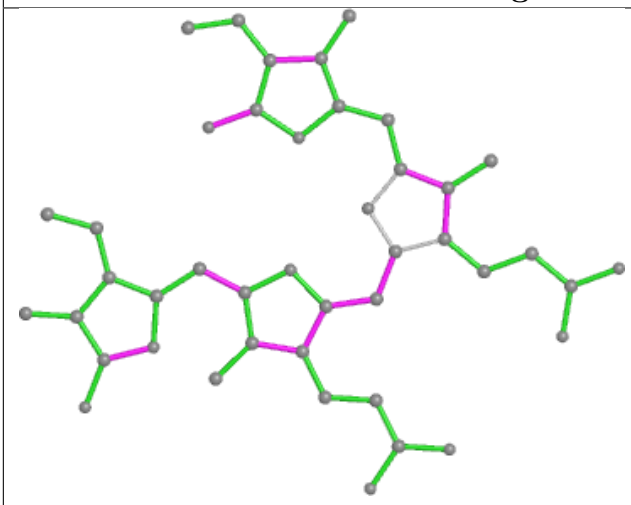

Bond lengths

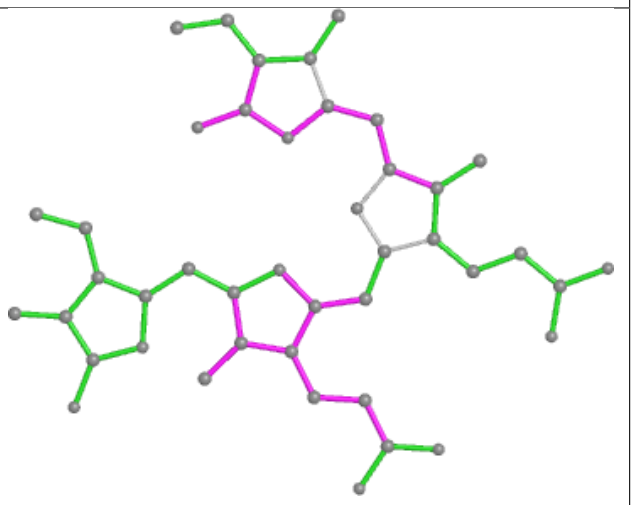

Bond angles

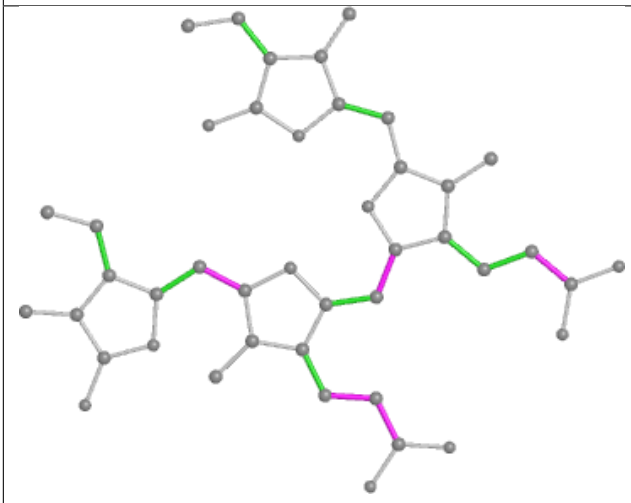

Torsions

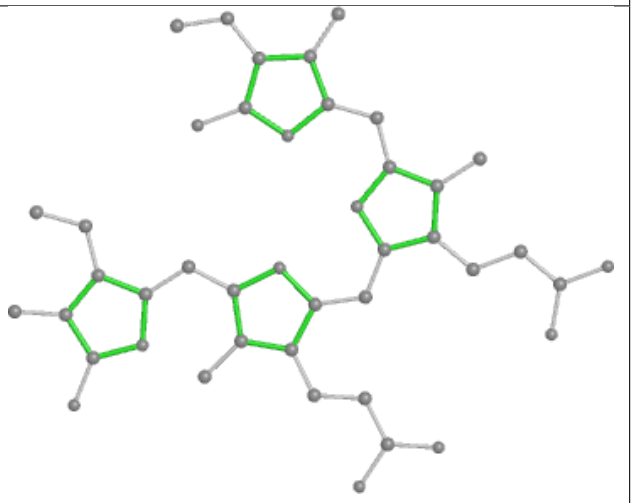

Rings

Ligand PEB k1 202

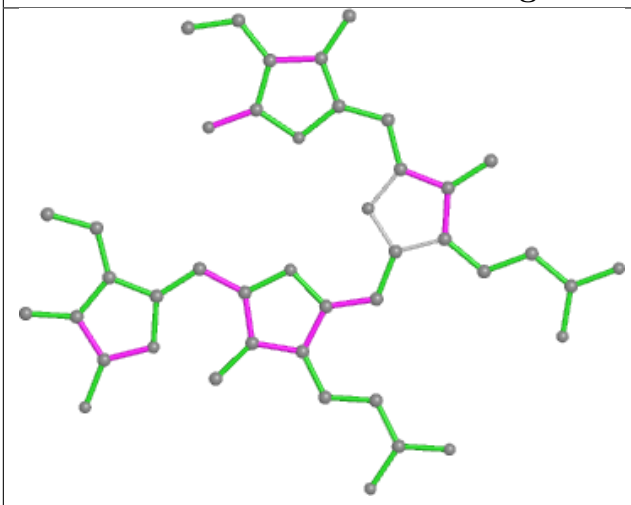

Bond lengths

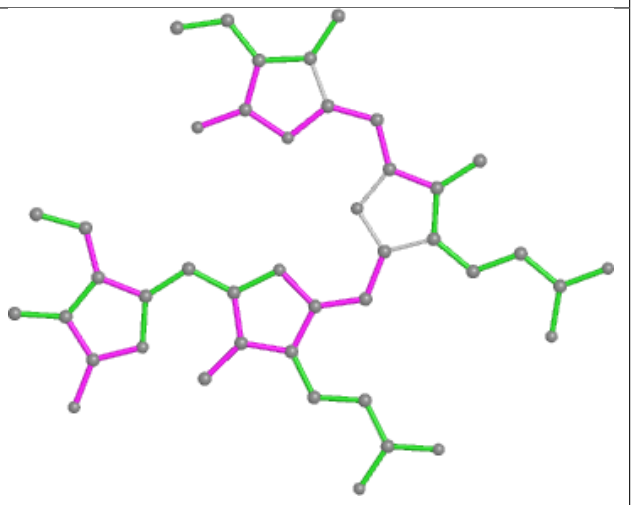

Bond angles

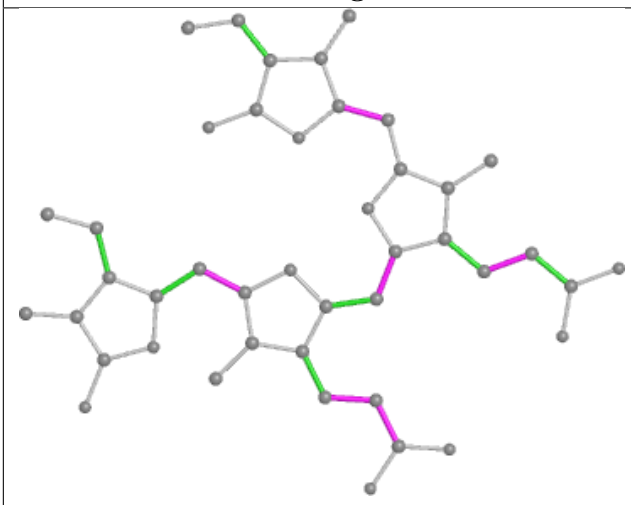

Torsions

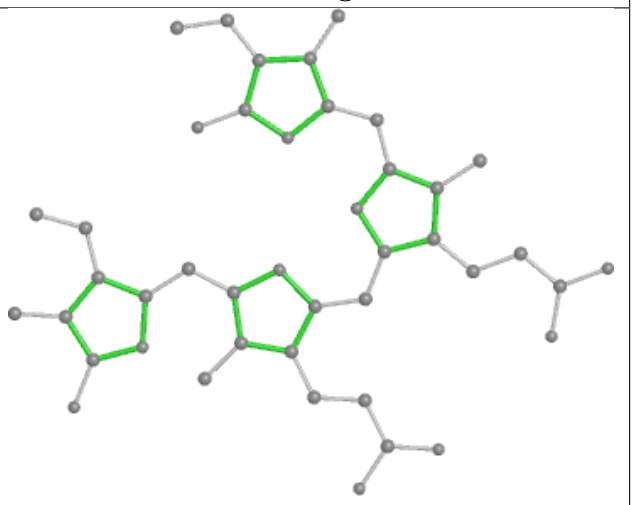

Rings

Ligand CLA A2 821

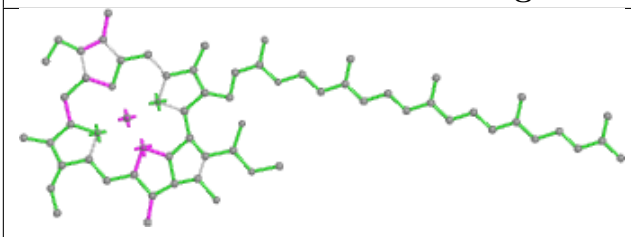

Bond lengths

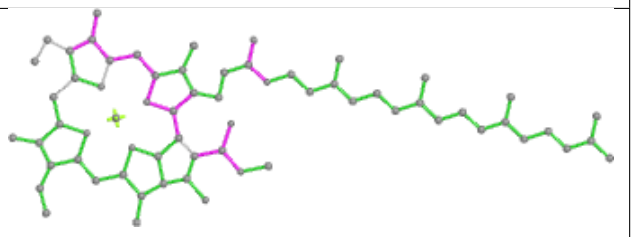

Bond angles

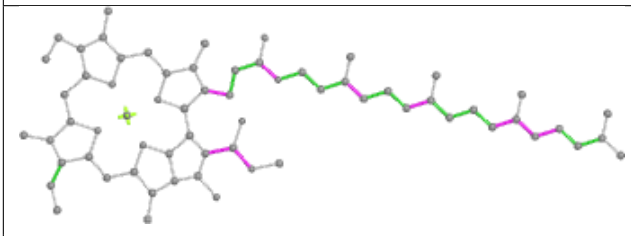

Torsions

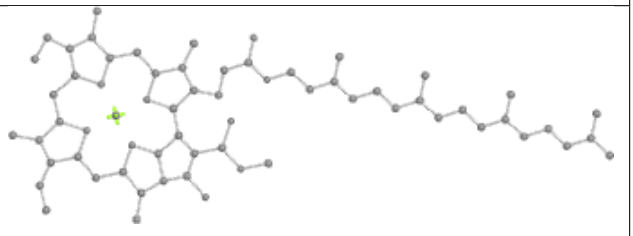

Rings

Ligand LHG B6 617

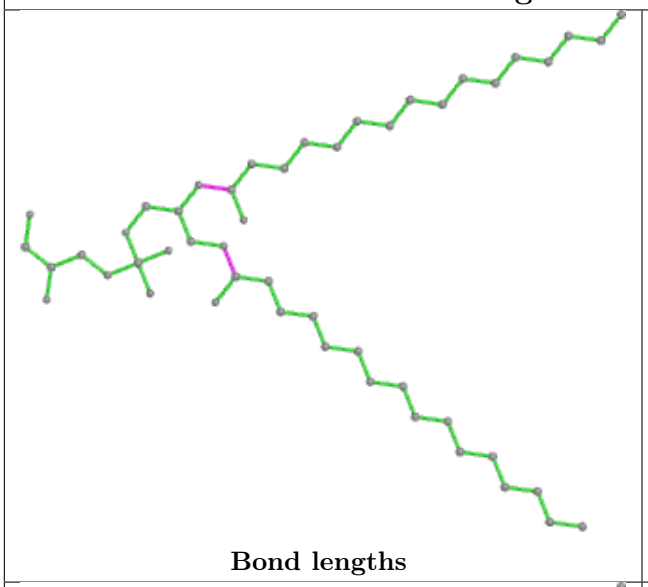

Bond lengths

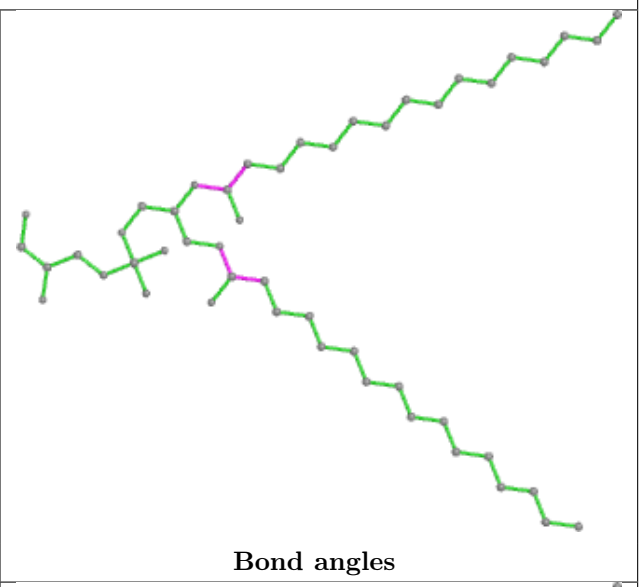

Bond angles

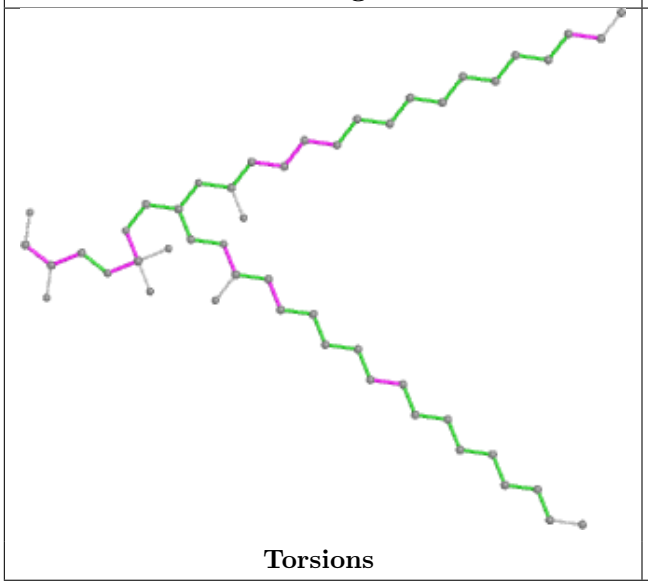

Torsions

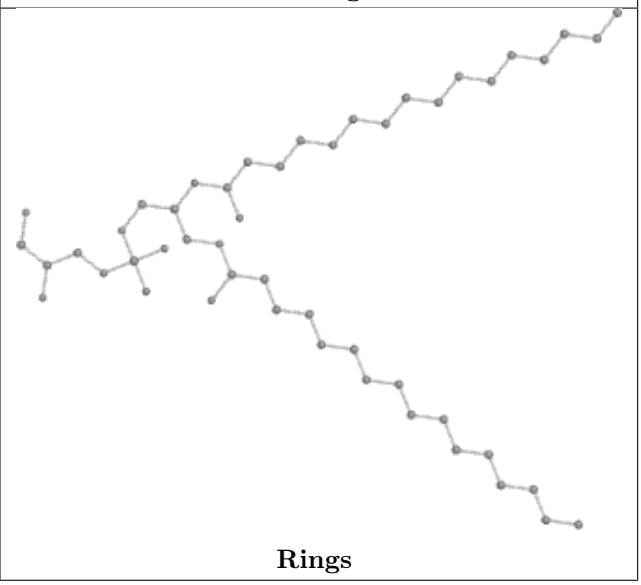

Rings

Ligand PEB yF 301

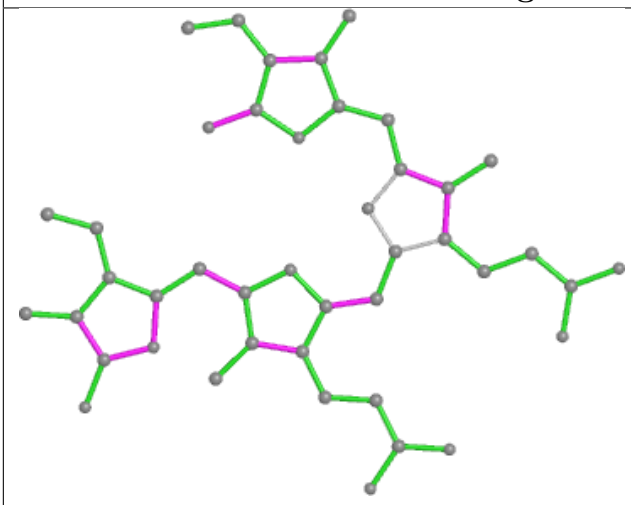

Bond lengths

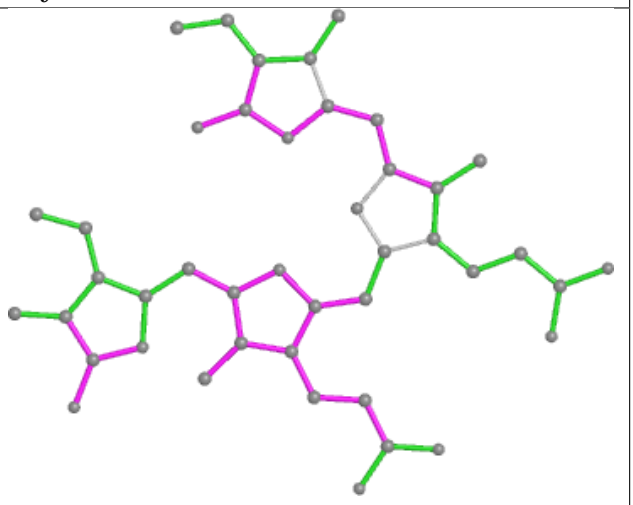

Bond angles

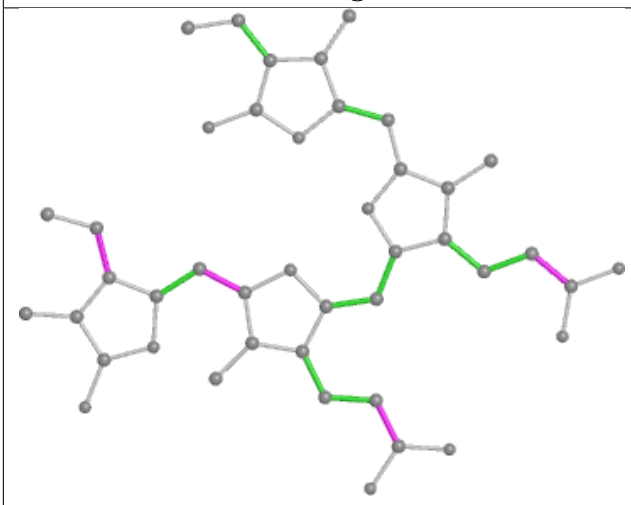

Torsions

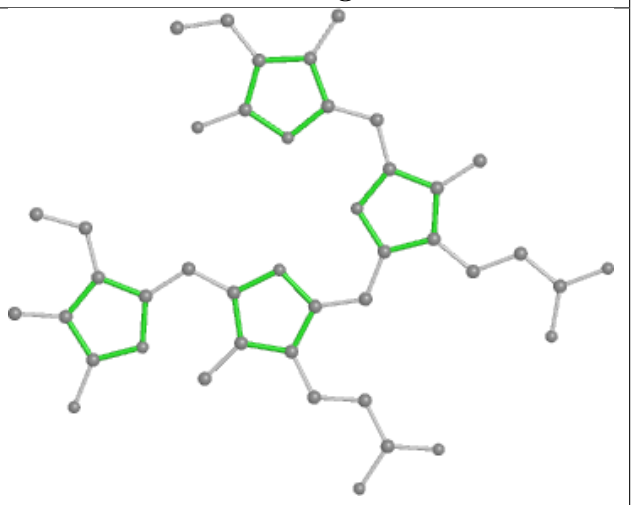

Rings

Ligand CYC F4 1001

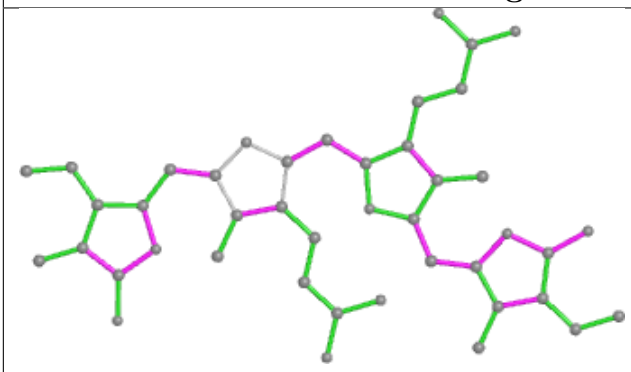

Bond lengths

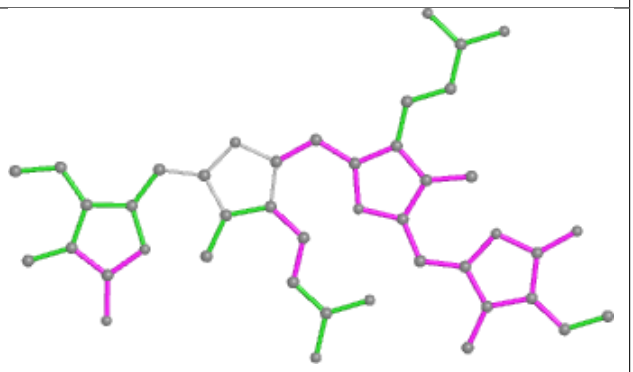

Bond angles

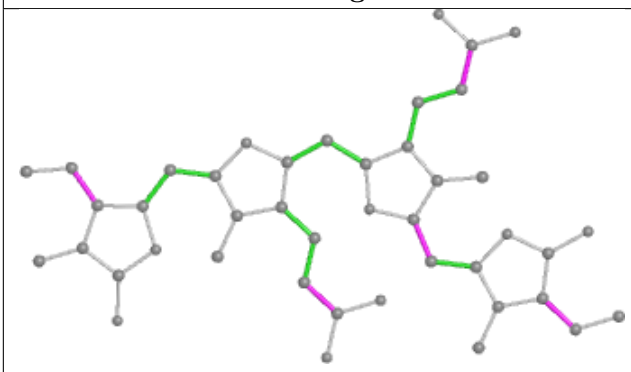

Torsions

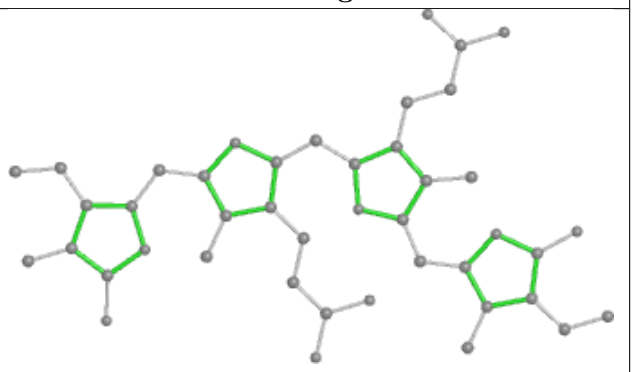

Rings

Ligand PEB WJ 203

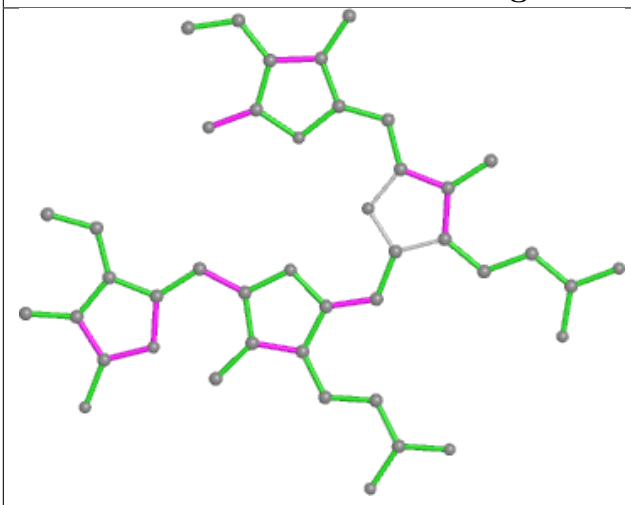

Bond lengths

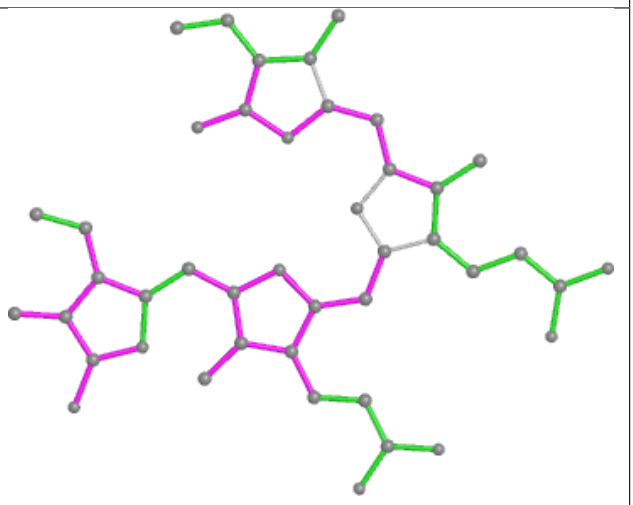

Bond angles

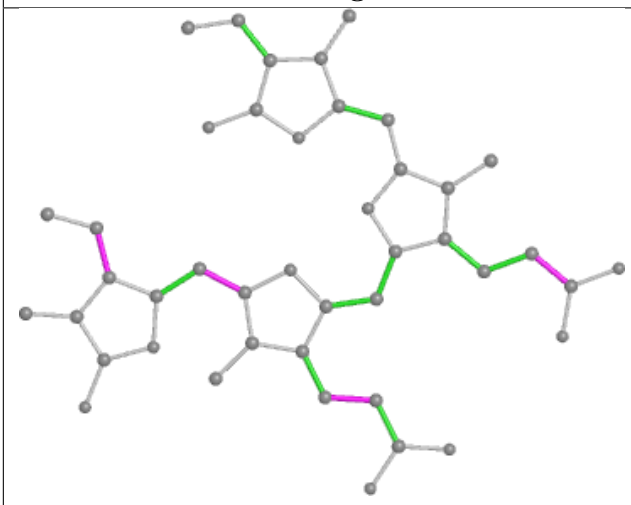

Torsions

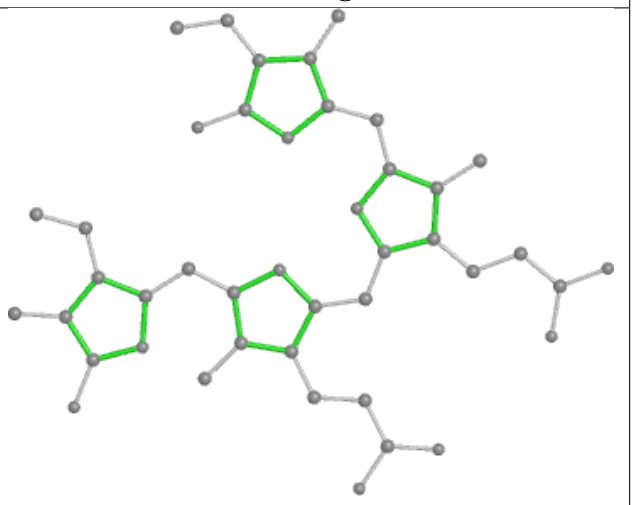

Rings

Ligand PEB j1 202

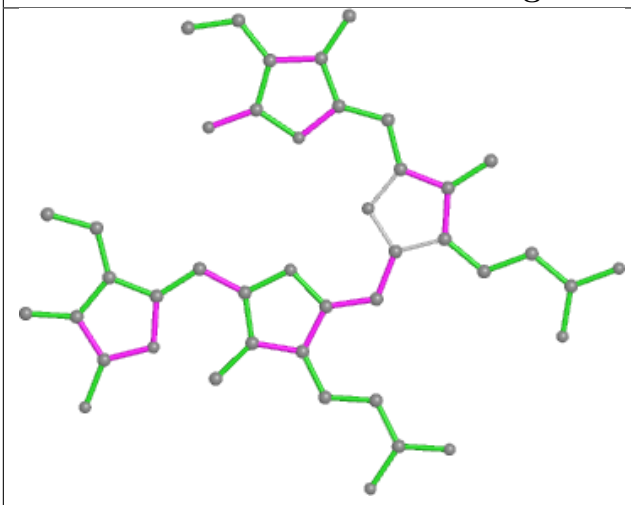

Bond lengths

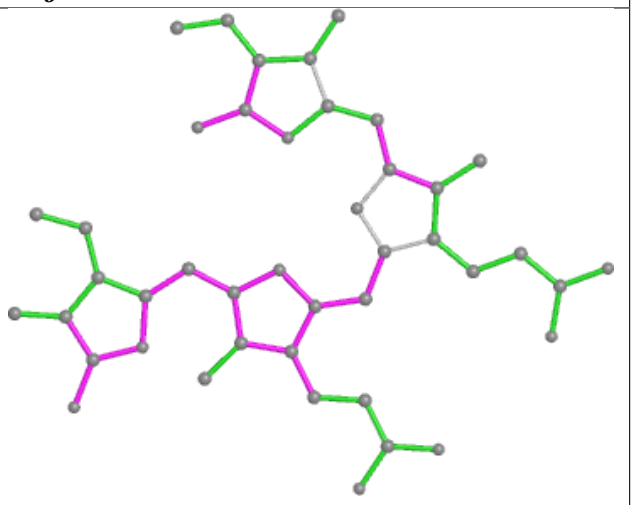

Bond angles

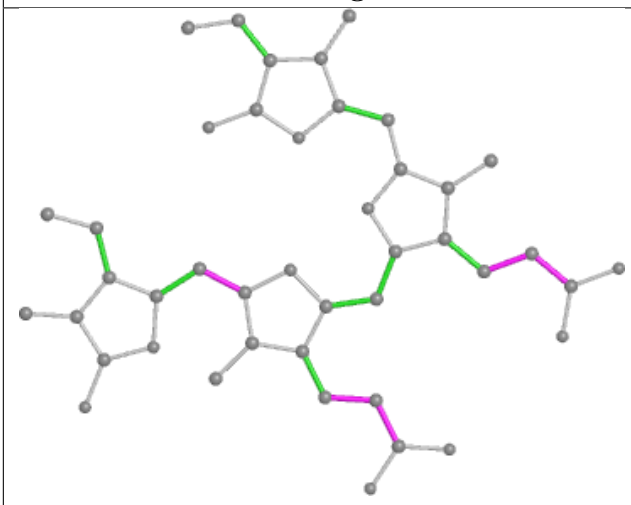

Torsions

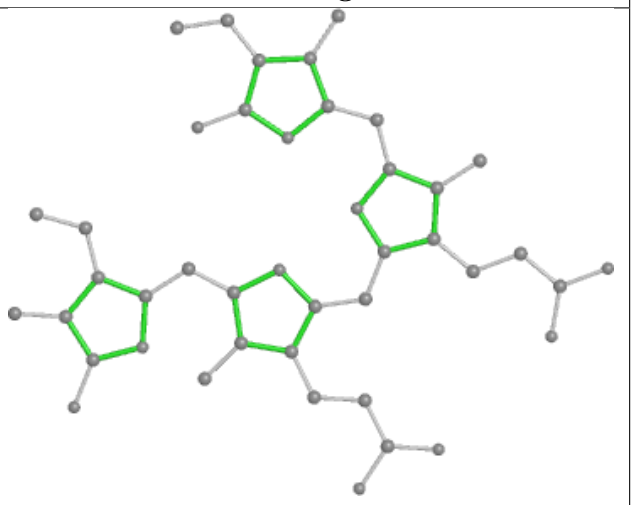

Rings

Ligand PEB CF 203

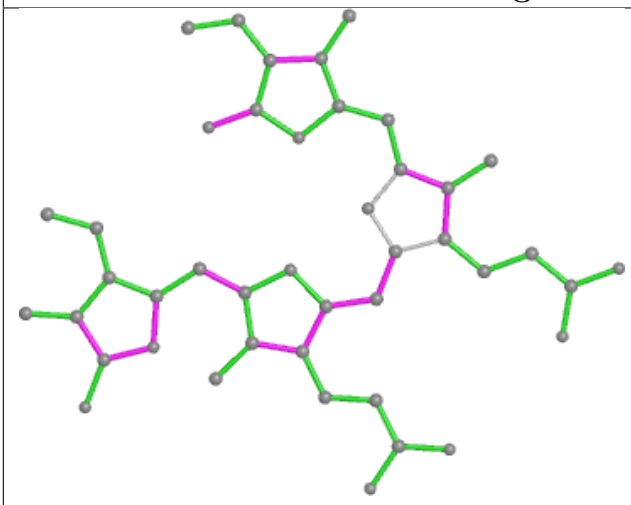

Bond lengths

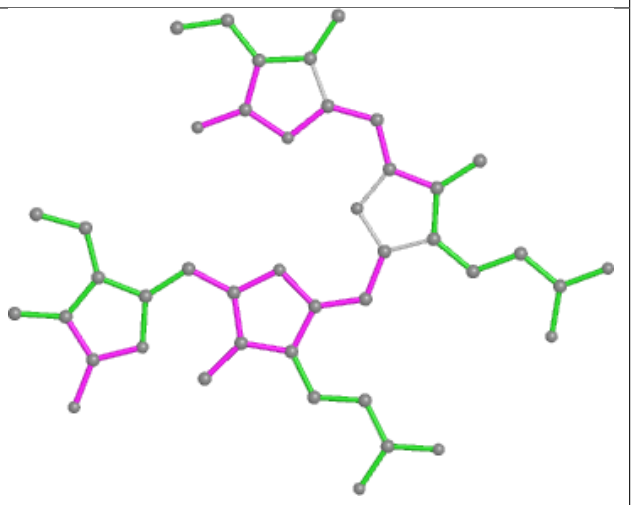

Bond angles

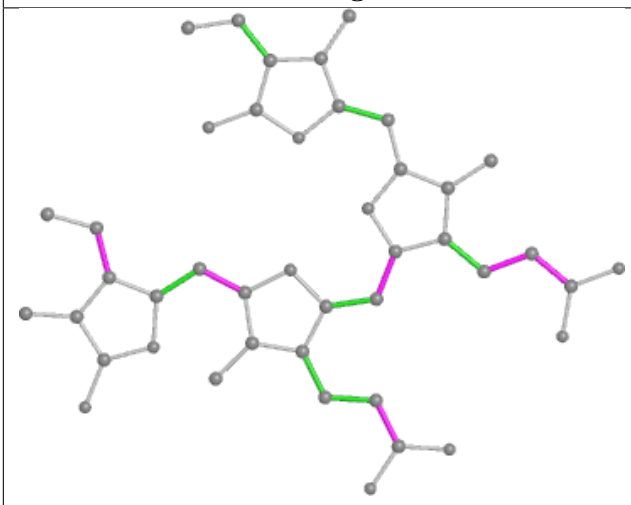

Torsions

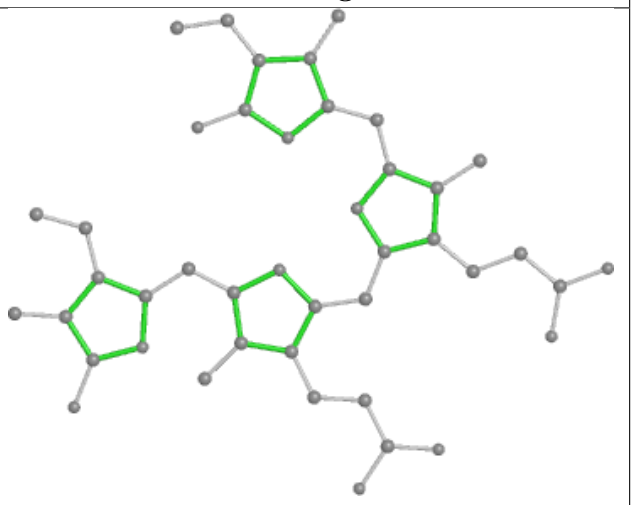

Rings

Ligand PEB w8 203

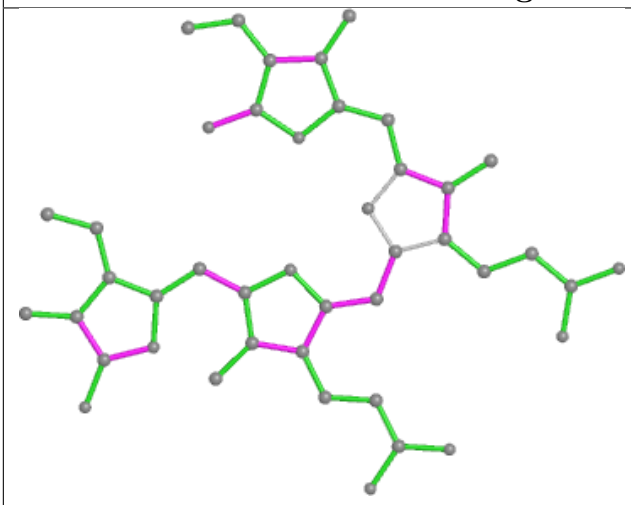

Bond lengths

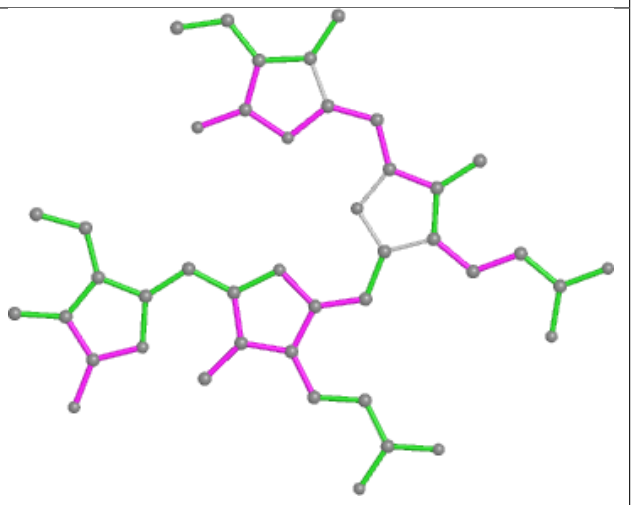

Bond angles

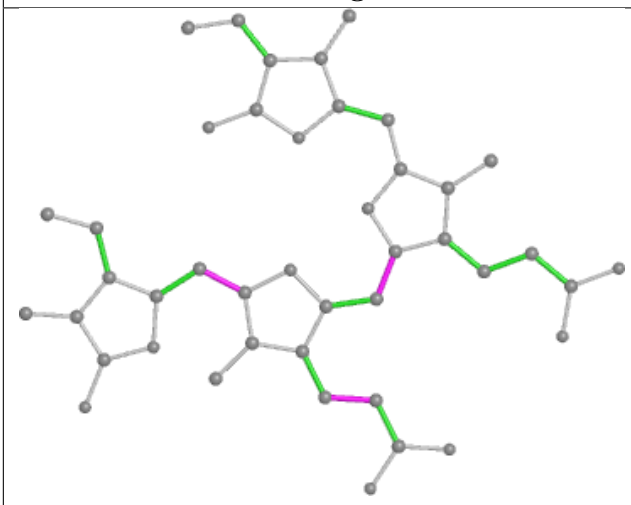

Torsions

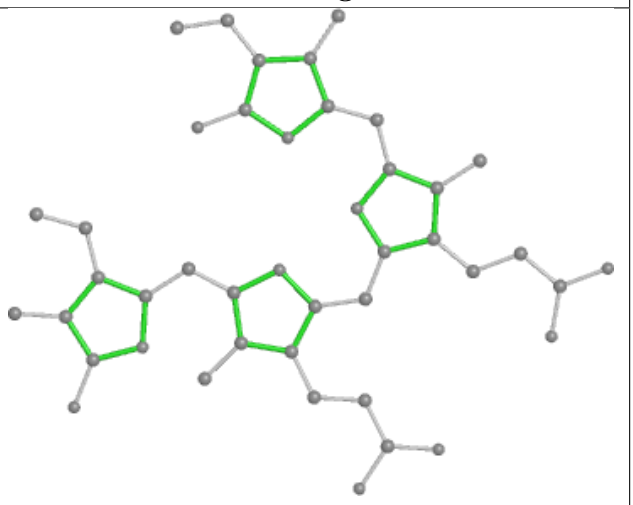

Rings

Ligand CYC JH 1001

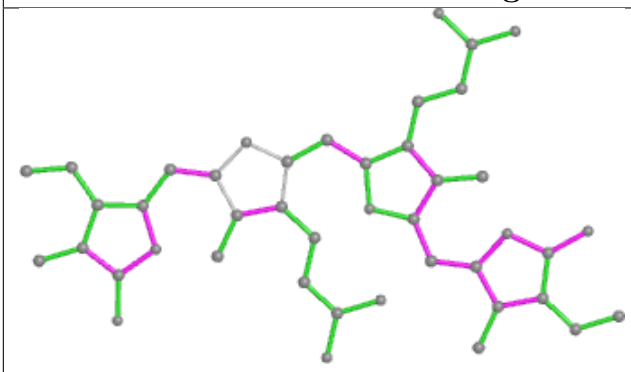

Bond lengths

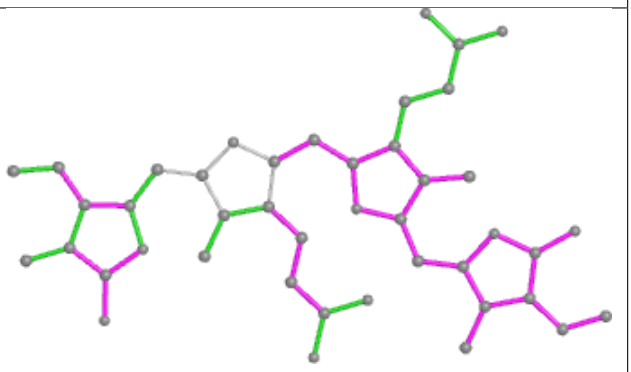

Bond angles

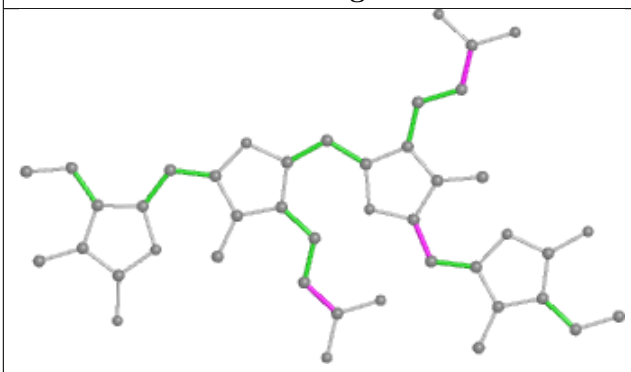

Torsions

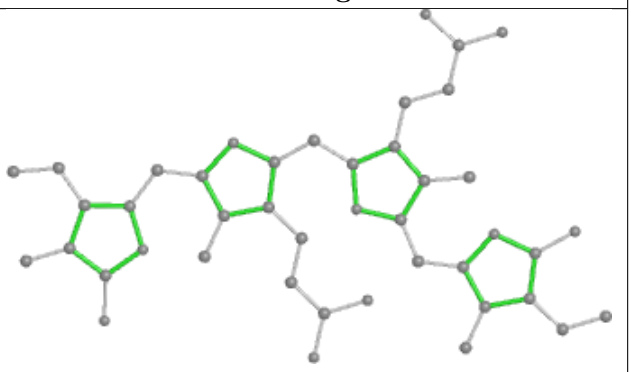

Rings

Ligand PEB V7 202

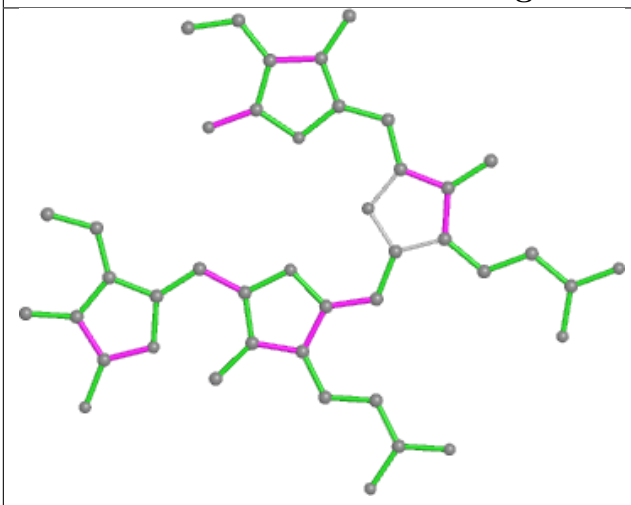

Bond lengths

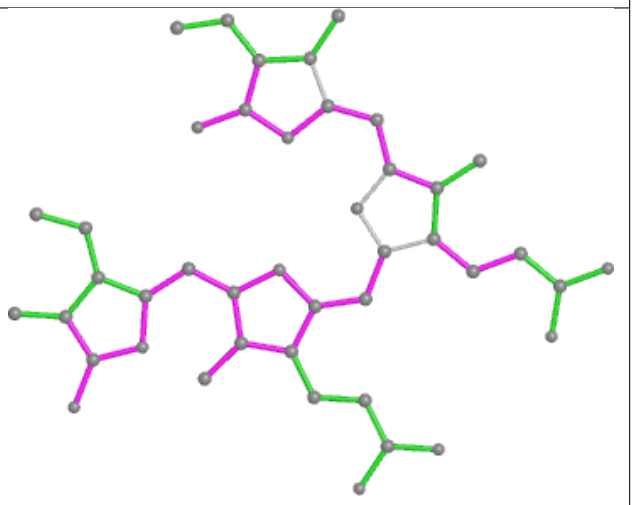

Bond angles

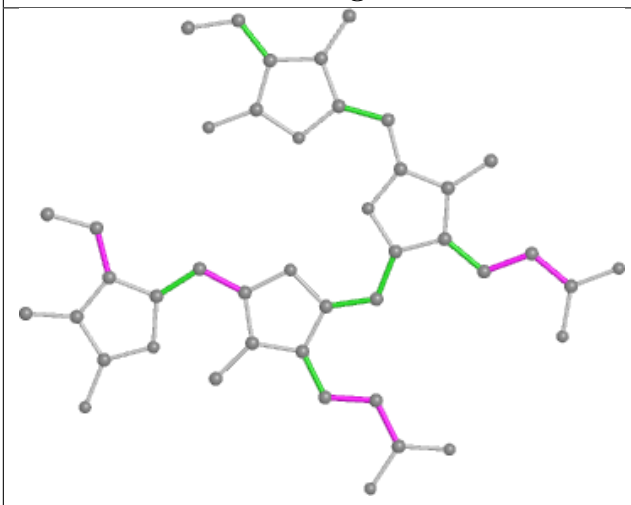

Torsions

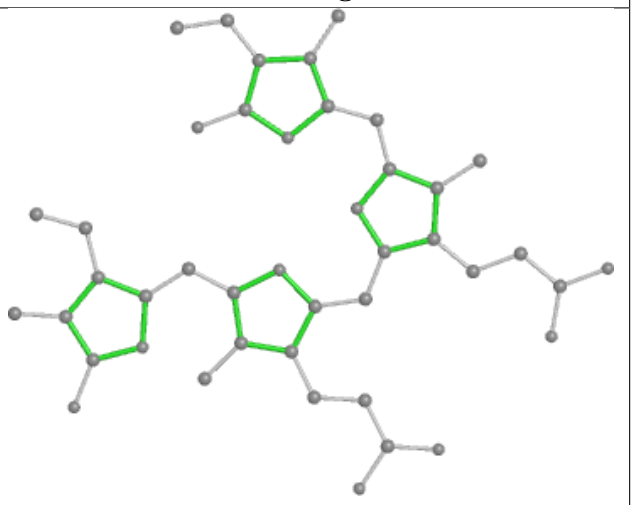

Rings

Ligand PEB UJ 203

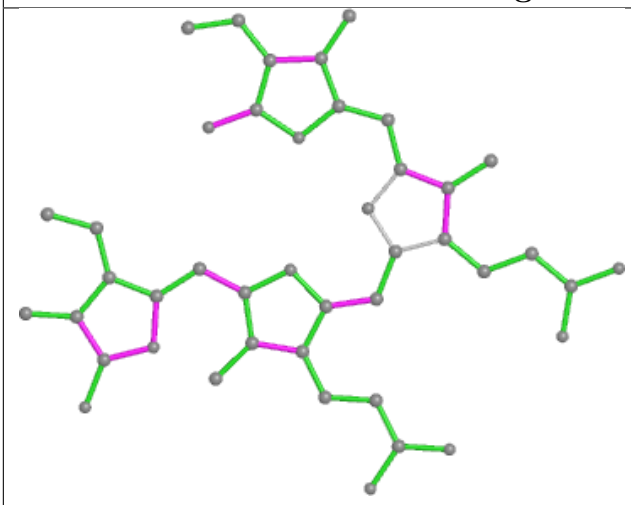

Bond lengths

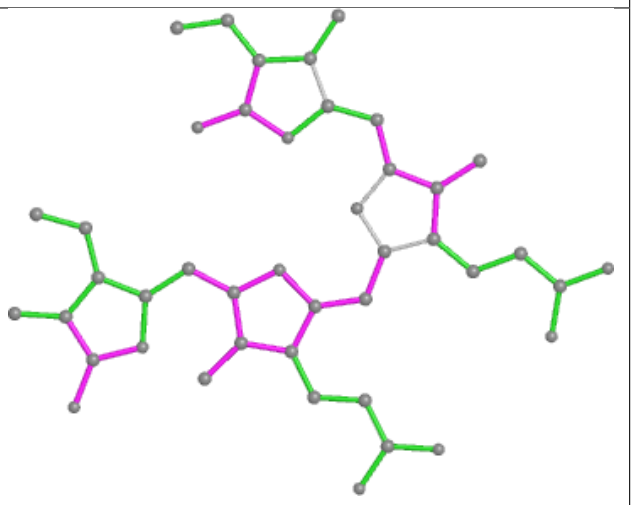

Bond angles

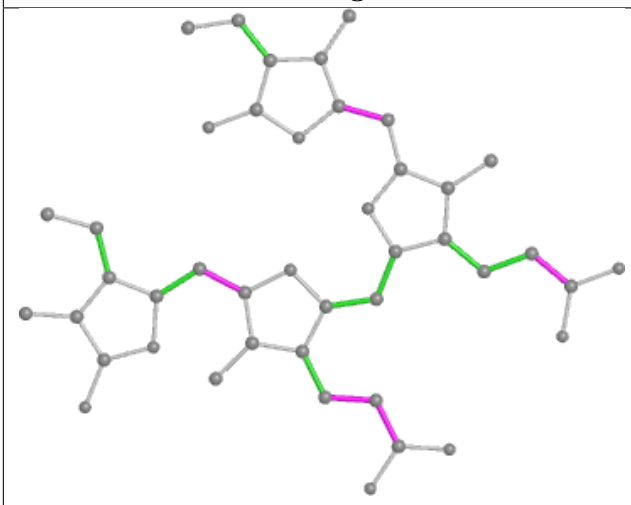

Torsions

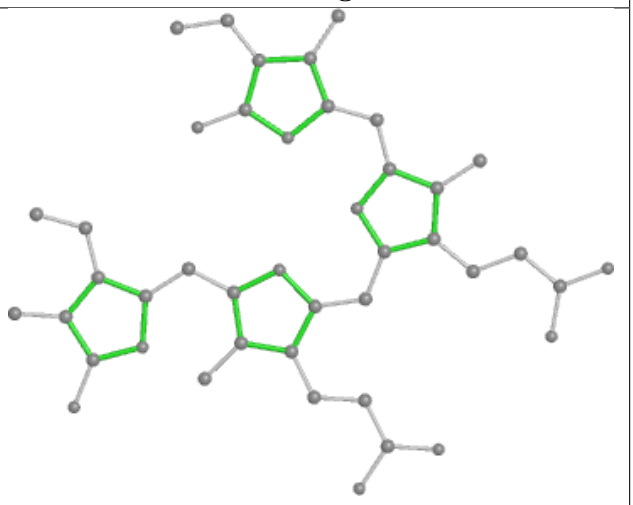

Rings

Ligand PEB g1 202

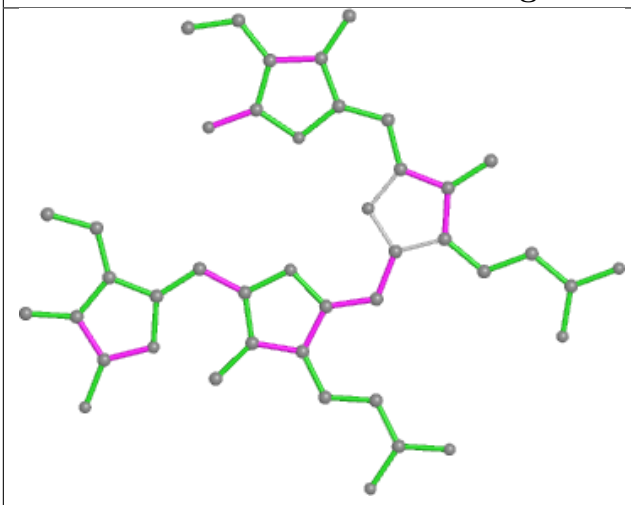

Bond lengths

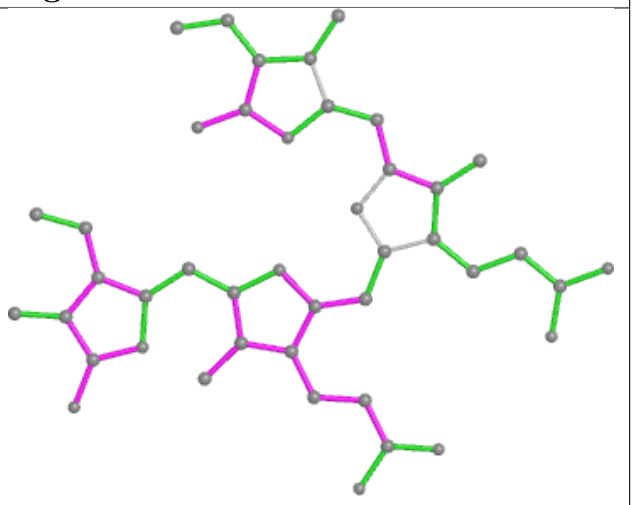

Bond angles

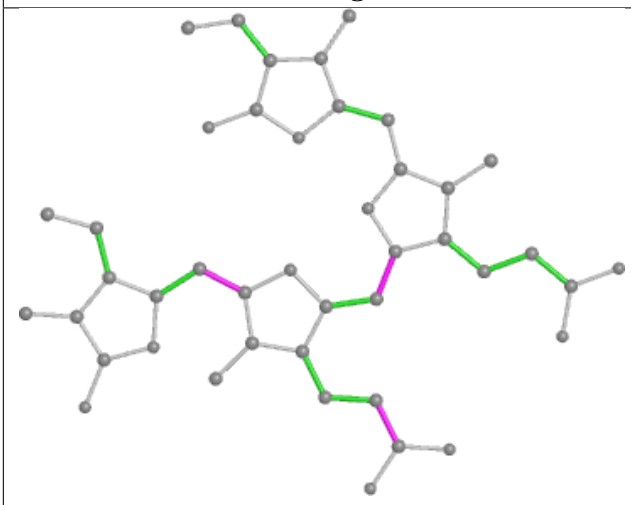

Torsions

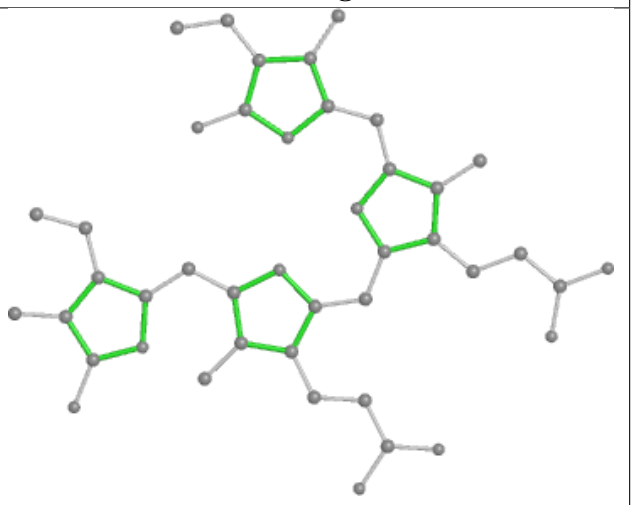

Rings

Ligand PEB VG 202

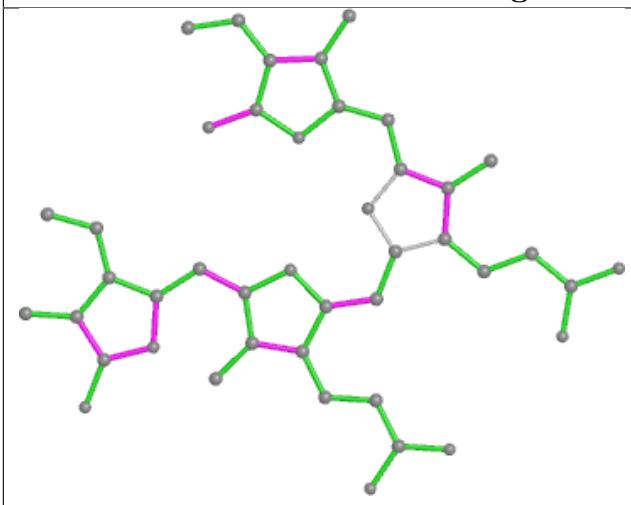

Bond lengths

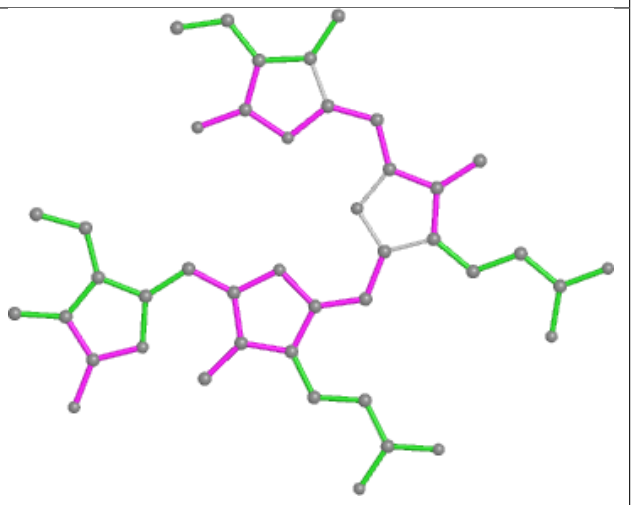

Bond angles

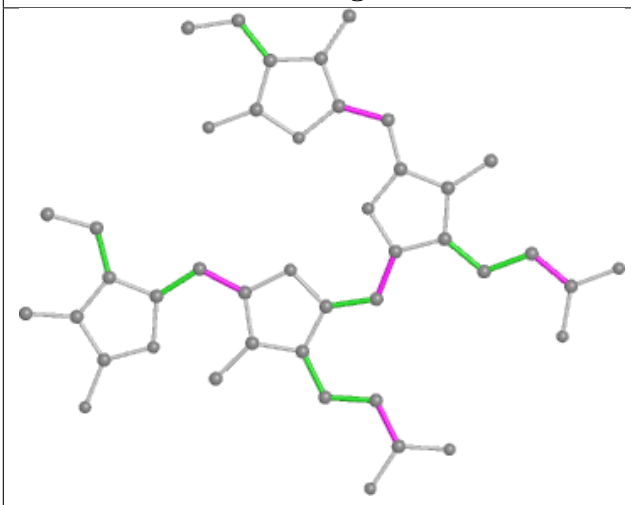

Torsions

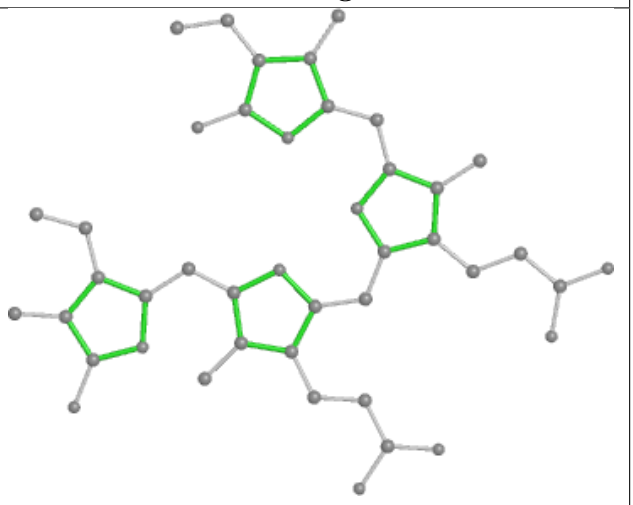

Rings

Ligand PEB B7 203

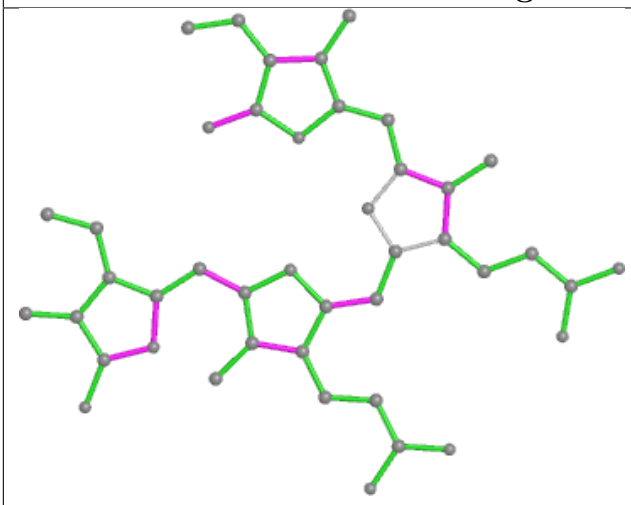

Bond lengths

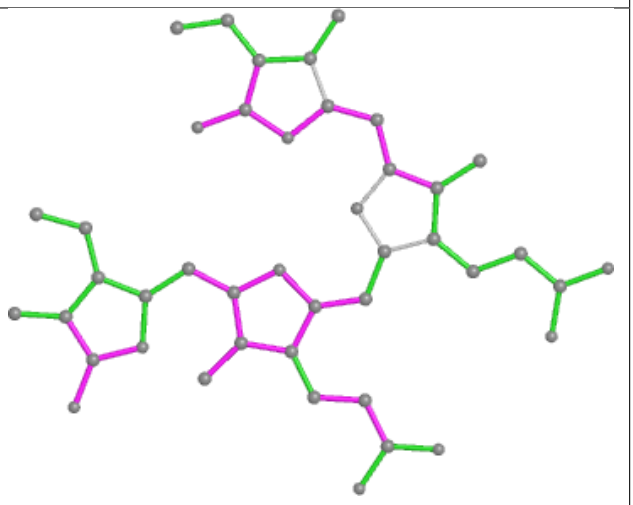

Bond angles

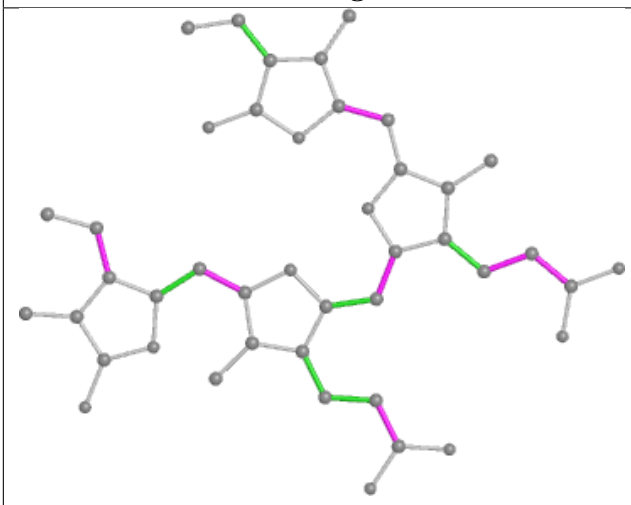

Torsions

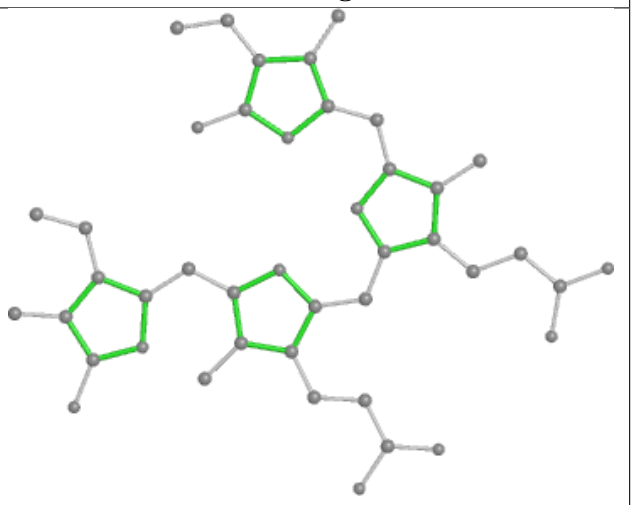

Rings

Ligand PEB QM 203

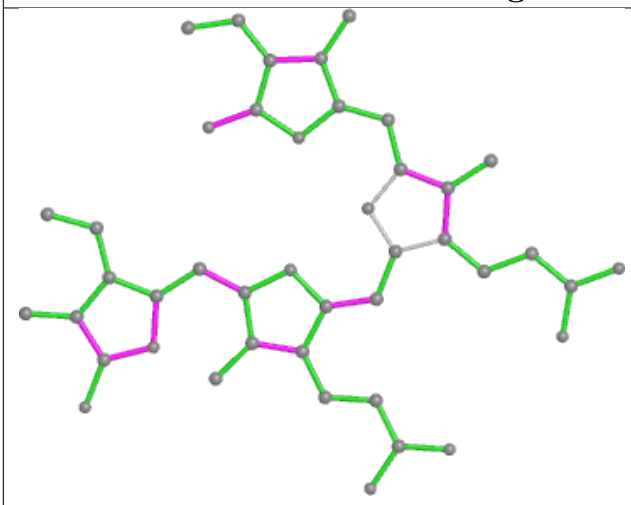

Bond lengths

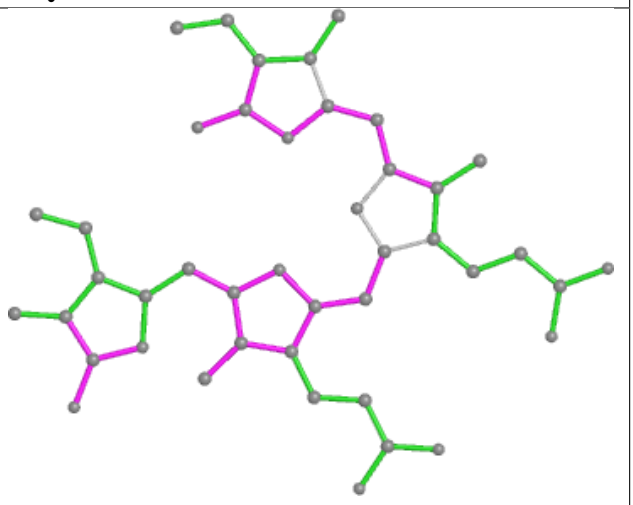

Bond angles

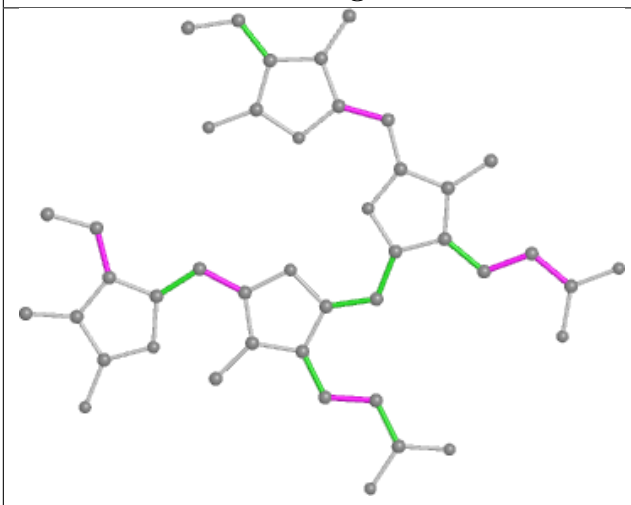

Torsions

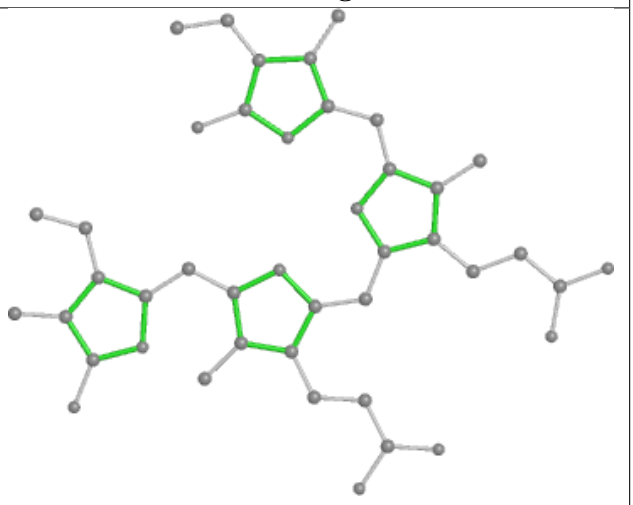

Rings

Ligand PEB DF 201

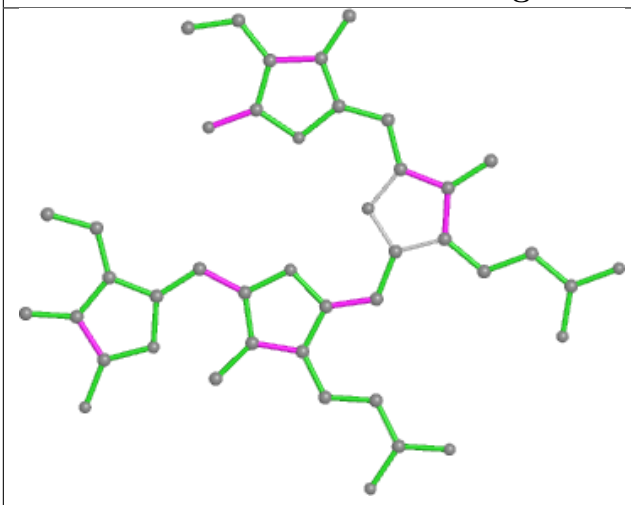

Bond lengths

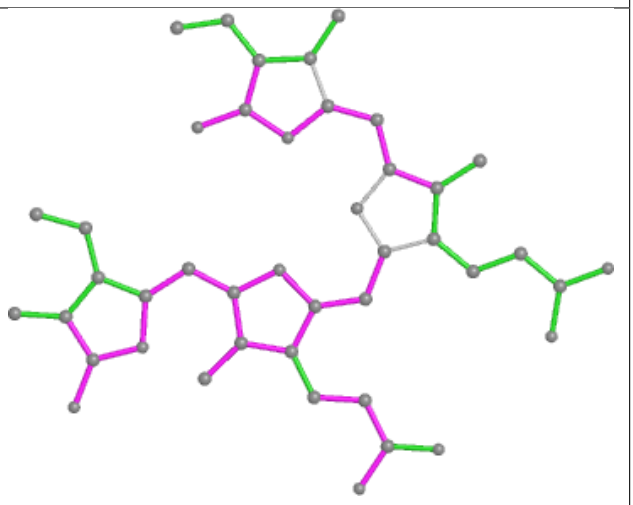

Bond angles

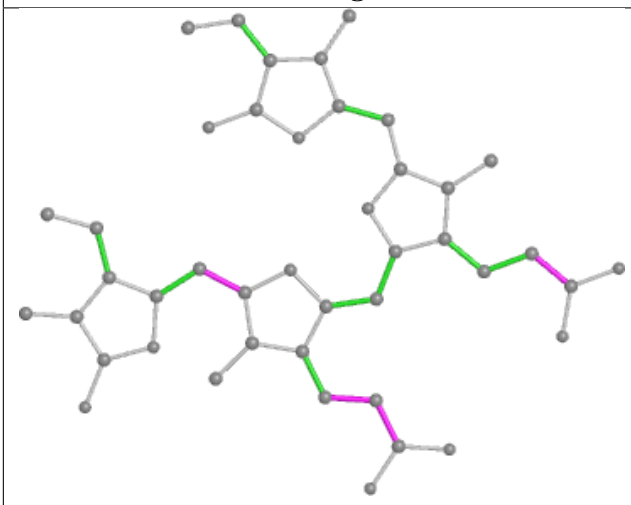

Torsions

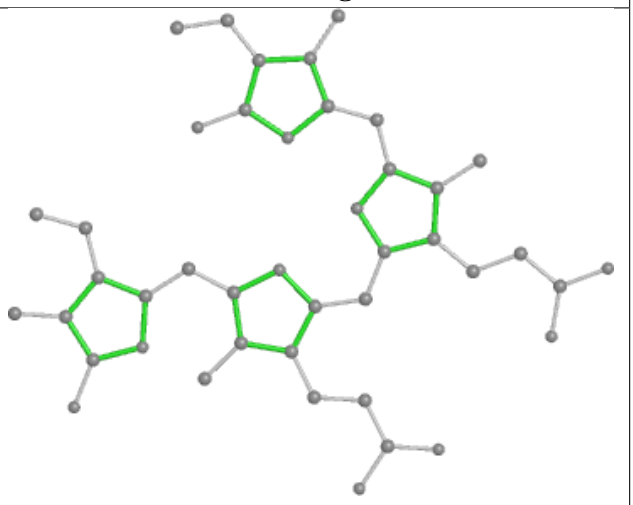

Rings

Ligand DGD BL 613

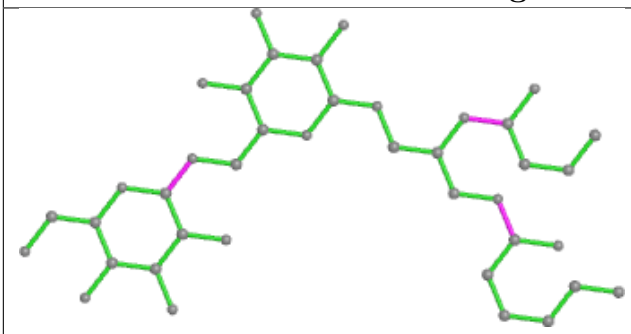

Bond lengths

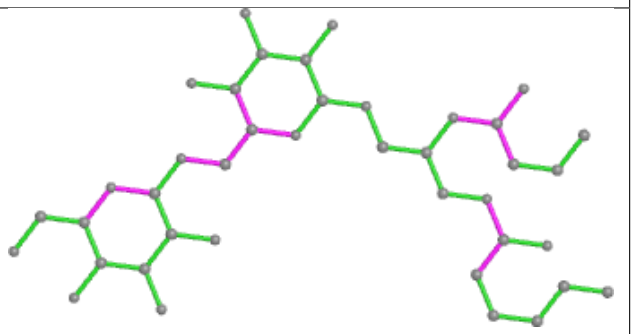

Bond angles

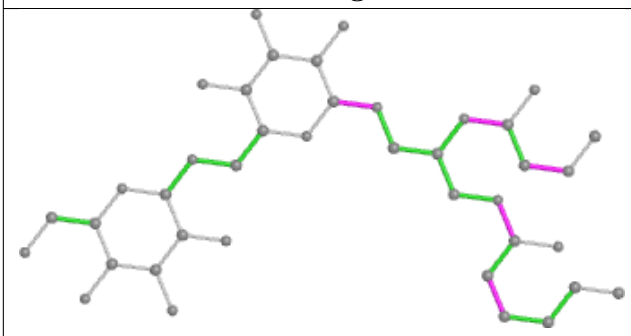

Torsions

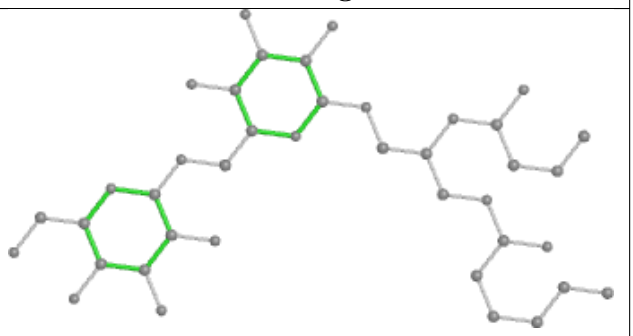

Rings

Ligand PEB GD 202

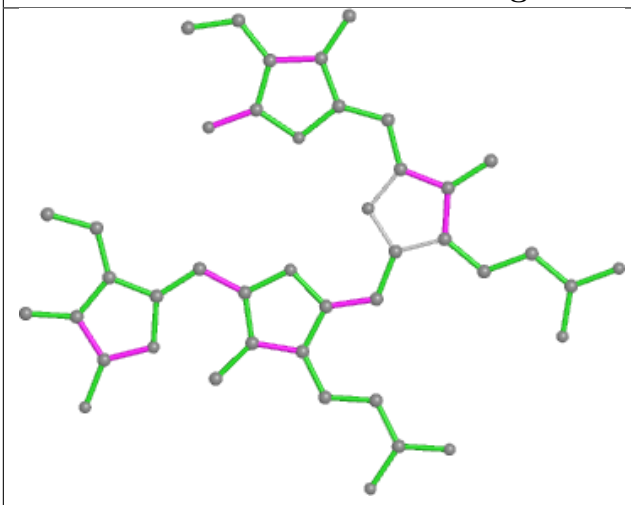

Bond lengths

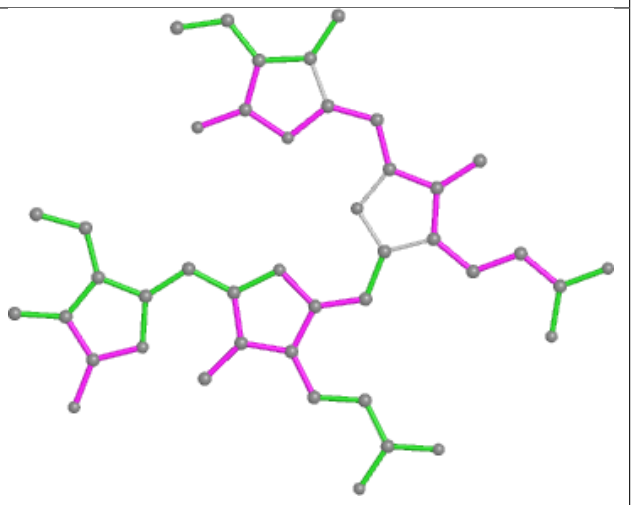

Bond angles

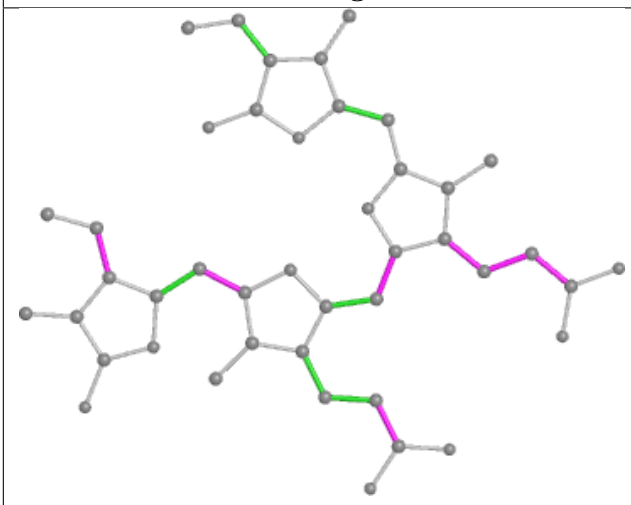

Torsions

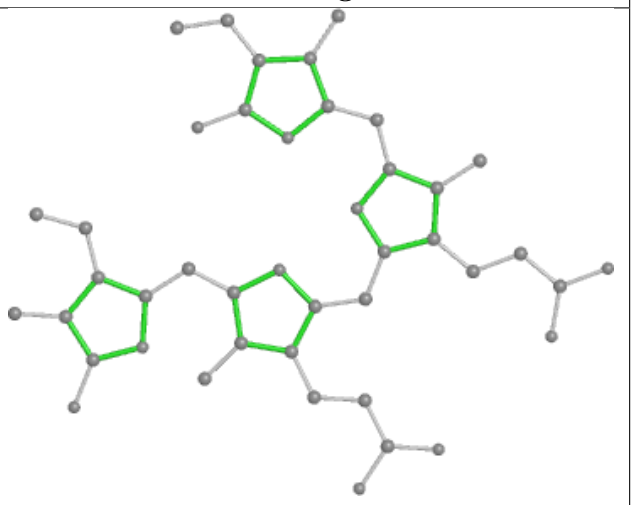

Rings

Ligand PEB rC 201

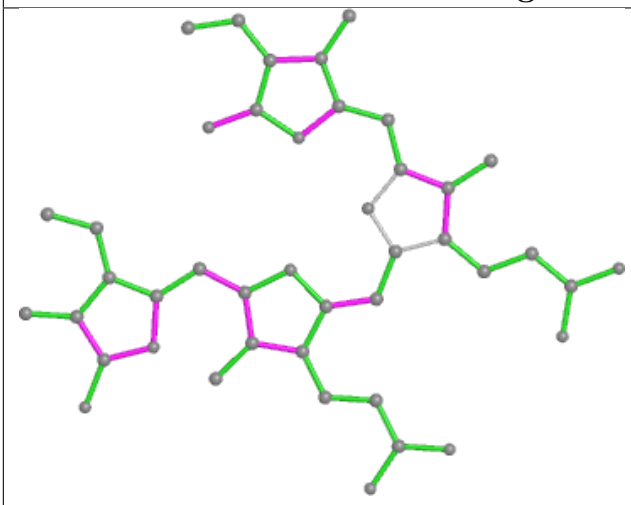

Bond lengths

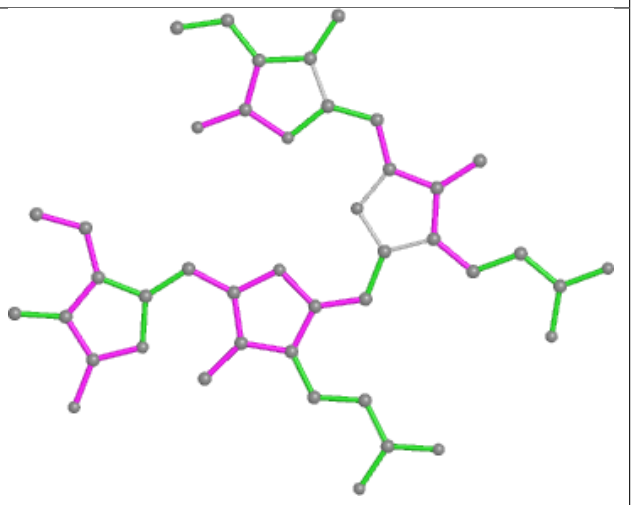

Bond angles

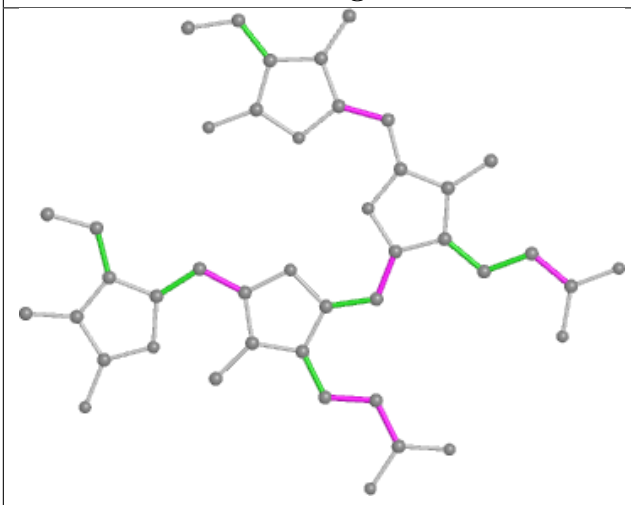

Torsions

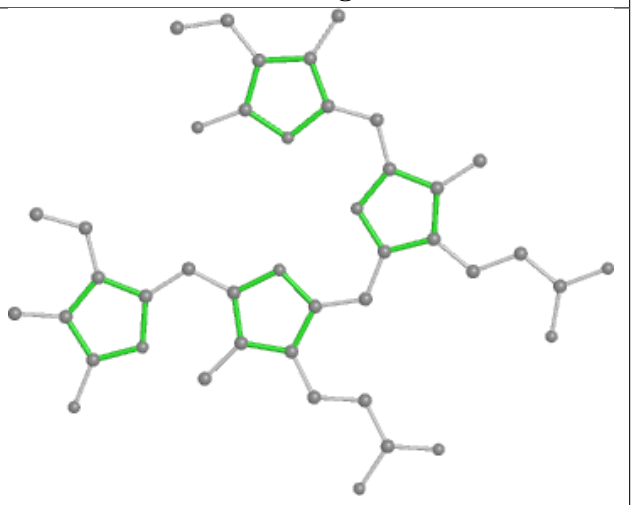

Rings

Ligand PEB r8 202

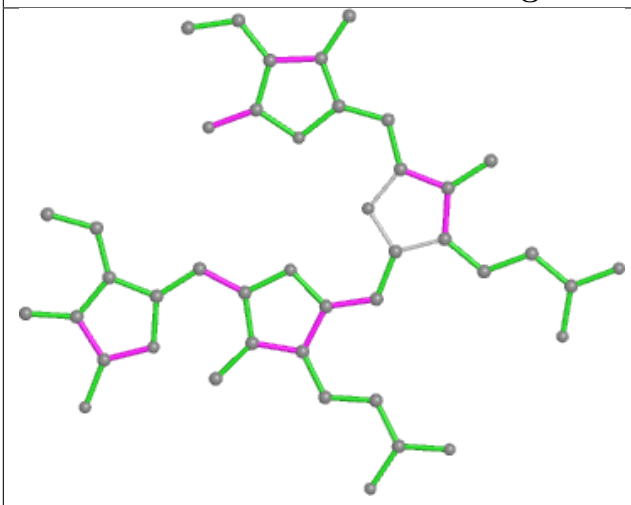

Bond lengths

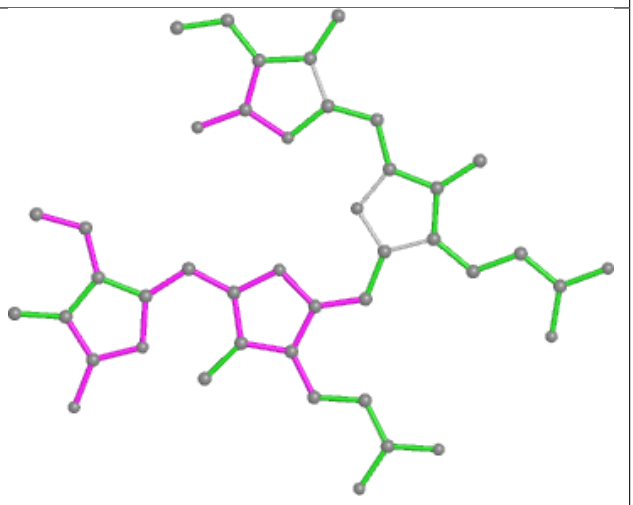

Bond angles

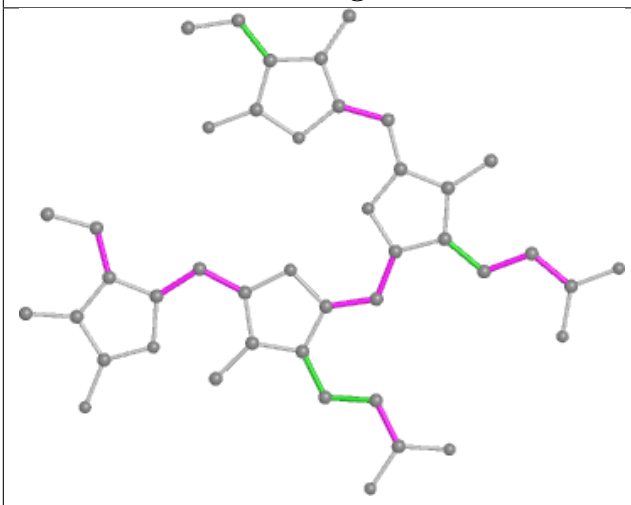

Torsions

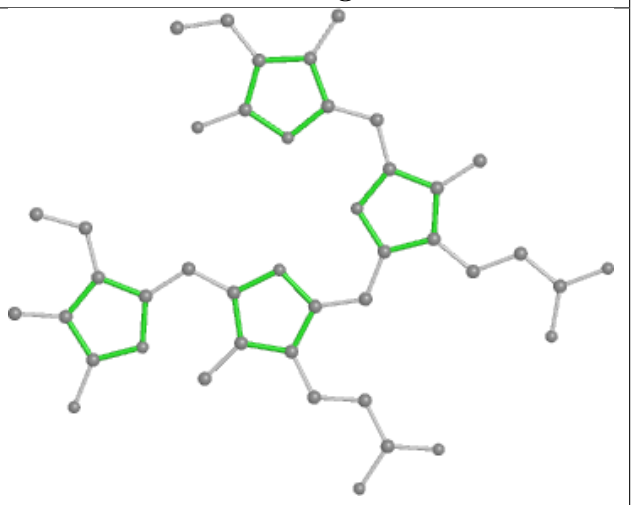

Rings

Ligand PEB GK 203

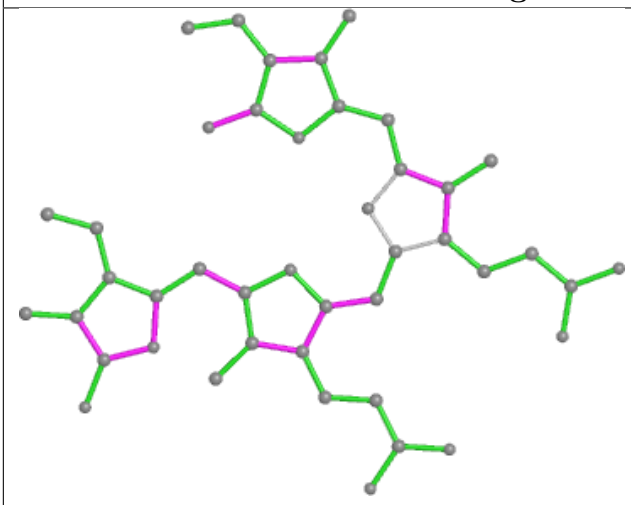

Bond lengths

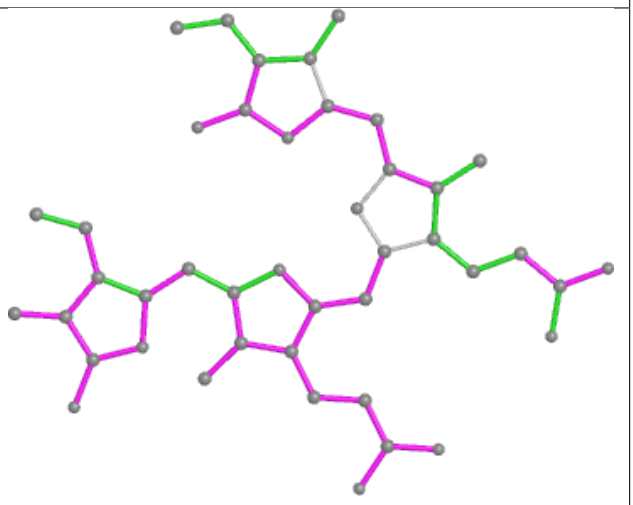

Bond angles

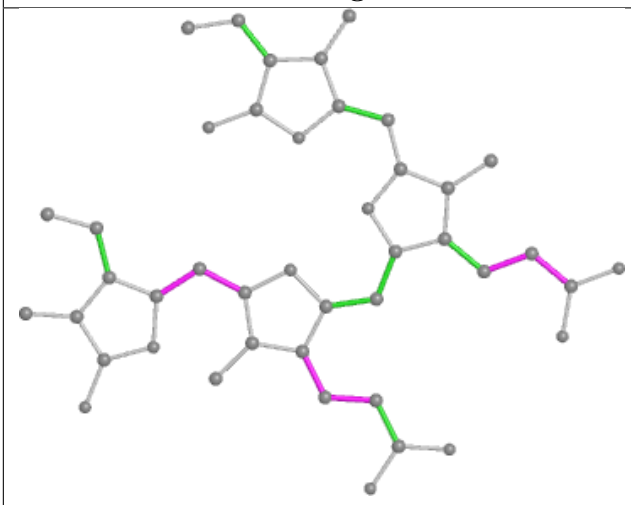

Torsions

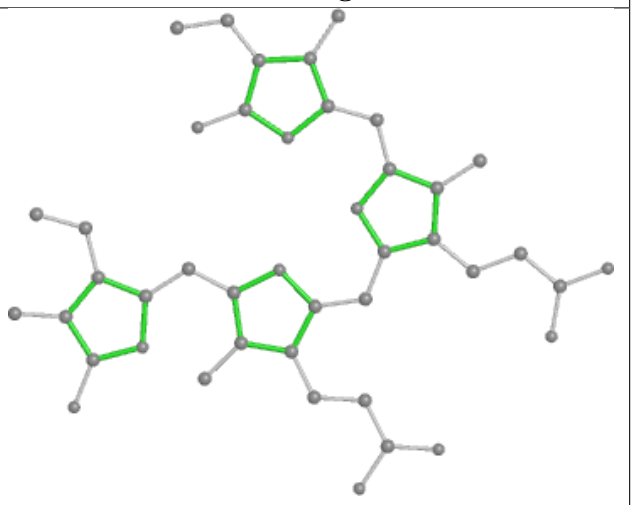

Rings

Ligand PEB bE 202

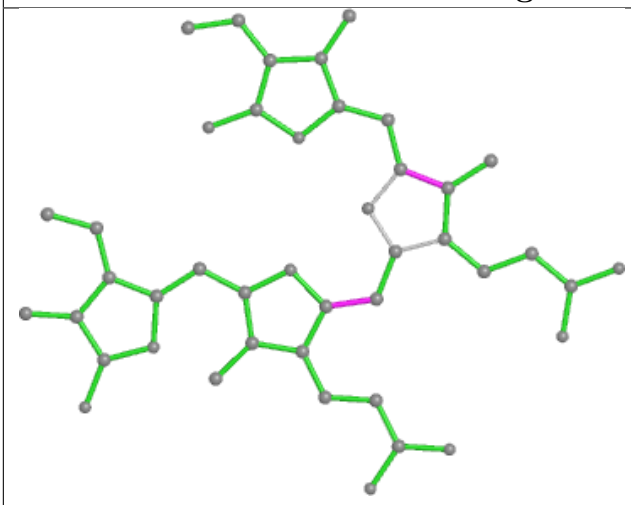

Bond lengths

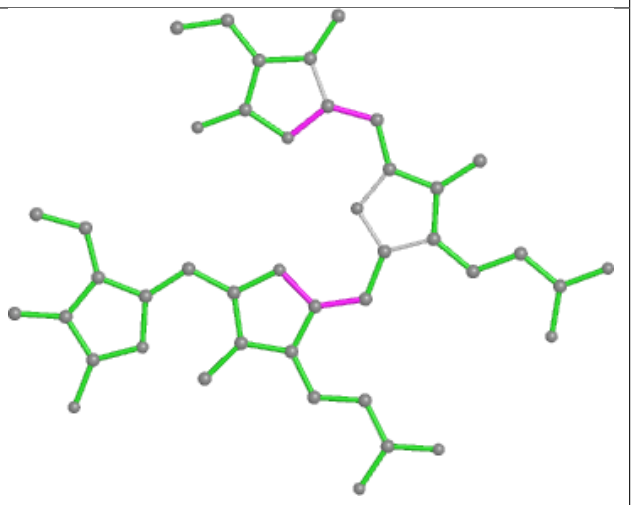

Bond angles

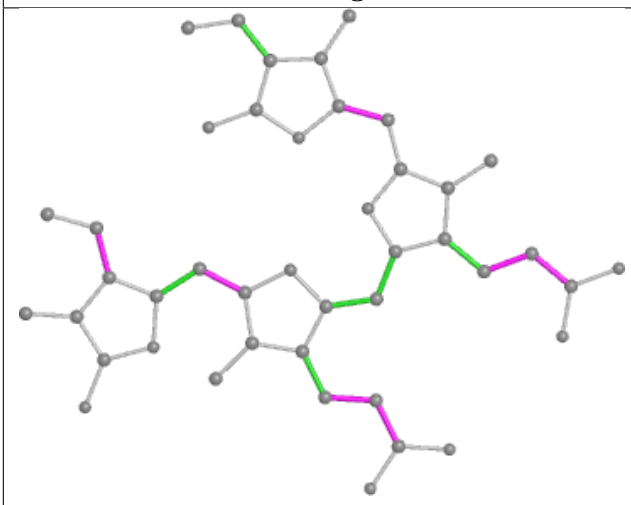

Torsions

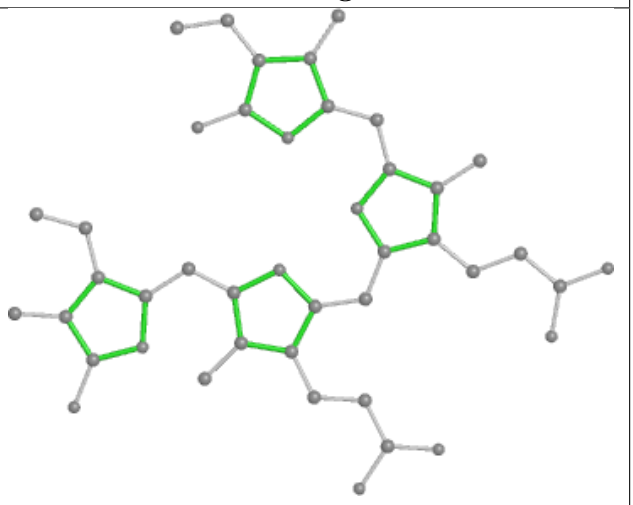

Rings

Ligand PEB ZE 201

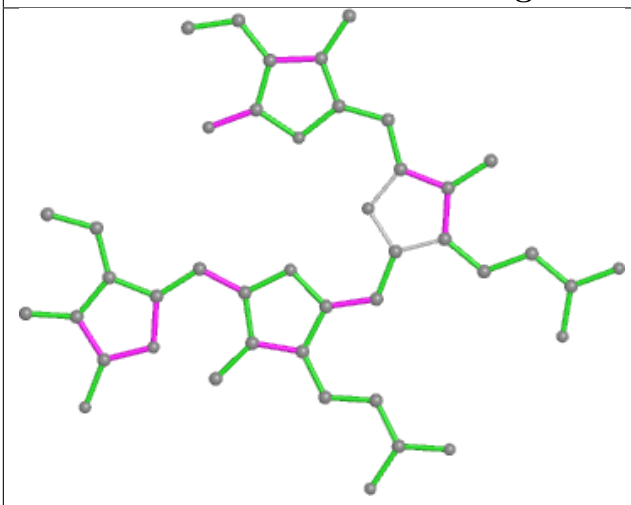

Bond lengths

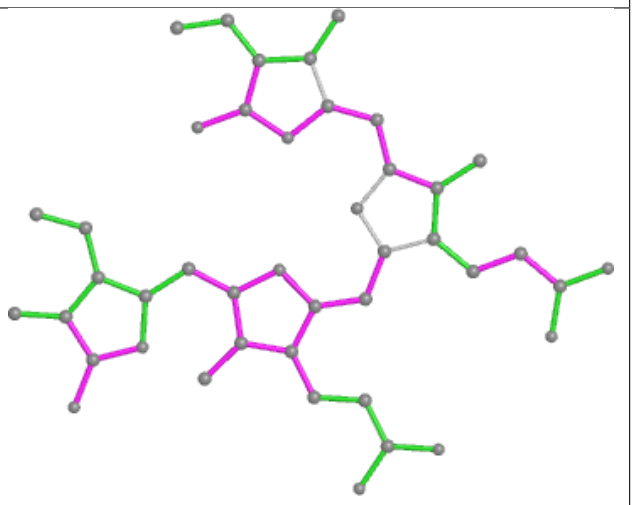

Bond angles

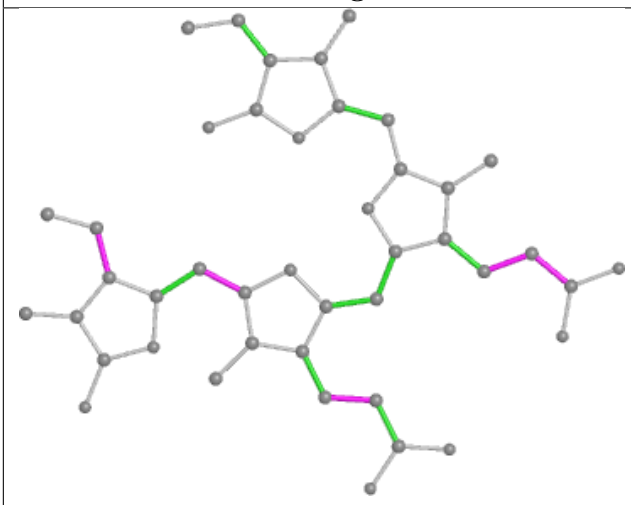

Torsions

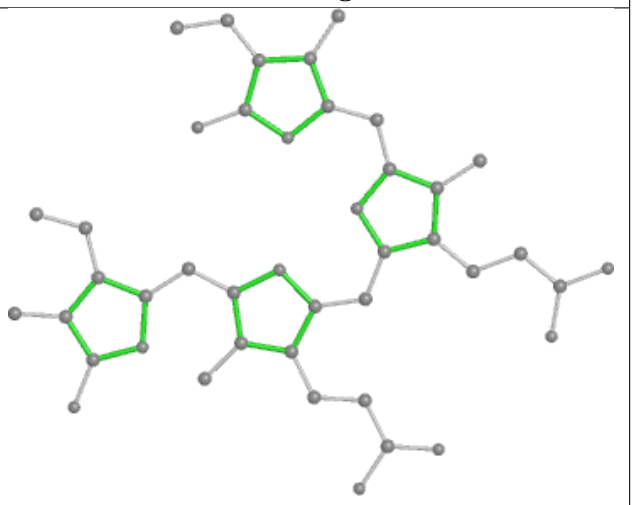

Rings

Ligand PEB PO 202

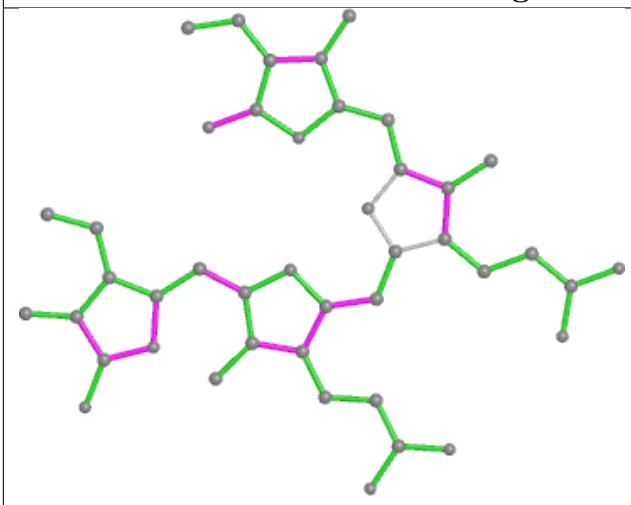

Bond lengths

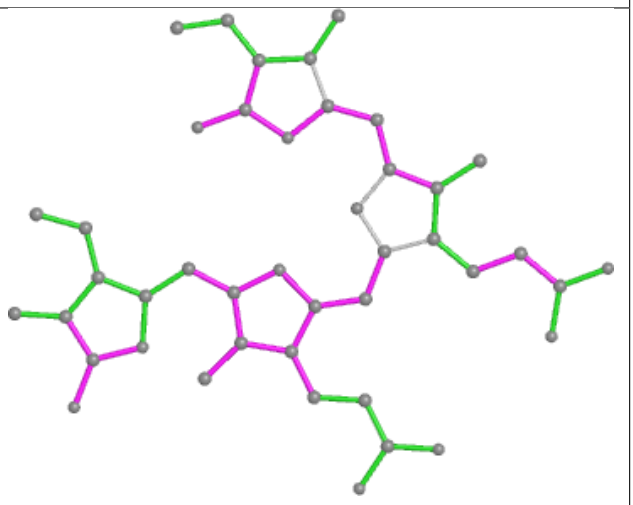

Bond angles

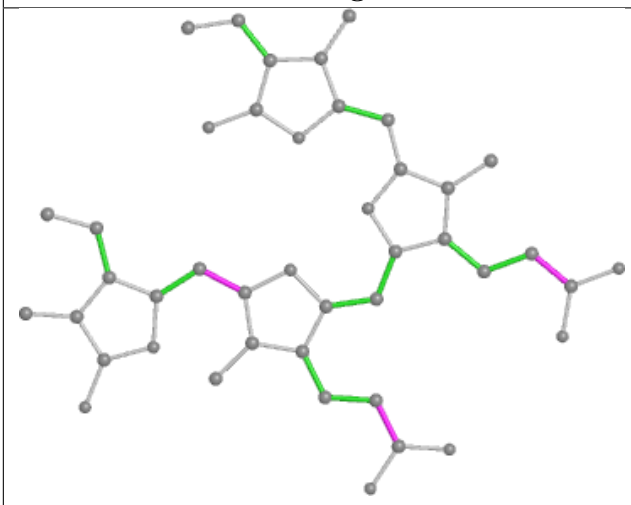

Torsions

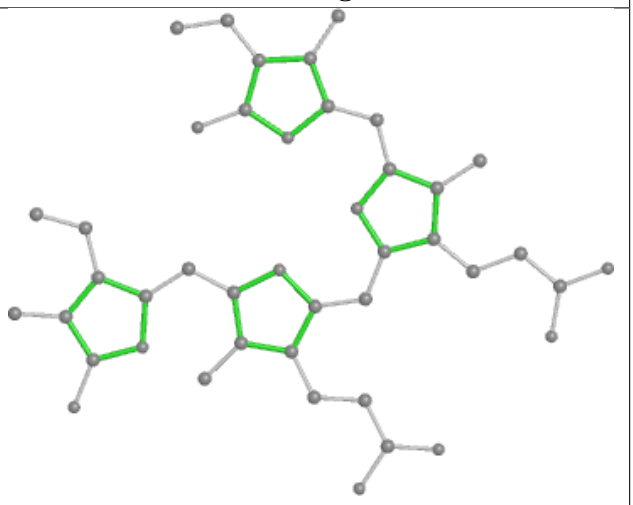

Rings

Ligand PEB H9 203

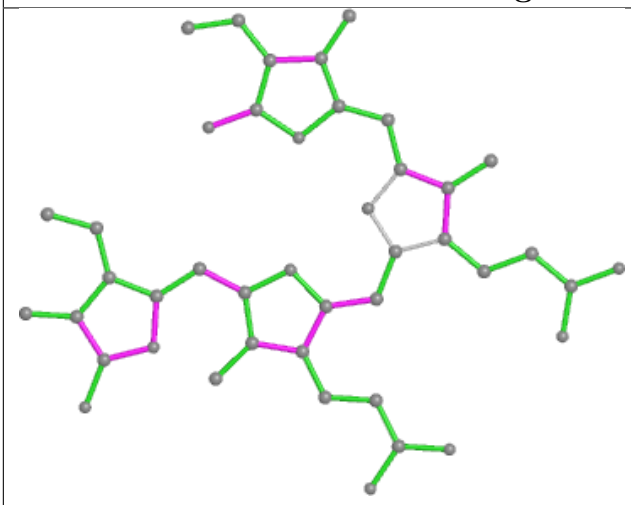

Bond lengths

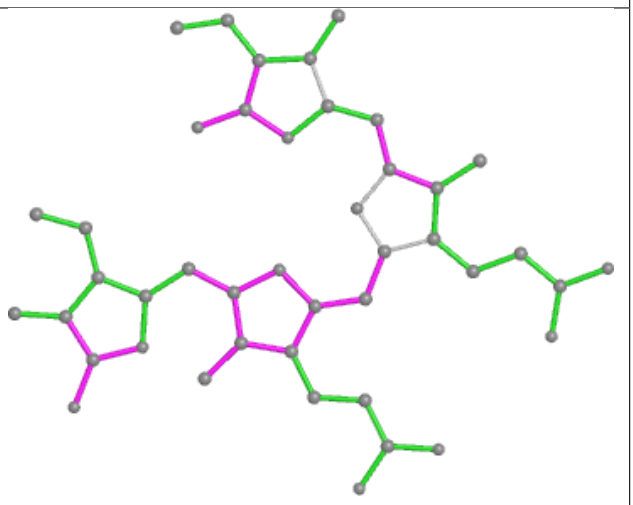

Bond angles

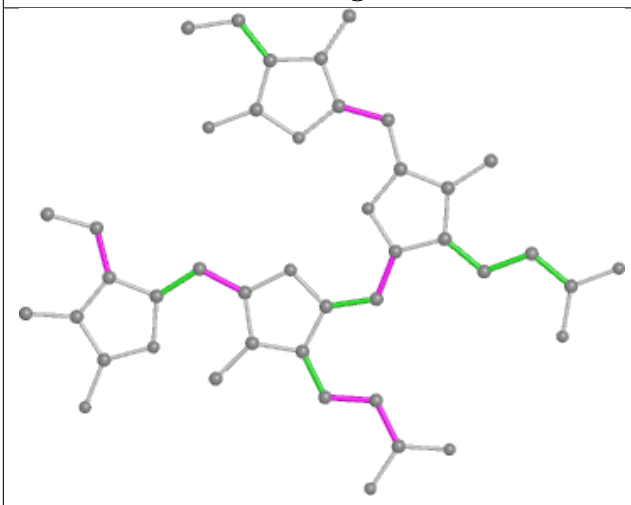

Torsions

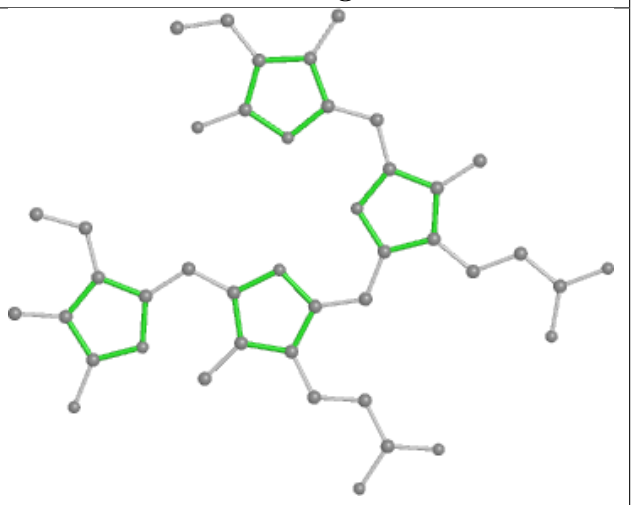

Rings

Ligand PEB OH 202

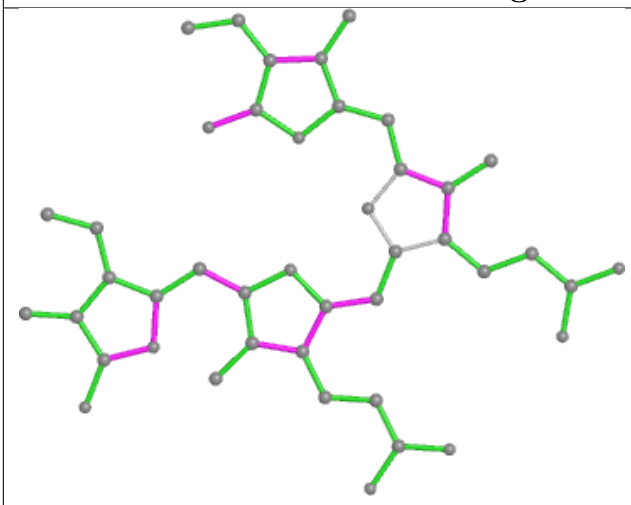

Bond lengths

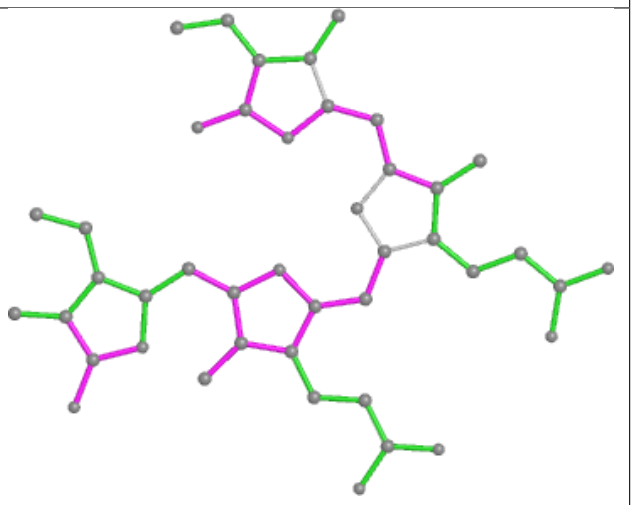

Bond angles

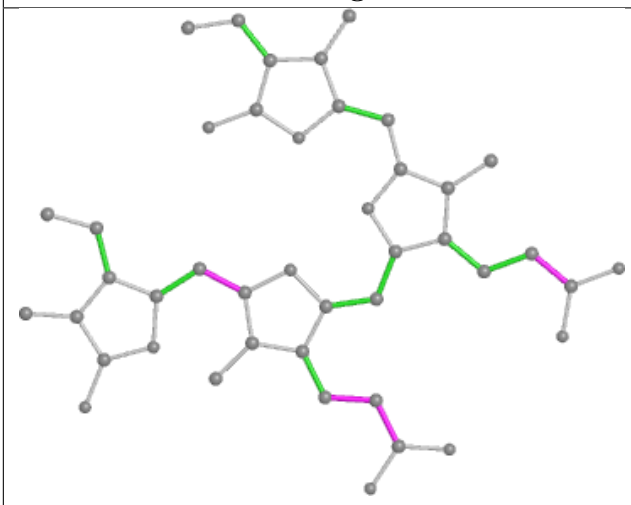

Torsions

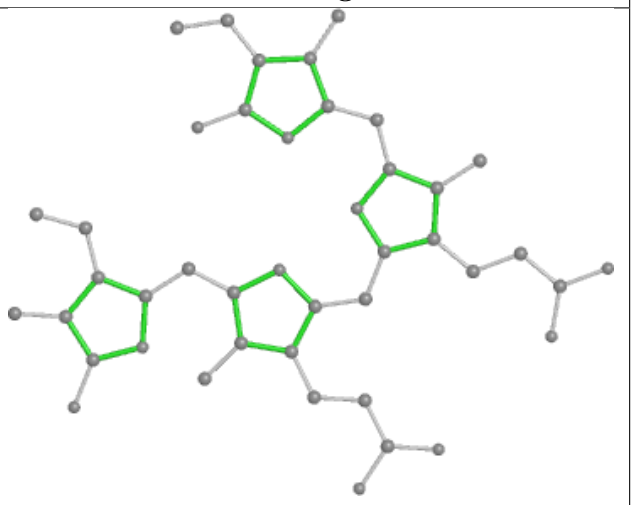

Rings

Ligand PEB JO 1002

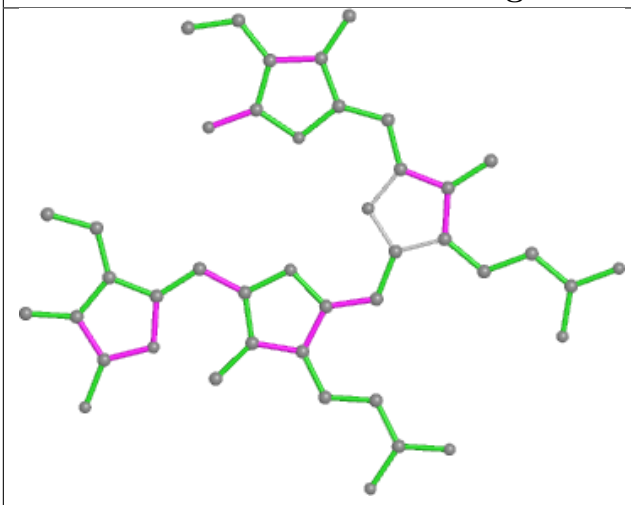

Bond lengths

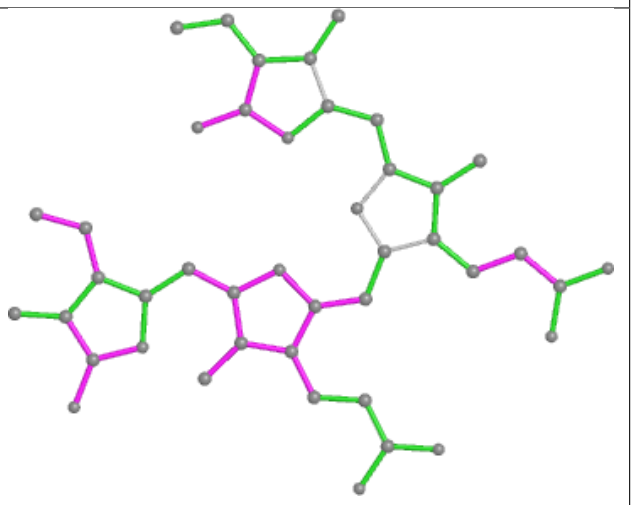

Bond angles

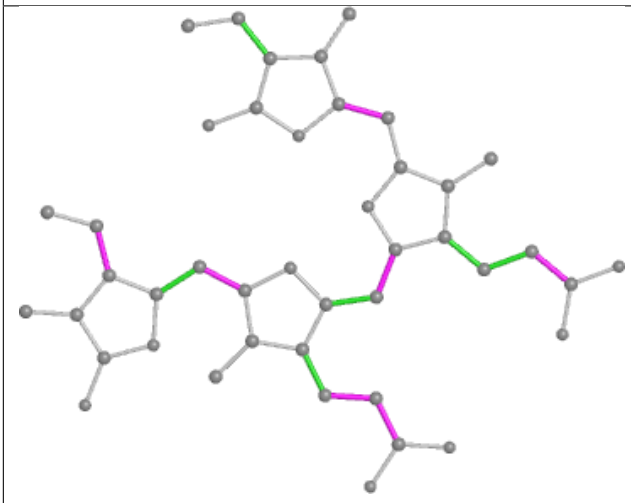

Torsions

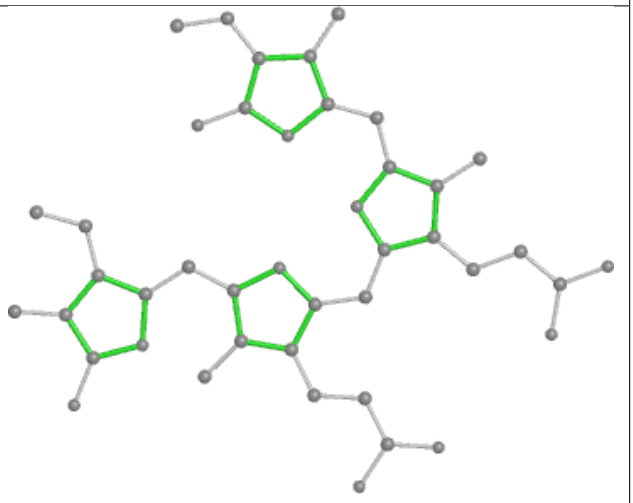

Rings

Ligand CYC A3 1001

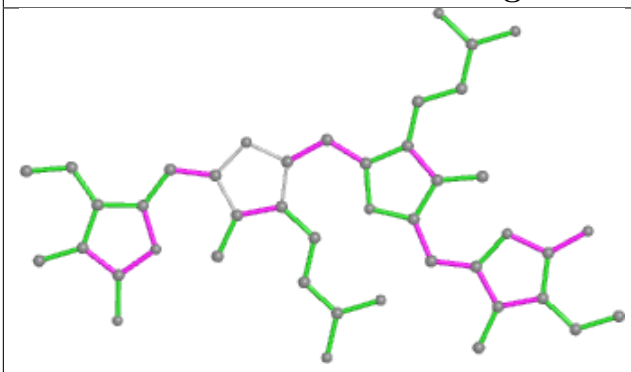

Bond lengths

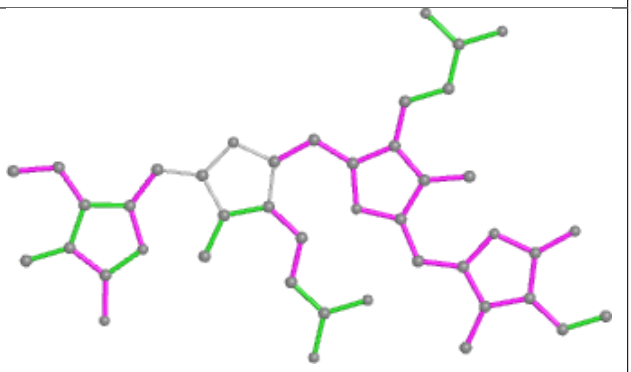

Bond angles

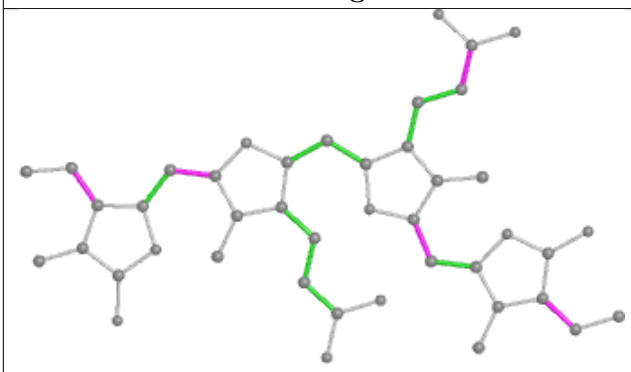

Torsions

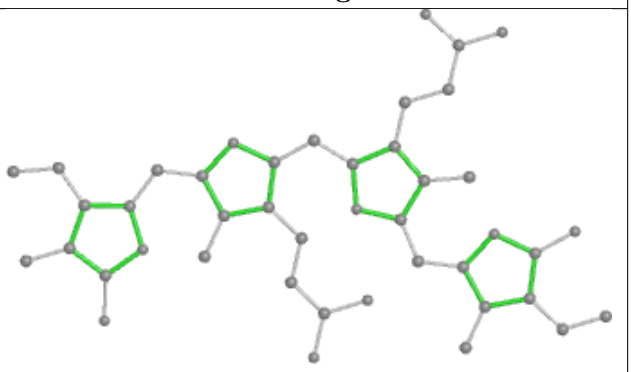

Rings

Ligand PEB ED 202

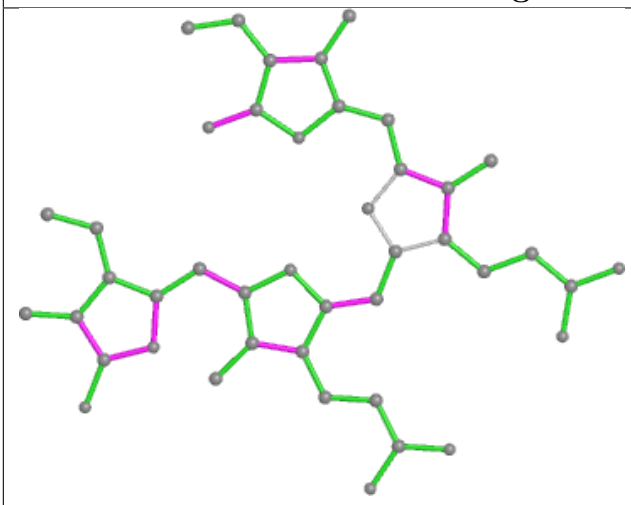

Bond lengths

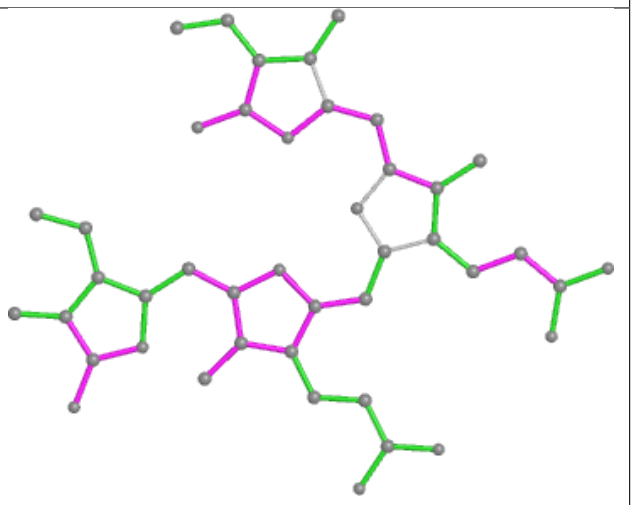

Bond angles

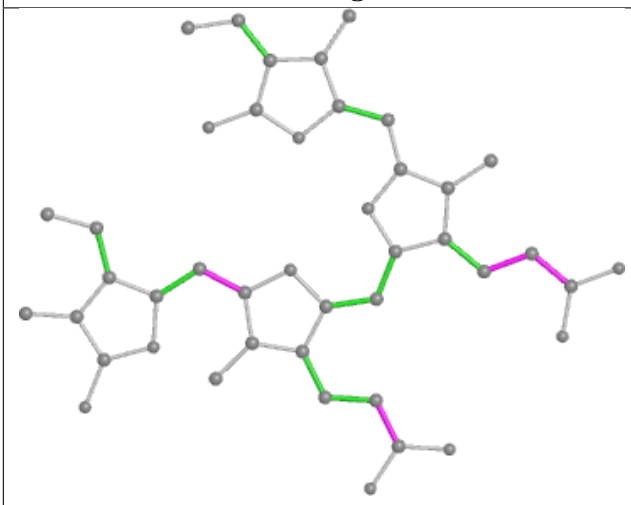

Torsions

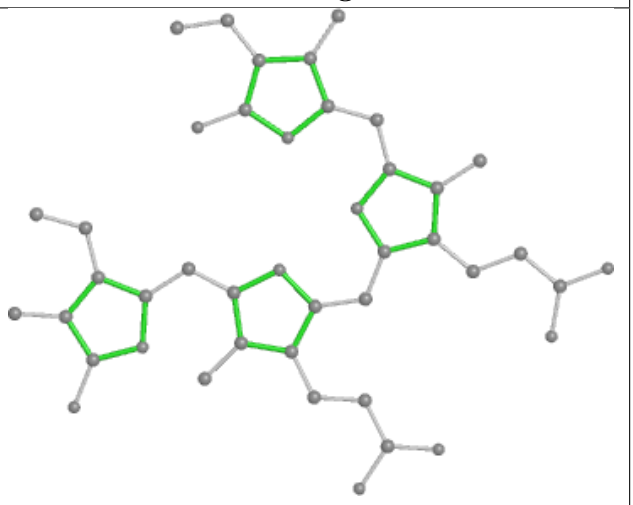

Rings

Ligand PEB B7 202

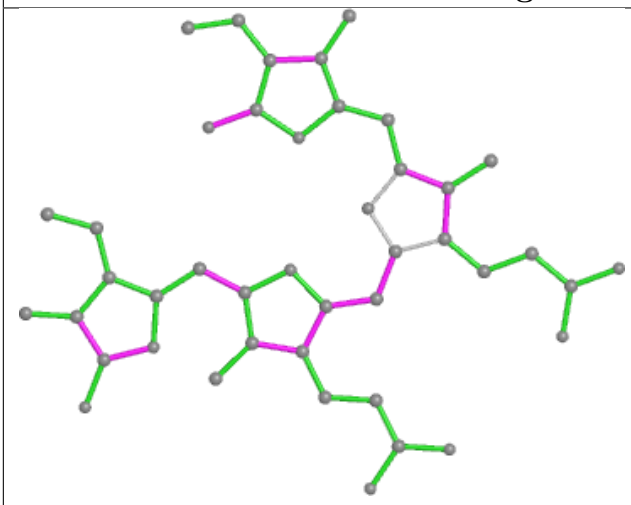

Bond lengths

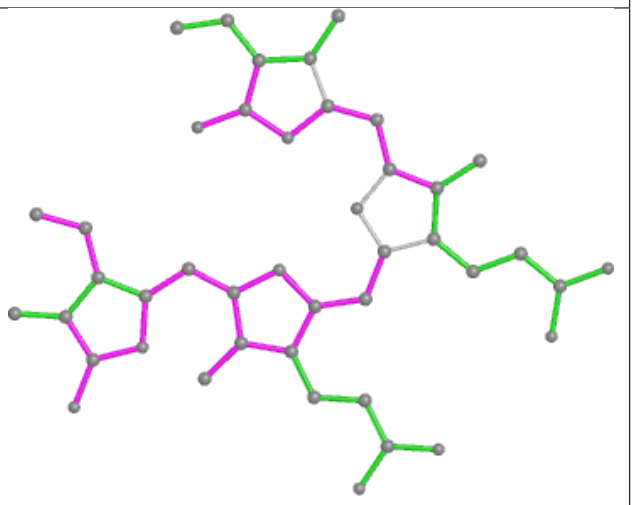

Bond angles

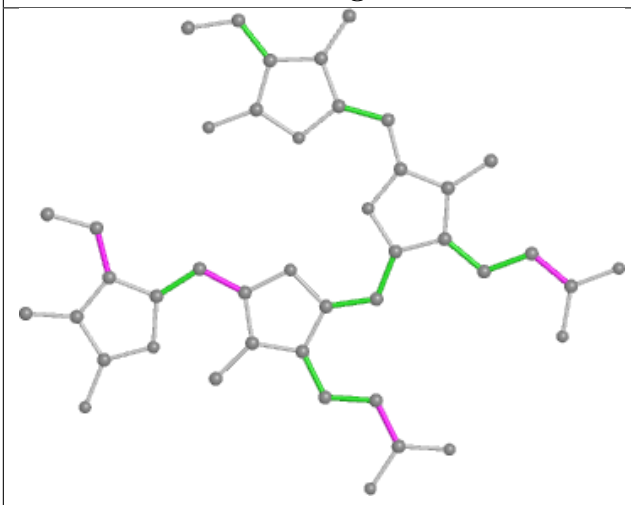

Torsions

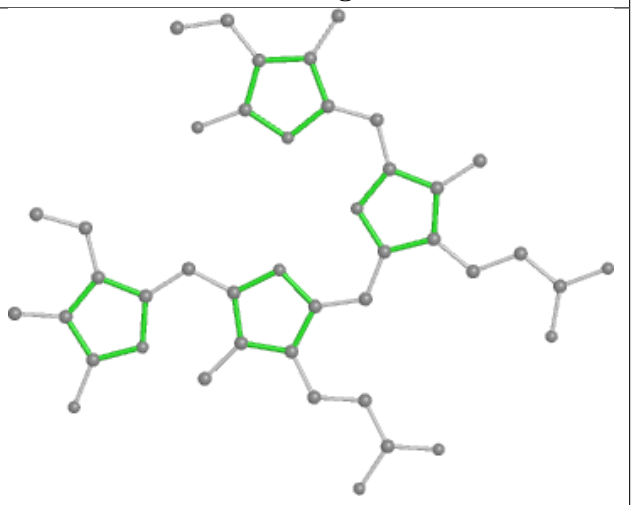

Rings

Ligand PEB VF 201

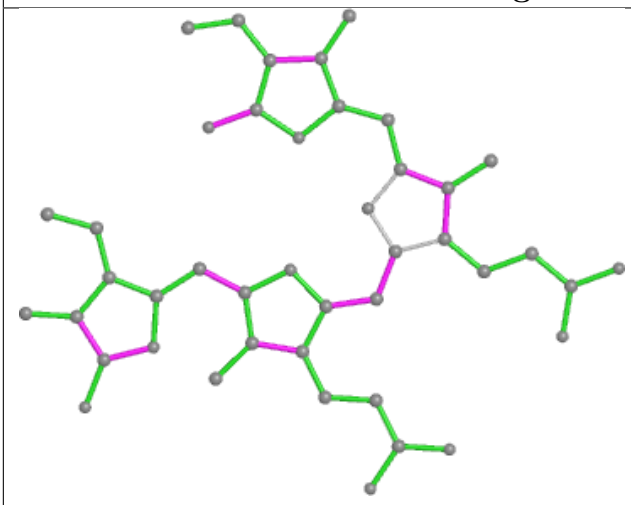

Bond lengths

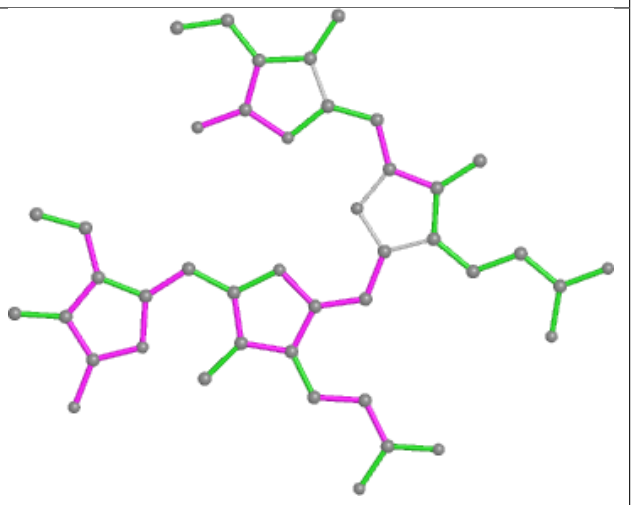

Bond angles

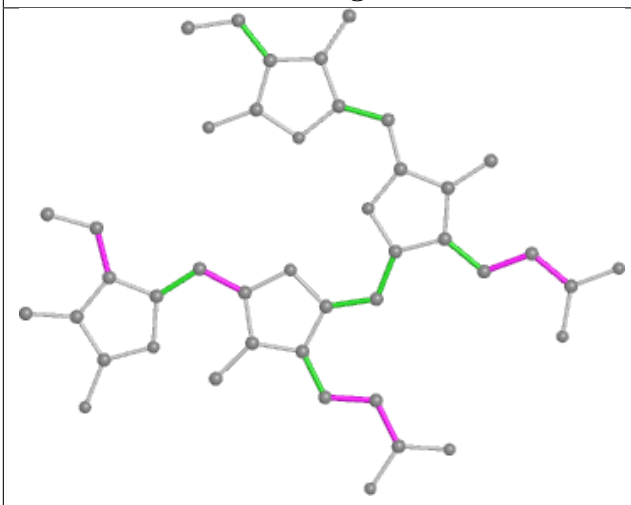

Torsions

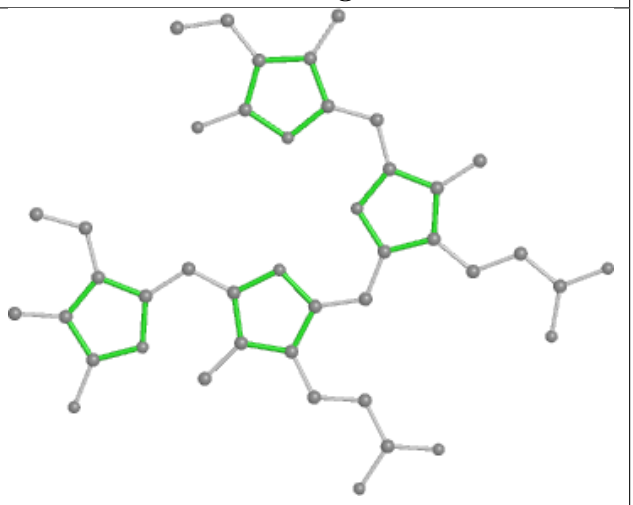

Rings

Ligand PEB I9 201

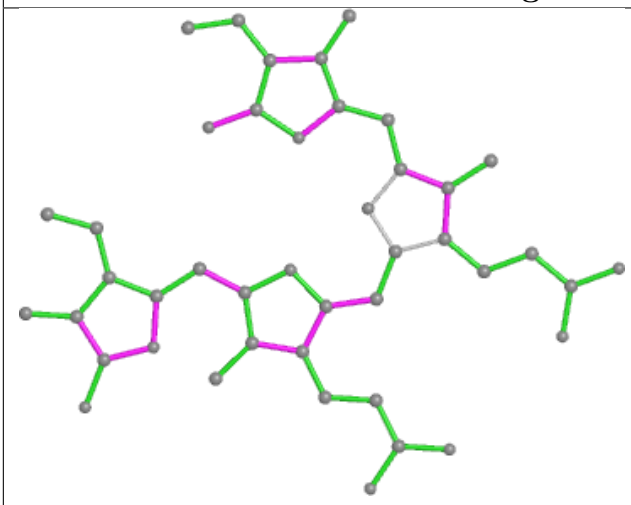

Bond lengths

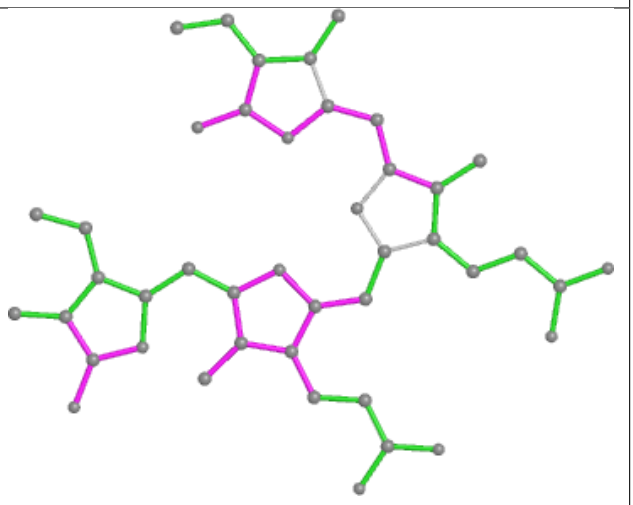

Bond angles

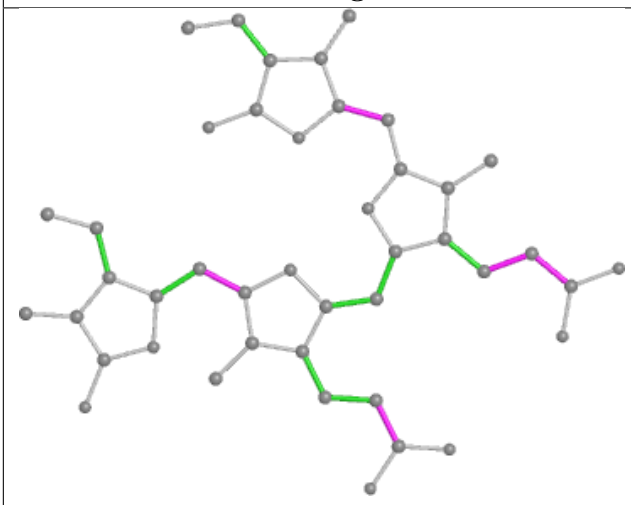

Torsions

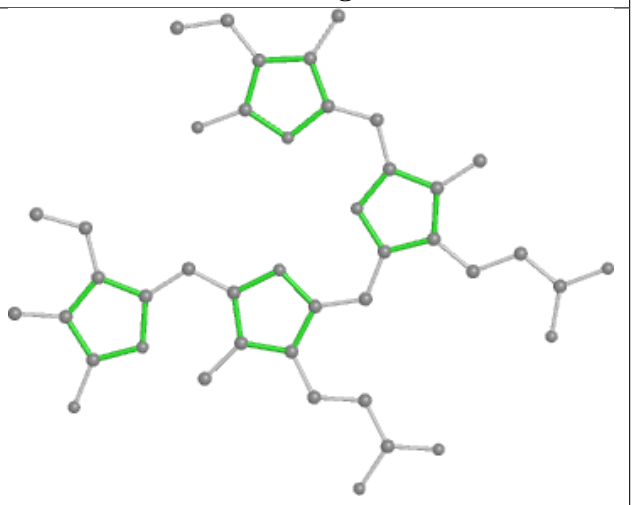

Rings

Ligand PUB xF 305

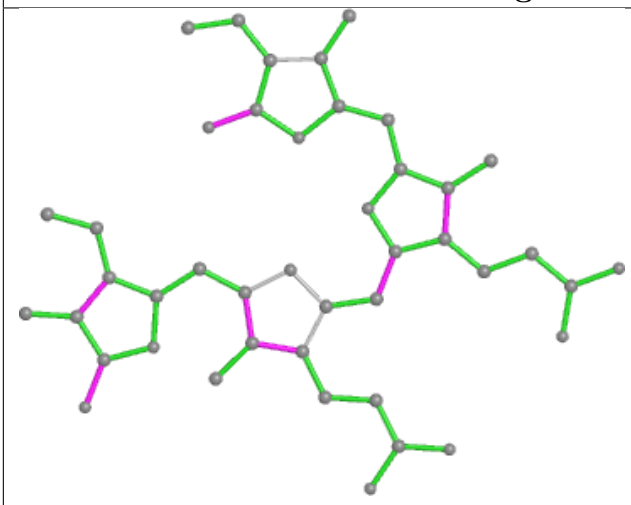

Bond lengths

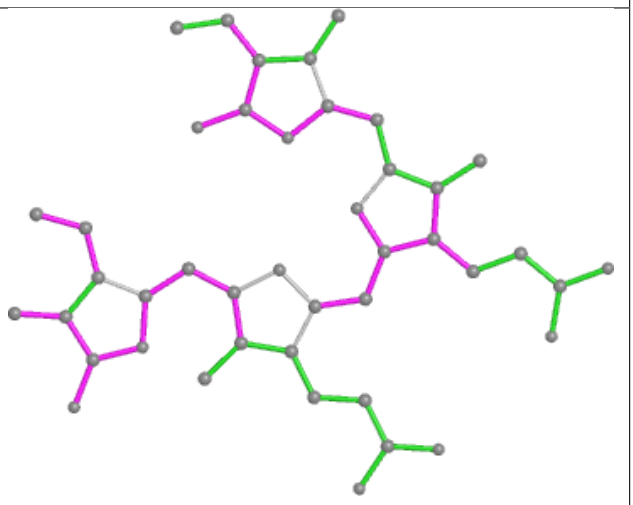

Bond angles

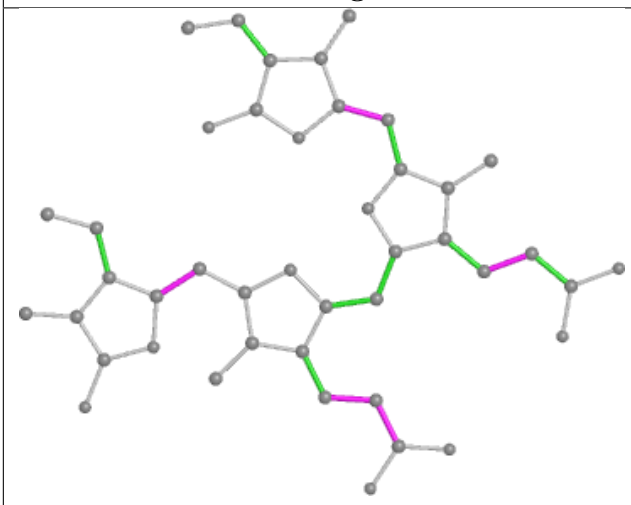

Torsions

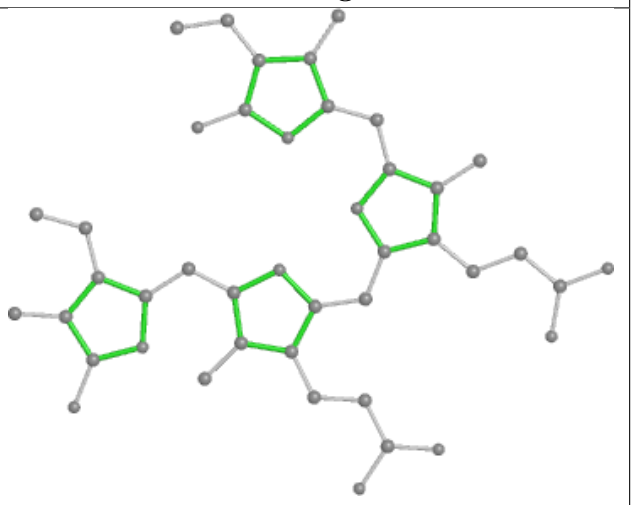

Rings

Ligand PEB QJ 203

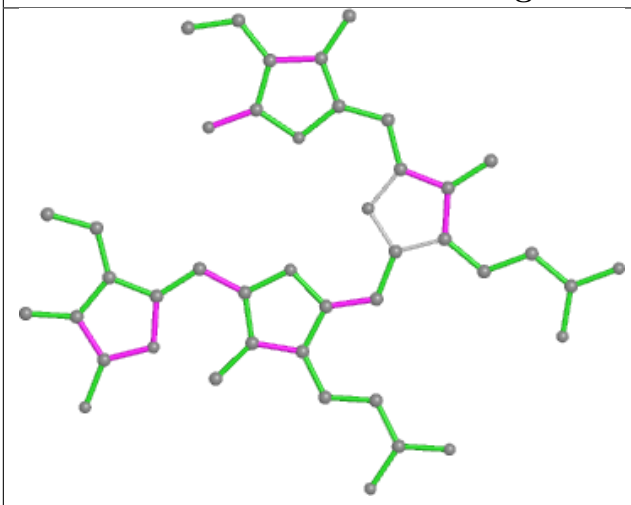

Bond lengths

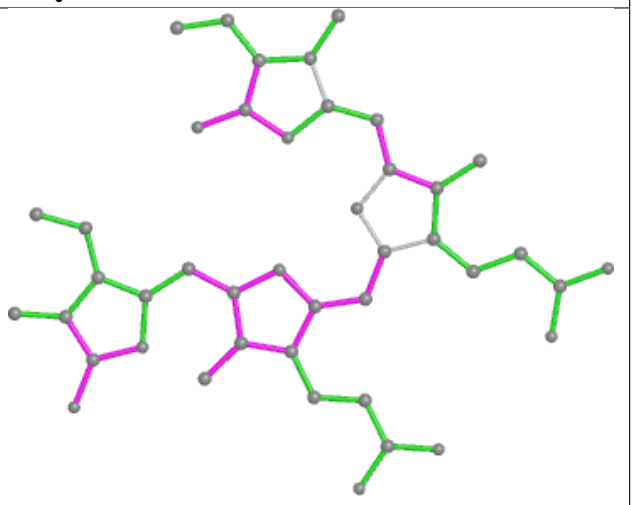

Bond angles

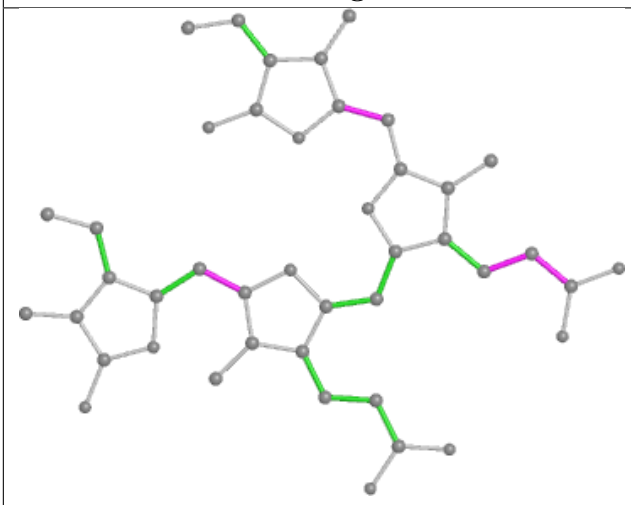

Torsions

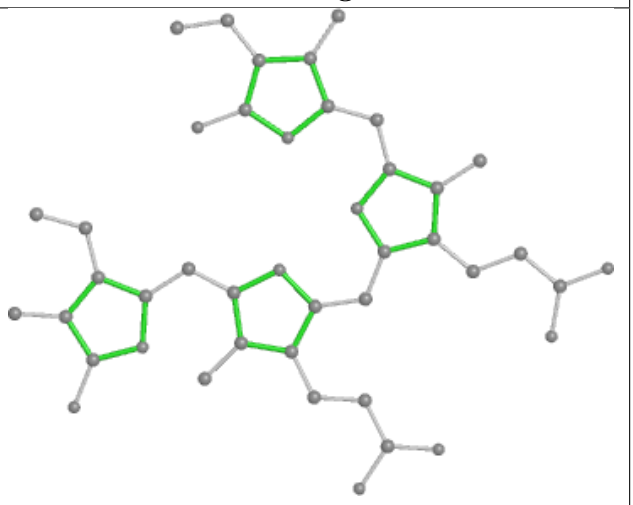

Rings

Ligand PEB T4 201

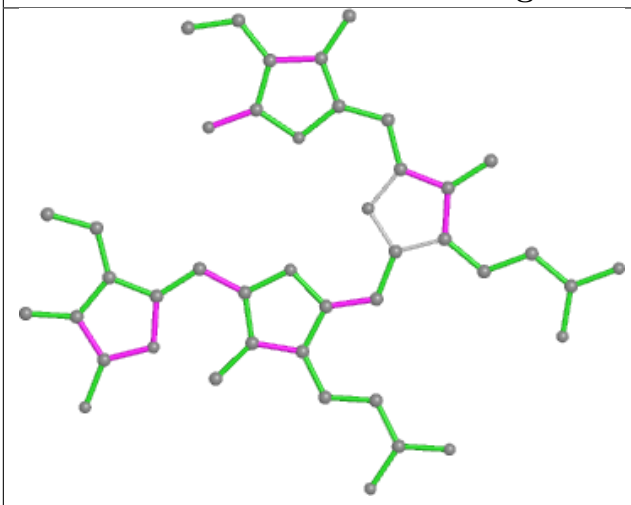

Bond lengths

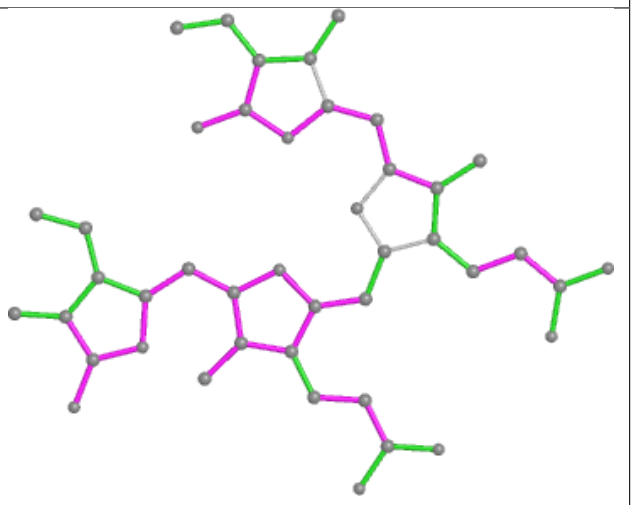

Bond angles

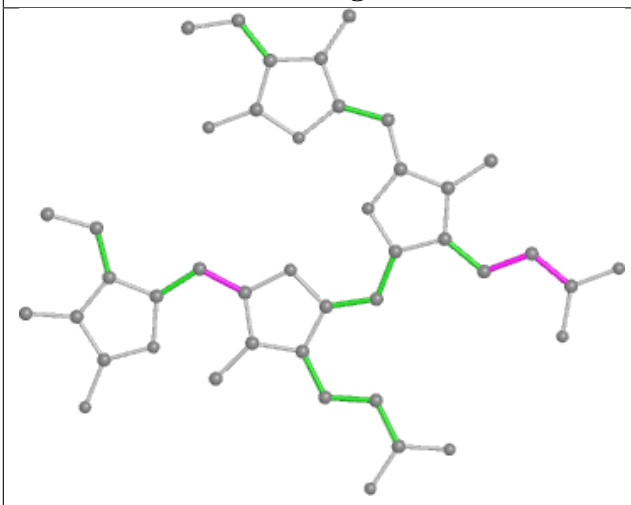

Torsions

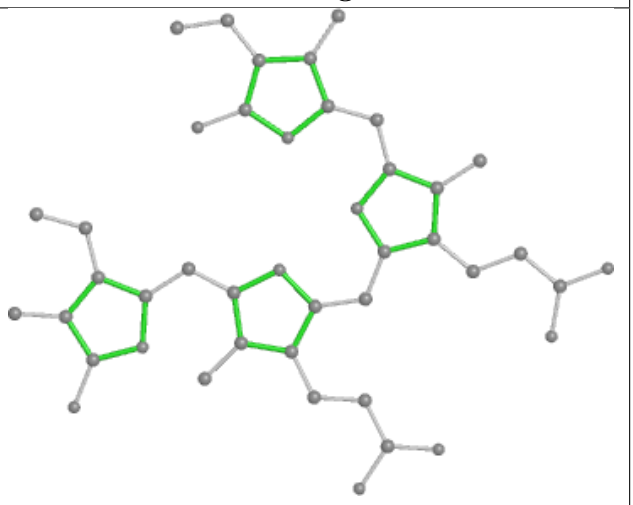

Rings

Ligand CLA 6N 606

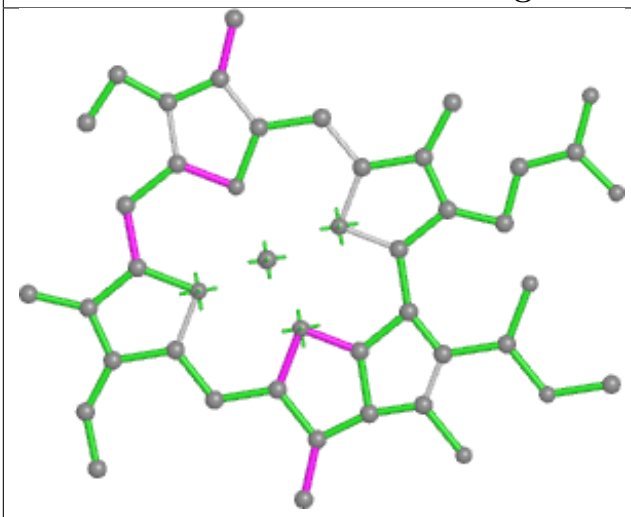

Bond lengths

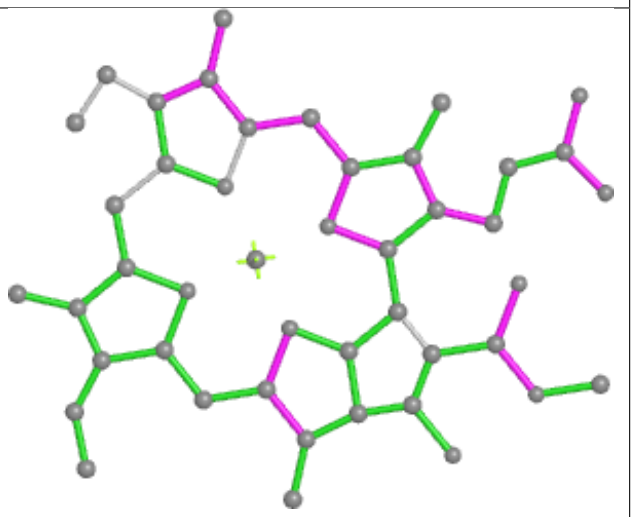

Bond angles

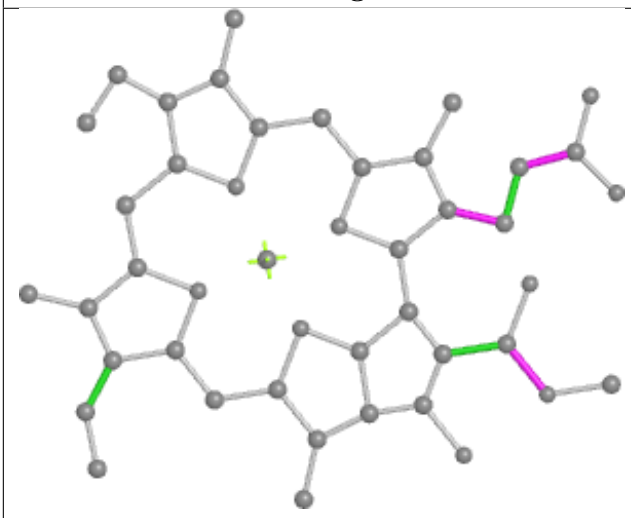

Torsions

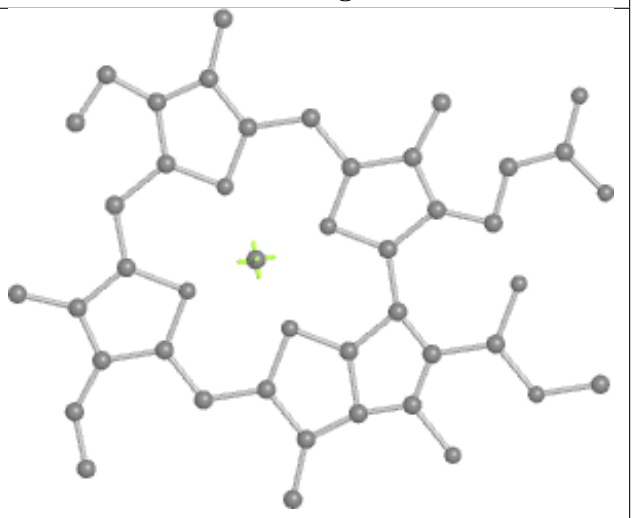

Rings

Ligand CLA AN 815

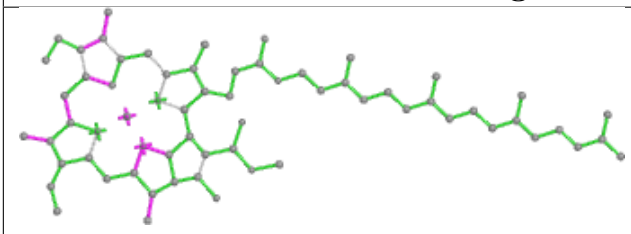

Bond lengths

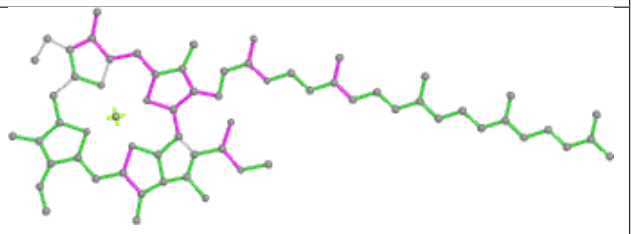

Bond angles

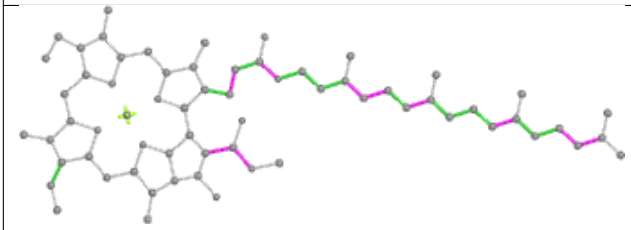

Torsions

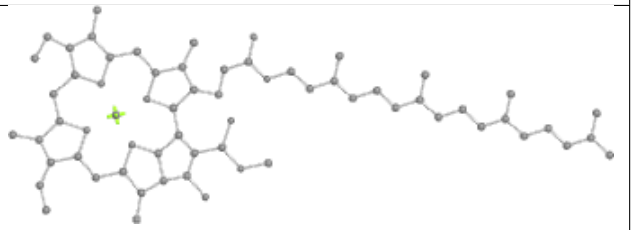

Rings

Ligand CLA 72 609

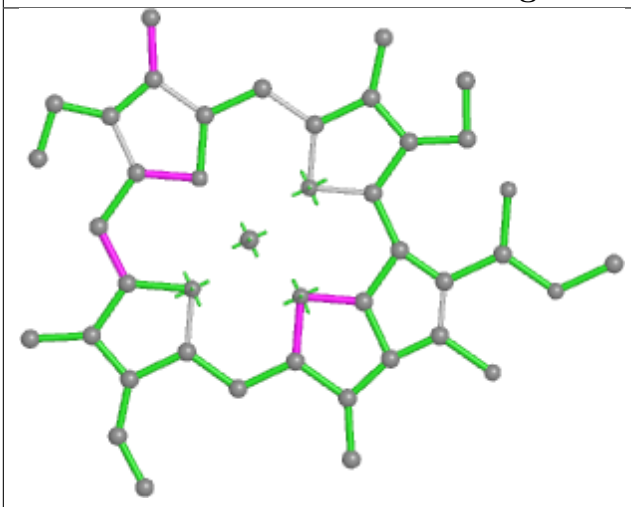

Bond lengths

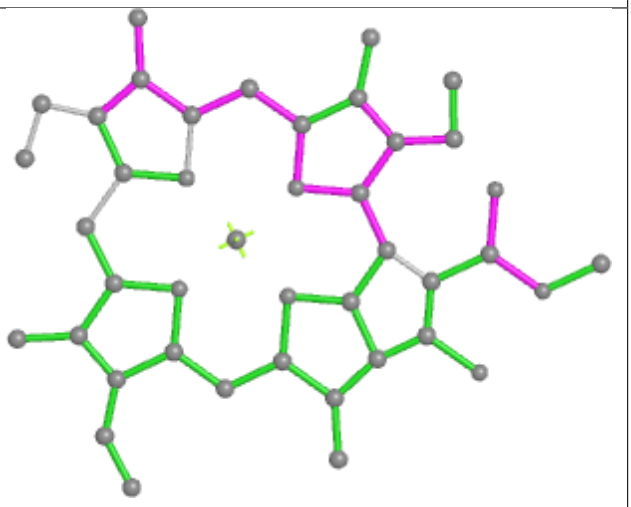

Bond angles

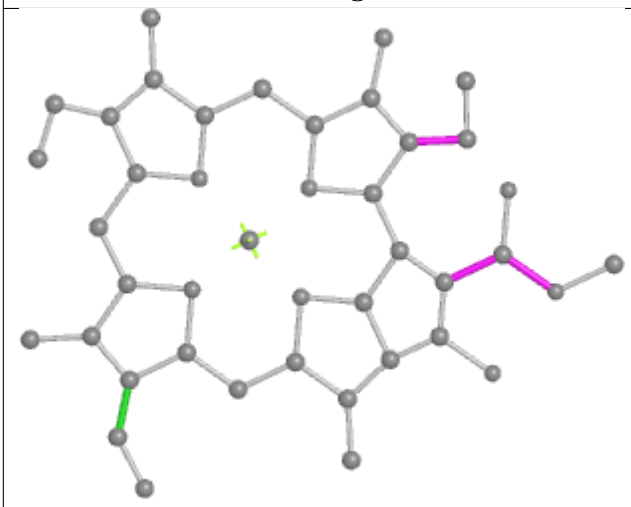

Torsions

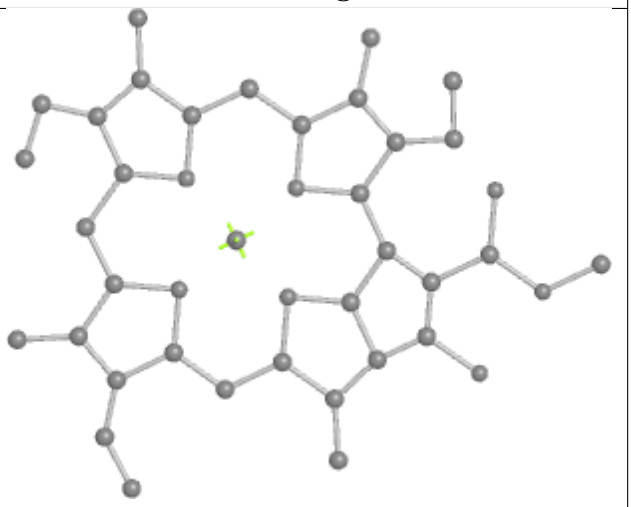

Rings

Ligand DGD cL 519

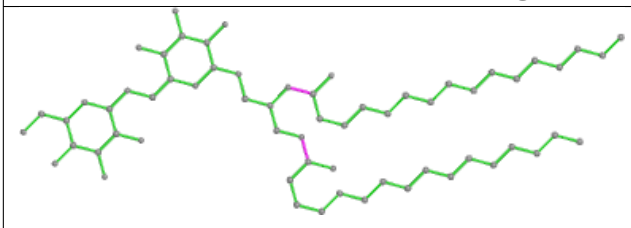

Bond lengths

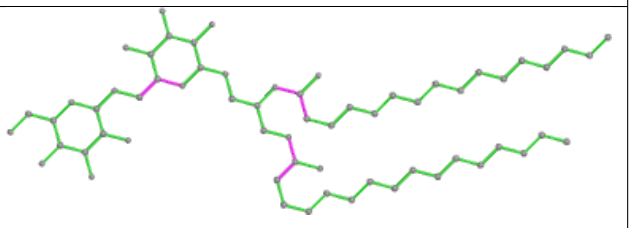

Bond angles

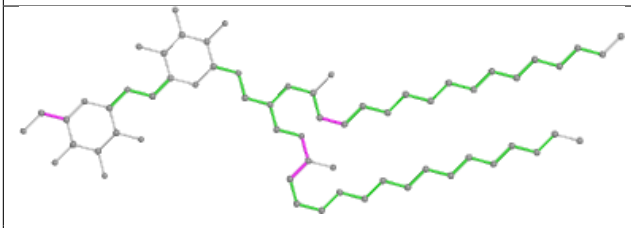

Torsions

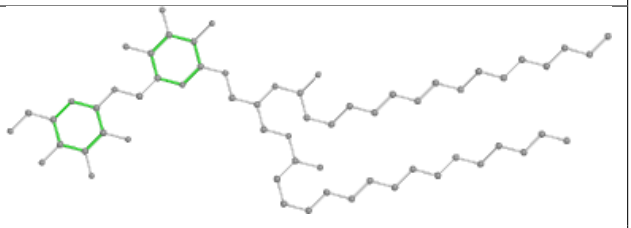

Rings

Ligand CYC LE 1001

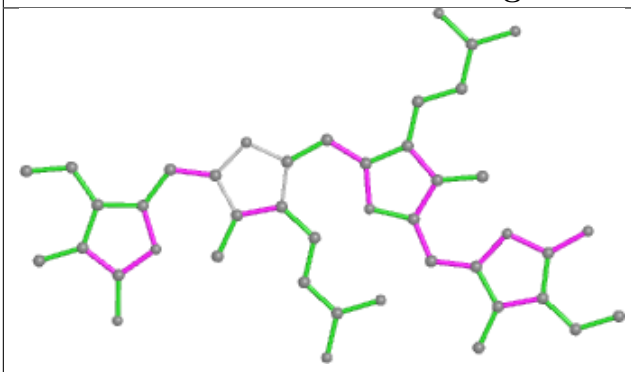

Bond lengths

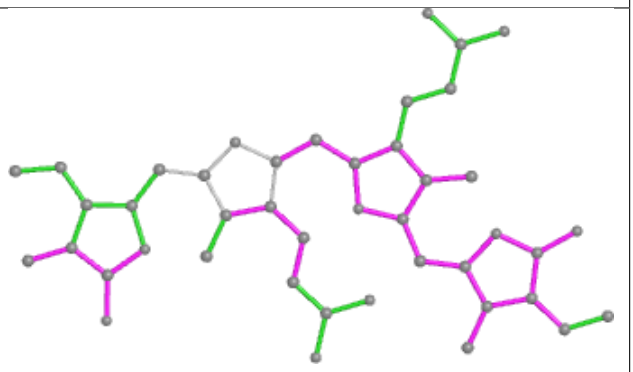

Bond angles

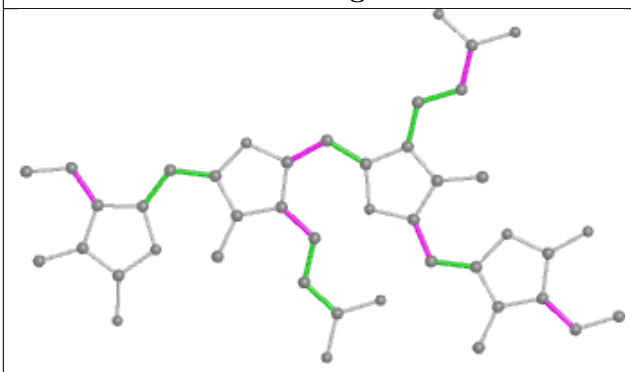

Torsions

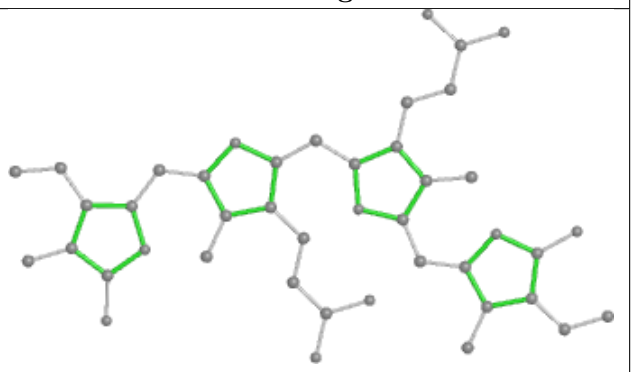

Rings

Ligand CLA 52 606

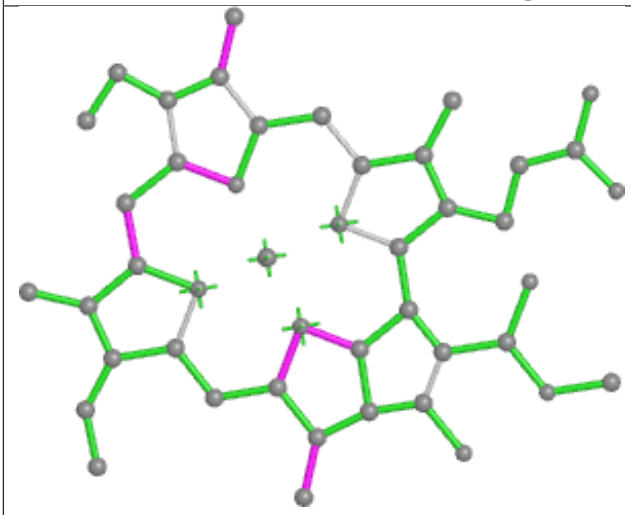

Bond lengths

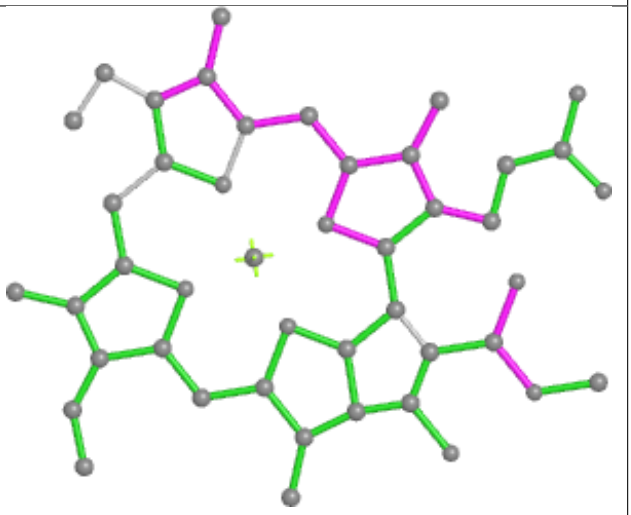

Bond angles

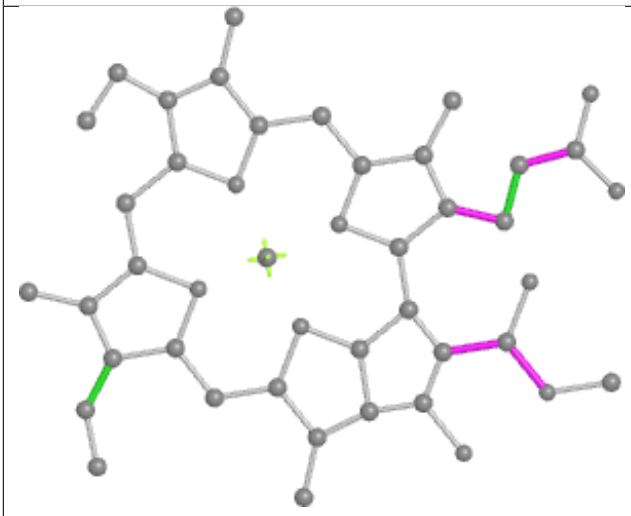

Torsions

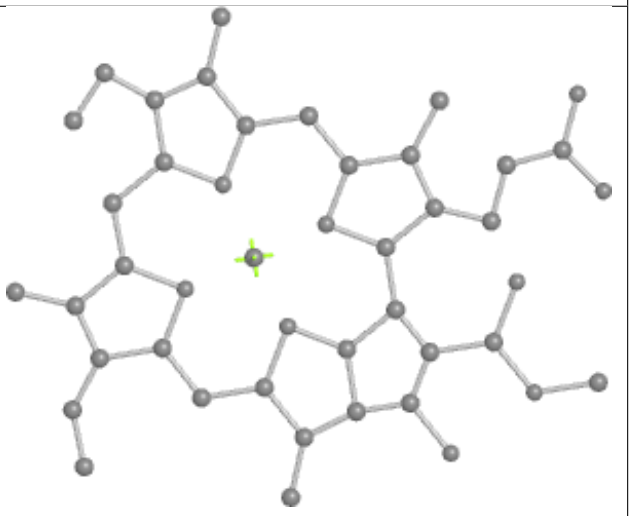

Rings

Ligand PEB VP 201

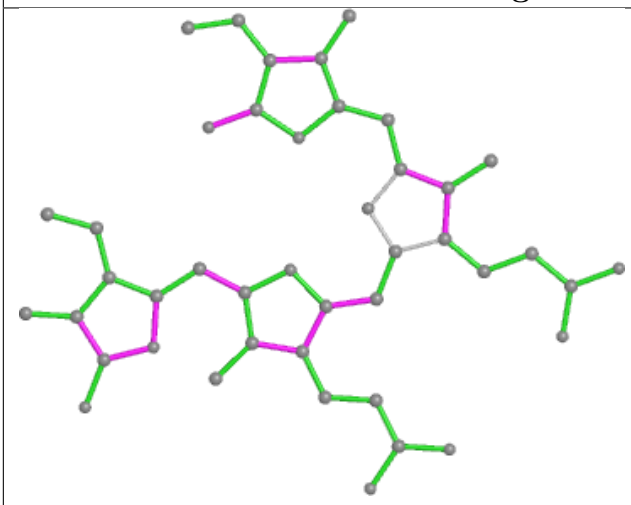

Bond lengths

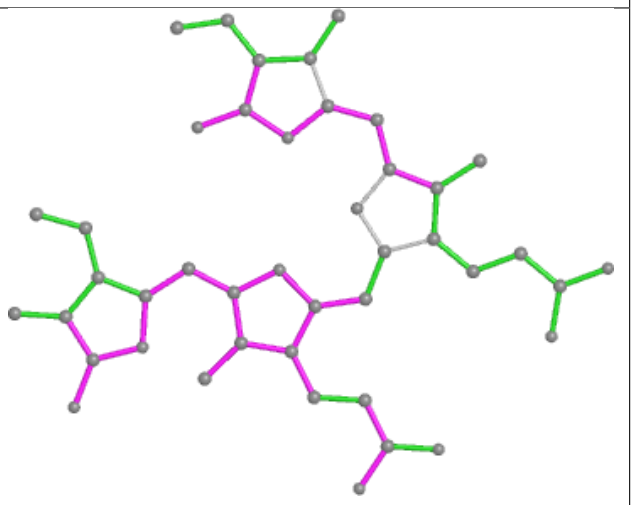

Bond angles

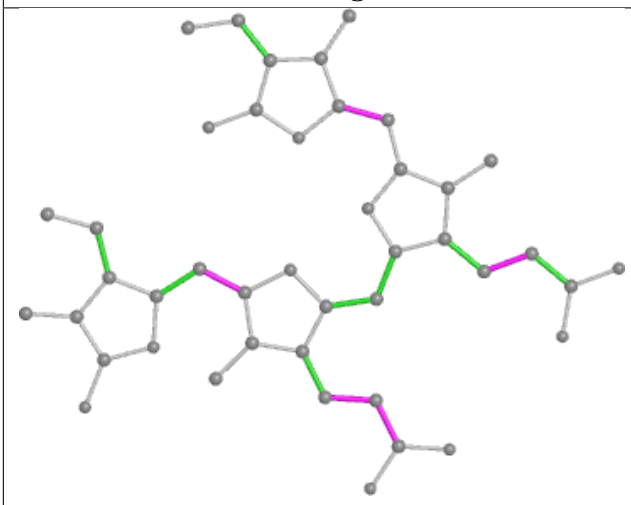

Torsions

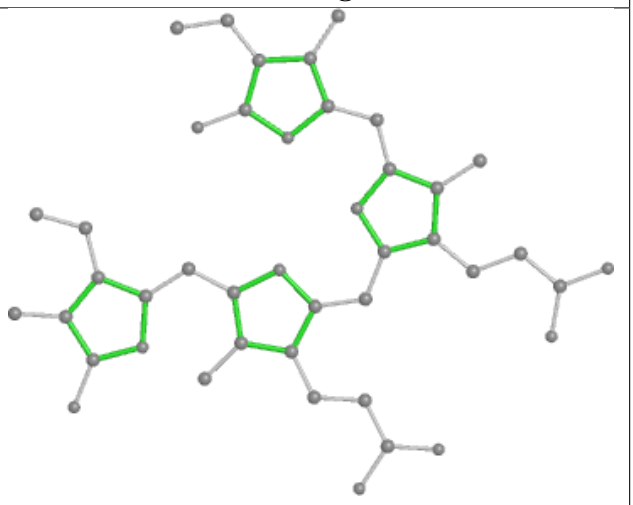

Rings

Ligand CLA A2 839

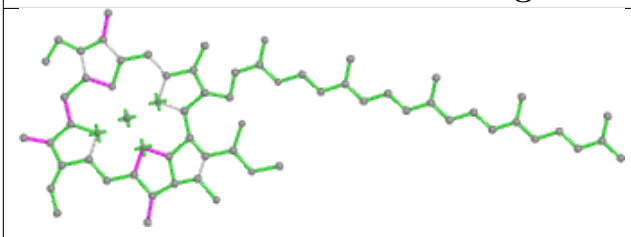

Bond lengths

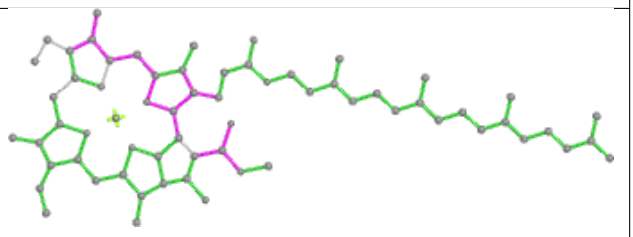

Bond angles

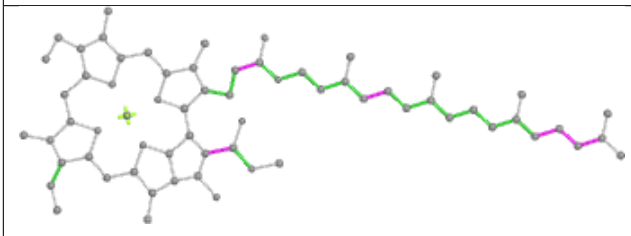

Torsions

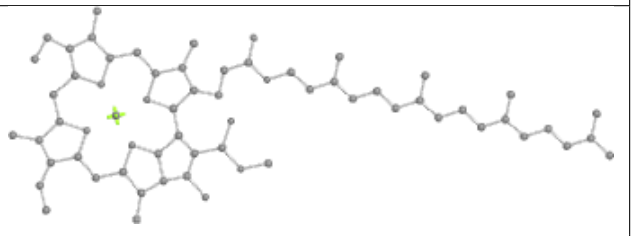

Rings

Ligand CLA BN 805

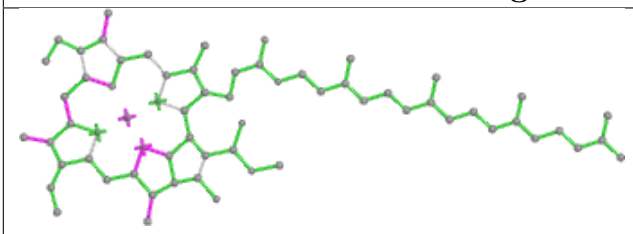

Bond lengths

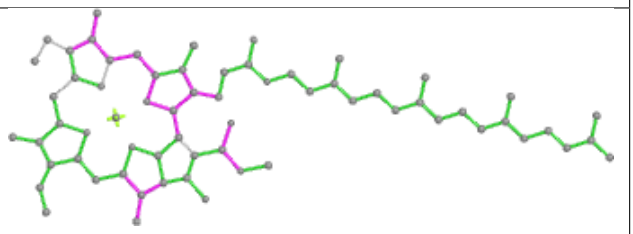

Bond angles

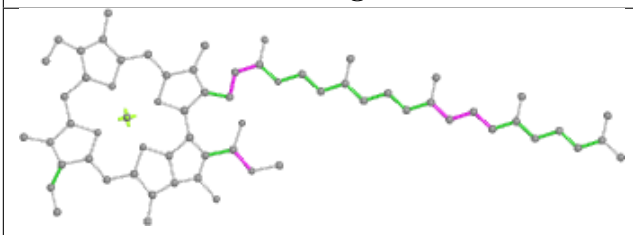

Torsions

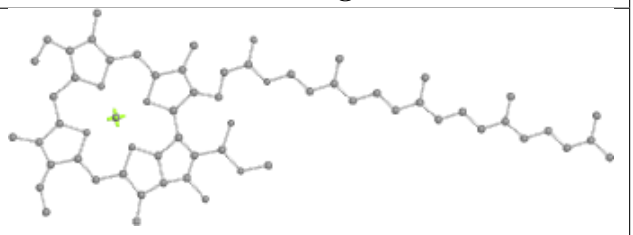

Rings

Ligand CLA 82 306

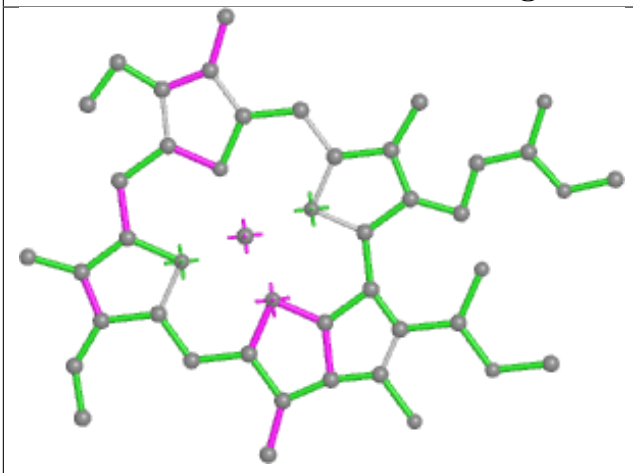

Bond lengths

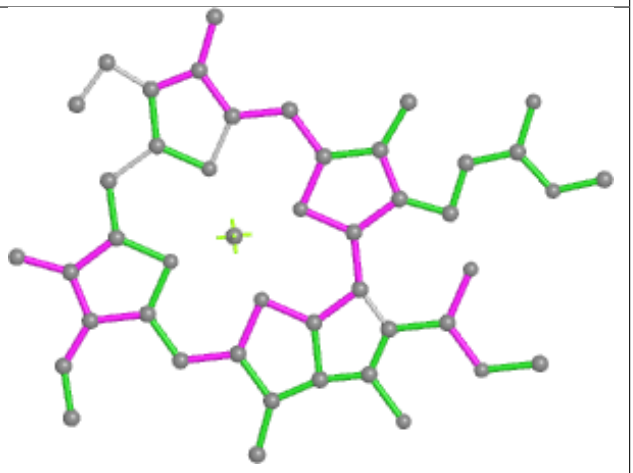

Bond angles

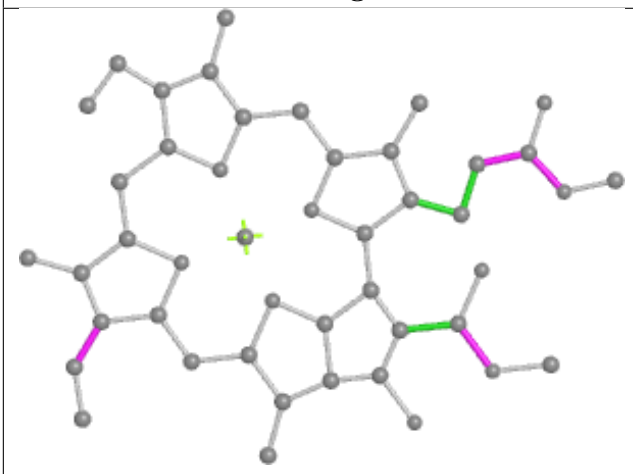

Torsions

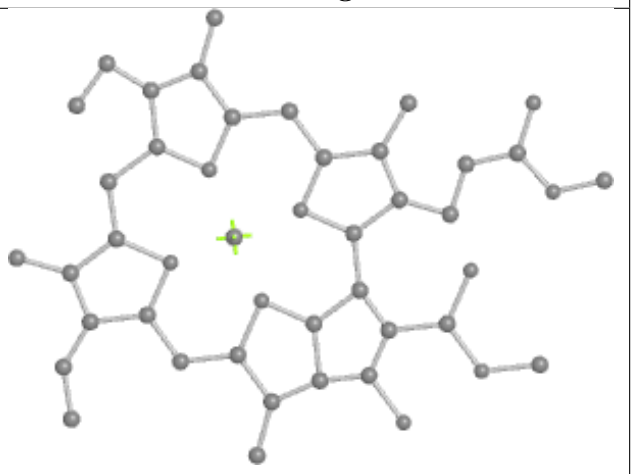

Rings

Ligand PEB B5 203

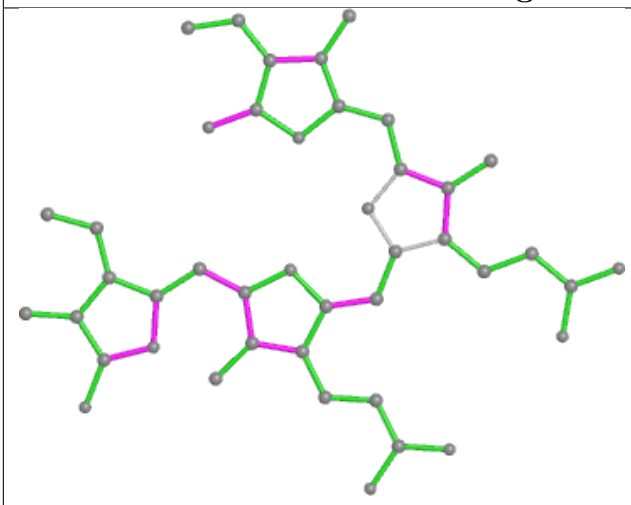

Bond lengths

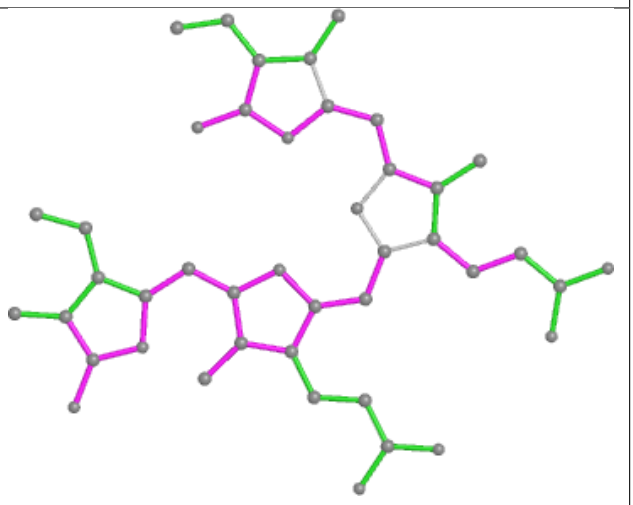

Bond angles

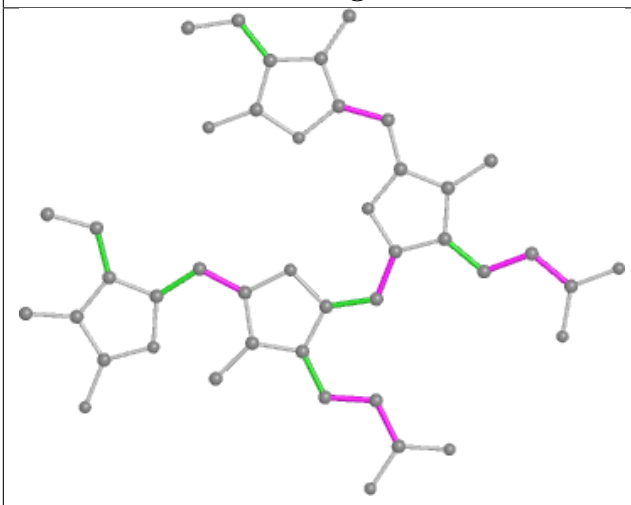

Torsions

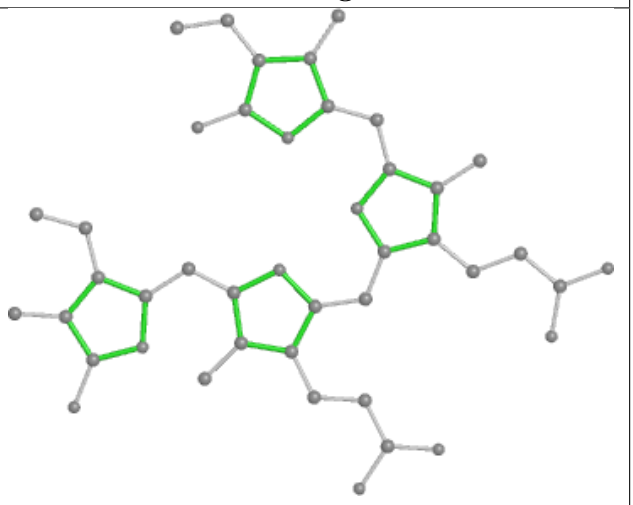

Rings

Ligand PEB mK 201

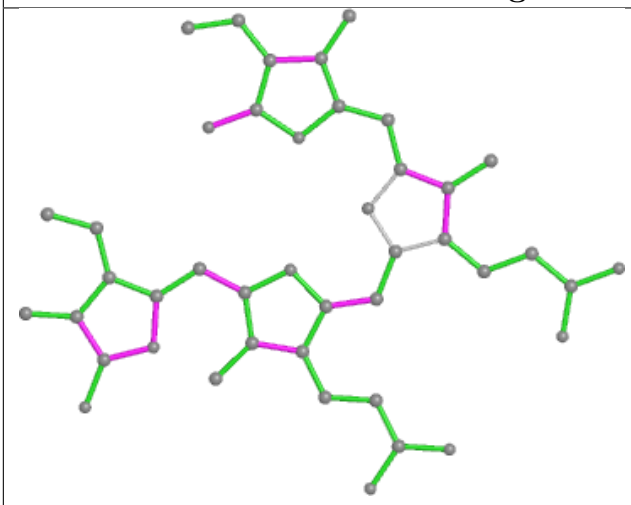

Bond lengths

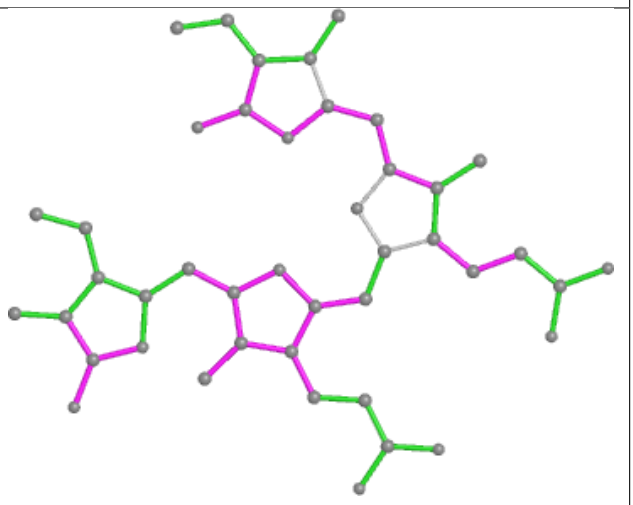

Bond angles

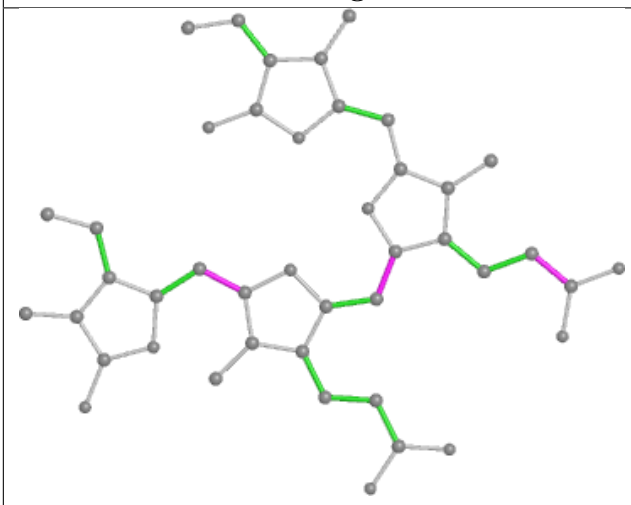

Torsions

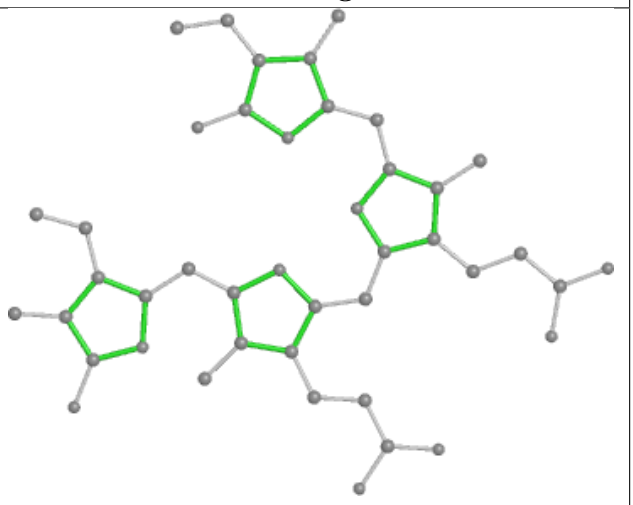

Rings

Ligand CLA bL 616

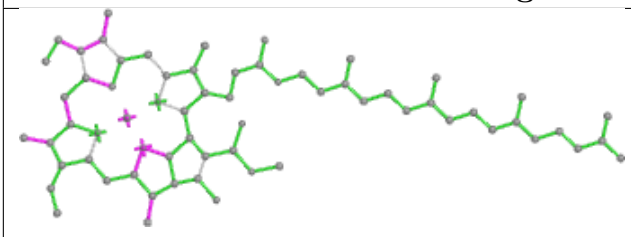

Bond lengths

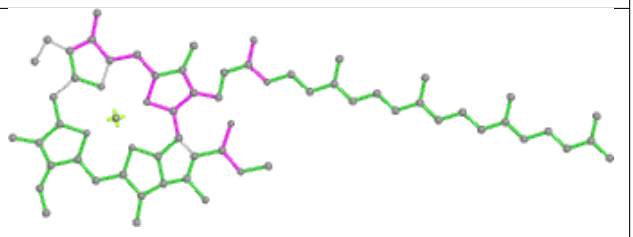

Bond angles

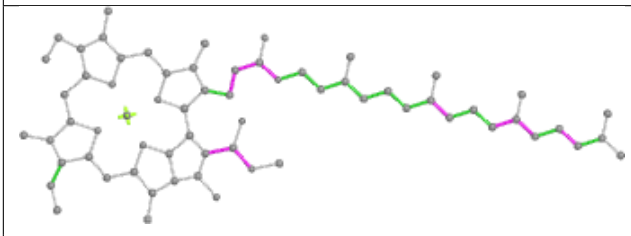

Torsions

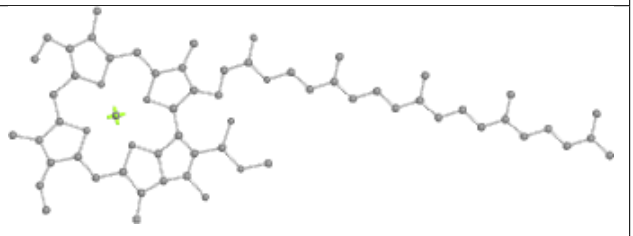

Rings

Ligand PHO AL 410

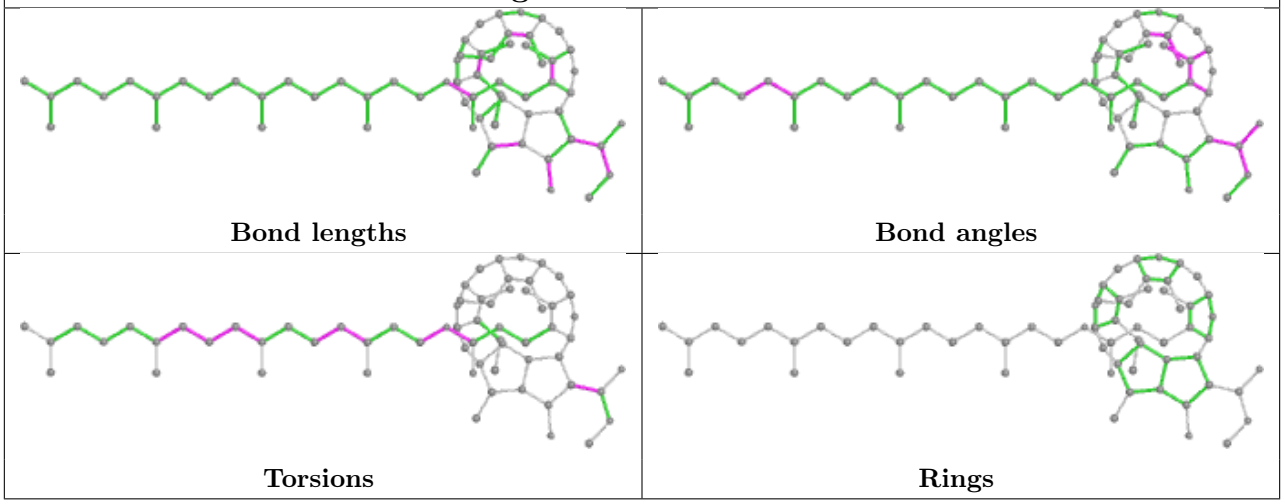

Ligand PEB A9 201

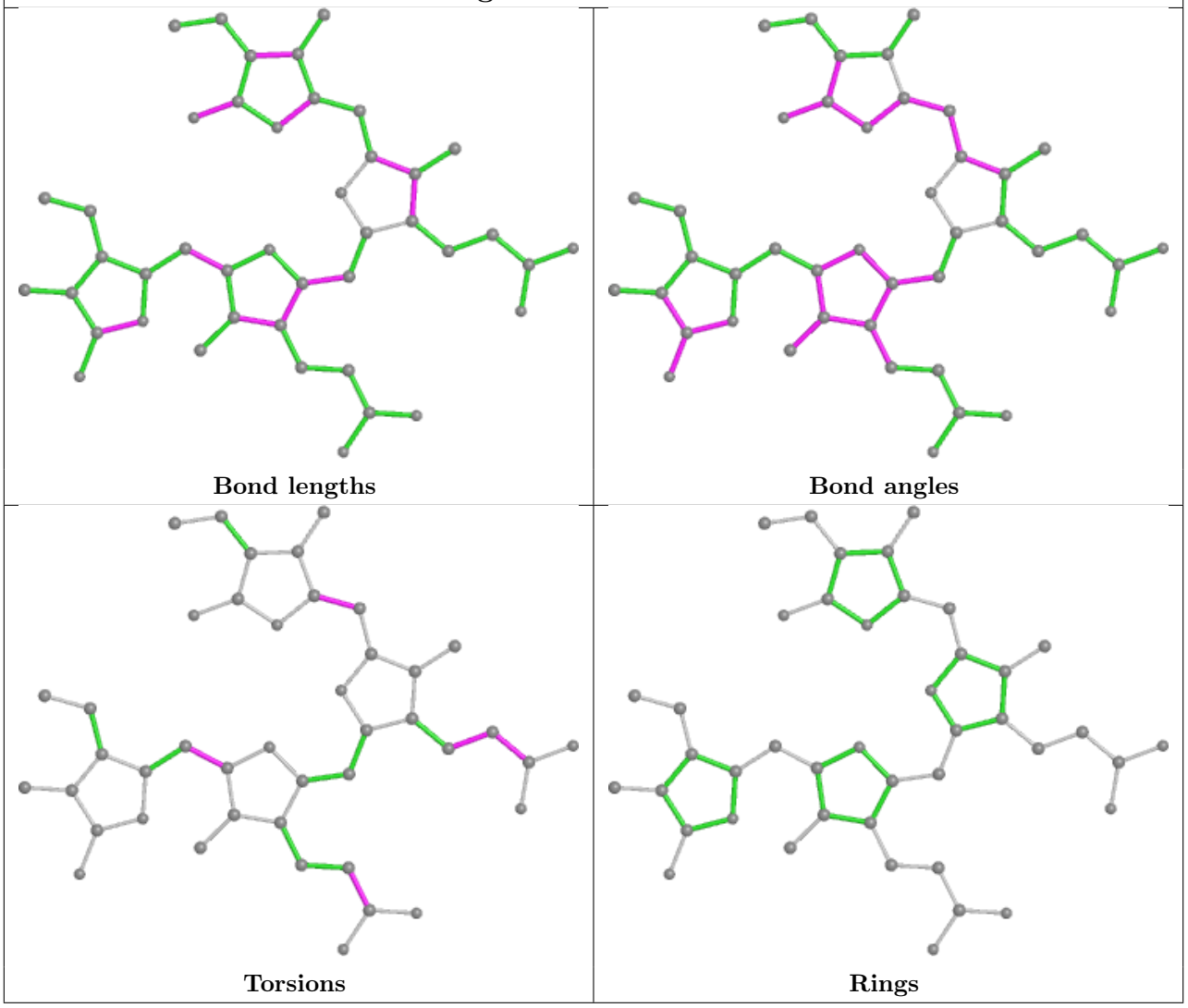

Ligand LMG m6 103

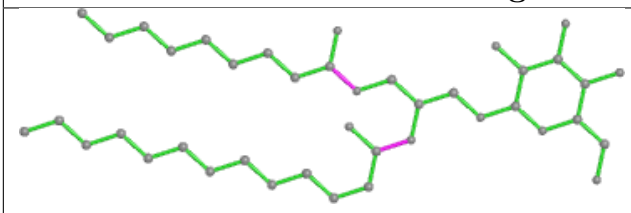

Bond lengths

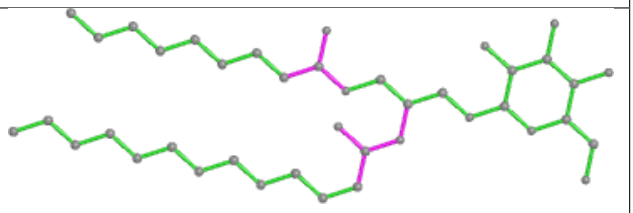

Bond angles

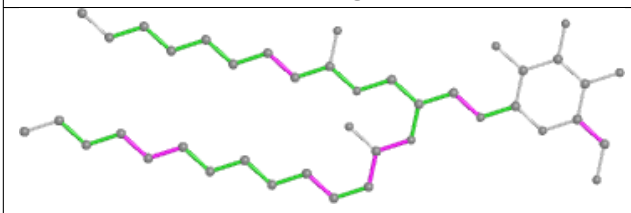

Torsions

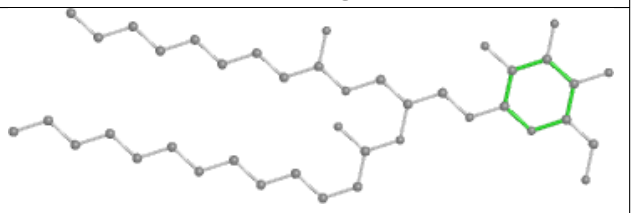

Rings

Ligand PEB QA 202

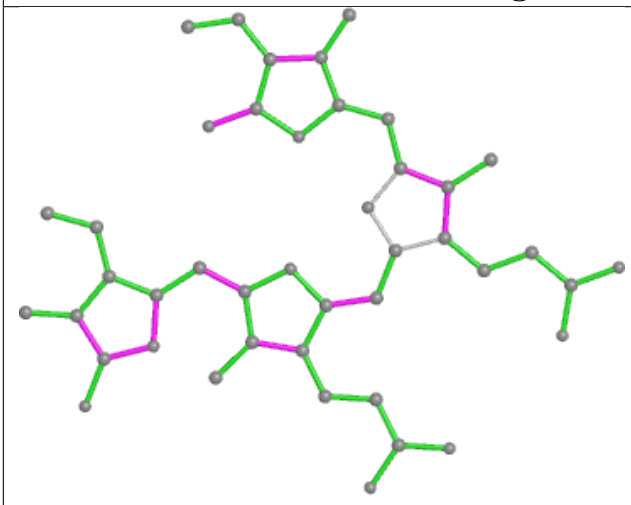

Bond lengths

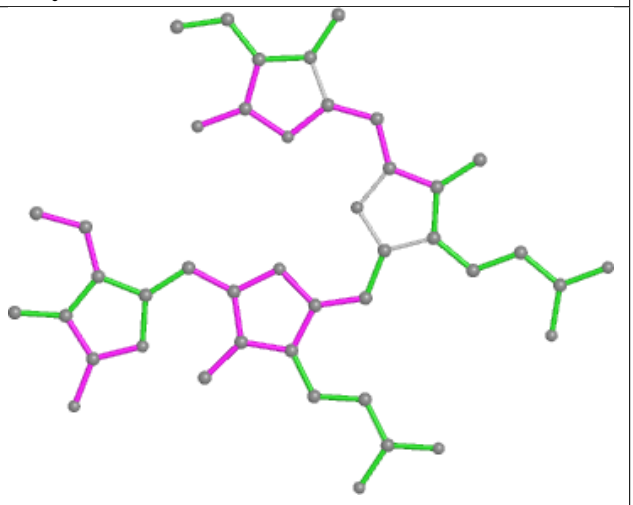

Bond angles

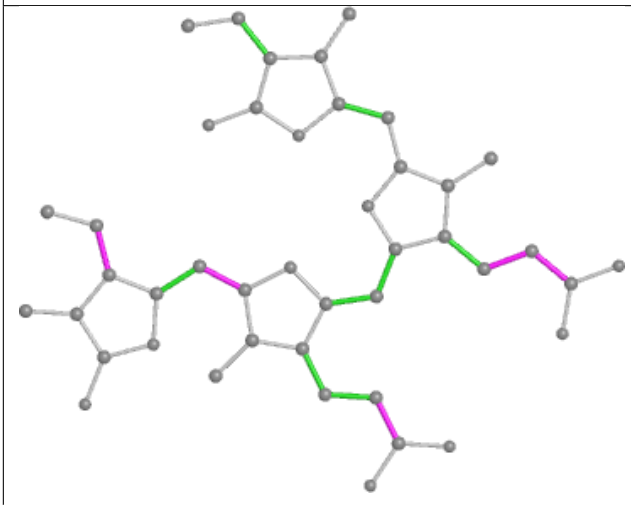

Torsions

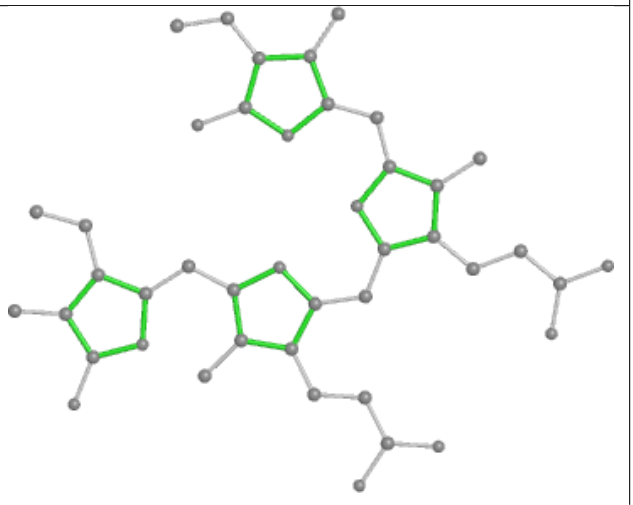

Rings

Ligand CYC FG 1001

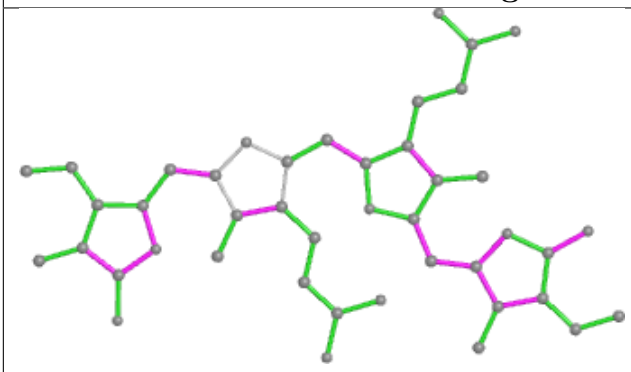

Bond lengths

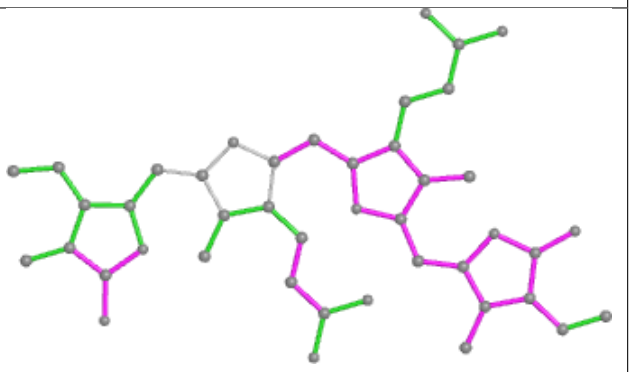

Bond angles

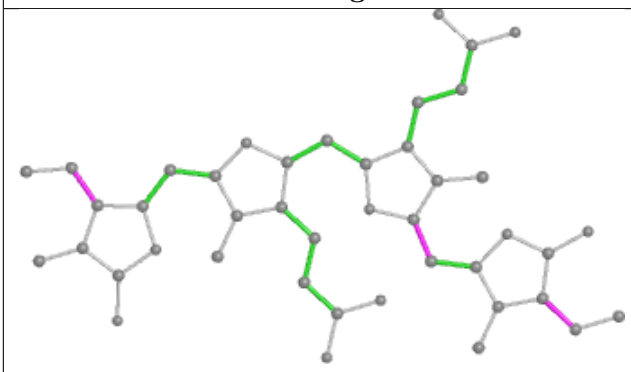

Torsions

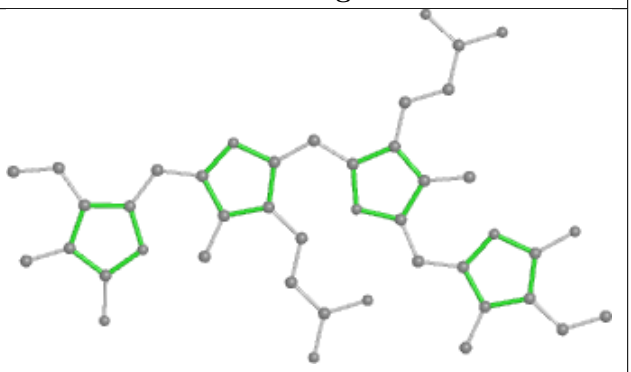

Rings

Ligand PEB KQ 202

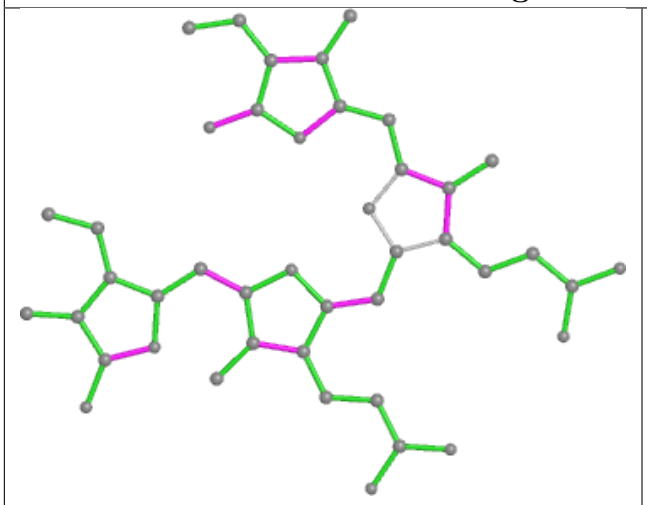

Bond lengths

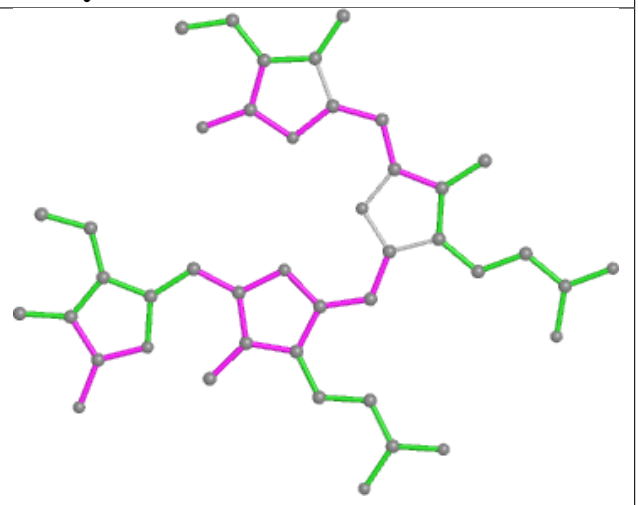

Bond angles

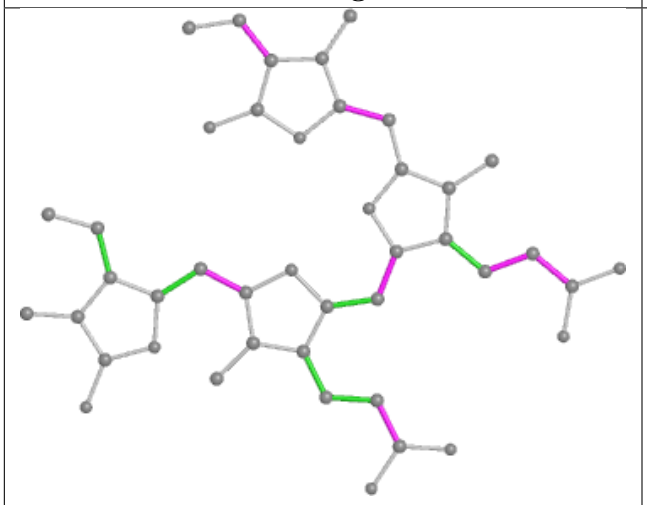

Torsions

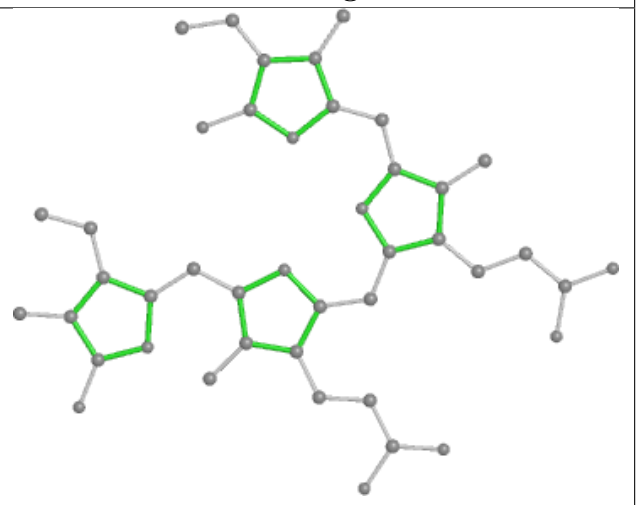

Rings

Ligand LMG bL 610

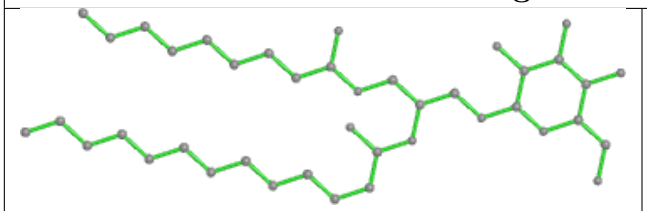

Bond lengths

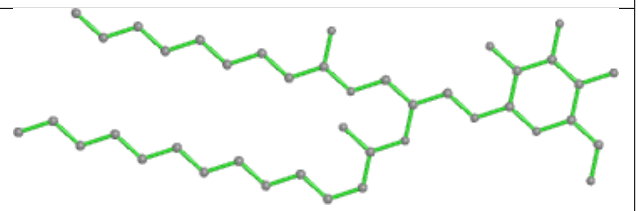

Bond angles

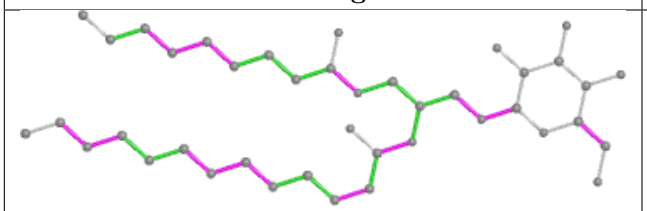

Torsions

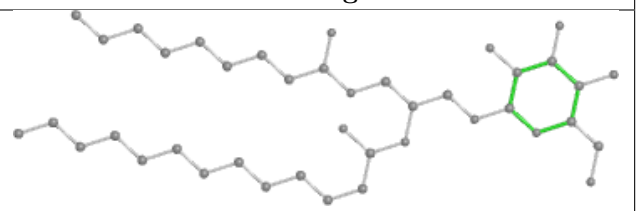

Rings

Ligand BCR K6 102

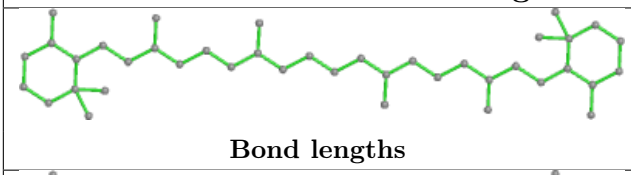

Bond lengths

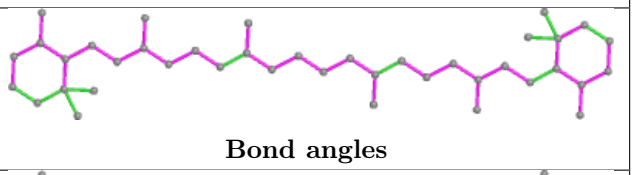

Bond angles

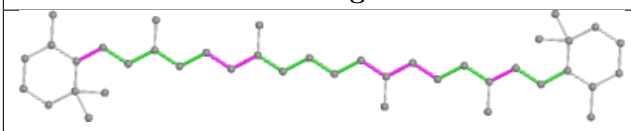

Torsions

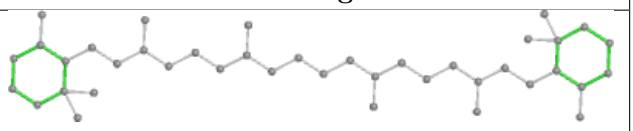

Rings

Ligand CLA 12 604

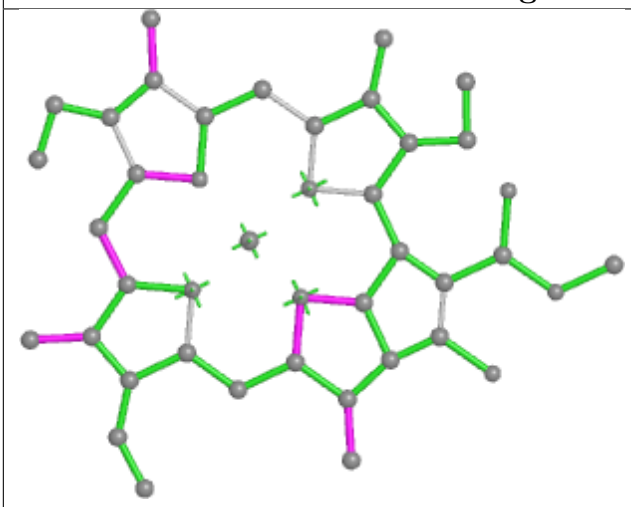

Bond lengths

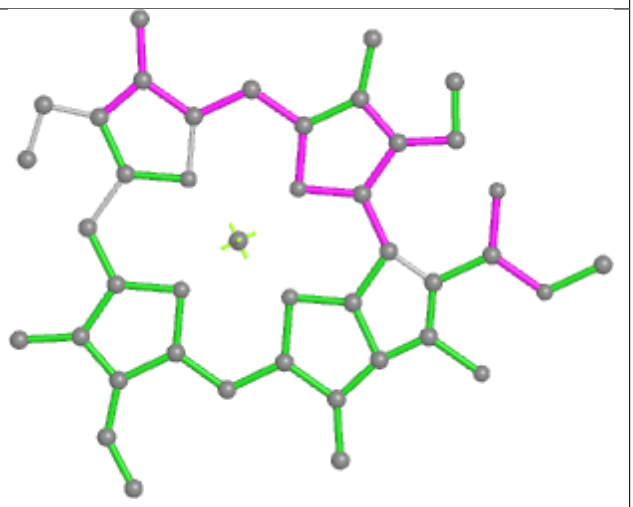

Bond angles

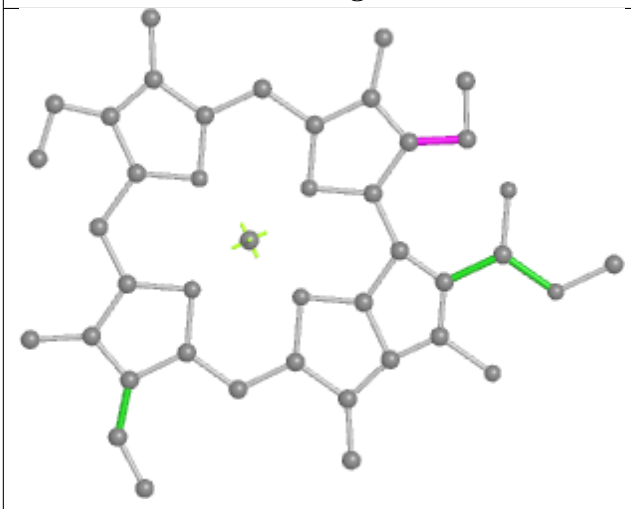

Torsions

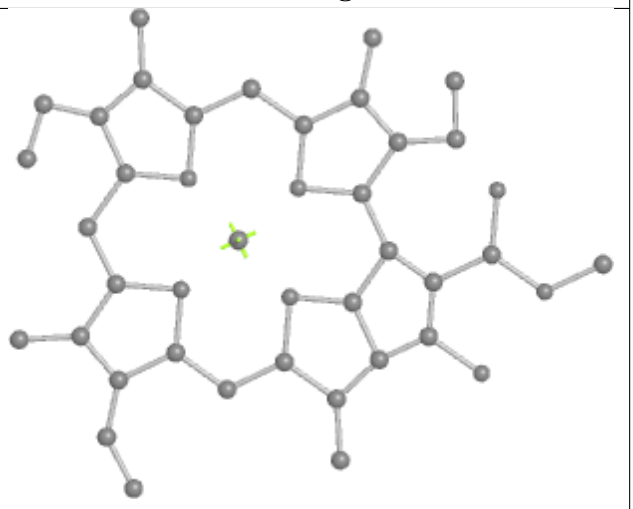

Rings

Ligand CLA BN 831

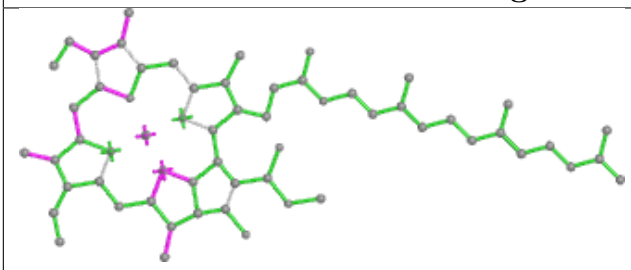

Bond lengths

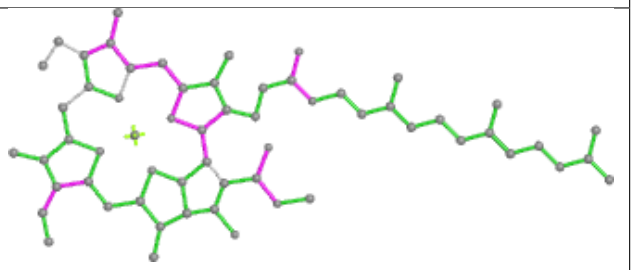

Bond angles

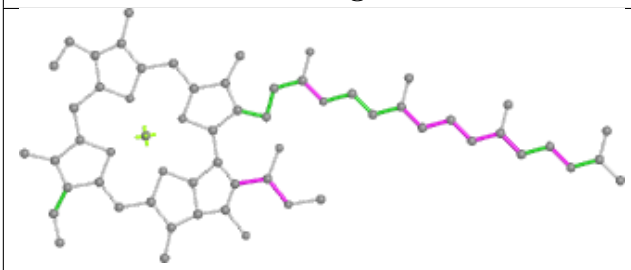

Torsions

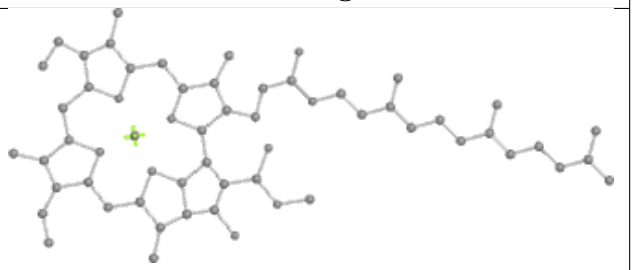

Rings

Ligand LHG aL 607

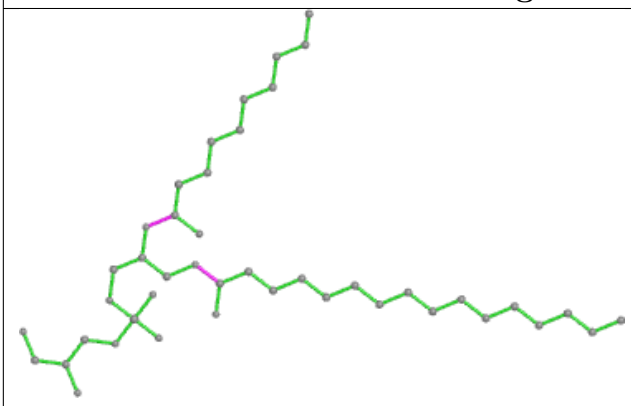

Bond lengths

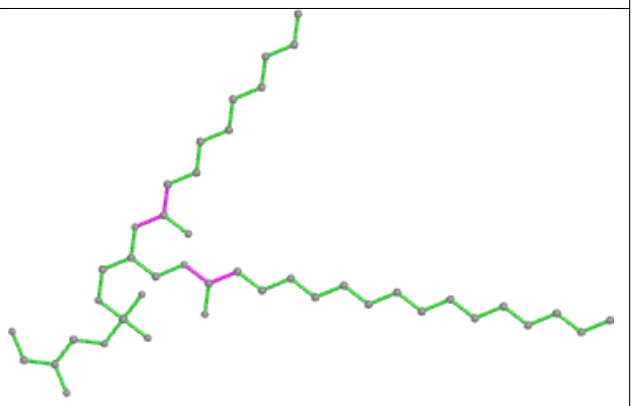

Bond angles

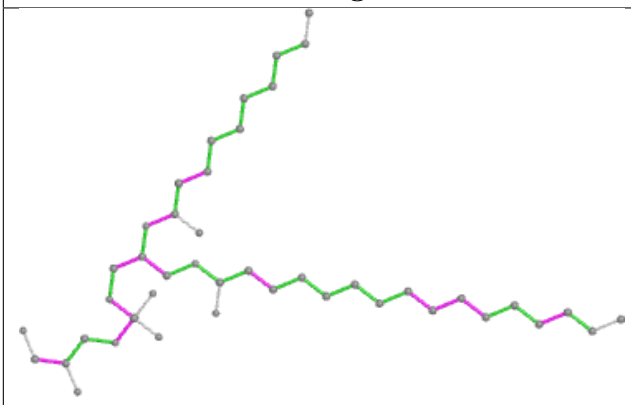

Torsions

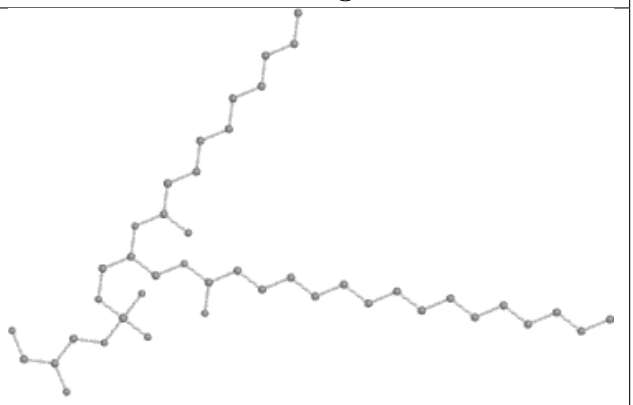

Rings

Ligand PEB V4 202

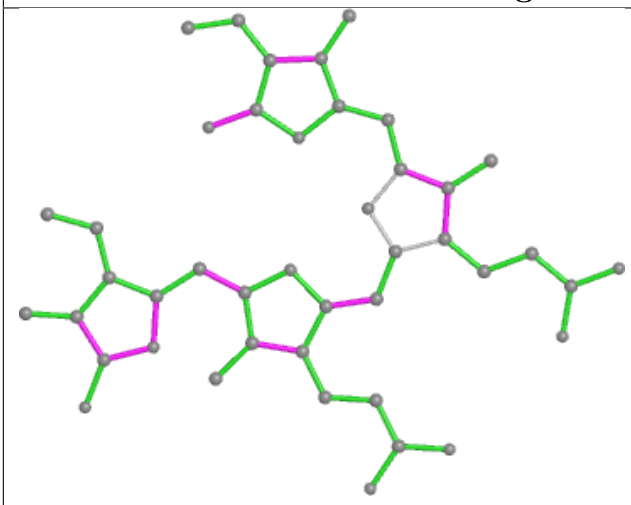

Bond lengths

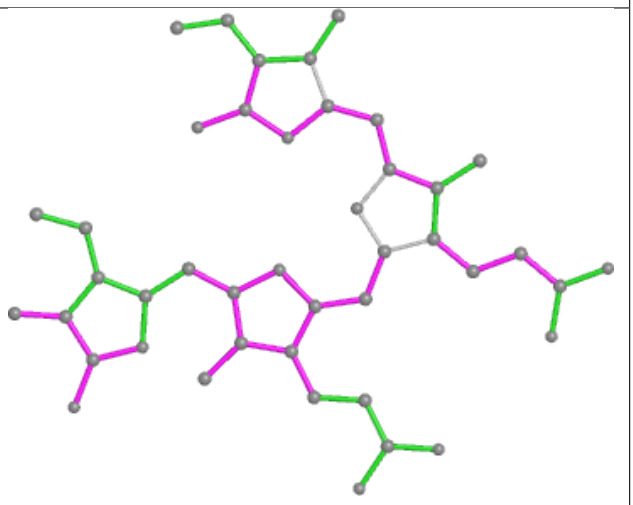

Bond angles

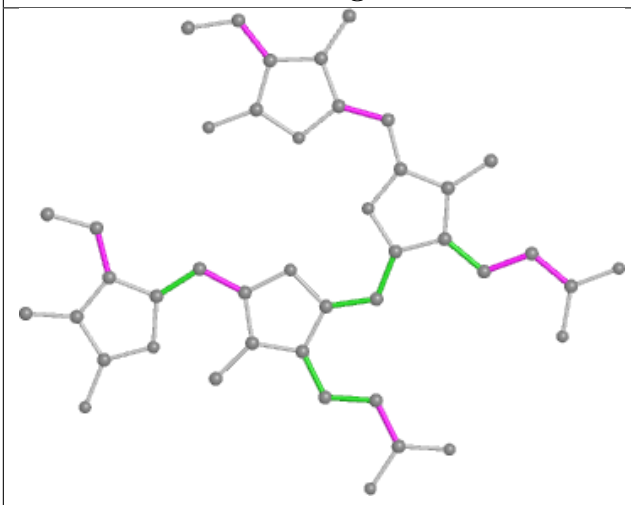

Torsions

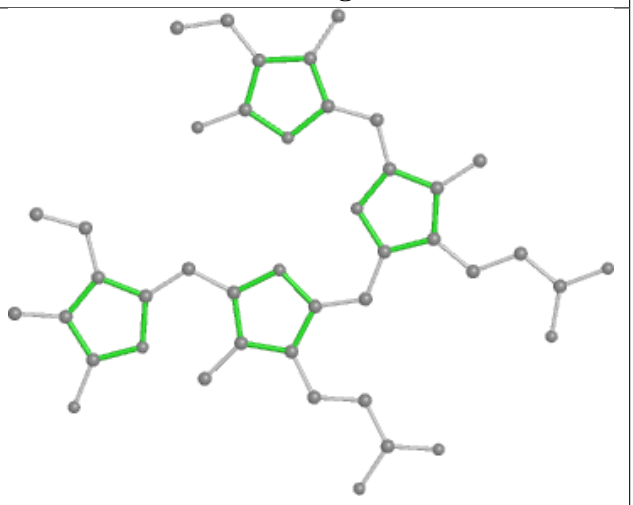

Rings

Ligand CLA B6 615

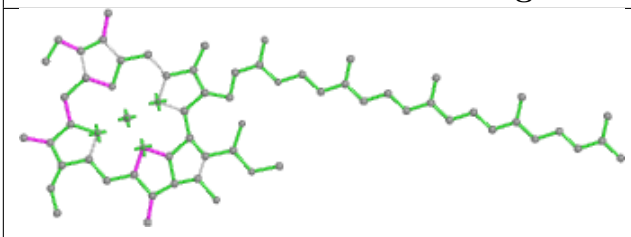

Bond lengths

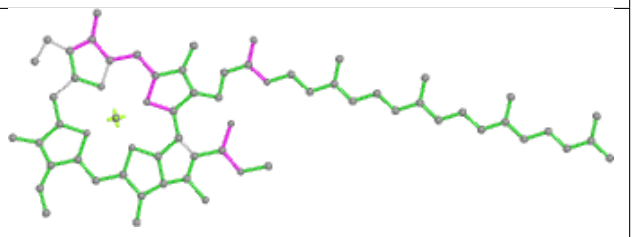

Bond angles

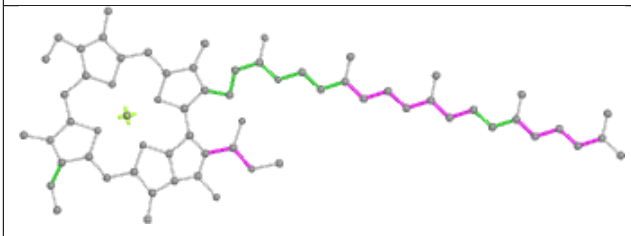

Torsions

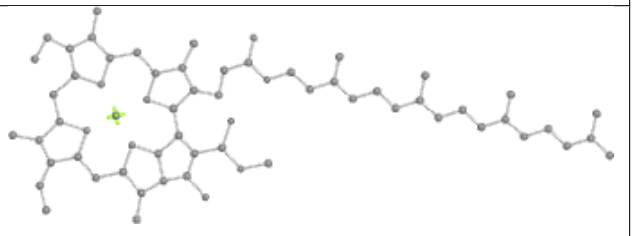

Rings

Ligand HEM f6 101

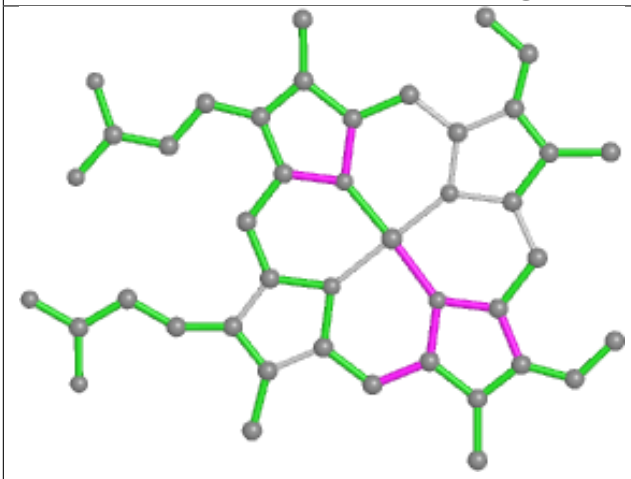

Bond lengths

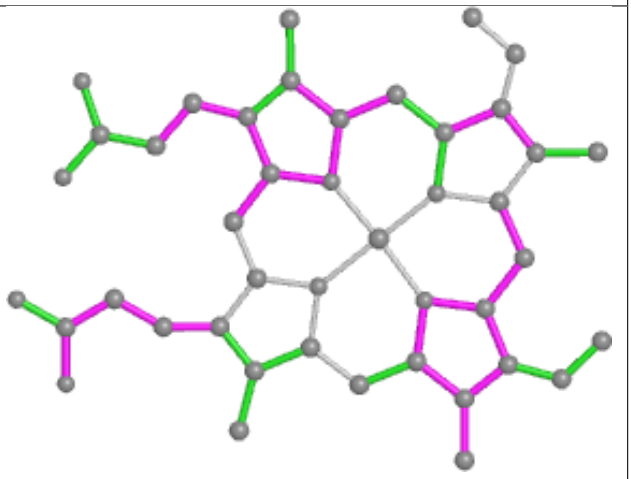

Bond angles

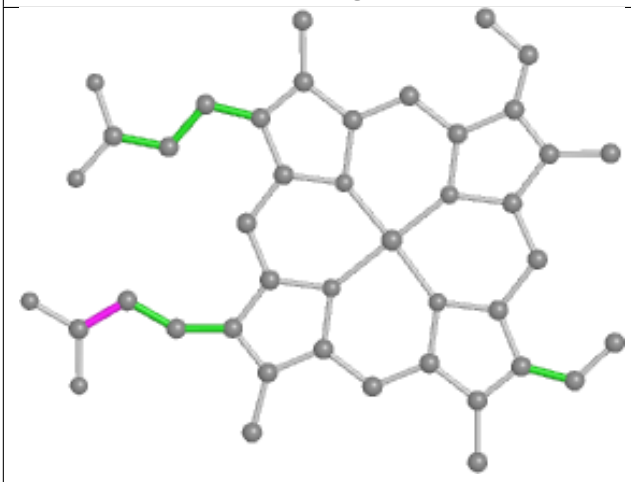

Torsions

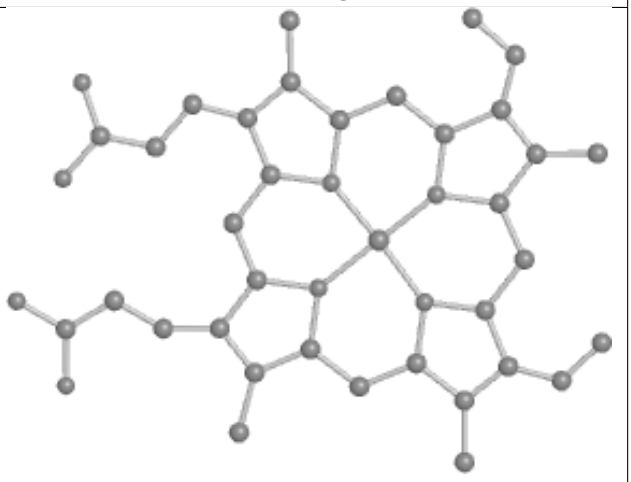

Rings

Ligand PEB N7 203

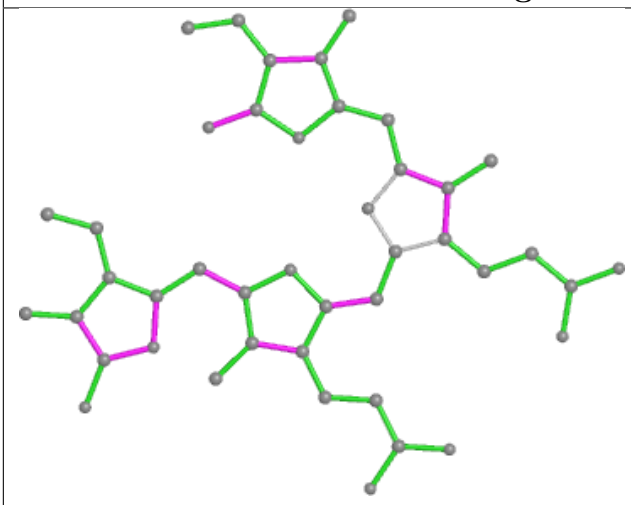

Bond lengths

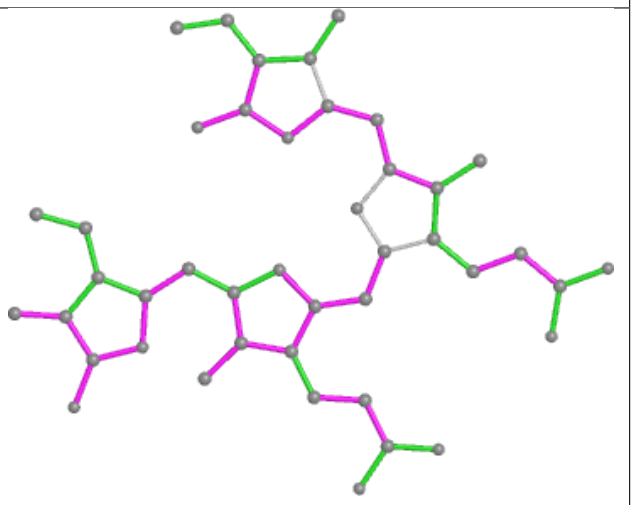

Bond angles

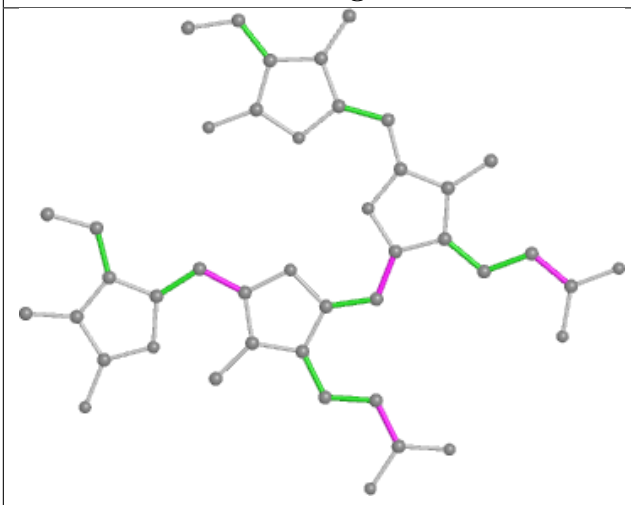

Torsions

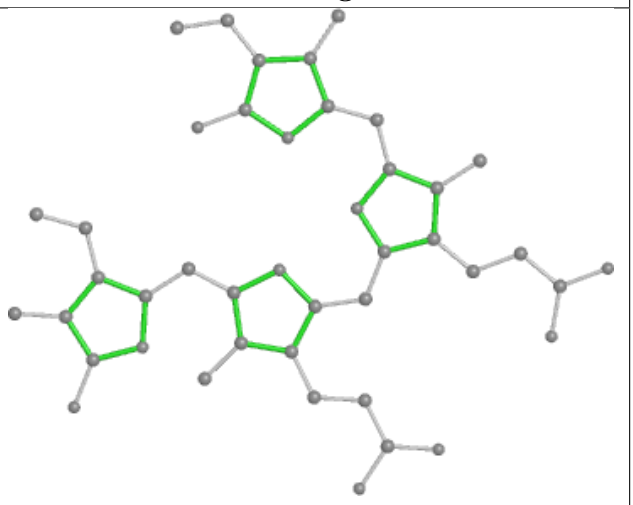

Rings

Ligand PEB HP 202

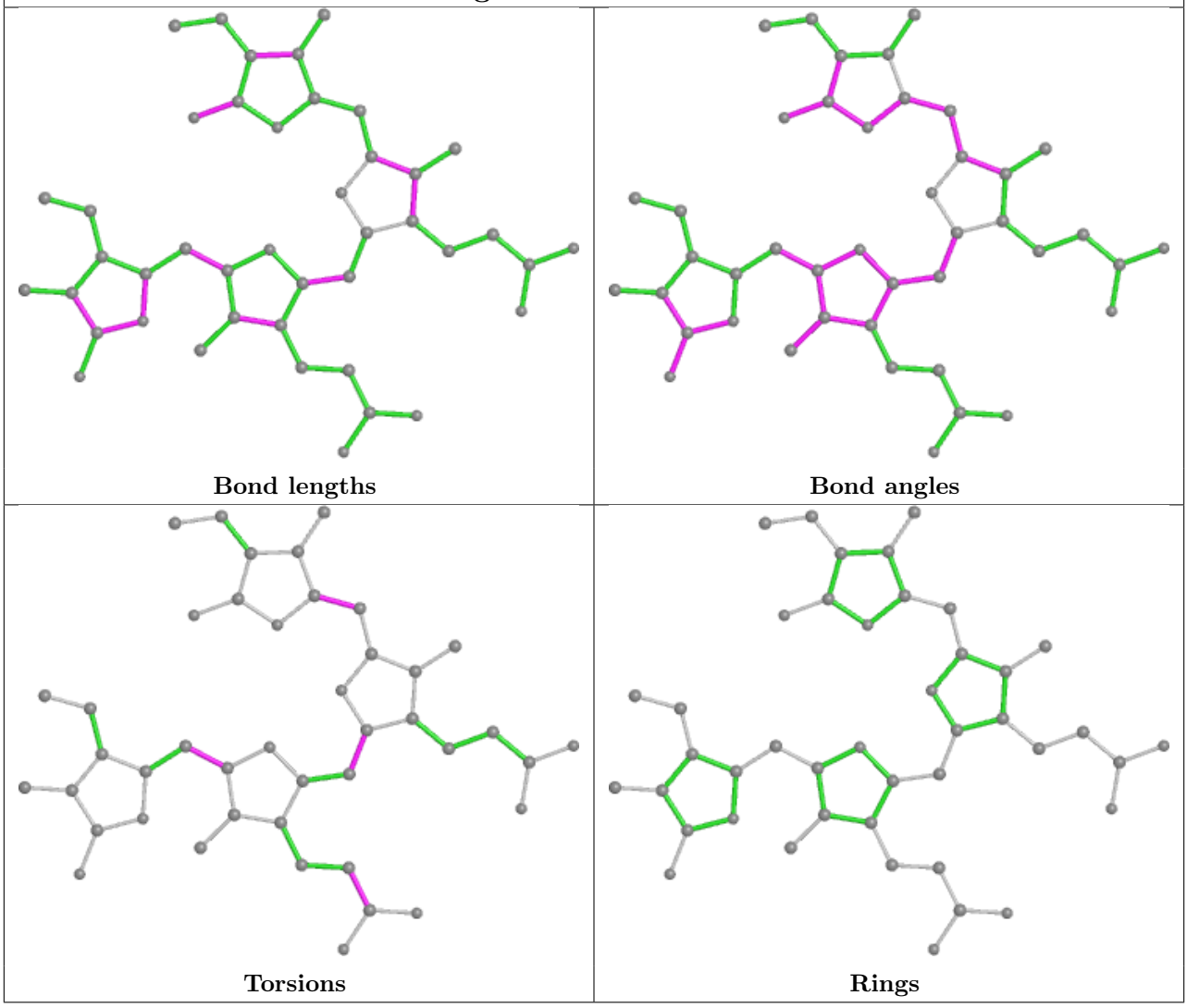

Ligand ZEX 8N 309

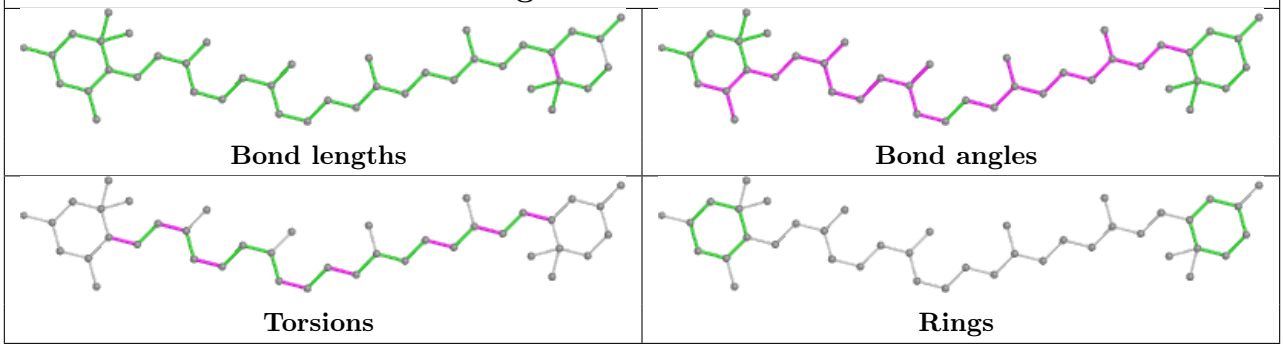

Ligand PEB KM 201

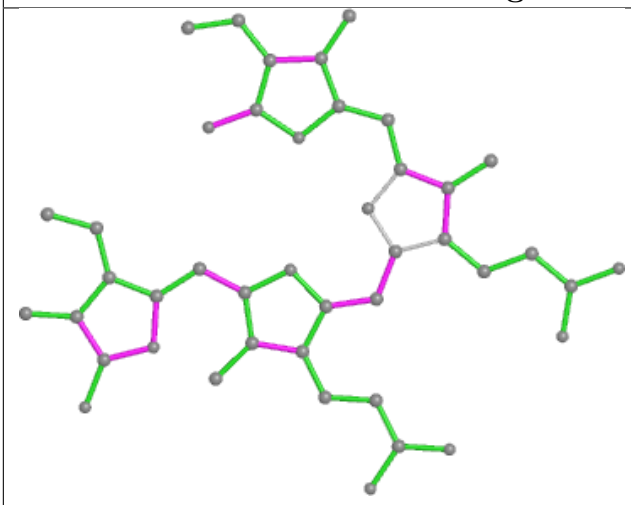

Bond lengths

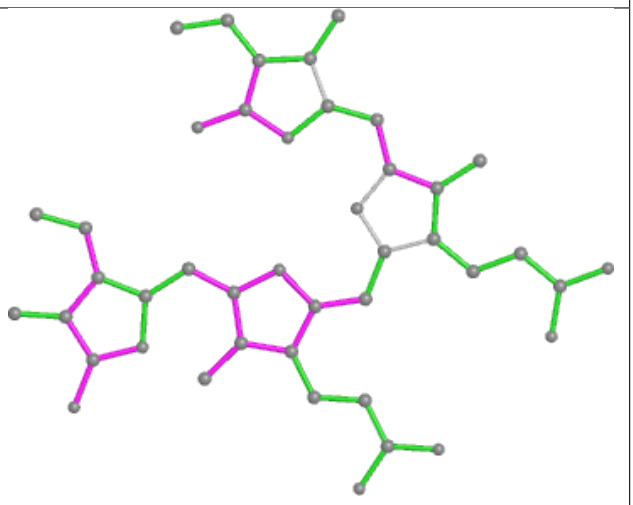

Bond angles

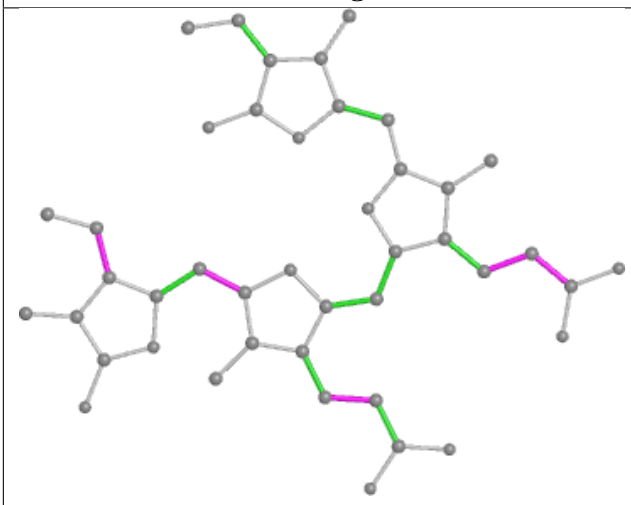

Torsions

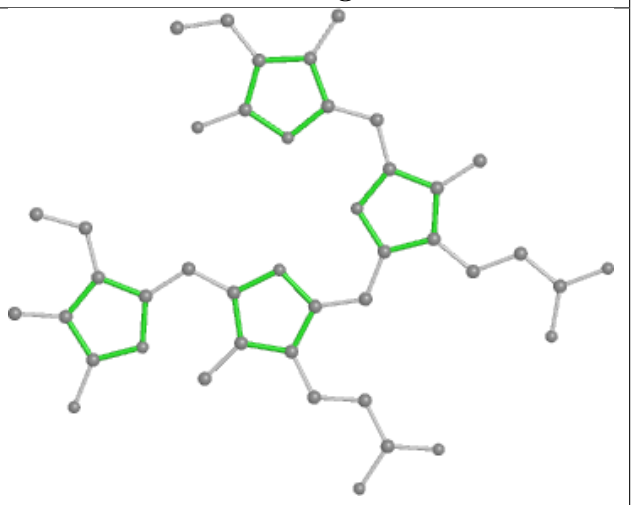

Rings

Ligand CLA AN 814

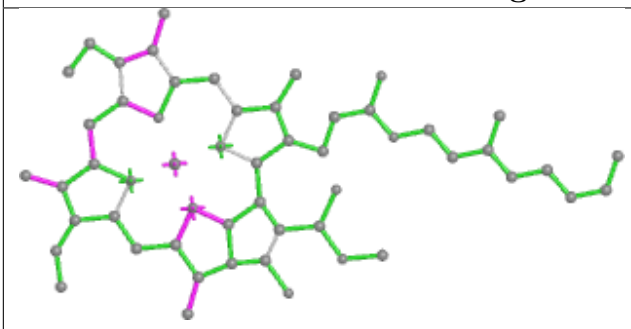

Bond lengths

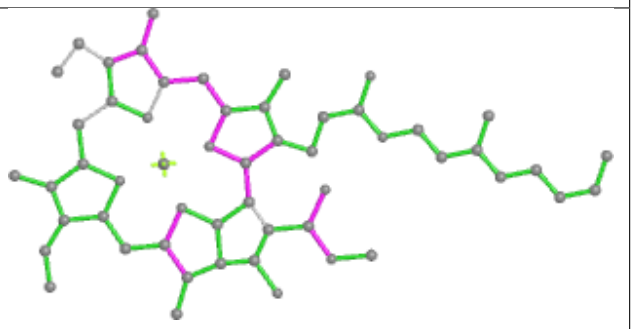

Bond angles

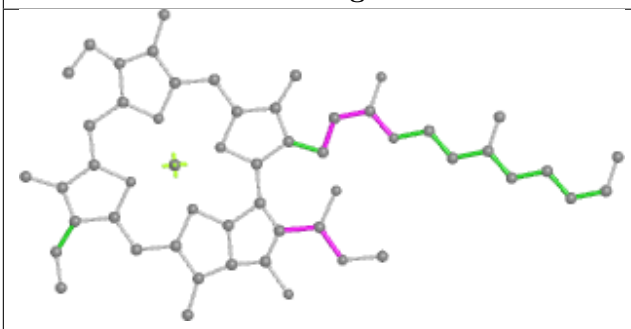

Torsions

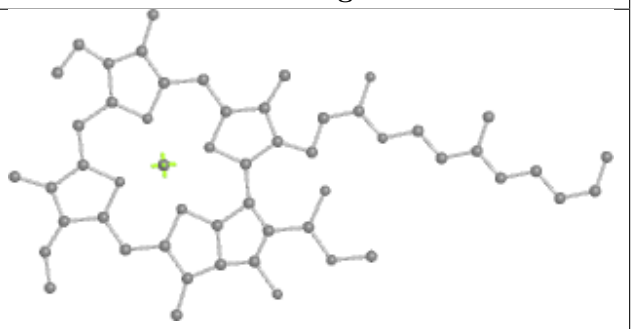

Rings

Ligand PEB vC 202

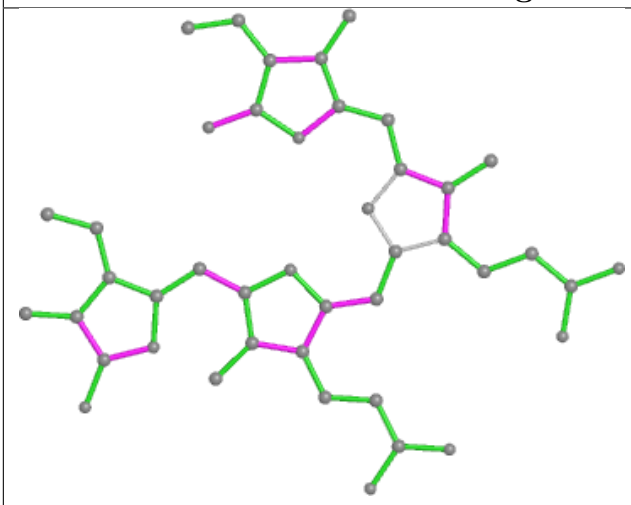

Bond lengths

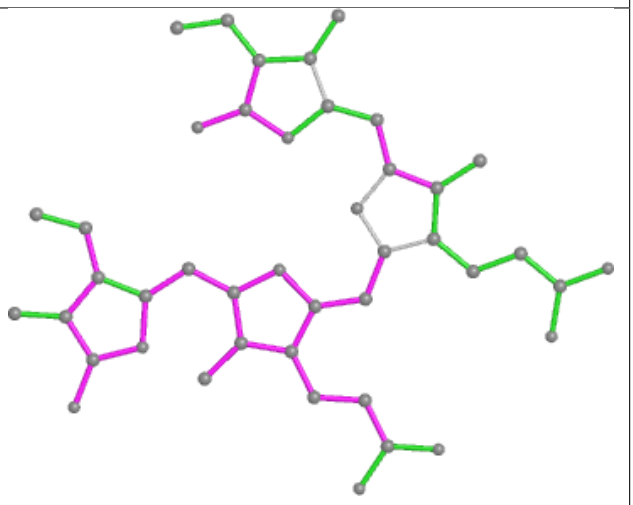

Bond angles

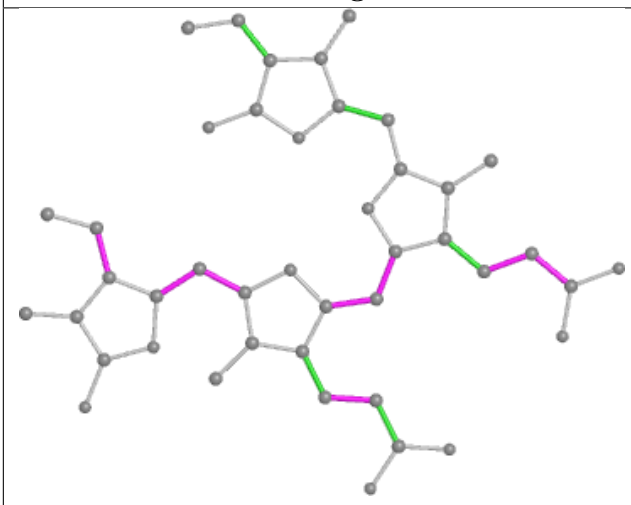

Torsions

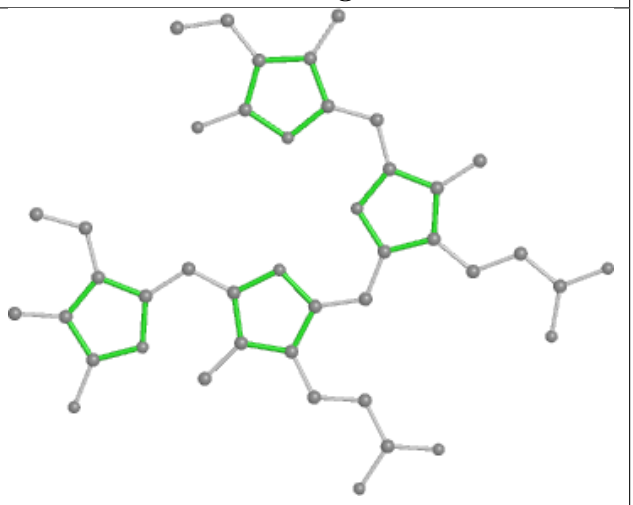

Rings

Ligand PEB TQ 202

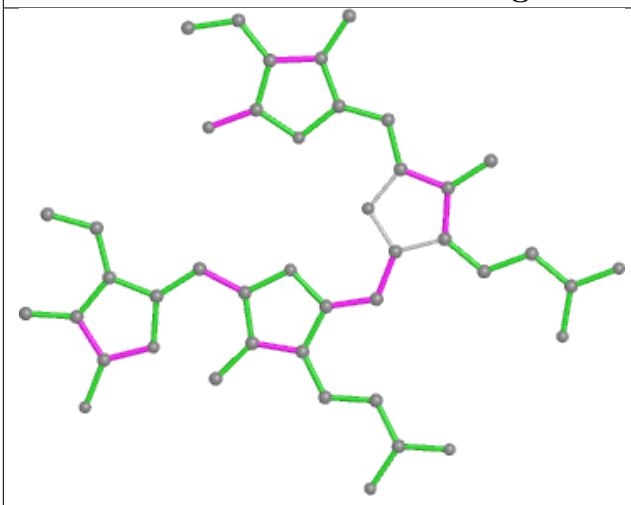

Bond lengths

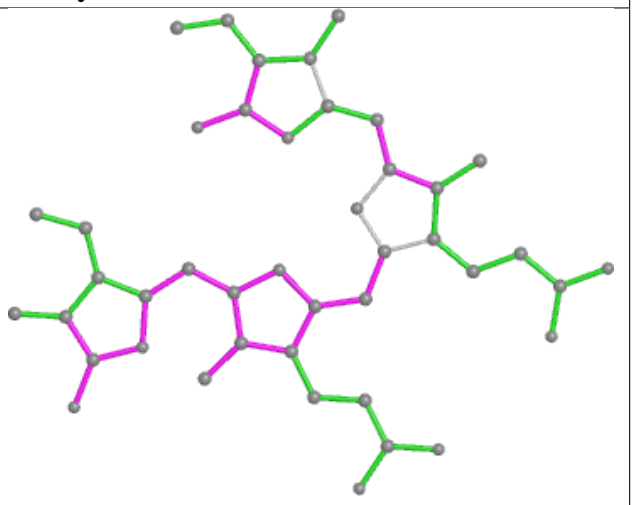

Bond angles

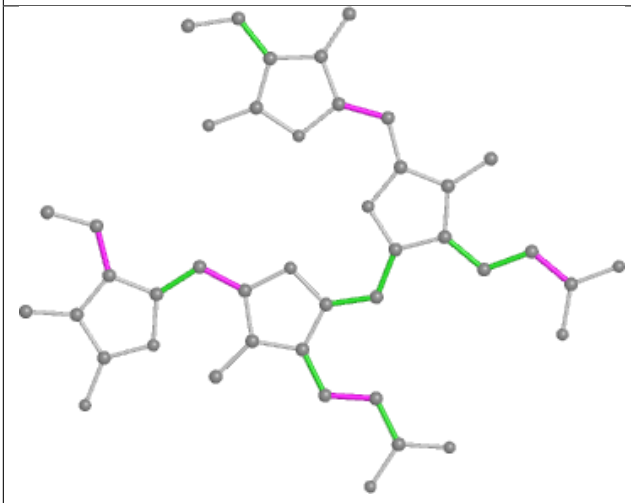

Torsions

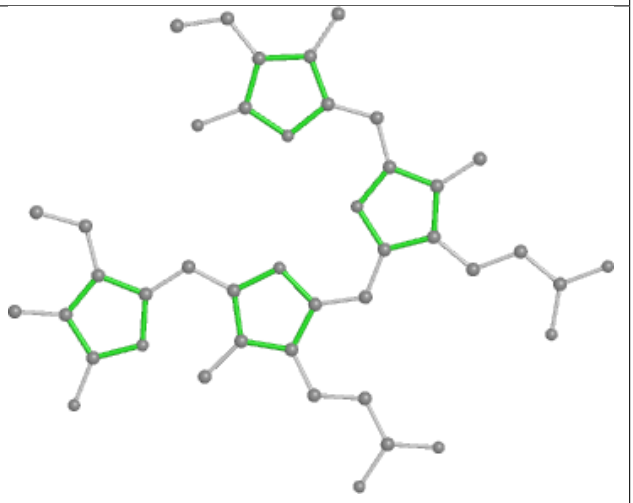

Rings

Ligand CLA J2 101

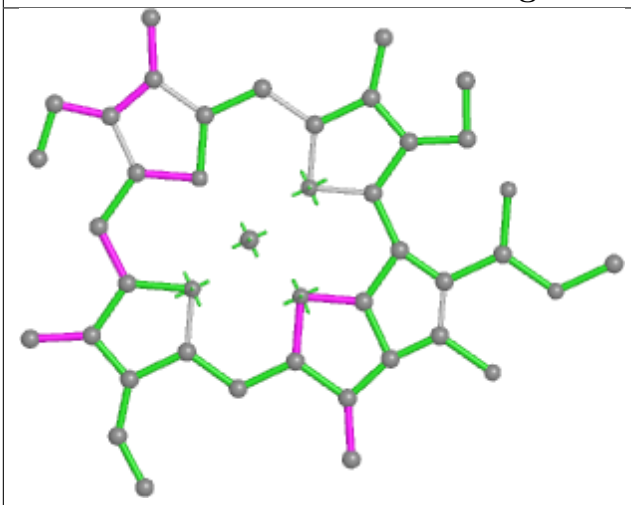

Bond lengths

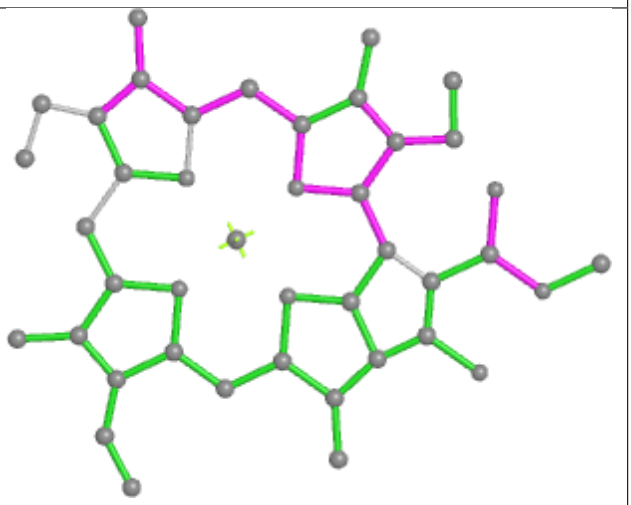

Bond angles

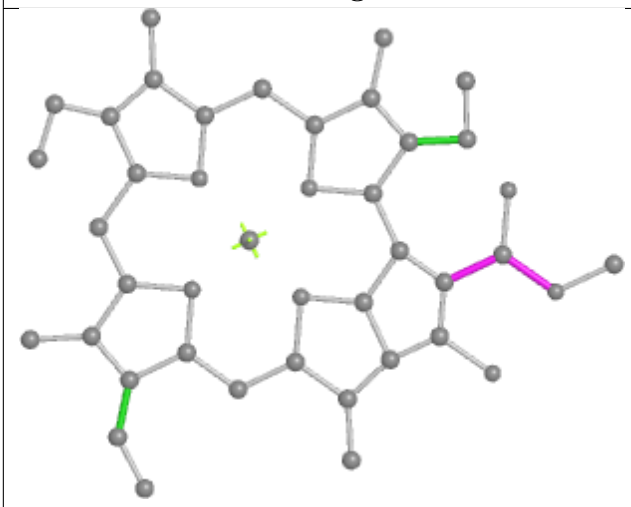

Torsions

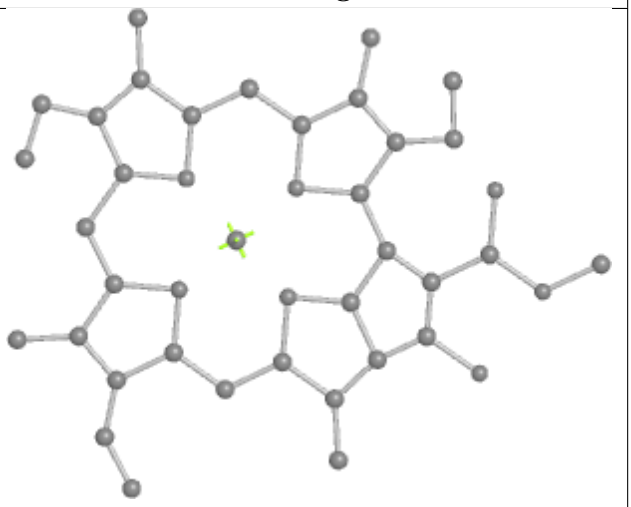

Rings

Ligand PEB ZM 202

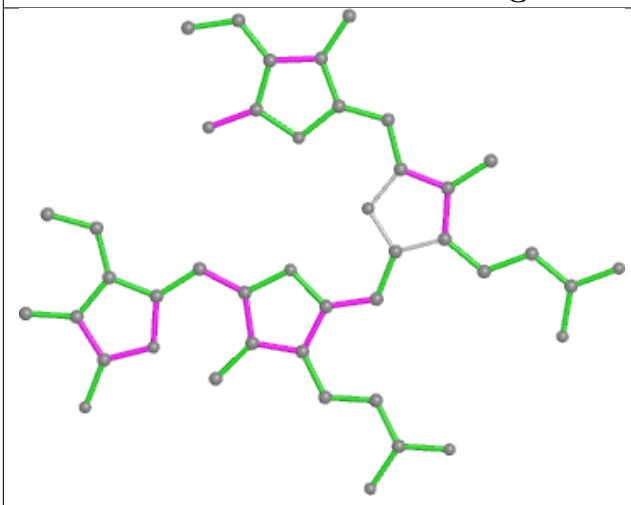

Bond lengths

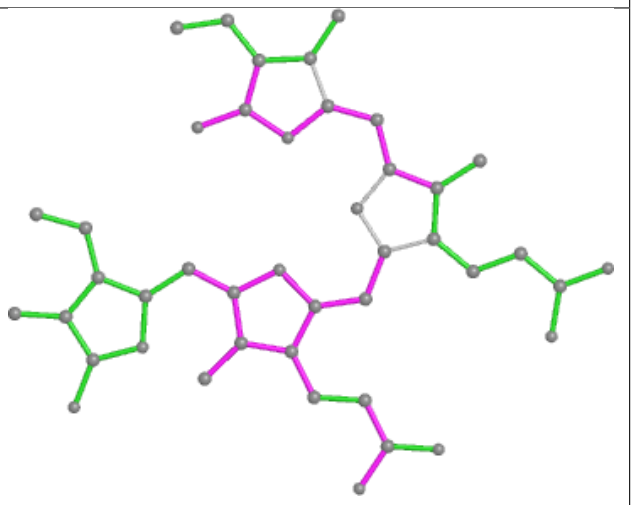

Bond angles

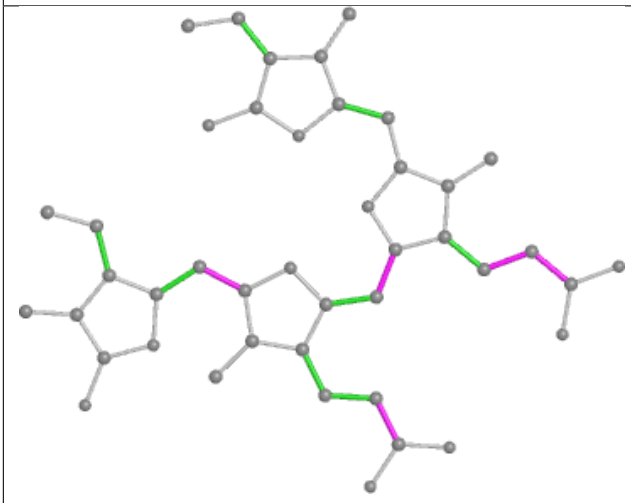

Torsions

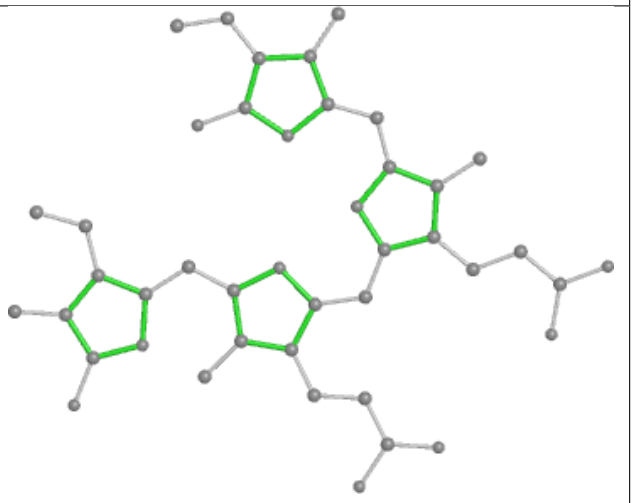

Rings

Ligand PEB gE 202

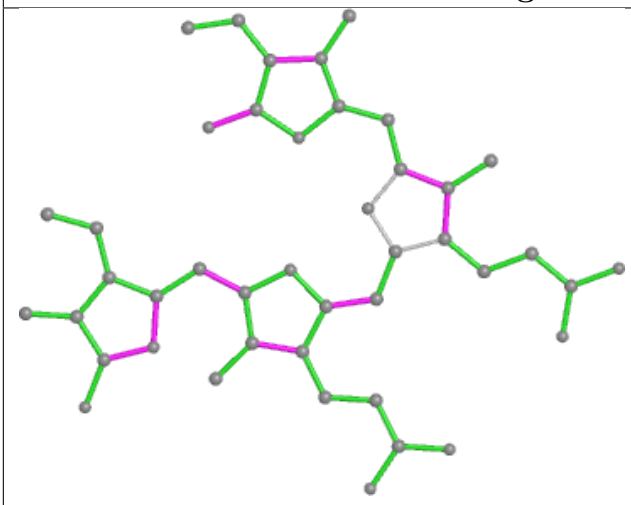

Bond lengths

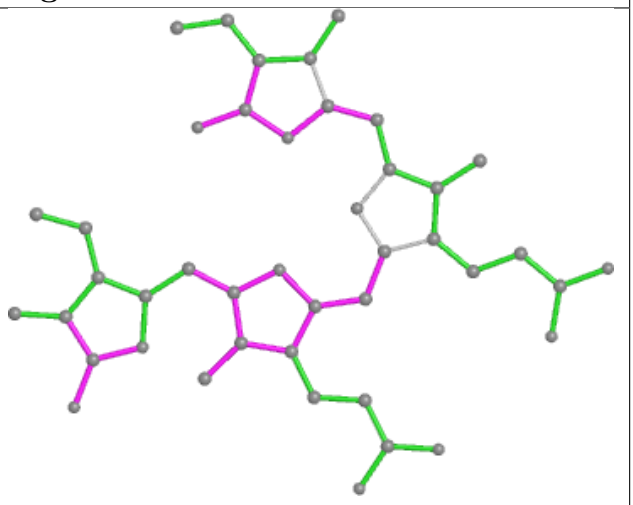

Bond angles

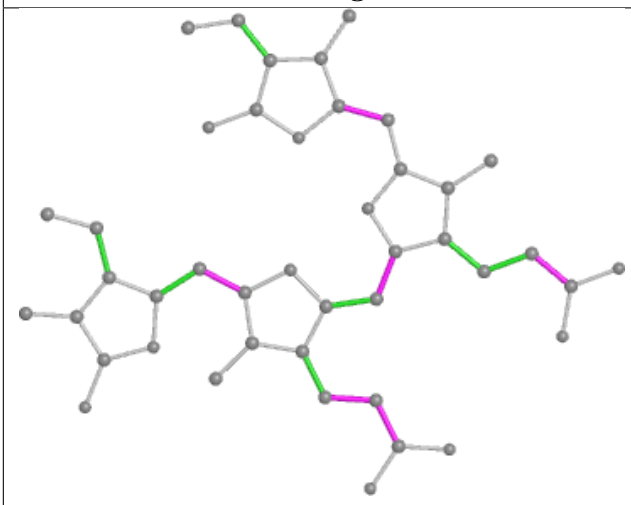

Torsions

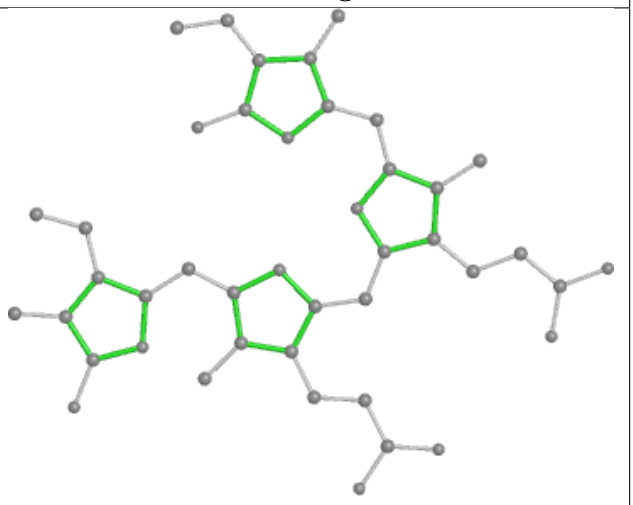

Rings

Ligand PEB WM 203

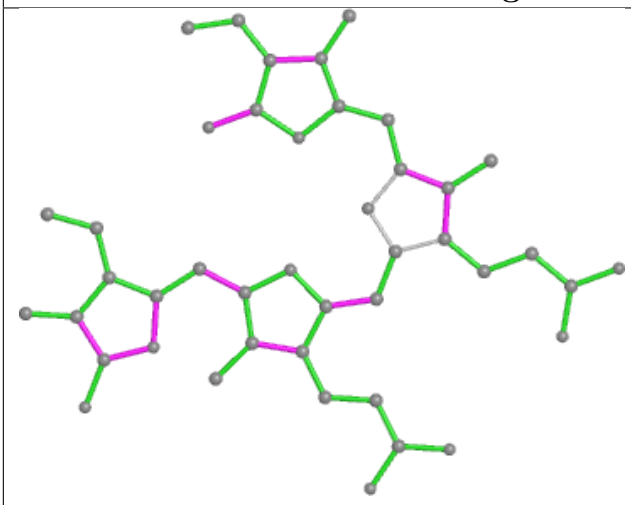

Bond lengths

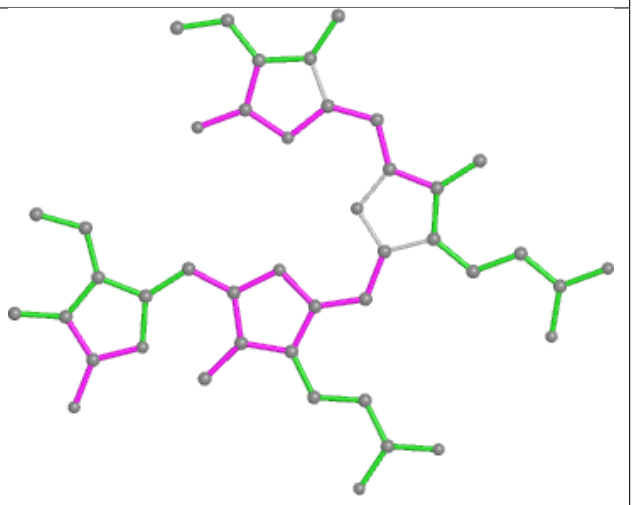

Bond angles

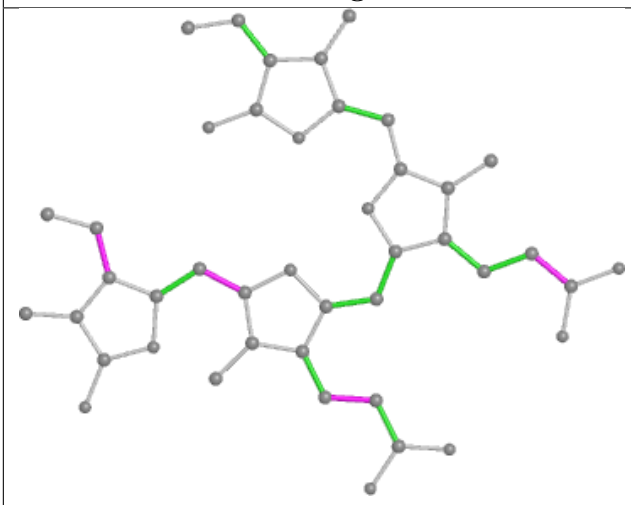

Torsions

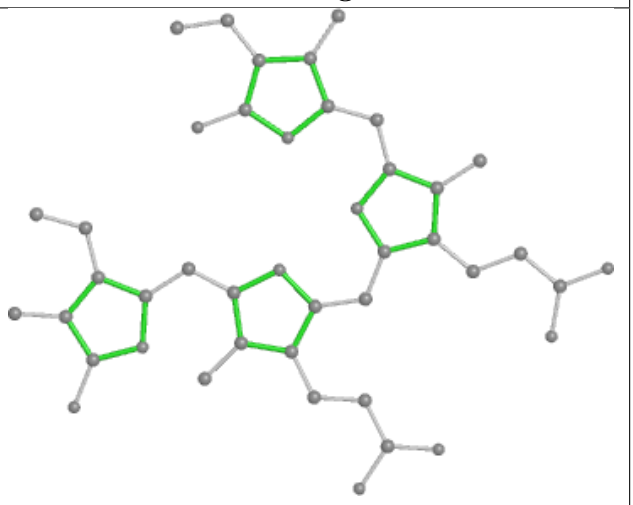

Rings

Ligand PEB T1 202

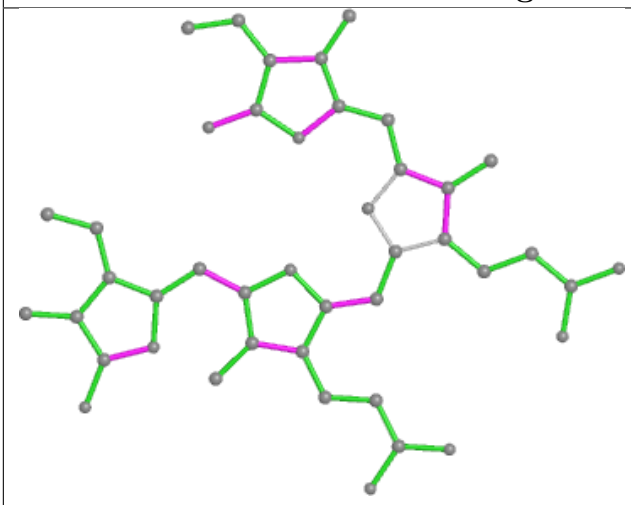

Bond lengths

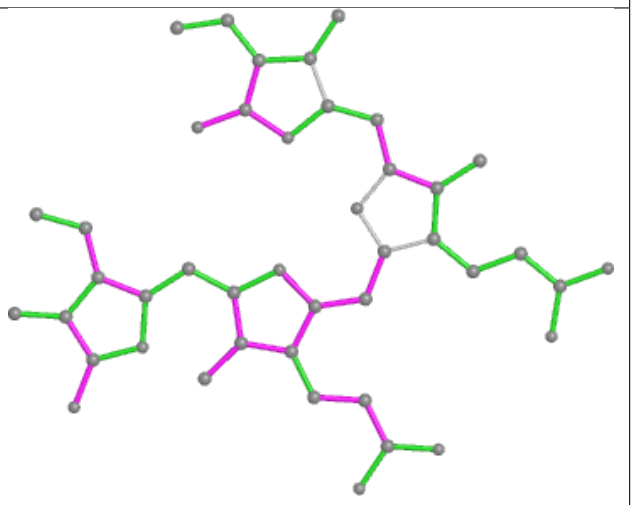

Bond angles

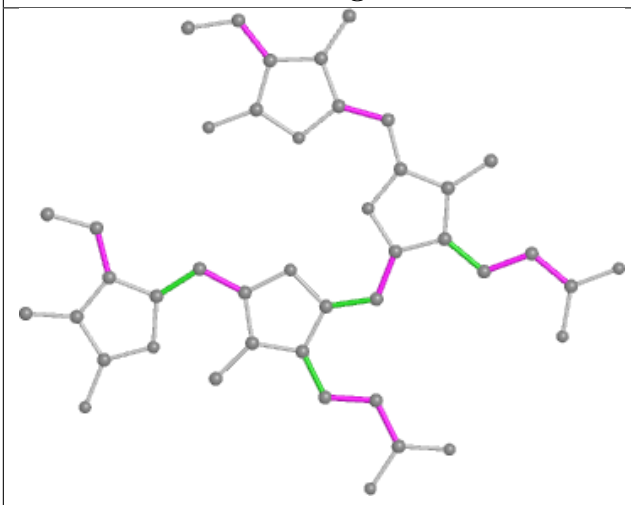

Torsions

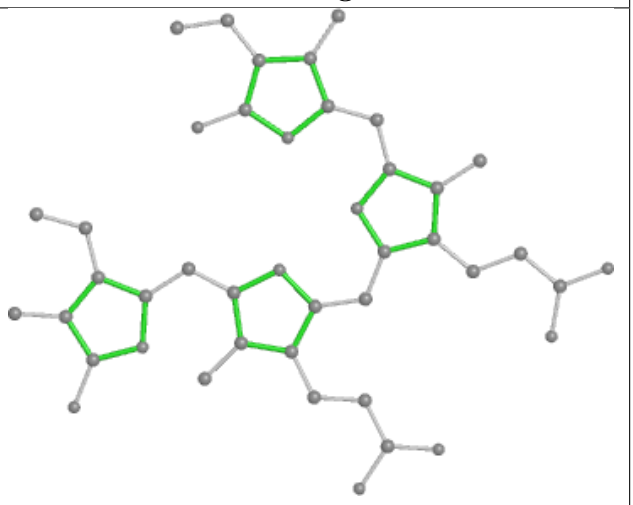

Rings

Ligand CLA 32 302

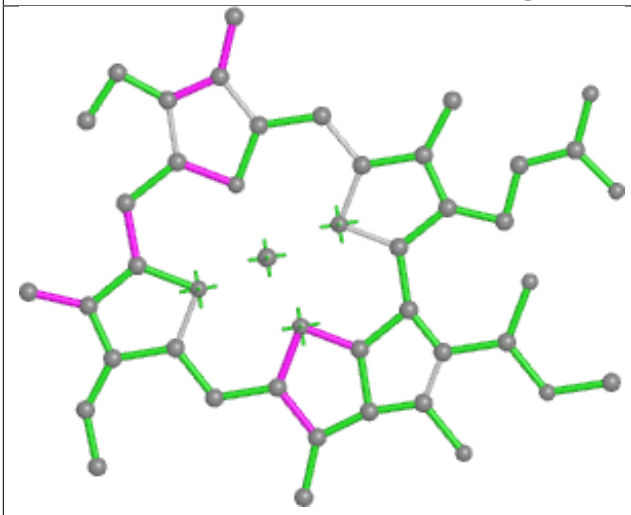

Bond lengths

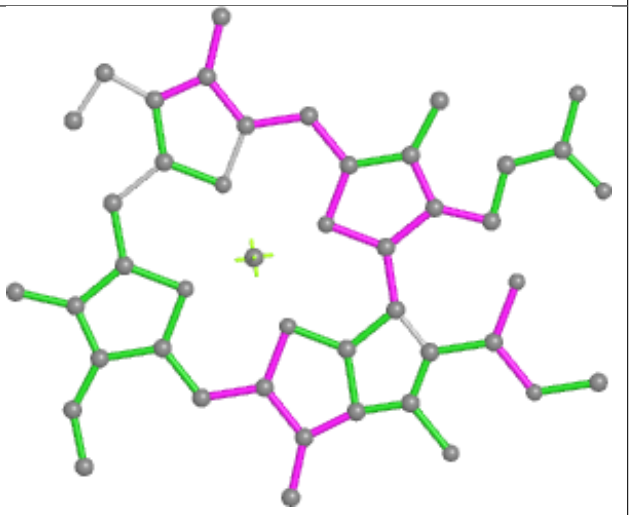

Bond angles

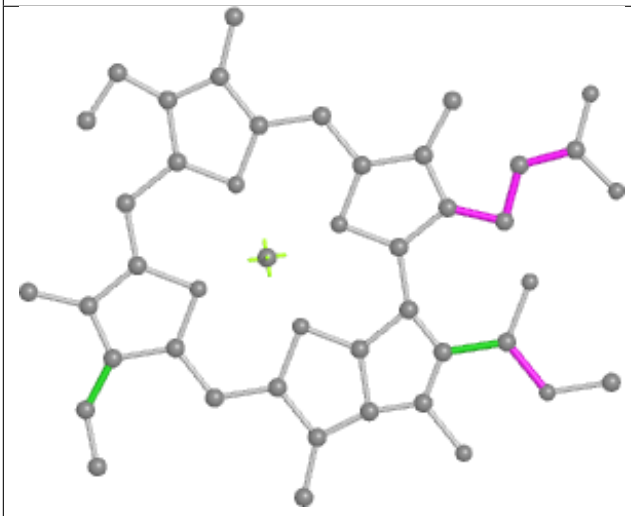

Torsions

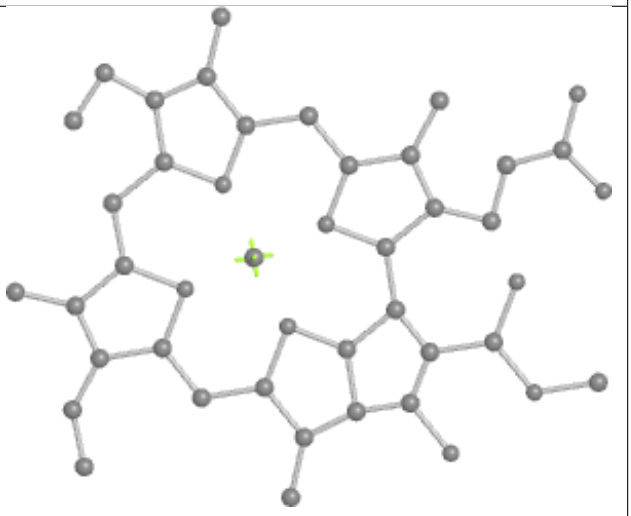

Rings

Ligand PEB RB 201

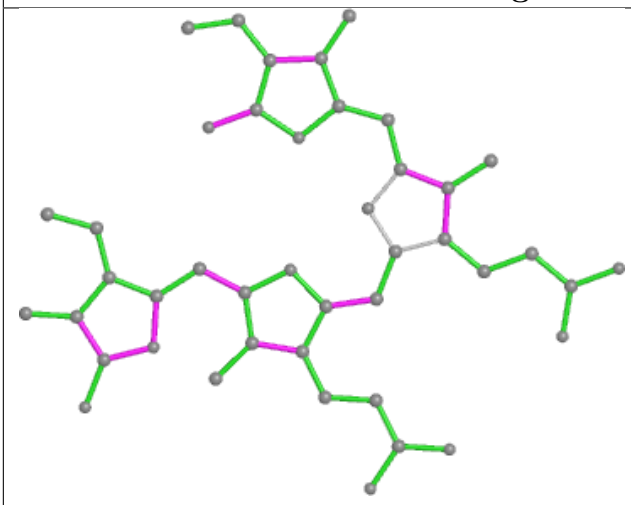

Bond lengths

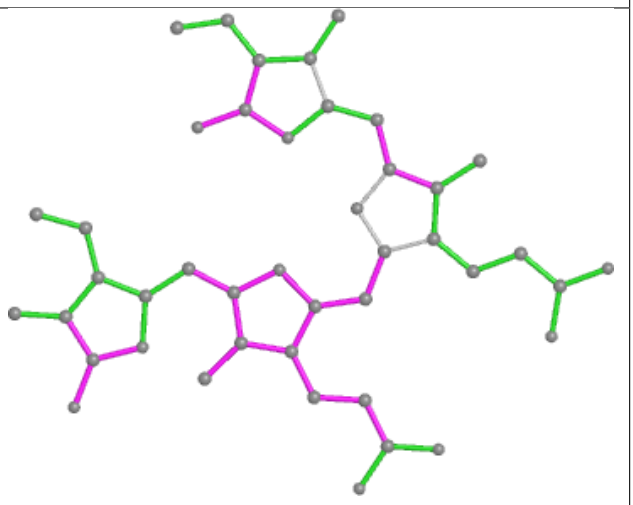

Bond angles

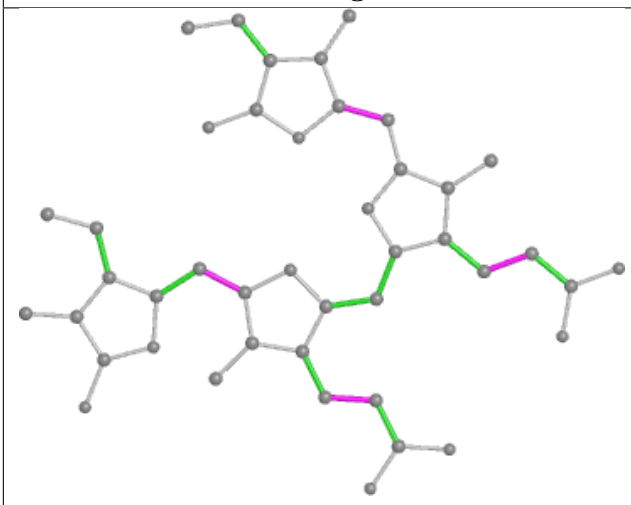

Torsions

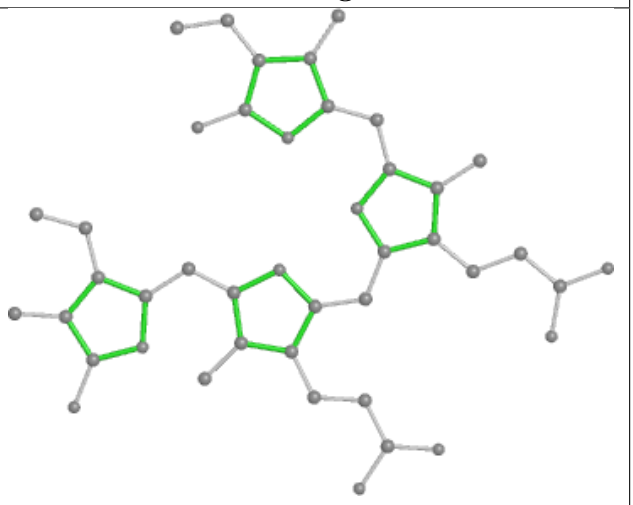

Rings

Ligand PEB T9 201

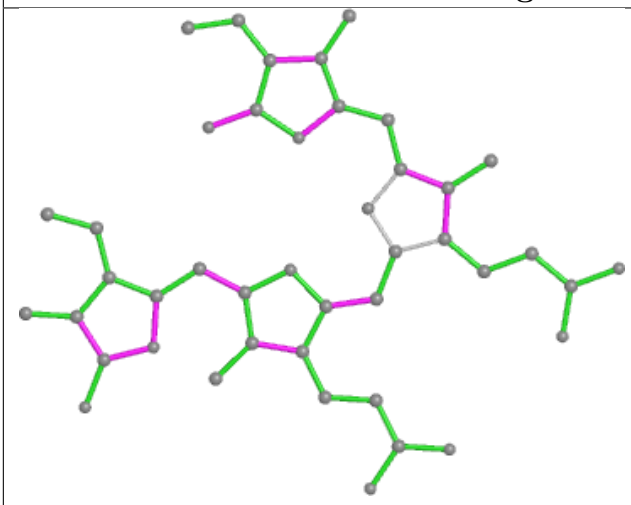

Bond lengths

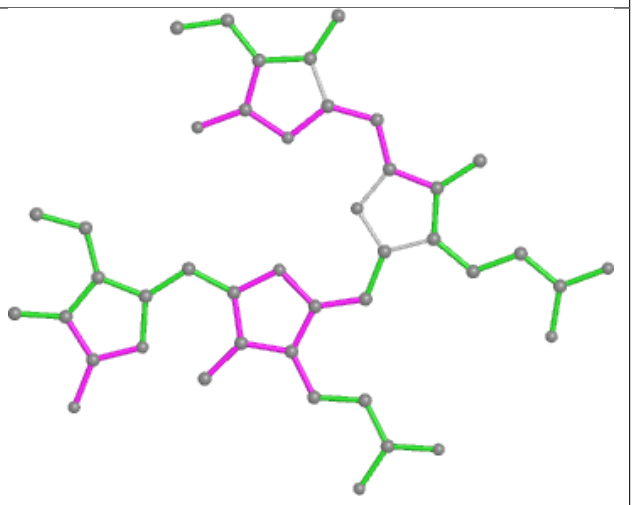

Bond angles

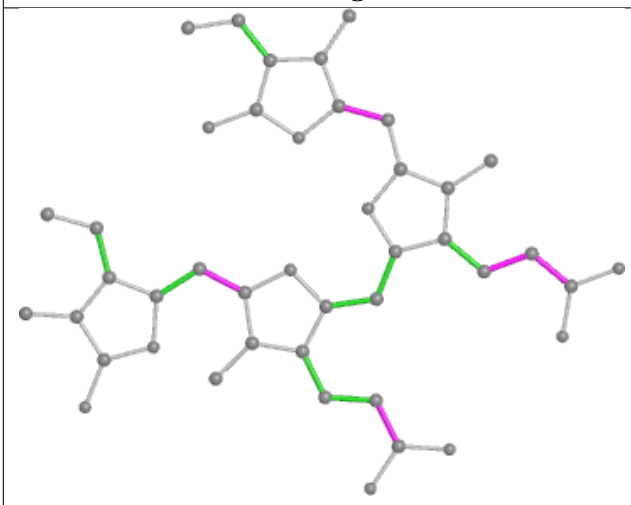

Torsions

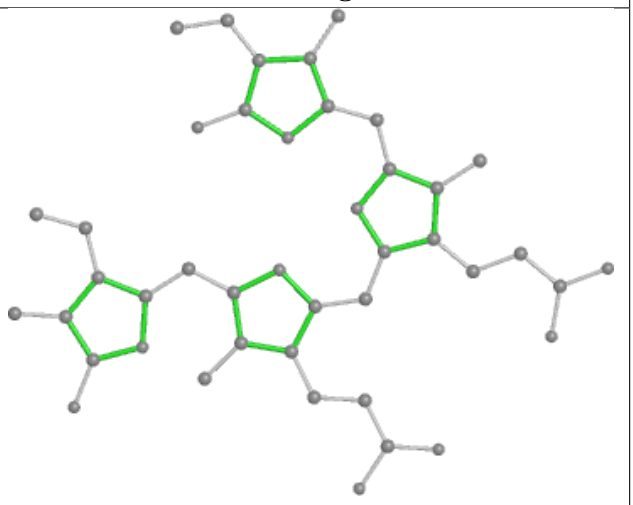

Rings

Ligand PEB WA 201

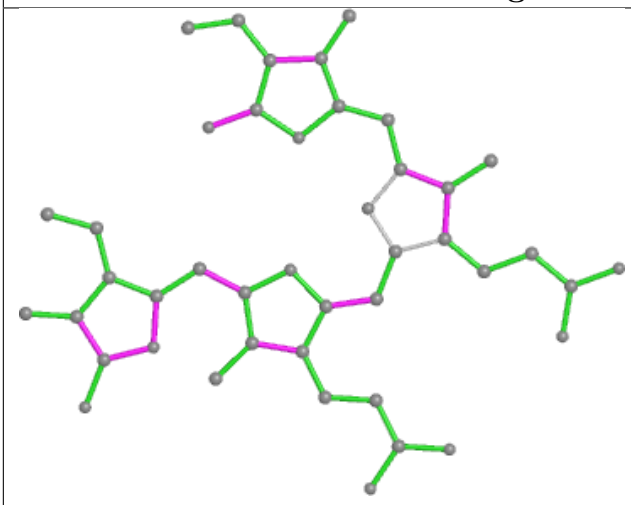

Bond lengths

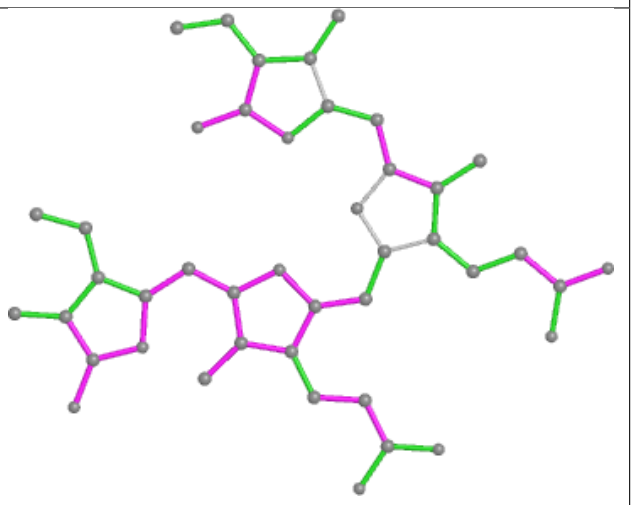

Bond angles

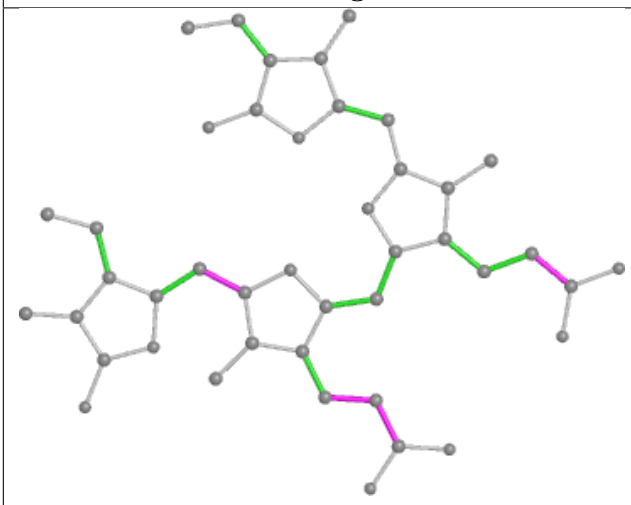

Torsions

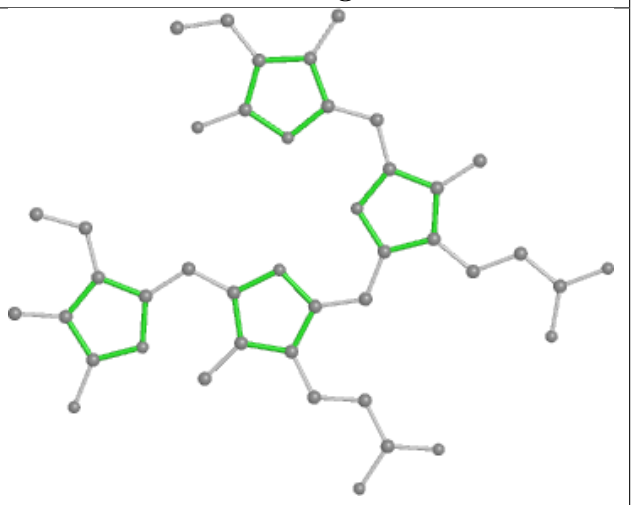

Rings

Ligand PEB P4 202

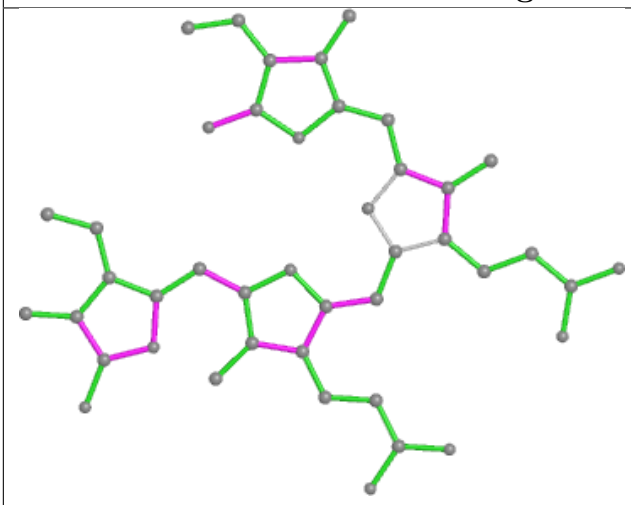

Bond lengths

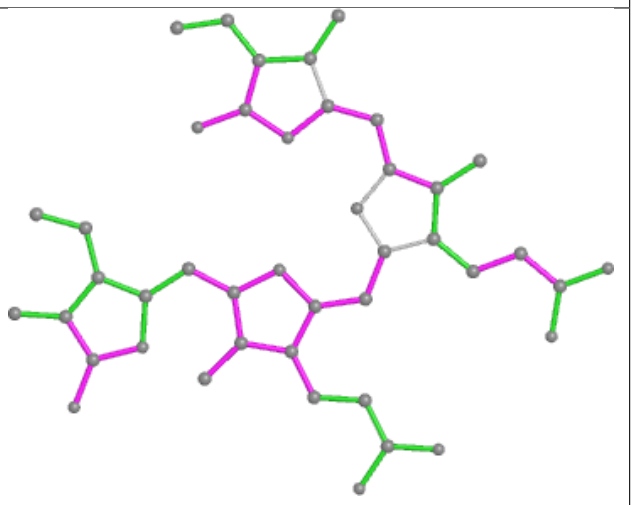

Bond angles

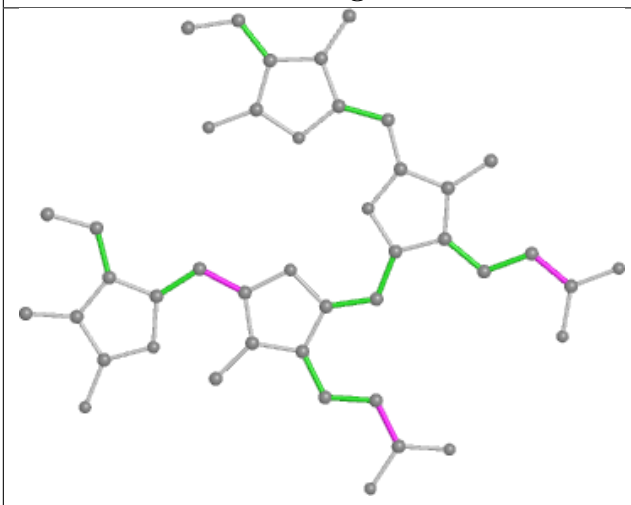

Torsions

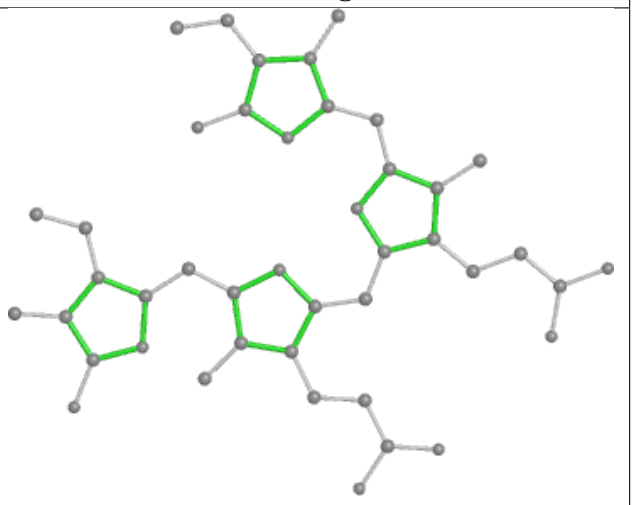

Rings

Ligand PEB B5 201

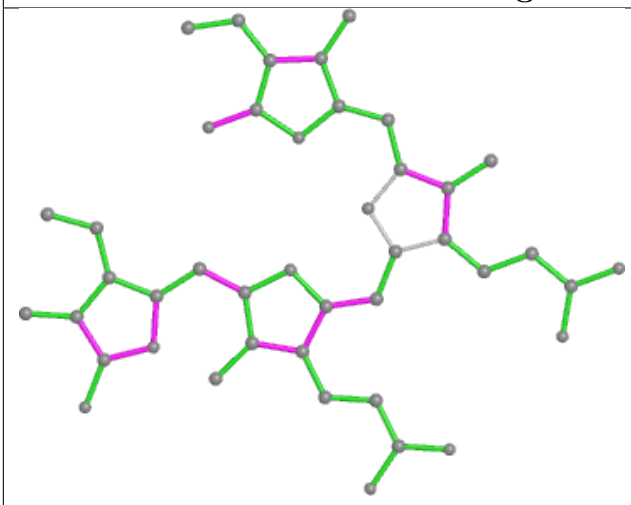

Bond lengths

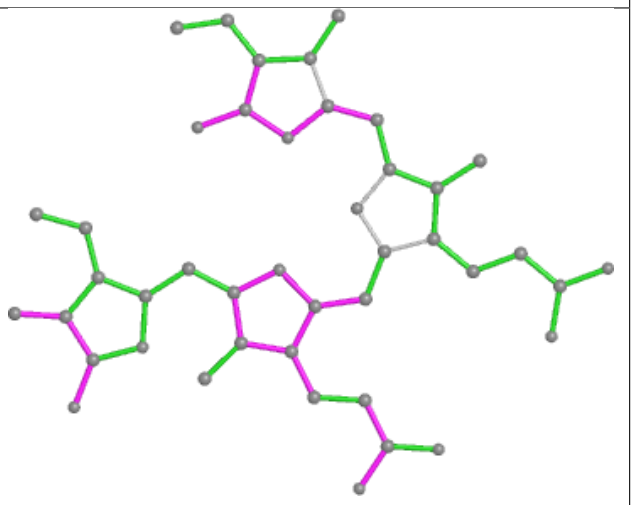

Bond angles

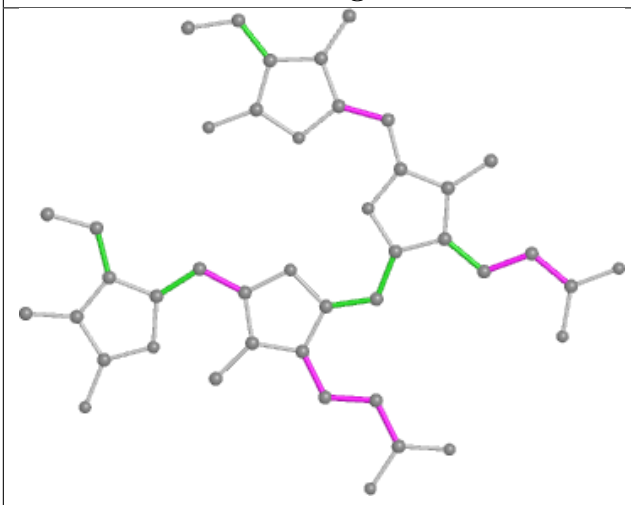

Torsions

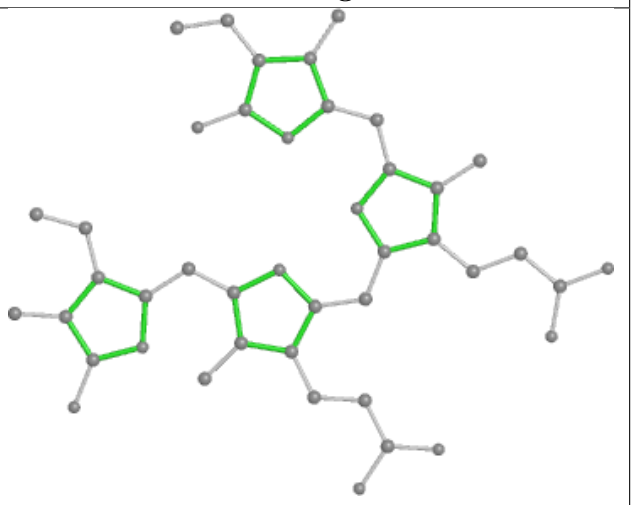

Rings

Ligand CLA ON 201

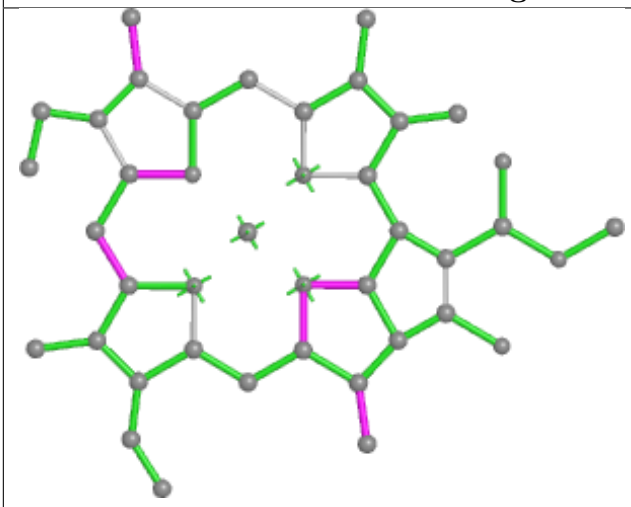

Bond lengths

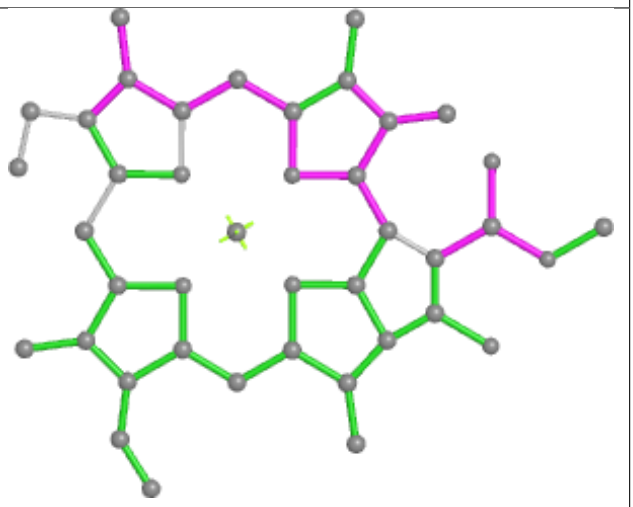

Bond angles

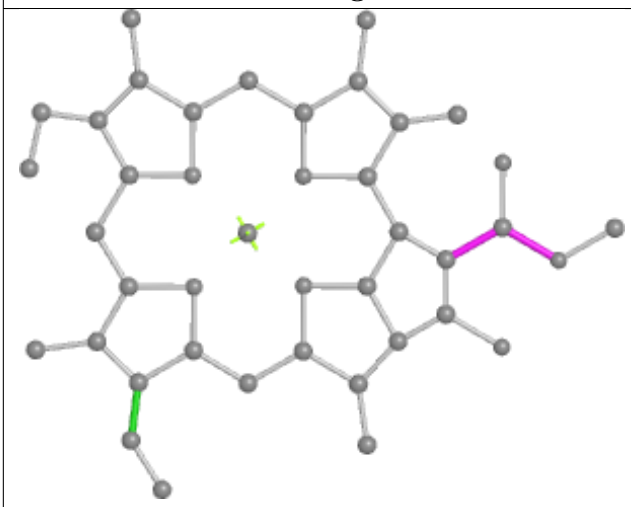

Torsions

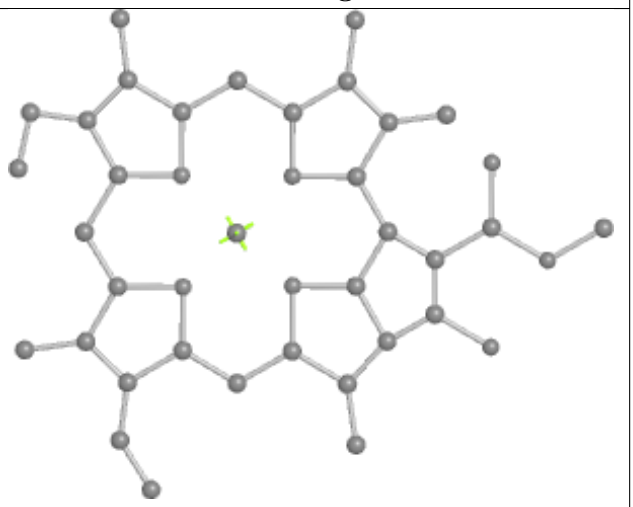

Rings

Ligand PEB S1 202

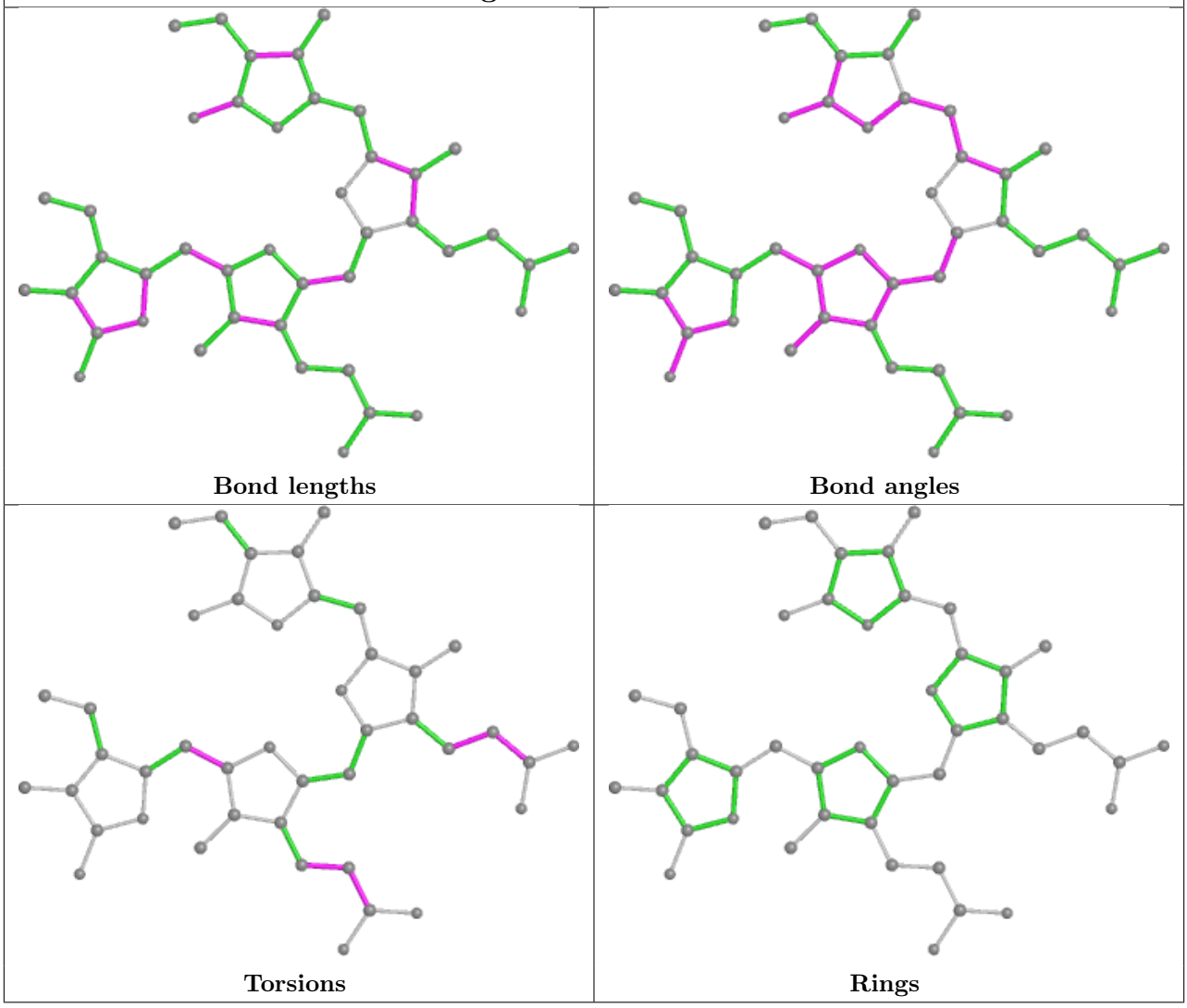

Ligand CLA C6 510

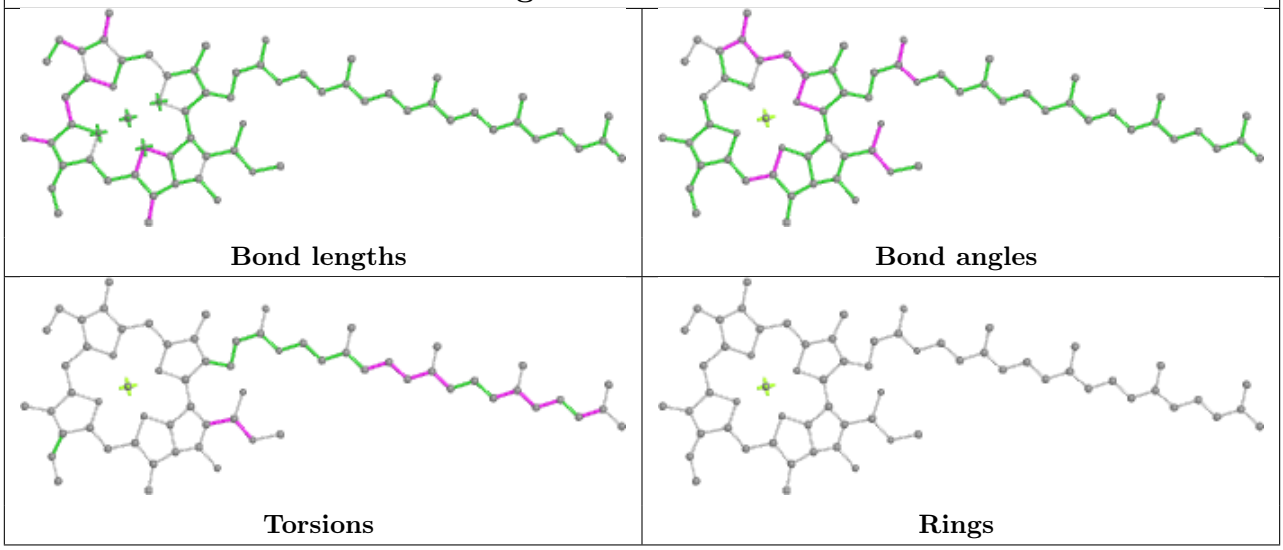

Ligand CLA B2 820

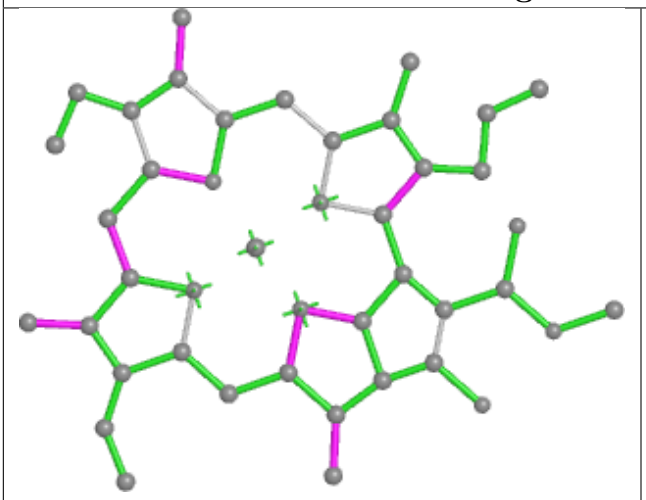

Bond lengths

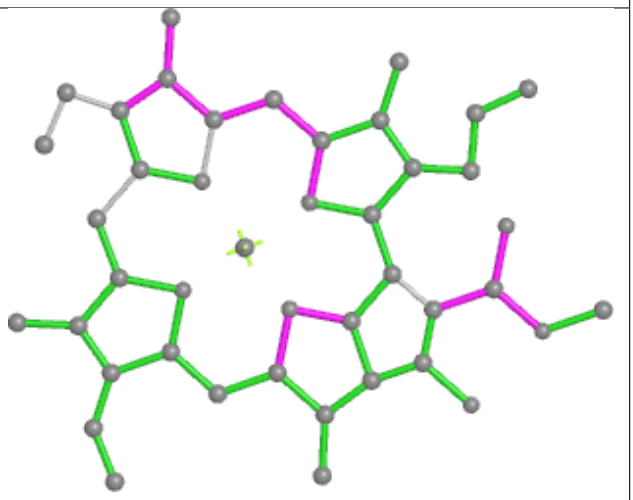

Bond angles

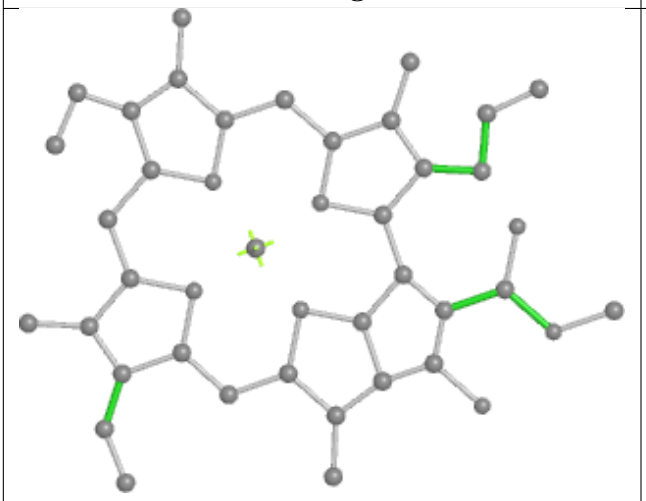

Torsions

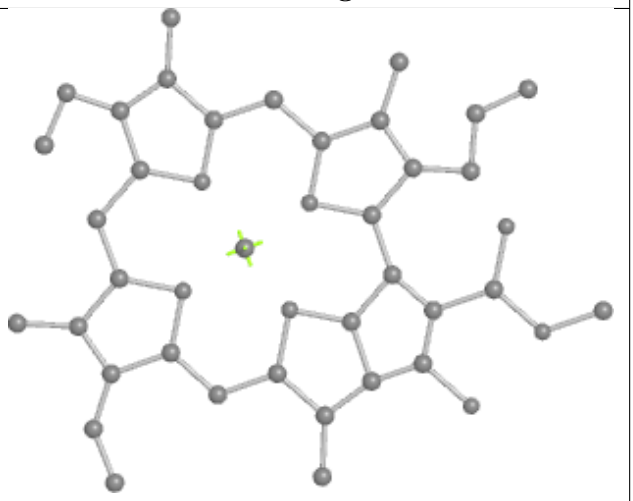

Rings

Ligand CLA d6 401

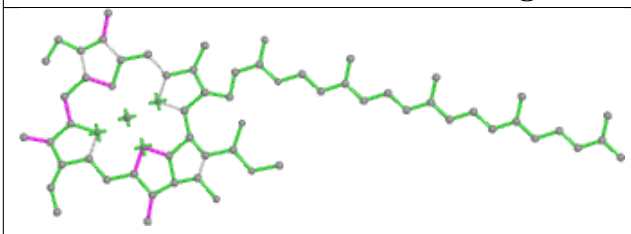

Bond lengths

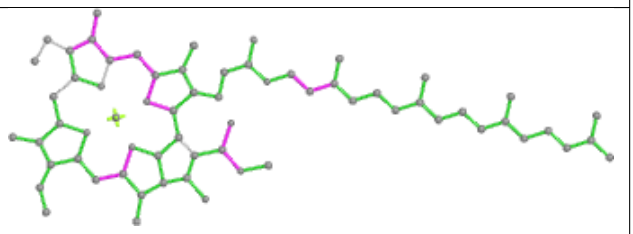

Bond angles

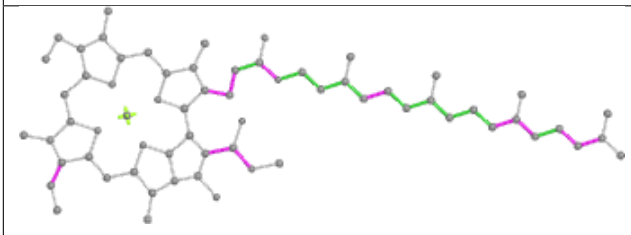

Torsions

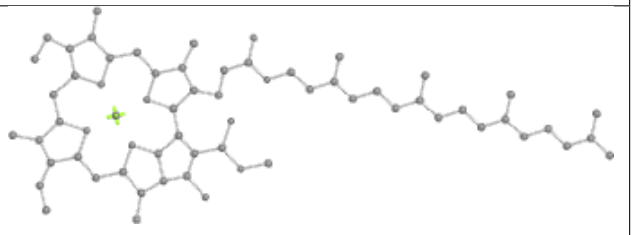

Rings

Ligand PEB JB 201

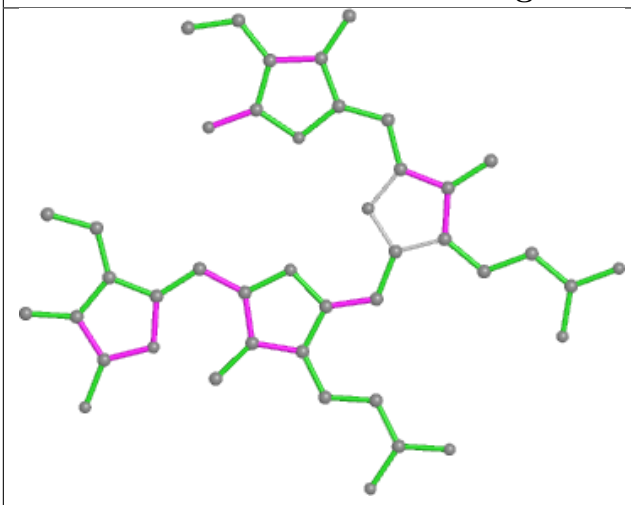

Bond lengths

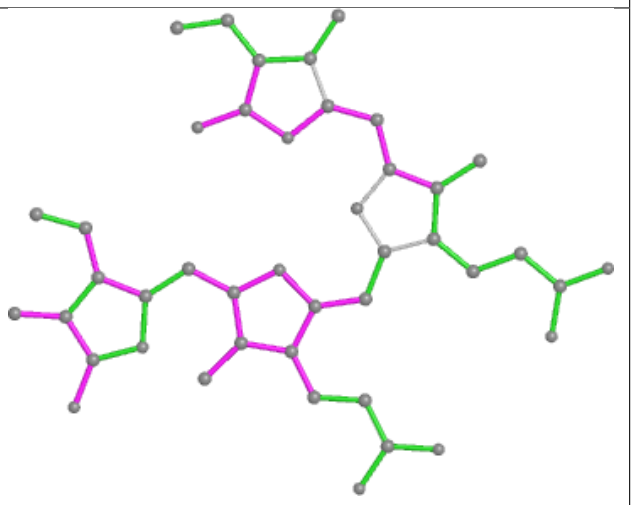

Bond angles

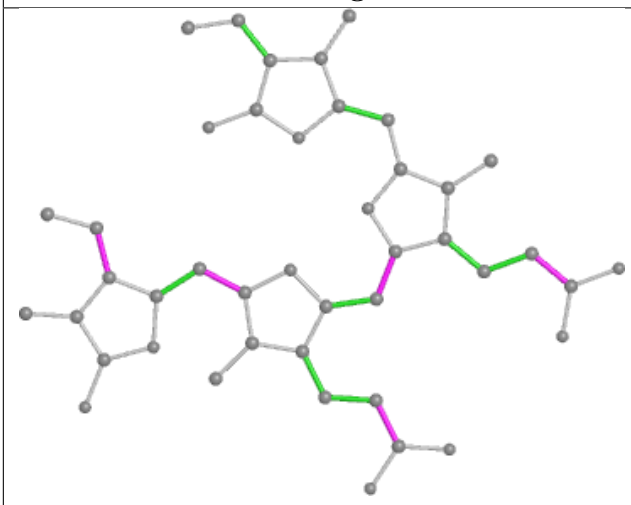

Torsions

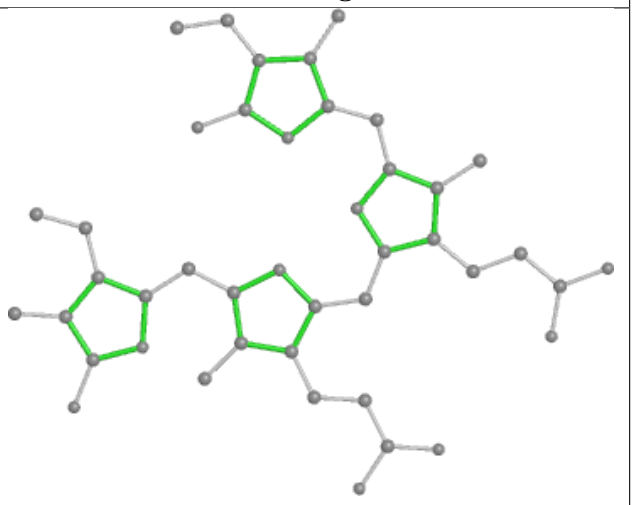

Rings

Ligand PEB WB 401

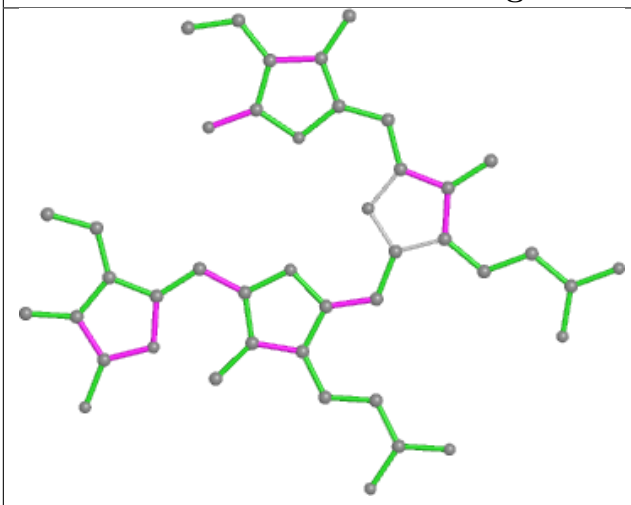

Bond lengths

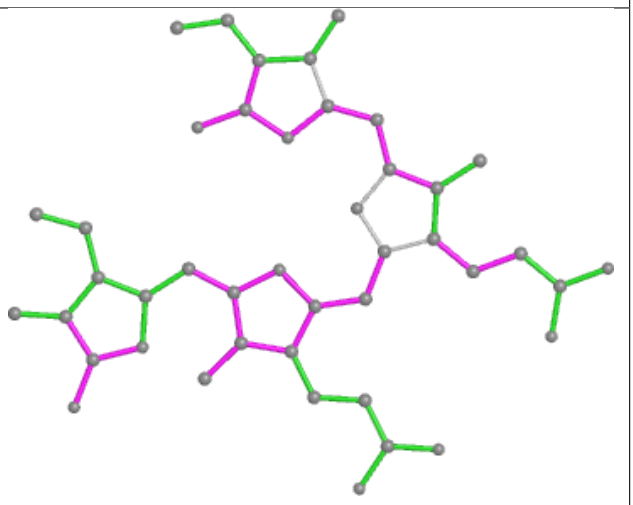

Bond angles

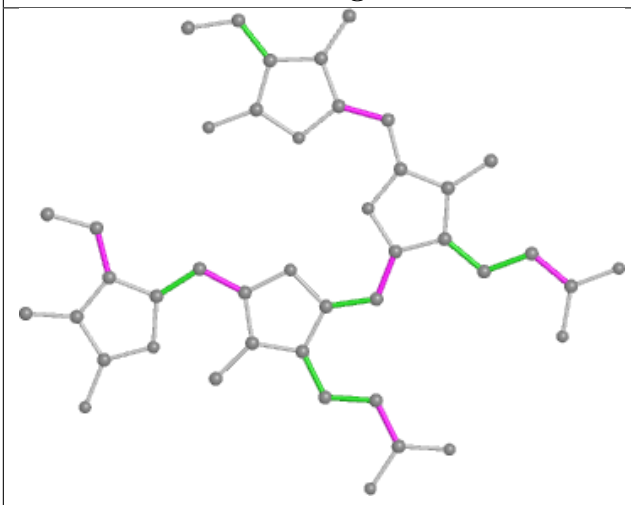

Torsions

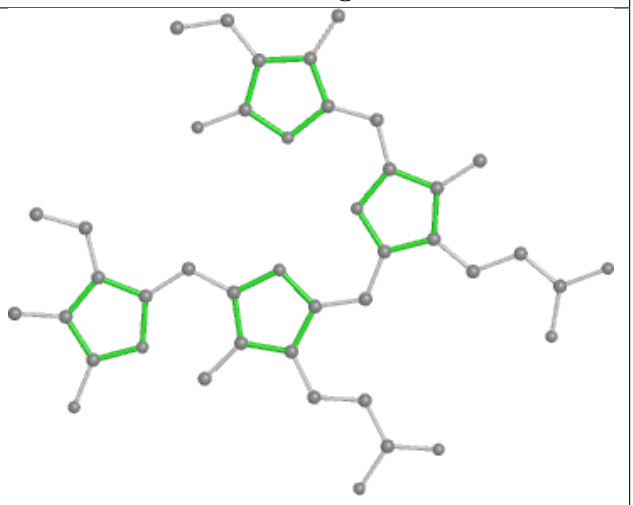

Rings

Ligand PEB M9 304

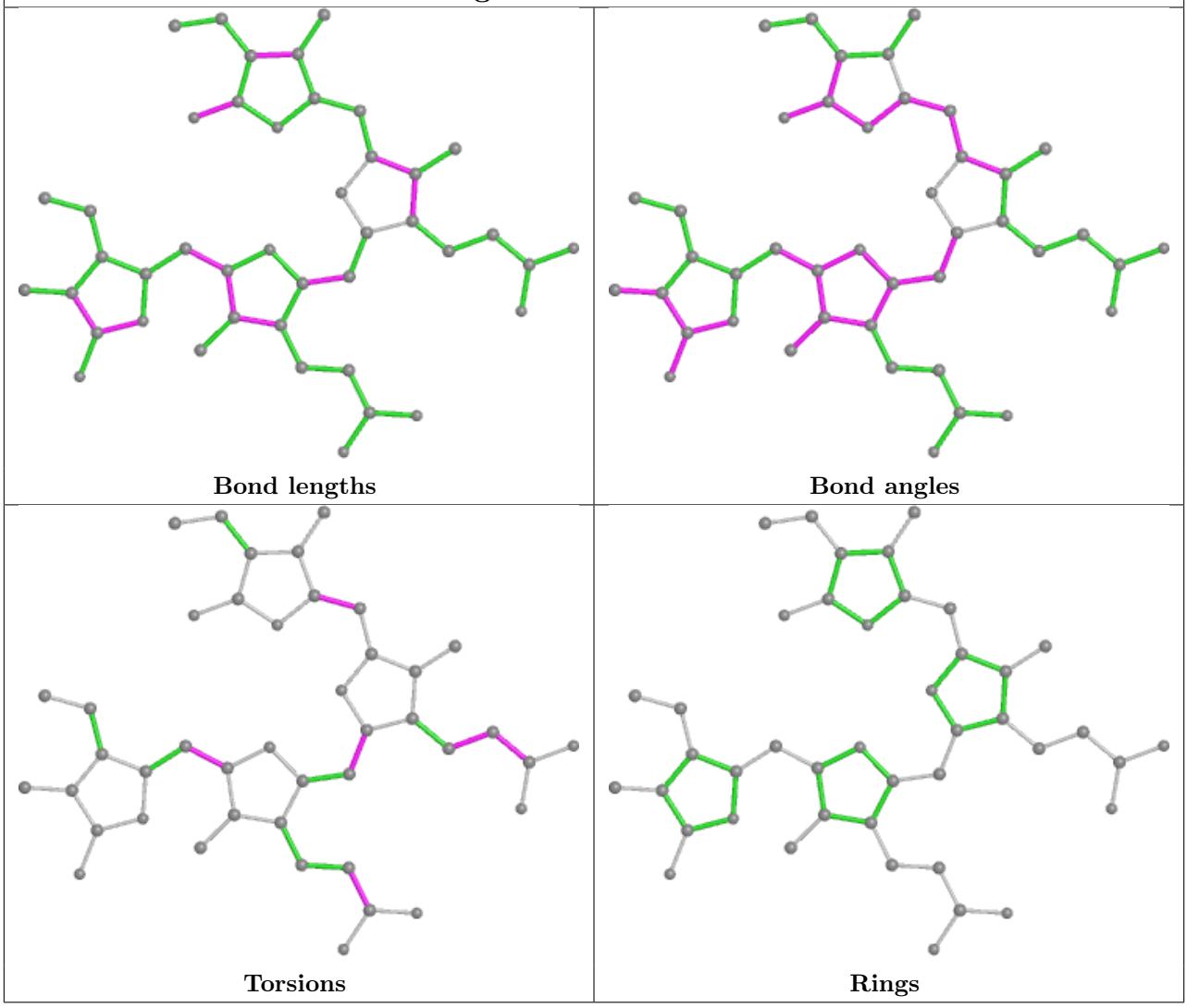

Ligand LMG b6 620

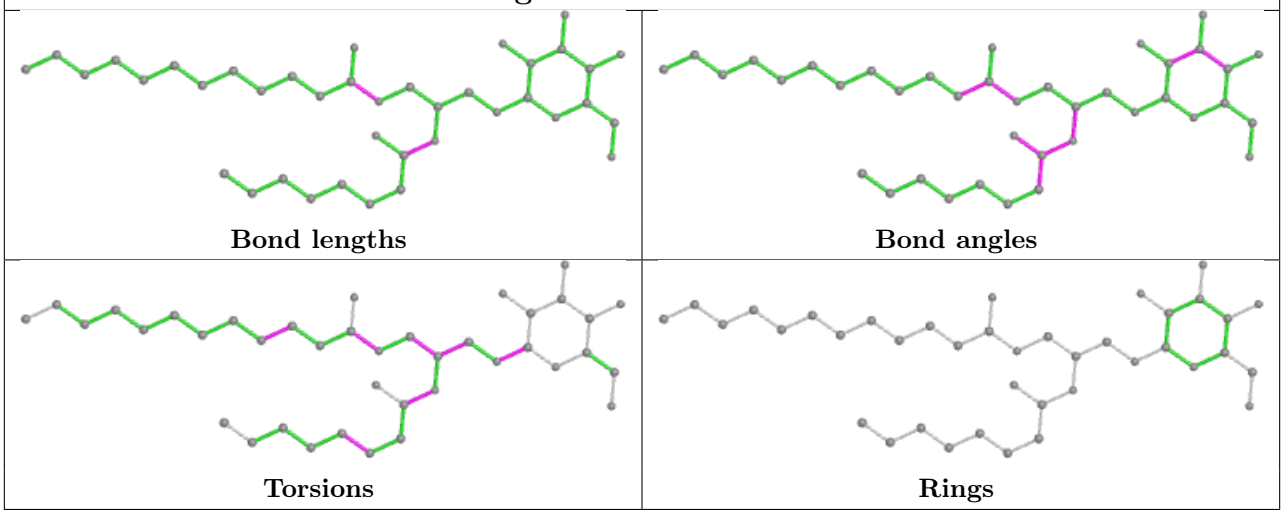

Ligand CLA R2 202

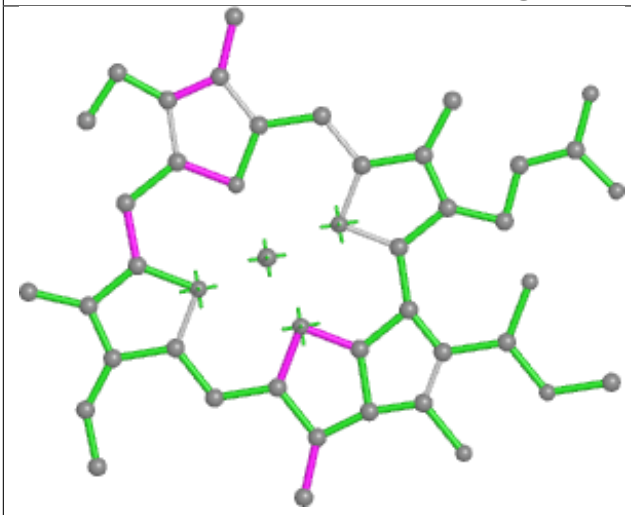

Bond lengths

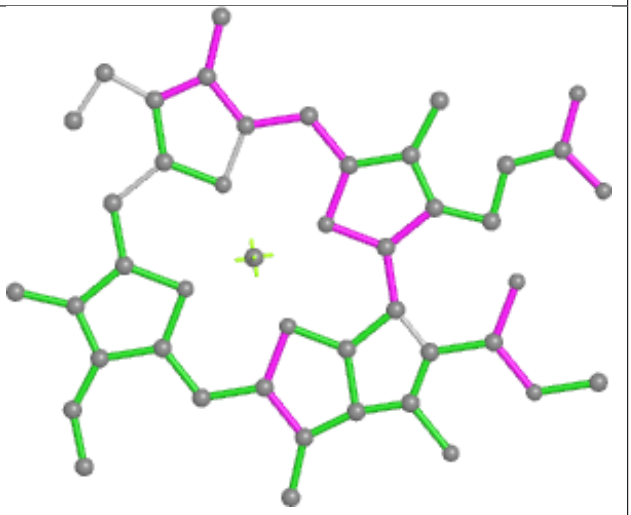

Bond angles

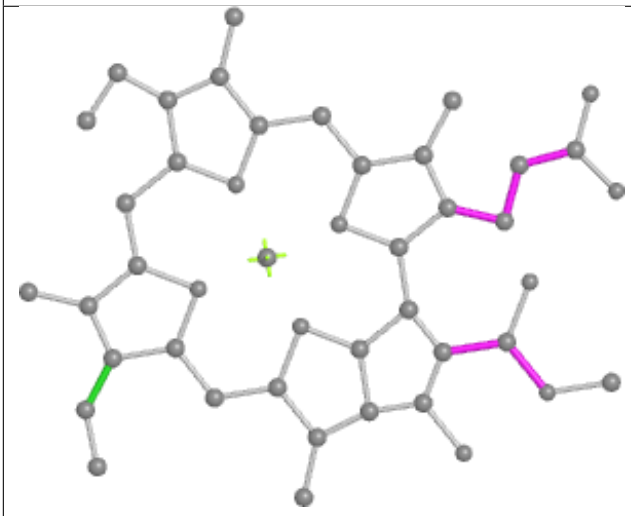

Torsions

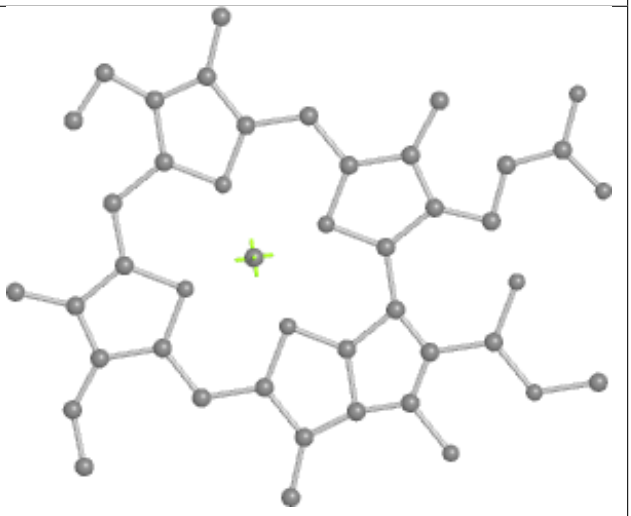

Rings

Ligand PEB N7 201

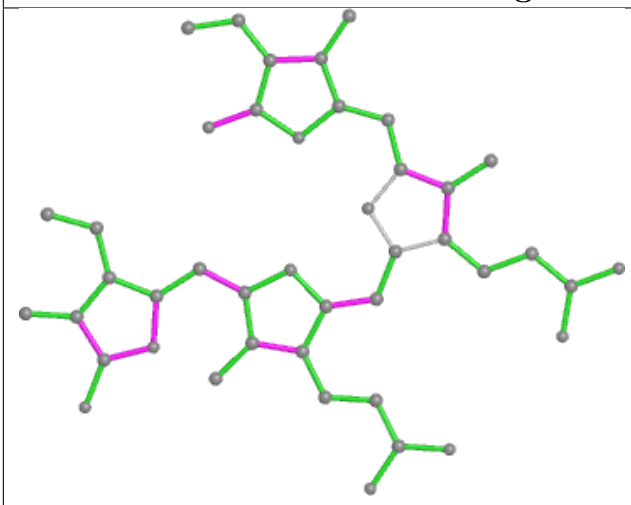

Bond lengths

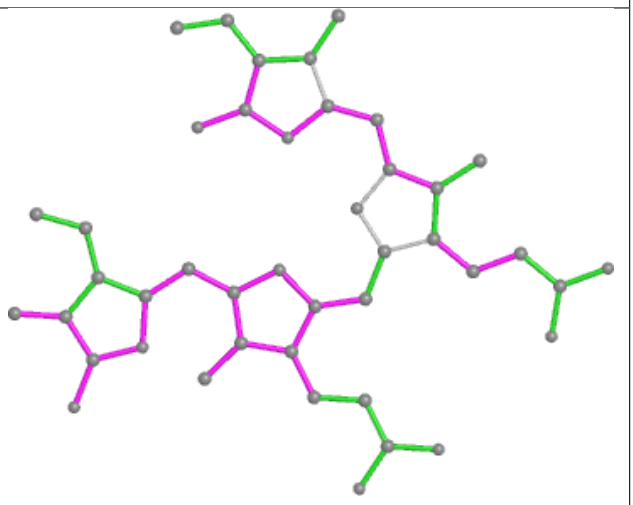

Bond angles

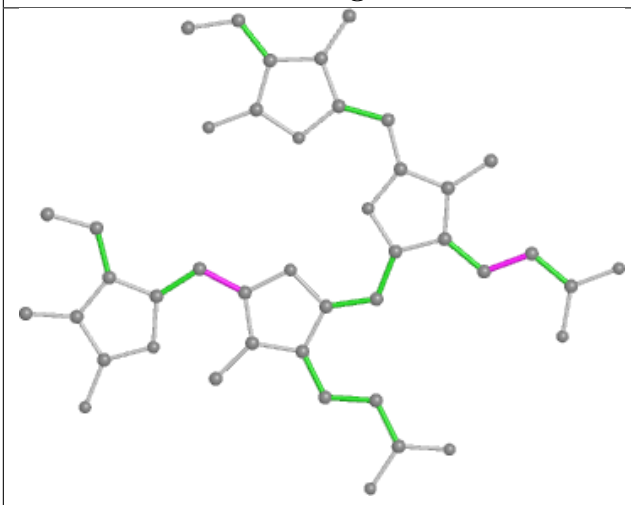

Torsions

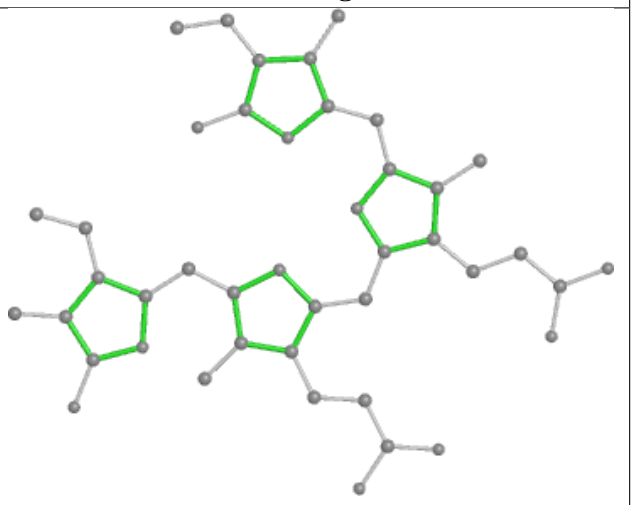

Rings

Ligand CYC J1 1001

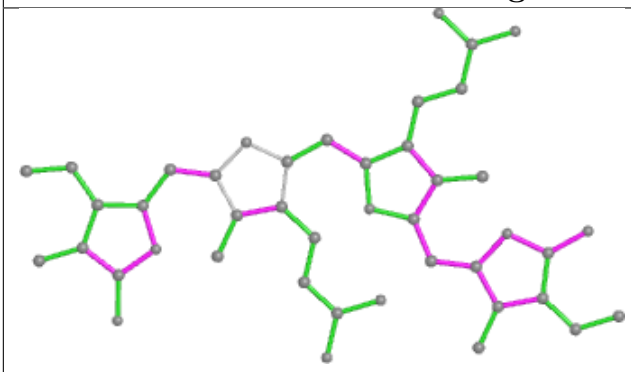

Bond lengths

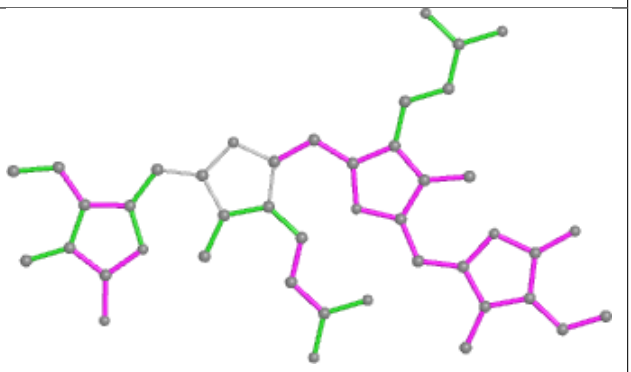

Bond angles

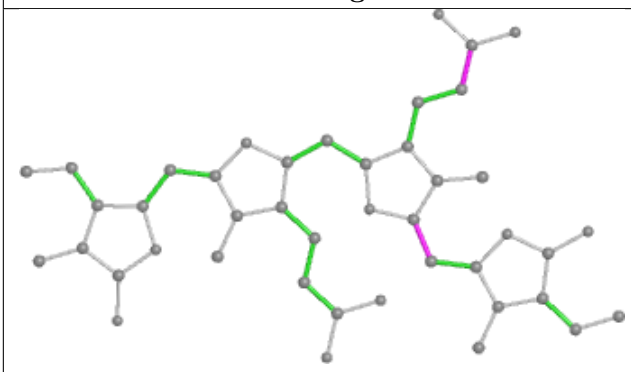

Torsions

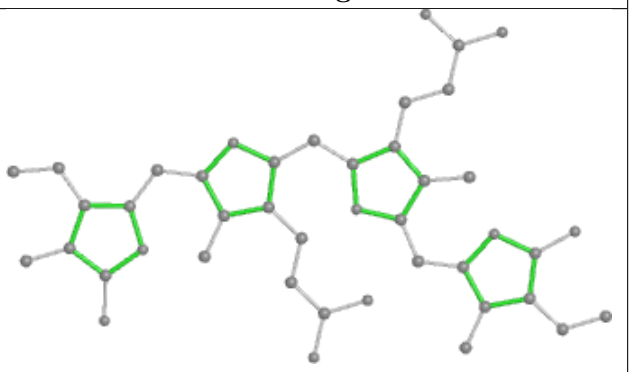

Rings

Ligand BCR J2 103

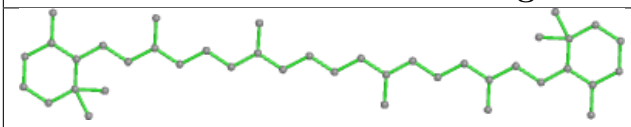

Bond lengths

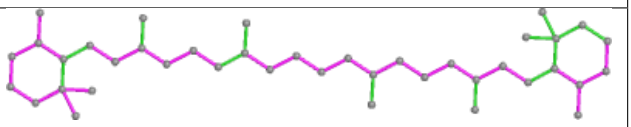

Bond angles

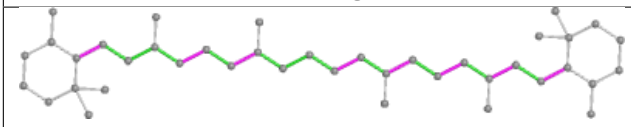

Torsions

Rings

Ligand PEB j4 202

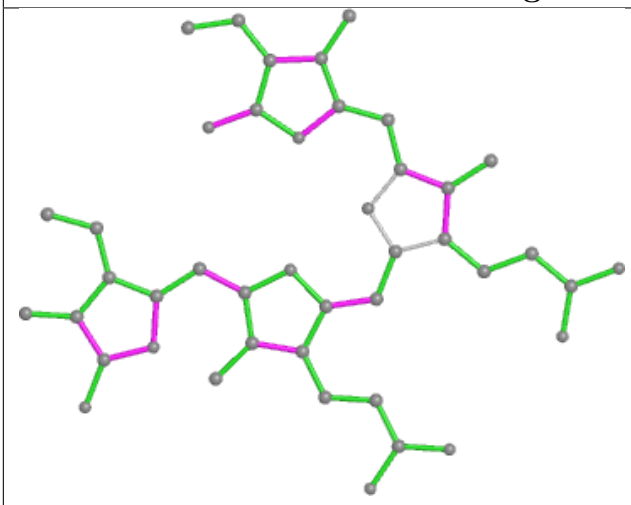

Bond lengths

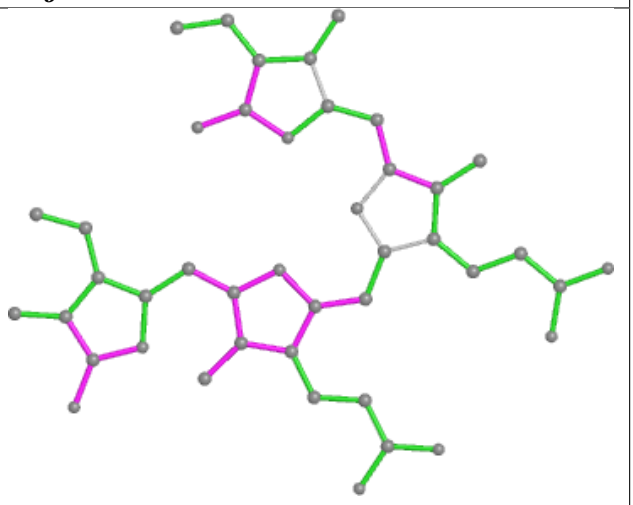

Bond angles

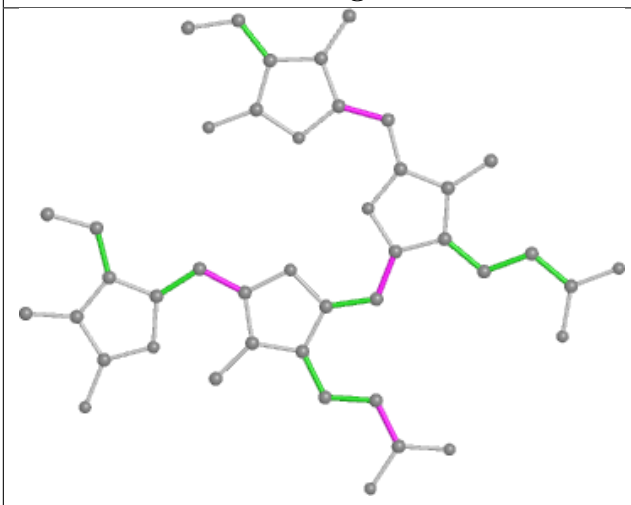

Torsions

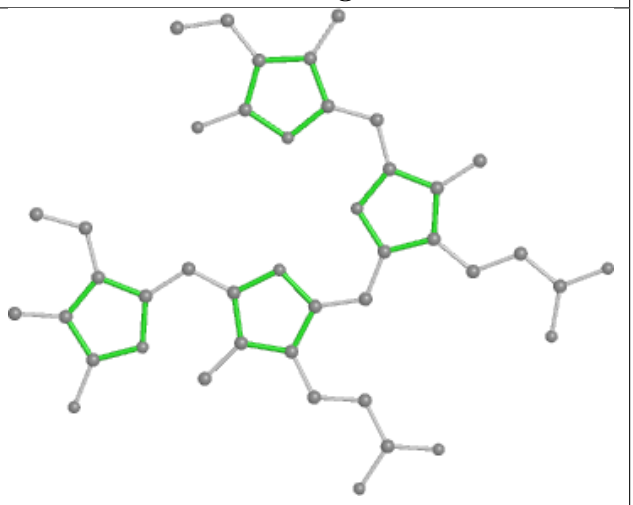

Rings

Ligand PEB A7 201

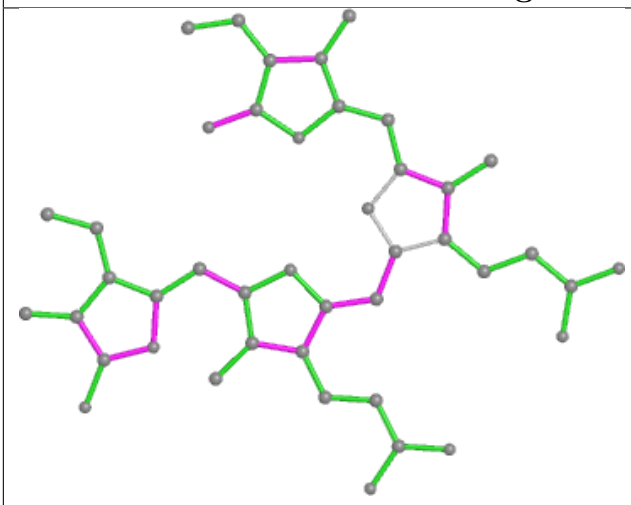

Bond lengths

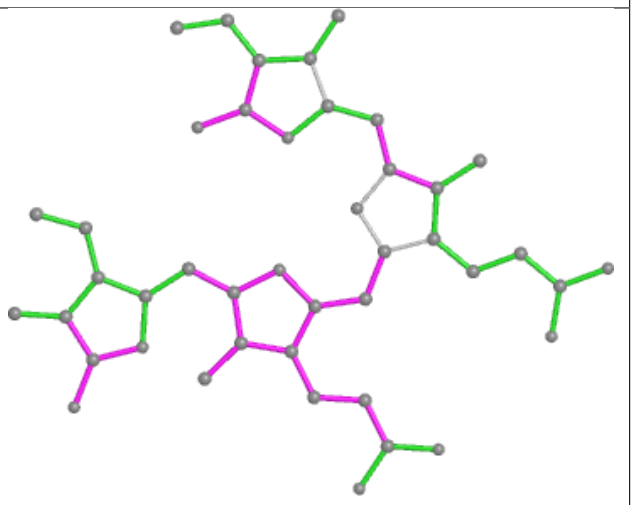

Bond angles

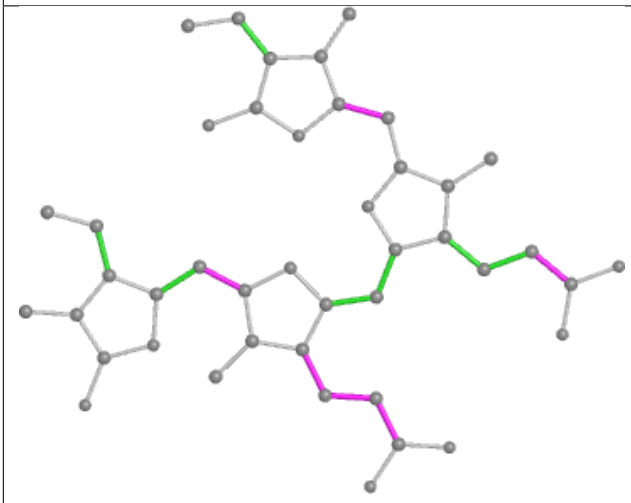

Torsions

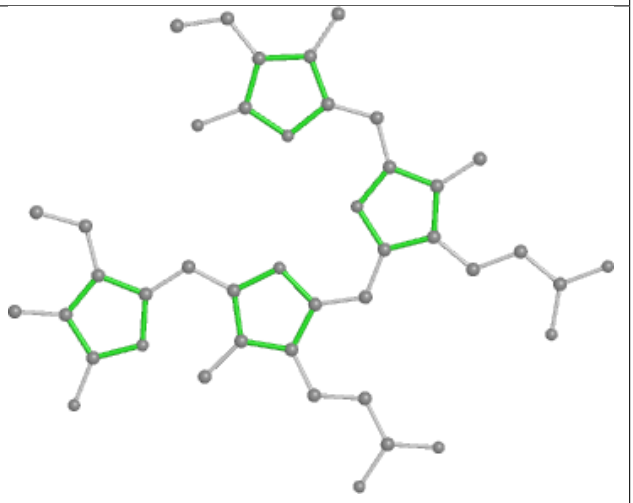

Rings

Ligand PEB pK 201

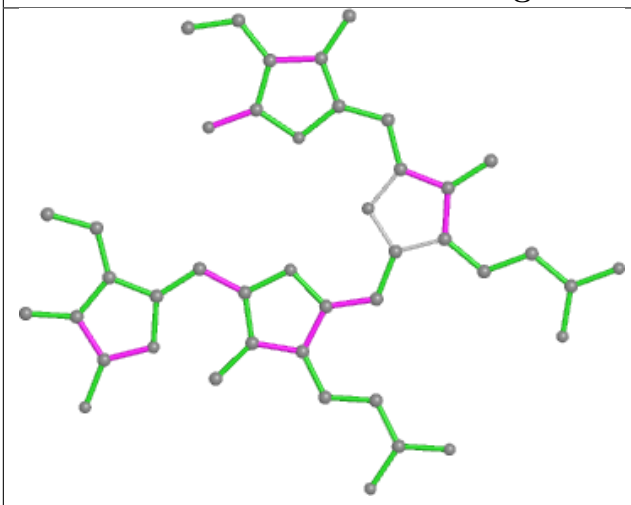

Bond lengths

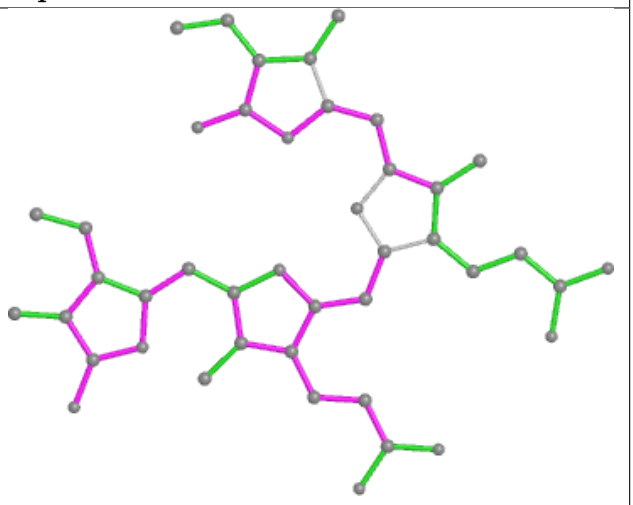

Bond angles

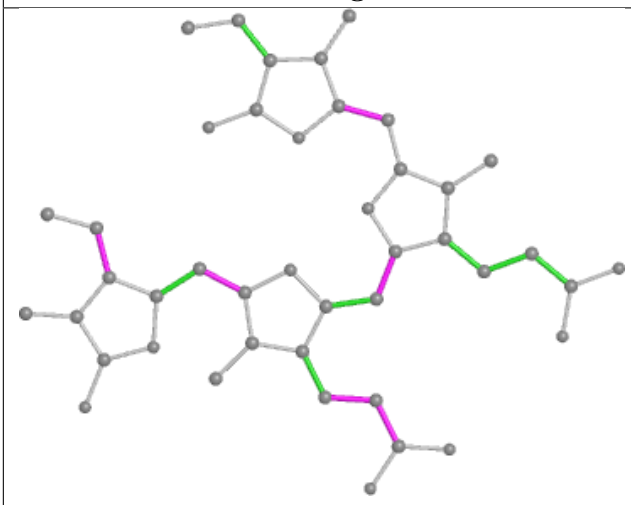

Torsions

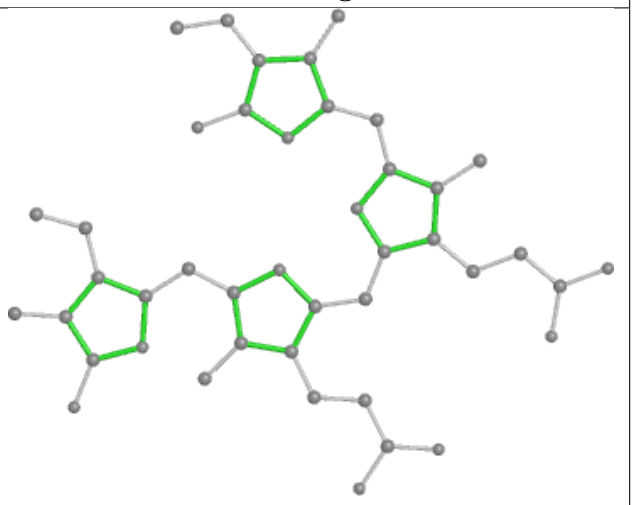

Rings

Ligand PEB M9 301

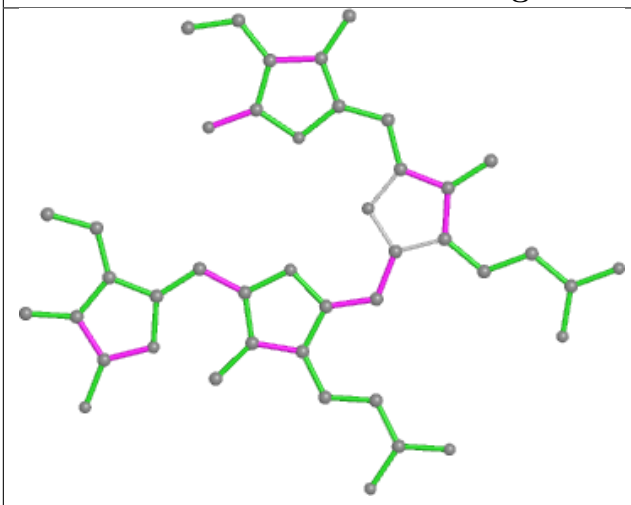

Bond lengths

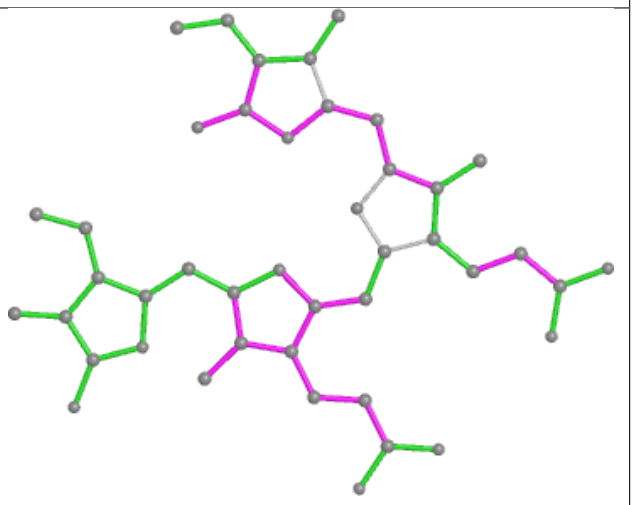

Bond angles

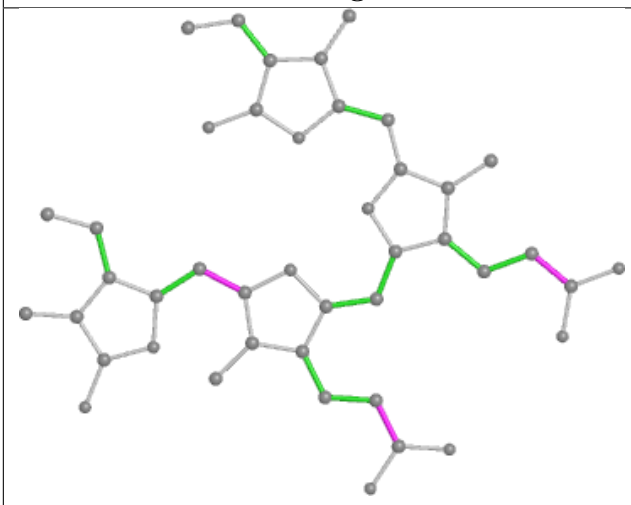

Torsions

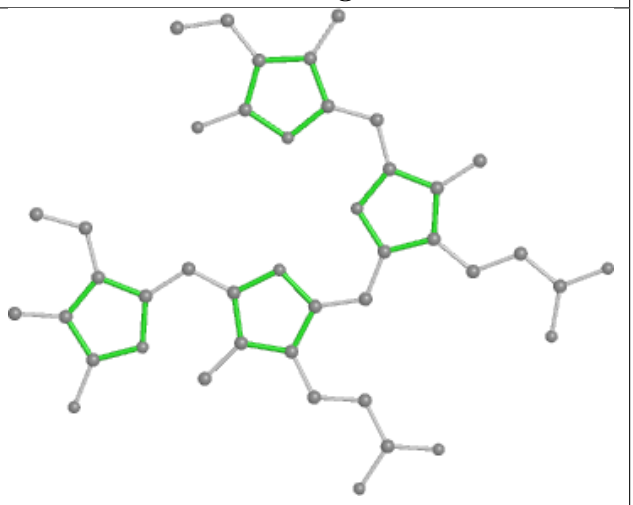

Rings

Ligand PEB EB 501

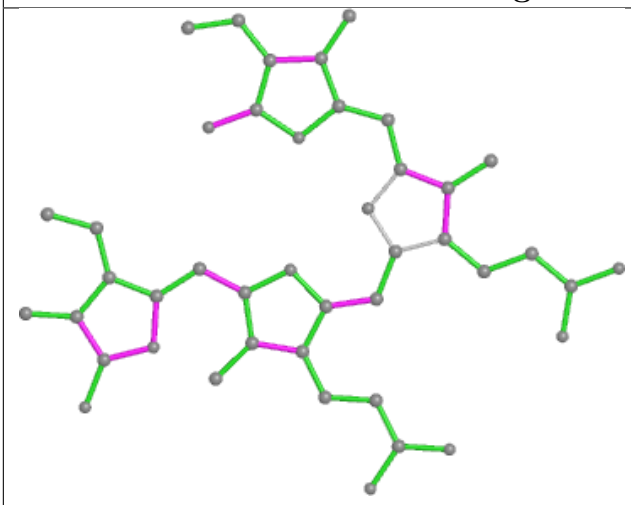

Bond lengths

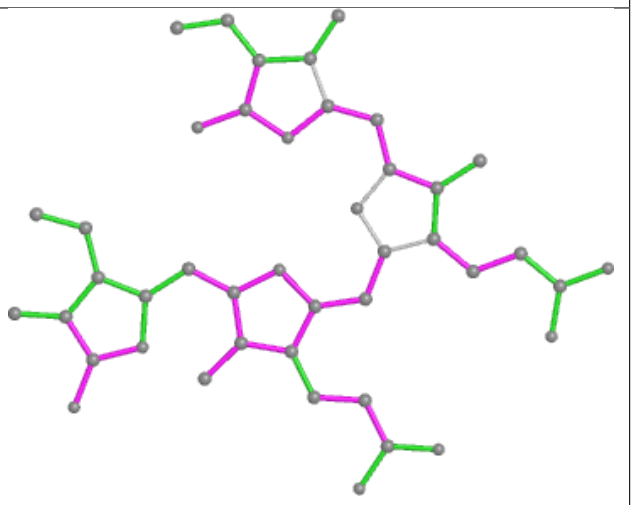

Bond angles

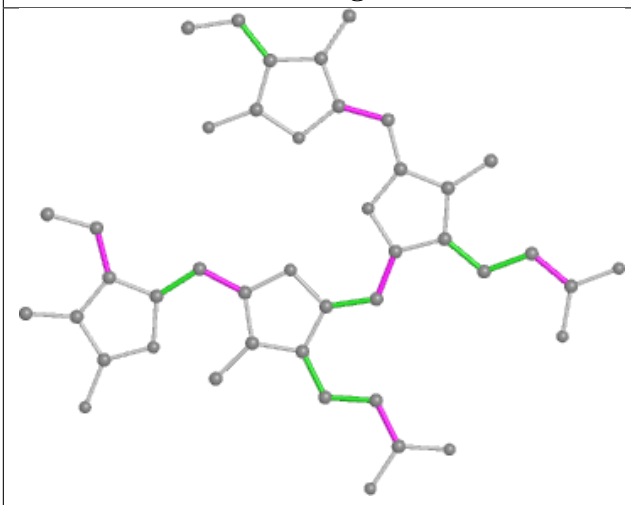

Torsions

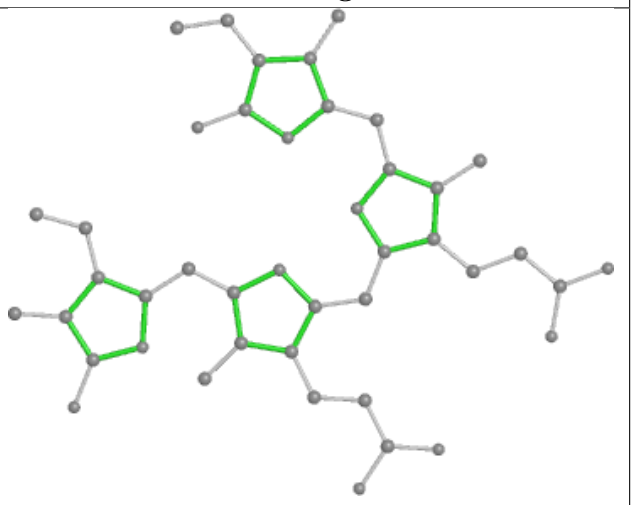

Rings

Ligand CLA 8N 307

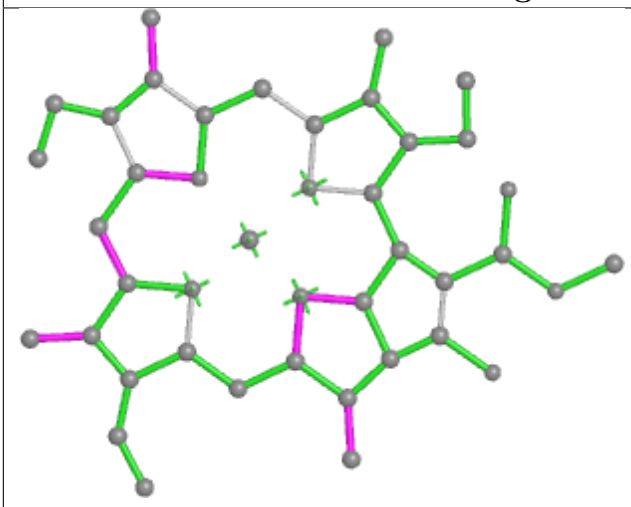

Bond lengths

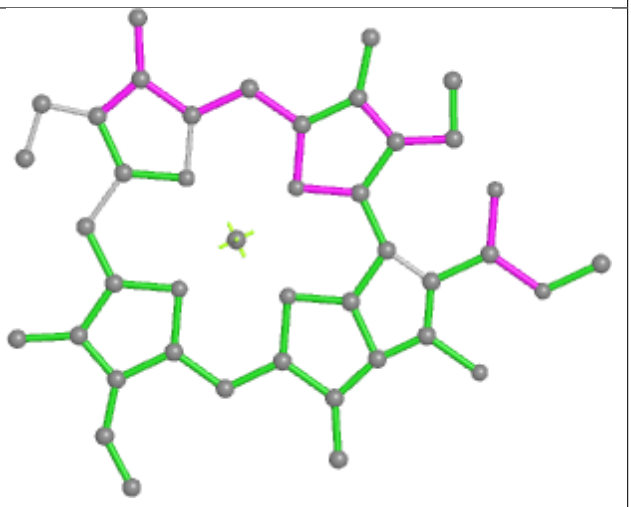

Bond angles

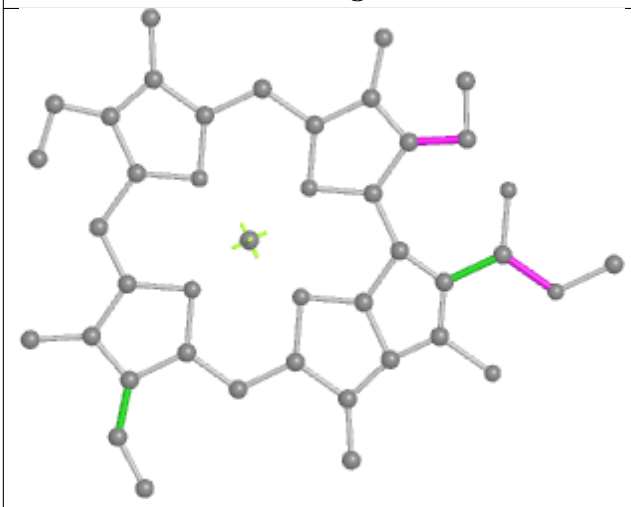

Torsions

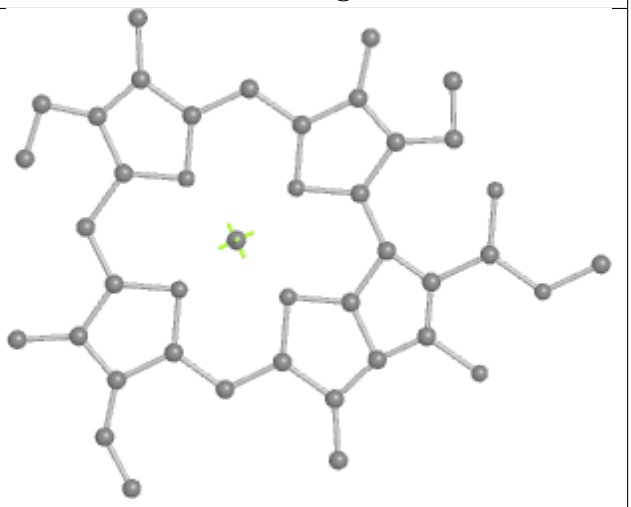

Rings

Ligand PEB NB 201

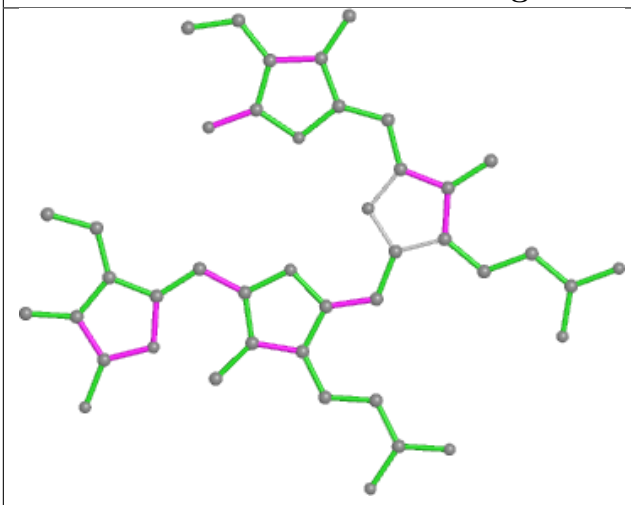

Bond lengths

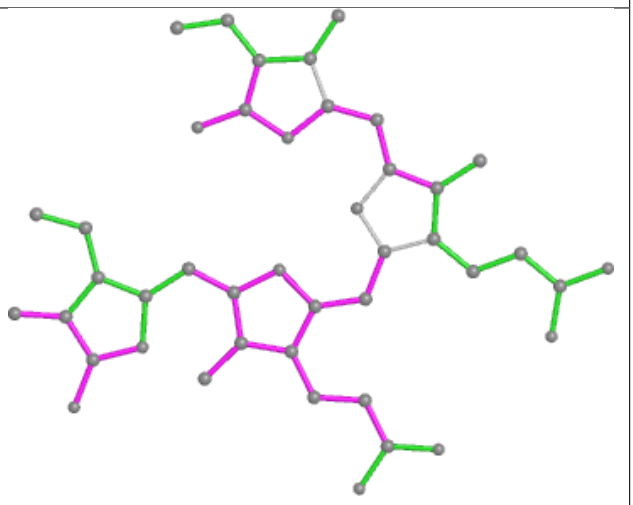

Bond angles

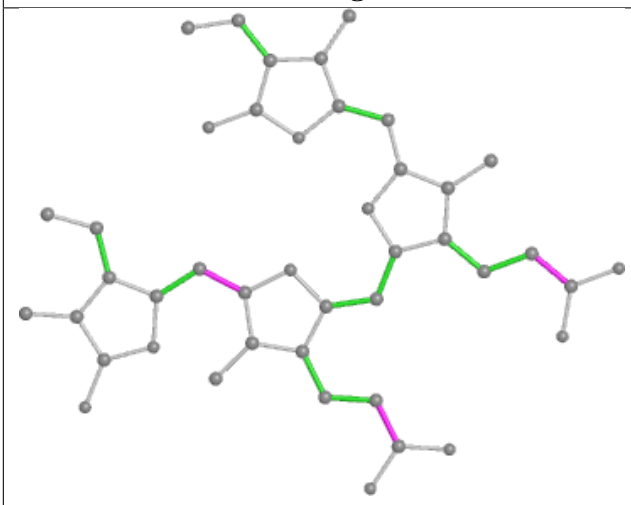

Torsions

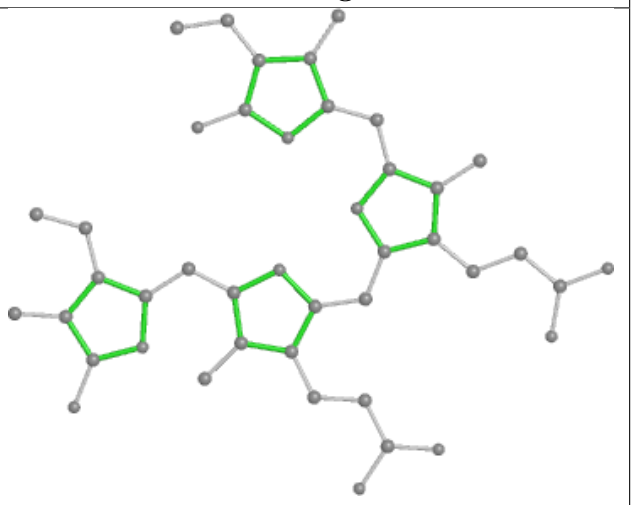

Rings

Ligand PEB eG 203

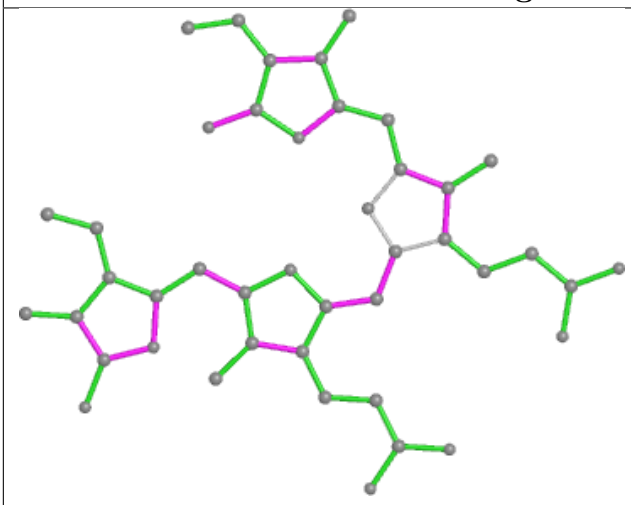

Bond lengths

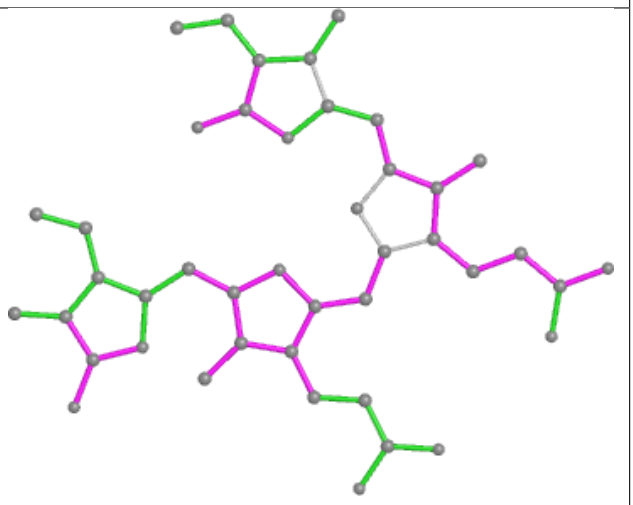

Bond angles

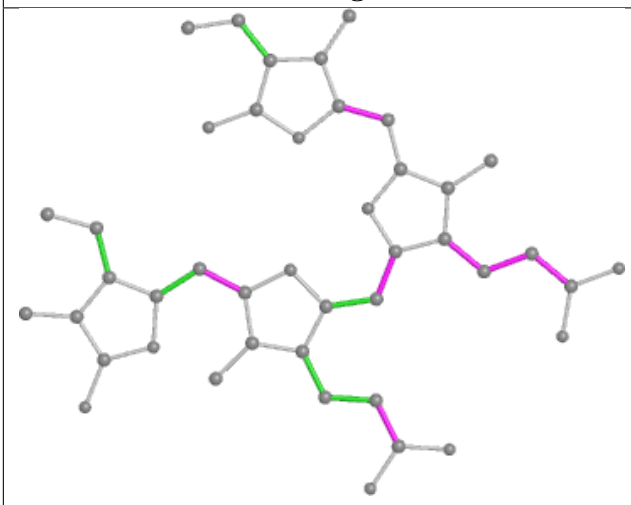

Torsions

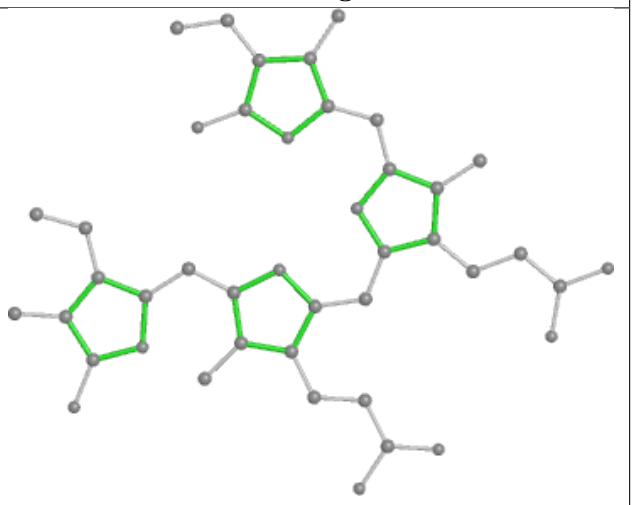

Rings

Ligand PEB KF 202

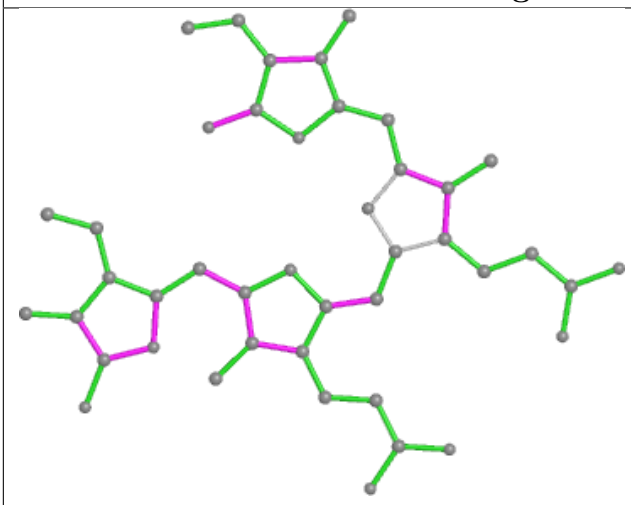

Bond lengths

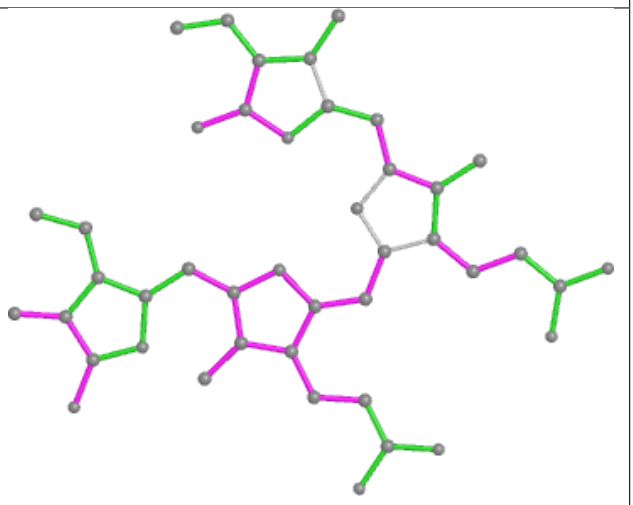

Bond angles

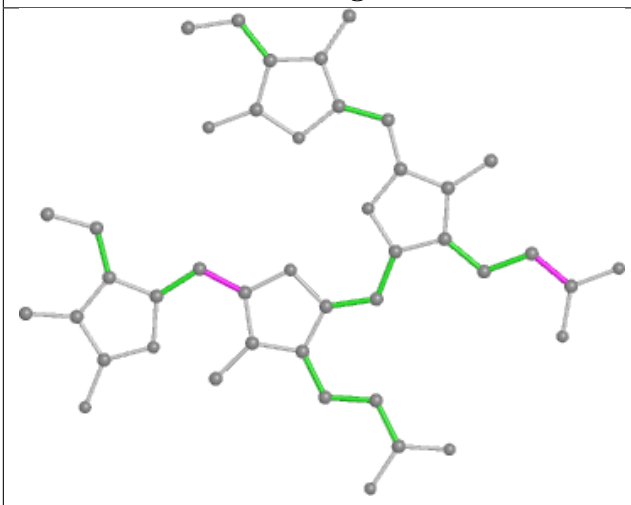

Torsions

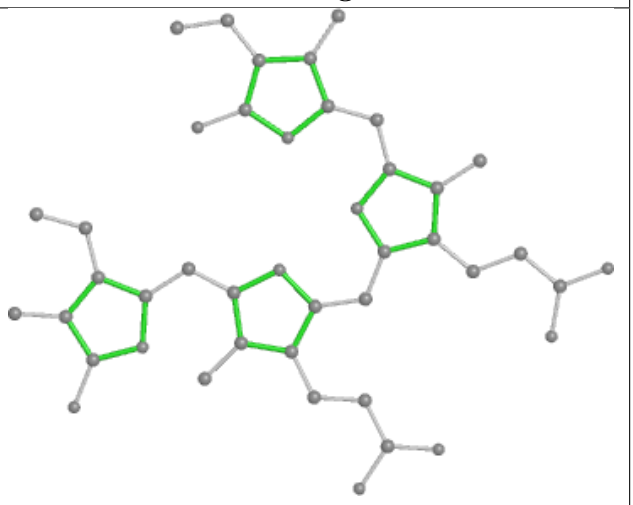

Rings

Ligand PEB R7 203

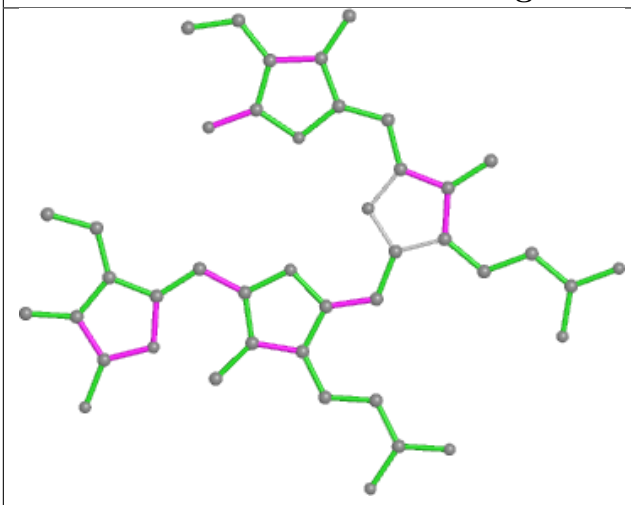

Bond lengths

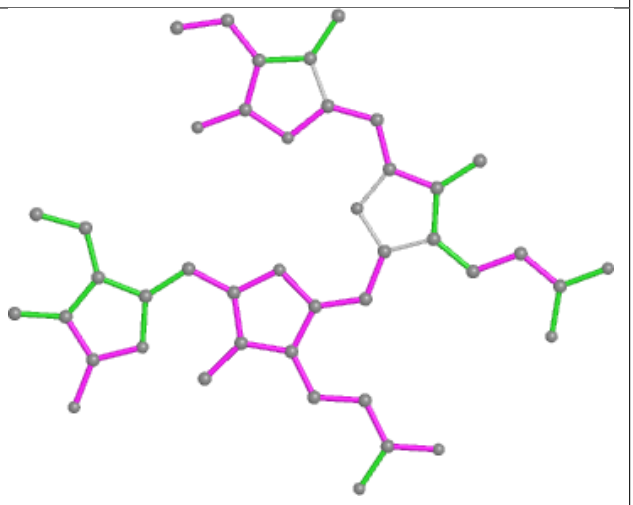

Bond angles

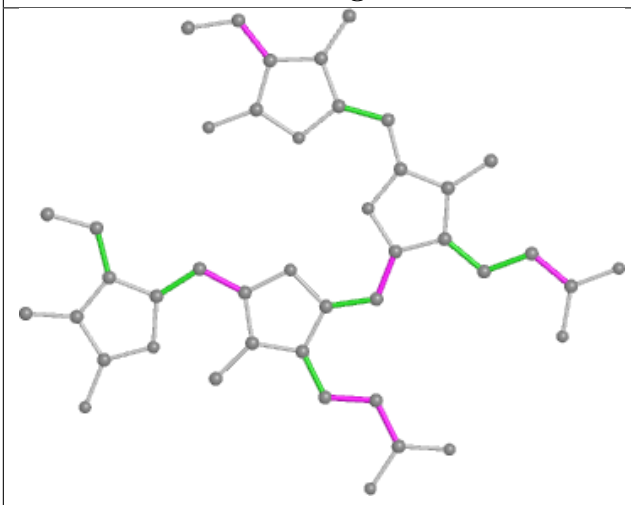

Torsions

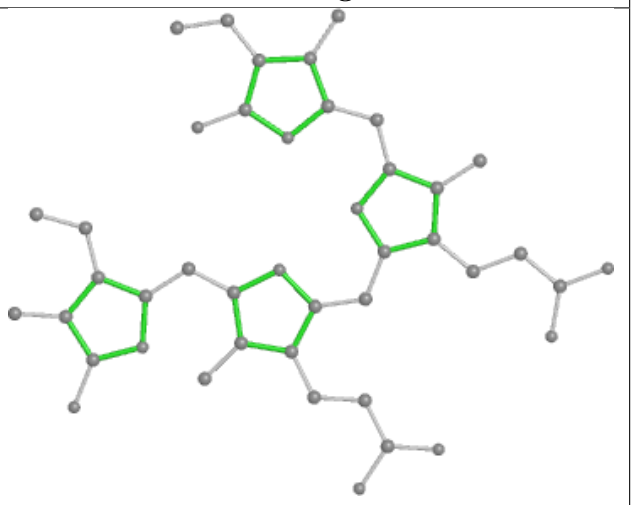

Rings

Ligand LHG L6 101

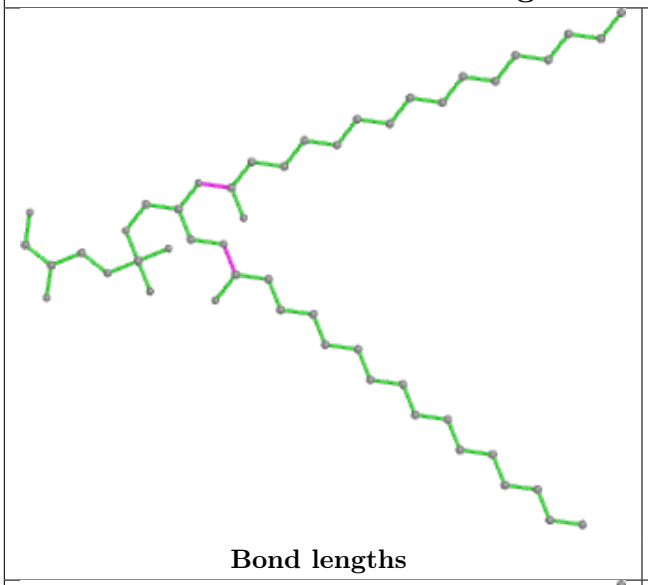

Bond lengths

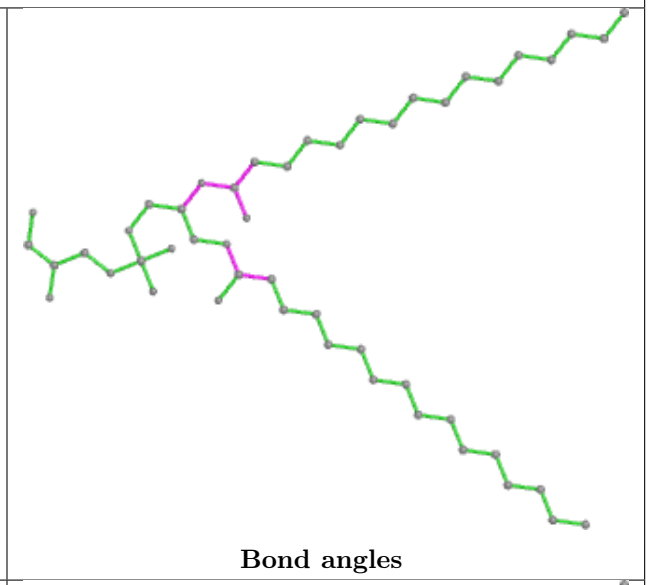

Bond angles

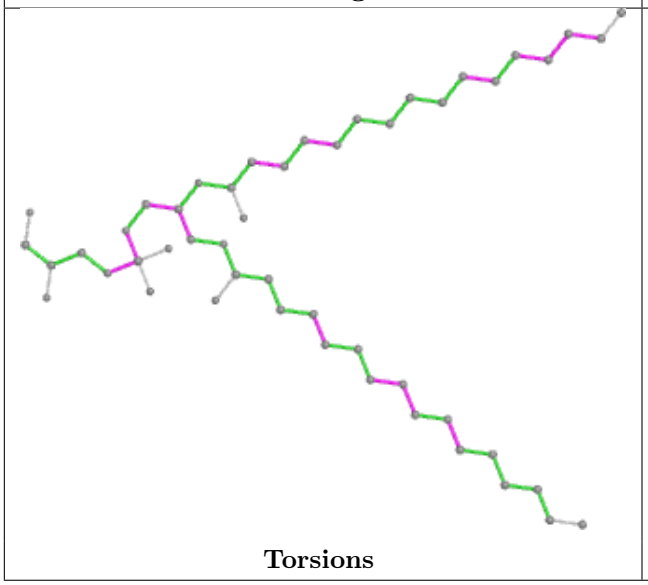

Torsions

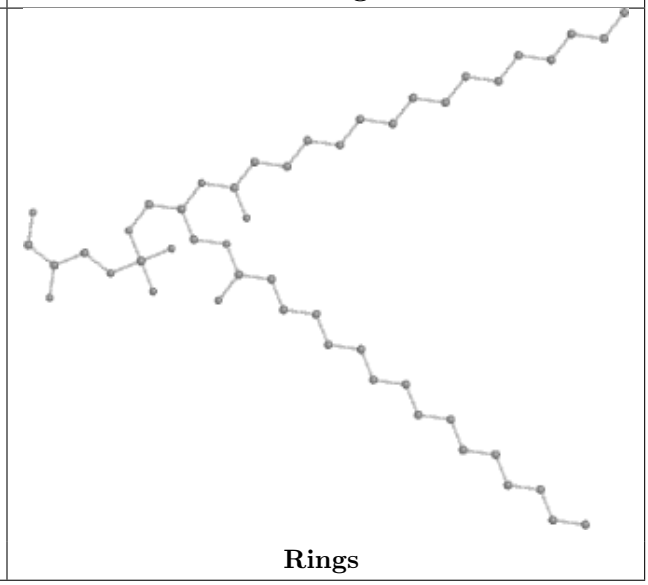

Rings

Ligand PEB aK 203

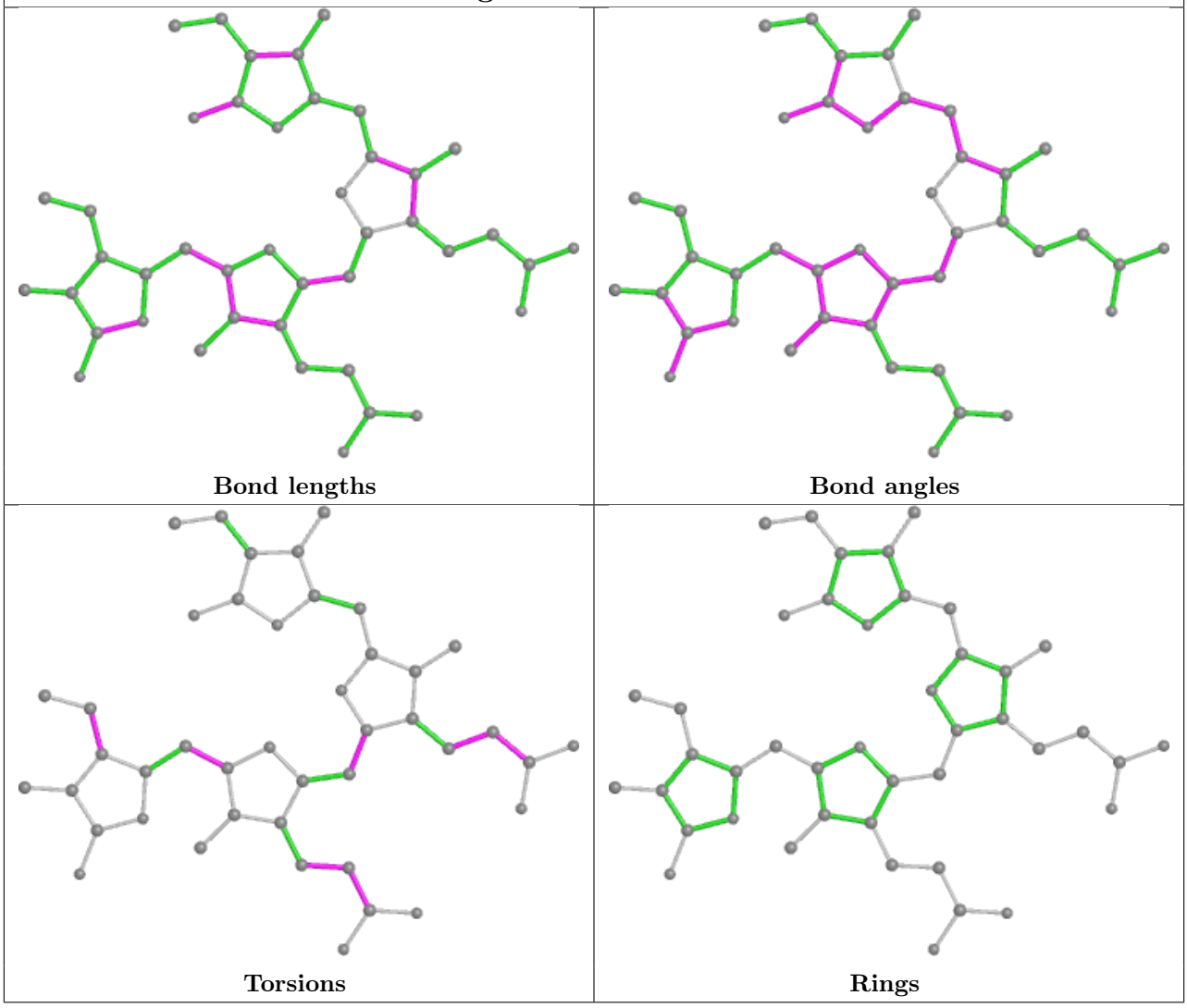

Ligand BCR BL 618

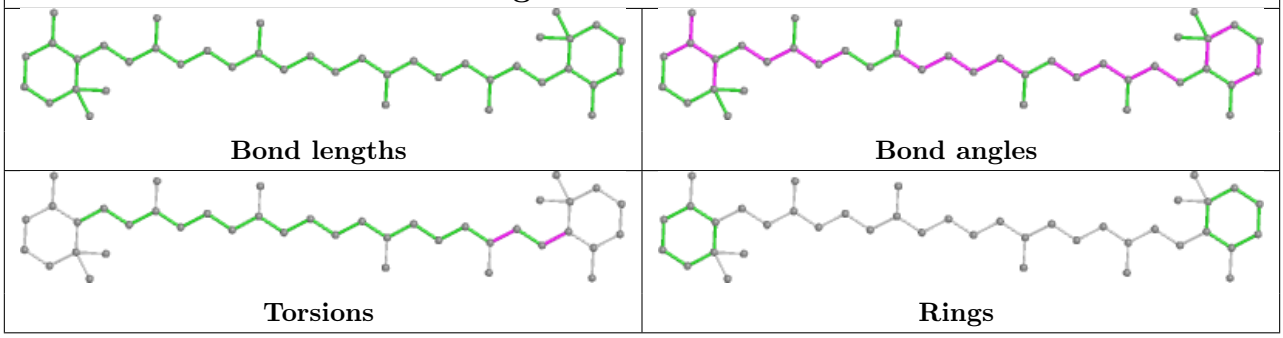

Ligand CLA A2 838

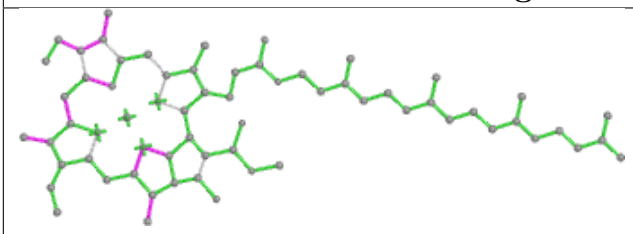

Bond lengths

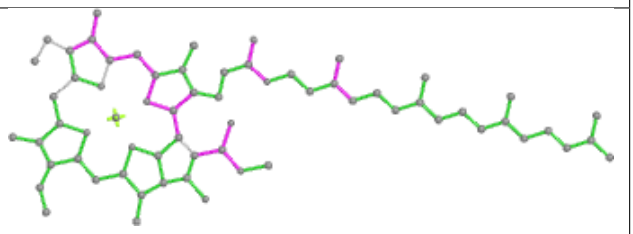

Bond angles

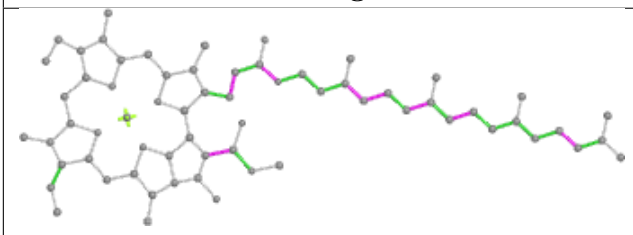

Torsions

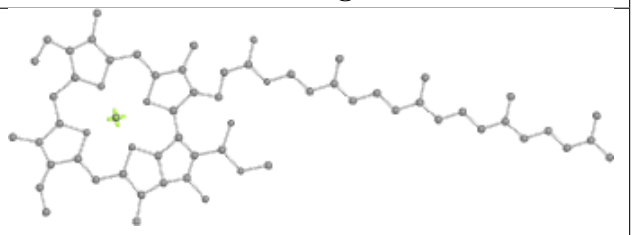

Rings

Ligand PEB vF 202

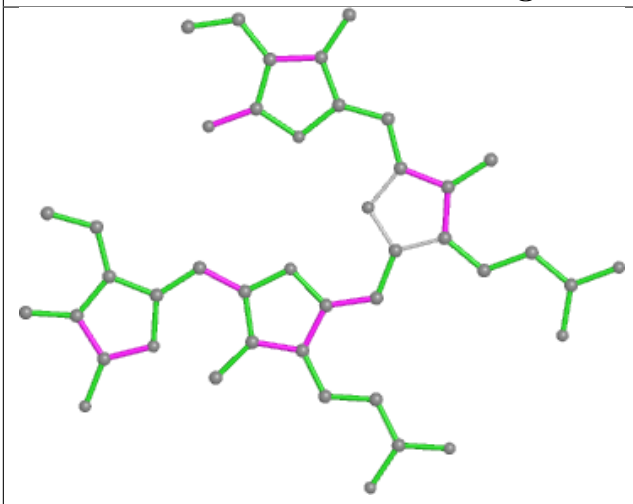

Bond lengths

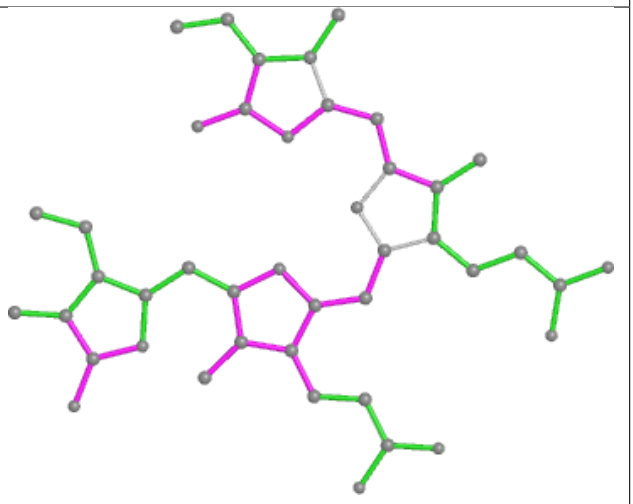

Bond angles

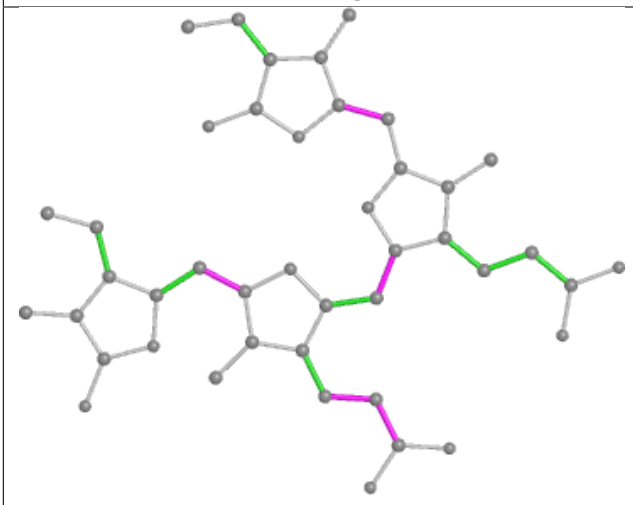

Torsions

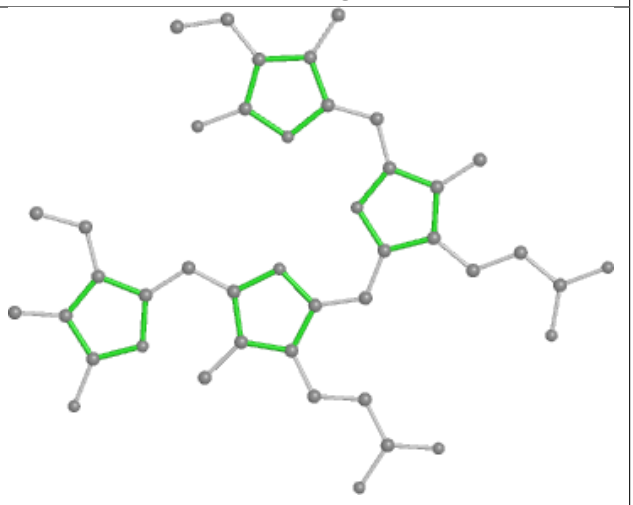

Rings

Ligand PEB AI 203

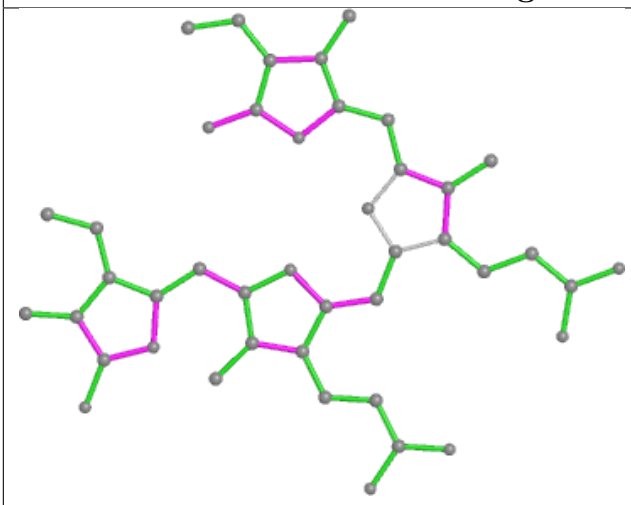

Bond lengths

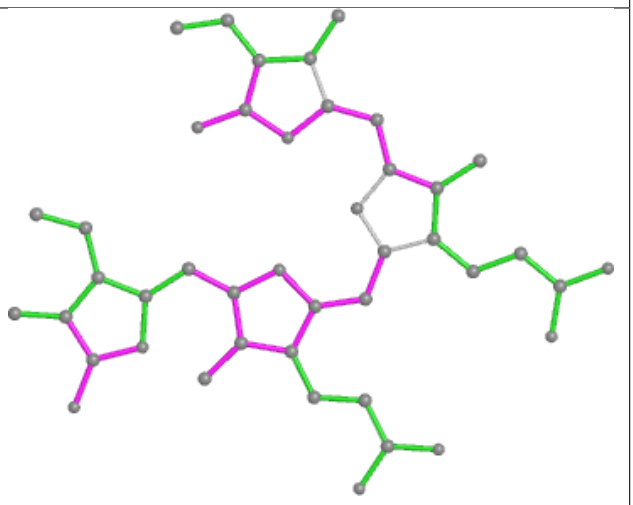

Bond angles

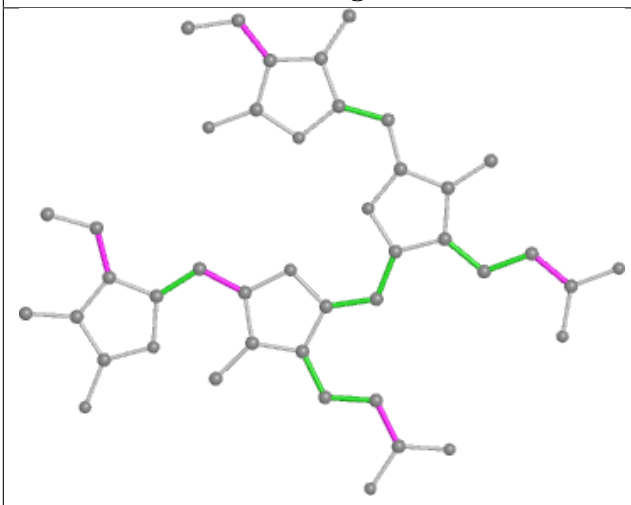

Torsions

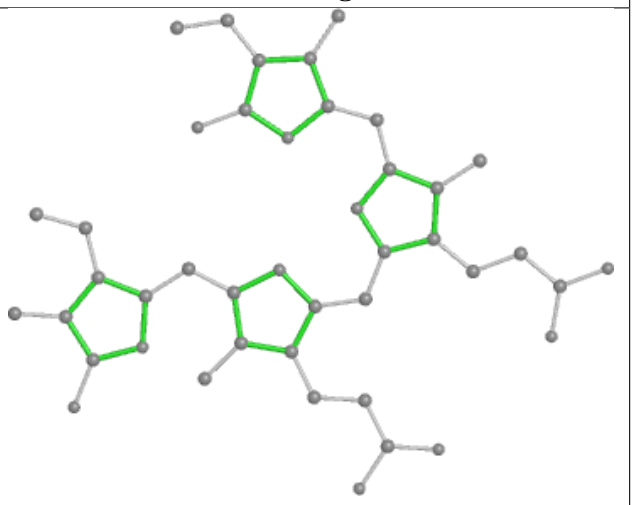

Rings

Ligand PEB QF 201

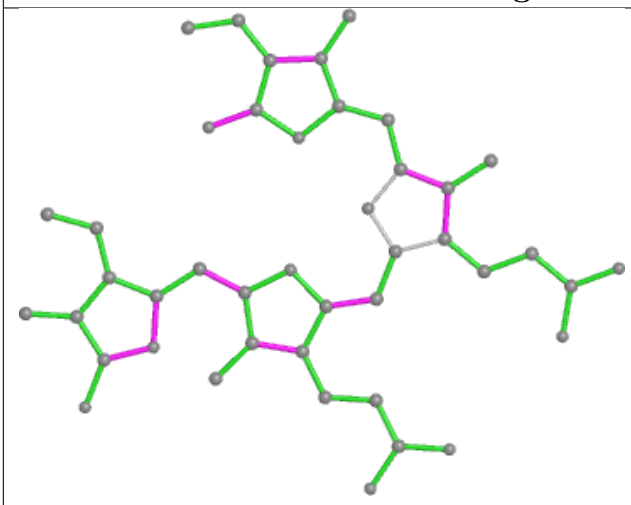

Bond lengths

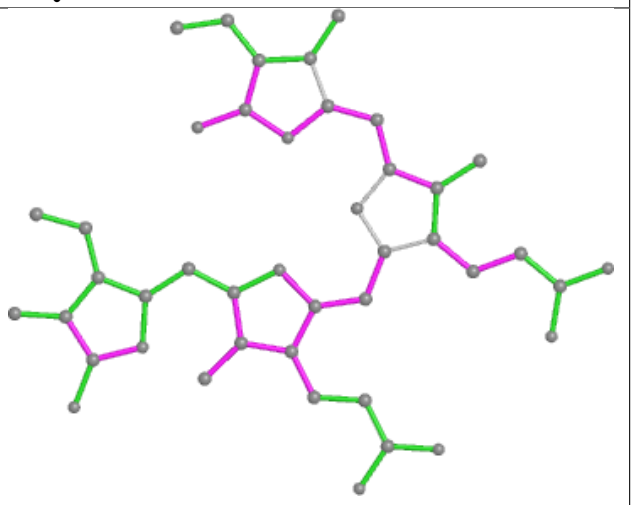

Bond angles

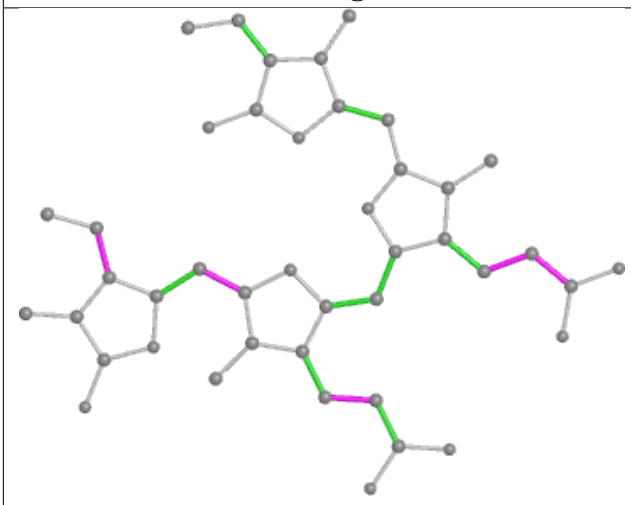

Torsions

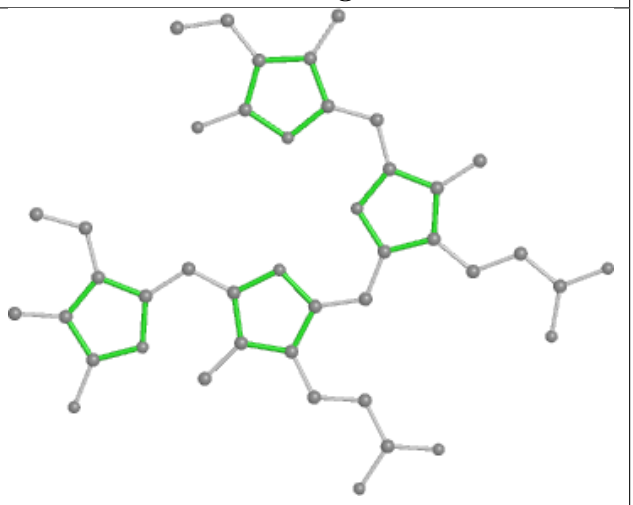

Rings

Ligand PEB UP 201

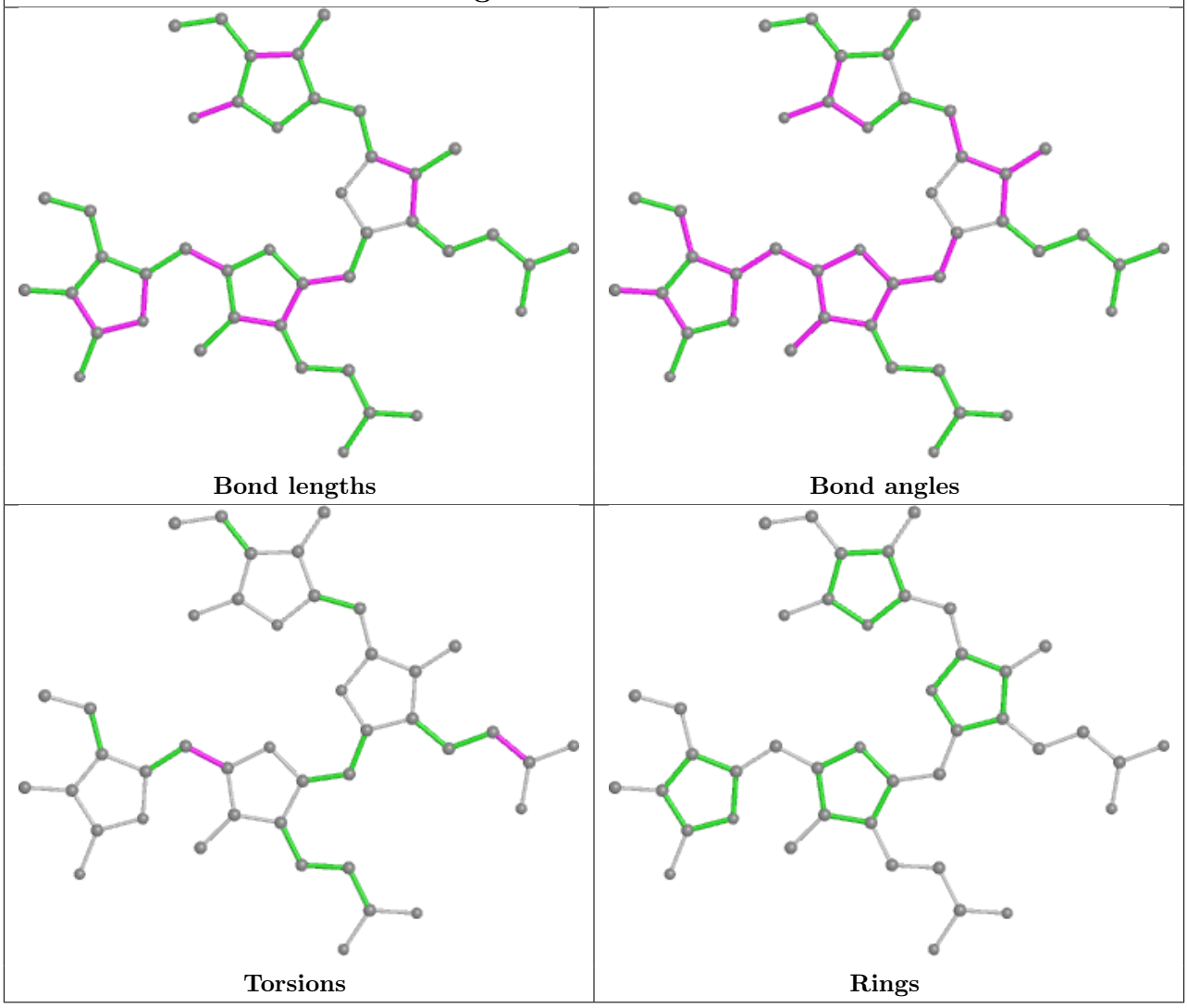

Ligand LMG dL 407

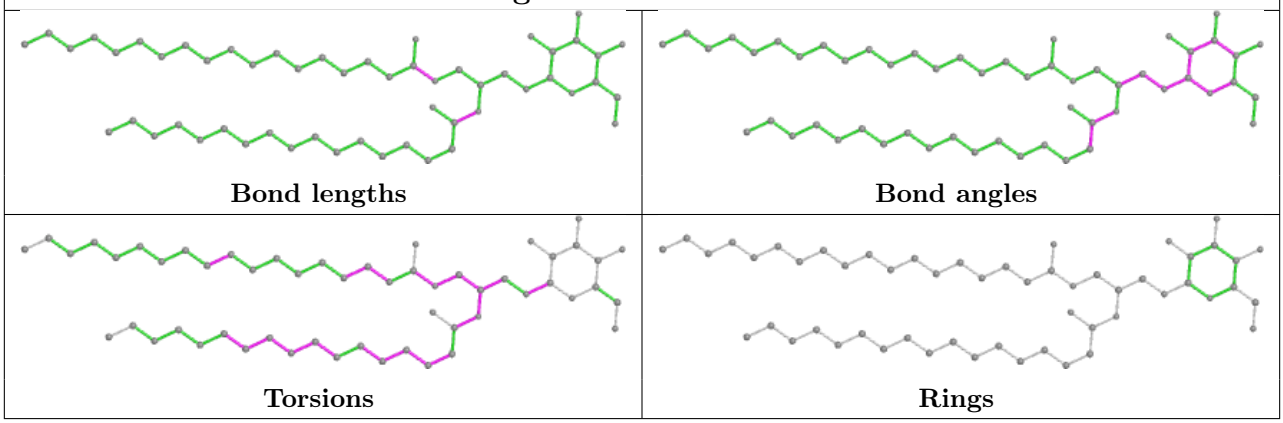

Ligand PEB dM 202

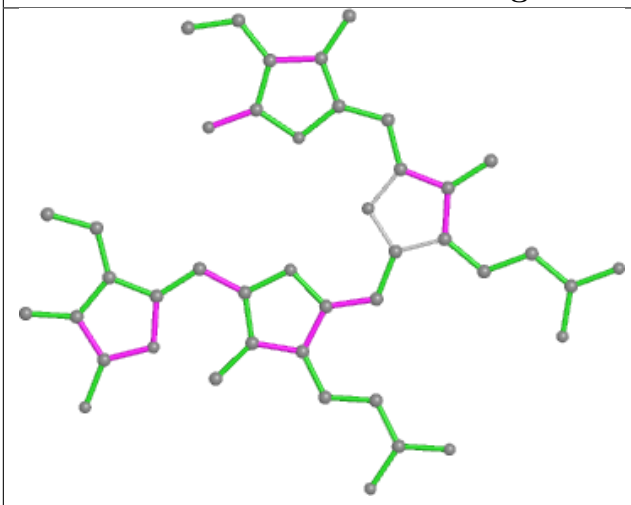

Bond lengths

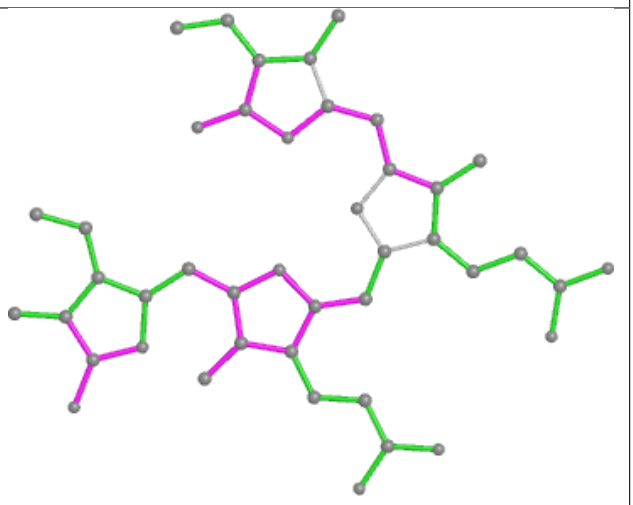

Bond angles

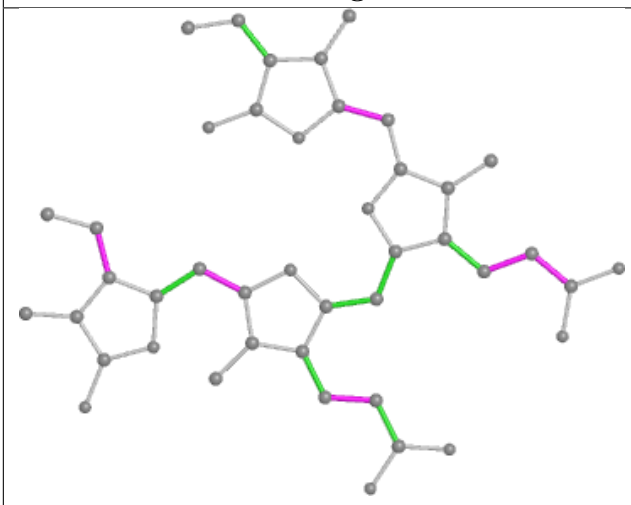

Torsions

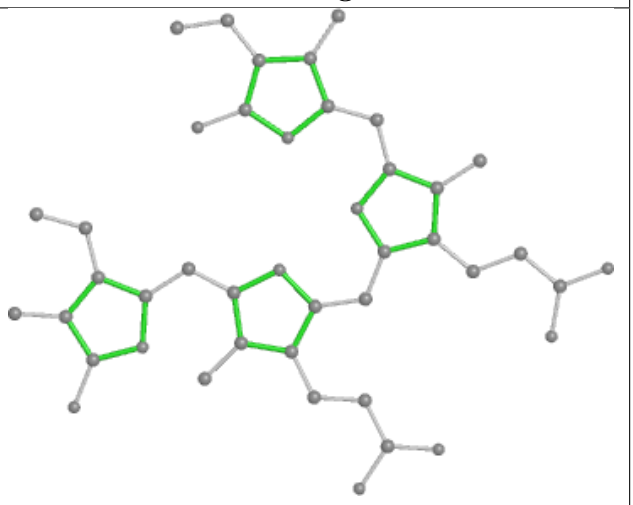

Rings

Ligand PEB D7 202

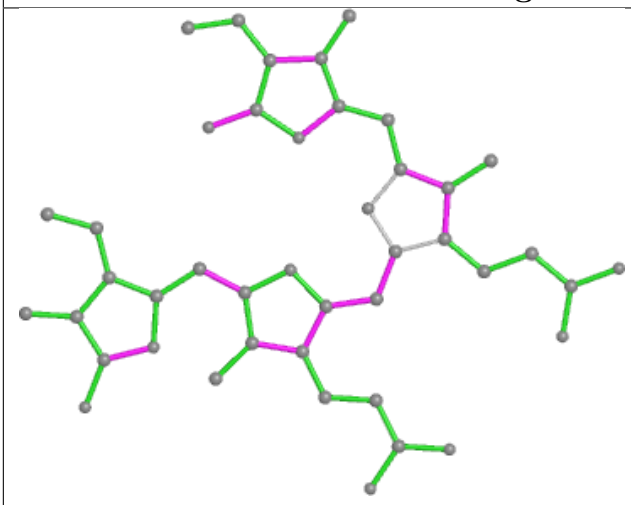

Bond lengths

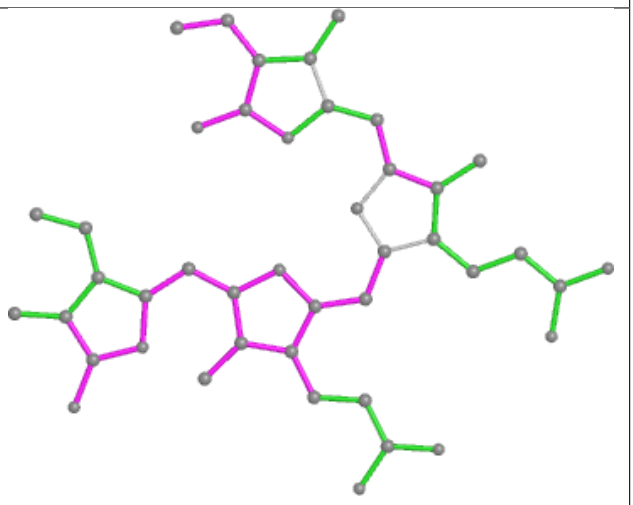

Bond angles

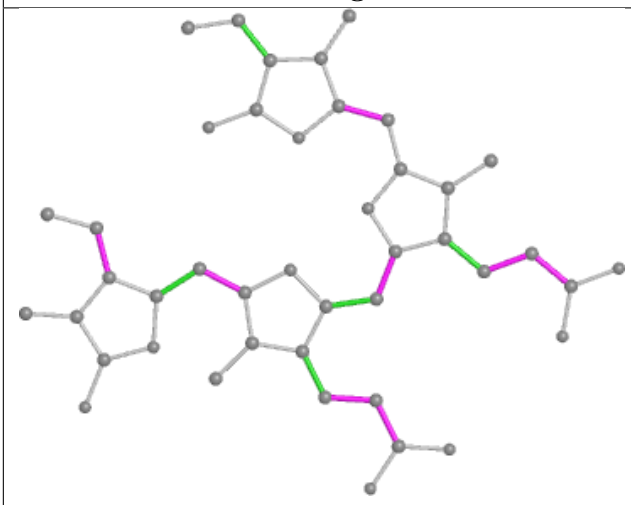

Torsions

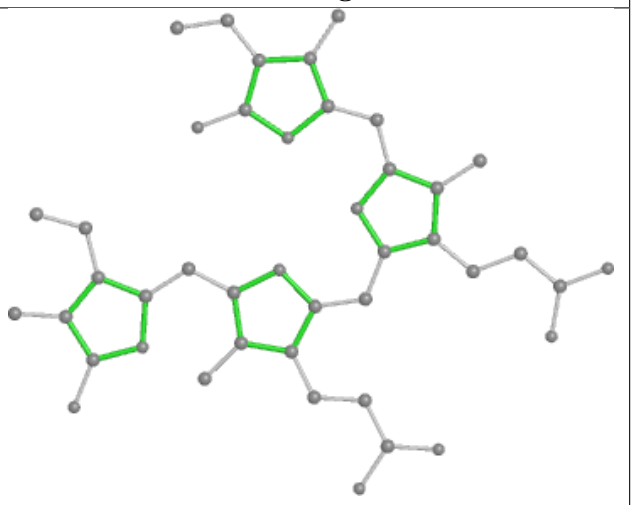

Rings

Ligand CLA c6 614

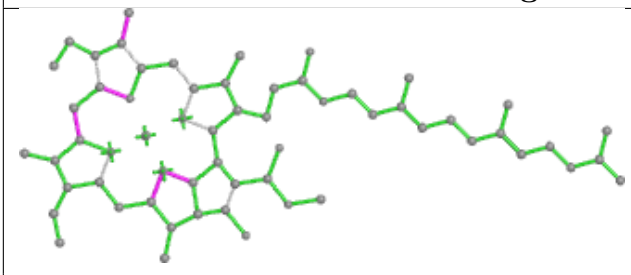

Bond lengths

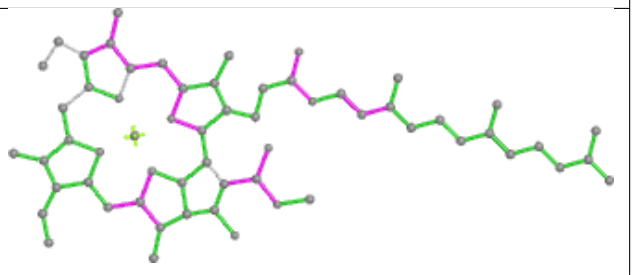

Bond angles

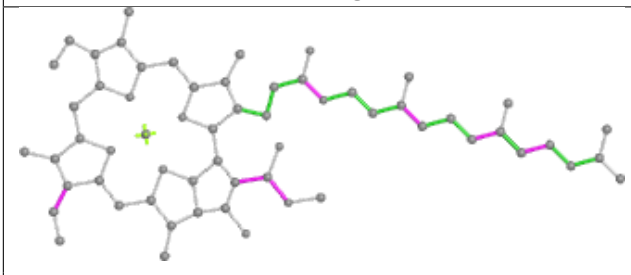

Torsions

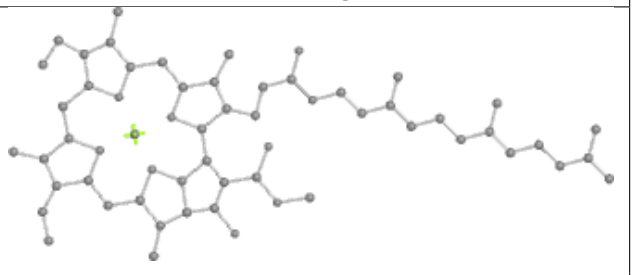

Rings

Ligand PEB QE 203

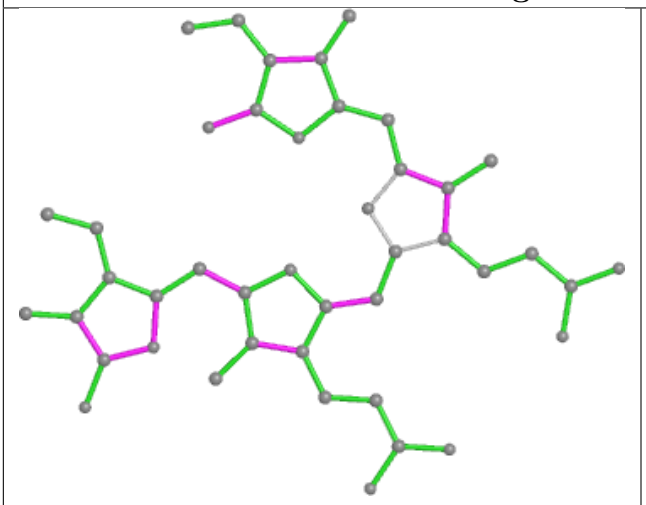

Bond lengths

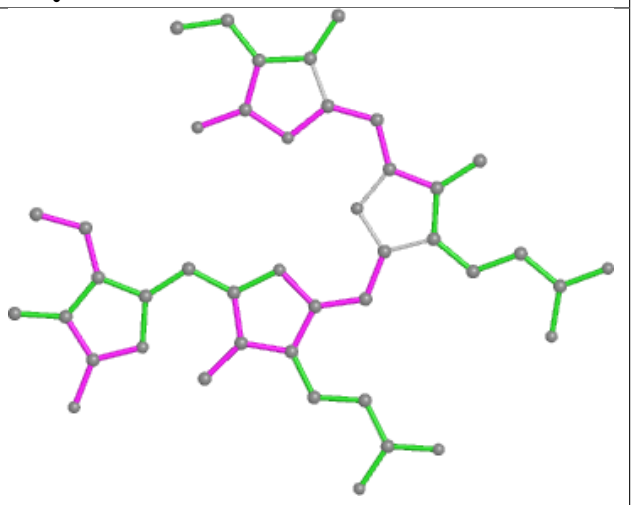

Bond angles

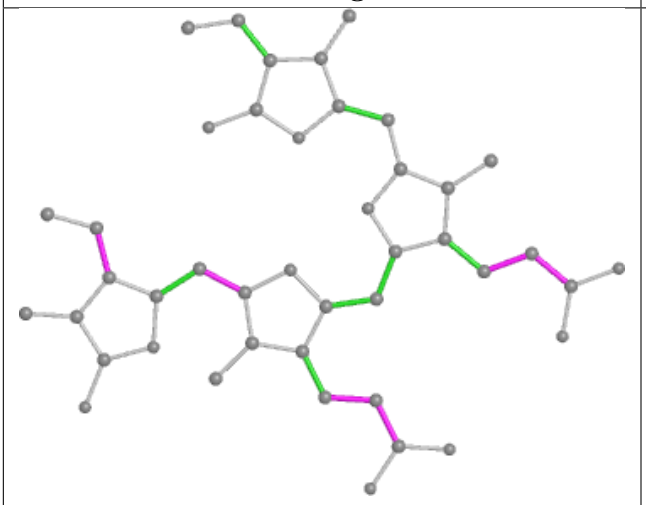

Torsions

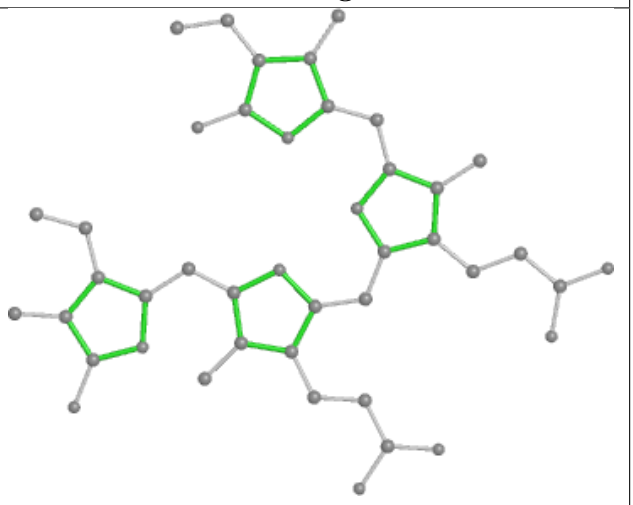

Rings

Ligand CLA I2 102

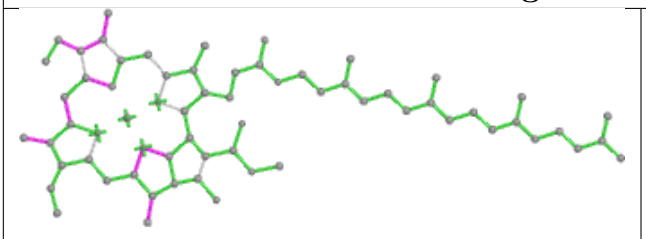

Bond lengths

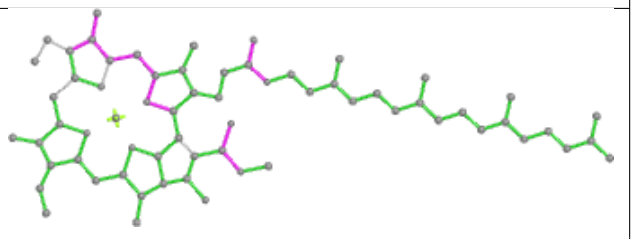

Bond angles

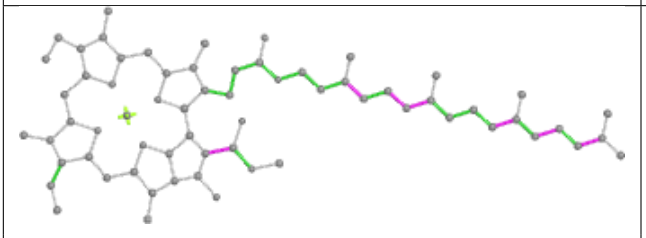

Torsions

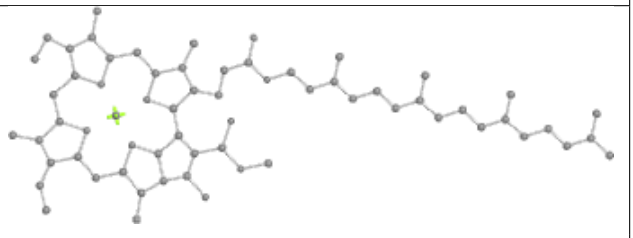

Rings

Ligand CLA K2 101

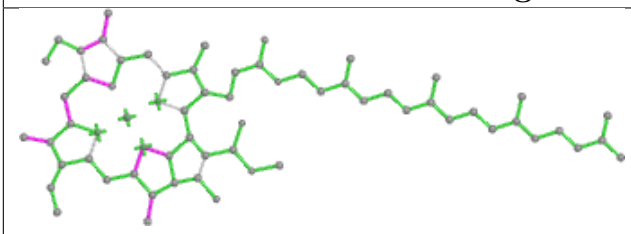

Bond lengths

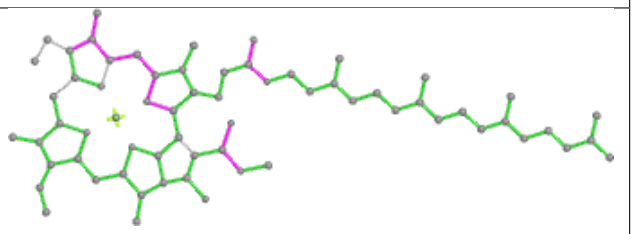

Bond angles

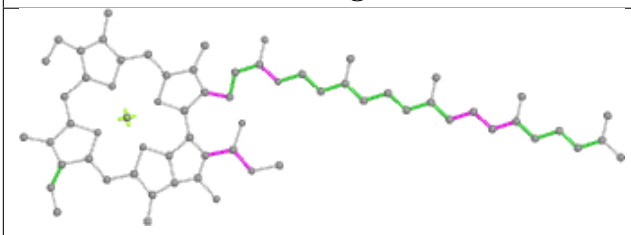

Torsions

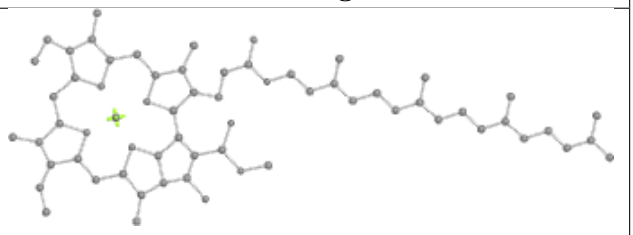

Rings

Ligand PEB R5 202

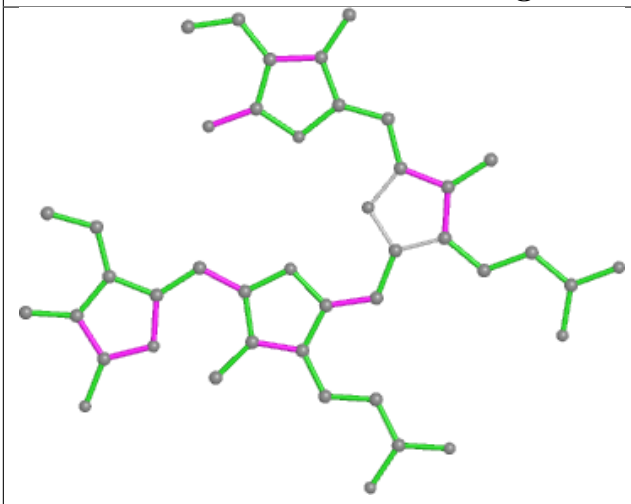

Bond lengths

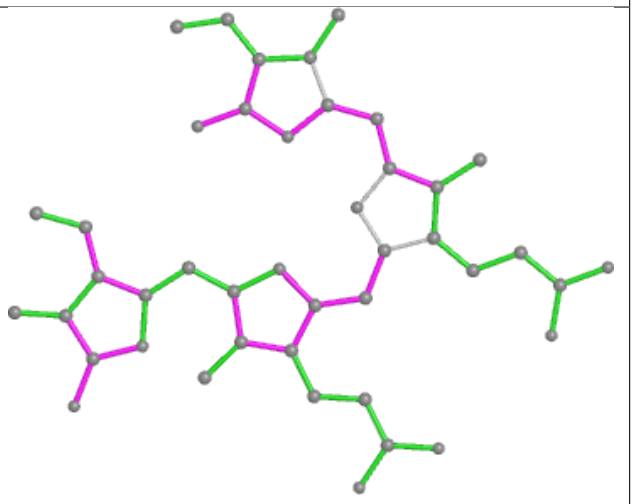

Bond angles

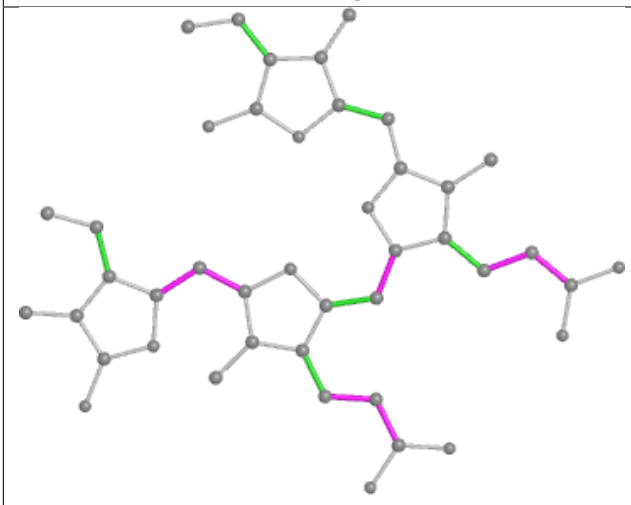

Torsions

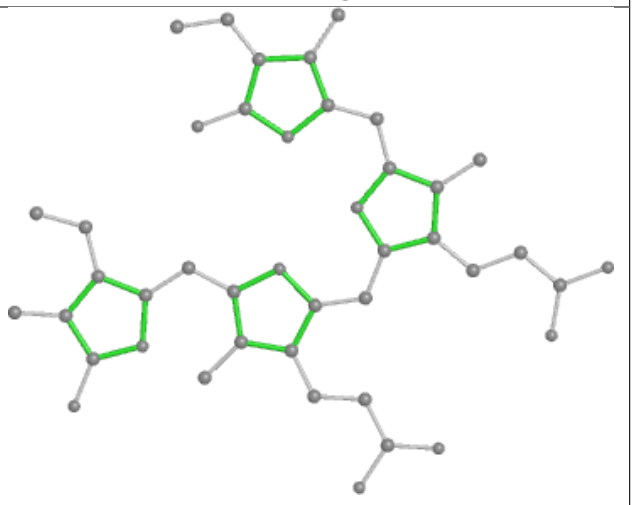

Rings

Ligand PEB kM 201

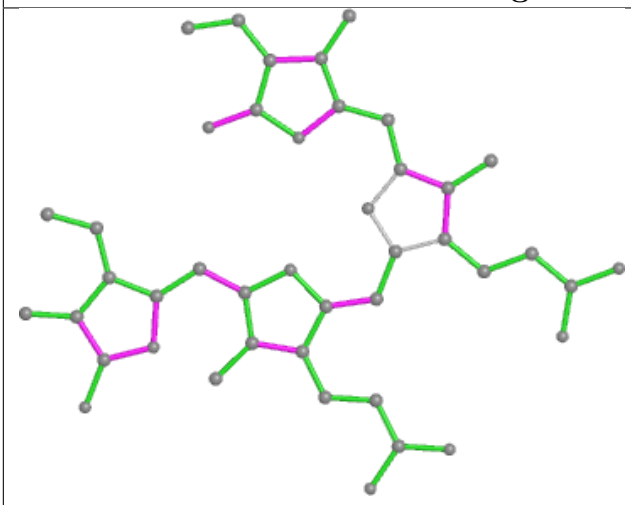

Bond lengths

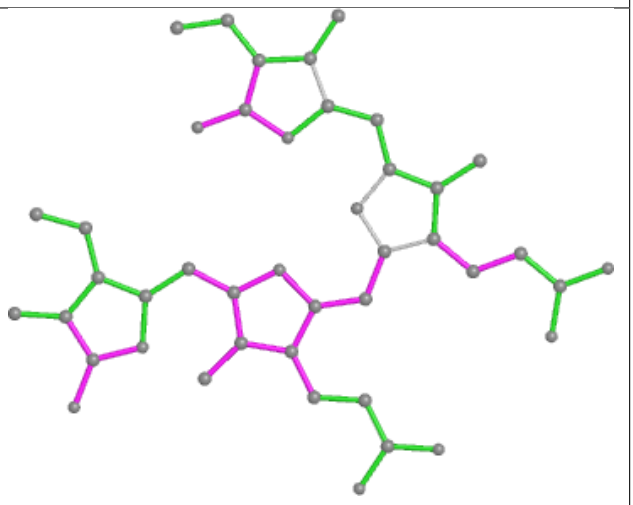

Bond angles

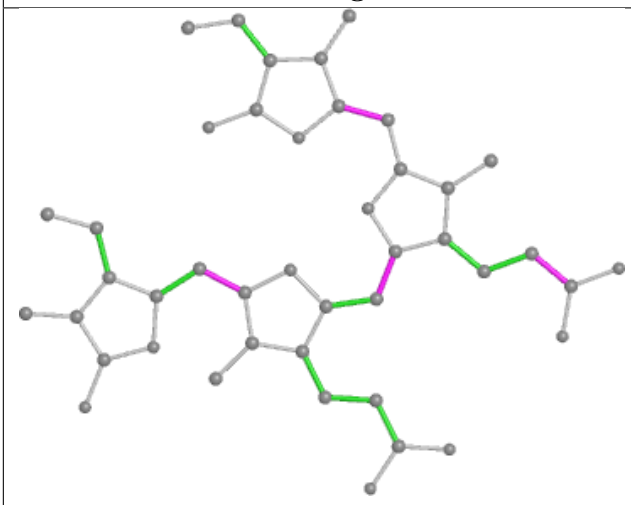

Torsions

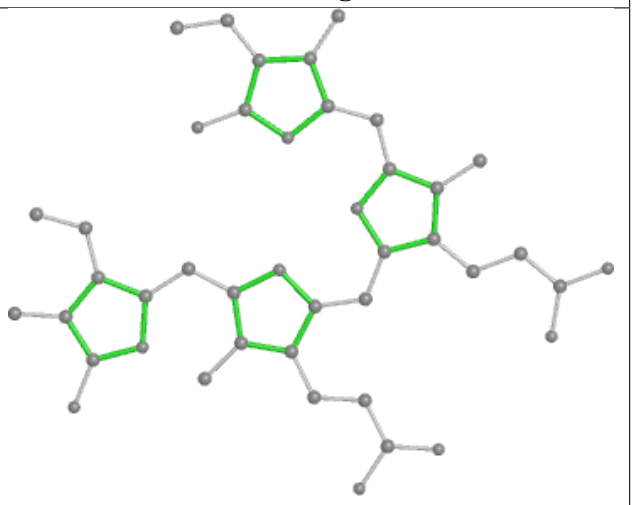

Rings

Ligand CYC j3 1001

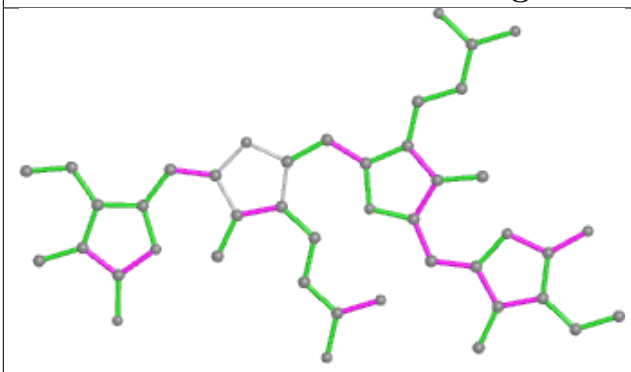

Bond lengths

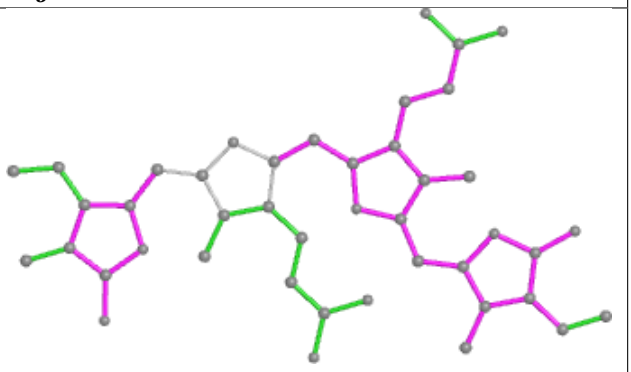

Bond angles

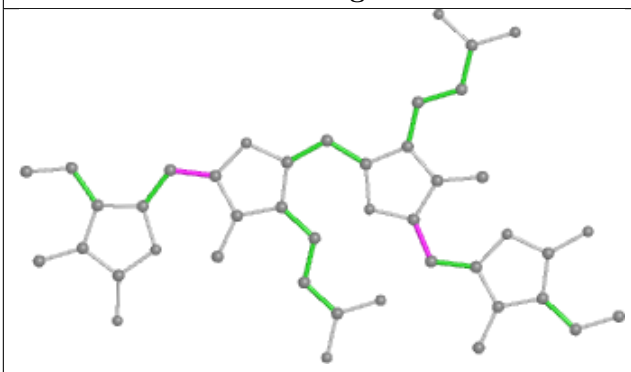

Torsions

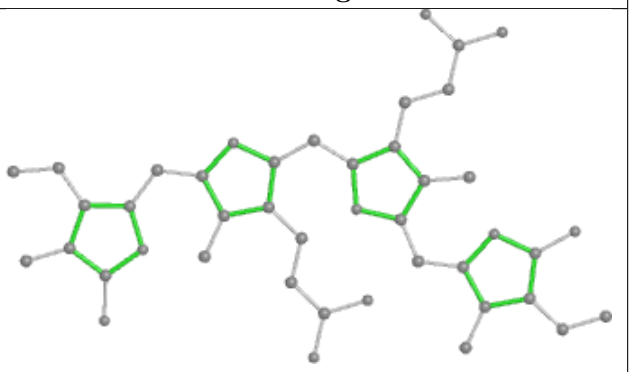

Rings

Ligand PEB u8 201

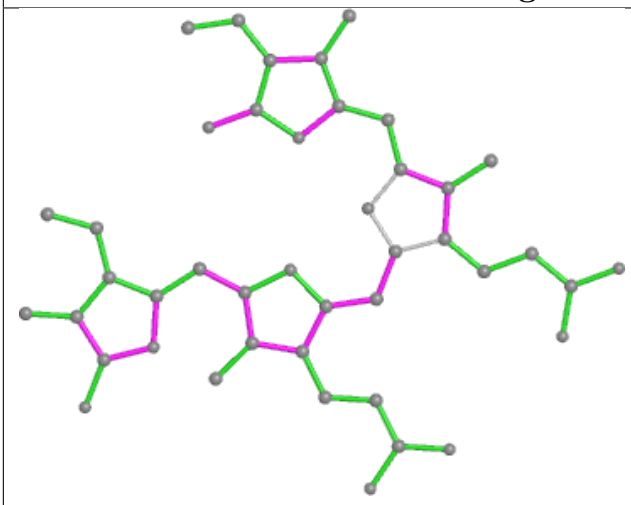

Bond lengths

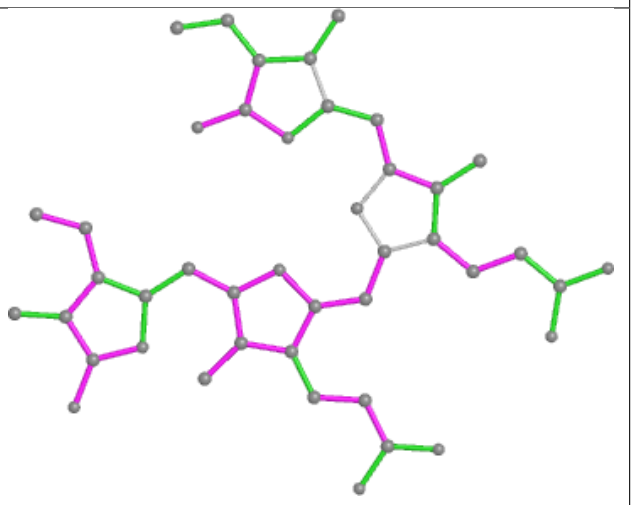

Bond angles

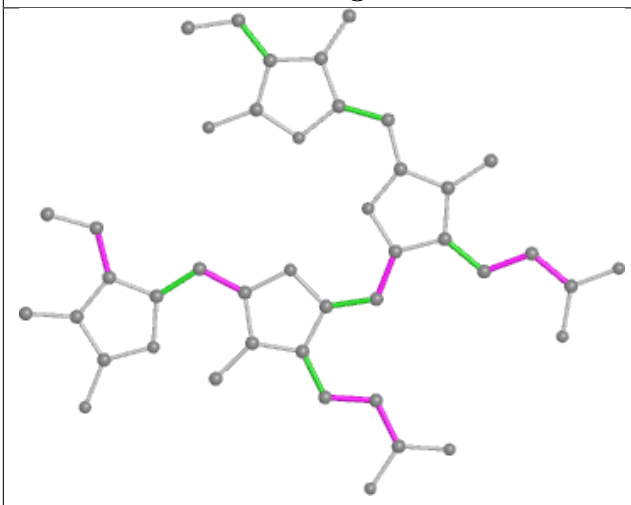

Torsions

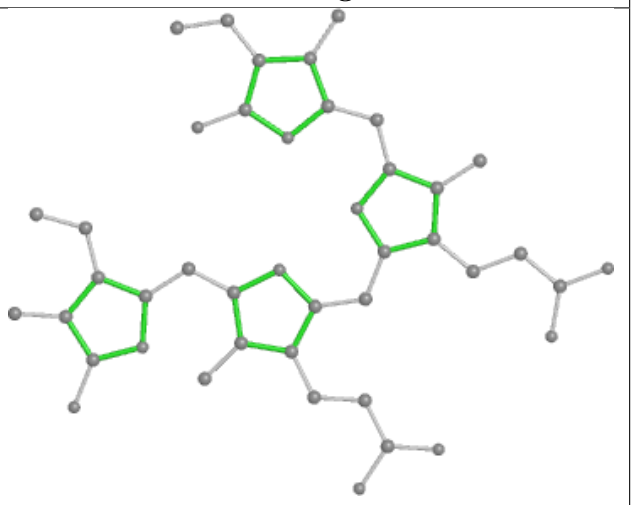

Rings

Ligand PEB TD 202

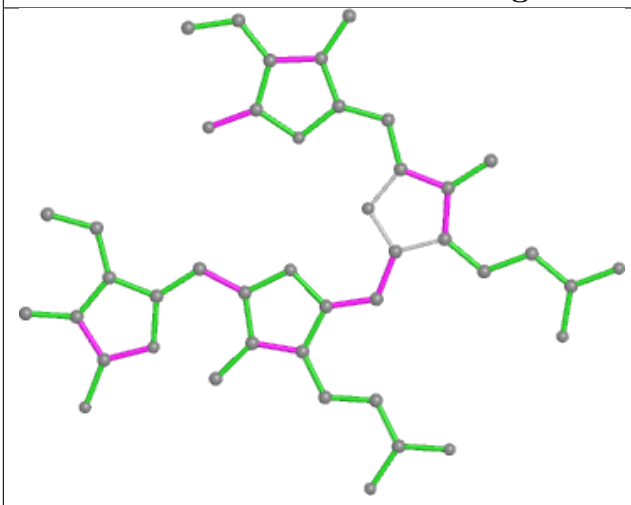

Bond lengths

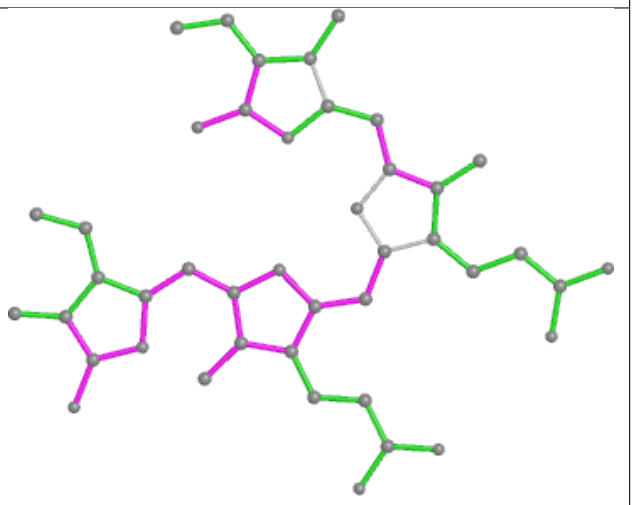

Bond angles

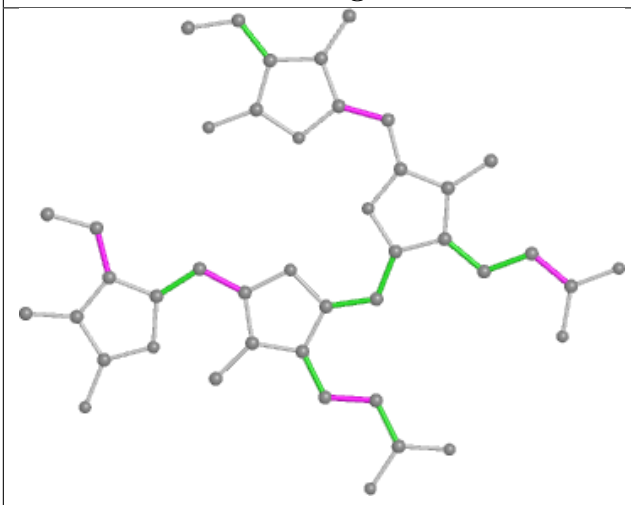

Torsions

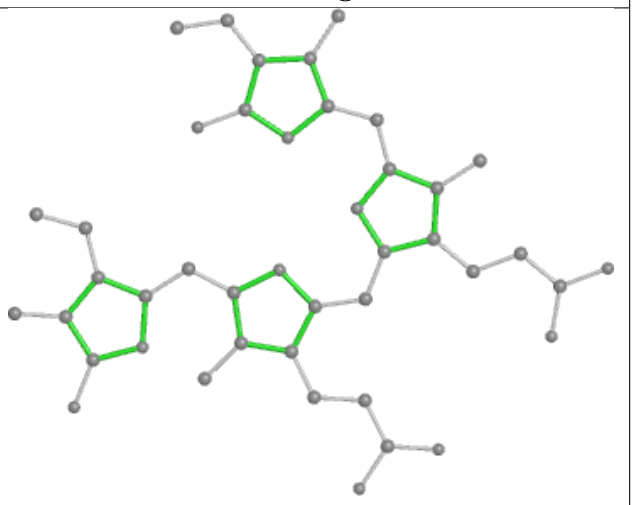

Rings

Ligand PEB H5 202

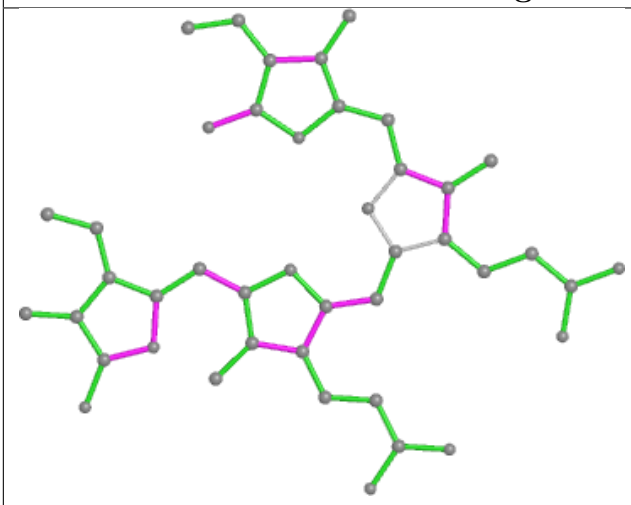

Bond lengths

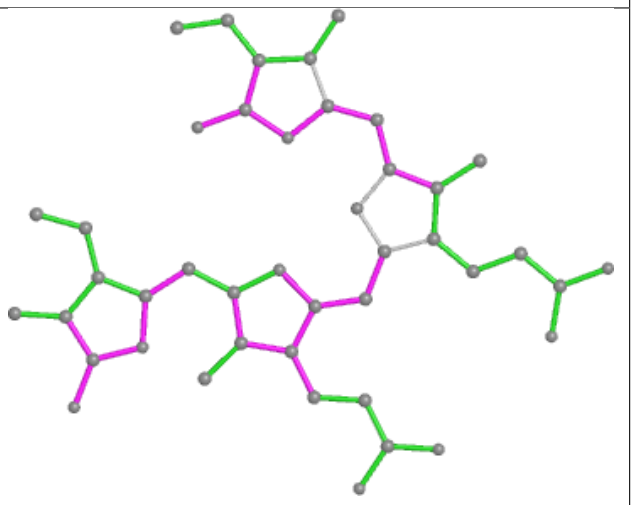

Bond angles

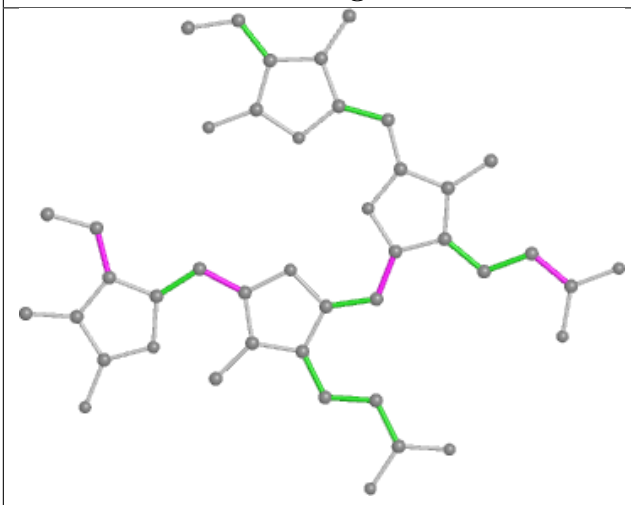

Torsions

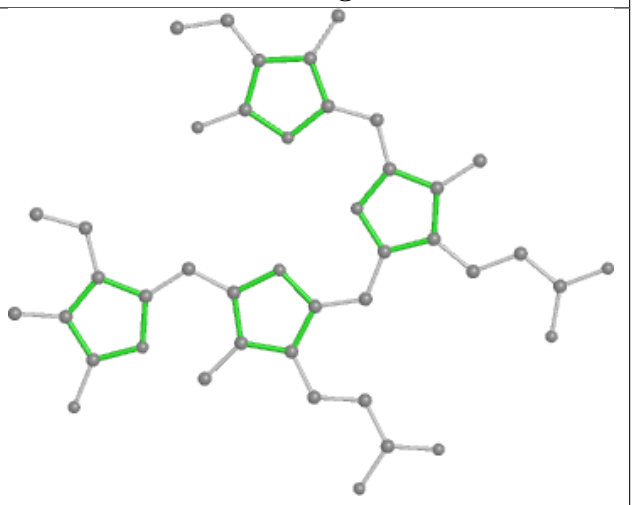

Rings

Ligand PEB XD 202

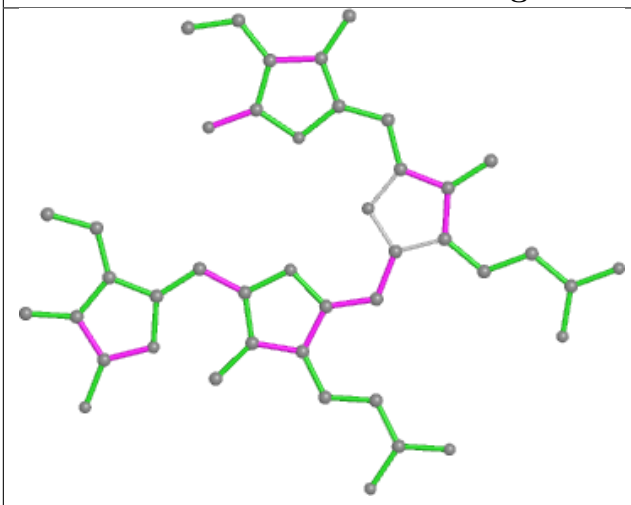

Bond lengths

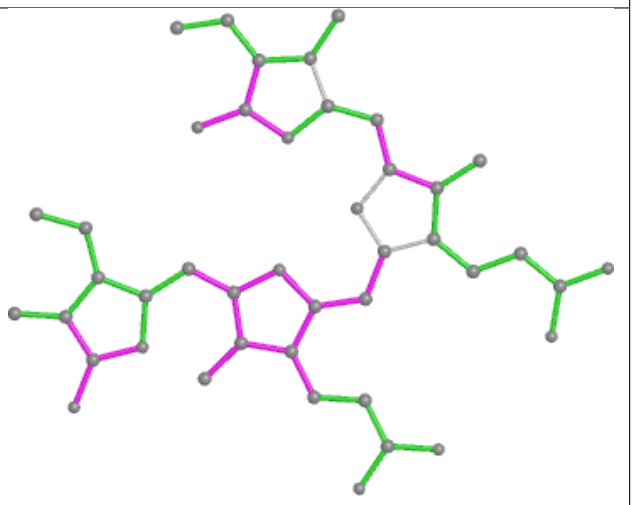

Bond angles

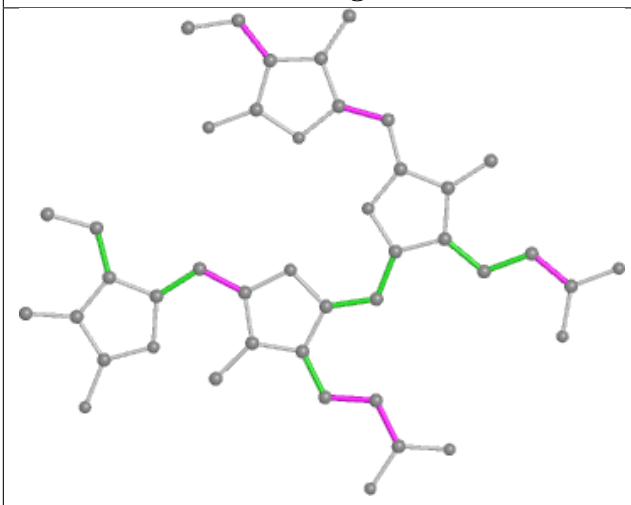

Torsions

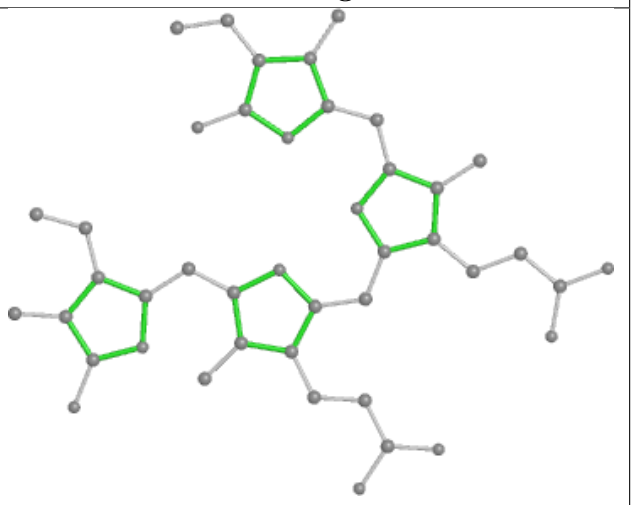

Rings

Ligand PEB DI 202

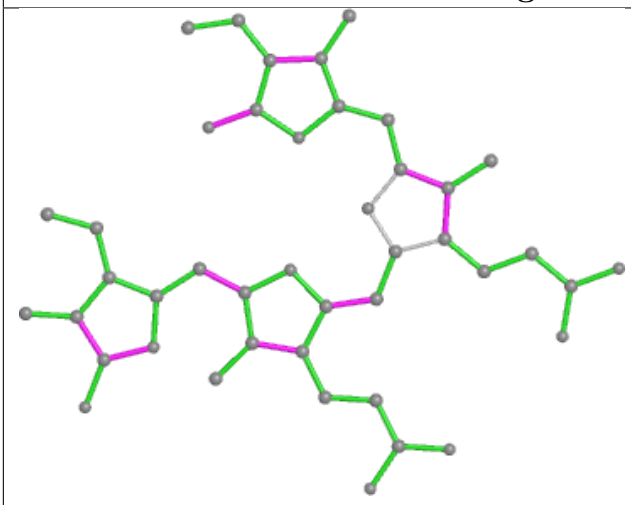

Bond lengths

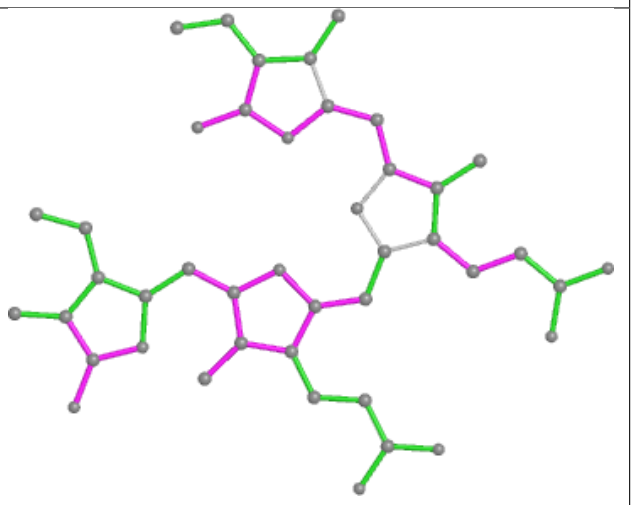

Bond angles

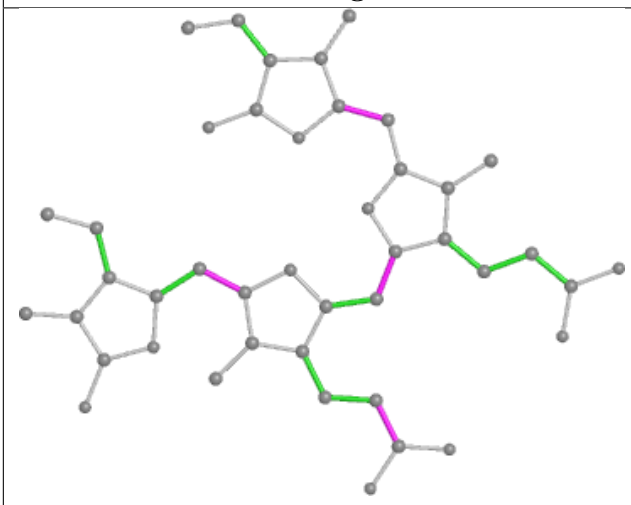

Torsions

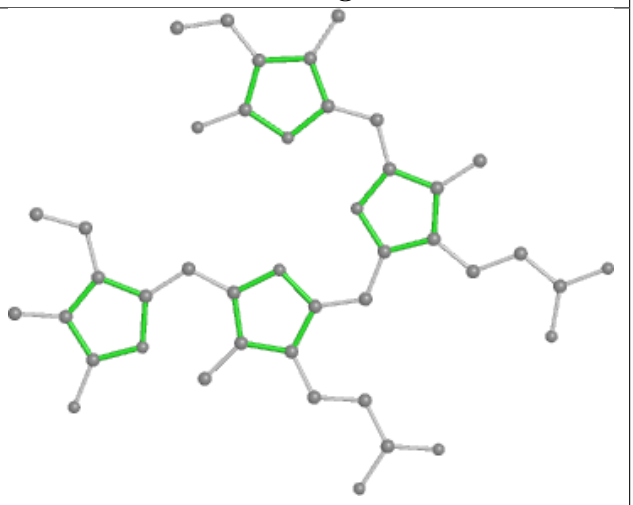

Rings

Ligand PEB EM 203

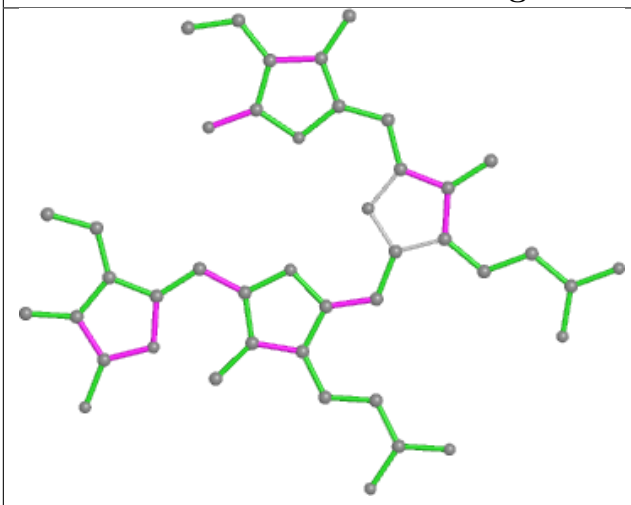

Bond lengths

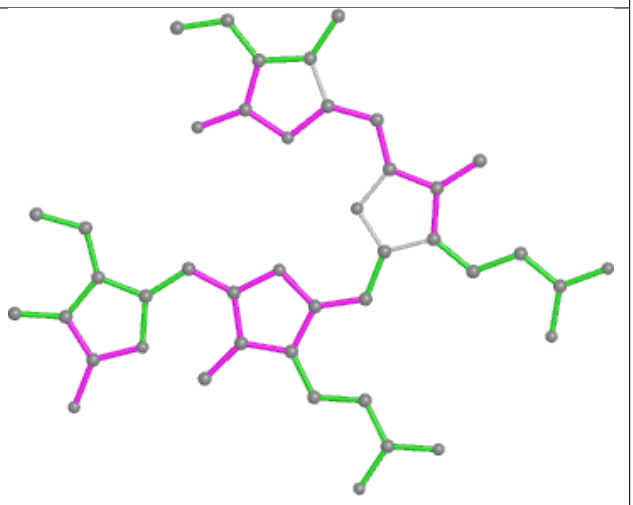

Bond angles

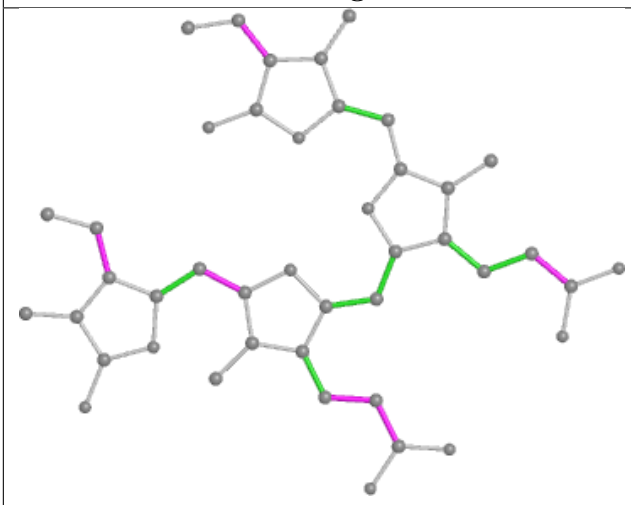

Torsions

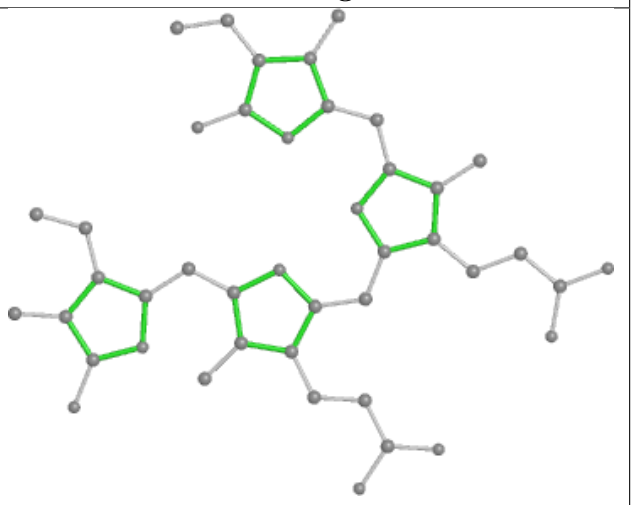

Rings

Ligand PUB xK 301

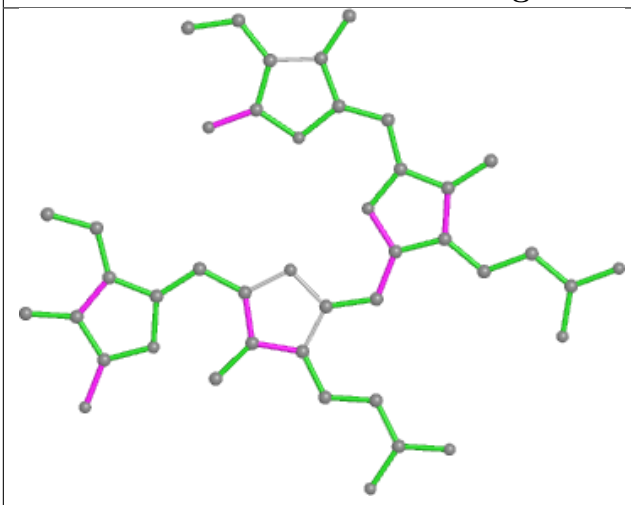

Bond lengths

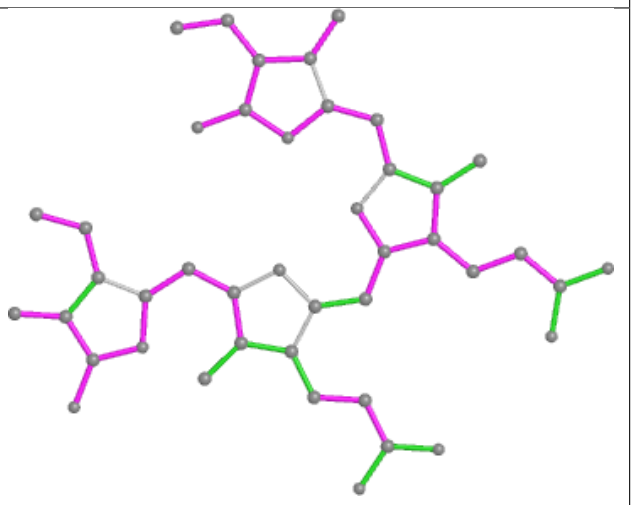

Bond angles

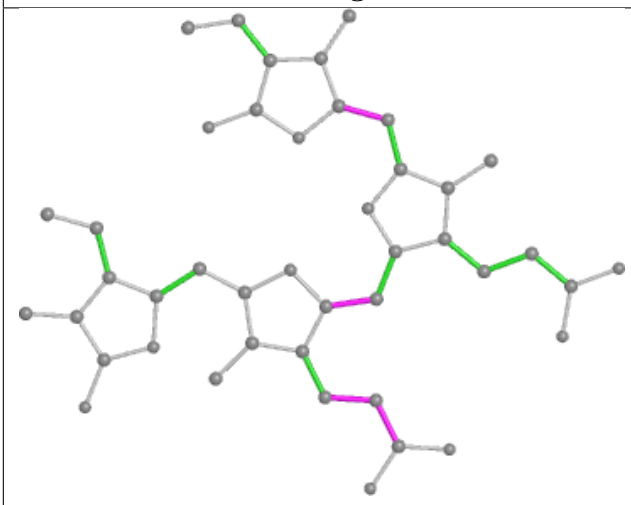

Torsions

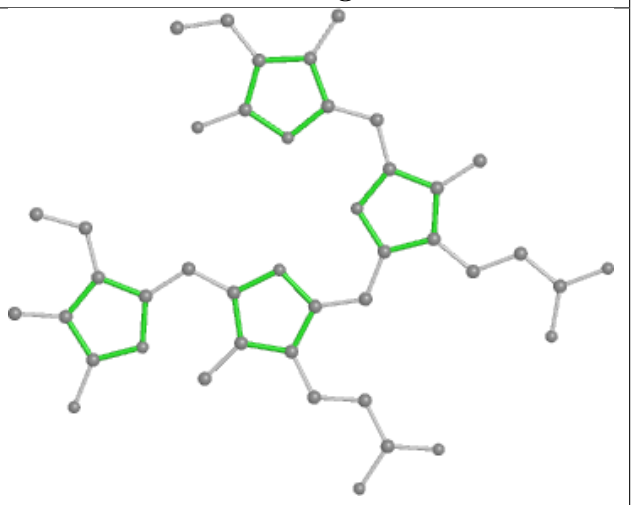

Rings

Ligand PEB SK 203

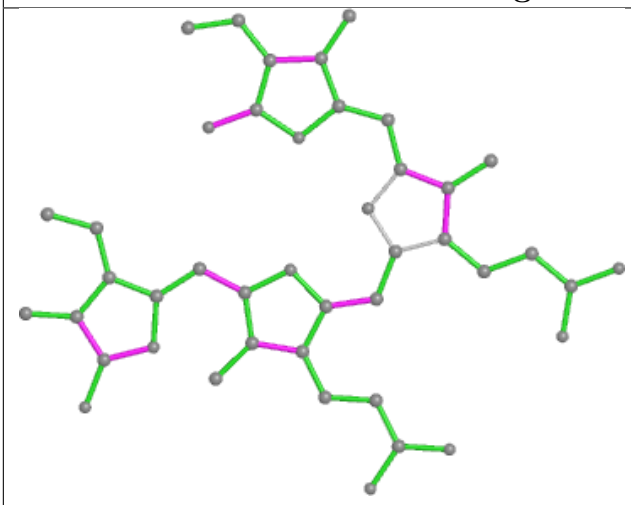

Bond lengths

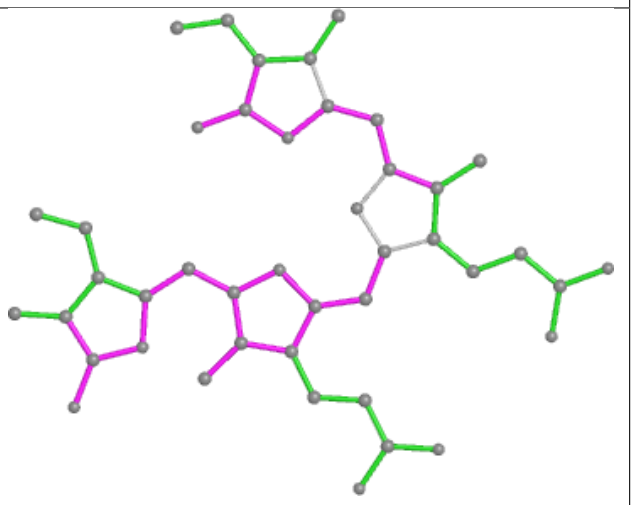

Bond angles

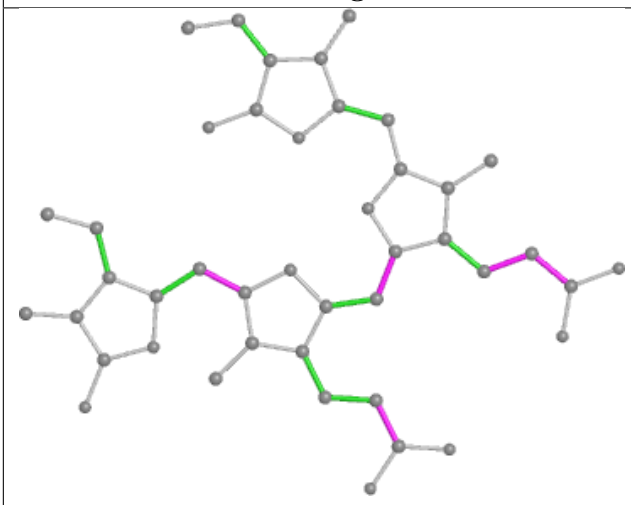

Torsions

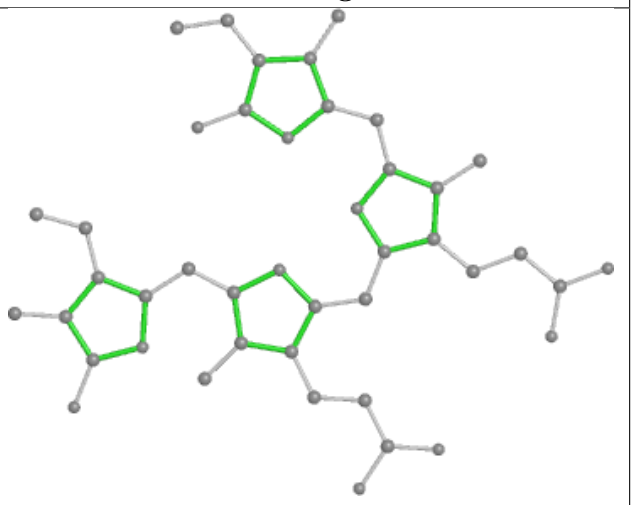

Rings

Ligand LHG d6 402

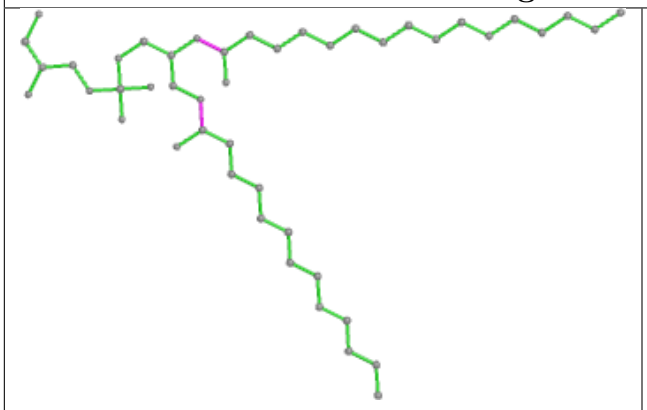

Bond lengths

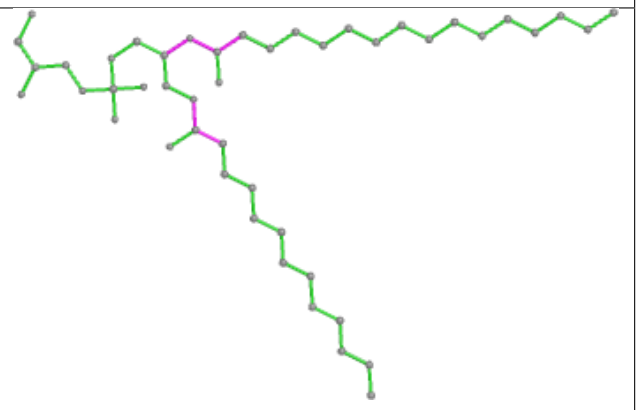

Bond angles

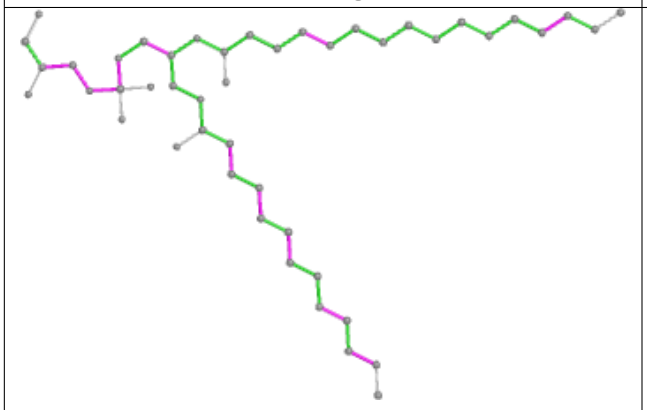

Torsions

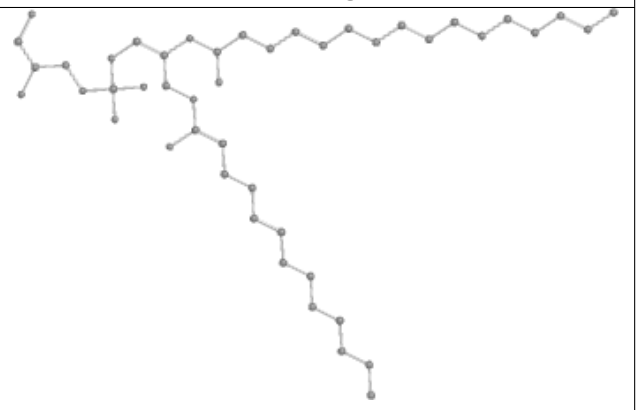

Rings

Ligand PEB F1 1002

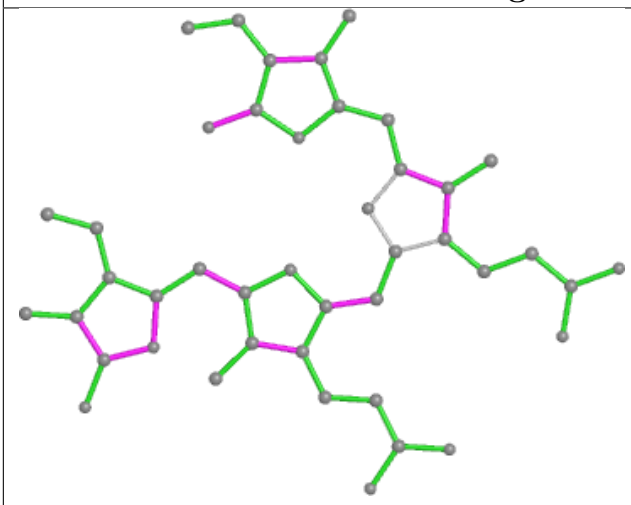

Bond lengths

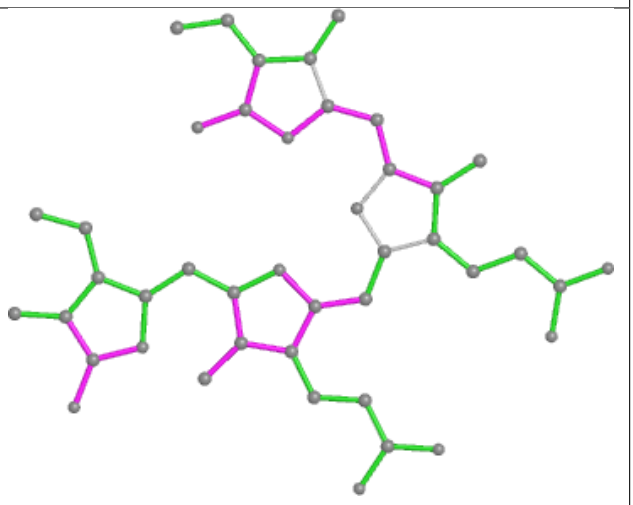

Bond angles

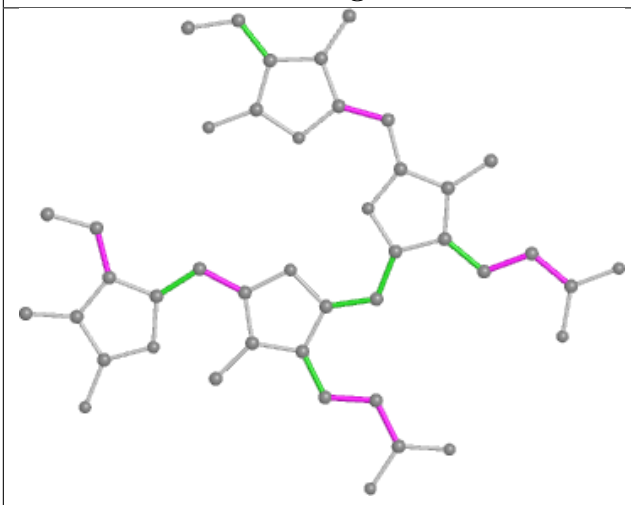

Torsions

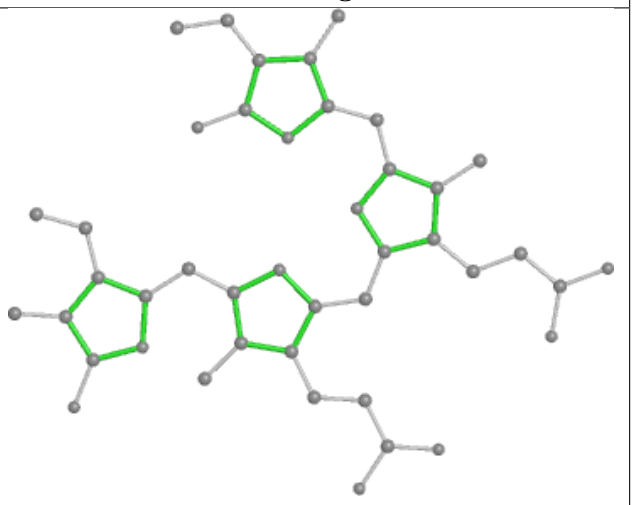

Rings

Ligand CLA B6 607

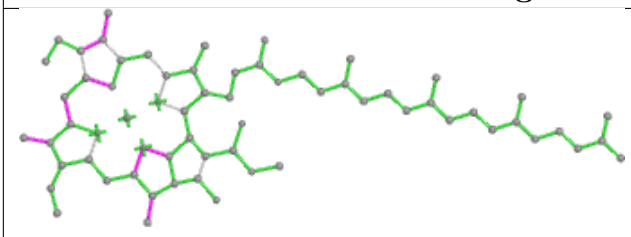

Bond lengths

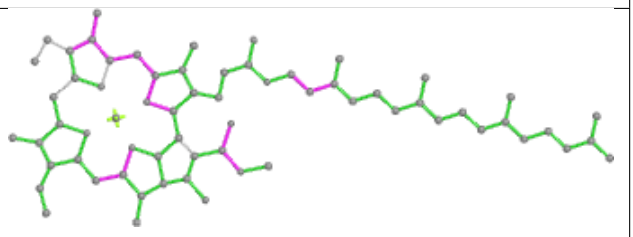

Bond angles

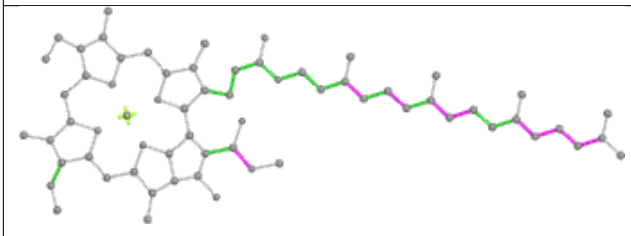

Torsions

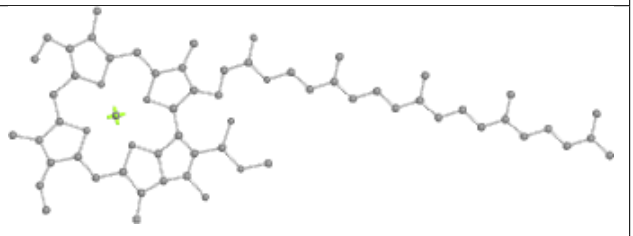

Rings

Ligand PEB U9 203

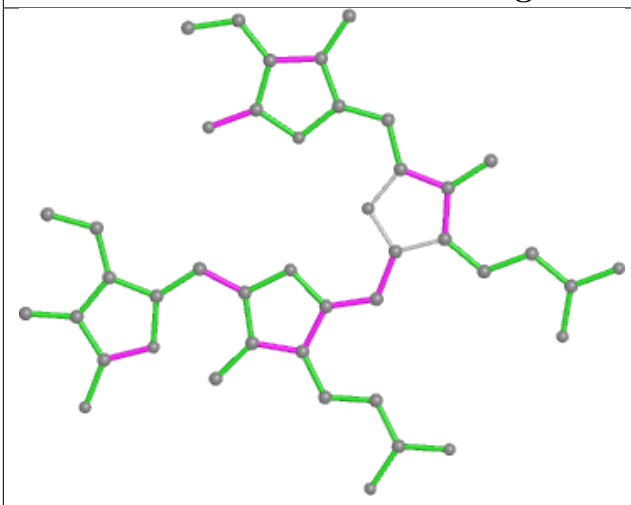

Bond lengths

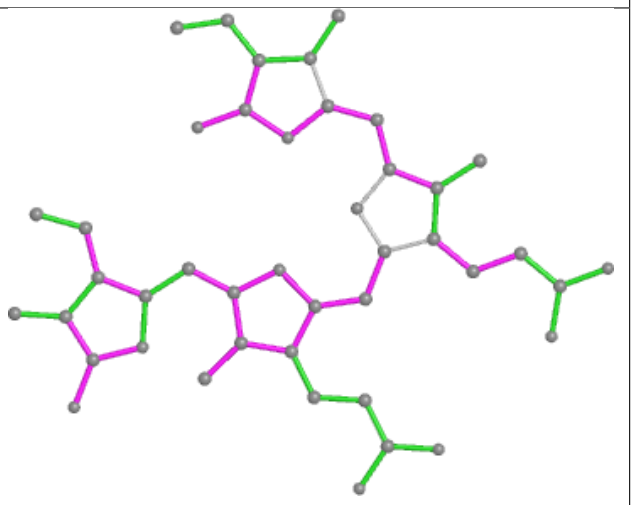

Bond angles

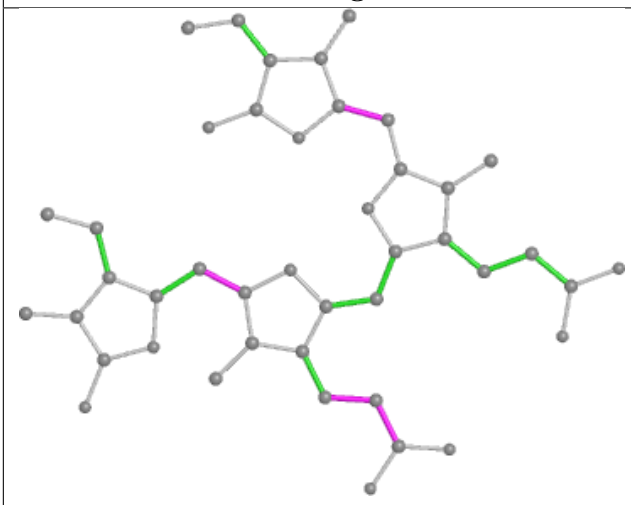

Torsions

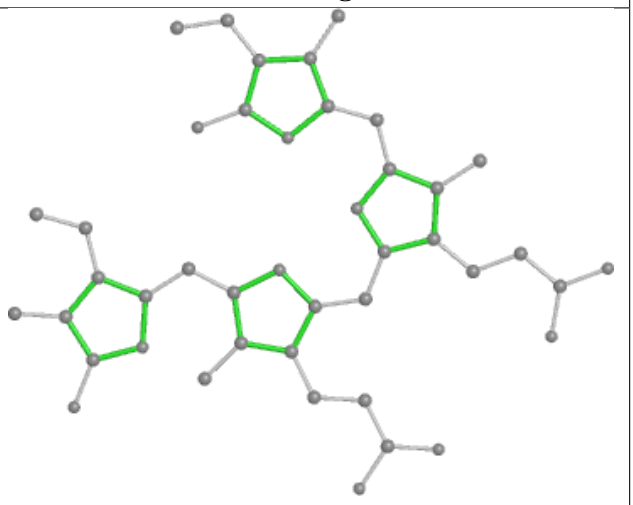

Rings

Ligand PEB l1 203

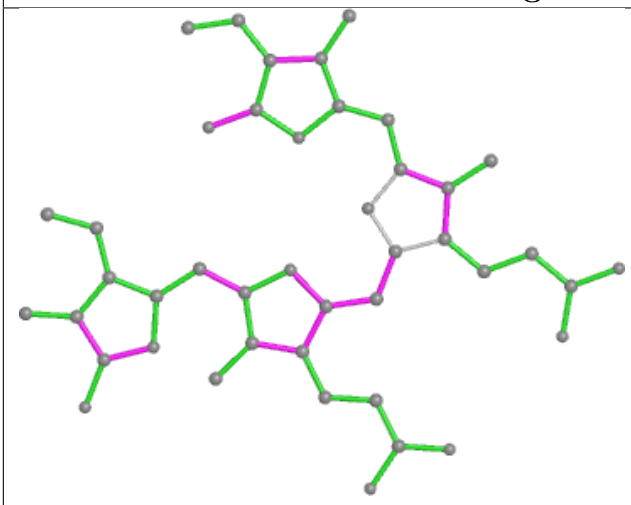

Bond lengths

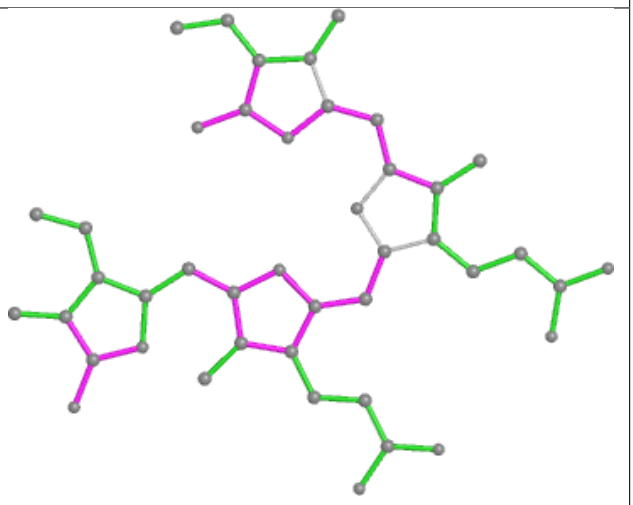

Bond angles

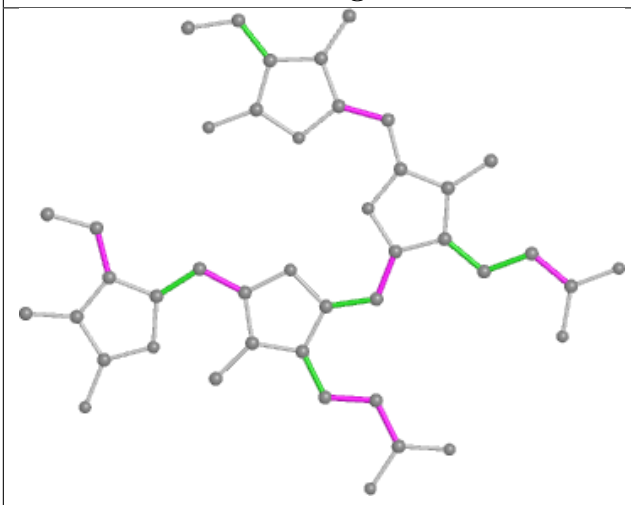

Torsions

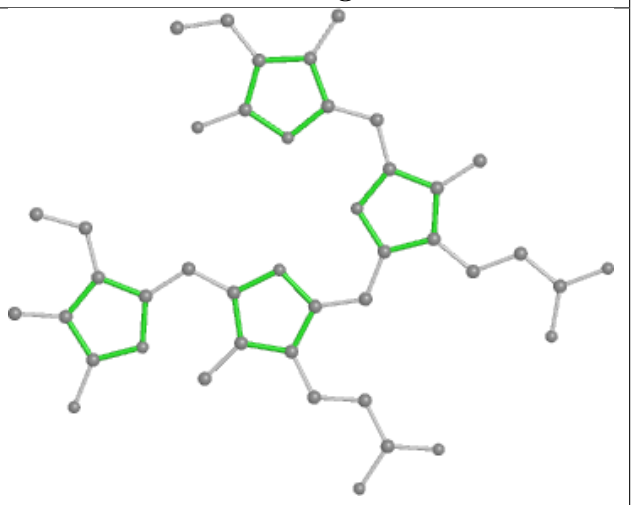

Rings

Ligand CLA O2 201

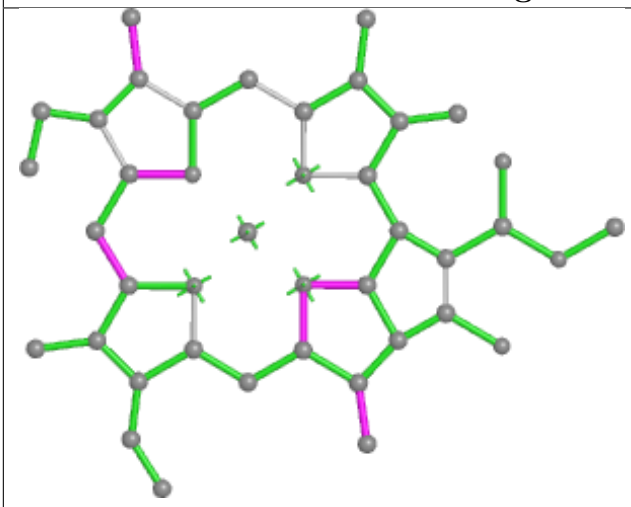

Bond lengths

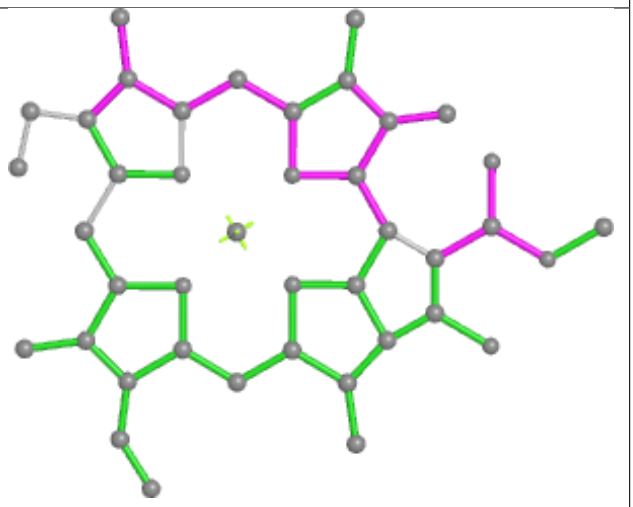

Bond angles

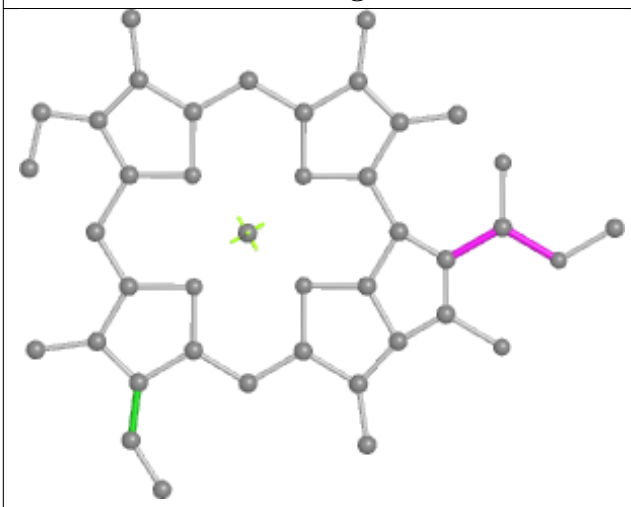

Torsions

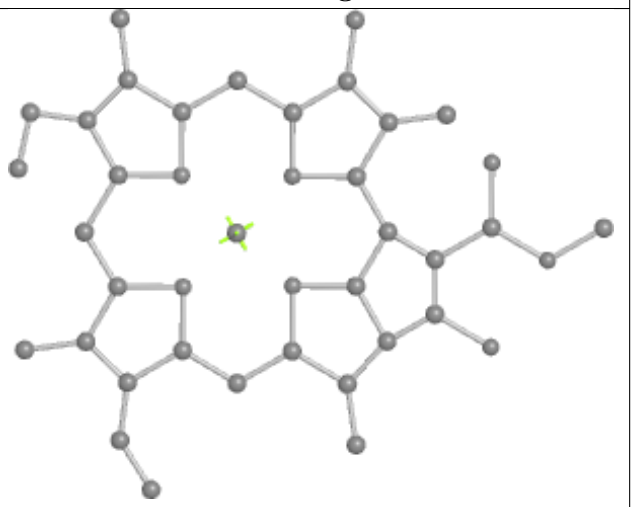

Rings

Ligand PEB tK 203

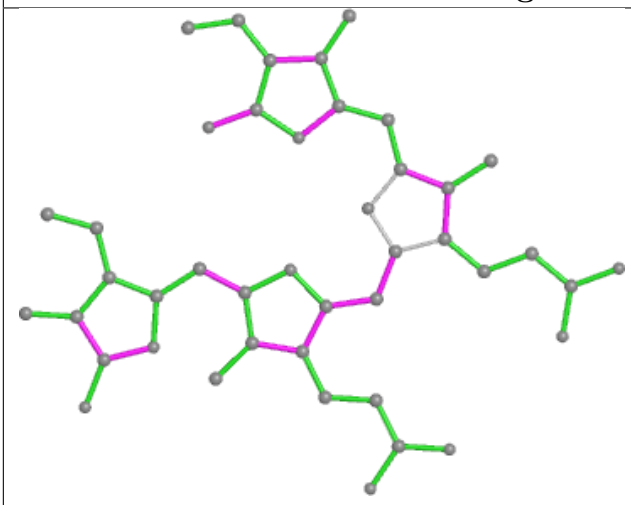

Bond lengths

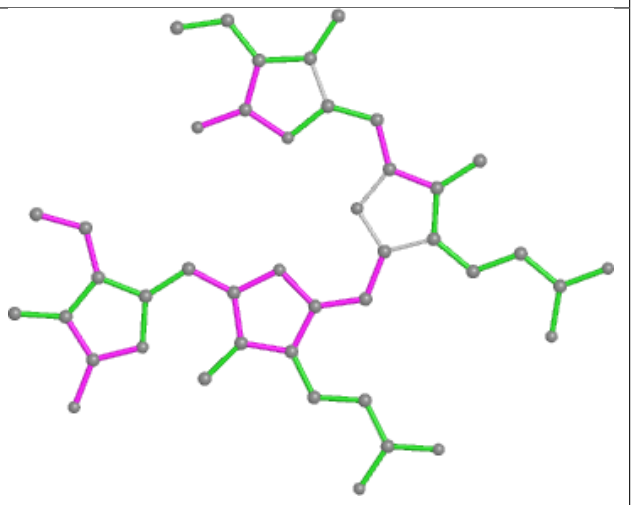

Bond angles

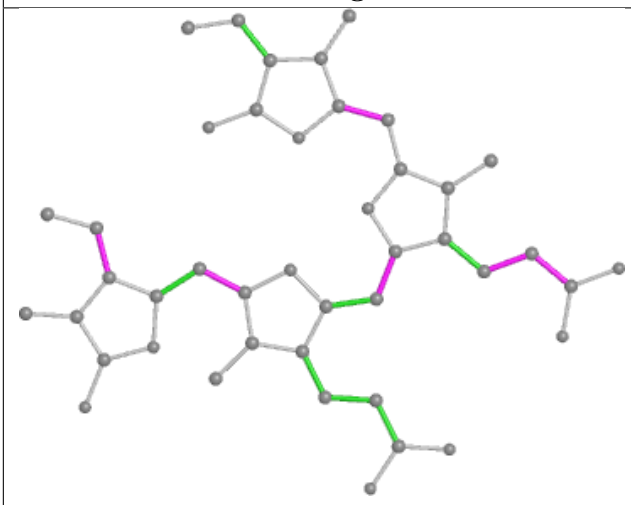

Torsions

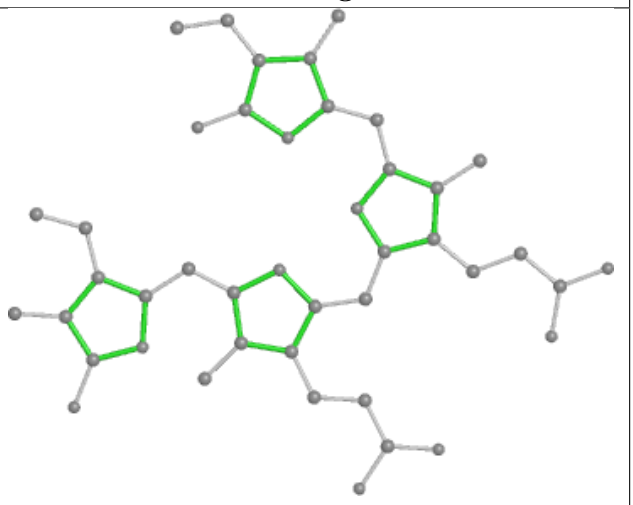

Rings

Ligand PEB cF 203

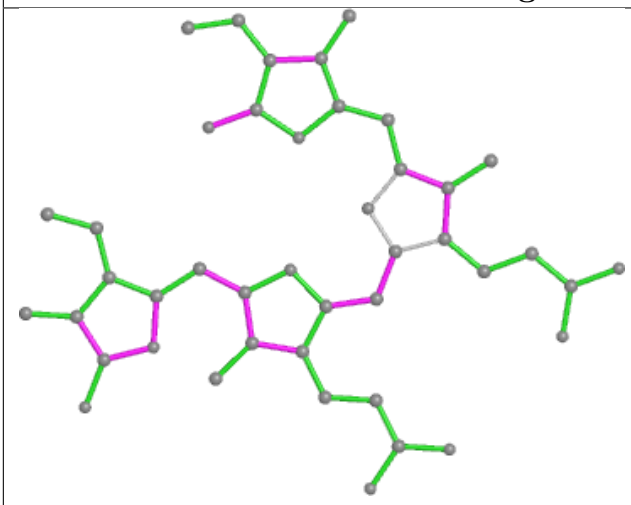

Bond lengths

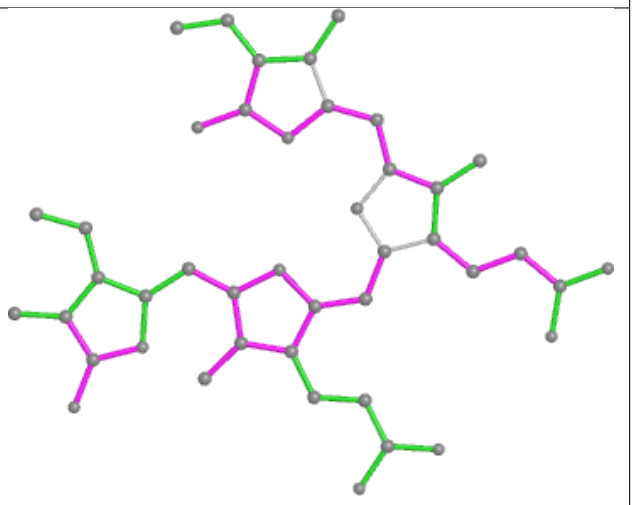

Bond angles

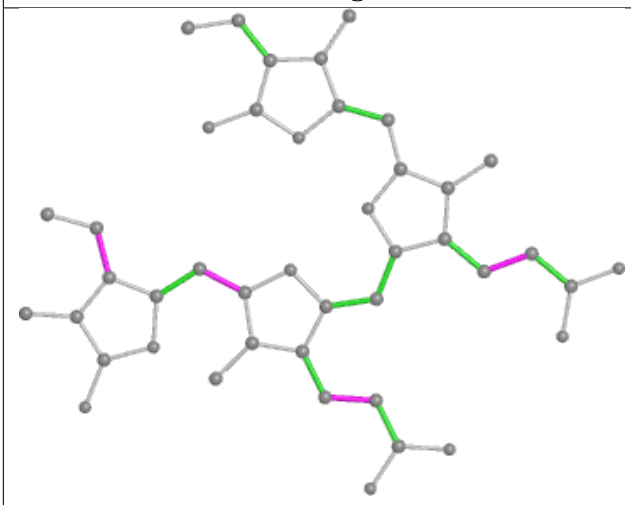

Torsions

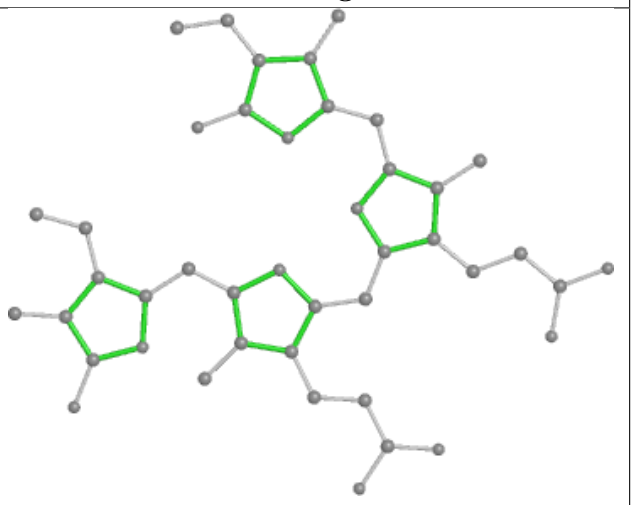

Rings

Ligand CLA 22 610

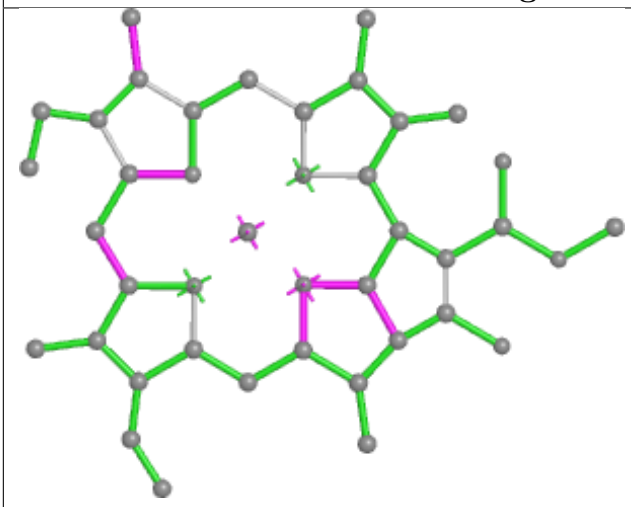

Bond lengths

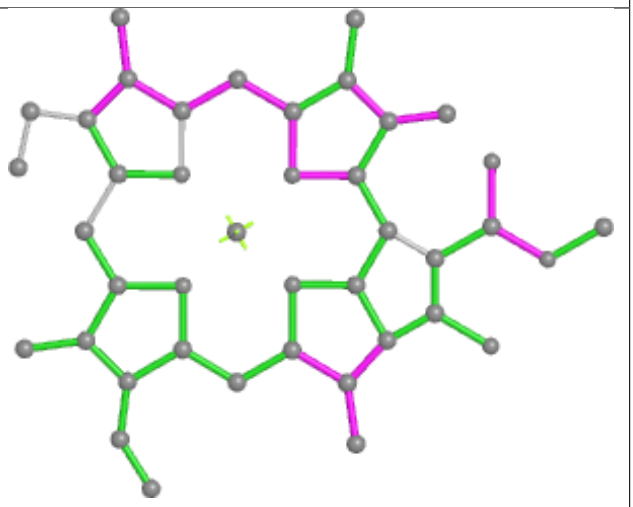

Bond angles

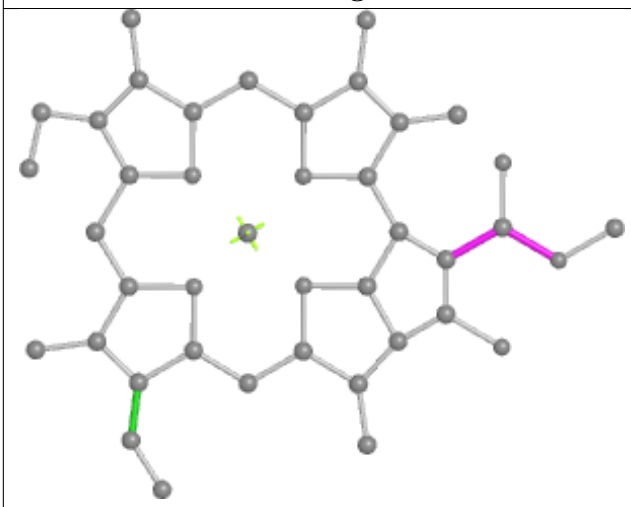

Torsions

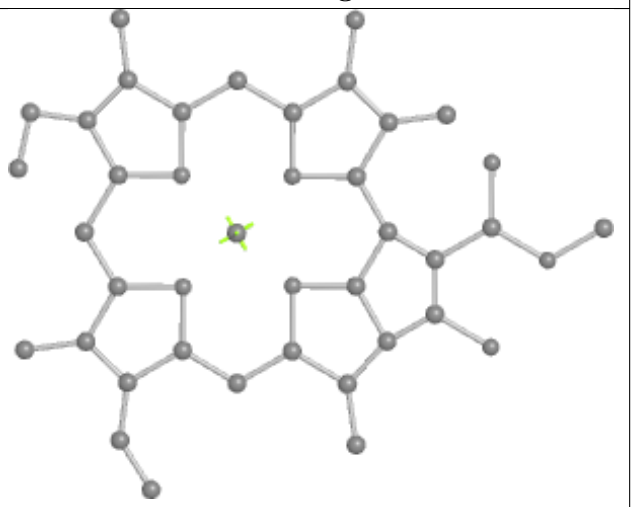

Rings

Ligand PEB O1 202

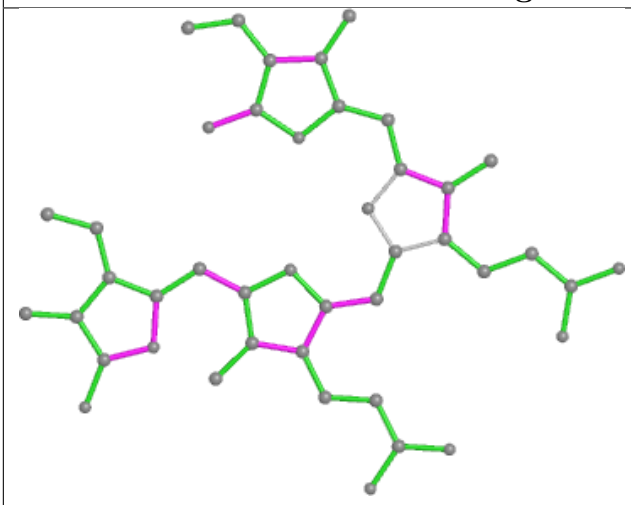

Bond lengths

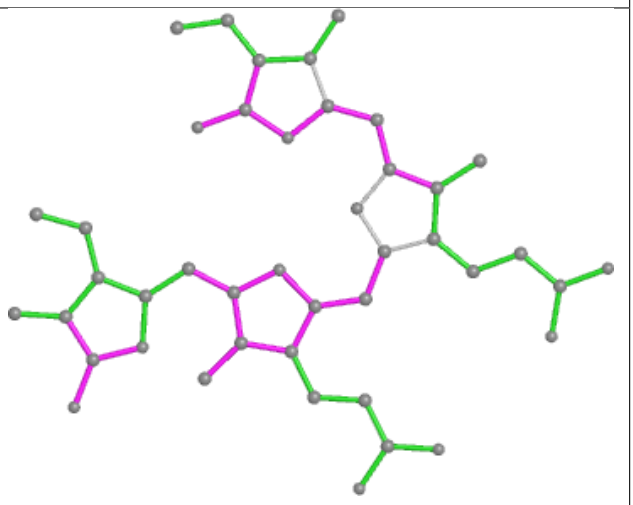

Bond angles

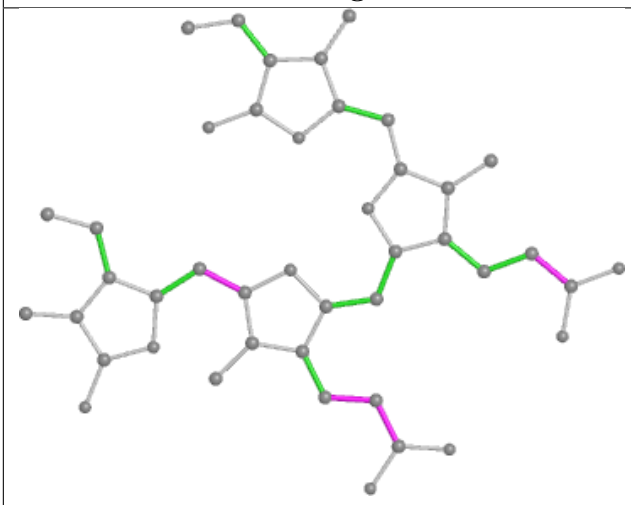

Torsions

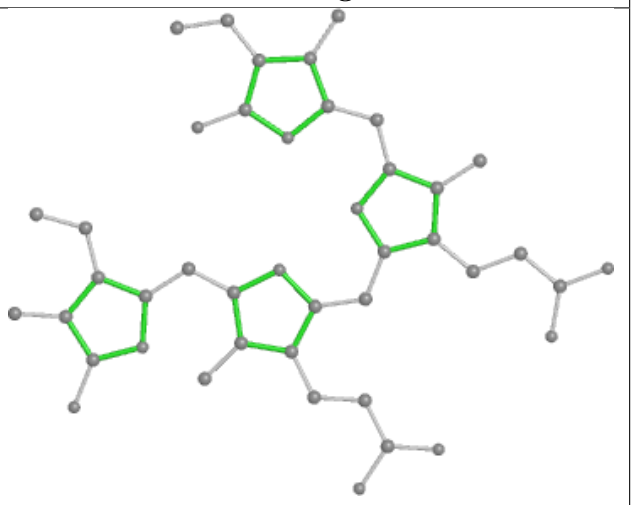

Rings

Ligand PEB TA 202

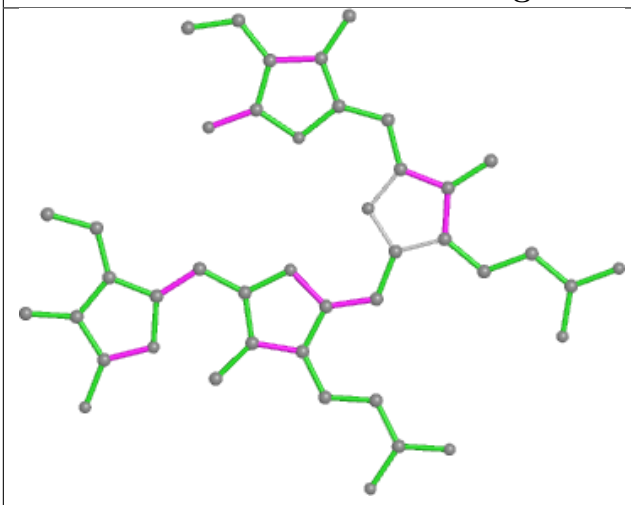

Bond lengths

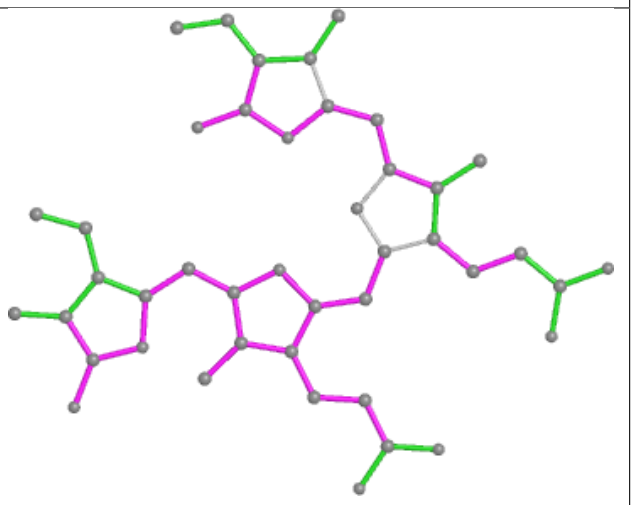

Bond angles

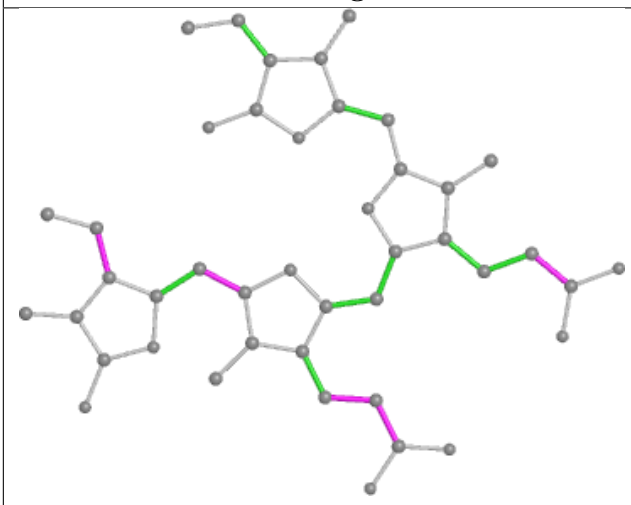

Torsions

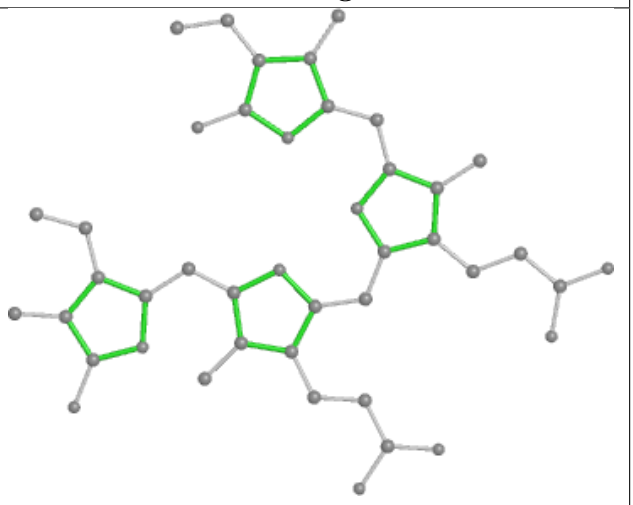

Rings

Ligand CYC DO 1001

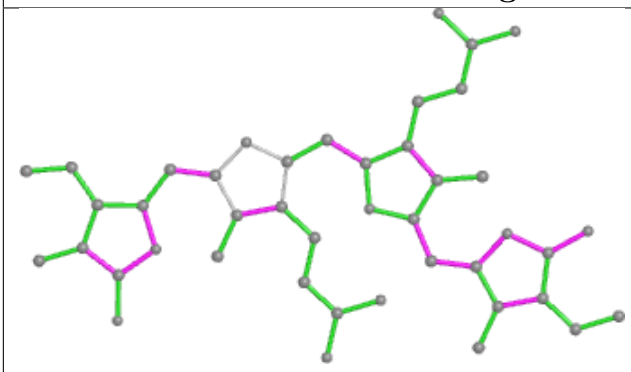

Bond lengths

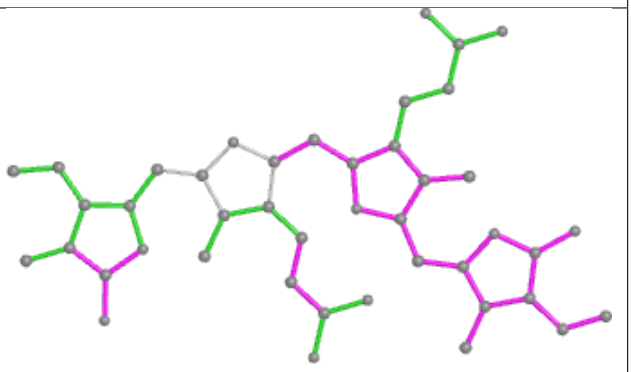

Bond angles

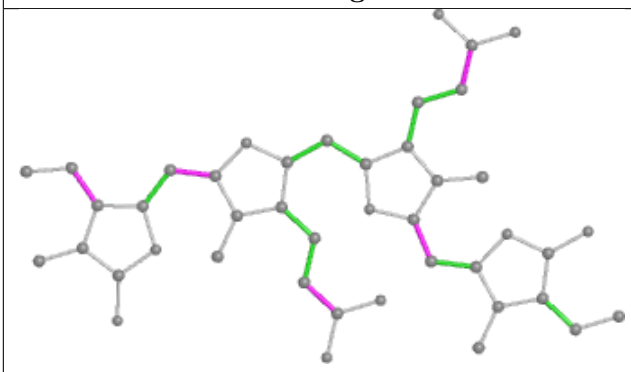

Torsions

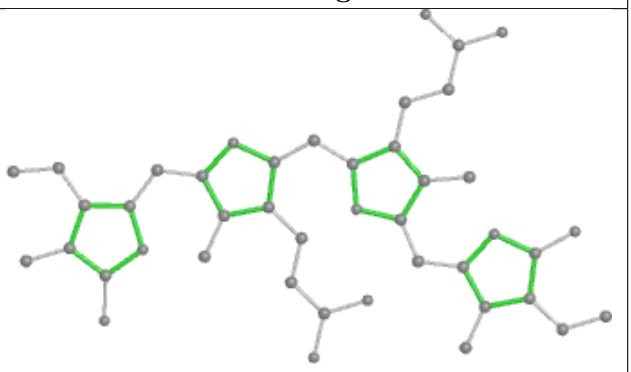

Rings

Ligand PEB R4 201

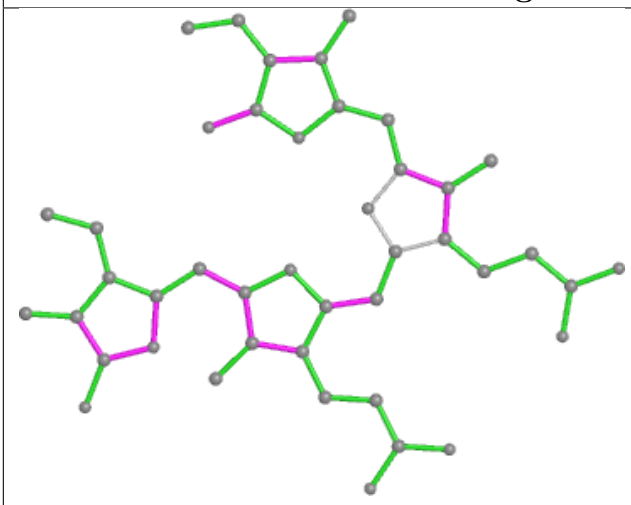

Bond lengths

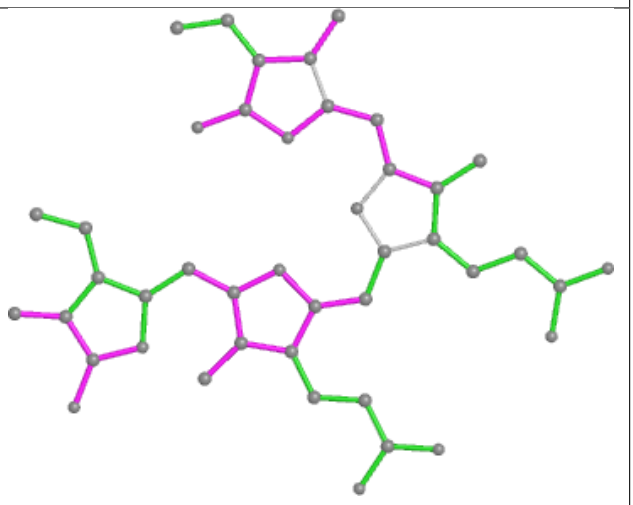

Bond angles

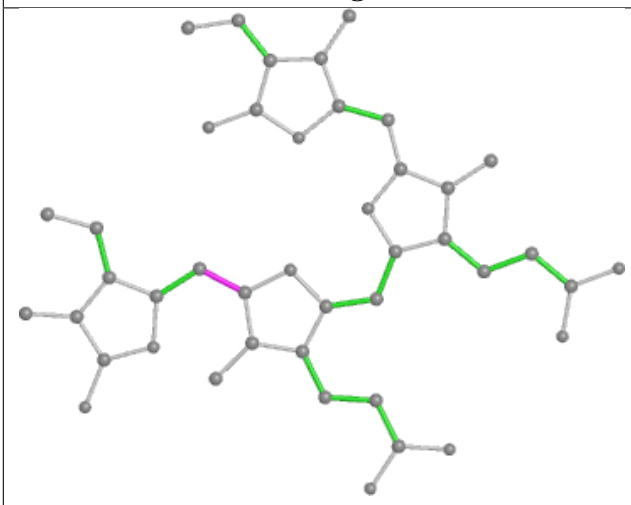

Torsions

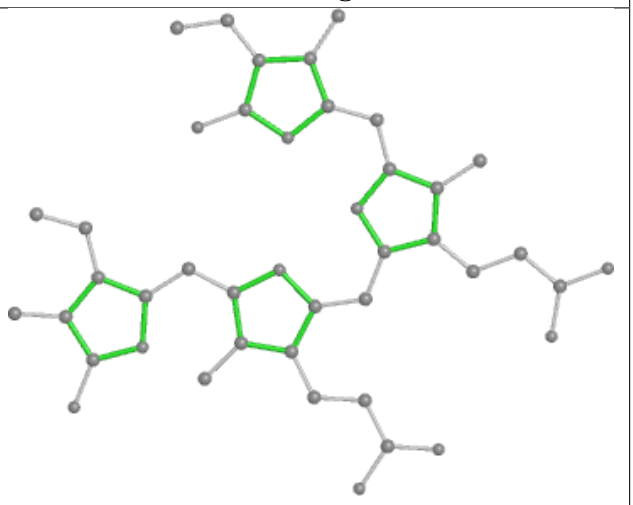

Rings

Ligand PEB eM 201

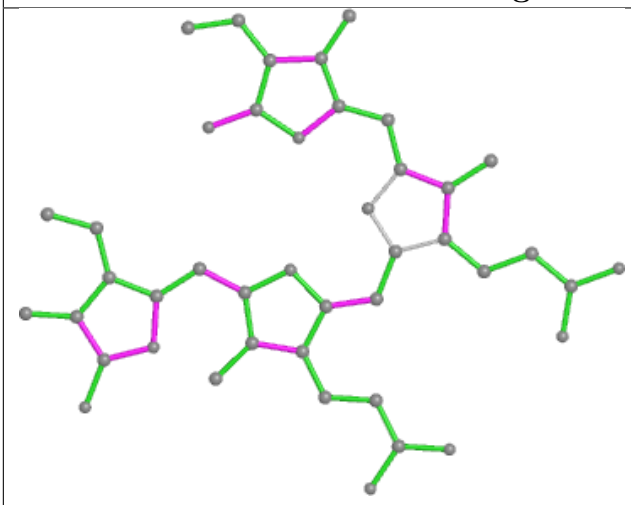

Bond lengths

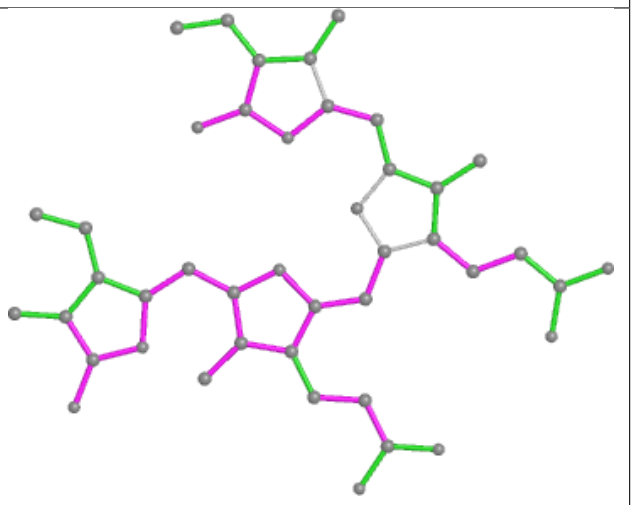

Bond angles

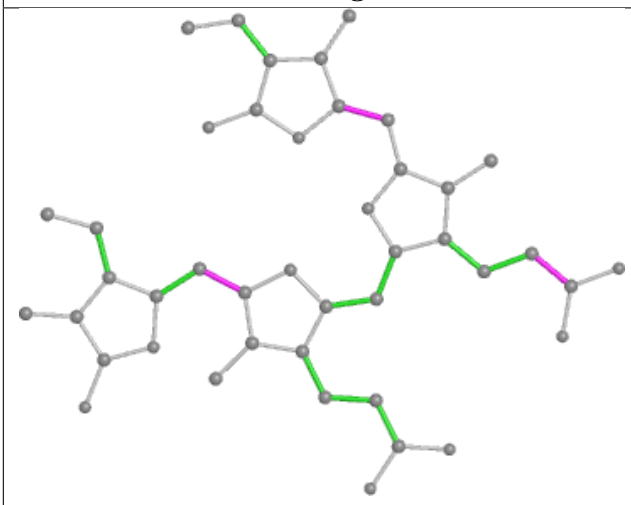

Torsions

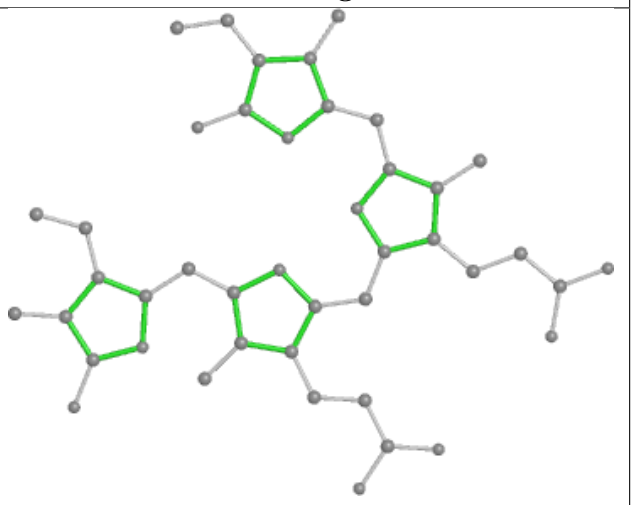

Rings

Ligand PEB PK 202

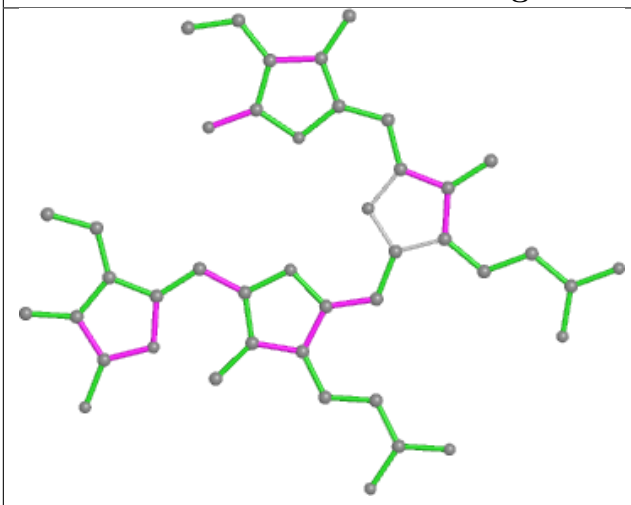

Bond lengths

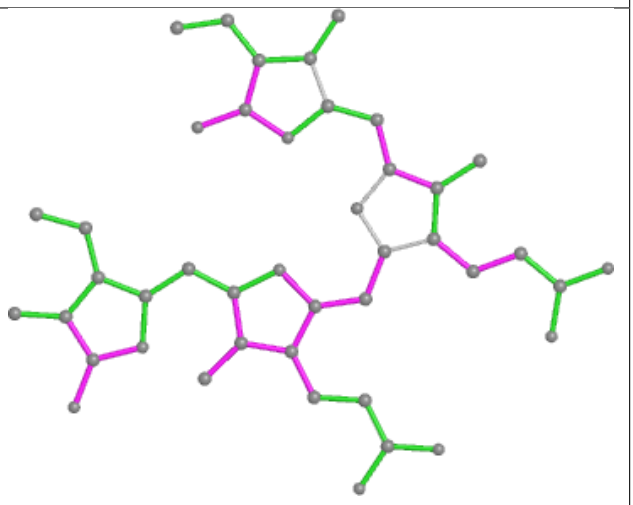

Bond angles

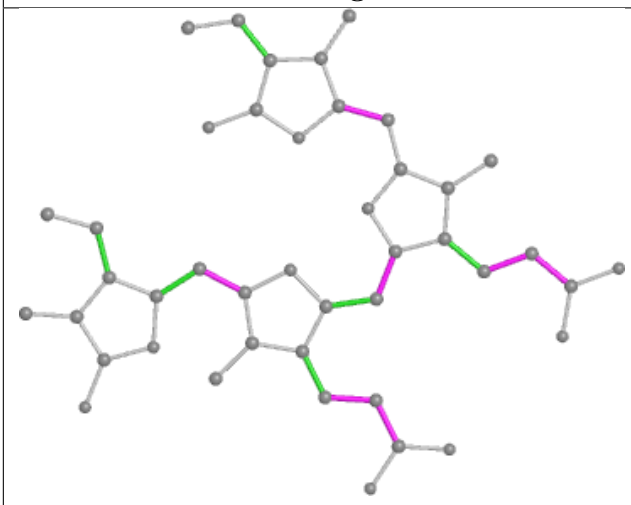

Torsions

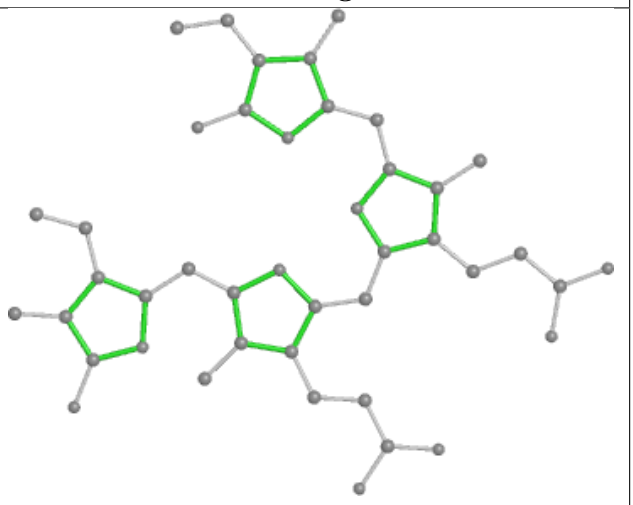

Rings

Ligand CLA LN 202

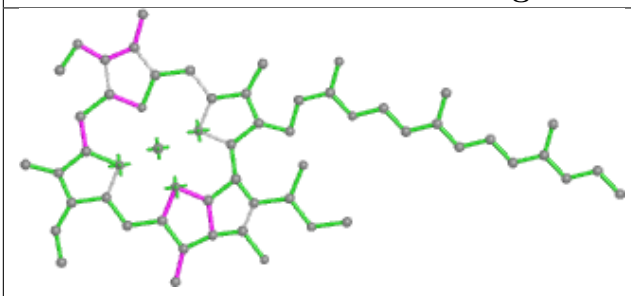

Bond lengths

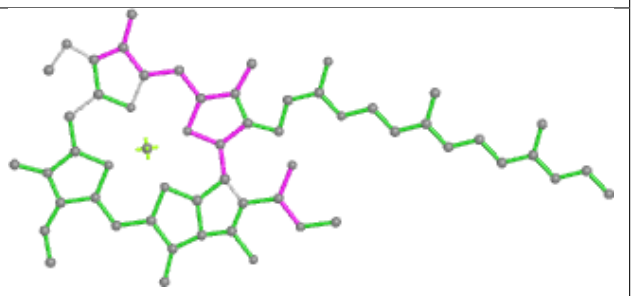

Bond angles

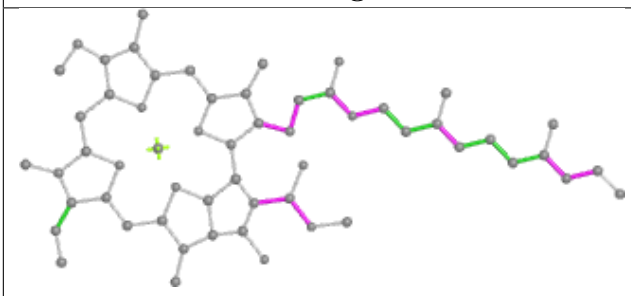

Torsions

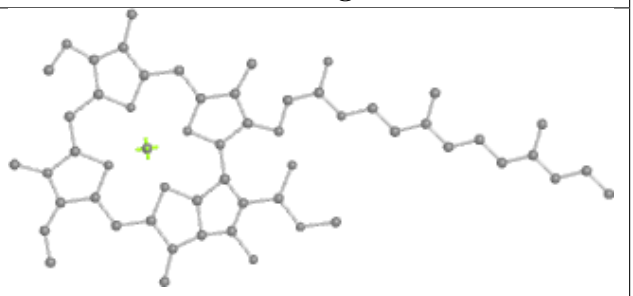

Rings

Ligand DGD b6 621

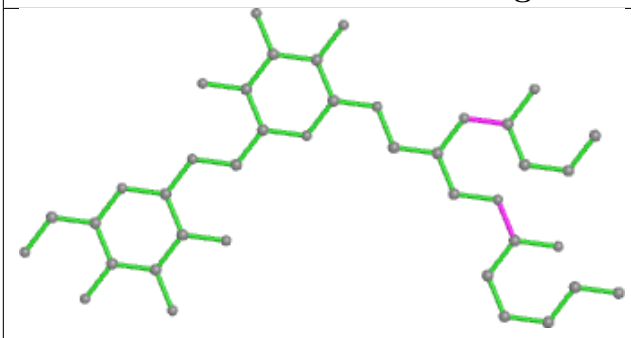

Bond lengths

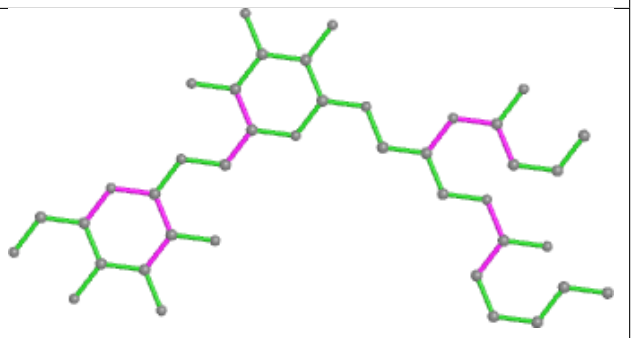

Bond angles

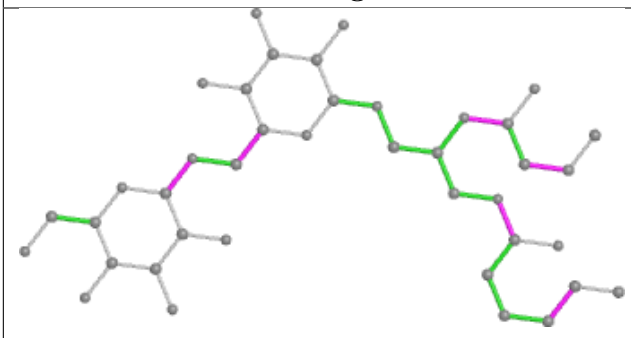

Torsions

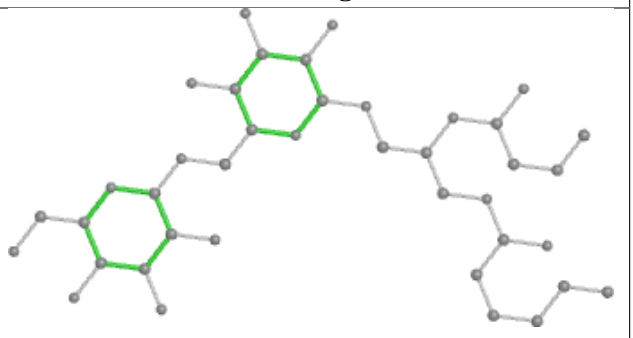

Rings

Ligand PEB MD 201

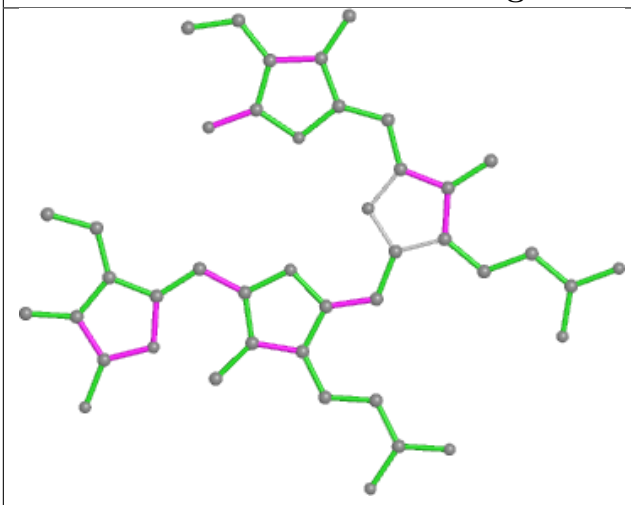

Bond lengths

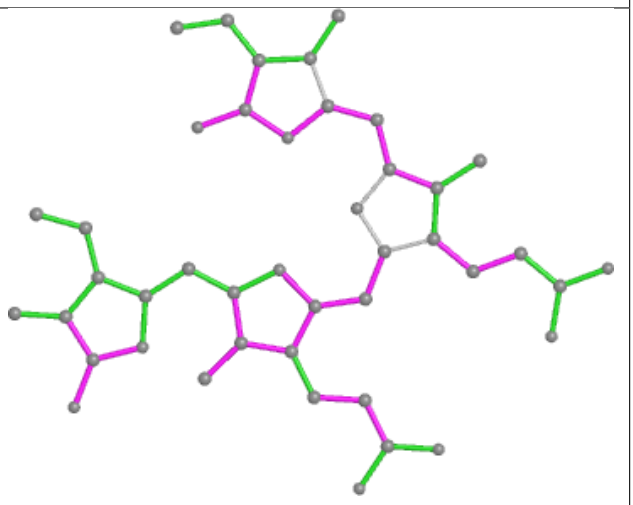

Bond angles

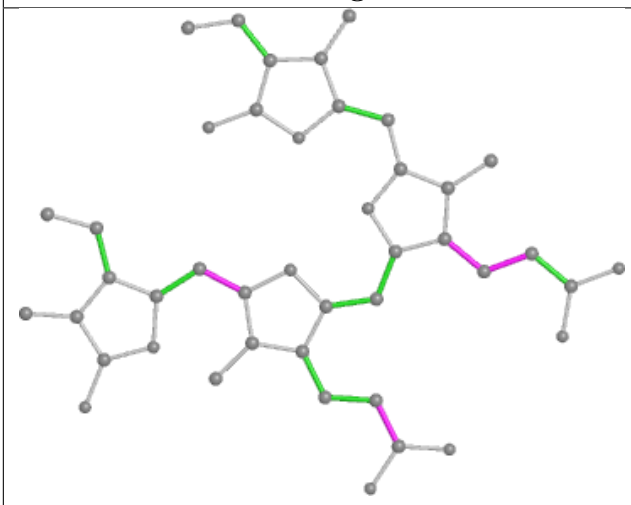

Torsions

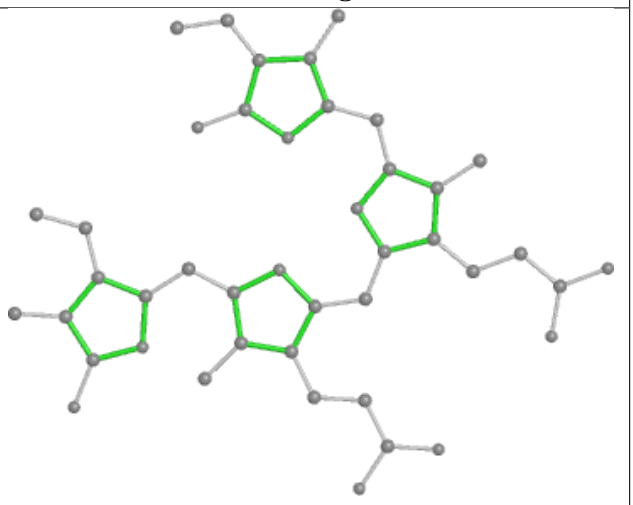

Rings

Ligand PEB MI 401

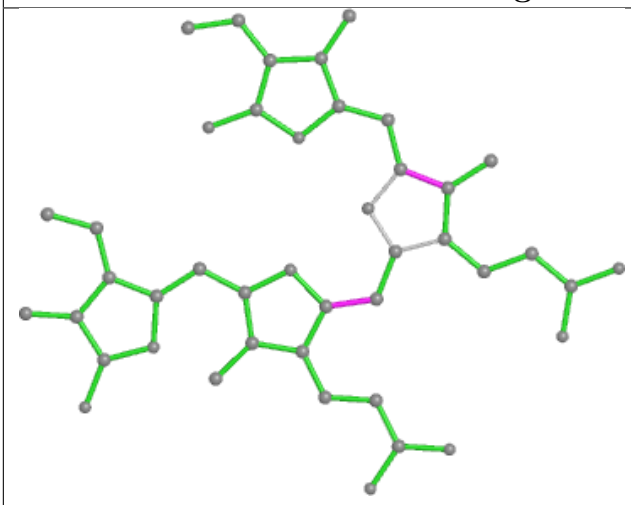

Bond lengths

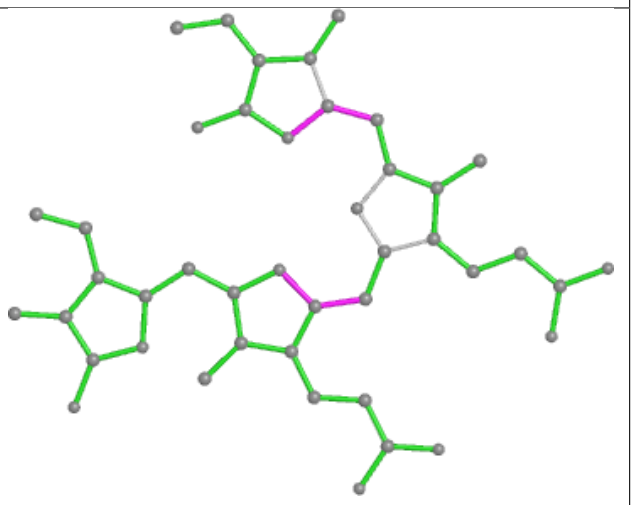

Bond angles

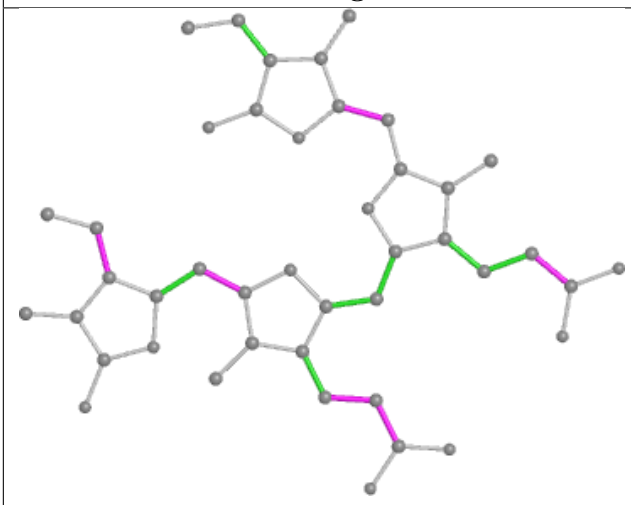

Torsions

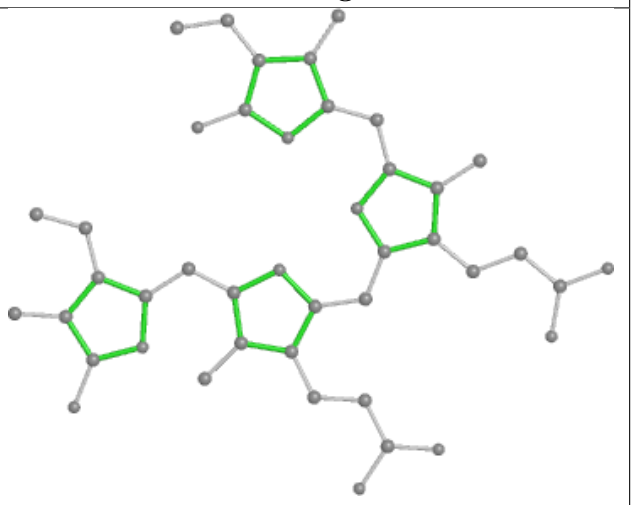

Rings

Ligand PEB I7 202

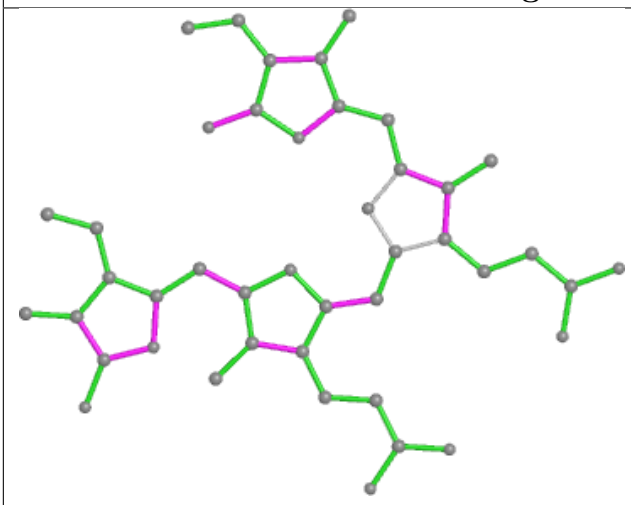

Bond lengths

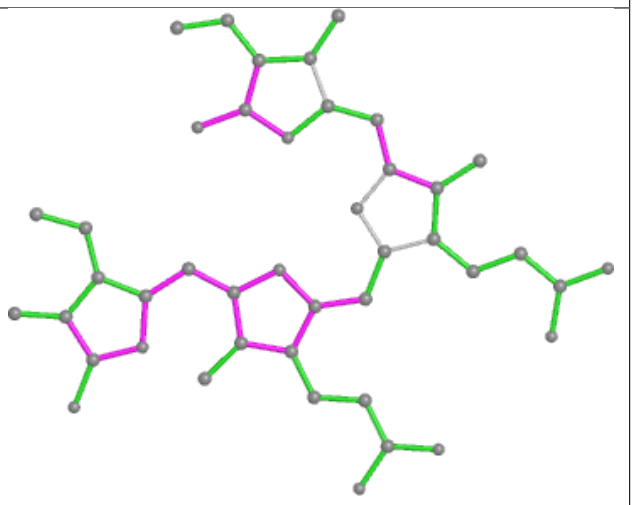

Bond angles

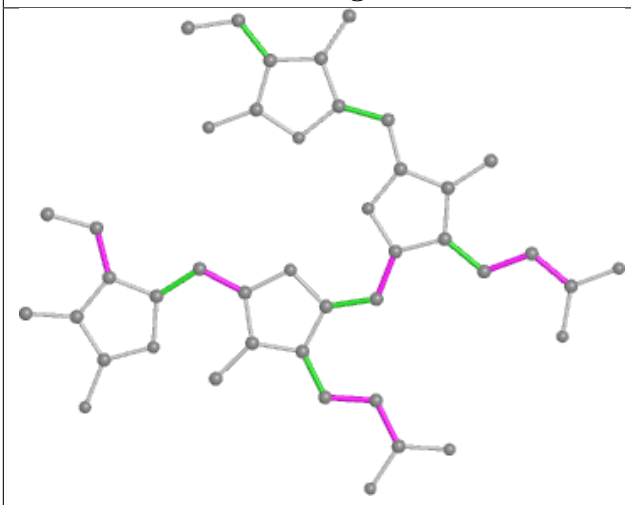

Torsions

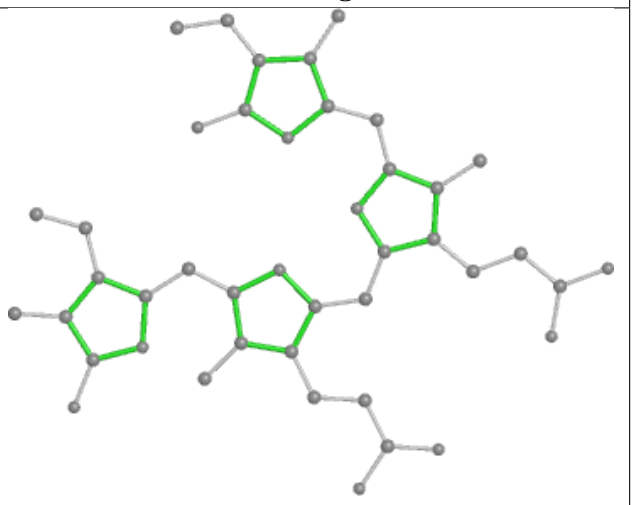

Rings

Ligand PEB WG 201

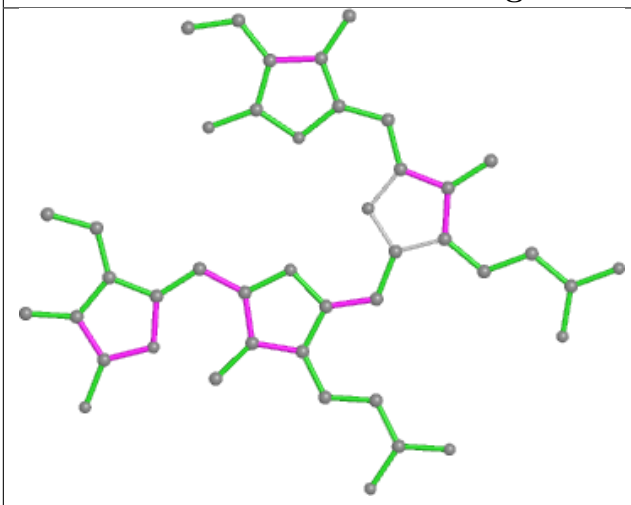

Bond lengths

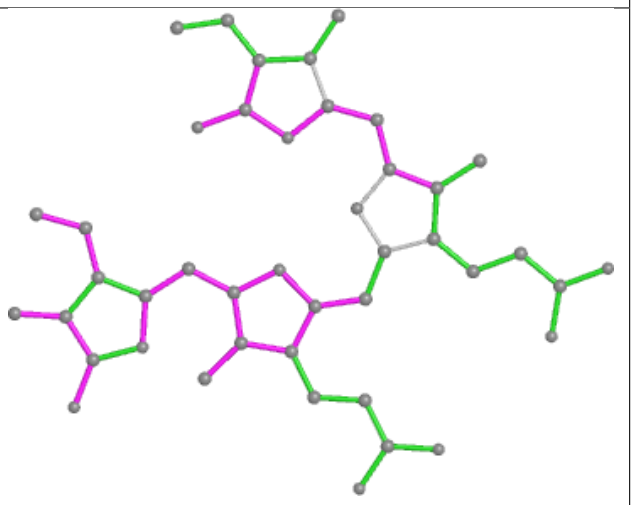

Bond angles

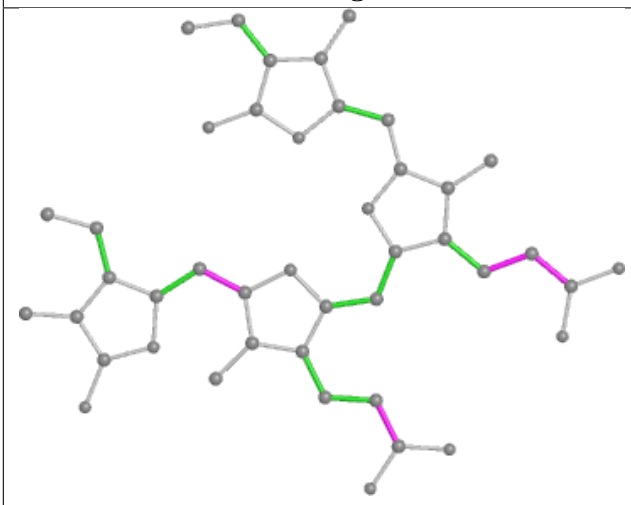

Torsions

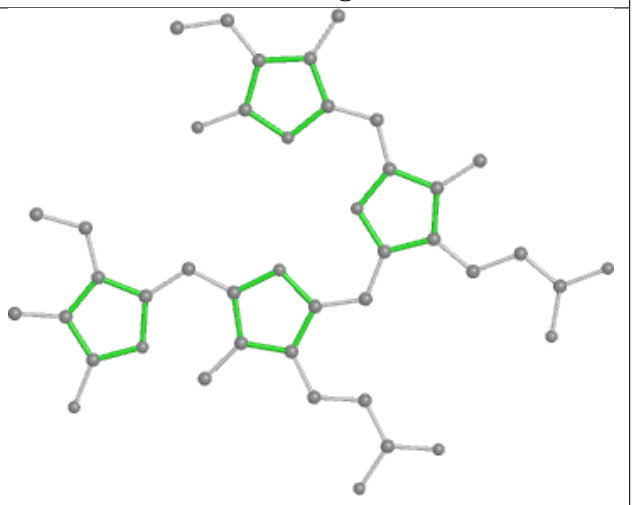

Rings

Ligand CLA DL 406

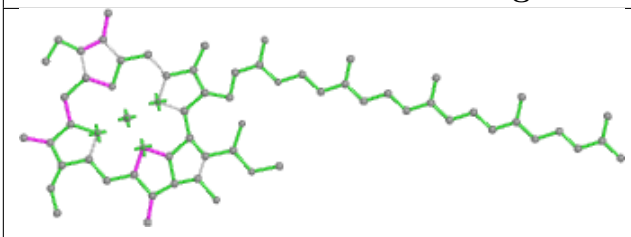

Bond lengths

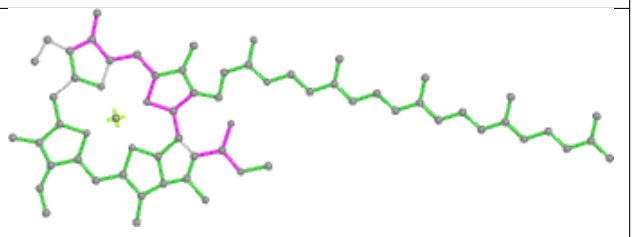

Bond angles

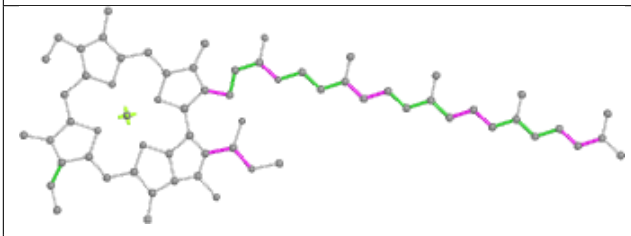

Torsions

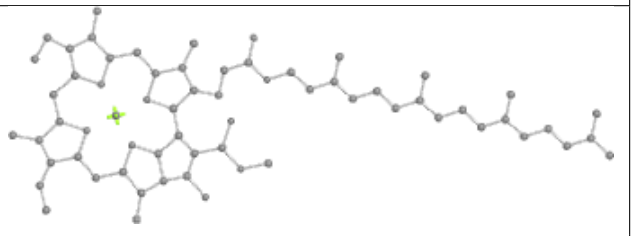

Rings

Ligand CLA AN 807

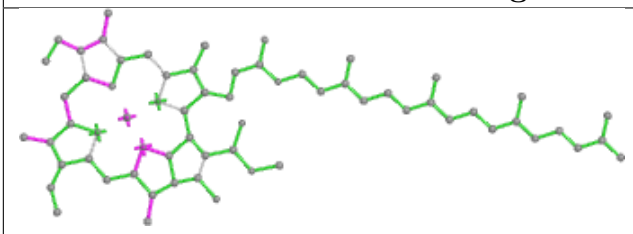

Bond lengths

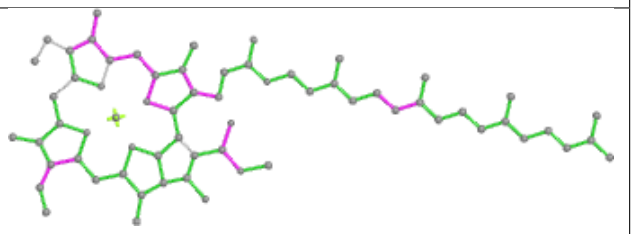

Bond angles

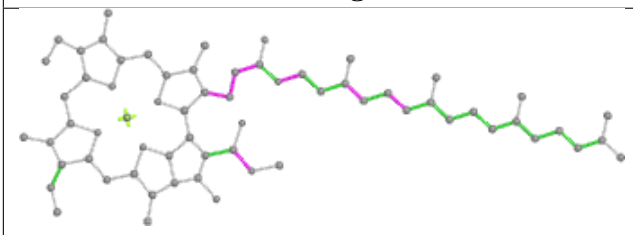

Torsions

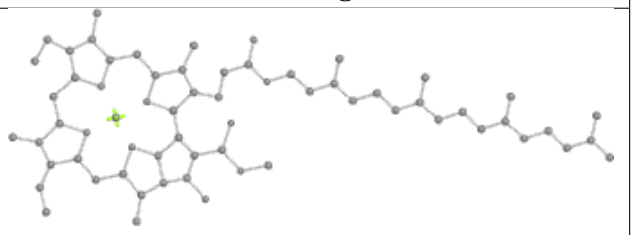

Rings

Ligand PEB fM 201

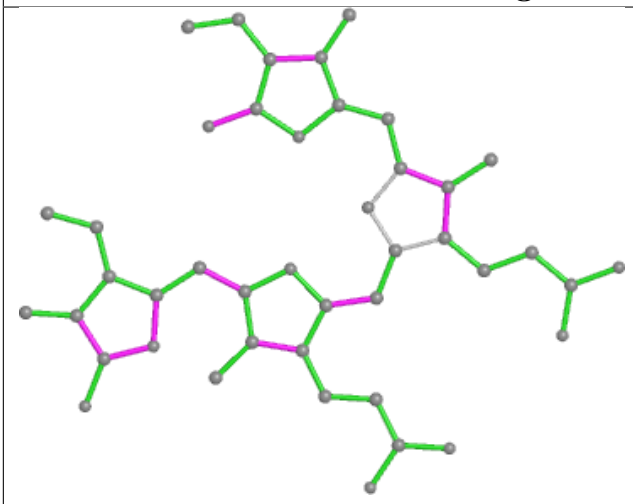

Bond lengths

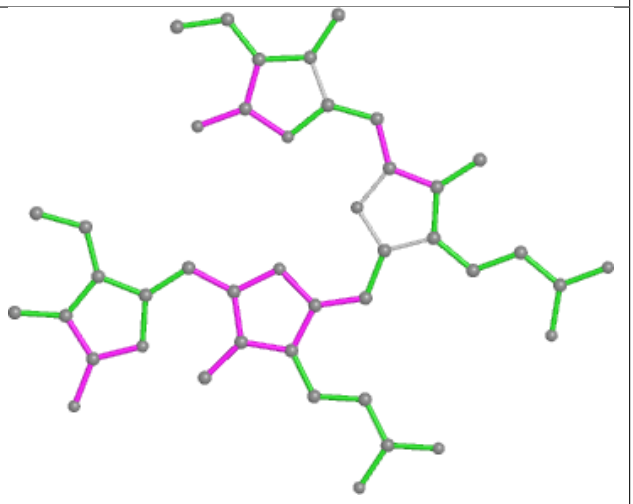

Bond angles

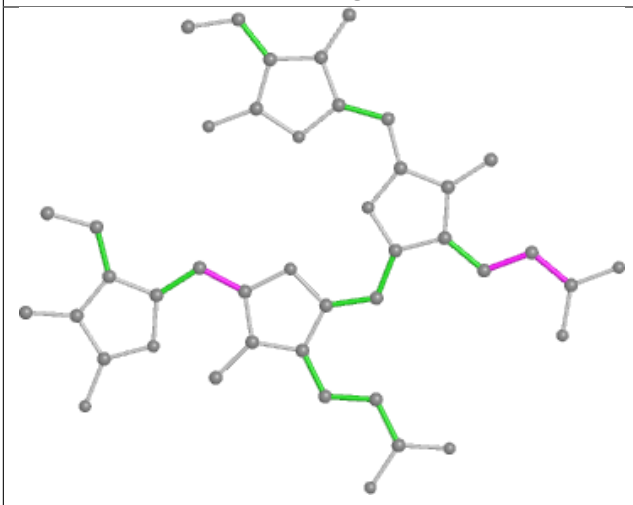

Torsions

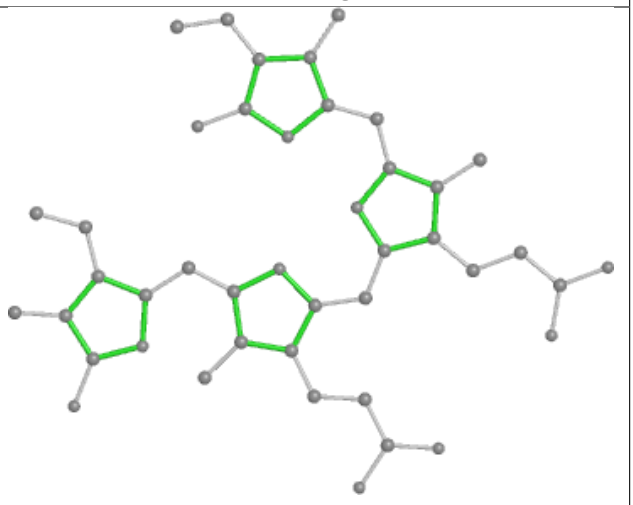

Rings

Ligand PEB gK 203

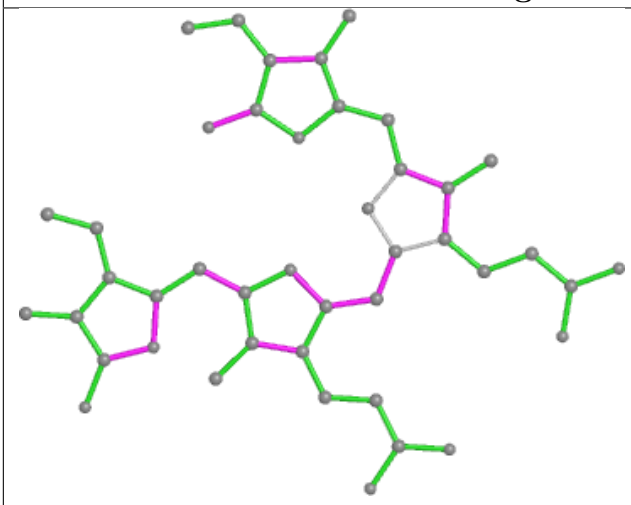

Bond lengths

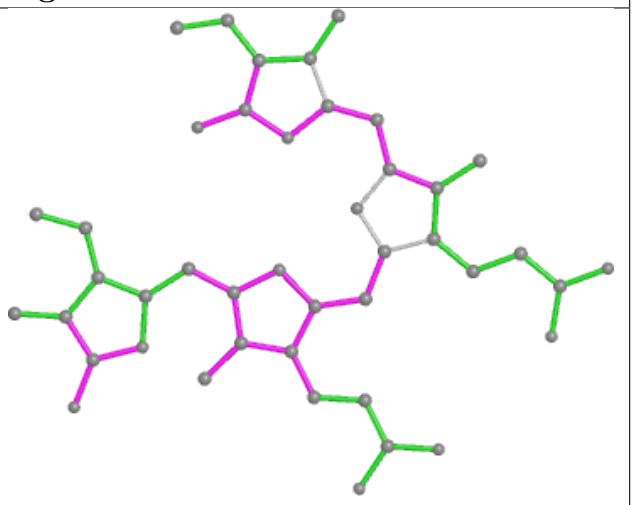

Bond angles

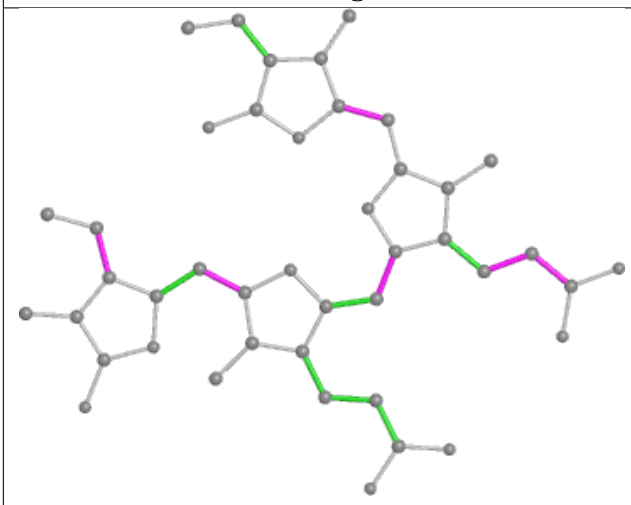

Torsions

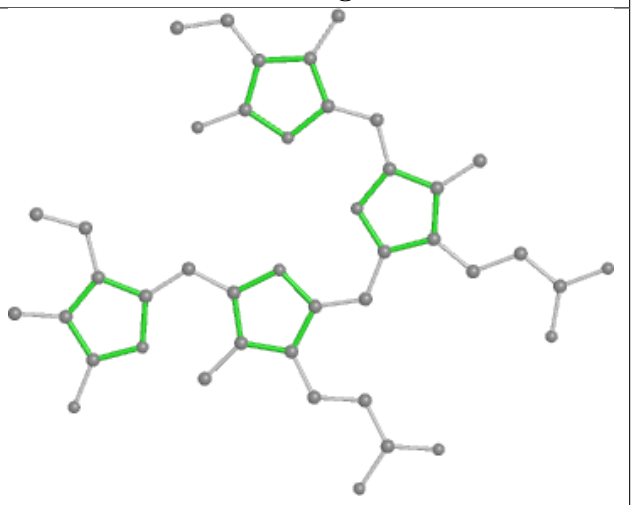

Rings

Ligand PEB d1 203

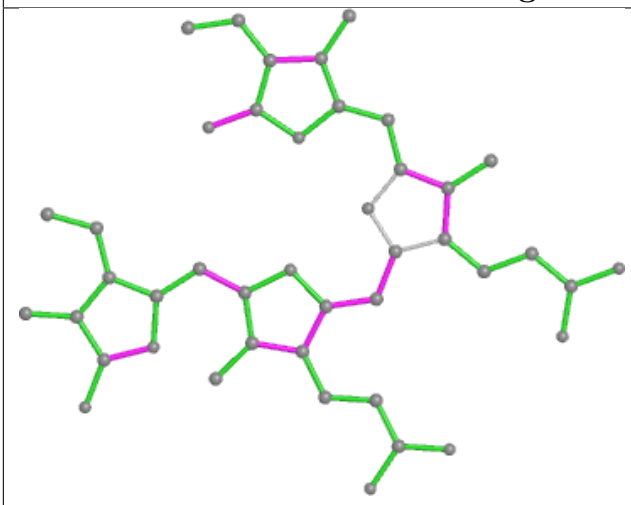

Bond lengths

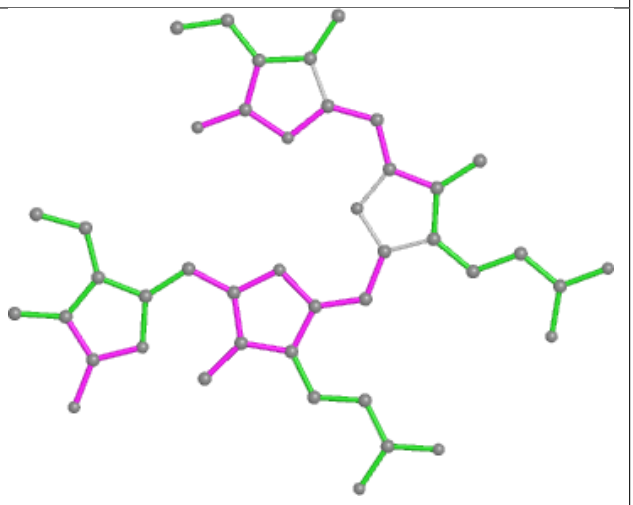

Bond angles

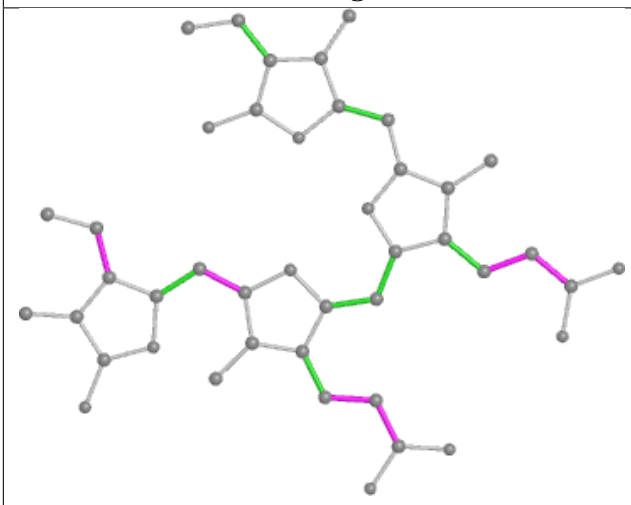

Torsions

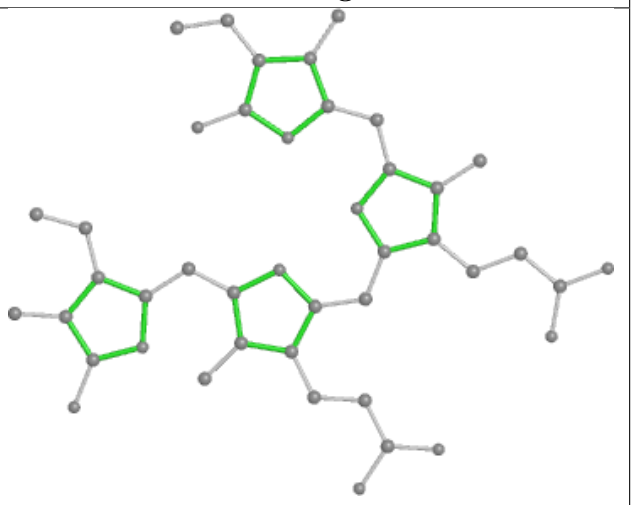

Rings

Ligand PEB aM 201

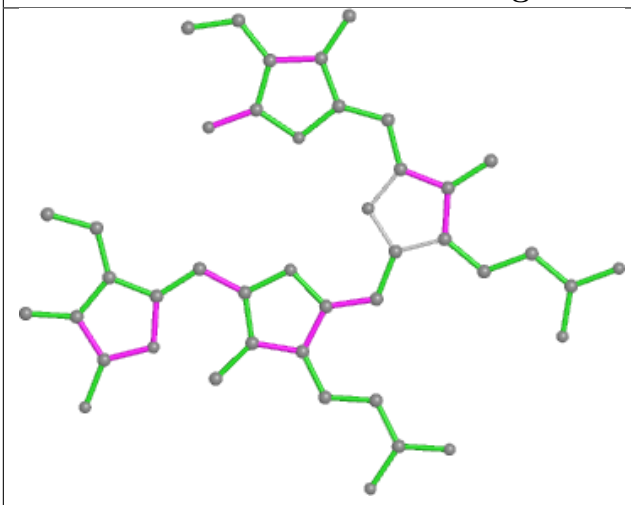

Bond lengths

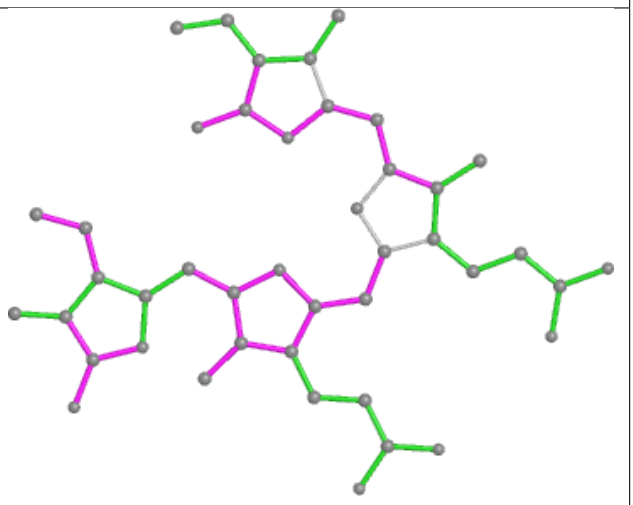

Bond angles

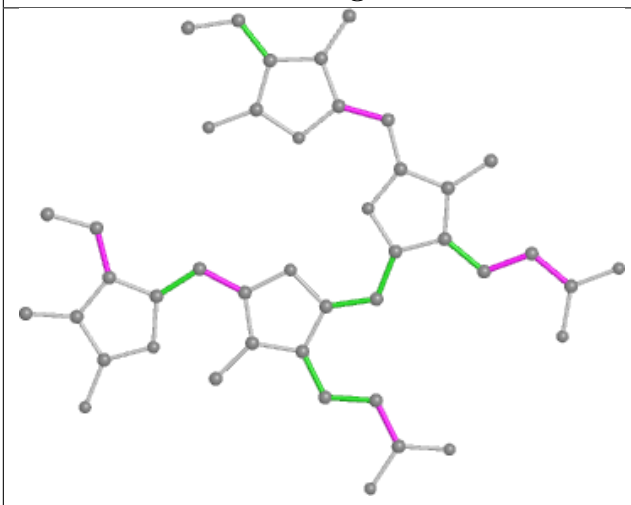

Torsions

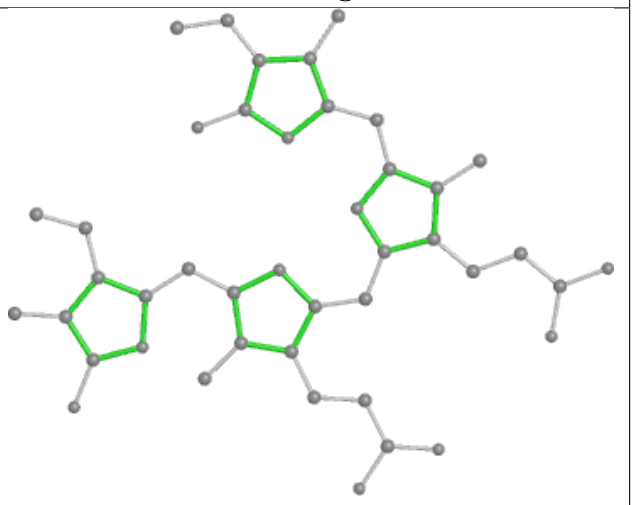

Rings

Ligand CLA dL 402

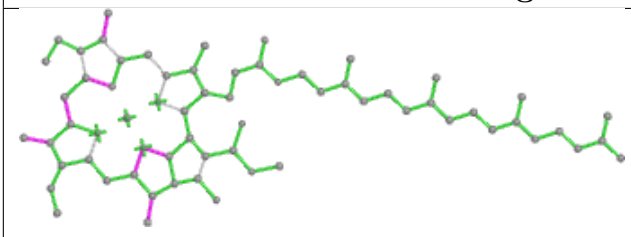

Bond lengths

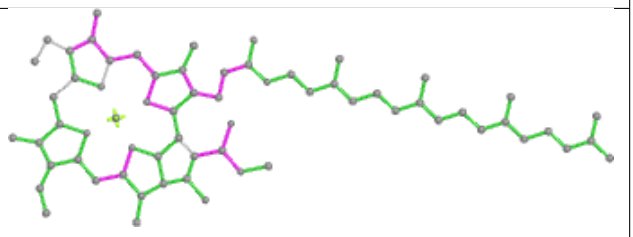

Bond angles

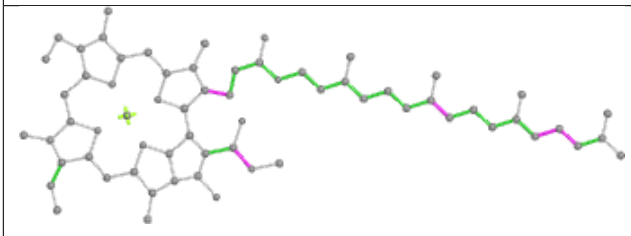

Torsions

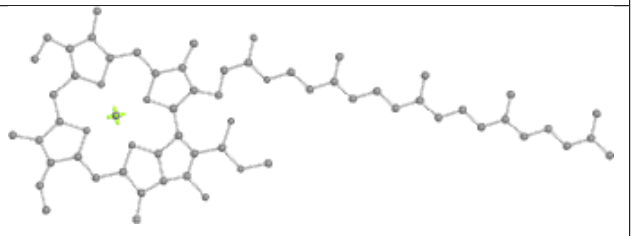

Rings

Ligand LHG cL 501

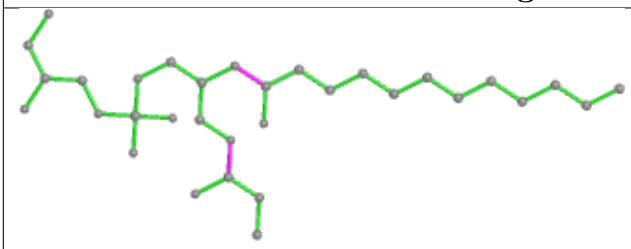

Bond lengths

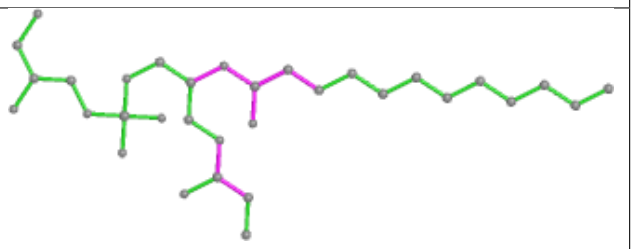

Bond angles

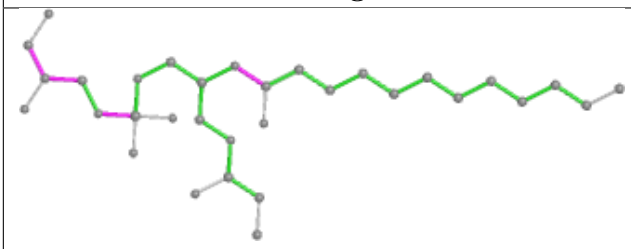

Torsions

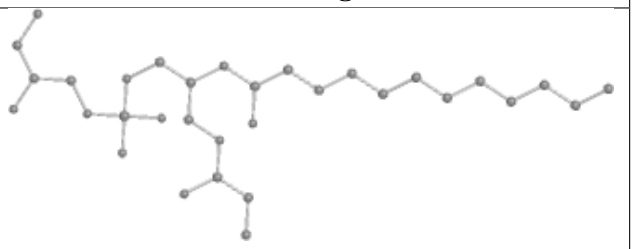

Rings

Ligand CLA 7N 603

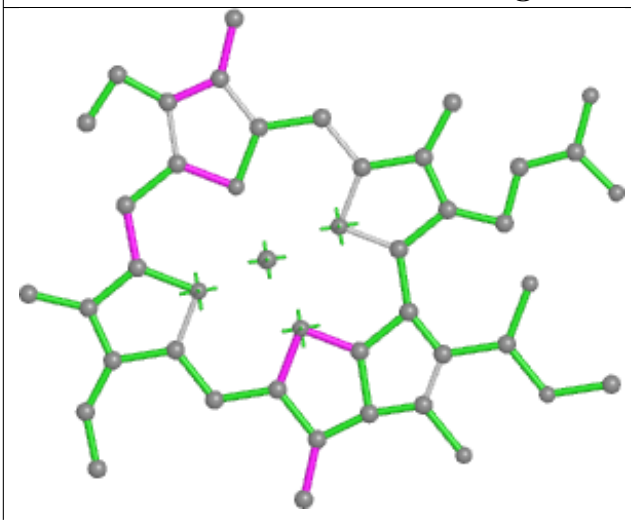

Bond lengths

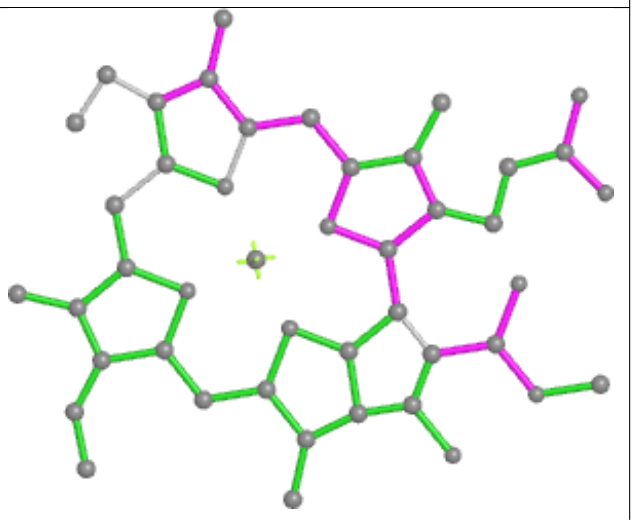

Bond angles

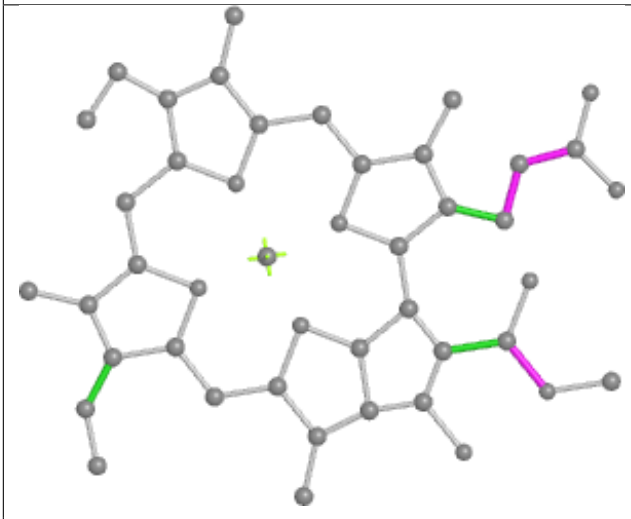

Torsions

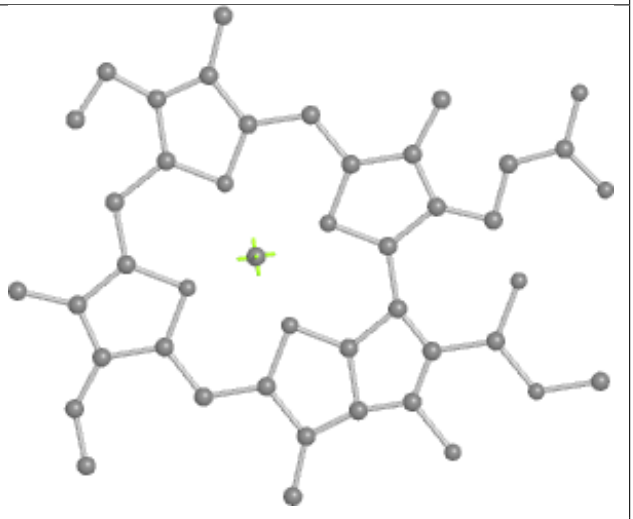

Rings

Ligand CYC NH 1001

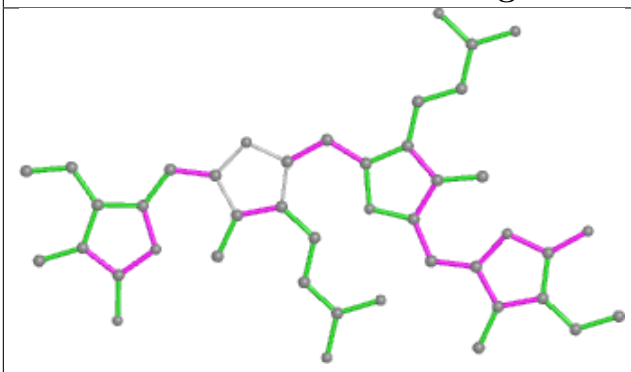

Bond lengths

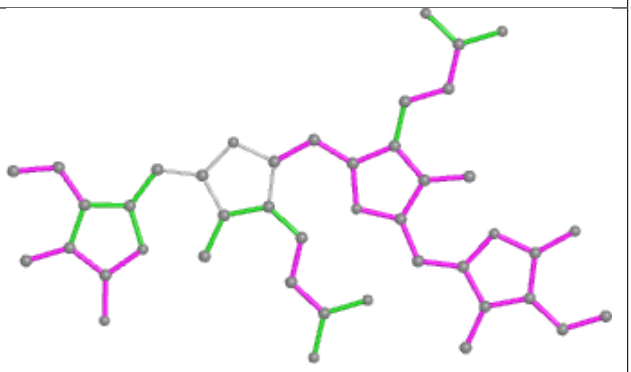

Bond angles

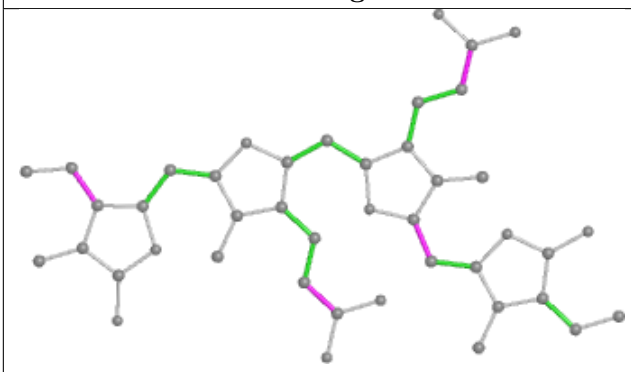

Torsions

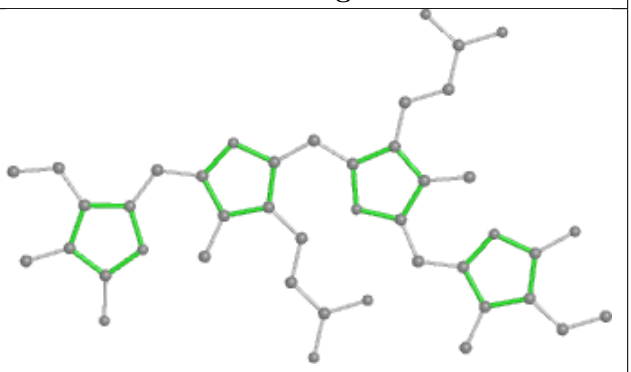

Rings

Ligand PEB QP 202

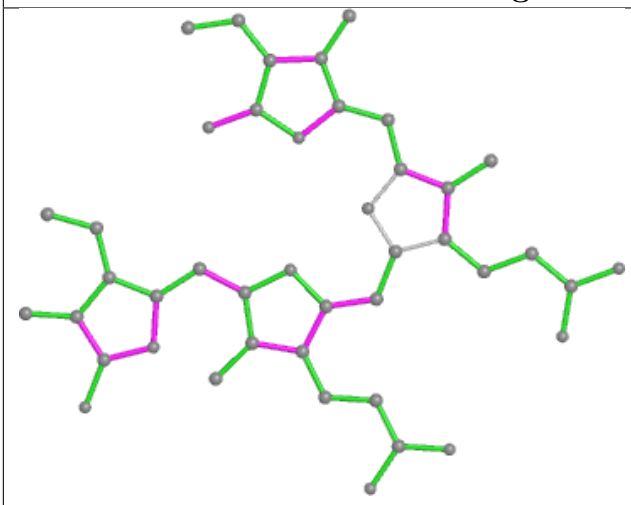

Bond lengths

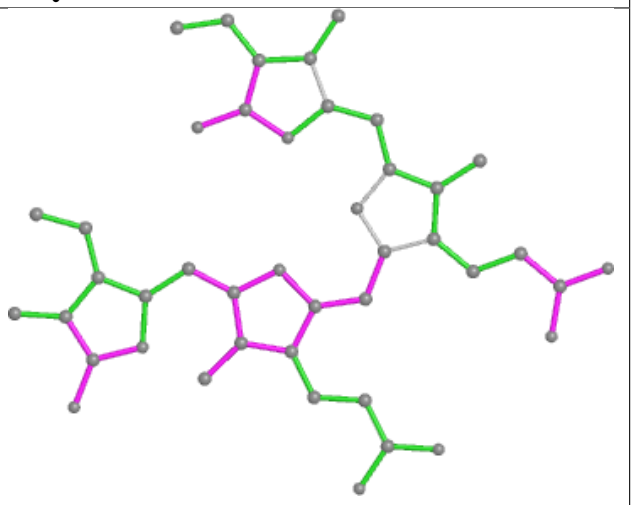

Bond angles

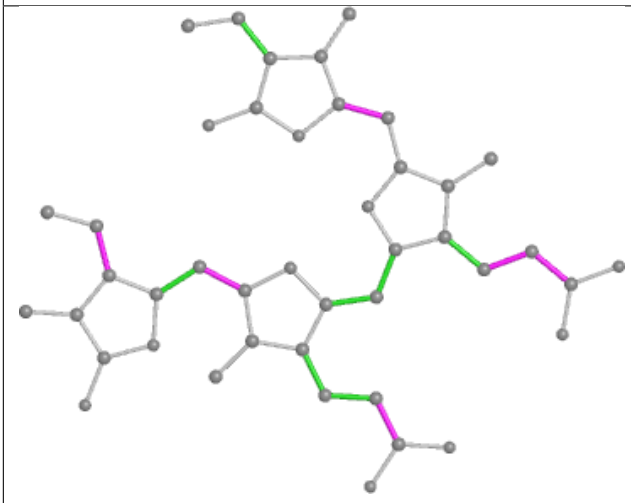

Torsions

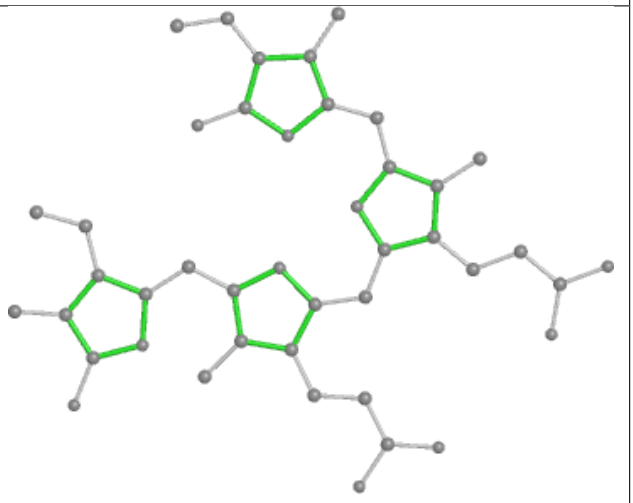

Rings

Ligand PEB A1 301

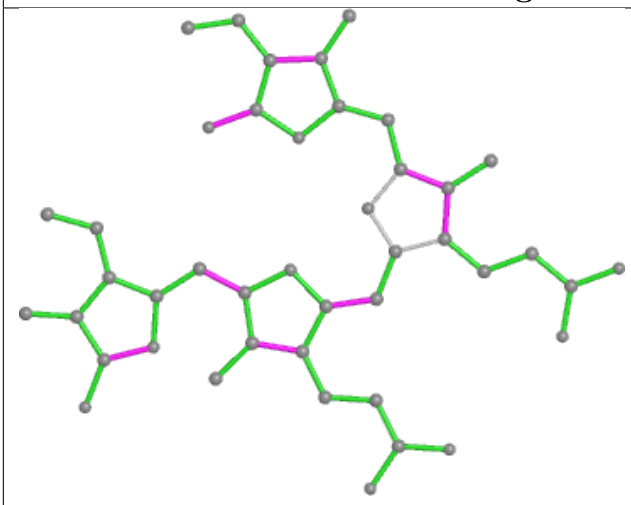

Bond lengths

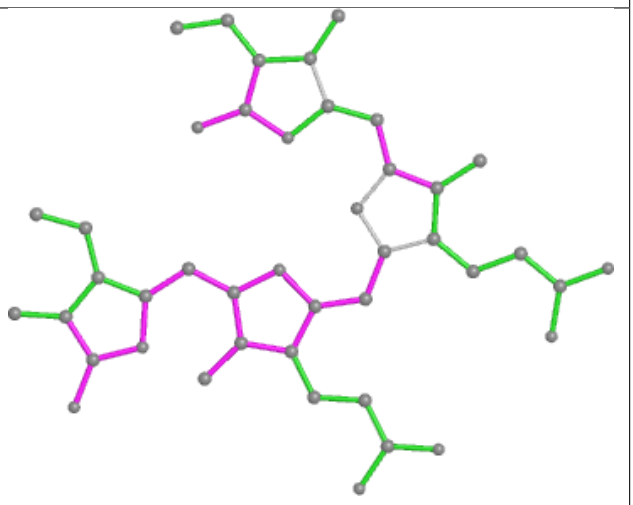

Bond angles

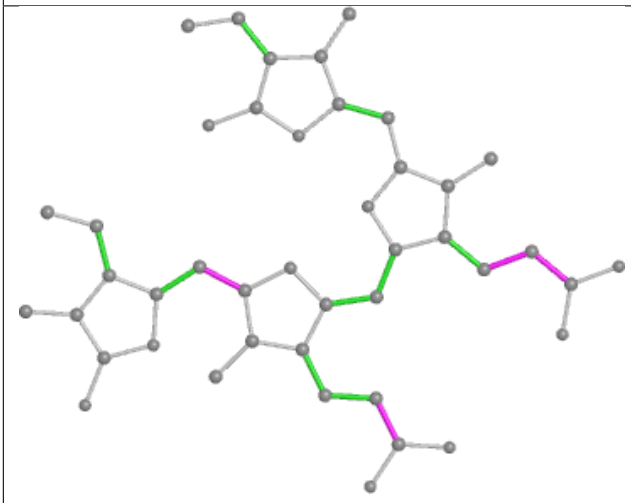

Torsions

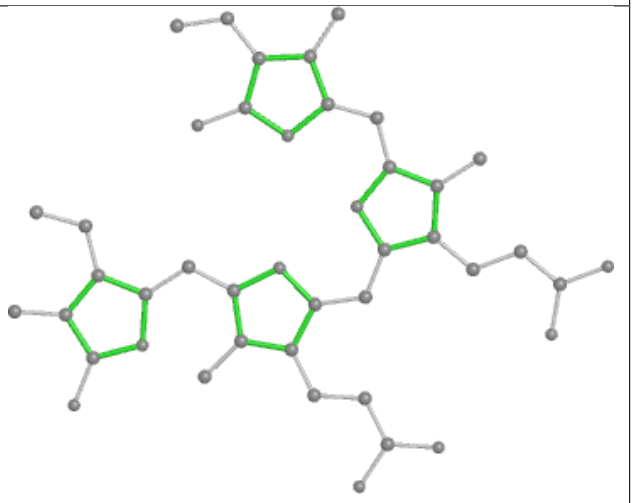

Rings

Ligand PEB V9 201

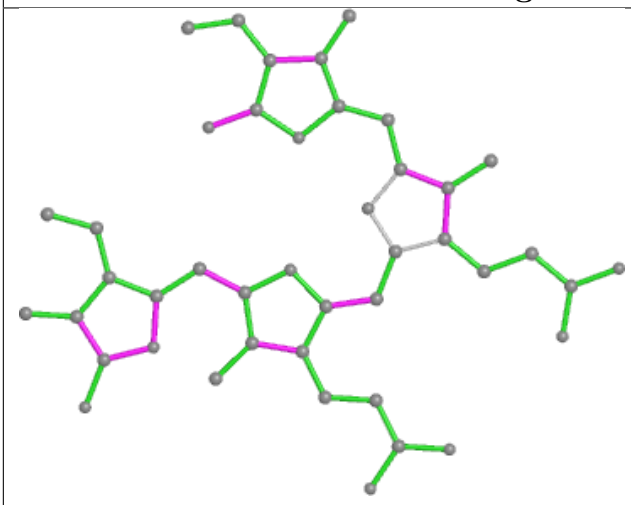

Bond lengths

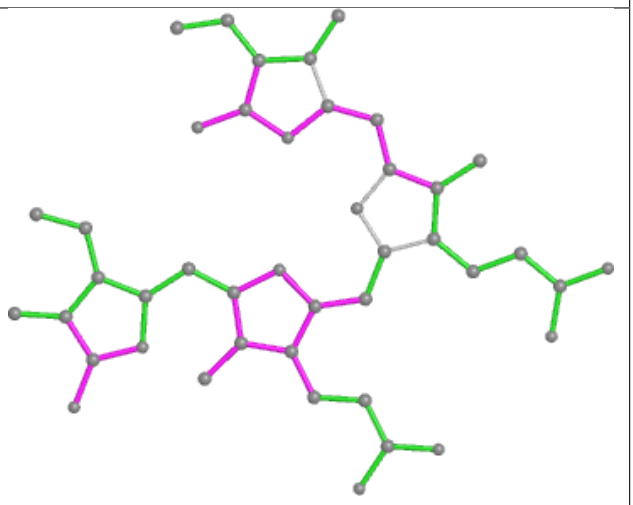

Bond angles

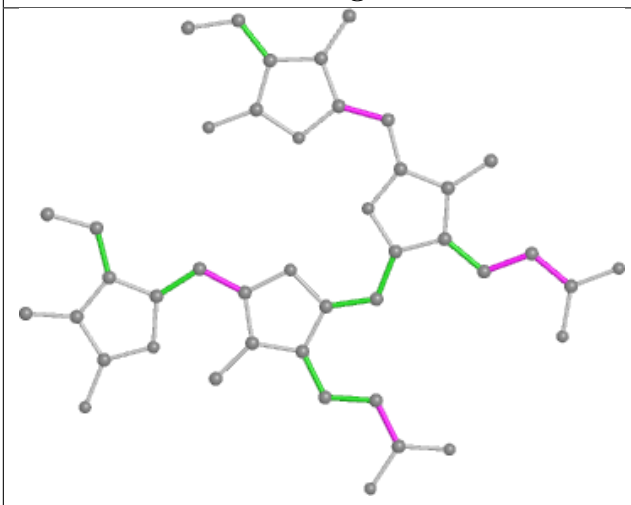

Torsions

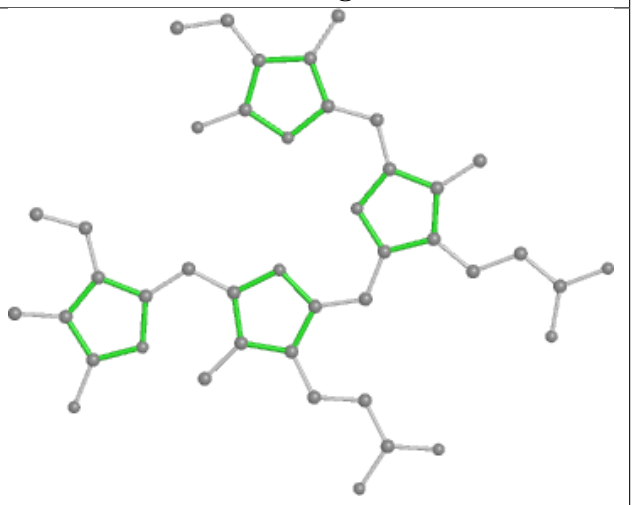

Rings

Ligand PEB KD 201

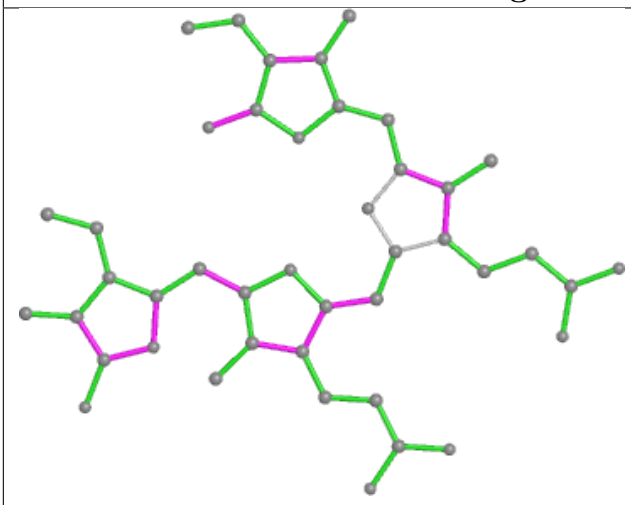

Bond lengths

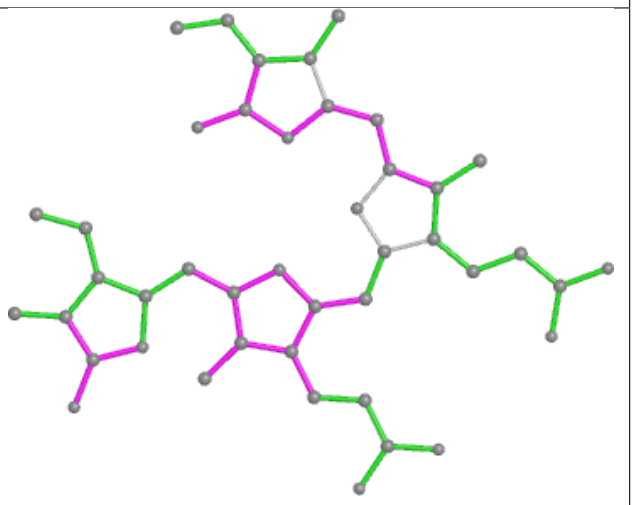

Bond angles

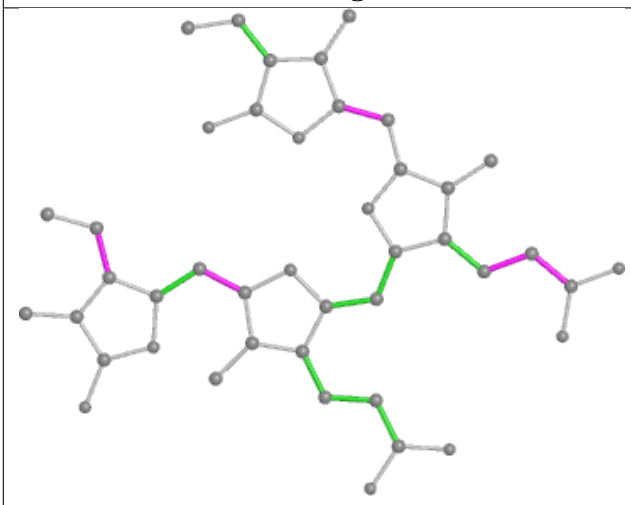

Torsions

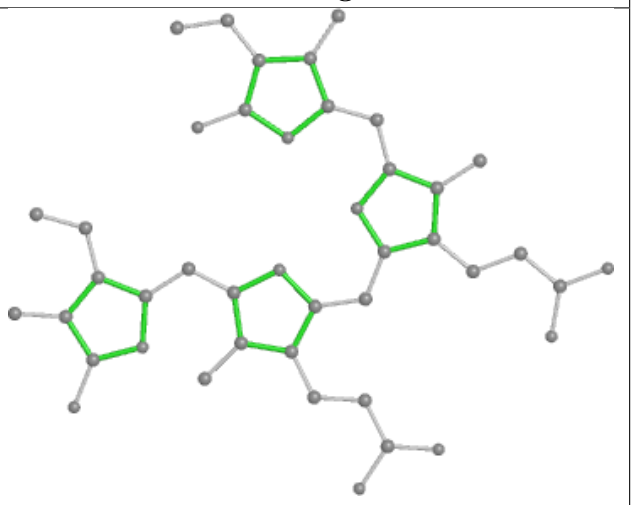

Rings

Ligand CYC F3 1001

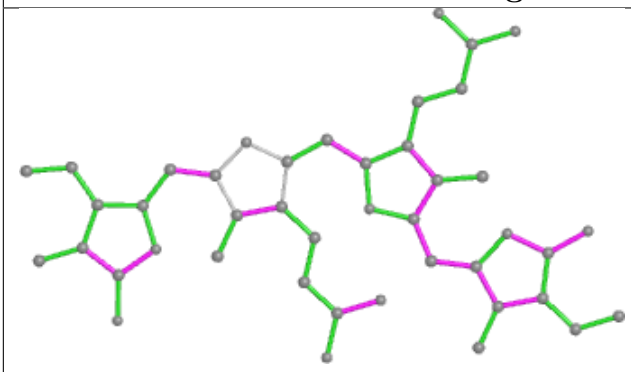

Bond lengths

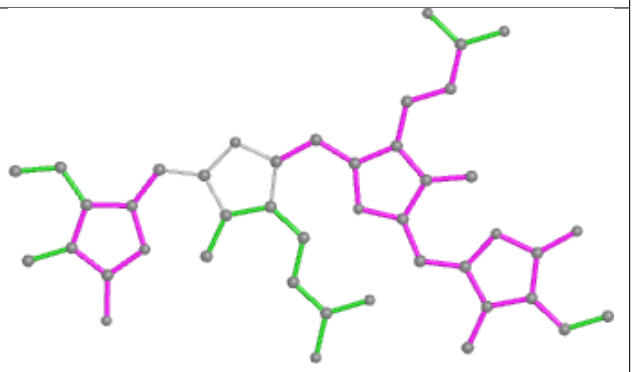

Bond angles

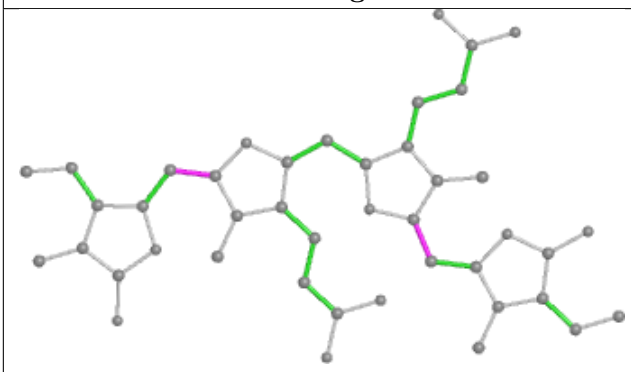

Torsions

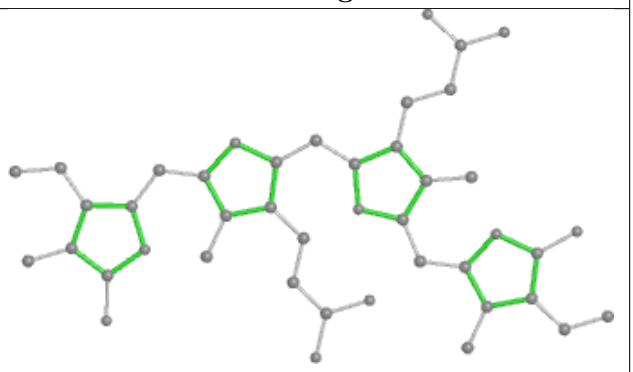

Rings

Ligand PEB V7 201

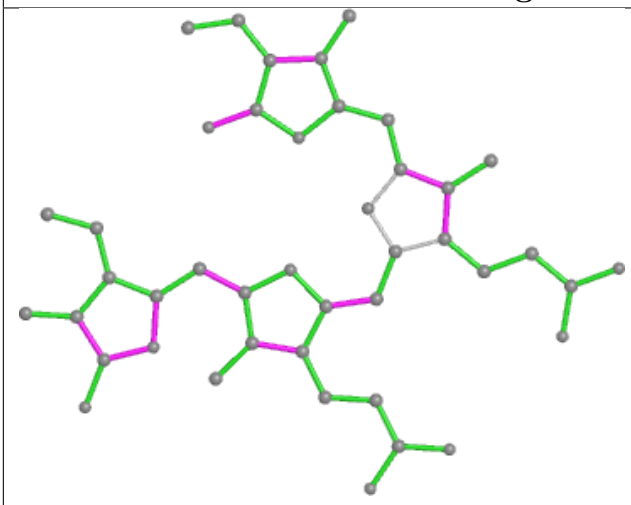

Bond lengths

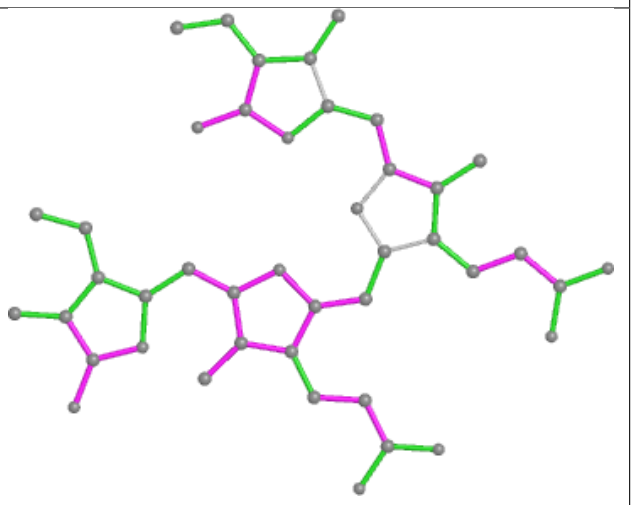

Bond angles

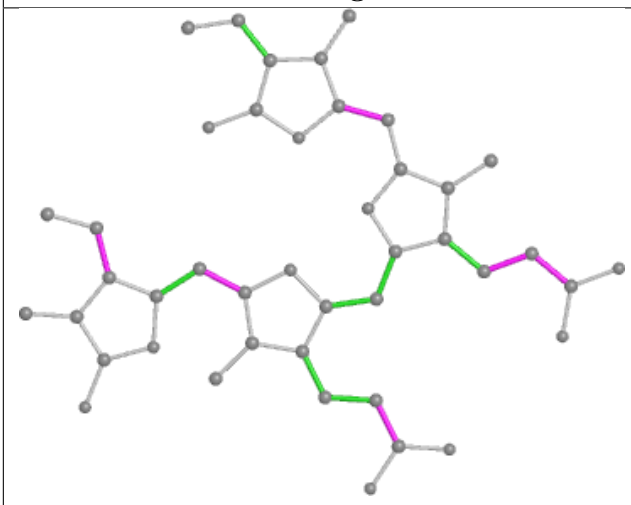

Torsions

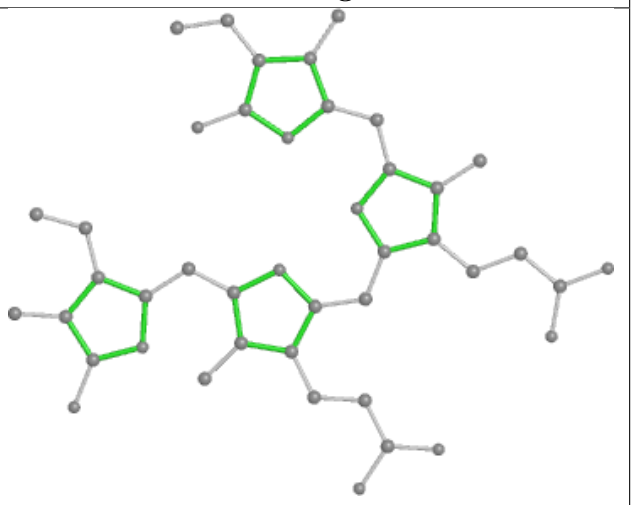

Rings

Ligand PEB kH 201

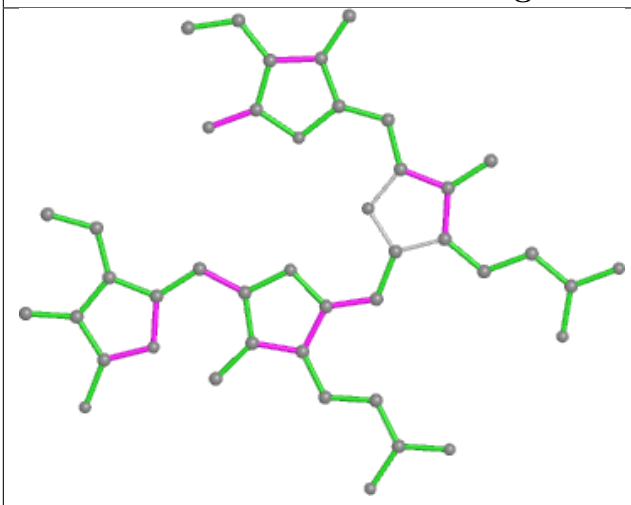

Bond lengths

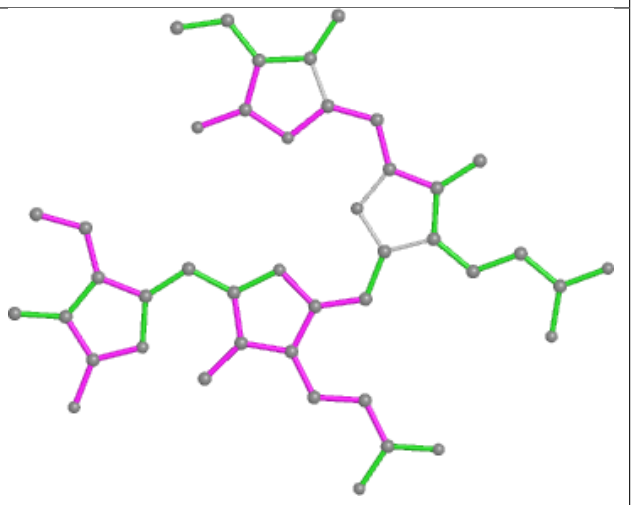

Bond angles

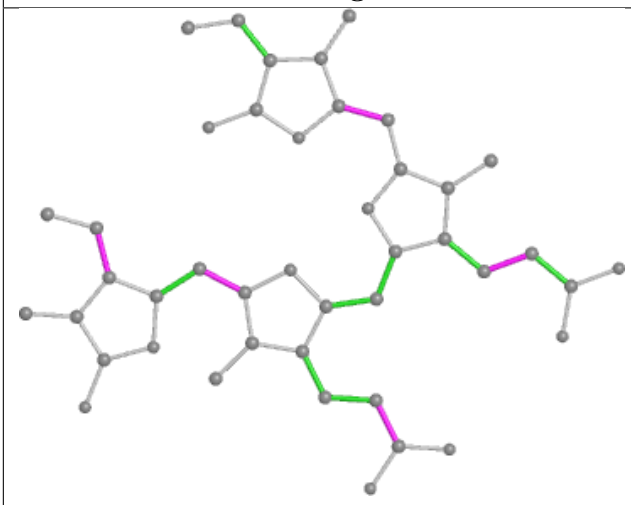

Torsions

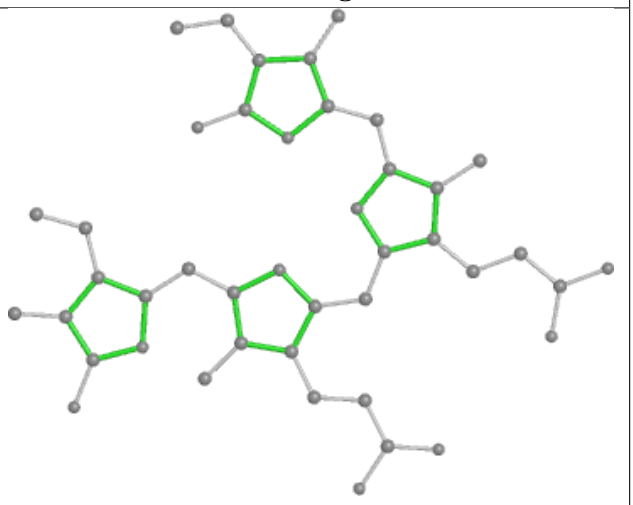

Rings

Ligand PEB i4 203

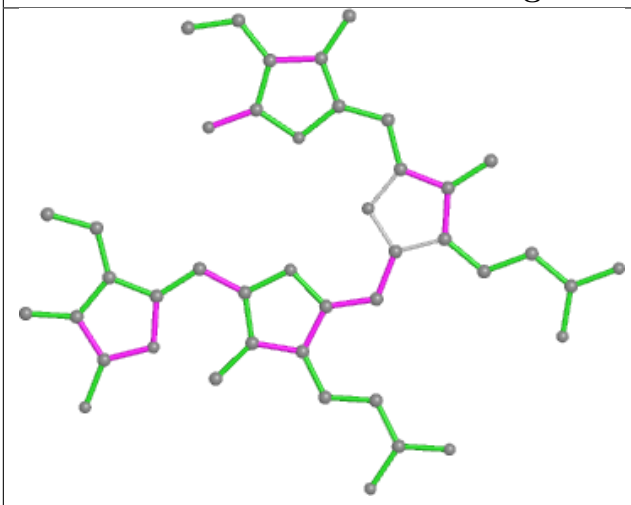

Bond lengths

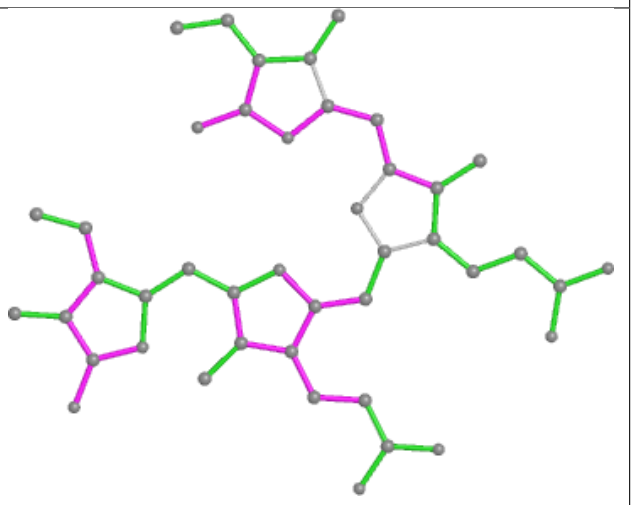

Bond angles

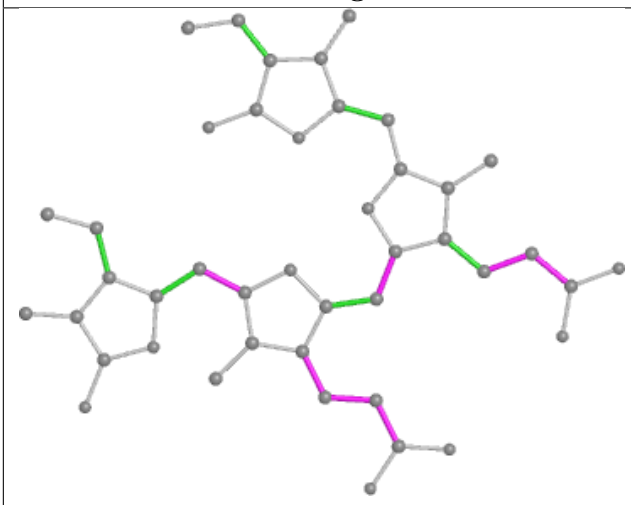

Torsions

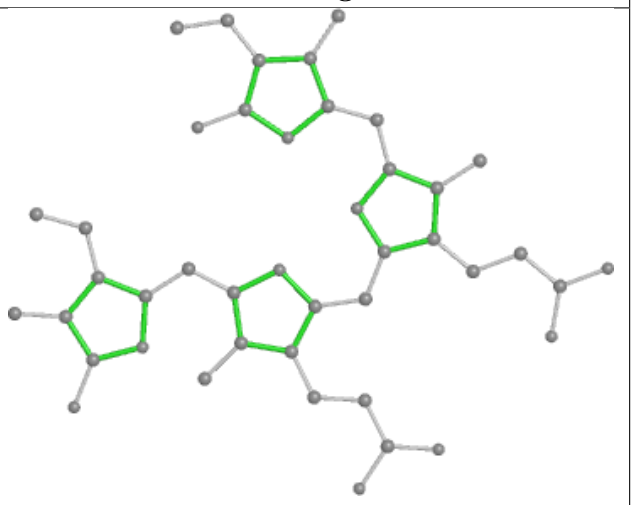

Rings

Ligand PEB VJ 202

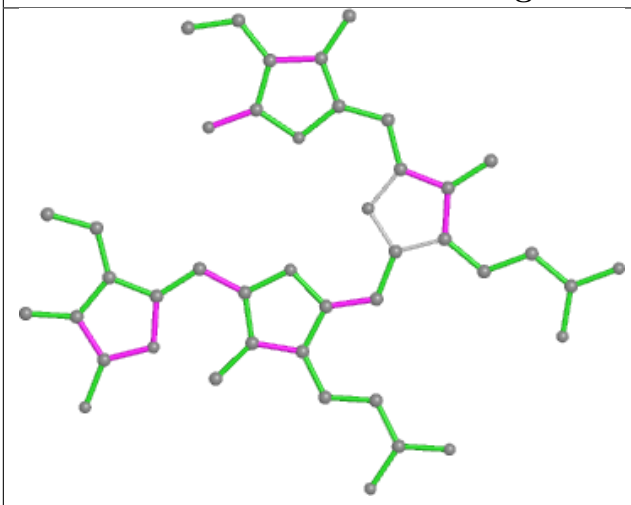

Bond lengths

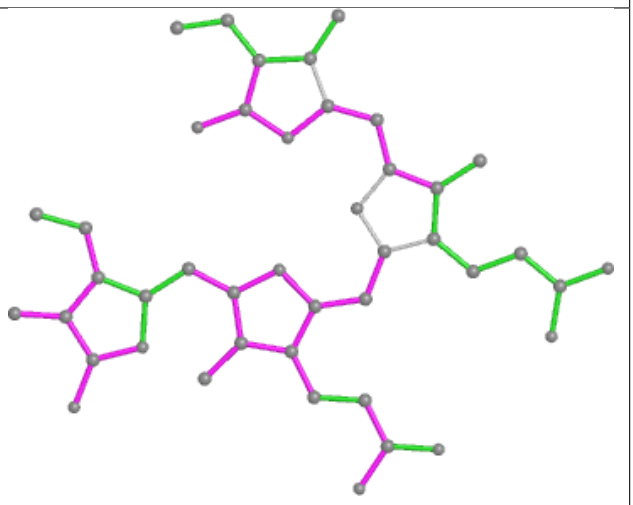

Bond angles

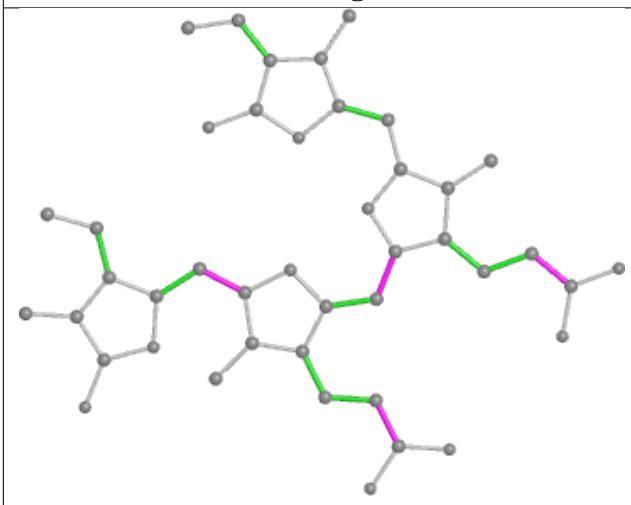

Torsions

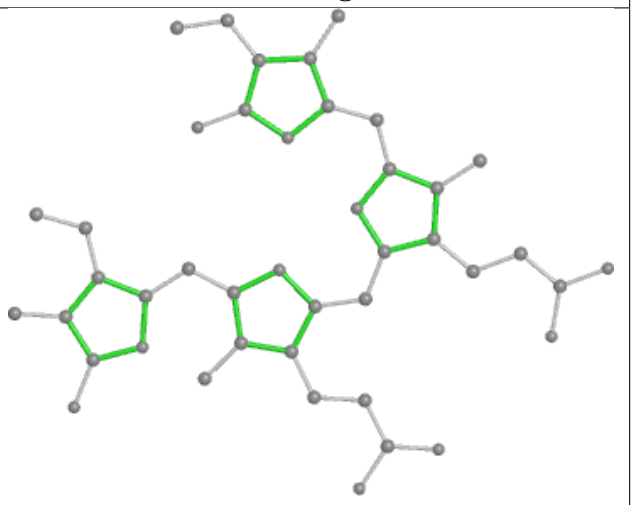

Rings

Ligand CLA BN 832

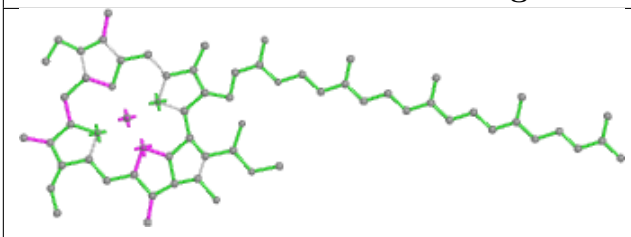

Bond lengths

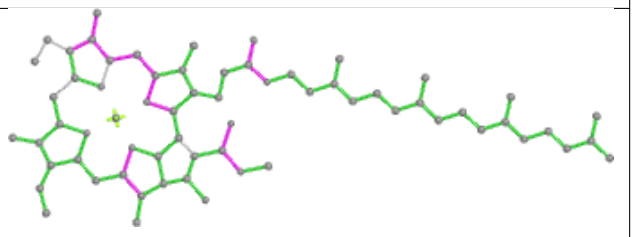

Bond angles

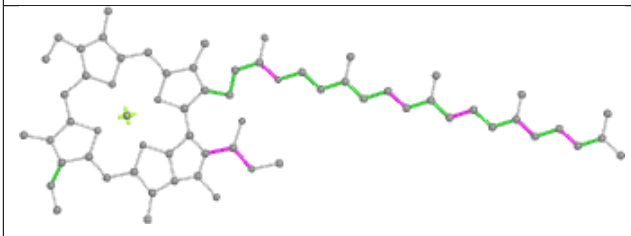

Torsions

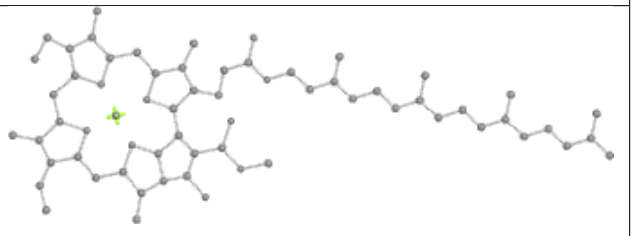

Rings

Ligand CLA 5N 604

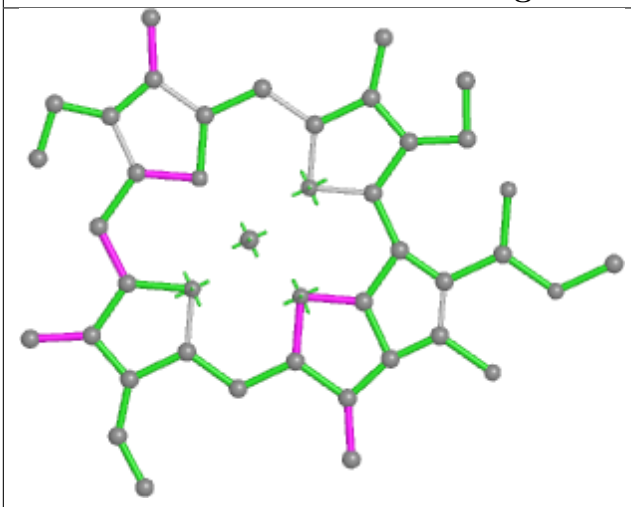

Bond lengths

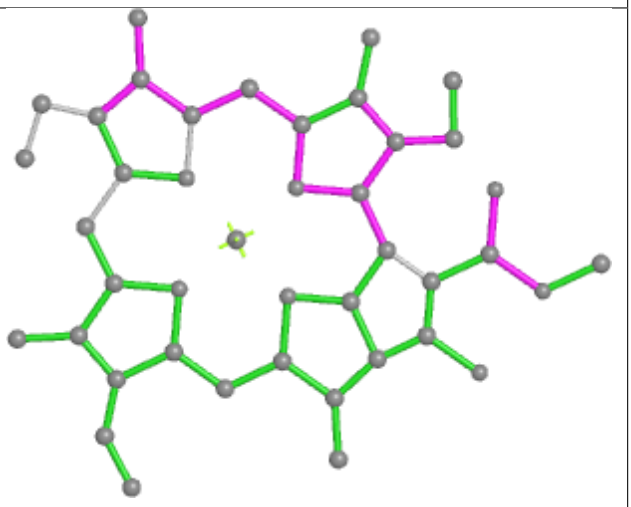

Bond angles

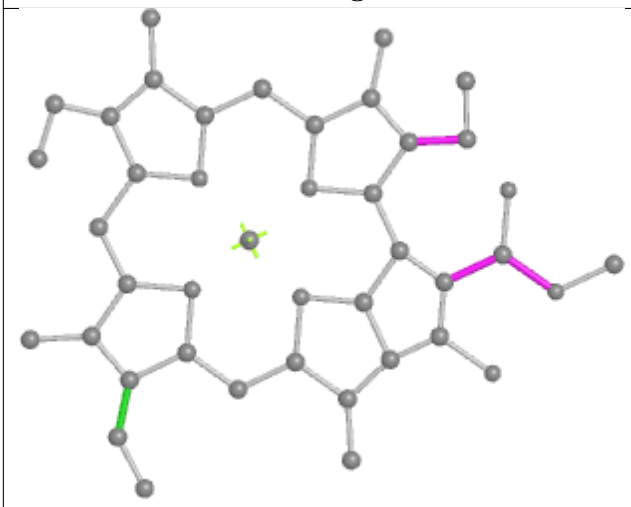

Torsions

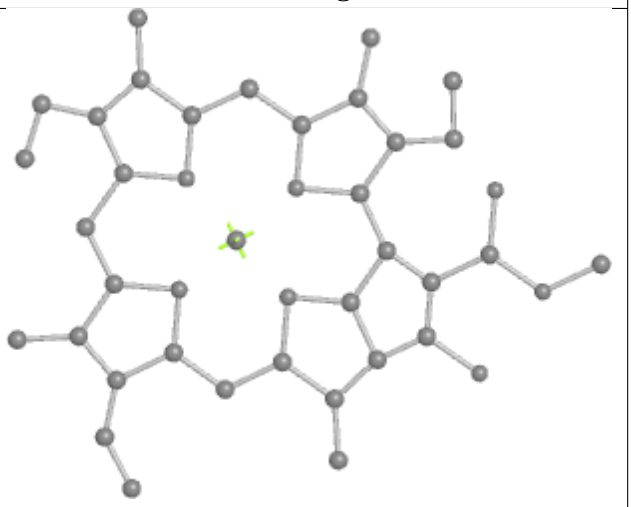

Rings

Ligand PUB M5 302

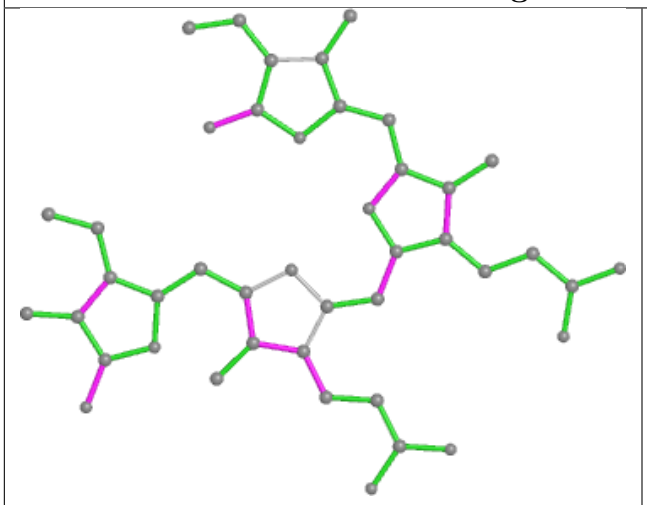

Bond lengths

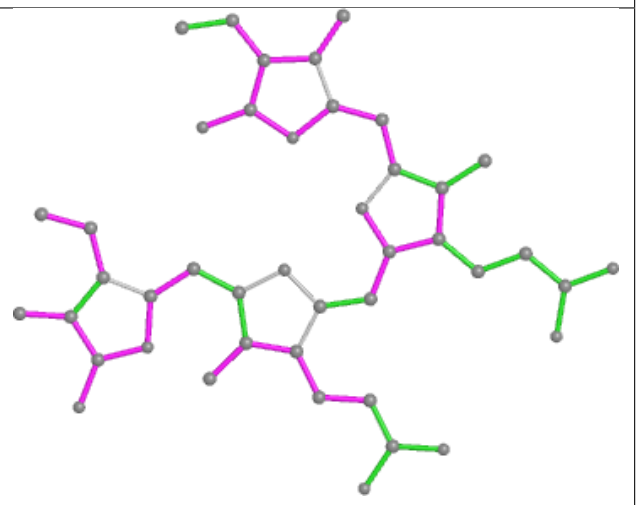

Bond angles

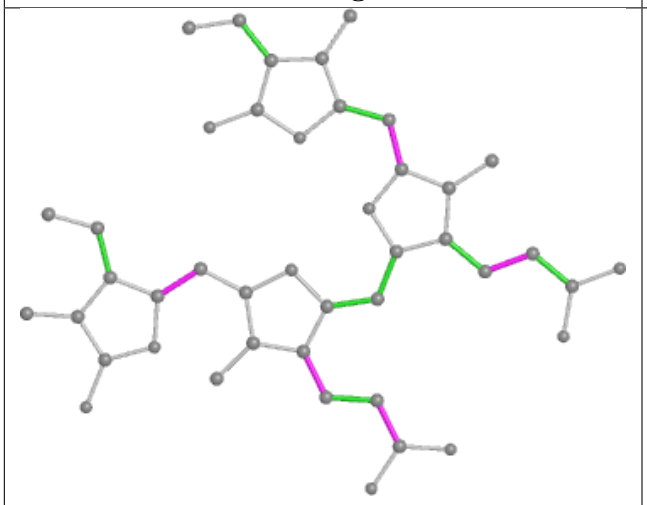

Torsions

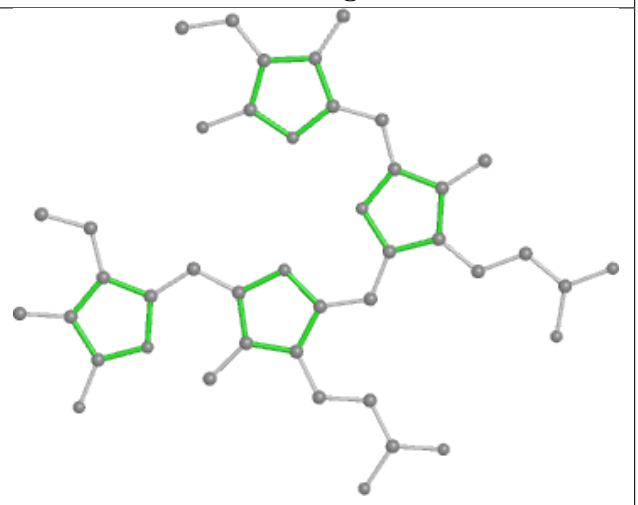

Rings

Ligand LMG bL 623

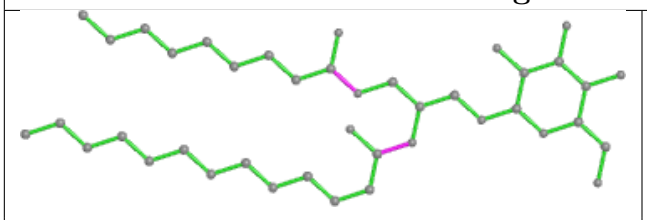

Bond lengths

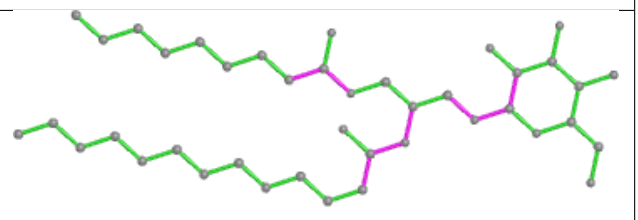

Bond angles

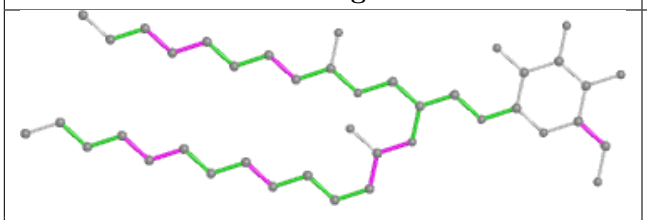

Torsions

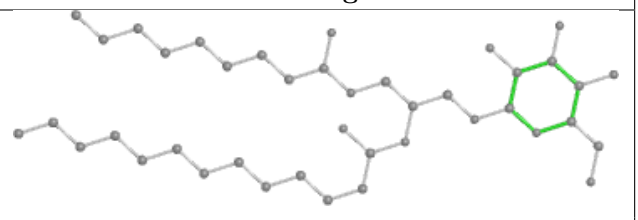

Rings

Ligand PEB k1 201

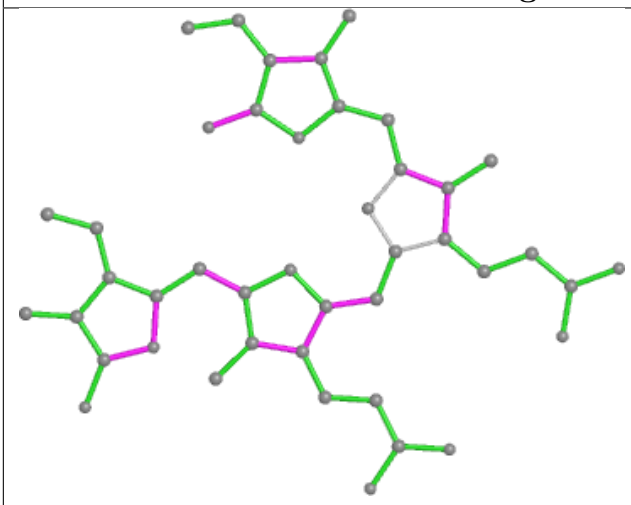

Bond lengths

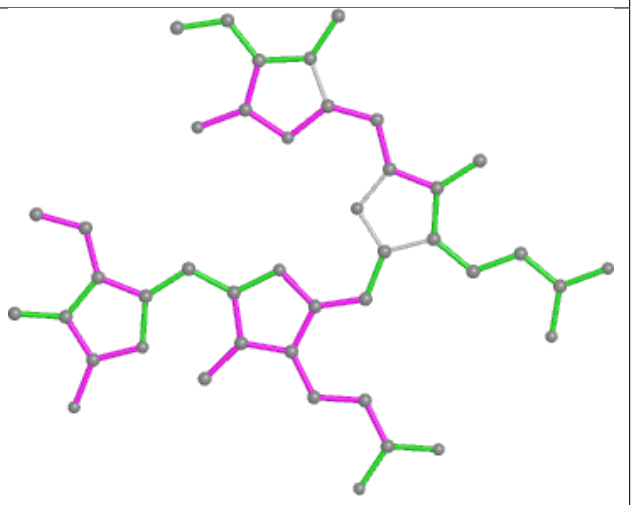

Bond angles

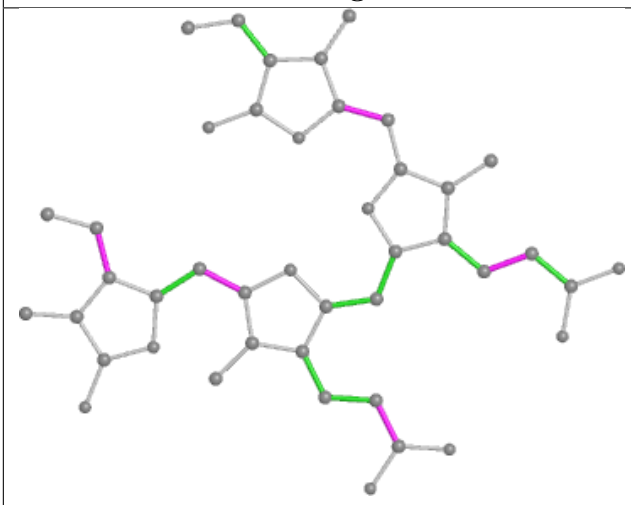

Torsions

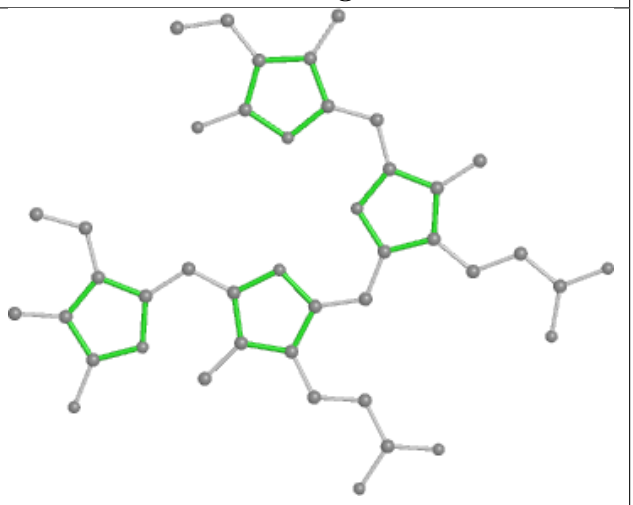

Rings

Ligand PEB IF 203

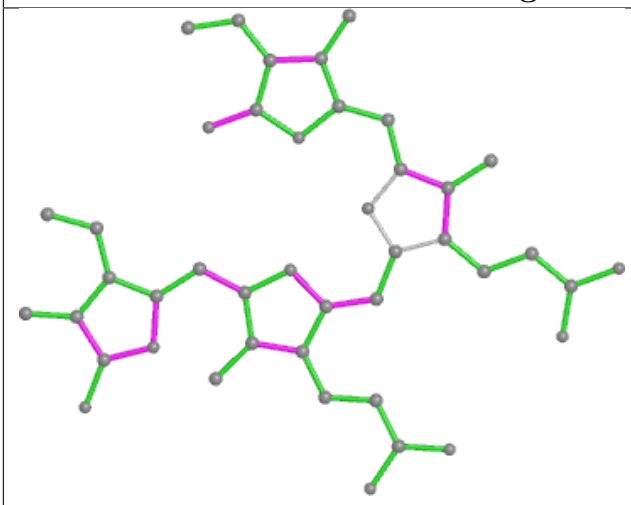

Bond lengths

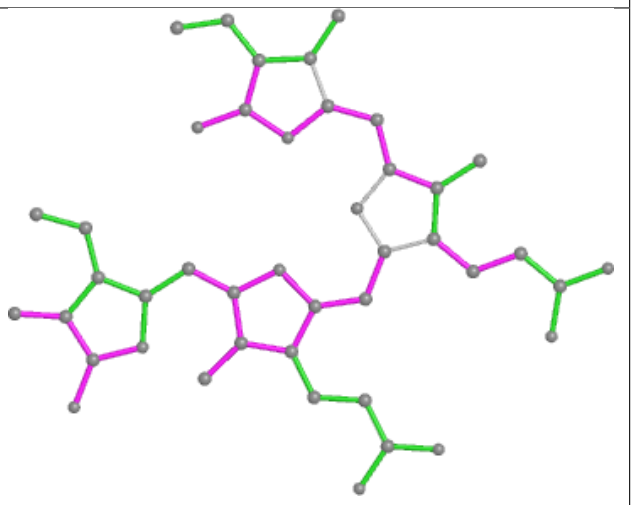

Bond angles

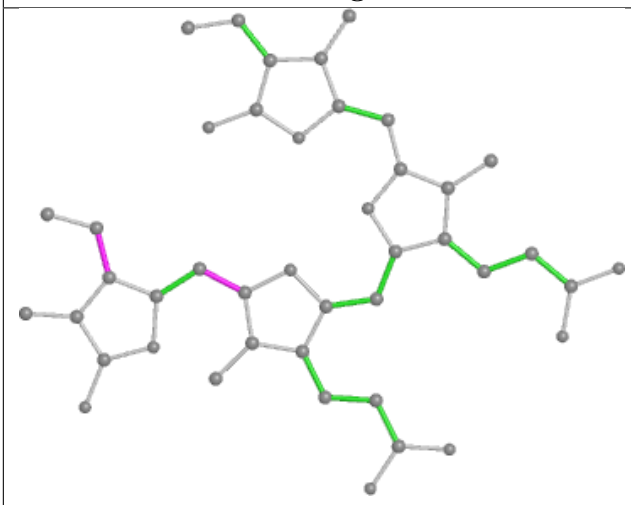

Torsions

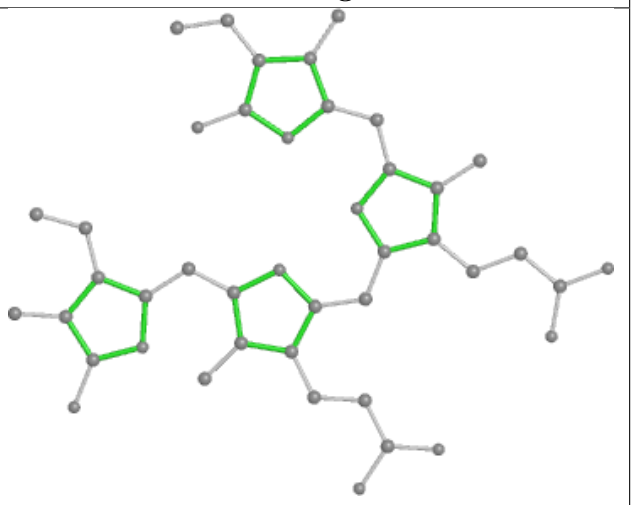

Rings

Ligand PEB HK 201

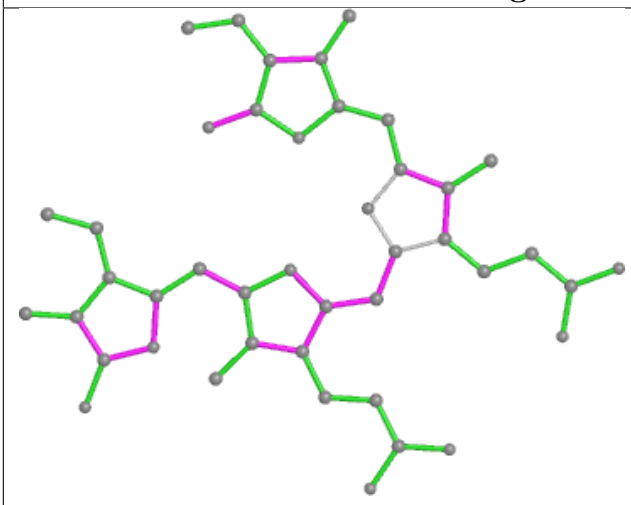

Bond lengths

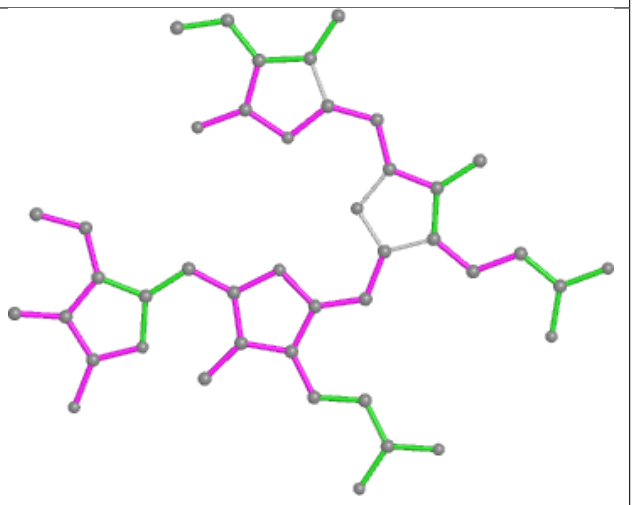

Bond angles

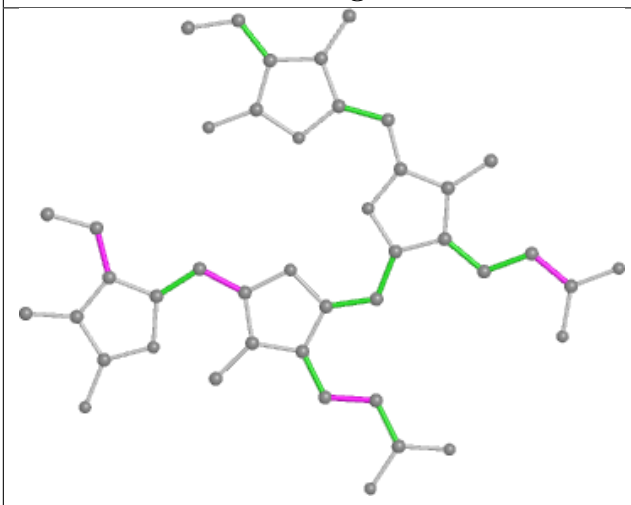

Torsions

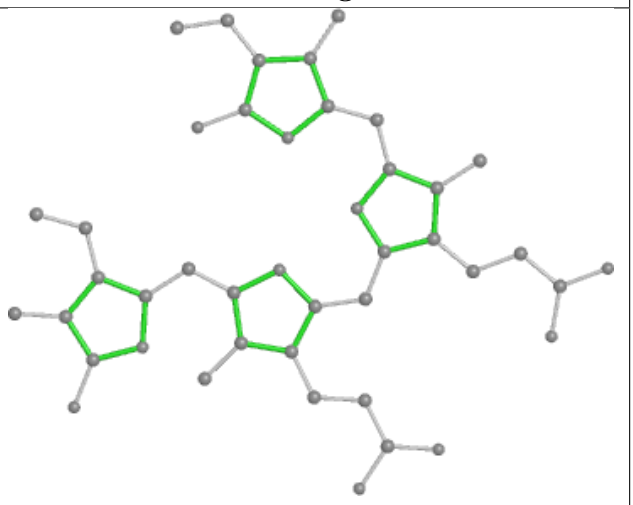

Rings

Ligand CYC CO 1001

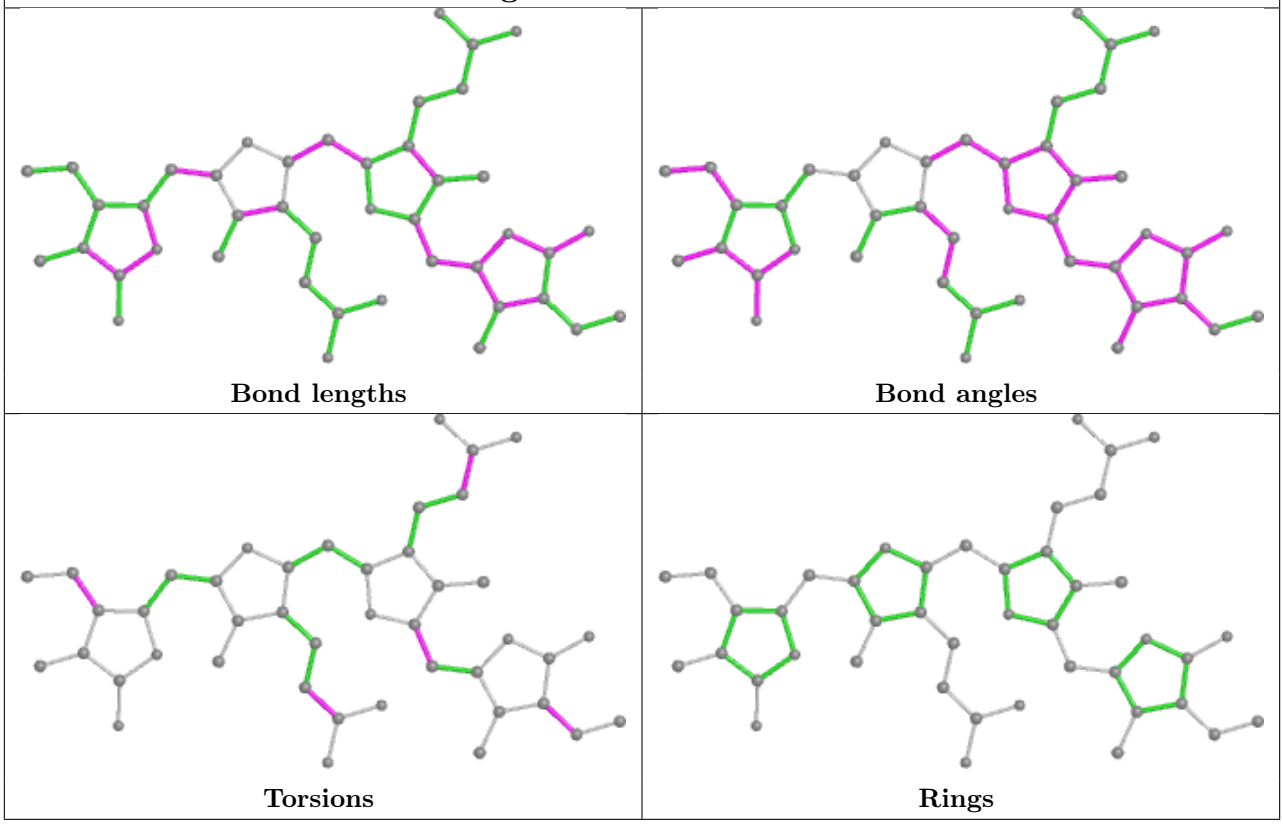

Ligand CYC M1 201

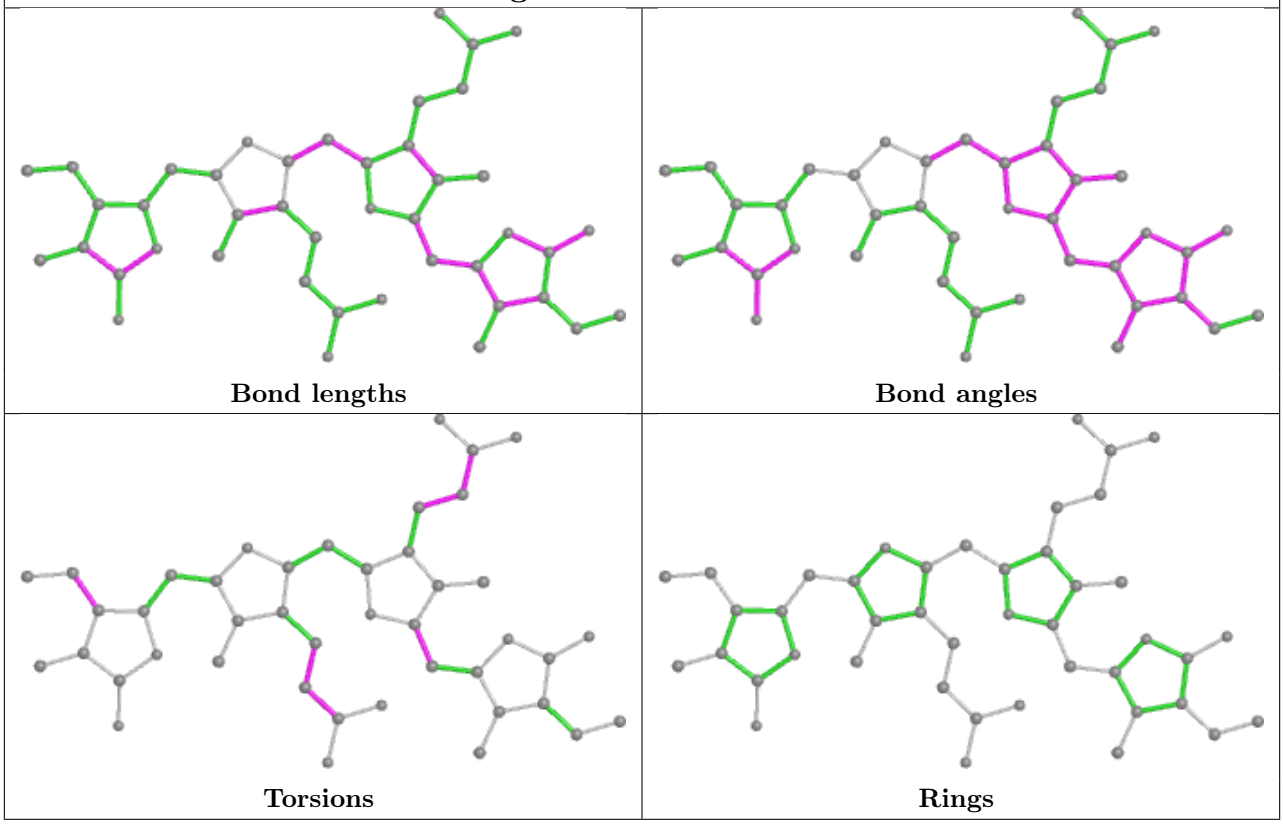

Ligand CLA F2 205

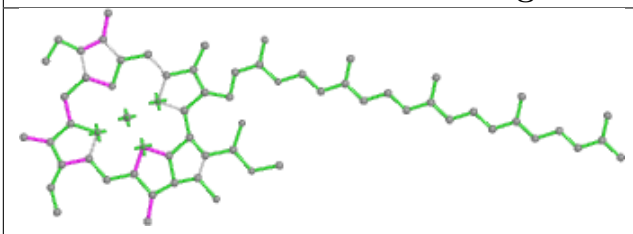

Bond lengths

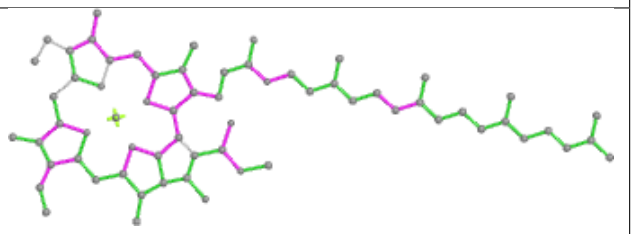

Bond angles

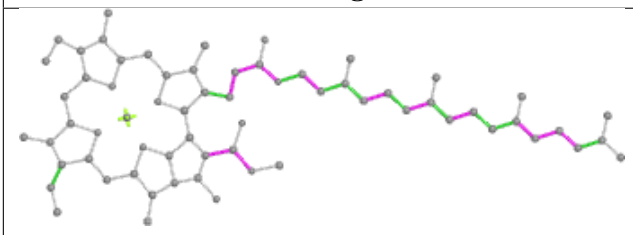

Torsions

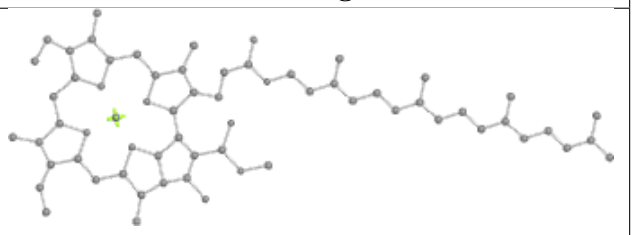

Rings

Ligand CLA cL 512

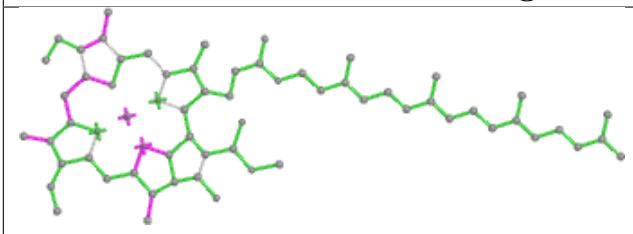

Bond lengths

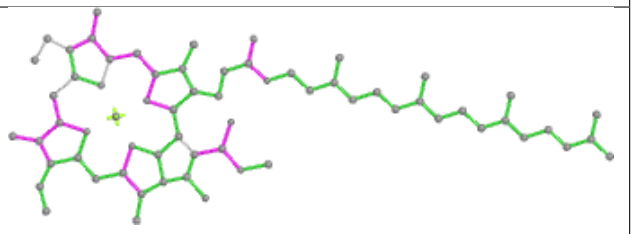

Bond angles

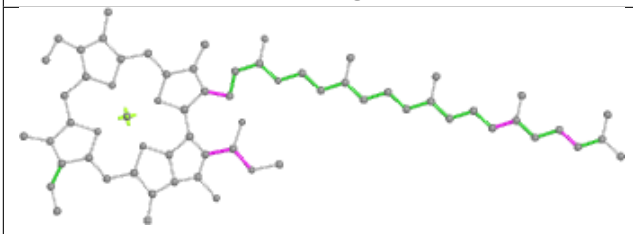

Torsions

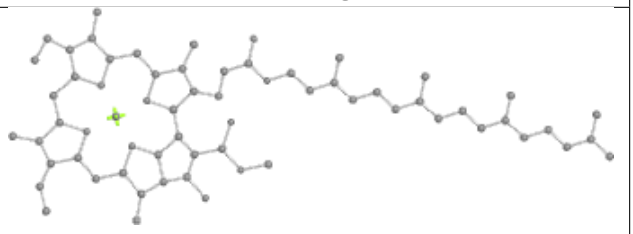

Rings

Ligand PEB DM 202

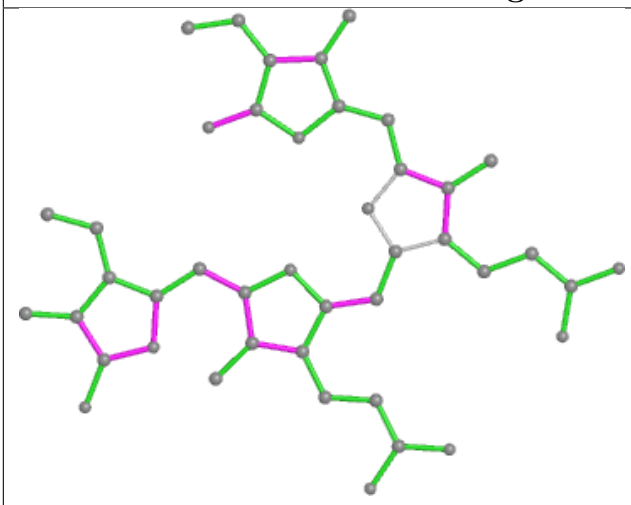

Bond lengths

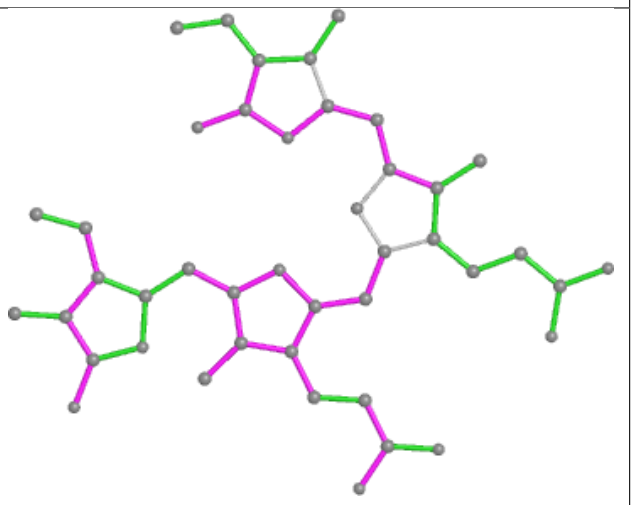

Bond angles

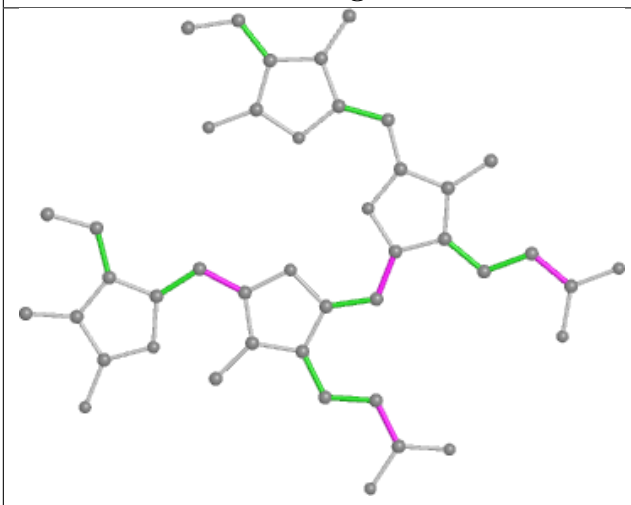

Torsions

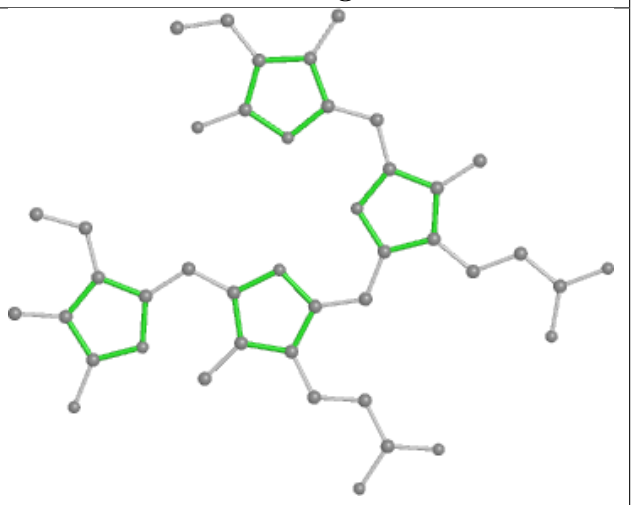

Rings

Ligand PEB LD 202

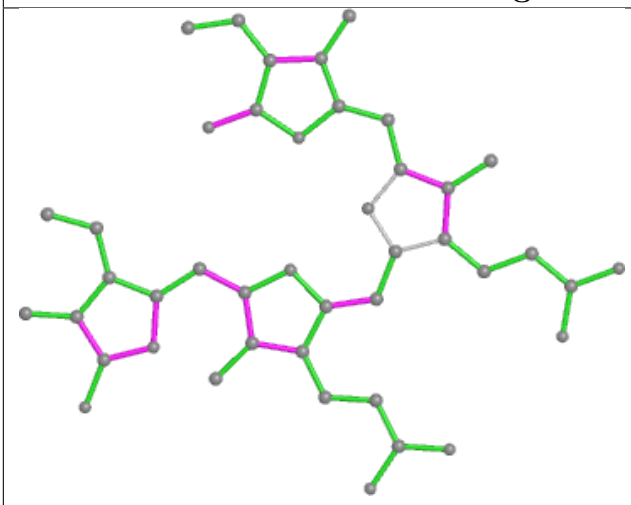

Bond lengths

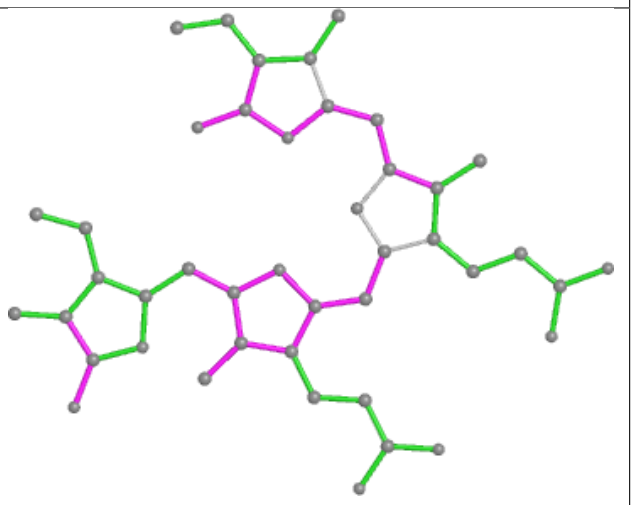

Bond angles

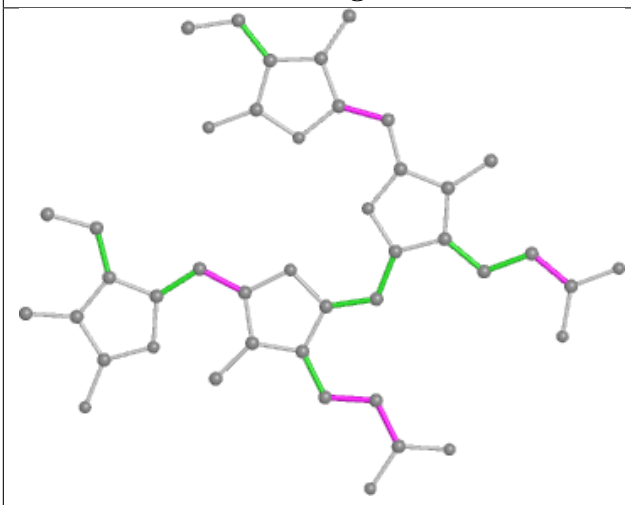

Torsions

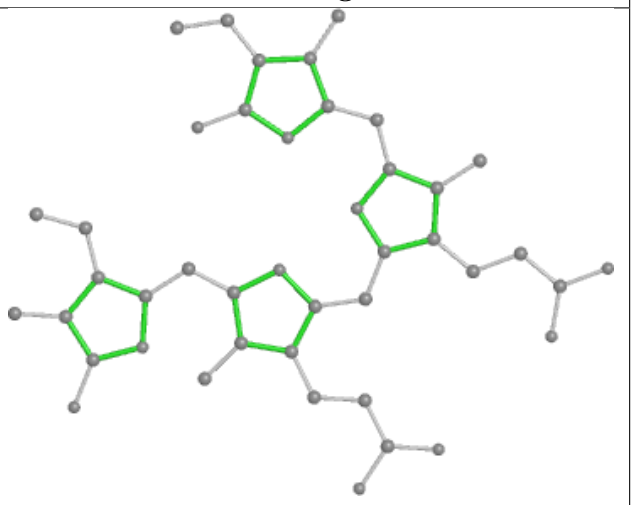

Rings

Ligand PEB bH 202

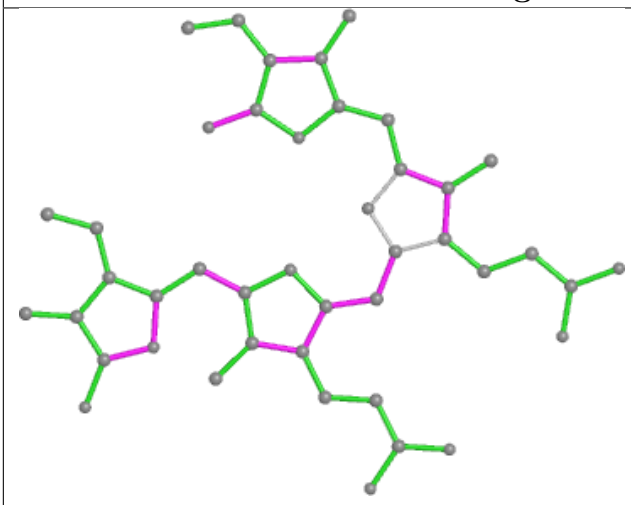

Bond lengths

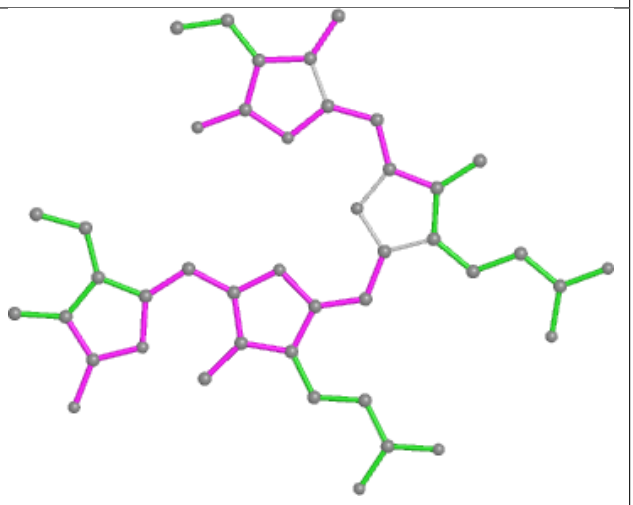

Bond angles

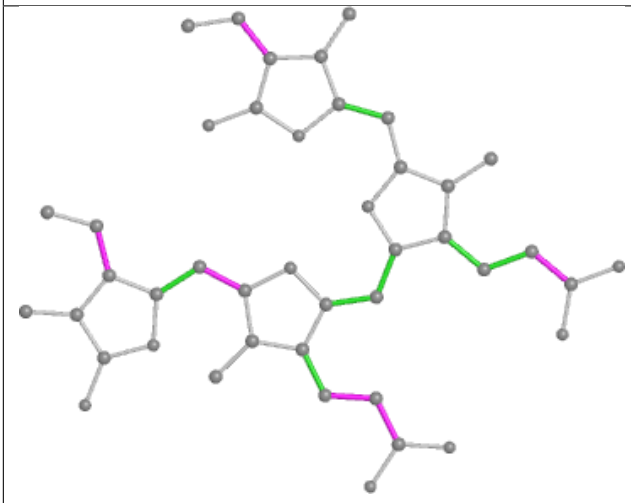

Torsions

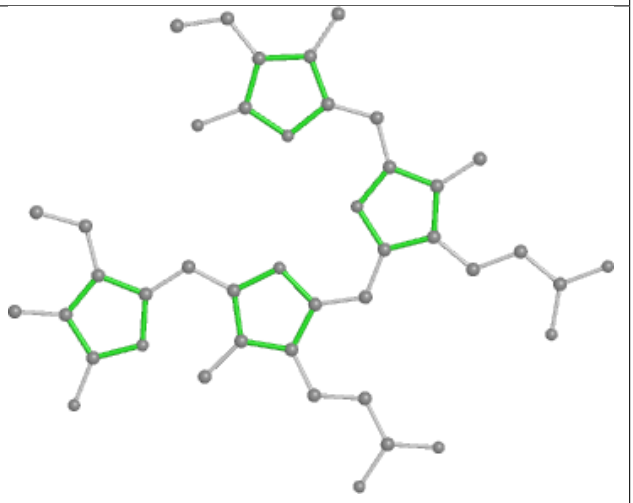

Rings

Ligand PEB C9 201

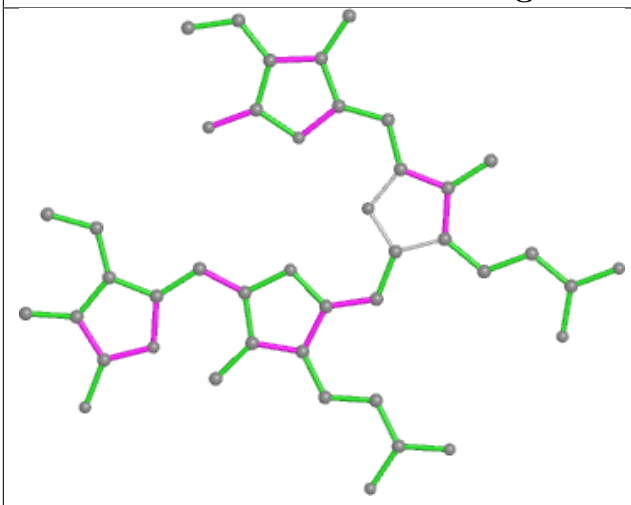

Bond lengths

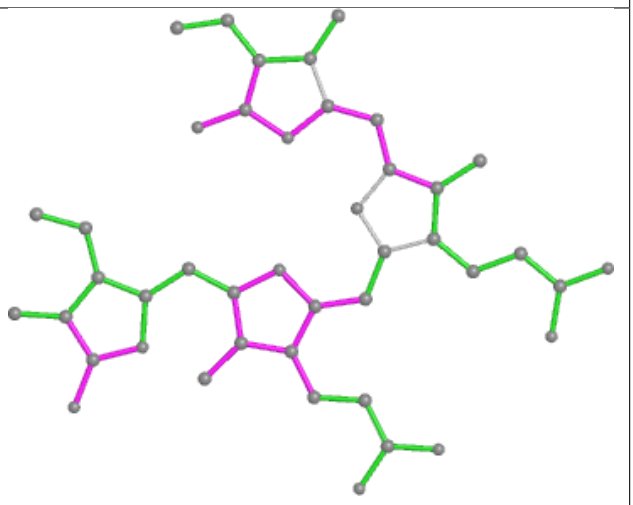

Bond angles

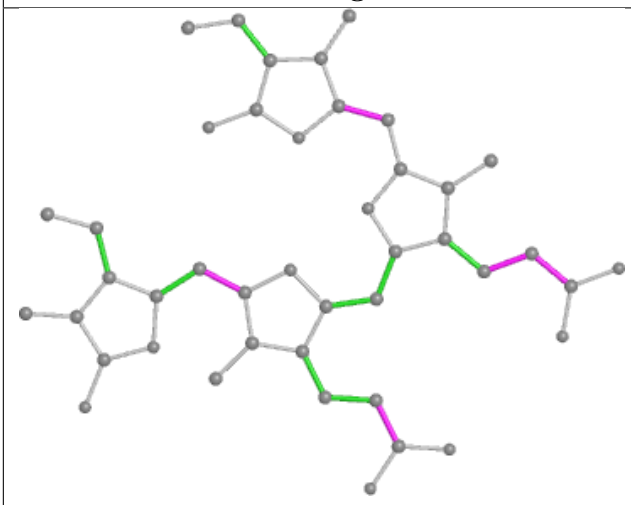

Torsions

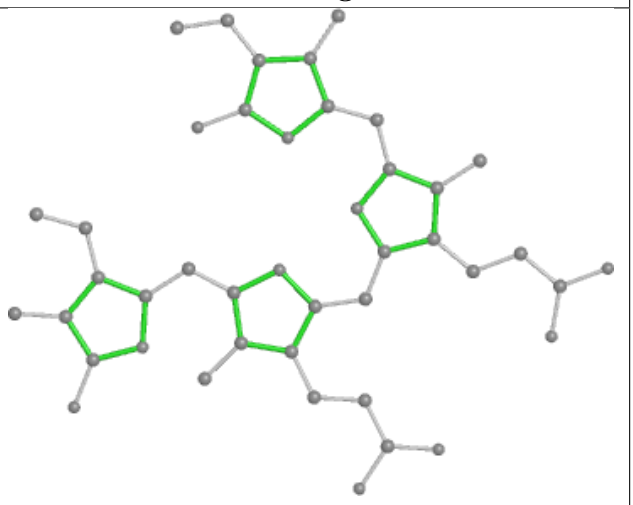

Rings

Ligand PEB S4 201

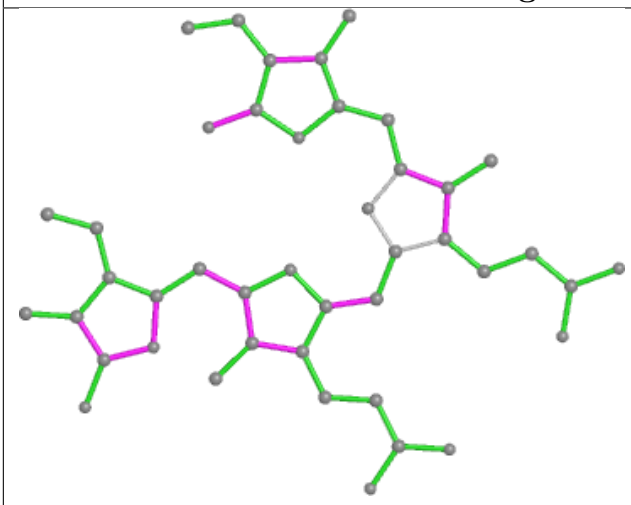

Bond lengths

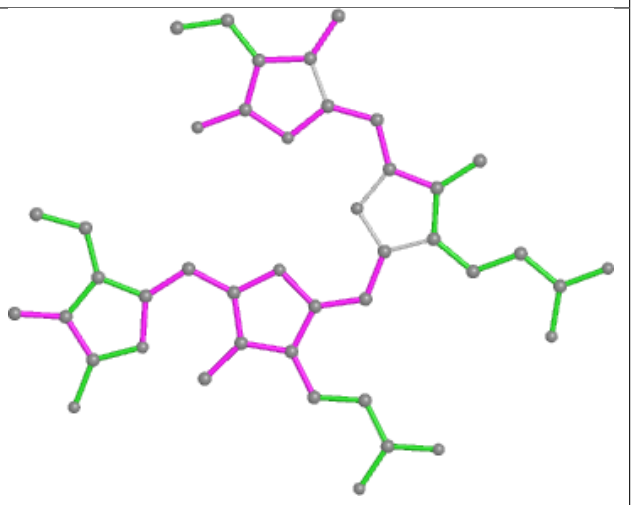

Bond angles

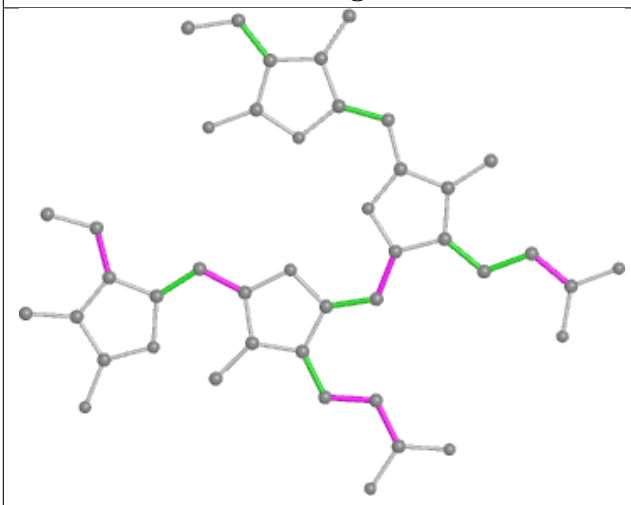

Torsions

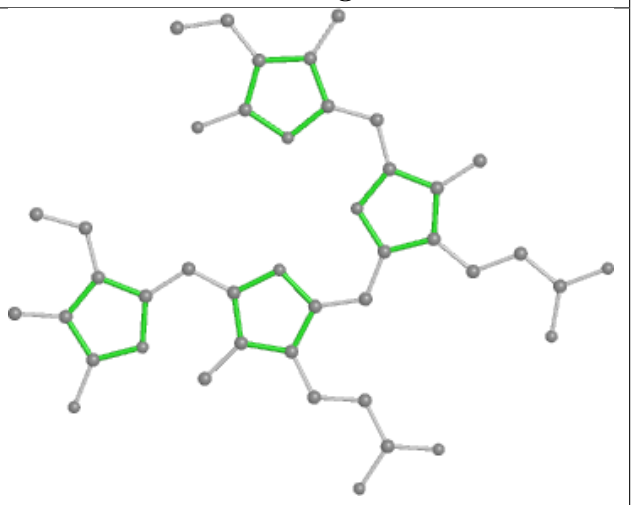

Rings

Ligand PEB R4 203

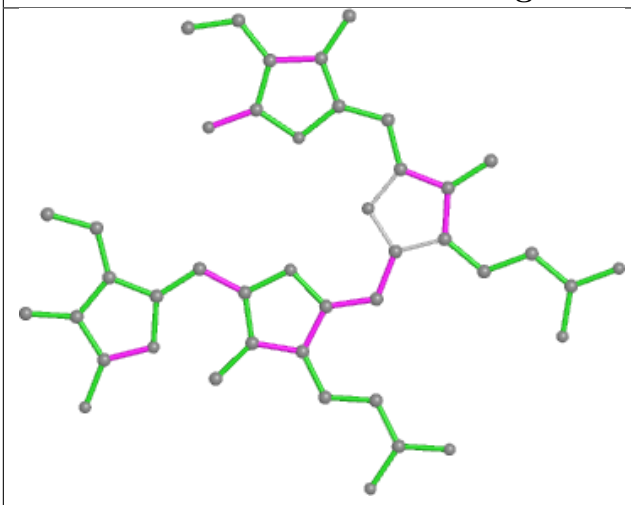

Bond lengths

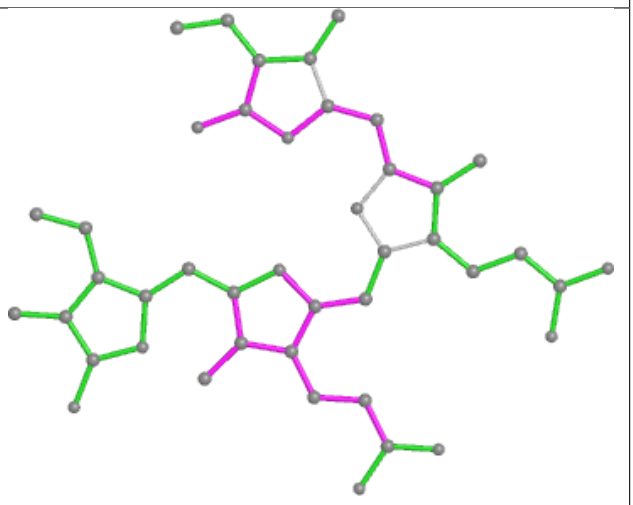

Bond angles

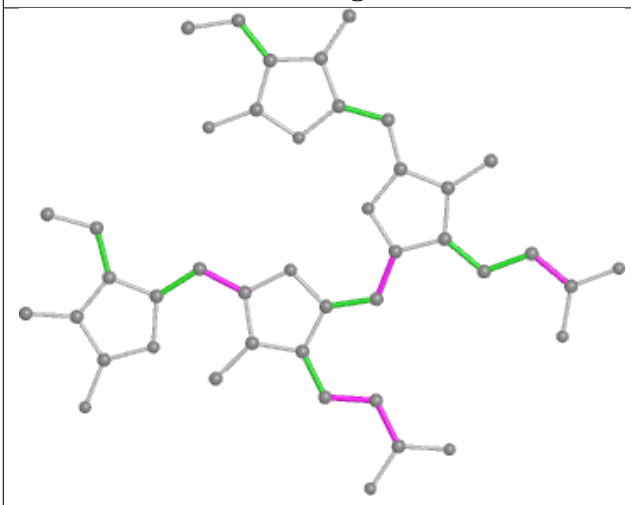

Torsions

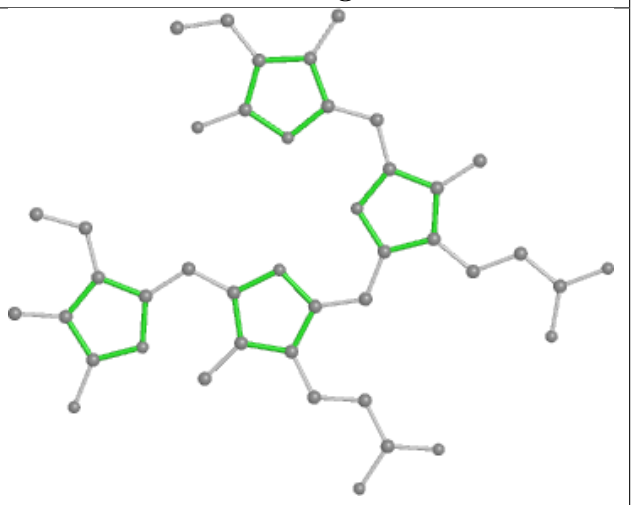

Rings

Ligand PEB O5 203

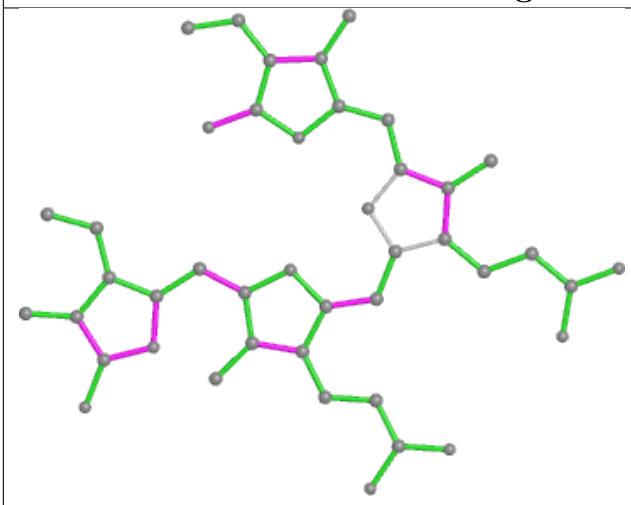

Bond lengths

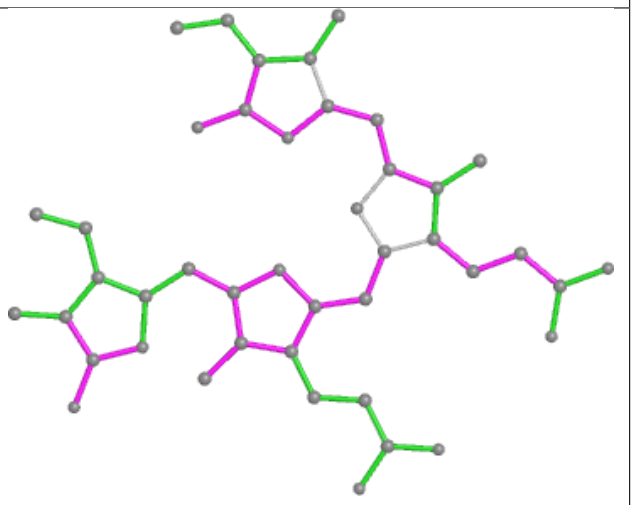

Bond angles

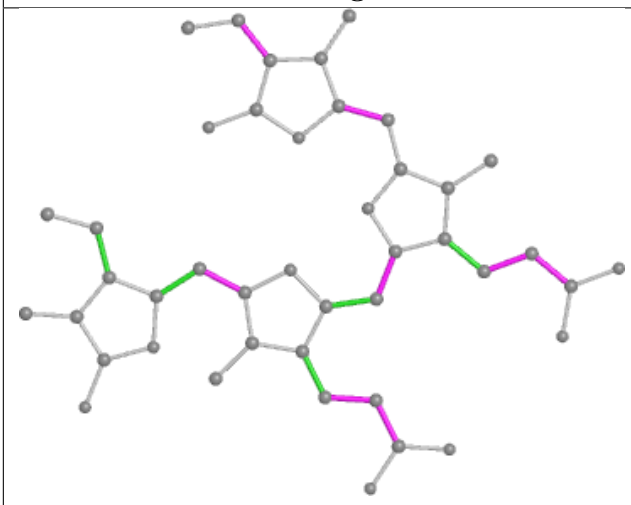

Torsions

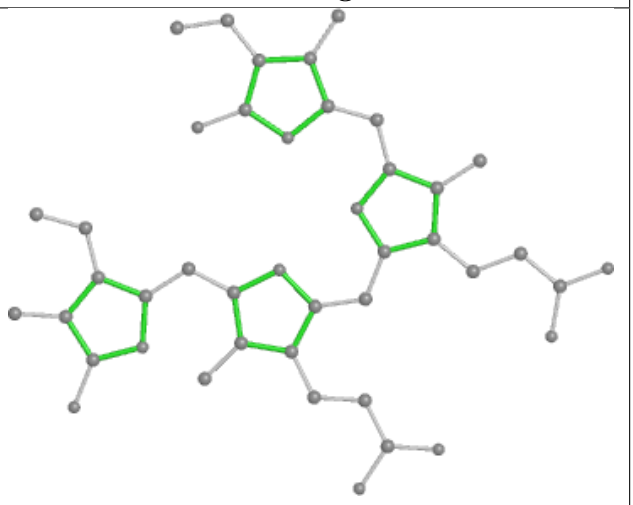

Rings

Ligand PEB UB 303

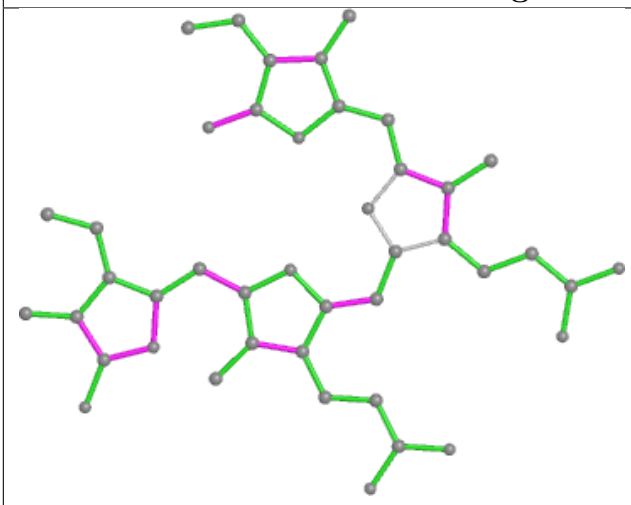

Bond lengths

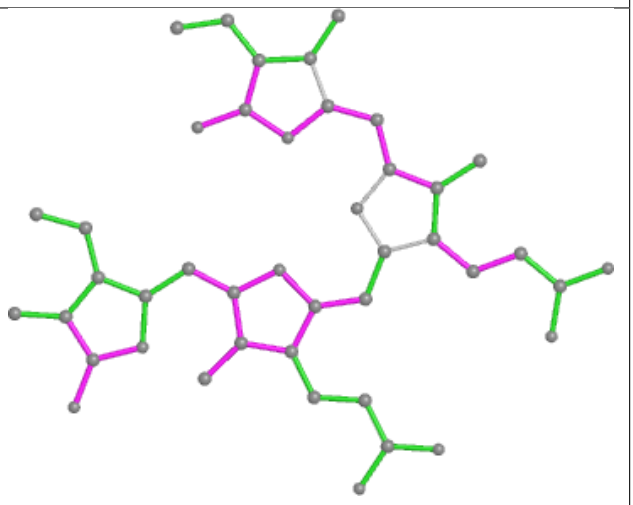

Bond angles

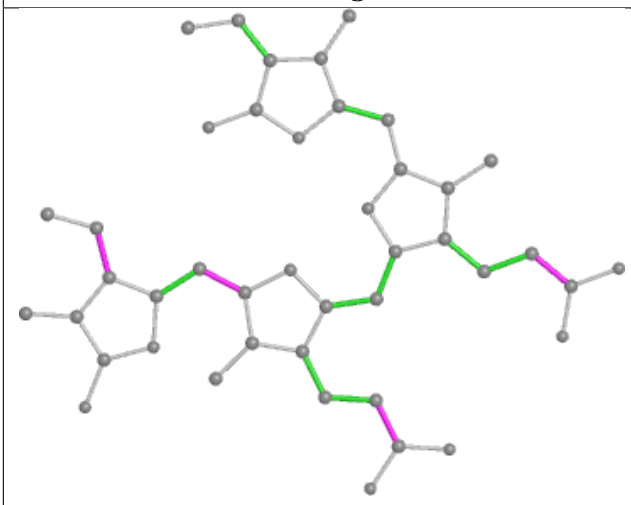

Torsions

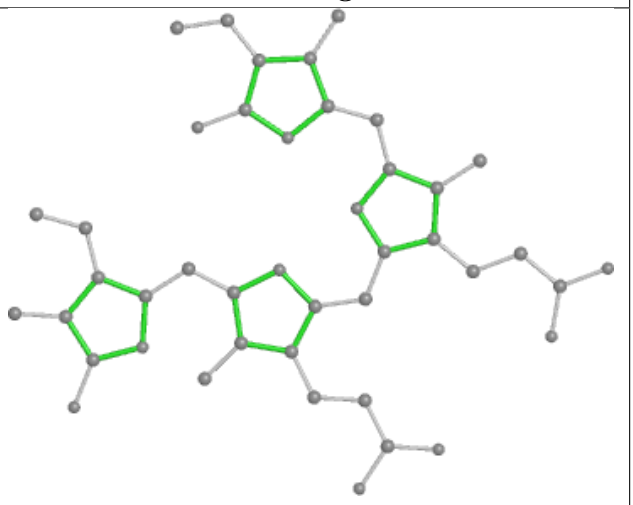

Rings

Ligand DGD C6 503

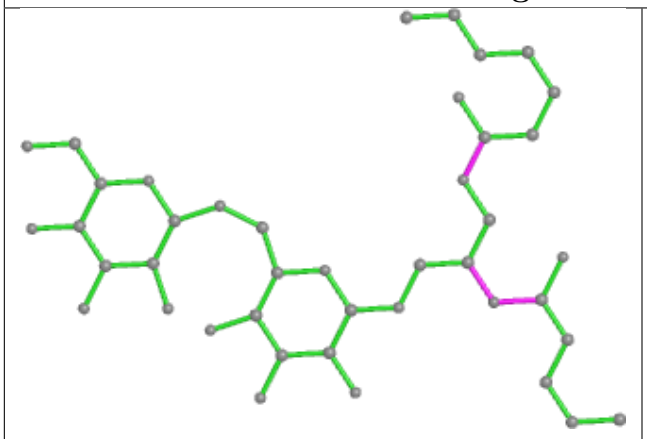

Bond lengths

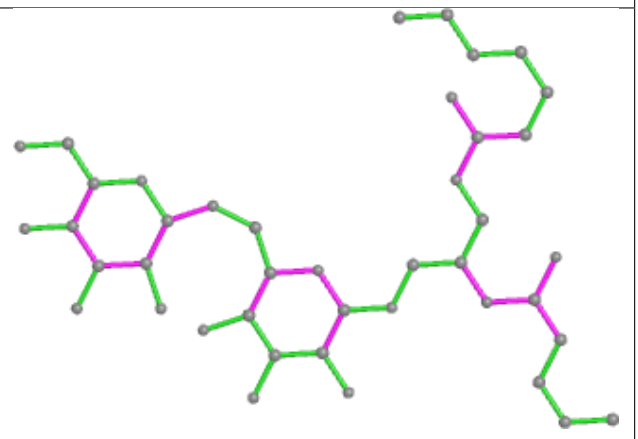

Bond angles

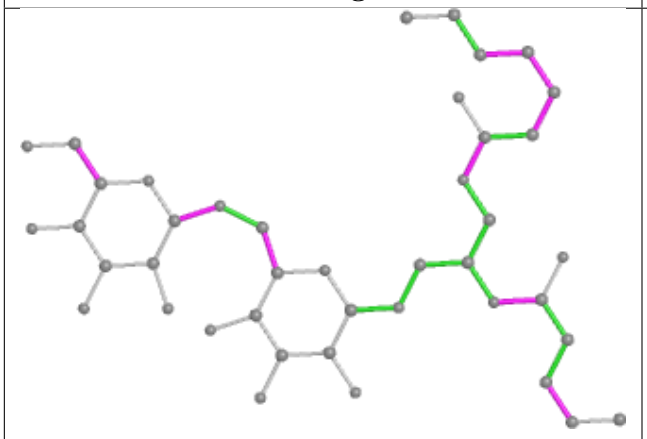

Torsions

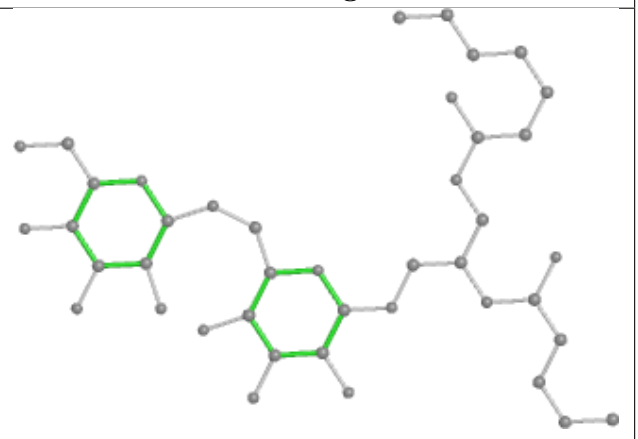

Rings

Ligand PEB hF 202

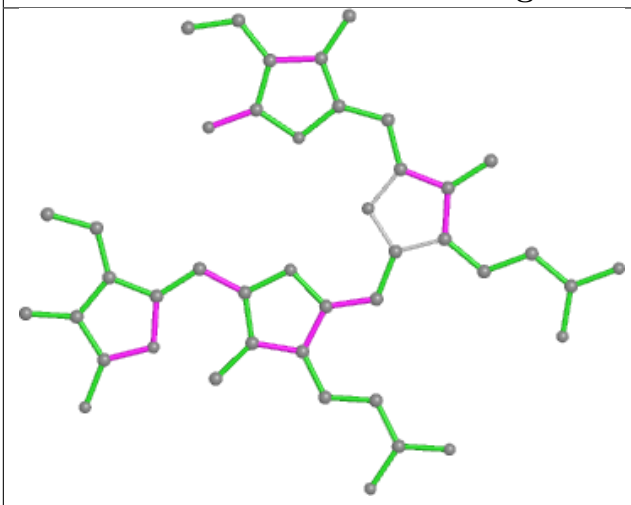

Bond lengths

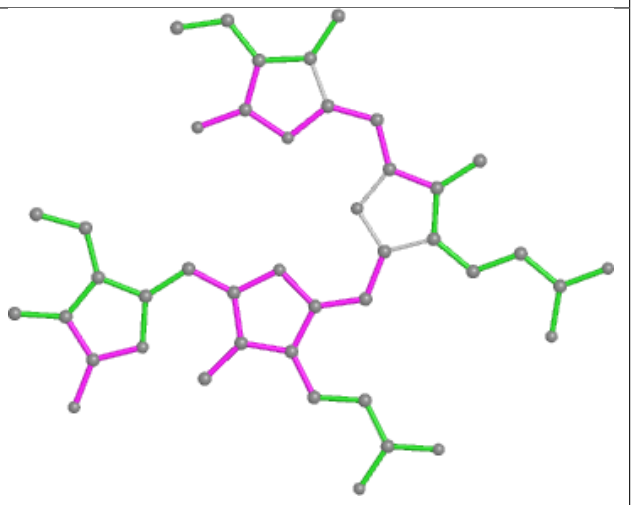

Bond angles

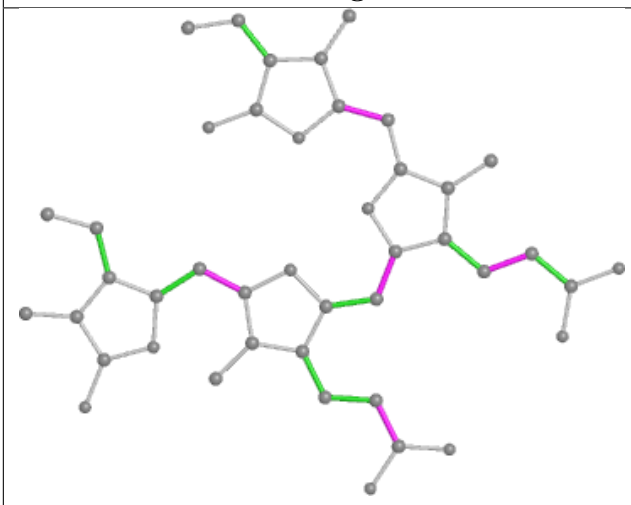

Torsions

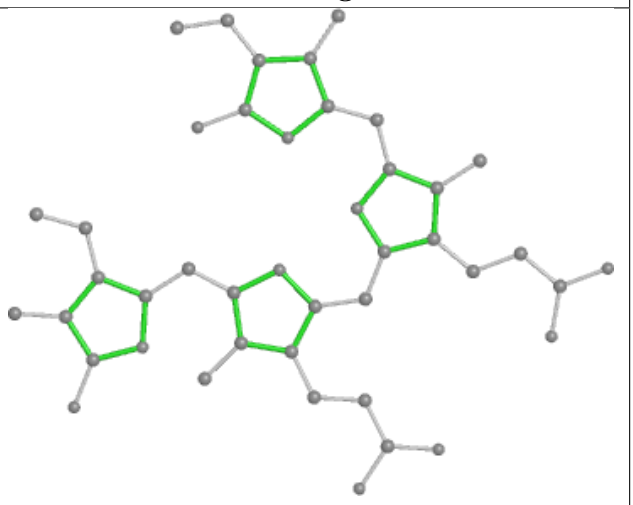

Rings

Ligand PEB LP 201

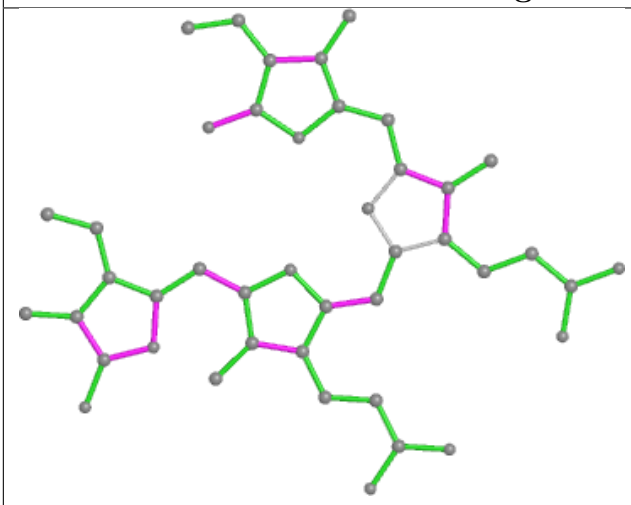

Bond lengths

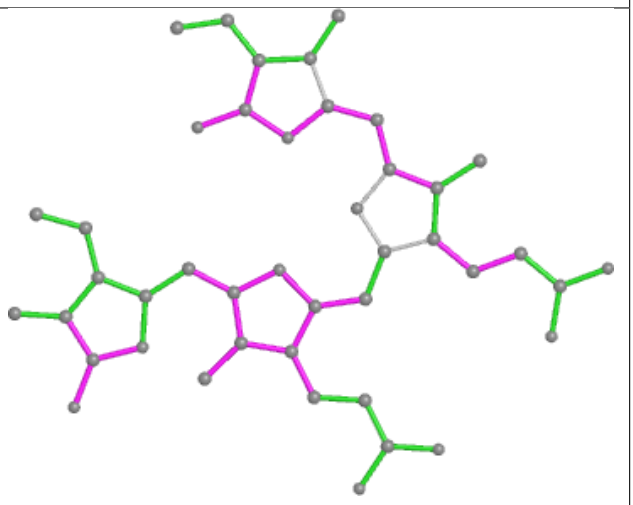

Bond angles

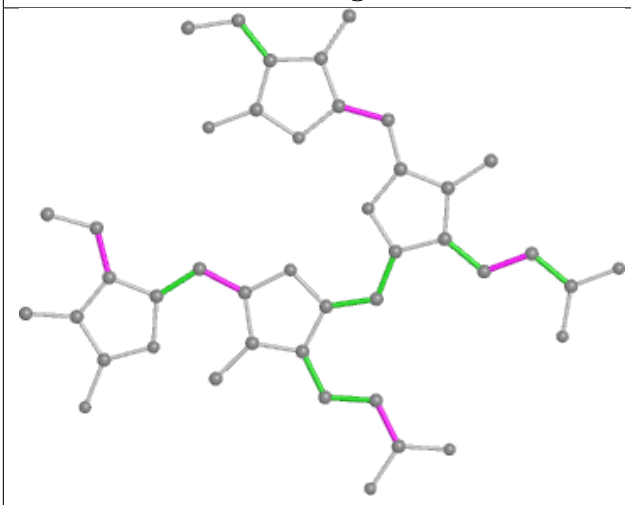

Torsions

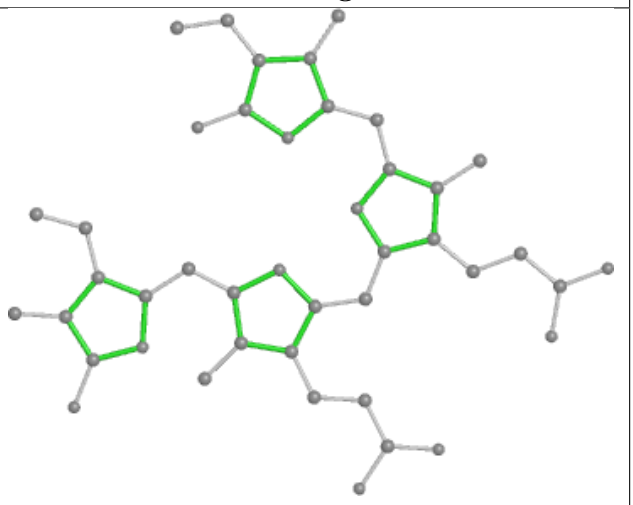

Rings

Ligand CLA bL 620

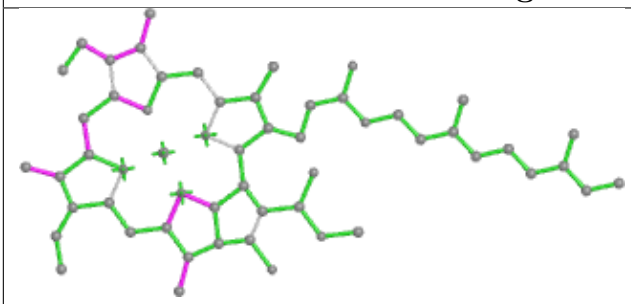

Bond lengths

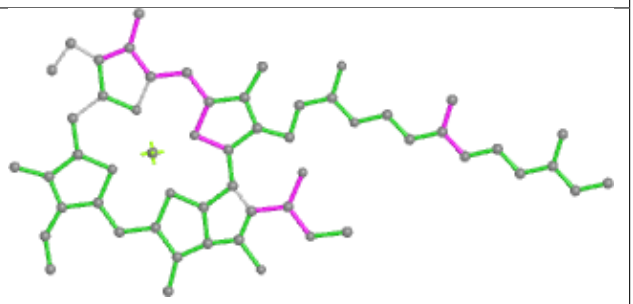

Bond angles

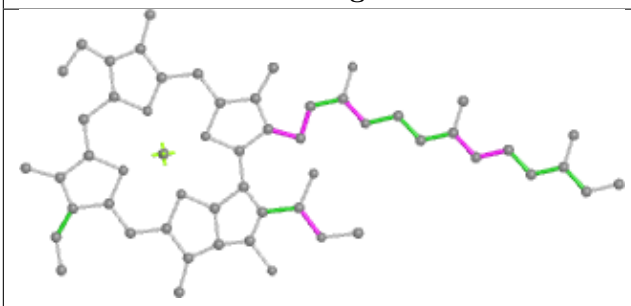

Torsions

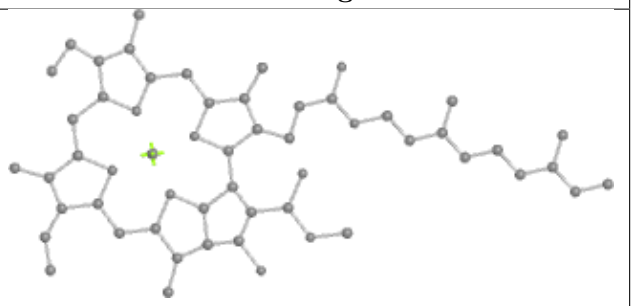

Rings

Ligand CLA B6 612

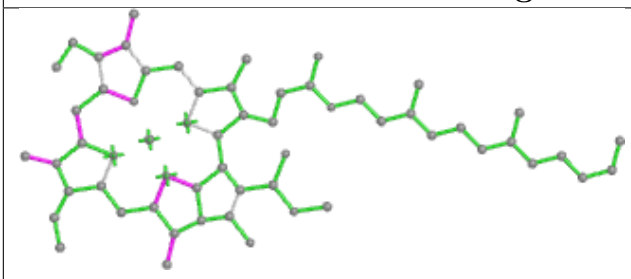

Bond lengths

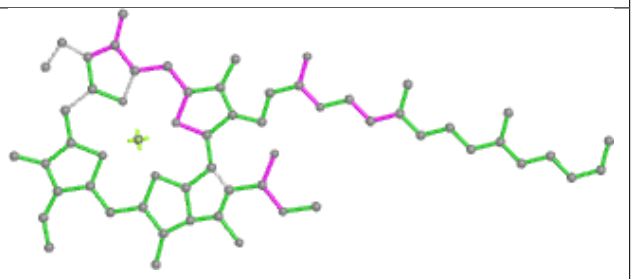

Bond angles

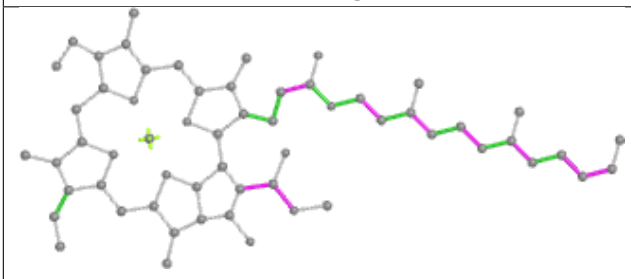

Torsions

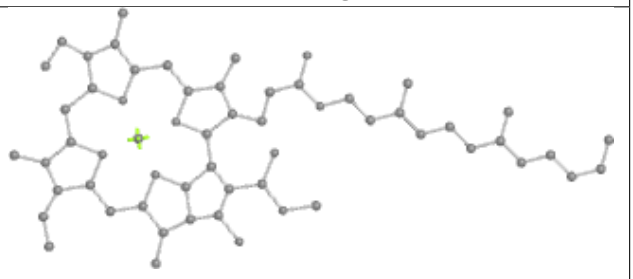

Rings

Ligand PEB NF 202

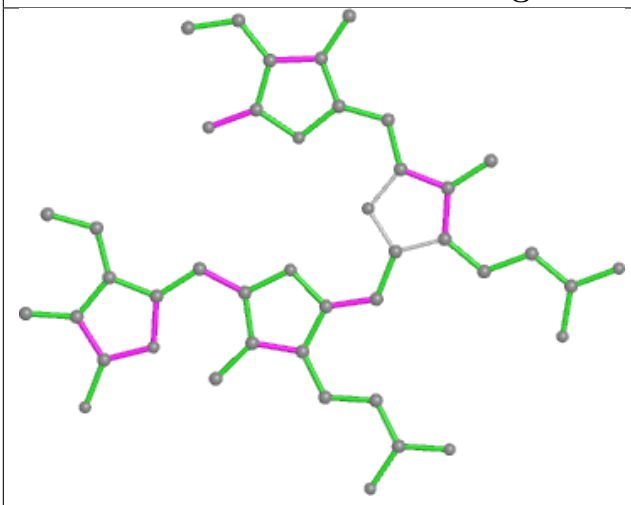

Bond lengths

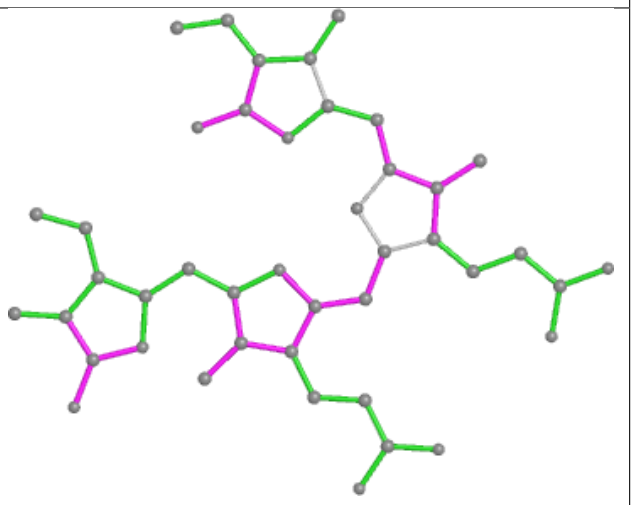

Bond angles

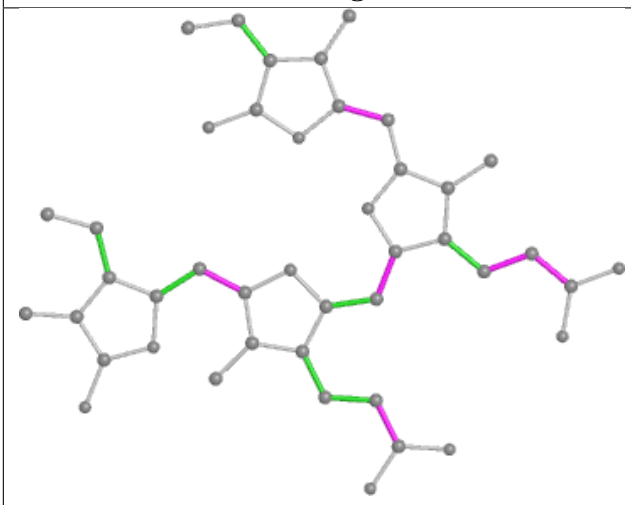

Torsions

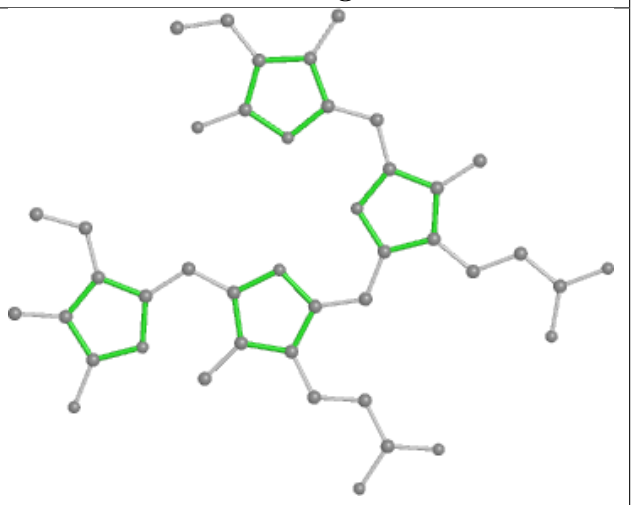

Rings

Ligand PEB aM 203

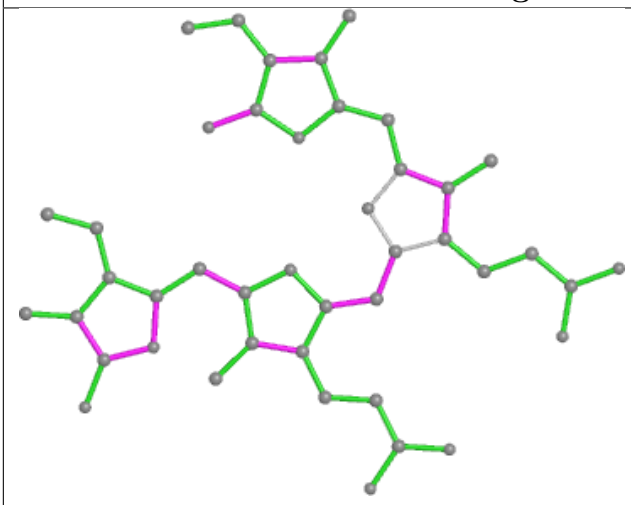

Bond lengths

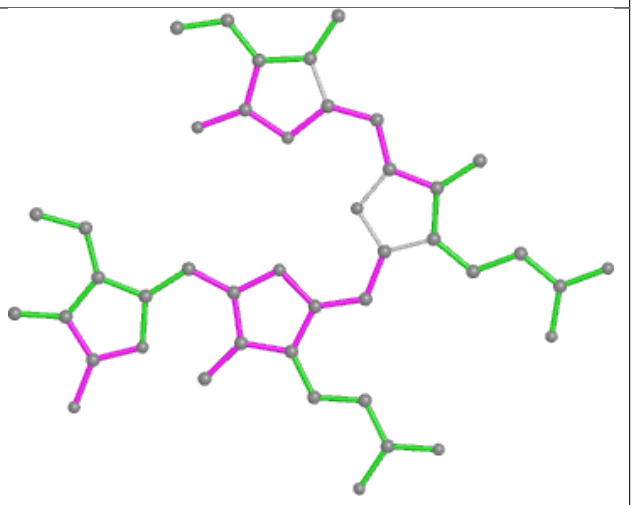

Bond angles

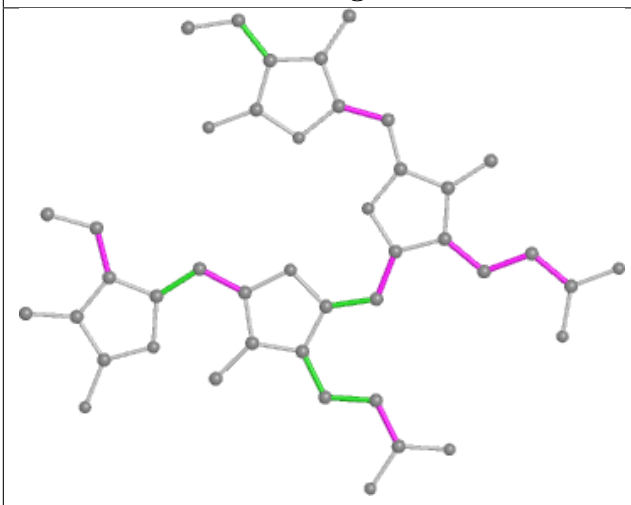

Torsions

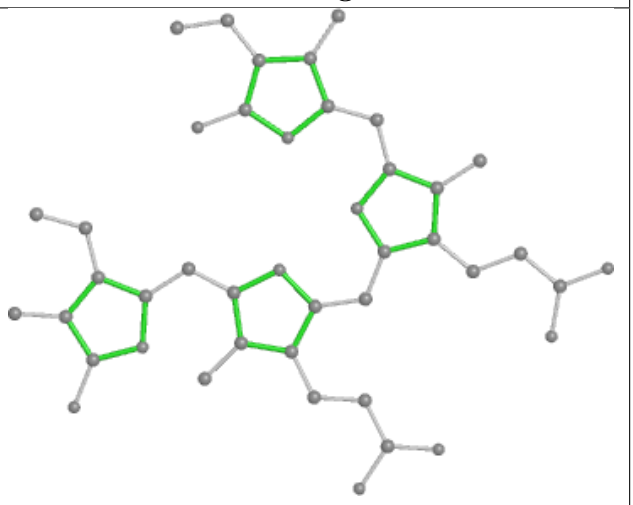

Rings

Ligand PEB S5 202

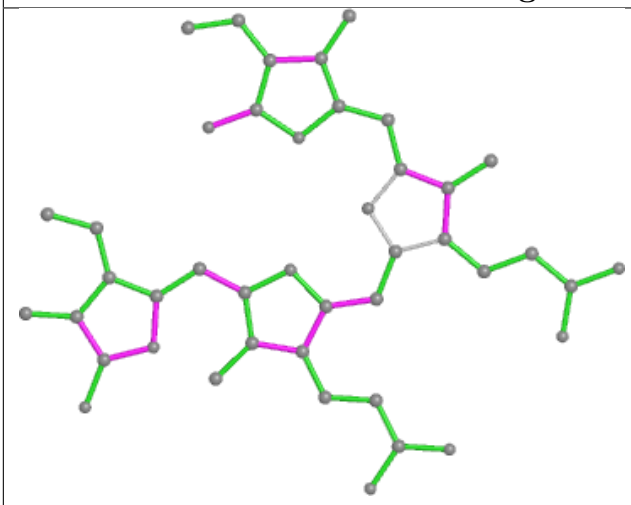

Bond lengths

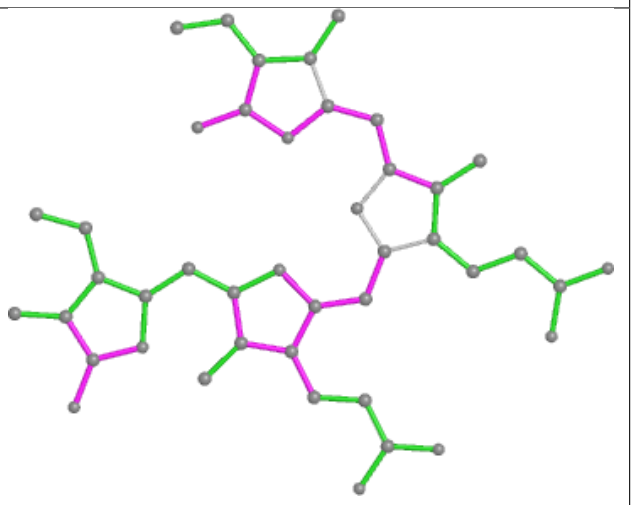

Bond angles

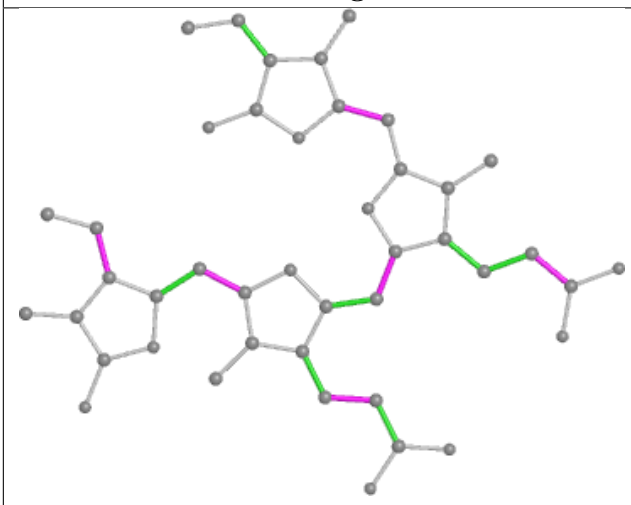

Torsions

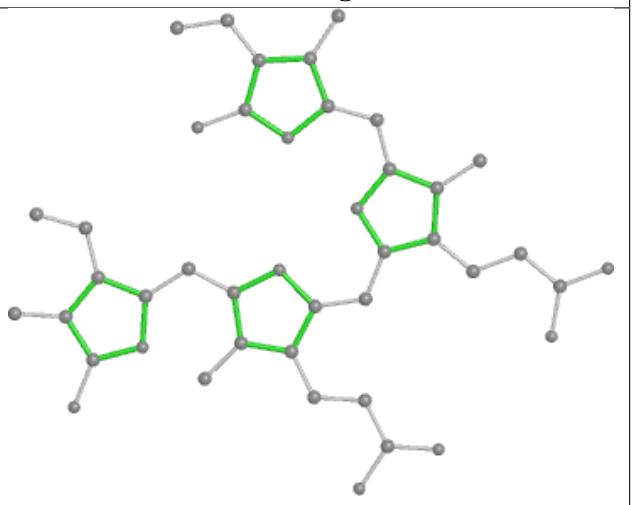

Rings

Ligand CYC Q3 1001

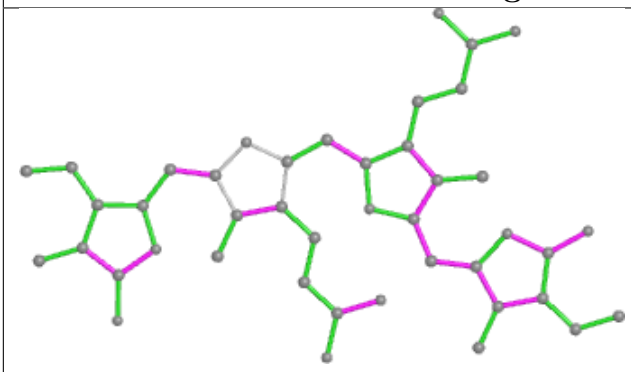

Bond lengths

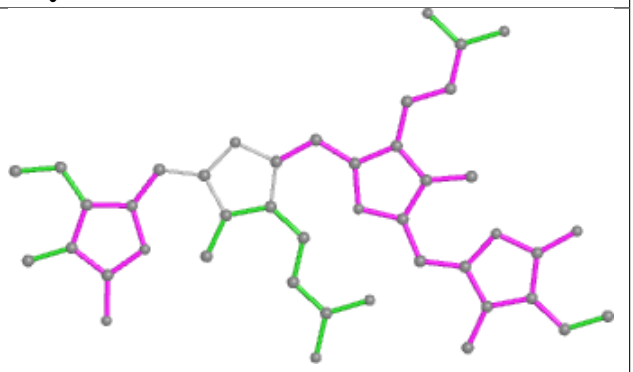

Bond angles

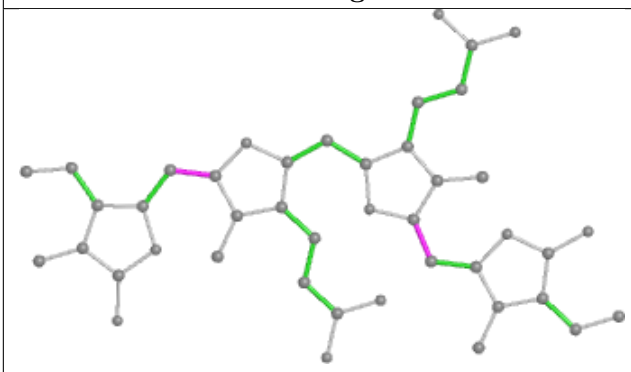

Torsions

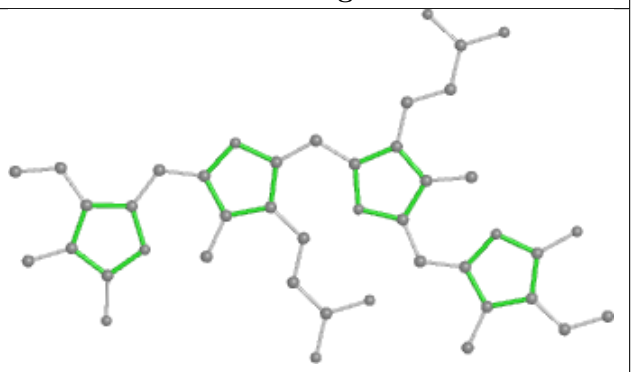

Rings

Ligand PEB TK 202

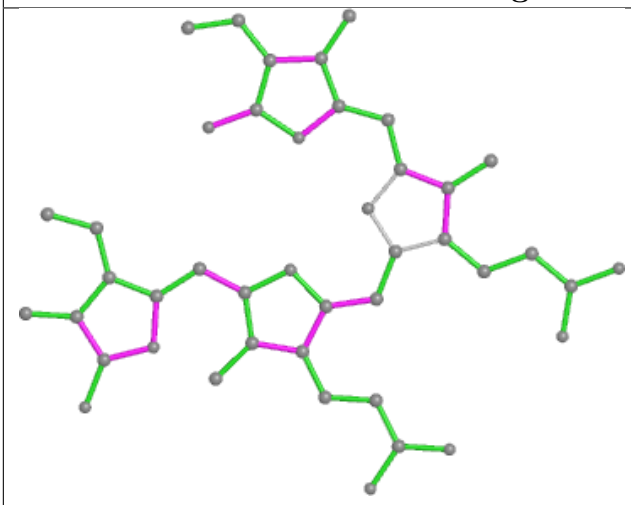

Bond lengths

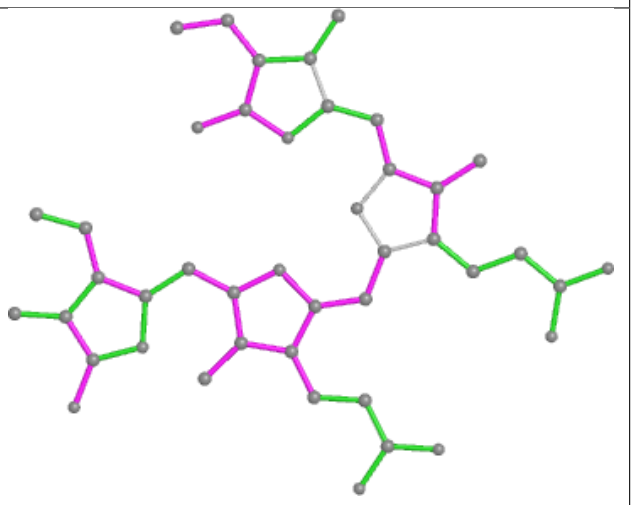

Bond angles

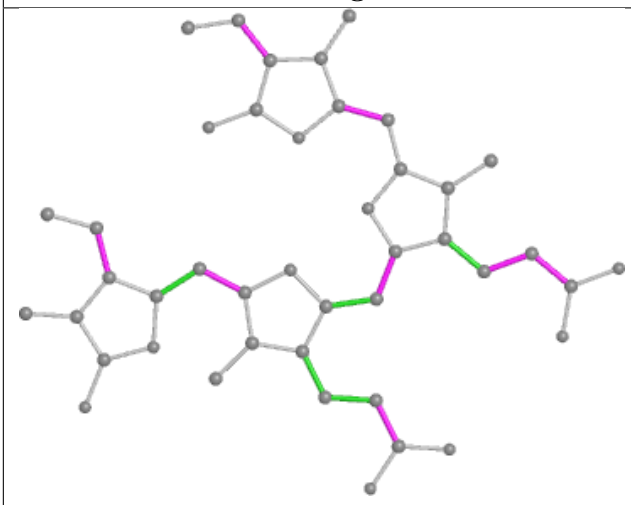

Torsions

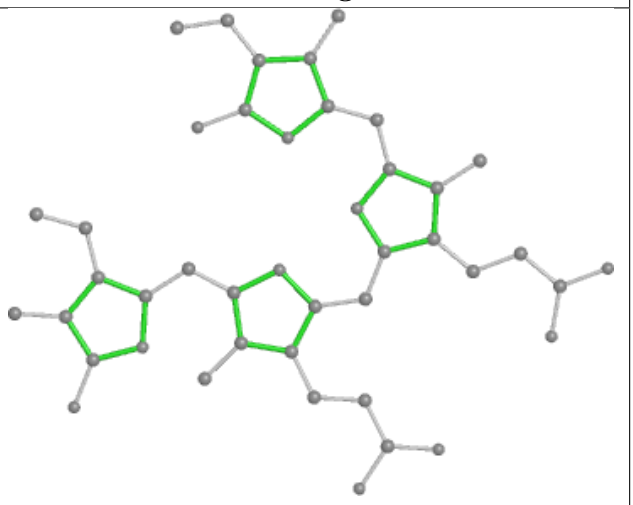

Rings

Ligand PEB VO 201

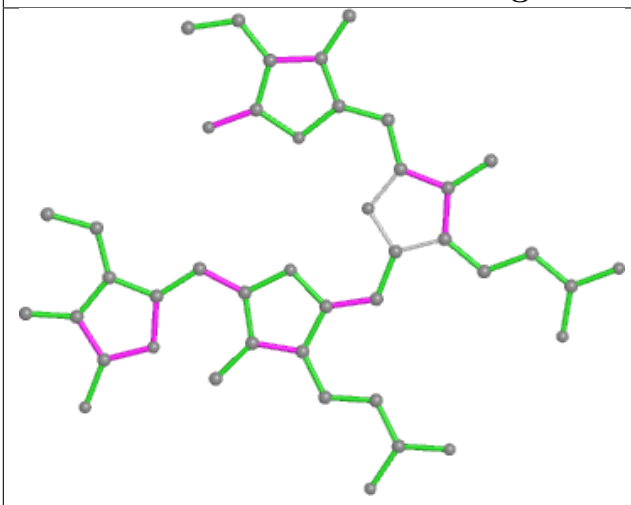

Bond lengths

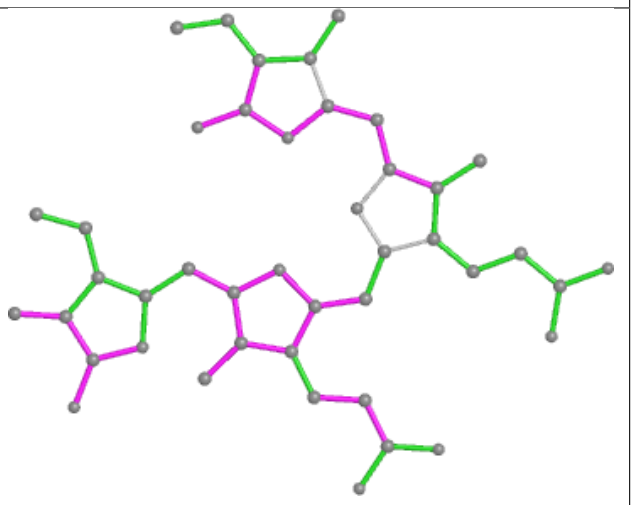

Bond angles

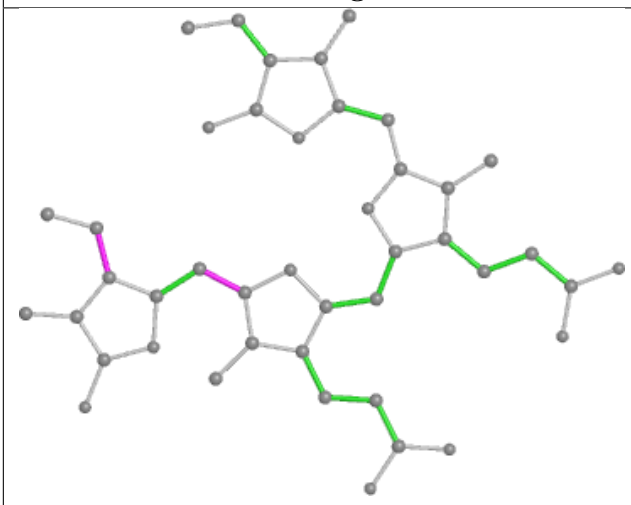

Torsions

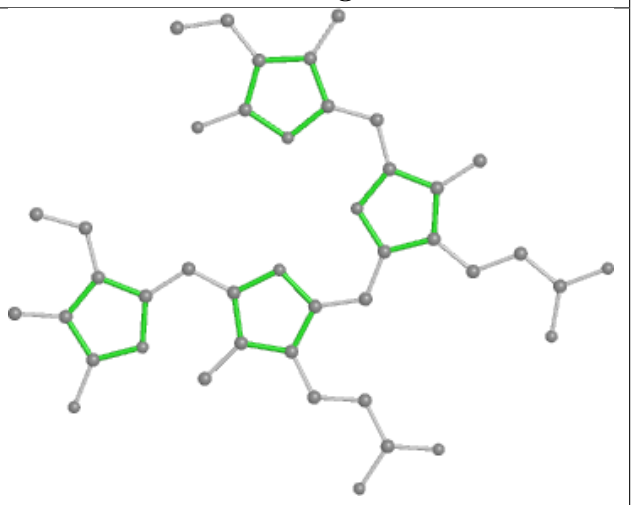

Rings

Ligand PEB kF 202

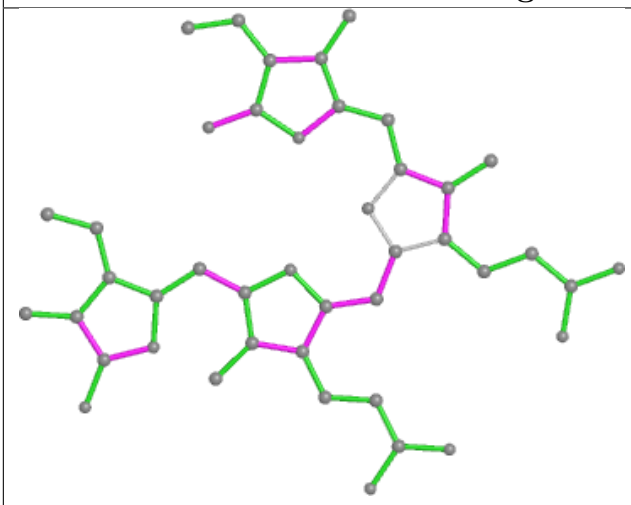

Bond lengths

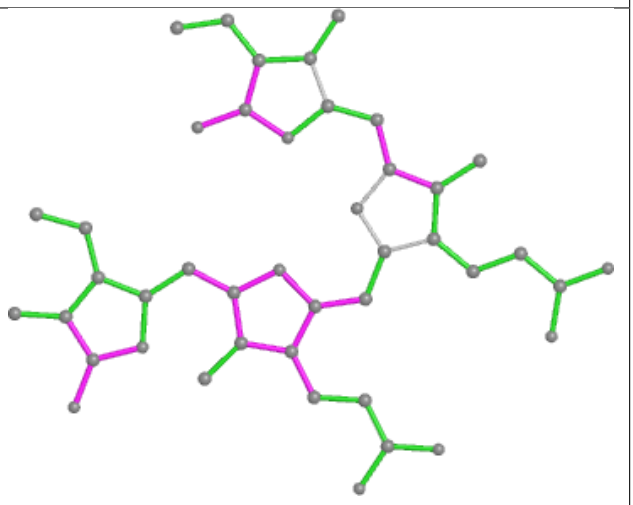

Bond angles

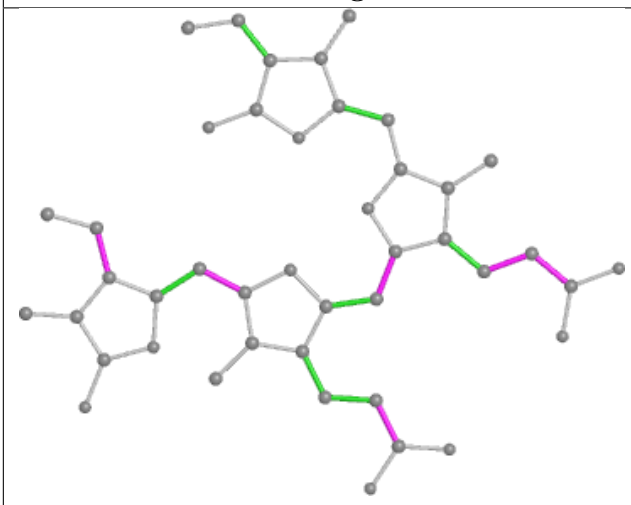

Torsions

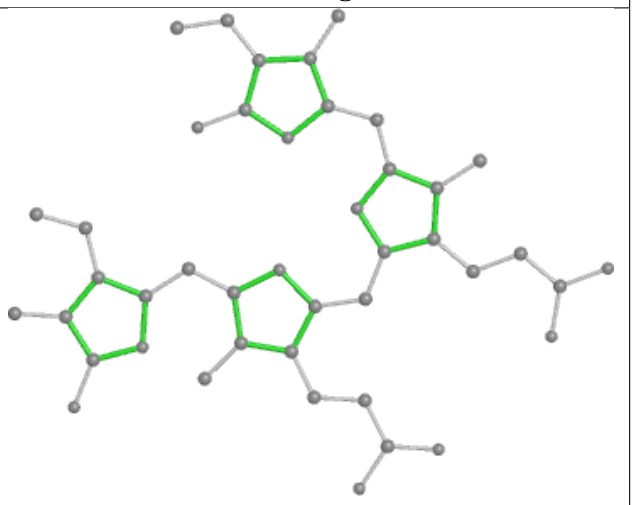

Rings

Ligand PEB UH 202

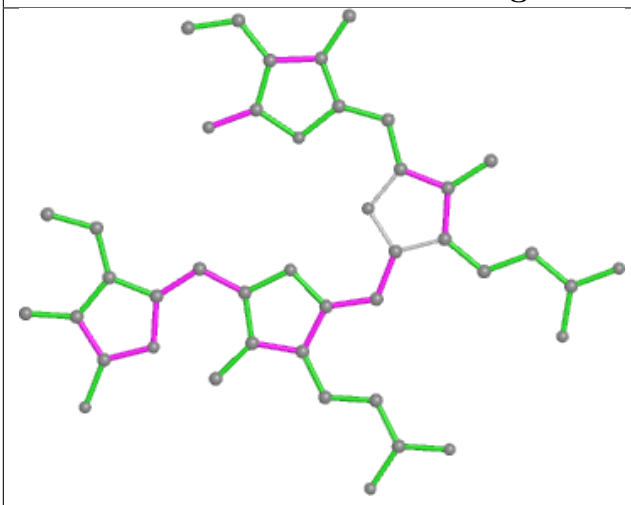

Bond lengths

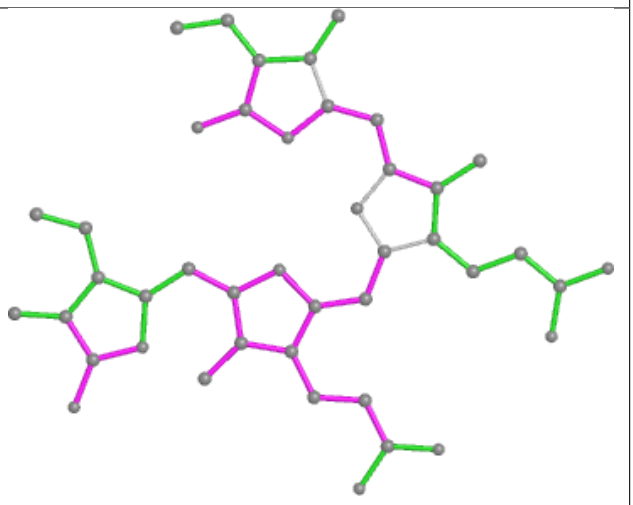

Bond angles

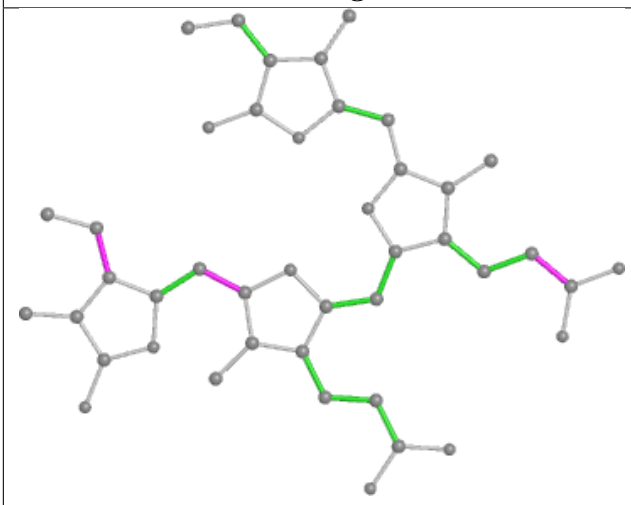

Torsions

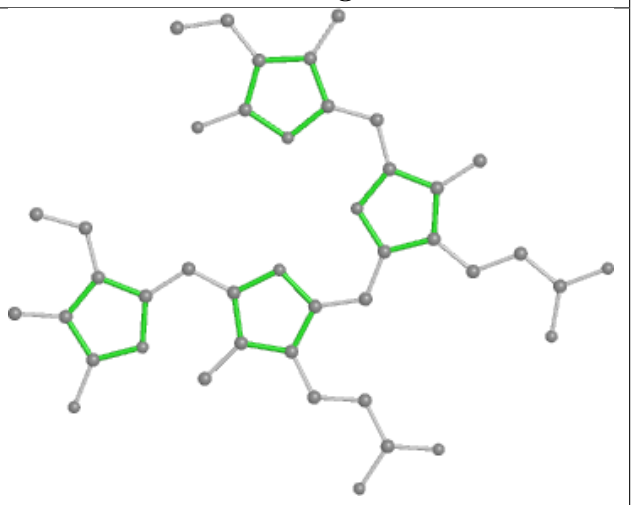

Rings

Ligand CLA 62 305

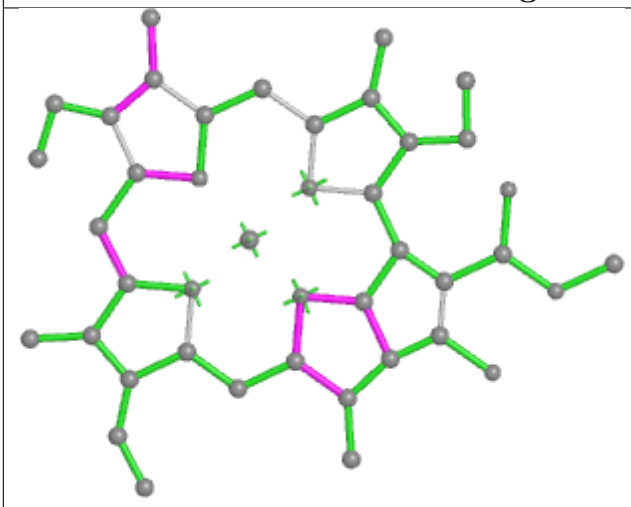

Bond lengths

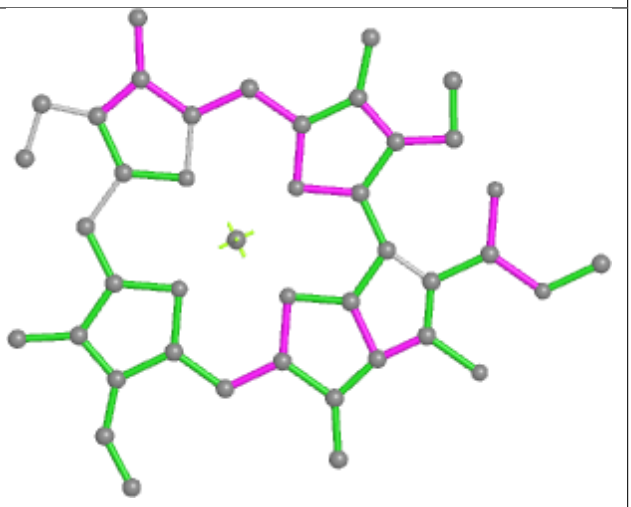

Bond angles

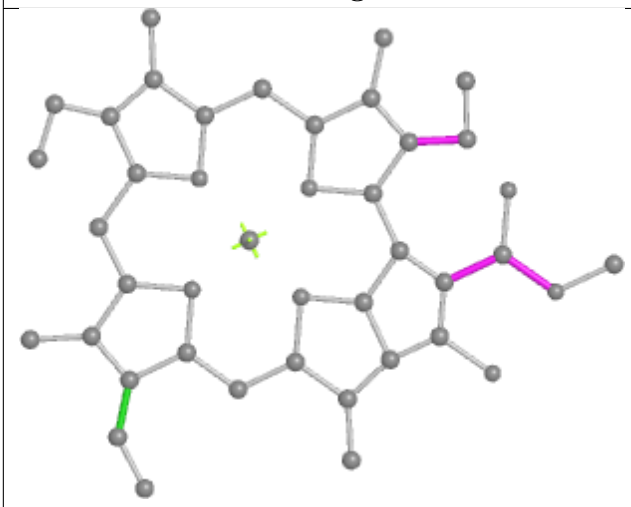

Torsions

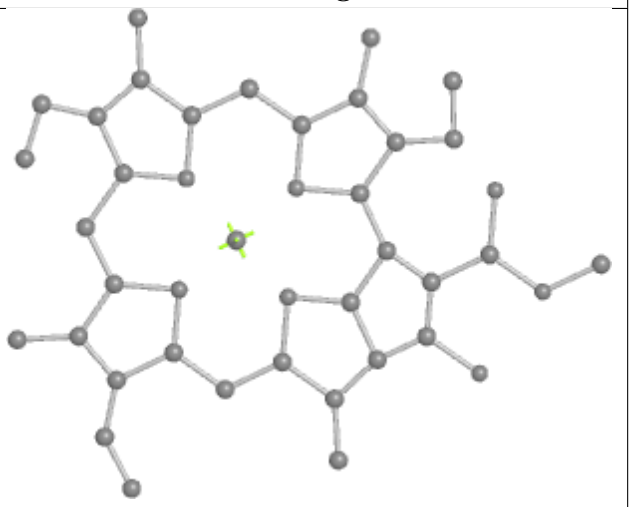

Rings

Ligand PEB O7 201

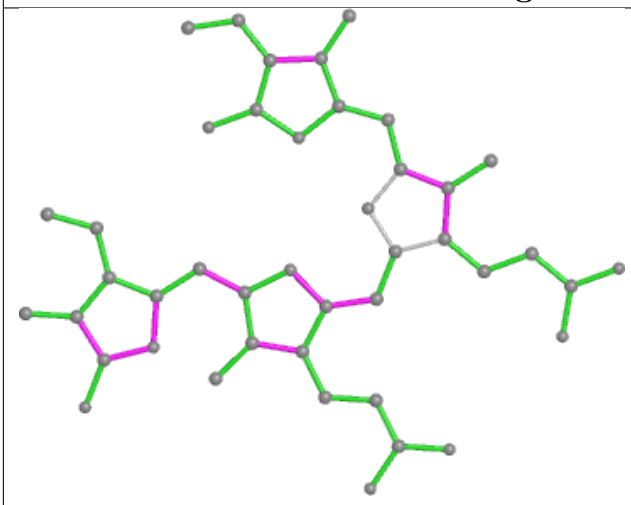

Bond lengths

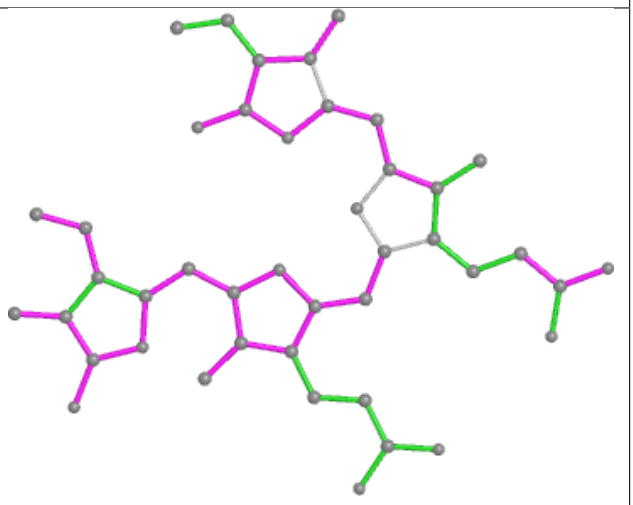

Bond angles

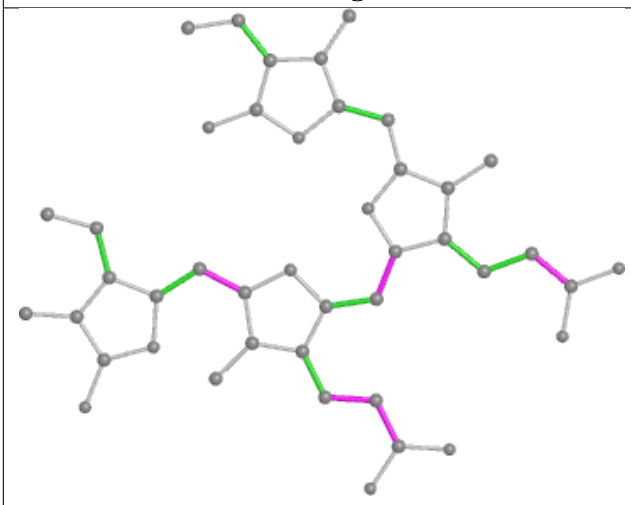

Torsions

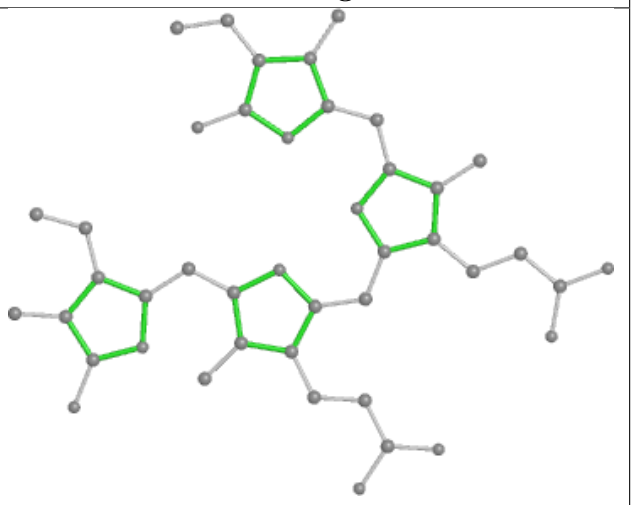

Rings

Ligand PEB h4 202

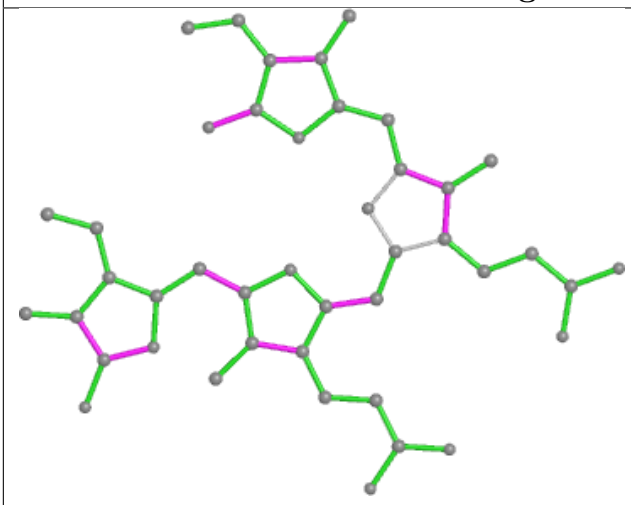

Bond lengths

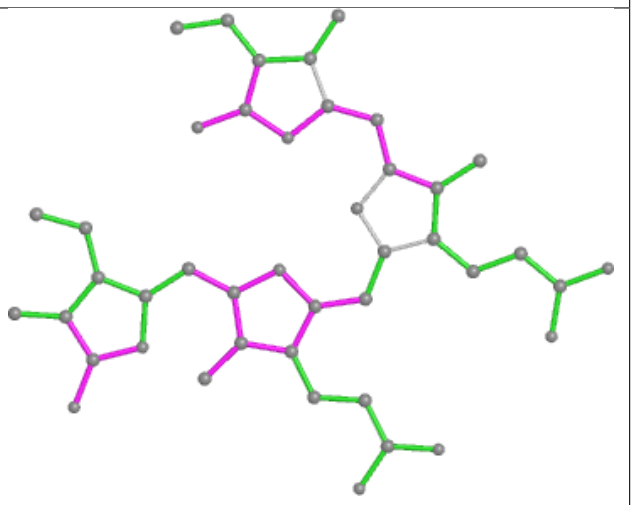

Bond angles

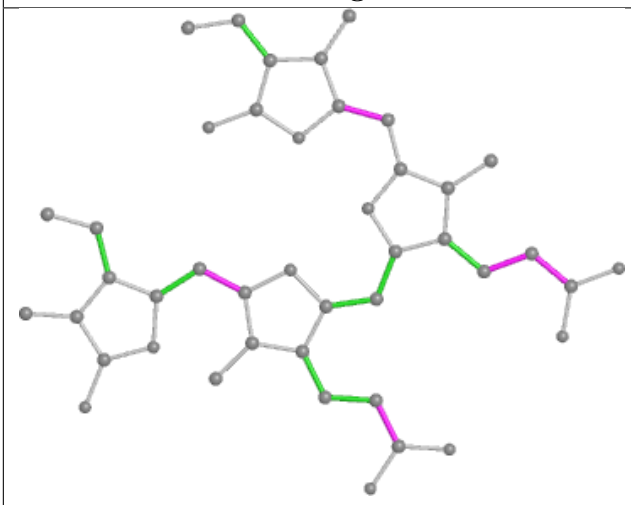

Torsions

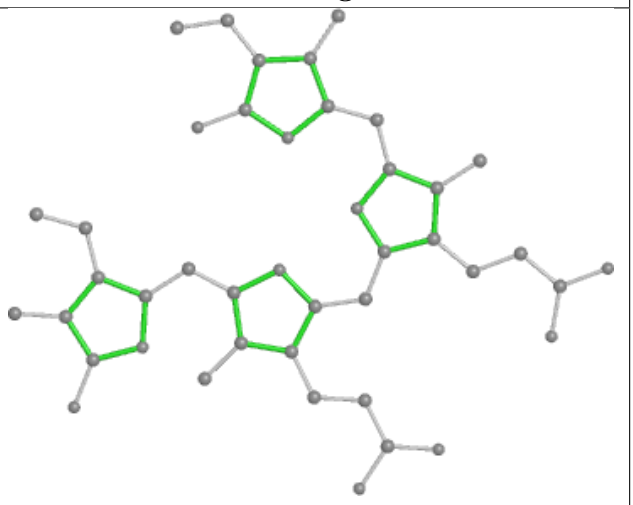

Rings

Ligand PEB JH 1002

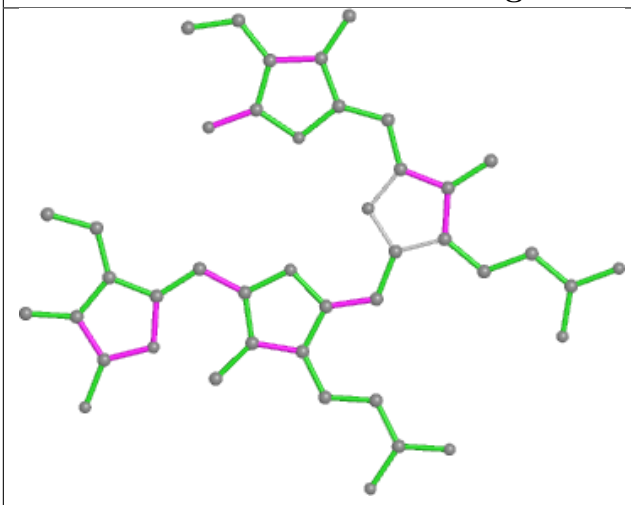

Bond lengths

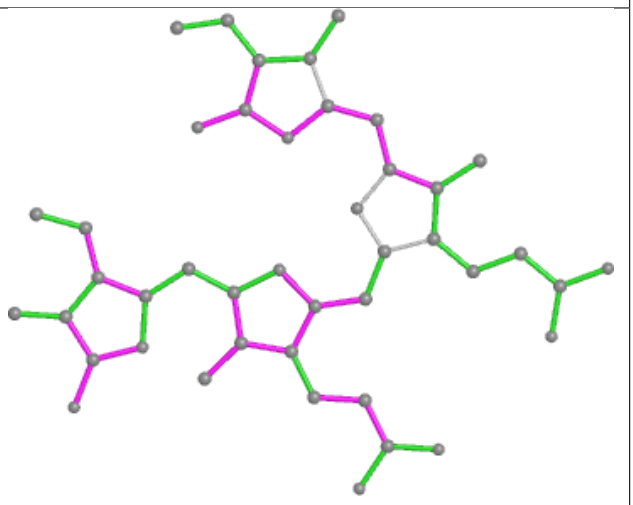

Bond angles

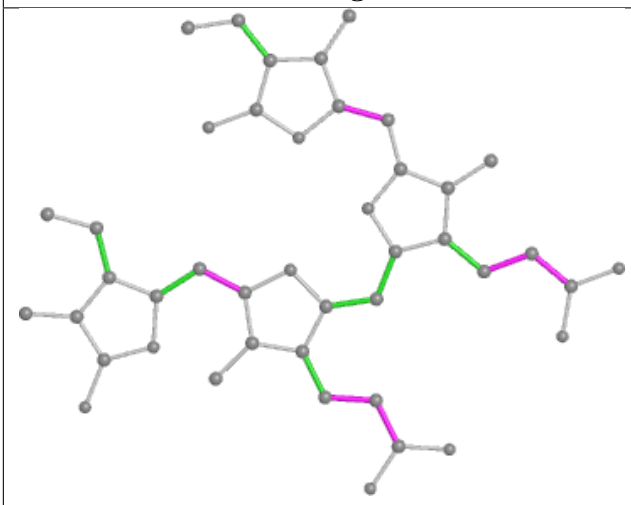

Torsions

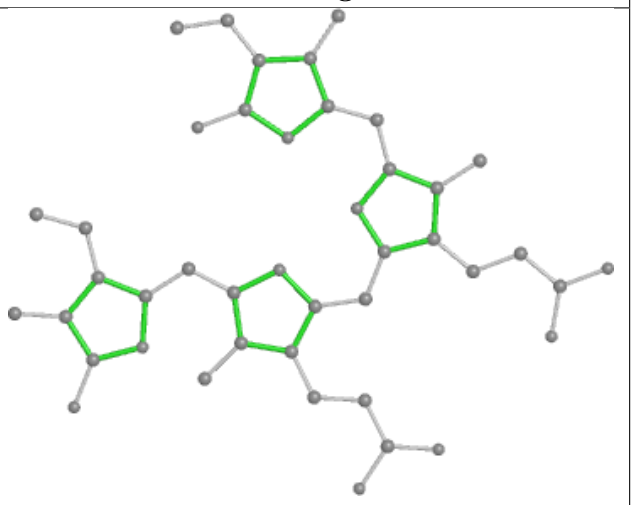

Rings

Ligand CLA AN 827

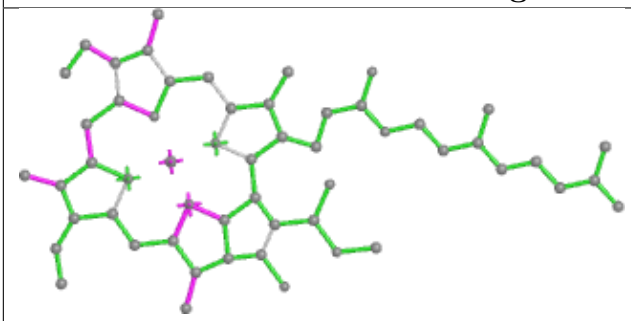

Bond lengths

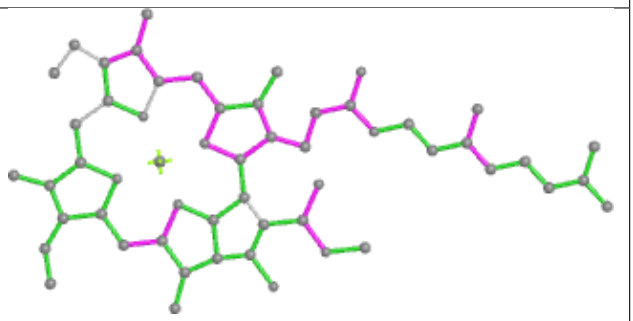

Bond angles

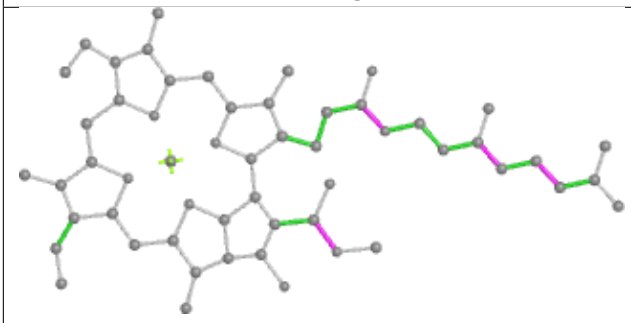

Torsions

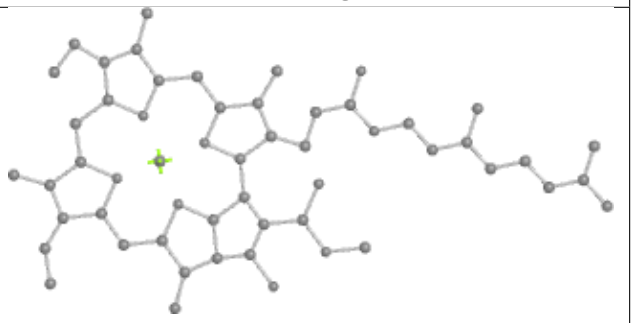

Rings

Ligand PEB KK 201

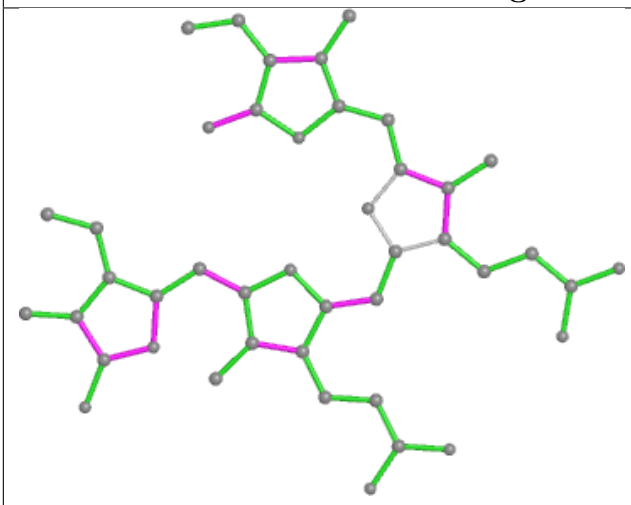

Bond lengths

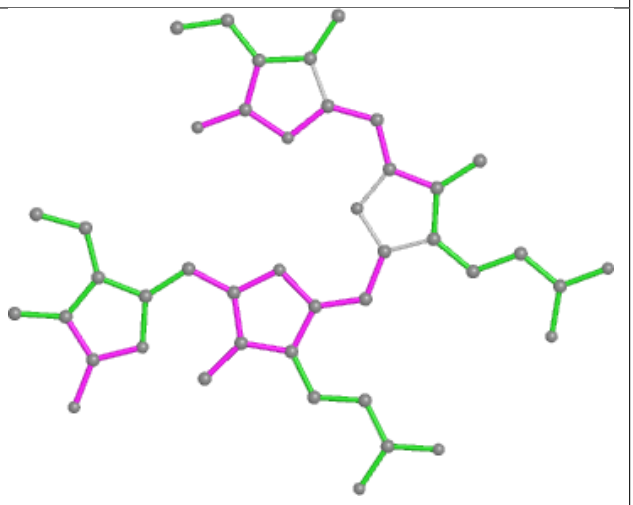

Bond angles

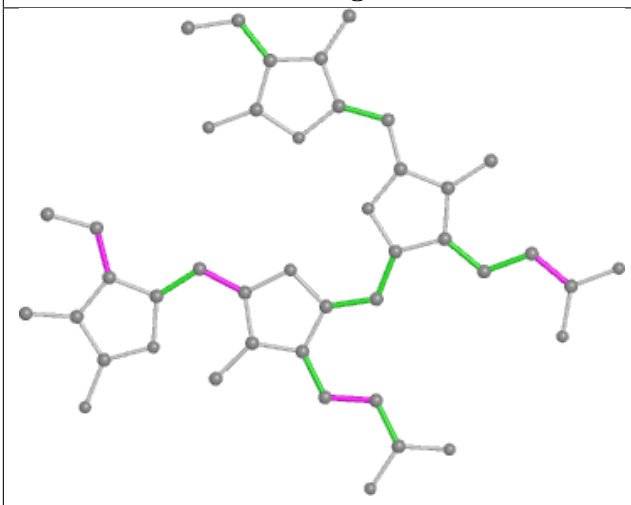

Torsions

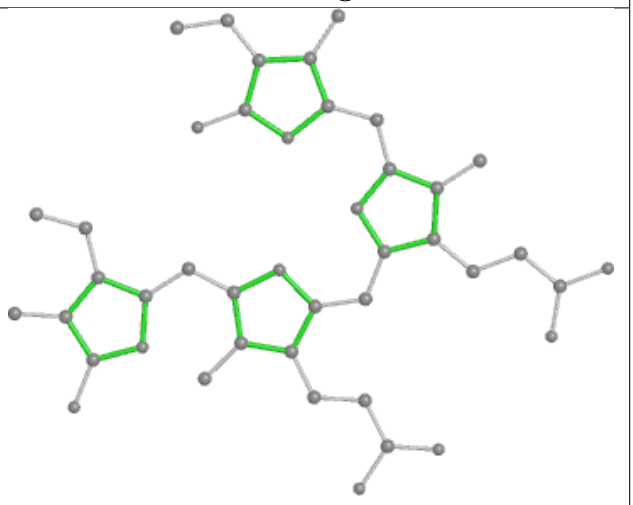

Rings

Ligand LHG m6 102

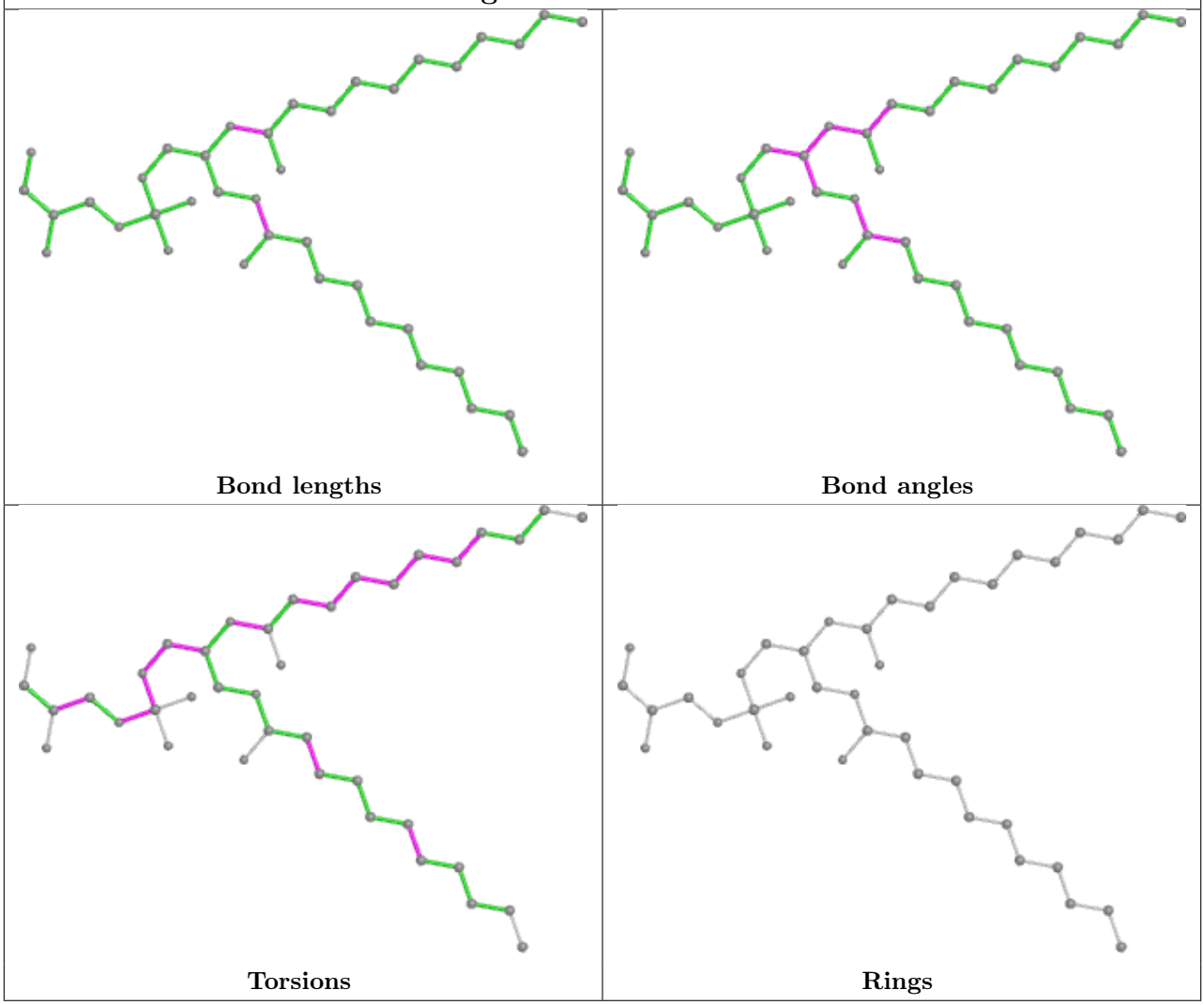

Ligand PHO DL 405

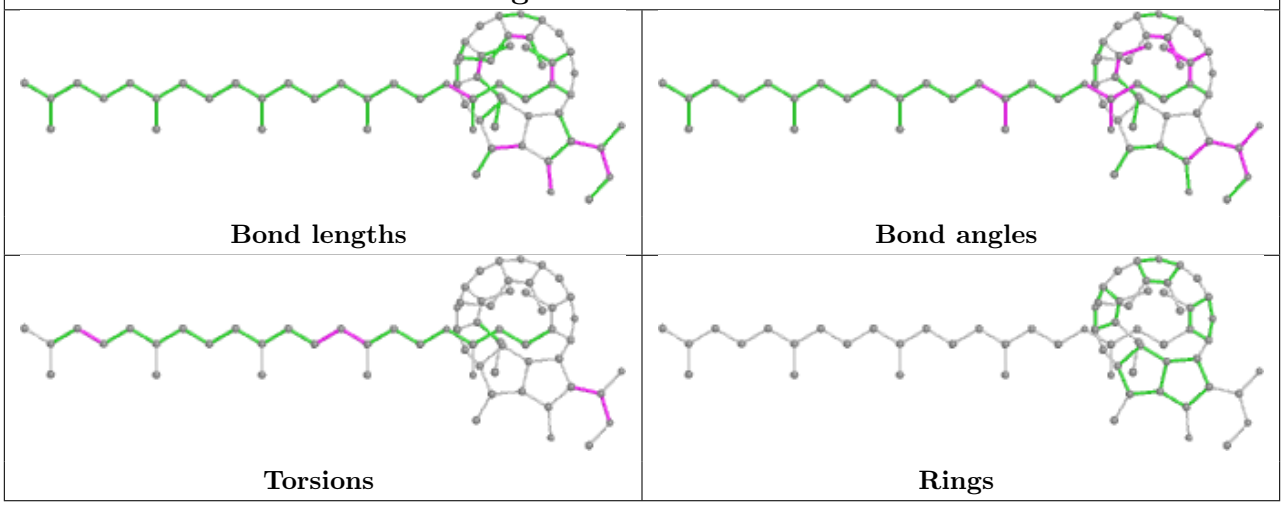

Ligand PEB fH 201

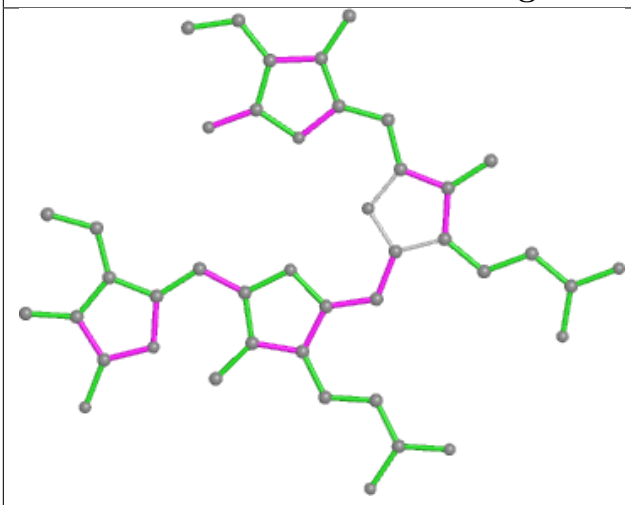

Bond lengths

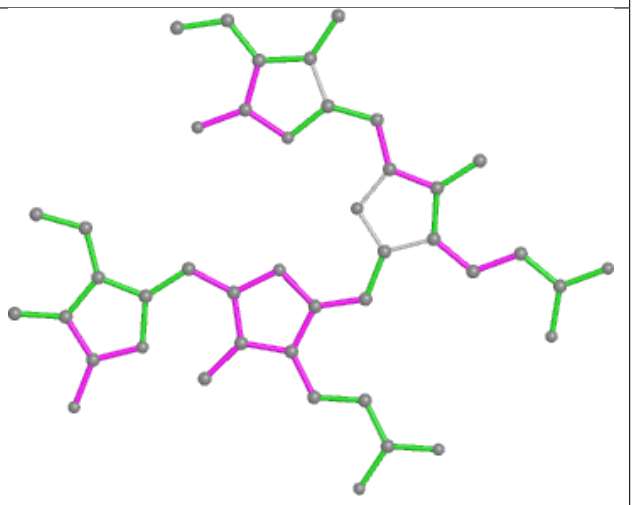

Bond angles

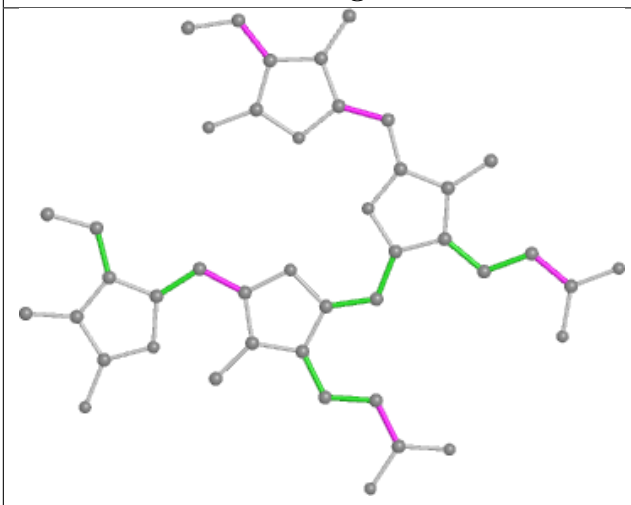

Torsions

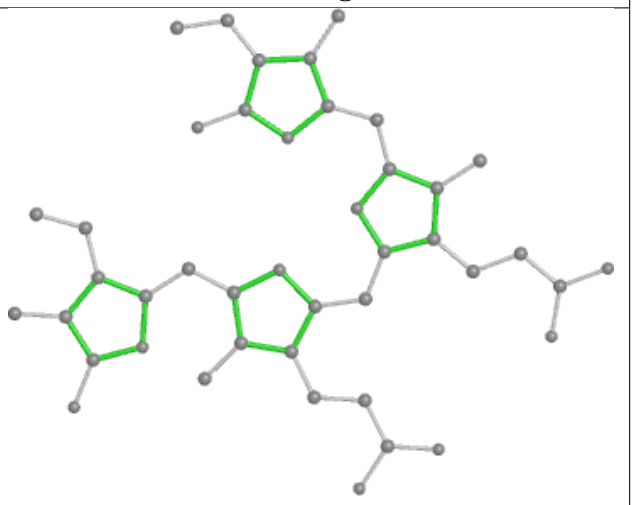

Rings

Ligand PEB LM 202

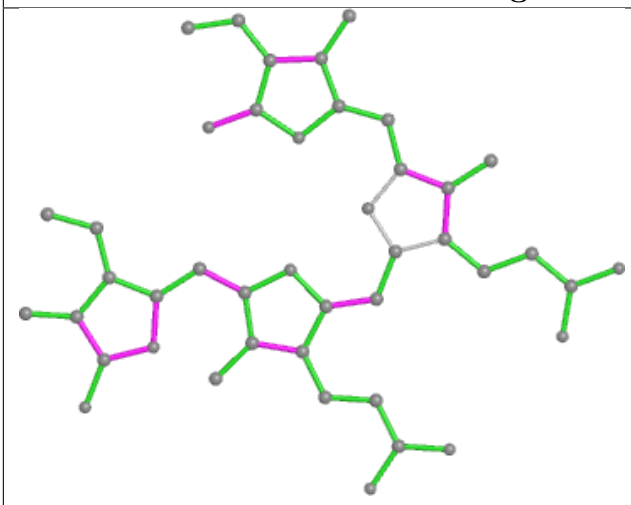

Bond lengths

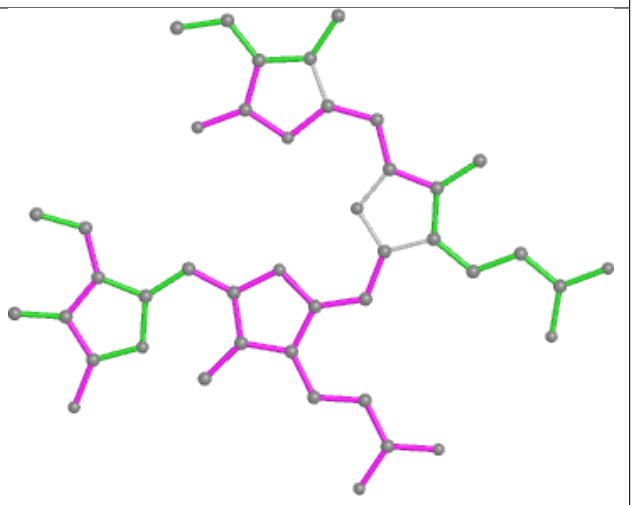

Bond angles

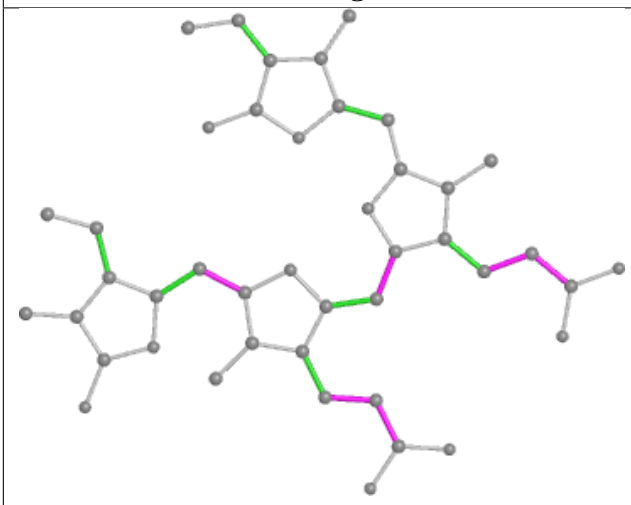

Torsions

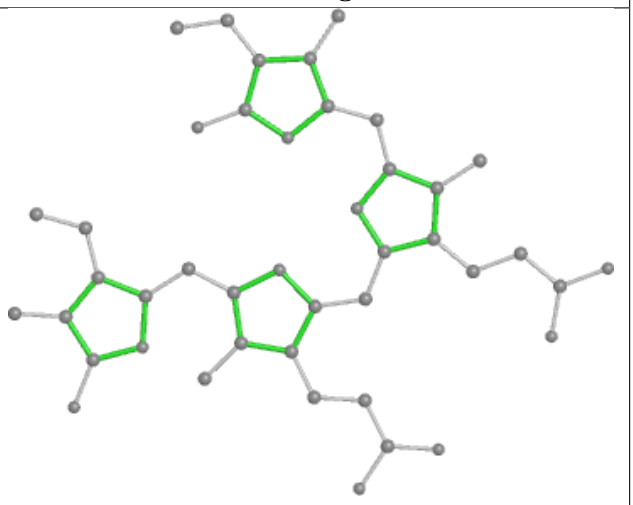

Rings

Ligand CLA AN 836

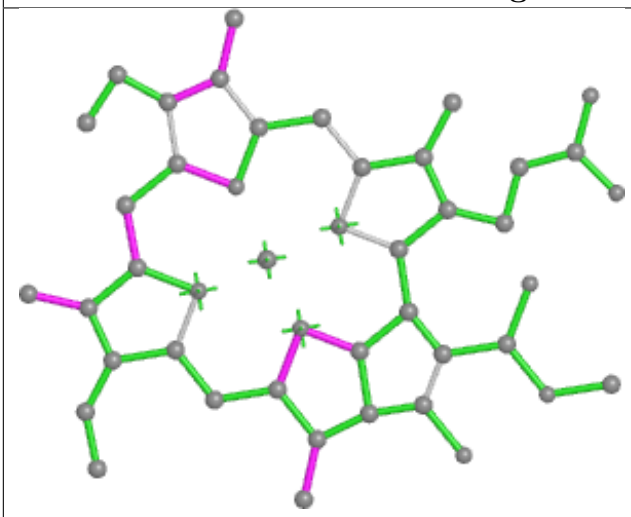

Bond lengths

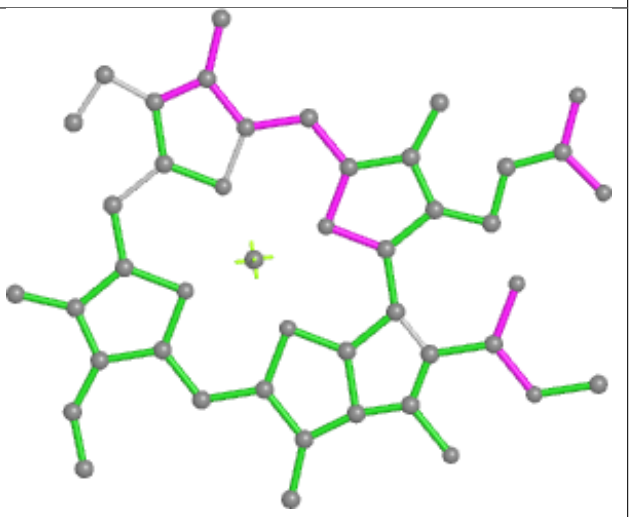

Bond angles

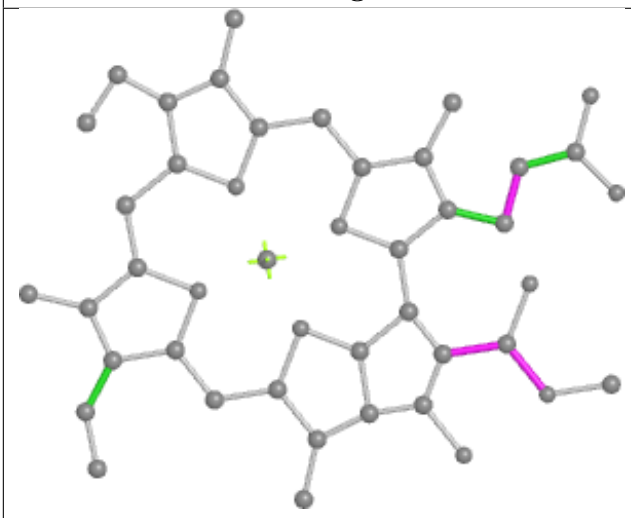

Torsions

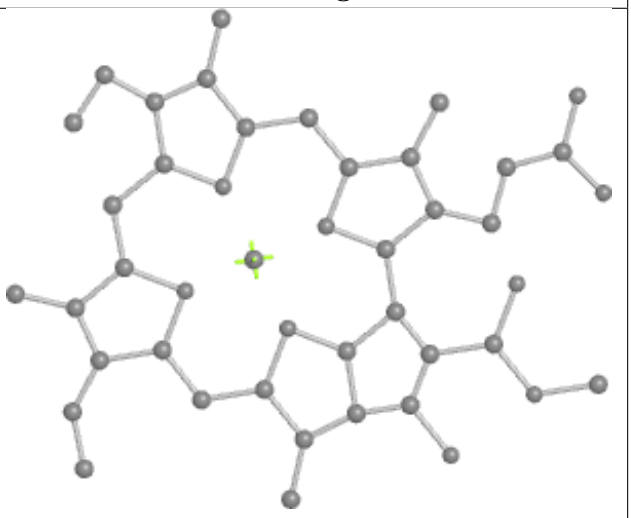

Rings

Ligand CLA BN 826

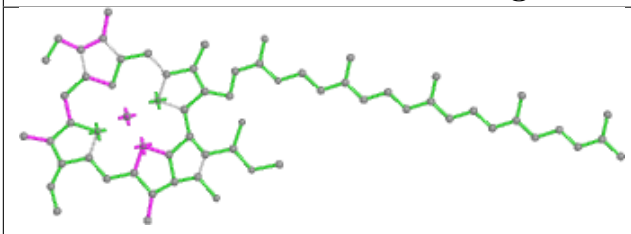

Bond lengths

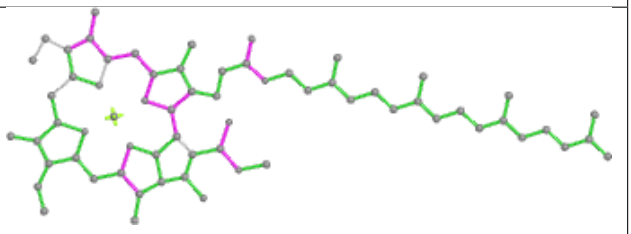

Bond angles

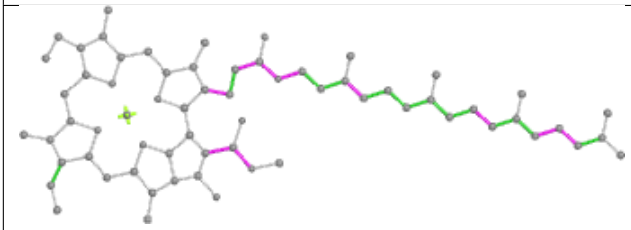

Torsions

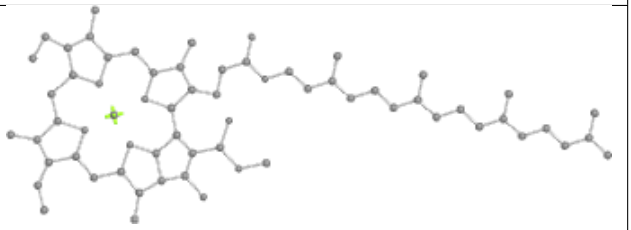

Rings

Ligand PEB GM 201

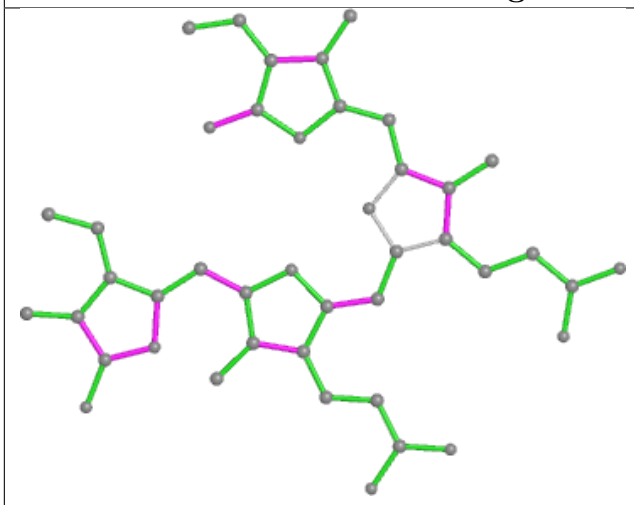

Bond lengths

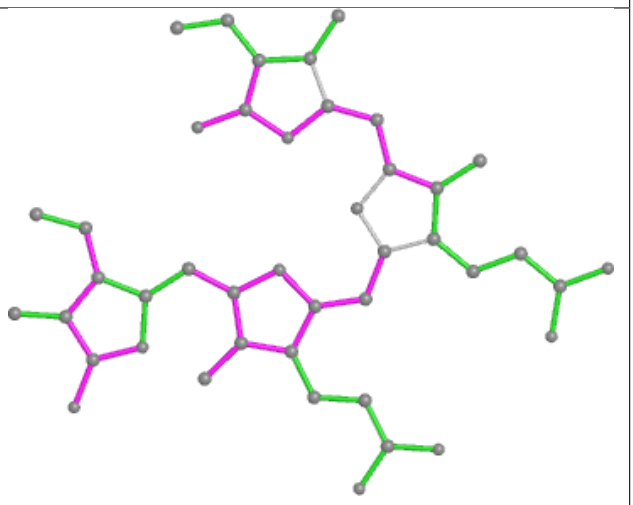

Bond angles

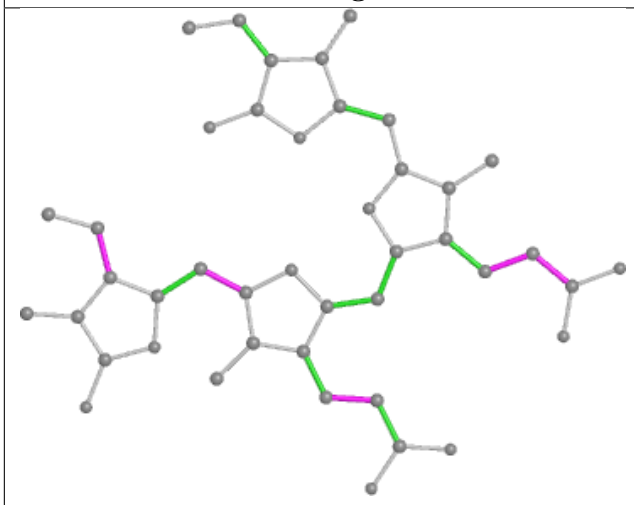

Torsions

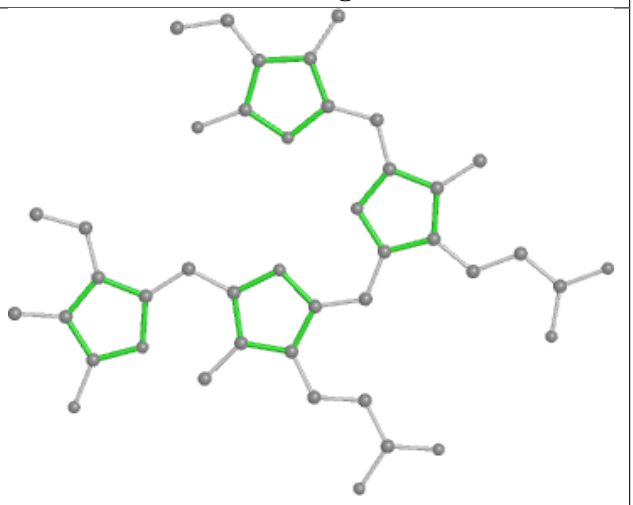

Rings

Ligand BCR F6 101

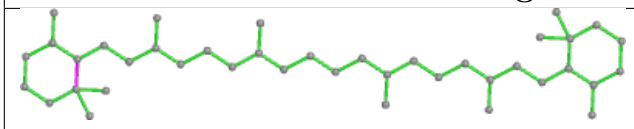

Bond lengths

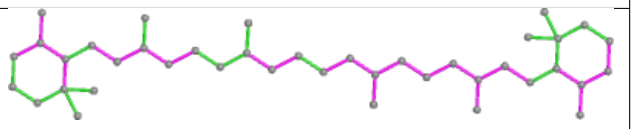

Bond angles

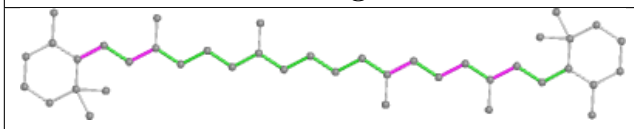

Torsions

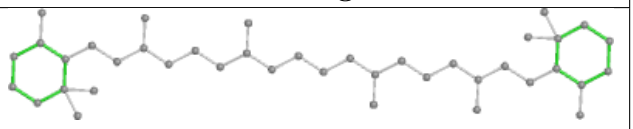

Rings

Ligand CYC e3 1001

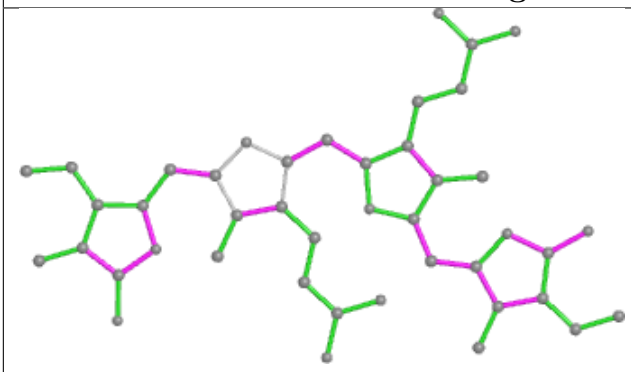

Bond lengths

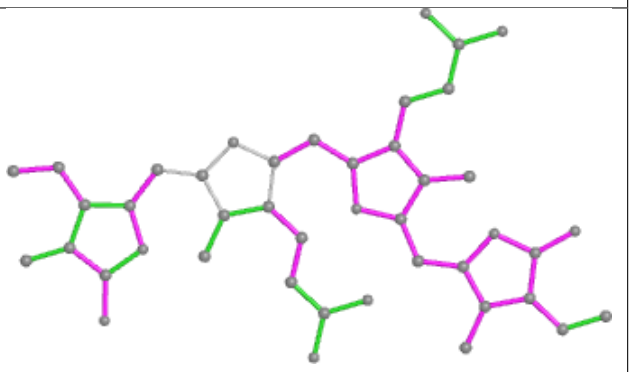

Bond angles

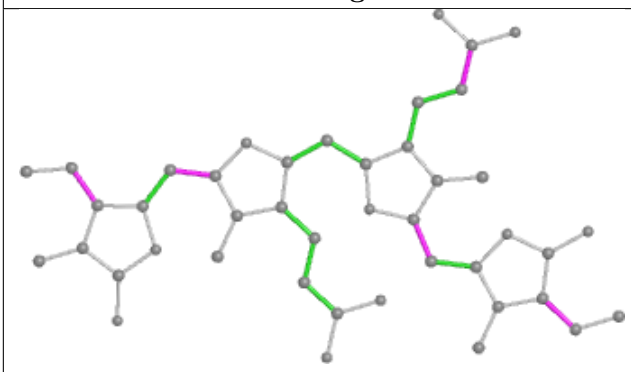

Torsions

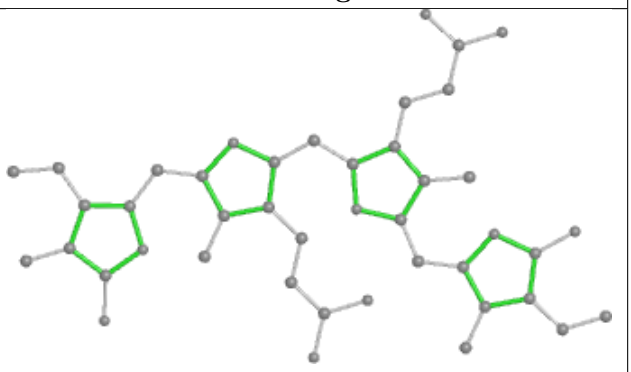

Rings

Ligand BCR CL 501

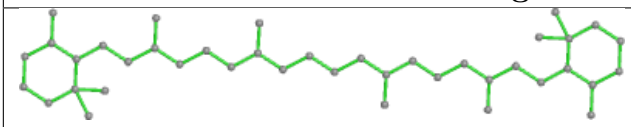

Bond lengths

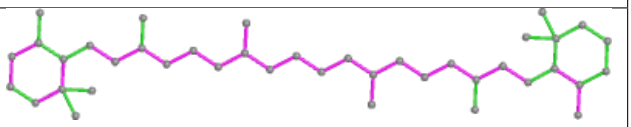

Bond angles

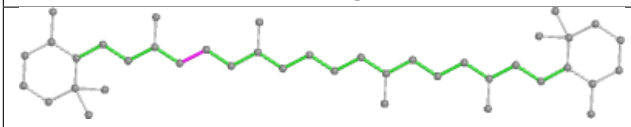

Torsions

Rings

Ligand PEB II 203

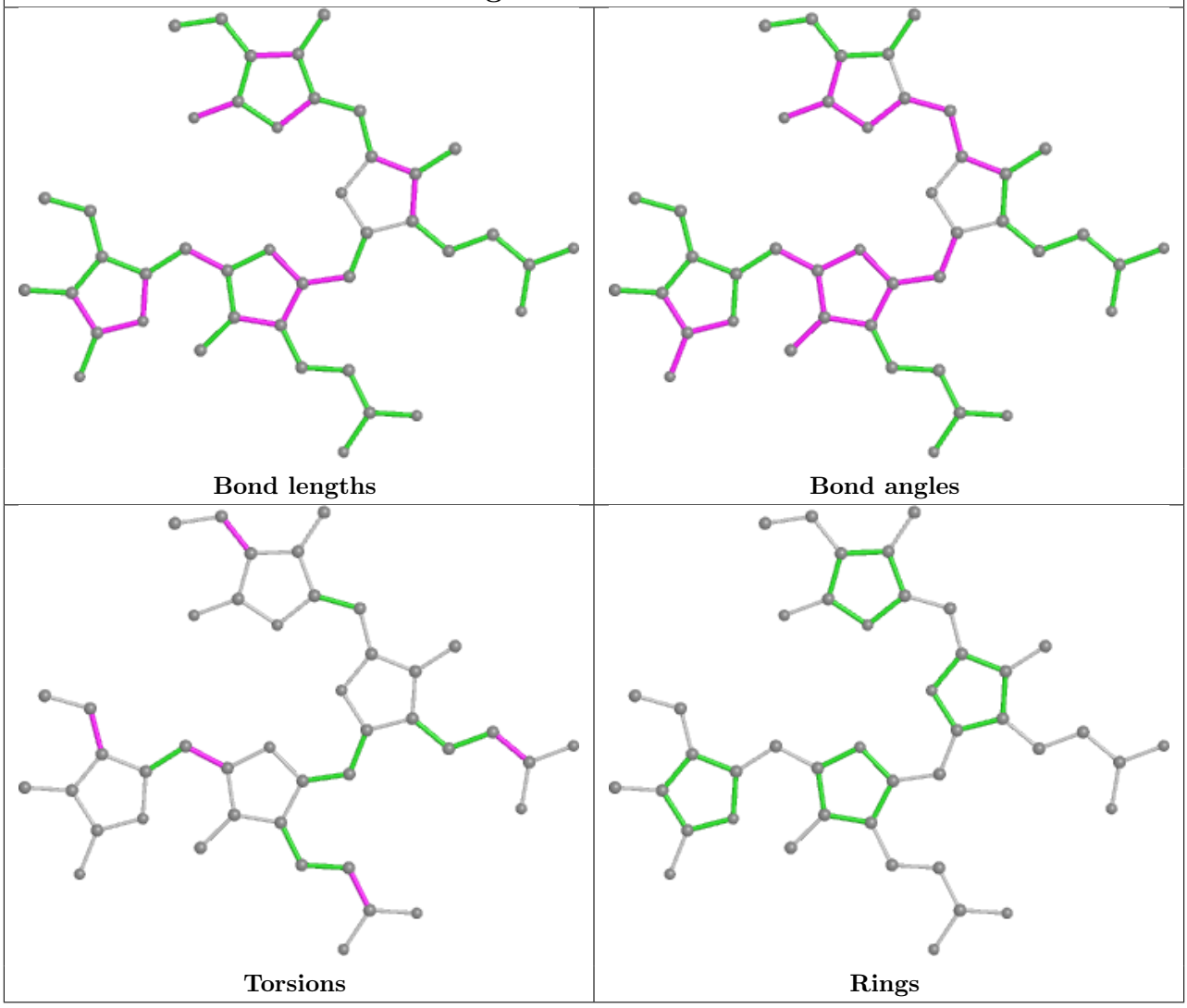

Ligand BCR A2 804

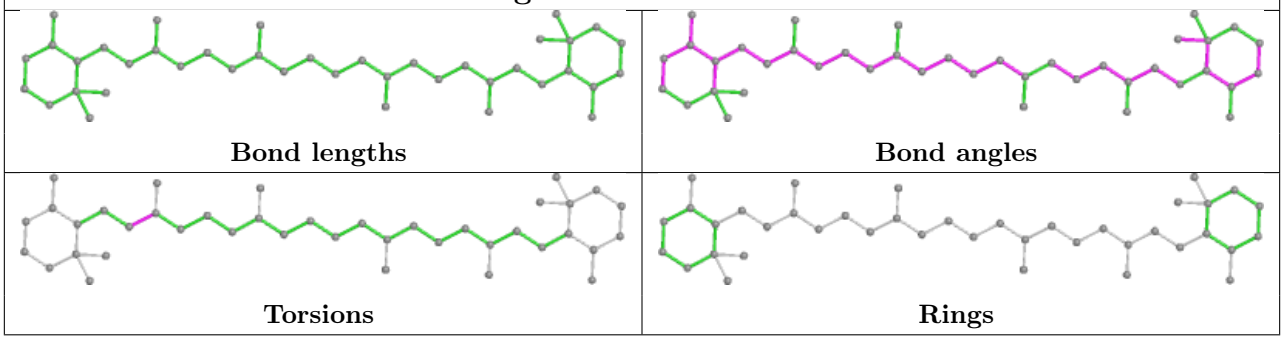

Ligand PEB QK 201

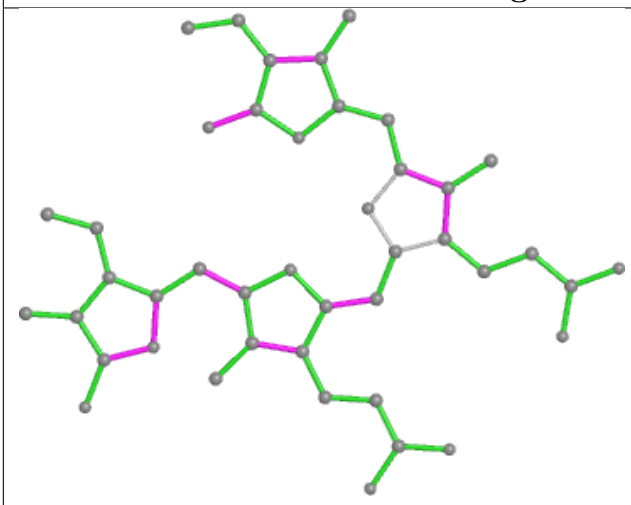

Bond lengths

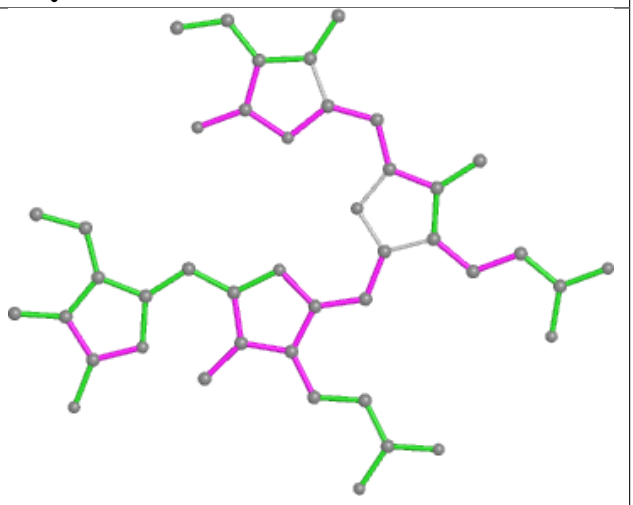

Bond angles

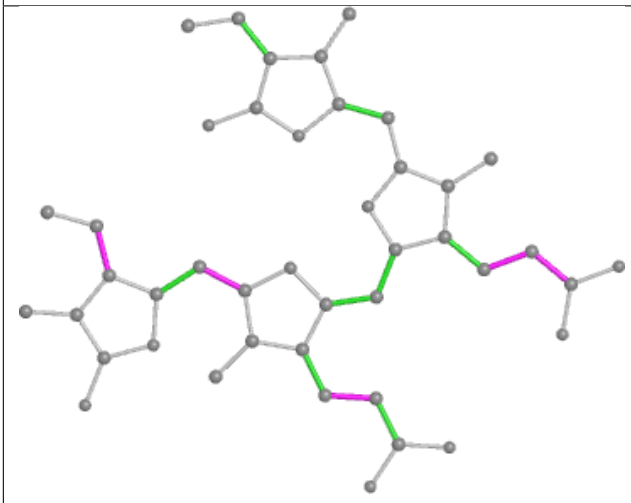

Torsions

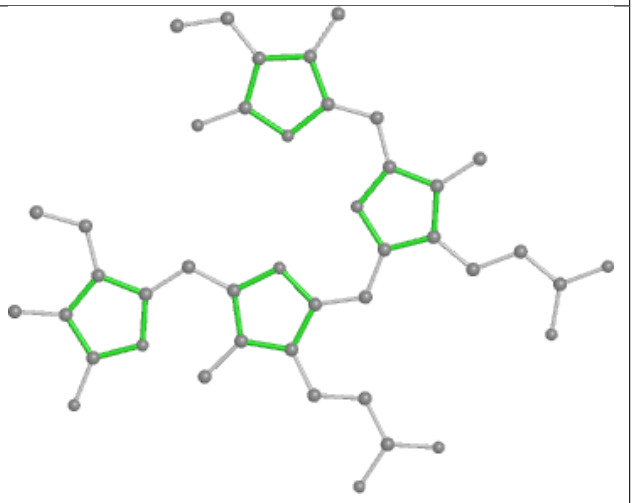

Rings

Ligand PEB Q7 202

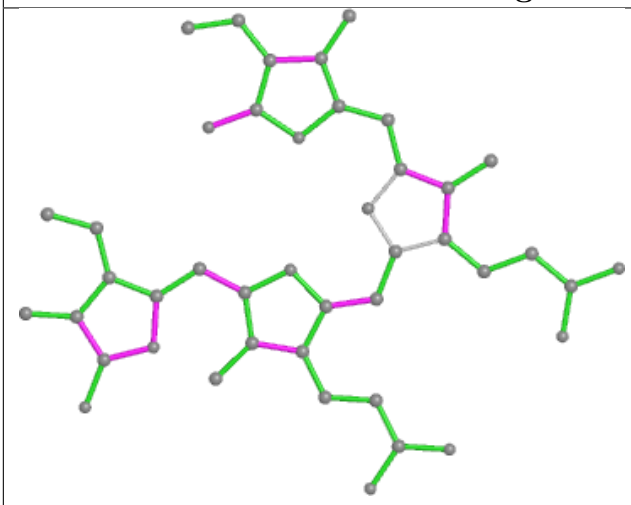

Bond lengths

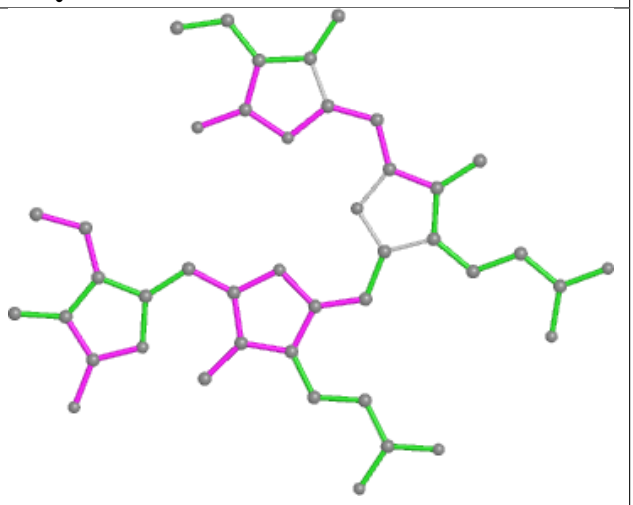

Bond angles

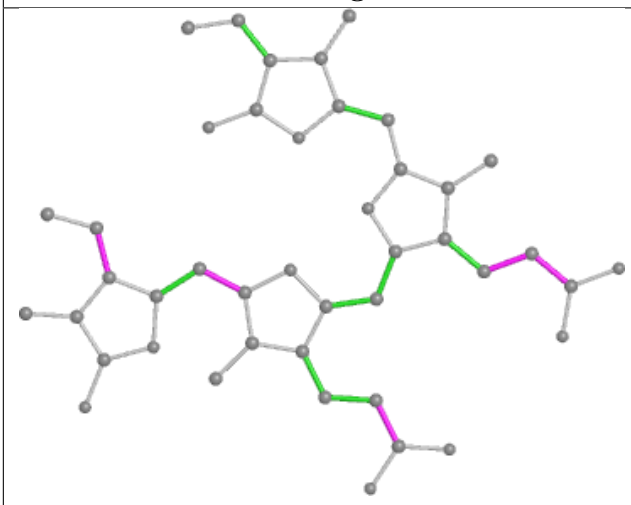

Torsions

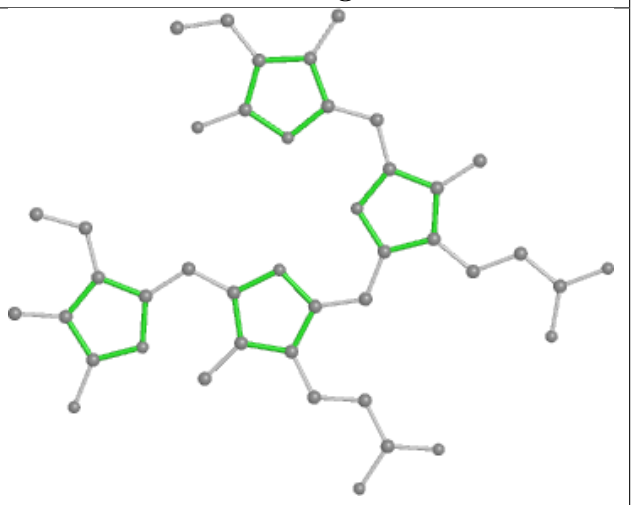

Rings

Ligand PEB L9 201

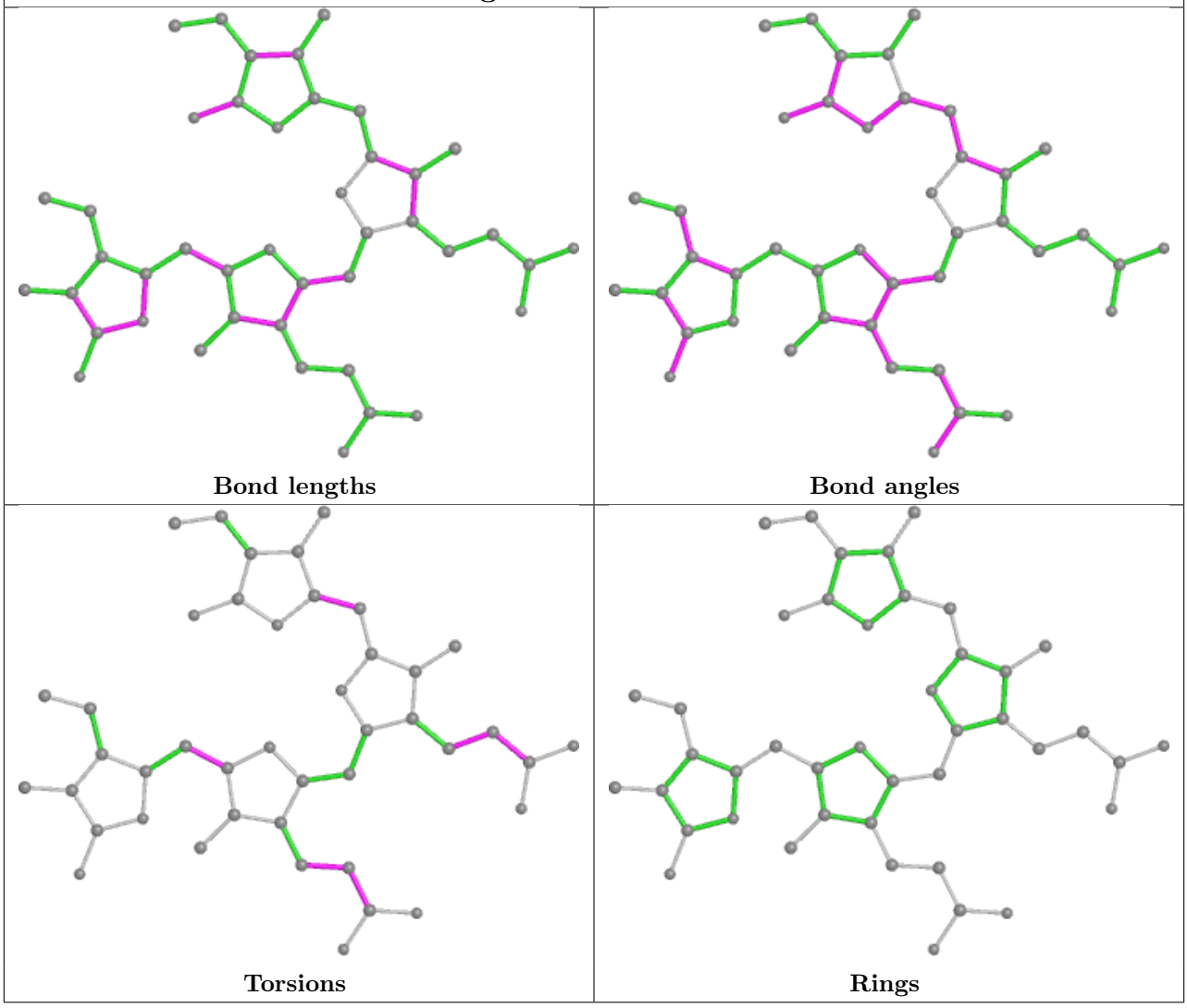

Ligand DGD cL 502

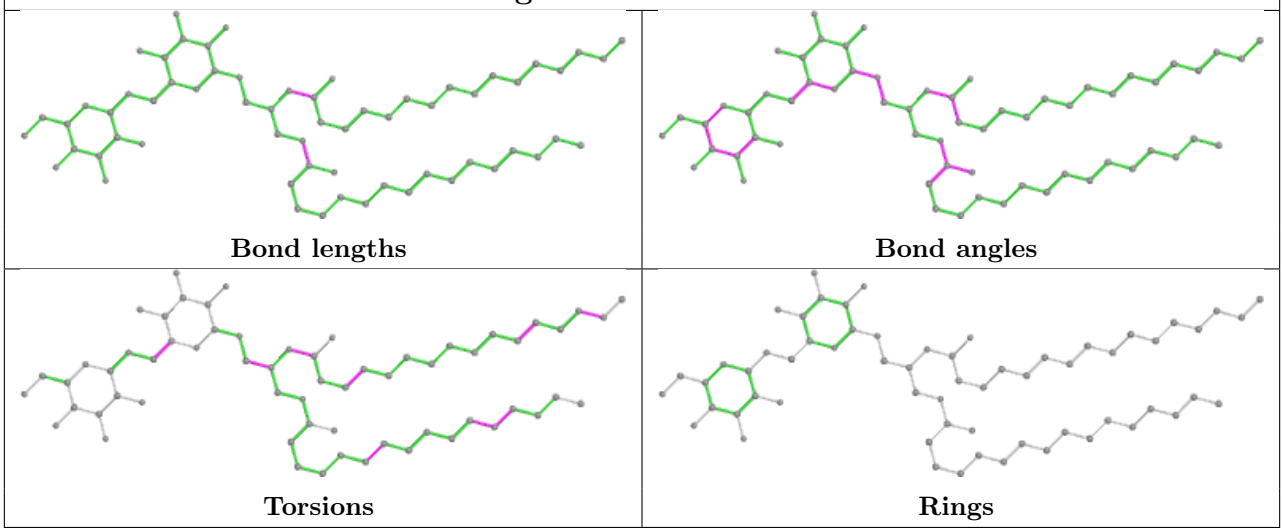

Ligand PEB TB 202

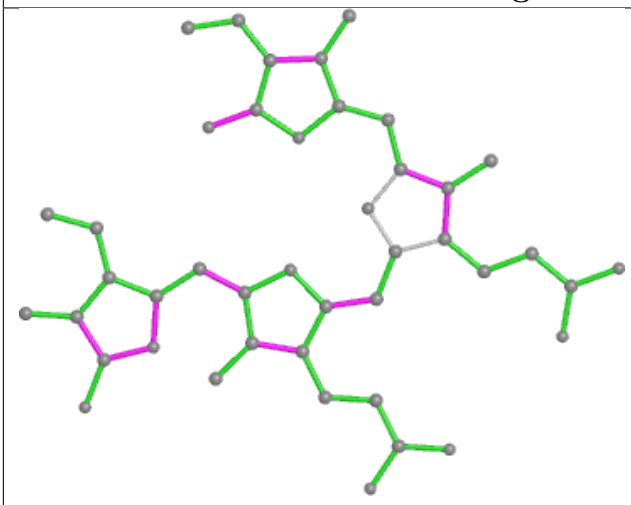

Bond lengths

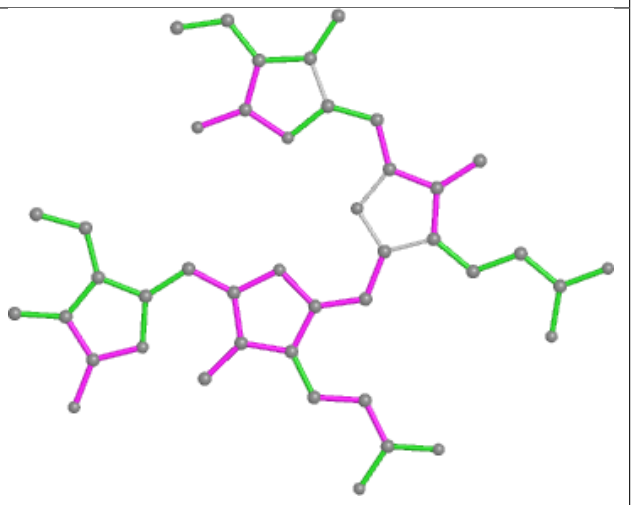

Bond angles

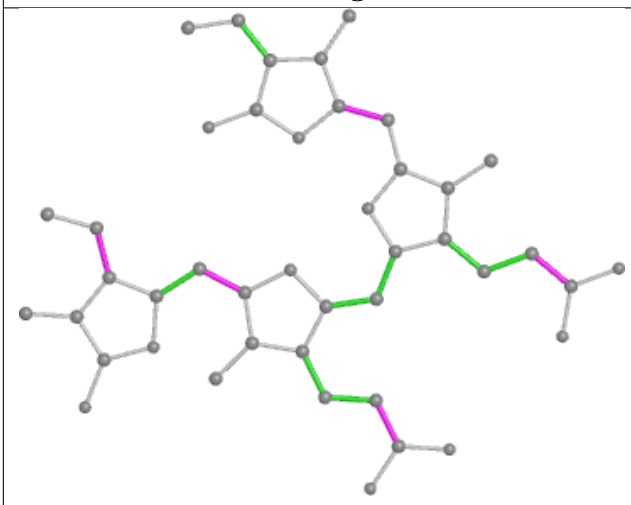

Torsions

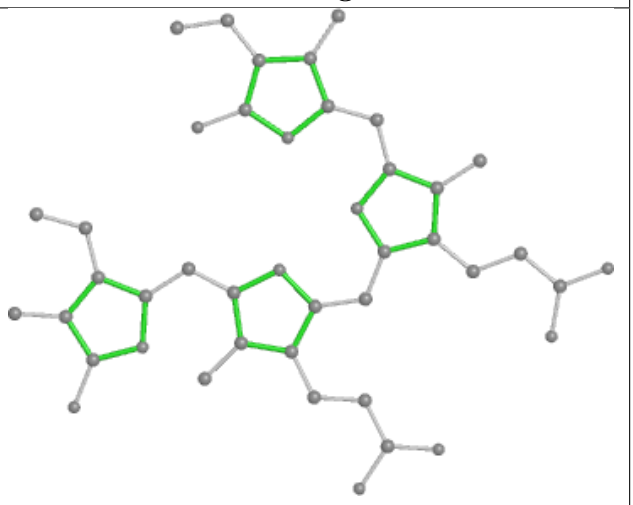

Rings

Ligand PEB WI 203

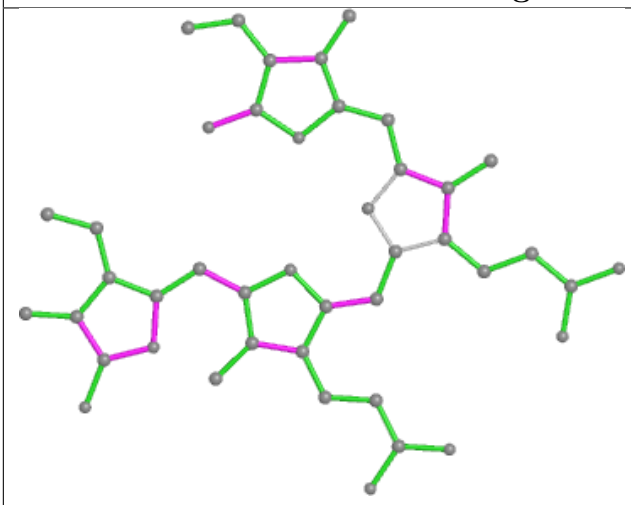

Bond lengths

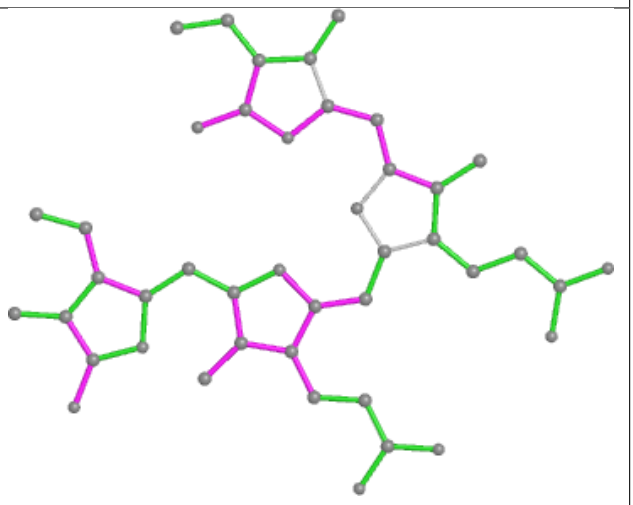

Bond angles

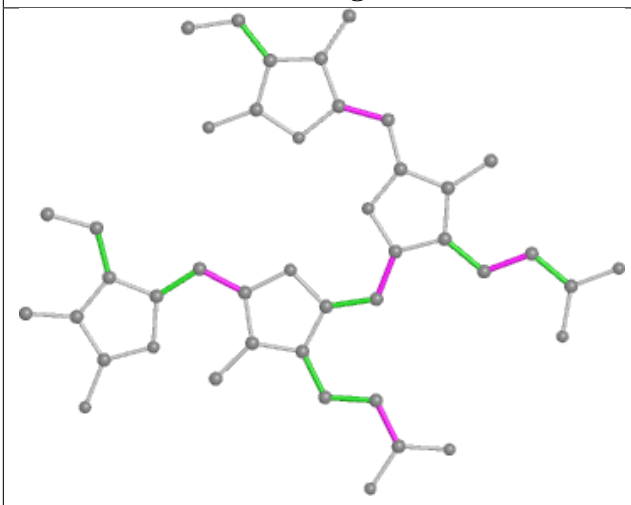

Torsions

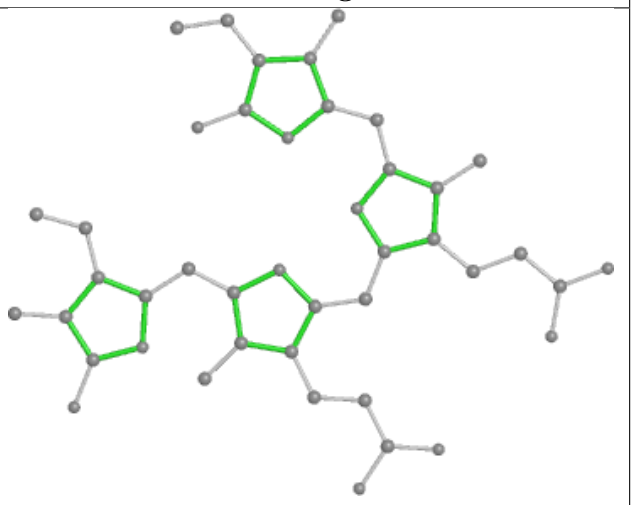

Rings

Ligand PEB WB 402

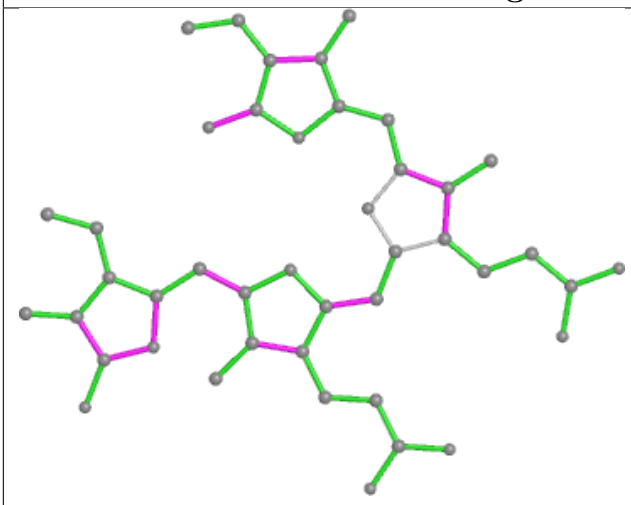

Bond lengths

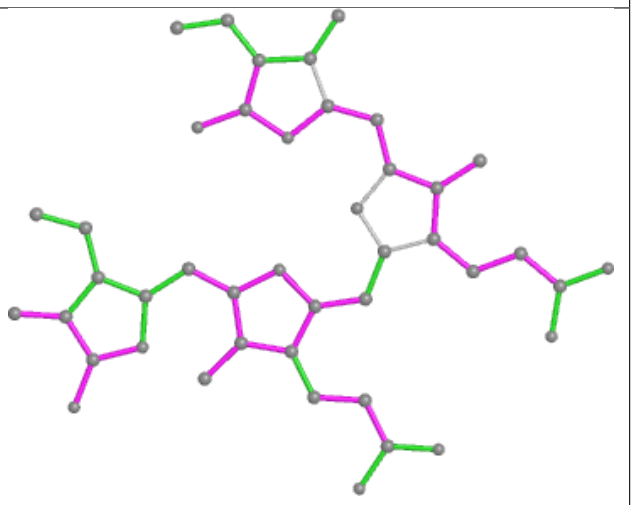

Bond angles

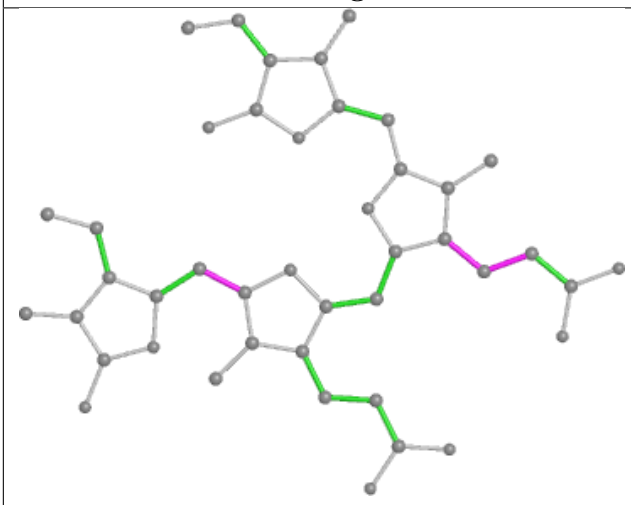

Torsions

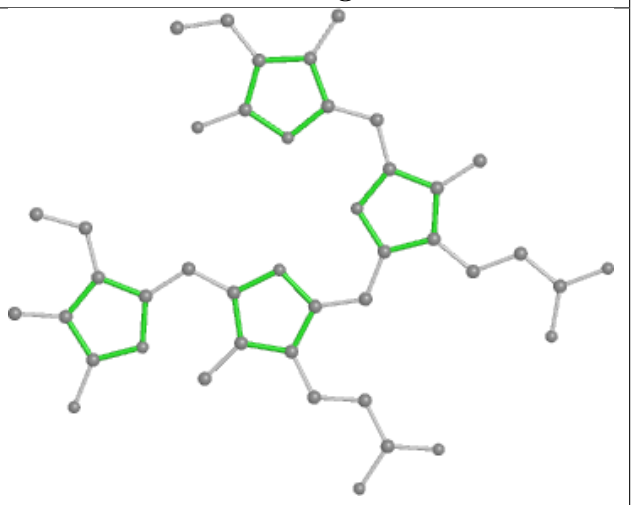

Rings

Ligand PEB ZI 401

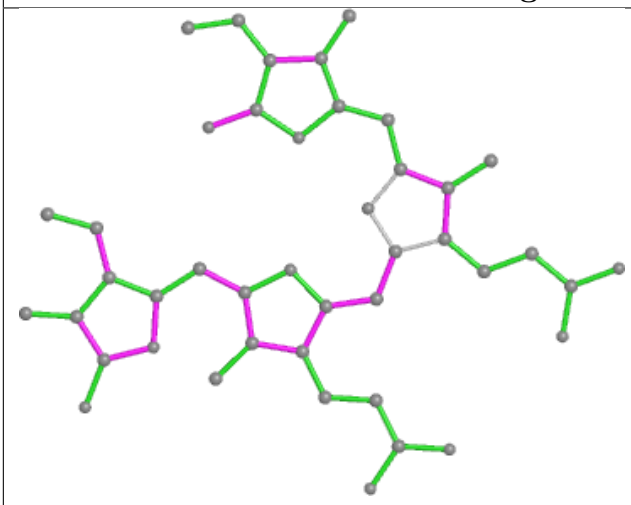

Bond lengths

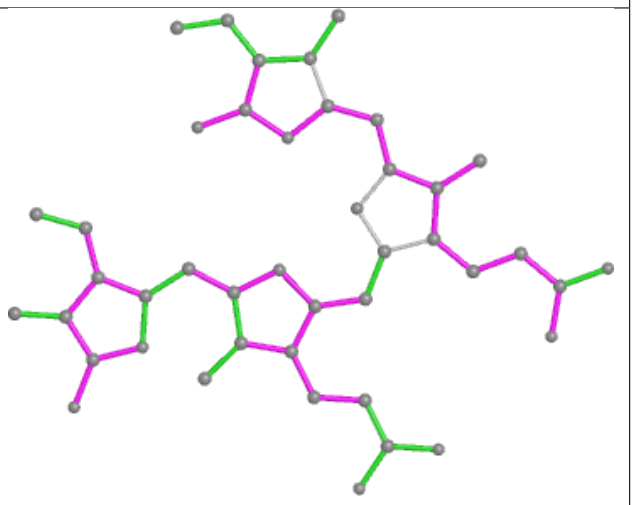

Bond angles

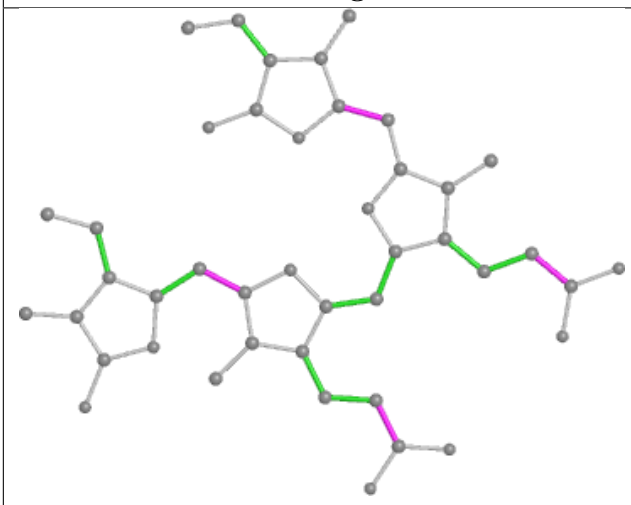

Torsions

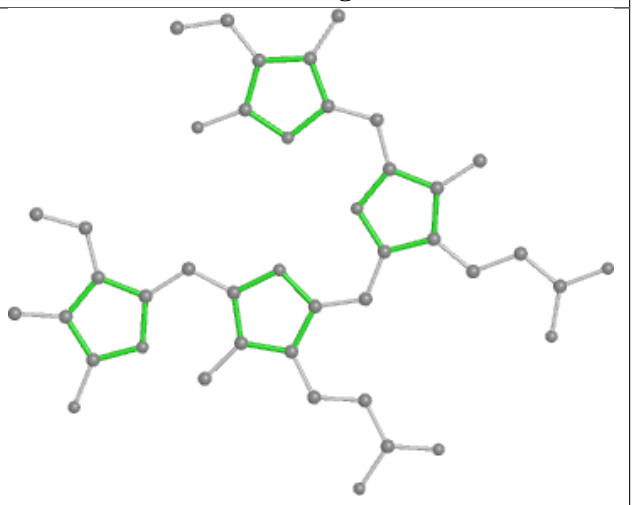

Rings

Ligand CLA c6 607

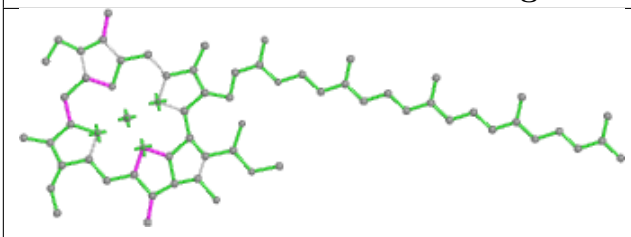

Bond lengths

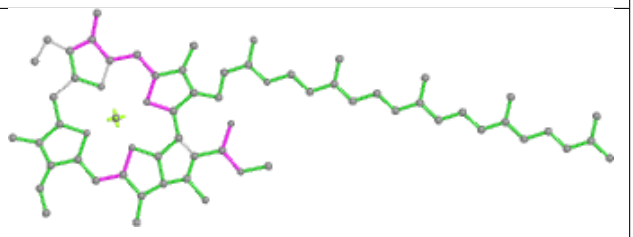

Bond angles

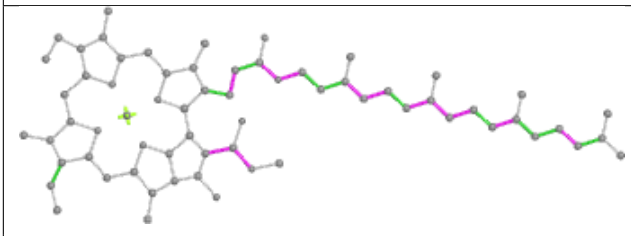

Torsions

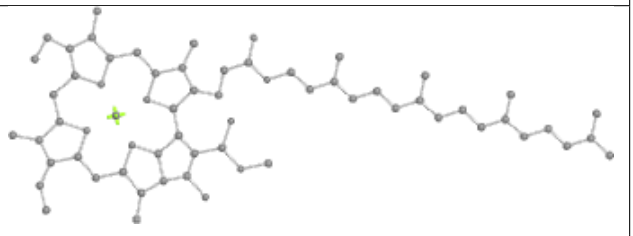

Rings

Ligand CYC D1 1003

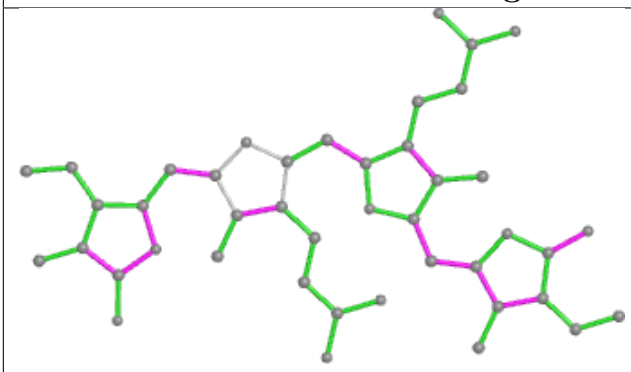

Bond lengths

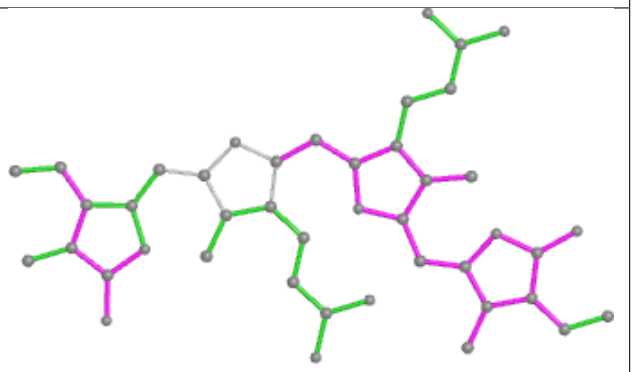

Bond angles

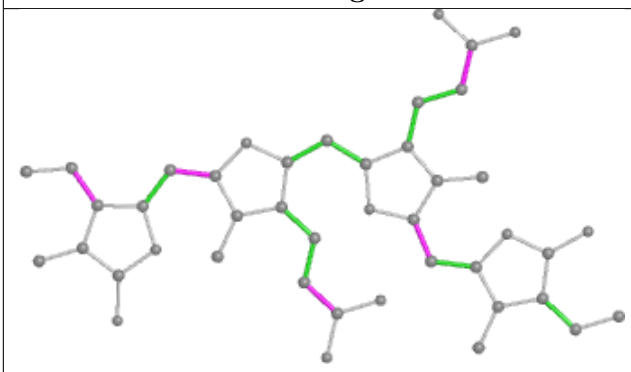

Torsions

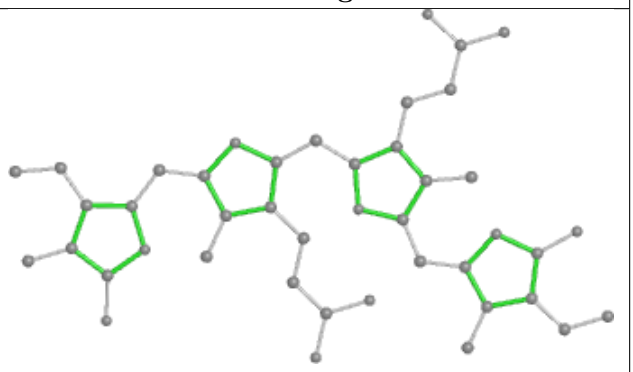

Rings

Ligand PEB MK 202

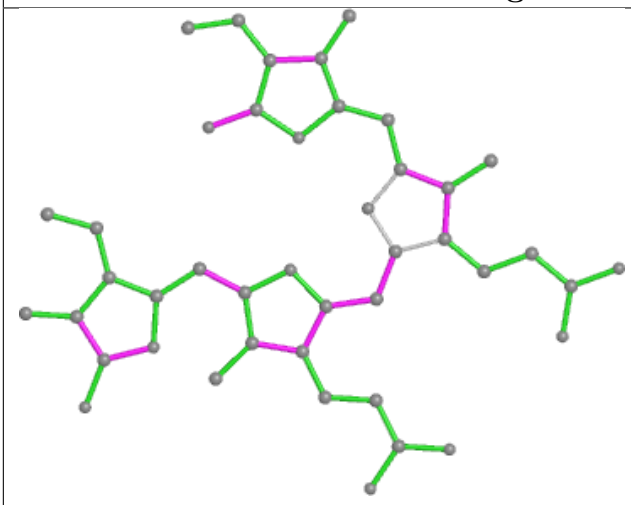

Bond lengths

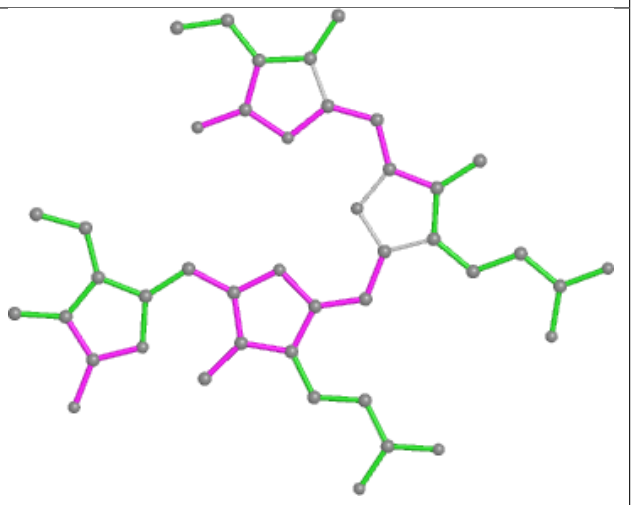

Bond angles

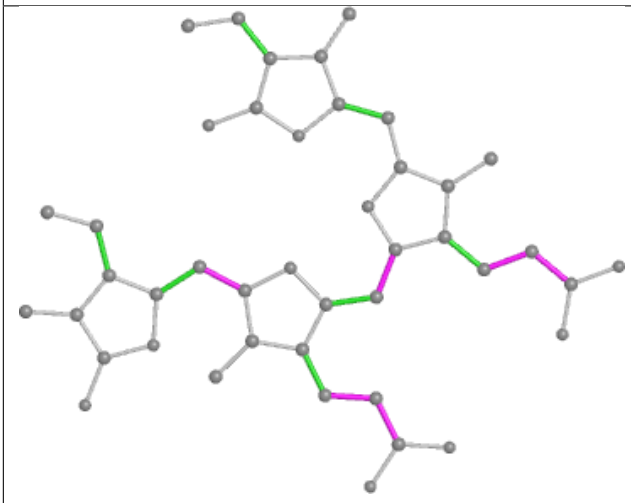

Torsions

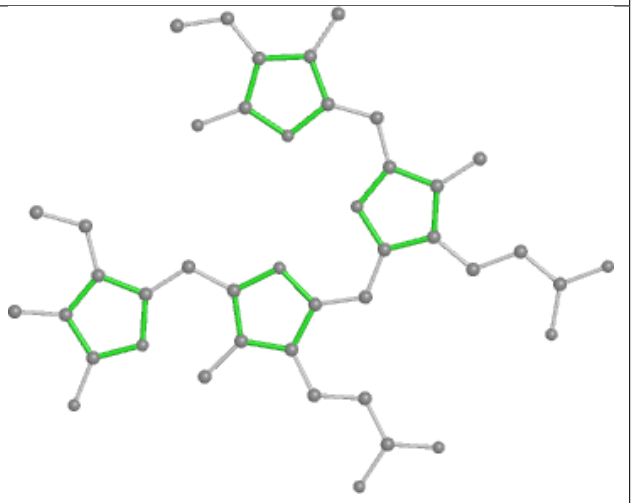

Rings

Ligand LHG AL 406

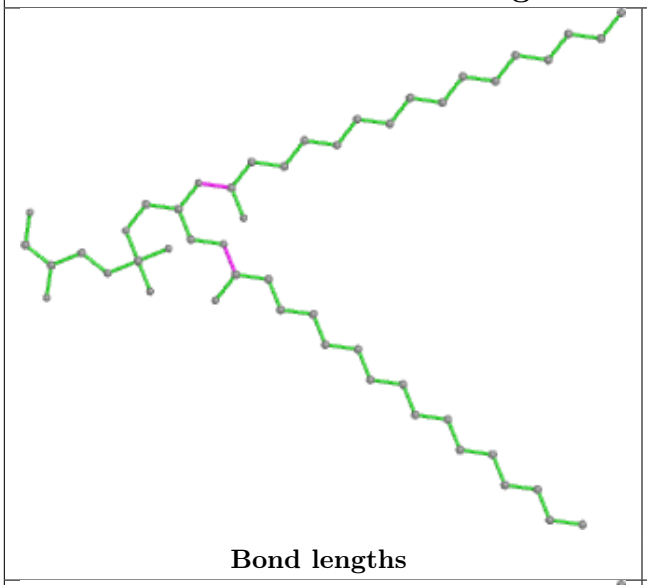

Bond lengths

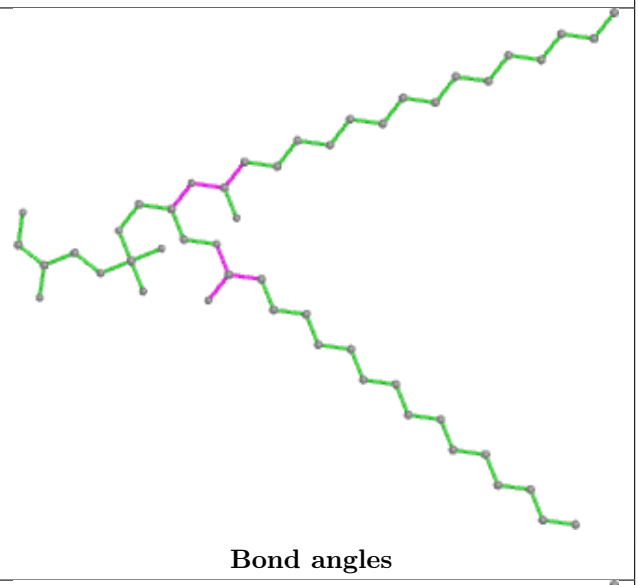

Bond angles

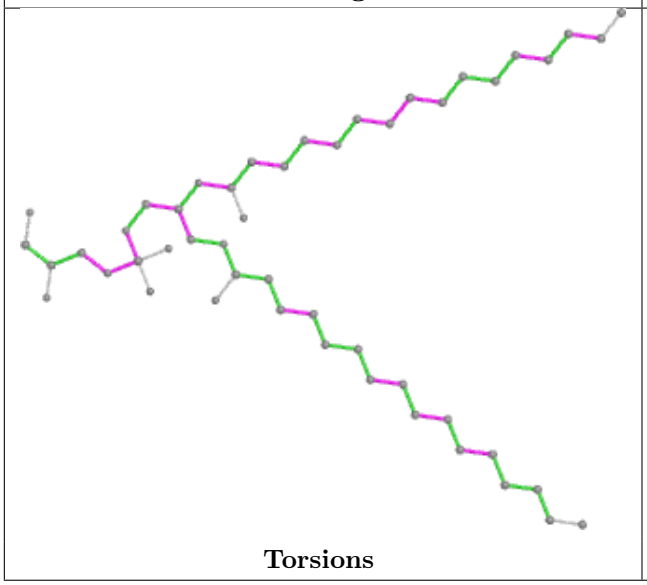

Torsions

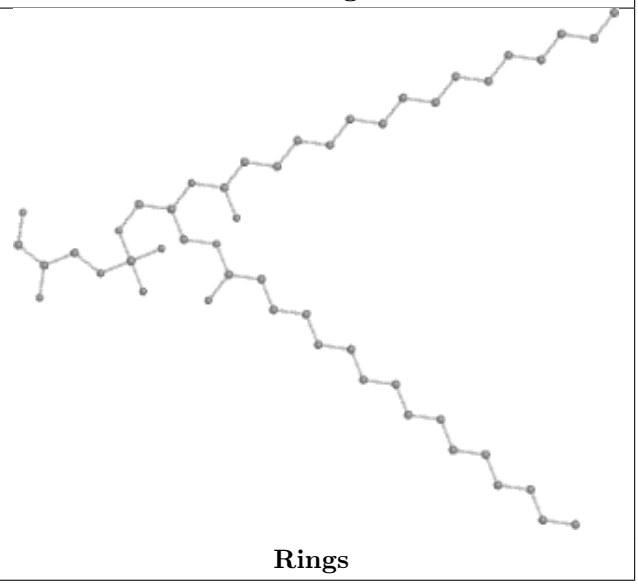

Rings

Ligand CLA A2 805

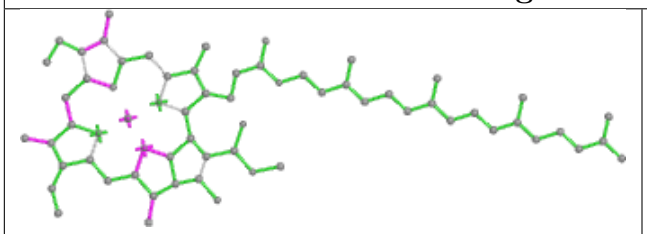

Bond lengths

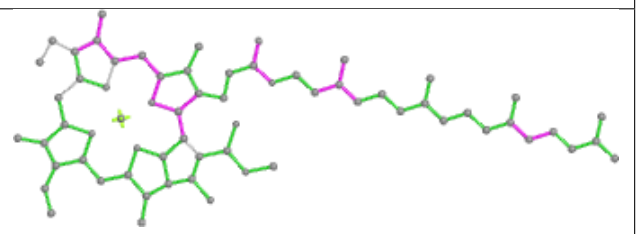

Bond angles

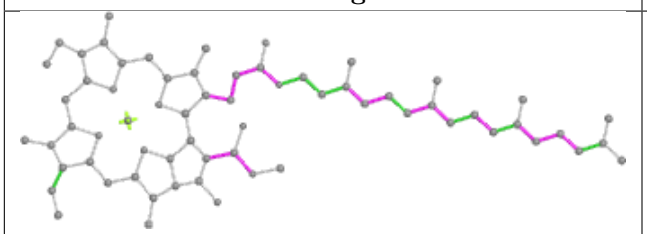

Torsions

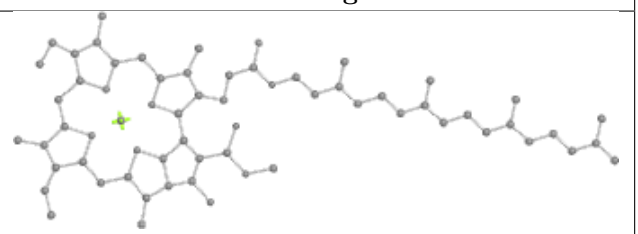

Rings

Ligand CLA BL 606

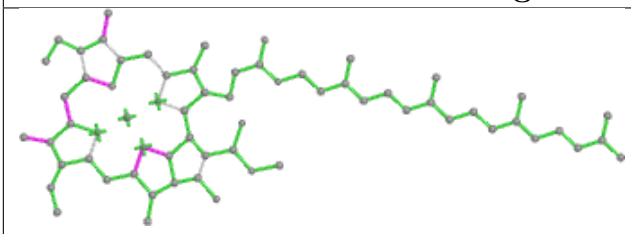

Bond lengths

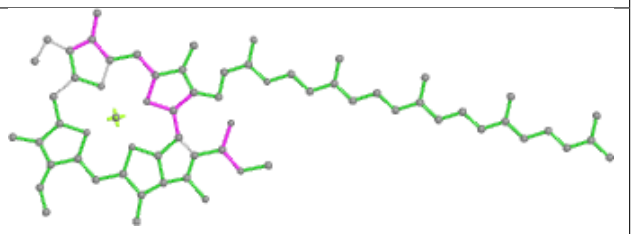

Bond angles

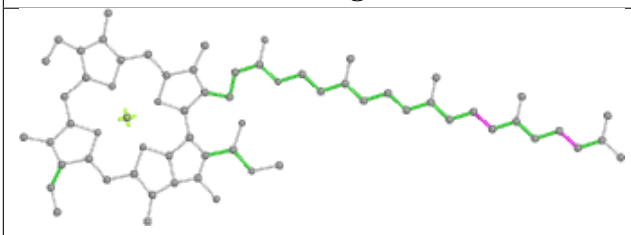

Torsions

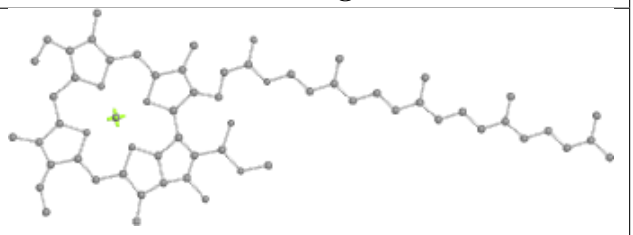

Rings

Ligand PEB L7 203

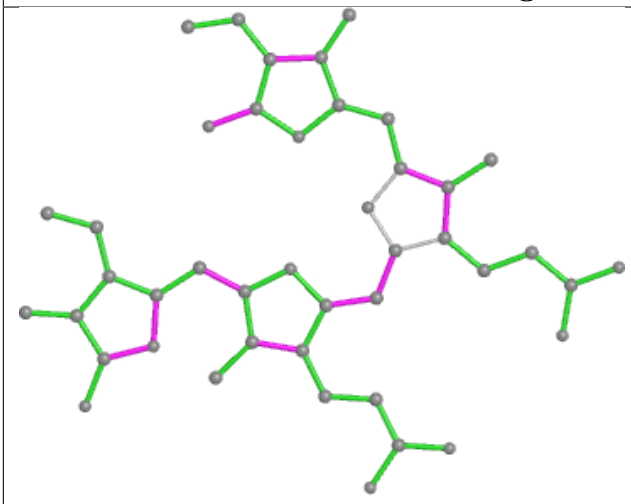

Bond lengths

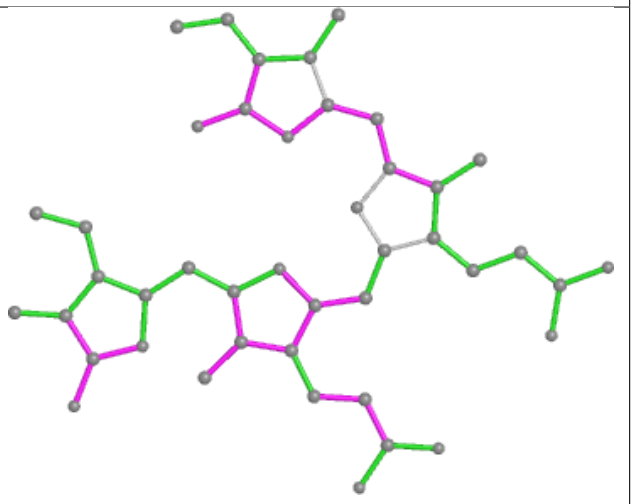

Bond angles

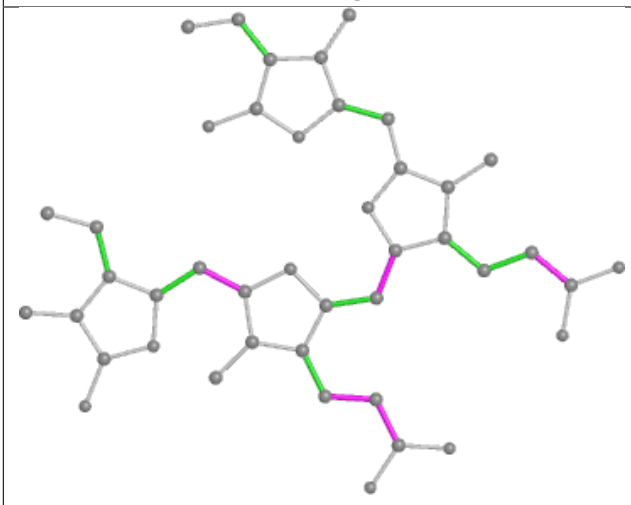

Torsions

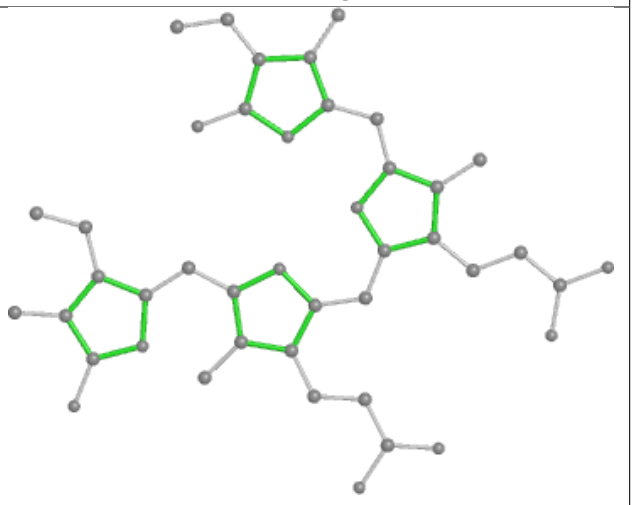

Rings

Ligand PEB HJ 202

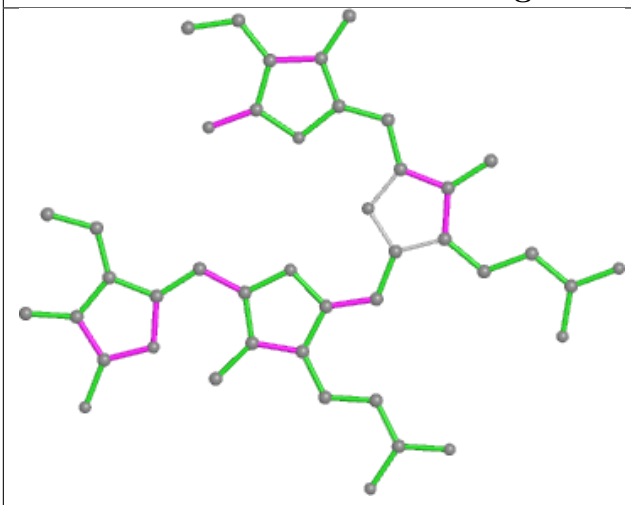

Bond lengths

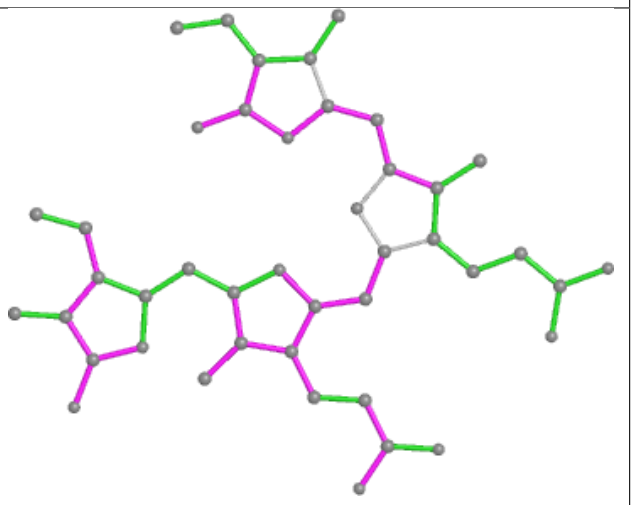

Bond angles

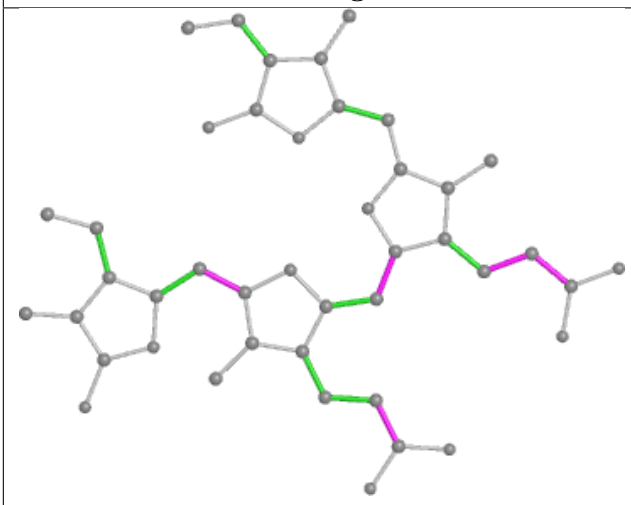

Torsions

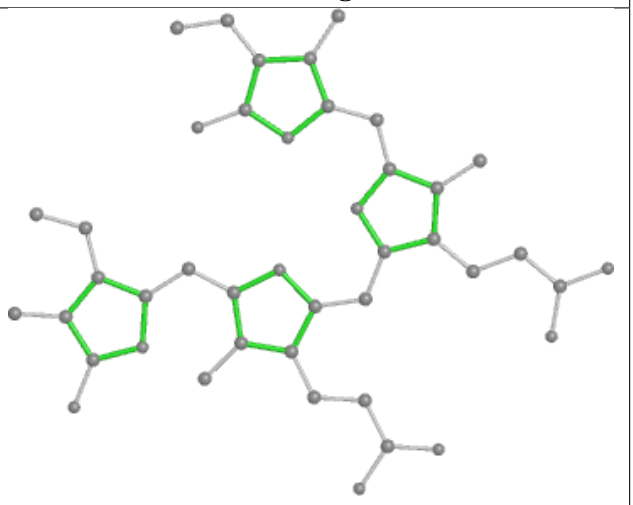

Rings

Ligand PEB S4 202

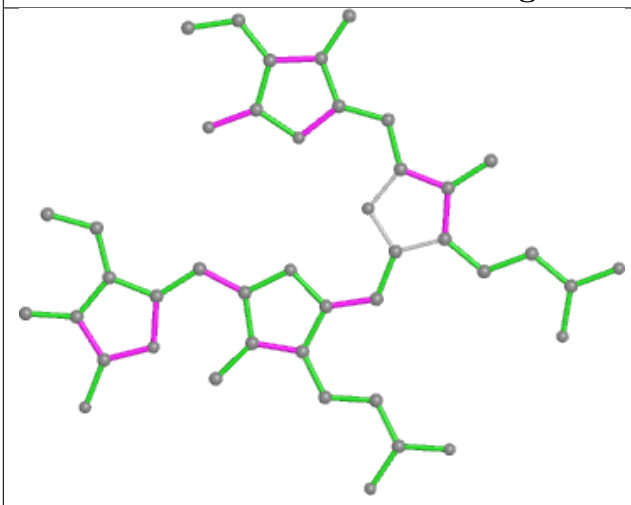

Bond lengths

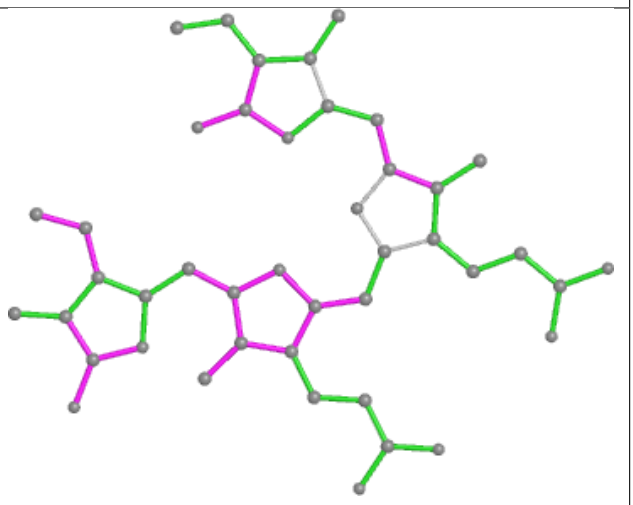

Bond angles

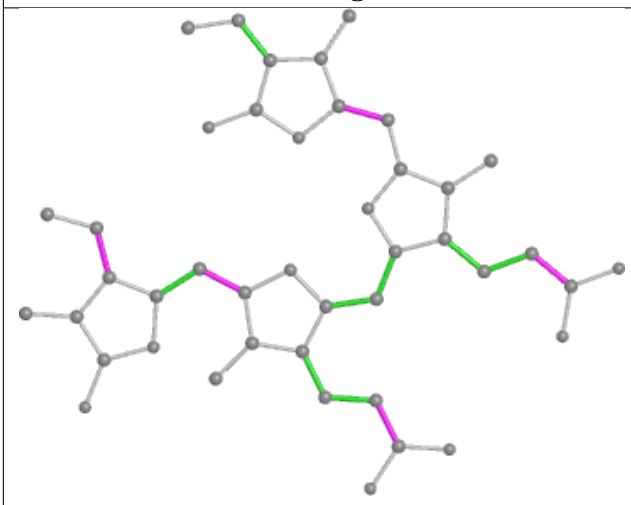

Torsions

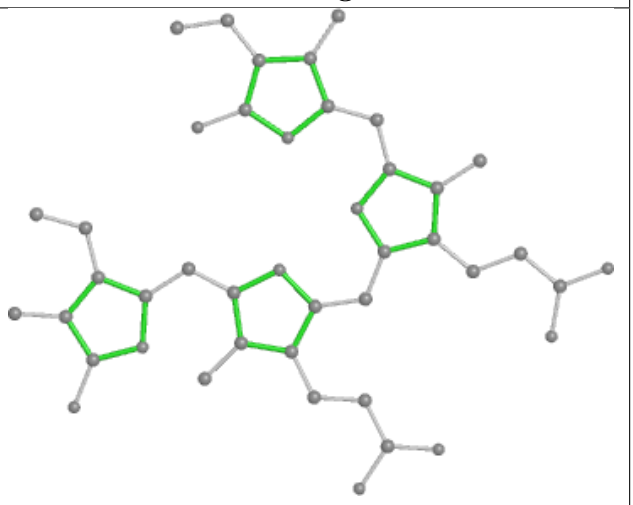

Rings

Ligand PEB Q9 201

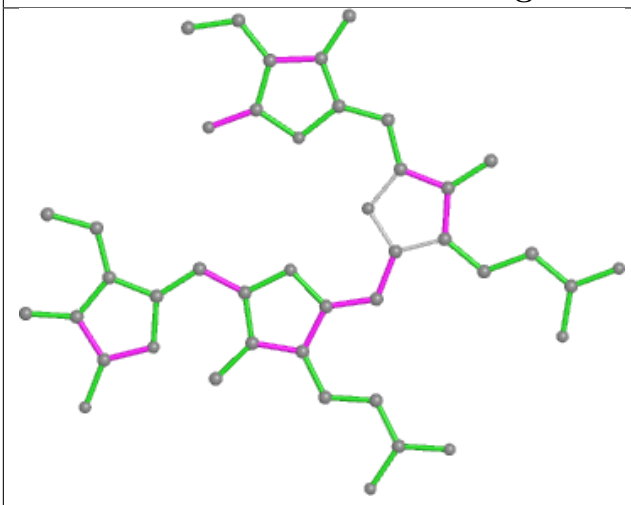

Bond lengths

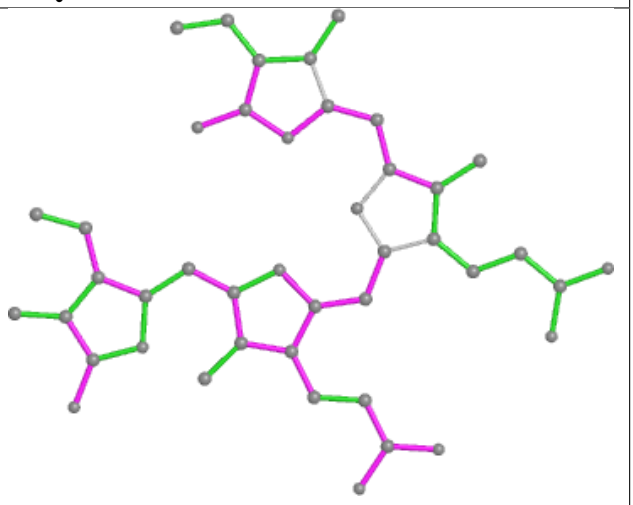

Bond angles

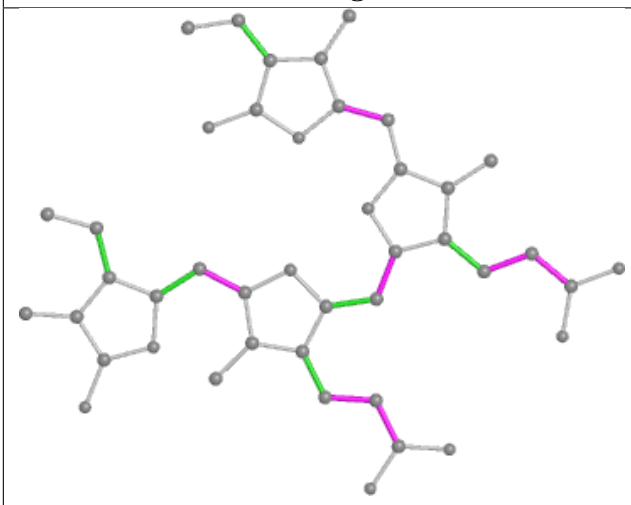

Torsions

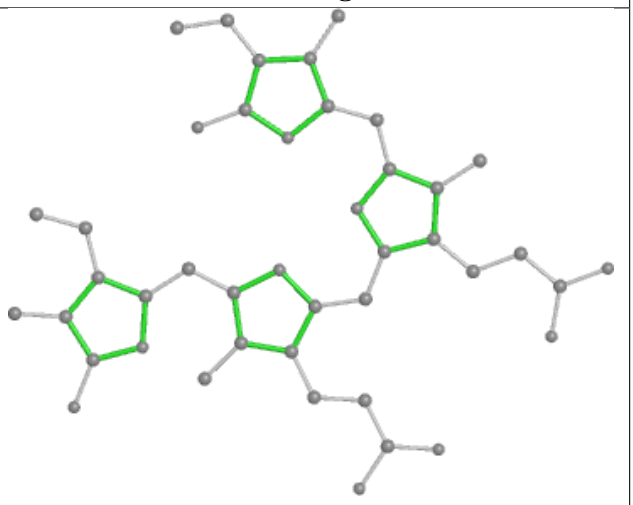

Rings

Ligand PEB GJ 201

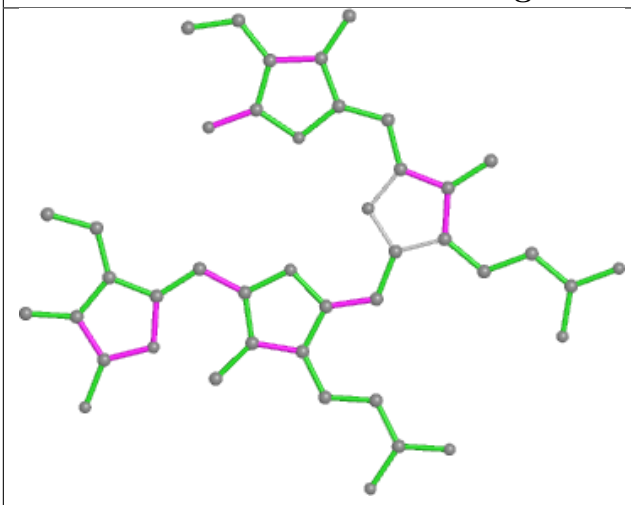

Bond lengths

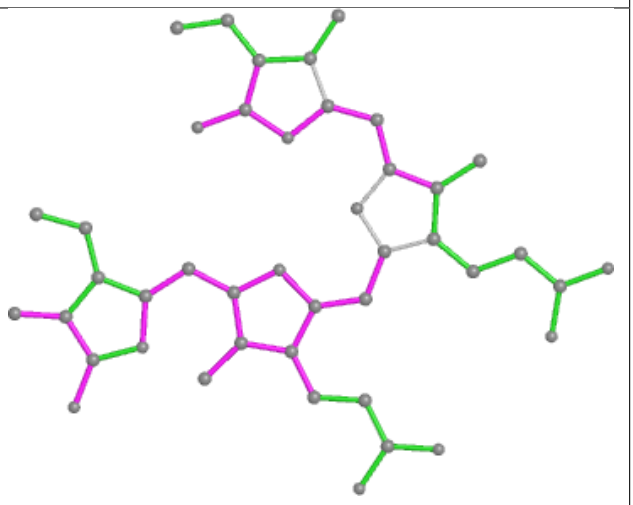

Bond angles

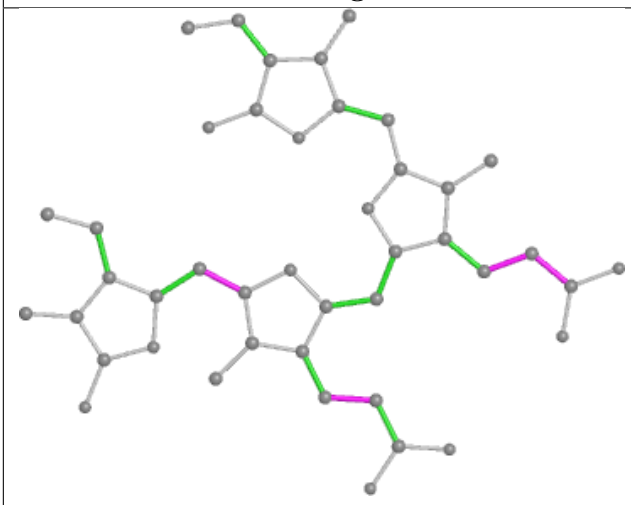

Torsions

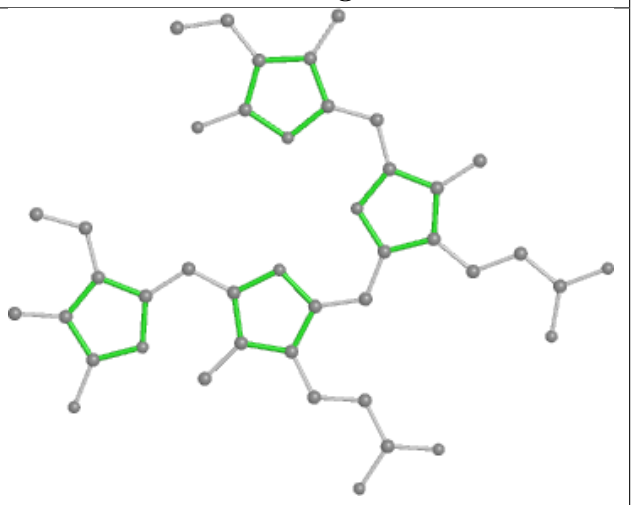

Rings

Ligand CLA 5N 603

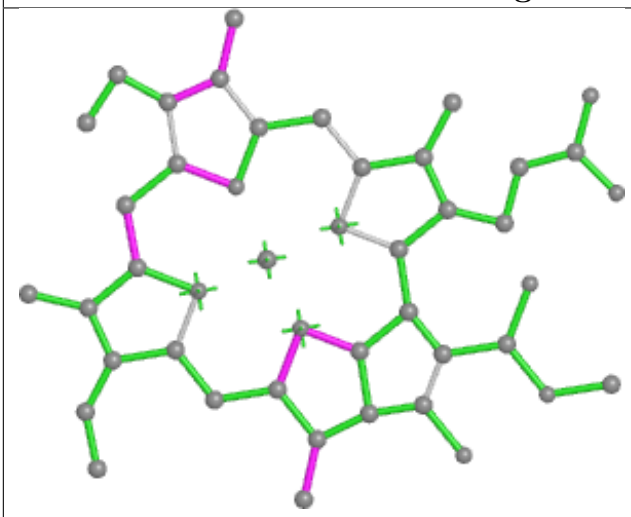

Bond lengths

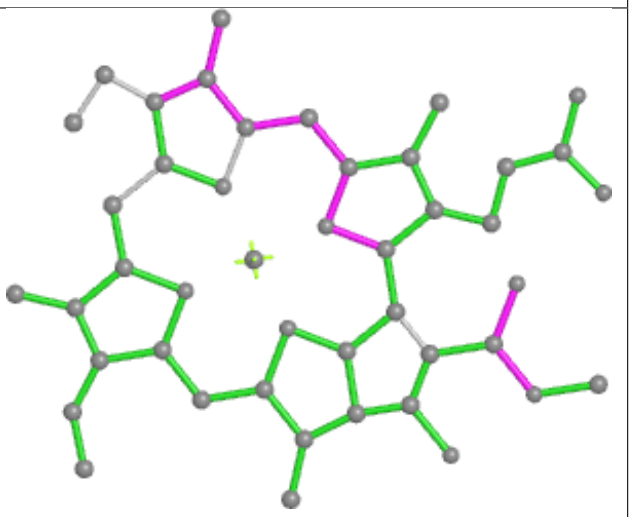

Bond angles

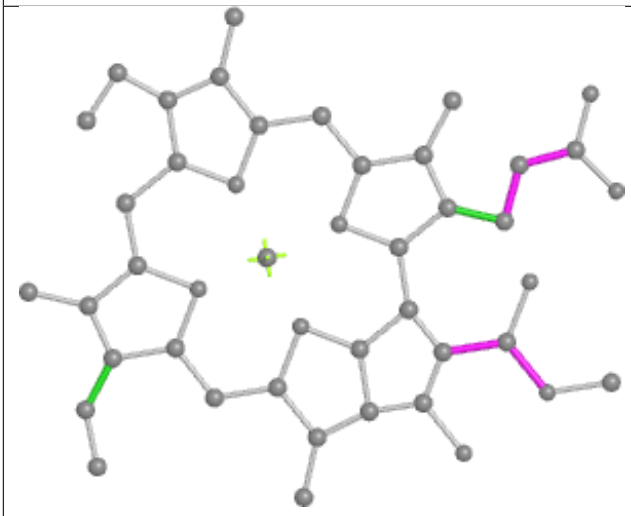

Torsions

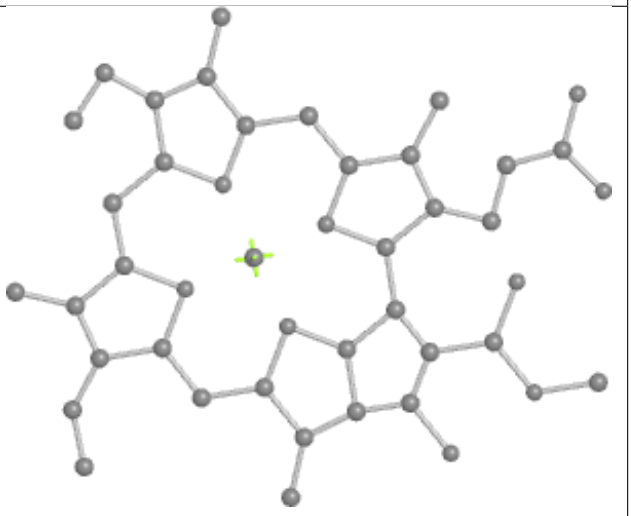

Rings

Ligand PEB FD 203

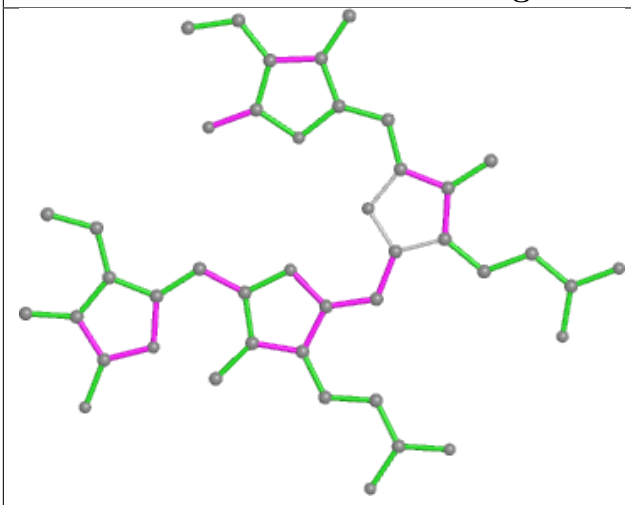

Bond lengths

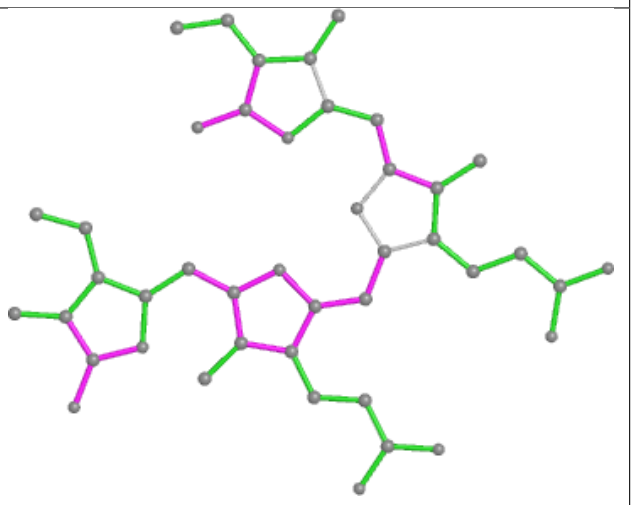

Bond angles

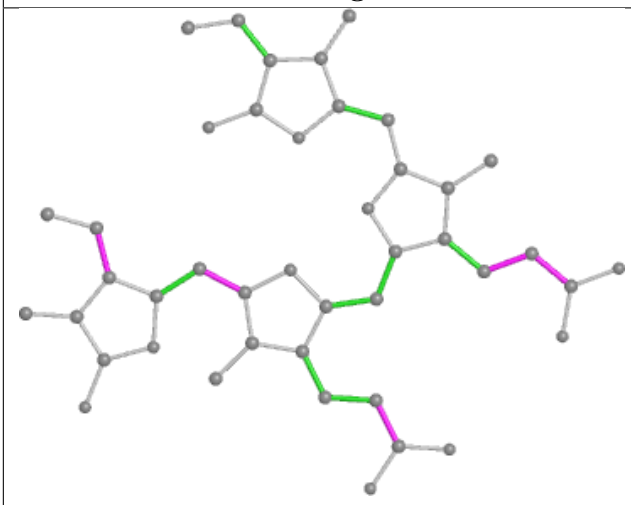

Torsions

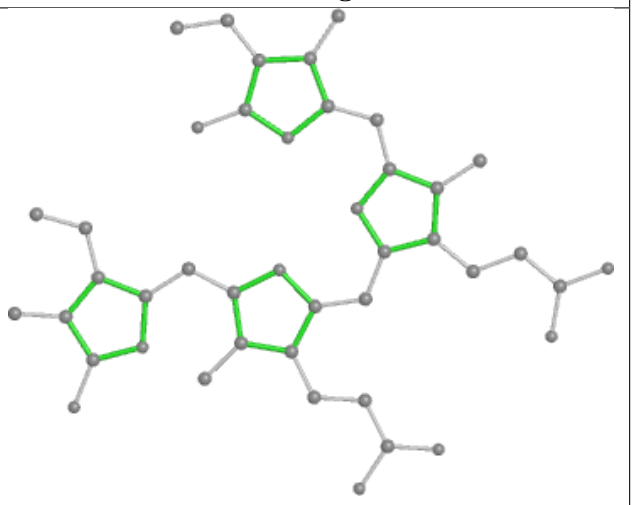

Rings

Ligand PEB BA 202

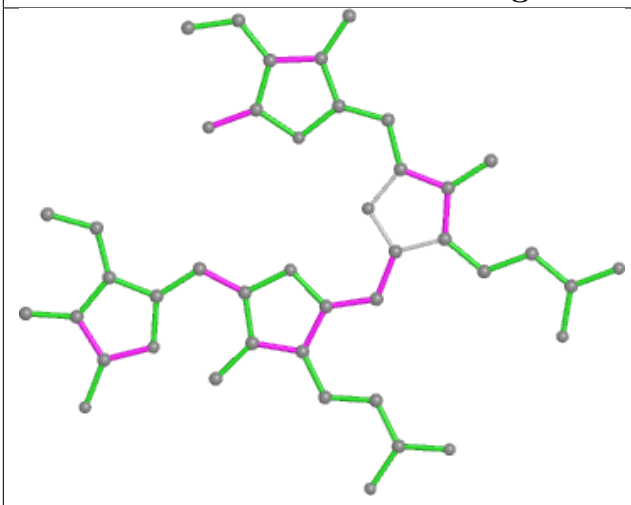

Bond lengths

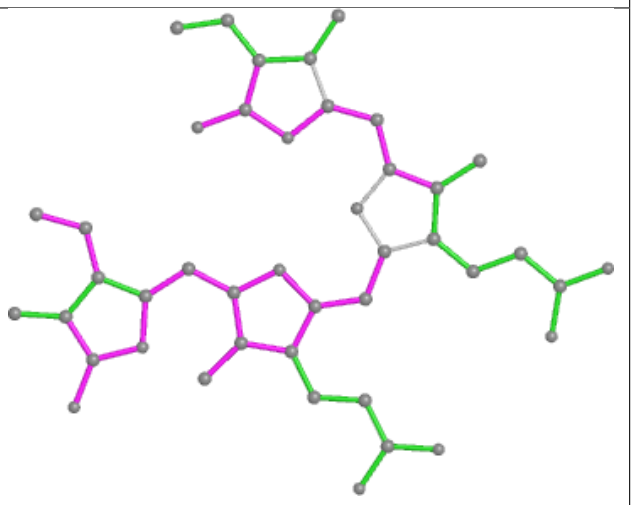

Bond angles

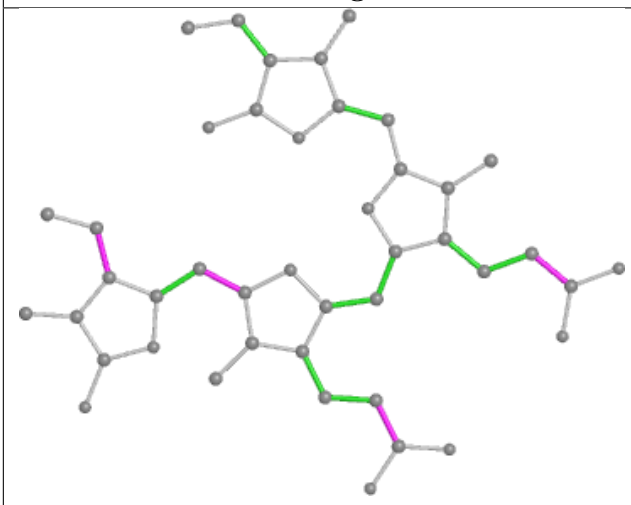

Torsions

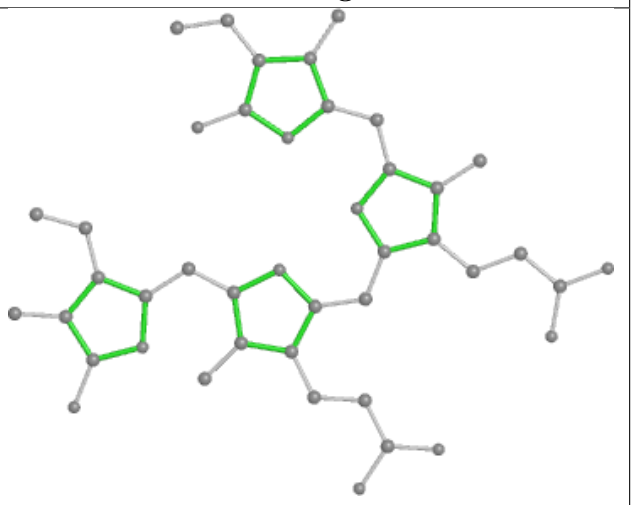

Rings

Ligand PEB VO 202

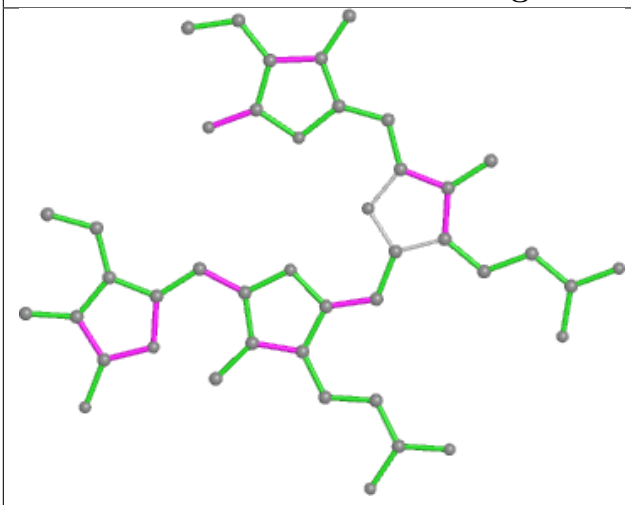

Bond lengths

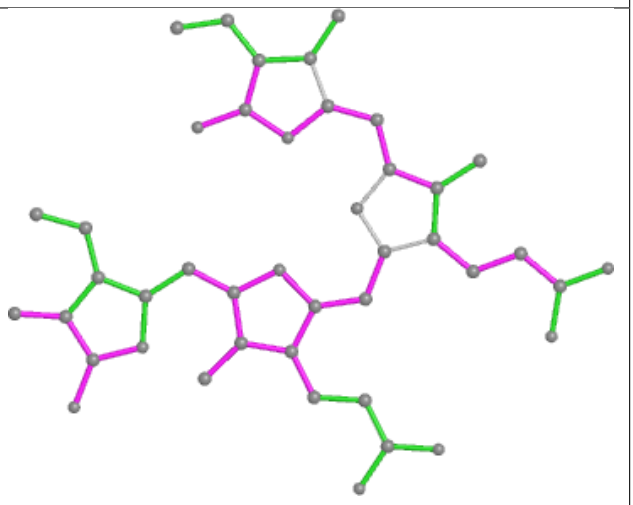

Bond angles

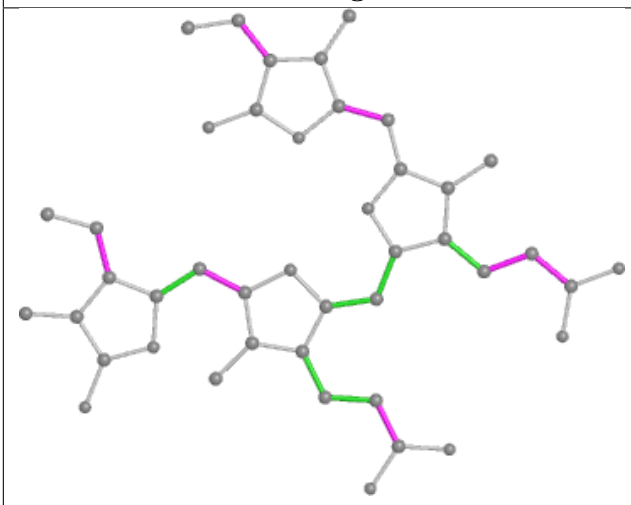

Torsions

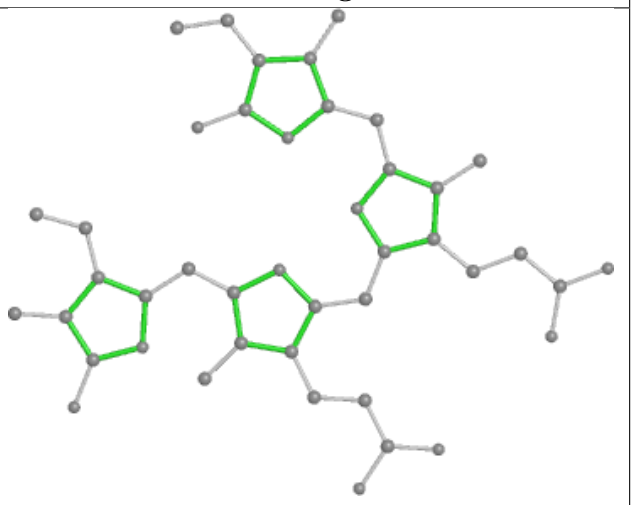

Rings

Ligand PEB UF 202

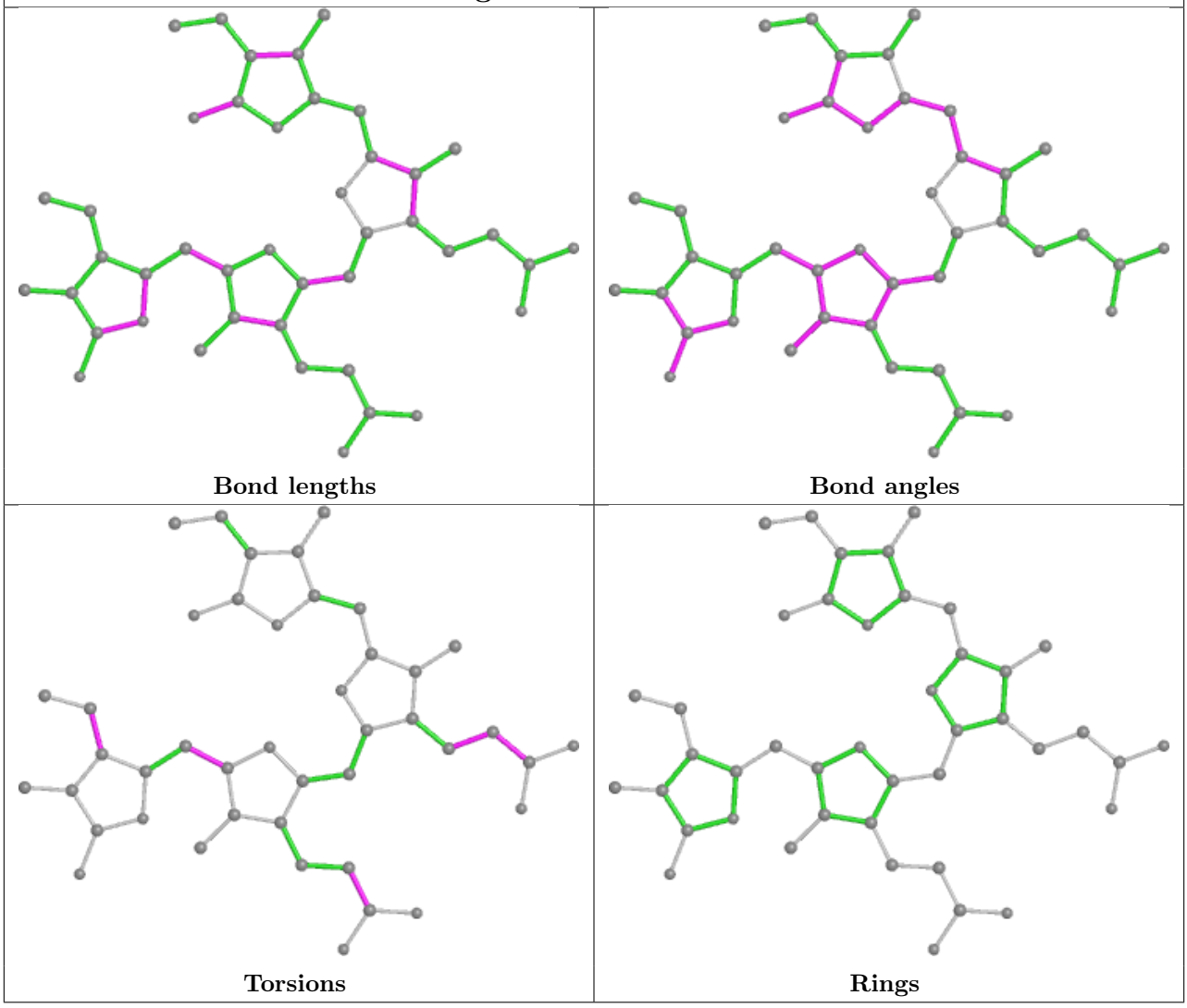

Ligand CLA AN 851

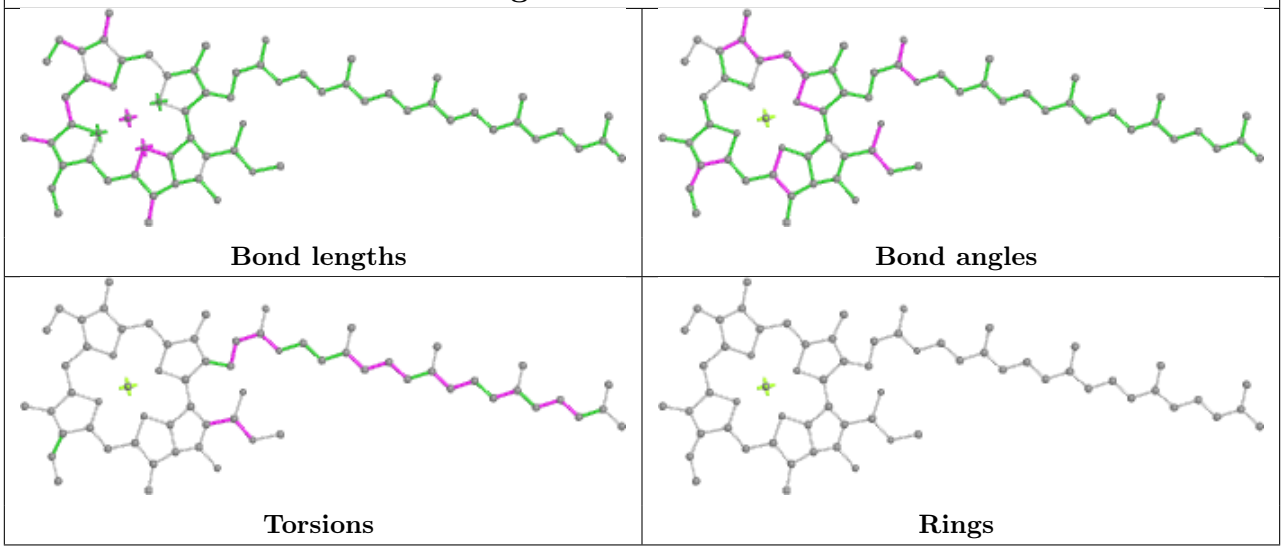

Ligand PEB AP 202

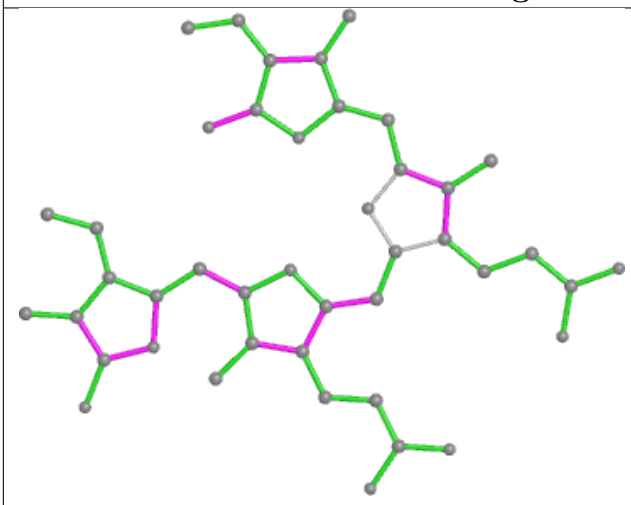

Bond lengths

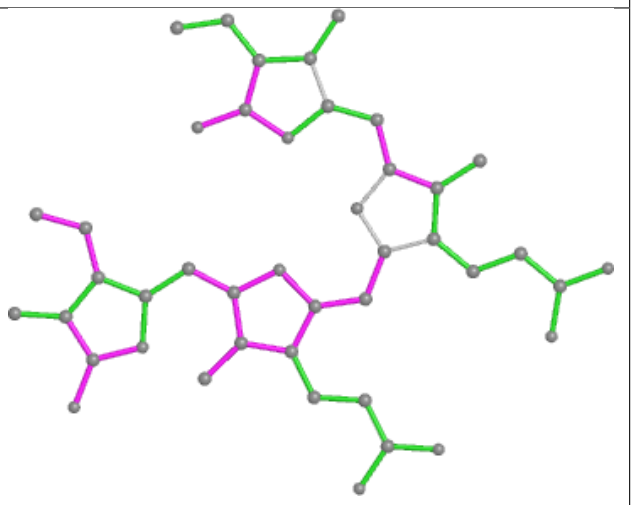

Bond angles

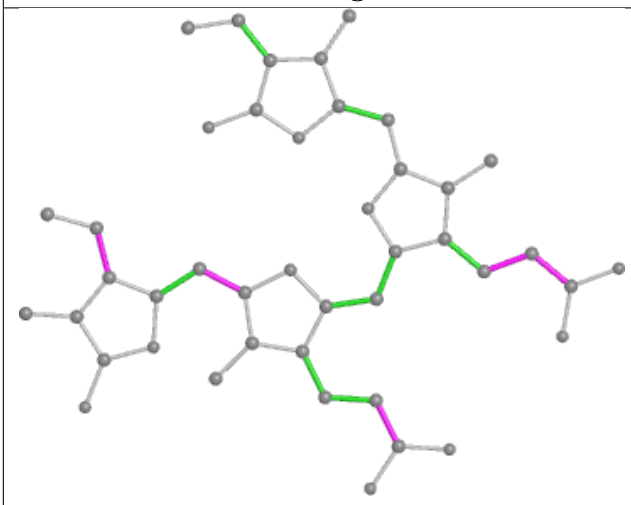

Torsions

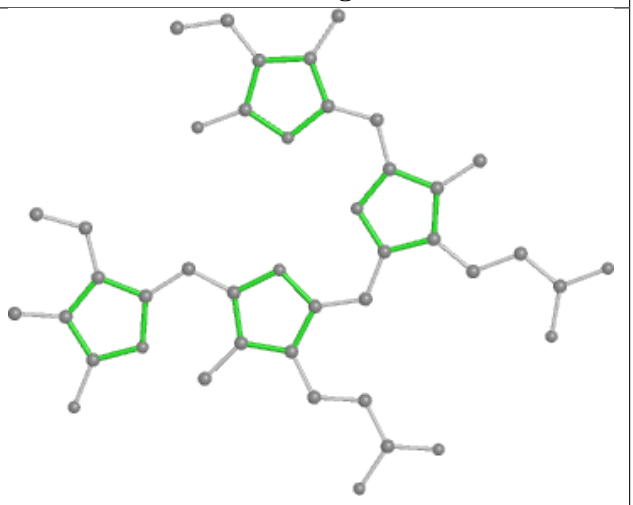

Rings

Ligand PEB GM 203

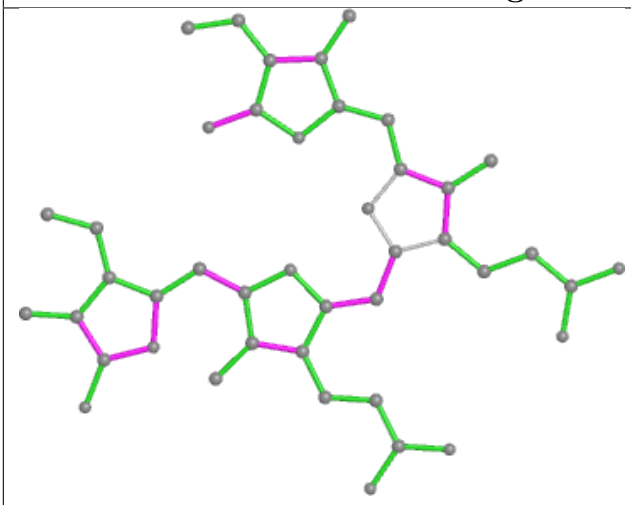

Bond lengths

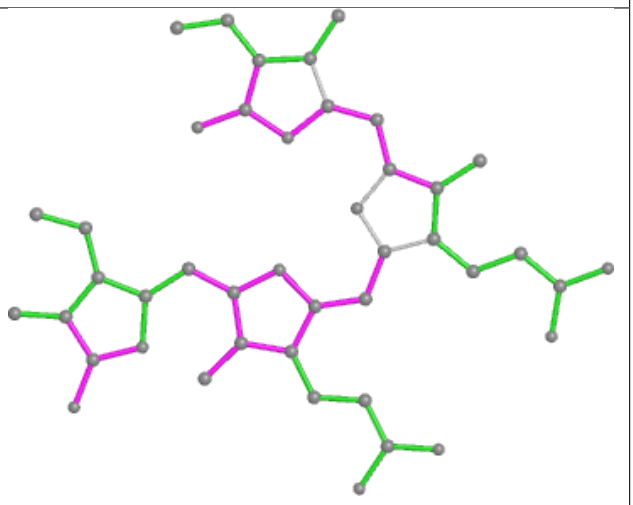

Bond angles

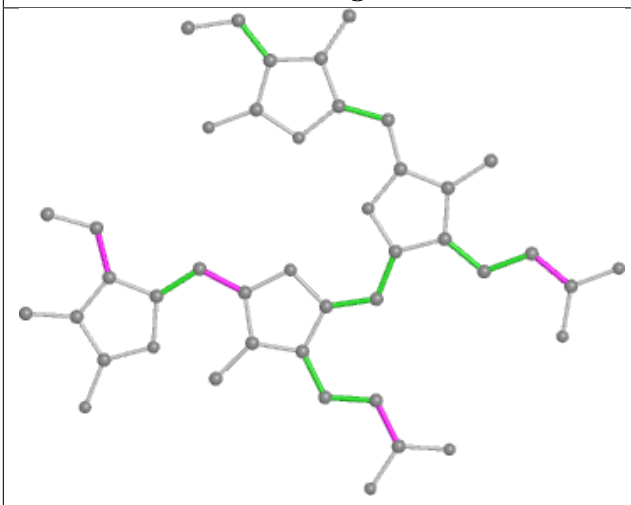

Torsions

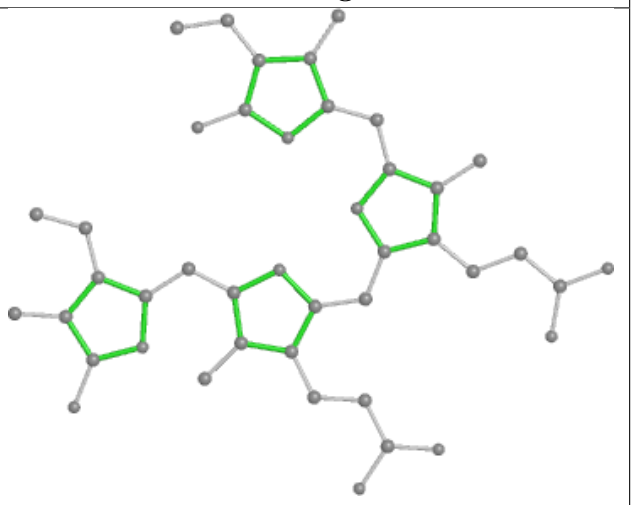

Rings

Ligand LHG CL 521



Bond lengths

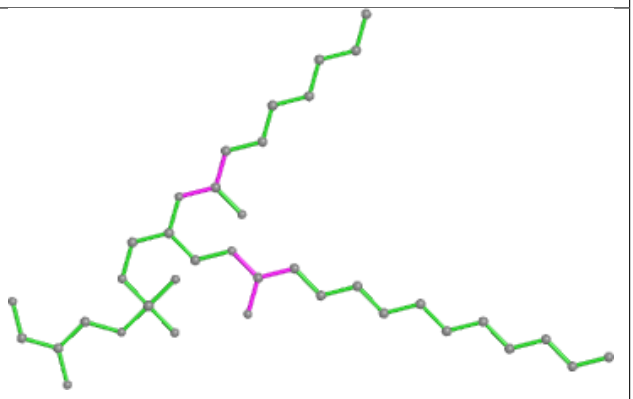

Bond angles

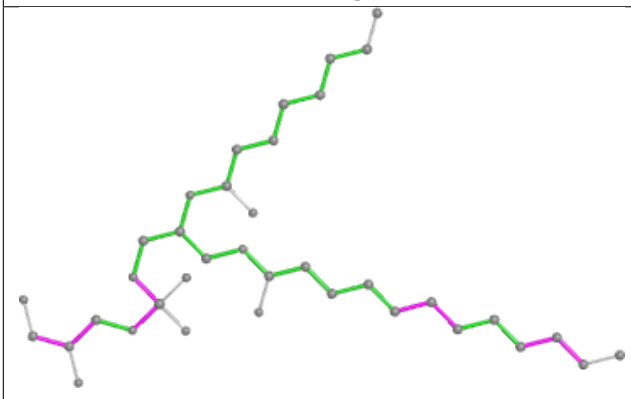

Torsions

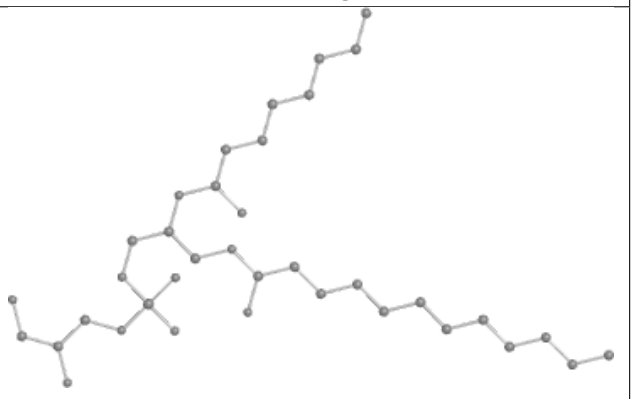

Rings

Ligand PEB F4 1002

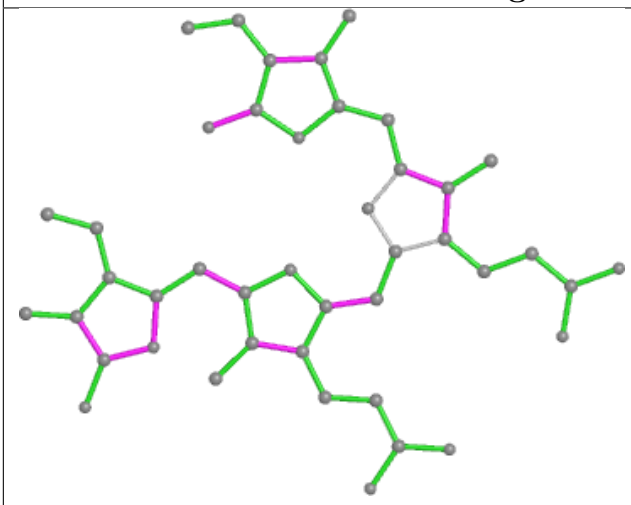

Bond lengths

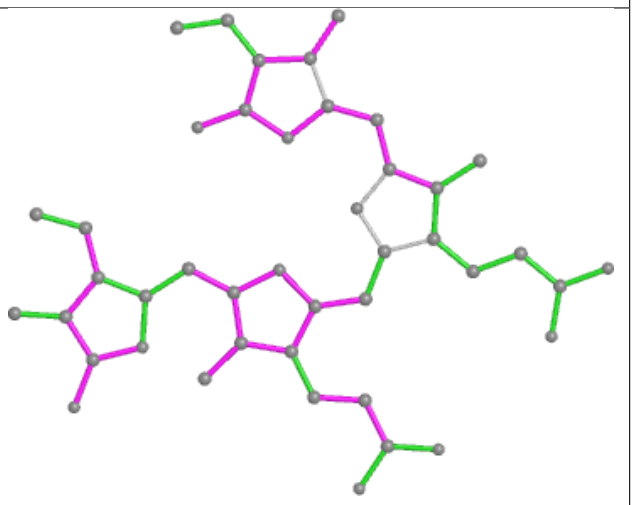

Bond angles

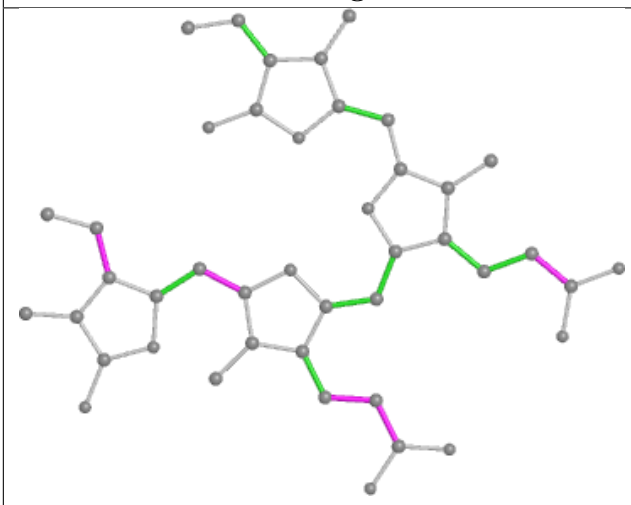

Torsions

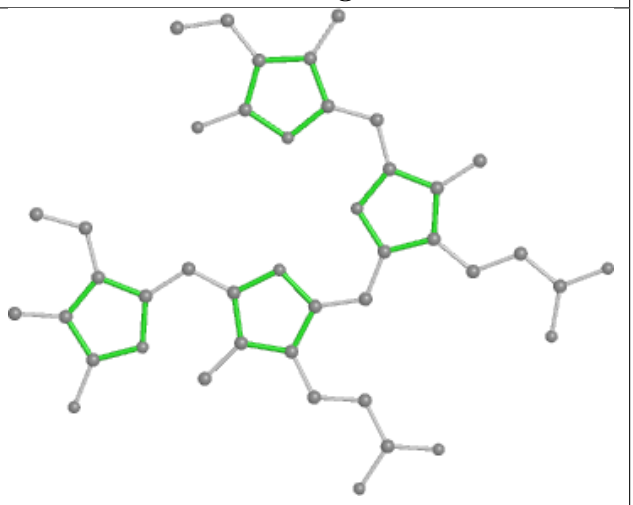

Rings

Ligand CLA AN 833

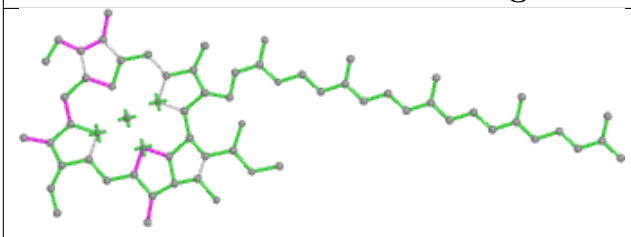

Bond lengths

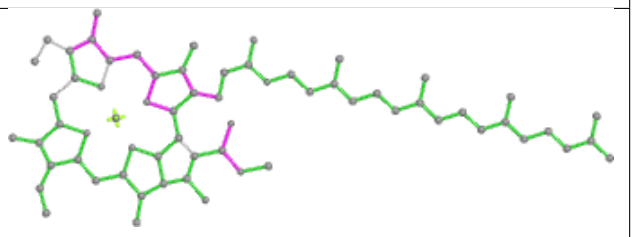

Bond angles

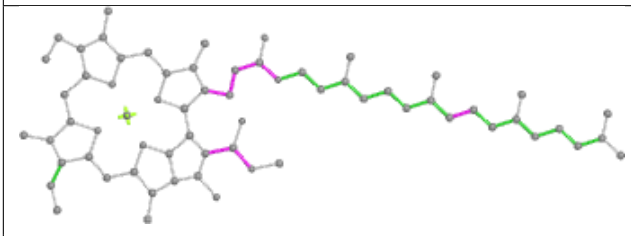

Torsions

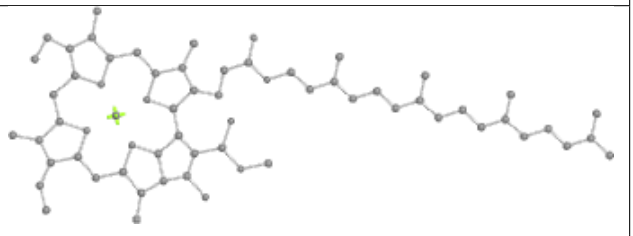

Rings

Ligand PEB U9 201

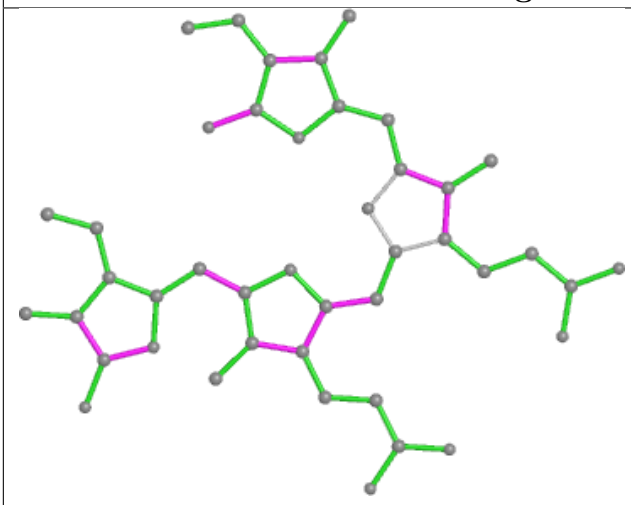

Bond lengths

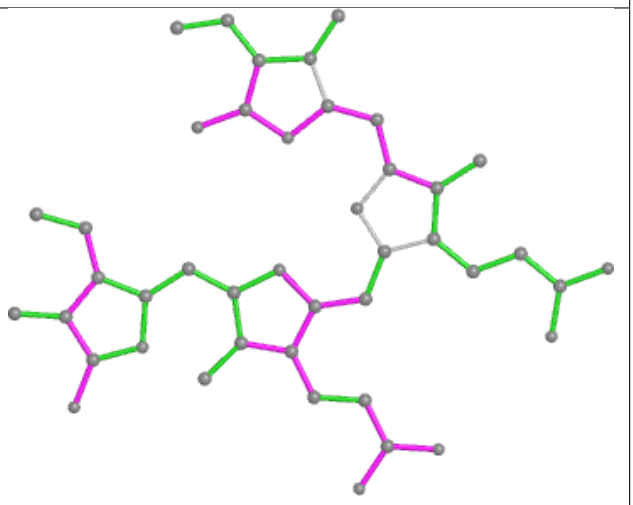

Bond angles

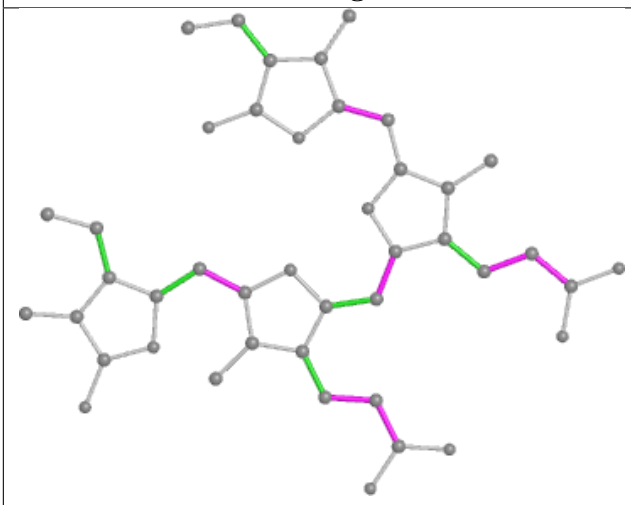

Torsions

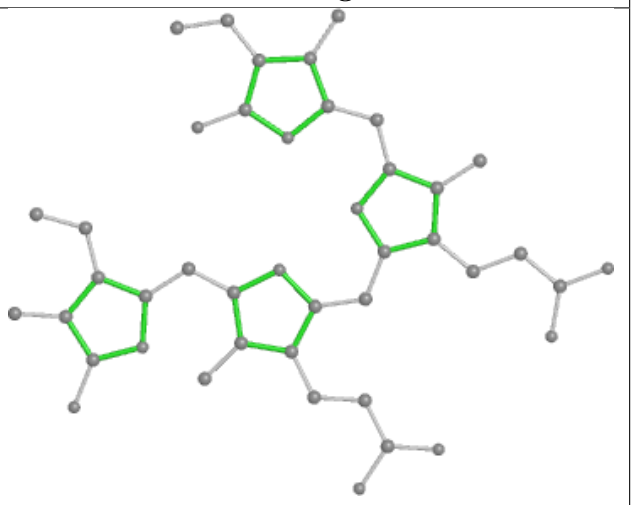

Rings

Ligand PEB G7 202

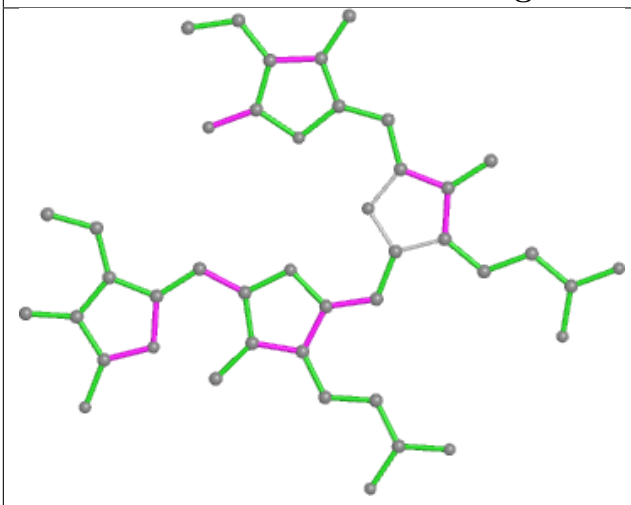

Bond lengths

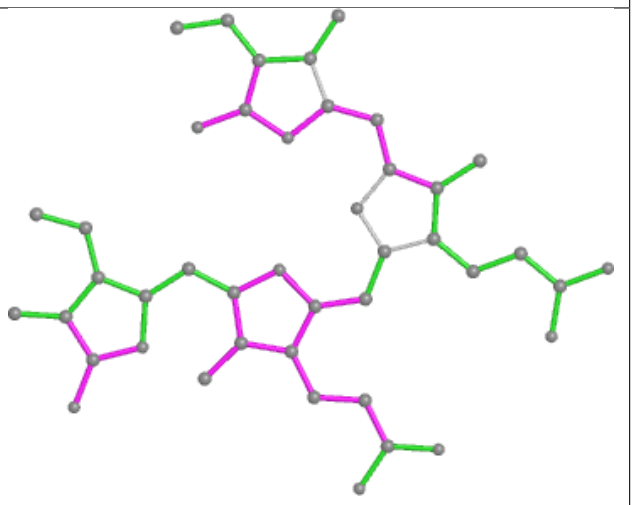

Bond angles

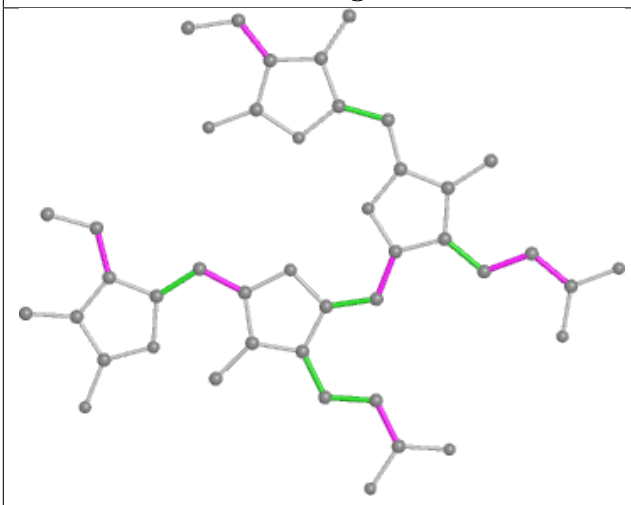

Torsions

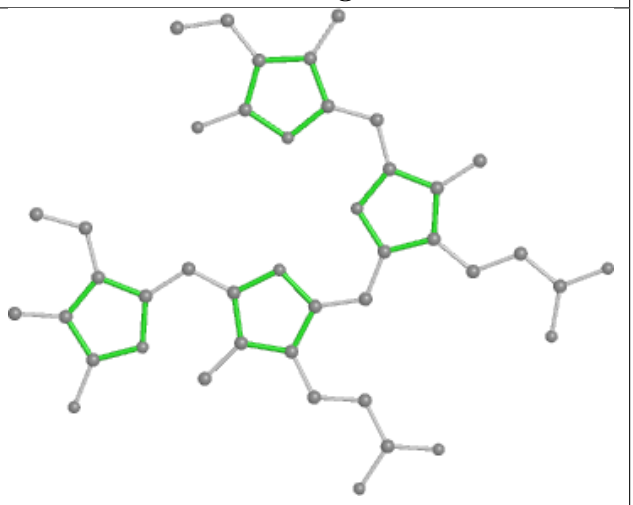

Rings

Ligand PEB LK 202

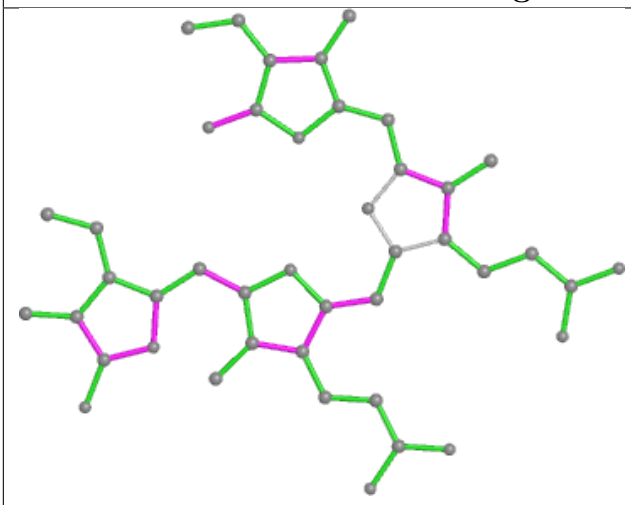

Bond lengths

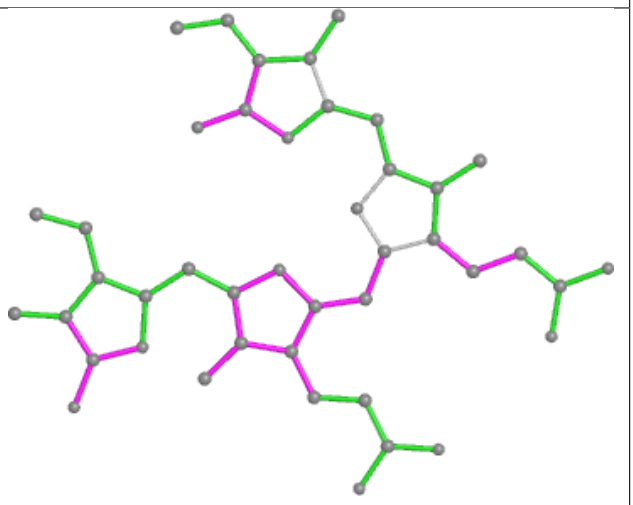

Bond angles

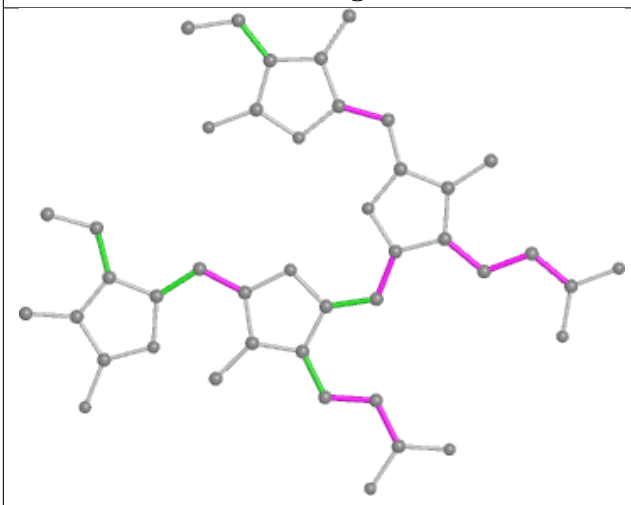

Torsions

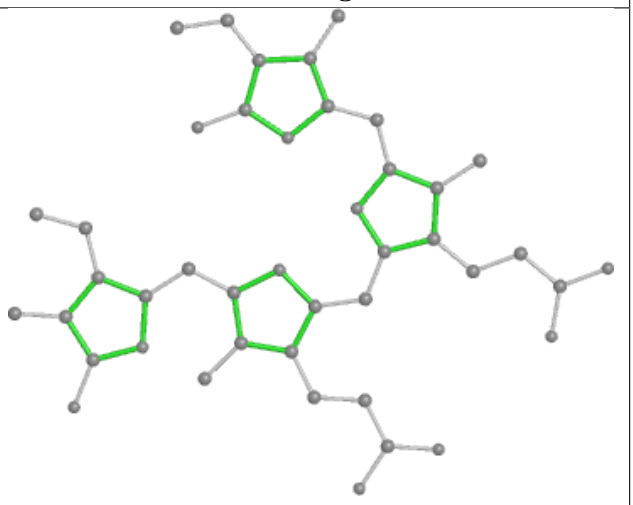

Rings

Ligand PEB Z9 301

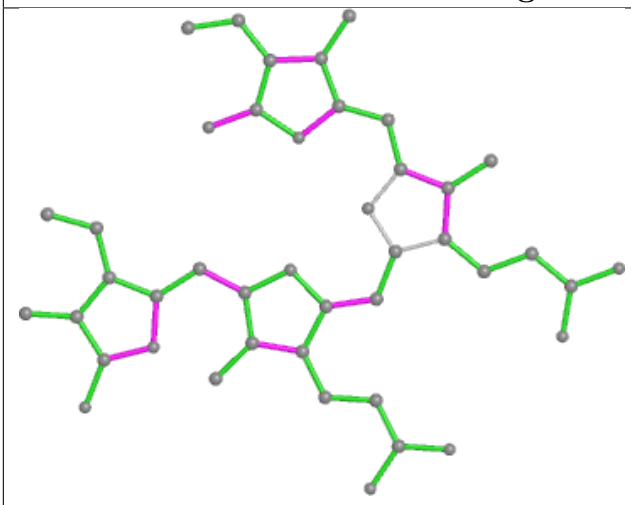

Bond lengths

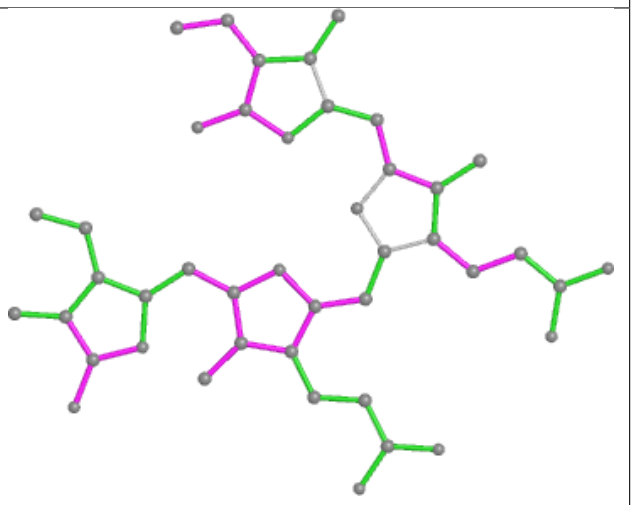

Bond angles

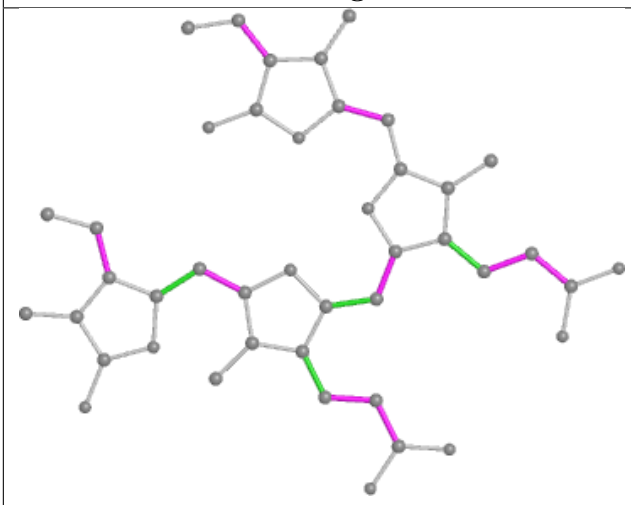

Torsions

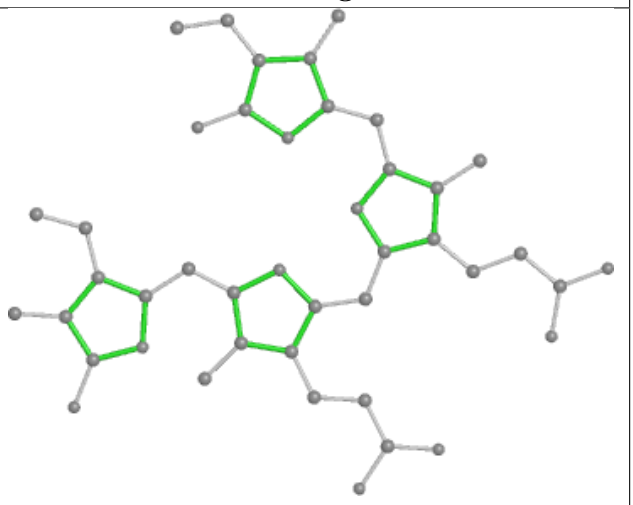

Rings

Ligand PEB L5 201

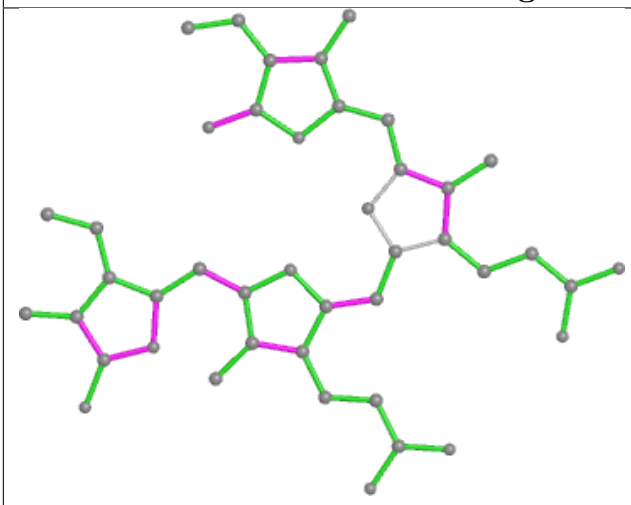

Bond lengths

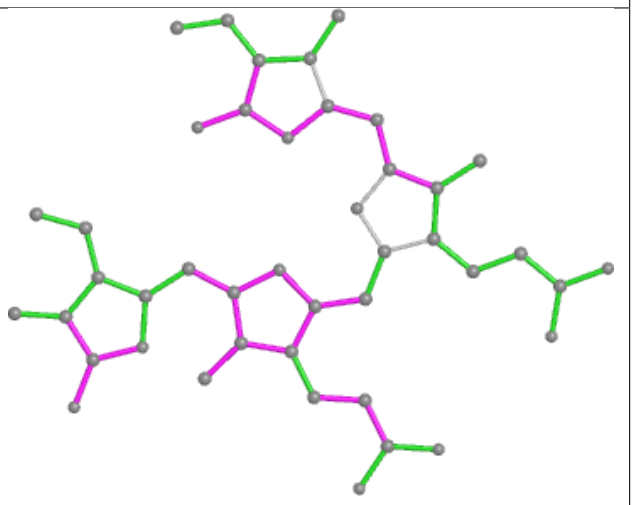

Bond angles

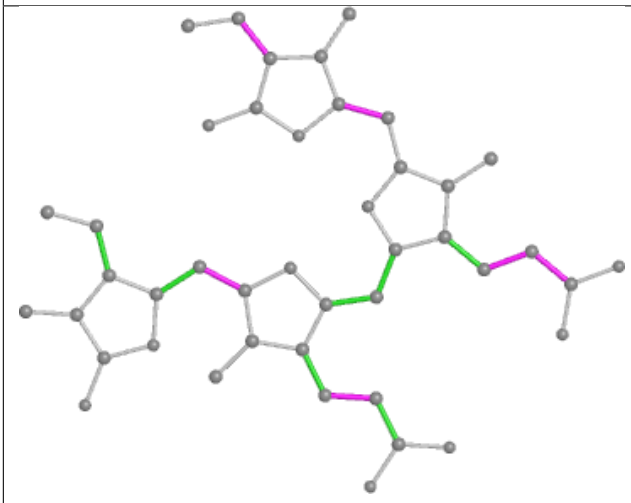

Torsions

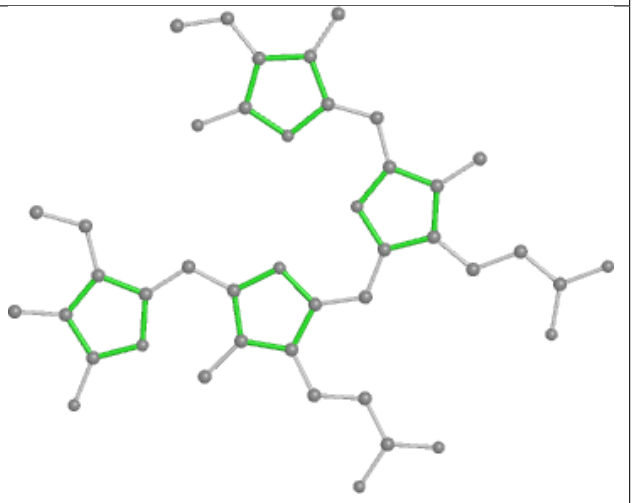

Rings

Ligand PEB yC 203

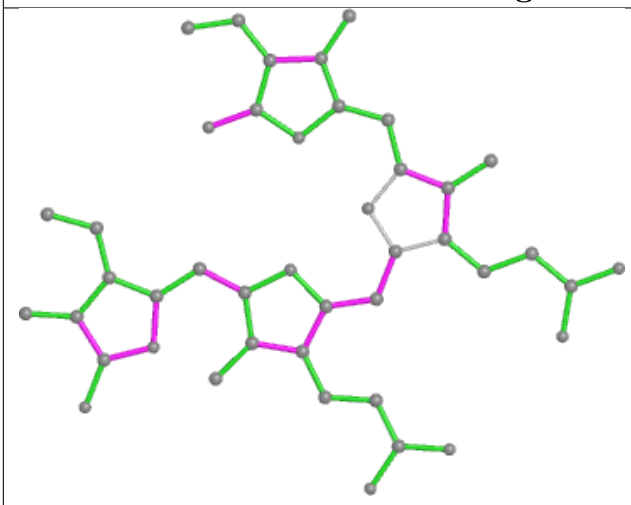

Bond lengths

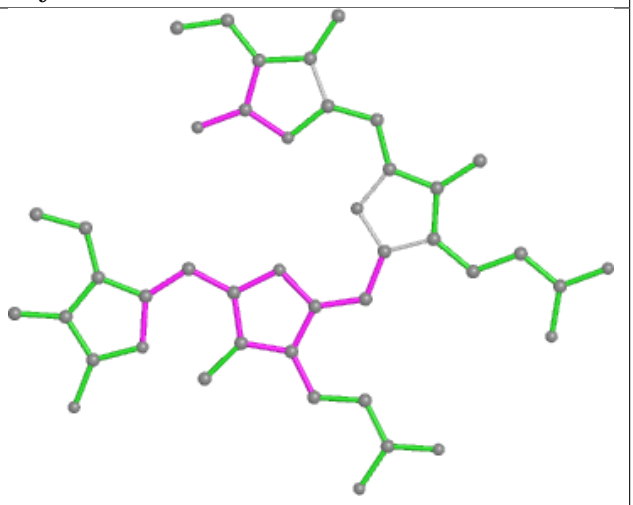

Bond angles

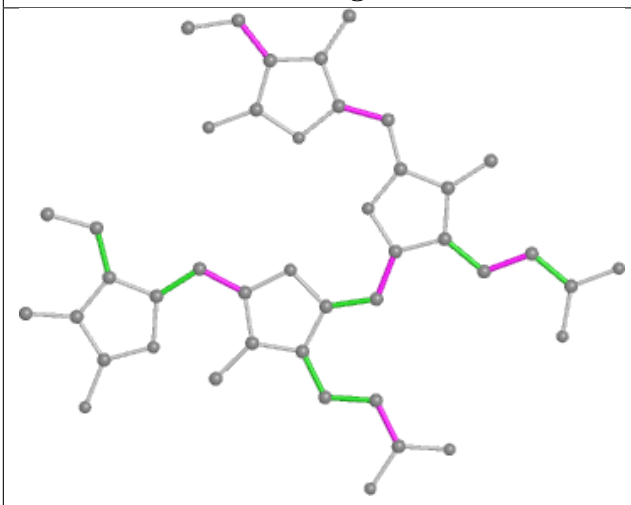

Torsions

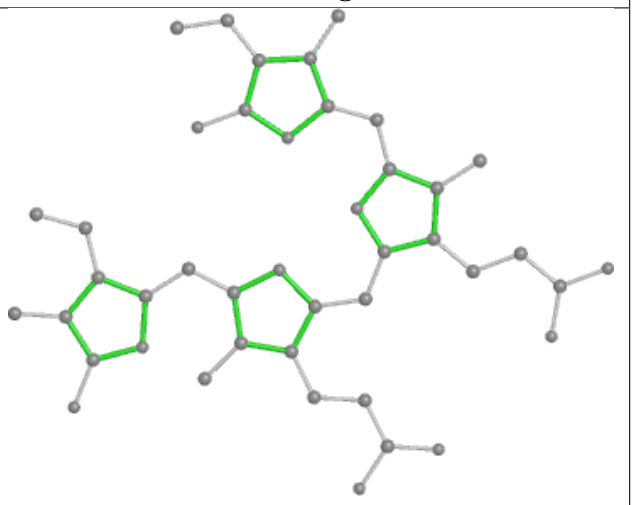

Rings

Ligand PEB M5 305

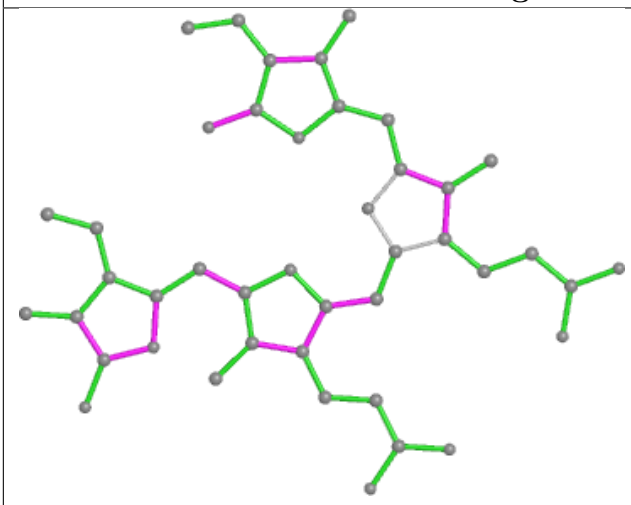

Bond lengths

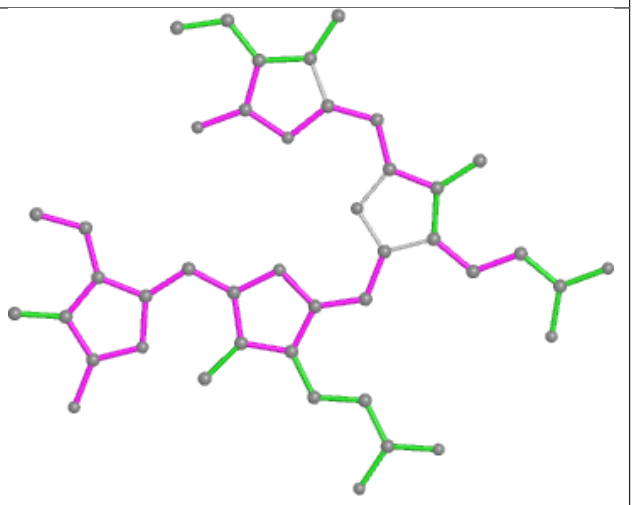

Bond angles

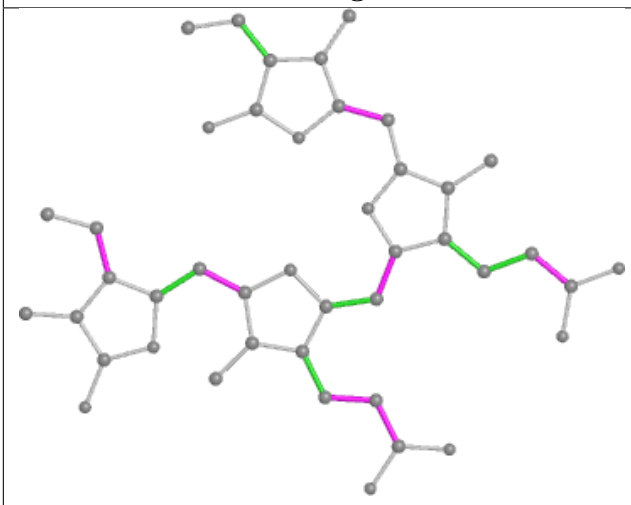

Torsions

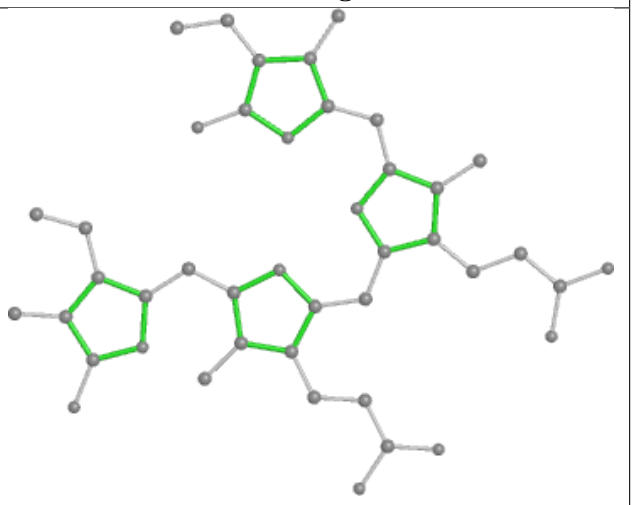

Rings

Ligand PEB Z5 301

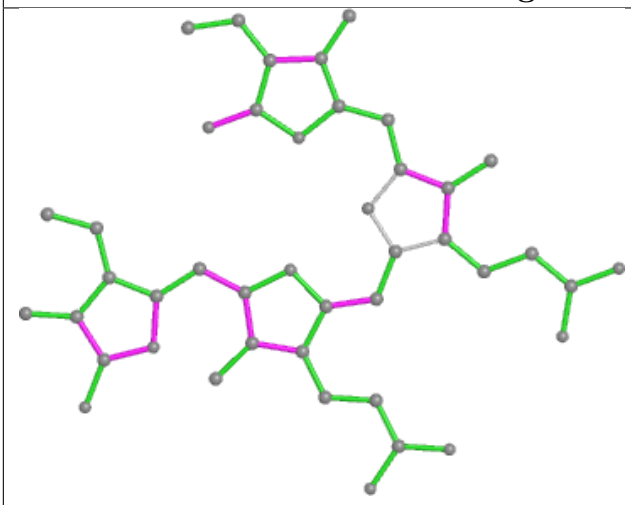

Bond lengths

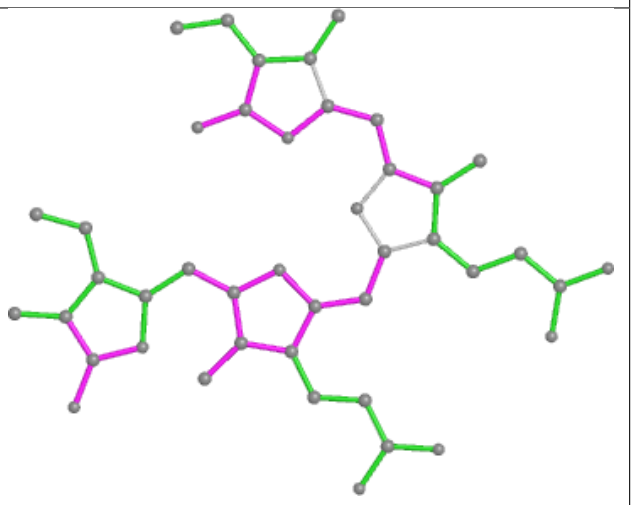

Bond angles

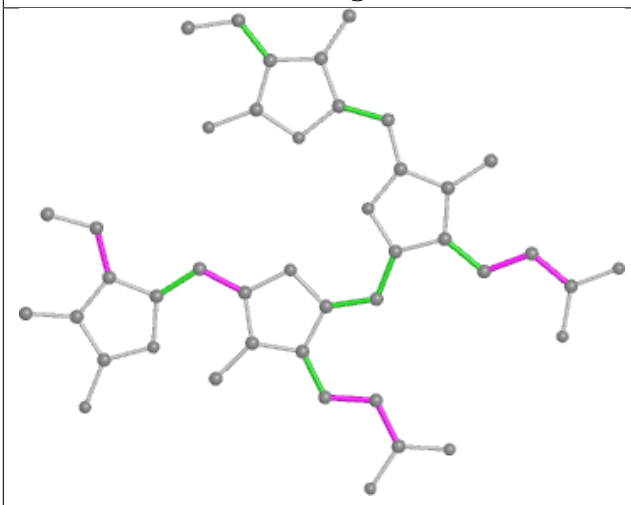

Torsions

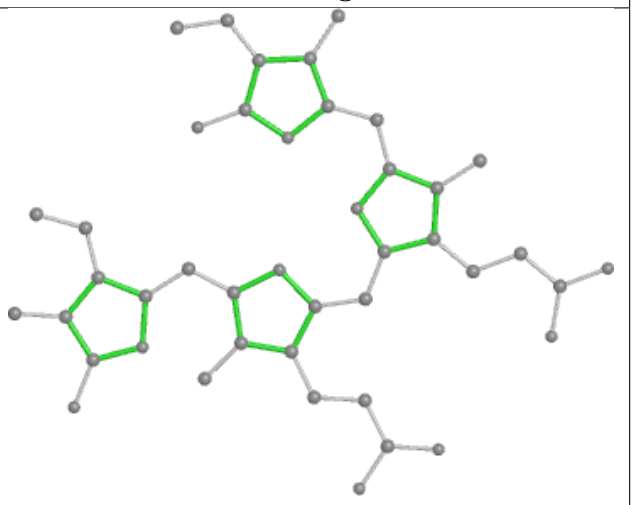

Rings

Ligand PEB UD 202

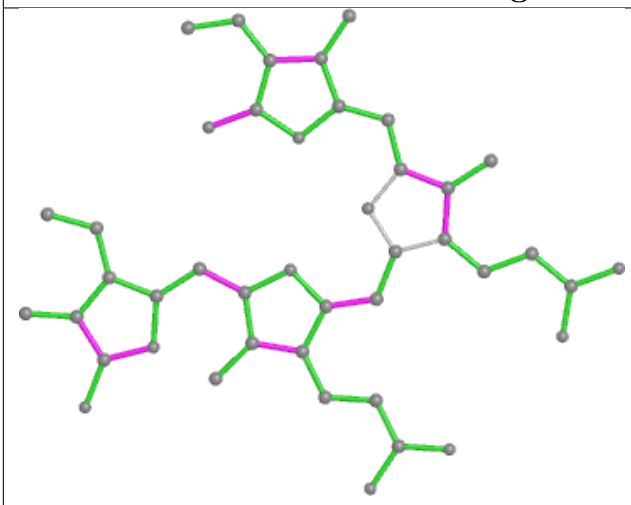

Bond lengths

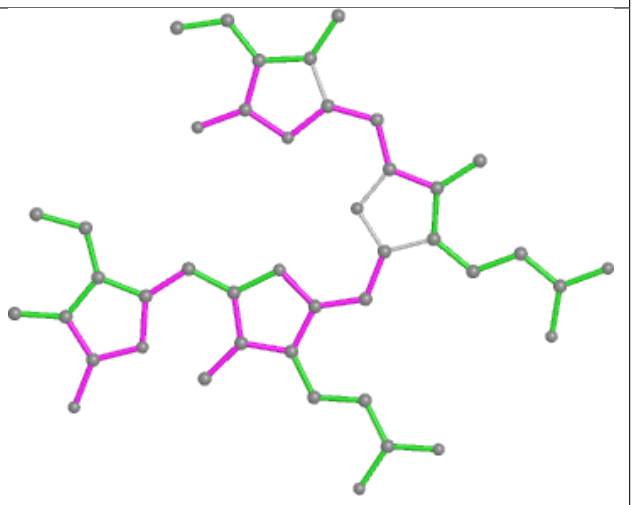

Bond angles

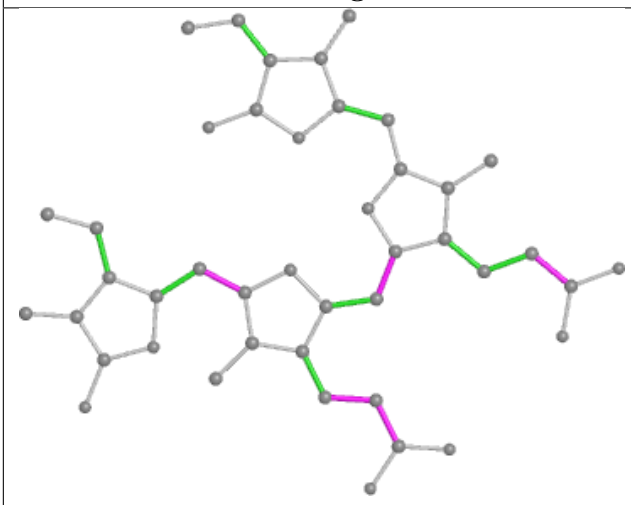

Torsions

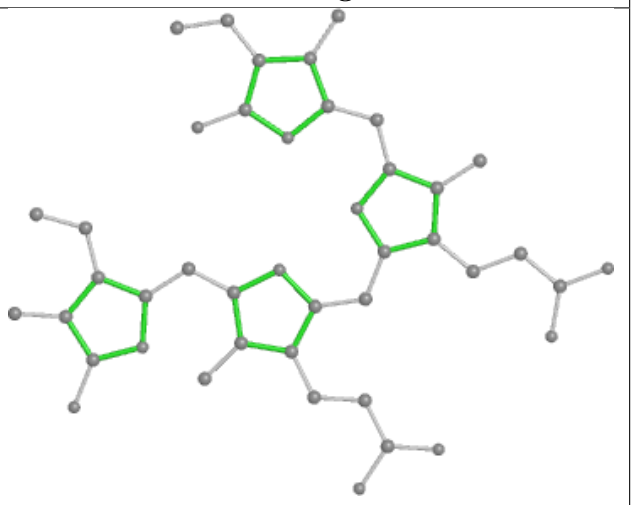

Rings

Ligand CLA cL 506

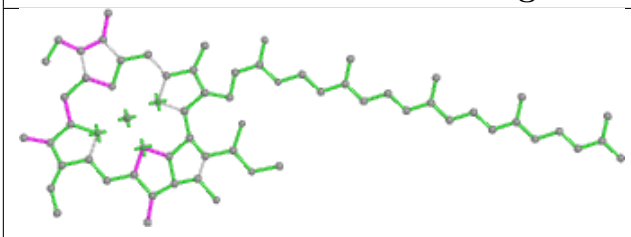

Bond lengths

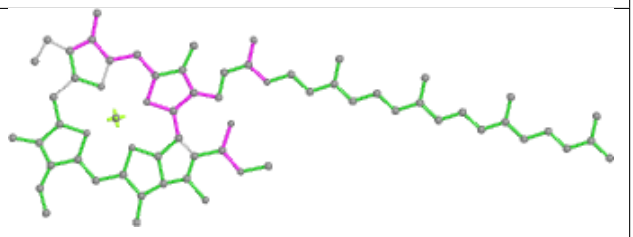

Bond angles

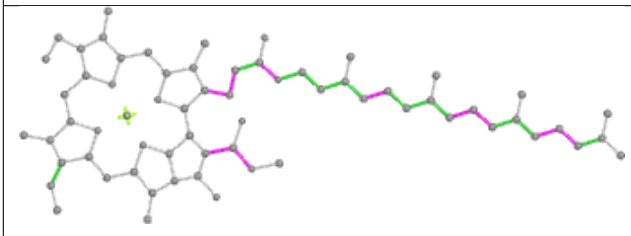

Torsions

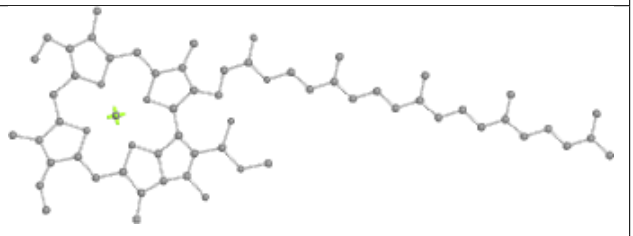

Rings

Ligand ZEX 82 309

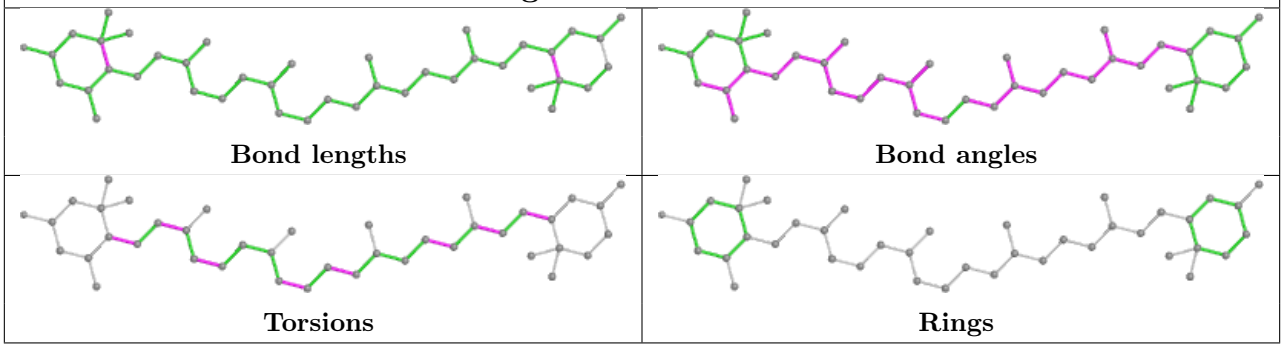

Ligand PEB BQ 201

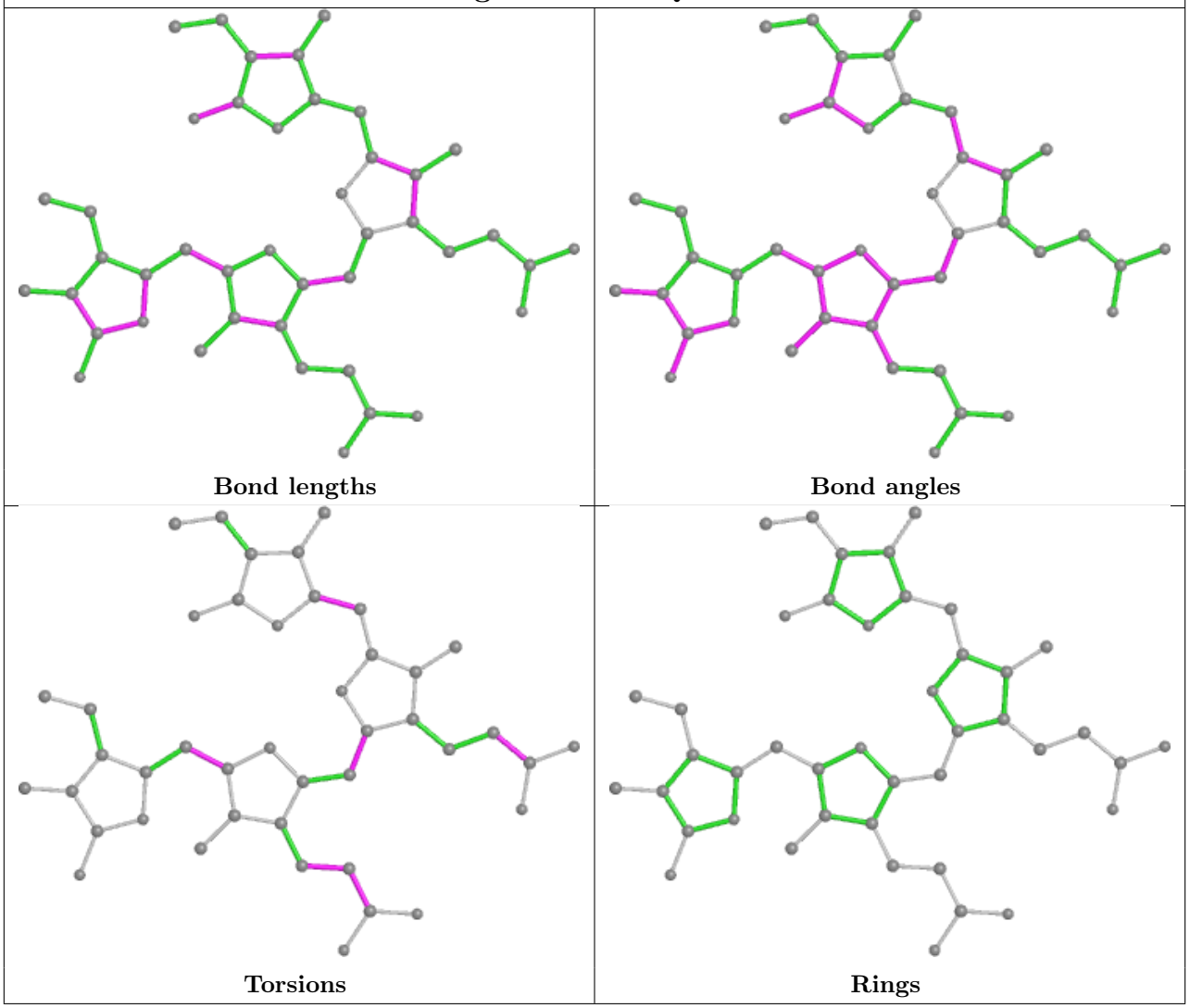

Ligand CLA 3N 313

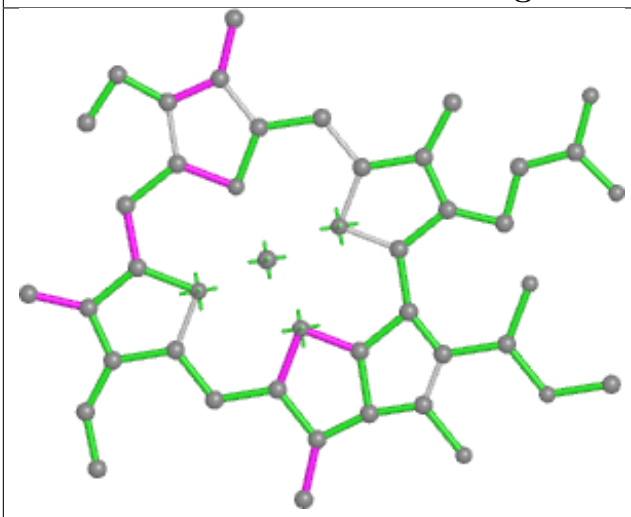

Bond lengths

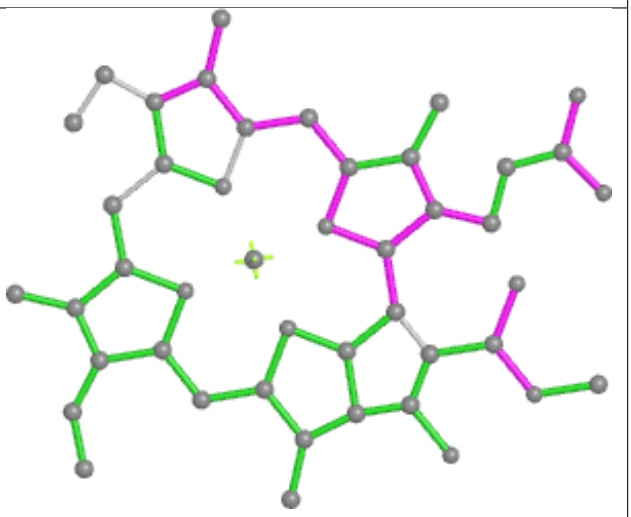

Bond angles

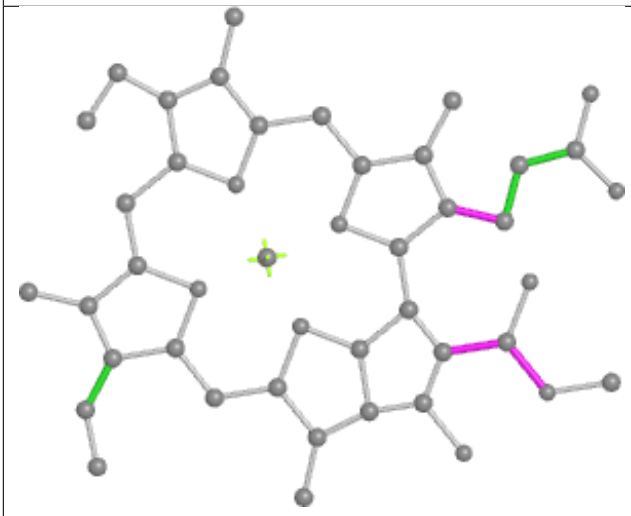

Torsions

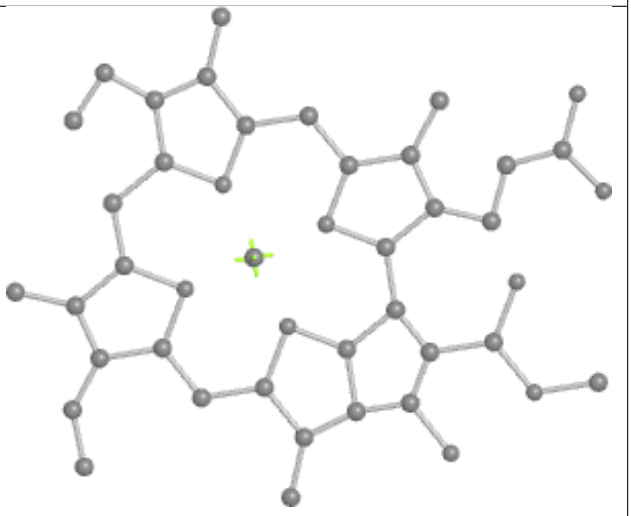

Rings

Ligand PEB gK 201

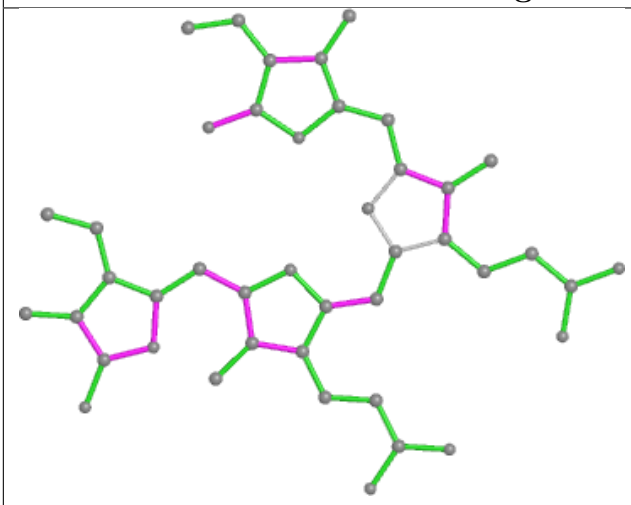

Bond lengths

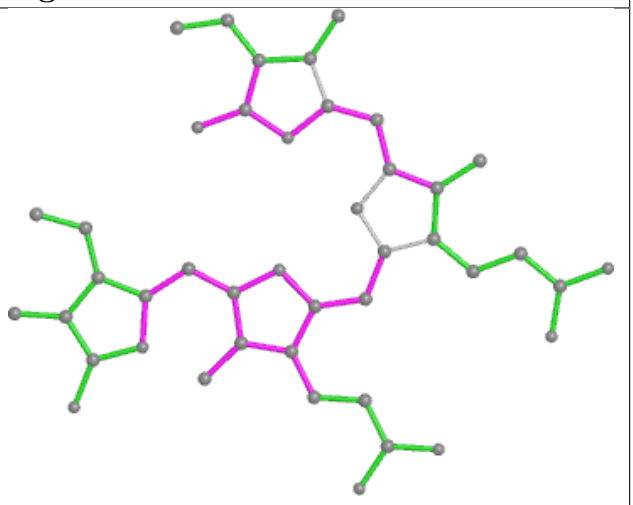

Bond angles

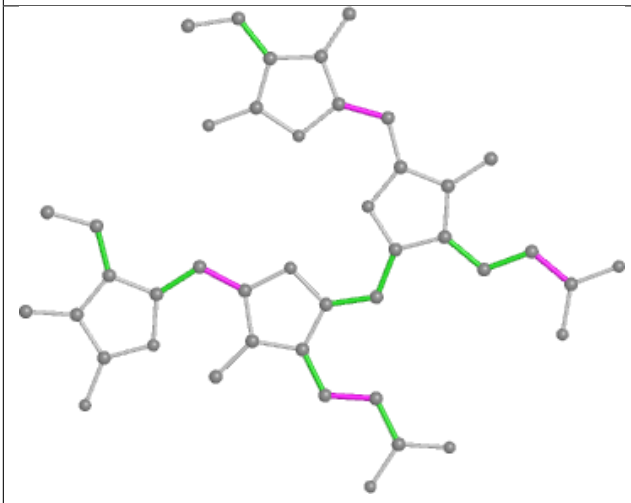

Torsions

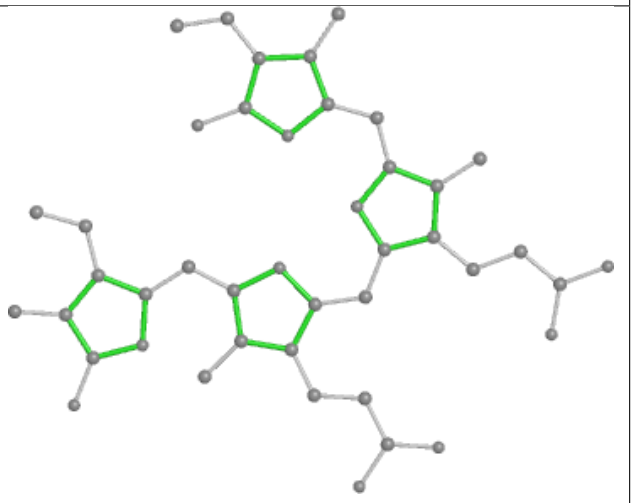

Rings

Ligand PEB OB 201

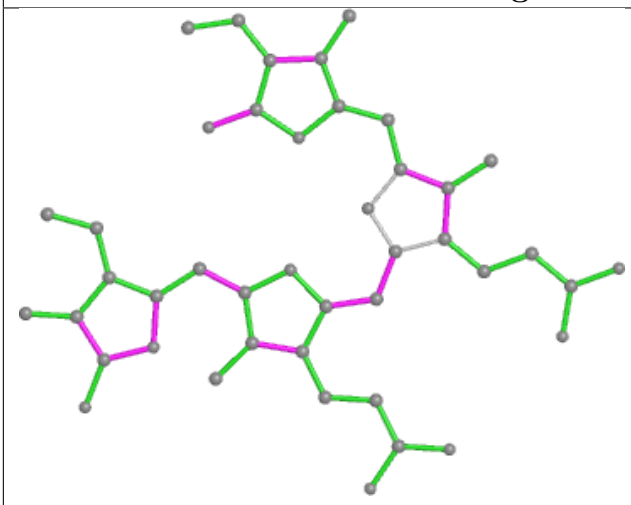

Bond lengths

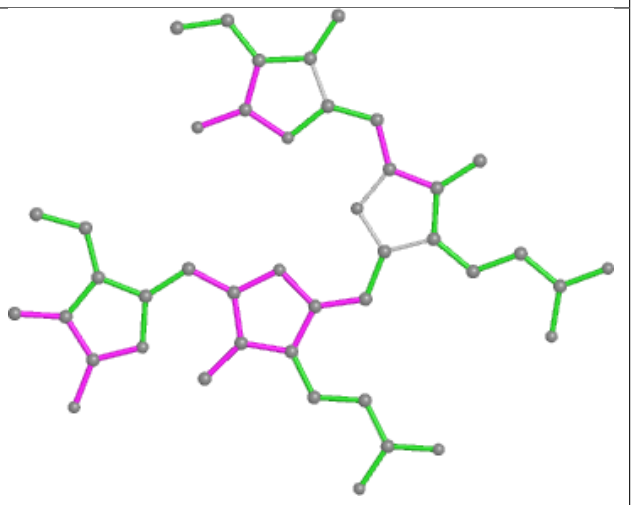

Bond angles

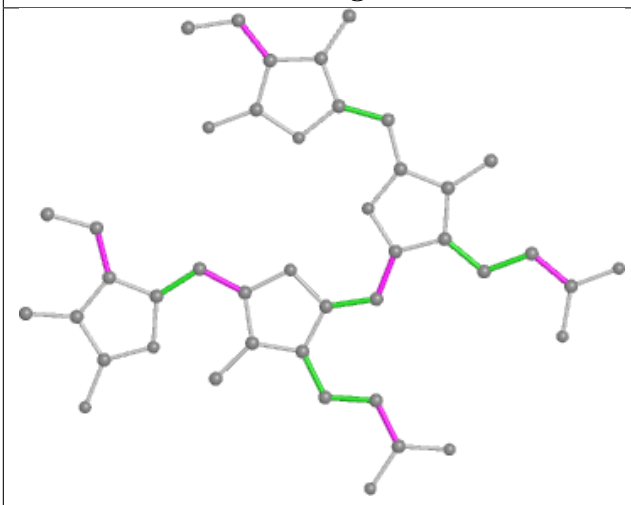

Torsions

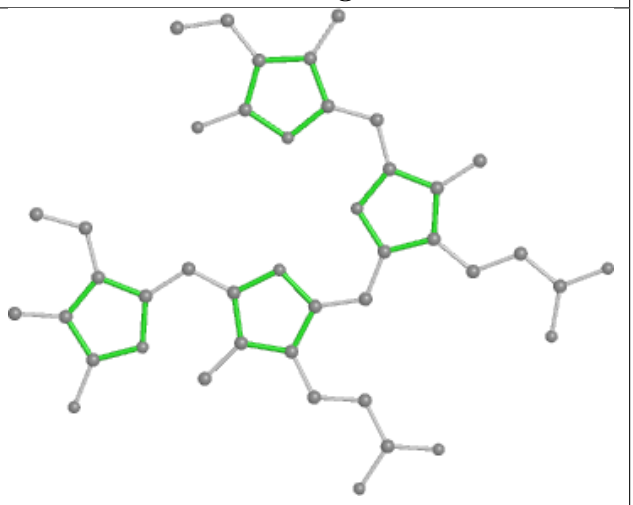

Rings

Ligand CLA AN 837

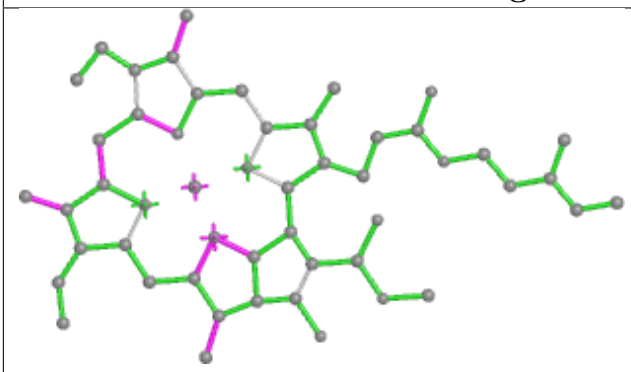

Bond lengths

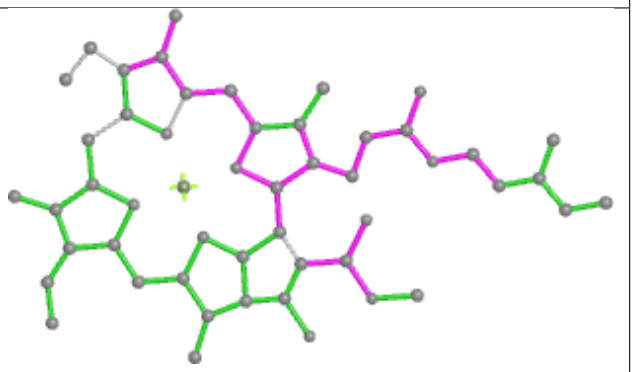

Bond angles

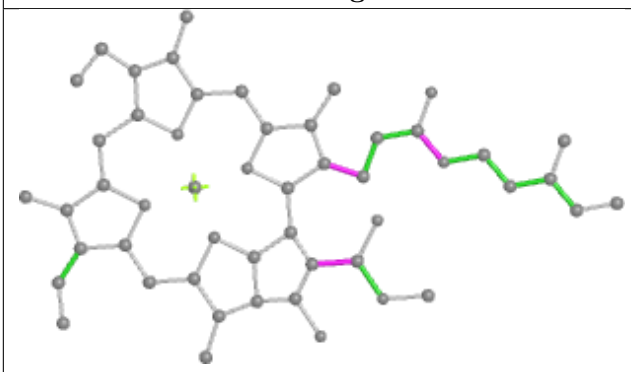

Torsions

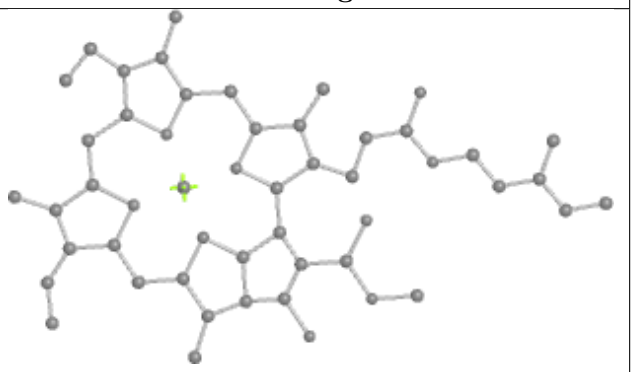

Rings

Ligand PEB K9 202

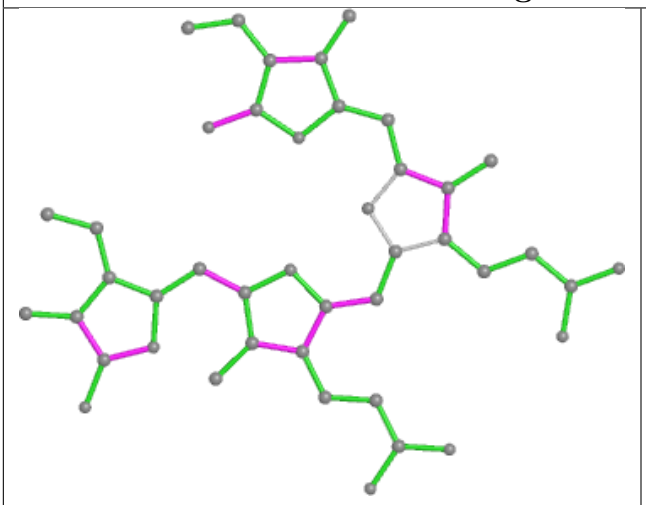

Bond lengths

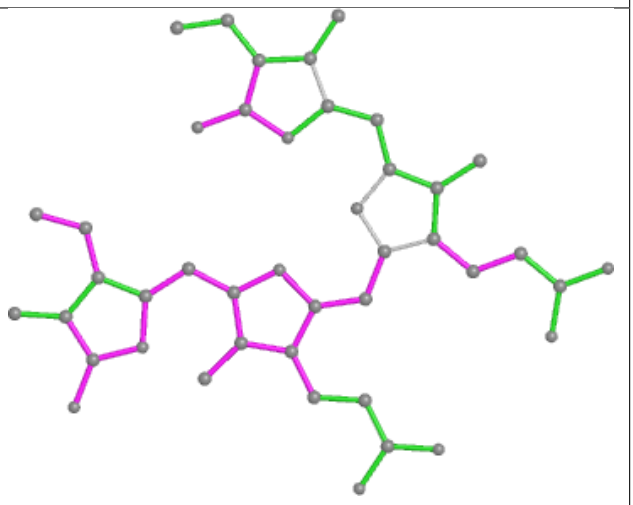

Bond angles

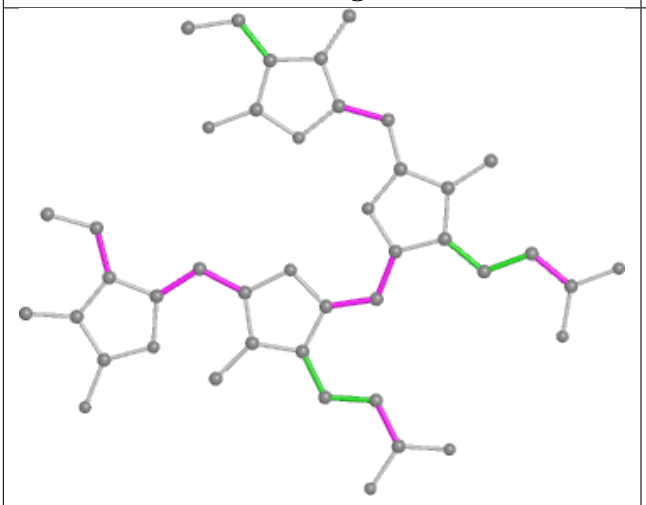

Torsions

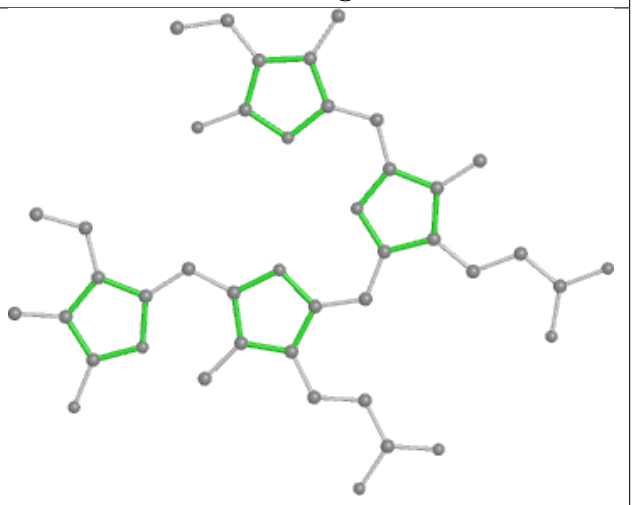

Rings

Ligand CLA bL 622

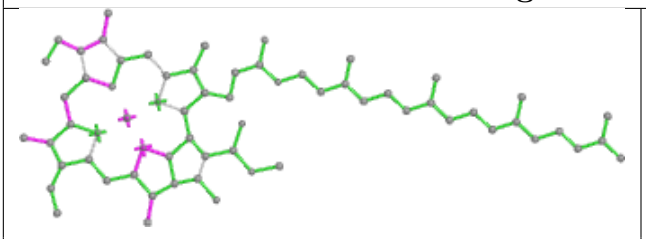

Bond lengths

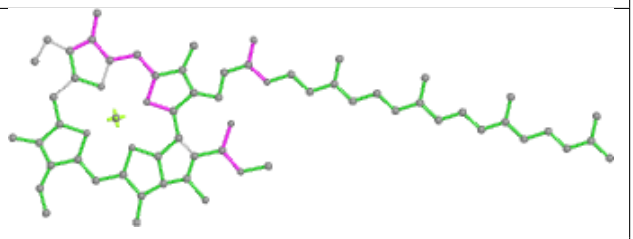

Bond angles

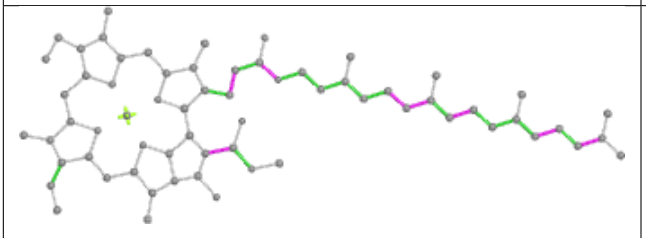

Torsions

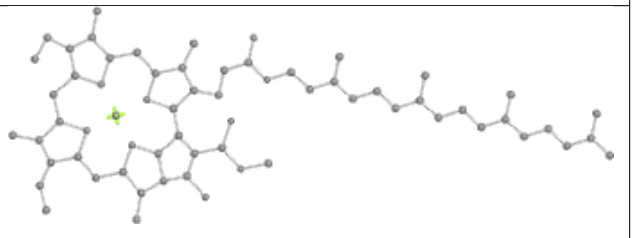

Rings

Ligand PEB MJ 203

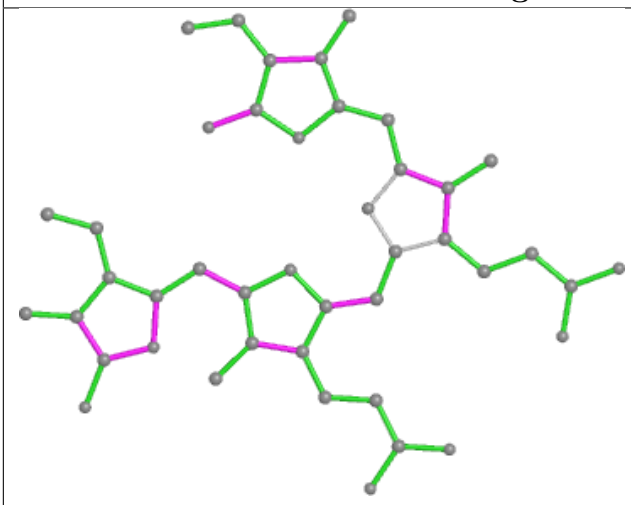

Bond lengths

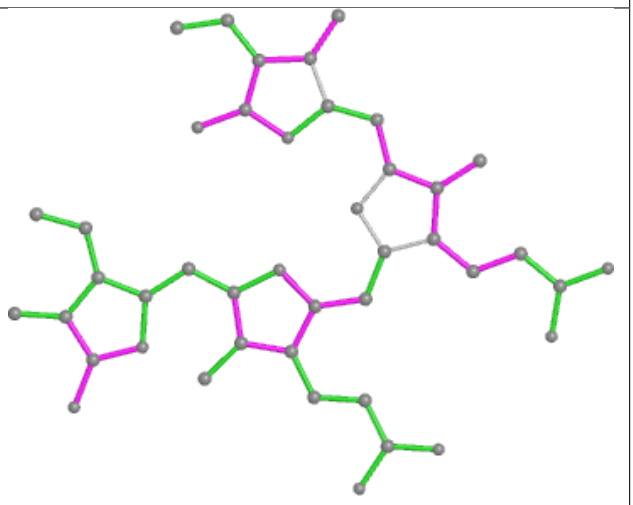

Bond angles

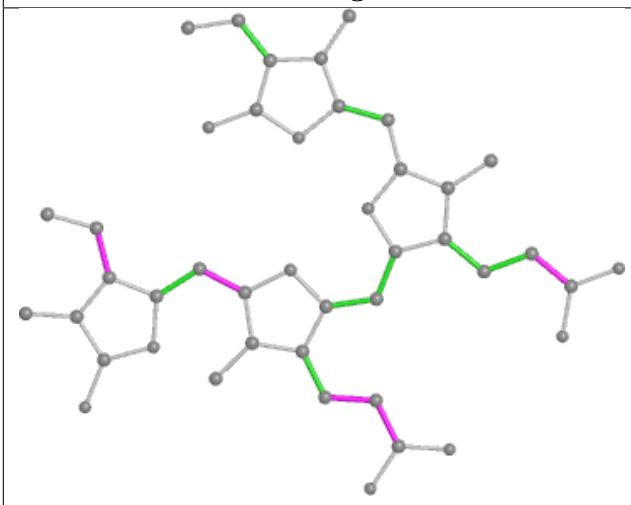

Torsions

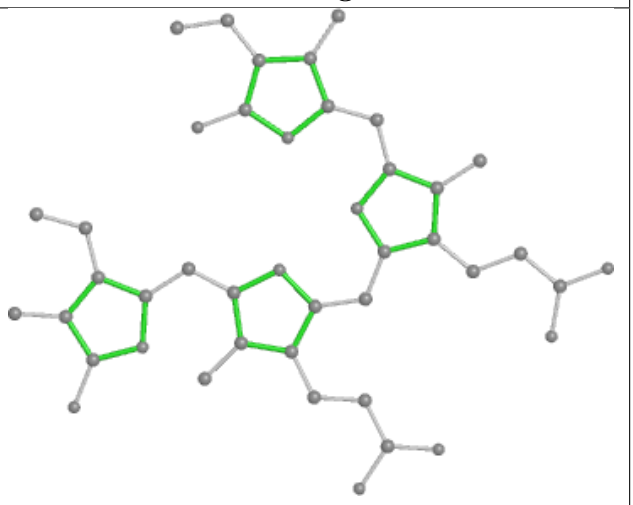

Rings

Ligand PEB KB 303

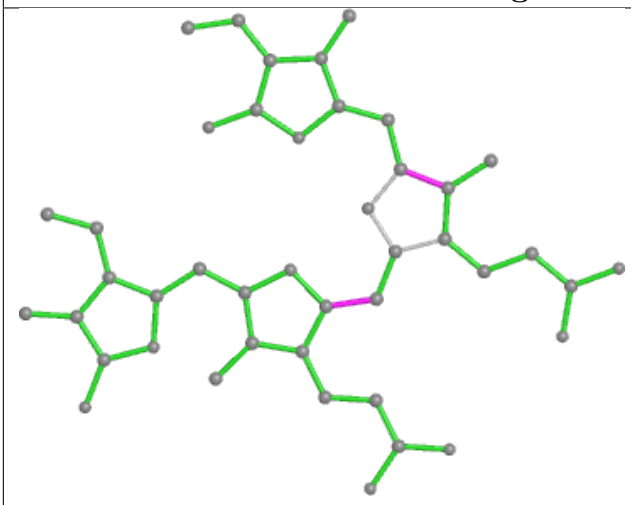

Bond lengths

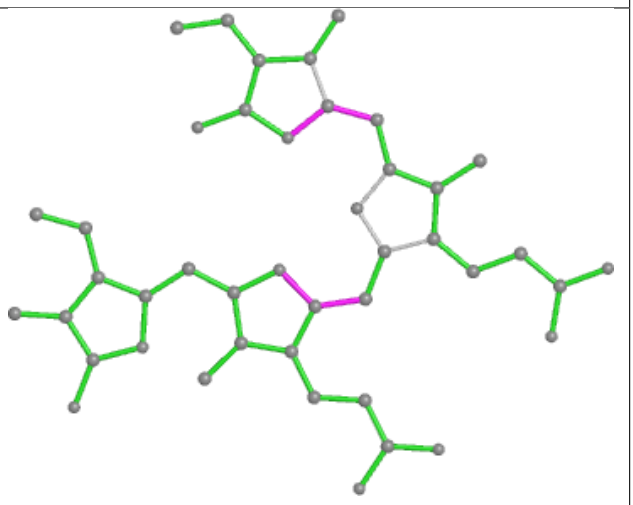

Bond angles

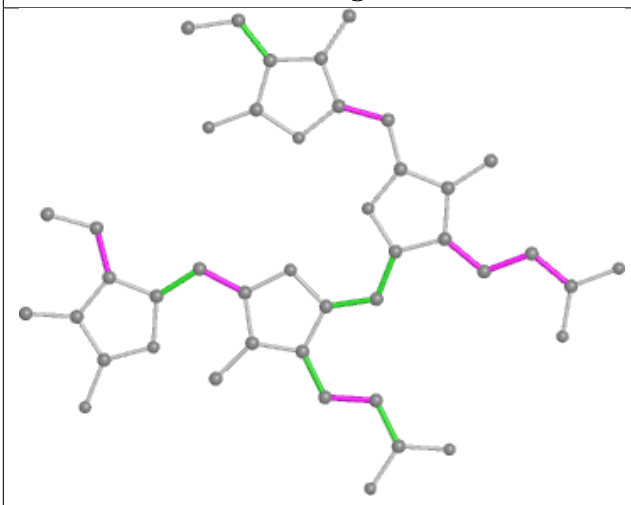

Torsions

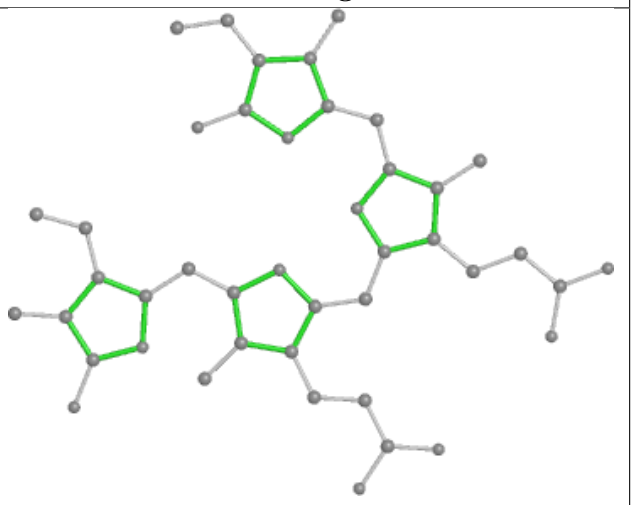

Rings

Ligand PEB ZJ 201

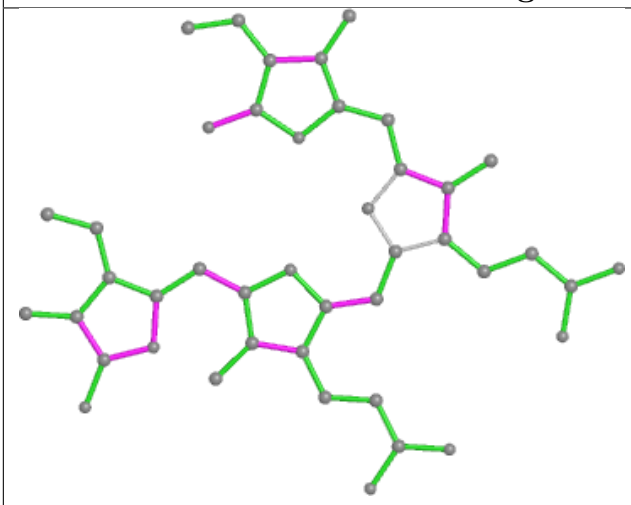

Bond lengths

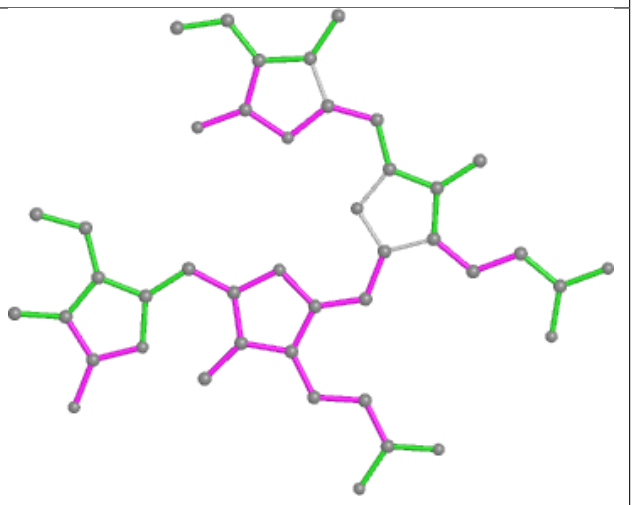

Bond angles

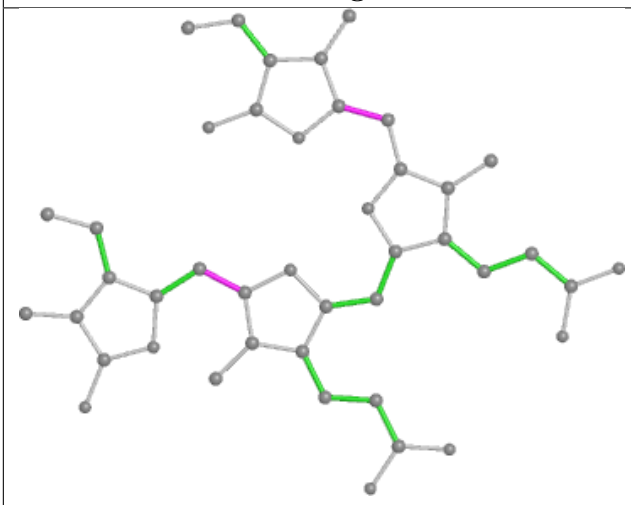

Torsions

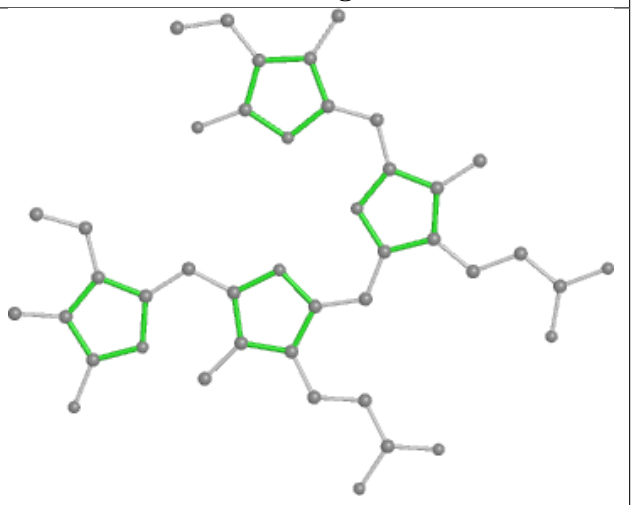

Rings

Ligand PEB qC 201

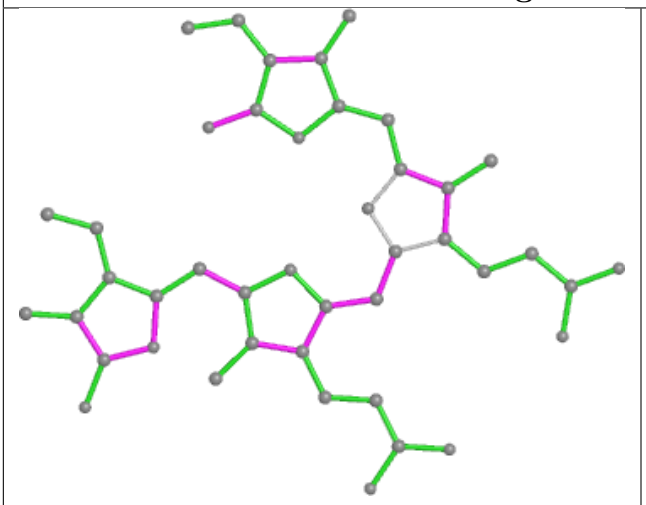

Bond lengths

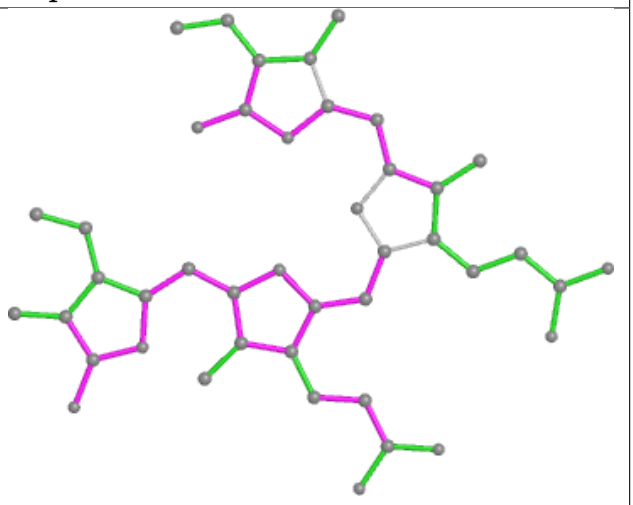

Bond angles

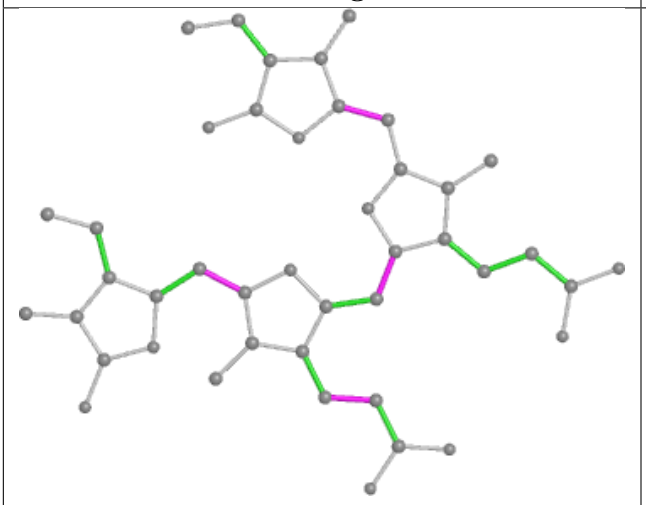

Torsions

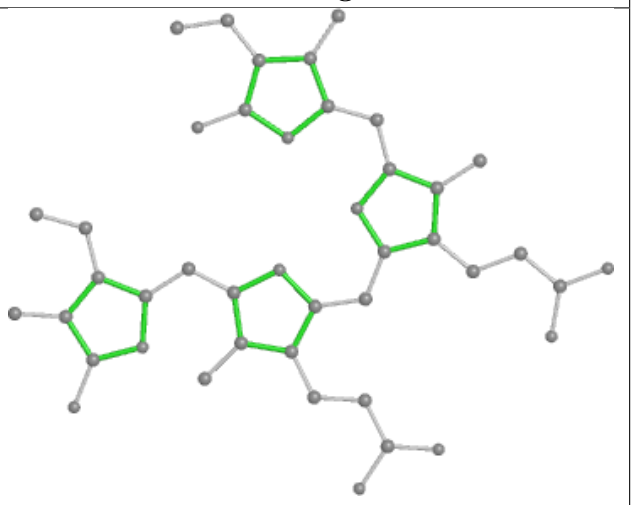

Rings

Ligand CLA AN 838

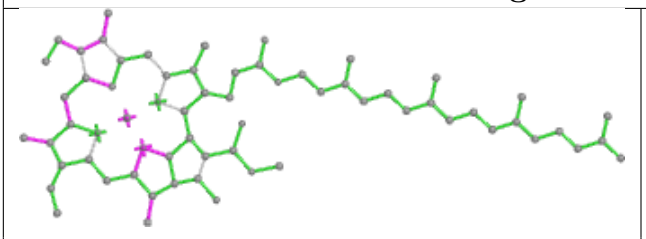

Bond lengths

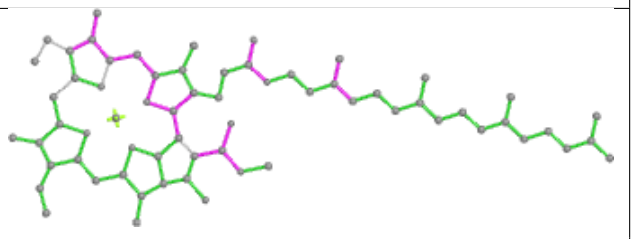

Bond angles

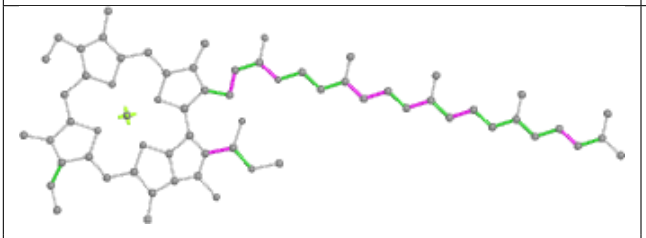

Torsions

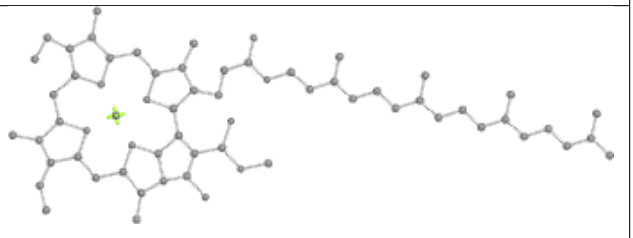

Rings

Ligand PEB dM 201

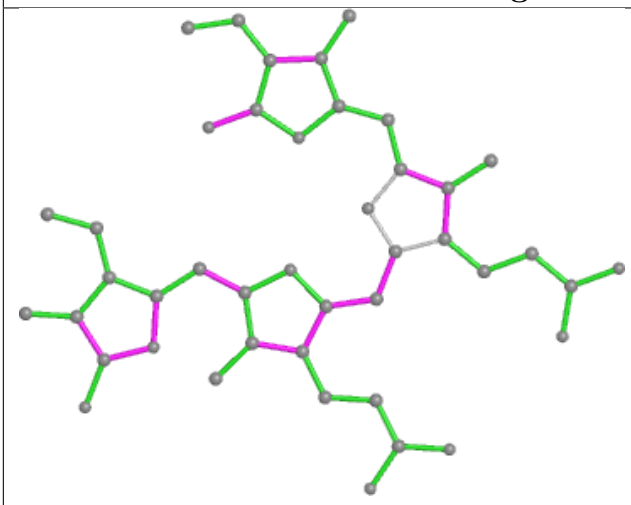

Bond lengths

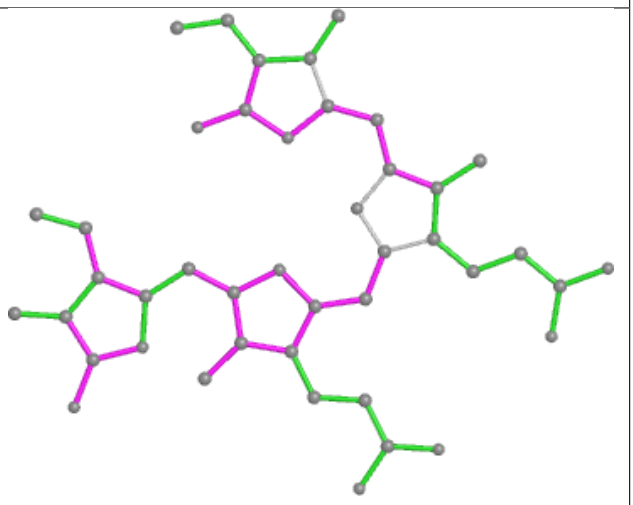

Bond angles

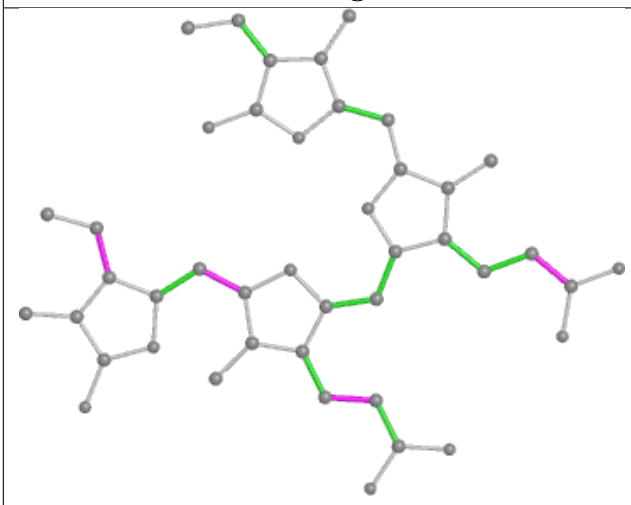

Torsions

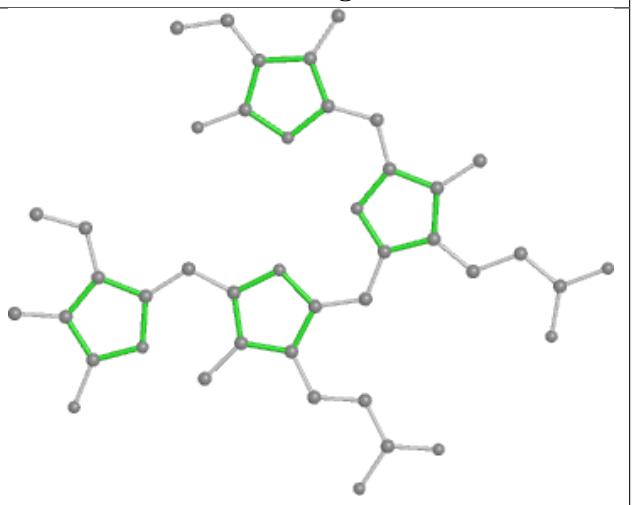

Rings

Ligand CLA 32 303

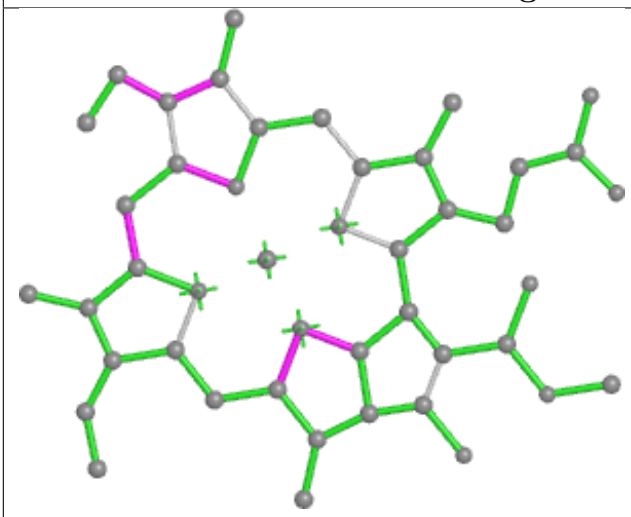

Bond lengths

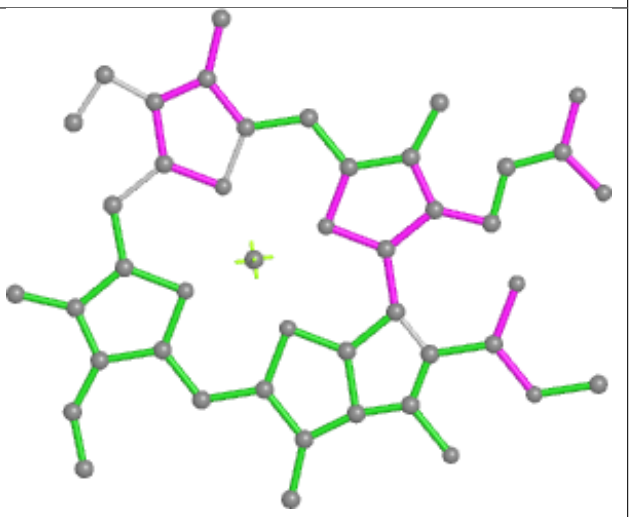

Bond angles

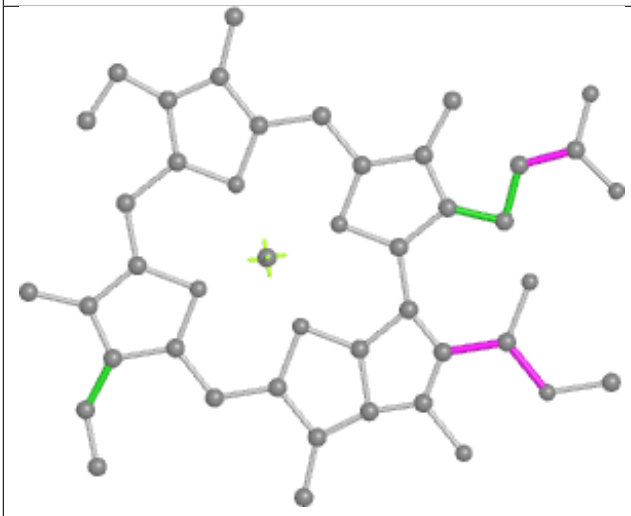

Torsions

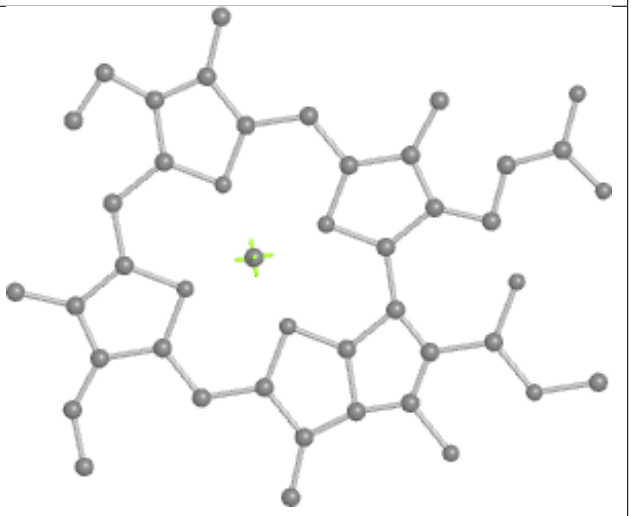

Rings

Ligand PEB CQ 202

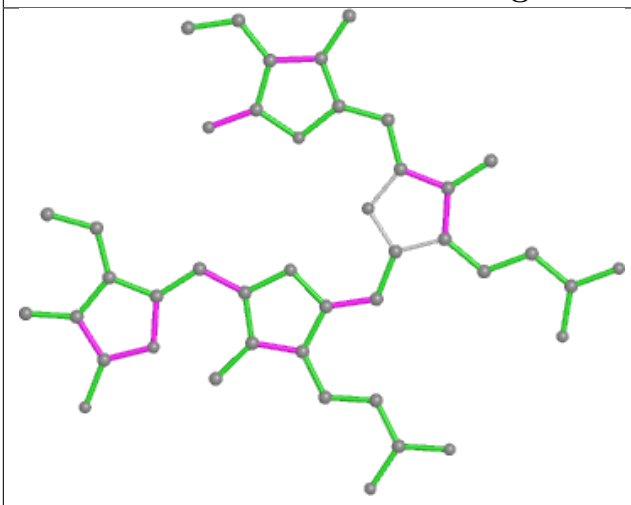

Bond lengths

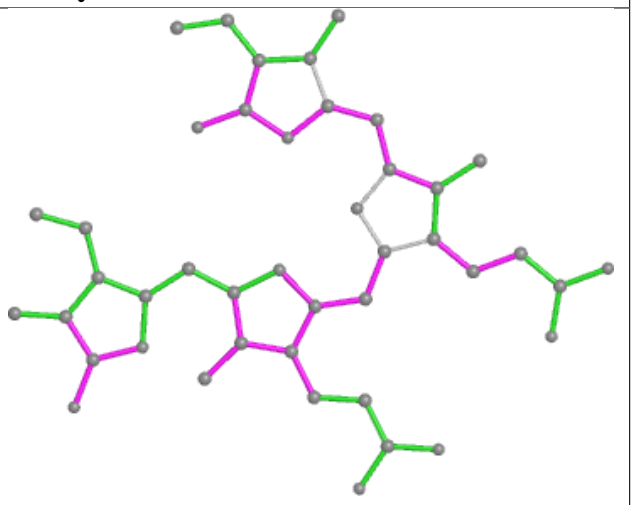

Bond angles

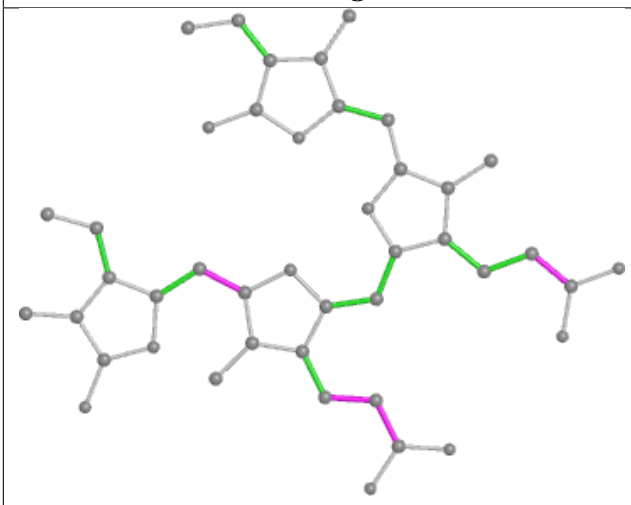

Torsions

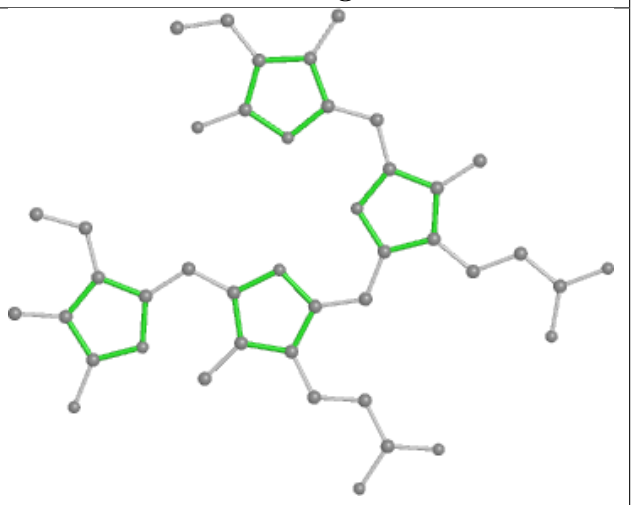

Rings

Ligand CYC NE 201

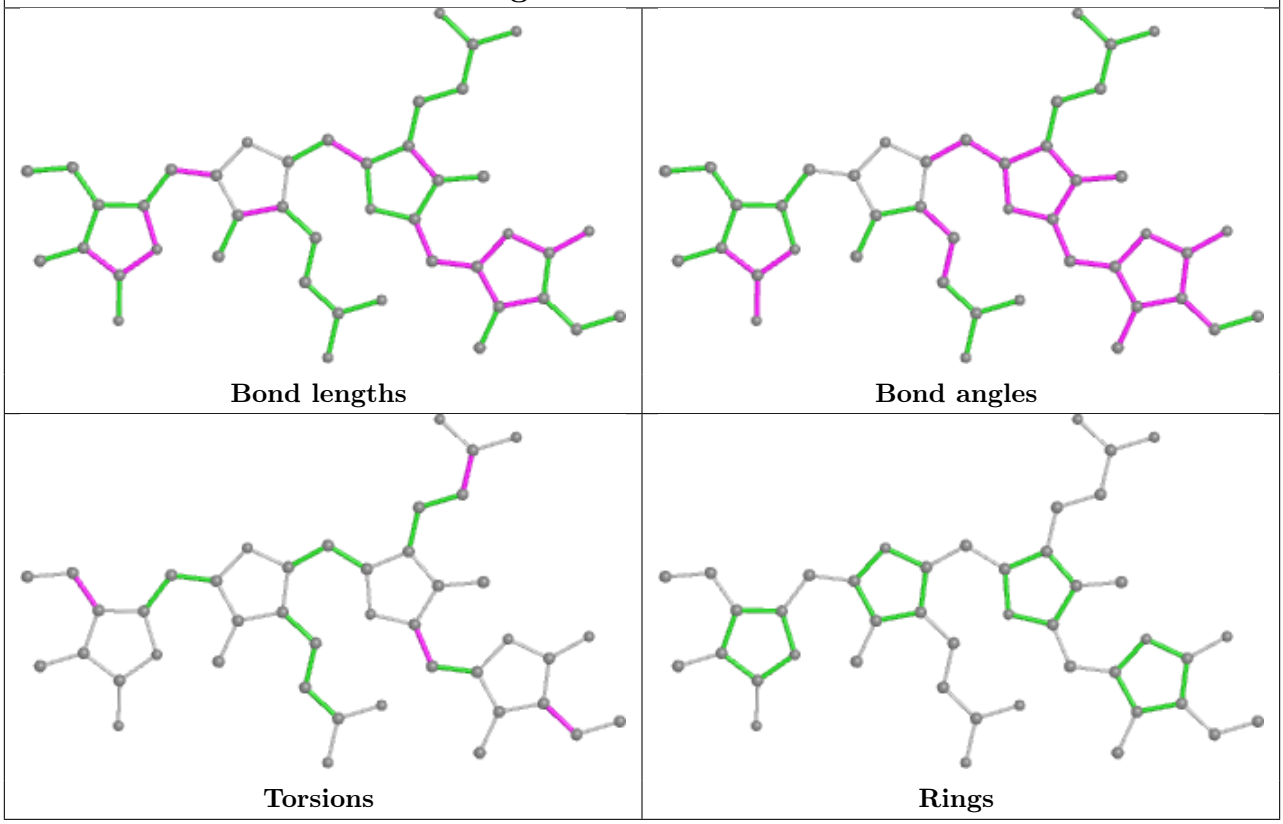

Ligand CYC HO 1001

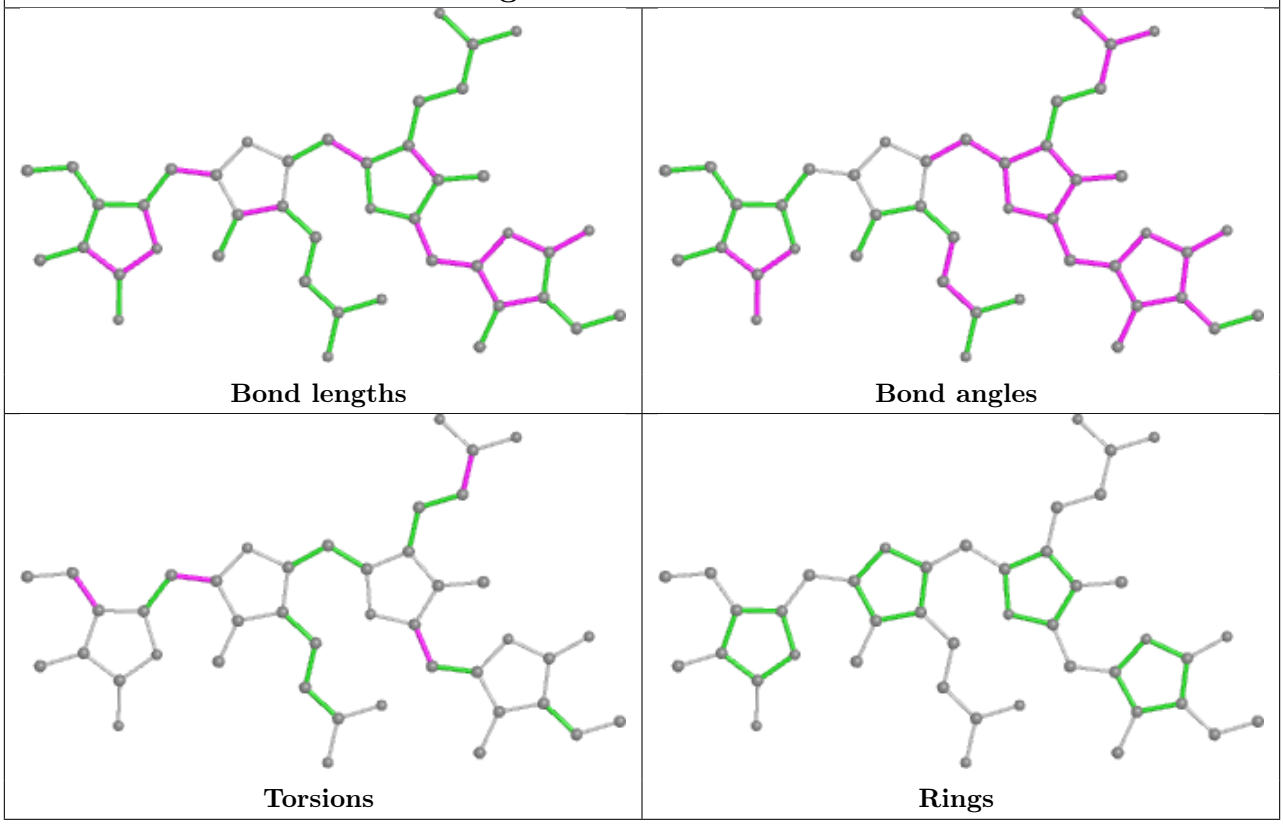

Ligand PEB Q9 202

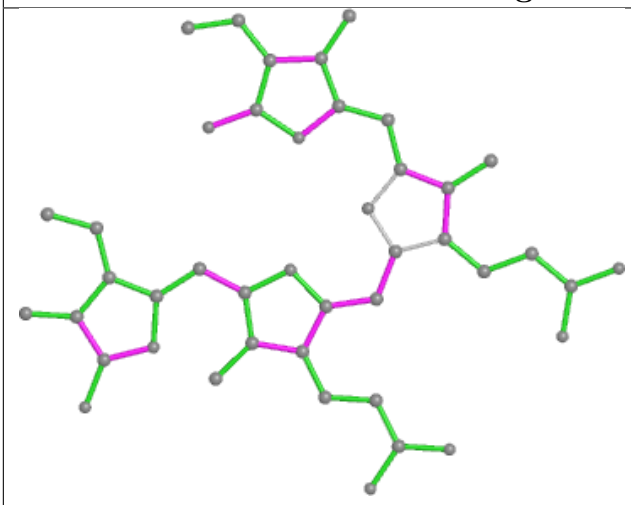

Bond lengths

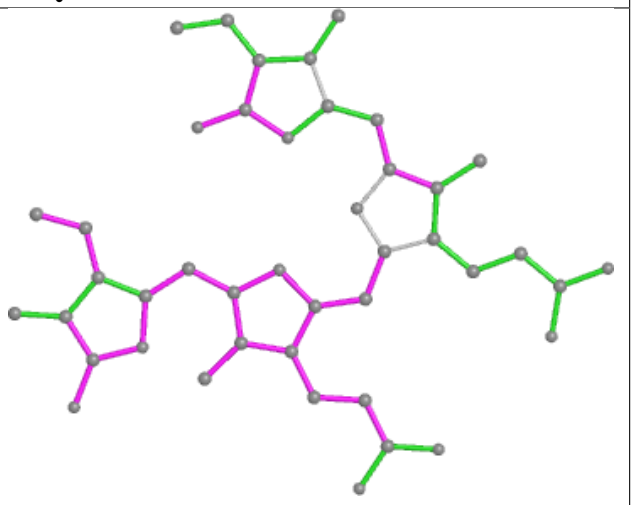

Bond angles

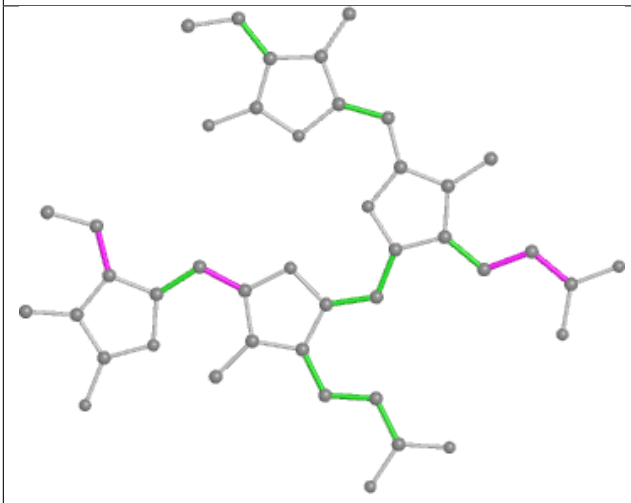

Torsions

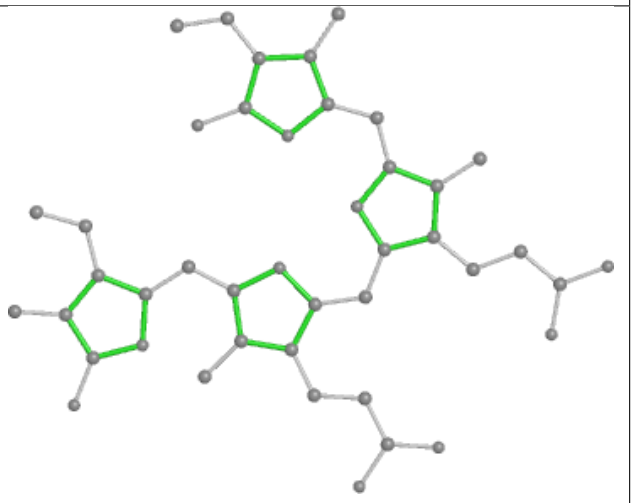

Rings

Ligand PEB uK 201

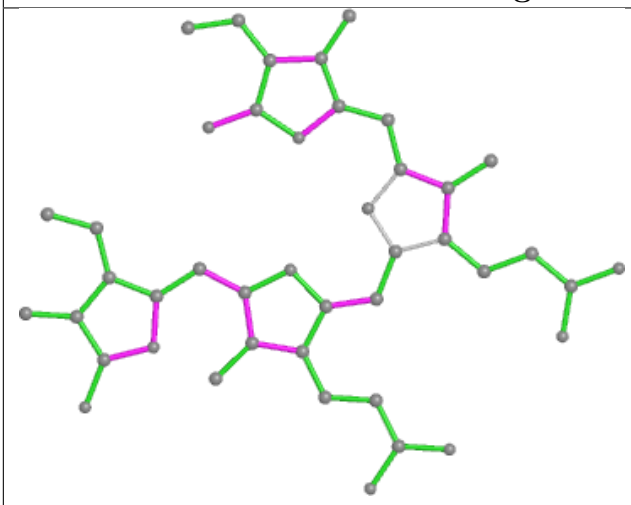

Bond lengths

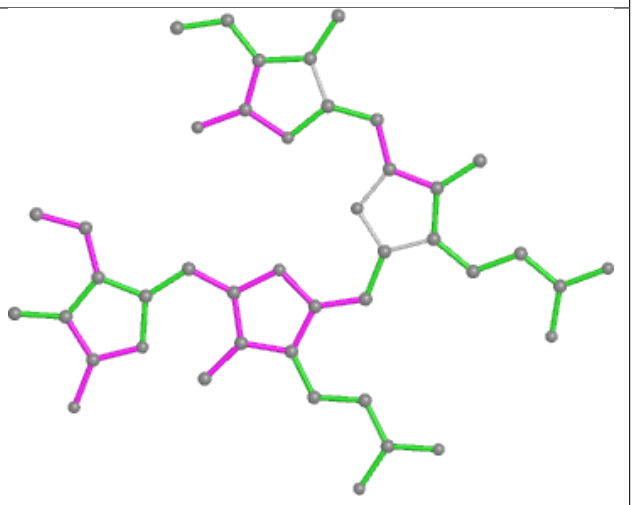

Bond angles

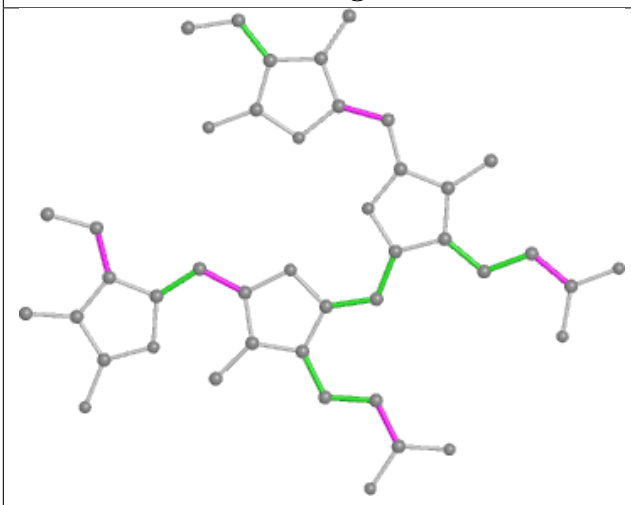

Torsions

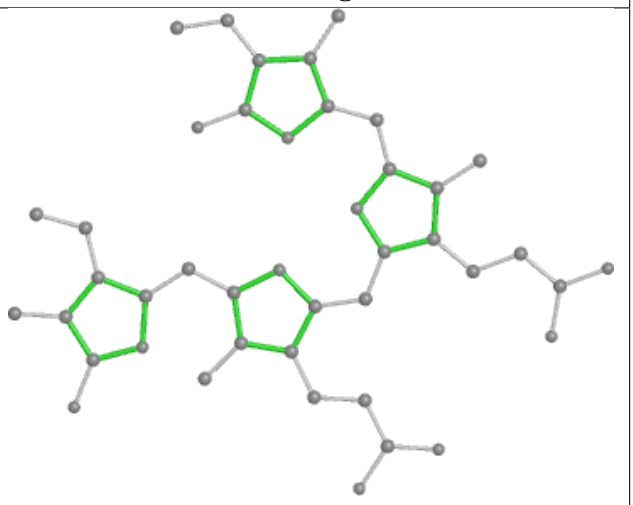

Rings

Ligand CLA CL 506

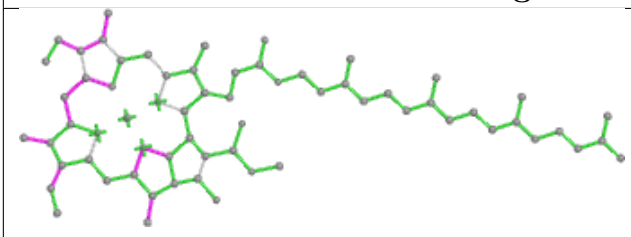

Bond lengths

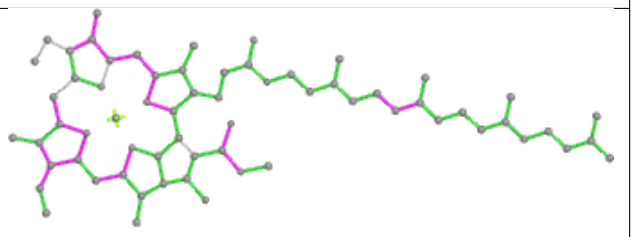

Bond angles

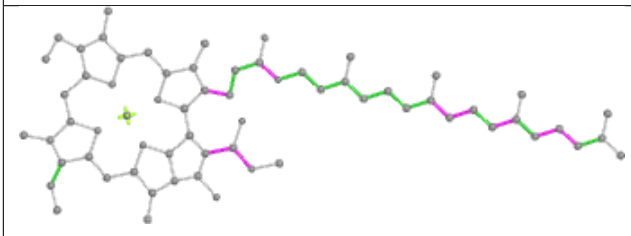

Torsions

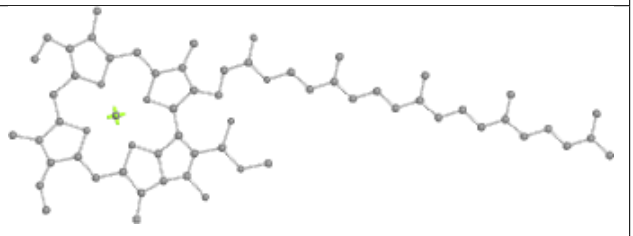

Rings

Ligand CLA 6N 604

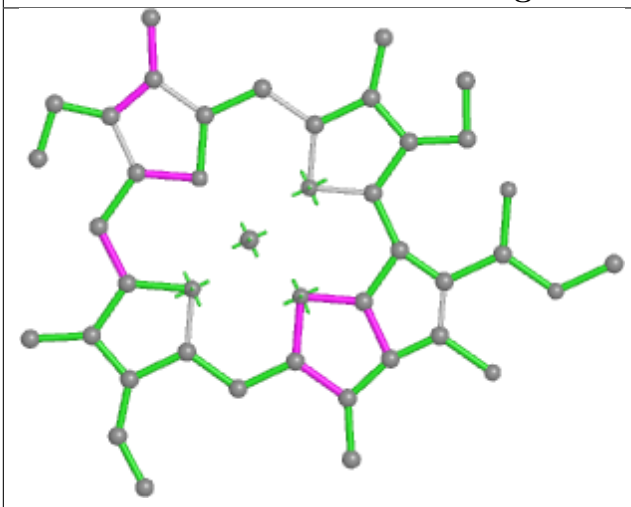

Bond lengths

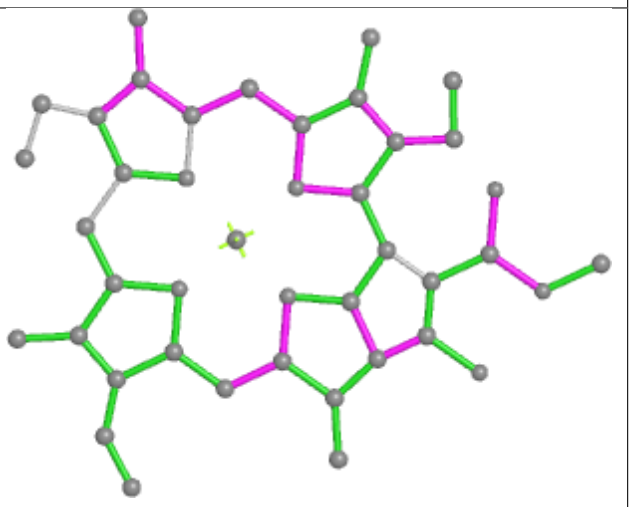

Bond angles

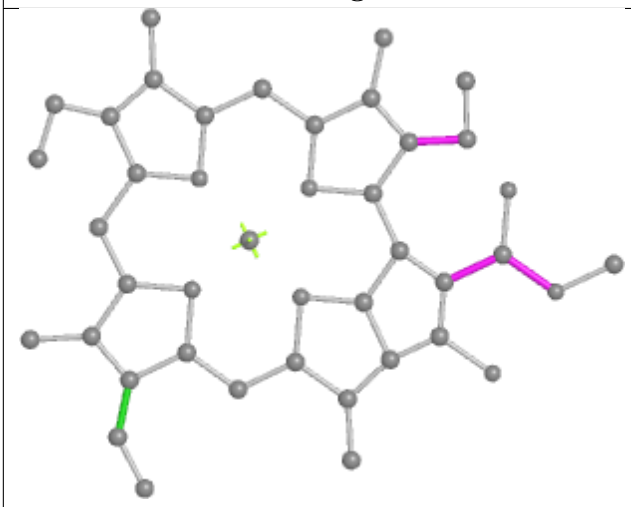

Torsions

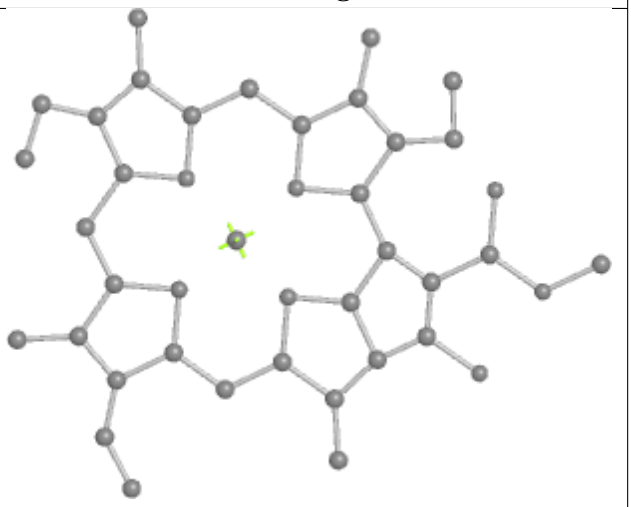

Rings

Ligand PEB i4 202

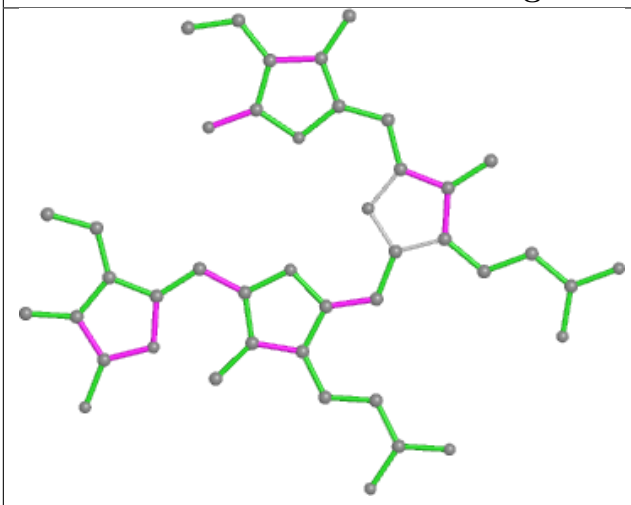

Bond lengths

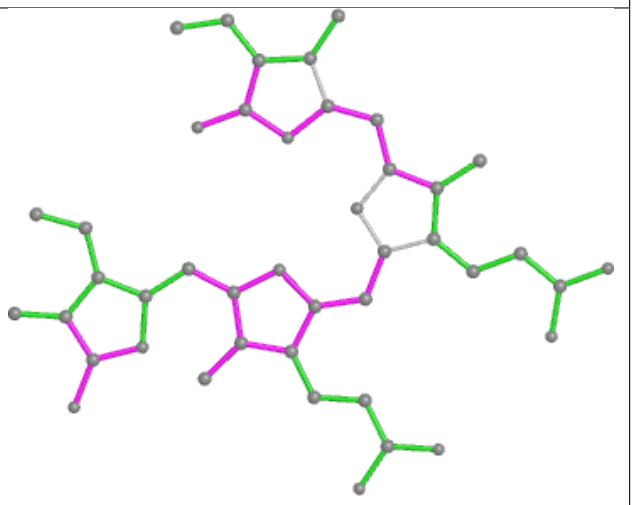

Bond angles

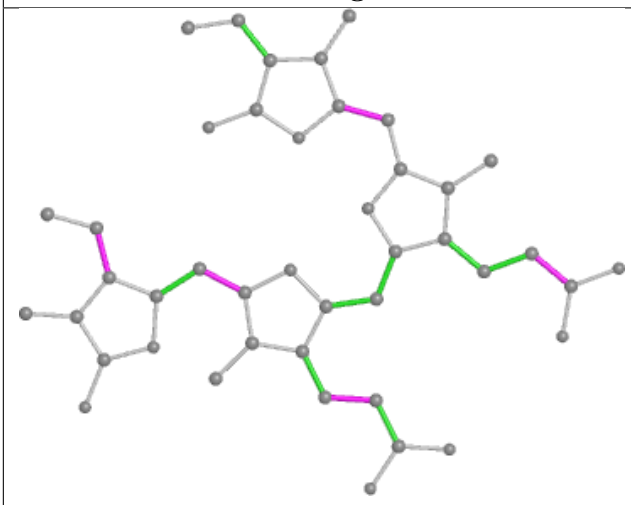

Torsions

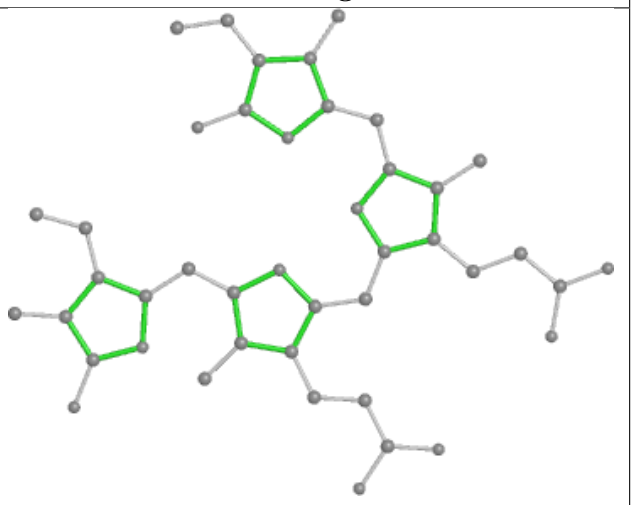

Rings

Ligand PEB KJ 202

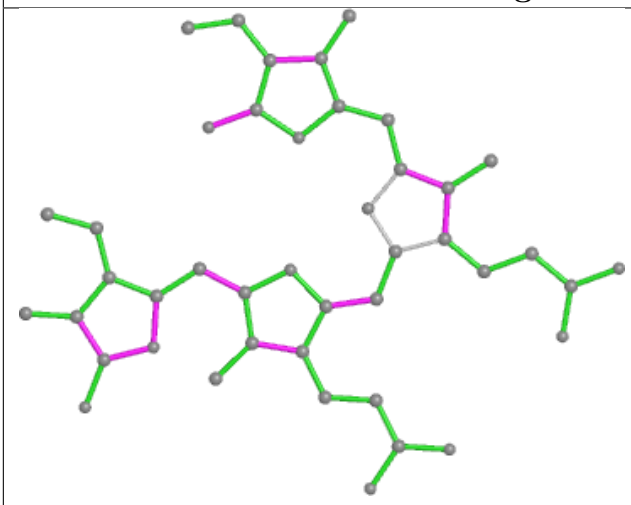

Bond lengths

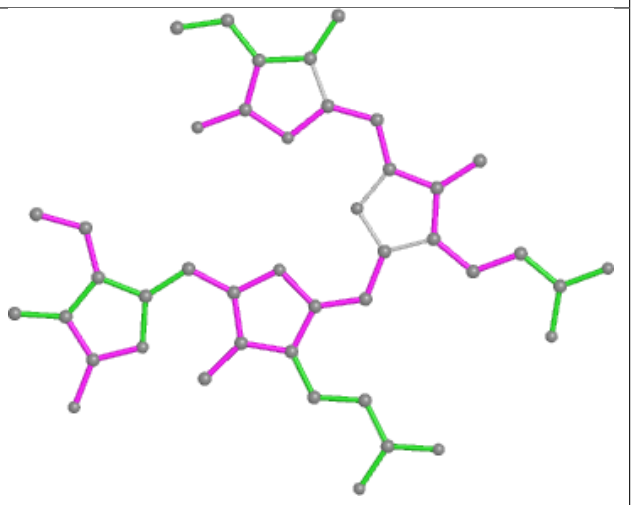

Bond angles

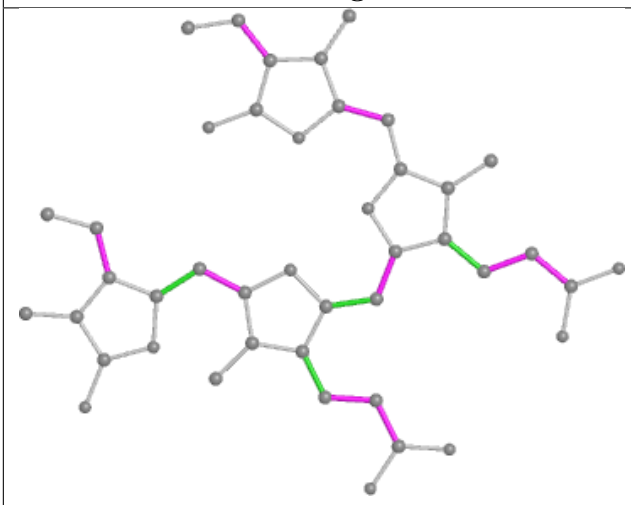

Torsions

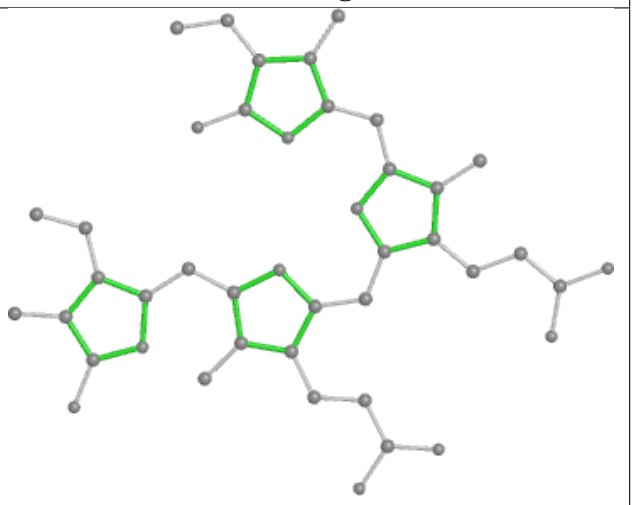

Rings

Ligand CLA LN 203

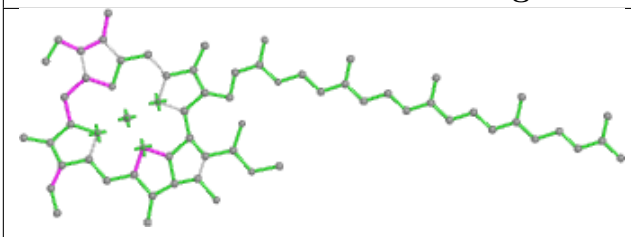

Bond lengths

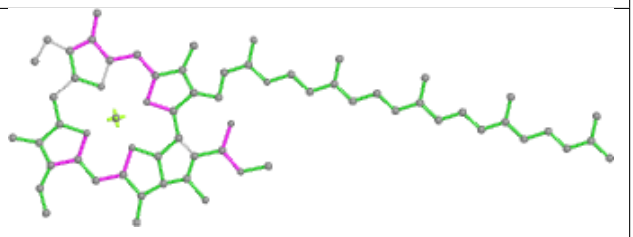

Bond angles

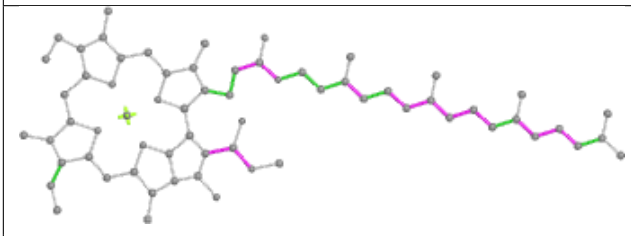

Torsions

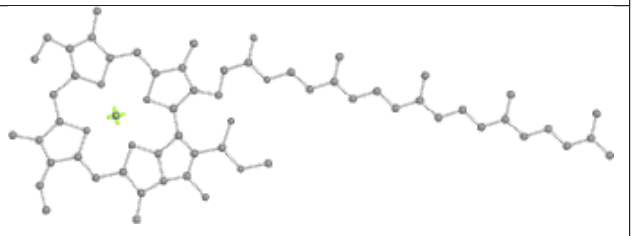

Rings

Ligand PEB UI 201

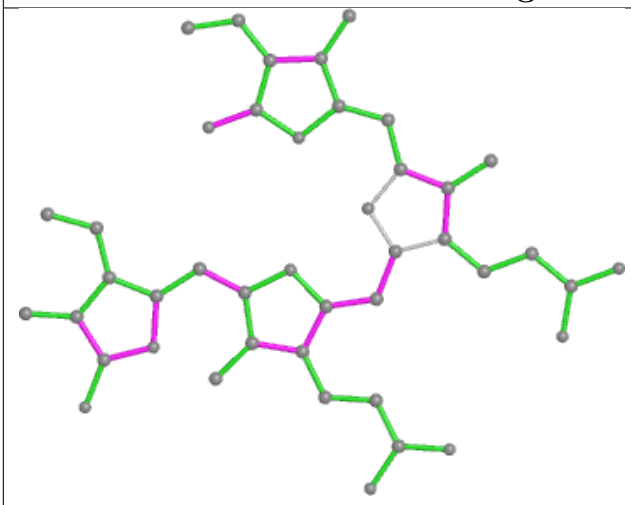

Bond lengths

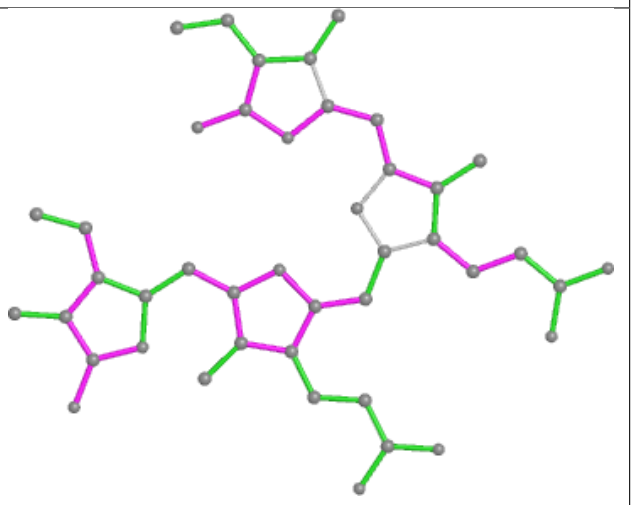

Bond angles

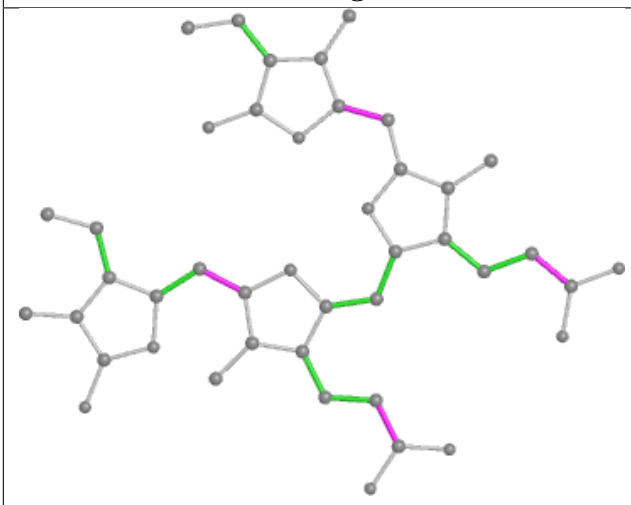

Torsions

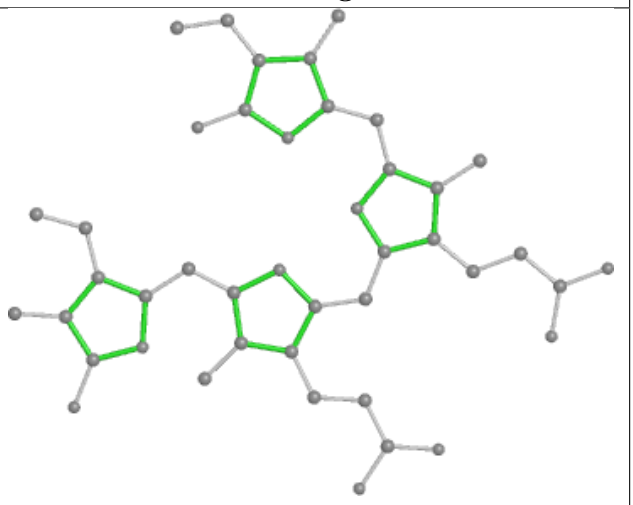

Rings

Ligand PEB HB 201

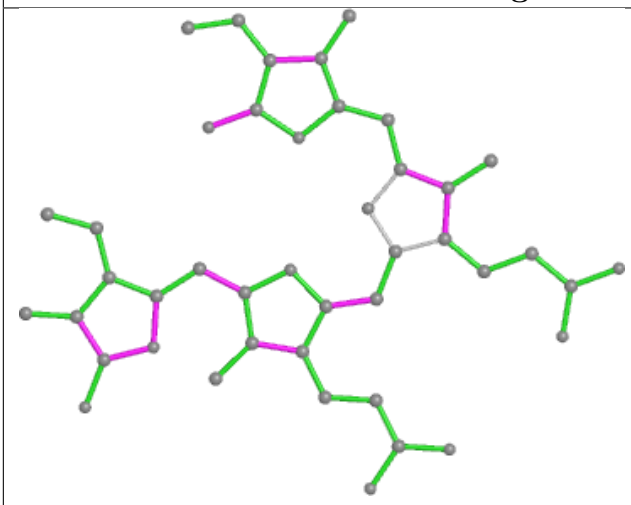

Bond lengths

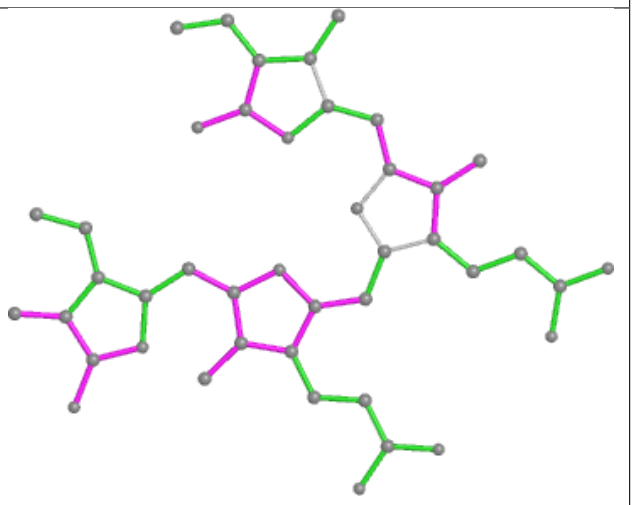

Bond angles

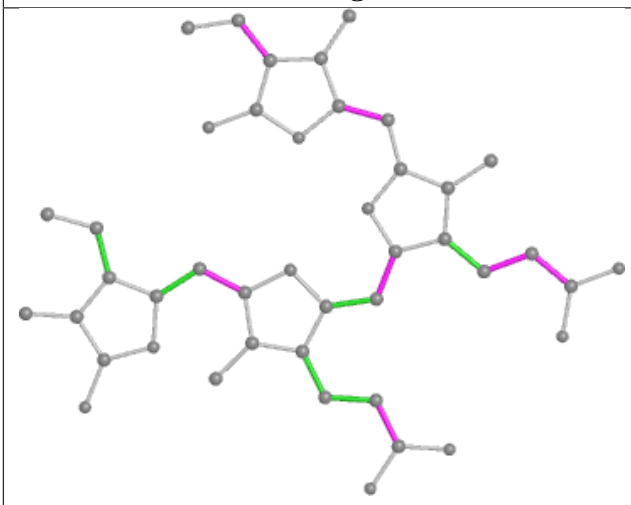

Torsions

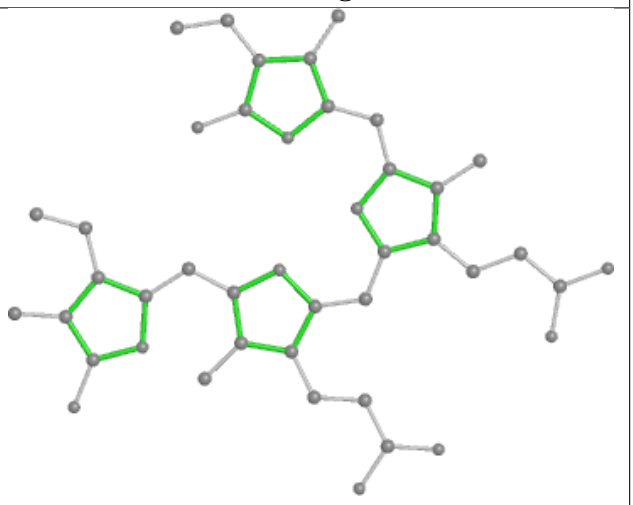

Rings

Ligand CLA K2 103

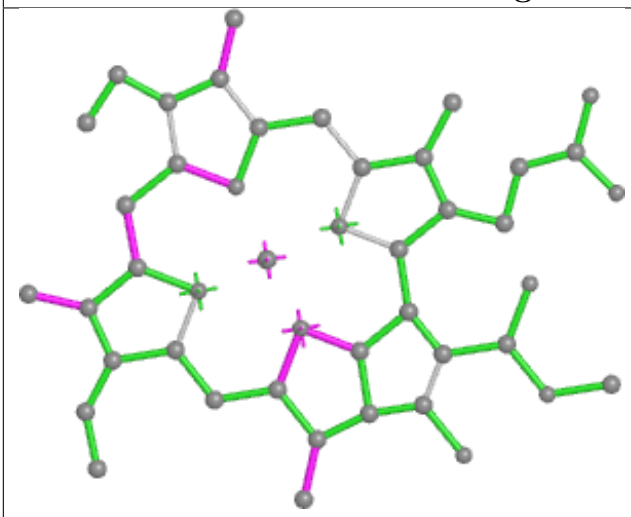

Bond lengths

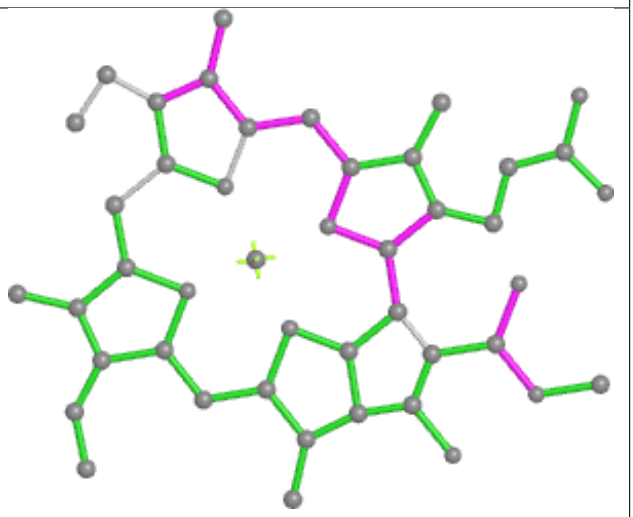

Bond angles

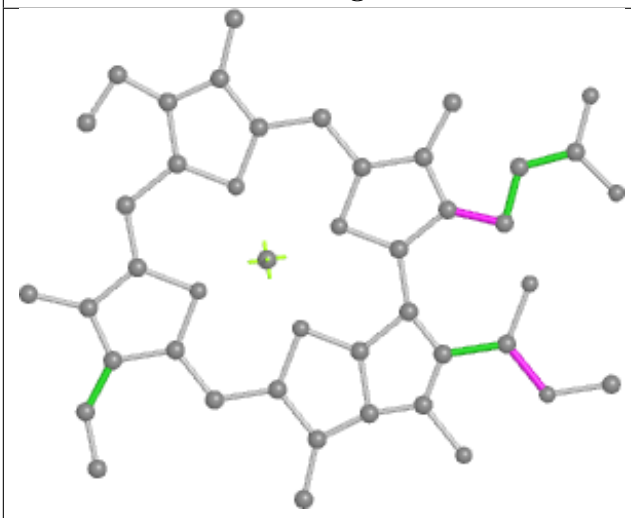

Torsions

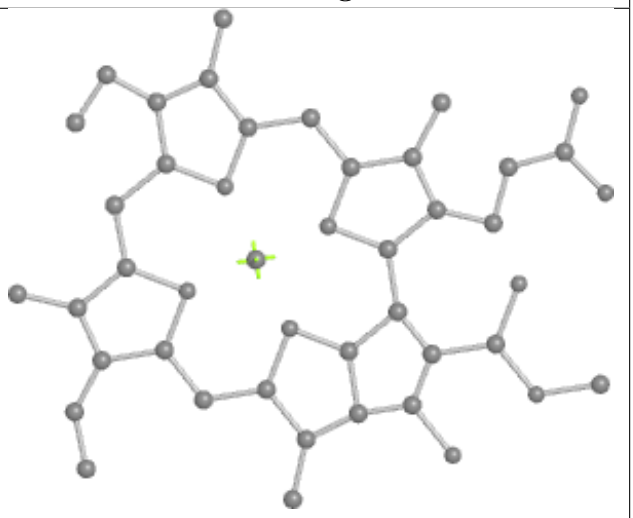

Rings

Ligand CLA cL 515

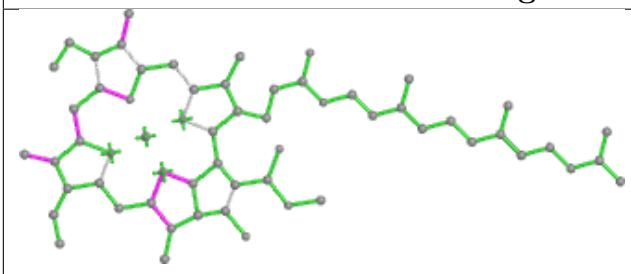

Bond lengths

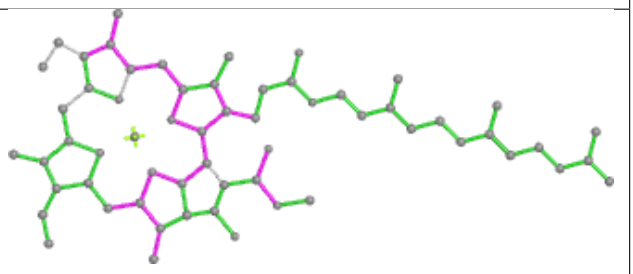

Bond angles

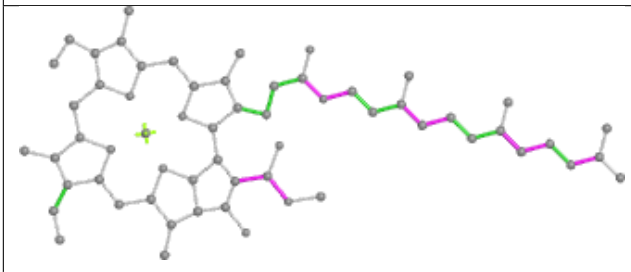

Torsions

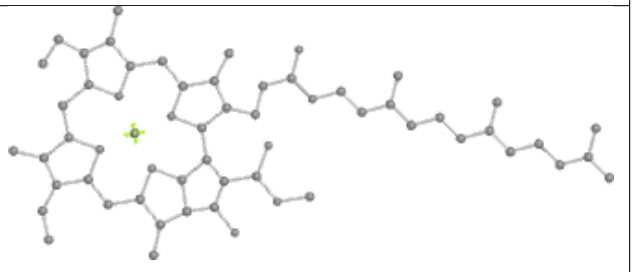

Rings

Ligand CYC I1 1001

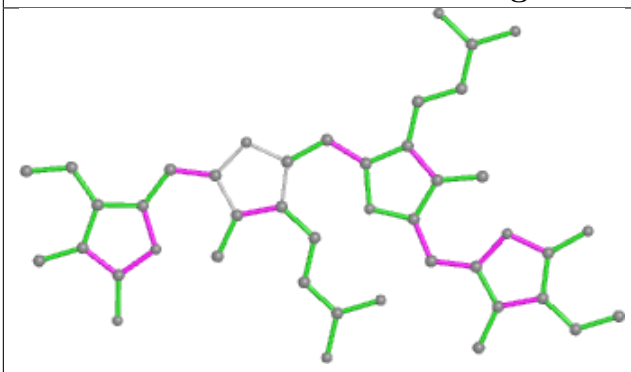

Bond lengths

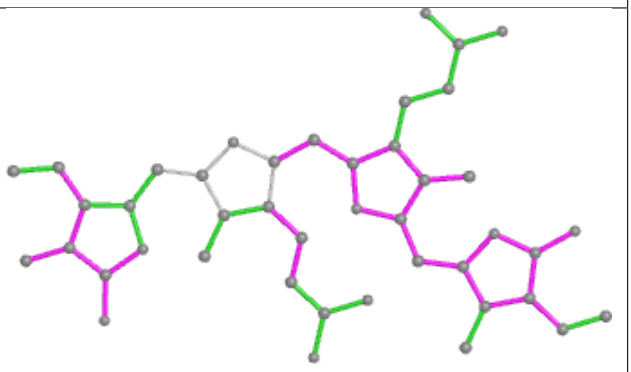

Bond angles

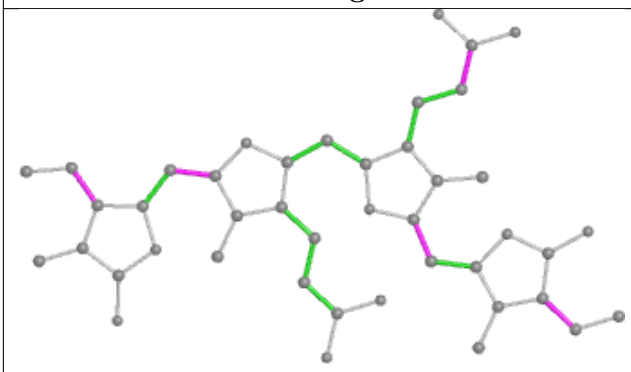

Torsions

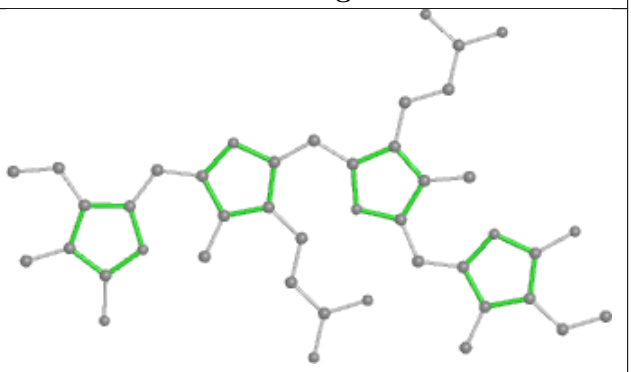

Rings

Ligand PEB WF 201

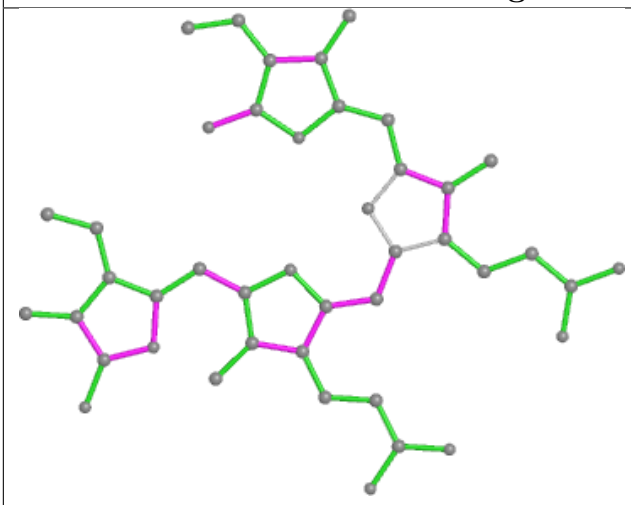

Bond lengths

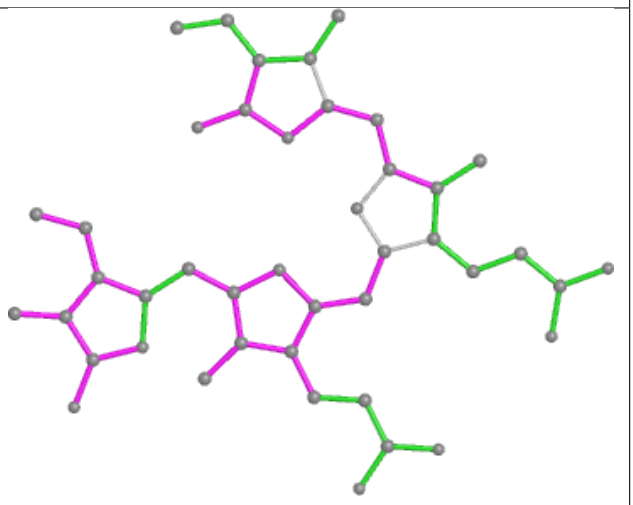

Bond angles

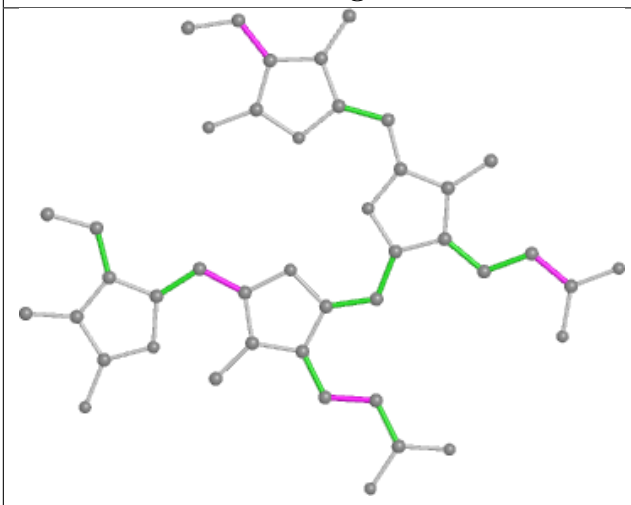

Torsions

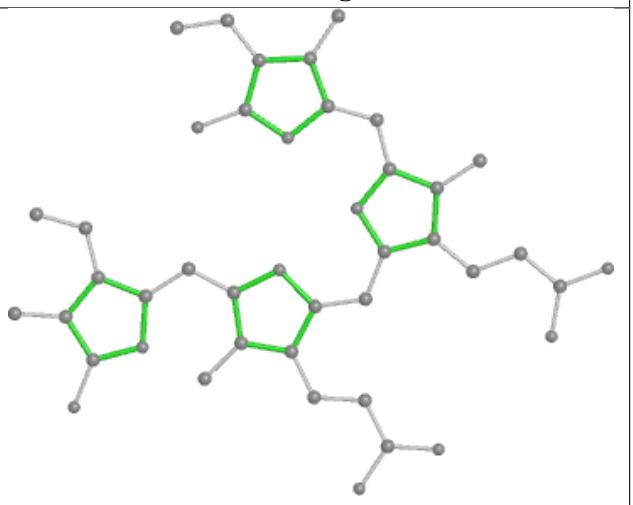

Rings

Ligand PEB Z1 202

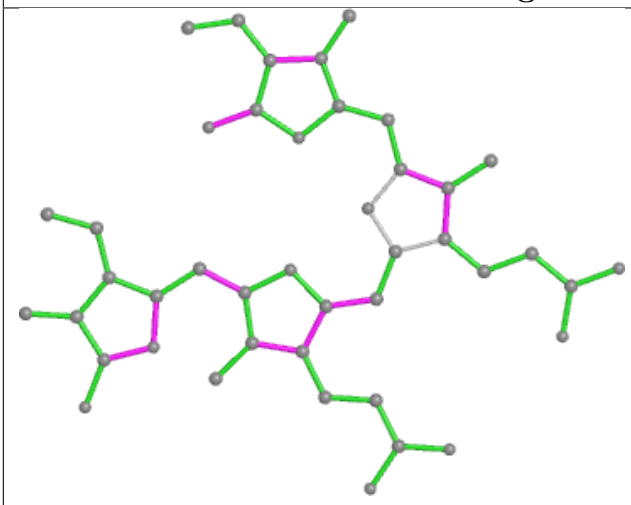

Bond lengths

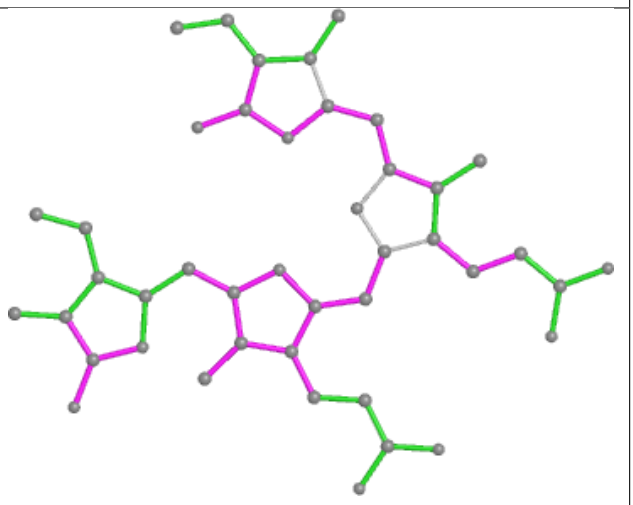

Bond angles

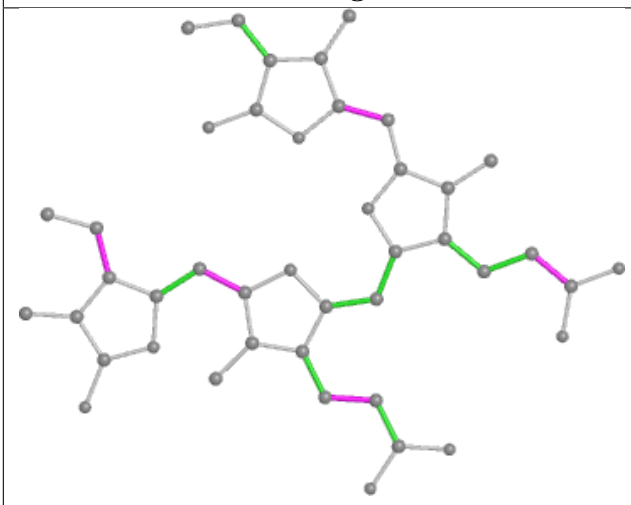

Torsions

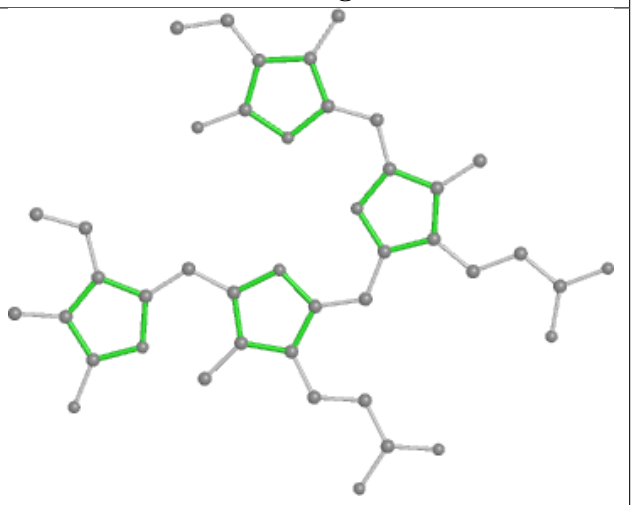

Rings

Ligand CLA 2N 308

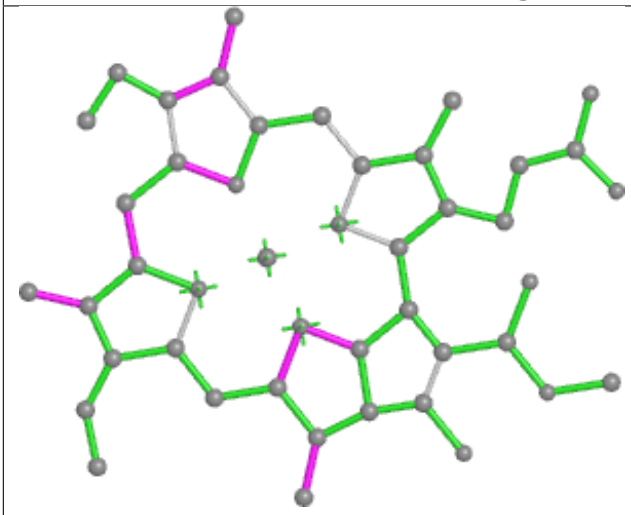

Bond lengths

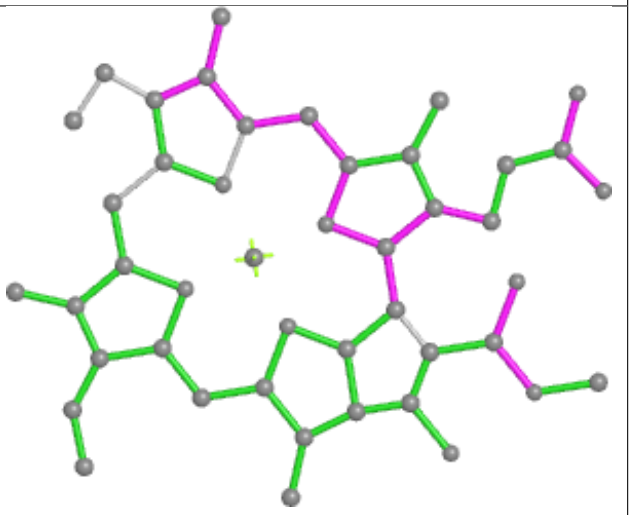

Bond angles

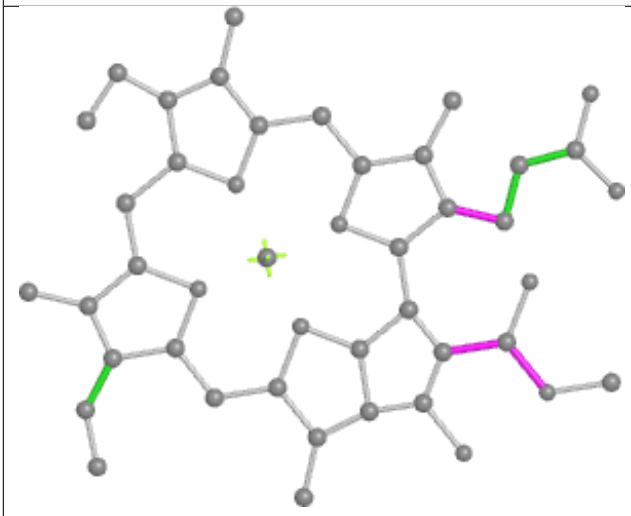

Torsions

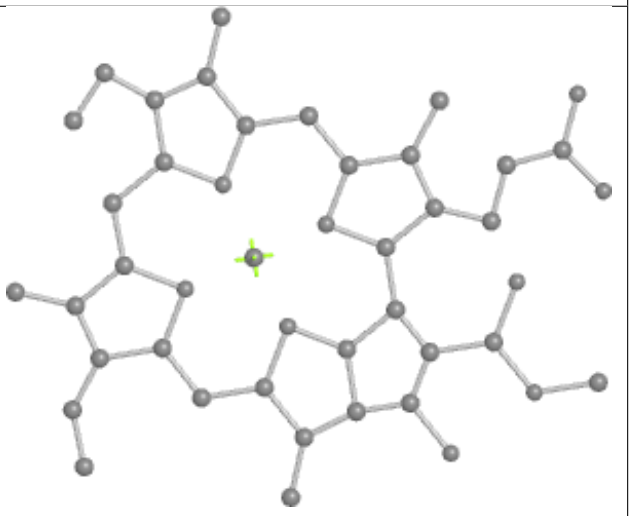

Rings

Ligand PEB KD 202

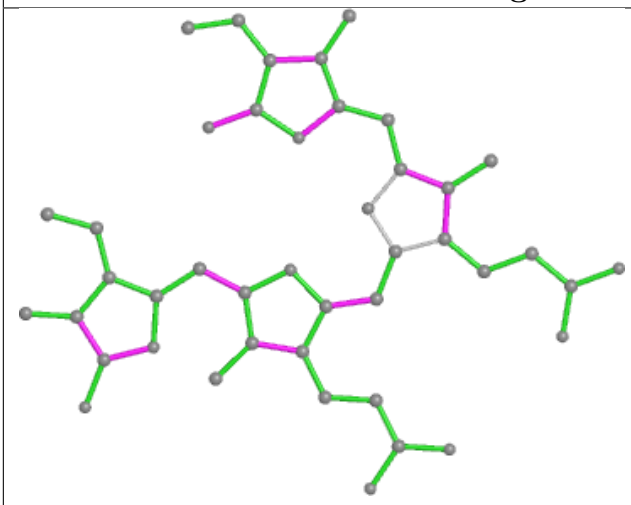

Bond lengths

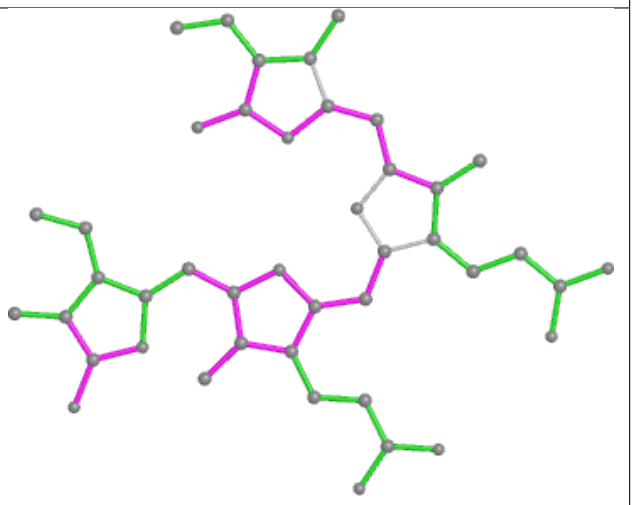

Bond angles

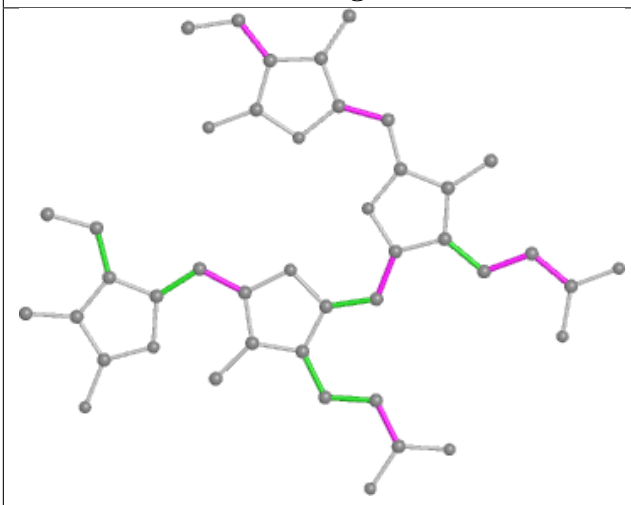

Torsions

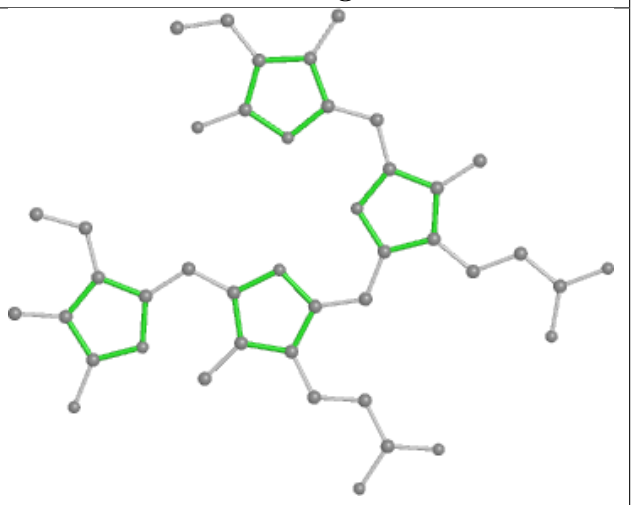

Rings

Ligand PEB PE 201

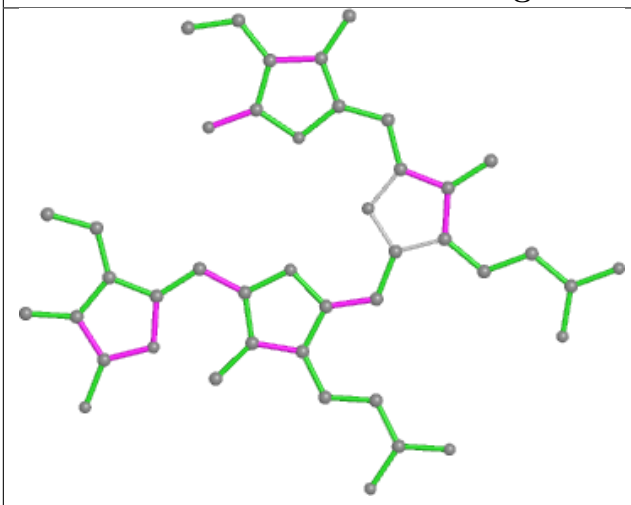

Bond lengths

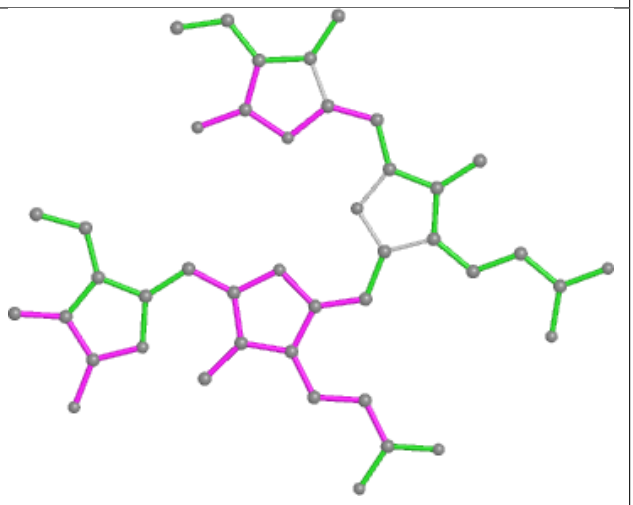

Bond angles

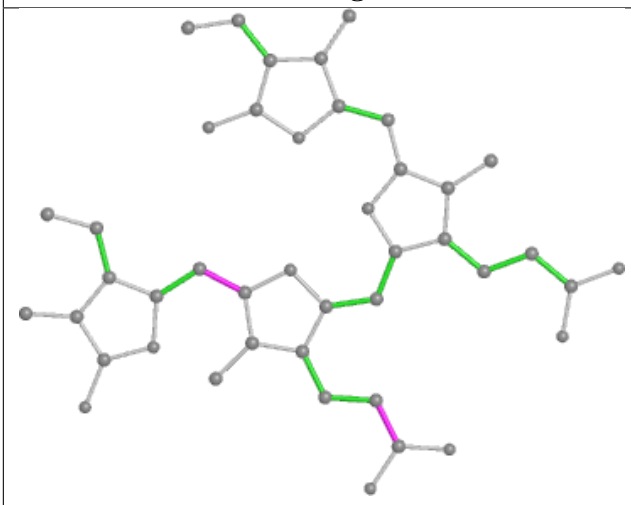

Torsions

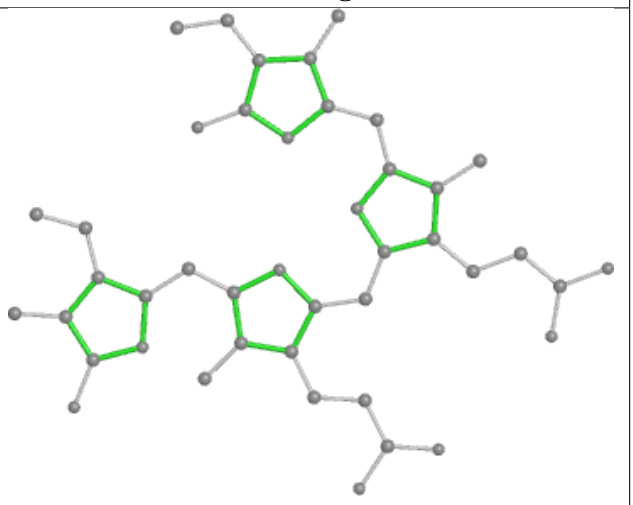

Rings

Ligand PEB VI 201

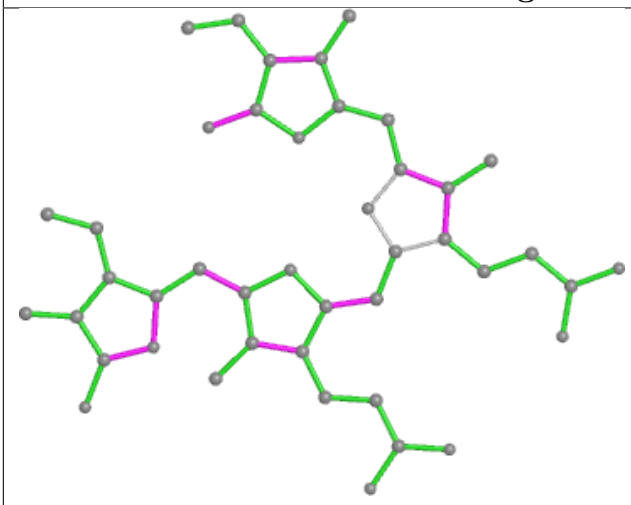

Bond lengths

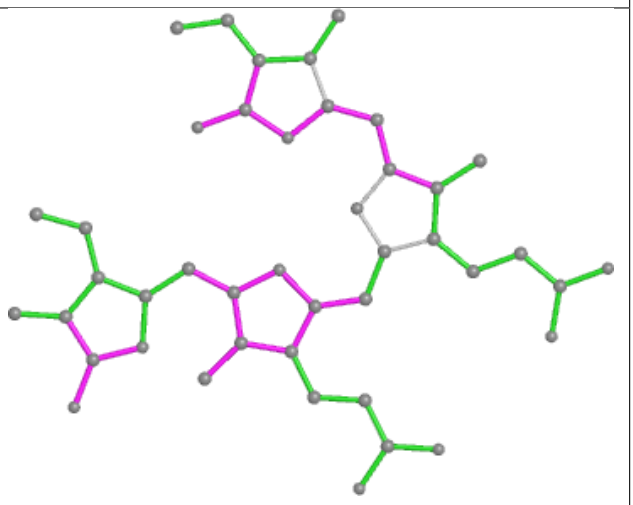

Bond angles

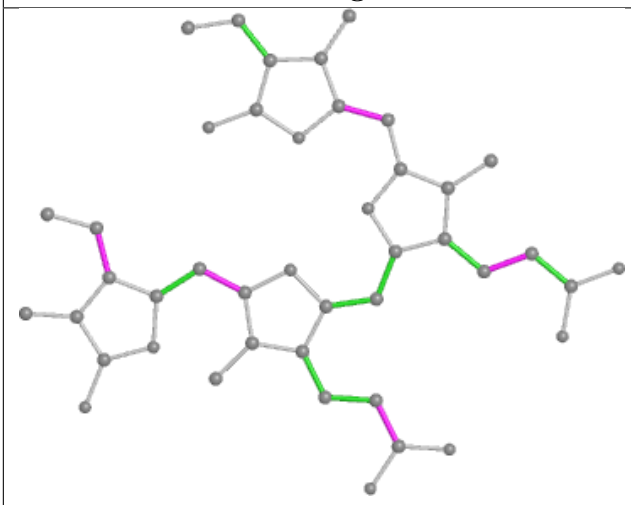

Torsions

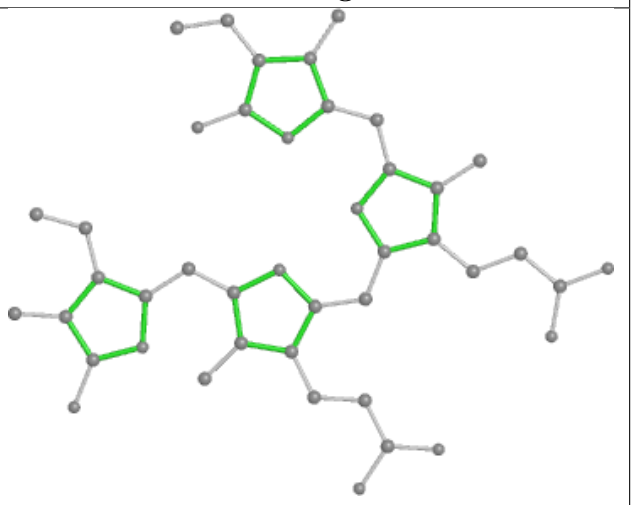

Rings

Ligand PEB X5 202

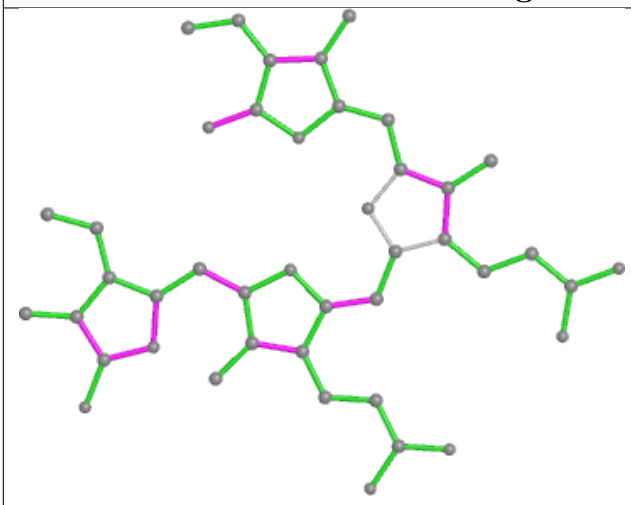

Bond lengths

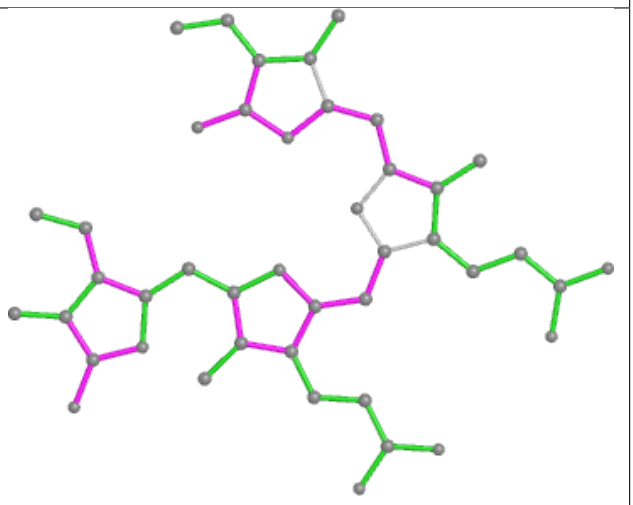

Bond angles

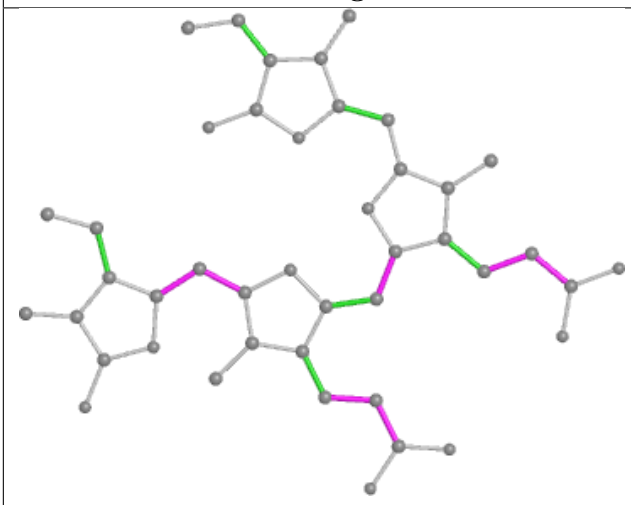

Torsions

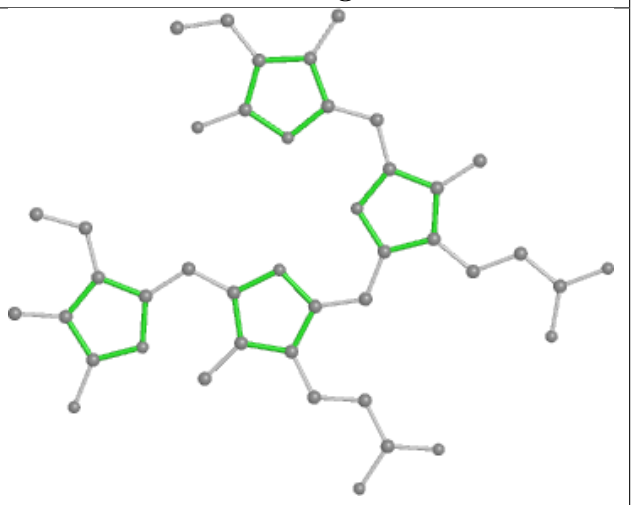

Rings

Ligand PEB AH 305

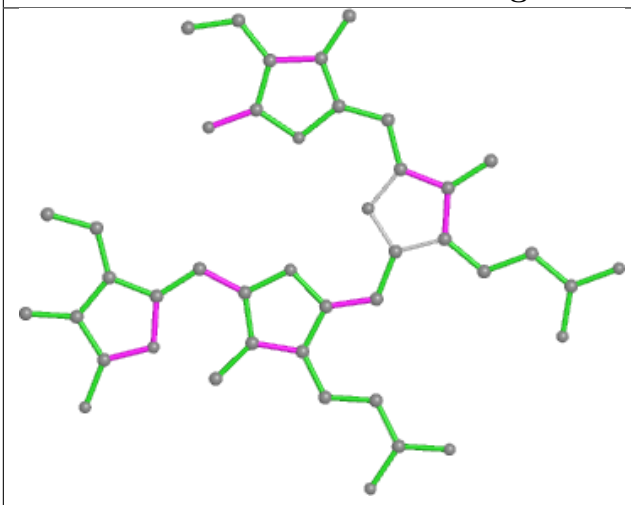

Bond lengths

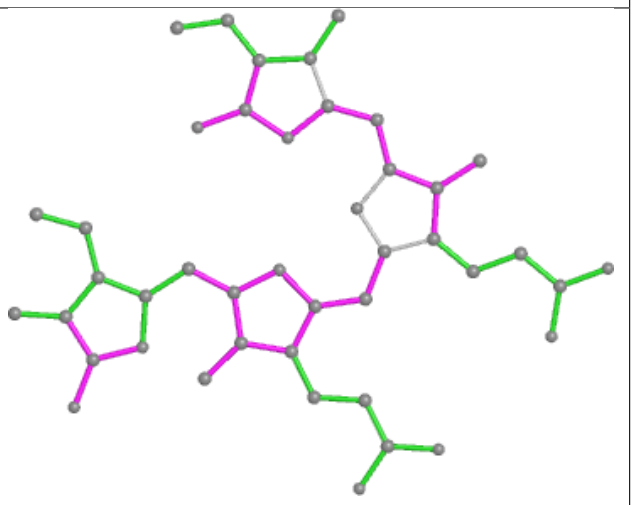

Bond angles

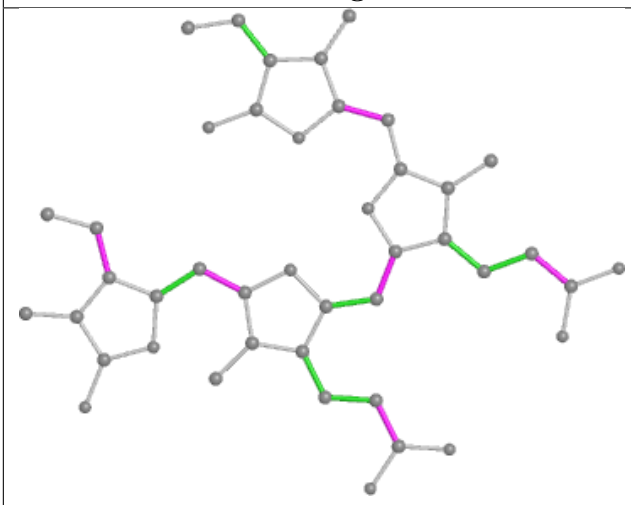

Torsions

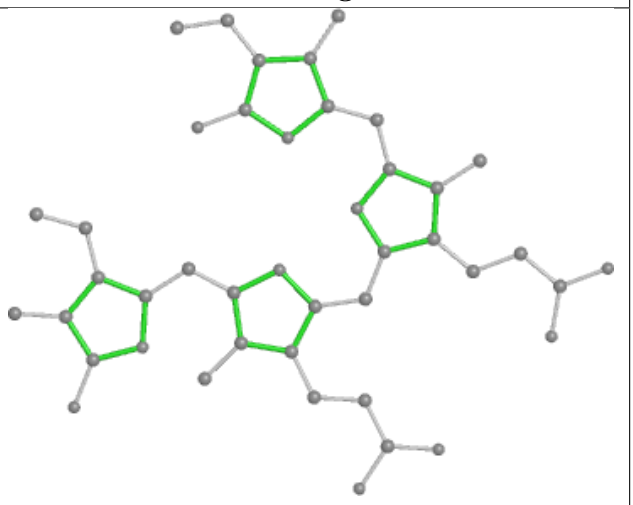

Rings

Ligand CYC h3 1001

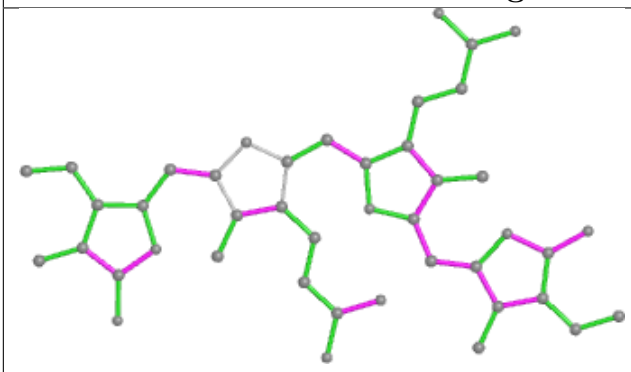

Bond lengths

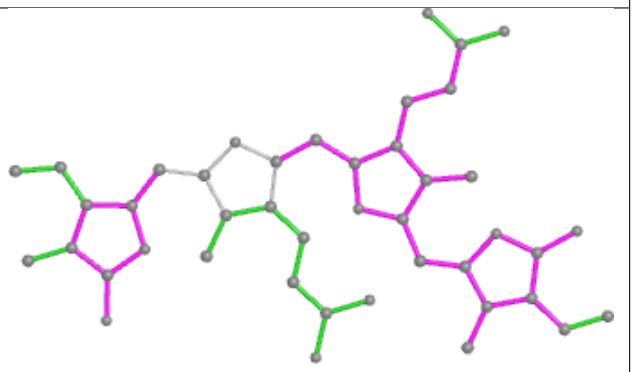

Bond angles

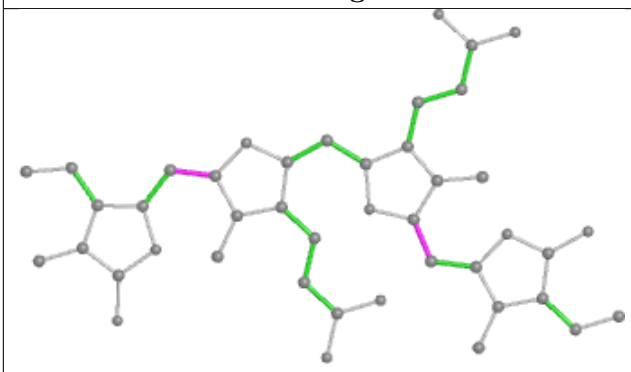

Torsions

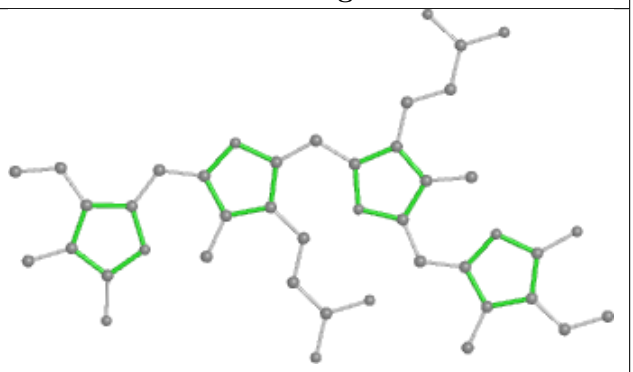

Rings

Ligand PEB YQ 202

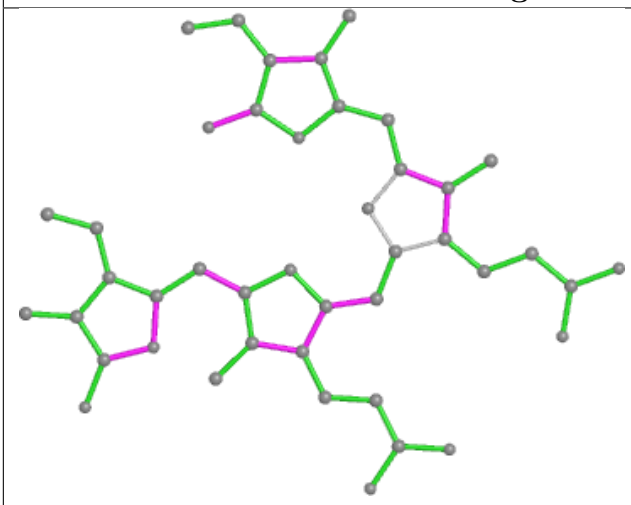

Bond lengths

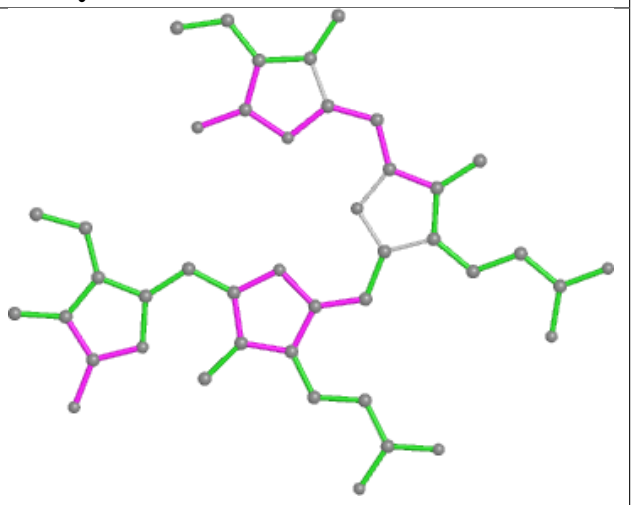

Bond angles

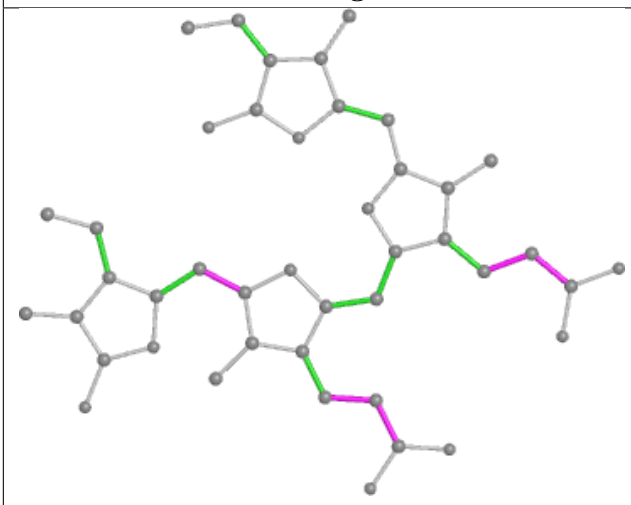

Torsions

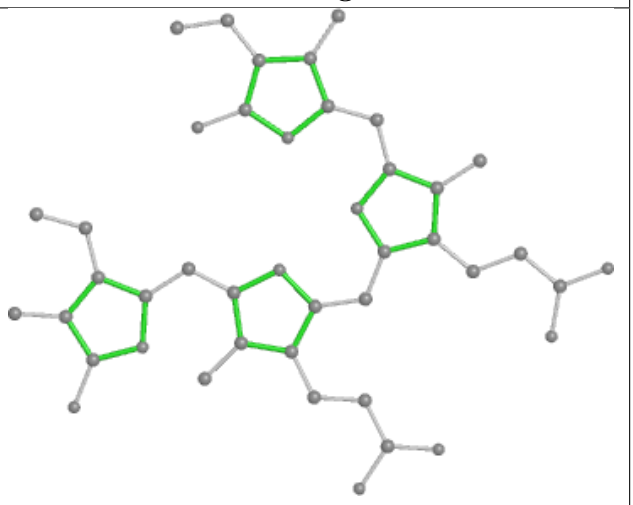

Rings

Ligand LHG ML 102

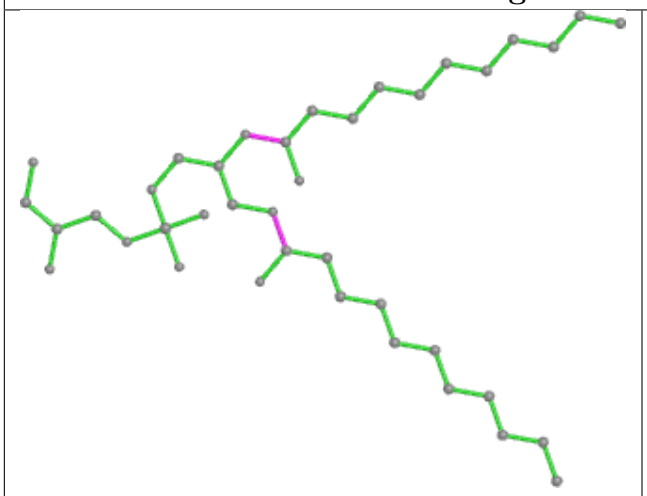

Bond lengths



Bond angles

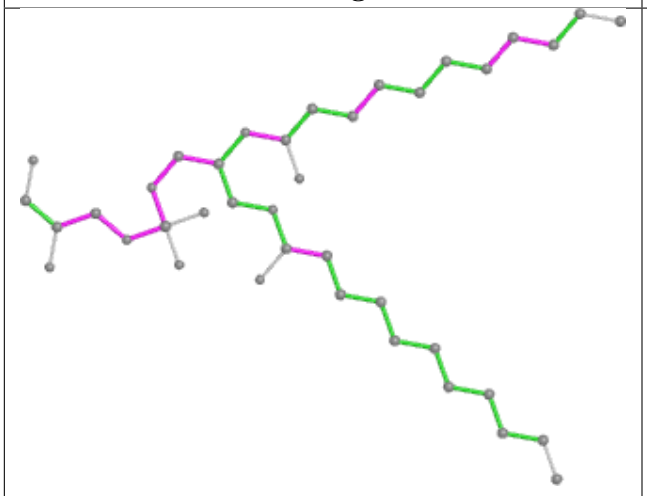

Torsions

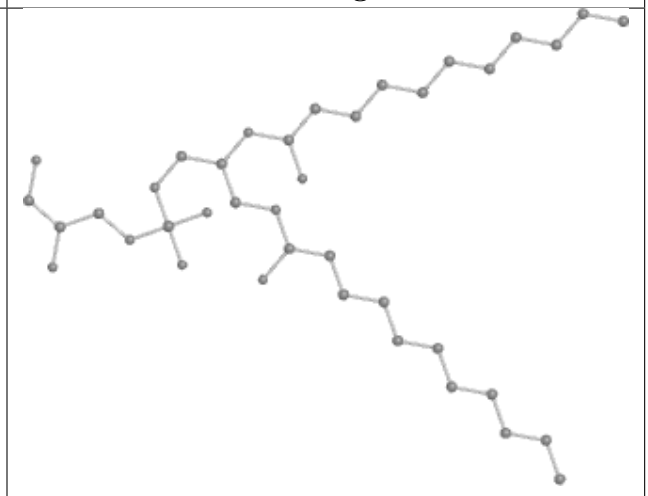

Rings

Ligand PEB UG 203

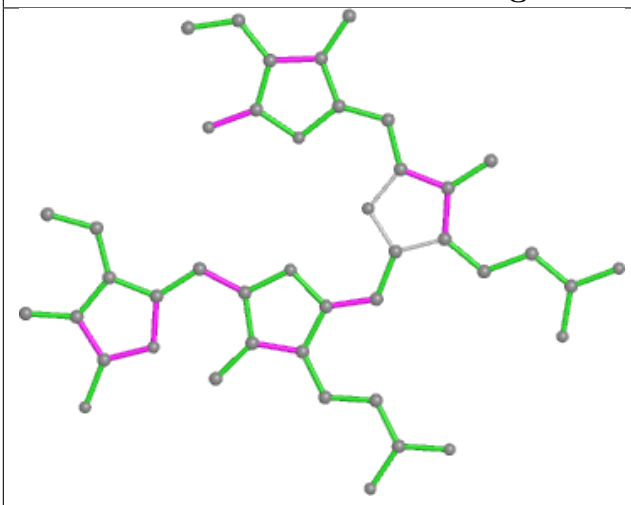

Bond lengths

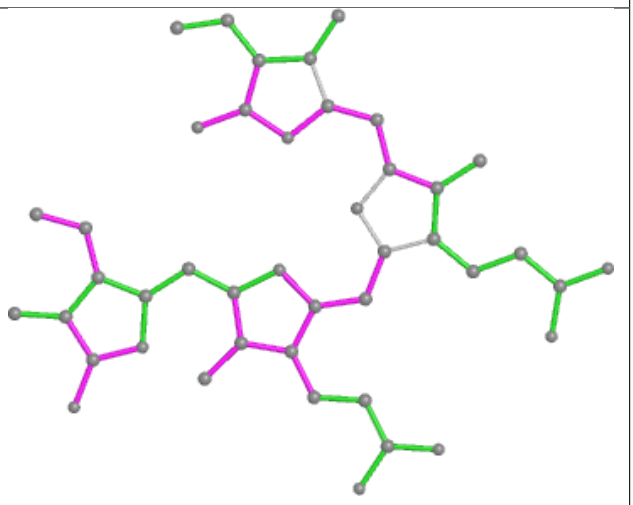

Bond angles

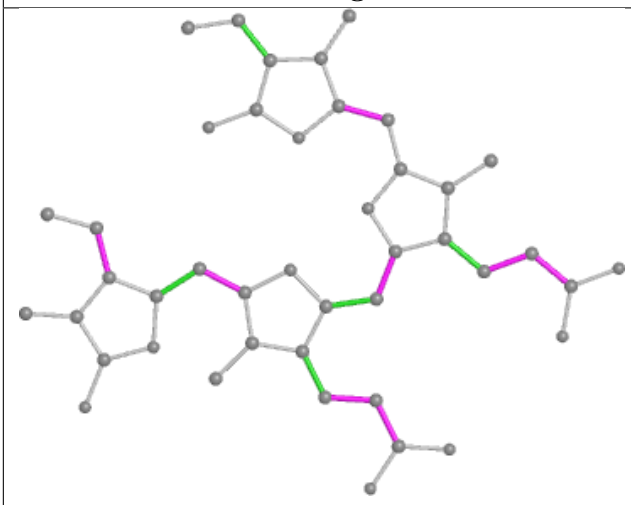

Torsions

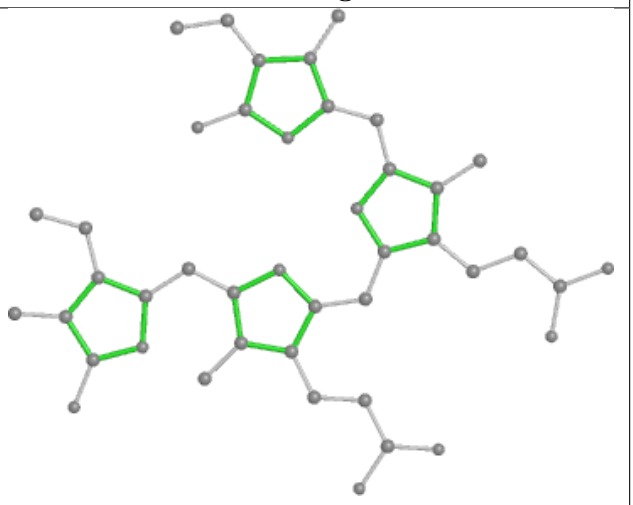

Rings

Ligand PEB CK 202

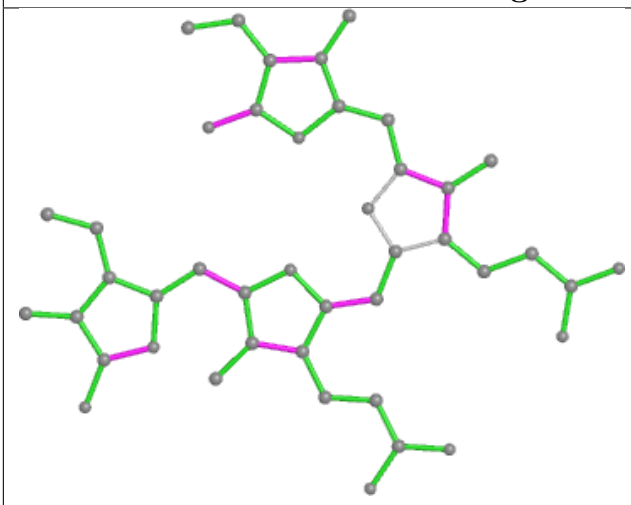

Bond lengths

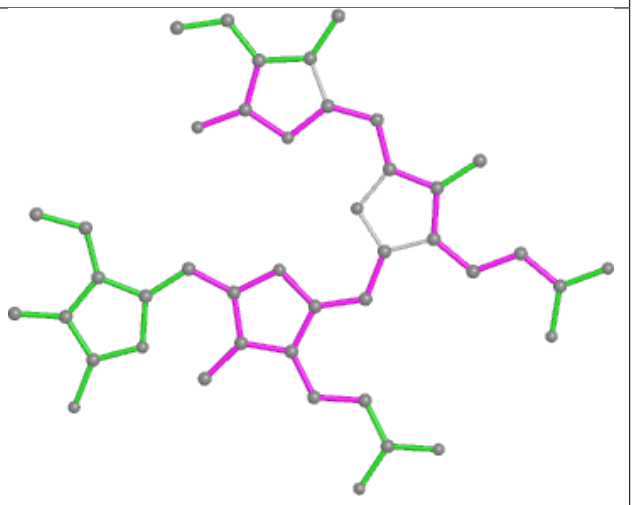

Bond angles

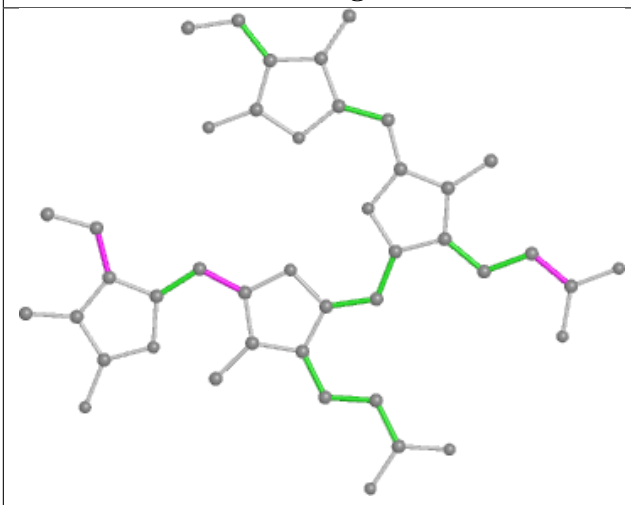

Torsions

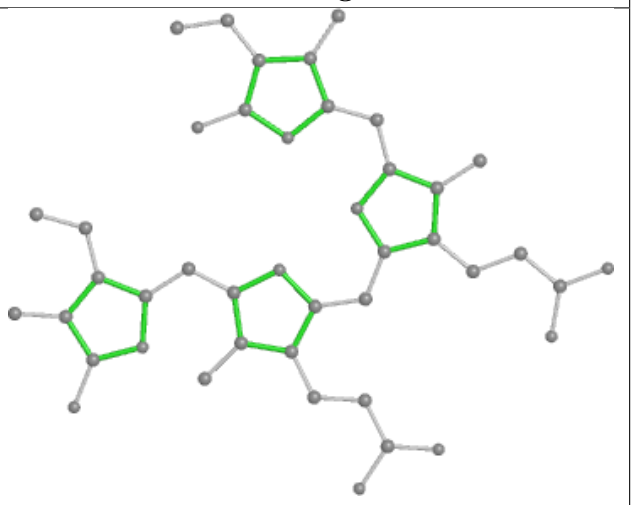

Rings

Ligand PEB YM 202

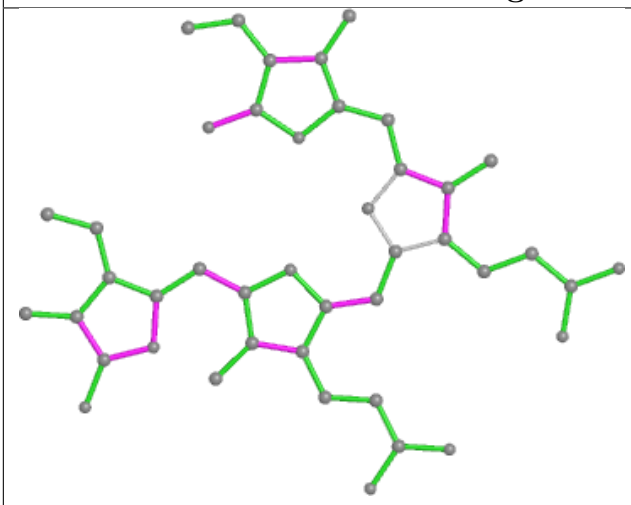

Bond lengths

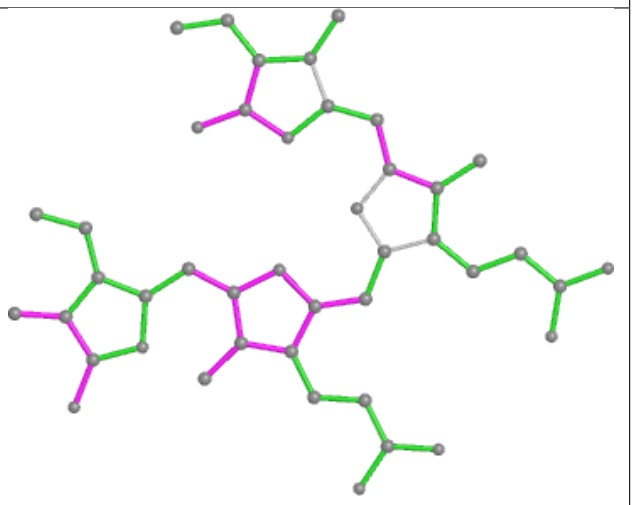

Bond angles

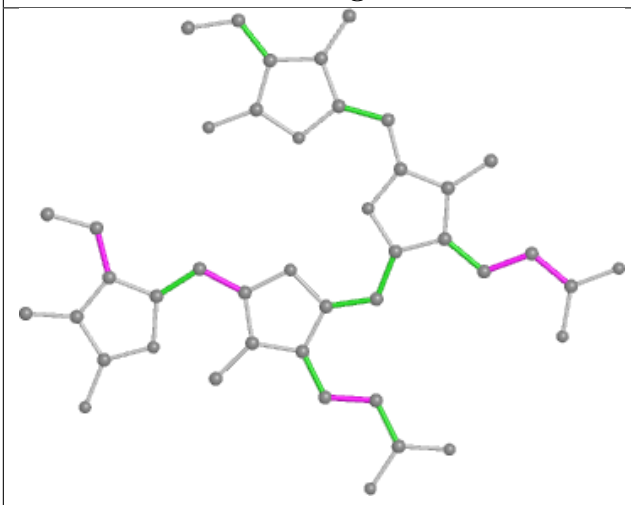

Torsions

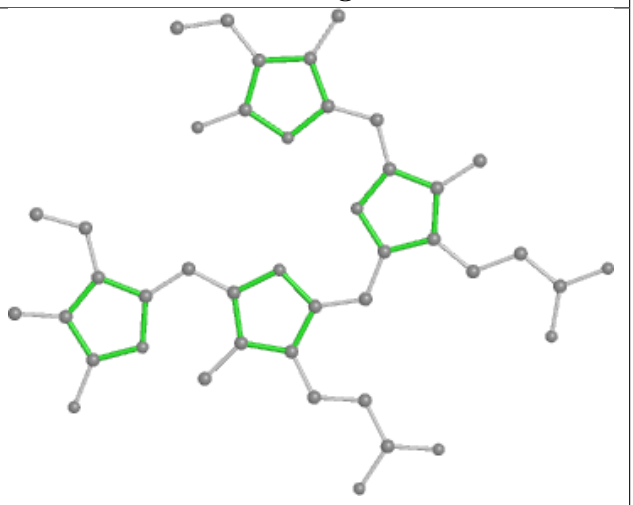

Rings

Ligand PEB W5 201

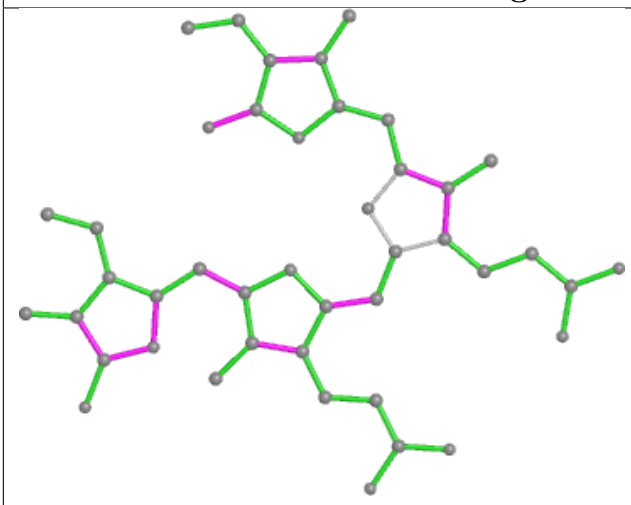

Bond lengths

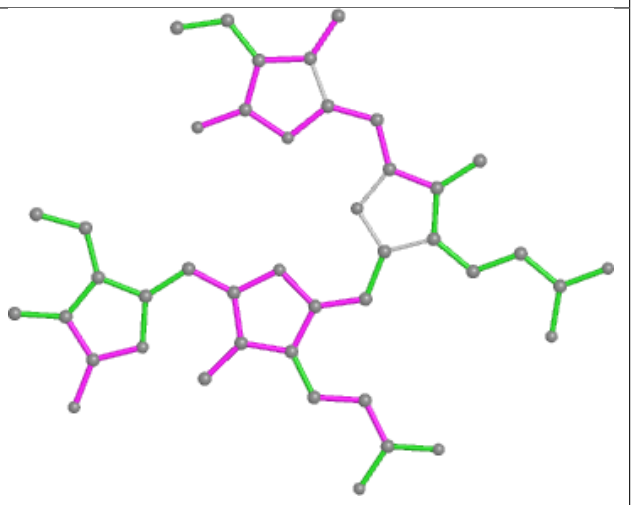

Bond angles

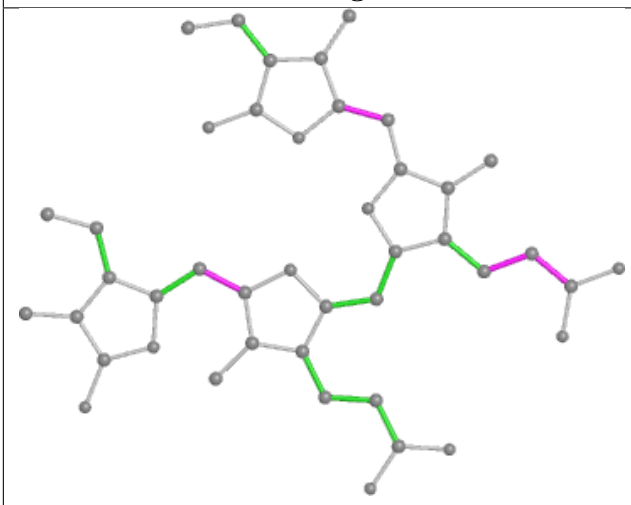

Torsions

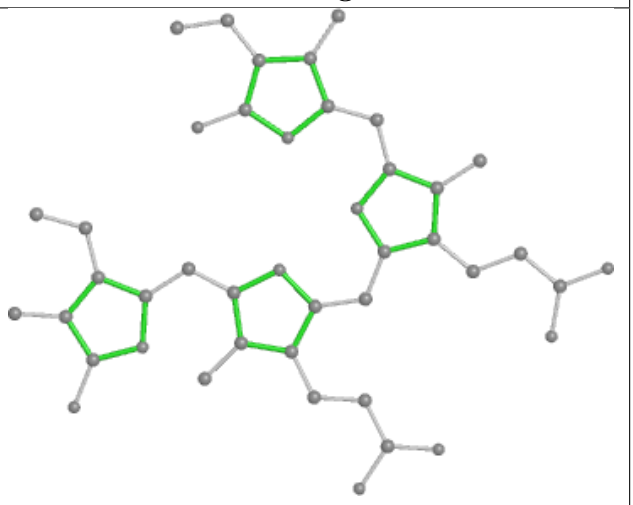

Rings

Ligand PEB iF 202

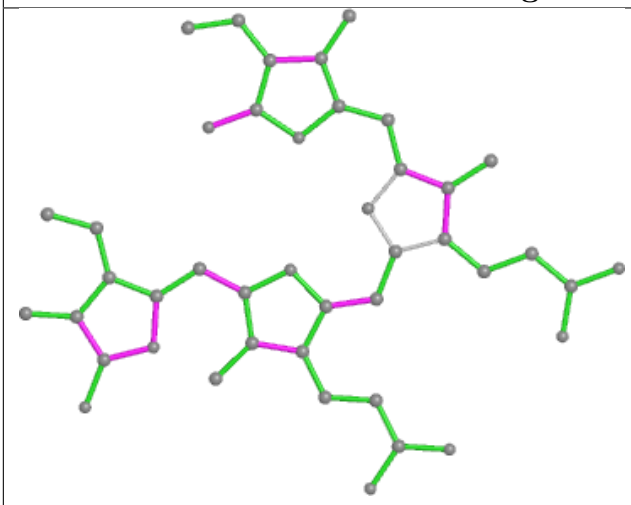

Bond lengths

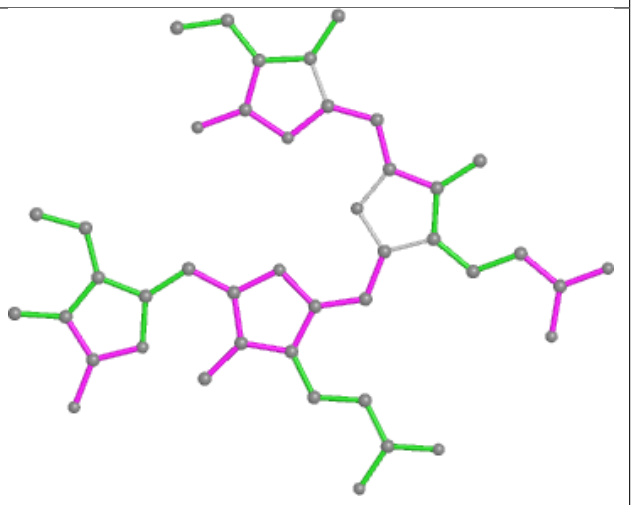

Bond angles

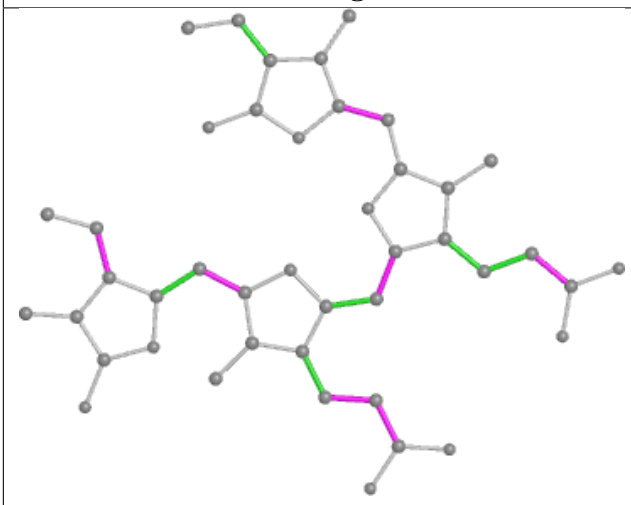

Torsions

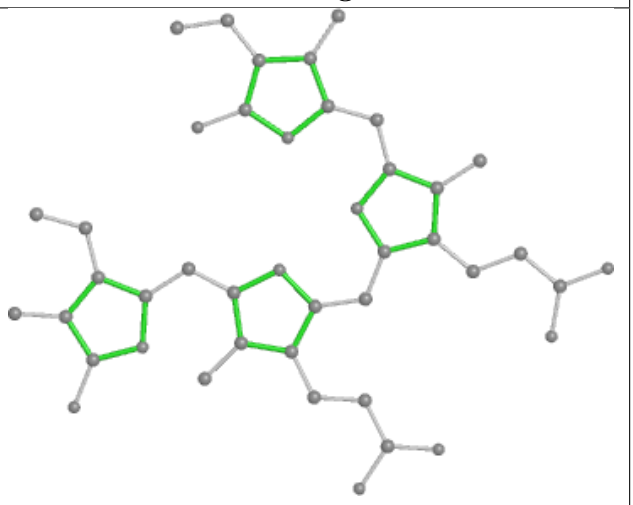

Rings

Ligand PEB a4 201

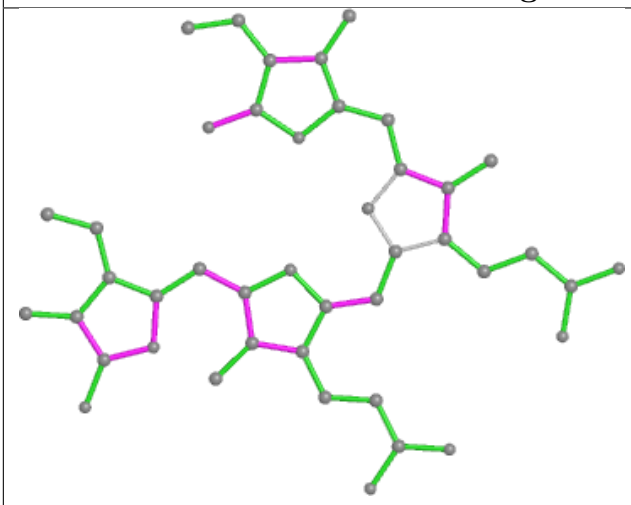

Bond lengths

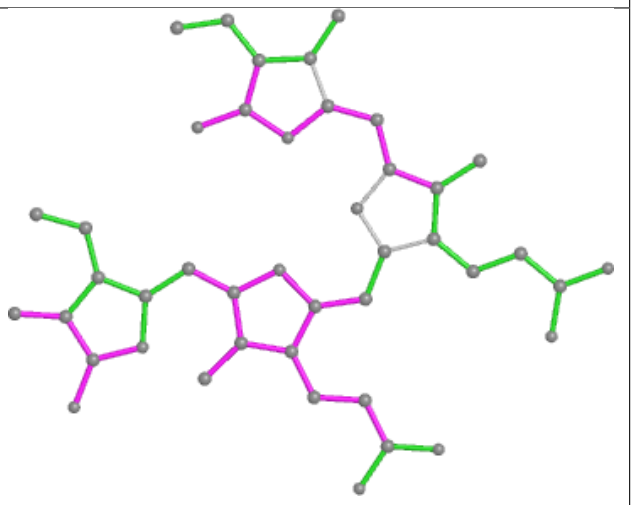

Bond angles

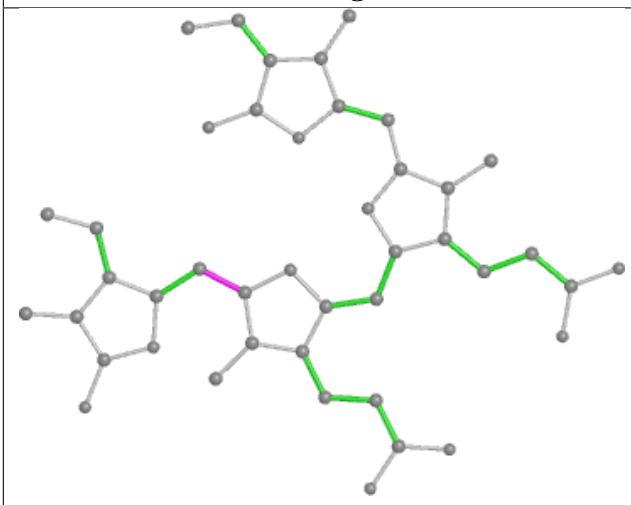

Torsions

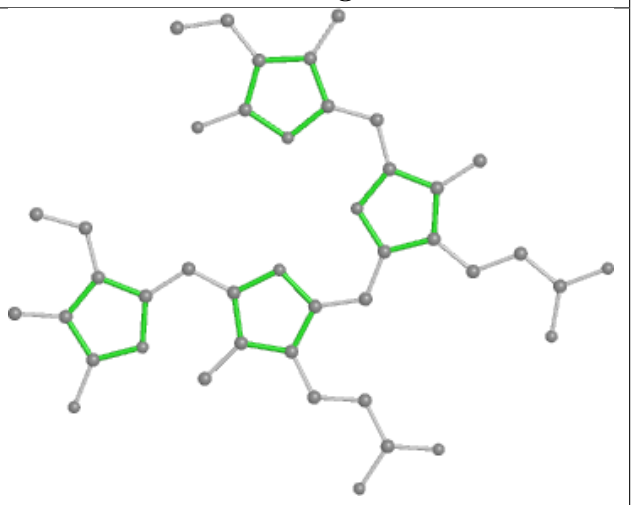

Rings

Ligand PEB IM 201

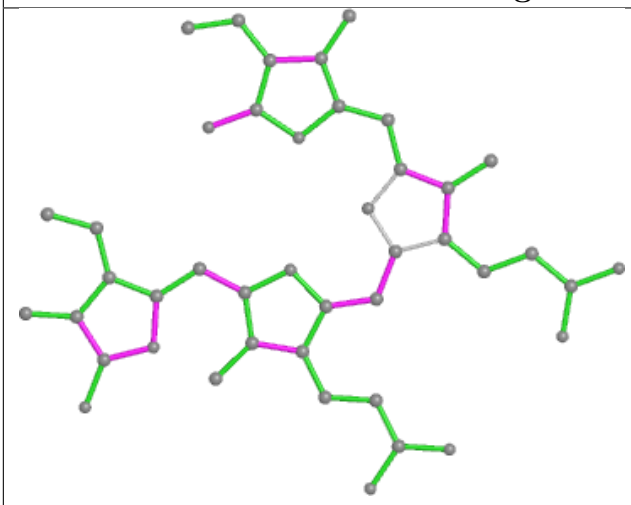

Bond lengths

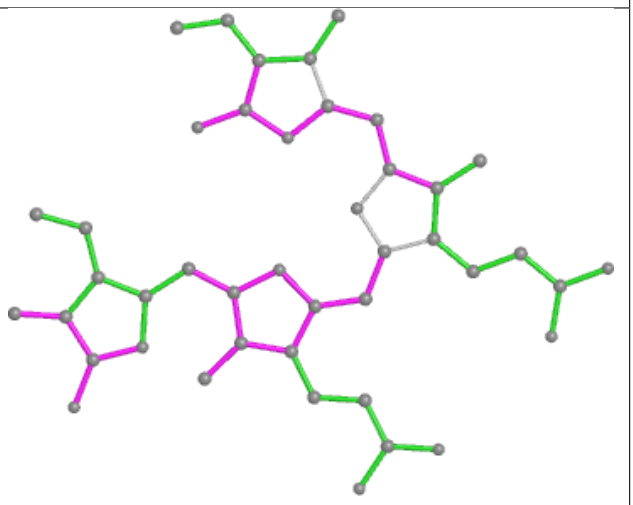

Bond angles

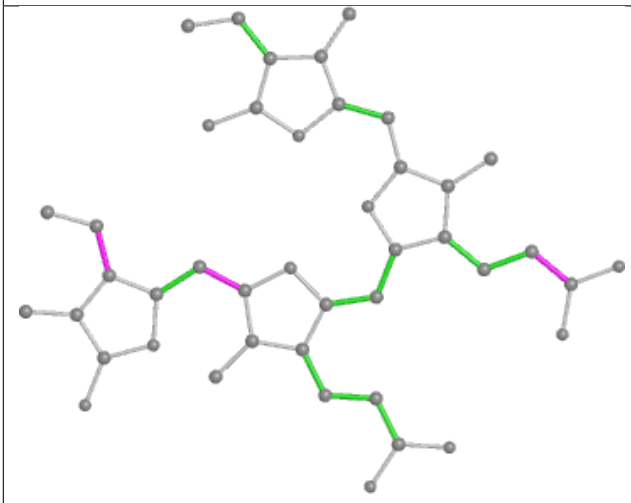

Torsions

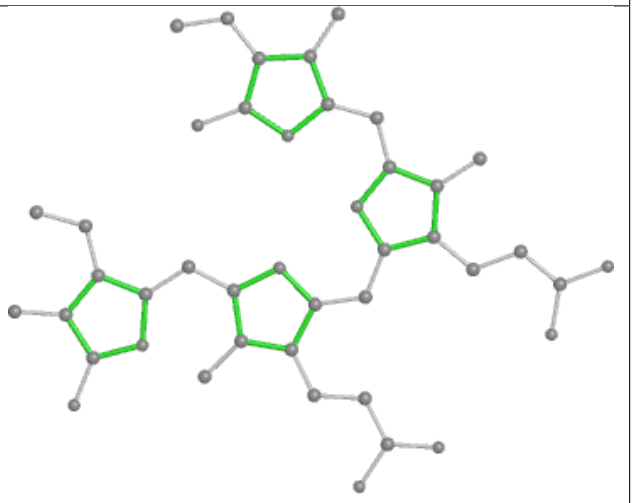

Rings

Ligand PEB TM 201

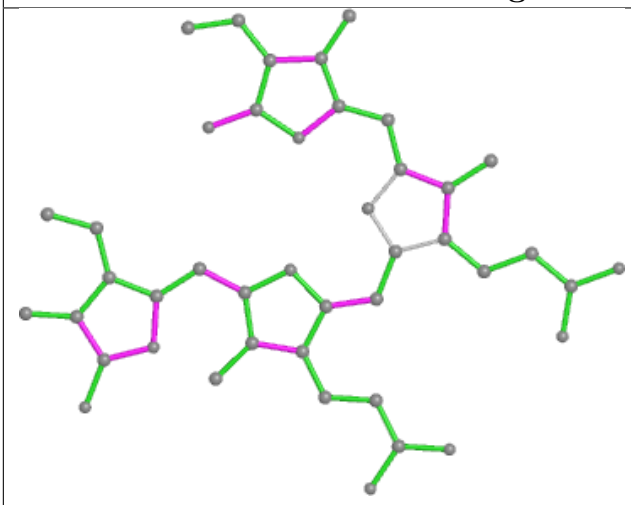

Bond lengths

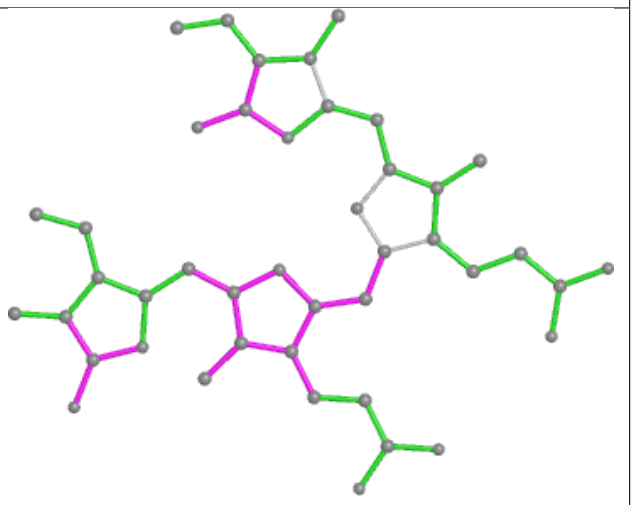

Bond angles

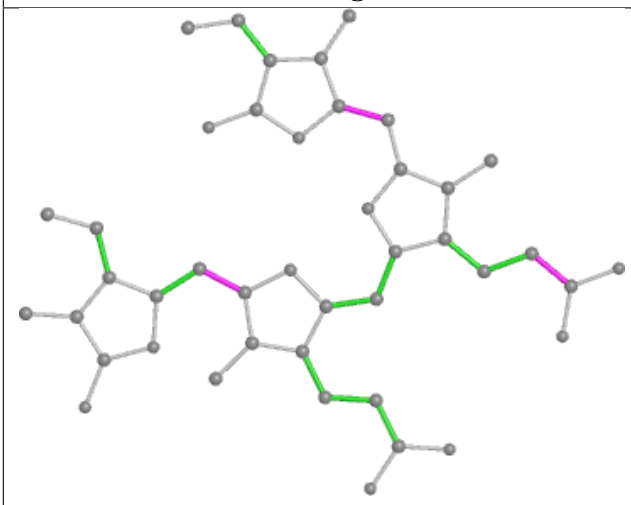

Torsions

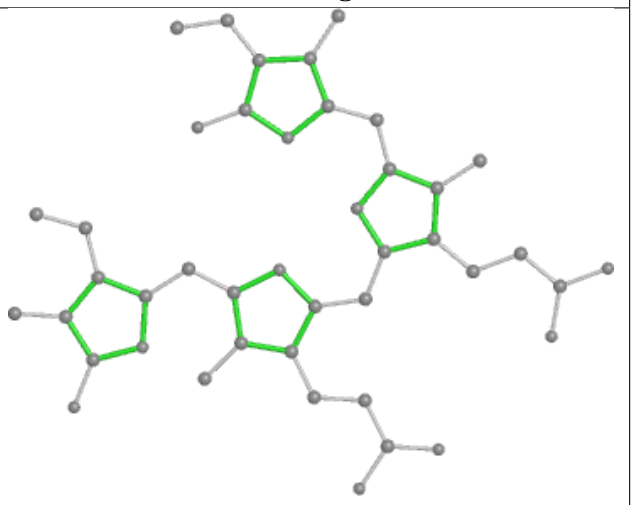

Rings

Ligand PEB EP 201

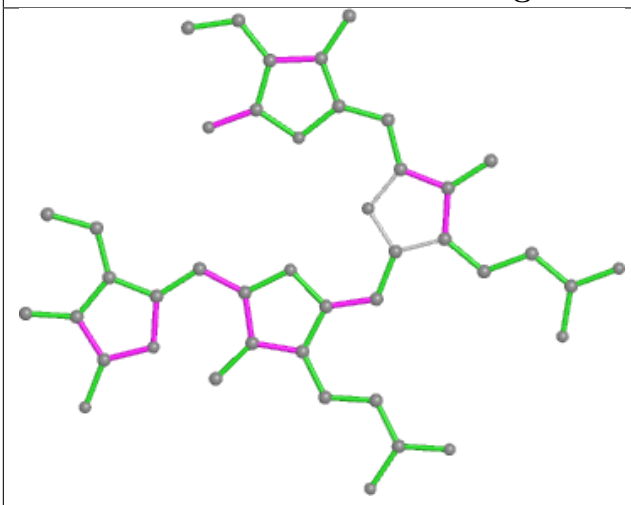

Bond lengths

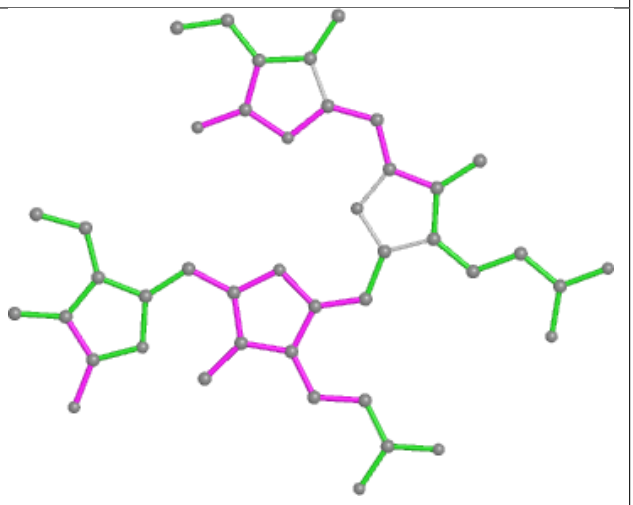

Bond angles

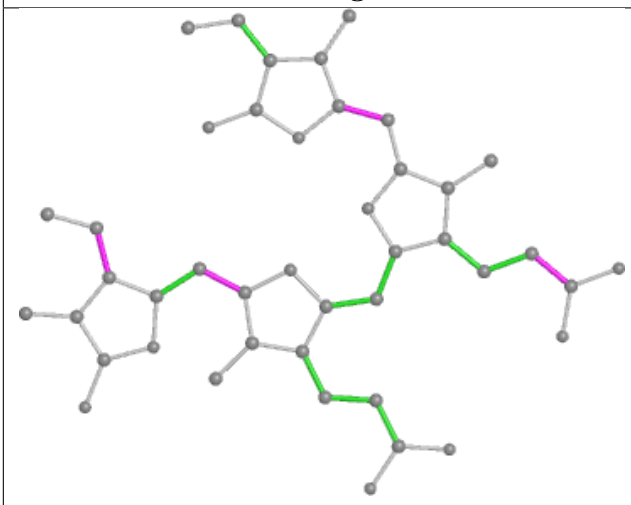

Torsions

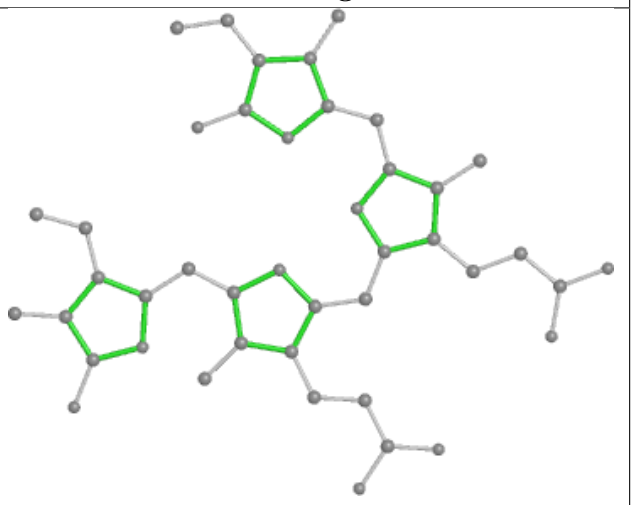

Rings

Ligand PEB WO 201

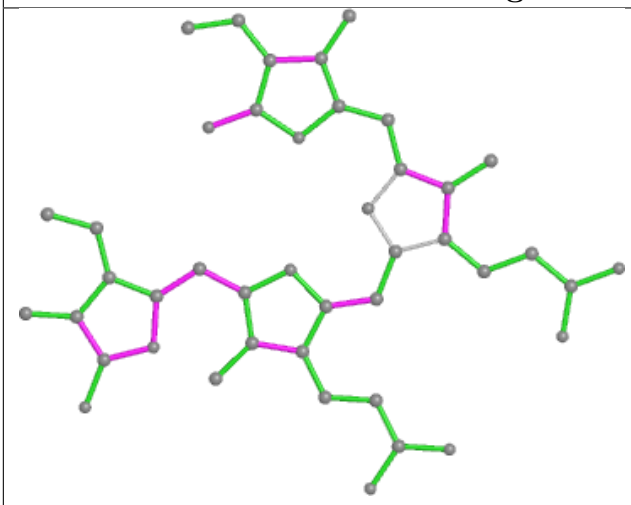

Bond lengths

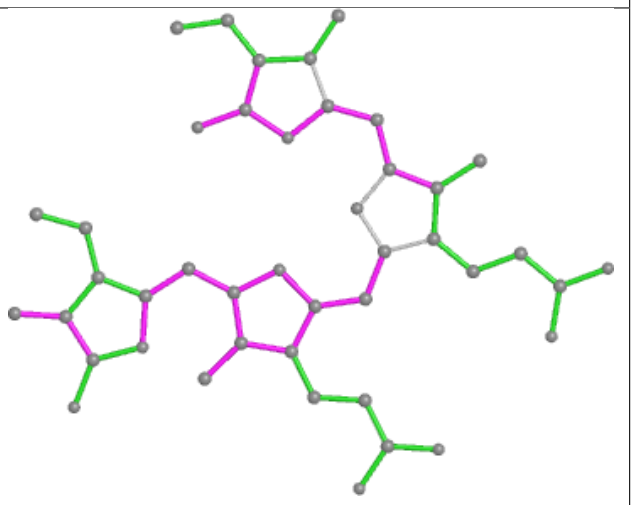

Bond angles

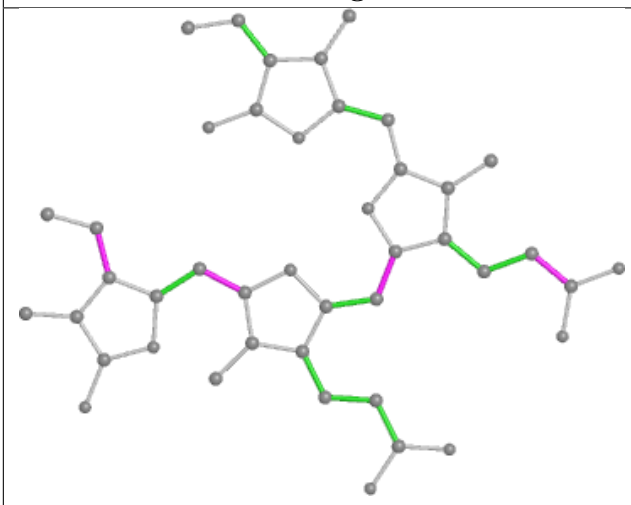

Torsions

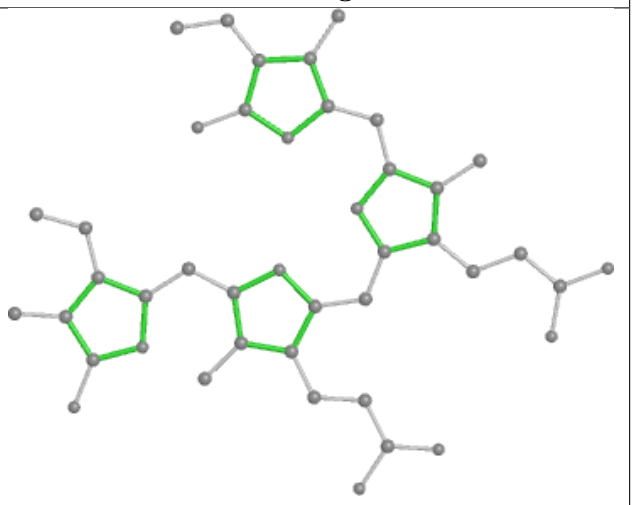

Rings

Ligand PEB AA 202

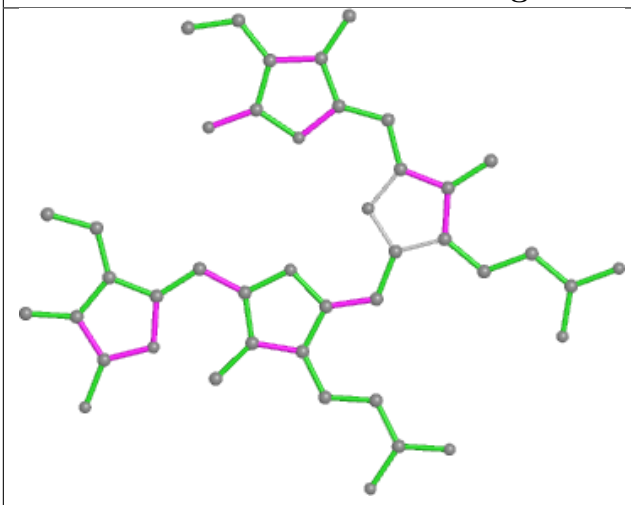

Bond lengths

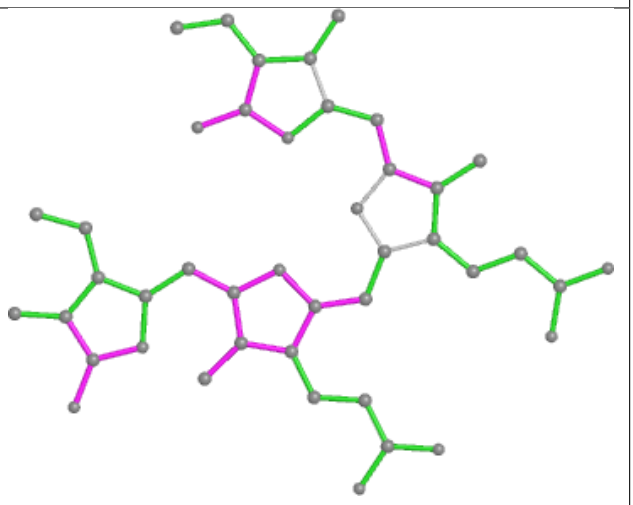

Bond angles

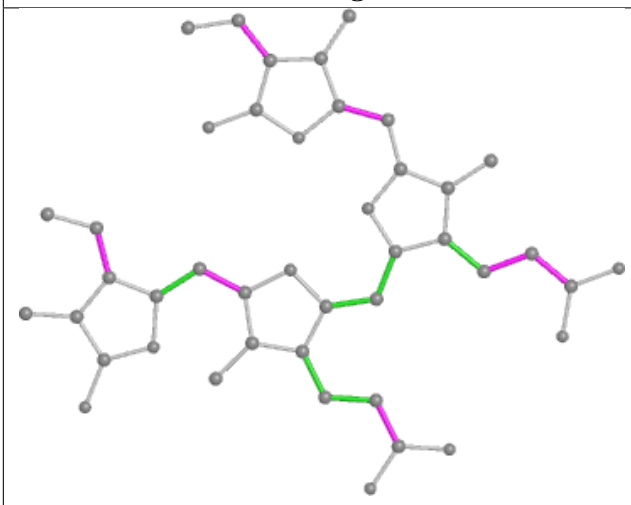

Torsions

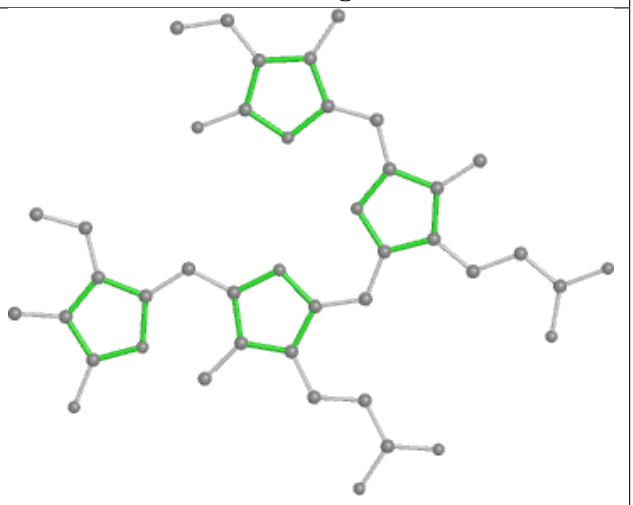

Rings

Ligand PEB dM 203

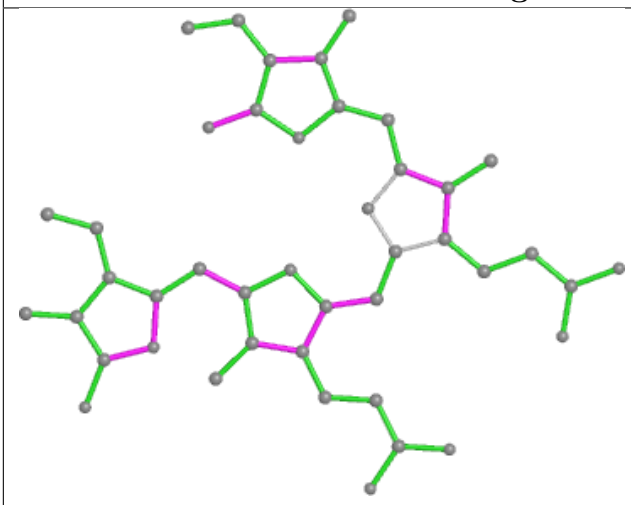

Bond lengths

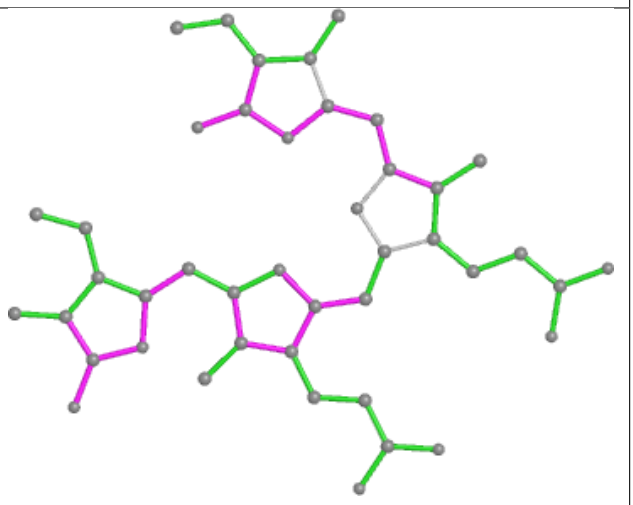

Bond angles

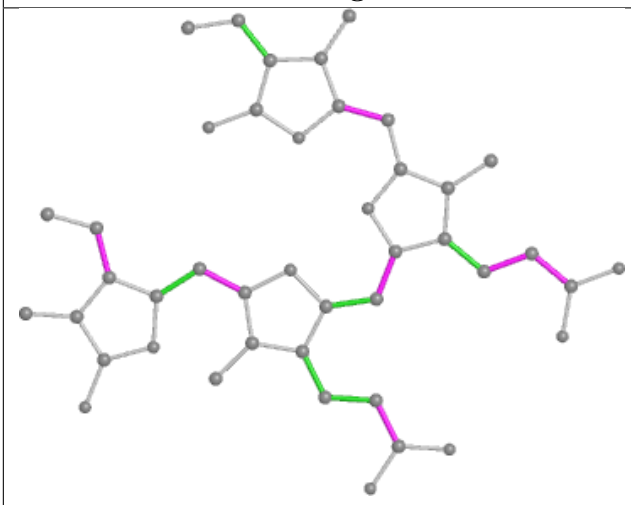

Torsions

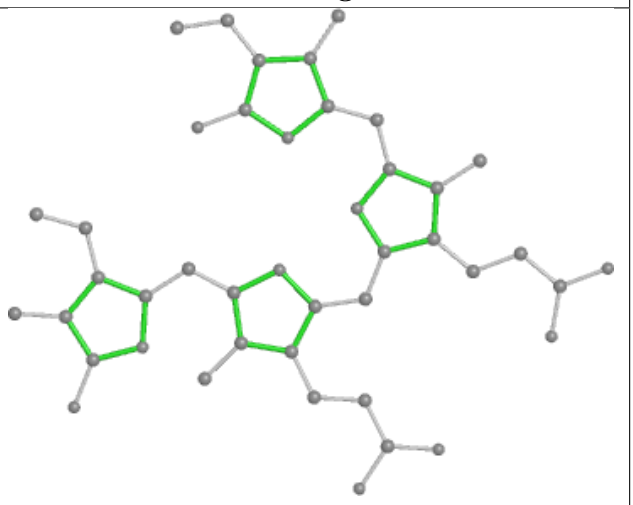

Rings

Ligand CLA d6 403

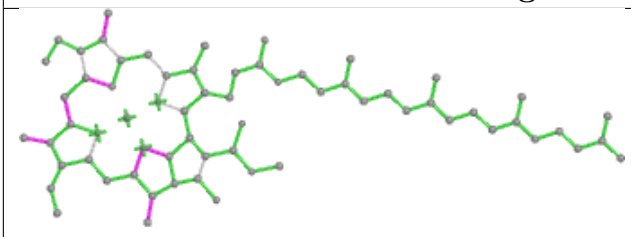

Bond lengths

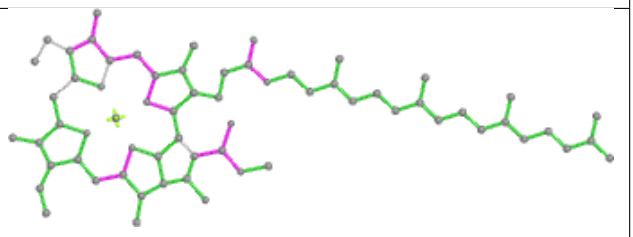

Bond angles

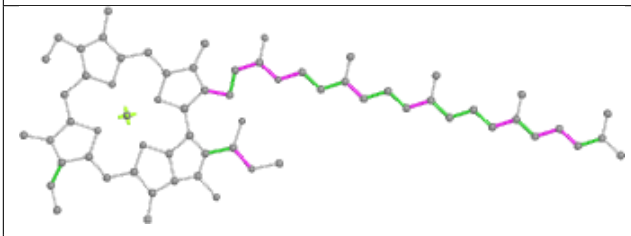

Torsions

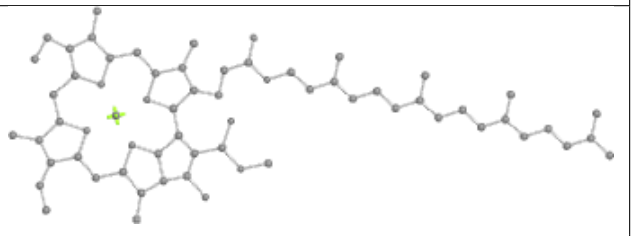

Rings

Ligand PEB gK 202

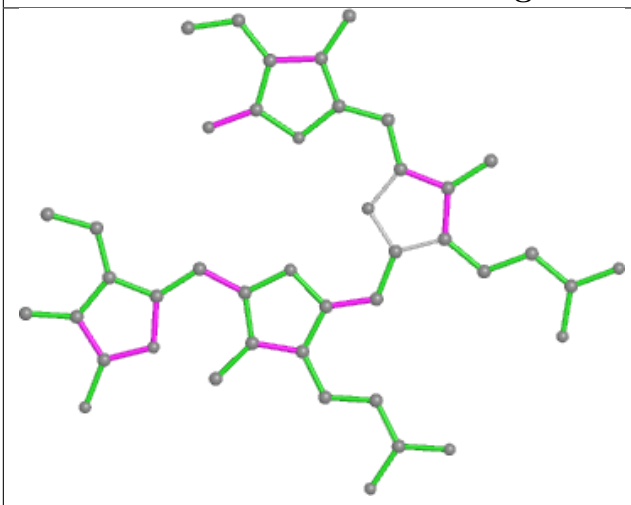

Bond lengths

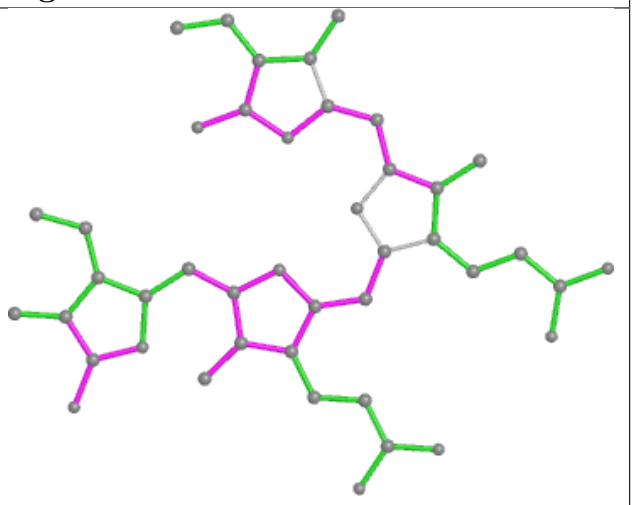

Bond angles

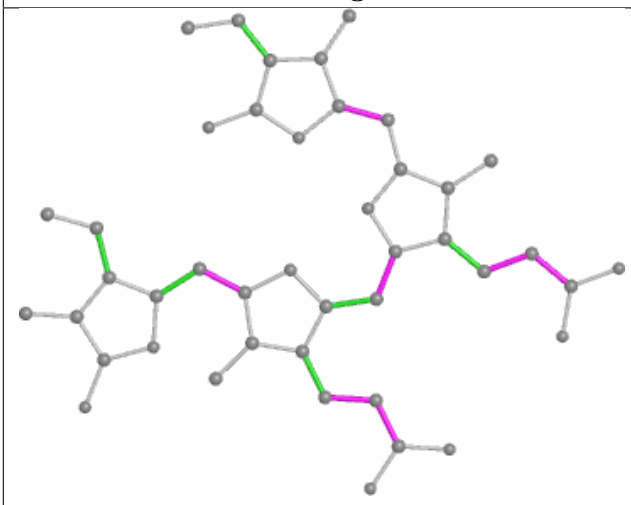

Torsions

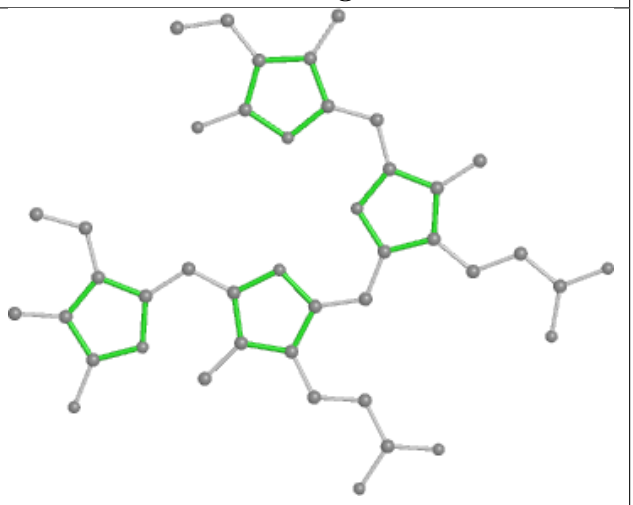

Rings

Ligand BCR BN 839

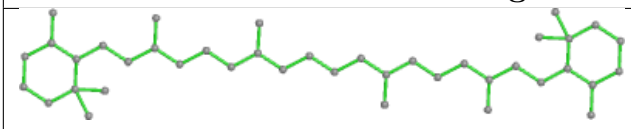

Bond lengths

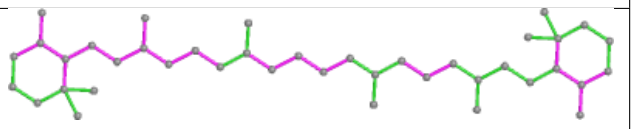

Bond angles

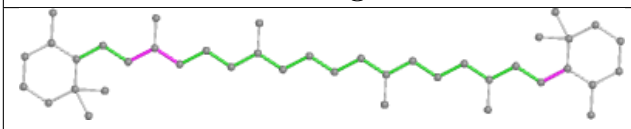

Torsions

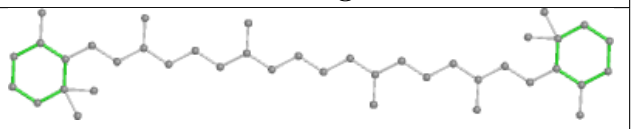

Rings

Ligand PEB JD 202

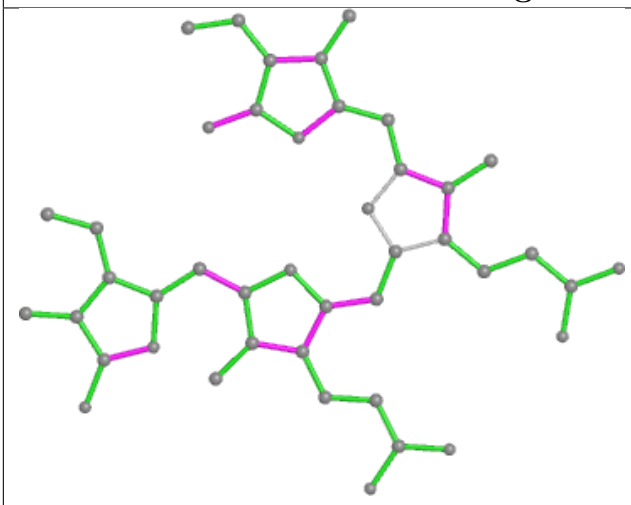

Bond lengths

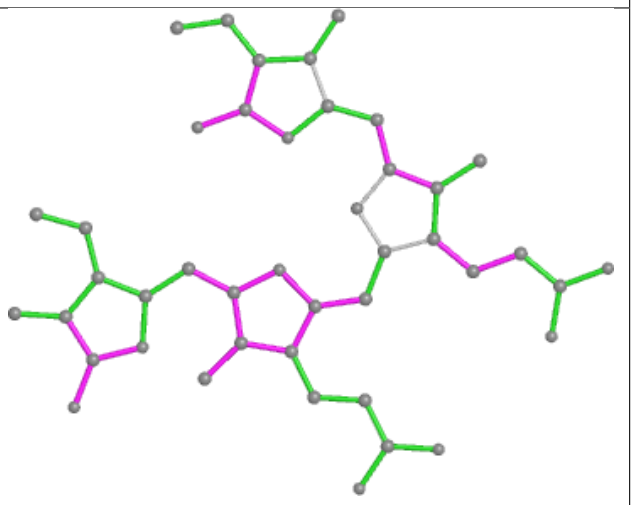

Bond angles

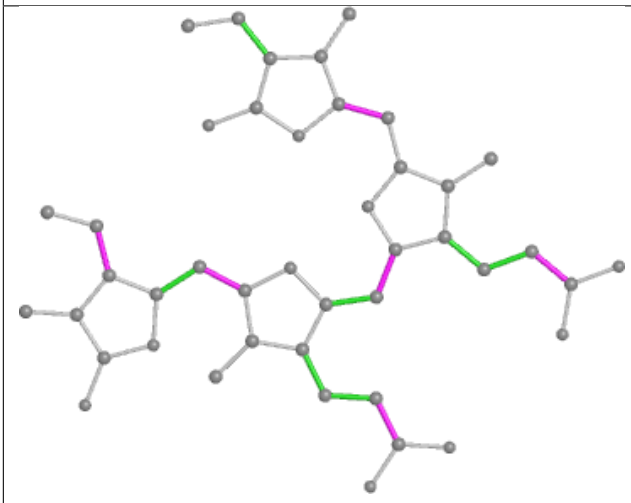

Torsions

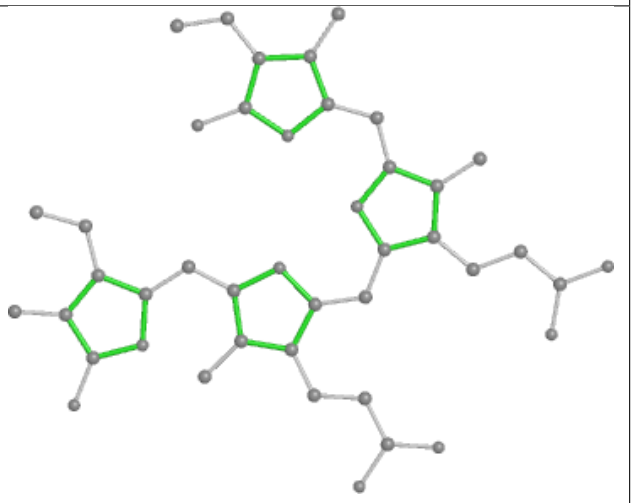

Rings

Ligand PEB lF 203

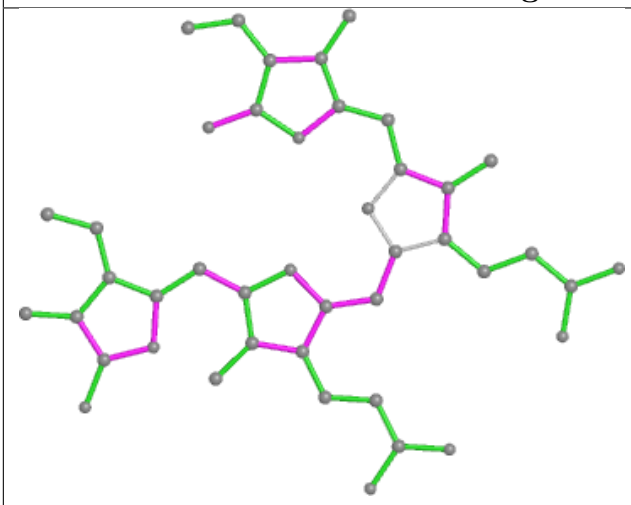

Bond lengths

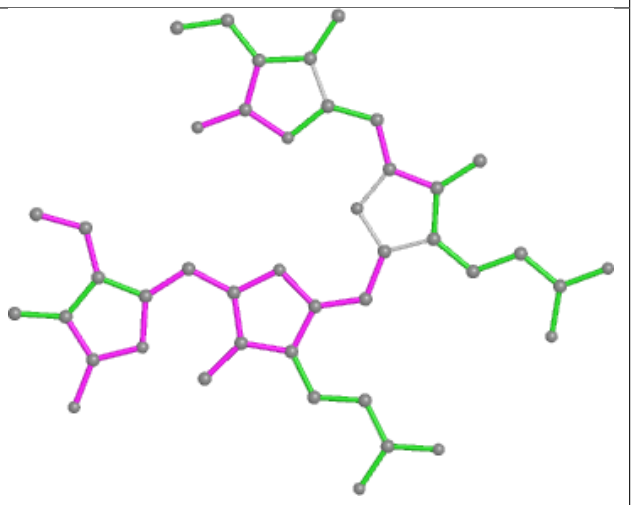

Bond angles

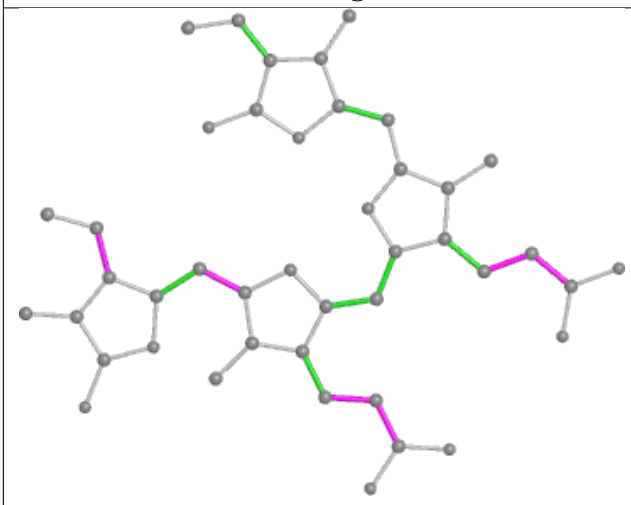

Torsions

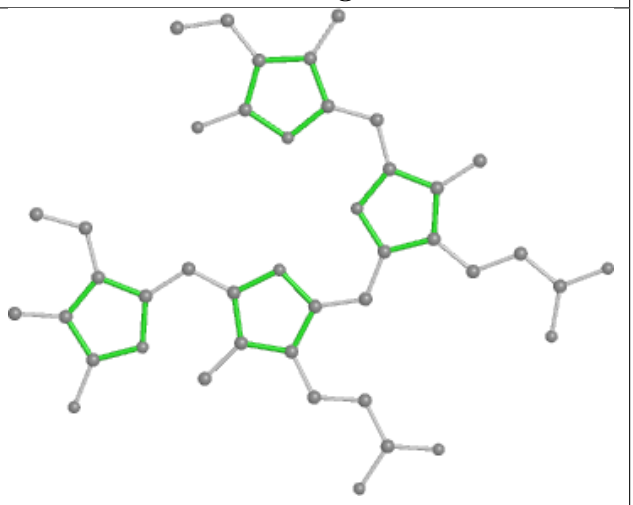

Rings

Ligand PEB VJ 201

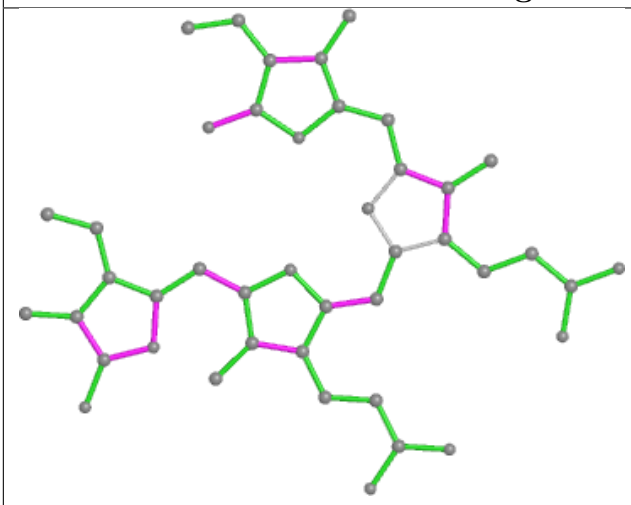

Bond lengths

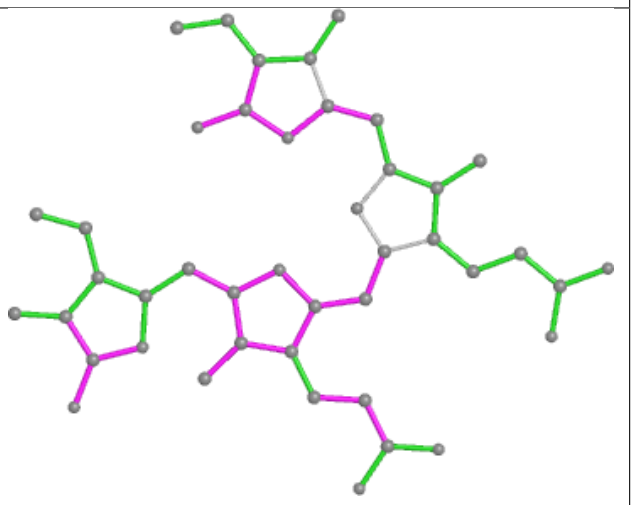

Bond angles

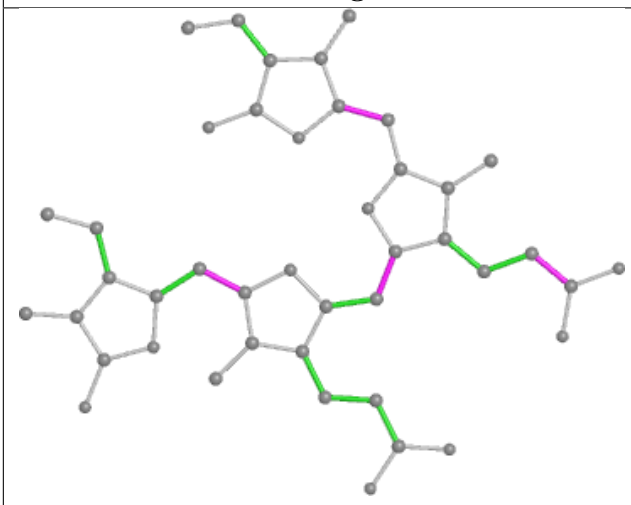

Torsions

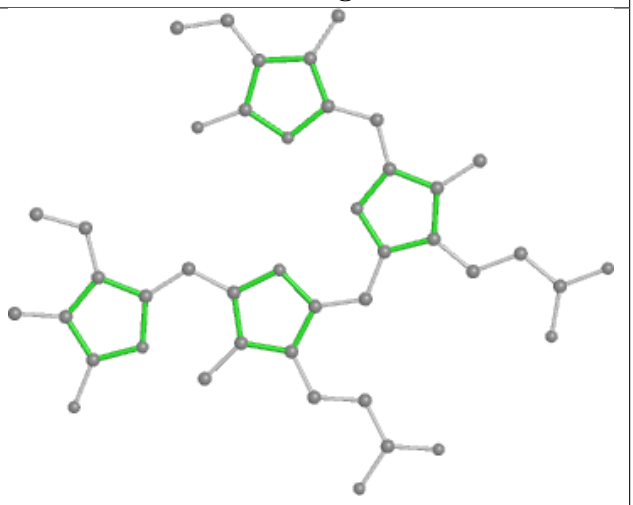

Rings

Ligand PEB z8 201

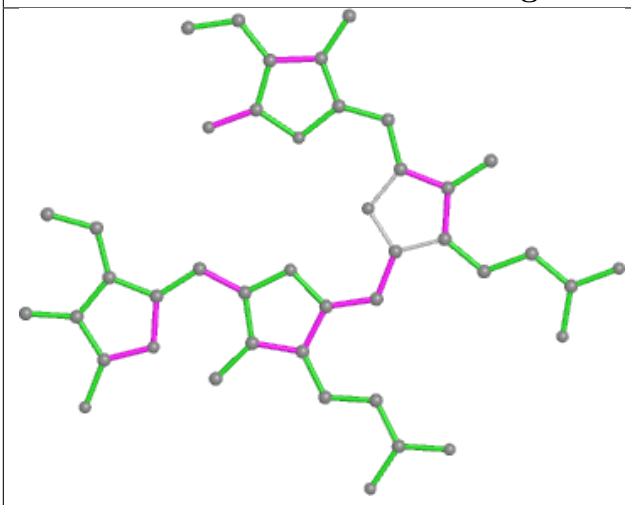

Bond lengths

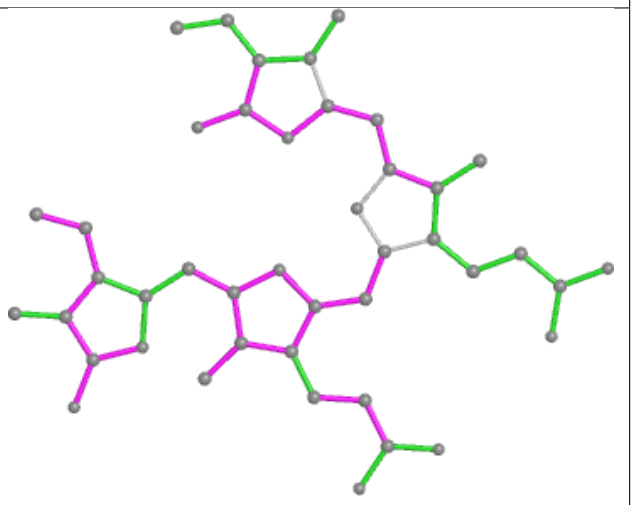

Bond angles

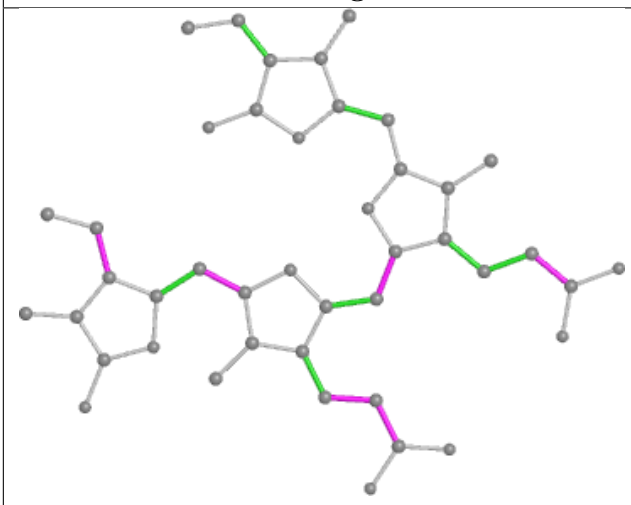

Torsions

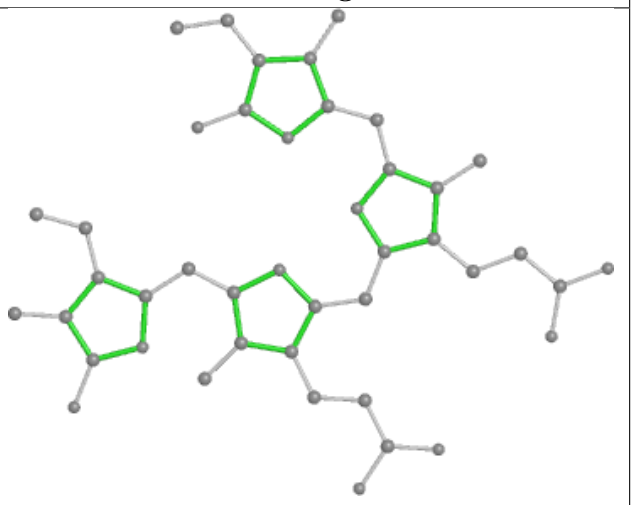

Rings

Ligand PEB RI 201

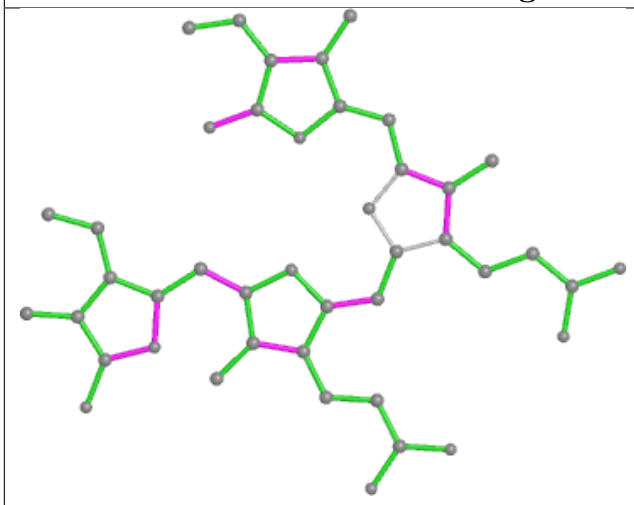

Bond lengths

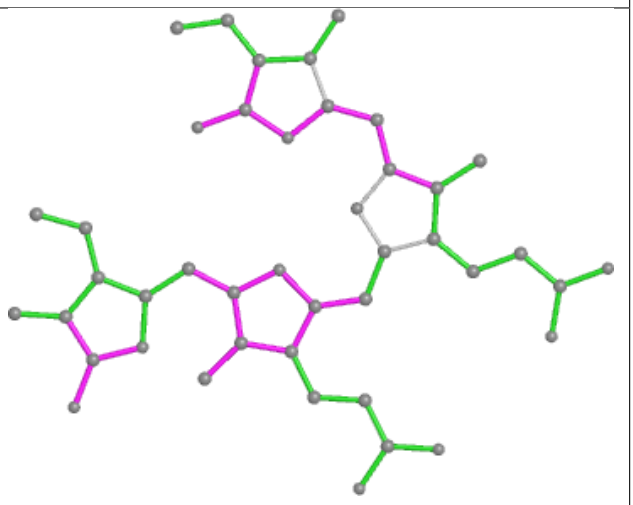

Bond angles

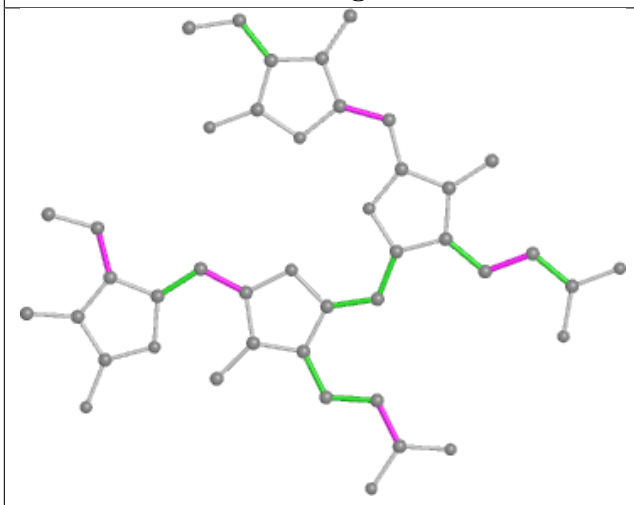

Torsions

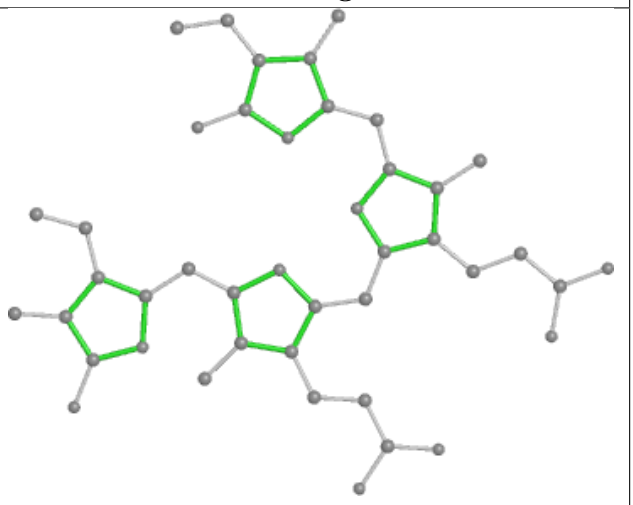

Rings

Ligand CLA DL 403

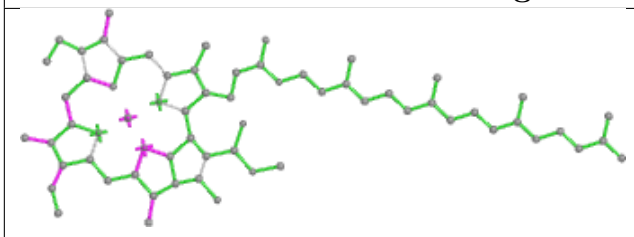

Bond lengths

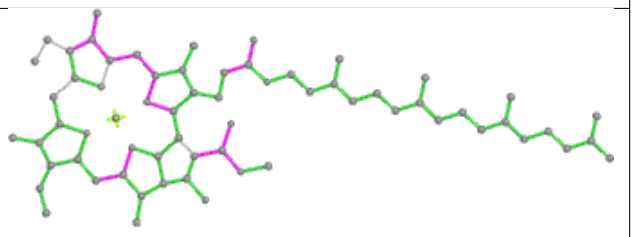

Bond angles

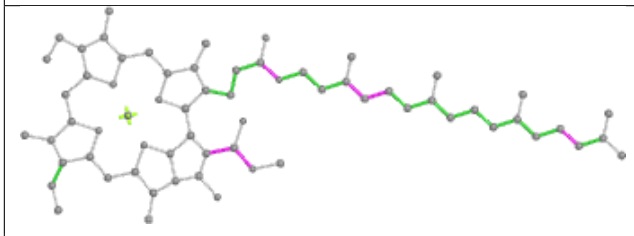

Torsions

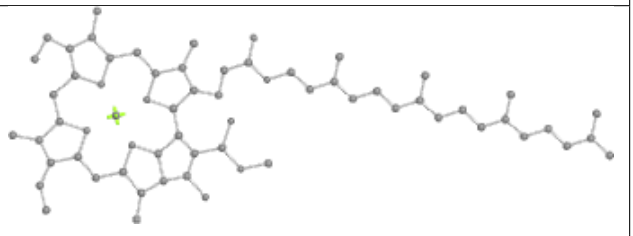

Rings

Ligand PEB H5 203

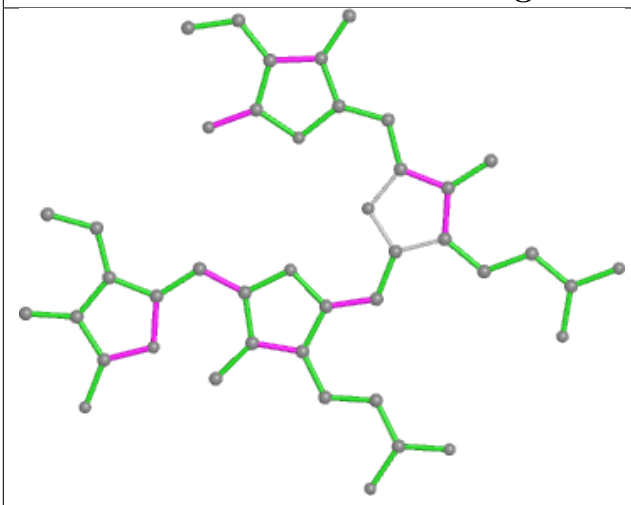

Bond lengths

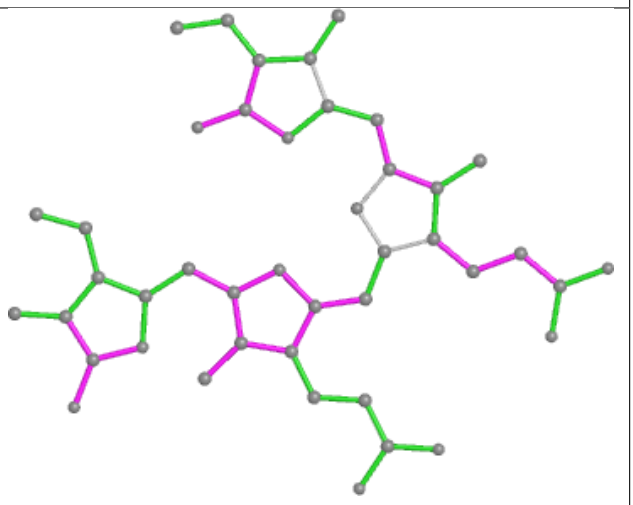

Bond angles

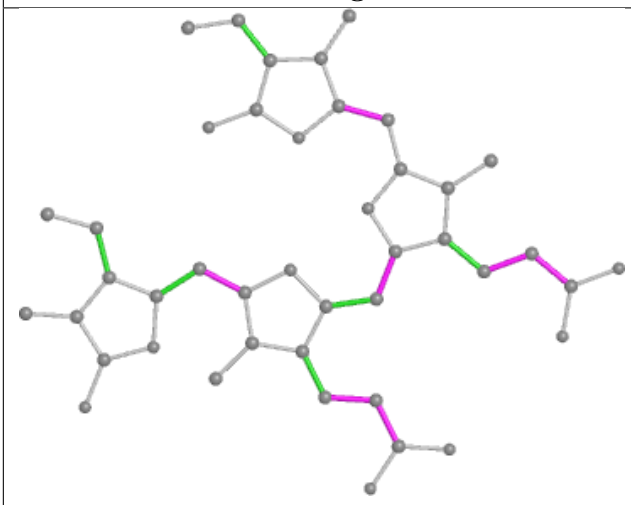

Torsions

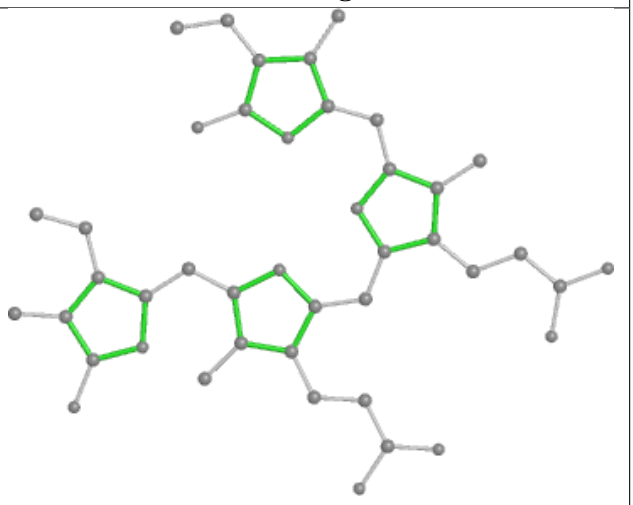

Rings

Ligand PUB Y7 302

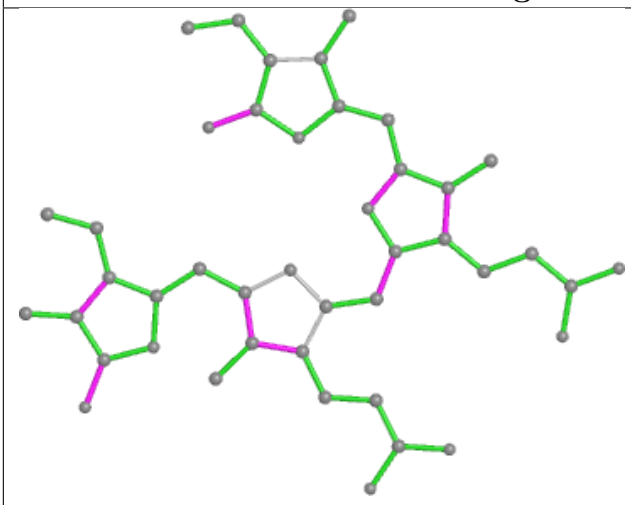

Bond lengths

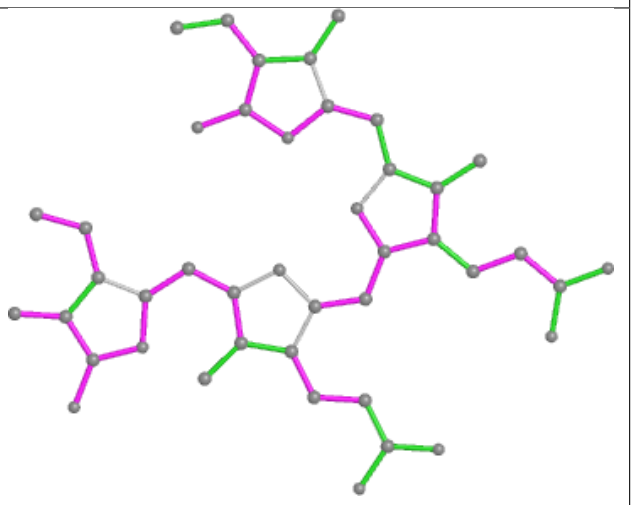

Bond angles

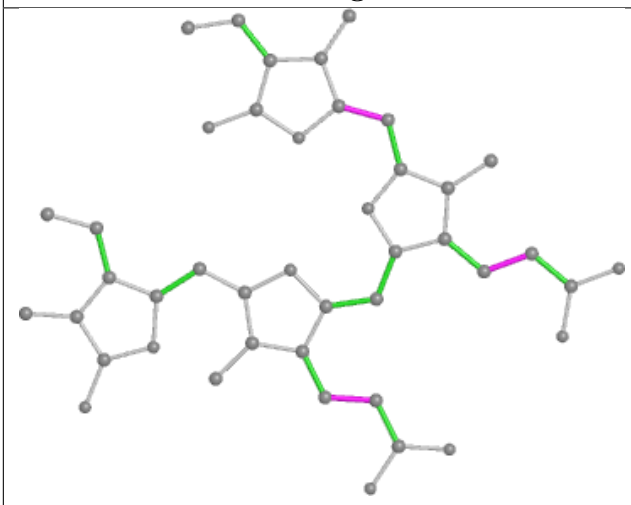

Torsions

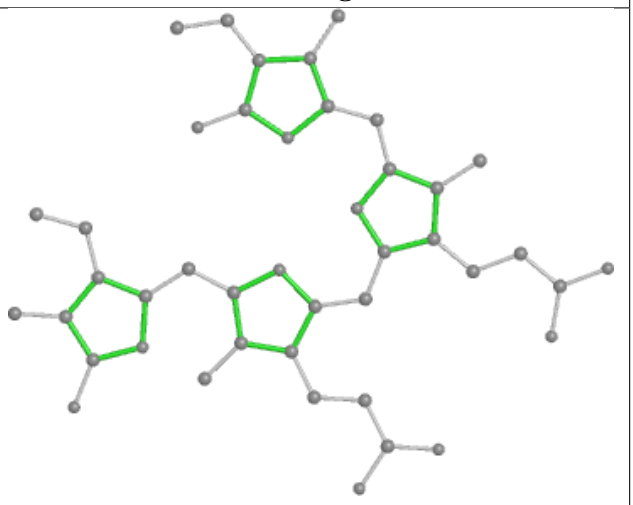

Rings

Ligand CLA cL 509

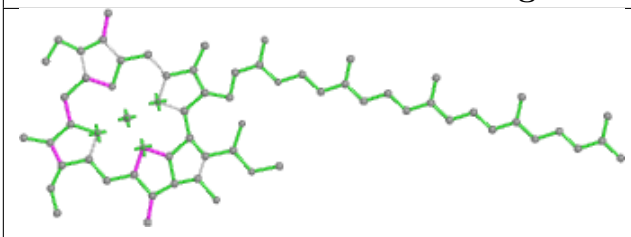

Bond lengths

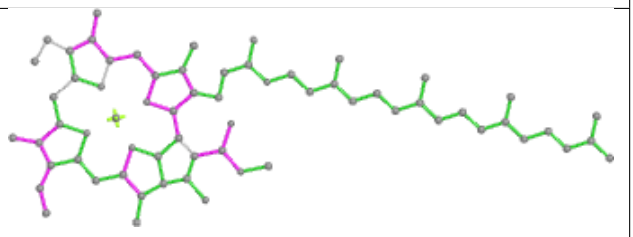

Bond angles

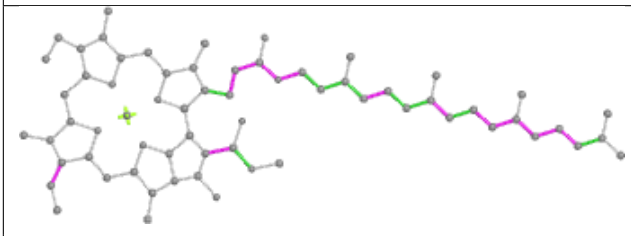

Torsions

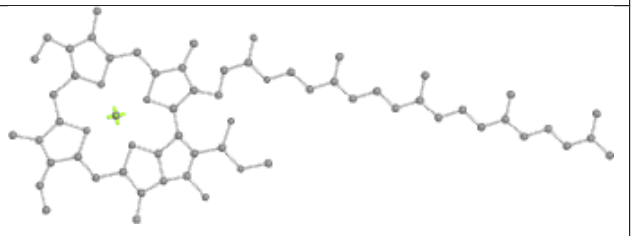

Rings

Ligand PEB s8 201

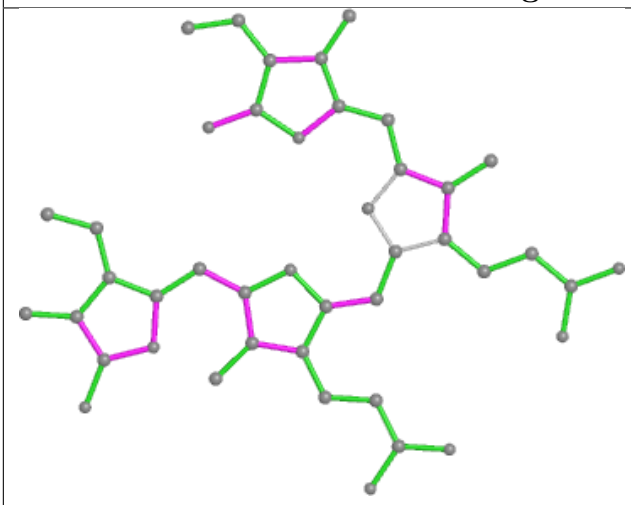

Bond lengths

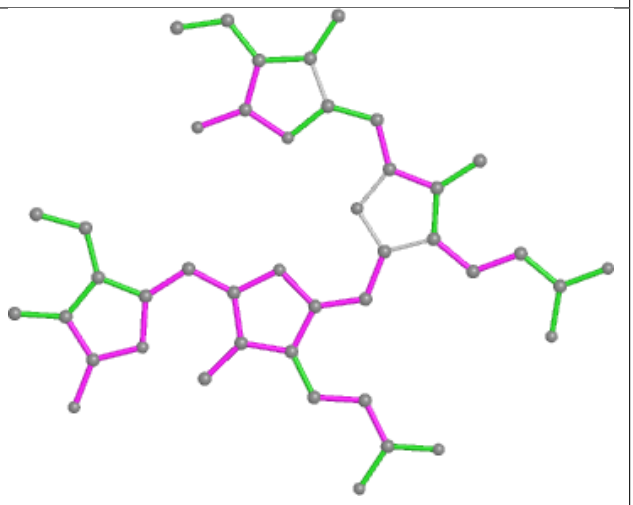

Bond angles

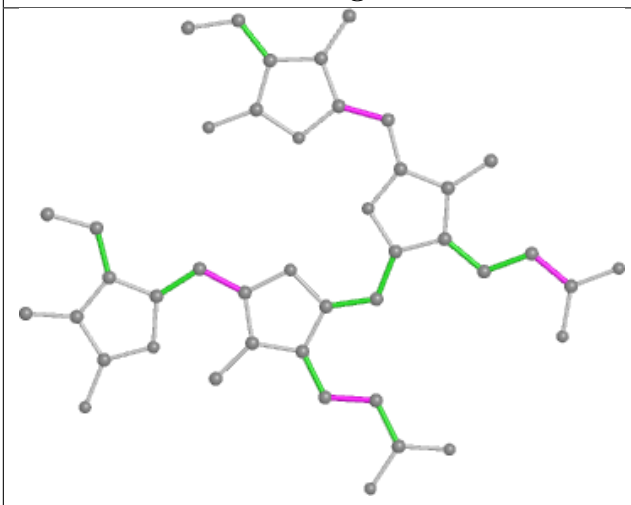

Torsions

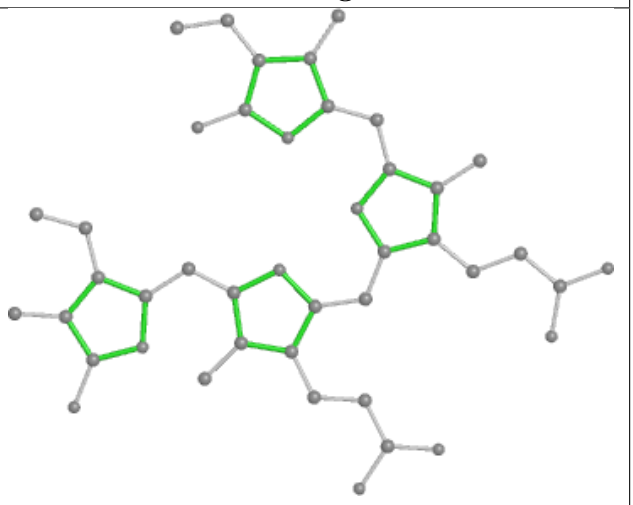

Rings

Ligand PEB B9 202

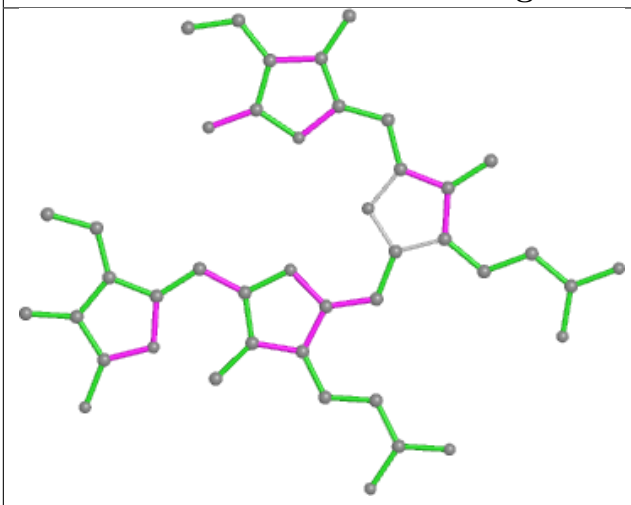

Bond lengths

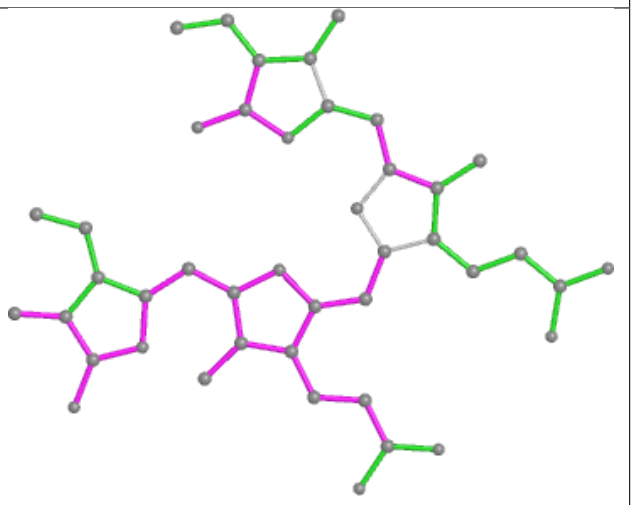

Bond angles

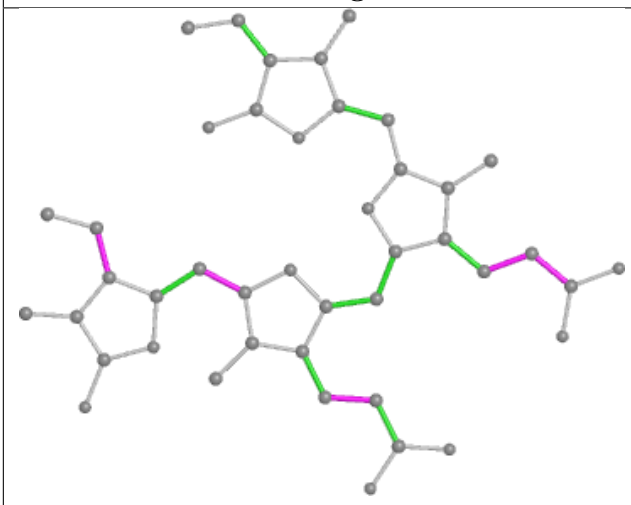

Torsions

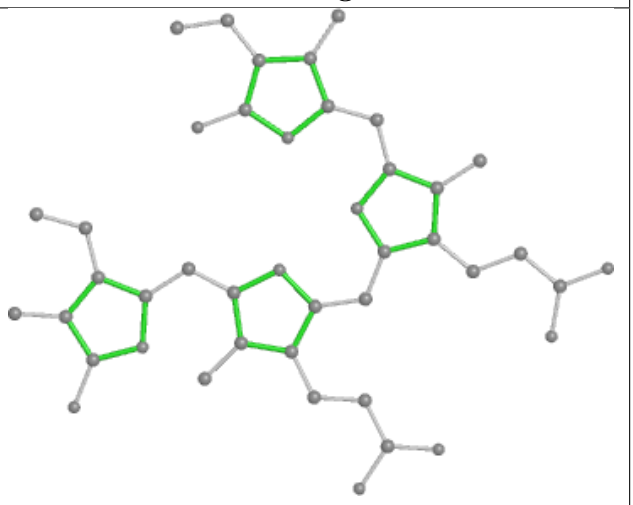

Rings

Ligand PEB ZJ 202

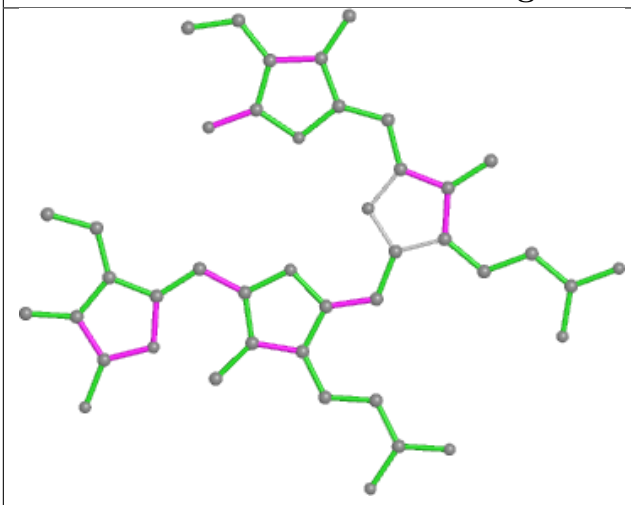

Bond lengths

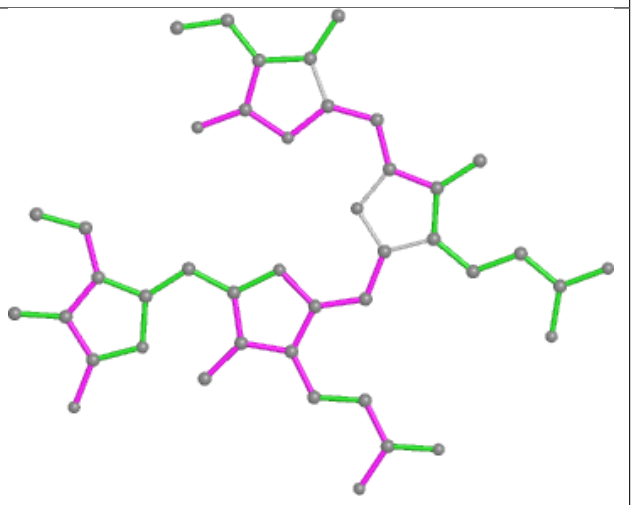

Bond angles

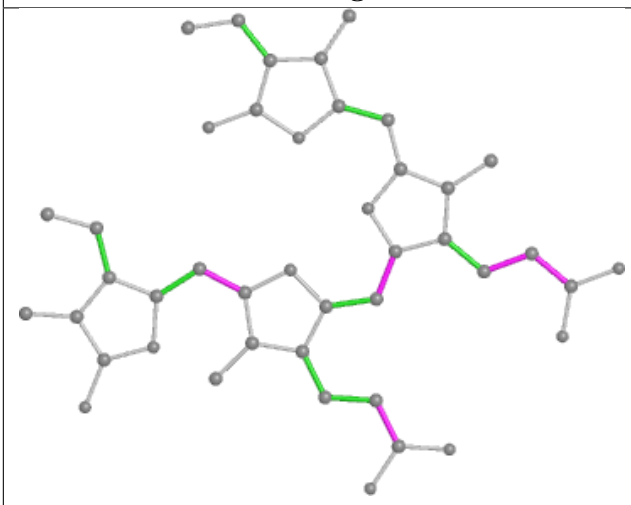

Torsions

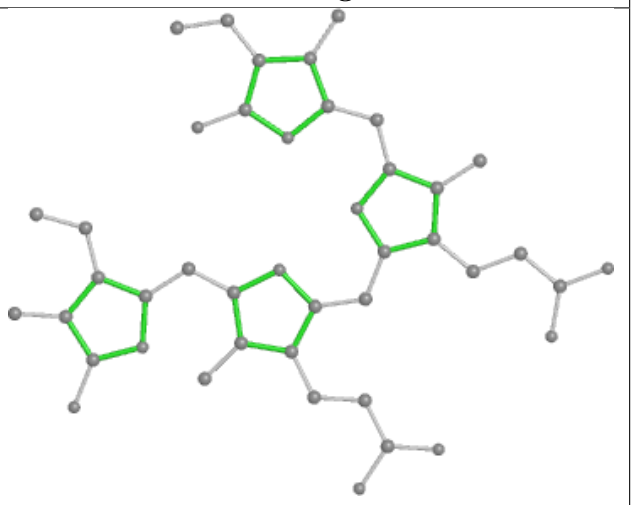

Rings

Ligand PEB gH 201

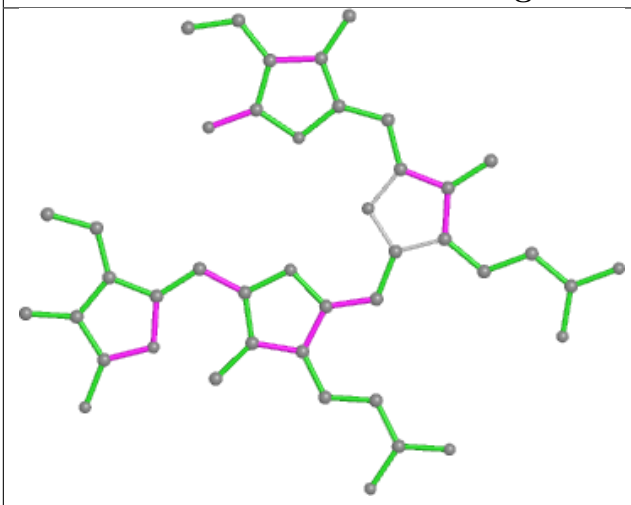

Bond lengths

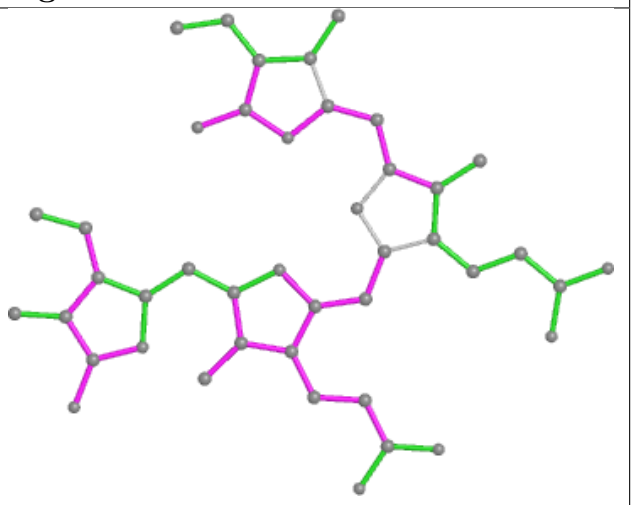

Bond angles

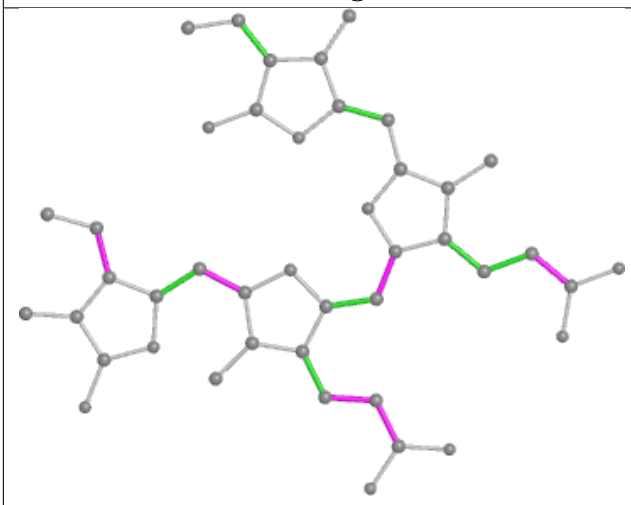

Torsions

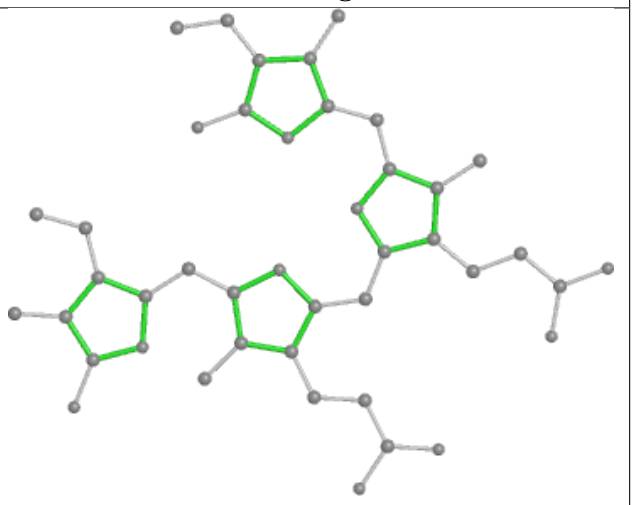

Rings

Ligand PEB iK 202

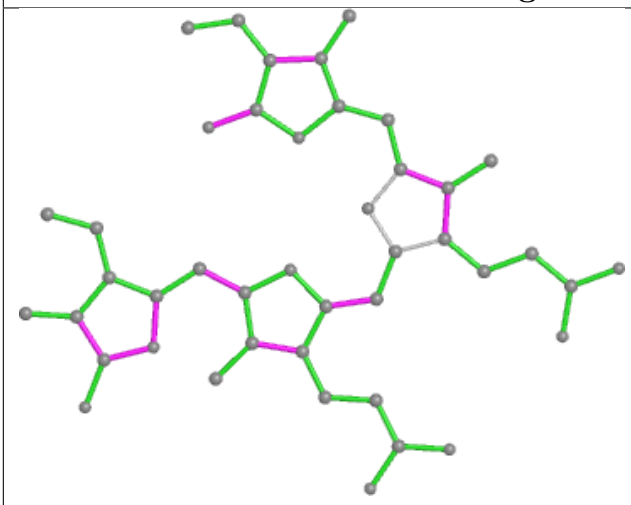

Bond lengths

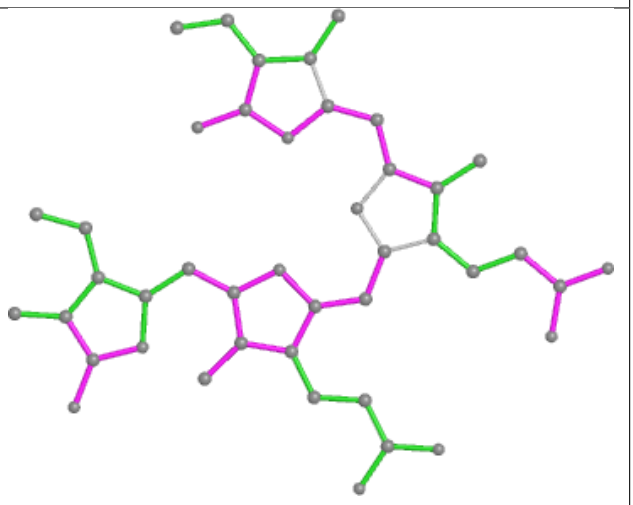

Bond angles

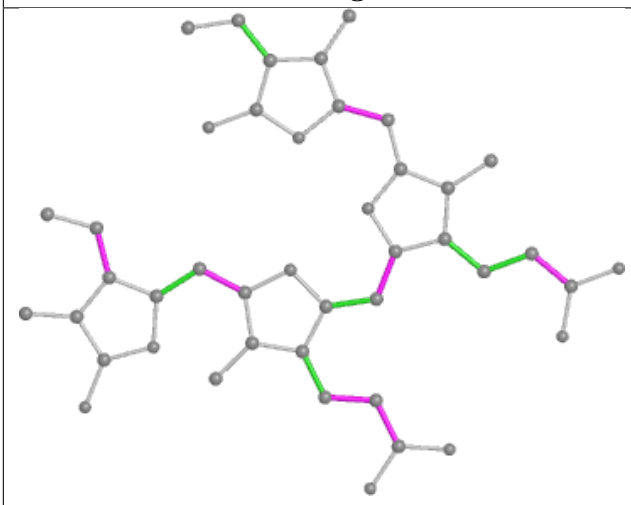

Torsions

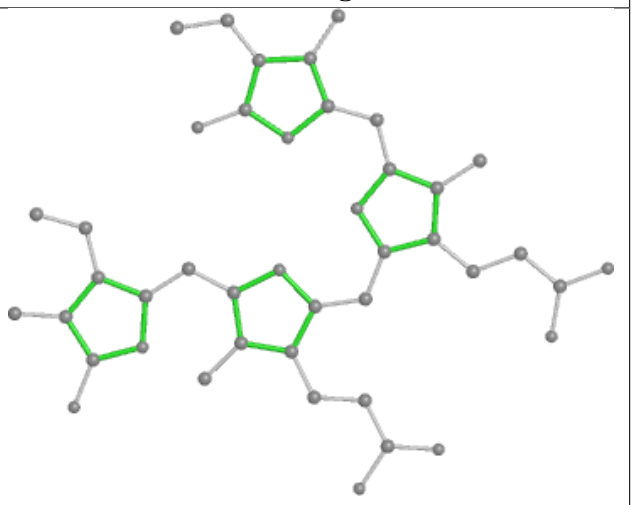

Rings

Ligand CLA 6N 610

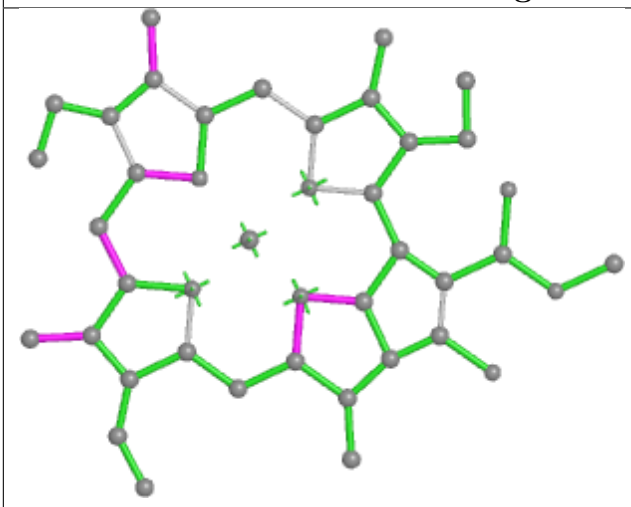

Bond lengths

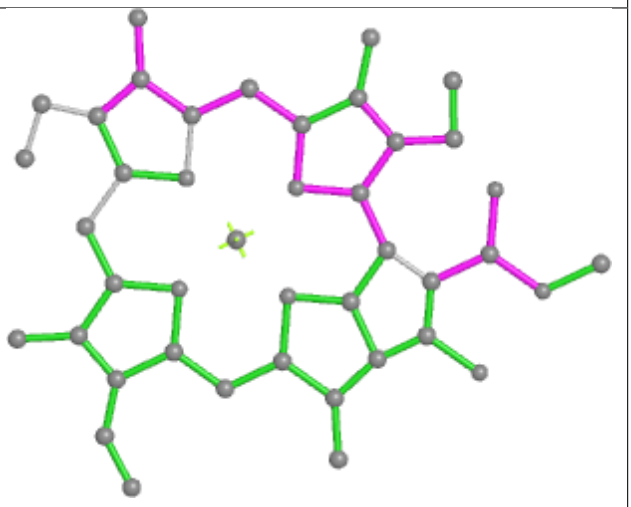

Bond angles

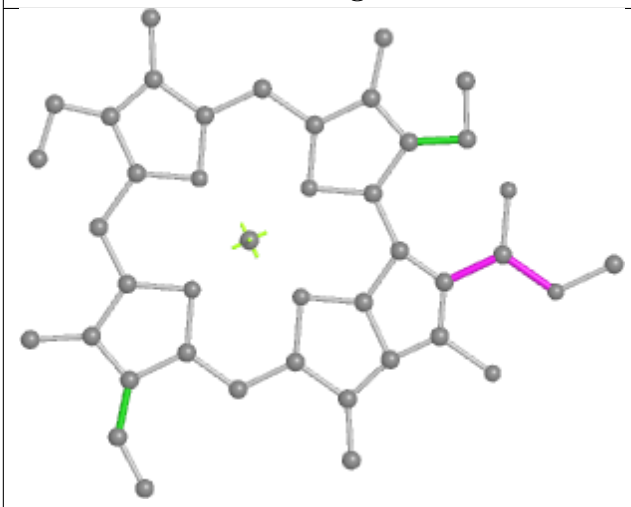

Torsions

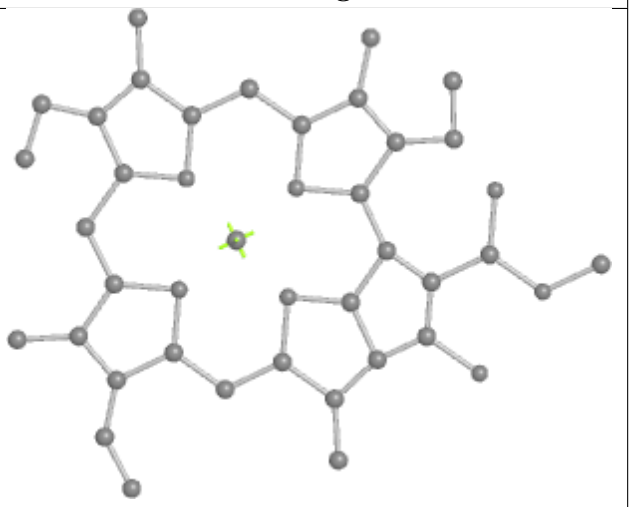

Rings

Ligand PEB dH 203

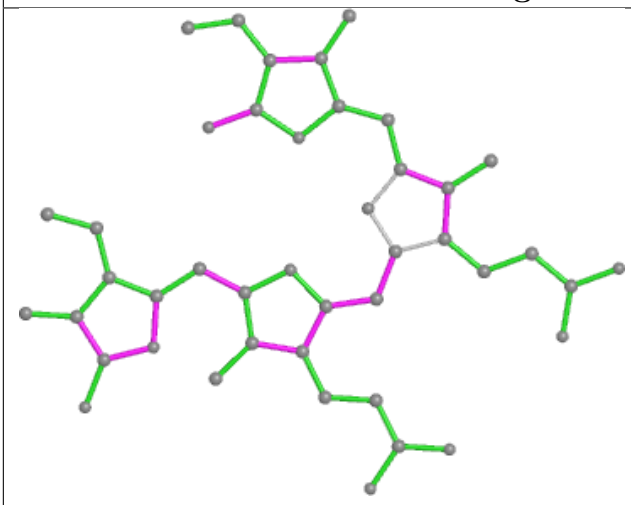

Bond lengths

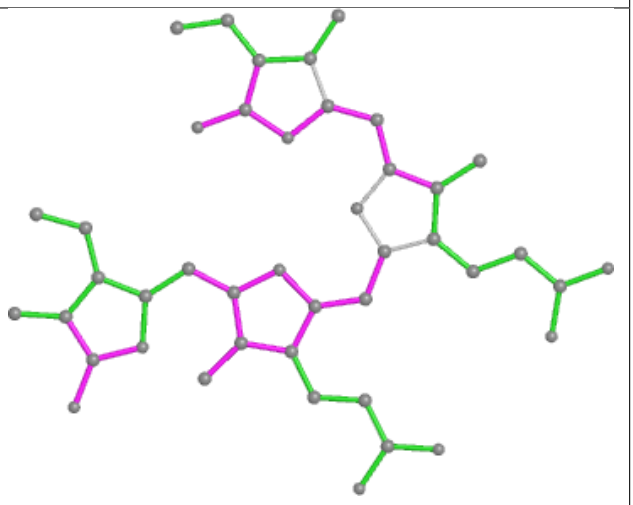

Bond angles

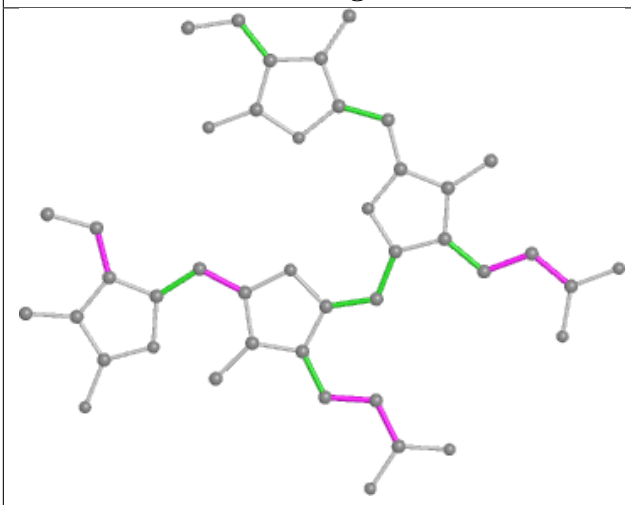

Torsions

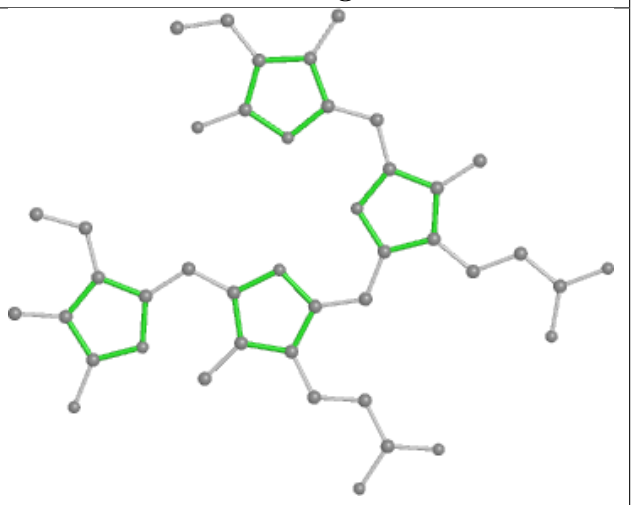

Rings

Ligand PUB yF 302

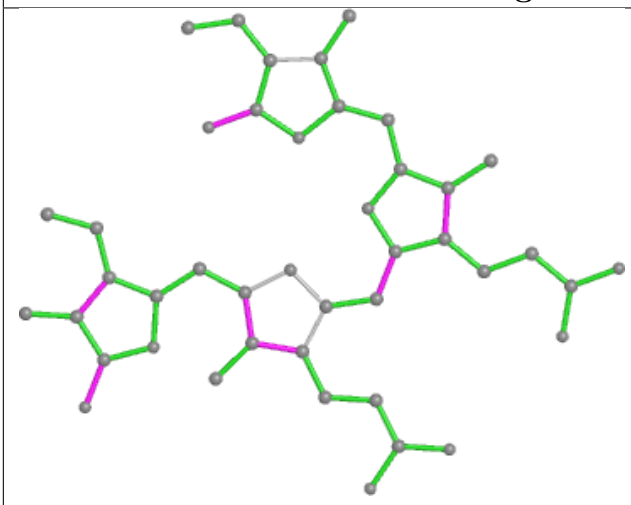

Bond lengths

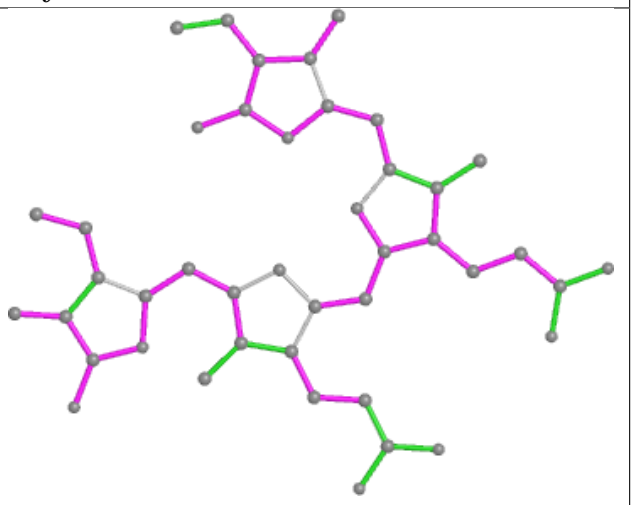

Bond angles

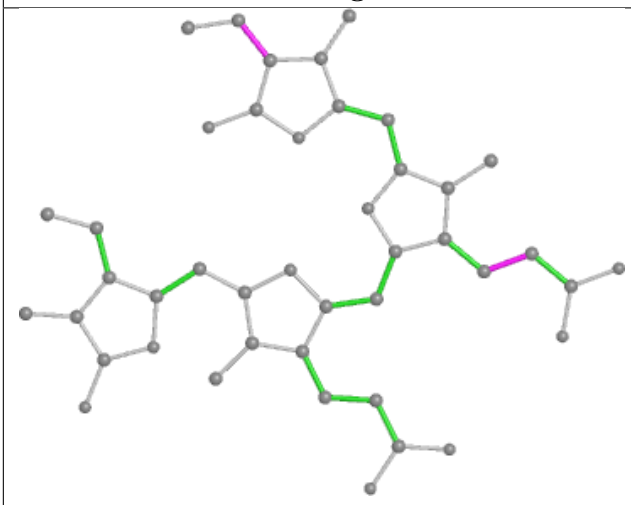

Torsions

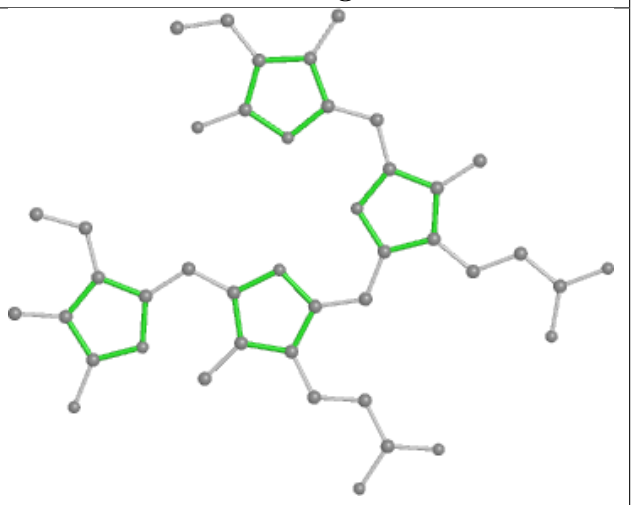

Rings

Ligand CYC D3 1001

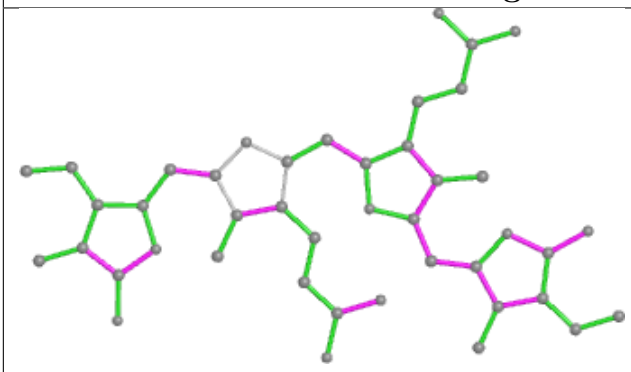

Bond lengths

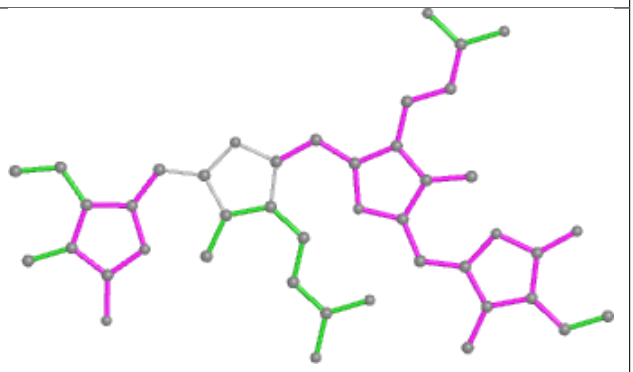

Bond angles

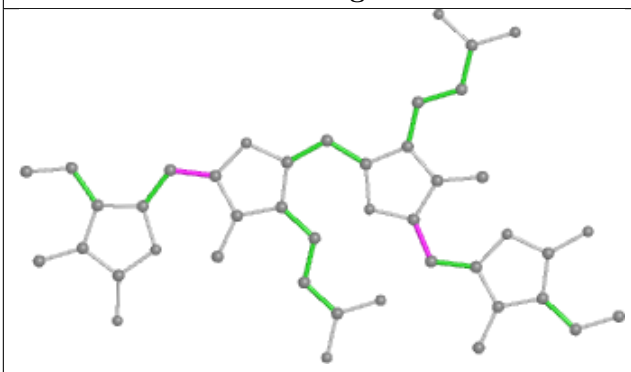

Torsions

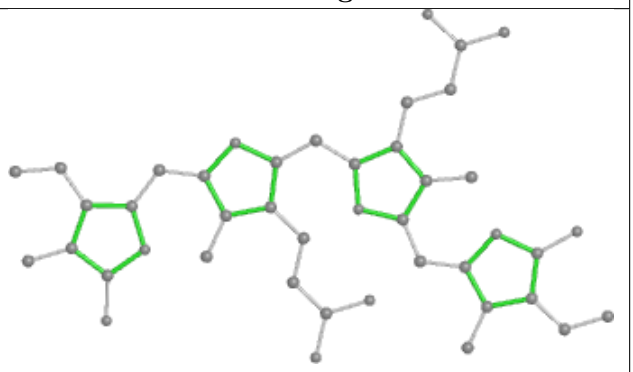

Rings

Ligand PEB mH 201

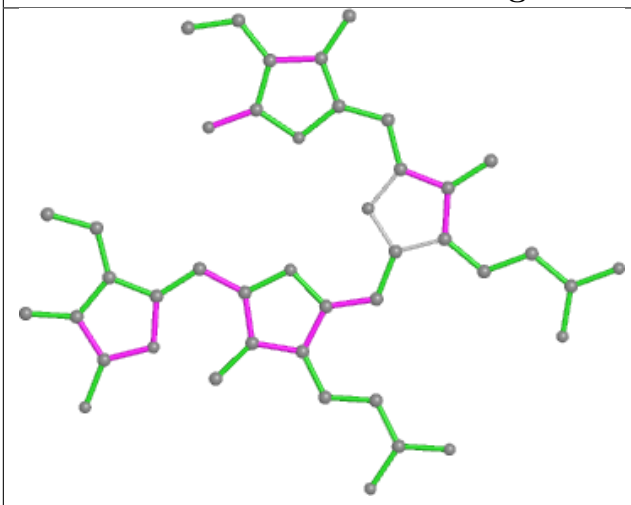

Bond lengths

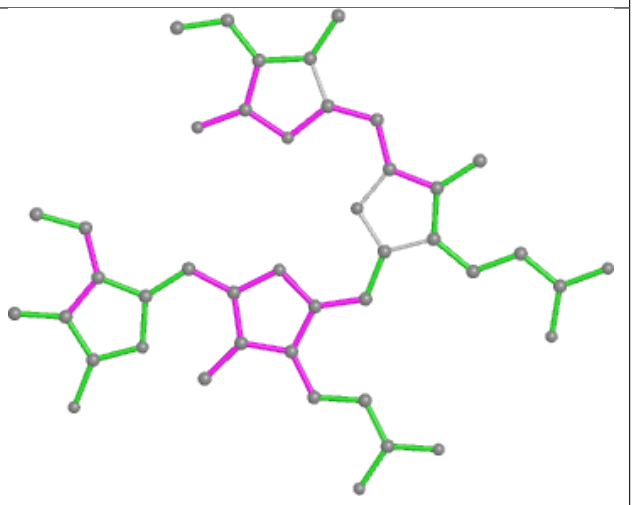

Bond angles

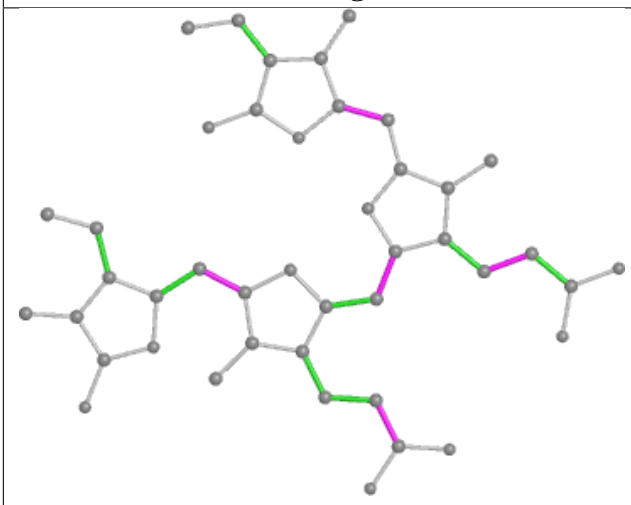

Torsions

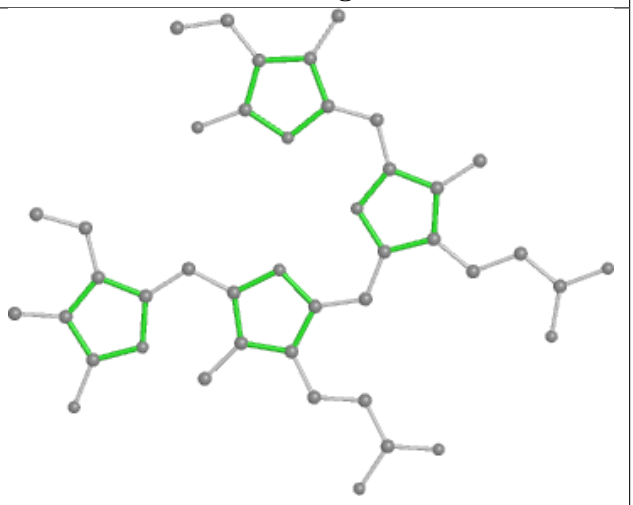

Rings

Ligand CYC H4 1001

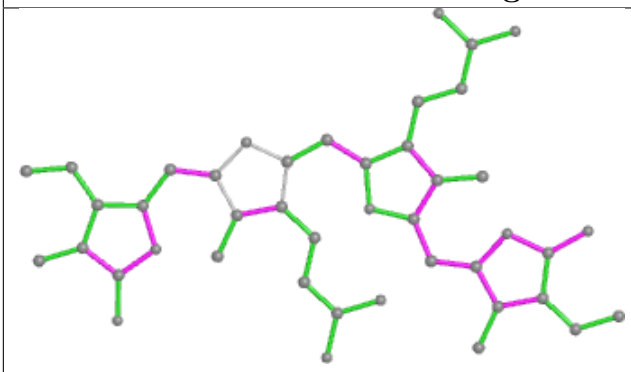

Bond lengths

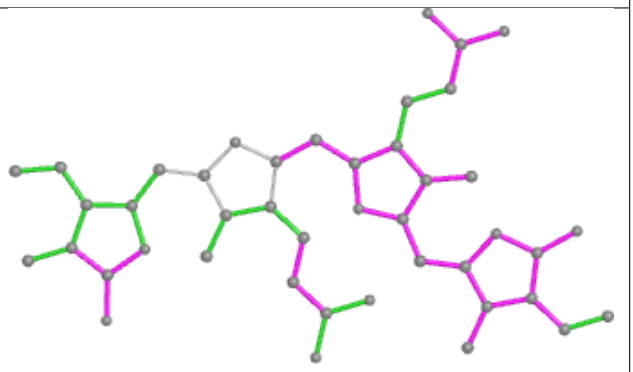

Bond angles

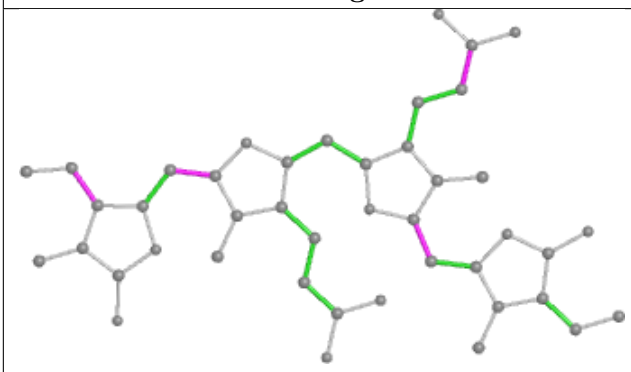

Torsions

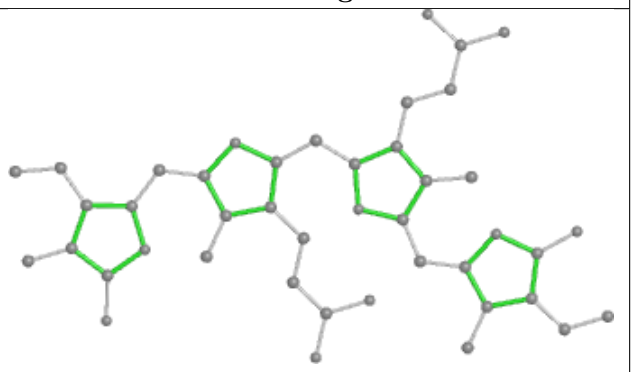

Rings

Ligand PEB VE 202

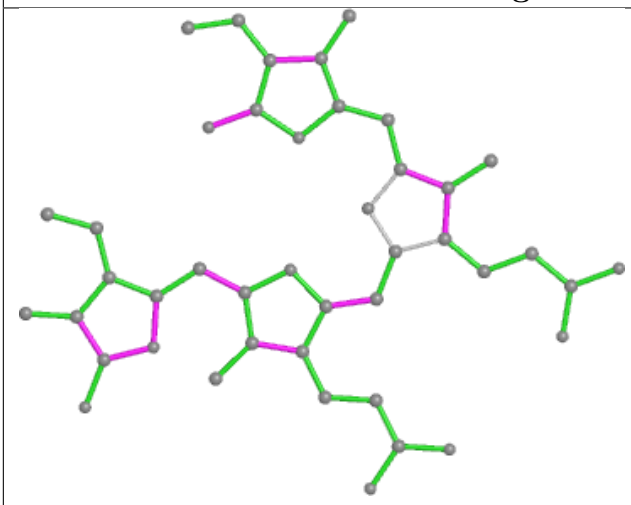

Bond lengths

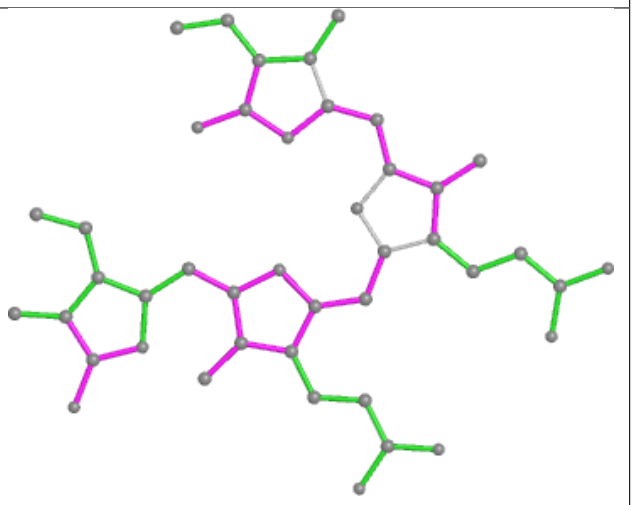

Bond angles

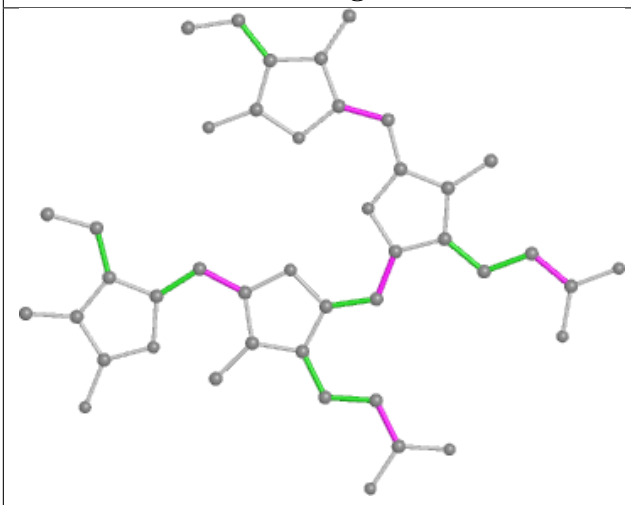

Torsions

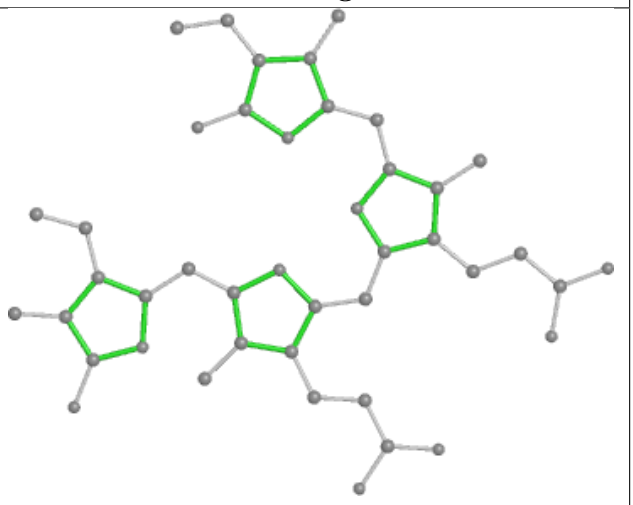

Rings

Ligand PEB LI 202

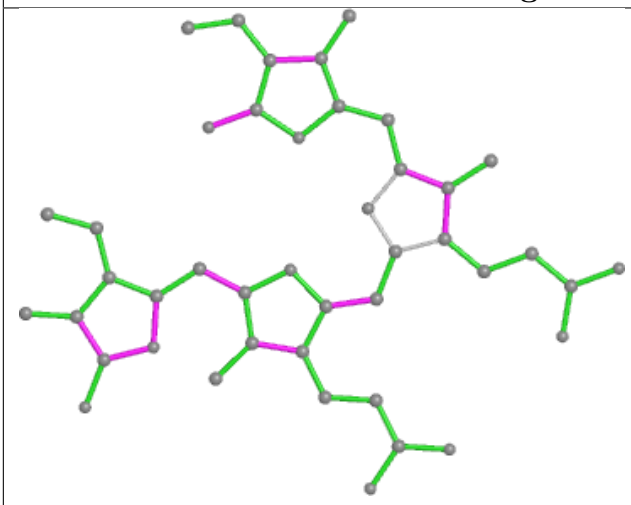

Bond lengths

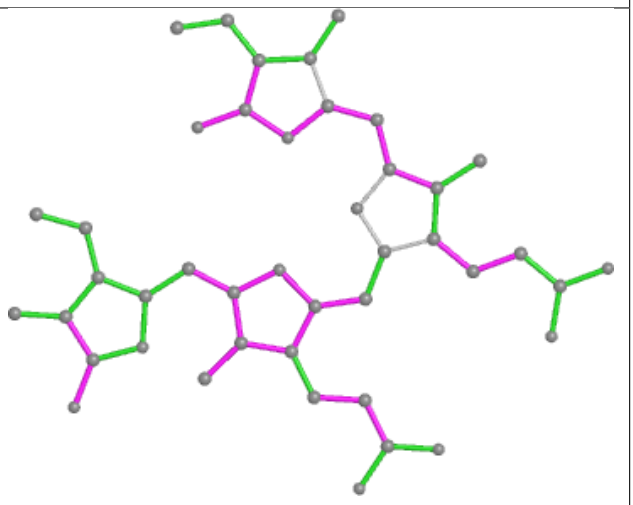

Bond angles

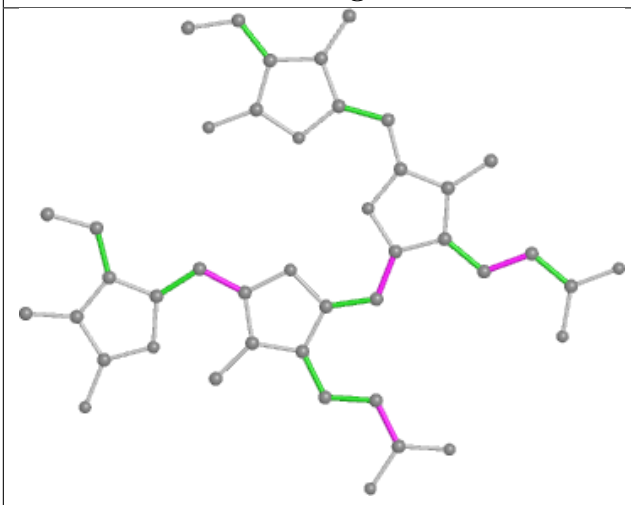

Torsions

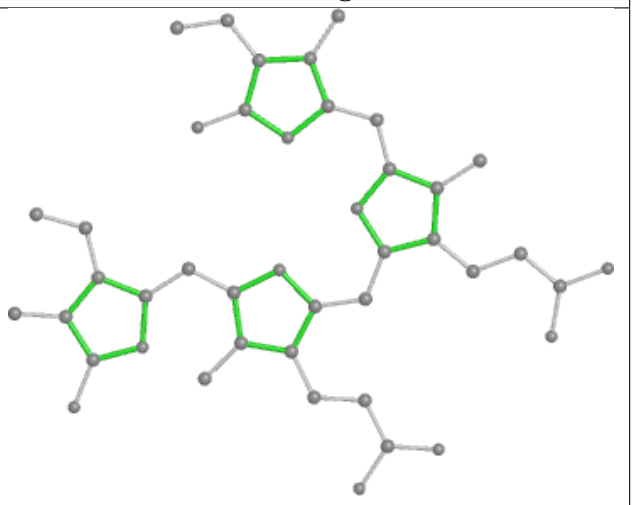

Rings

Ligand PEB UH 201

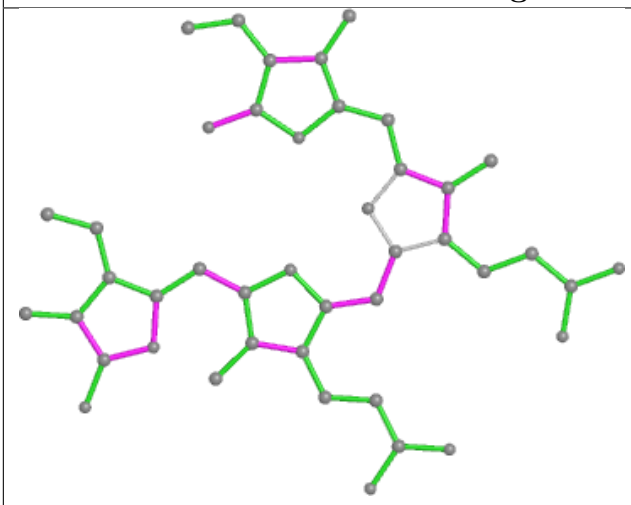

Bond lengths

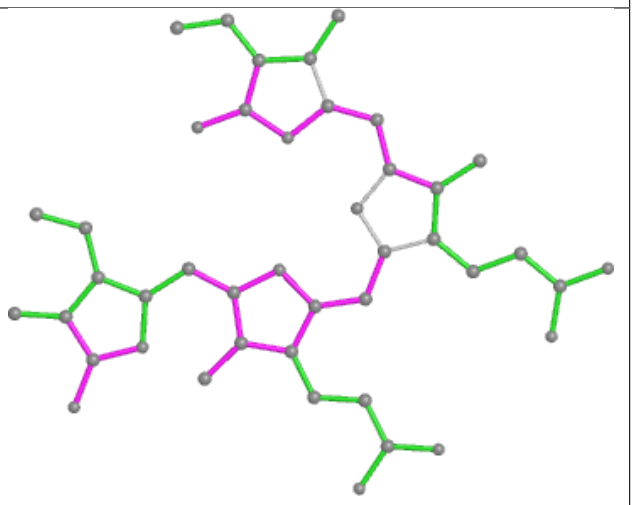

Bond angles

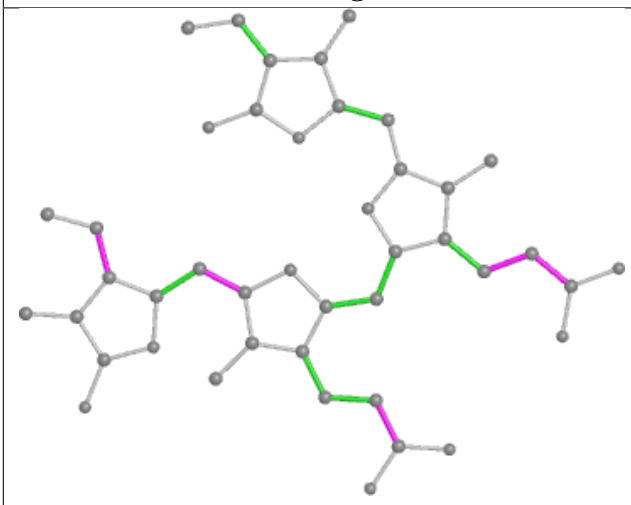

Torsions

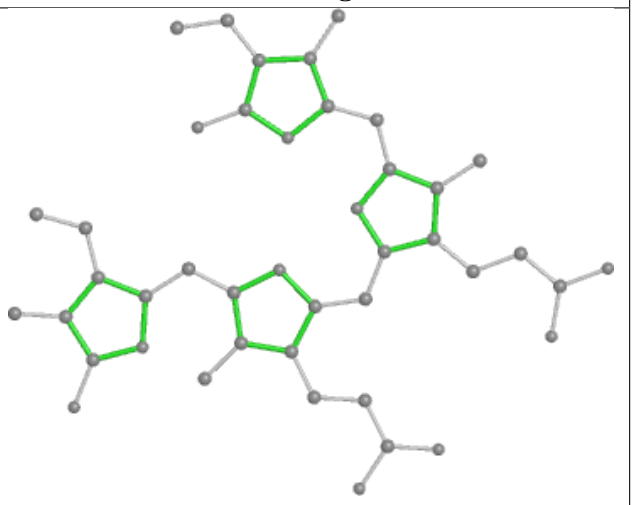

Rings

Ligand BCR hL 102

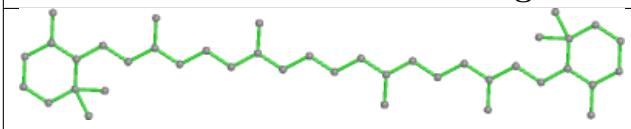

Bond lengths

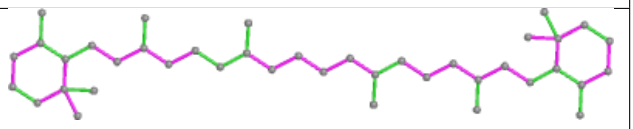

Bond angles

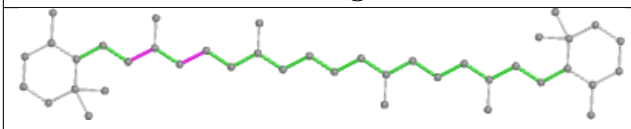

Torsions

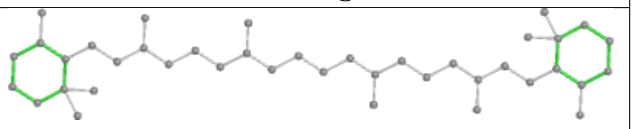

Rings

Ligand CLA CL 513

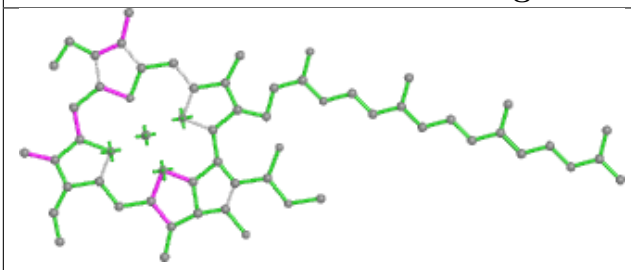

Bond lengths

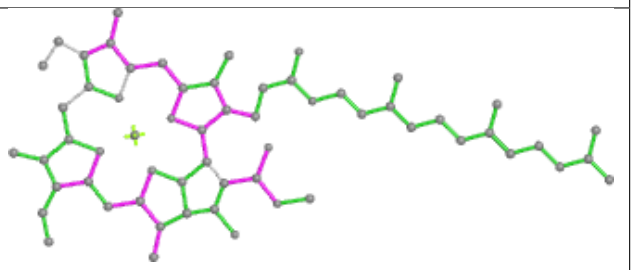

Bond angles

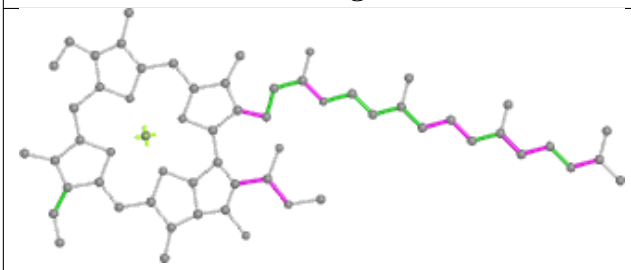

Torsions

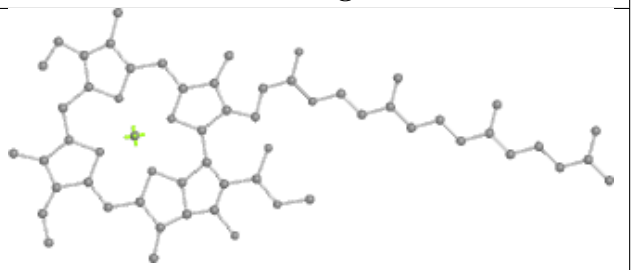

Rings

Ligand PEB CJ 201

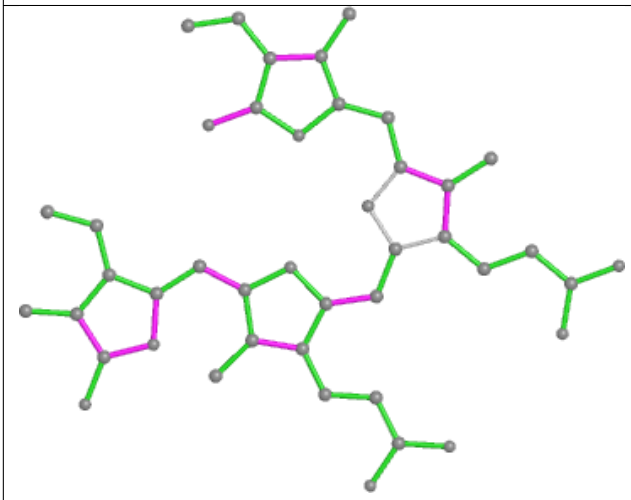

Bond lengths

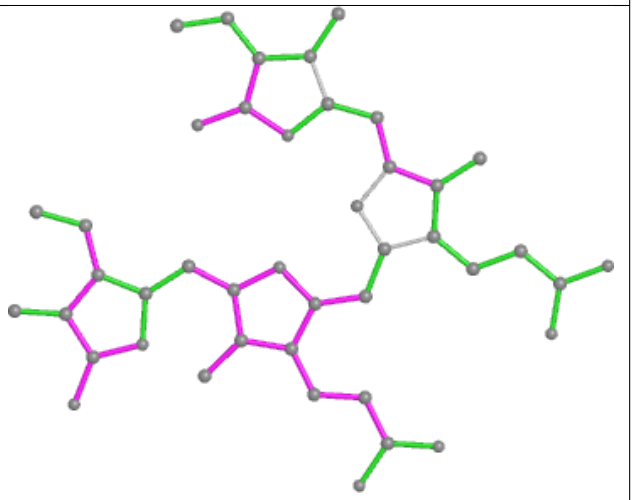

Bond angles

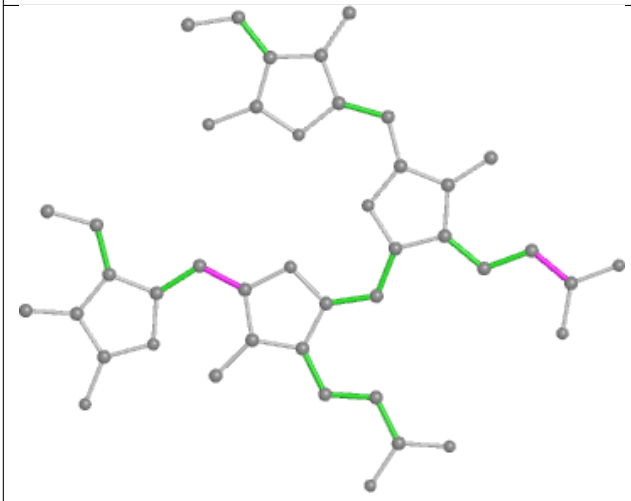

Torsions

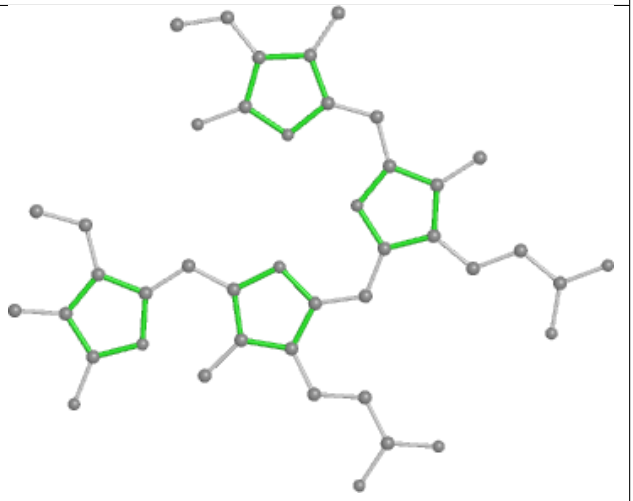

Rings

Ligand CLA AN 840

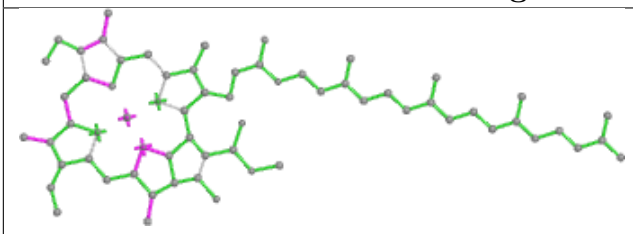

Bond lengths

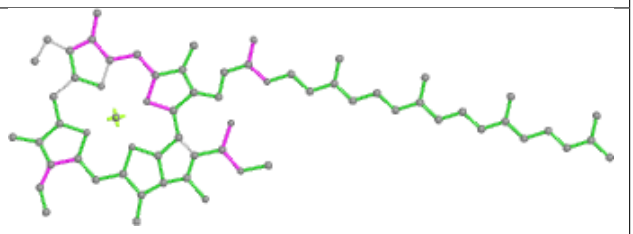

Bond angles

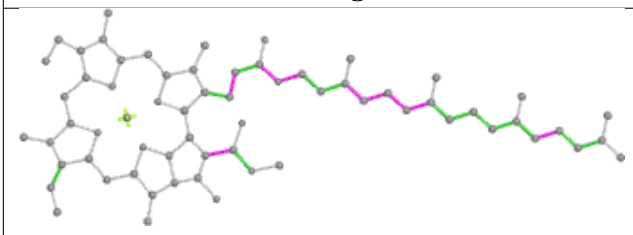

Torsions

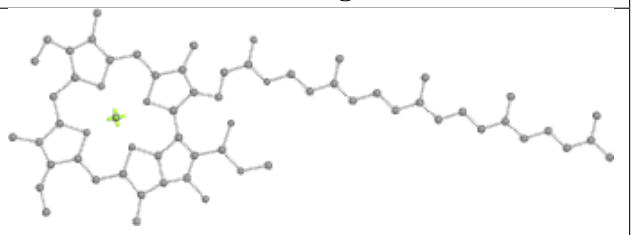

Rings

Ligand PEB Y5 202

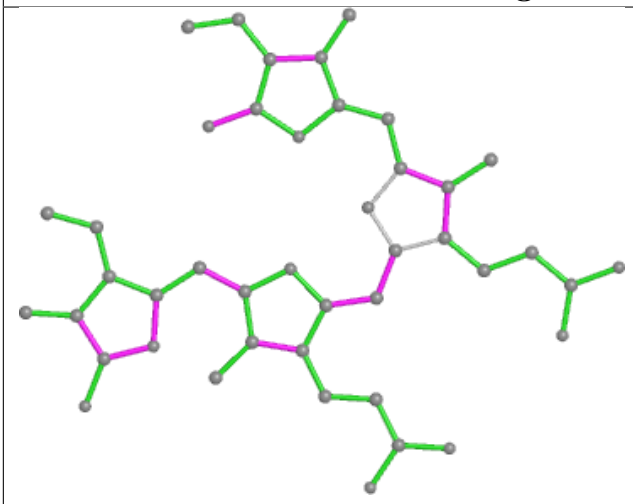

Bond lengths

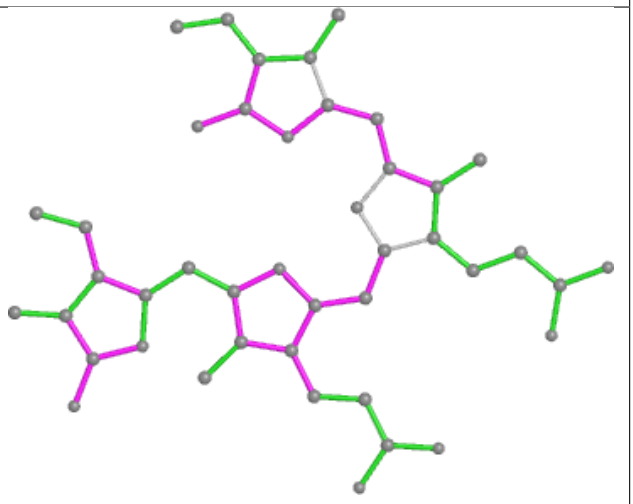

Bond angles

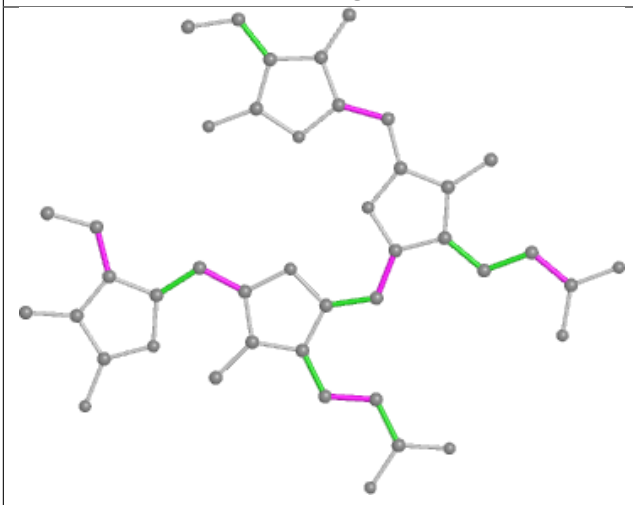

Torsions

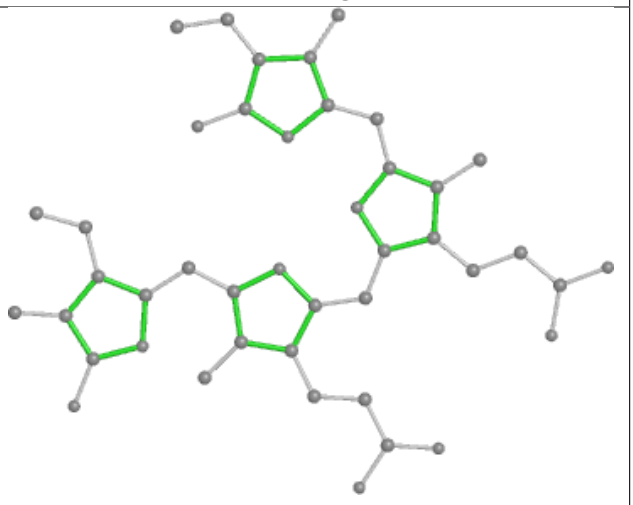

Rings

Ligand PEB tC 201

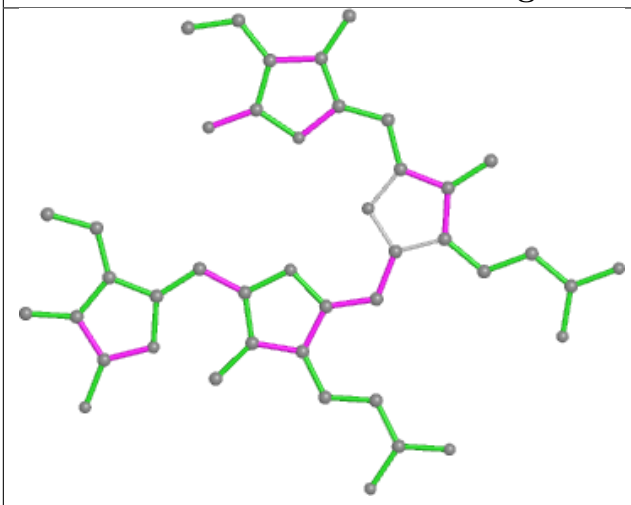

Bond lengths

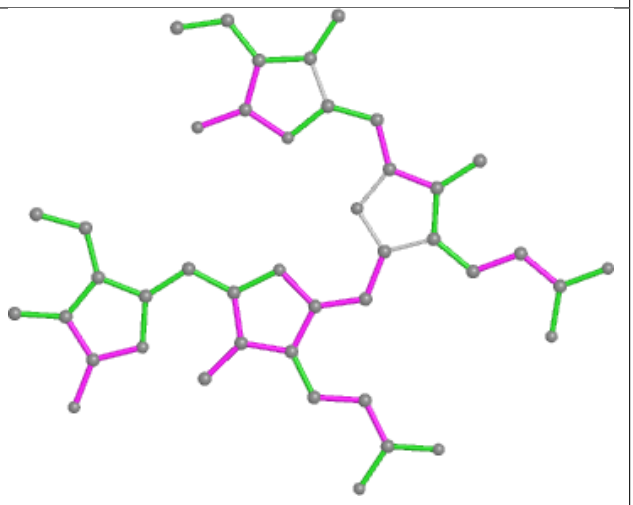

Bond angles

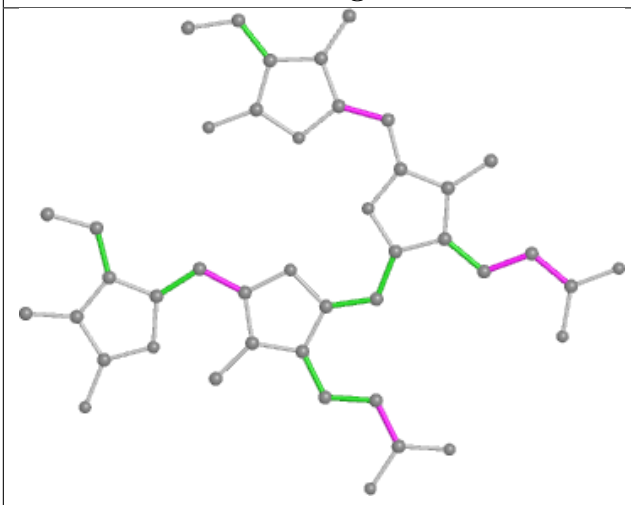

Torsions

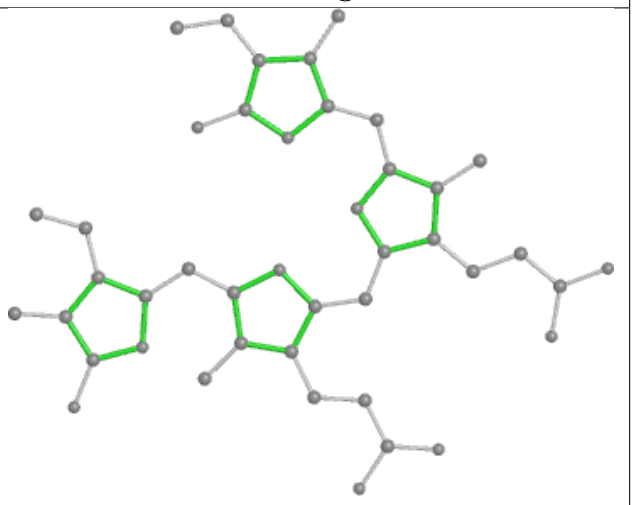

Rings

Ligand CLA 32 313

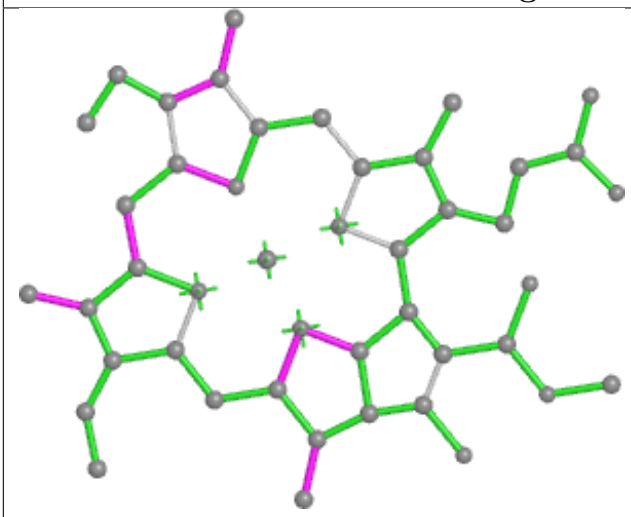

Bond lengths

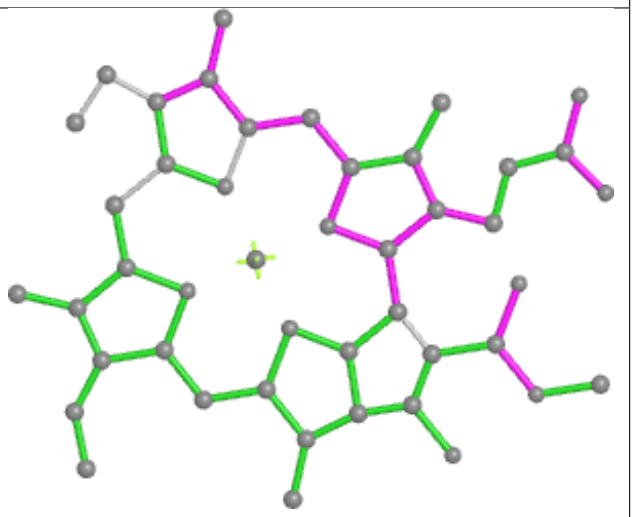

Bond angles

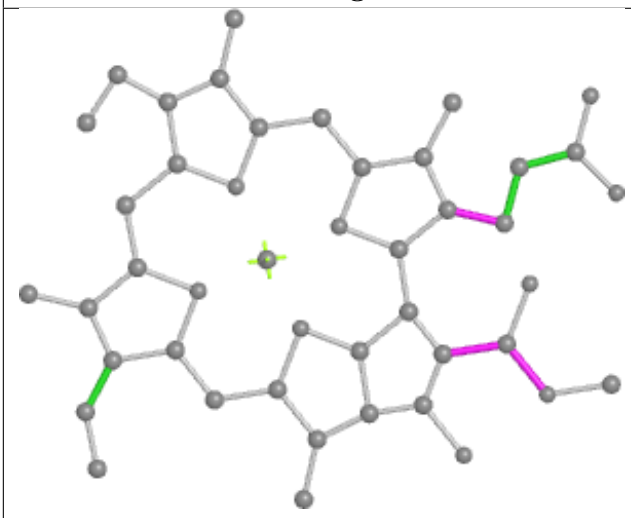

Torsions

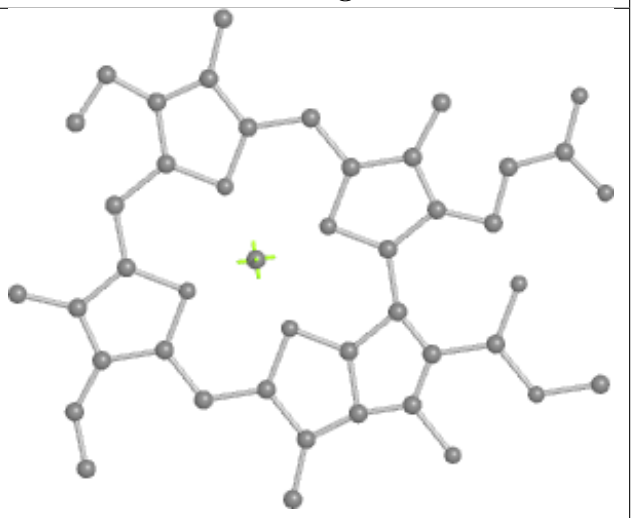

Rings

Ligand CLA BL 623

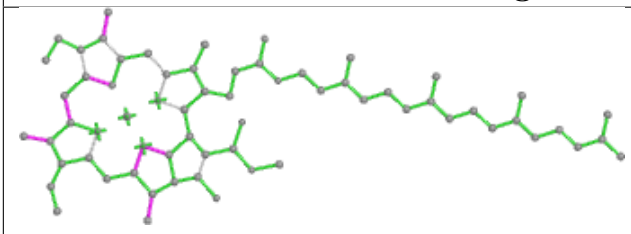

Bond lengths

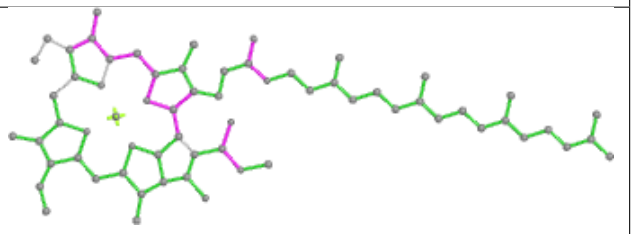

Bond angles

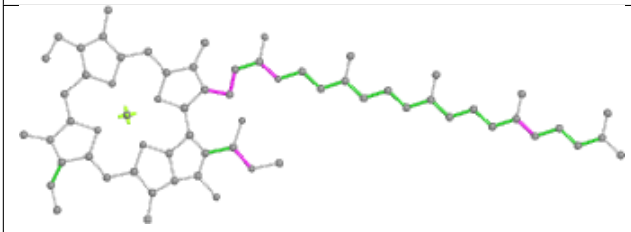

Torsions

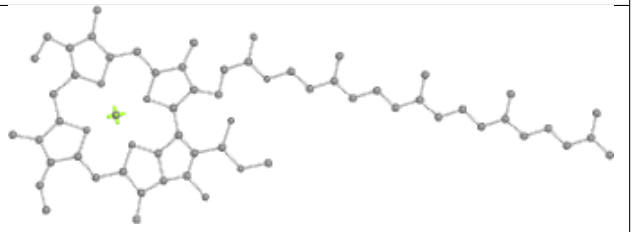

Rings

Ligand LHG d6 407

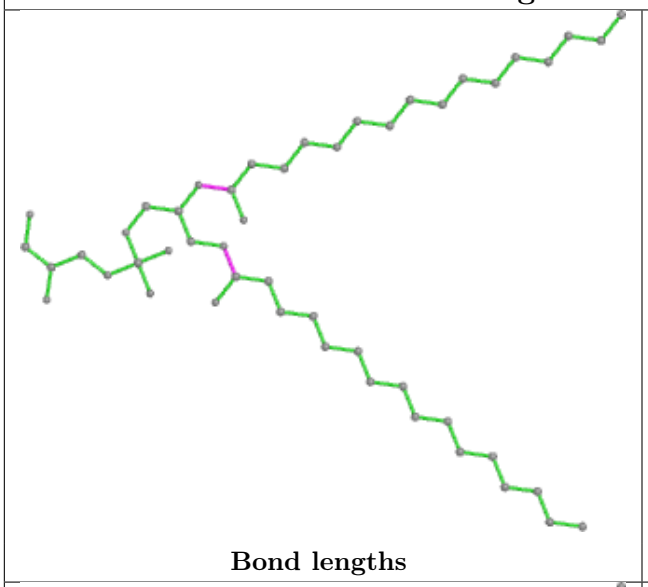

Bond lengths

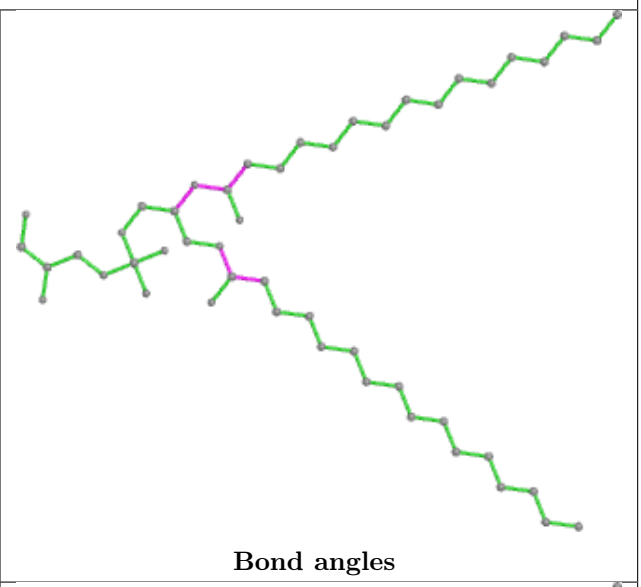

Bond angles

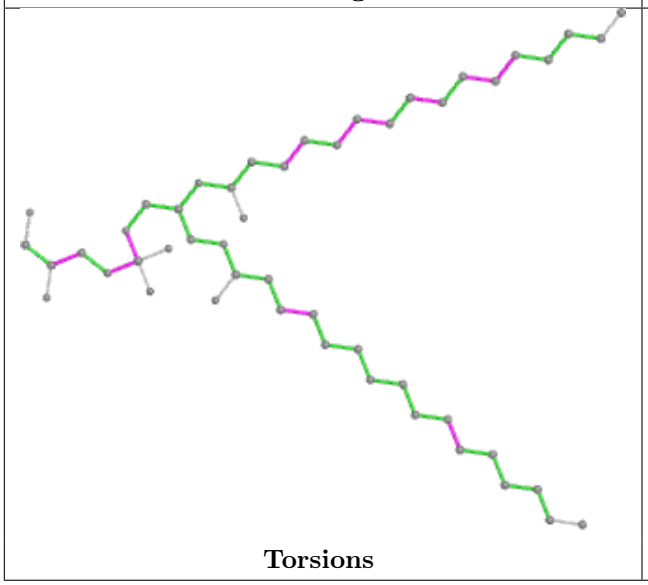

Torsions

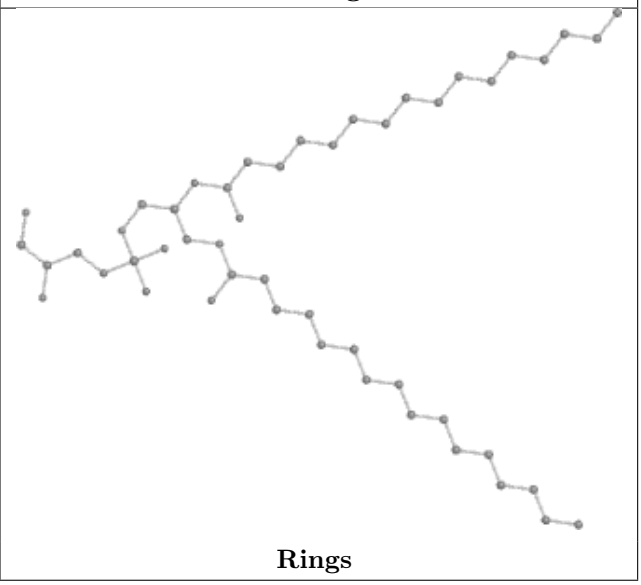

Rings

Ligand PEB b1 202

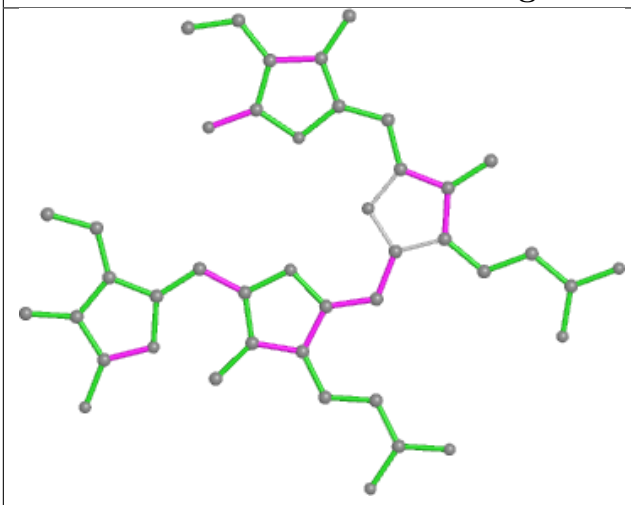

Bond lengths

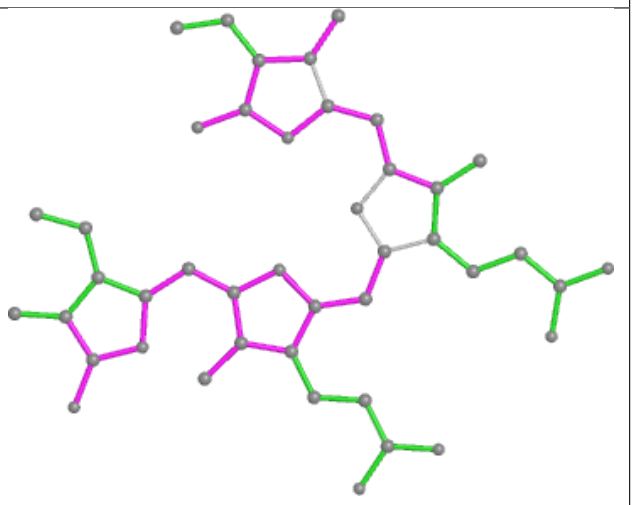

Bond angles

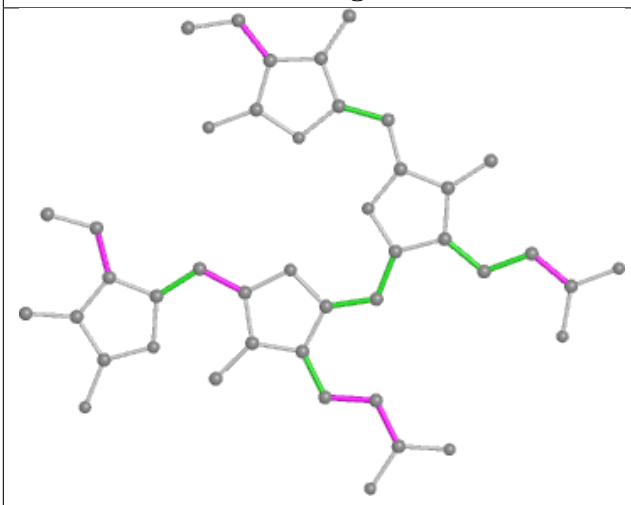

Torsions

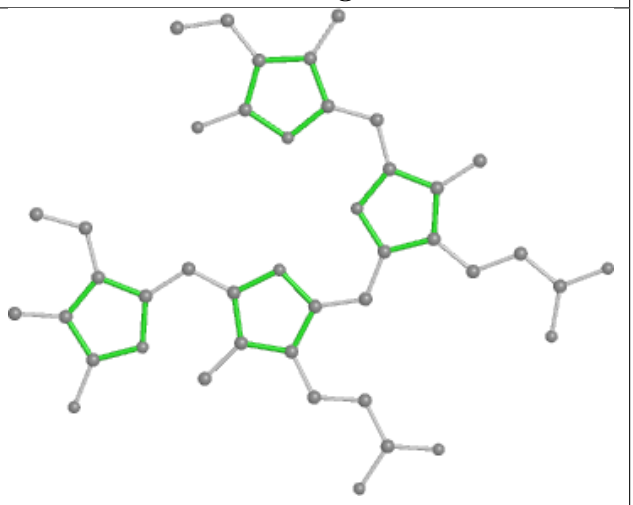

Rings

Ligand PEB TK 201

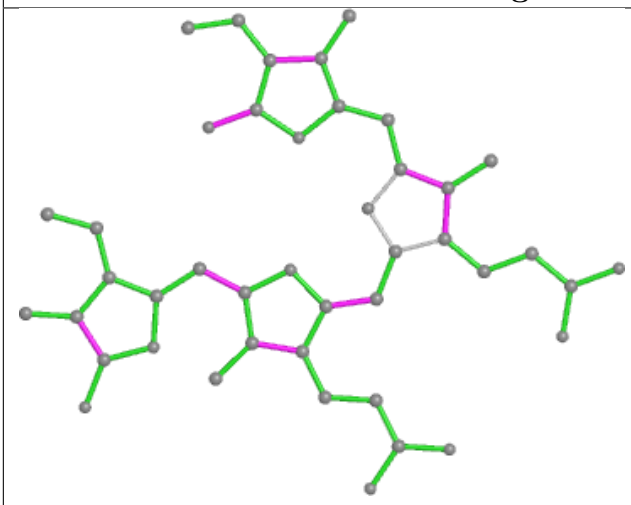

Bond lengths

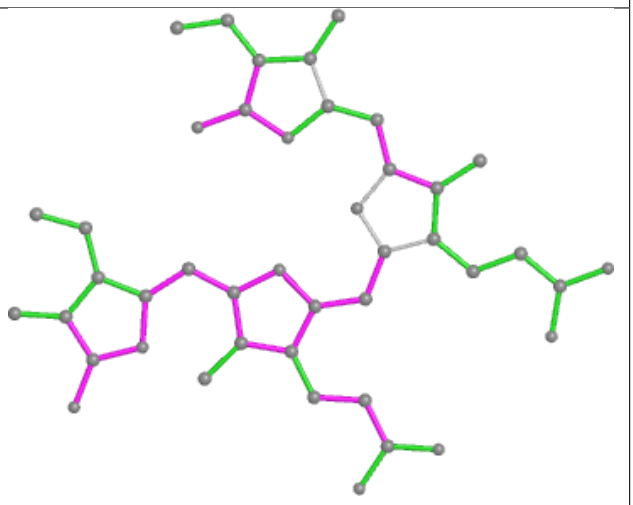

Bond angles

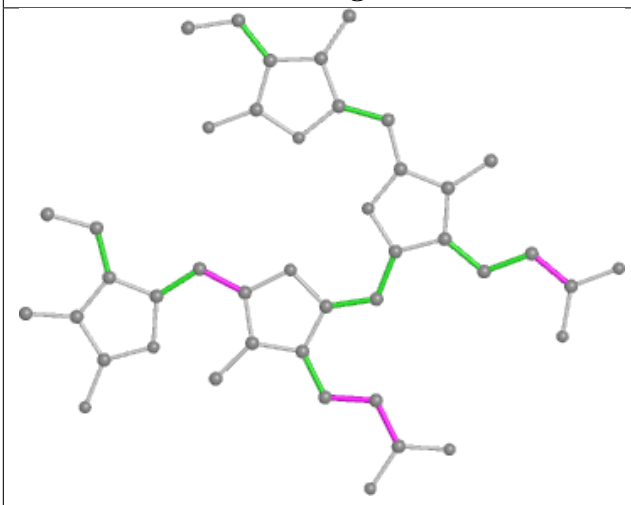

Torsions

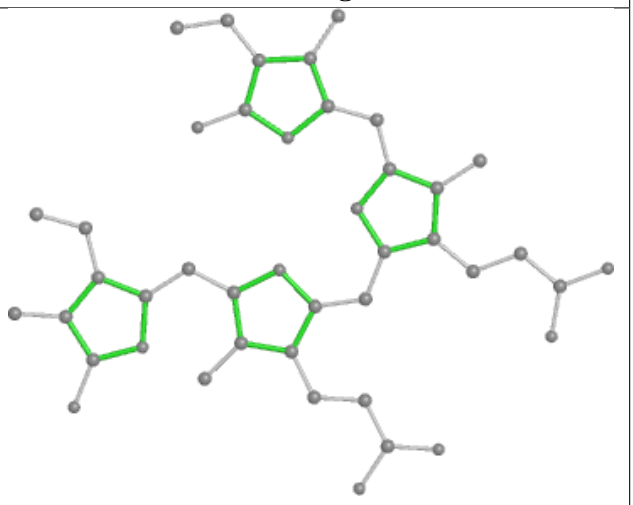

Rings

Ligand CYC MO 1001

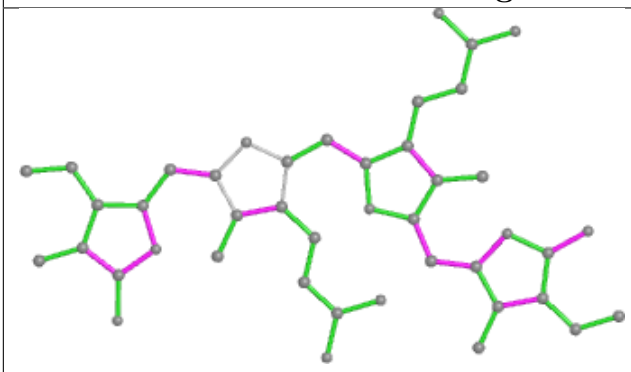

Bond lengths

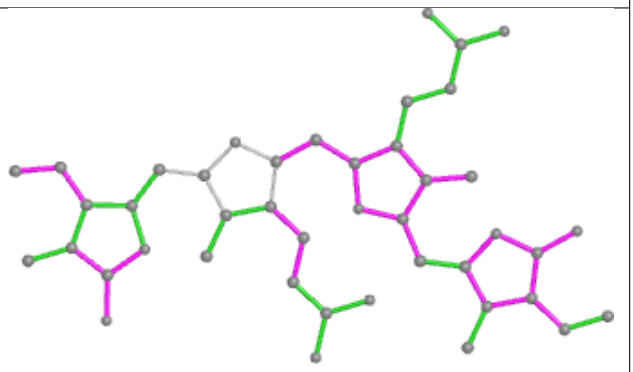

Bond angles

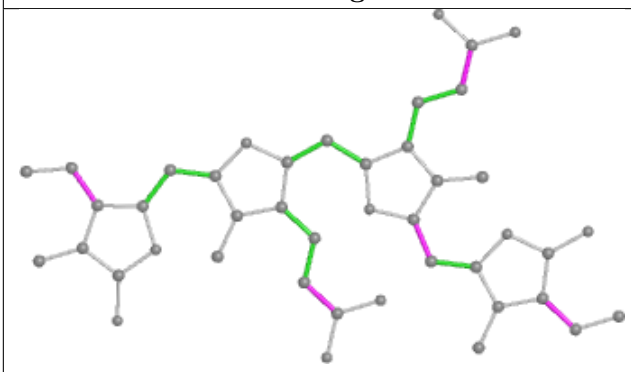

Torsions

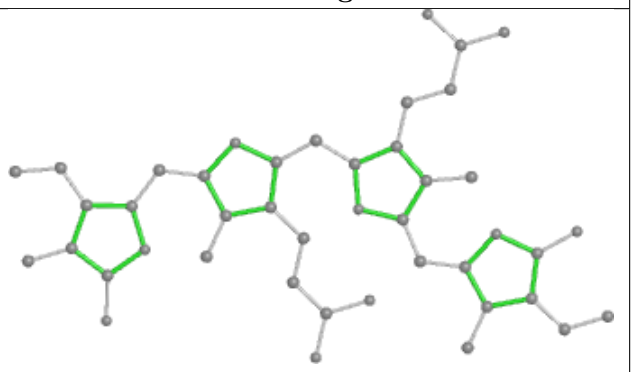

Rings

Ligand PEB Z1 201

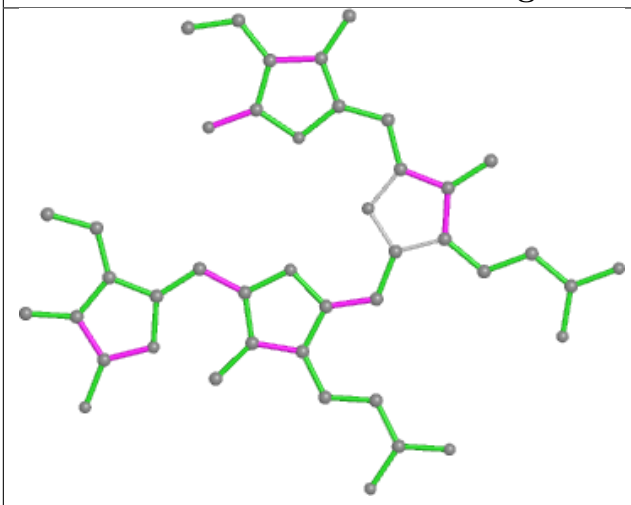

Bond lengths

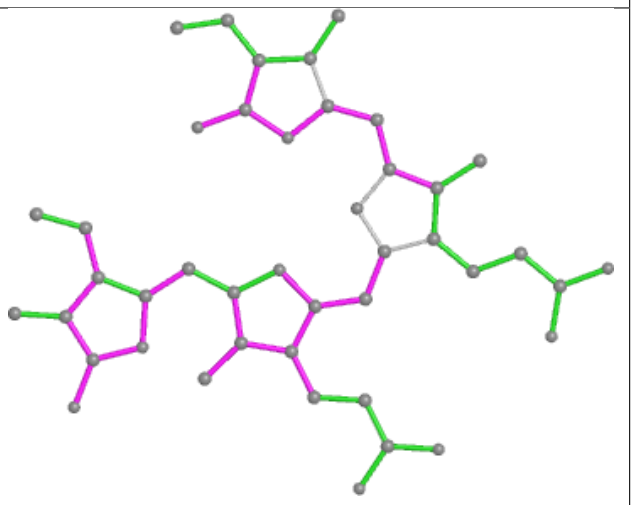

Bond angles

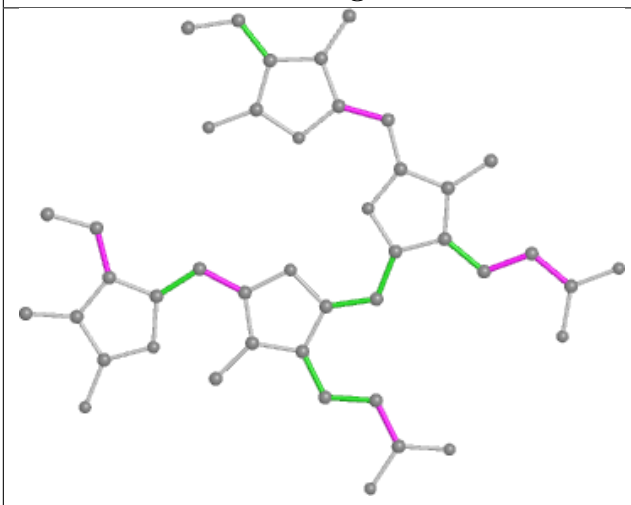

Torsions

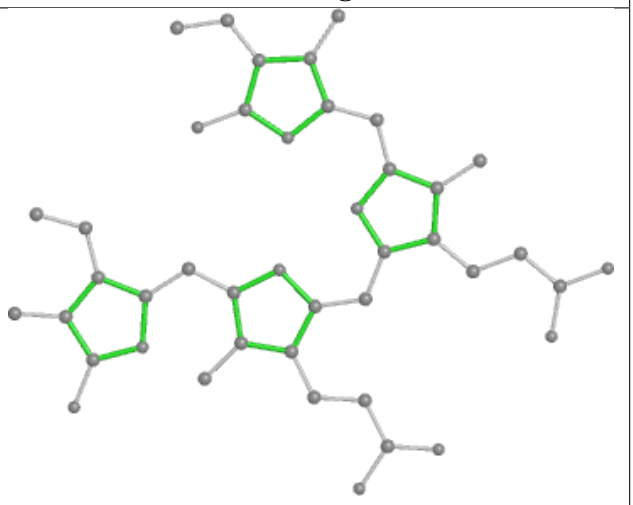

Rings

Ligand CLA 12 603

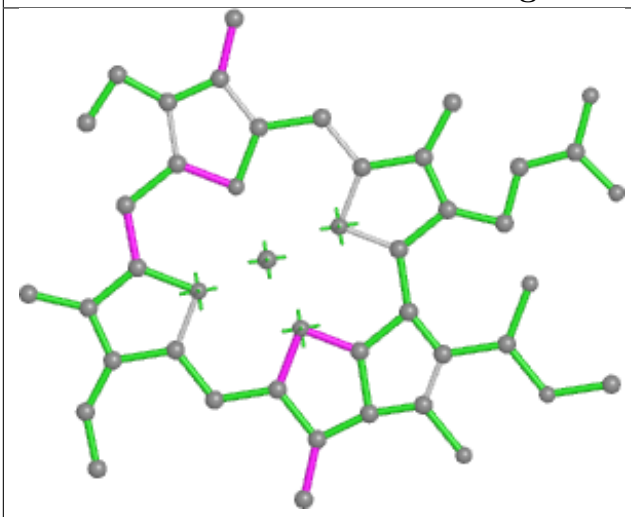

Bond lengths

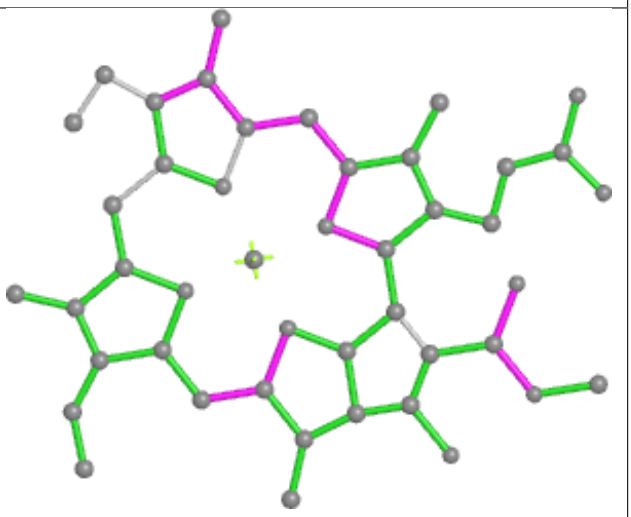

Bond angles

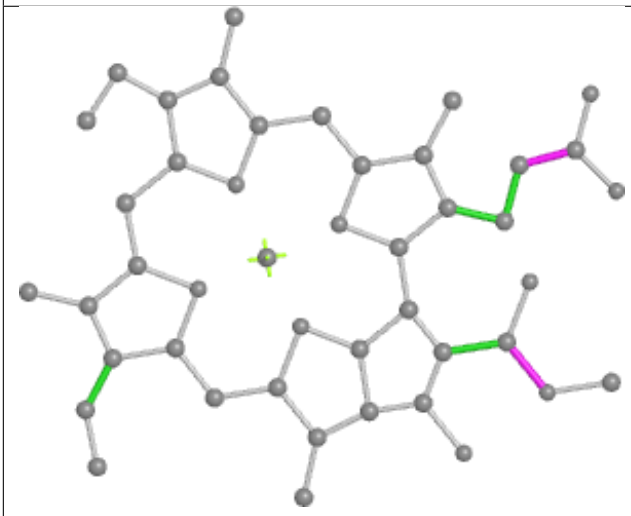

Torsions

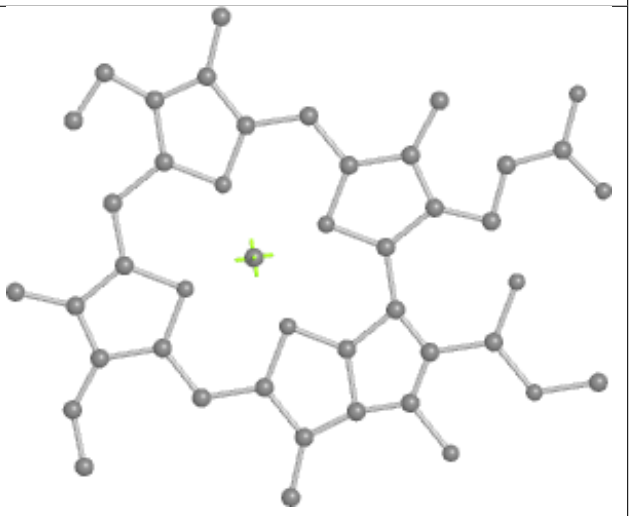

Rings

Ligand PEB lH 202

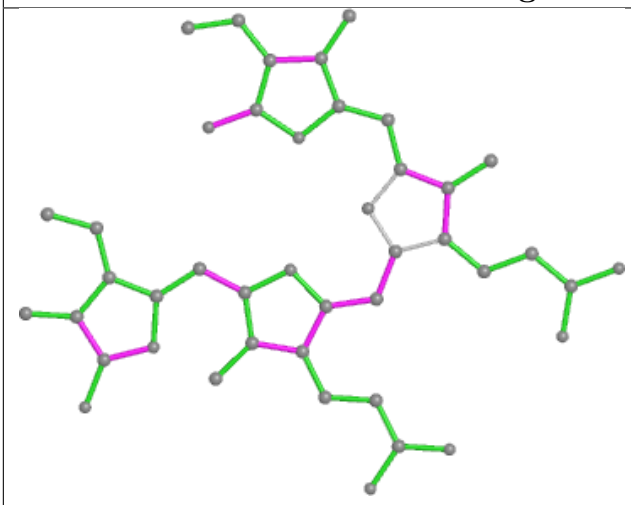

Bond lengths

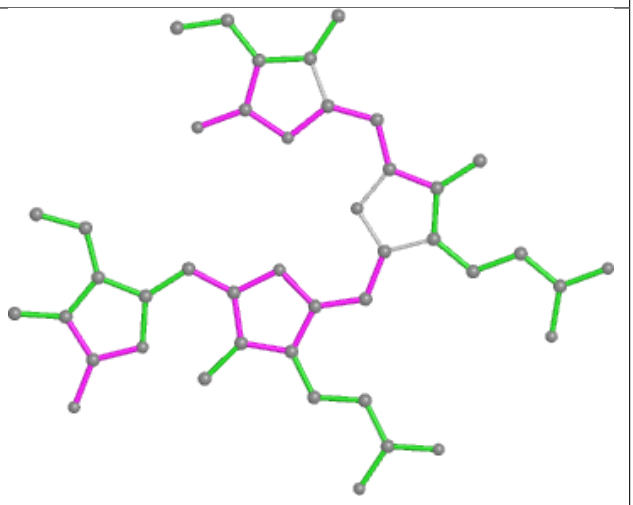

Bond angles

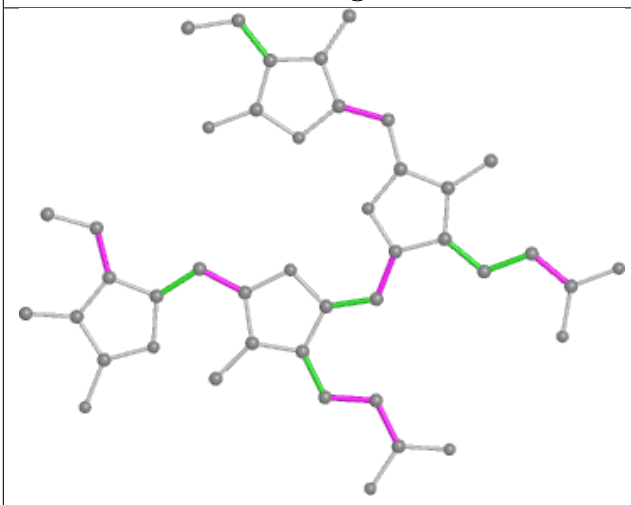

Torsions

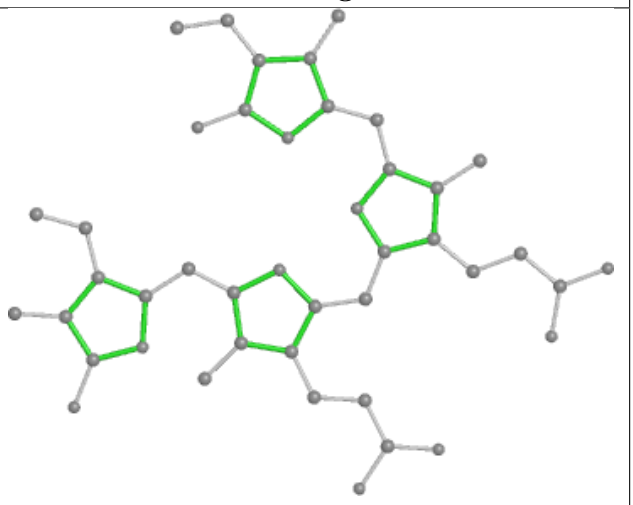

Rings

Ligand PEB eH 202

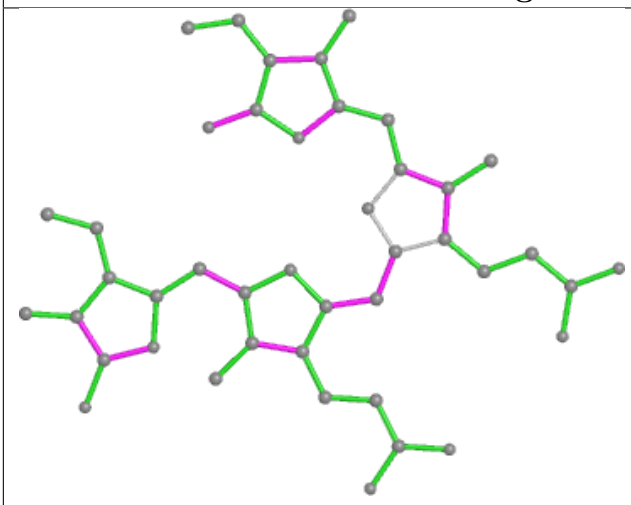

Bond lengths

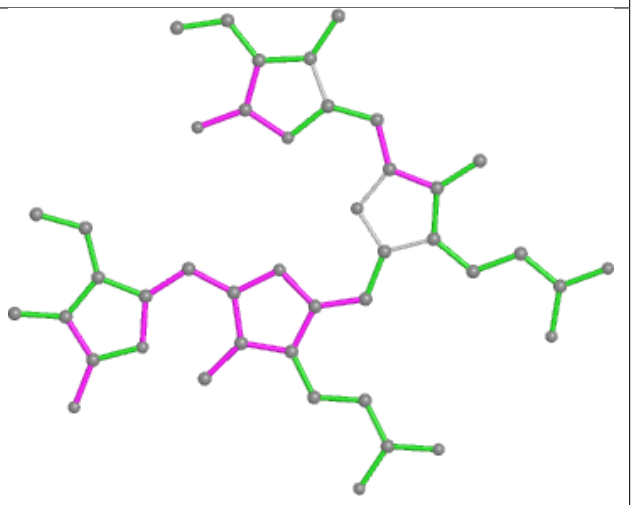

Bond angles

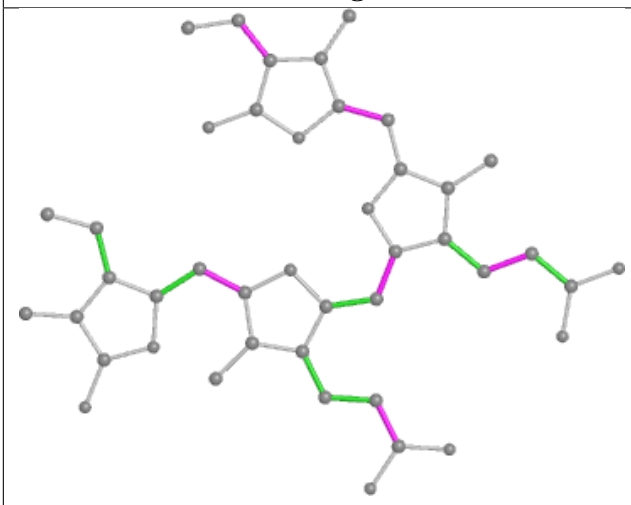

Torsions

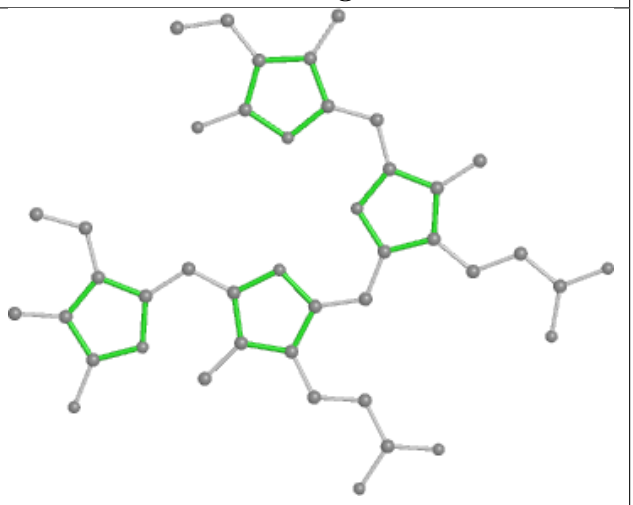

Rings

Ligand CLA ON 202

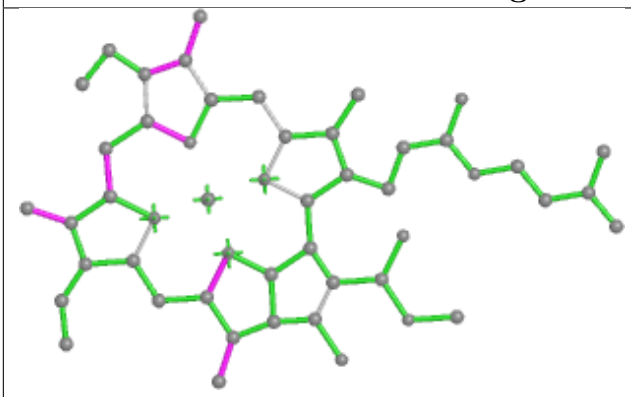

Bond lengths

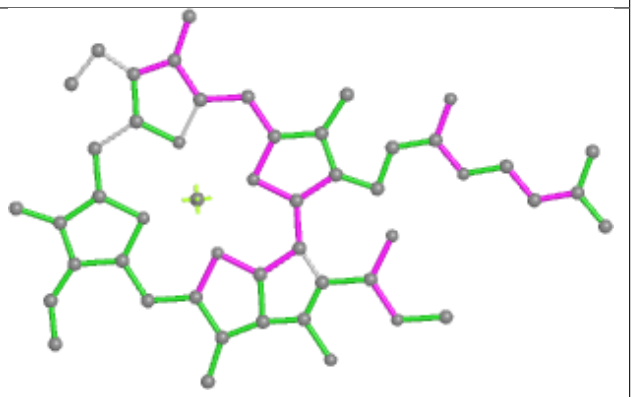

Bond angles

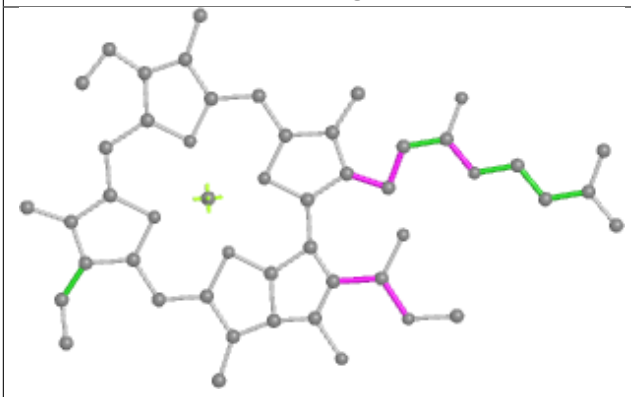

Torsions

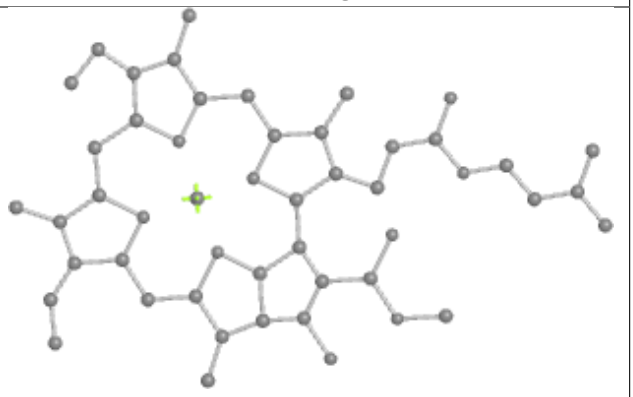

Rings

Ligand PEB KK 202

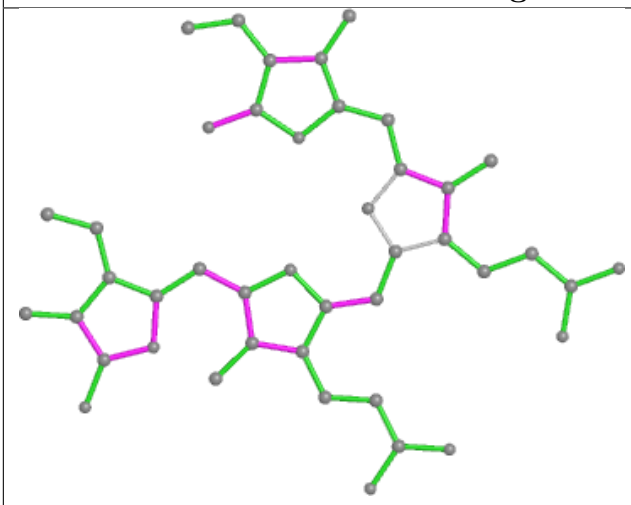

Bond lengths

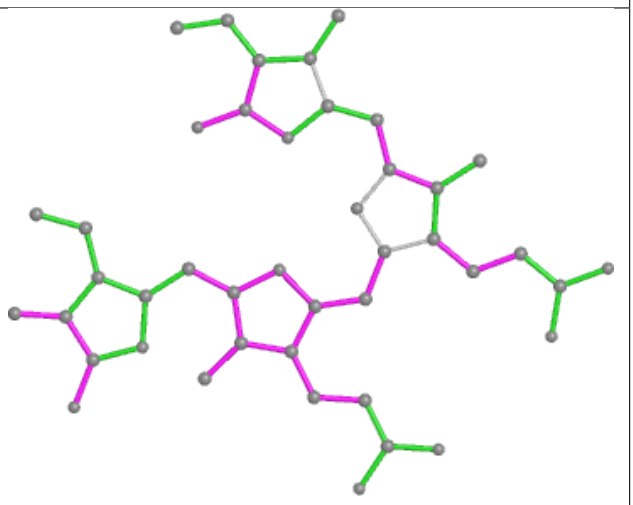

Bond angles

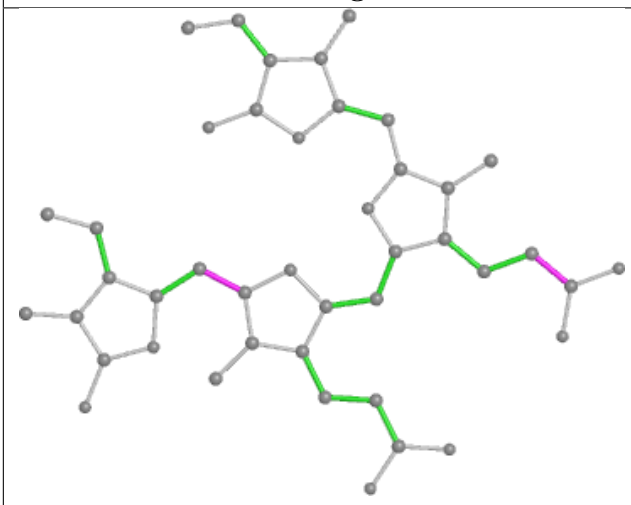

Torsions

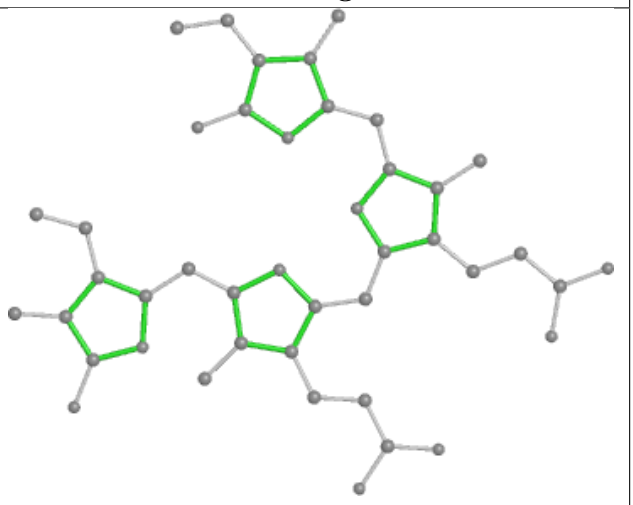

Rings

Ligand LHG DL 407

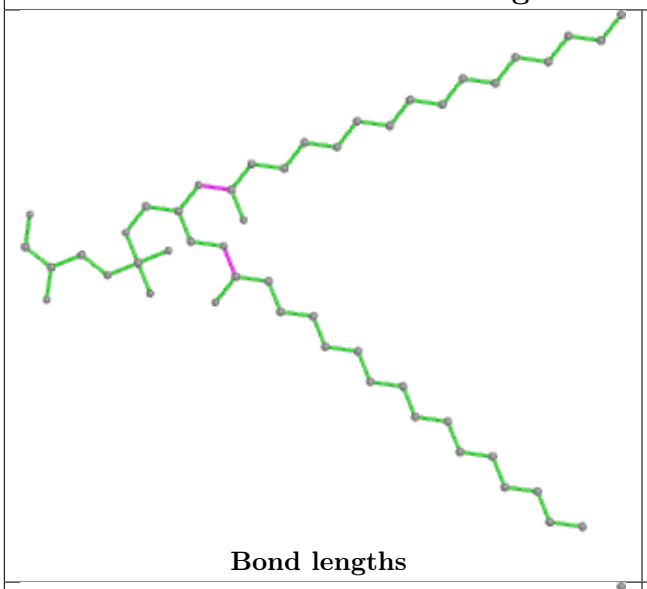

Bond lengths

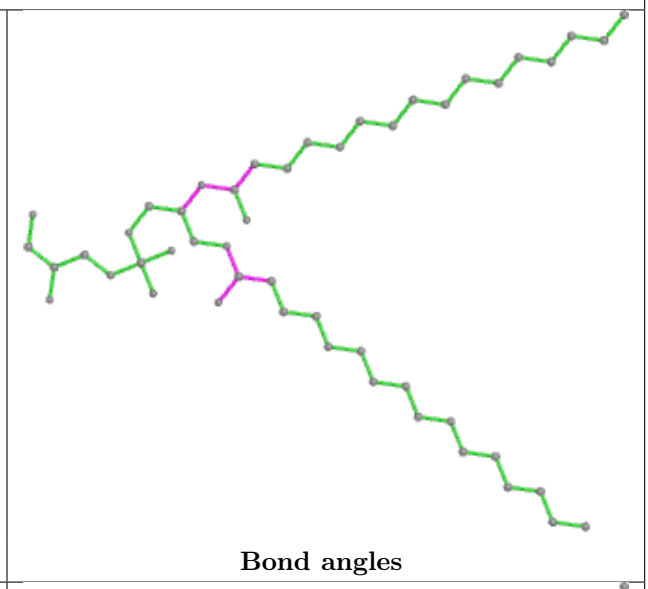

Bond angles

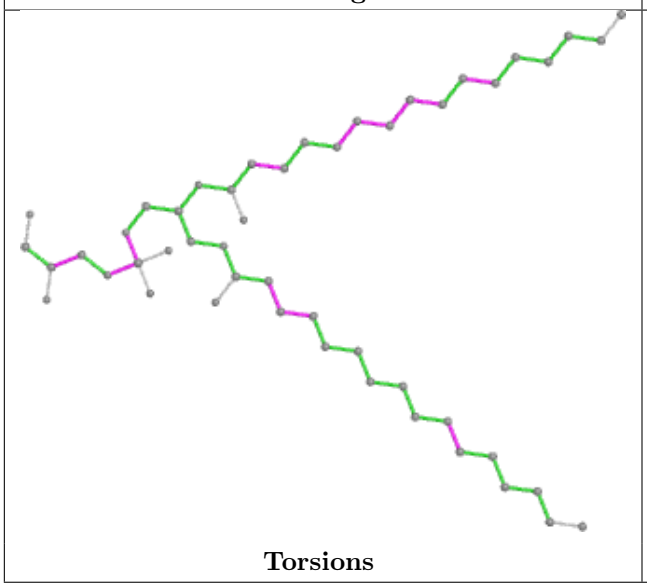

Torsions

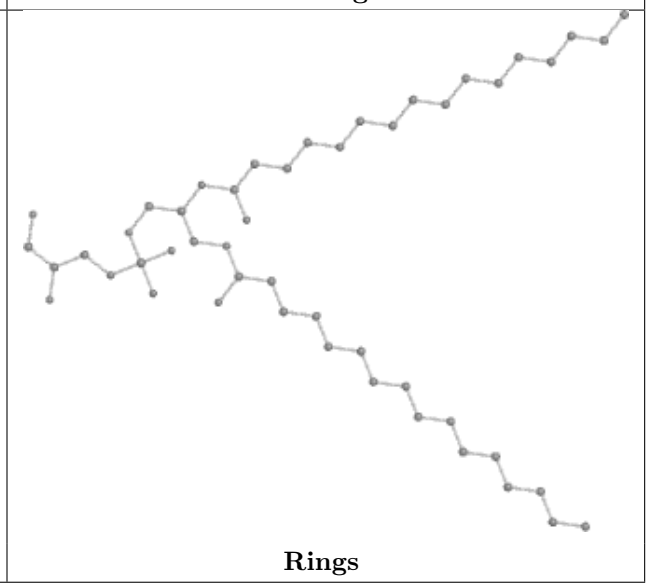

Rings

Ligand CLA b6 605

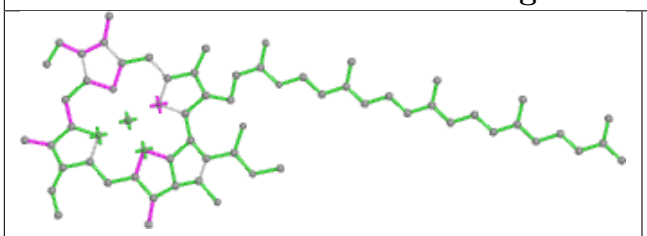

Bond lengths

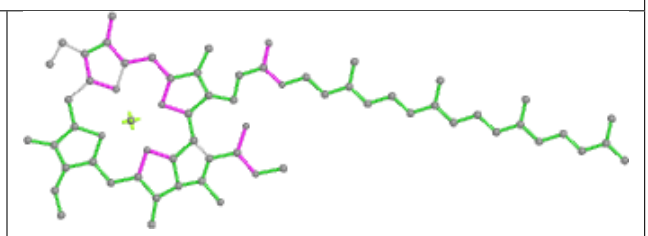

Bond angles

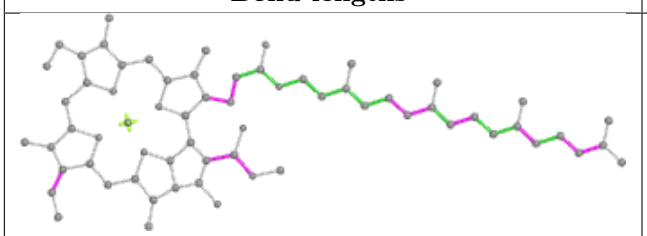

Torsions

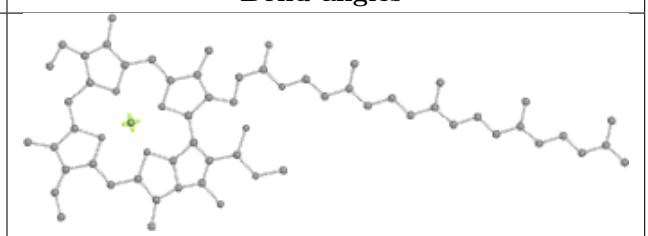

Rings

Ligand PEB eF 202

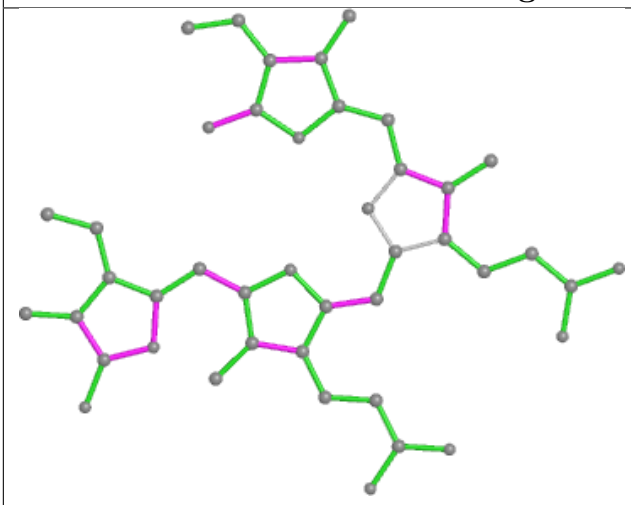

Bond lengths

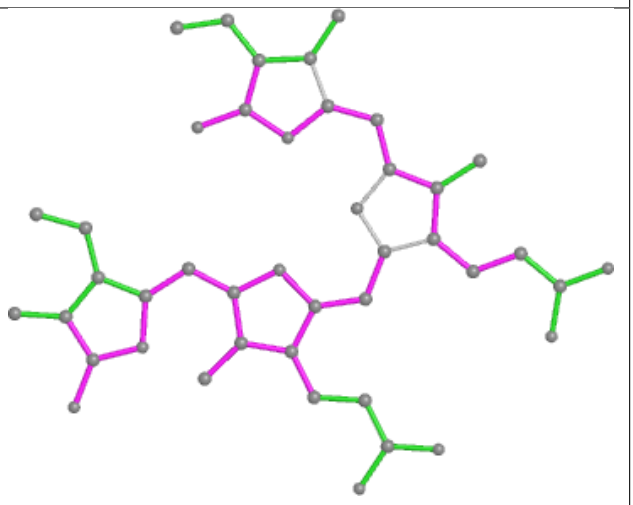

Bond angles

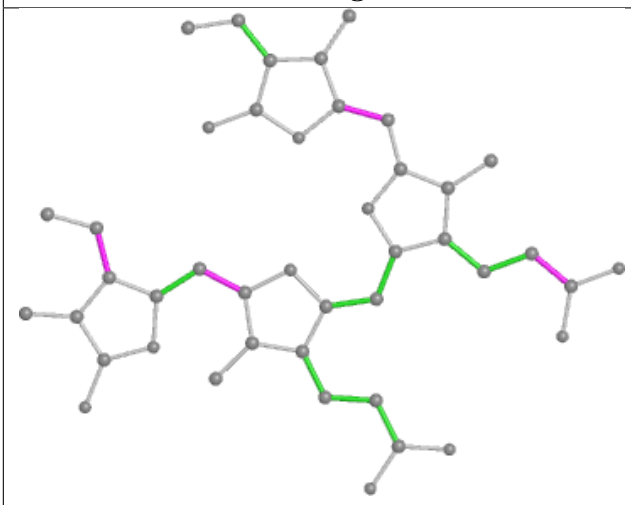

Torsions

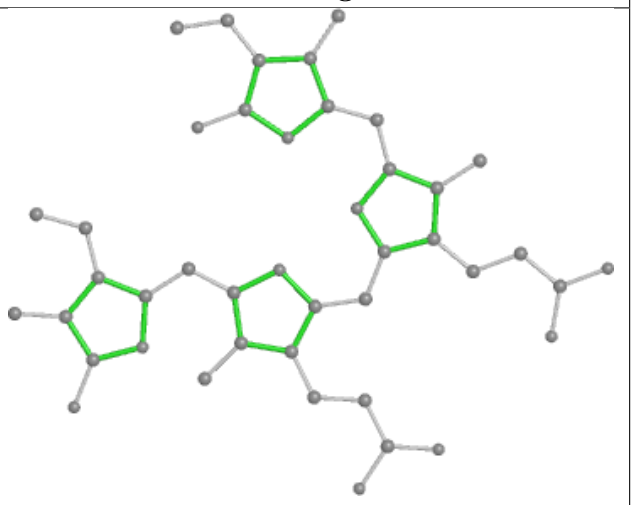

Rings

Ligand DGD BL 607

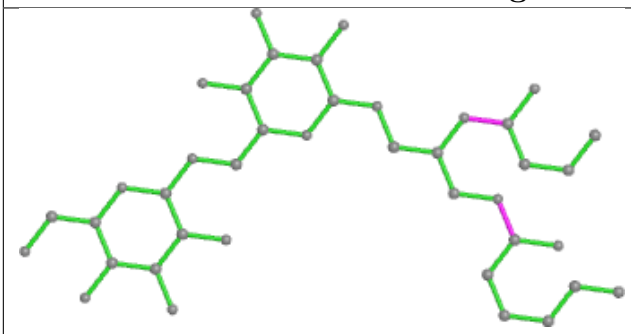

Bond lengths

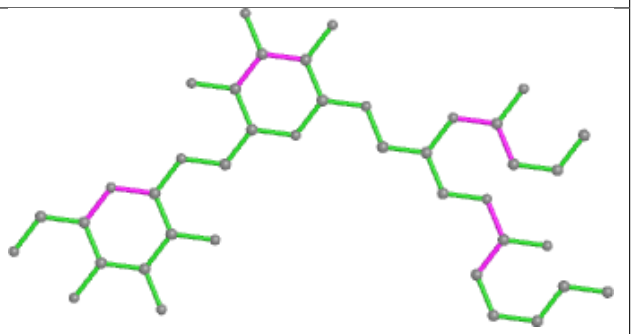

Bond angles

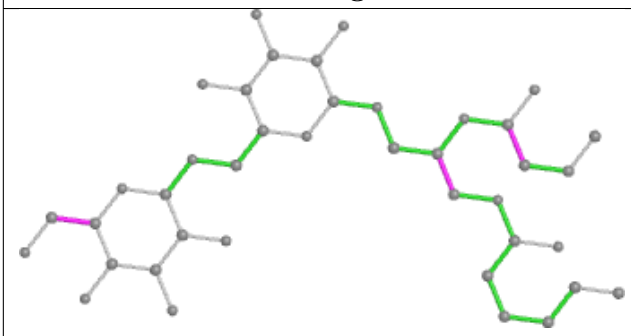

Torsions

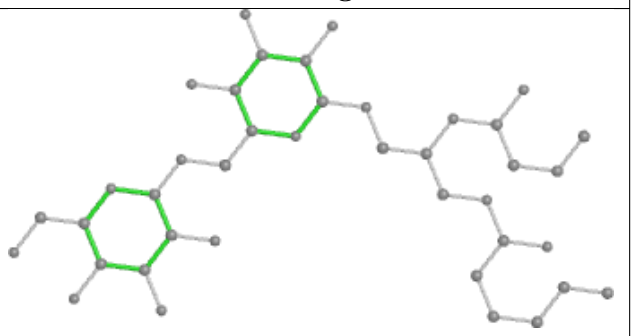

Rings

Ligand PEB TB 201

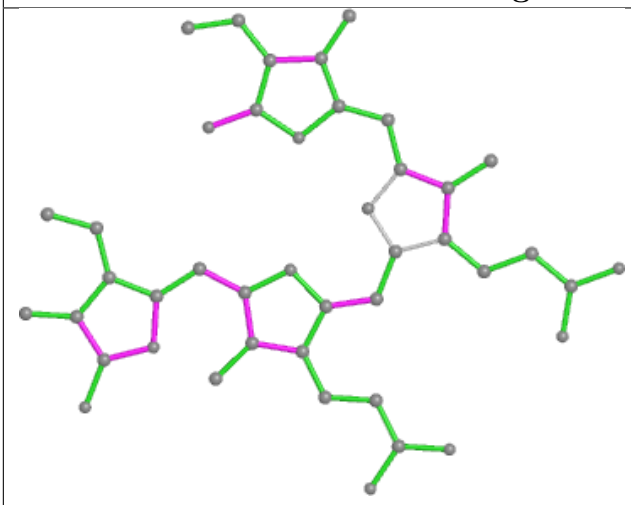

Bond lengths

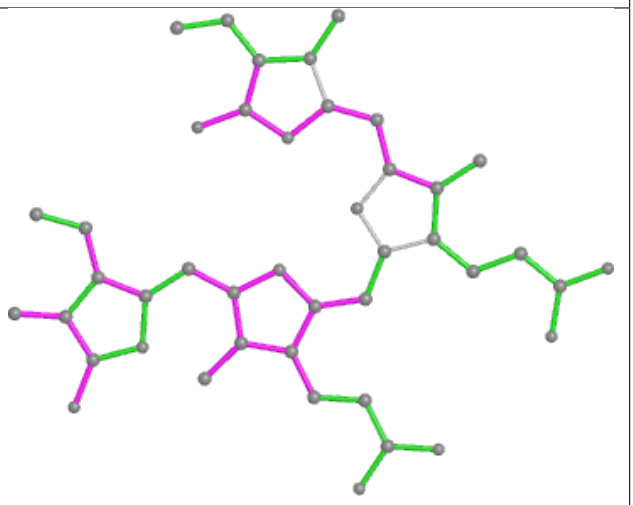

Bond angles

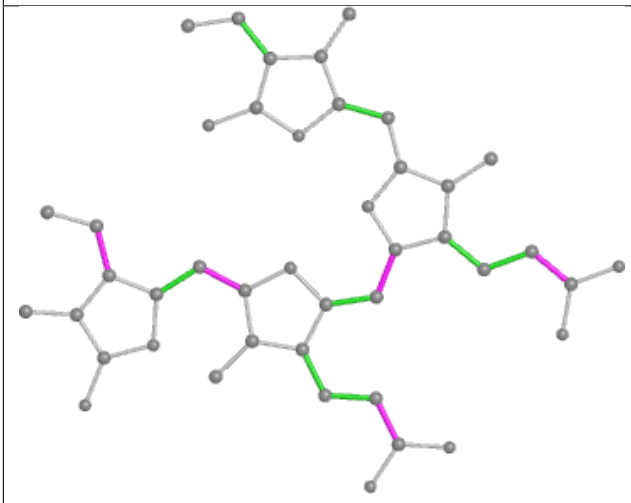

Torsions

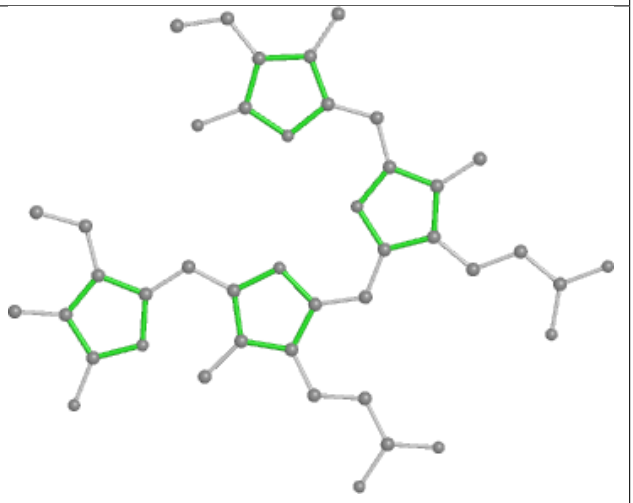

Rings

Ligand CLA 3N 306

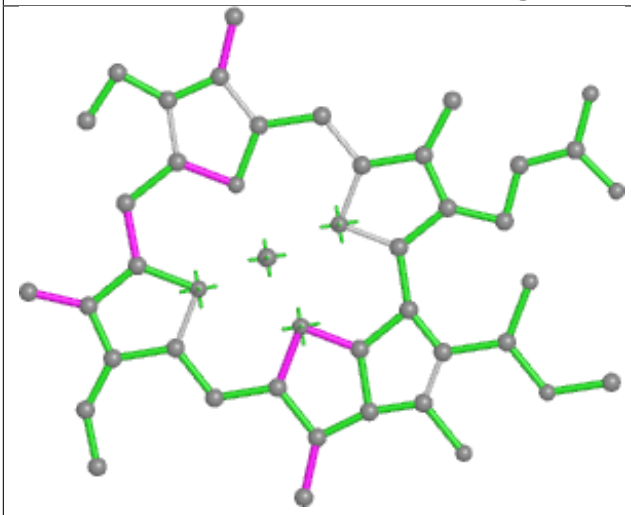

Bond lengths

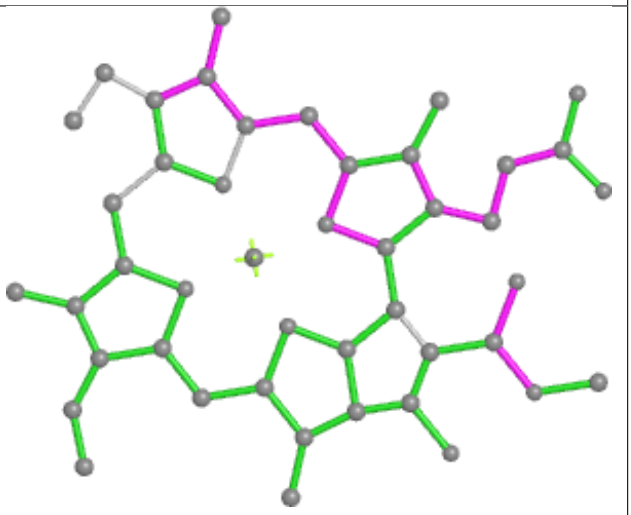

Bond angles

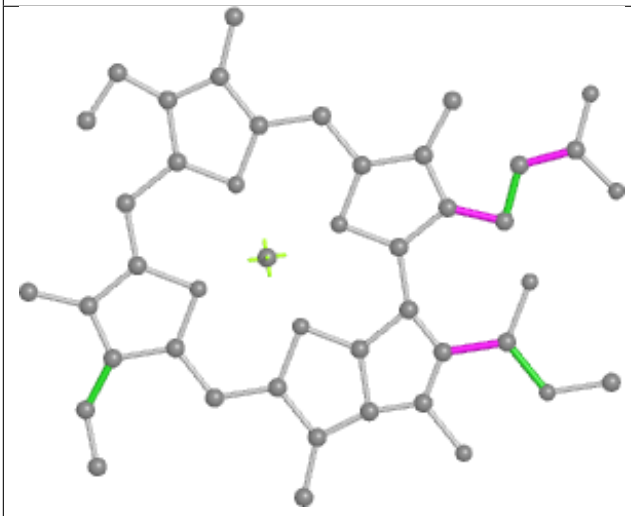

Torsions

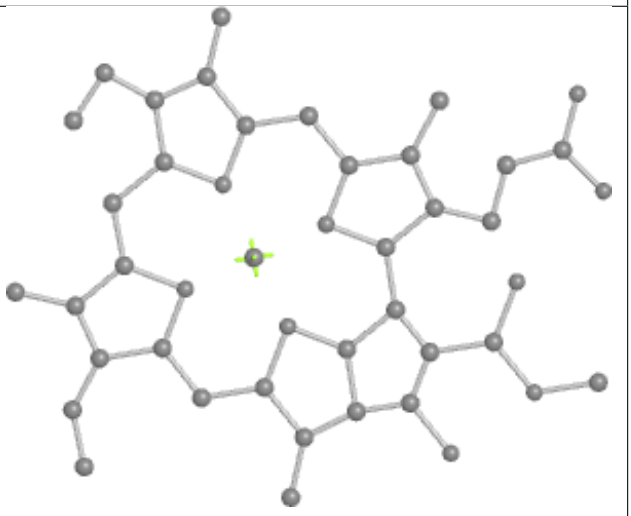

Rings

Ligand CYC C4 1001

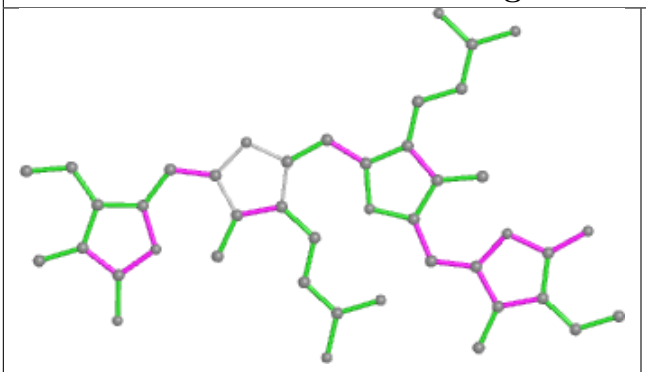

Bond lengths

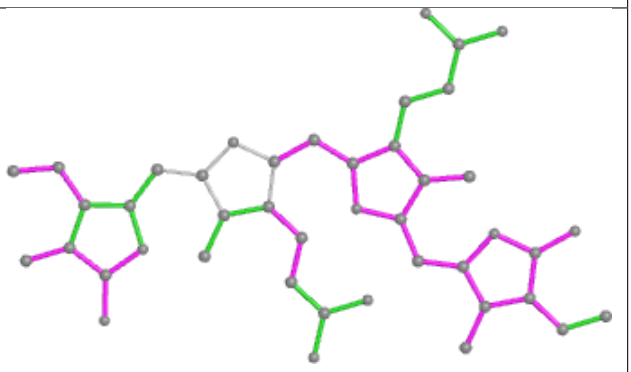

Bond angles

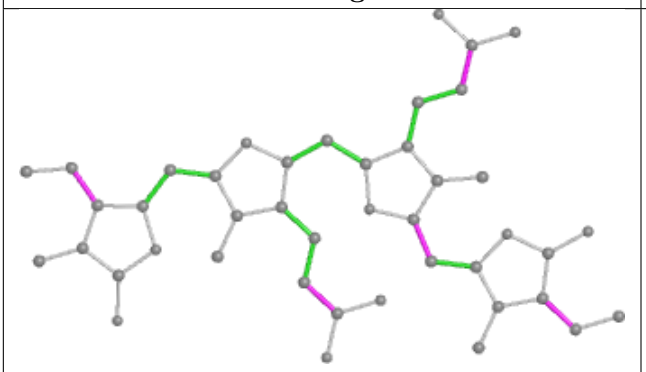

Torsions

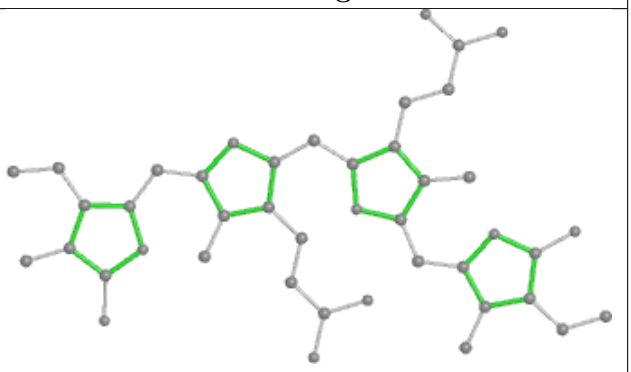

Rings

Ligand DGD DL 408

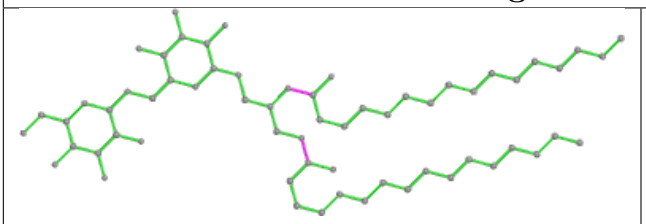

Bond lengths

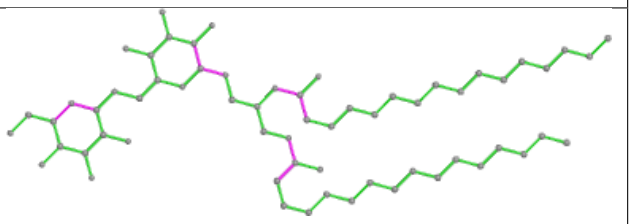

Bond angles

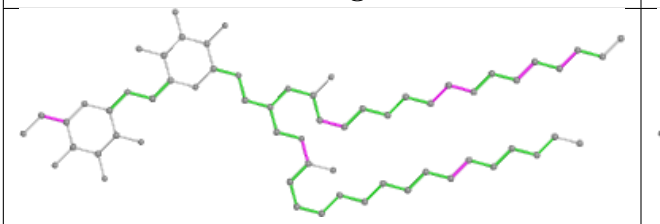

Torsions

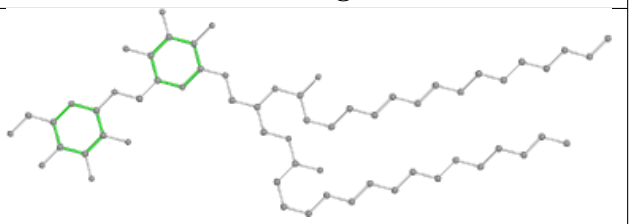

Rings

Ligand PEB KF 203

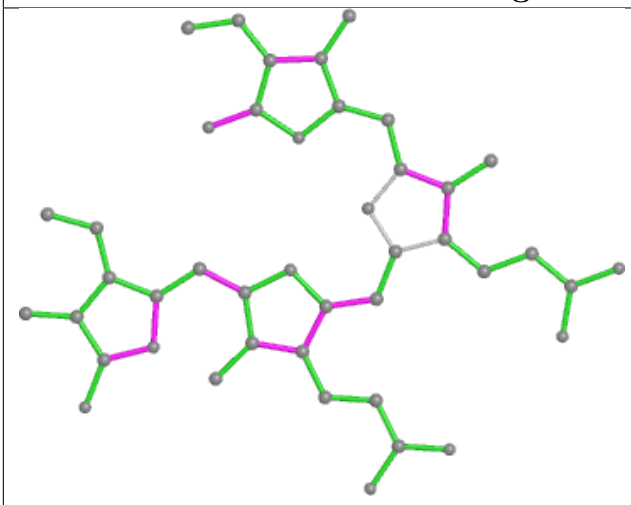

Bond lengths

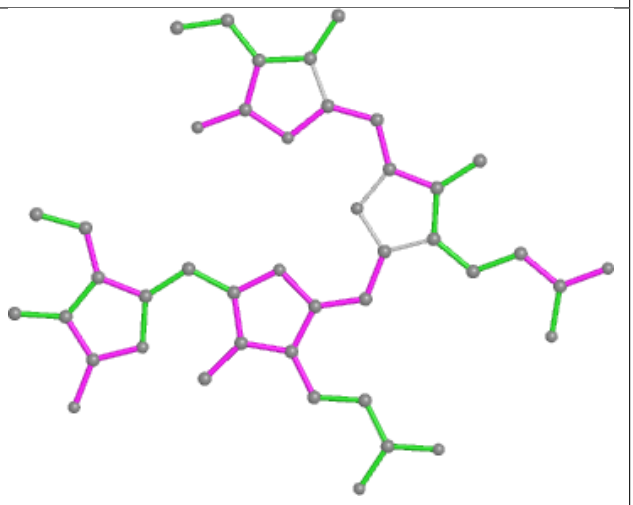

Bond angles

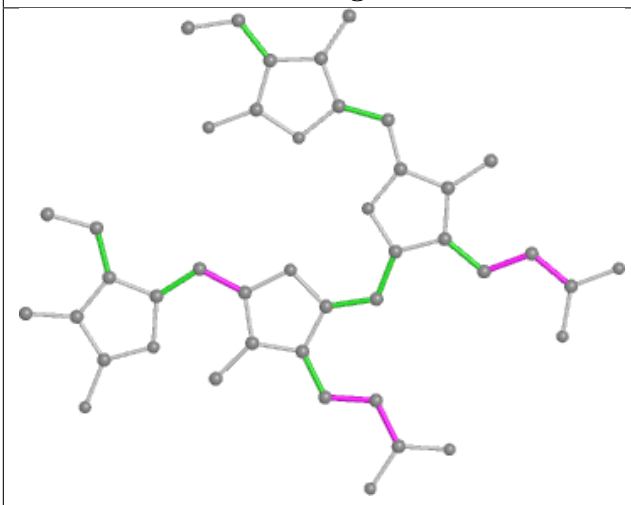

Torsions

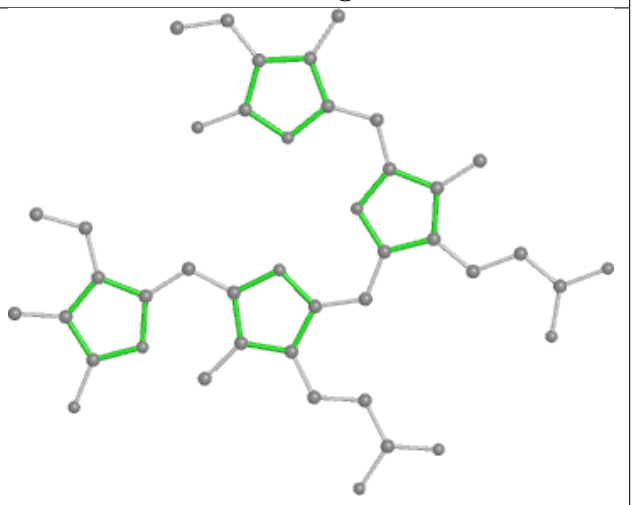

Rings

Ligand PEB OF 201

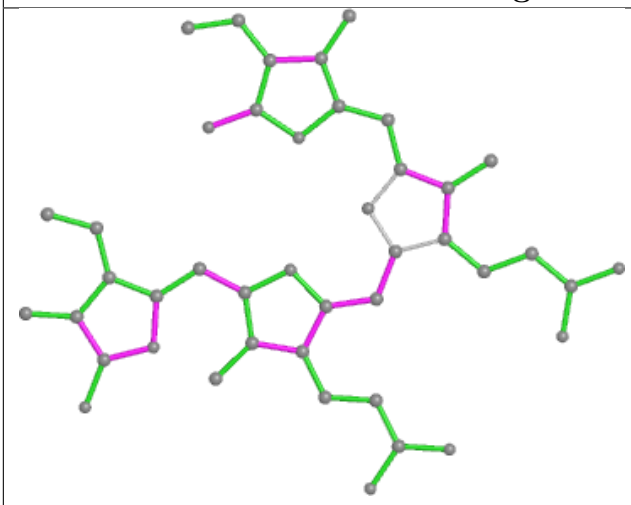

Bond lengths

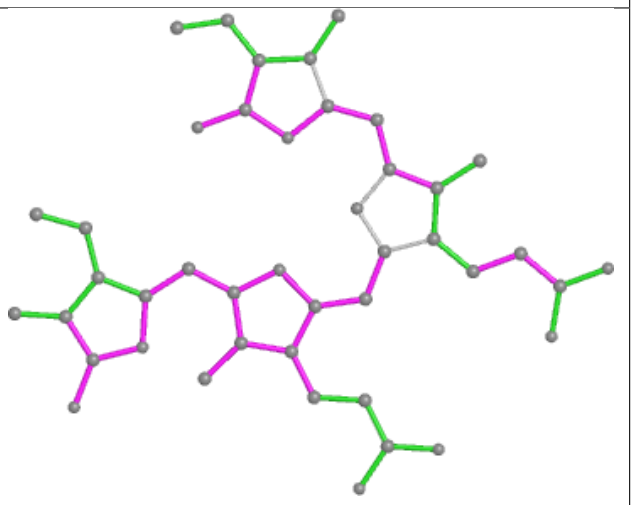

Bond angles

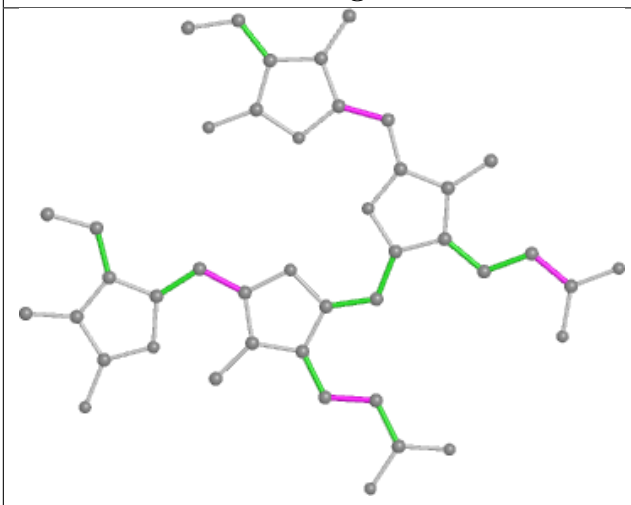

Torsions

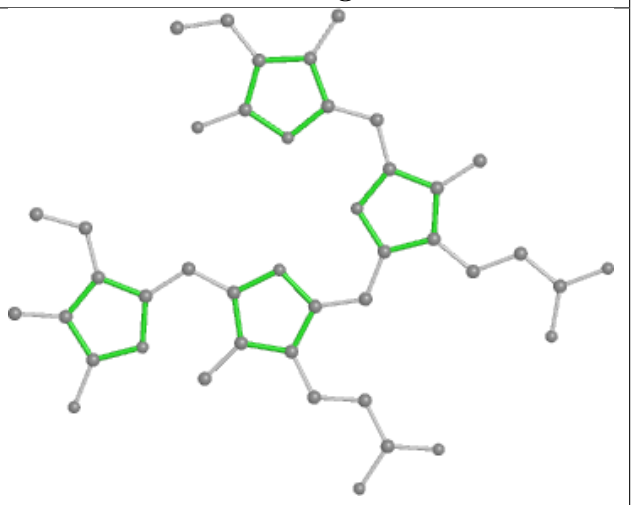

Rings

Ligand CLA 8N 308

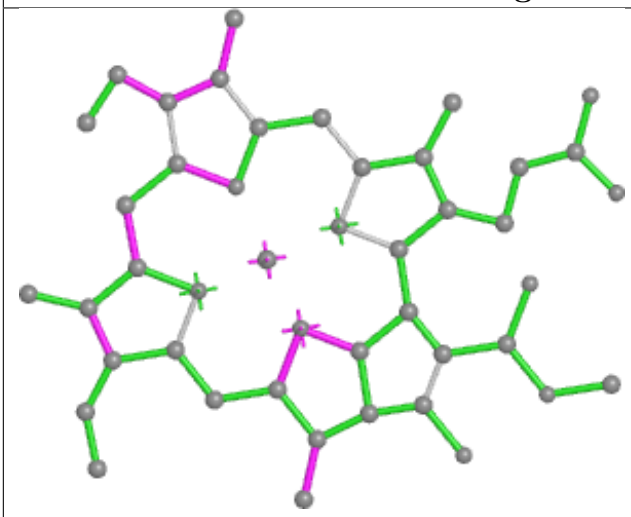

Bond lengths

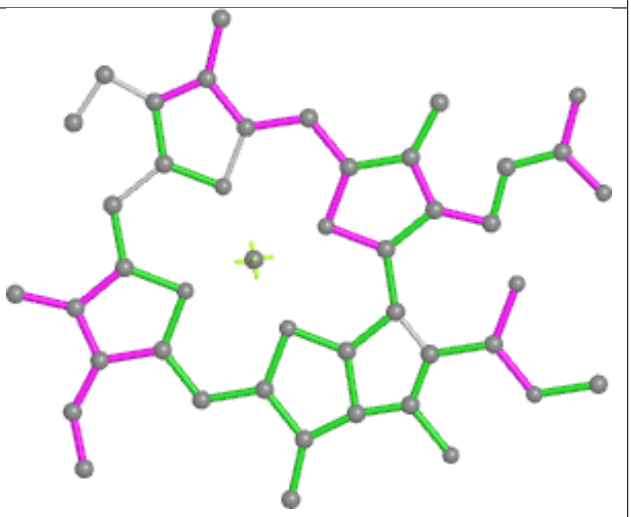

Bond angles

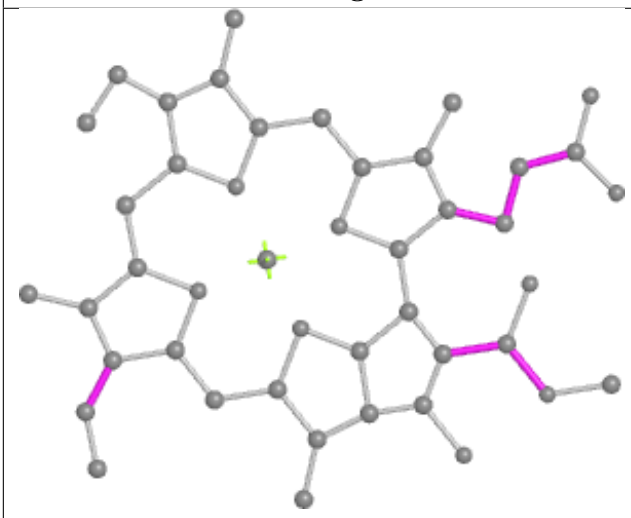

Torsions

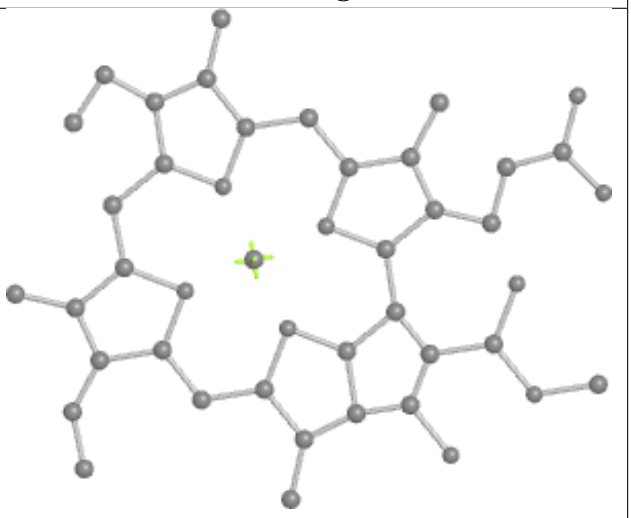

Rings

Ligand CLA bL 606

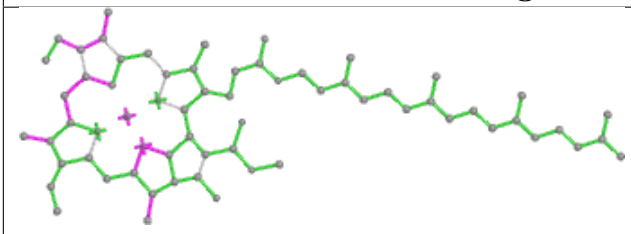

Bond lengths

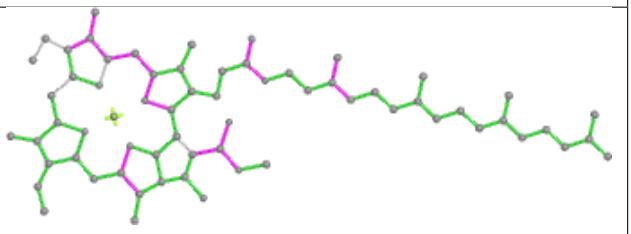

Bond angles

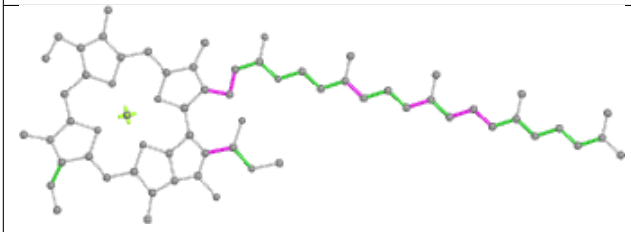

Torsions

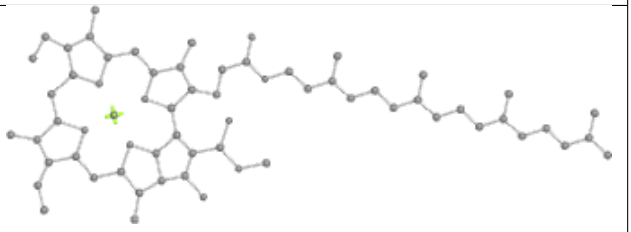

Rings

Ligand CLA 2N 306

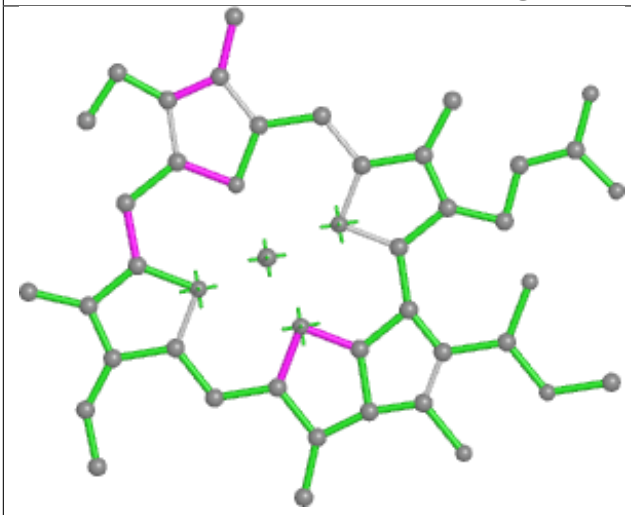

Bond lengths

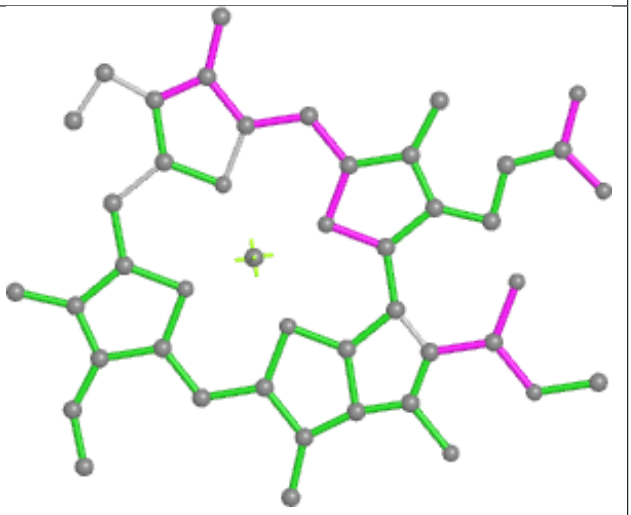

Bond angles

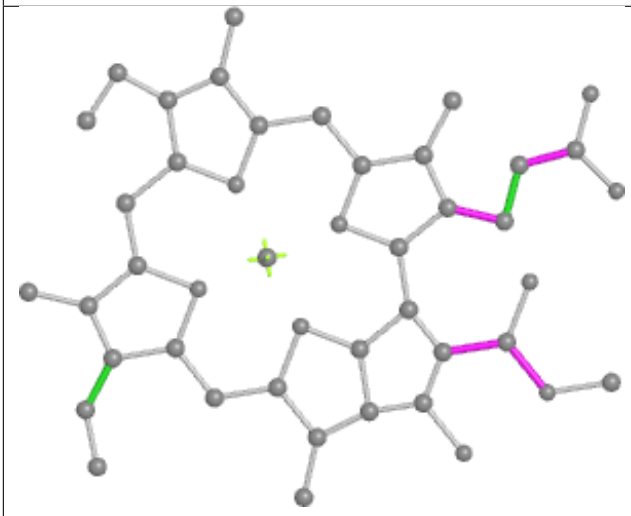

Torsions

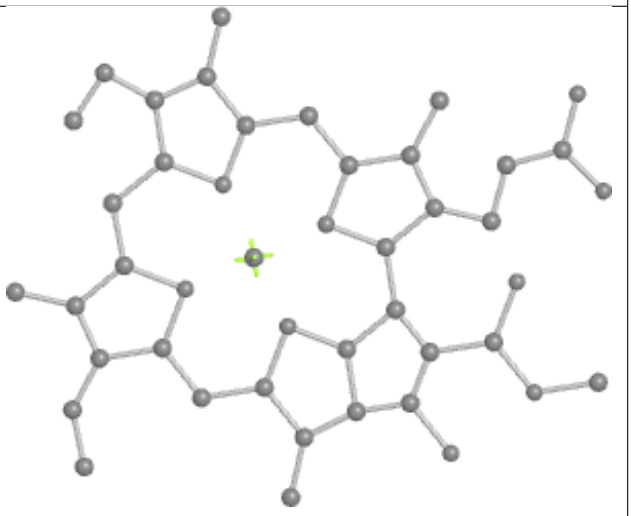

Rings

Ligand PEB hE 203

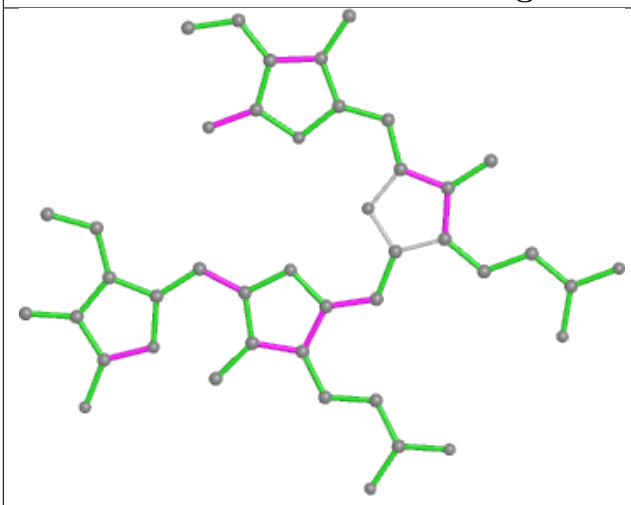

Bond lengths

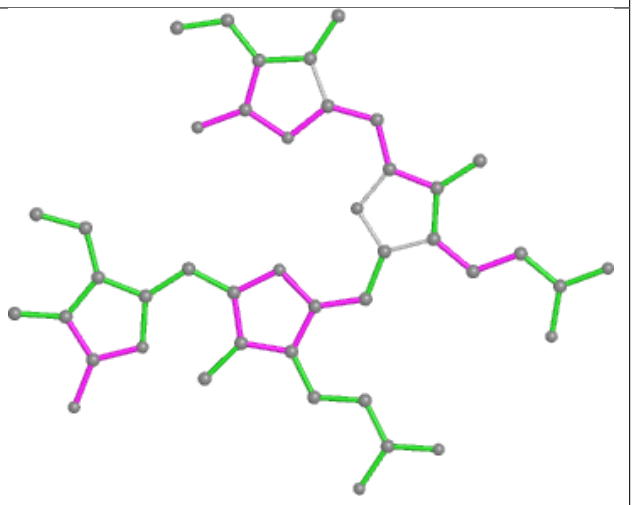

Bond angles

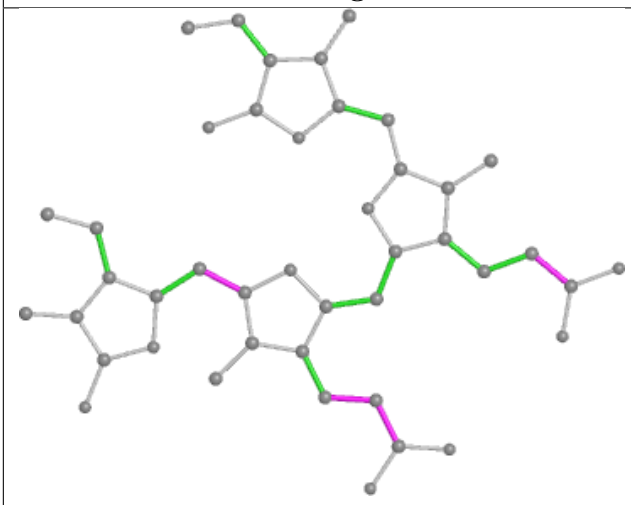

Torsions

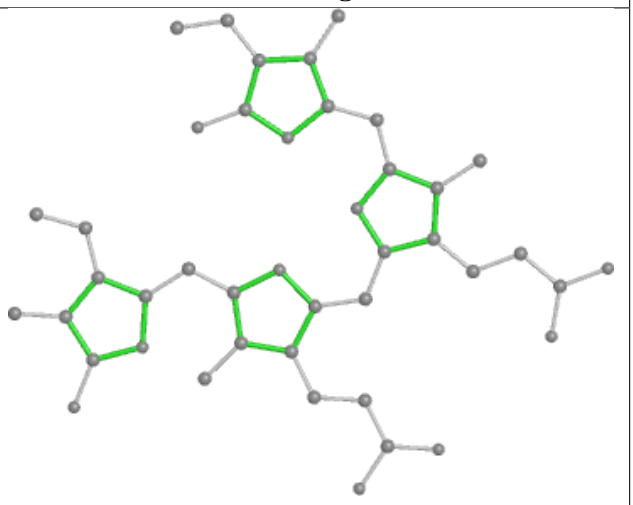

Rings

Ligand PEB e1 202

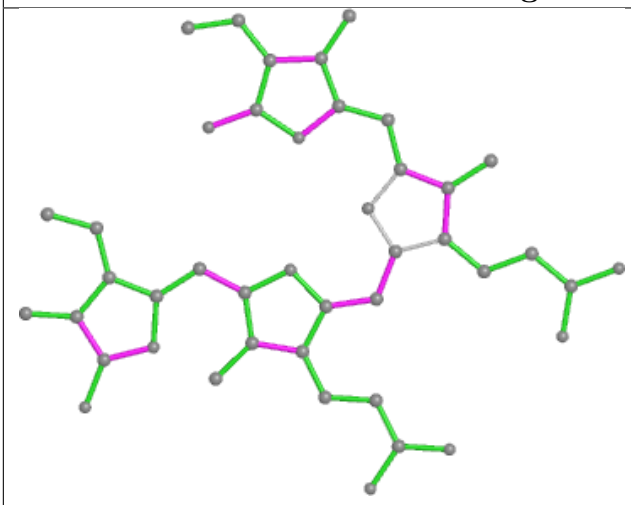

Bond lengths

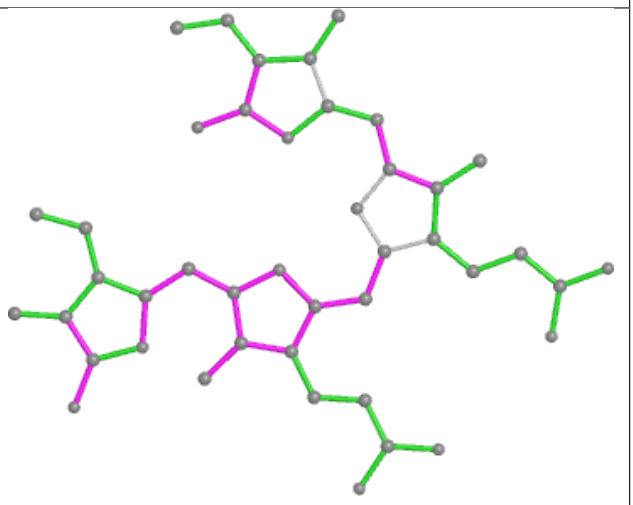

Bond angles

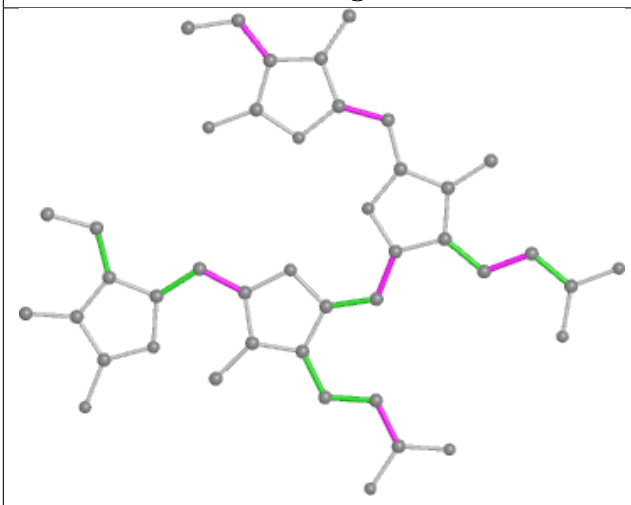

Torsions

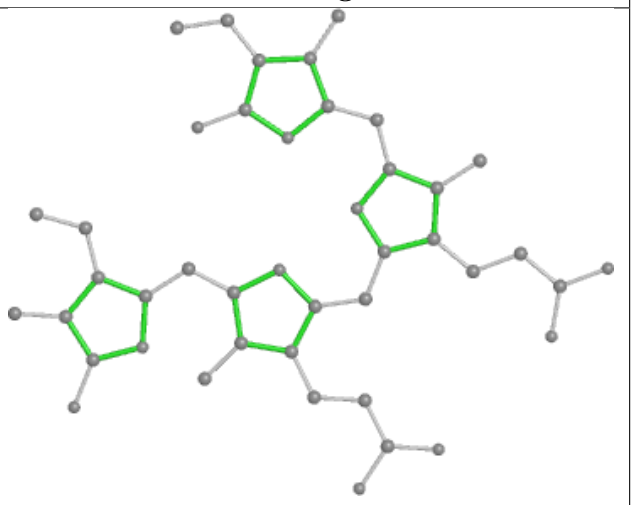

Rings

Ligand PEB s8 202

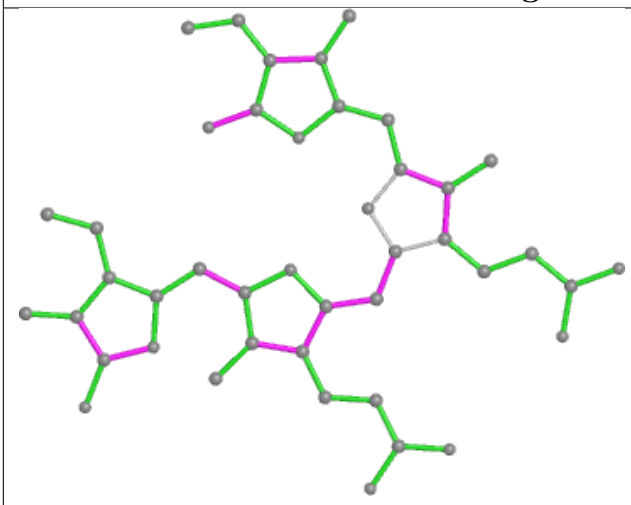

Bond lengths

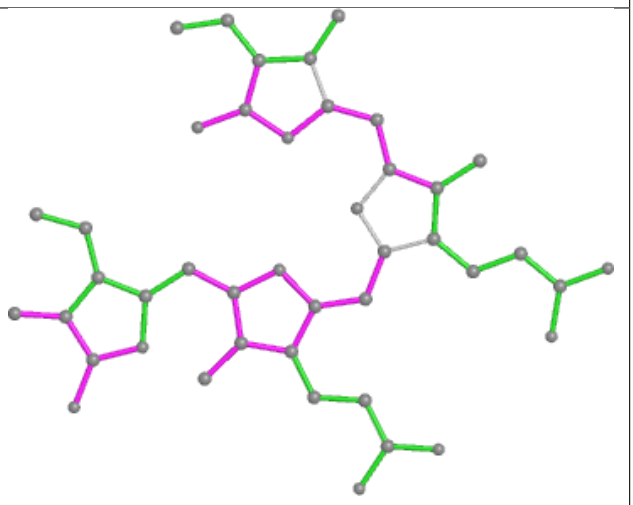

Bond angles

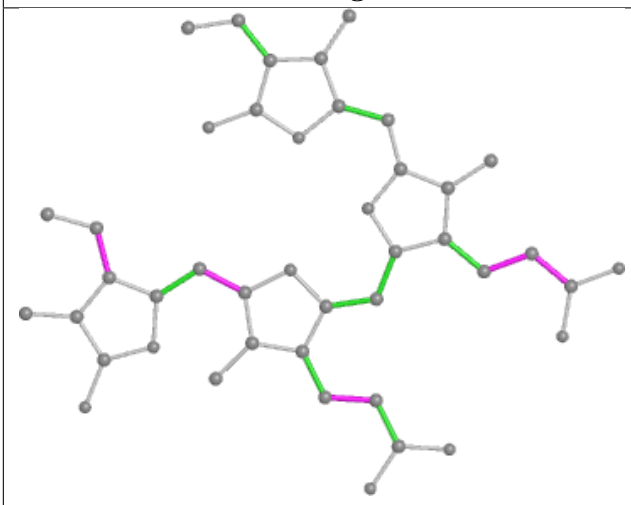

Torsions

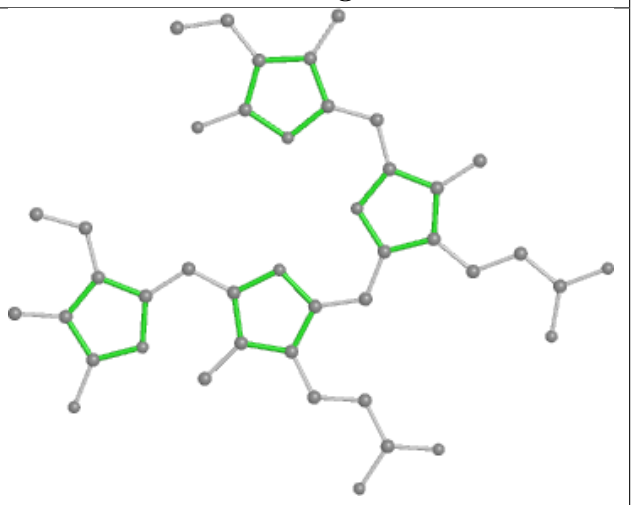

Rings

Ligand PEB Q7 201

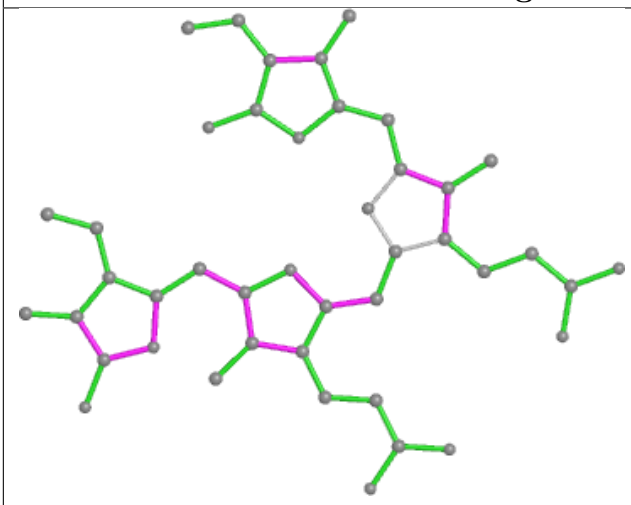

Bond lengths

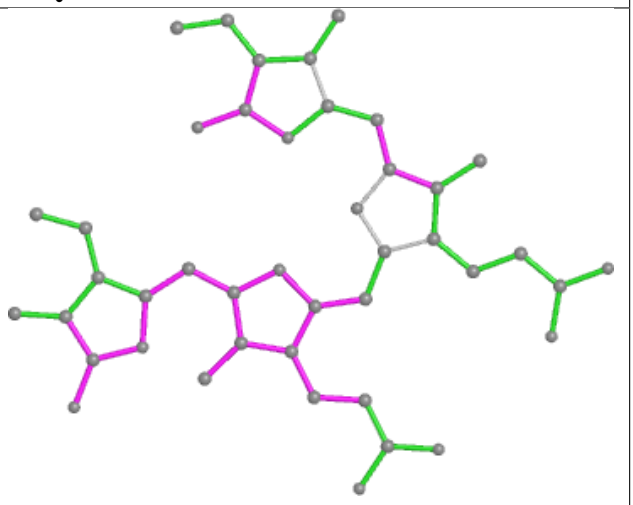

Bond angles

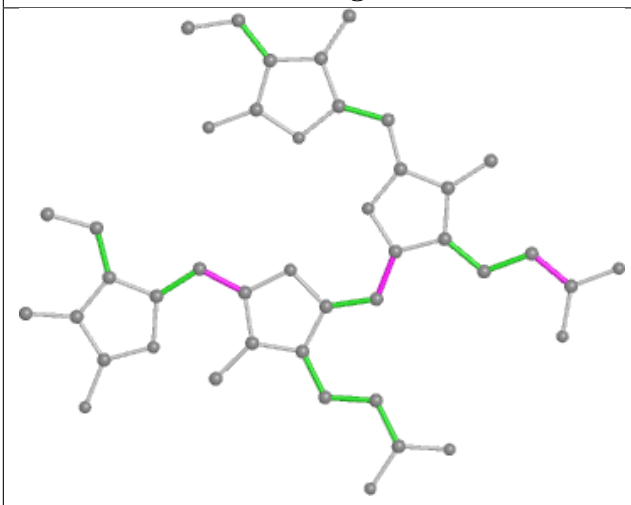

Torsions

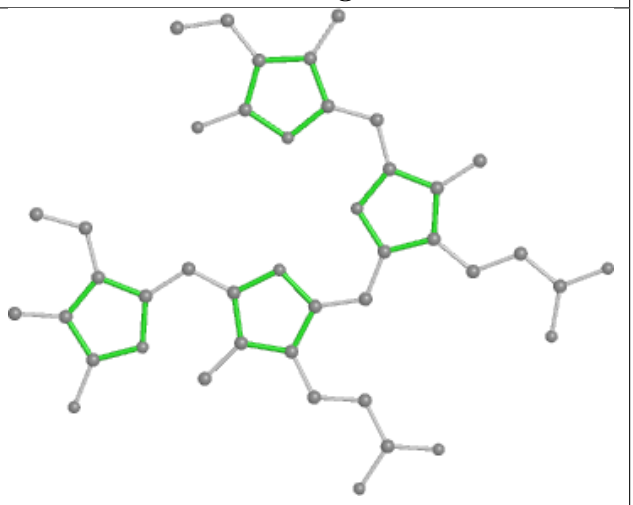

Rings

Ligand PEB UK 202

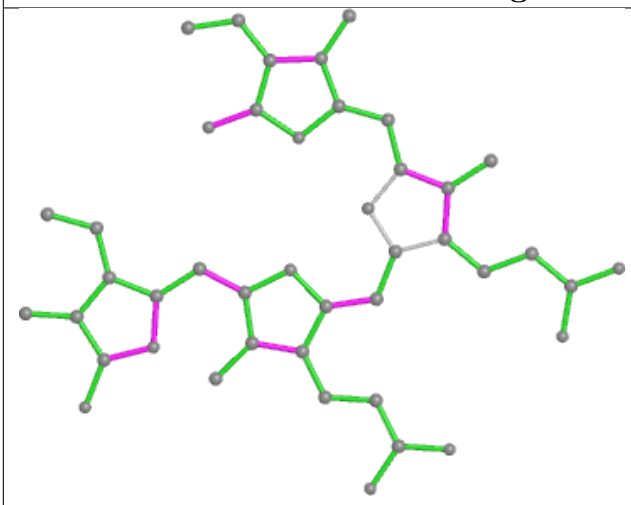

Bond lengths

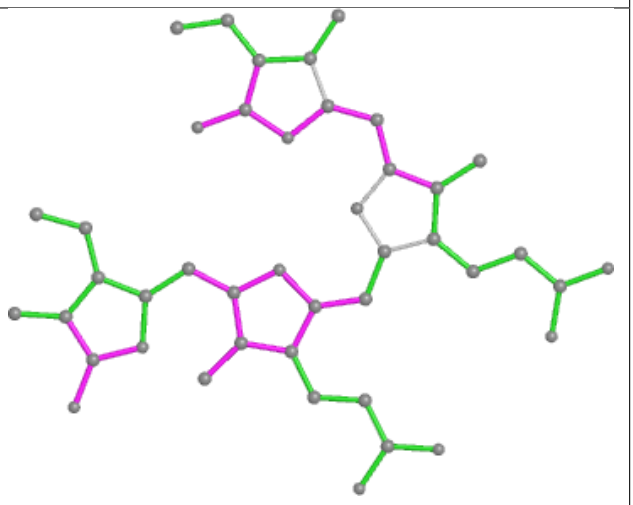

Bond angles

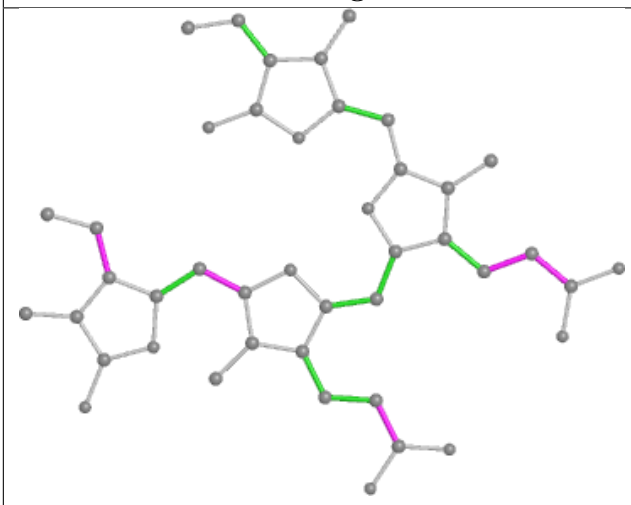

Torsions

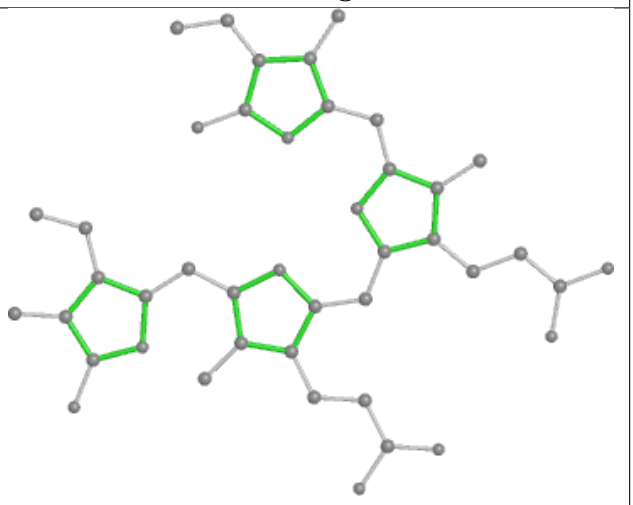

Rings

Ligand PEB R1 201

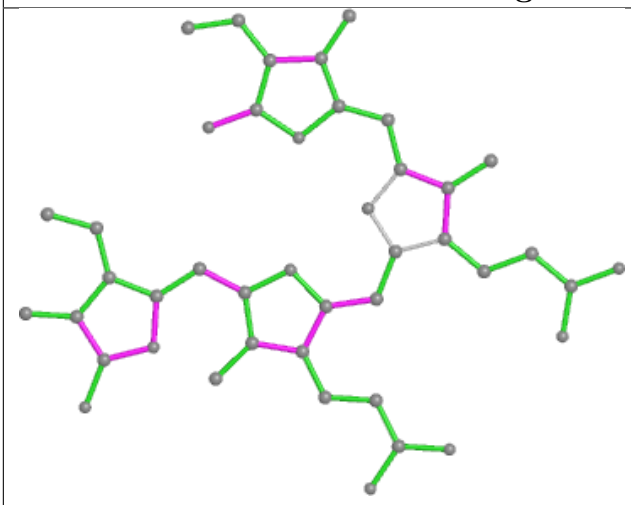

Bond lengths

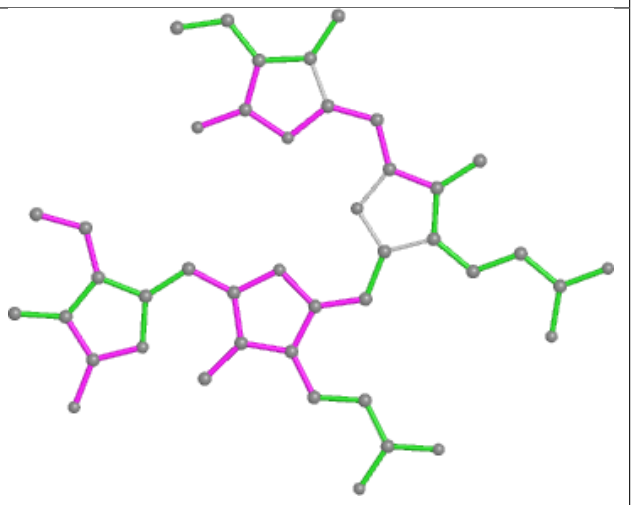

Bond angles

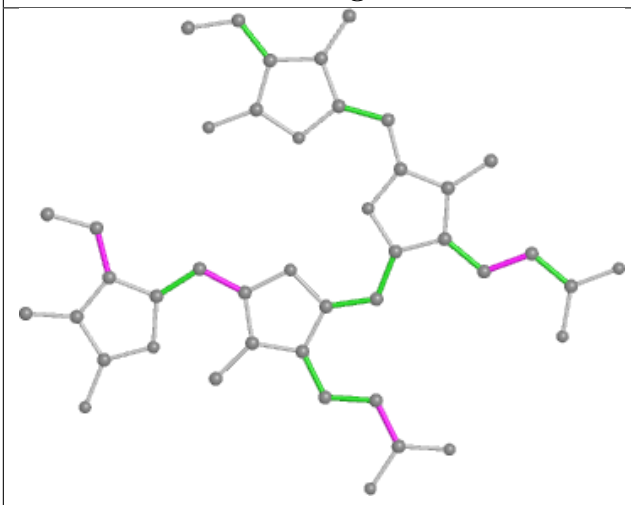

Torsions

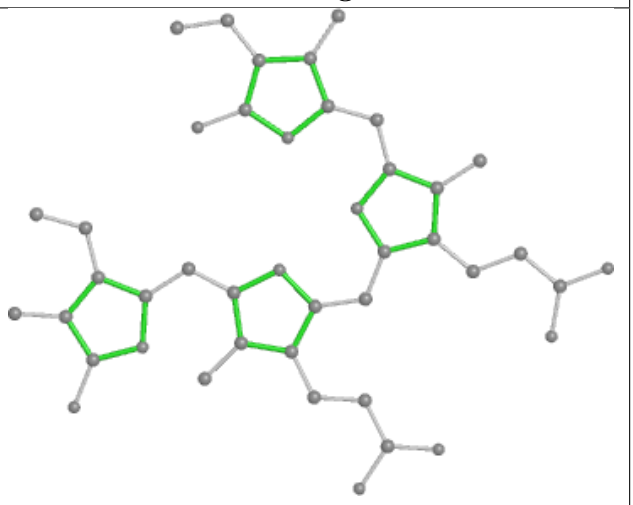

Rings

Ligand PEB HA 202

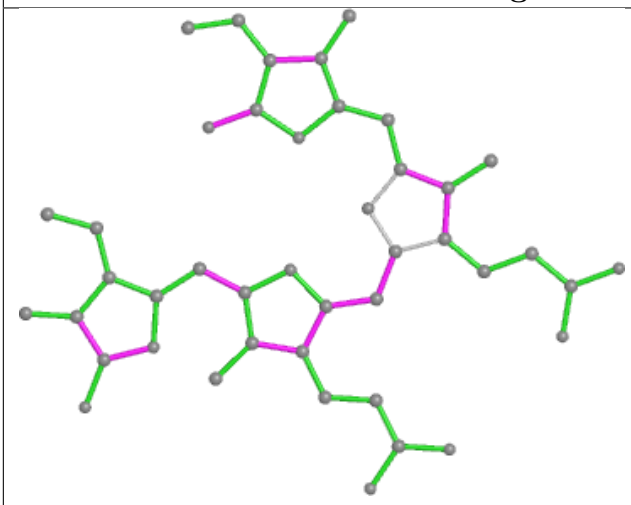

Bond lengths

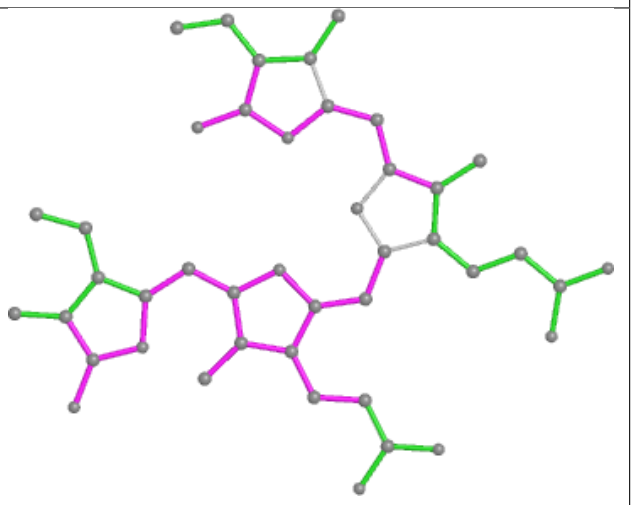

Bond angles

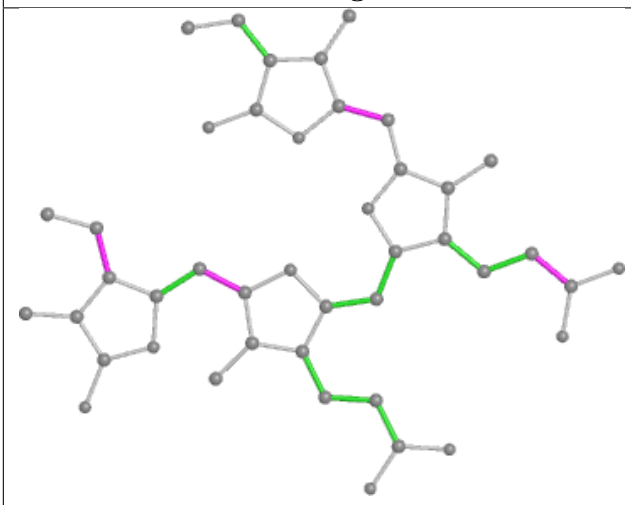

Torsions

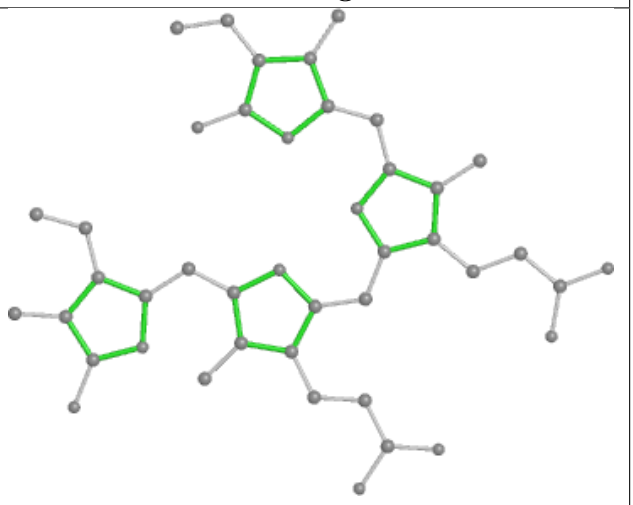

Rings

Ligand BCR AN 804

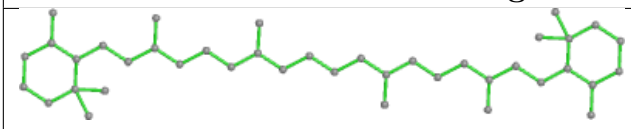

Bond lengths

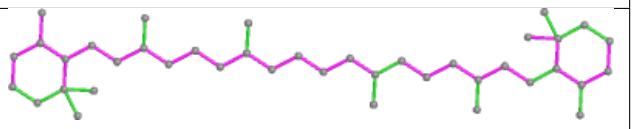

Bond angles

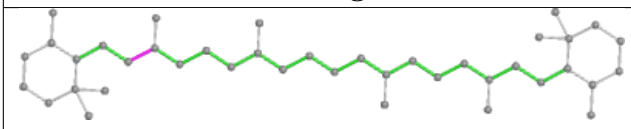

Torsions

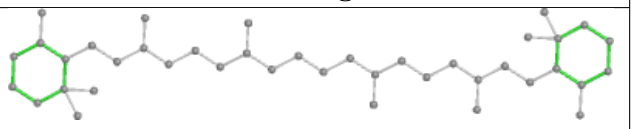

Rings

Ligand PEB WQ 201

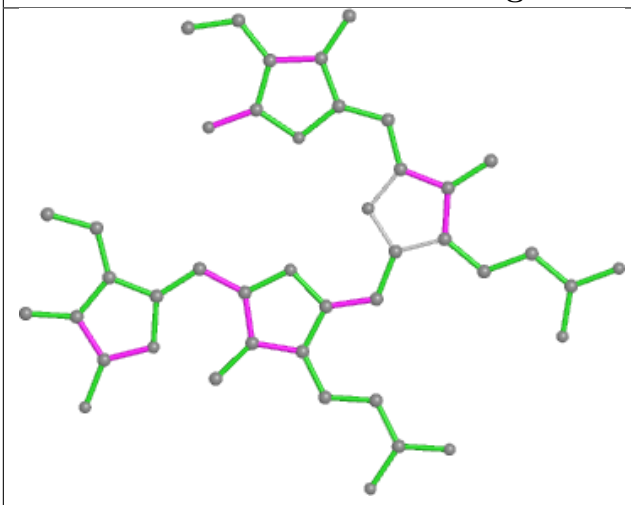

Bond lengths

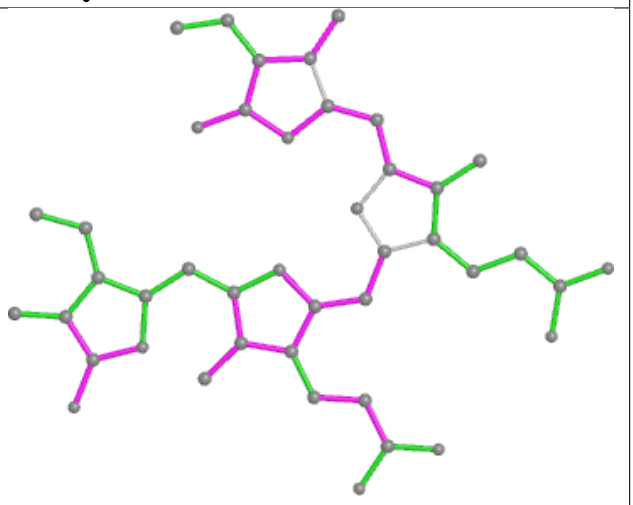

Bond angles

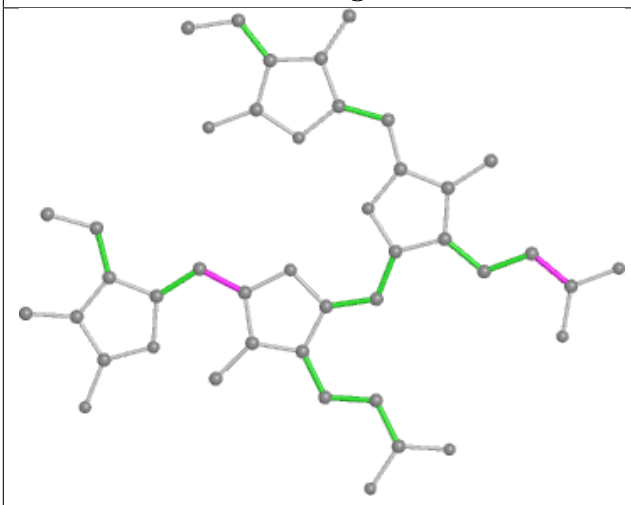

Torsions

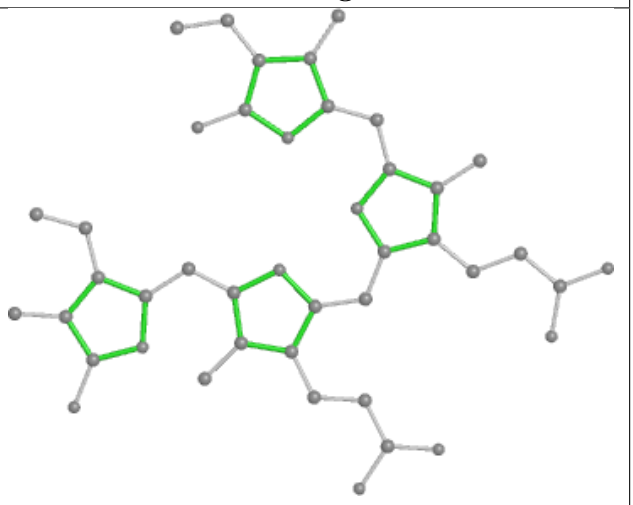

Rings

Ligand PEB W1 202

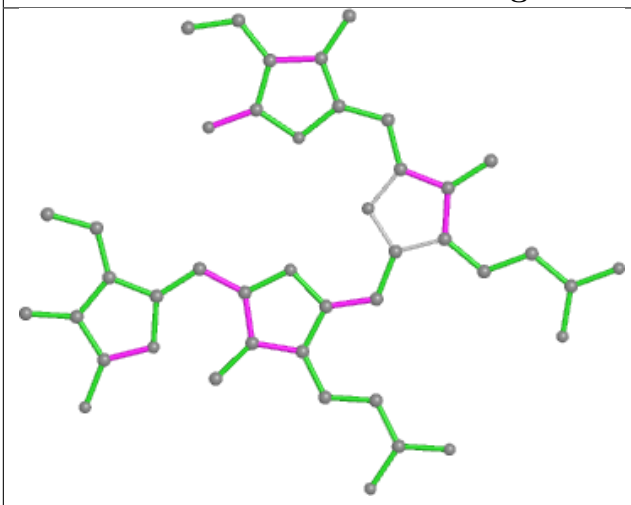

Bond lengths

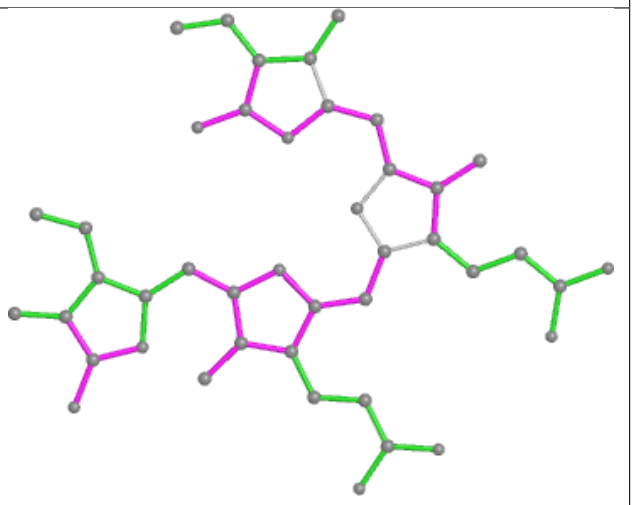

Bond angles

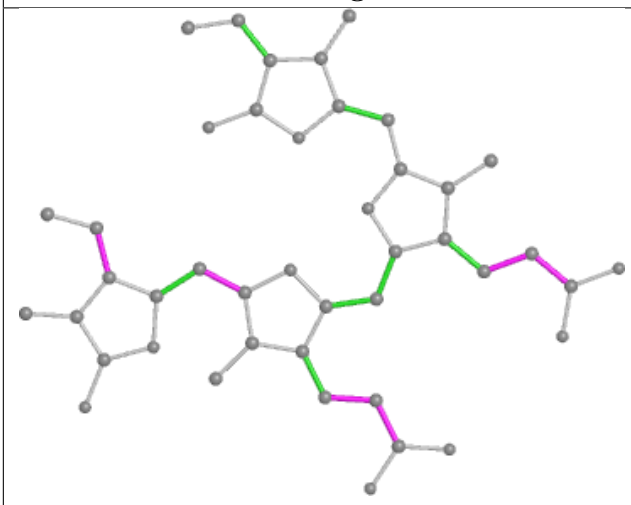

Torsions

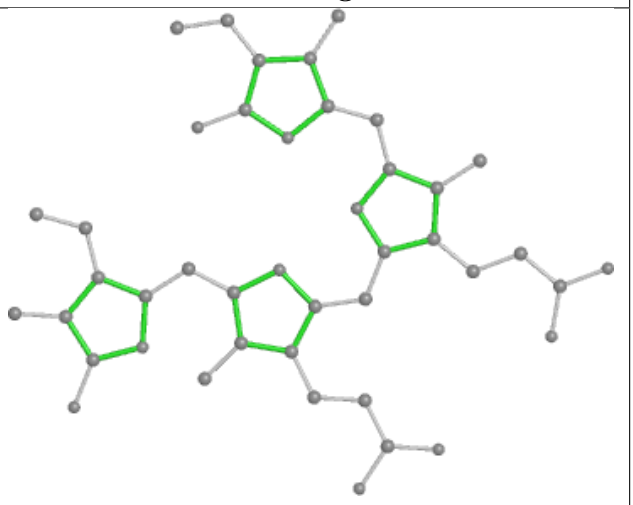

Rings

Ligand PEB T7 202

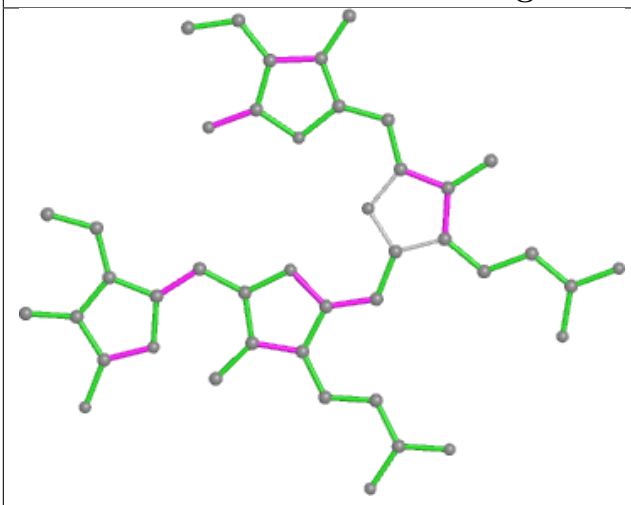

Bond lengths

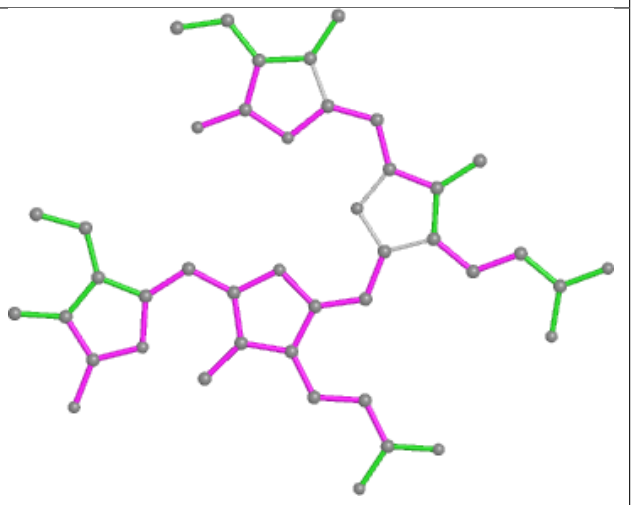

Bond angles

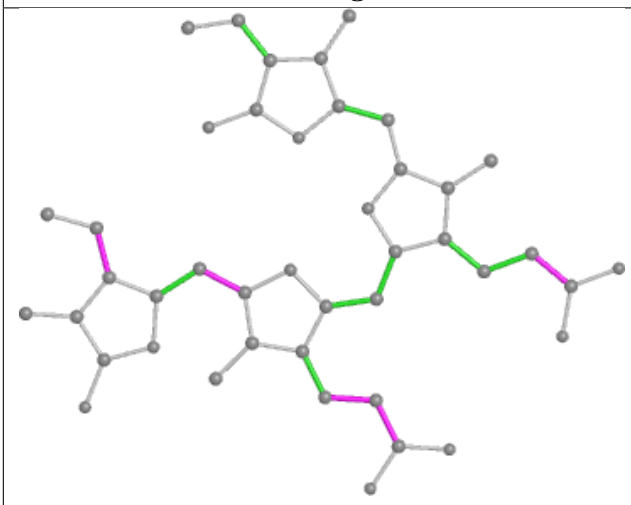

Torsions

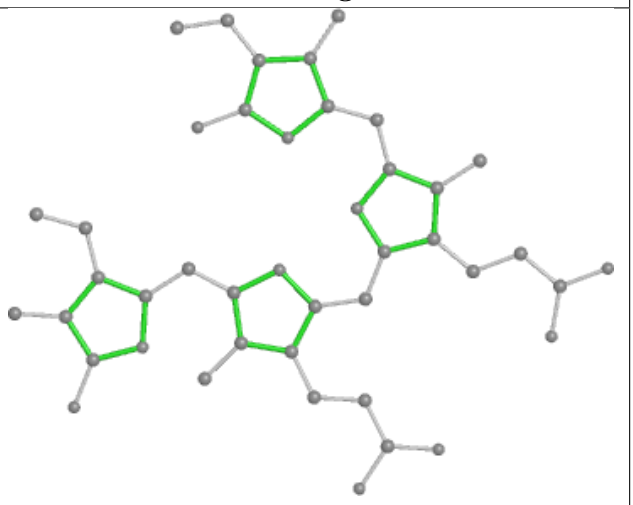

Rings

Ligand PEB O9 202

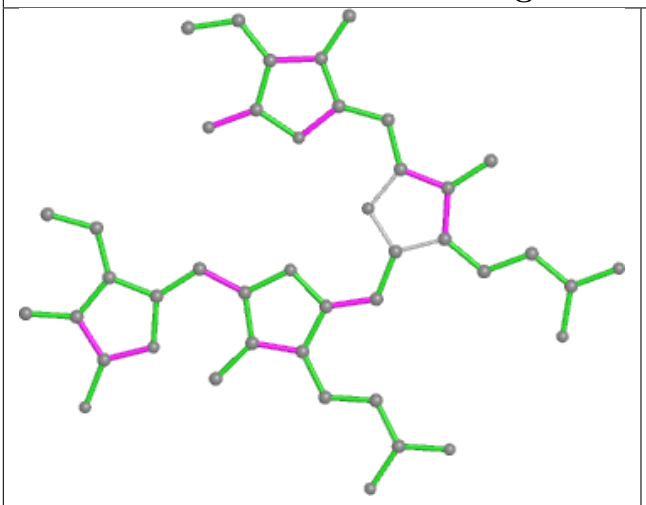

Bond lengths

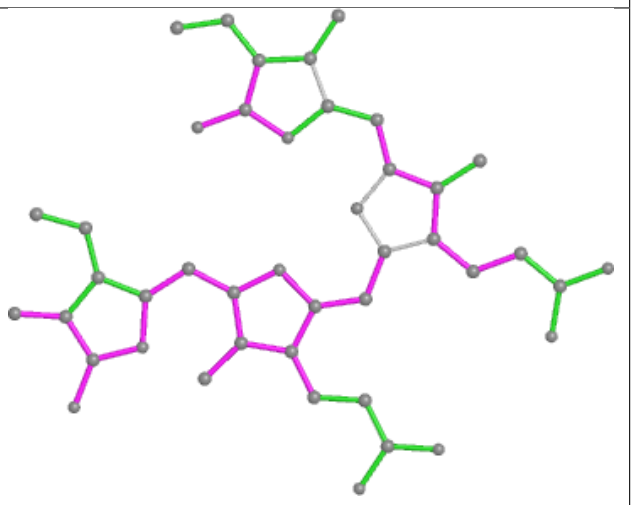

Bond angles

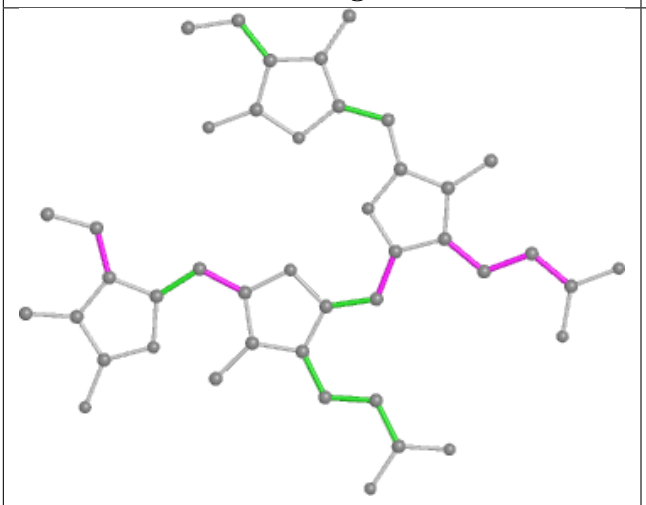

Torsions

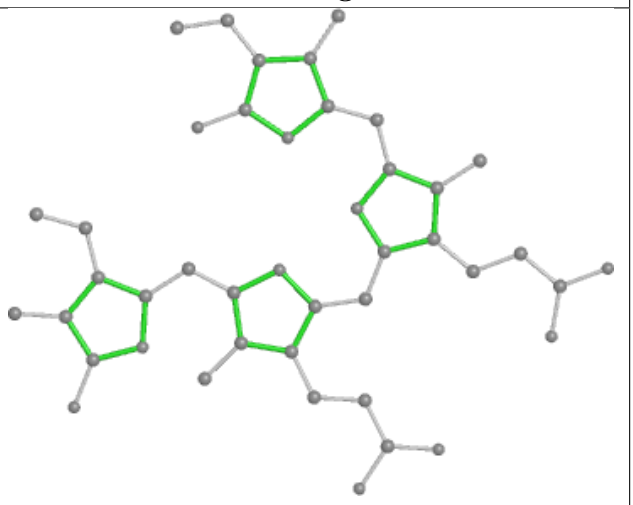

Rings

Ligand CLA A2 829

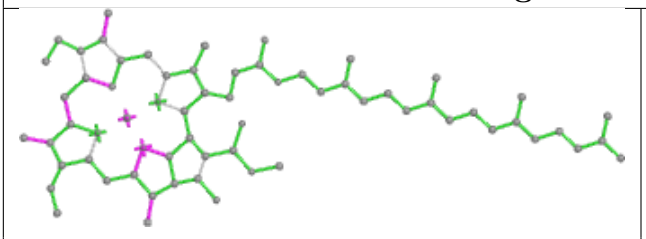

Bond lengths

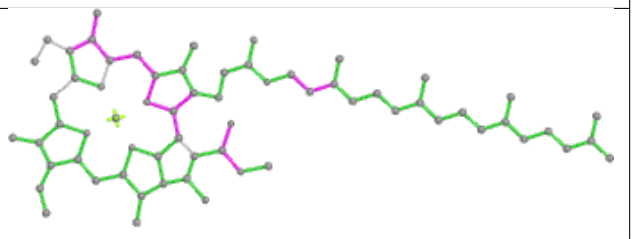

Bond angles

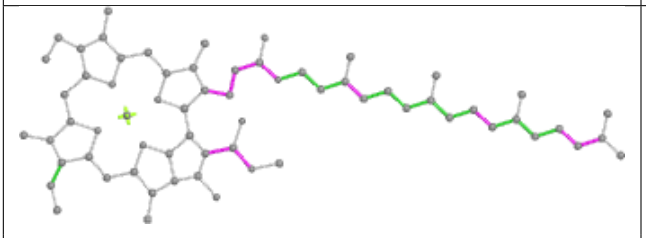

Torsions

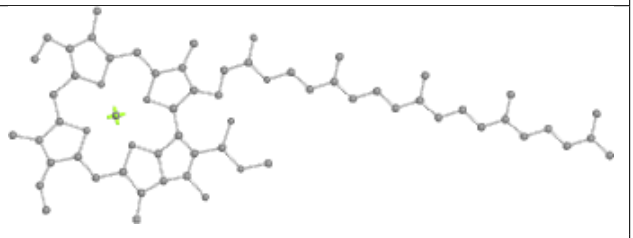

Rings

Ligand PEB RD 201

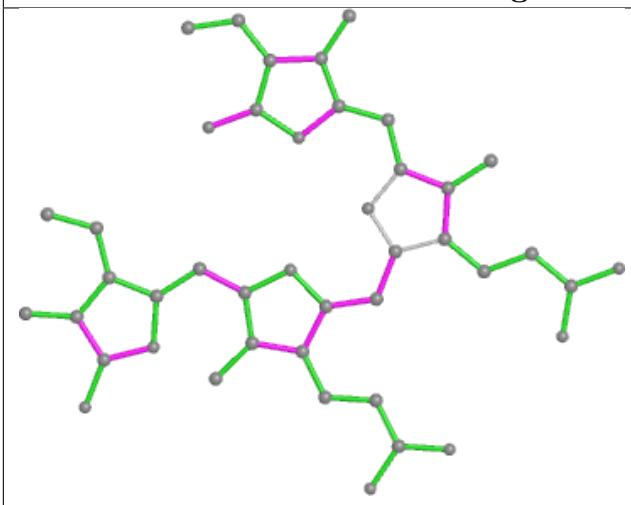

Bond lengths

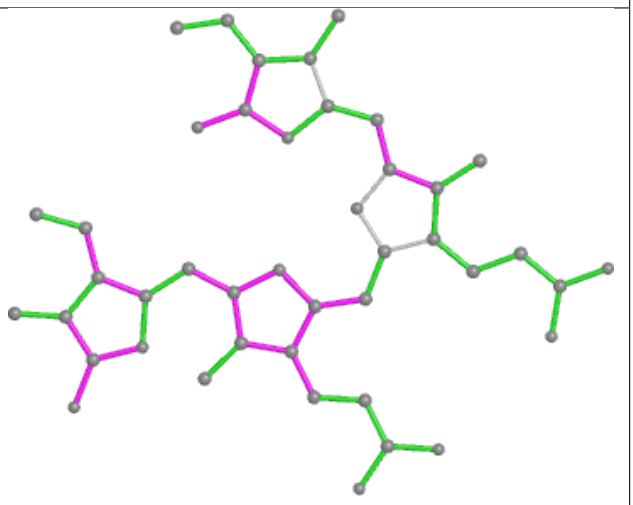

Bond angles

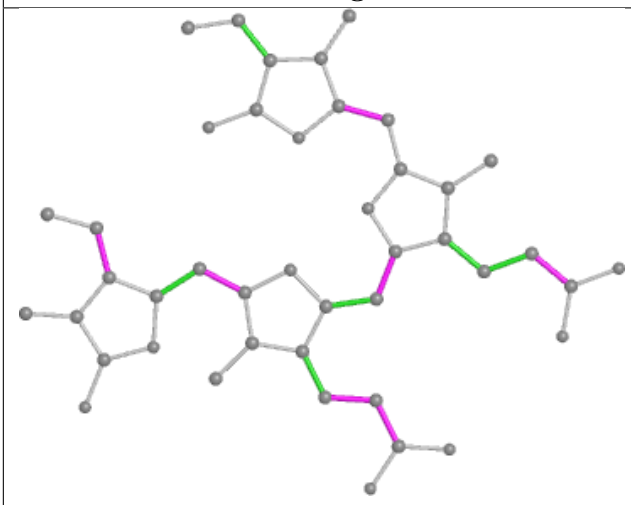

Torsions

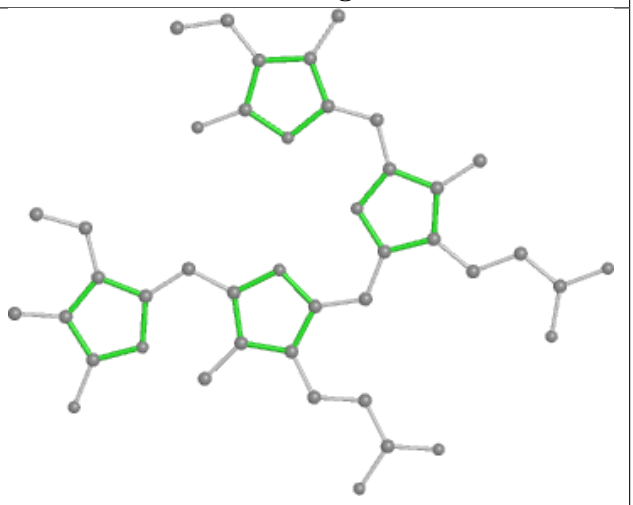

Rings

Ligand PEB SH 202

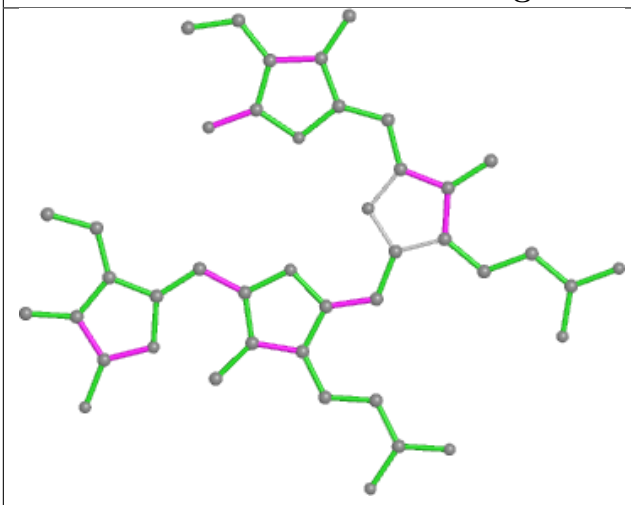

Bond lengths

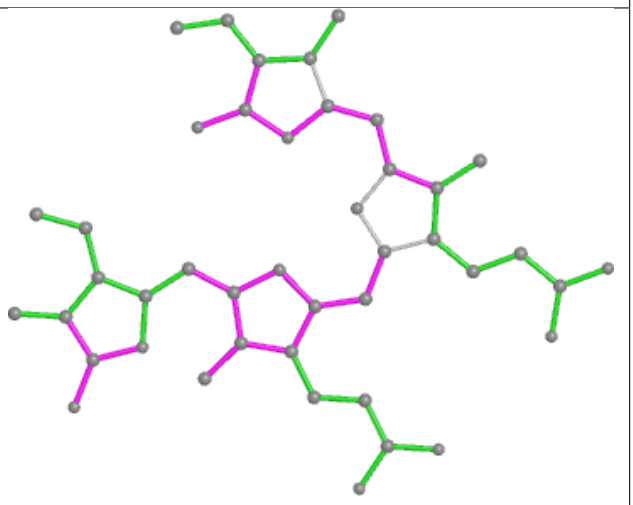

Bond angles

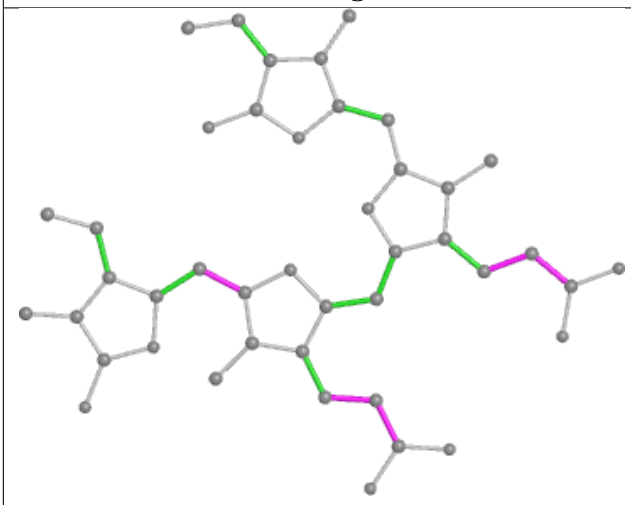

Torsions

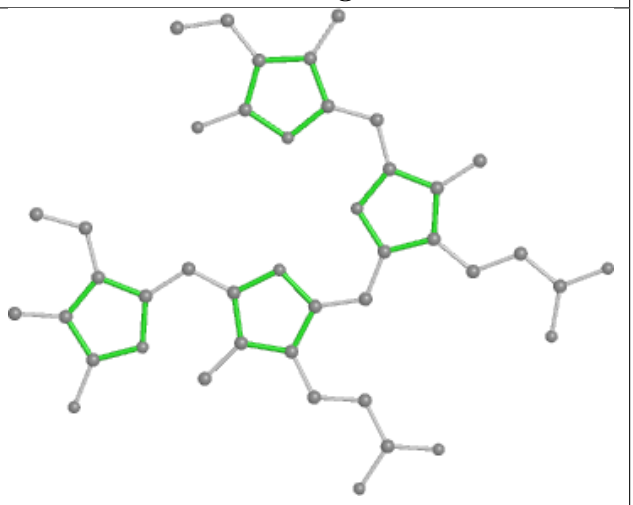

Rings

Ligand PEB aB 201

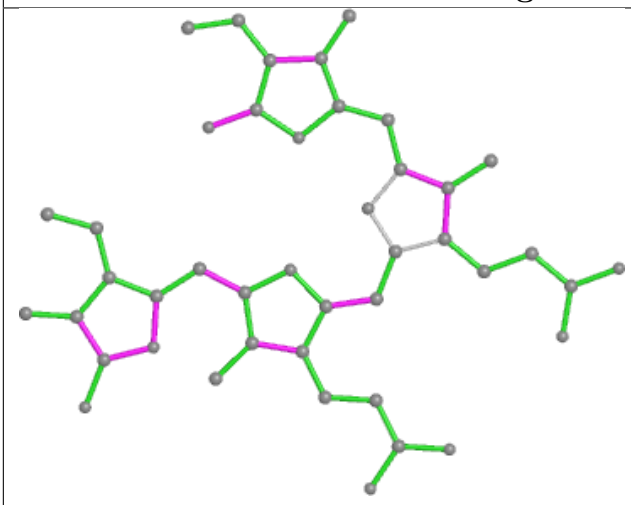

Bond lengths

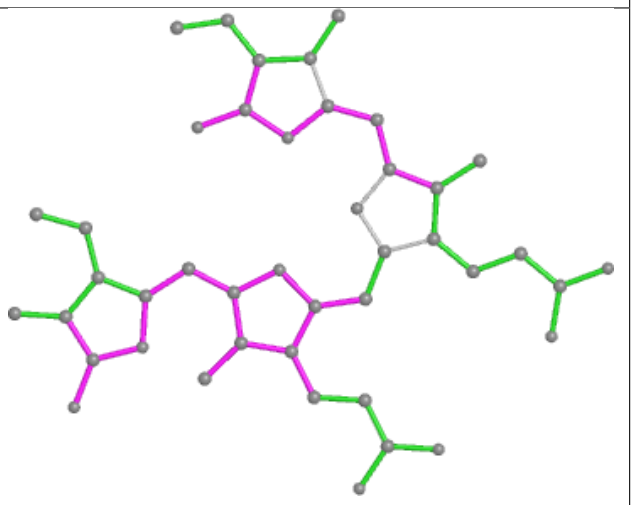

Bond angles

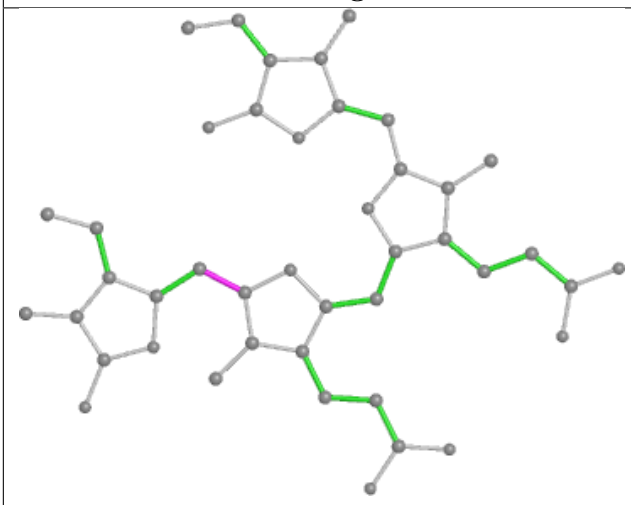

Torsions

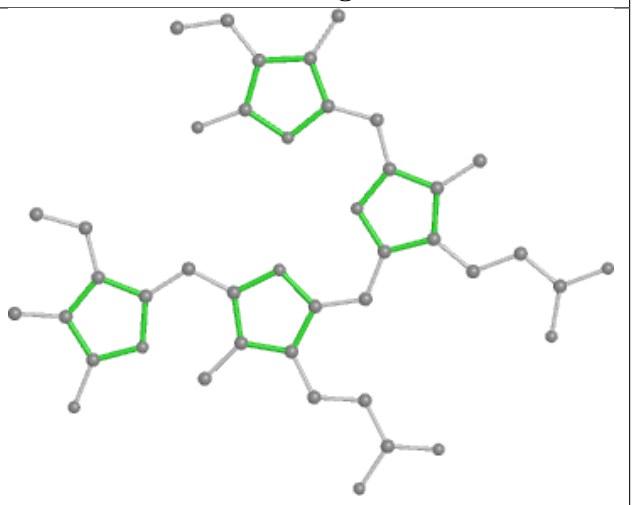

Rings

Ligand PEB tF 201

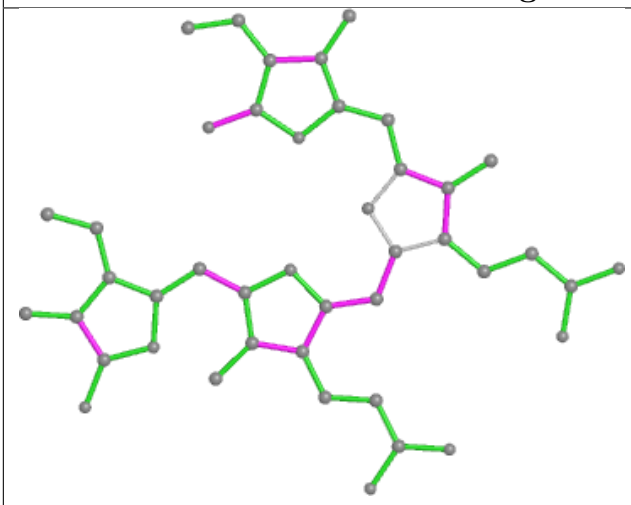

Bond lengths

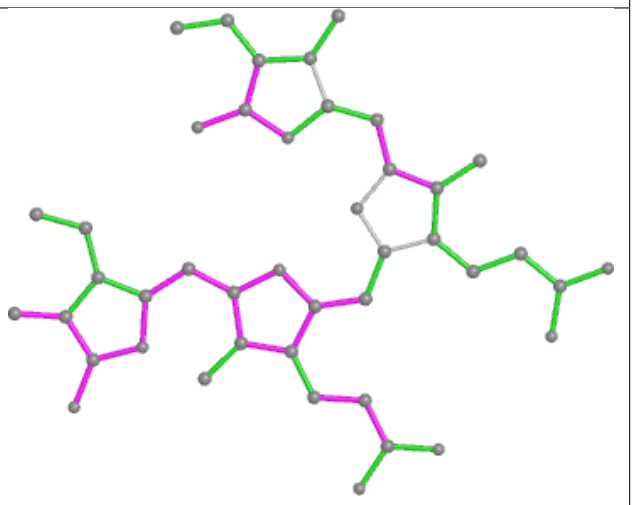

Bond angles

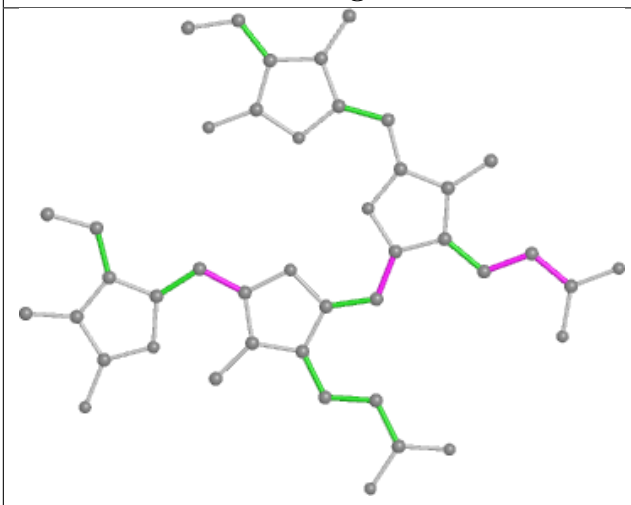

Torsions

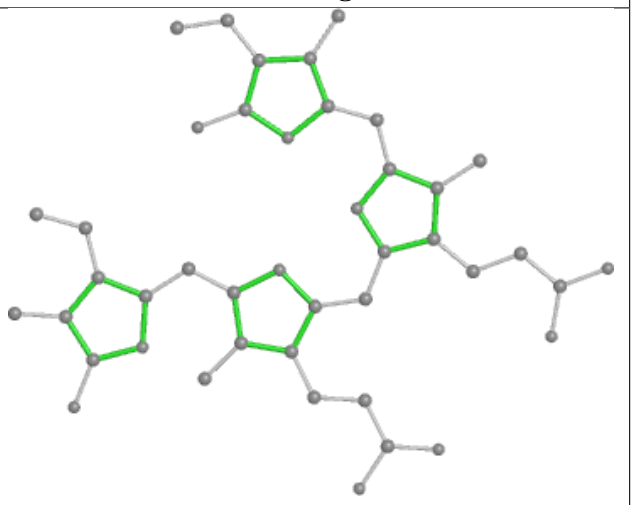

Rings

Ligand PEB XA 202

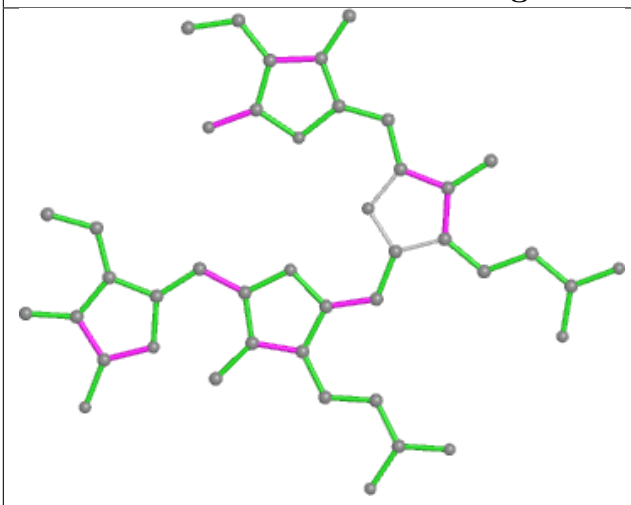

Bond lengths

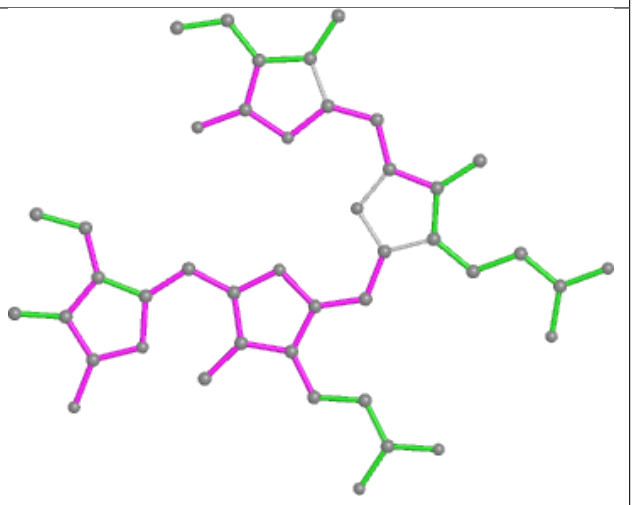

Bond angles

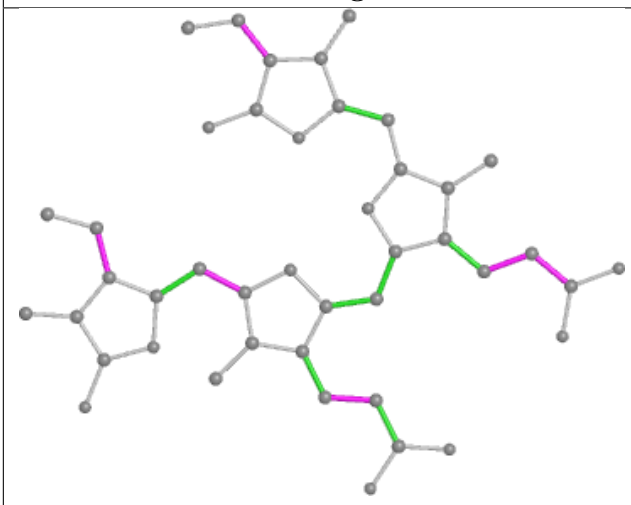

Torsions

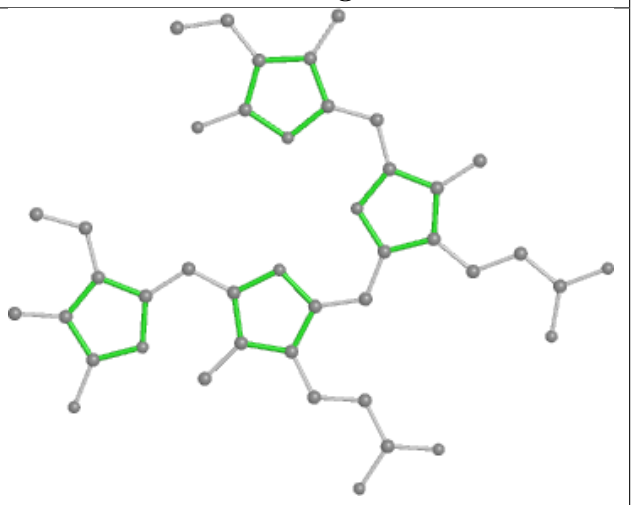

Rings

Ligand PEB NM 202

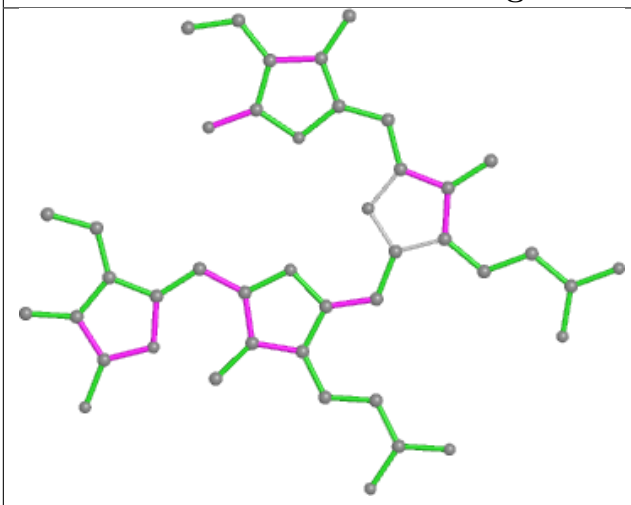

Bond lengths

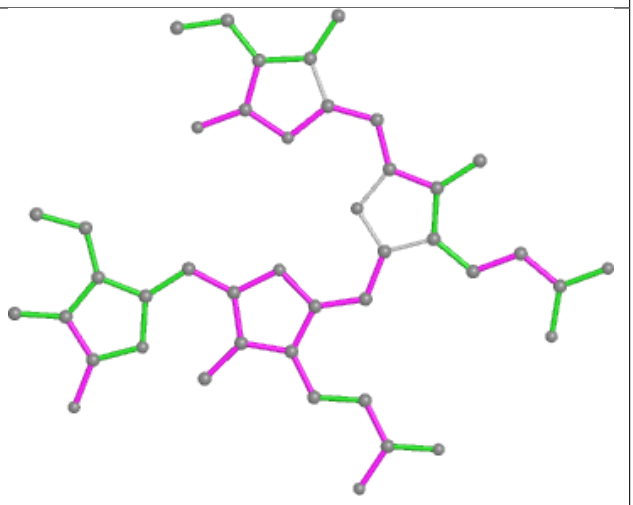

Bond angles

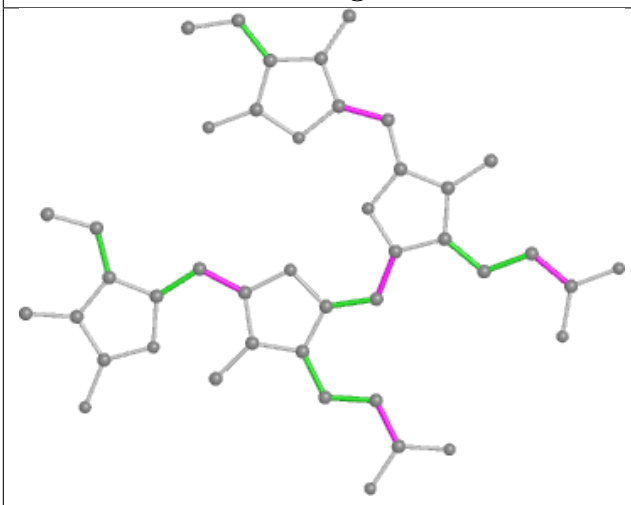

Torsions

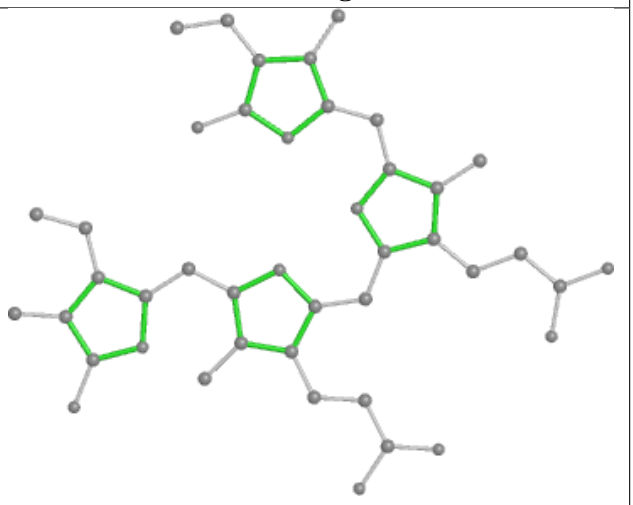

Rings

Ligand PEB xC 202

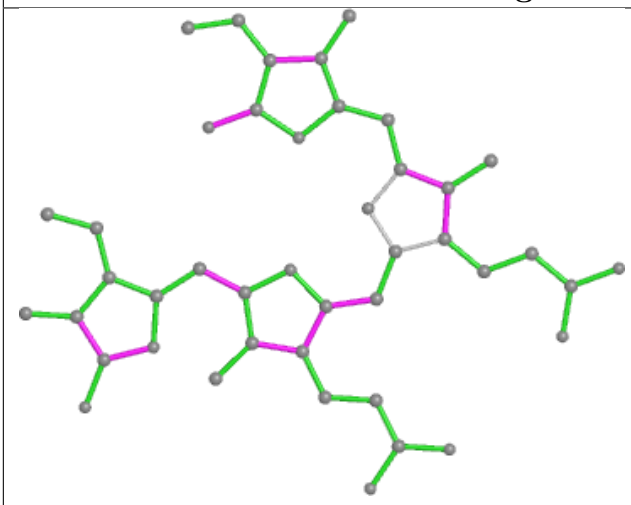

Bond lengths

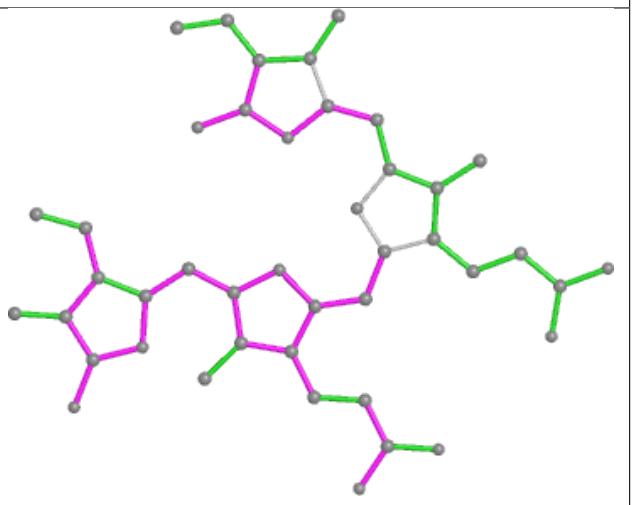

Bond angles

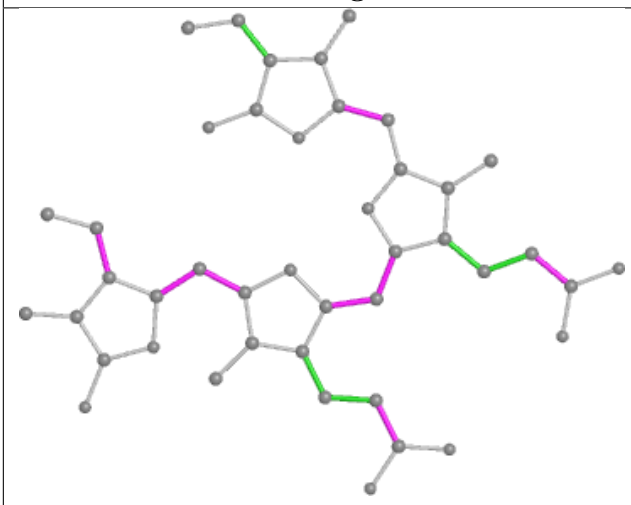

Torsions

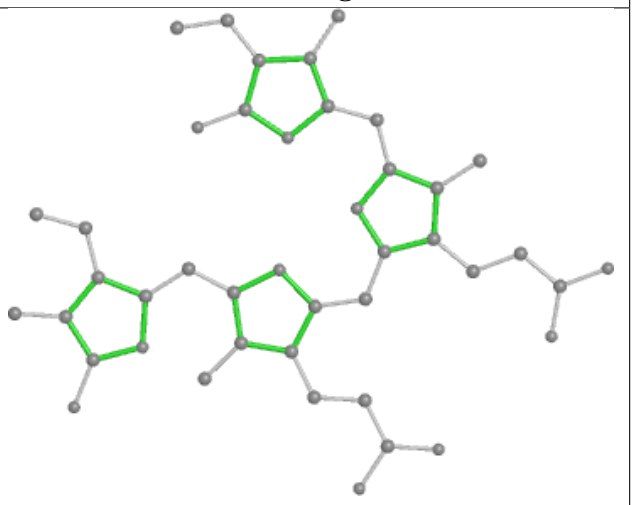

Rings

Ligand PEB hE 202

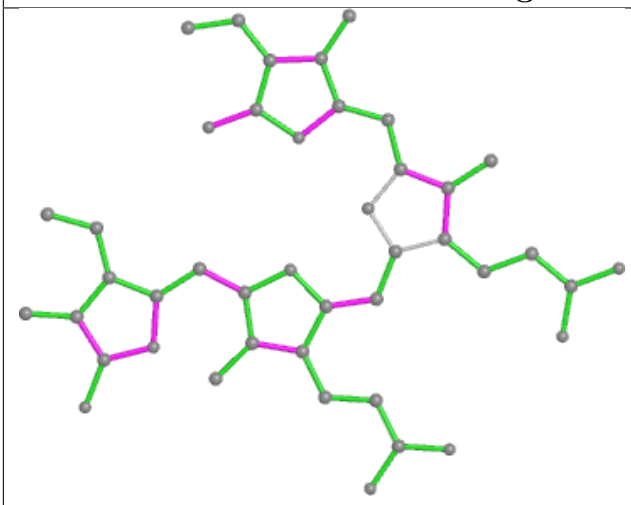

Bond lengths

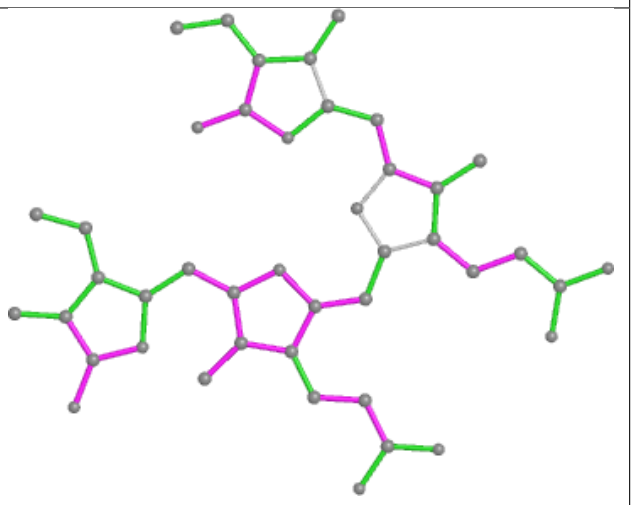

Bond angles

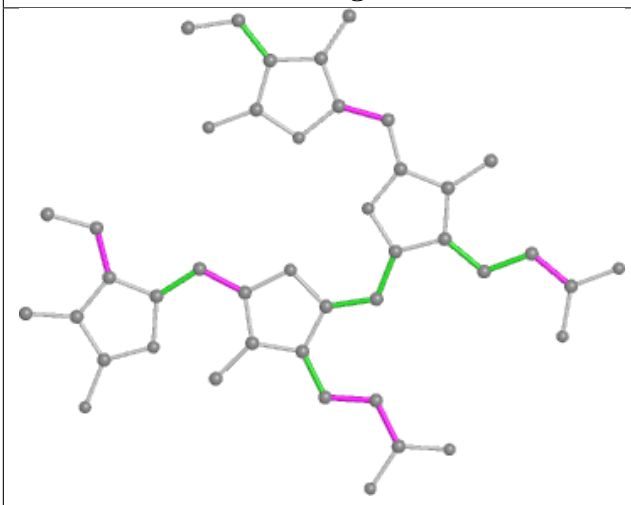

Torsions

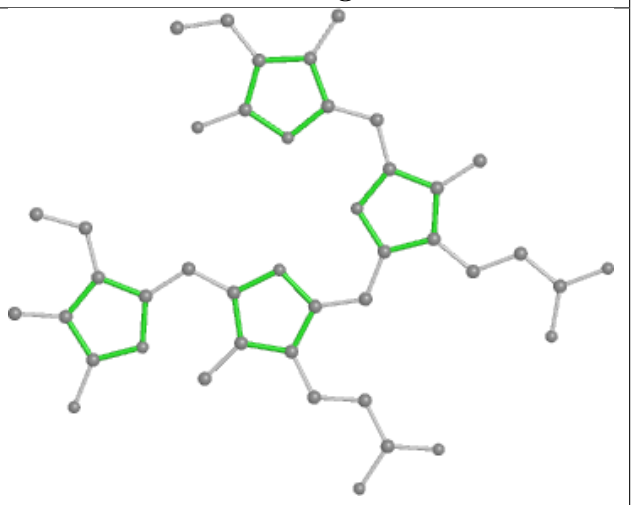

Rings

Ligand CLA 3N 301

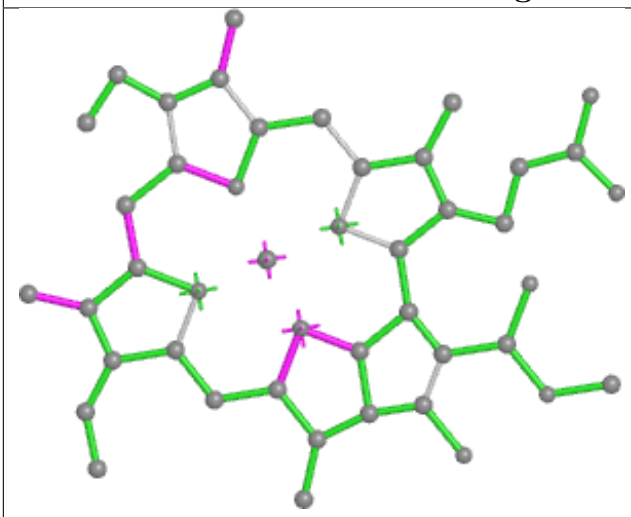

Bond lengths

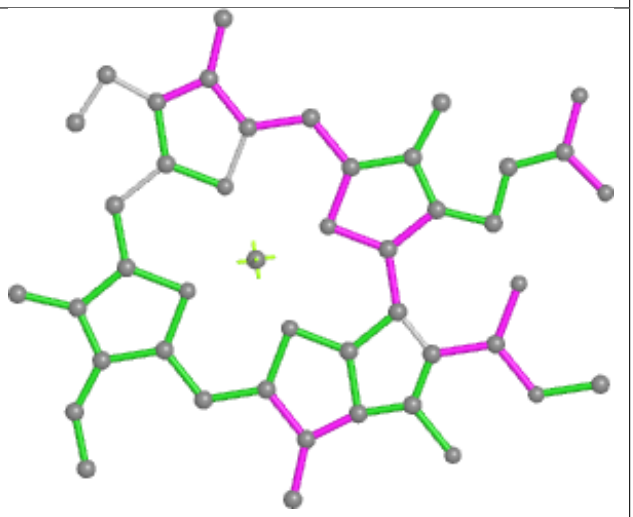

Bond angles

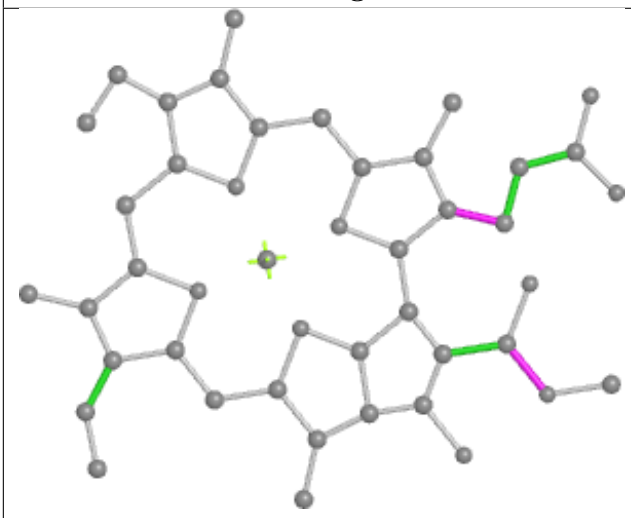

Torsions

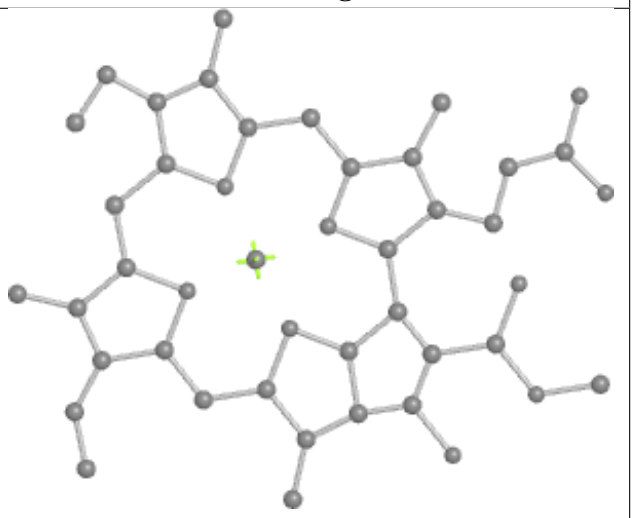

Rings

Ligand LMG B6 619

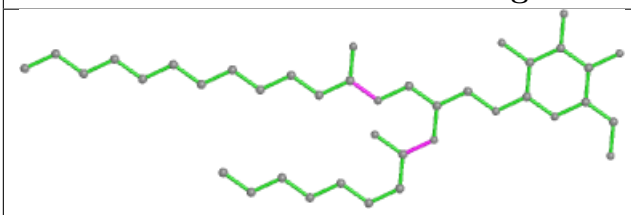

Bond lengths

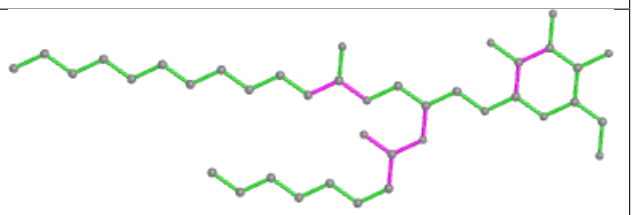

Bond angles

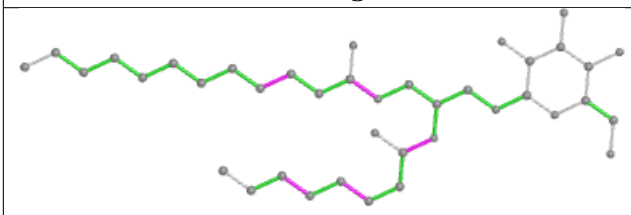

Torsions

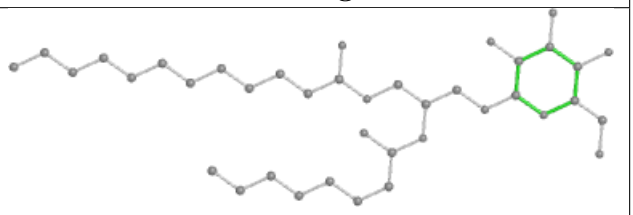

Rings

Ligand PEB QB 202

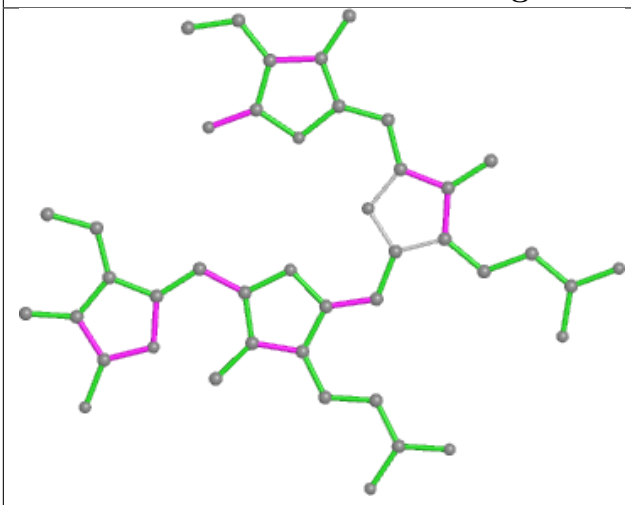

Bond lengths

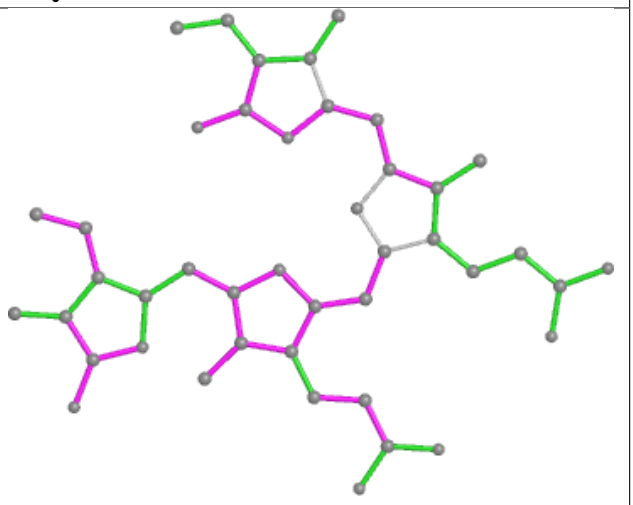

Bond angles

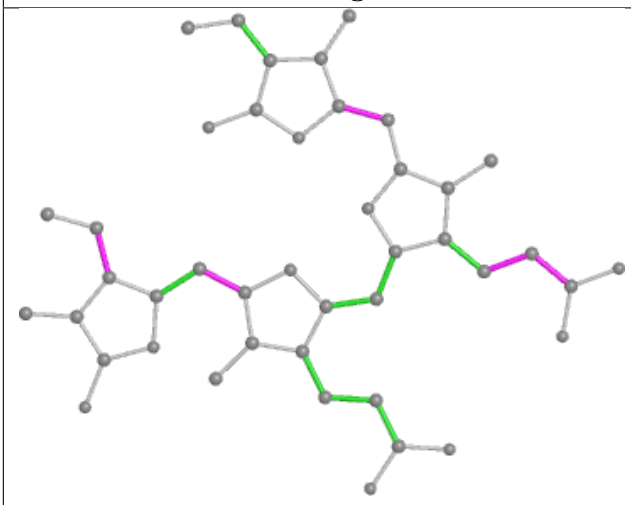

Torsions

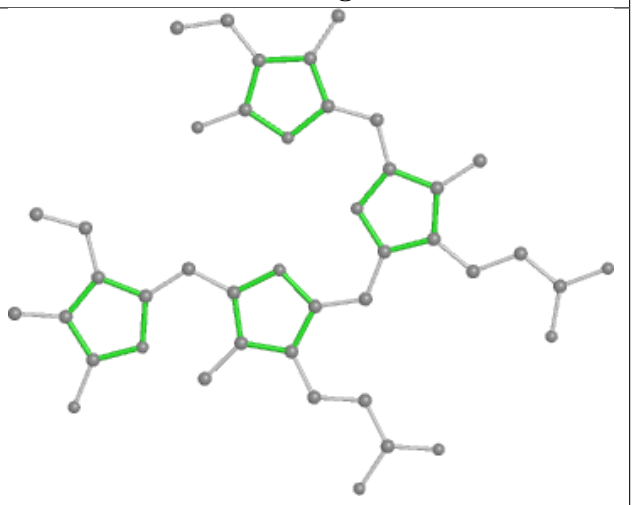

Rings

Ligand PEB QB 204

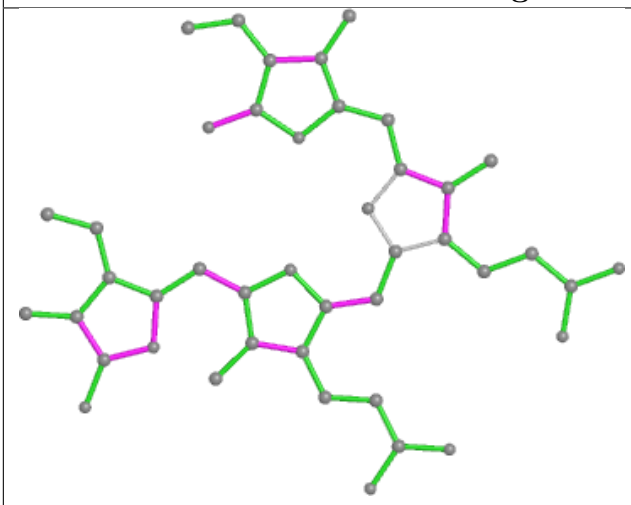

Bond lengths

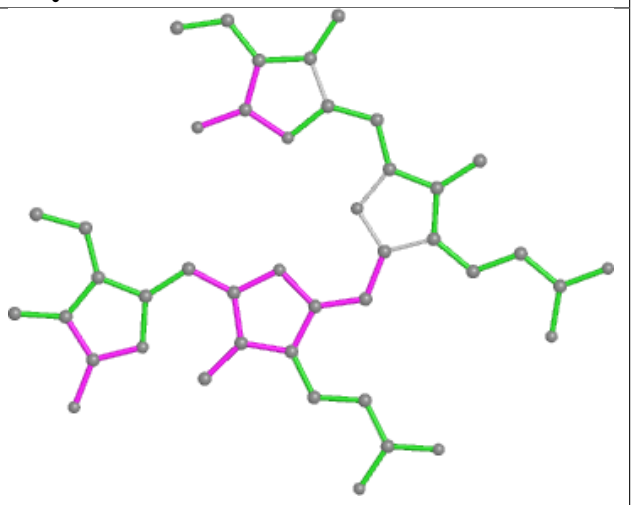

Bond angles

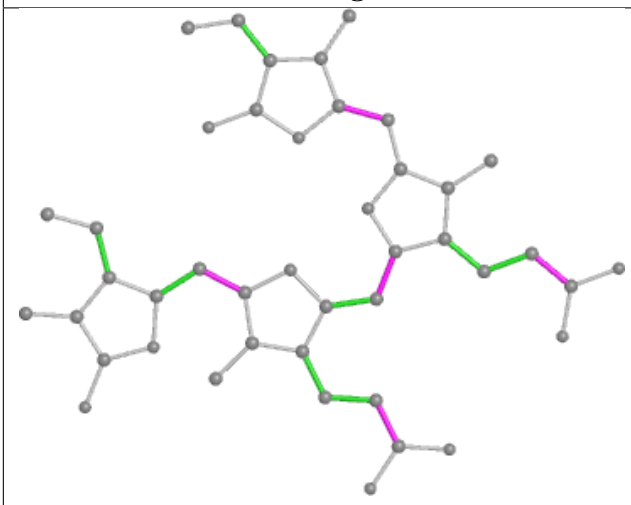

Torsions

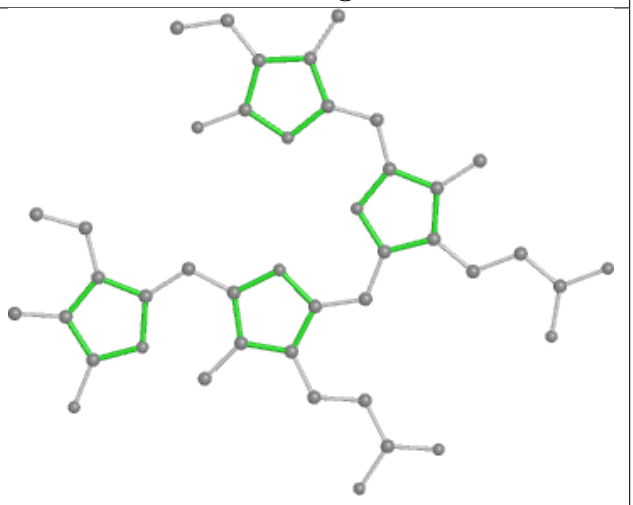

Rings

Ligand CYC LG 1001

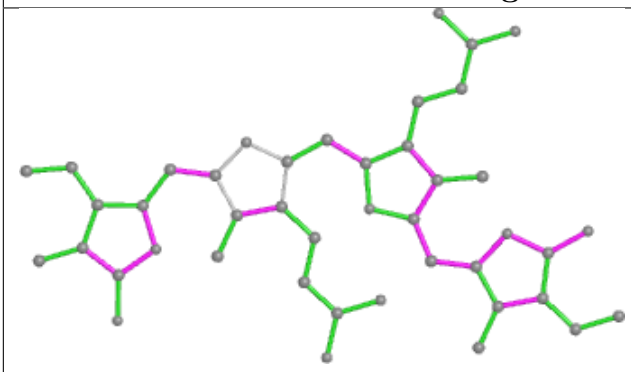

Bond lengths

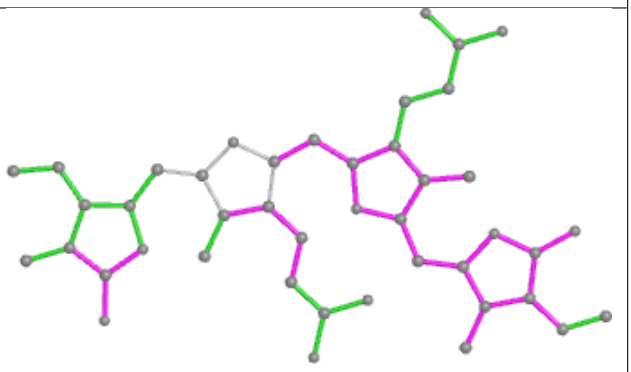

Bond angles

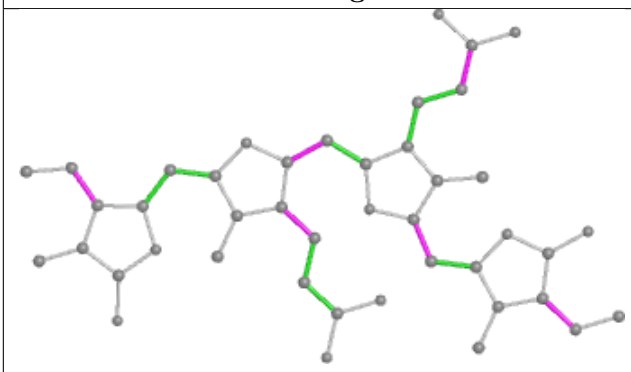

Torsions

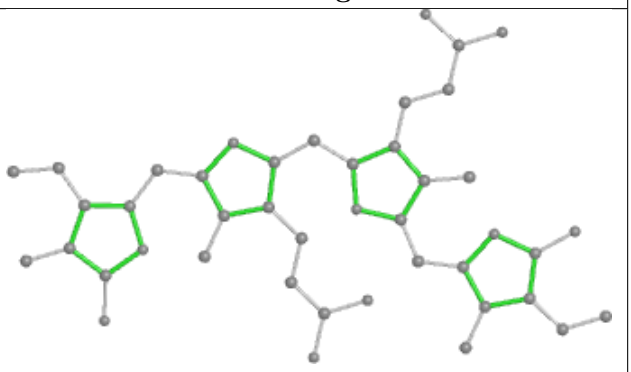

Rings

Ligand CLA cL 513

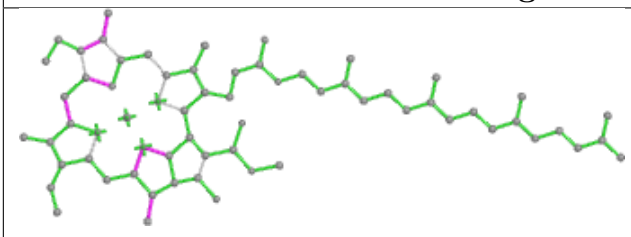

Bond lengths

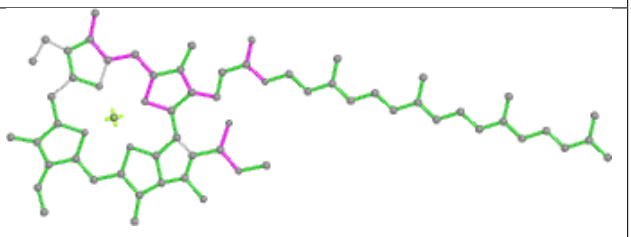

Bond angles

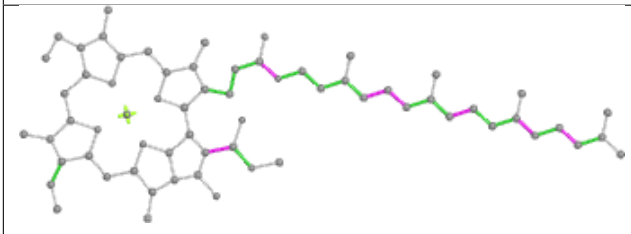

Torsions

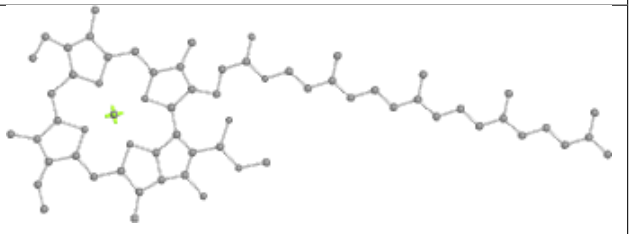

Rings

Ligand CYC FE 1001

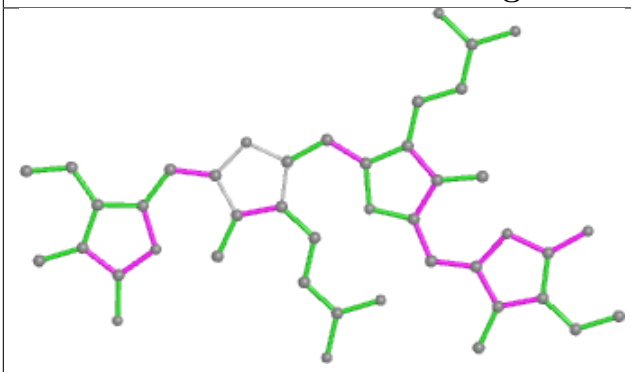

Bond lengths

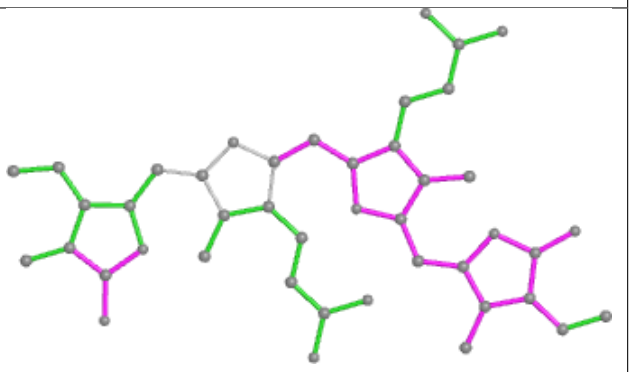

Bond angles

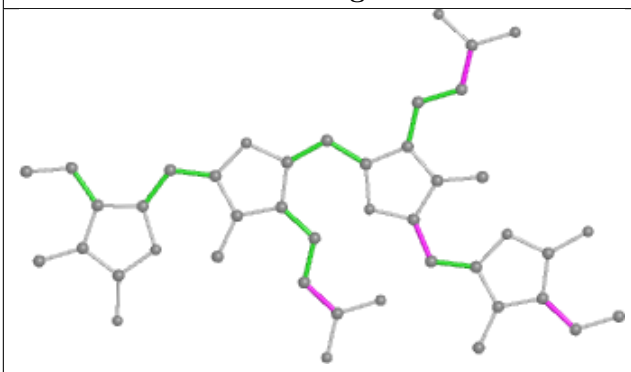

Torsions

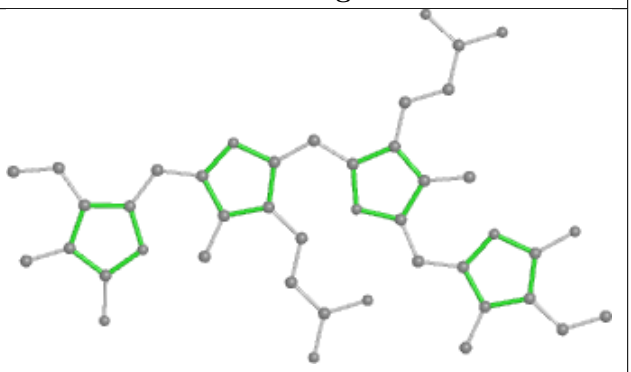

Rings

Ligand CLA 32 311

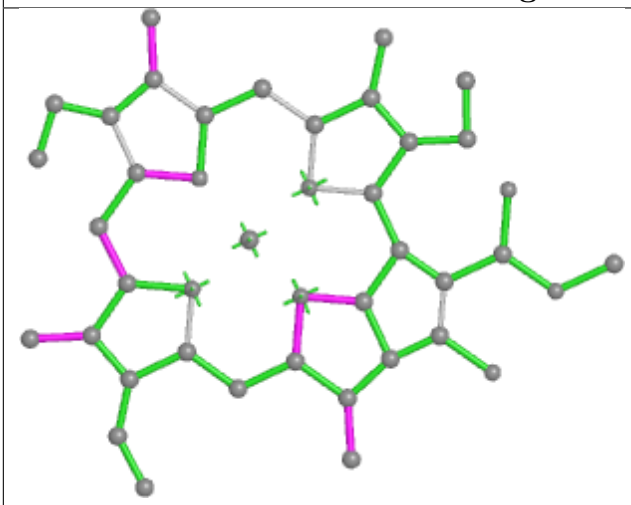

Bond lengths

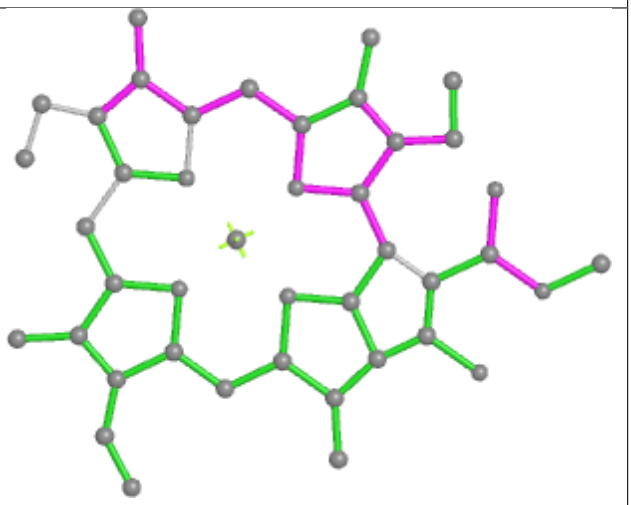

Bond angles

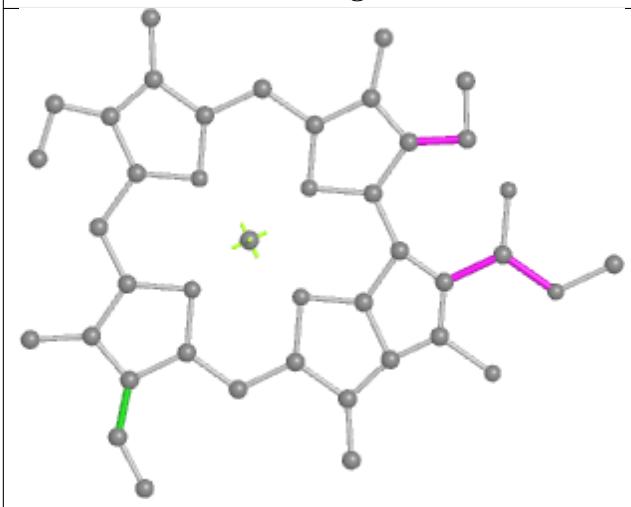

Torsions

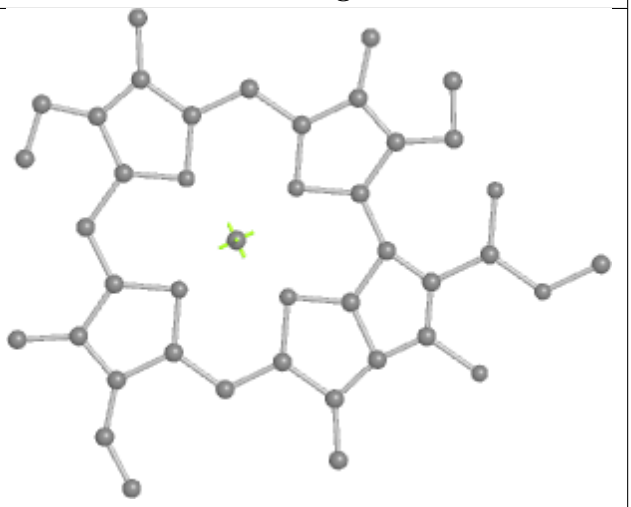

Rings

Ligand PEB CD 202

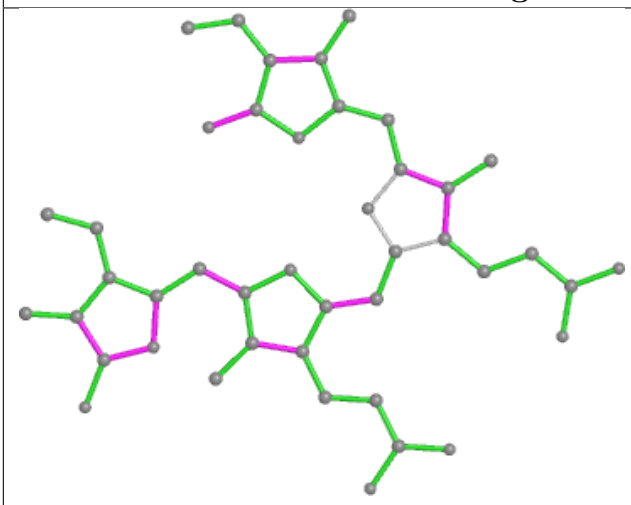

Bond lengths

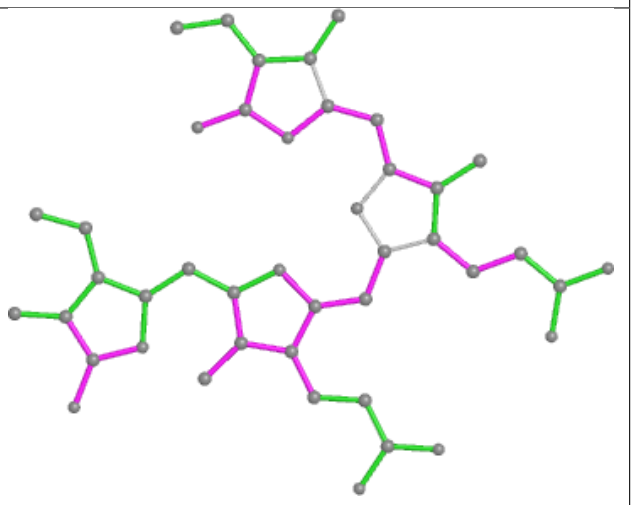

Bond angles

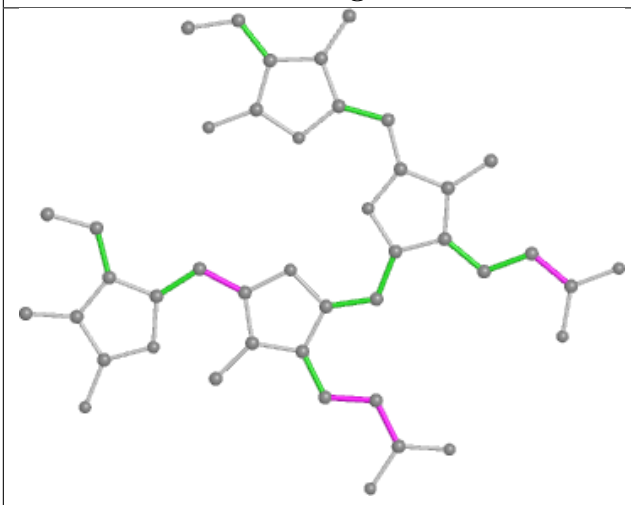

Torsions

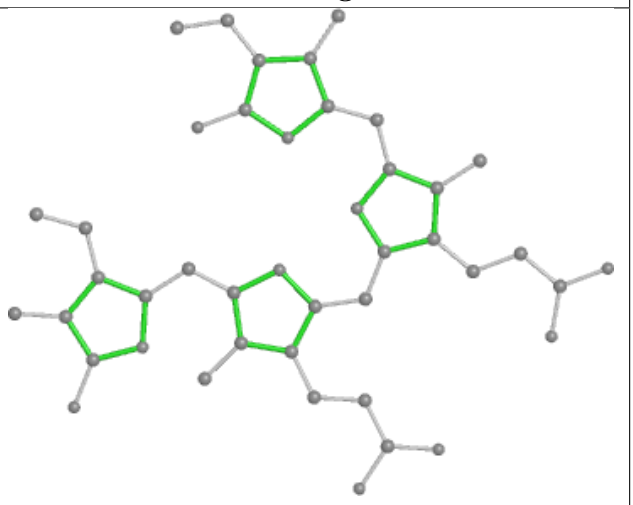

Rings

Ligand CLA AN 805

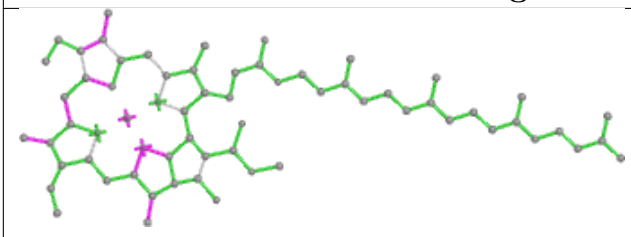

Bond lengths

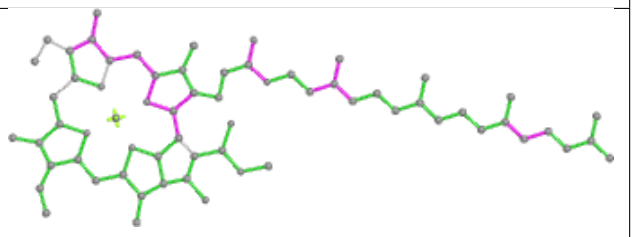

Bond angles

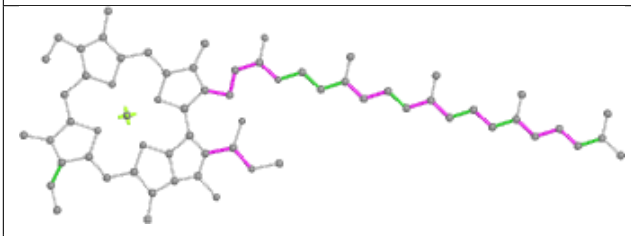

Torsions

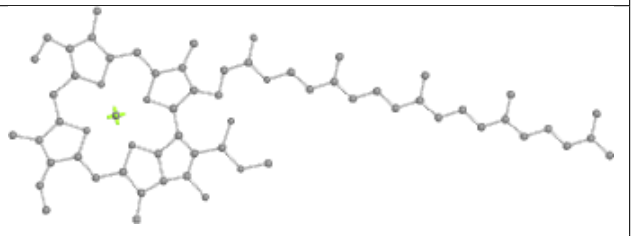

Rings

Ligand PEB HM 202

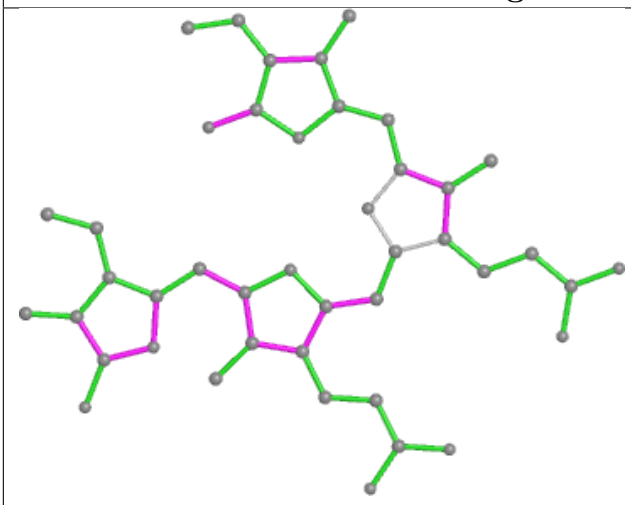

Bond lengths

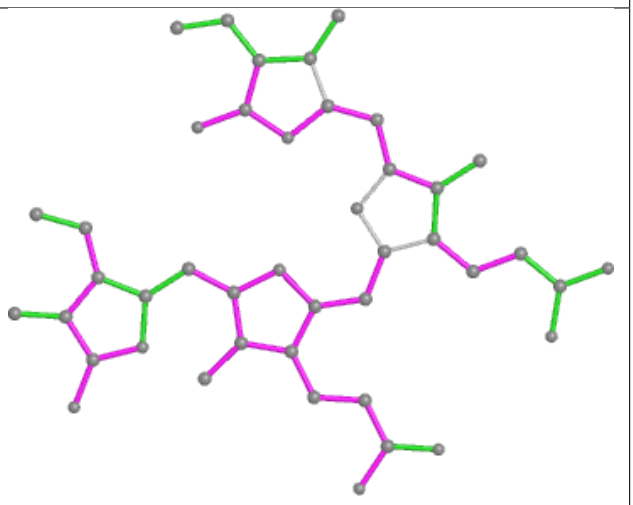

Bond angles

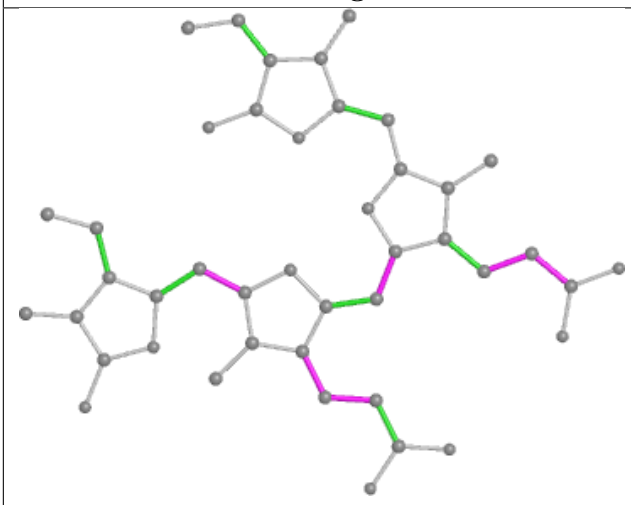

Torsions

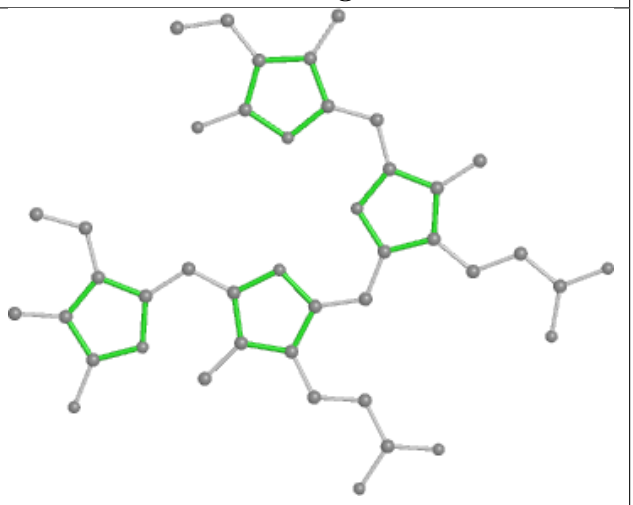

Rings

Ligand PEB bK 202

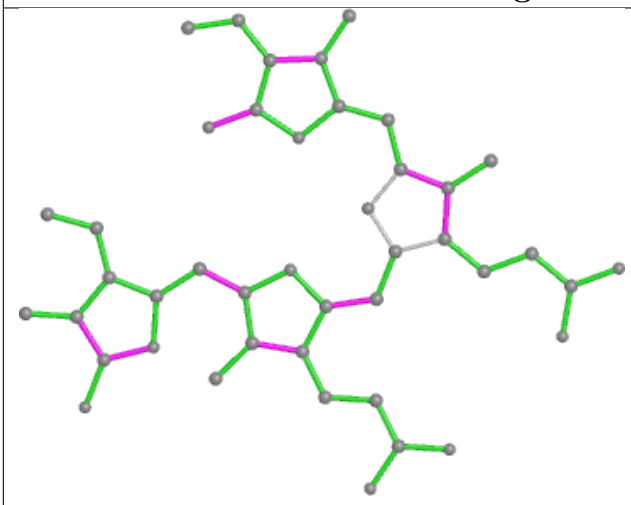

Bond lengths

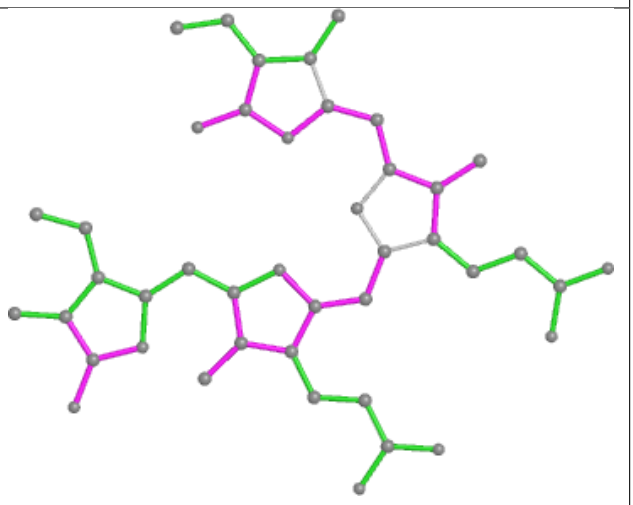

Bond angles

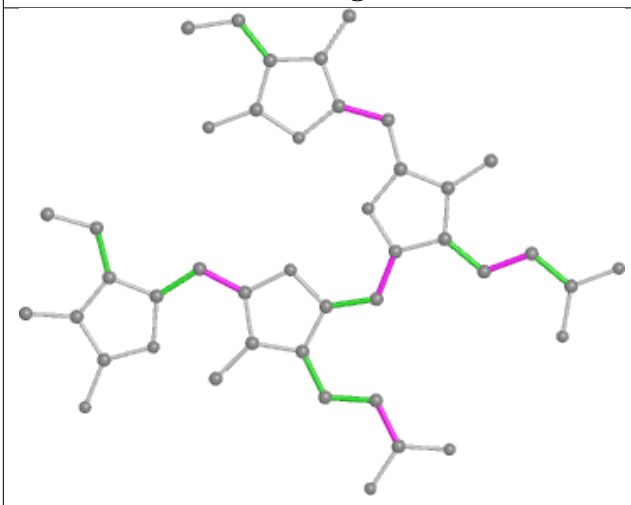

Torsions

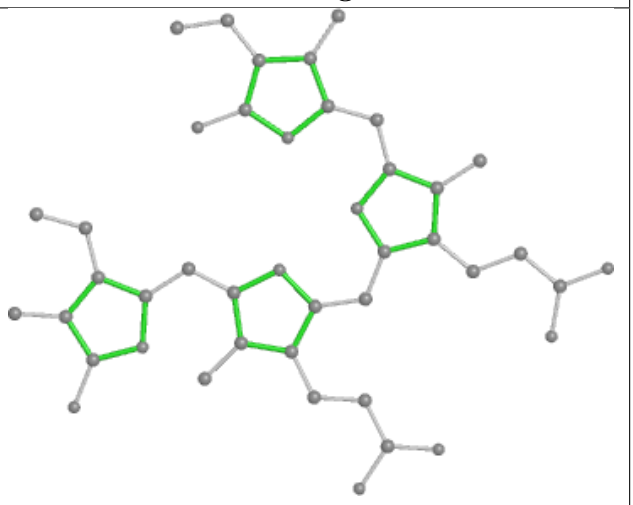

Rings

Ligand CLA 32 307

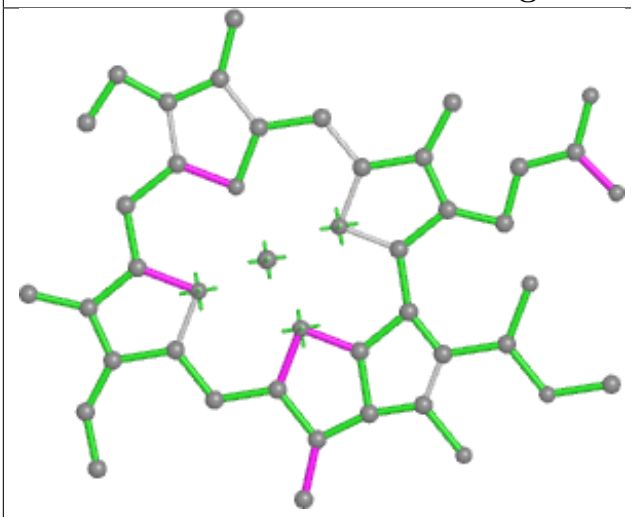

Bond lengths

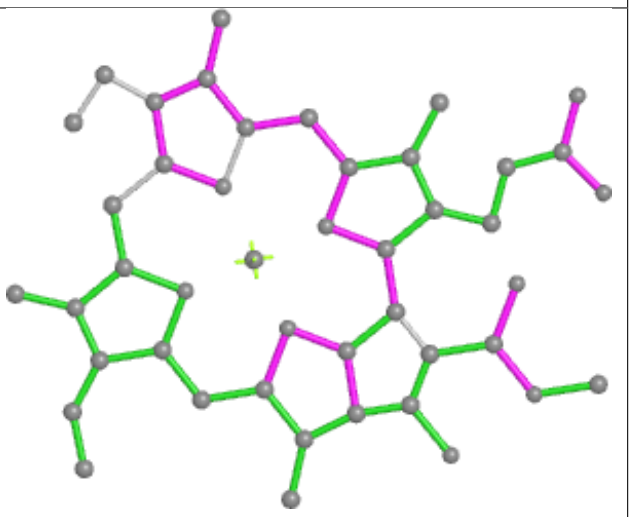

Bond angles

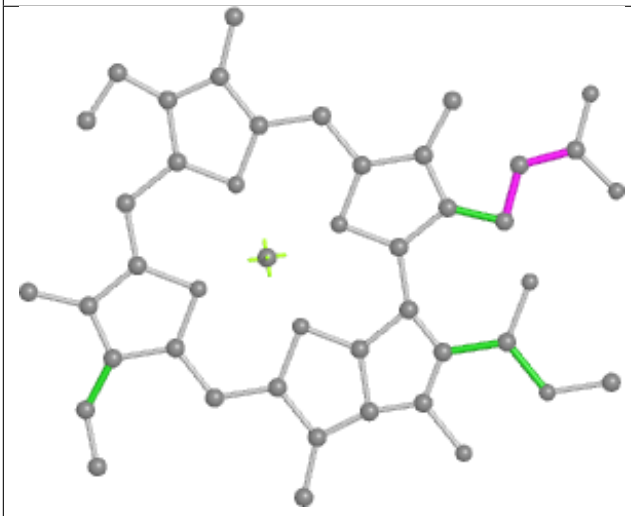

Torsions

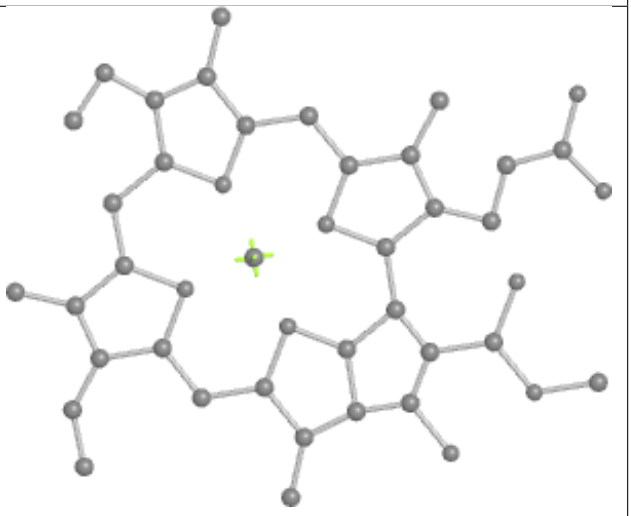

Rings

Ligand PEB h1 201

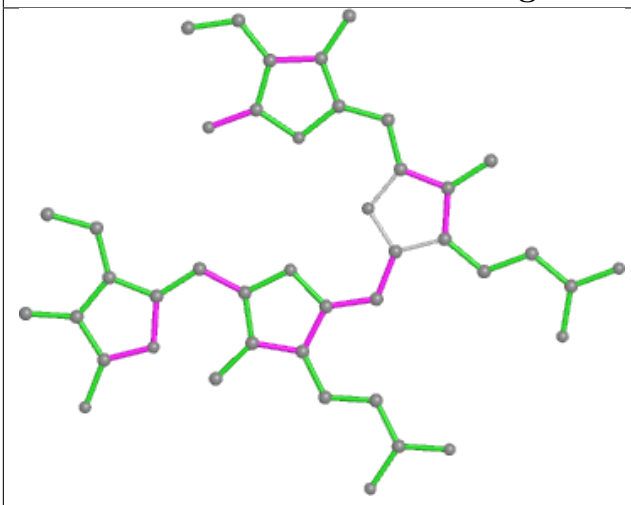

Bond lengths

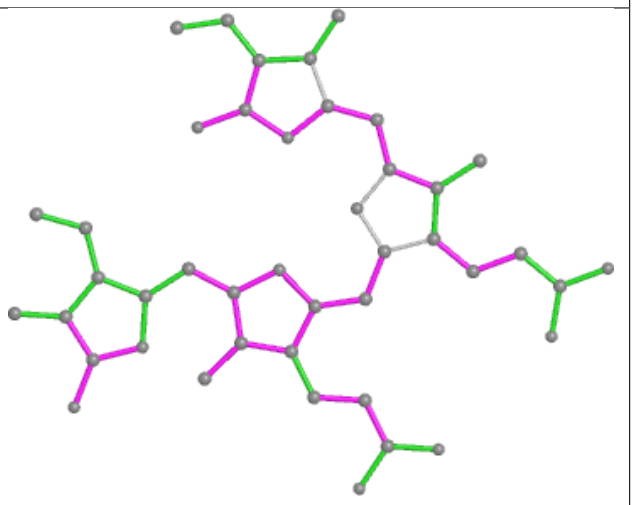

Bond angles

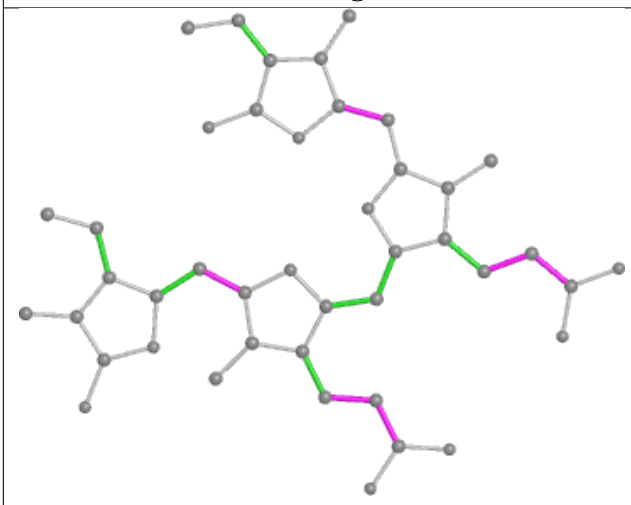

Torsions

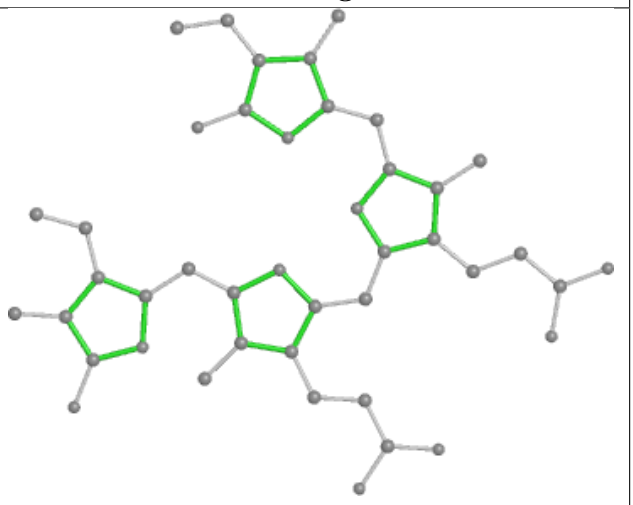

Rings

Ligand PEB FJ 202

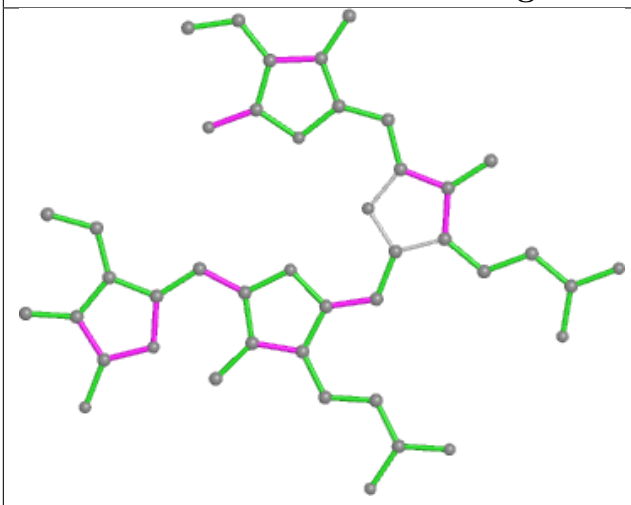

Bond lengths

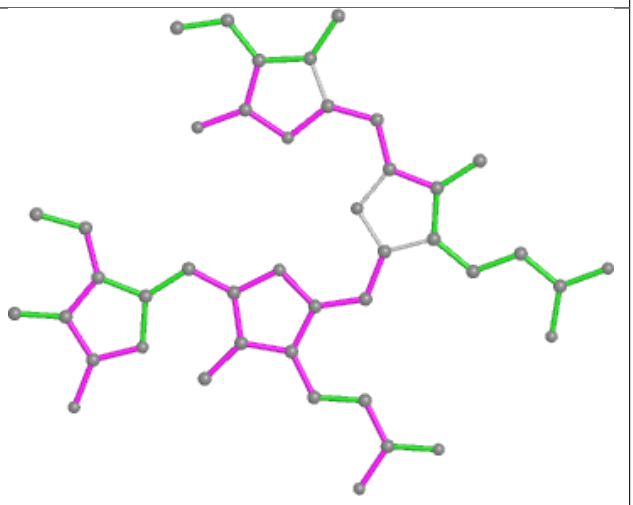

Bond angles

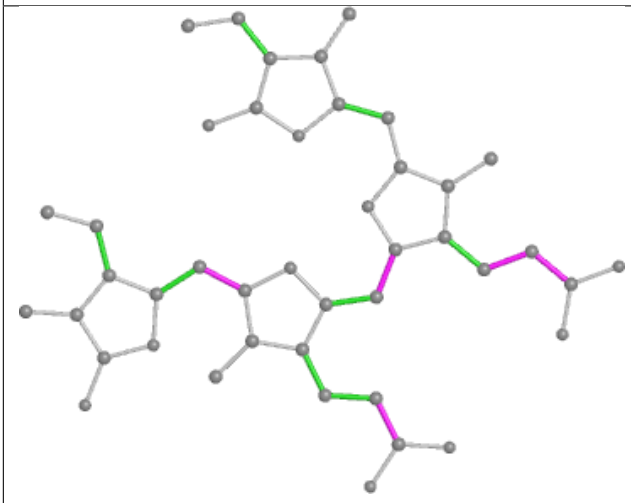

Torsions

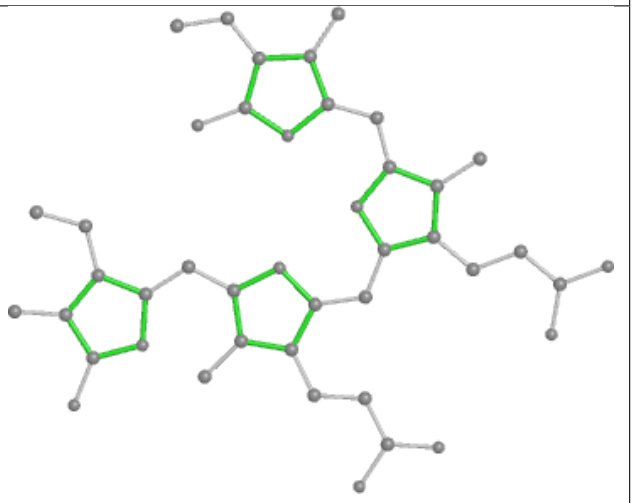

Rings

Ligand PEB RP 201

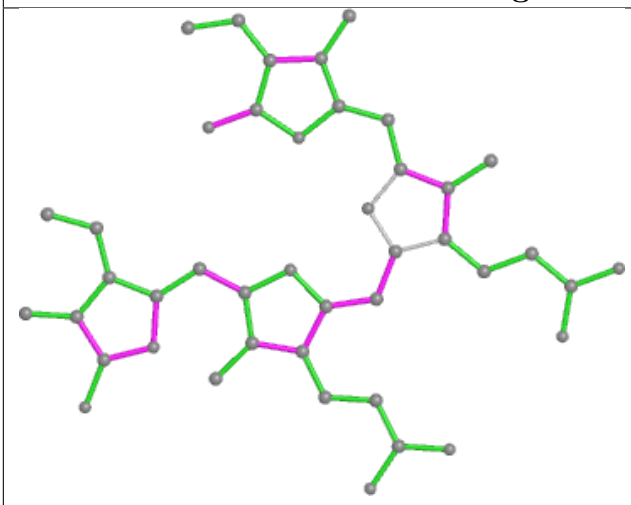

Bond lengths

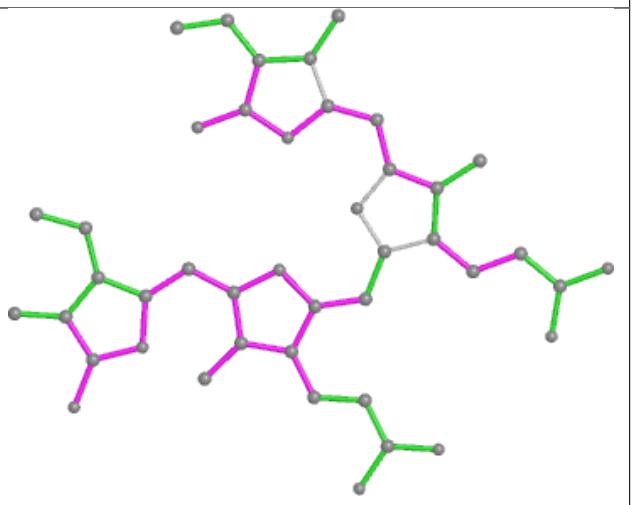

Bond angles

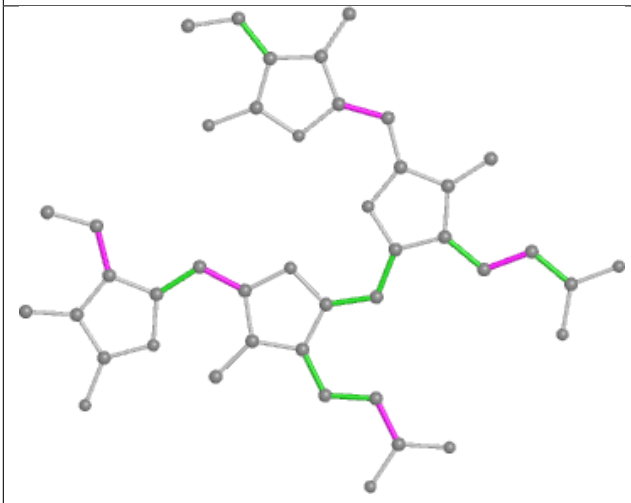

Torsions

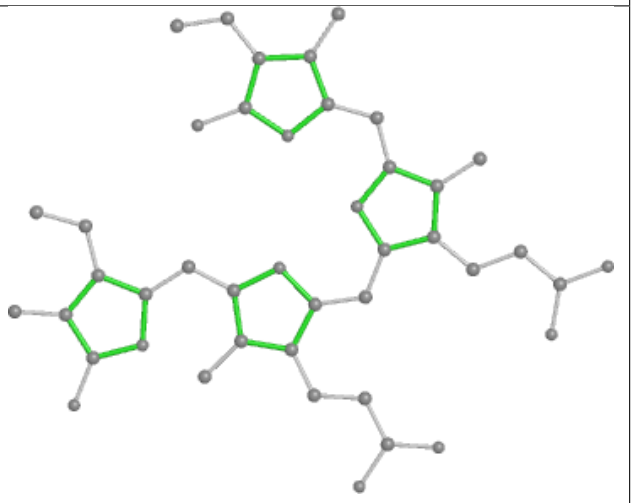

Rings

Ligand PEB G7 201

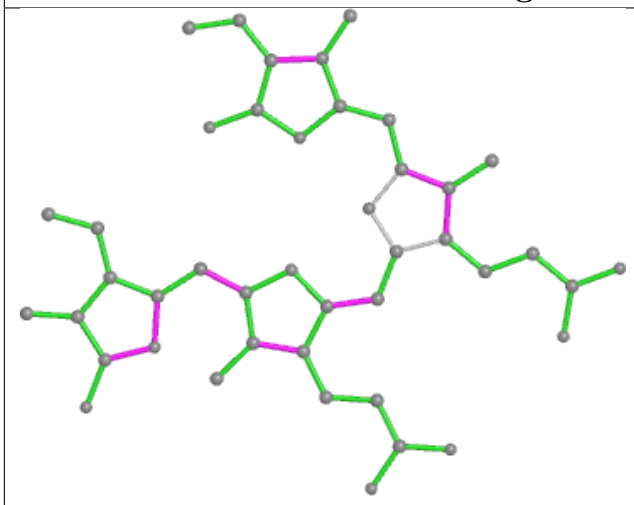

Bond lengths

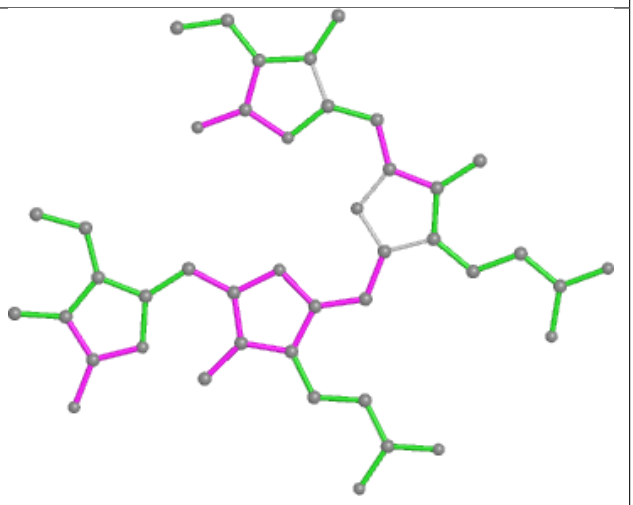

Bond angles

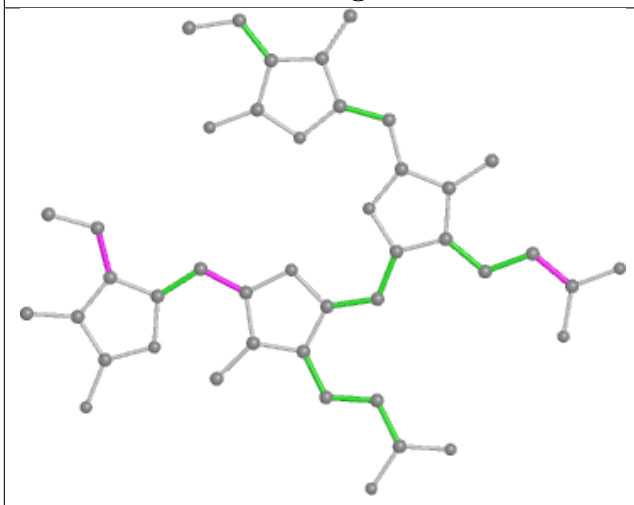

Torsions

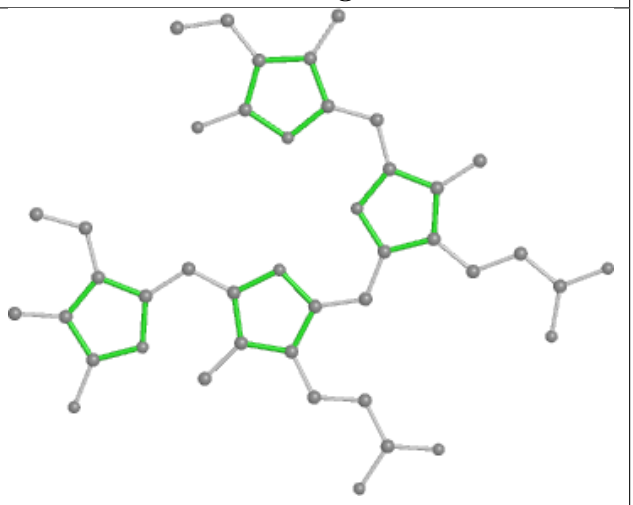

Rings

Ligand LMG J6 102

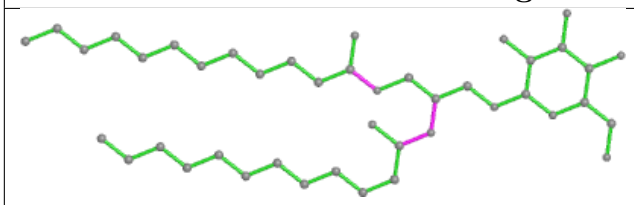

Bond lengths

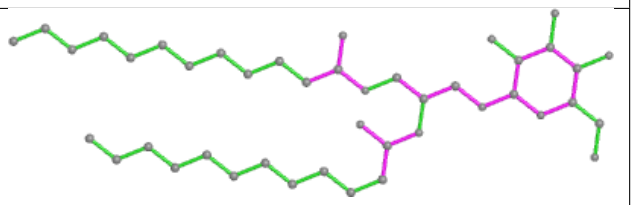

Bond angles

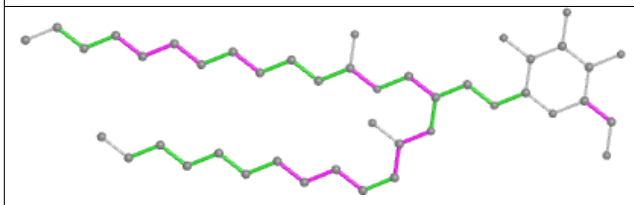

Torsions

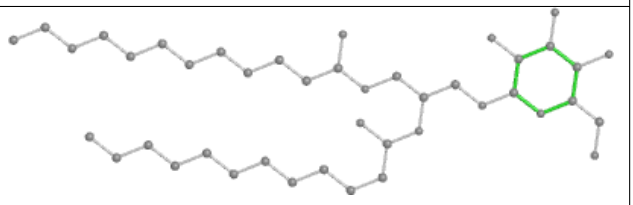

Rings

Ligand CLA CL 512

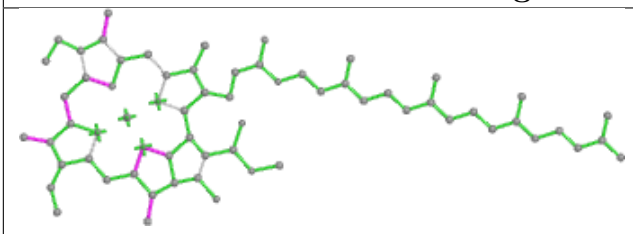

Bond lengths

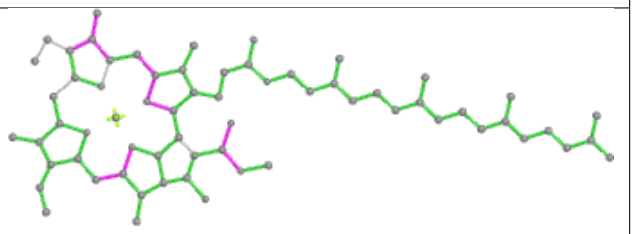

Bond angles

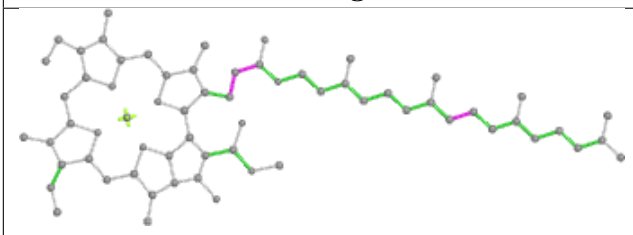

Torsions

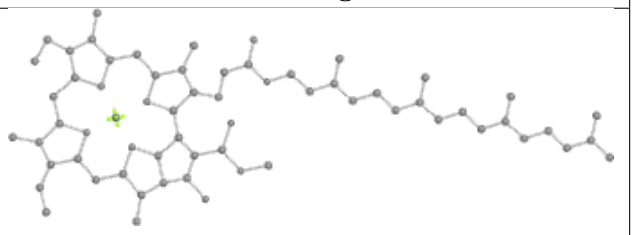

Rings

Ligand CLA c6 604

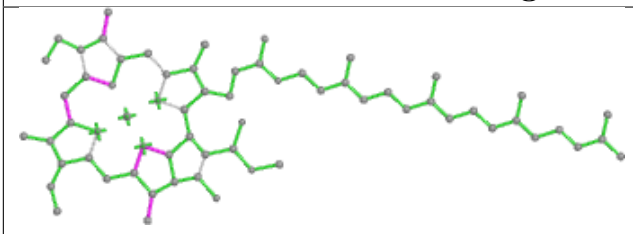

Bond lengths

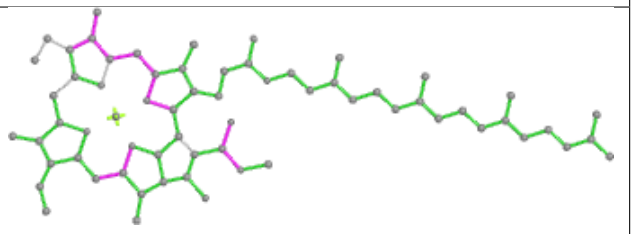

Bond angles

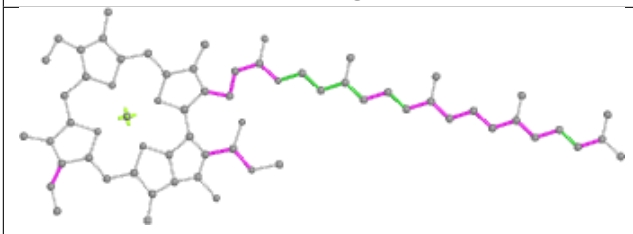

Torsions

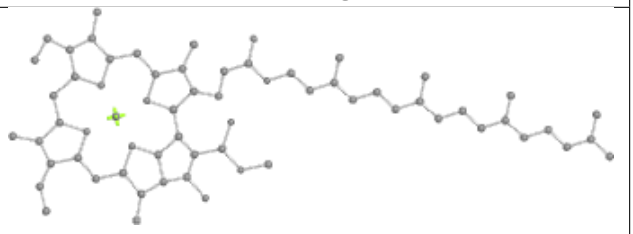

Rings

Ligand PEB WK 201

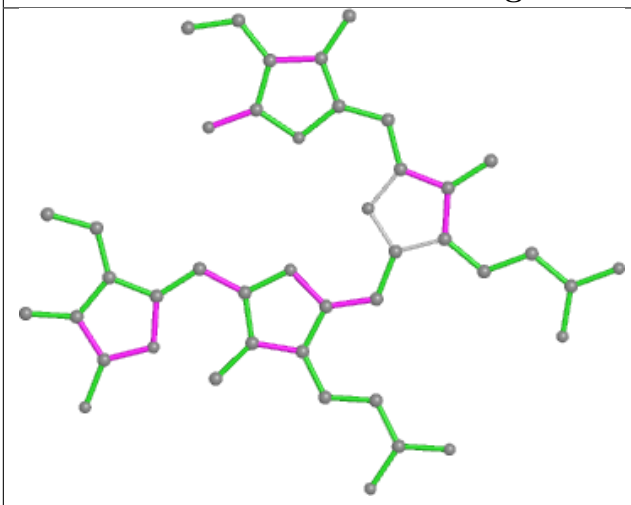

Bond lengths

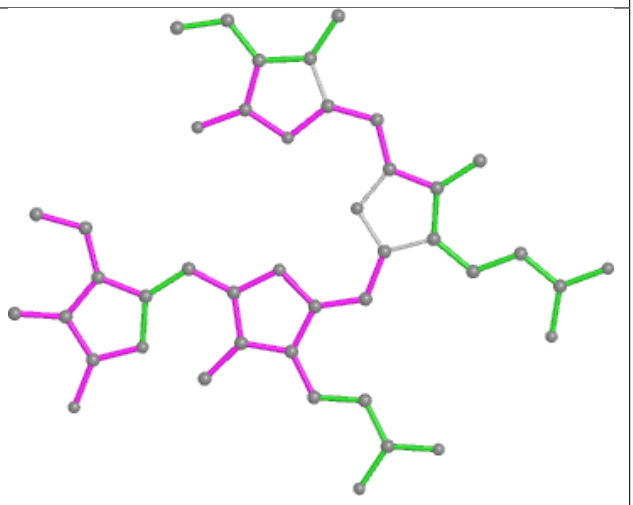

Bond angles

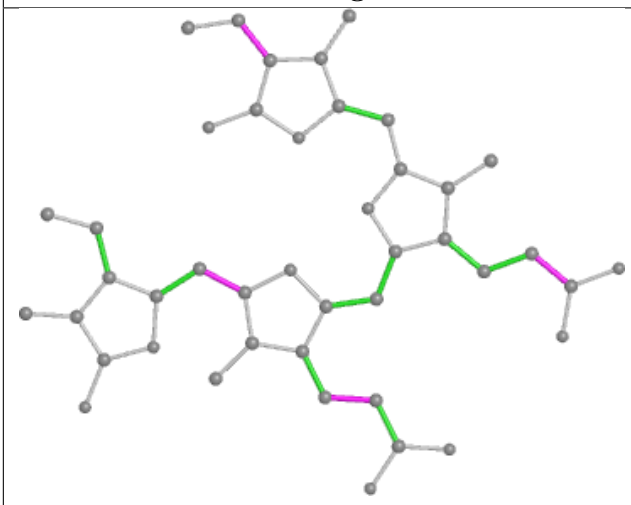

Torsions

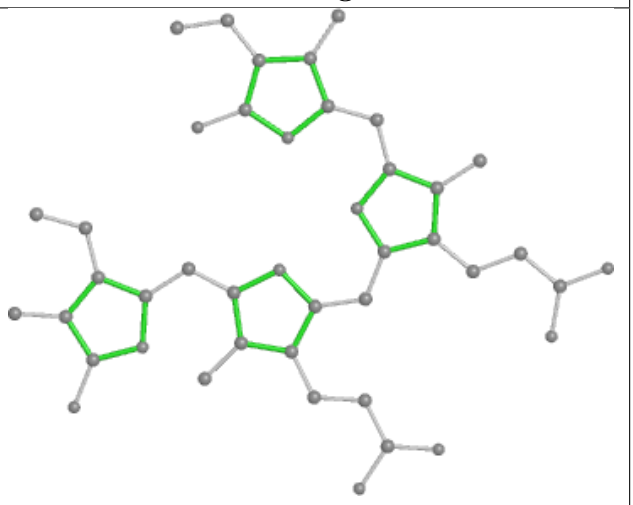

Rings

Ligand PEB TI 203

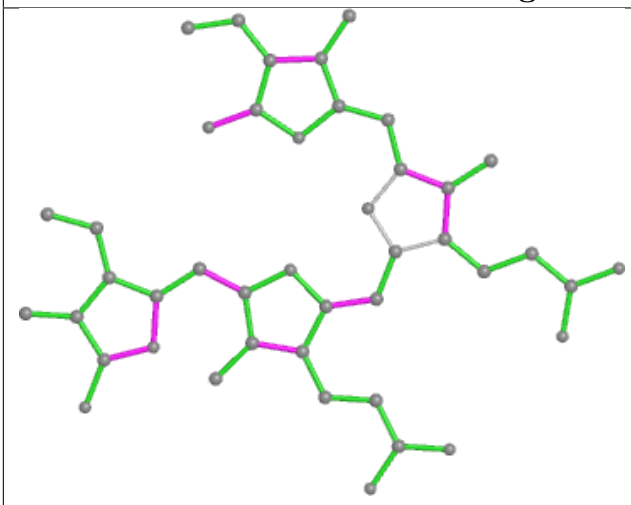

Bond lengths

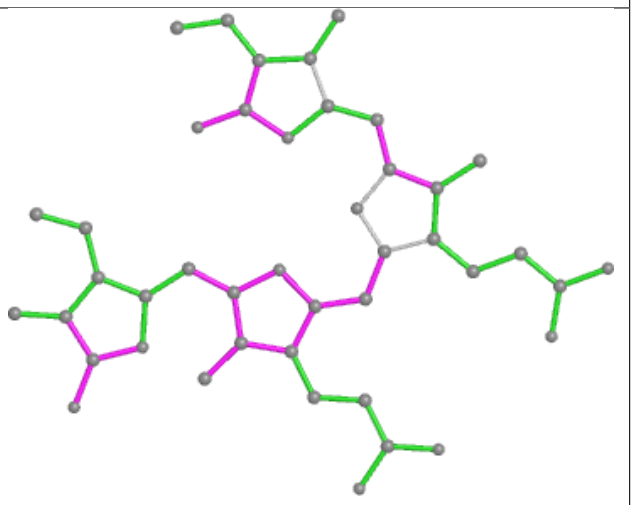

Bond angles

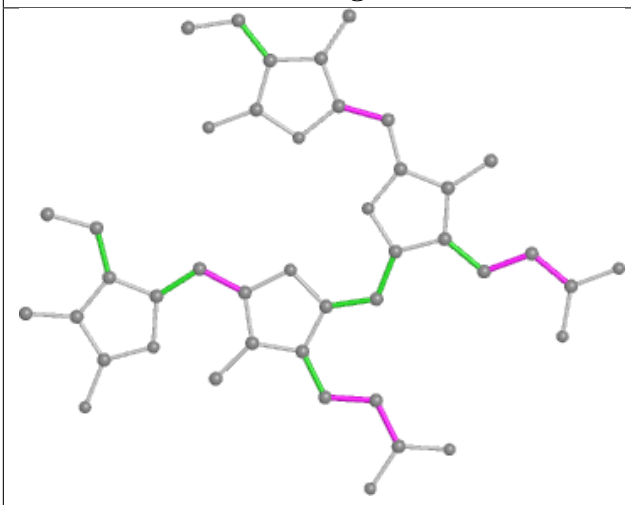

Torsions

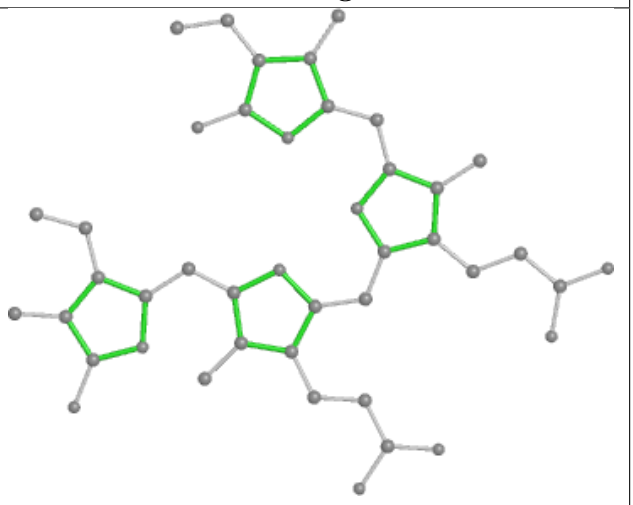

Rings

Ligand CLA 2N 309

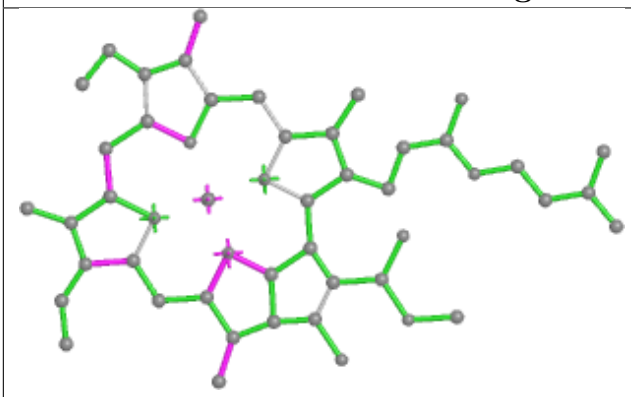

Bond lengths

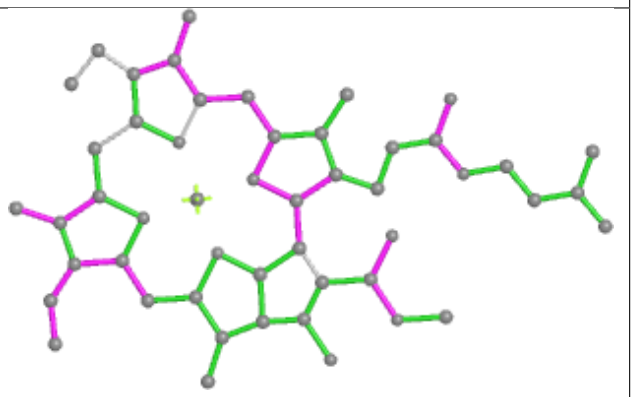

Bond angles

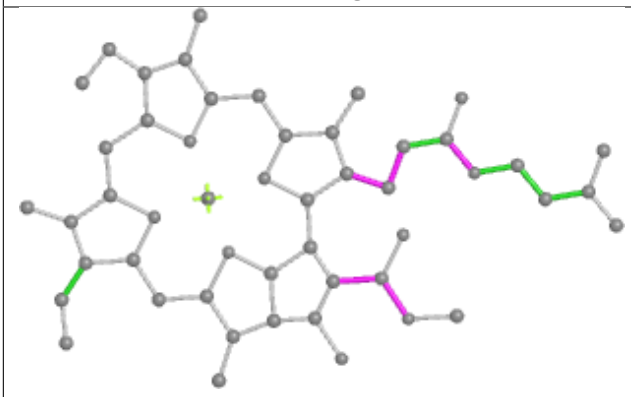

Torsions

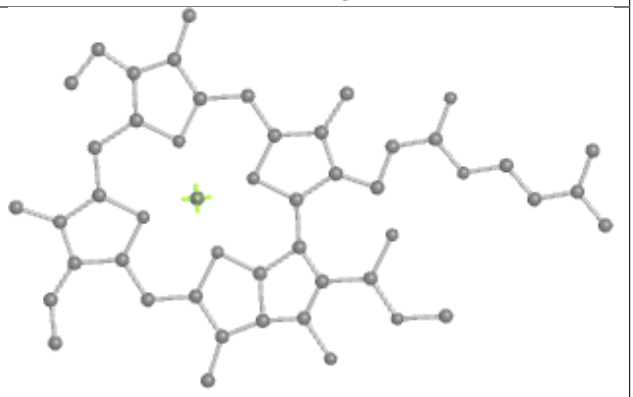

Rings

Ligand PEB gB 201

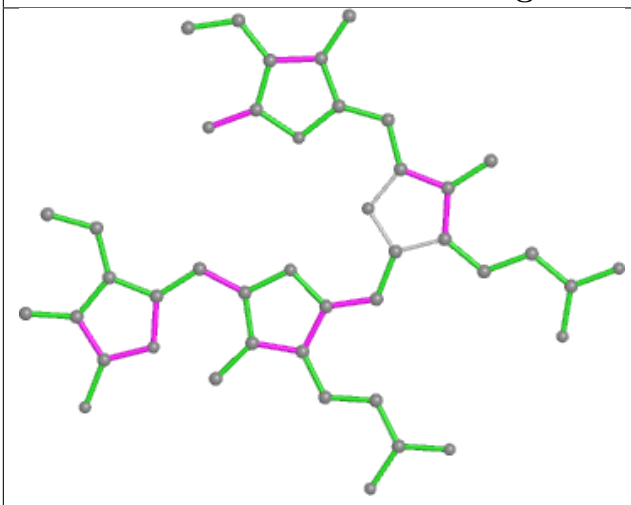

Bond lengths

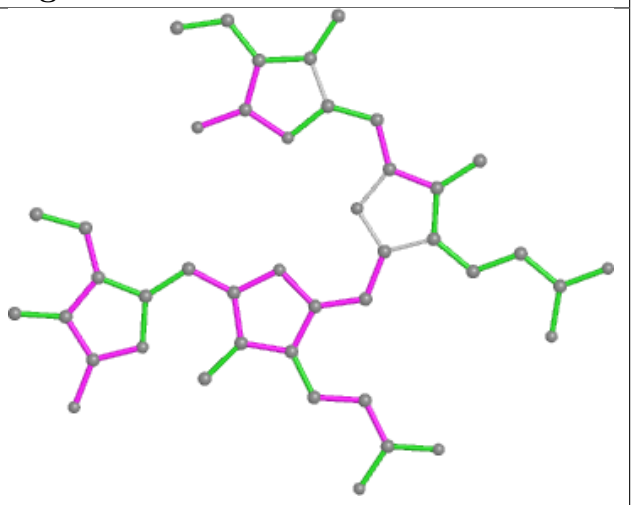

Bond angles

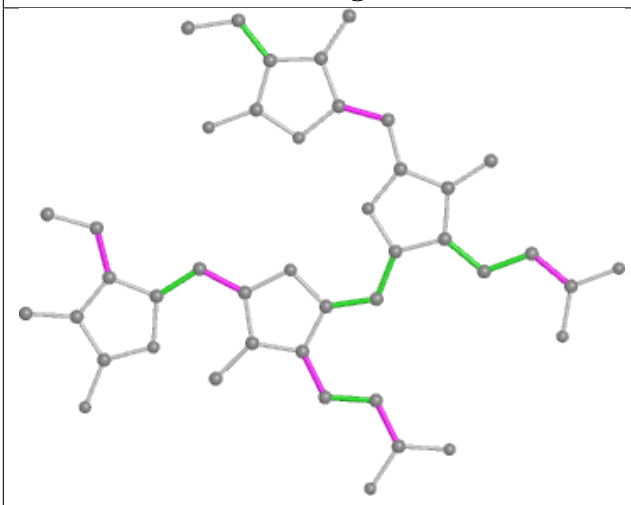

Torsions

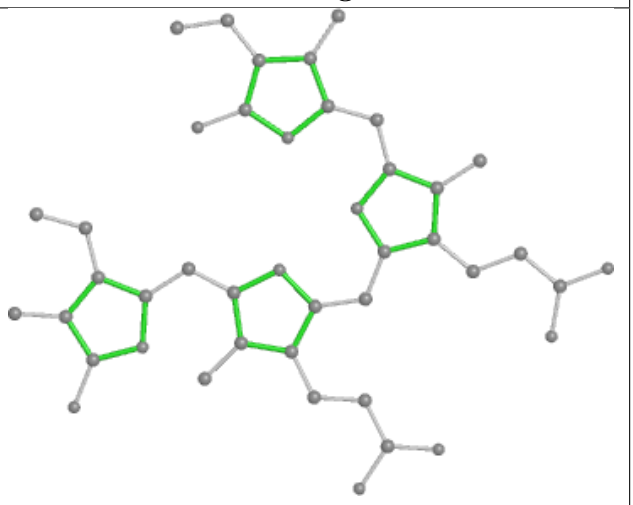

Rings

Ligand PEB RM 202

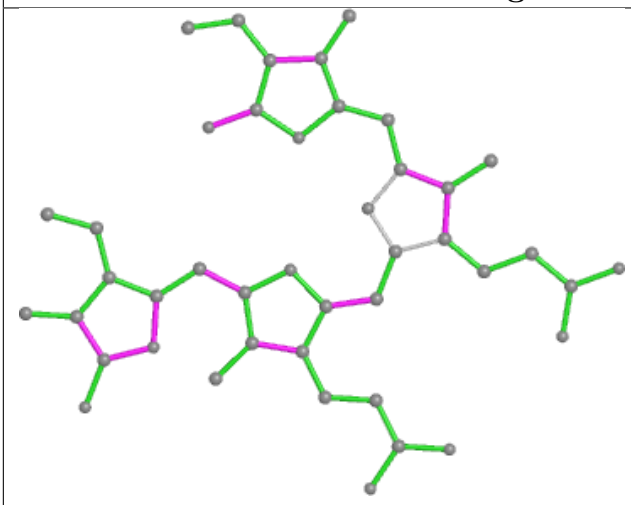

Bond lengths

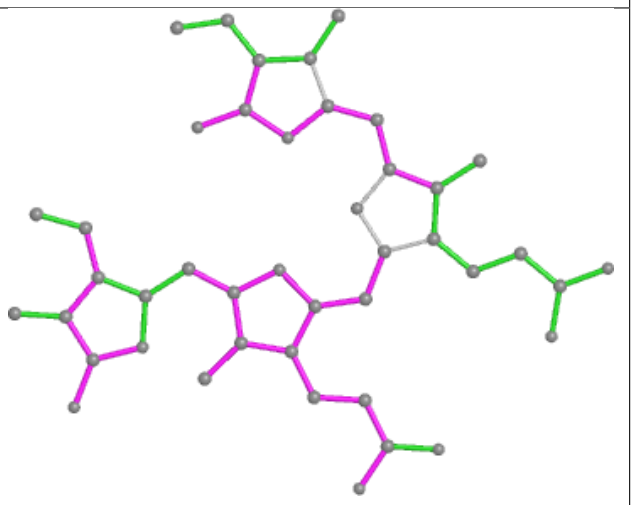

Bond angles

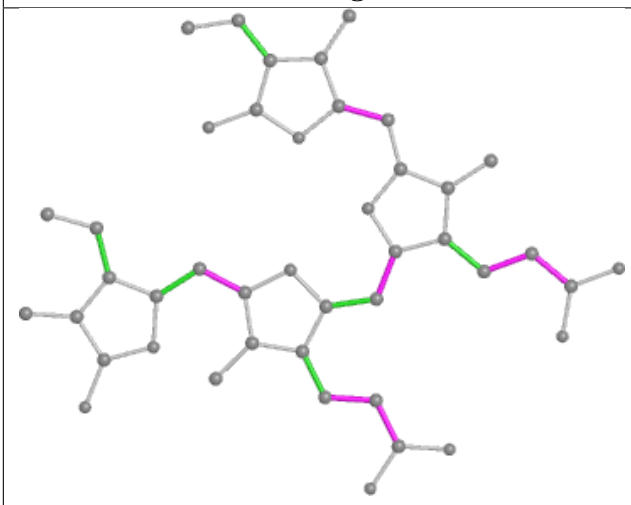

Torsions

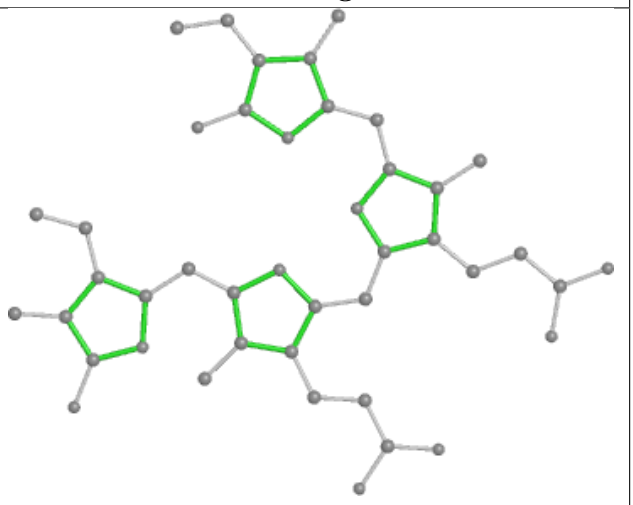

Rings

Ligand PEB CB 202

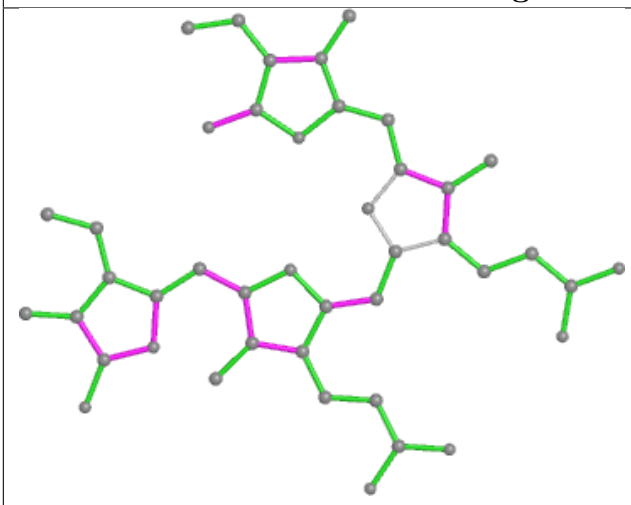

Bond lengths

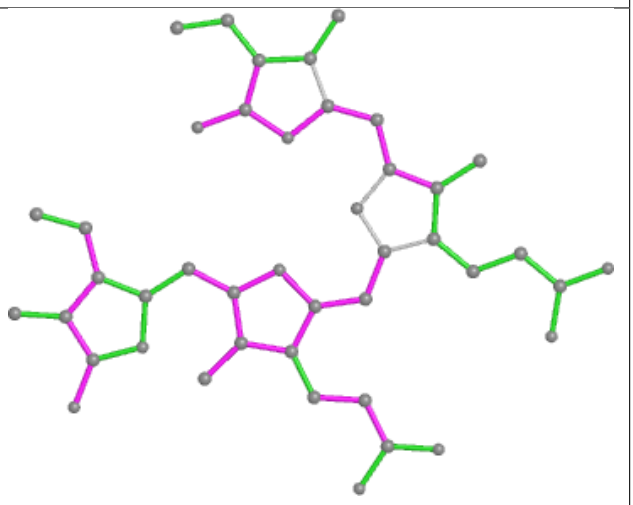

Bond angles

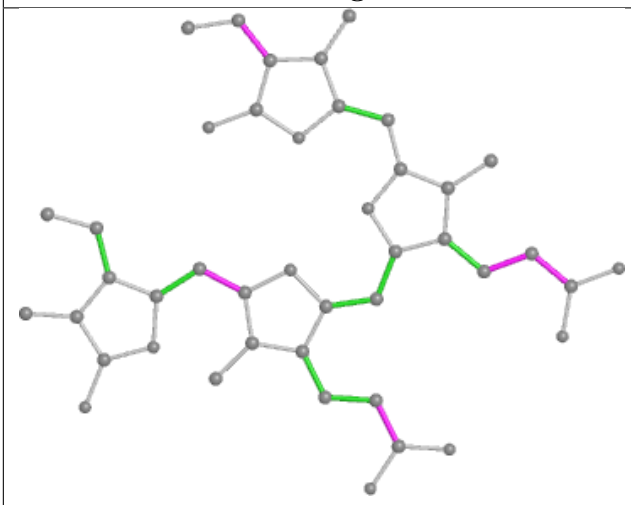

Torsions

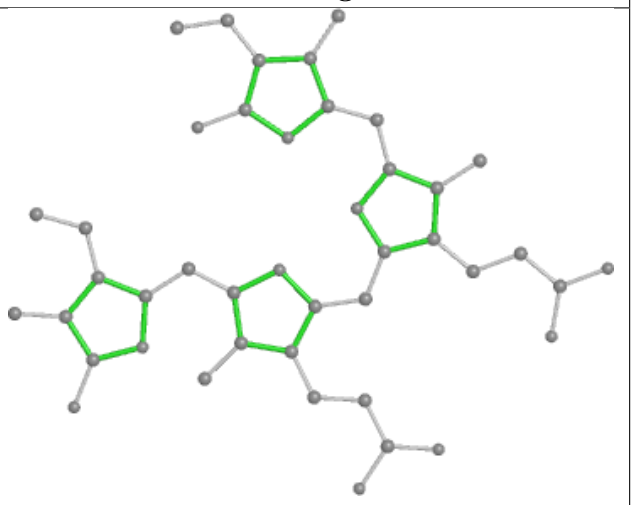

Rings

Ligand PEB YF 201

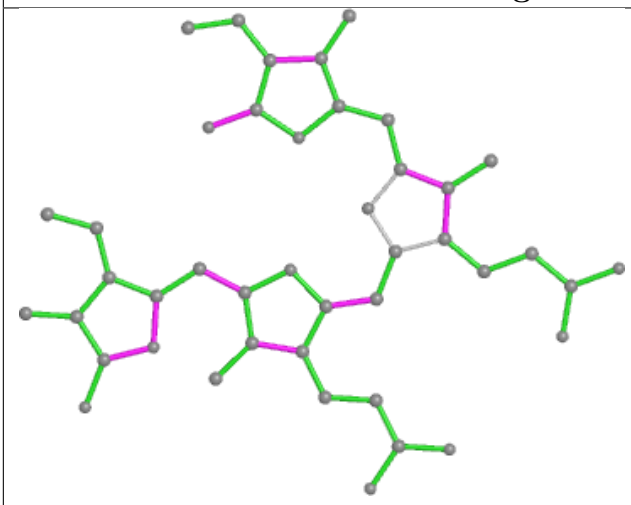

Bond lengths

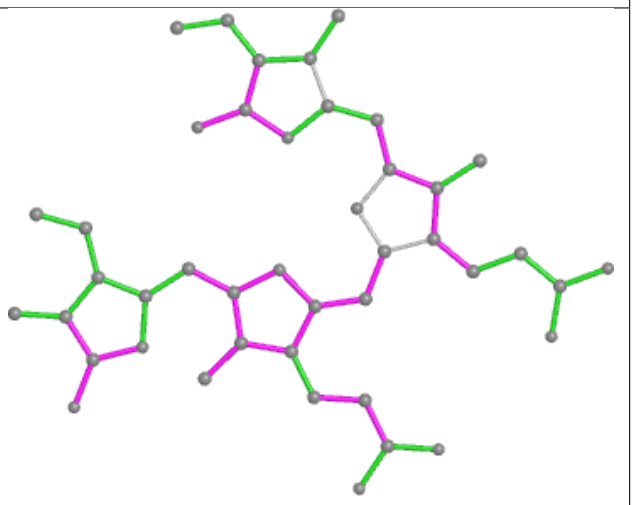

Bond angles

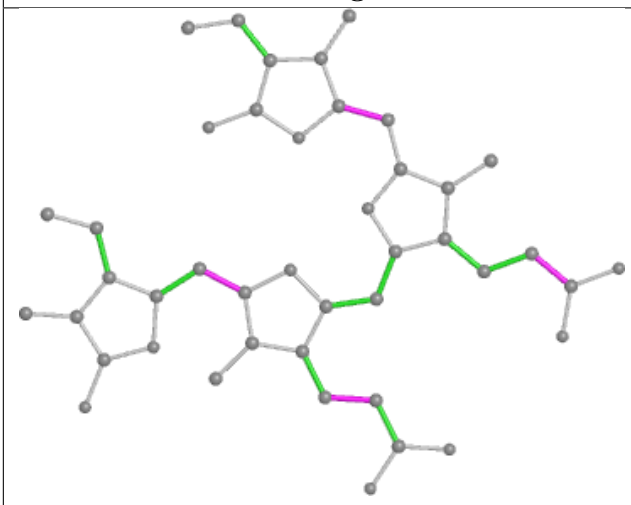

Torsions

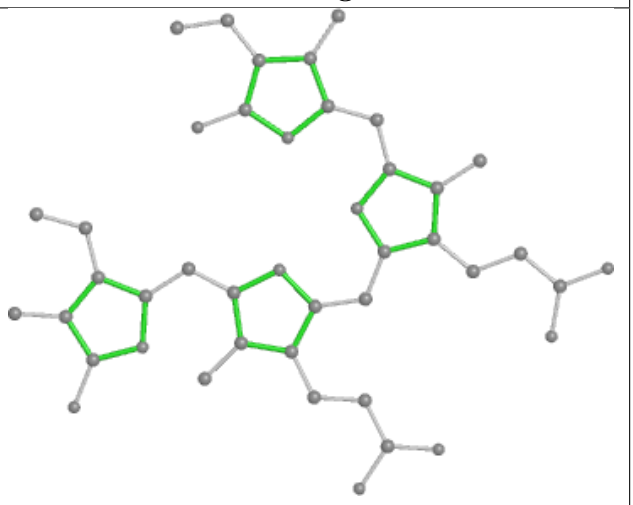

Rings

Ligand PEB SE 202

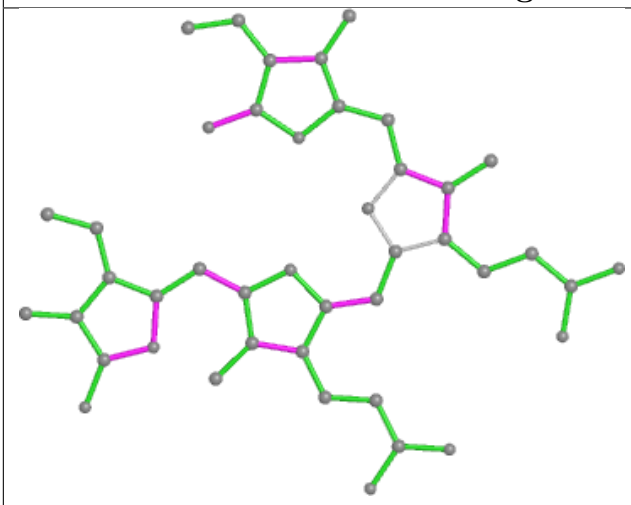

Bond lengths

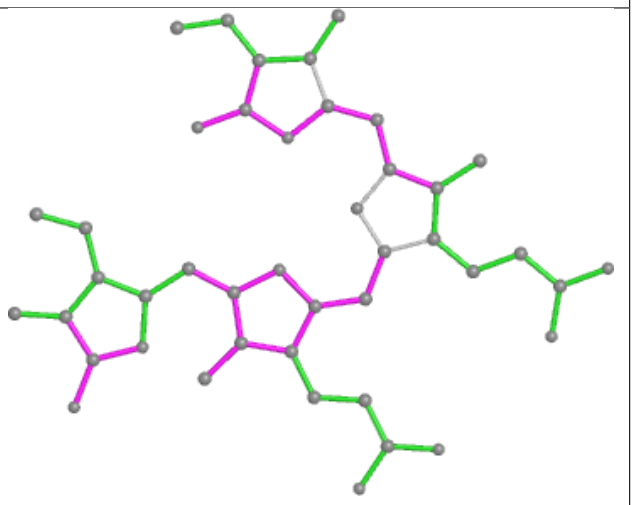

Bond angles

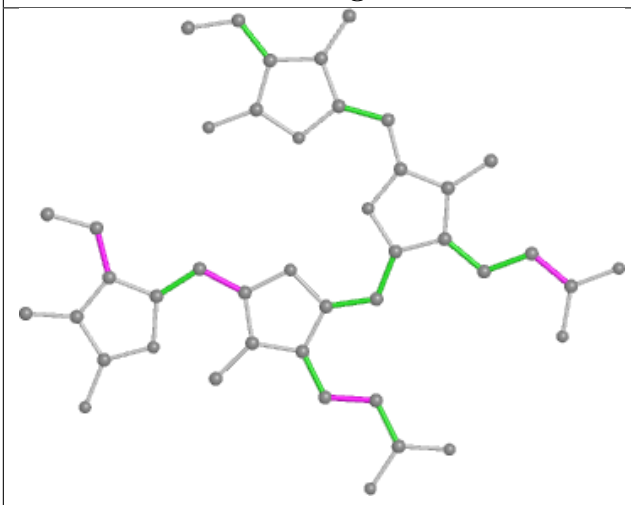

Torsions

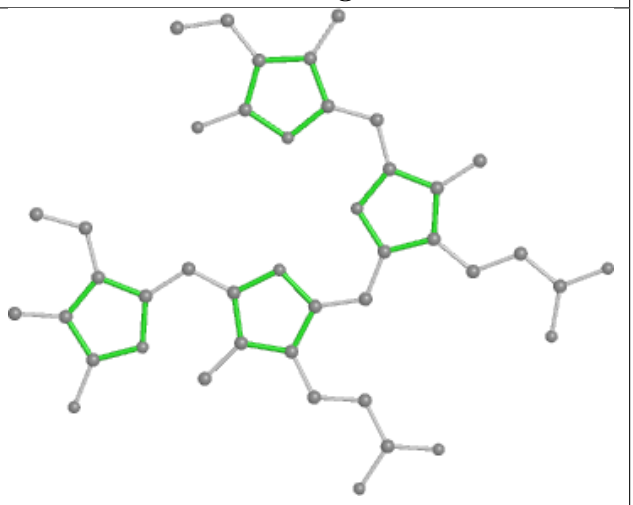

Rings

Ligand PEB LO 1002

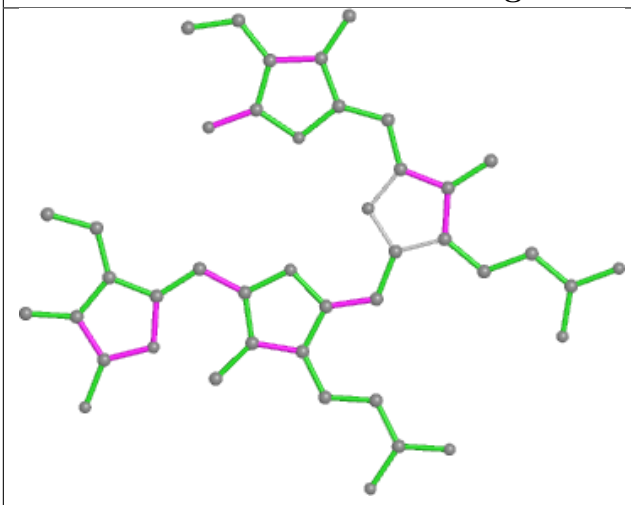

Bond lengths

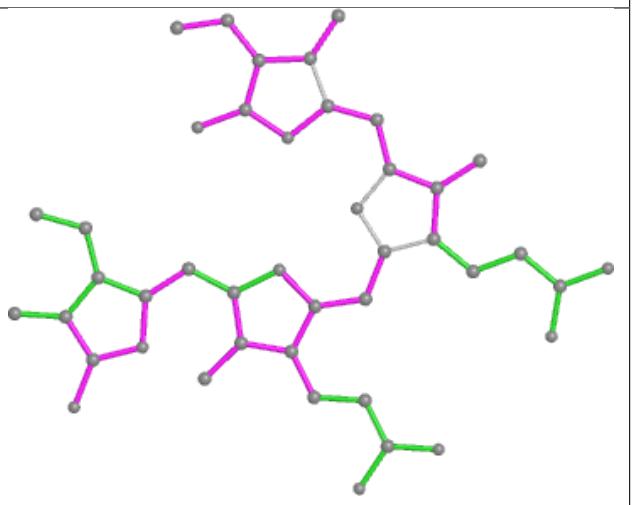

Bond angles

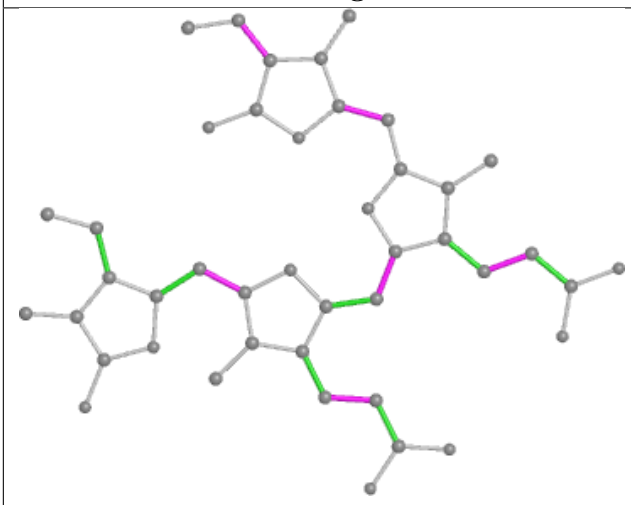

Torsions

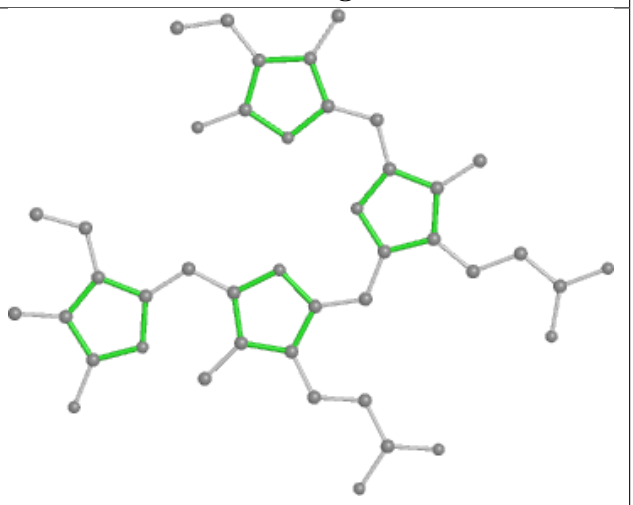

Rings

Ligand PEB PD 202

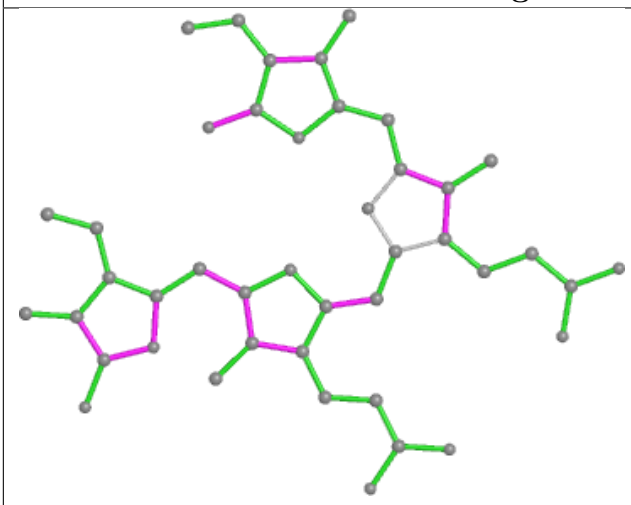

Bond lengths

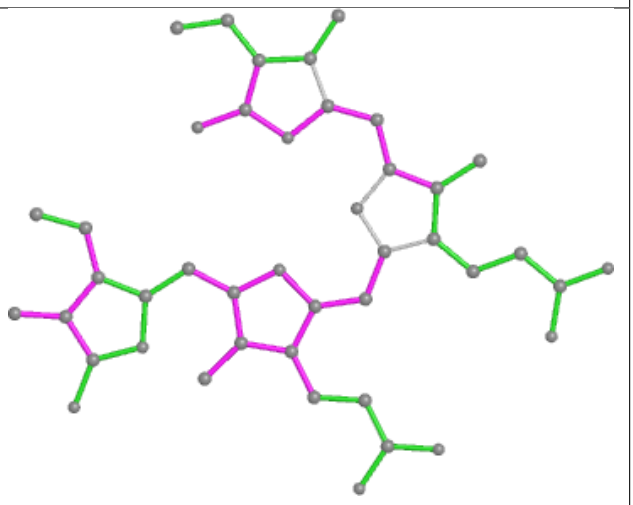

Bond angles

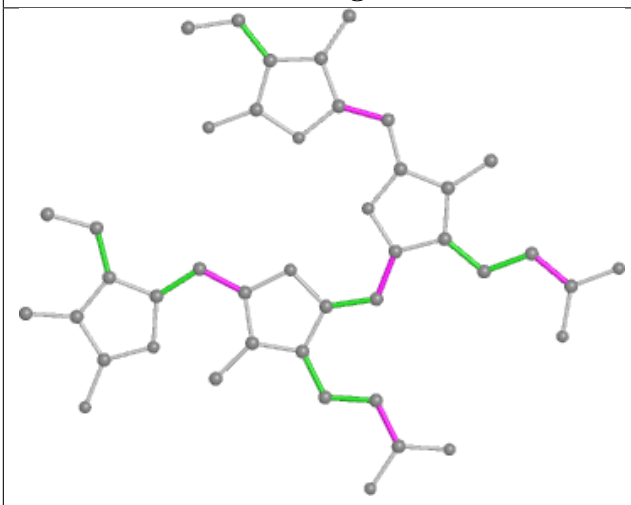

Torsions

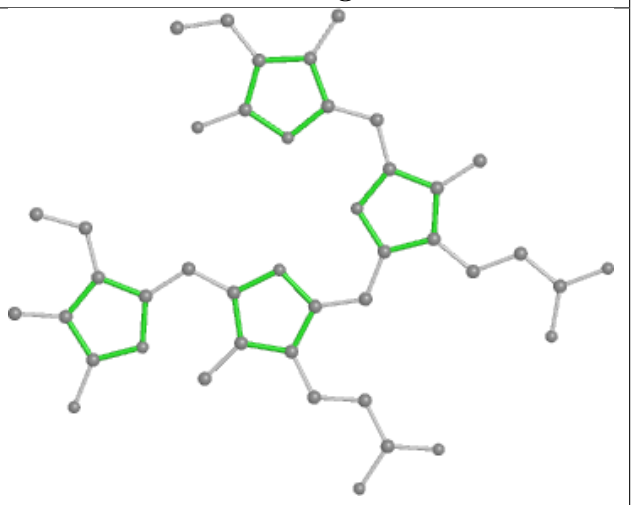

Rings

Ligand PUB ND 201

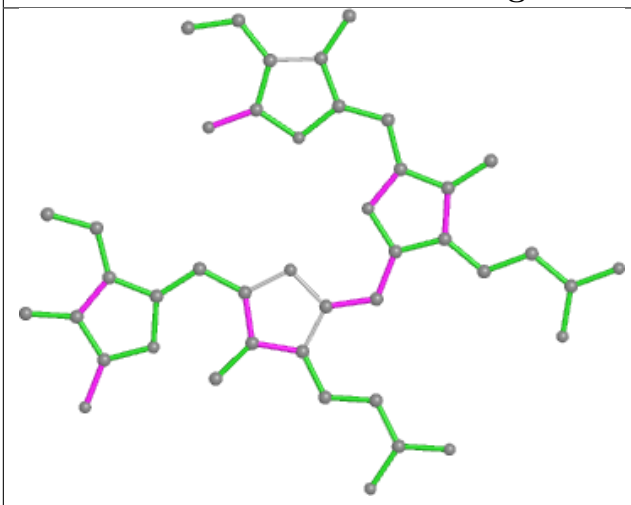

Bond lengths

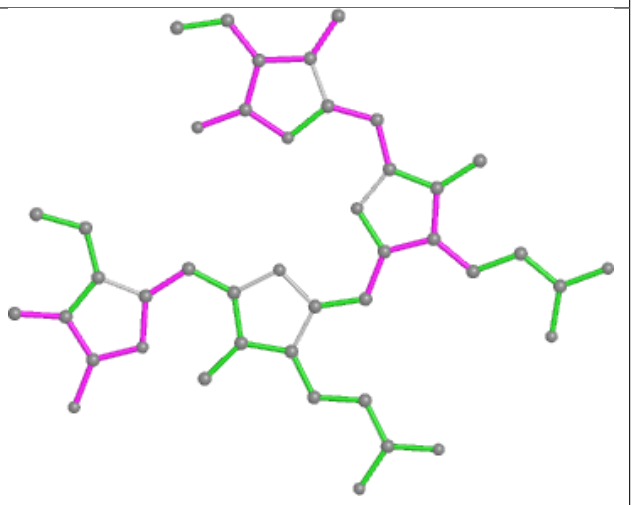

Bond angles

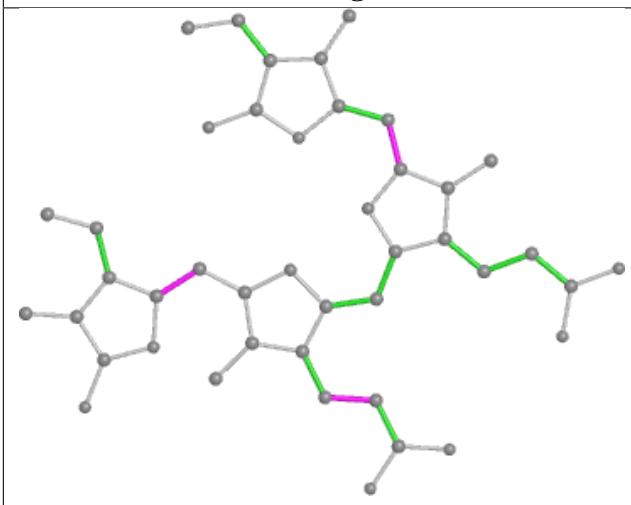

Torsions

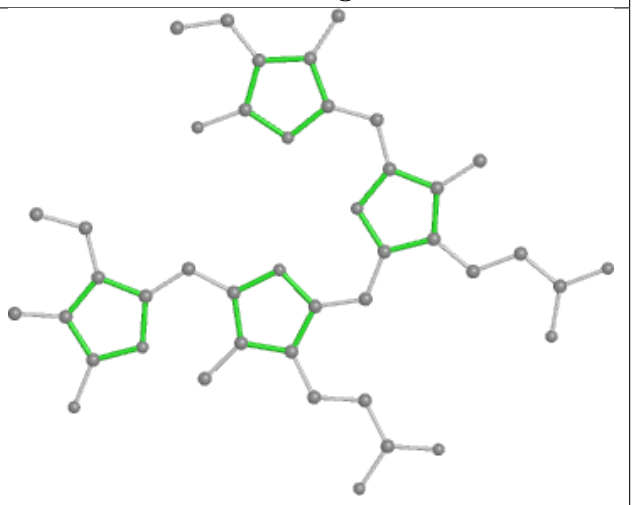

Rings

Ligand CLA BN 824

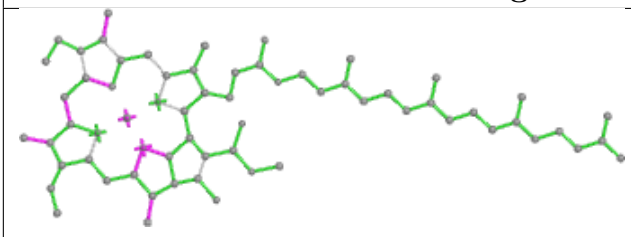

Bond lengths

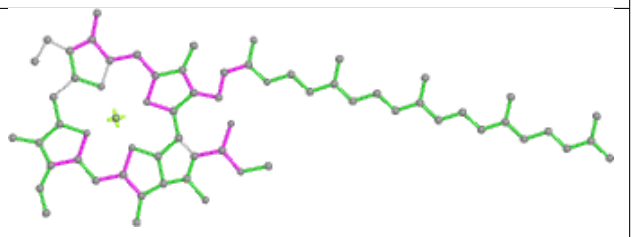

Bond angles

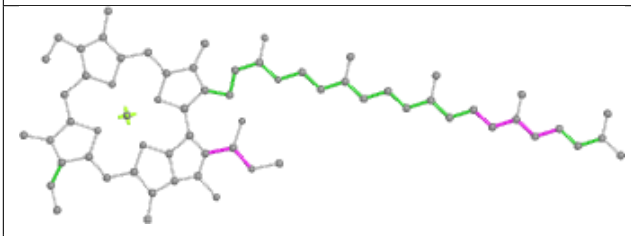

Torsions

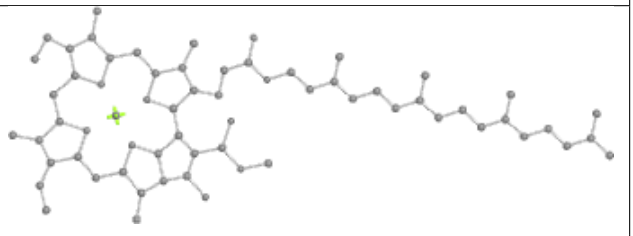

Rings

Ligand PEB MF 201

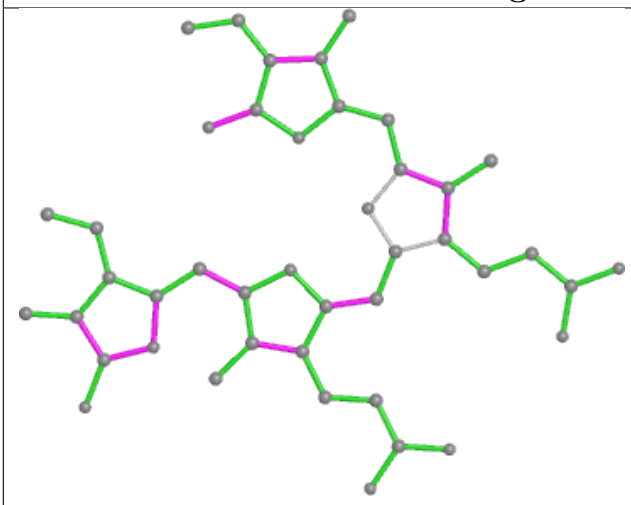

Bond lengths

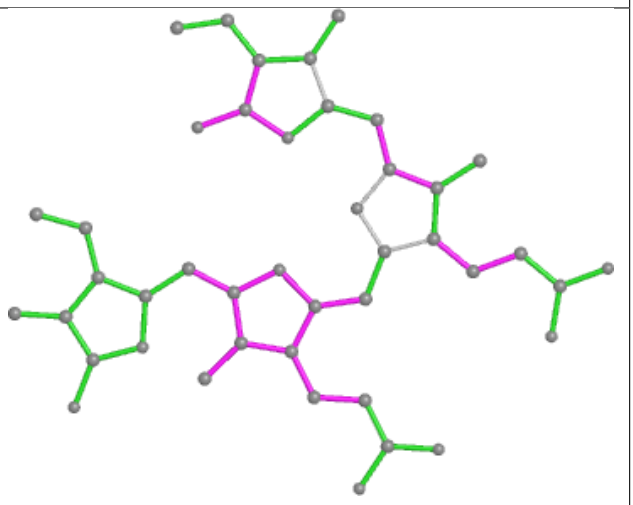

Bond angles

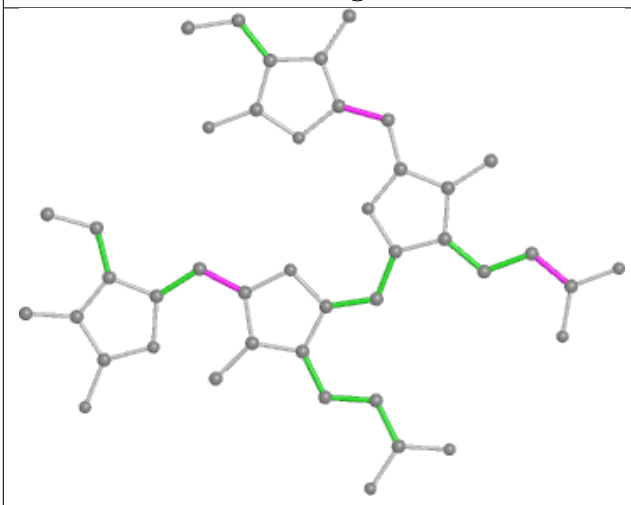

Torsions

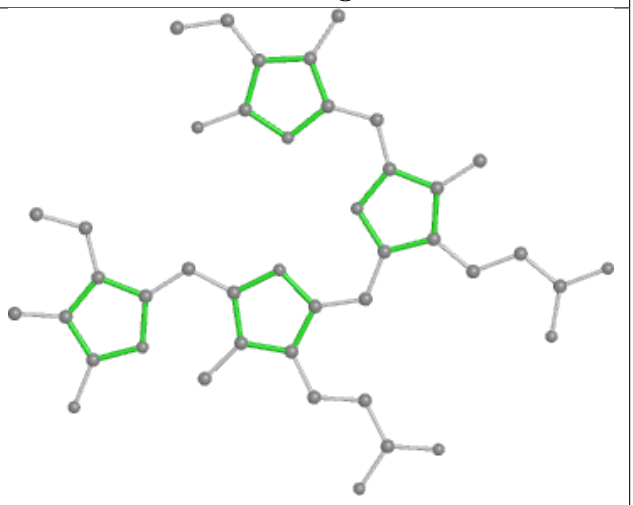

Rings

Ligand PEB kJ 201

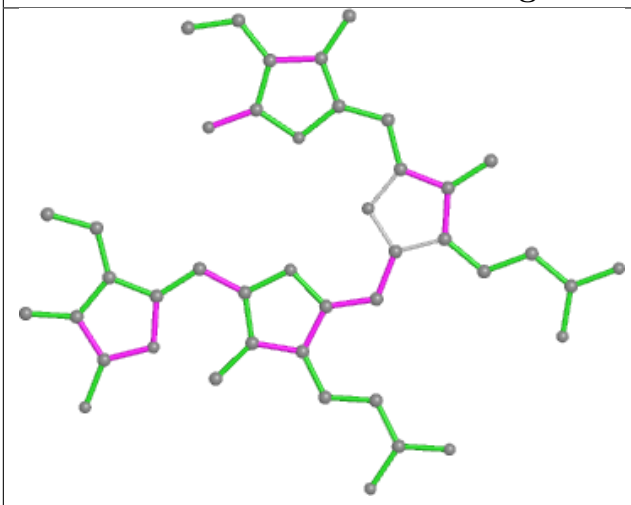

Bond lengths

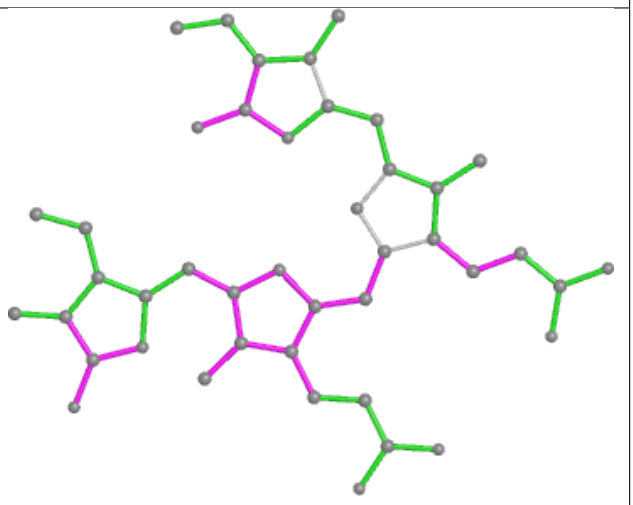

Bond angles

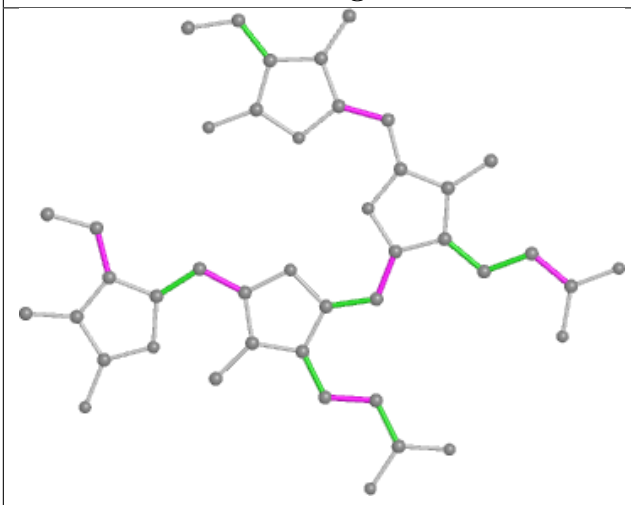

Torsions

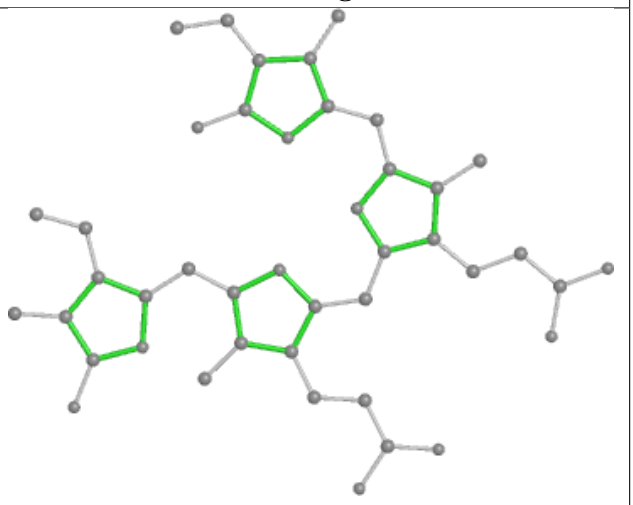

Rings

Ligand PEB dE 202

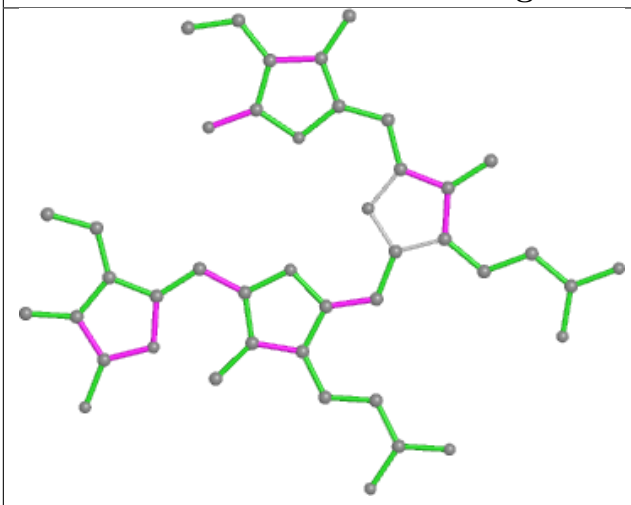

Bond lengths

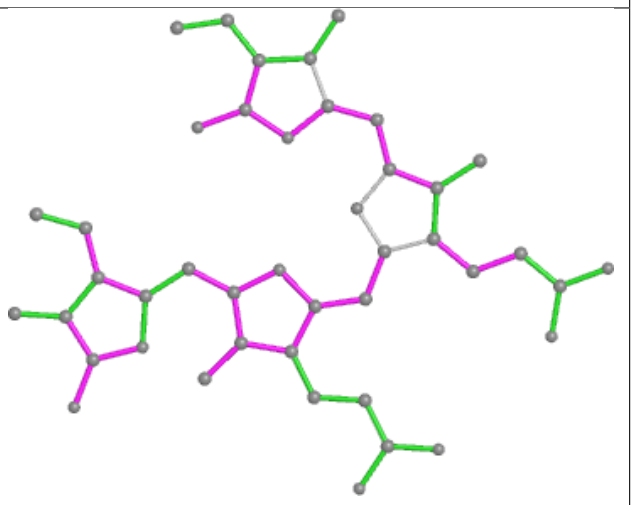

Bond angles

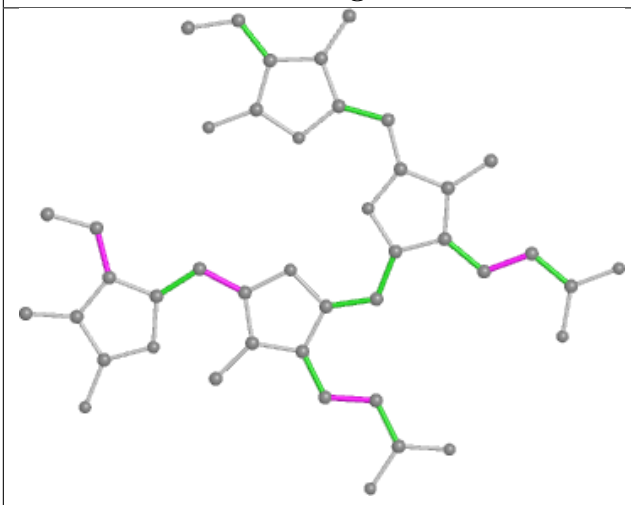

Torsions

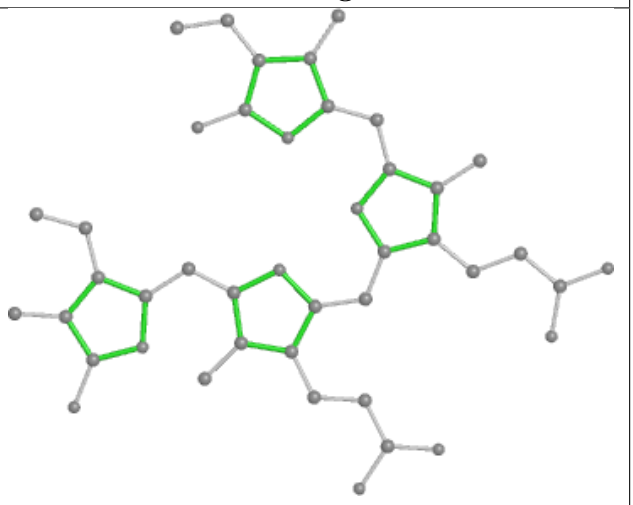

Rings

Ligand PEB f1 201

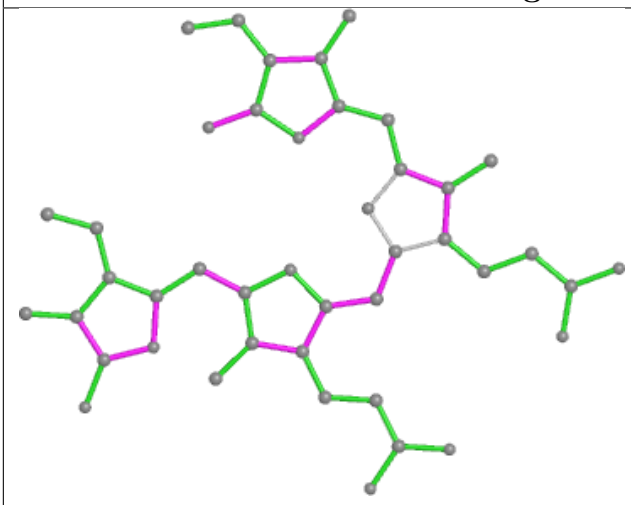

Bond lengths

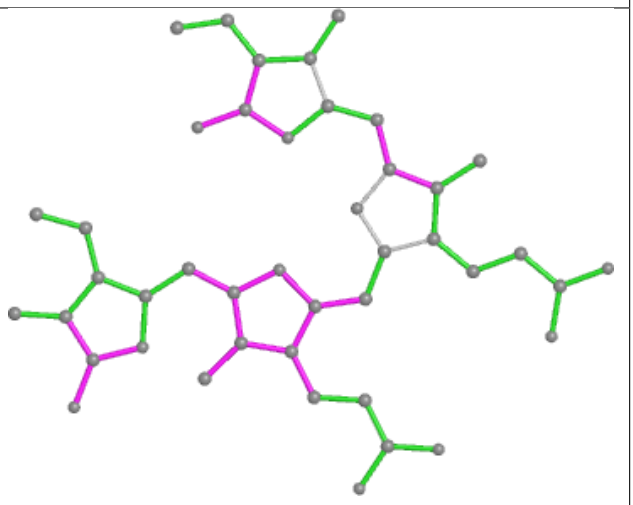

Bond angles

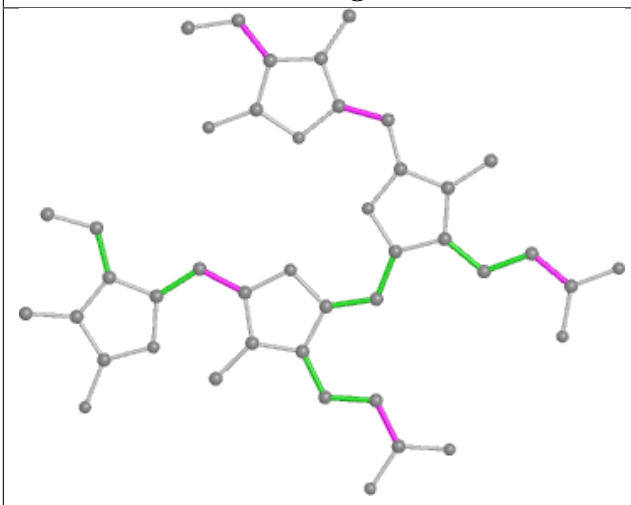

Torsions

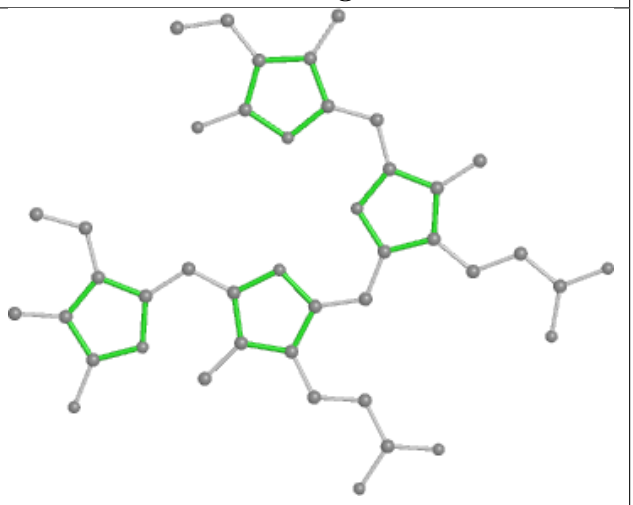

Rings

Ligand PEB J9 201

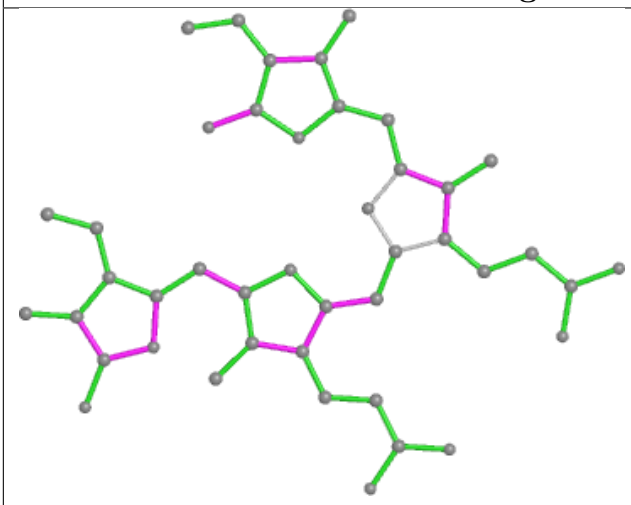

Bond lengths

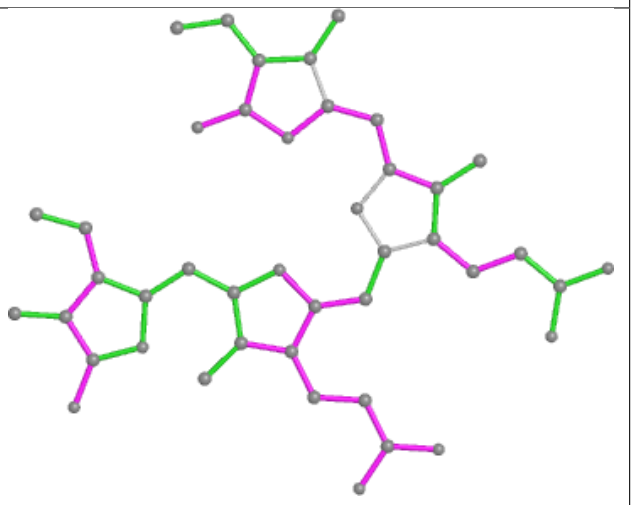

Bond angles

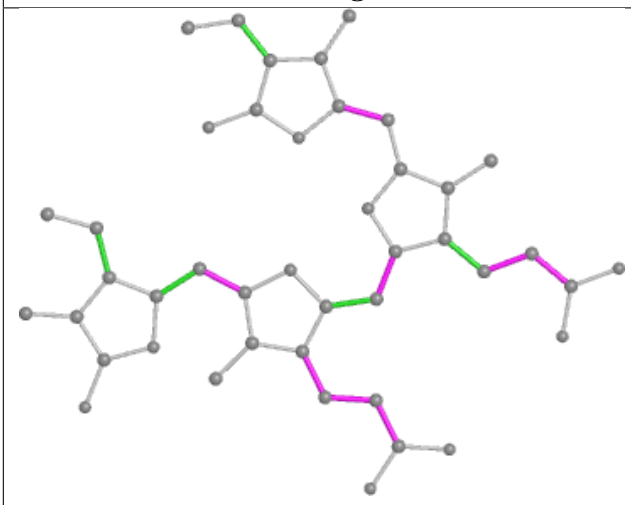

Torsions

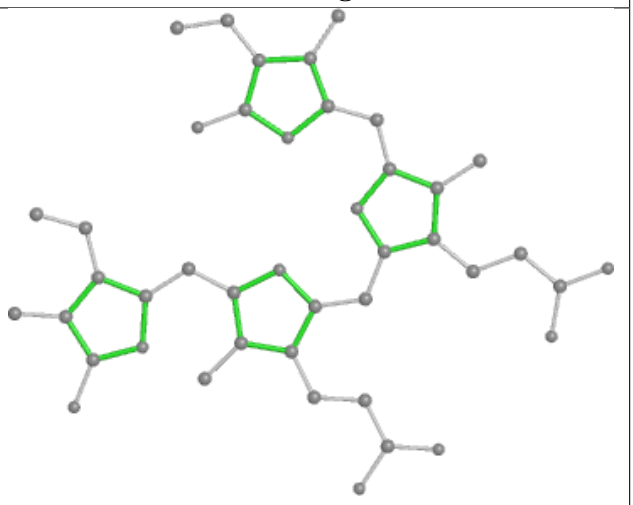

Rings

Ligand PEB UP 203

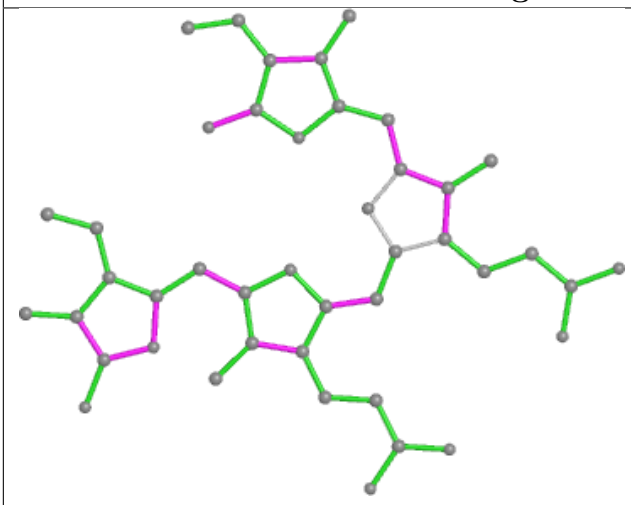

Bond lengths

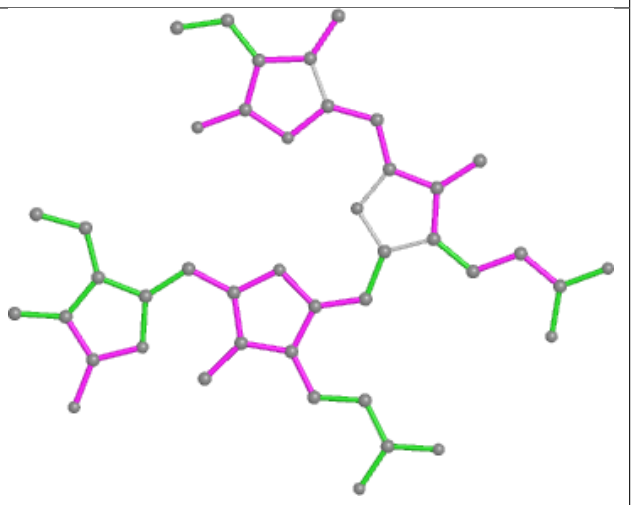

Bond angles

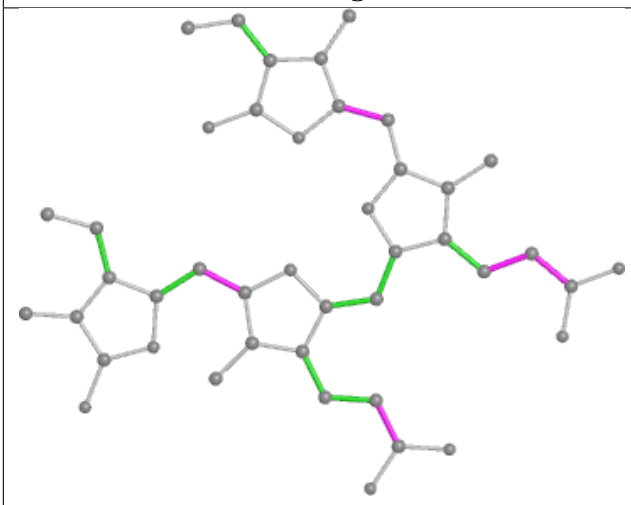

Torsions

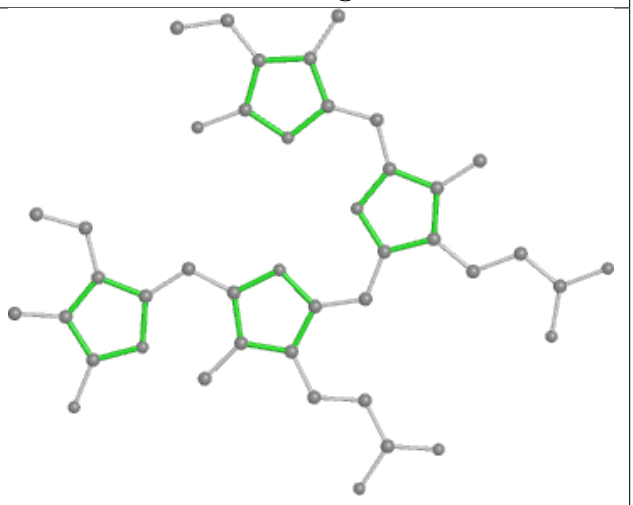

Rings

Ligand PEB NQ 204

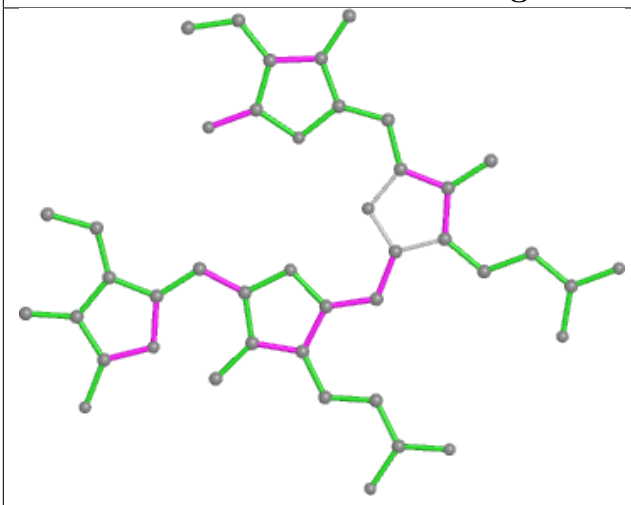

Bond lengths

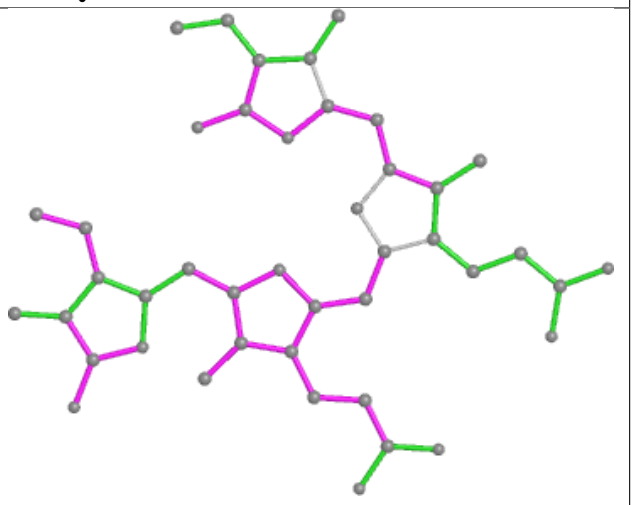

Bond angles

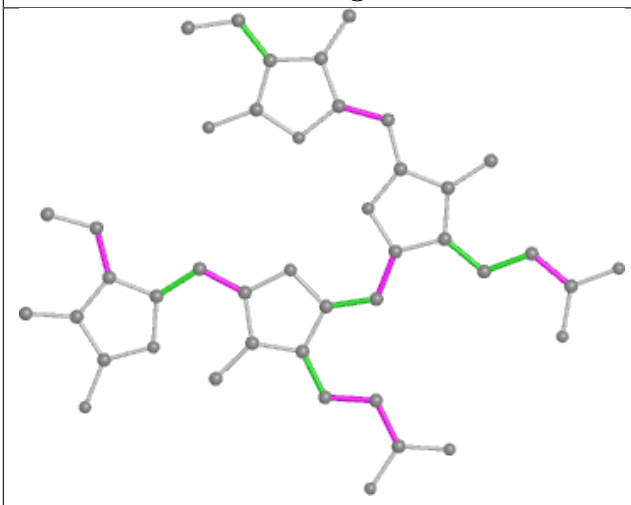

Torsions

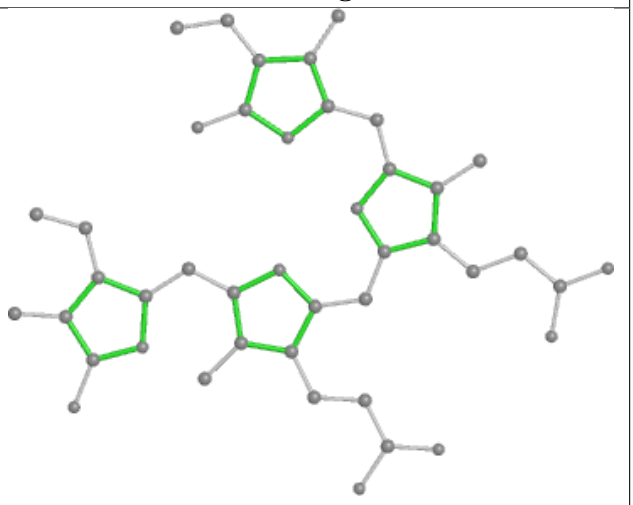

Rings

Ligand PUB M5 303

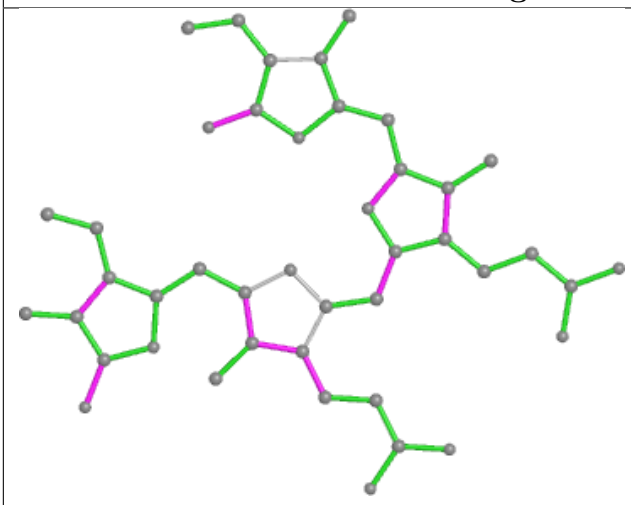

Bond lengths

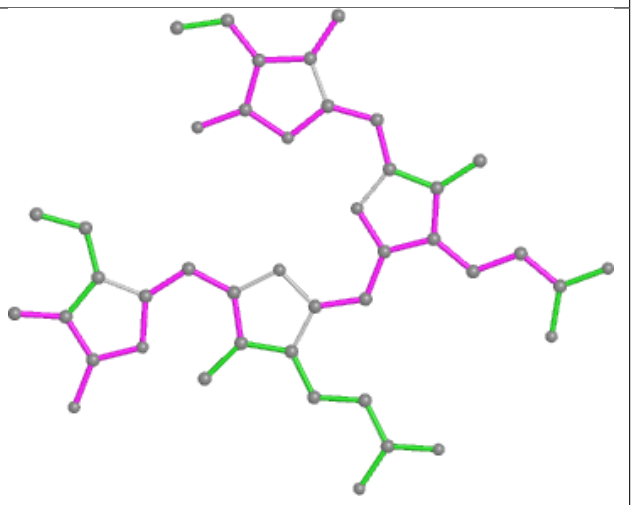

Bond angles

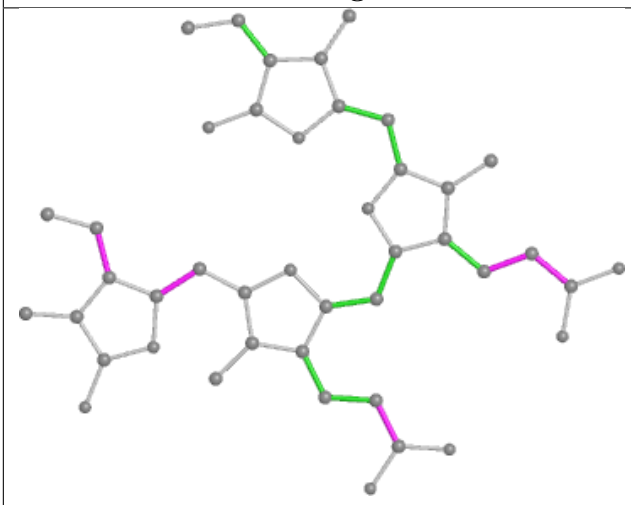

Torsions

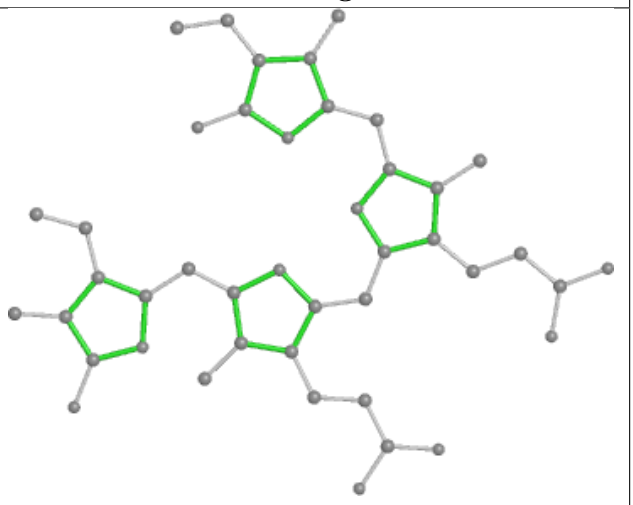

Rings

Ligand PEB OK 202

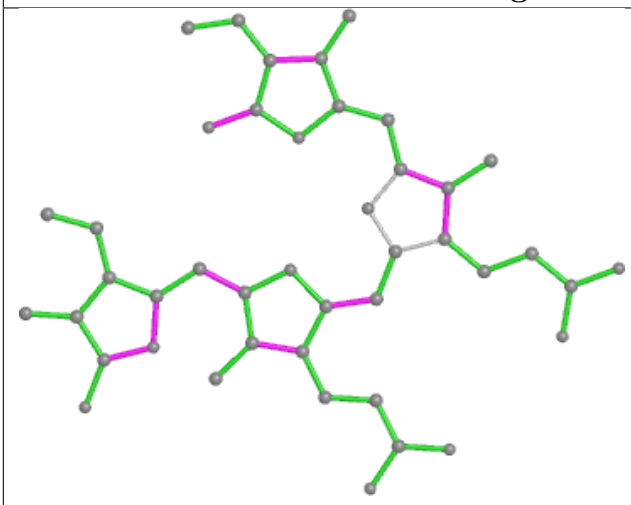

Bond lengths

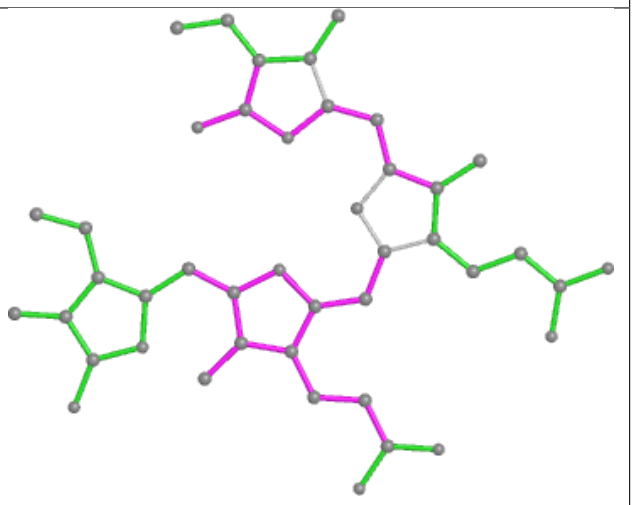

Bond angles

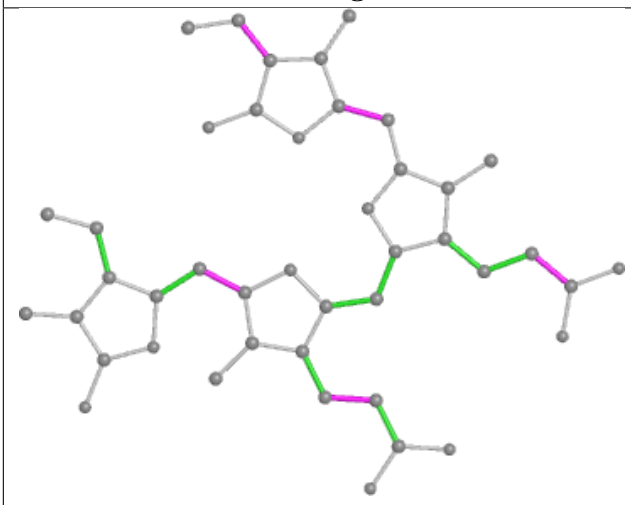

Torsions

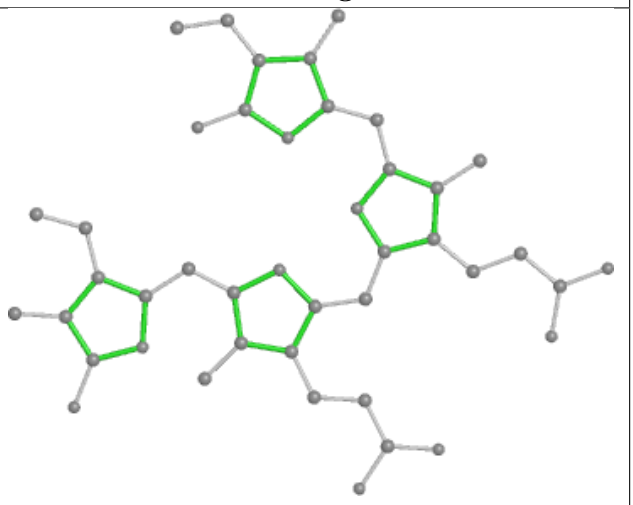

Rings

Ligand CLA AL 405

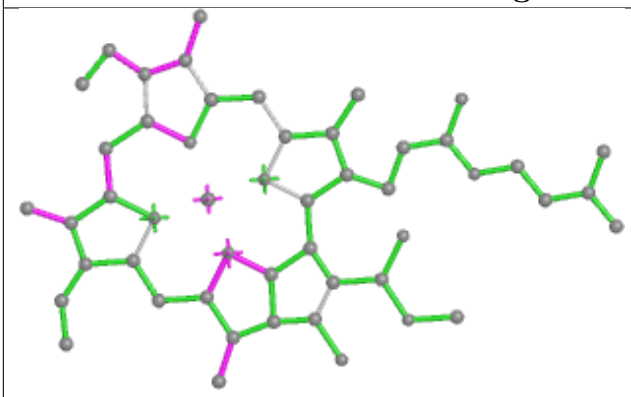

Bond lengths

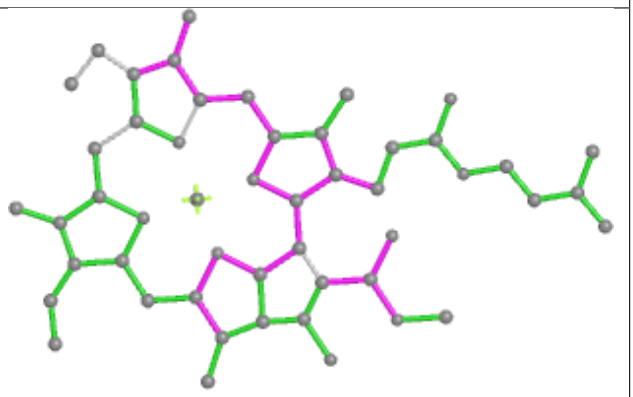

Bond angles

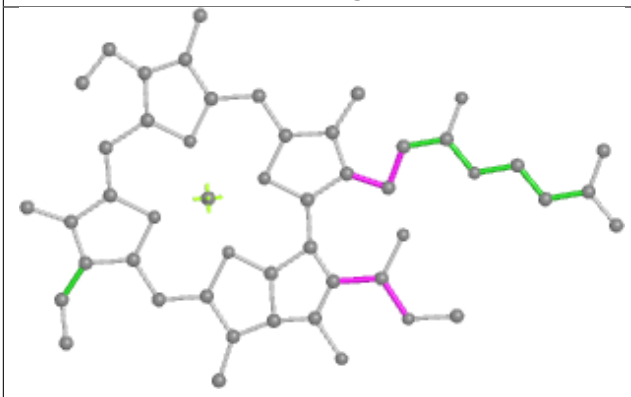

Torsions

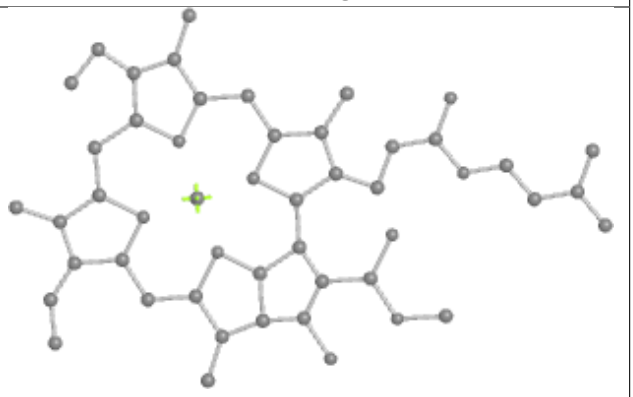

Rings

Ligand PEB gJ 202

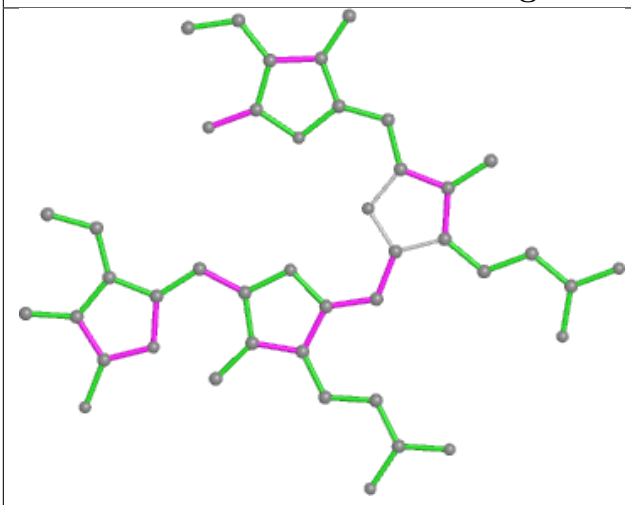

Bond lengths

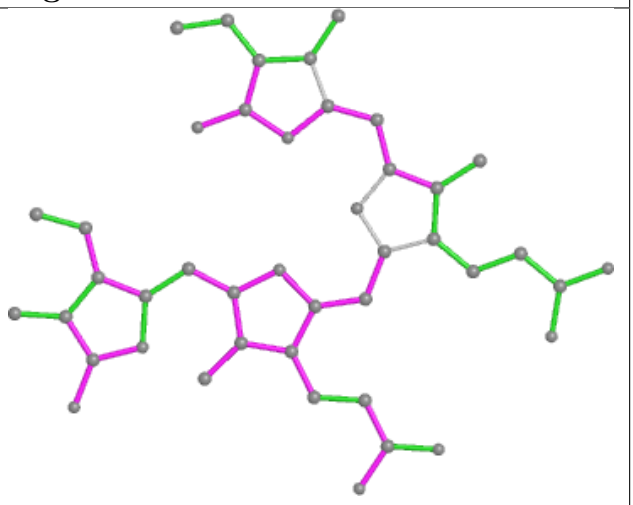

Bond angles

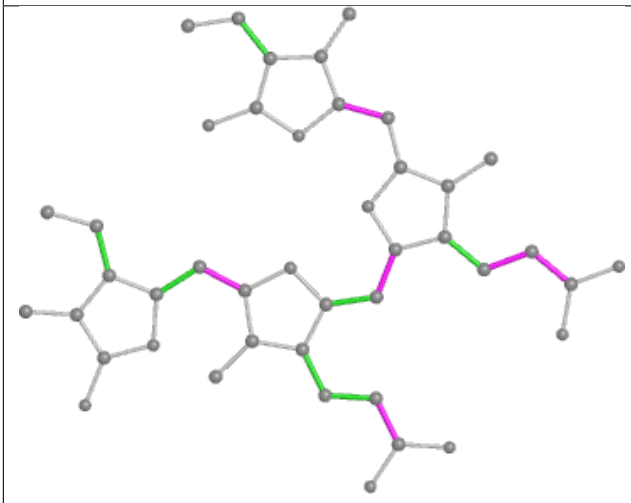

Torsions

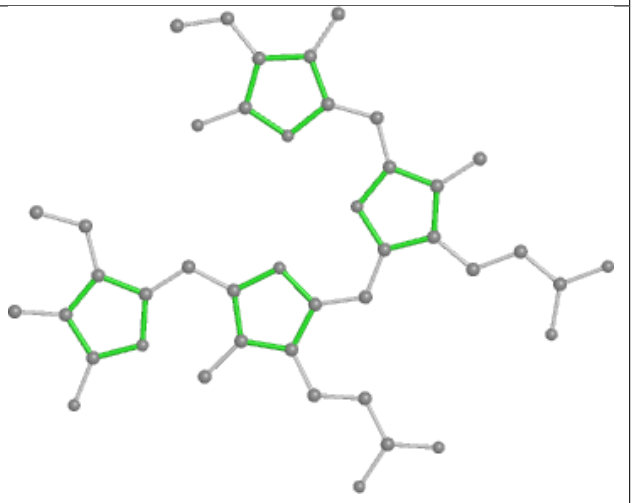

Rings

Ligand CLA 52 609

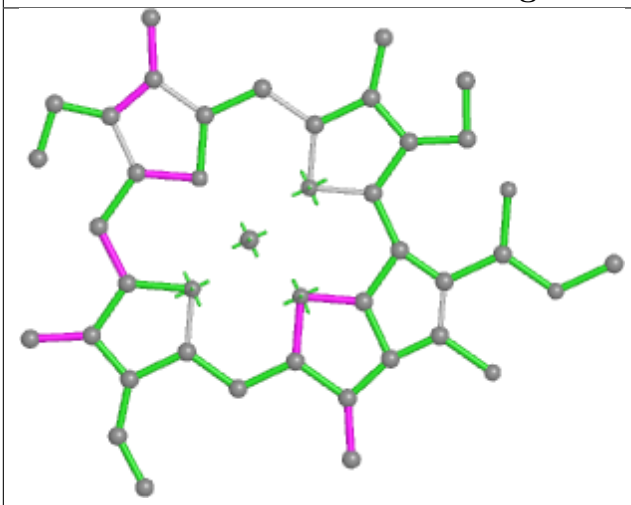

Bond lengths

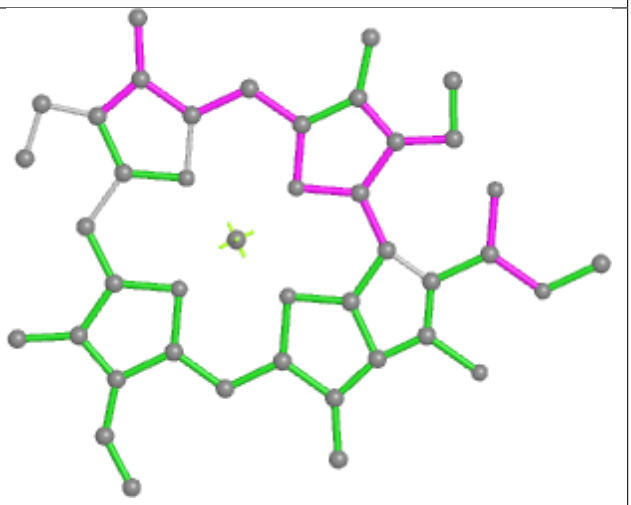

Bond angles

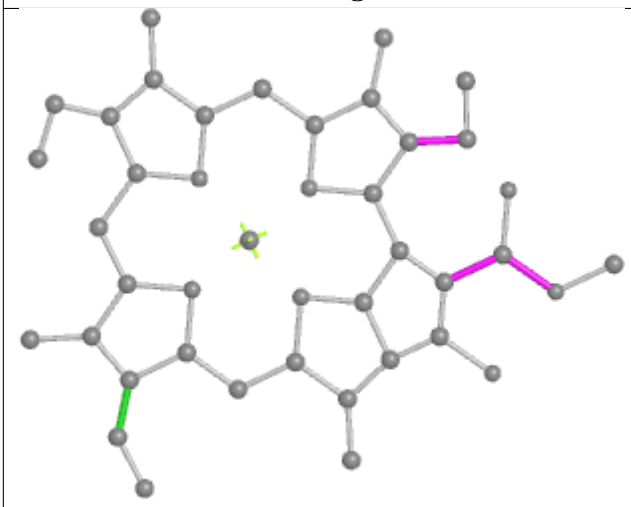

Torsions

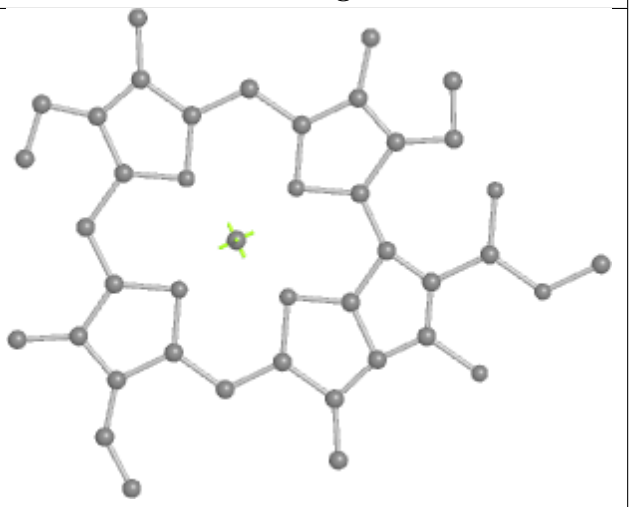

Rings

Ligand PEB fF 201

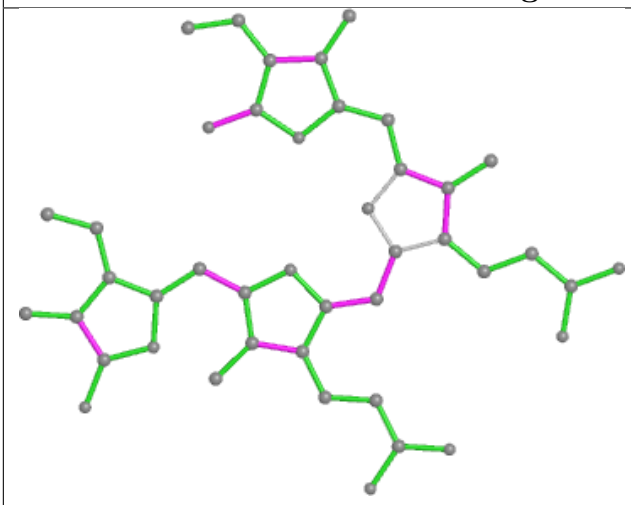

Bond lengths

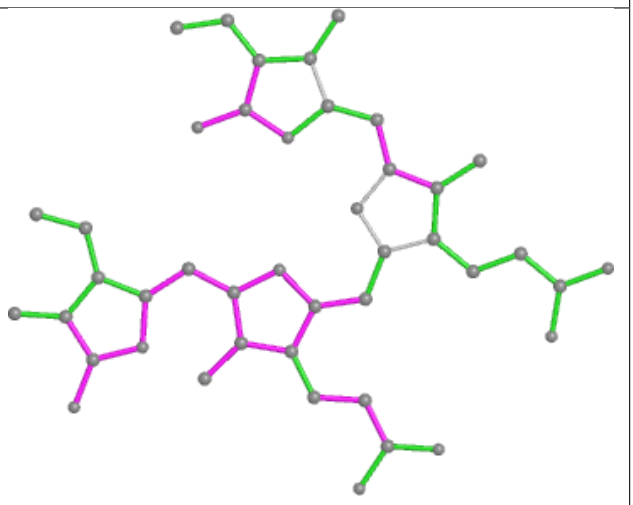

Bond angles

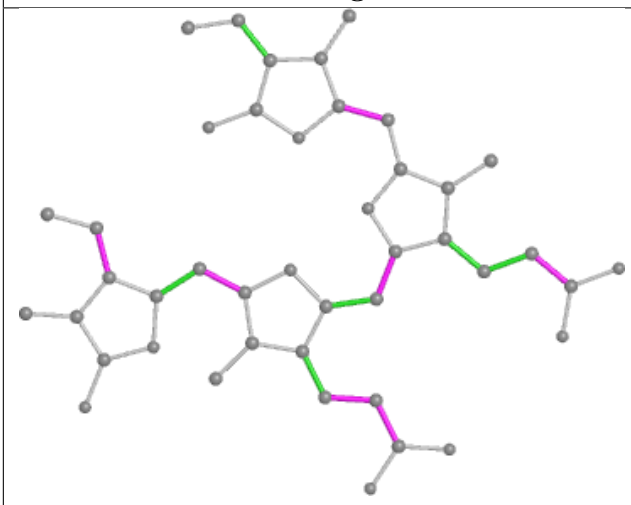

Torsions

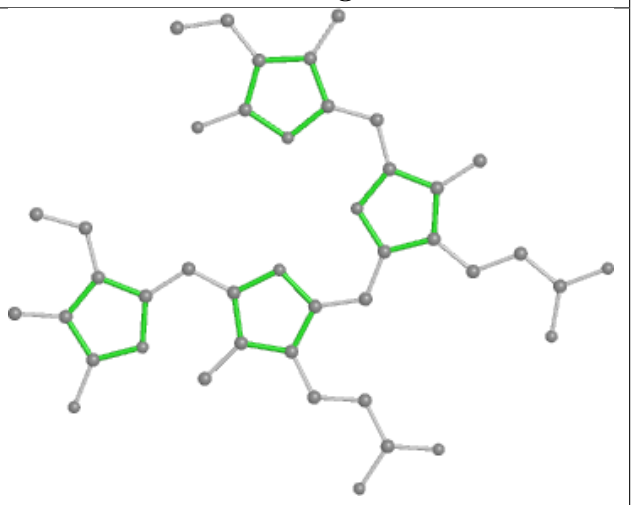

Rings

Ligand CYC 73 1001

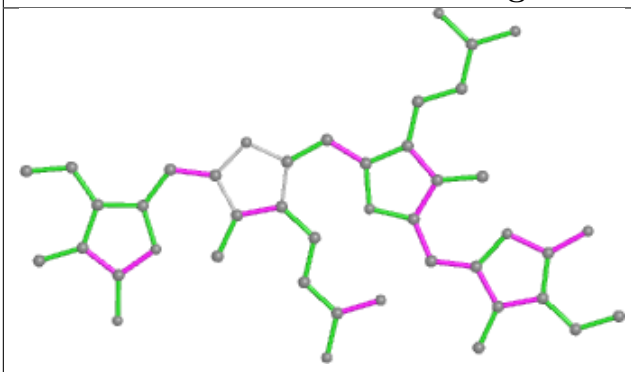

Bond lengths

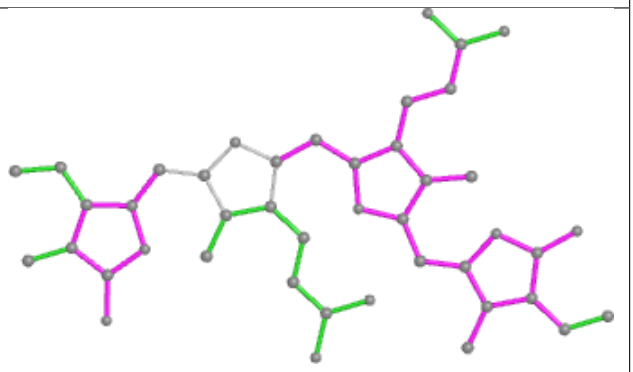

Bond angles

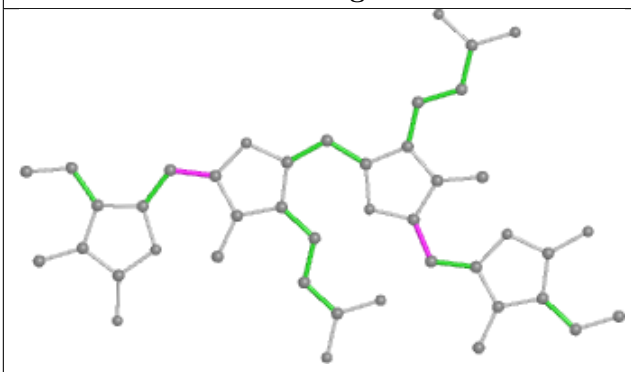

Torsions

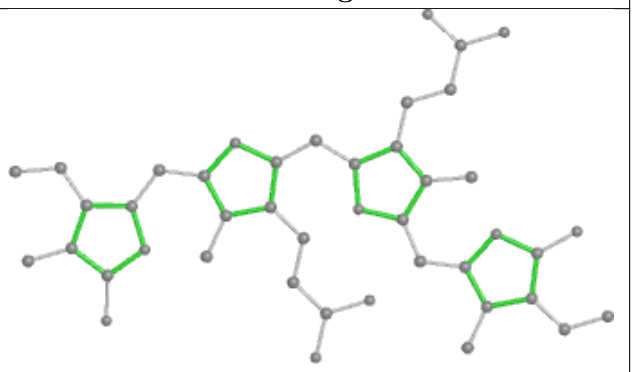

Rings

Ligand PEB AK 201

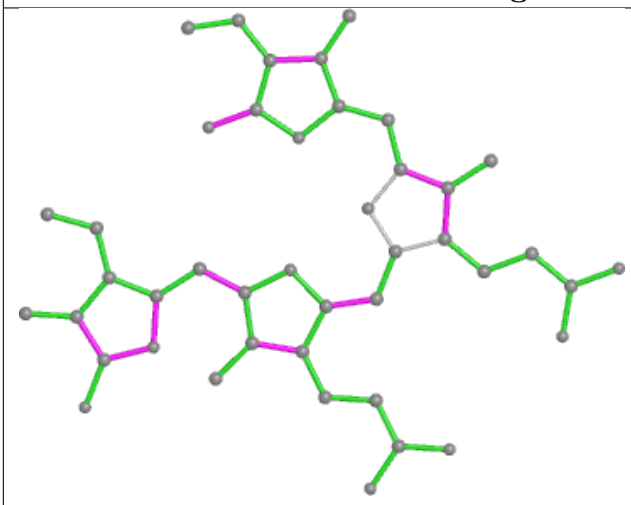

Bond lengths

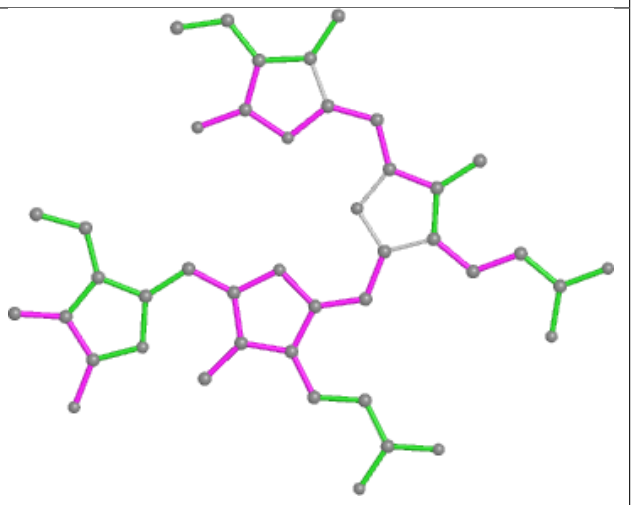

Bond angles

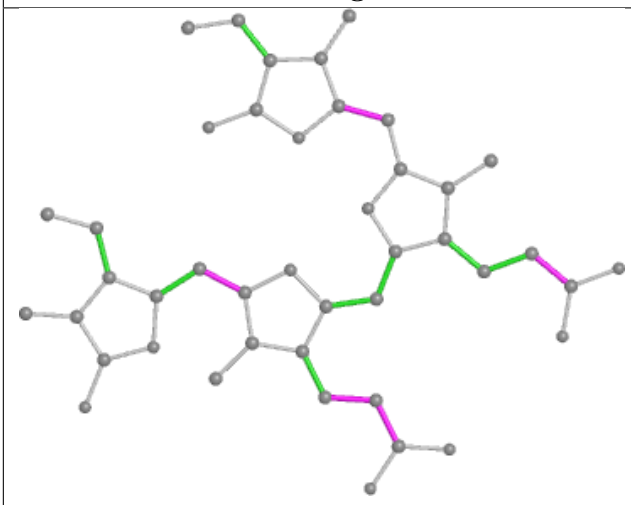

Torsions

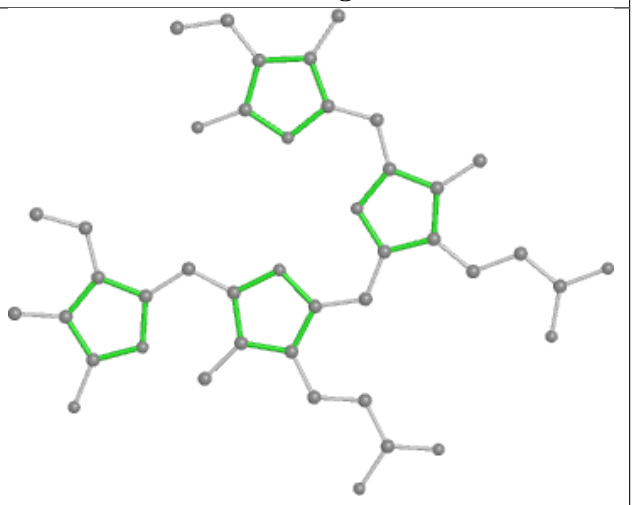

Rings

Ligand PEB YG 201

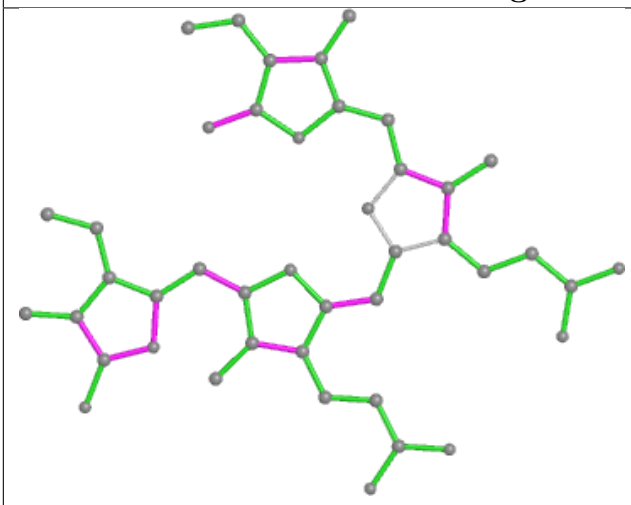

Bond lengths

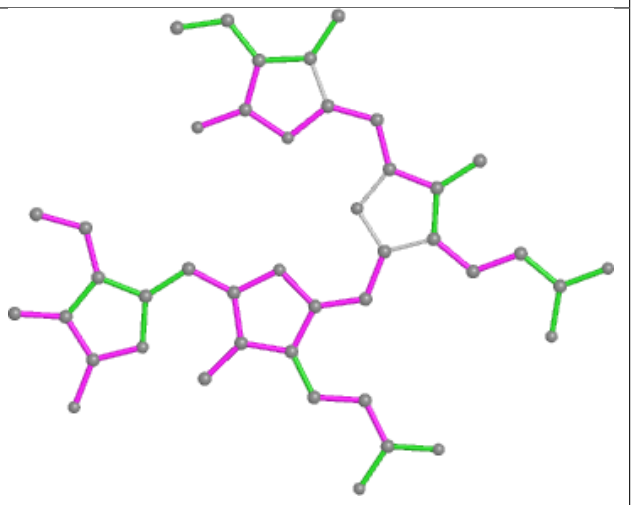

Bond angles

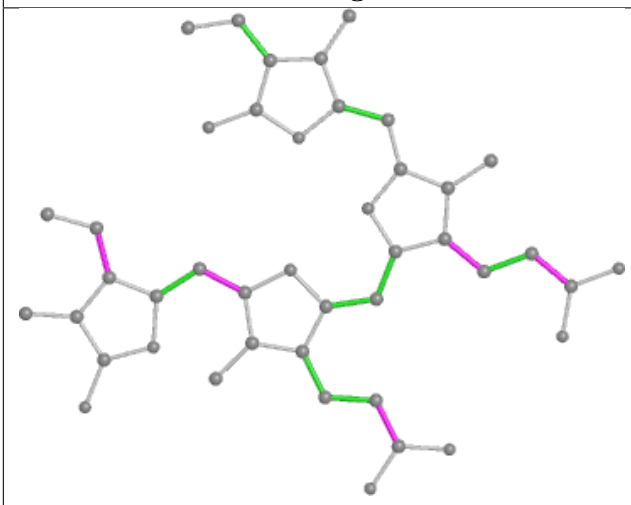

Torsions

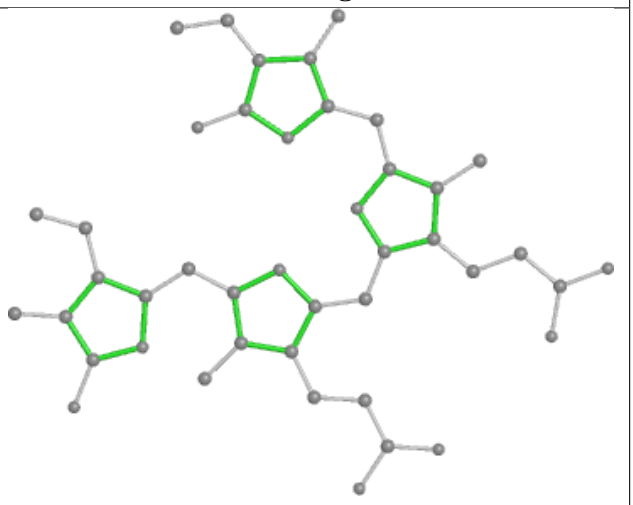

Rings

Ligand PEB RD 202

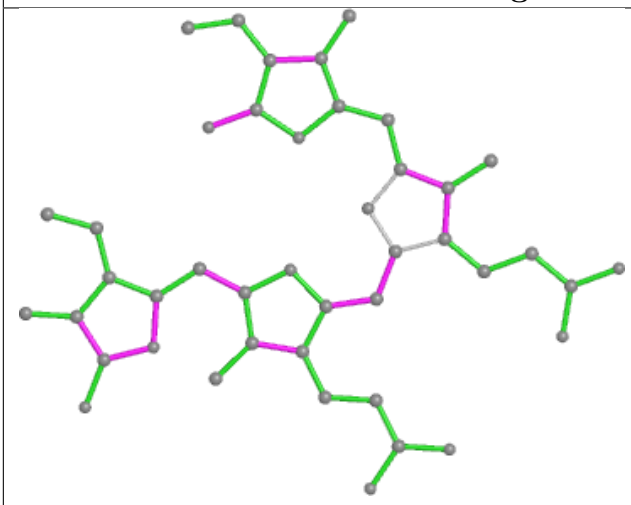

Bond lengths

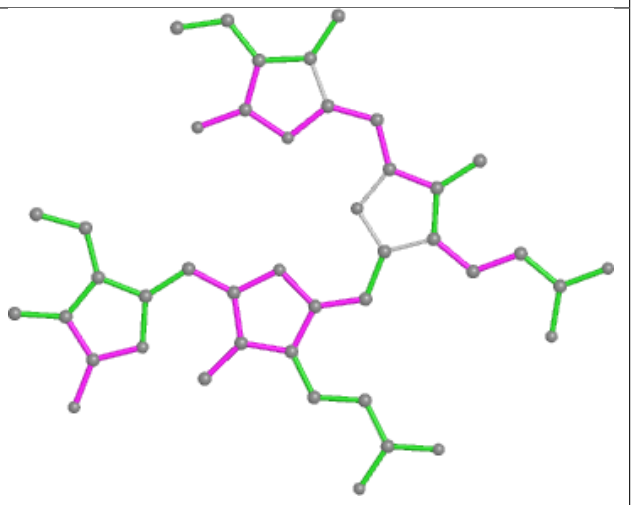

Bond angles

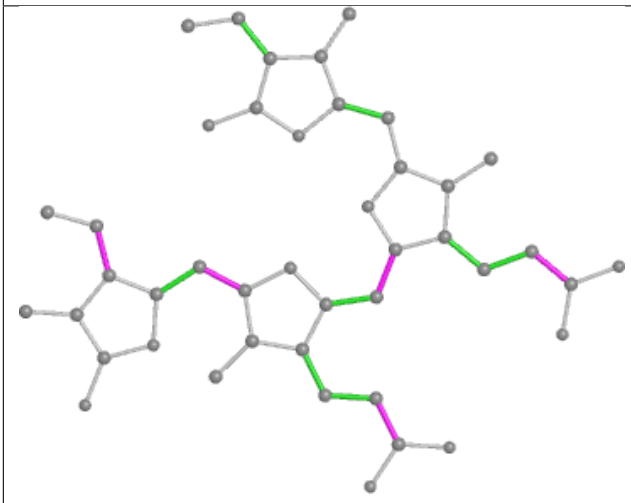

Torsions

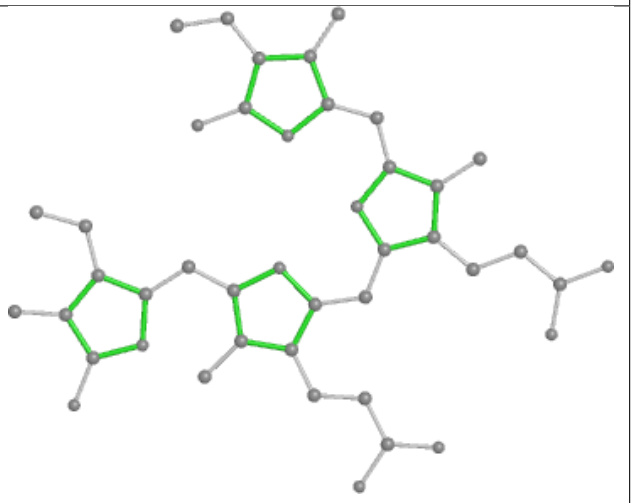

Rings

Ligand PEB UM 201

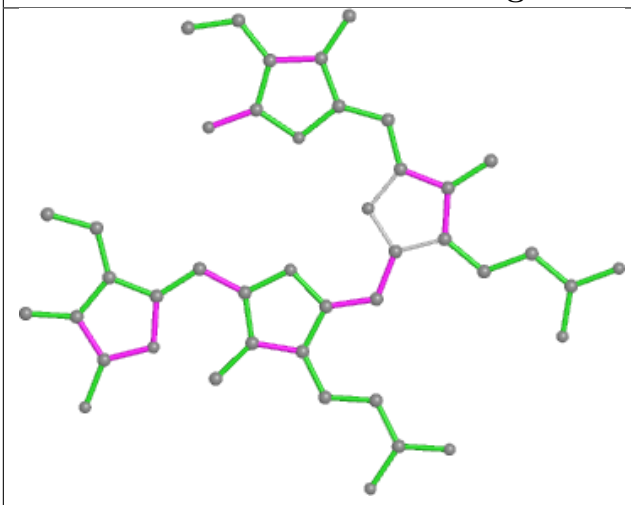

Bond lengths

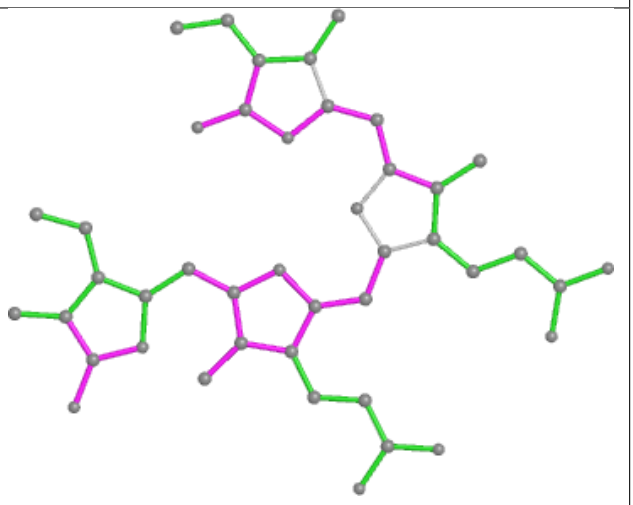

Bond angles

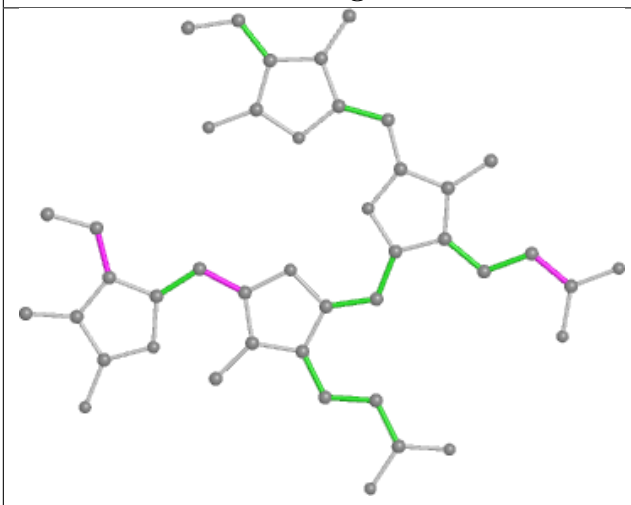

Torsions

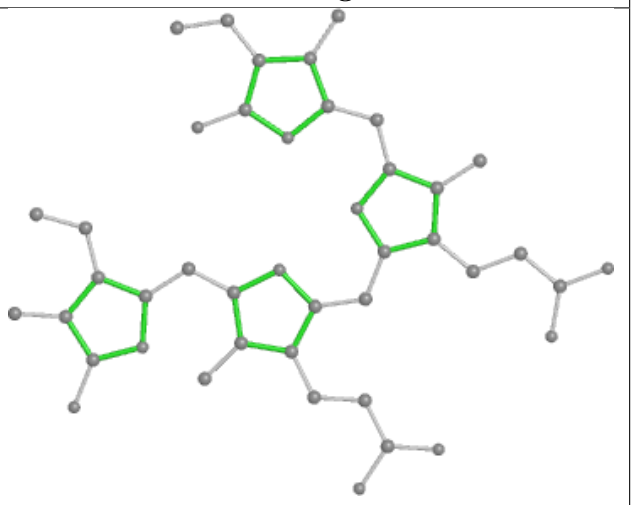

Rings

Ligand PEB SJ 201

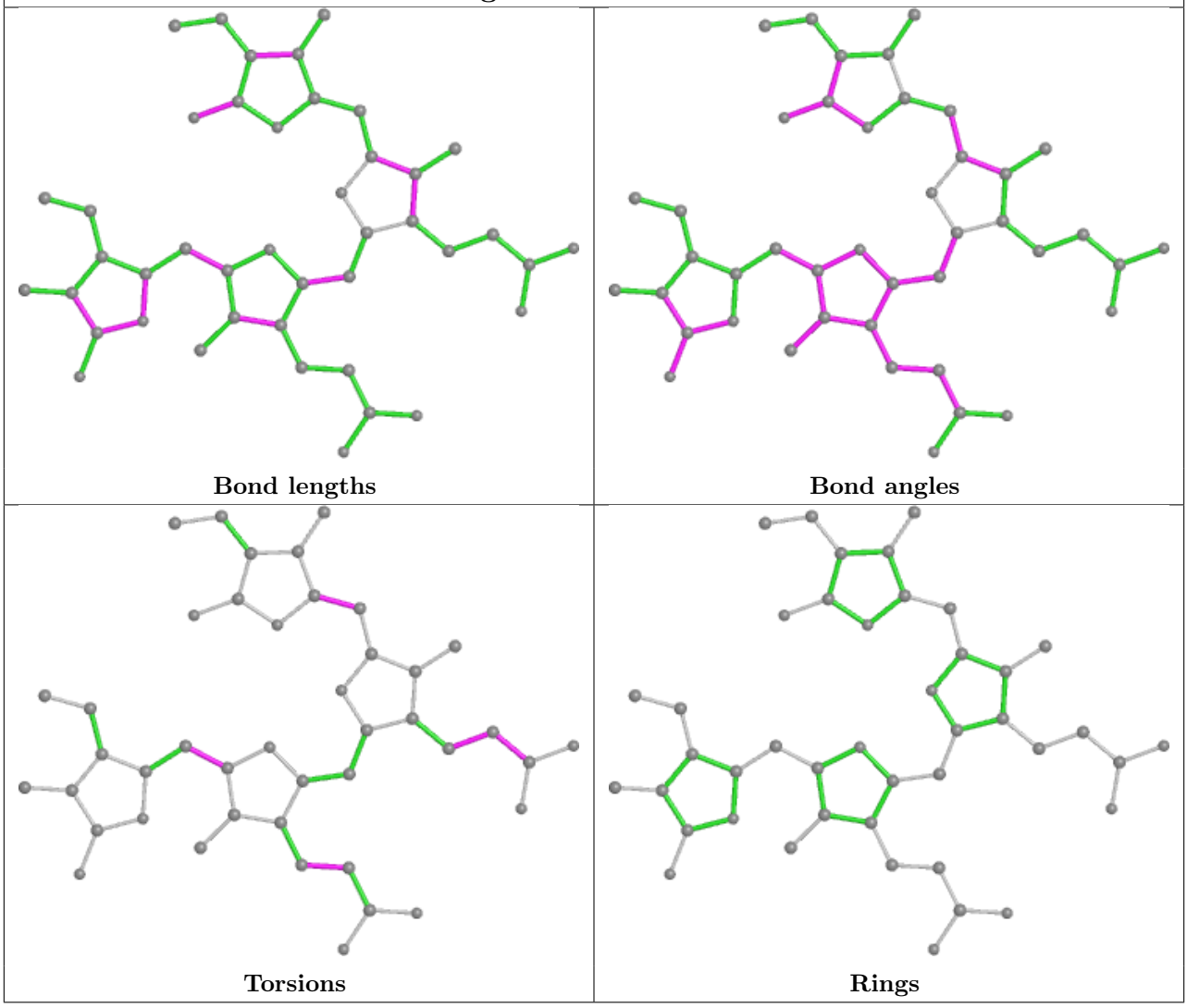

Ligand CLA B2 804

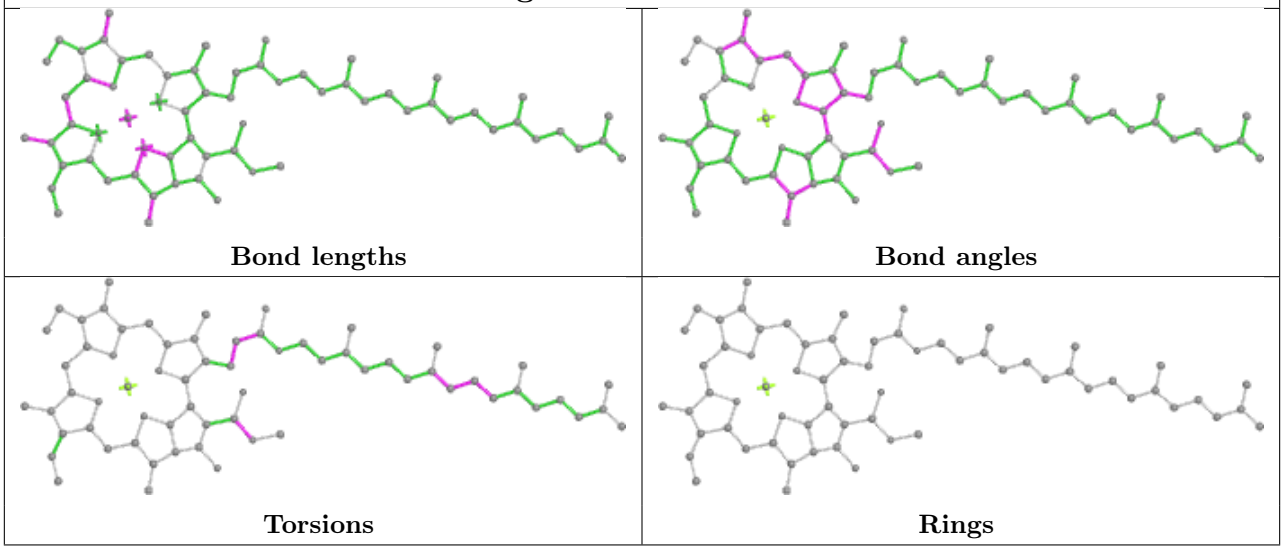

Ligand PEB EA 202

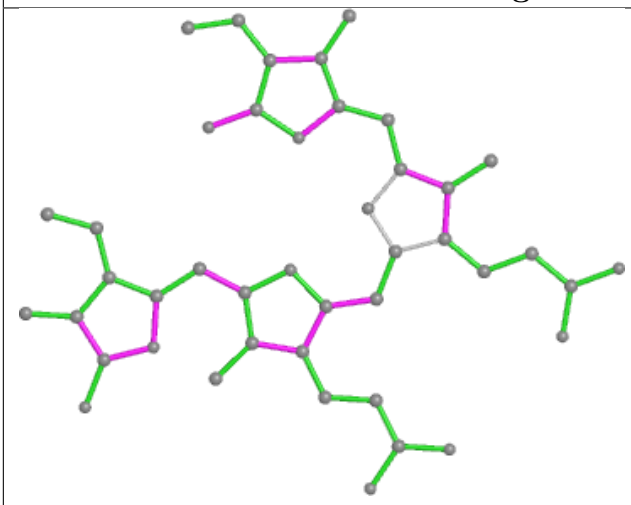

Bond lengths

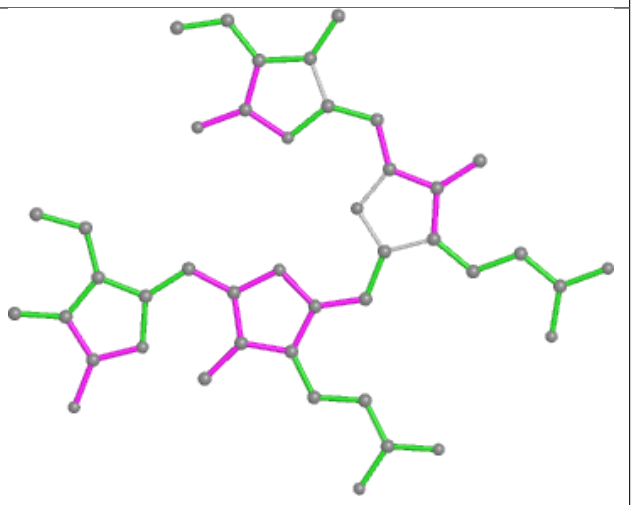

Bond angles

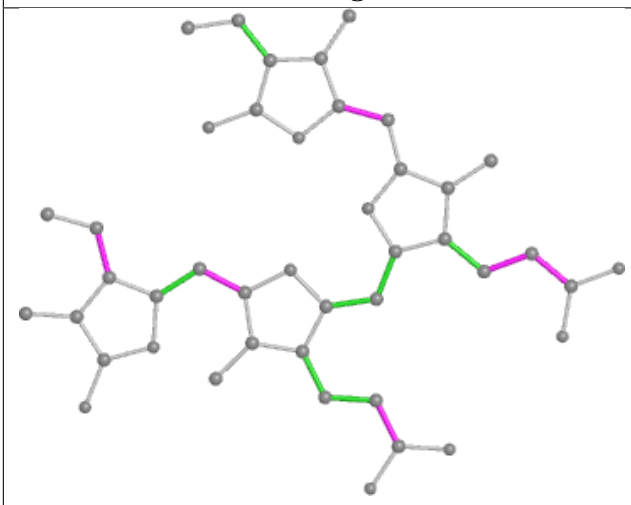

Torsions

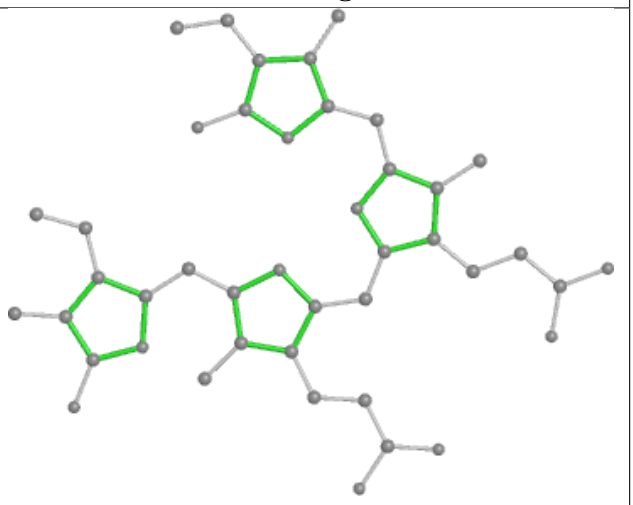

Rings

Ligand PEB FI 201

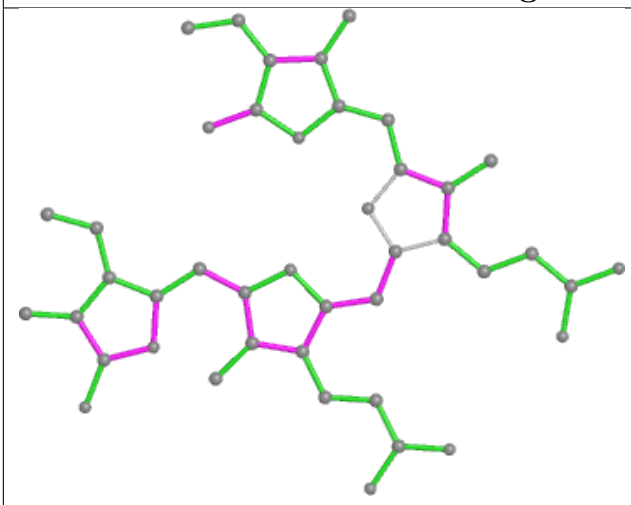

Bond lengths

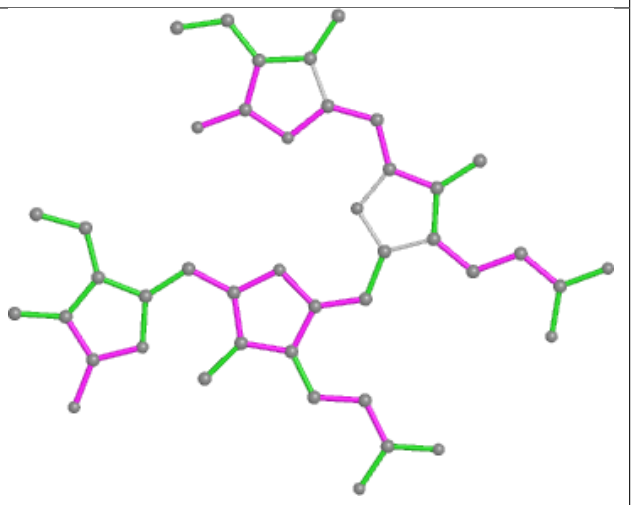

Bond angles

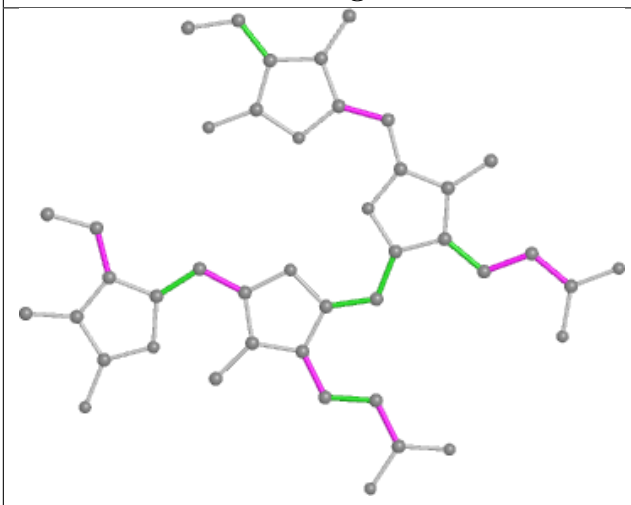

Torsions

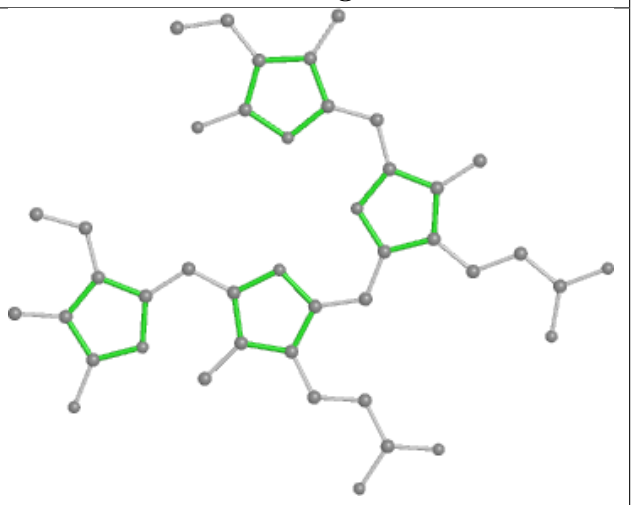

Rings

Ligand PEB KG 201

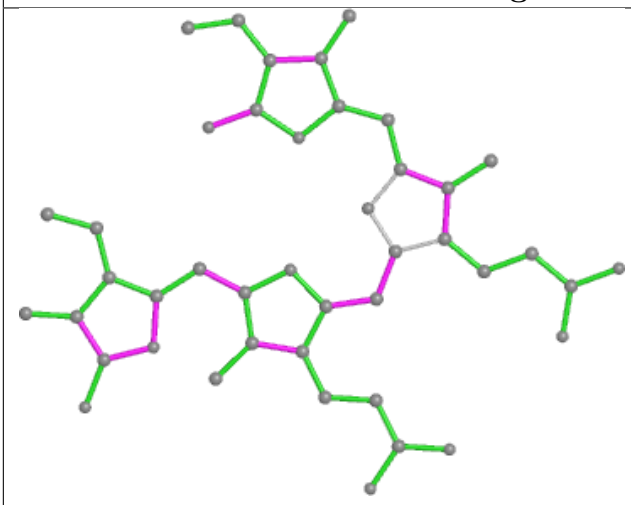

Bond lengths

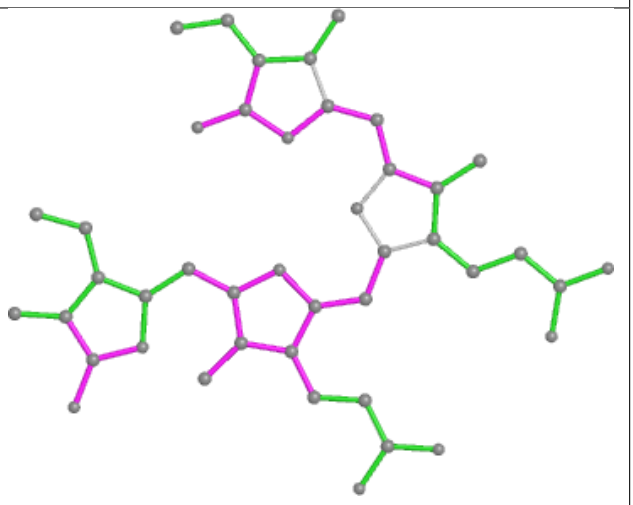

Bond angles

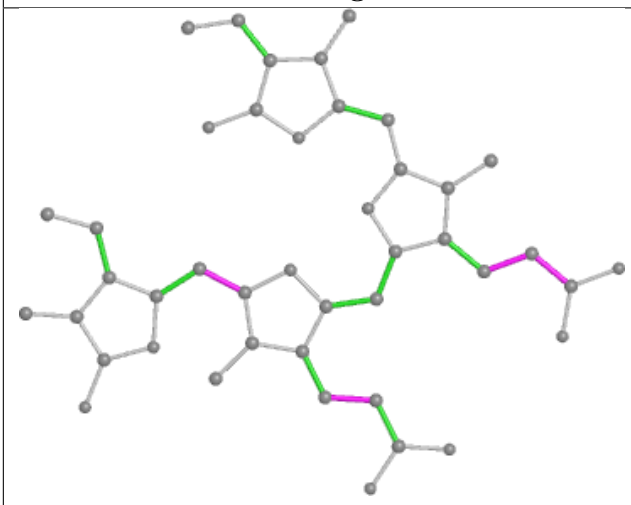

Torsions

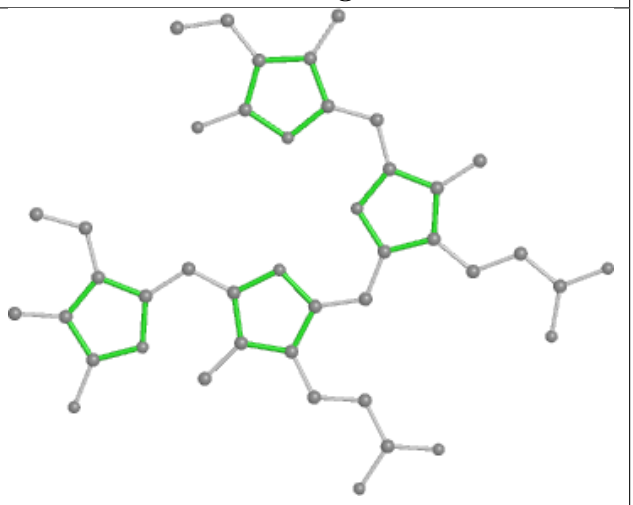

Rings

Ligand PEB lF 202

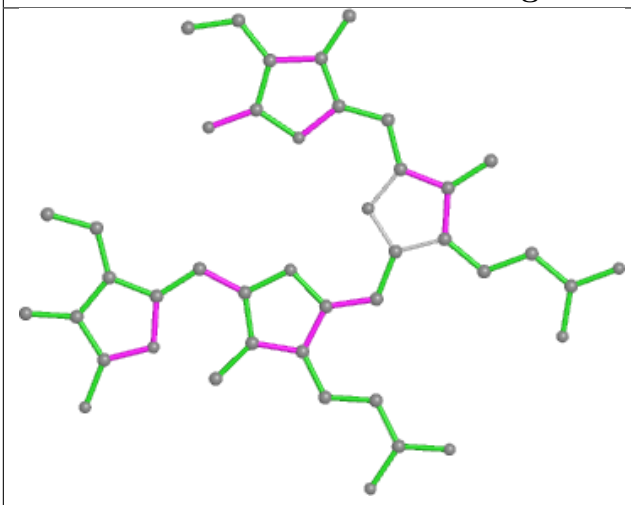

Bond lengths

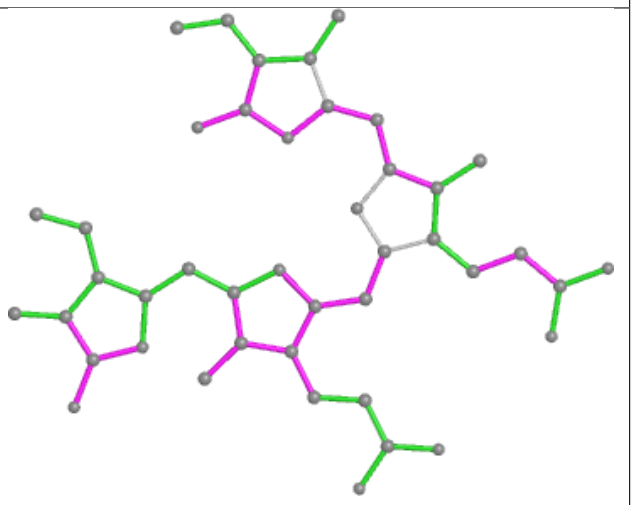

Bond angles

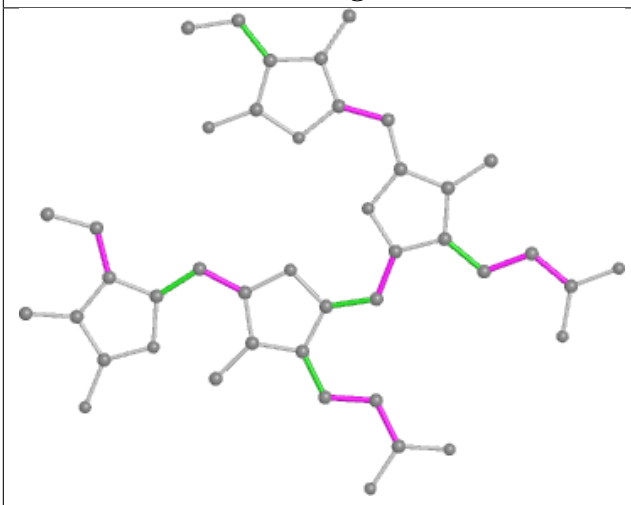

Torsions

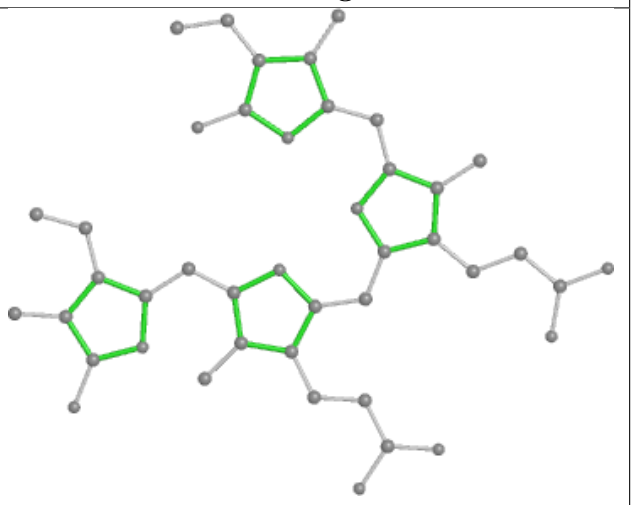

Rings

Ligand PEB OA 201

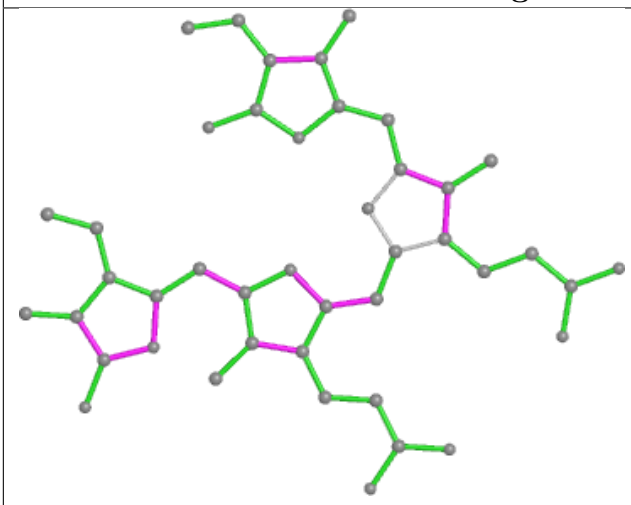

Bond lengths

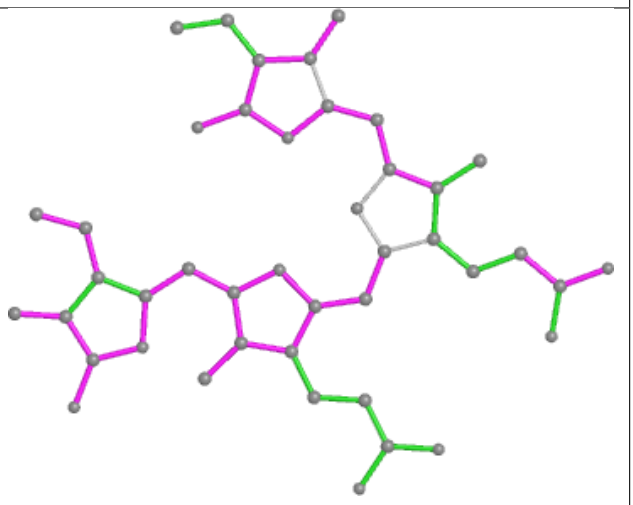

Bond angles

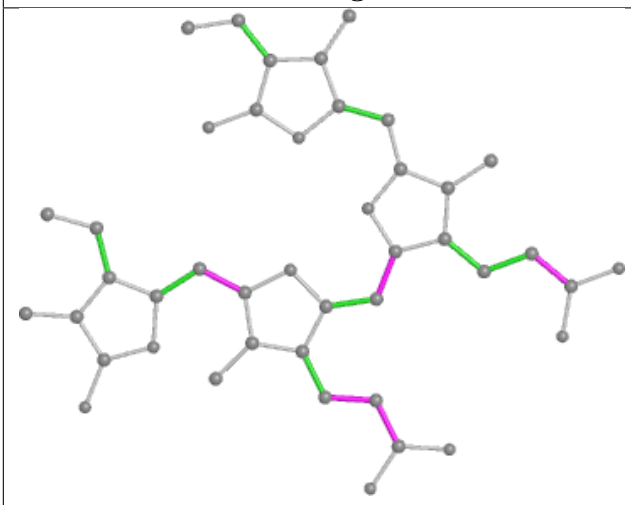

Torsions

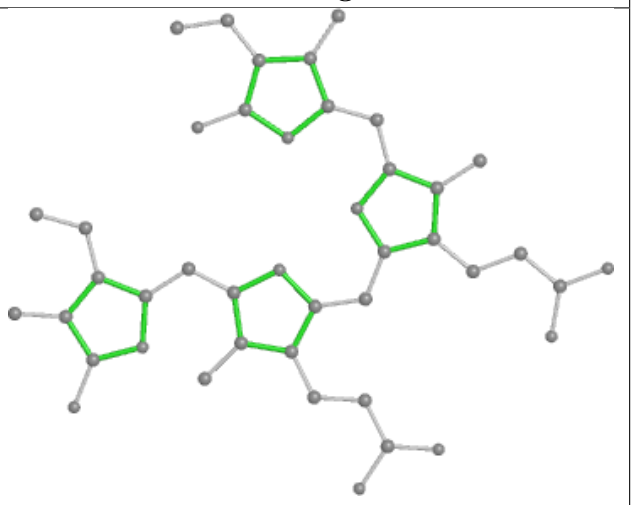

Rings

Ligand PEB V5 202

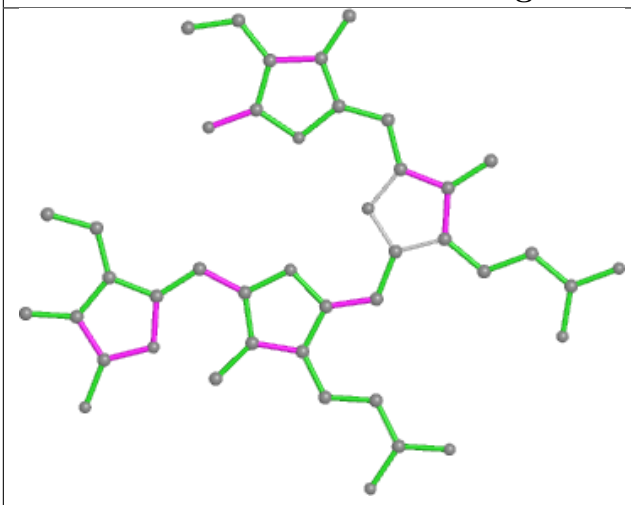

Bond lengths

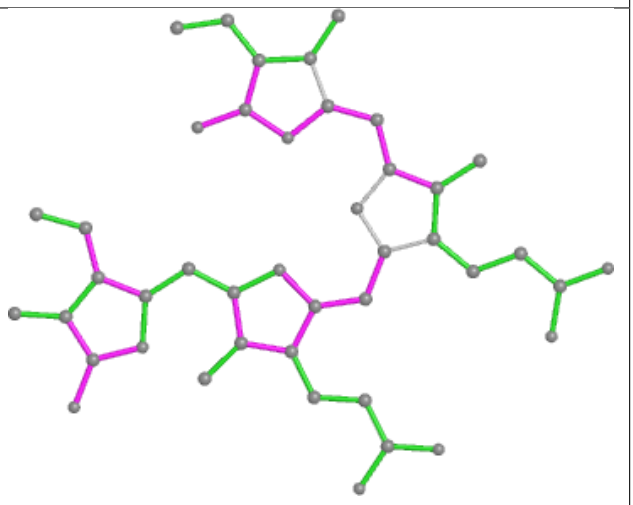

Bond angles

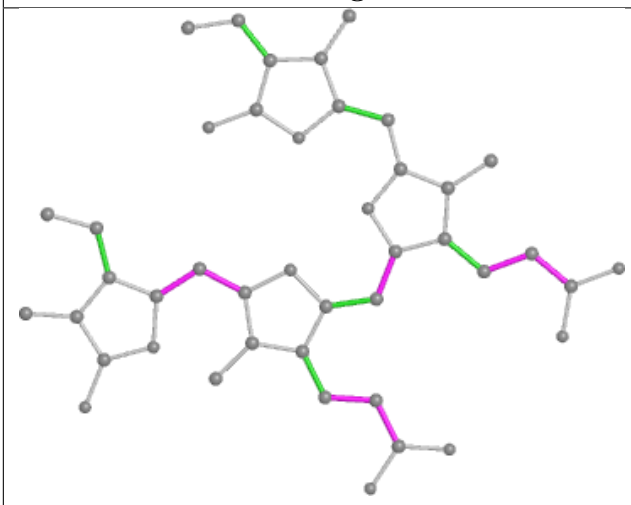

Torsions

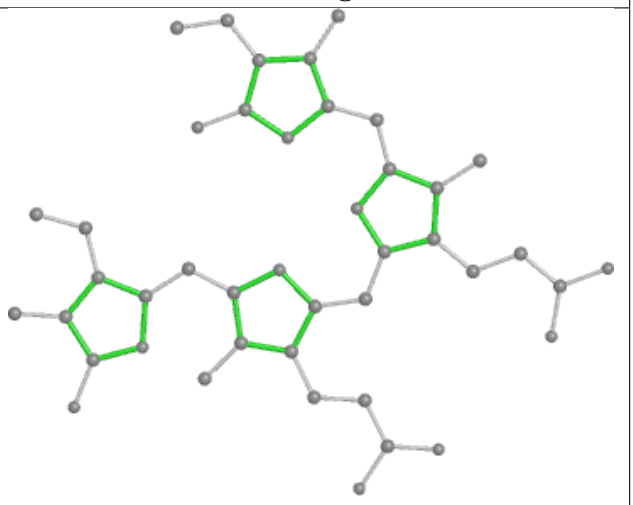

Rings

Ligand PEB PH 202

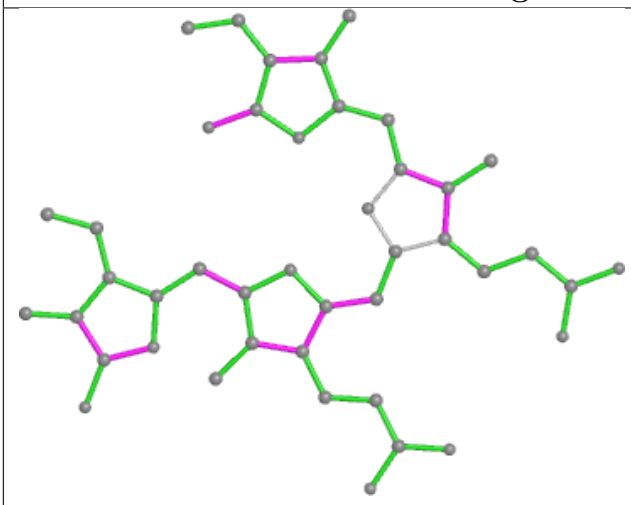

Bond lengths

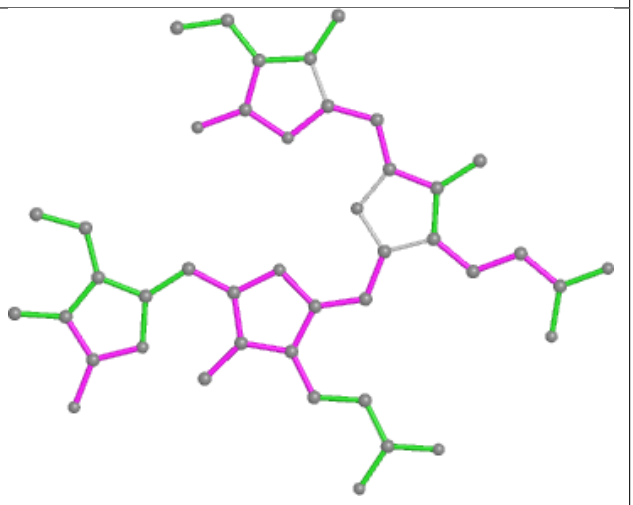

Bond angles

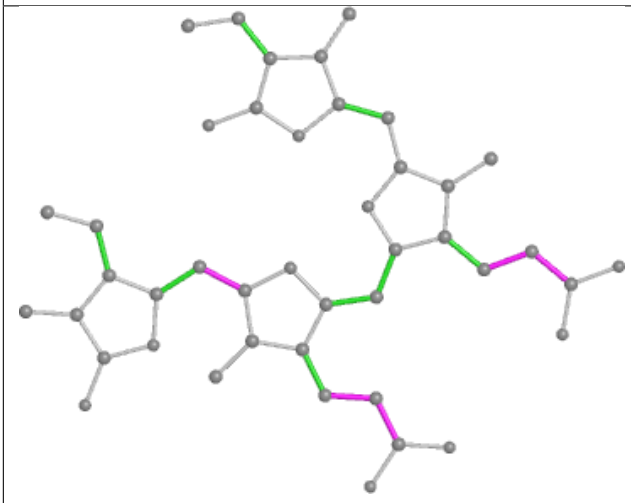

Torsions

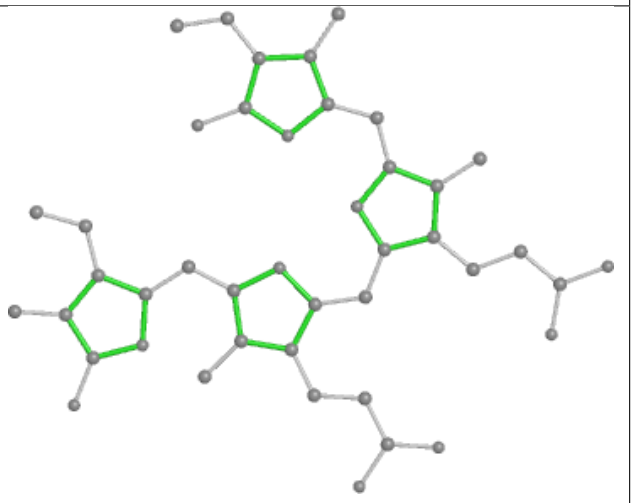

Rings

Ligand PEB iF 201

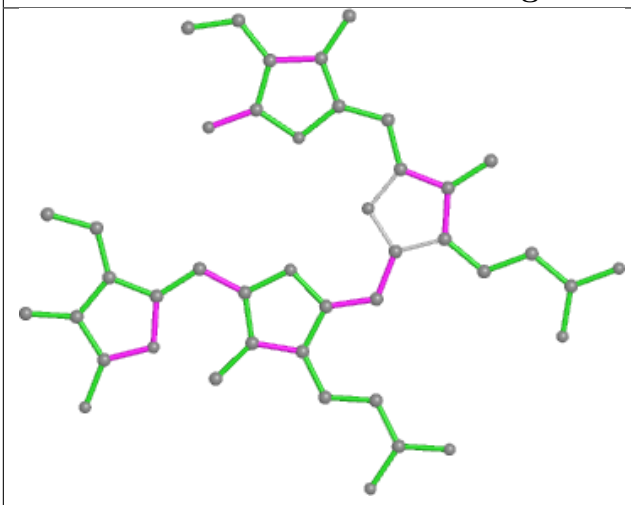

Bond lengths

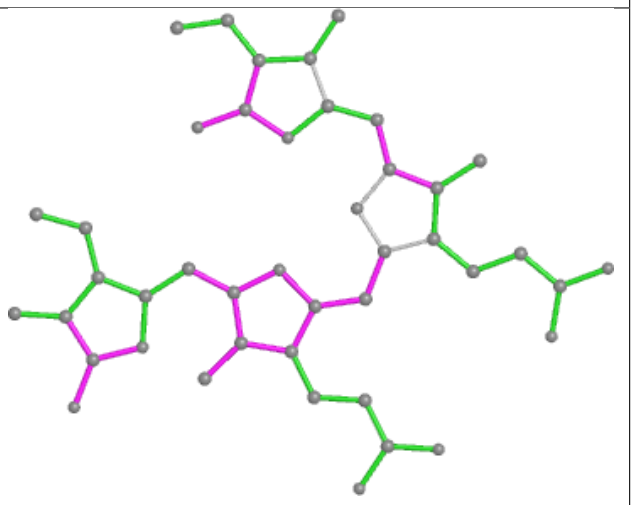

Bond angles

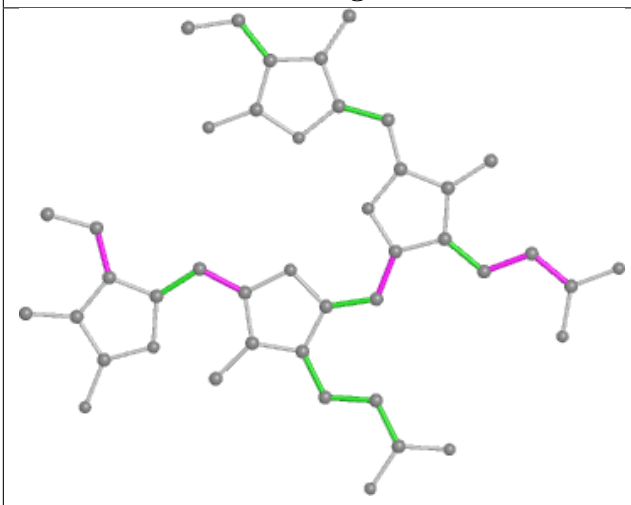

Torsions

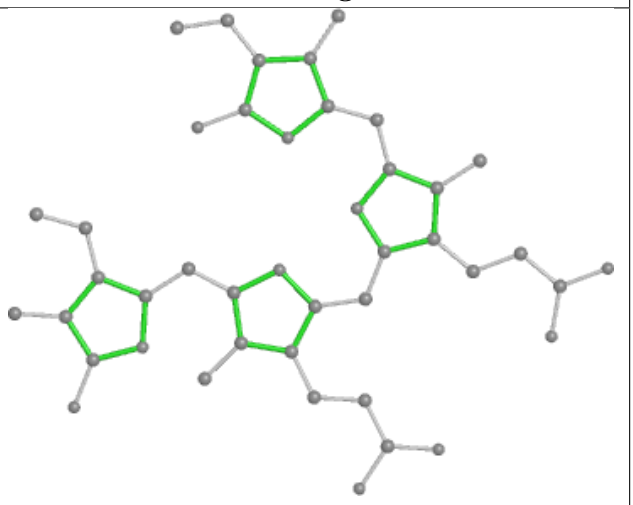

Rings

Ligand PEB WK 203

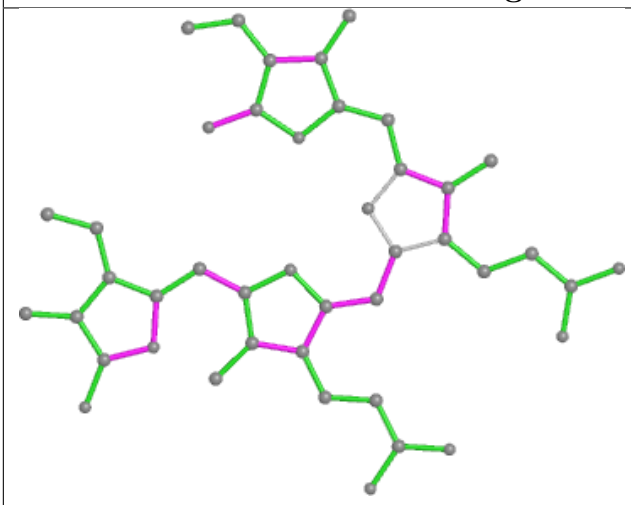

Bond lengths

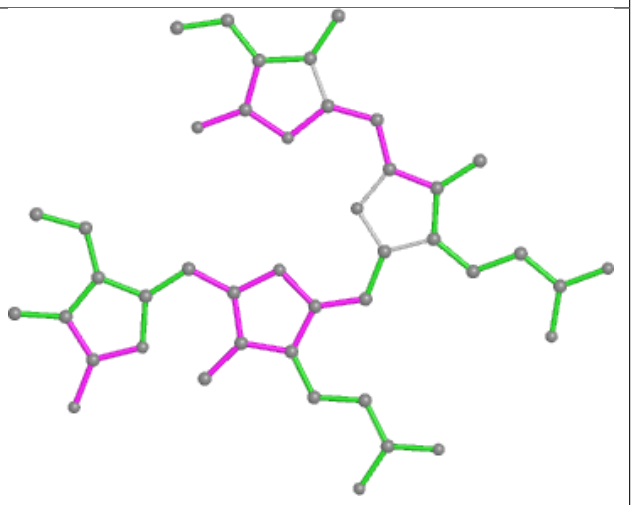

Bond angles

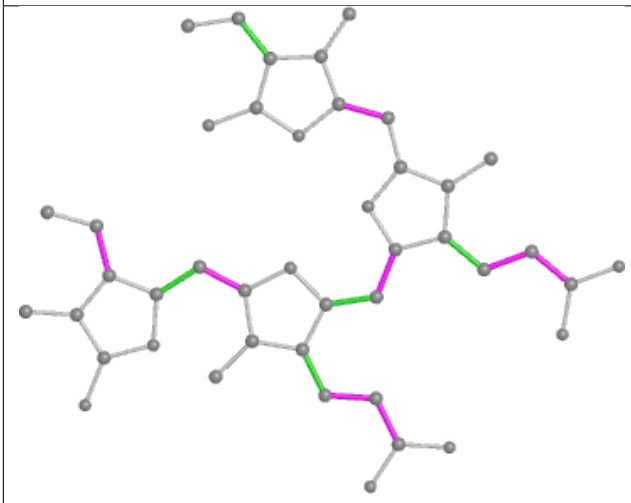

Torsions

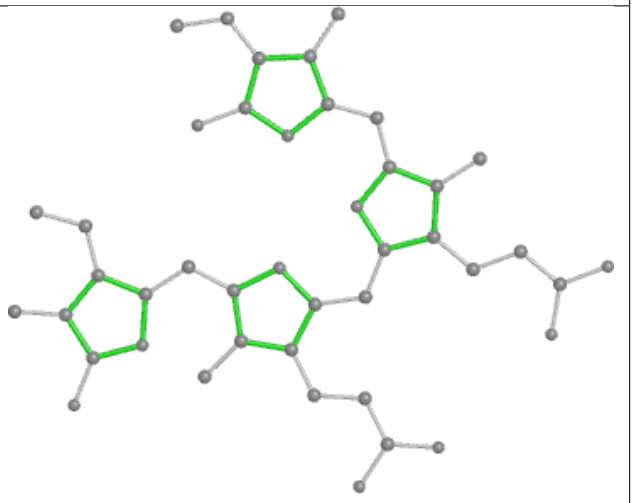

Rings

Ligand CLA 32 308

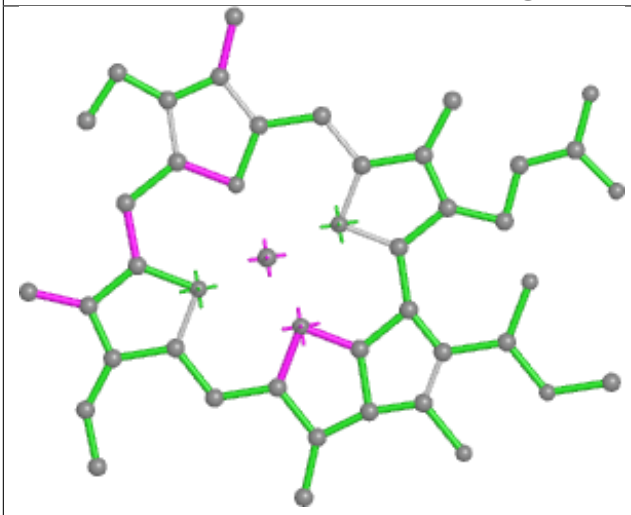

Bond lengths

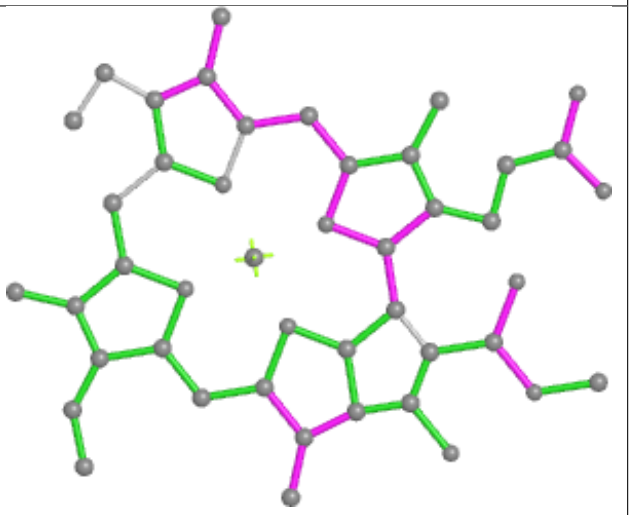

Bond angles

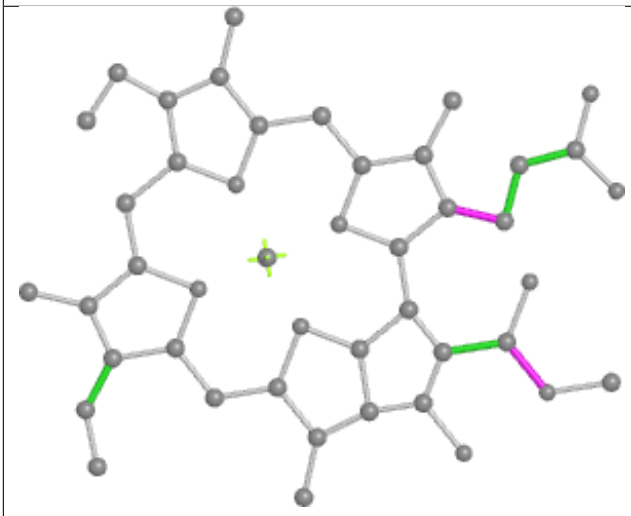

Torsions

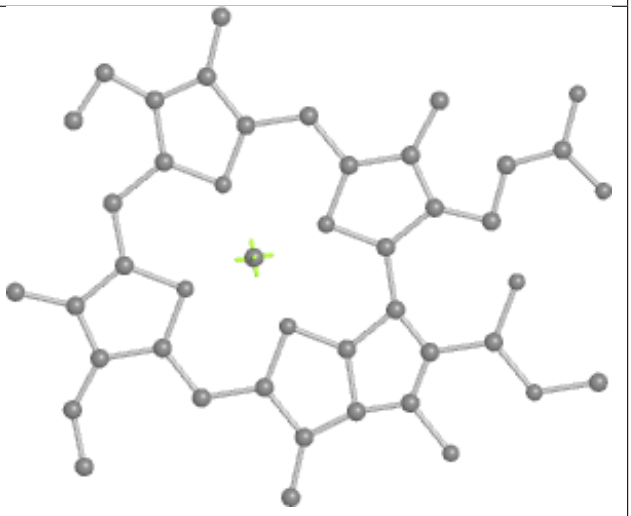

Rings

Ligand PEB SG 203

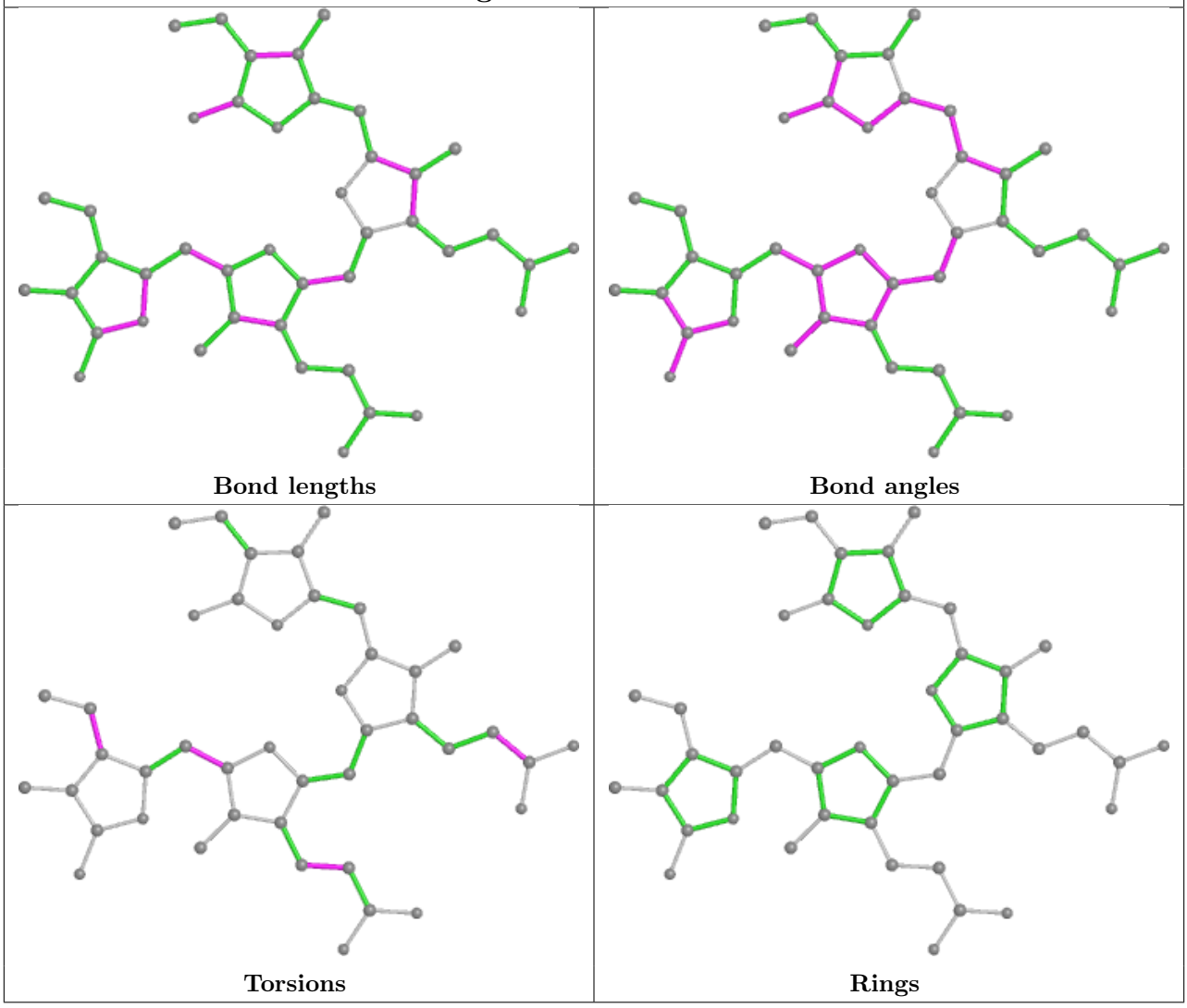

Ligand LMG DL 402

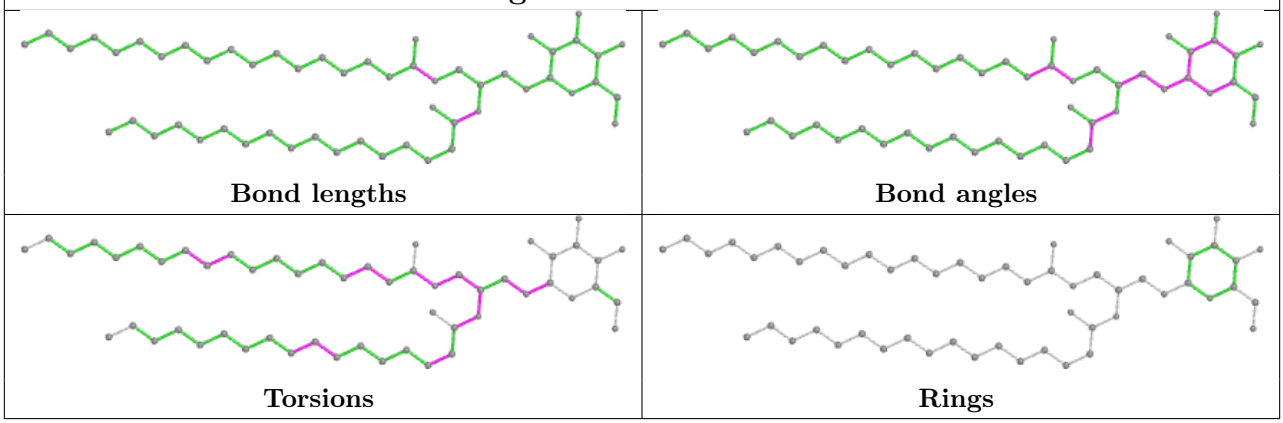

Ligand PUB A1 303

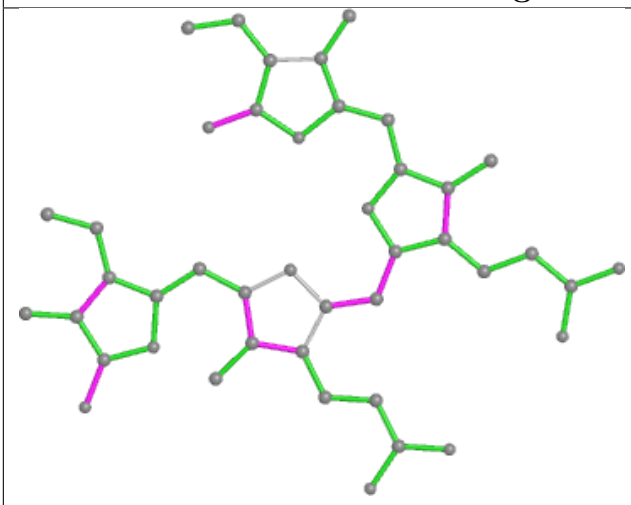

Bond lengths

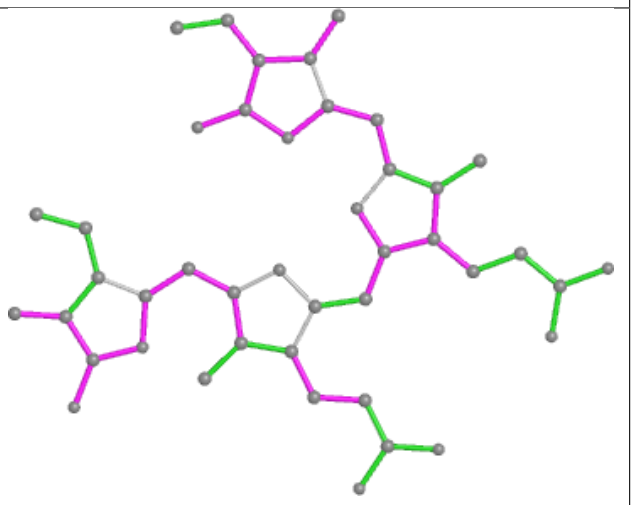

Bond angles

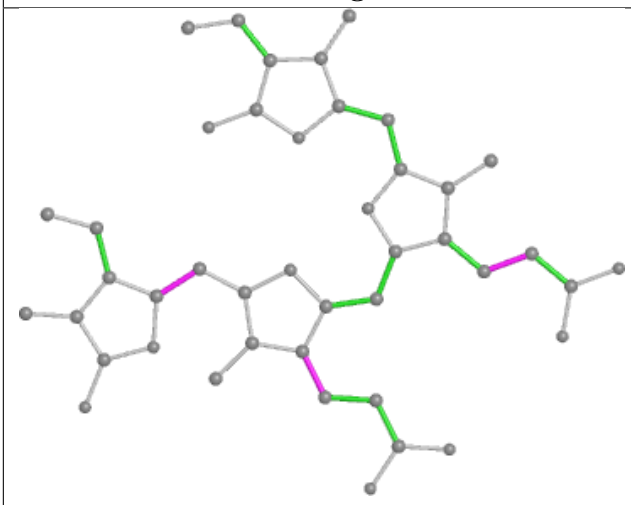

Torsions

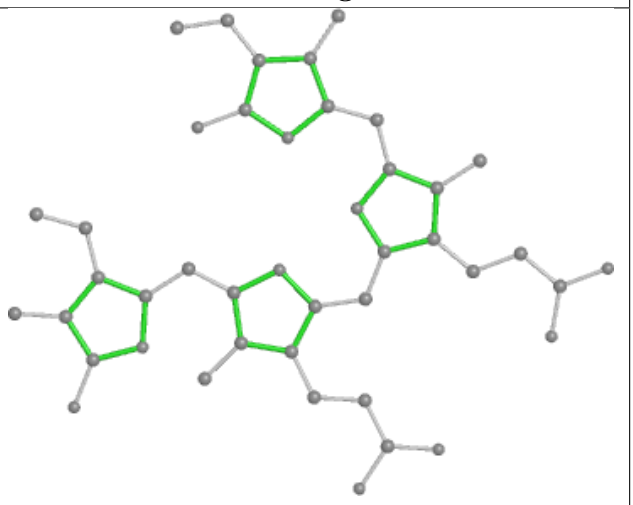

Rings

Ligand PEB N5 201

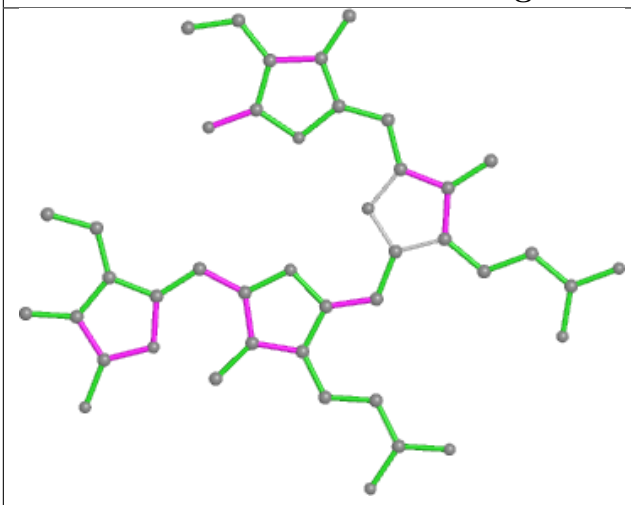

Bond lengths

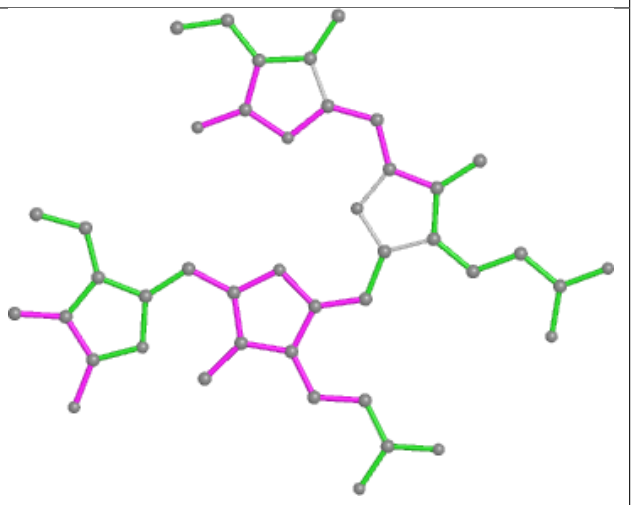

Bond angles

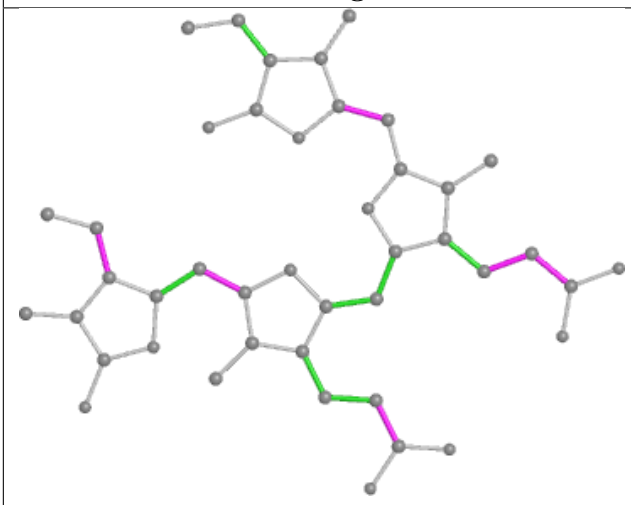

Torsions

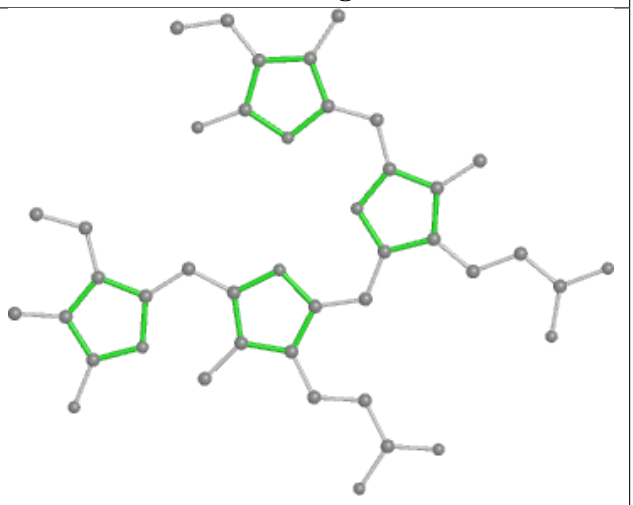

Rings

Ligand PEB xK 304

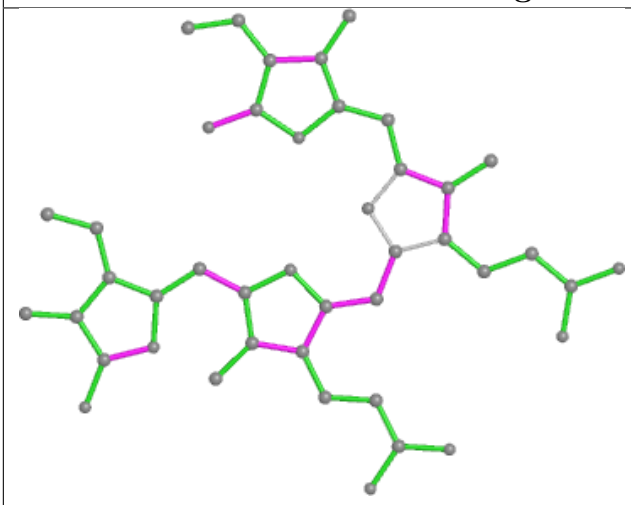

Bond lengths

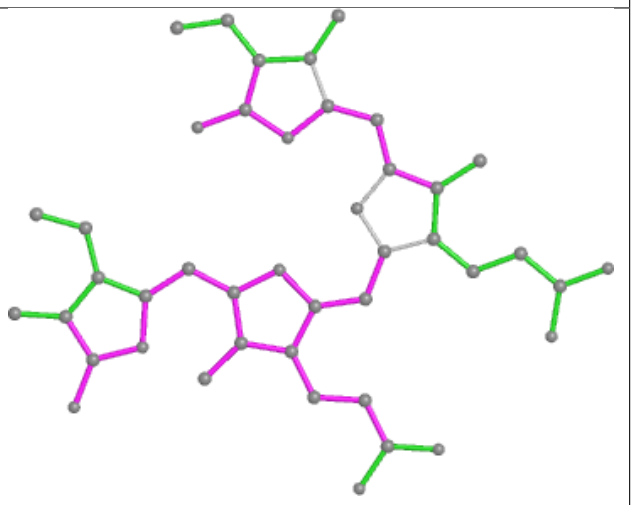

Bond angles

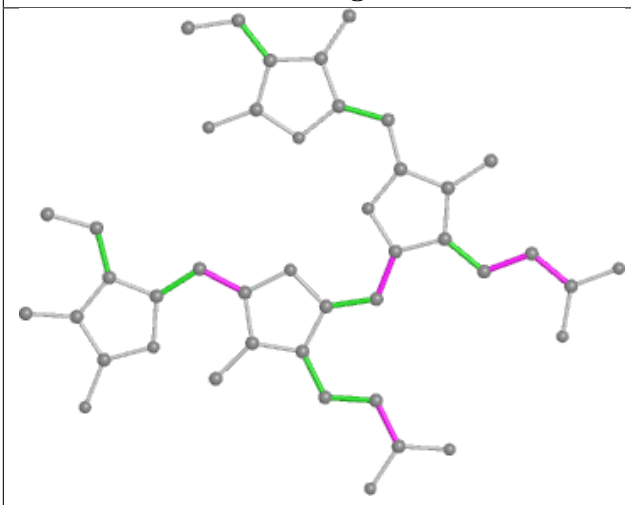

Torsions

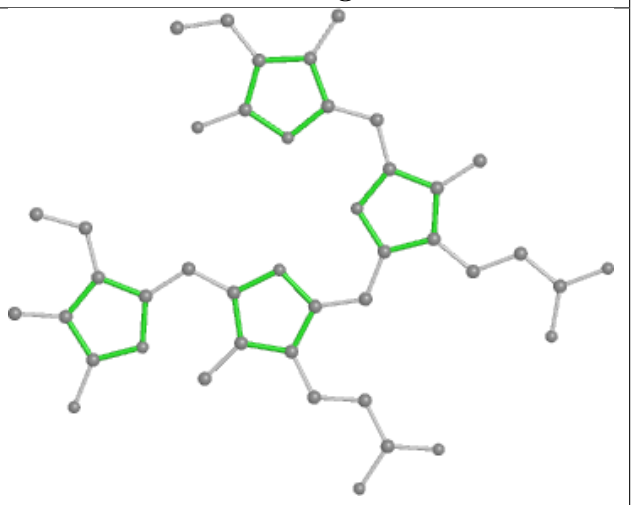

Rings

Ligand CLA AN 835

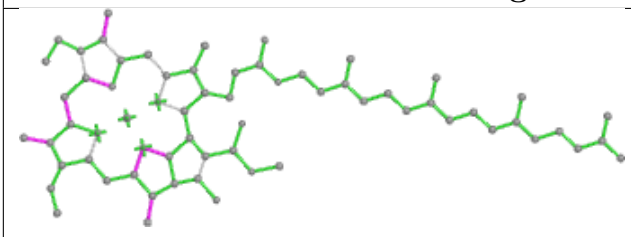

Bond lengths

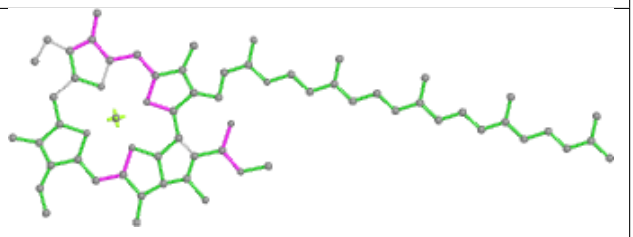

Bond angles

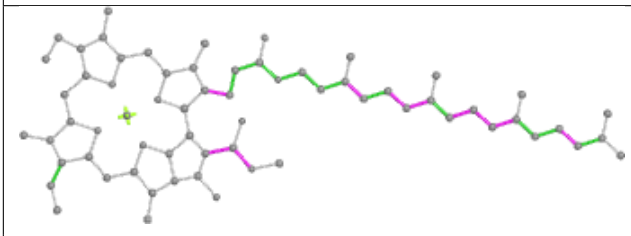

Torsions

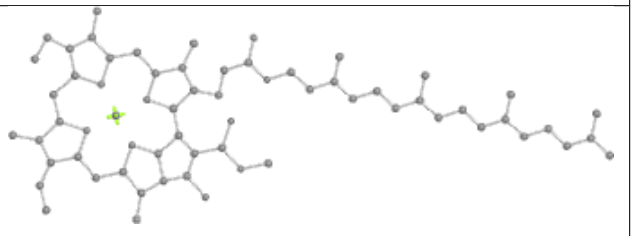

Rings

Ligand PEB DA 201

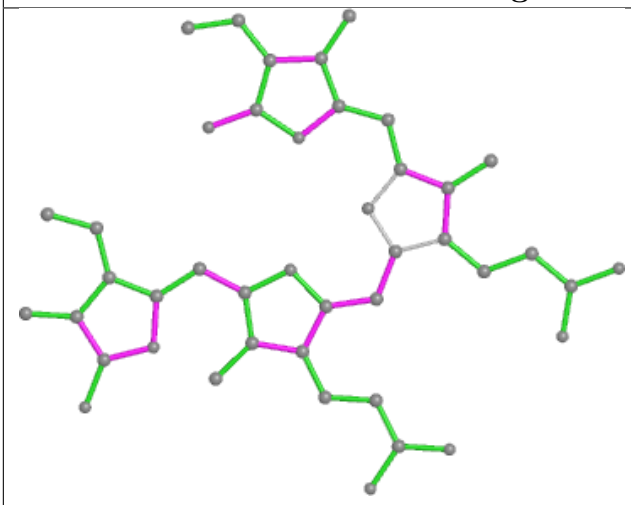

Bond lengths

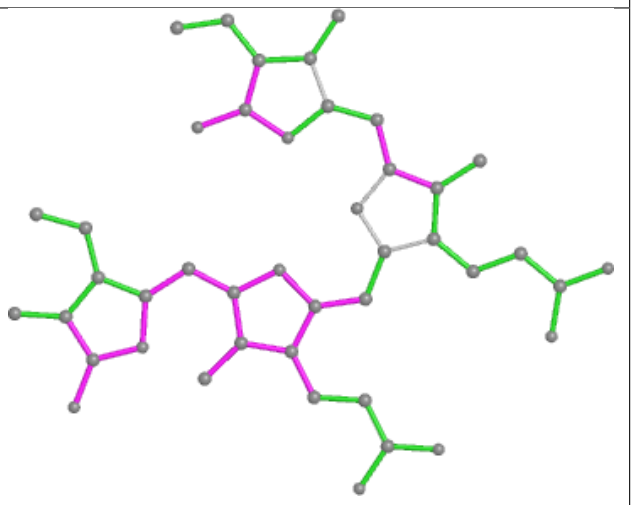

Bond angles

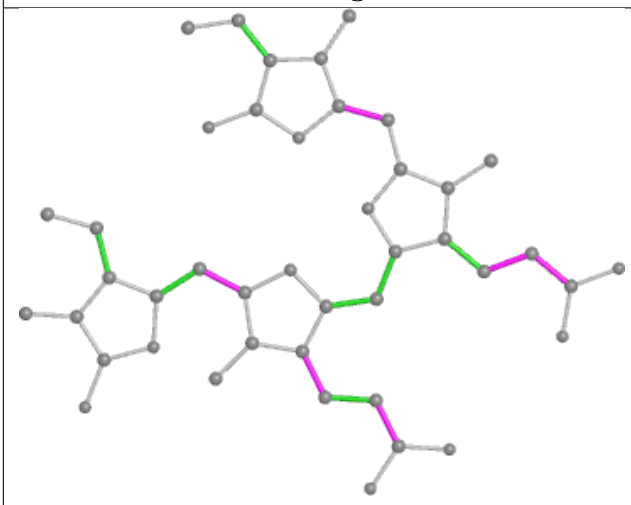

Torsions

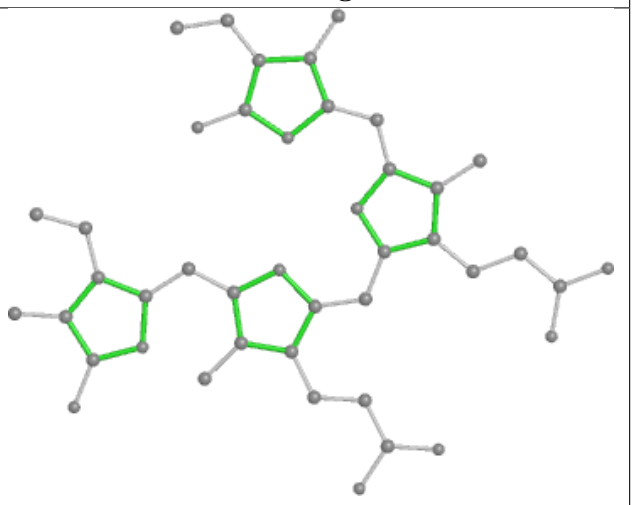

Rings

Ligand CYC p3 1001

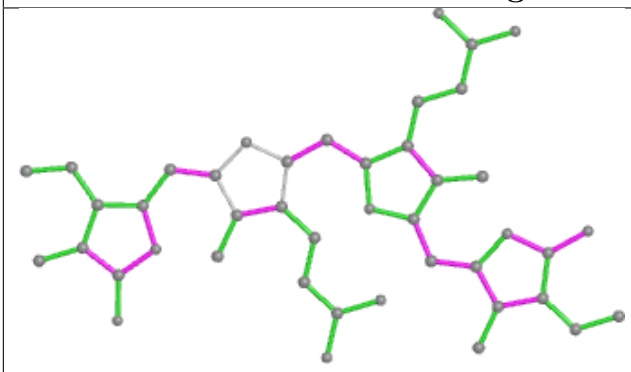

Bond lengths

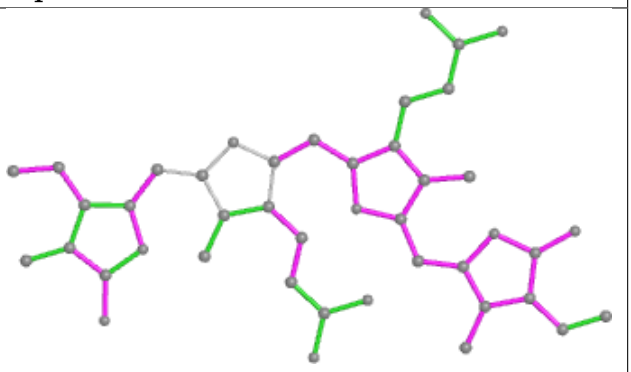

Bond angles

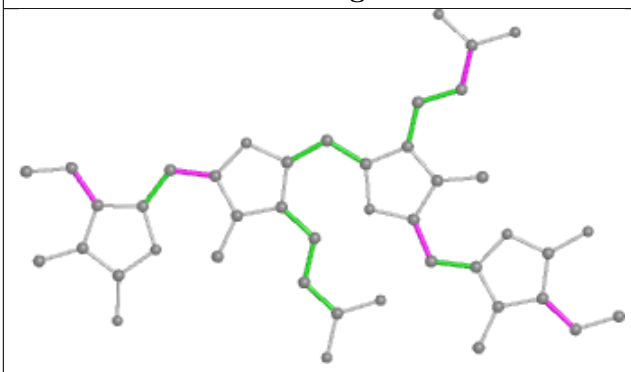

Torsions

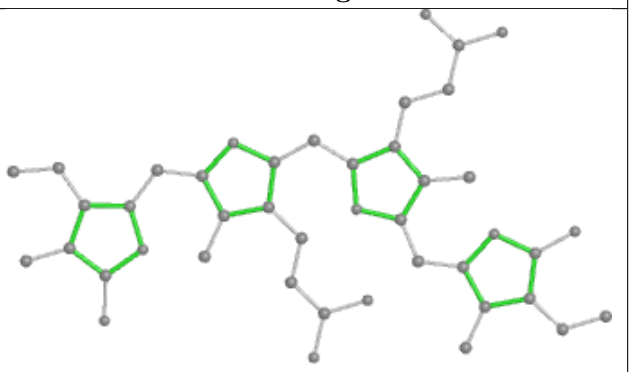

Rings

Ligand PEB iG 202

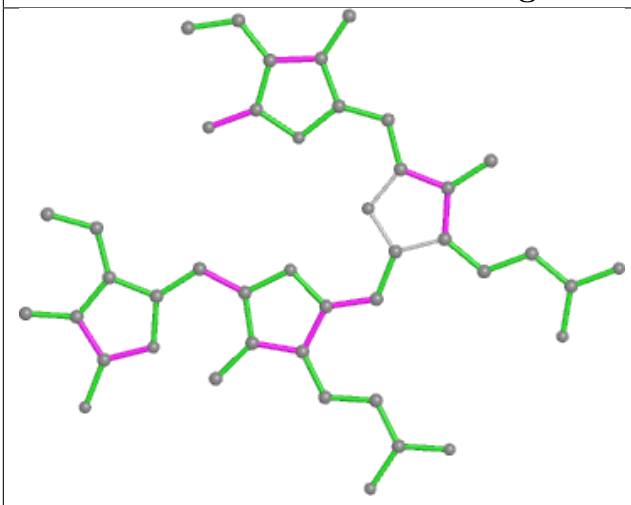

Bond lengths

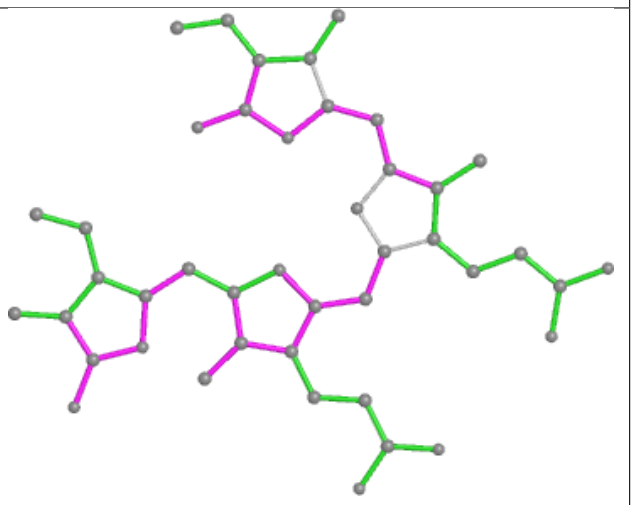

Bond angles

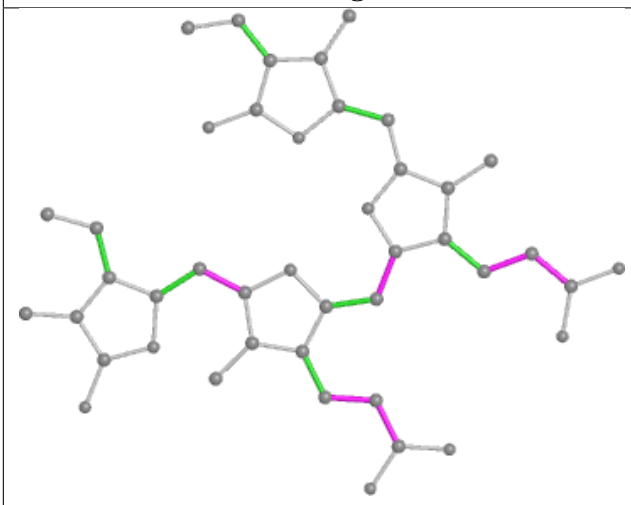

Torsions

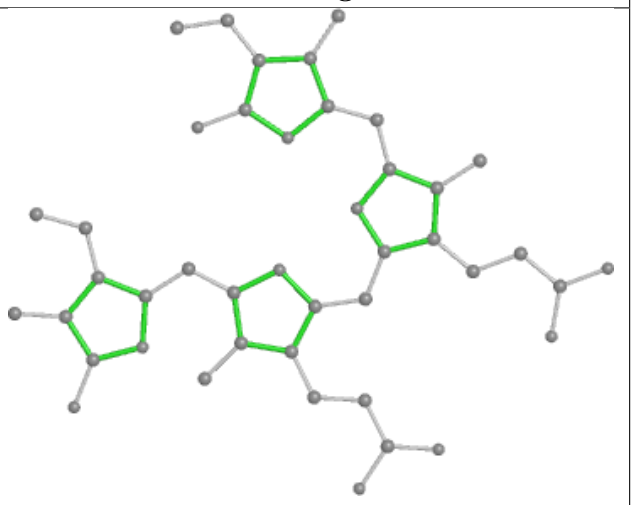

Rings

Ligand CLA 52 607

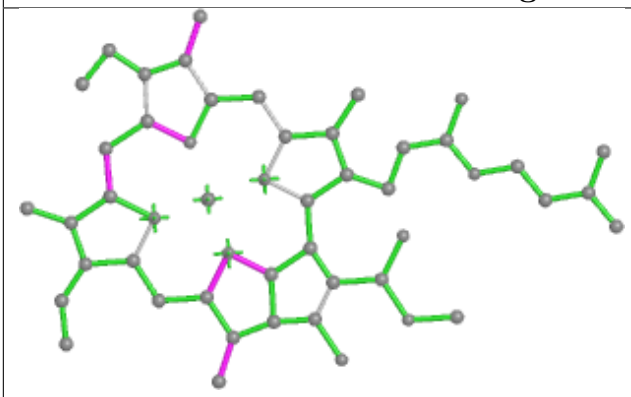

Bond lengths

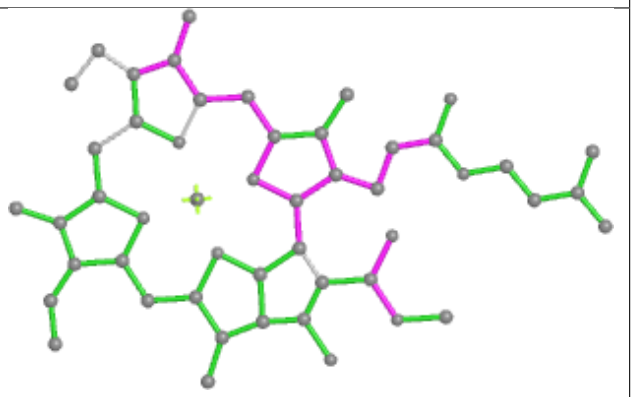

Bond angles

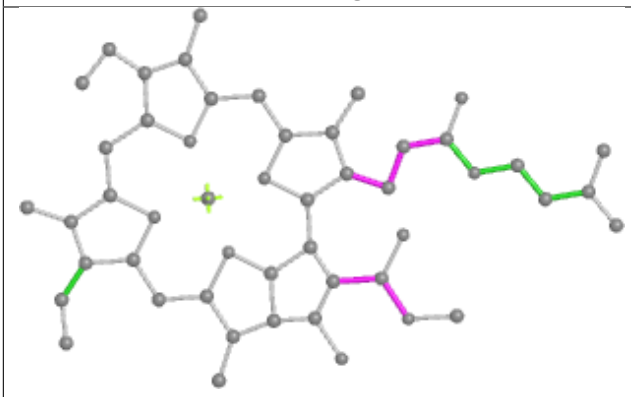

Torsions

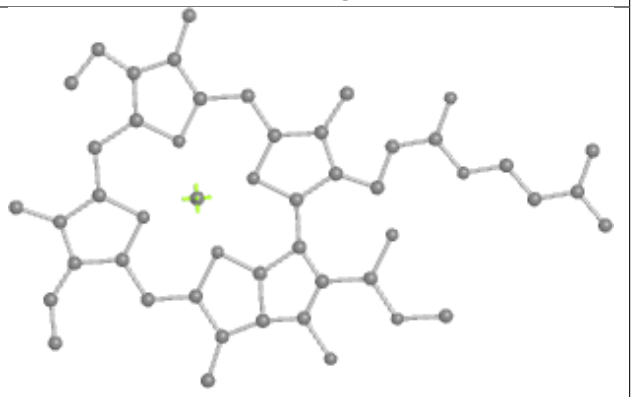

Rings

Ligand PEB CK 201

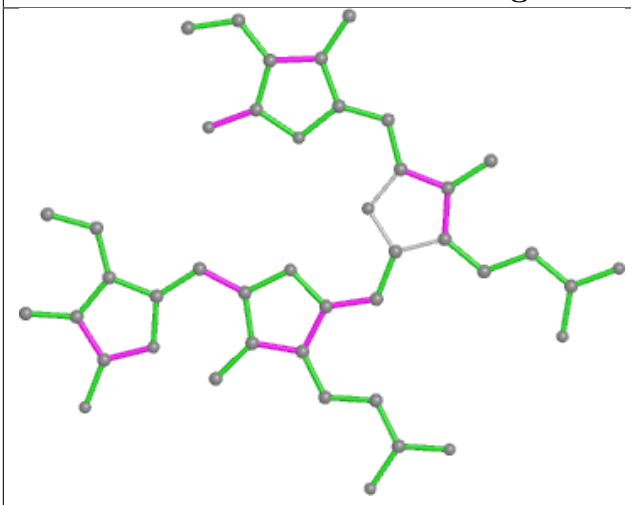

Bond lengths

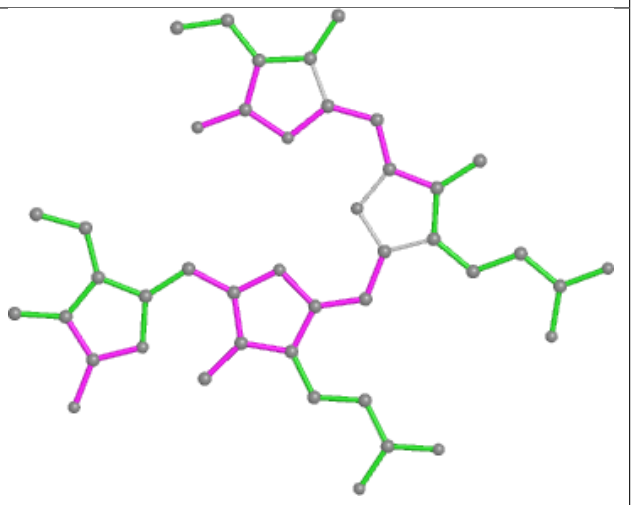

Bond angles

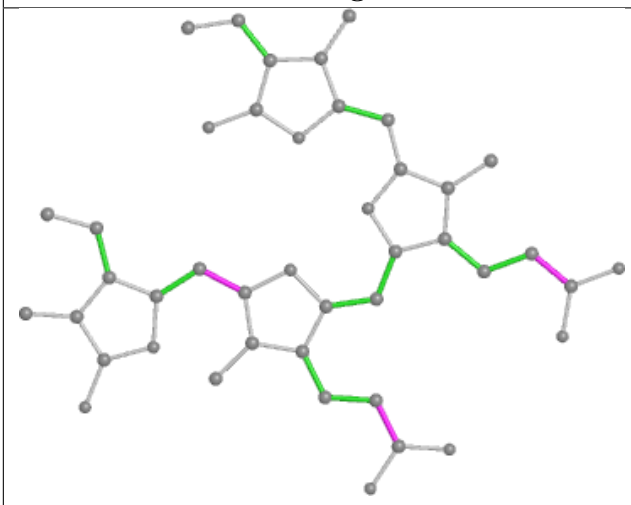

Torsions

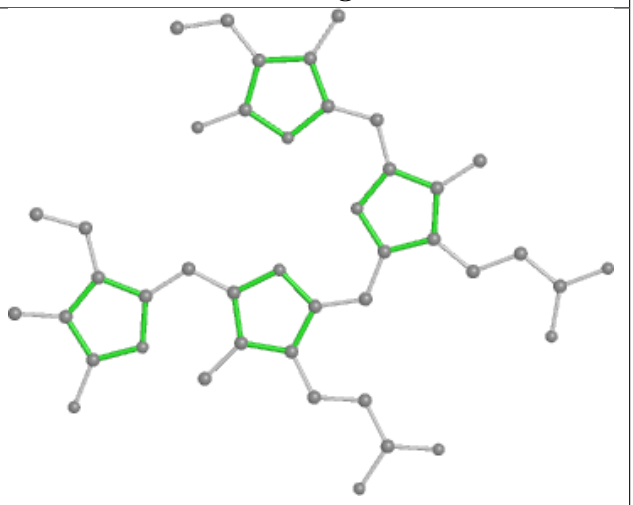

Rings

Ligand CYC BE 1001

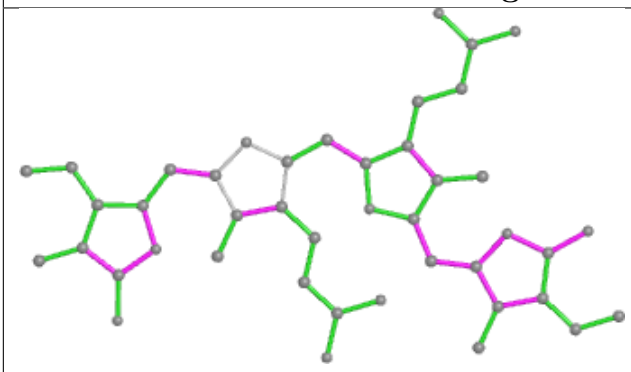

Bond lengths

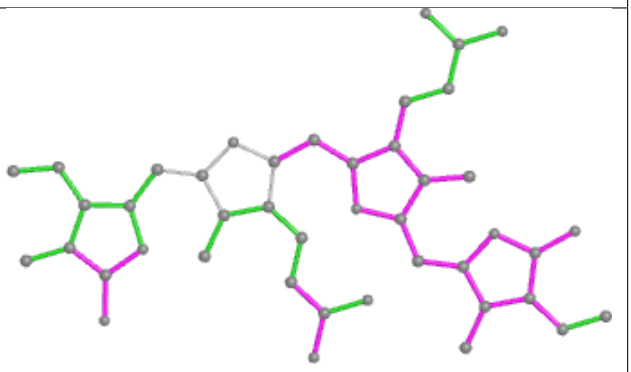

Bond angles

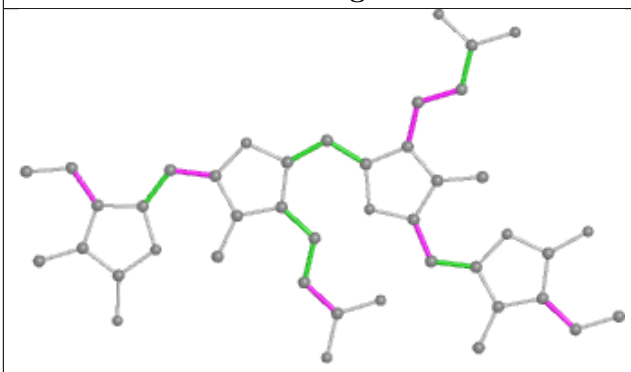

Torsions

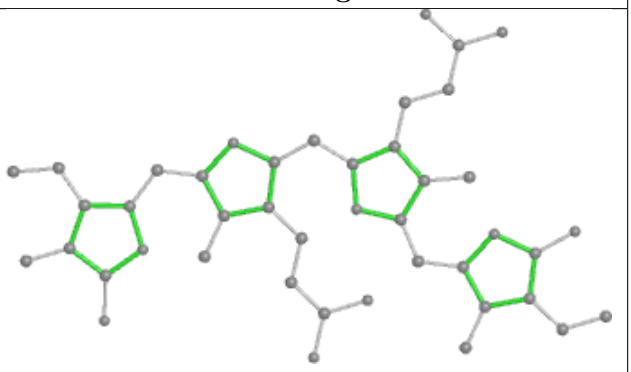

Rings

Ligand PEB GK 201

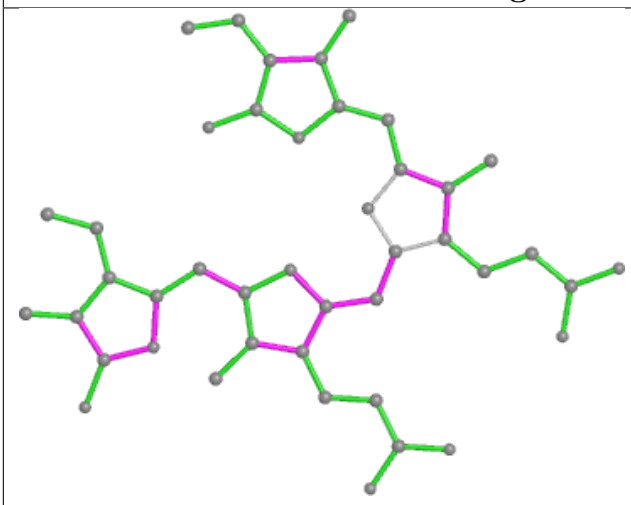

Bond lengths

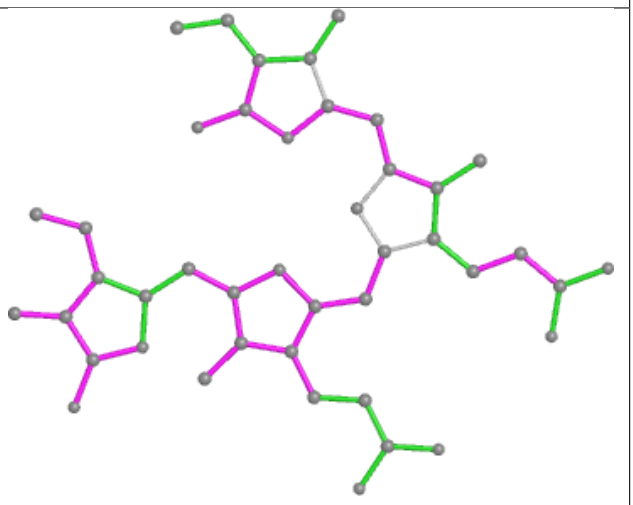

Bond angles

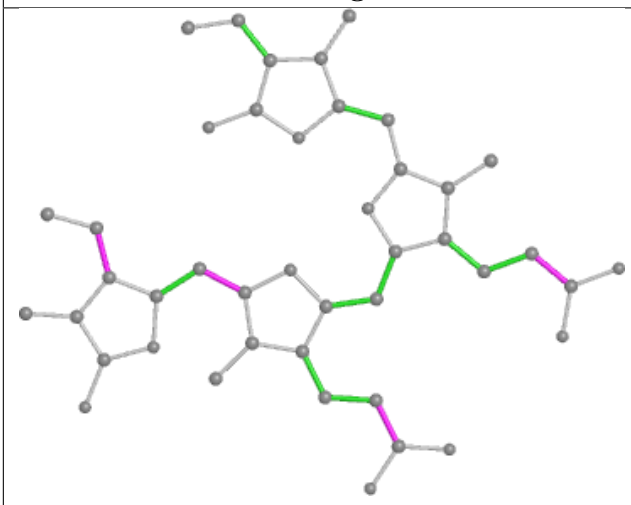

Torsions

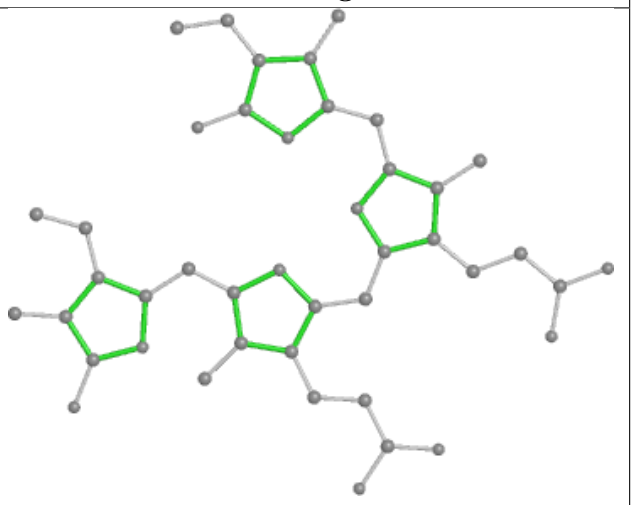

Rings

Ligand PEB iK 201

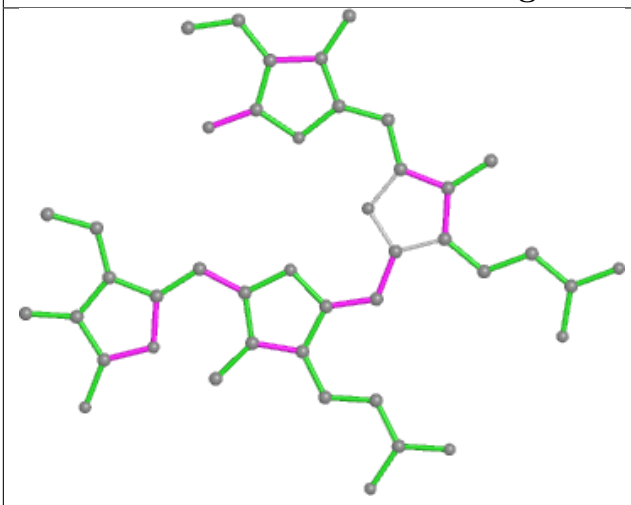

Bond lengths

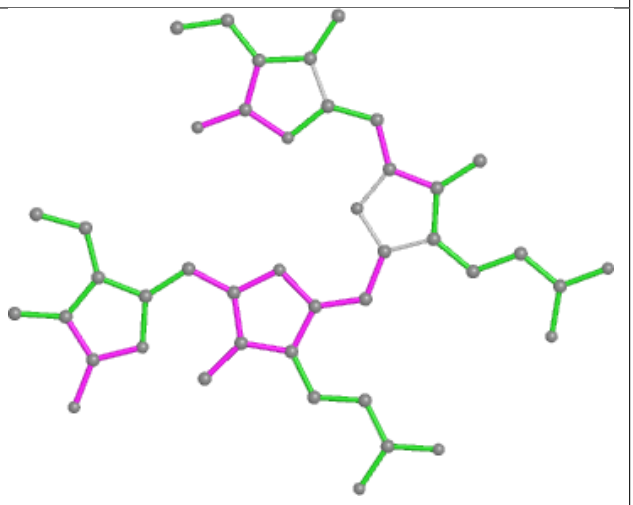

Bond angles

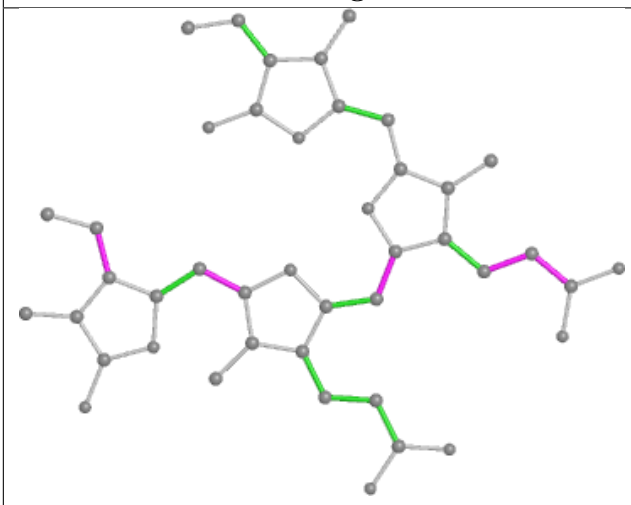

Torsions

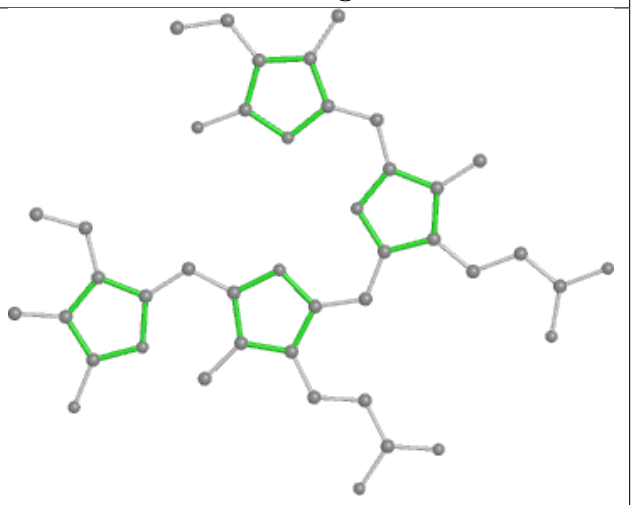

Rings

Ligand LMG yL 101

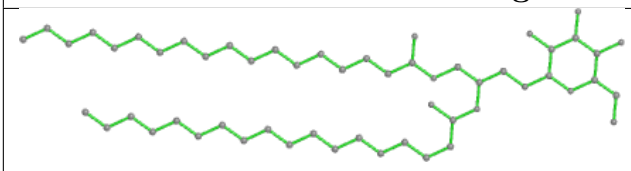

Bond lengths

Bond angles

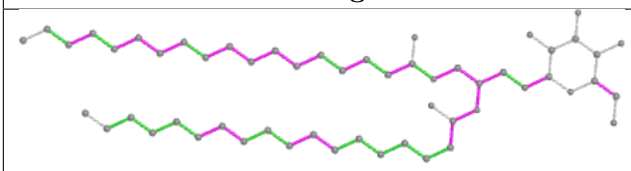

Torsions

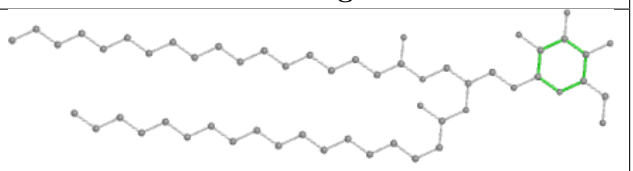

Rings

Ligand PEB Y5 203

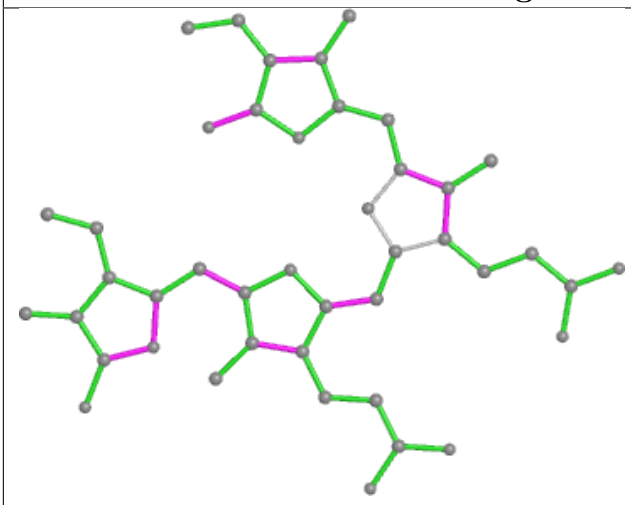

Bond lengths

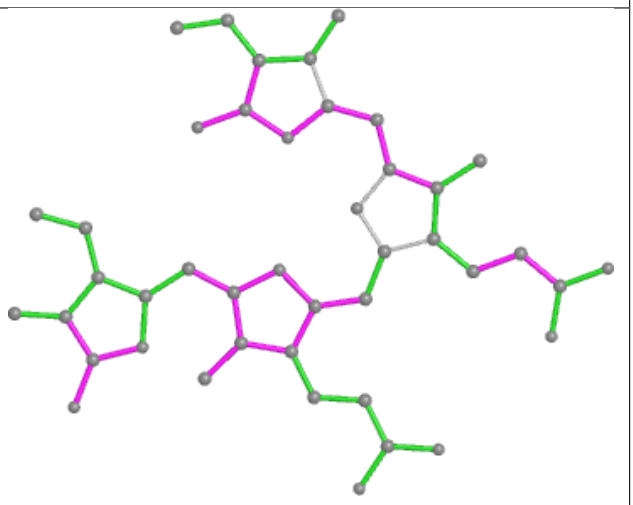

Bond angles

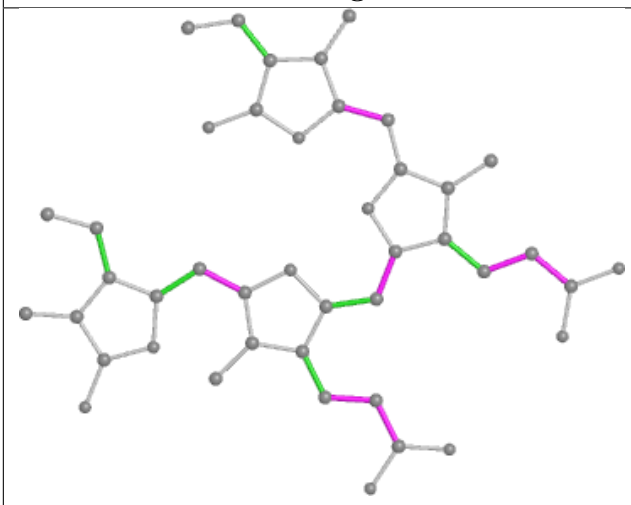

Torsions

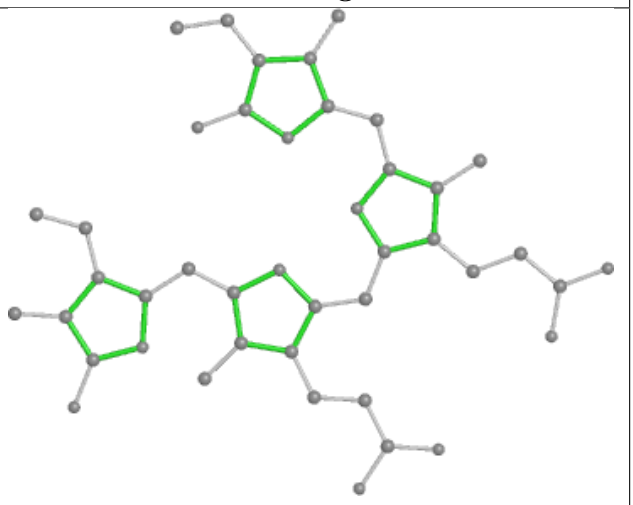

Rings

Ligand CYC y3 1001

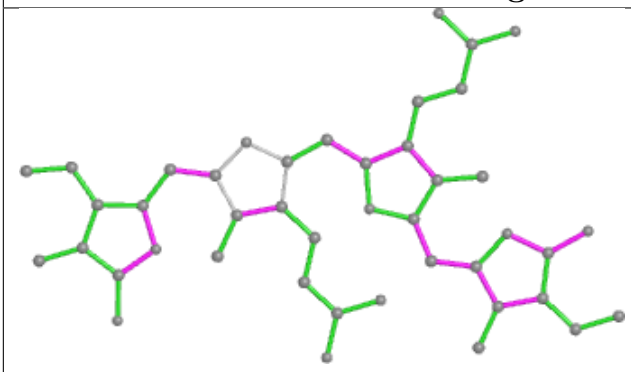

Bond lengths

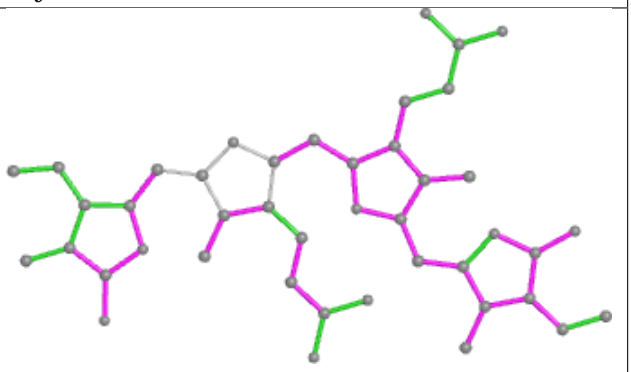

Bond angles

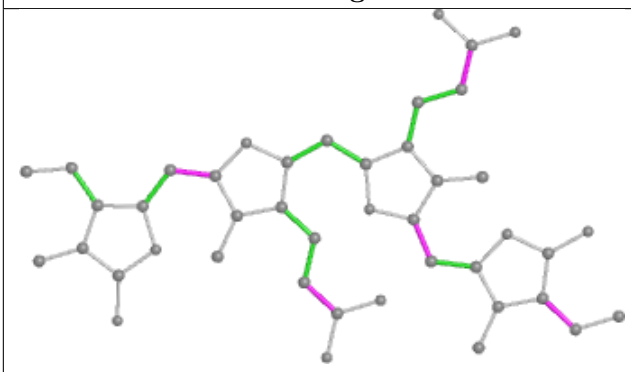

Torsions

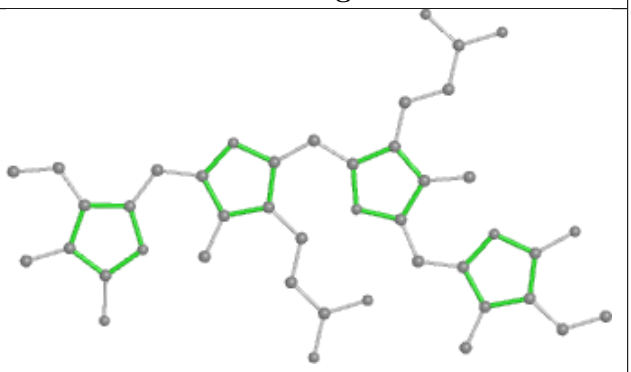

Rings

Ligand PEB hJ 201

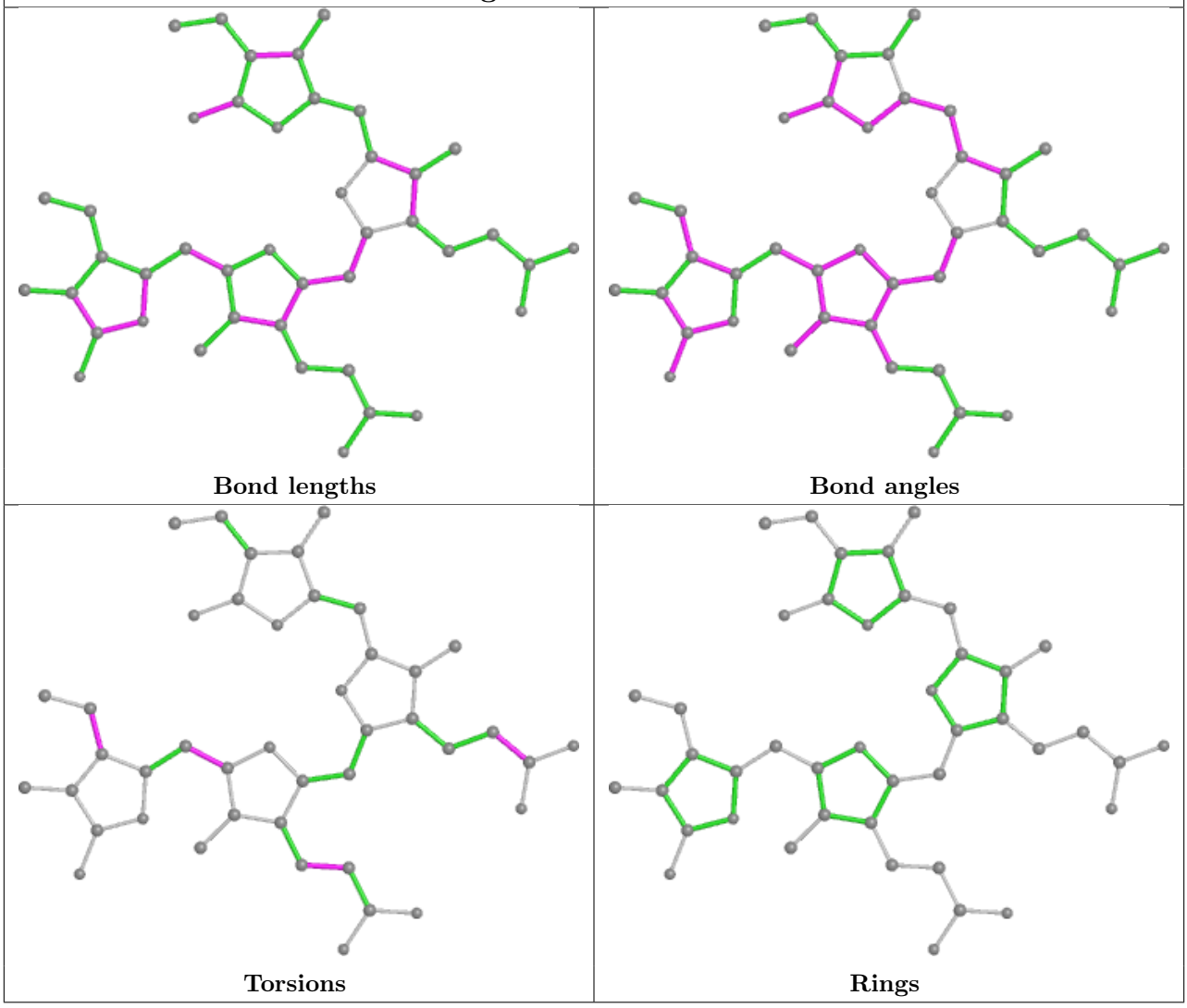

Ligand CLA B2 816

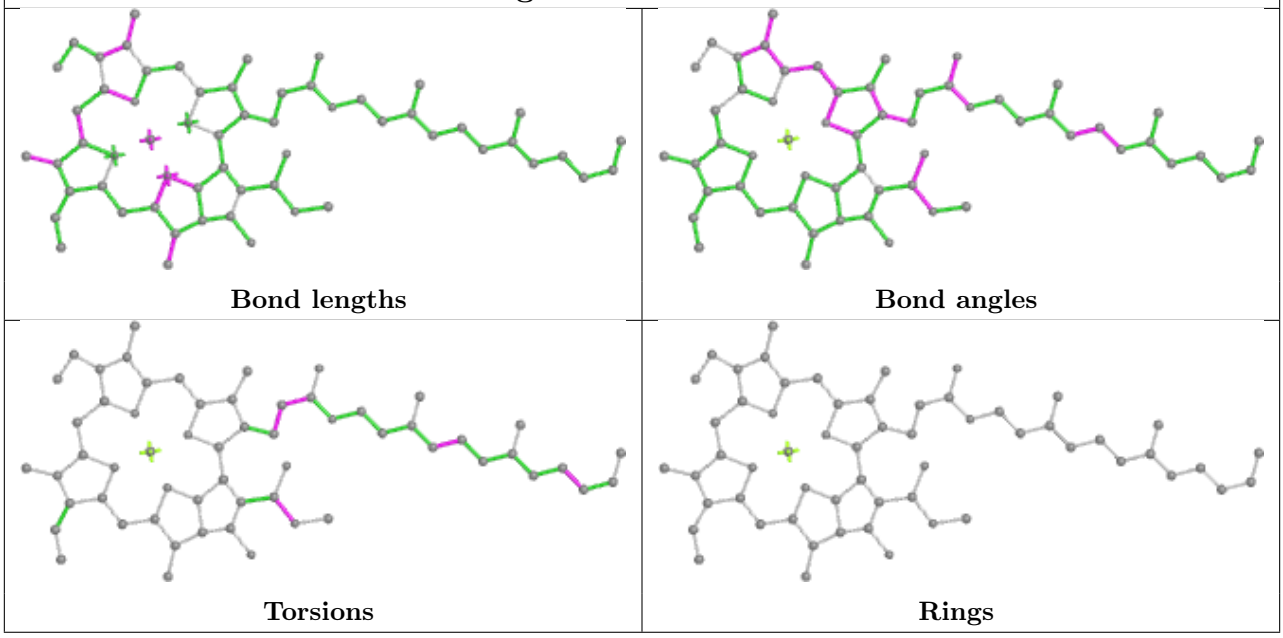

Ligand CLA B2 811

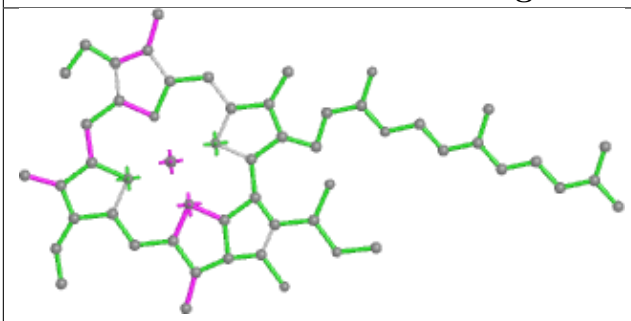

Bond lengths

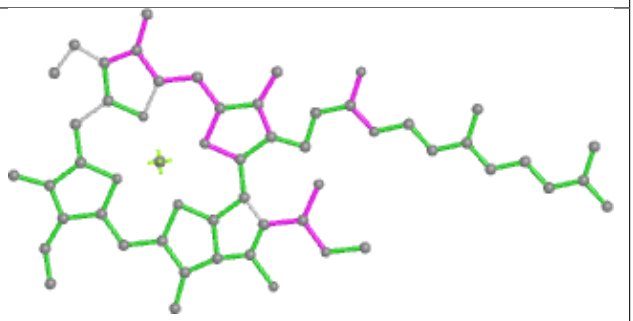

Bond angles

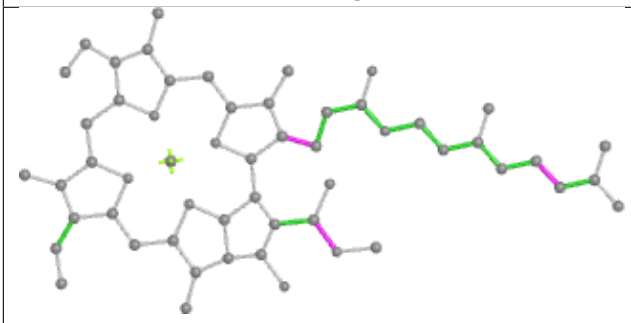

Torsions

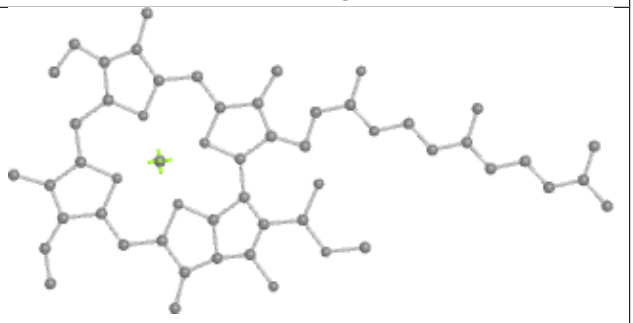

Rings

Ligand PEB aM 204

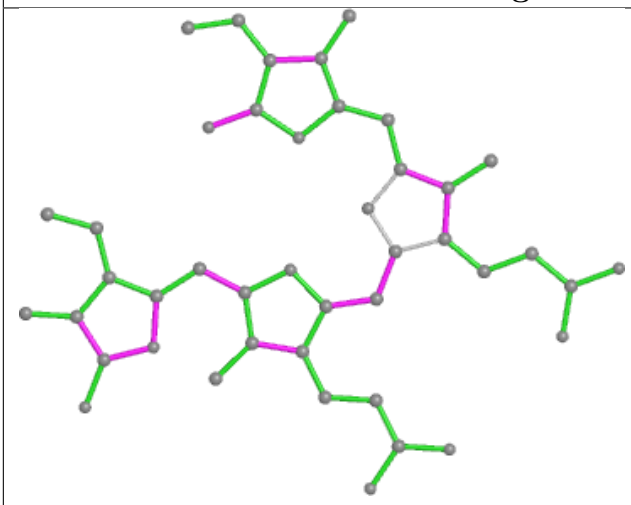

Bond lengths

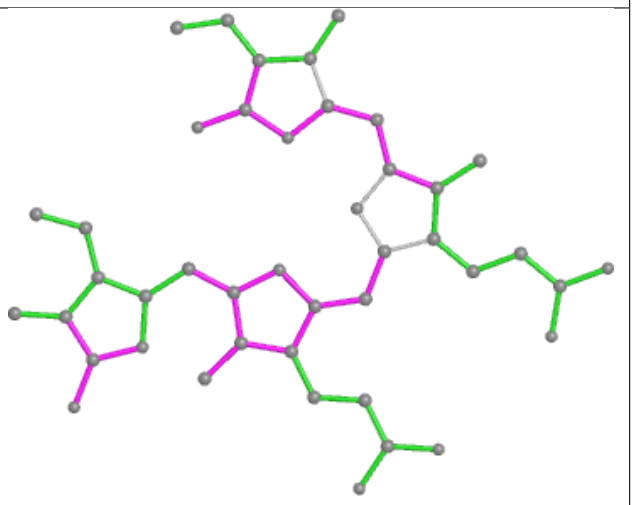

Bond angles

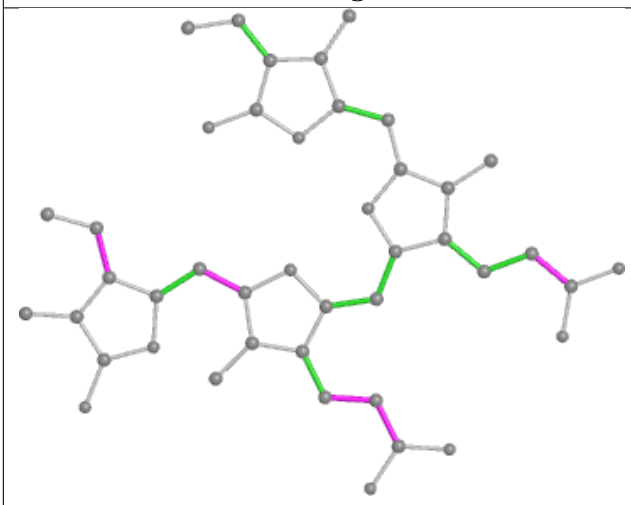

Torsions

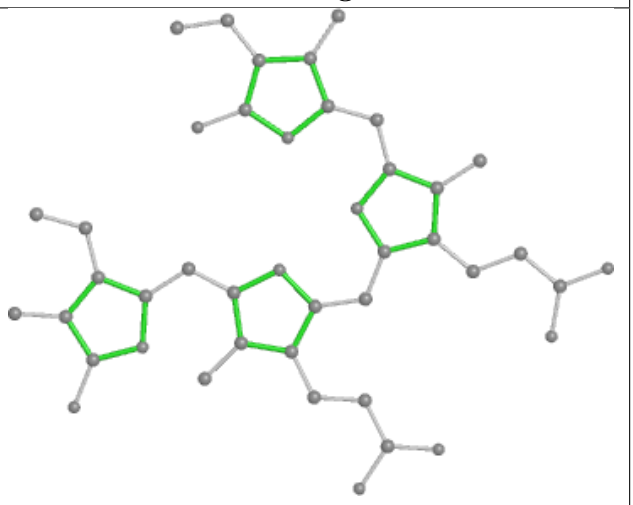

Rings

Ligand PEB p8 202

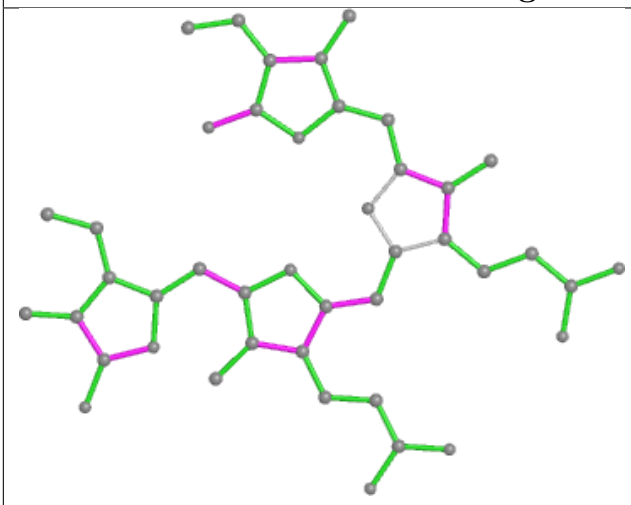

Bond lengths

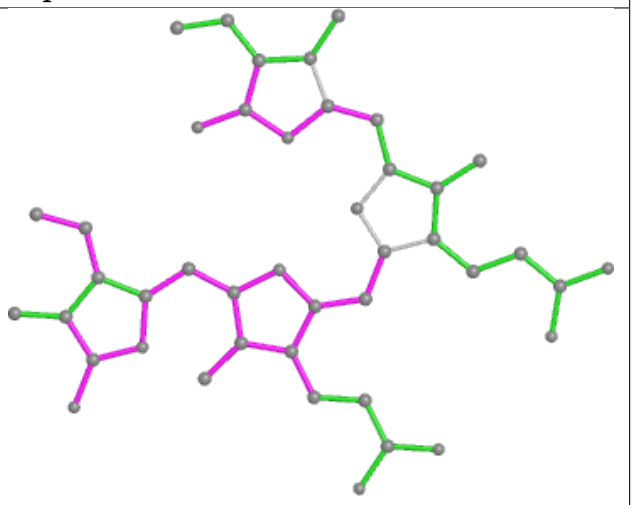

Bond angles

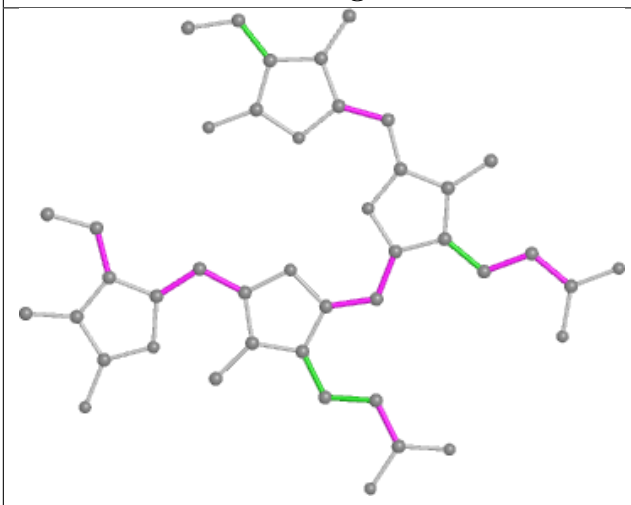

Torsions

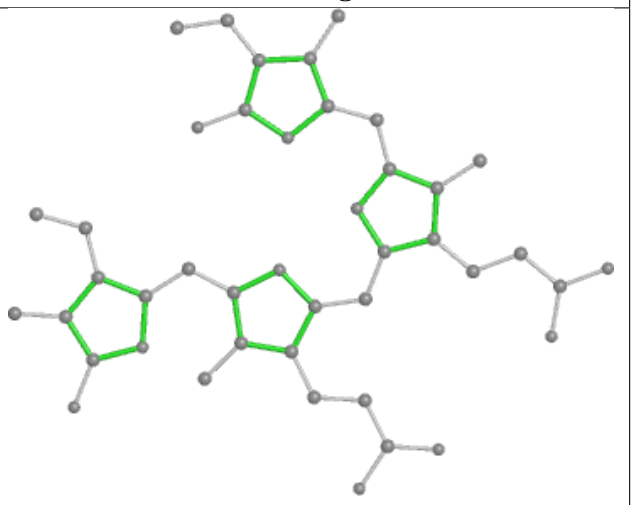

Rings

Ligand PEB VE 201

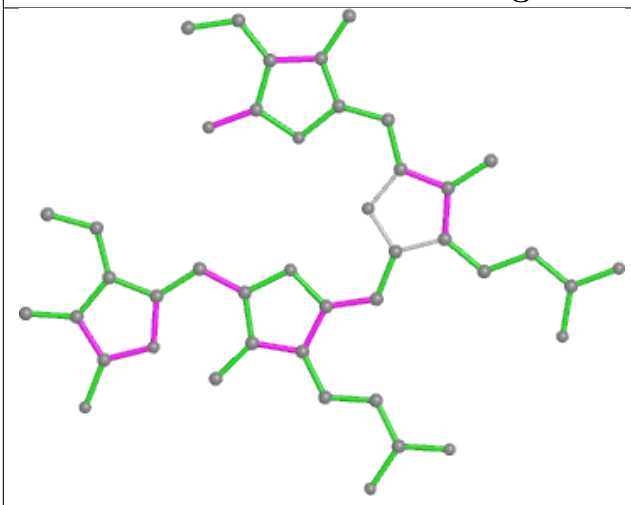

Bond lengths

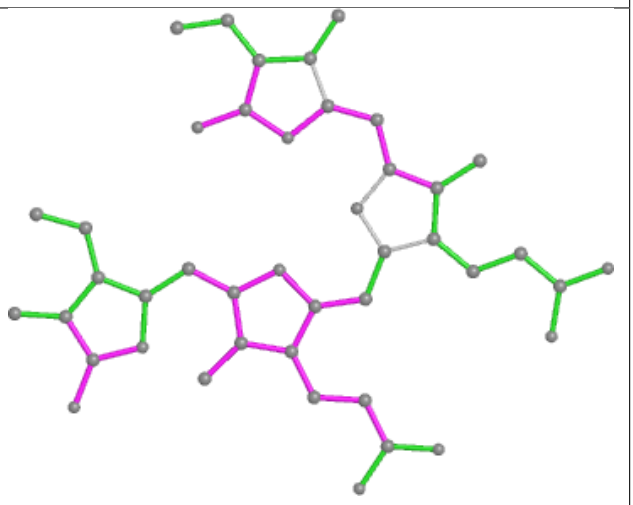

Bond angles

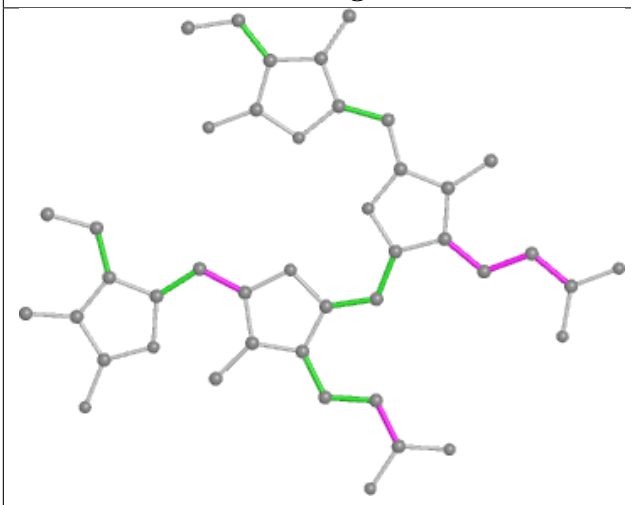

Torsions

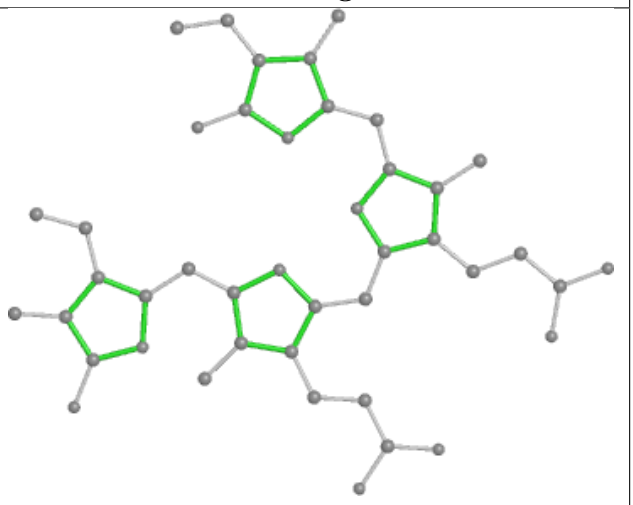

Rings

Ligand CLA AN 832

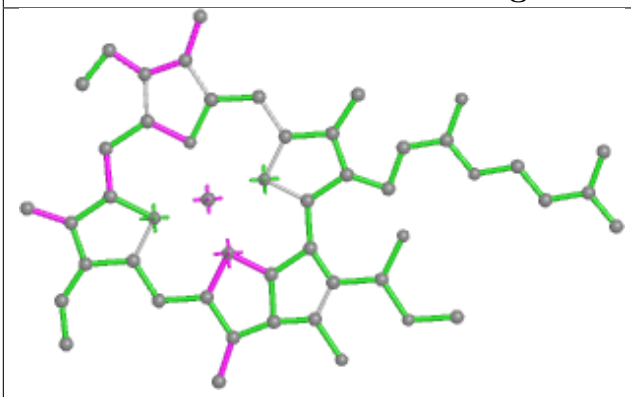

Bond lengths

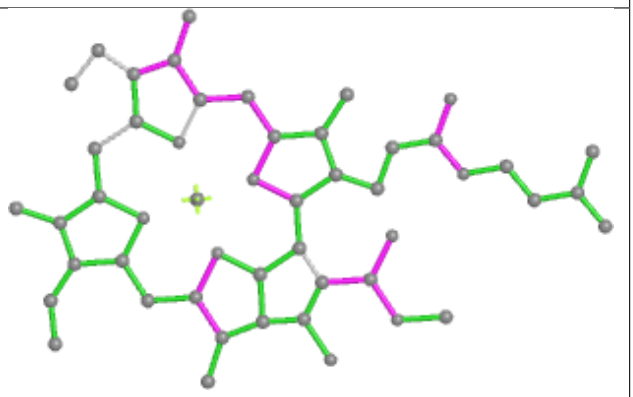

Bond angles

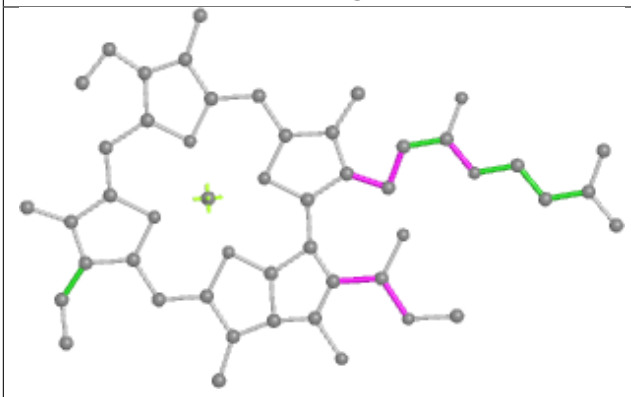

Torsions

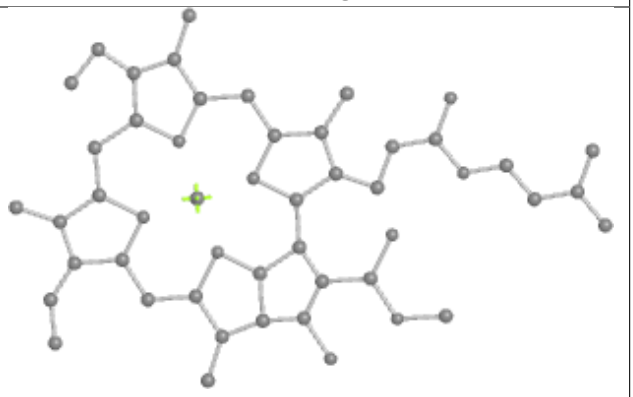

Rings

Ligand PEB nF 202

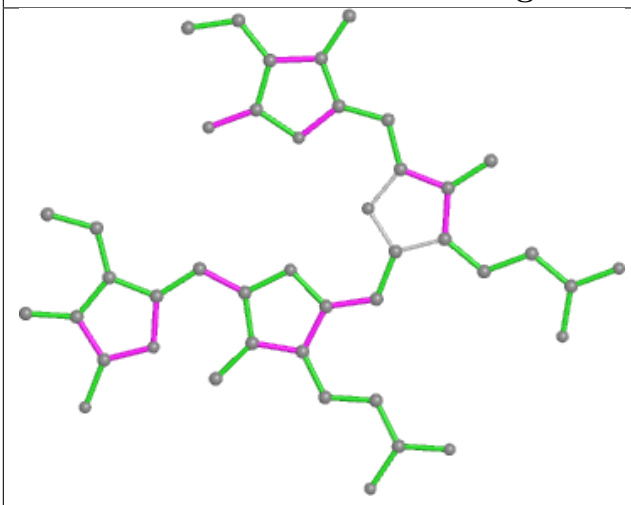

Bond lengths

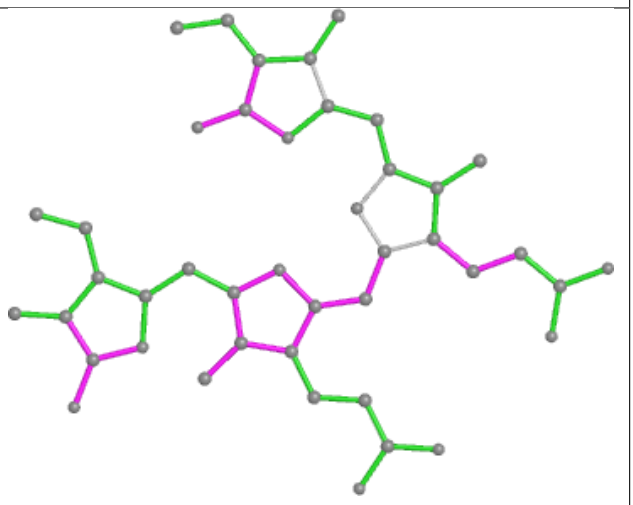

Bond angles

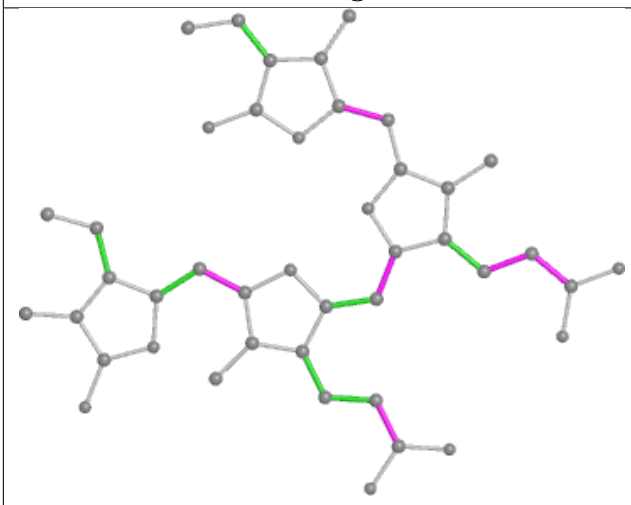

Torsions

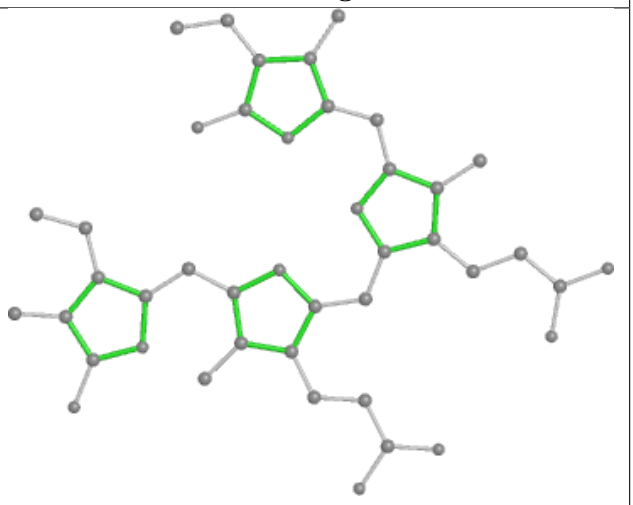

Rings

Ligand CLA 7N 607

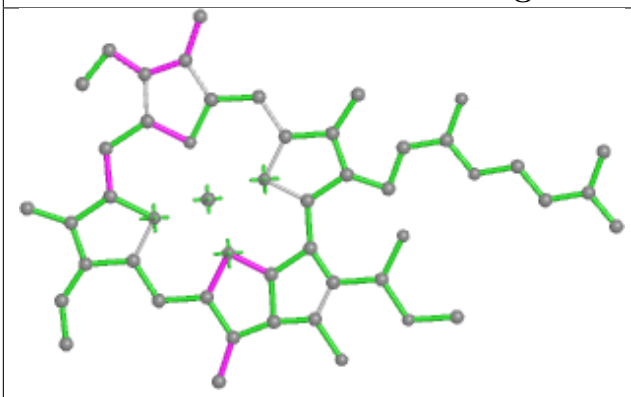

Bond lengths

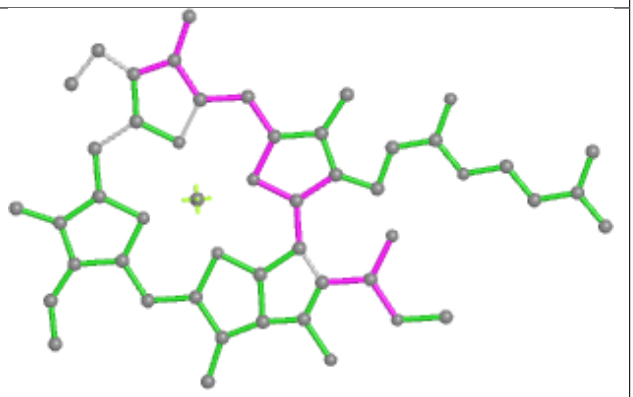

Bond angles

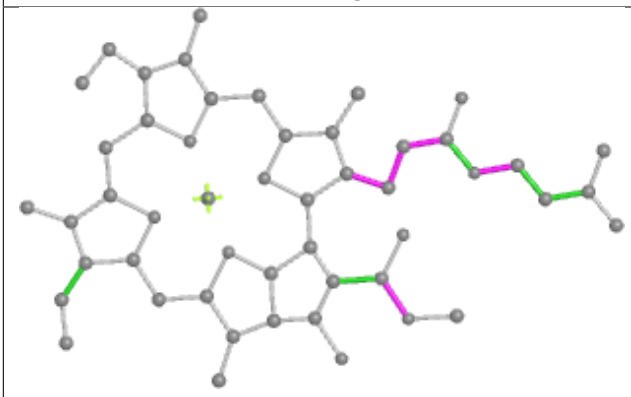

Torsions

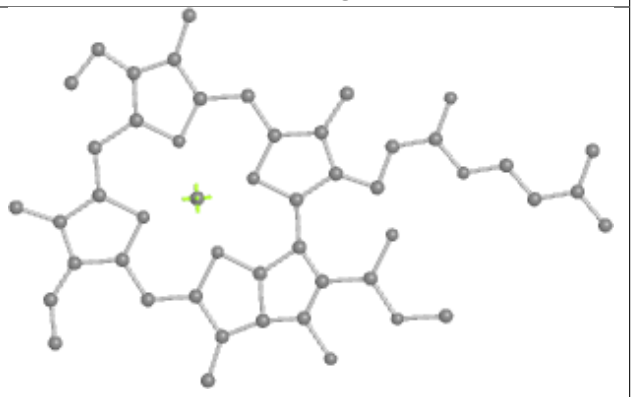

Rings

Ligand PEB WD 201

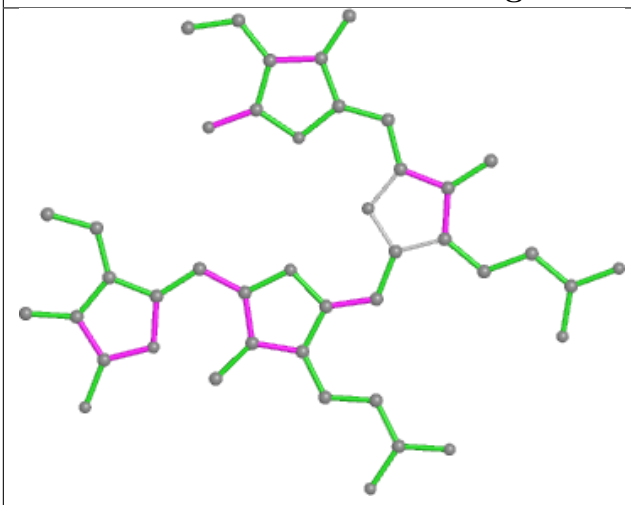

Bond lengths

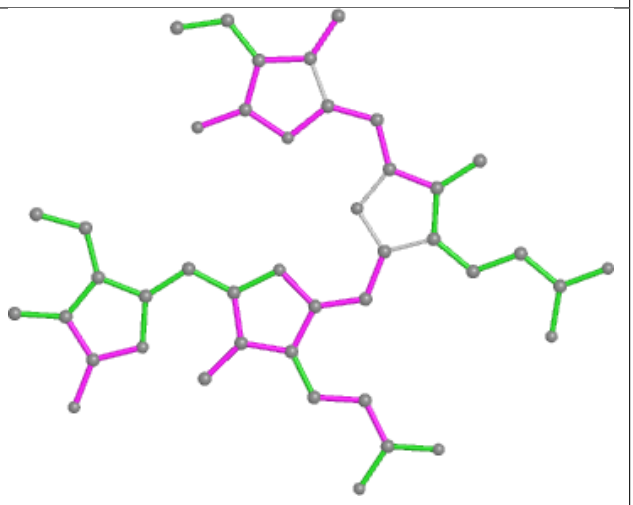

Bond angles

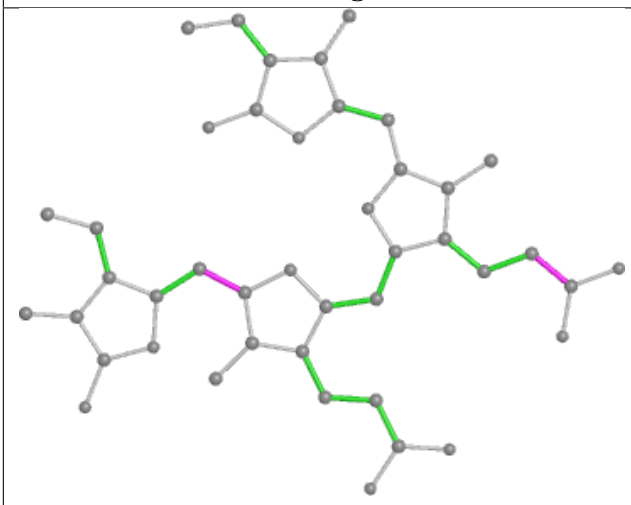

Torsions

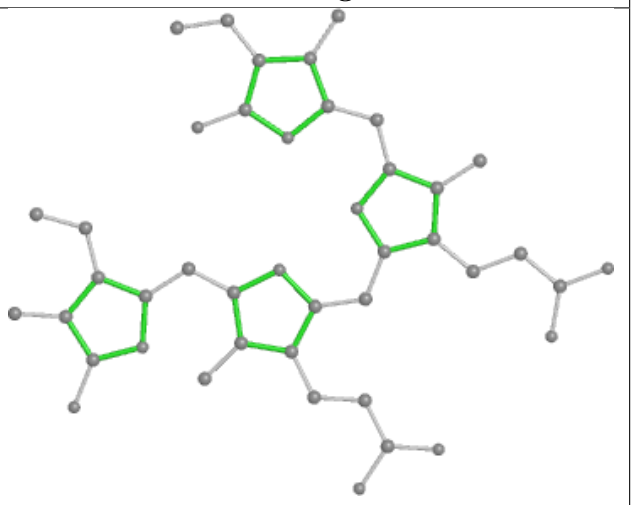

Rings

Ligand CLA 4N 604

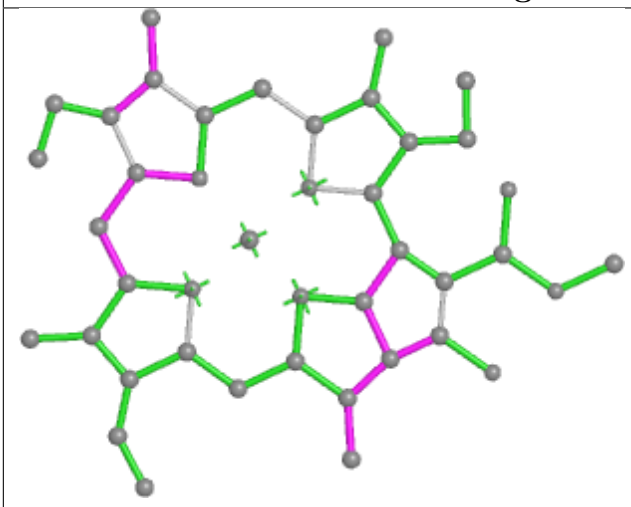

Bond lengths

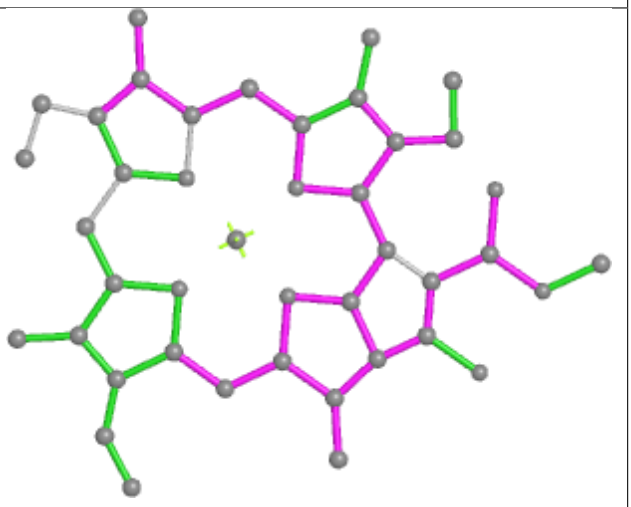

Bond angles

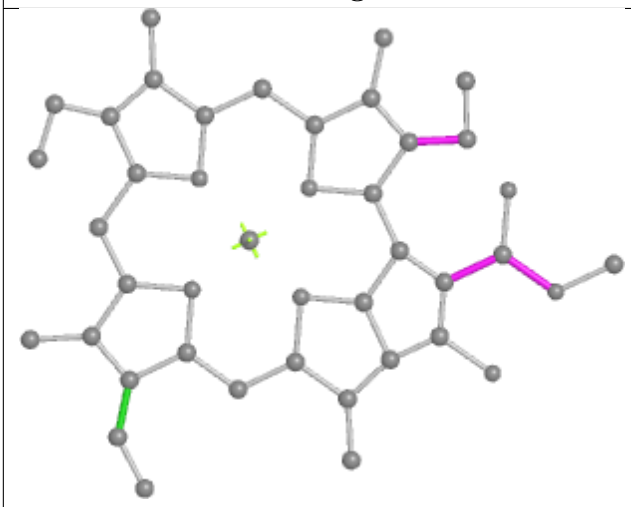

Torsions

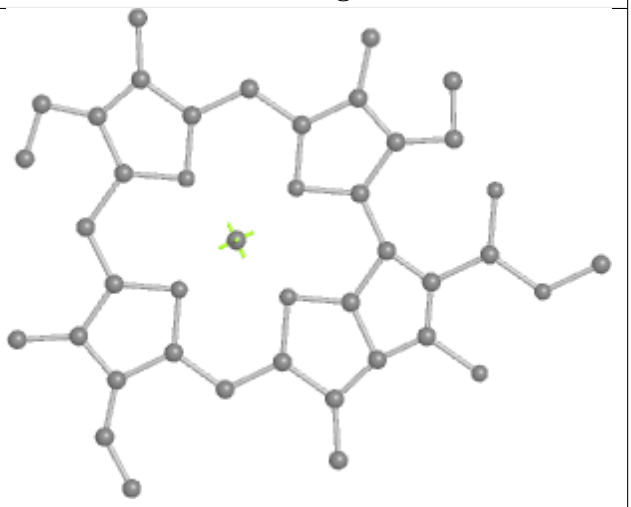

Rings

Ligand PEB U1 202

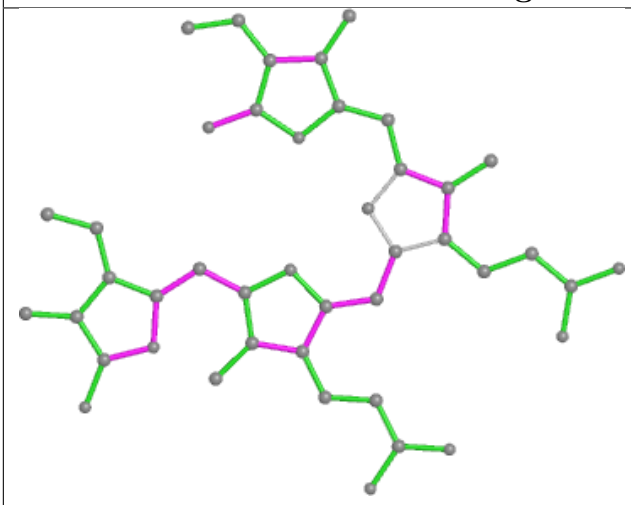

Bond lengths

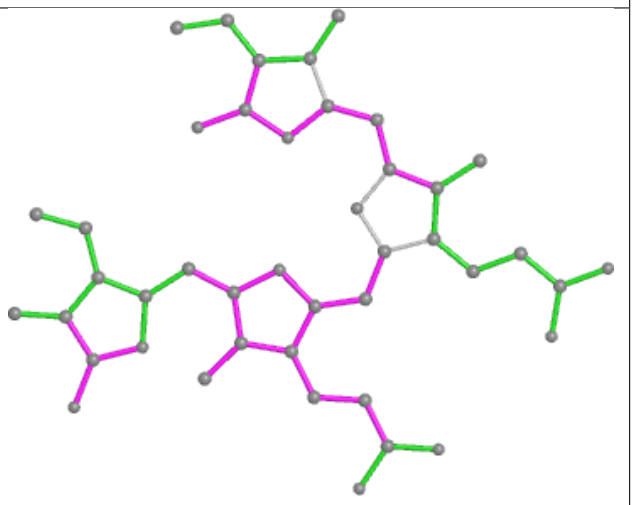

Bond angles

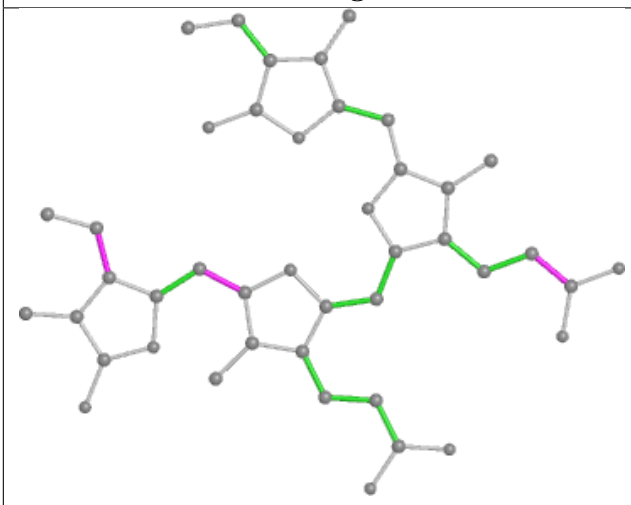

Torsions

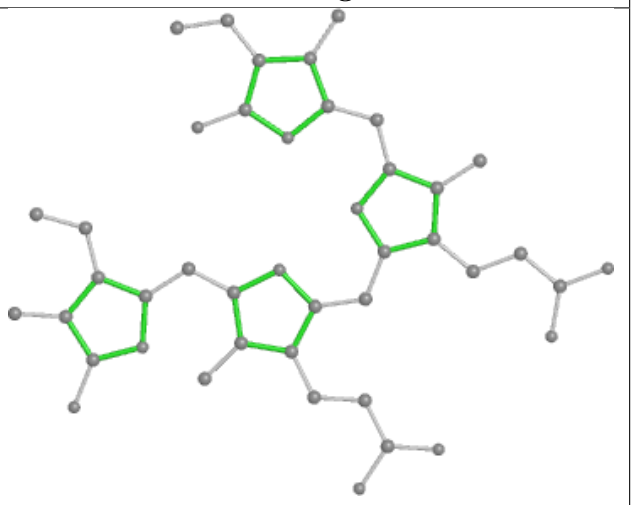

Rings

Ligand PEB oK 203

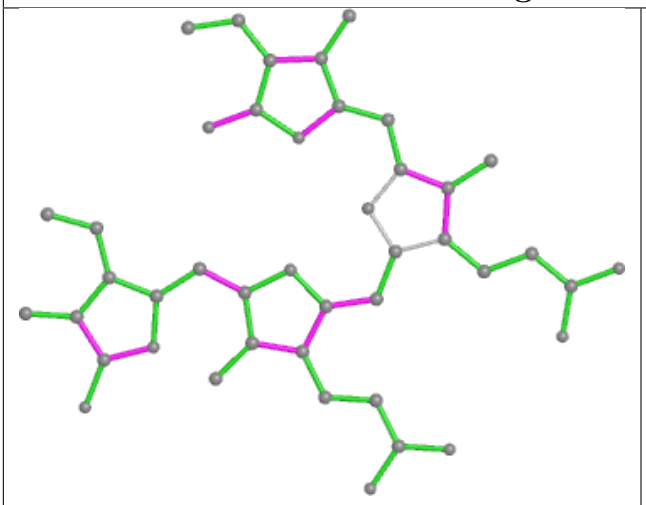

Bond lengths

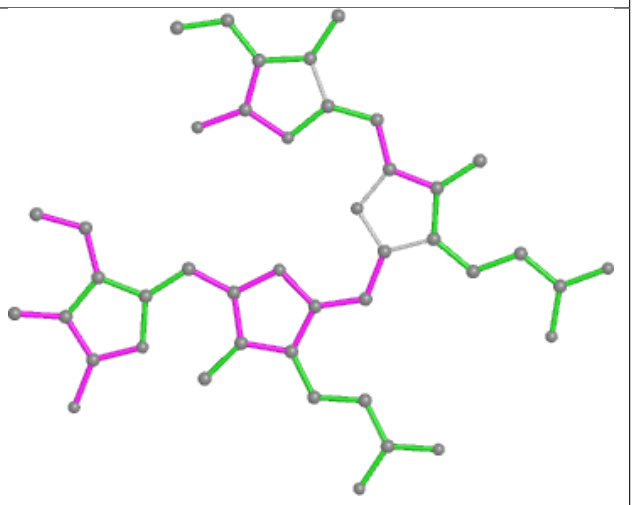

Bond angles

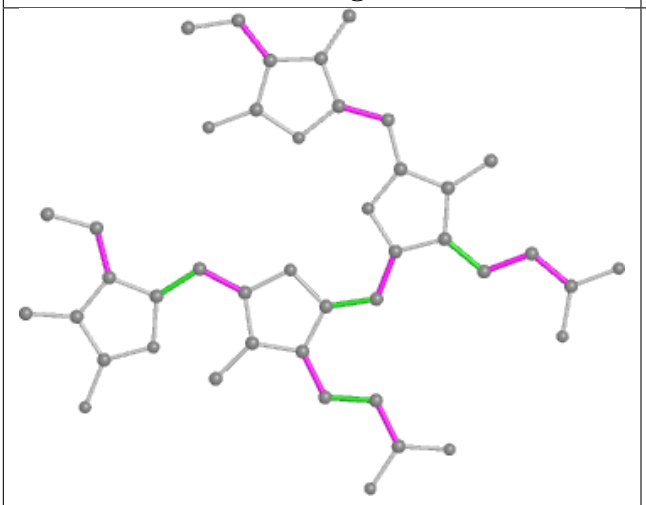

Torsions

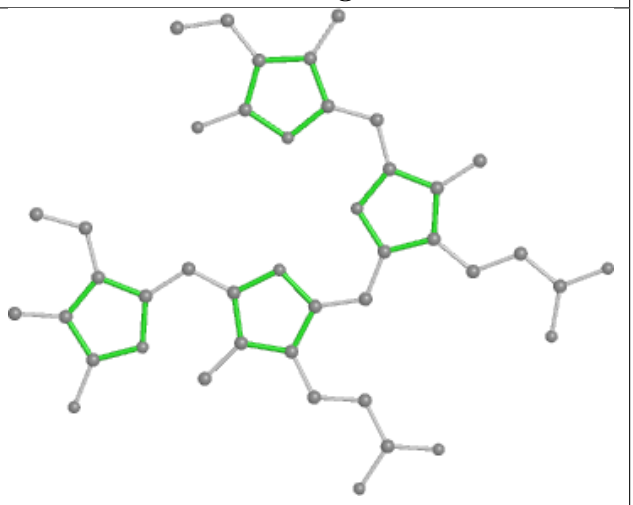

Rings

Ligand CLA B6 610

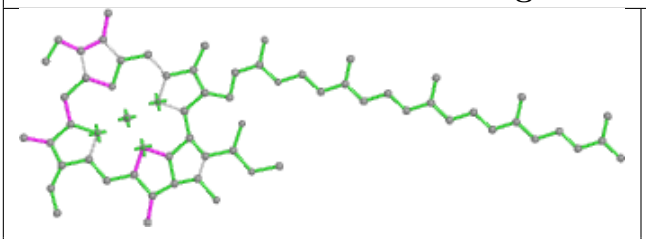

Bond lengths

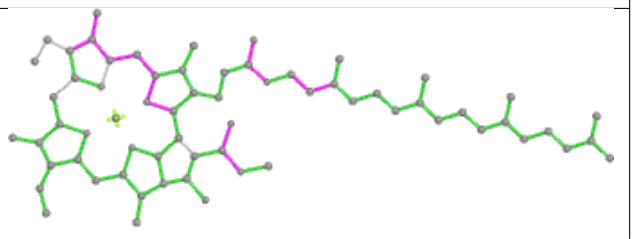

Bond angles

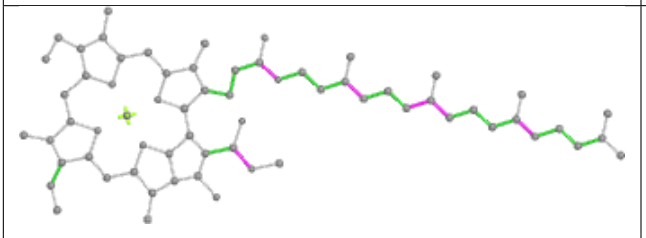

Torsions

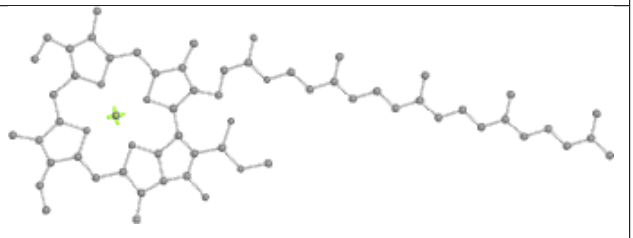

Rings

Ligand CLA BN 814

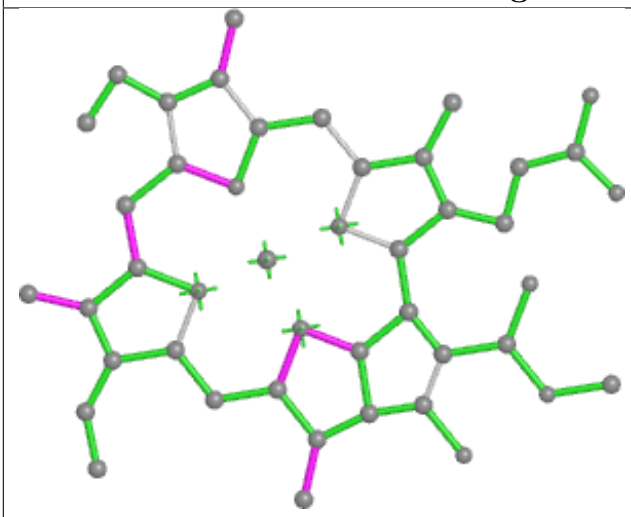

Bond lengths

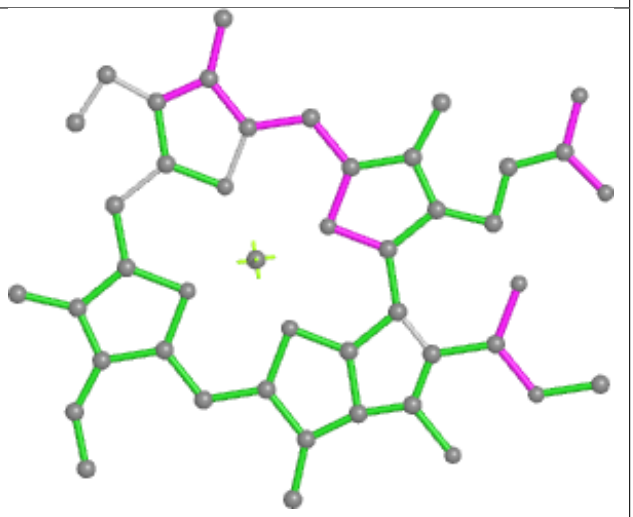

Bond angles

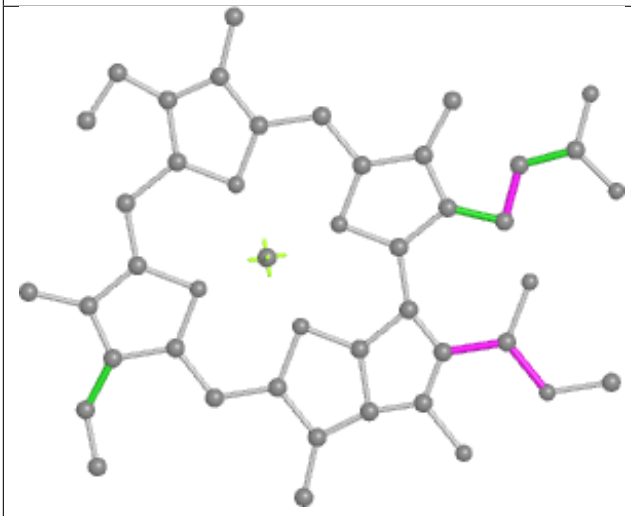

Torsions

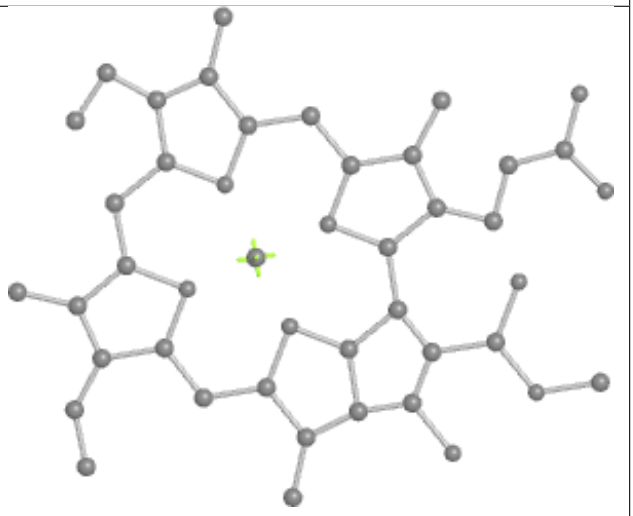

Rings

Ligand PEB BP 202

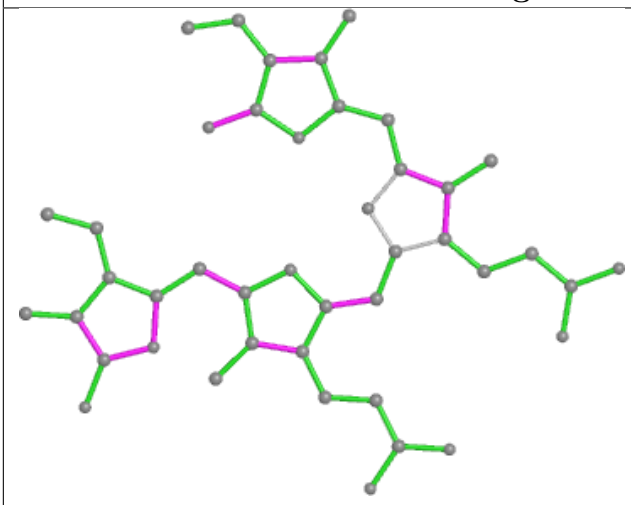

Bond lengths

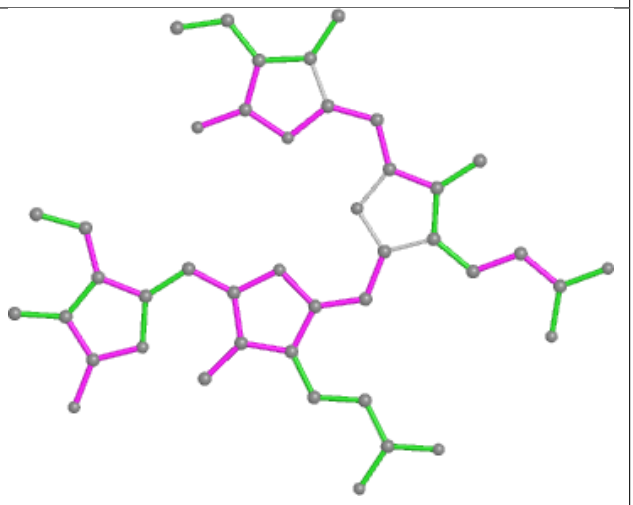

Bond angles

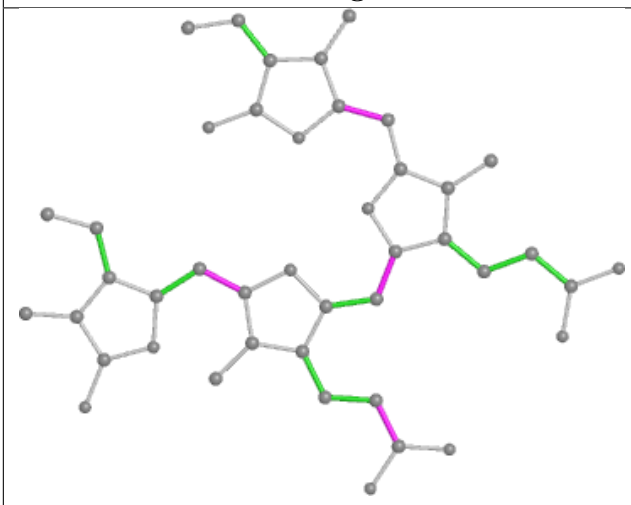

Torsions

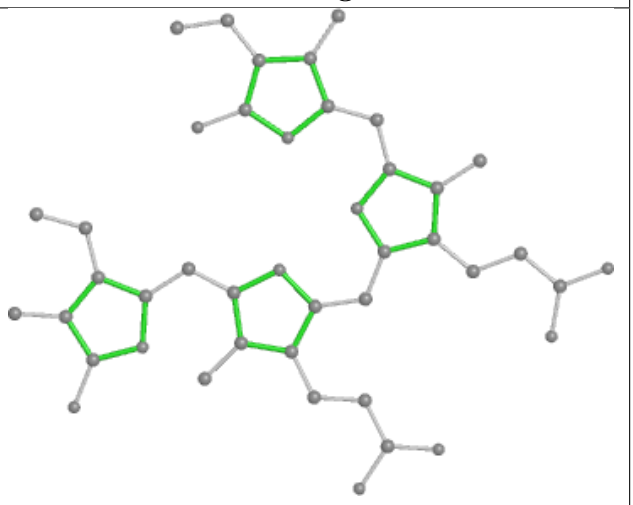

Rings

Ligand PEB QA 201

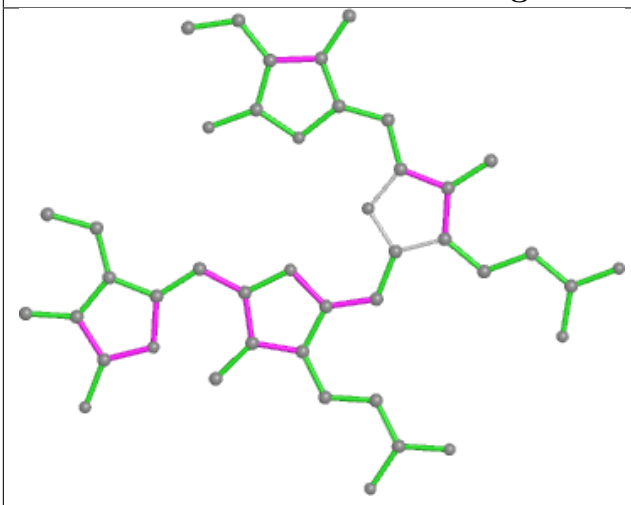

Bond lengths

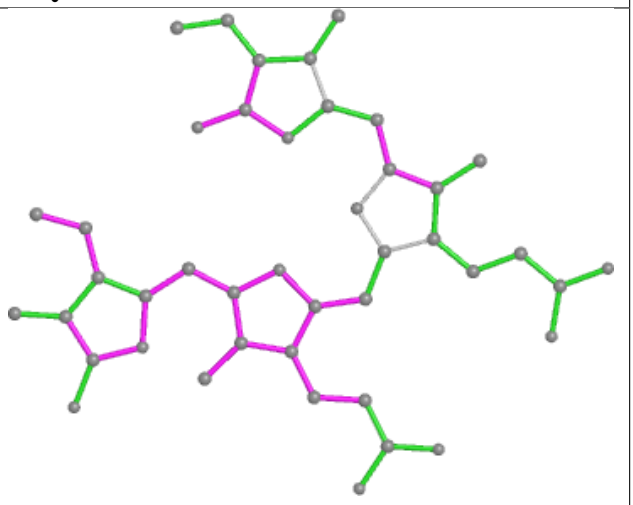

Bond angles

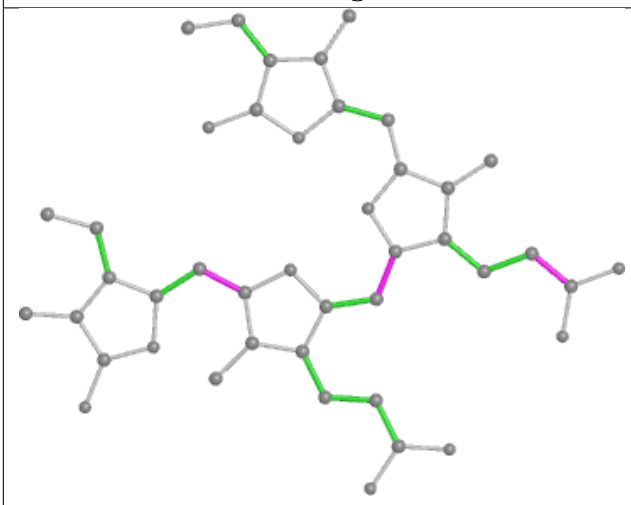

Torsions

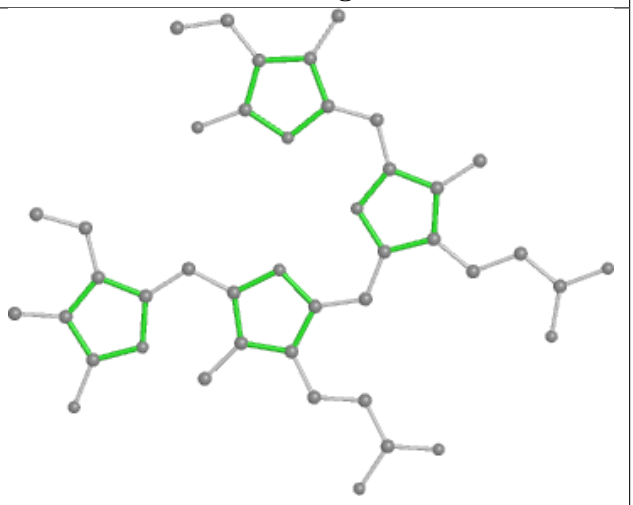

Rings

Ligand PEB FB 201

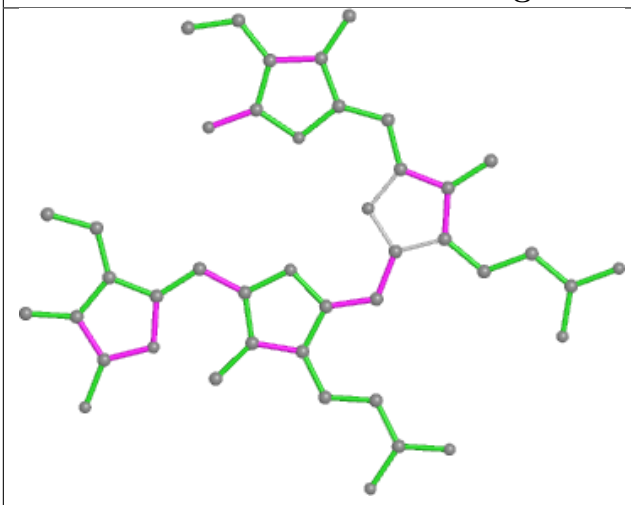

Bond lengths

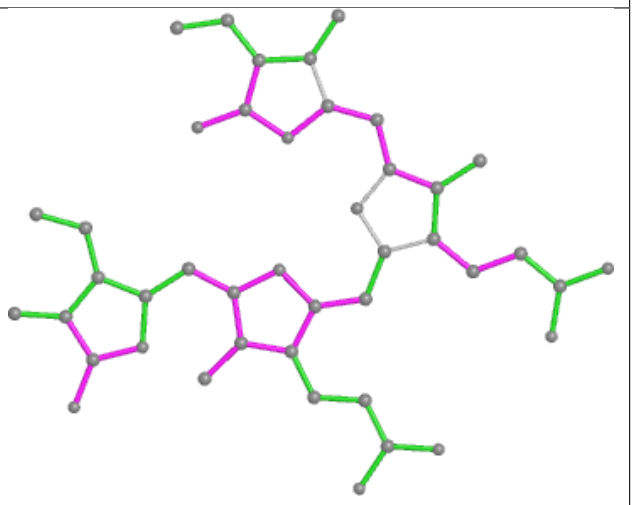

Bond angles

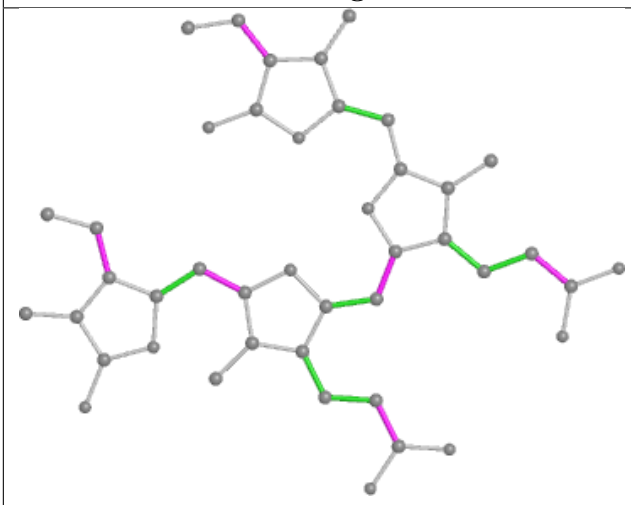

Torsions

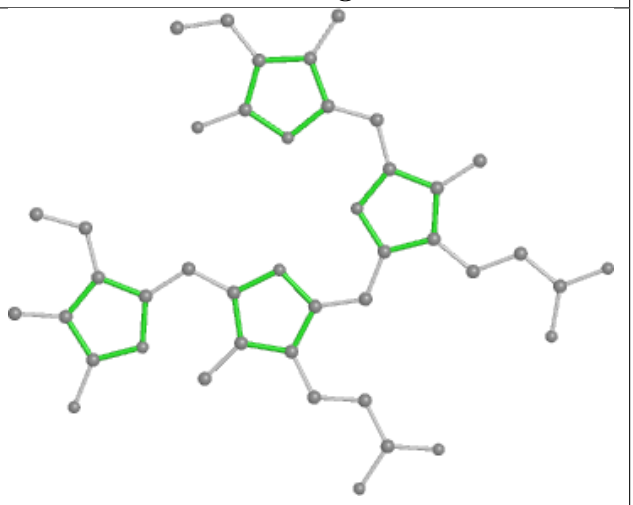

Rings

Ligand CYC JO 1001

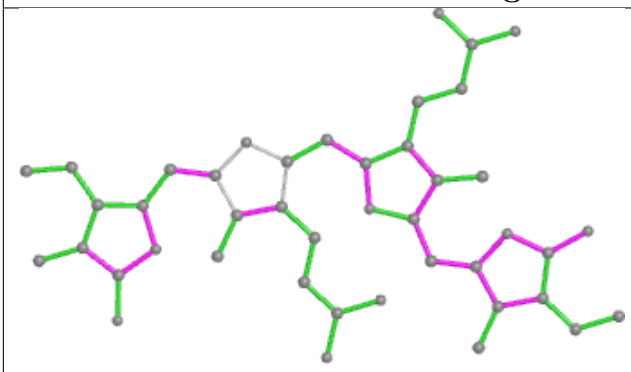

Bond lengths

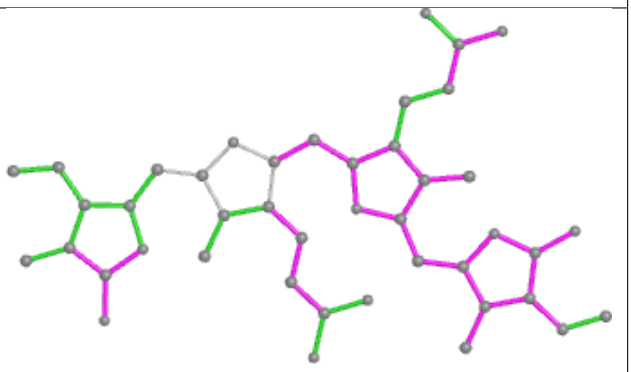

Bond angles

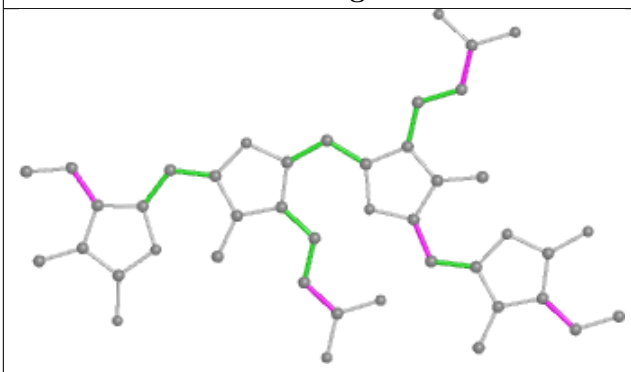

Torsions

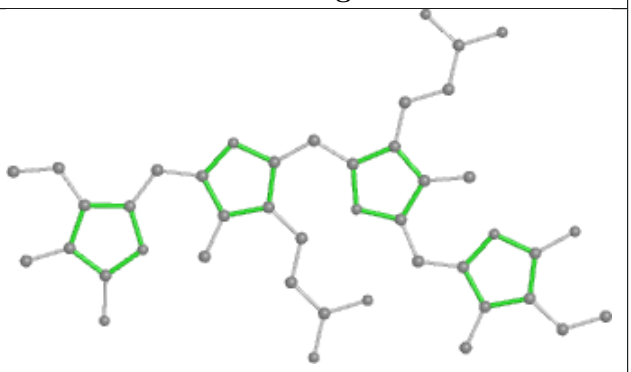

Rings

Ligand CLA 5N 607

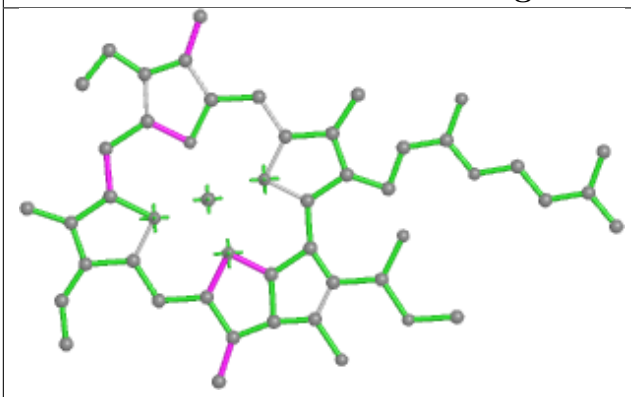

Bond lengths

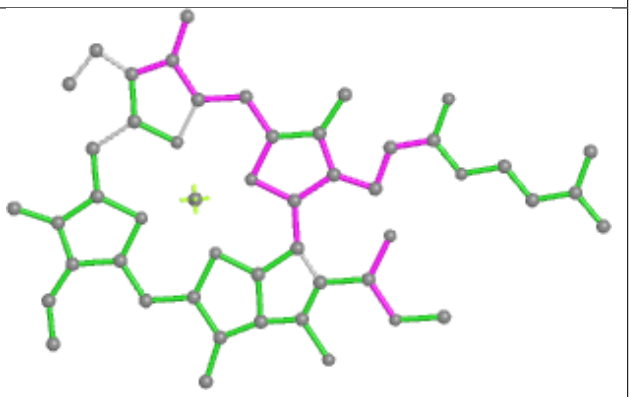

Bond angles

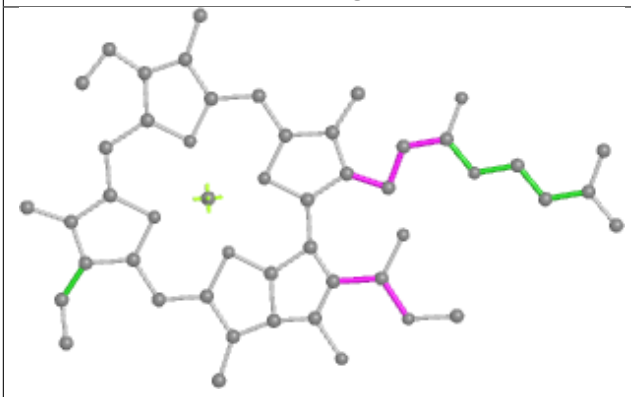

Torsions

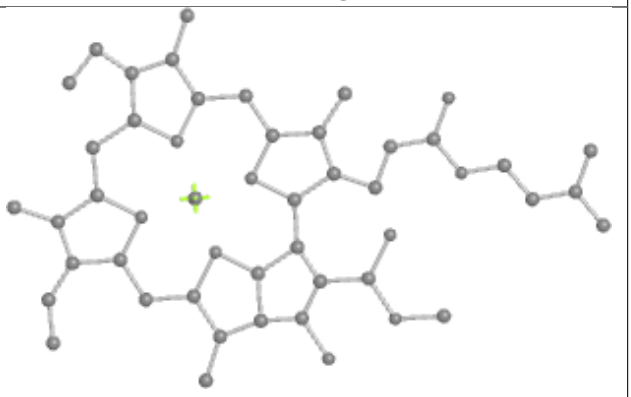

Rings

Ligand PEB iF 203

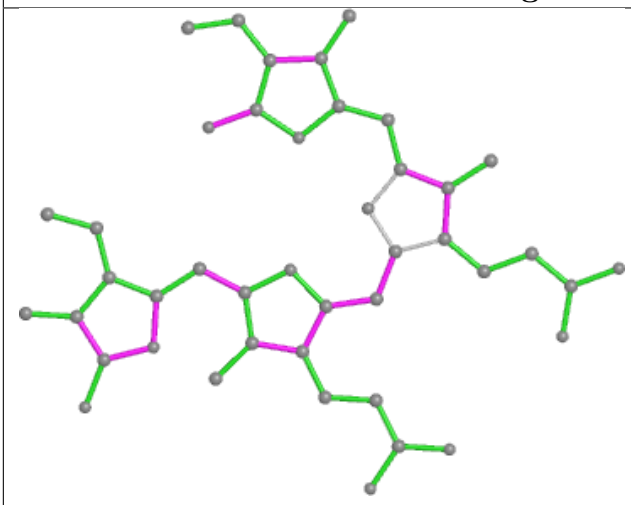

Bond lengths

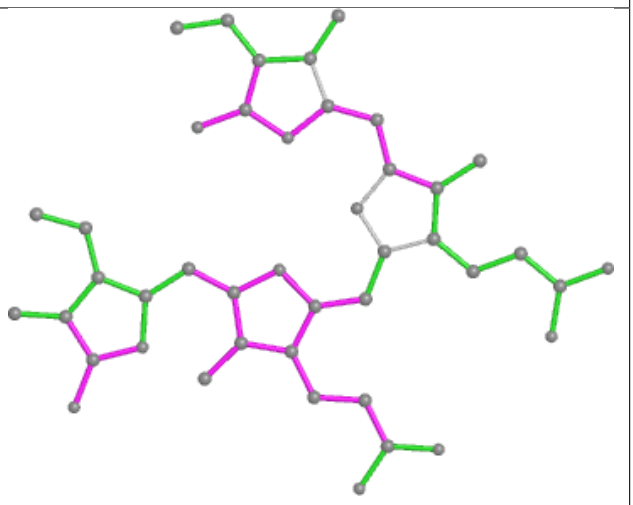

Bond angles

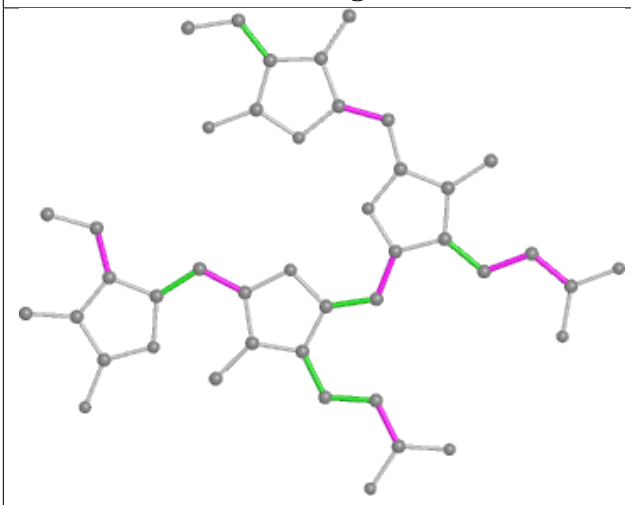

Torsions

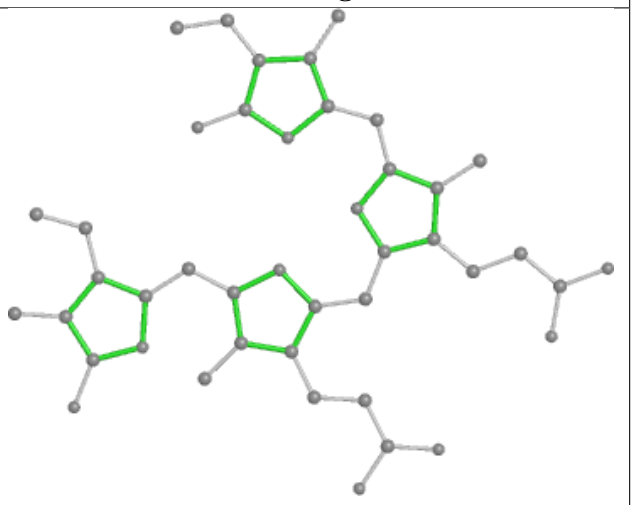

Rings

Ligand PEB F7 202

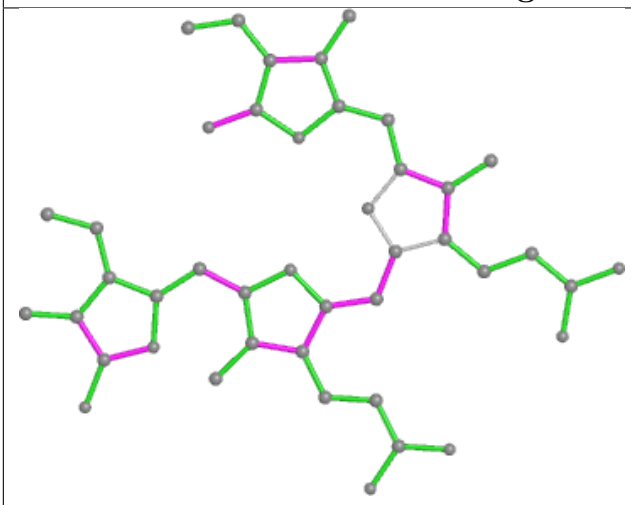

Bond lengths

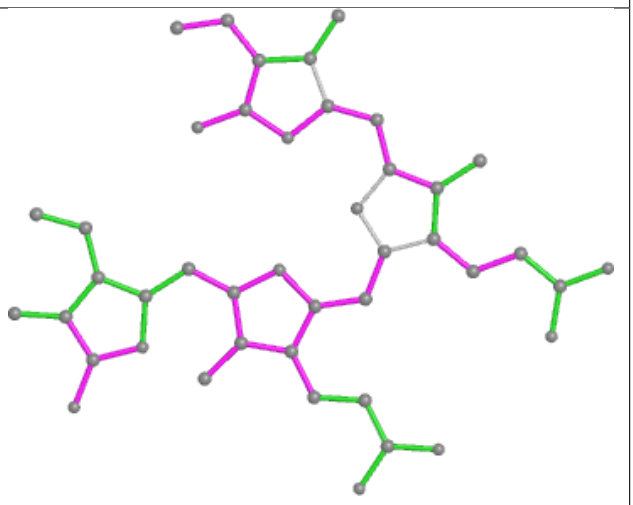

Bond angles

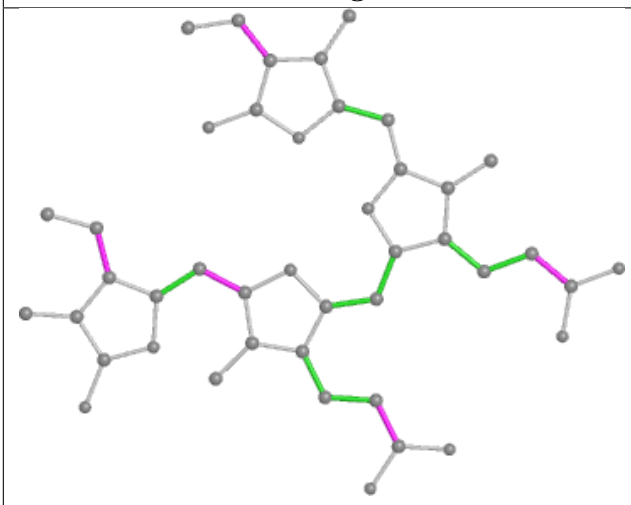

Torsions

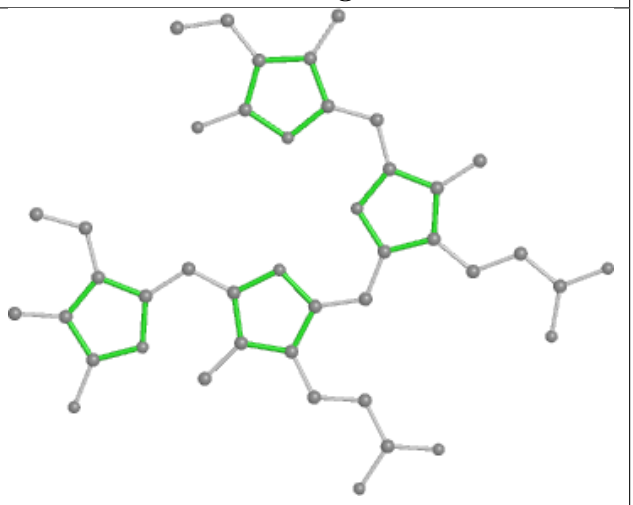

Rings

Ligand PEB cO 203

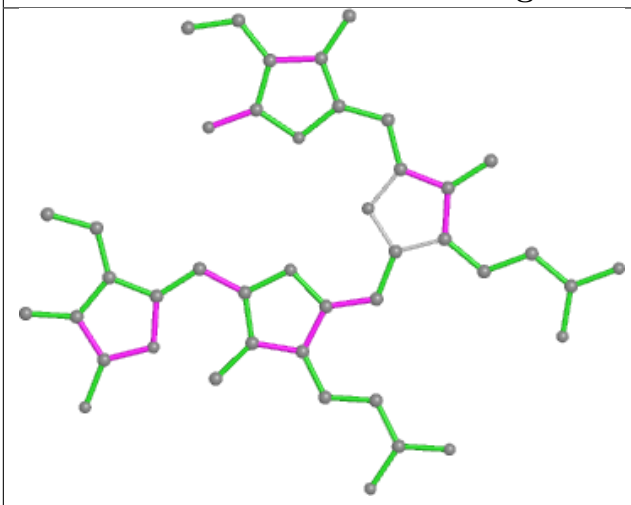

Bond lengths

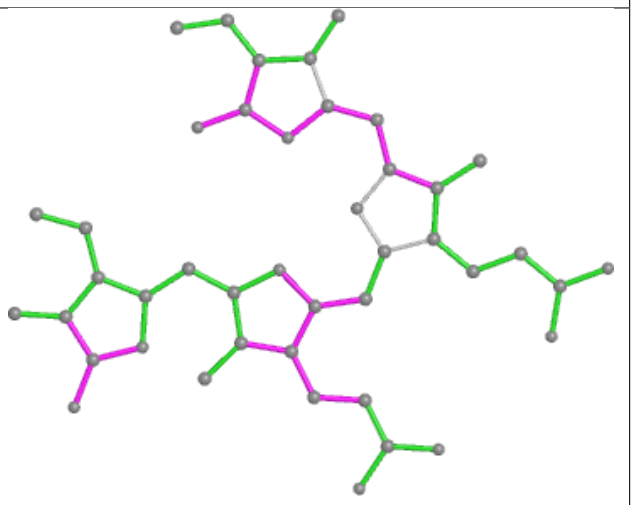

Bond angles

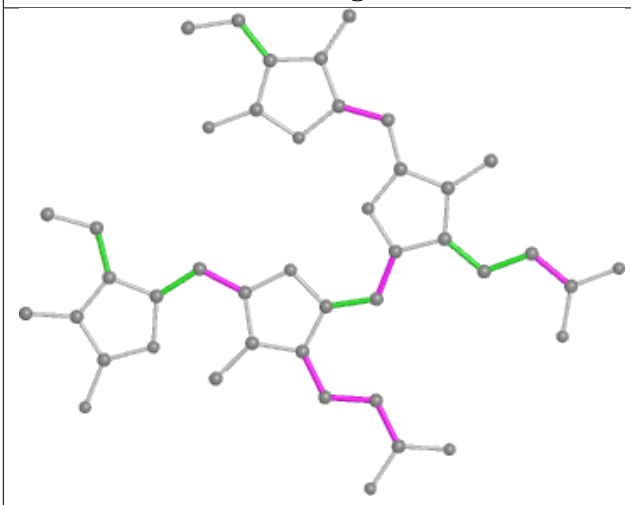

Torsions

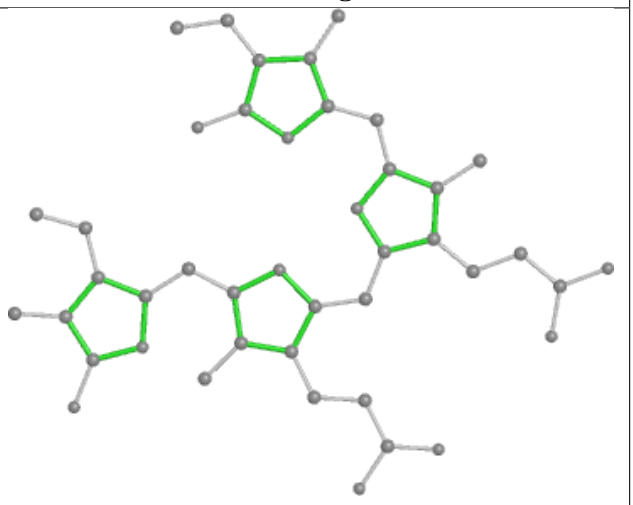

Rings

Ligand DGD AL 416

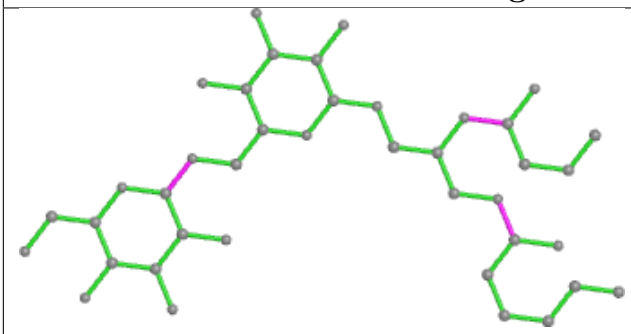

Bond lengths

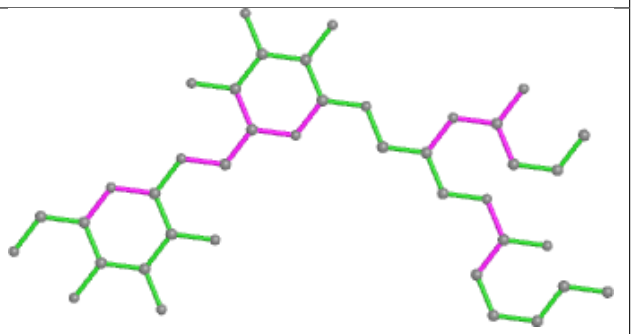

Bond angles

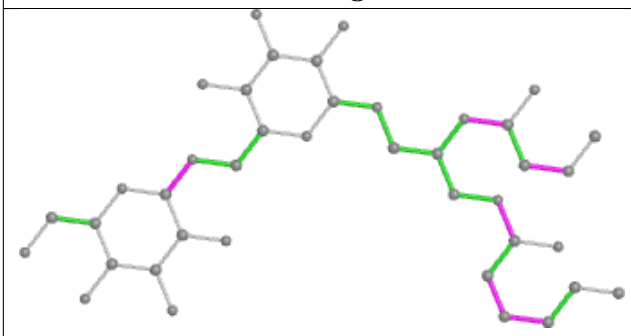

Torsions

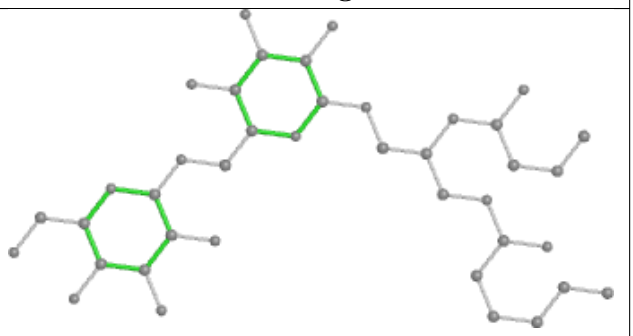

Rings

Ligand PEB y8 201

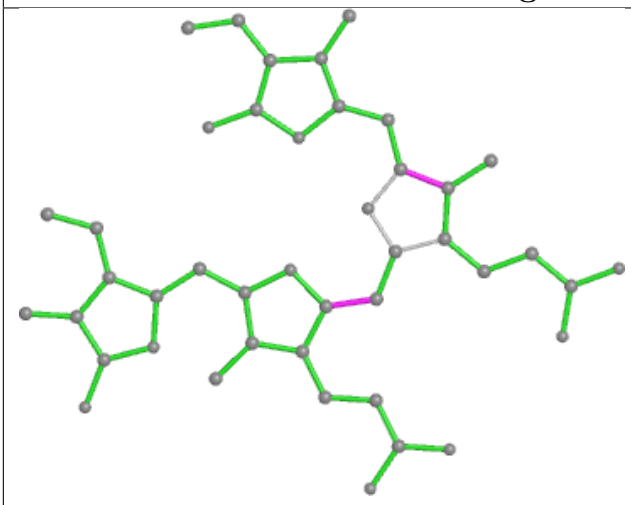

Bond lengths

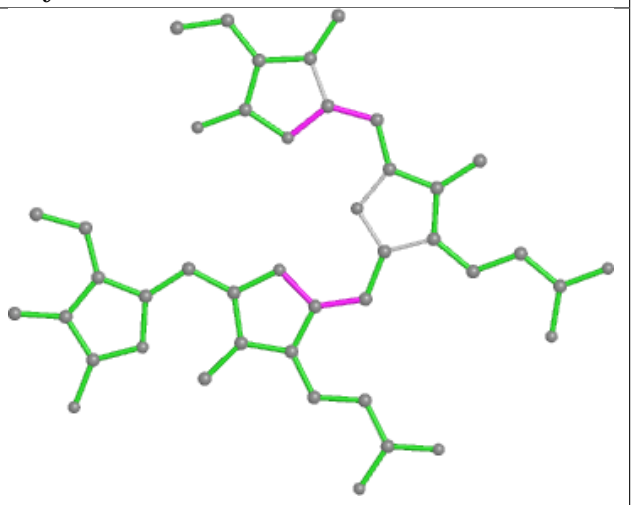

Bond angles

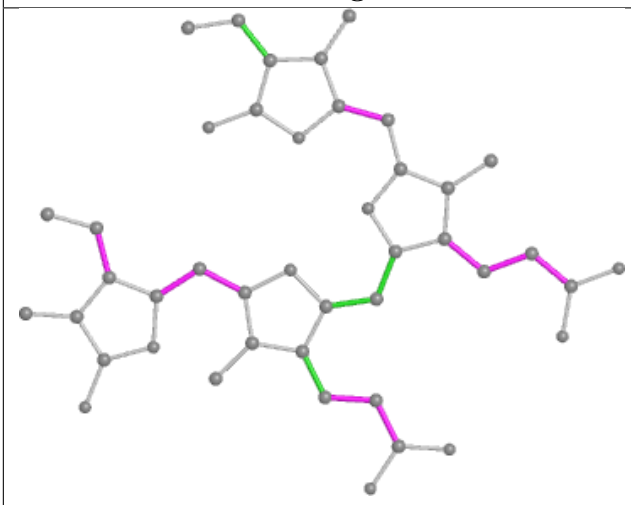

Torsions

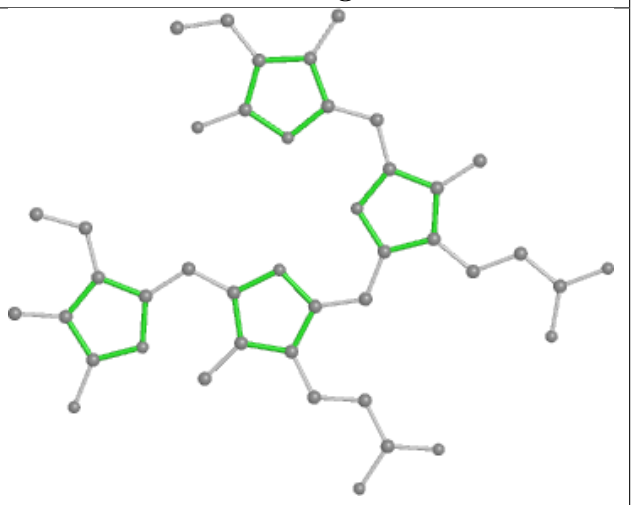

Rings

Ligand PEB QD 202

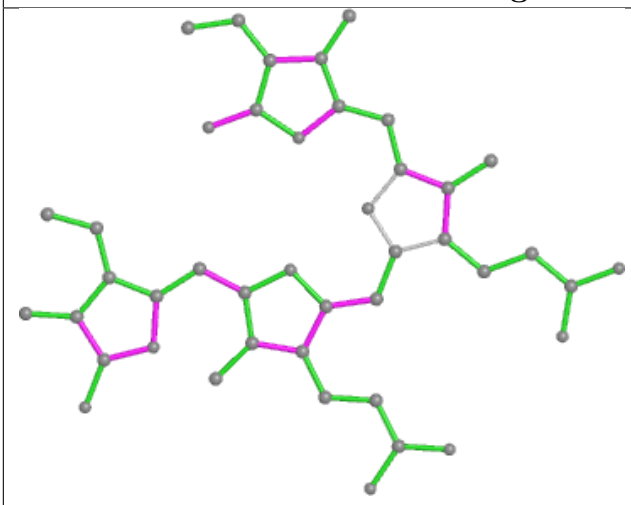

Bond lengths

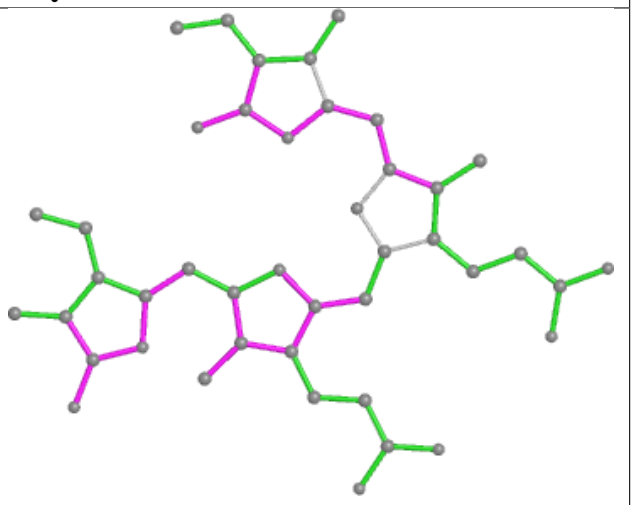

Bond angles

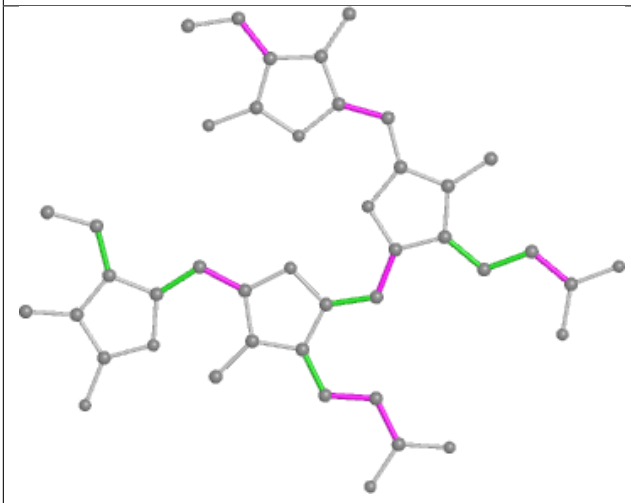

Torsions

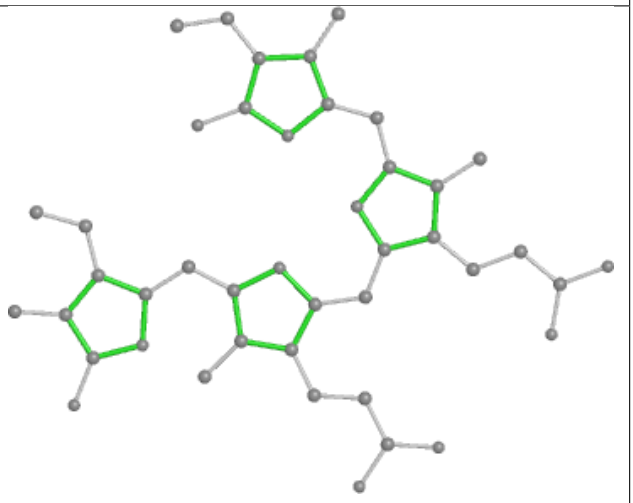

Rings

Ligand PEB RO 202

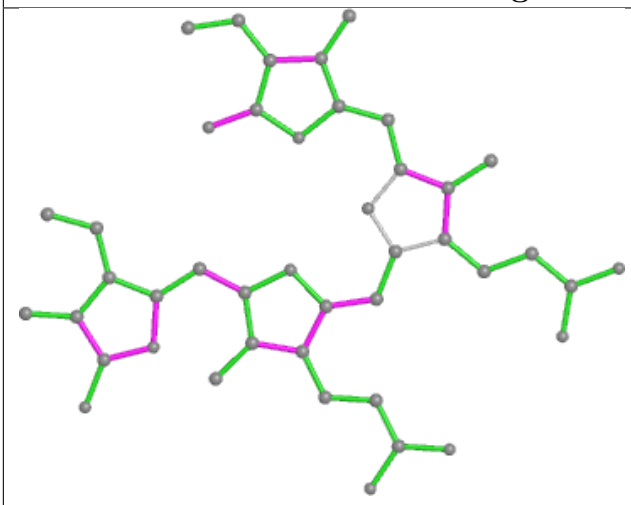

Bond lengths

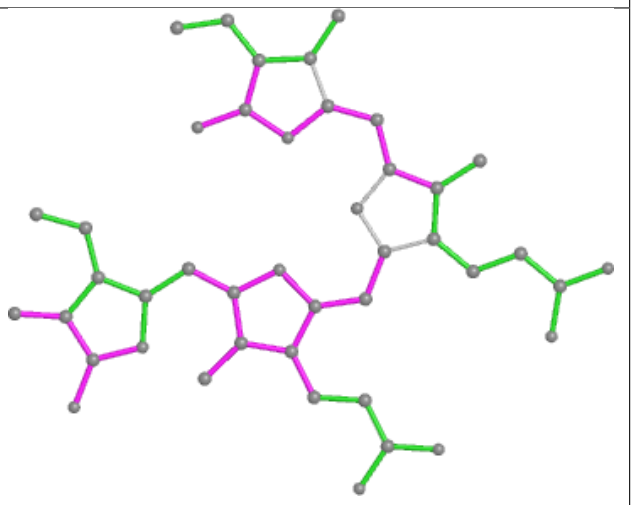

Bond angles

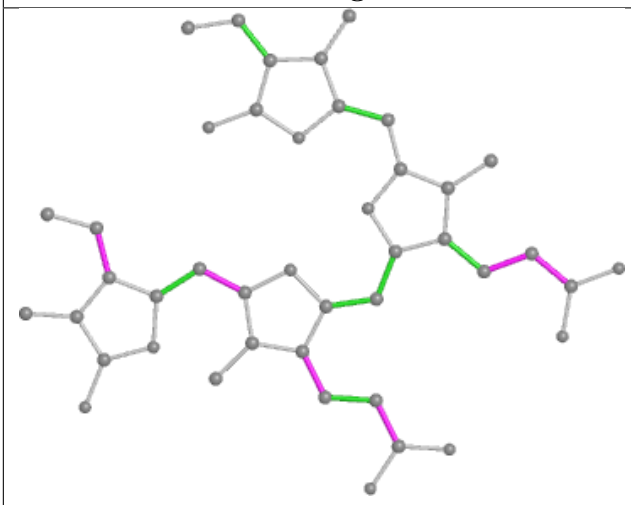

Torsions

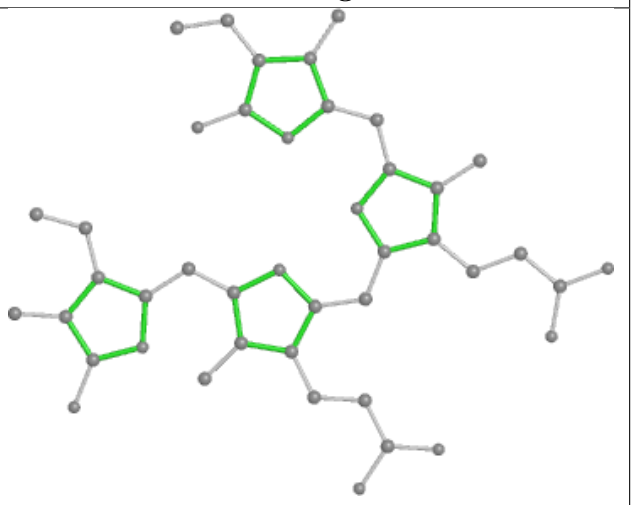

Rings

Ligand PEB fF 202

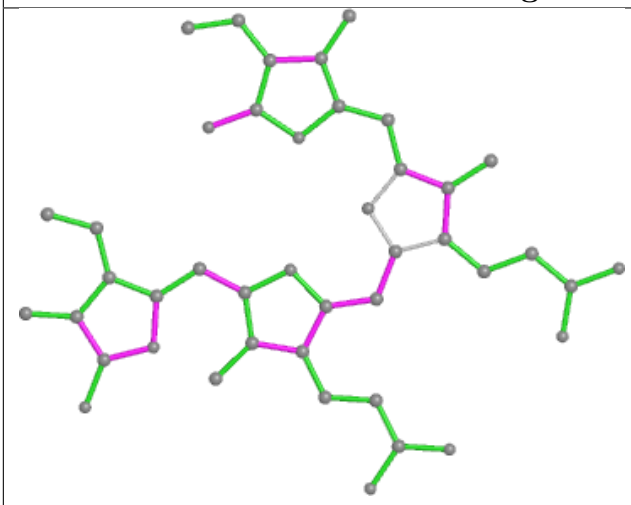

Bond lengths

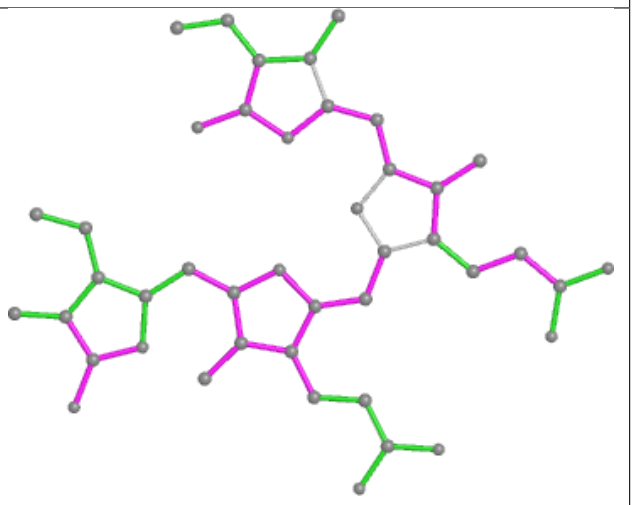

Bond angles

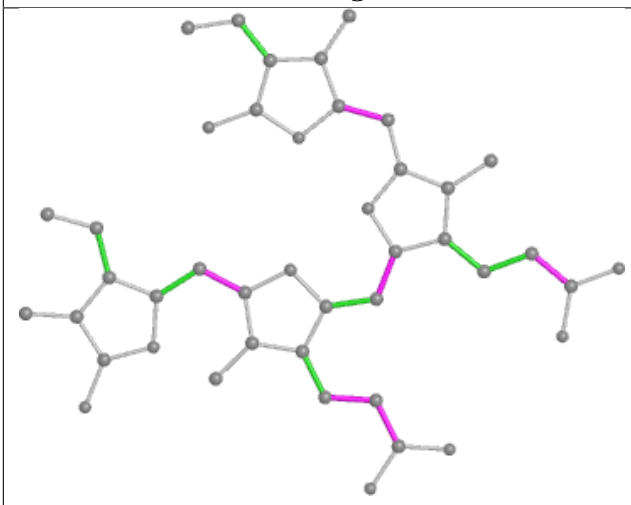

Torsions

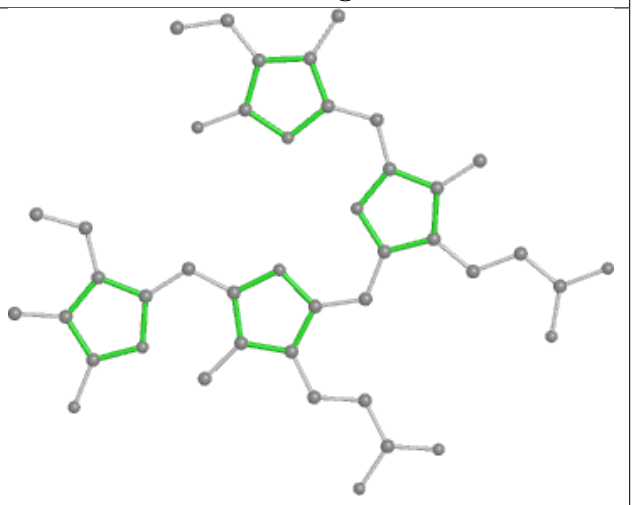

Rings

Ligand LHG BL 615

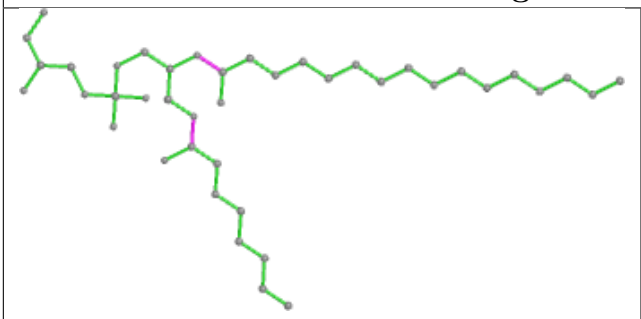

Bond lengths

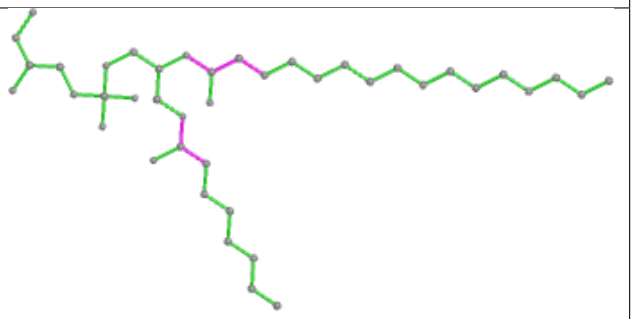

Bond angles

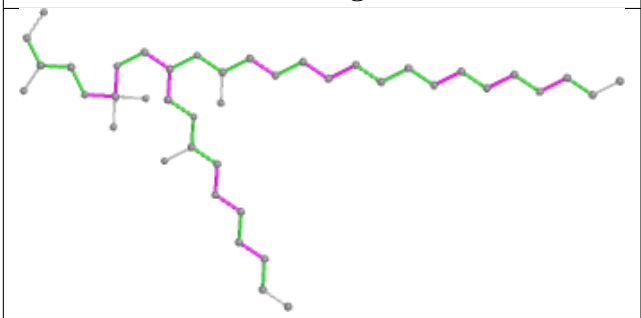

Torsions

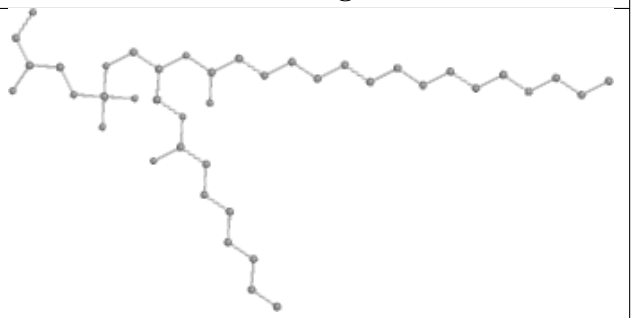

Rings

Ligand CLA bL 619

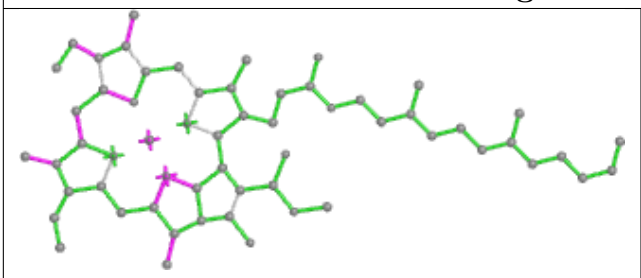

Bond lengths

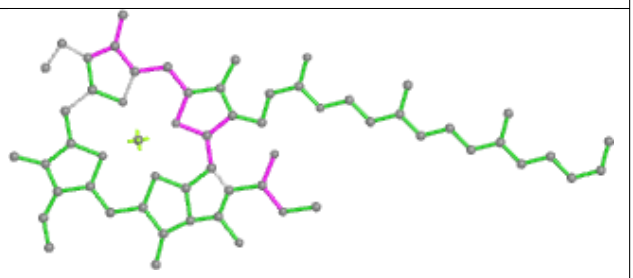

Bond angles

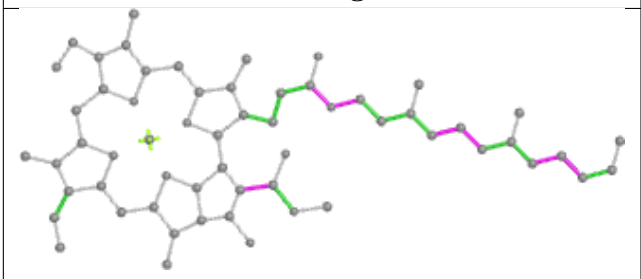

Torsions

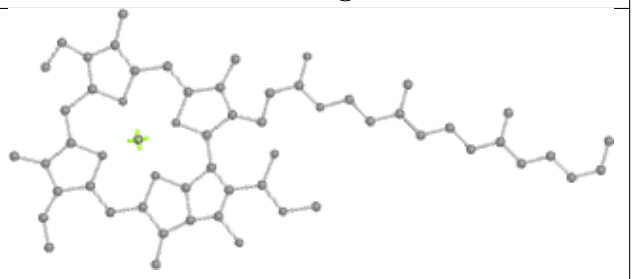

Rings

Ligand PEB P7 203

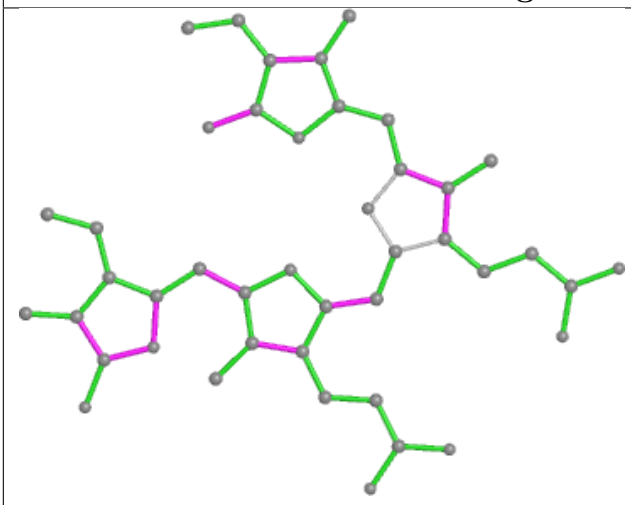

Bond lengths

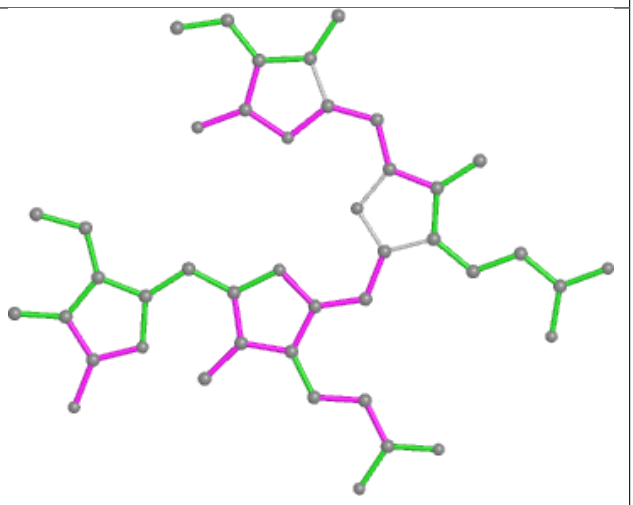

Bond angles

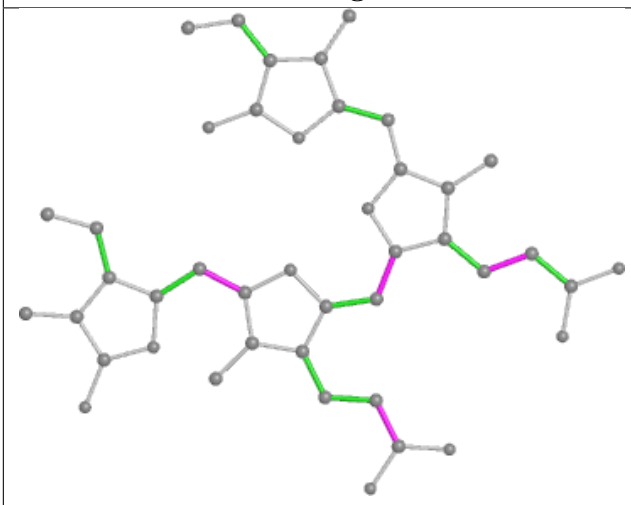

Torsions

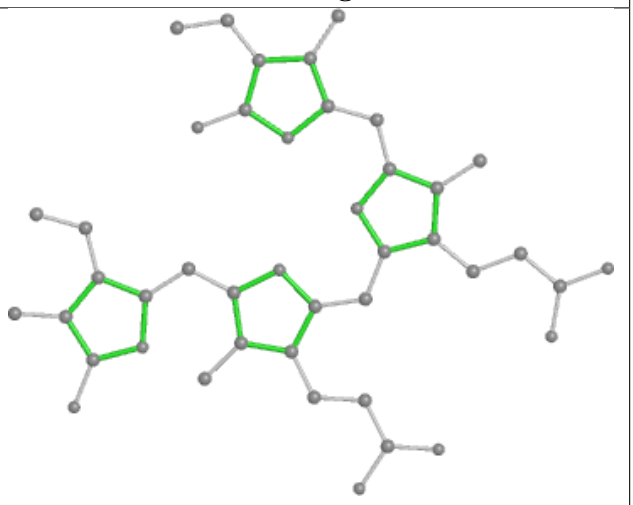

Rings

Ligand PEB kH 203

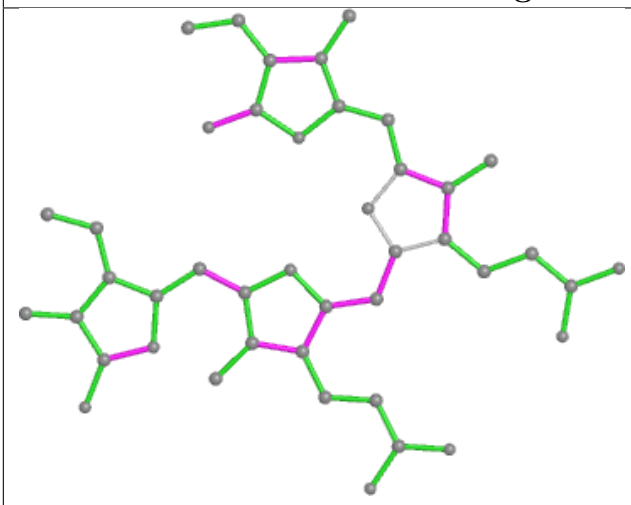

Bond lengths

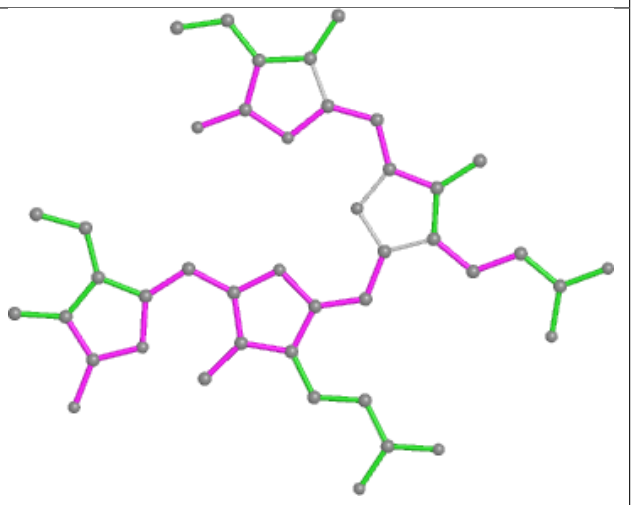

Bond angles

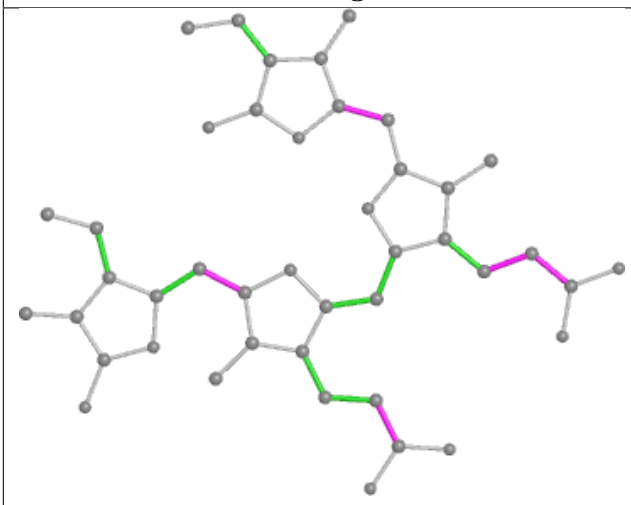

Torsions

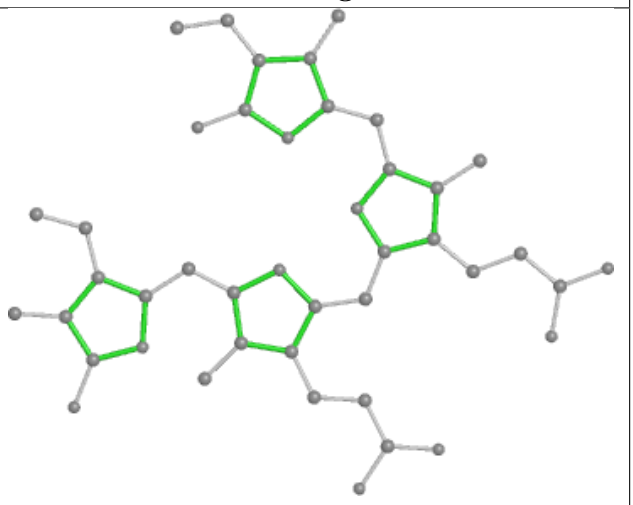

Rings

Ligand PEB FI 202

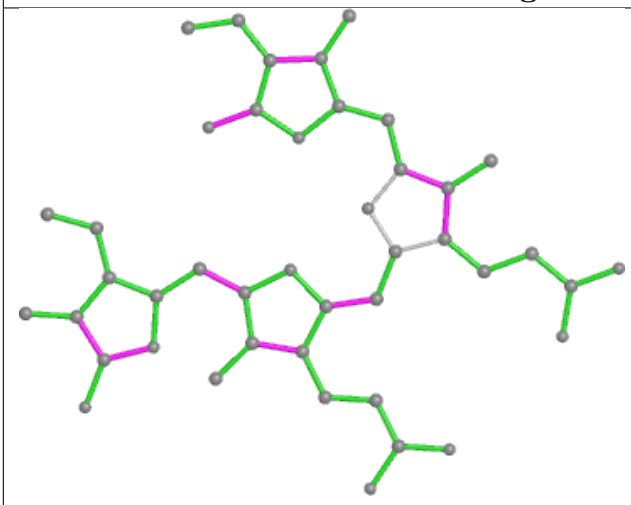

Bond lengths

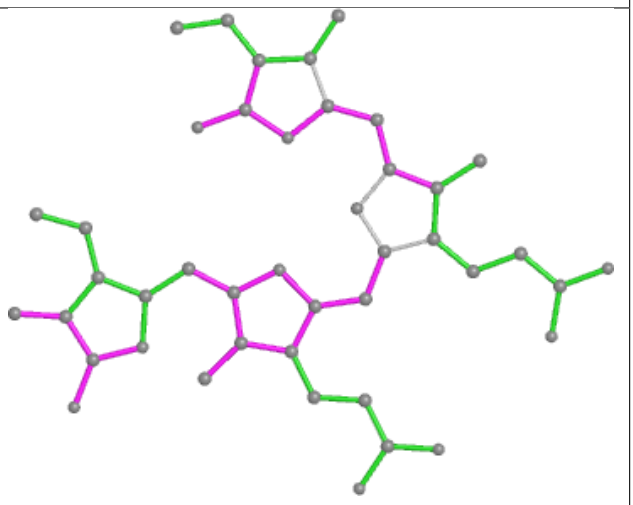

Bond angles

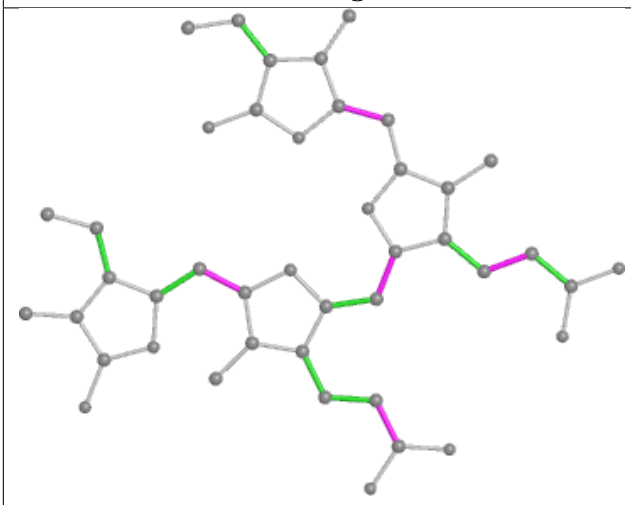

Torsions

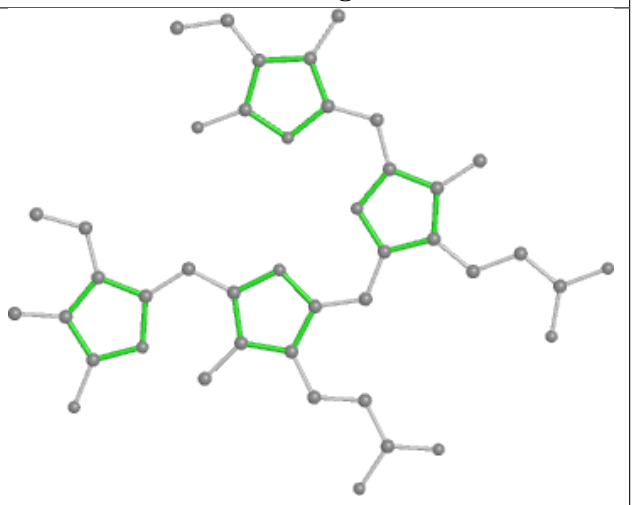

Rings

Ligand PEB DK 203

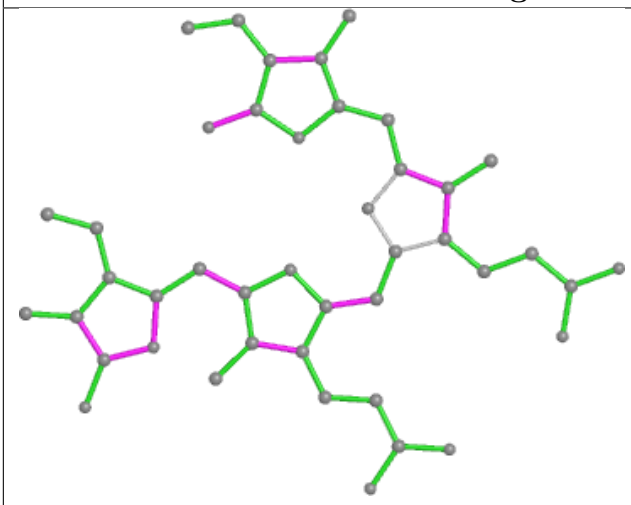

Bond lengths

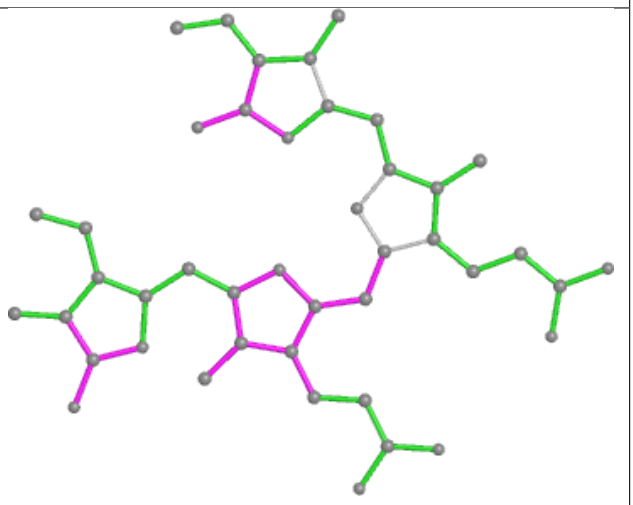

Bond angles

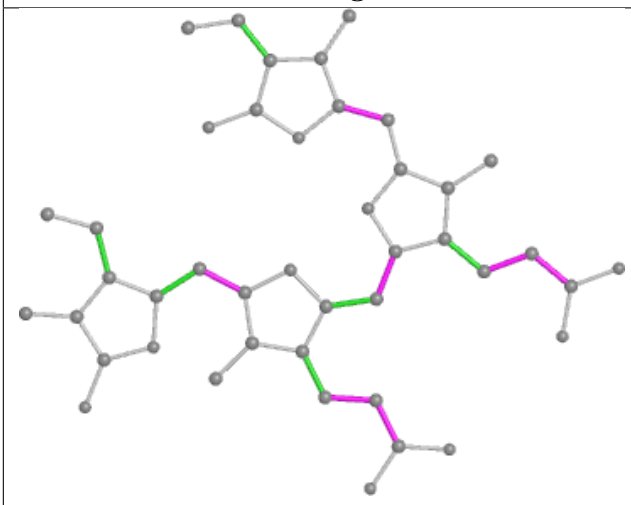

Torsions

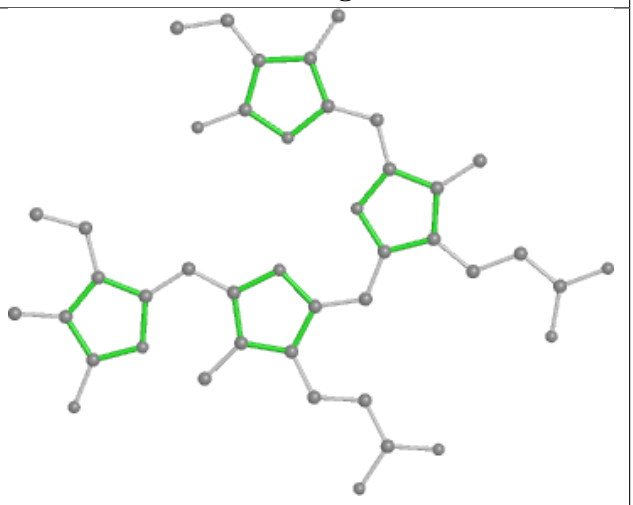

Rings

Ligand PEB MJ 201

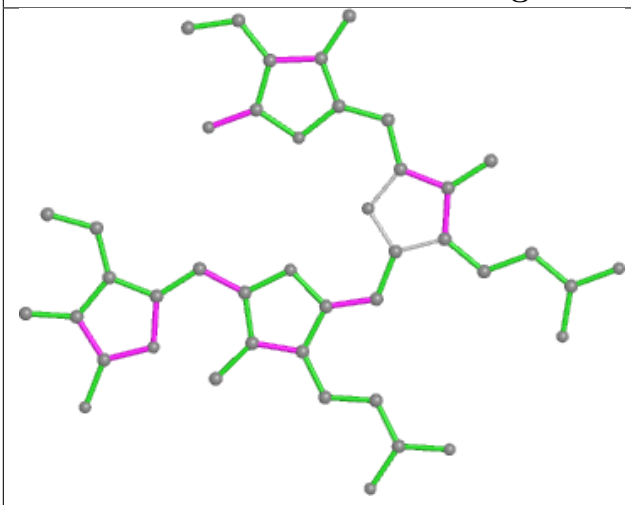

Bond lengths

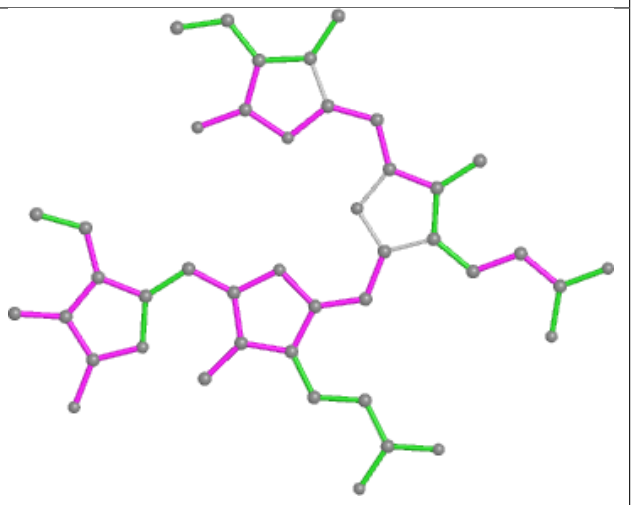

Bond angles

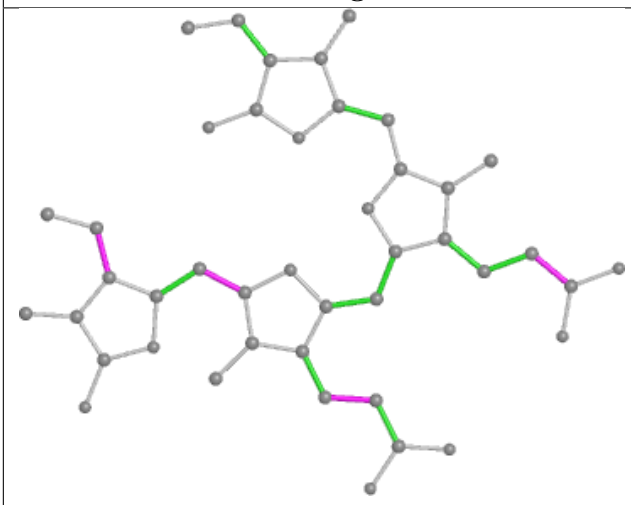

Torsions

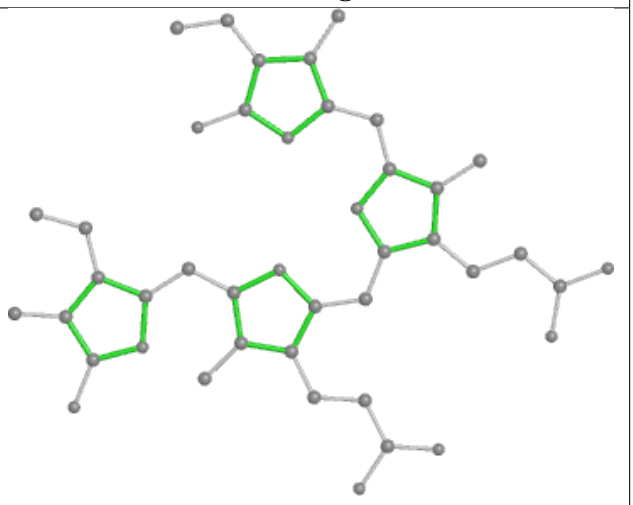

Rings

Ligand CLA B2 807

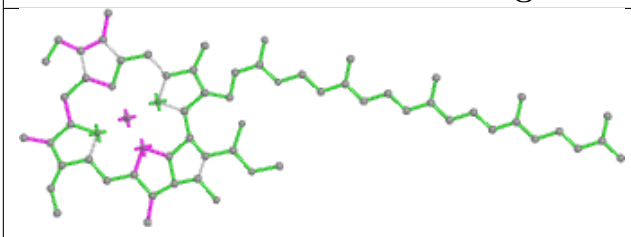

Bond lengths

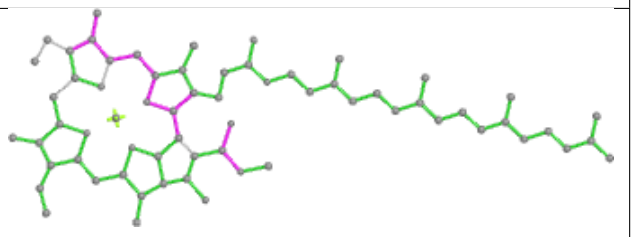

Bond angles

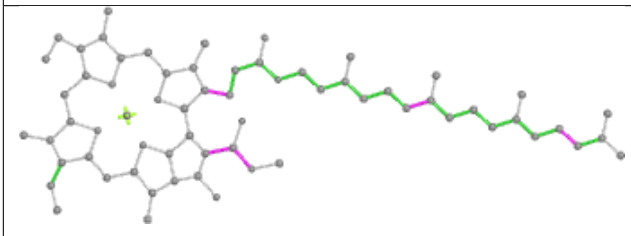

Torsions

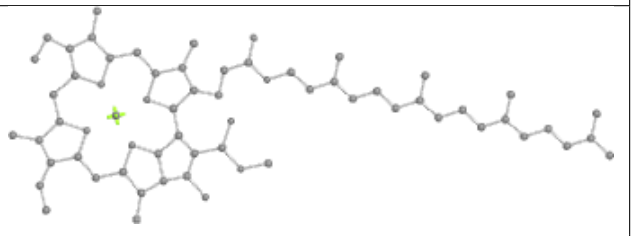

Rings

Ligand PEB SF 202

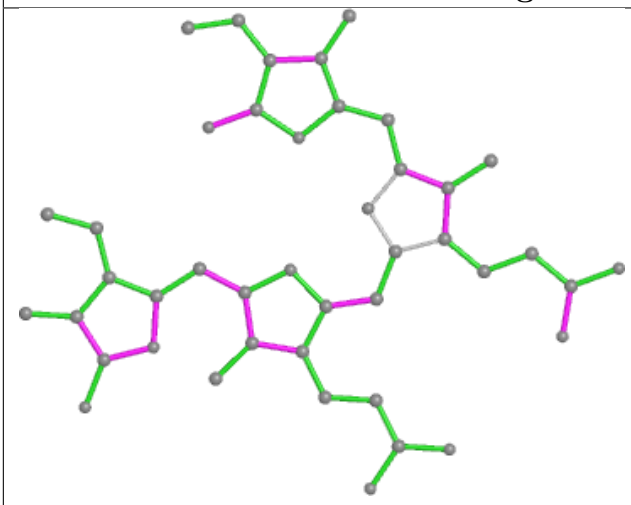

Bond lengths

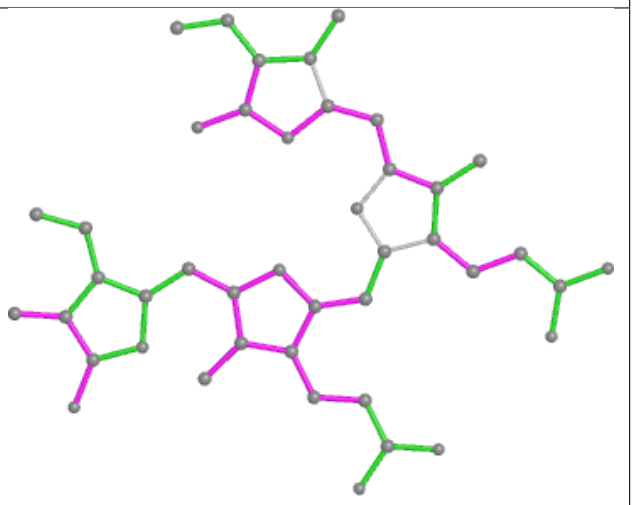

Bond angles

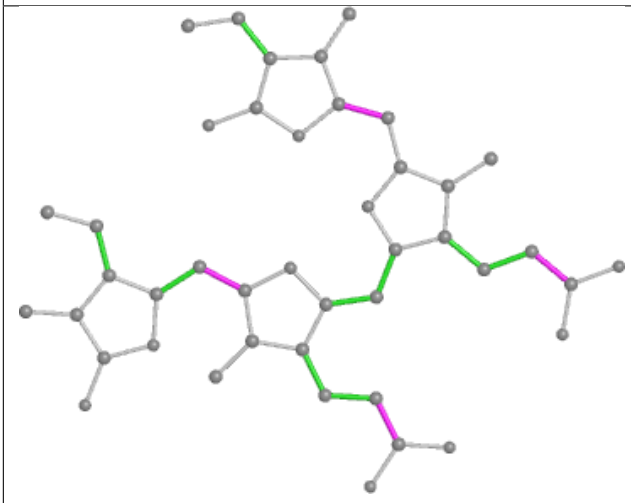

Torsions

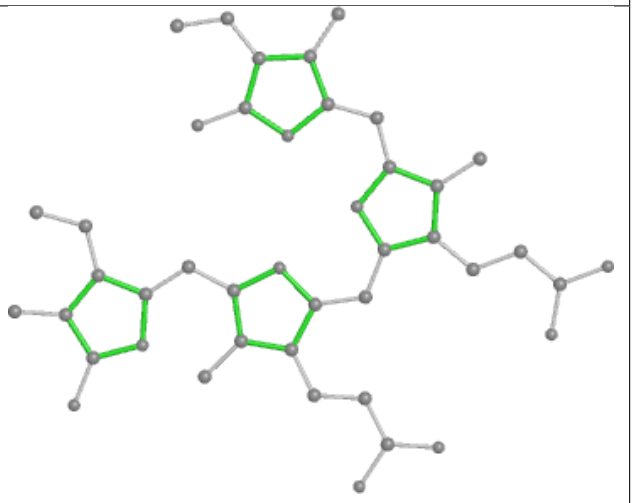

Rings

Ligand PEB V1 201

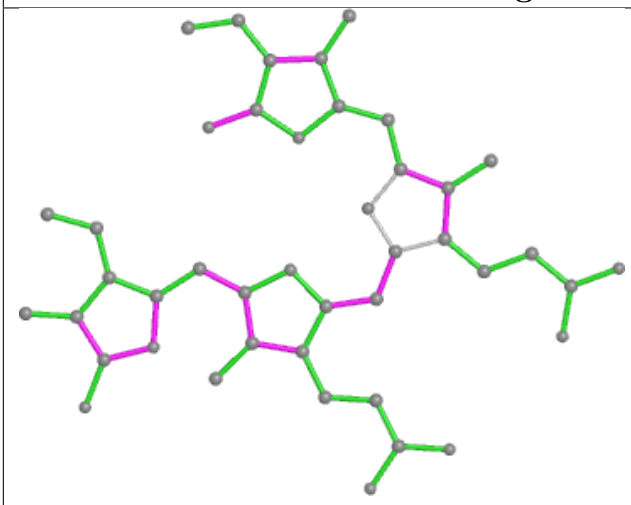

Bond lengths

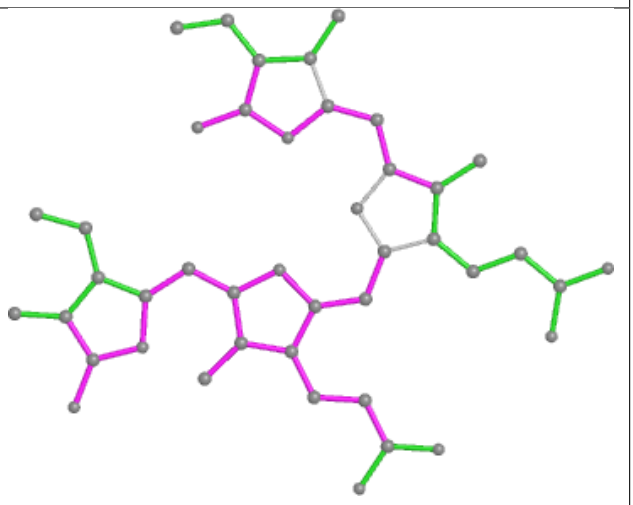

Bond angles

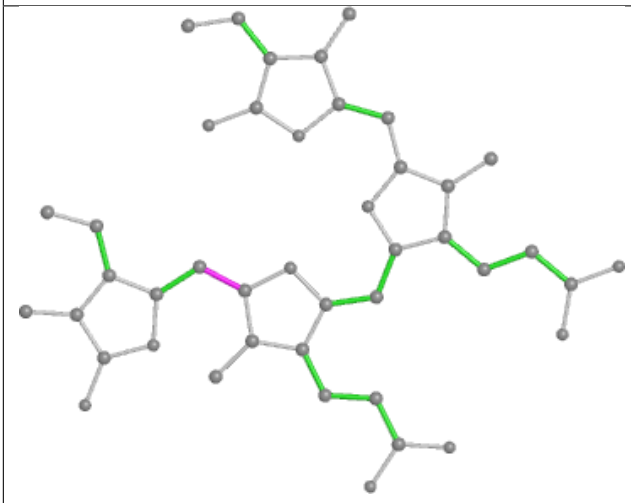

Torsions

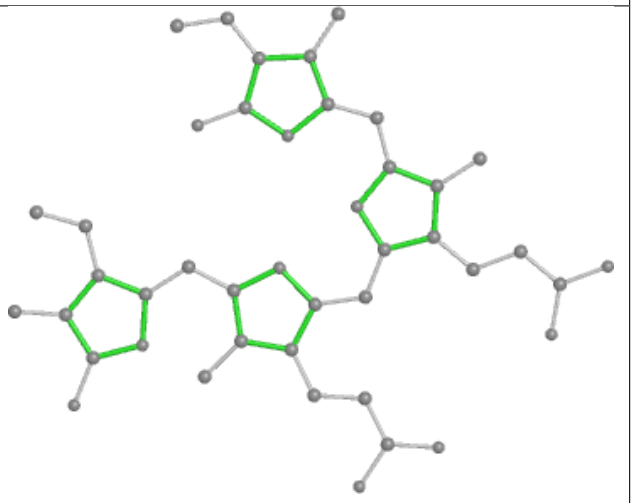

Rings

Ligand PEB UE 203

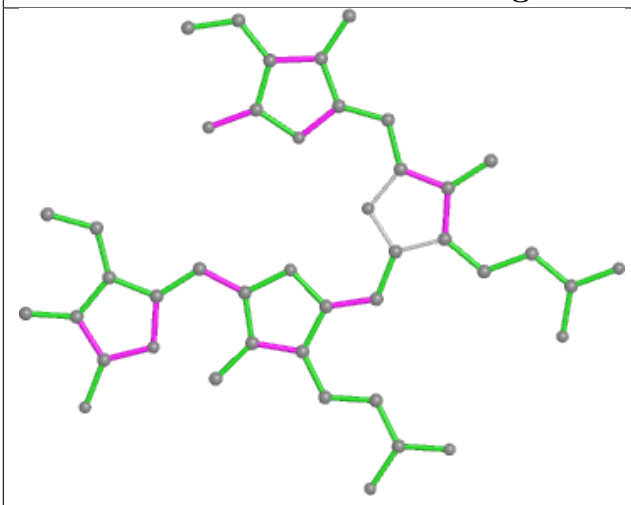

Bond lengths

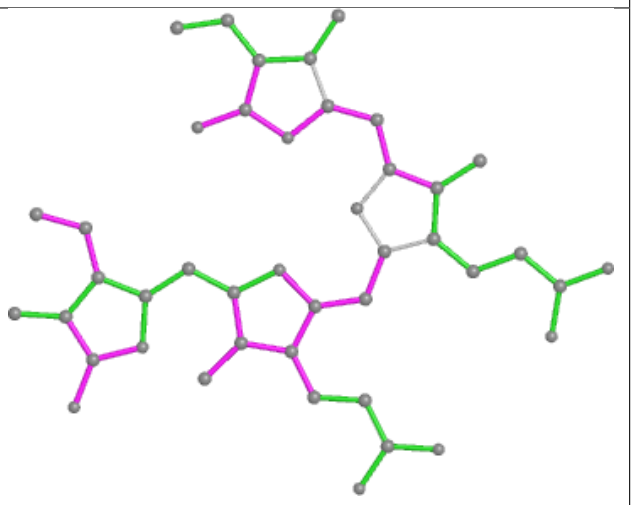

Bond angles

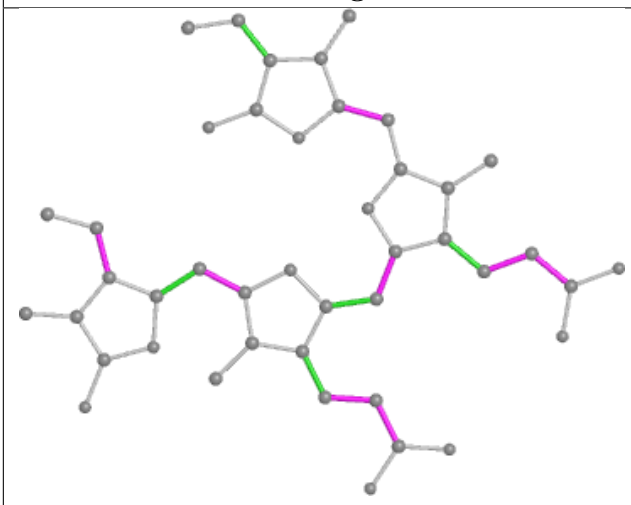

Torsions

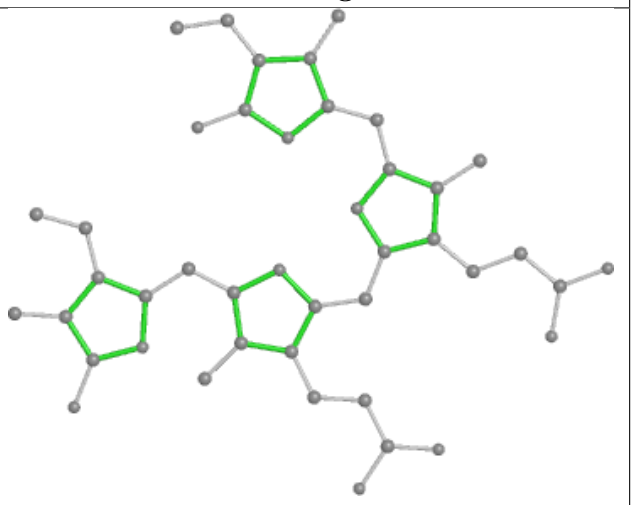

Rings

Ligand CYC BE 1002

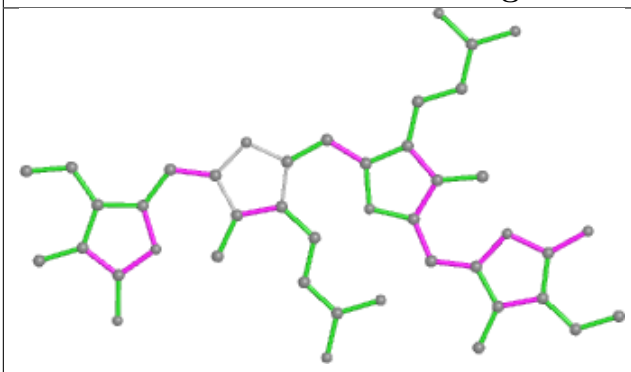

Bond lengths

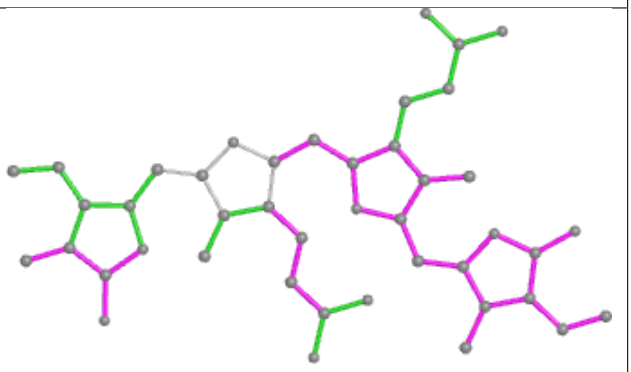

Bond angles

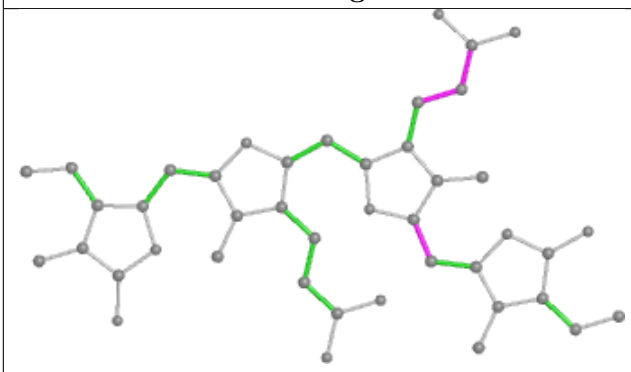

Torsions

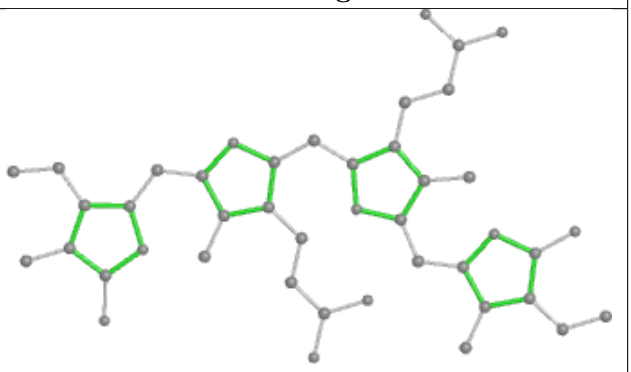

Rings

Ligand CLA 4N 601

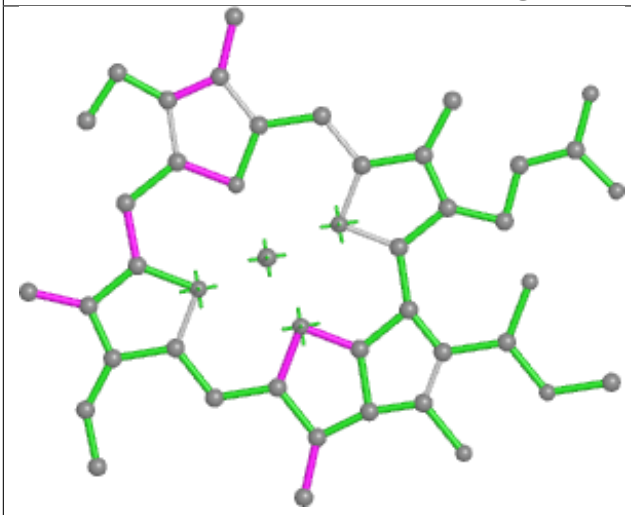

Bond lengths

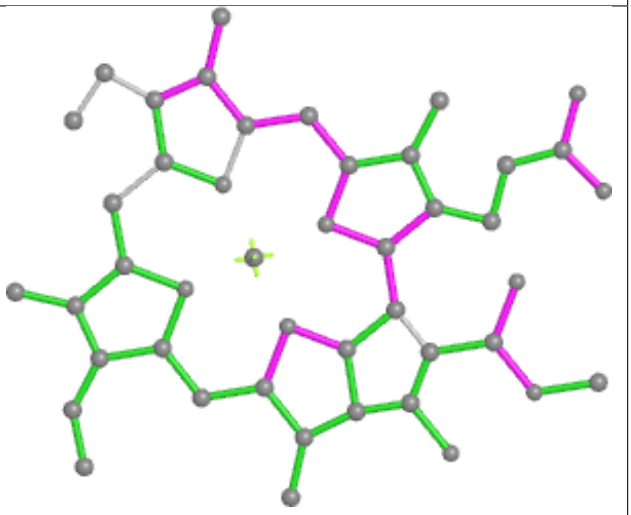

Bond angles

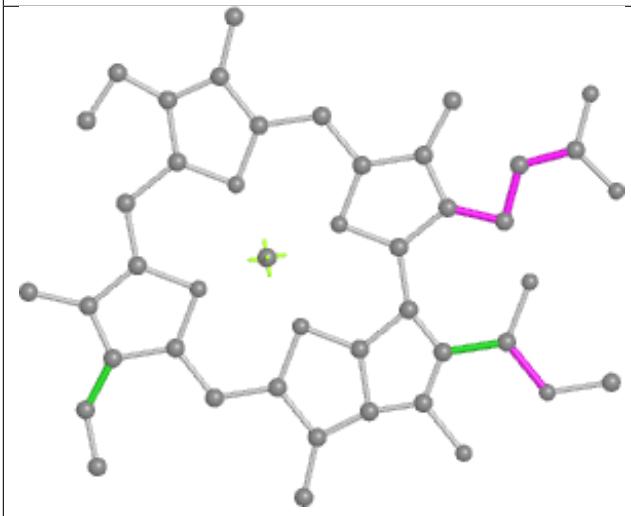

Torsions

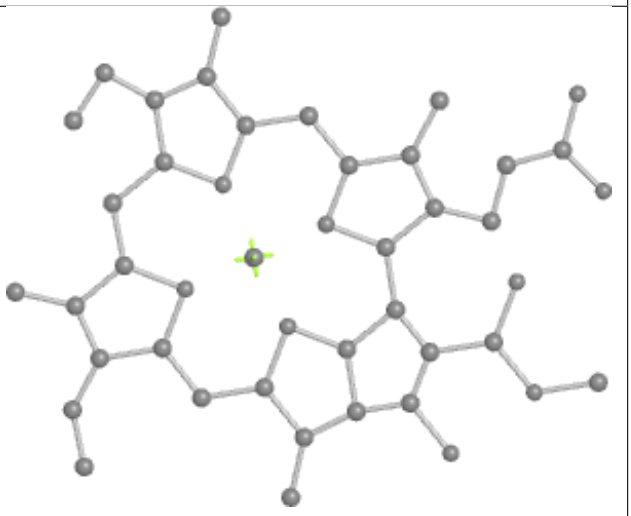

Rings

Ligand PEB HQ 201

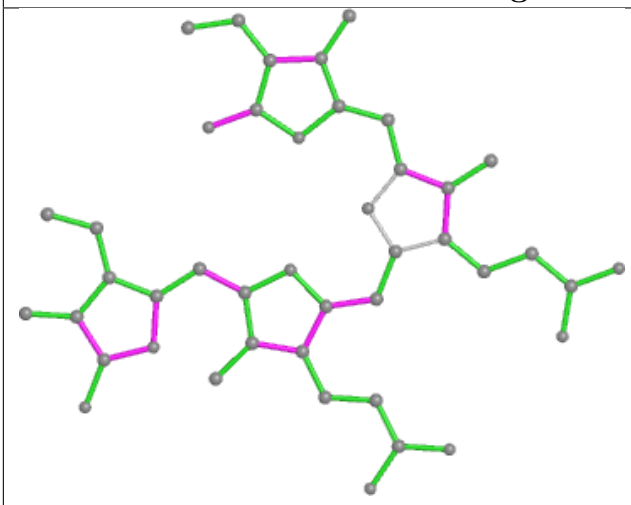

Bond lengths

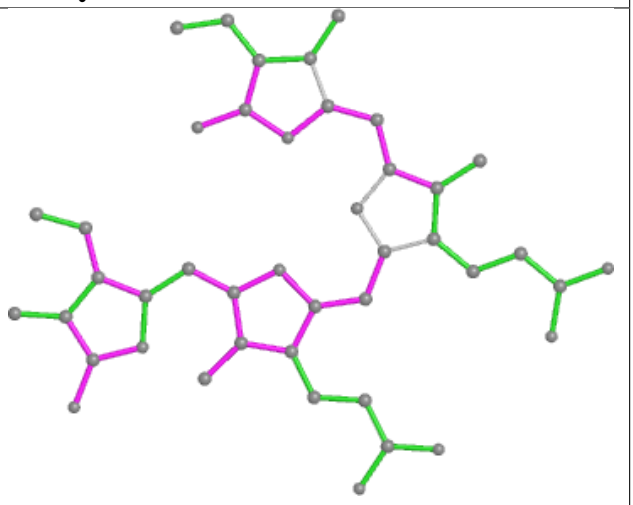

Bond angles

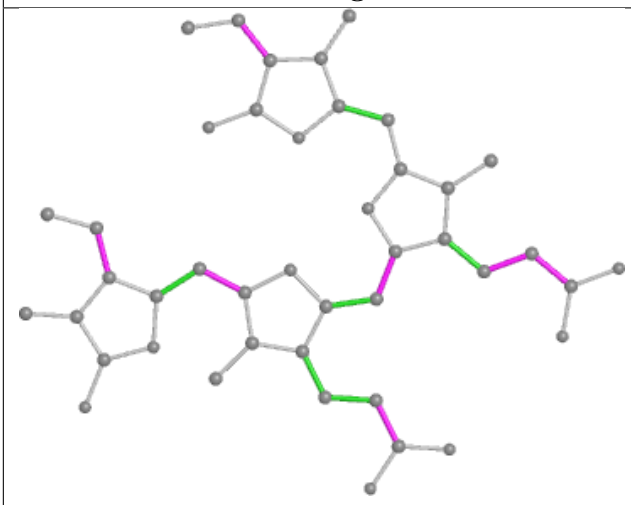

Torsions

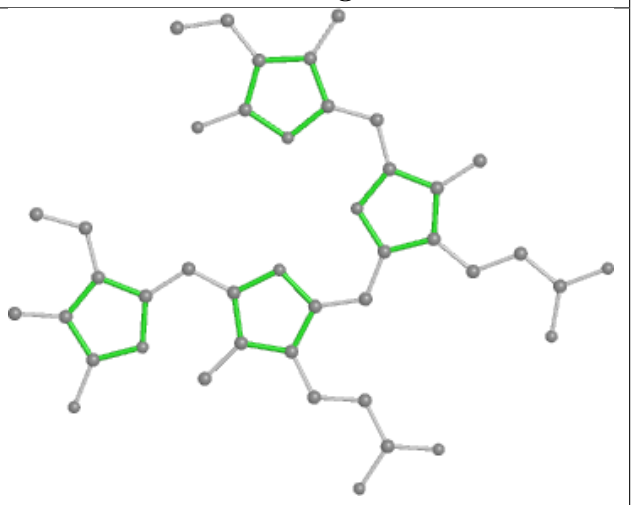

Rings

Ligand PEB U9 204

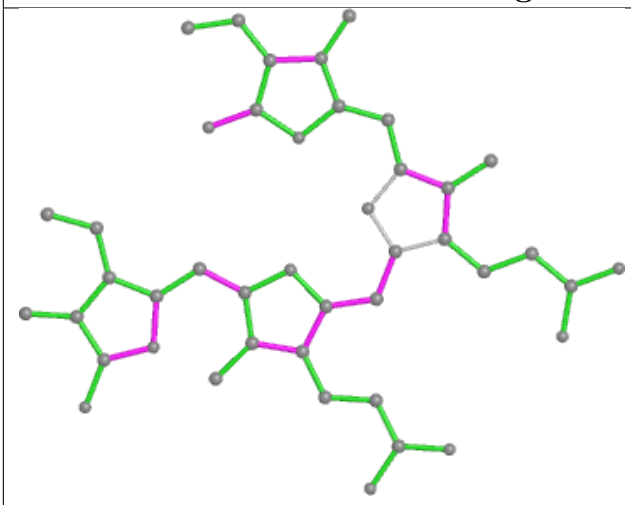

Bond lengths

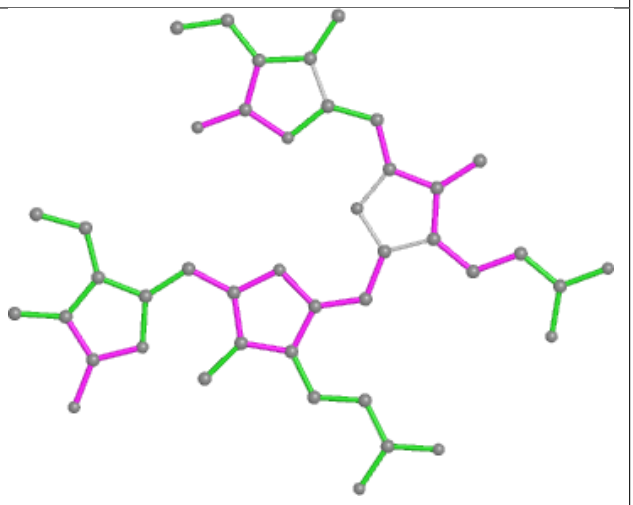

Bond angles

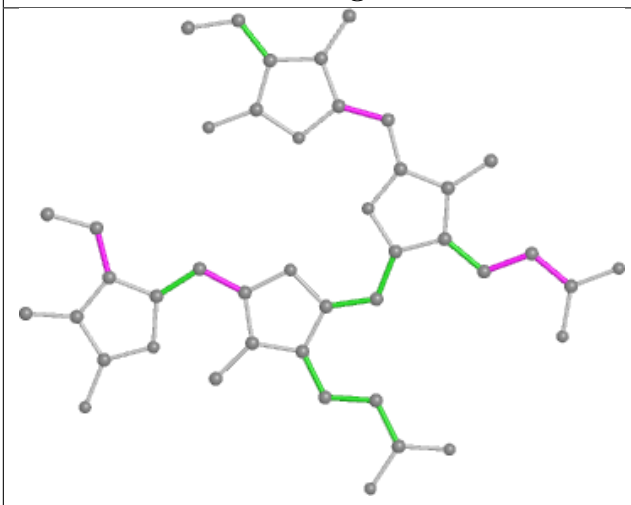

Torsions

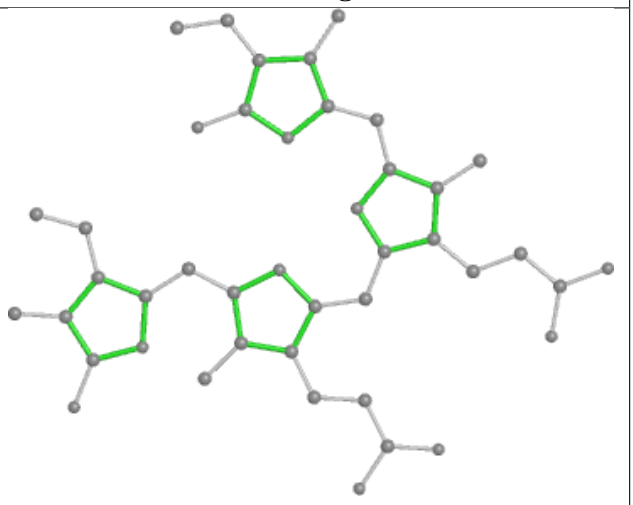

Rings

Ligand PEB hO 201

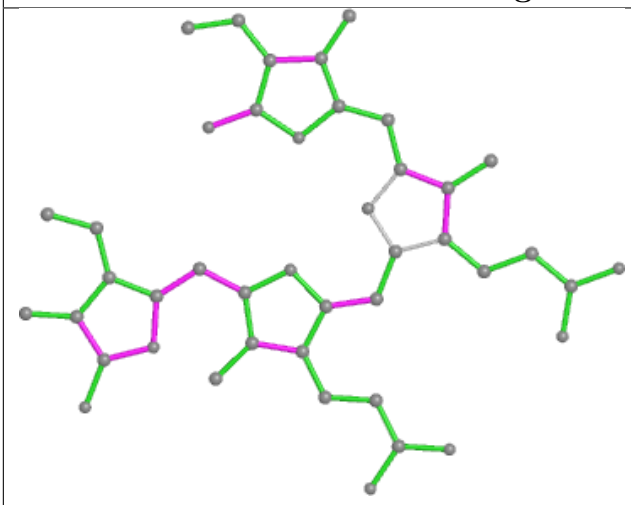

Bond lengths

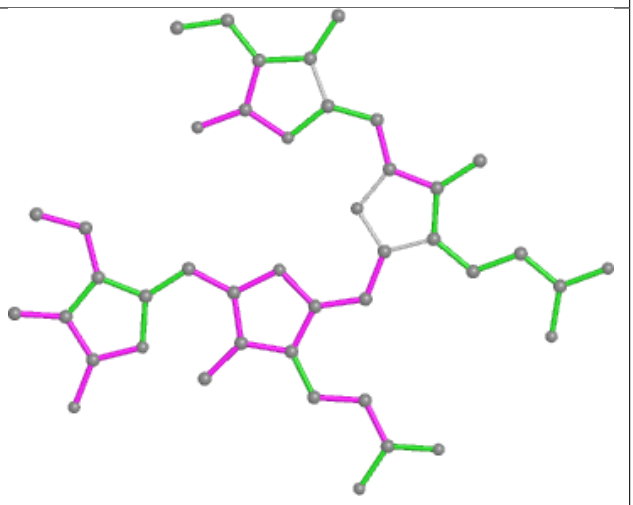

Bond angles

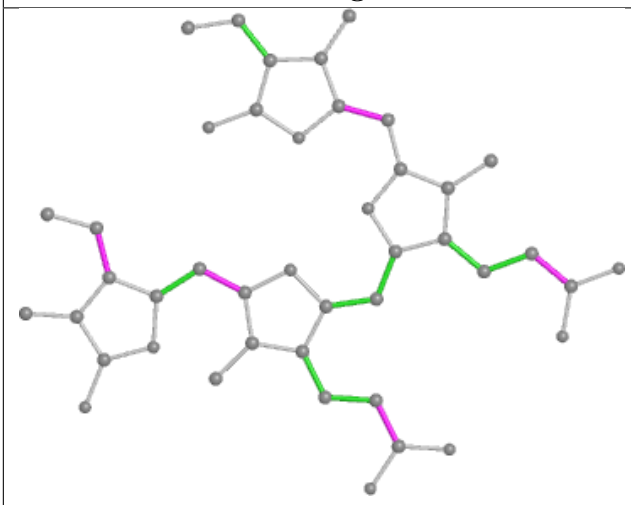

Torsions

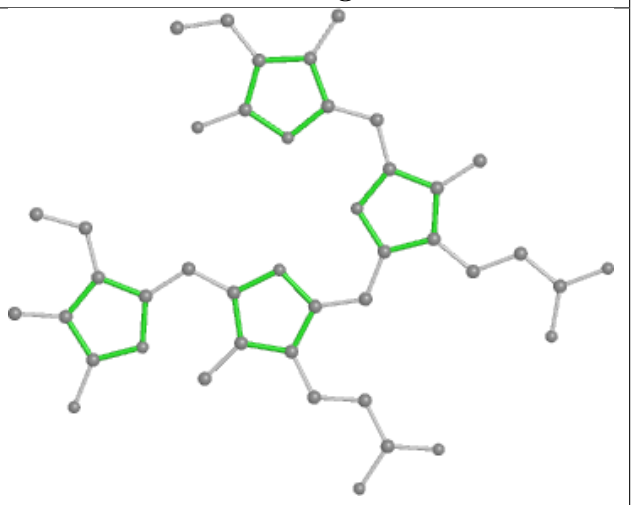

Rings

Ligand PEB IP 201

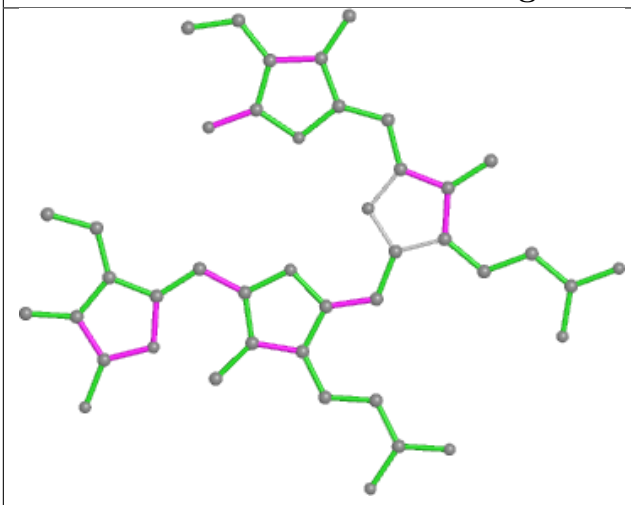

Bond lengths

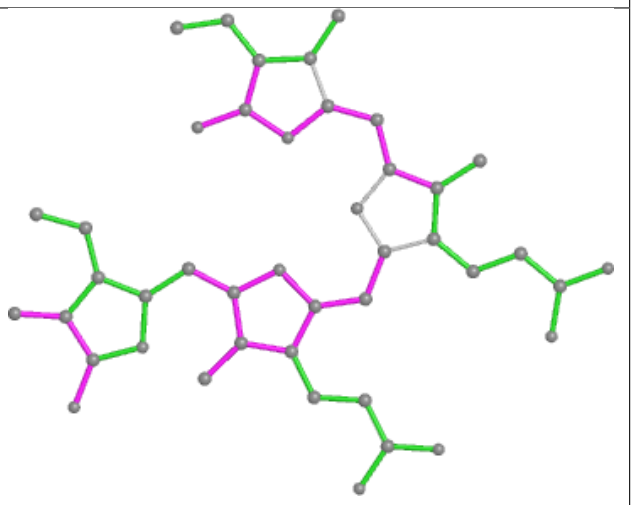

Bond angles

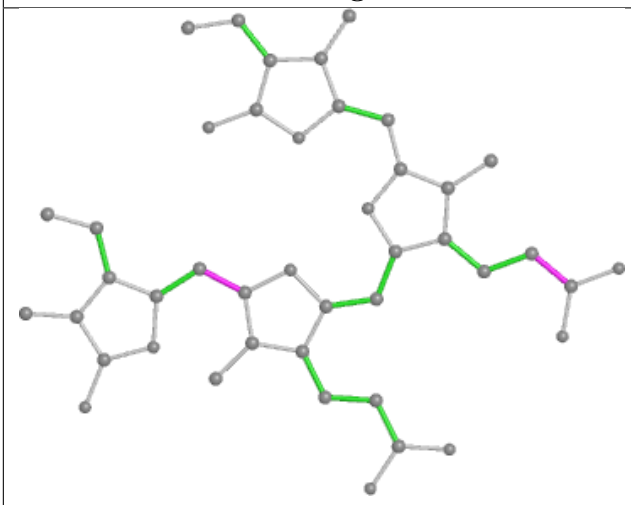

Torsions

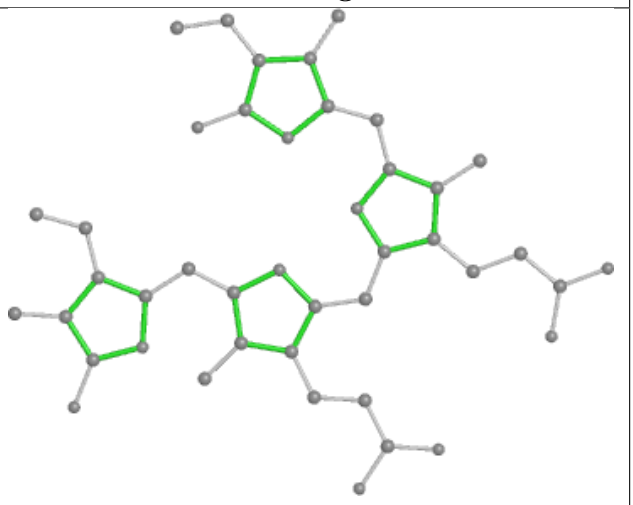

Rings

Ligand PEB Y5 201

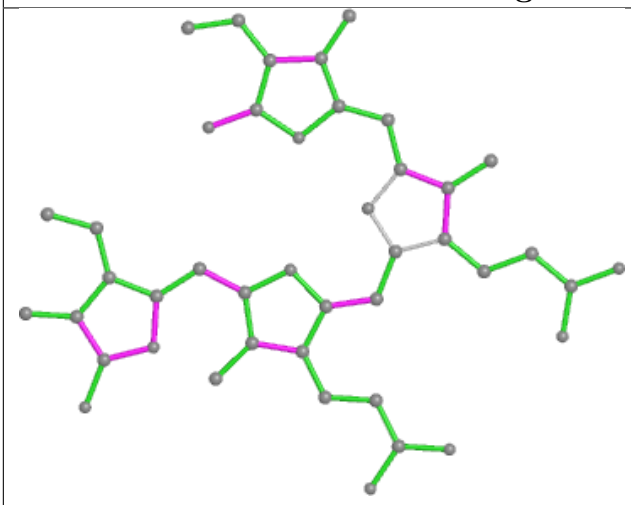

Bond lengths

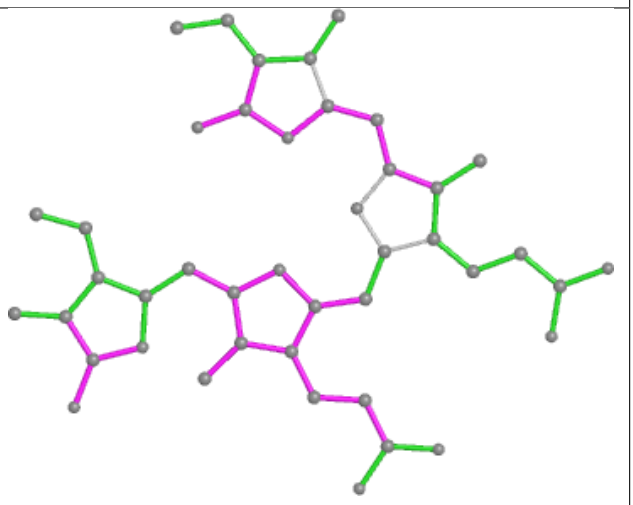

Bond angles

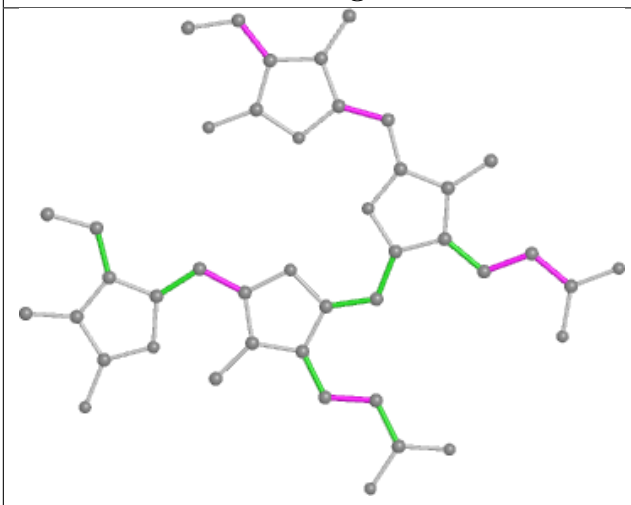

Torsions

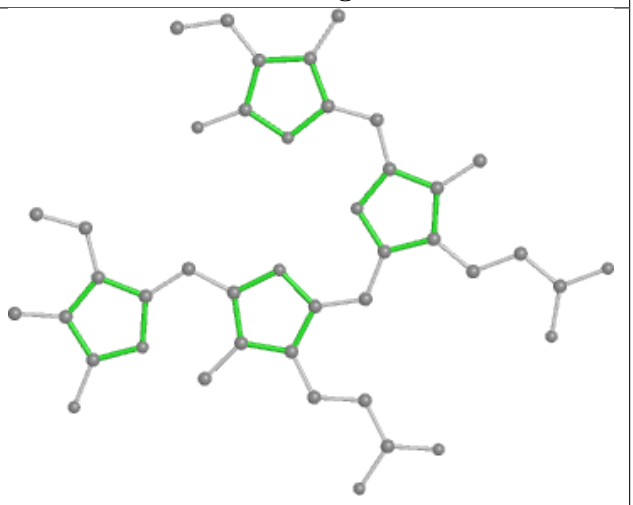

Rings

Ligand PEB DP 202

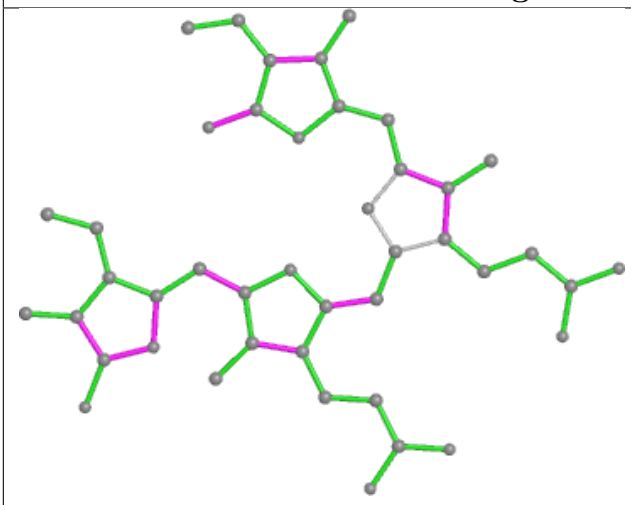

Bond lengths

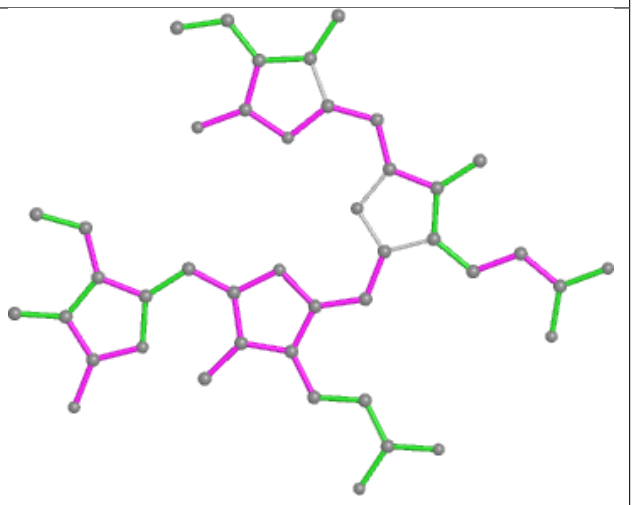

Bond angles

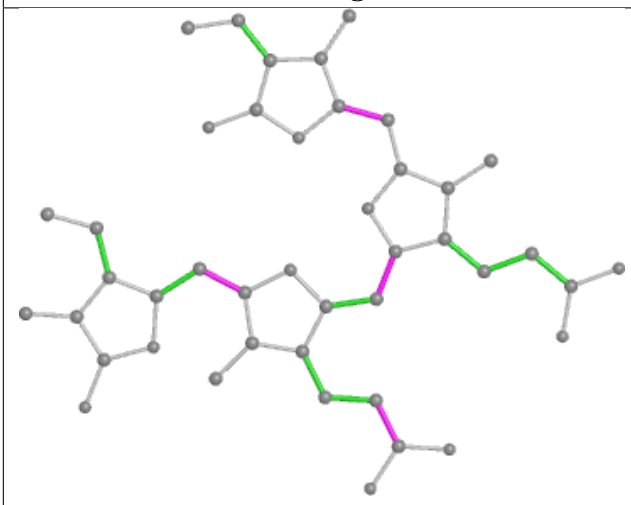

Torsions

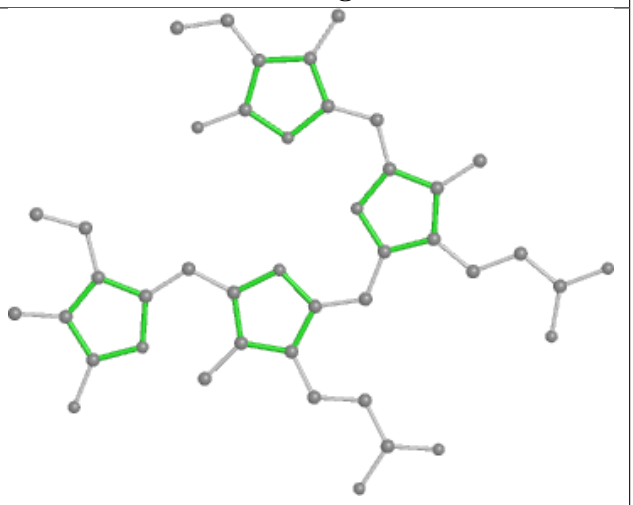

Rings

Ligand PEB NI 201

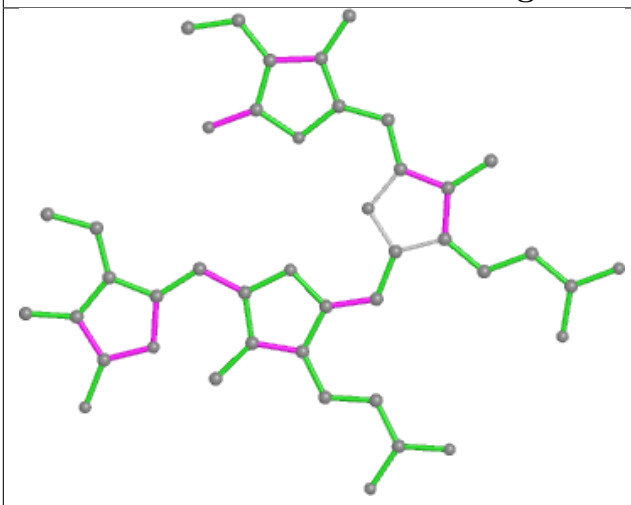

Bond lengths

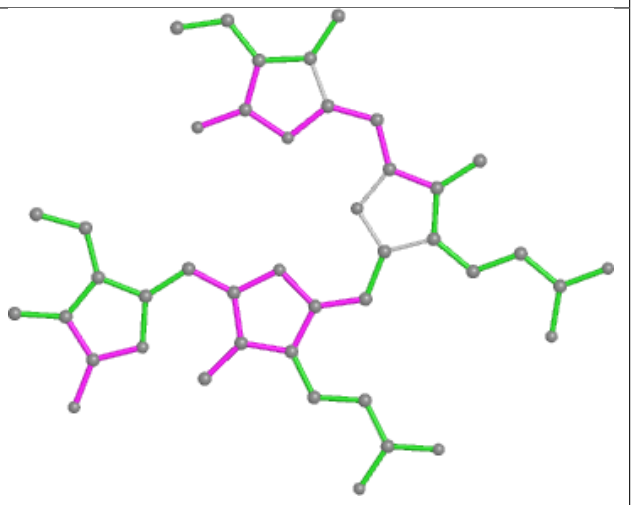

Bond angles

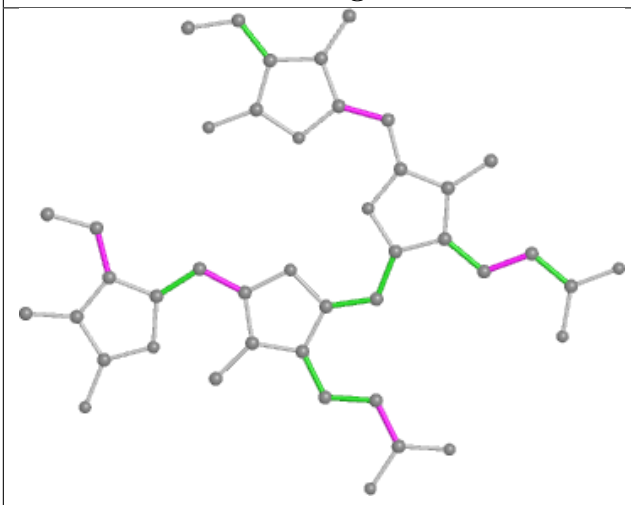

Torsions

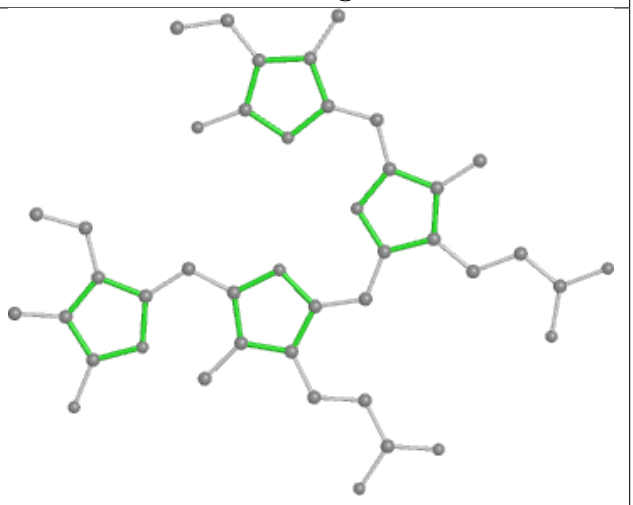

Rings

Ligand PEB XJ 201

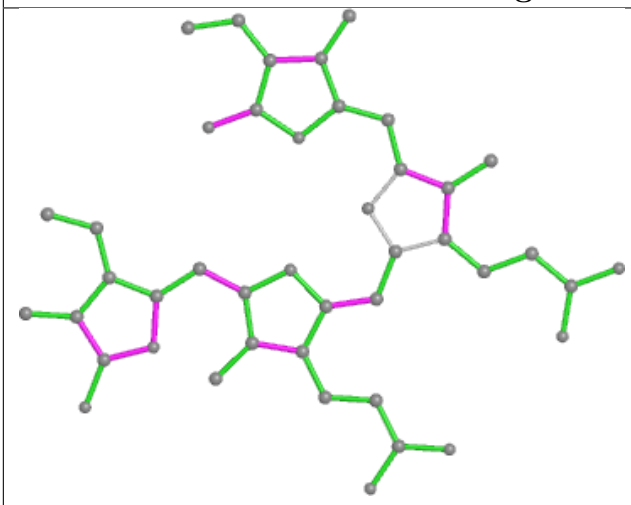

Bond lengths

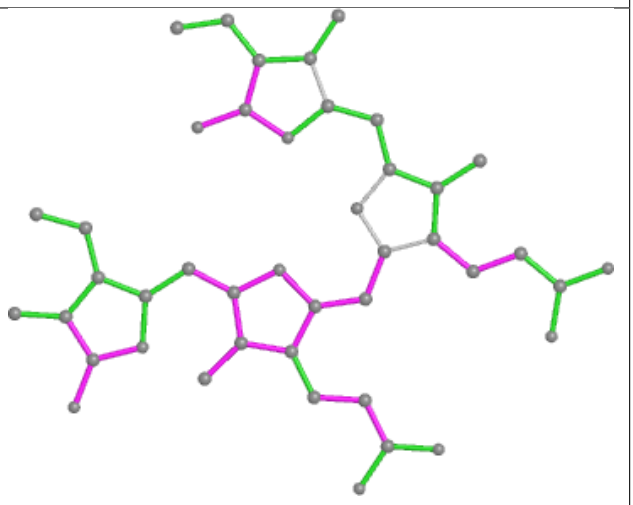

Bond angles

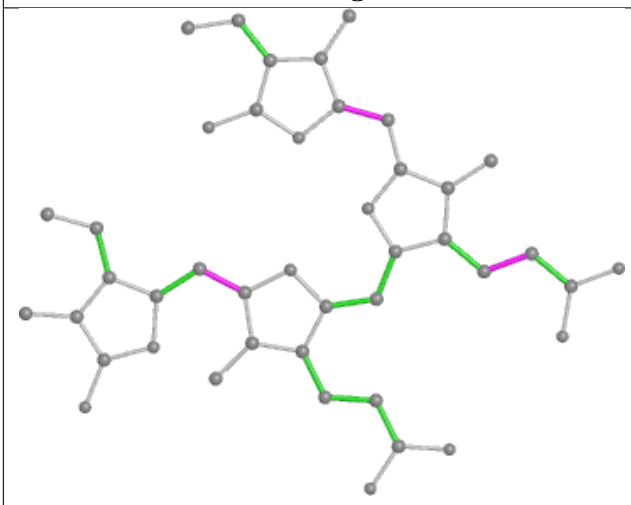

Torsions

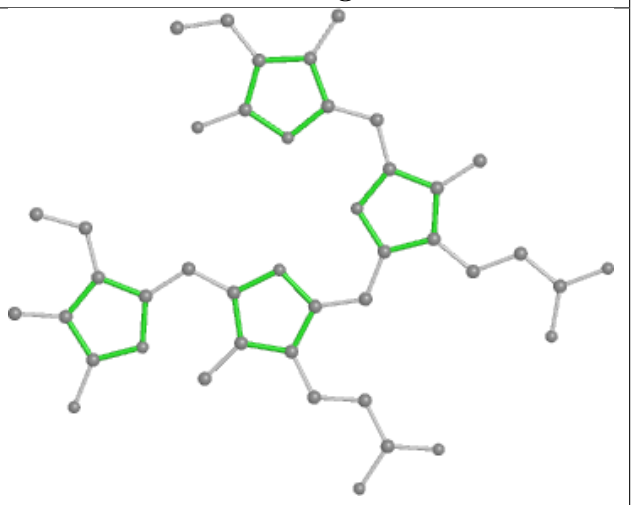

Rings

Ligand PEB YM 203

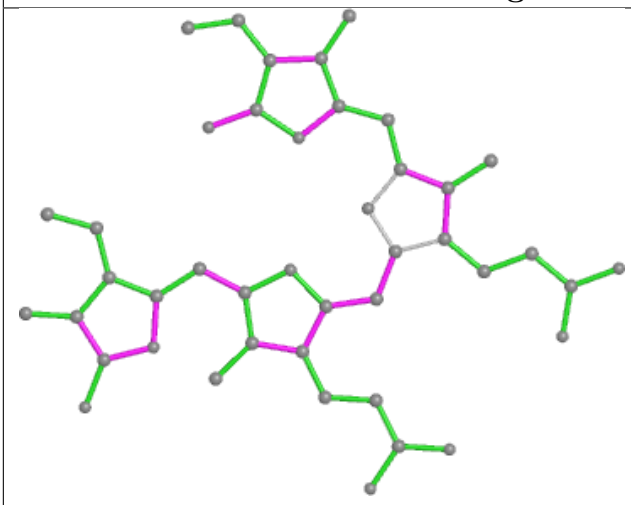

Bond lengths

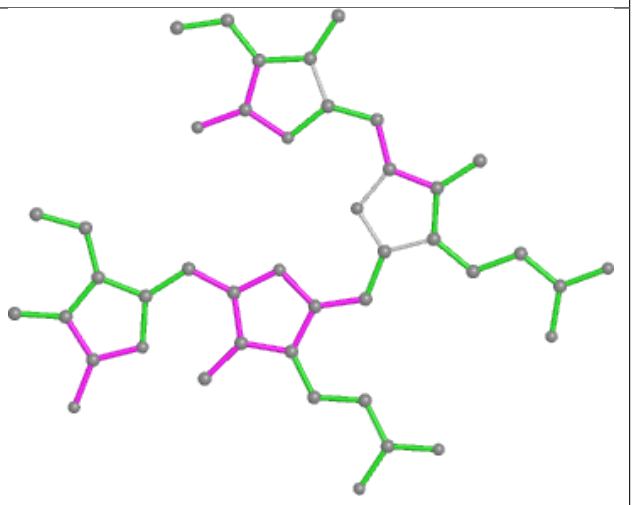

Bond angles

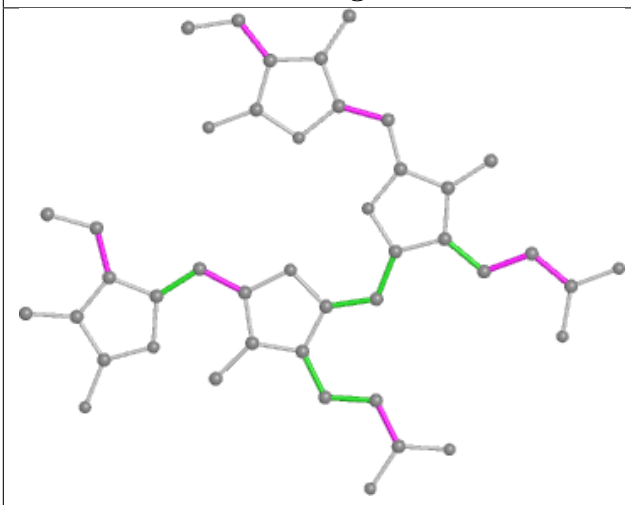

Torsions

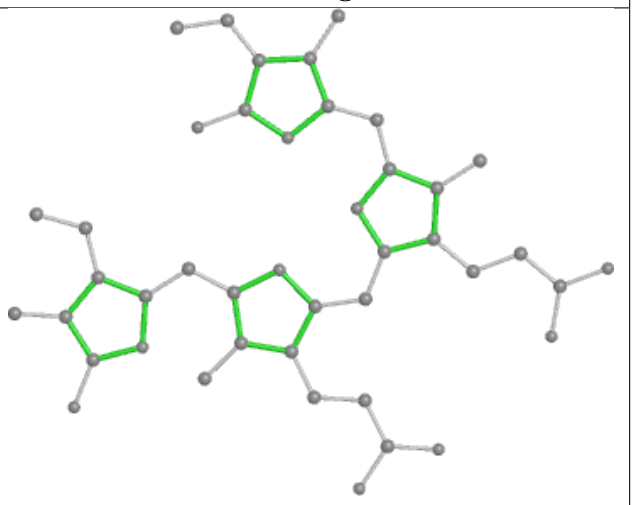

Rings

Ligand PEB D5 203

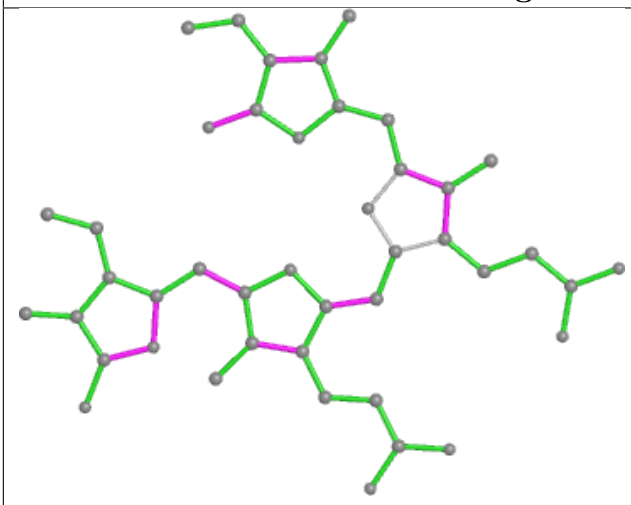

Bond lengths

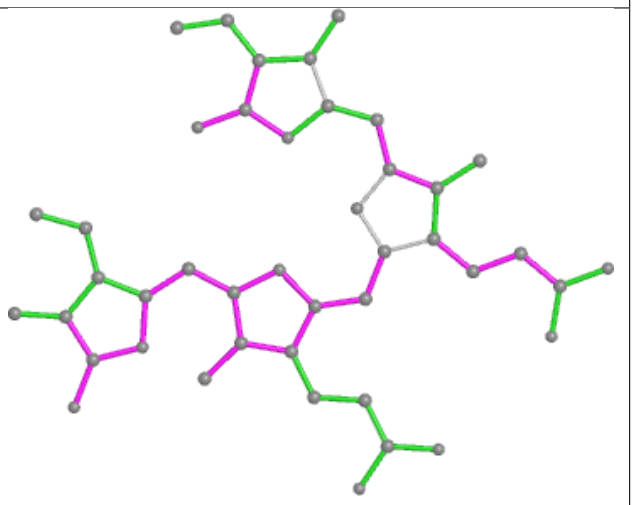

Bond angles

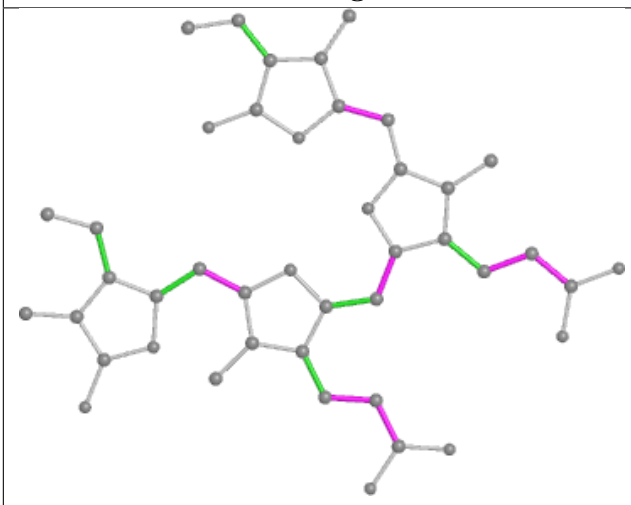

Torsions

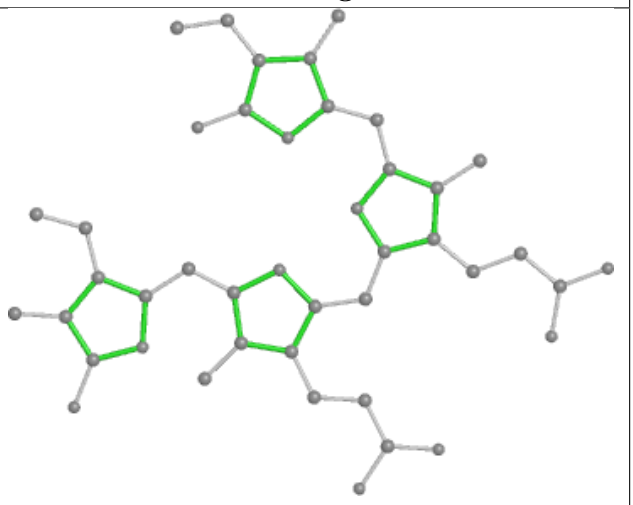

Rings

Ligand CLA B2 819

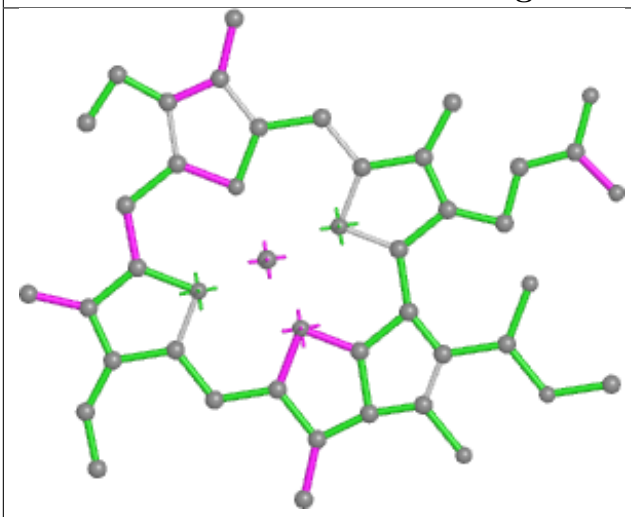

Bond lengths

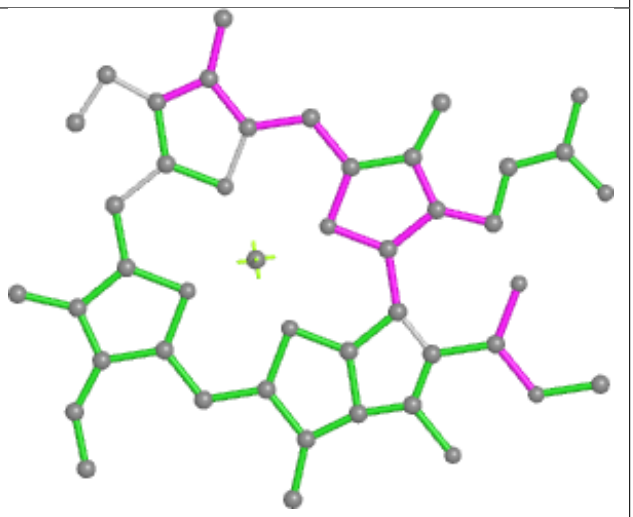

Bond angles

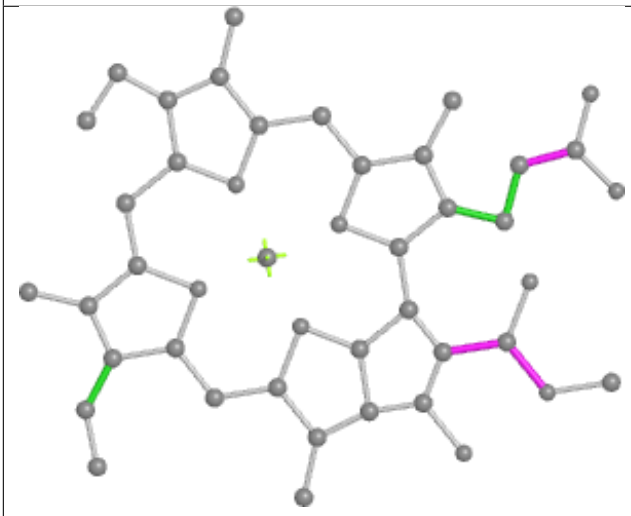

Torsions

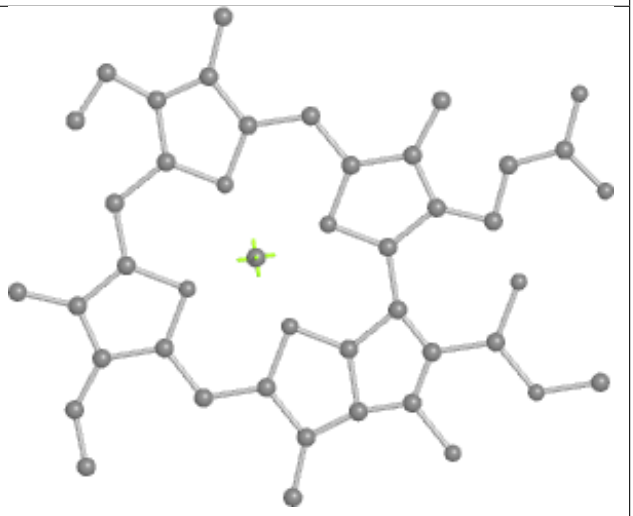

Rings

Ligand PEB FK 202

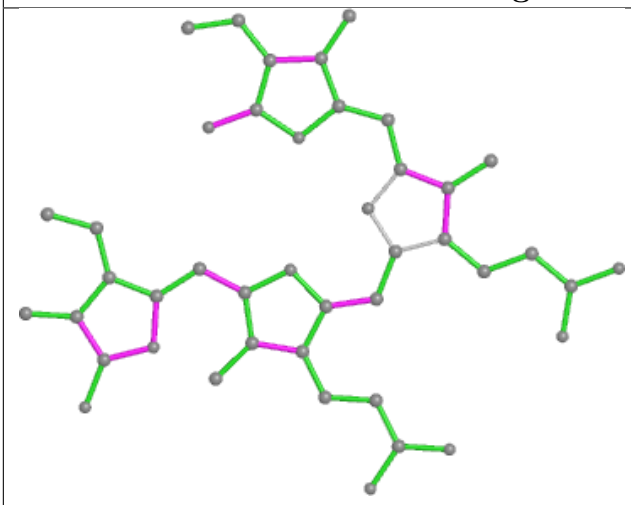

Bond lengths

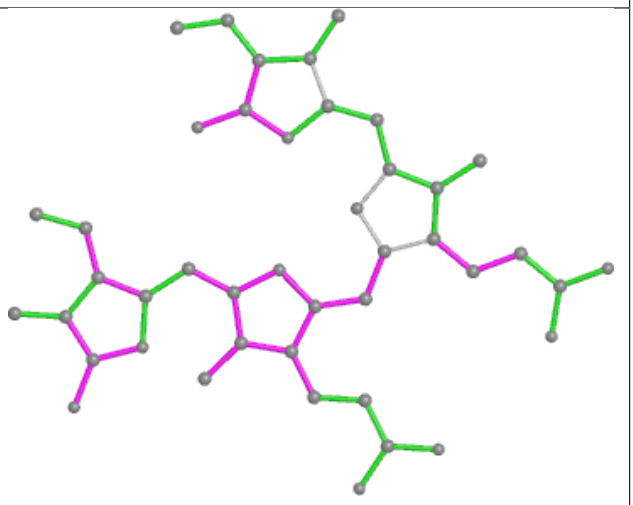

Bond angles

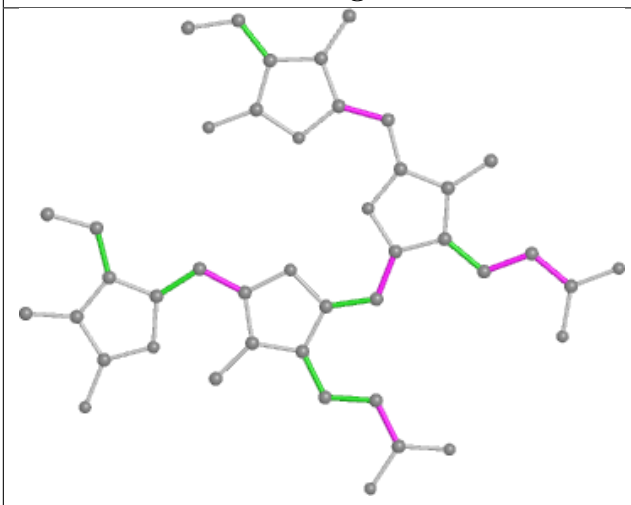

Torsions

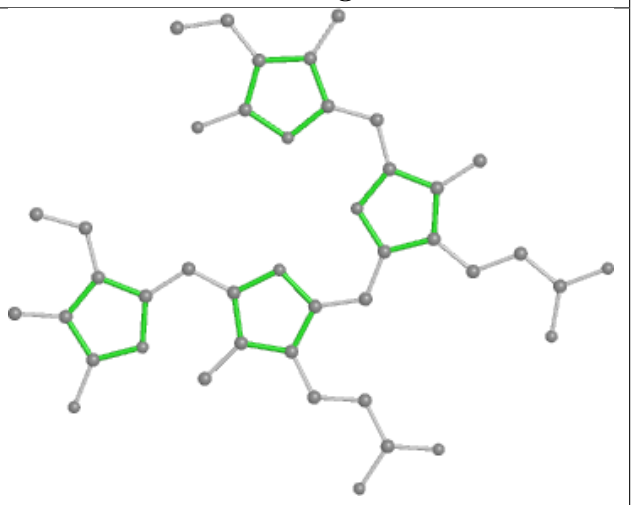

Rings

Ligand PQN AN 842

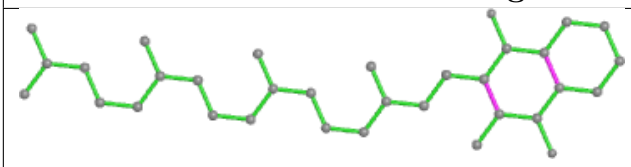

Bond lengths

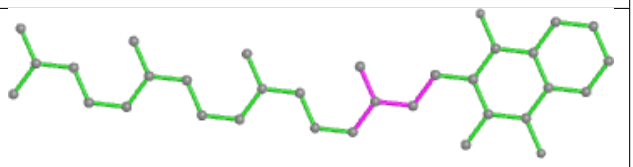

Bond angles

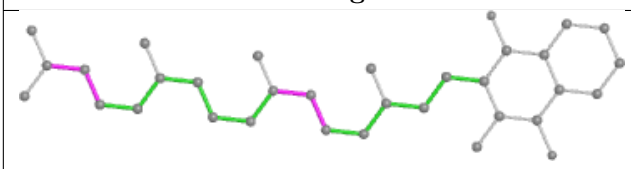

Torsions

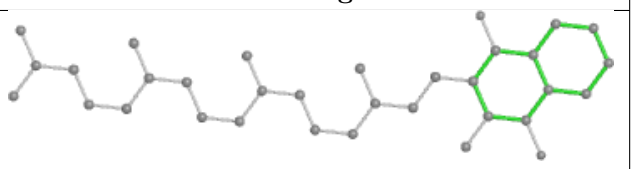

Rings

Ligand PEB WH 203

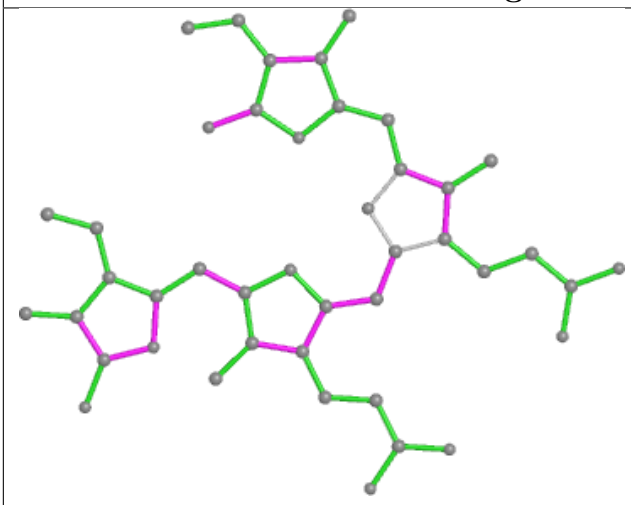

Bond lengths

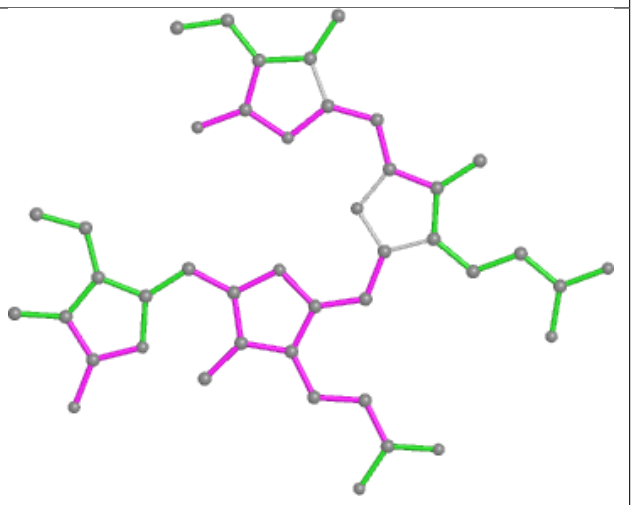

Bond angles

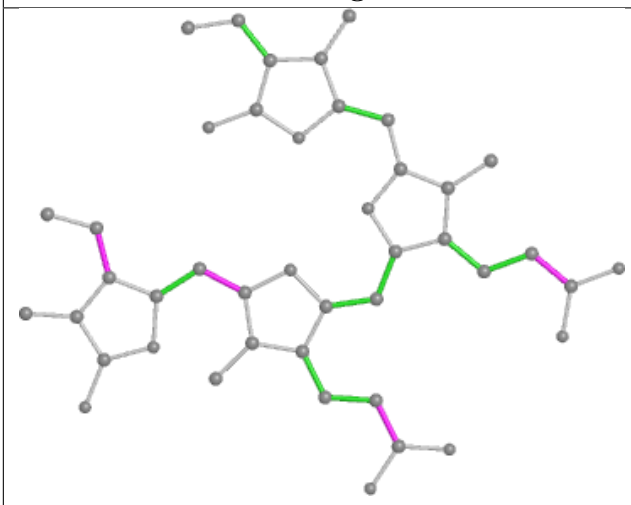

Torsions

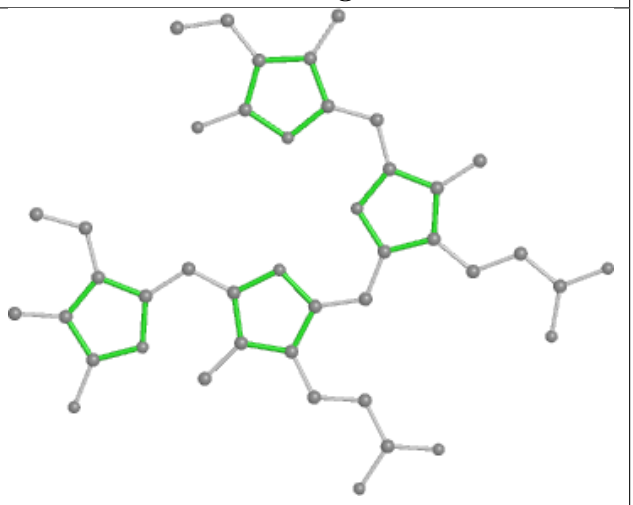

Rings

Ligand PEB oK 201

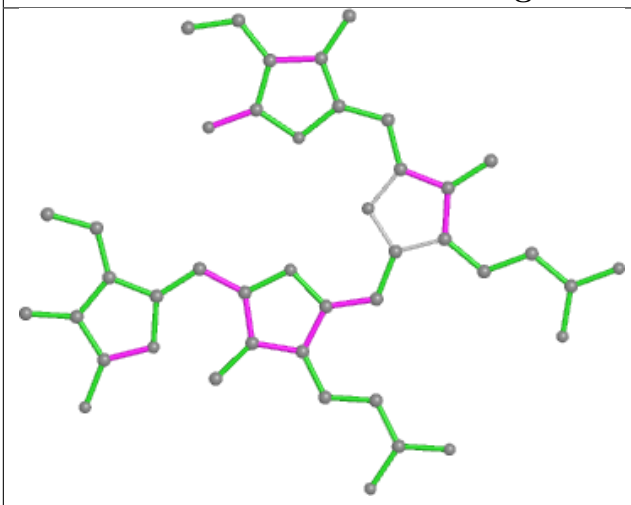

Bond lengths

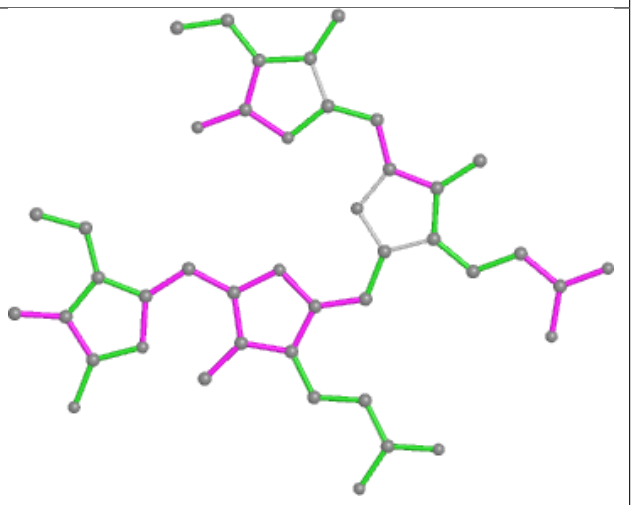

Bond angles

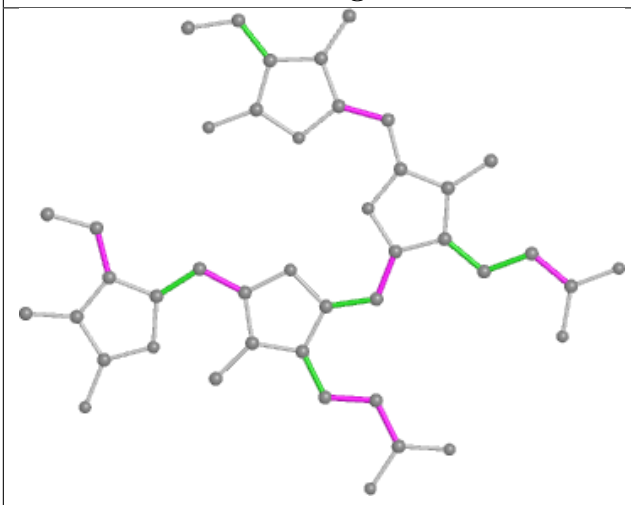

Torsions

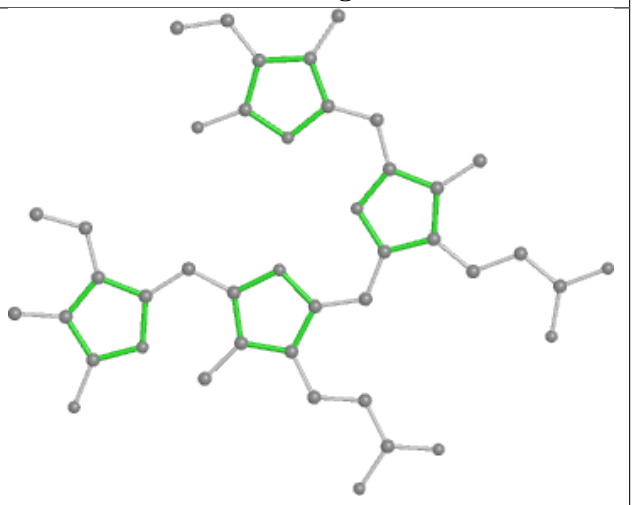

Rings

Ligand PEB AG 304

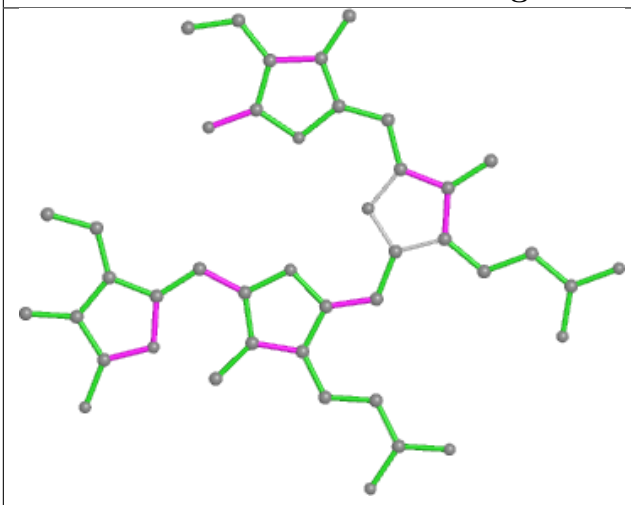

Bond lengths

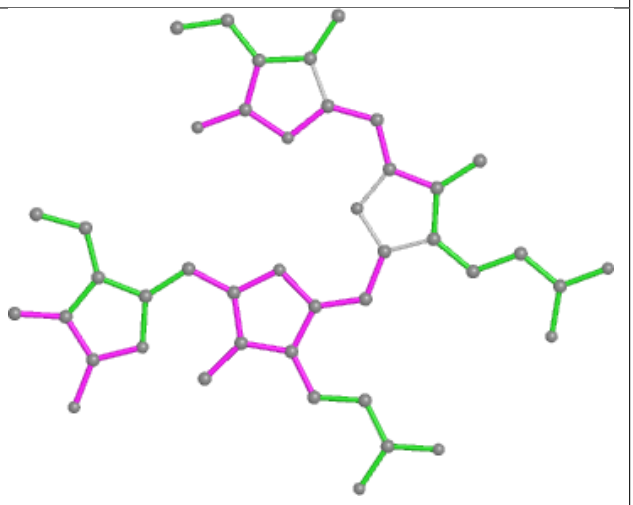

Bond angles

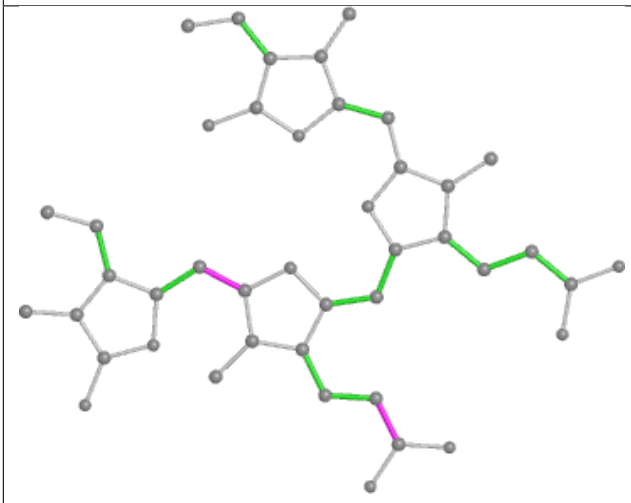

Torsions

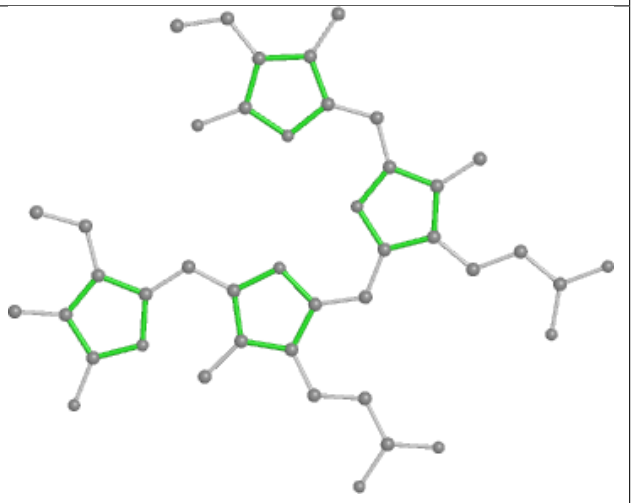

Rings

Ligand PEB DH 1002

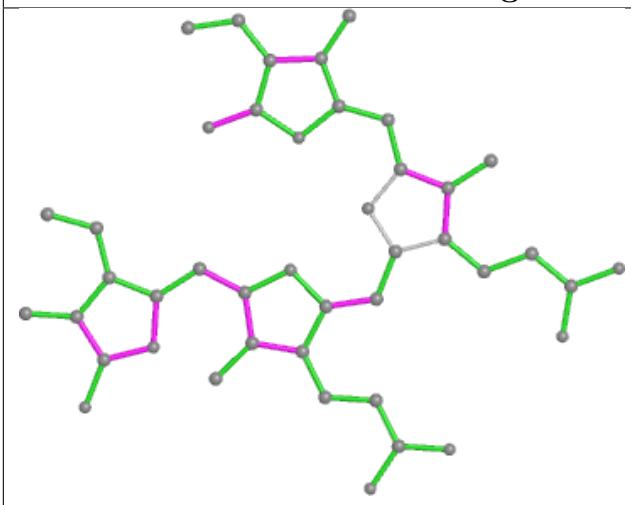

Bond lengths

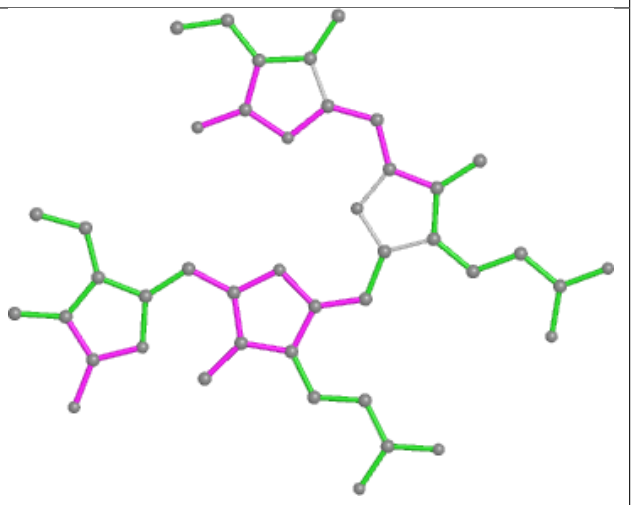

Bond angles

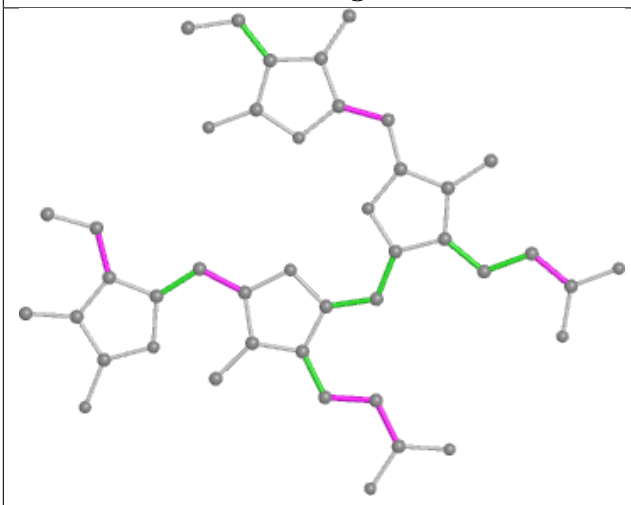

Torsions

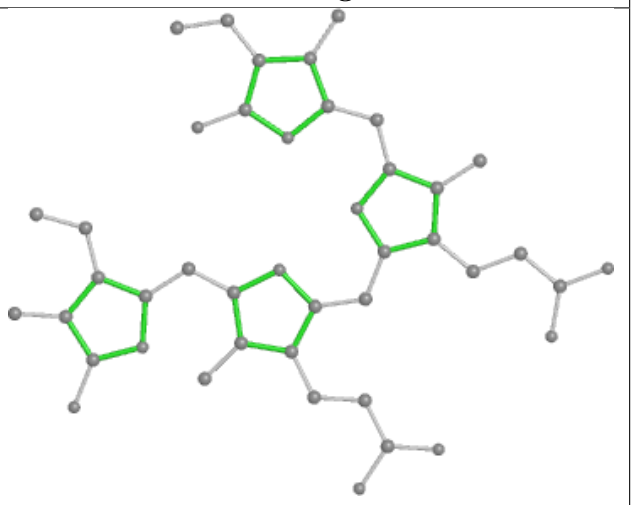

Rings

Ligand PEB T5 202

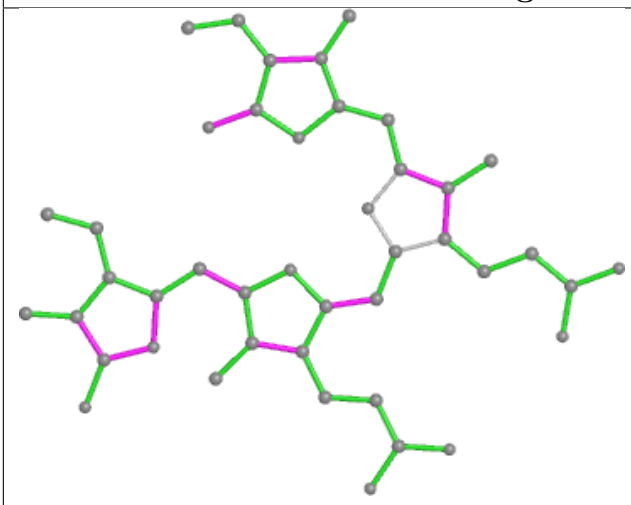

Bond lengths

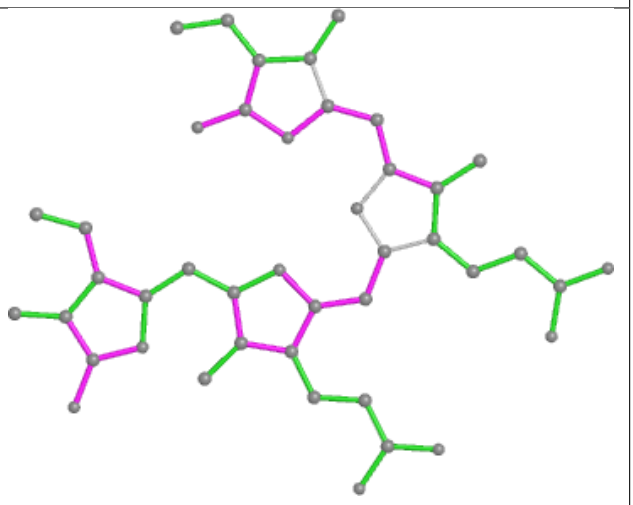

Bond angles

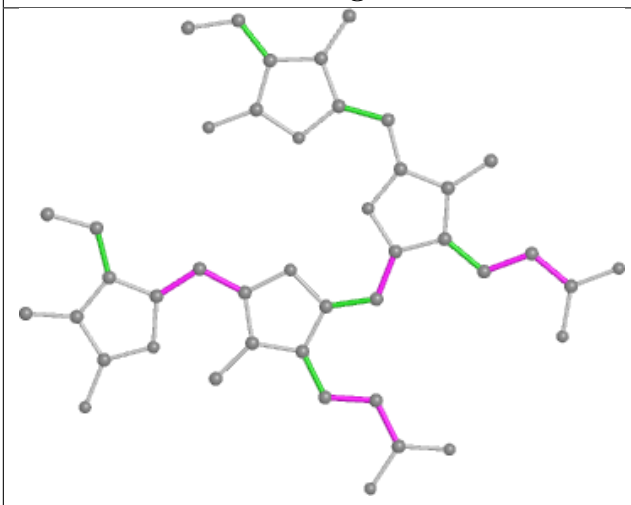

Torsions

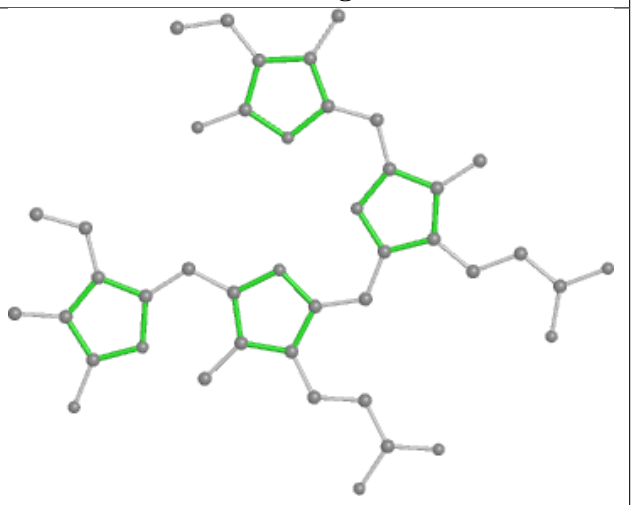

Rings

Ligand PEB uF 201

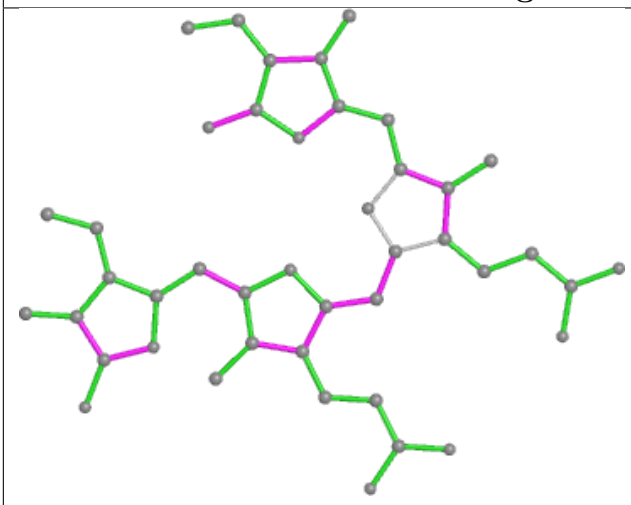

Bond lengths

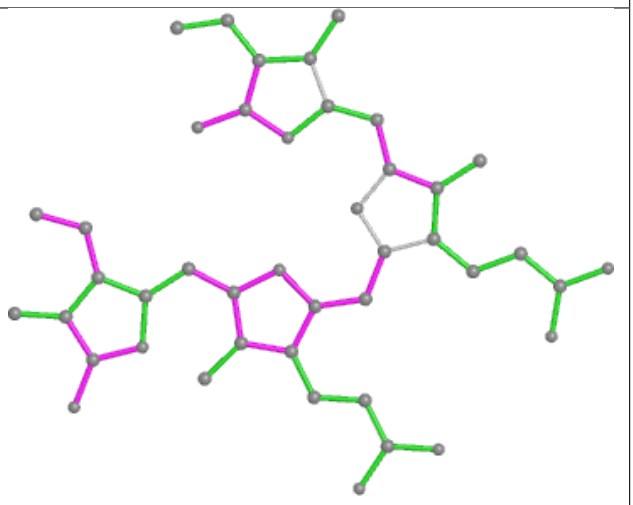

Bond angles

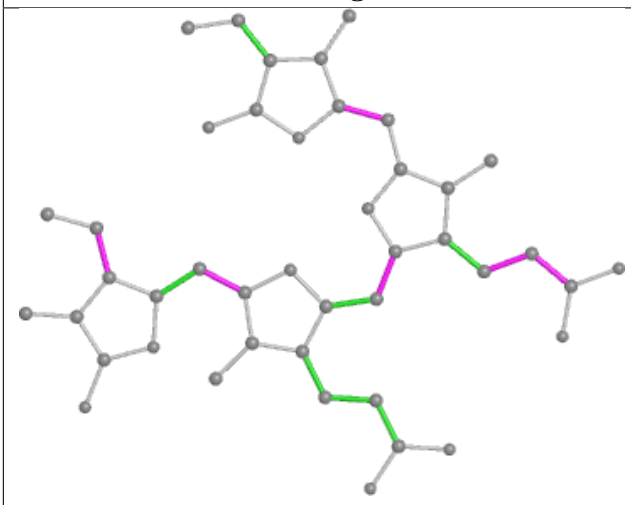

Torsions

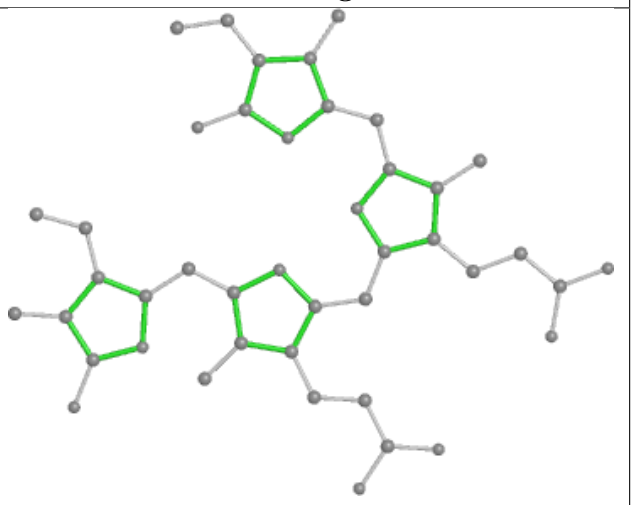

Rings

Ligand PEB jG 201

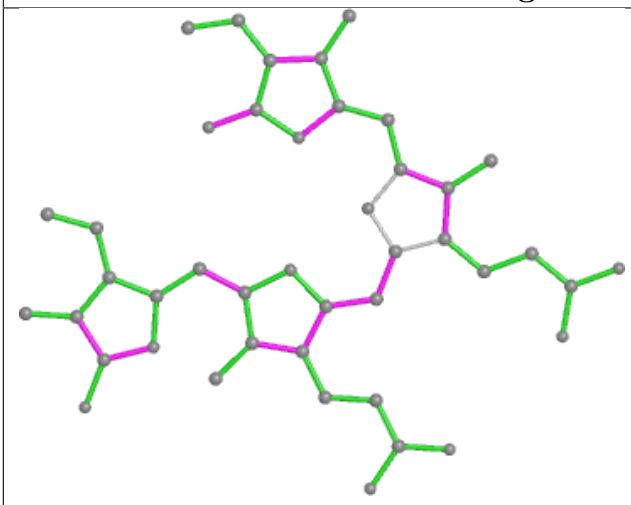

Bond lengths

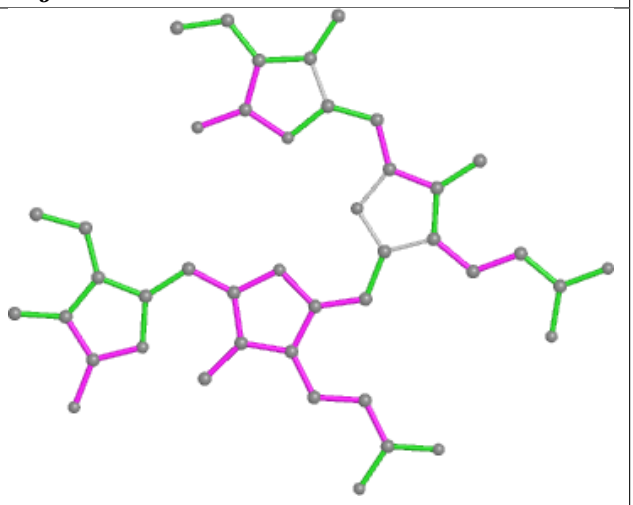

Bond angles

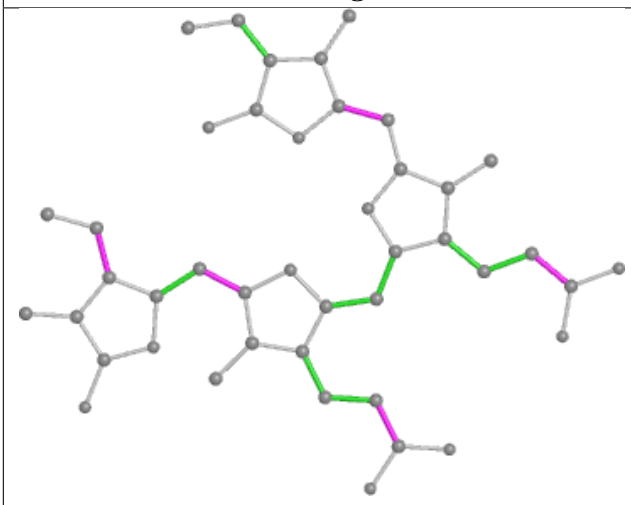

Torsions

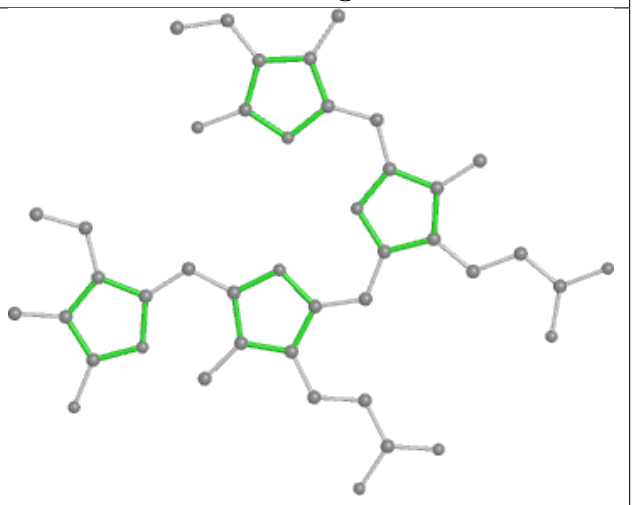

Rings

Ligand PEB DK 202

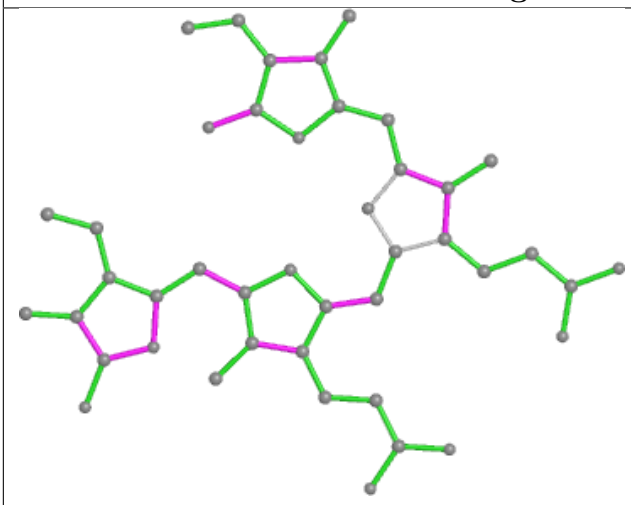

Bond lengths

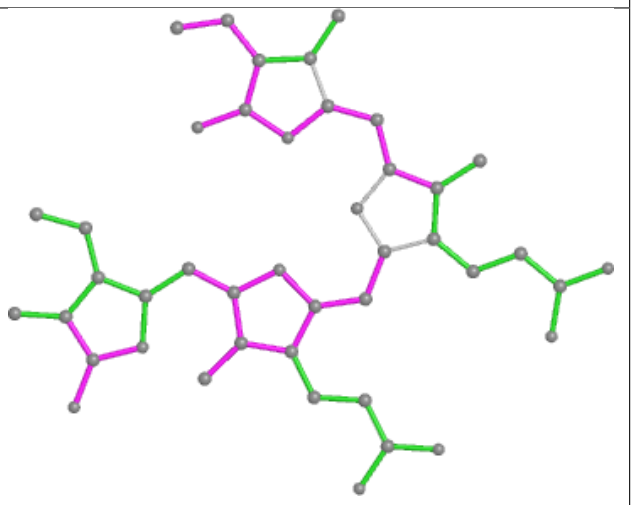

Bond angles

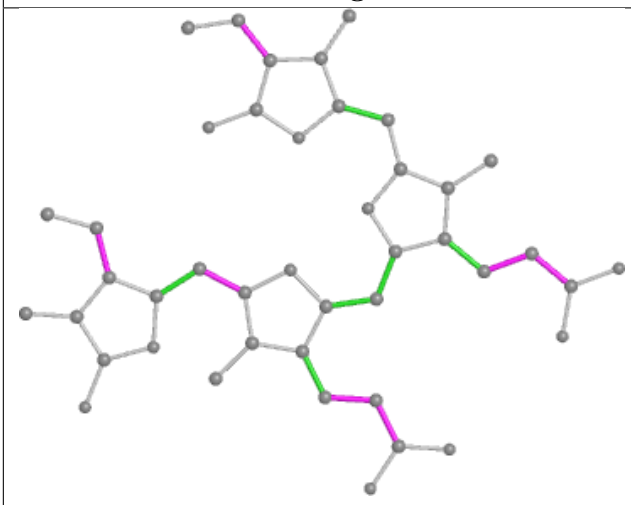

Torsions

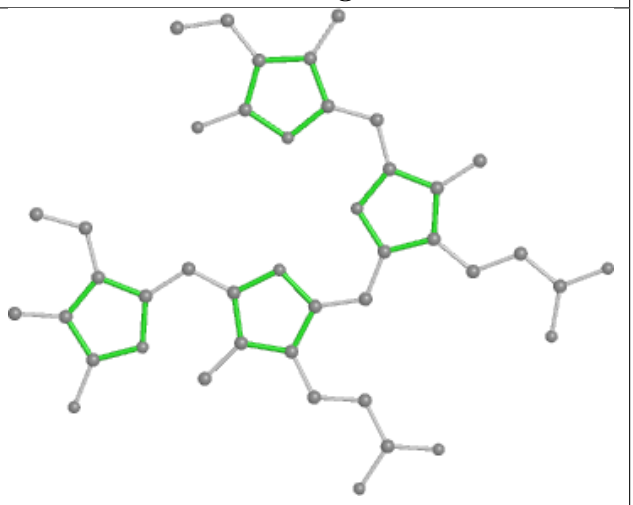

Rings

Ligand PEB g4 201

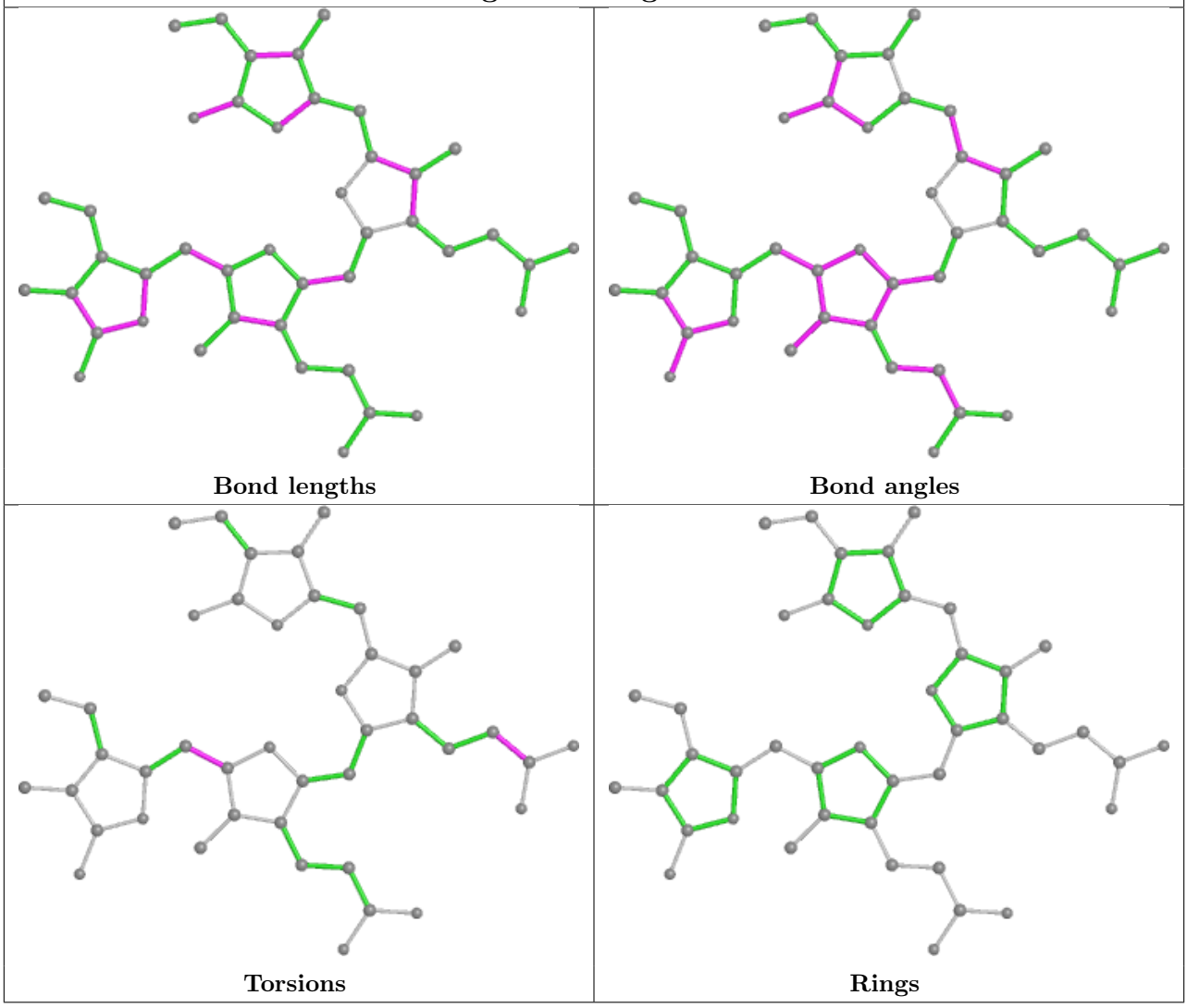

Ligand BCR k6 102

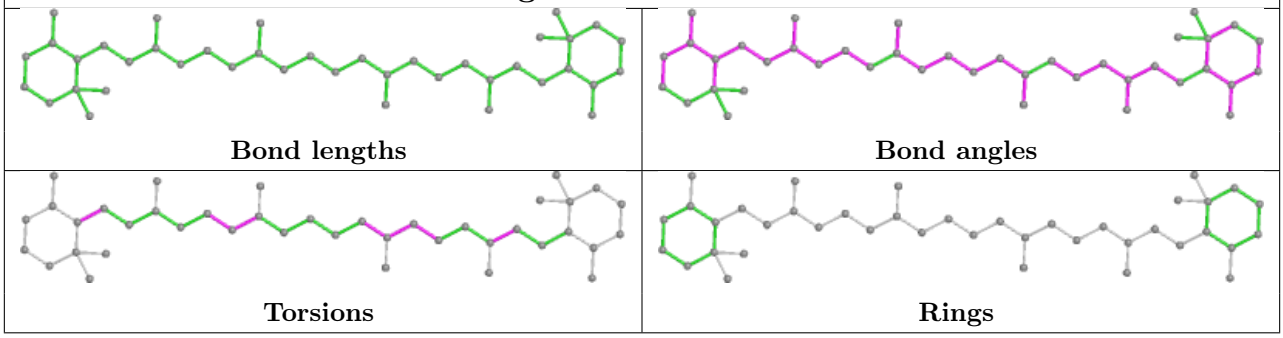

Ligand PEB kK 202

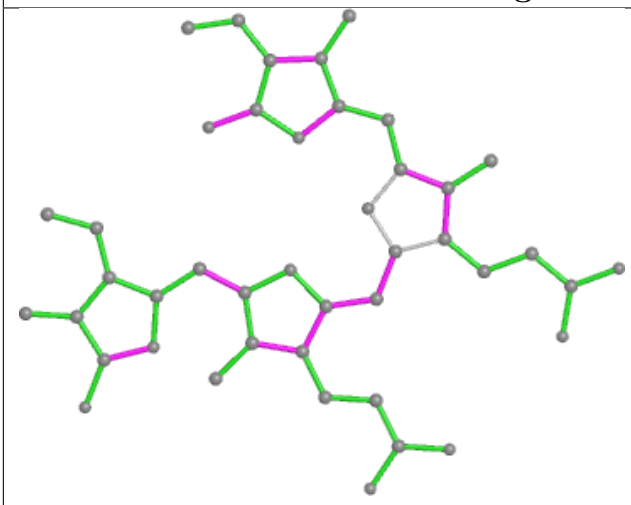

Bond lengths

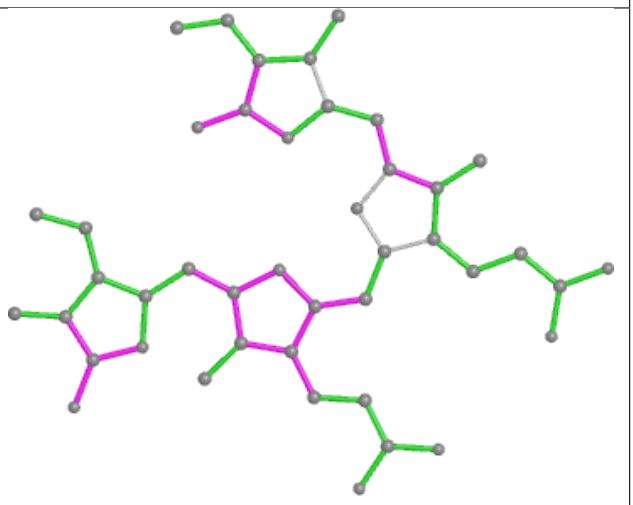

Bond angles

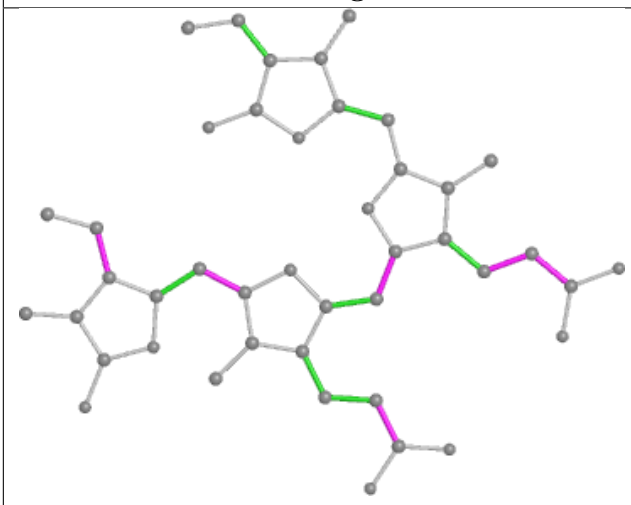

Torsions

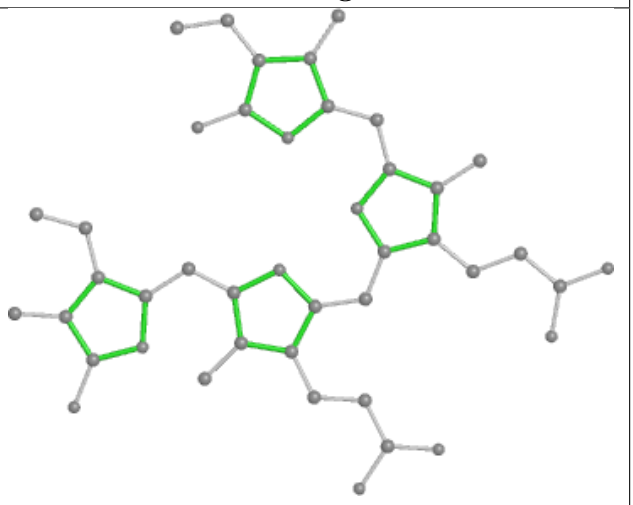

Rings

Ligand CLA b6 613

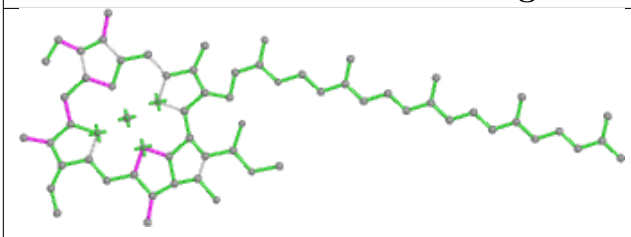

Bond lengths

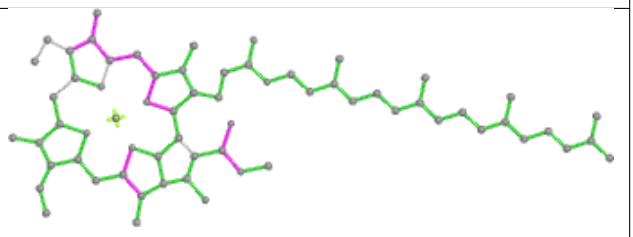

Bond angles

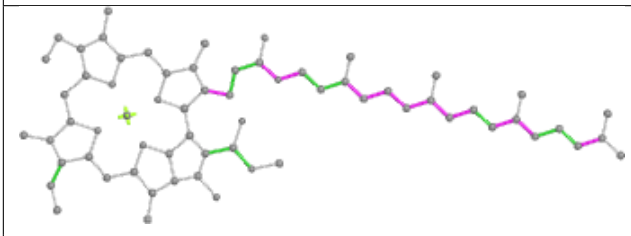

Torsions

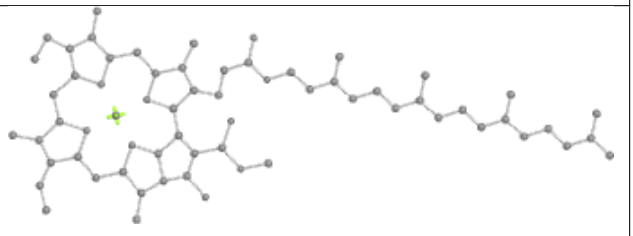

Rings

Ligand LHG I6 101

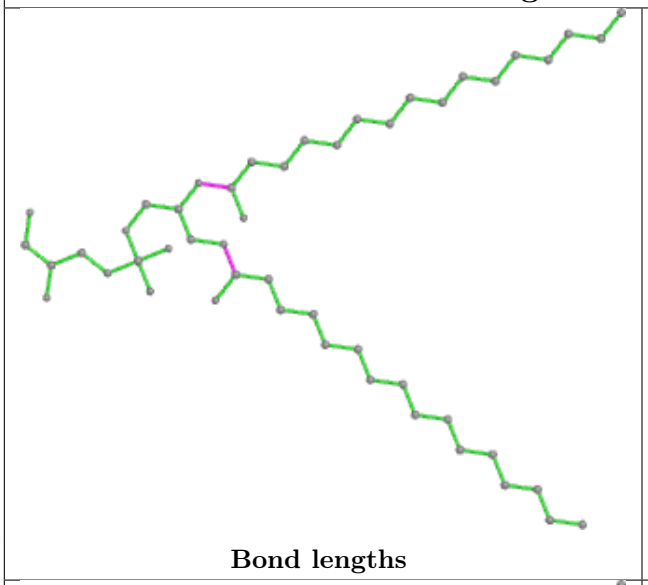

Bond lengths

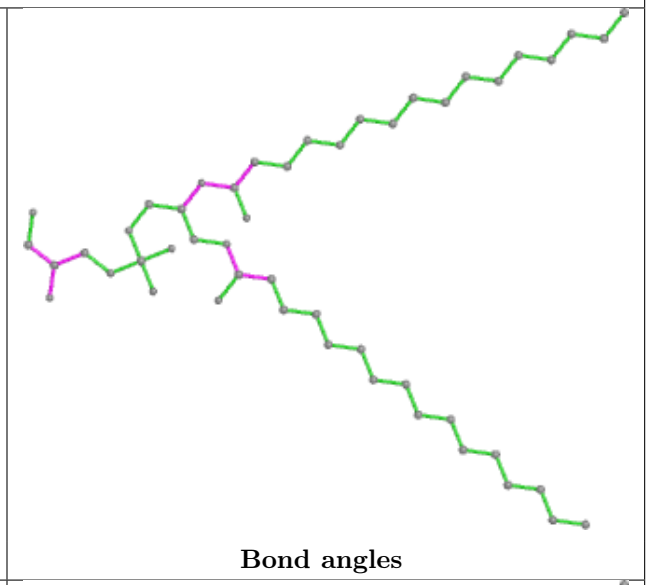

Bond angles

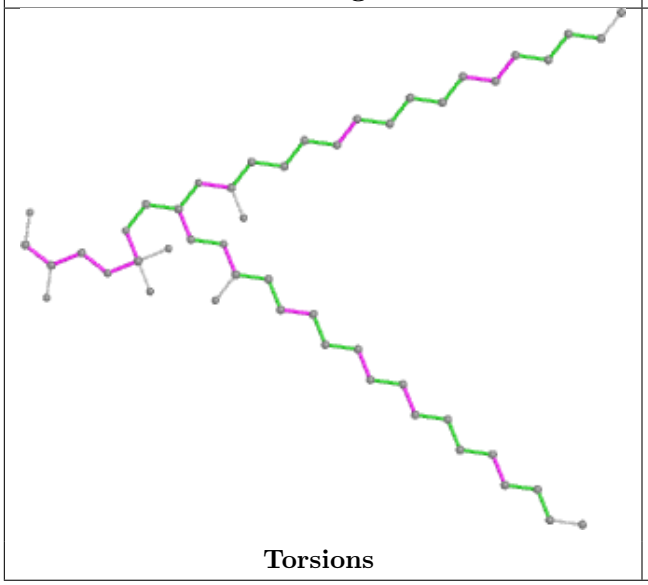

Torsions

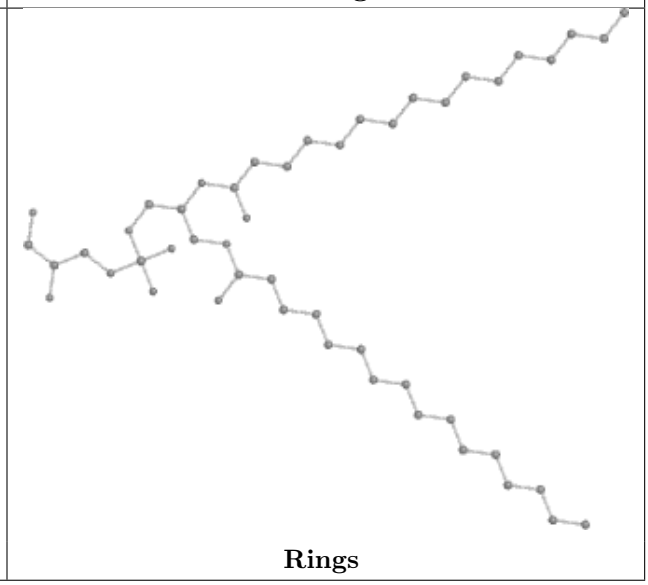

Rings

Ligand PEB GK 202

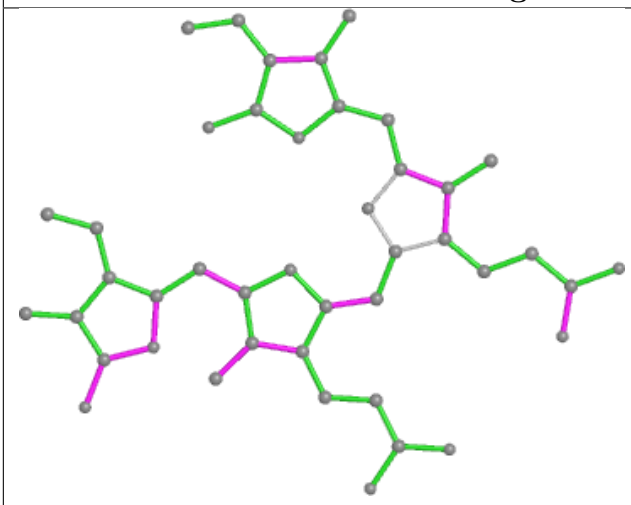

Bond lengths

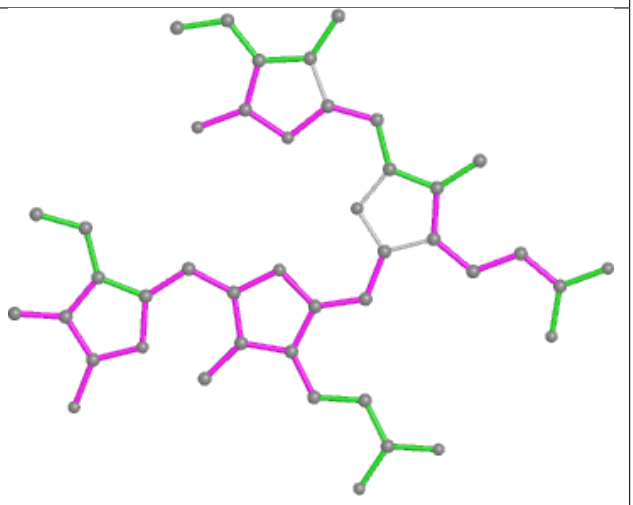

Bond angles

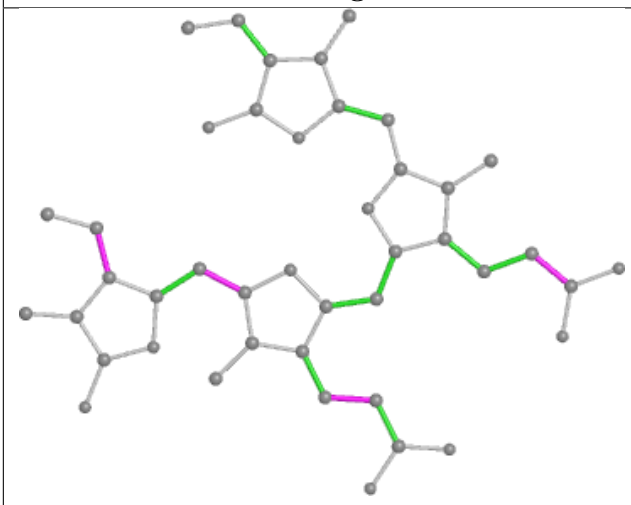

Torsions

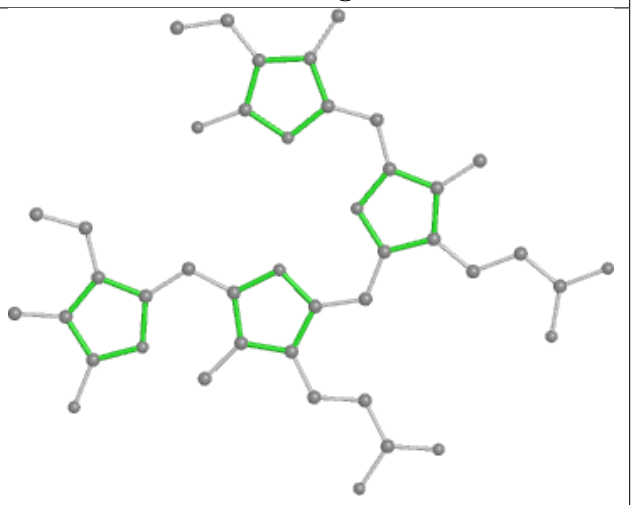

Rings

Ligand PEB HP 201

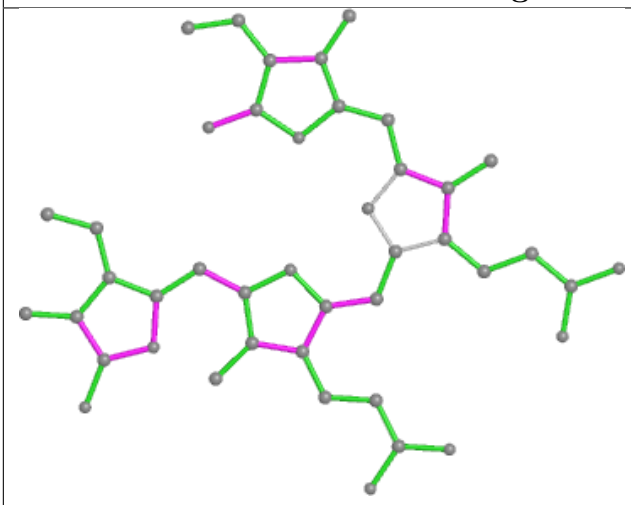

Bond lengths

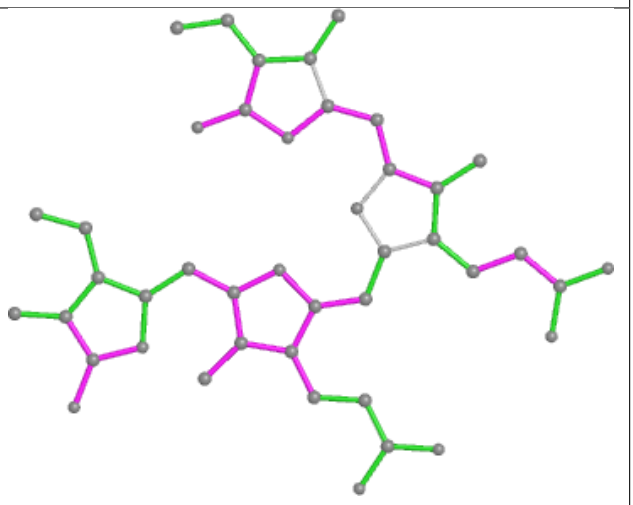

Bond angles

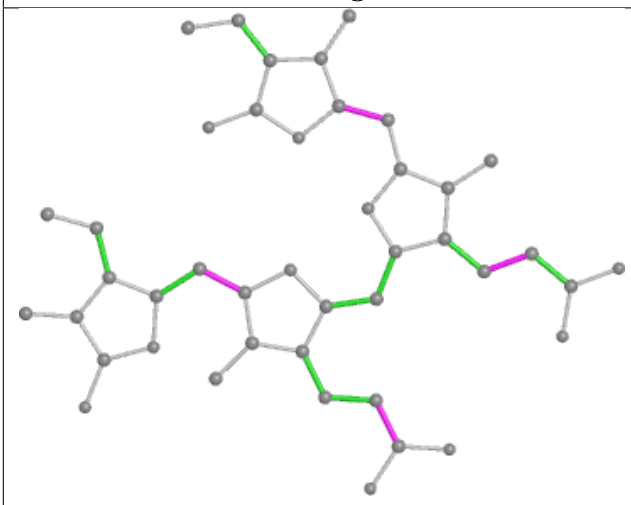

Torsions

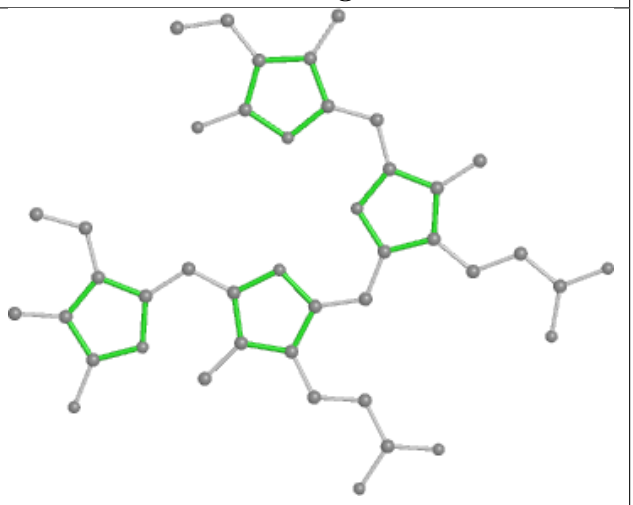

Rings

Ligand BCR KN 104

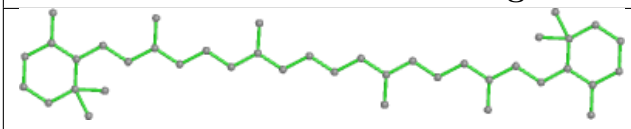

Bond lengths

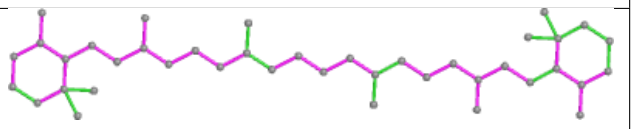

Bond angles

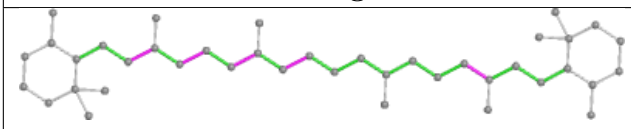

Torsions

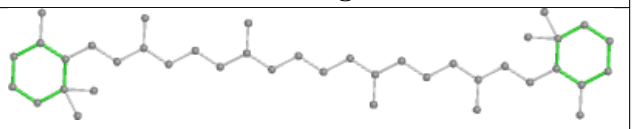

Rings

Ligand PUB A4 302

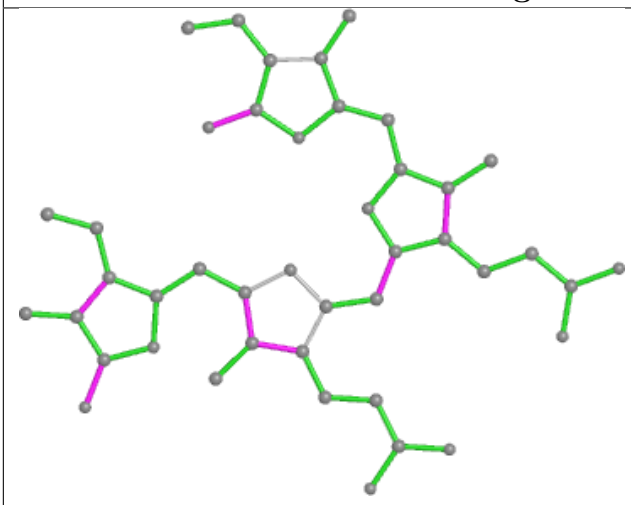

Bond lengths

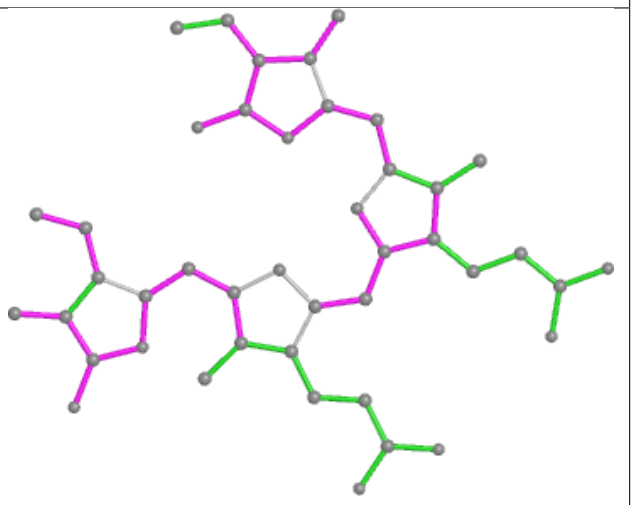

Bond angles

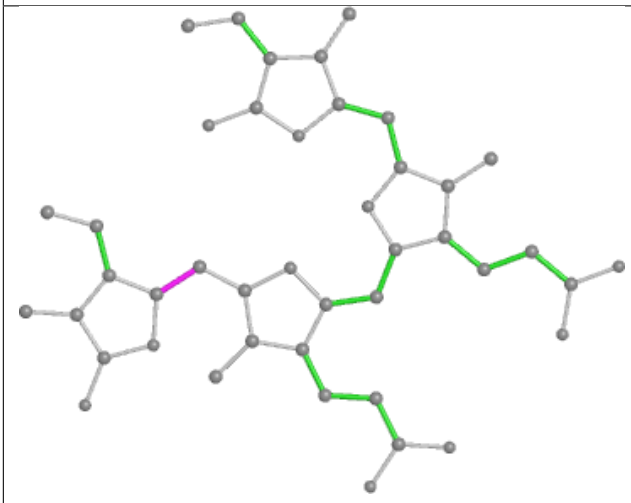

Torsions

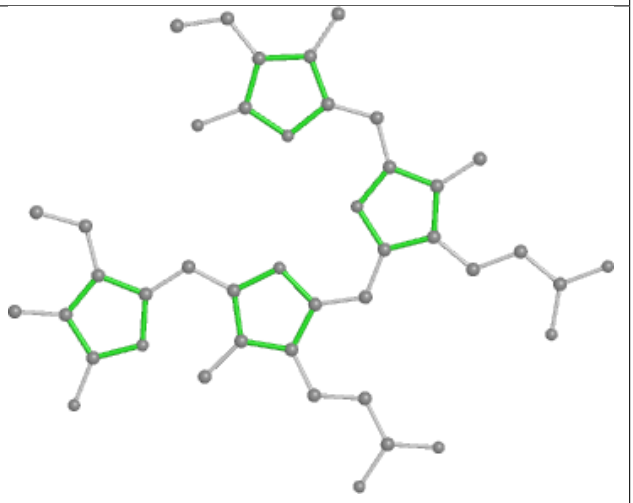

Rings

Ligand PEB x8 202

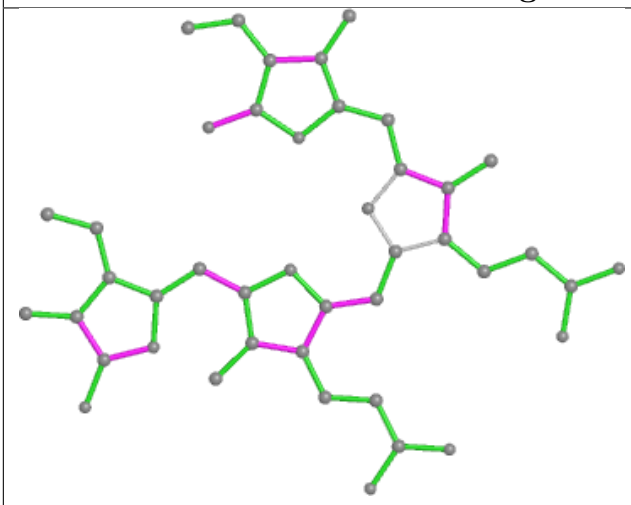

Bond lengths

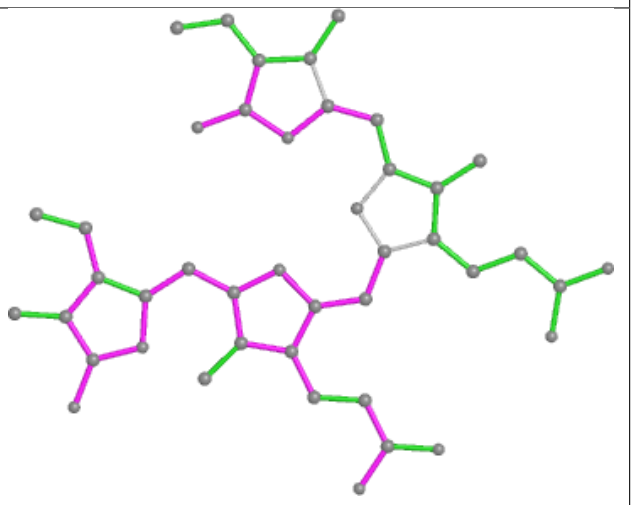

Bond angles

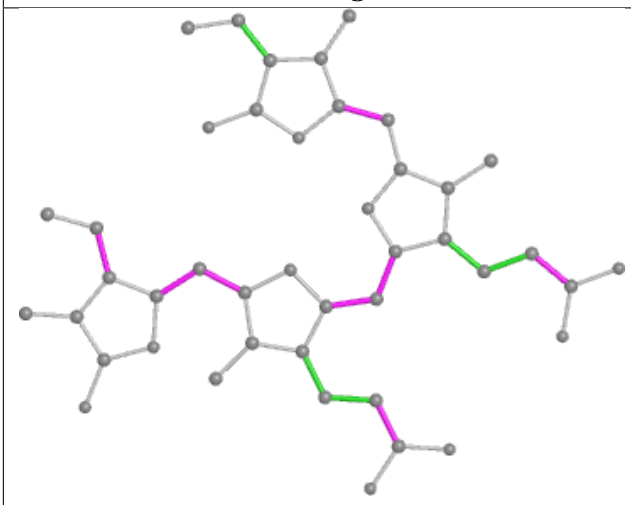

Torsions

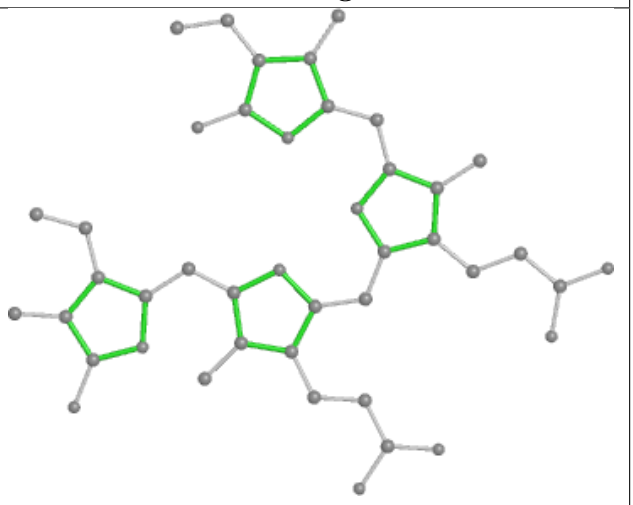

Rings

Ligand PEB R9 202

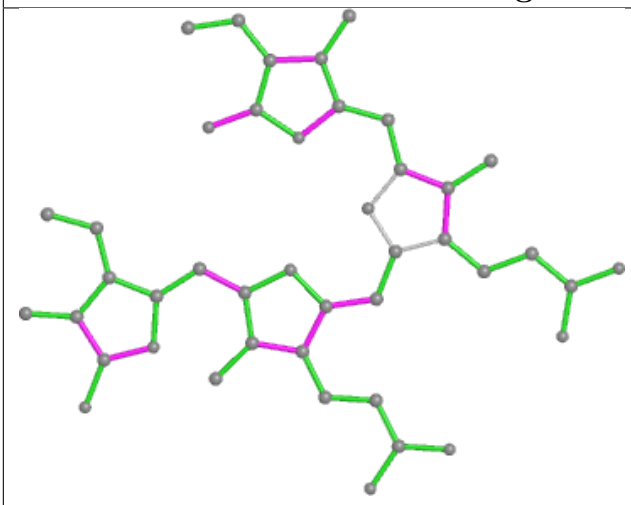

Bond lengths

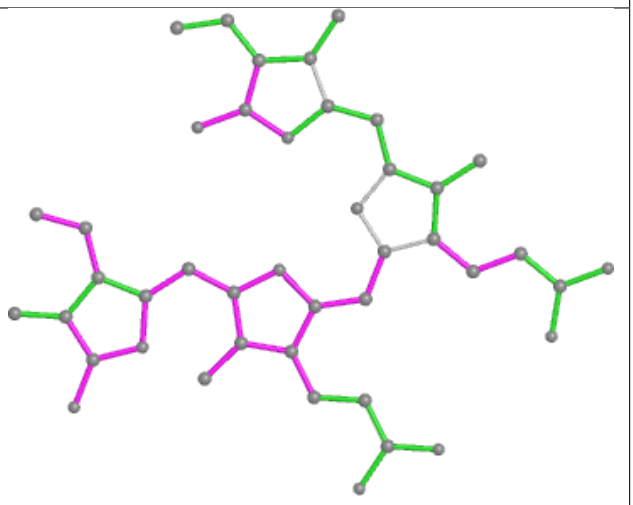

Bond angles

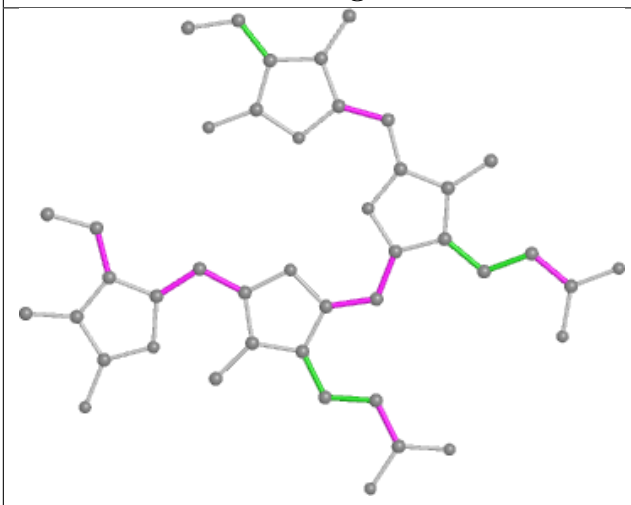

Torsions

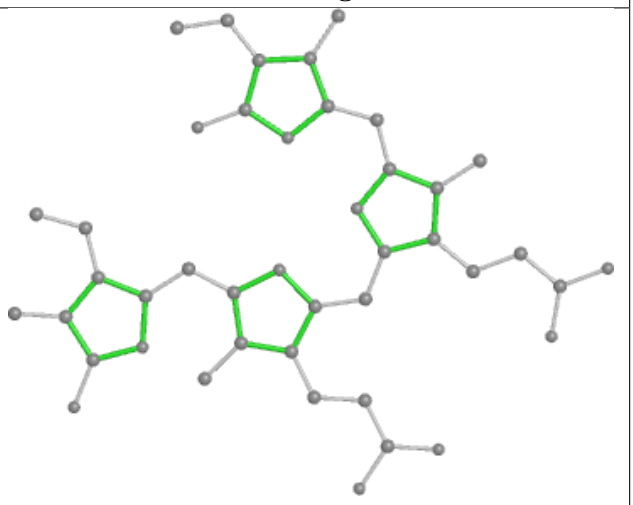

Rings

Ligand PEB WM 201

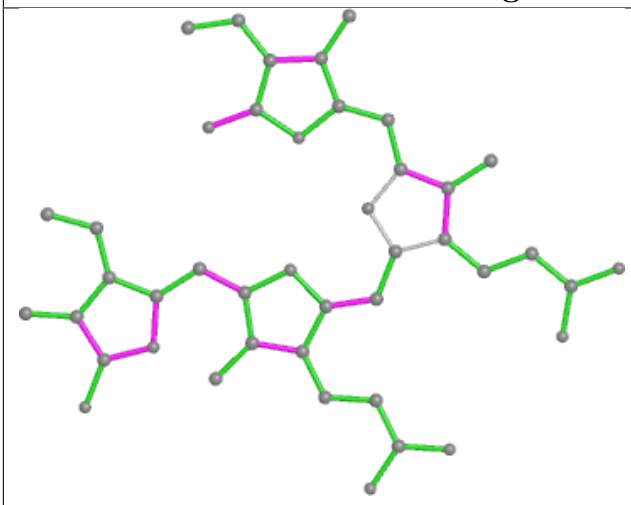

Bond lengths

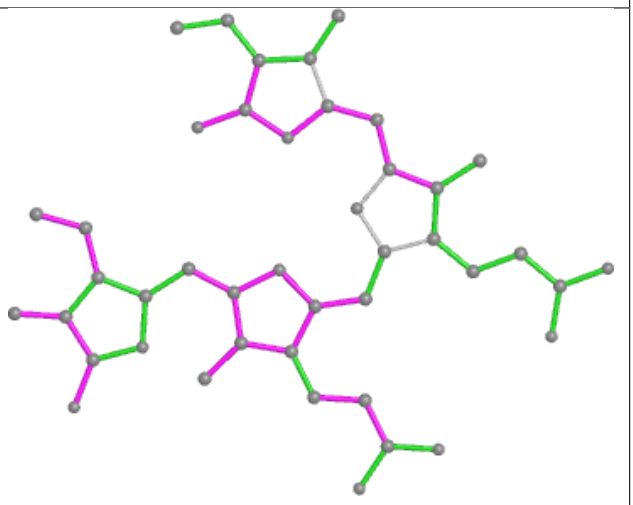

Bond angles

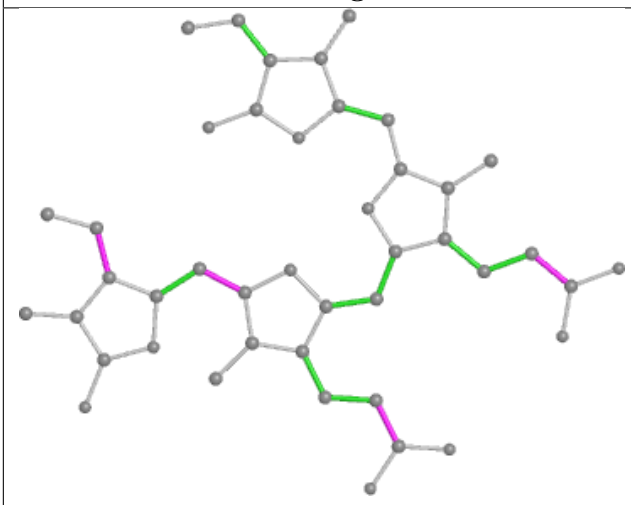

Torsions

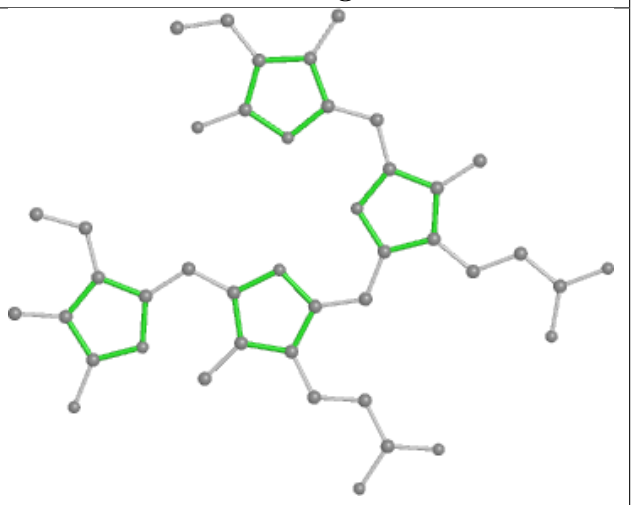

Rings

Ligand PEB bG 201

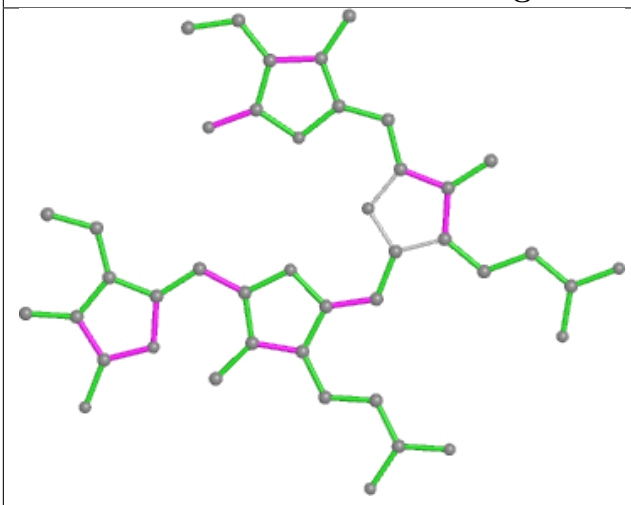

Bond lengths

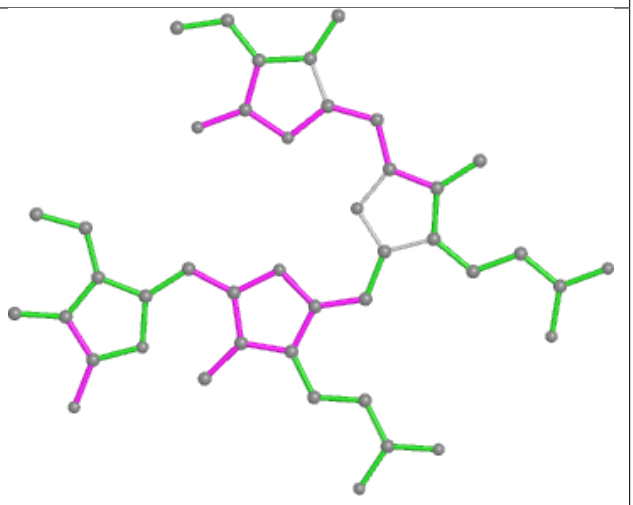

Bond angles

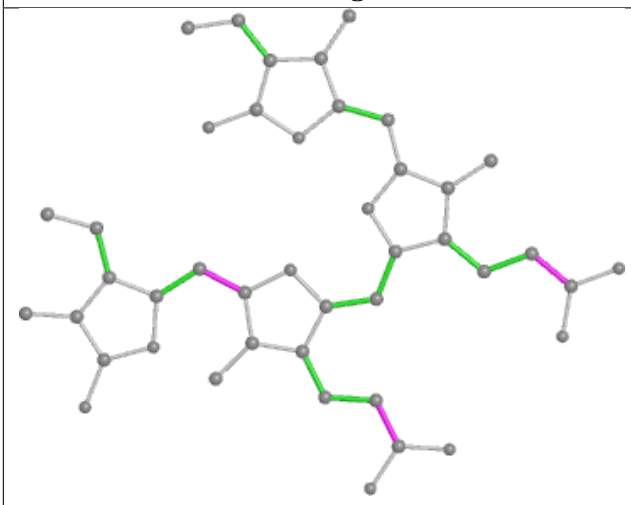

Torsions

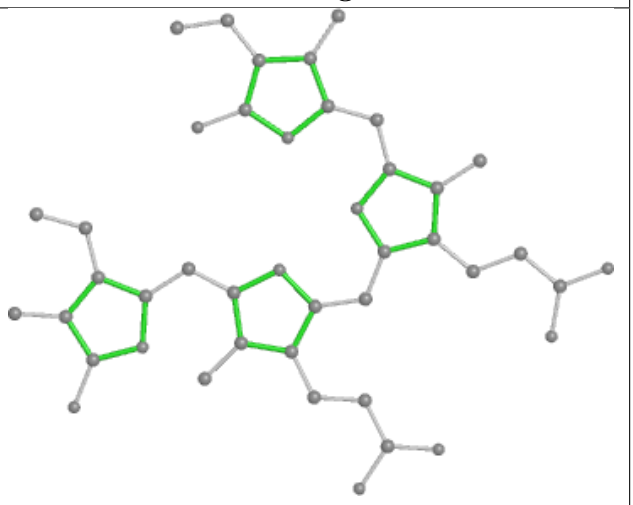

Rings

Ligand PEB BF 201

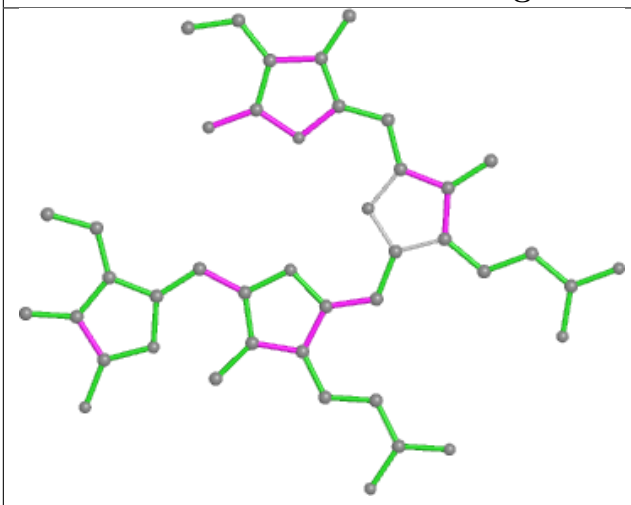

Bond lengths

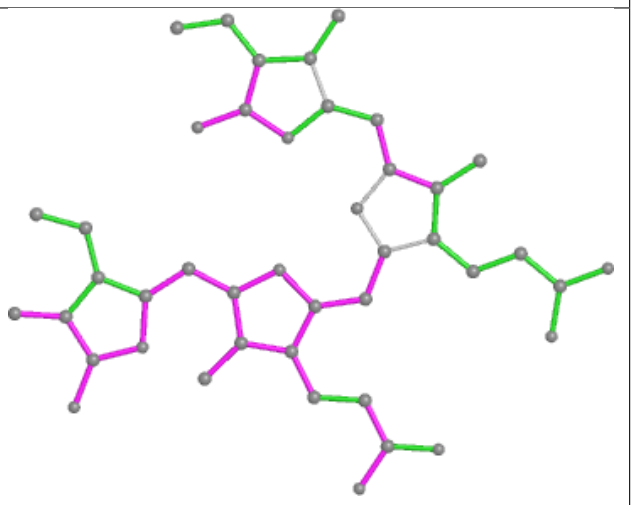

Bond angles

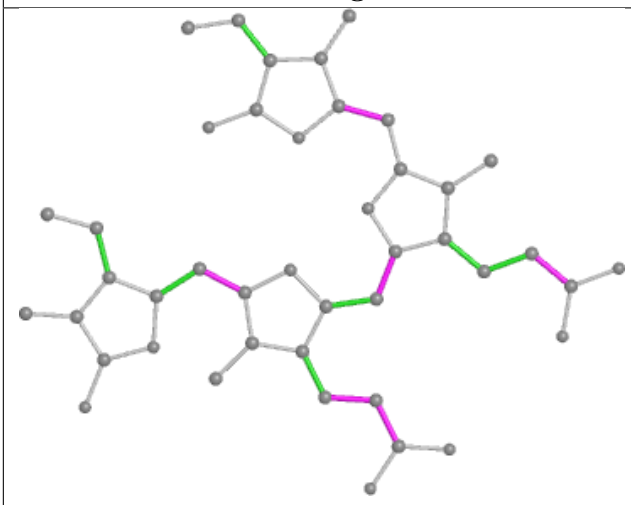

Torsions

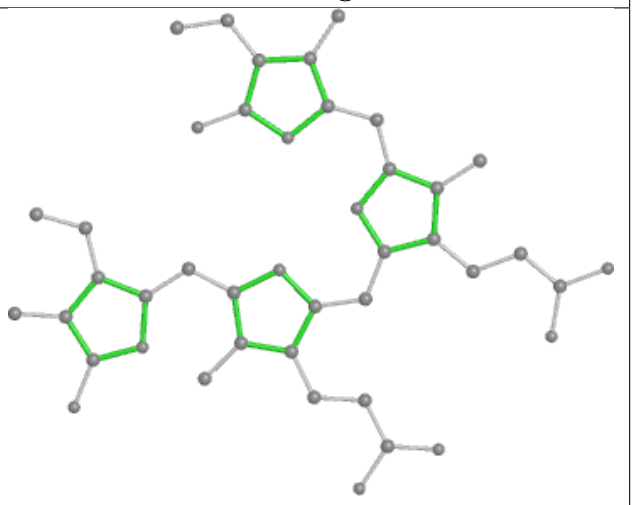

Rings

Ligand PEB lJ 203

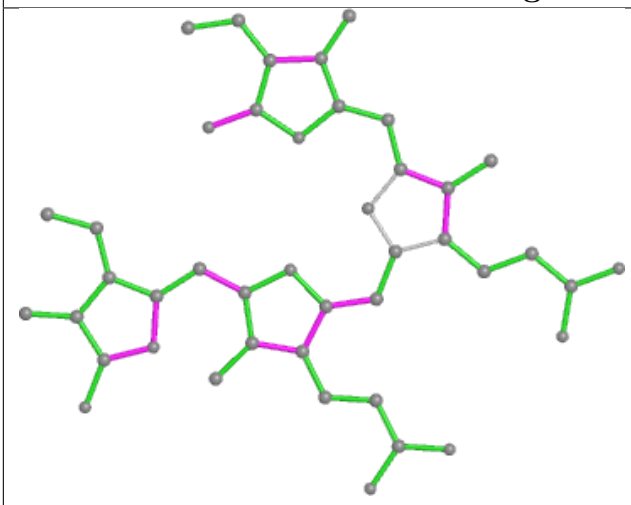

Bond lengths

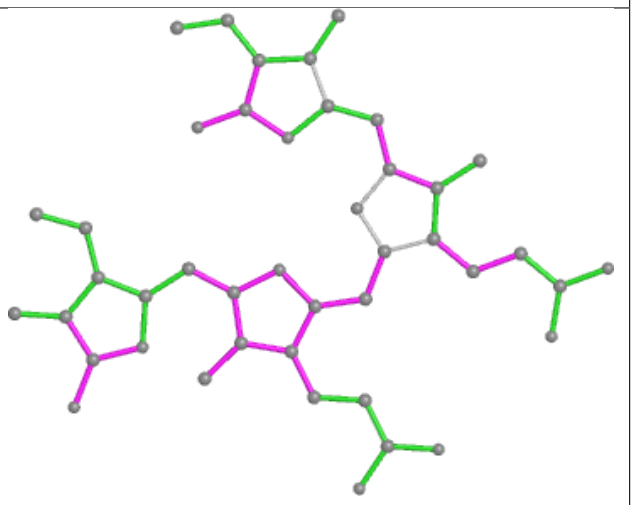

Bond angles

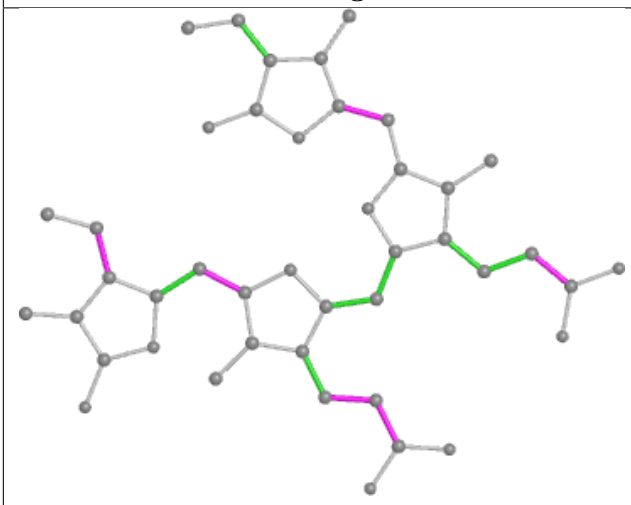

Torsions

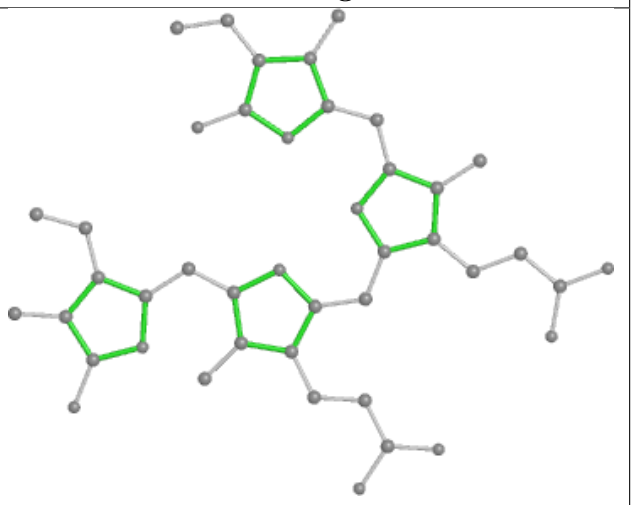

Rings

Ligand PEB wC 202

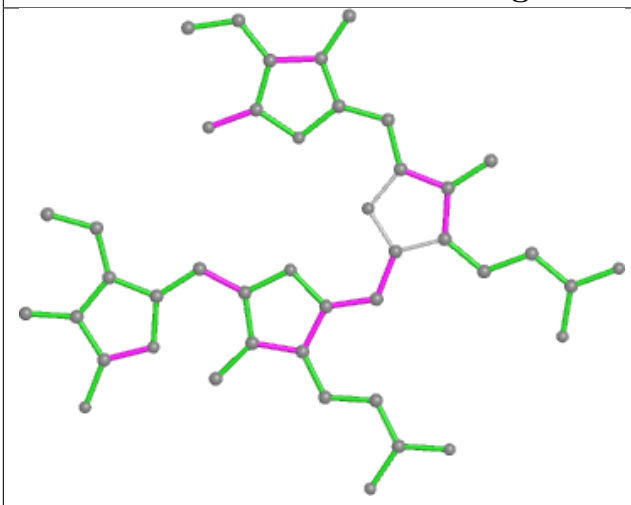

Bond lengths

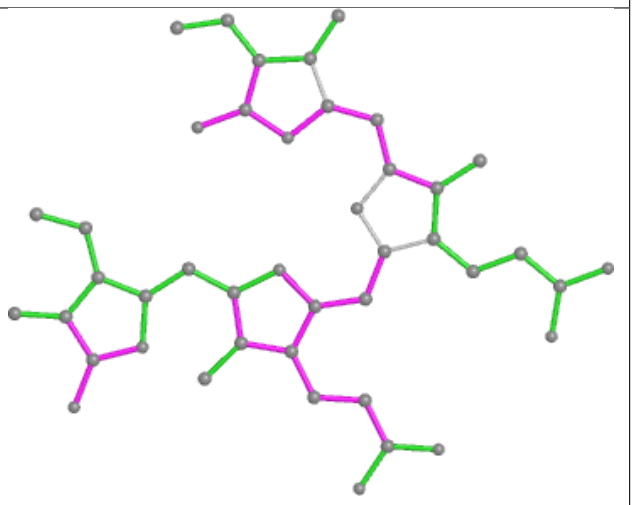

Bond angles

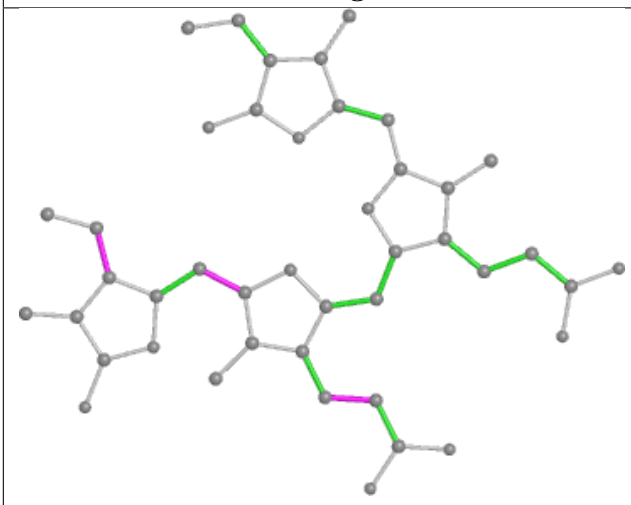

Torsions

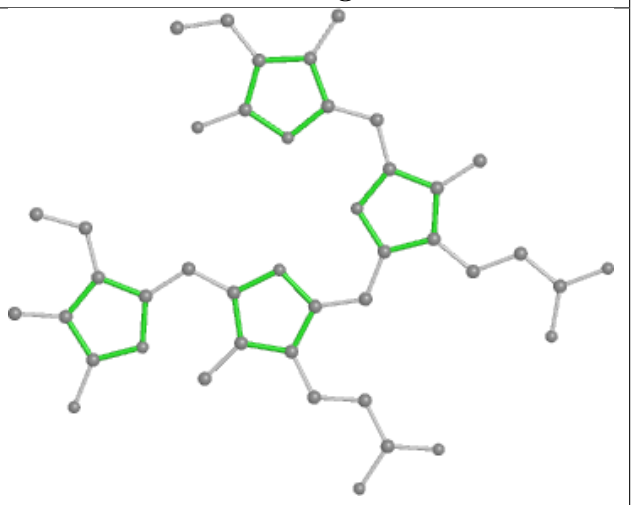

Rings

Ligand PEB hJ 202

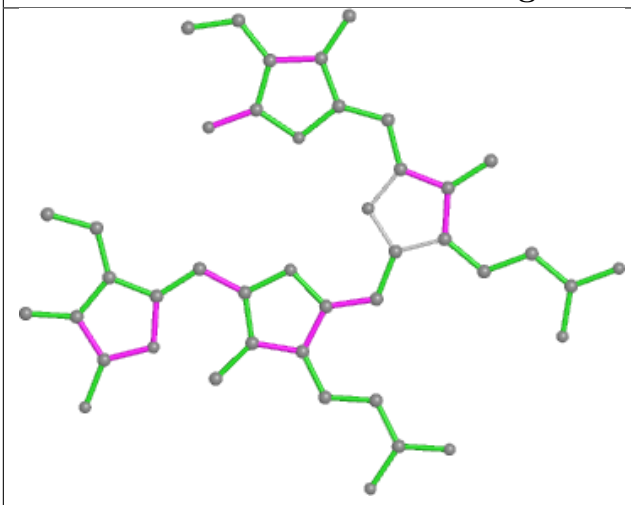

Bond lengths

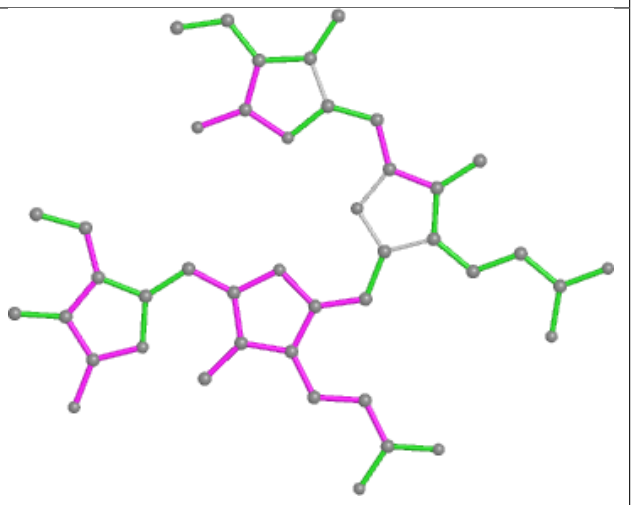

Bond angles

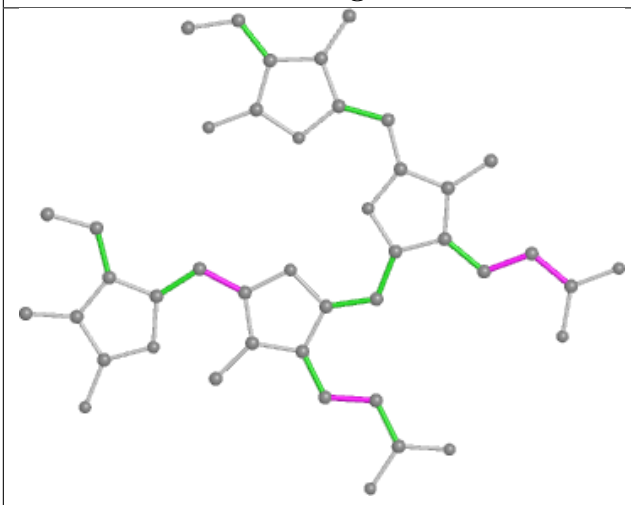

Torsions

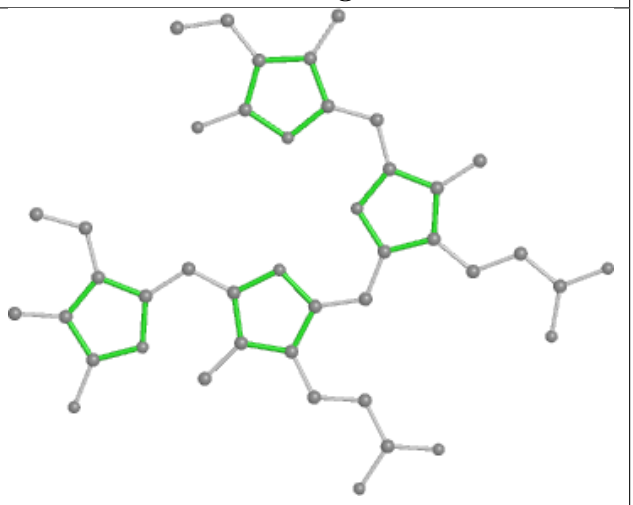

Rings

Ligand PEB ZM 201

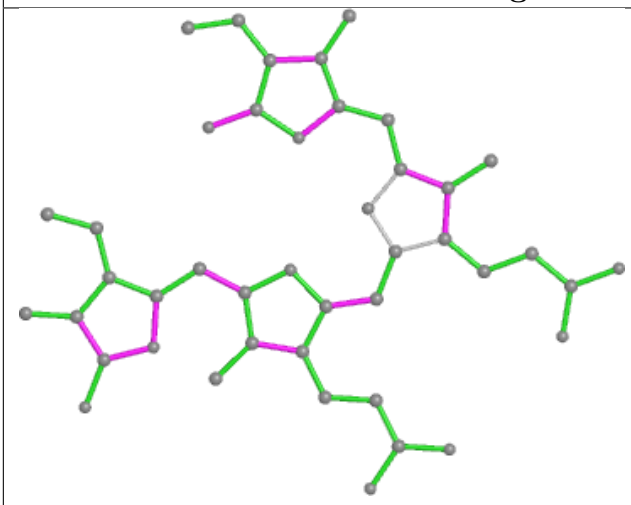

Bond lengths

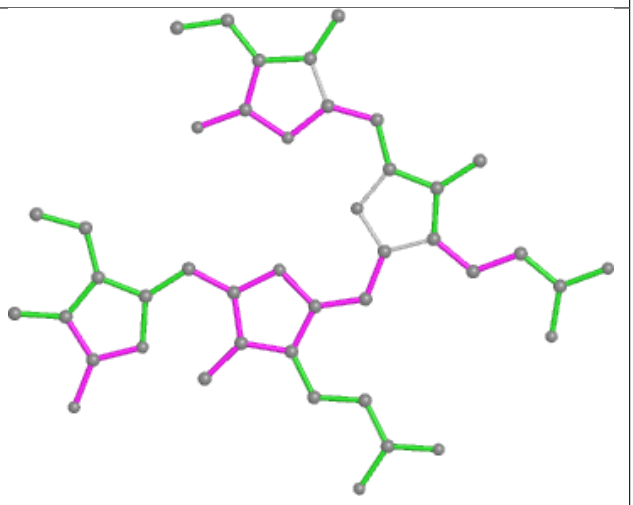

Bond angles

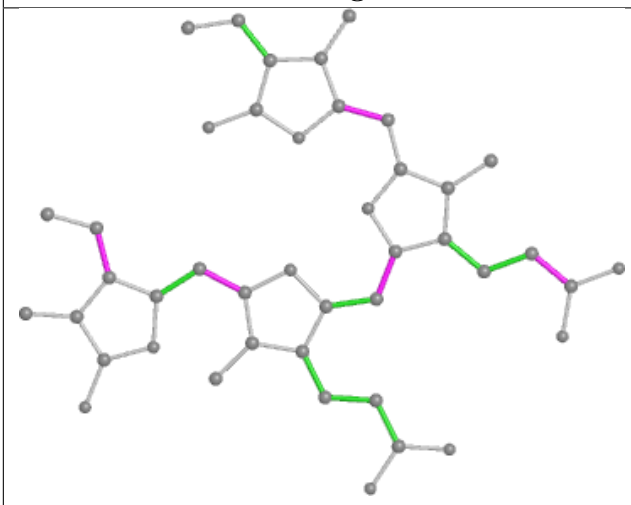

Torsions

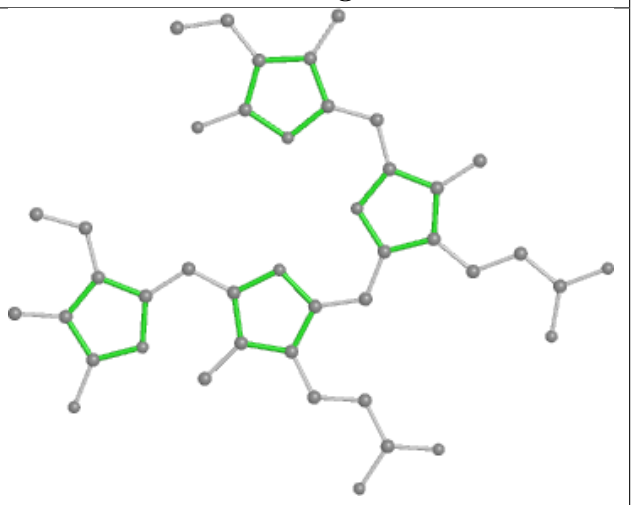

Rings

Ligand PEB BI 202

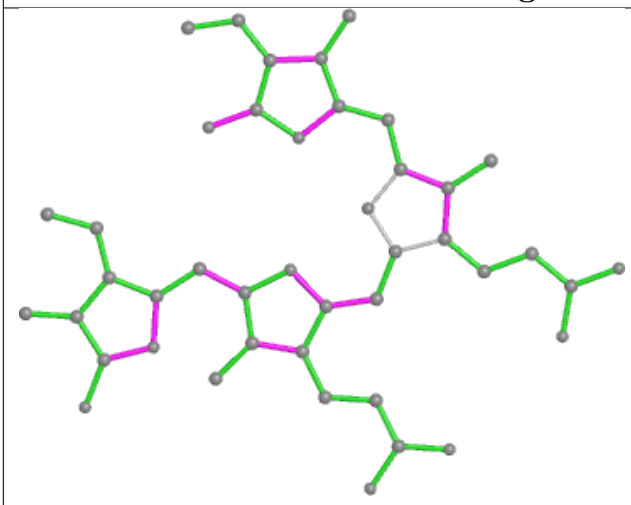

Bond lengths

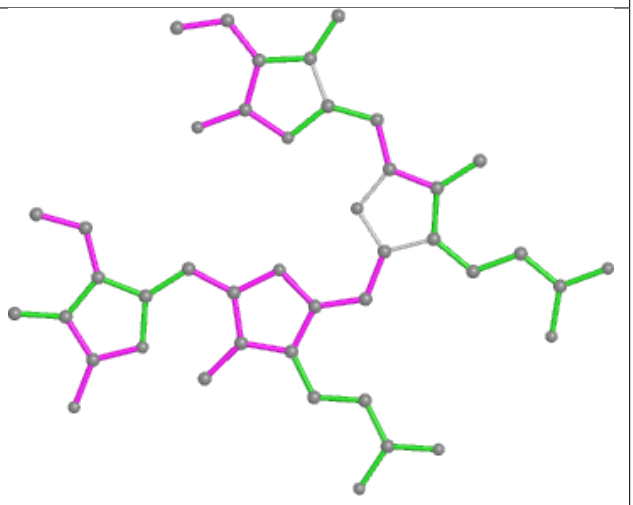

Bond angles

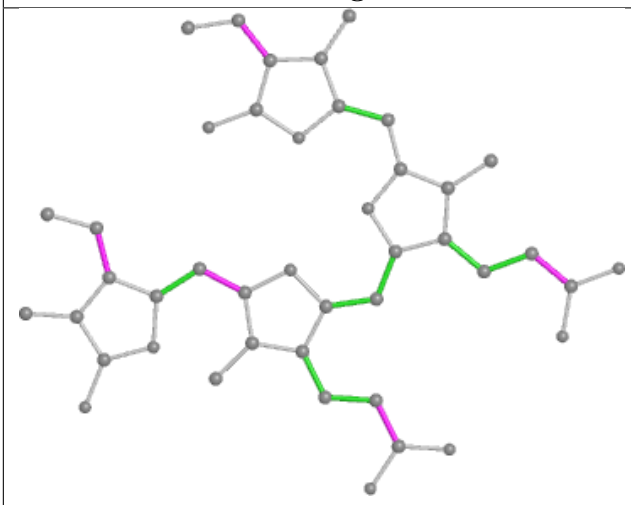

Torsions

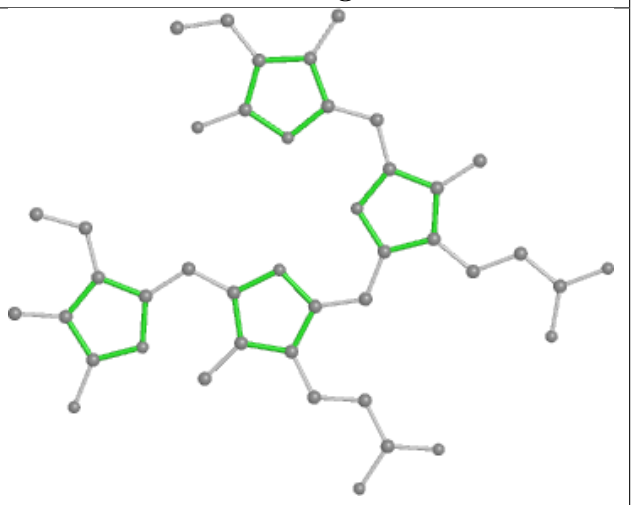

Rings

Ligand PEB V1 203

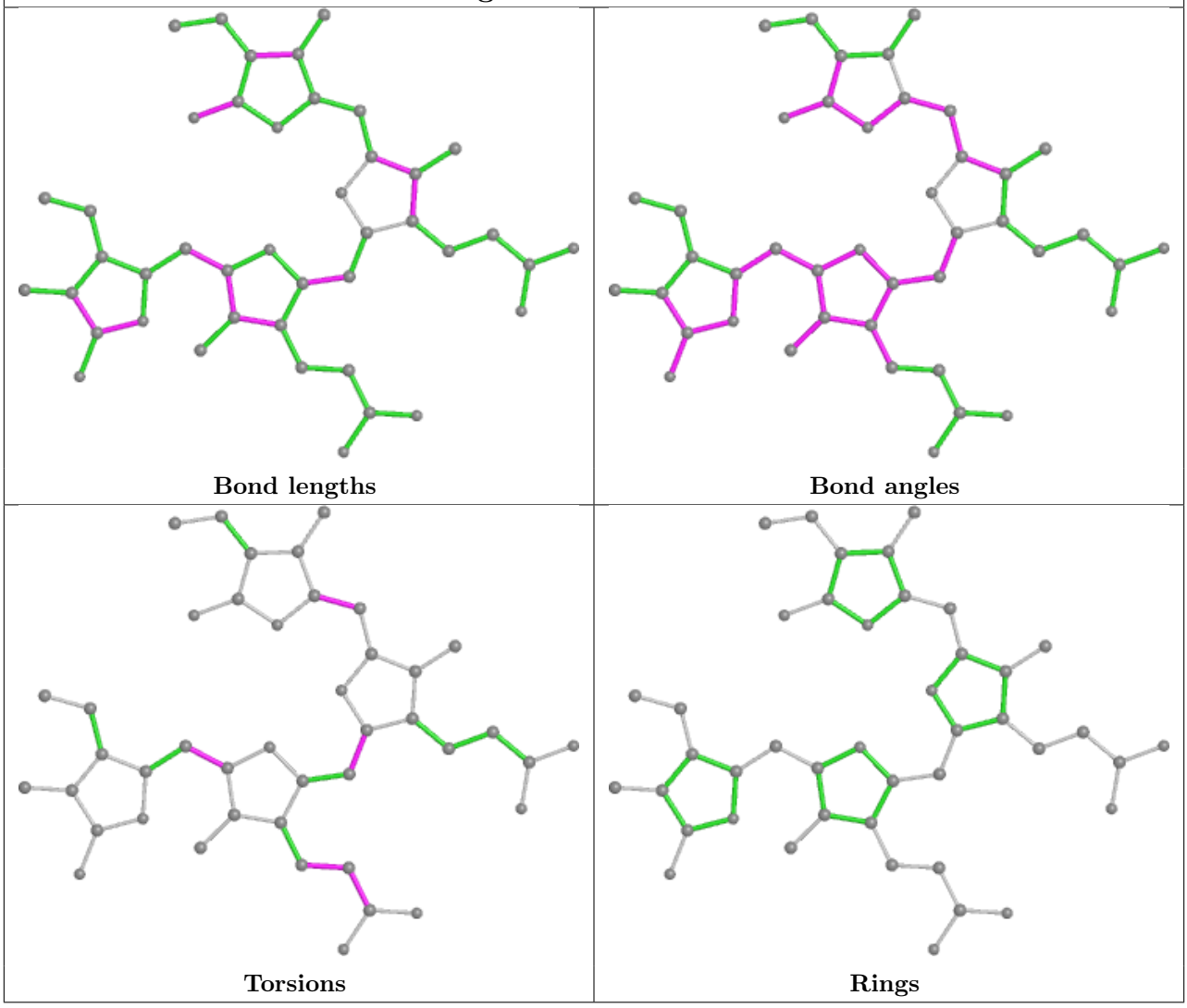

Ligand BCR C6 508

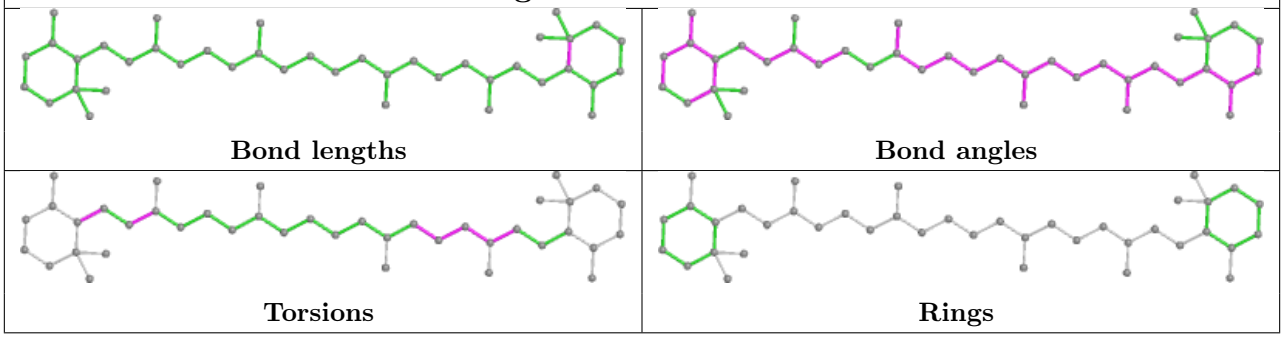

Ligand CLA AL 404

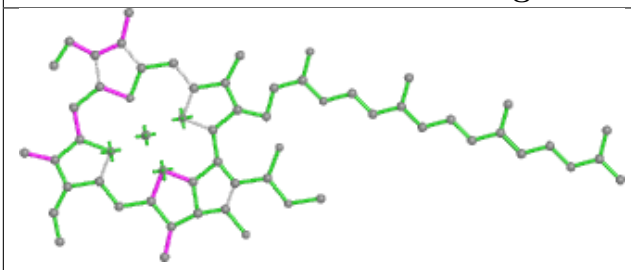

Bond lengths

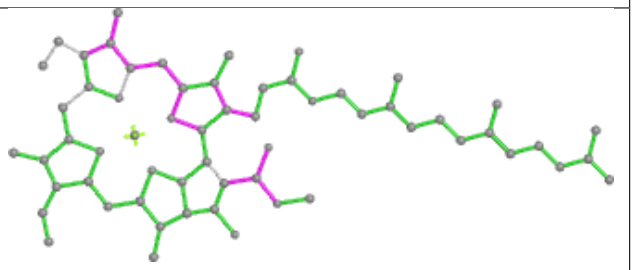

Bond angles

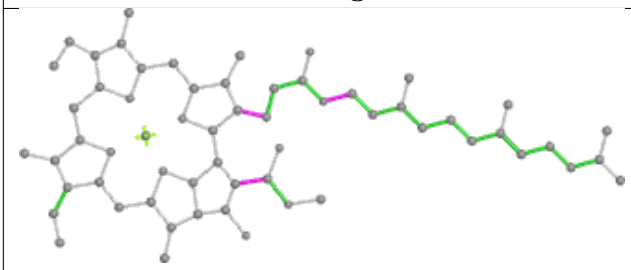

Torsions

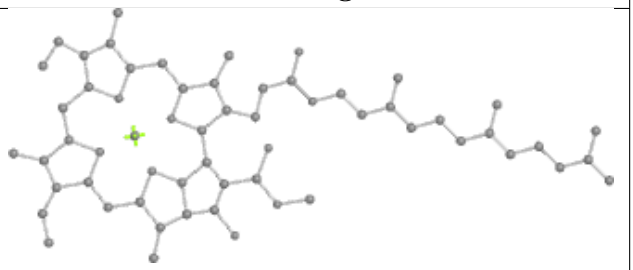

Rings

Ligand PEB H7 201

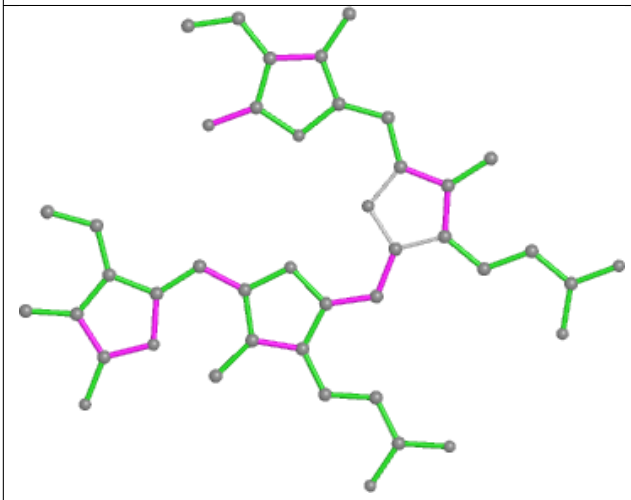

Bond lengths

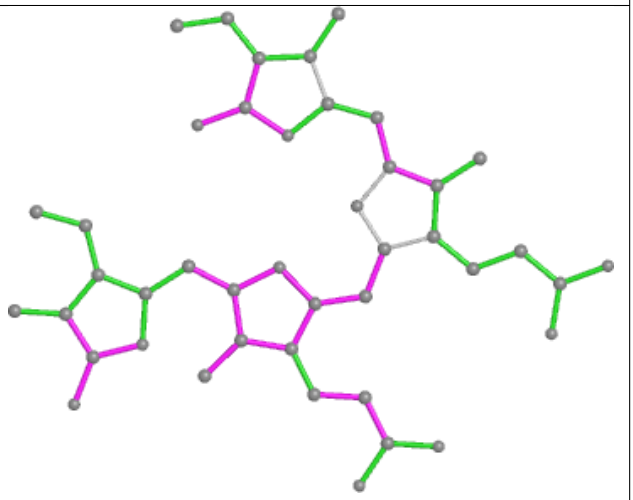

Bond angles

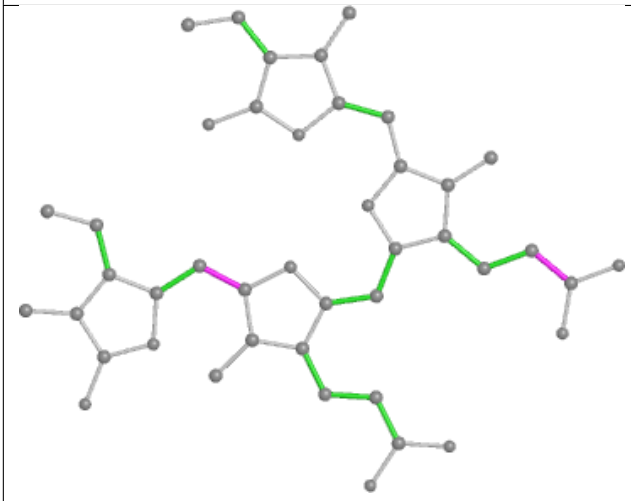

Torsions

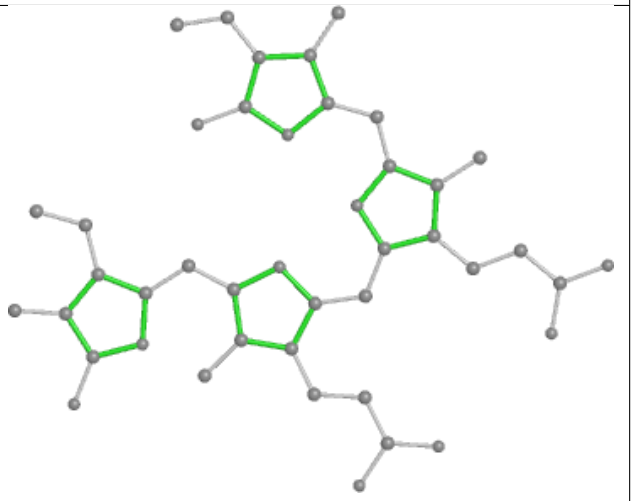

Rings

Ligand PEB IP 203

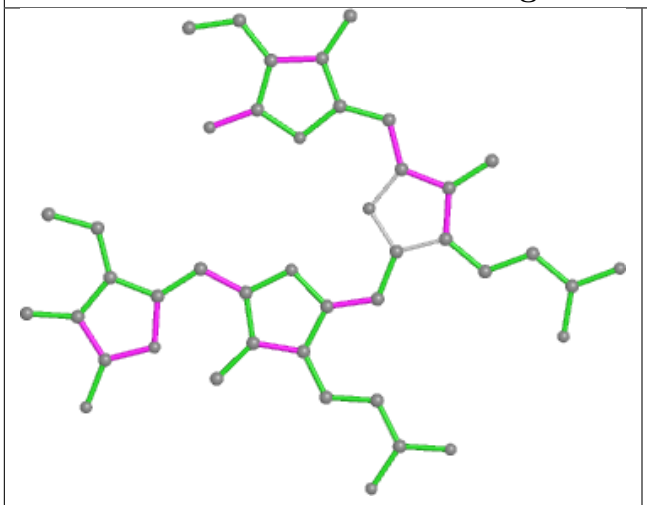

Bond lengths

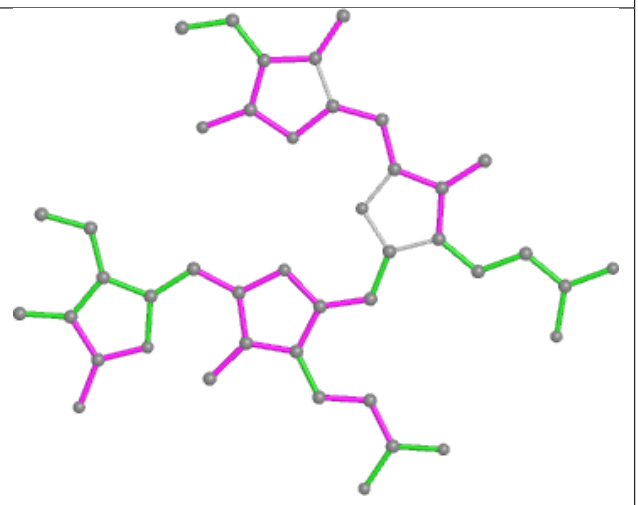

Bond angles

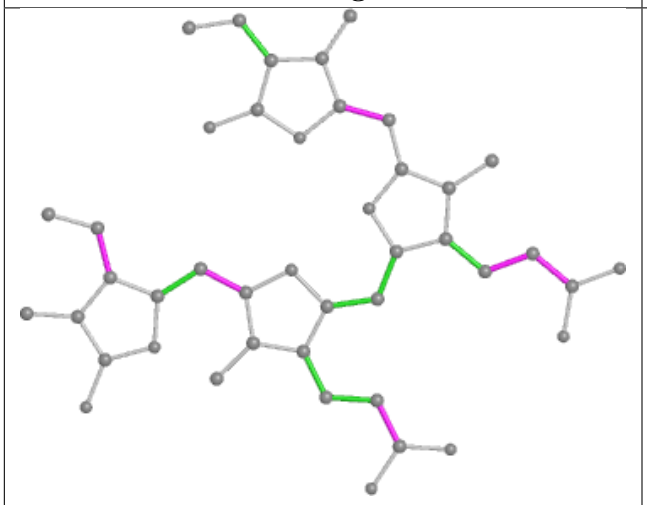

Torsions

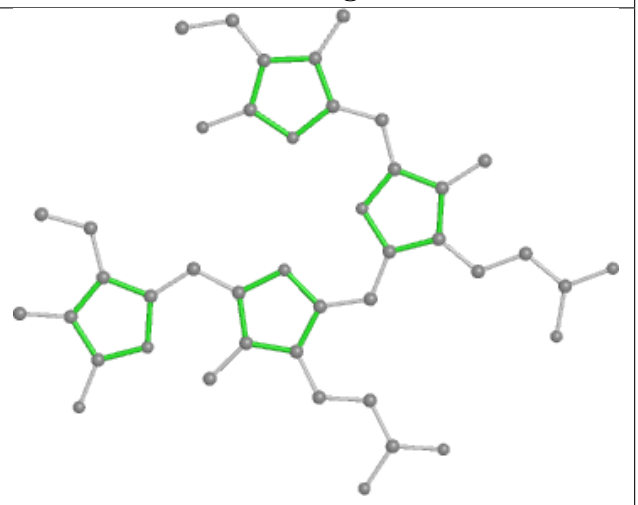

Rings

Ligand DGD aL 603

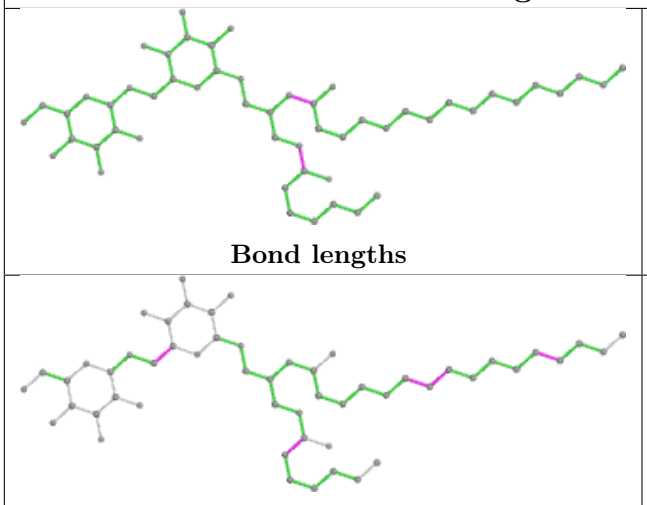

Bond lengths

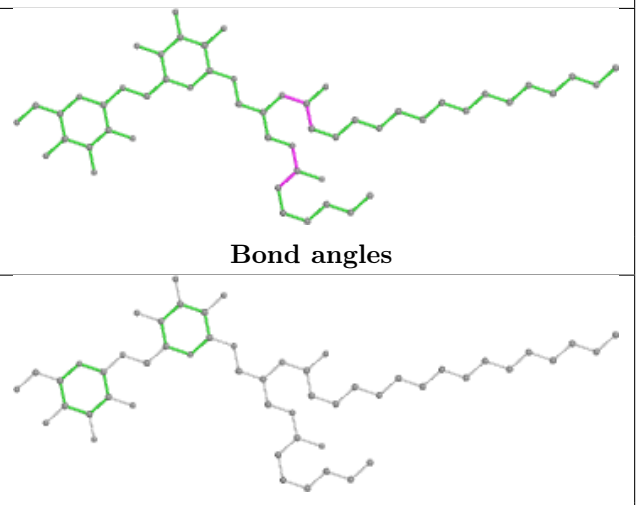

Bond angles

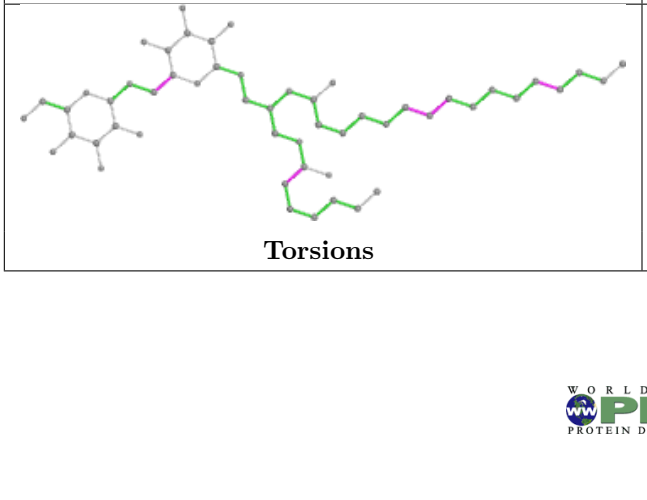

Torsions

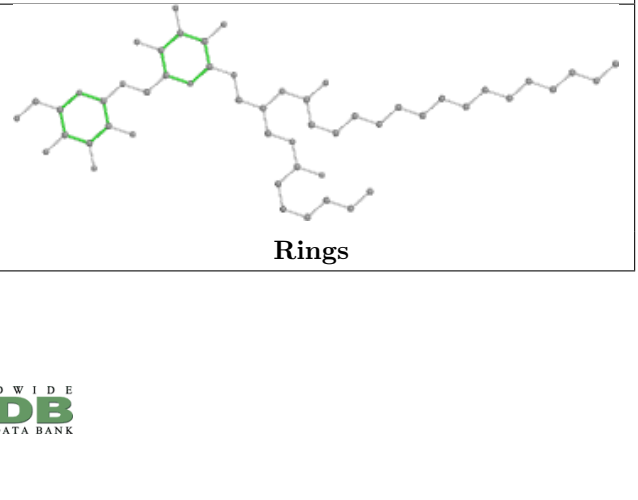

Rings

Ligand PEB AE 301

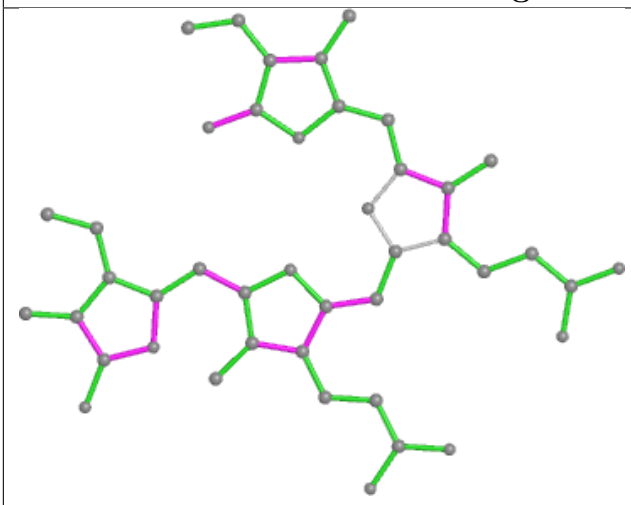

Bond lengths

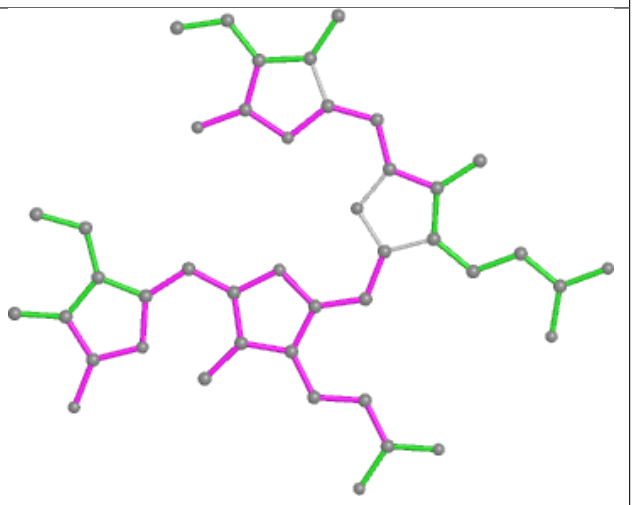

Bond angles

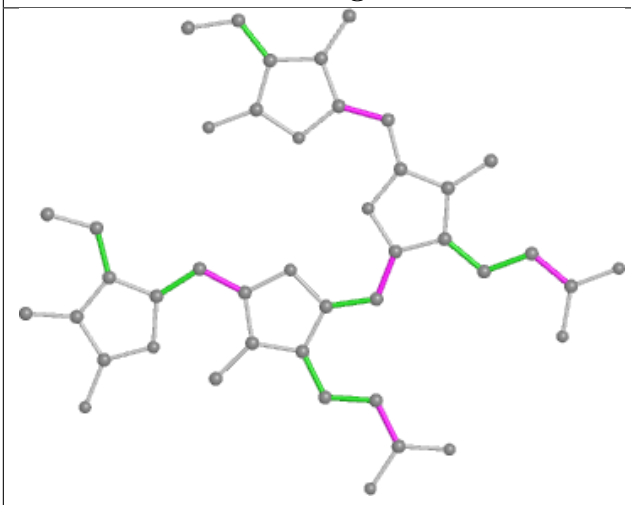

Torsions

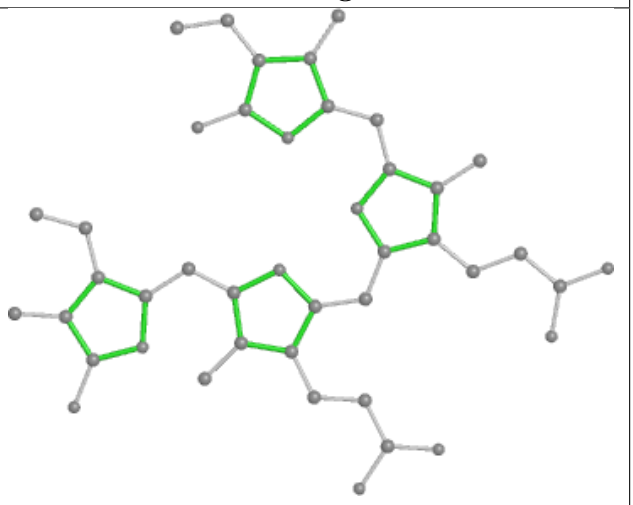

Rings

Ligand PEB m4 203

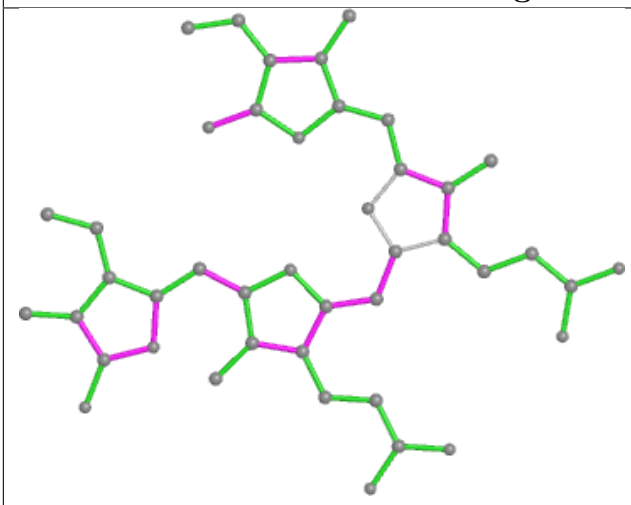

Bond lengths

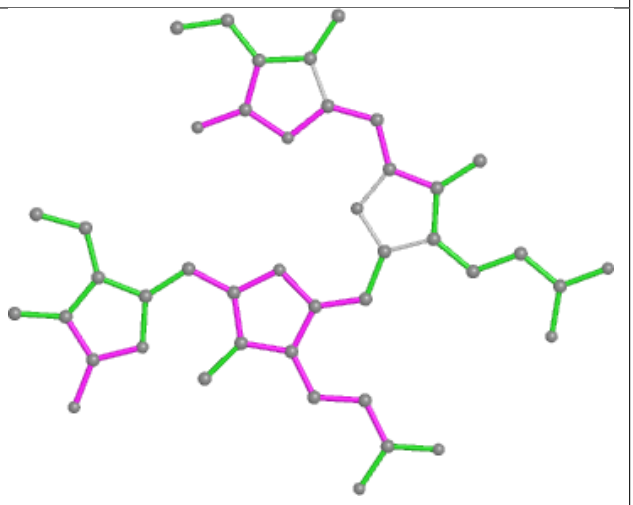

Bond angles

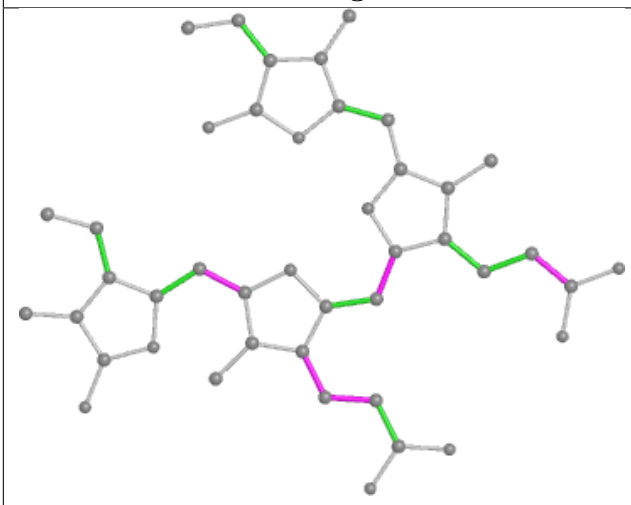

Torsions

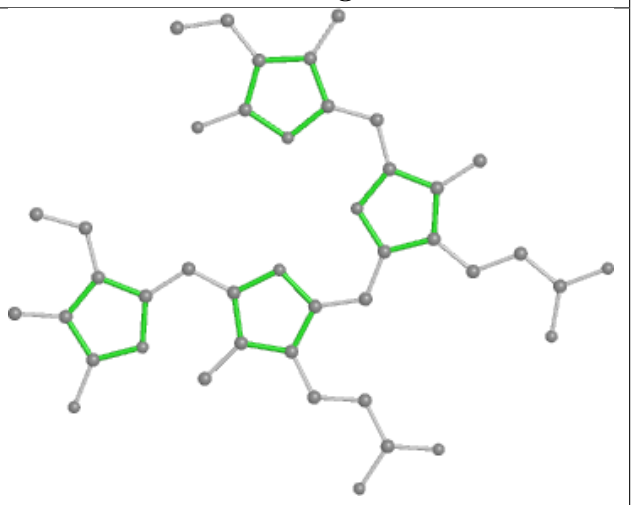

Rings

Ligand CLA 8N 301

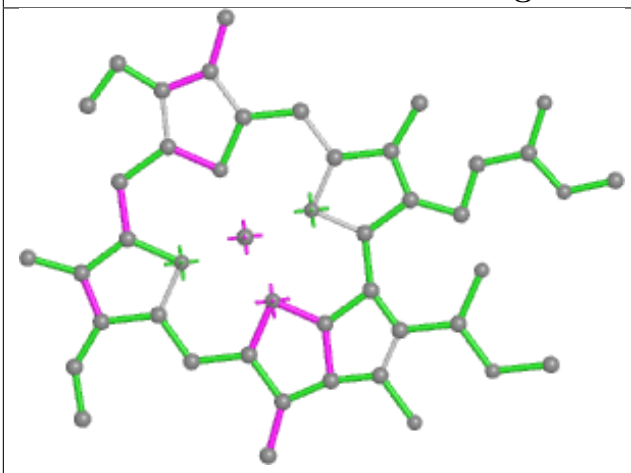

Bond lengths

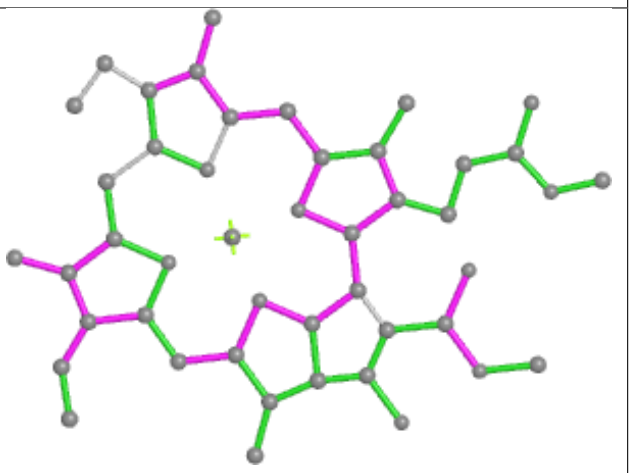

Bond angles

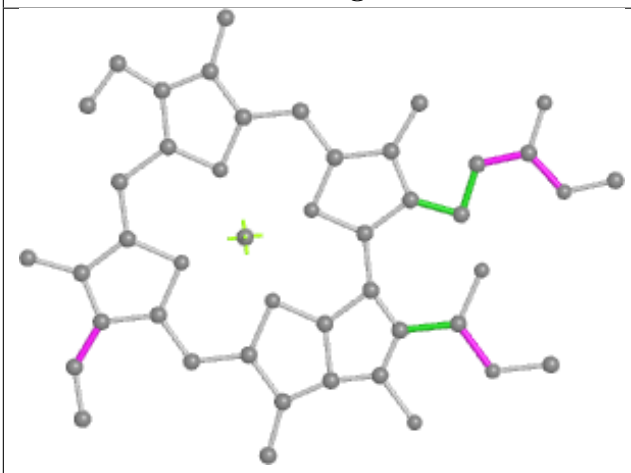

Torsions

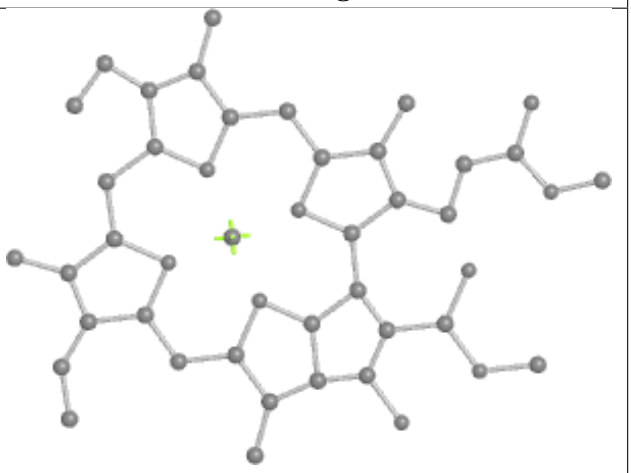

Rings

Ligand PEB pC 202

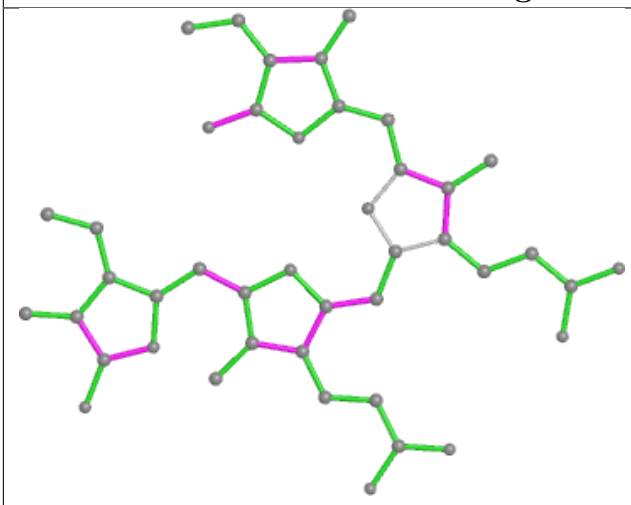

Bond lengths

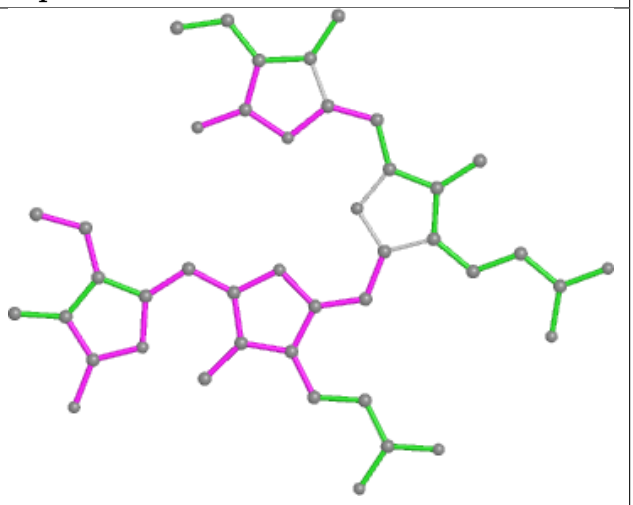

Bond angles

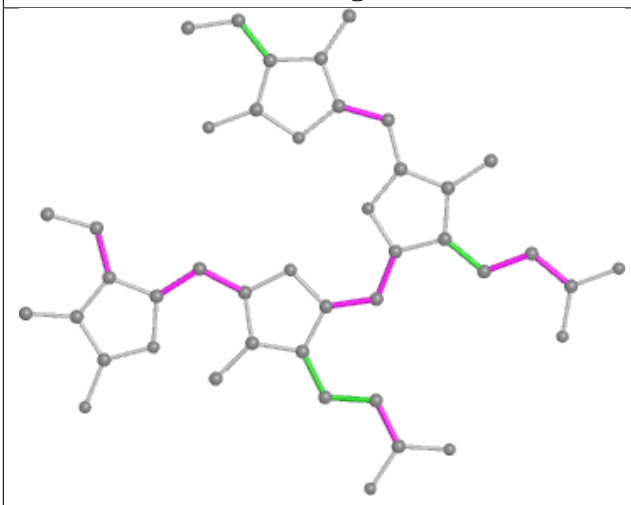

Torsions

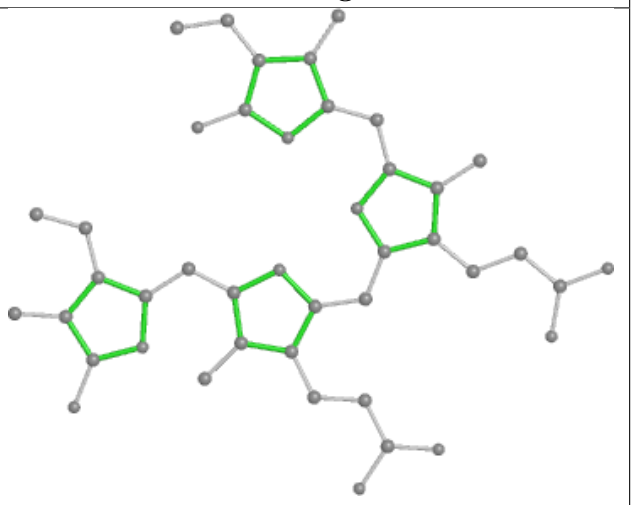

Rings

Ligand CLA 42 601

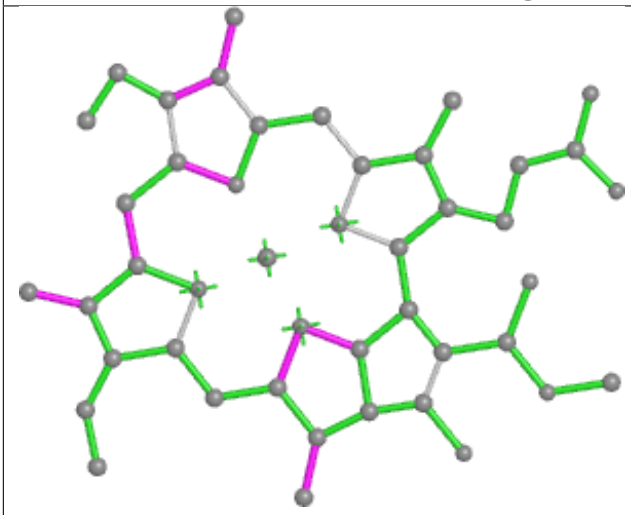

Bond lengths

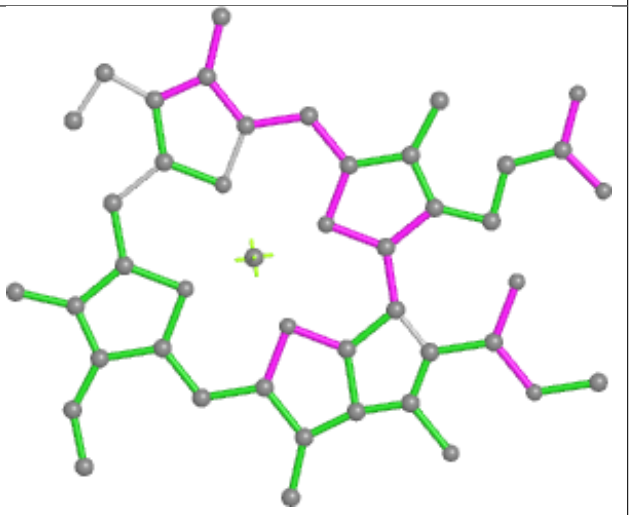

Bond angles

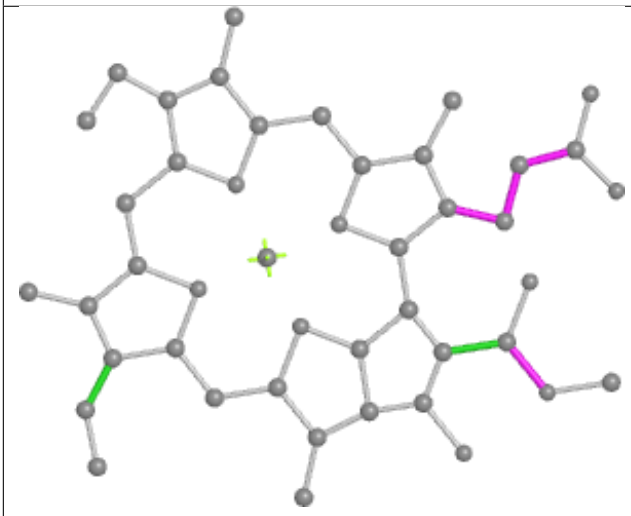

Torsions

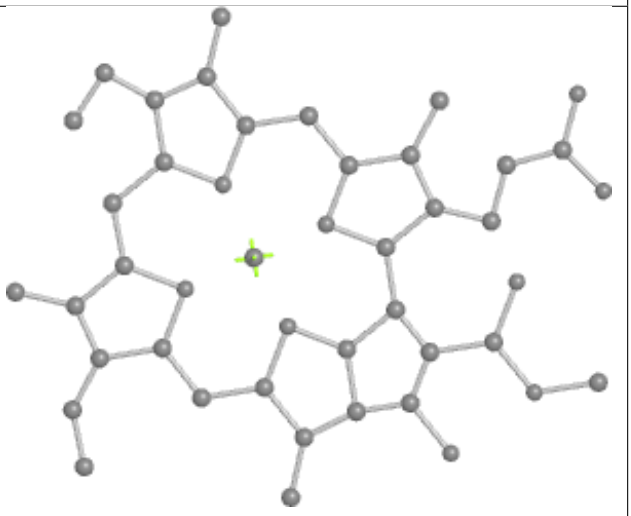

Rings

Ligand PEB YK 203

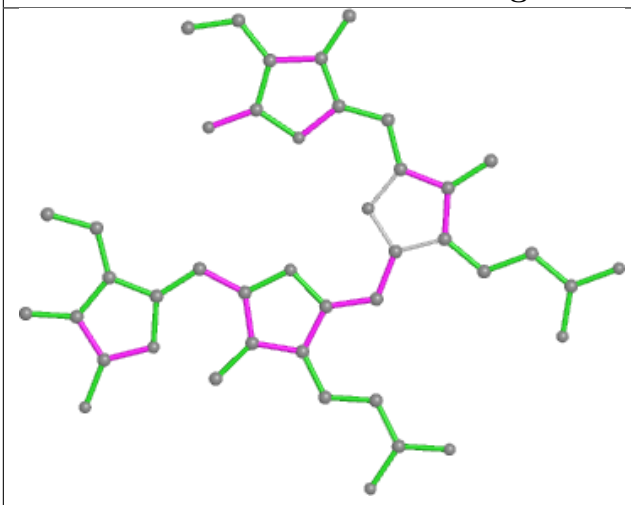

Bond lengths

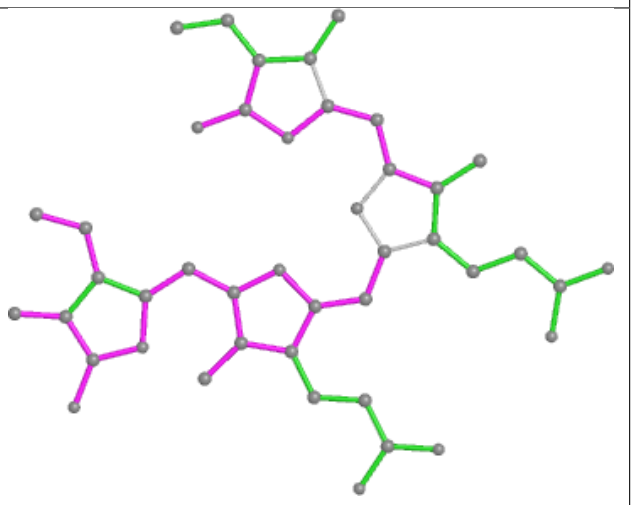

Bond angles

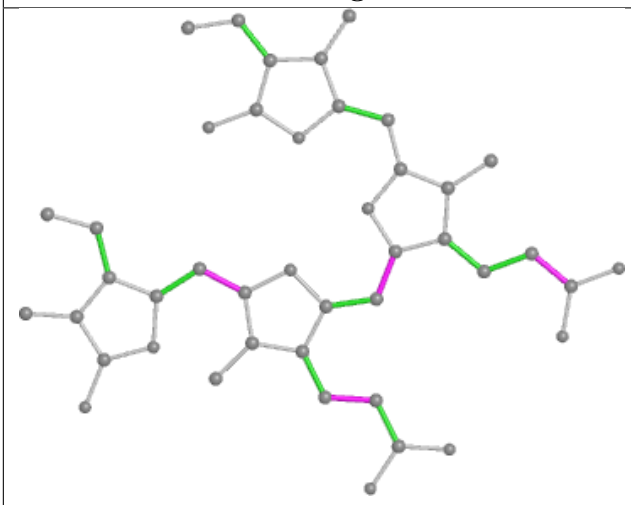

Torsions

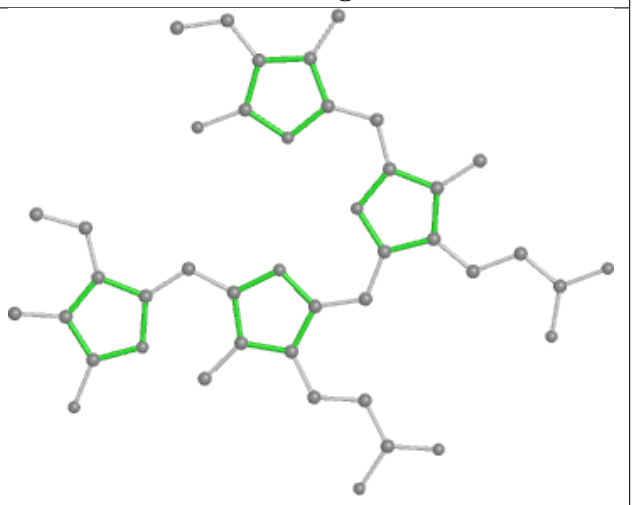

Rings

Ligand PEB JP 201

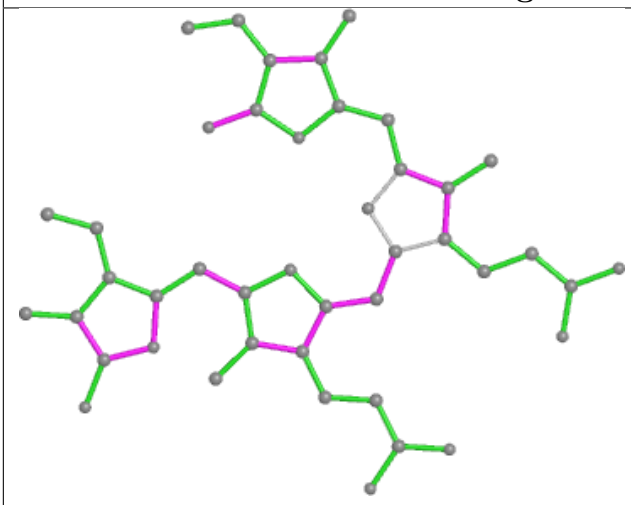

Bond lengths

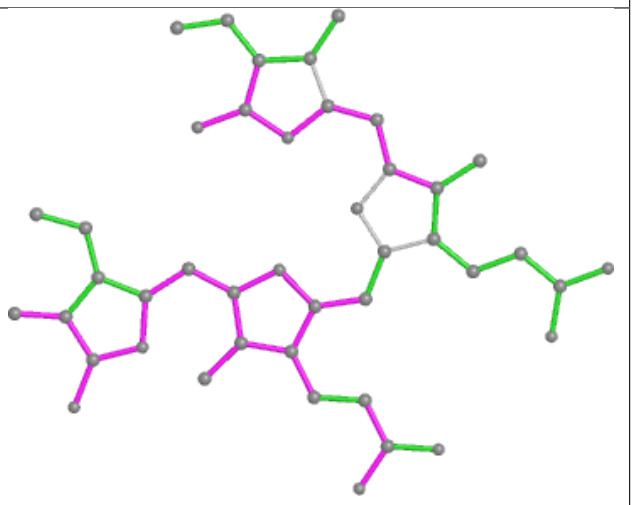

Bond angles

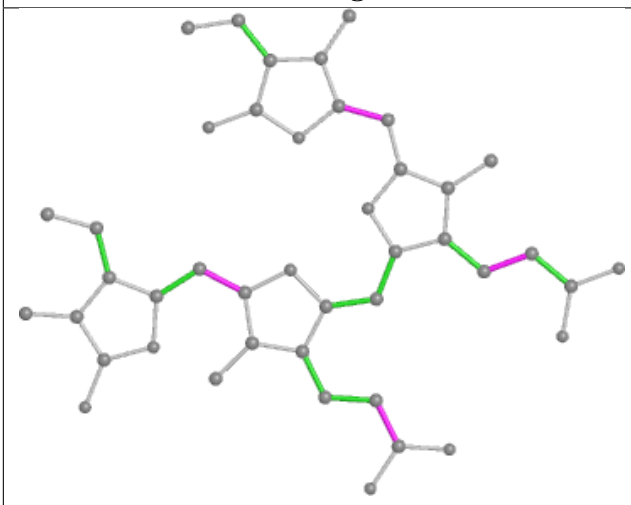

Torsions

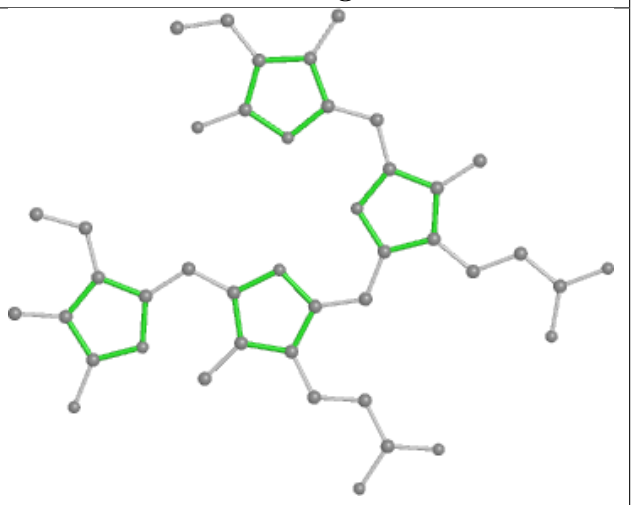

Rings

Ligand PUB wK 304

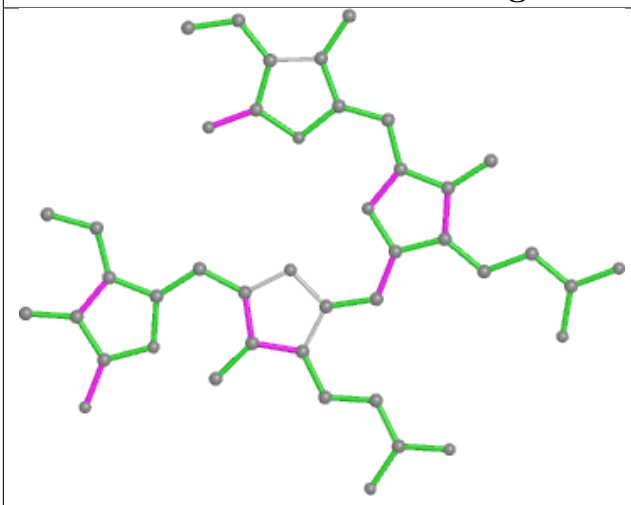

Bond lengths

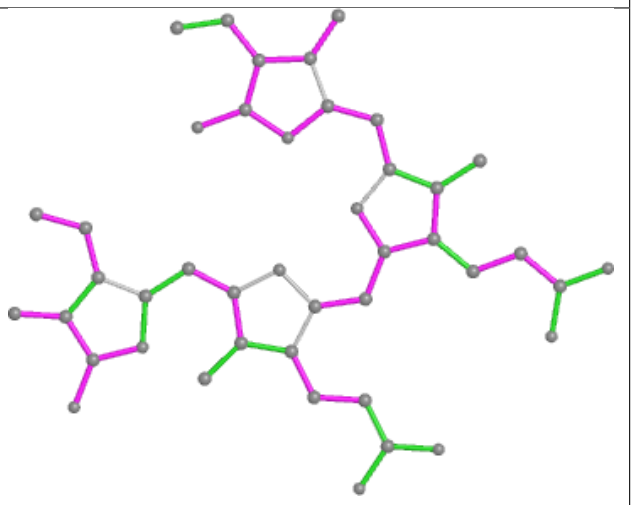

Bond angles

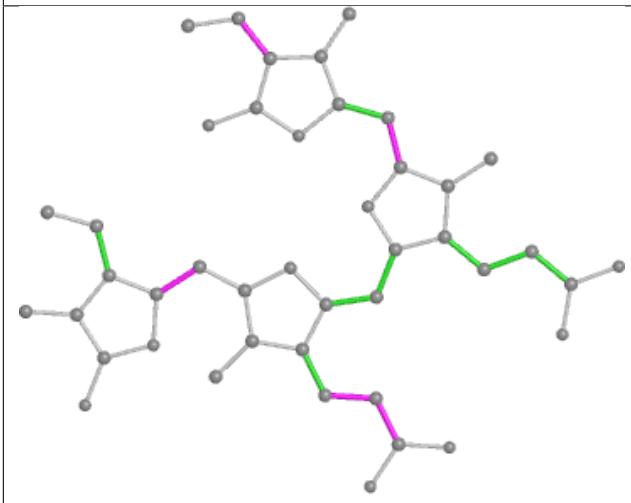

Torsions

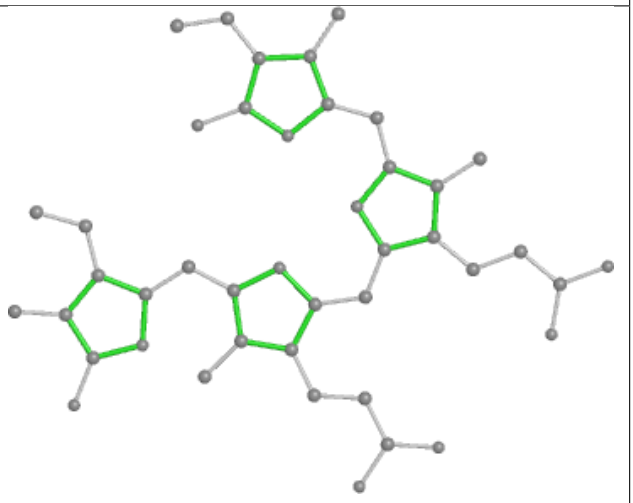

Rings

Ligand PEB PQ 203

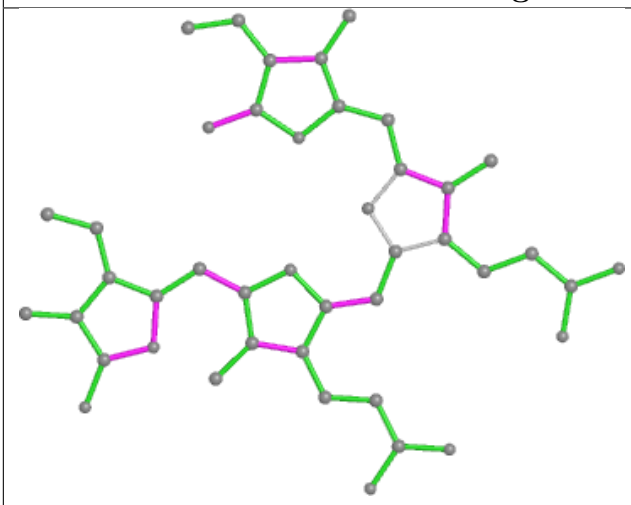

Bond lengths

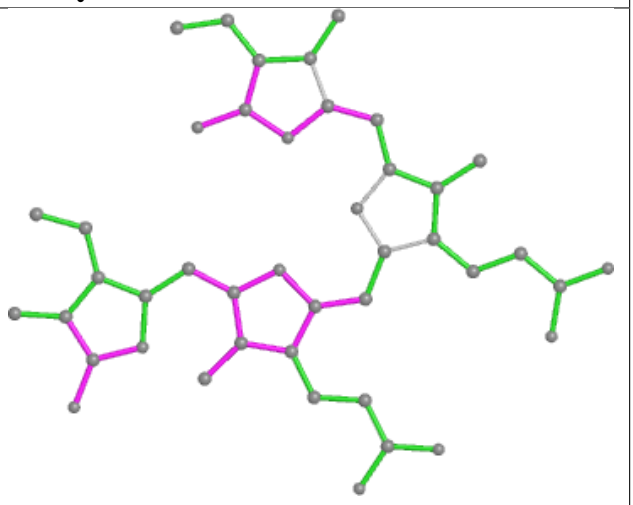

Bond angles

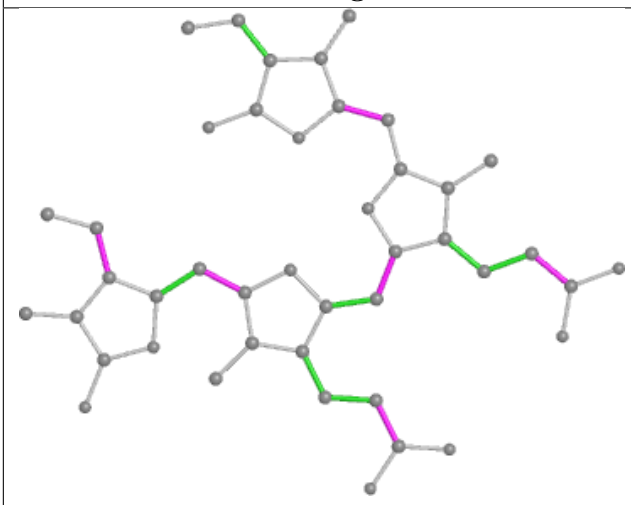

Torsions

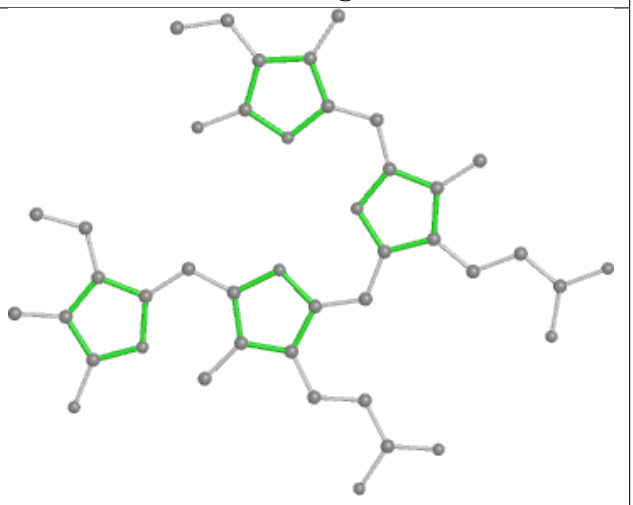

Rings

Ligand PEB X9 202

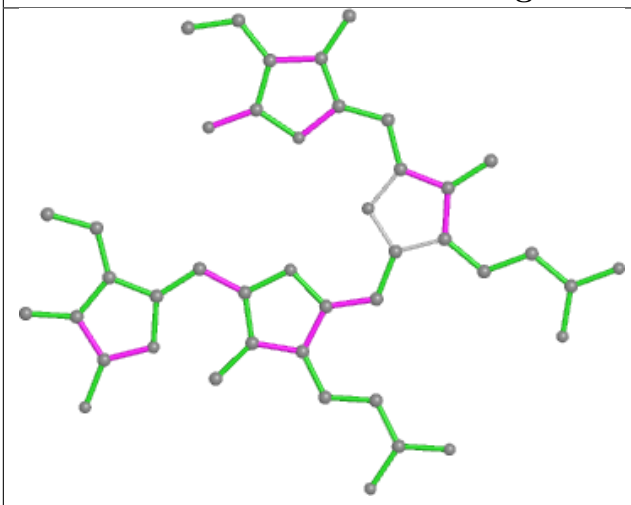

Bond lengths

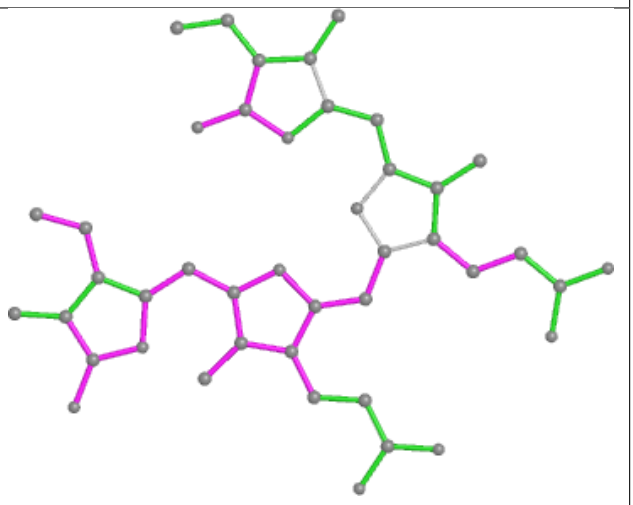

Bond angles

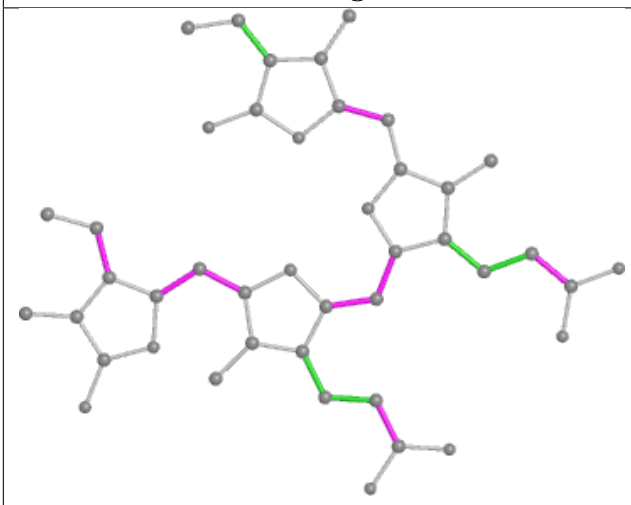

Torsions

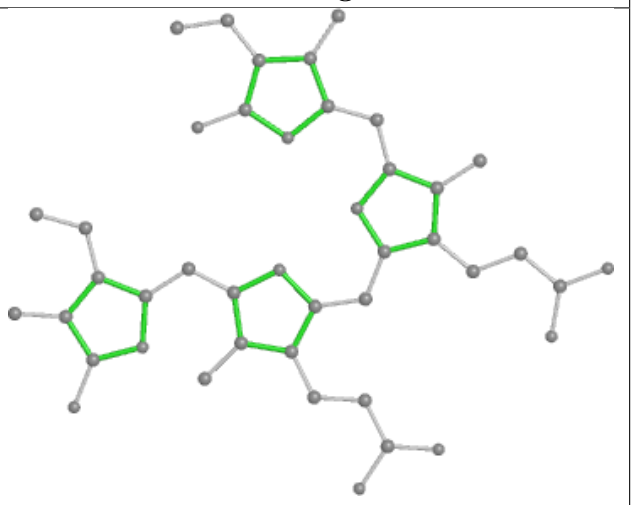

Rings

Ligand CLA AN 808

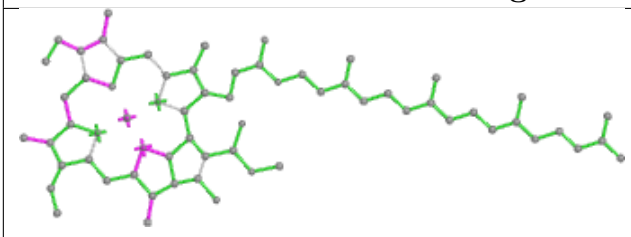

Bond lengths

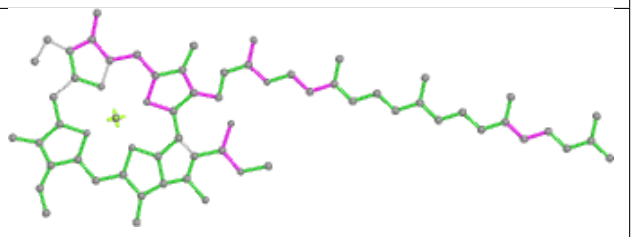

Bond angles

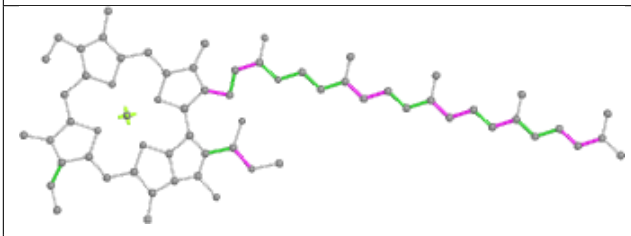

Torsions

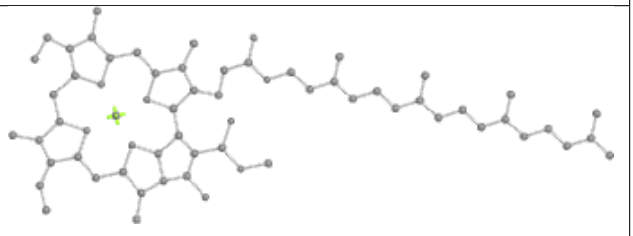

Rings

Ligand PEB hB 301

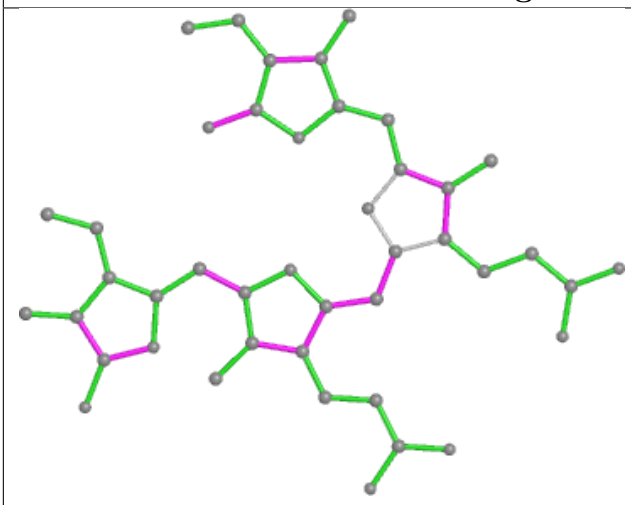

Bond lengths

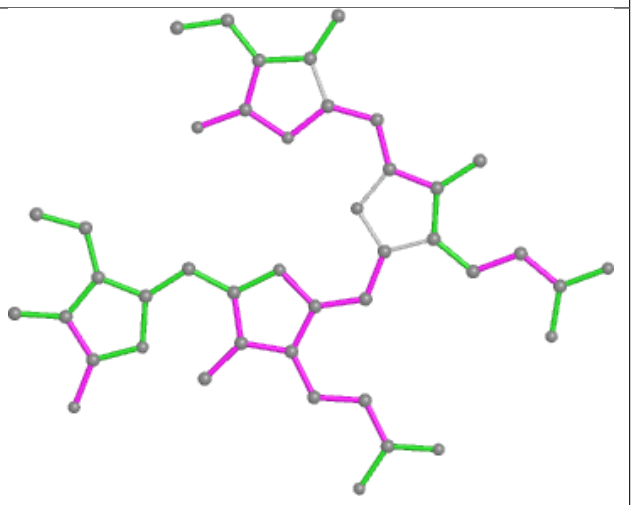

Bond angles

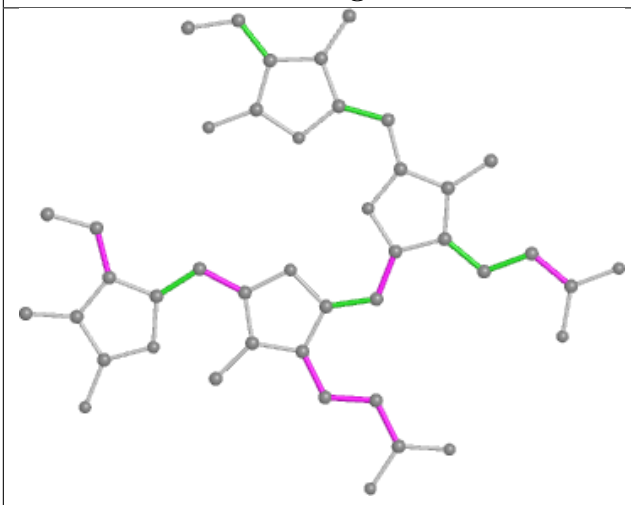

Torsions

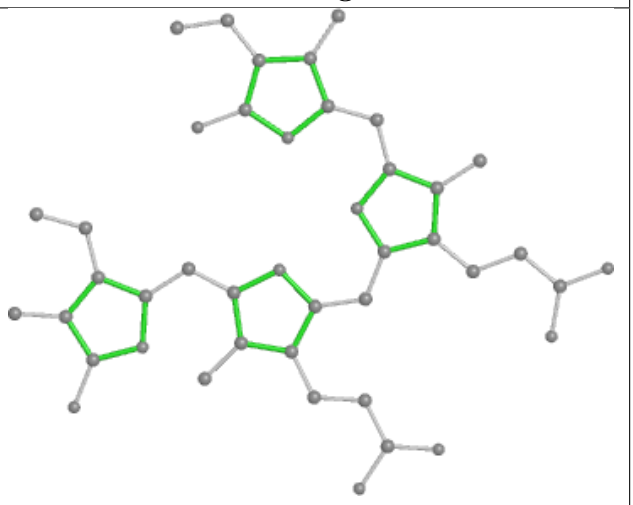

Rings

Ligand PEB DI 201

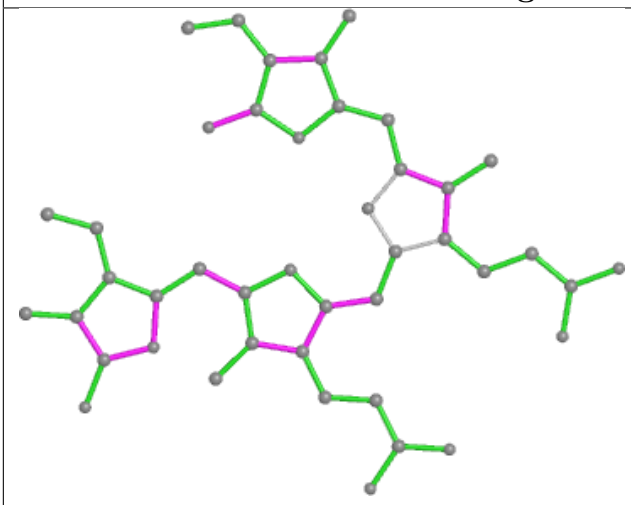

Bond lengths

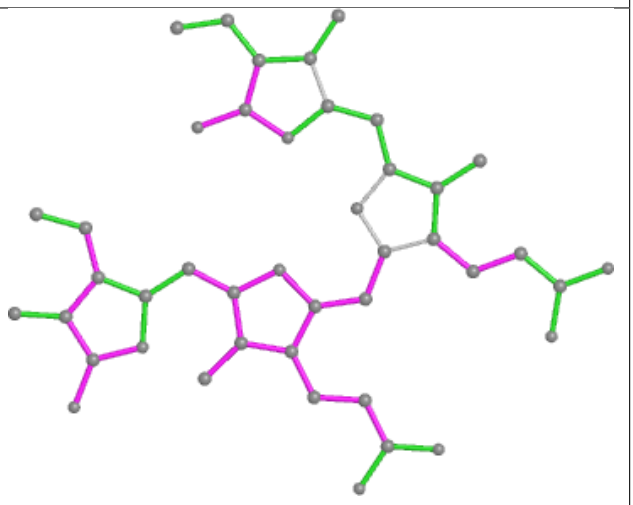

Bond angles

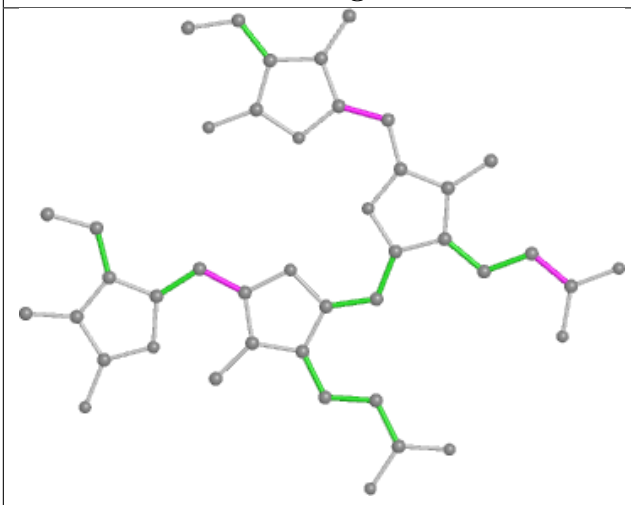

Torsions

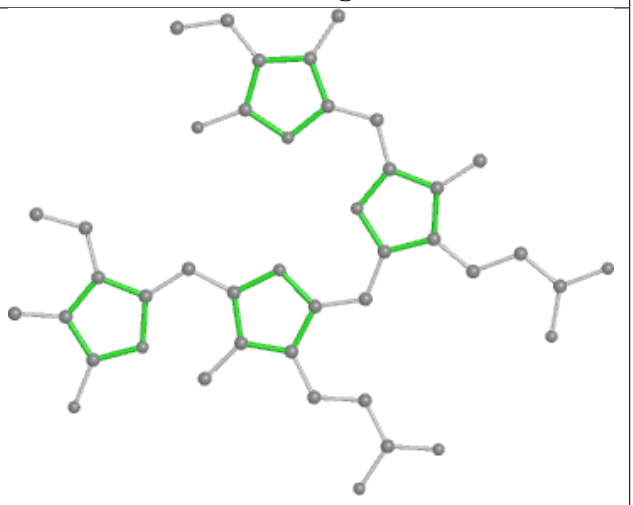

Rings

Ligand CLA 1N 607

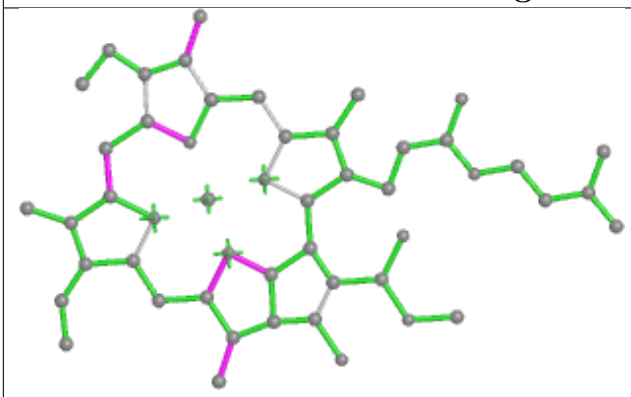

Bond lengths

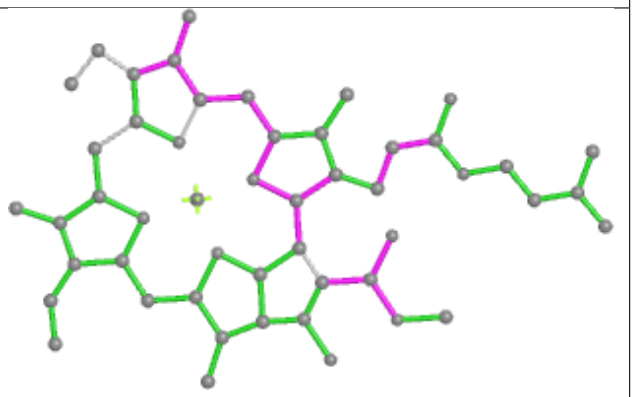

Bond angles

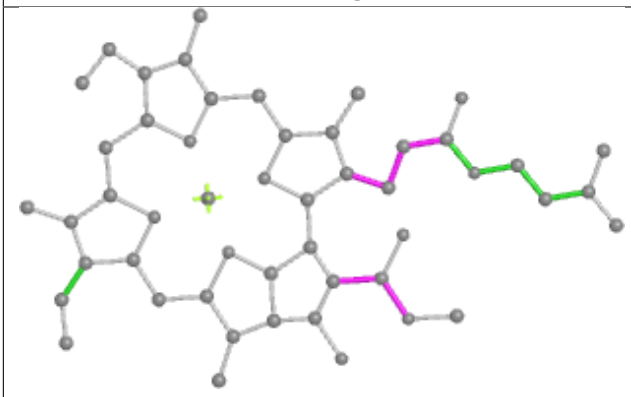

Torsions

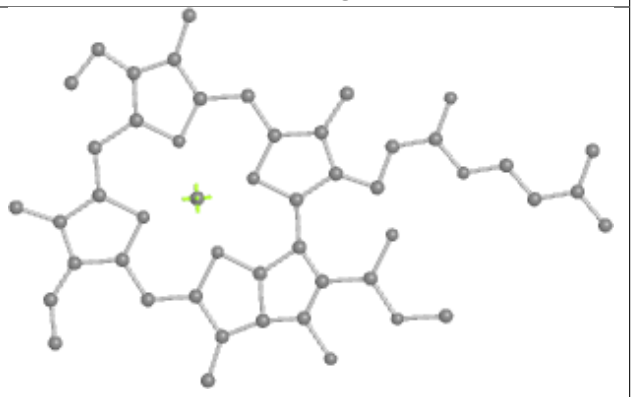

Rings

Ligand CLA KN 105

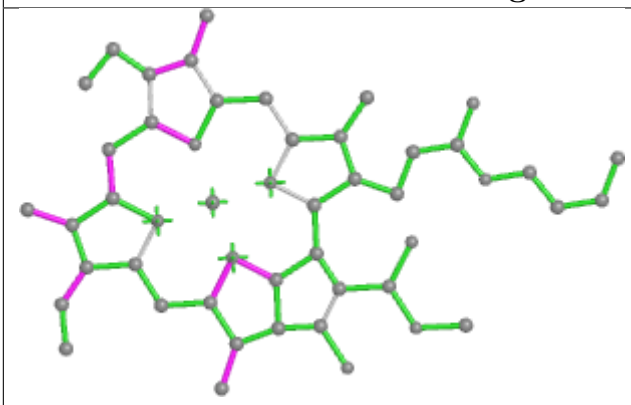

Bond lengths

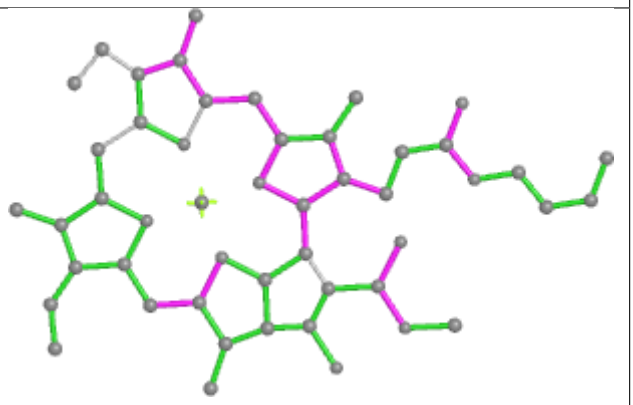

Bond angles

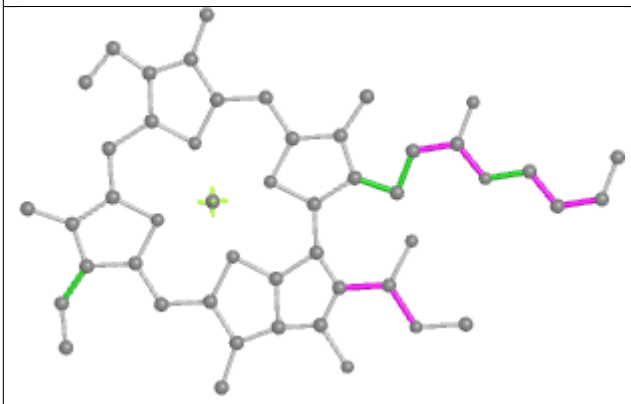

Torsions

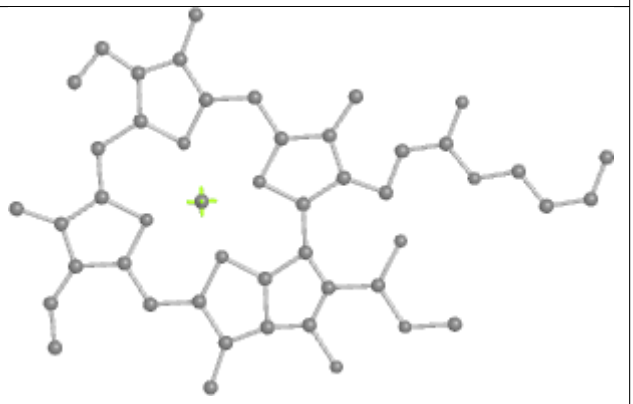

Rings

Ligand PEB TG 201

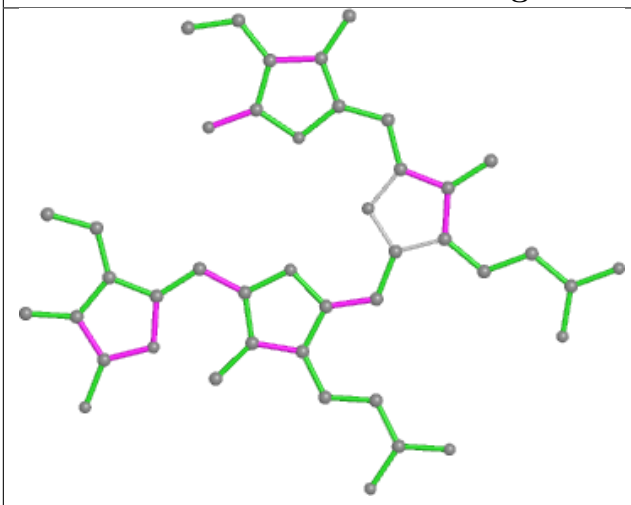

Bond lengths

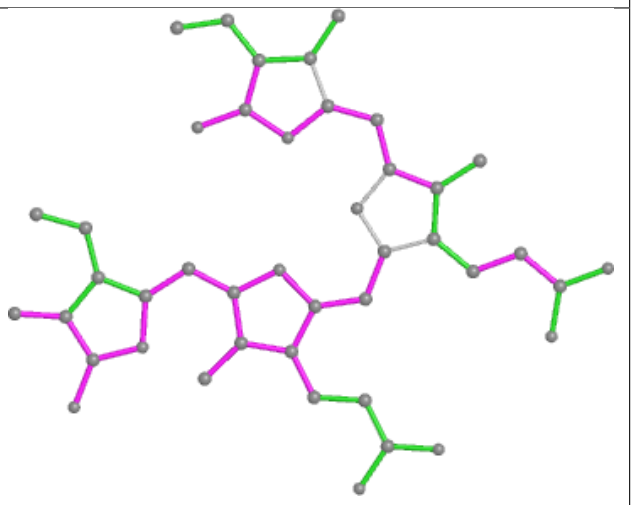

Bond angles

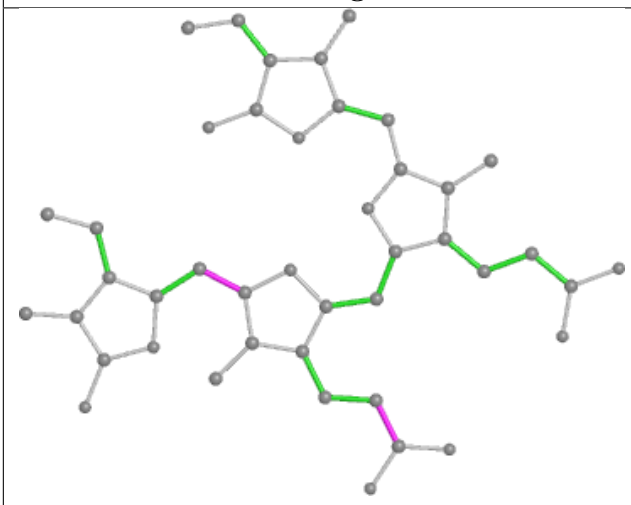

Torsions

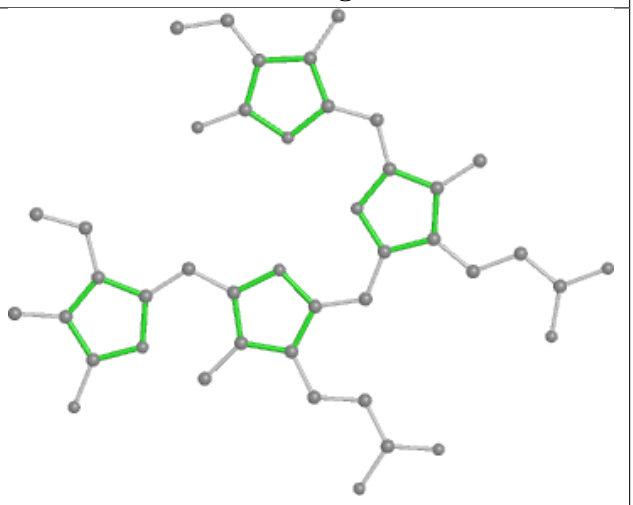

Rings

Ligand CLA MN 101

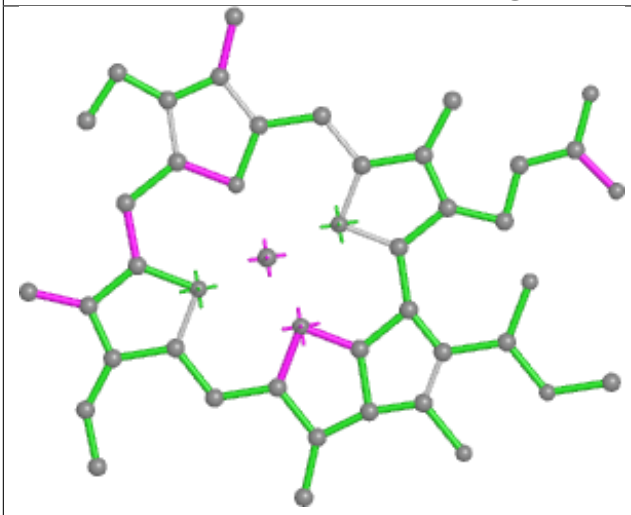

Bond lengths

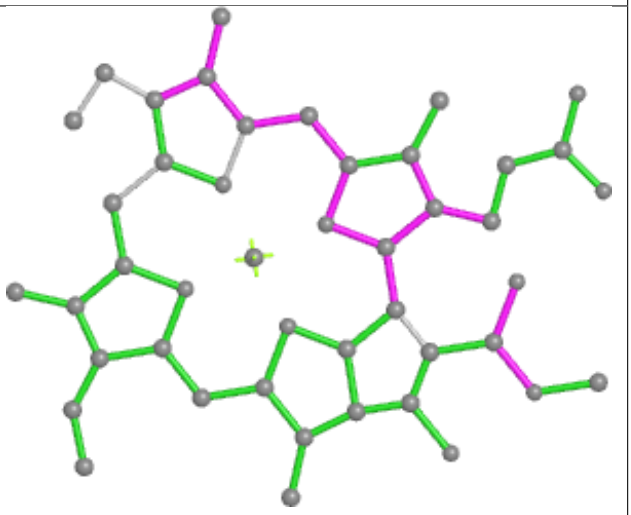

Bond angles

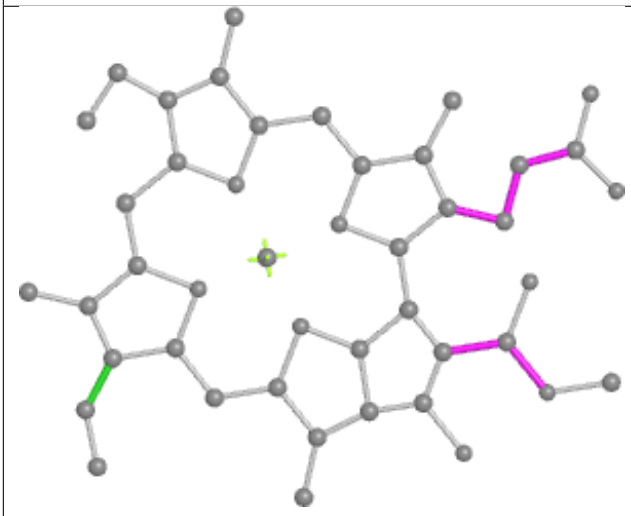

Torsions

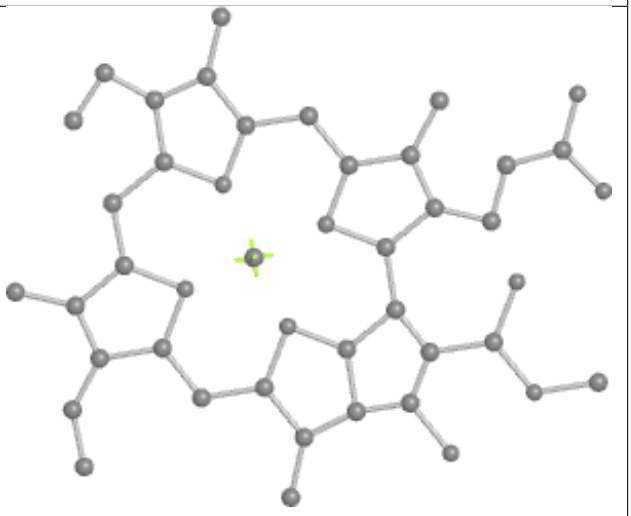

Rings

Ligand BCR A2 848

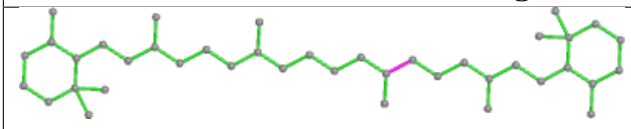

Bond lengths

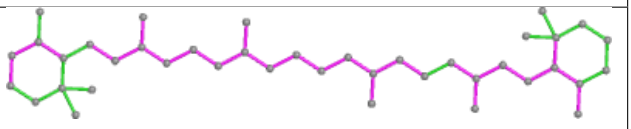

Bond angles

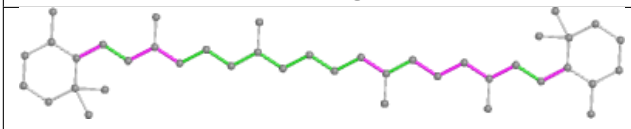

Torsions

Rings

Ligand CLA 42 609

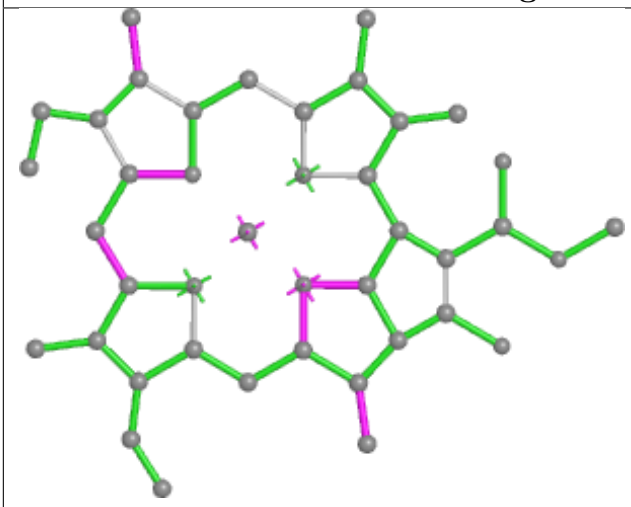

Bond lengths

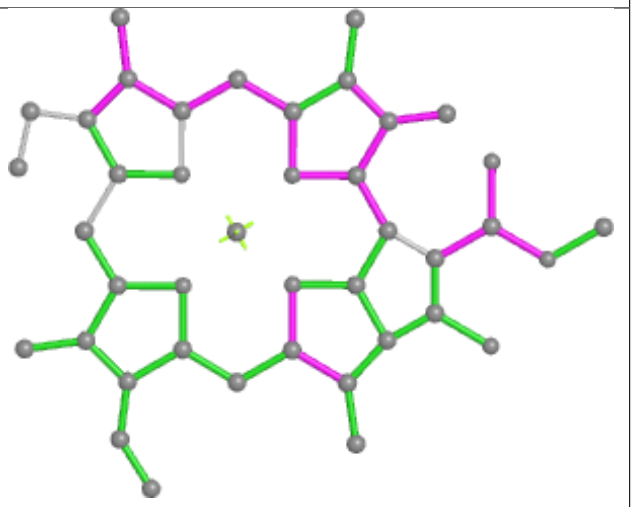

Bond angles

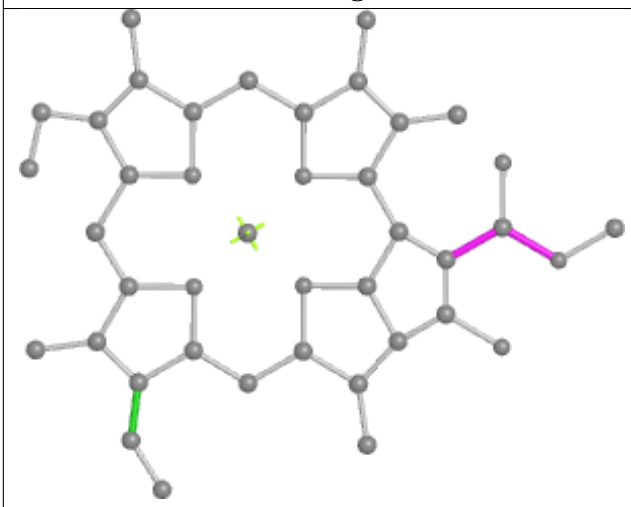

Torsions

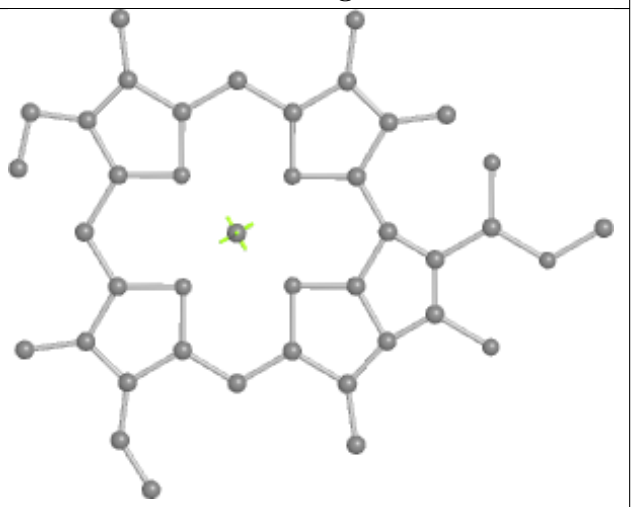

Rings

Ligand PHO dL 403

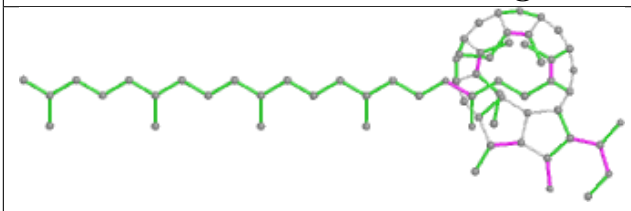

Bond lengths

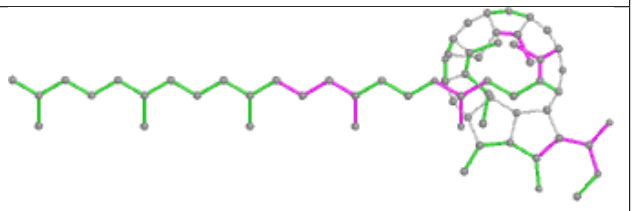

Bond angles

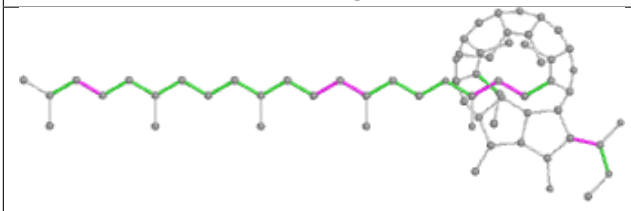

Torsions

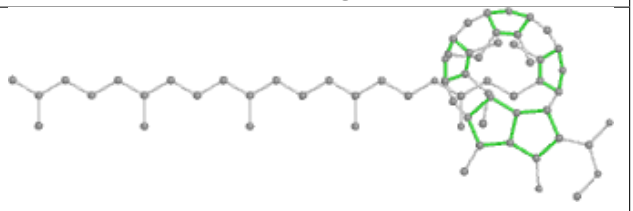

Rings

Ligand PEB Q1 203

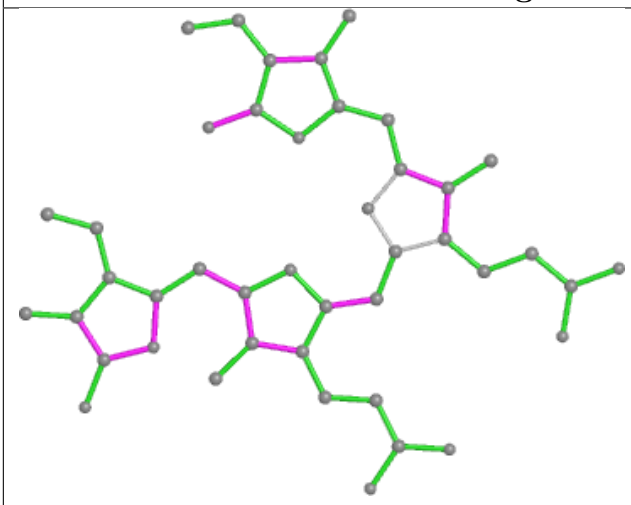

Bond lengths

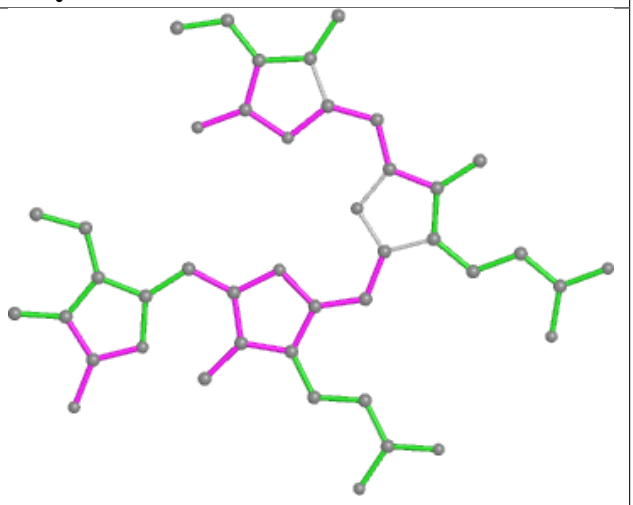

Bond angles

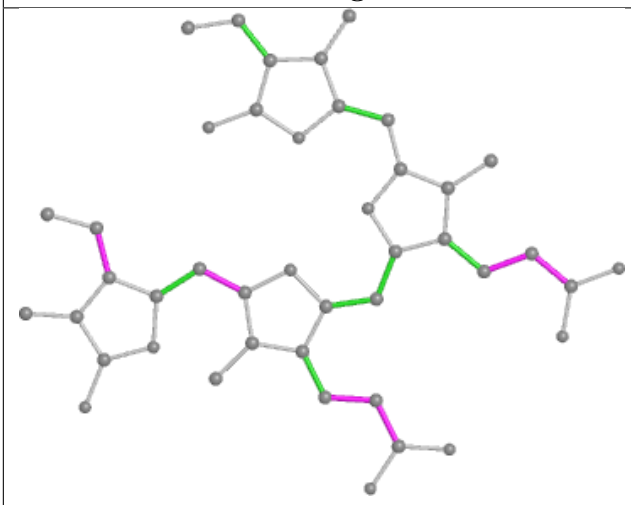

Torsions

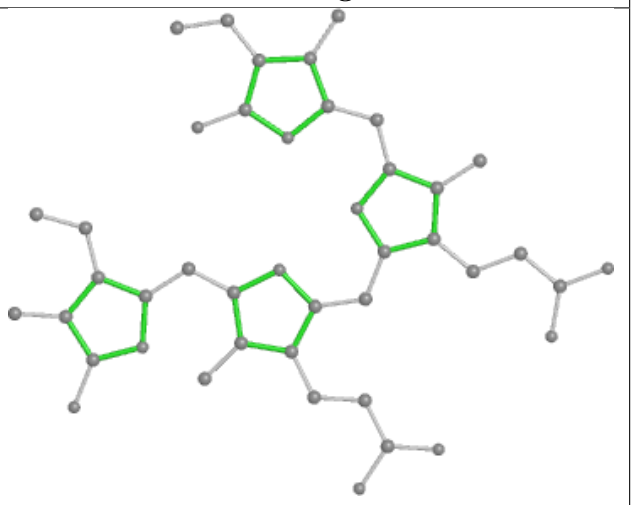

Rings

Ligand CLA c6 615

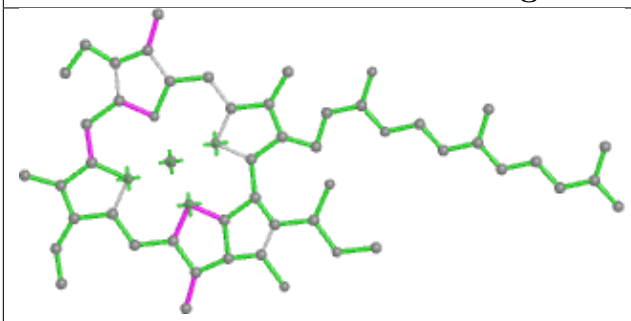

Bond lengths

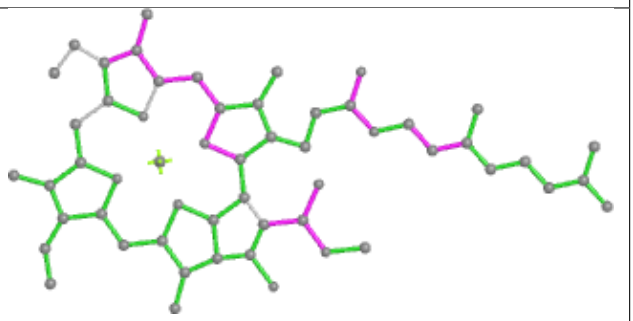

Bond angles

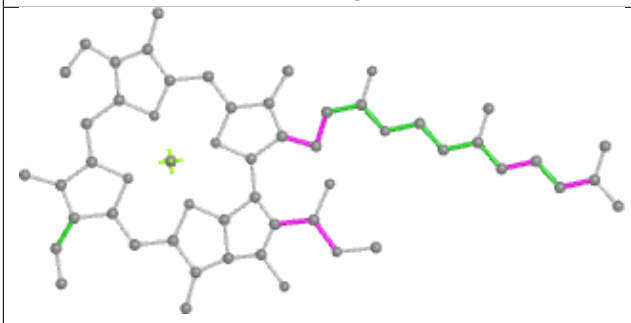

Torsions

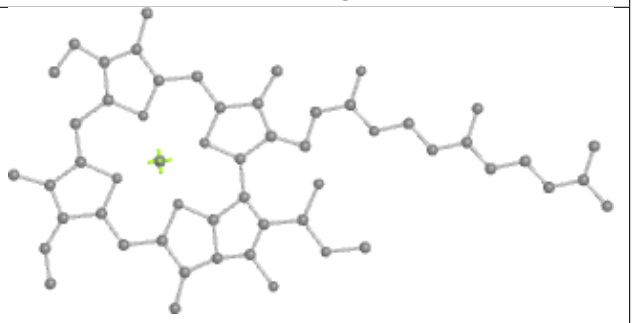

Rings

Ligand PEB jM 201

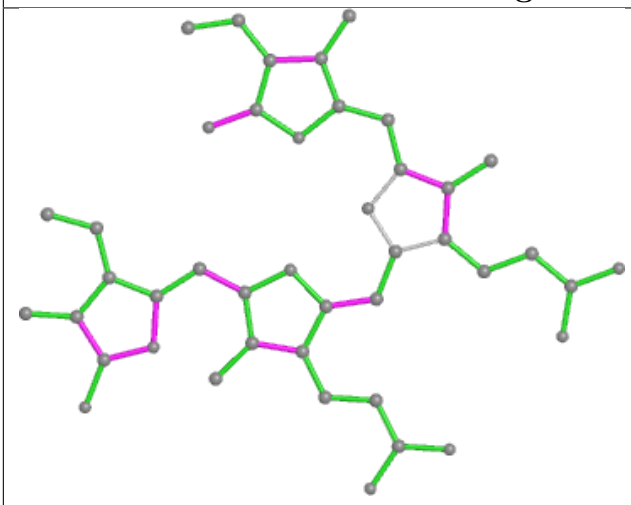

Bond lengths

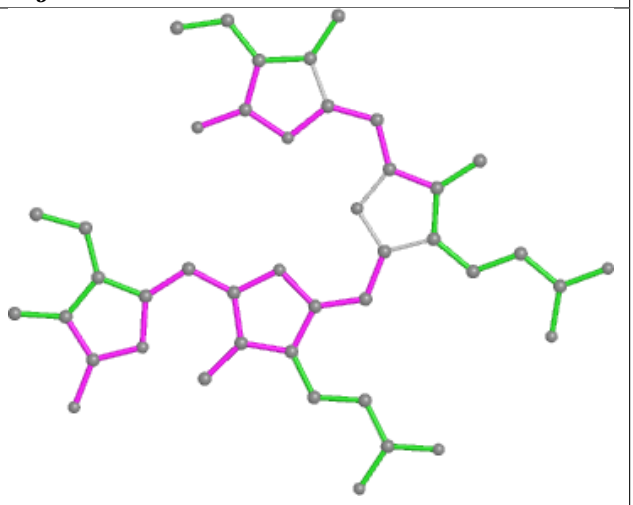

Bond angles

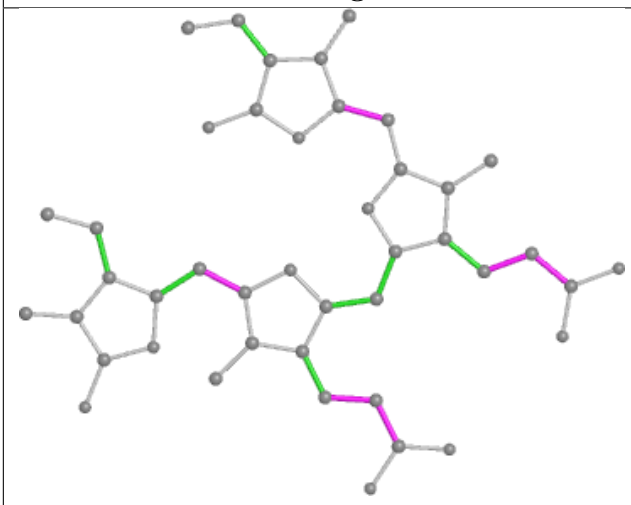

Torsions

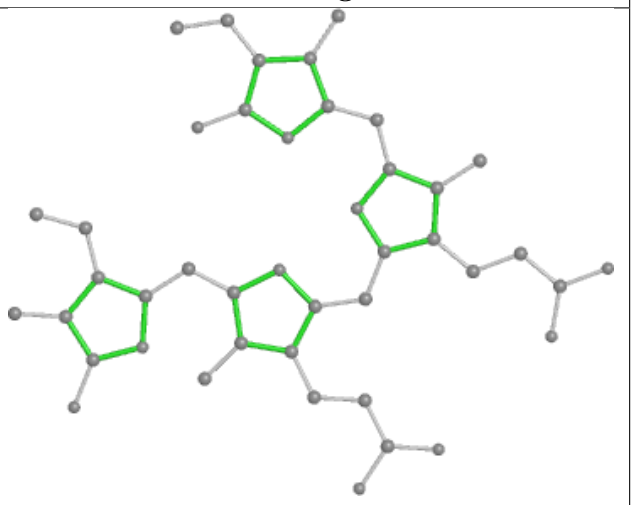

Rings

Ligand PEB MA 201

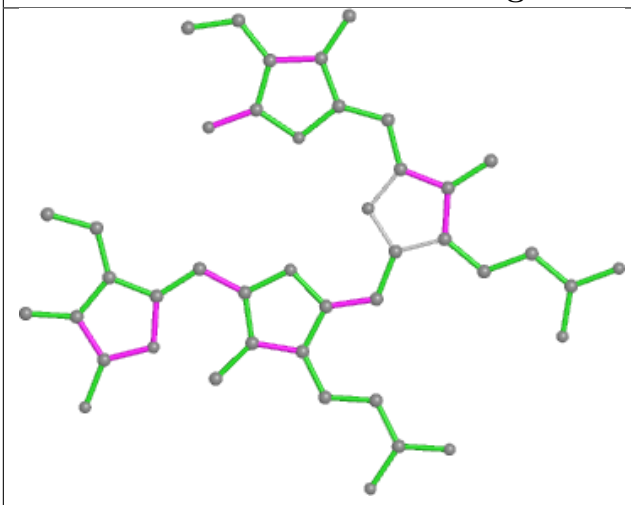

Bond lengths

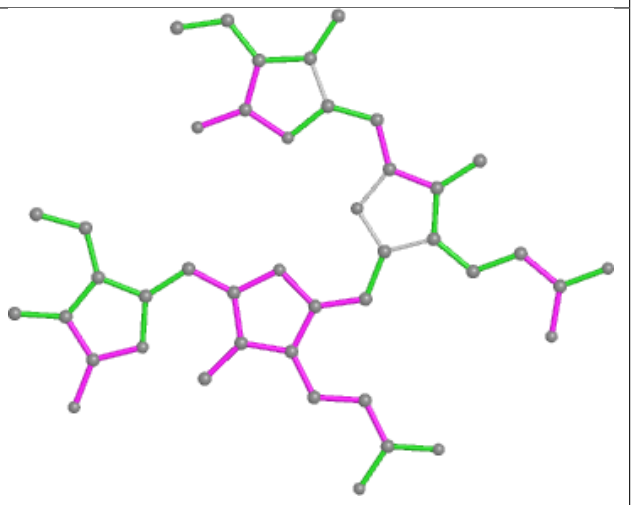

Bond angles

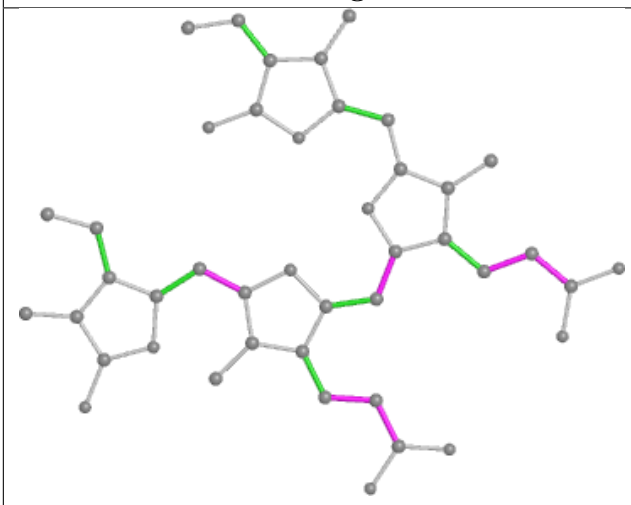

Torsions

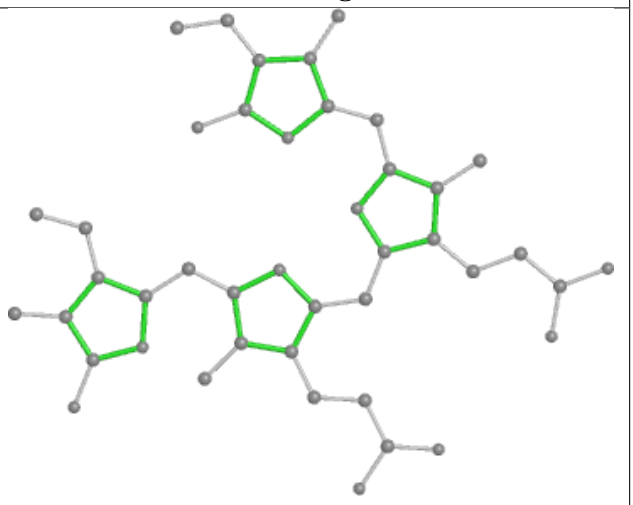

Rings

Ligand PEB ZO 202

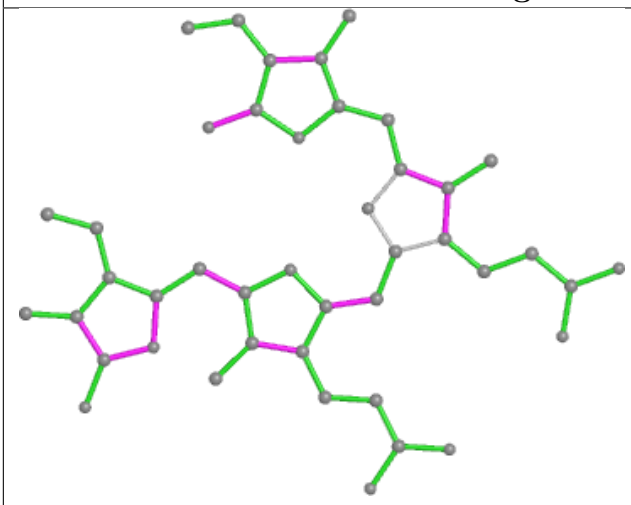

Bond lengths

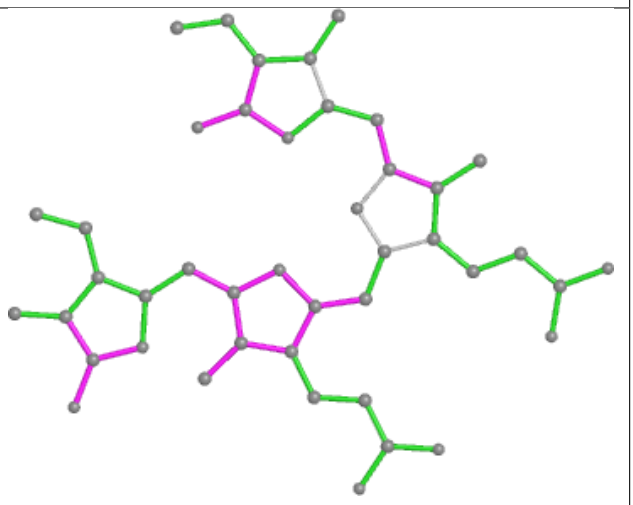

Bond angles

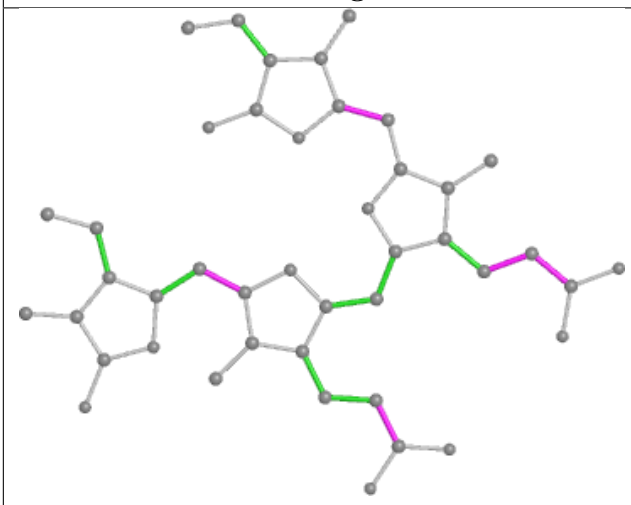

Torsions

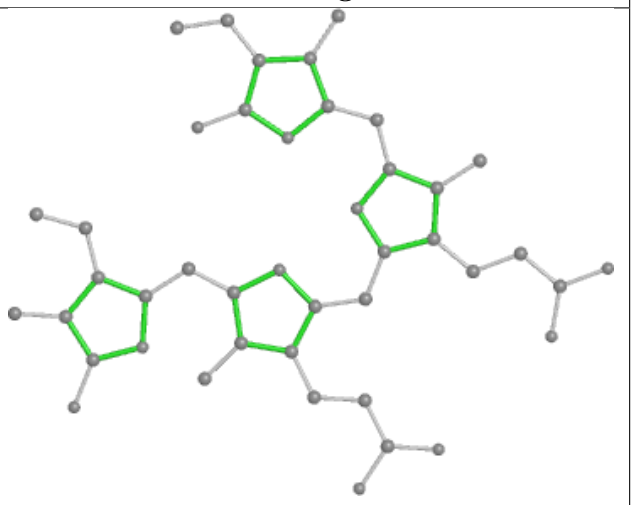

Rings

Ligand PEB SM 202

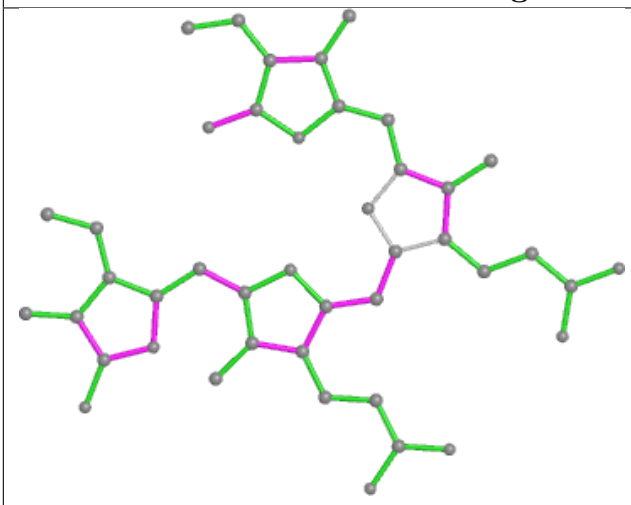

Bond lengths

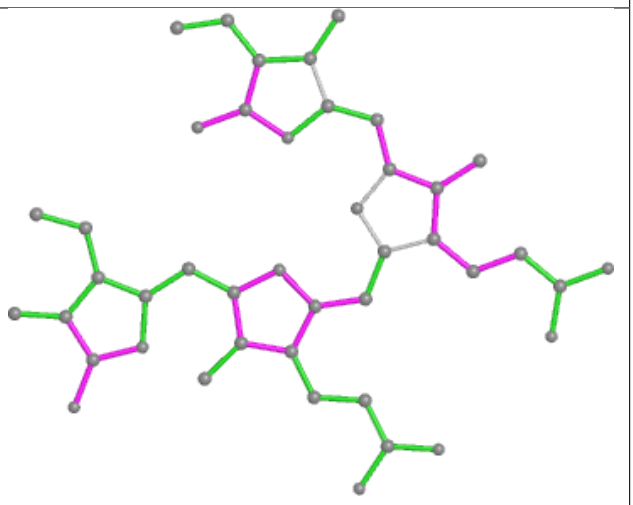

Bond angles

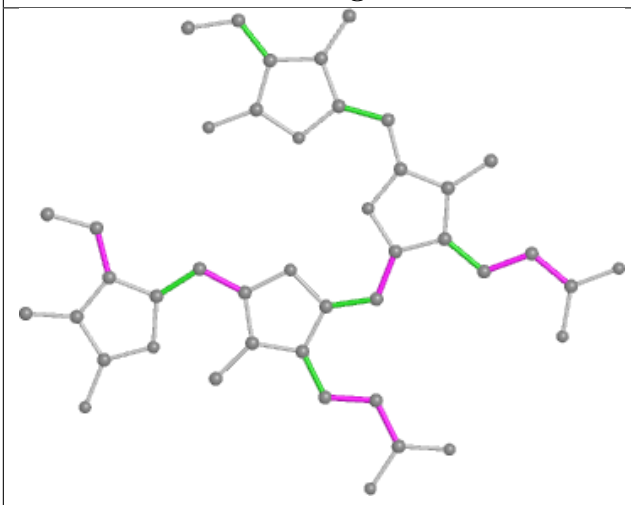

Torsions

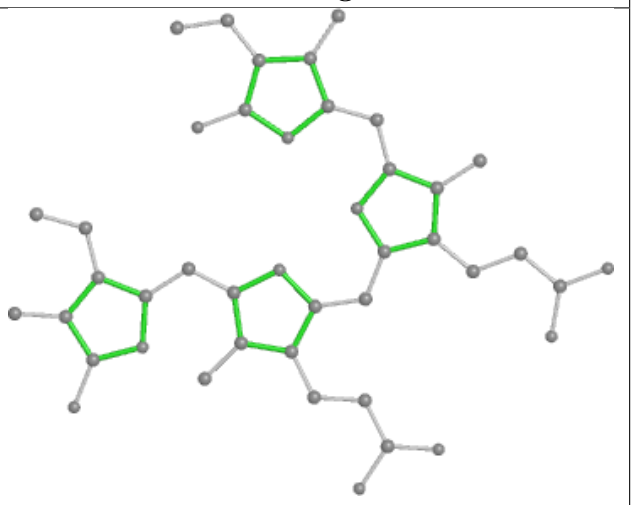

Rings

Ligand PEB CB 201

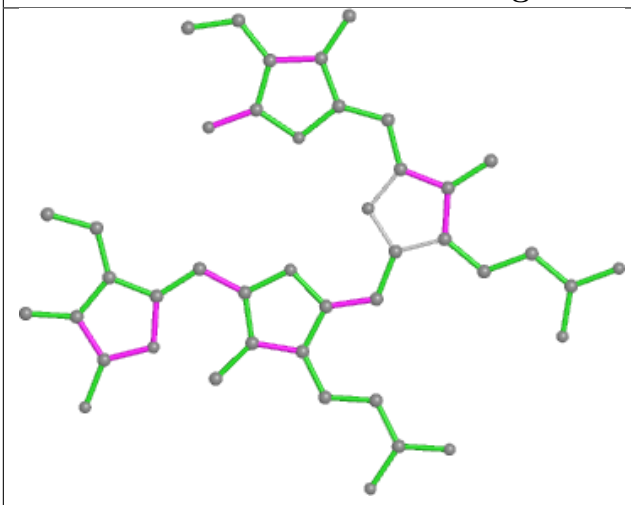

Bond lengths

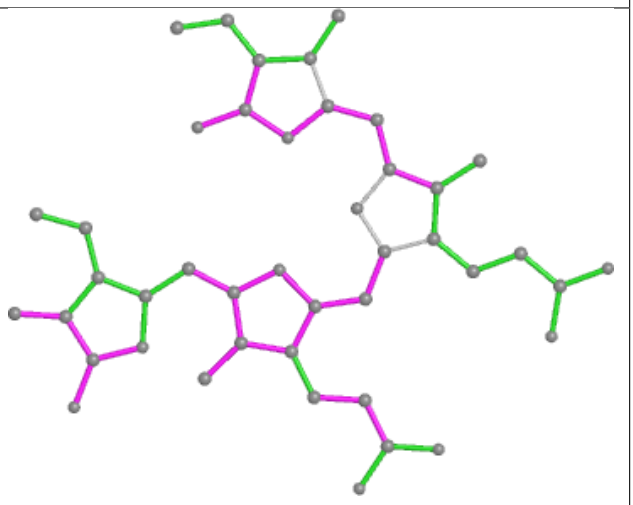

Bond angles

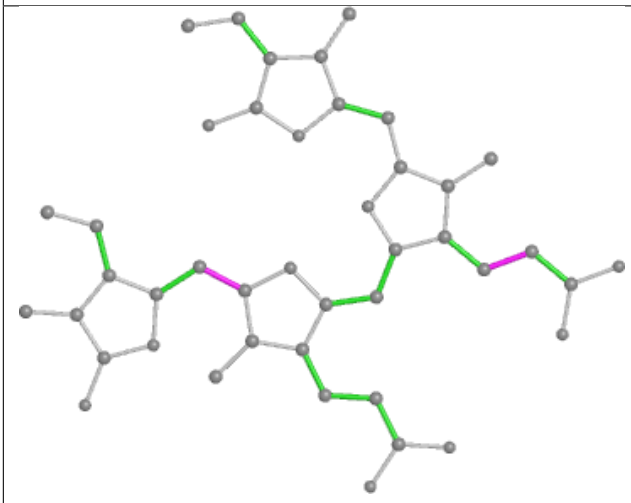

Torsions

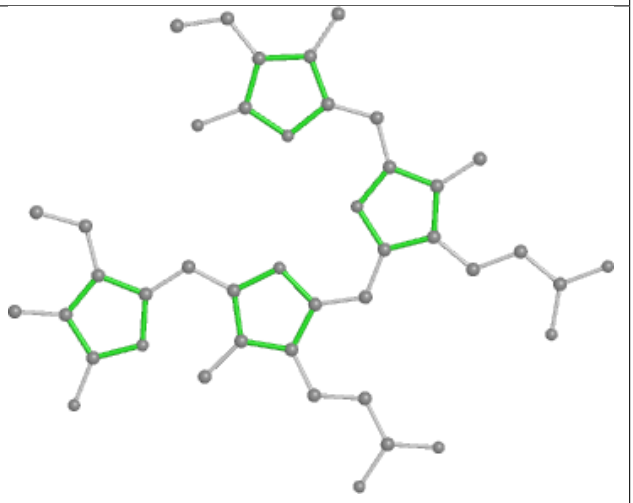

Rings

Ligand PEB VH 201

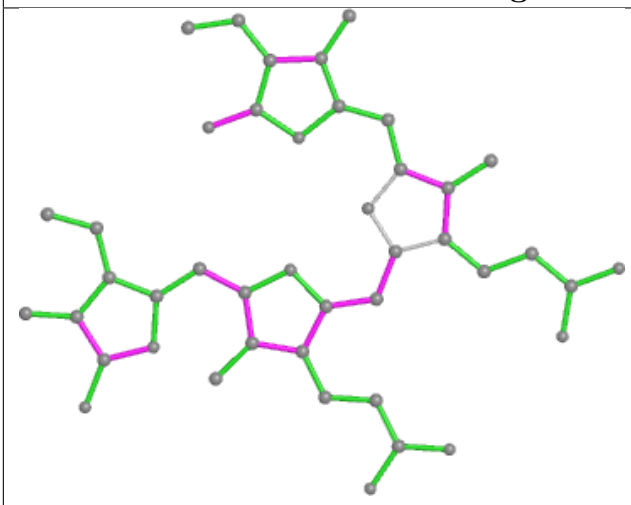

Bond lengths

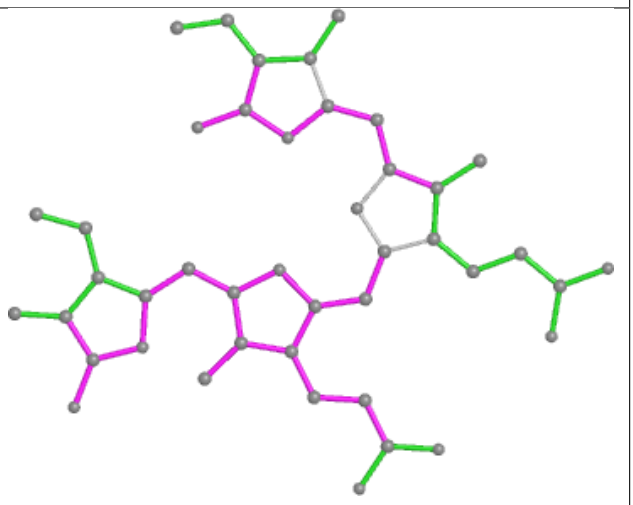

Bond angles

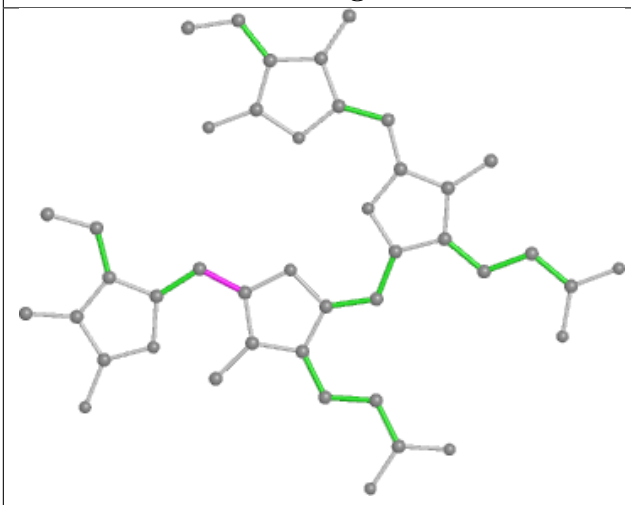

Torsions

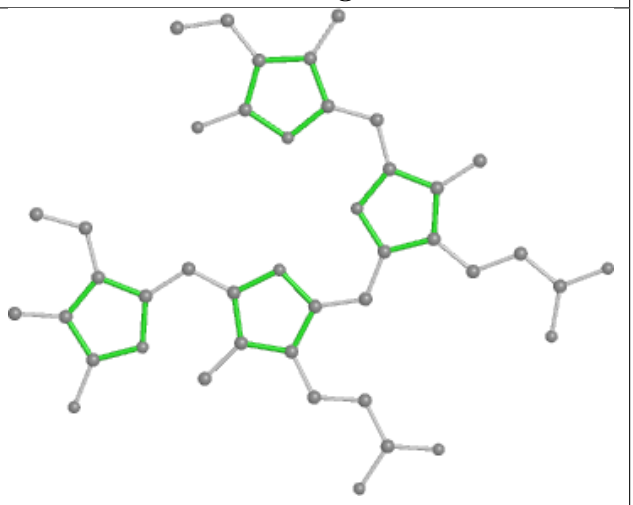

Rings

Ligand PEB SJ 203

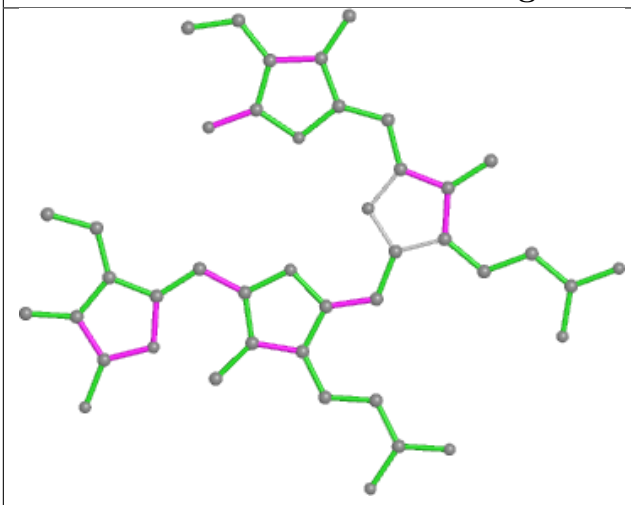

Bond lengths

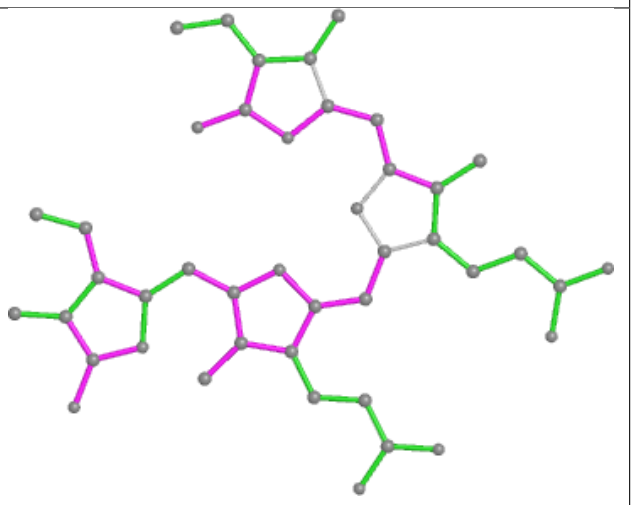

Bond angles

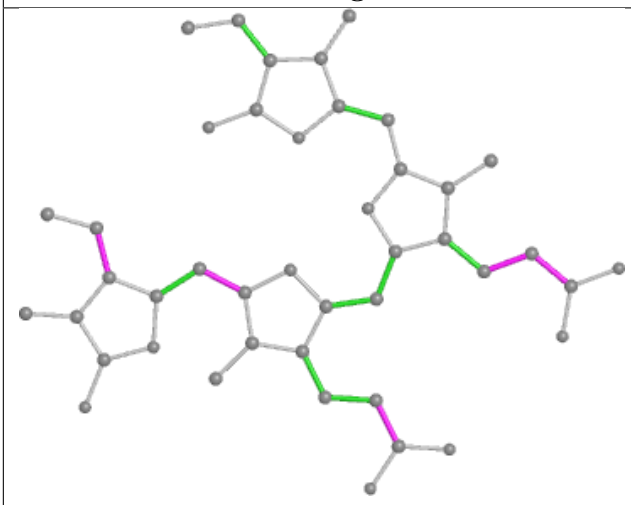

Torsions

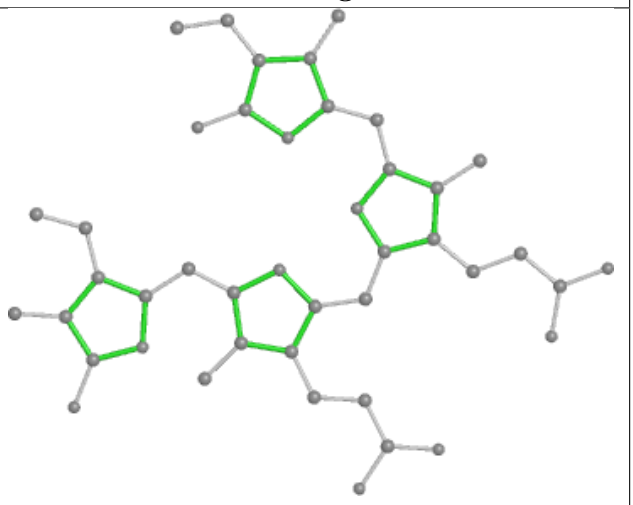

Rings

Ligand PEB JF 202

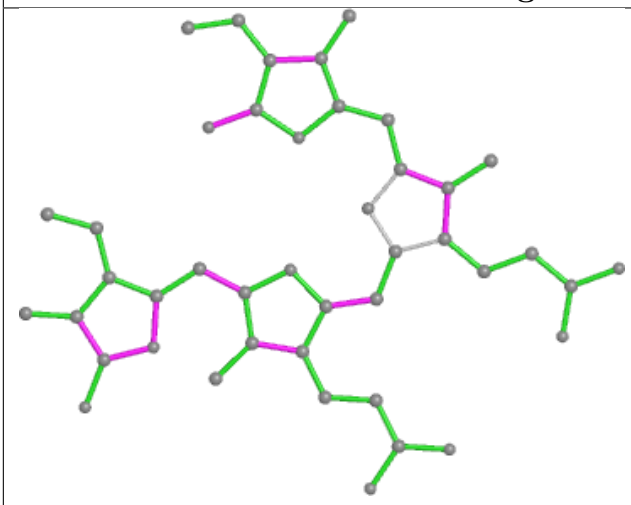

Bond lengths

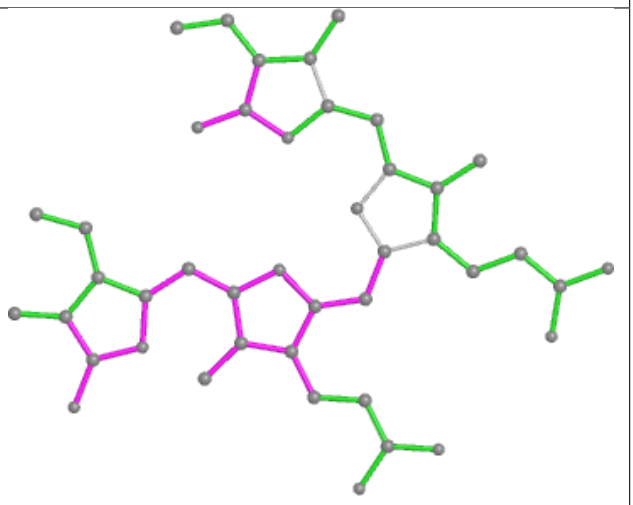

Bond angles

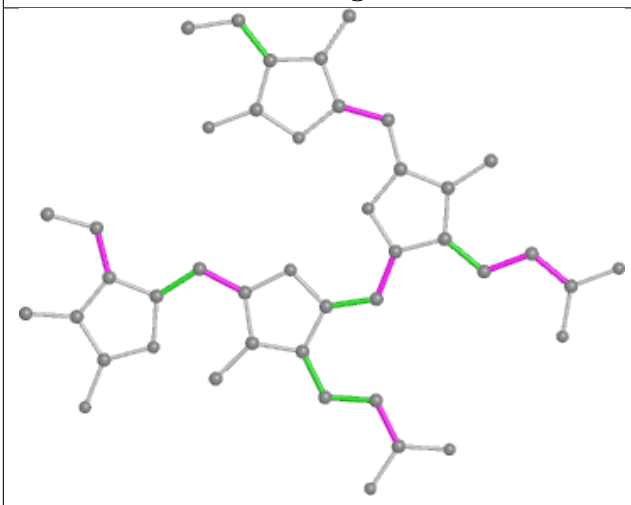

Torsions

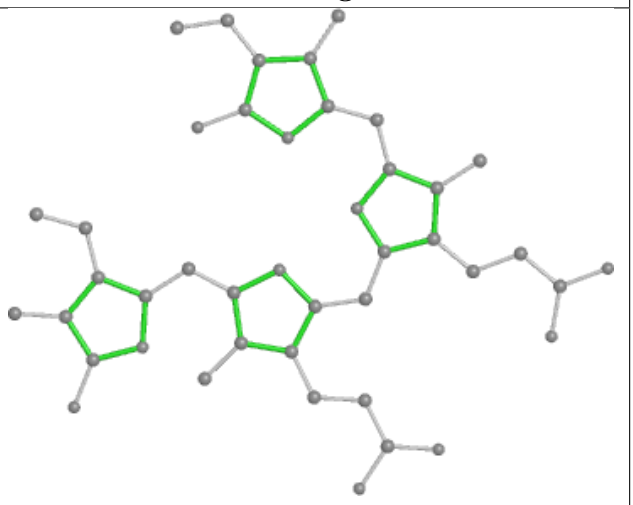

Rings

Ligand PEB EI 202

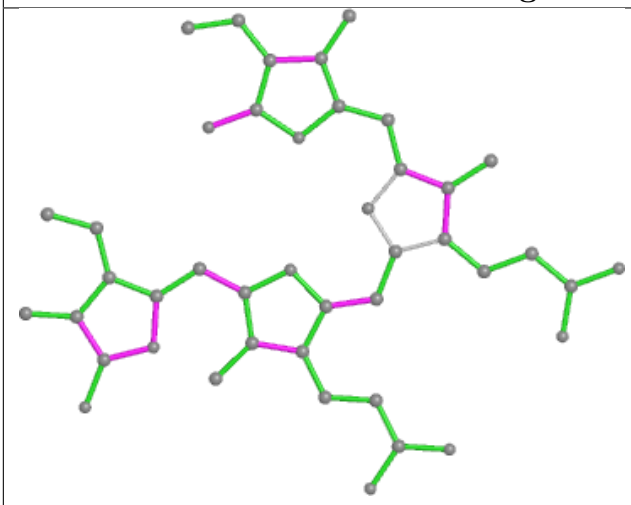

Bond lengths

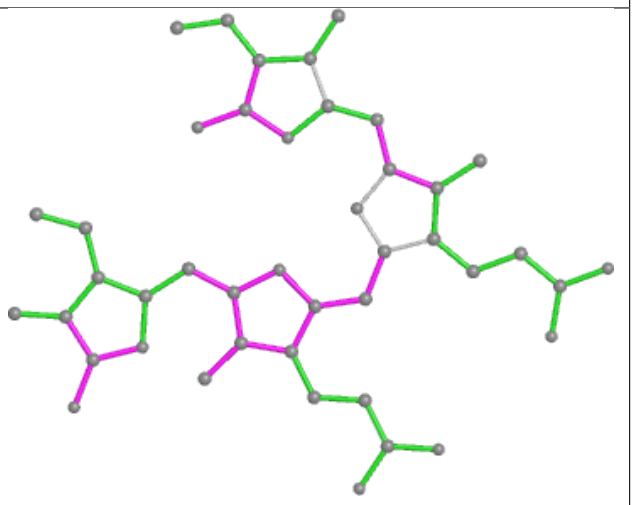

Bond angles

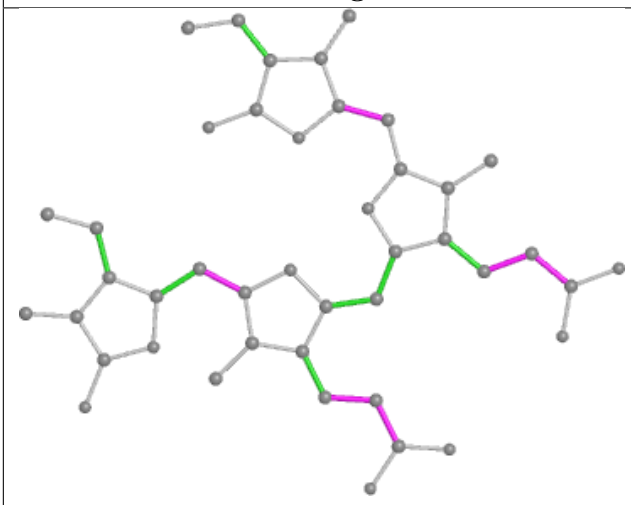

Torsions

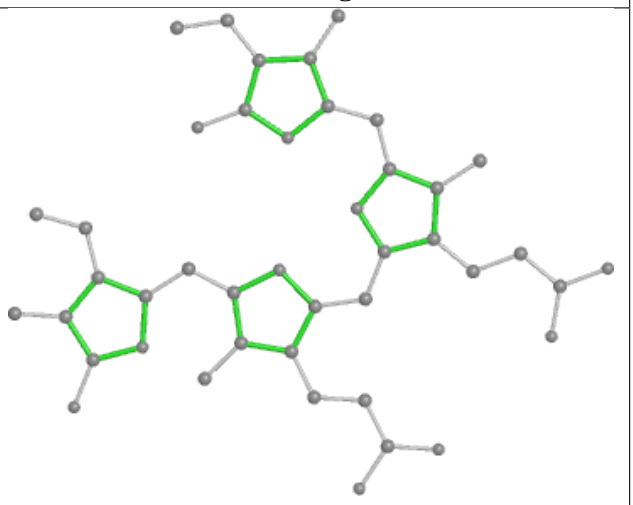

Rings

Ligand PEB L7 201

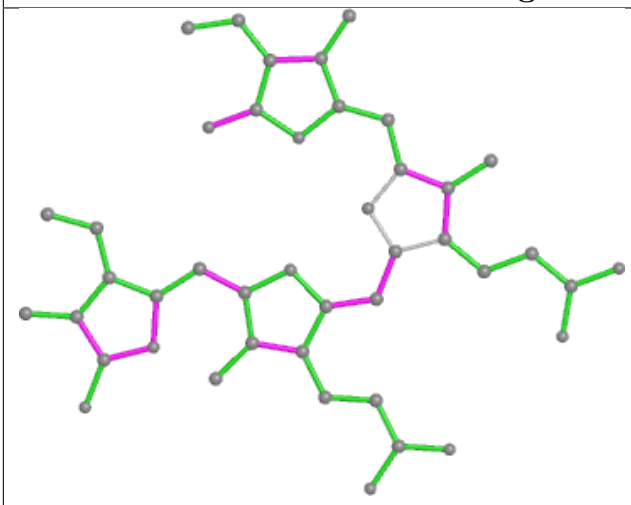

Bond lengths

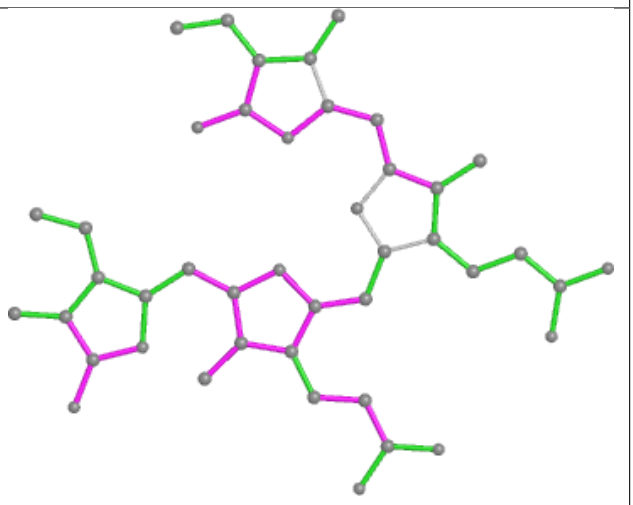

Bond angles

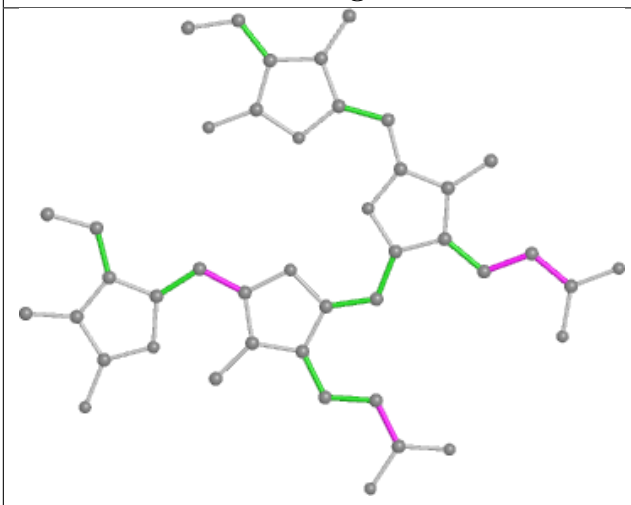

Torsions

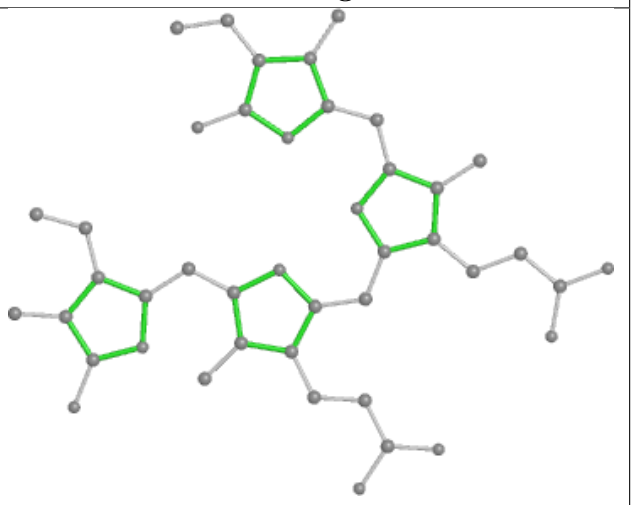

Rings

Ligand CLA C6 514

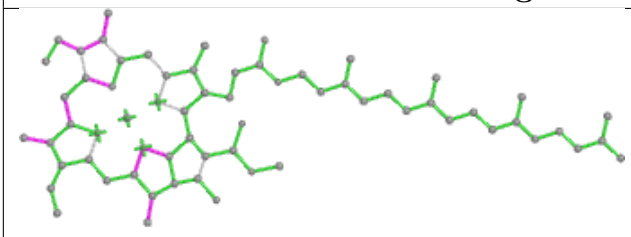

Bond lengths

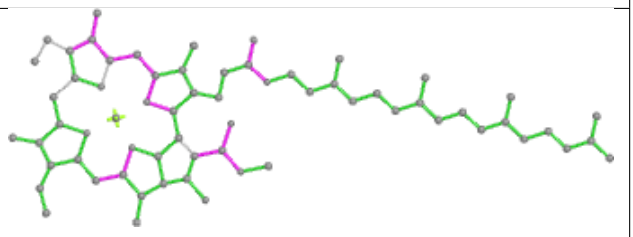

Bond angles

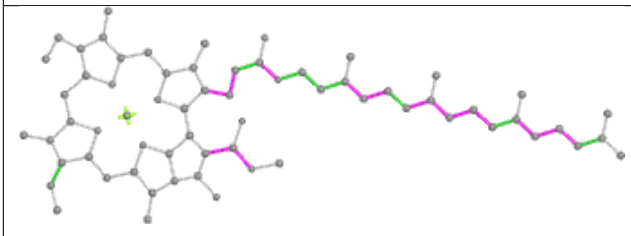

Torsions

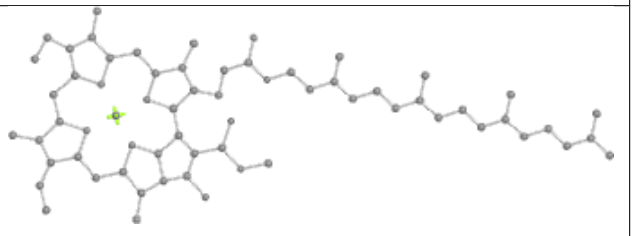

Rings

Ligand DGD B2 844

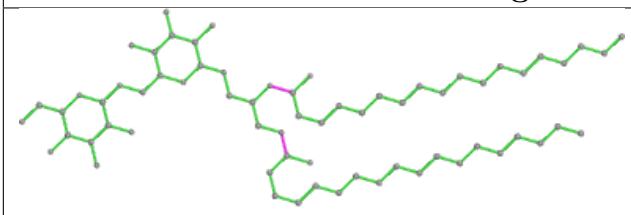

Bond lengths

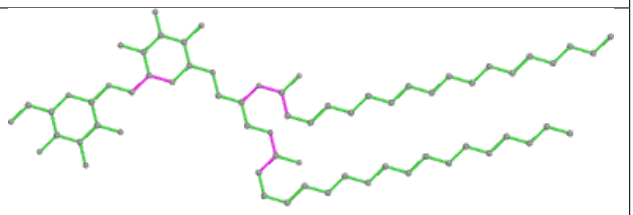

Bond angles

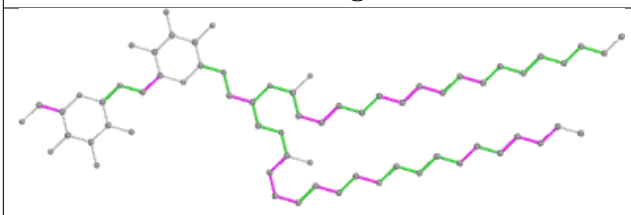

Torsions

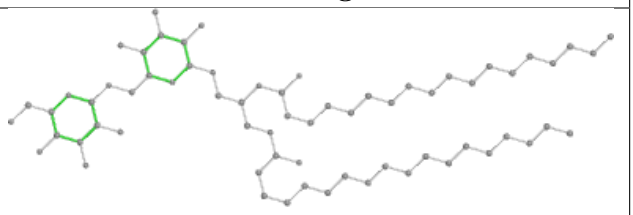

Rings

Ligand PEB RB 202

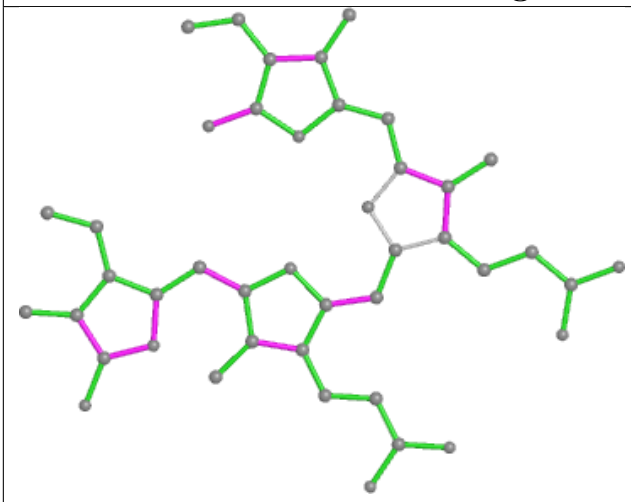

Bond lengths

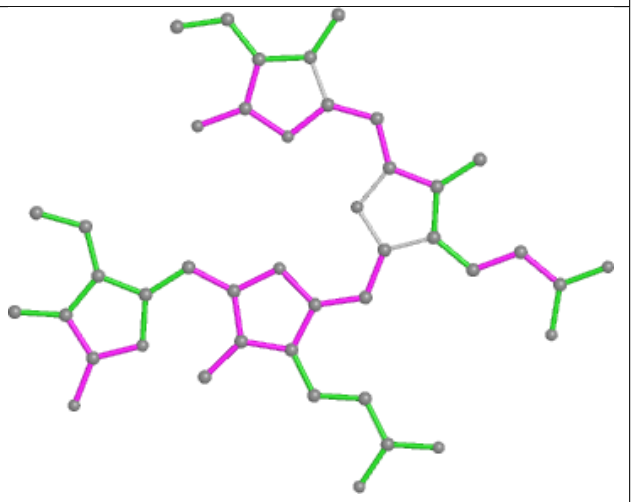

Bond angles

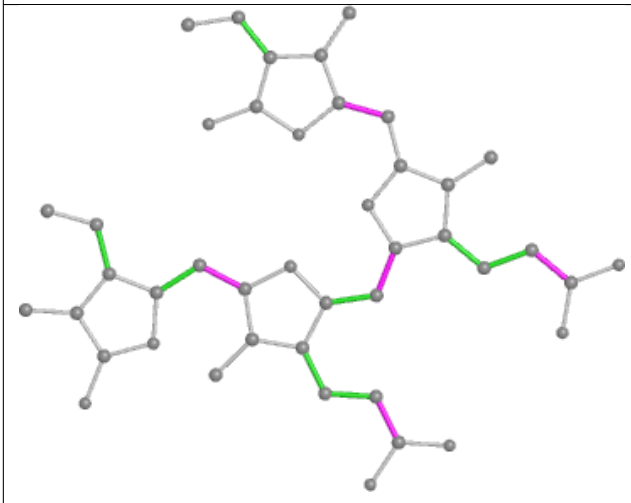

Torsions

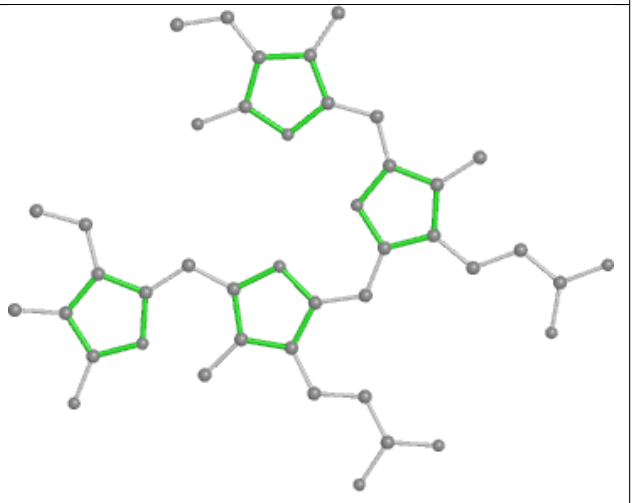

Rings

Ligand CLA 2N 302

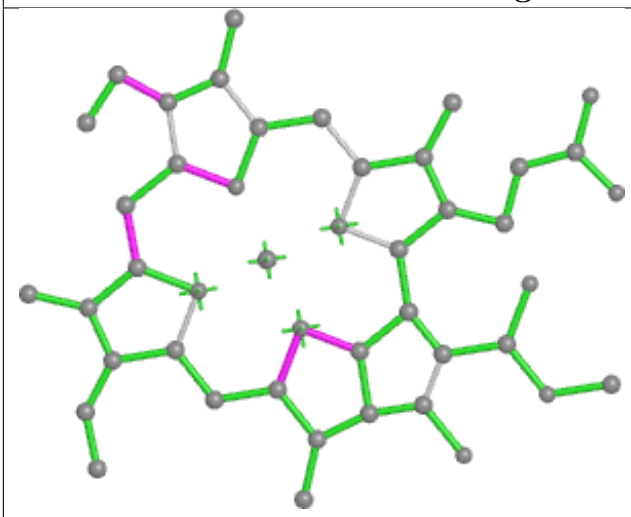

Bond lengths

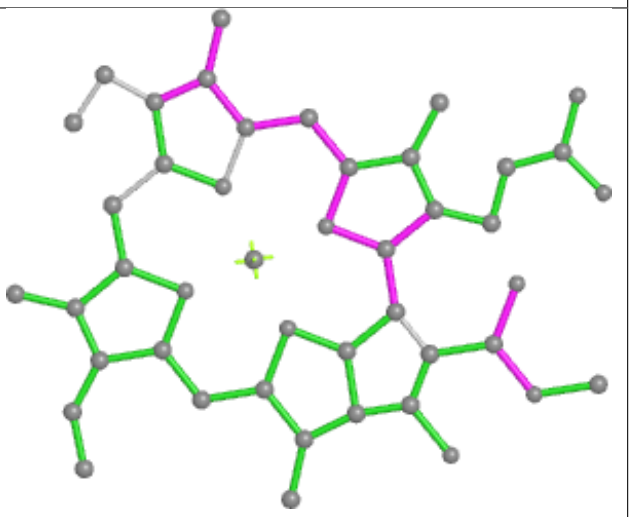

Bond angles

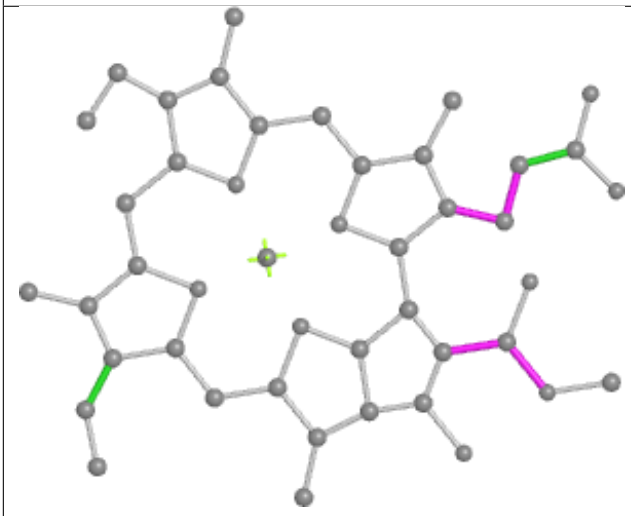

Torsions

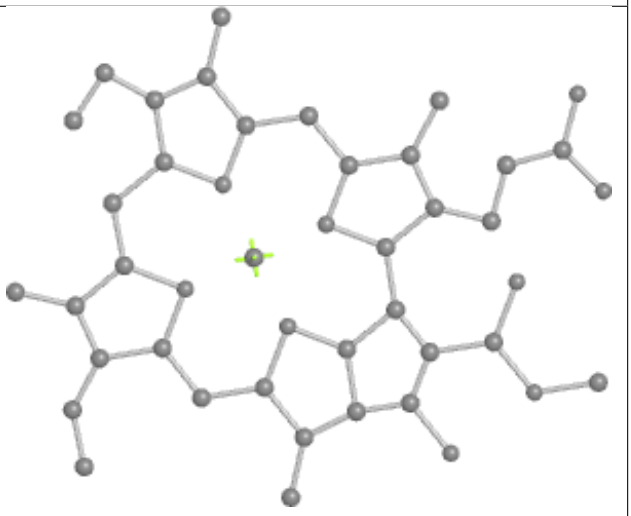

Rings

Ligand PEB W7 201

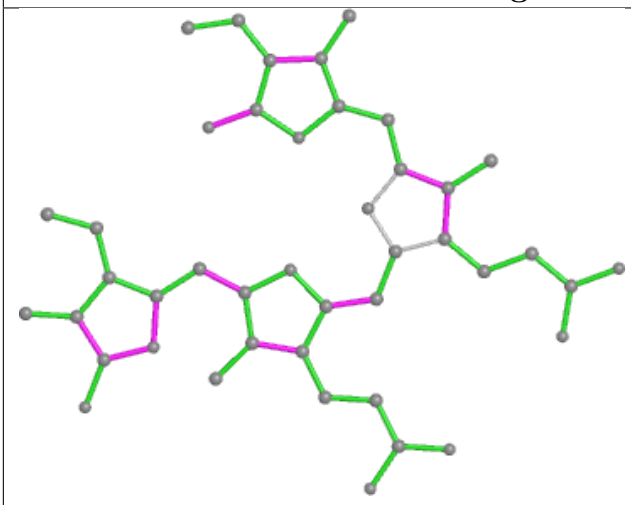

Bond lengths

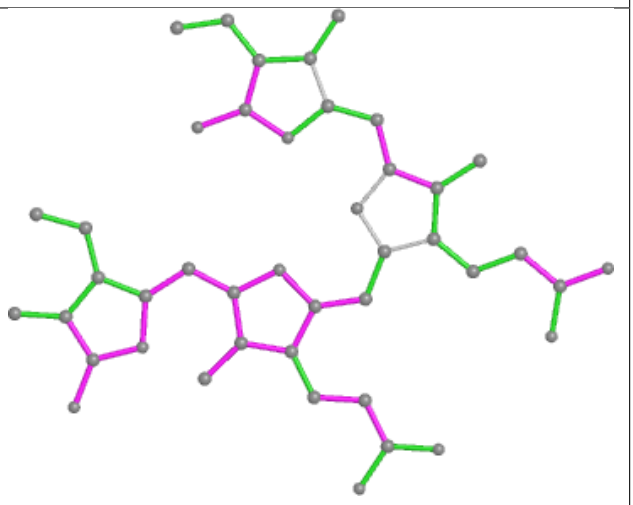

Bond angles

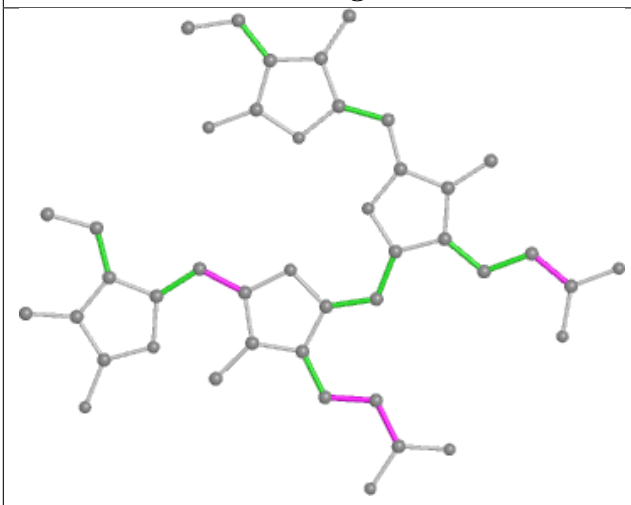

Torsions

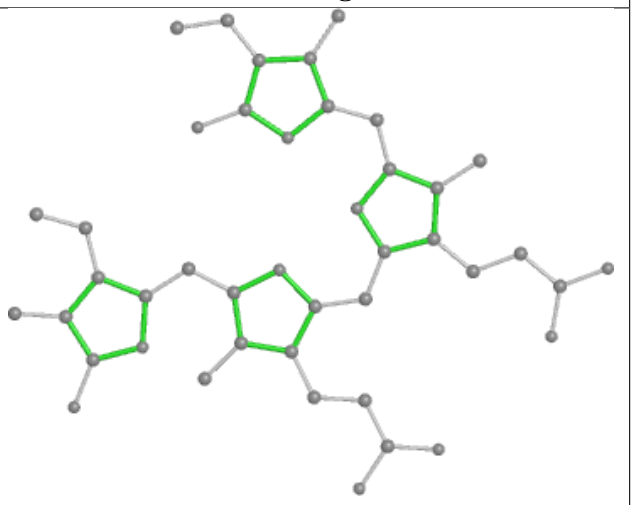

Rings

Ligand PEB MB 202

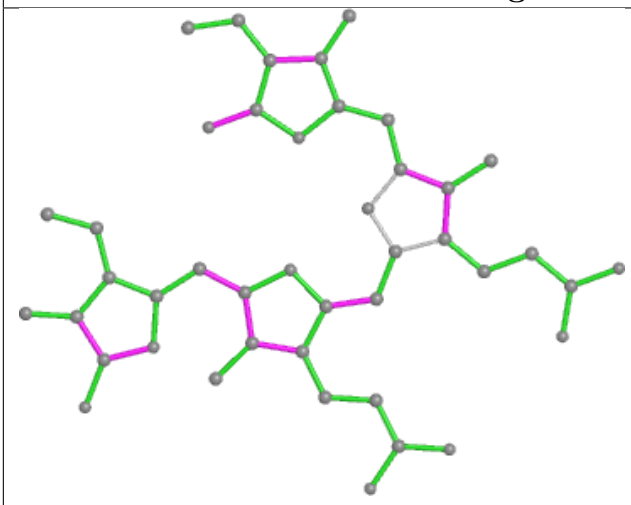

Bond lengths

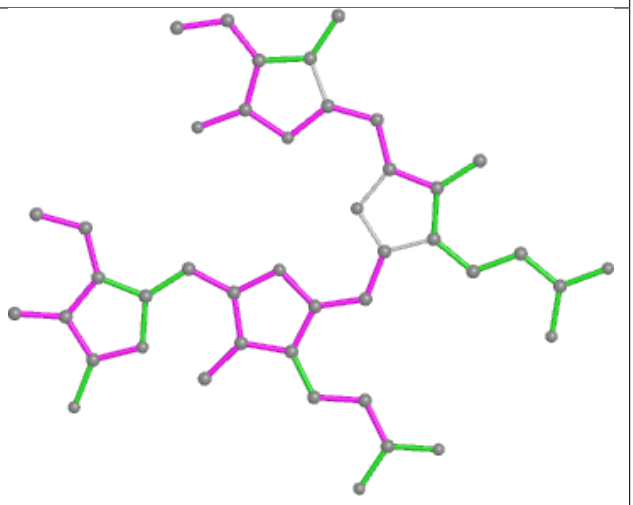

Bond angles

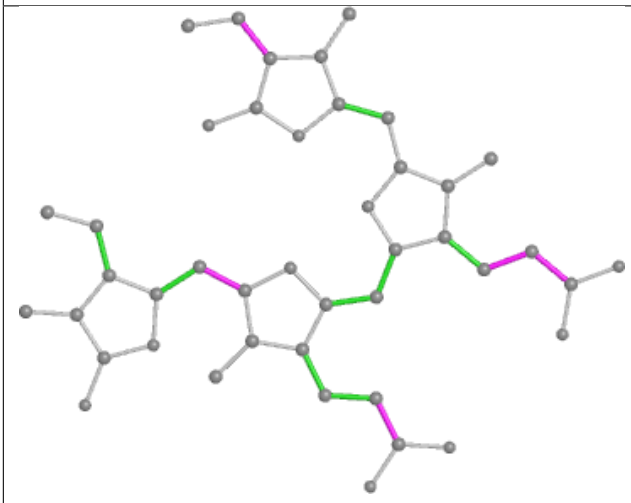

Torsions

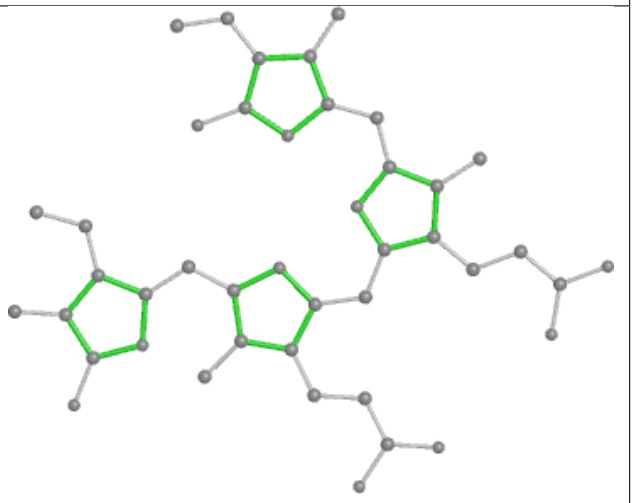

Rings

Ligand PEB Y7 304

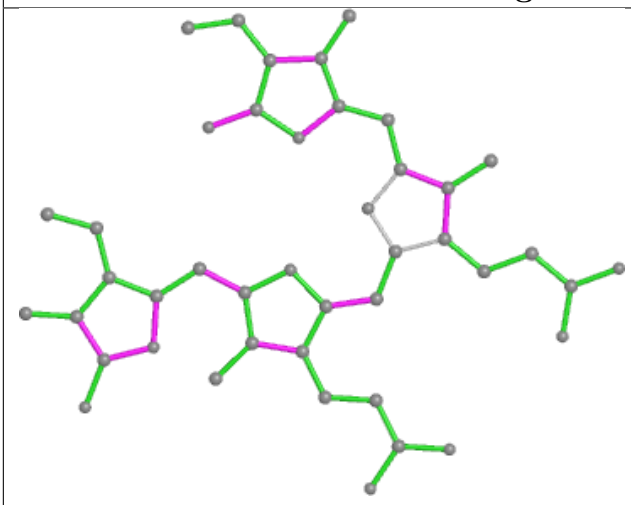

Bond lengths

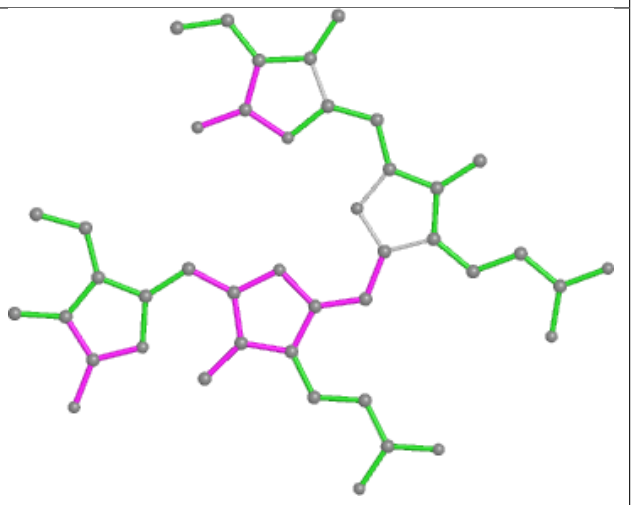

Bond angles

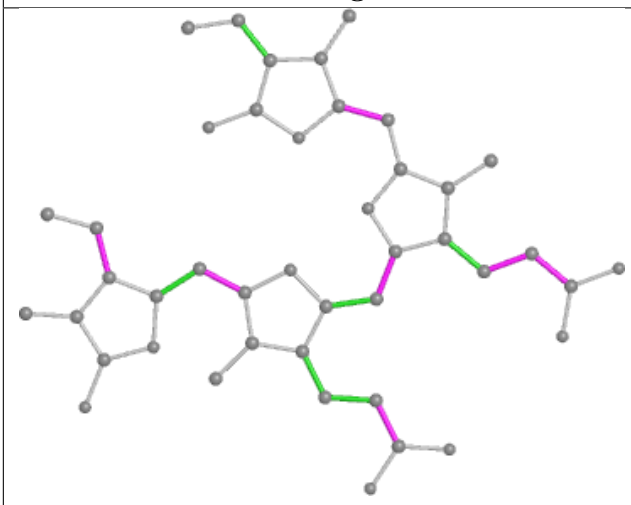

Torsions

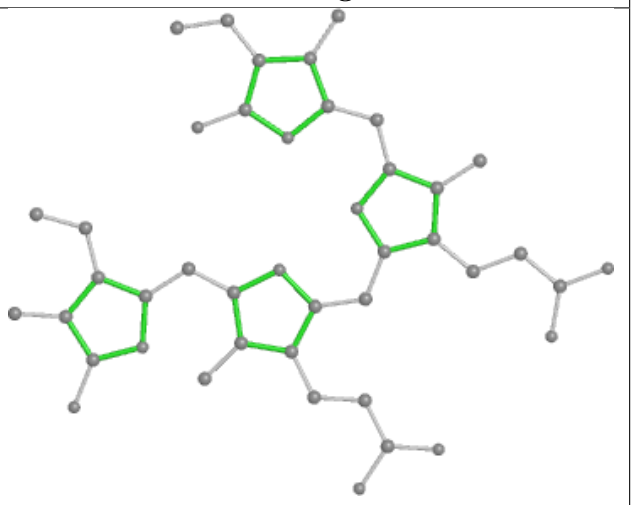

Rings

Ligand PEB uC 203

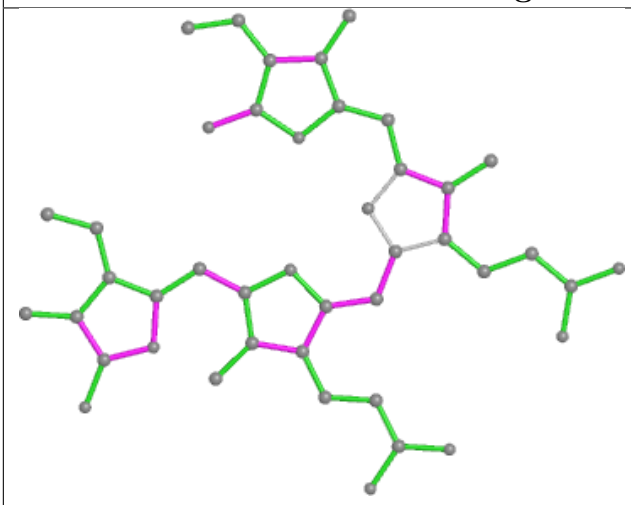

Bond lengths

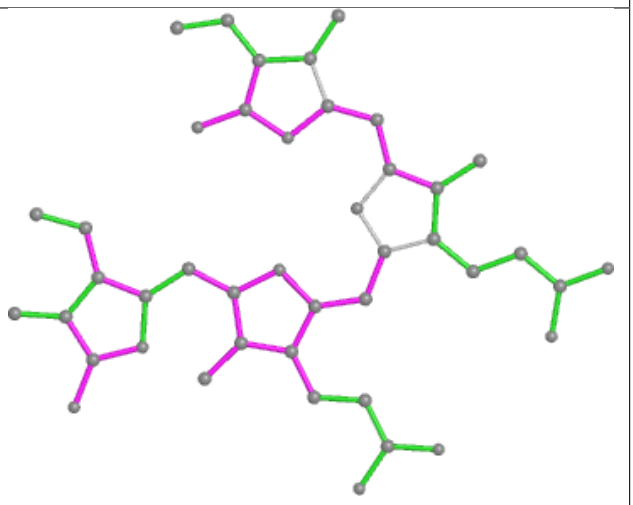

Bond angles

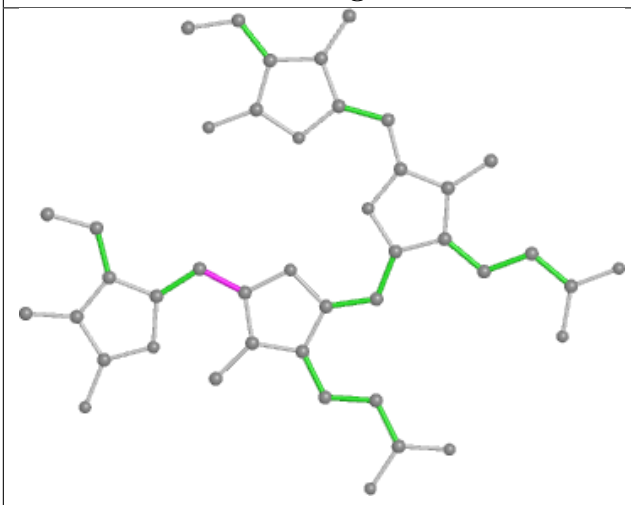

Torsions

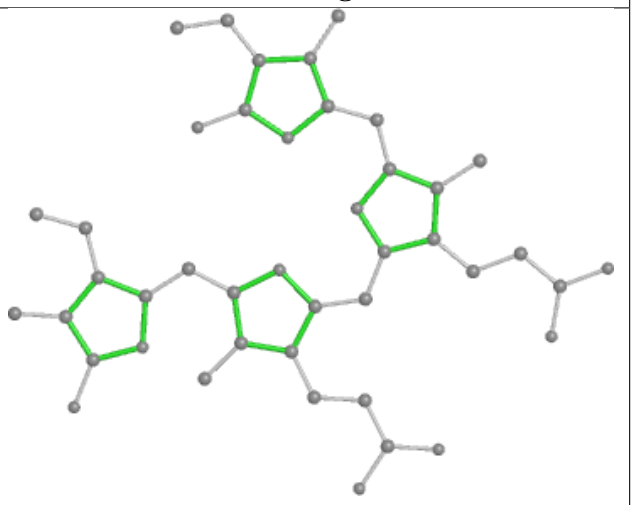

Rings

Ligand CLA 22 604

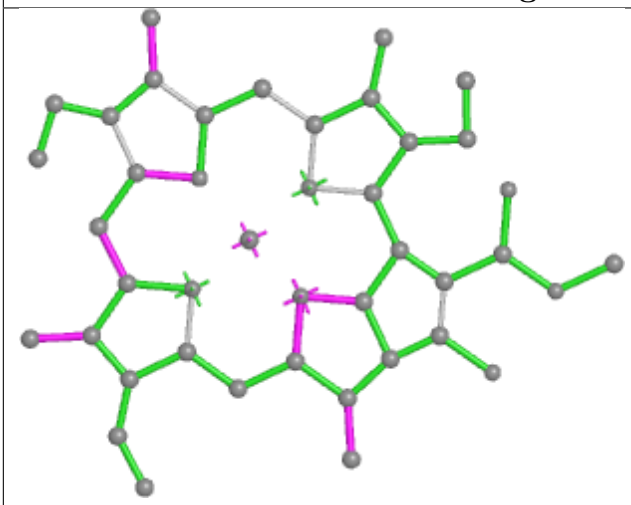

Bond lengths

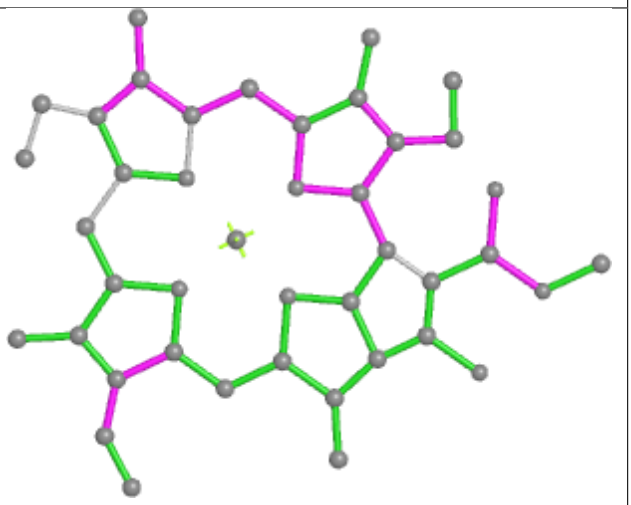

Bond angles

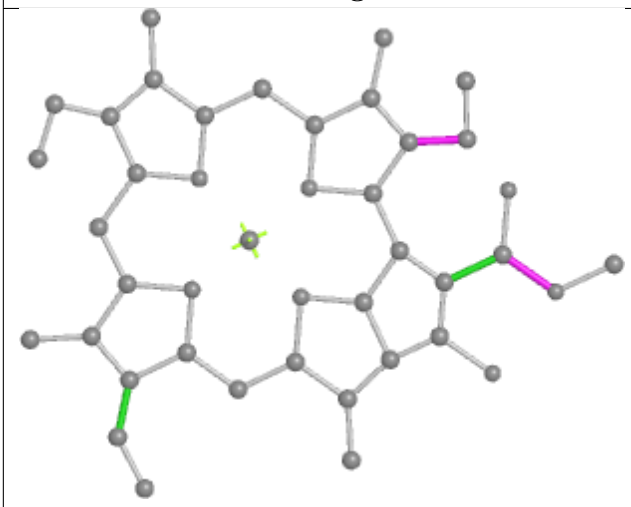

Torsions

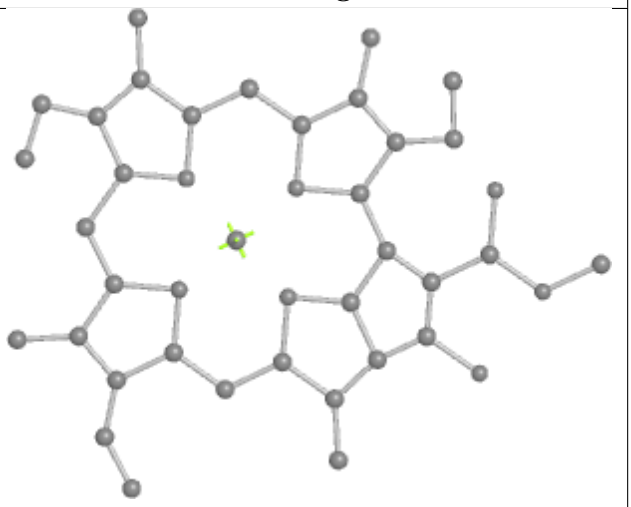

Rings

Ligand PEB aO 203

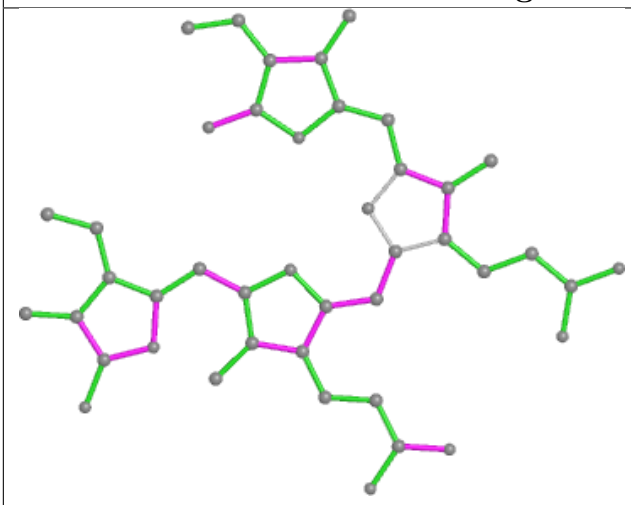

Bond lengths

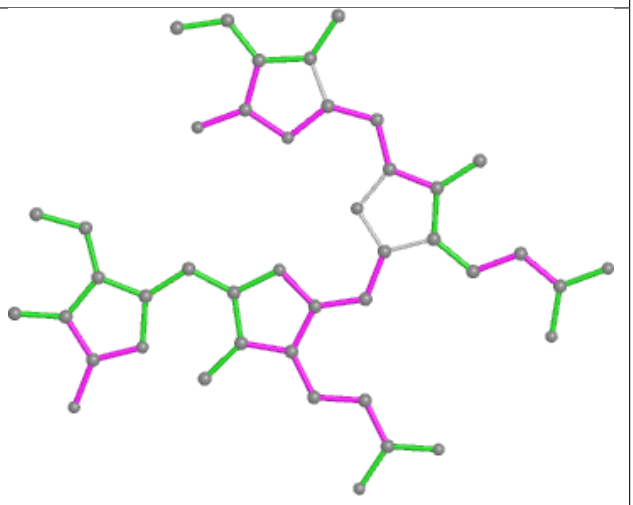

Bond angles

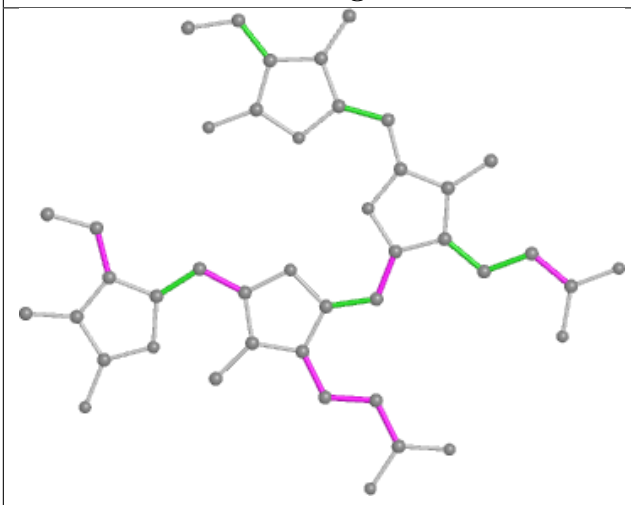

Torsions

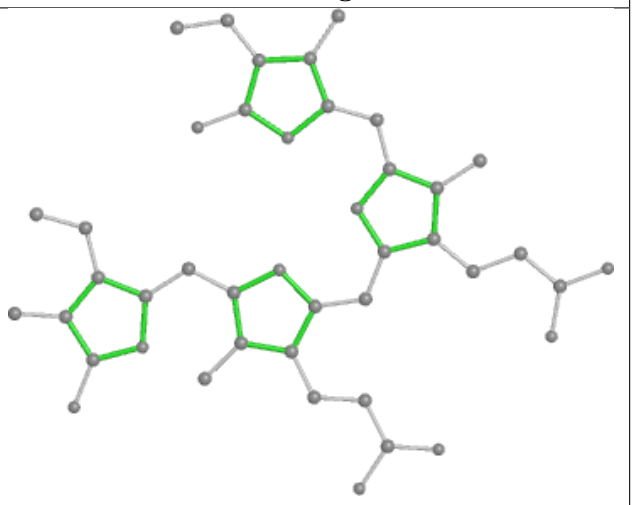

Rings

Ligand PUB Z9 302

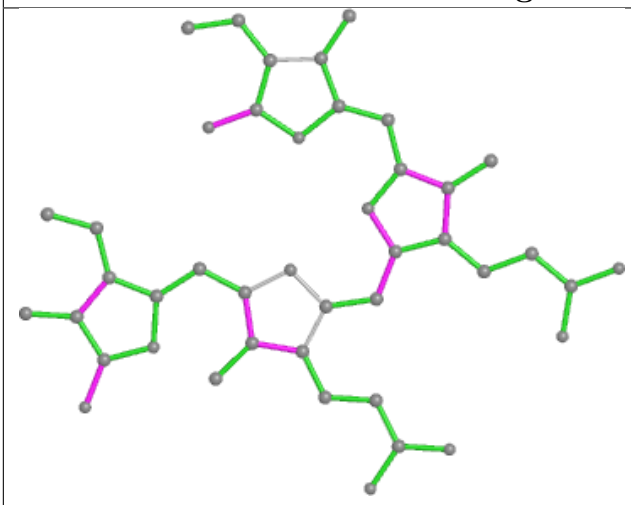

Bond lengths

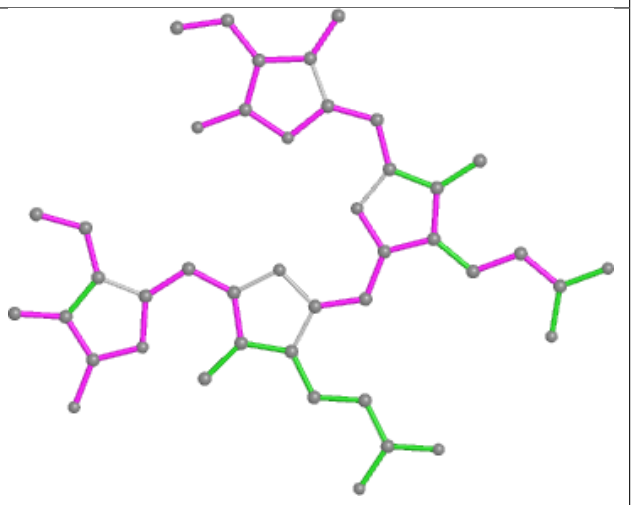

Bond angles

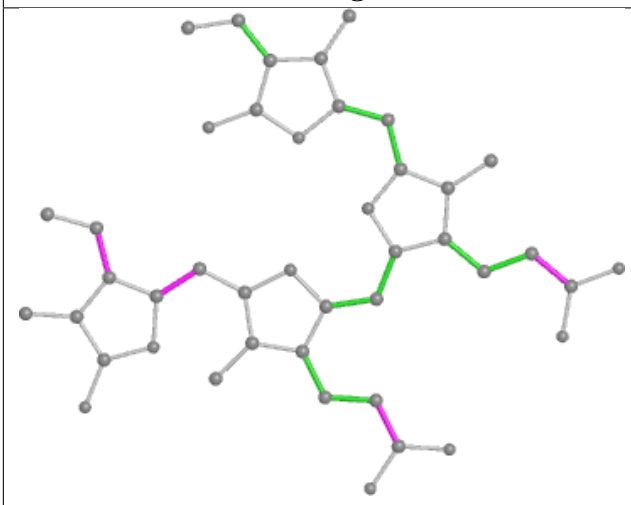

Torsions

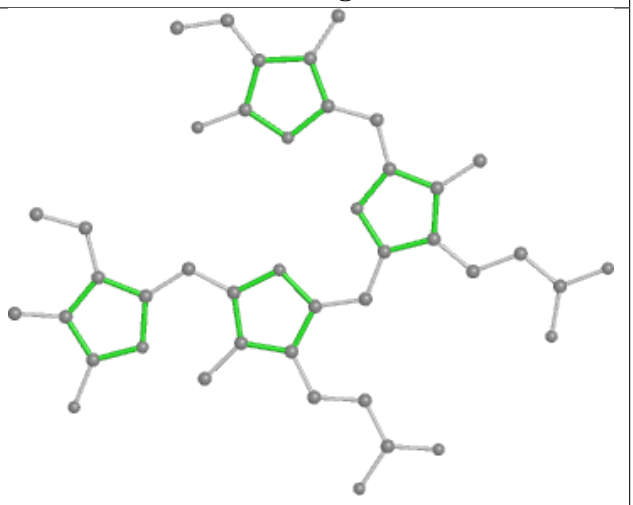

Rings

Ligand PEB gG 202

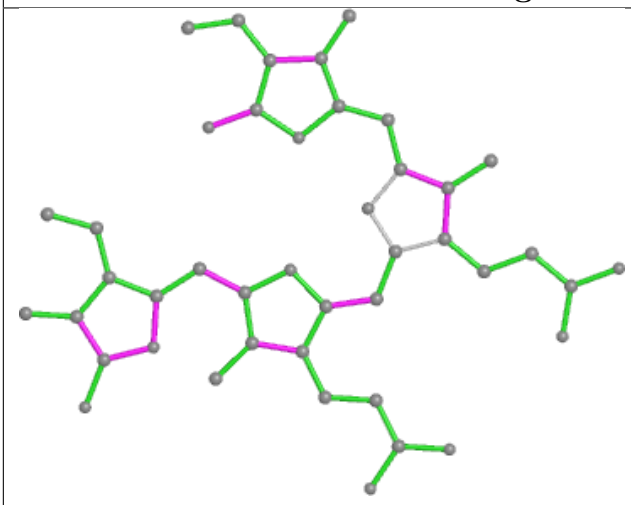

Bond lengths

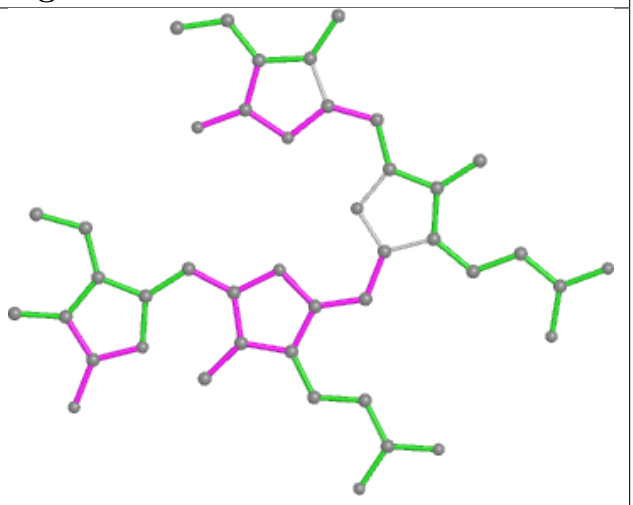

Bond angles

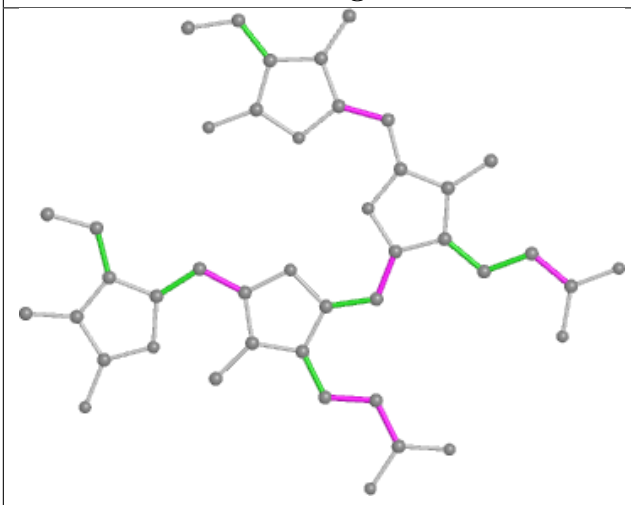

Torsions

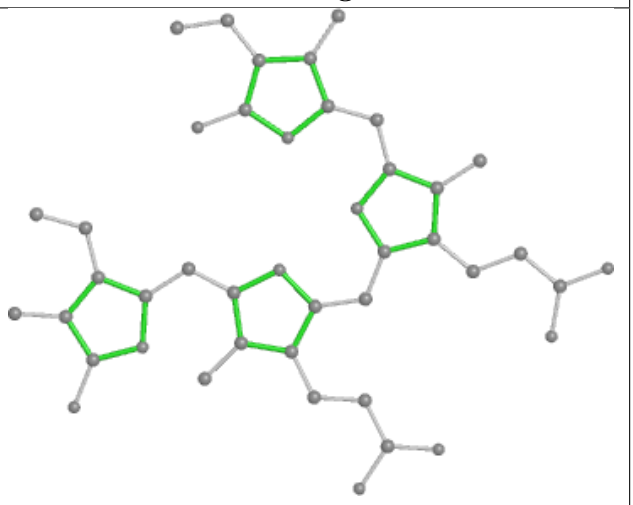

Rings

Ligand CLA c6 610

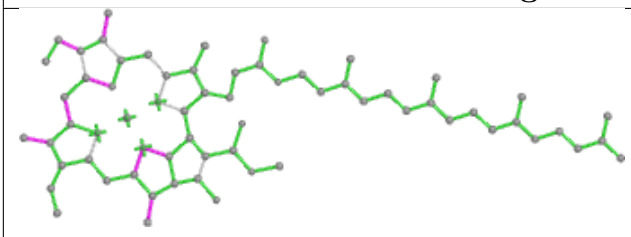

Bond lengths

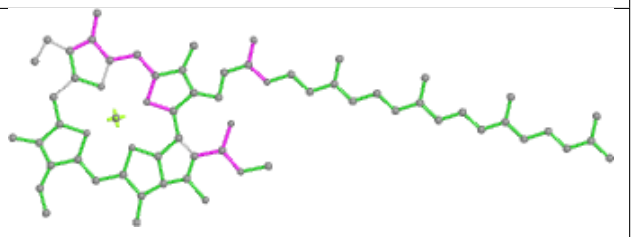

Bond angles

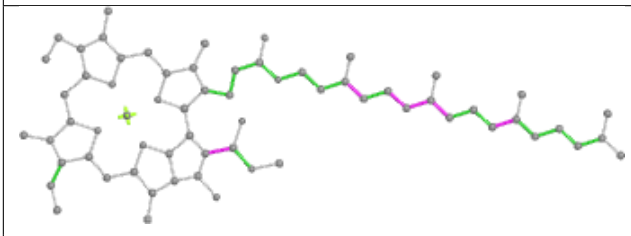

Torsions

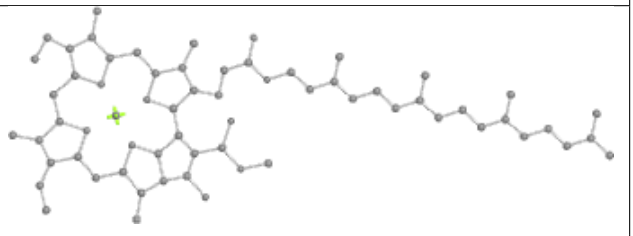

Rings

Ligand LMG aL 611

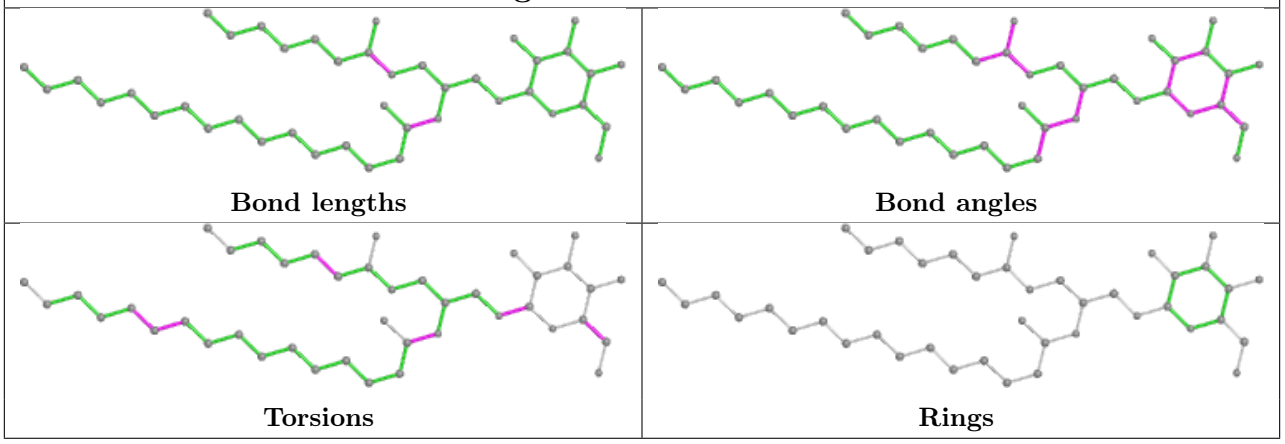

Ligand PEB cJ 201

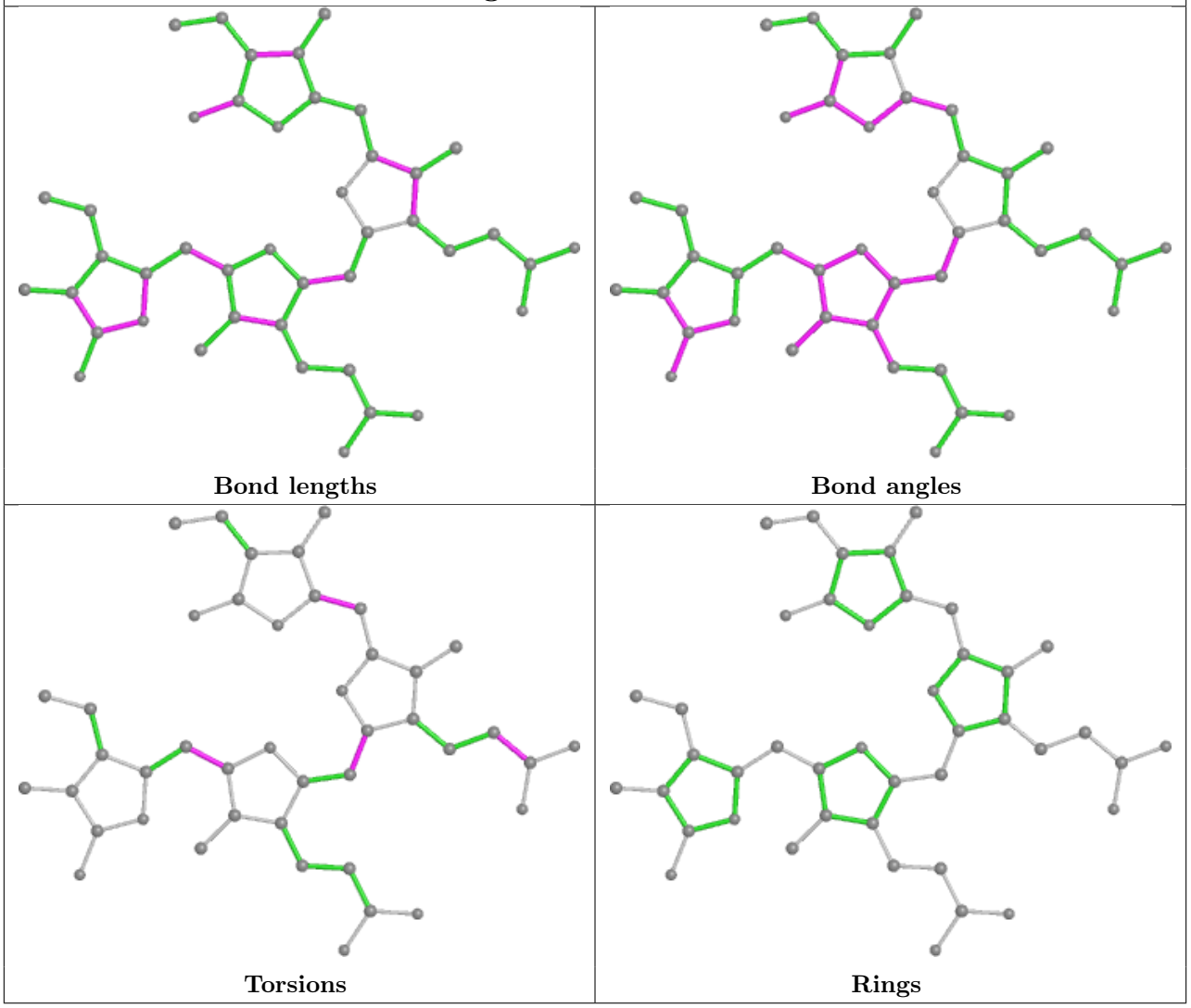

Ligand PEB j4 203

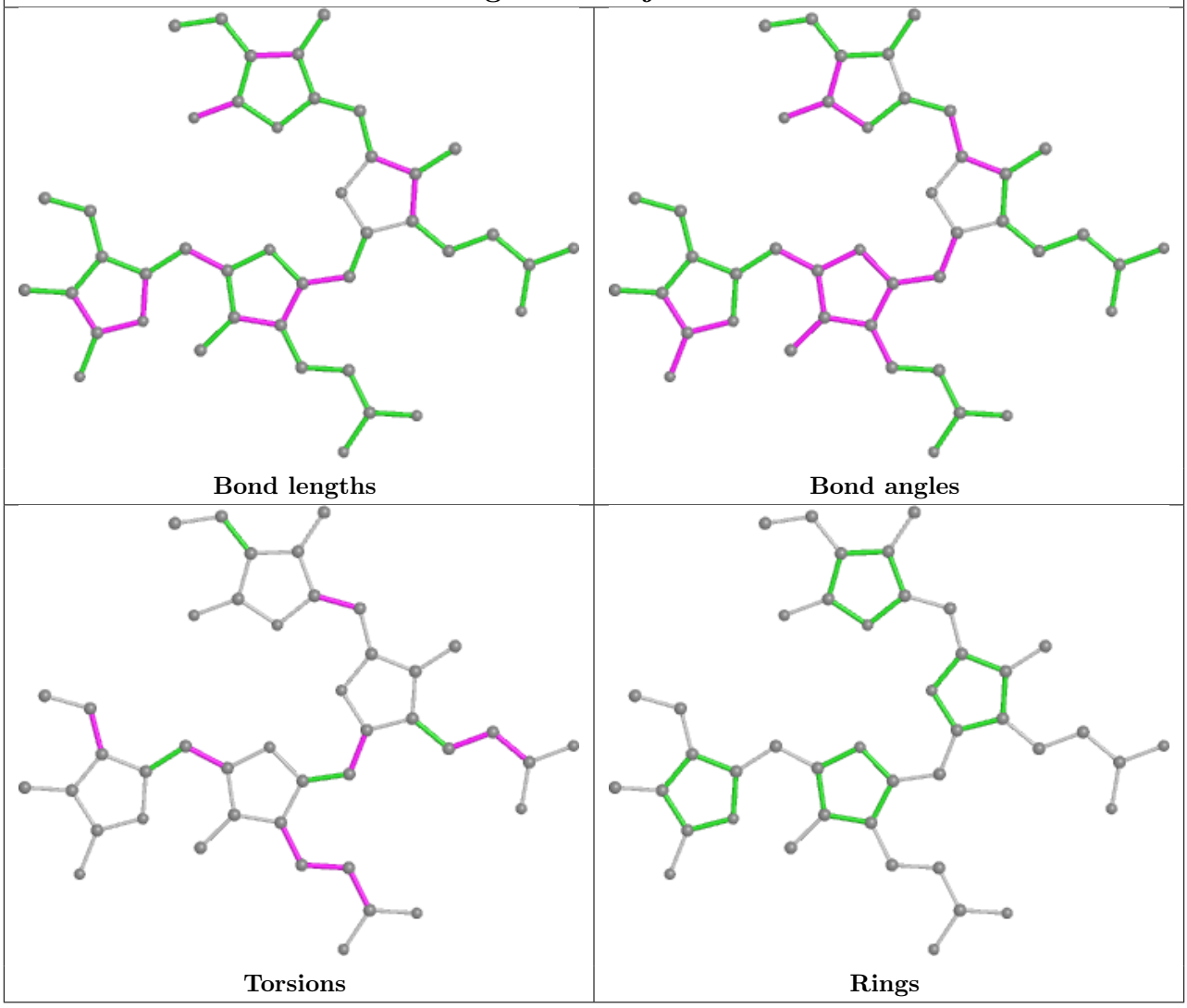

Ligand BCR b6 603

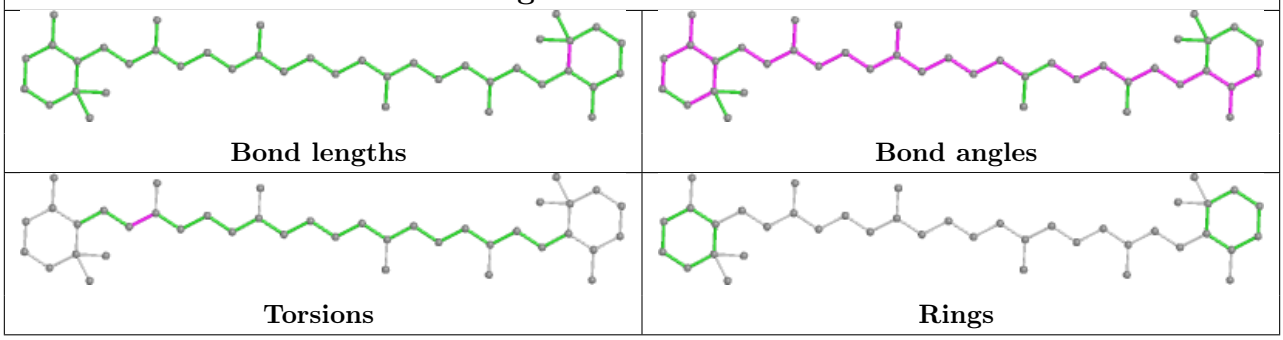

Ligand PUB xK 305

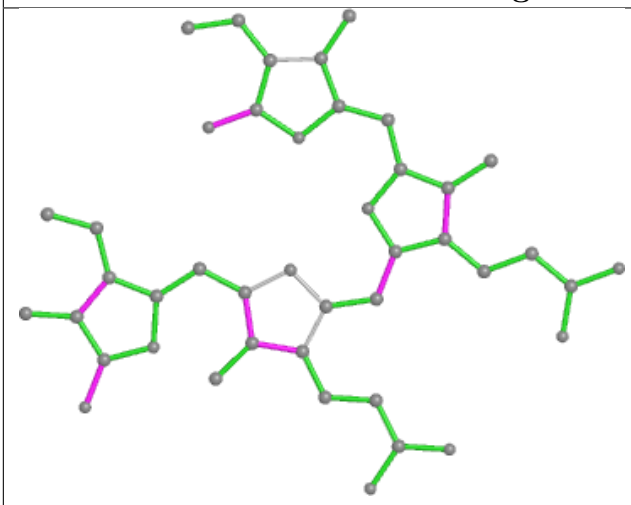

Bond lengths

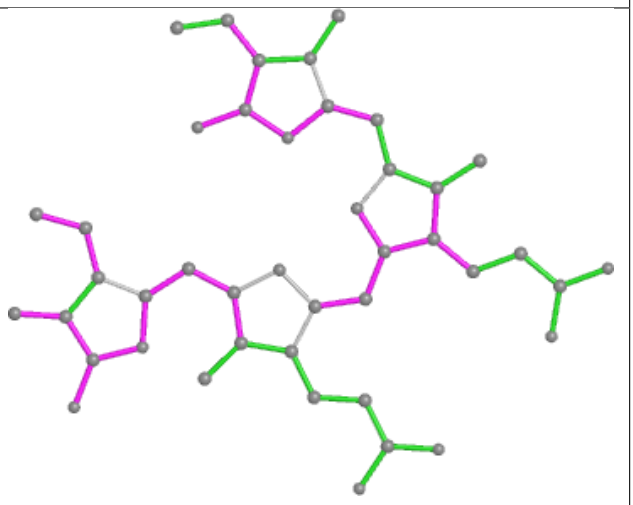

Bond angles

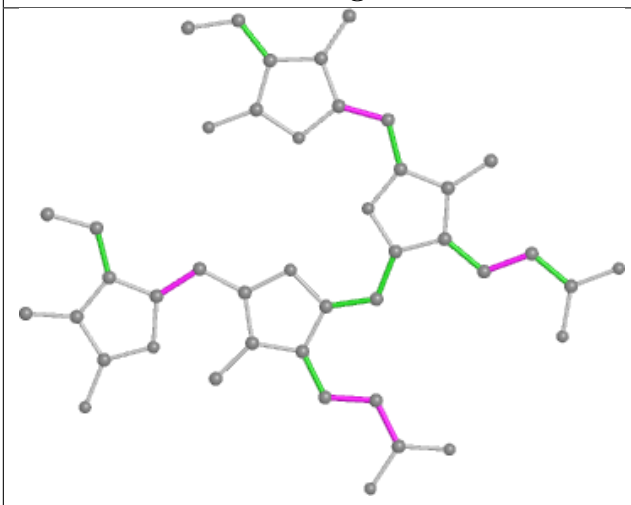

Torsions

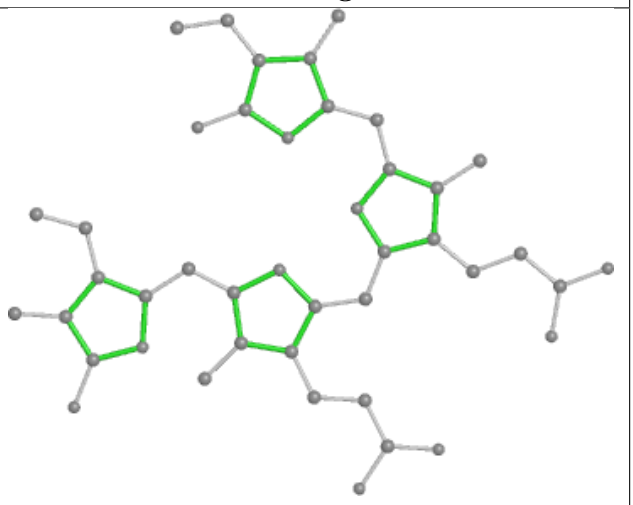

Rings

Ligand PEB ZH 202

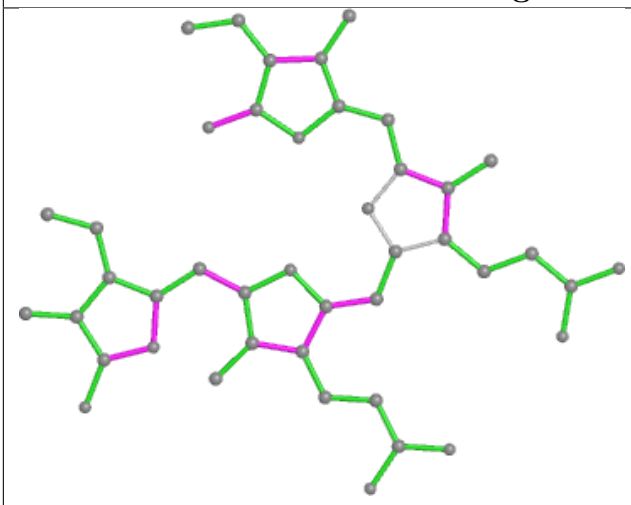

Bond lengths

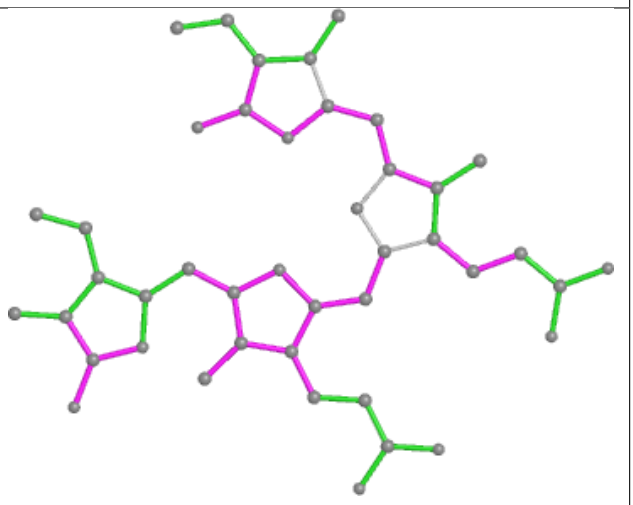

Bond angles

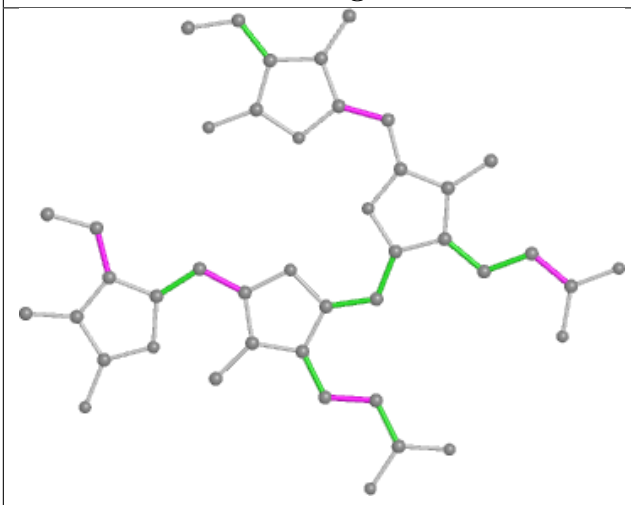

Torsions

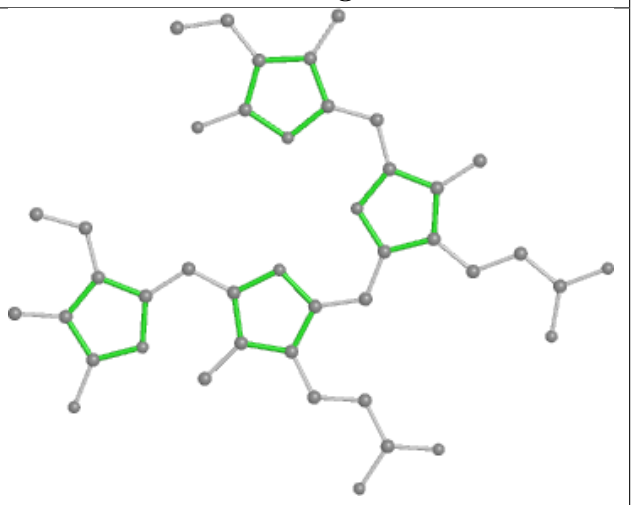

Rings

Ligand PEB RF 202

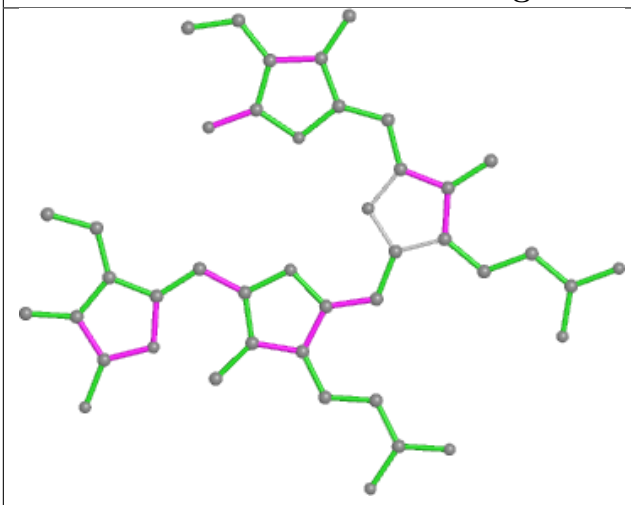

Bond lengths

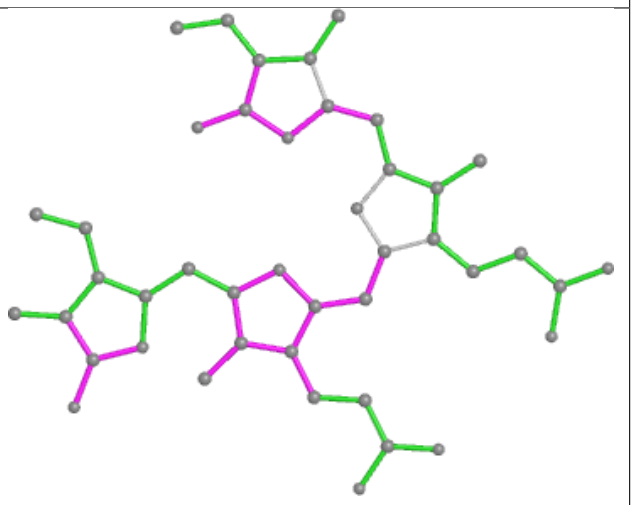

Bond angles

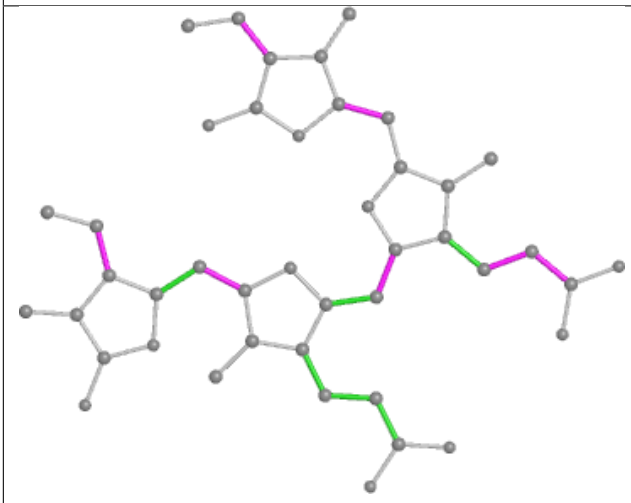

Torsions

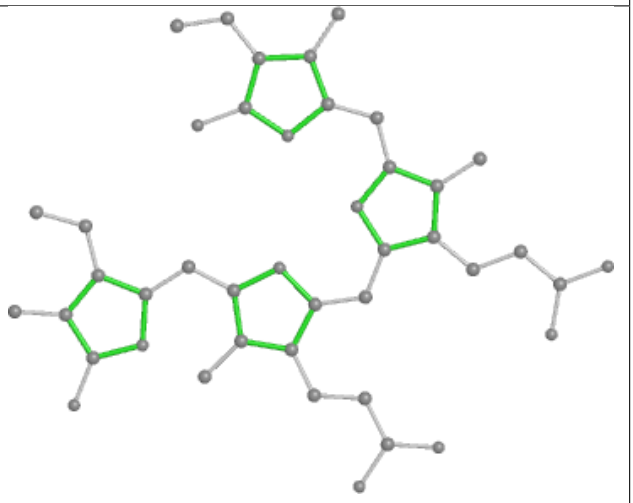

Rings

Ligand PEB bB 201

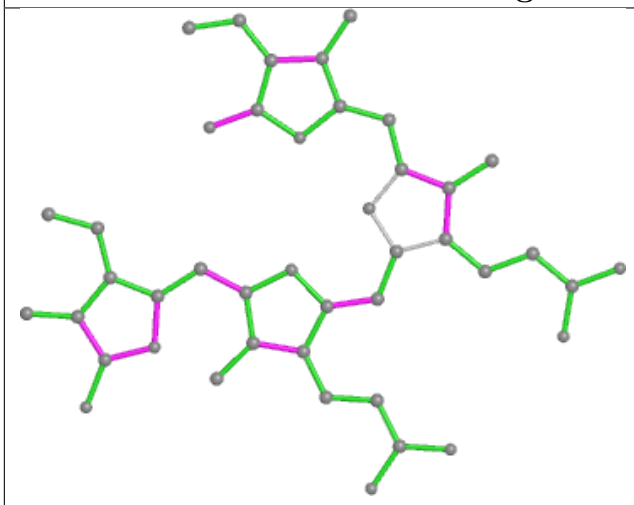

Bond lengths

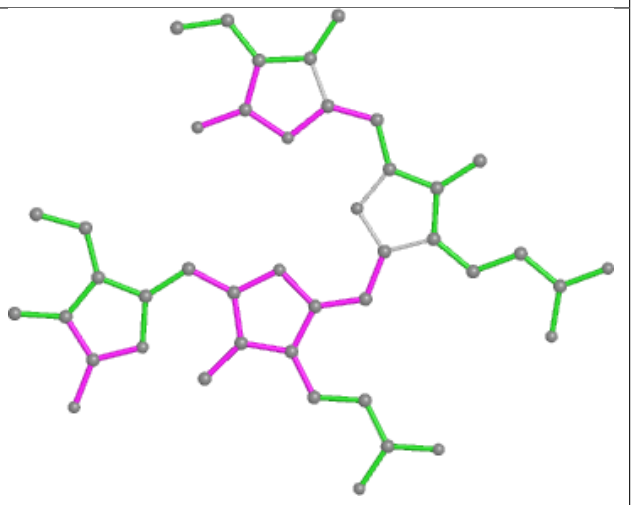

Bond angles

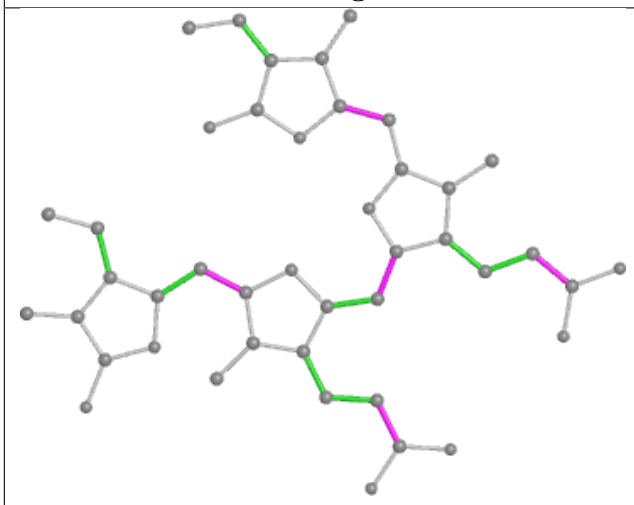

Torsions

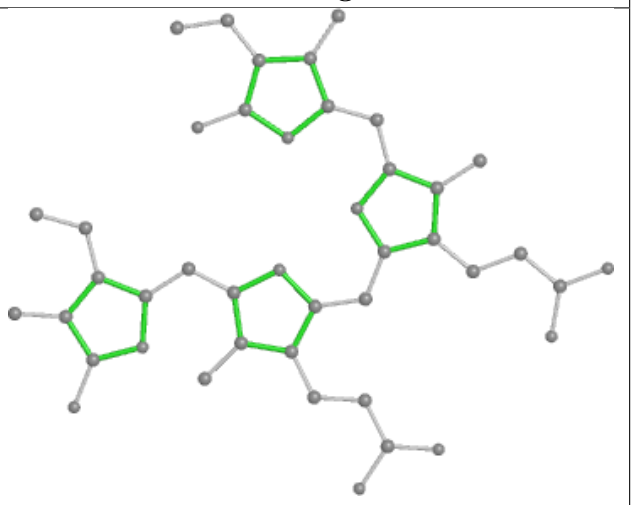

Rings

Ligand BCR A2 845

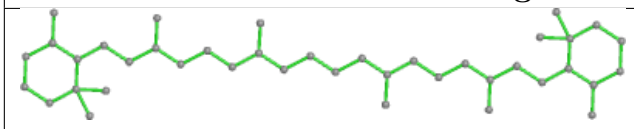

Bond lengths

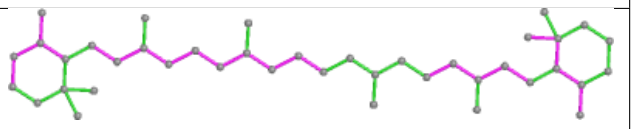

Bond angles

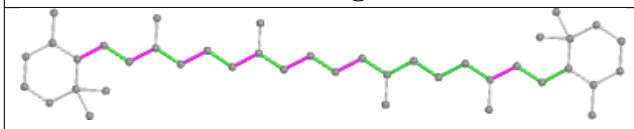

Torsions

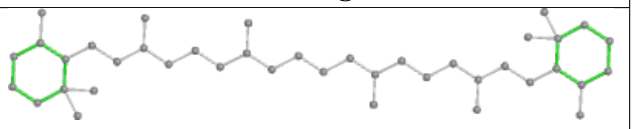

Rings

Ligand CLA 7N 604

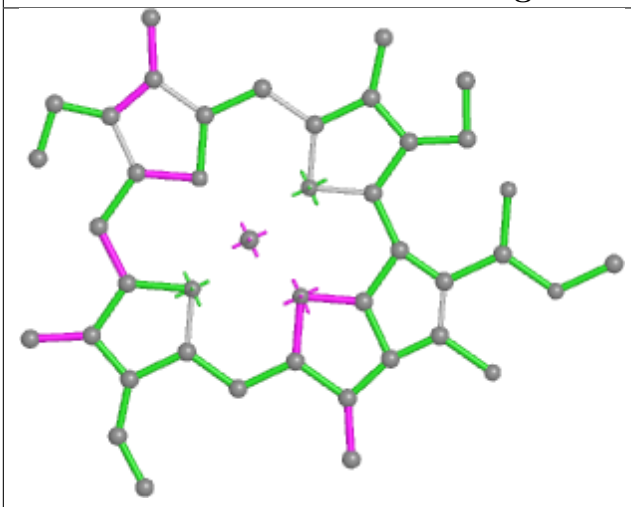

Bond lengths

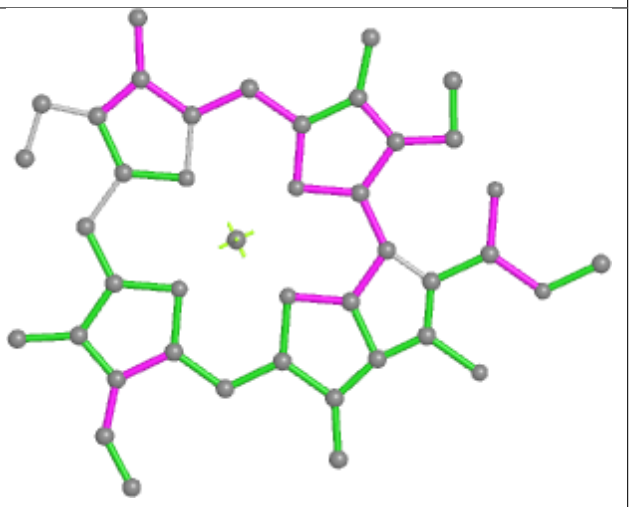

Bond angles

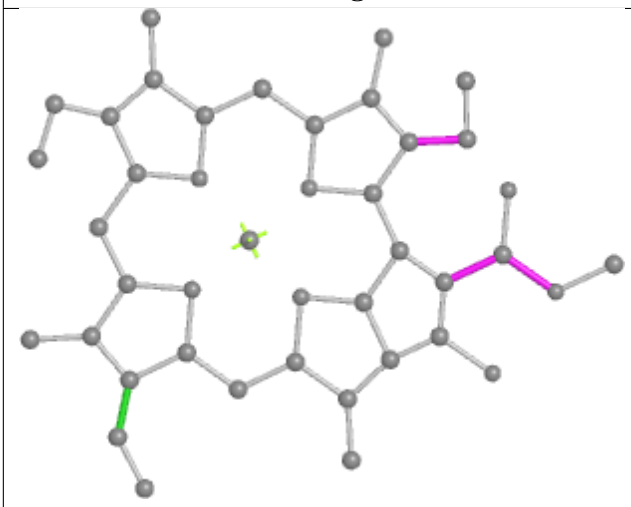

Torsions

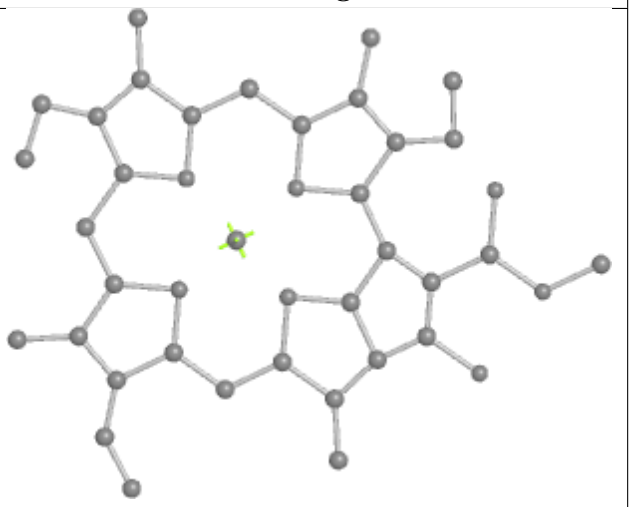

Rings

Ligand PEB I5 201

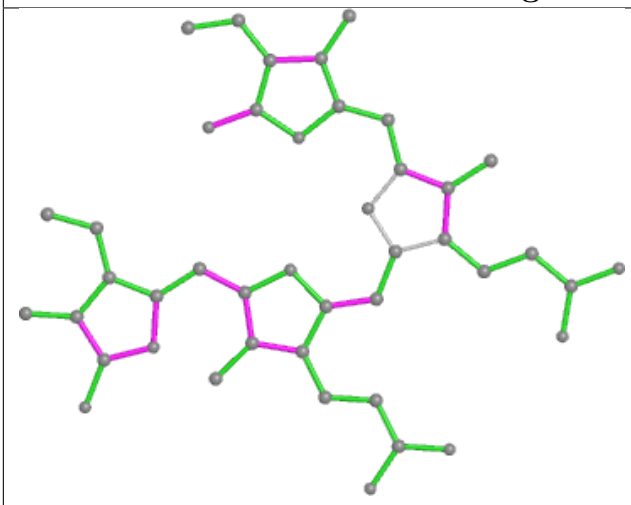

Bond lengths

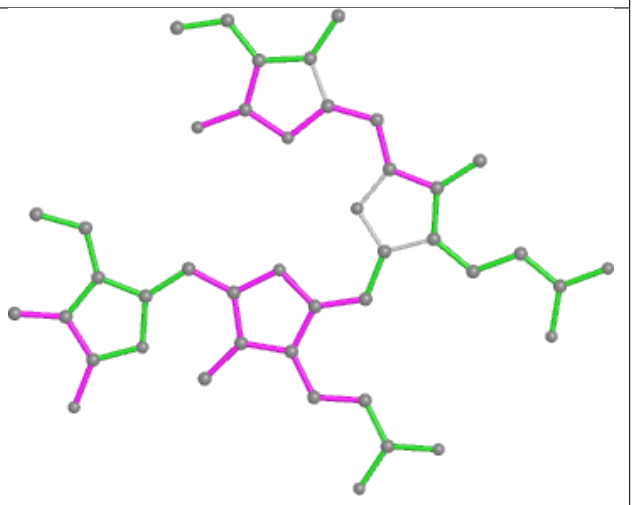

Bond angles

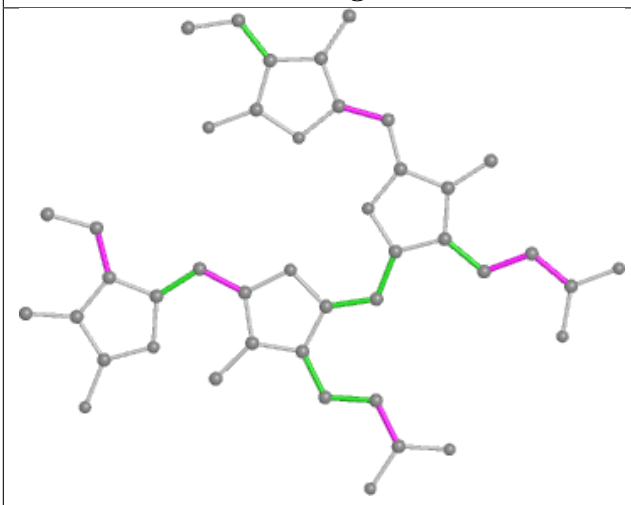

Torsions

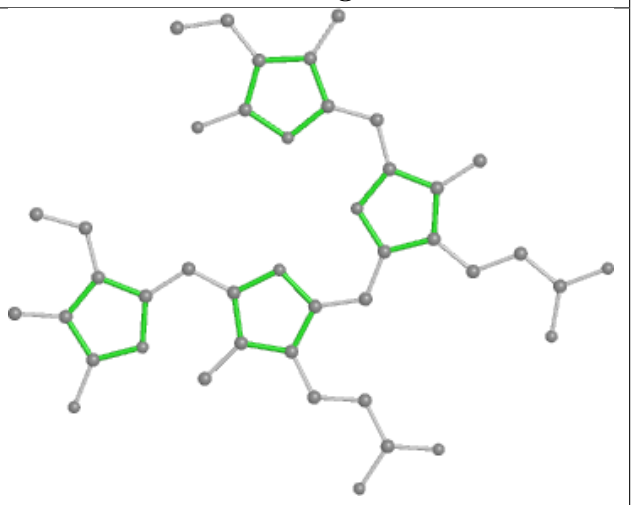

Rings

Ligand PEB PQ 201

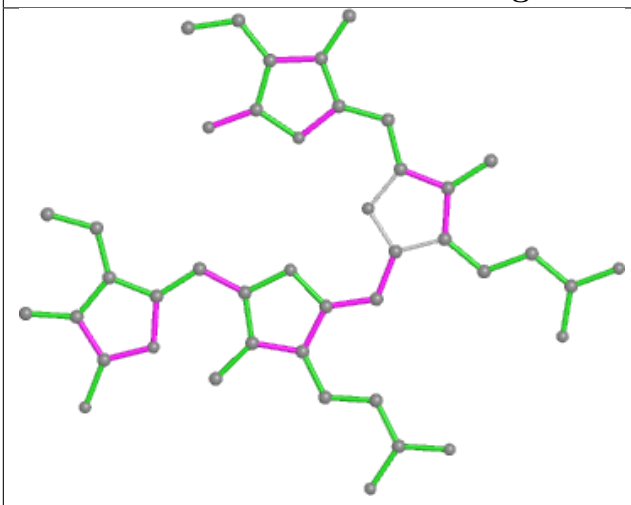

Bond lengths

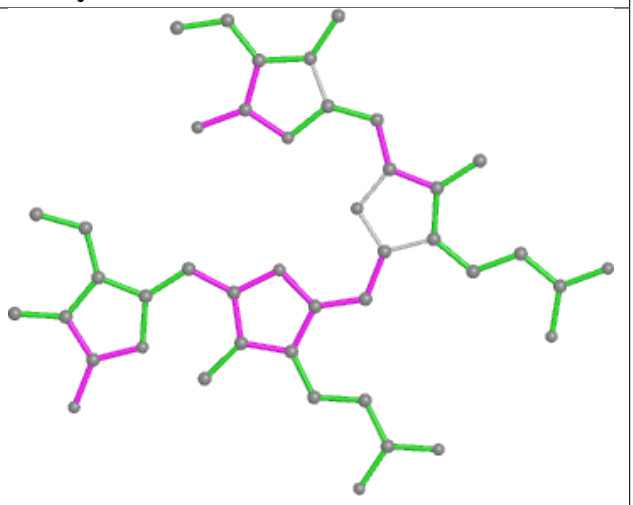

Bond angles

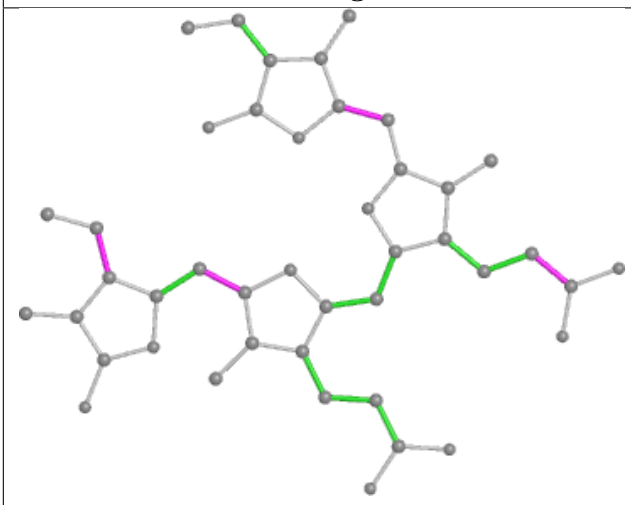

Torsions

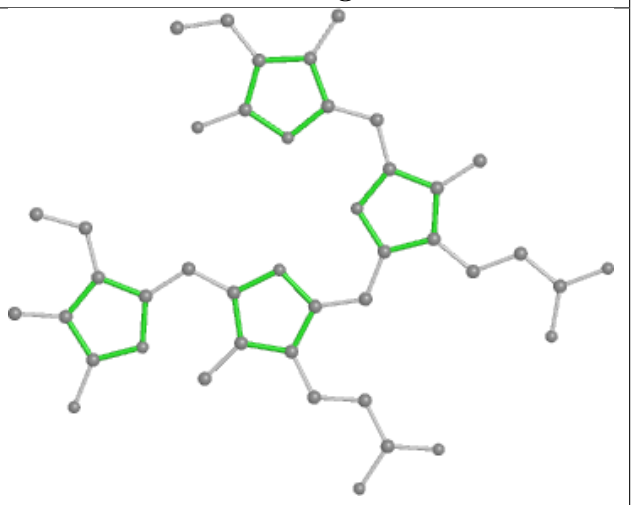

Rings

Ligand CLA BN 820

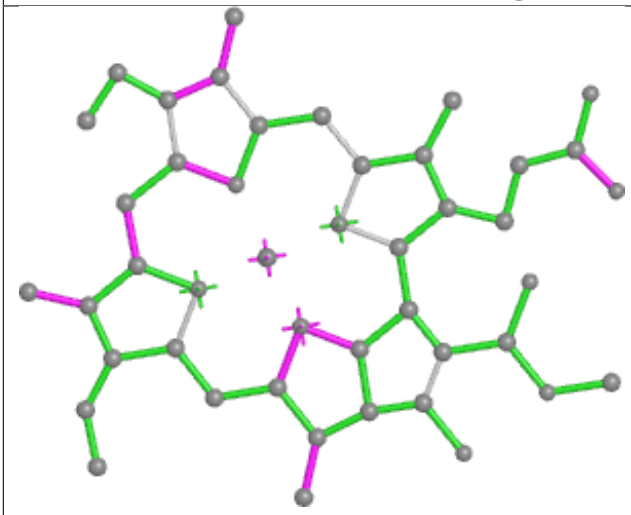

Bond lengths

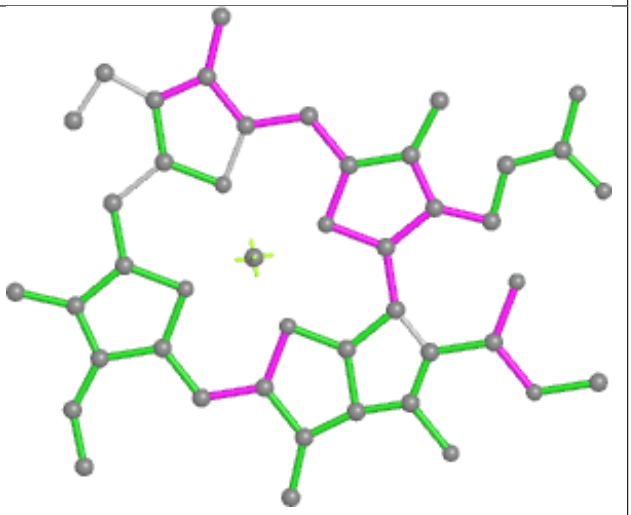

Bond angles

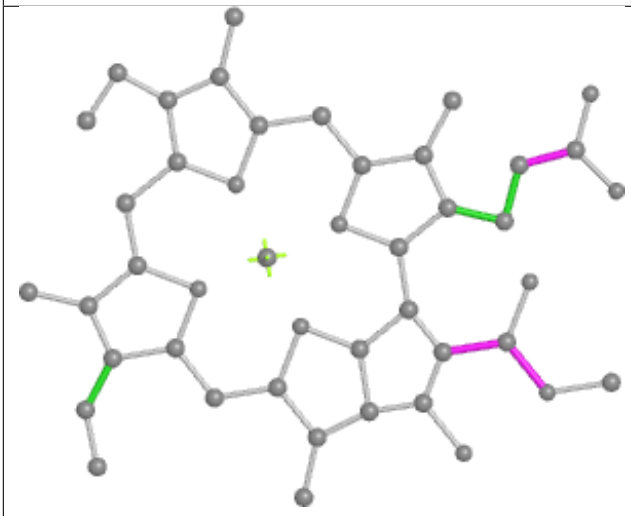

Torsions

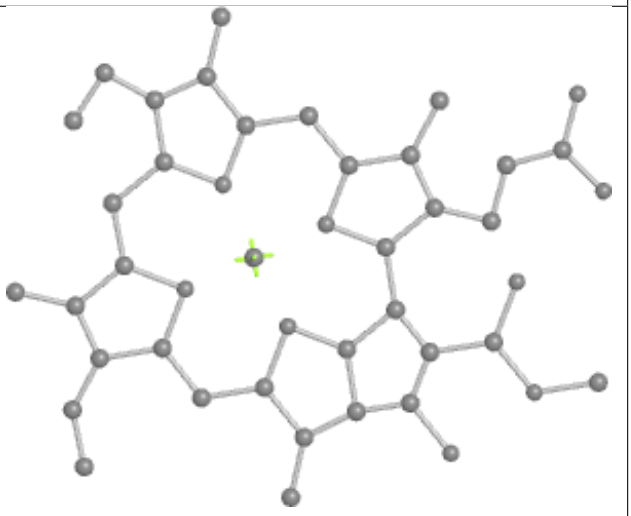

Rings

Ligand PEB NB 202

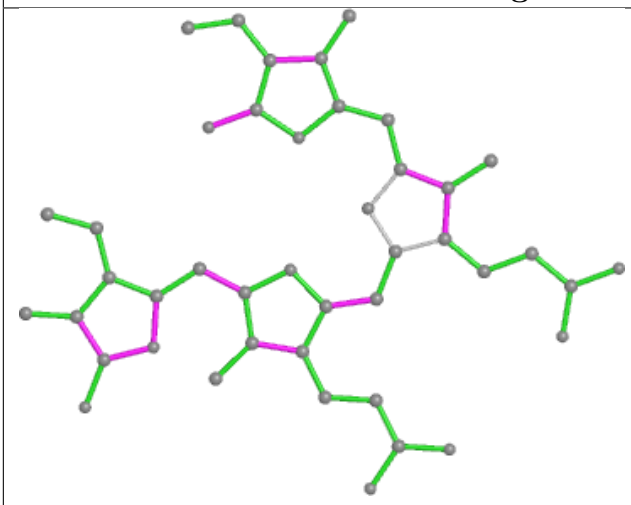

Bond lengths

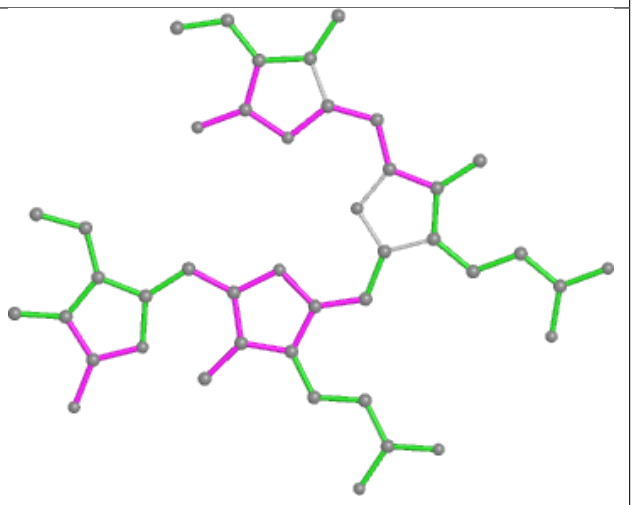

Bond angles

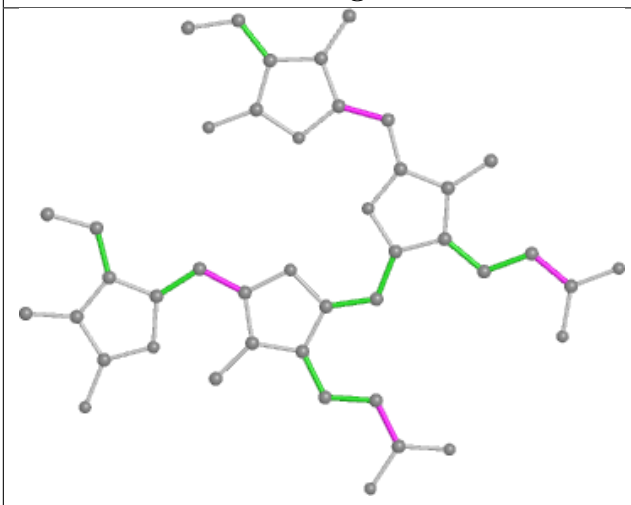

Torsions

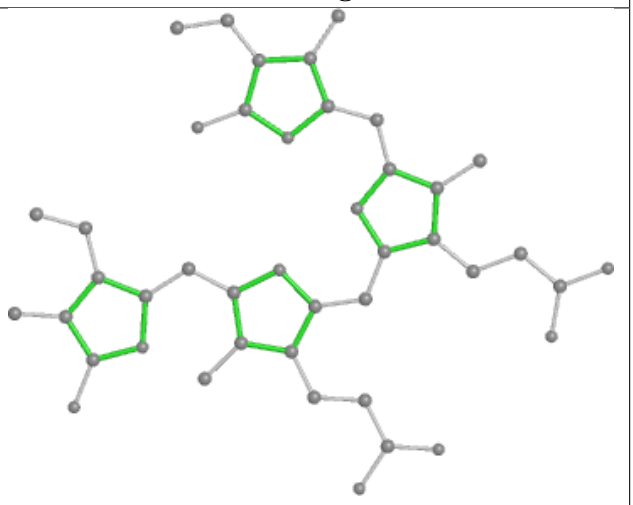

Rings

Ligand PUB AM 303

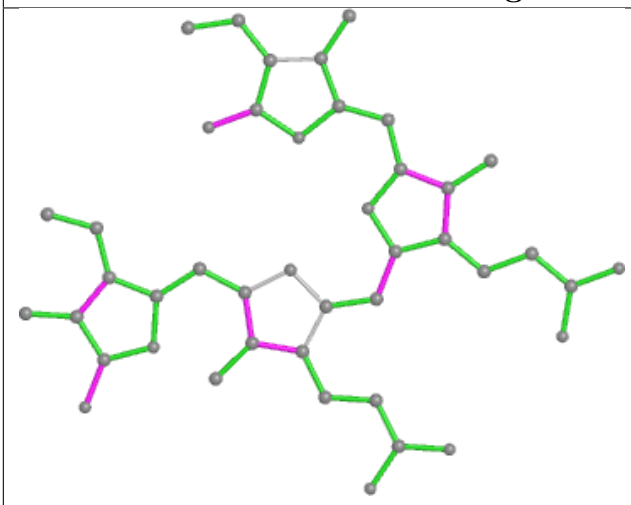

Bond lengths

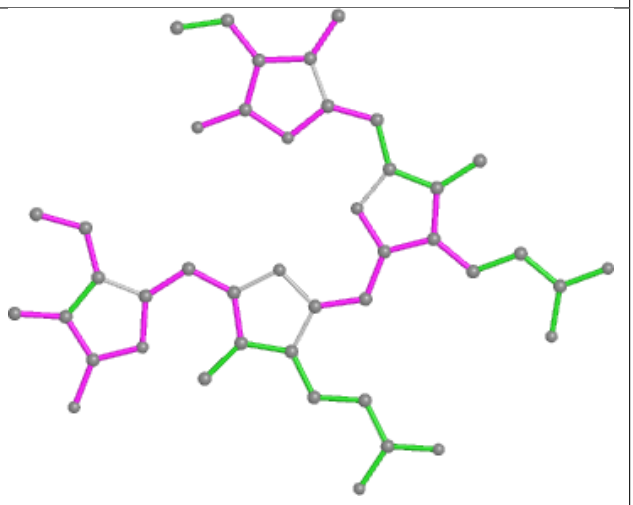

Bond angles

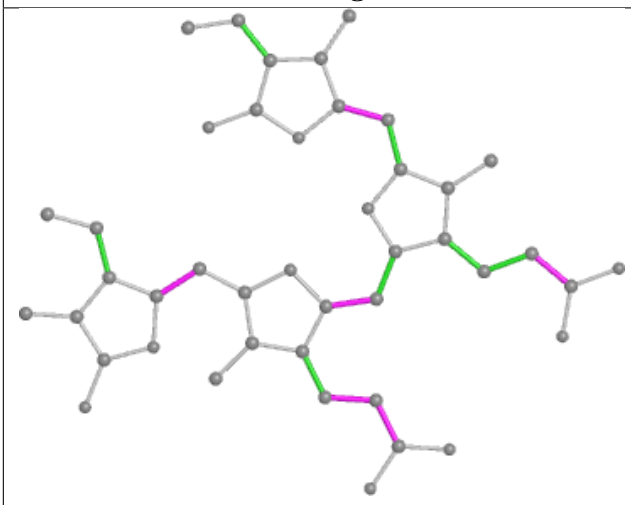

Torsions

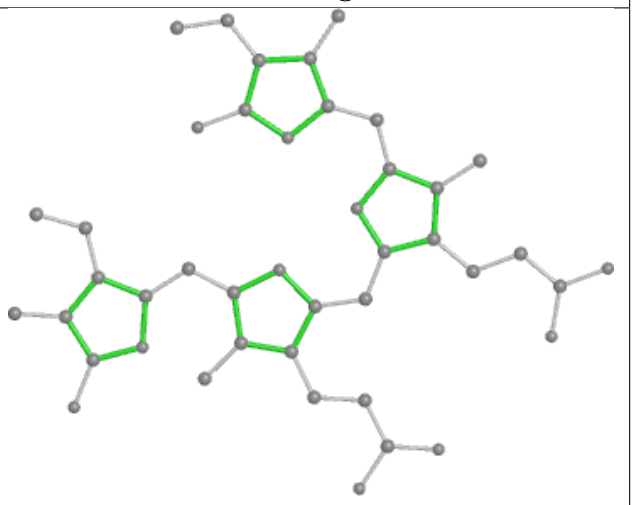

Rings

Ligand PEB AO 301

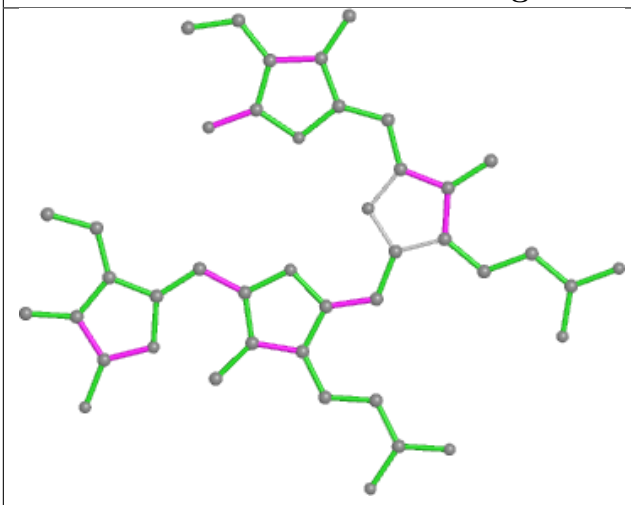

Bond lengths

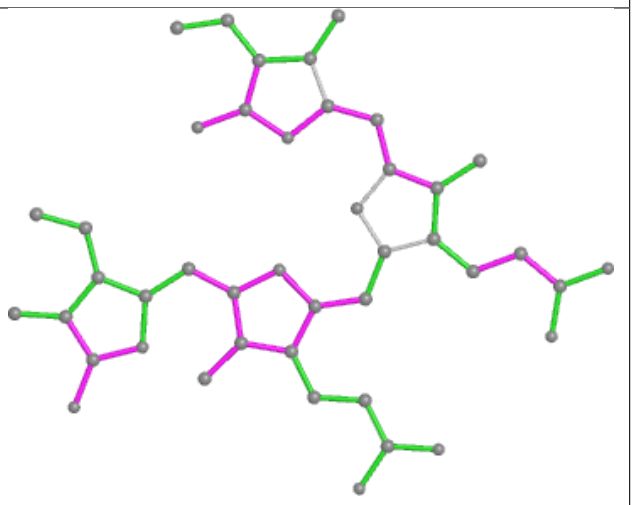

Bond angles

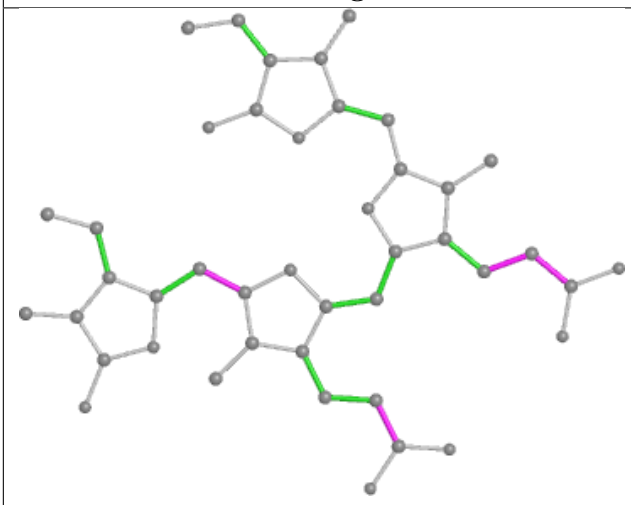

Torsions

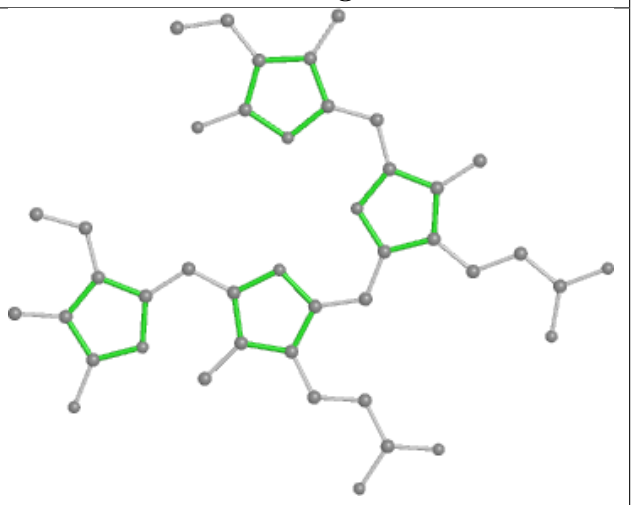

Rings

Ligand CYC BG 1001

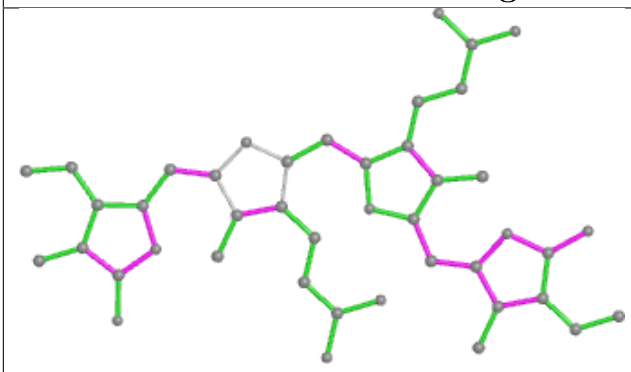

Bond lengths

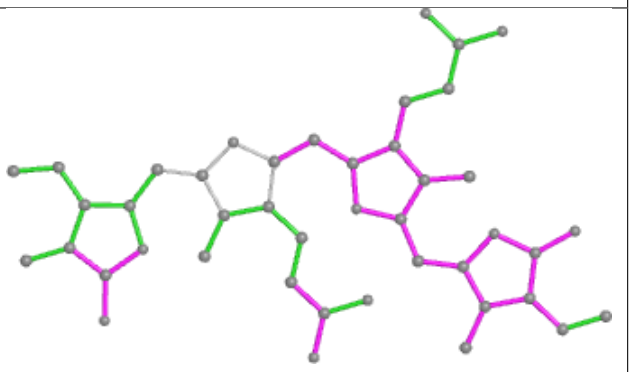

Bond angles

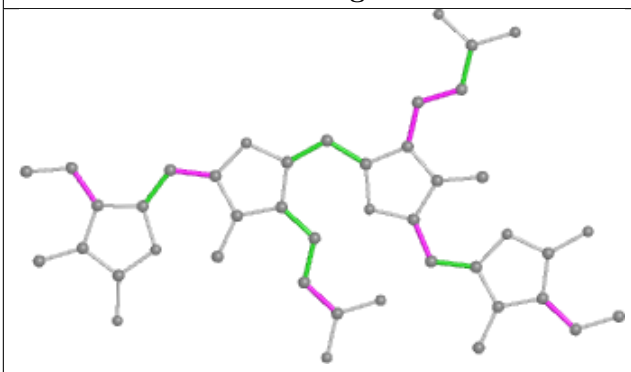

Torsions

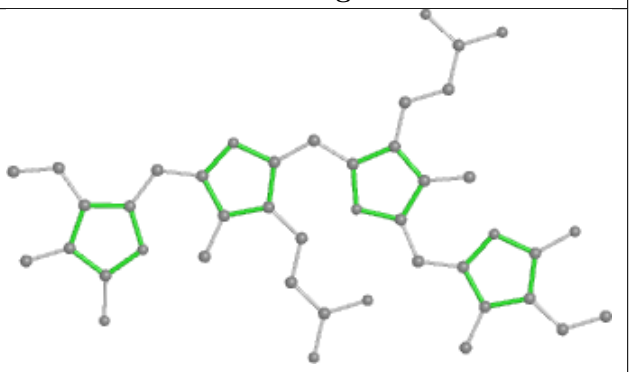

Rings

Ligand PEB WJ 202

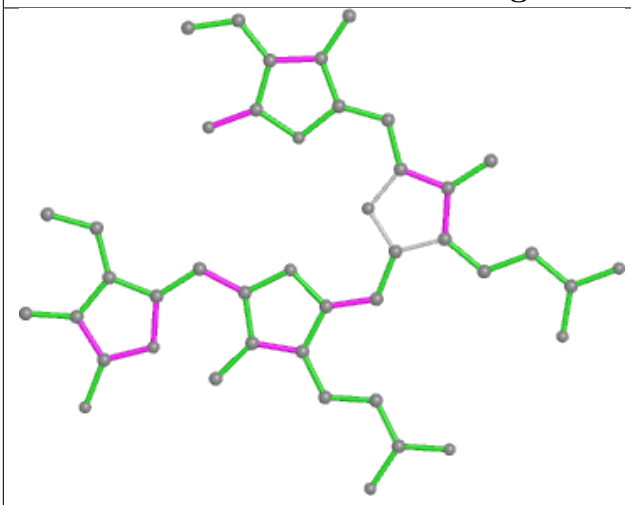

Bond lengths

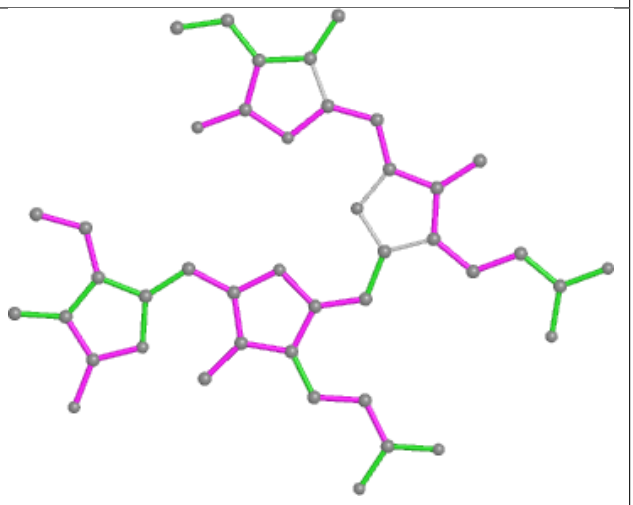

Bond angles

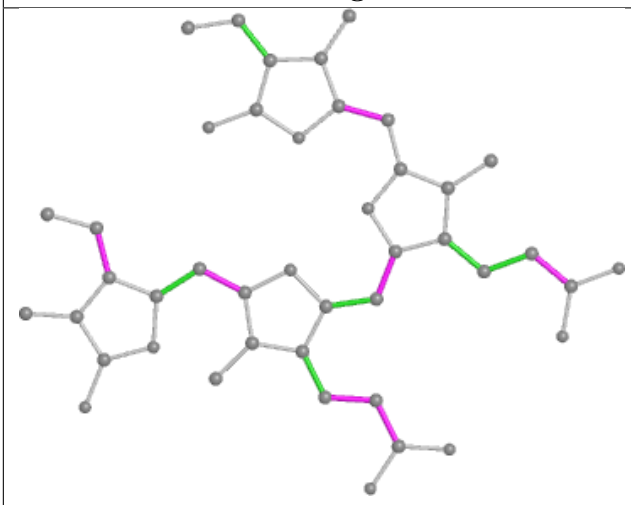

Torsions

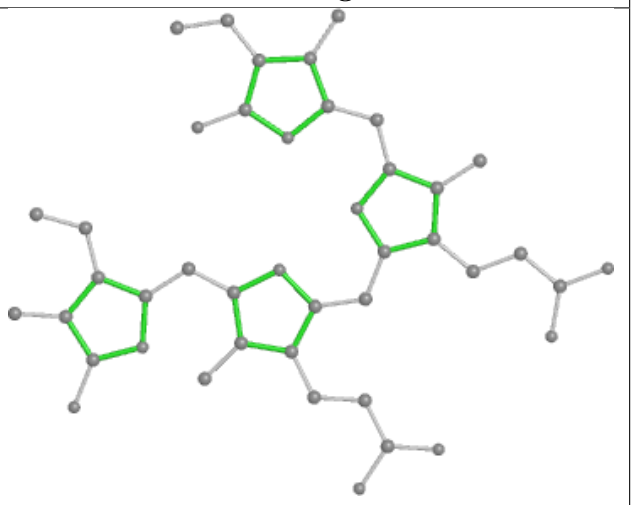

Rings

Ligand PEB xF 304

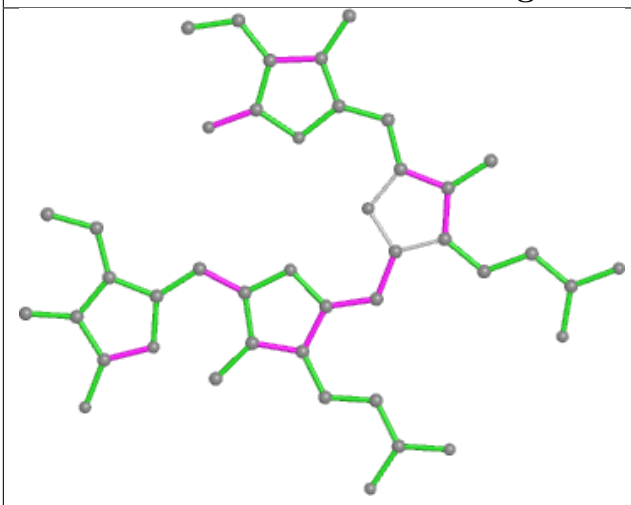

Bond lengths

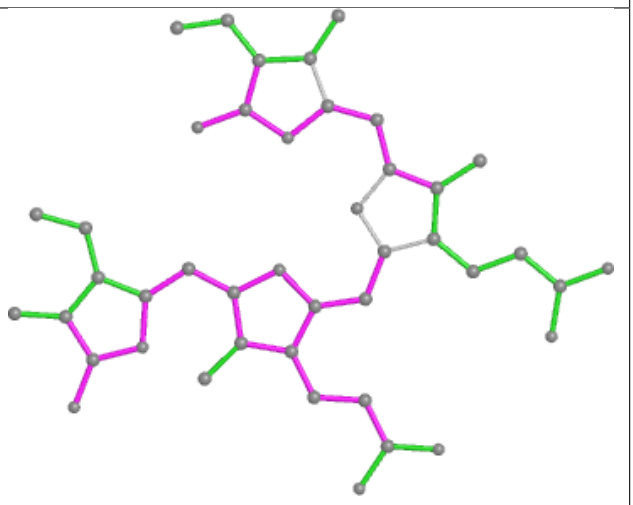

Bond angles

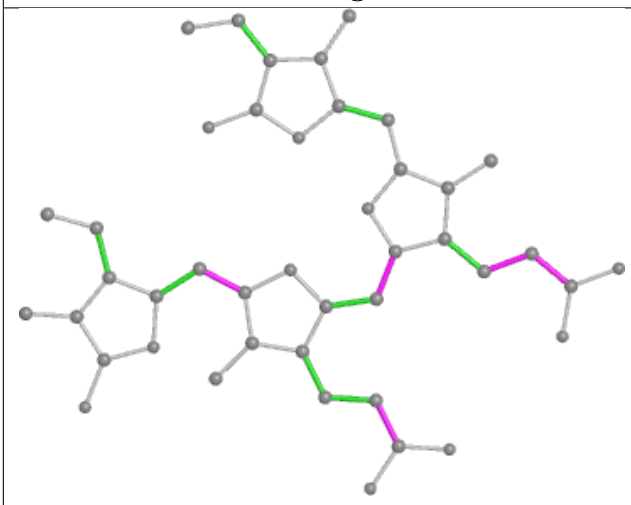

Torsions

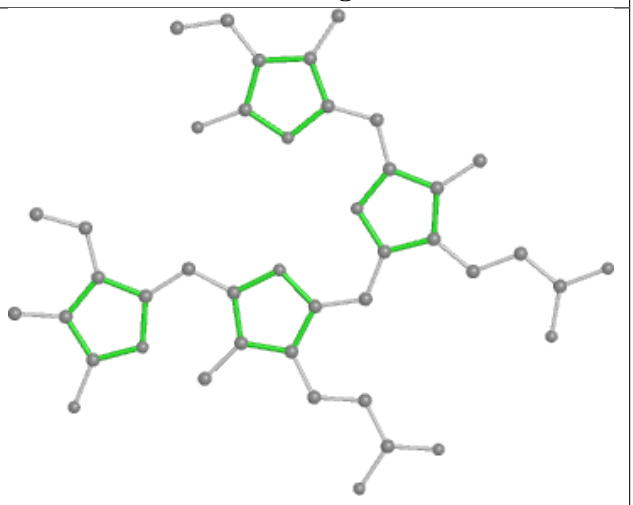

Rings

Ligand PEB M7 201

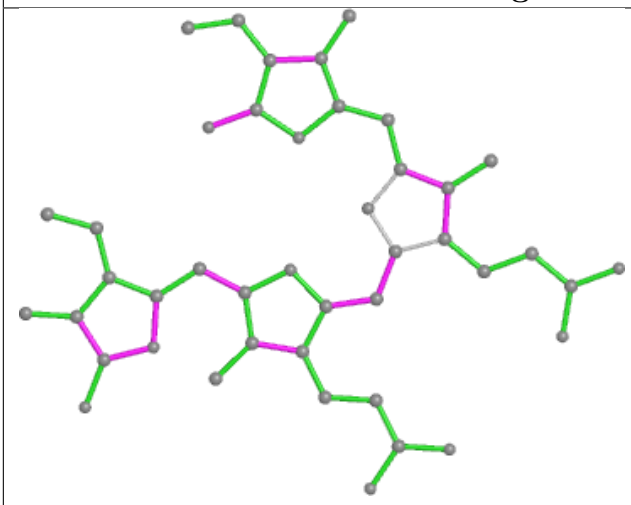

Bond lengths

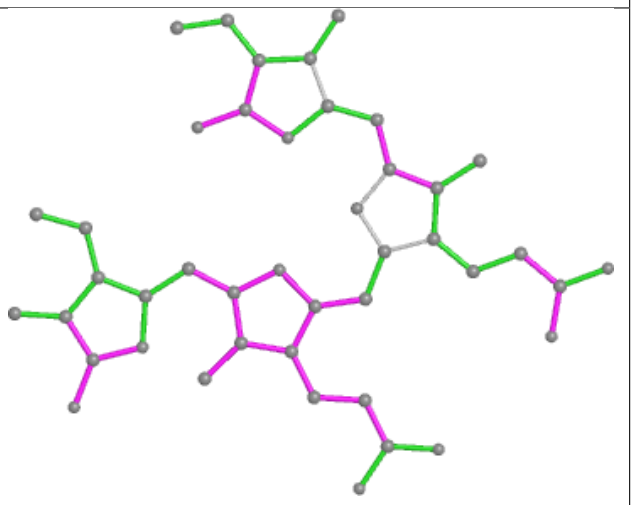

Bond angles

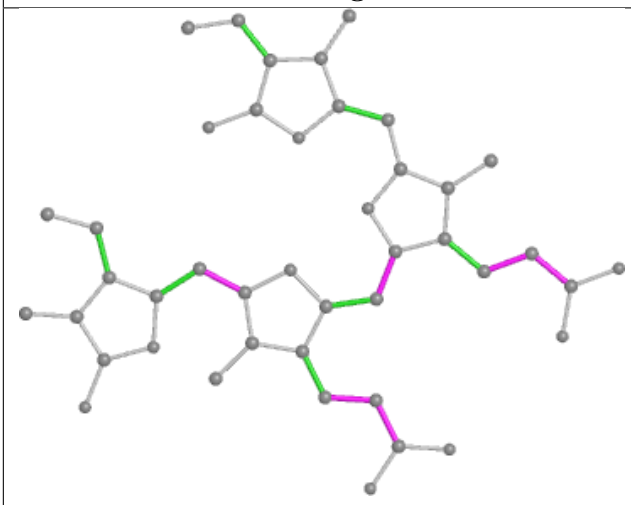

Torsions

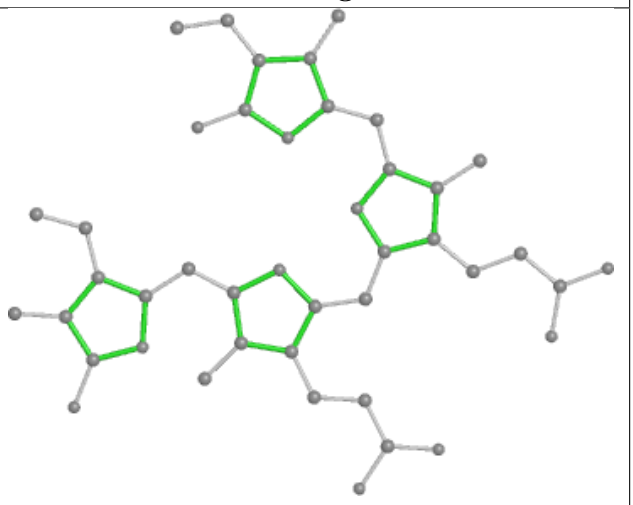

Rings

Ligand PEB LQ 201

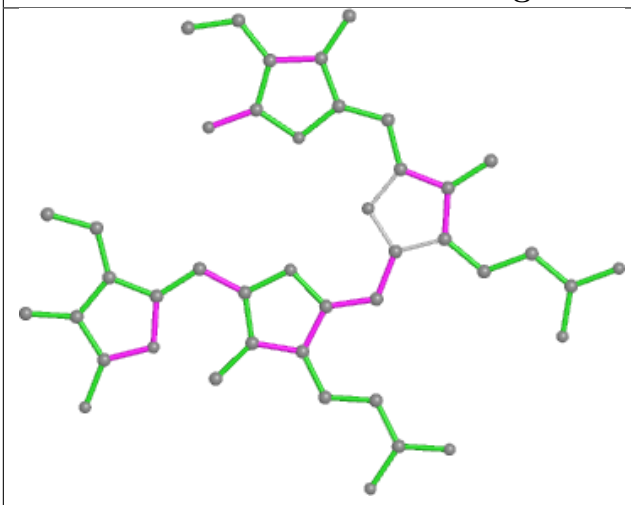

Bond lengths

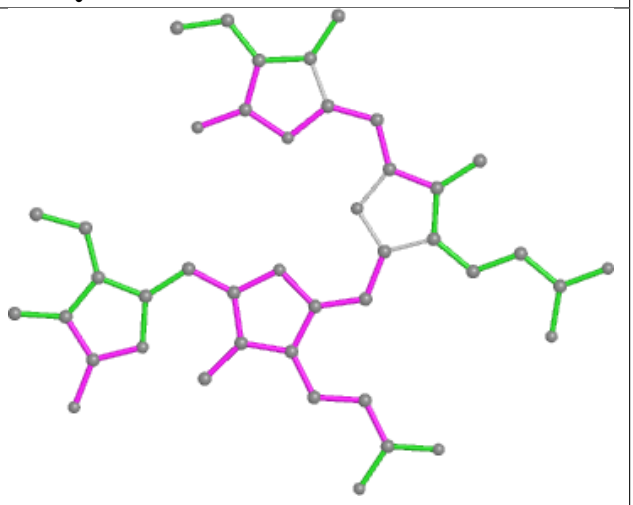

Bond angles

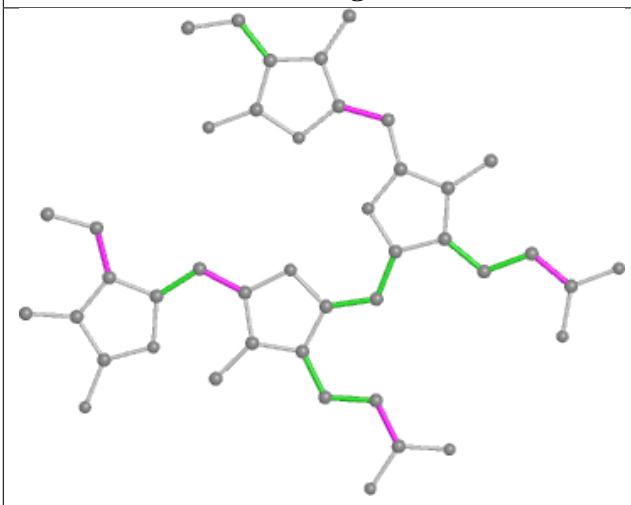

Torsions

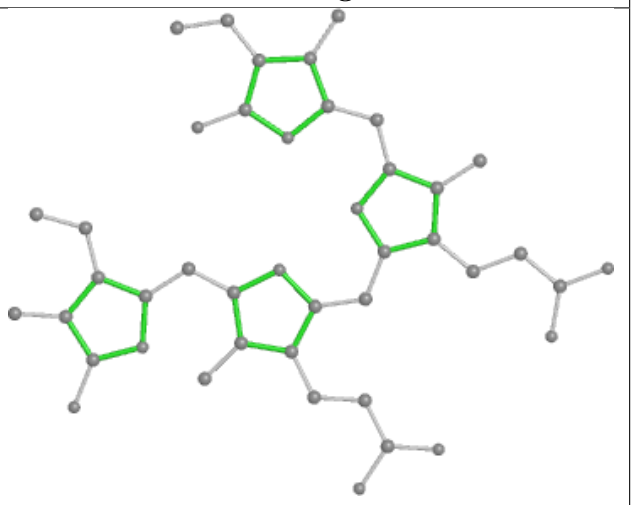

Rings

Ligand PEB W9 202

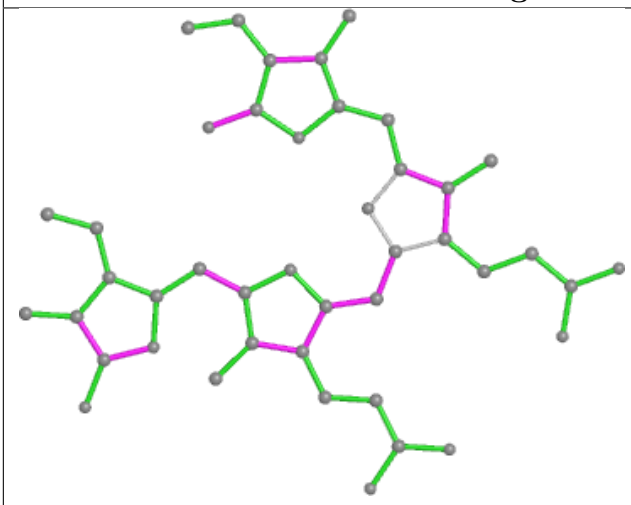

Bond lengths

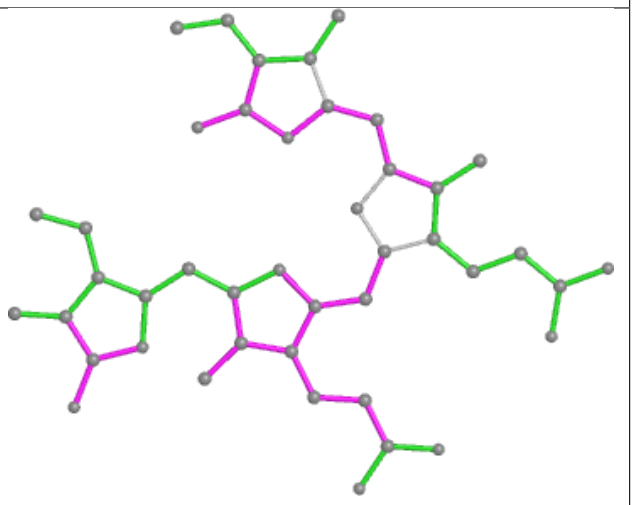

Bond angles

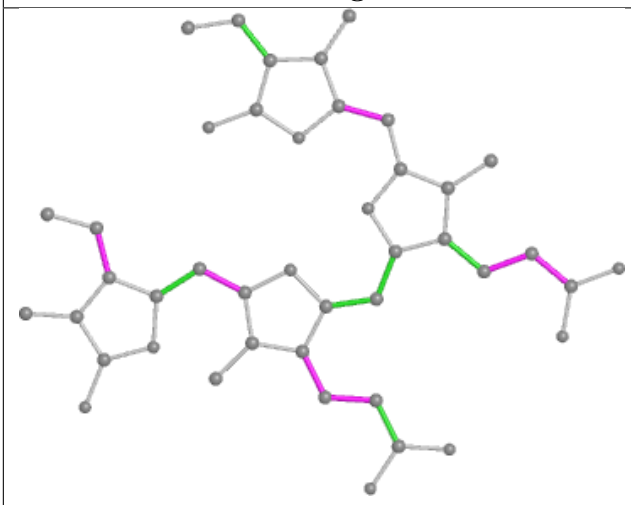

Torsions

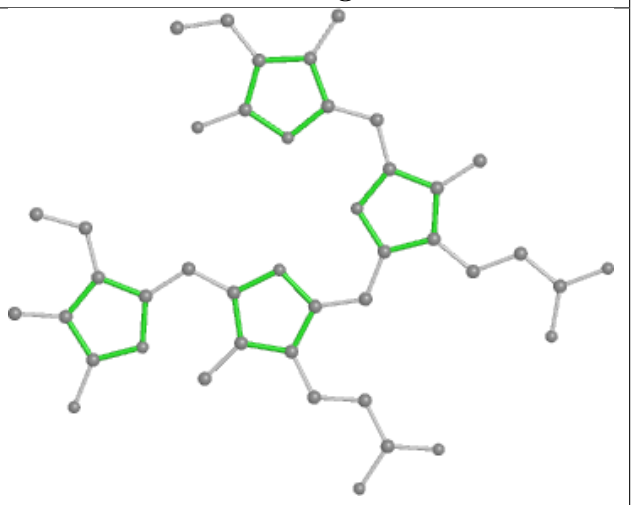

Rings

Ligand PEB VB 201

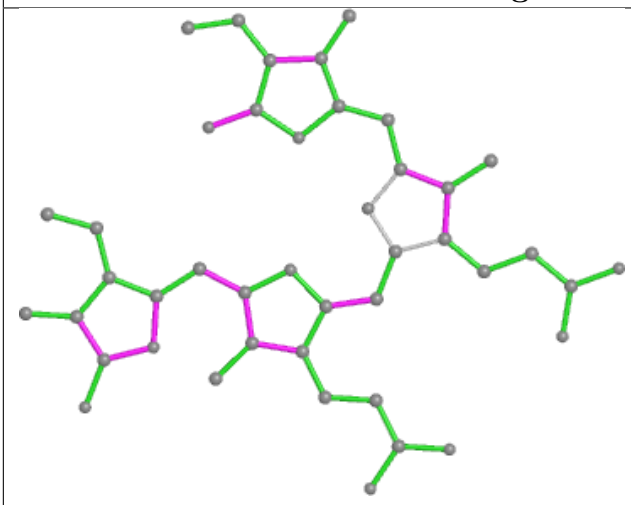

Bond lengths

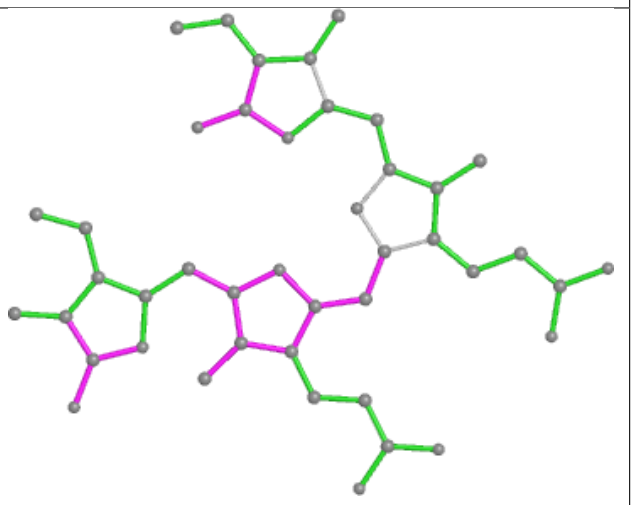

Bond angles

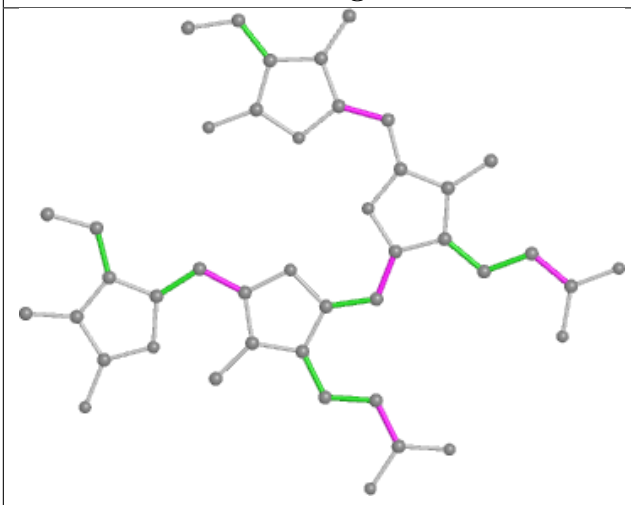

Torsions

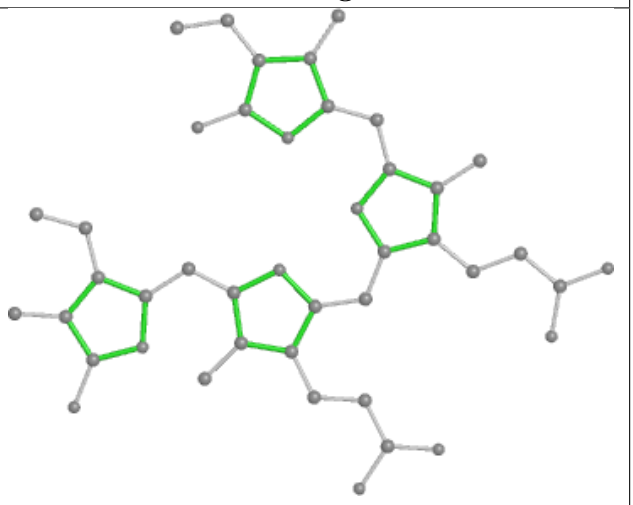

Rings

Ligand PEB R4 202

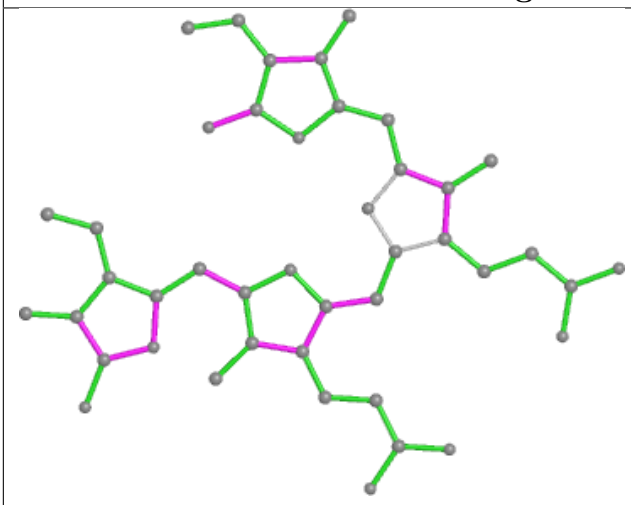

Bond lengths

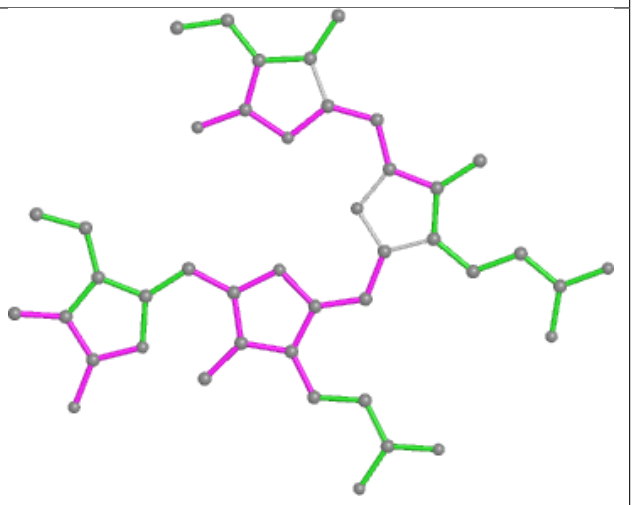

Bond angles

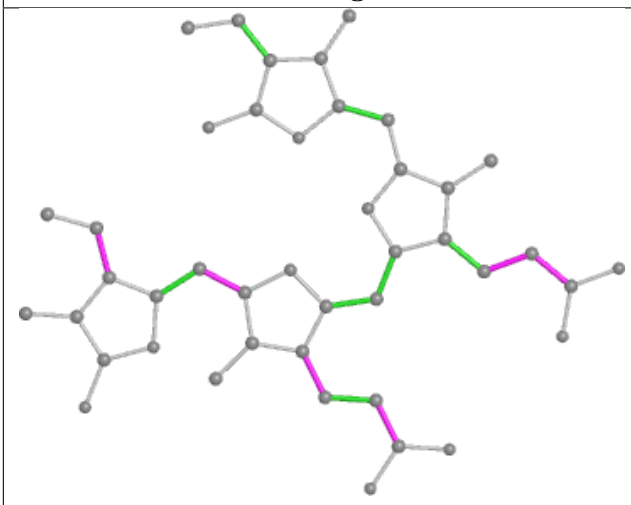

Torsions

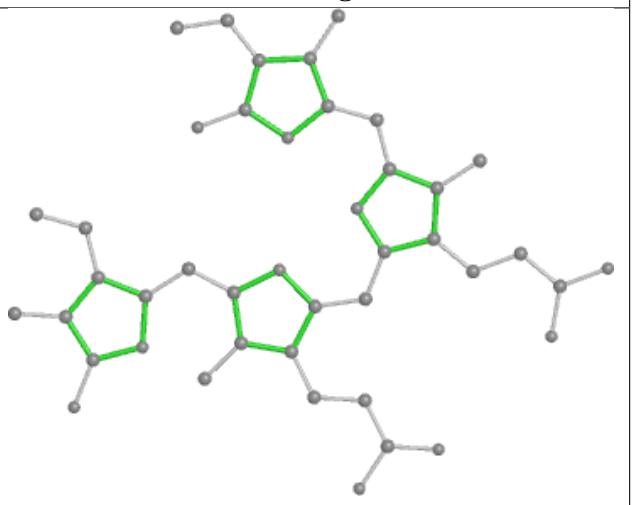

Rings

Ligand PEB mF 201

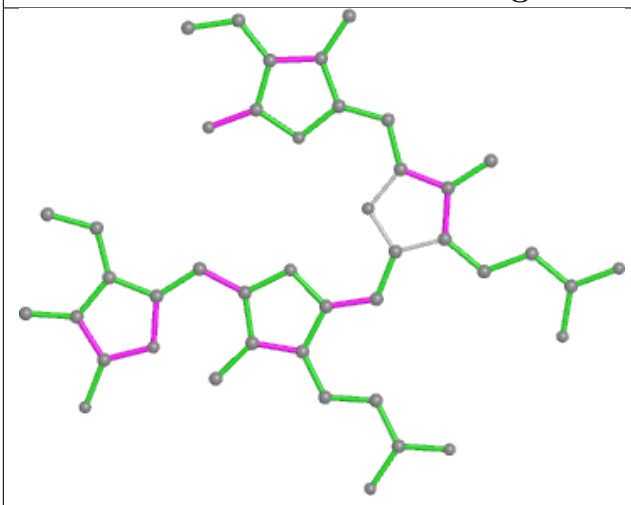

Bond lengths

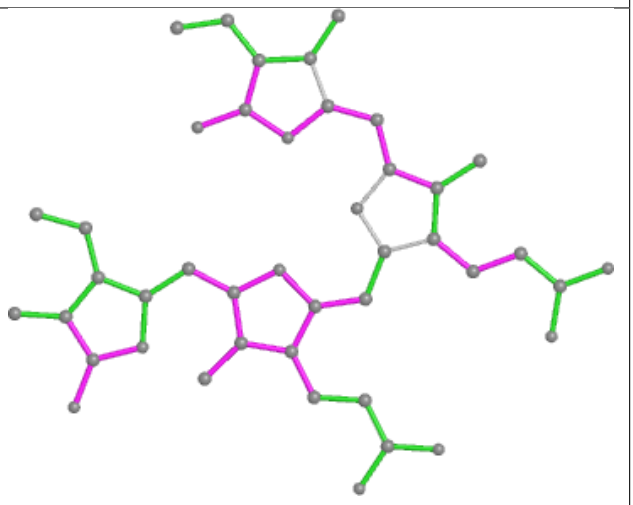

Bond angles

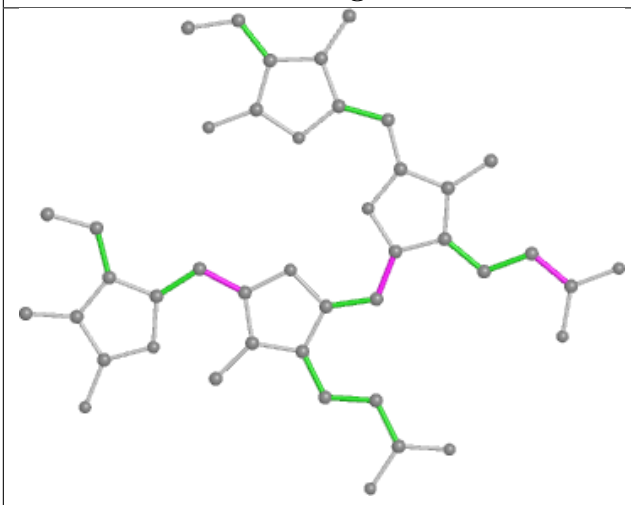

Torsions

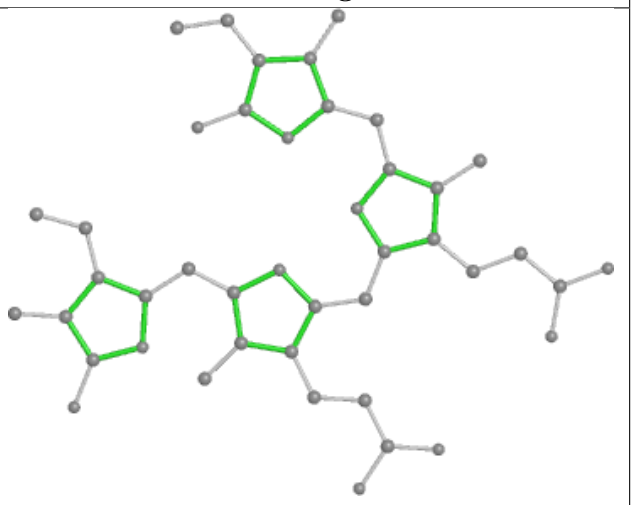

Rings

Ligand CLA C6 517

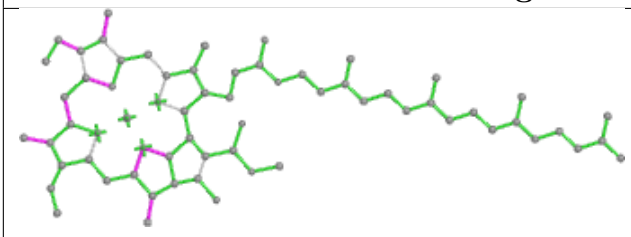

Bond lengths

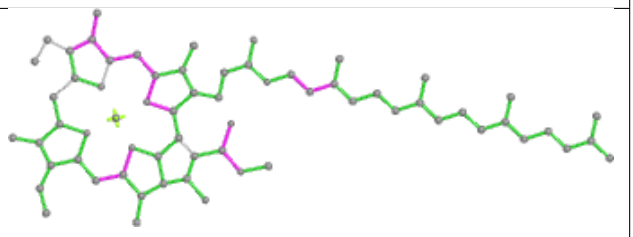

Bond angles

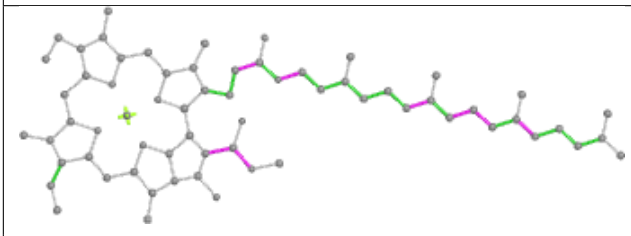

Torsions

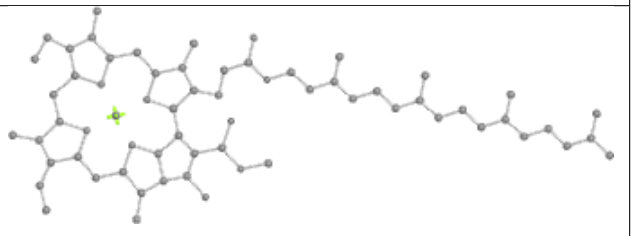

Rings

Ligand PEB BD 202

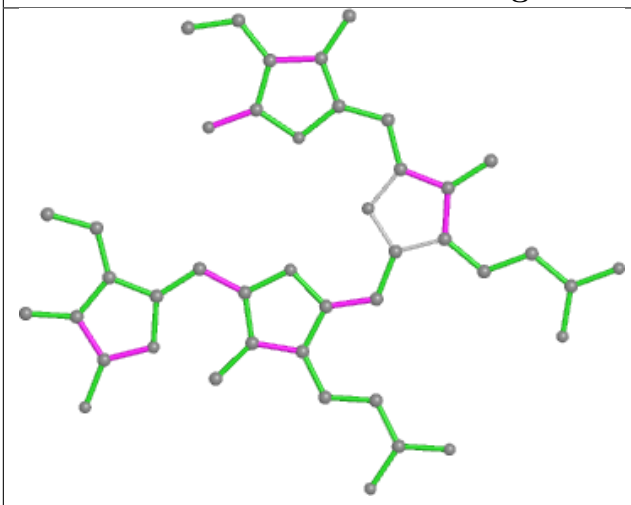

Bond lengths

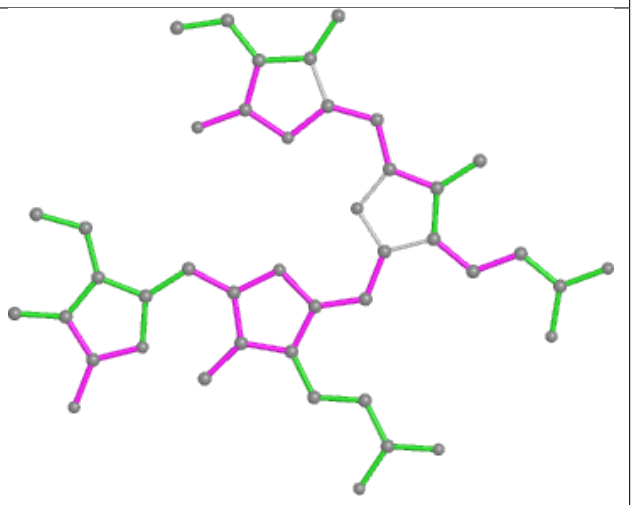

Bond angles

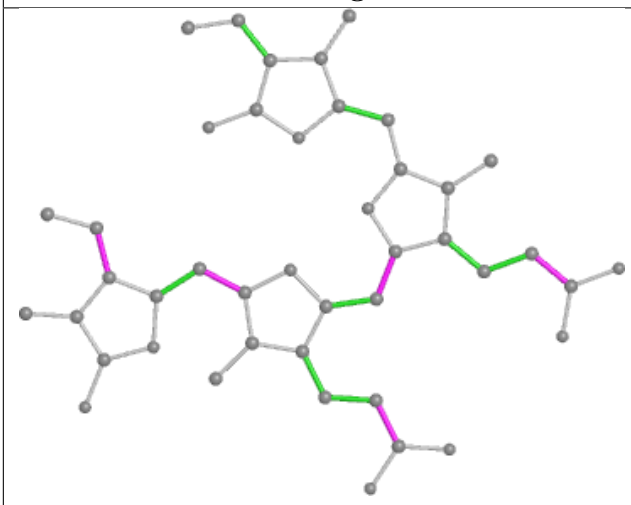

Torsions

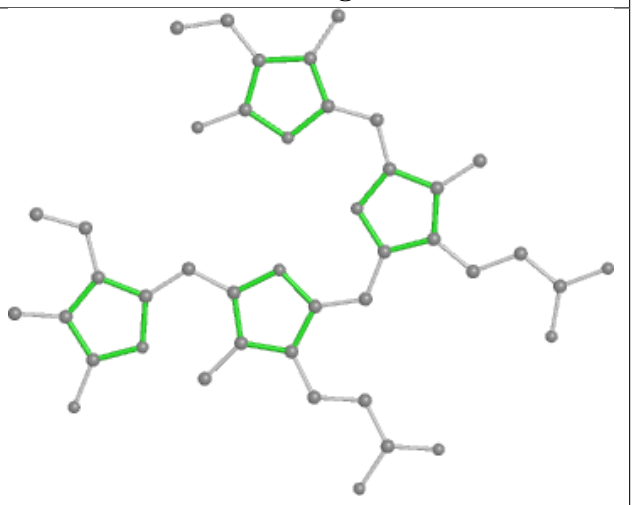

Rings

Ligand CLA B2 815

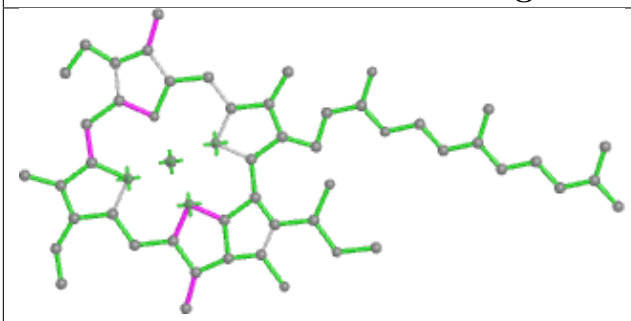

Bond lengths

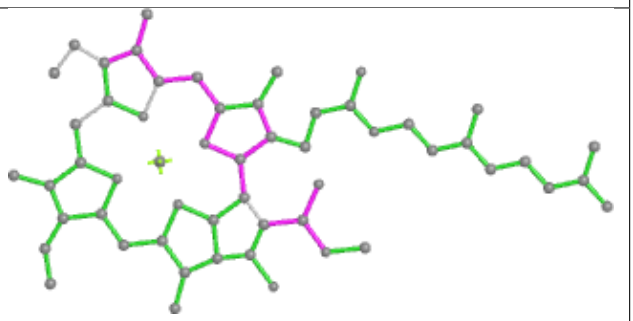

Bond angles

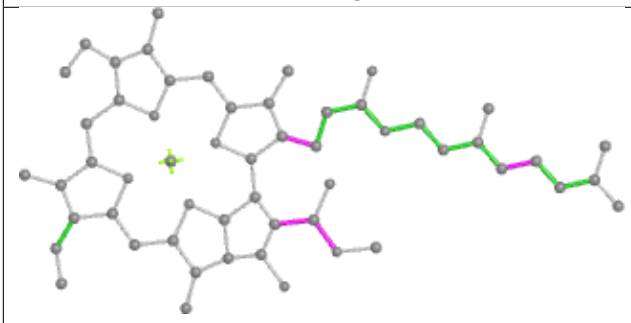

Torsions

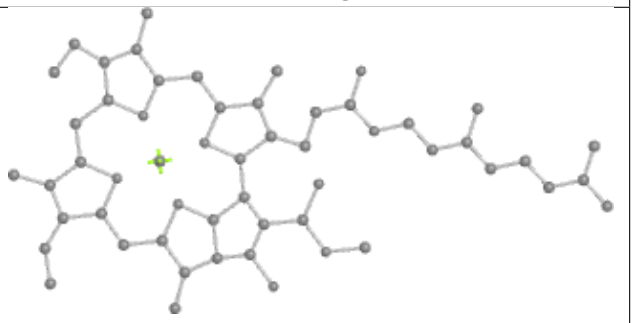

Rings

Ligand PEB VD 202

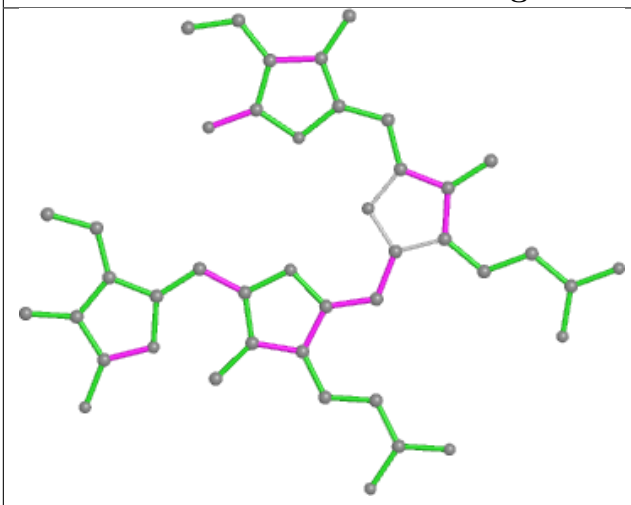

Bond lengths

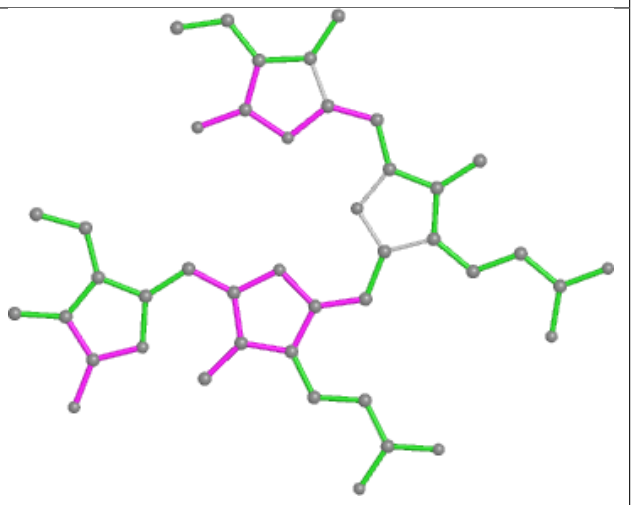

Bond angles

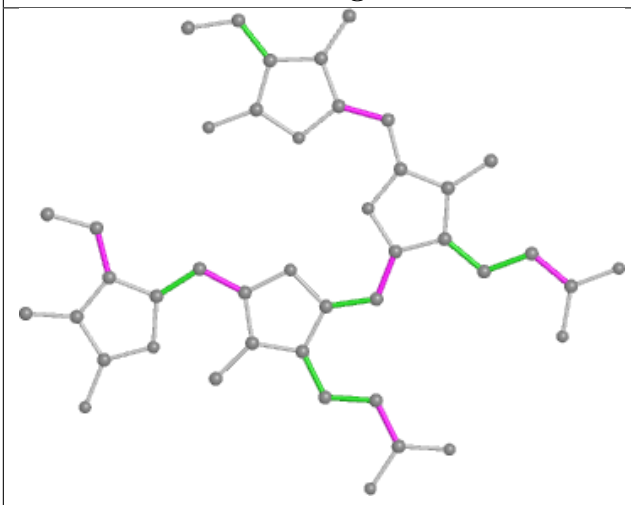

Torsions

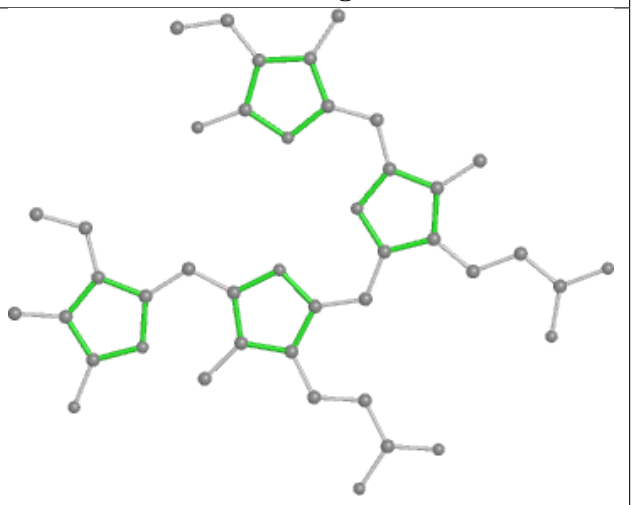

Rings

Ligand PEB ZB 202

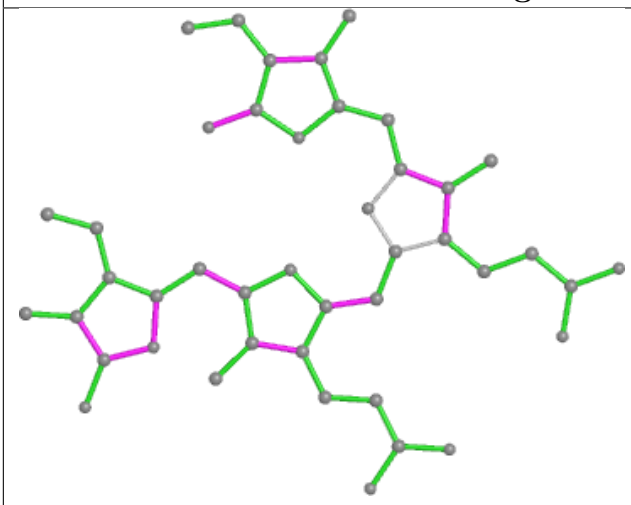

Bond lengths

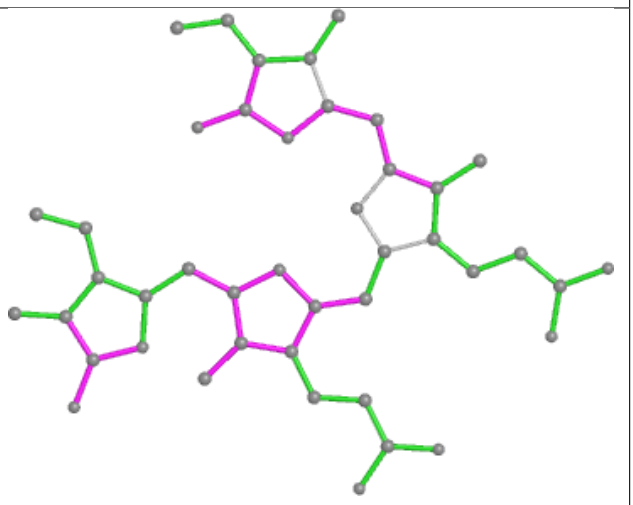

Bond angles

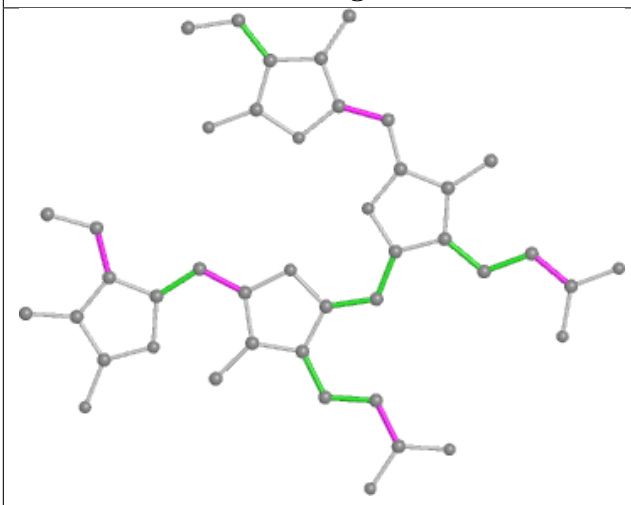

Torsions

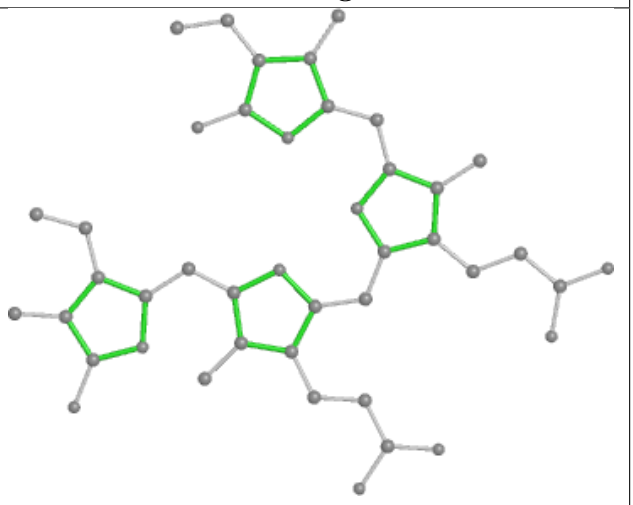

Rings

Ligand CLA KN 102

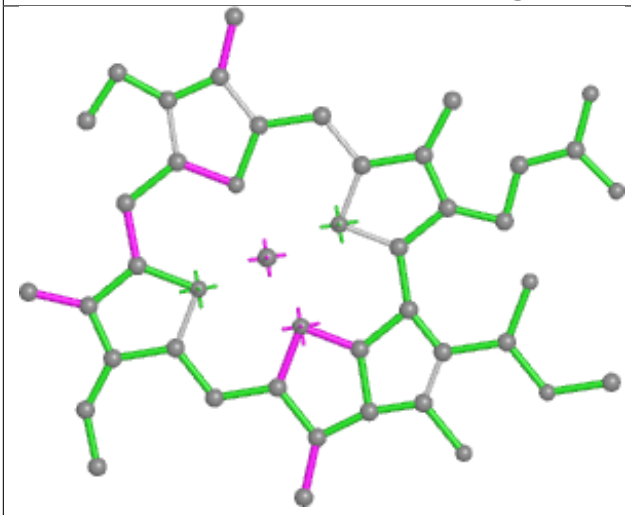

Bond lengths

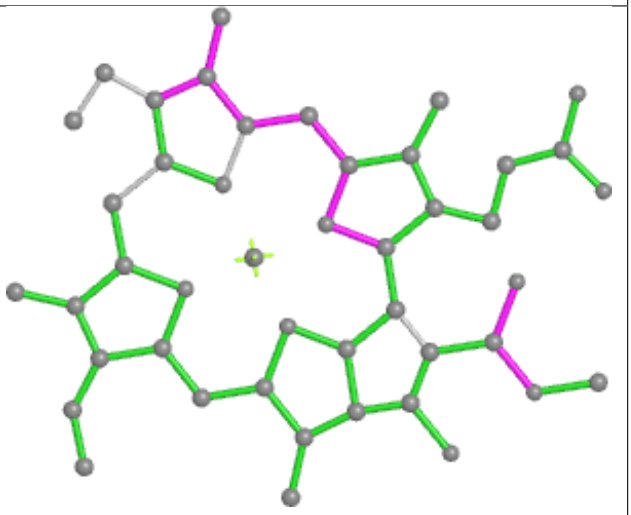

Bond angles

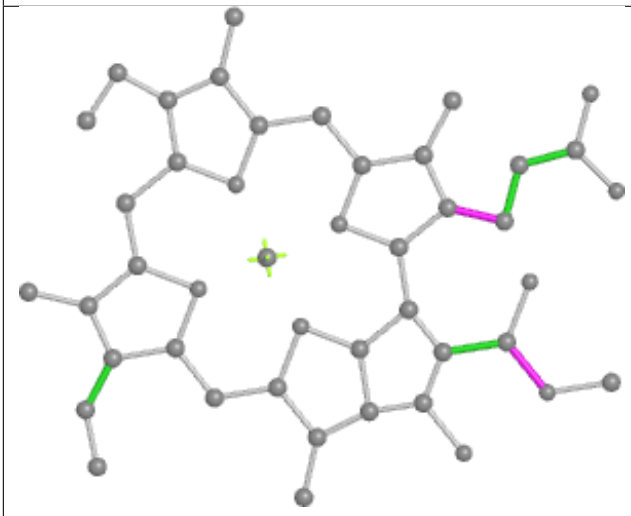

Torsions

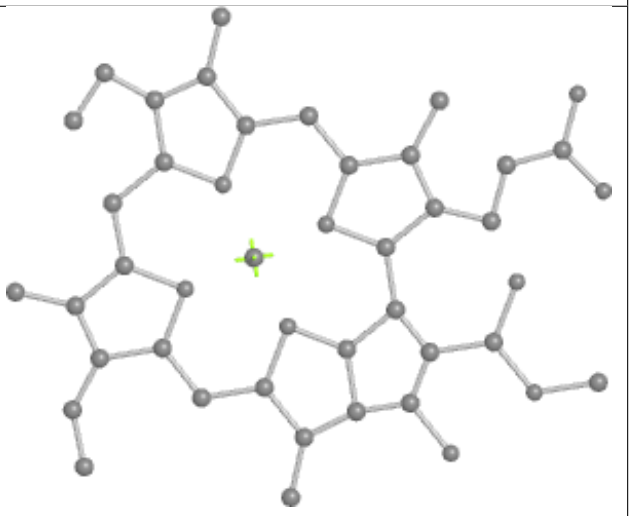

Rings

Ligand PEB bO 202

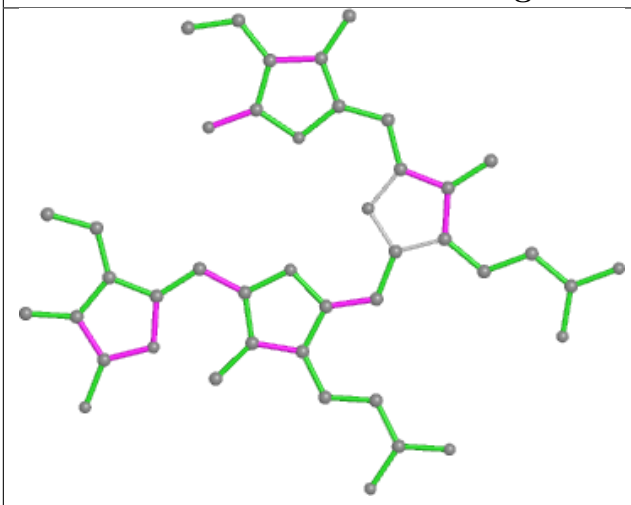

Bond lengths

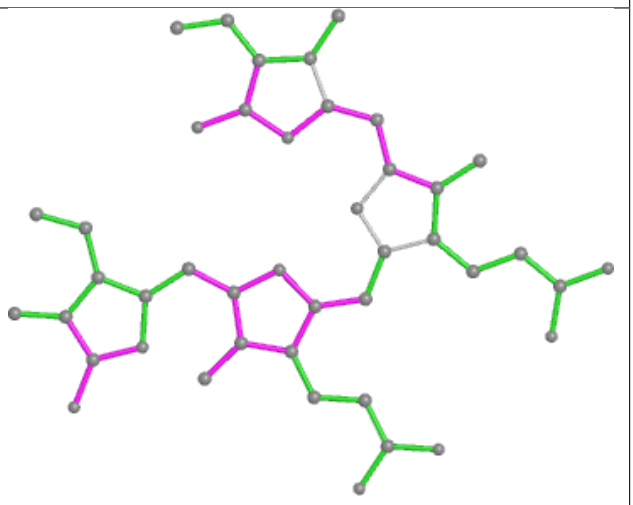

Bond angles

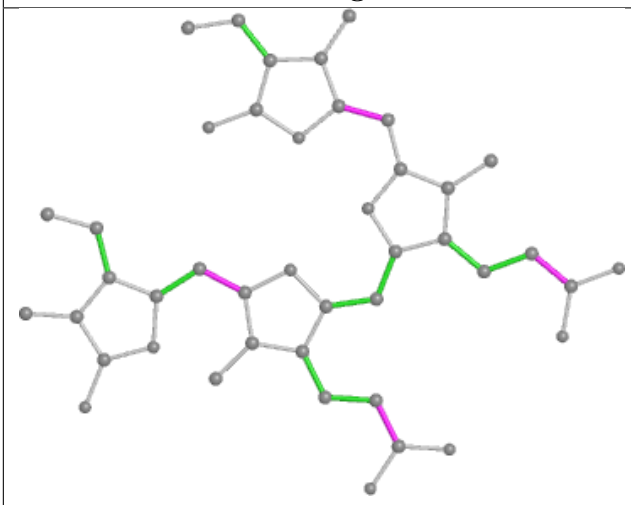

Torsions

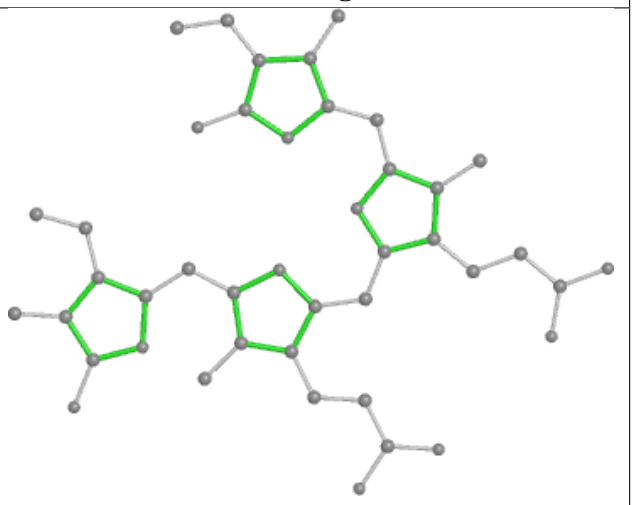

Rings

Ligand PEB jJ 201

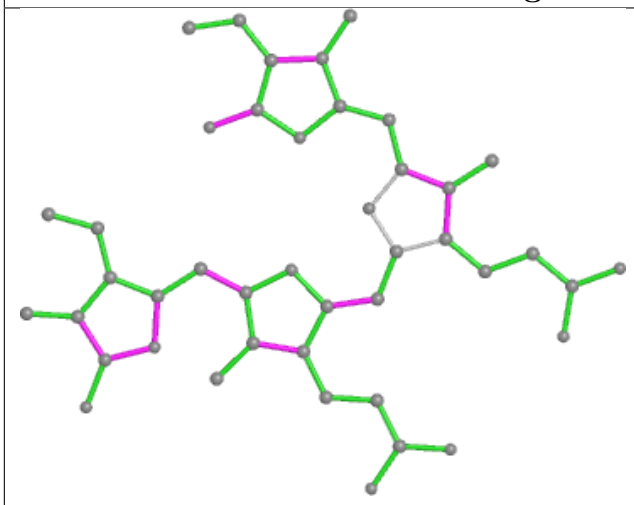

Bond lengths

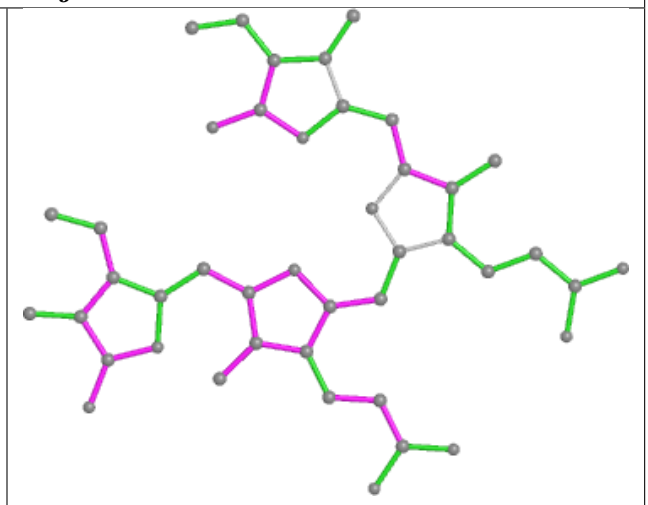

Bond angles

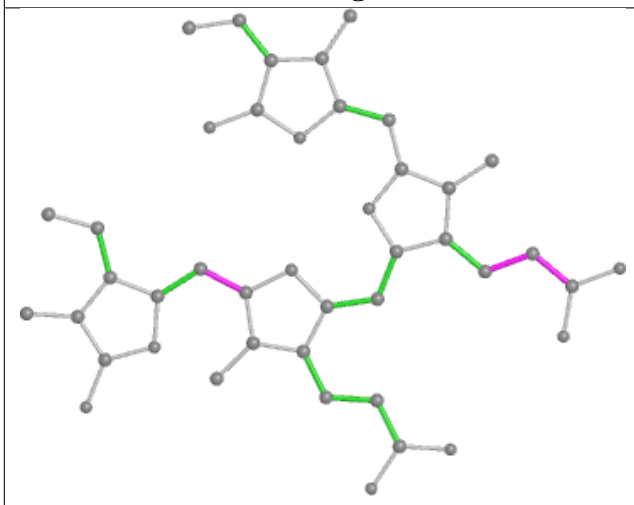

Torsions

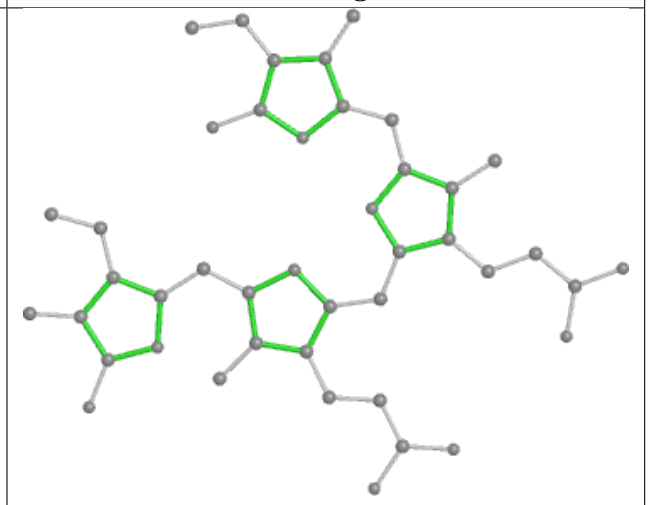

Rings

Ligand DGD b6 622

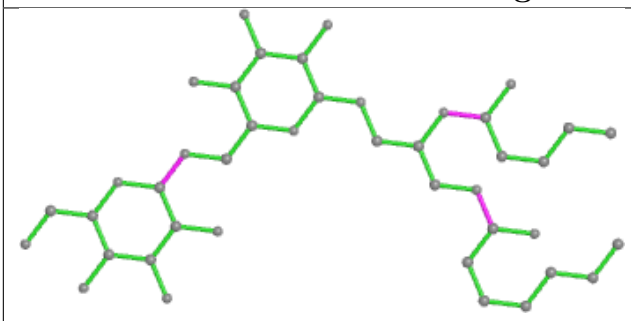

Bond lengths

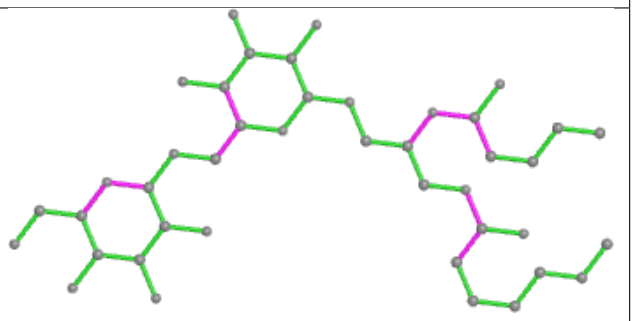

Bond angles

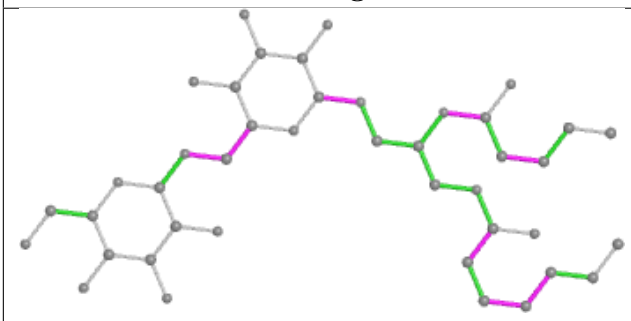

Torsions

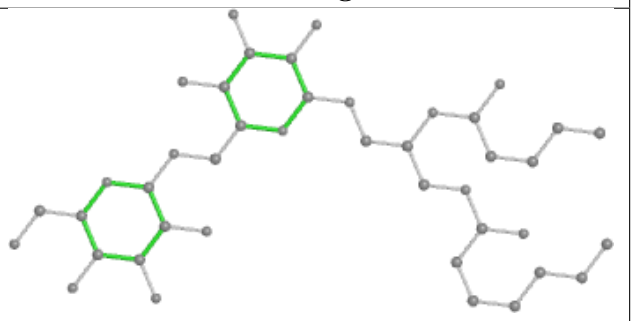

Rings

Ligand PEB GI 202

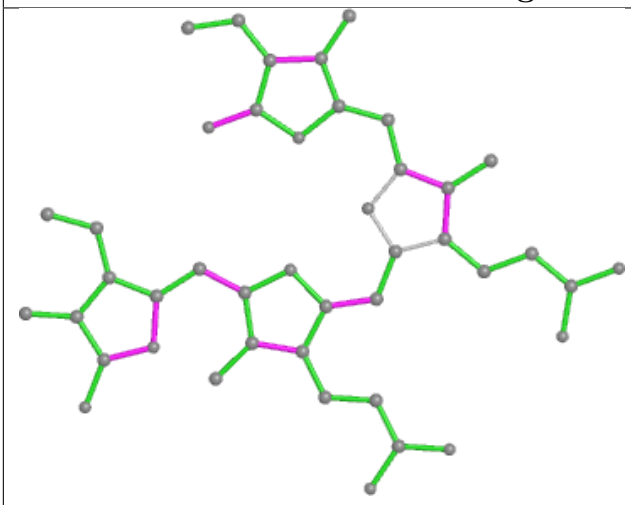

Bond lengths

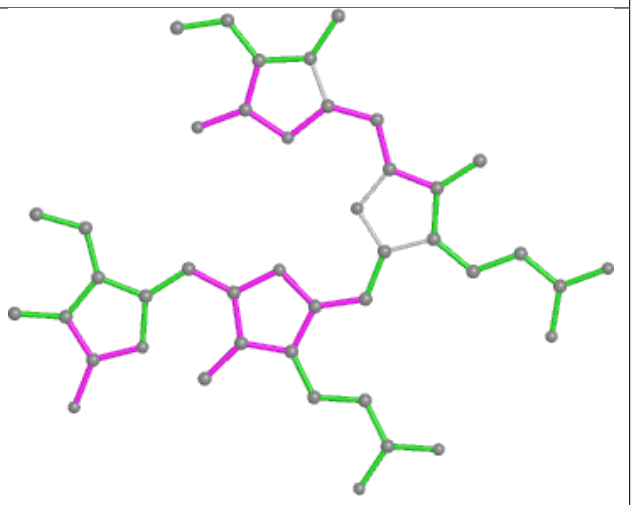

Bond angles

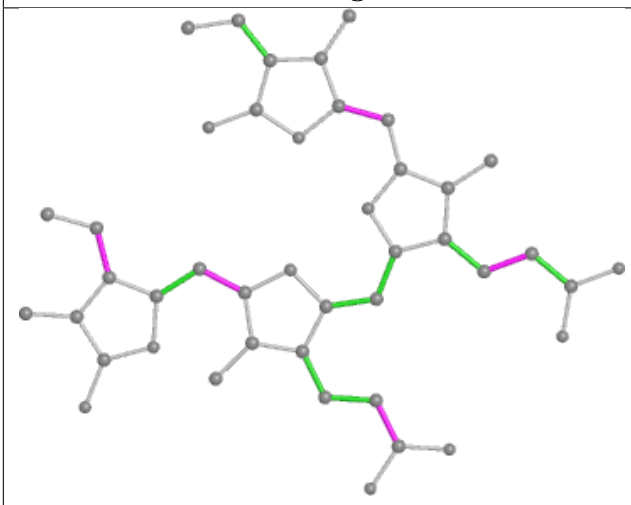

Torsions

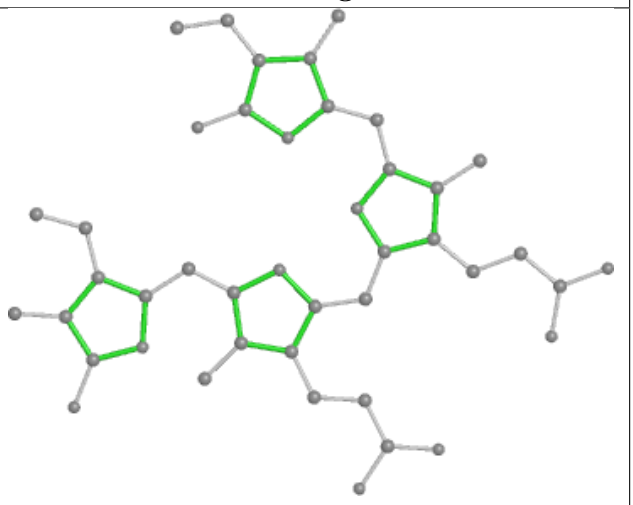

Rings

Ligand PEB fM 202

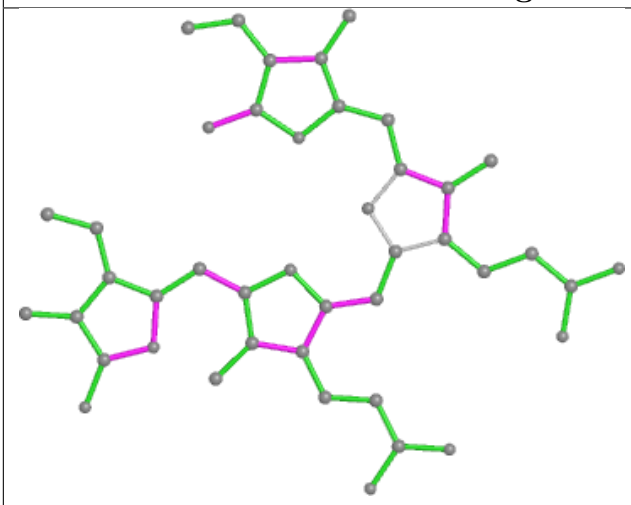

Bond lengths

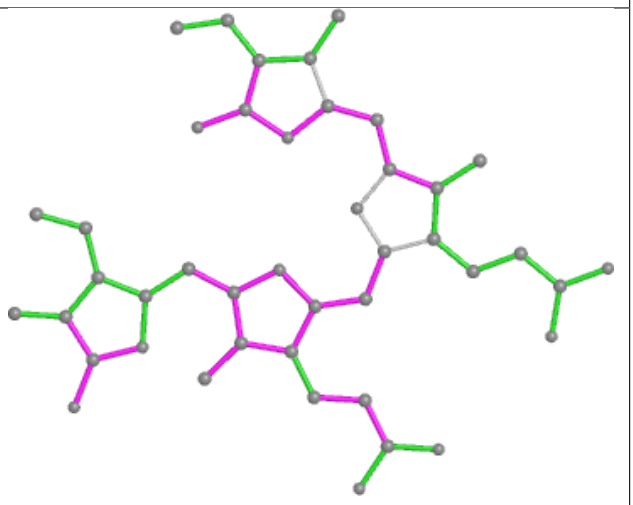

Bond angles

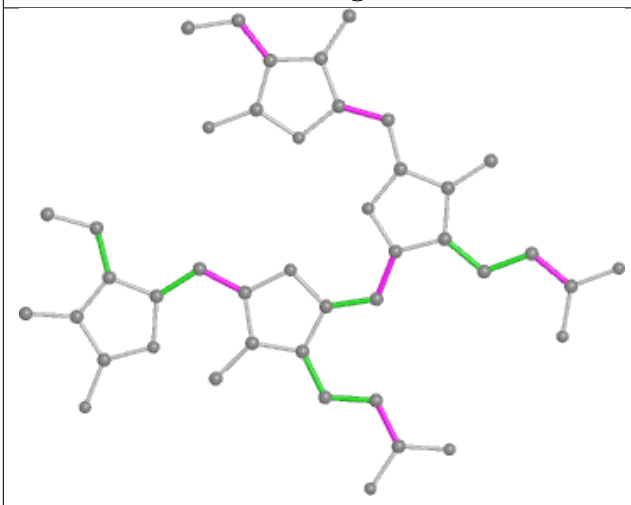

Torsions

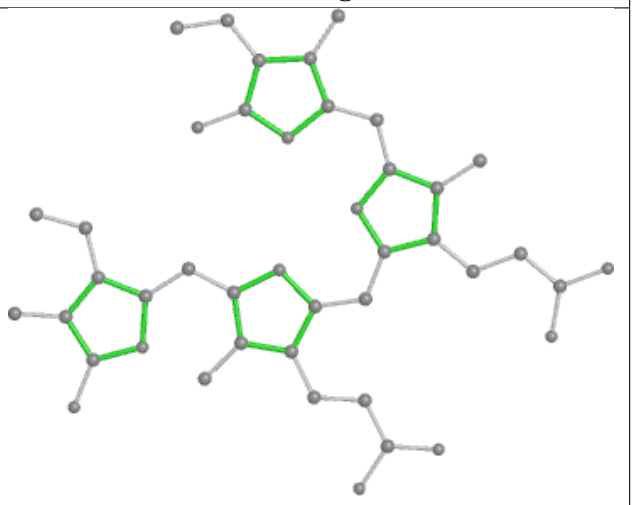

Rings

Ligand CLA A2 837

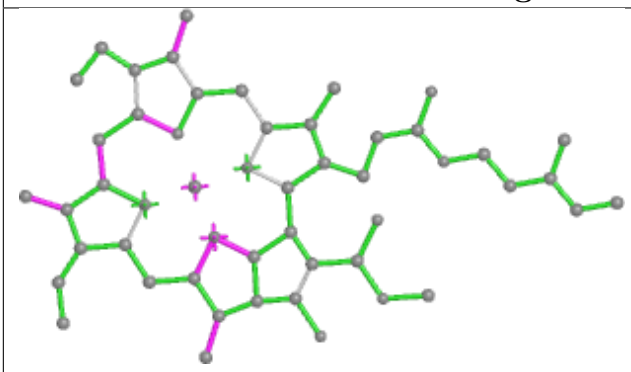

Bond lengths

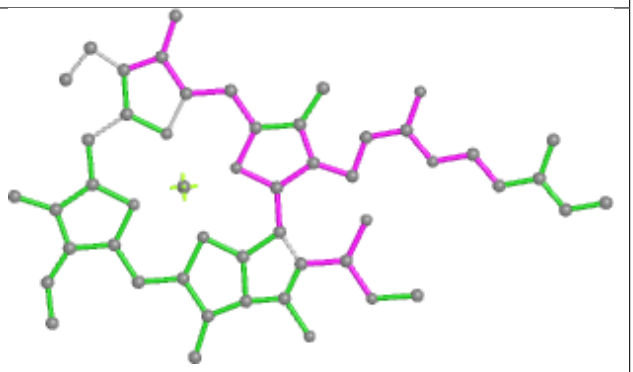

Bond angles

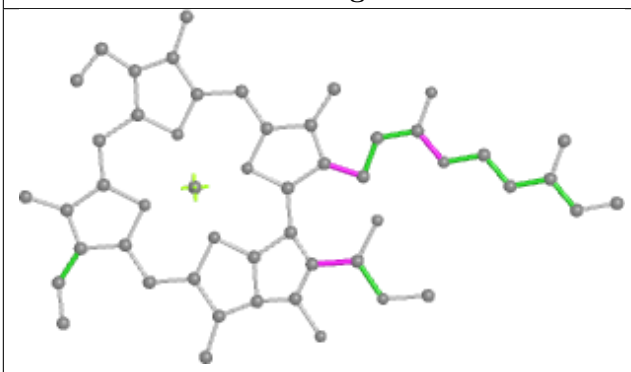

Torsions

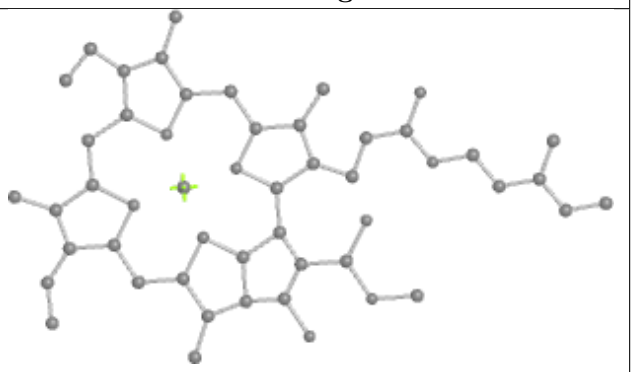

Rings

Ligand PEB A1 302

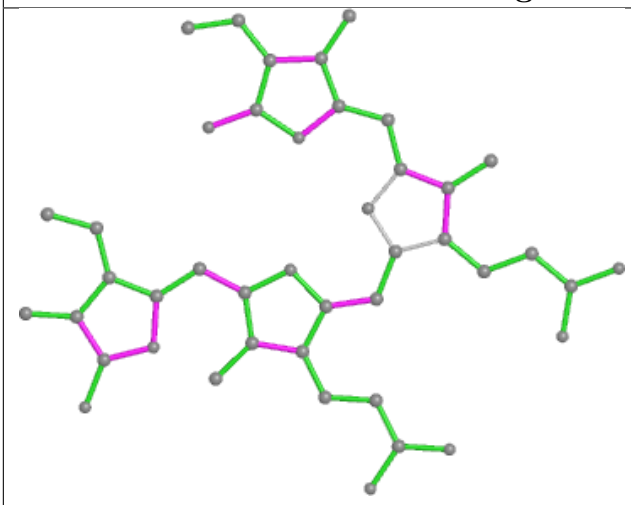

Bond lengths

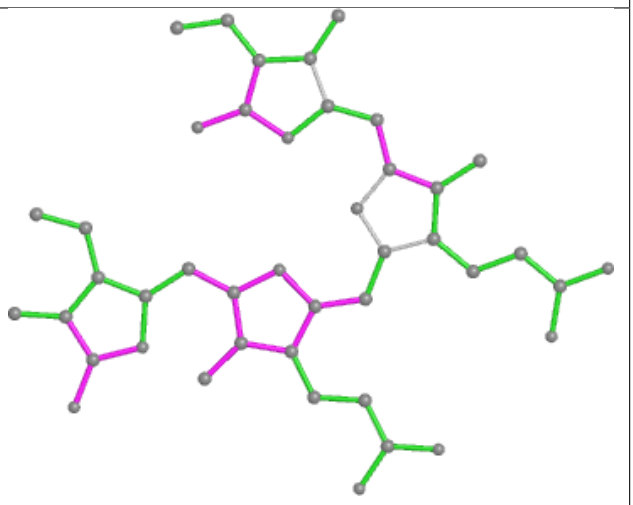

Bond angles

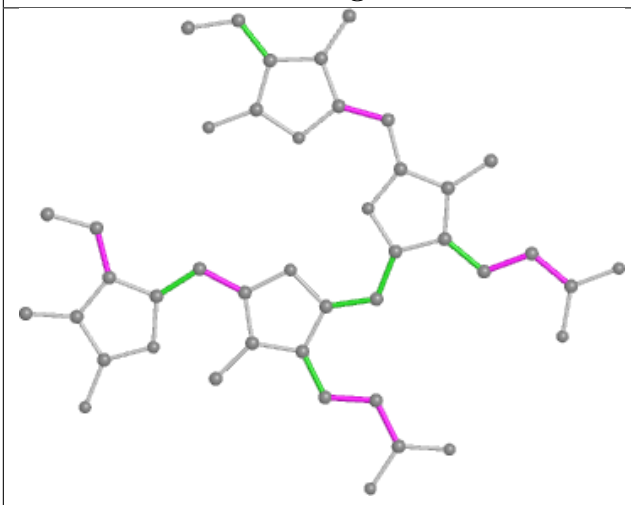

Torsions

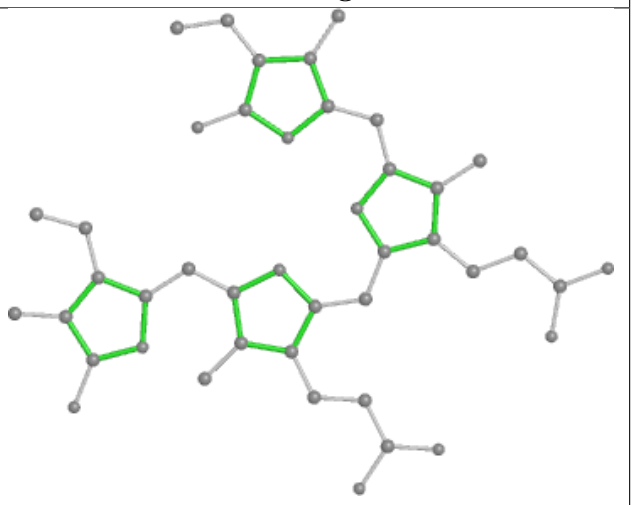

Rings

Ligand PEB lE 202

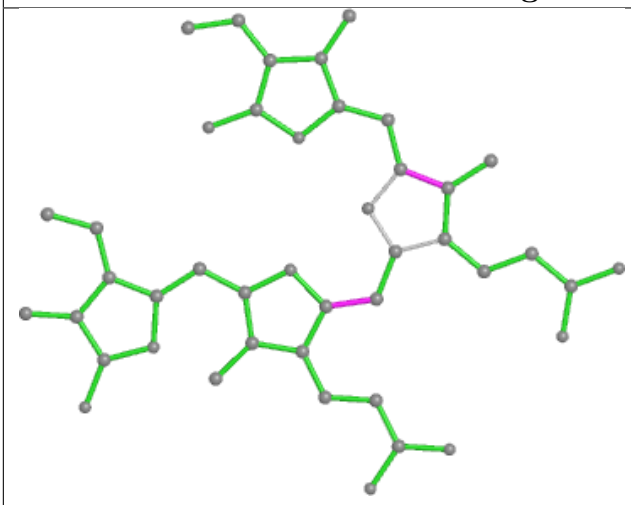

Bond lengths

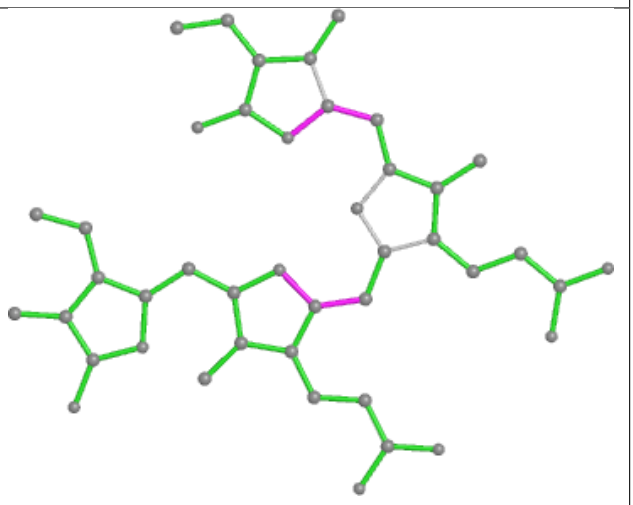

Bond angles

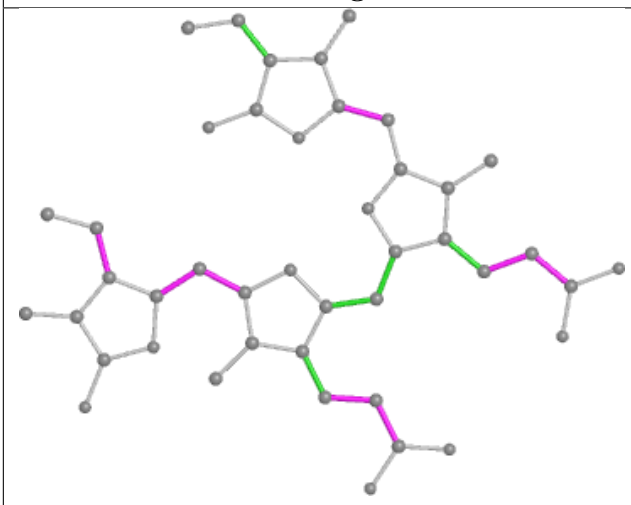

Torsions

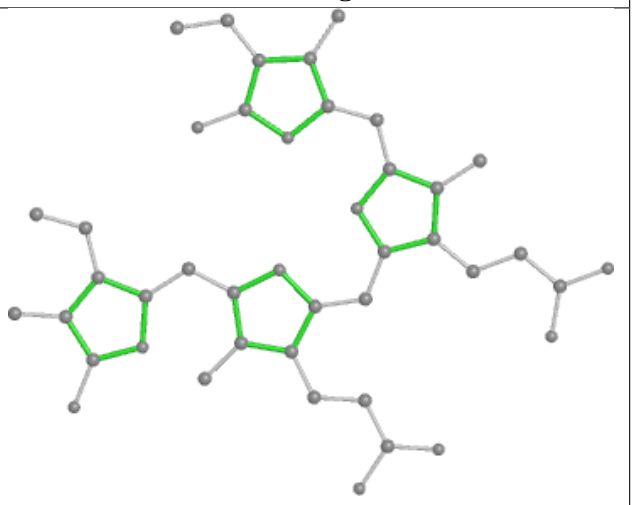

Rings

Ligand CLA BN 818

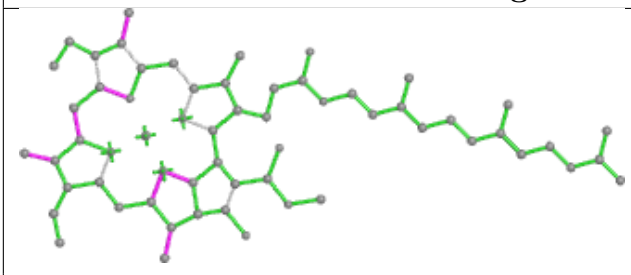

Bond lengths

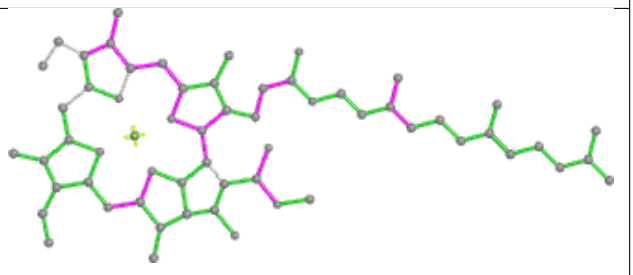

Bond angles

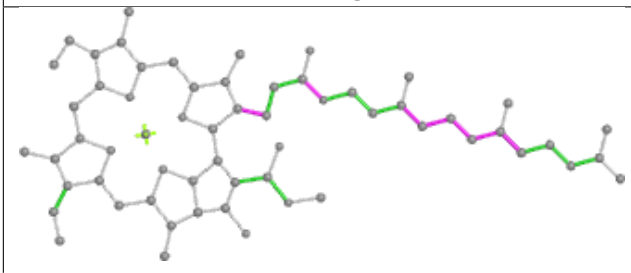

Torsions

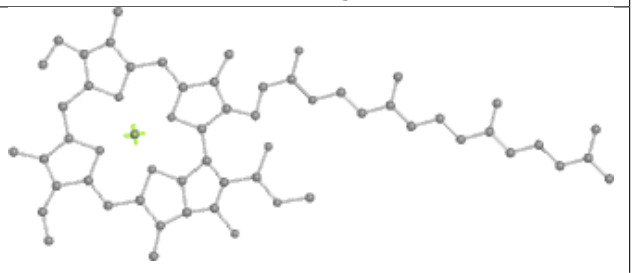

Rings

Ligand LMG B6 618

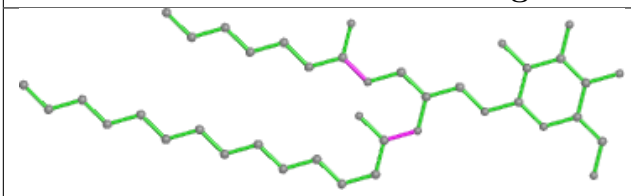

Bond lengths

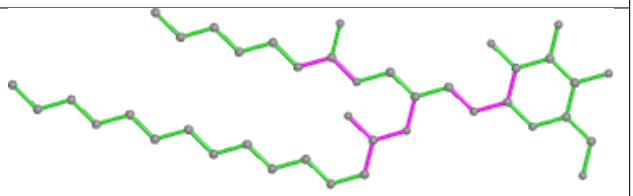

Bond angles

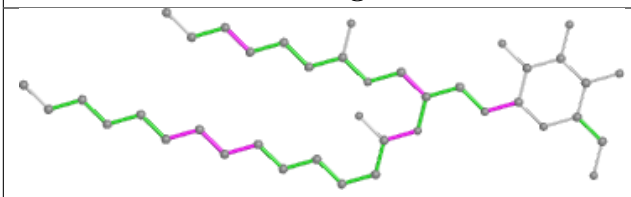

Torsions

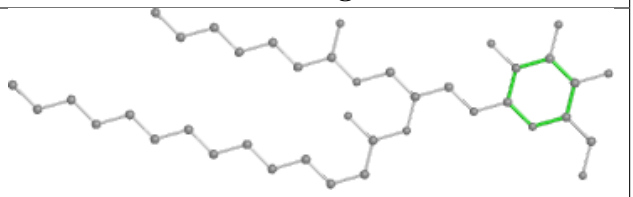

Rings

Ligand PEB Q4 201

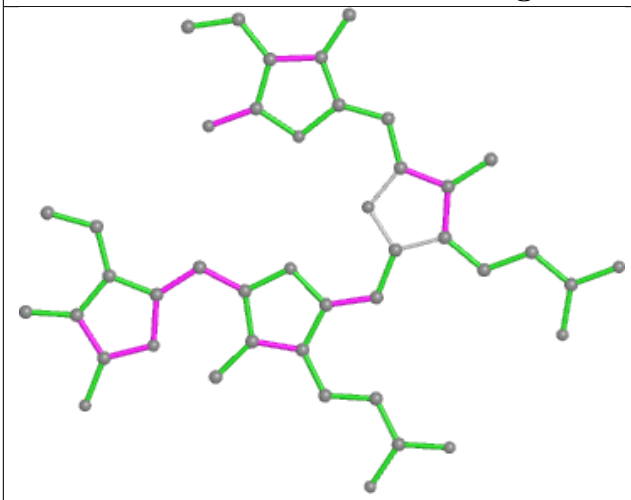

Bond lengths

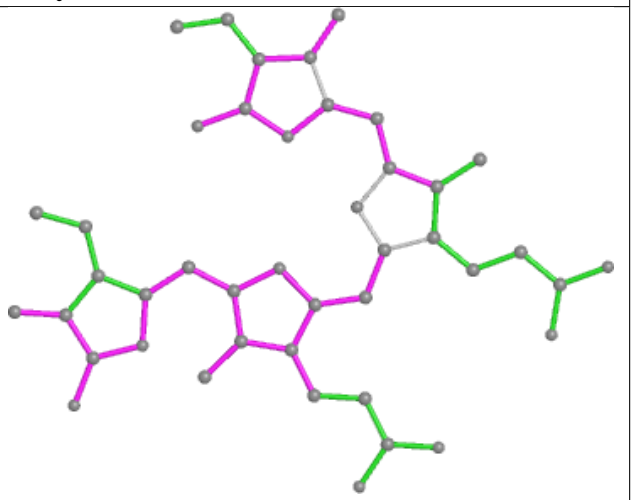

Bond angles

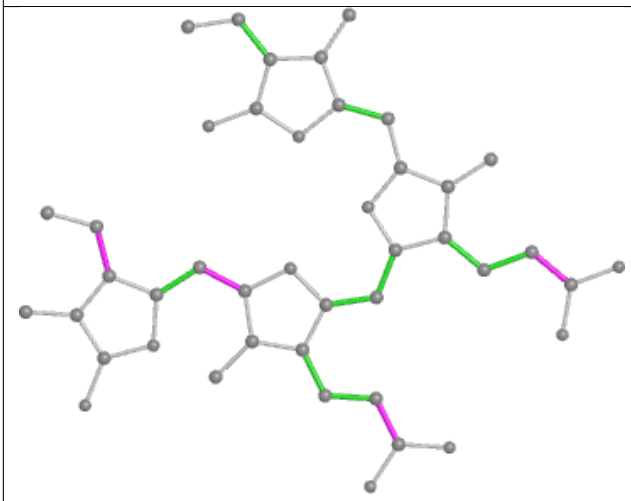

Torsions

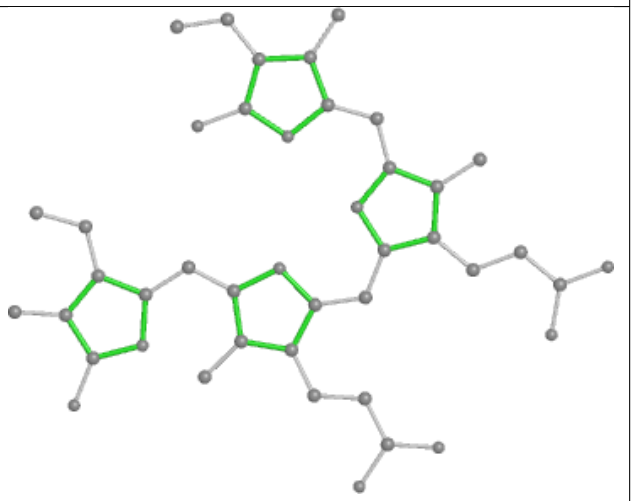

Rings

Ligand BCR AN 848

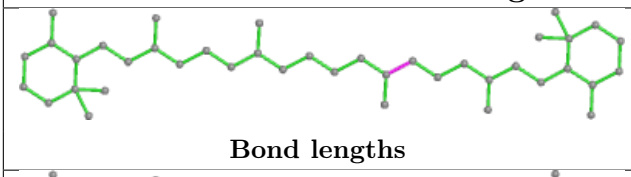

Bond lengths

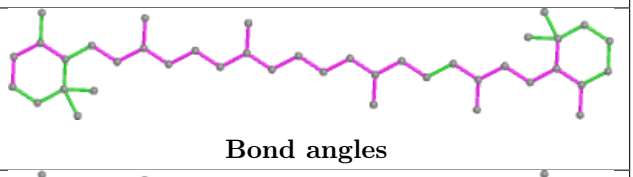

Bond angles

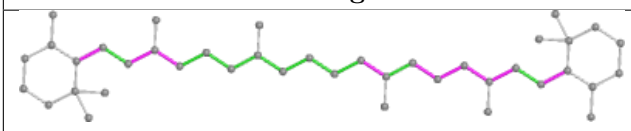

Torsions

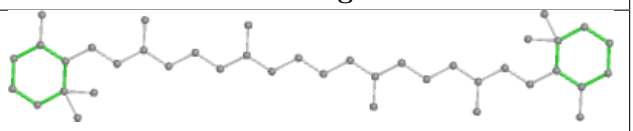

Rings

Ligand CLA F2 202

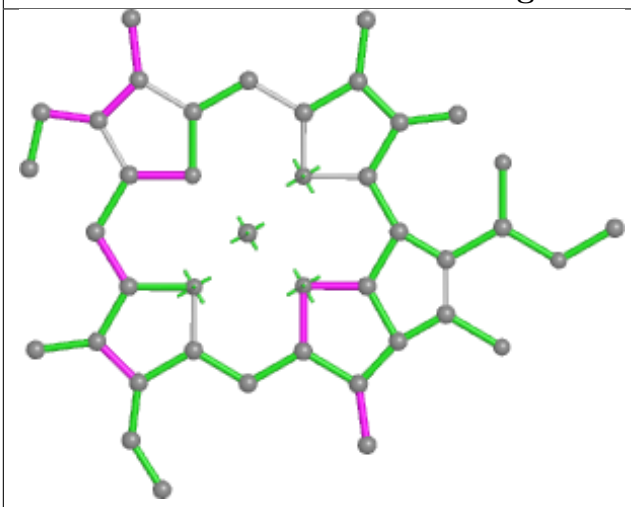

Bond lengths

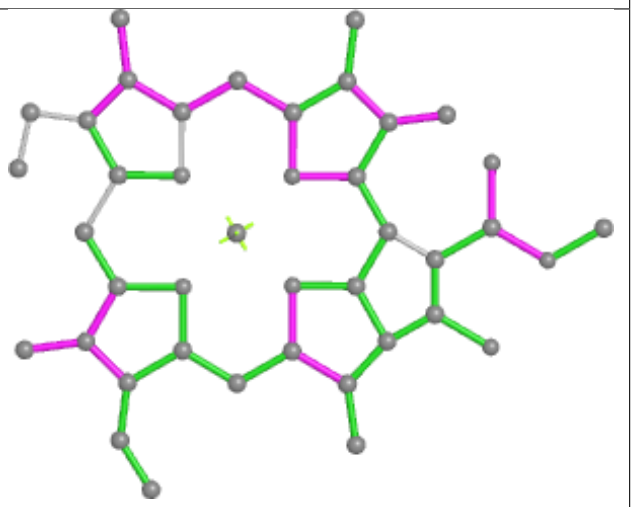

Bond angles

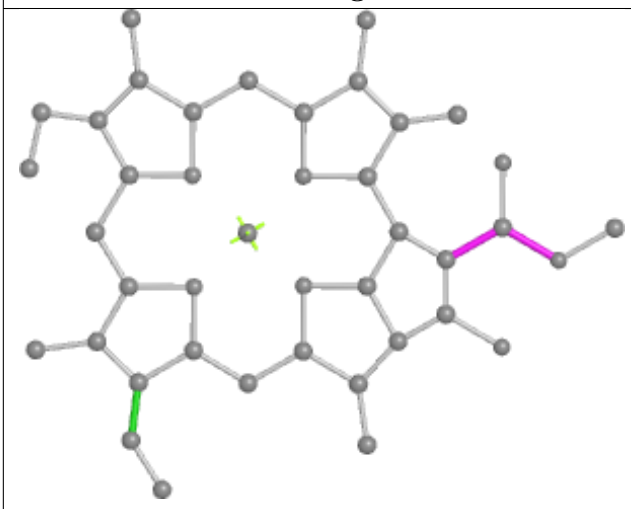

Torsions

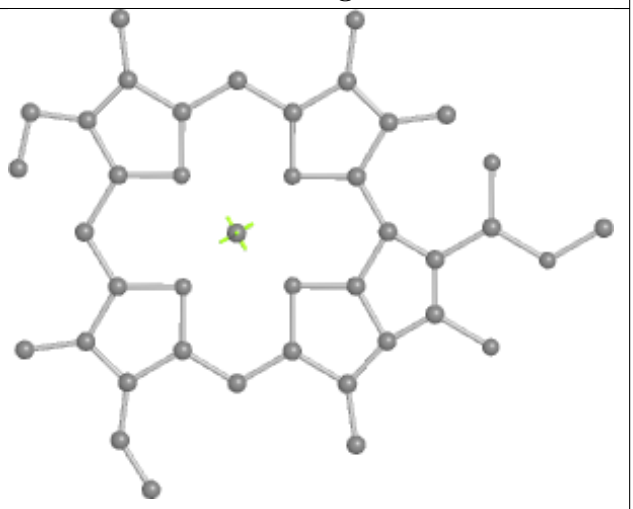

Rings

Ligand PEB MM 203

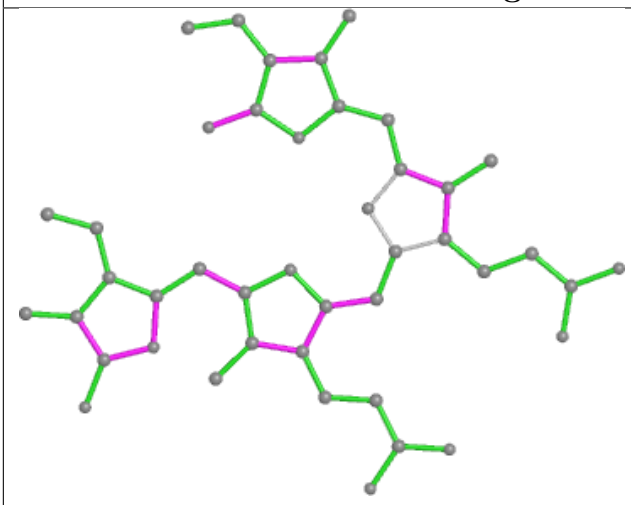

Bond lengths

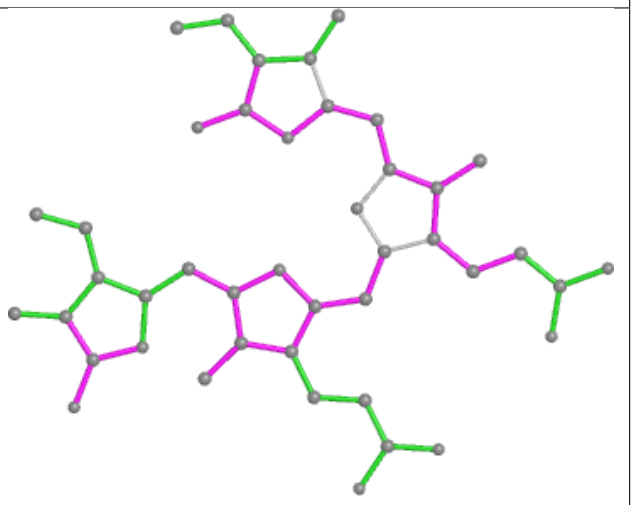

Bond angles

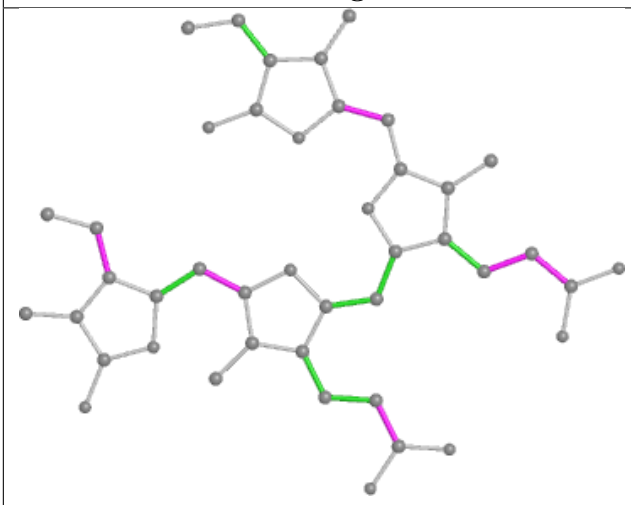

Torsions

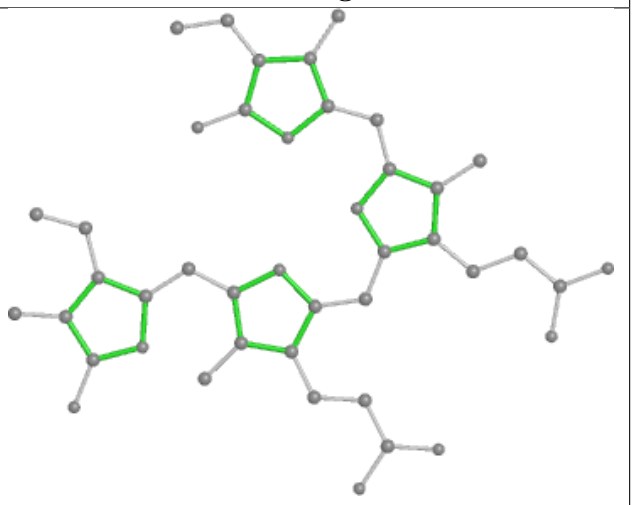

Rings

Ligand PEB YD 201

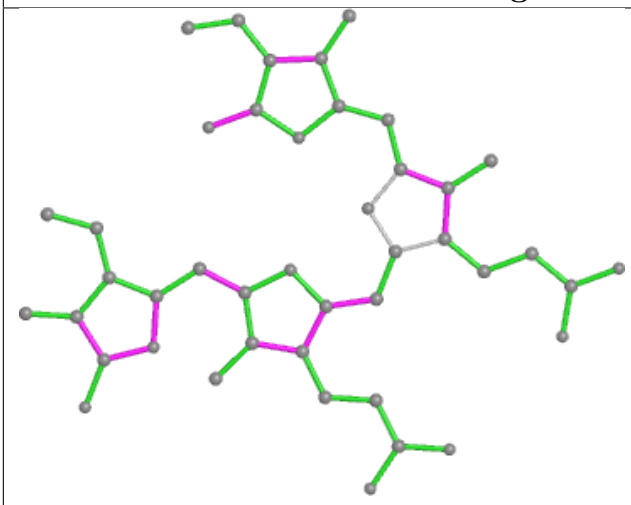

Bond lengths

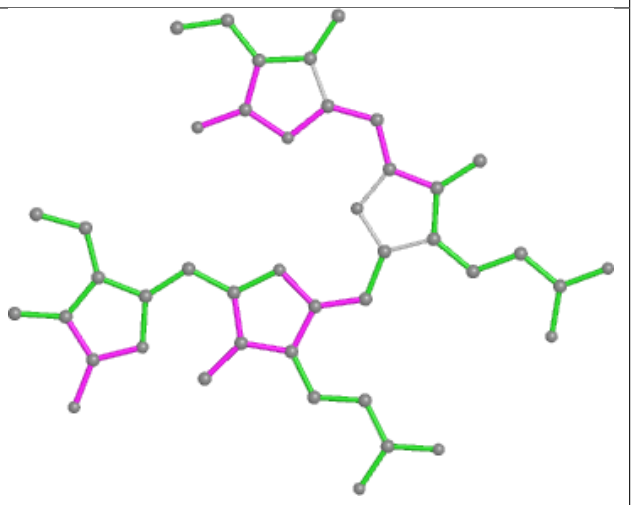

Bond angles

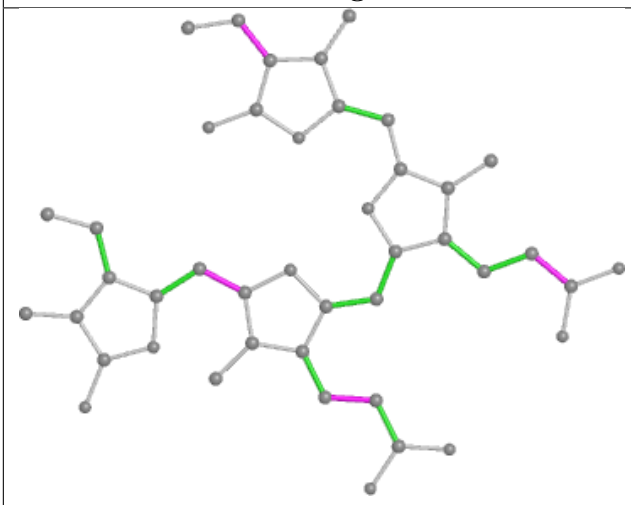

Torsions

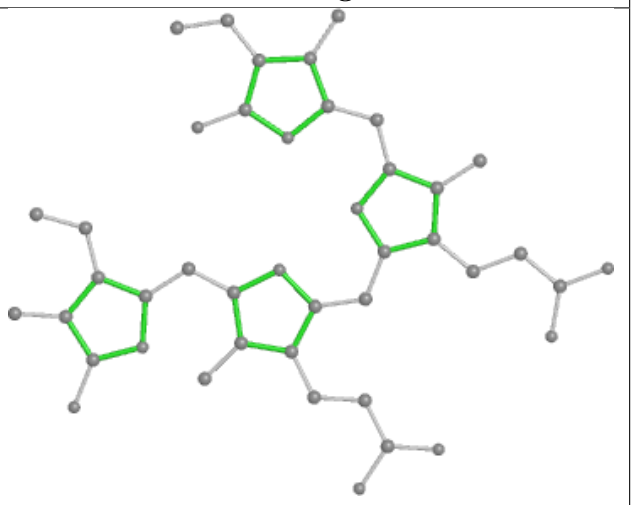

Rings

Ligand CYC EE 1001

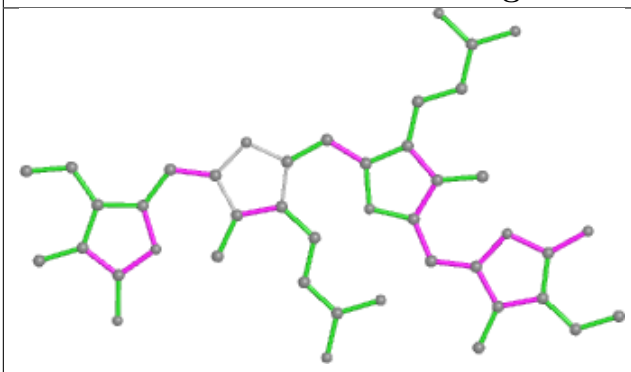

Bond lengths

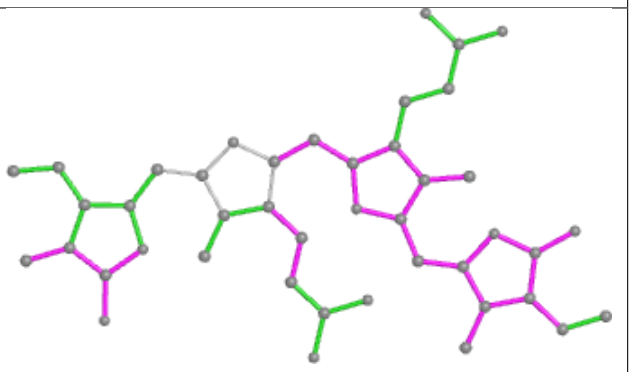

Bond angles

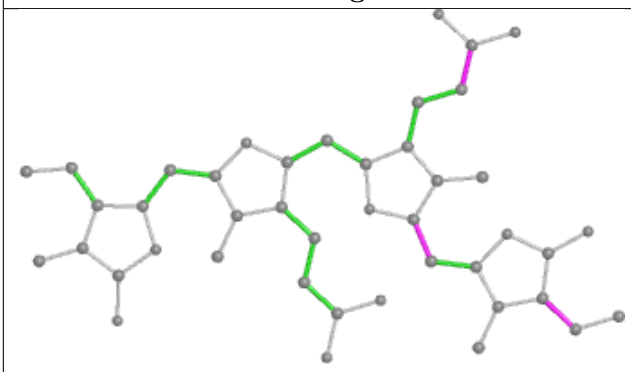

Torsions

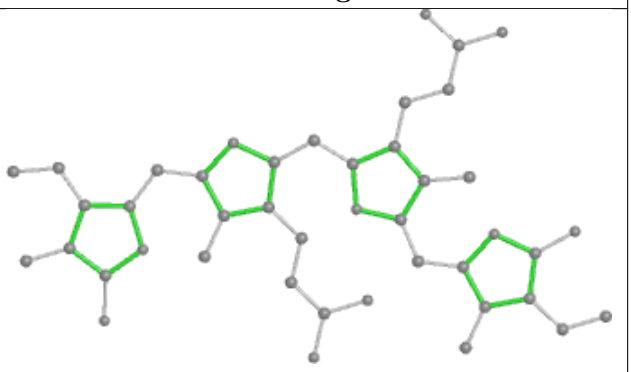

Rings

Ligand PEB GP 201

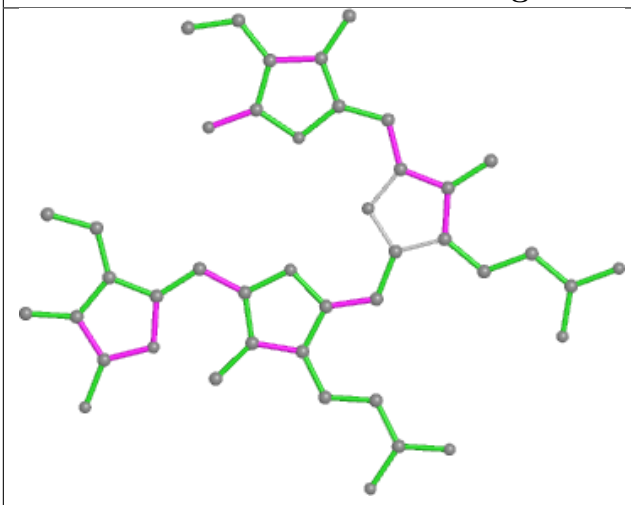

Bond lengths

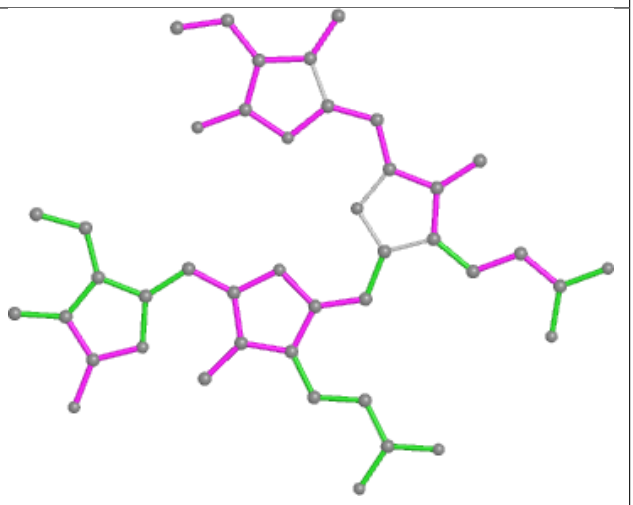

Bond angles

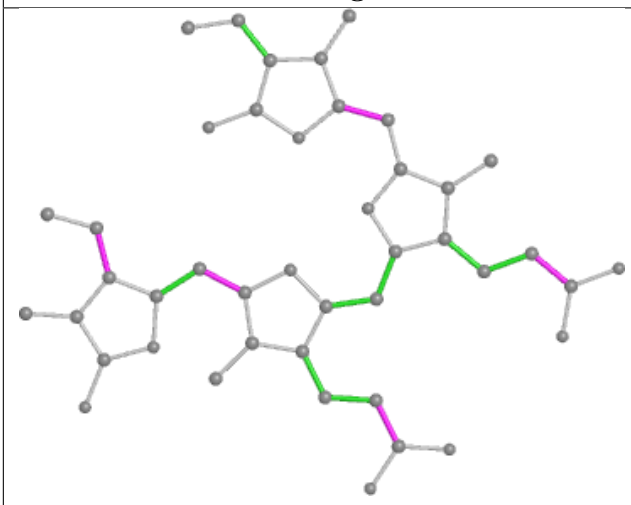

Torsions

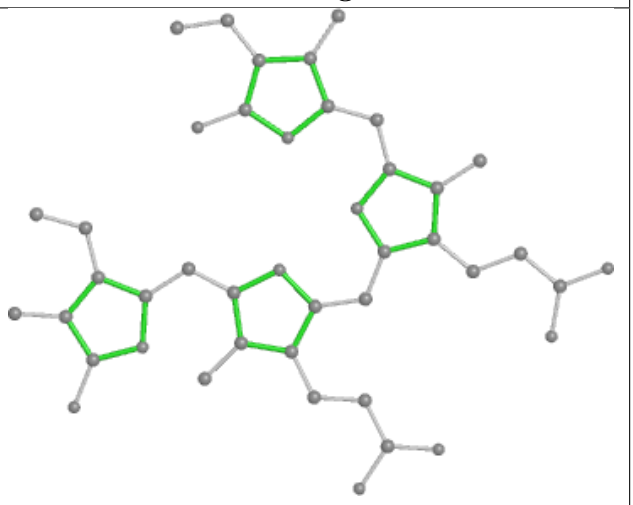

Rings

Ligand PEB W7 202

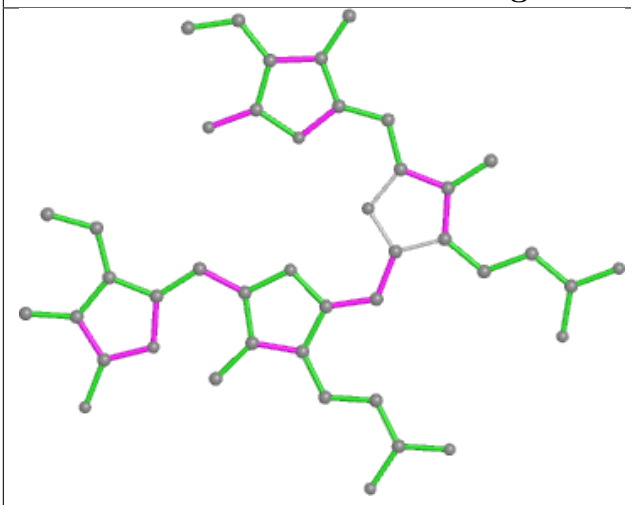

Bond lengths

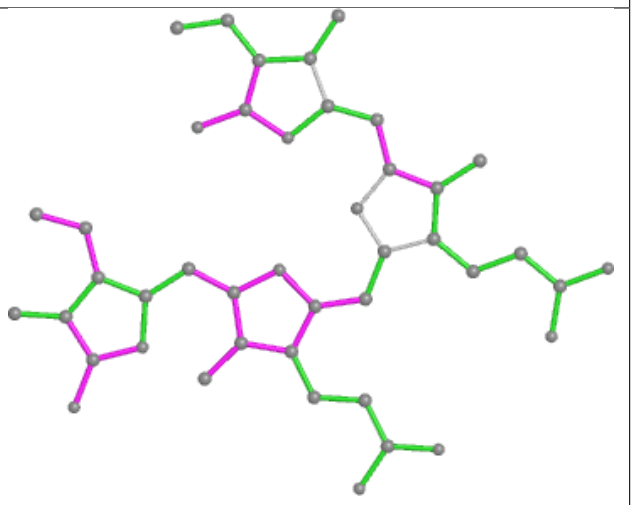

Bond angles

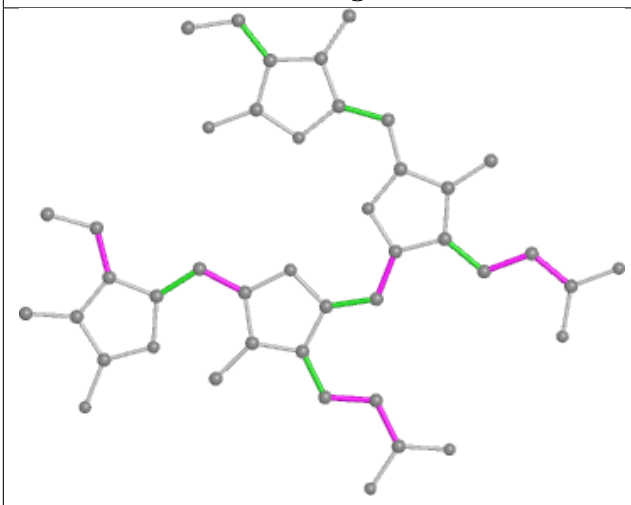

Torsions

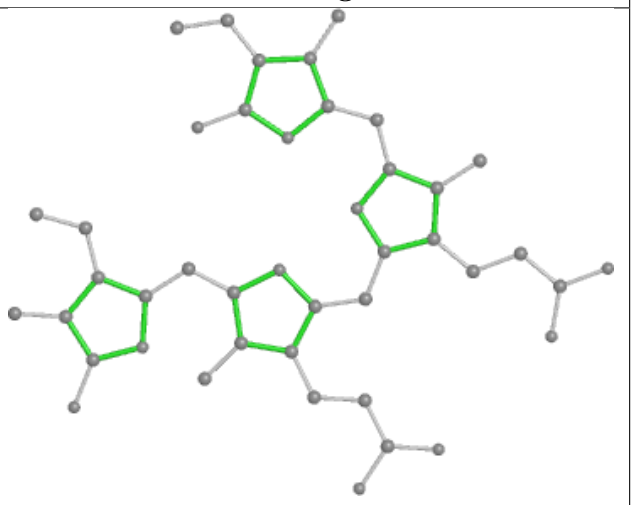

Rings

Ligand PEB 18 201

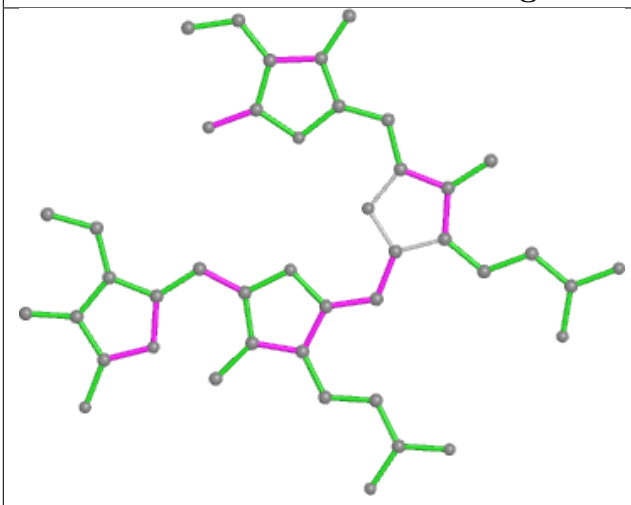

Bond lengths

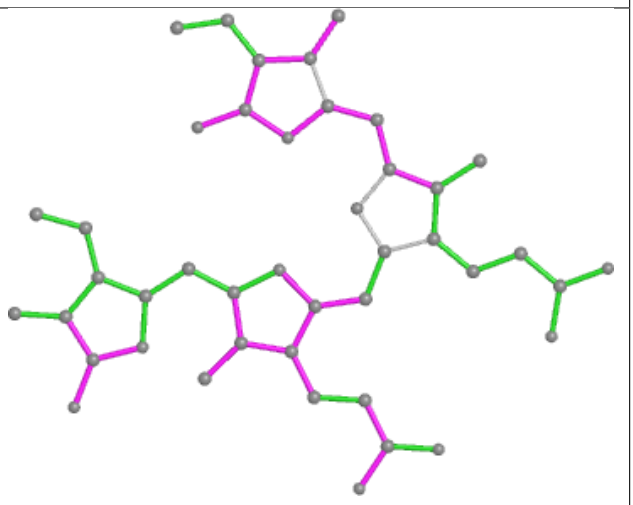

Bond angles

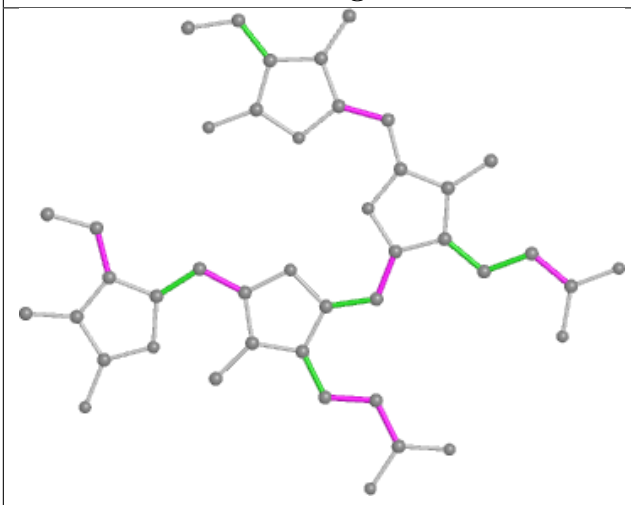

Torsions

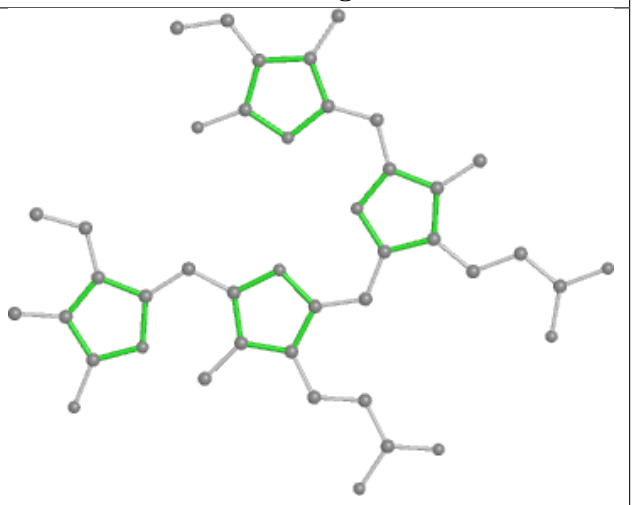

Rings

Ligand PEB kO 203

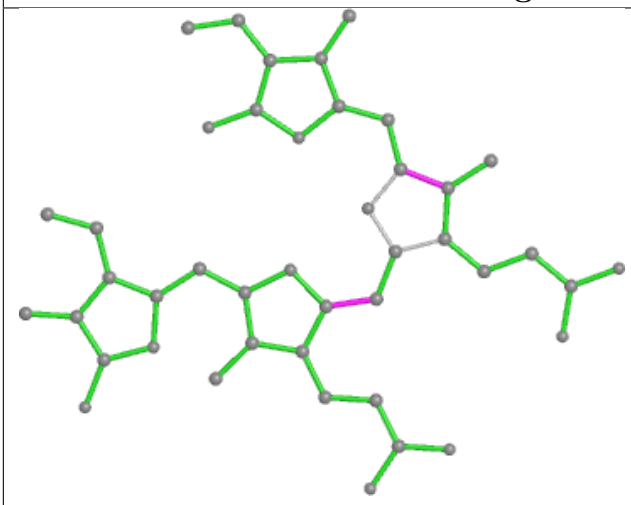

Bond lengths

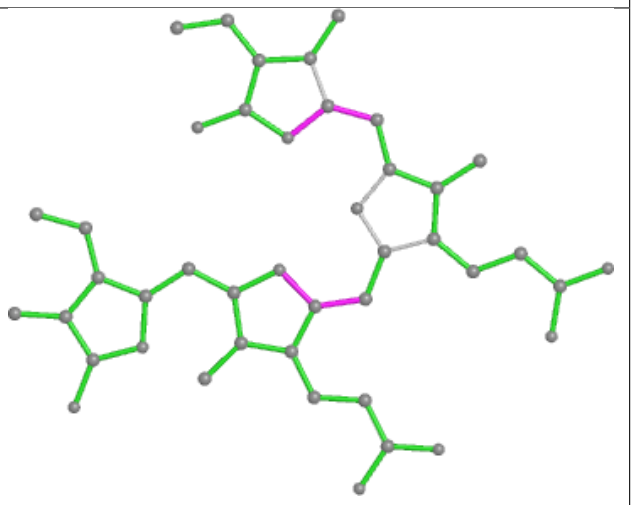

Bond angles

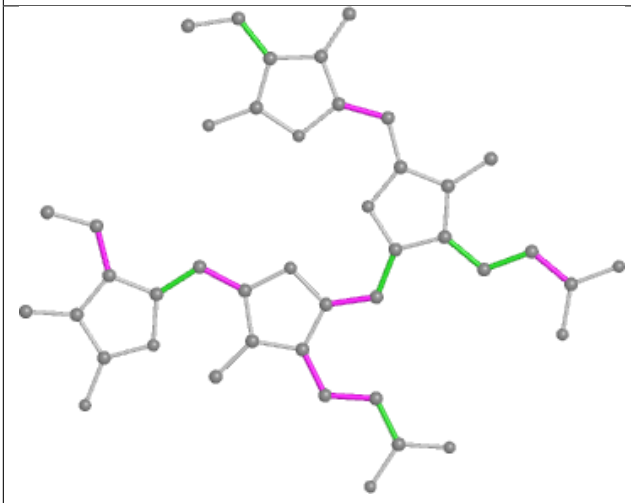

Torsions

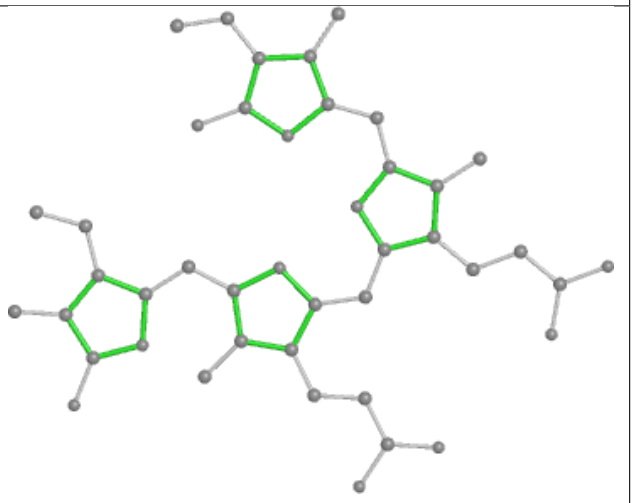

Rings

Ligand PEB HQ 203

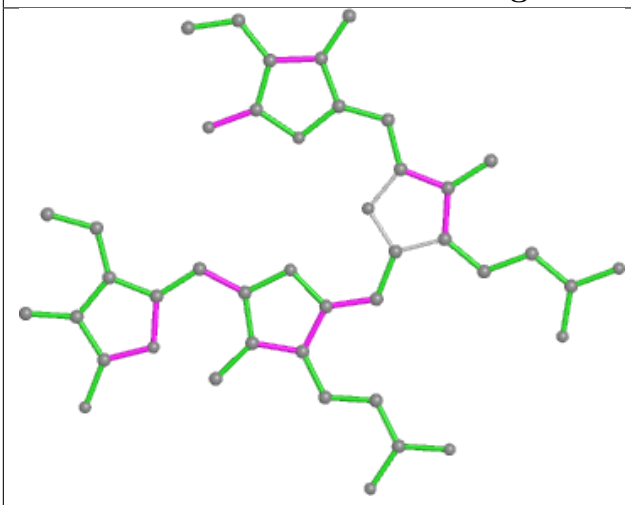

Bond lengths

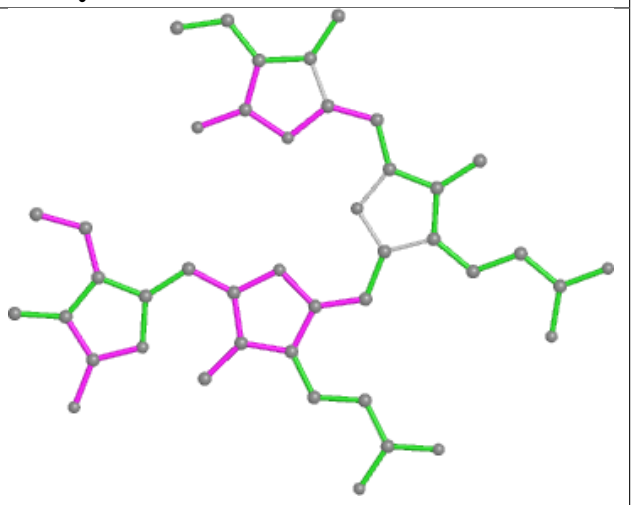

Bond angles

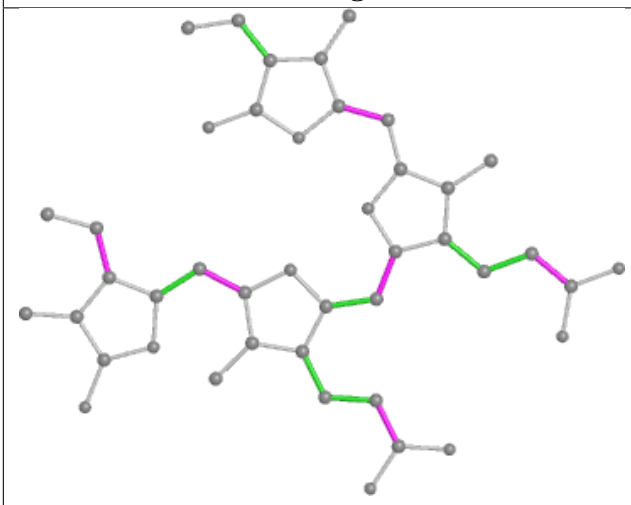

Torsions

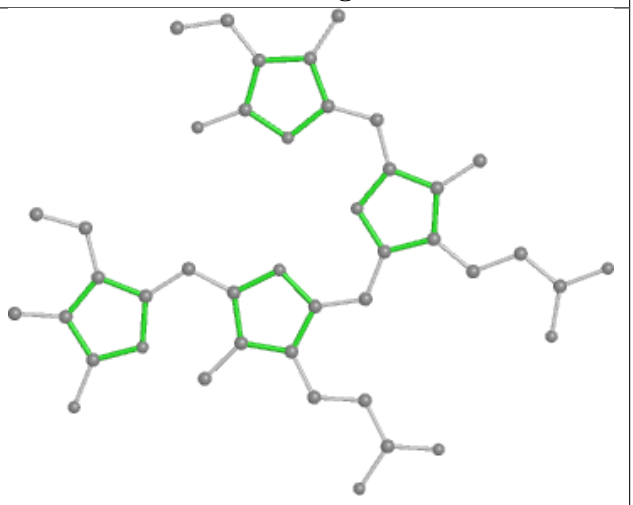

Rings

Ligand LHG C6 505



Bond lengths

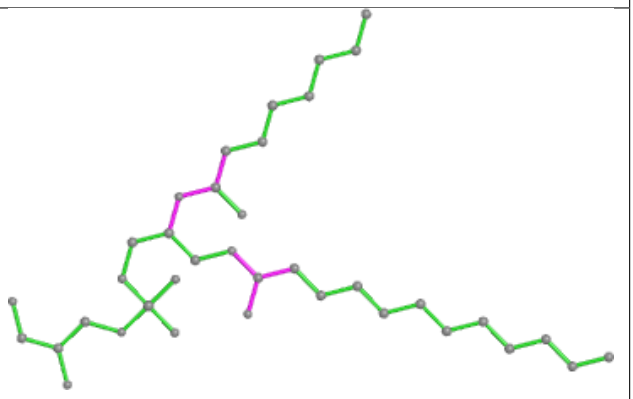

Bond angles

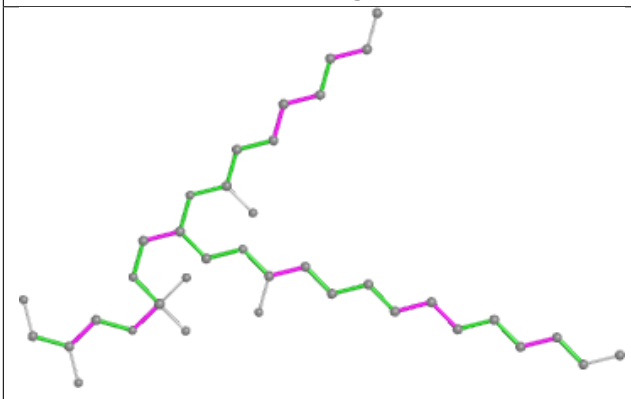

Torsions

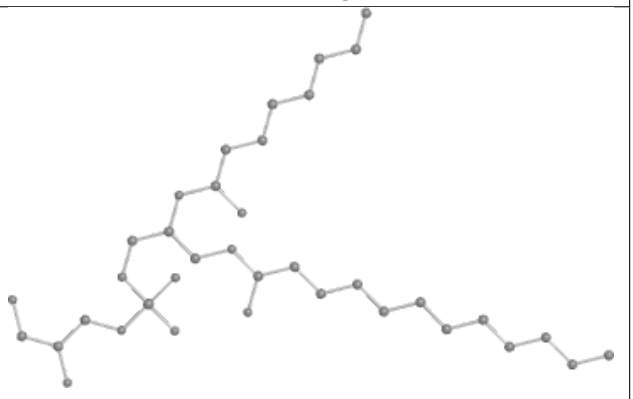

Rings

Ligand PEB SM 203

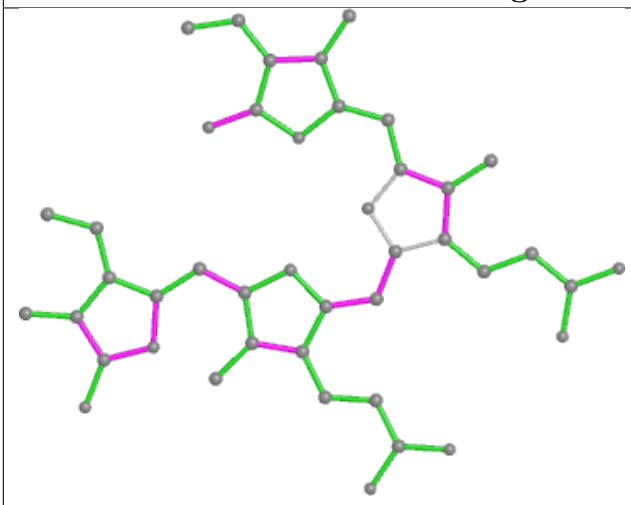

Bond lengths

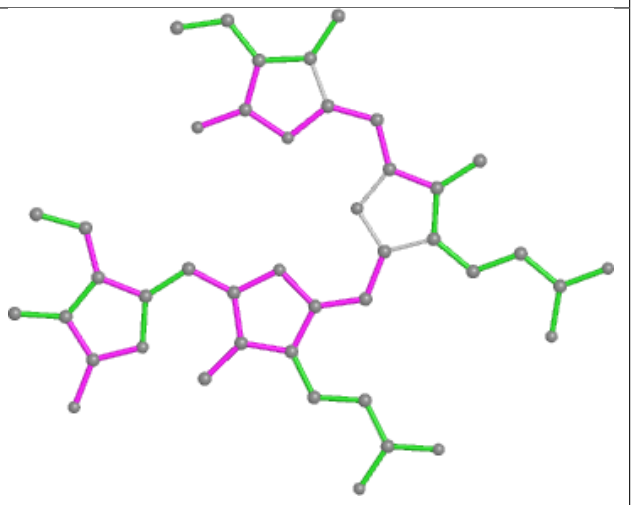

Bond angles

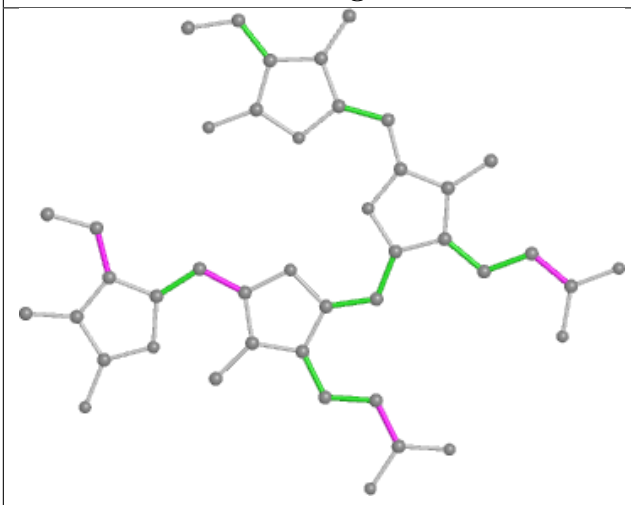

Torsions

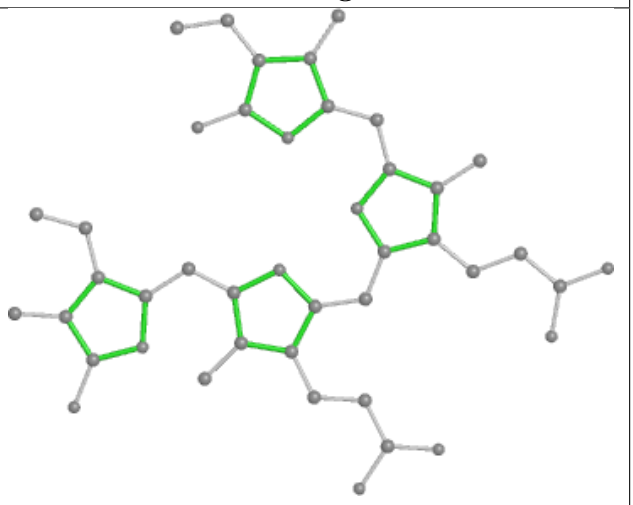

Rings

Ligand PEB O5 201

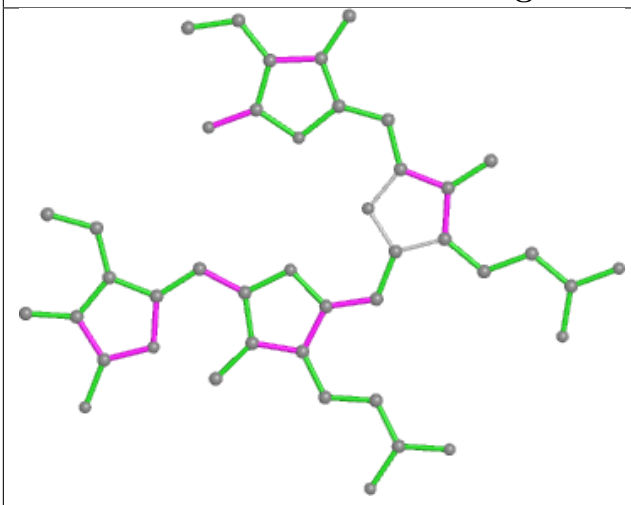

Bond lengths

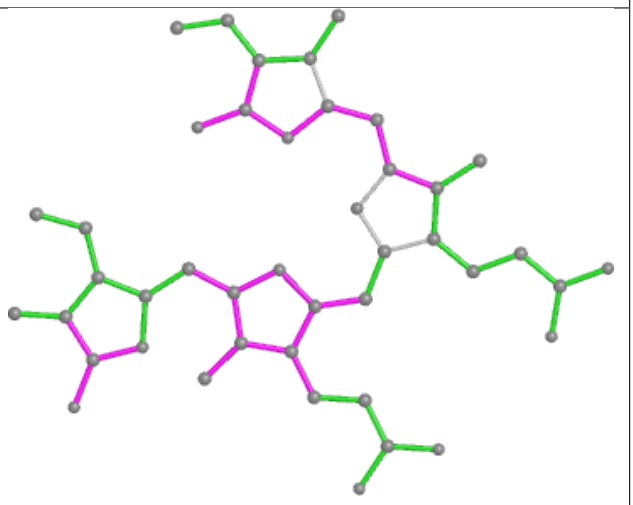

Bond angles

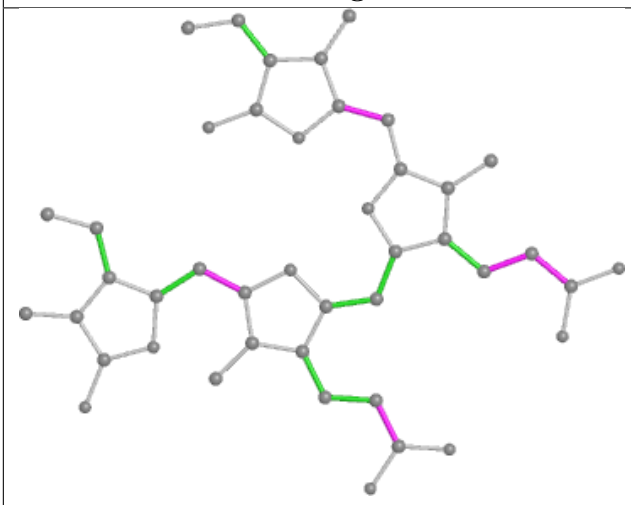

Torsions

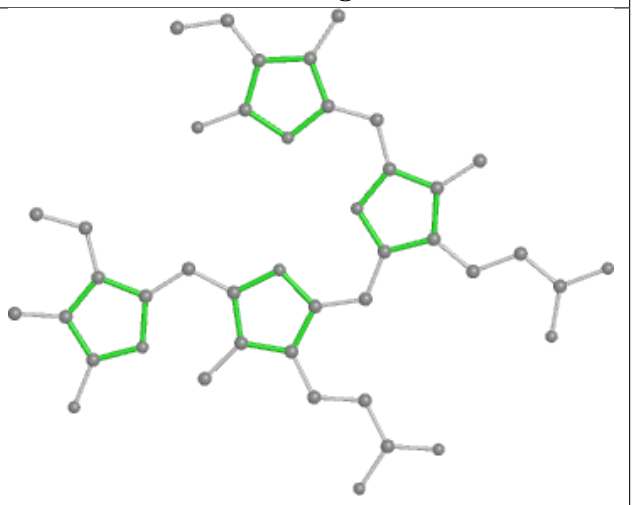

Rings

Ligand CLA B6 613

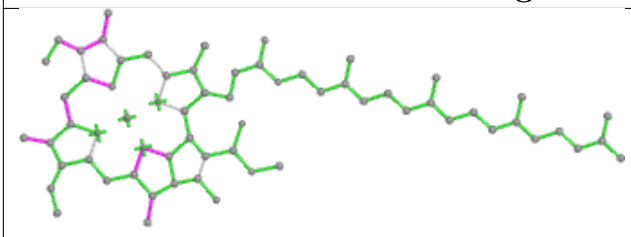

Bond lengths

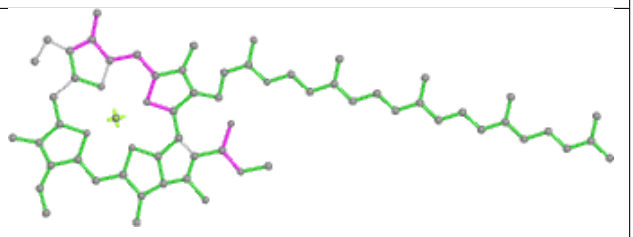

Bond angles

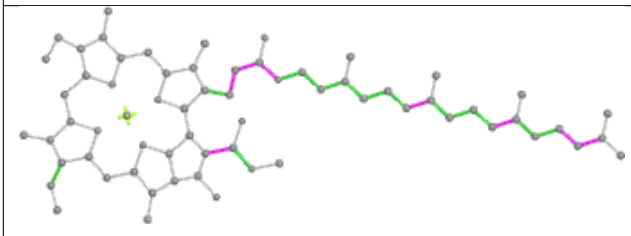

Torsions

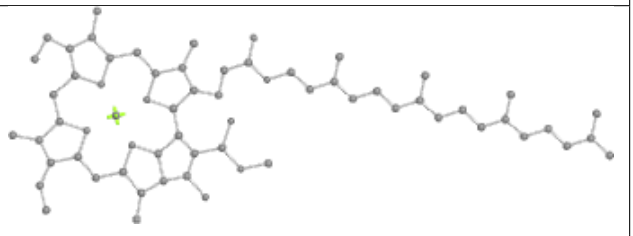

Rings

Ligand PEB sK 201

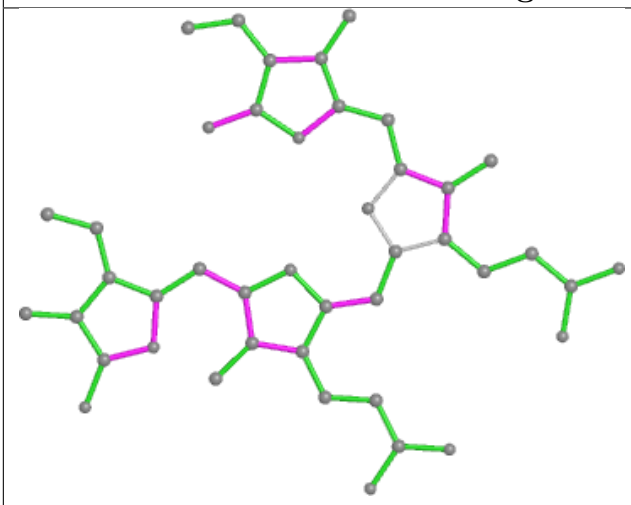

Bond lengths

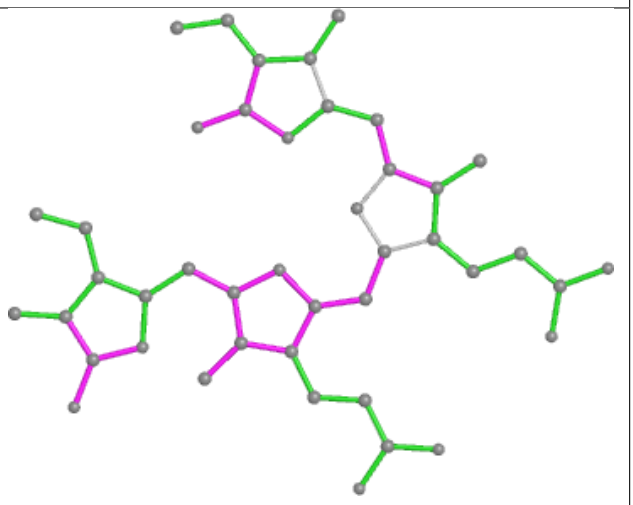

Bond angles

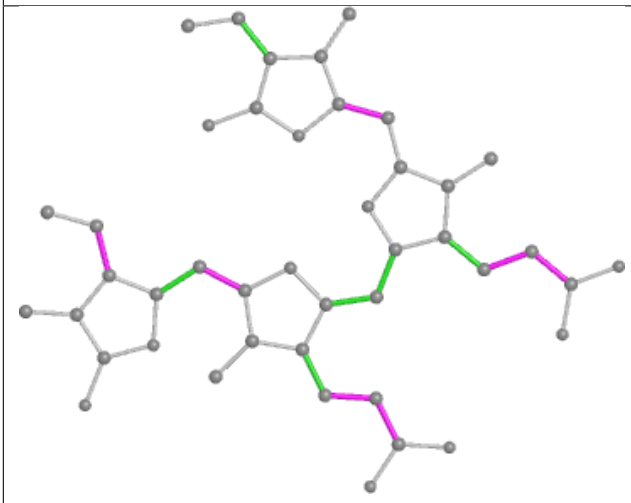

Torsions

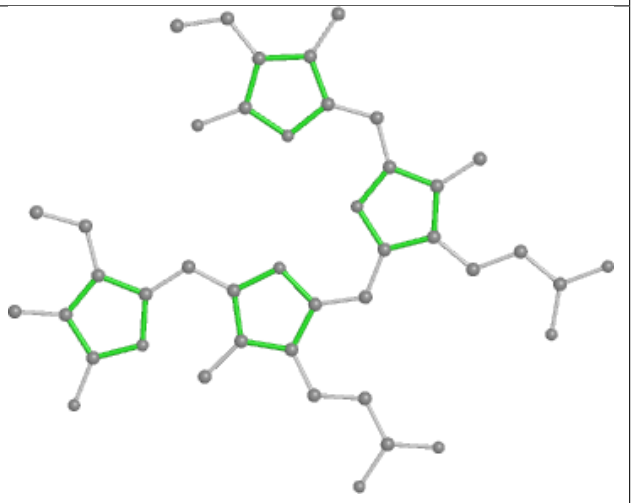

Rings

Ligand PEB MK 203

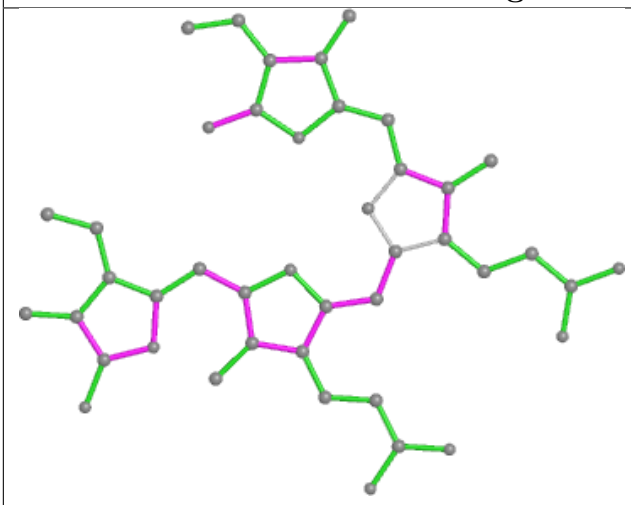

Bond lengths

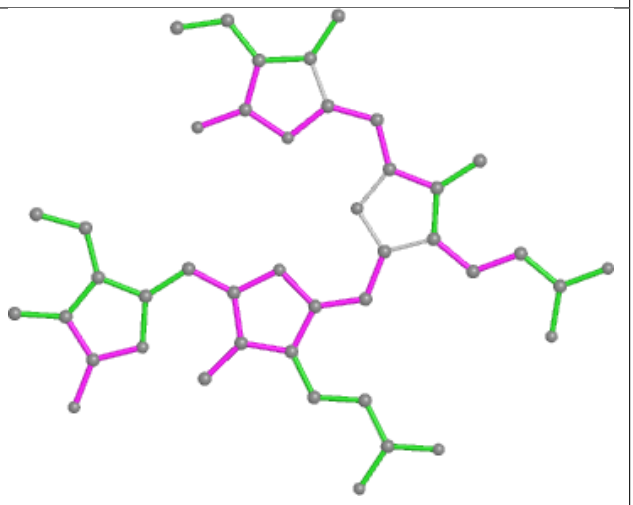

Bond angles

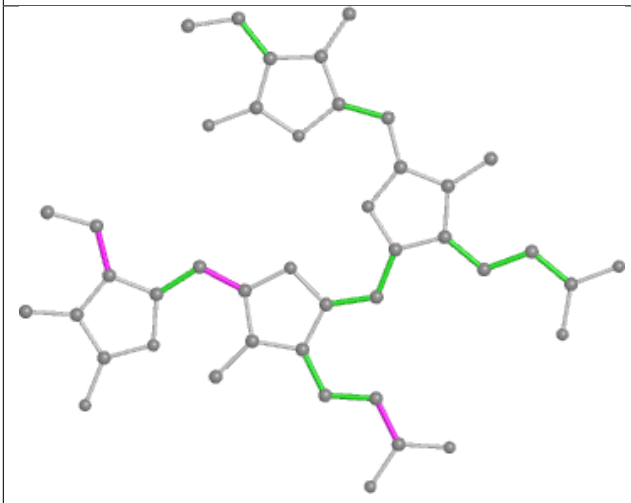

Torsions

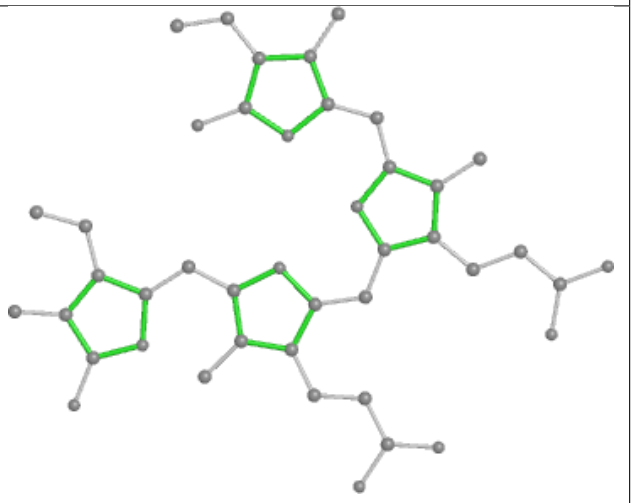

Rings

Ligand PEB OK 203

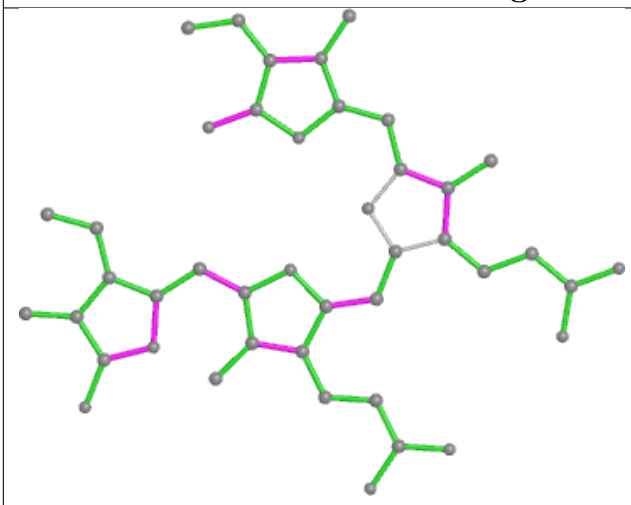

Bond lengths

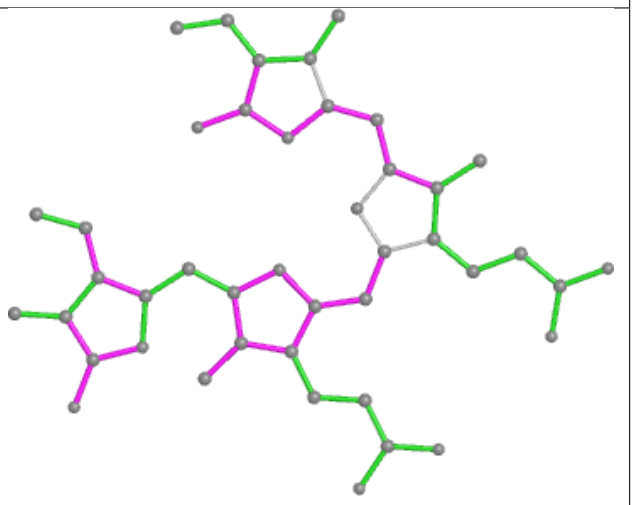

Bond angles

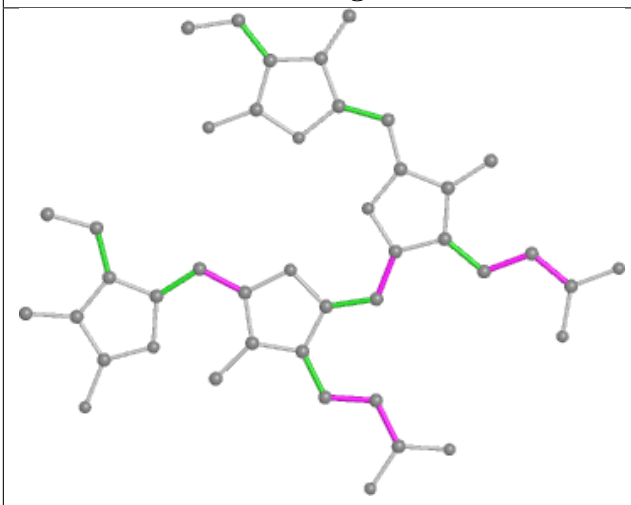

Torsions

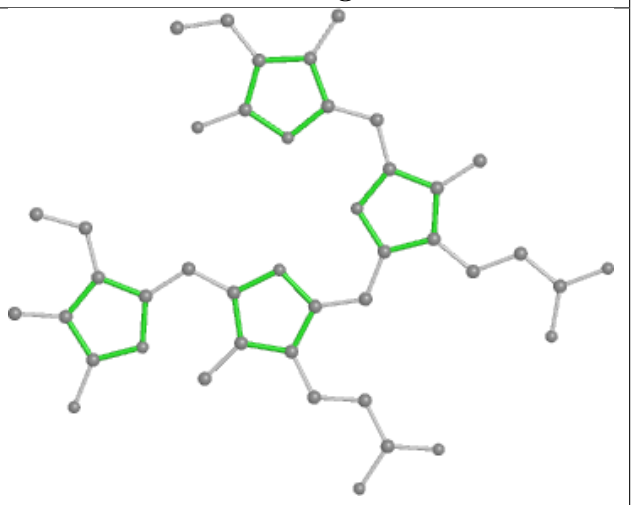

Rings

Ligand PEB eE 202

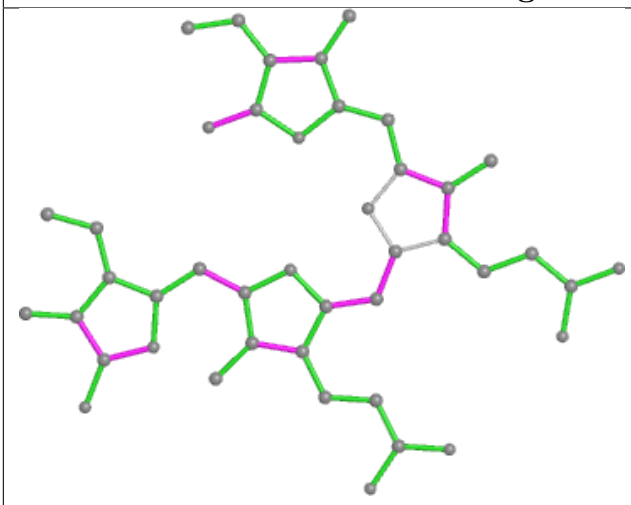

Bond lengths

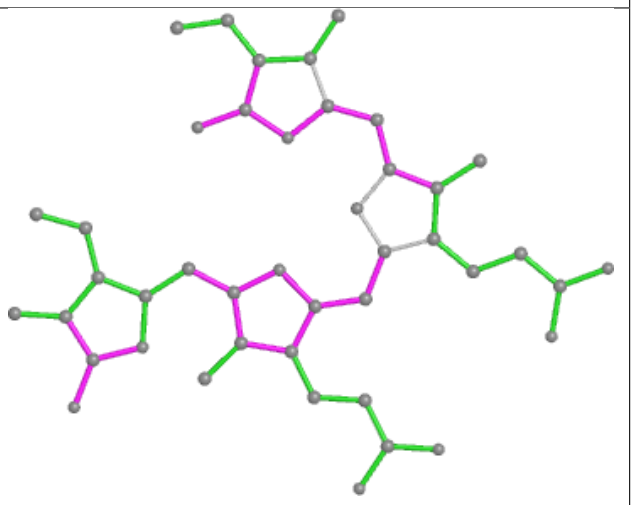

Bond angles

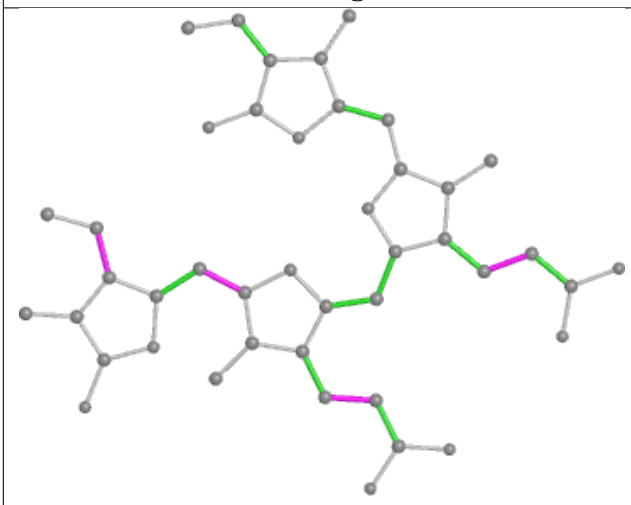

Torsions

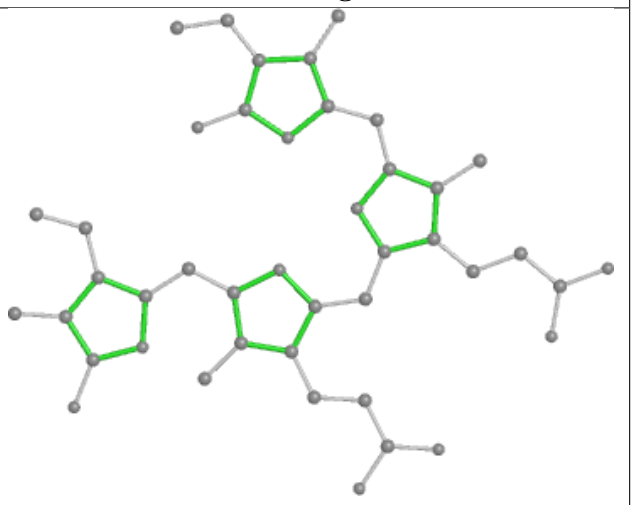

Rings

Ligand PEB cB 401

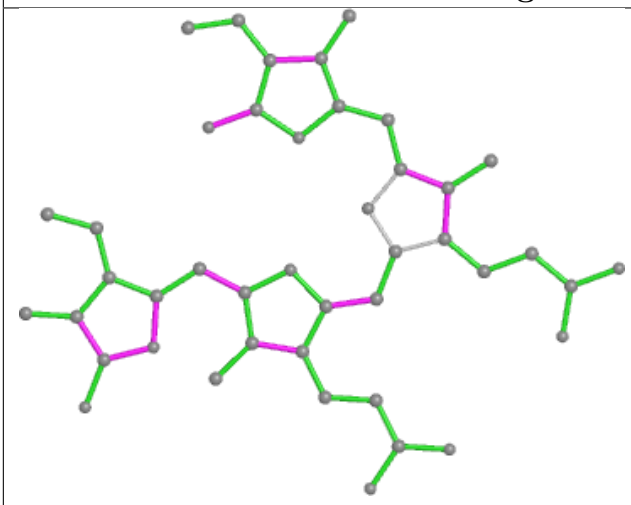

Bond lengths

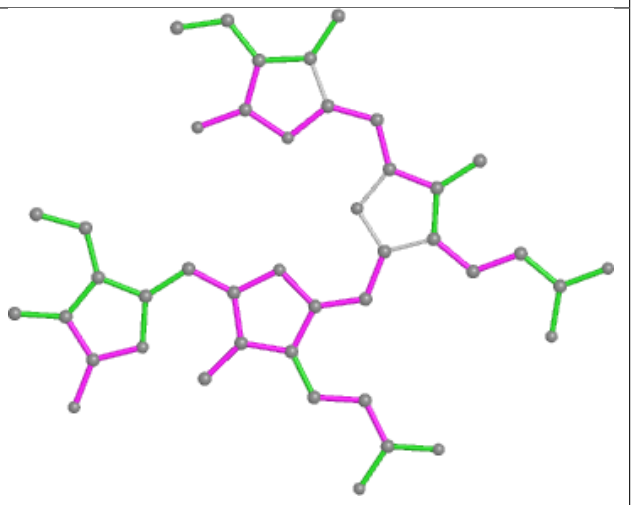

Bond angles

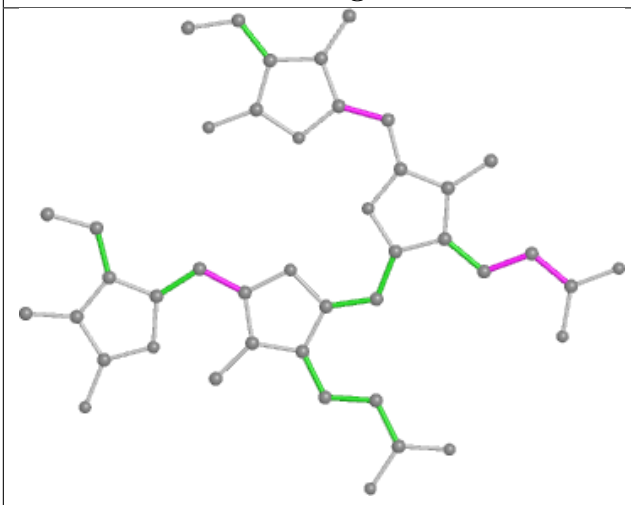

Torsions

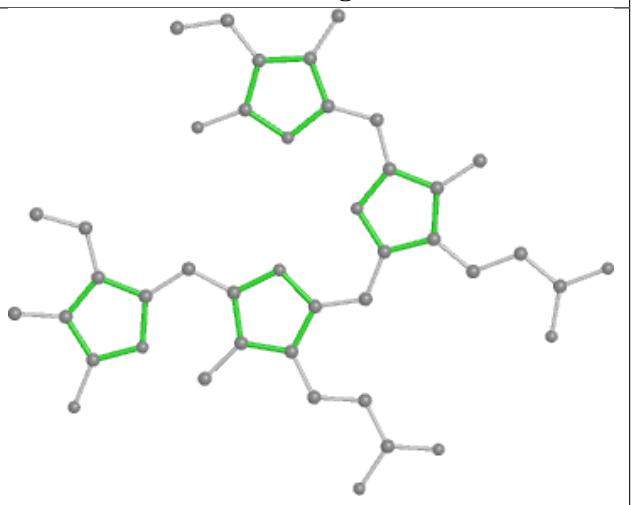

Rings

Ligand PEB PP 202

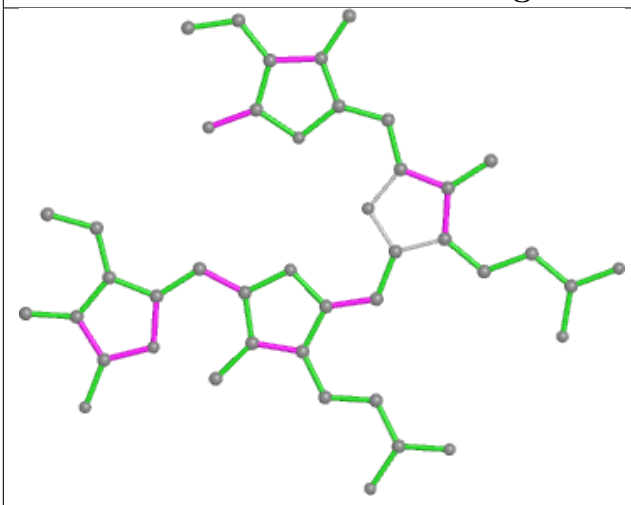

Bond lengths

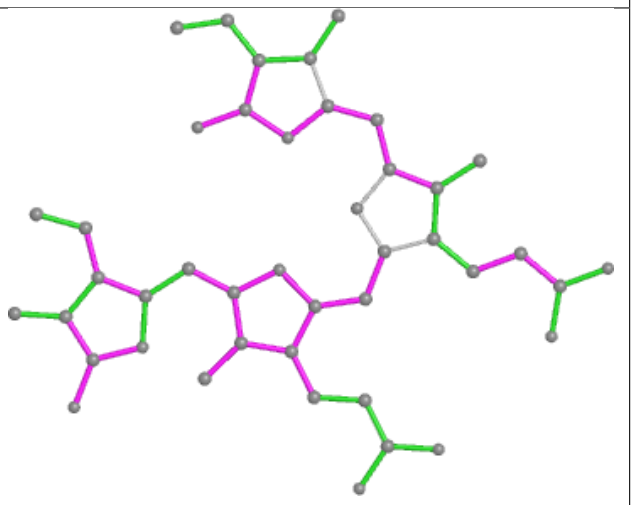

Bond angles

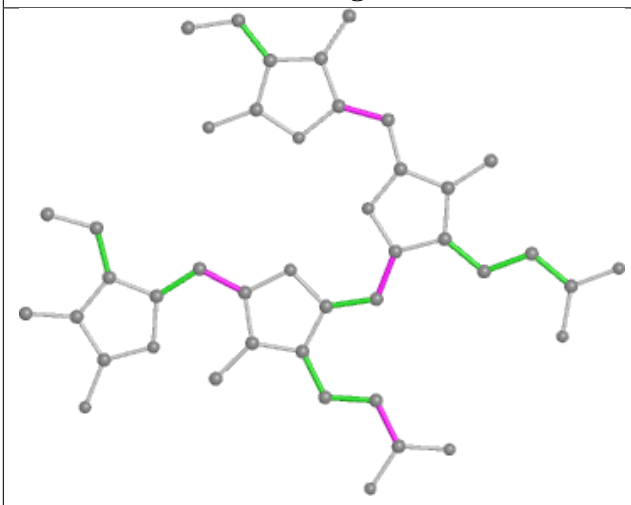

Torsions

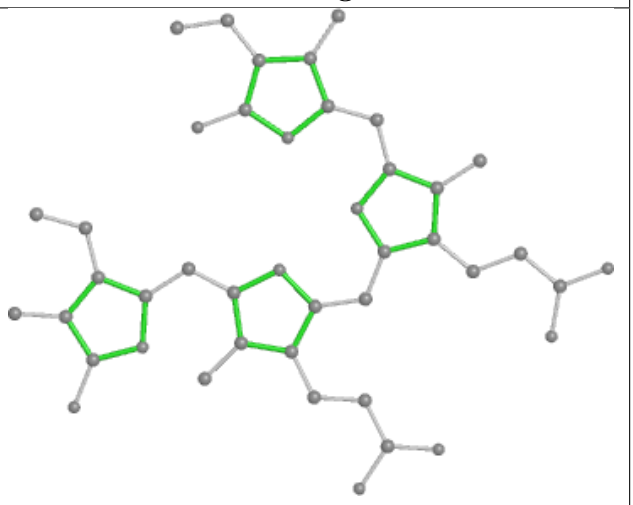

Rings

Ligand CLA A2 832

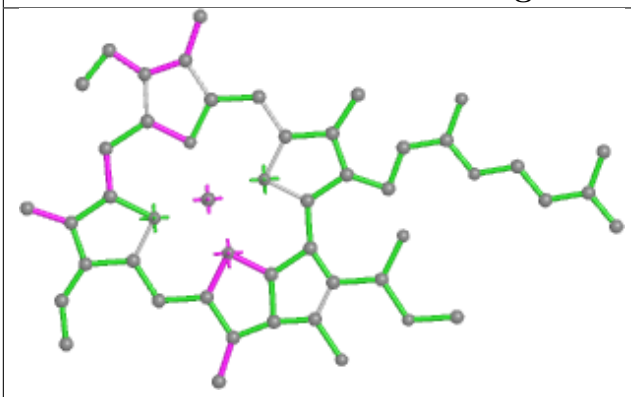

Bond lengths

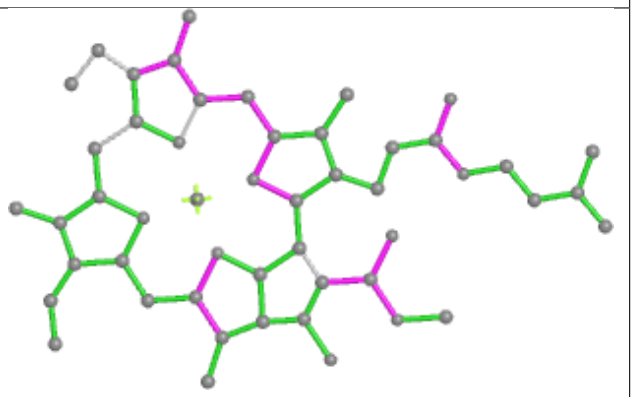

Bond angles

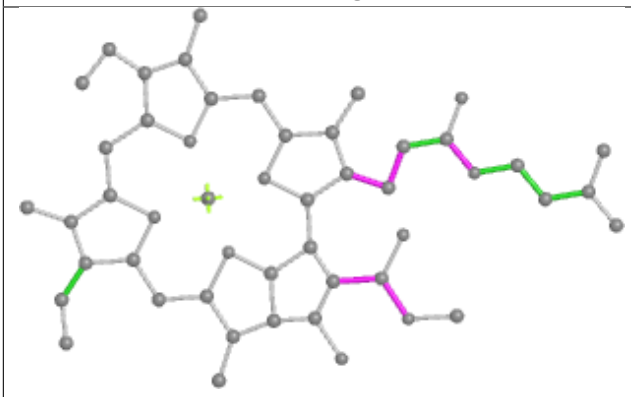

Torsions

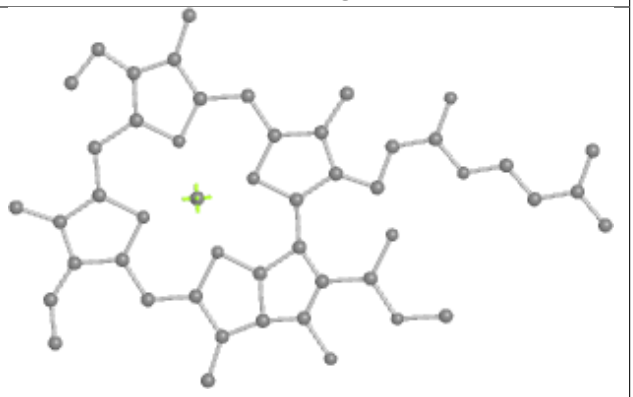

Rings

Ligand PEB PA 202

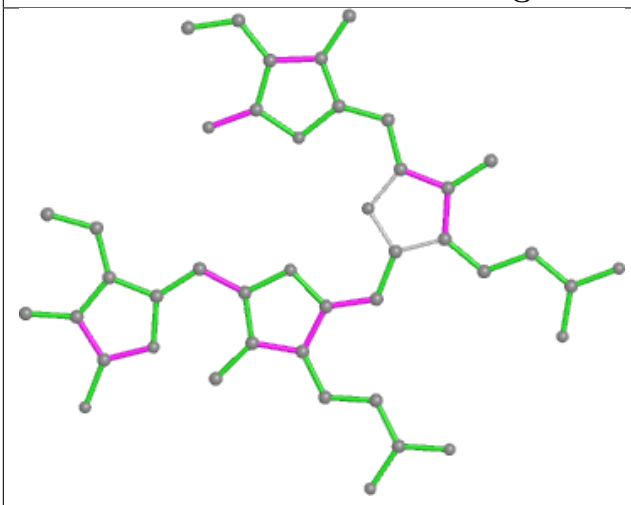

Bond lengths

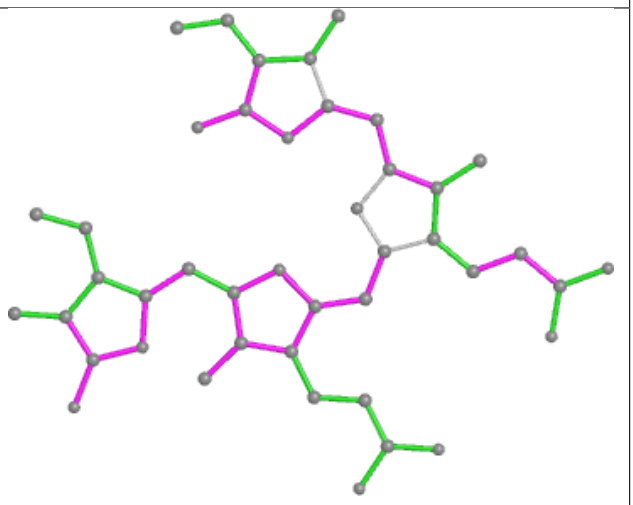

Bond angles

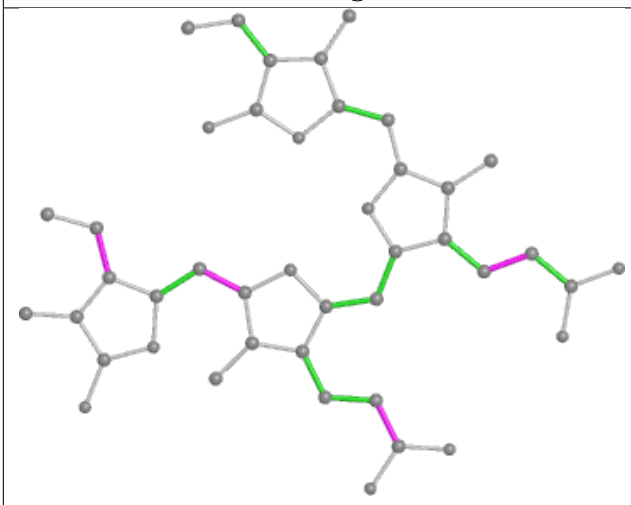

Torsions

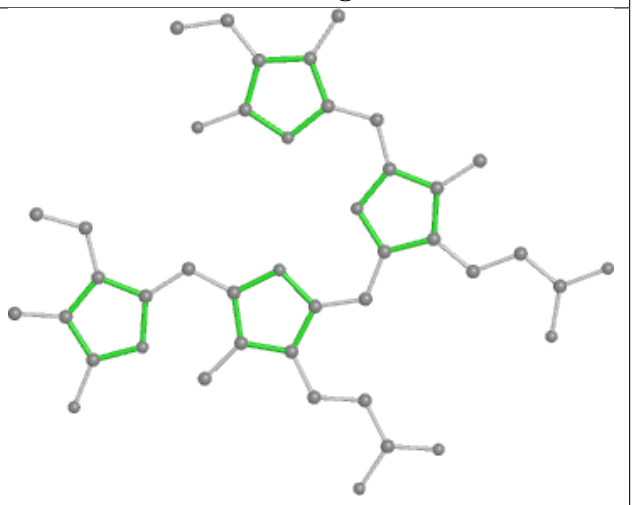

Rings

Ligand PEB N4 1002

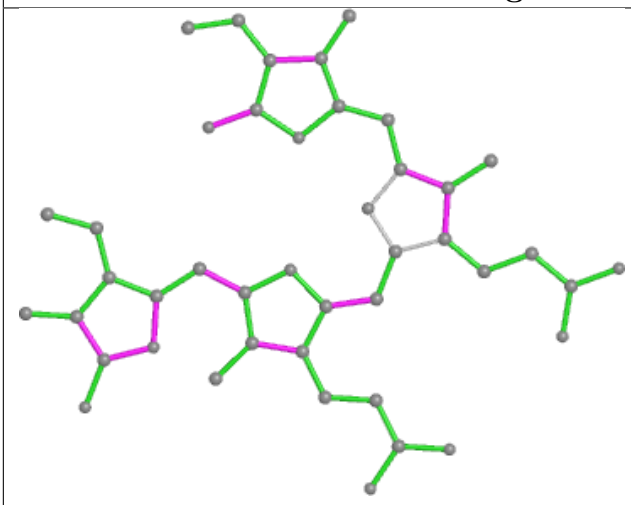

Bond lengths

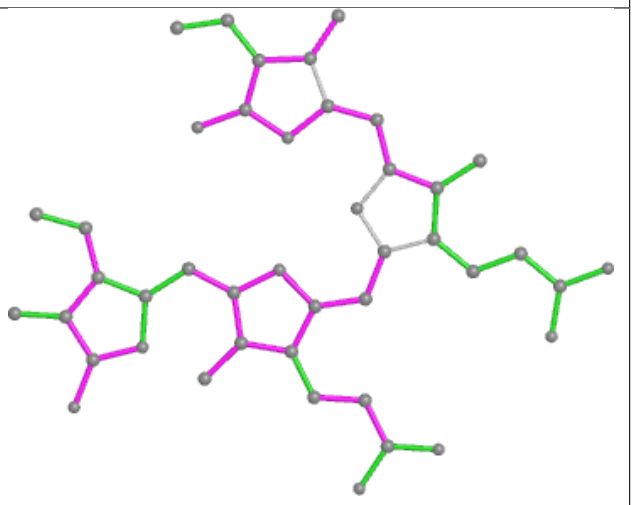

Bond angles

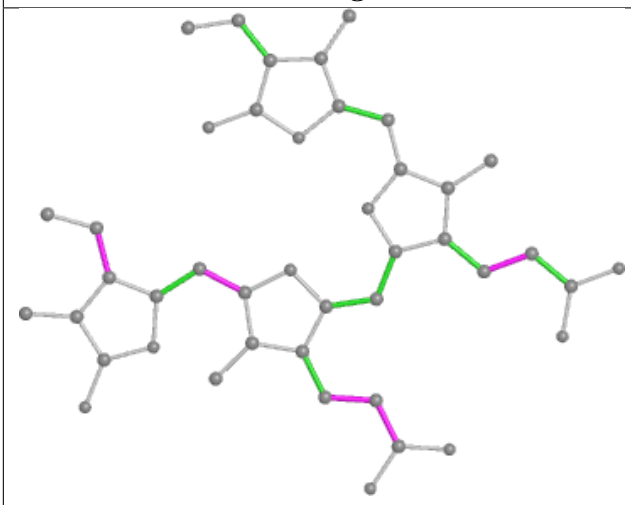

Torsions

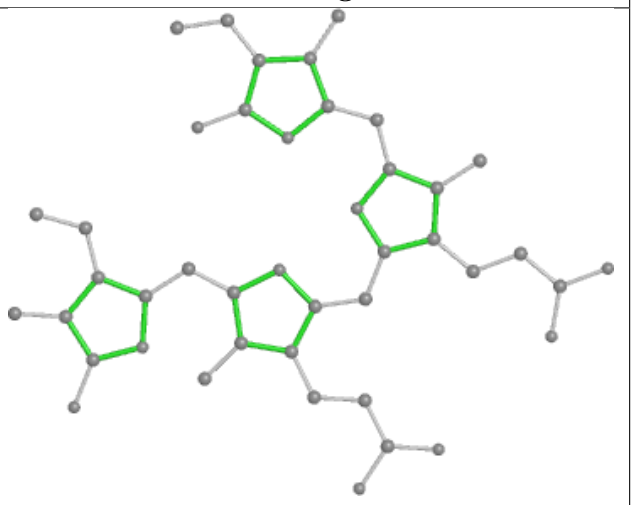

Rings

Ligand PEB aK 201

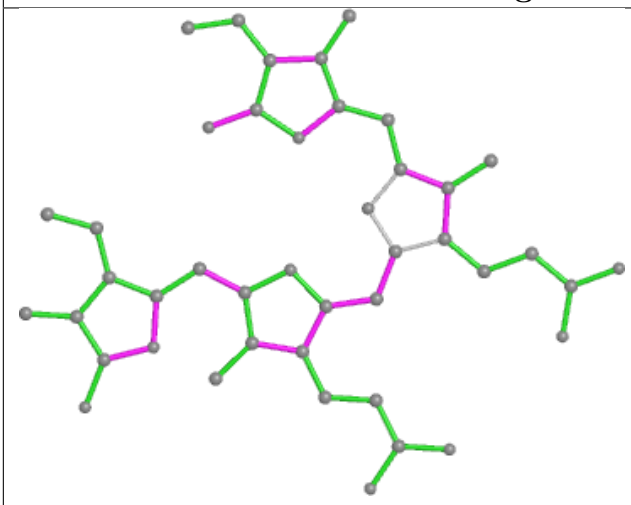

Bond lengths

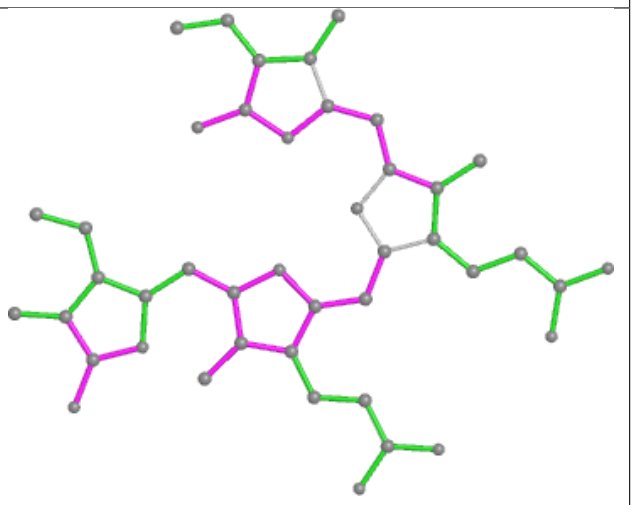

Bond angles

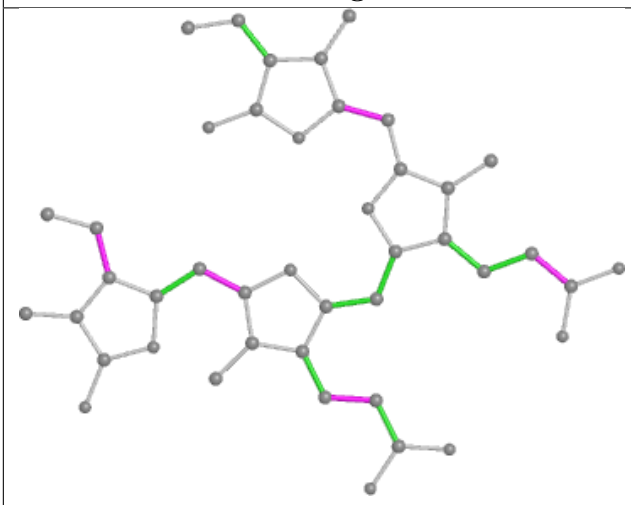

Torsions

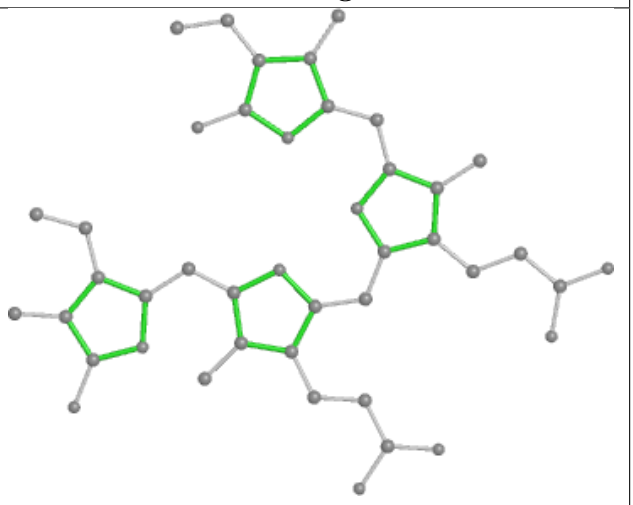

Rings

Ligand CLA BL 602

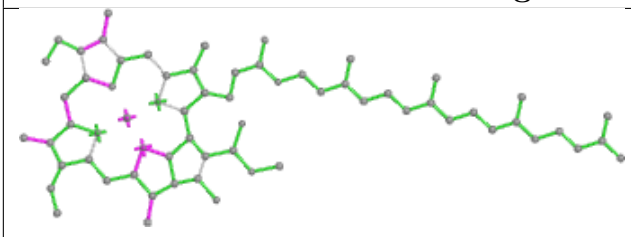

Bond lengths

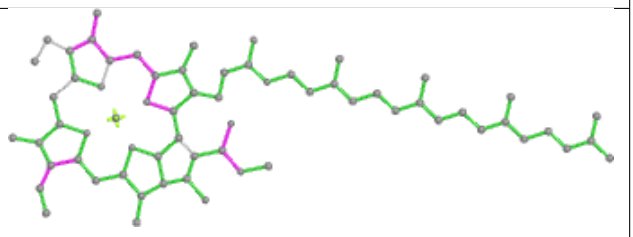

Bond angles

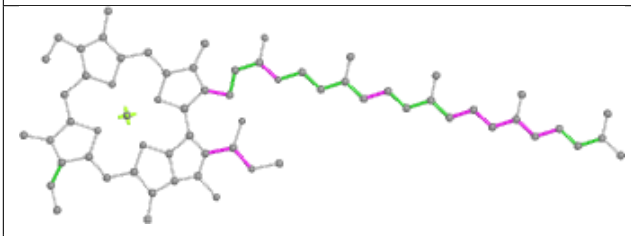

Torsions

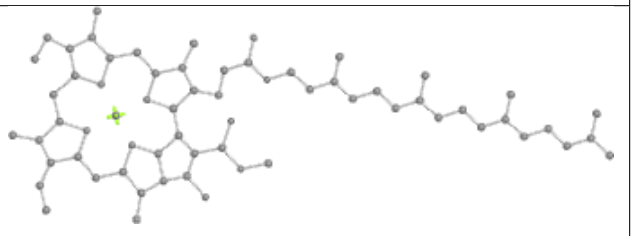

Rings

Ligand PEB NO 1002

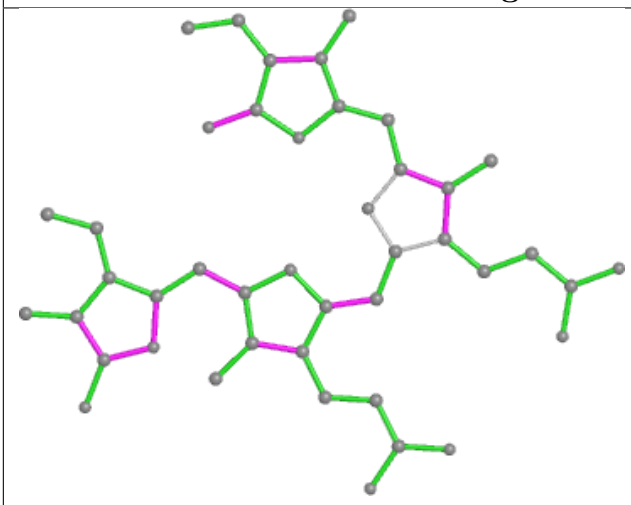

Bond lengths

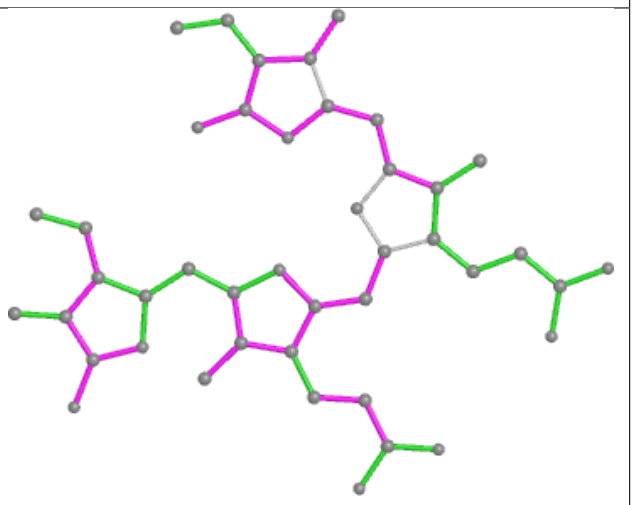

Bond angles

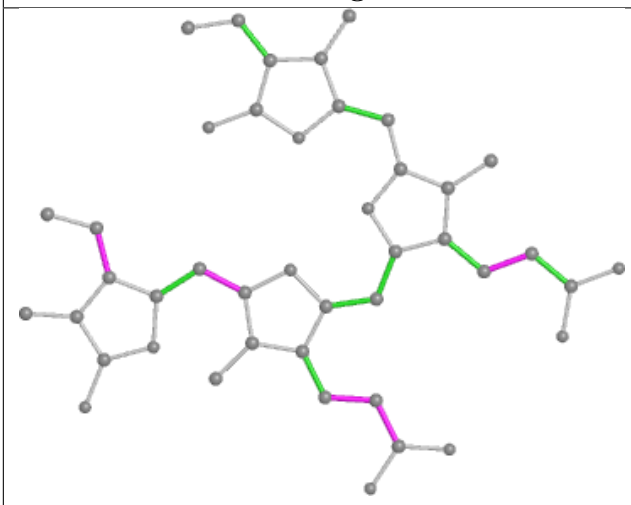

Torsions

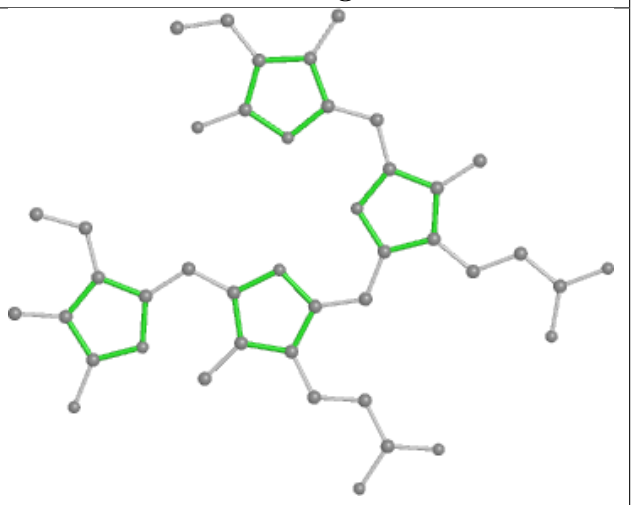

Rings

Ligand PEB QQ 201

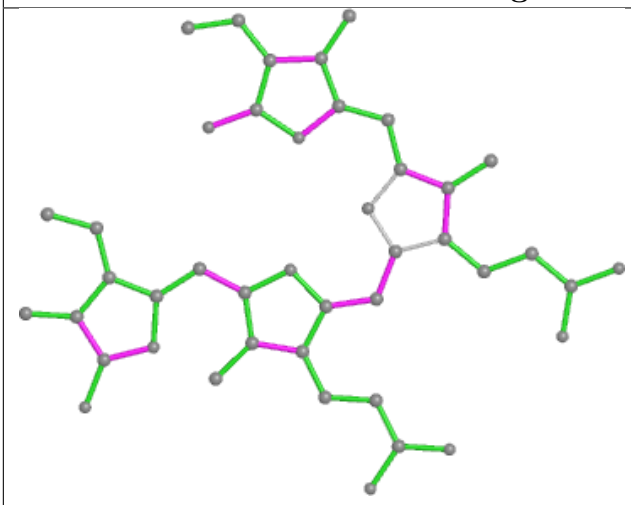

Bond lengths

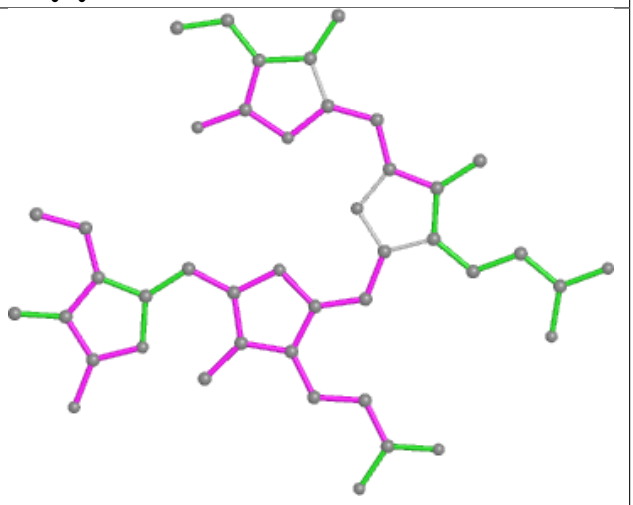

Bond angles

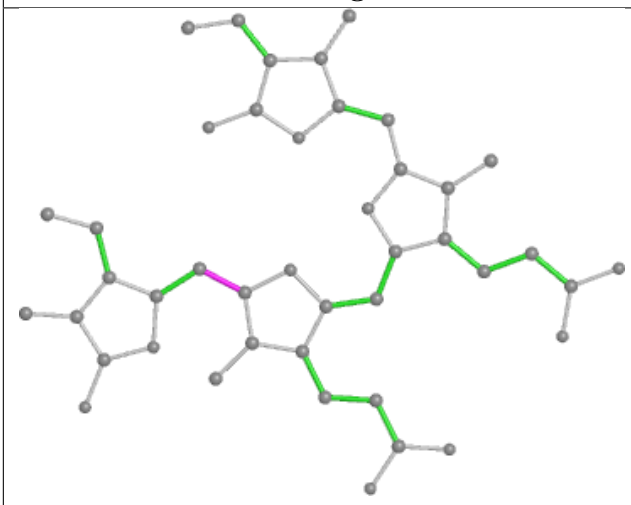

Torsions

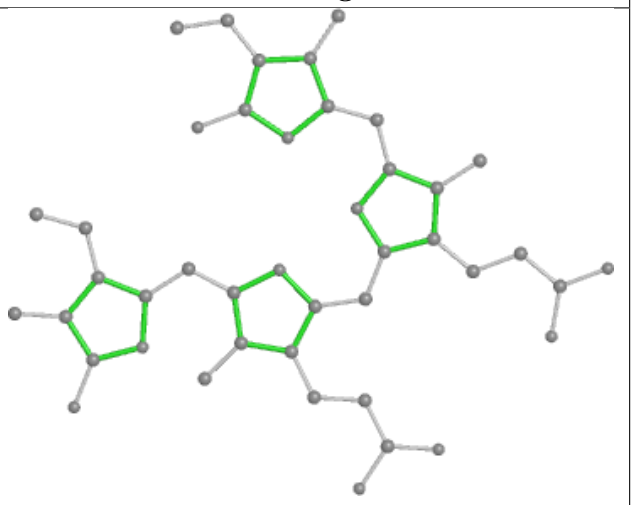

Rings

Ligand CLA 1N 604

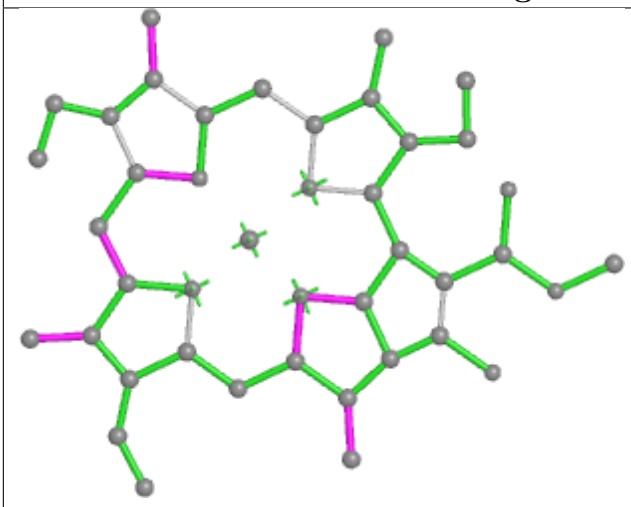

Bond lengths

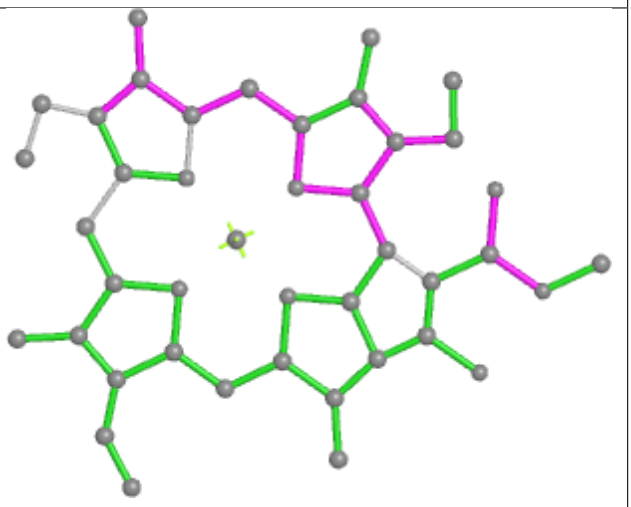

Bond angles

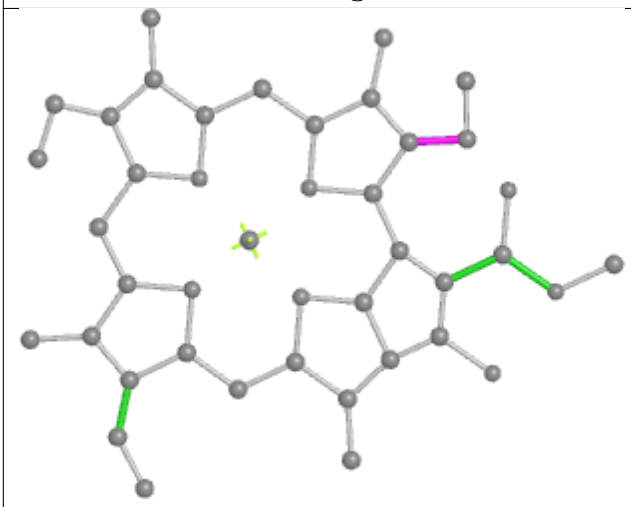

Torsions

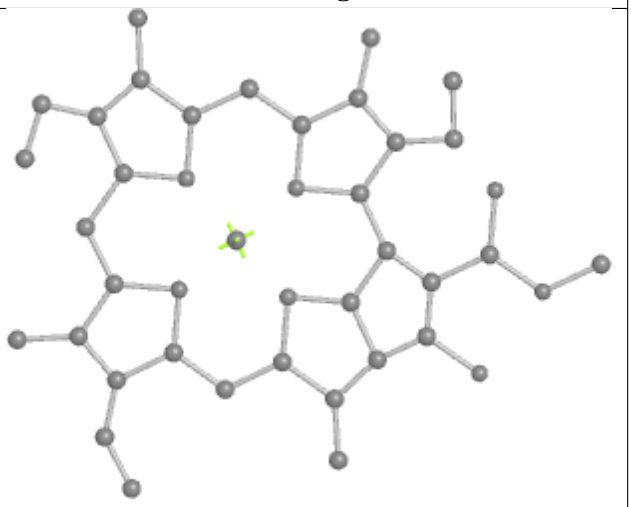

Rings

Ligand PEB dG 202

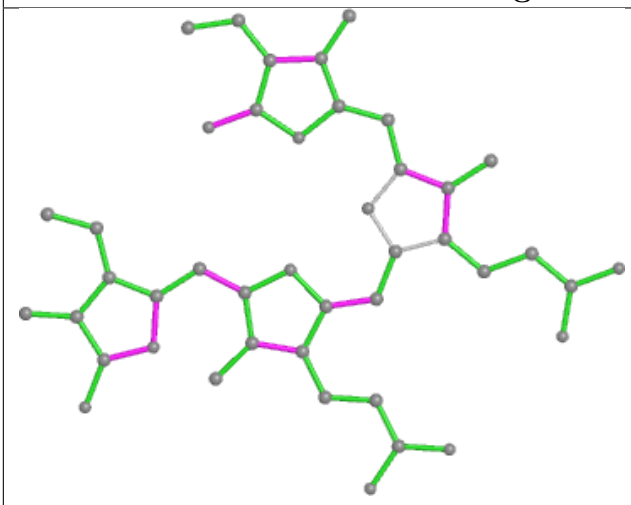

Bond lengths

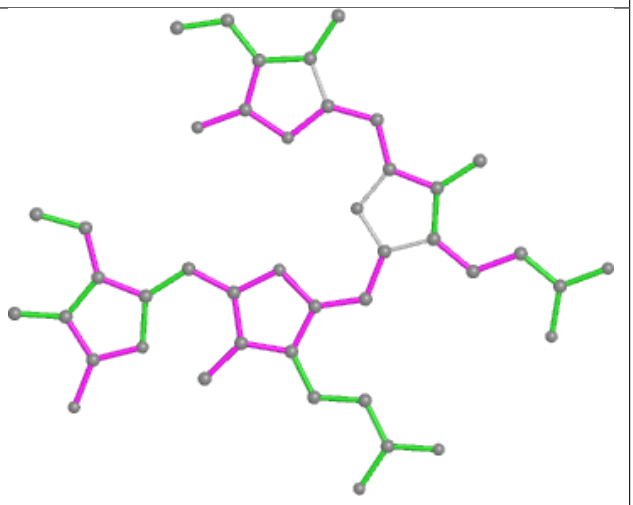

Bond angles

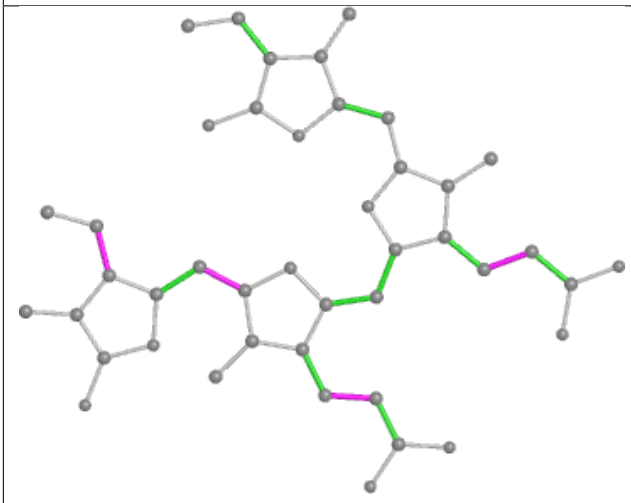

Torsions

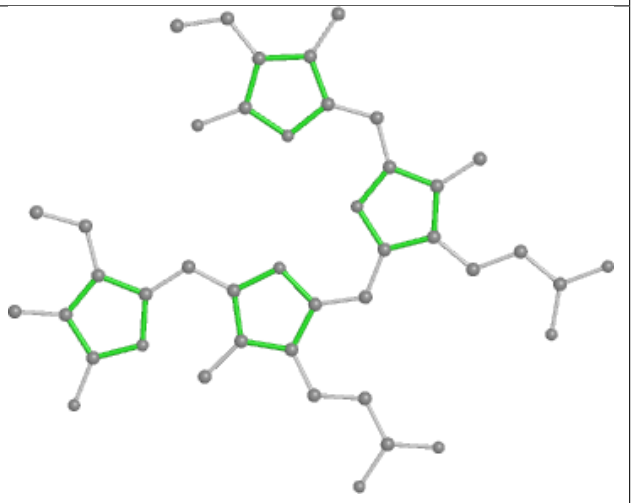

Rings

Ligand PEB HQ 202

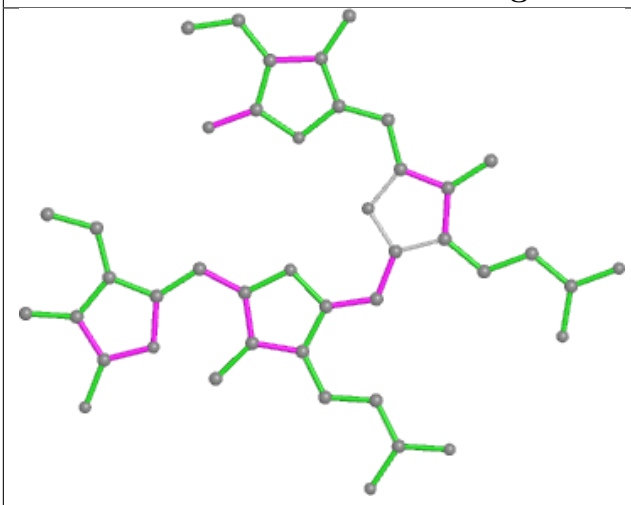

Bond lengths

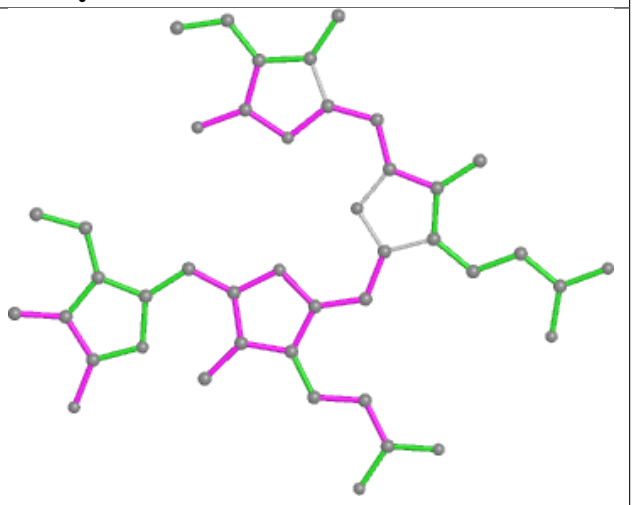

Bond angles

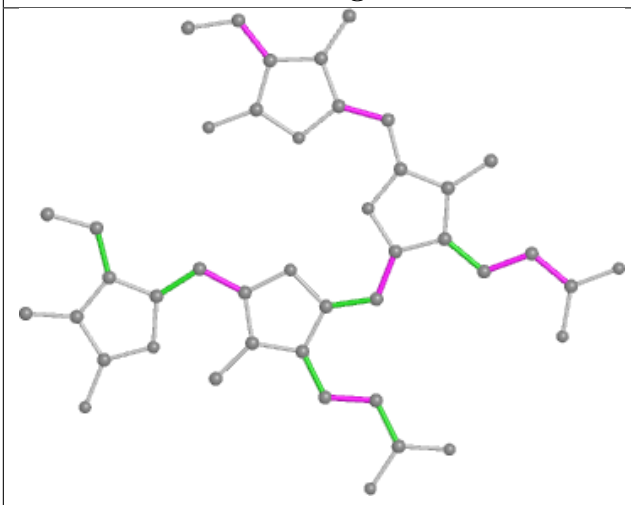

Torsions

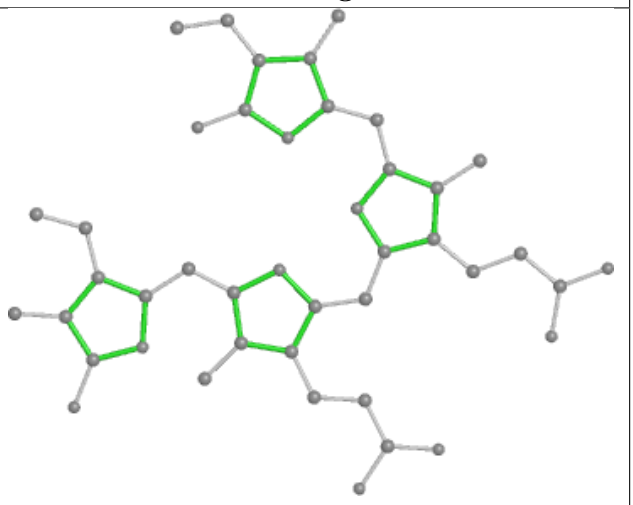

Rings

Ligand PEB TJ 202

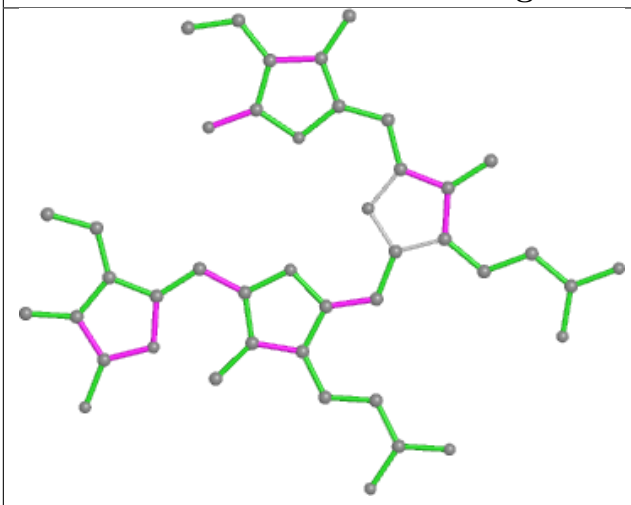

Bond lengths

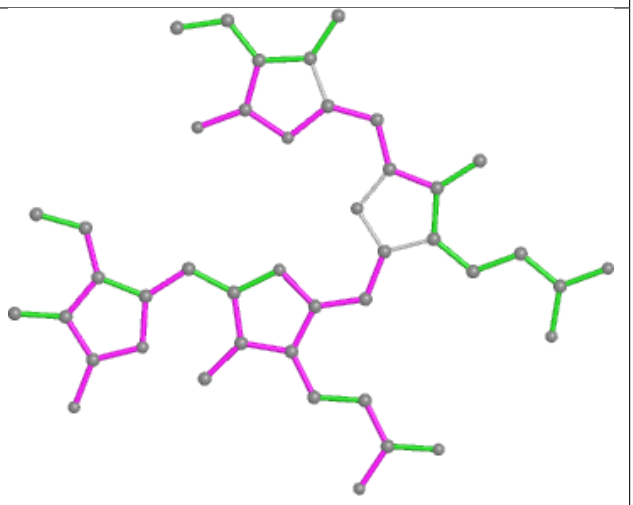

Bond angles

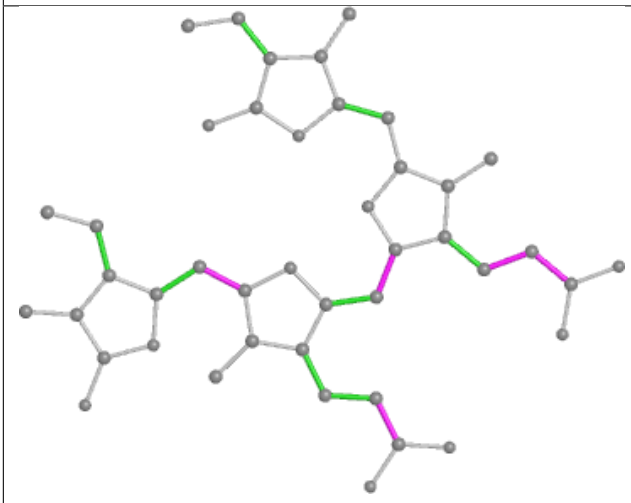

Torsions

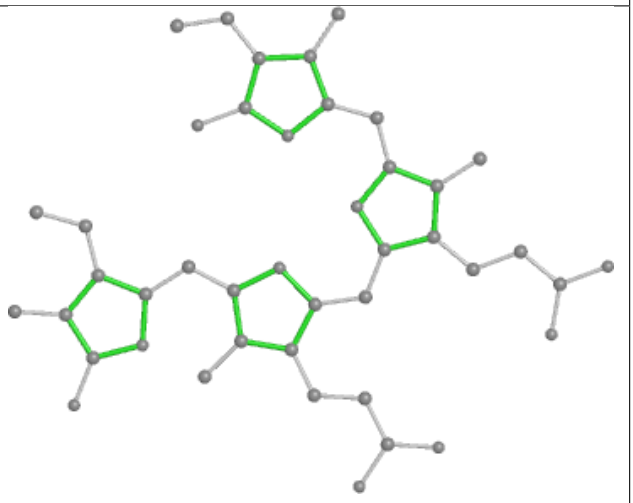

Rings

Ligand CYC u3 1001

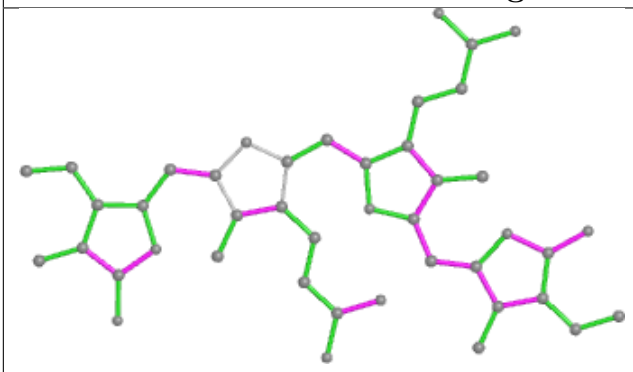

Bond lengths

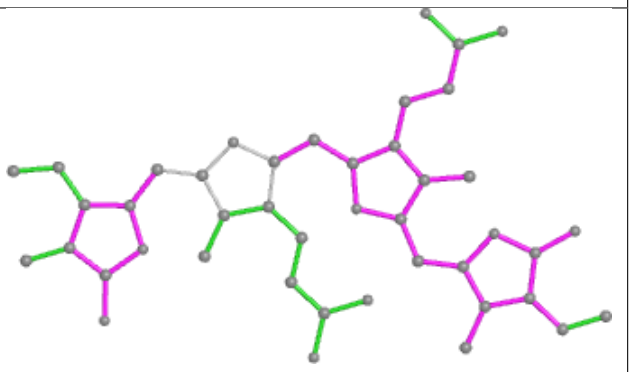

Bond angles

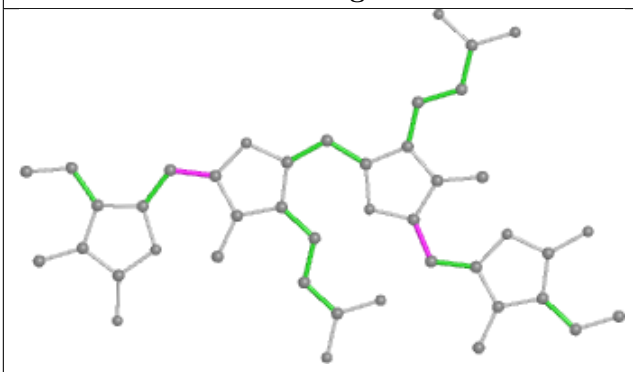

Torsions

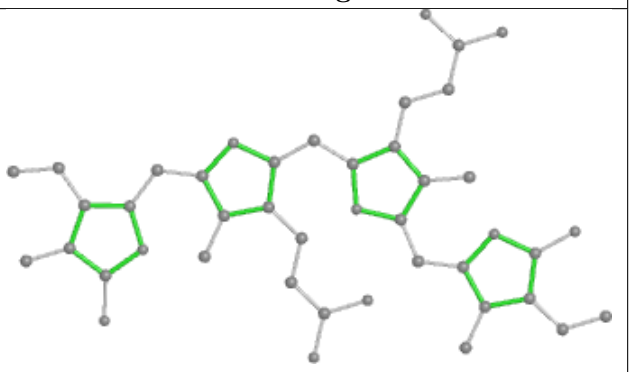

Rings

Ligand CLA 32 304

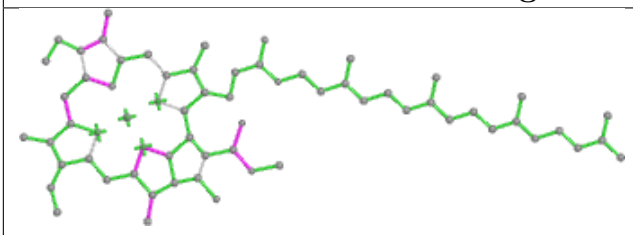

Bond lengths

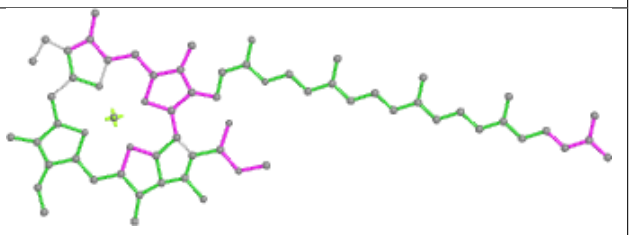

Bond angles

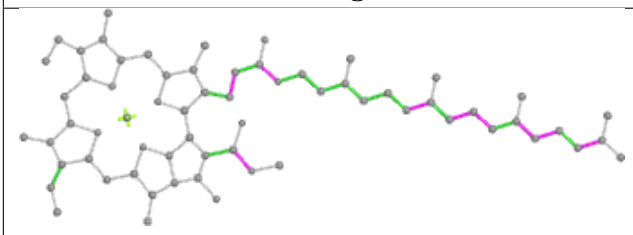

Torsions

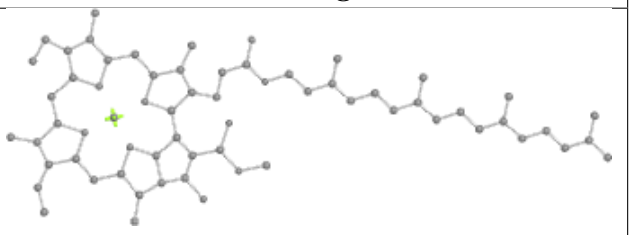

Rings

Ligand PEB SF 203

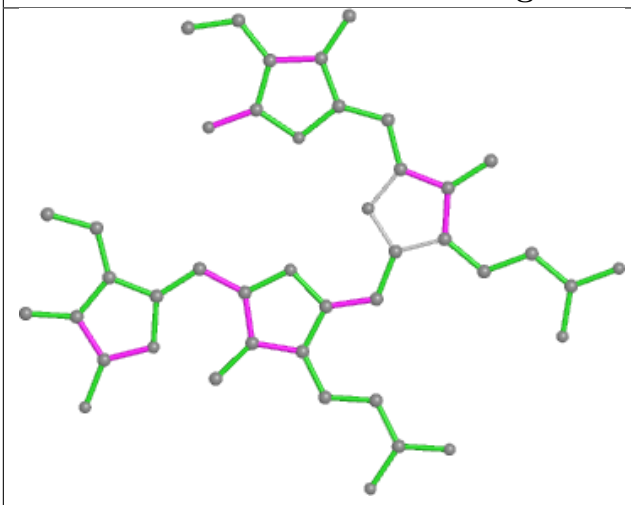

Bond lengths

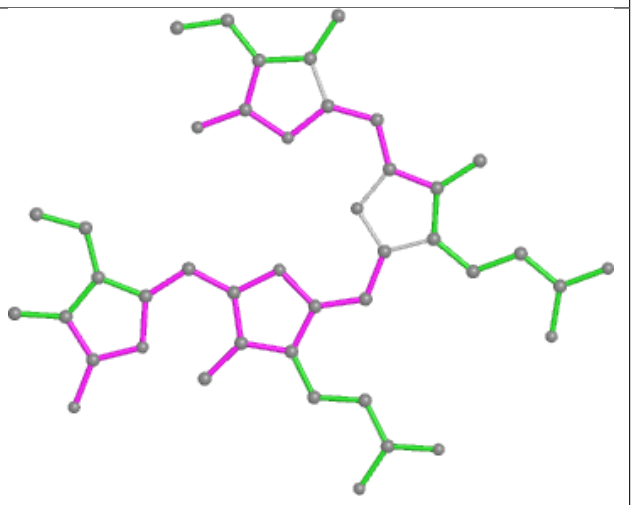

Bond angles

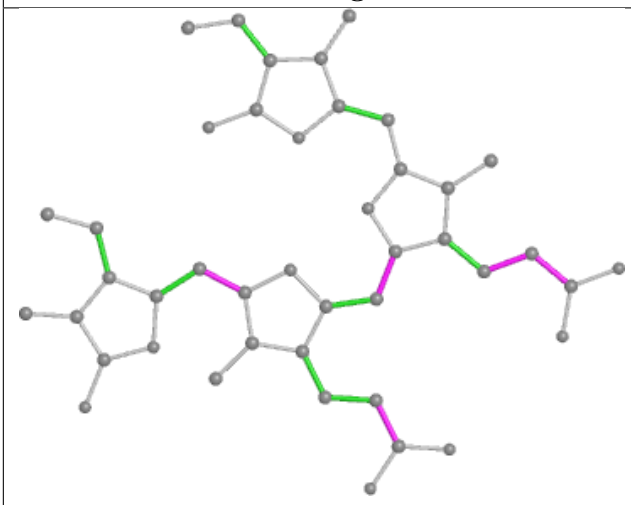

Torsions

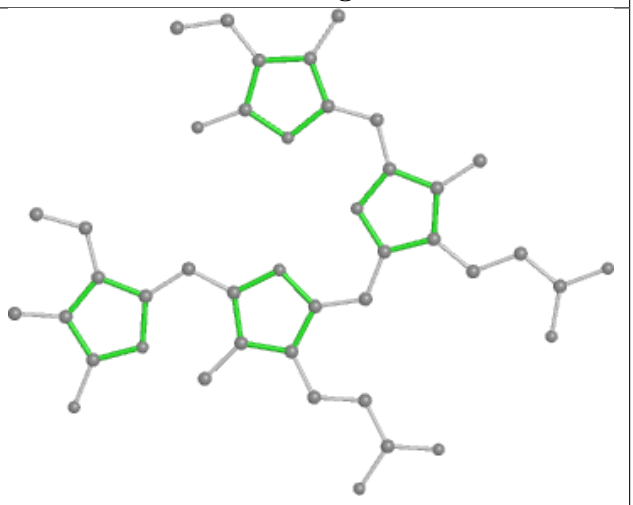

Rings

Ligand PEB OI 203

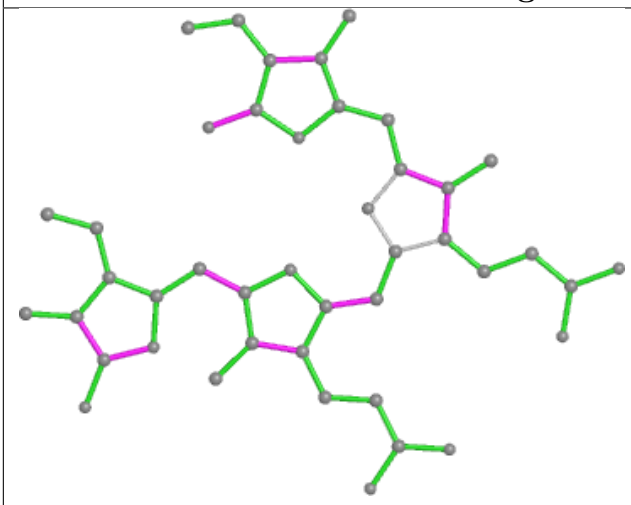

Bond lengths

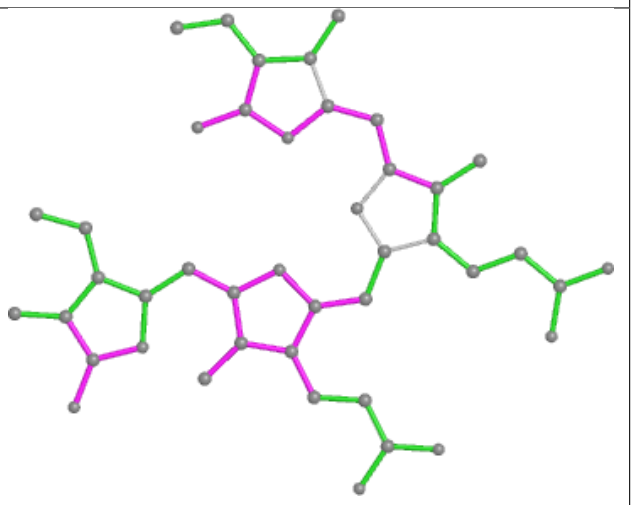

Bond angles

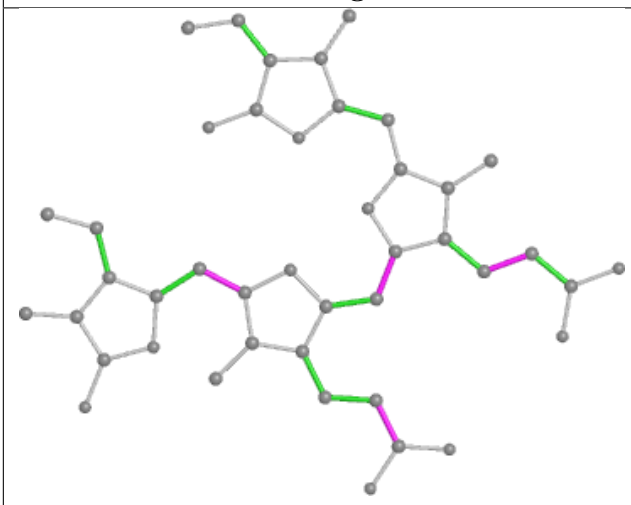

Torsions

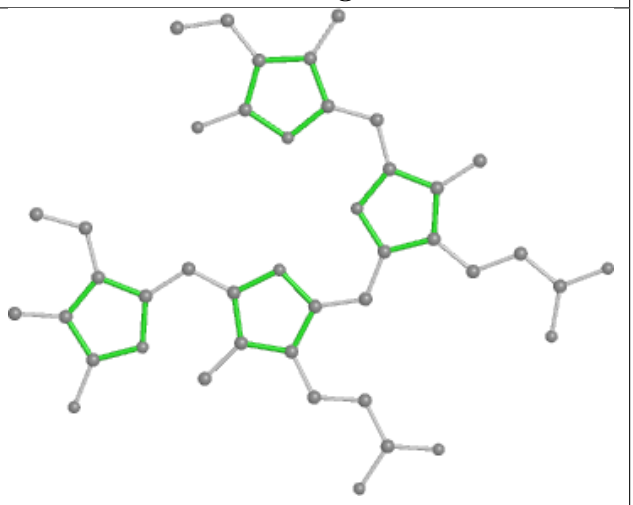

Rings

Ligand PEB f4 202

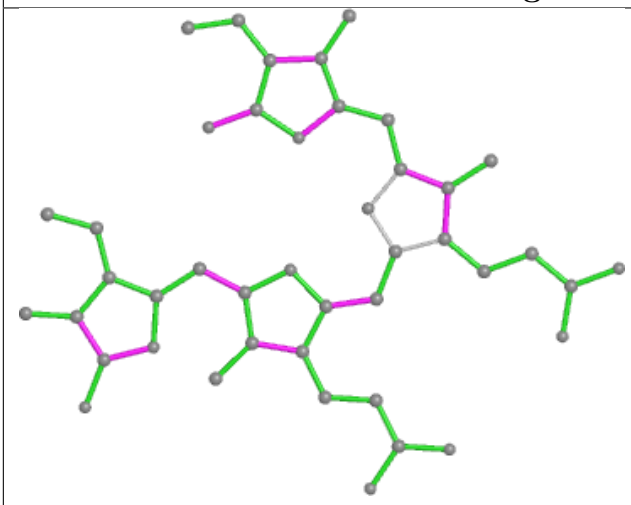

Bond lengths

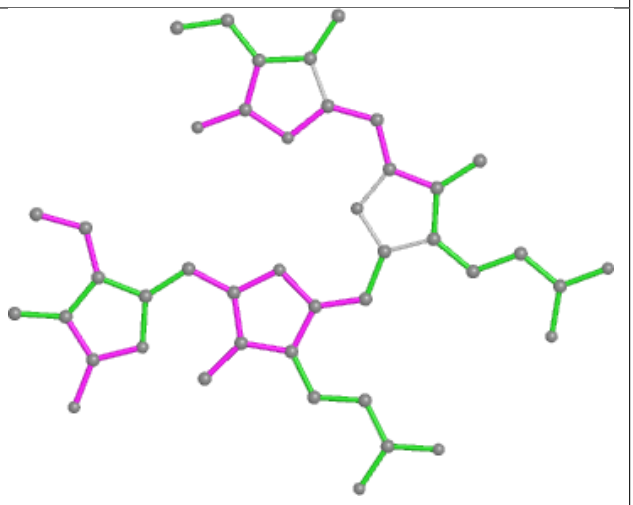

Bond angles

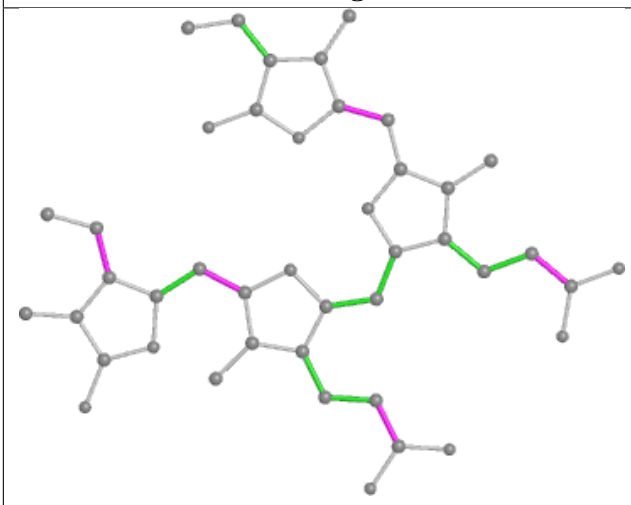

Torsions

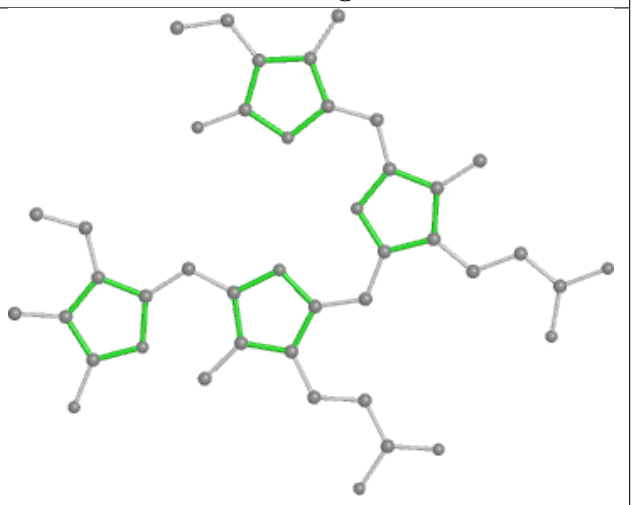

Rings

Ligand PEB X7 203

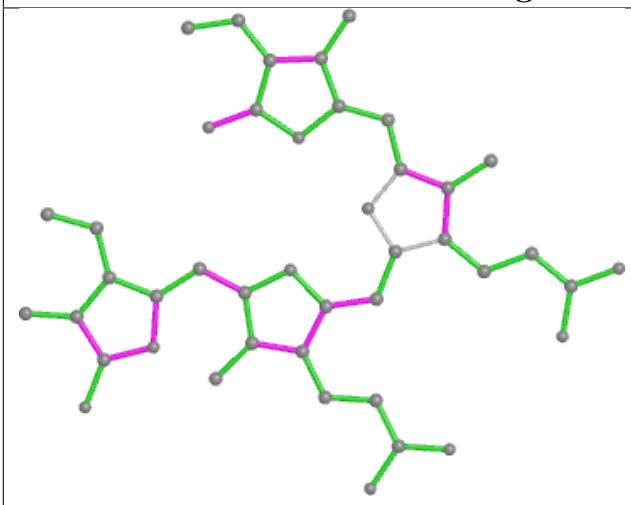

Bond lengths

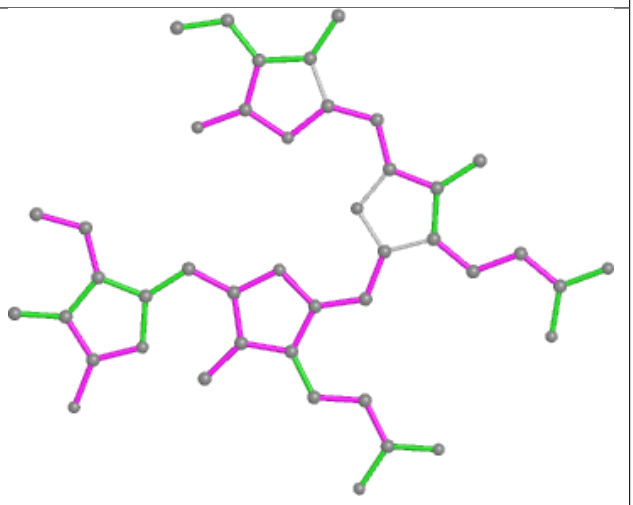

Bond angles

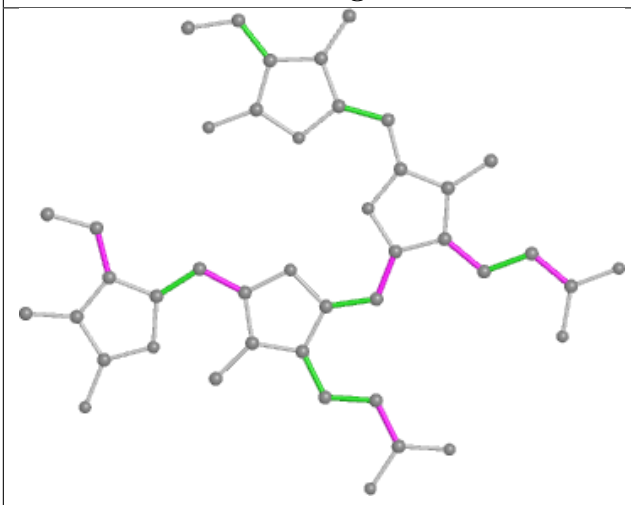

Torsions

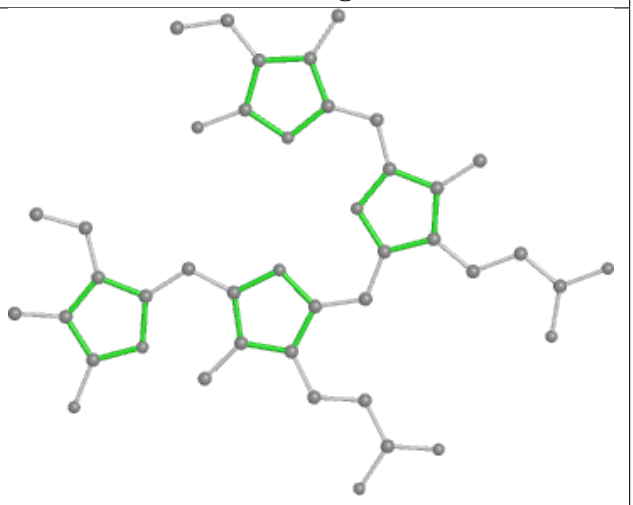

Rings

Ligand PEB RQ 202

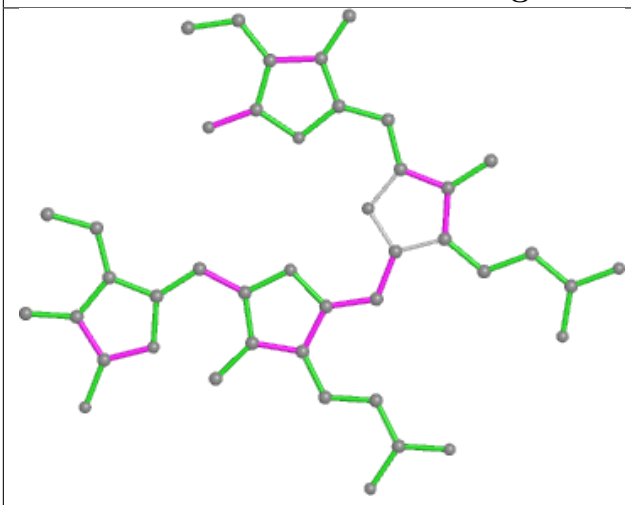

Bond lengths

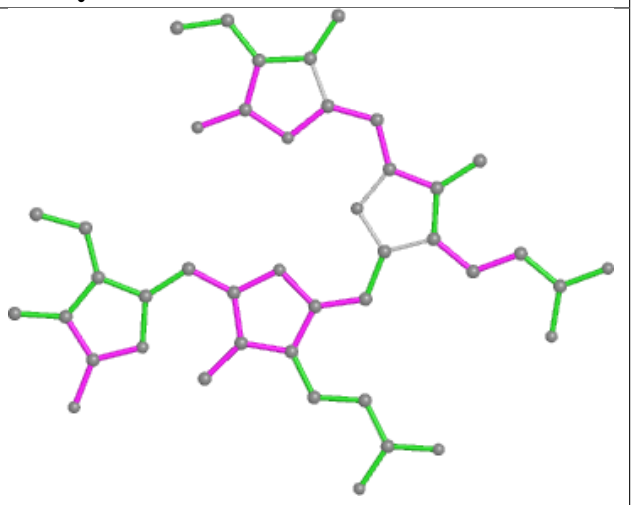

Bond angles

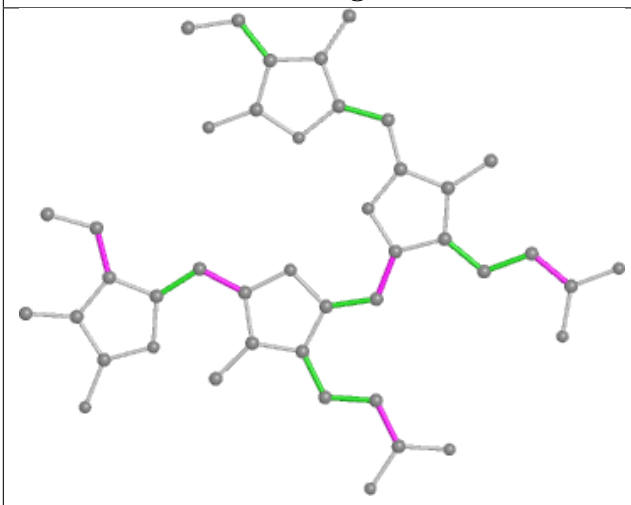

Torsions

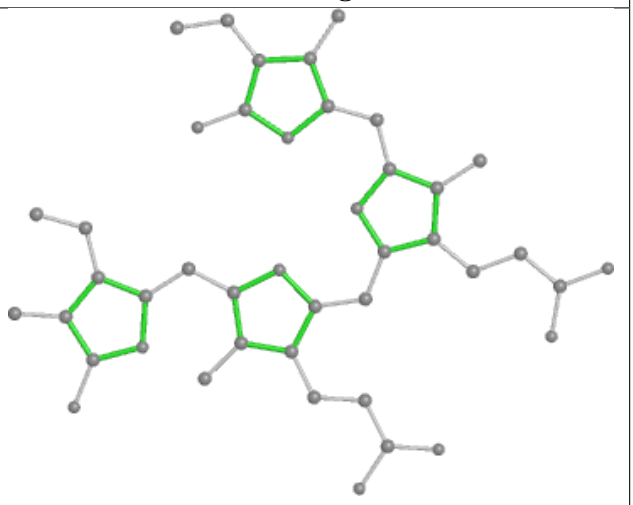

Rings

Ligand CLA 42 606

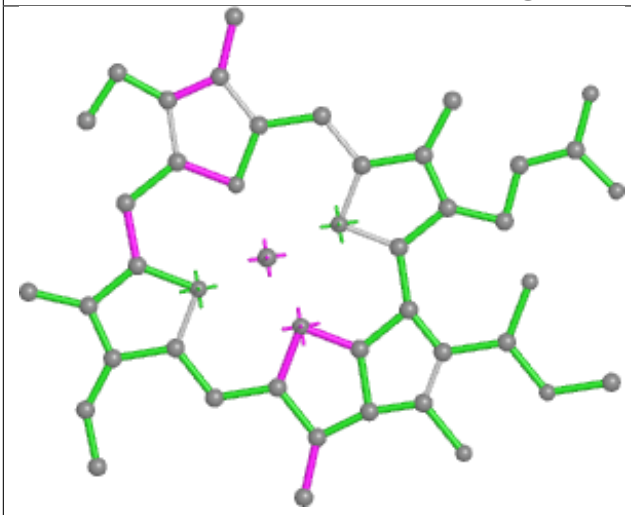

Bond lengths

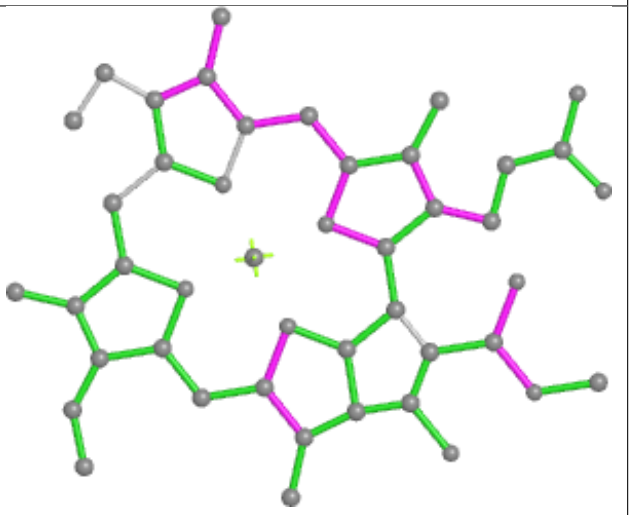

Bond angles

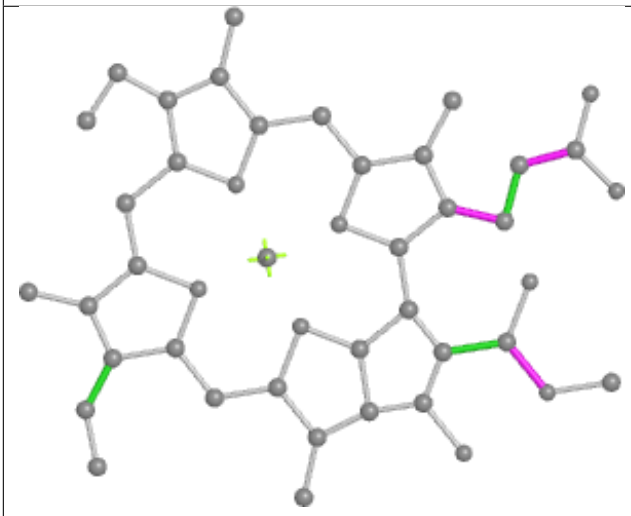

Torsions

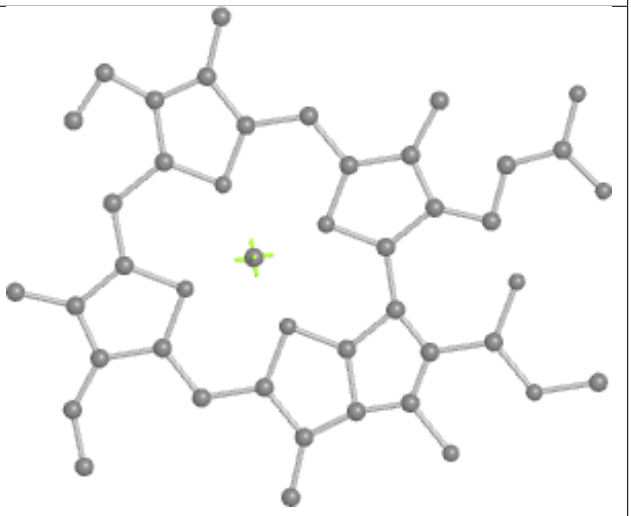

Rings

Ligand PEB BB 202

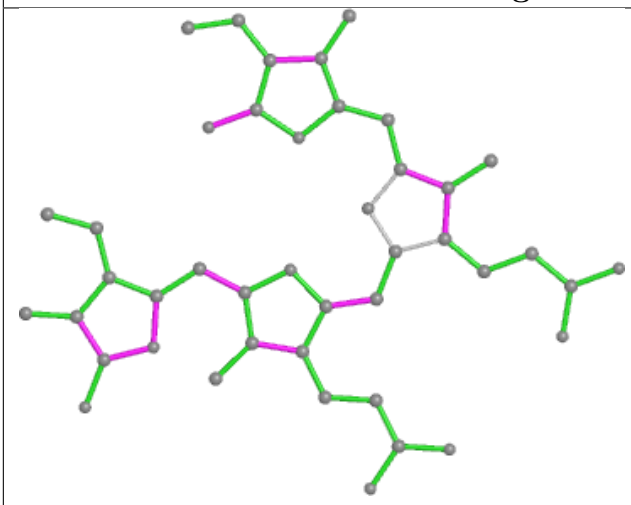

Bond lengths

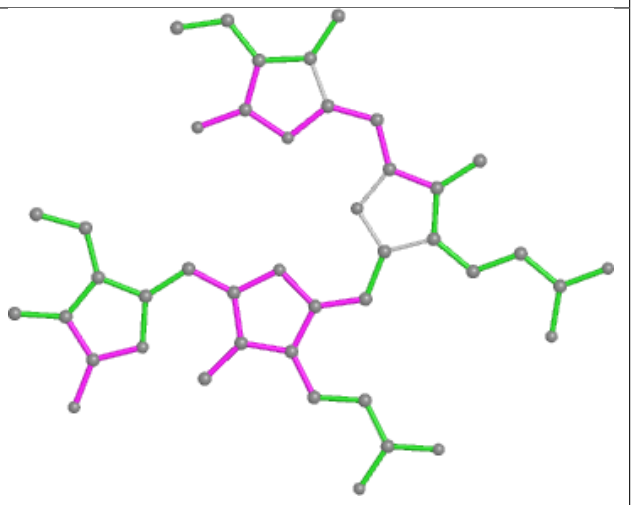

Bond angles

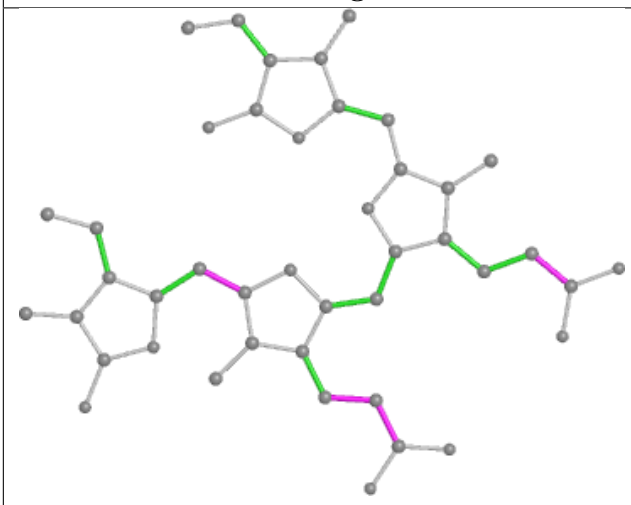

Torsions

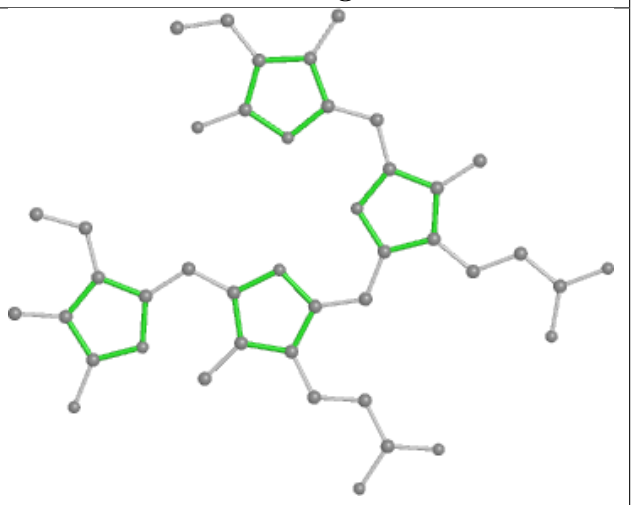

Rings

Ligand PEB OD 202

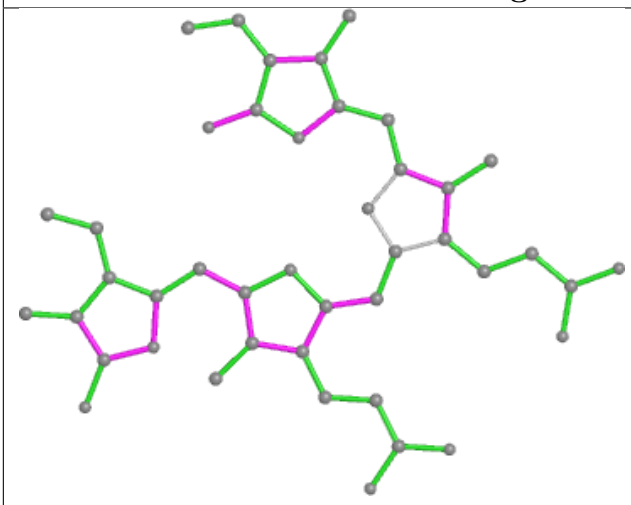

Bond lengths

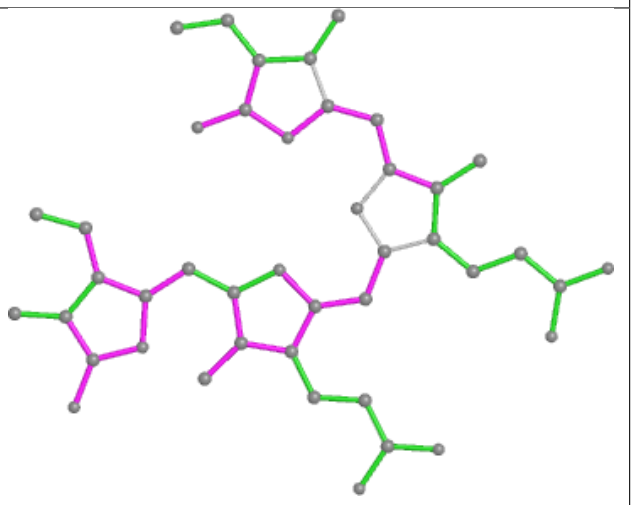

Bond angles

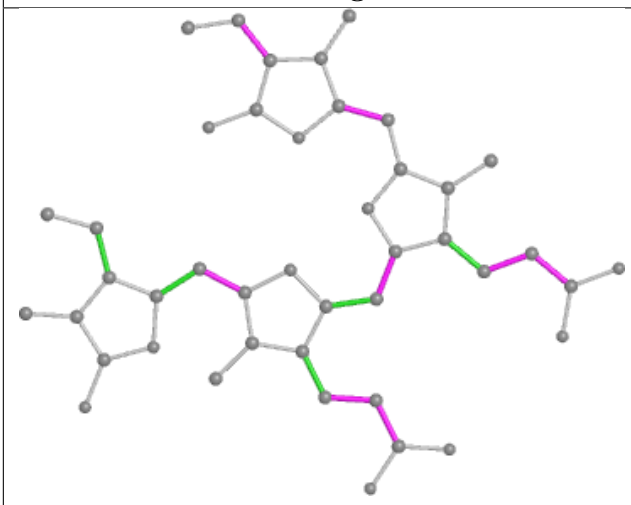

Torsions

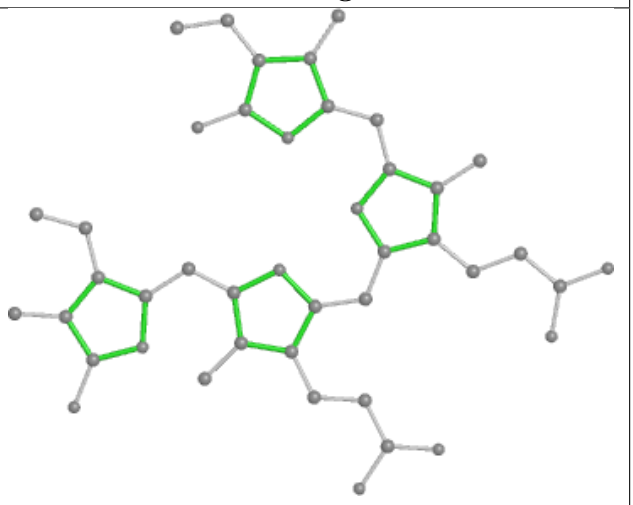

Rings

Ligand PEB RE 202

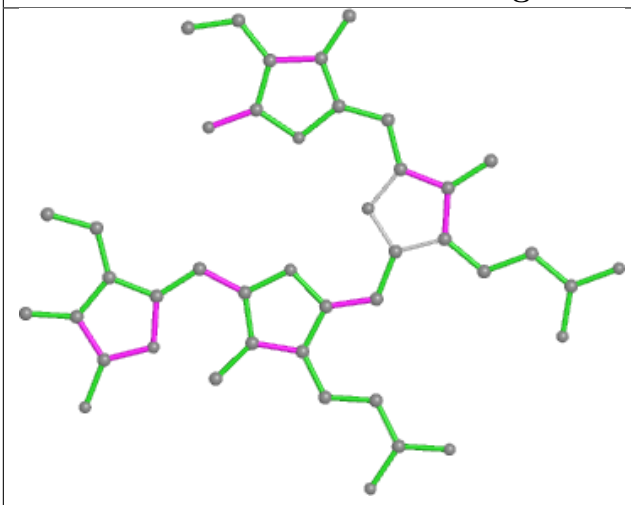

Bond lengths

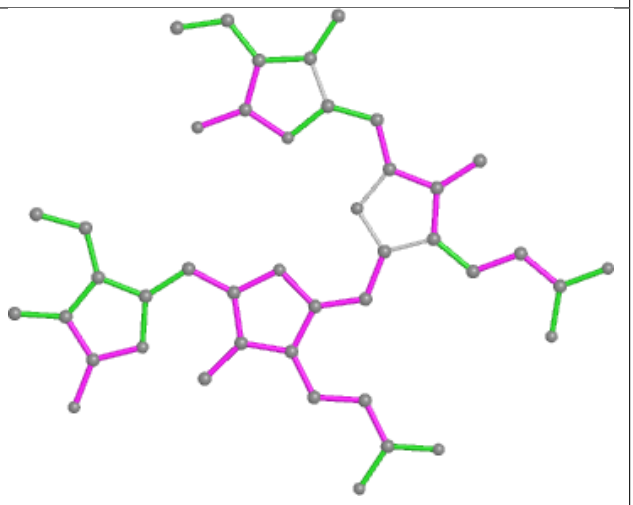

Bond angles

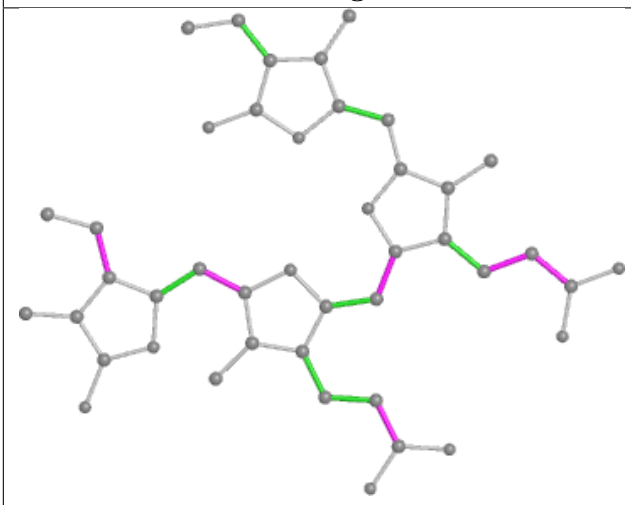

Torsions

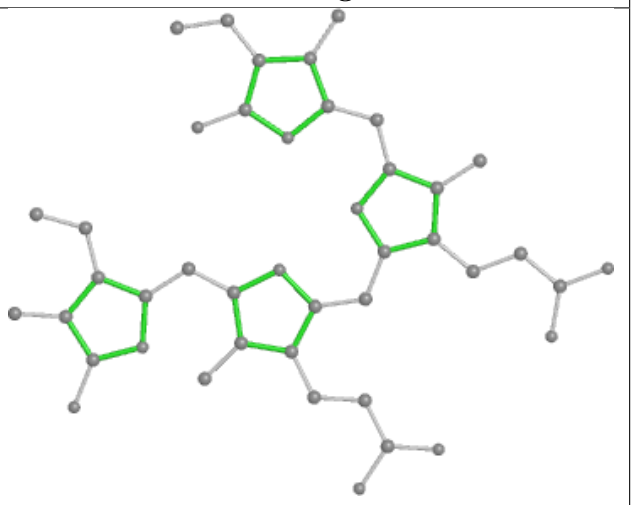

Rings

Ligand CLA 2N 307

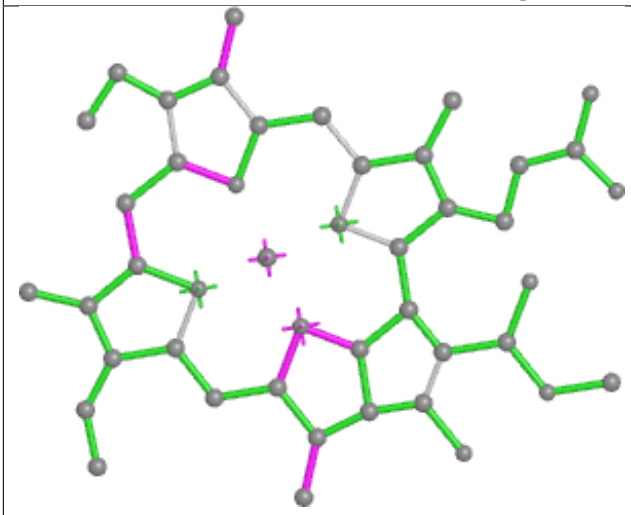

Bond lengths

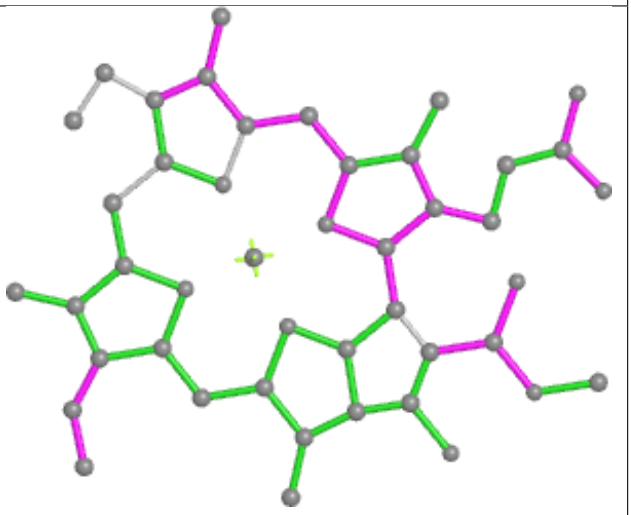

Bond angles

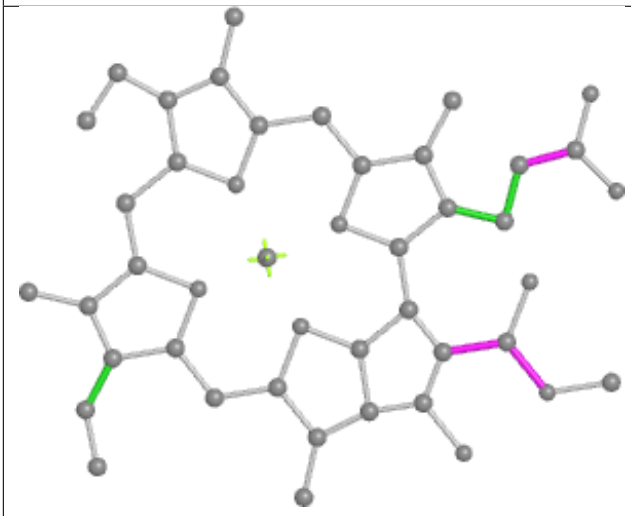

Torsions

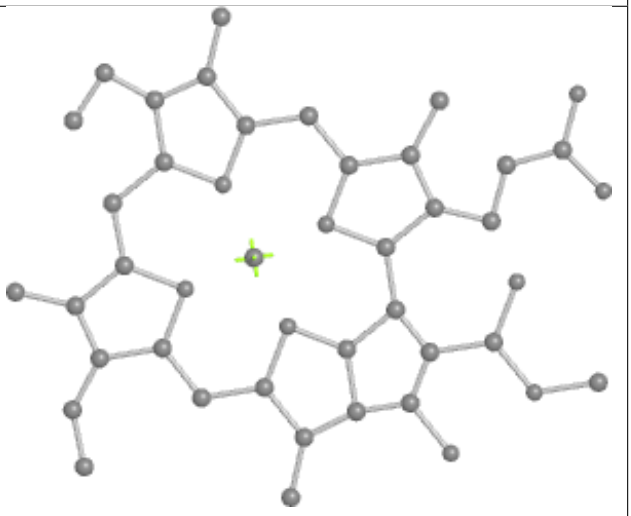

Rings

Ligand CLA A2 825

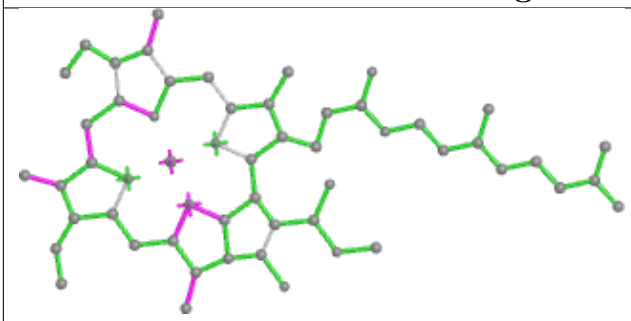

Bond lengths

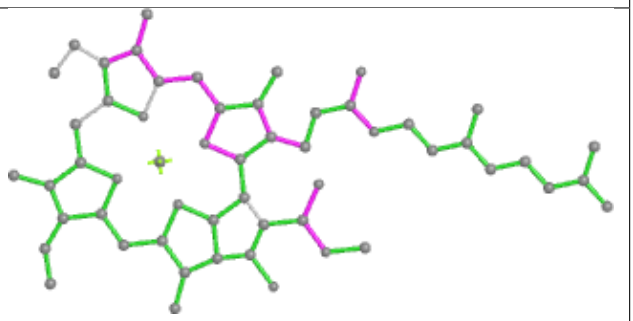

Bond angles

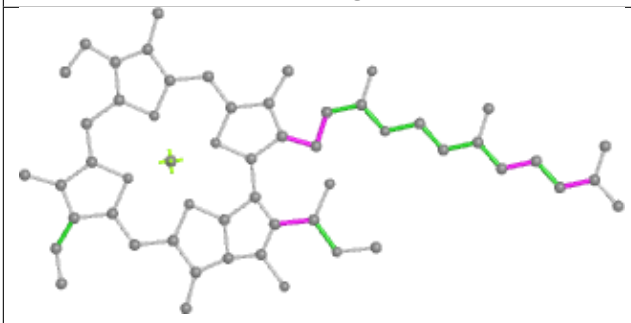

Torsions

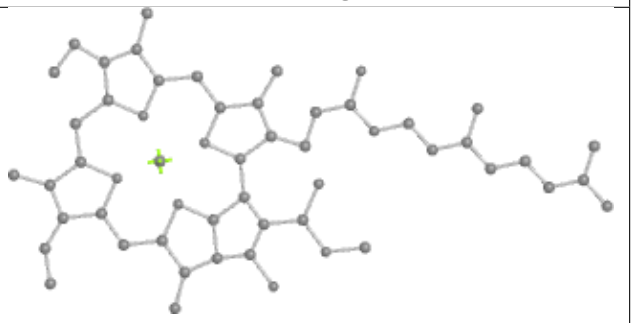

Rings

Ligand PEB FA 202

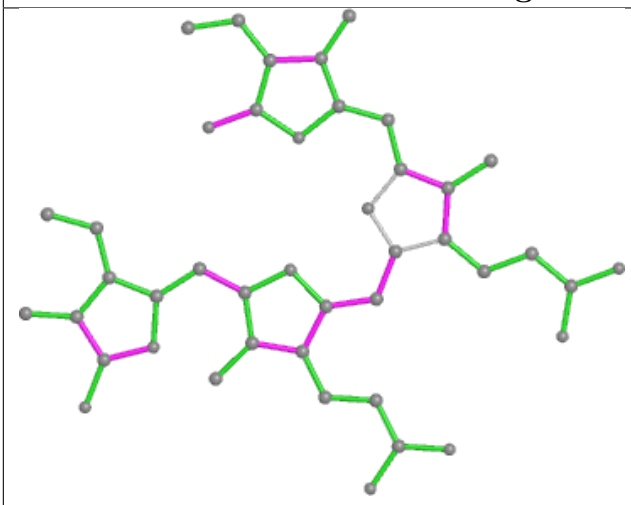

Bond lengths

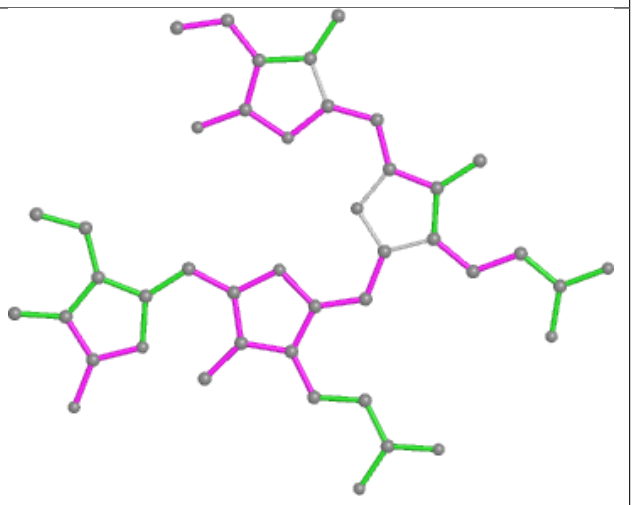

Bond angles

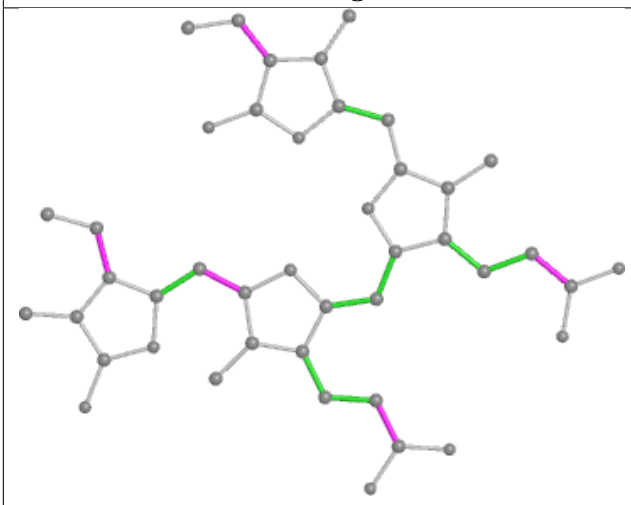

Torsions

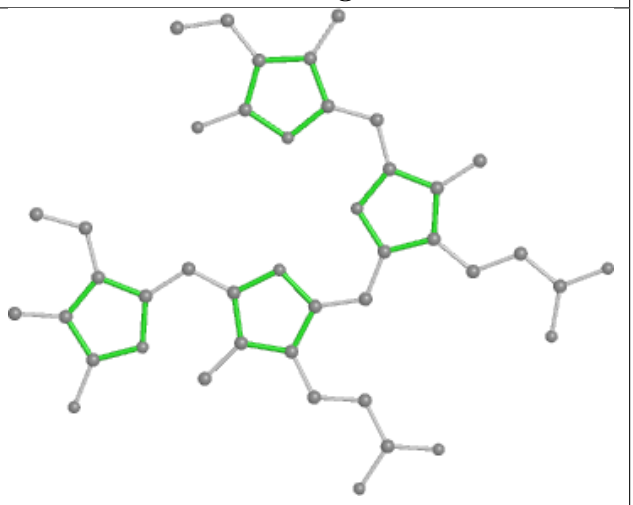

Rings

Ligand PEB JA 201

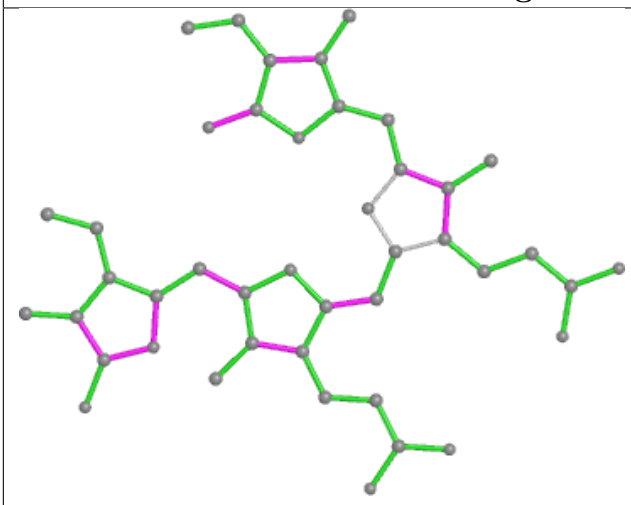

Bond lengths

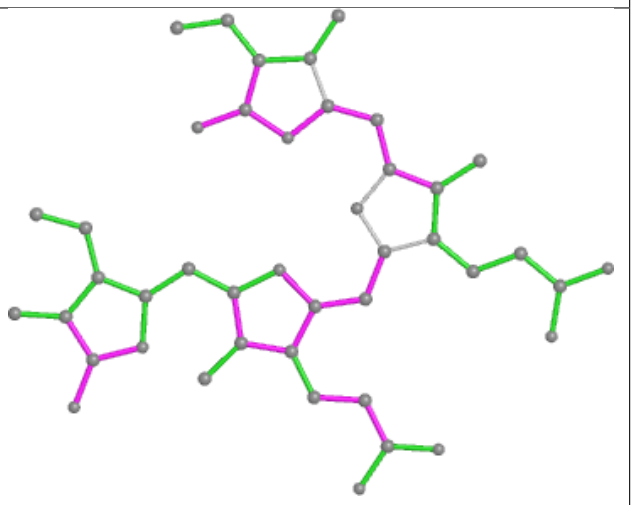

Bond angles

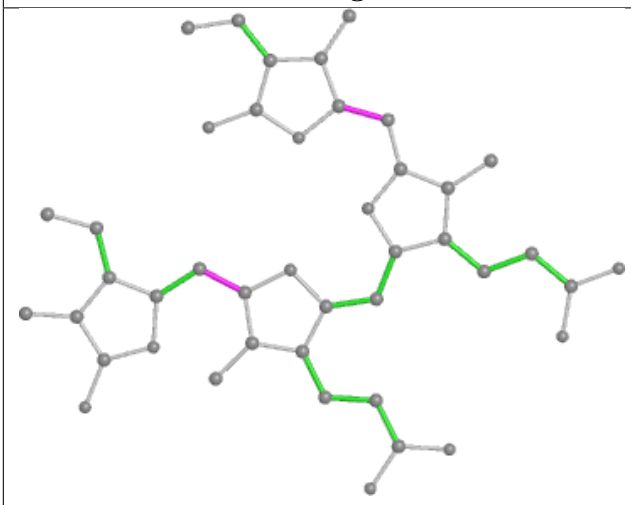

Torsions

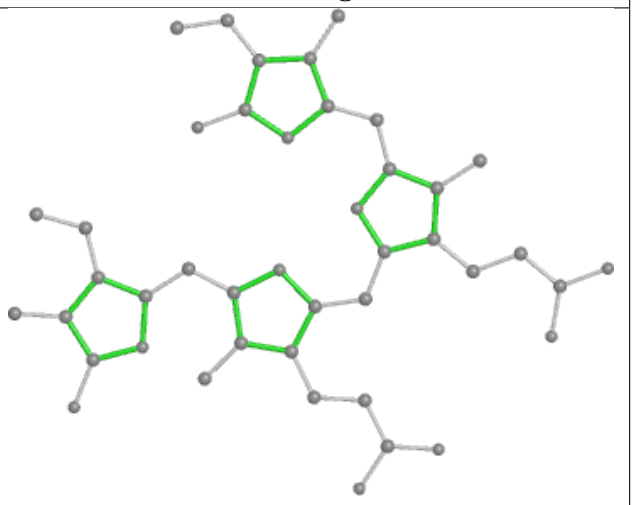

Rings

Ligand PEB mG 202

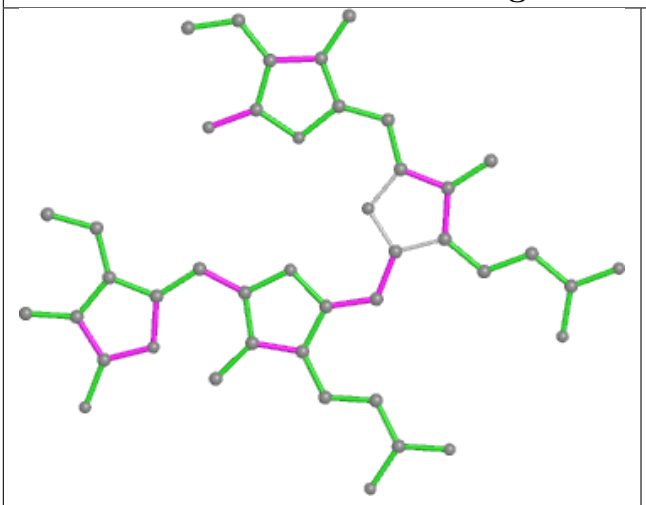

Bond lengths

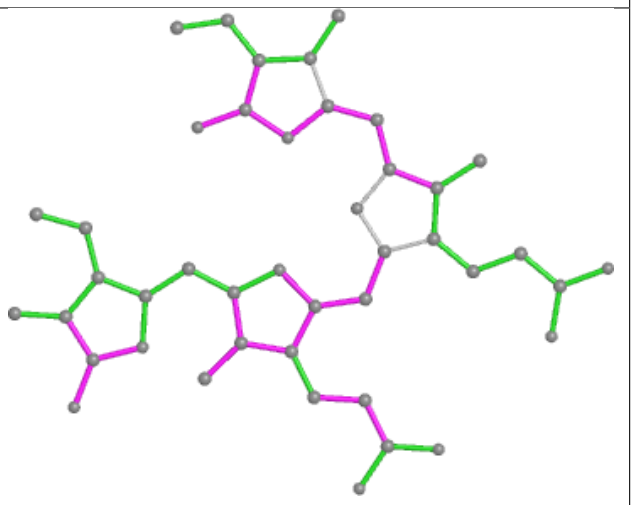

Bond angles

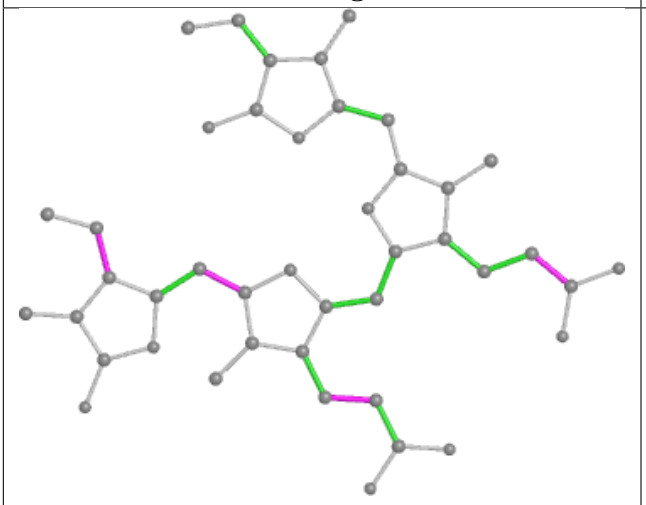

Torsions

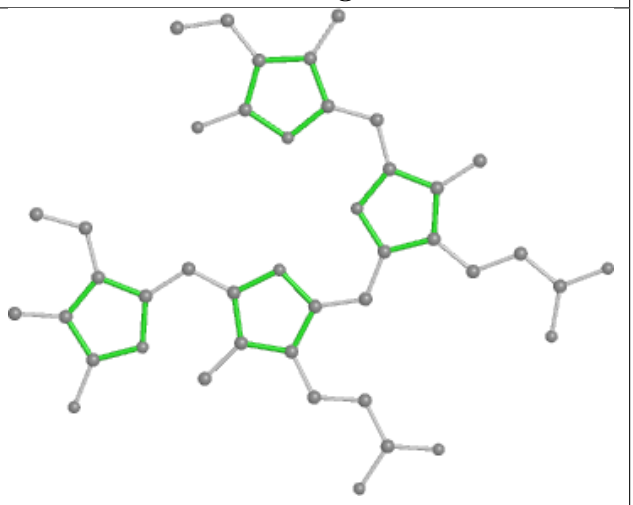

Rings

Ligand CLA IN 102

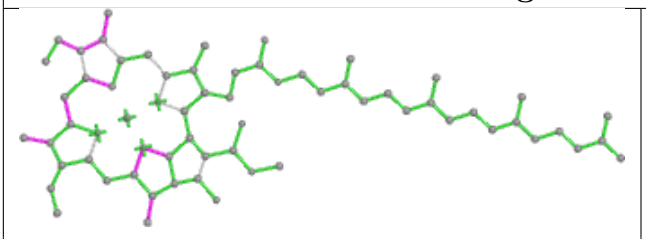

Bond lengths

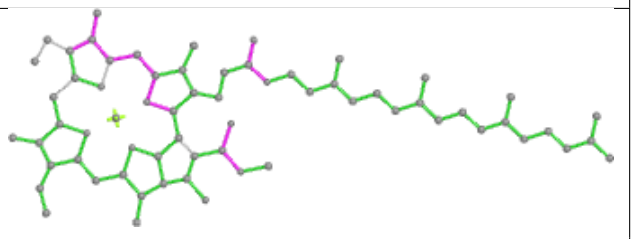

Bond angles

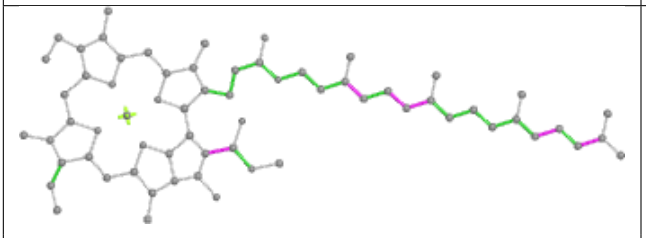

Torsions

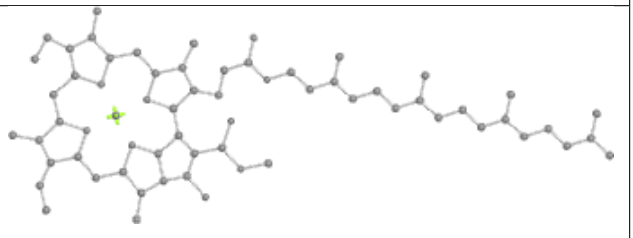

Rings

Ligand CLA b6 604

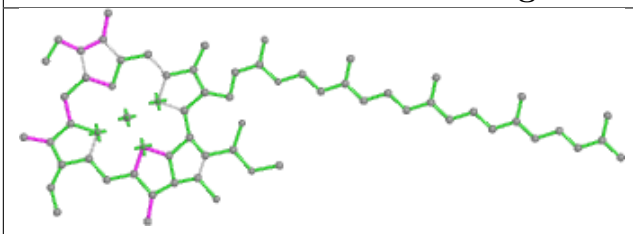

Bond lengths

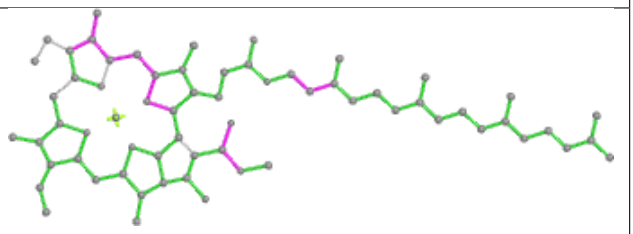

Bond angles

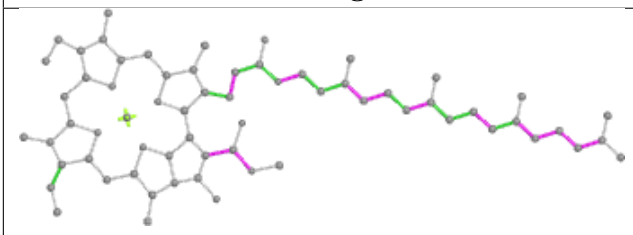

Torsions

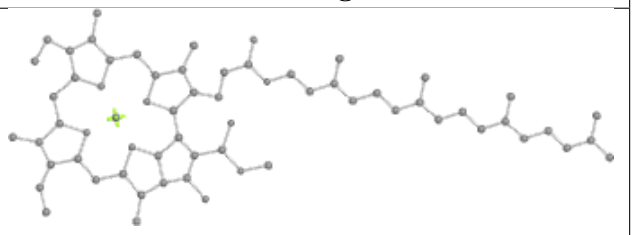

Rings

Ligand PEB X5 201

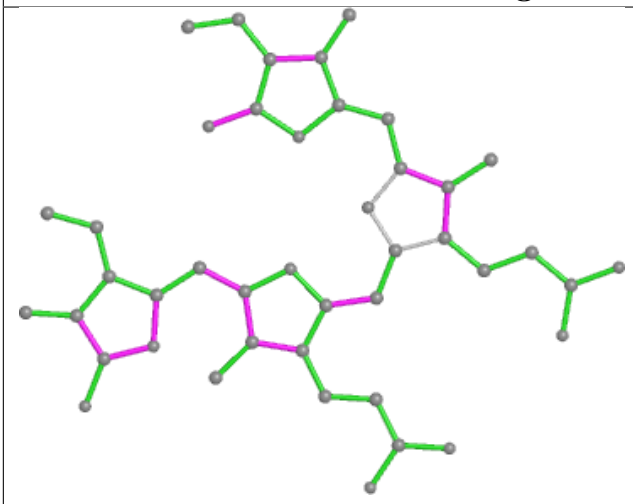

Bond lengths

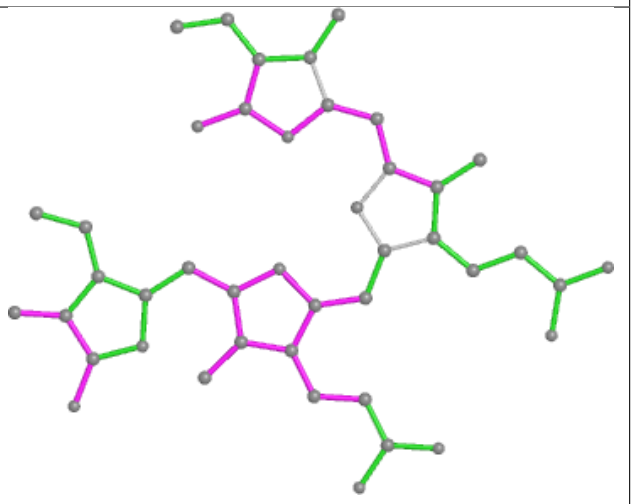

Bond angles

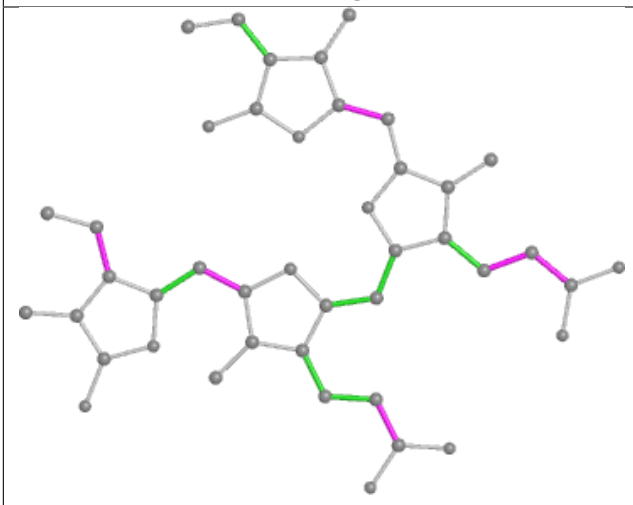

Torsions

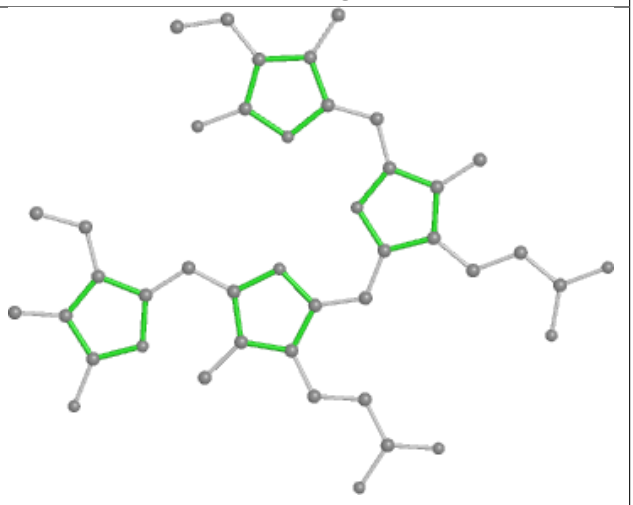

Rings

Ligand CLA B2 825

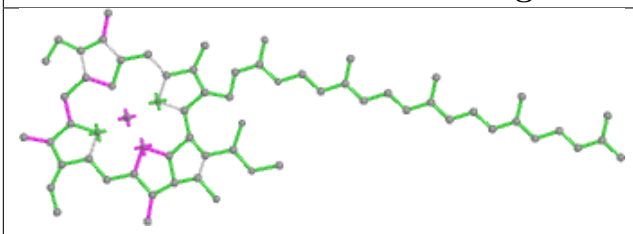

Bond lengths

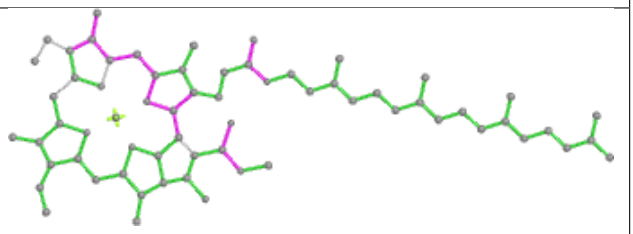

Bond angles

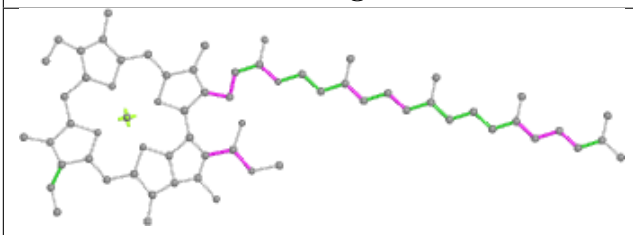

Torsions

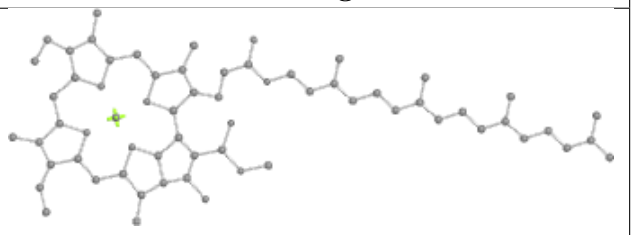

Rings

Ligand PEB YQ 201

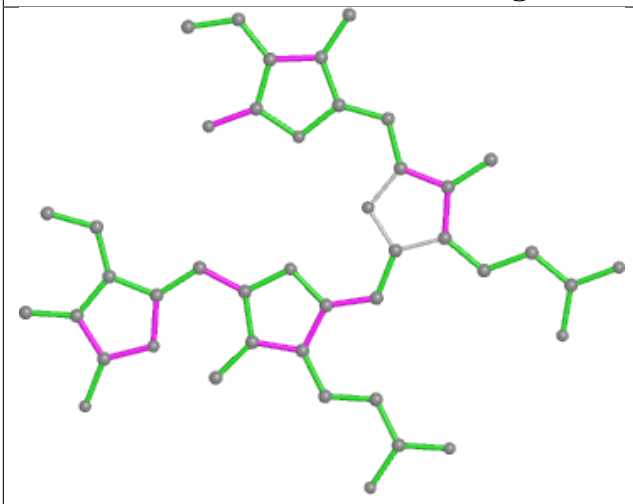

Bond lengths

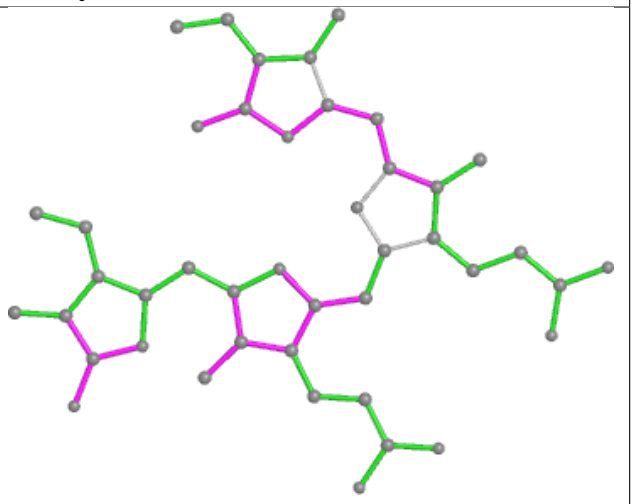

Bond angles

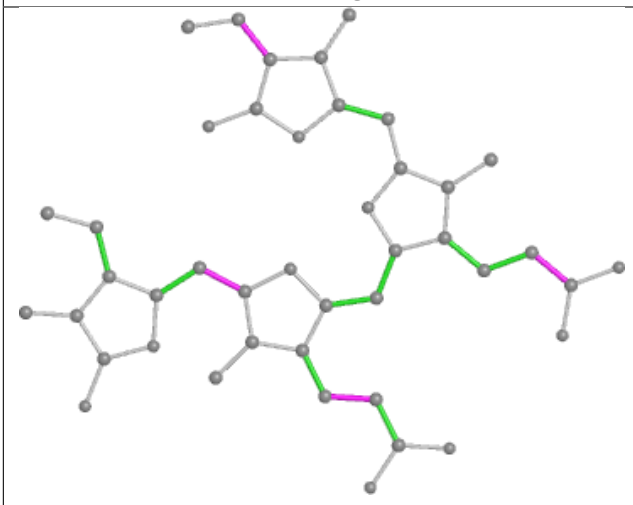

Torsions

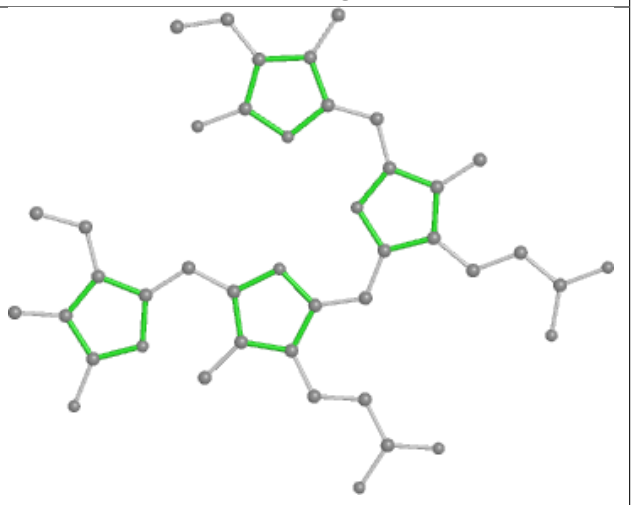

Rings

Ligand PEB KQ 201

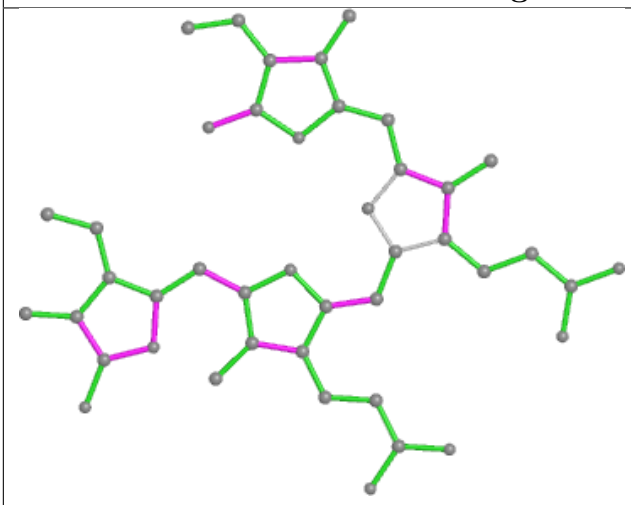

Bond lengths

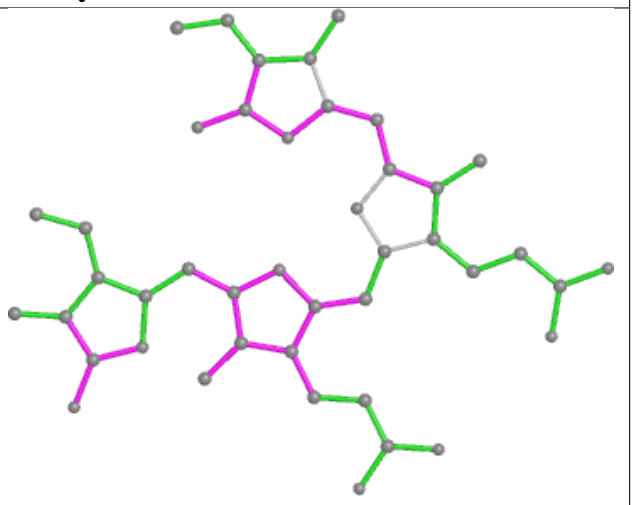

Bond angles

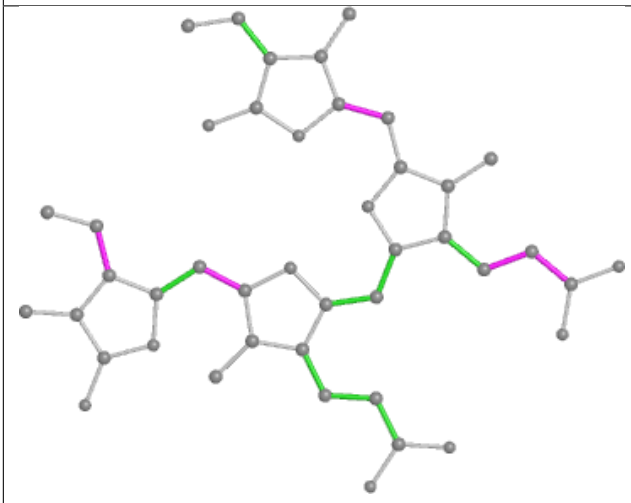

Torsions

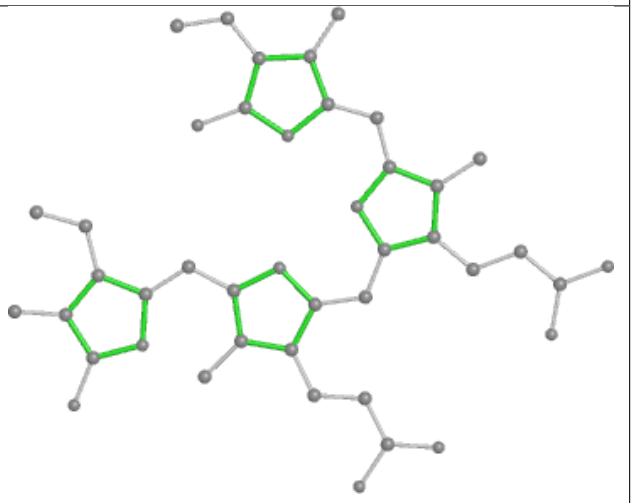

Rings

Ligand PEB WA 202

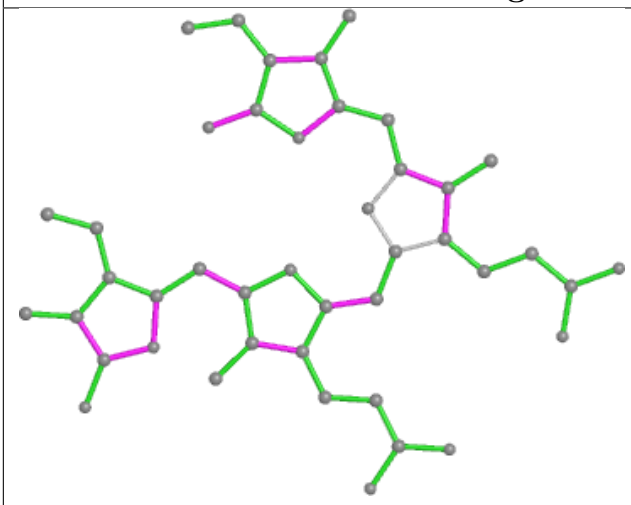

Bond lengths

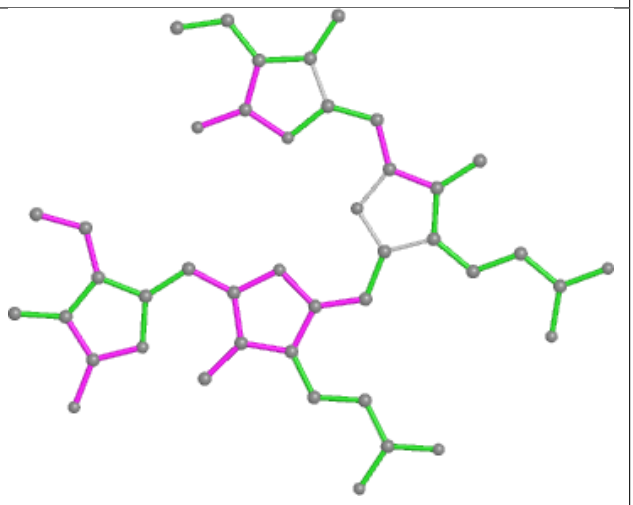

Bond angles

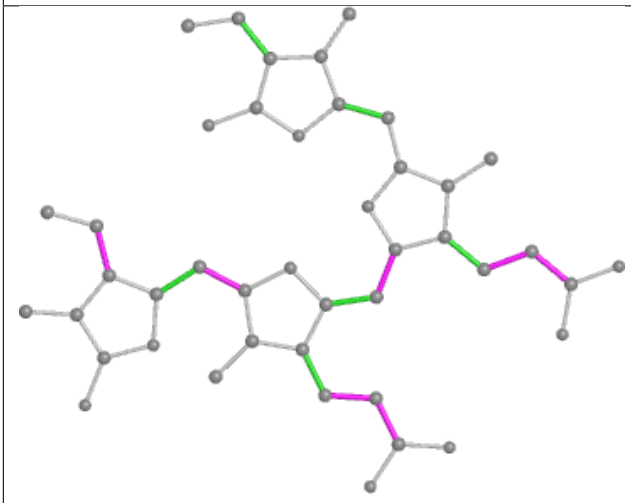

Torsions

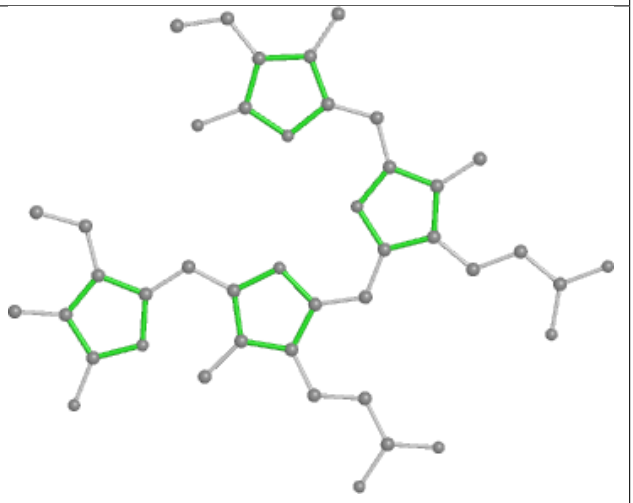

Rings

Ligand PEB VQ 202

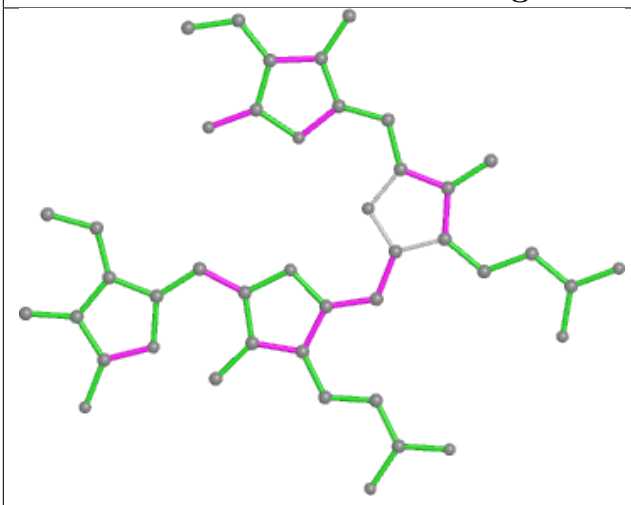

Bond lengths

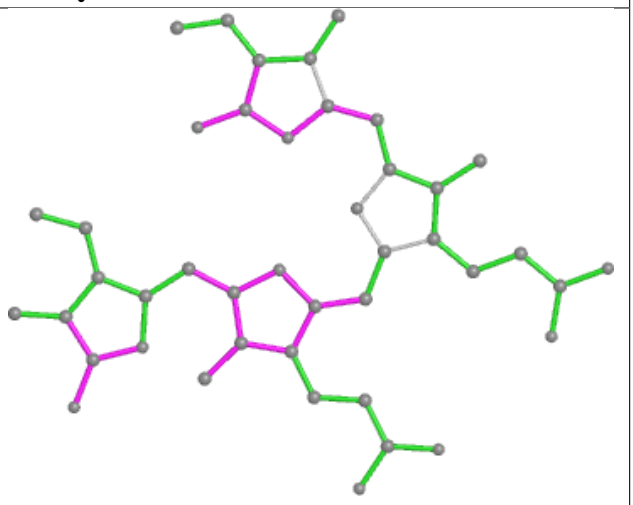

Bond angles

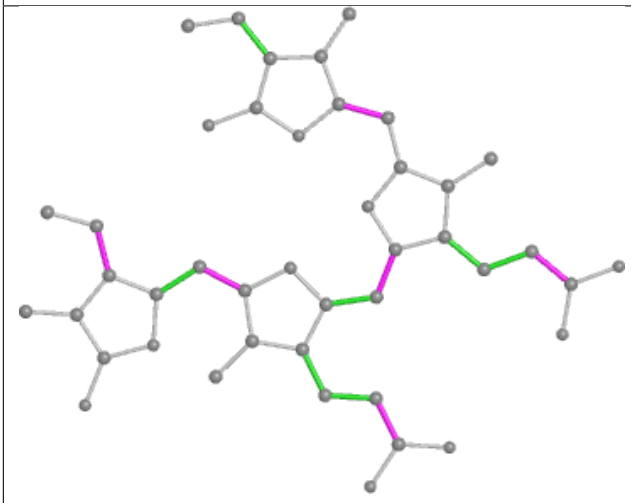

Torsions

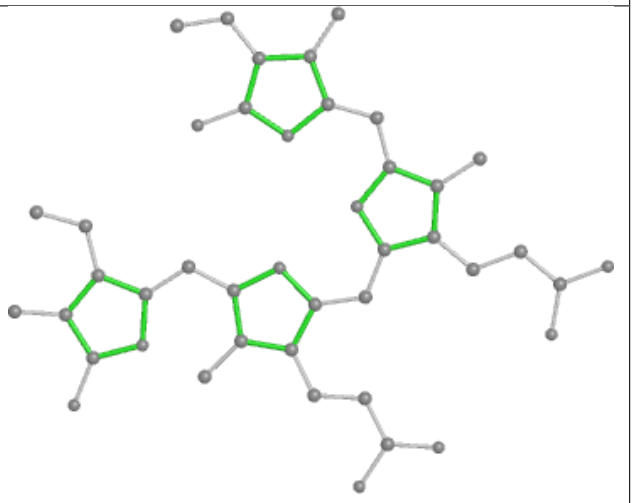

Rings

Ligand PEB cO 202

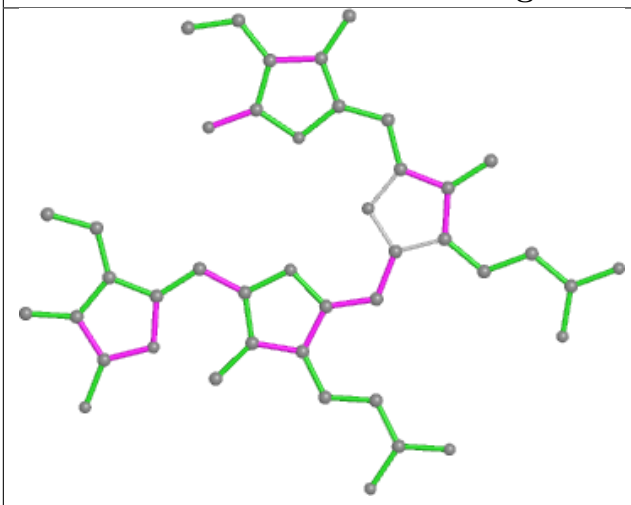

Bond lengths

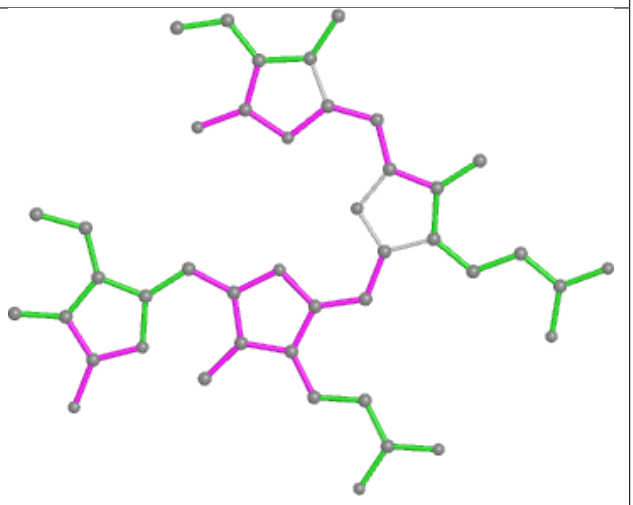

Bond angles

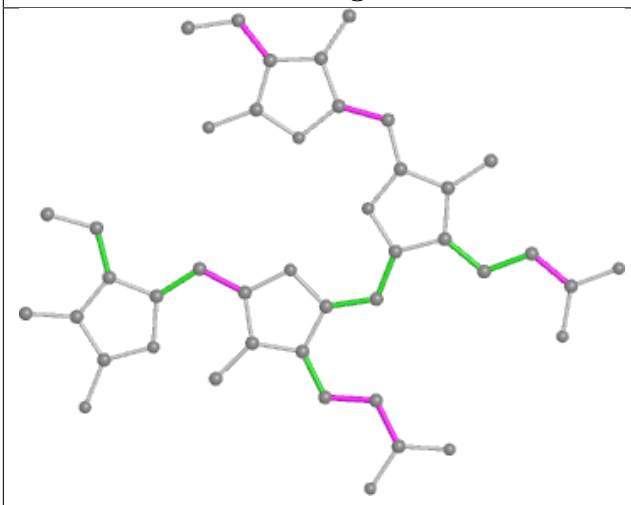

Torsions

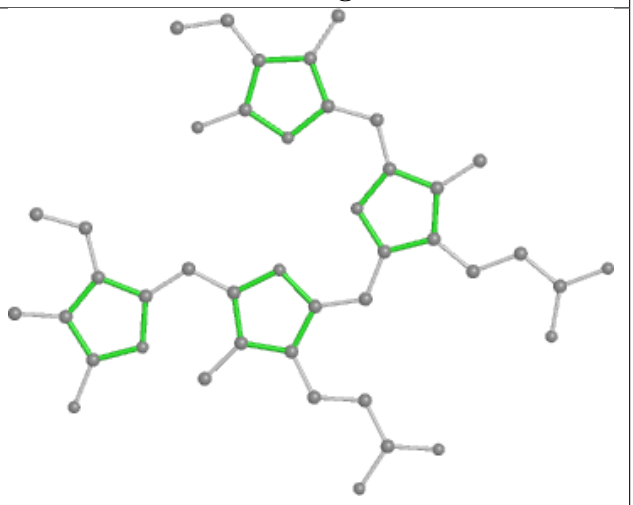

Rings

Ligand PEB TF 201

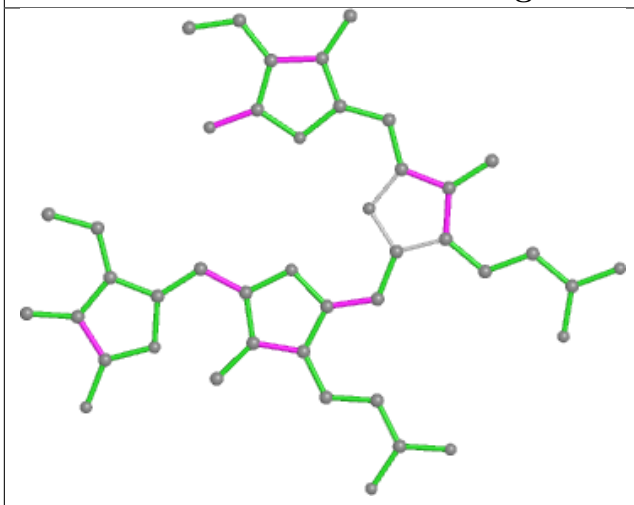

Bond lengths

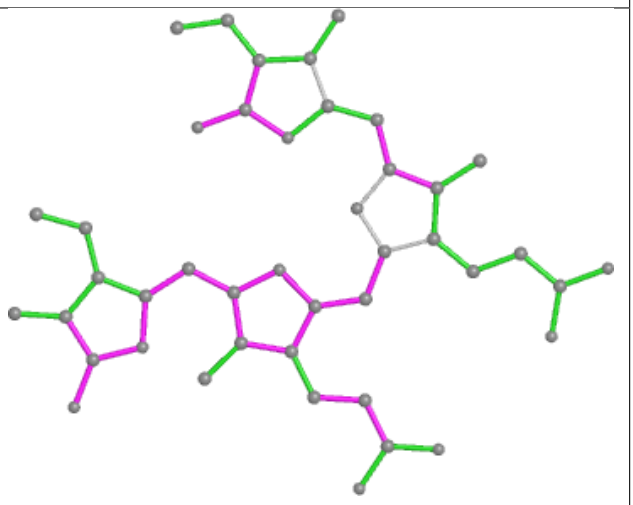

Bond angles

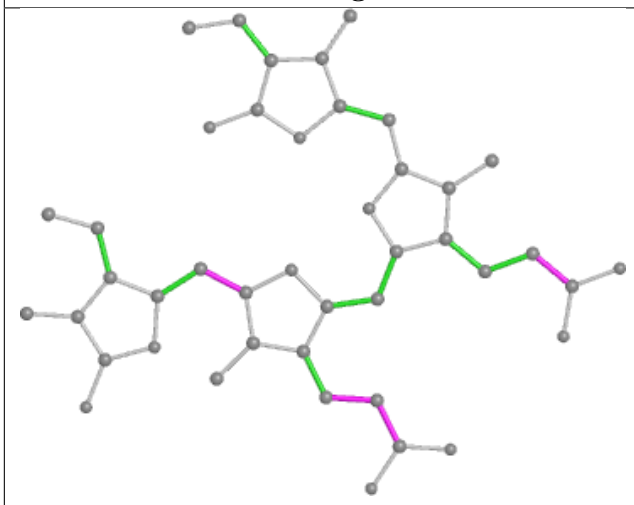

Torsions

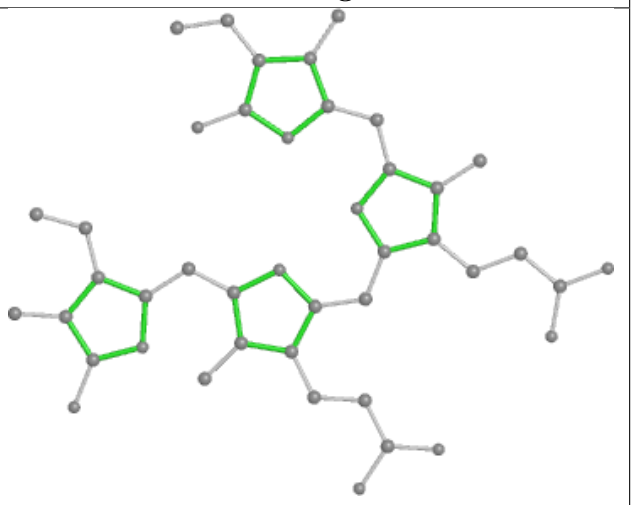

Rings

Ligand BCR d6 405

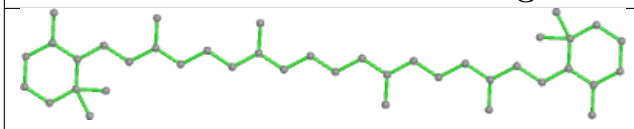

Bond lengths

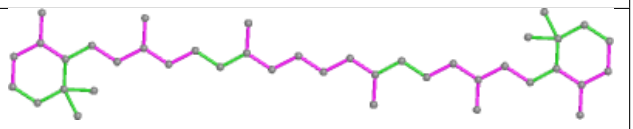

Bond angles

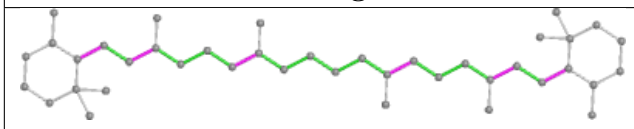

Torsions

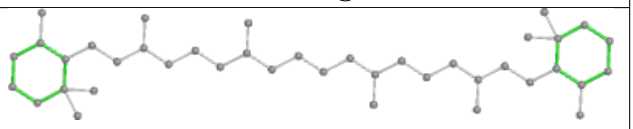

Rings

Ligand PEB UM 202

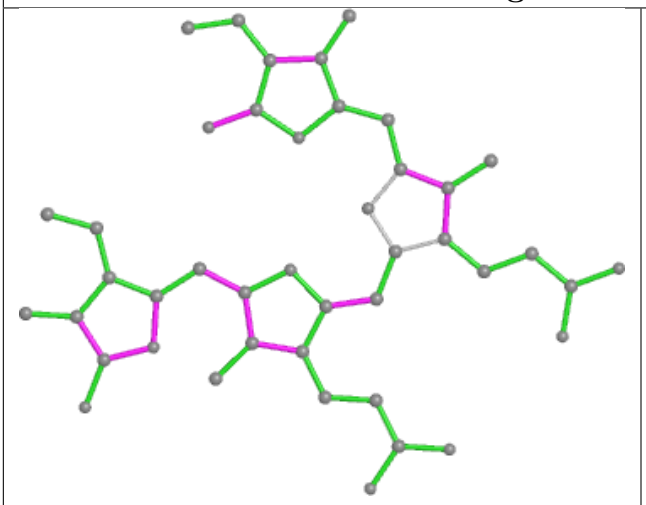

Bond lengths

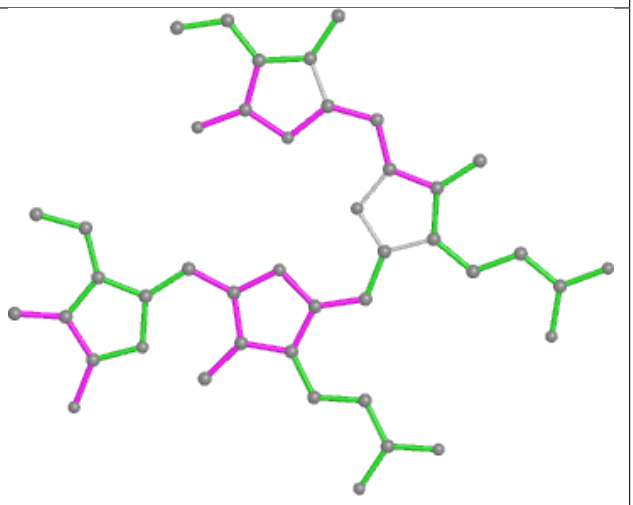

Bond angles

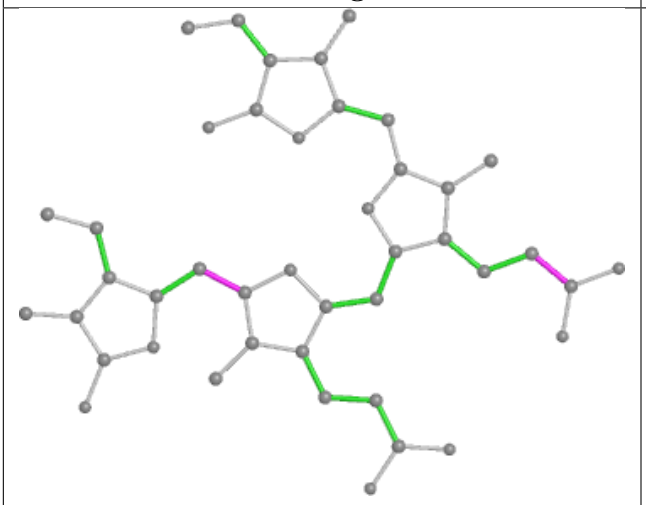

Torsions

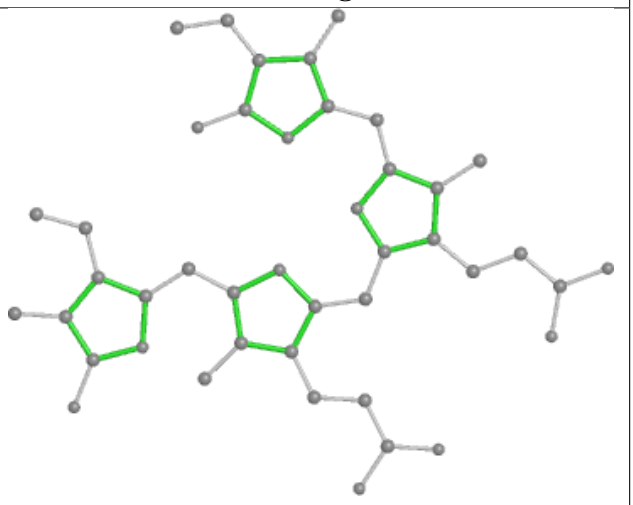

Rings

Ligand CLA BN 835

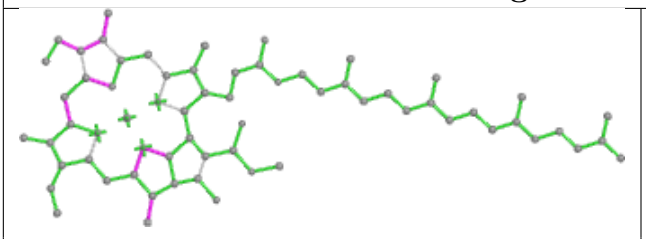

Bond lengths

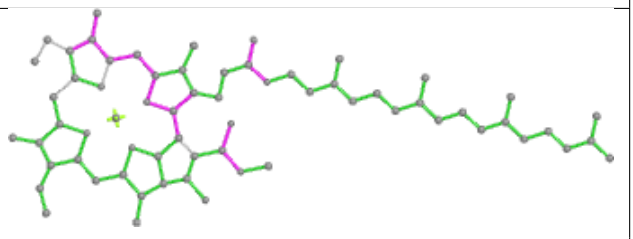

Bond angles

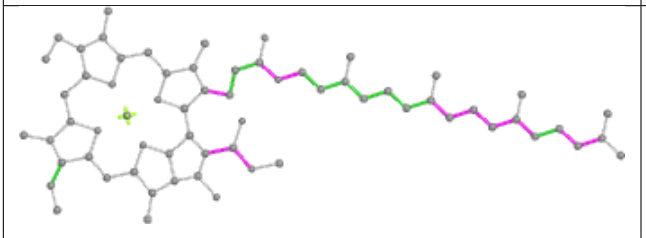

Torsions

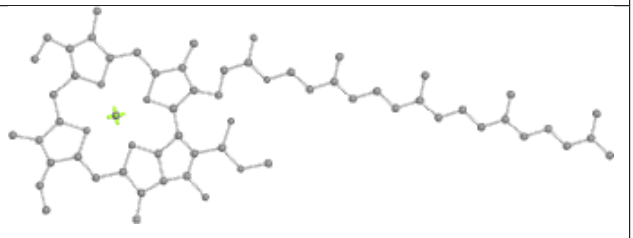

Rings

Ligand PEB 18 203

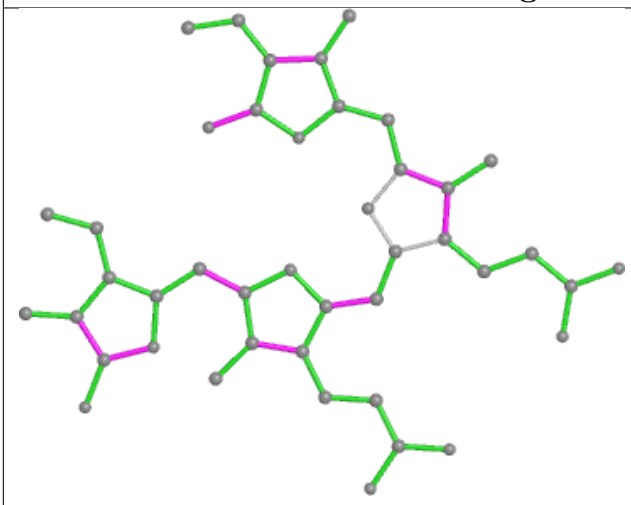

Bond lengths

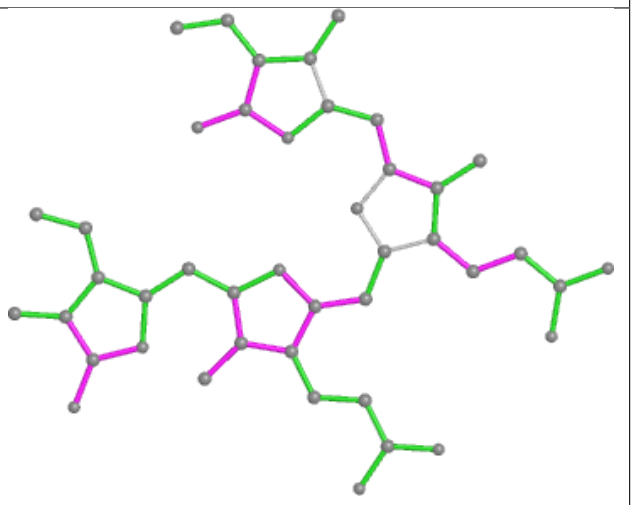

Bond angles

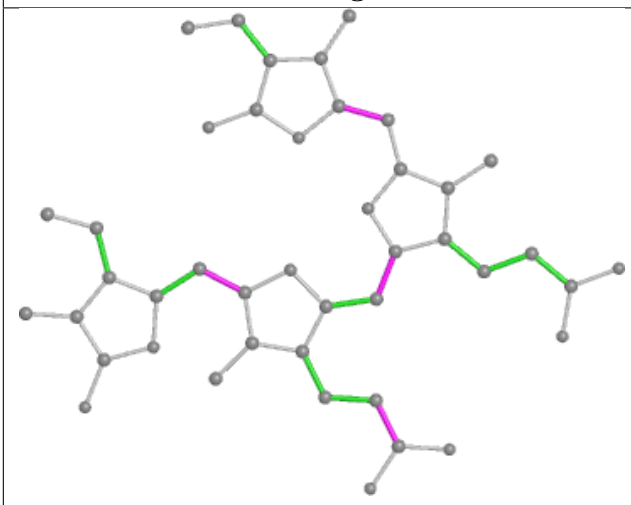

Torsions

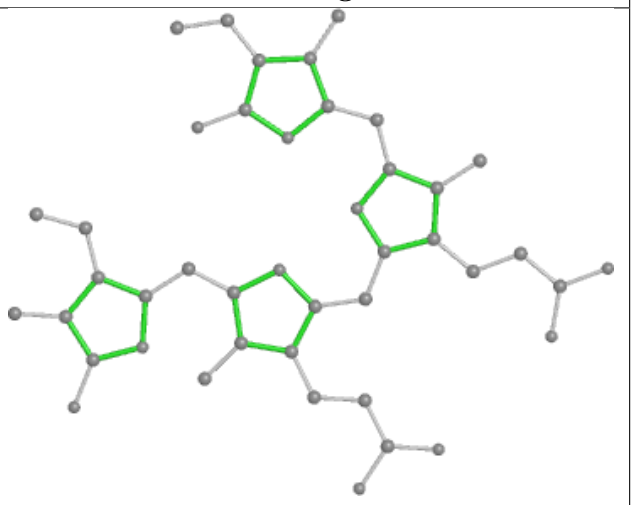

Rings

Ligand PEB t8 202

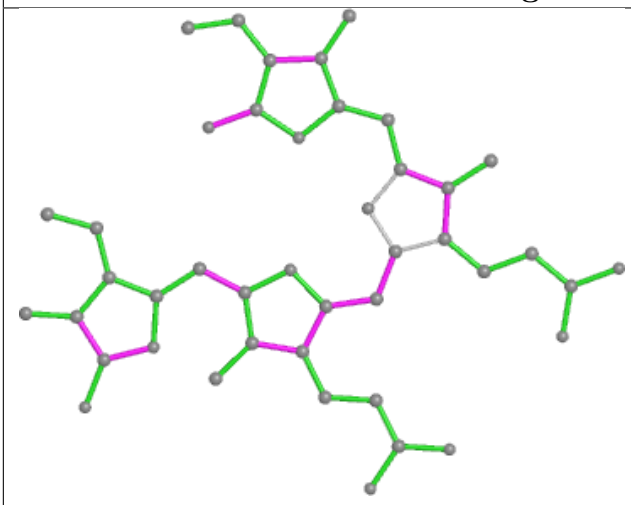

Bond lengths

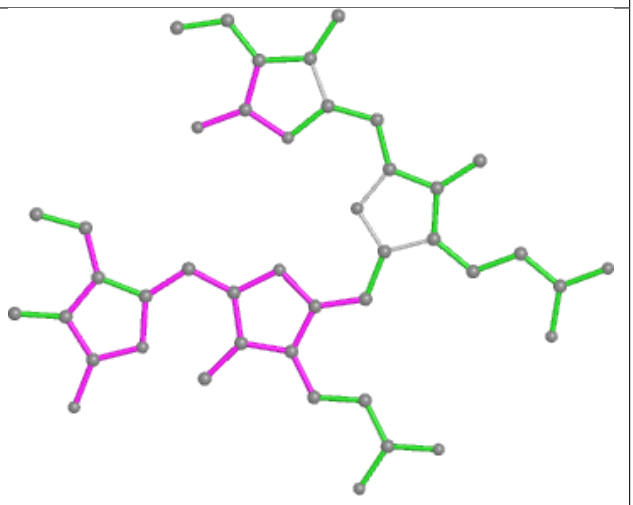

Bond angles

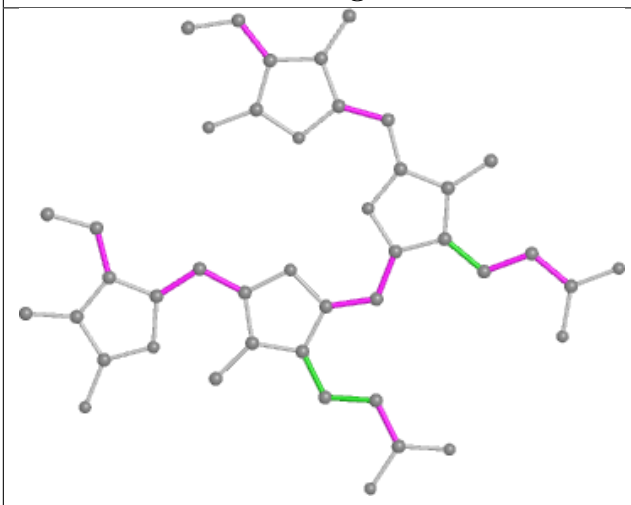

Torsions

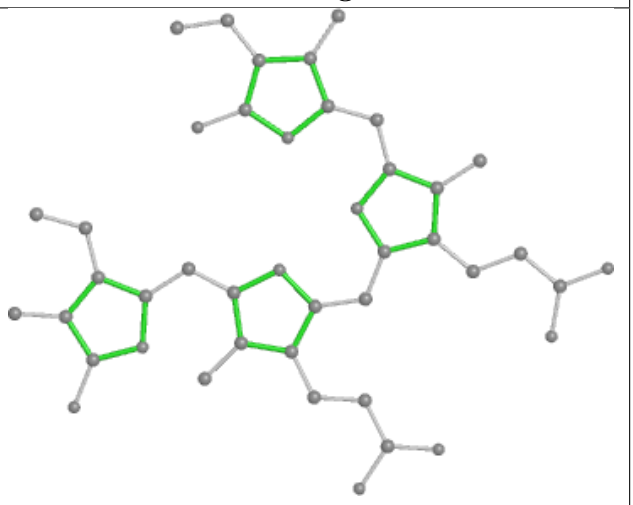

Rings

Ligand CLA AN 809

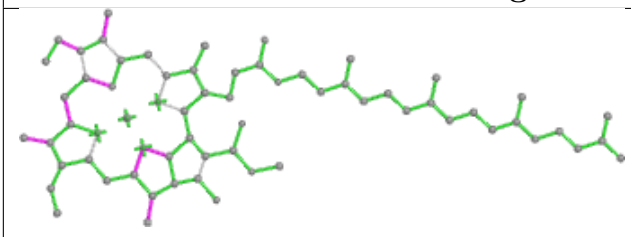

Bond lengths

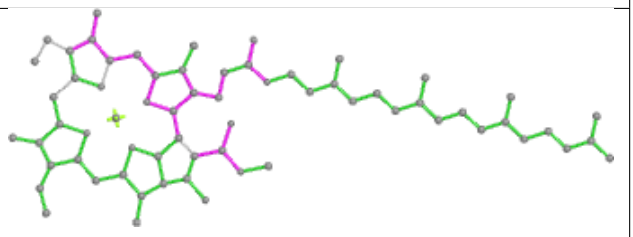

Bond angles

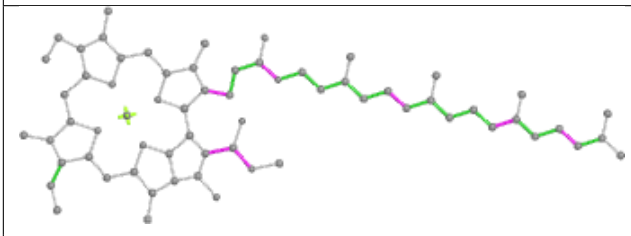

Torsions

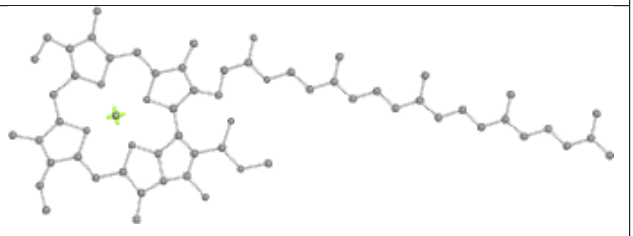

Rings

Ligand CLA BN 833

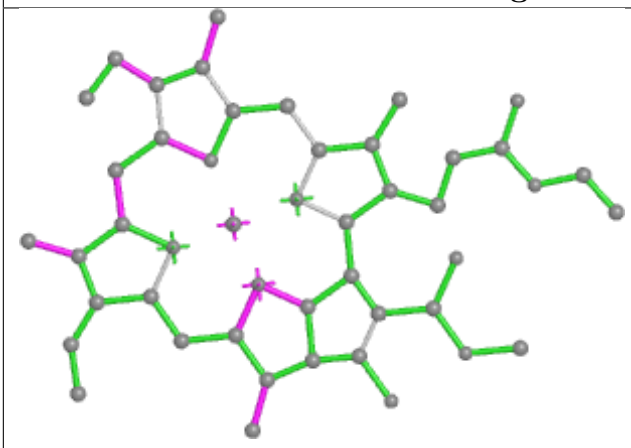

Bond lengths

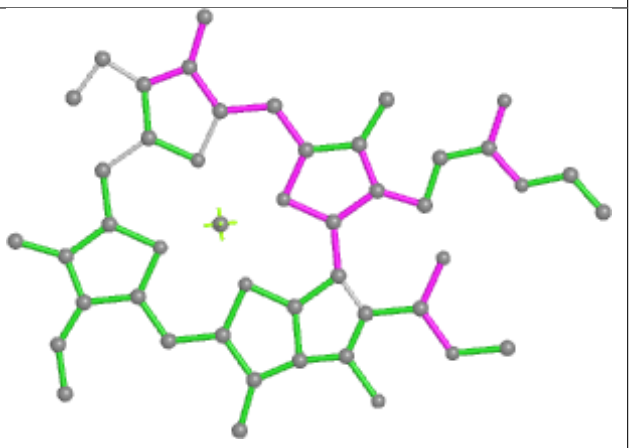

Bond angles

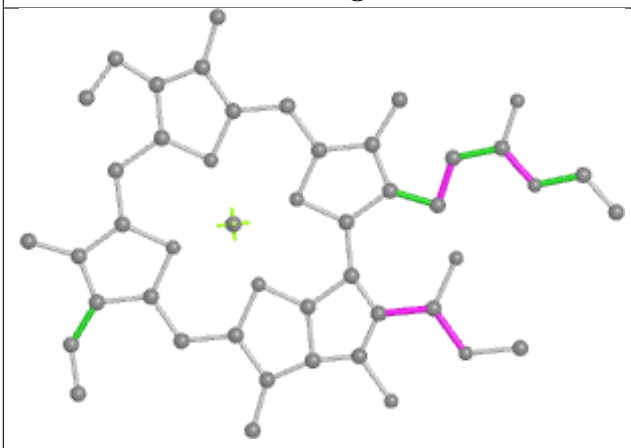

Torsions

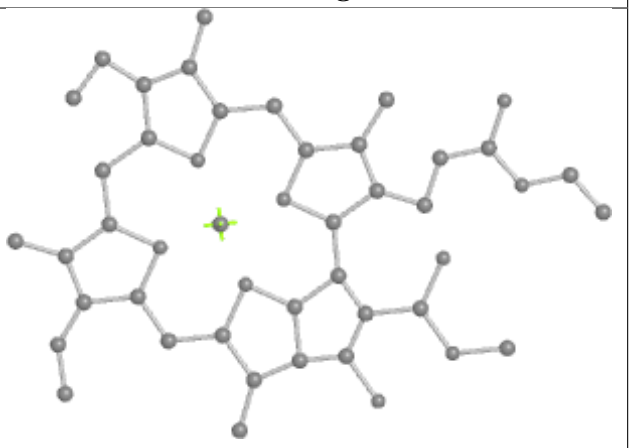

Rings

Ligand PEB jO 202

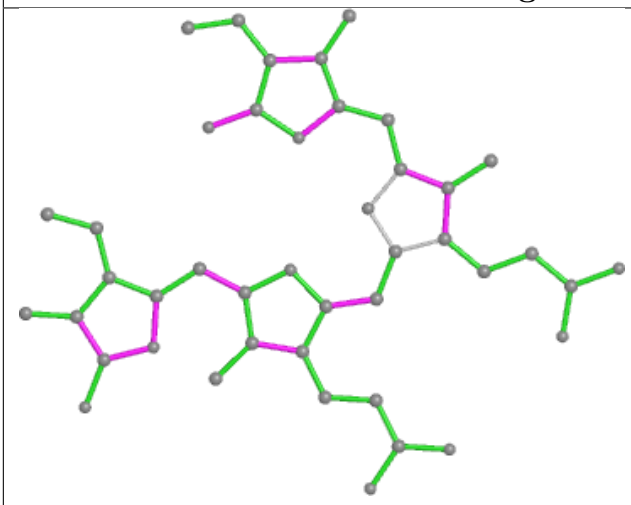

Bond lengths

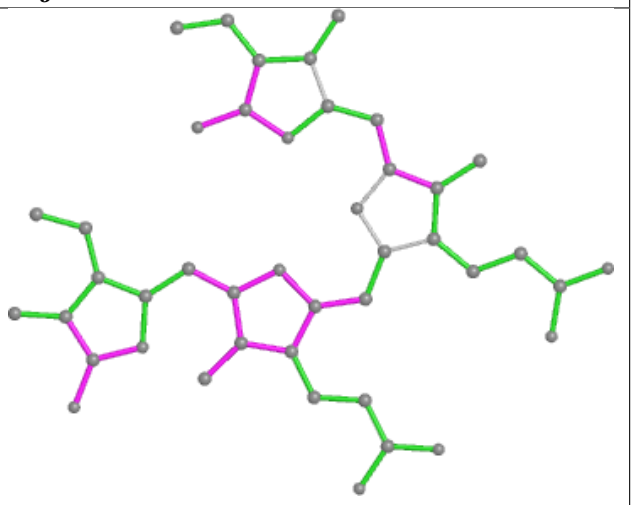

Bond angles

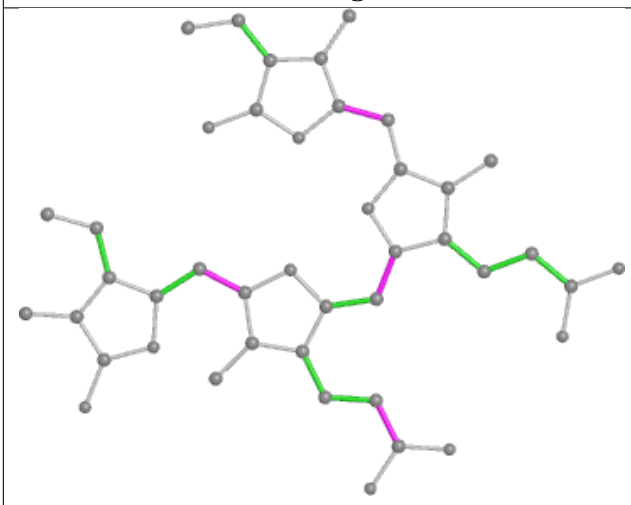

Torsions

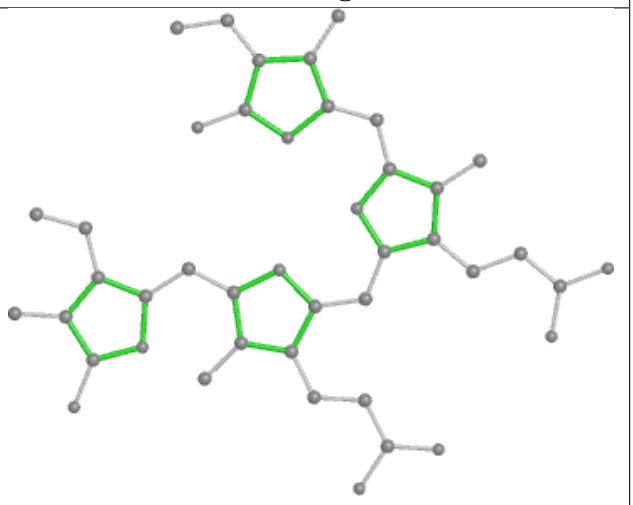

Rings

Ligand PEB OG 203

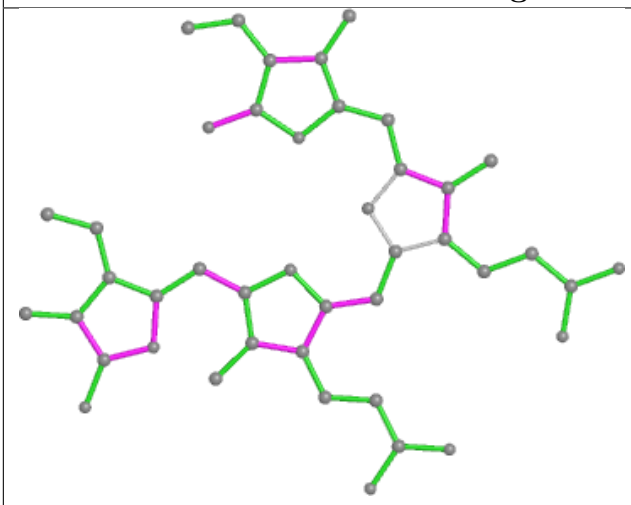

Bond lengths

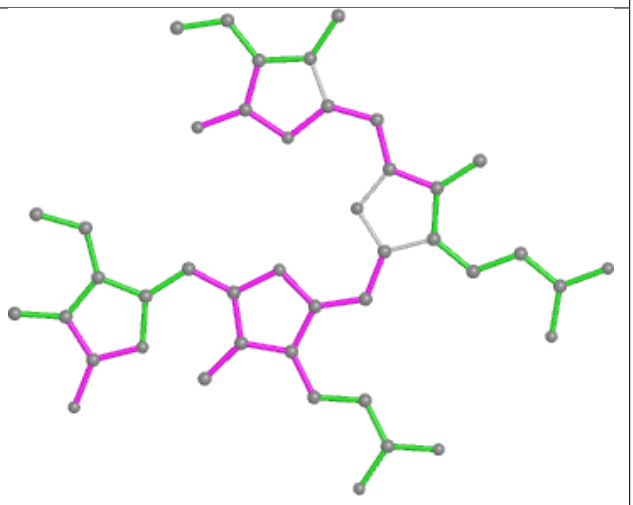

Bond angles

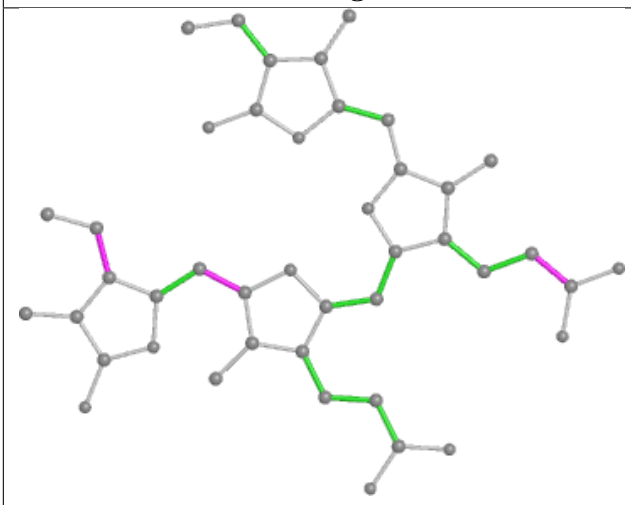

Torsions

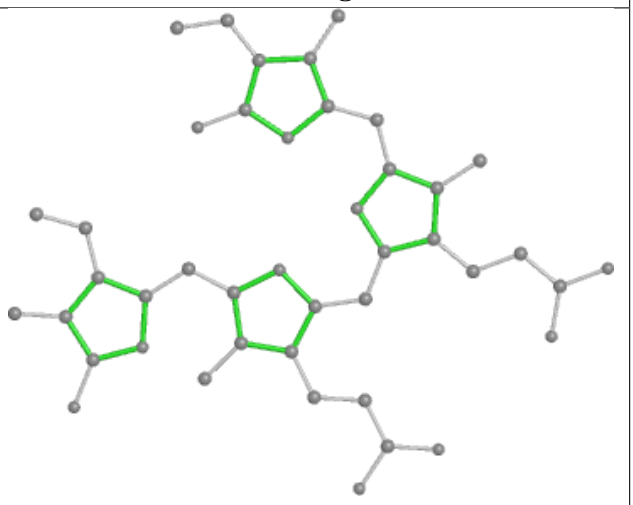

Rings

Ligand PEB JB 202

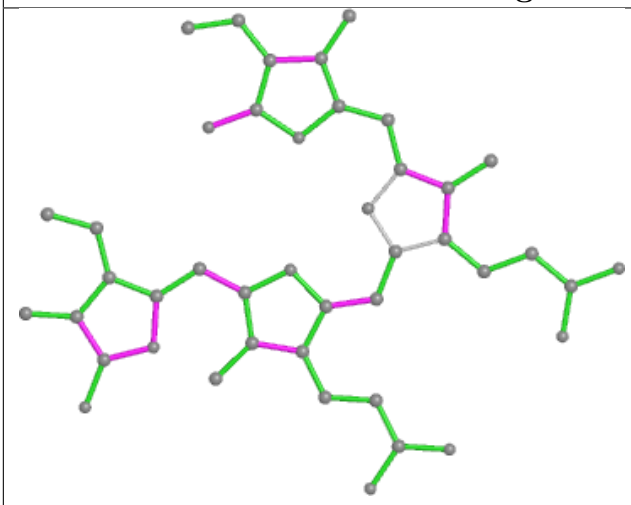

Bond lengths

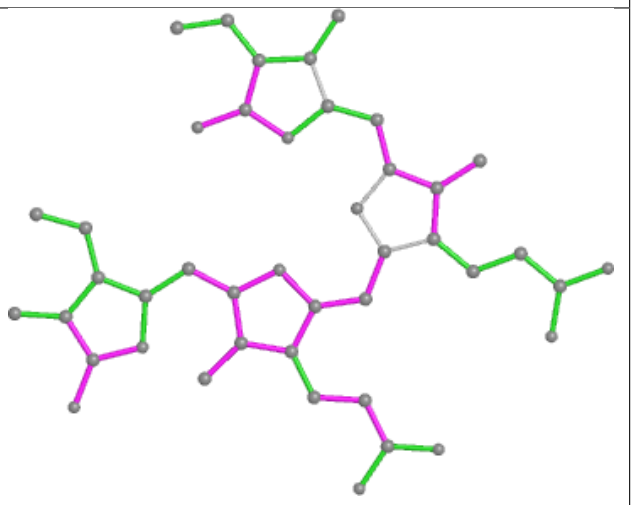

Bond angles

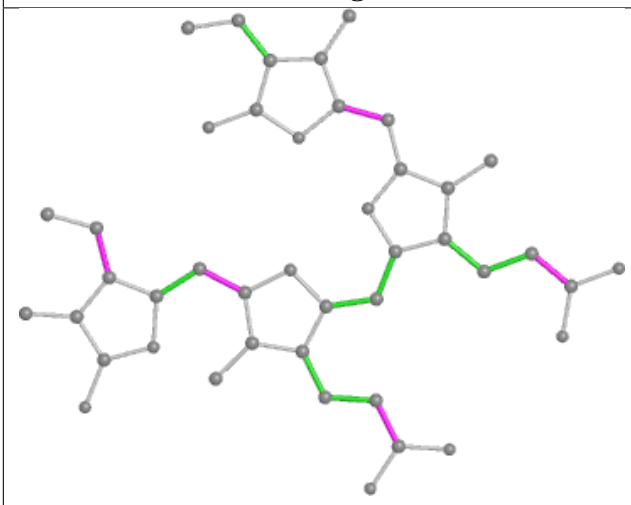

Torsions

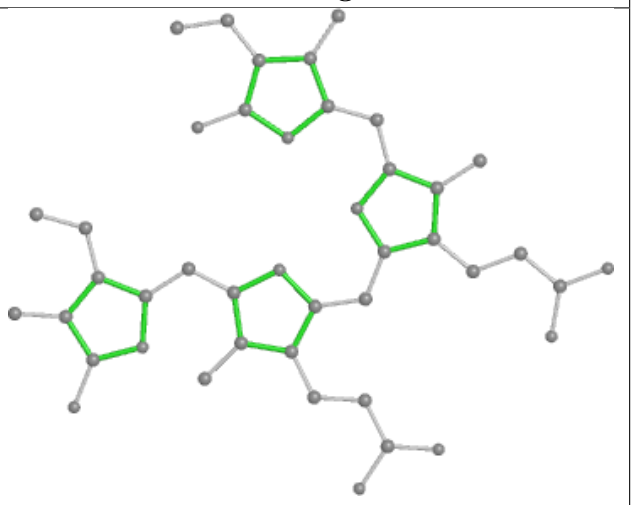

Rings

Ligand CLA 62 302

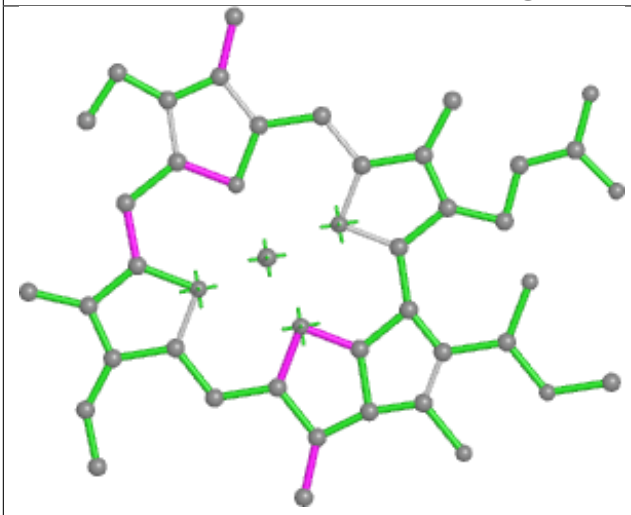

Bond lengths

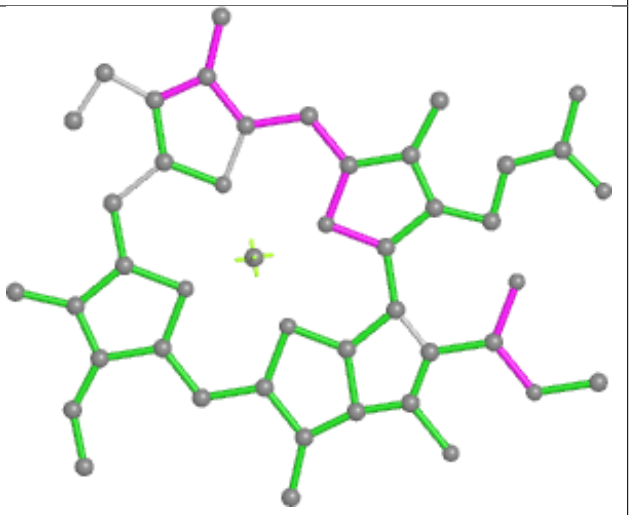

Bond angles

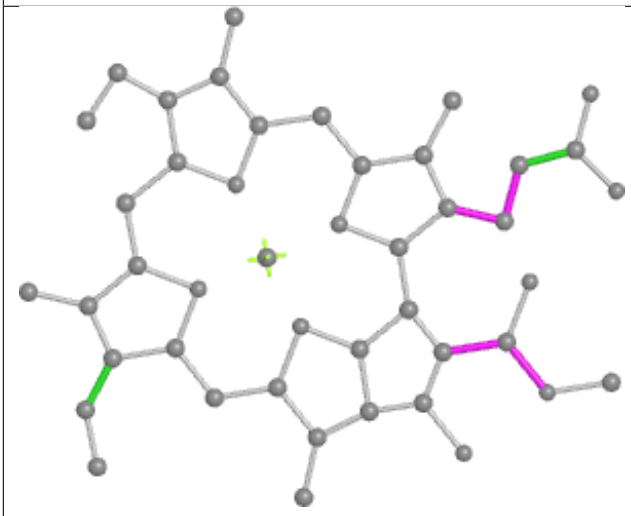

Torsions

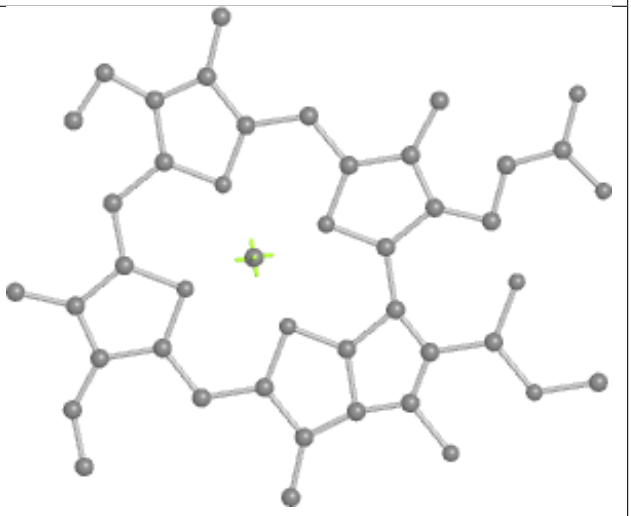

Rings

Ligand PEB AD 303

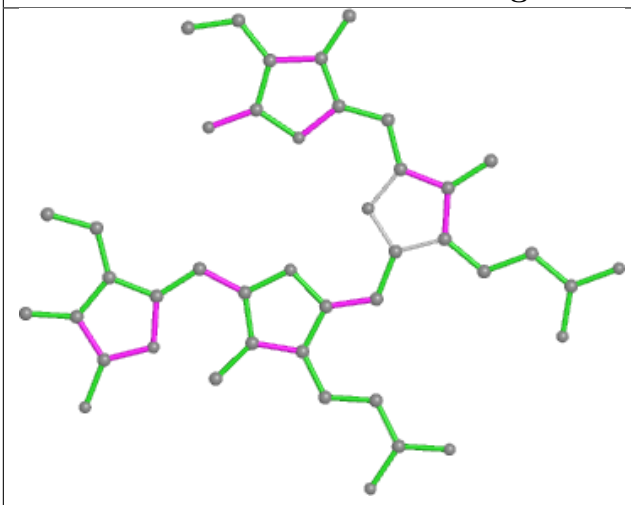

Bond lengths

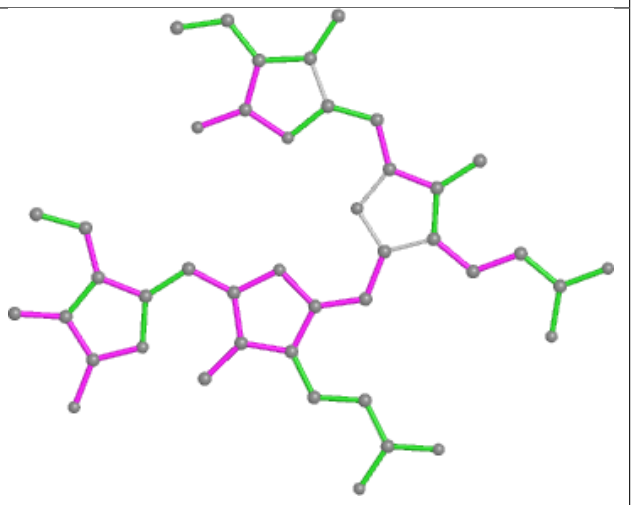

Bond angles

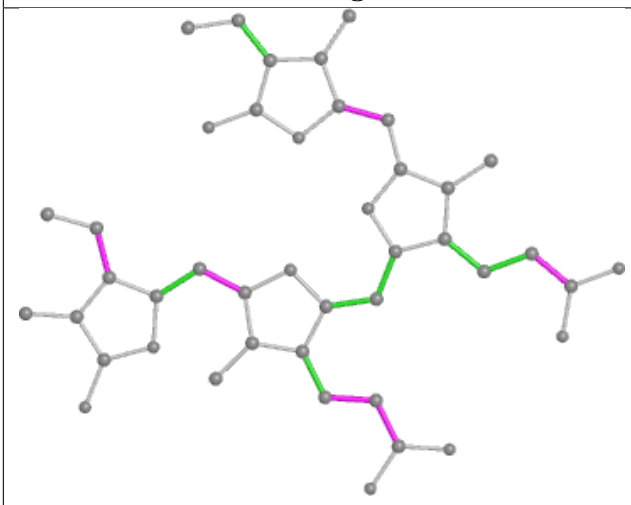

Torsions

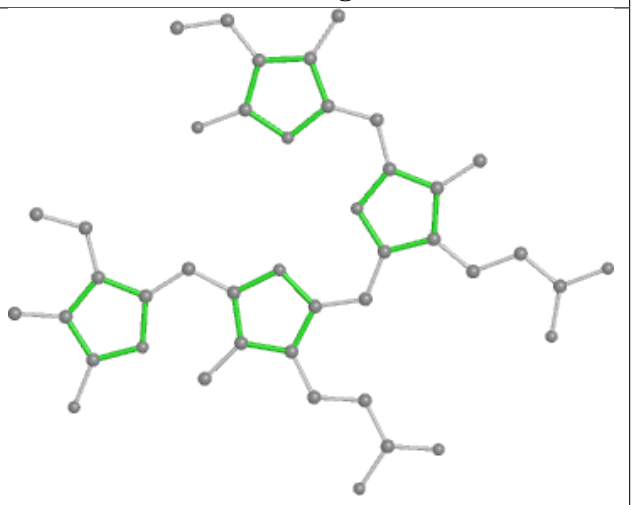

Rings

Ligand CLA 4N 606

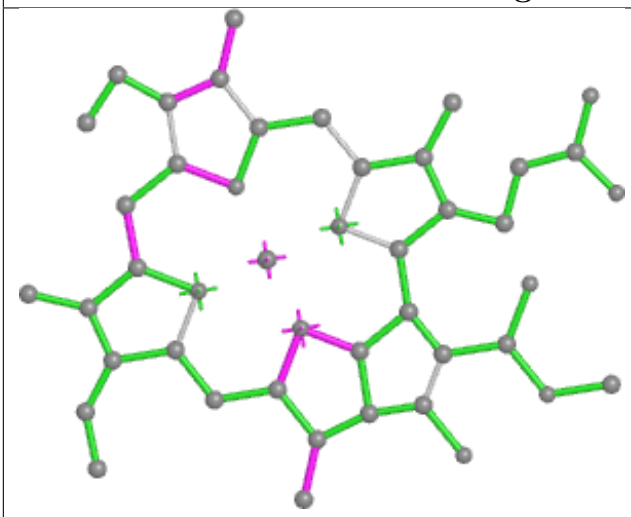

Bond lengths

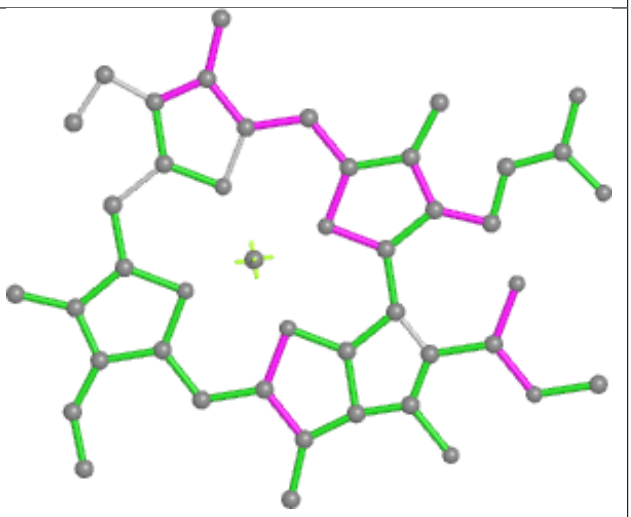

Bond angles

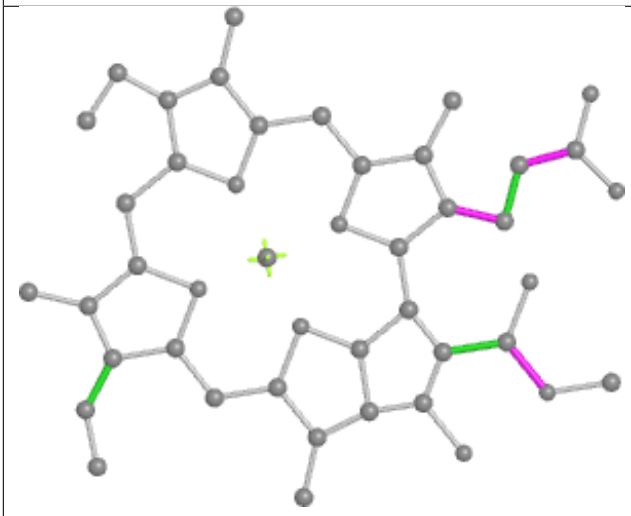

Torsions

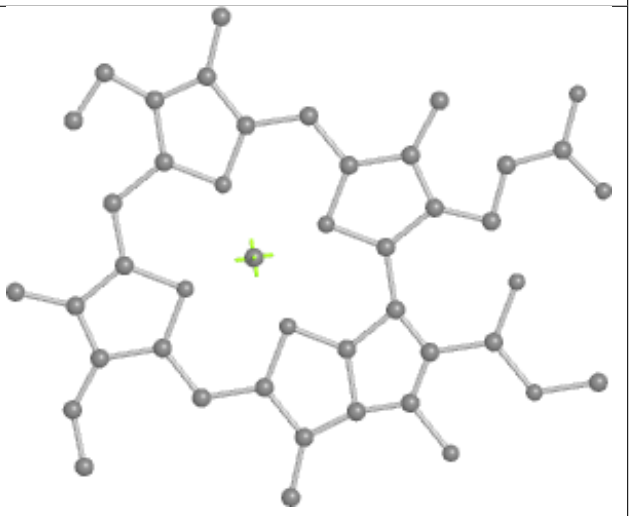

Rings

Ligand PEB U7 201

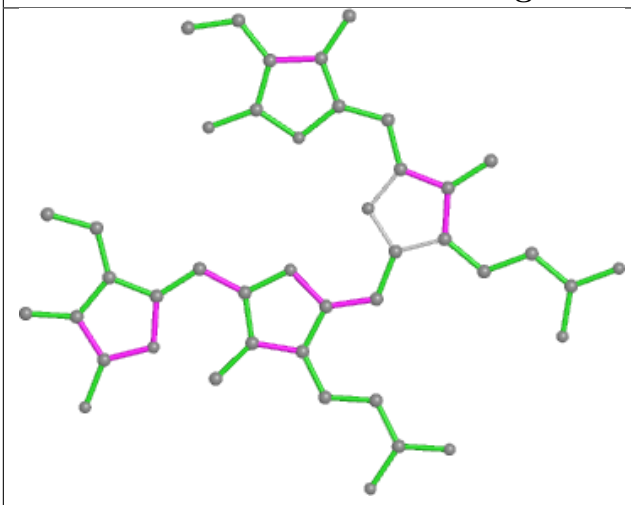

Bond lengths

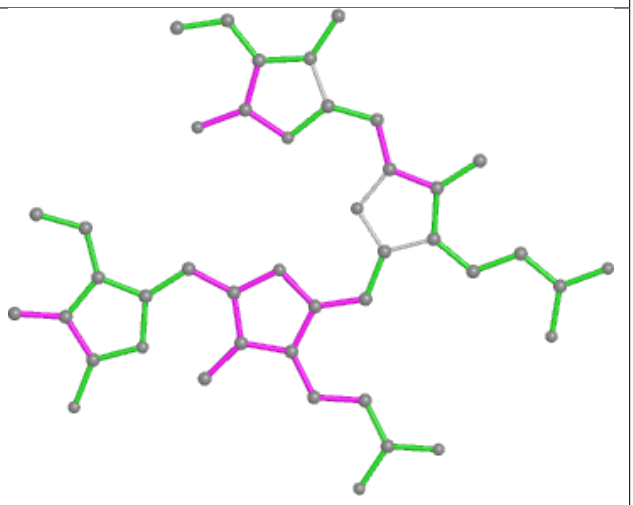

Bond angles

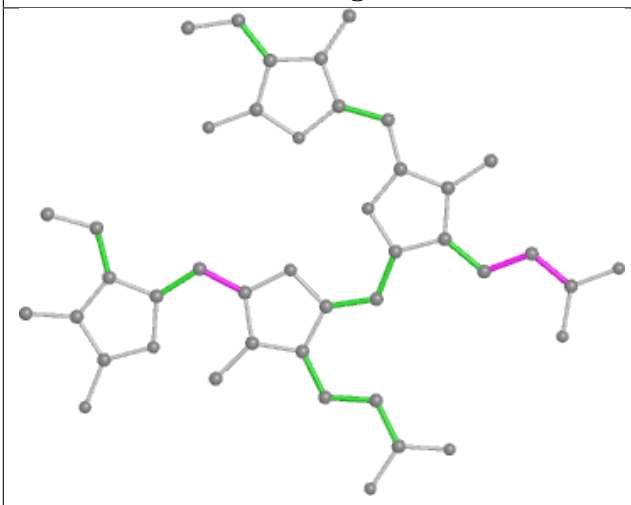

Torsions

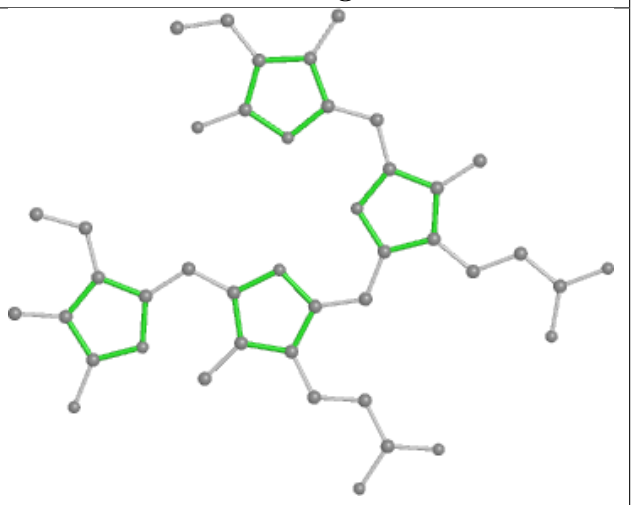

Rings

Ligand CLA 22 609

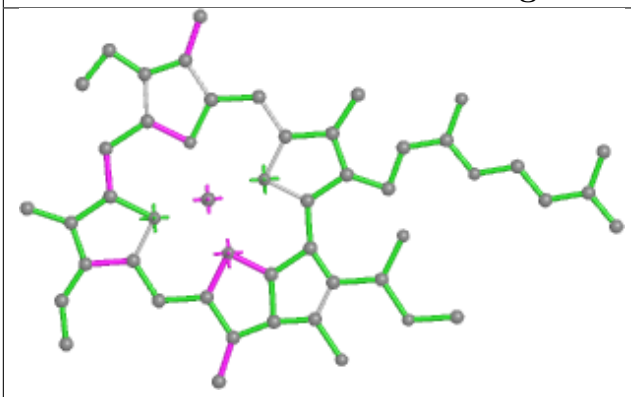

Bond lengths

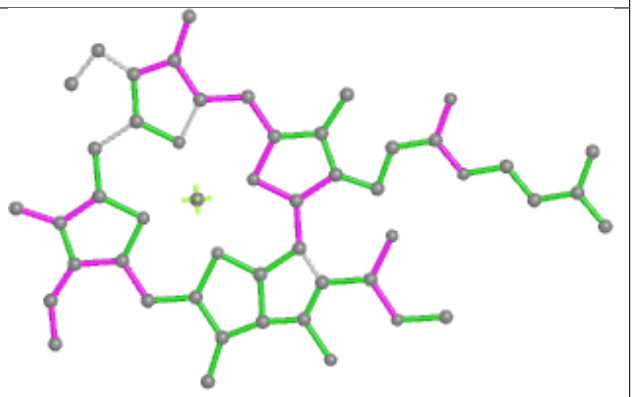

Bond angles

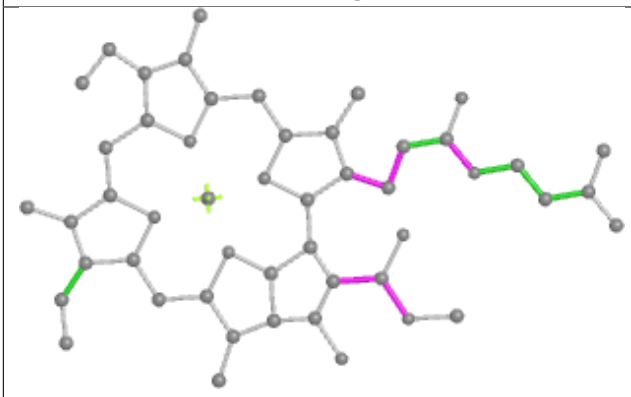

Torsions

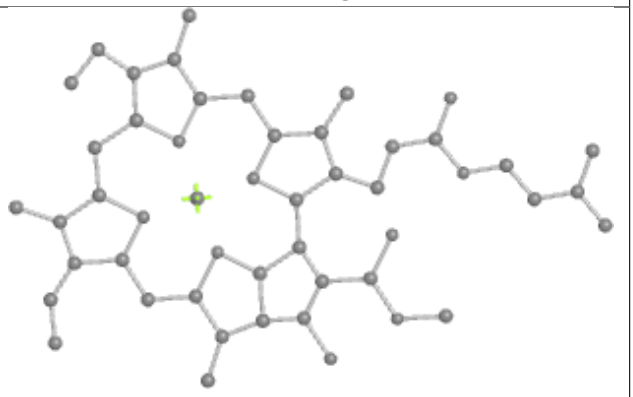

Rings

Ligand CLA A6 404

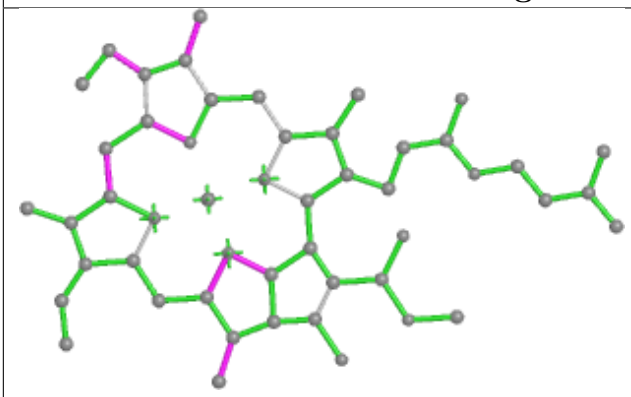

Bond lengths

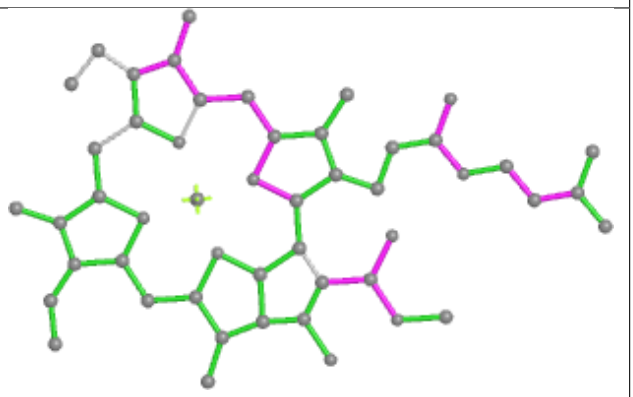

Bond angles

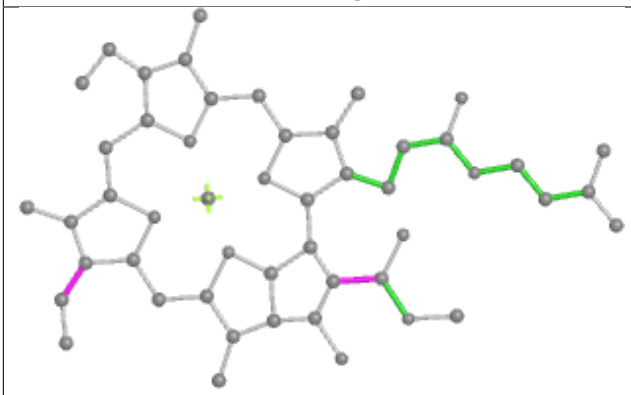

Torsions

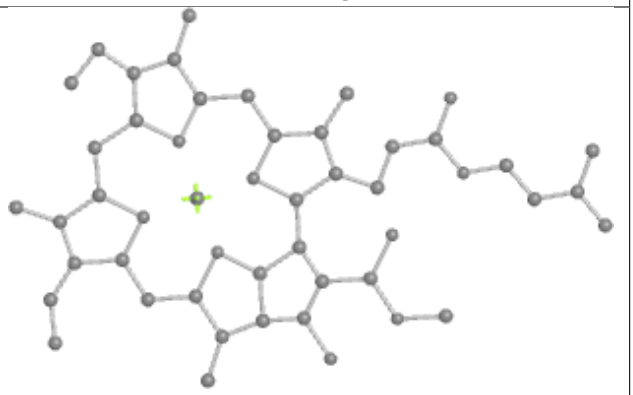

Rings

Ligand CYC n3 1001

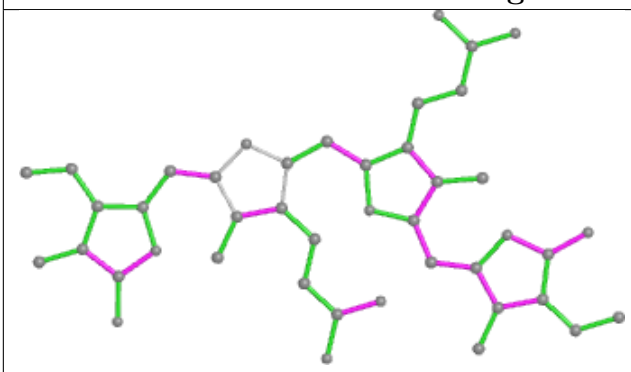

Bond lengths

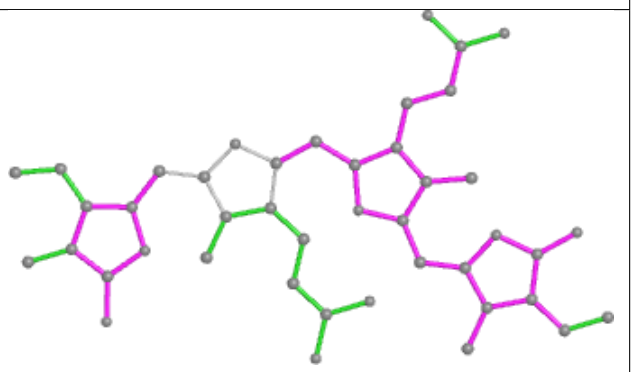

Bond angles

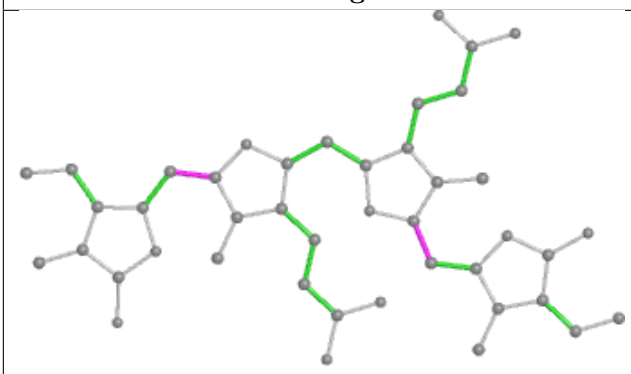

Torsions

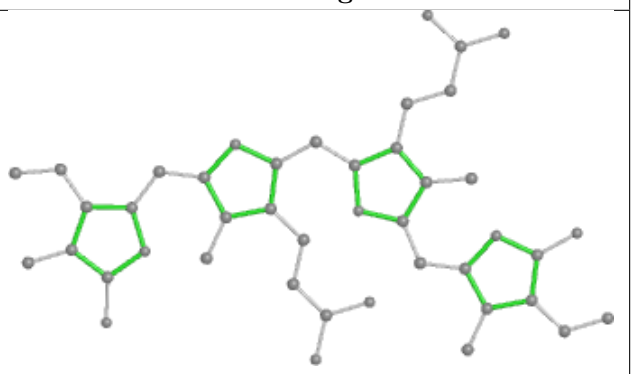

Rings

Ligand BCR F2 203

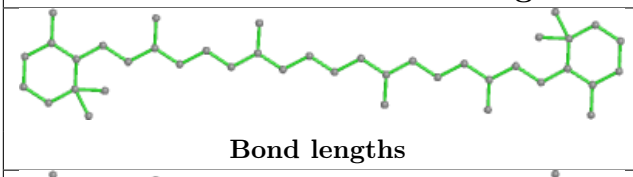

Bond lengths

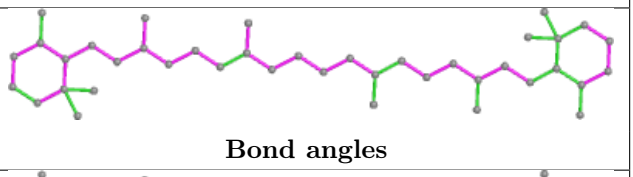

Bond angles

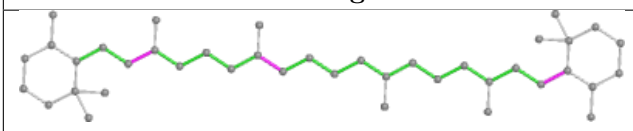

Torsions

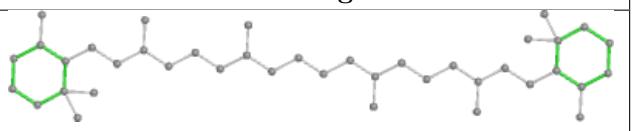

Rings

Ligand PEB ZG 202

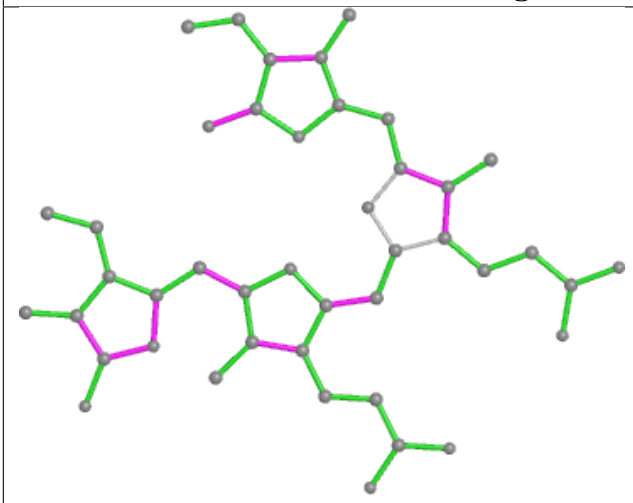

Bond lengths

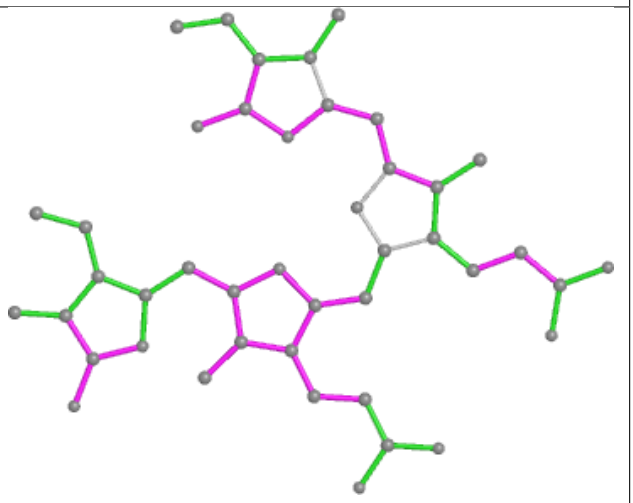

Bond angles

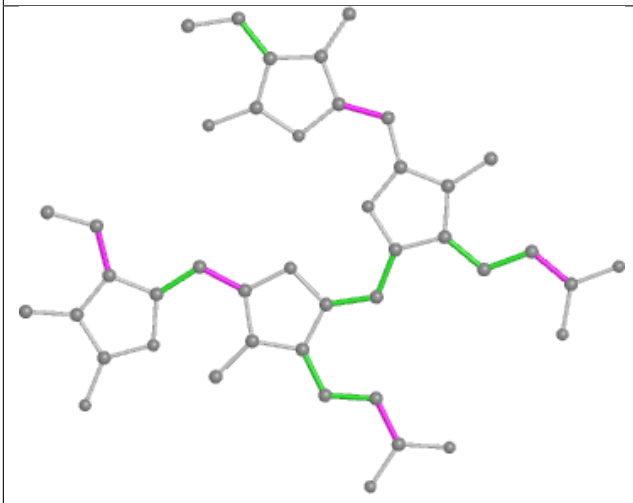

Torsions

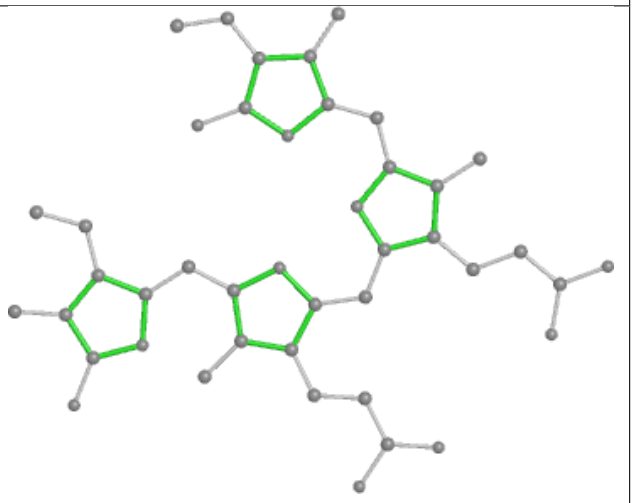

Rings

Ligand PEB ZF 201

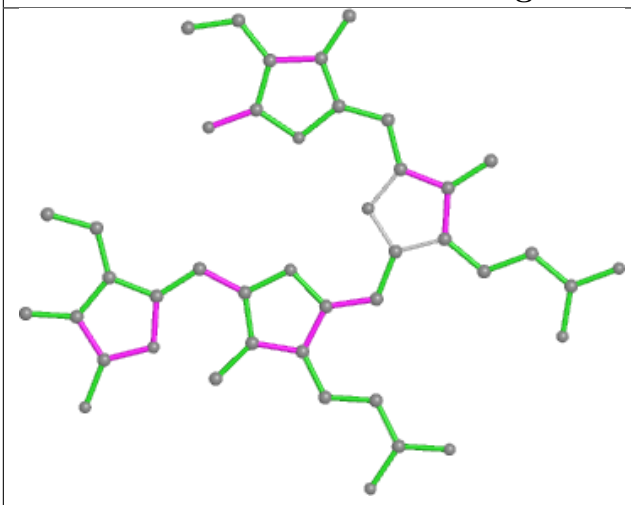

Bond lengths

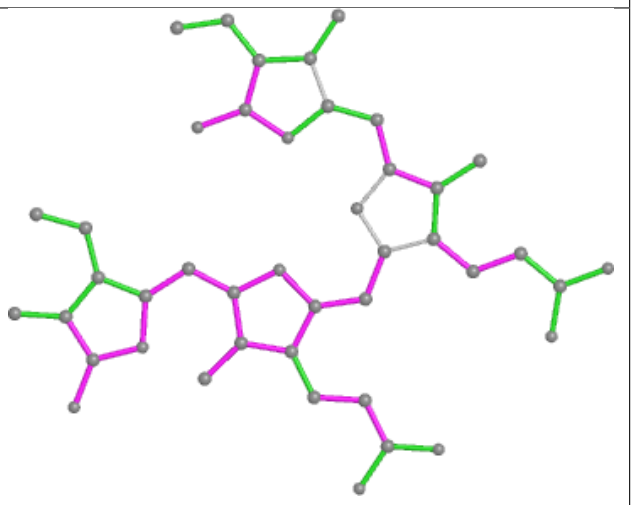

Bond angles

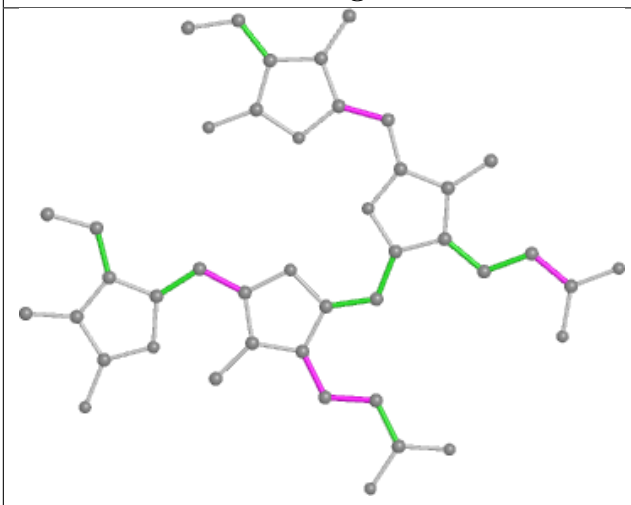

Torsions

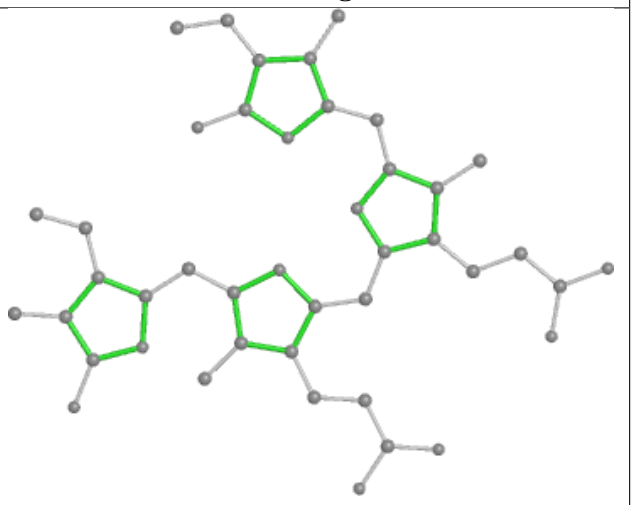

Rings

Ligand PEB DD 201

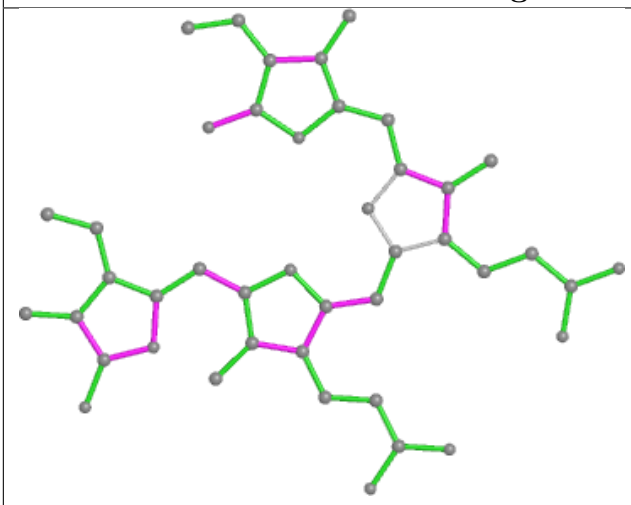

Bond lengths

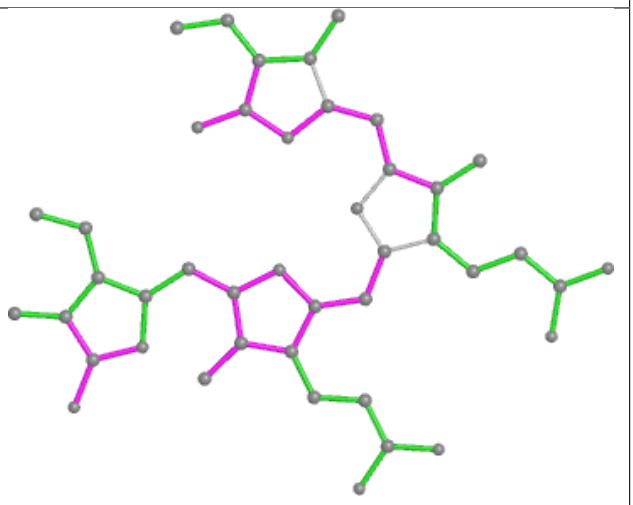

Bond angles

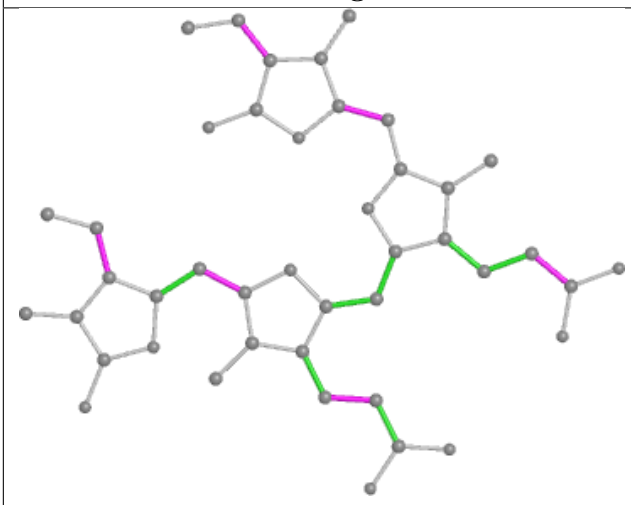

Torsions

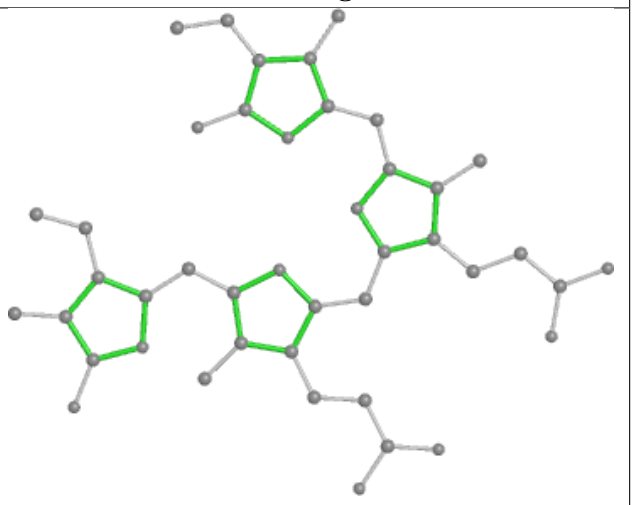

Rings

Ligand PEB X7 201

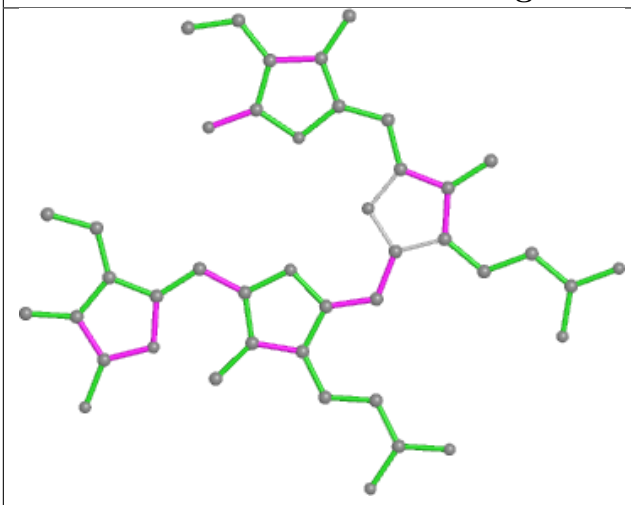

Bond lengths

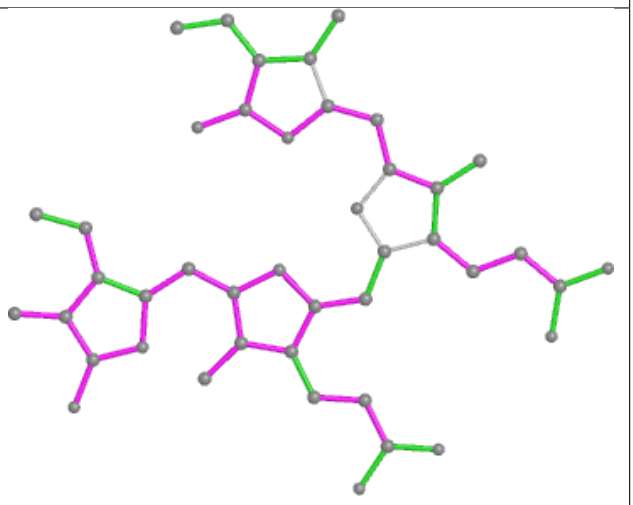

Bond angles

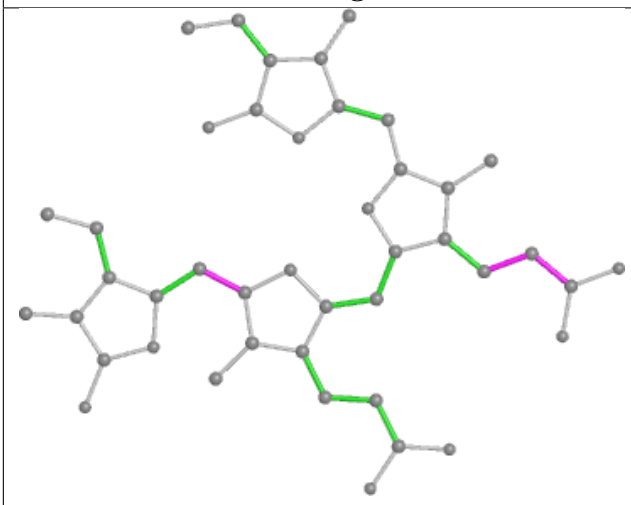

Torsions

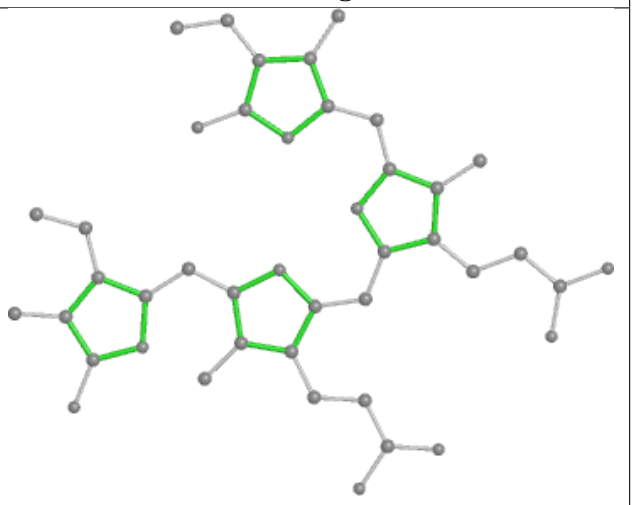

Rings

Ligand CLA CL 509

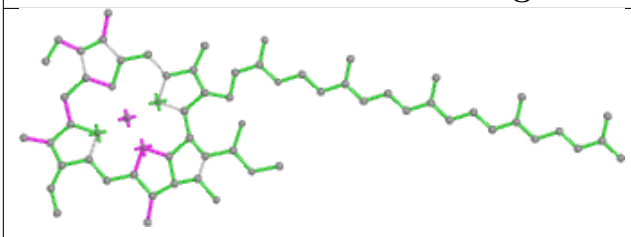

Bond lengths

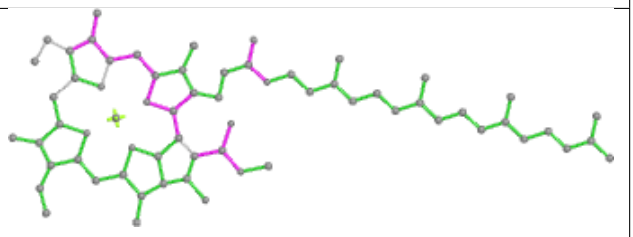

Bond angles

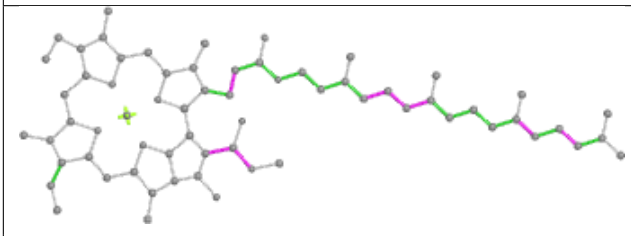

Torsions

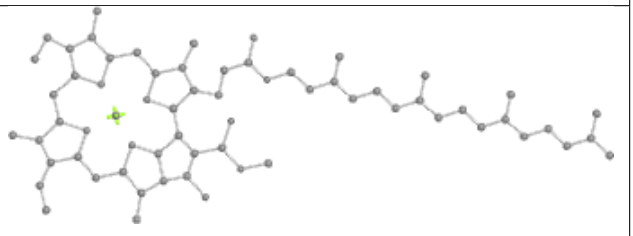

Rings

Ligand PEB XB 201

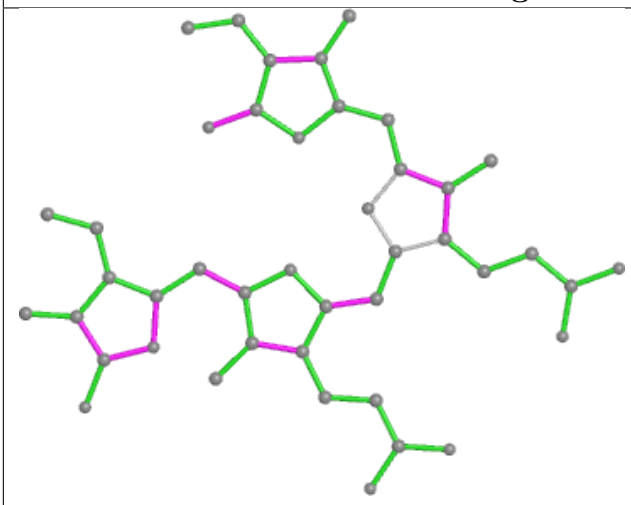

Bond lengths

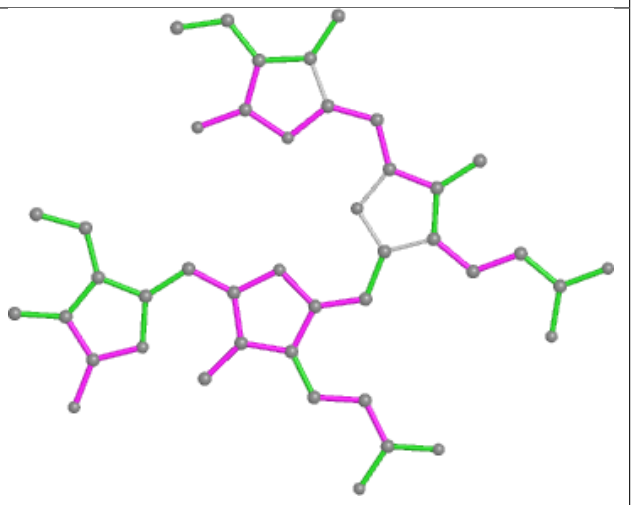

Bond angles

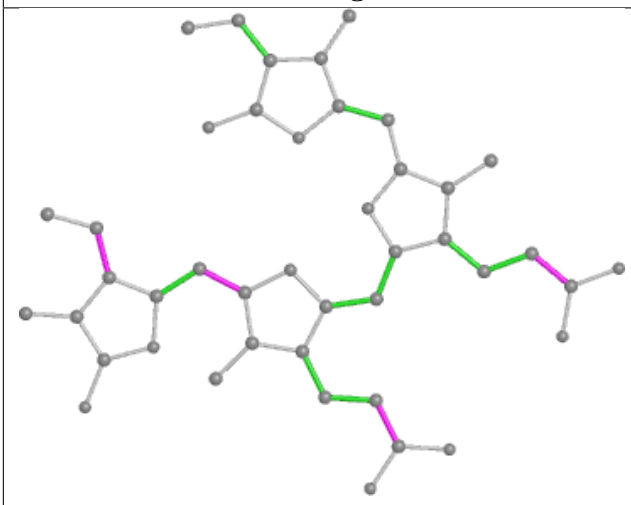

Torsions

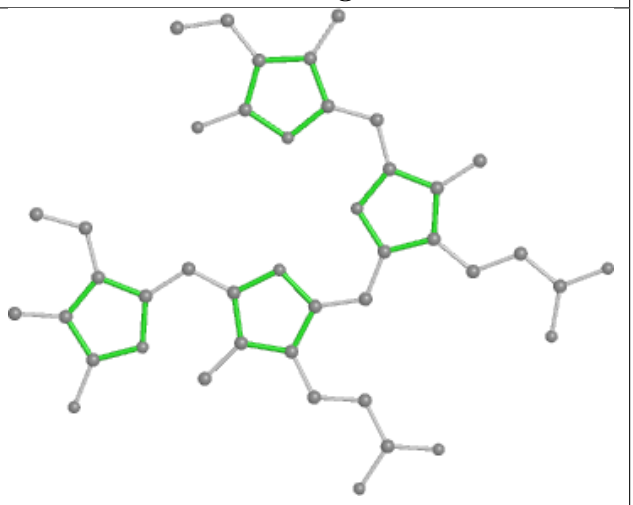

Rings

Ligand PEB GP 202

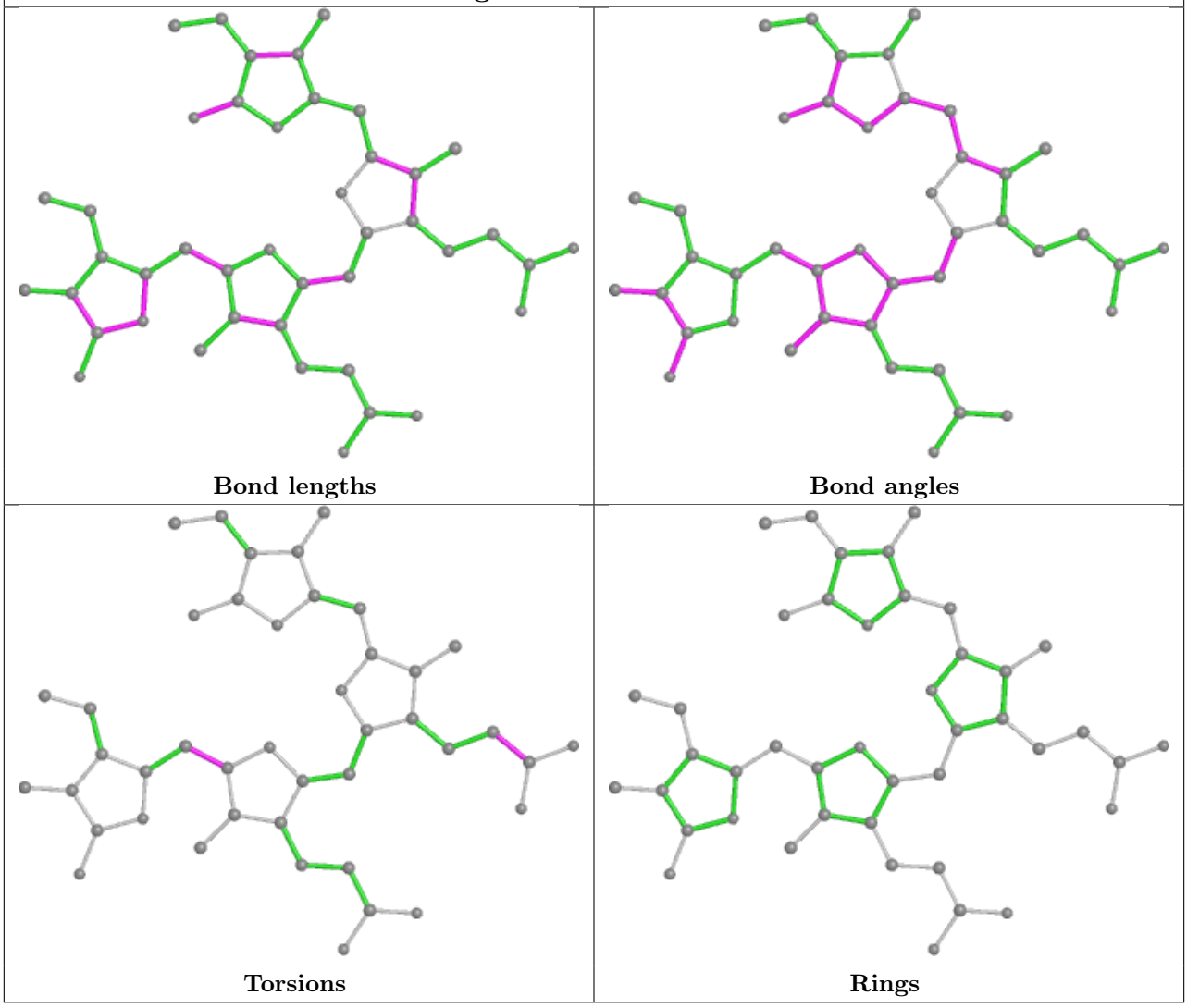

Ligand BCR BL 616

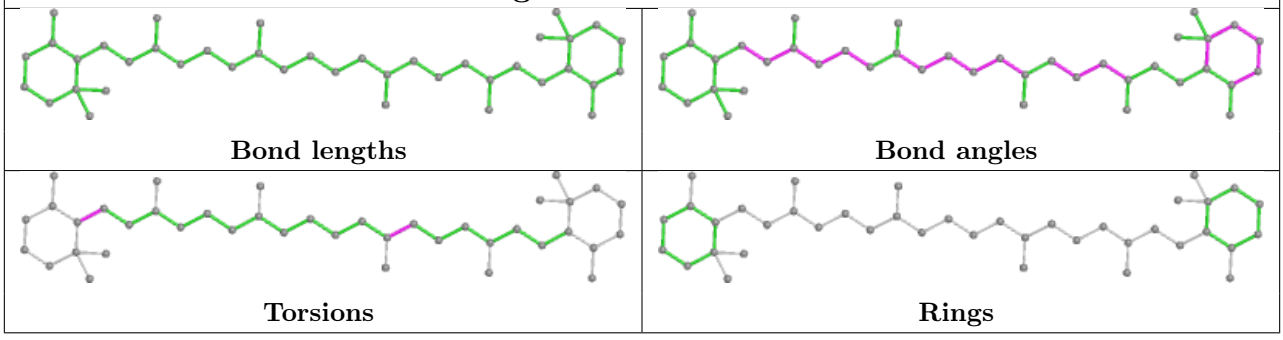

Ligand PEB DM 201

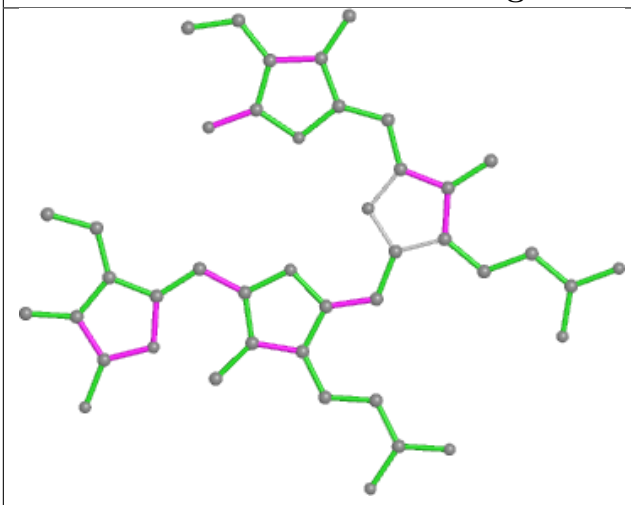

Bond lengths

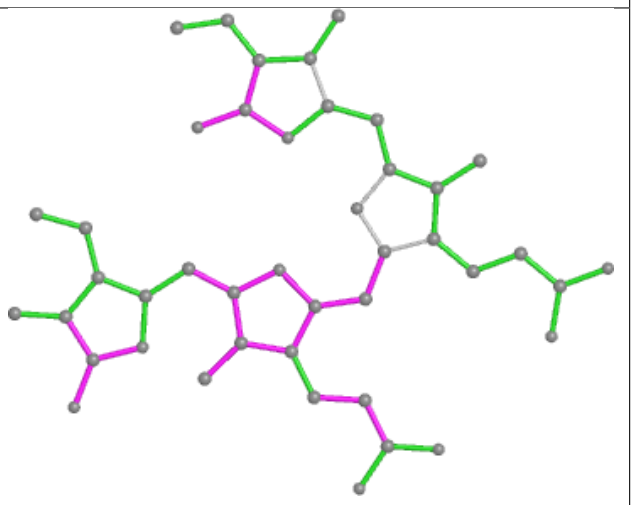

Bond angles

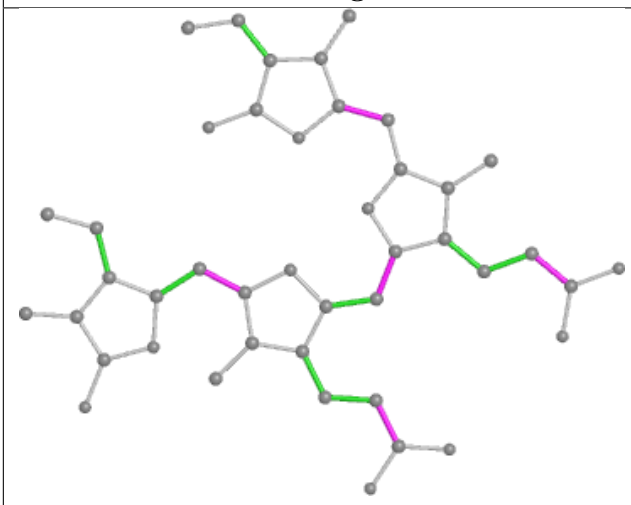

Torsions

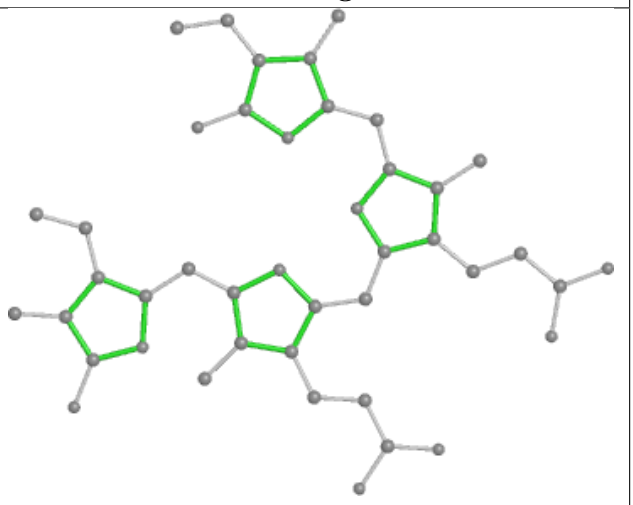

Rings

Ligand PEB eK 203

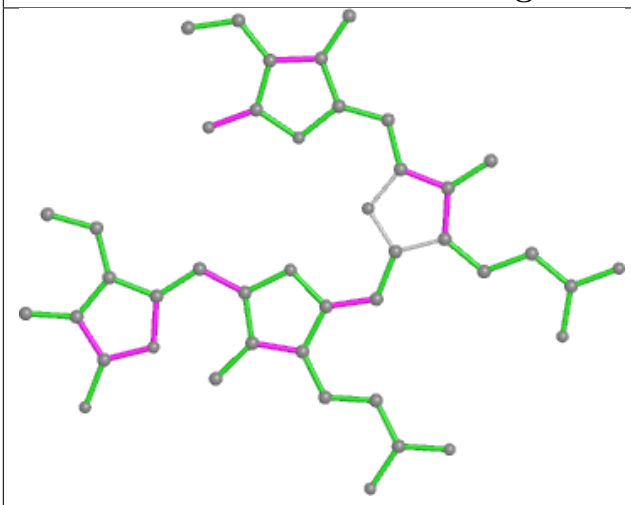

Bond lengths

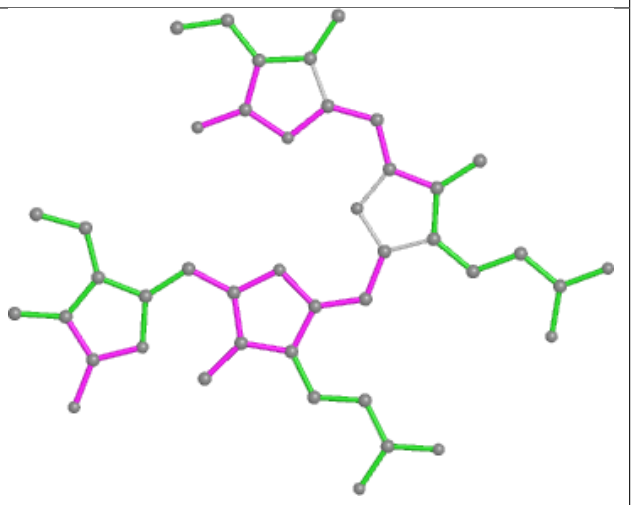

Bond angles

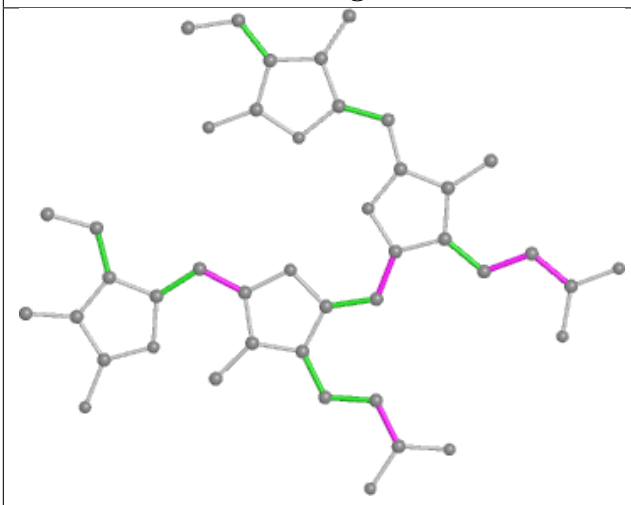

Torsions

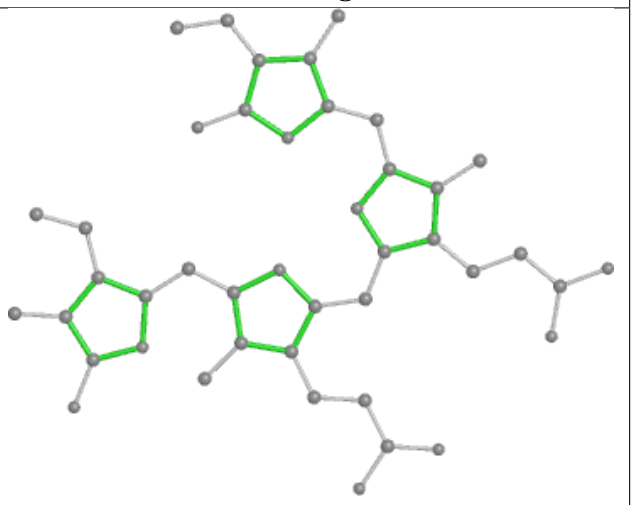

Rings

Ligand PEB SG 201

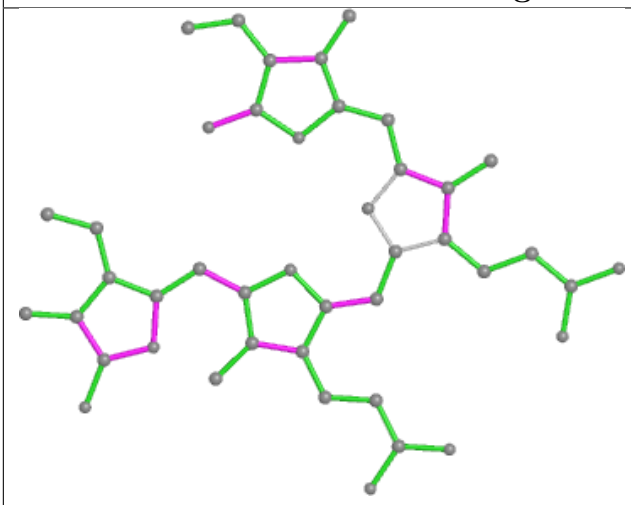

Bond lengths

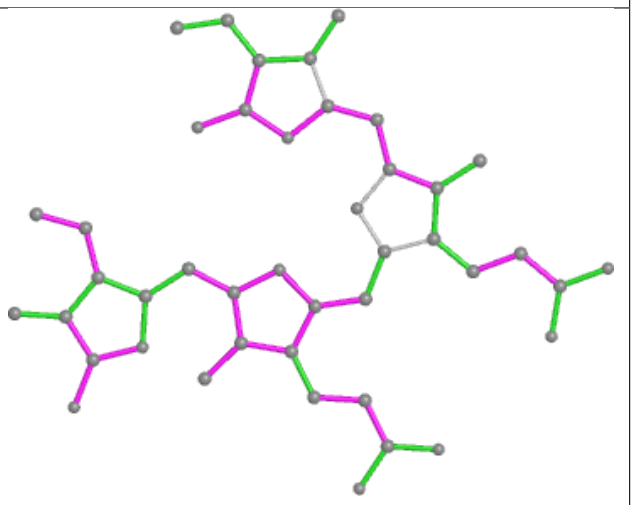

Bond angles

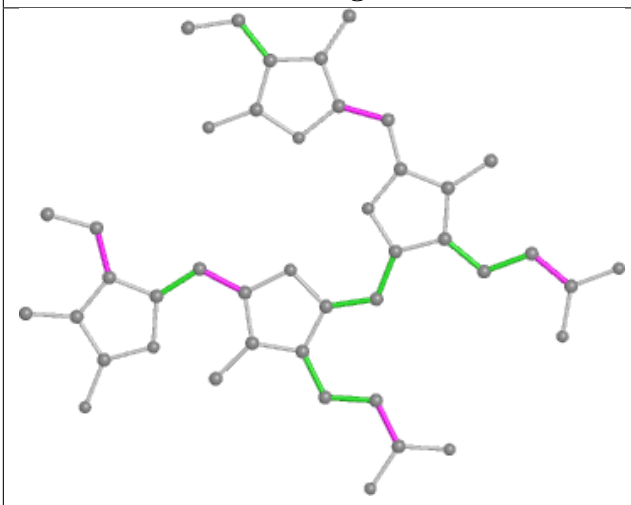

Torsions

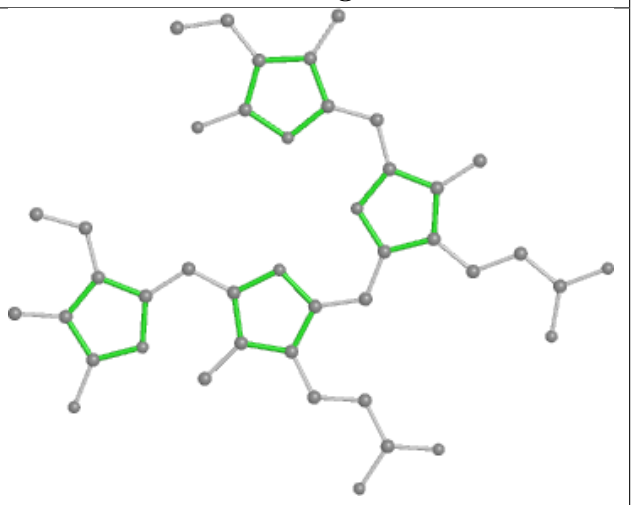

Rings

Ligand PEB kM 202

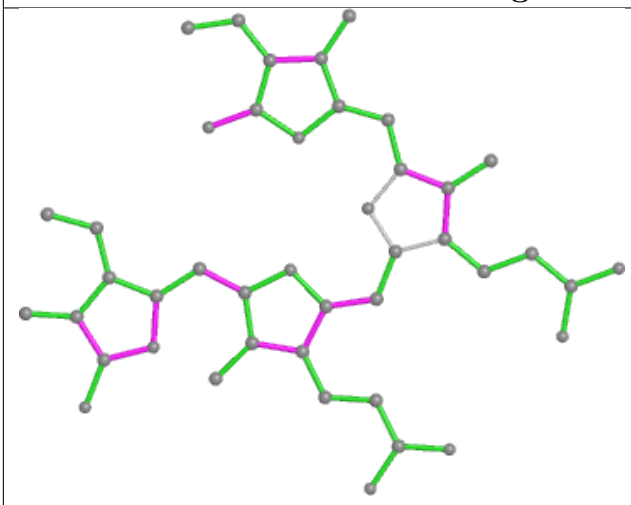

Bond lengths

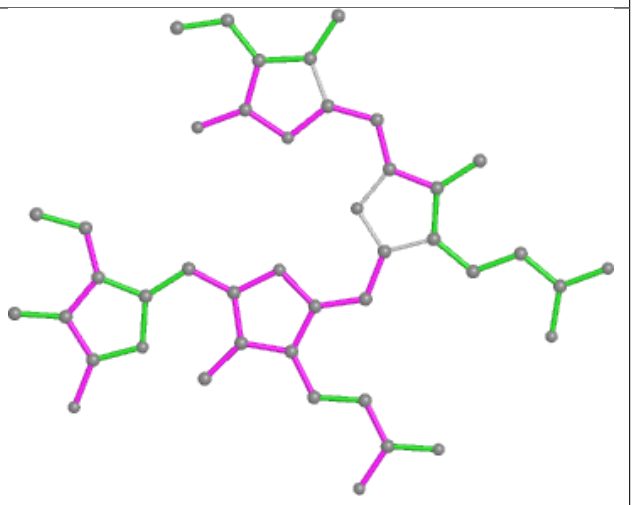

Bond angles

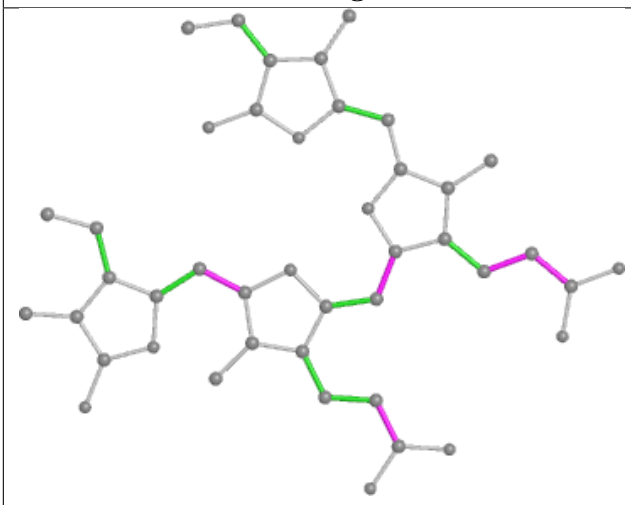

Torsions

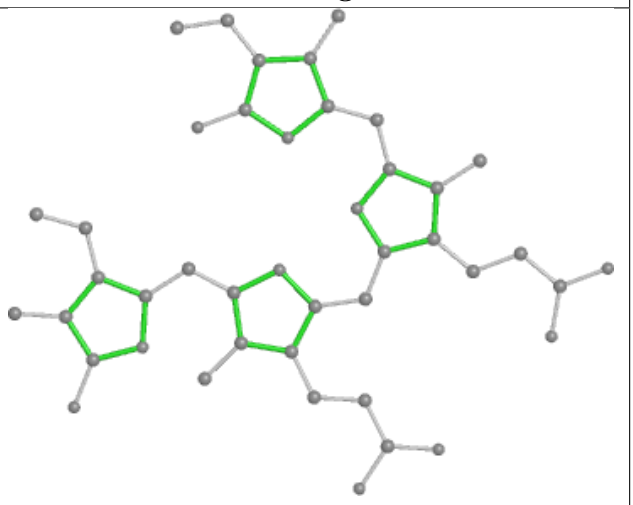

Rings

Ligand CLA BL 605

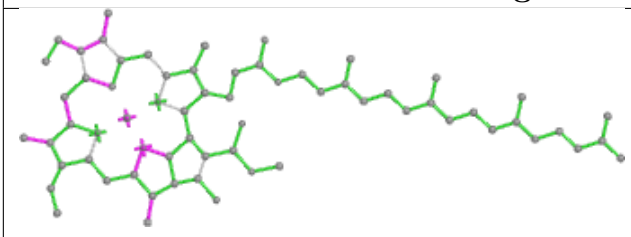

Bond lengths

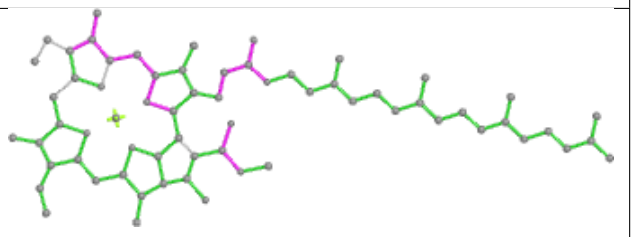

Bond angles

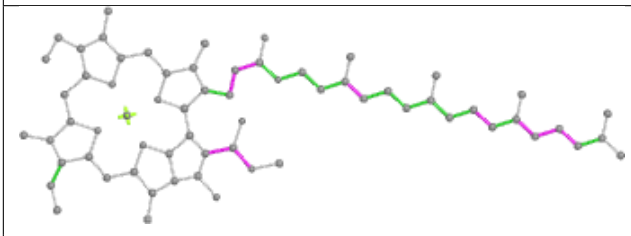

Torsions

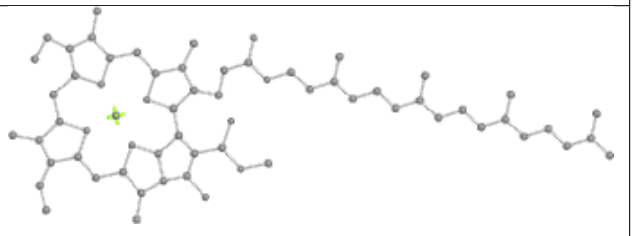

Rings

Ligand PEB ZK 202

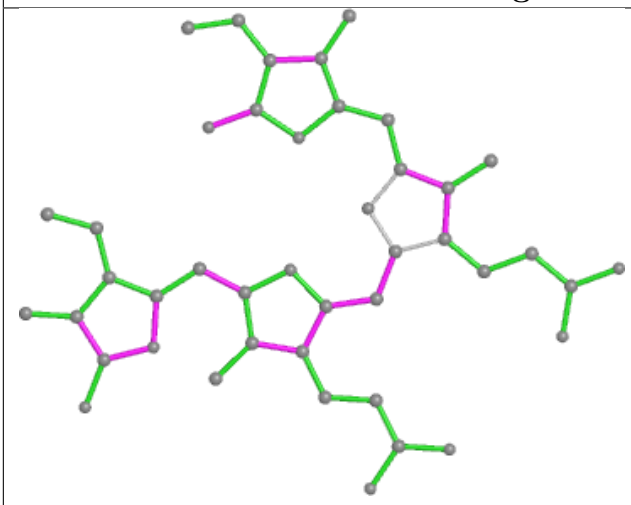

Bond lengths

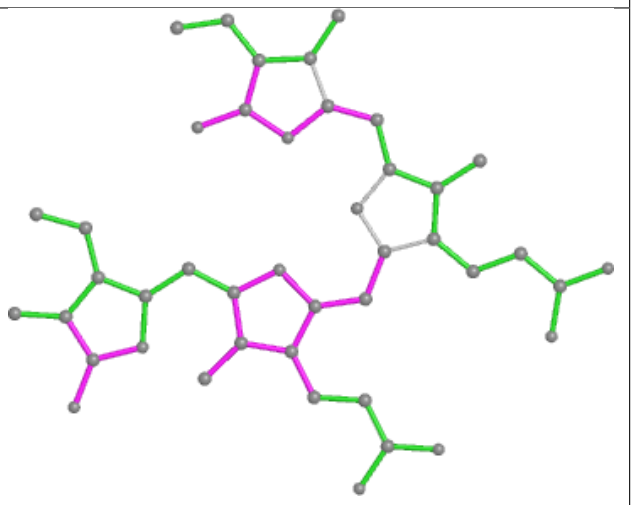

Bond angles

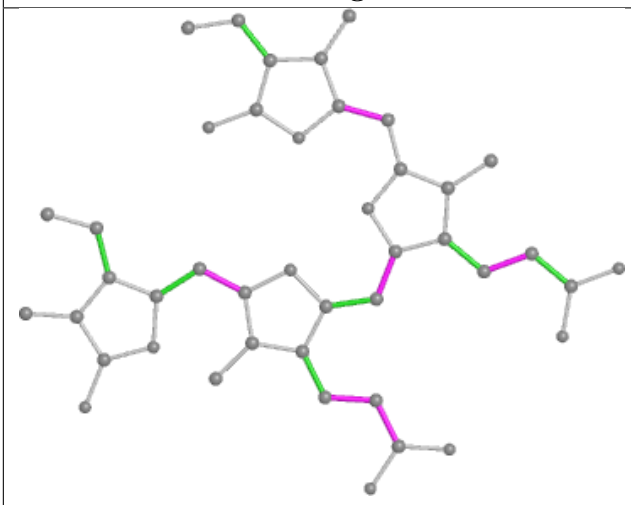

Torsions

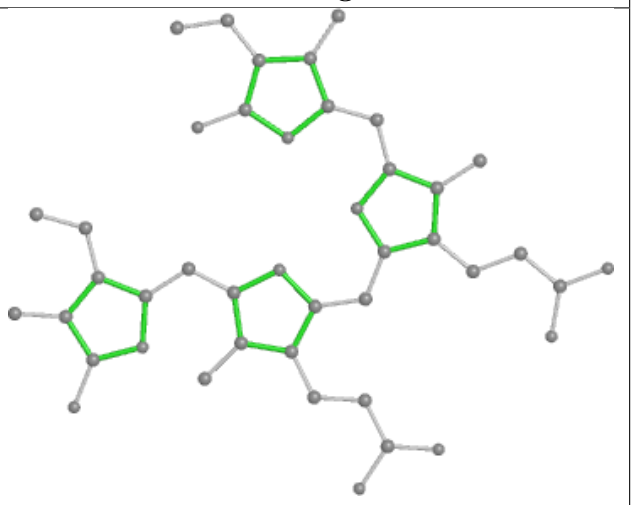

Rings

Ligand CYC l3 1001

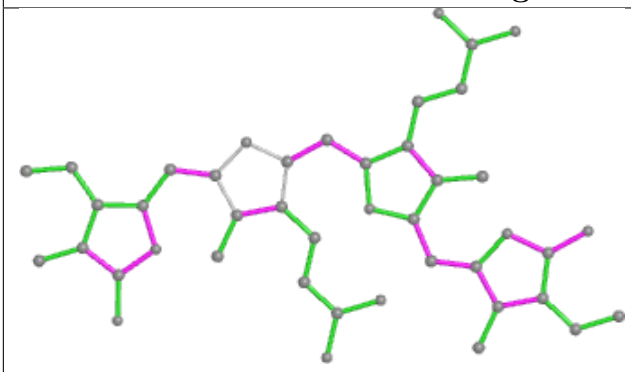

Bond lengths

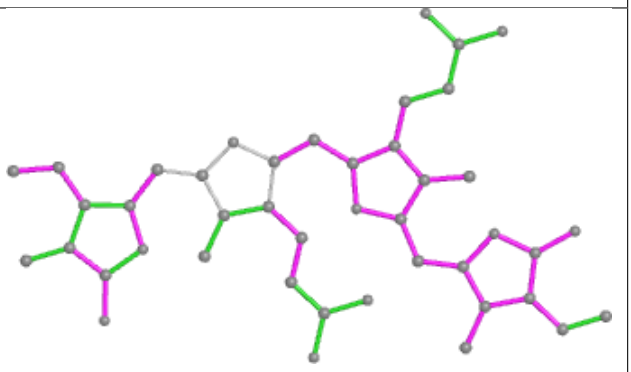

Bond angles

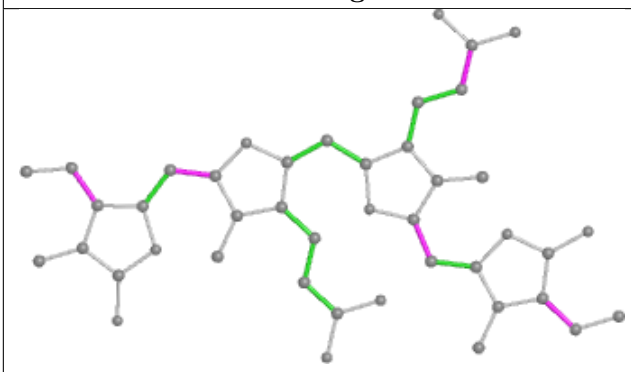

Torsions

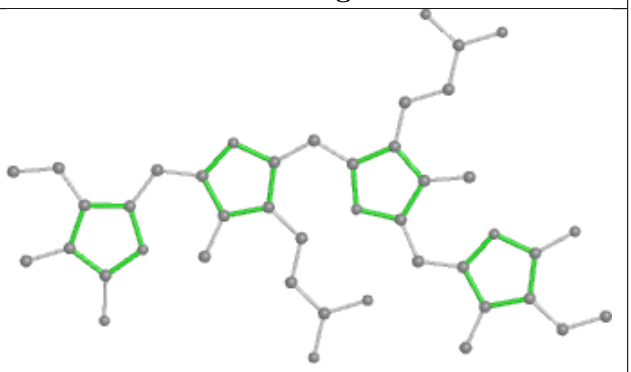

Rings

Ligand PEB rF 201

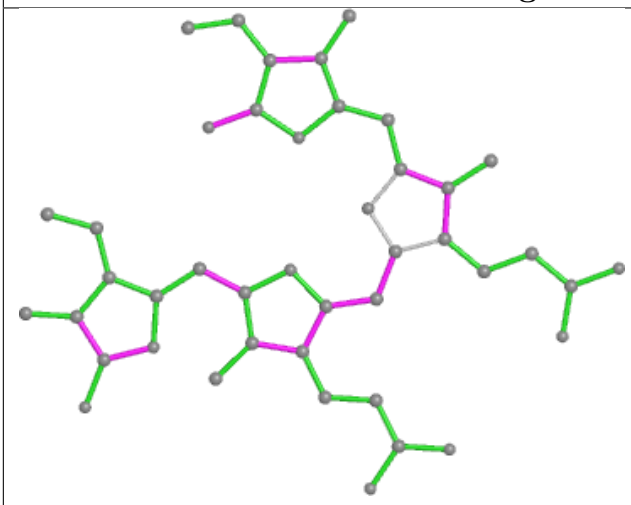

Bond lengths

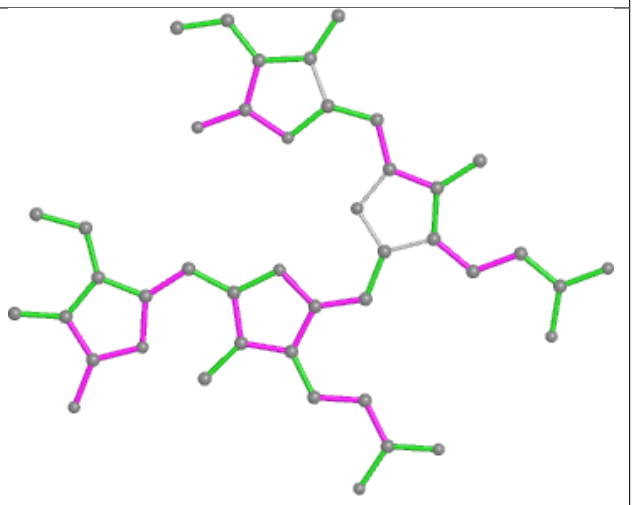

Bond angles

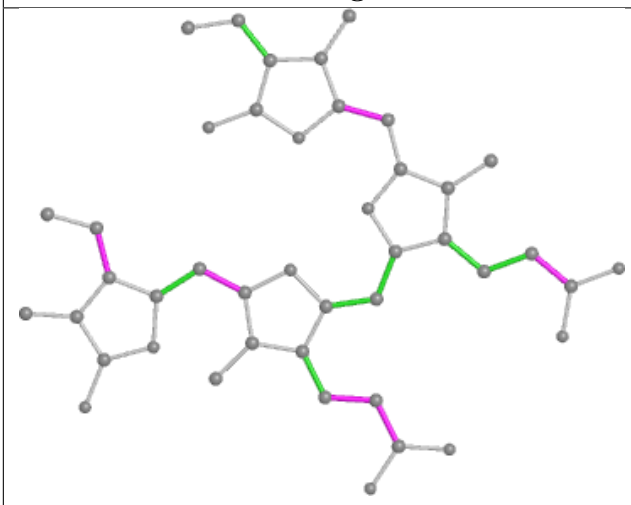

Torsions

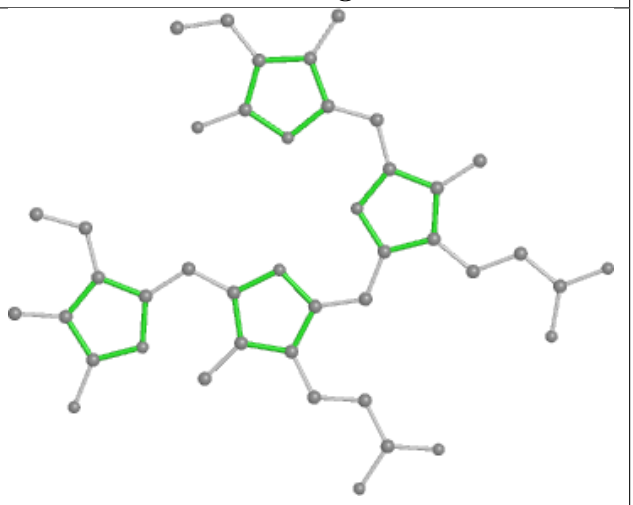

Rings

Ligand PEB CI 202

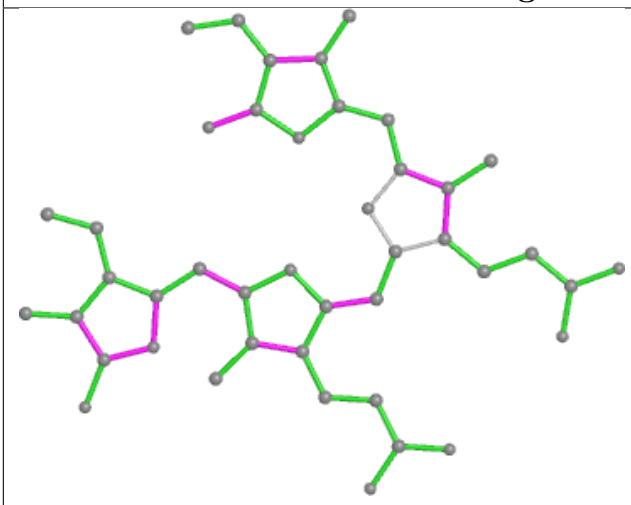

Bond lengths

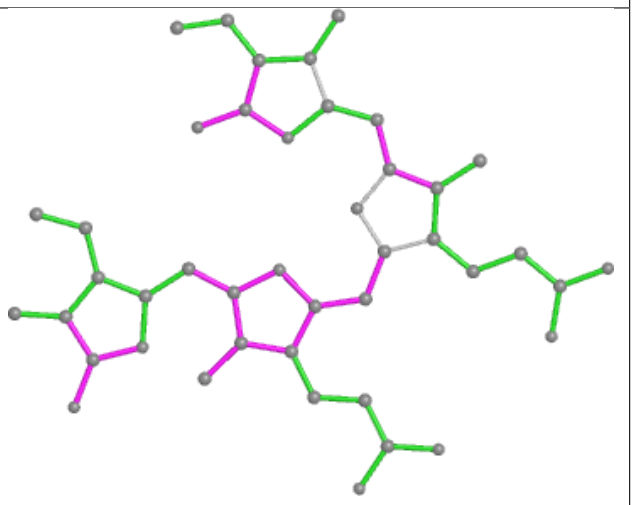

Bond angles

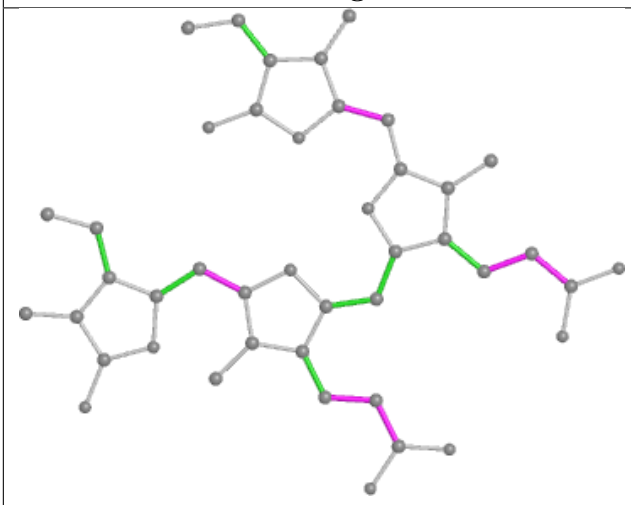

Torsions

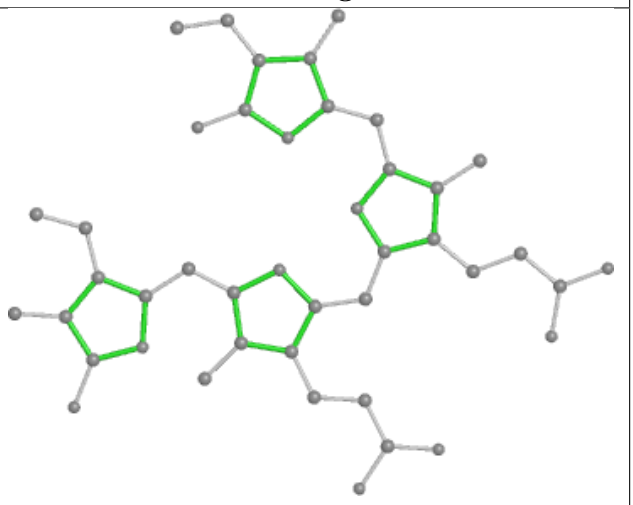

Rings

Ligand BCR K2 102

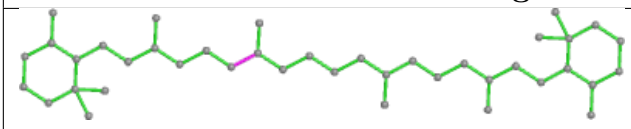

Bond lengths

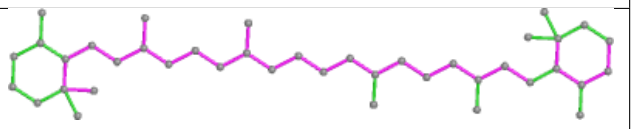

Bond angles

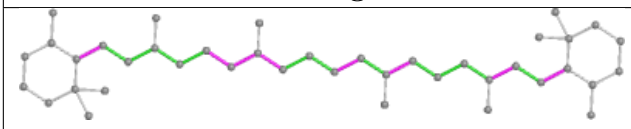

Torsions

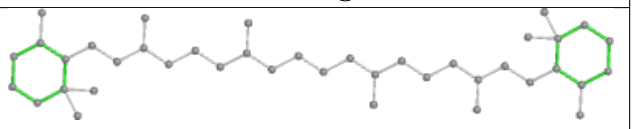

Rings

Ligand PEB A4 304

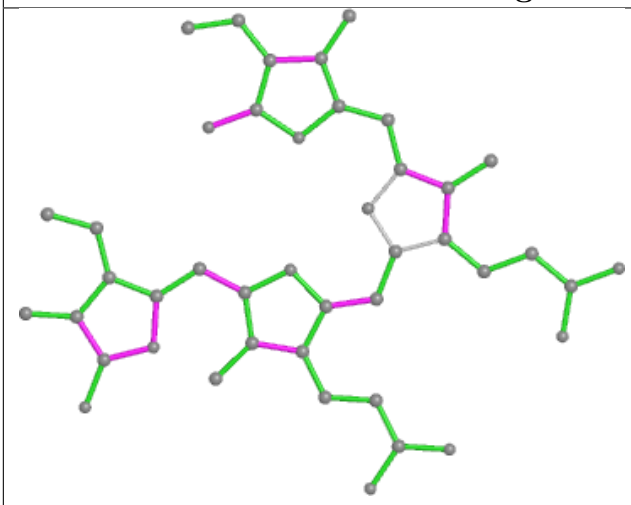

Bond lengths

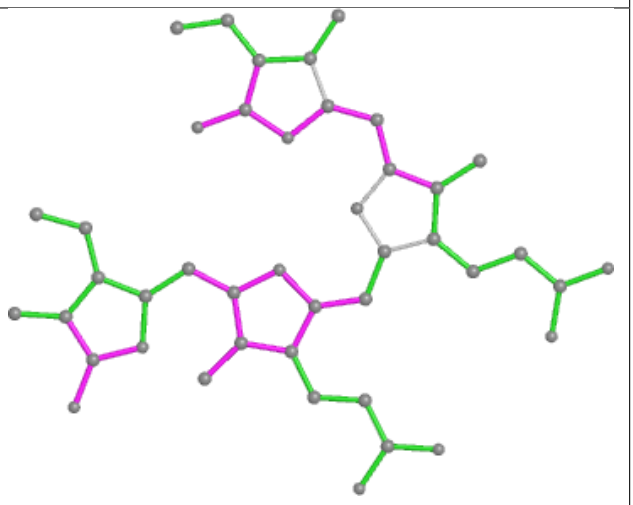

Bond angles

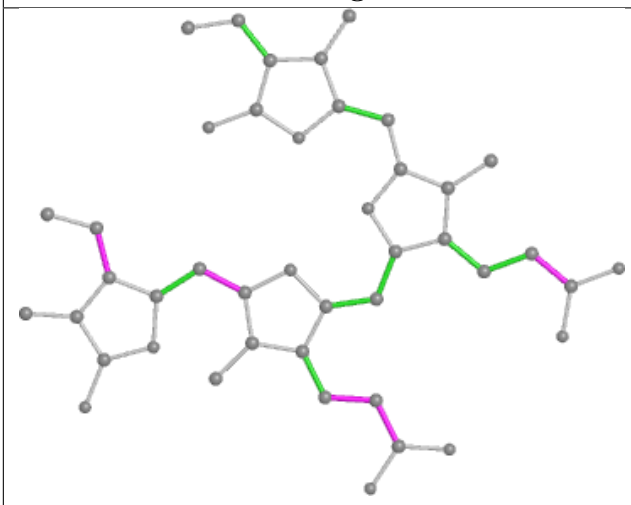

Torsions

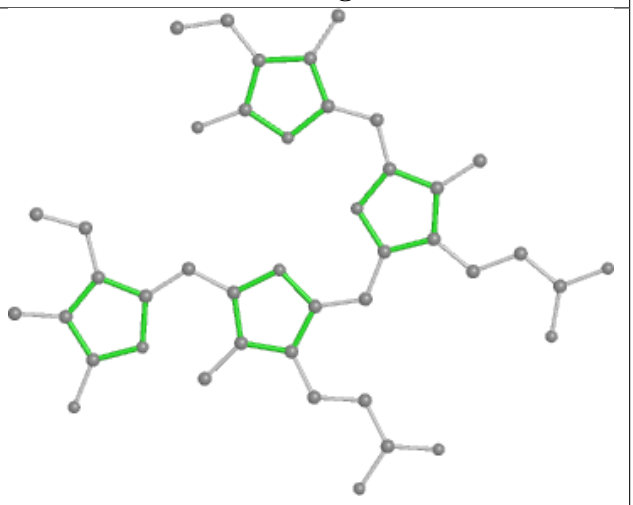

Rings

Ligand PEB X9 201

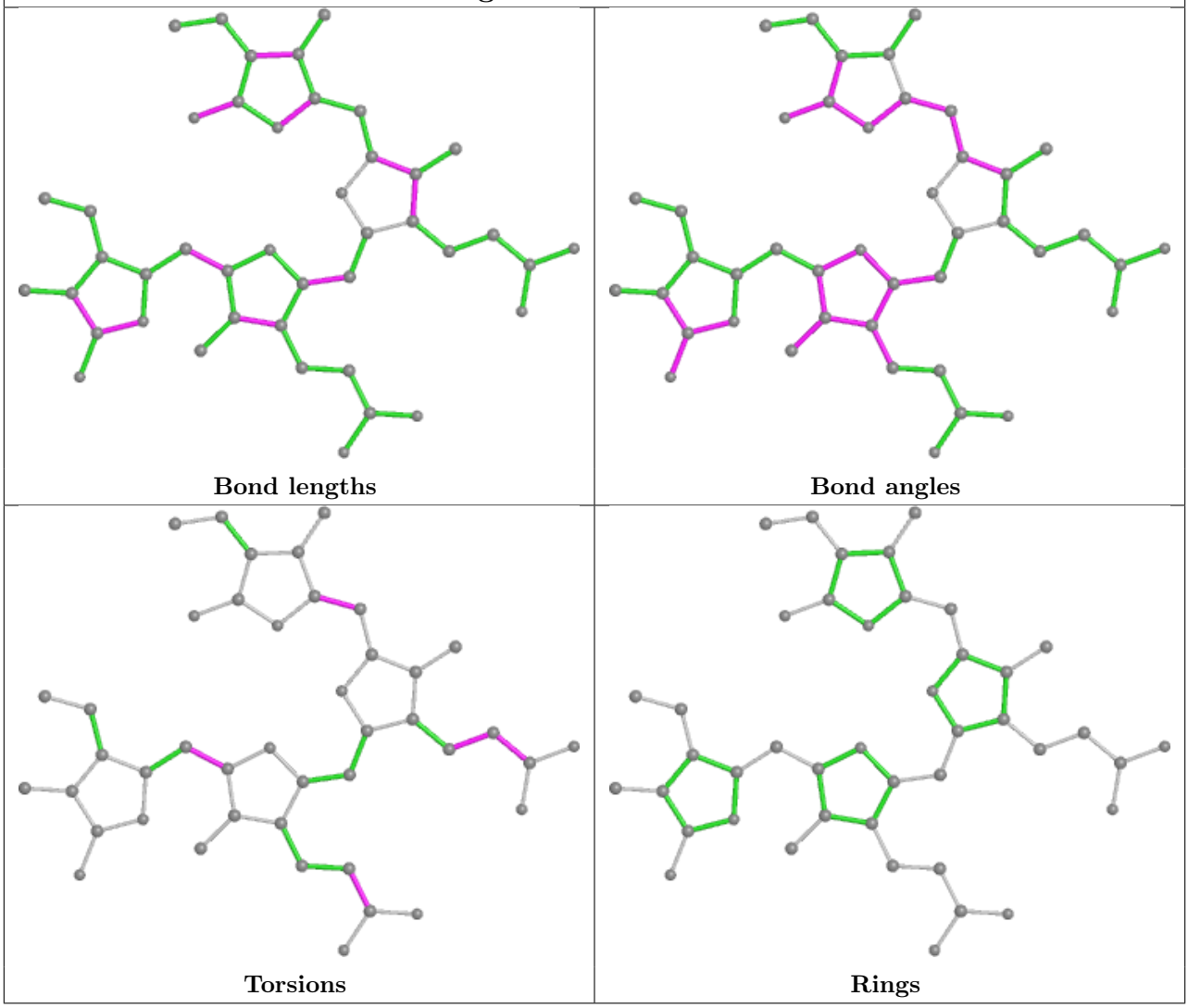

Ligand LMG jL 101

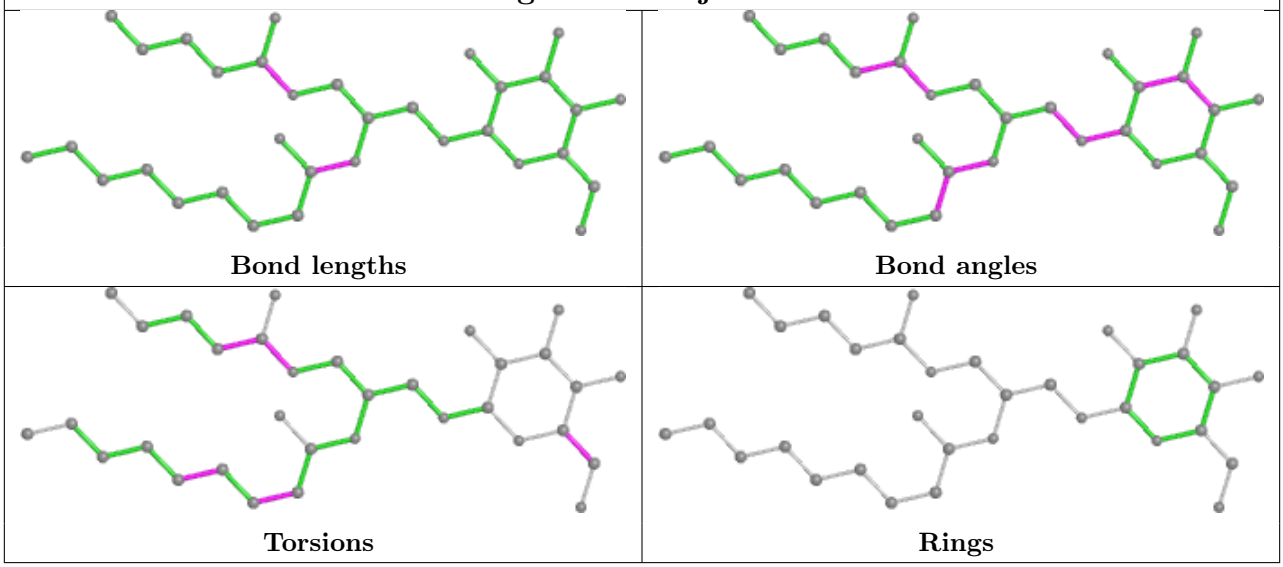

Ligand PEB GF 201

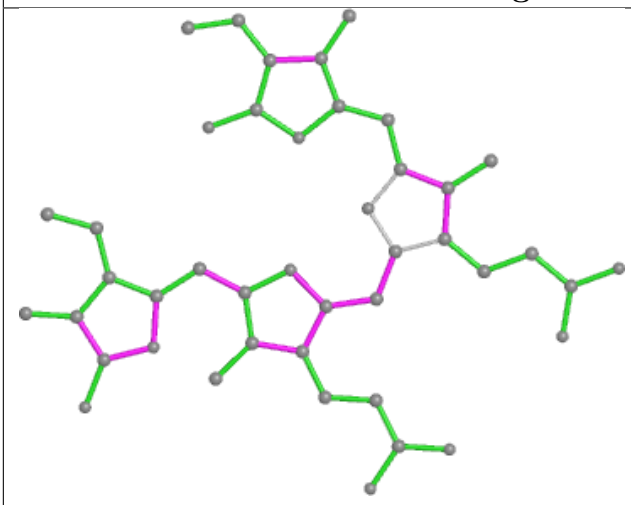

Bond lengths

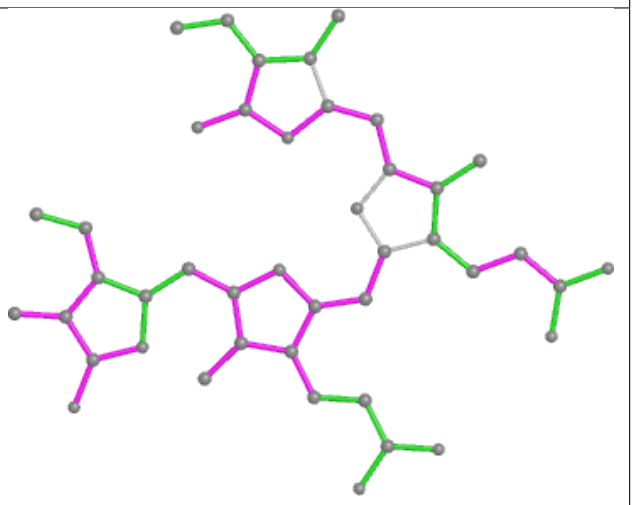

Bond angles

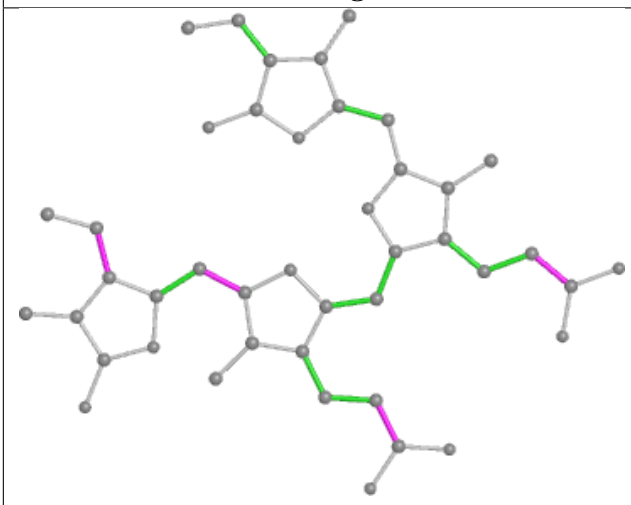

Torsions

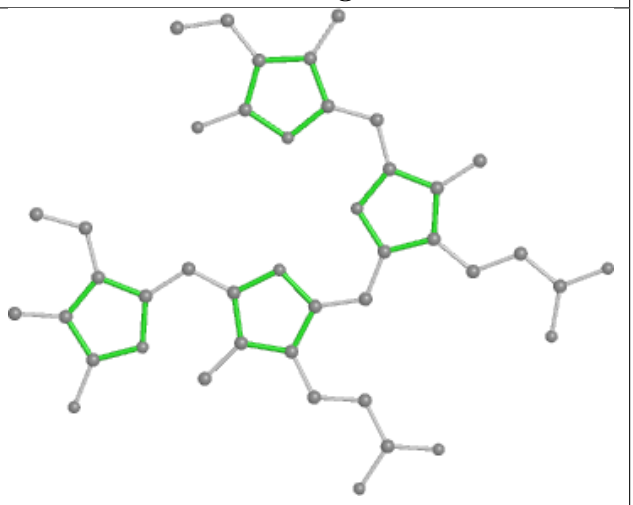

Rings

Ligand PEB WG 203

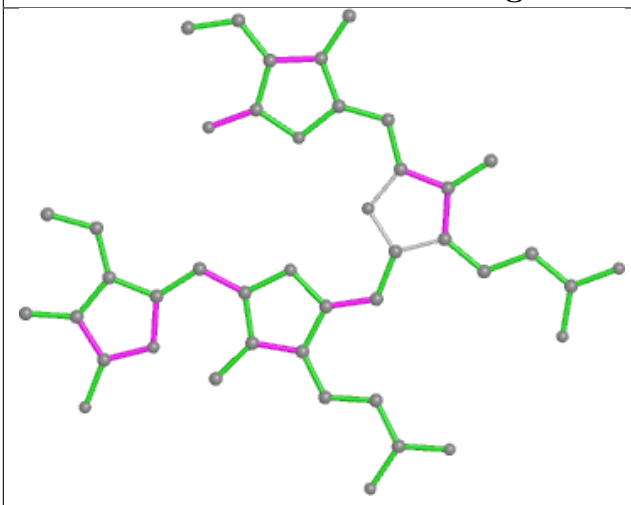

Bond lengths

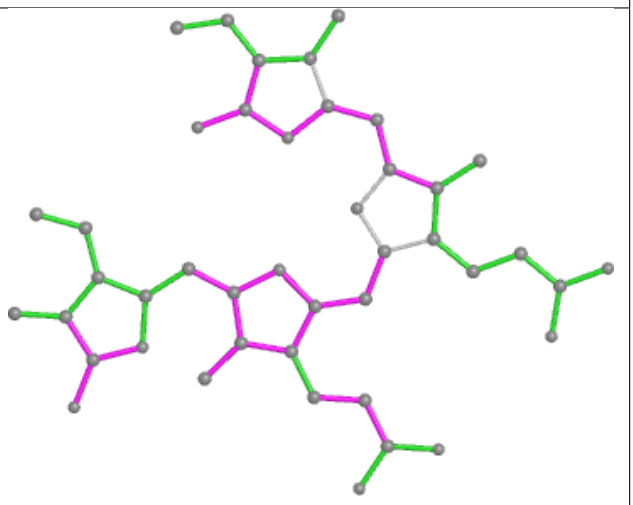

Bond angles

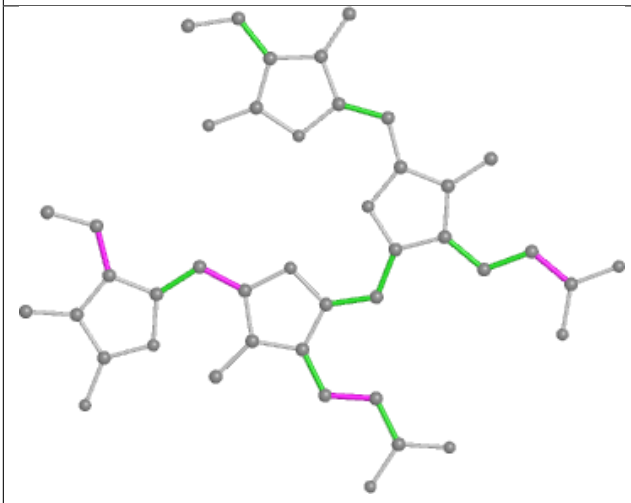

Torsions

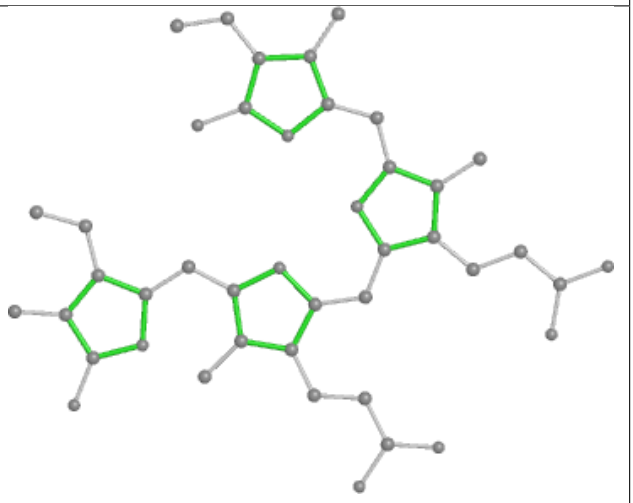

Rings

Ligand CLA 42 611

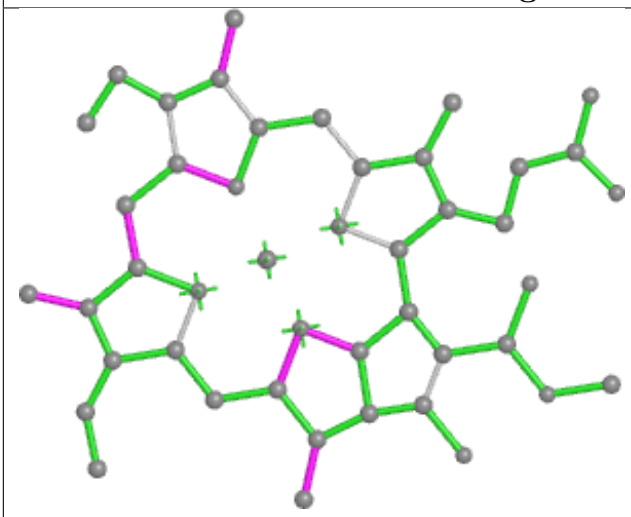

Bond lengths

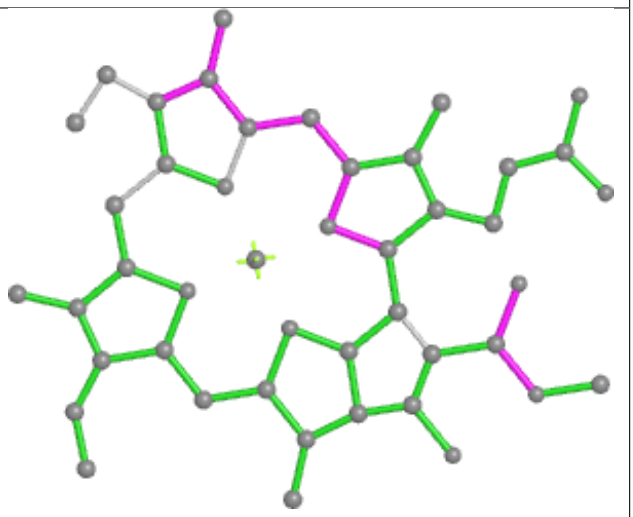

Bond angles

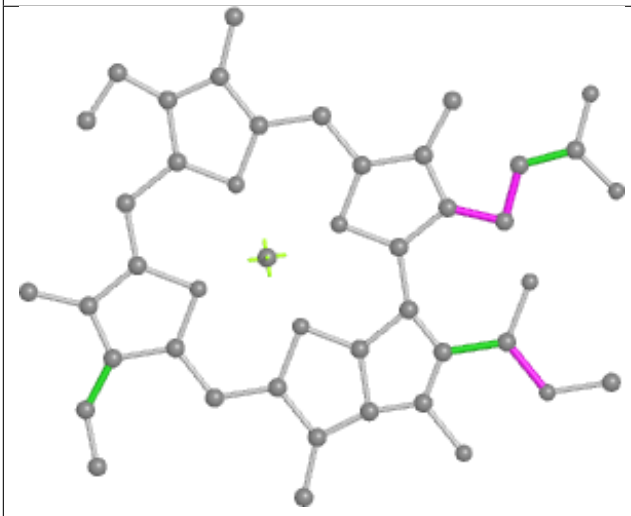

Torsions

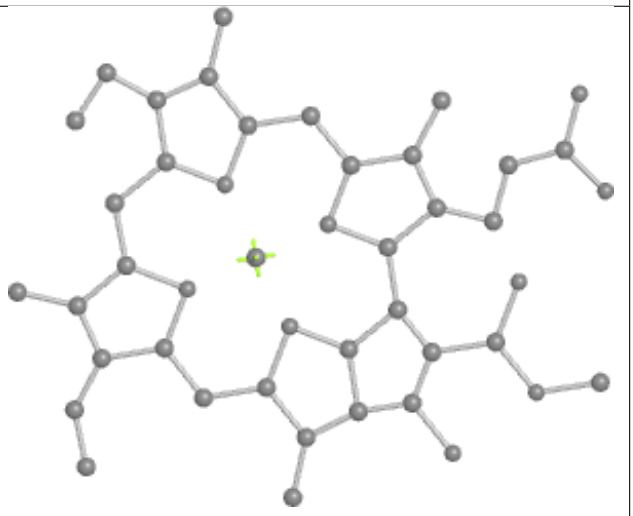

Rings

Ligand PEB S5 201

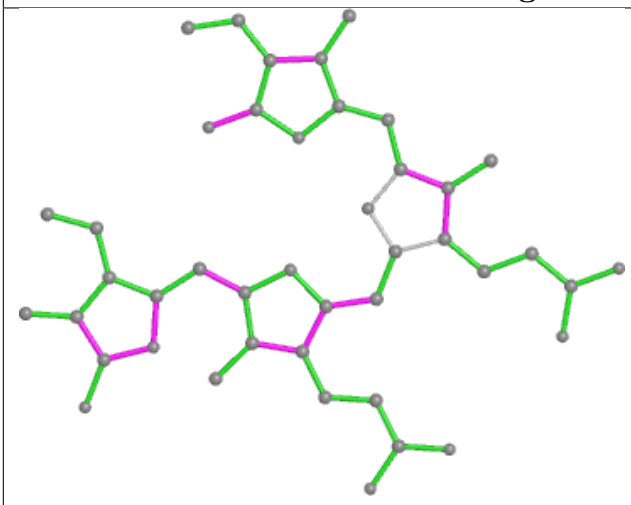

Bond lengths

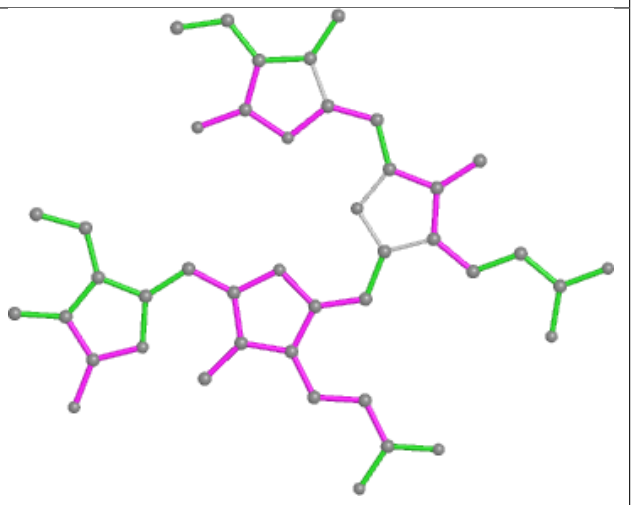

Bond angles

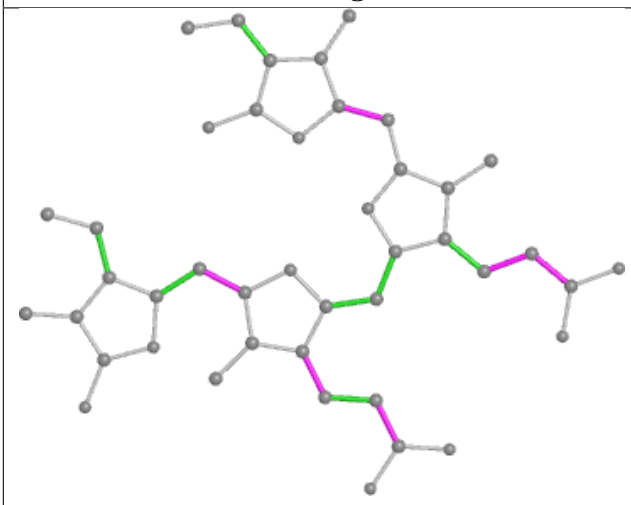

Torsions

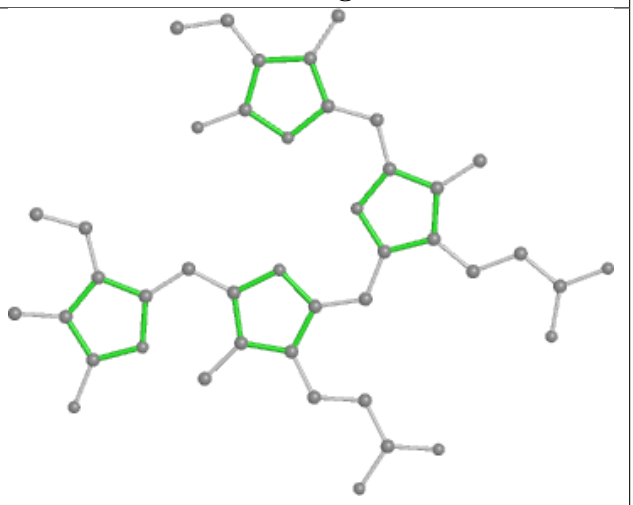

Rings

Ligand CLA BN 827

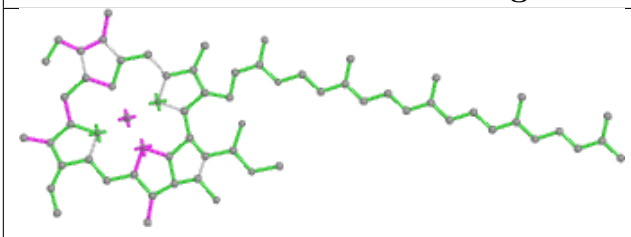

Bond lengths

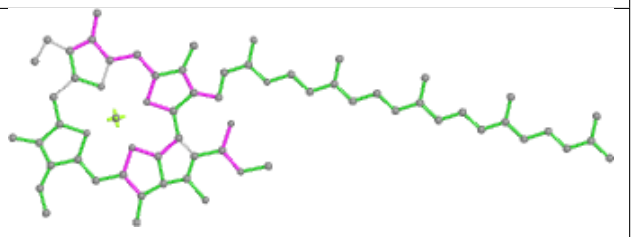

Bond angles

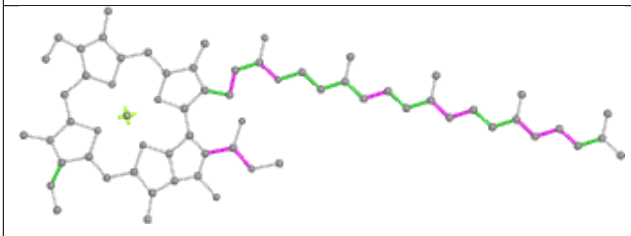

Torsions

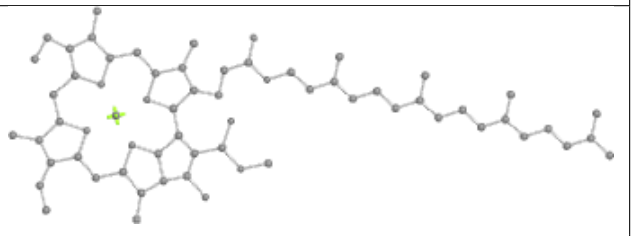

Rings

Ligand PEB jE 202

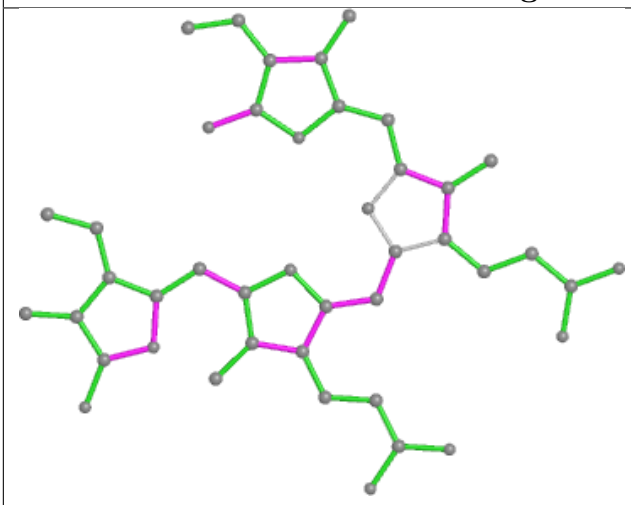

Bond lengths

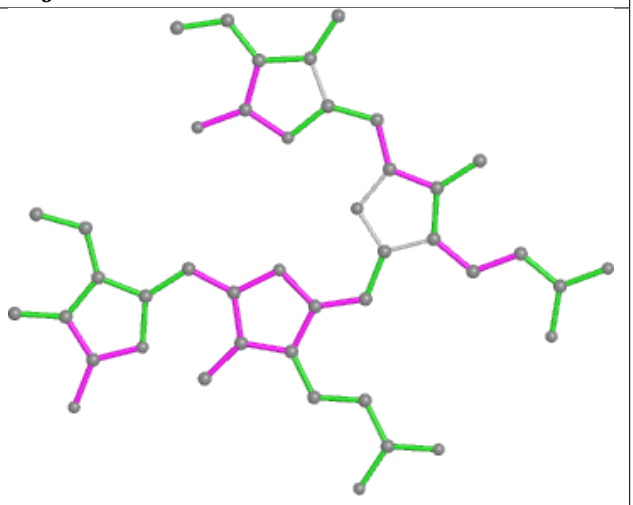

Bond angles

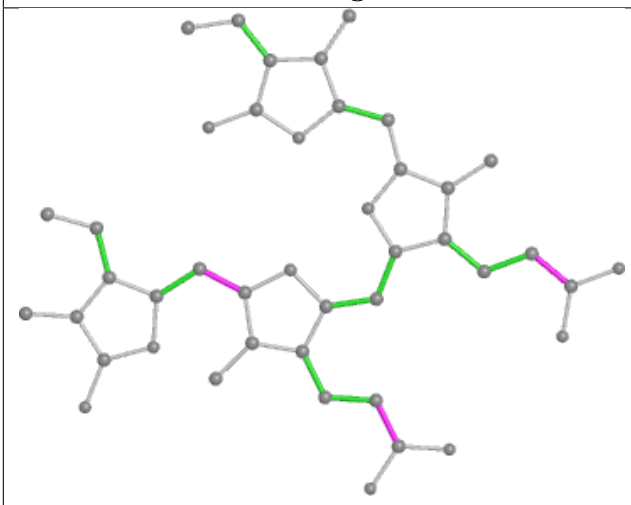

Torsions

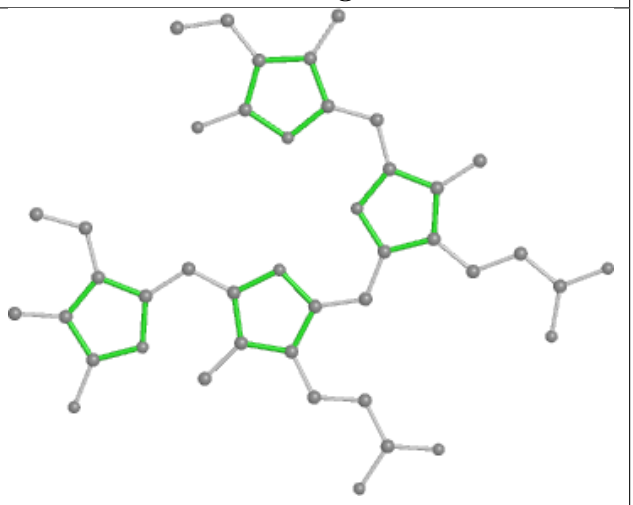

Rings

Ligand PEB GJ 202

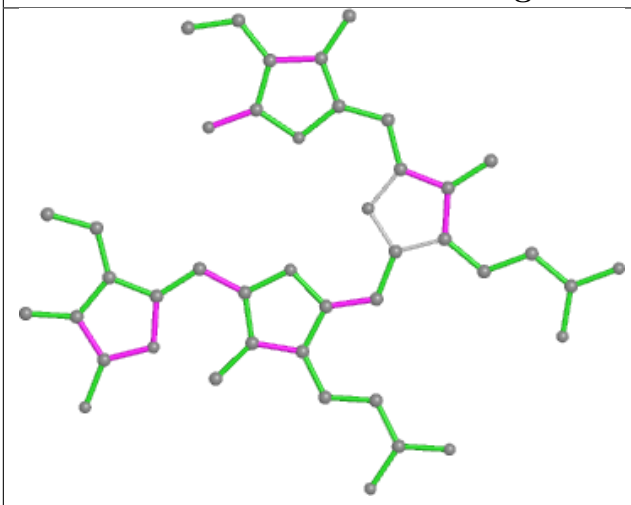

Bond lengths

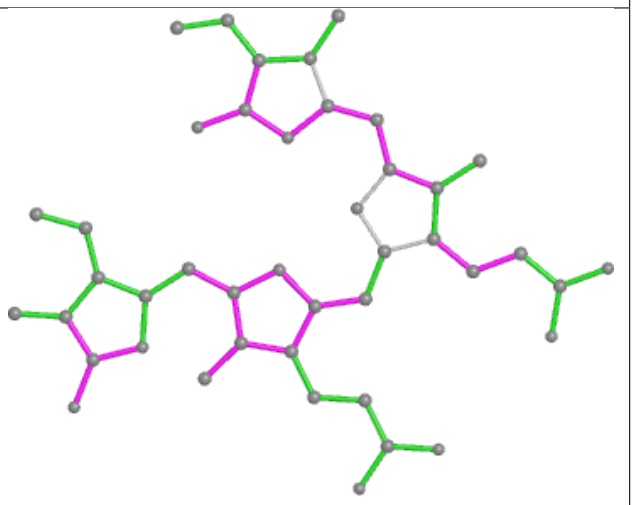

Bond angles

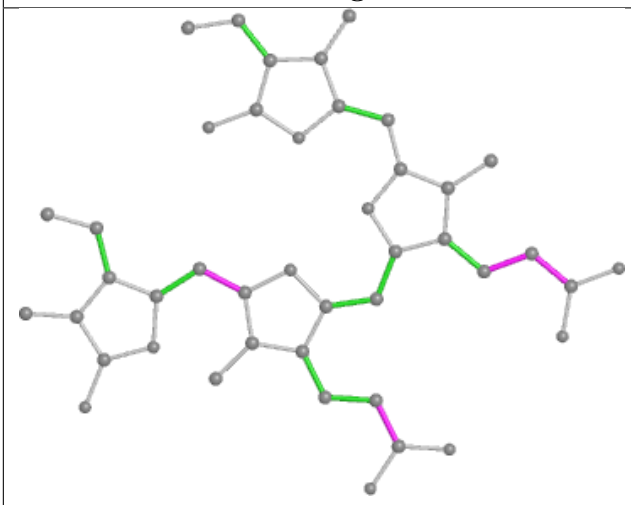

Torsions

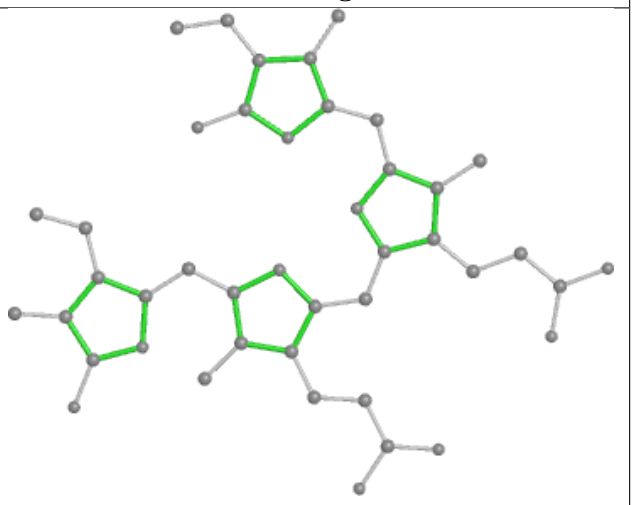

Rings

Ligand PEB aF 203

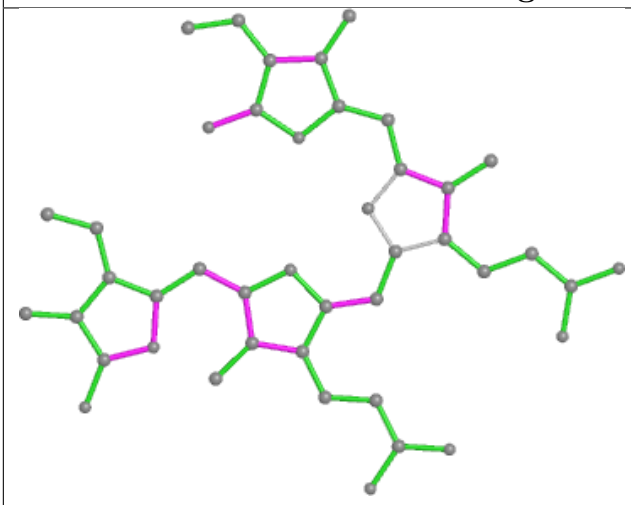

Bond lengths

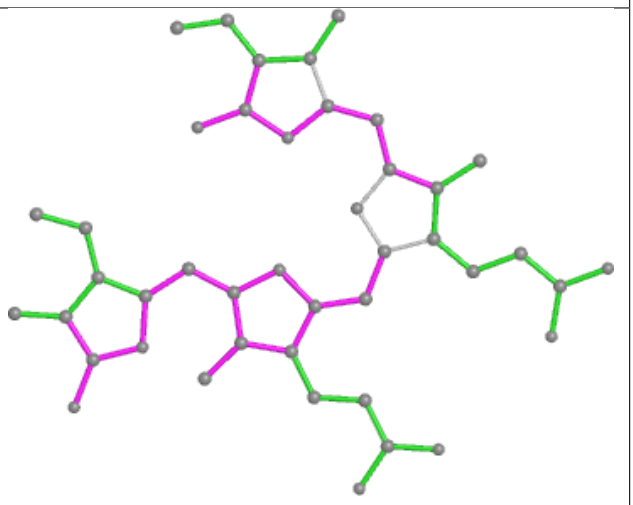

Bond angles

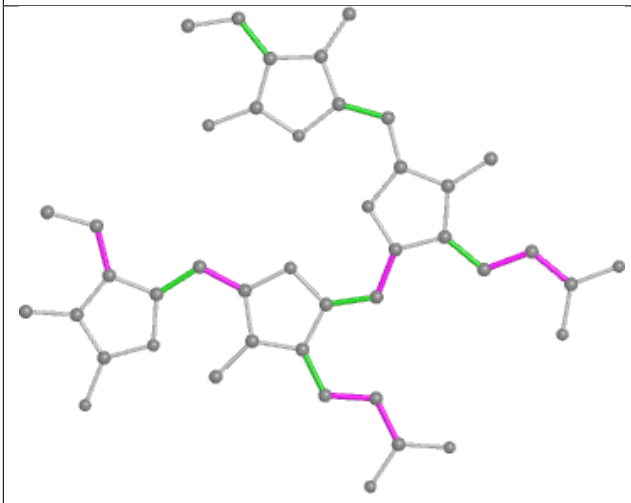

Torsions

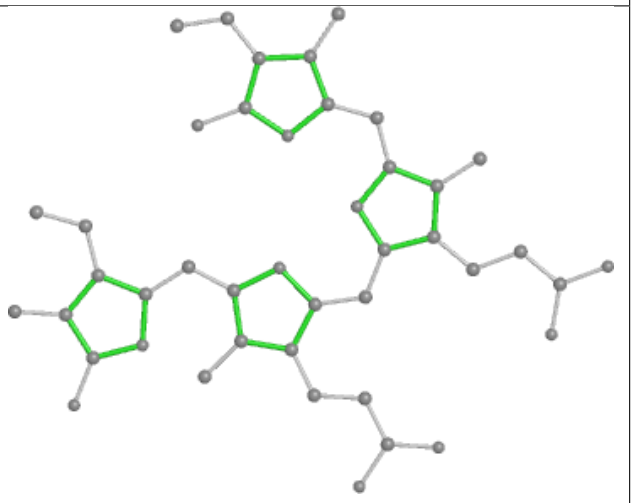

Rings

Ligand PEB kK 203

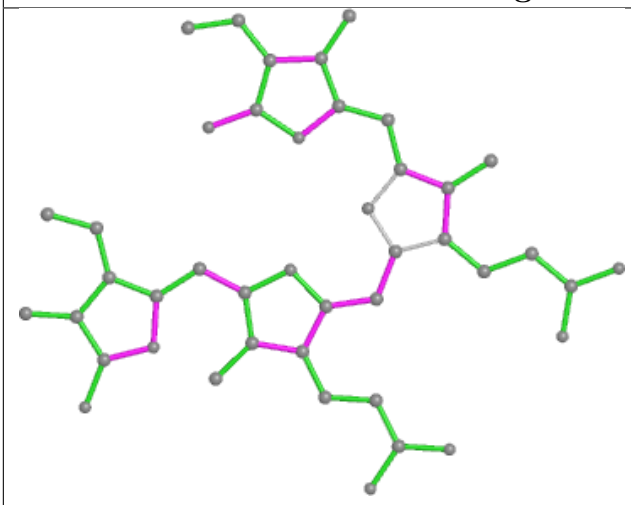

Bond lengths

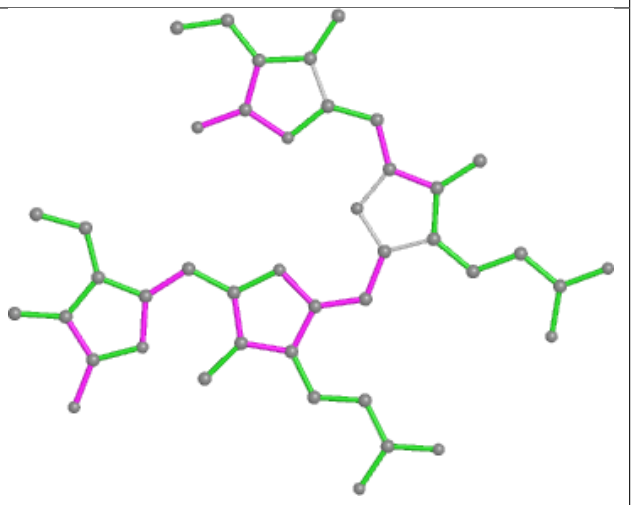

Bond angles

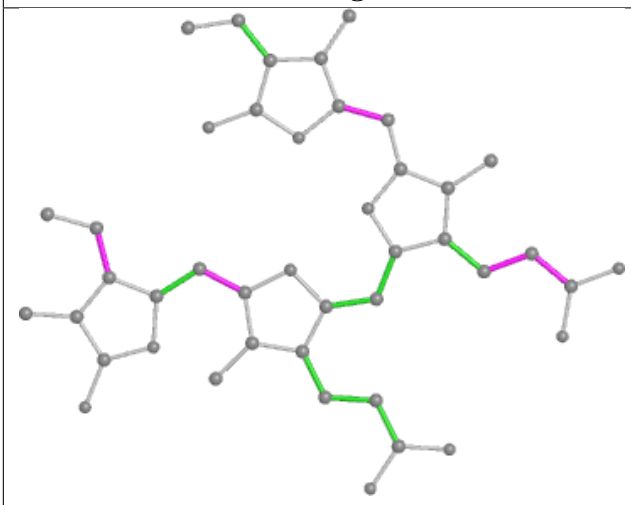

Torsions

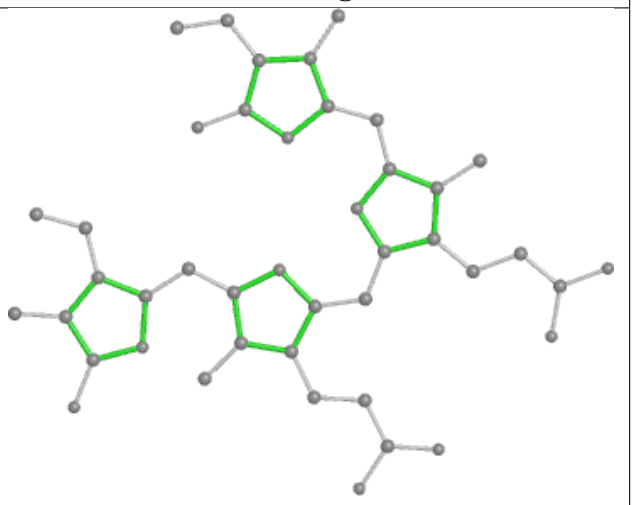

Rings

Ligand PEB cK 203

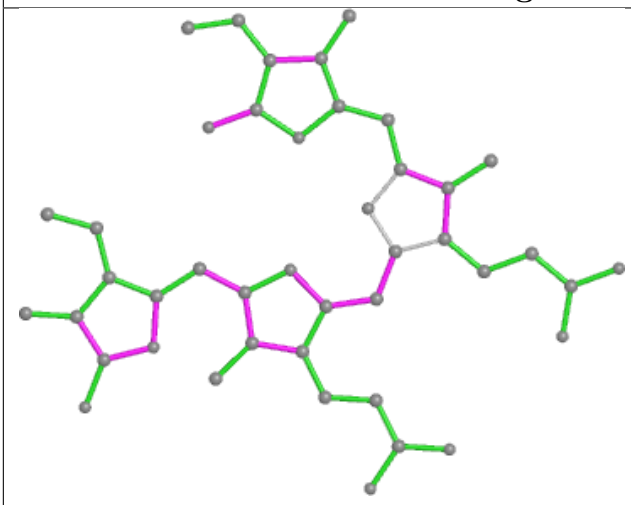

Bond lengths

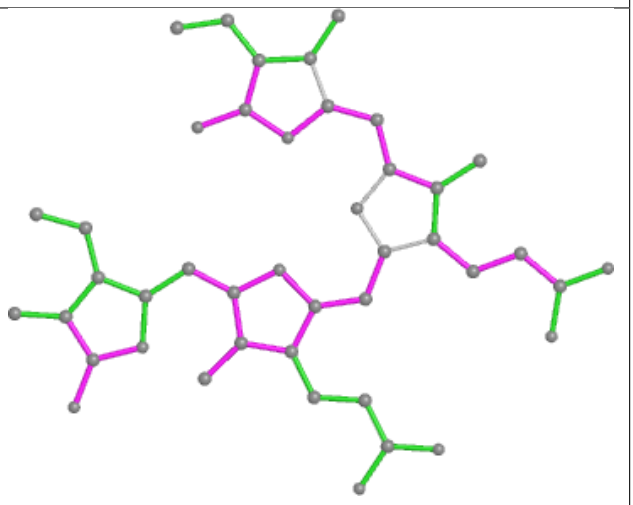

Bond angles

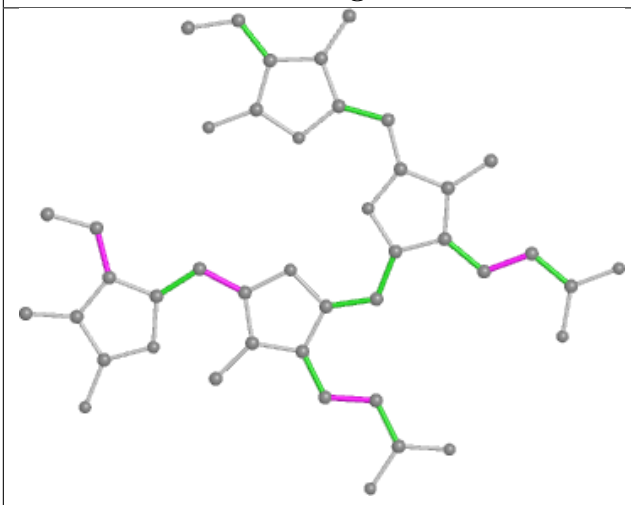

Torsions

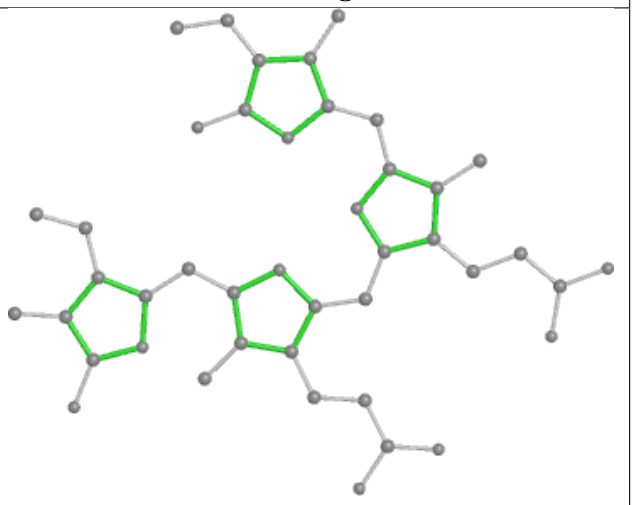

Rings

Ligand PEB RI 203

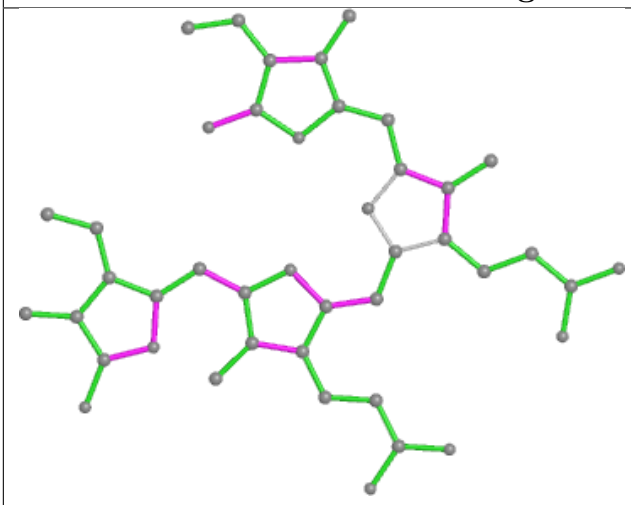

Bond lengths

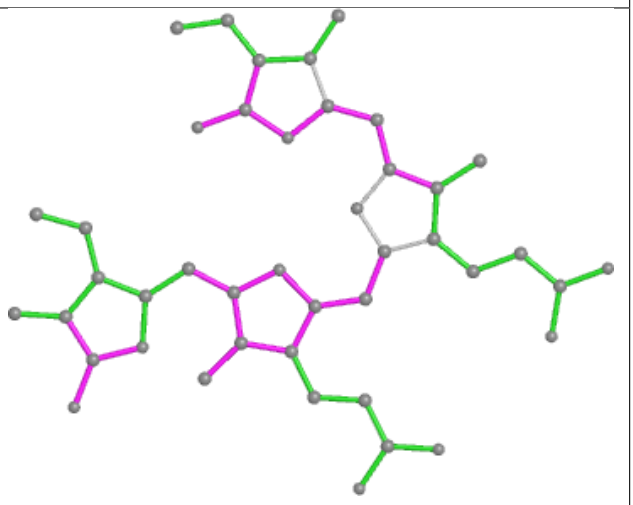

Bond angles

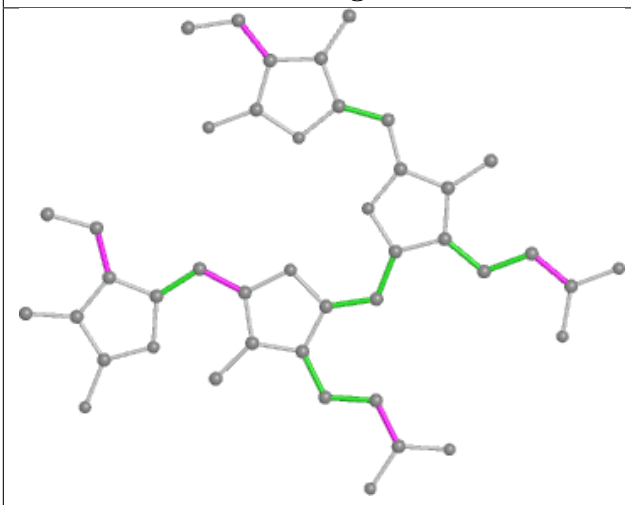

Torsions

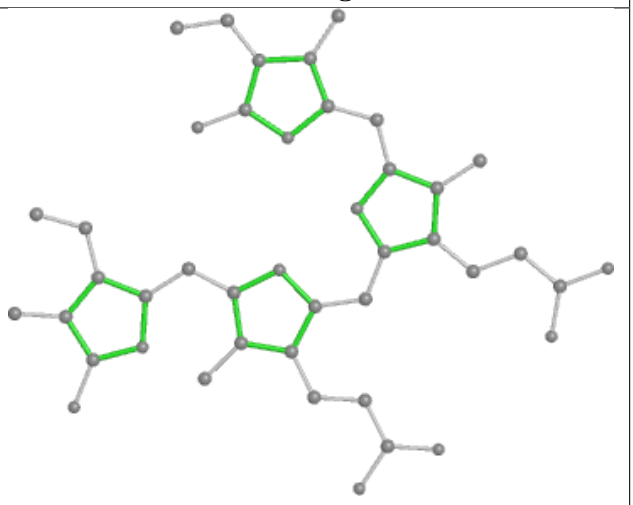

Rings

Ligand PEB c4 202

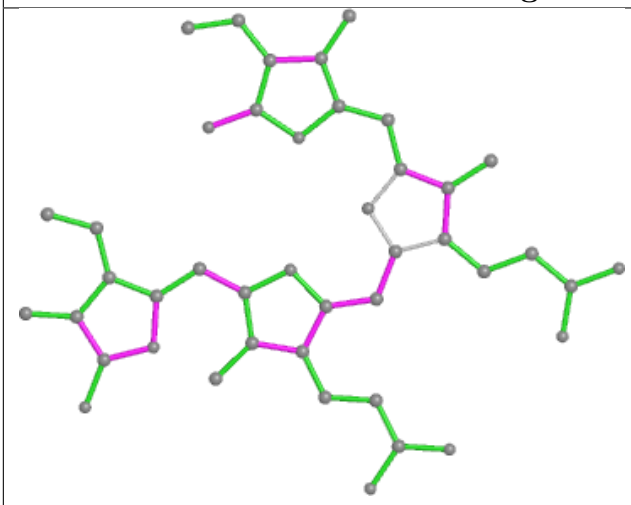

Bond lengths

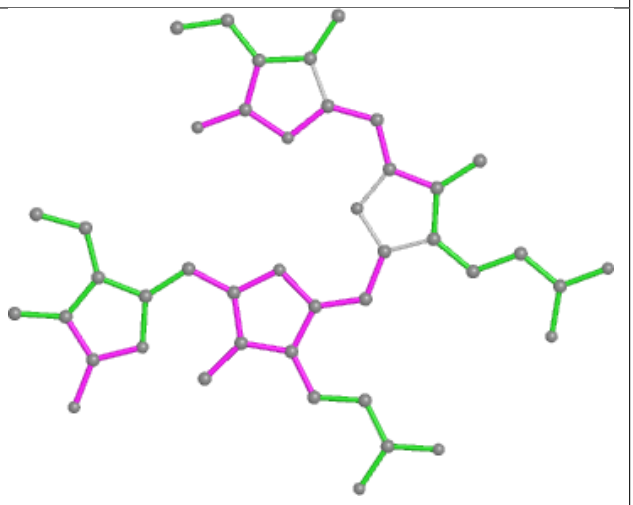

Bond angles

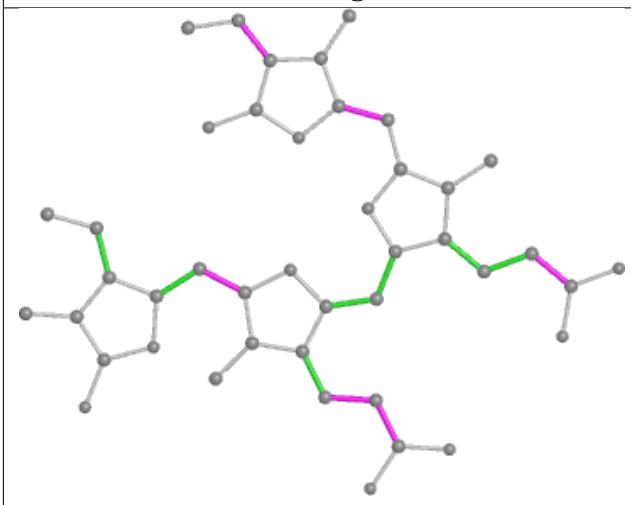

Torsions

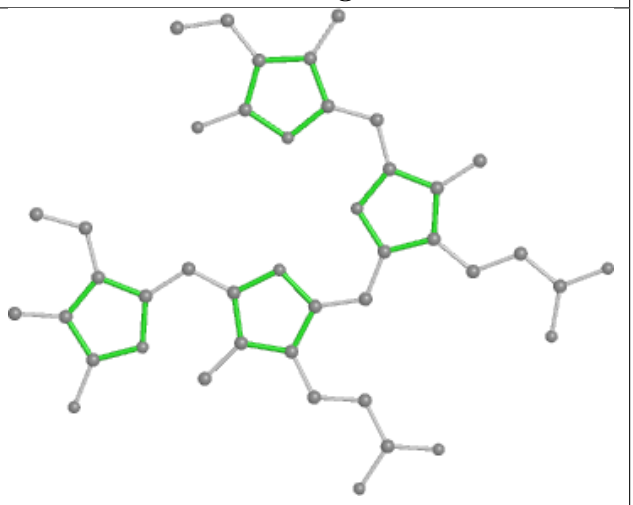

Rings

Ligand PEB jH 202

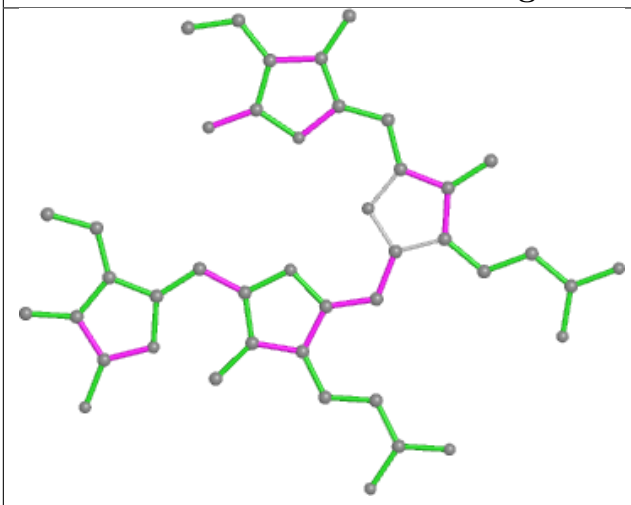

Bond lengths

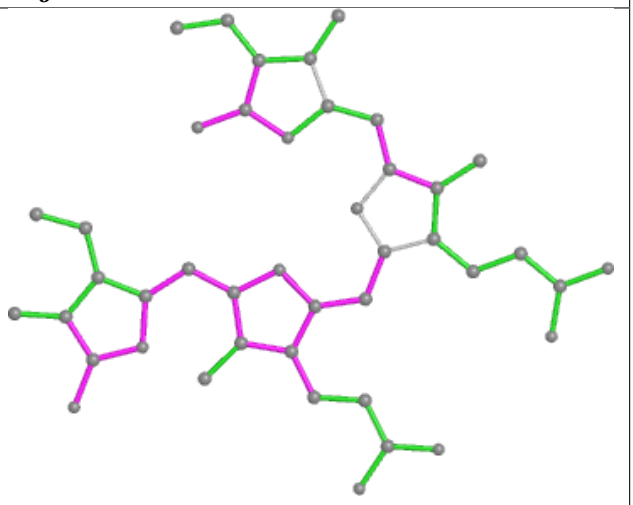

Bond angles

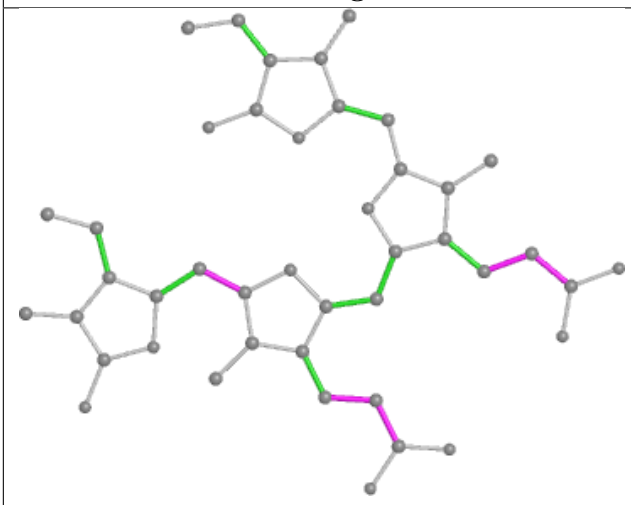

Torsions

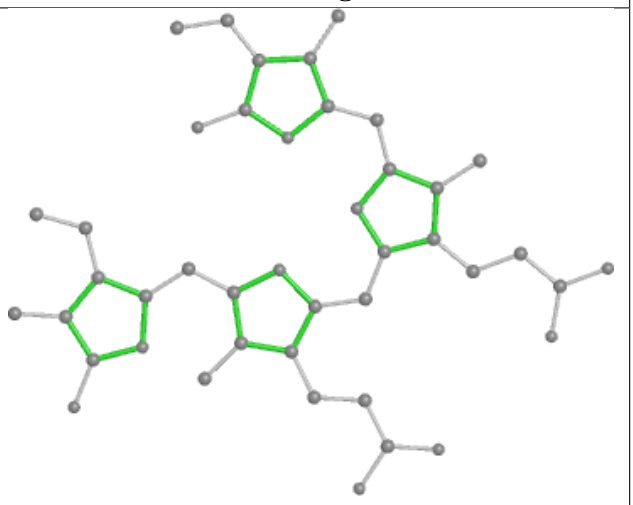

Rings

Ligand CLA BN 806

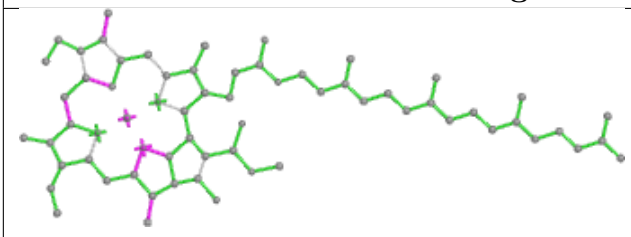

Bond lengths

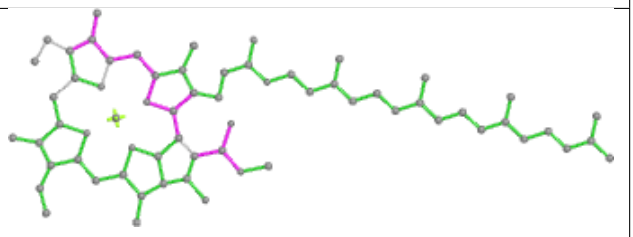

Bond angles

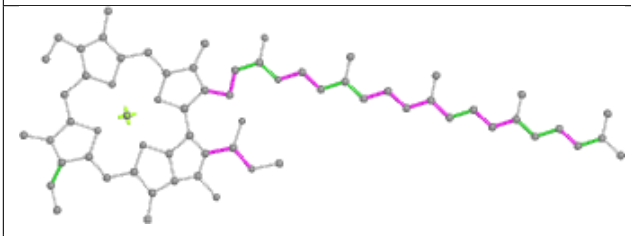

Torsions

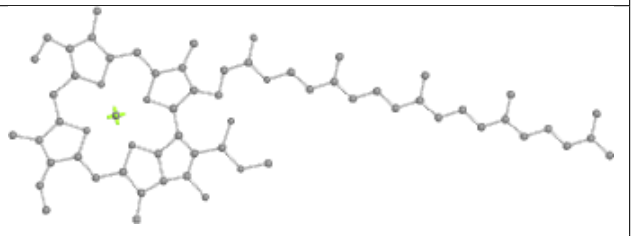

Rings

Ligand LMG j6 101

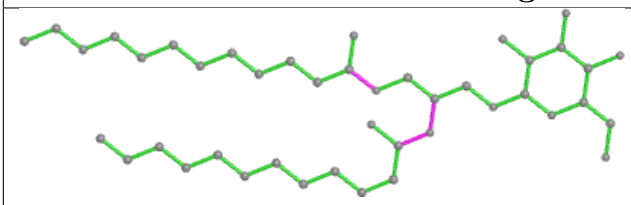

Bond lengths

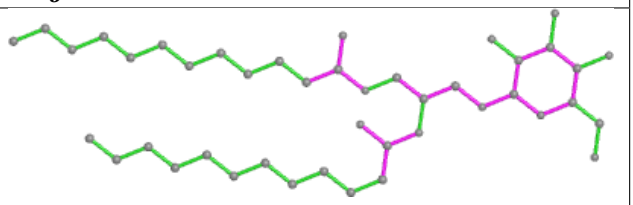

Bond angles

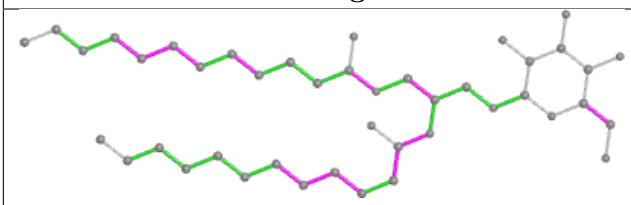

Torsions

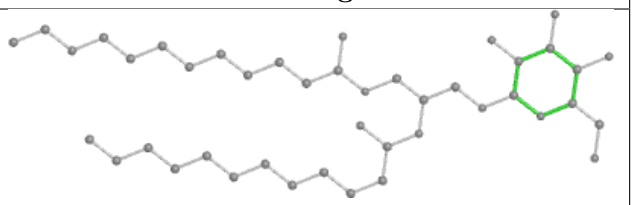

Rings

Ligand CLA M2 101

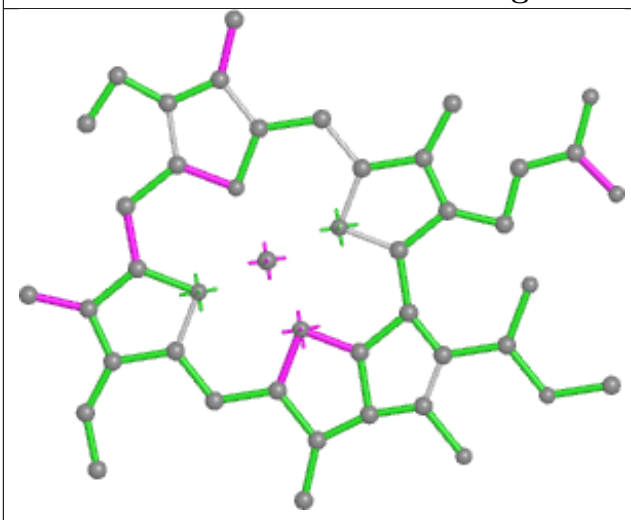

Bond lengths

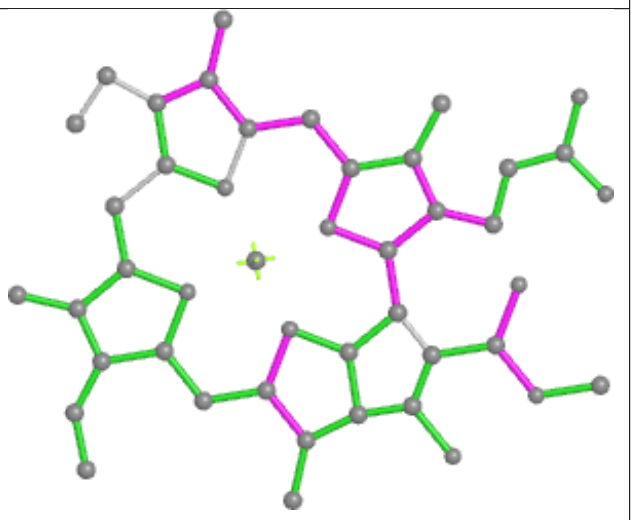

Bond angles

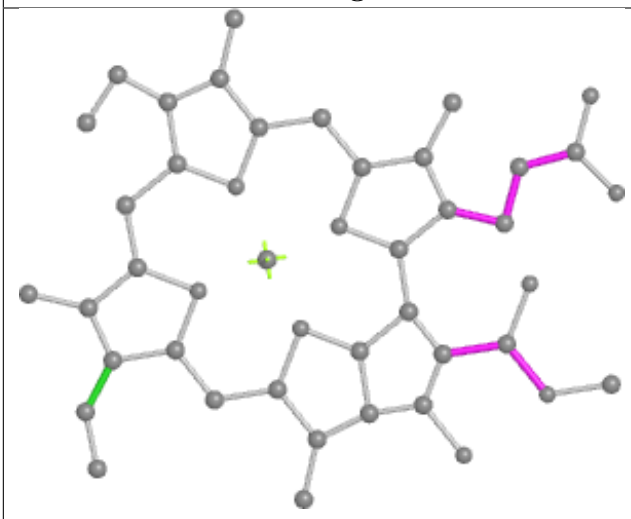

Torsions

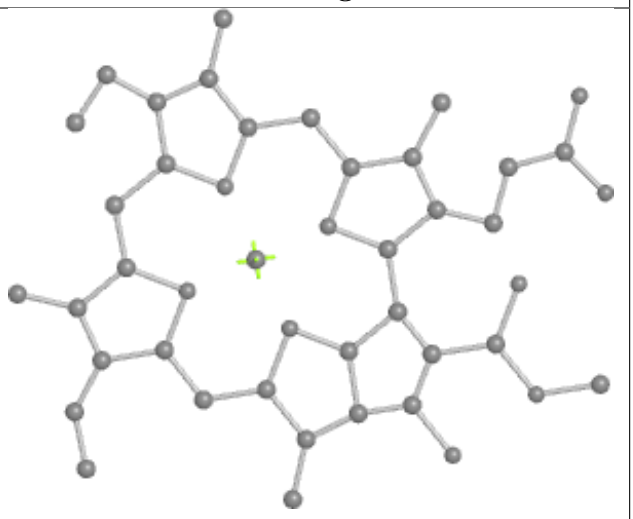

Rings

Ligand CYC w3 1001

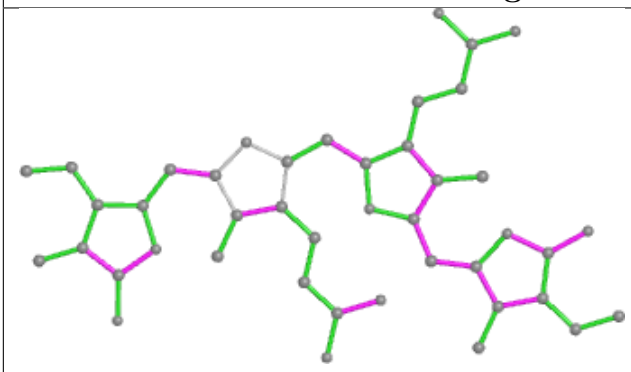

Bond lengths

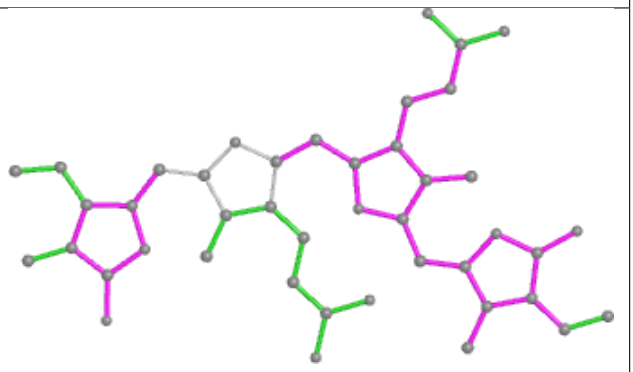

Bond angles

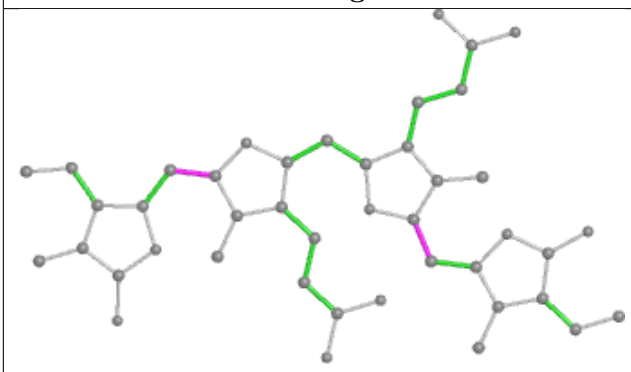

Torsions

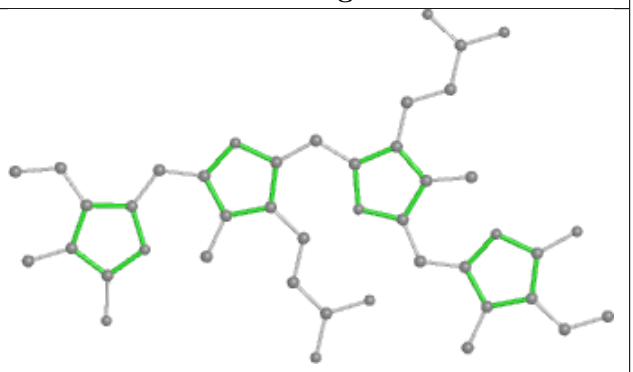

Rings

Ligand PEB aJ 202

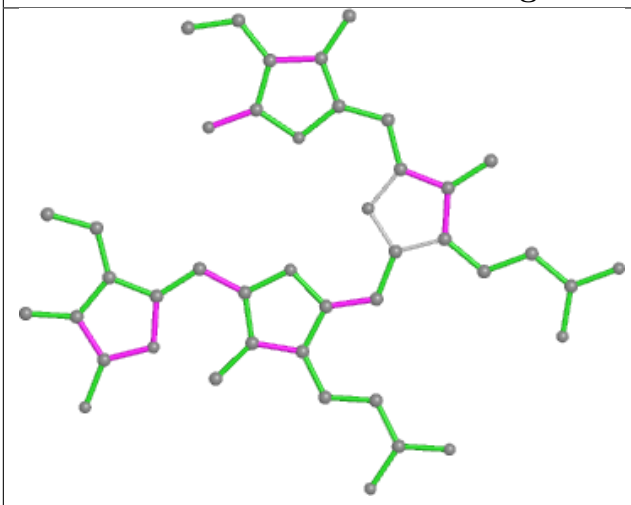

Bond lengths

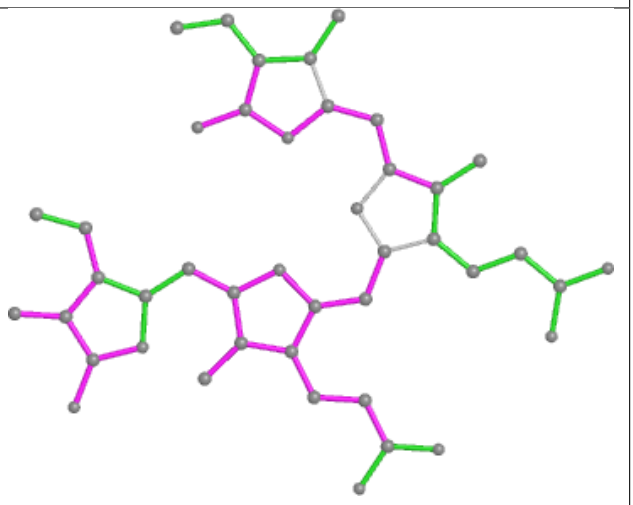

Bond angles

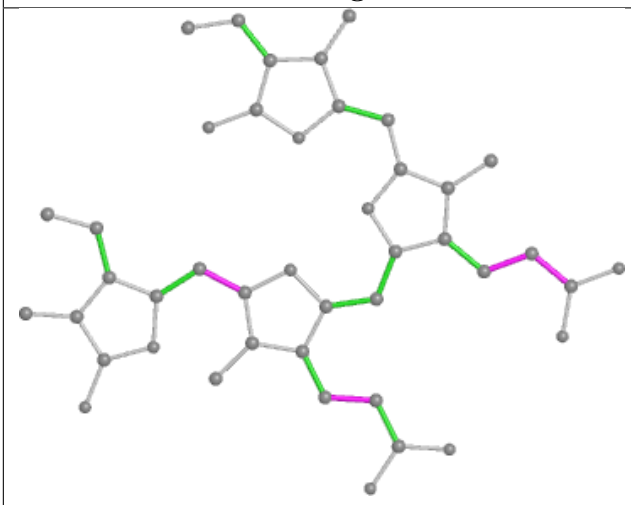

Torsions

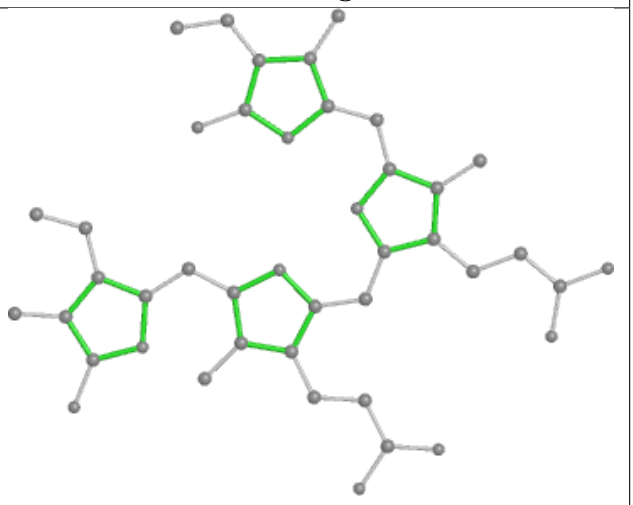

Rings

Ligand PUB A4 303

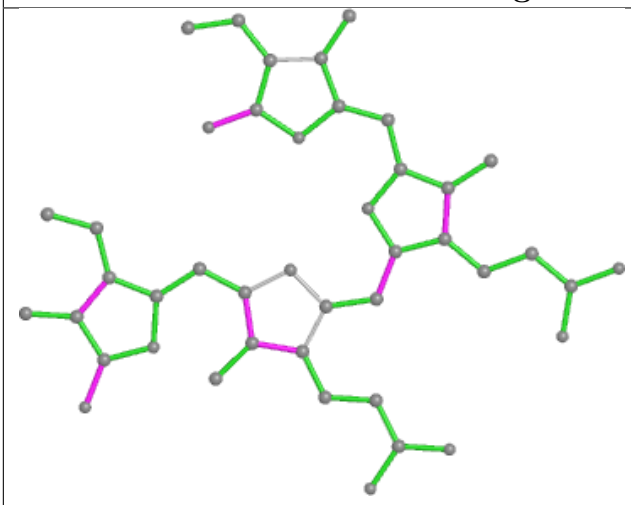

Bond lengths

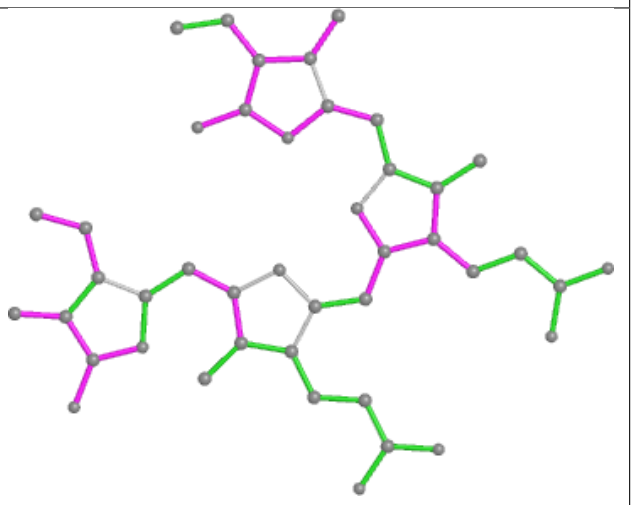

Bond angles

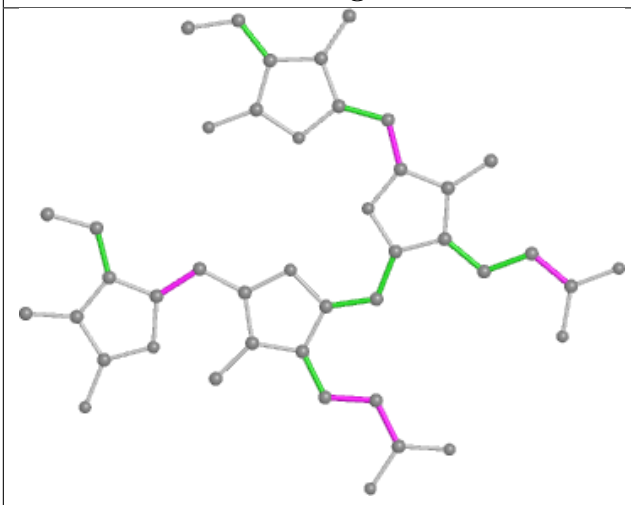

Torsions

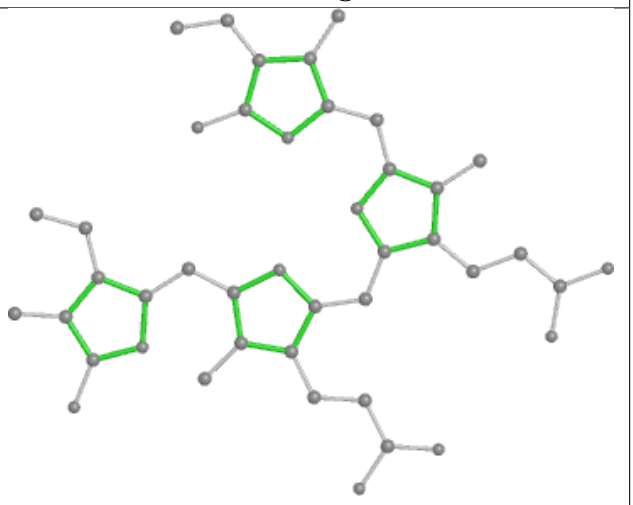

Rings

Ligand PEB mO 201

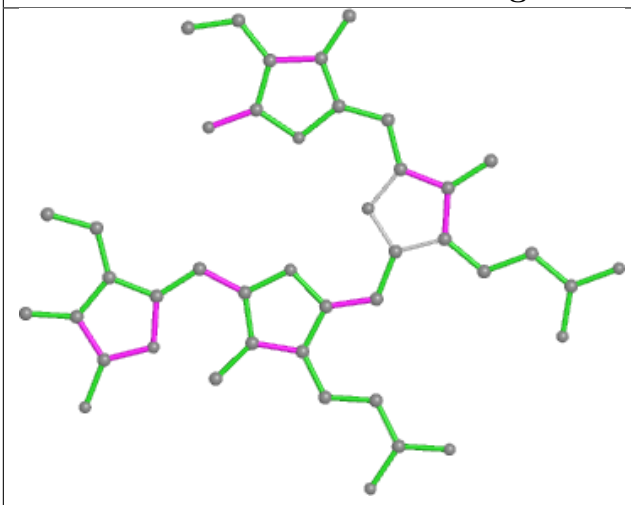

Bond lengths

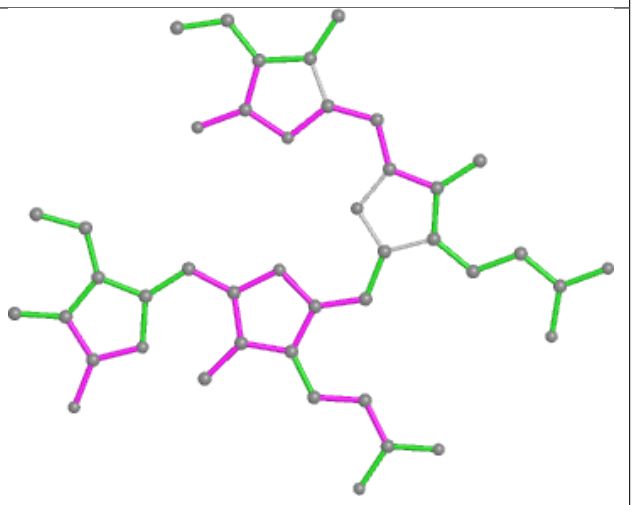

Bond angles

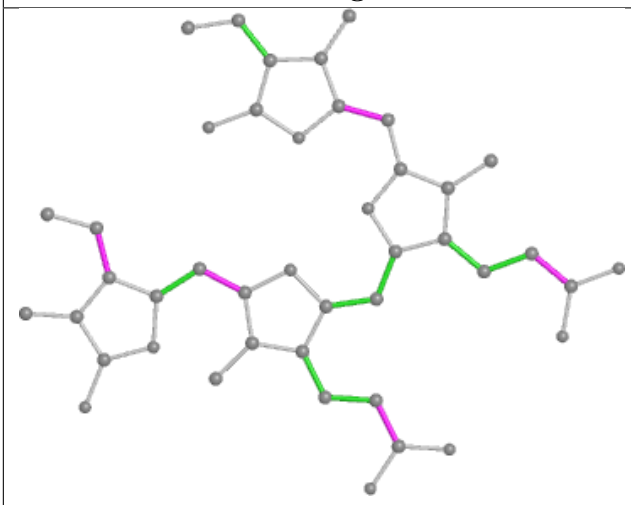

Torsions

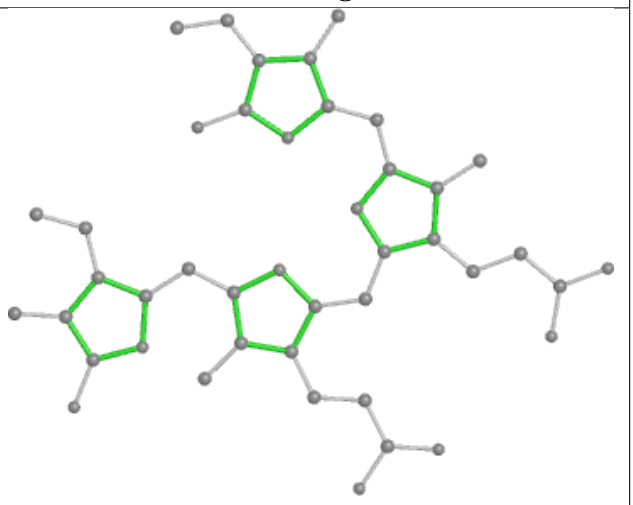

Rings

Ligand CLA 1N 603

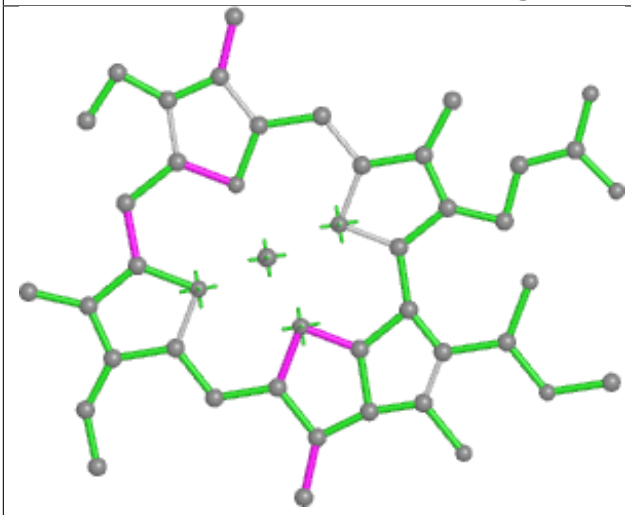

Bond lengths

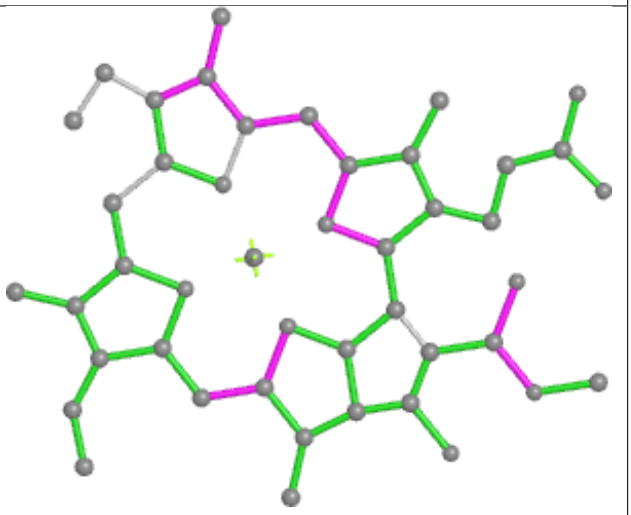

Bond angles

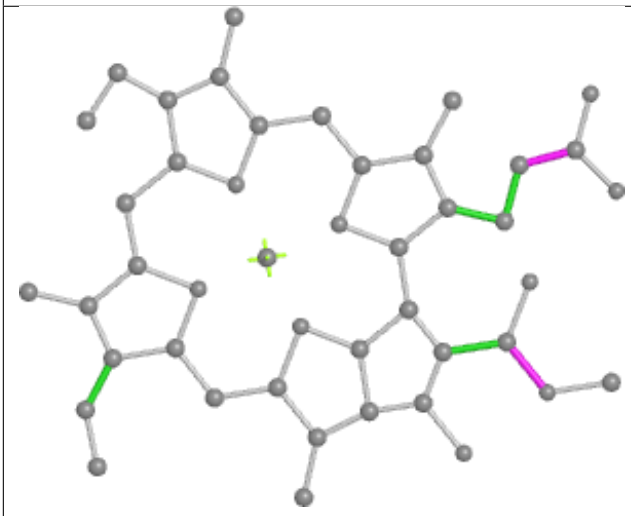

Torsions

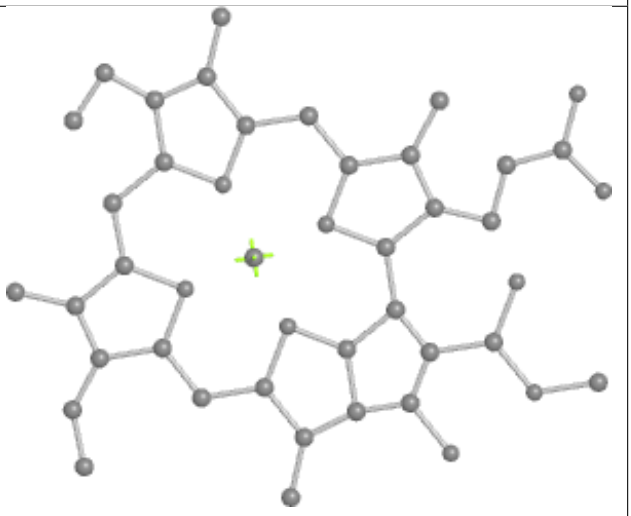

Rings

Ligand PEB YK 202

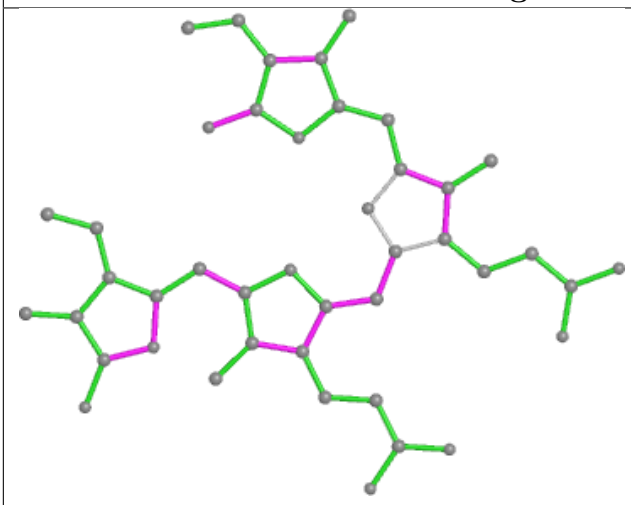

Bond lengths

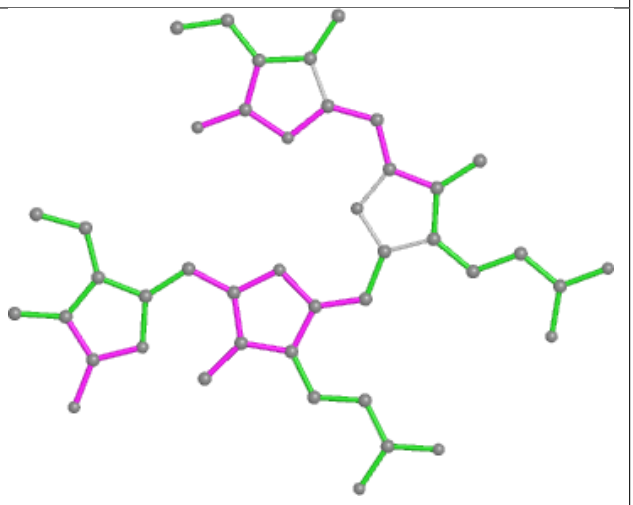

Bond angles

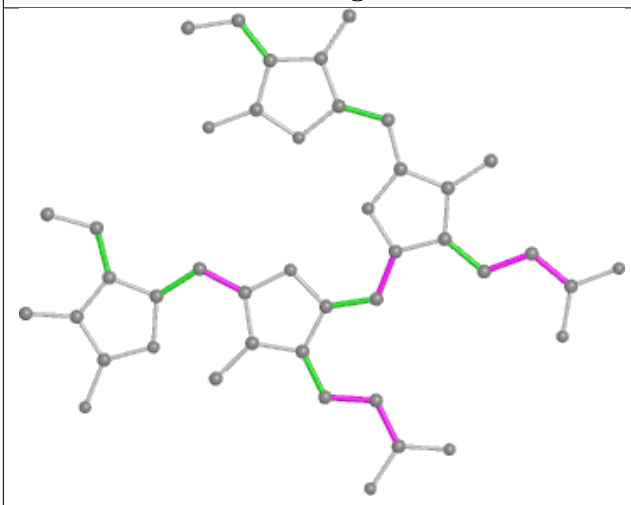

Torsions

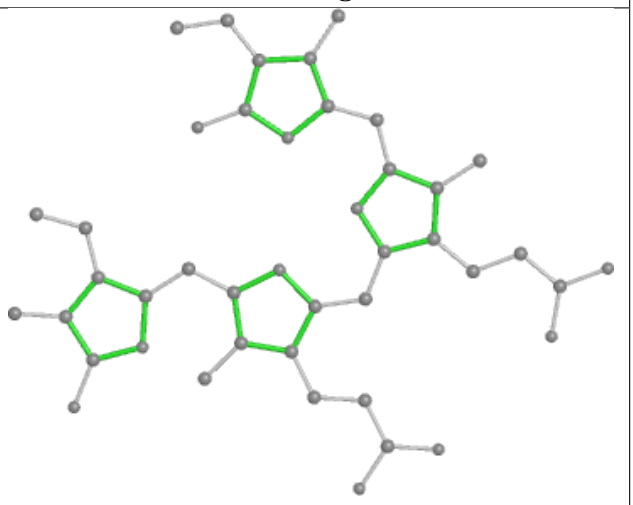

Rings

Ligand PEB O1 203

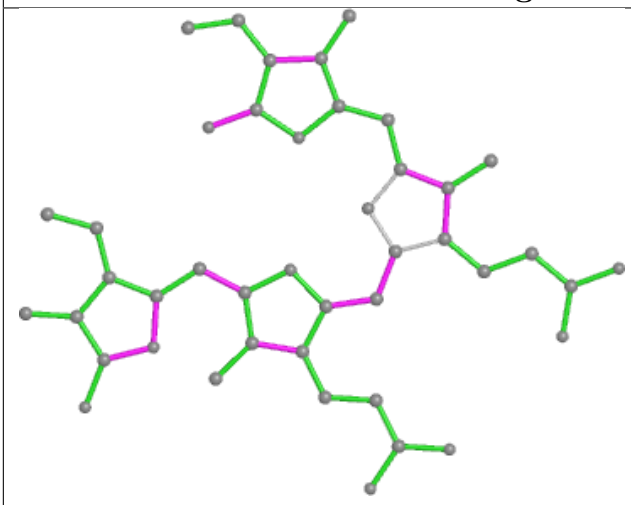

Bond lengths

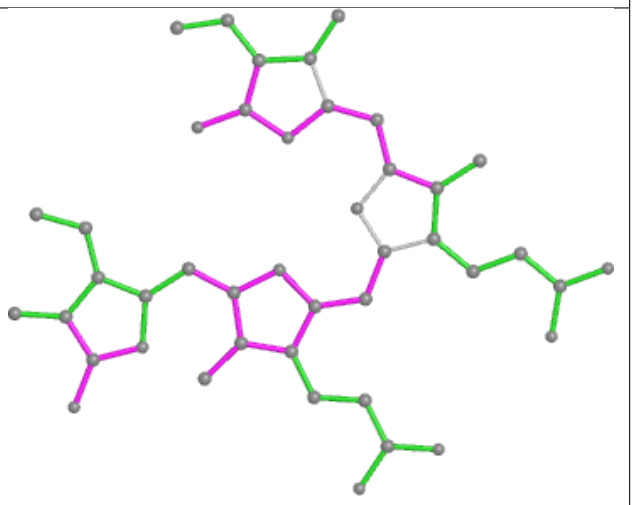

Bond angles

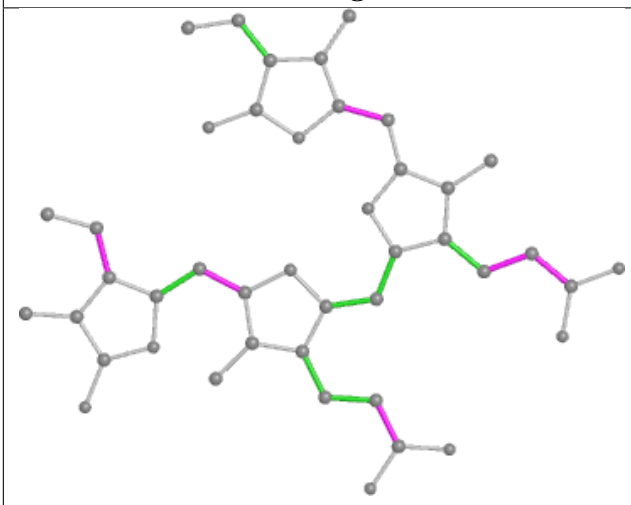

Torsions

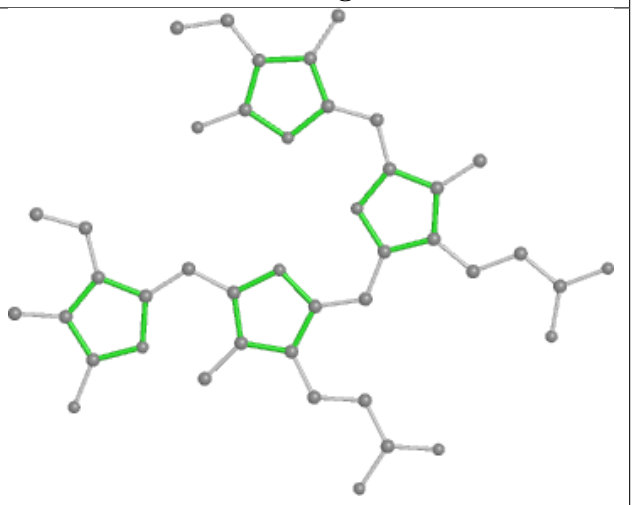

Rings

Ligand PEB IK 202

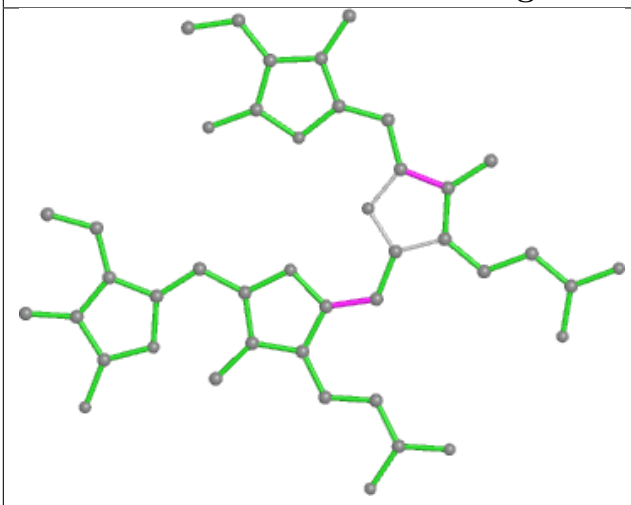

Bond lengths

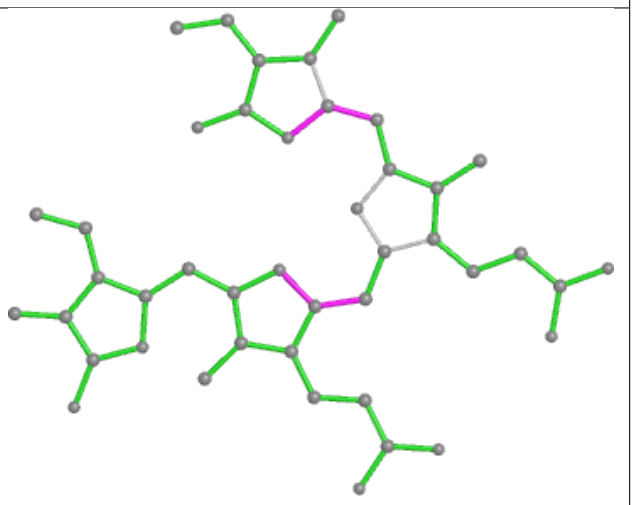

Bond angles

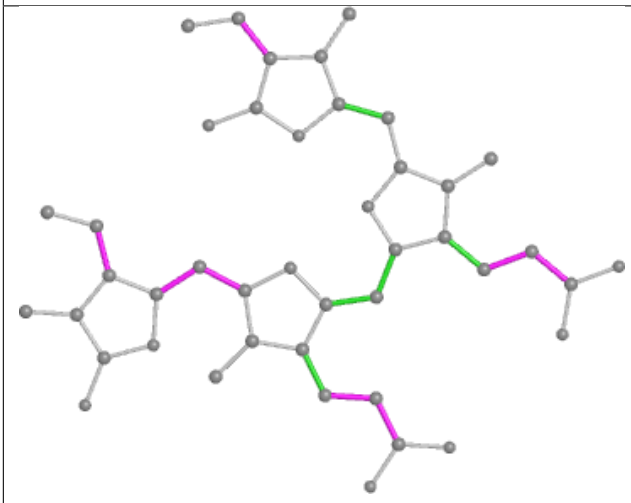

Torsions

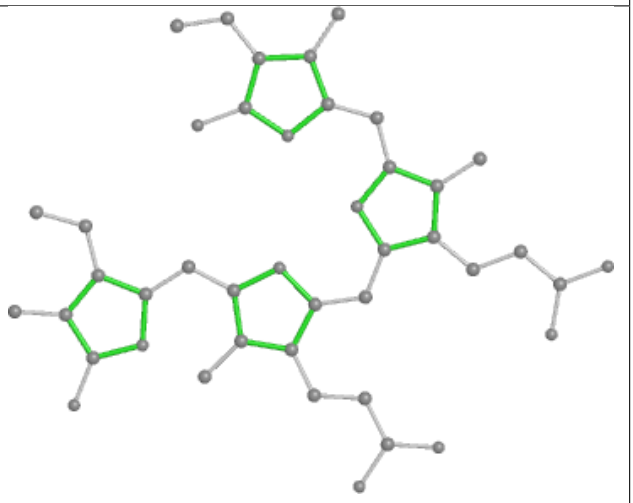

Rings

Ligand PEB M5 301

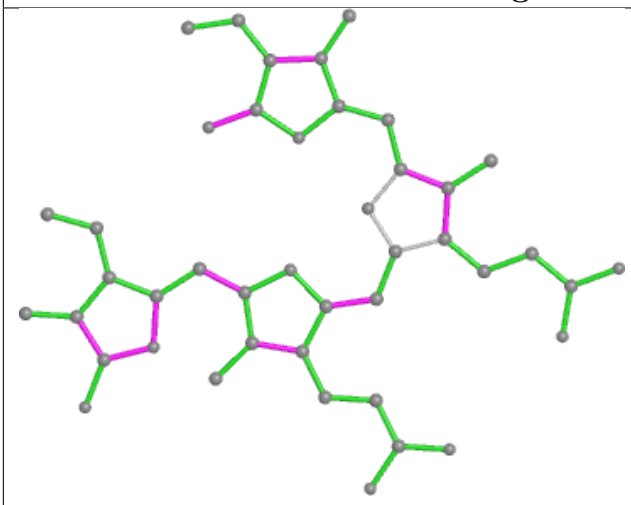

Bond lengths

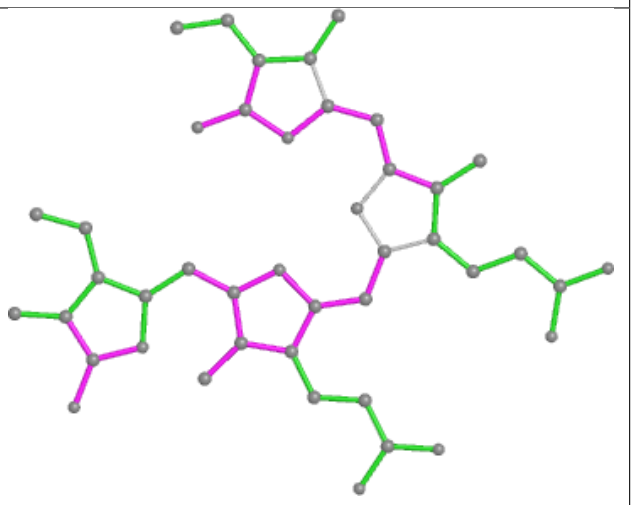

Bond angles

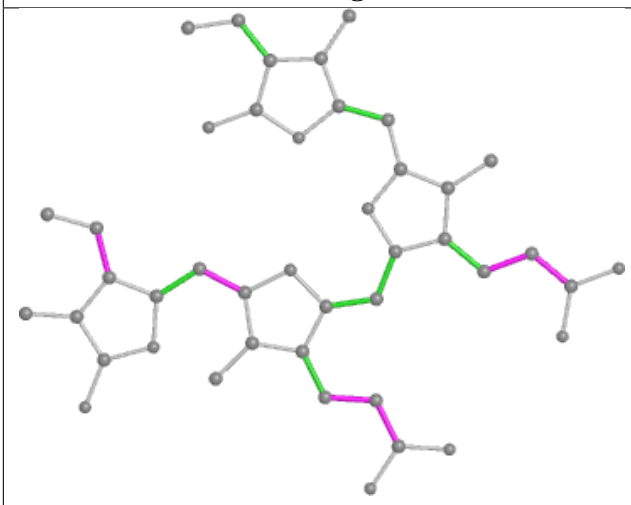

Torsions

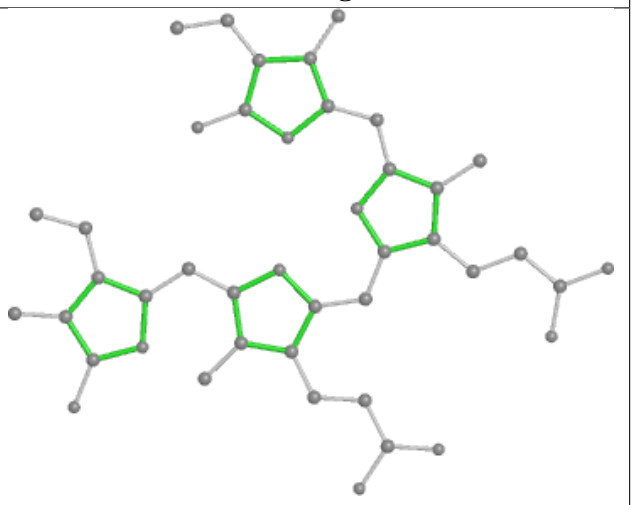

Rings

Ligand PEB gF 202

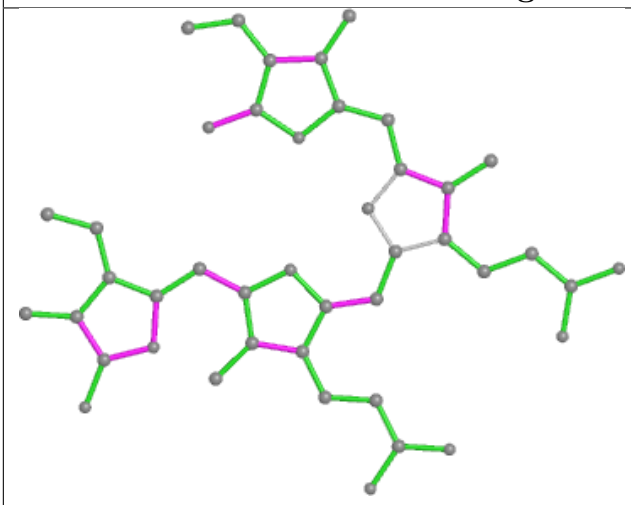

Bond lengths

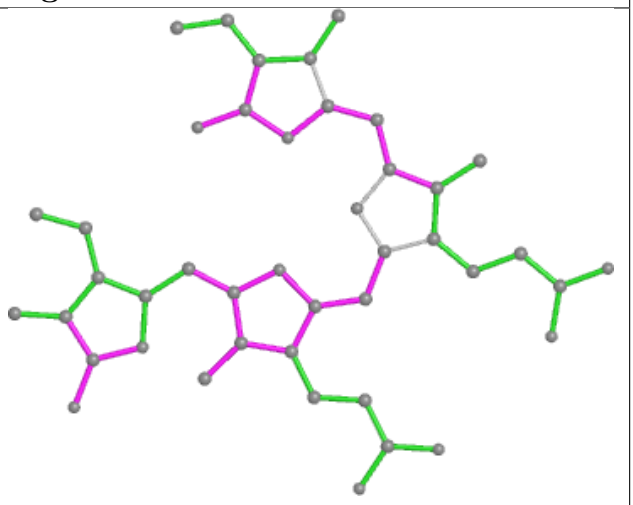

Bond angles

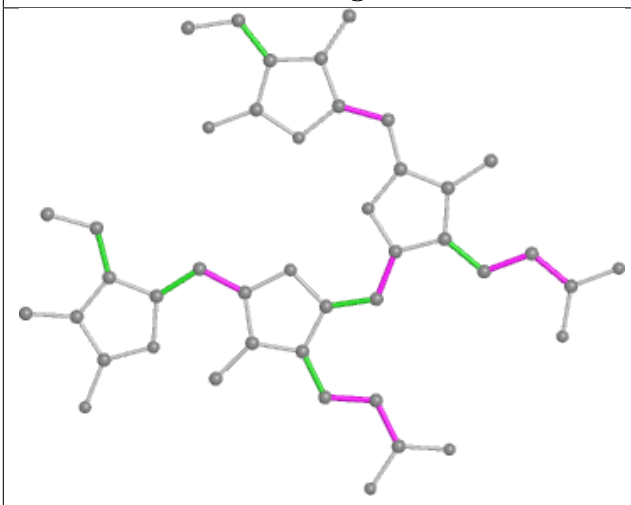

Torsions

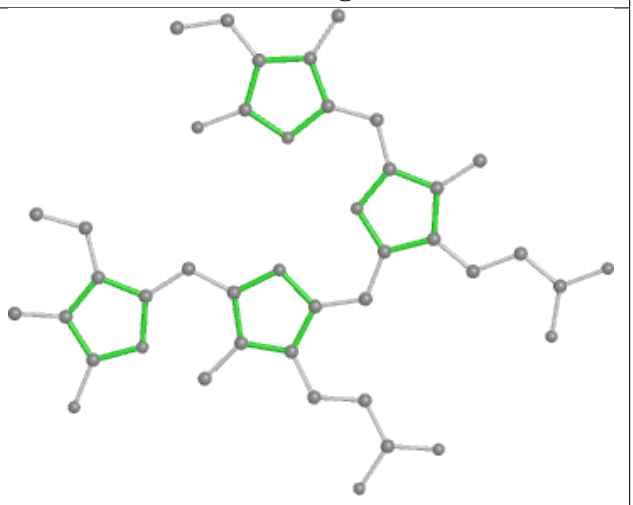

Rings

Ligand PEB JK 202

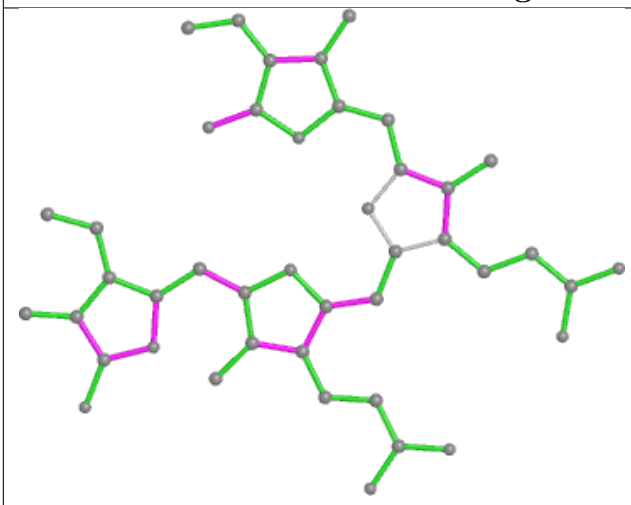

Bond lengths

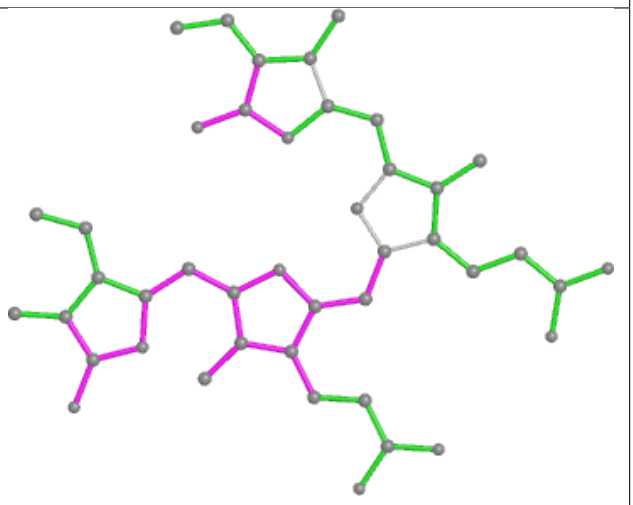

Bond angles

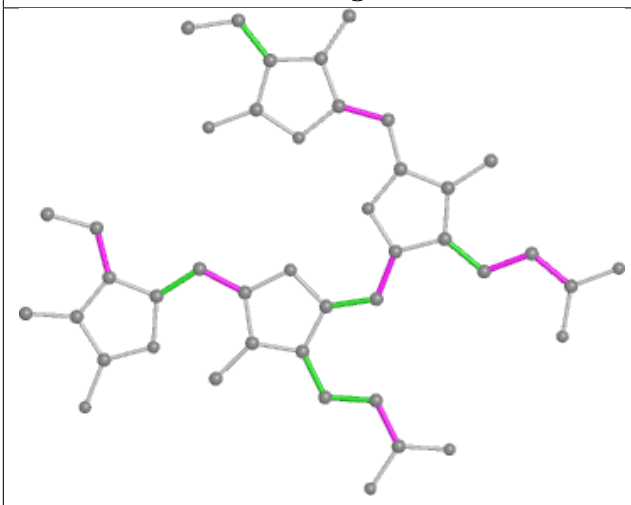

Torsions

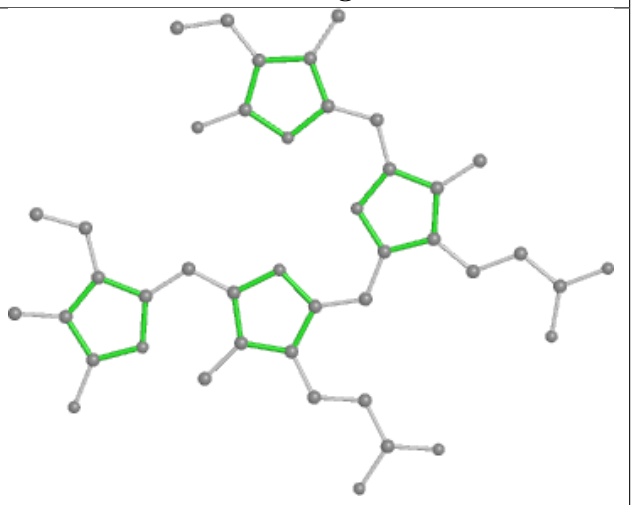

Rings

Ligand PEB YA 303

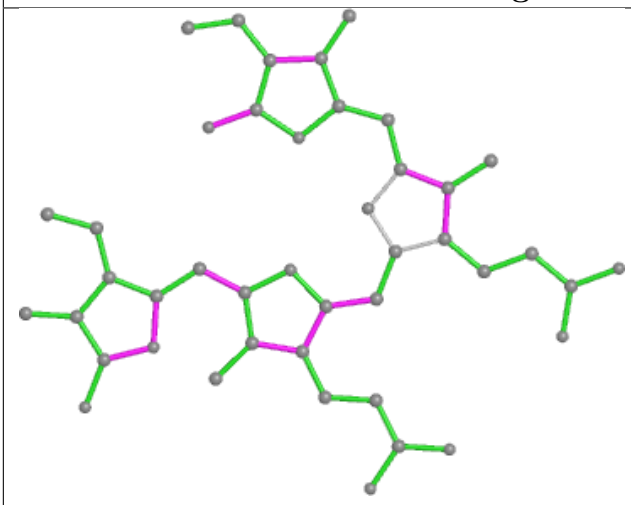

Bond lengths

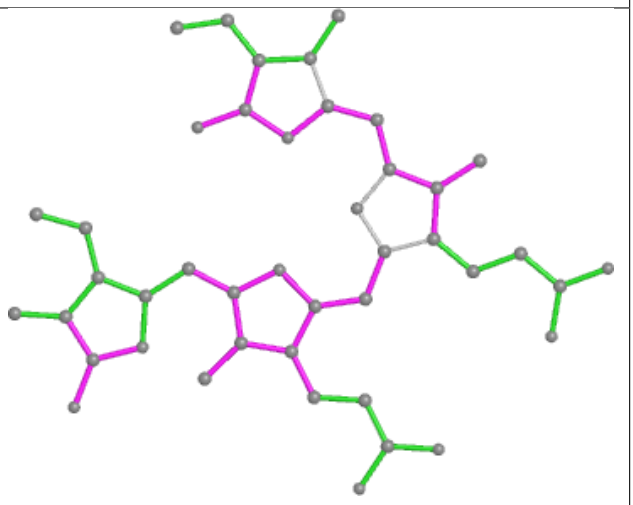

Bond angles

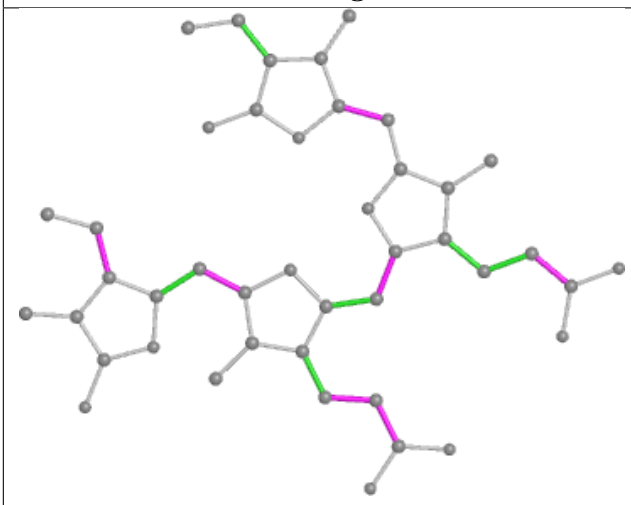

Torsions

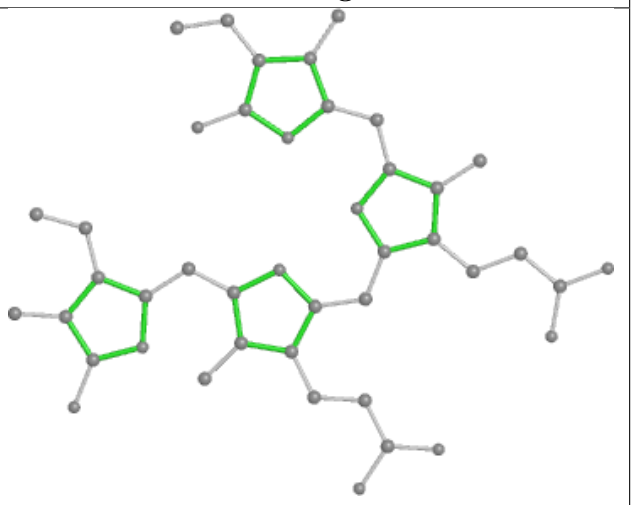

Rings

Ligand PEB LG 1002

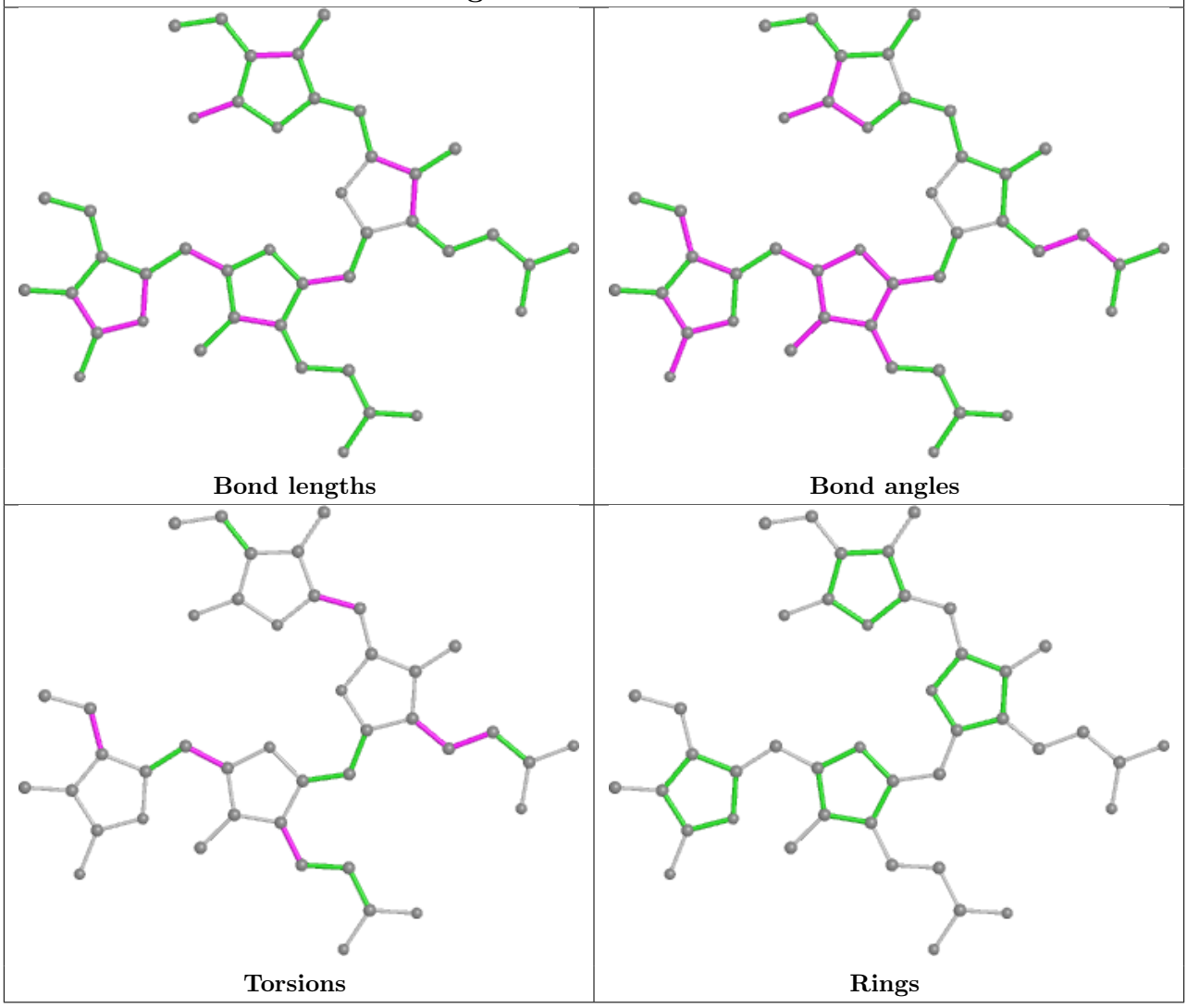

Ligand LMG ML 101

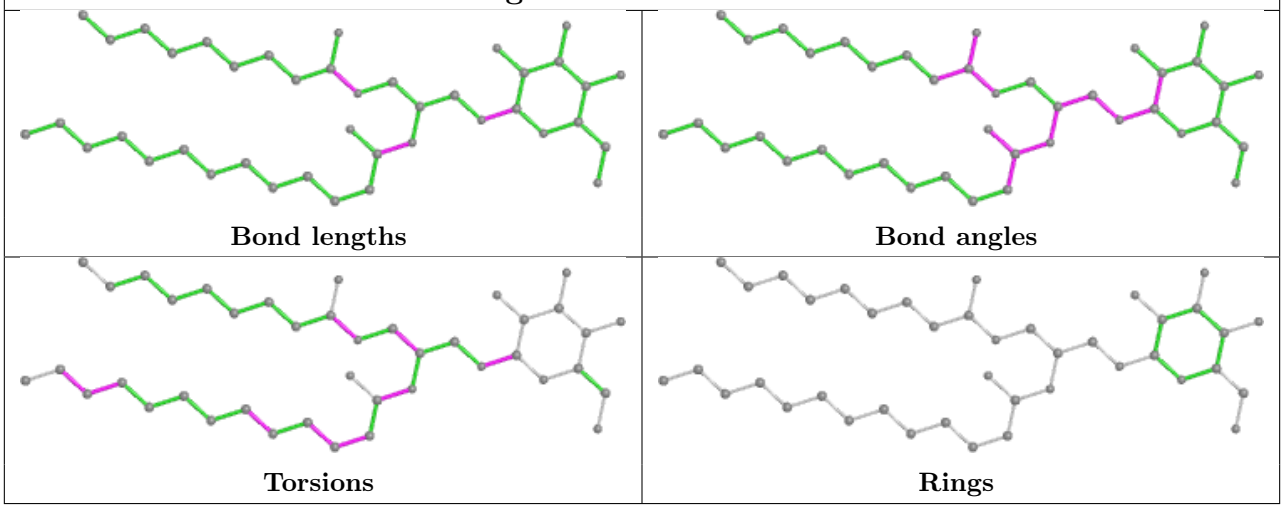

Ligand PEB gO 203

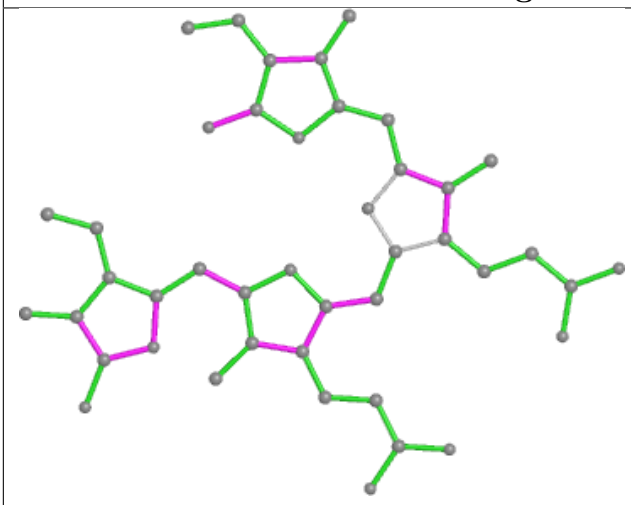

Bond lengths

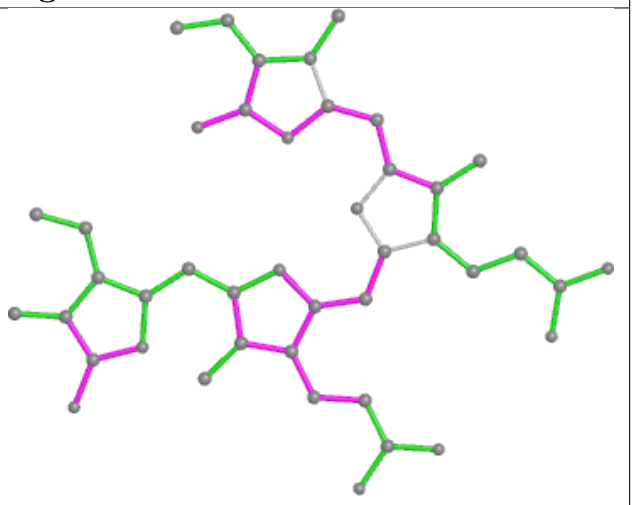

Bond angles

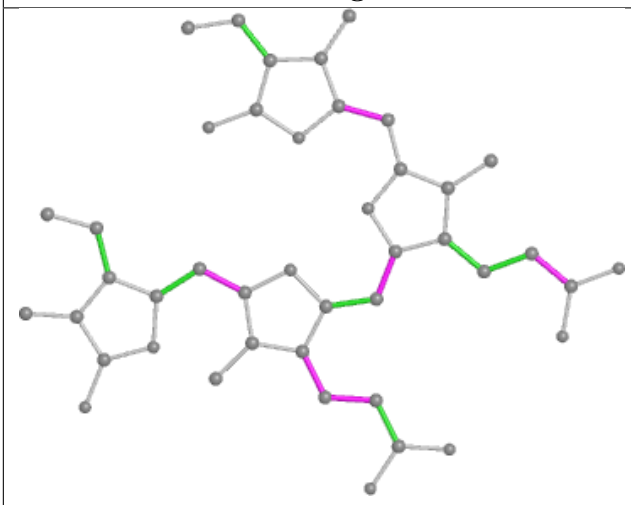

Torsions

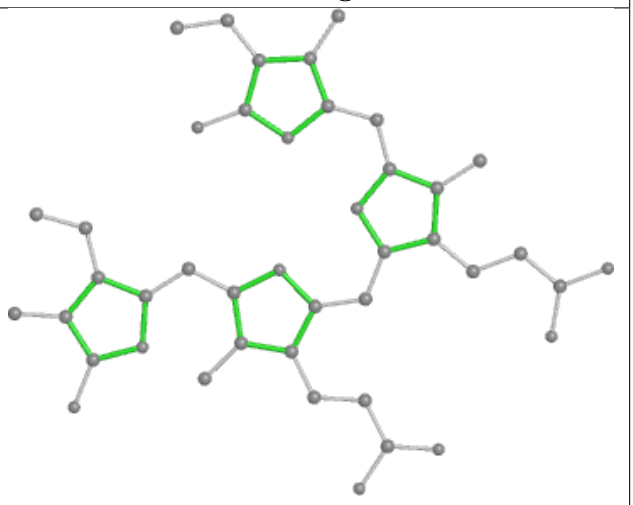

Rings

Ligand PEB oF 201

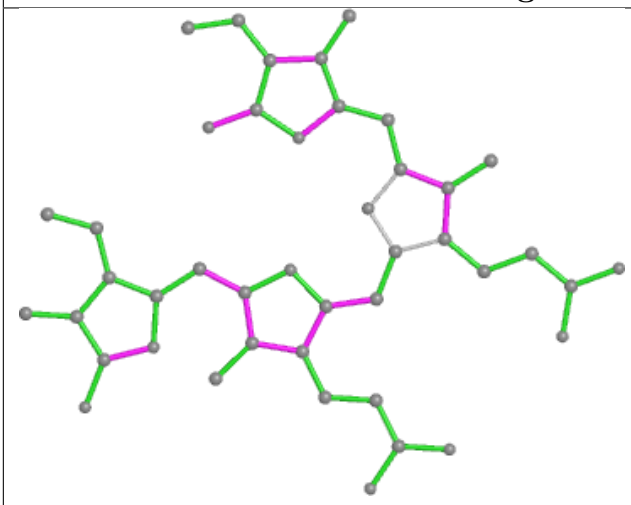

Bond lengths

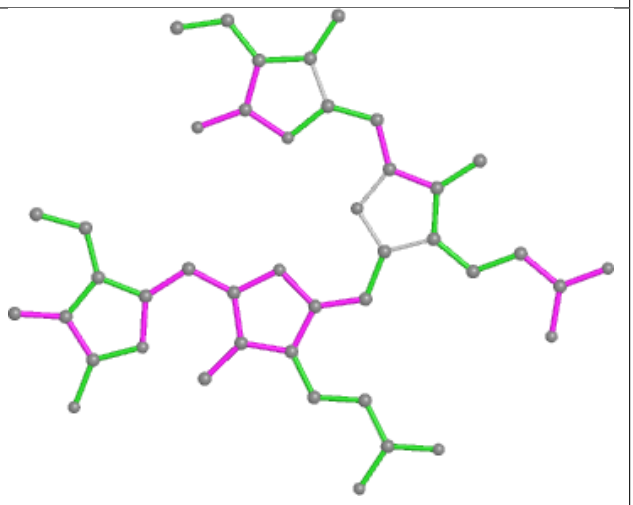

Bond angles

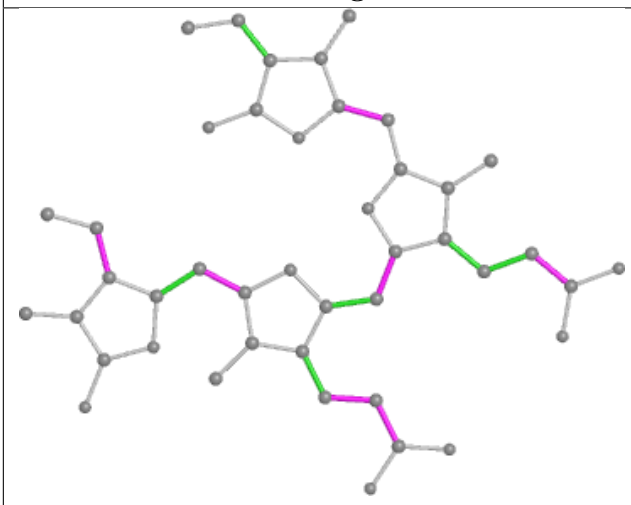

Torsions

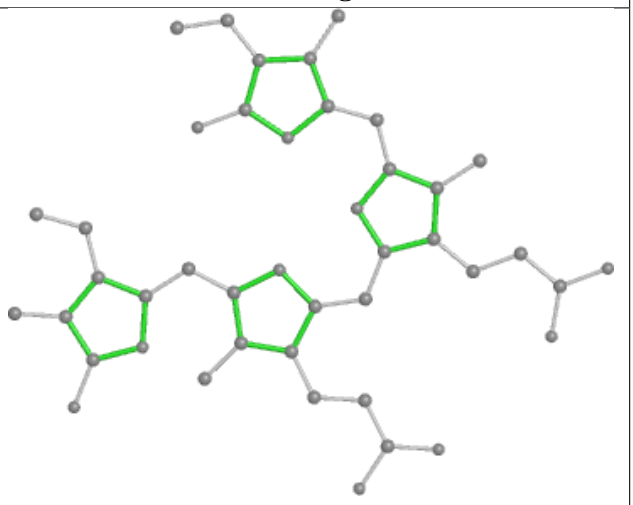

Rings

Ligand PEB IQ 202

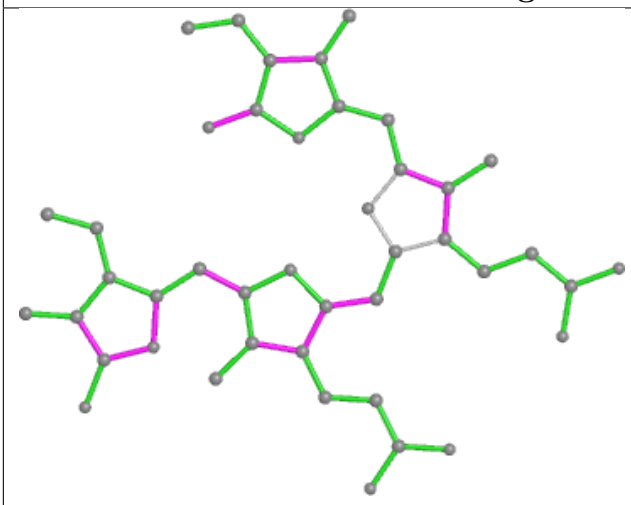

Bond lengths

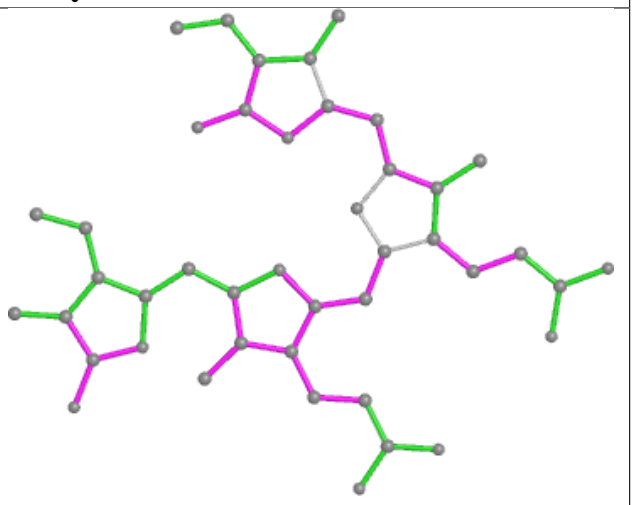

Bond angles

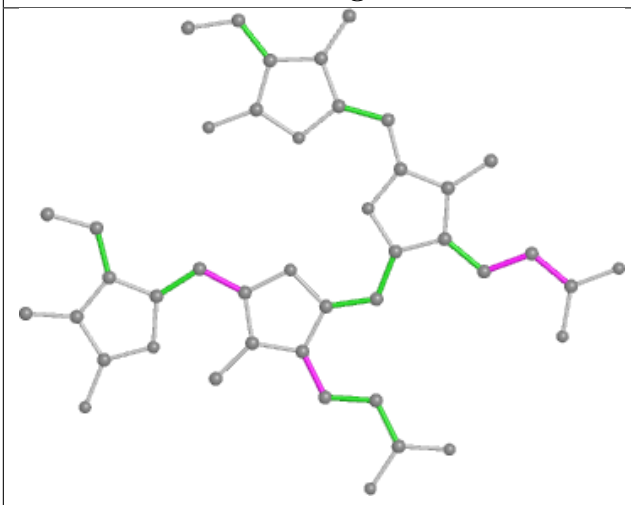

Torsions

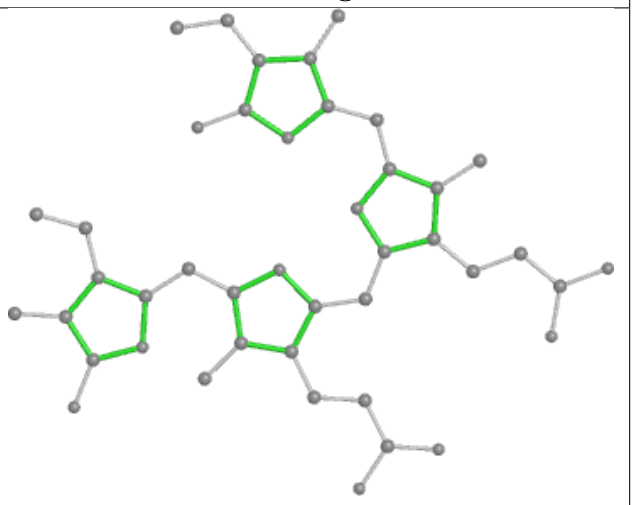

Rings

Ligand PEB LJ 201

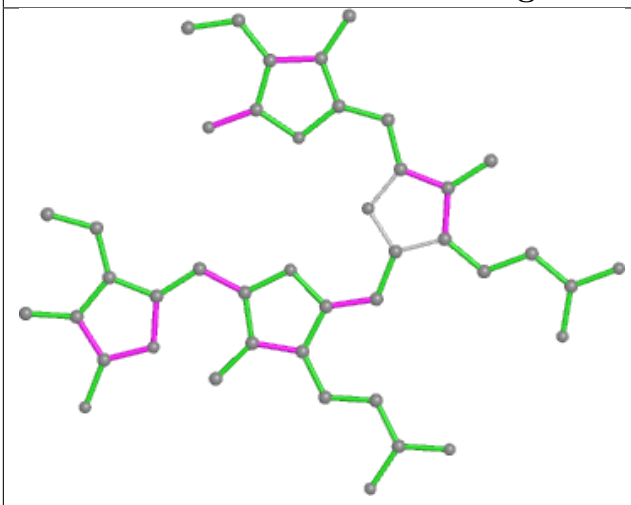

Bond lengths

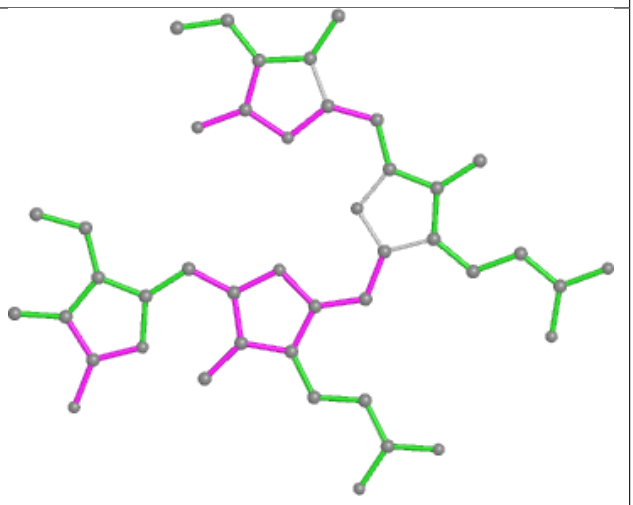

Bond angles

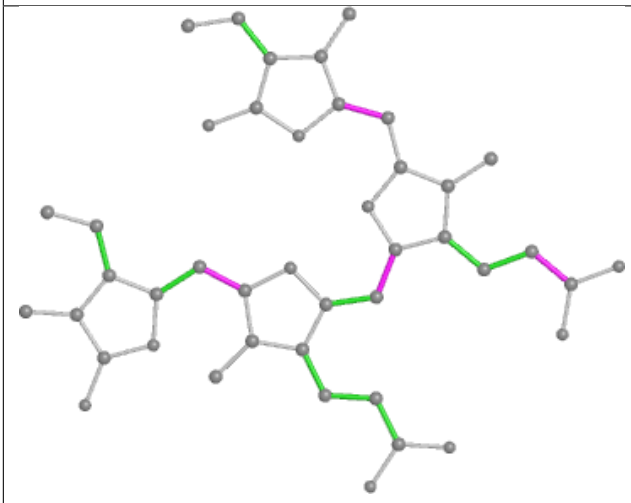

Torsions

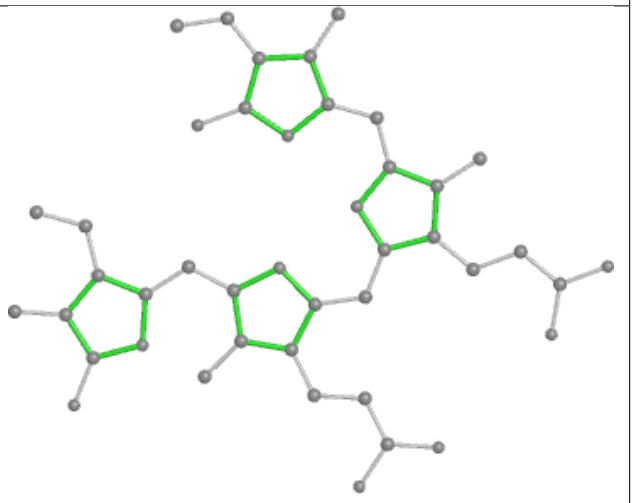

Rings

Ligand CLA cL 516

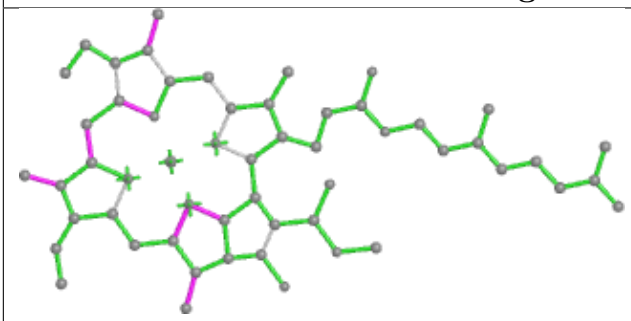

Bond lengths

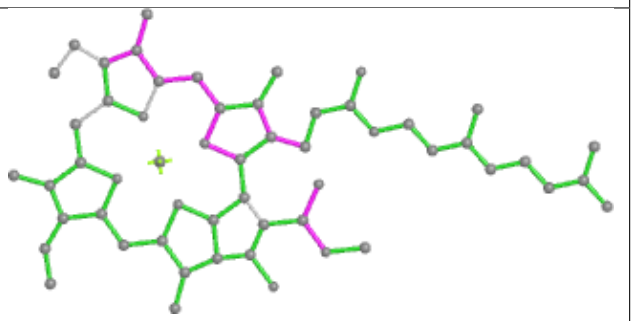

Bond angles

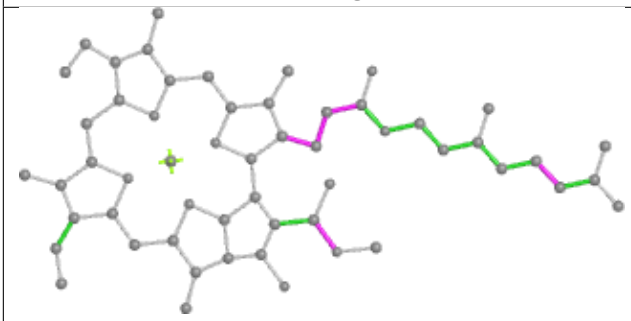

Torsions

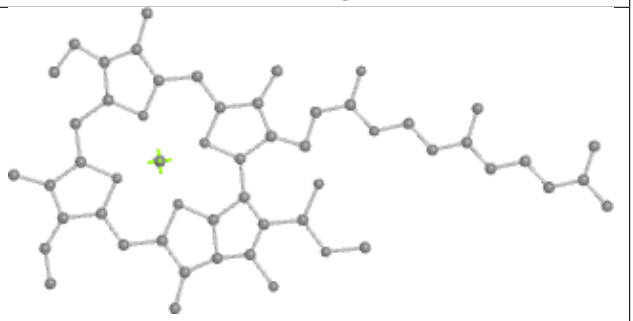

Rings

Ligand PEB iJ 201

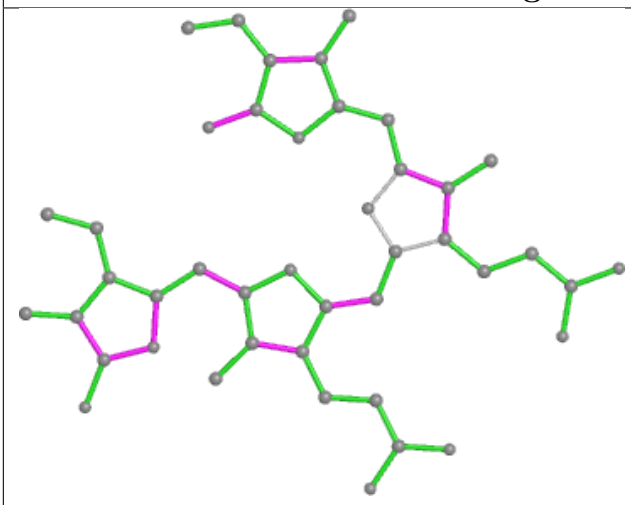

Bond lengths

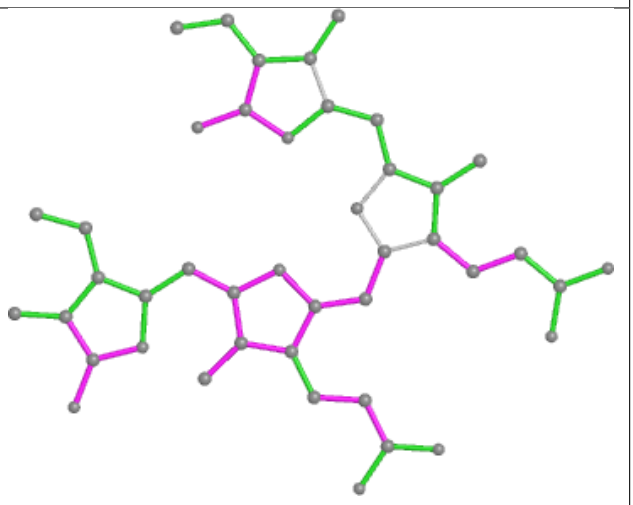

Bond angles

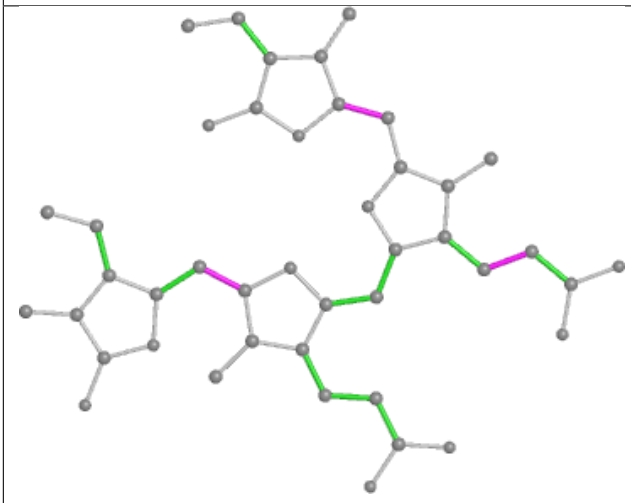

Torsions

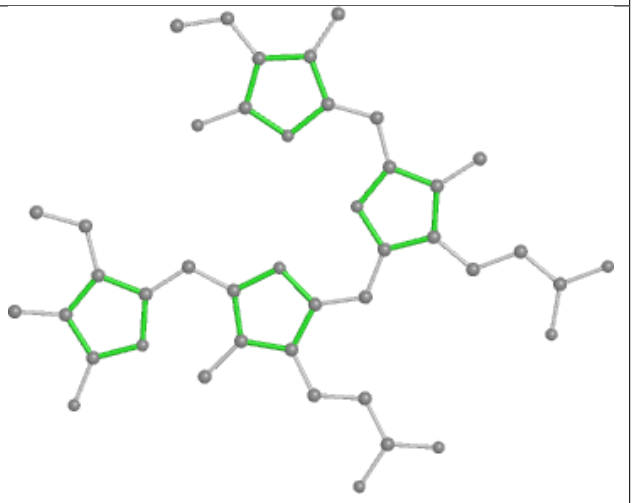

Rings

Ligand PEB J5 202

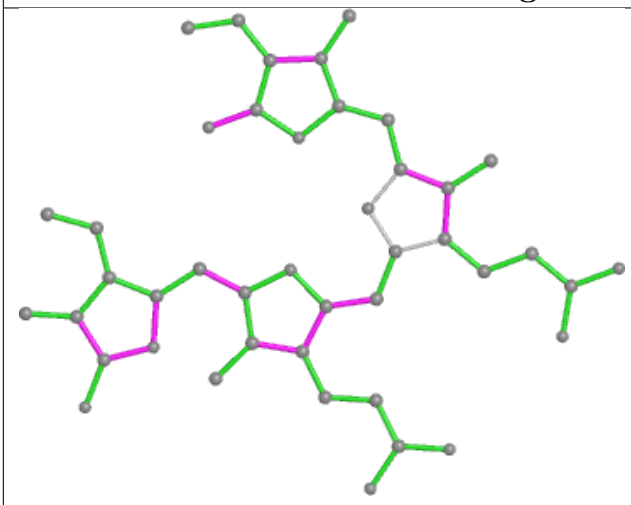

Bond lengths

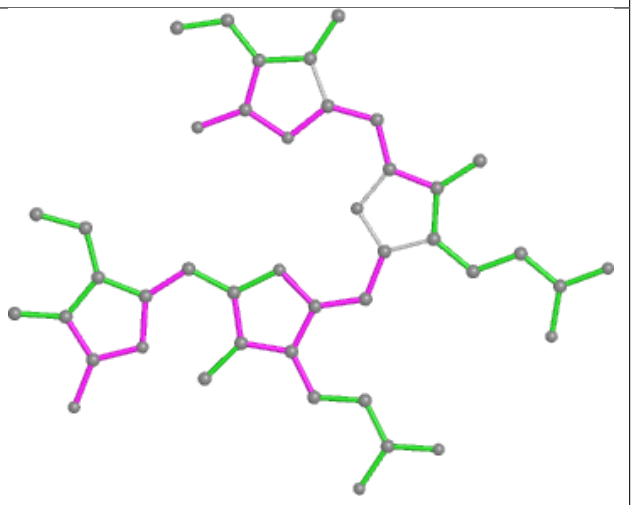

Bond angles

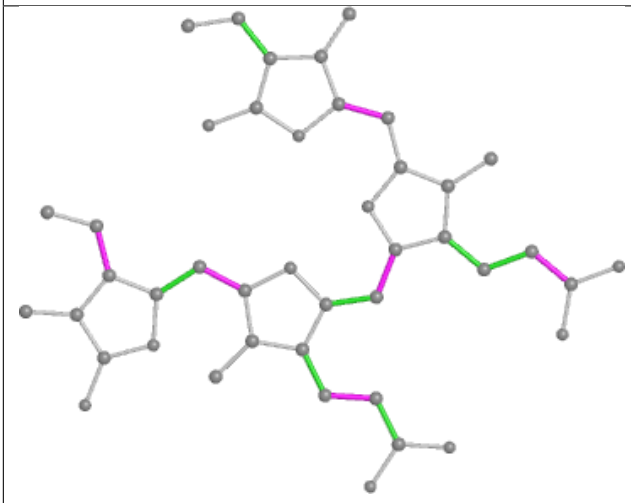

Torsions

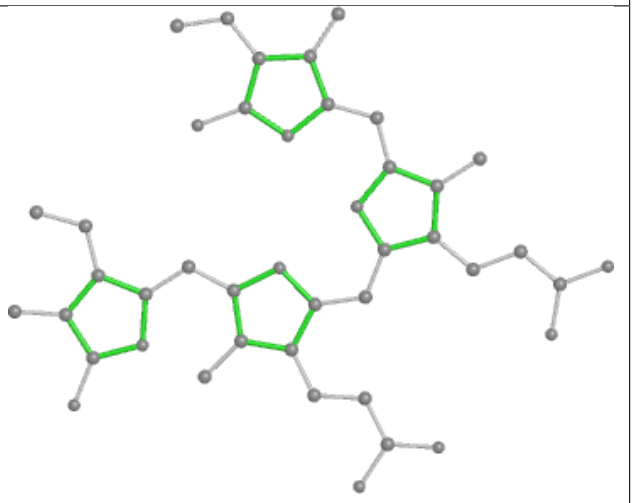

Rings

Ligand HEM v6 201

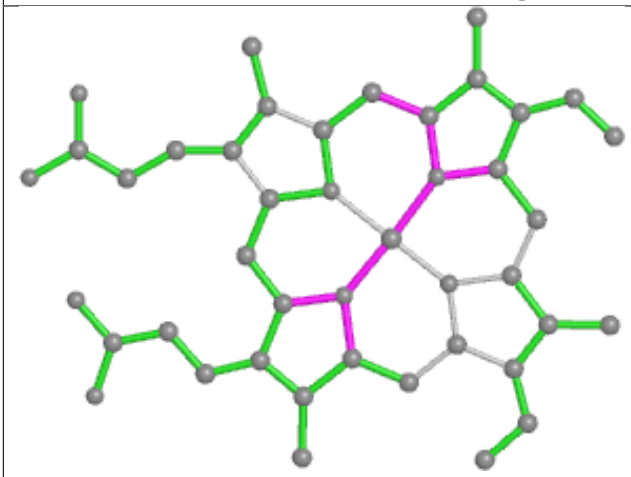

Bond lengths

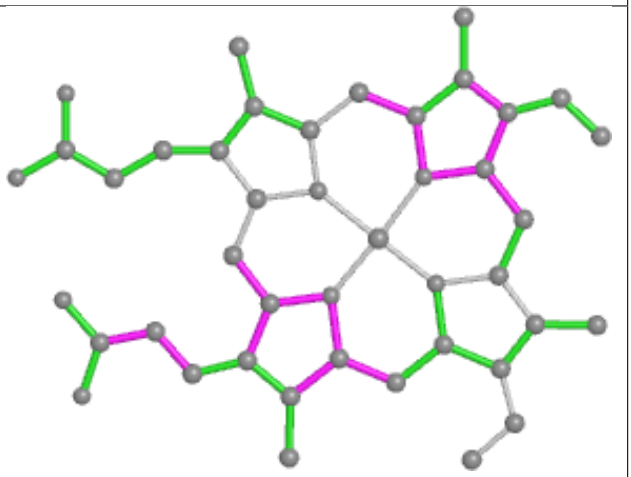

Bond angles

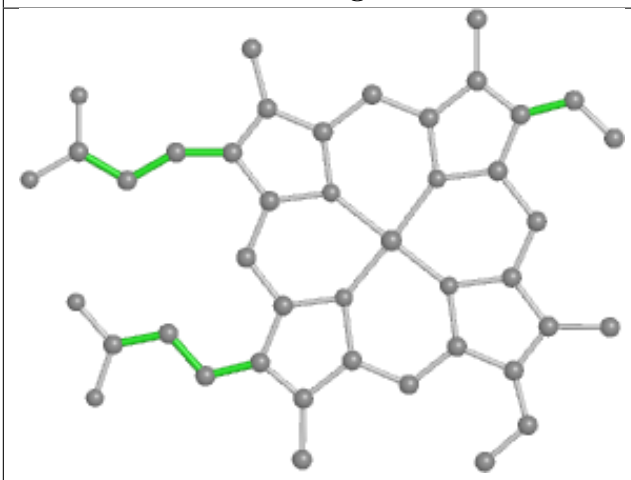

Torsions

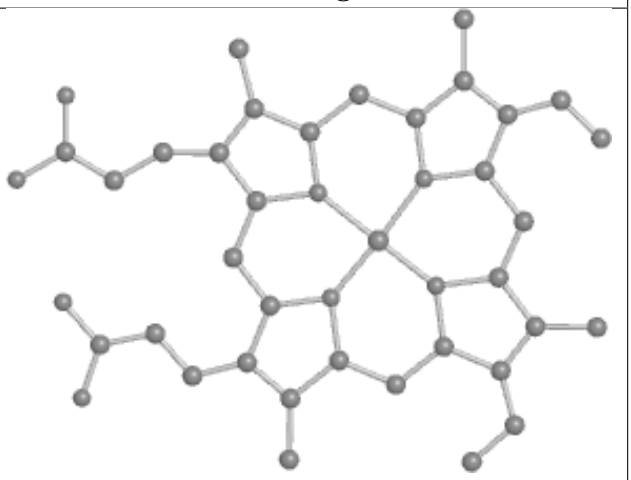

Rings

Ligand PEB SQ 202

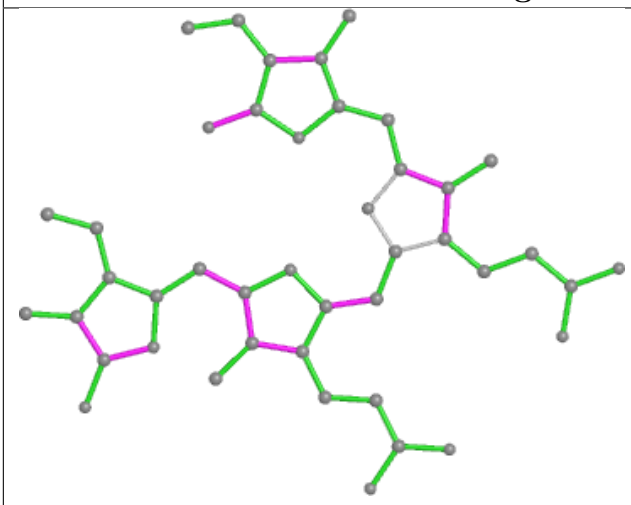

Bond lengths

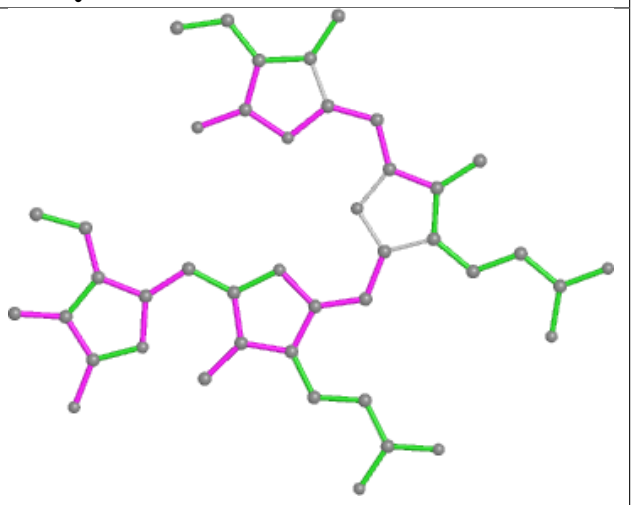

Bond angles

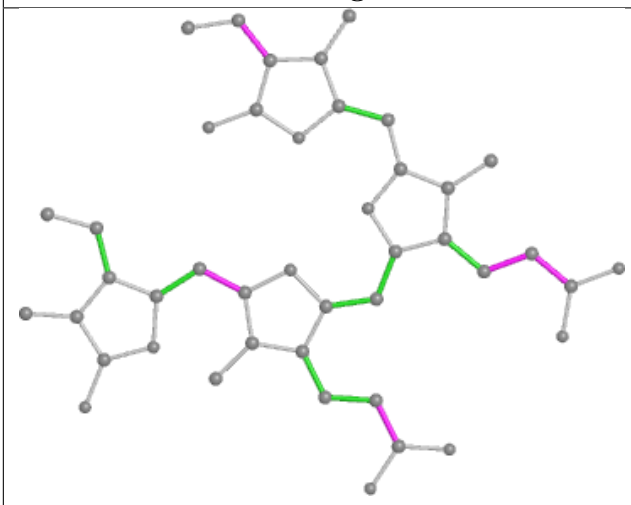

Torsions

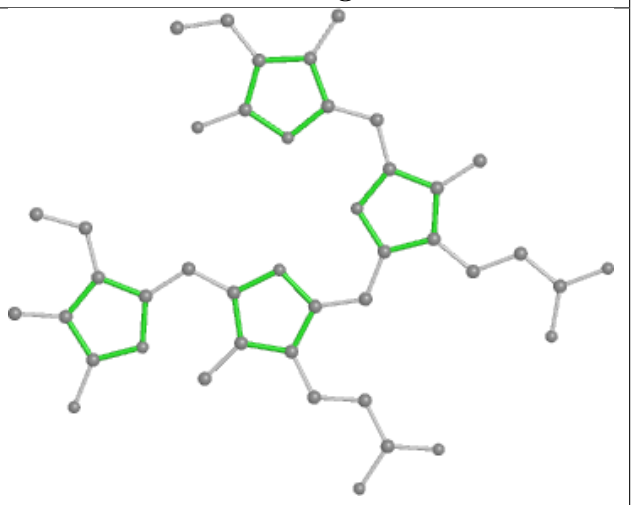

Rings

Ligand CYC FO 1001

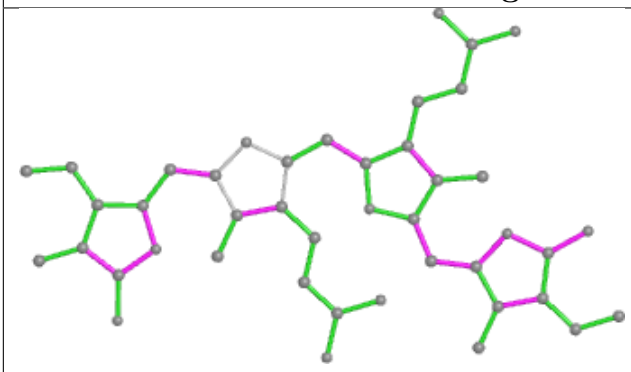

Bond lengths

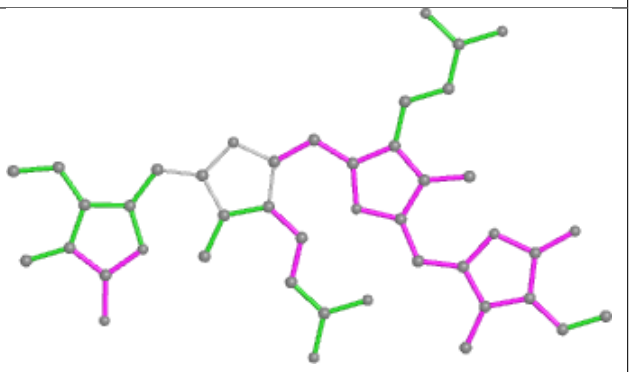

Bond angles

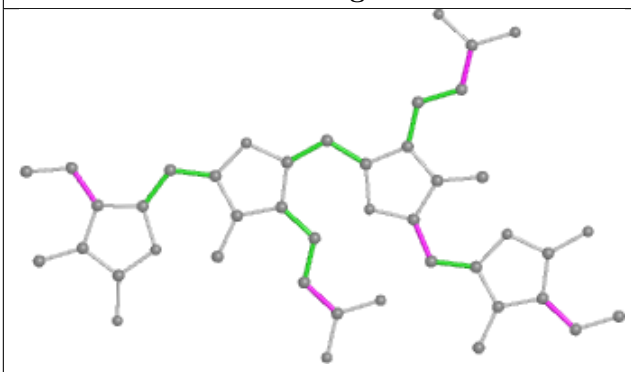

Torsions

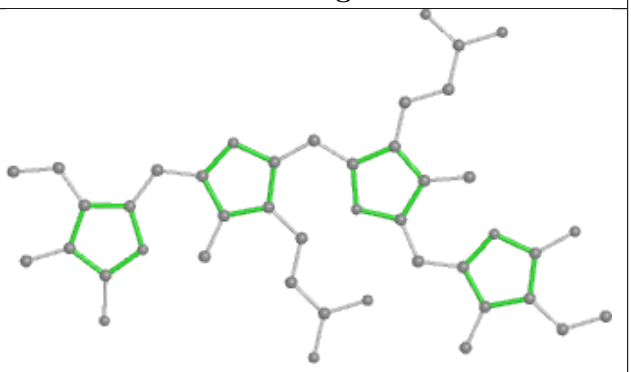

Rings

Ligand CLA 6N 611

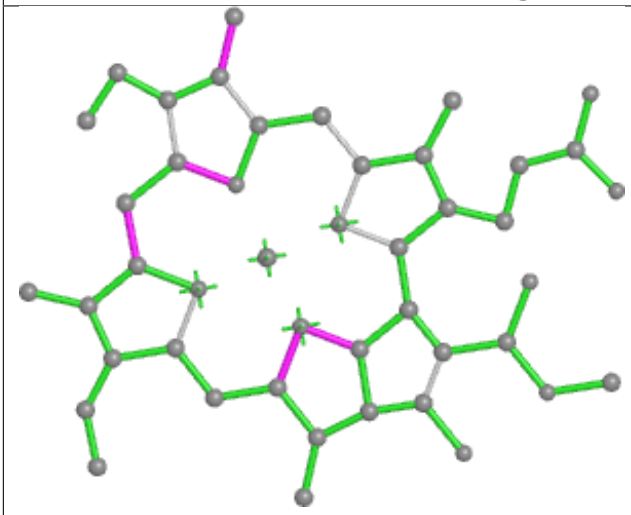

Bond lengths

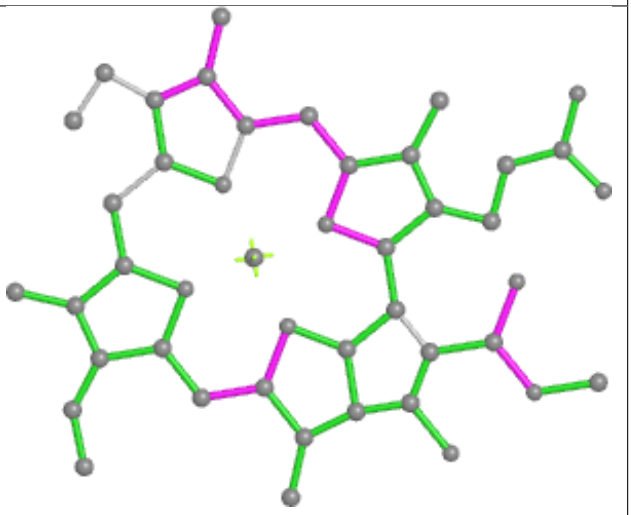

Bond angles

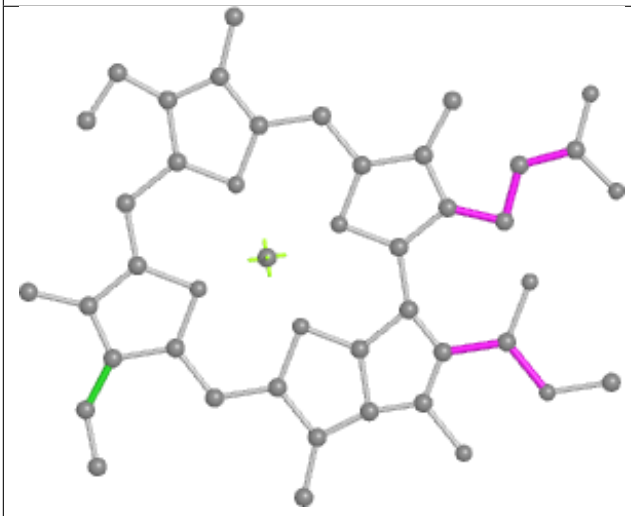

Torsions

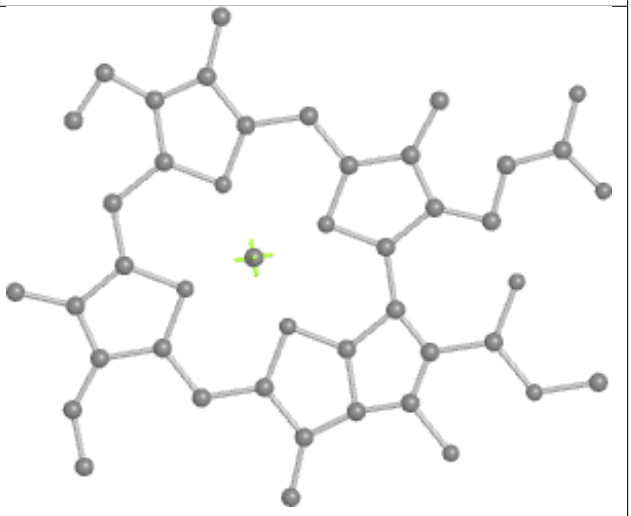

Rings

Ligand PEB cE 202

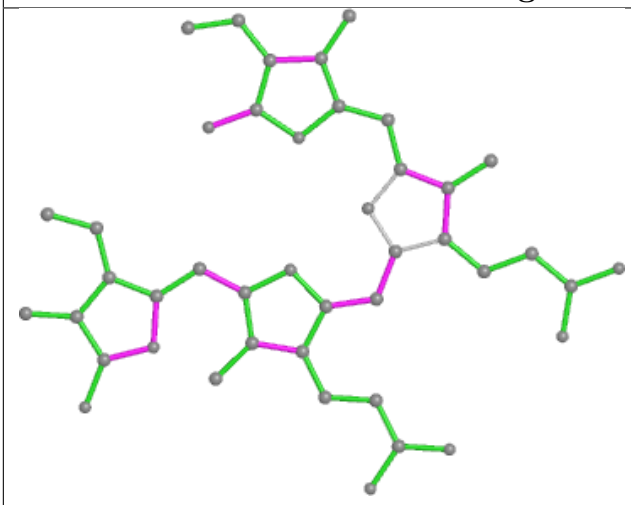

Bond lengths

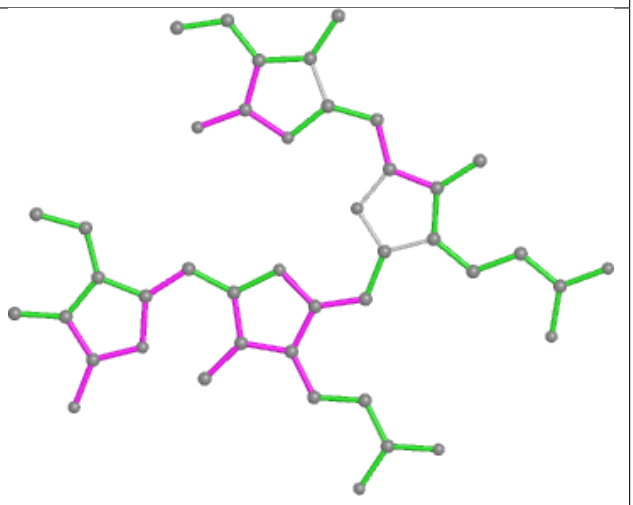

Bond angles

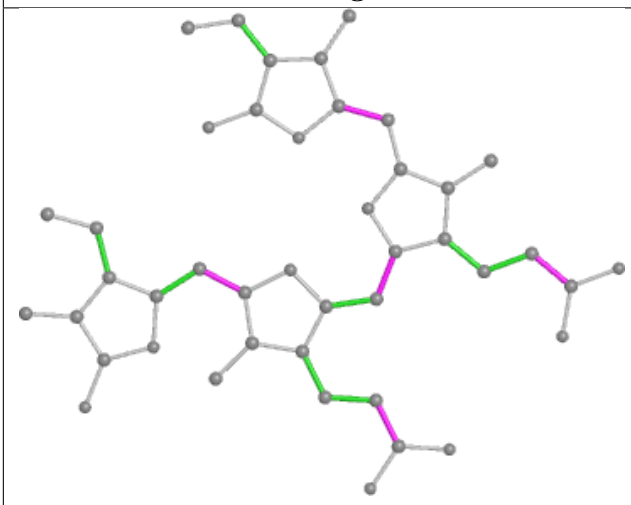

Torsions

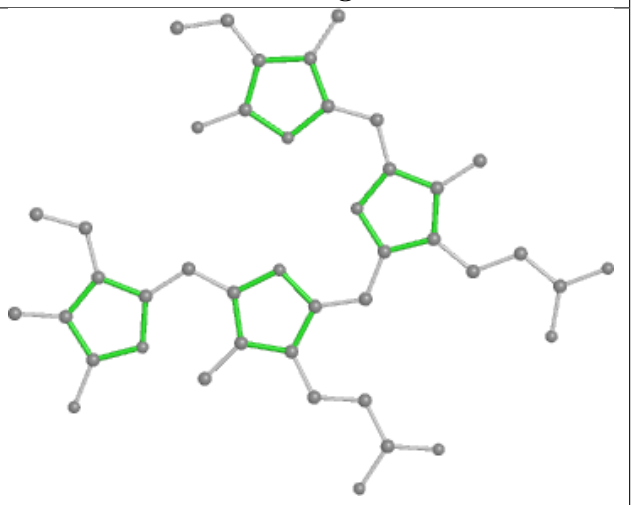

Rings

Ligand PEB aF 201

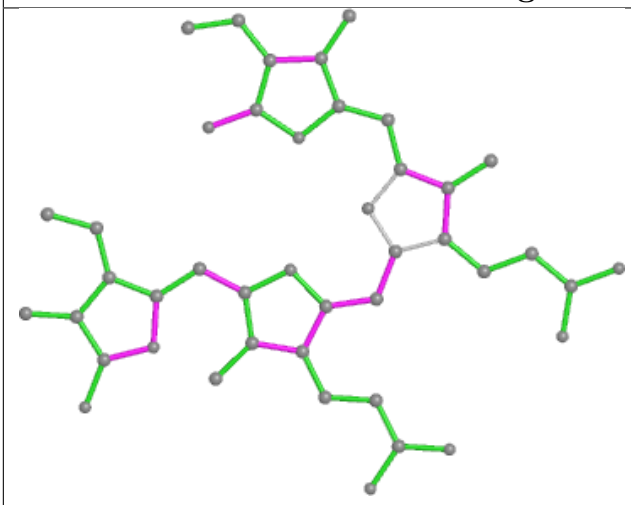

Bond lengths

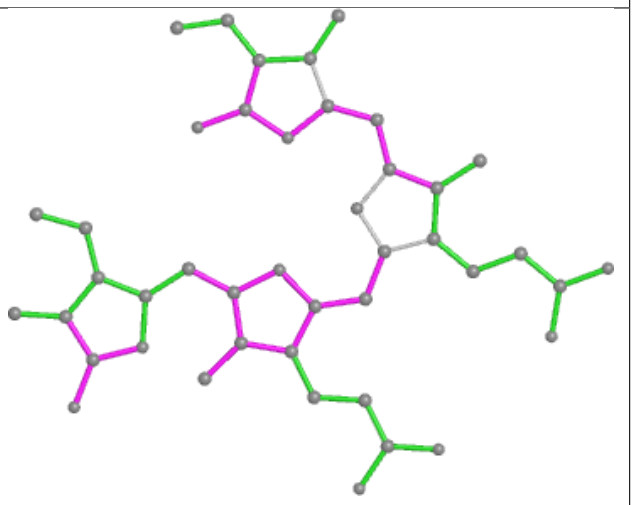

Bond angles

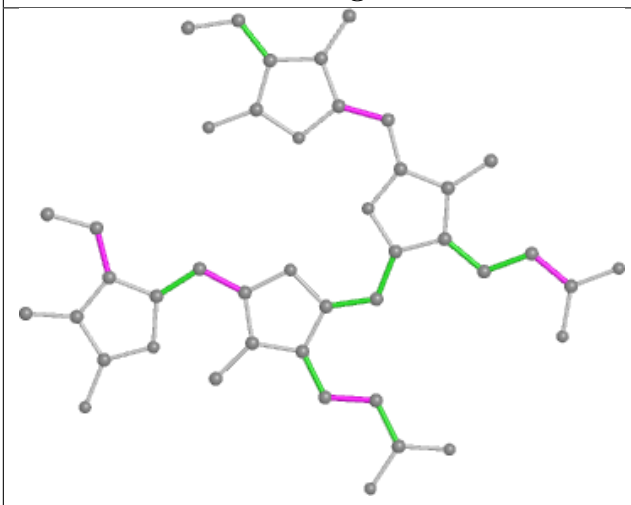

Torsions

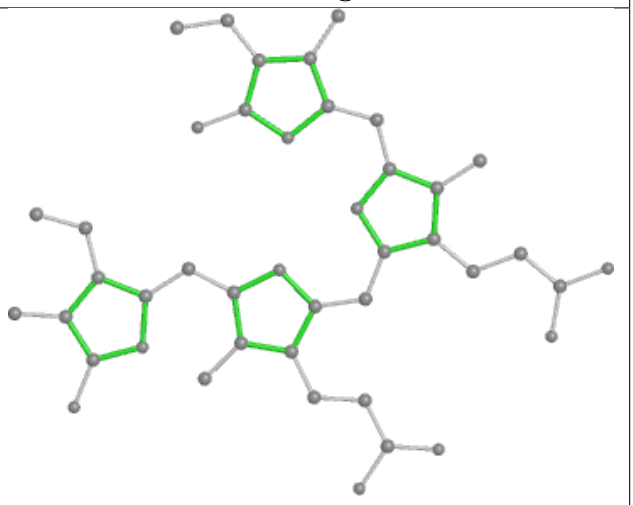

Rings

Ligand PEB YO 202

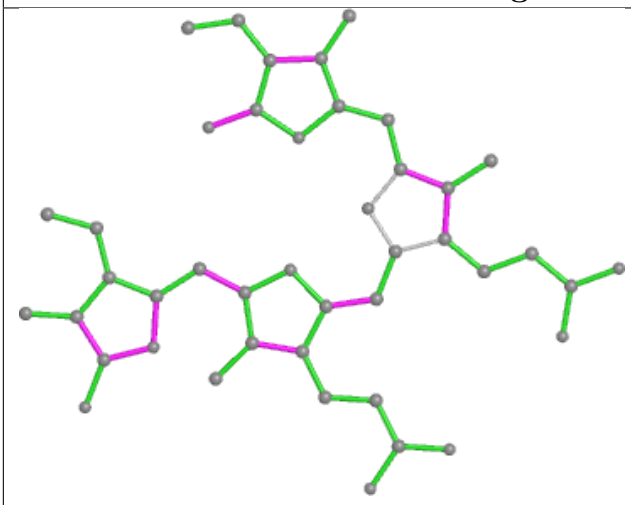

Bond lengths

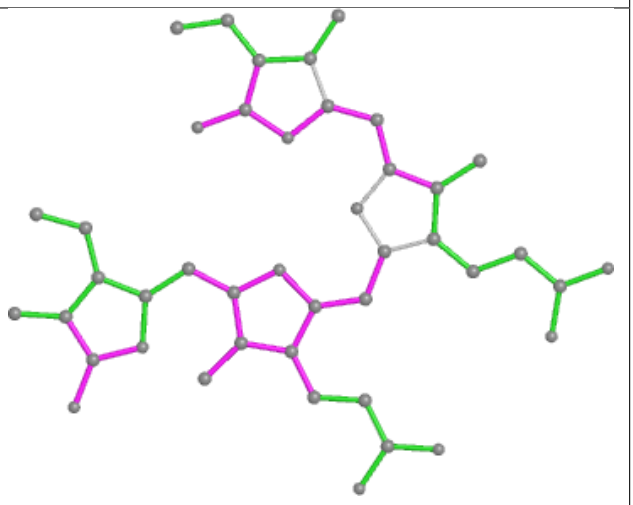

Bond angles

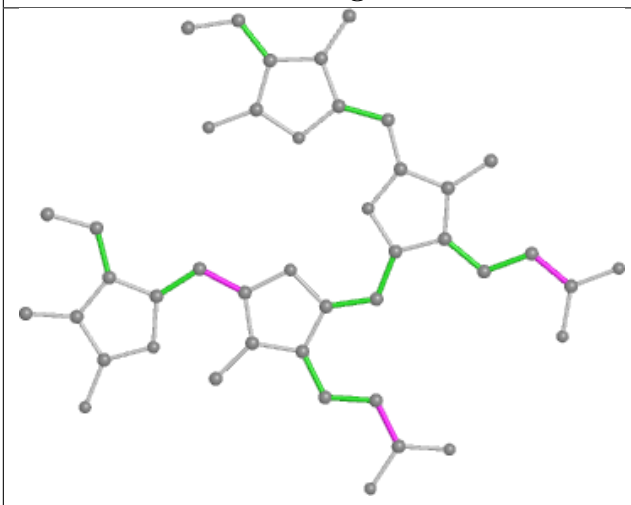

Torsions

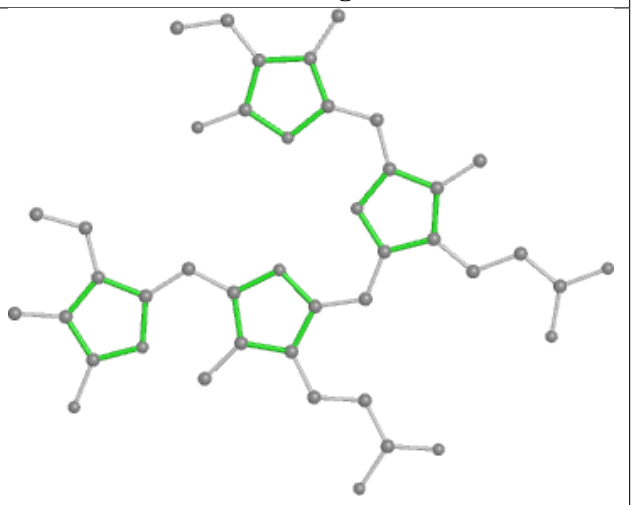

Rings

Ligand CYC S3 1001

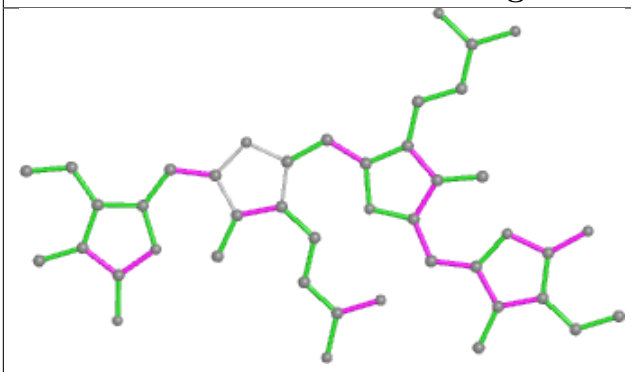

Bond lengths

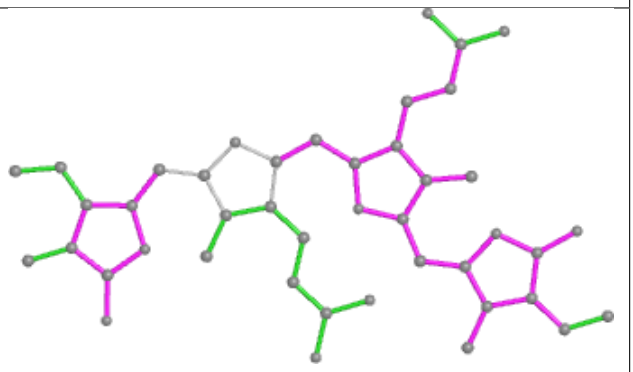

Bond angles

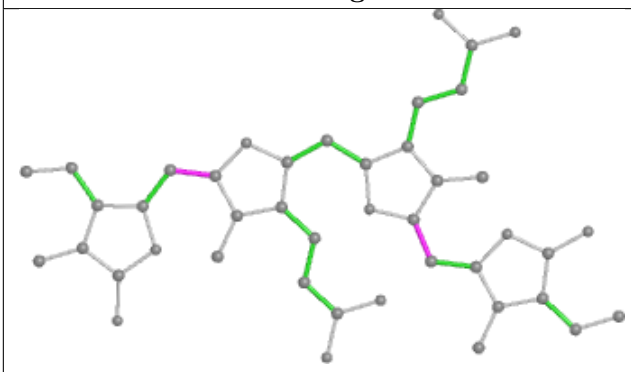

Torsions

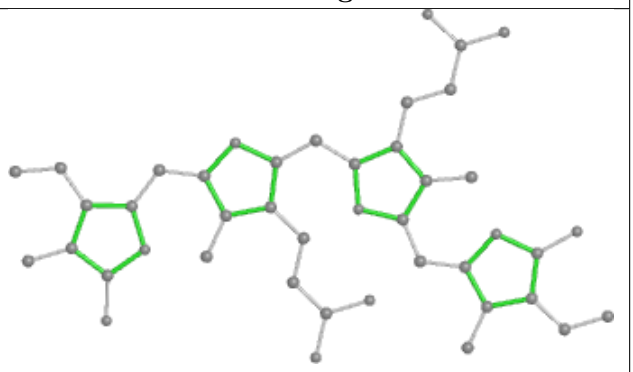

Rings

Ligand PEB U4 202

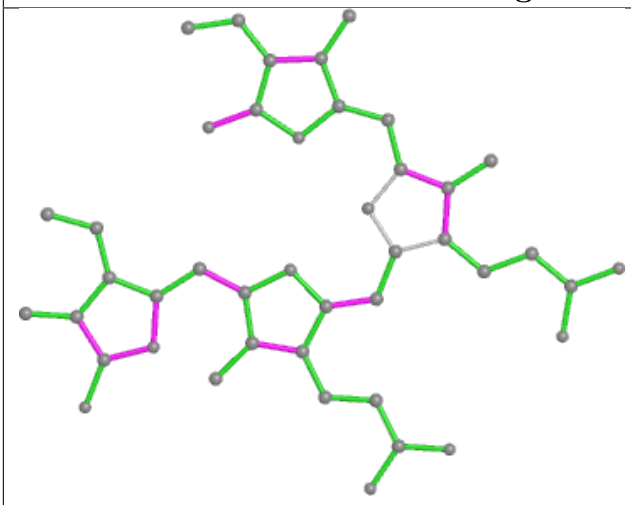

Bond lengths

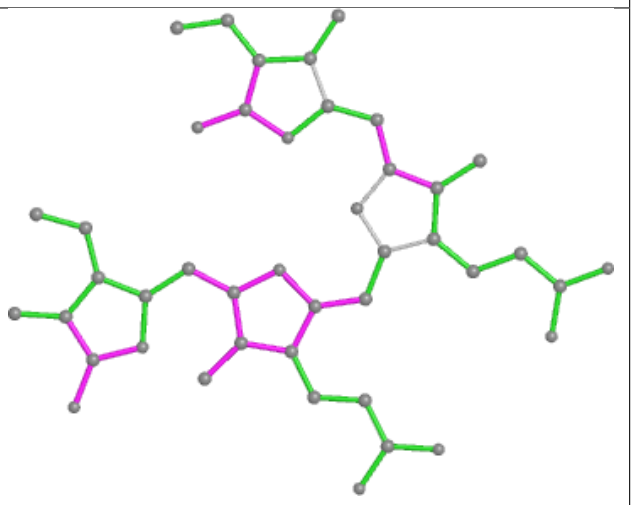

Bond angles

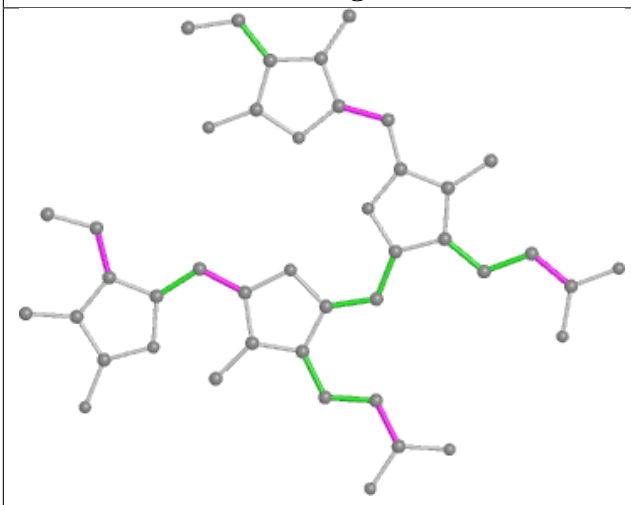

Torsions

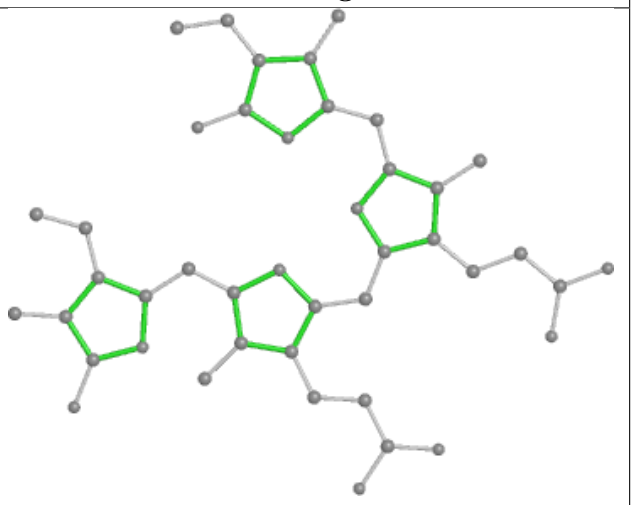

Rings

Ligand PEB dD 401

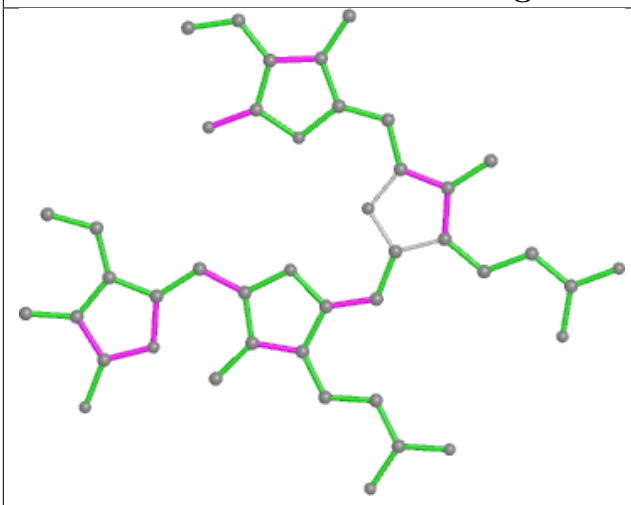

Bond lengths

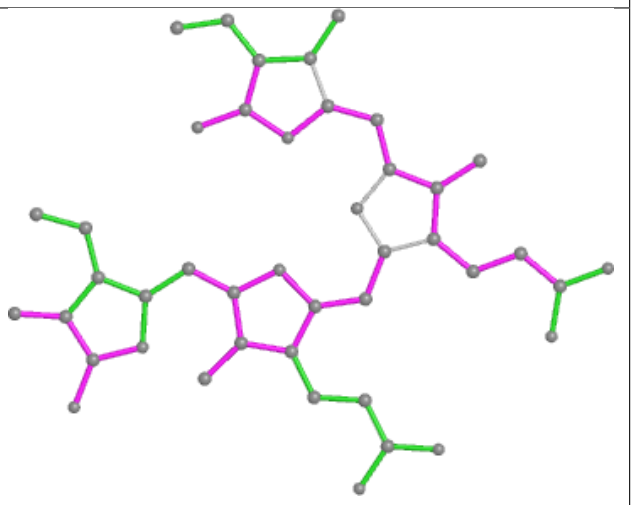

Bond angles

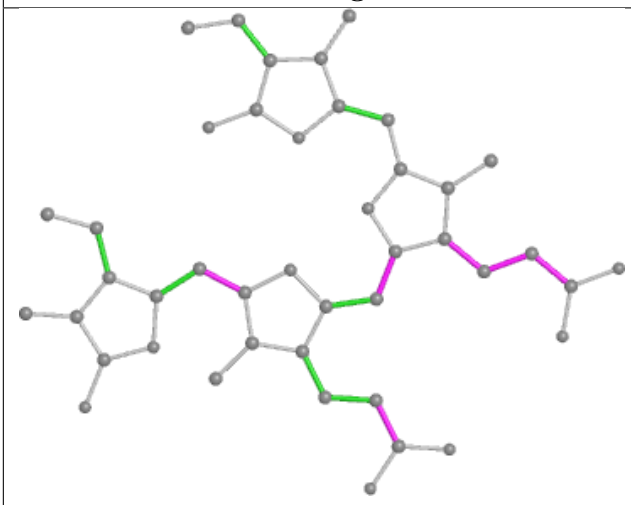

Torsions

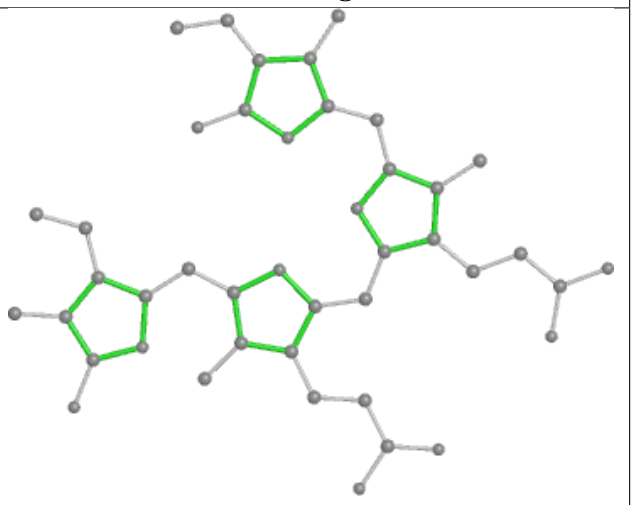

Rings

Ligand CYC E3 1001

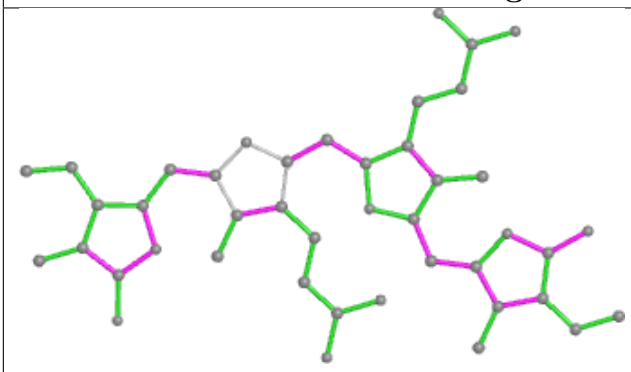

Bond lengths

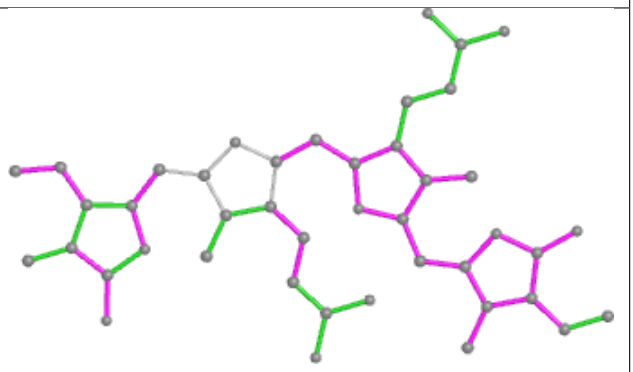

Bond angles

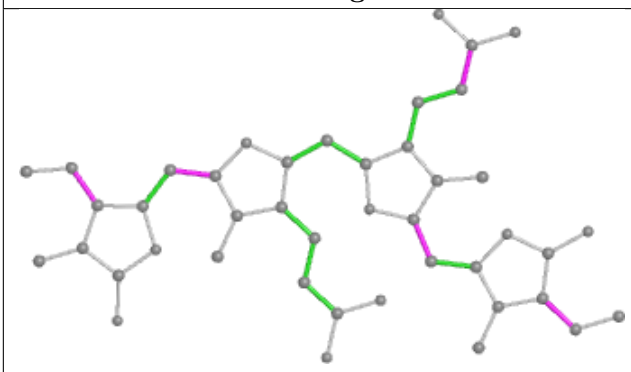

Torsions

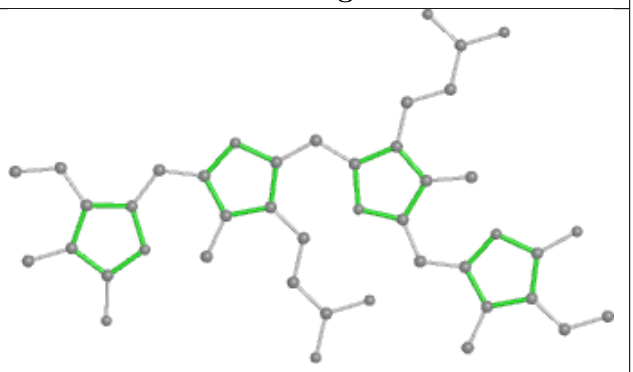

Rings

Ligand PEB C9 202

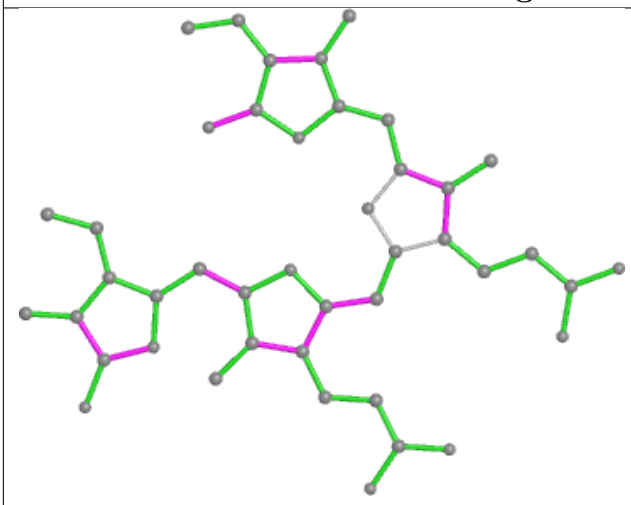

Bond lengths

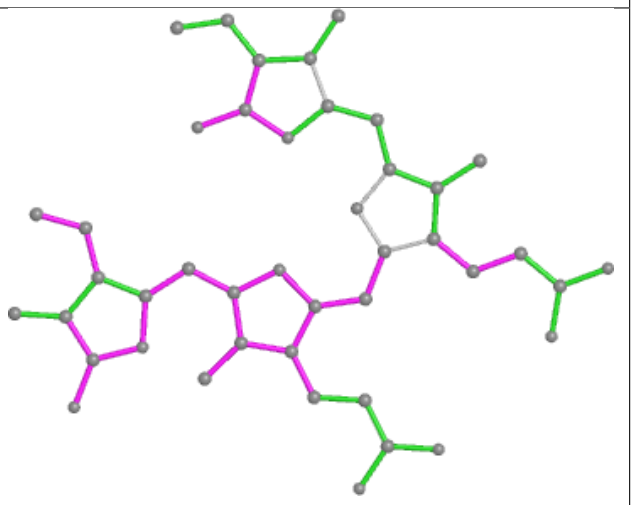

Bond angles

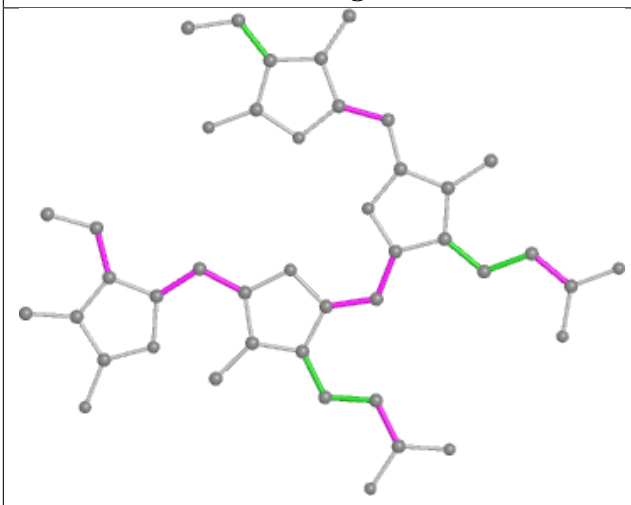

Torsions

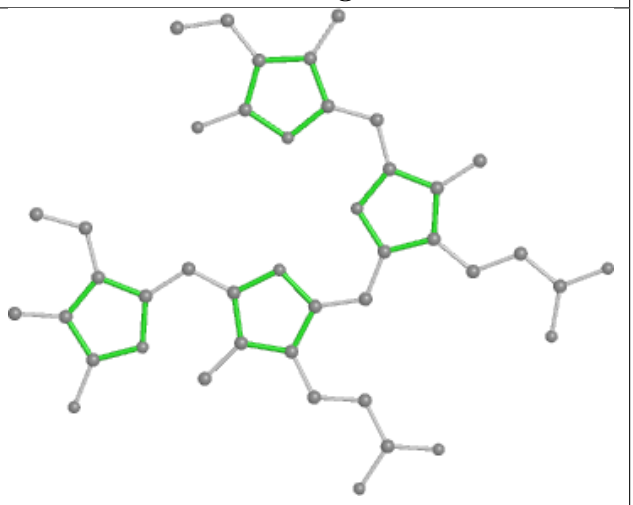

Rings

Ligand PEB AM 302

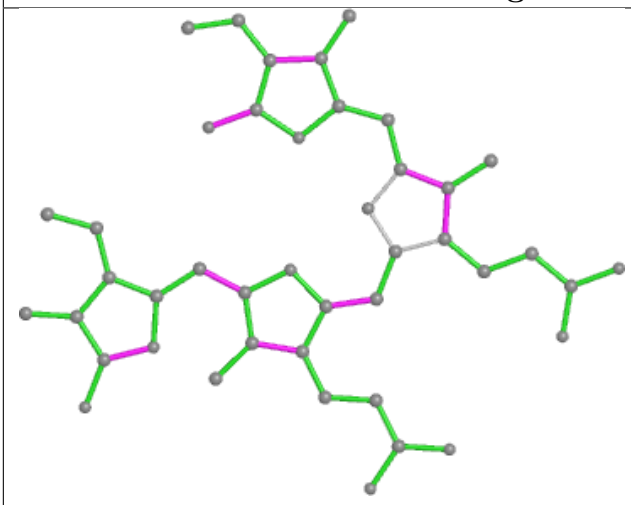

Bond lengths

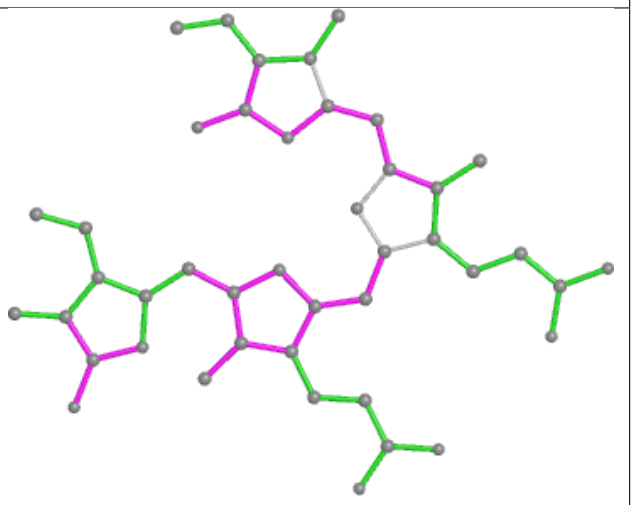

Bond angles

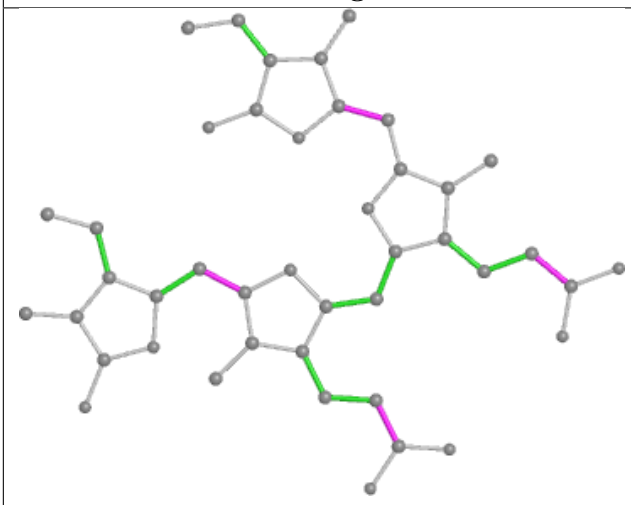

Torsions

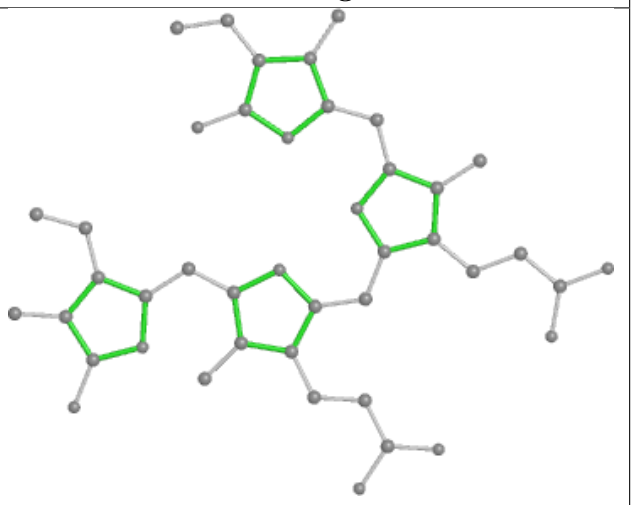

Rings

Ligand PEB TH 201

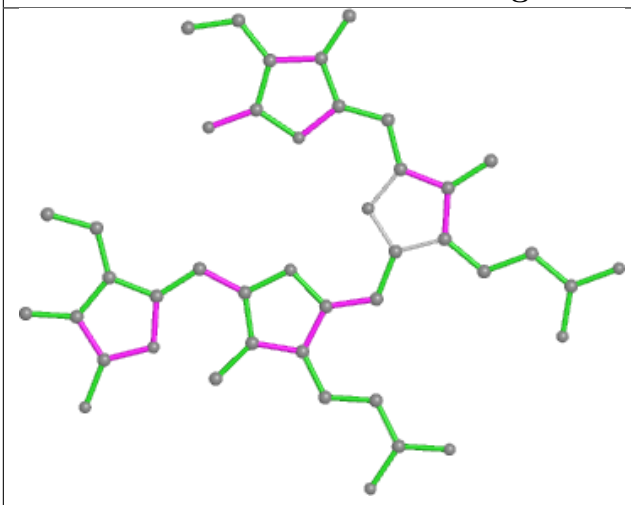

Bond lengths

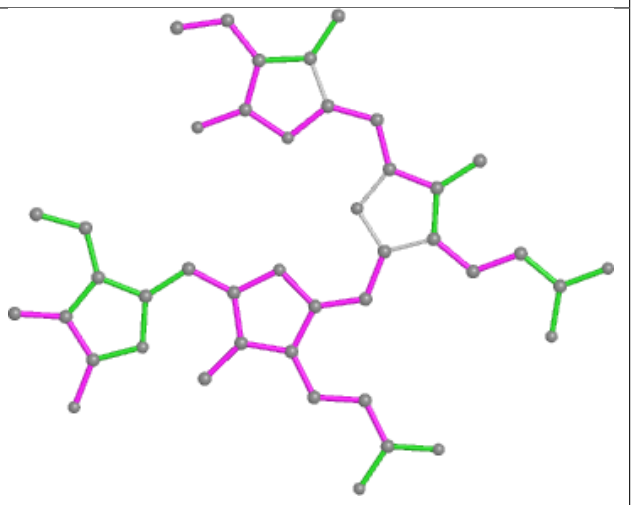

Bond angles

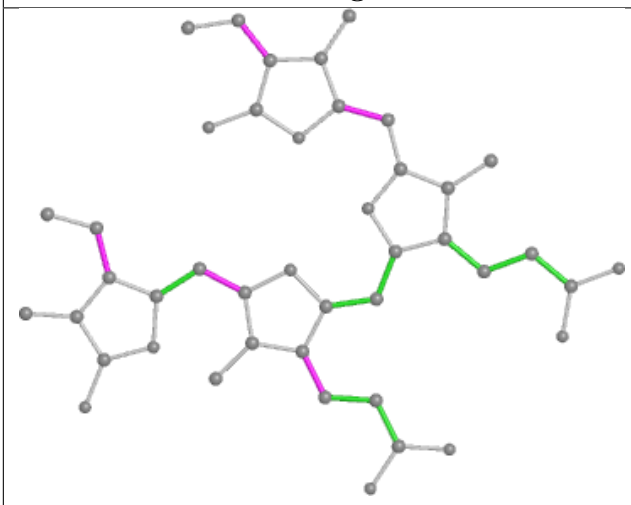

Torsions

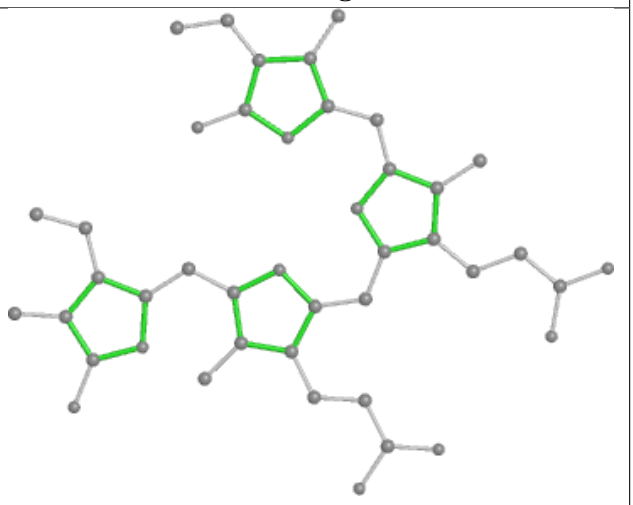

Rings

Ligand PEB GP 203

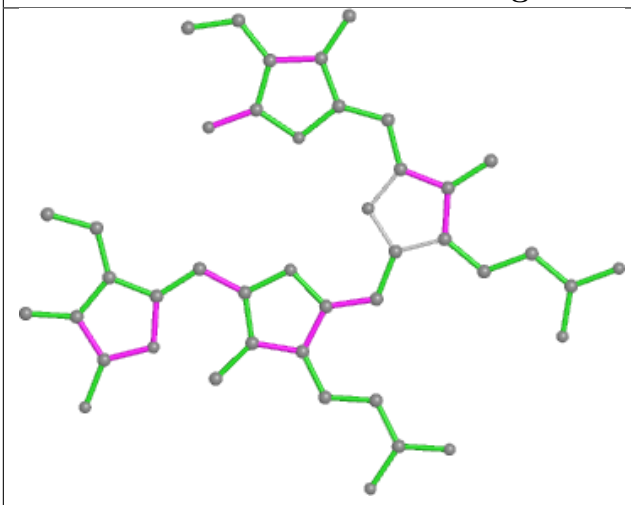

Bond lengths

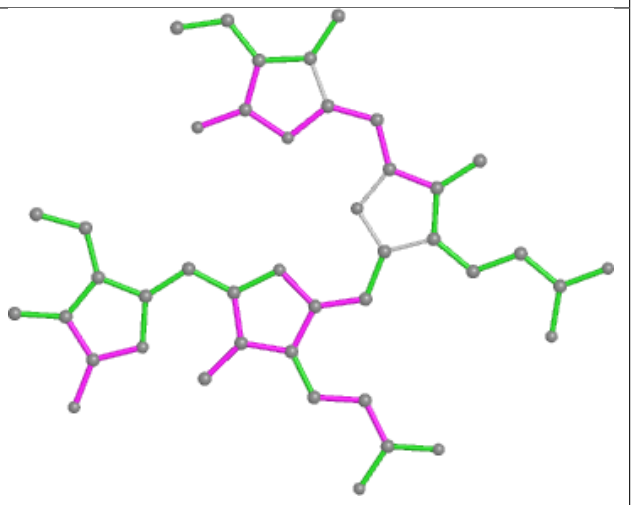

Bond angles

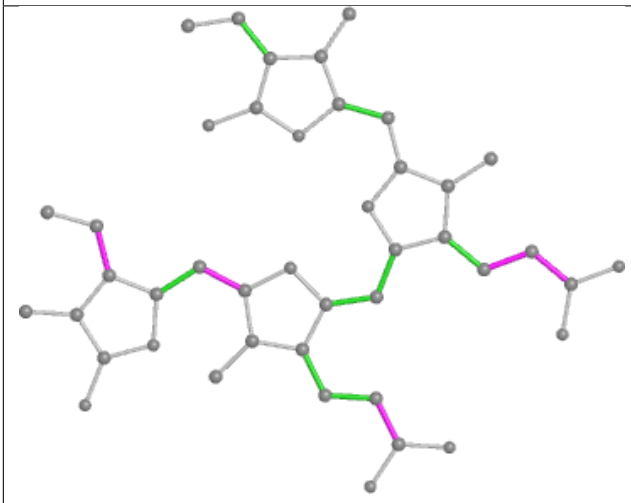

Torsions

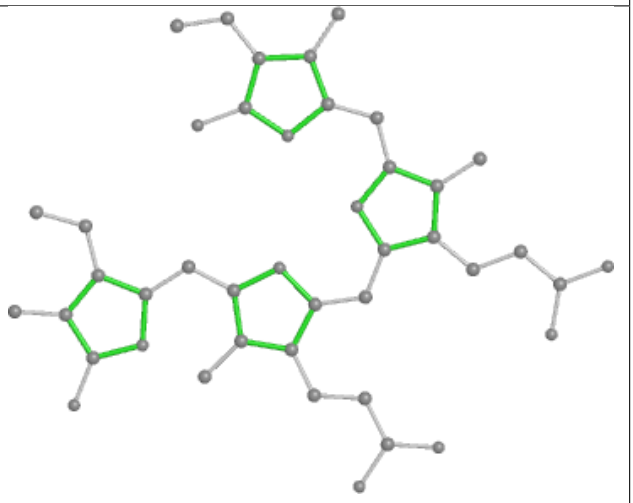

Rings

Ligand LMG CL 519

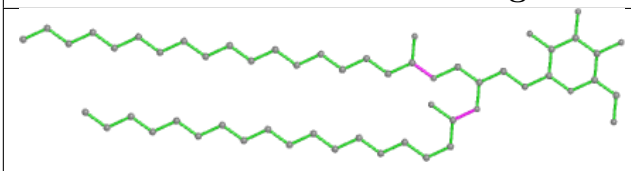

Bond lengths

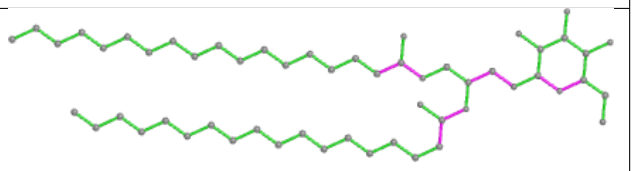

Bond angles

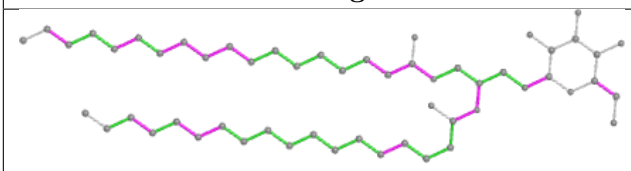

Torsions

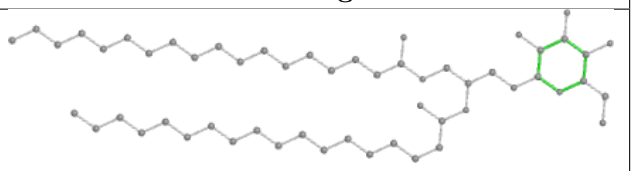

Rings

Ligand LMG B6 622

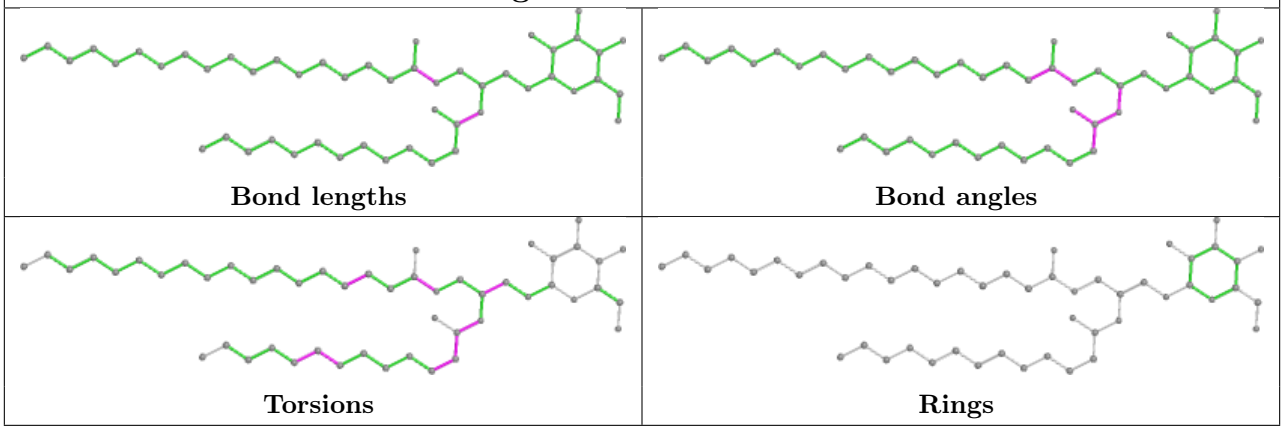

Ligand PEB aG 202

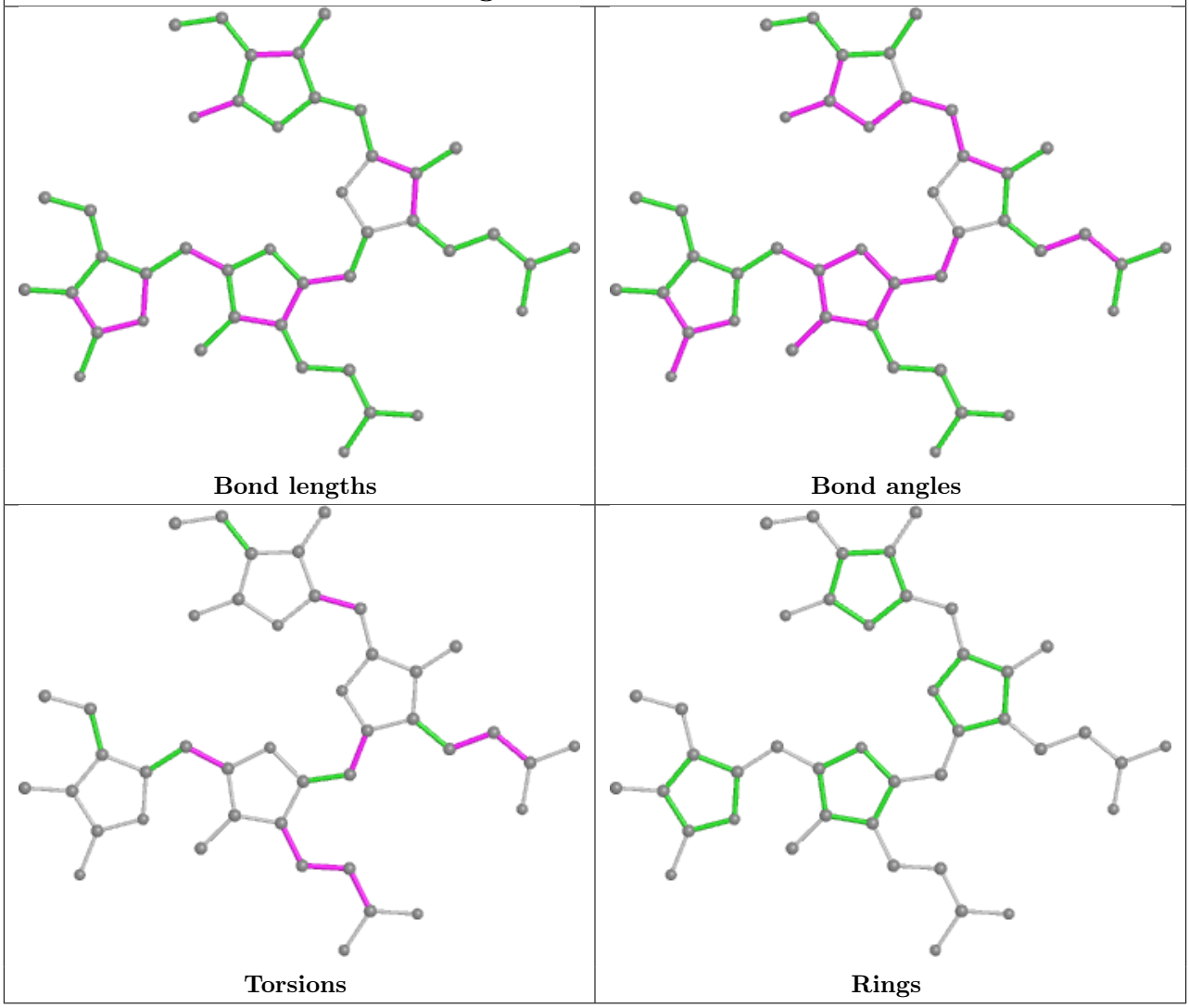

Ligand BCR CL 516

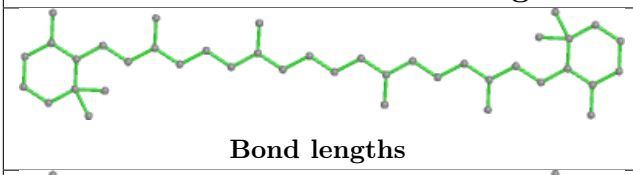

Bond lengths

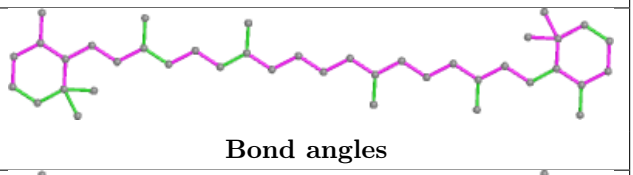

Bond angles

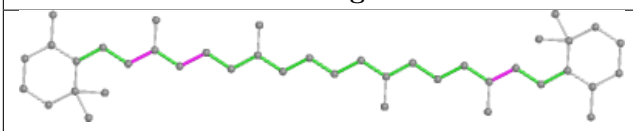

Torsions

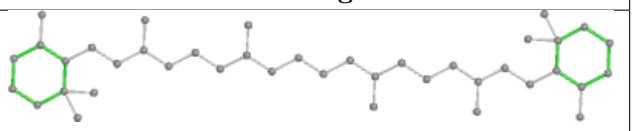

Rings

Ligand CLA 32 305

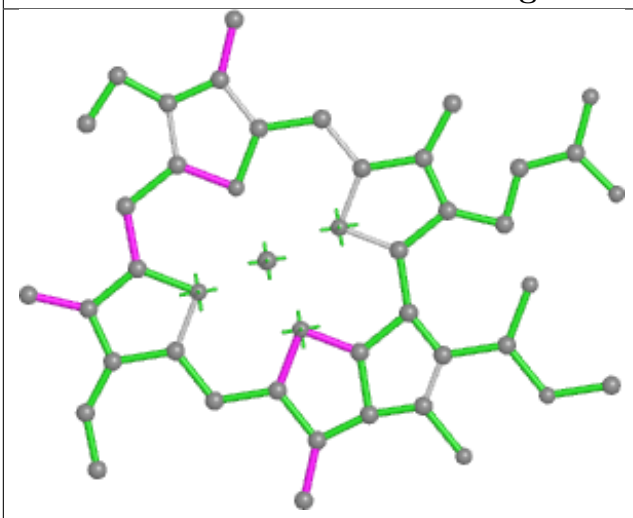

Bond lengths

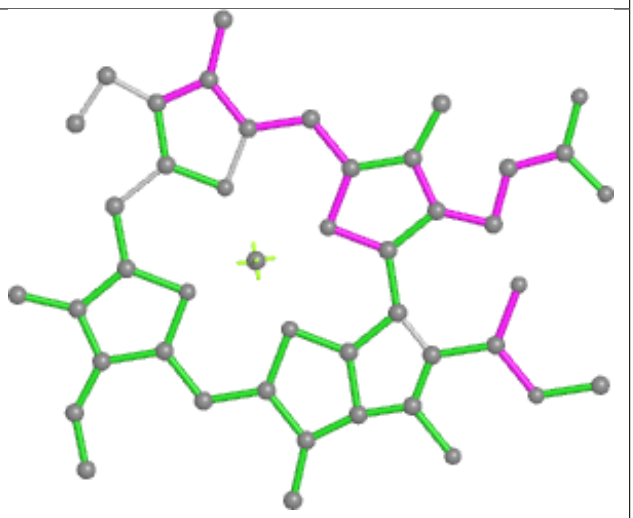

Bond angles

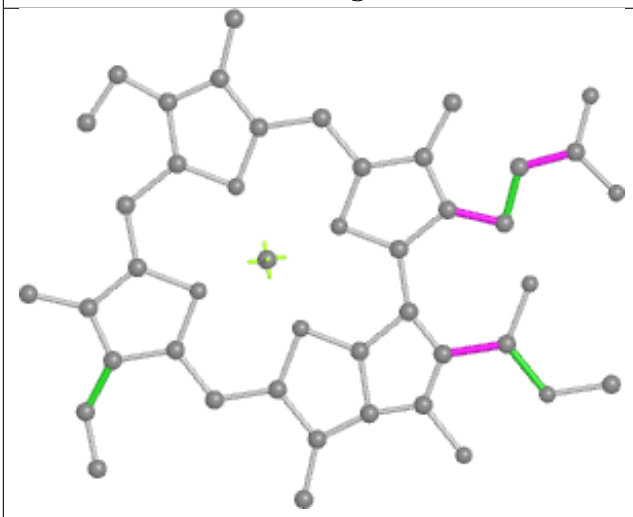

Torsions

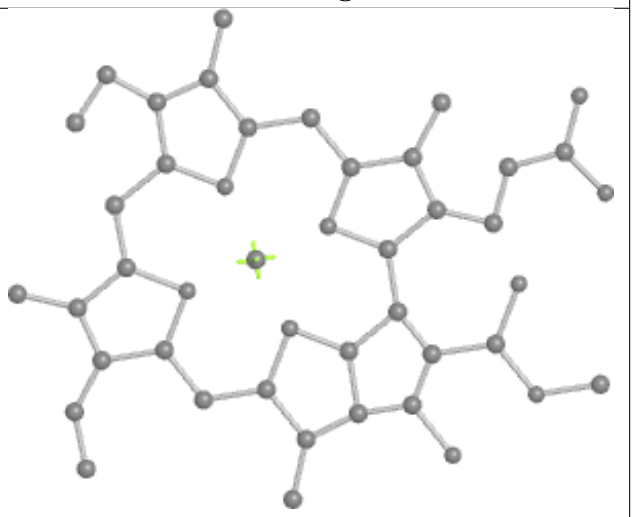

Rings

Ligand PEB GB 201

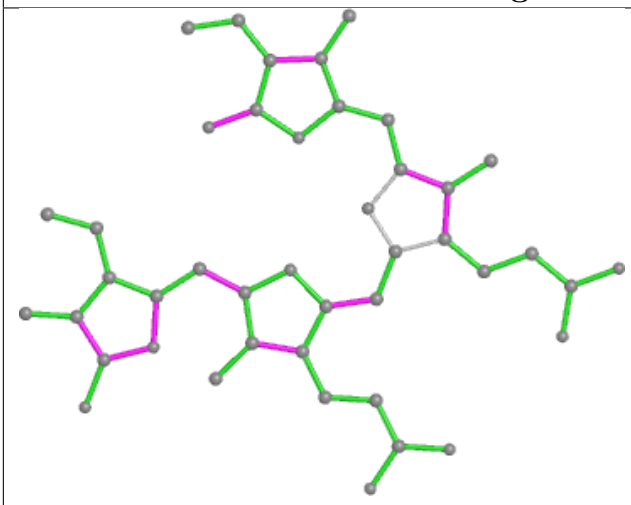

Bond lengths

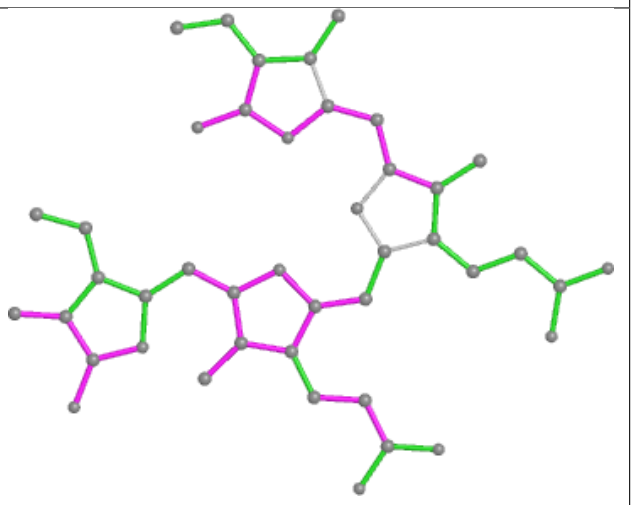

Bond angles

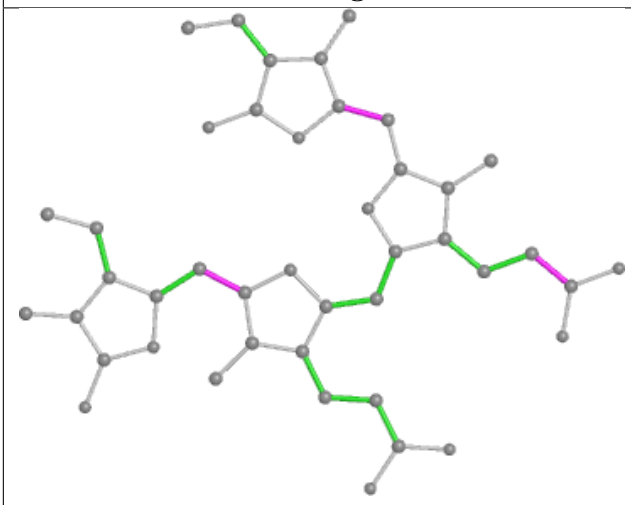

Torsions

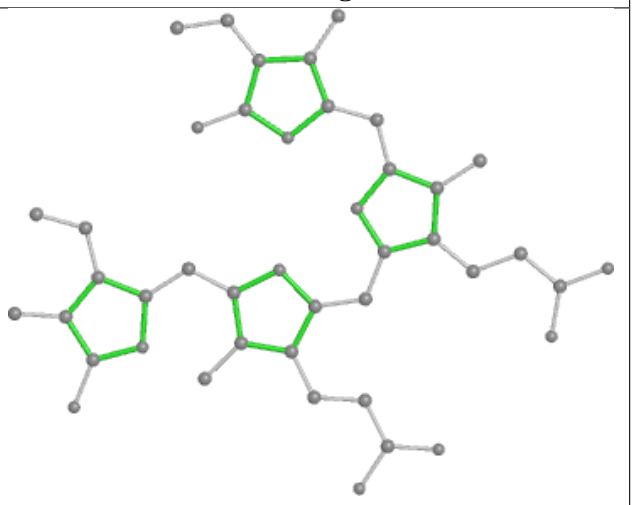

Rings

Ligand PEB E5 201

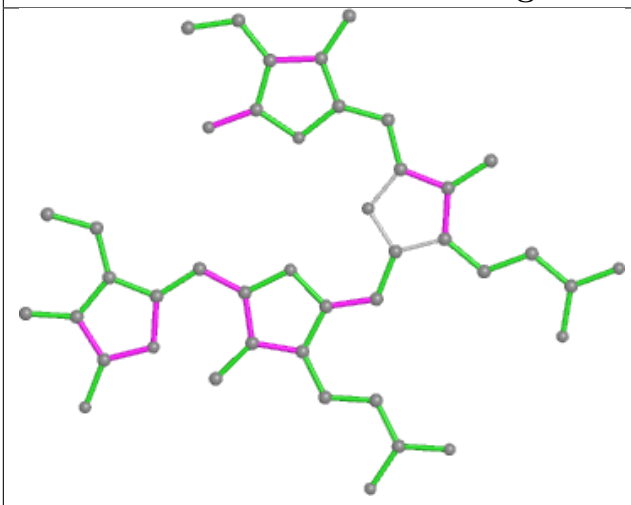

Bond lengths

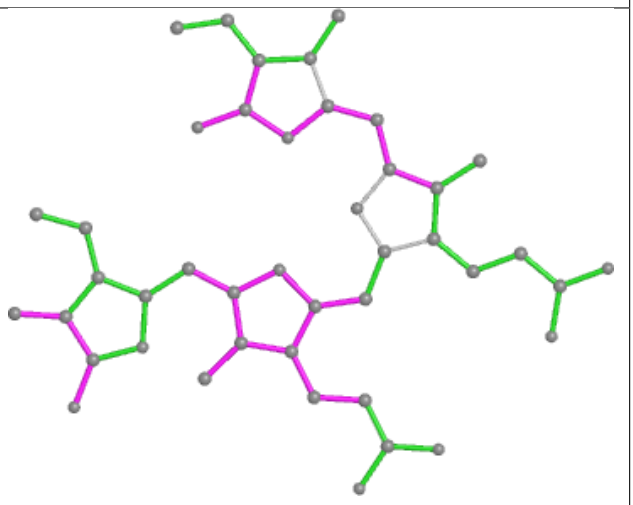

Bond angles

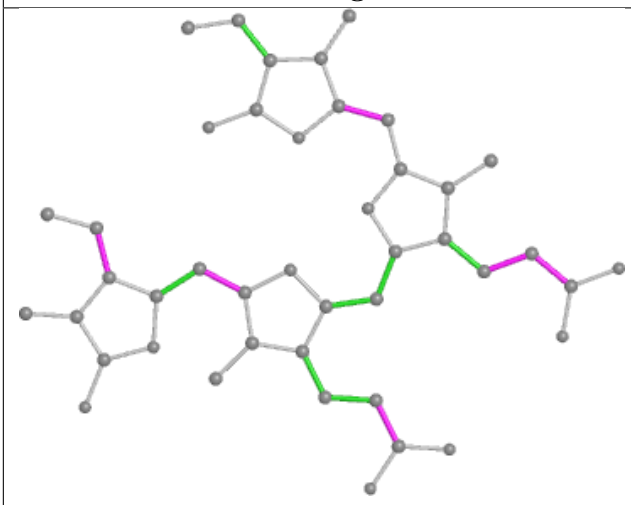

Torsions

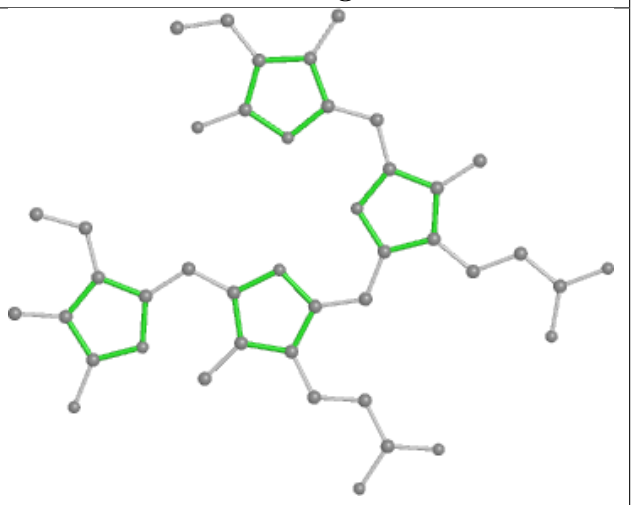

Rings

Ligand PEB PF 201

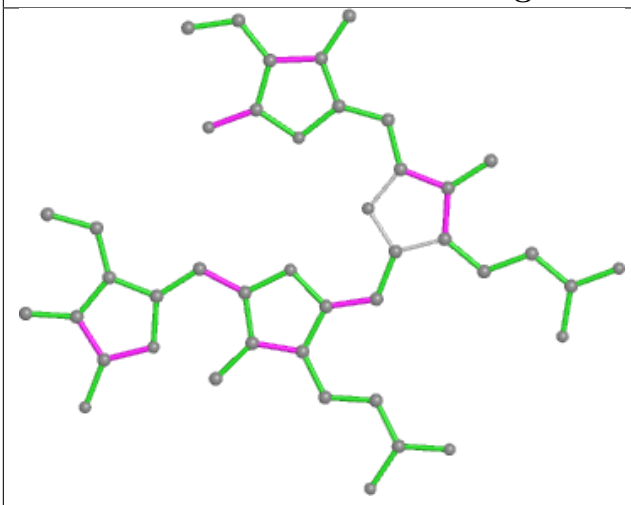

Bond lengths

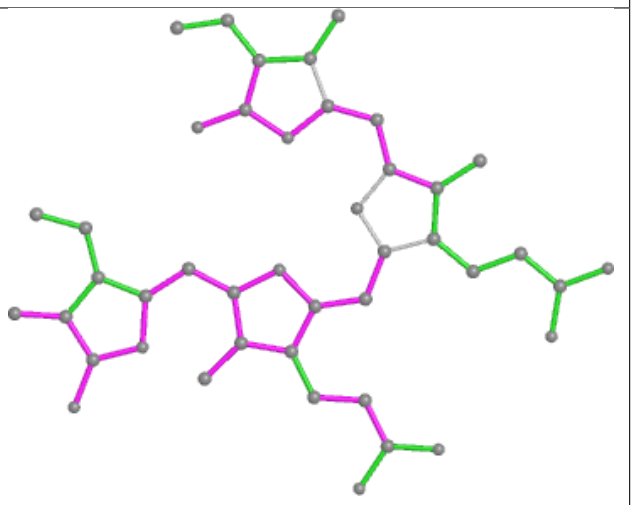

Bond angles

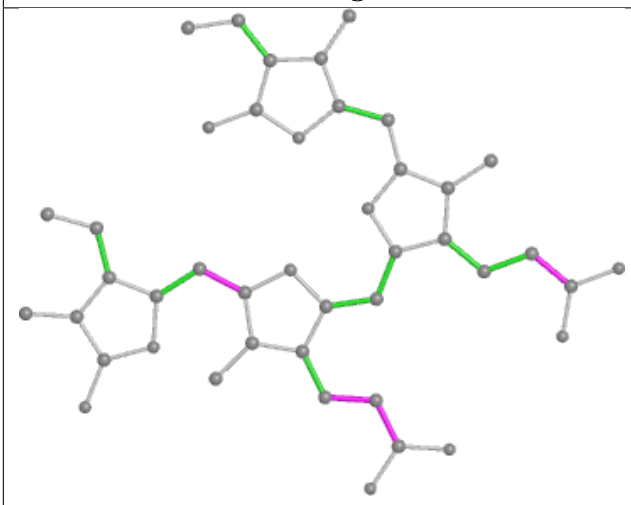

Torsions

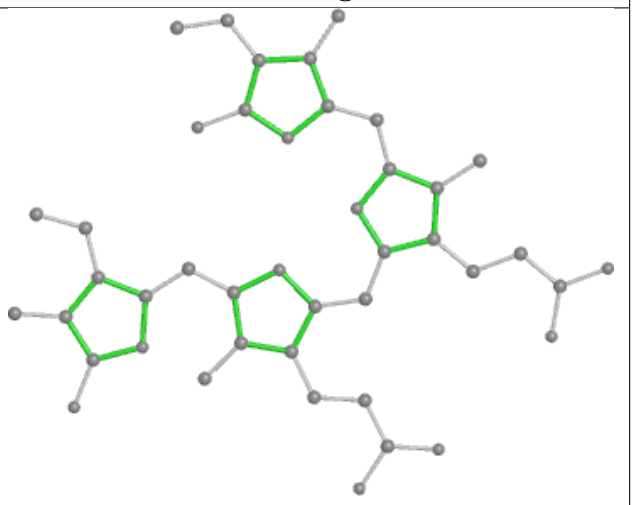

Rings

Ligand PEB G5 202

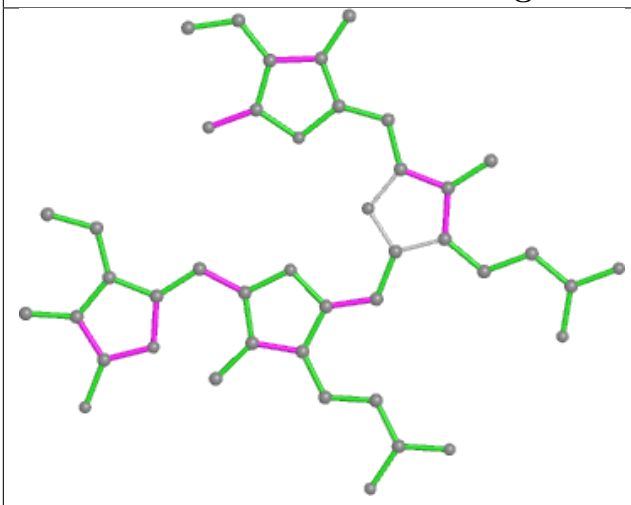

Bond lengths

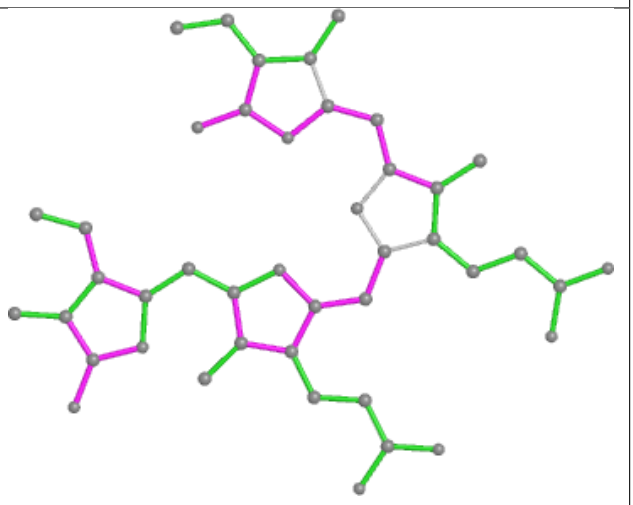

Bond angles

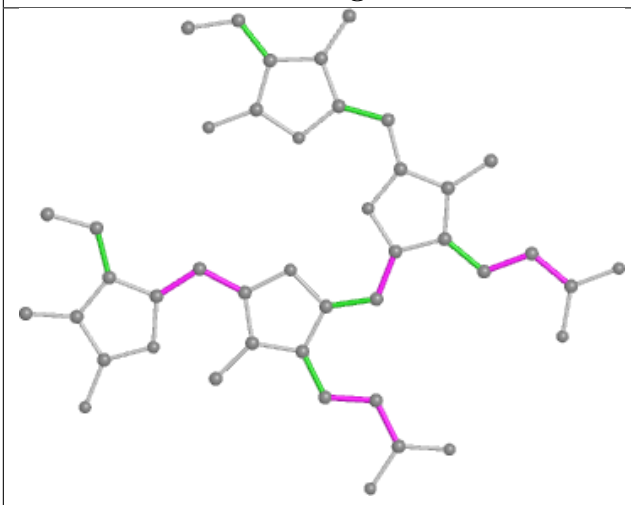

Torsions

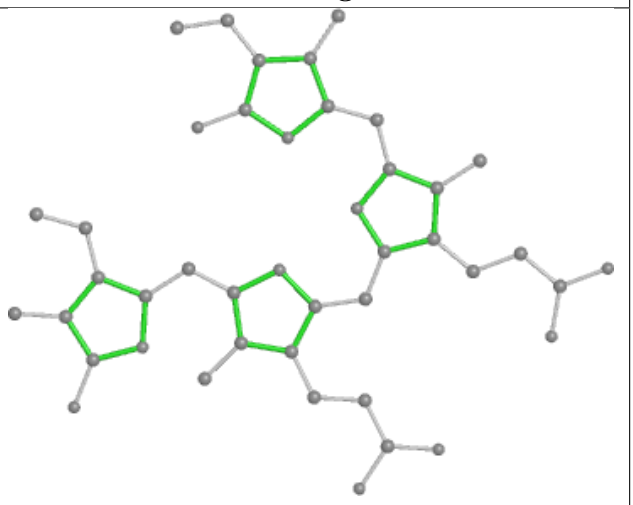

Rings

Ligand PEB WJ 201

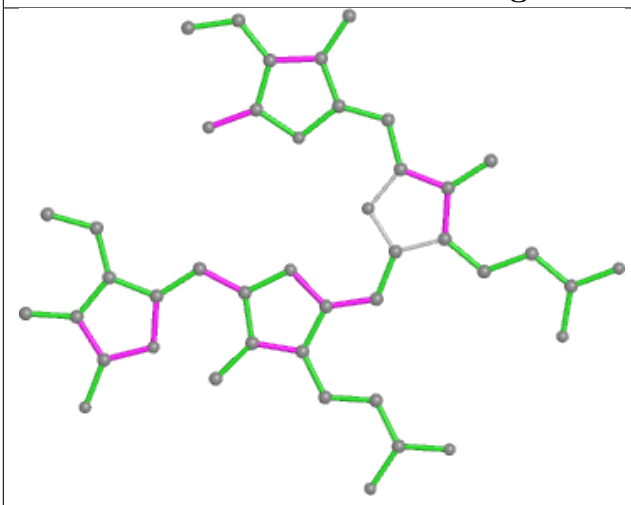

Bond lengths

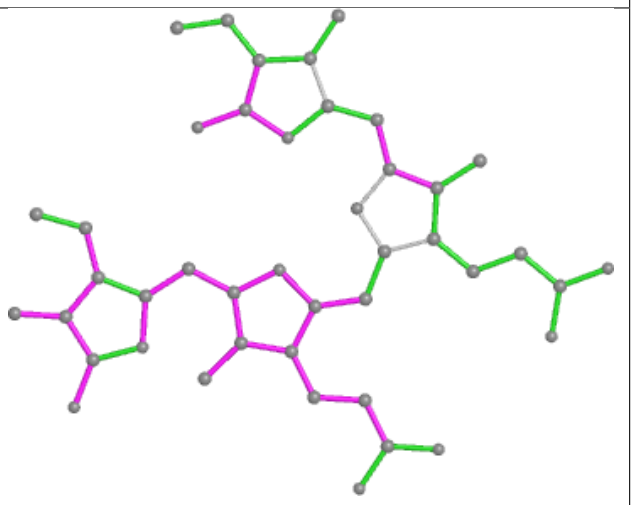

Bond angles

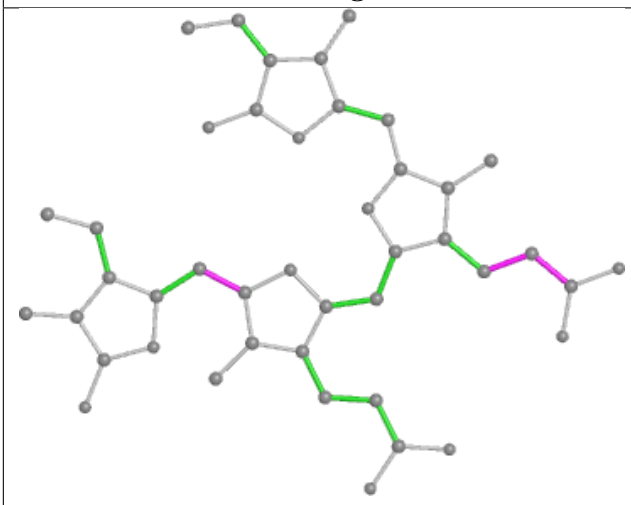

Torsions

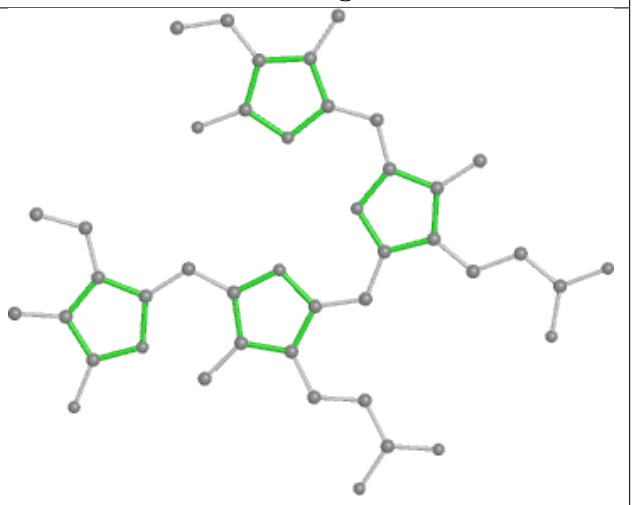

Rings

Ligand PEB gE 201

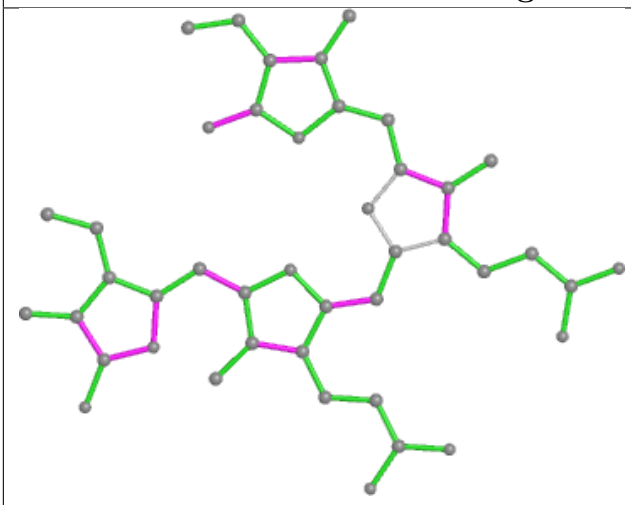

Bond lengths

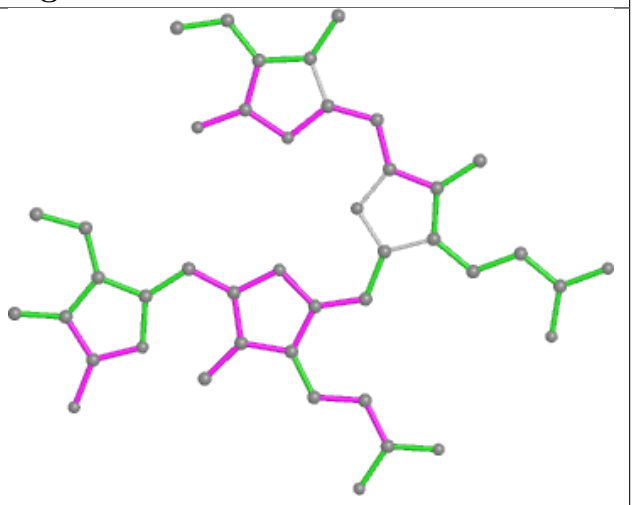

Bond angles

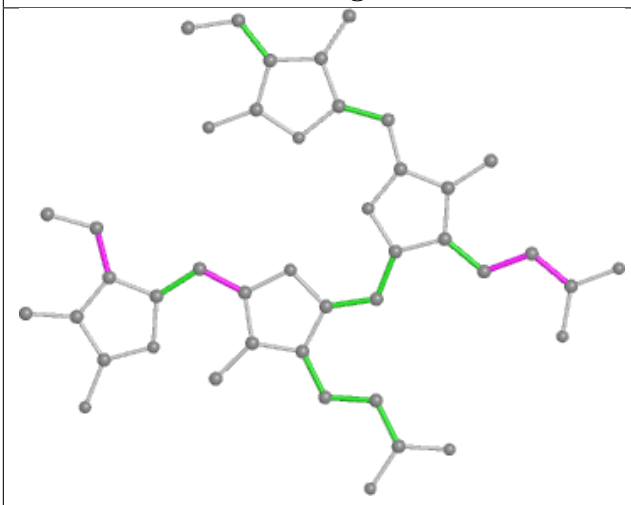

Torsions

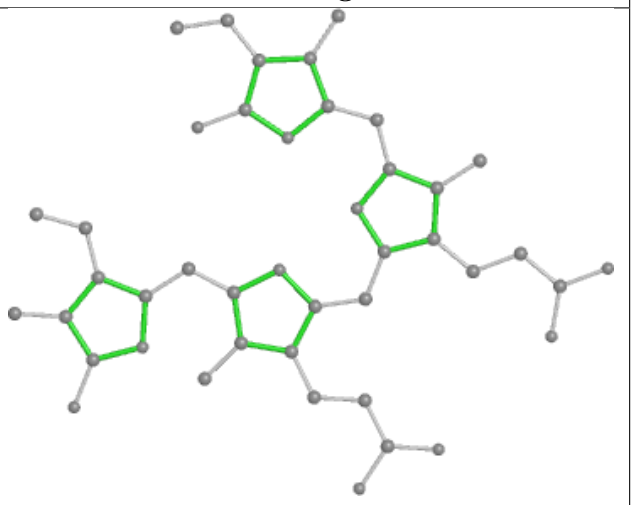

Rings

Ligand PEB i1 201

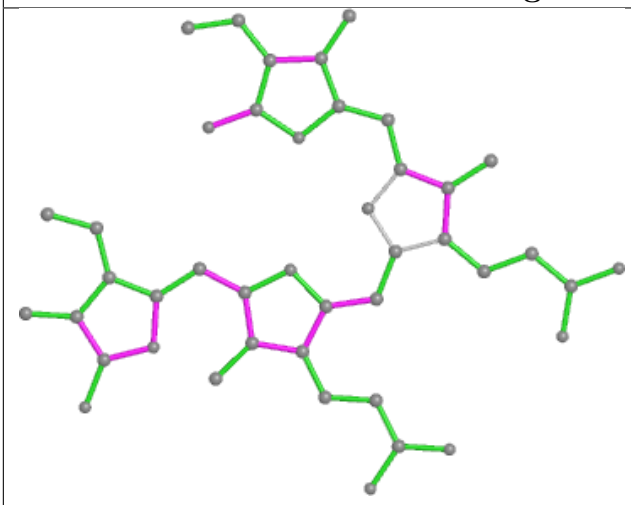

Bond lengths

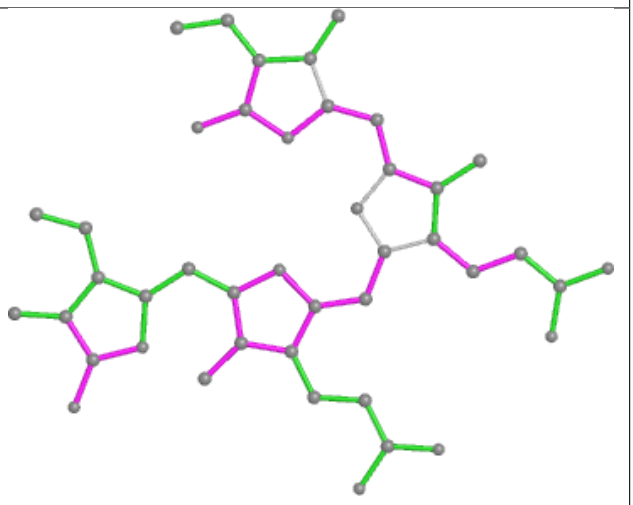

Bond angles

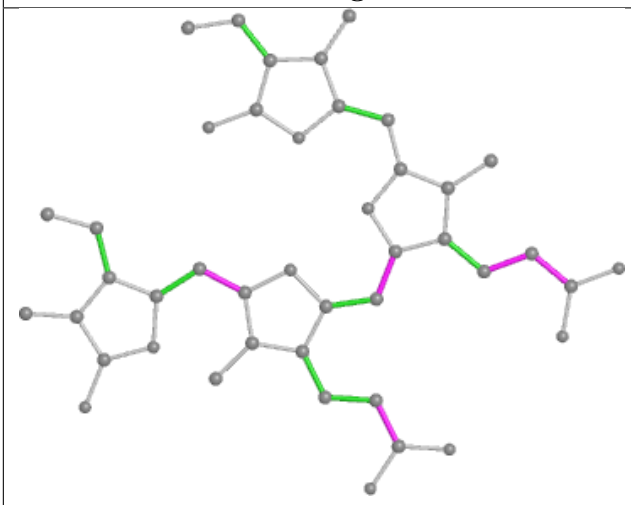

Torsions

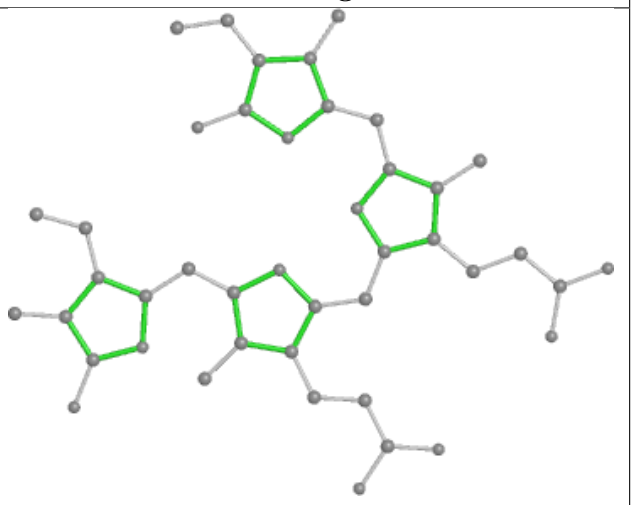

Rings

Ligand CLA 22 606

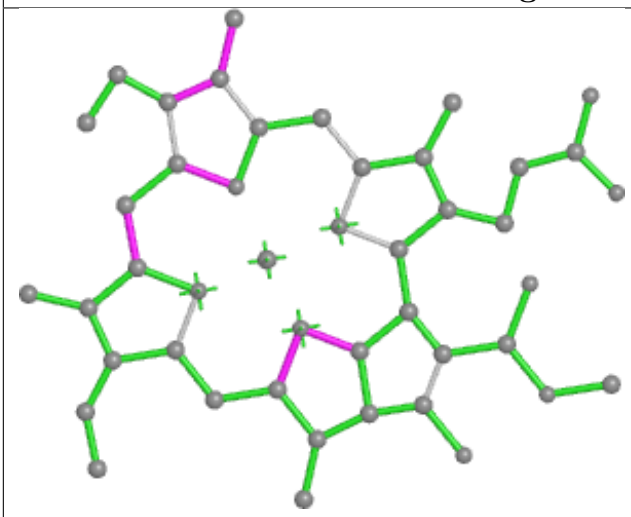

Bond lengths

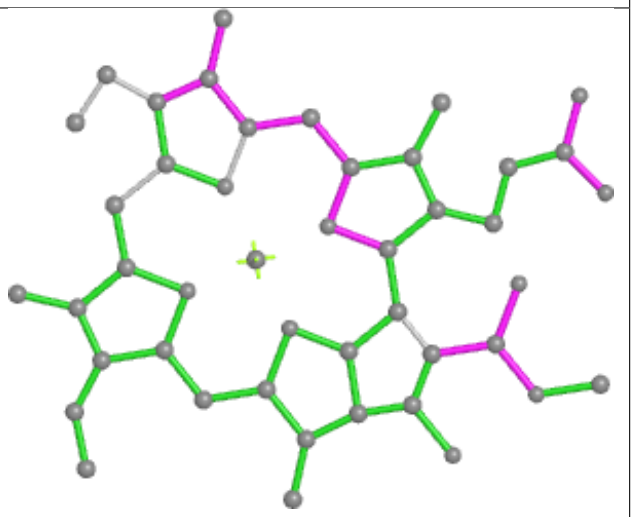

Bond angles

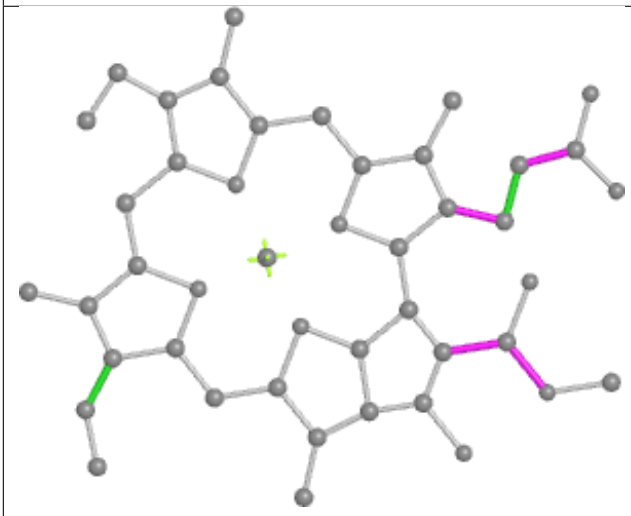

Torsions

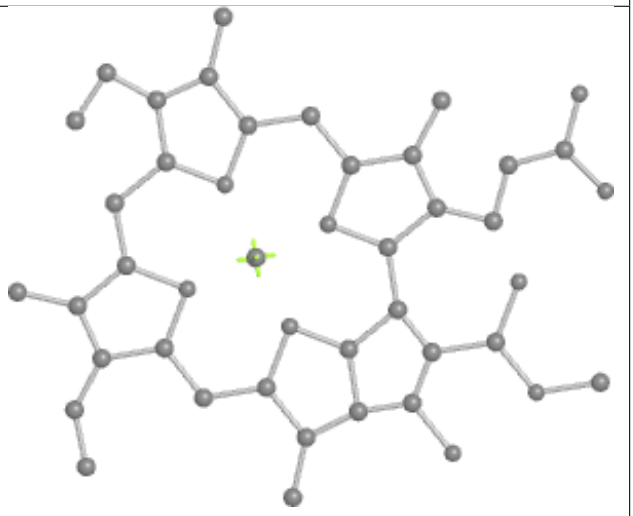

Rings

Ligand PEB G9 202

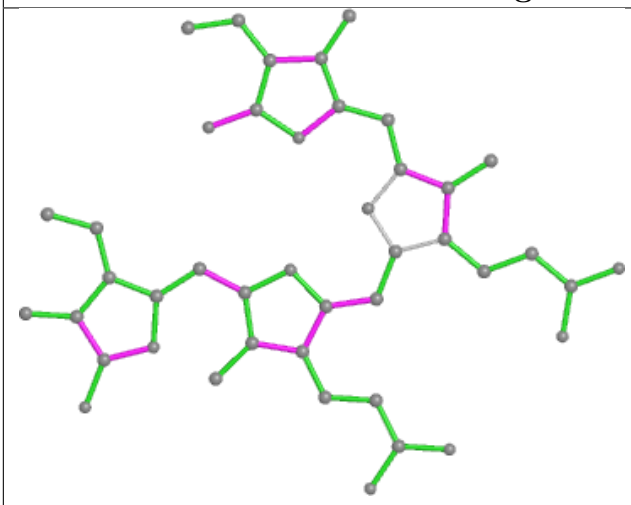

Bond lengths

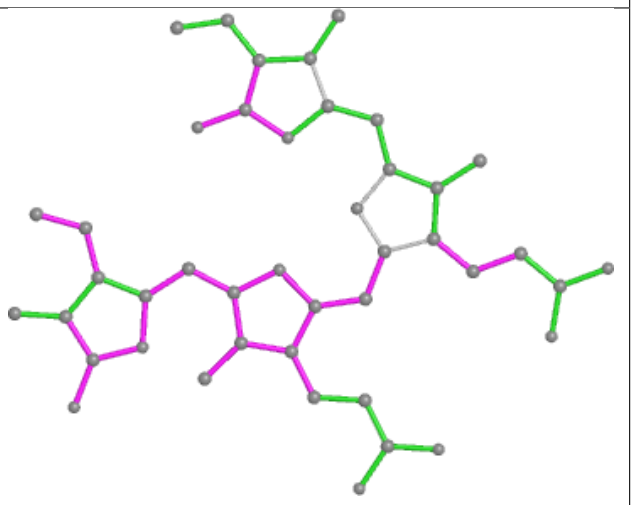

Bond angles

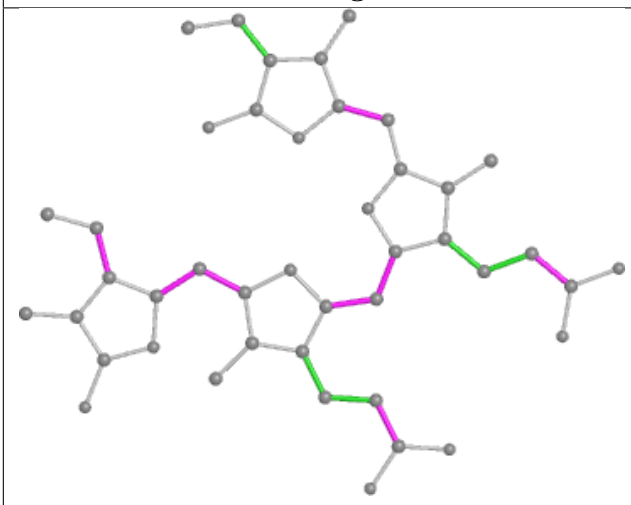

Torsions

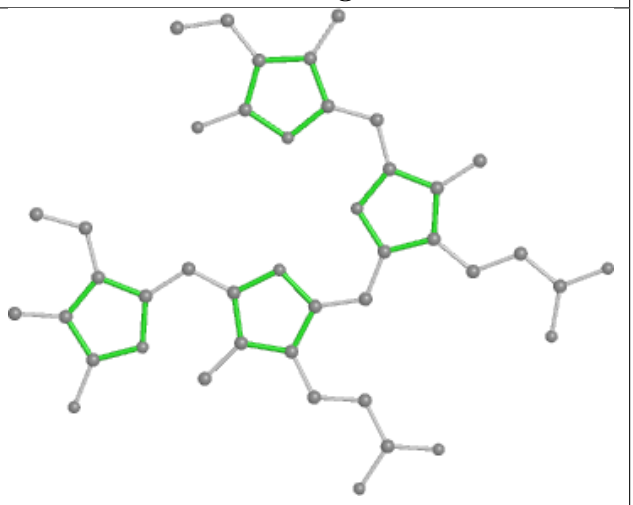

Rings

Ligand CLA b6 618

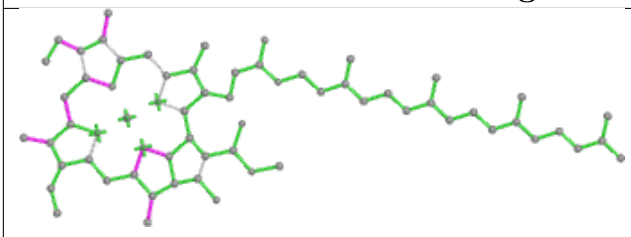

Bond lengths

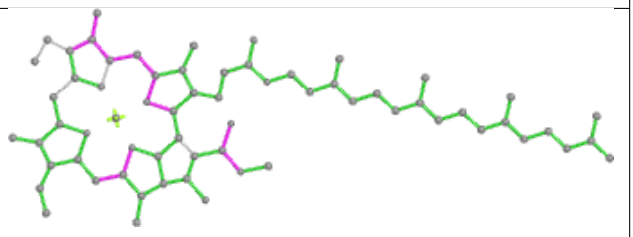

Bond angles

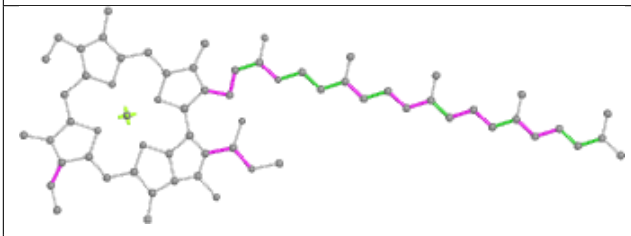

Torsions

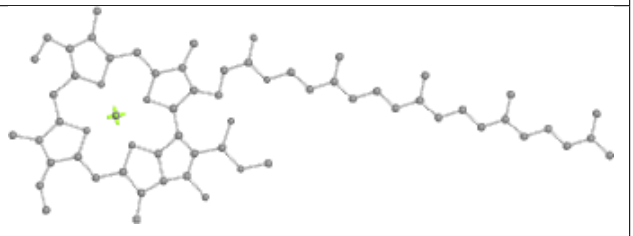

Rings

Ligand CLA KN 103

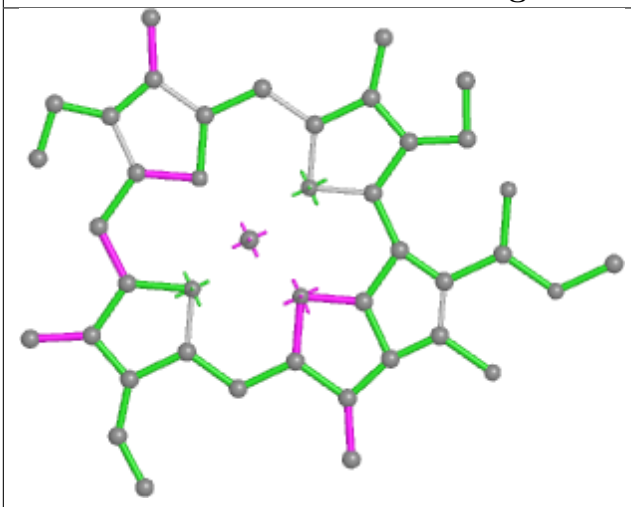

Bond lengths

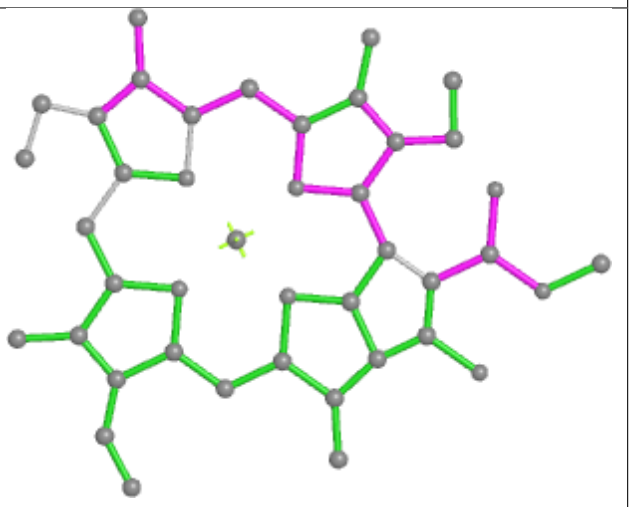

Bond angles

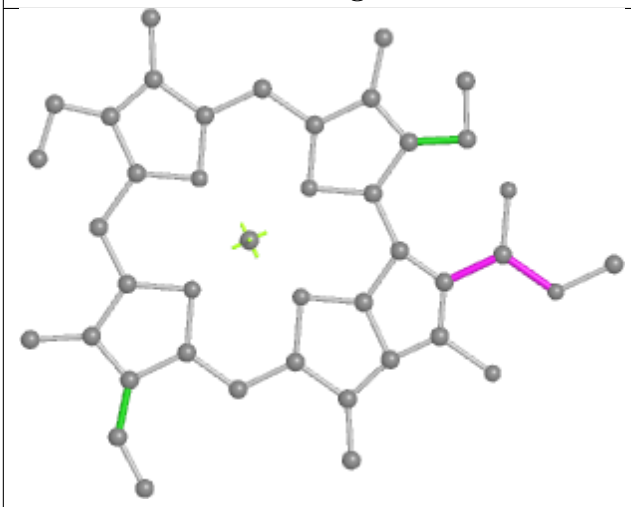

Torsions

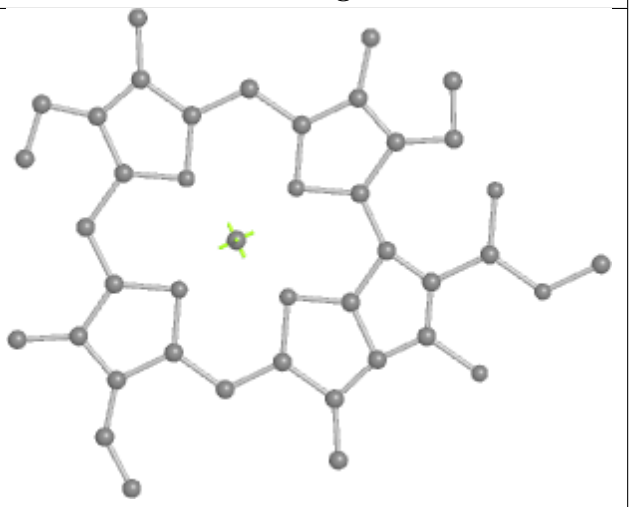

Rings

Ligand CLA C6 512

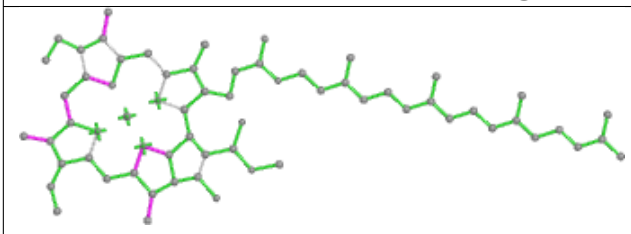

Bond lengths

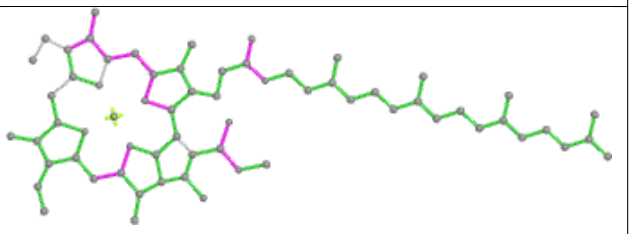

Bond angles

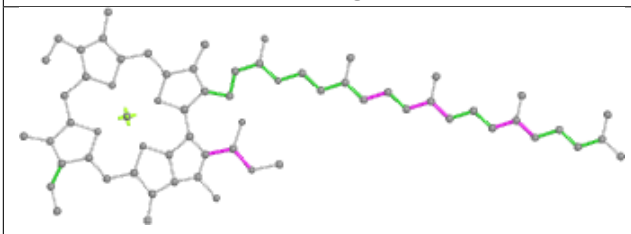

Torsions

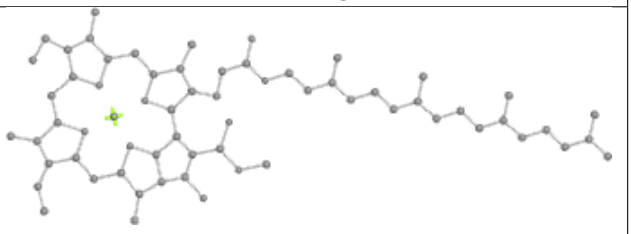

Rings

Ligand PEB hM 203

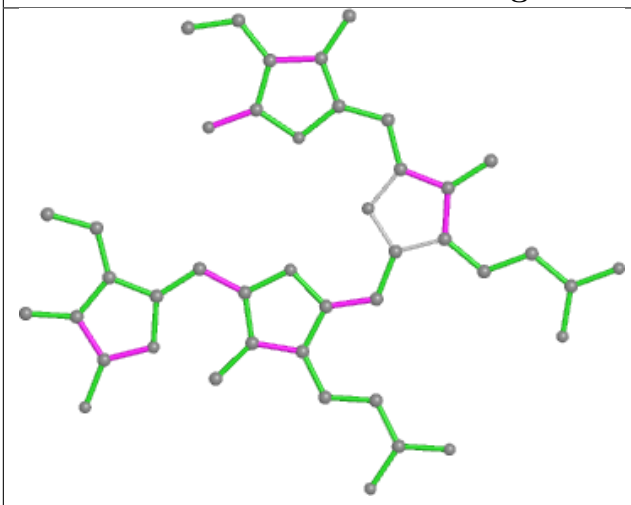

Bond lengths

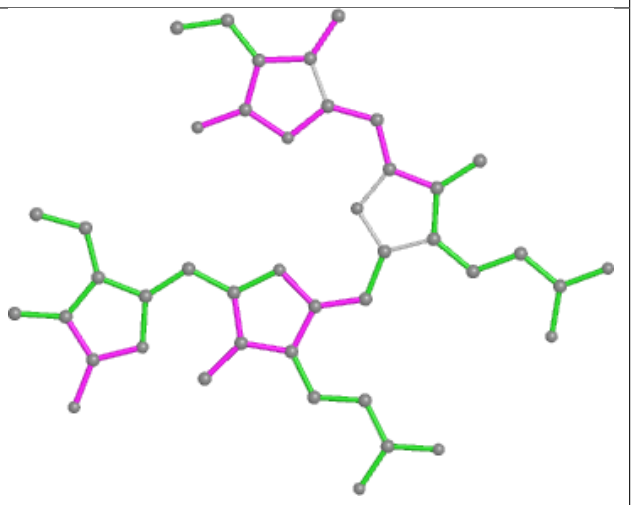

Bond angles

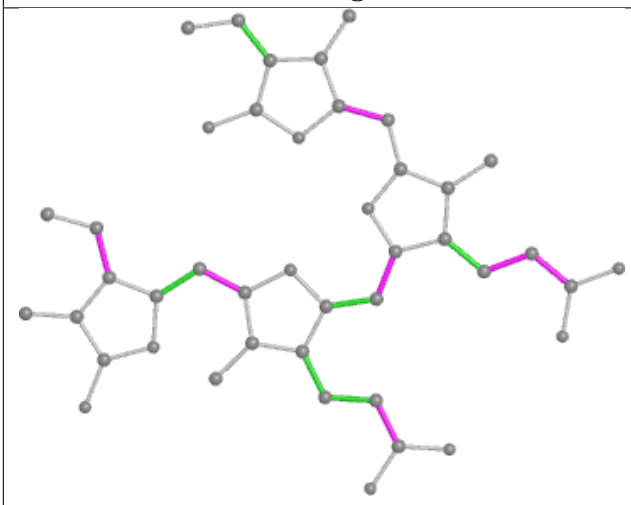

Torsions

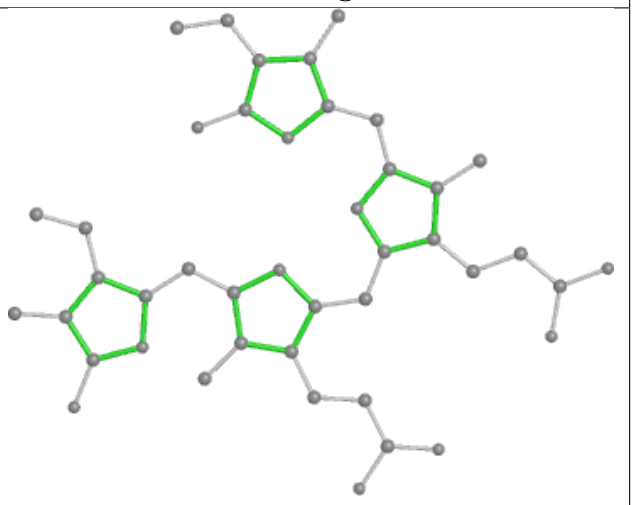

Rings

Ligand CLA 12 608

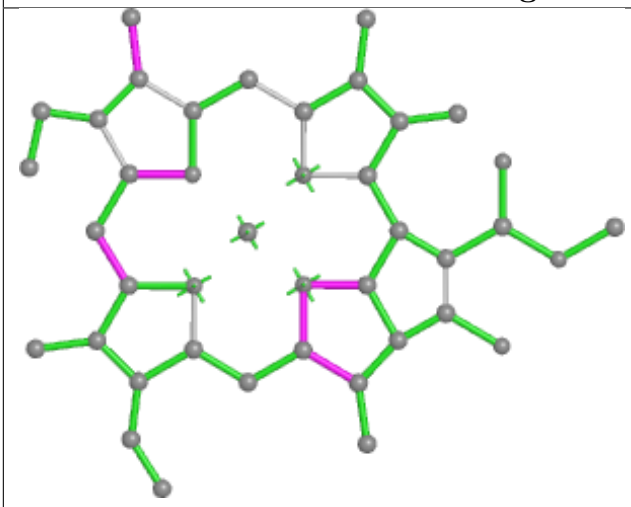

Bond lengths

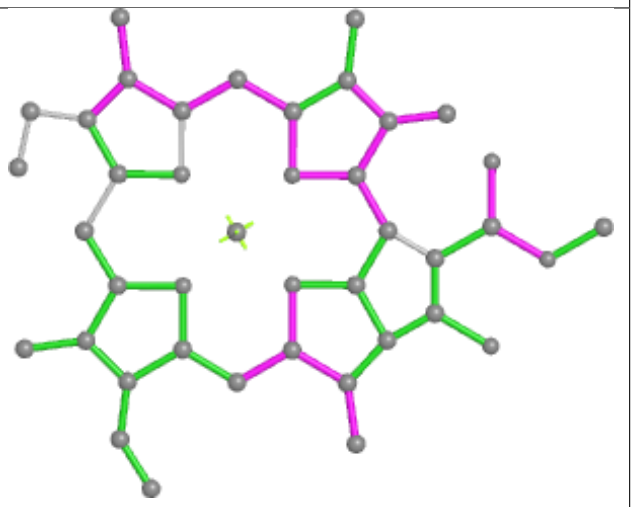

Bond angles

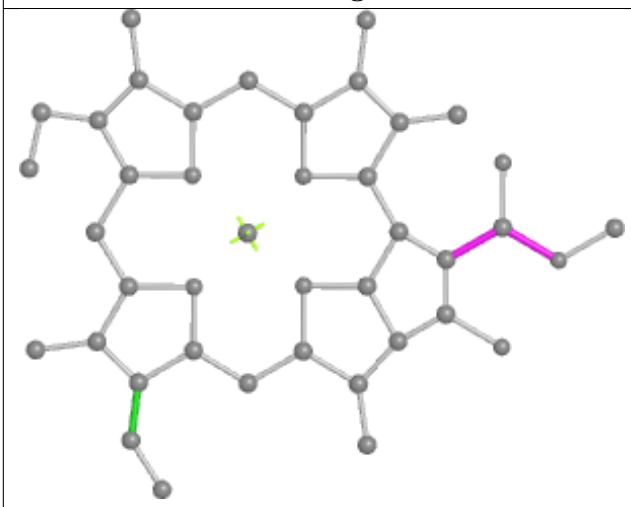

Torsions

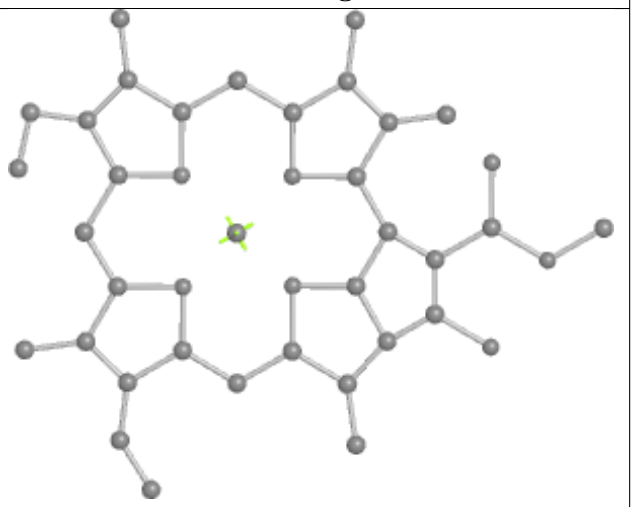

Rings

Ligand CLA 12 607

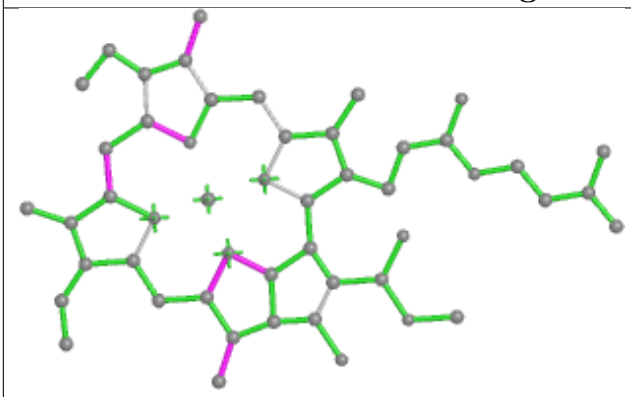

Bond lengths

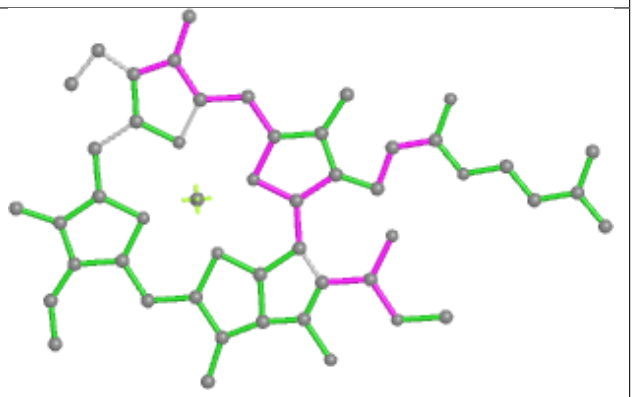

Bond angles

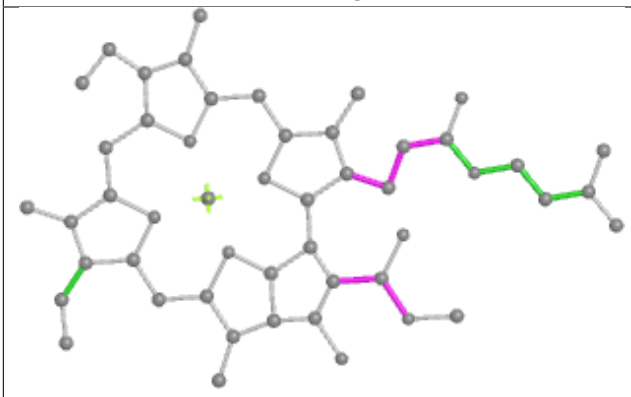

Torsions

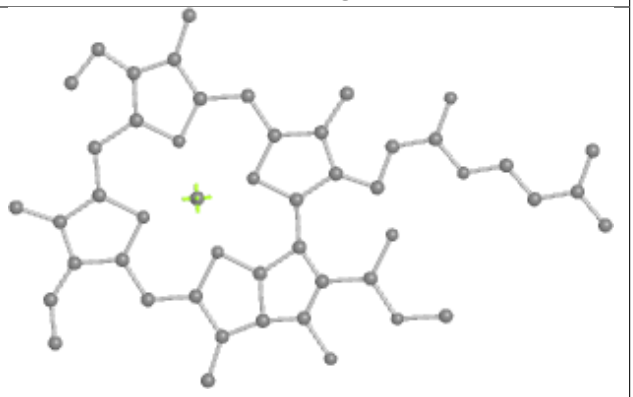

Rings

Ligand PEB ZB 201

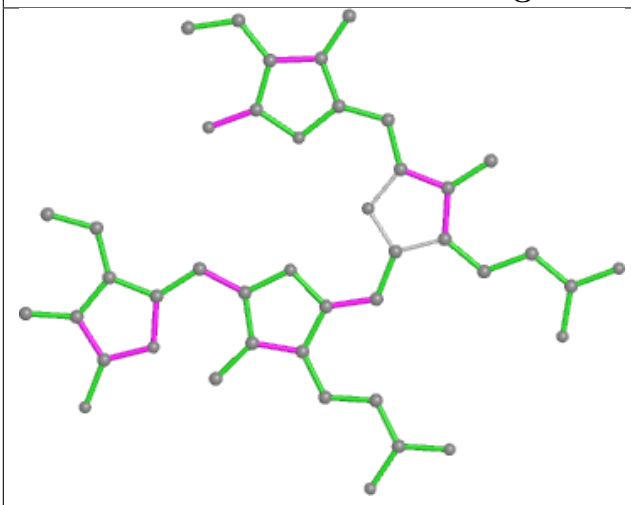

Bond lengths

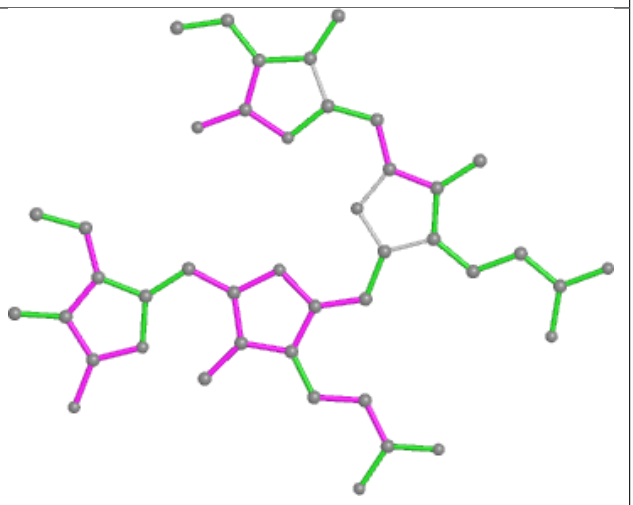

Bond angles

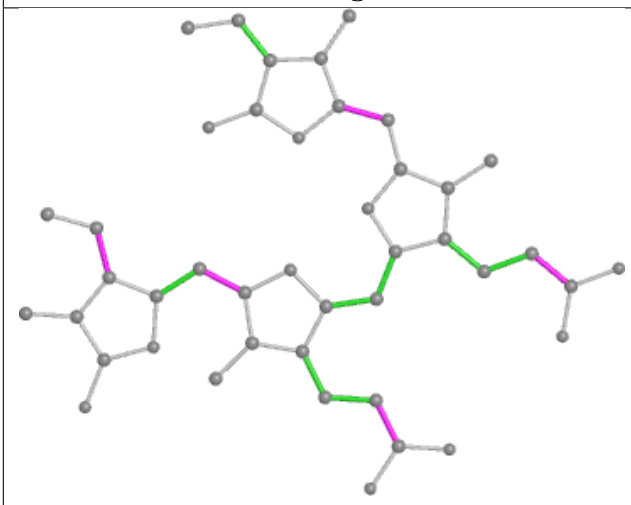

Torsions

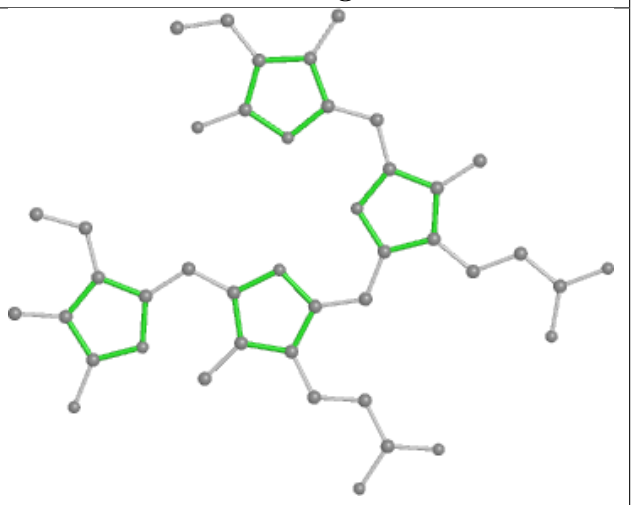

Rings

Ligand PEB QH 201

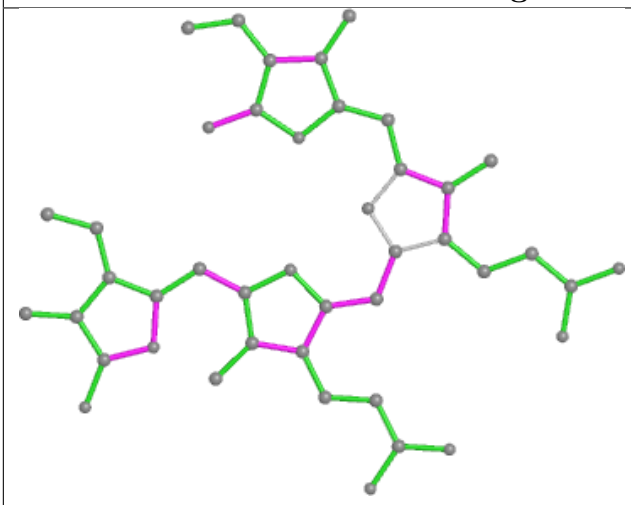

Bond lengths

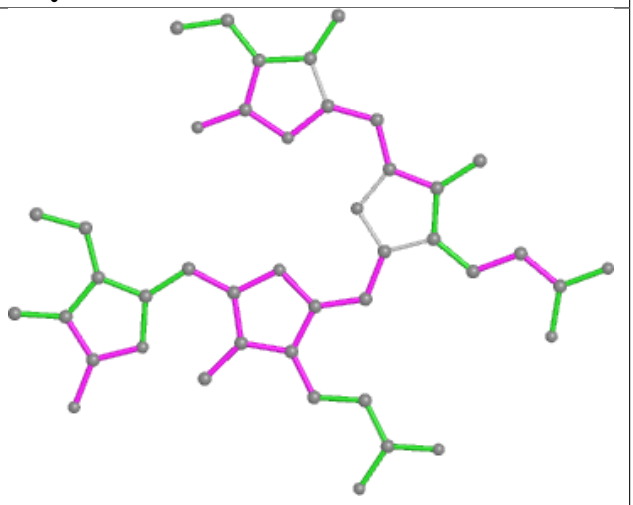

Bond angles

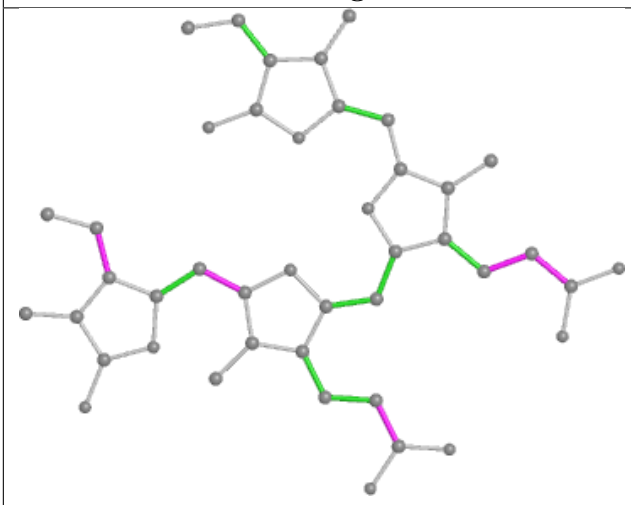

Torsions

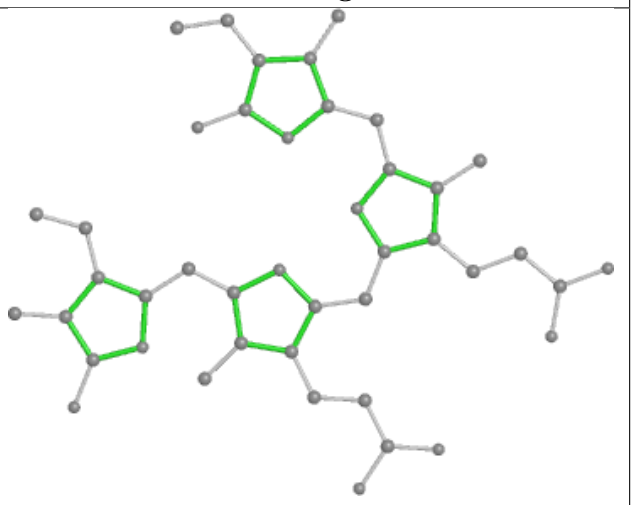

Rings

Ligand PEB AQ 303

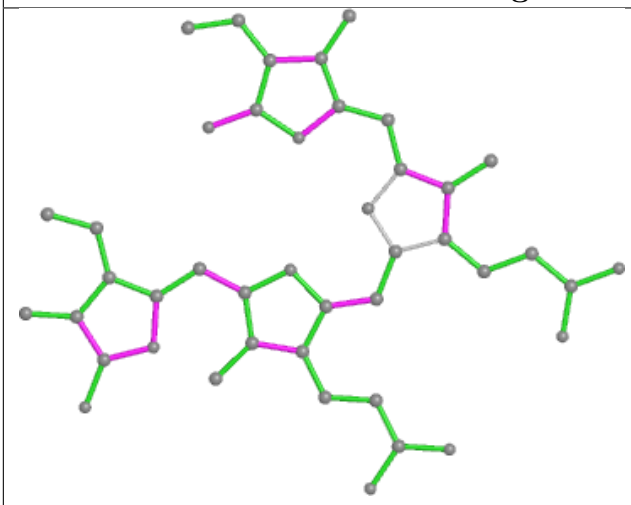

Bond lengths

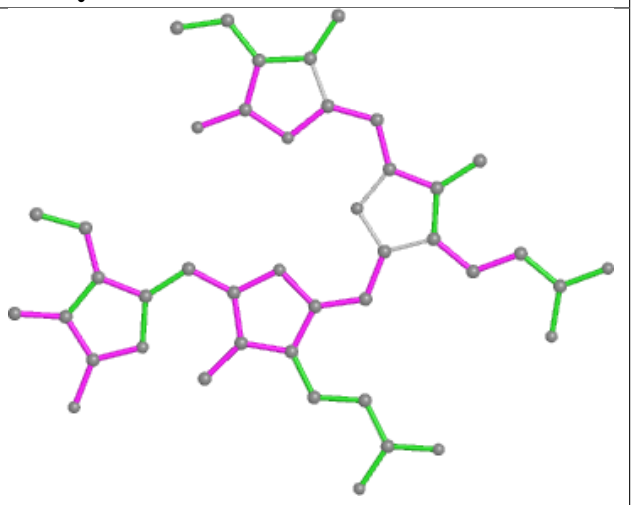

Bond angles

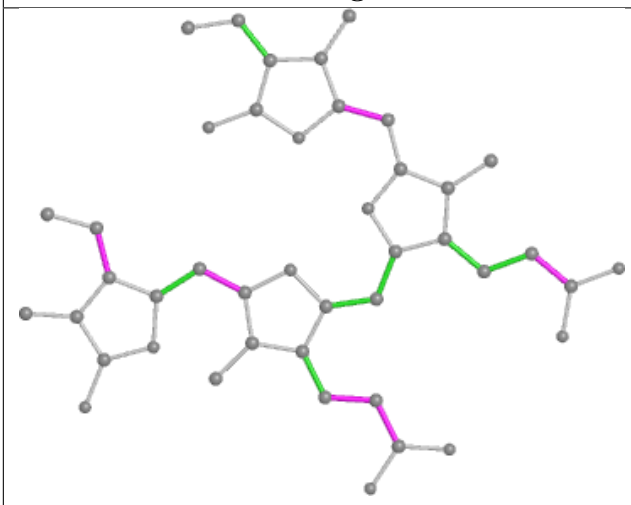

Torsions

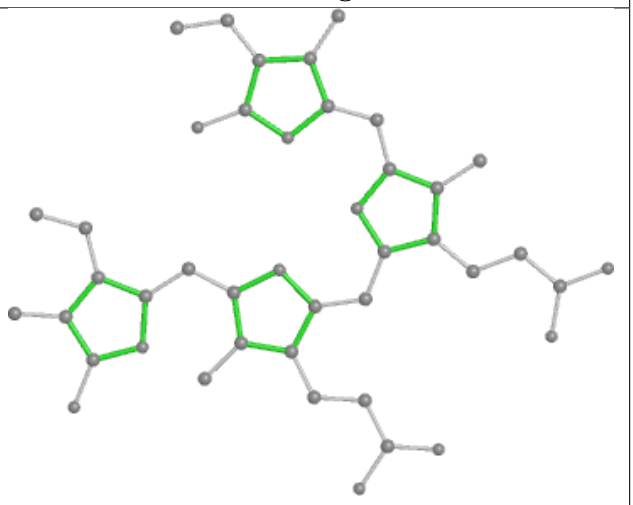

Rings

Ligand PEB W5 202

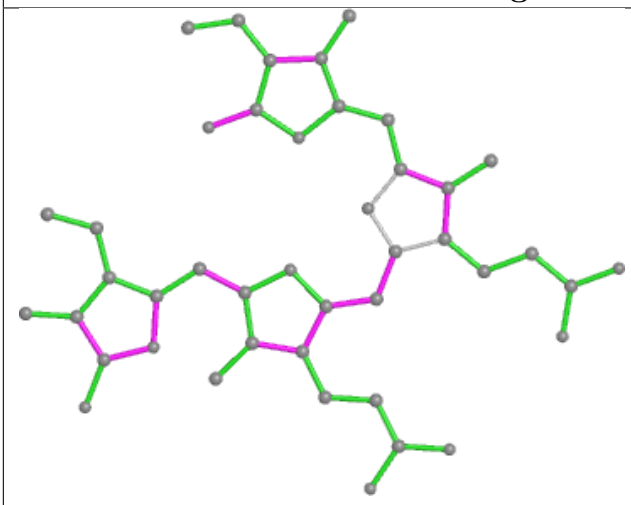

Bond lengths

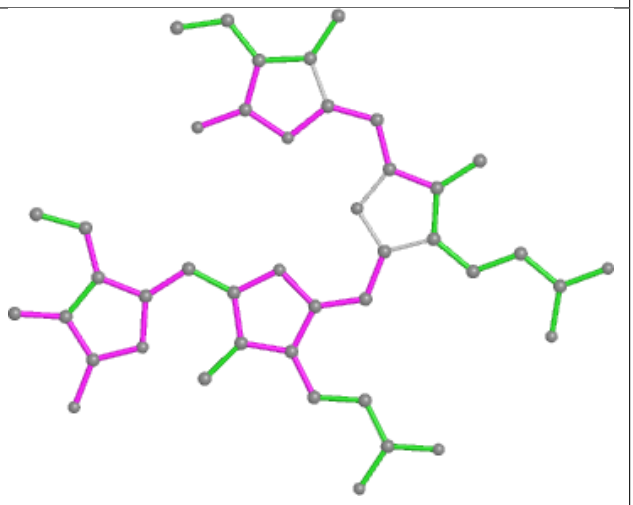

Bond angles

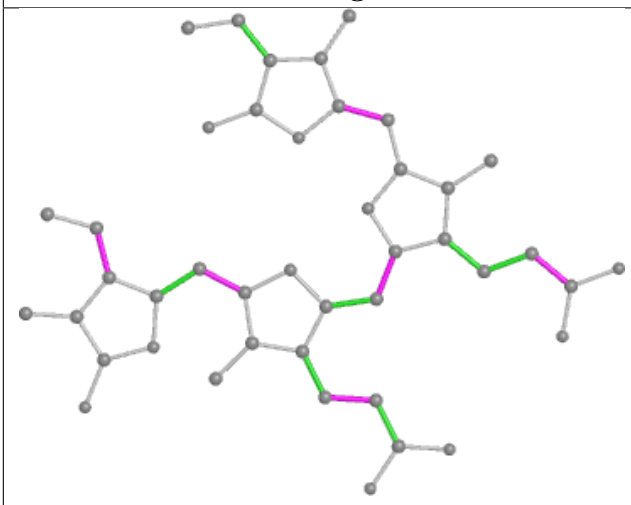

Torsions

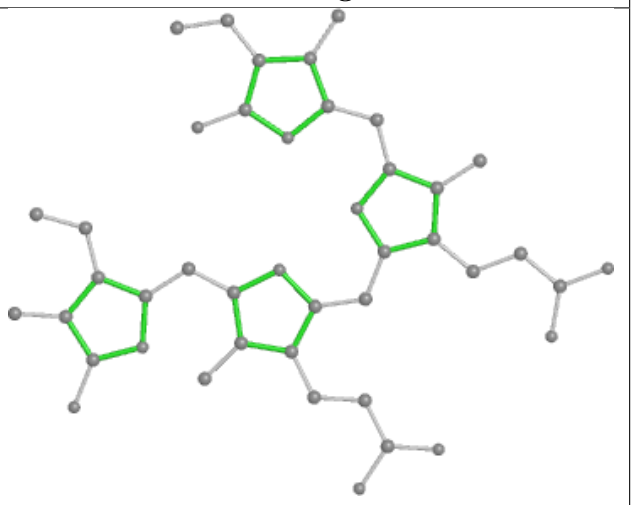

Rings

Ligand CLA 52 605

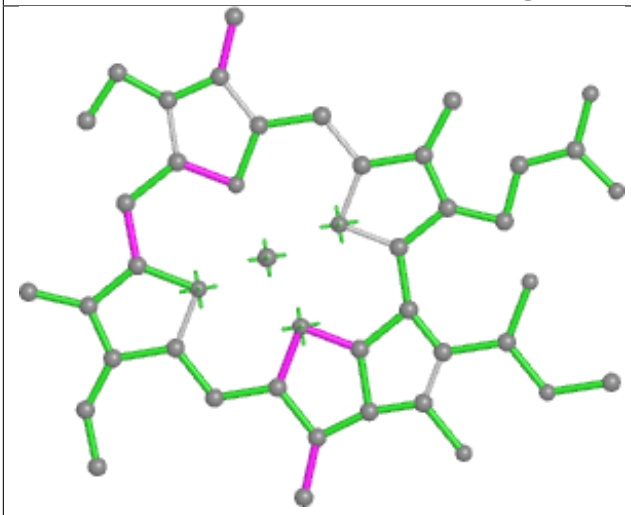

Bond lengths

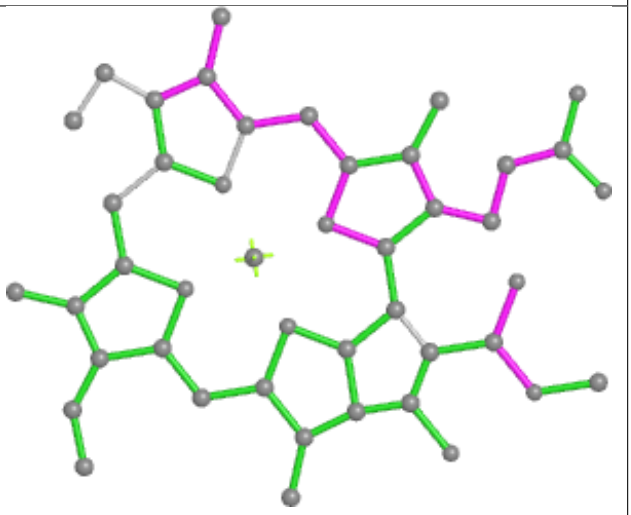

Bond angles

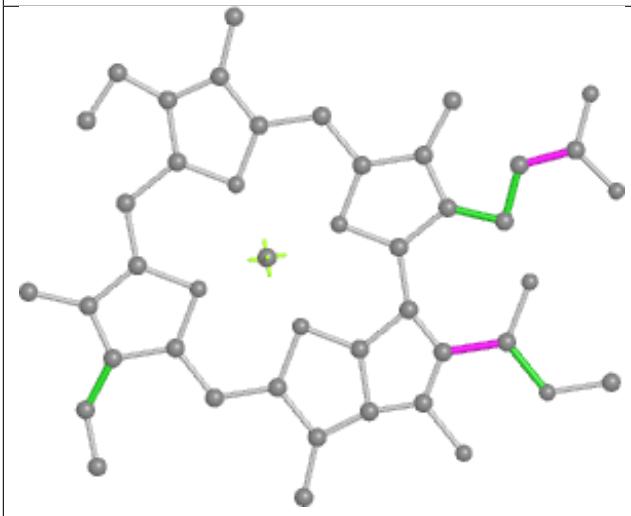

Torsions

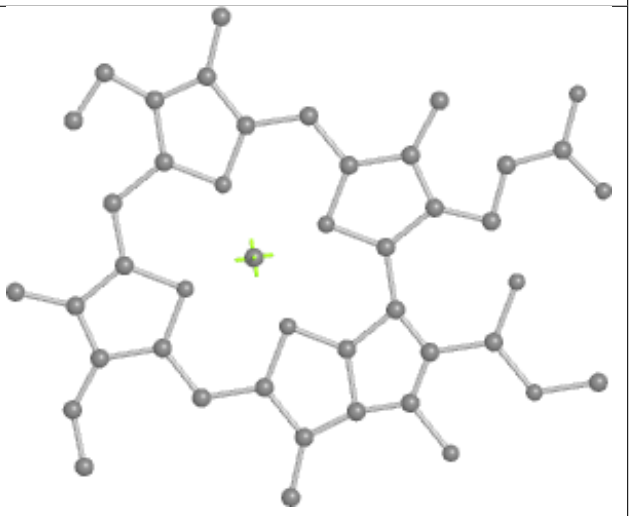

Rings

Ligand CYC HE 1001

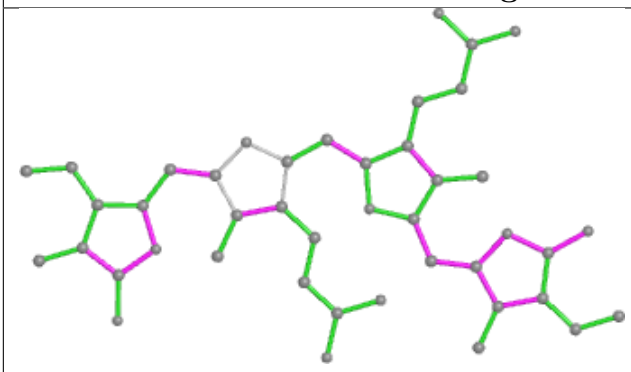

Bond lengths

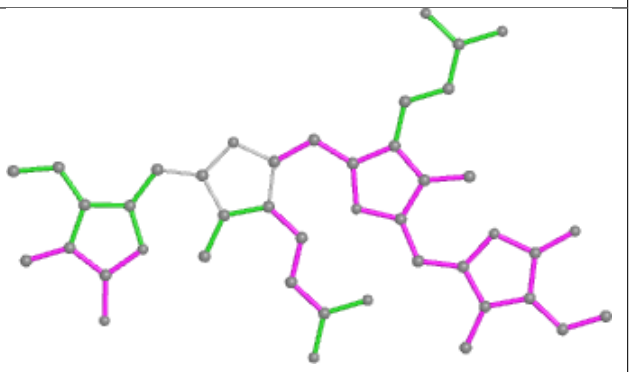

Bond angles

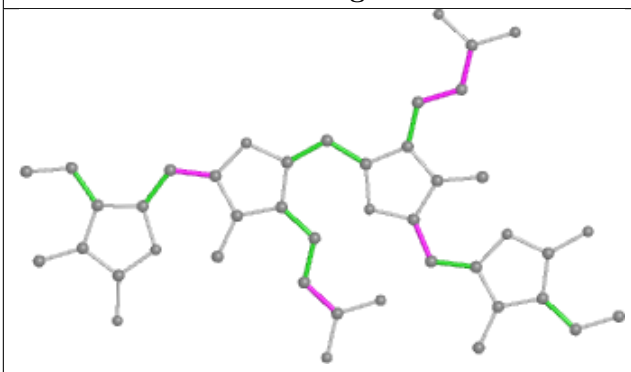

Torsions

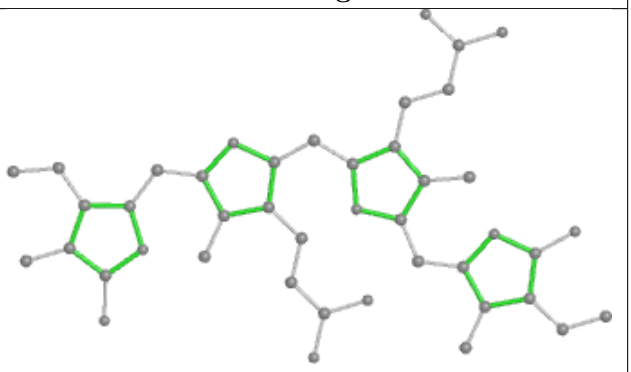

Rings

Ligand CYC t3 1001

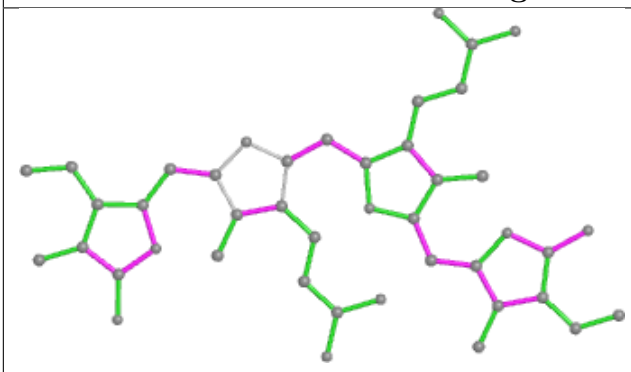

Bond lengths

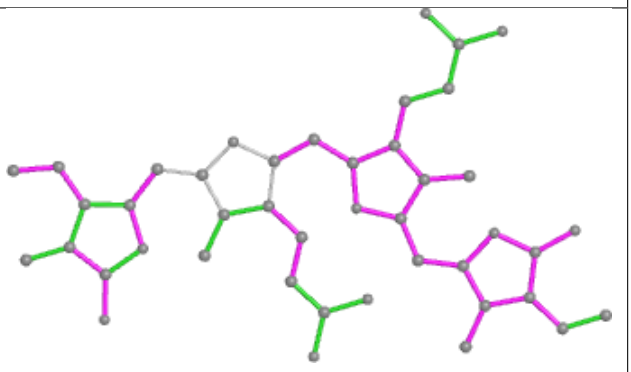

Bond angles

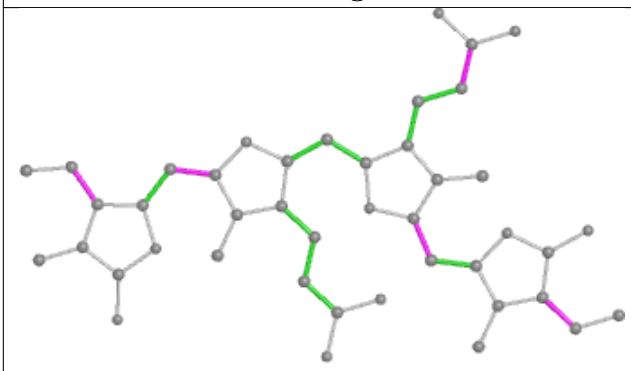

Torsions

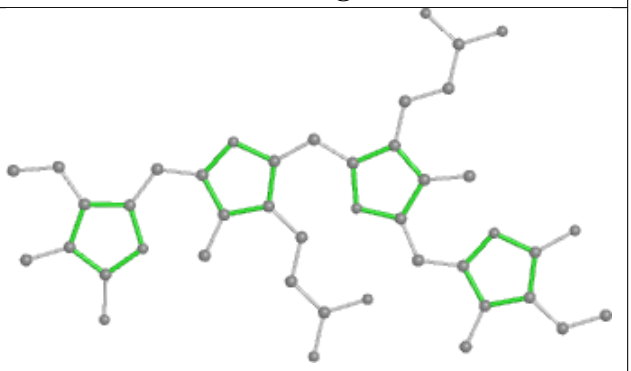

Rings

Ligand PEB K7 201

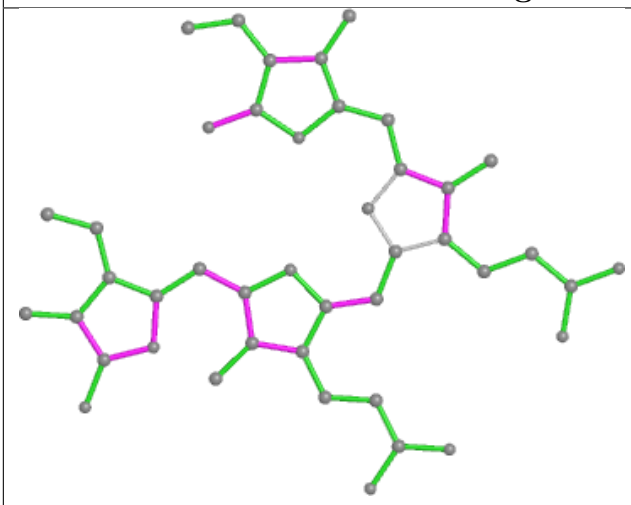

Bond lengths

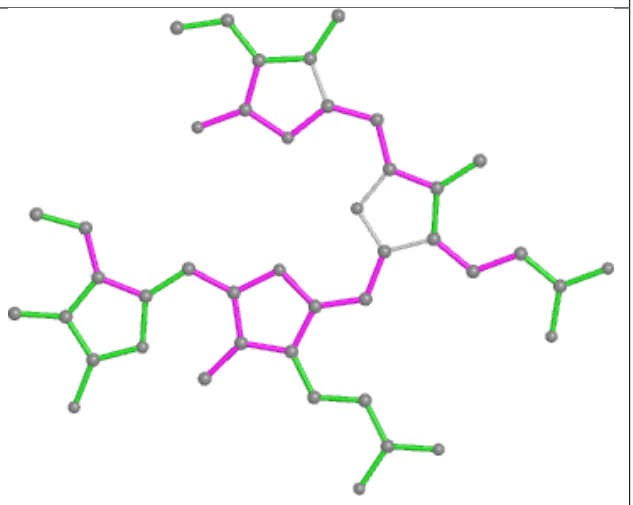

Bond angles

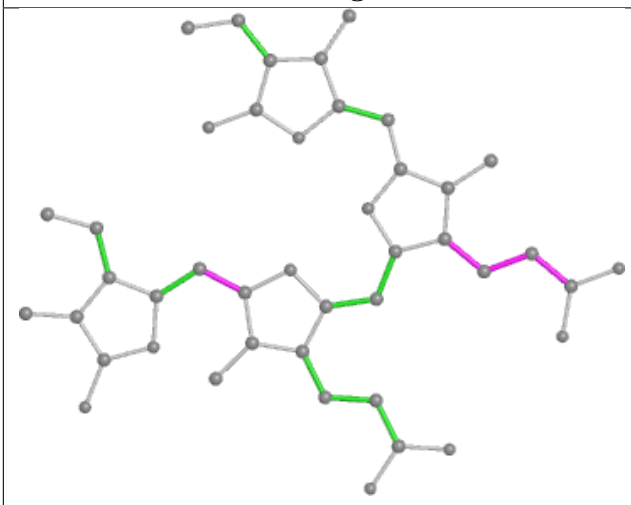

Torsions

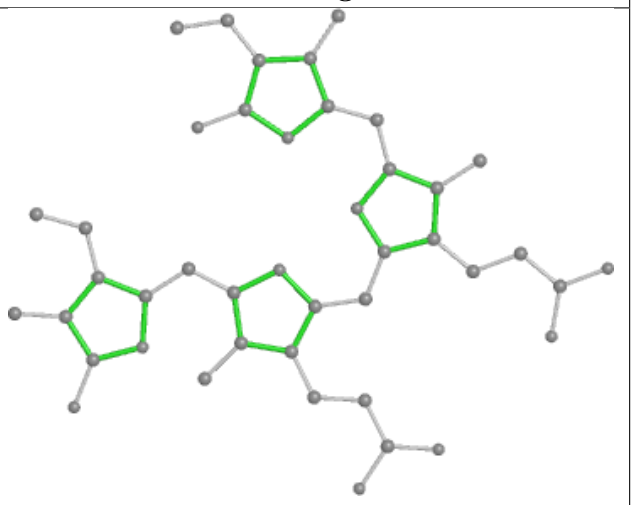

Rings

Ligand PEB GI 201

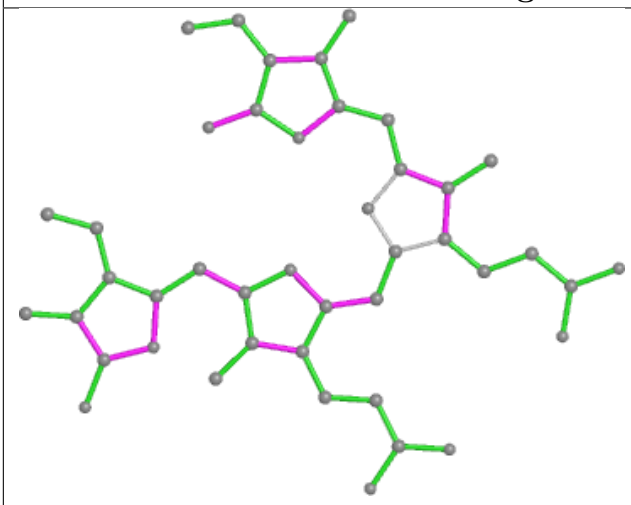

Bond lengths

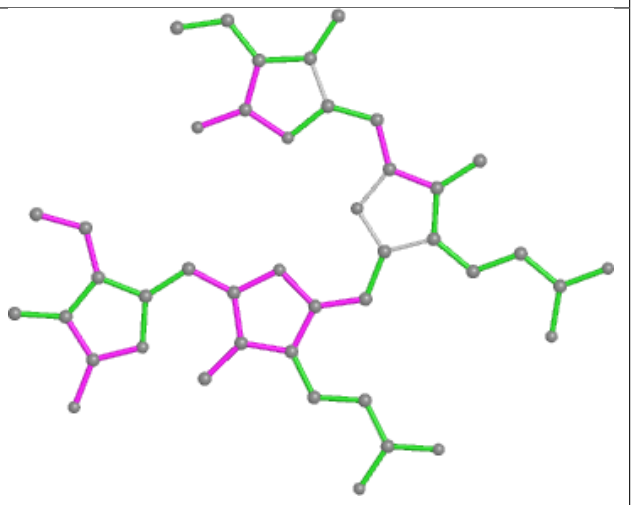

Bond angles

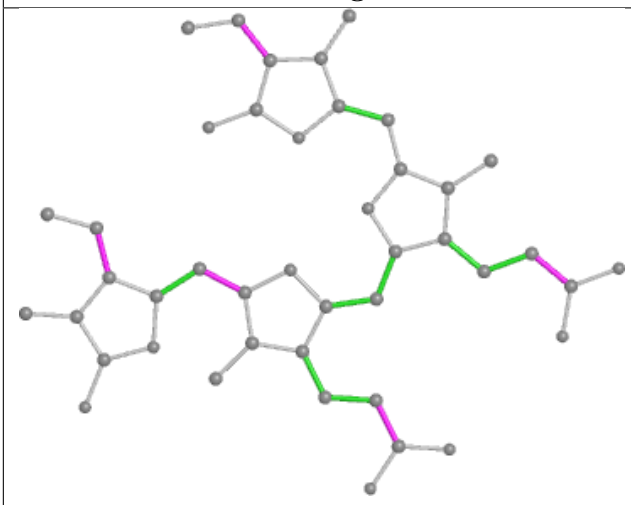

Torsions

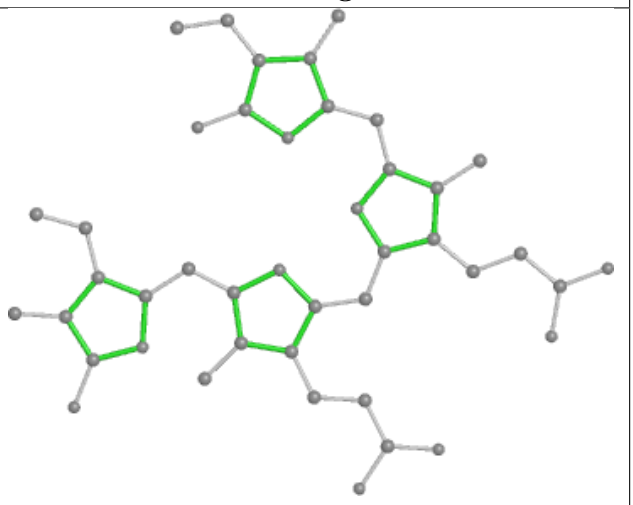

Rings

Ligand PEB NP 202

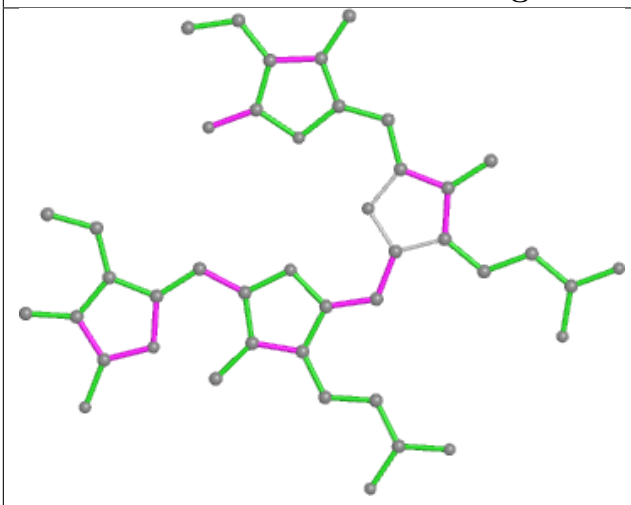

Bond lengths

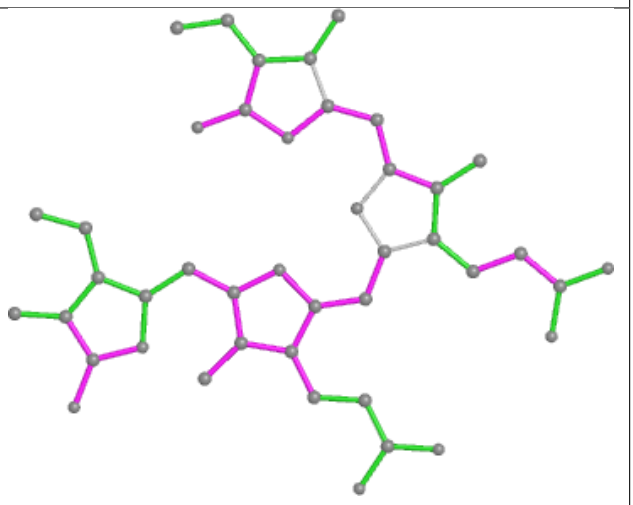

Bond angles

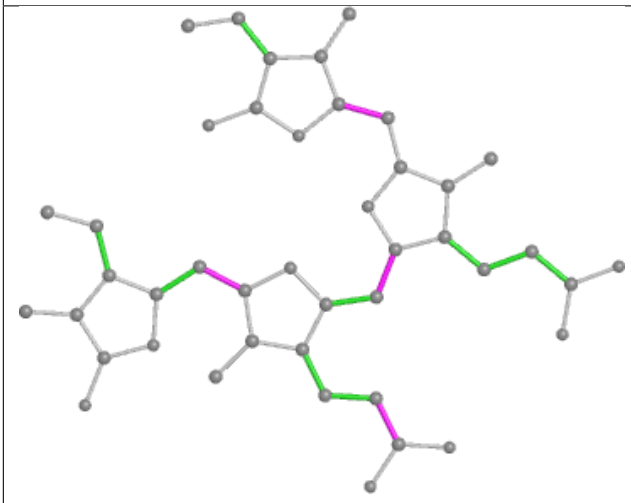

Torsions

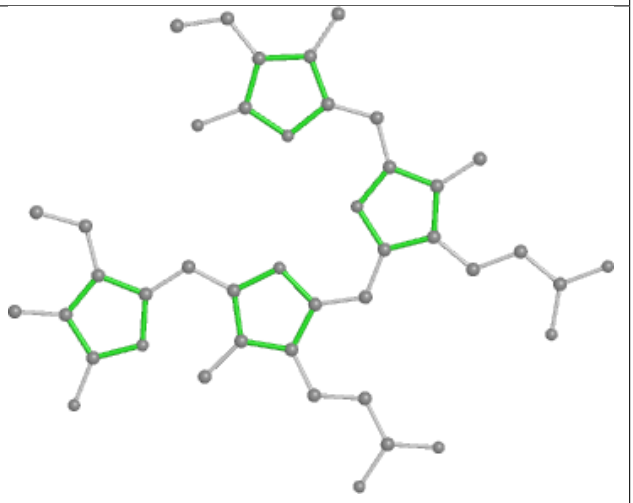

Rings

Ligand PEB iE 201

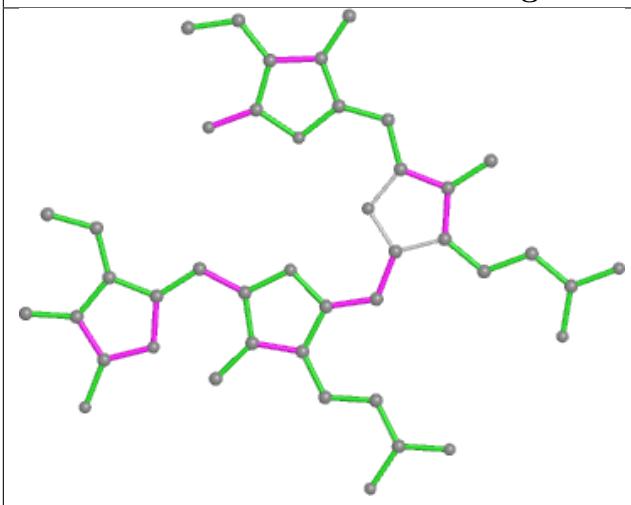

Bond lengths

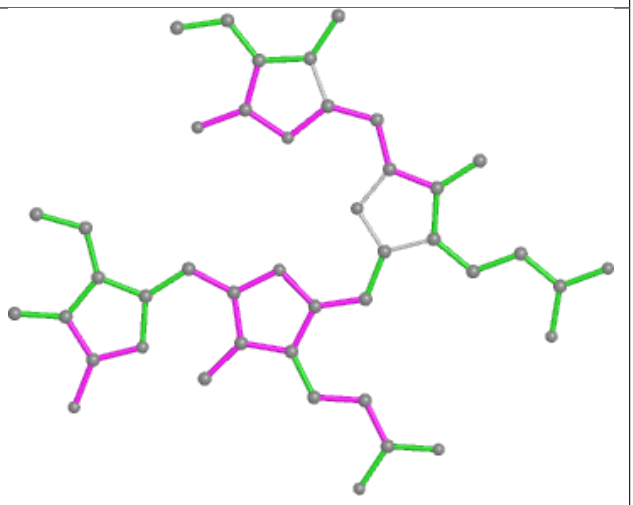

Bond angles

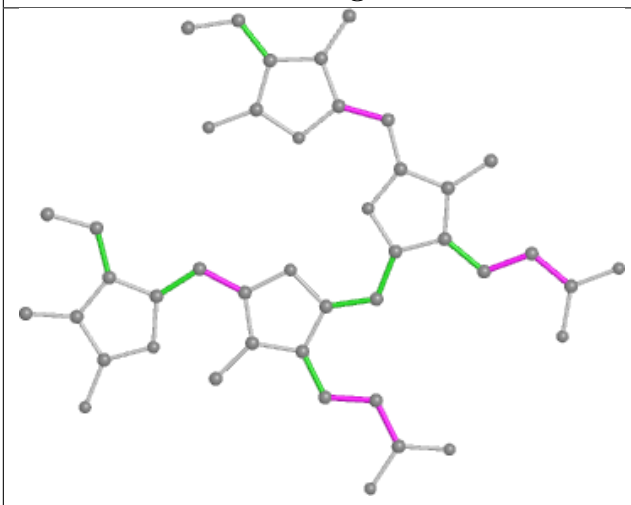

Torsions

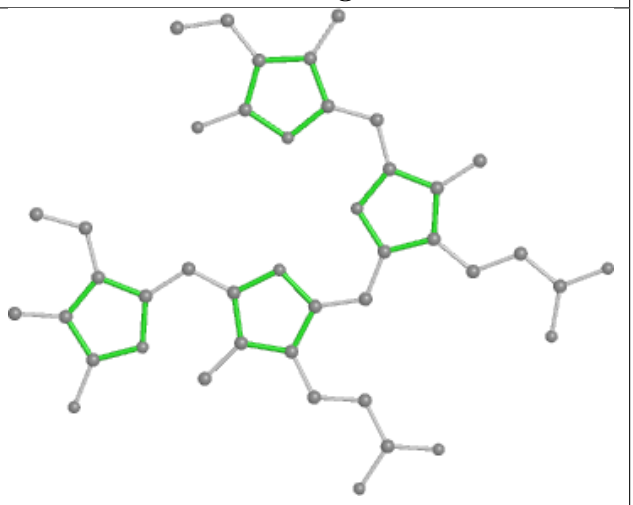

Rings

Ligand CLA A6 402

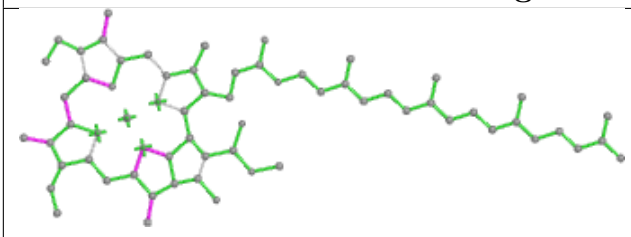

Bond lengths

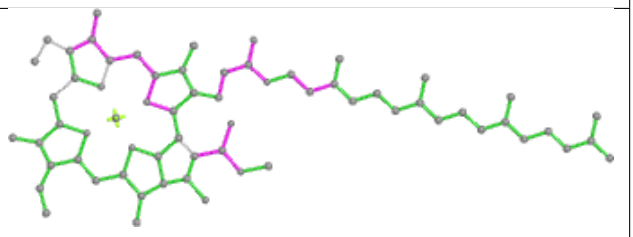

Bond angles

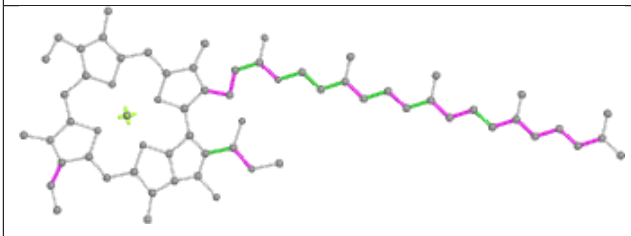

Torsions

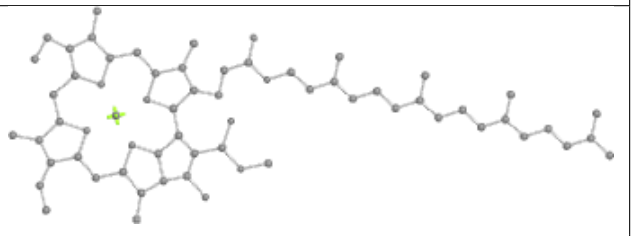

Rings

Ligand CLA R2 201

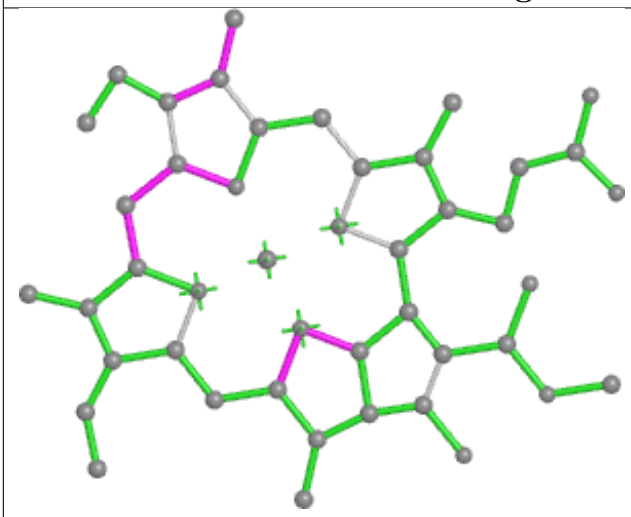

Bond lengths

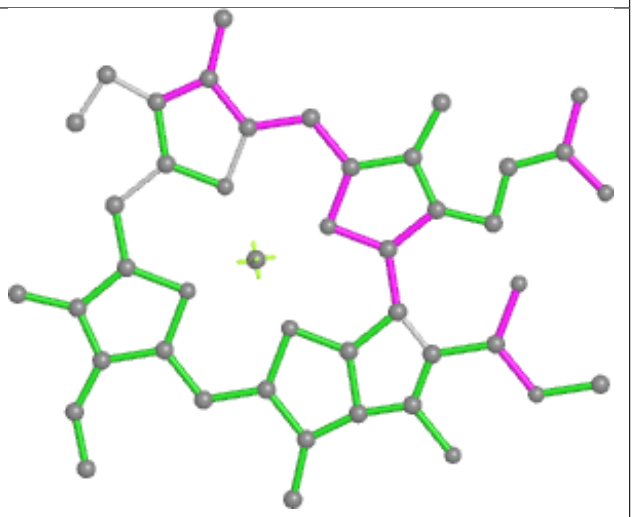

Bond angles

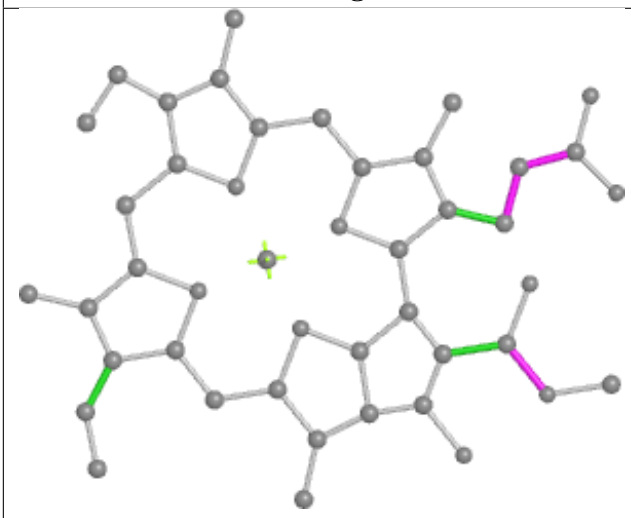

Torsions

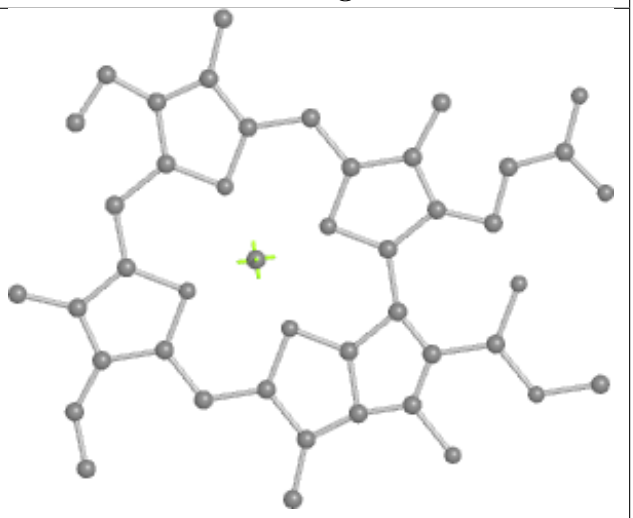

Rings

Ligand CLA AN 839

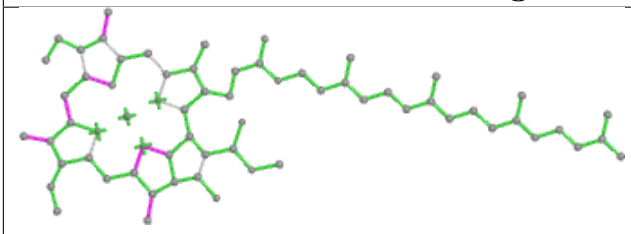

Bond lengths

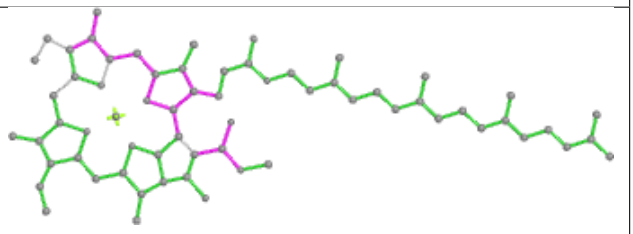

Bond angles

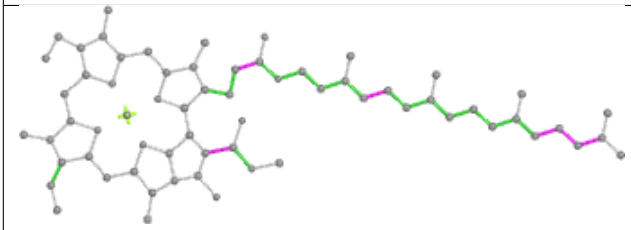

Torsions

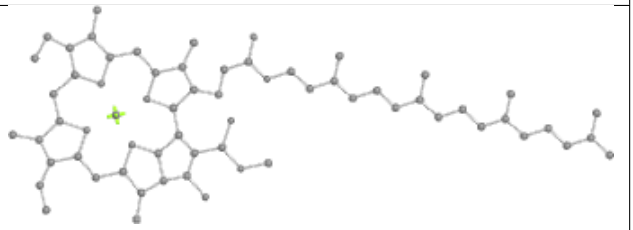

Rings

Ligand PEB hG 203

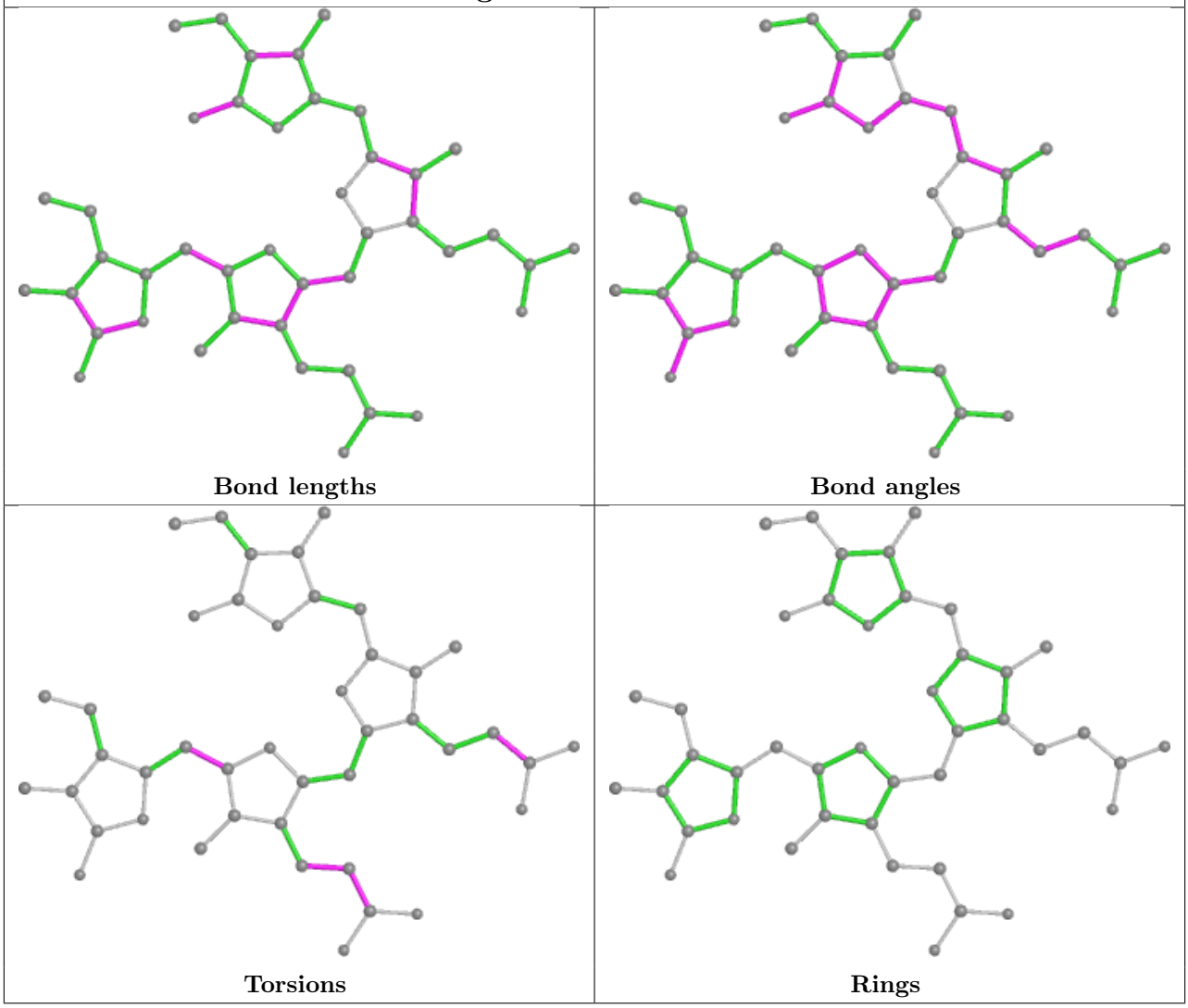

Ligand LMG D6 407

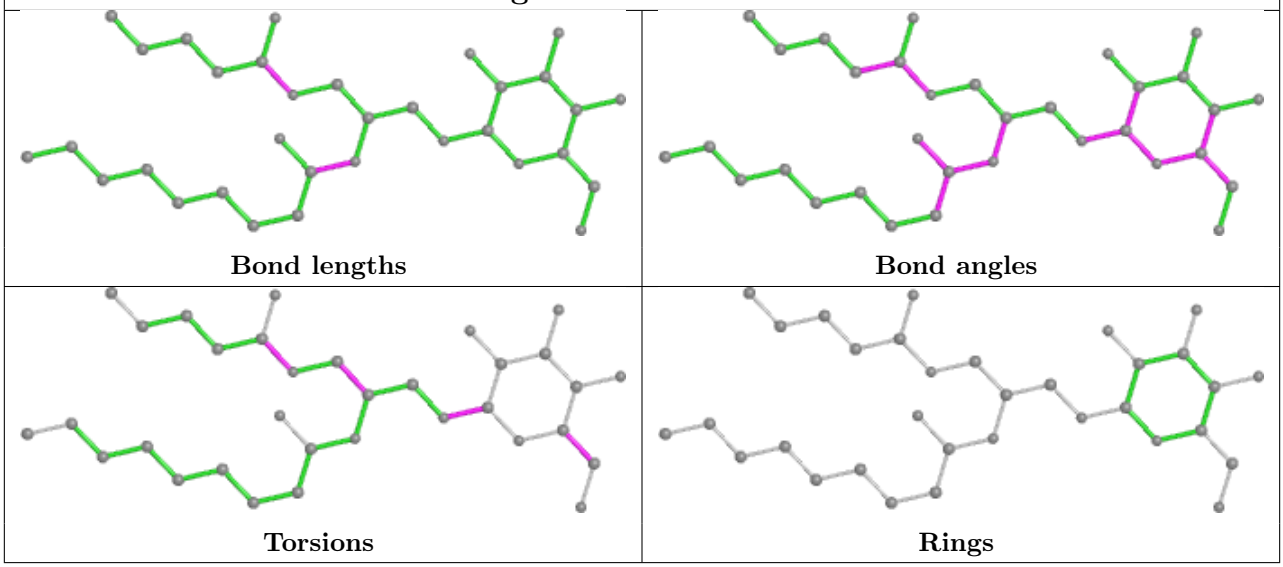

Ligand PEB e7 301

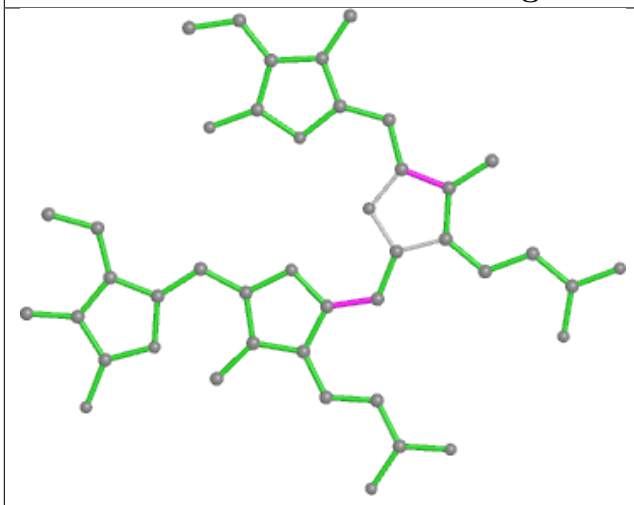

Bond lengths

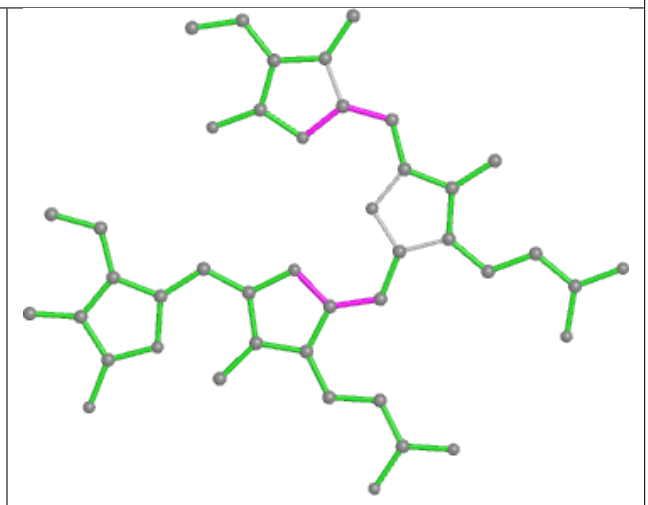

Bond angles

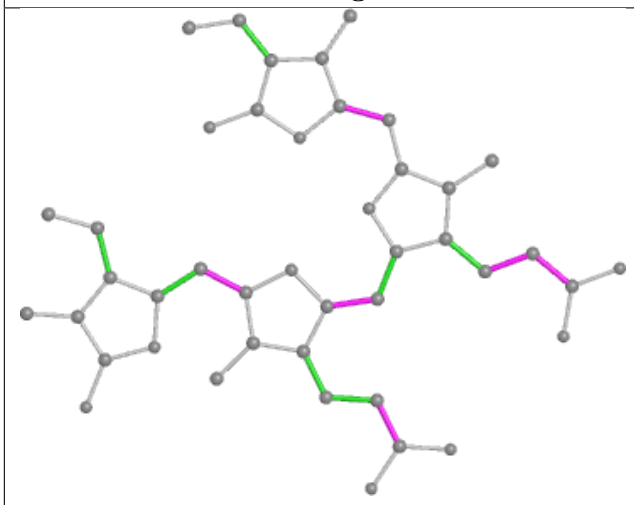

Torsions

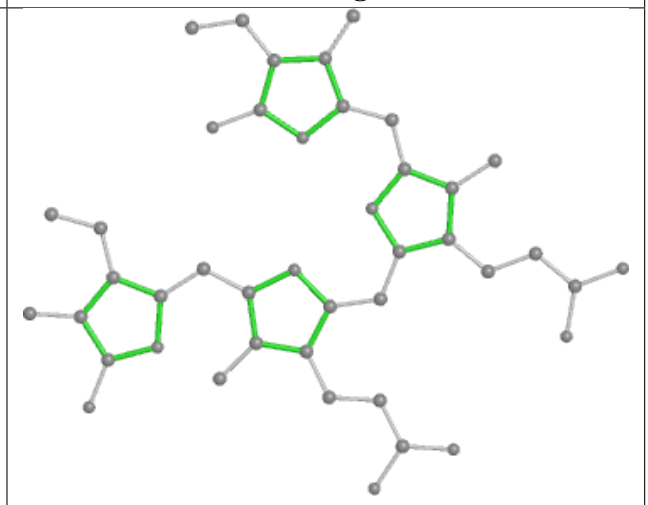

Rings

Ligand CLA 32 306

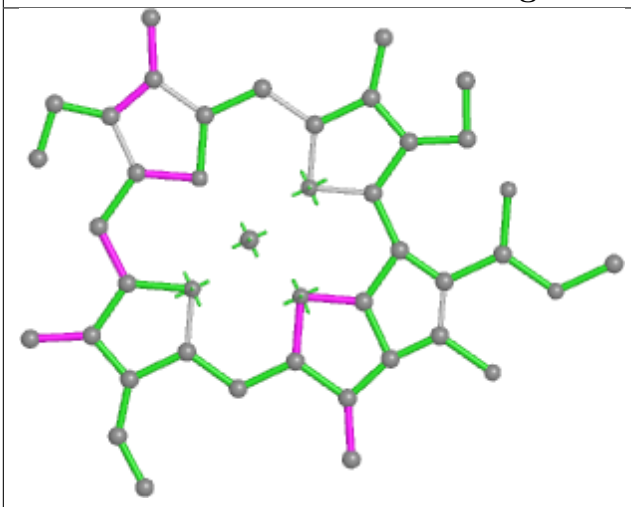

Bond lengths

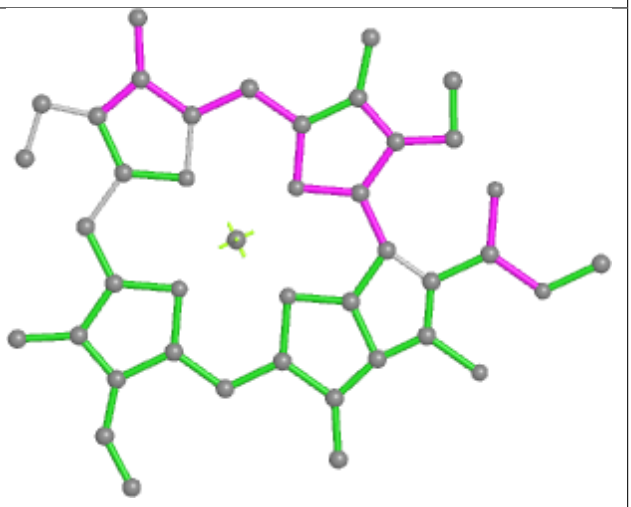

Bond angles

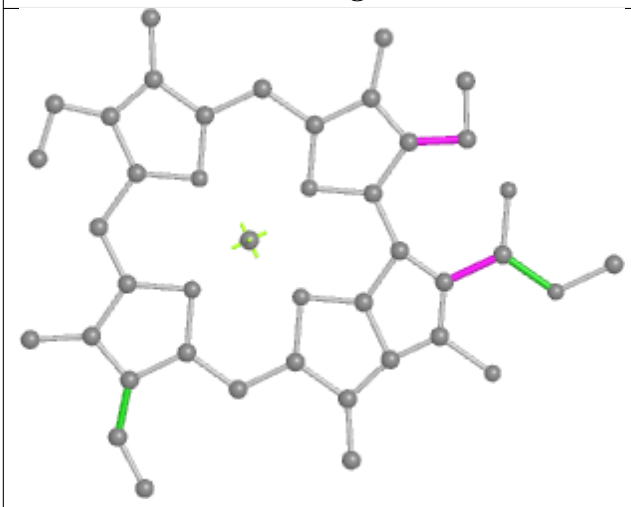

Torsions

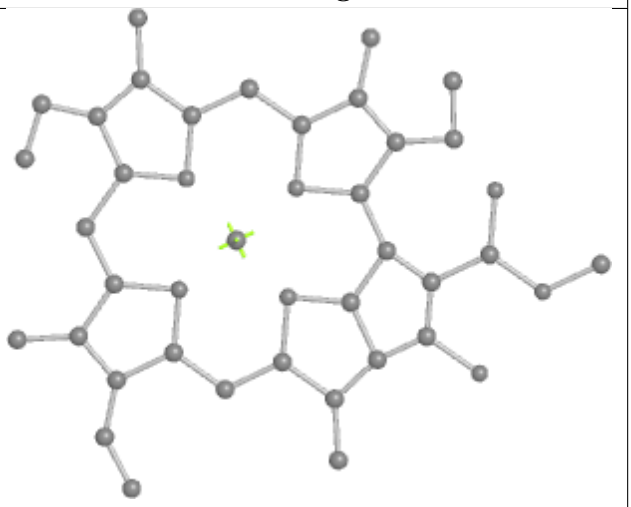

Rings

Ligand PEB wF 302

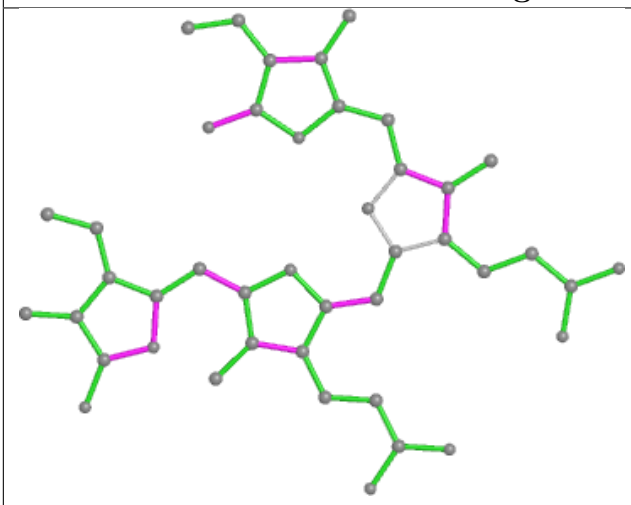

Bond lengths

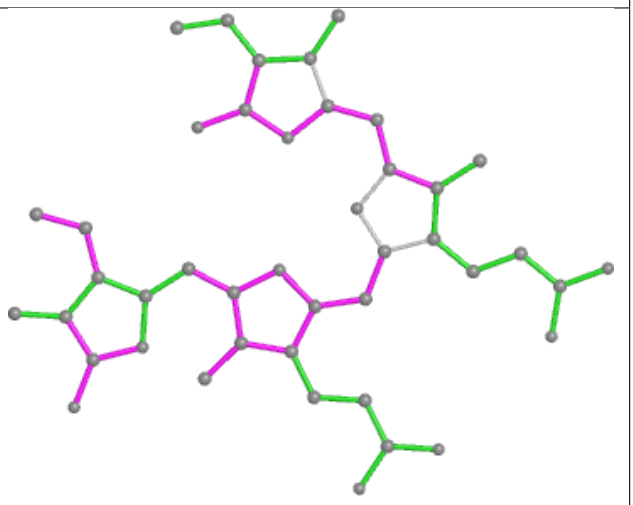

Bond angles

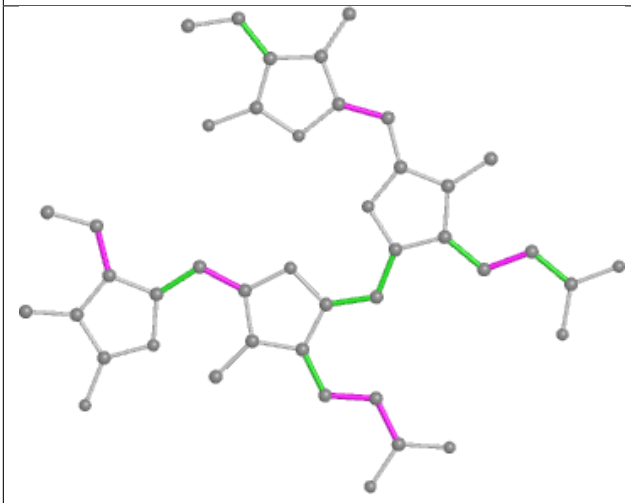

Torsions

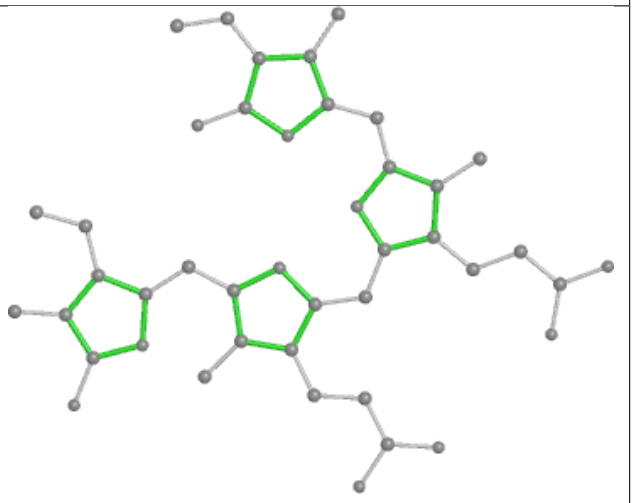

Rings

Ligand PEB E7 202

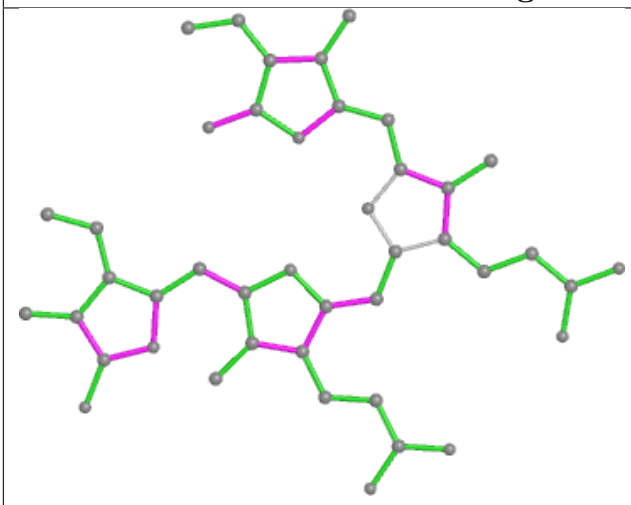

Bond lengths

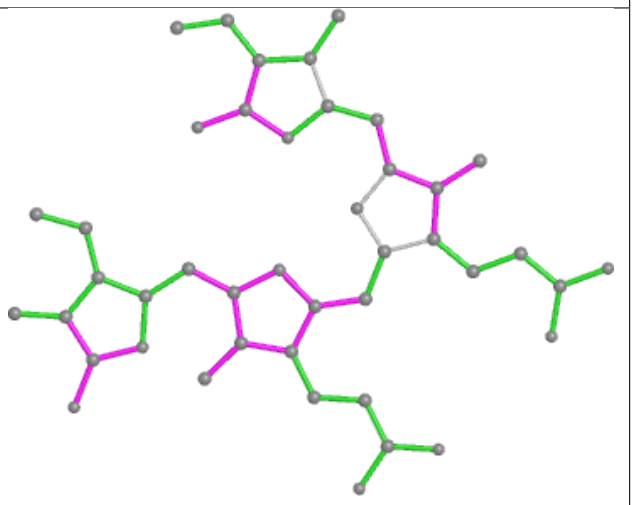

Bond angles

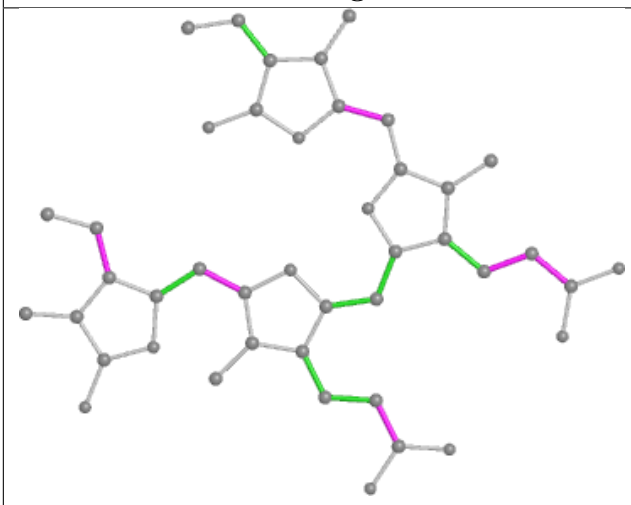

Torsions

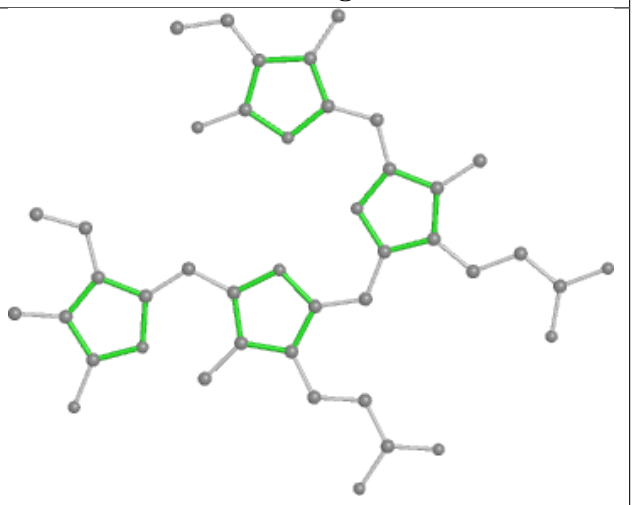

Rings

Ligand PEB SD 202

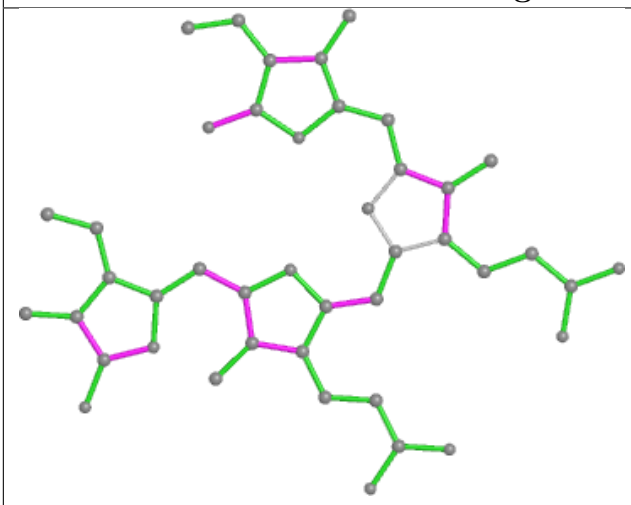

Bond lengths

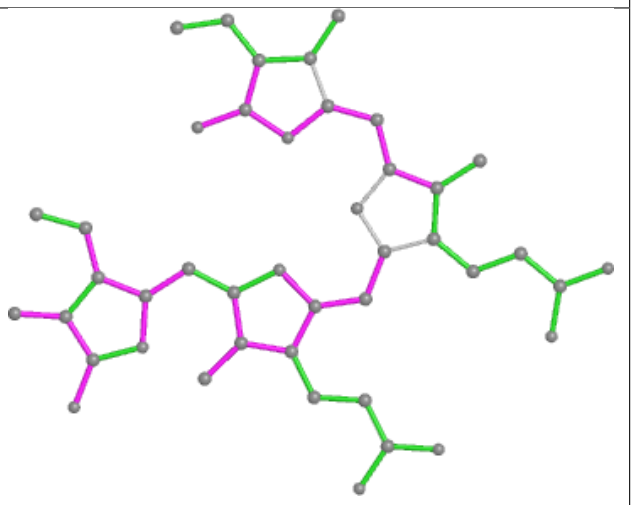

Bond angles

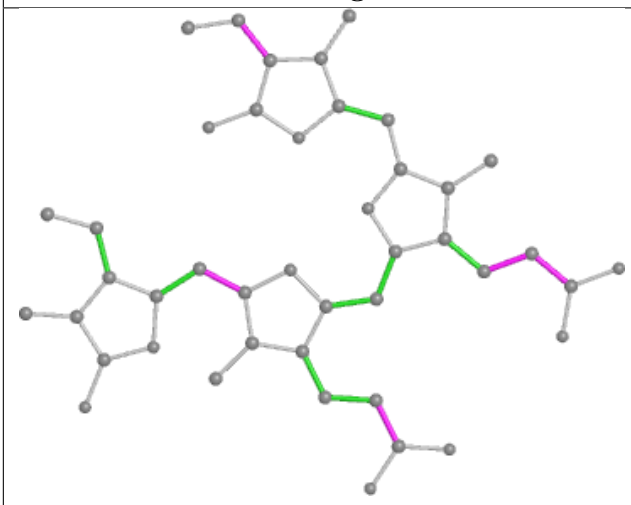

Torsions

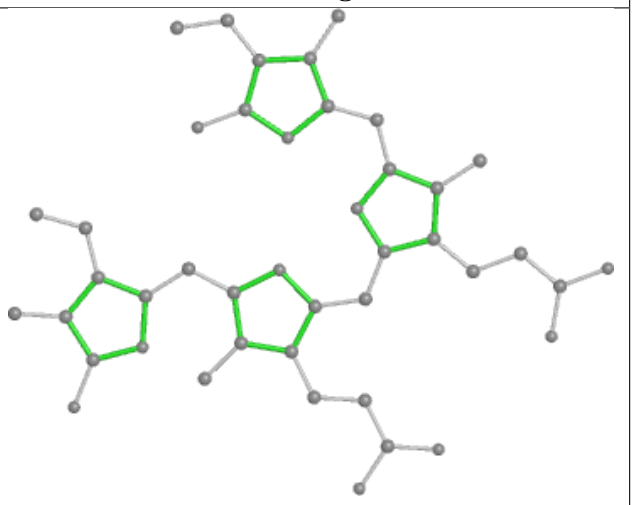

Rings

Ligand PEB TJ 201

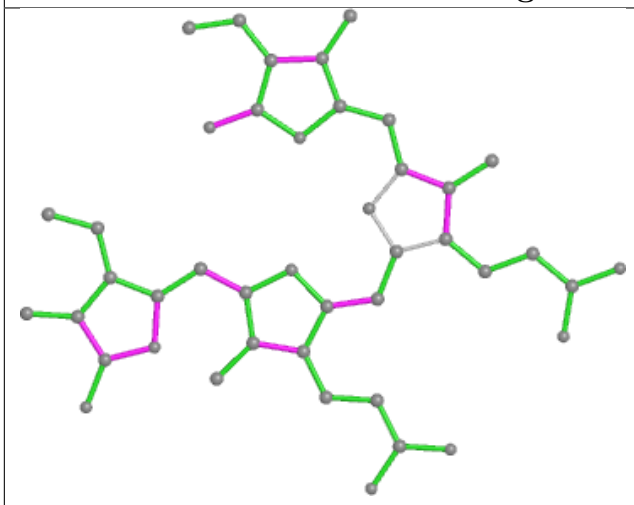

Bond lengths

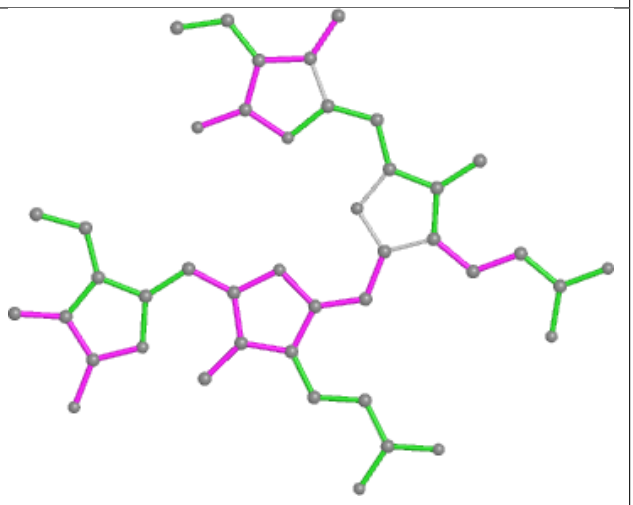

Bond angles

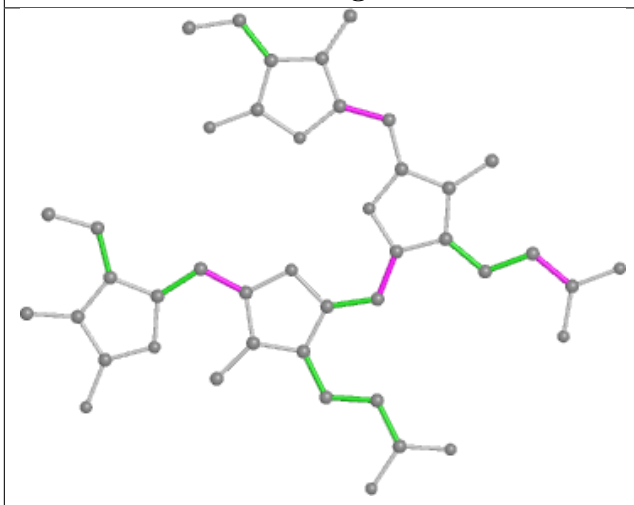

Torsions

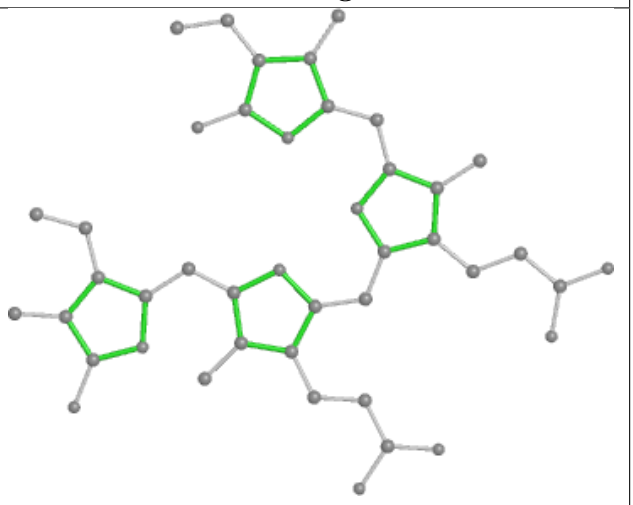

Rings

Ligand PEB KF 201

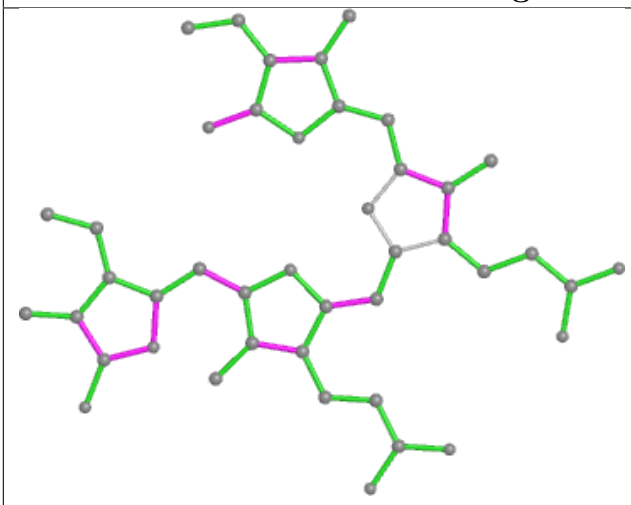

Bond lengths

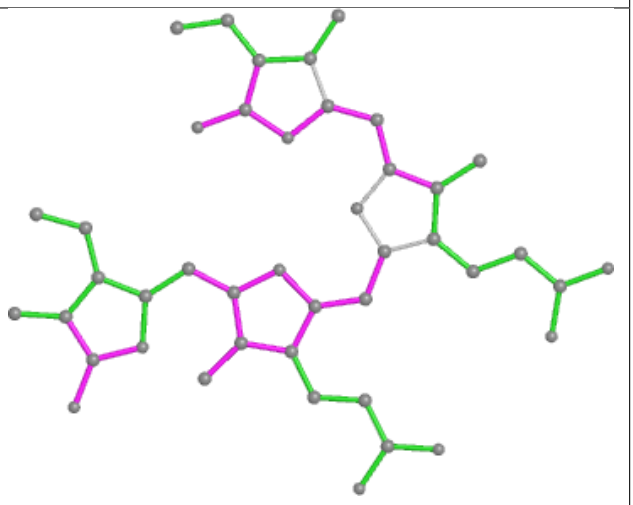

Bond angles

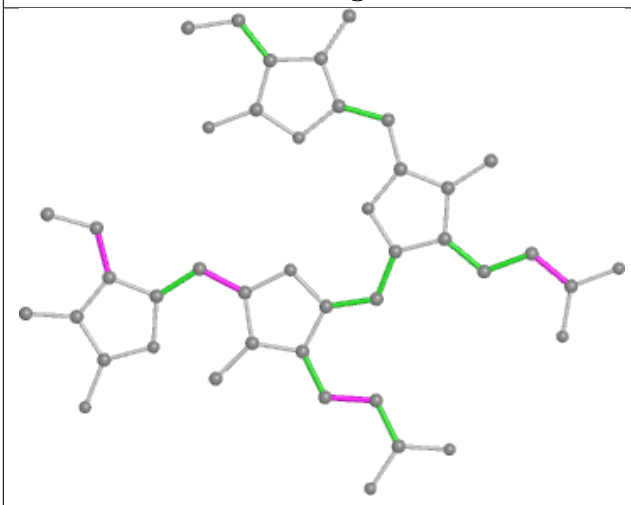

Torsions

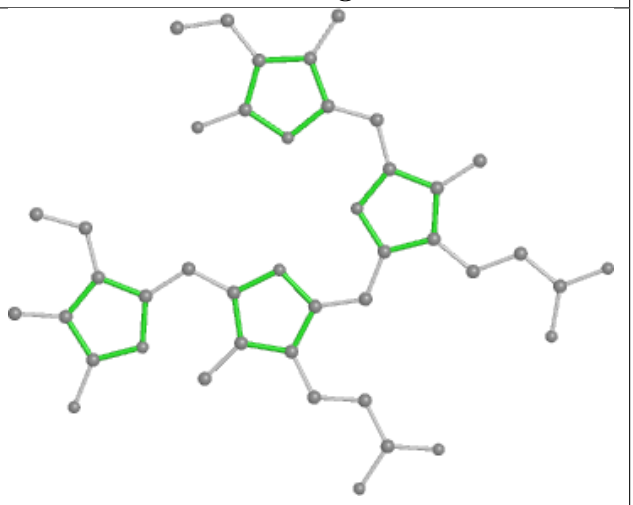

Rings

Ligand CYC d3 1001

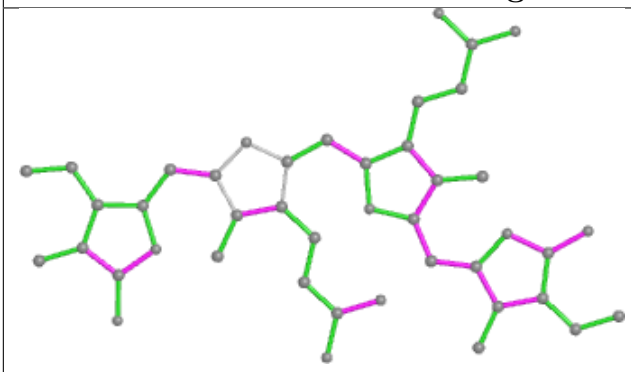

Bond lengths

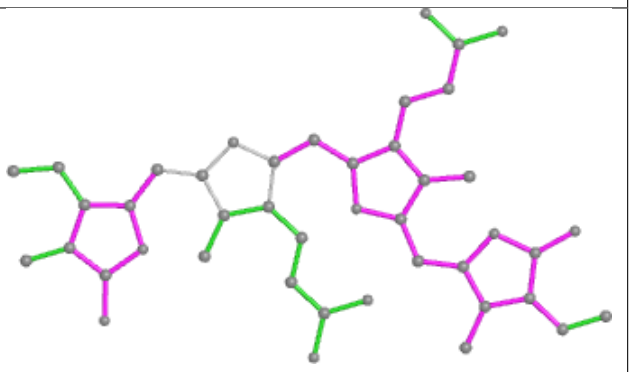

Bond angles

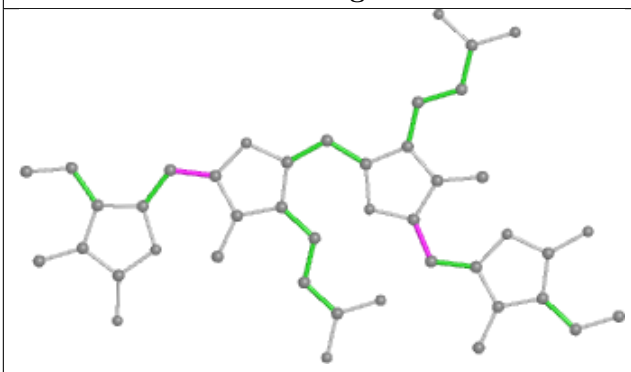

Torsions

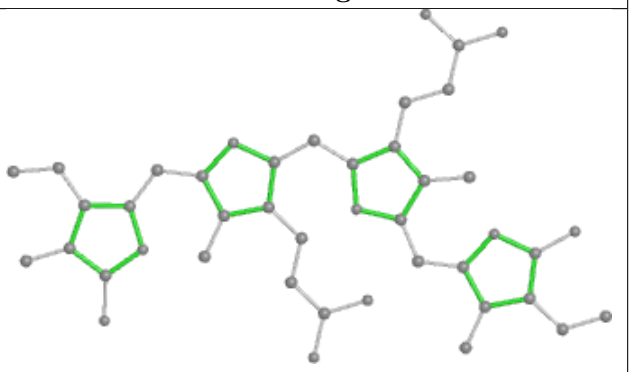

Rings

Ligand PEB RI 202

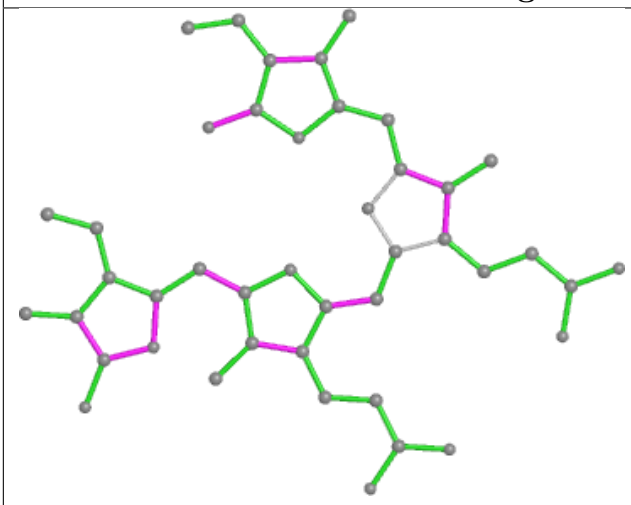

Bond lengths

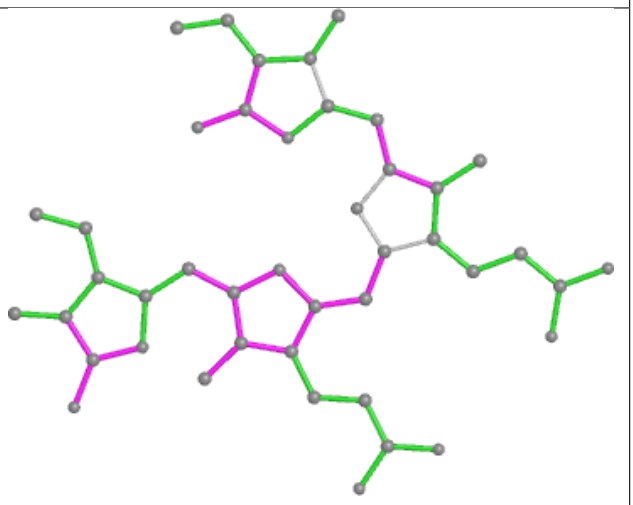

Bond angles

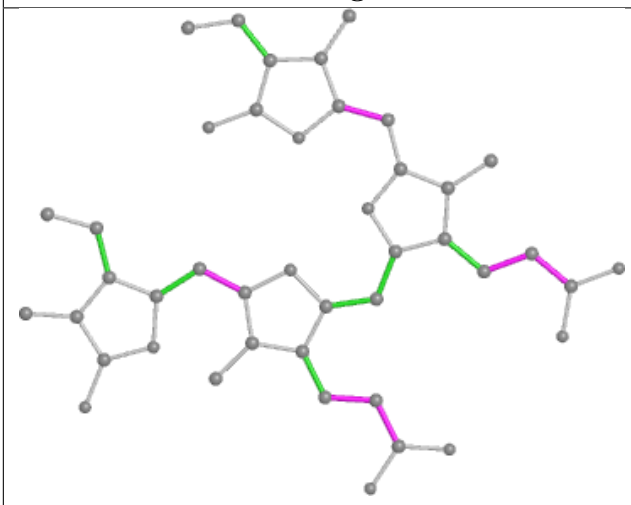

Torsions

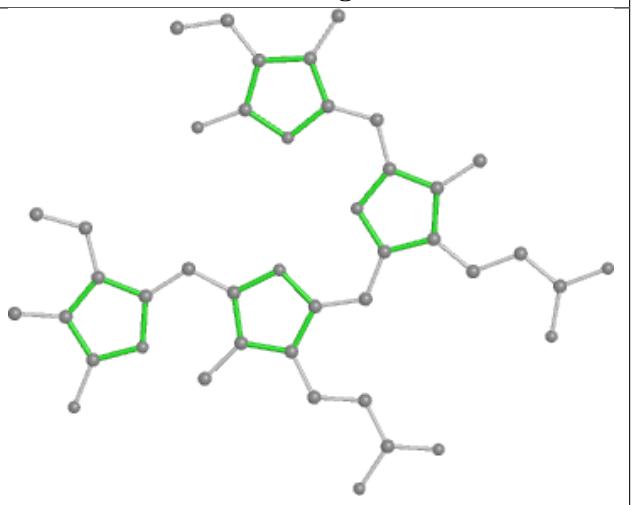

Rings

Ligand PEB GB 203

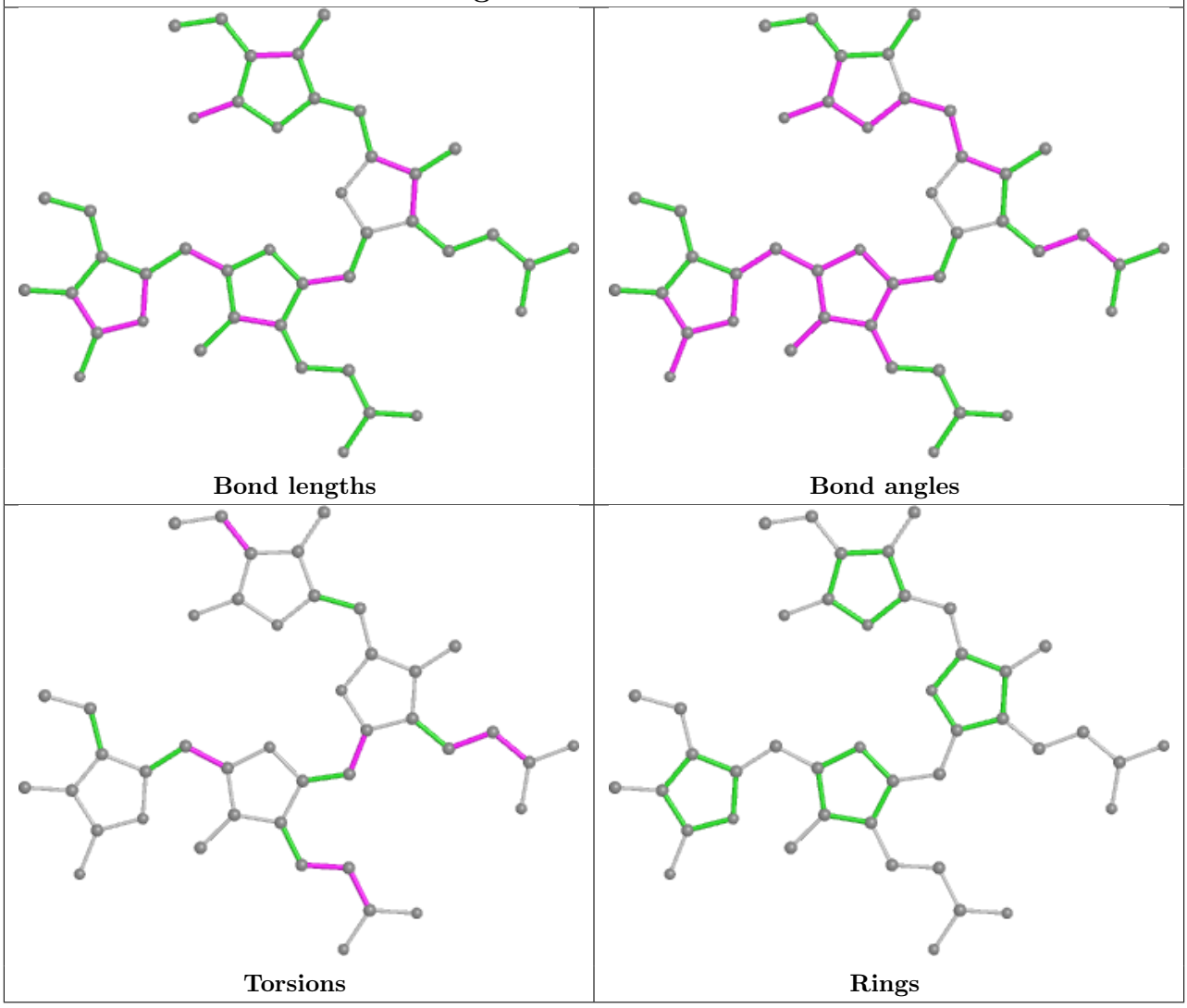

Ligand LMG qL 301

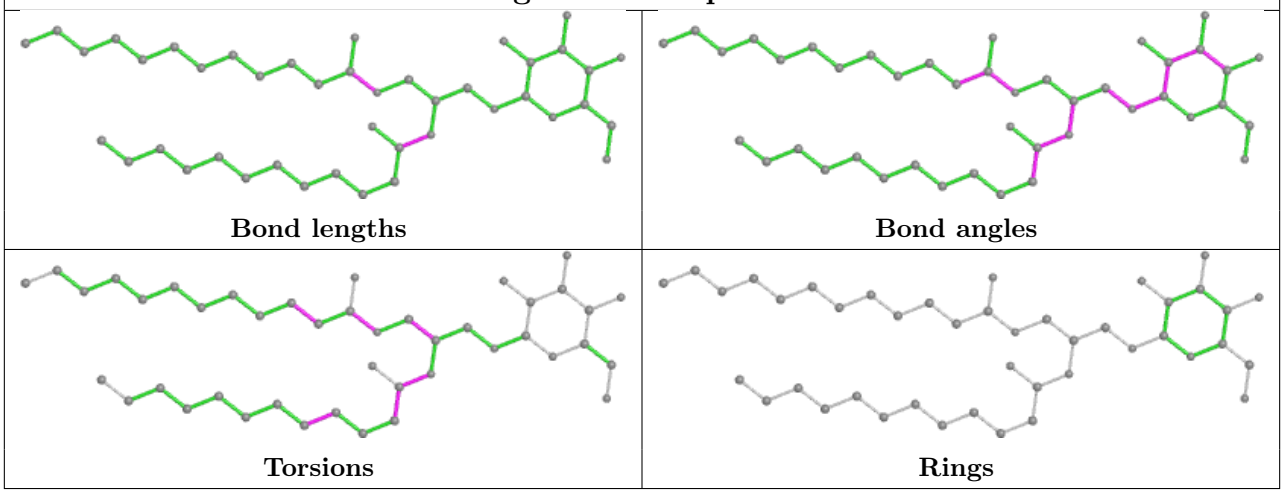

Ligand PEB LQ 202

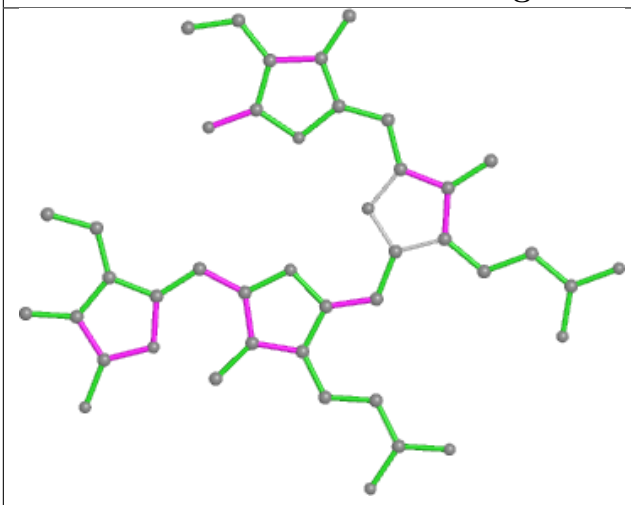

Bond lengths

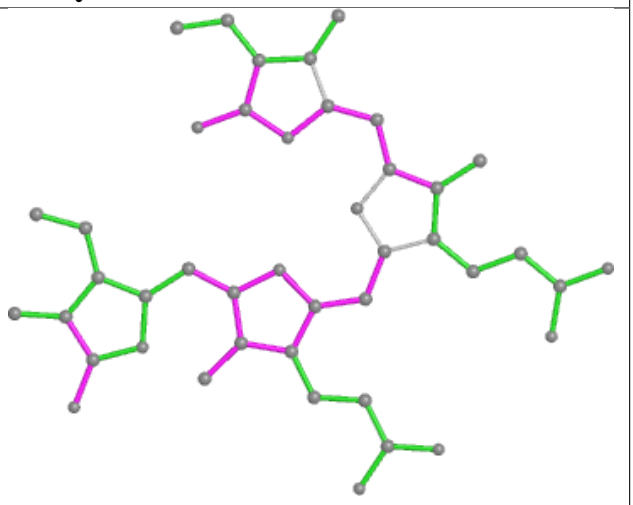

Bond angles

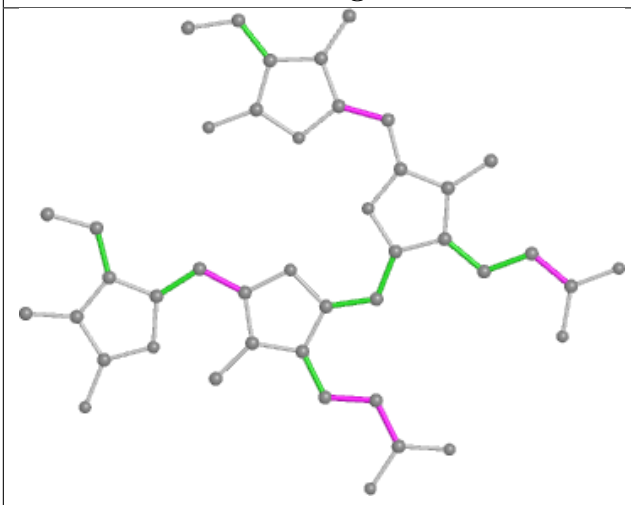

Torsions

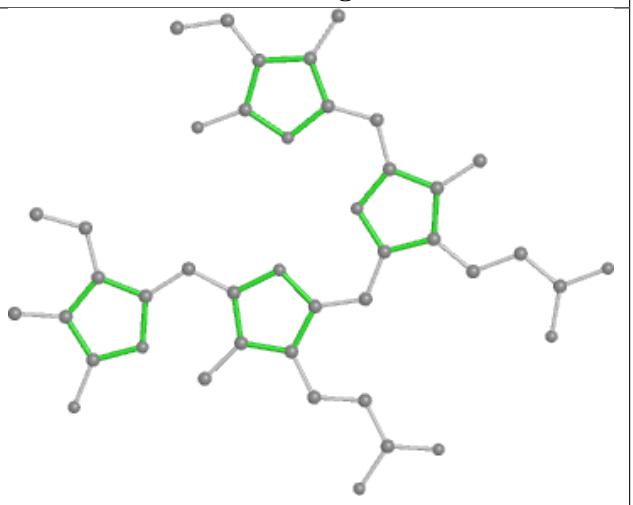

Rings

Ligand PEB iM 202

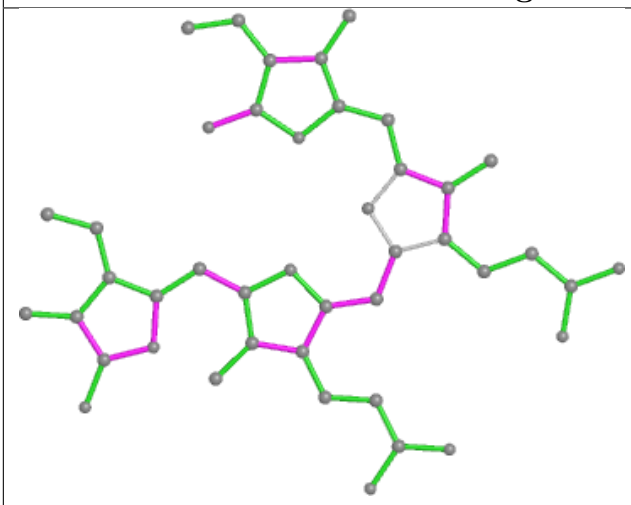

Bond lengths

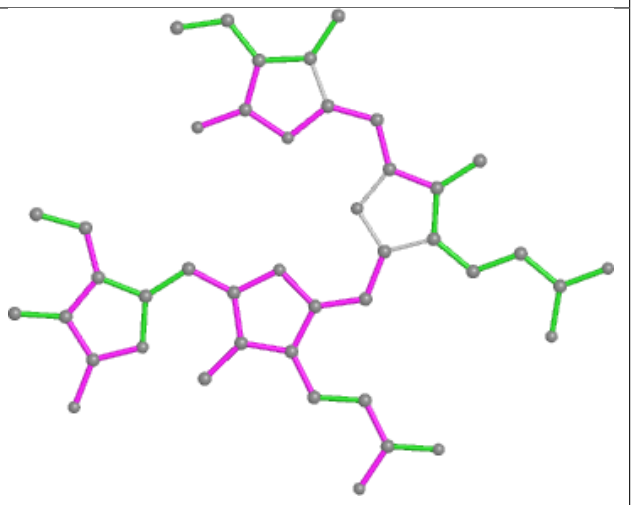

Bond angles

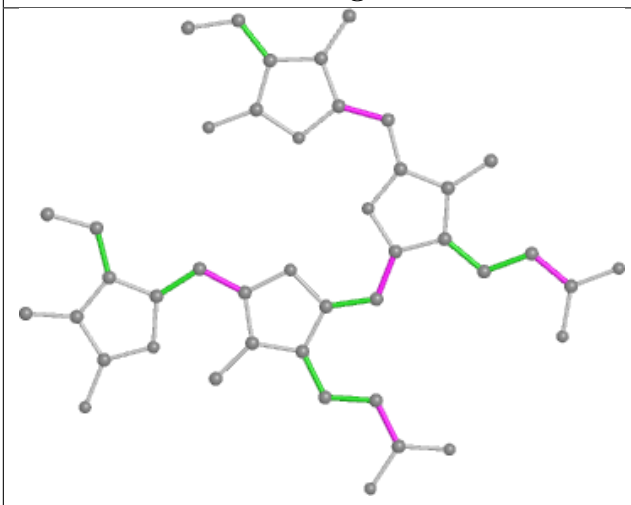

Torsions

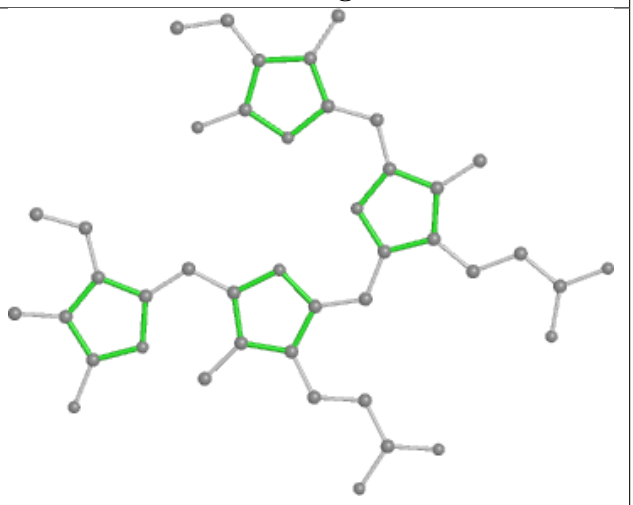

Rings

Ligand CYC MG 1001

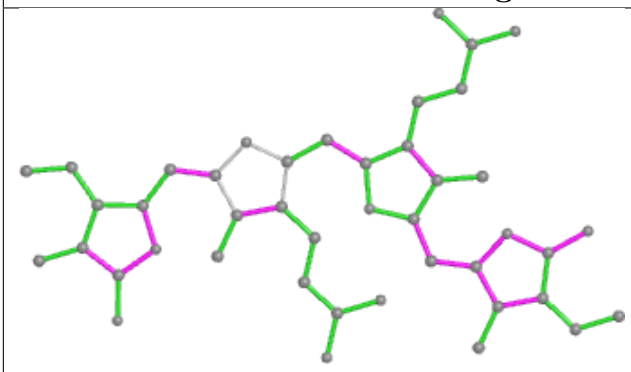

Bond lengths

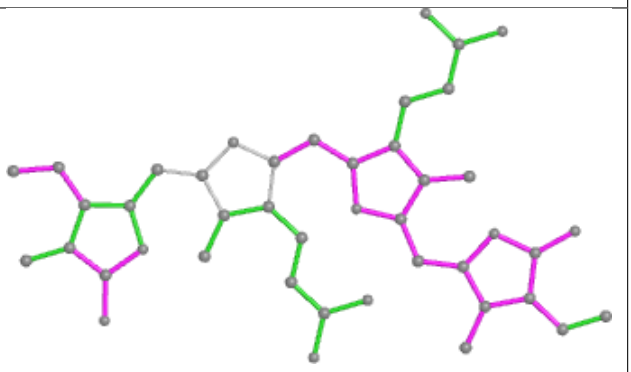

Bond angles

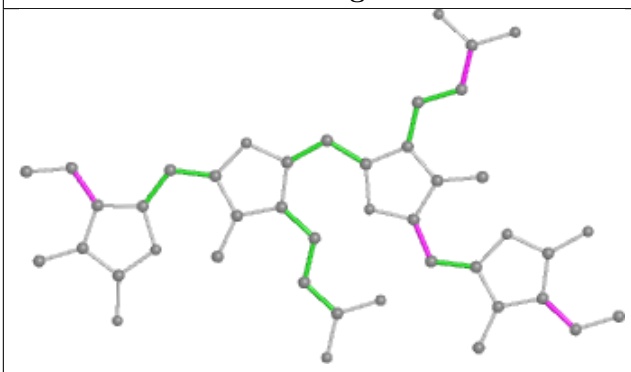

Torsions

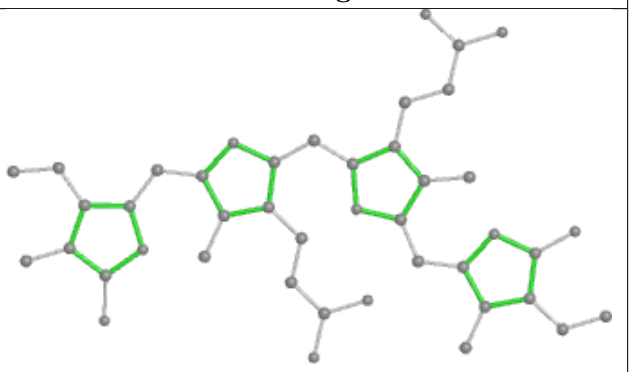

Rings

Ligand PEB ND 202

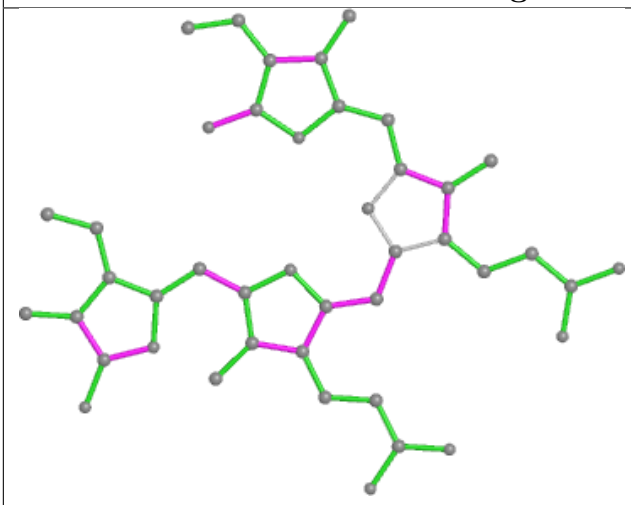

Bond lengths

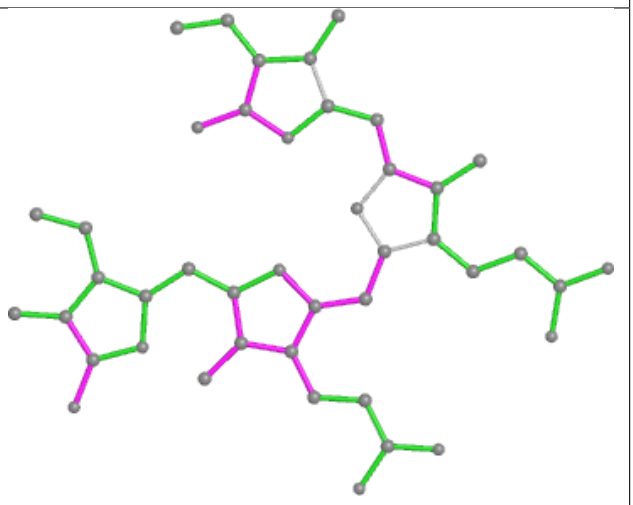

Bond angles

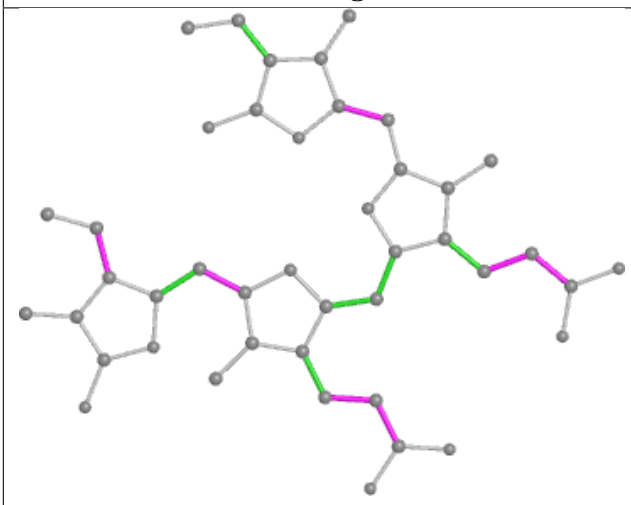

Torsions

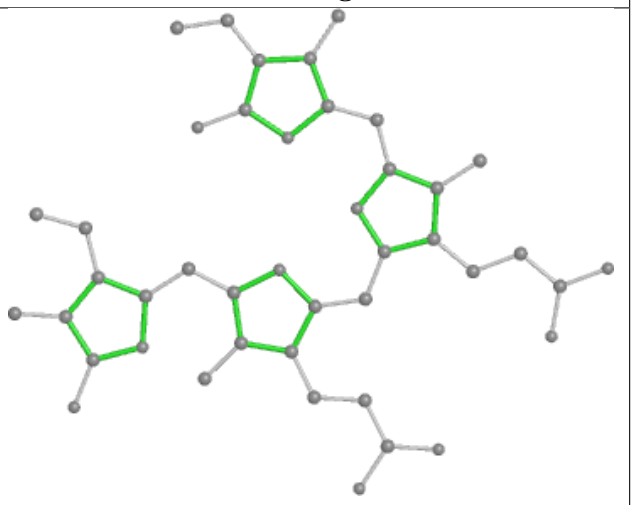

Rings

Ligand PEB ND 204

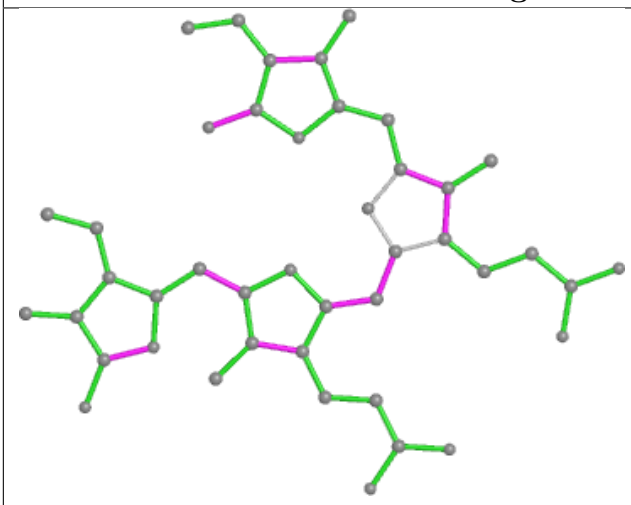

Bond lengths

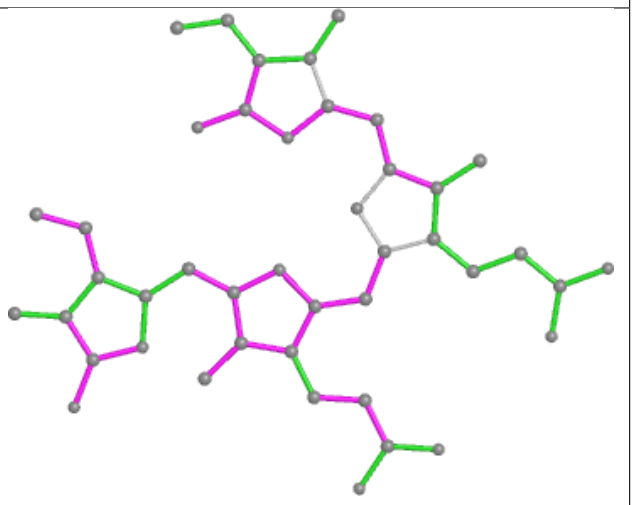

Bond angles

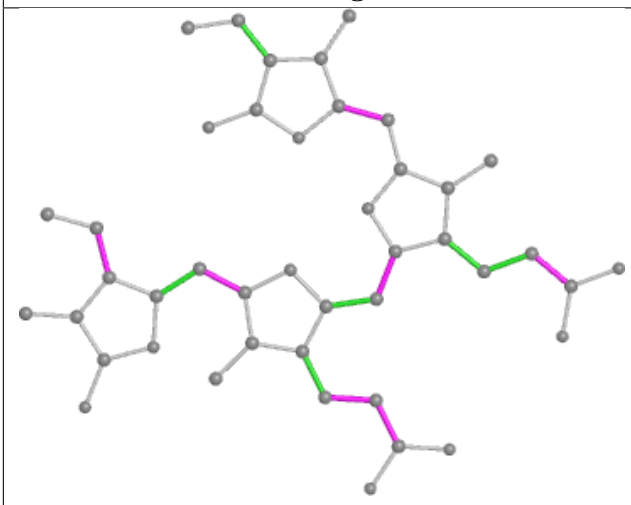

Torsions

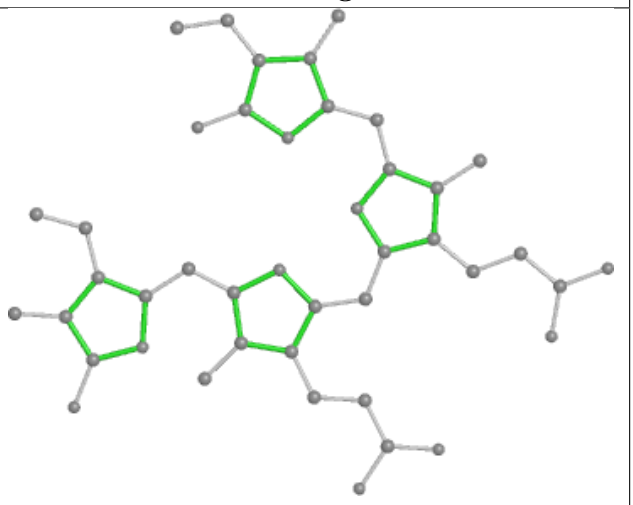

Rings

Ligand PEB NQ 203

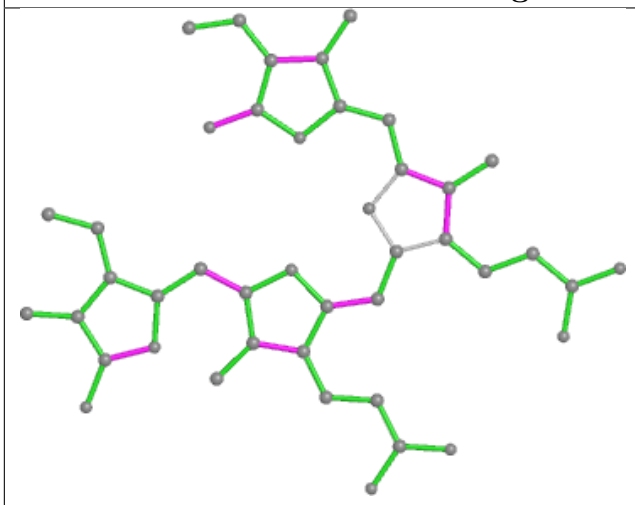

Bond lengths

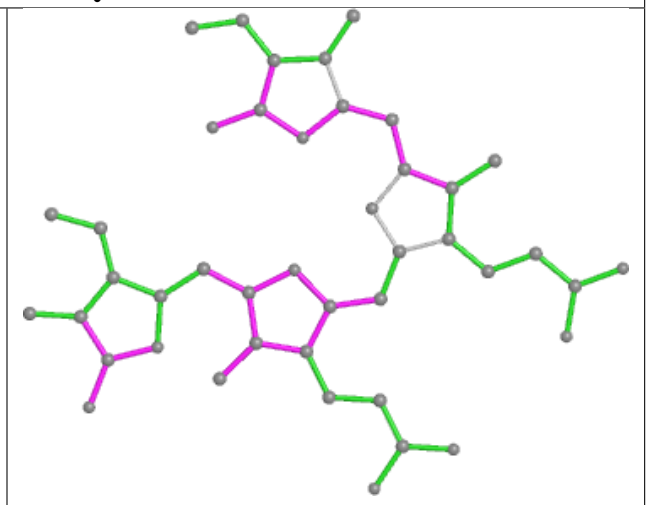

Bond angles

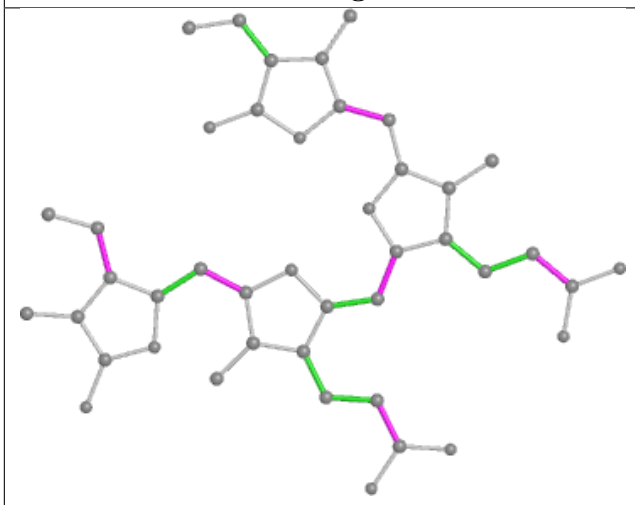

Torsions

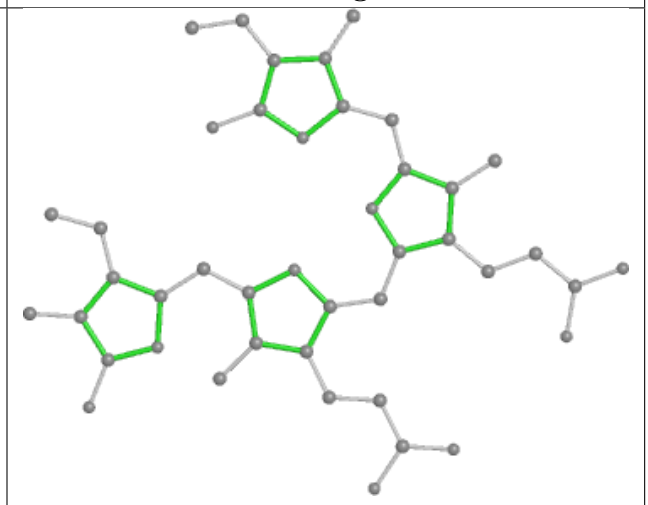

Rings

Ligand PEB fB 301

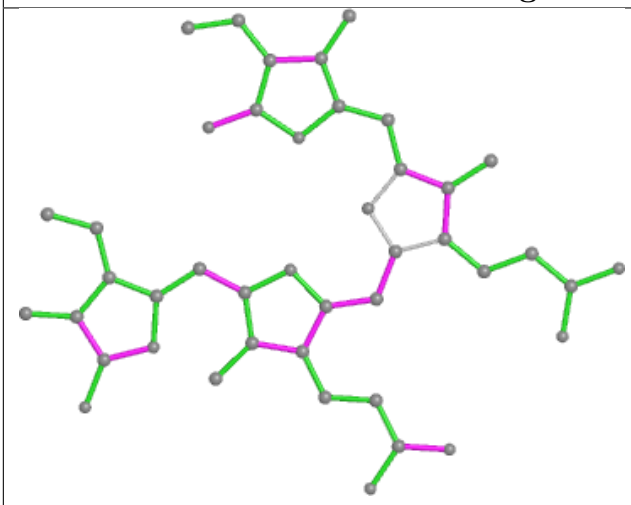

Bond lengths

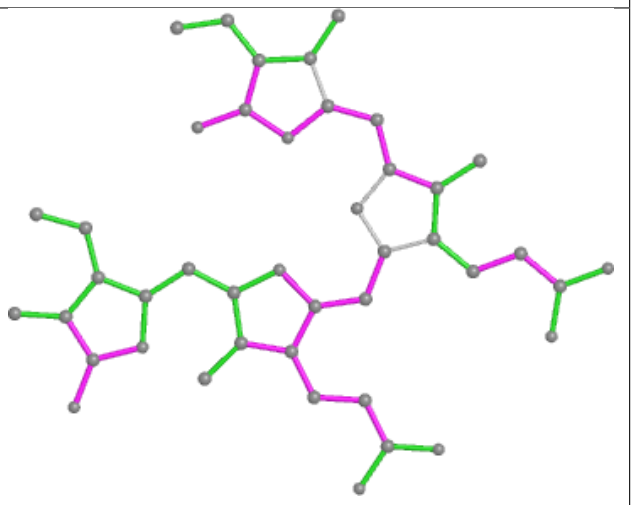

Bond angles

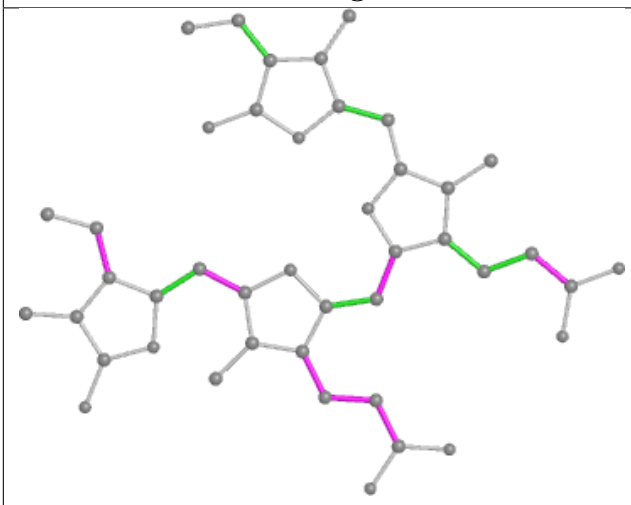

Torsions

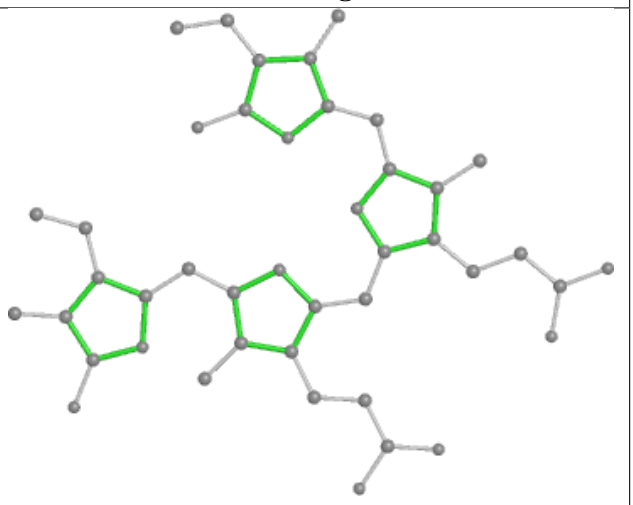

Rings

Ligand PEB BK 202

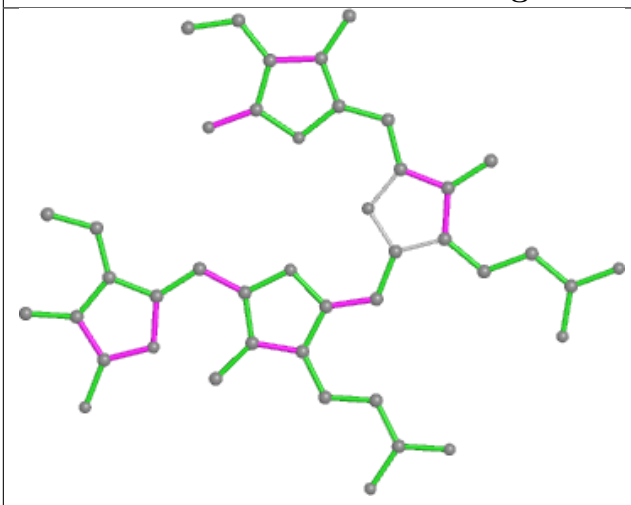

Bond lengths

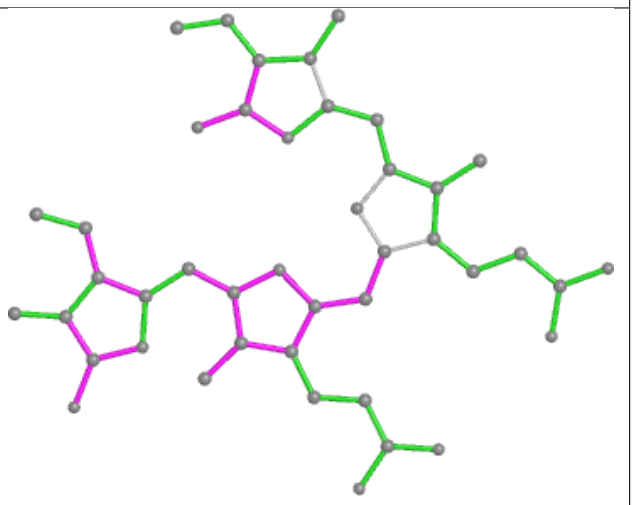

Bond angles

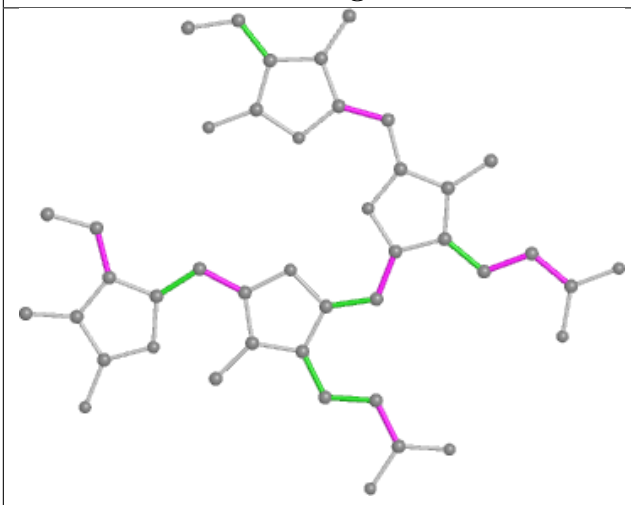

Torsions

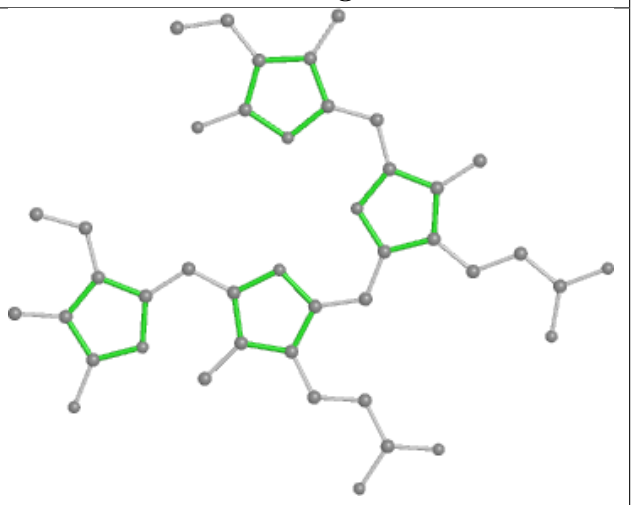

Rings

Ligand PEB a4 202

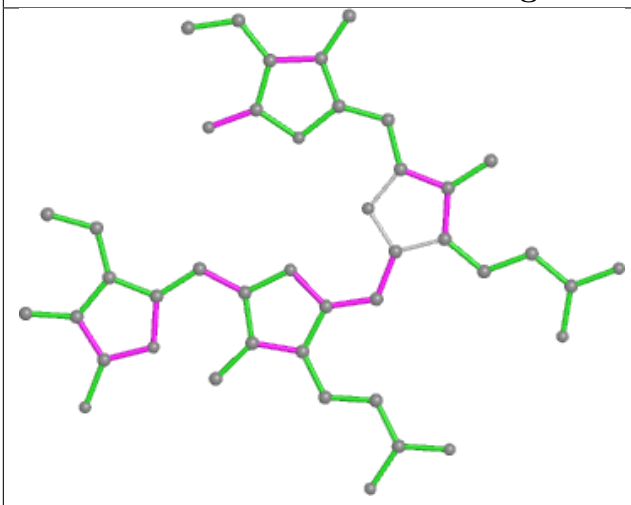

Bond lengths

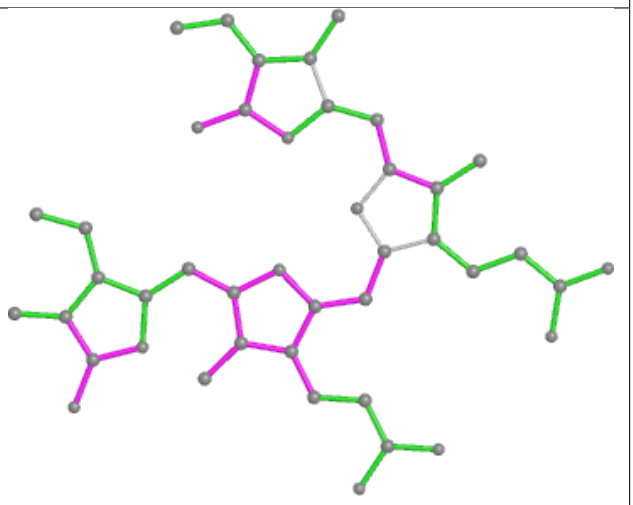

Bond angles

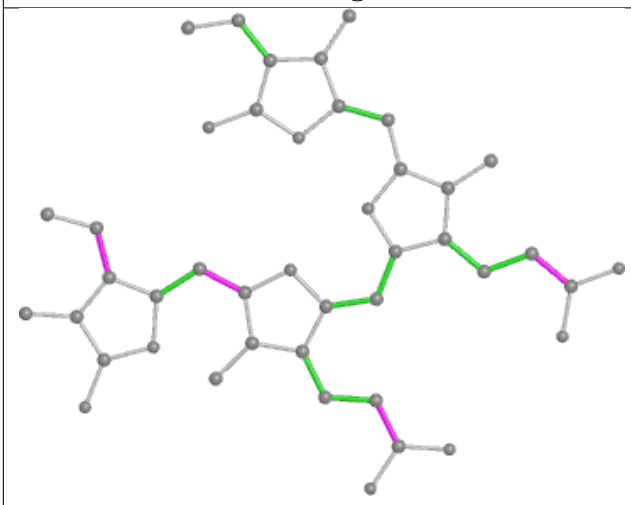

Torsions

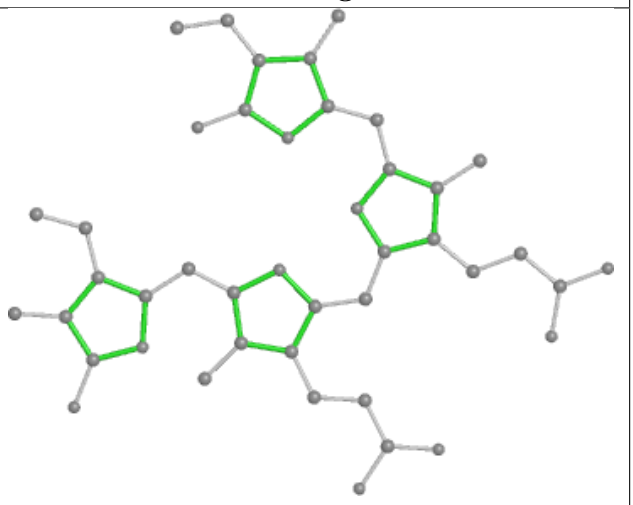

Rings

Ligand PEB lG 202

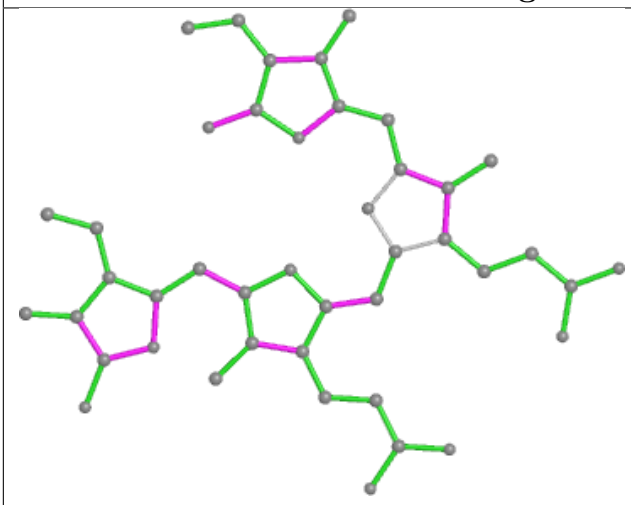

Bond lengths

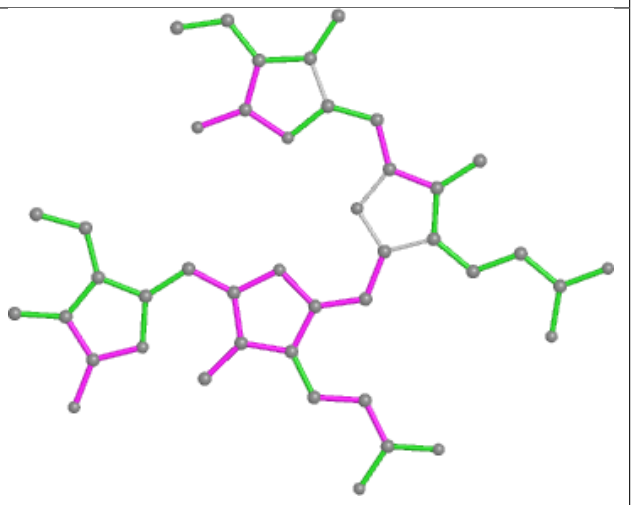

Bond angles

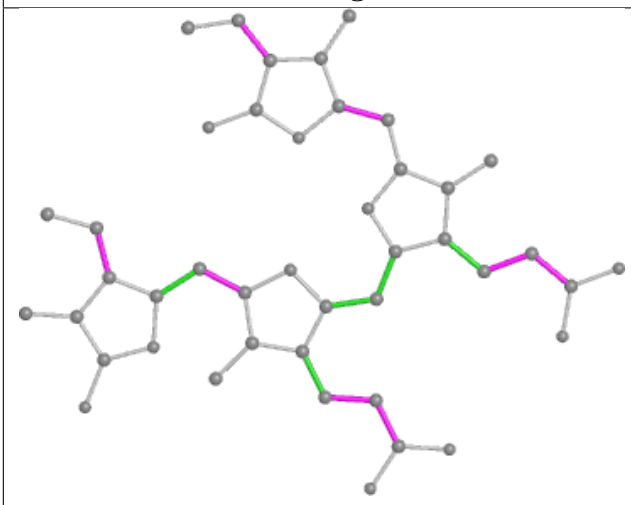

Torsions

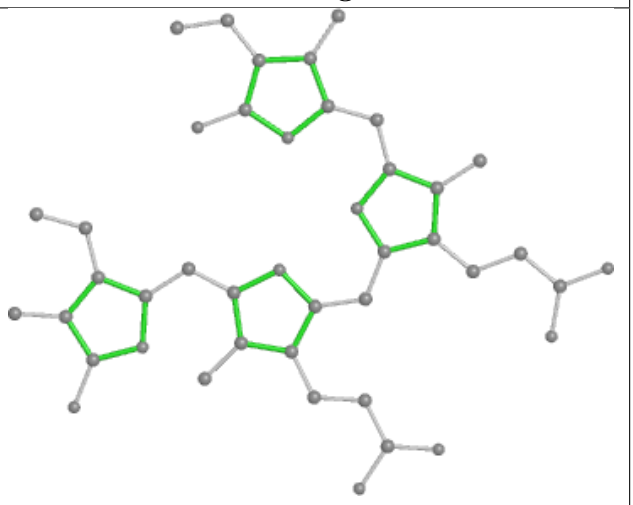

Rings

Ligand CLA L2 203

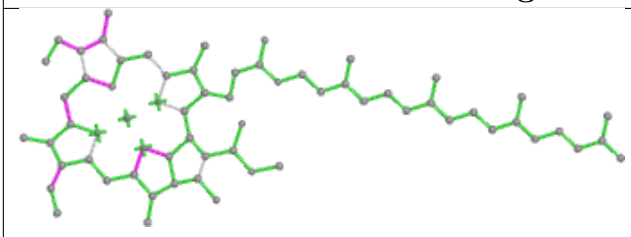

Bond lengths

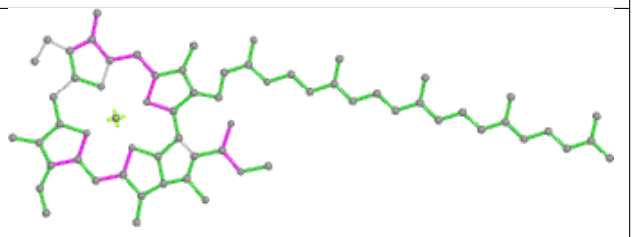

Bond angles

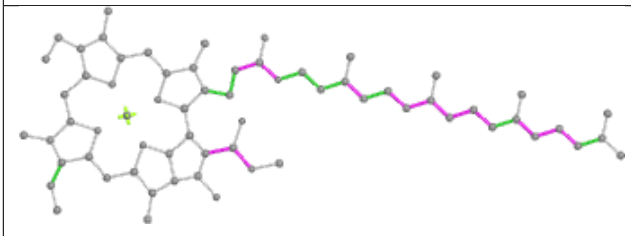

Torsions

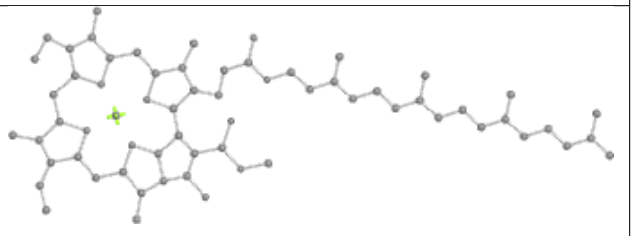

Rings

Ligand HEM FL 102

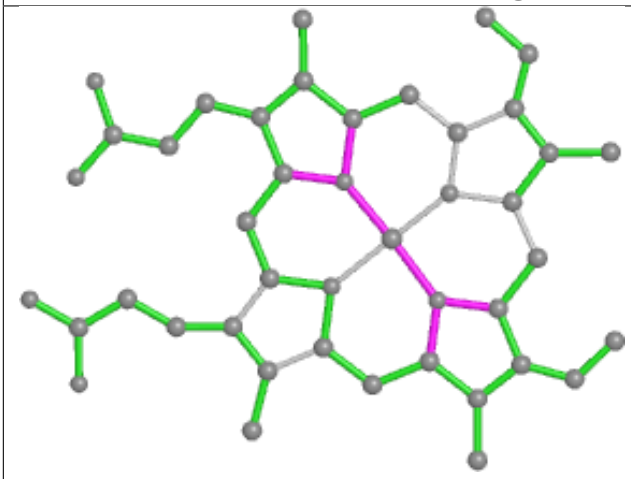

Bond lengths

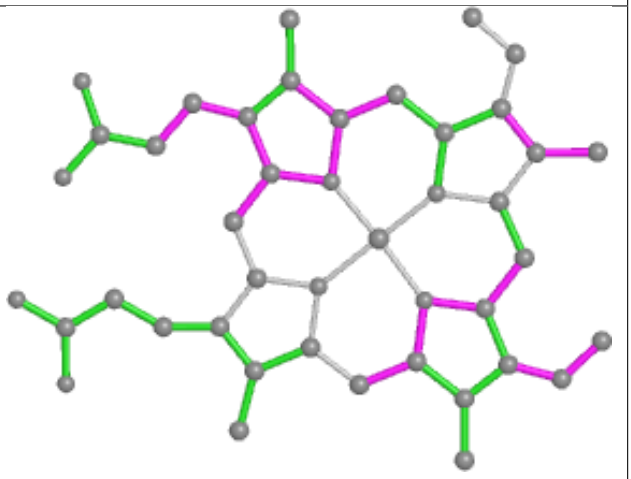

Bond angles

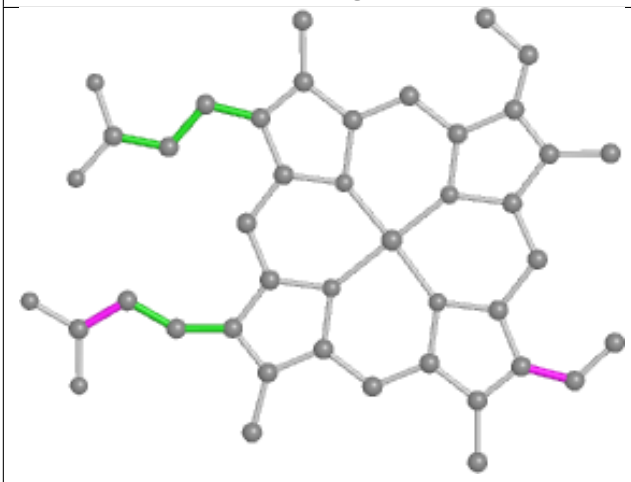

Torsions

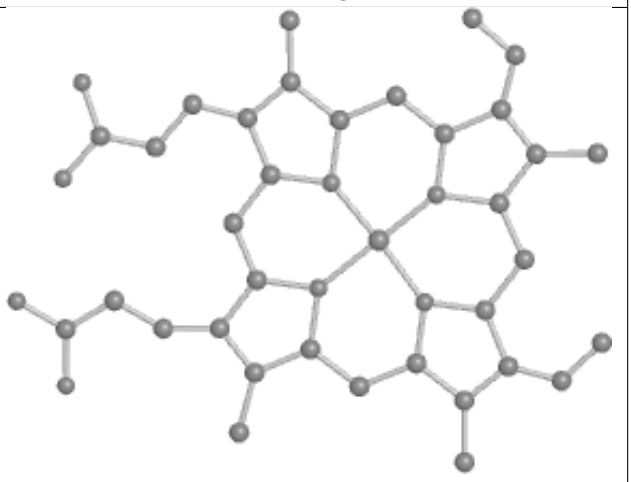

Rings

Ligand PEB IB 201

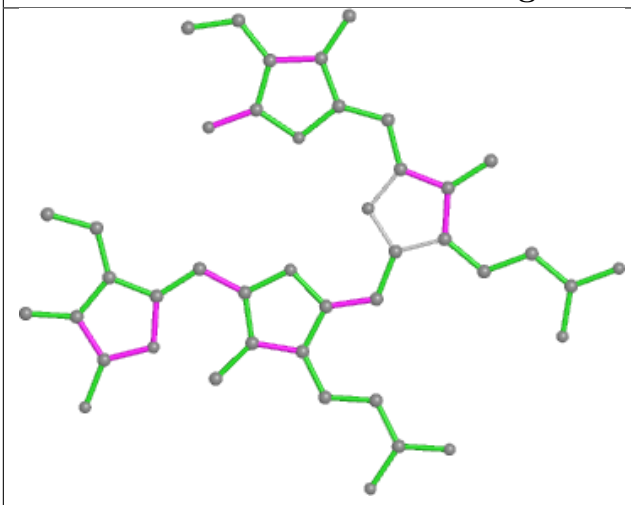

Bond lengths

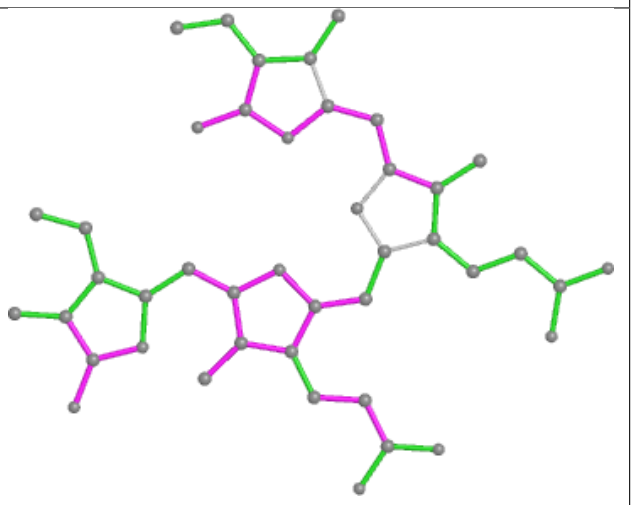

Bond angles

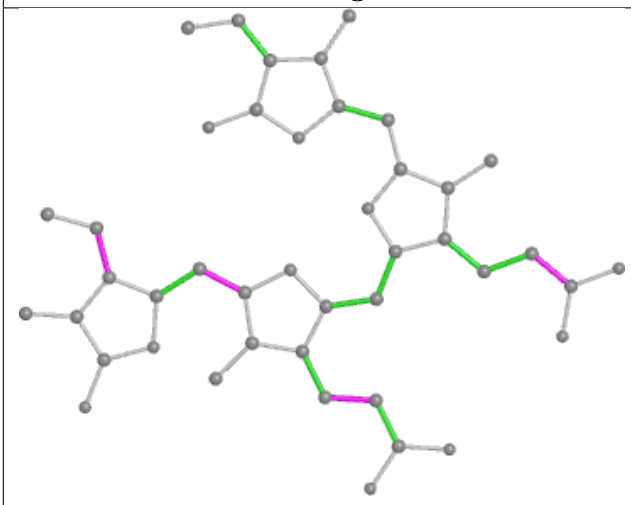

Torsions

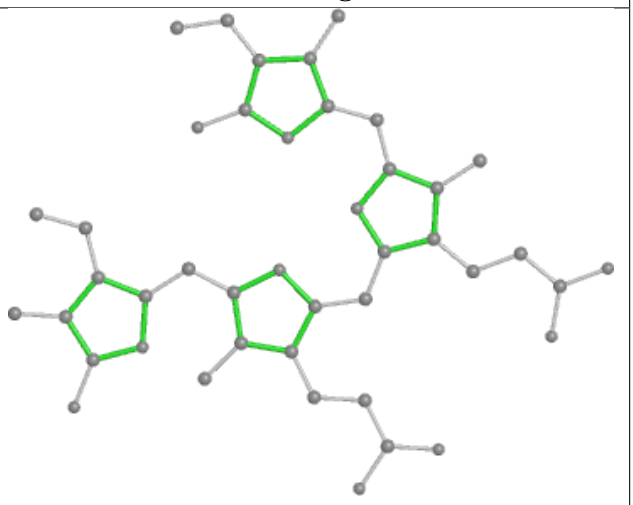

Rings

Ligand CLA 32 310

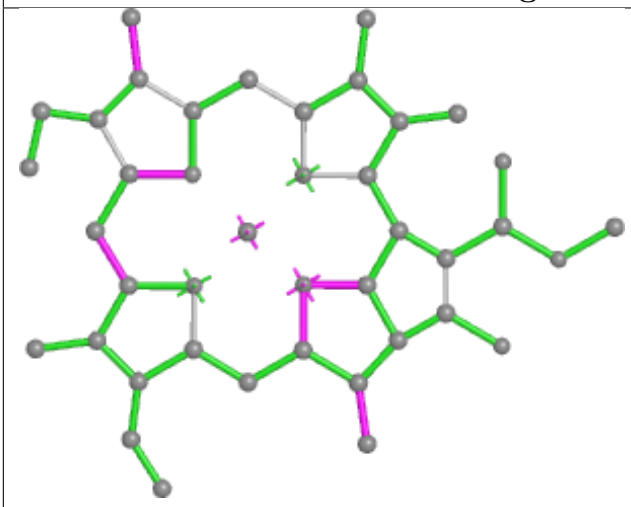

Bond lengths

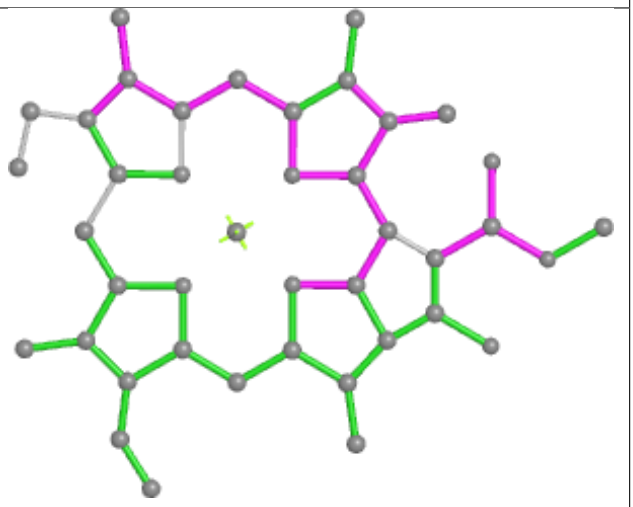

Bond angles

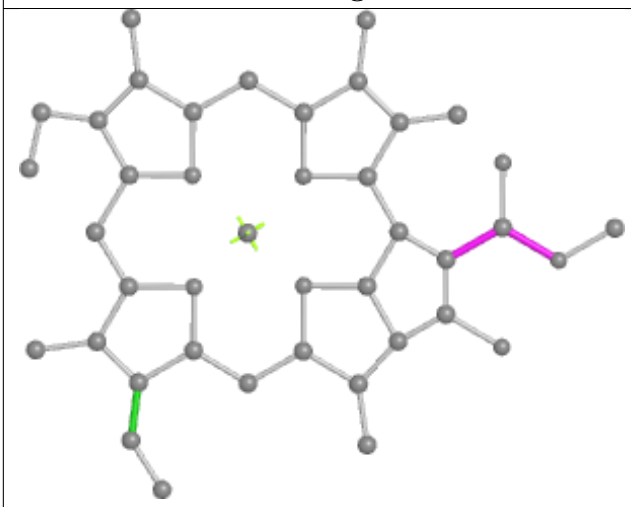

Torsions

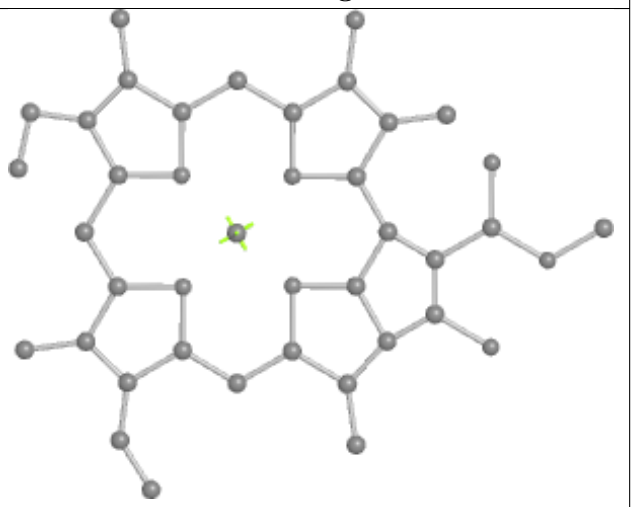

Rings

Ligand PEB cM 201

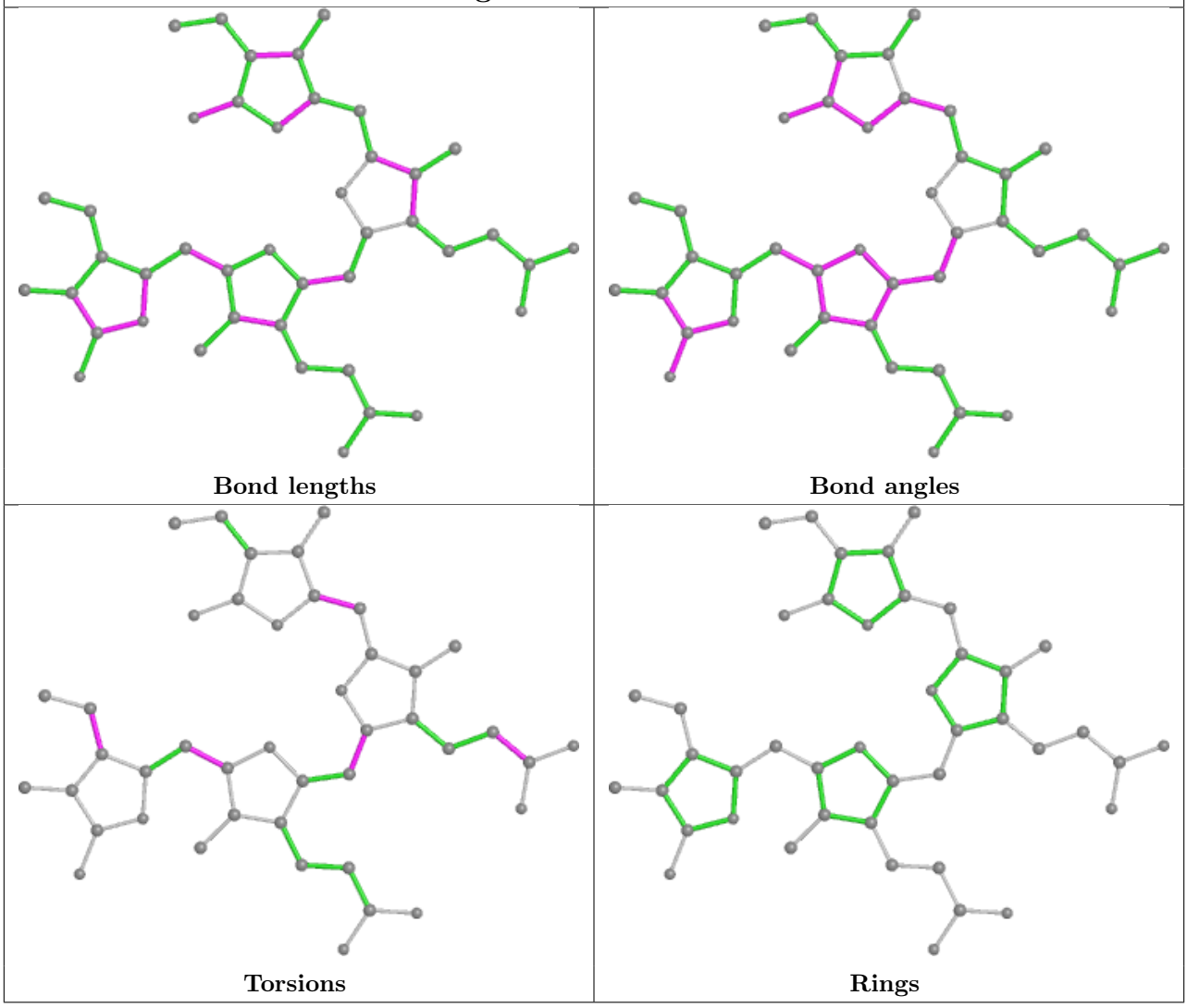

Bond lengths | Bond angles

Torsions | Rings

Ligand ZEX 82 310

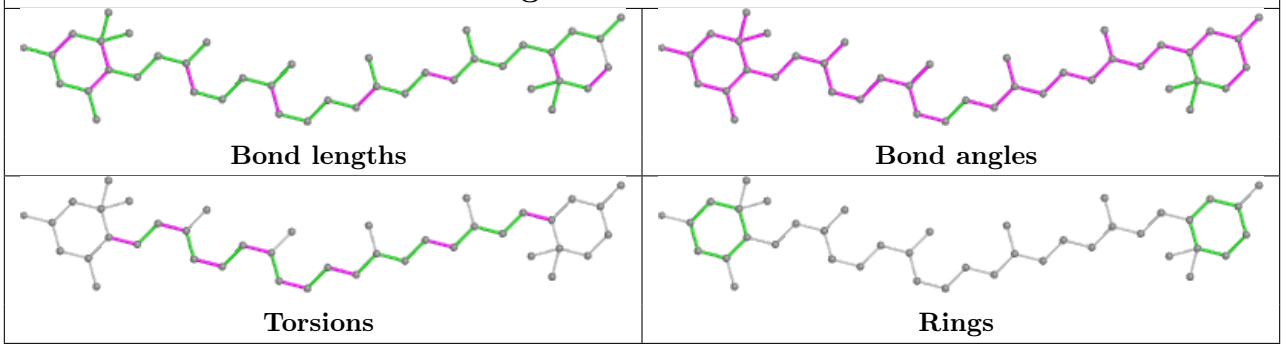

Bond lengths | Bond angles

Torsions | Rings

Ligand PEB CJ 202

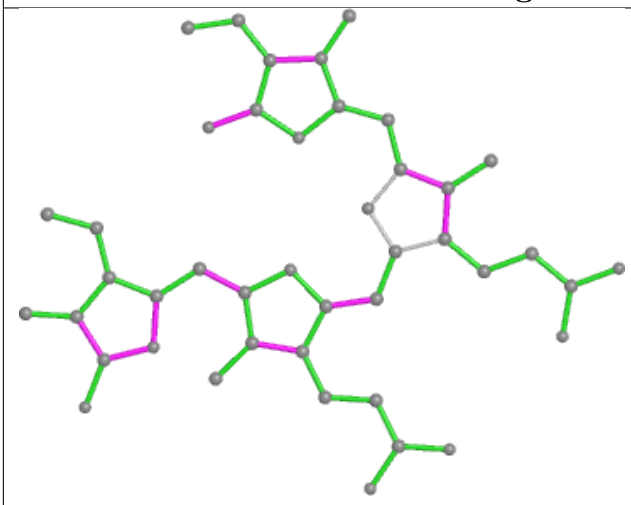

Bond lengths

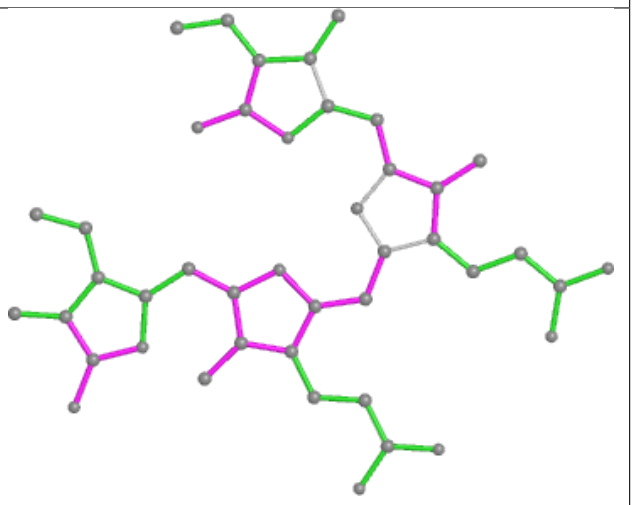

Bond angles

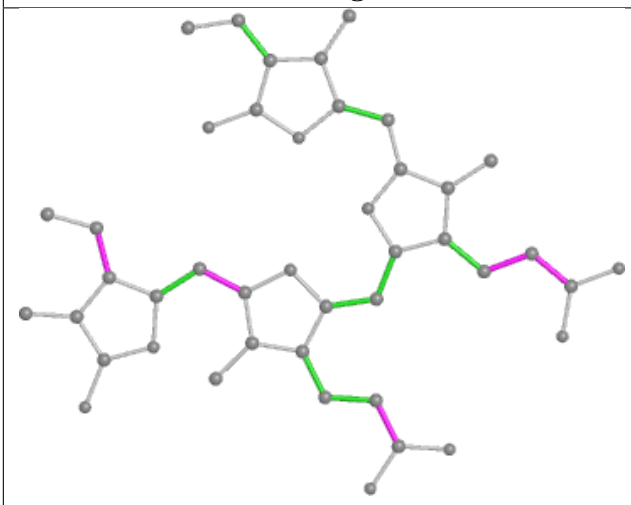

Torsions

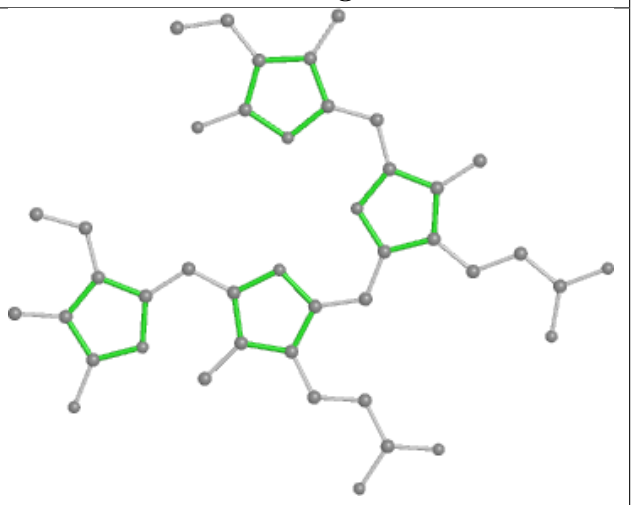

Rings

Ligand PEB xK 303

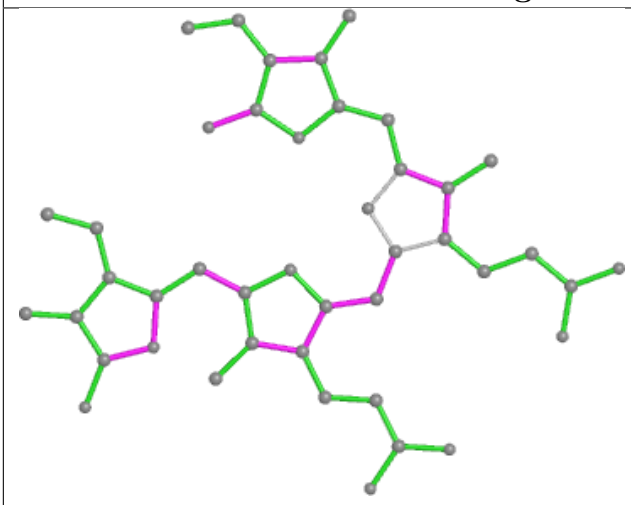

Bond lengths

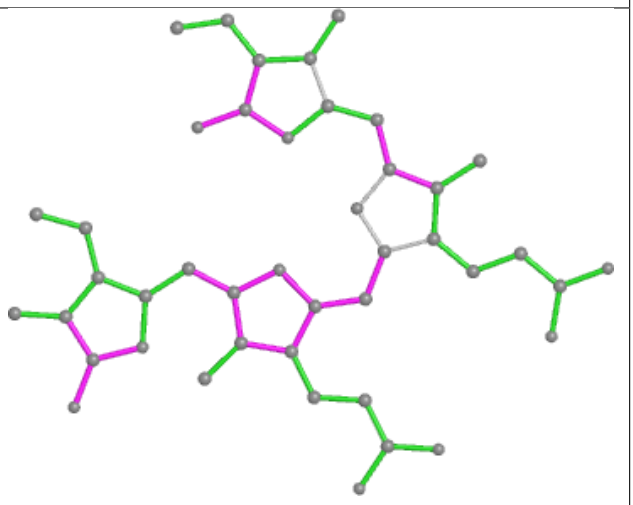

Bond angles

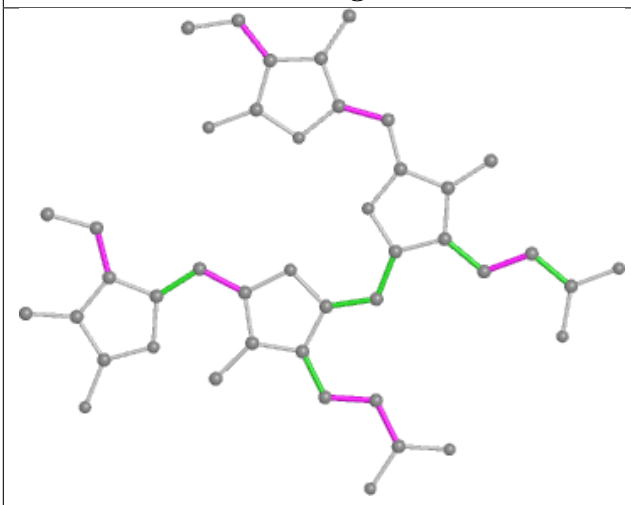

Torsions

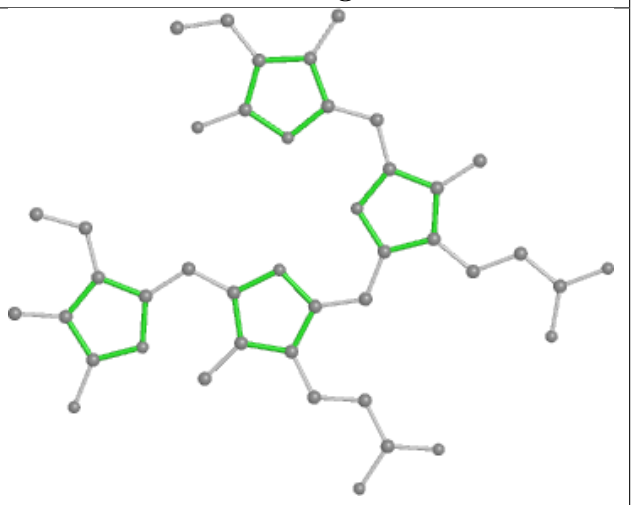

Rings

Ligand BCR K2 105

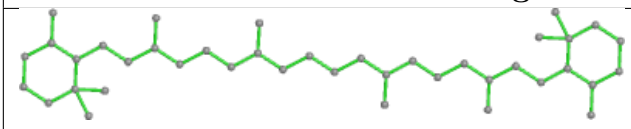

Bond lengths

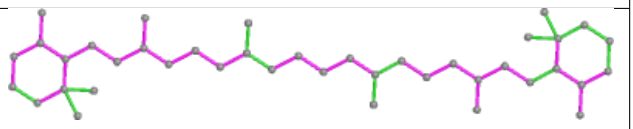

Bond angles

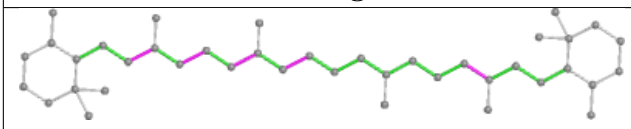

Torsions

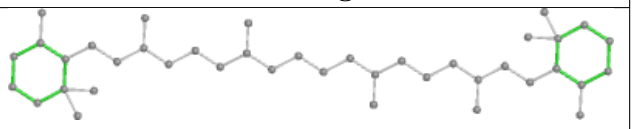

Rings

Ligand PEB ZB 203

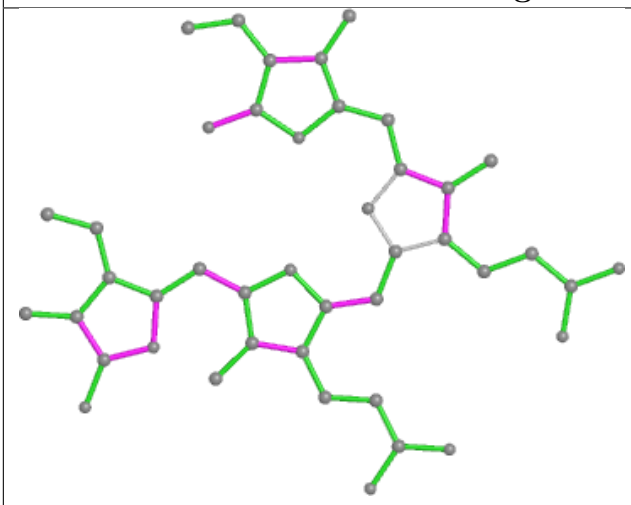

Bond lengths

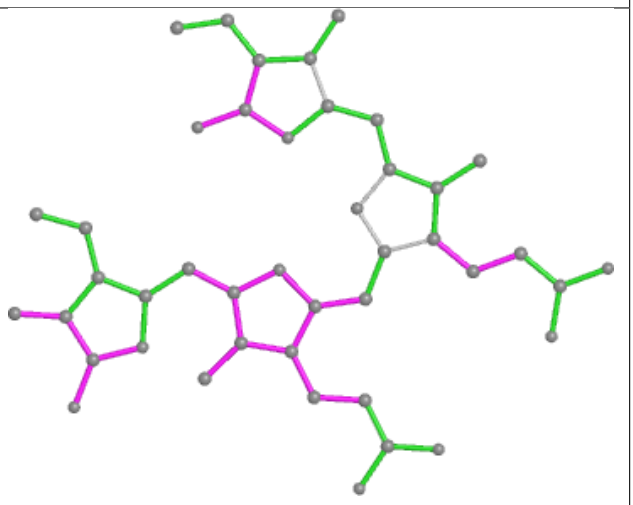

Bond angles

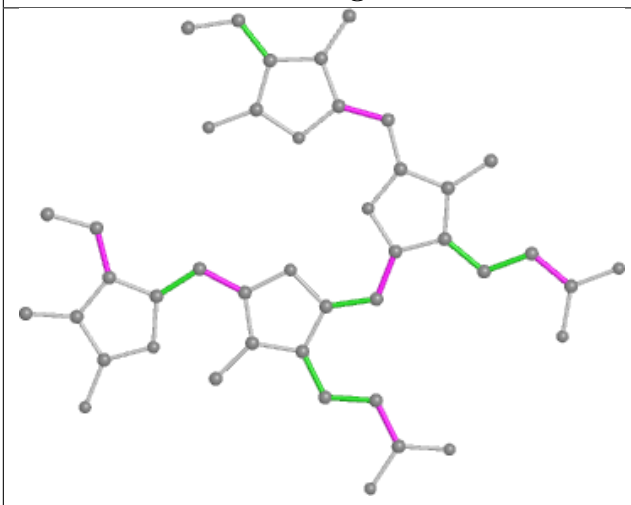

Torsions

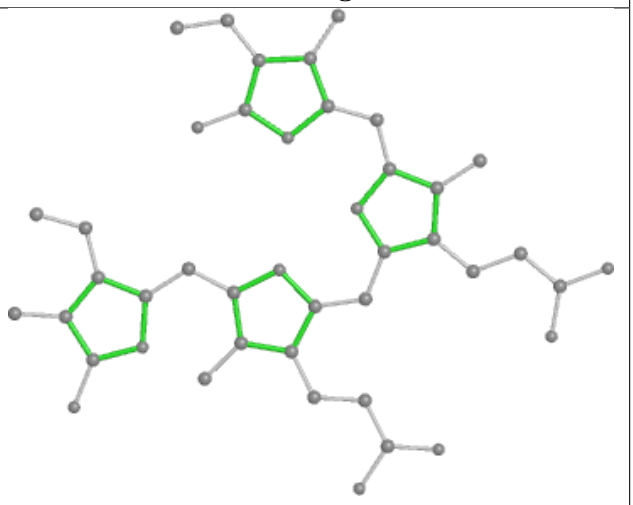

Rings

Ligand PEB GB 202

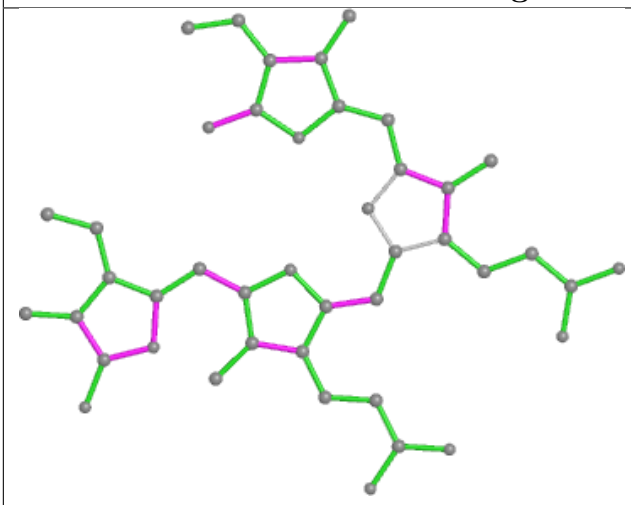

Bond lengths

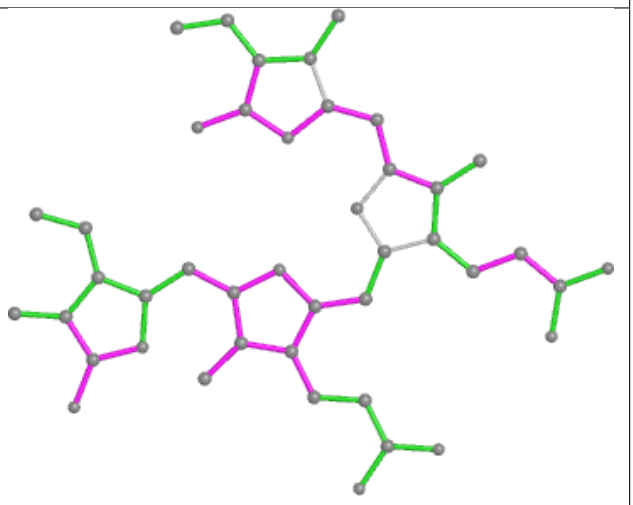

Bond angles

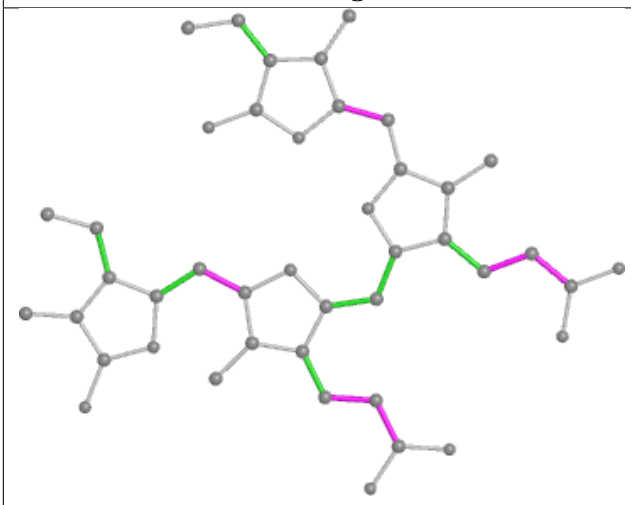

Torsions

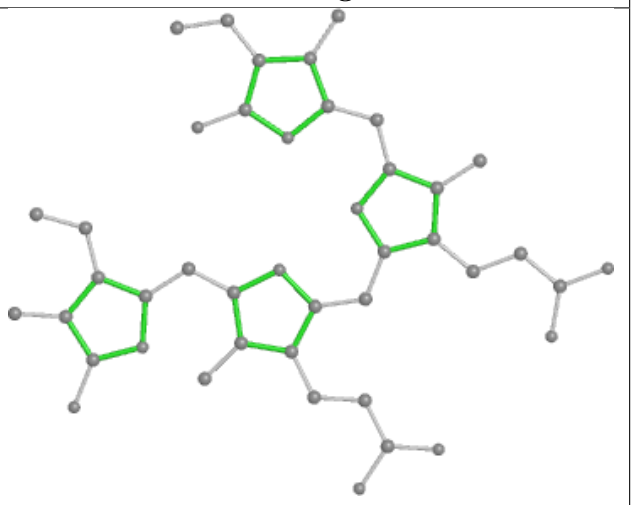

Rings

Ligand CLA A2 817

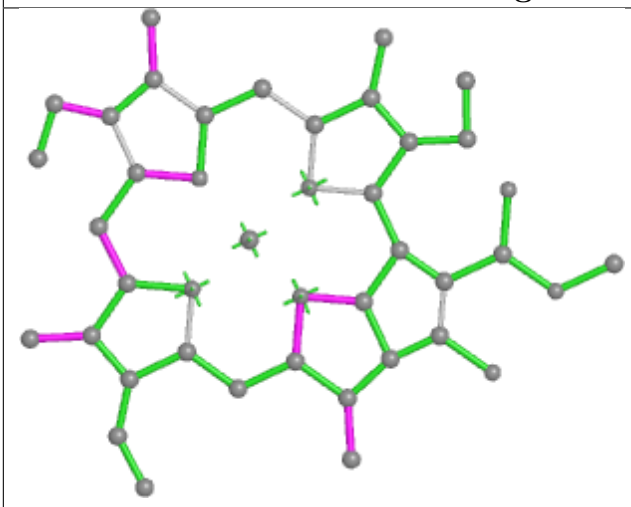

Bond lengths

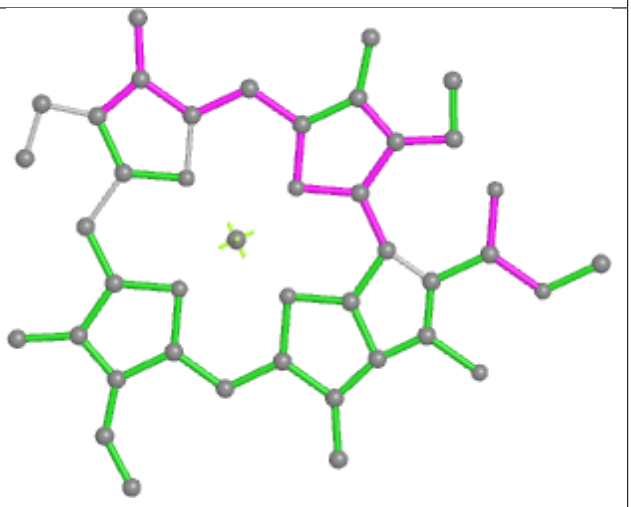

Bond angles

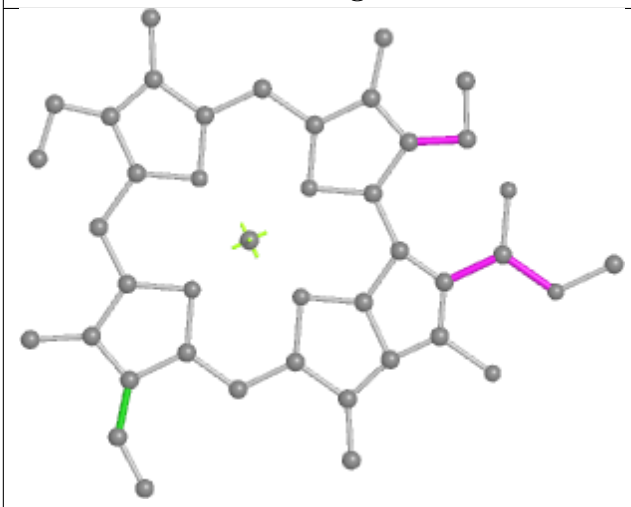

Torsions

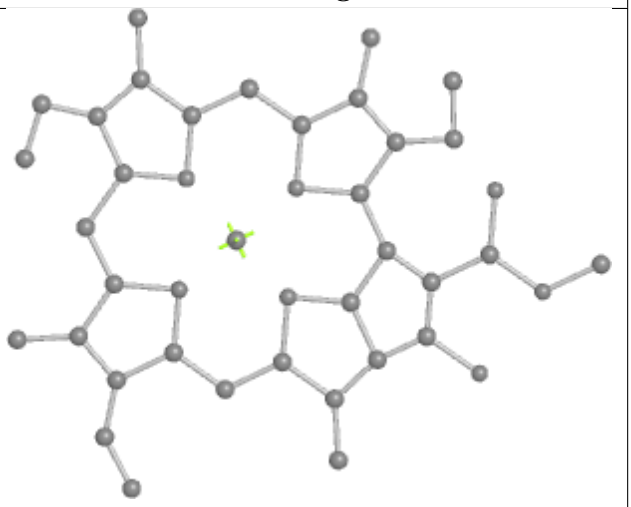

Rings

Ligand CLA CL 515

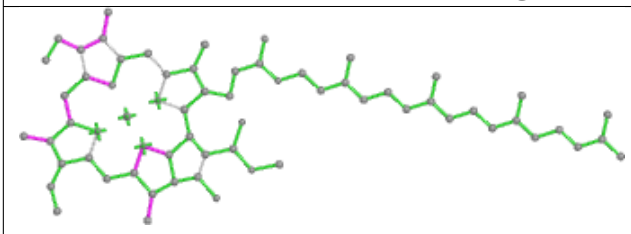

Bond lengths

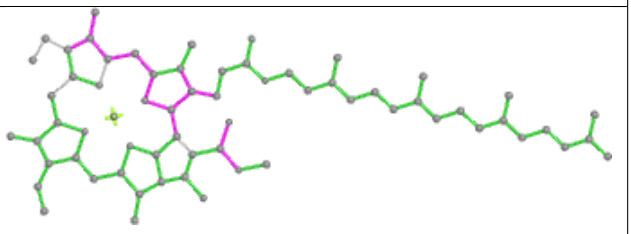

Bond angles

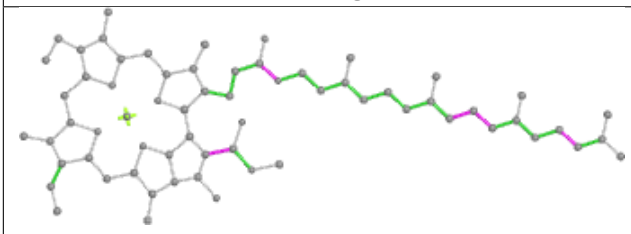

Torsions

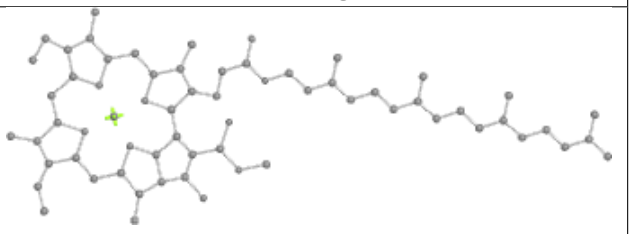

Rings

Ligand CLA 42 605

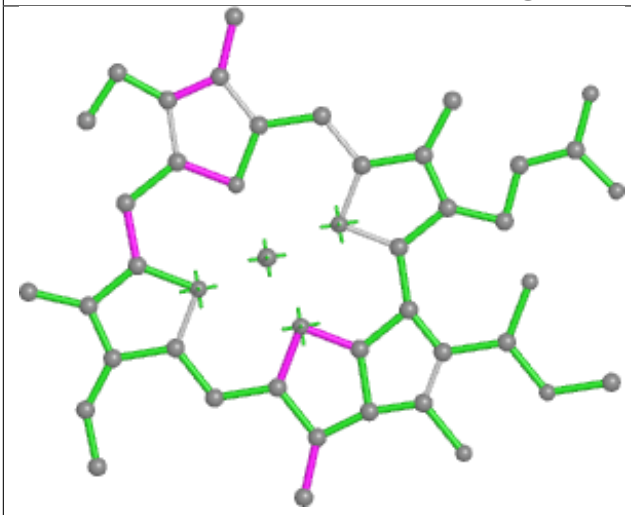

Bond lengths

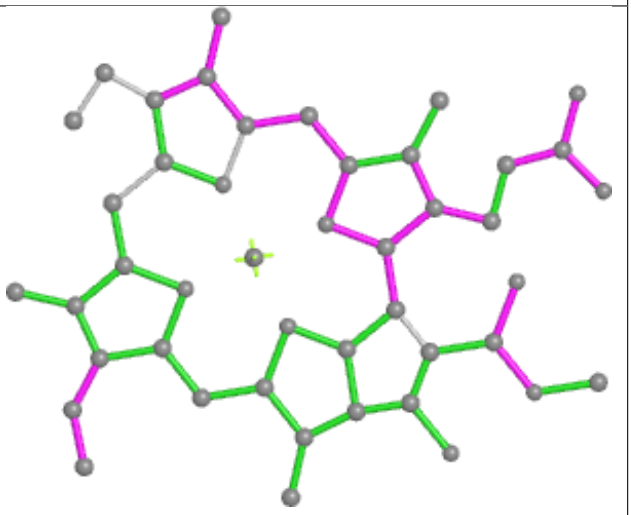

Bond angles

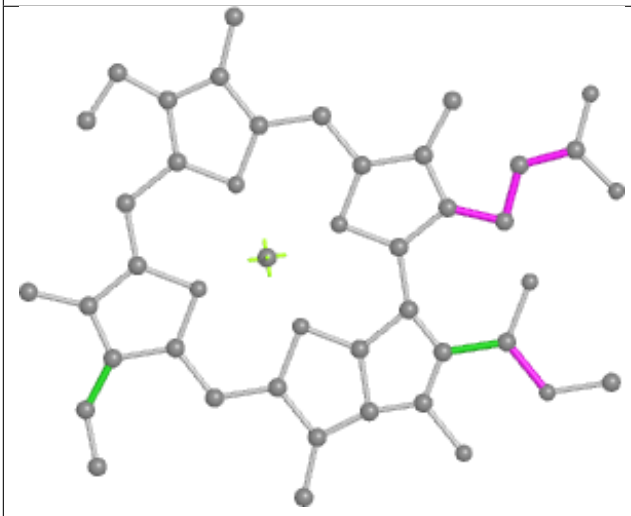

Torsions

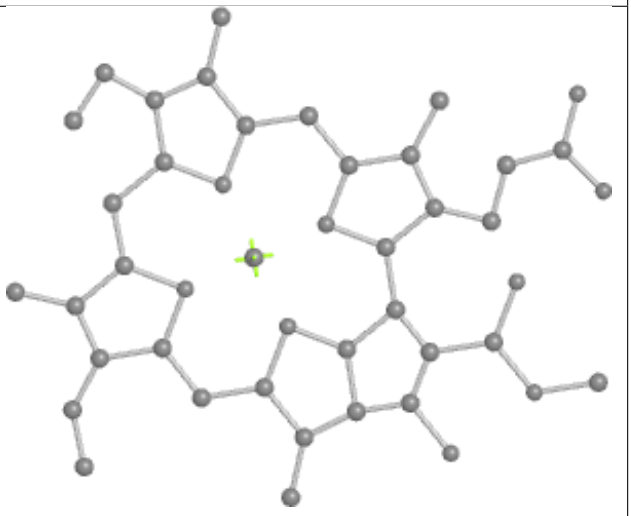

Rings

Ligand CYC KO 1001

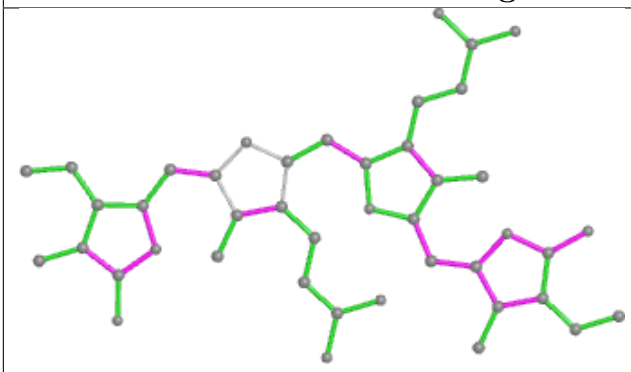

Bond lengths

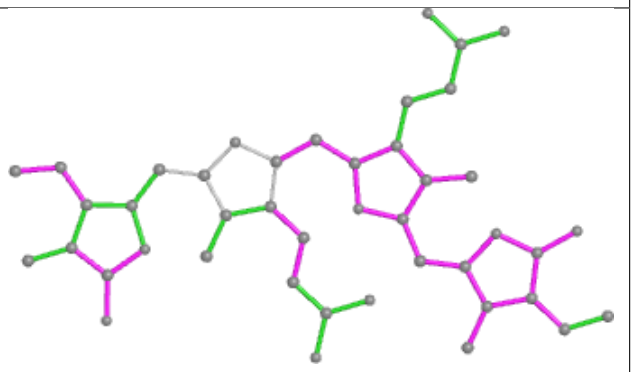

Bond angles

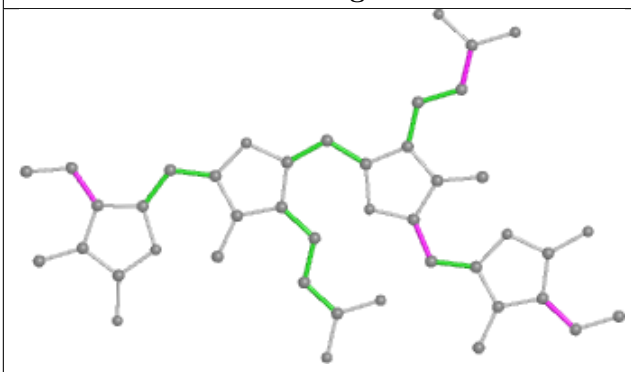

Torsions

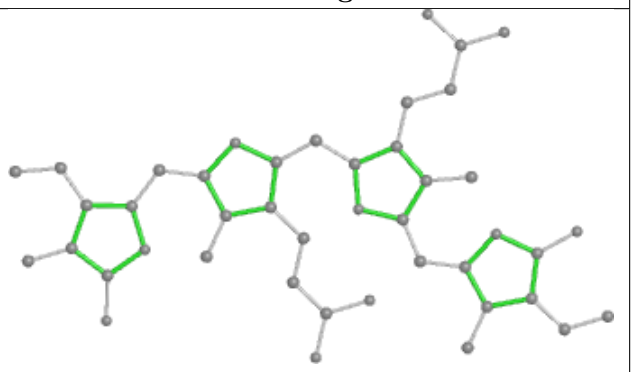

Rings

Ligand PEB BF 202

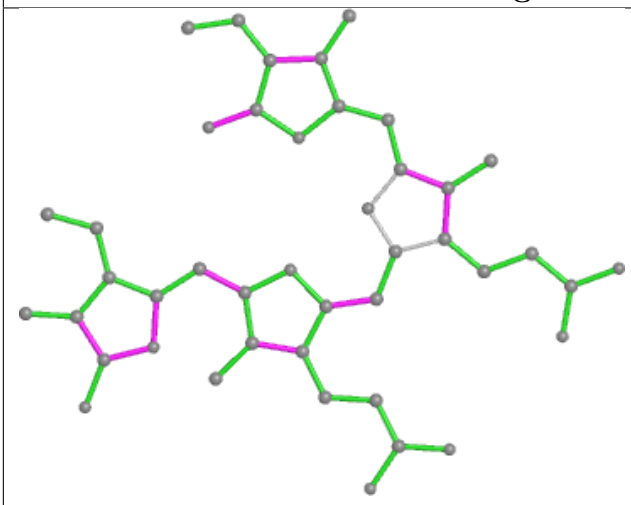

Bond lengths

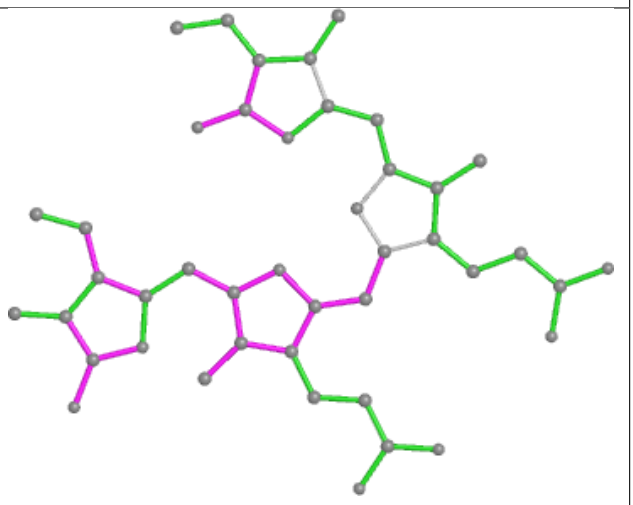

Bond angles

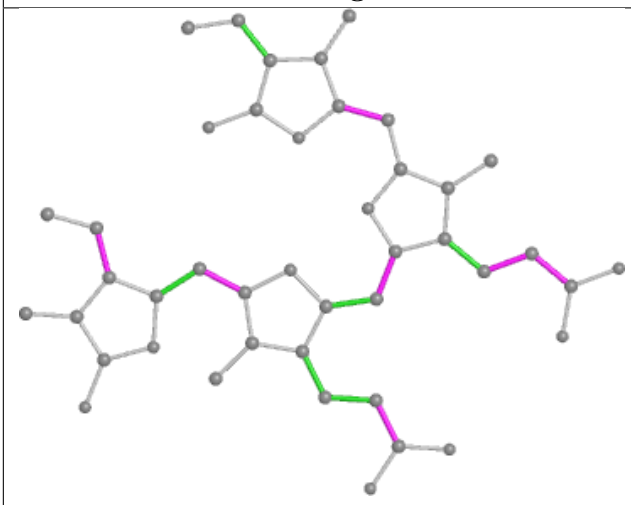

Torsions

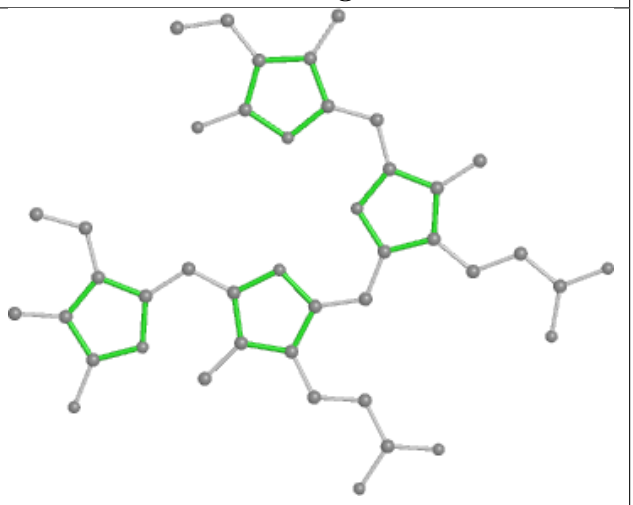

Rings

Ligand PEB cH 202

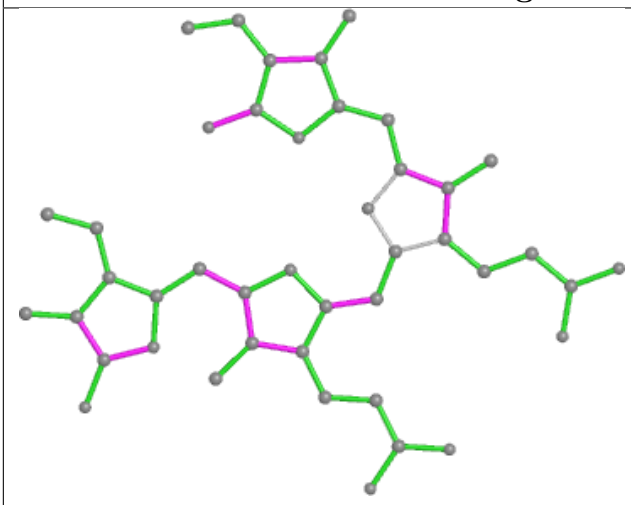

Bond lengths

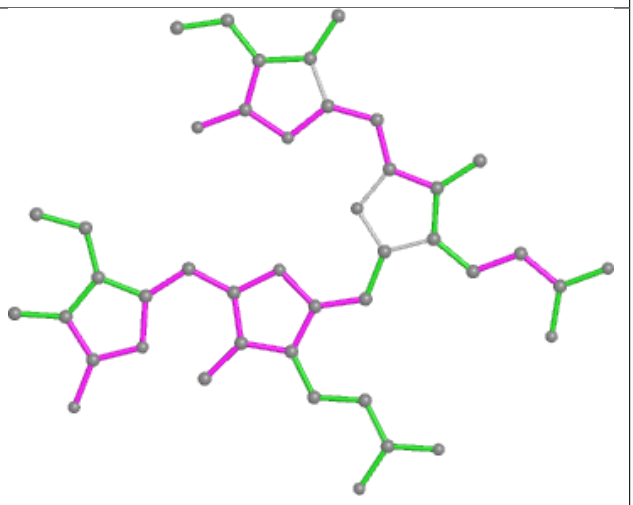

Bond angles

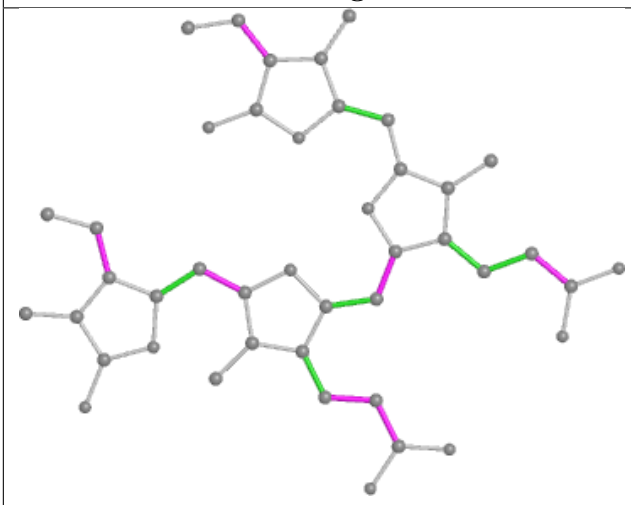

Torsions

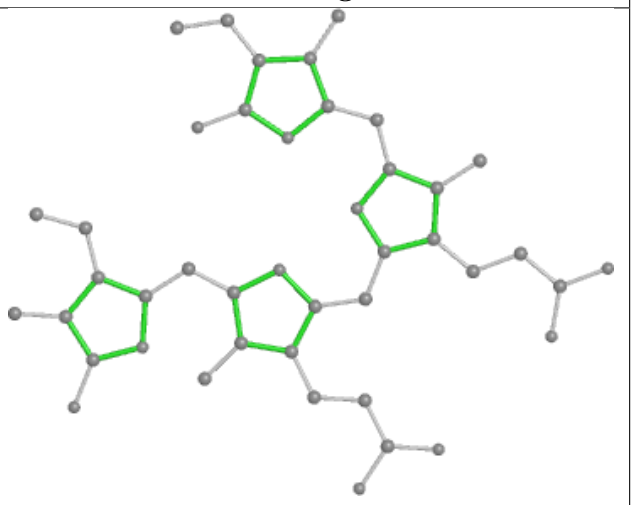

Rings

Ligand PEB I9 202

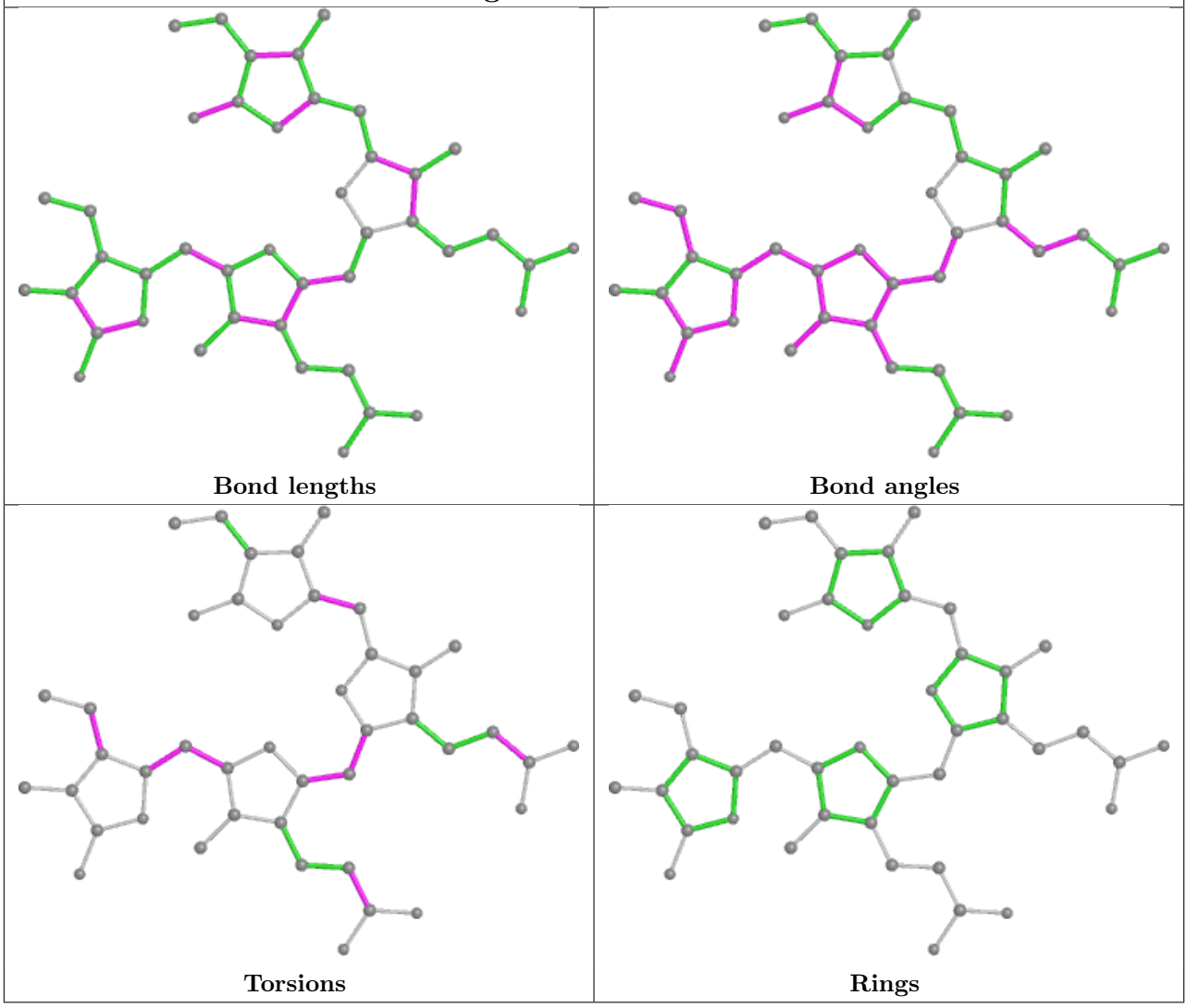

Ligand CLA A2 835

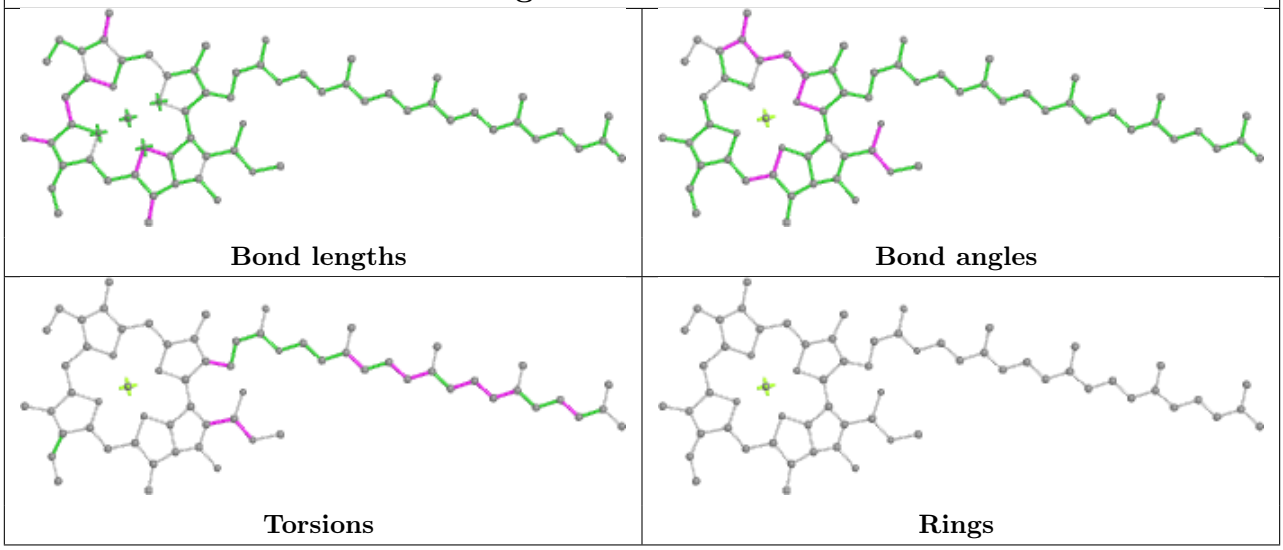

Ligand PEB RQ 201

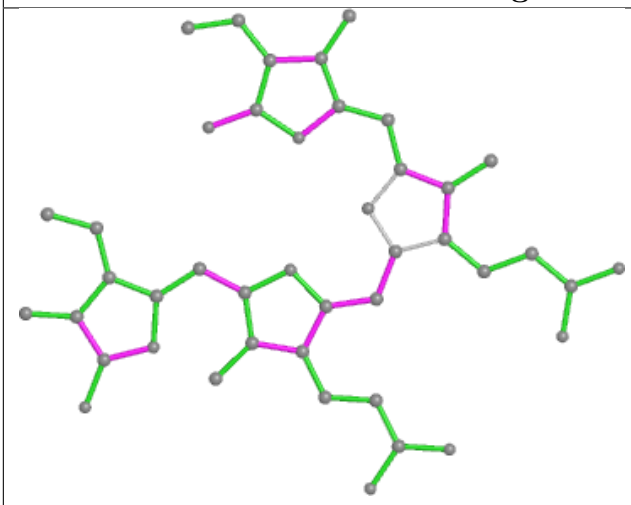

Bond lengths

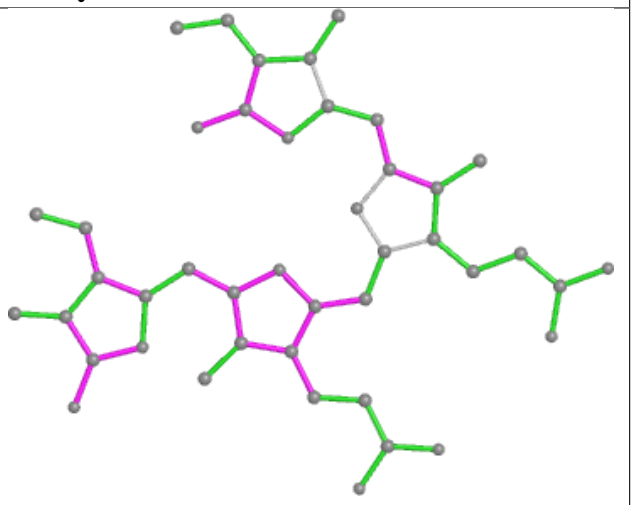

Bond angles

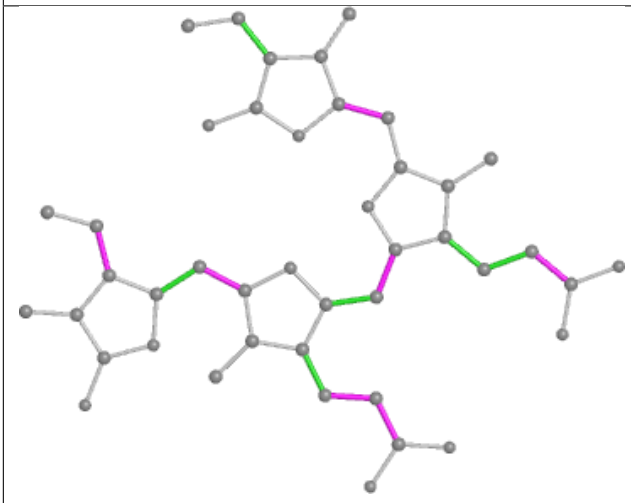

Torsions

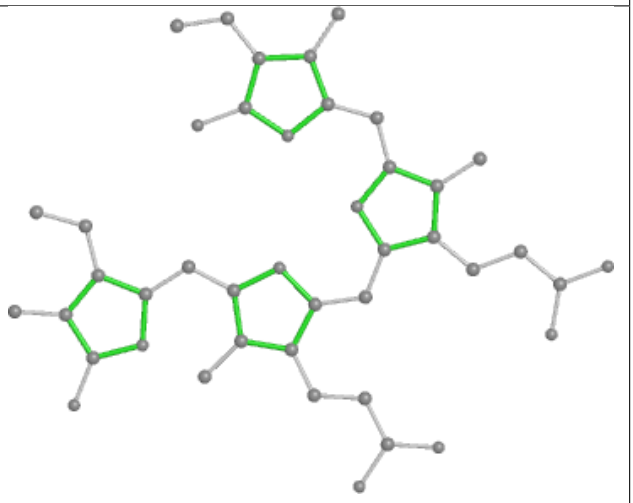

Rings

Ligand PEB lE 203

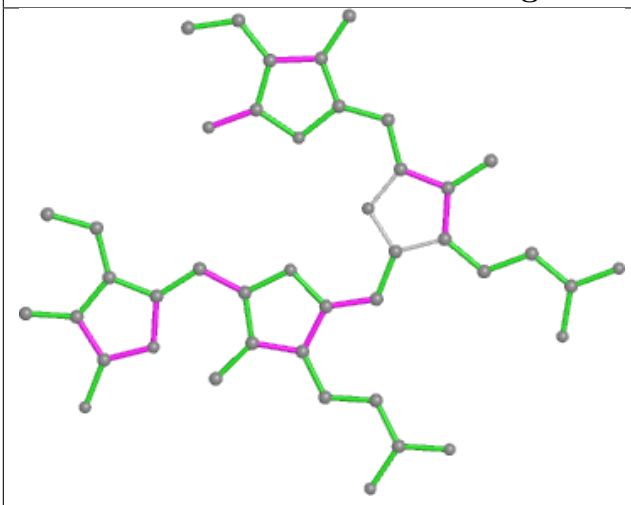

Bond lengths

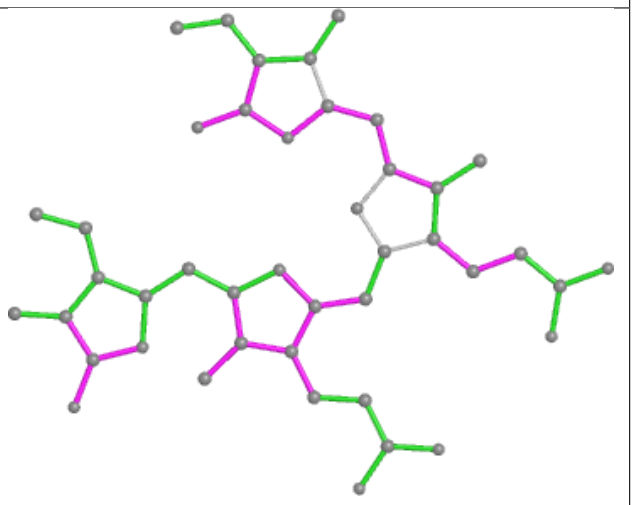

Bond angles

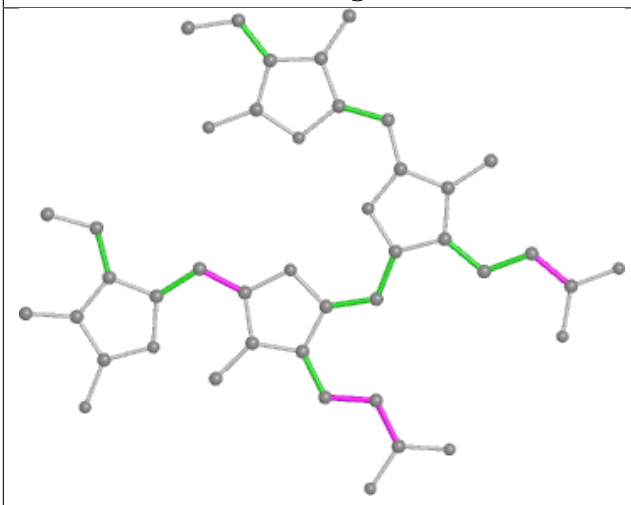

Torsions

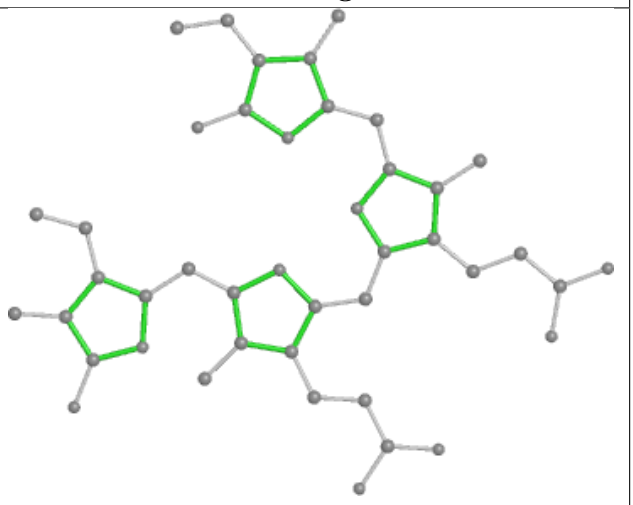

Rings

Ligand PEB gO 202

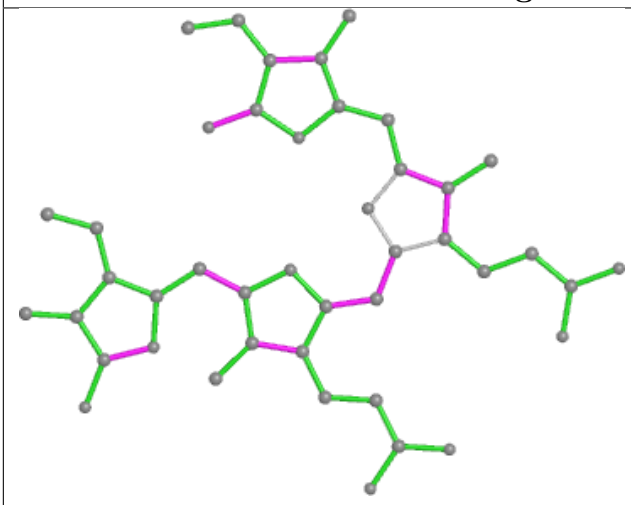

Bond lengths

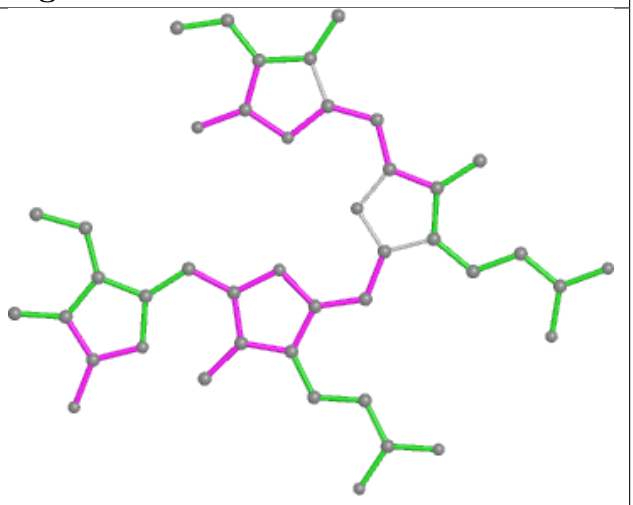

Bond angles

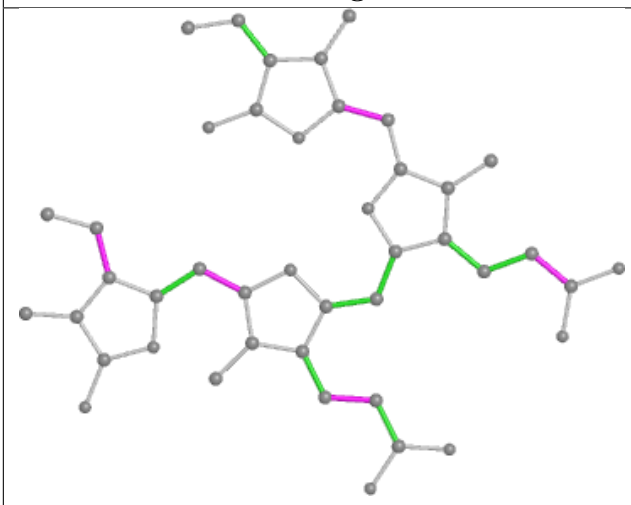

Torsions

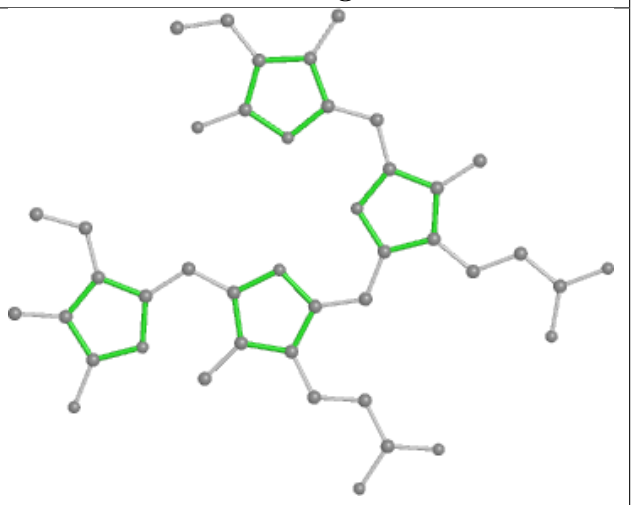

Rings

Ligand BCR b6 601

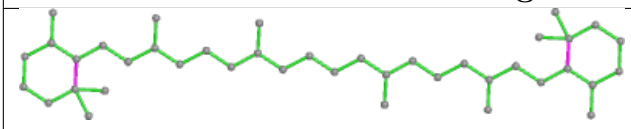

Bond lengths

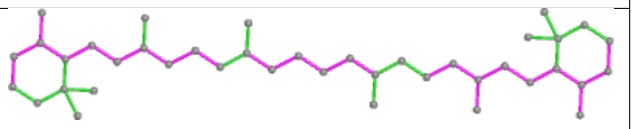

Bond angles

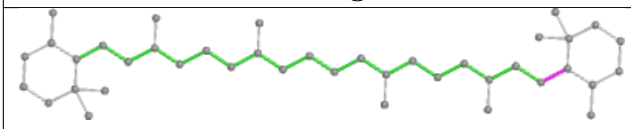

Torsions

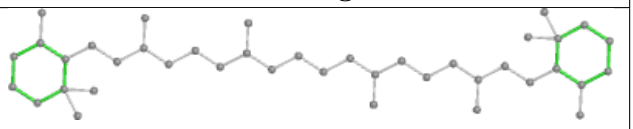

Rings

Ligand PEB mJ 201

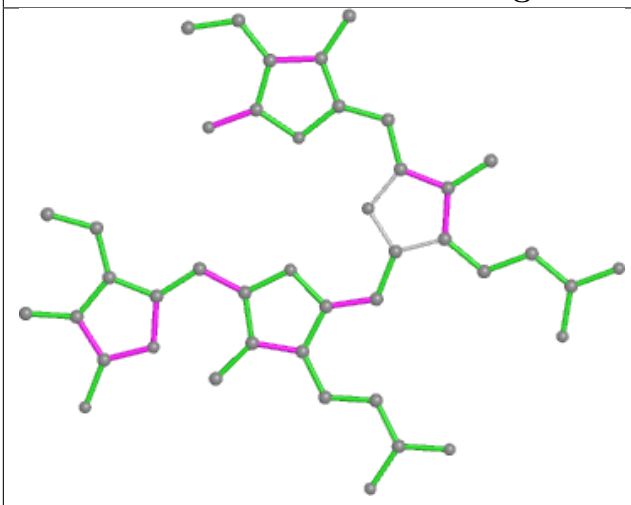

Bond lengths

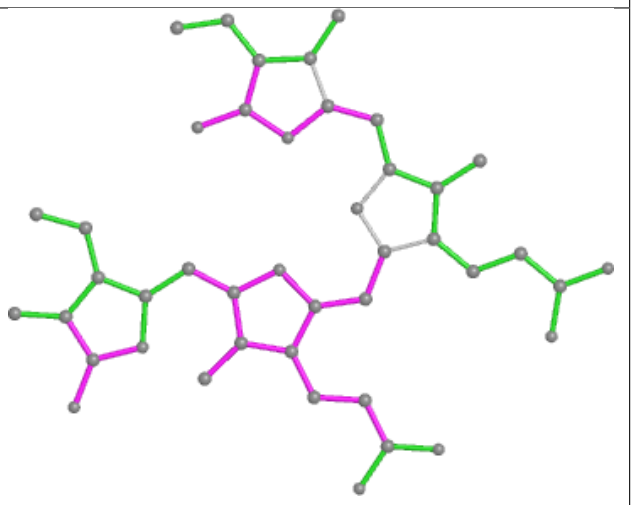

Bond angles

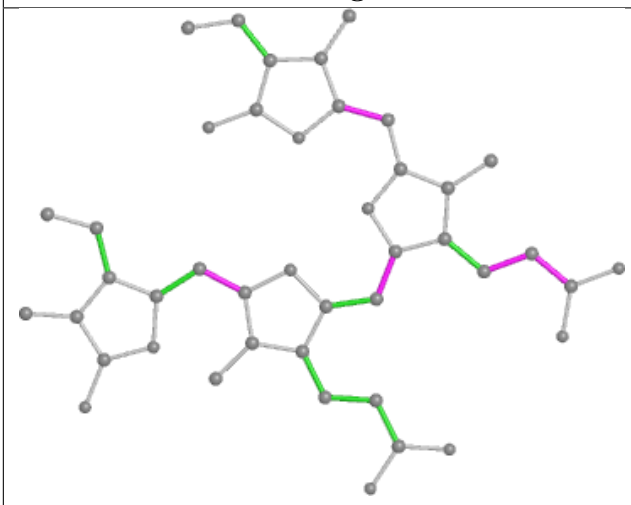

Torsions

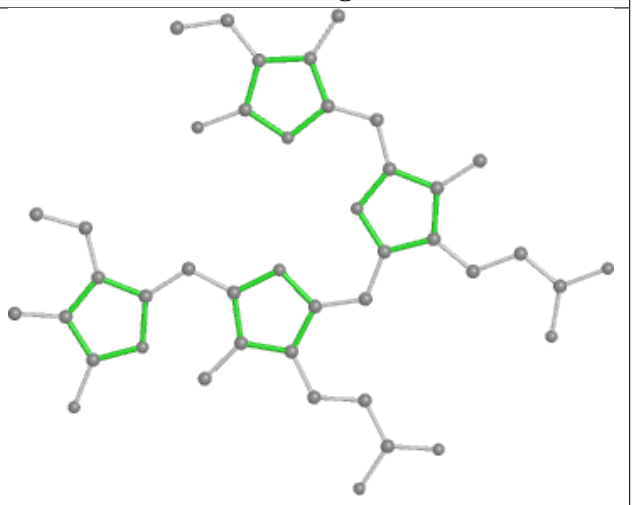

Rings

Ligand CLA A2 828

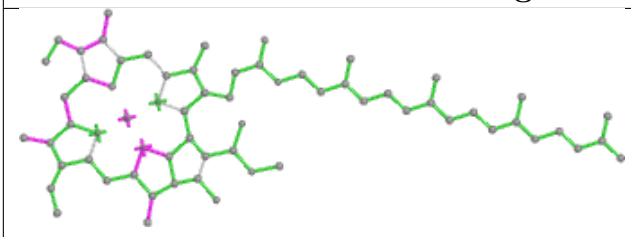

Bond lengths

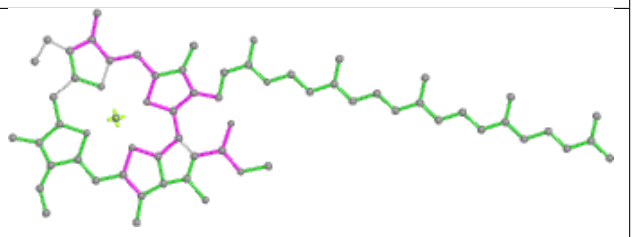

Bond angles

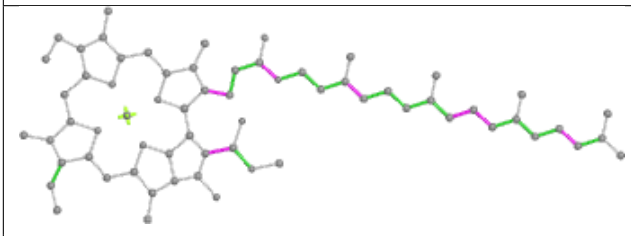

Torsions

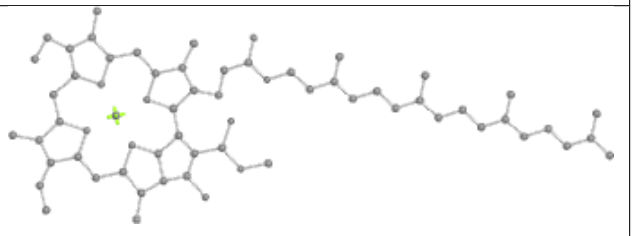

Rings

Ligand PEB Z4 202

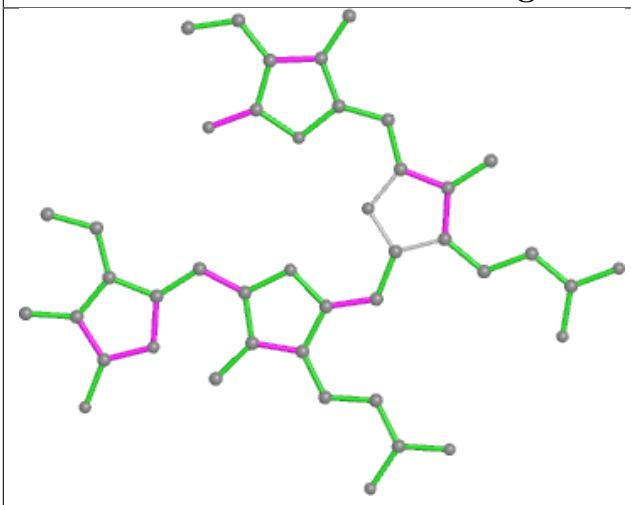

Bond lengths

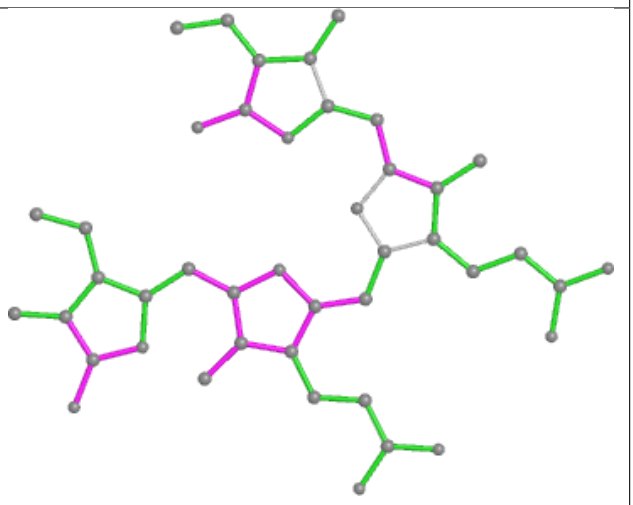

Bond angles

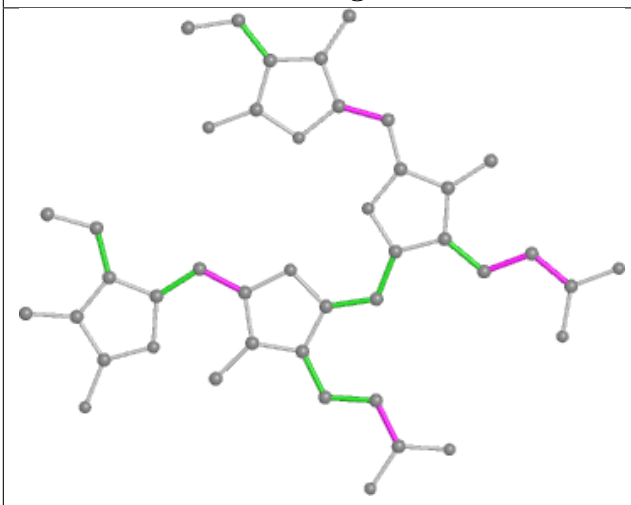

Torsions

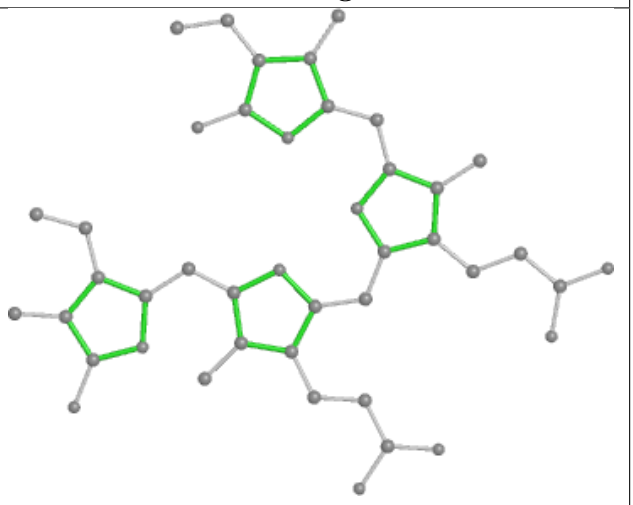

Rings

Ligand PEB mG 201

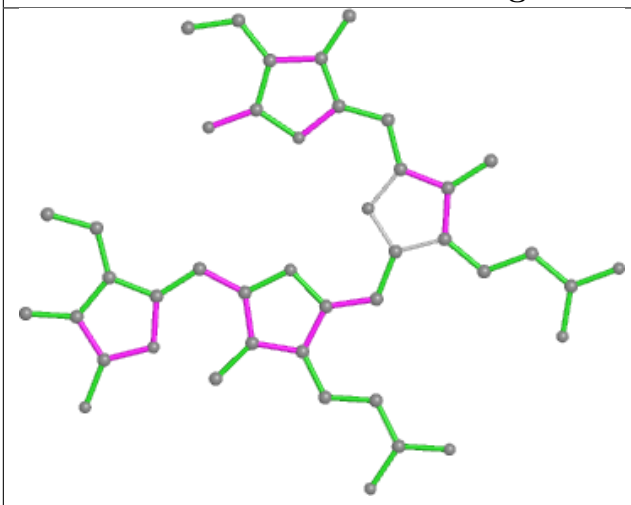

Bond lengths

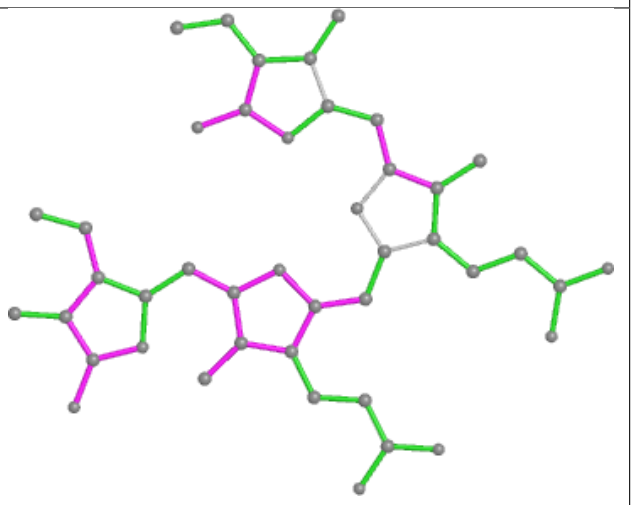

Bond angles

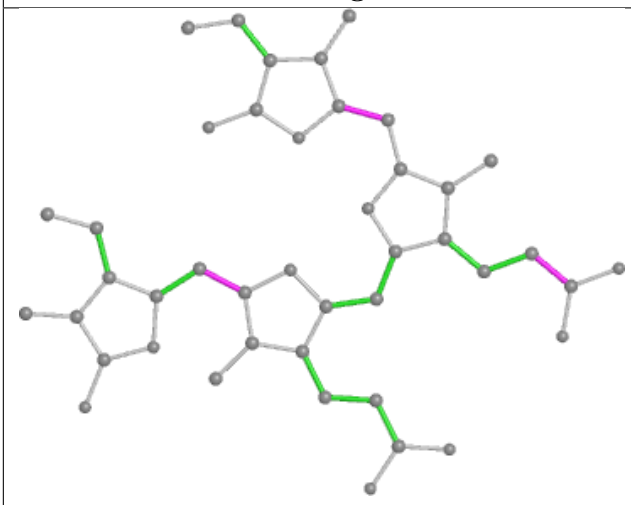

Torsions

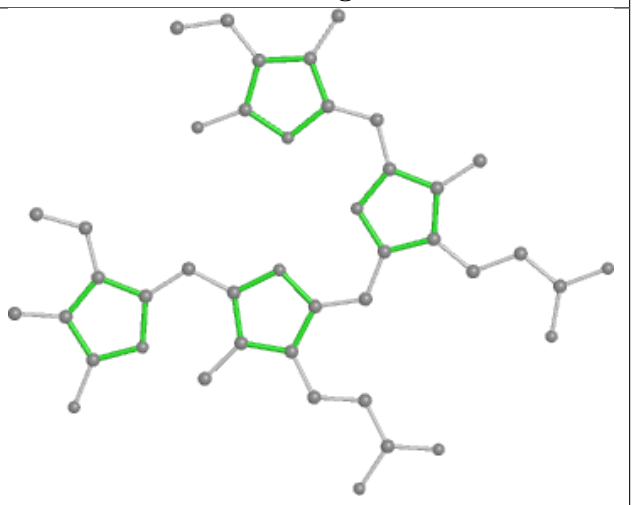

Rings

Ligand PEB SA 202

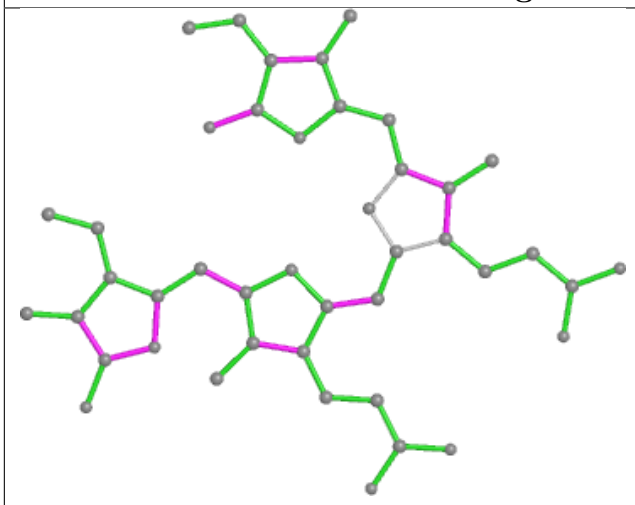

Bond lengths

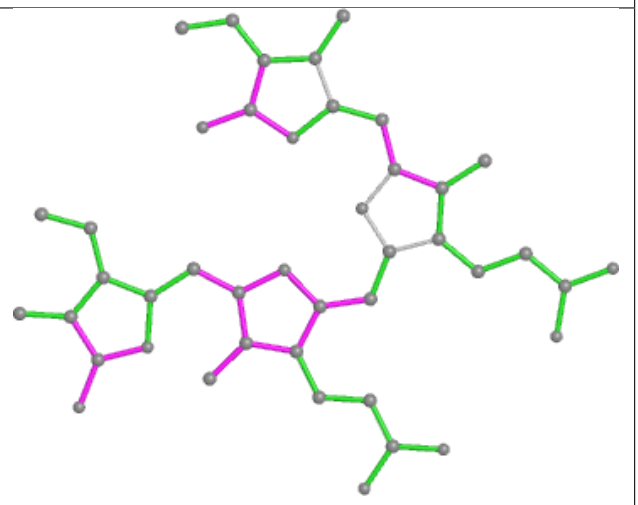

Bond angles

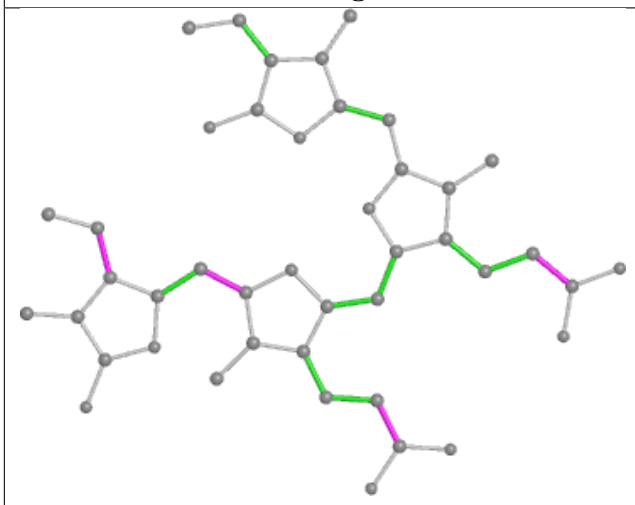

Torsions

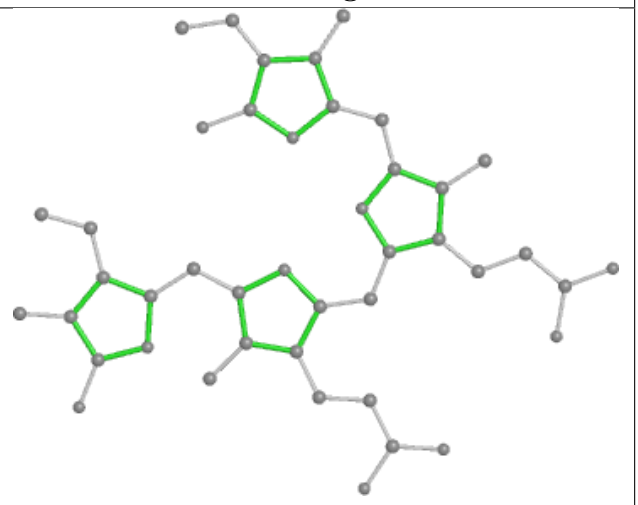

Rings

Ligand PEB F9 202

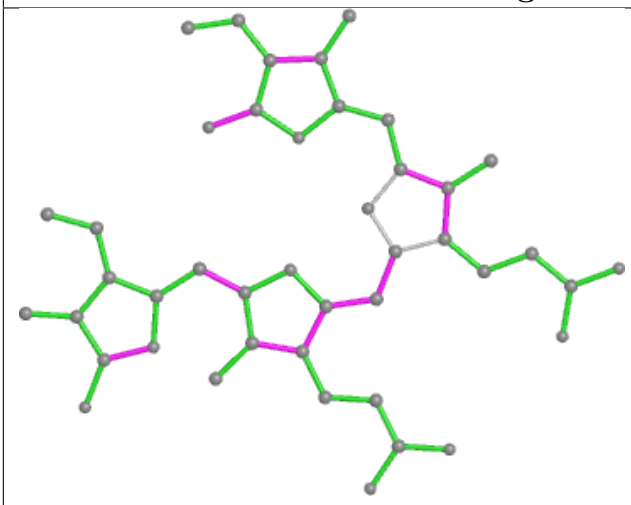

Bond lengths

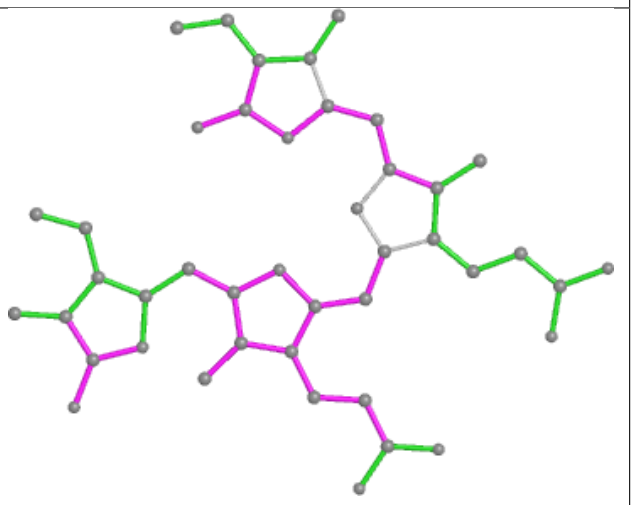

Bond angles

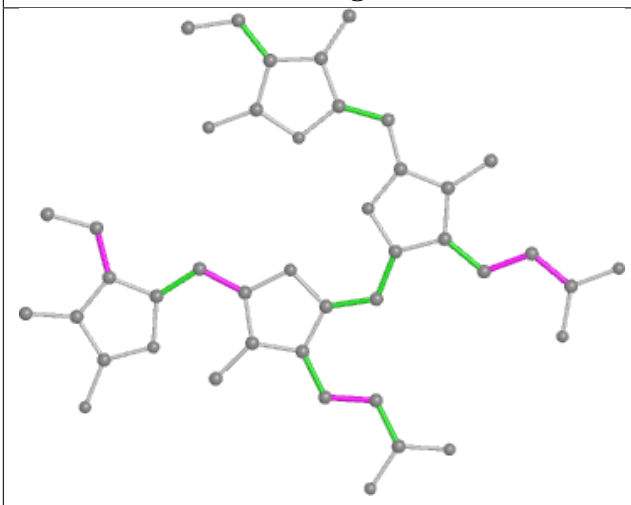

Torsions

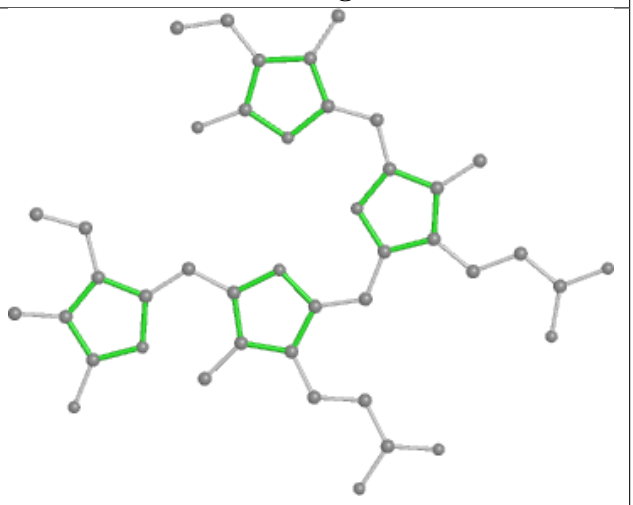

Rings

Ligand CLA D6 402

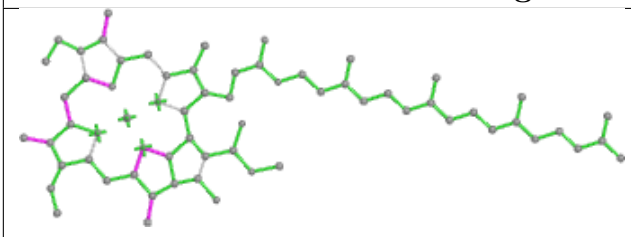

Bond lengths

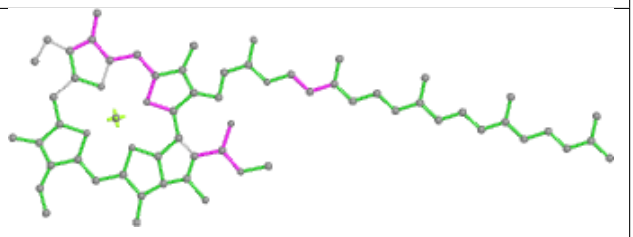

Bond angles

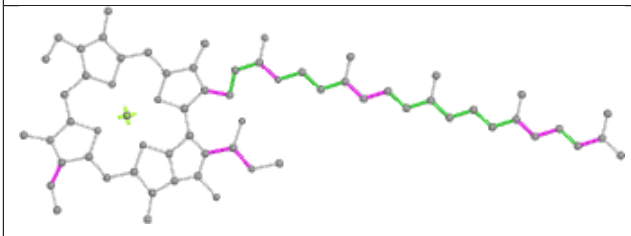

Torsions

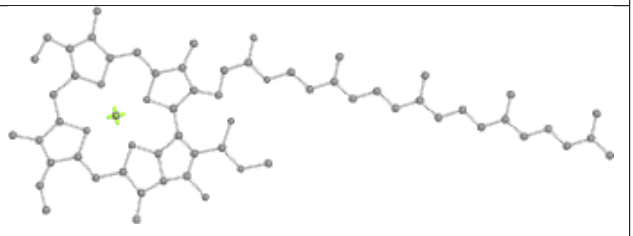

Rings

Ligand PEB d4 201

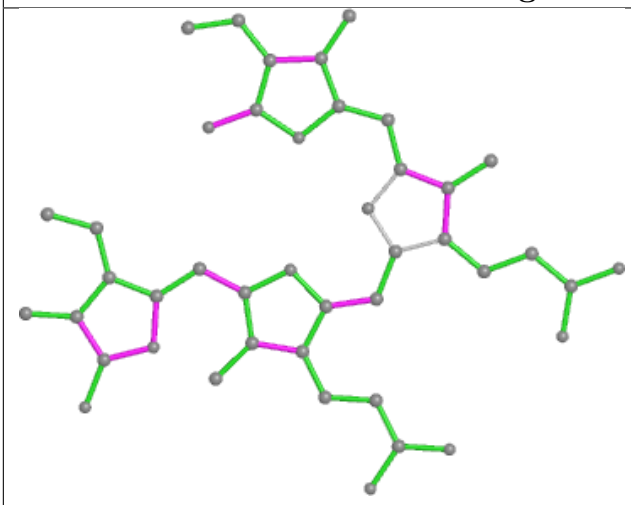

Bond lengths

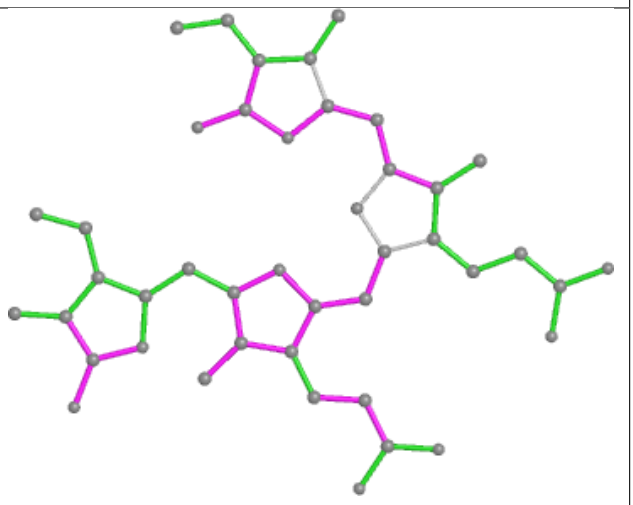

Bond angles

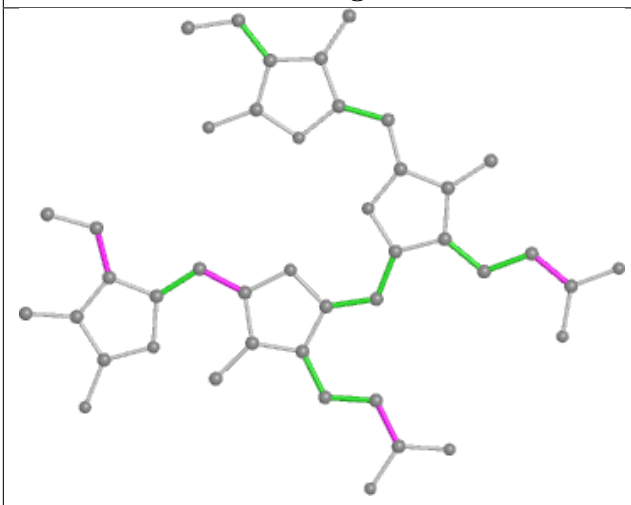

Torsions

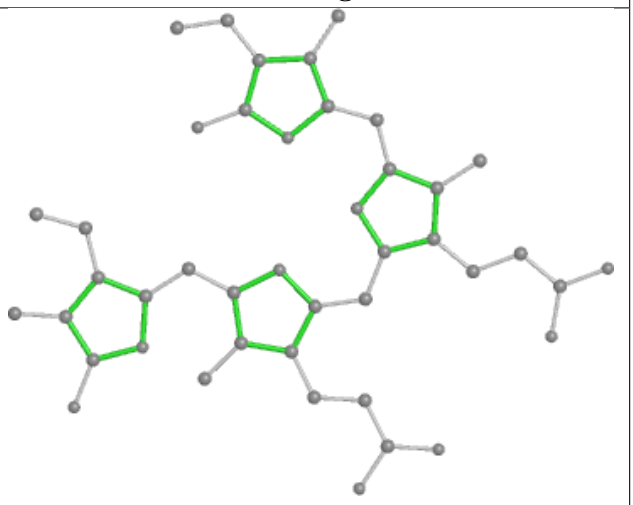

Rings

Ligand CYC g3 1001

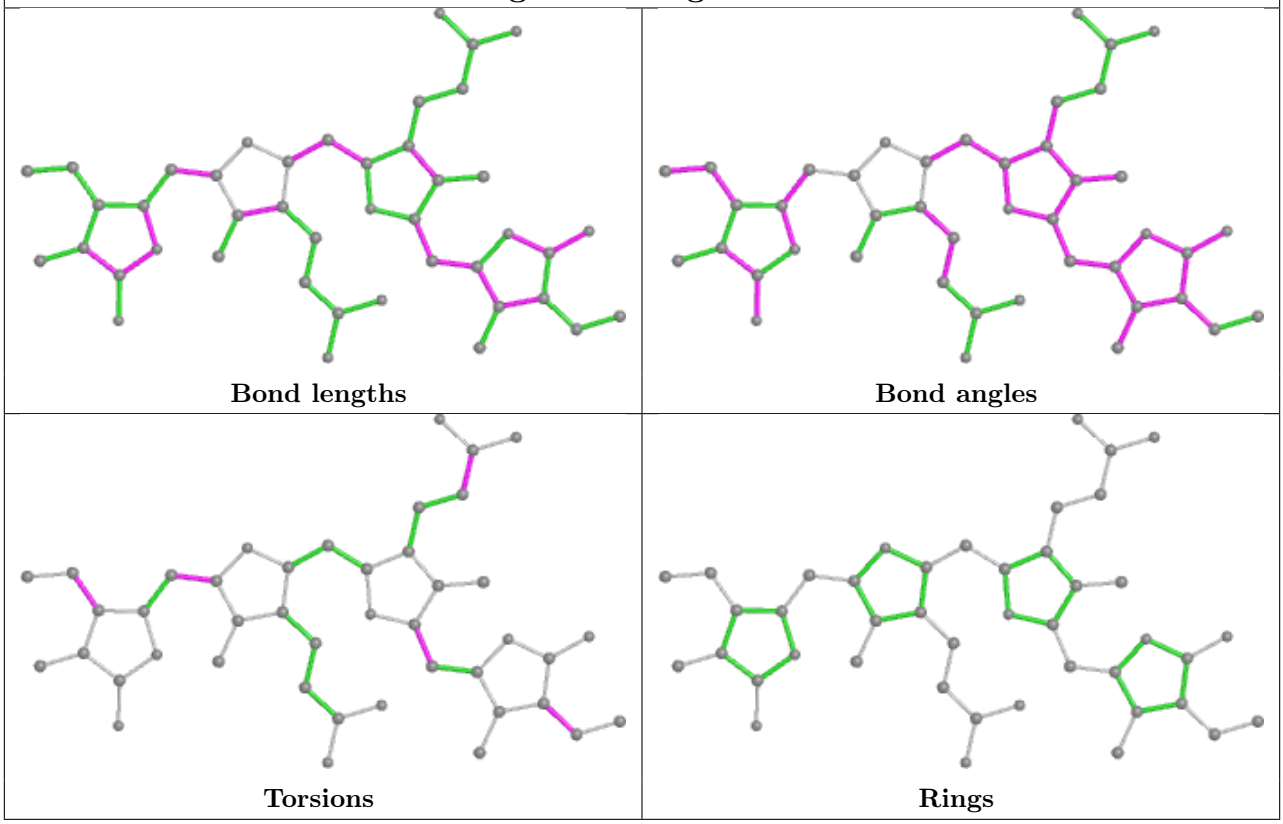

Ligand CLA 8N 303

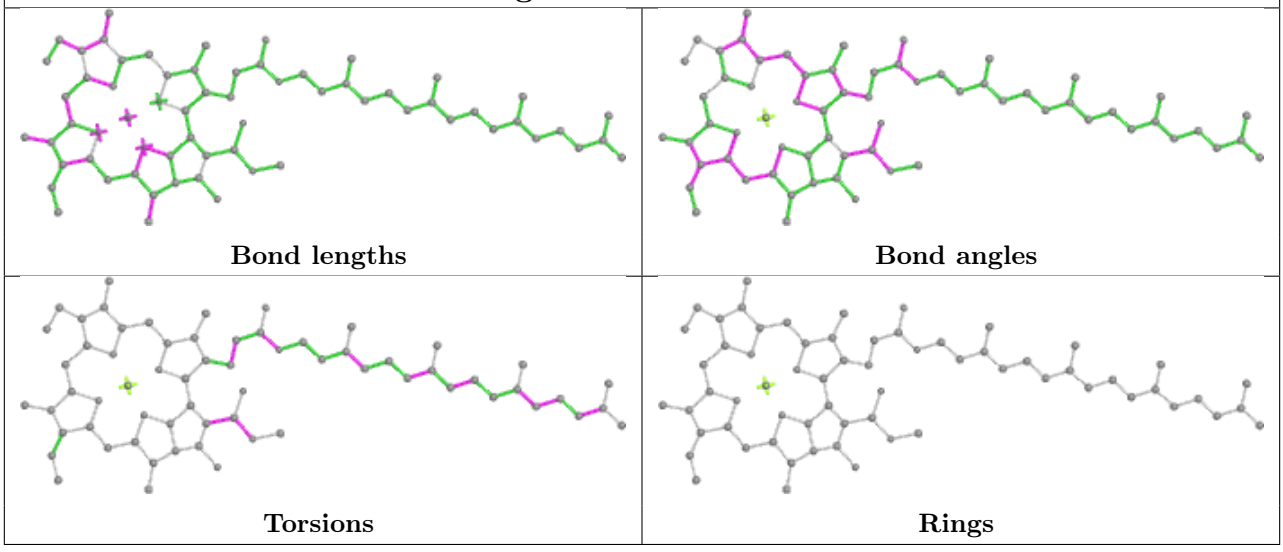

Ligand DGD a6 603

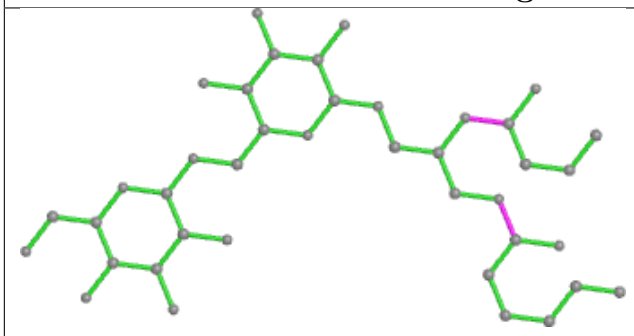

Bond lengths

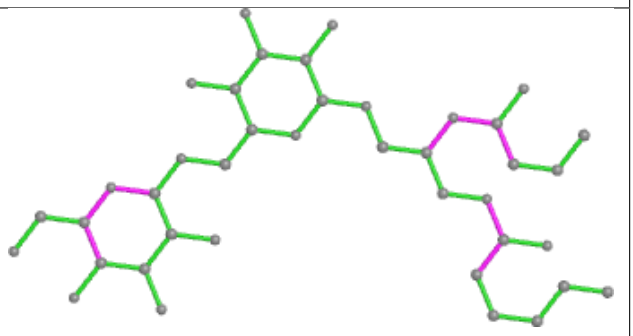

Bond angles

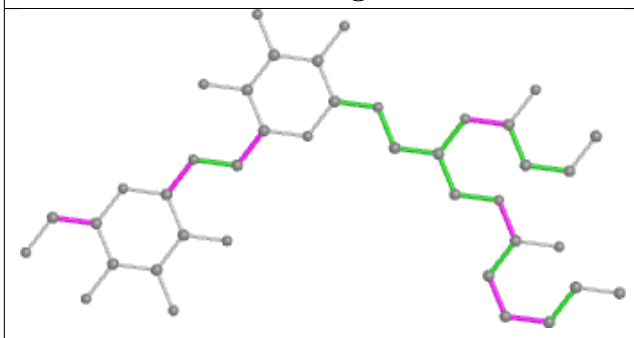

Torsions

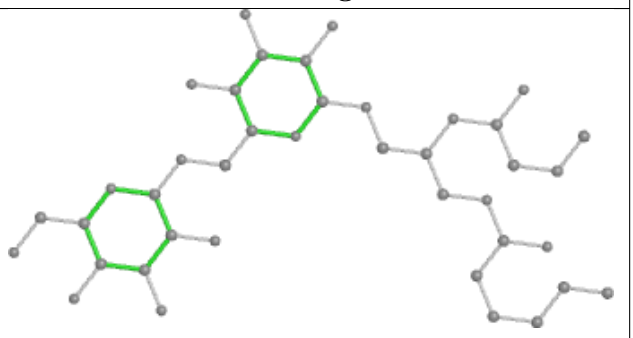

Rings

Ligand CLA bL 615

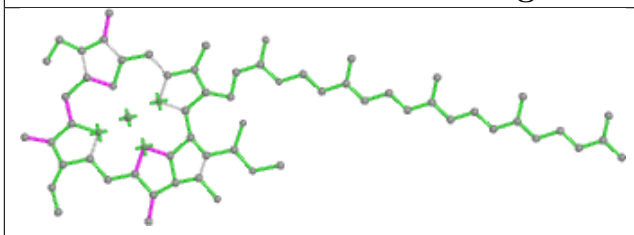

Bond lengths

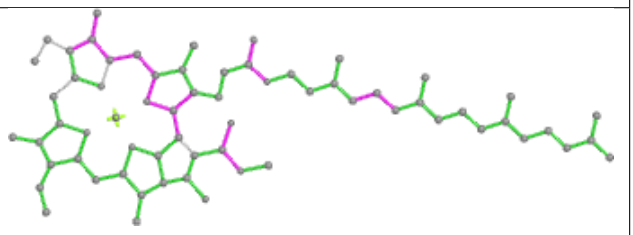

Bond angles

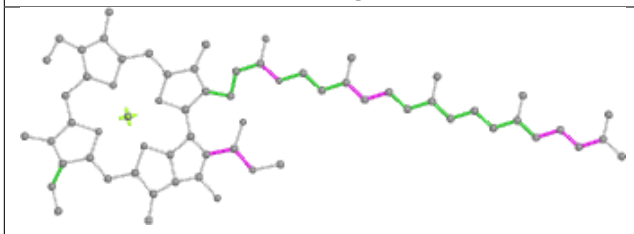

Torsions

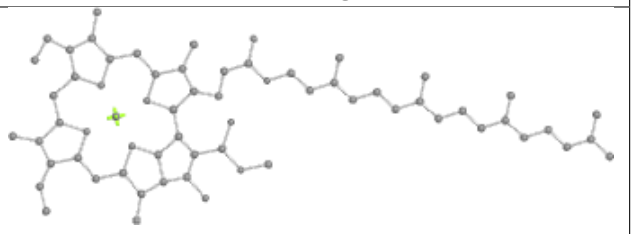

Rings

Ligand PEB YM 201

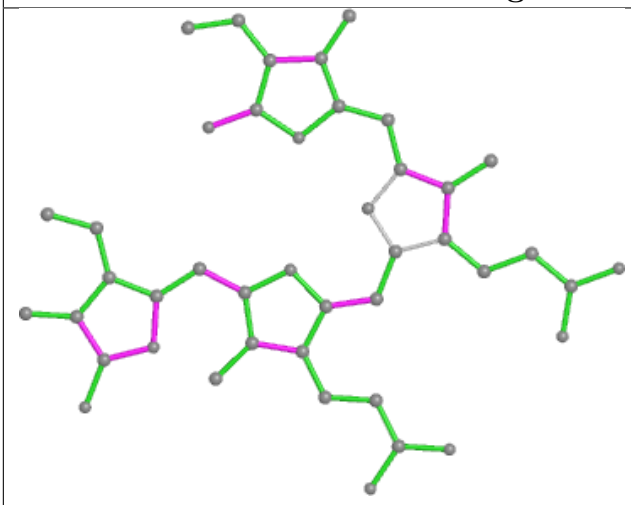

Bond lengths

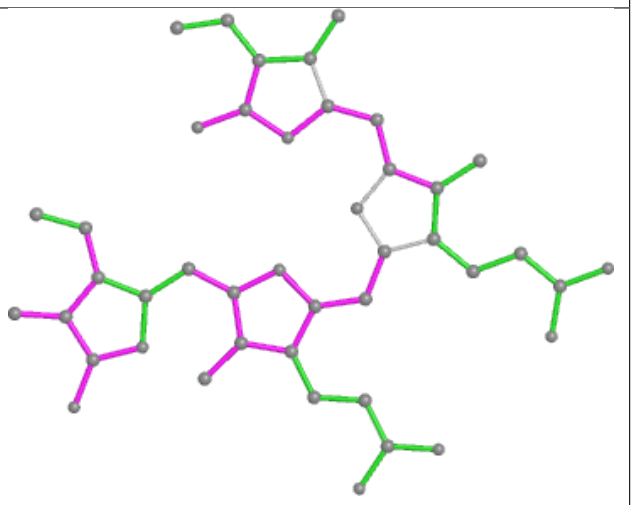

Bond angles

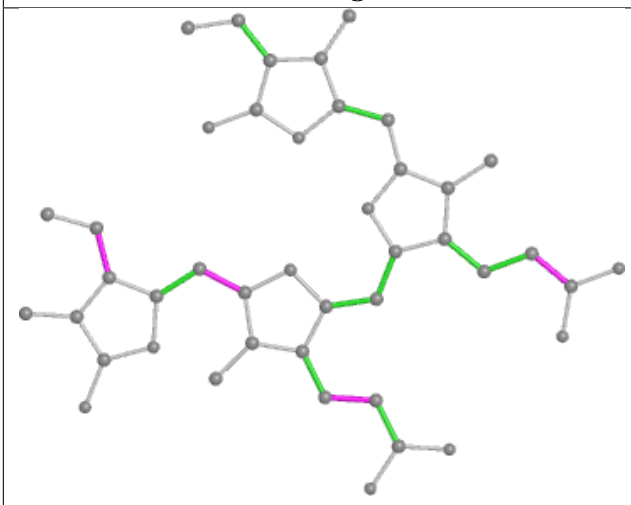

Torsions

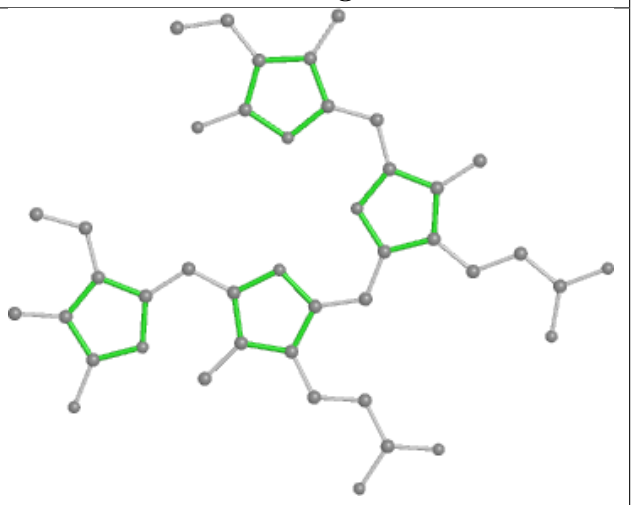

Rings

Ligand PEB OH 201

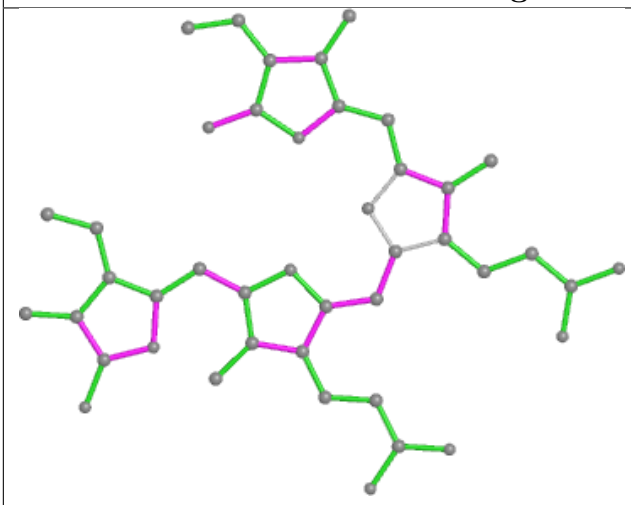

Bond lengths

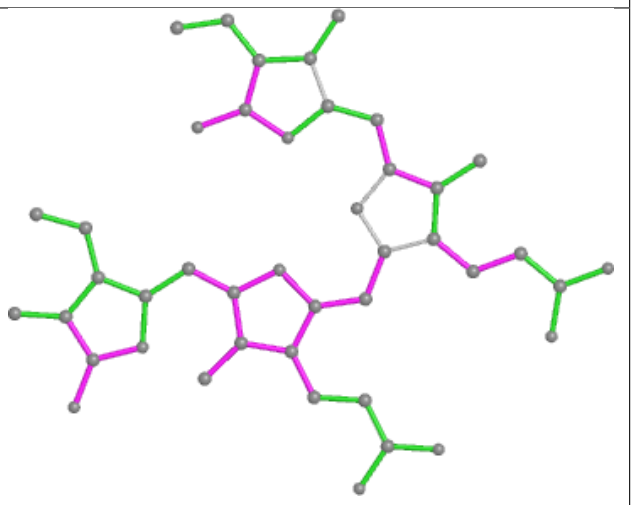

Bond angles

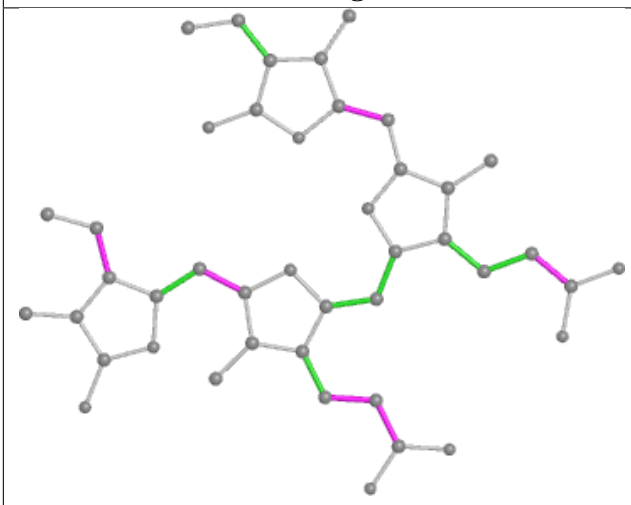

Torsions

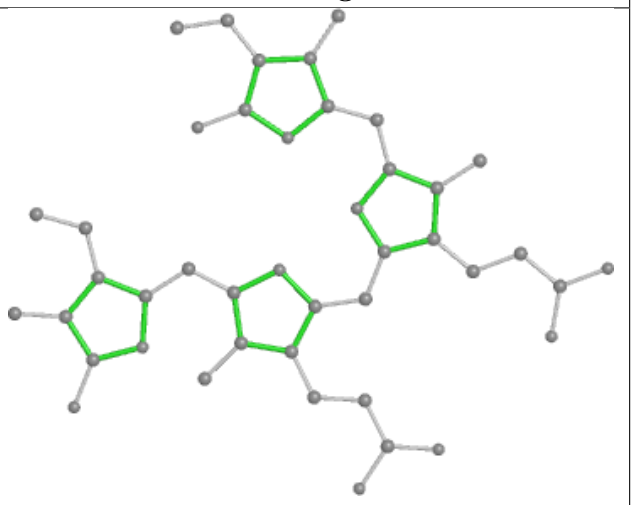

Rings

Ligand PEB VQ 201

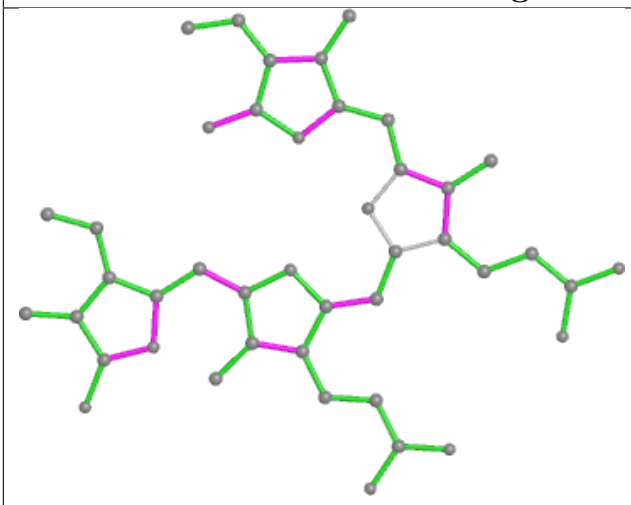

Bond lengths

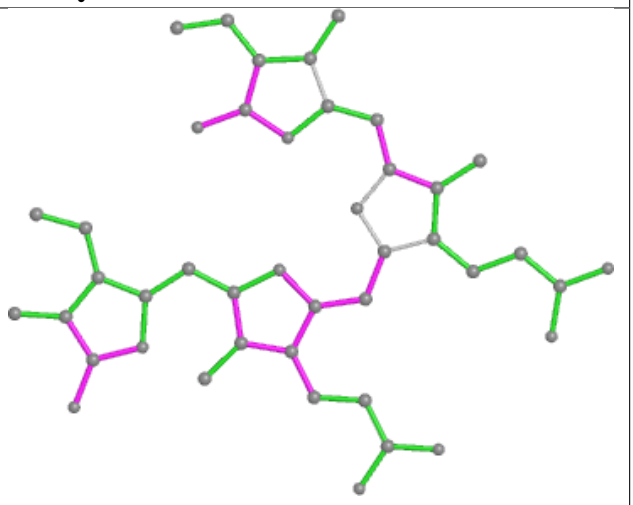

Bond angles

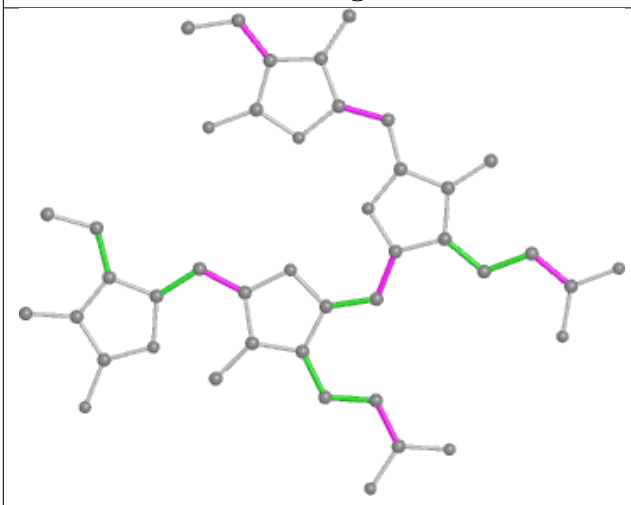

Torsions

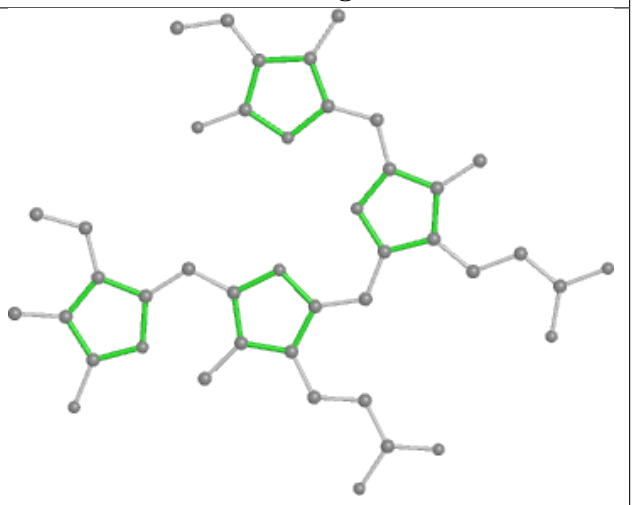

Rings

Ligand PEB B9 203

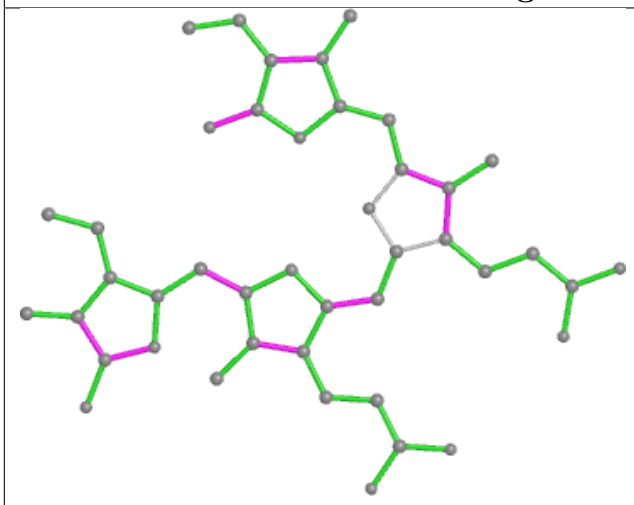

Bond lengths

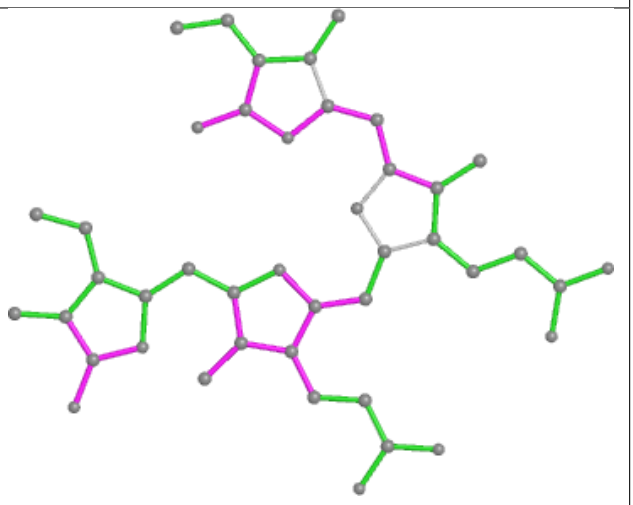

Bond angles

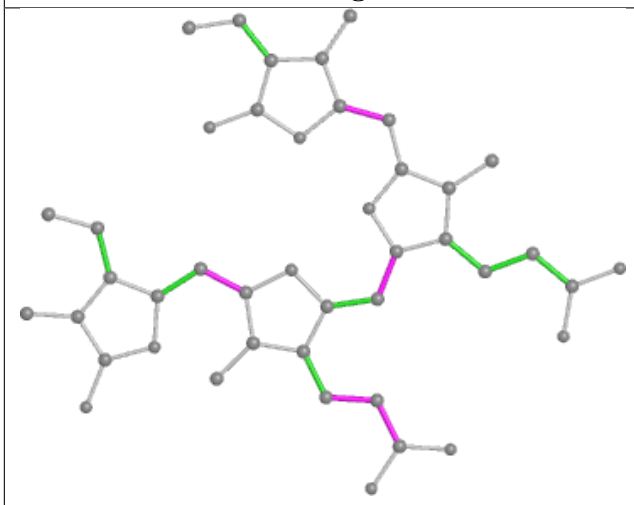

Torsions

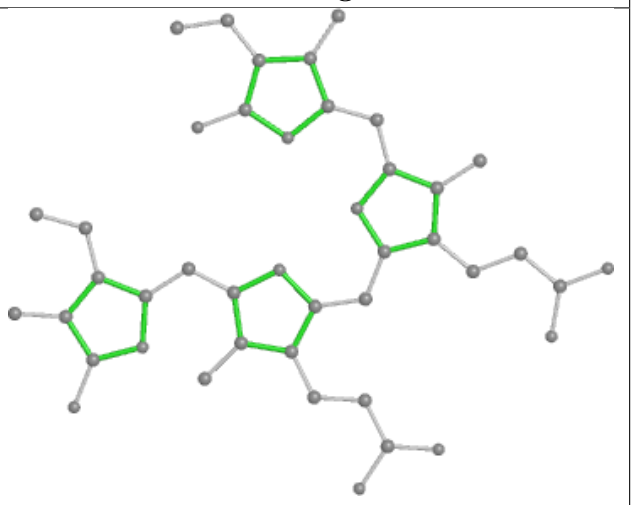

Rings

Ligand PEB XF 203

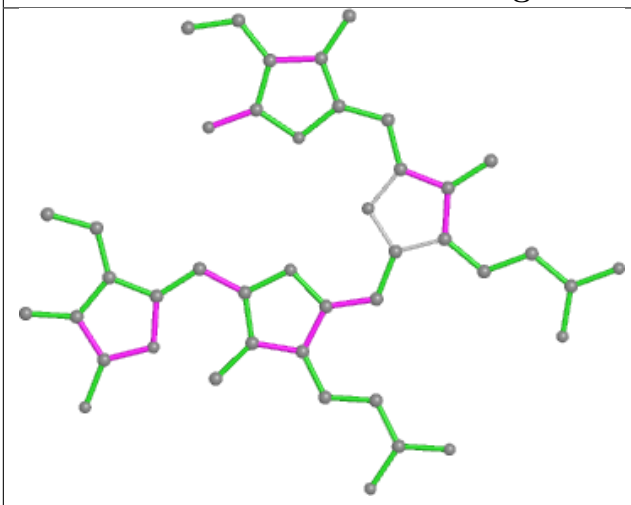

Bond lengths

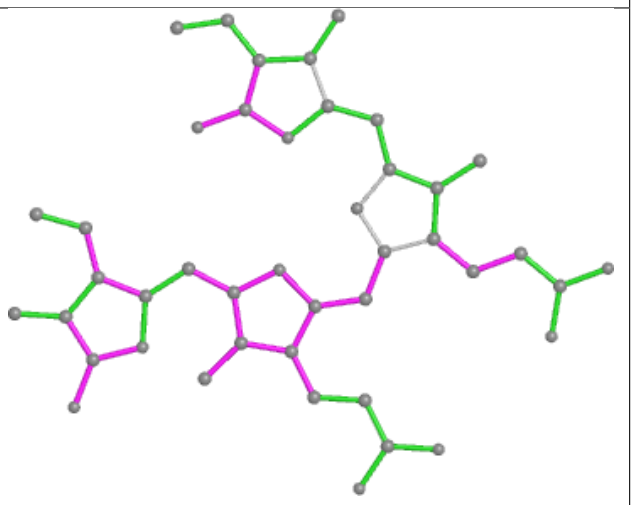

Bond angles

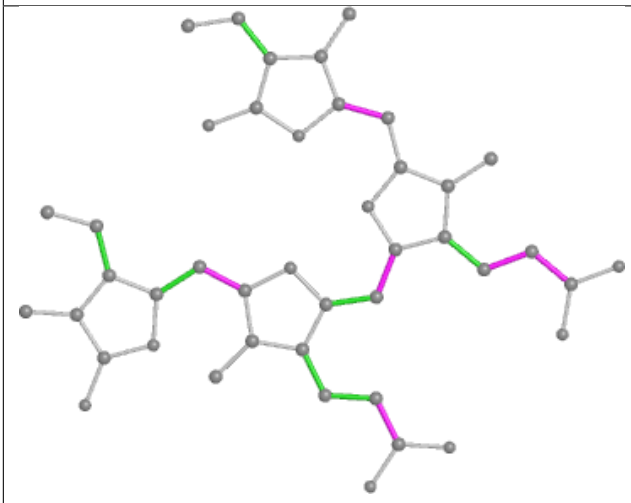

Torsions

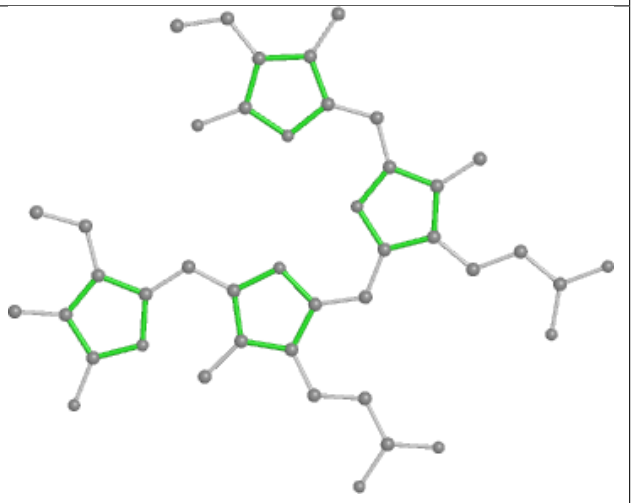

Rings

Ligand PEB OP 203

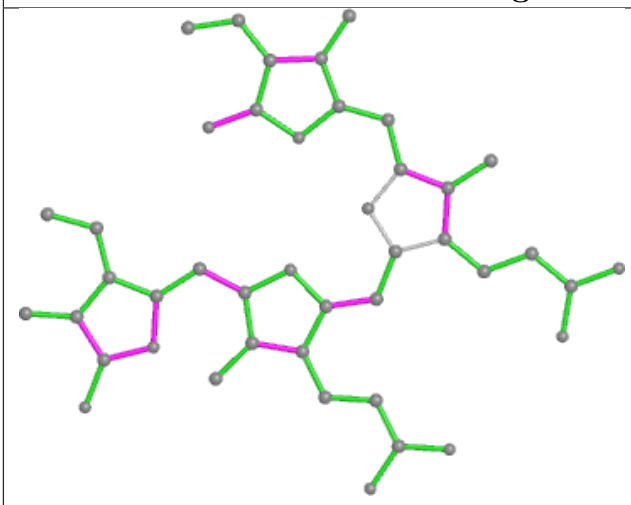

Bond lengths

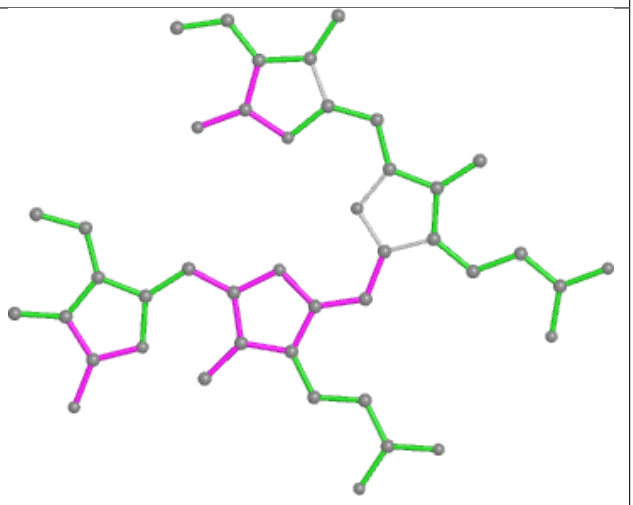

Bond angles

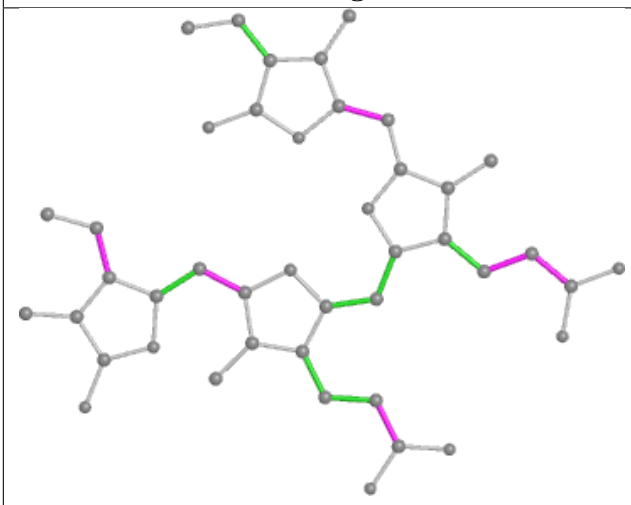

Torsions

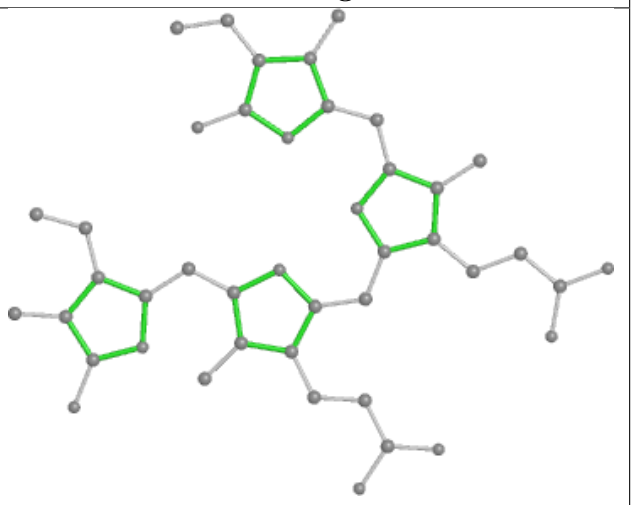

Rings

Ligand PEB iO 202

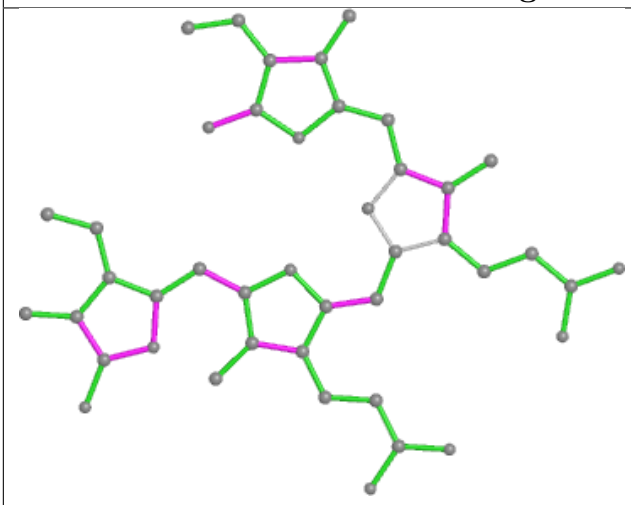

Bond lengths

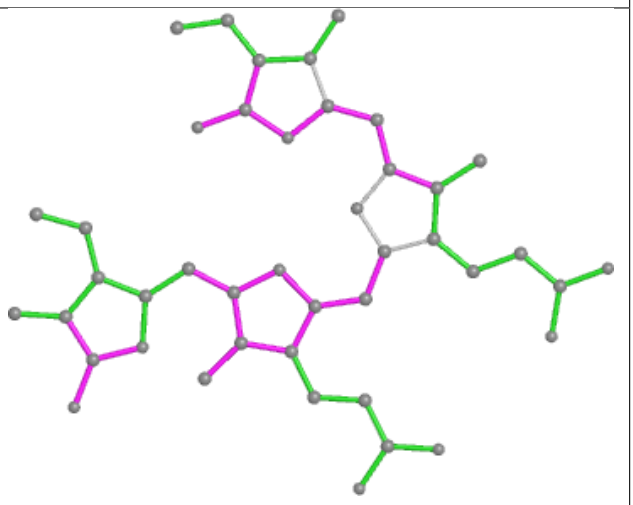

Bond angles

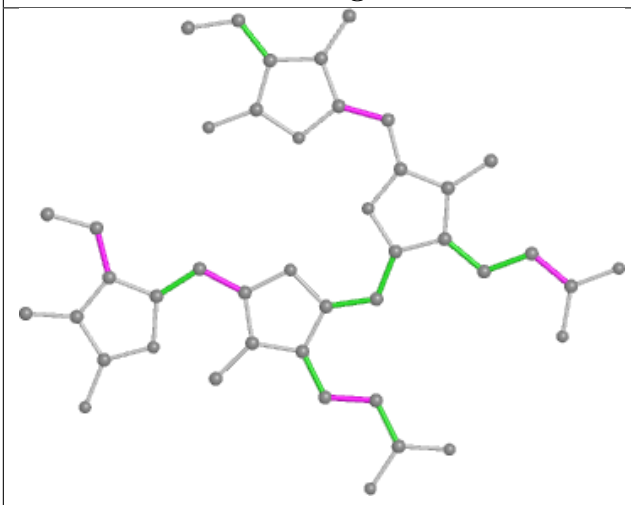

Torsions

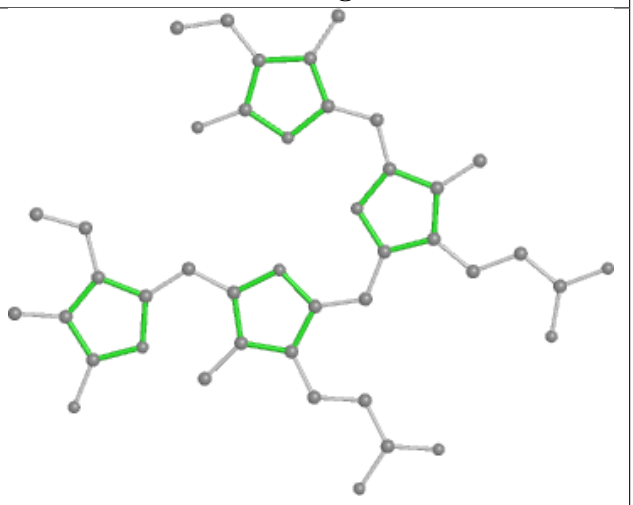

Rings

Ligand PEB UQ 201

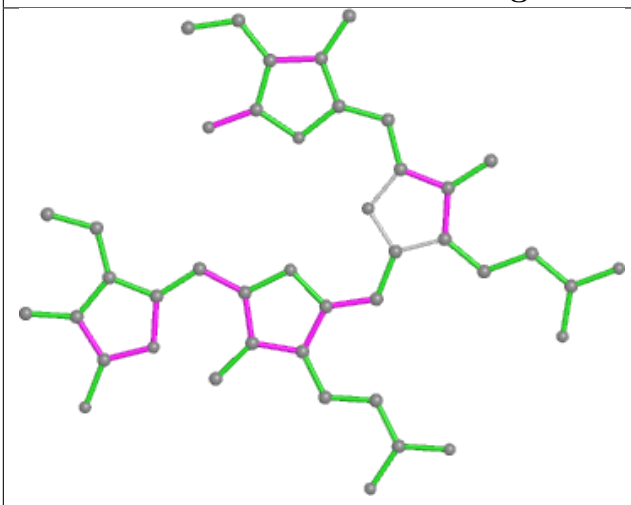

Bond lengths

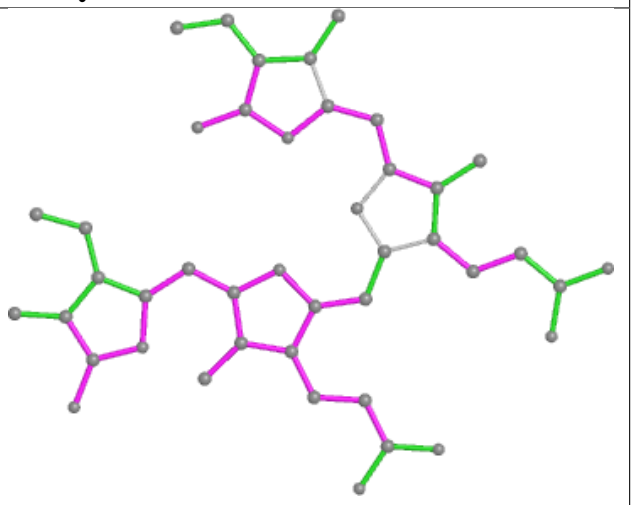

Bond angles

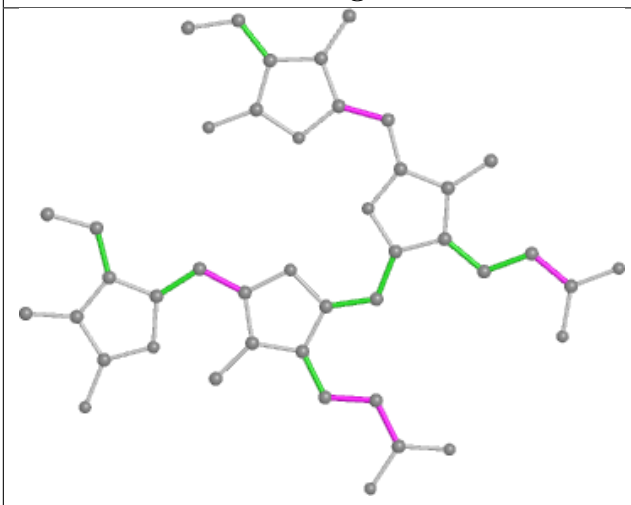

Torsions

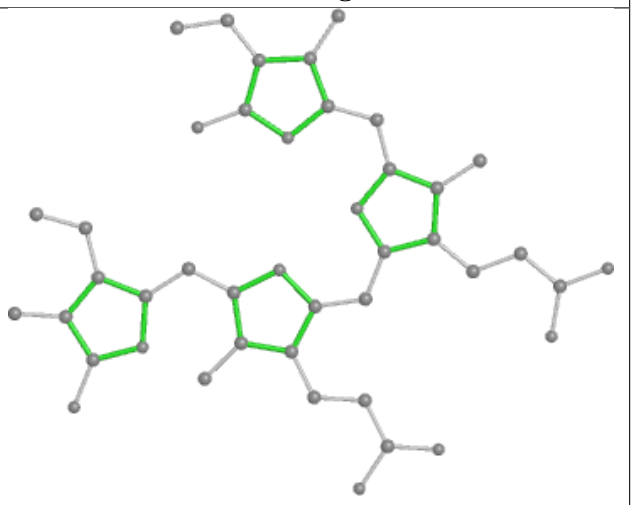

Rings

Ligand PEB HD 203

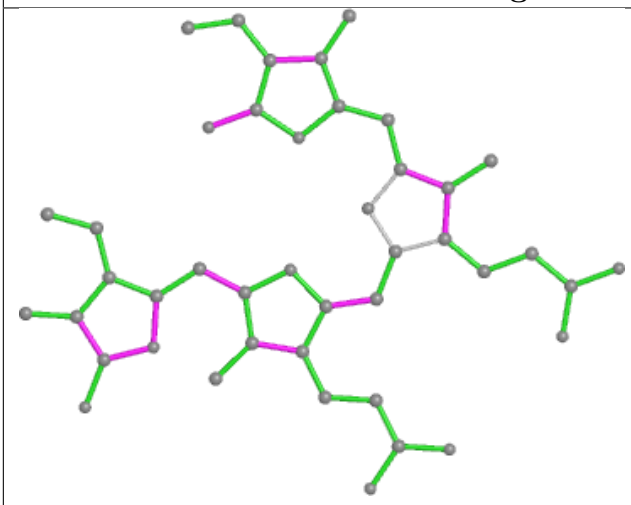

Bond lengths

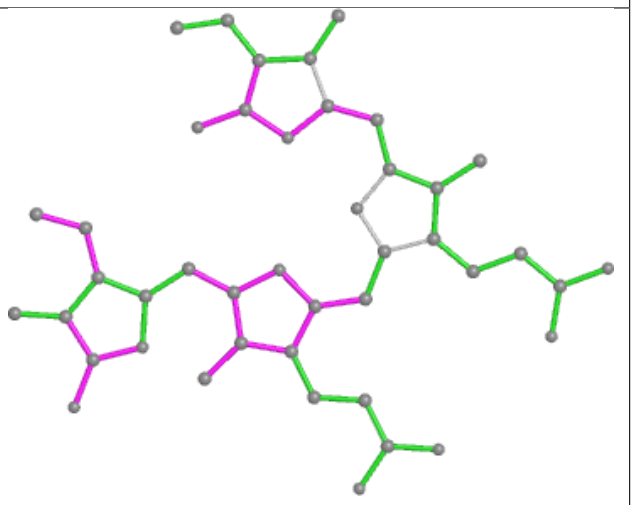

Bond angles

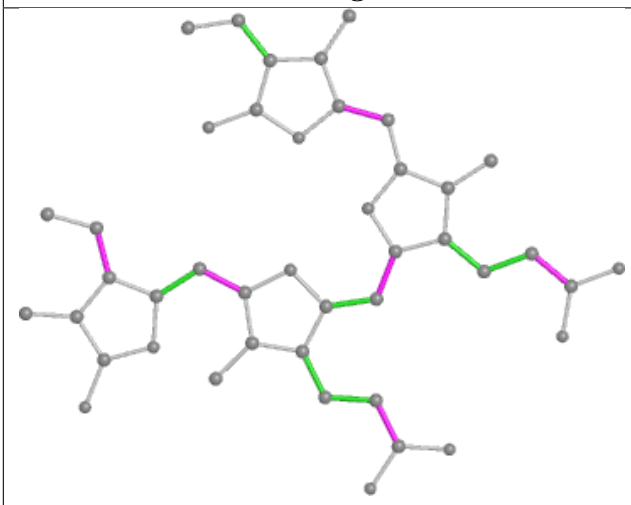

Torsions

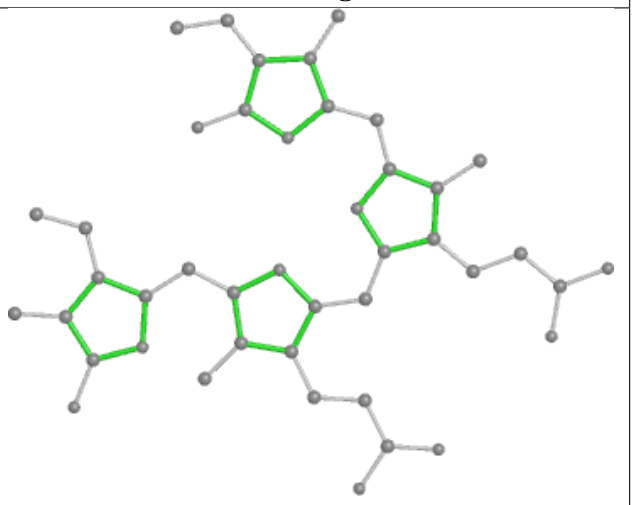

Rings

Ligand CYC GE 1001

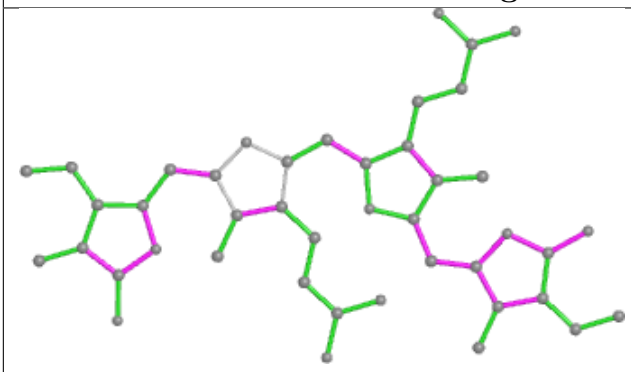

Bond lengths

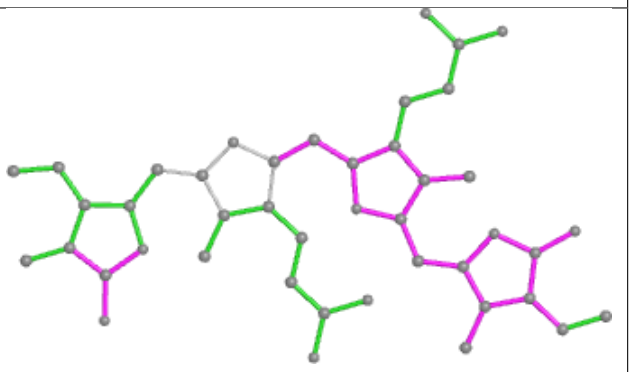

Bond angles

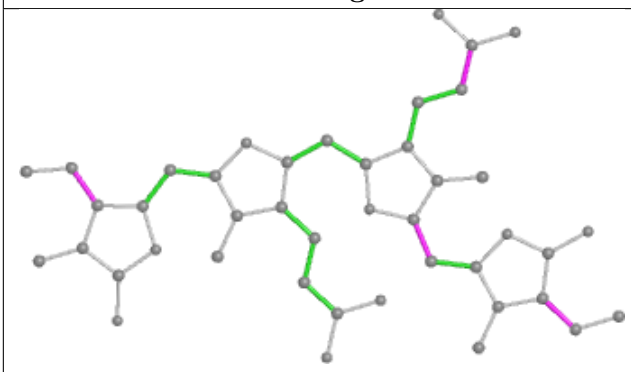

Torsions

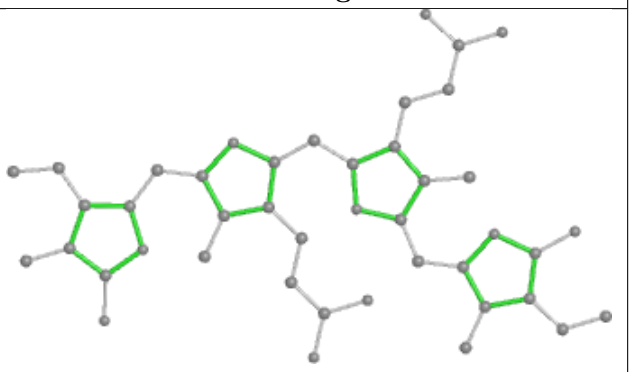

Rings

Ligand CLA 3N 303

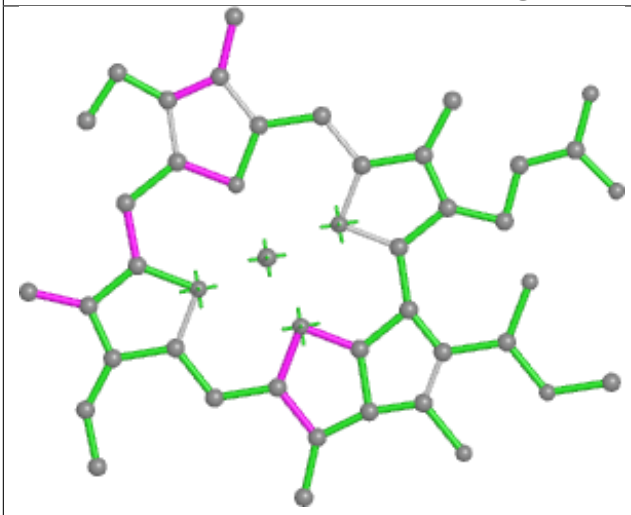

Bond lengths

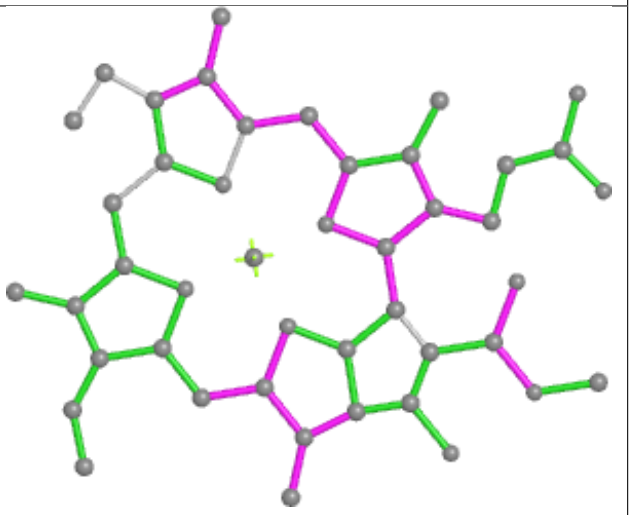

Bond angles

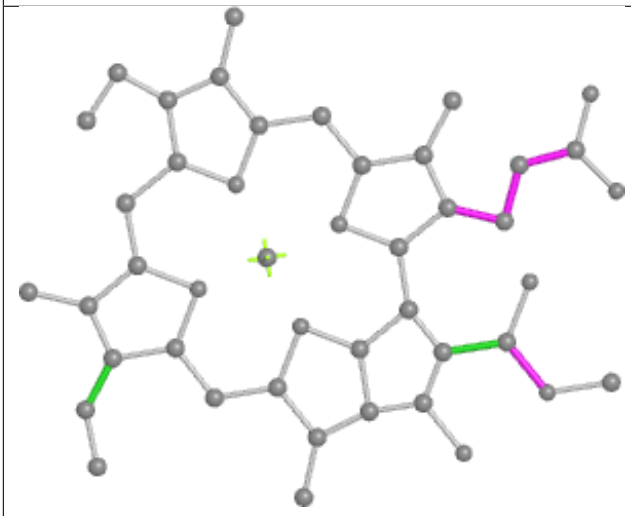

Torsions

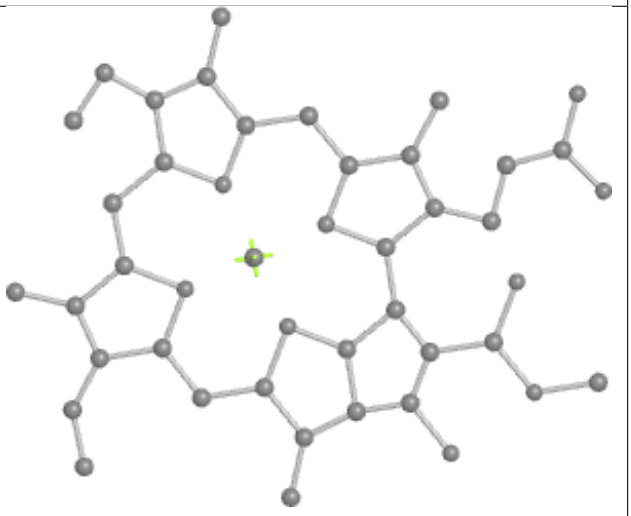

Rings

Ligand CYC i3 1001

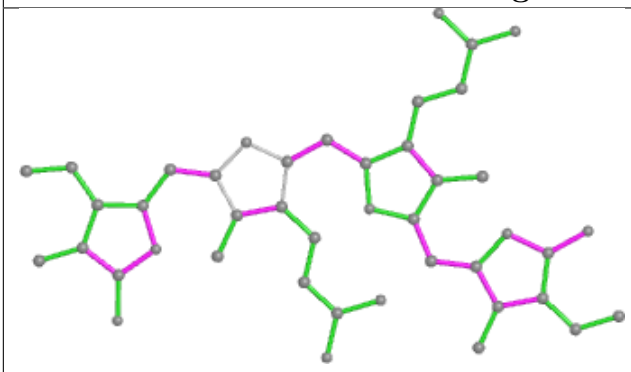

Bond lengths

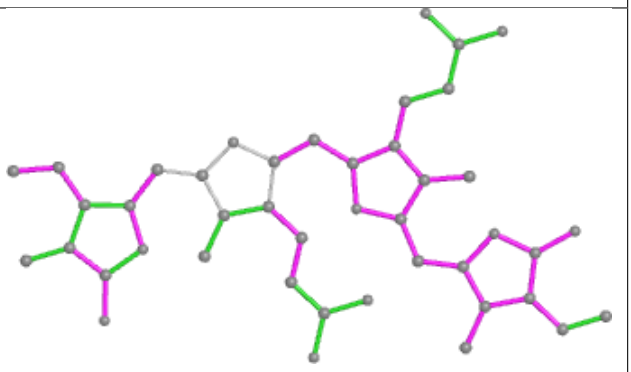

Bond angles

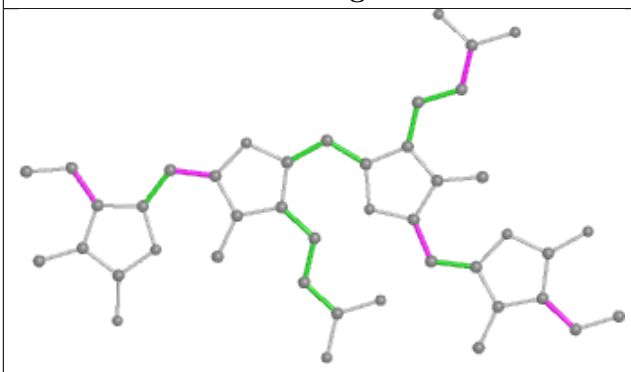

Torsions

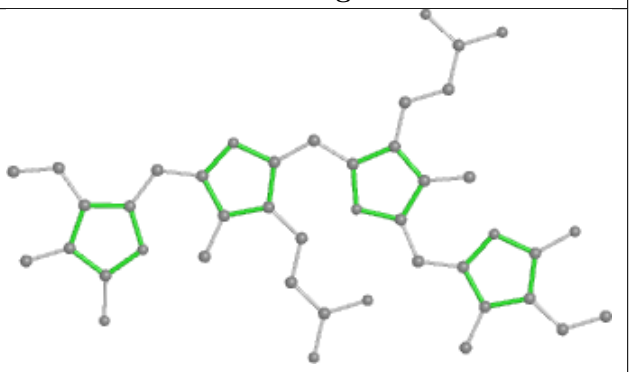

Rings

Ligand CLA a6 609

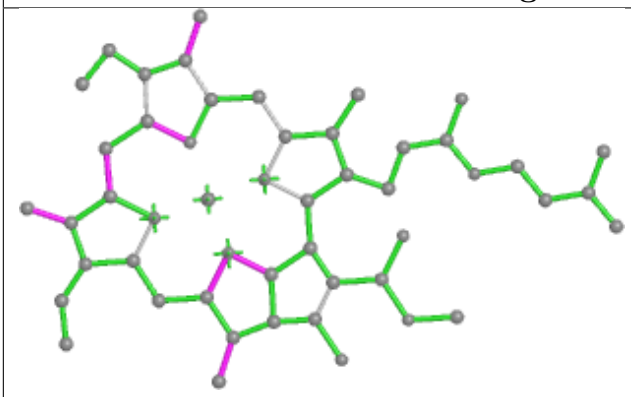

Bond lengths

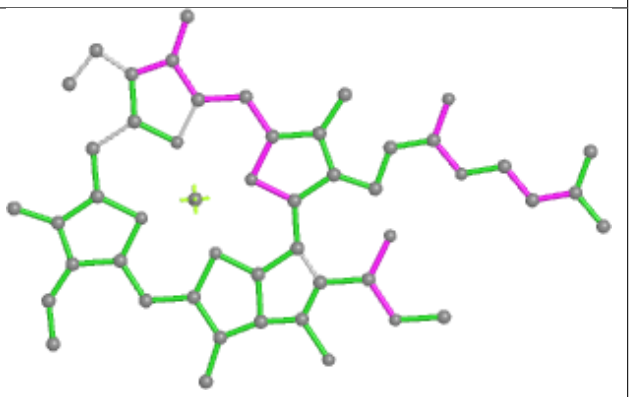

Bond angles

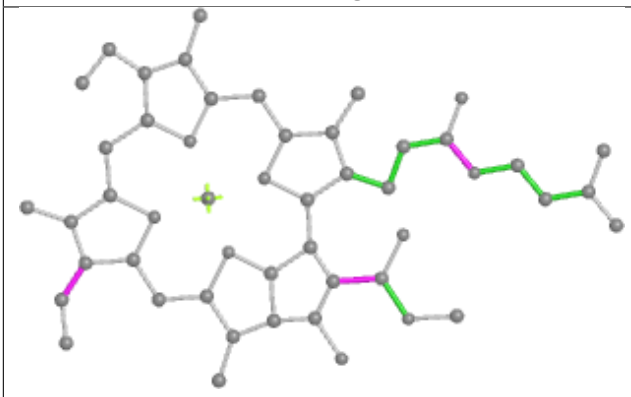

Torsions

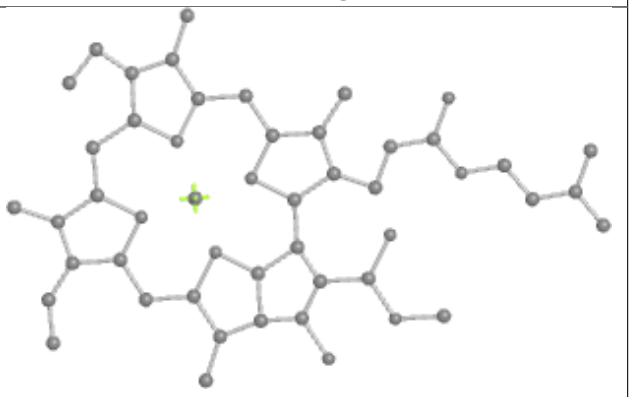

Rings

Ligand PEB PA 203

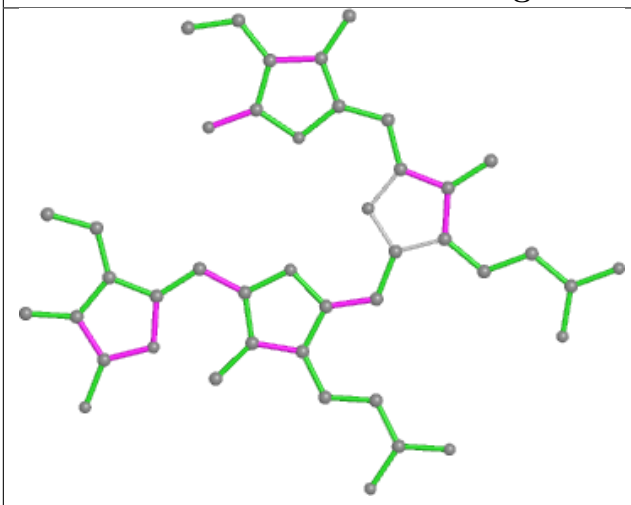

Bond lengths

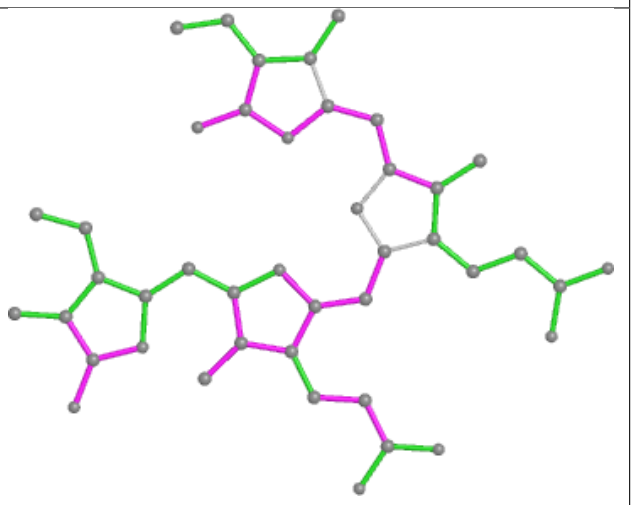

Bond angles

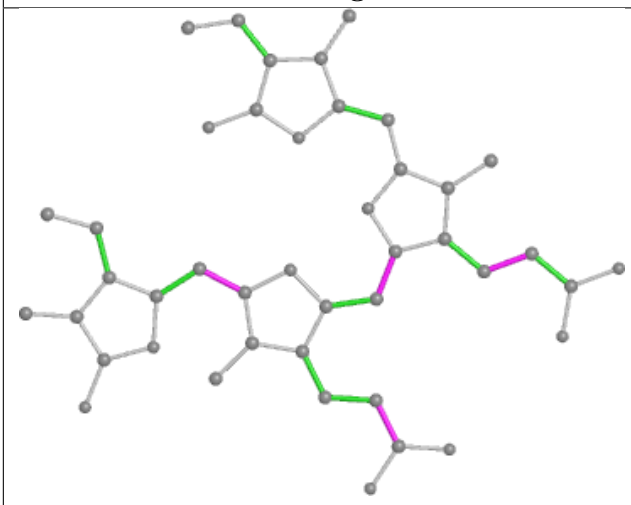

Torsions

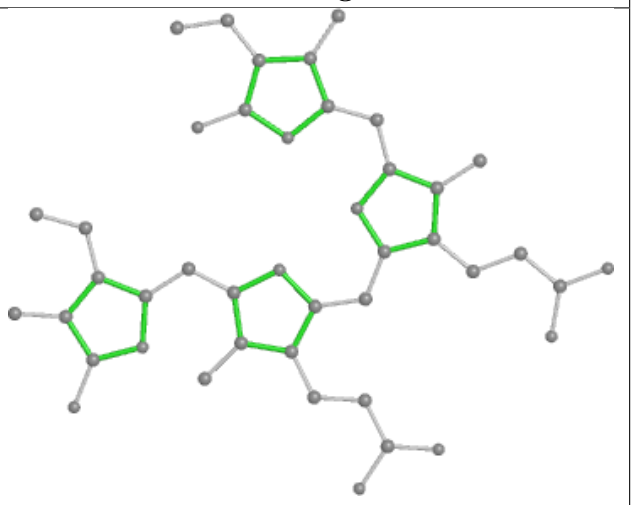

Rings

Ligand PEB lM 201

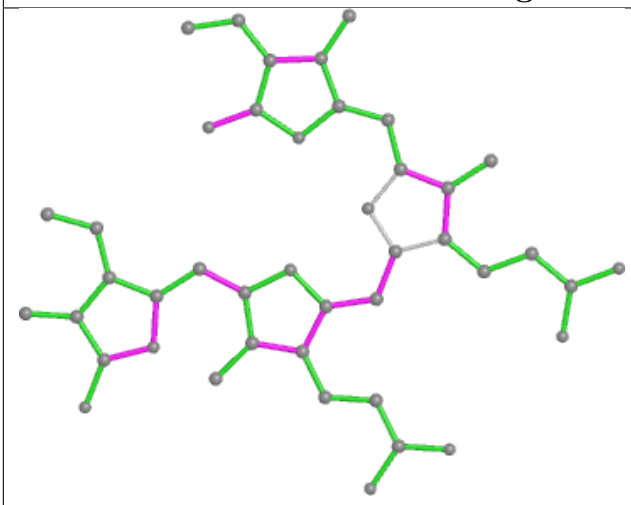

Bond lengths

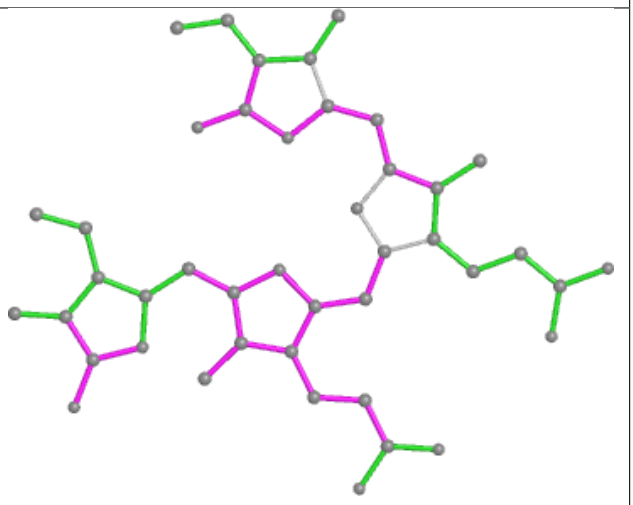

Bond angles

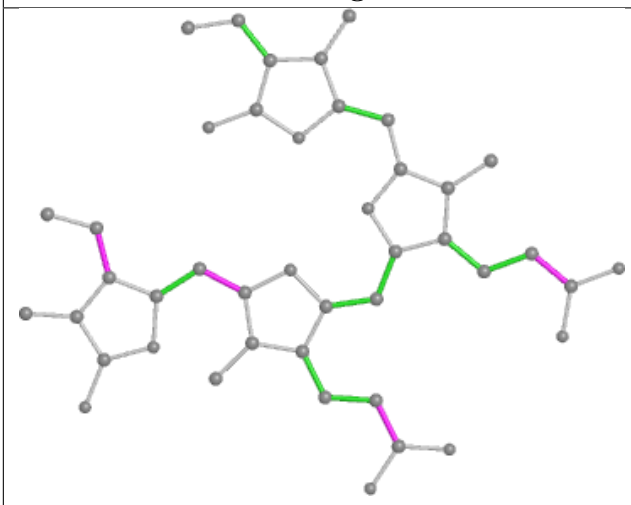

Torsions

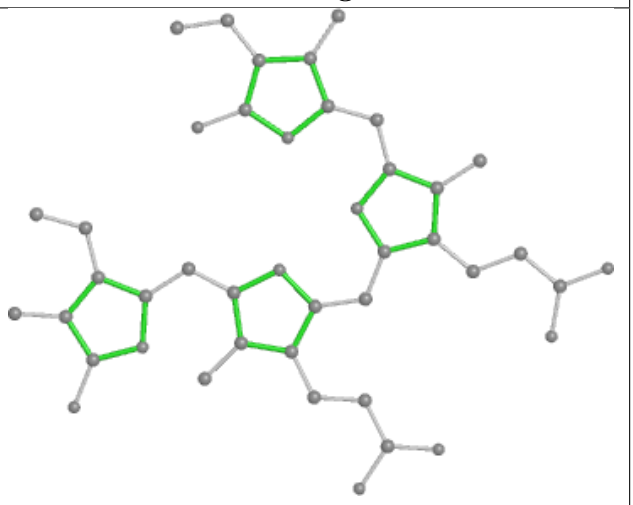

Rings

Ligand PEB rK 202

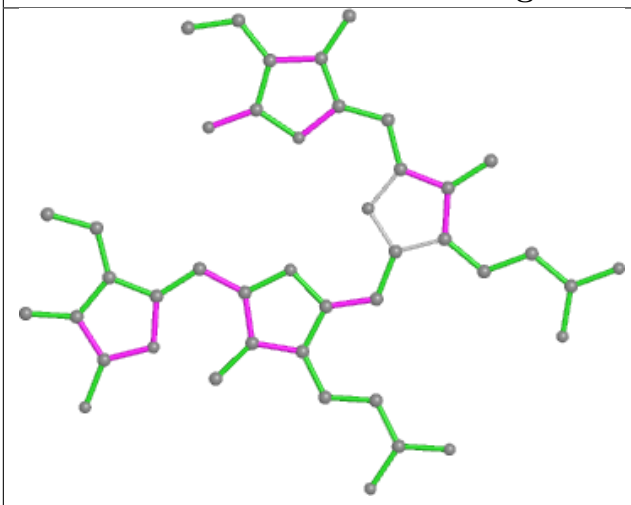

Bond lengths

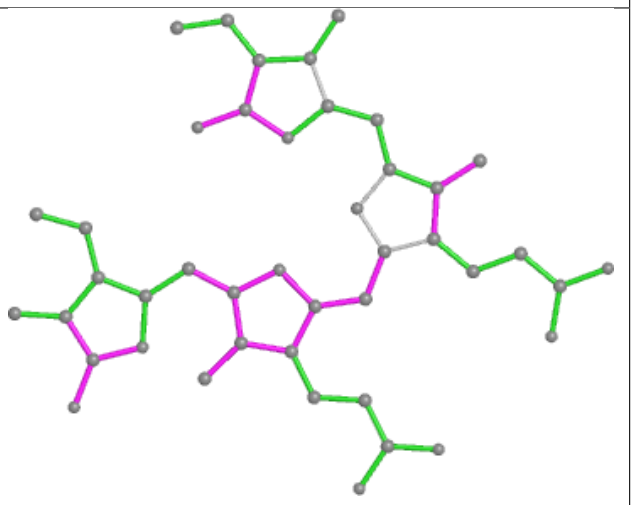

Bond angles

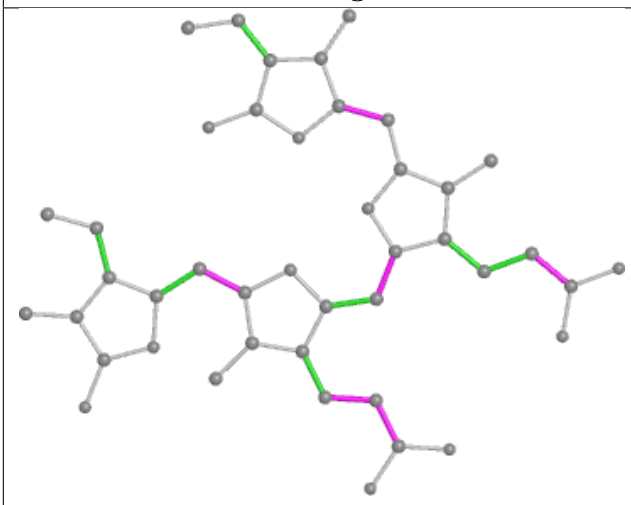

Torsions

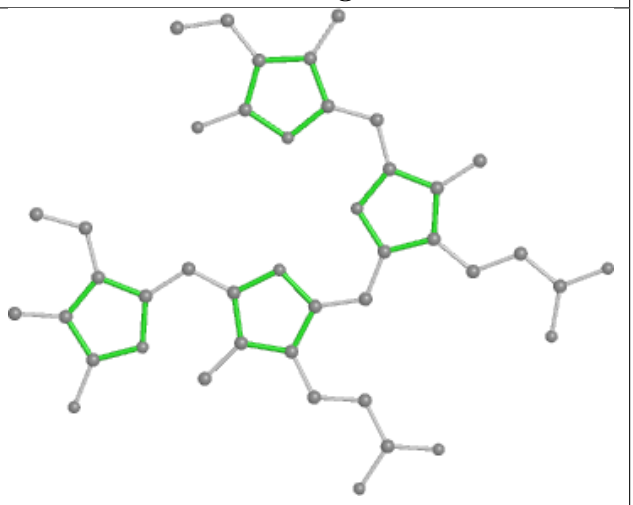

Rings

Ligand CLA BL 603

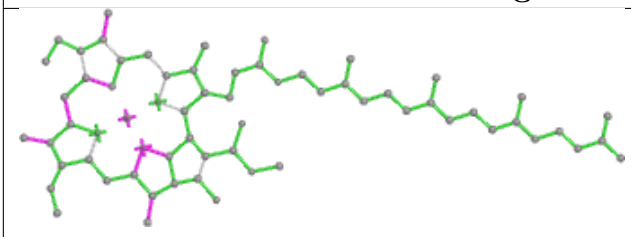

Bond lengths

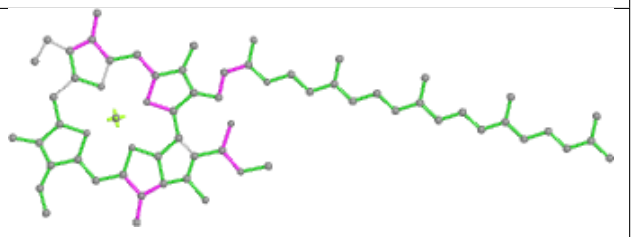

Bond angles

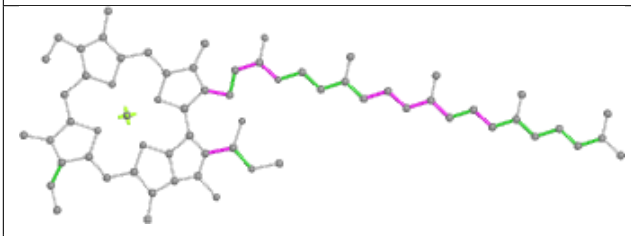

Torsions

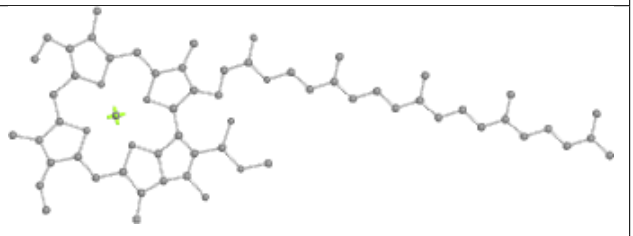

Rings

Ligand CYC f3 1001

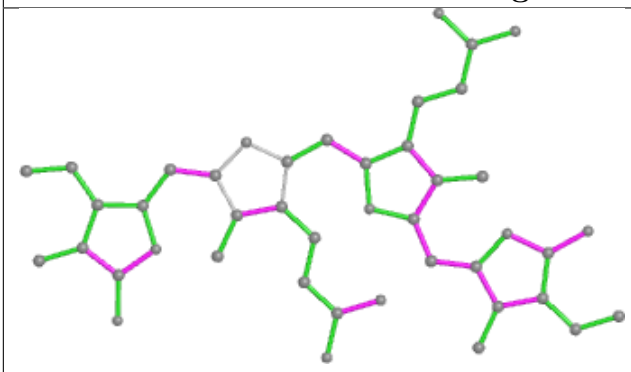

Bond lengths

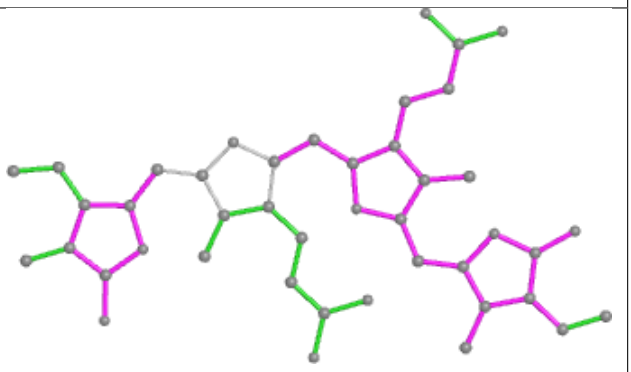

Bond angles

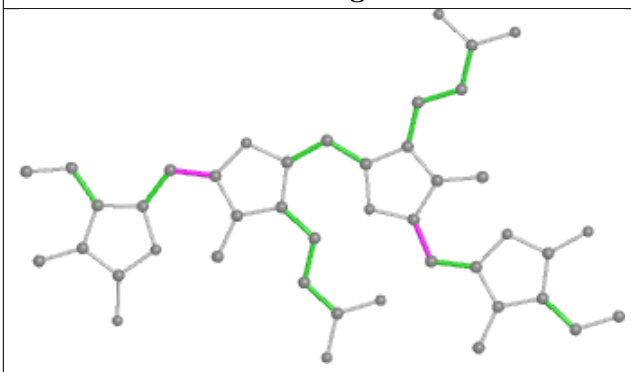

Torsions

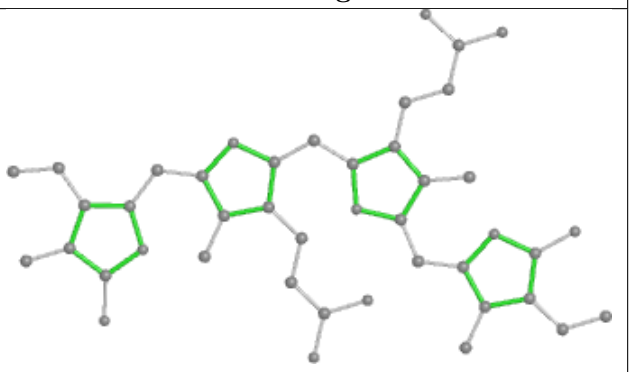

Rings

Ligand CLA AN 803

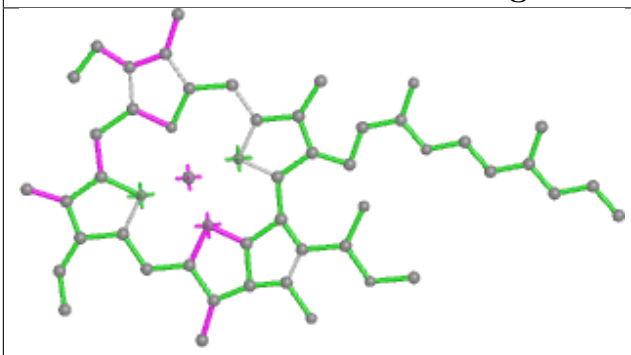

Bond lengths

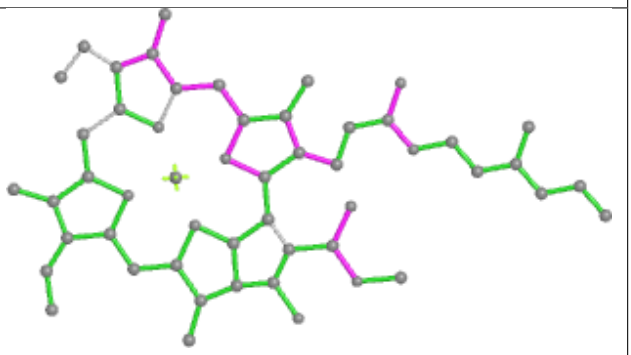

Bond angles

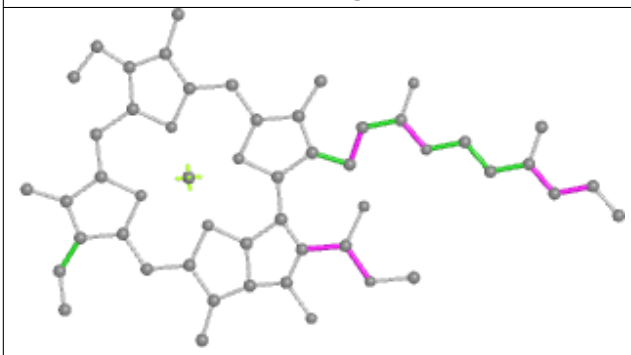

Torsions

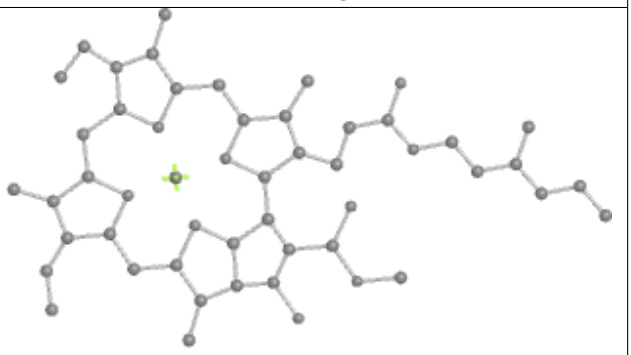

Rings

Ligand PEB eJ 201

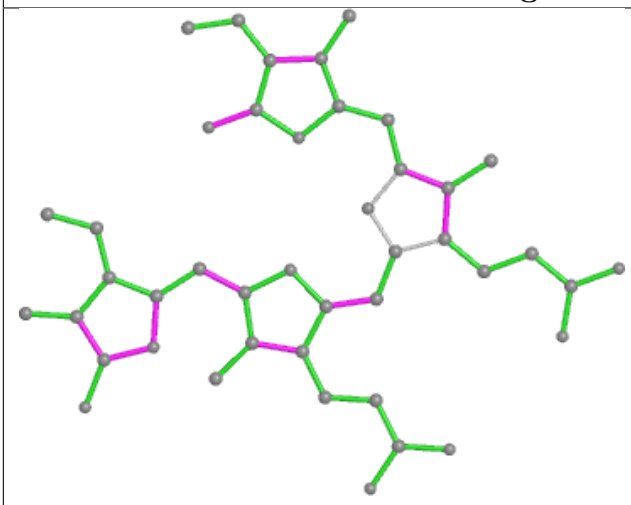

Bond lengths

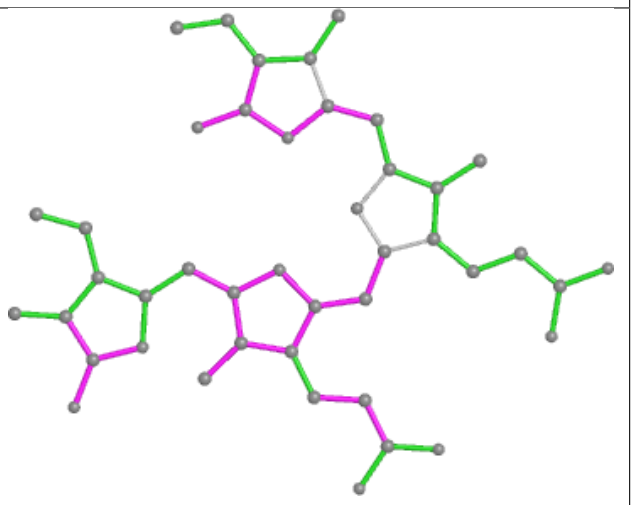

Bond angles

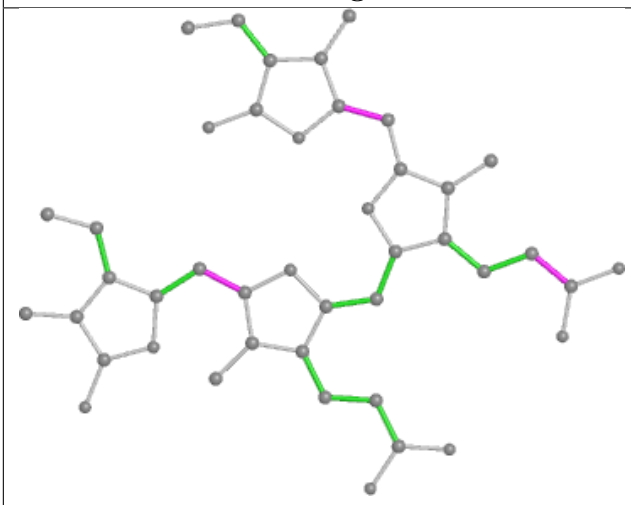

Torsions

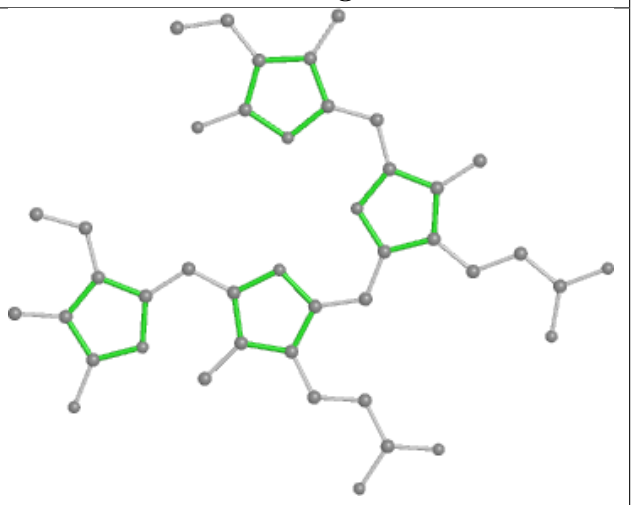

Rings

Ligand PEB kF 201

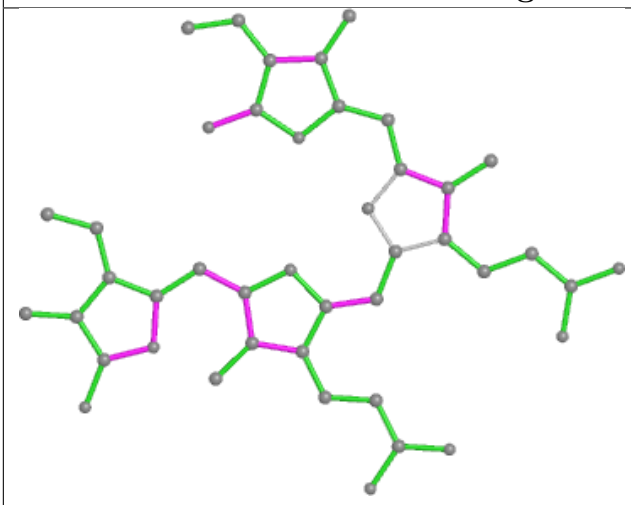

Bond lengths

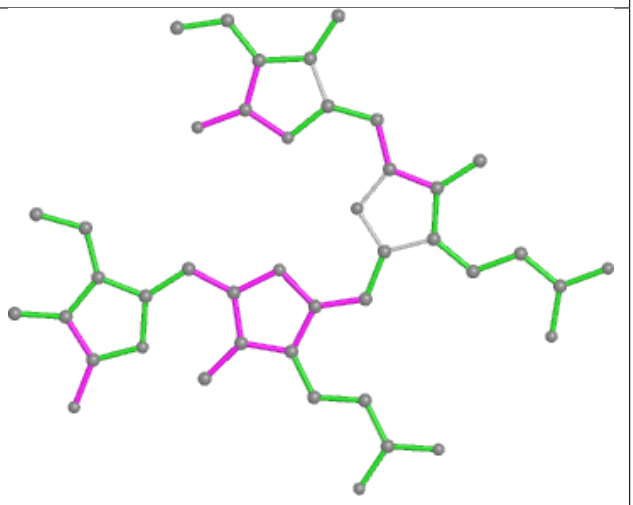

Bond angles

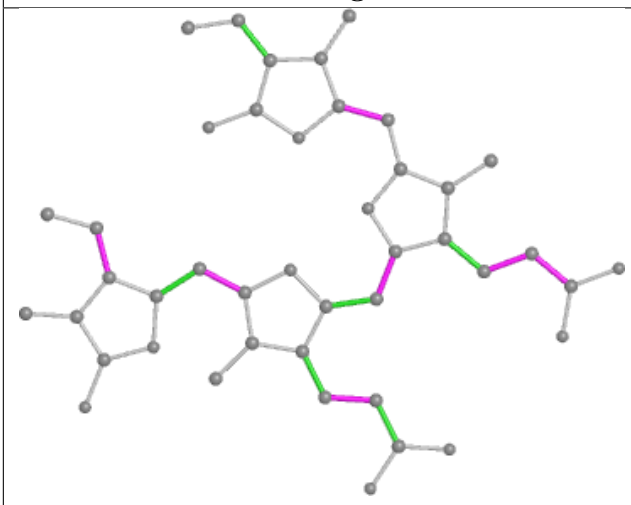

Torsions

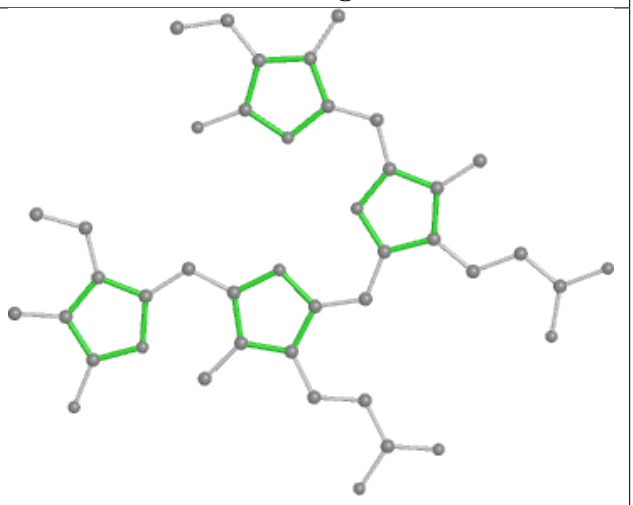

Rings

Ligand PEB dG 203

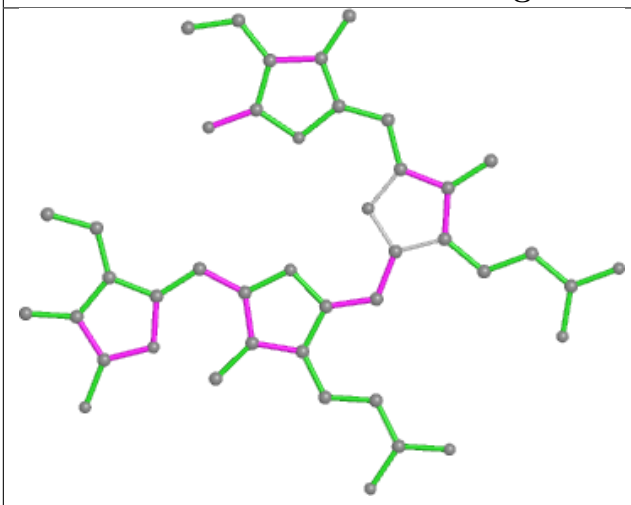

Bond lengths

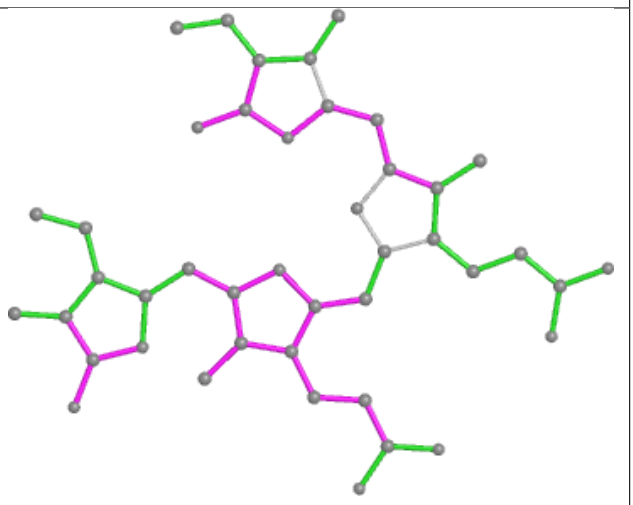

Bond angles

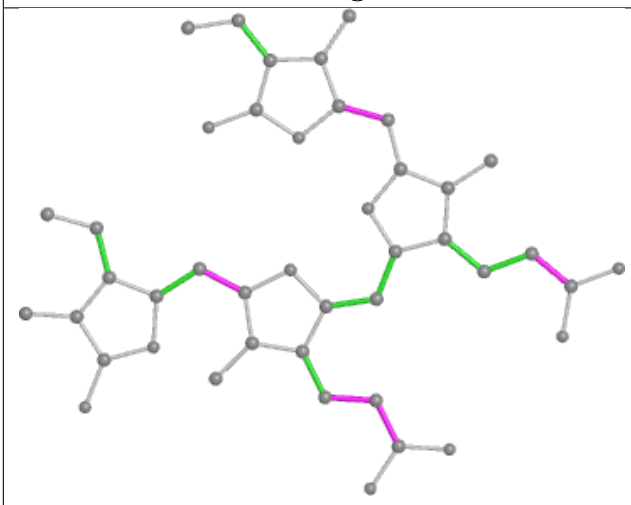

Torsions

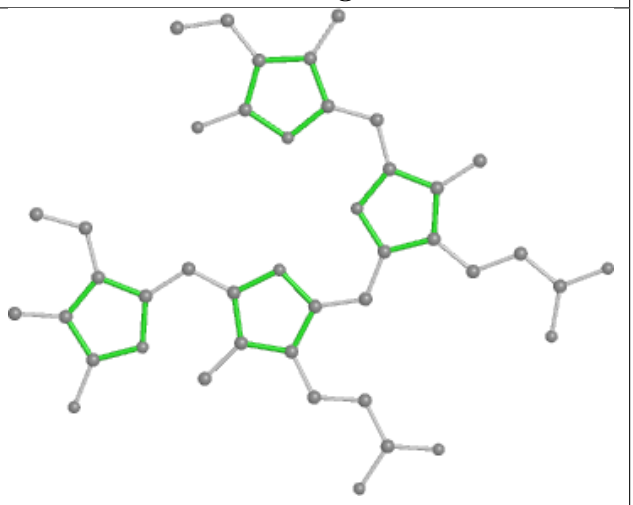

Rings

Ligand PEB HD 202

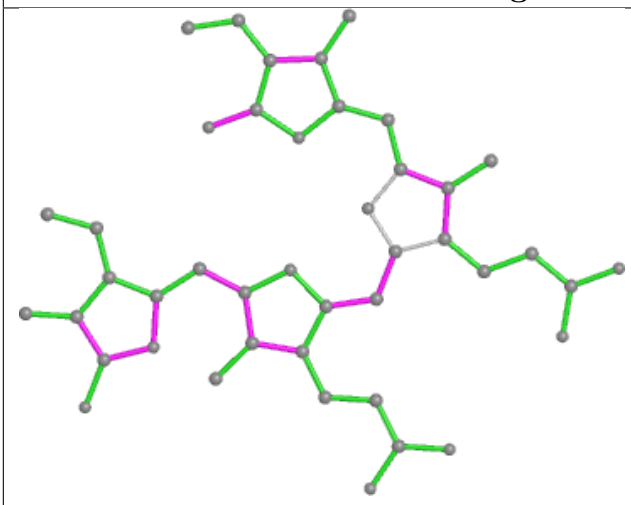

Bond lengths

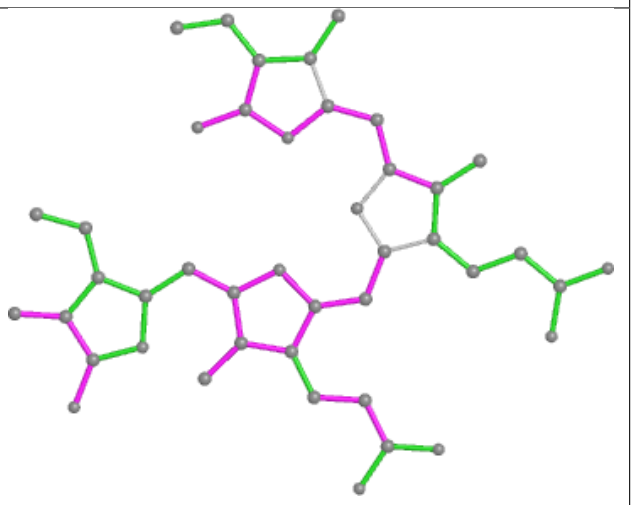

Bond angles

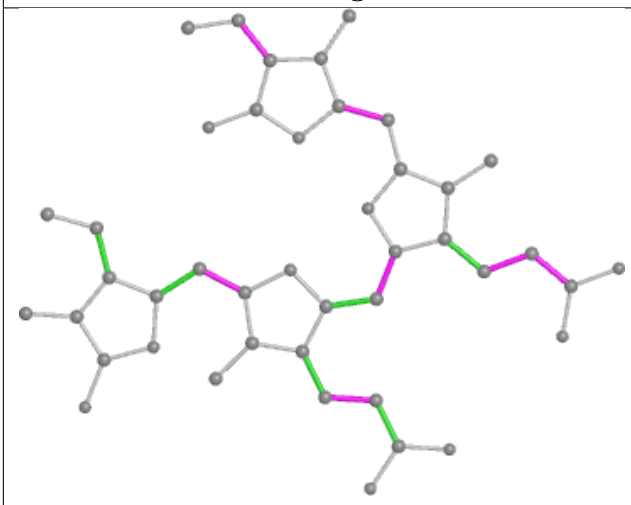

Torsions

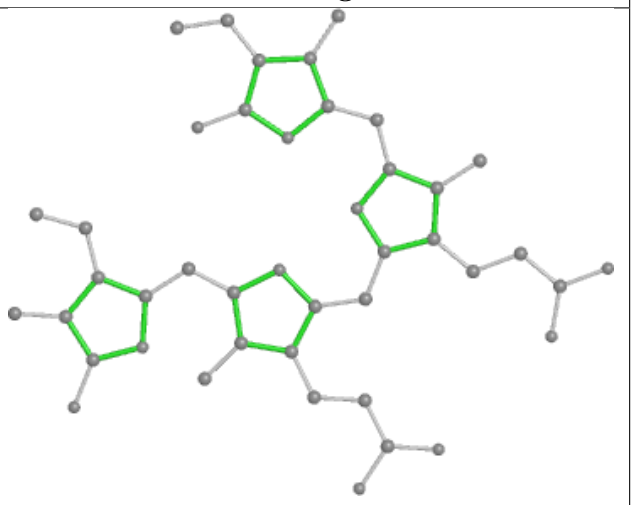

Rings

Ligand PEB b4 201

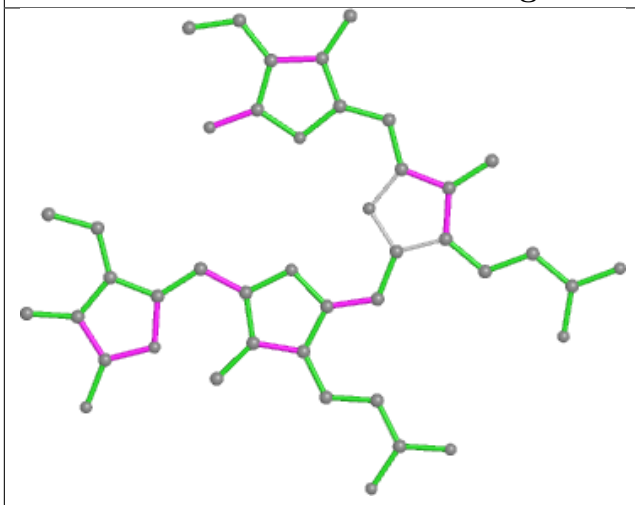

Bond lengths

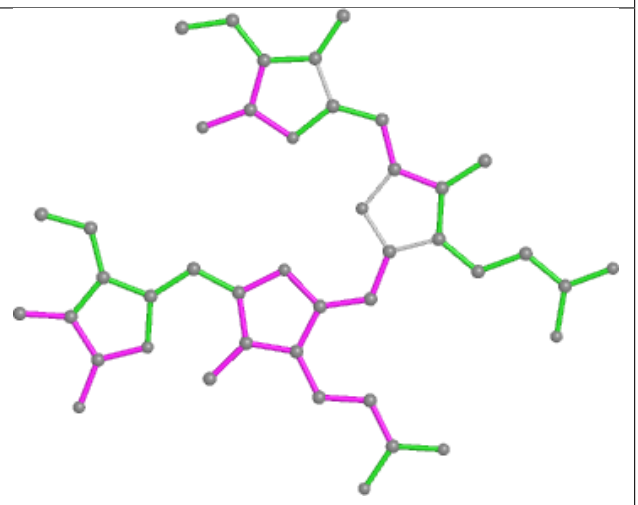

Bond angles

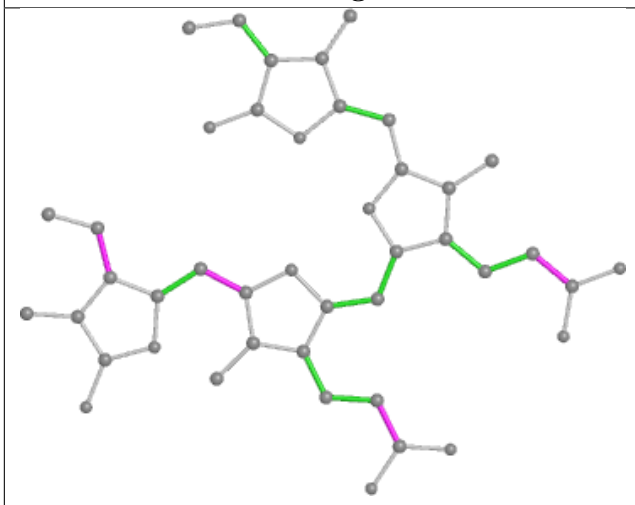

Torsions

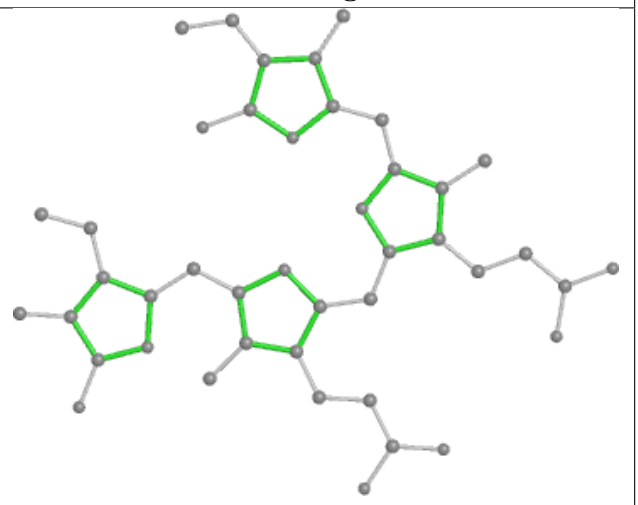

Rings

Ligand CLA 3N 309

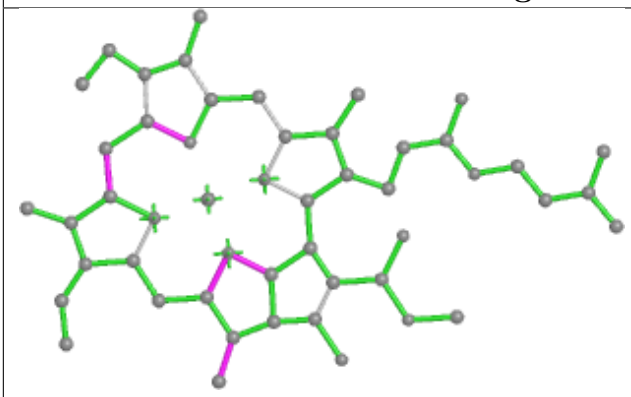

Bond lengths

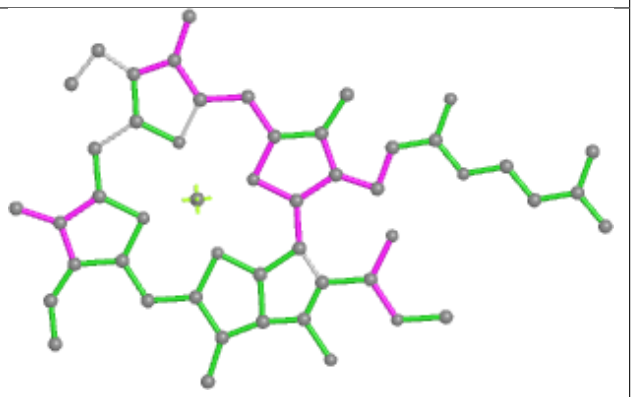

Bond angles

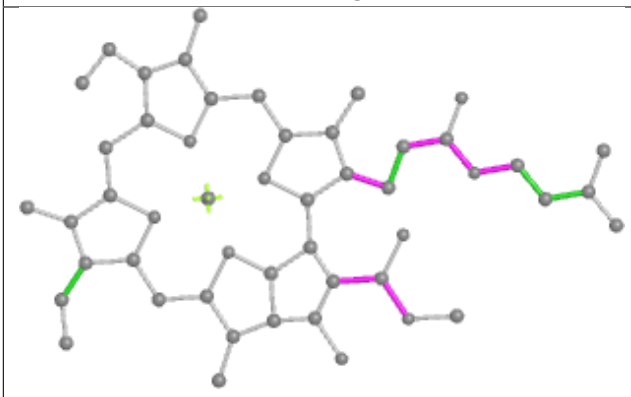

Torsions

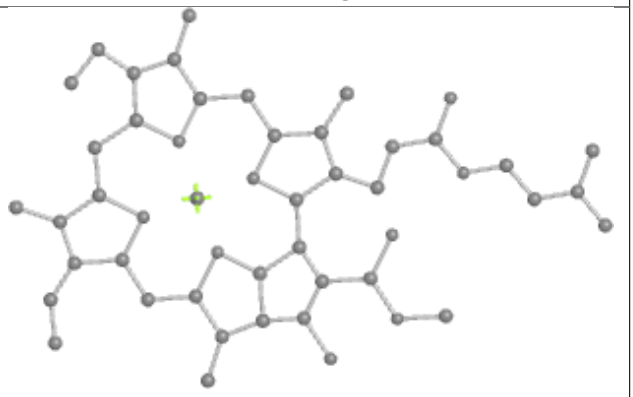

Rings

Ligand PEB KA 201

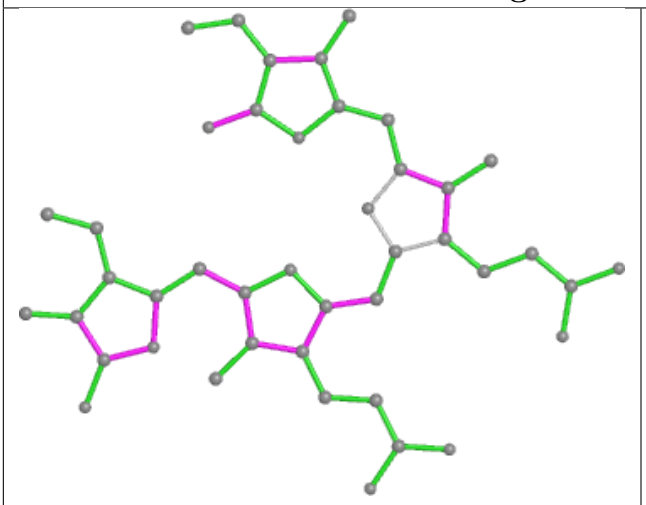

Bond lengths

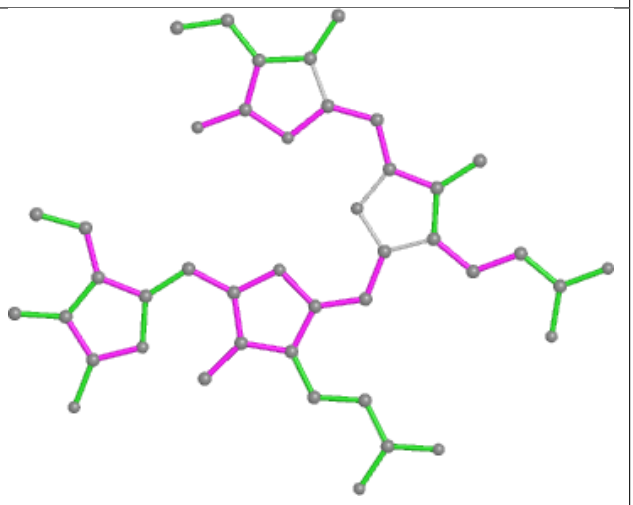

Bond angles

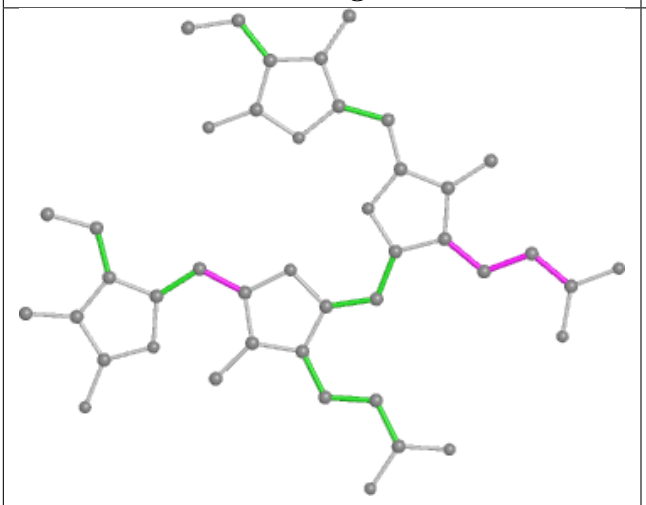

Torsions

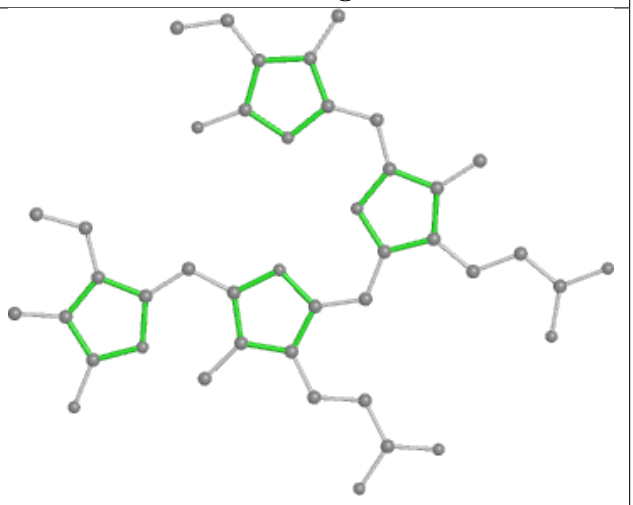

Rings

Ligand CLA B6 606

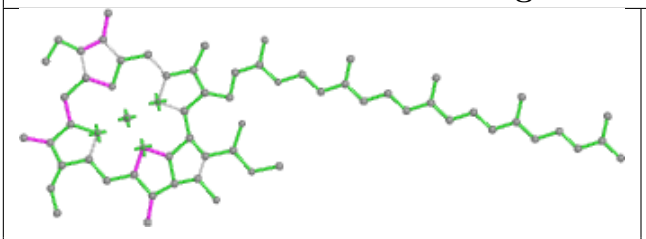

Bond lengths

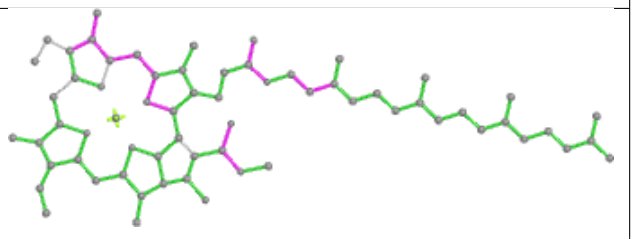

Bond angles

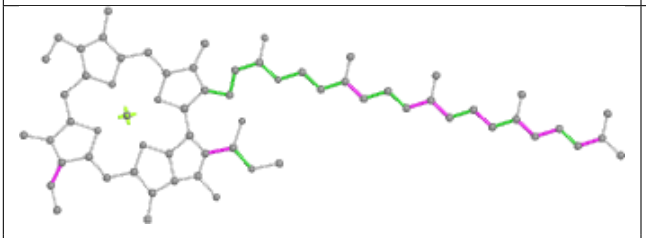

Torsions

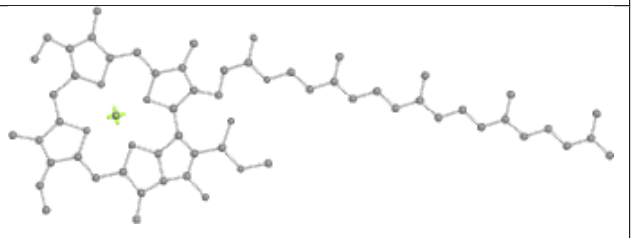

Rings

Ligand CLA 5N 610

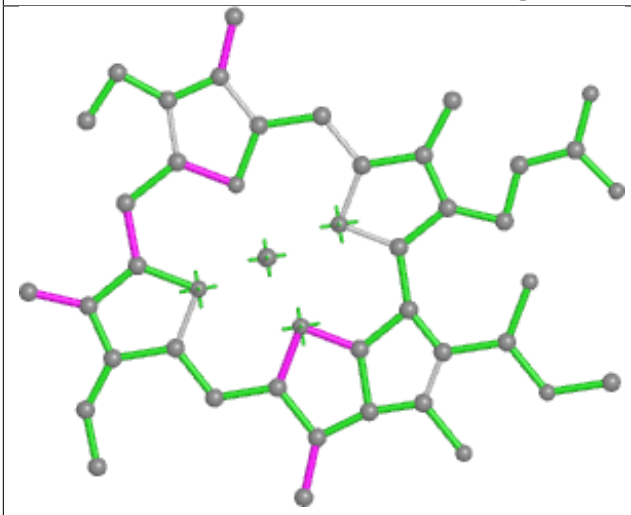

Bond lengths

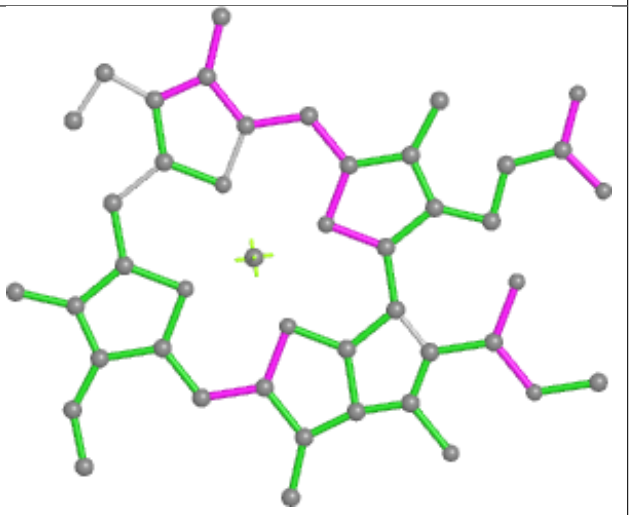

Bond angles

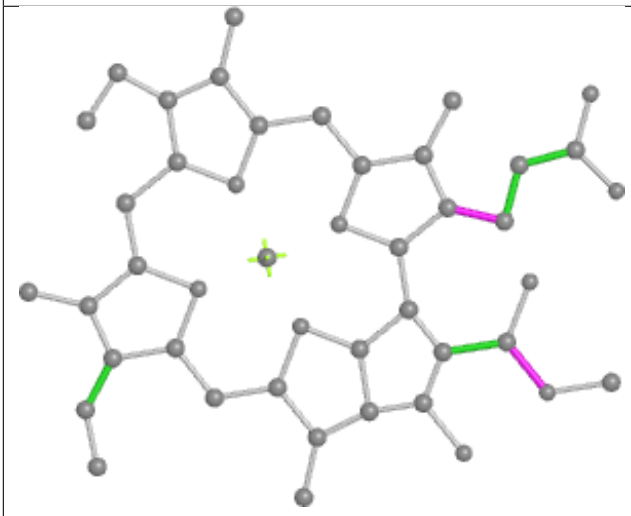

Torsions

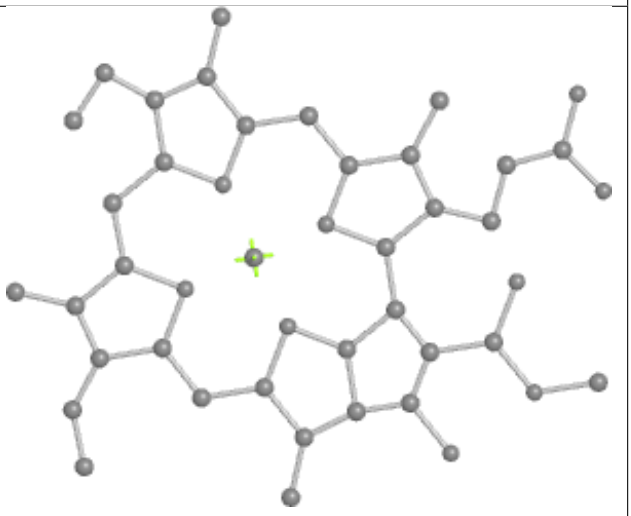

Rings

Ligand CLA A2 836

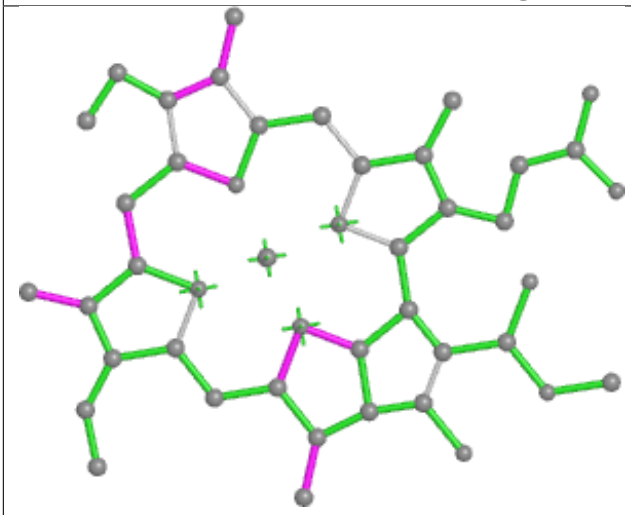

Bond lengths

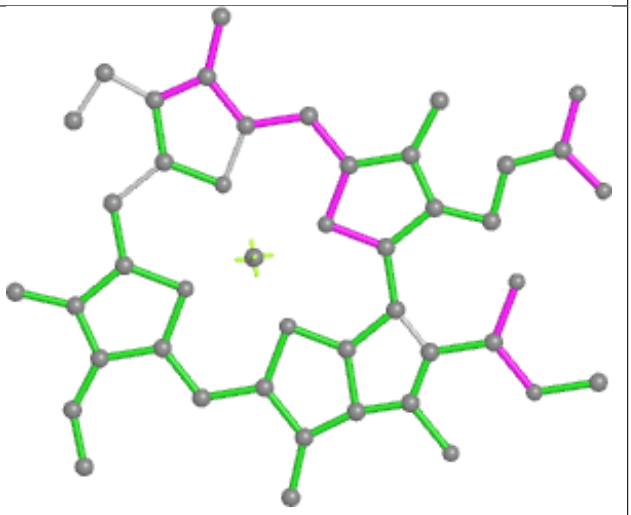

Bond angles

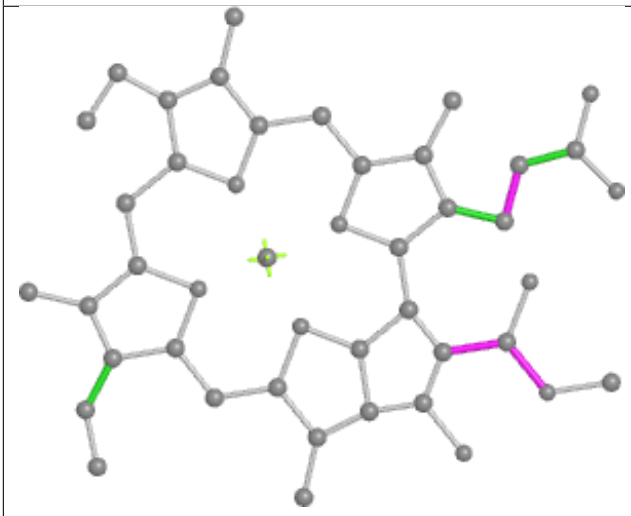

Torsions

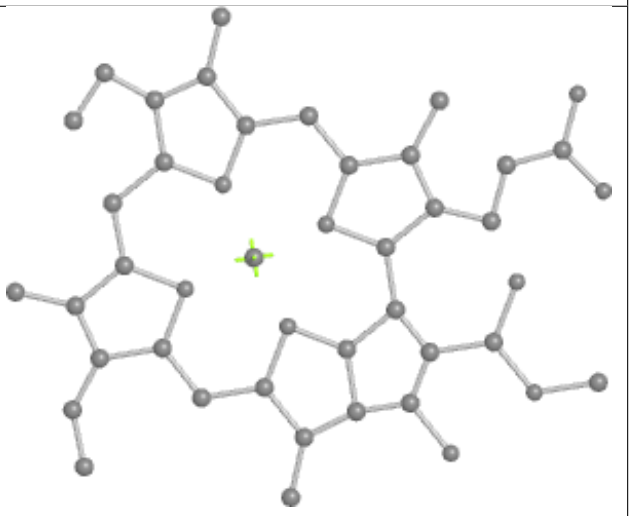

Rings

Ligand PEB sC 201

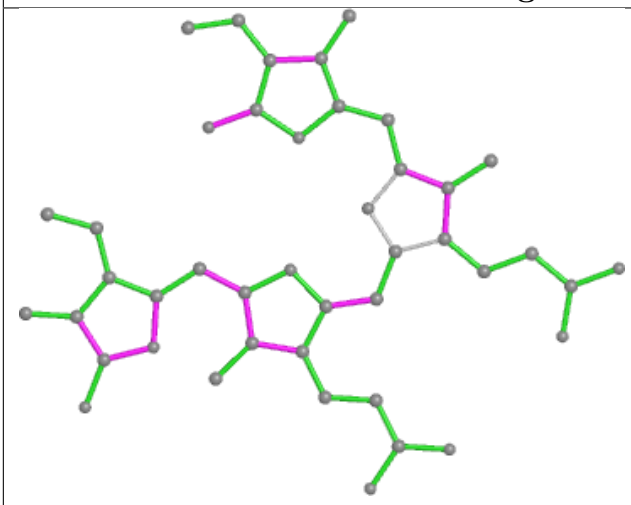

Bond lengths

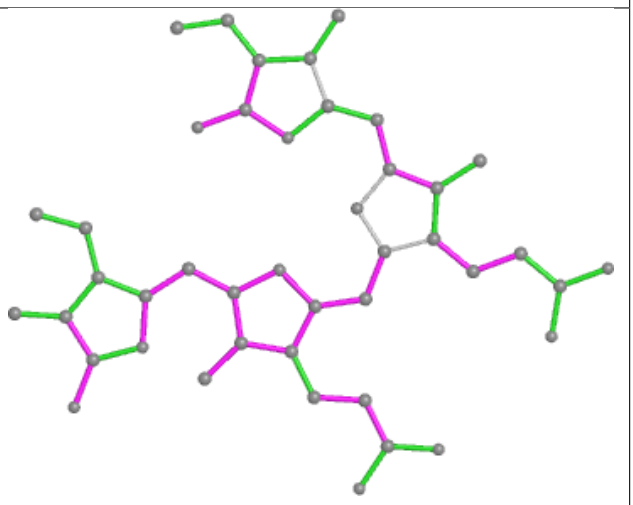

Bond angles

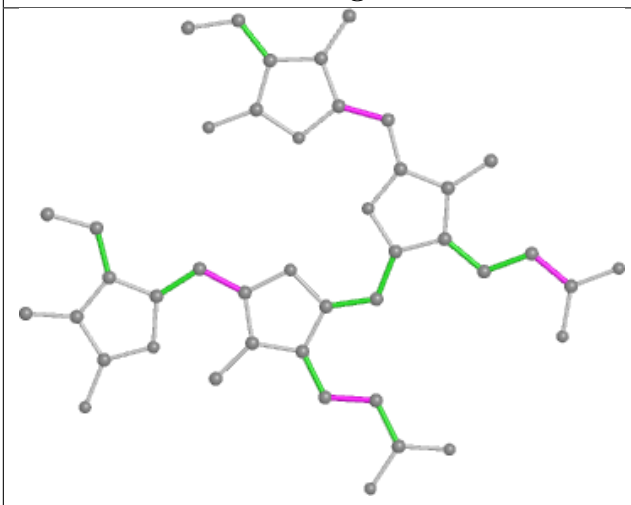

Torsions

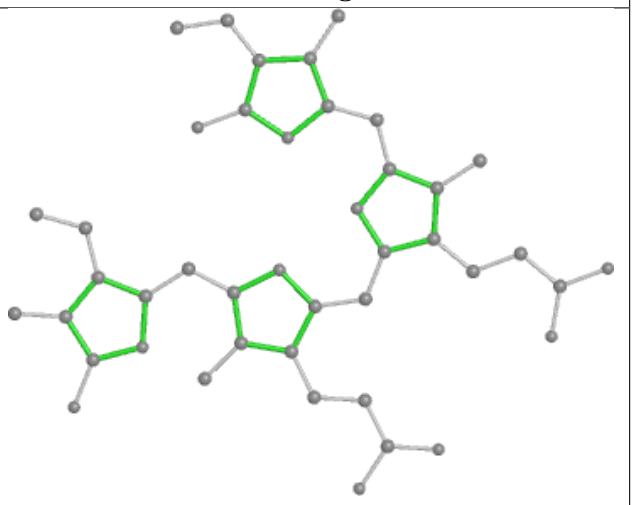

Rings

Ligand PEB R1 202

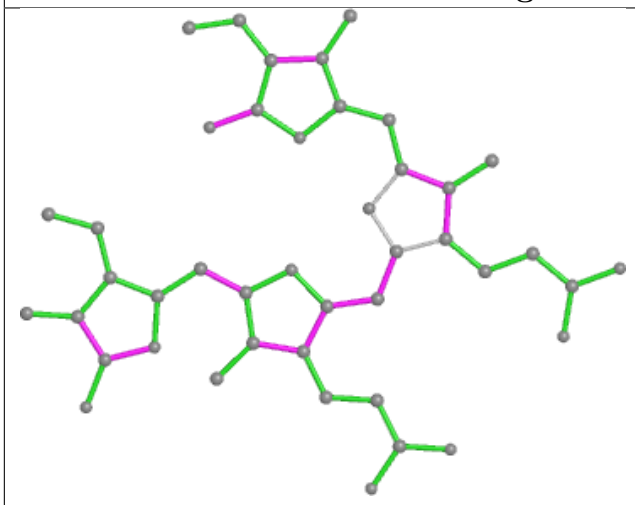

Bond lengths

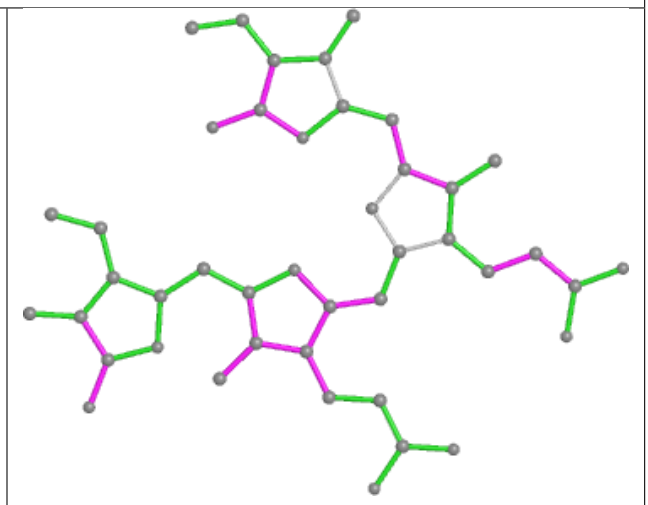

Bond angles

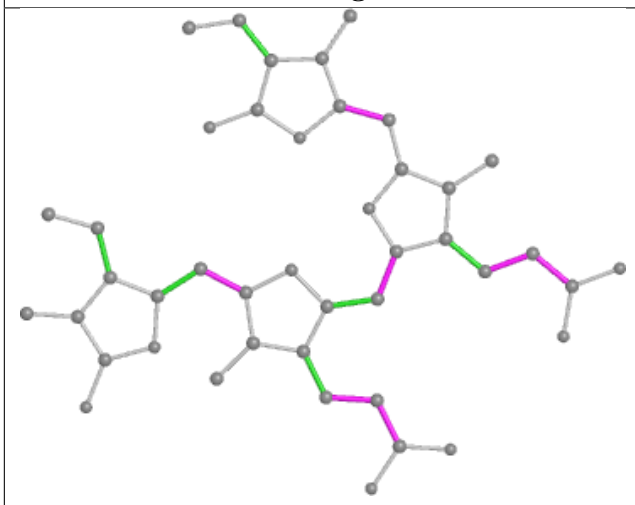

Torsions

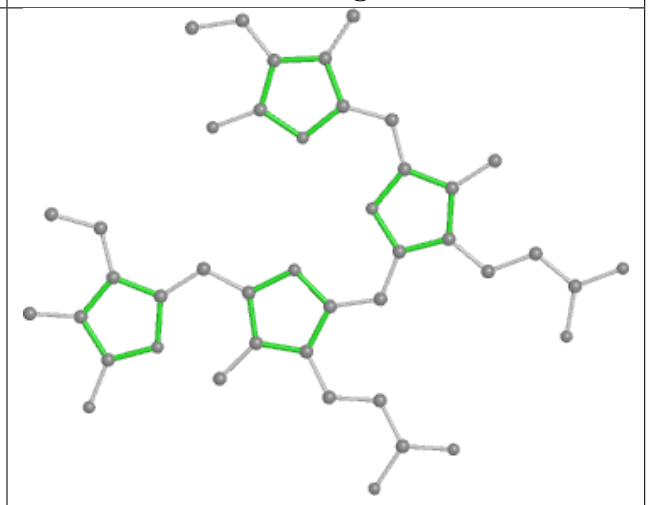

Rings

Ligand PEB O4 201

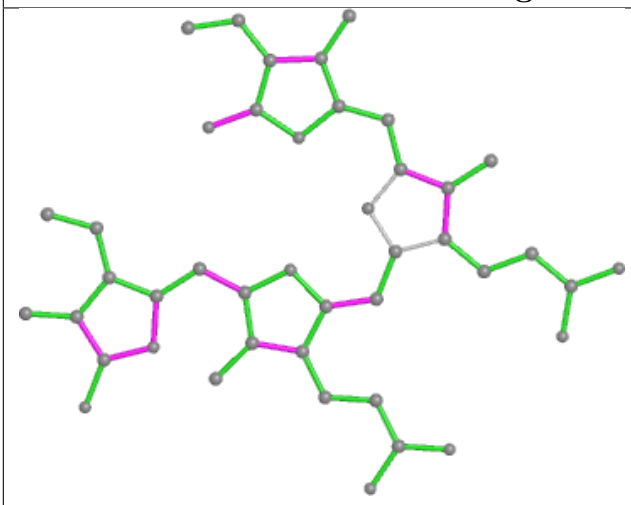

Bond lengths

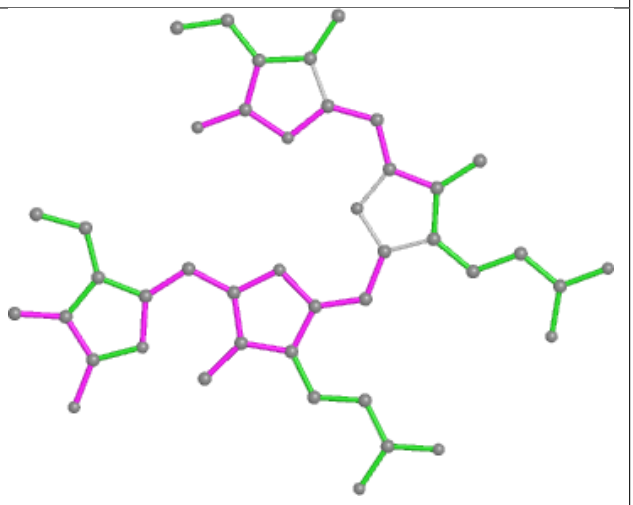

Bond angles

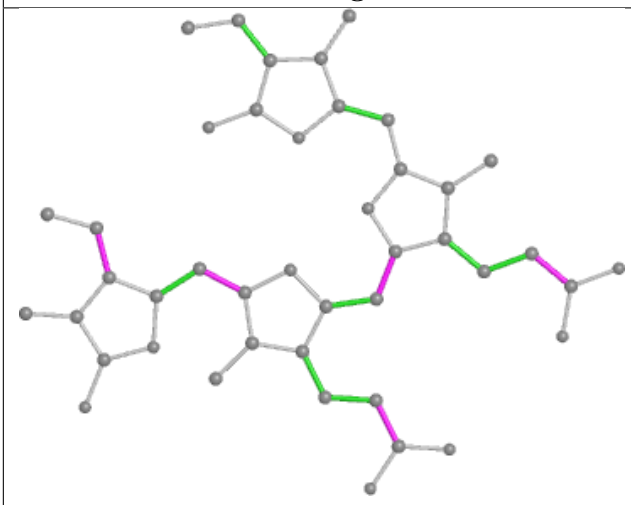

Torsions

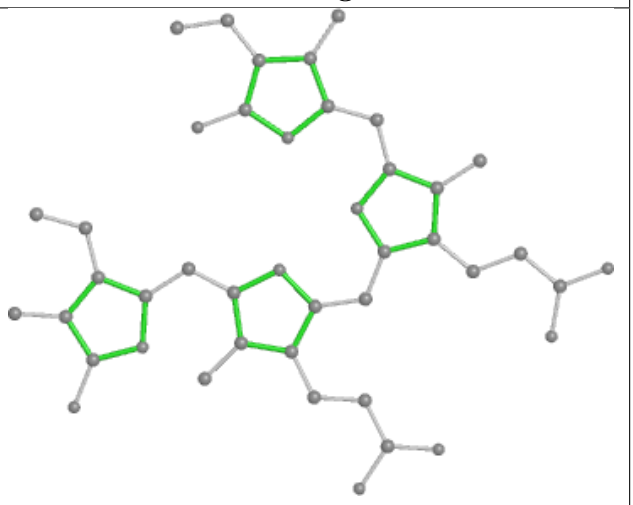

Rings

Ligand LHG AN 844

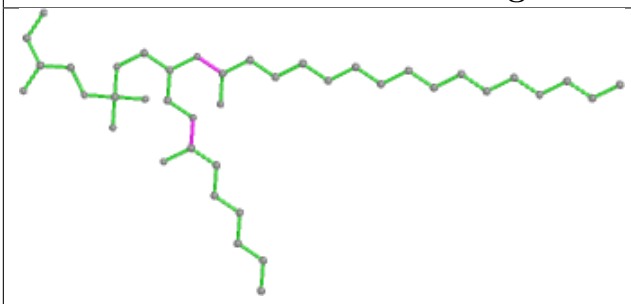

Bond lengths

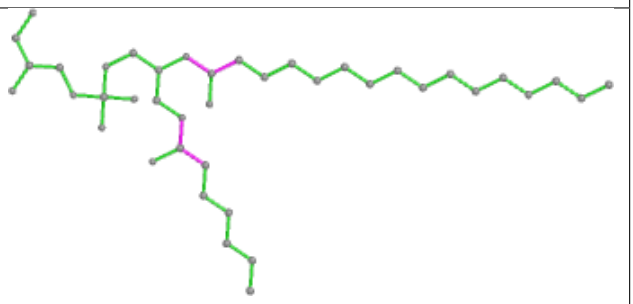

Bond angles

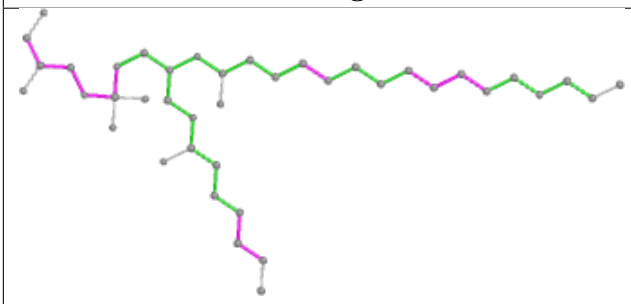

Torsions

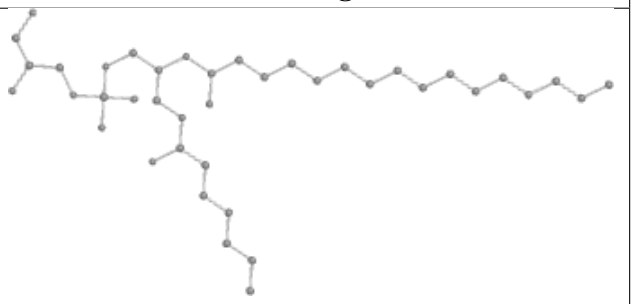

Rings

Ligand PEB RQ 203

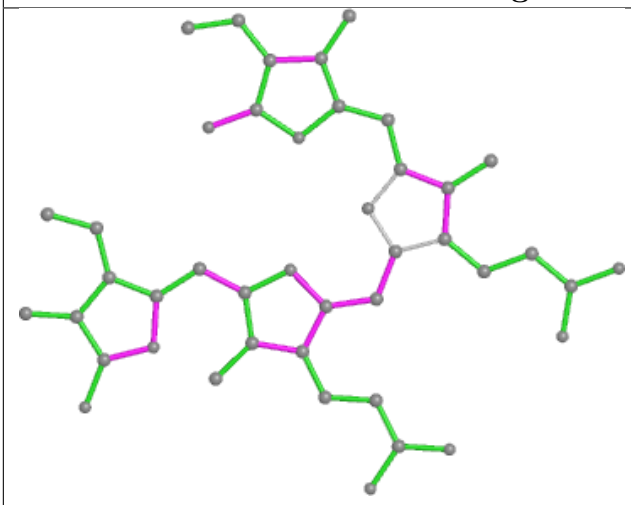

Bond lengths

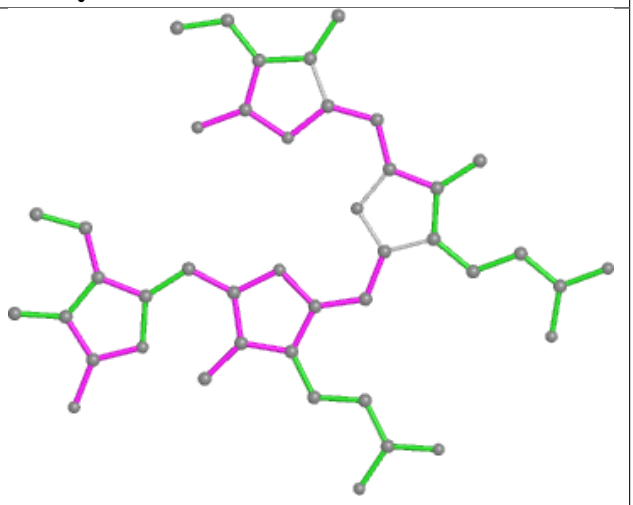

Bond angles

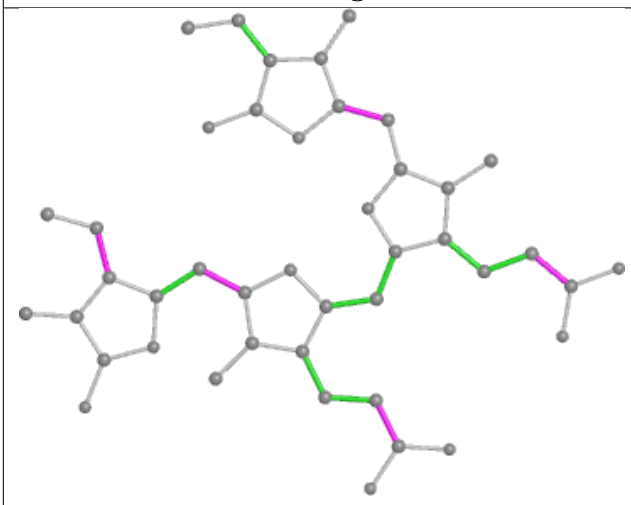

Torsions

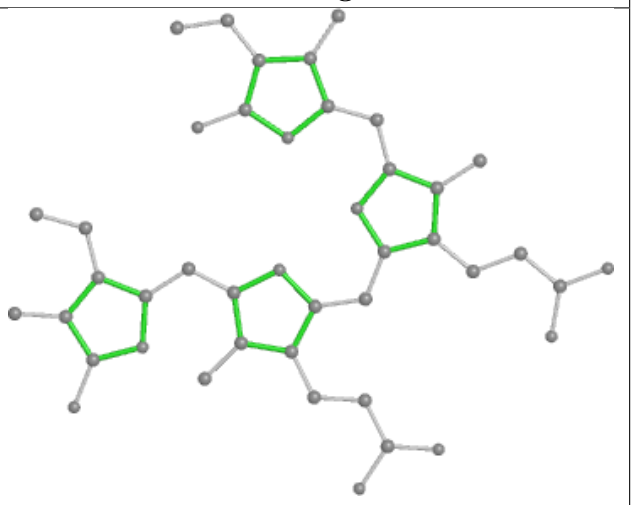

Rings

Ligand PEB DJ 201

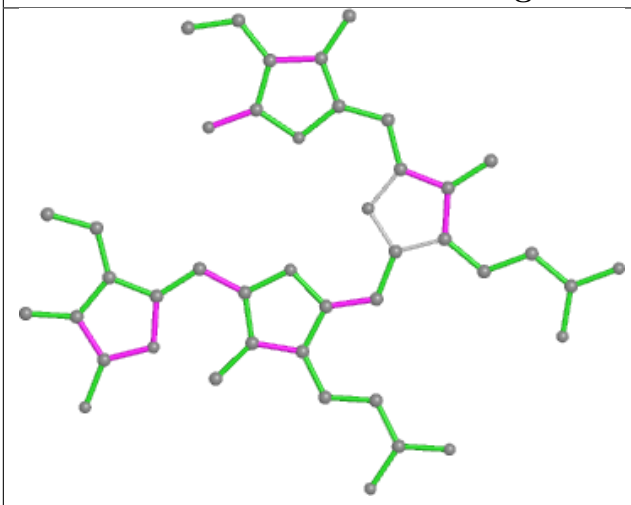

Bond lengths

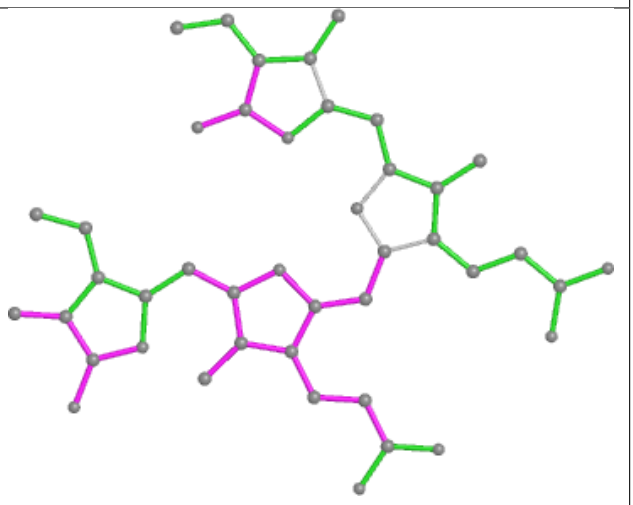

Bond angles

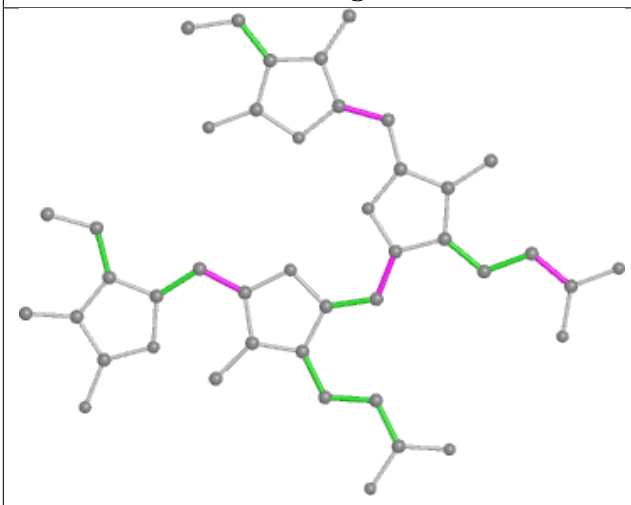

Torsions

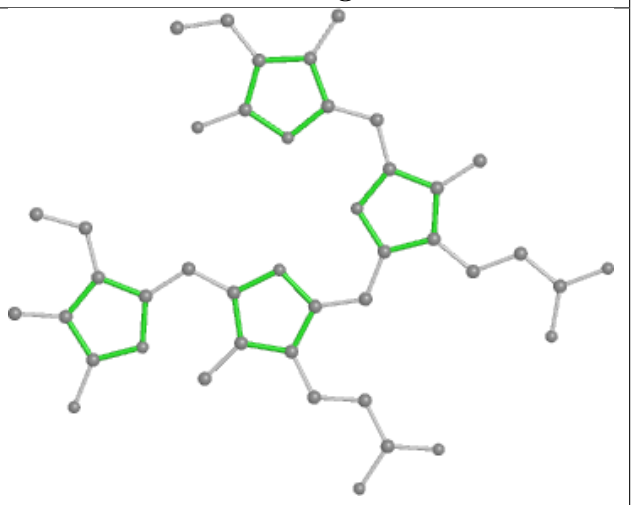

Rings

Ligand PEB KM 202

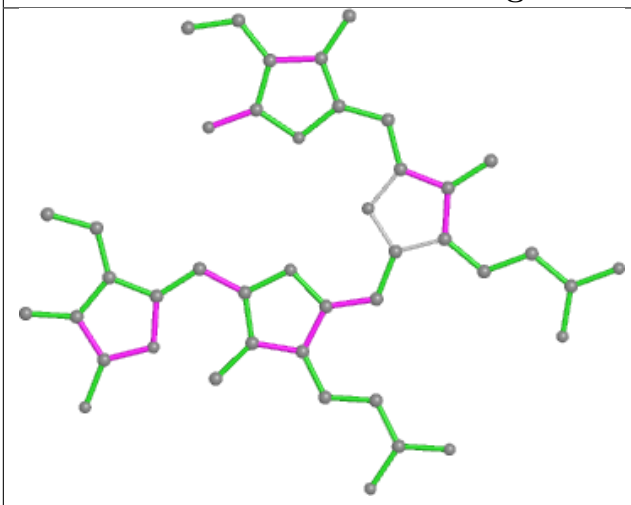

Bond lengths

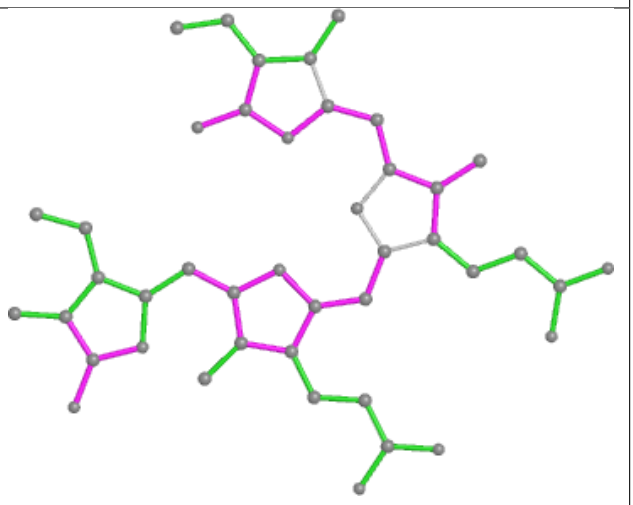

Bond angles

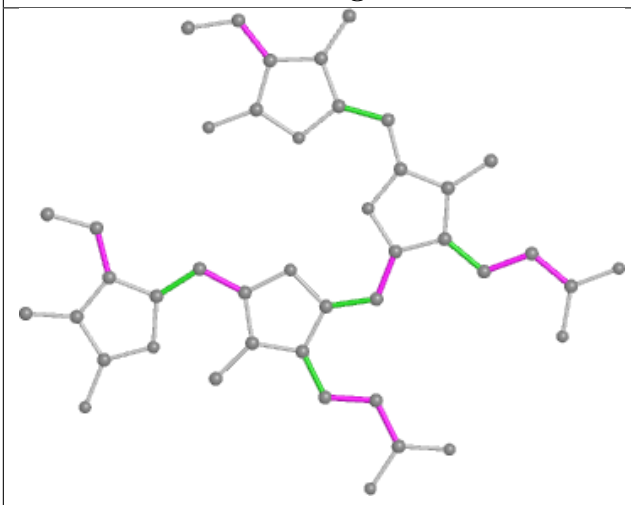

Torsions

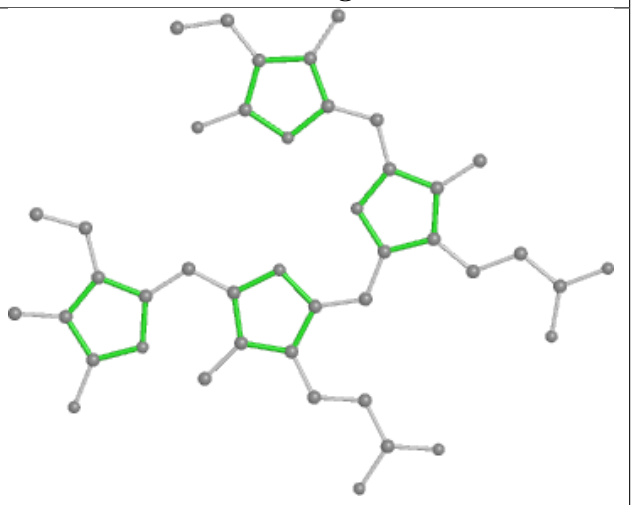

Rings

Ligand PEB D4 1002

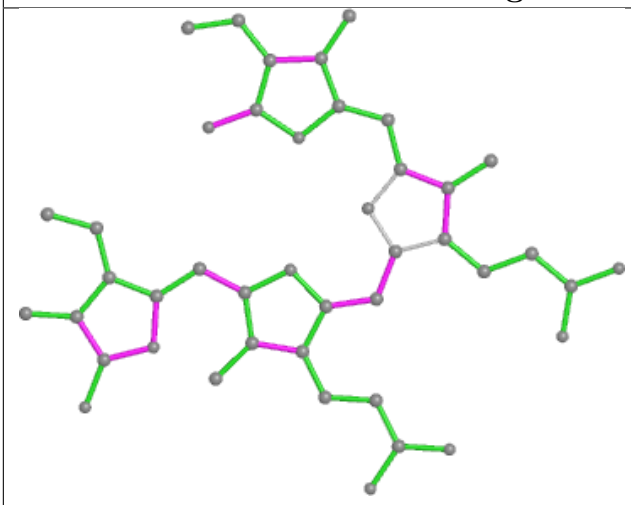

Bond lengths

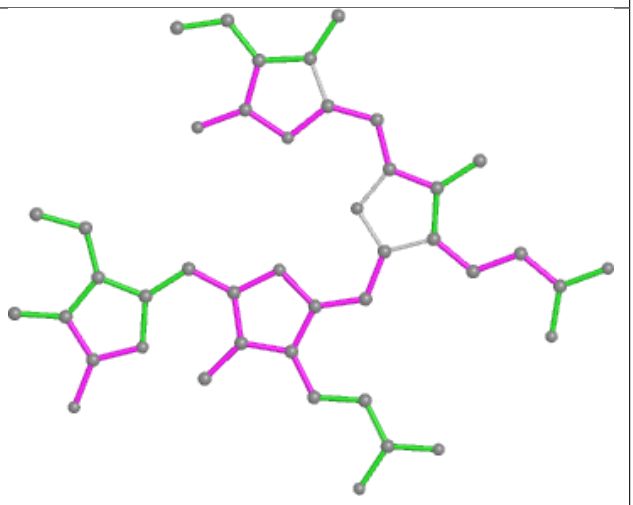

Bond angles

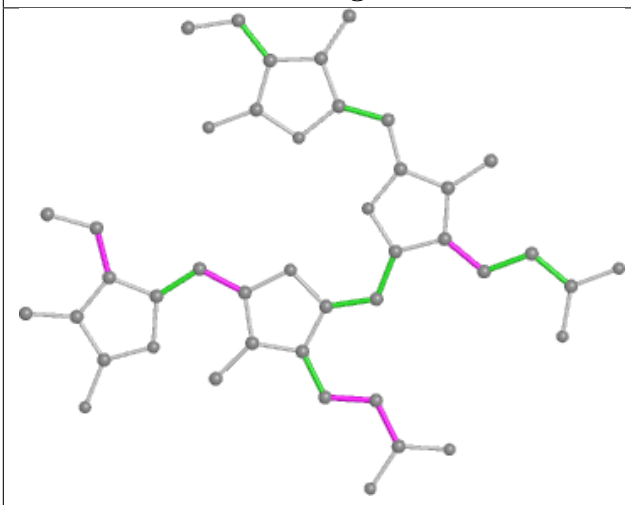

Torsions

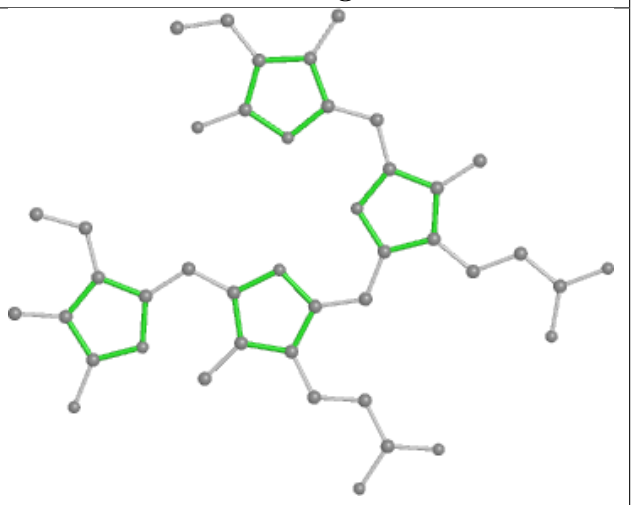

Rings

Ligand CLA B2 822

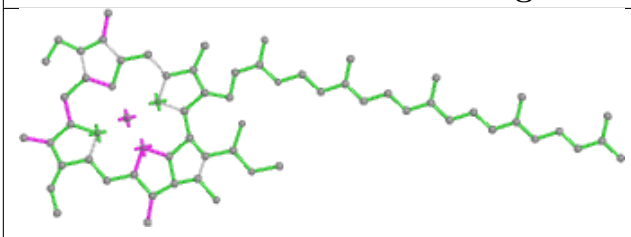

Bond lengths

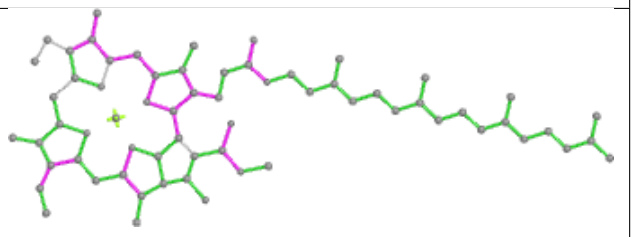

Bond angles

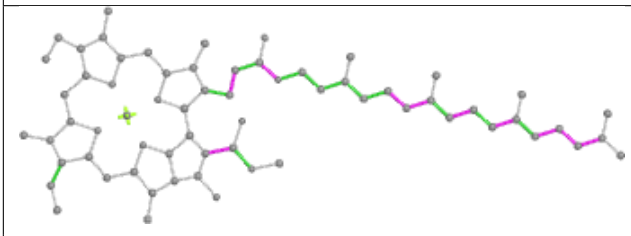

Torsions

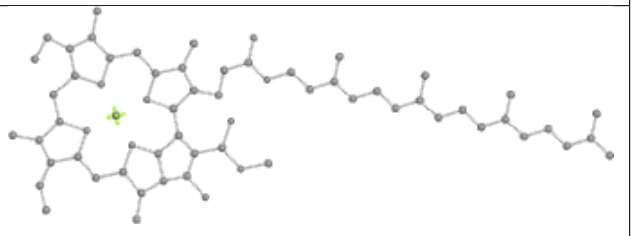

Rings

Ligand CLA B6 608

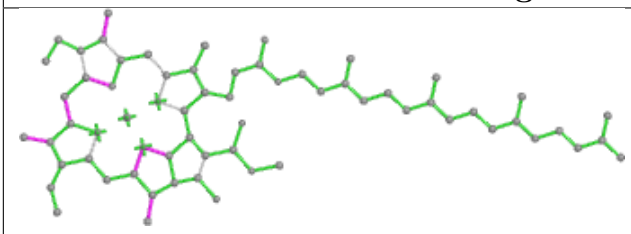

Bond lengths

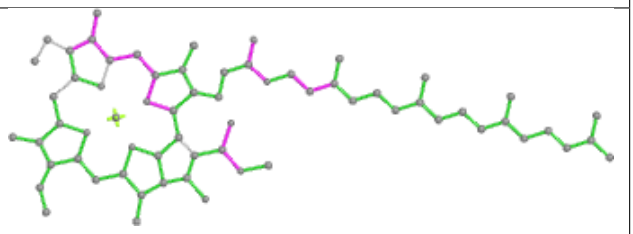

Bond angles

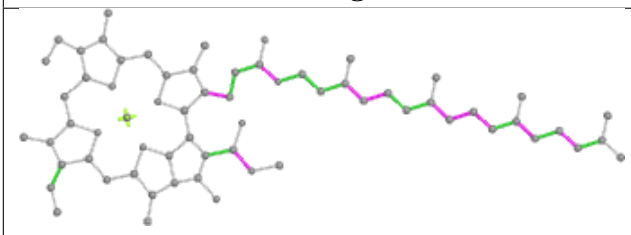

Torsions

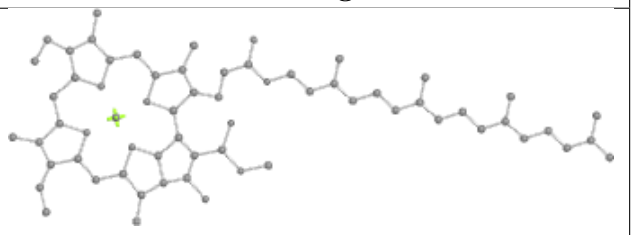

Rings

Ligand PEB e4 202

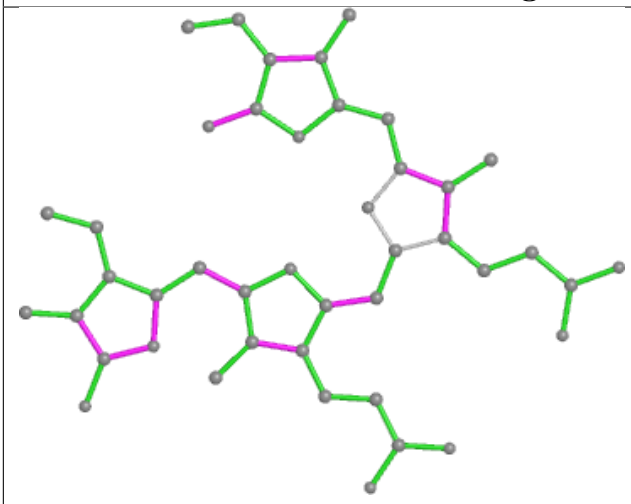

Bond lengths

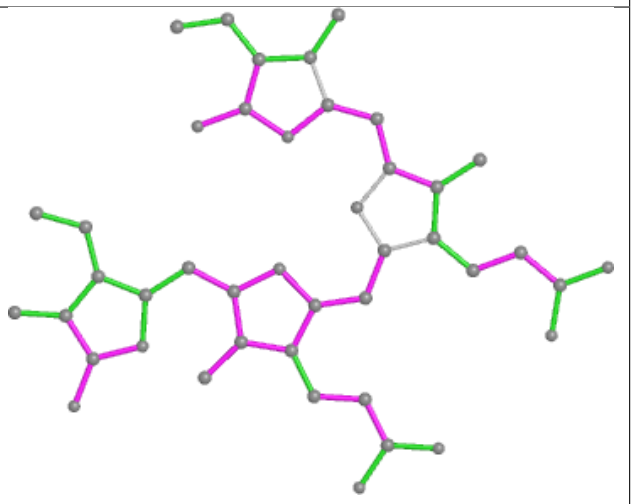

Bond angles

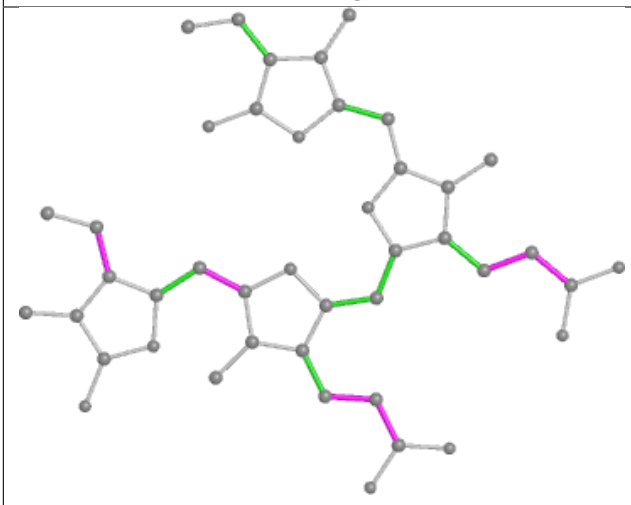

Torsions

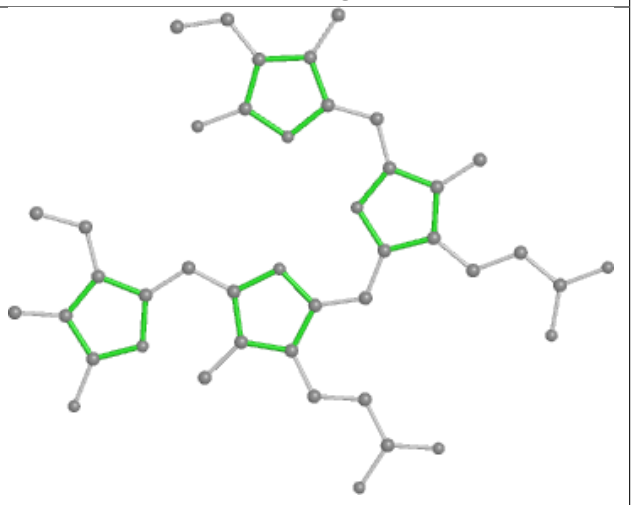

Rings

Ligand PEB bH 201

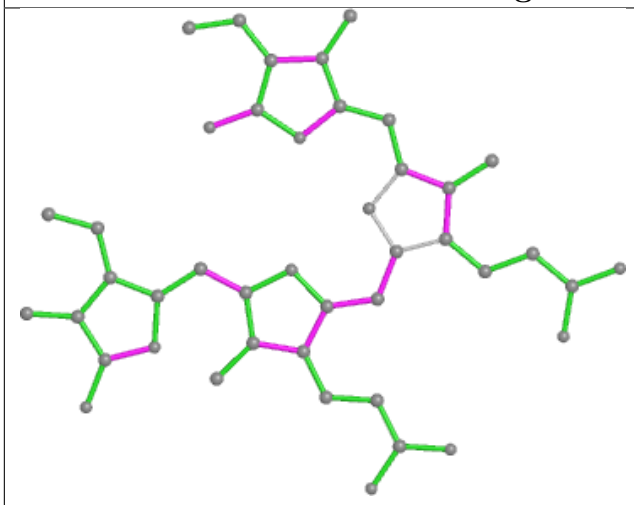

Bond lengths

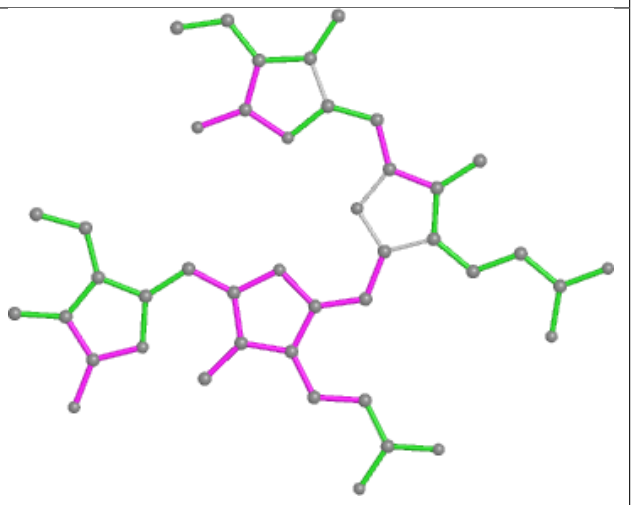

Bond angles

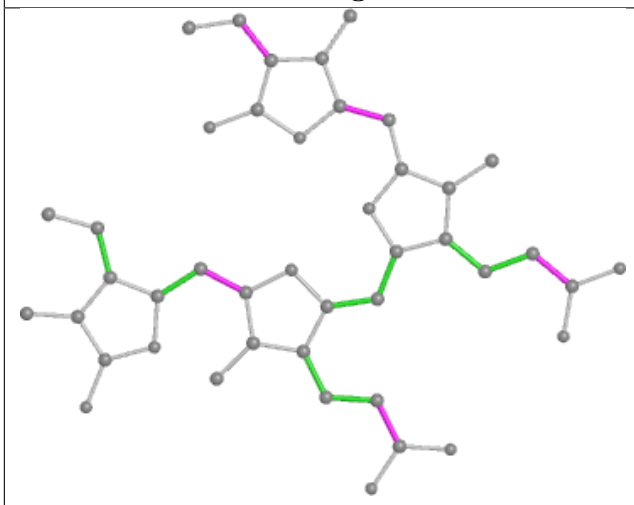

Torsions

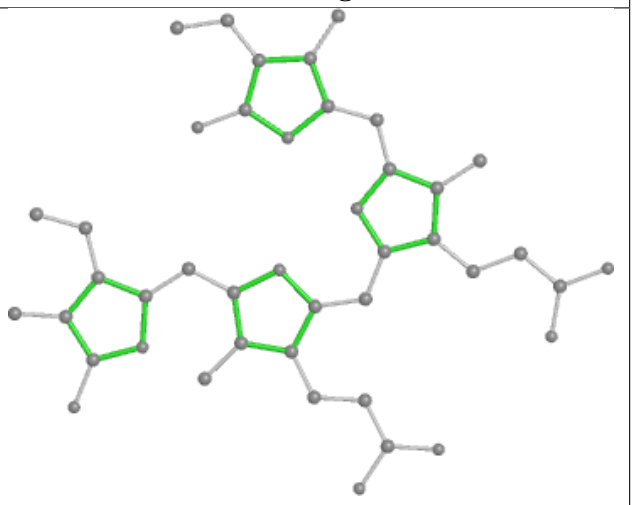

Rings

Ligand PEB mG 203

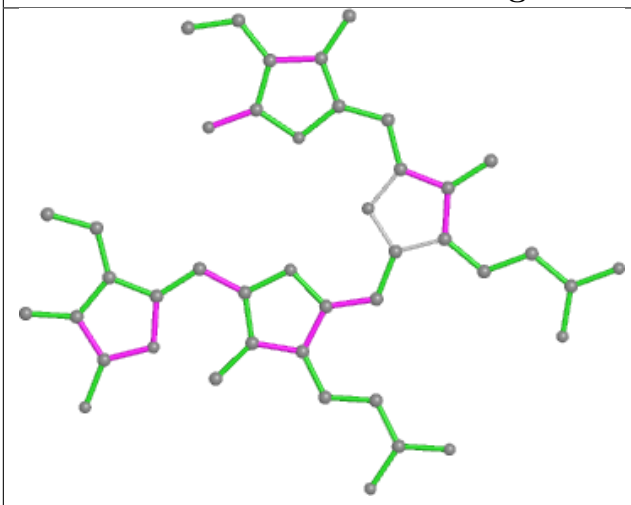

Bond lengths

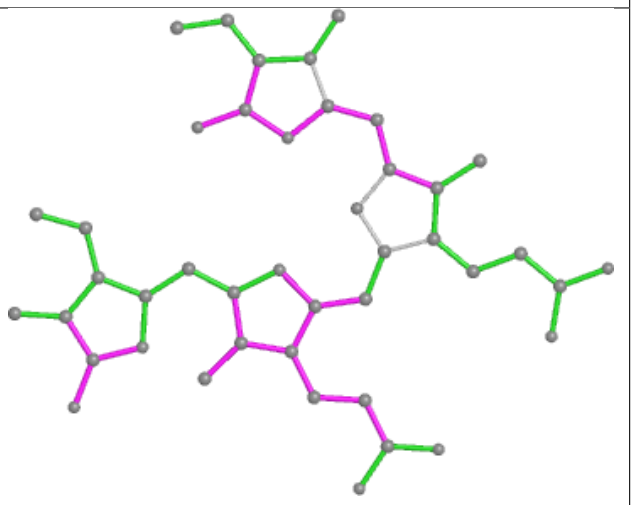

Bond angles

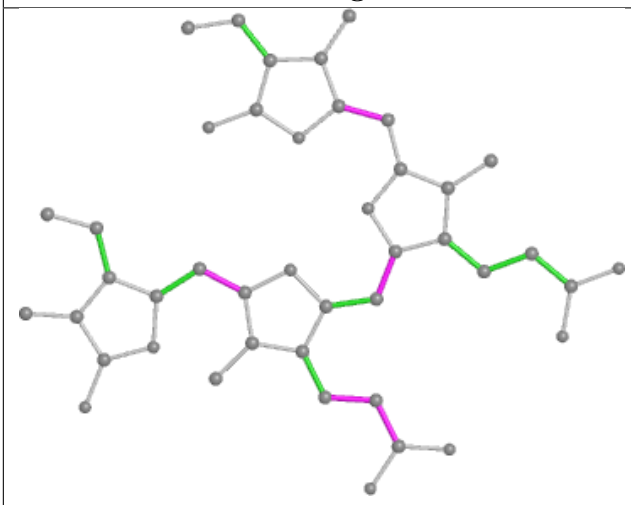

Torsions

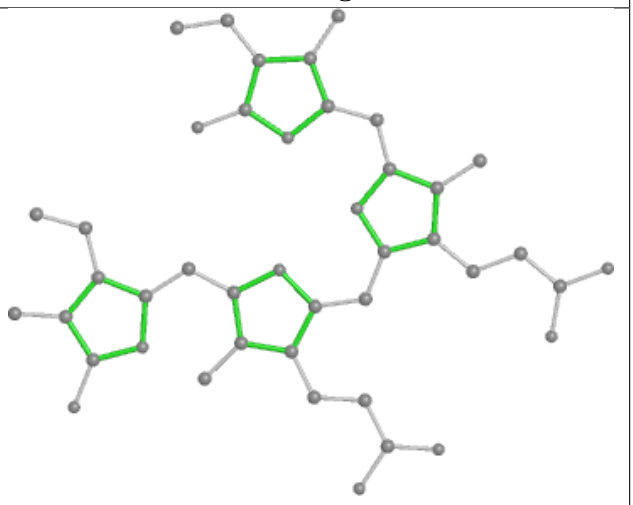

Rings

Ligand PEB CI 201

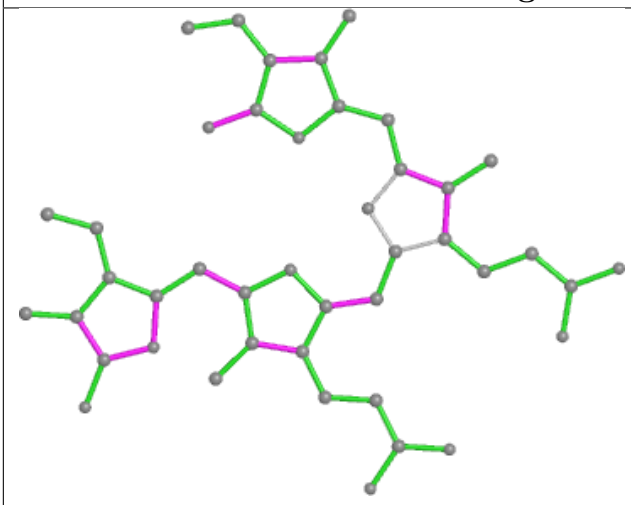

Bond lengths

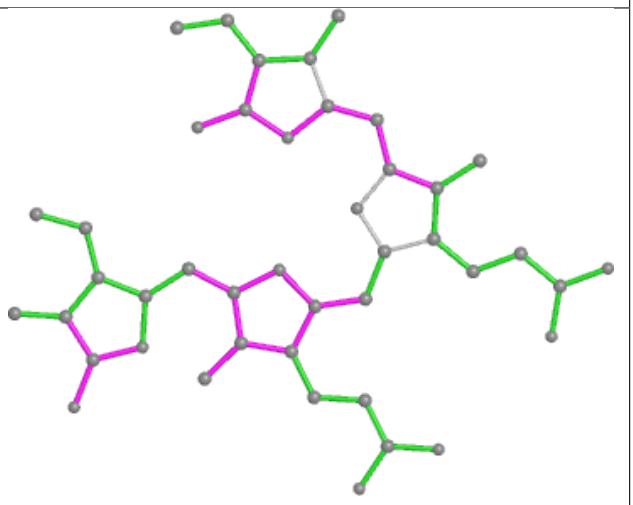

Bond angles

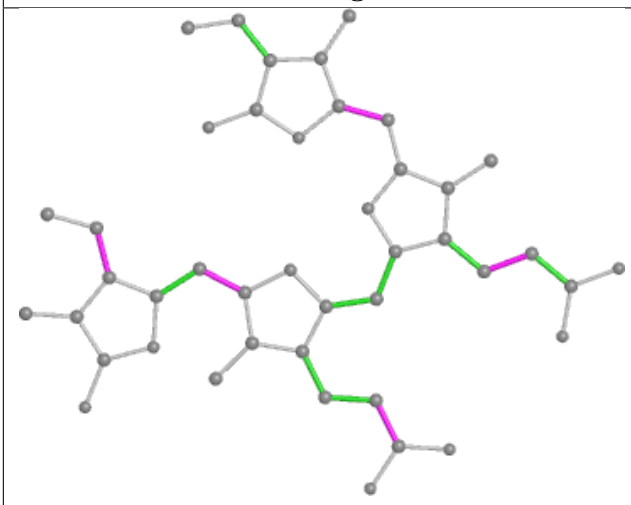

Torsions

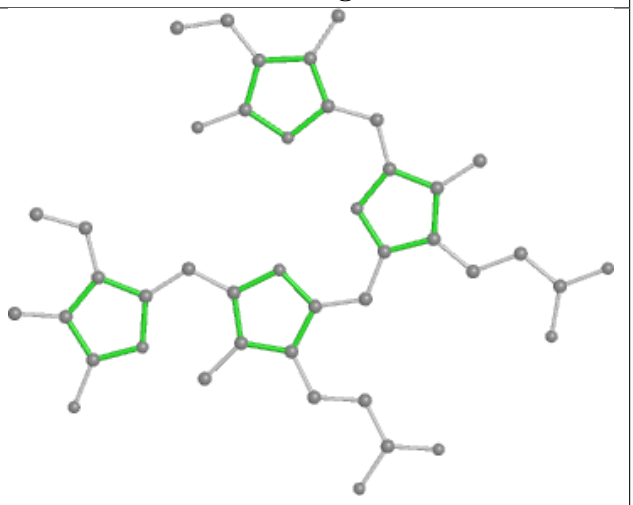

Rings

Ligand PEB TA 203

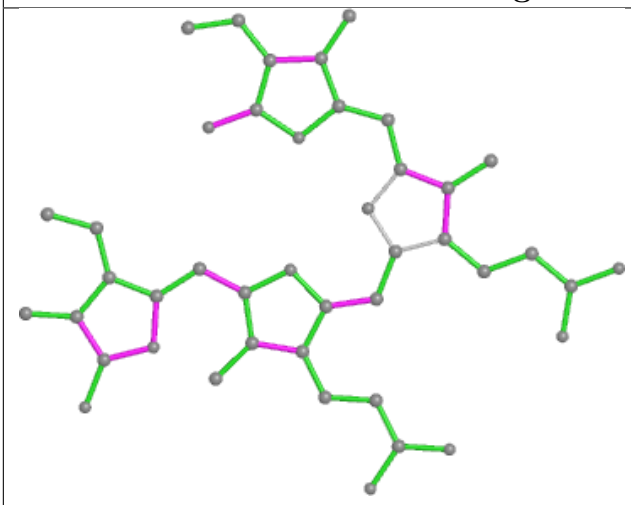

Bond lengths

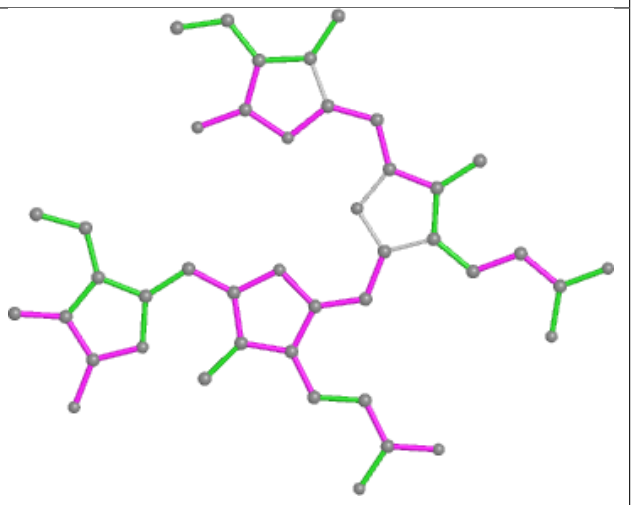

Bond angles

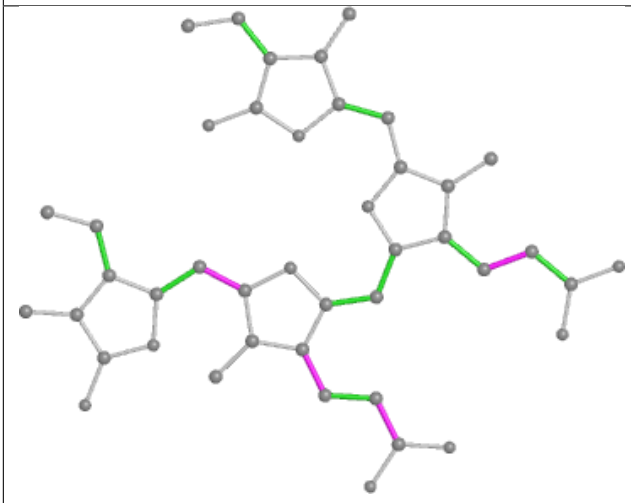

Torsions

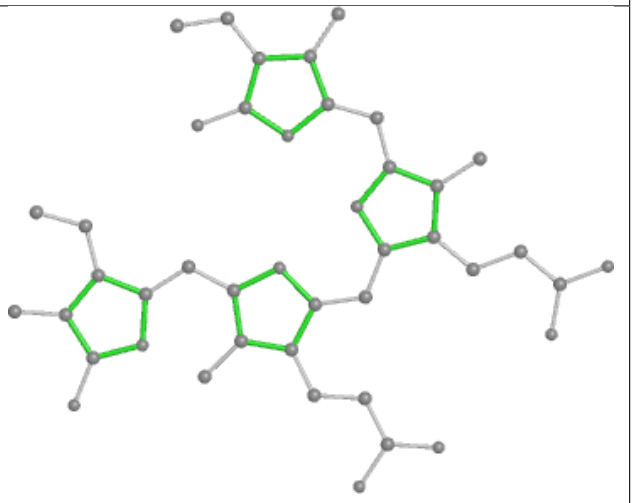

Rings

Ligand PEB OP 201

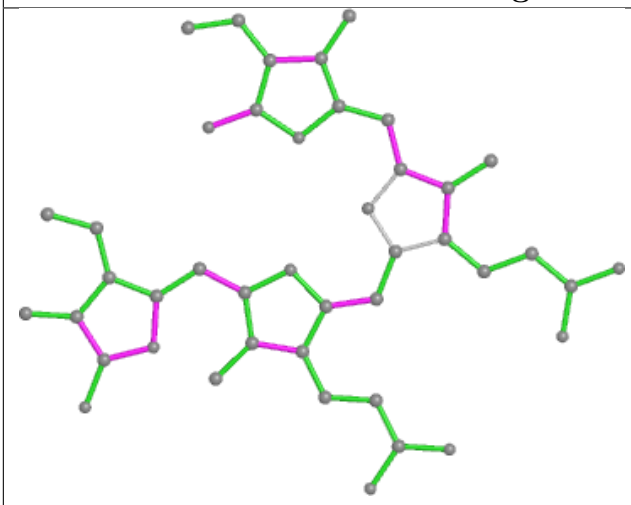

Bond lengths

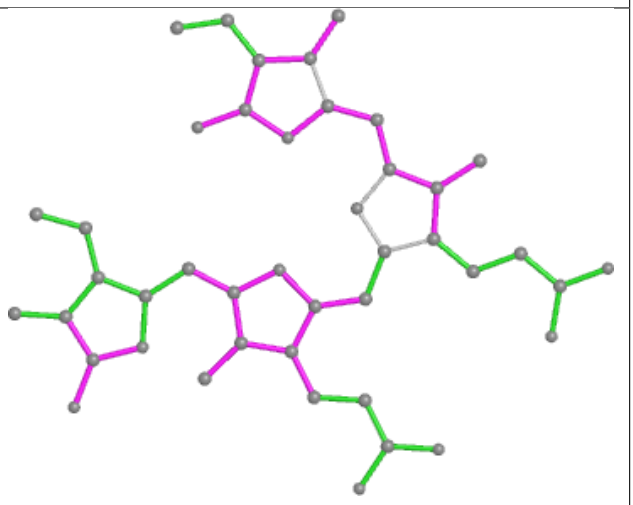

Bond angles

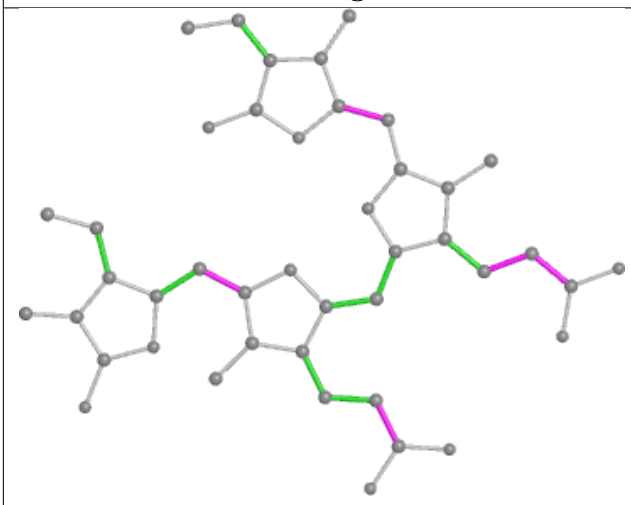

Torsions

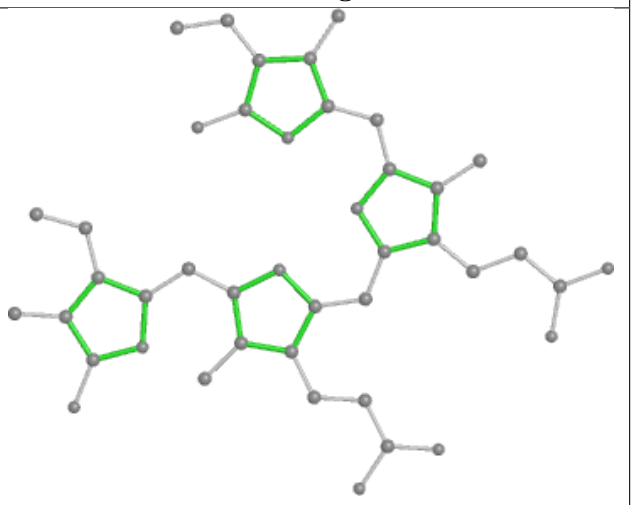

Rings

Ligand PEB F7 201

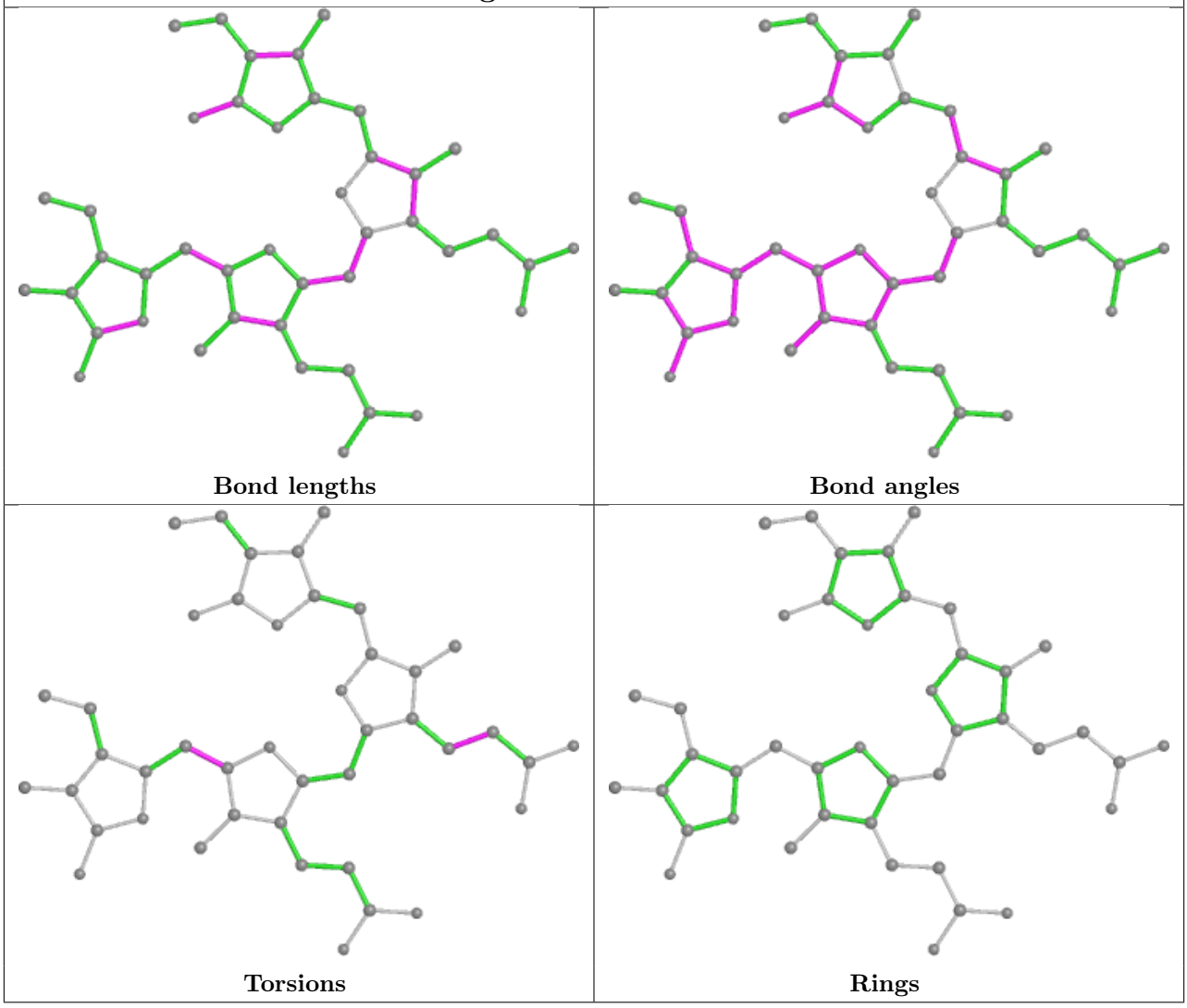

Ligand CLA CL 511

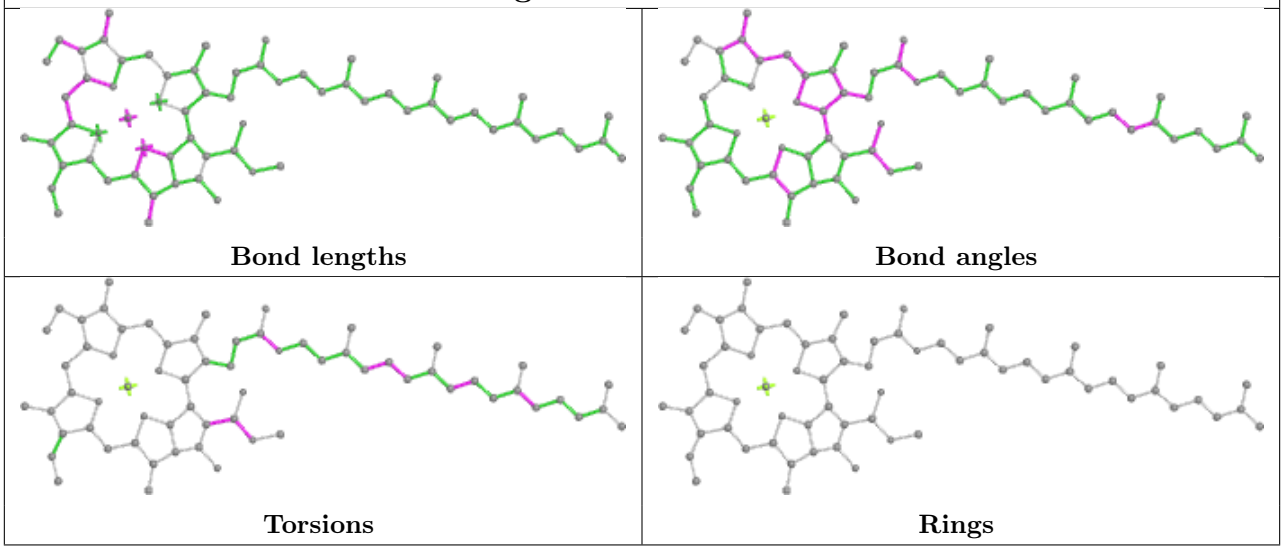

Ligand PEB eF 203

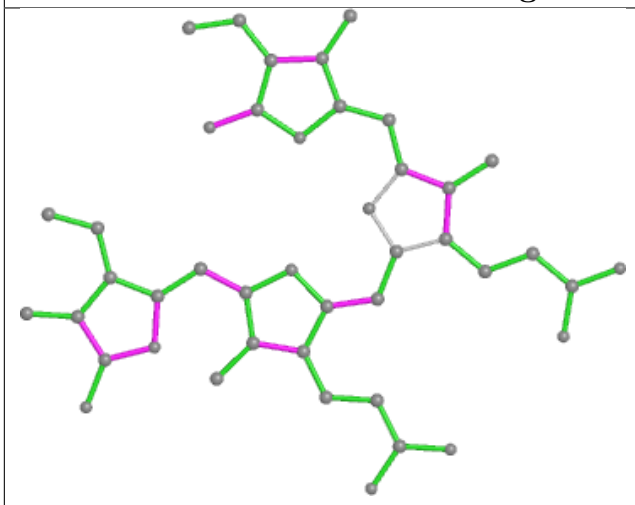

Bond lengths

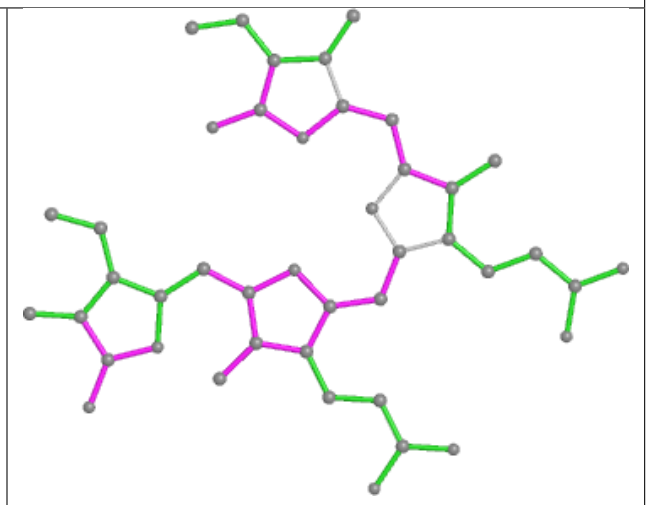

Bond angles

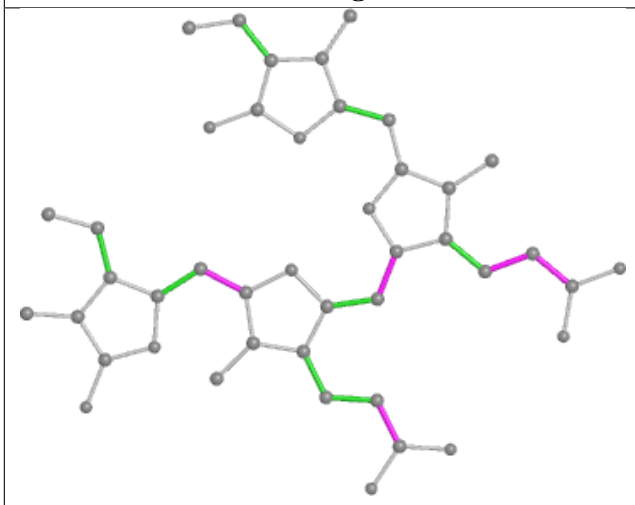

Torsions

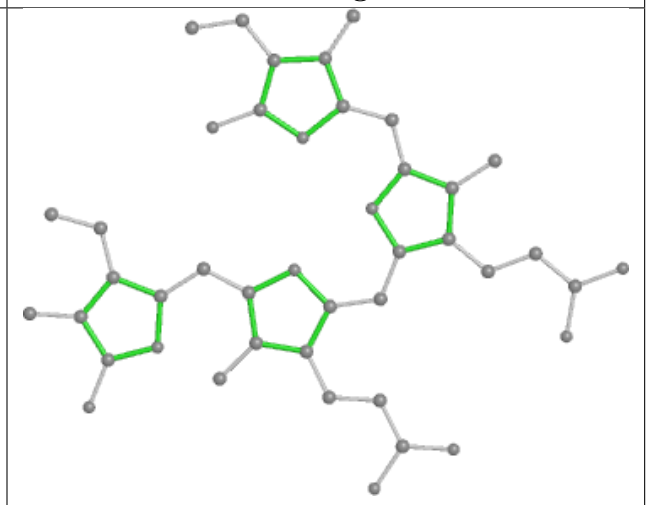

Rings

Ligand PEB HB 202

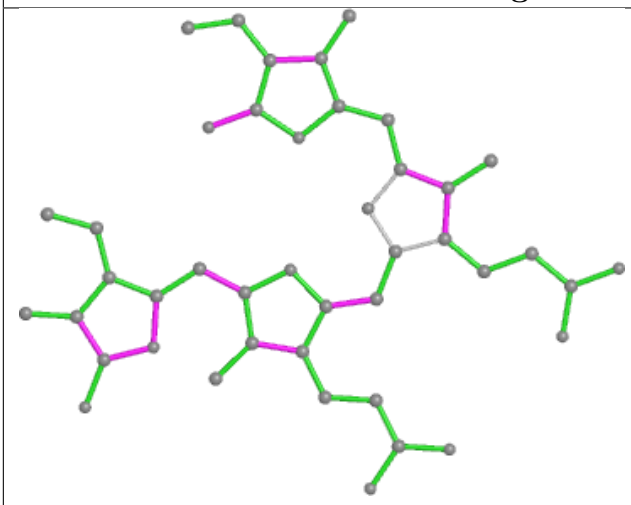

Bond lengths

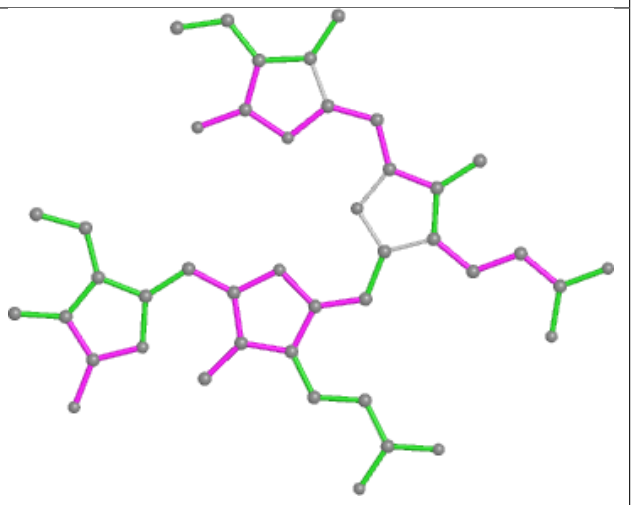

Bond angles

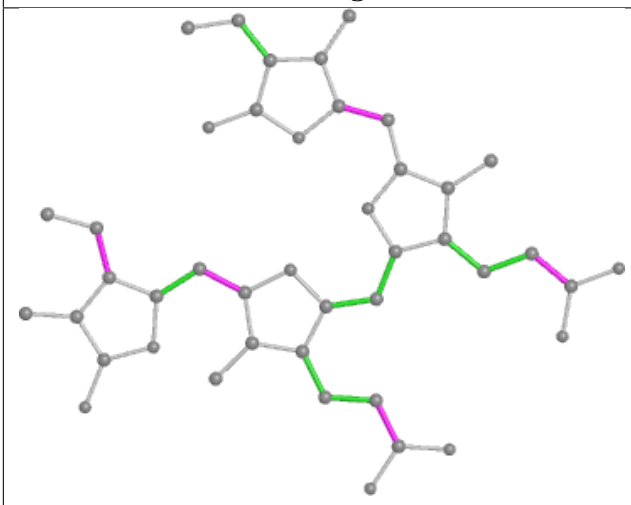

Torsions

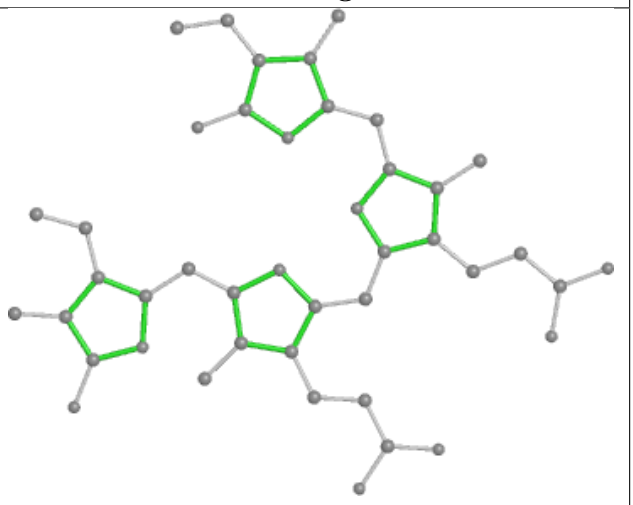

Rings

Ligand PEB VQ 203

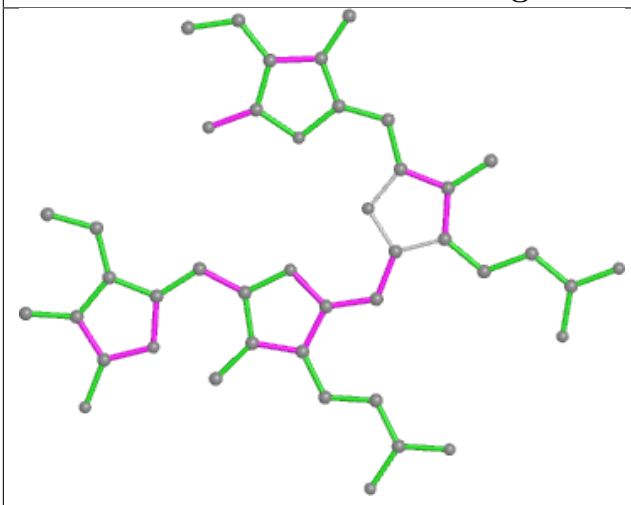

Bond lengths

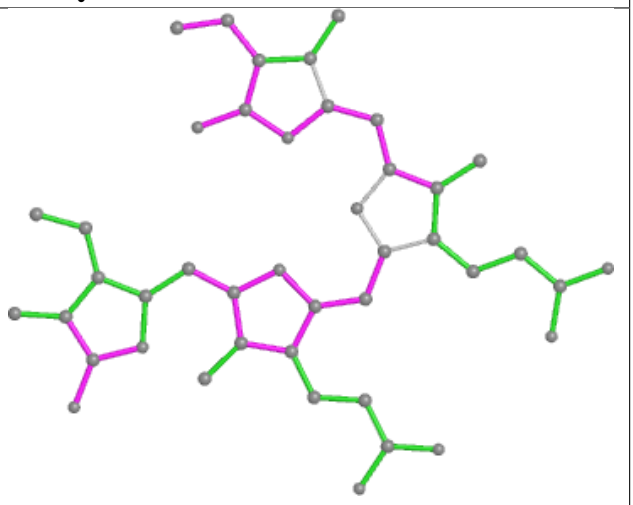

Bond angles

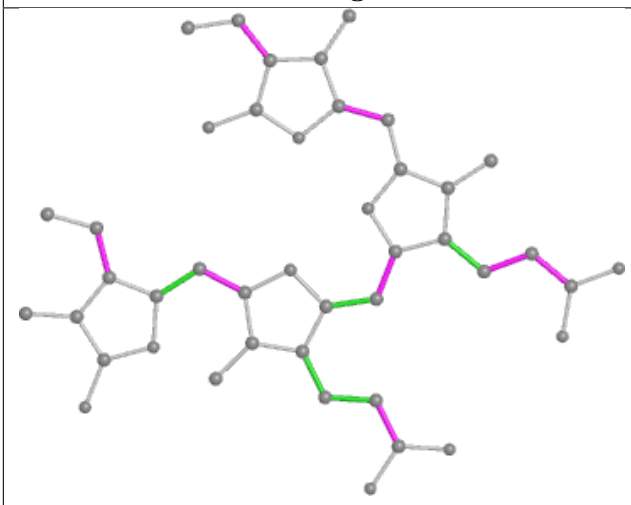

Torsions

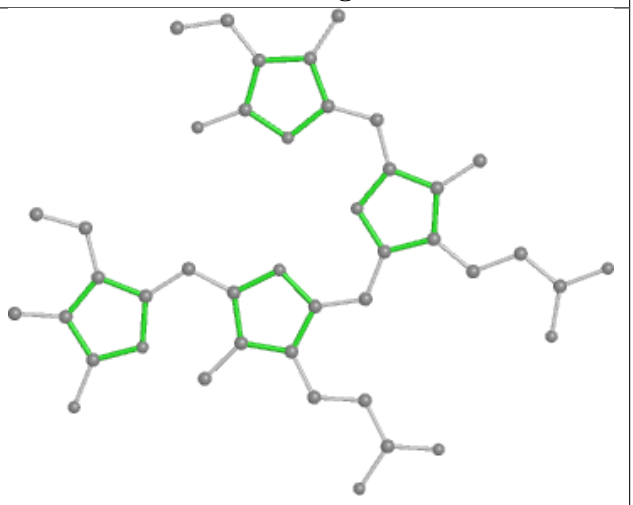

Rings

Ligand PEB KB 304

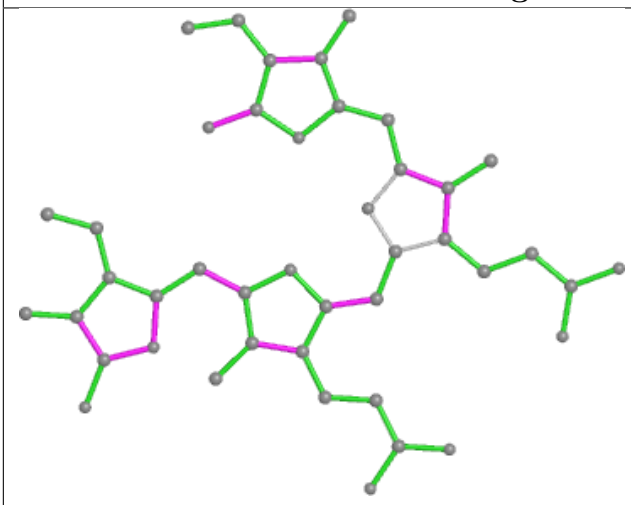

Bond lengths

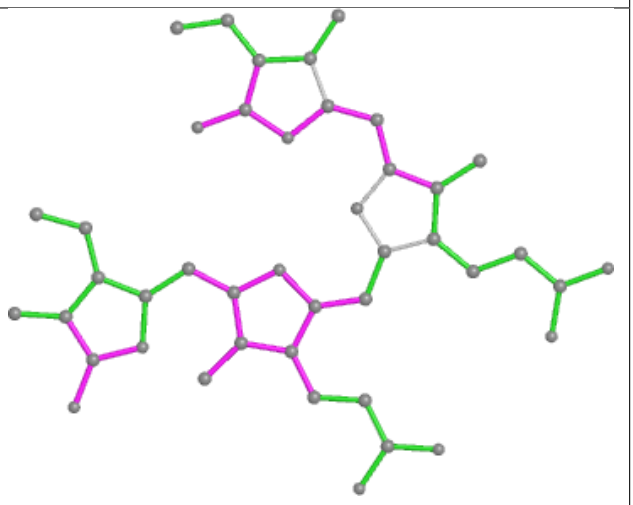

Bond angles

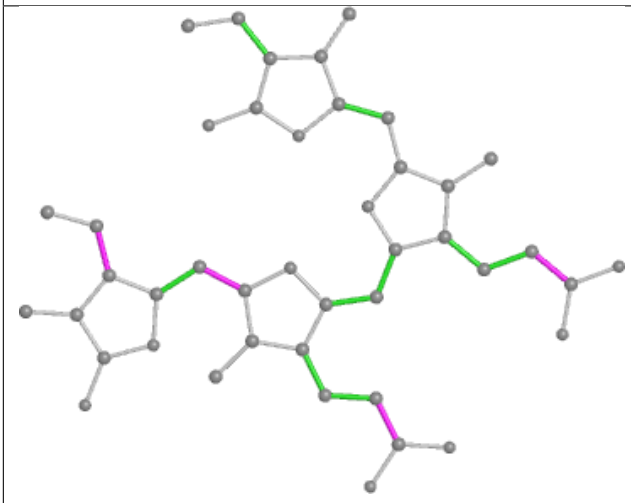

Torsions

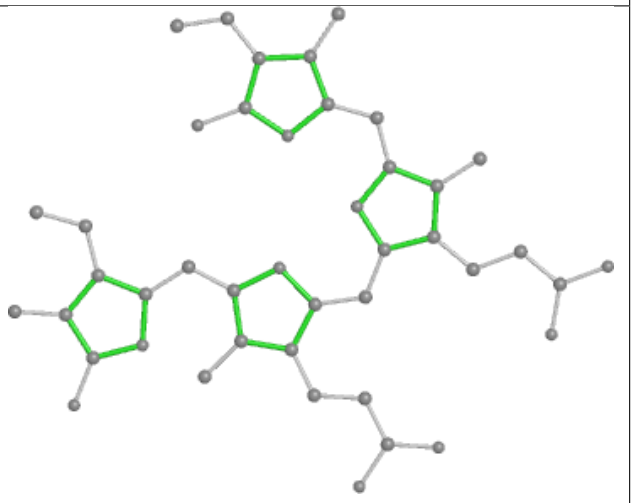

Rings

Ligand PEB OH 203

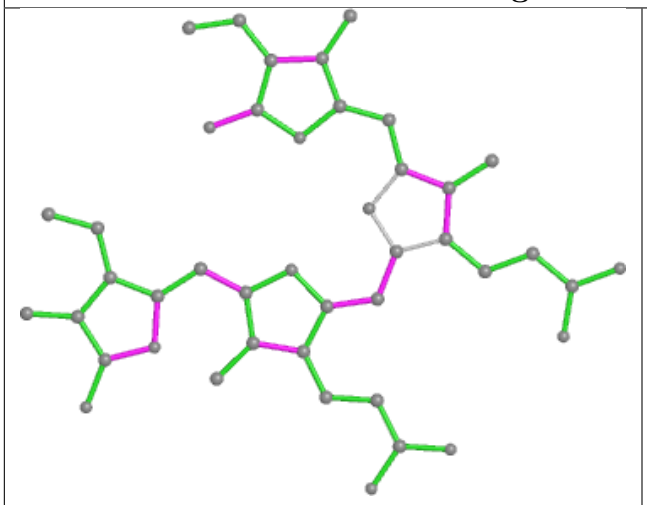

Bond lengths

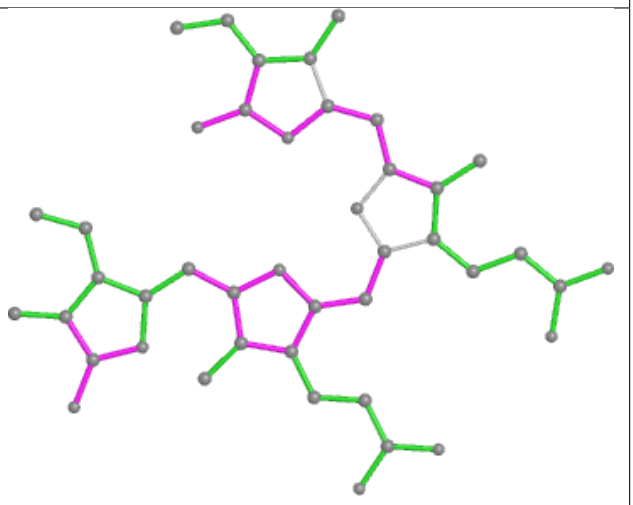

Bond angles

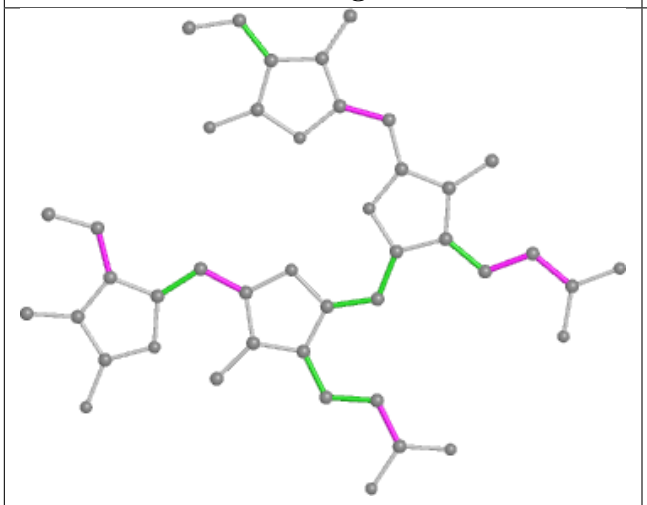

Torsions

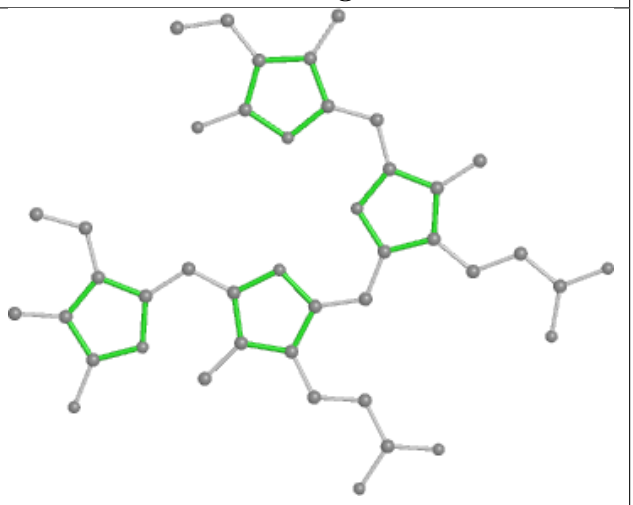

Rings

Ligand PQN A2 842

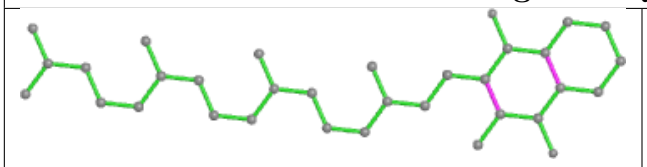

Bond lengths

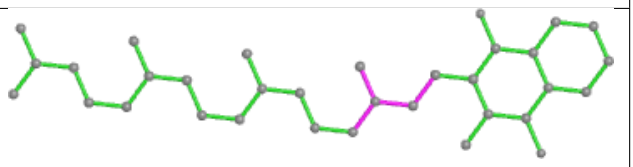

Bond angles

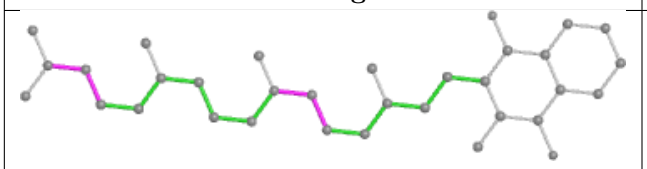

Torsions

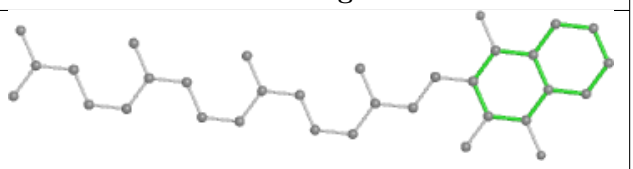

Rings

Ligand LMG D6 409

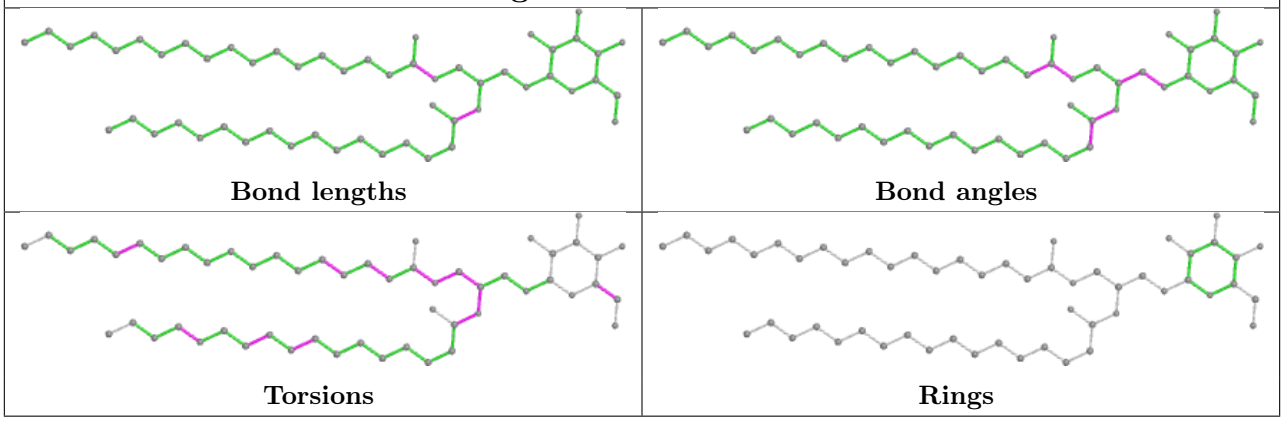

Ligand PEB lG 203

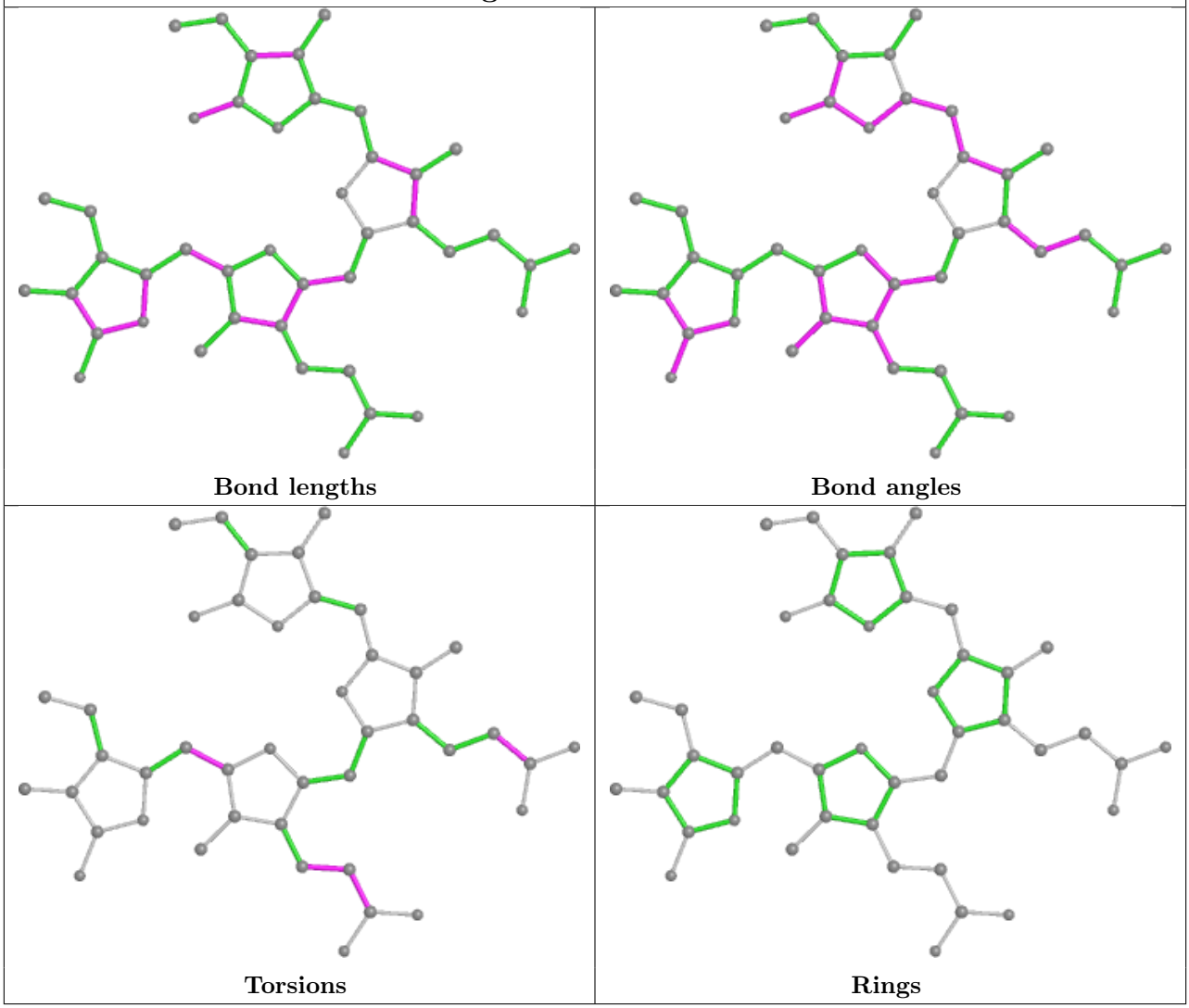

Ligand PEB fO 201

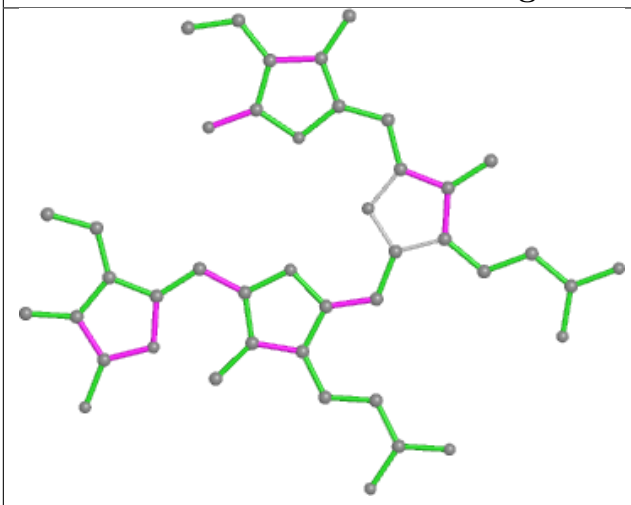

Bond lengths

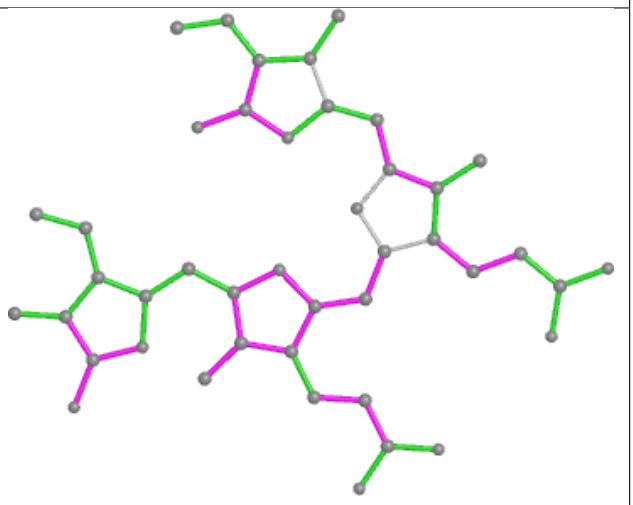

Bond angles

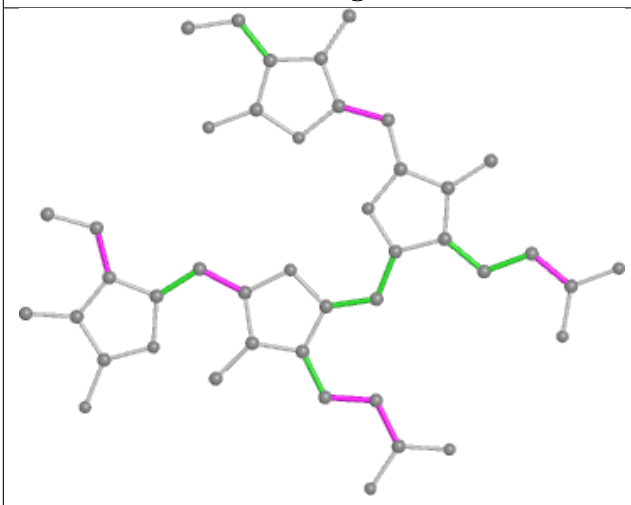

Torsions

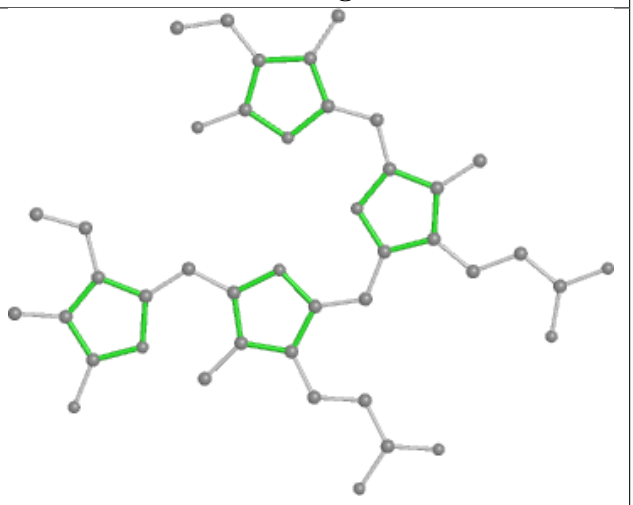

Rings

Ligand PEB UM 203

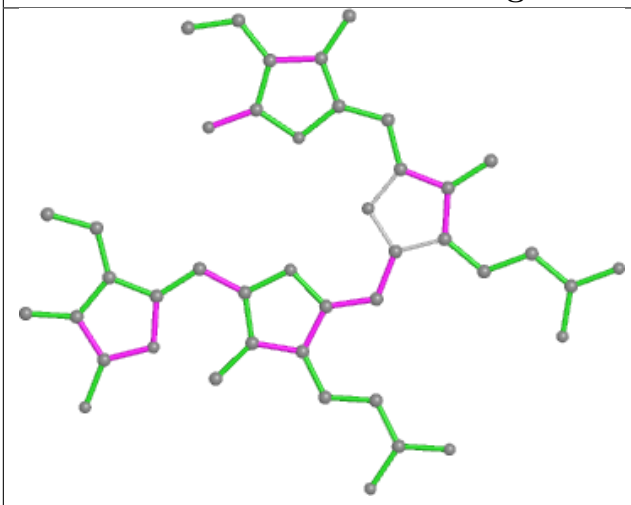

Bond lengths

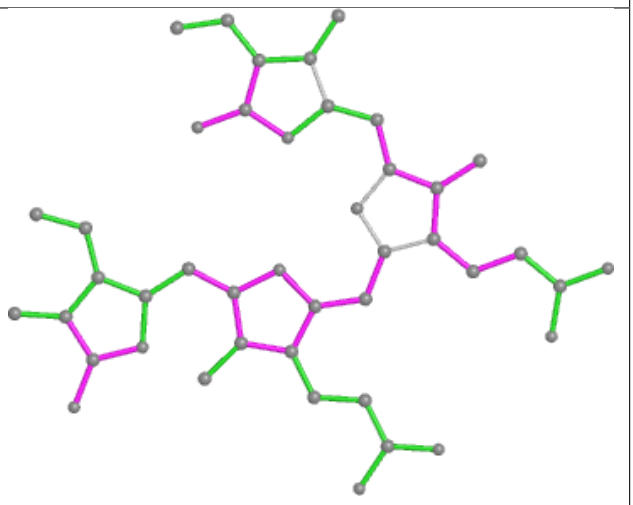

Bond angles

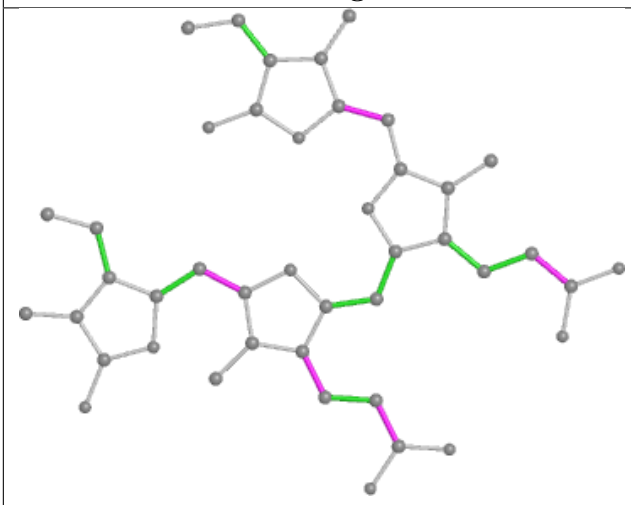

Torsions

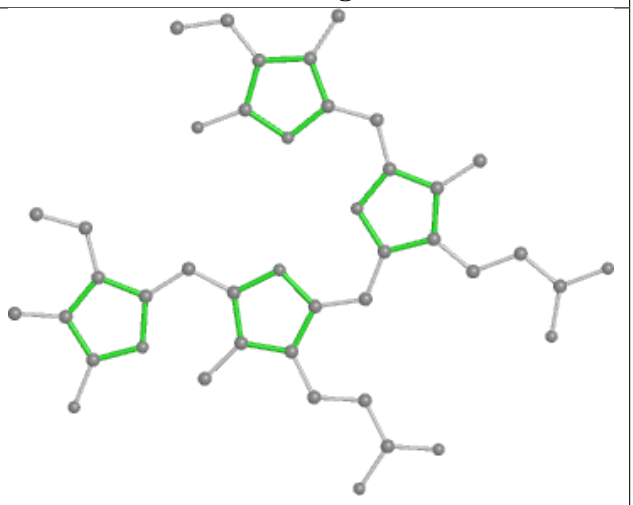

Rings

Ligand PEB hF 201

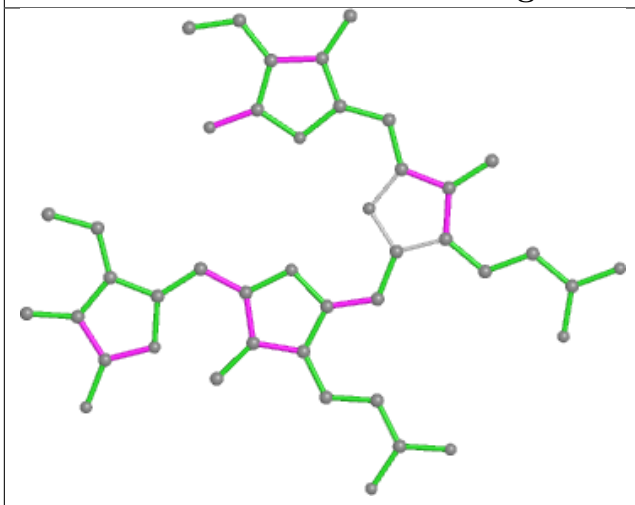

Bond lengths

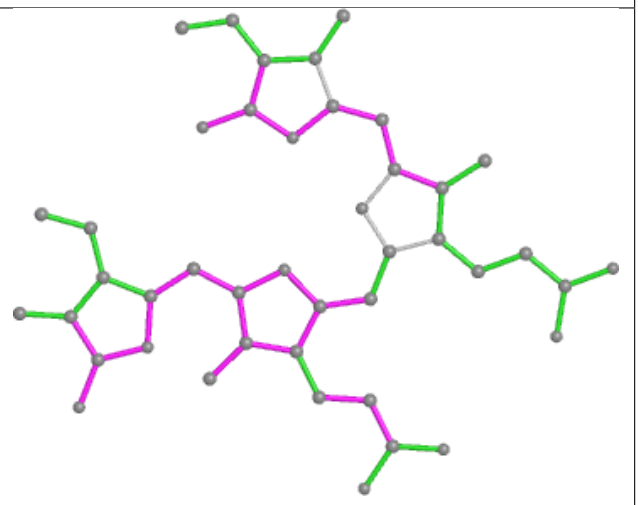

Bond angles

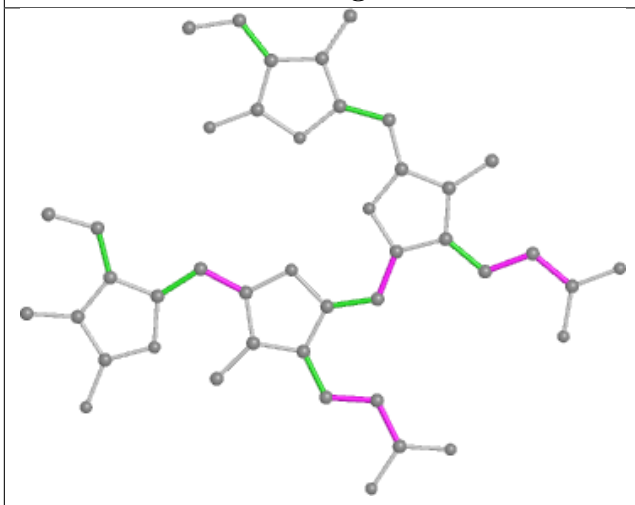

Torsions

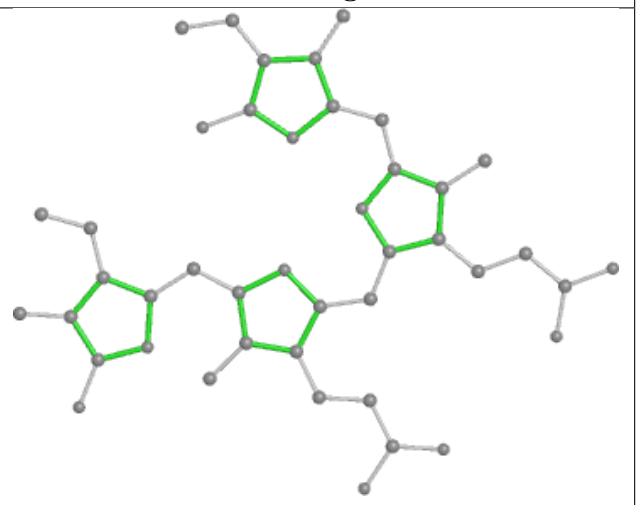

Rings

Ligand PEB sF 201

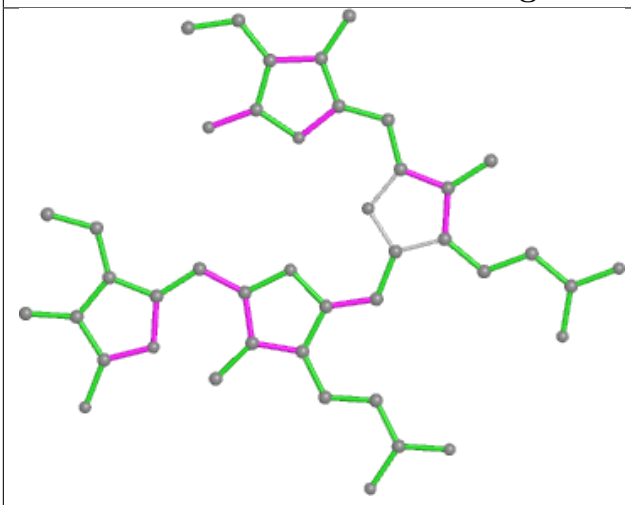

Bond lengths

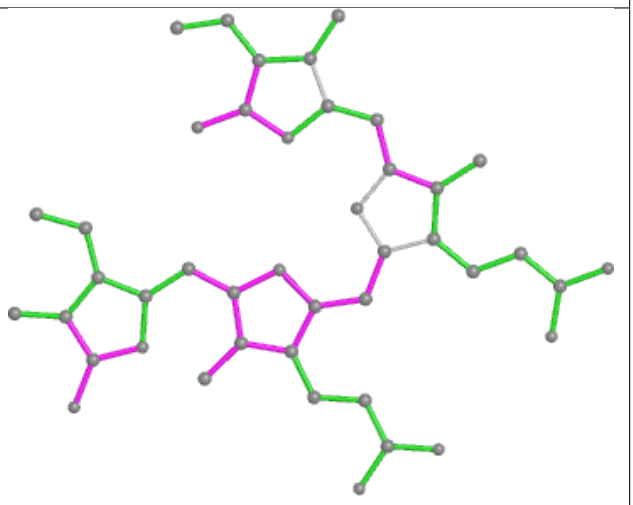

Bond angles

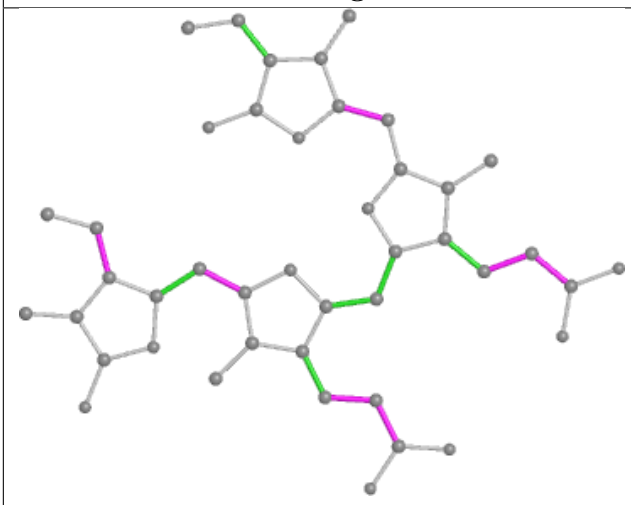

Torsions

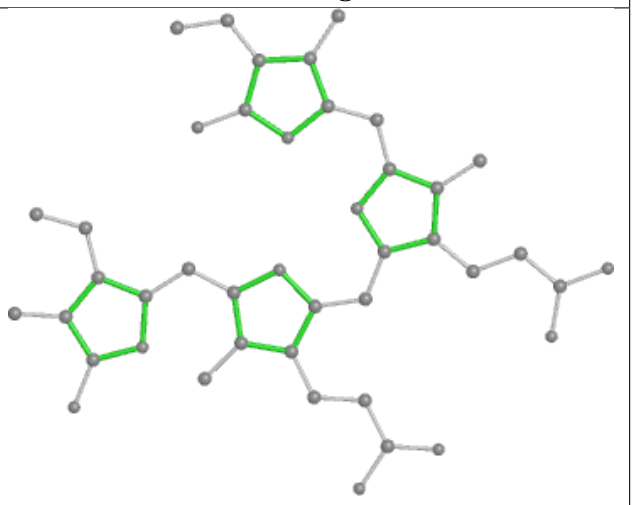

Rings

Ligand CLA 62 304

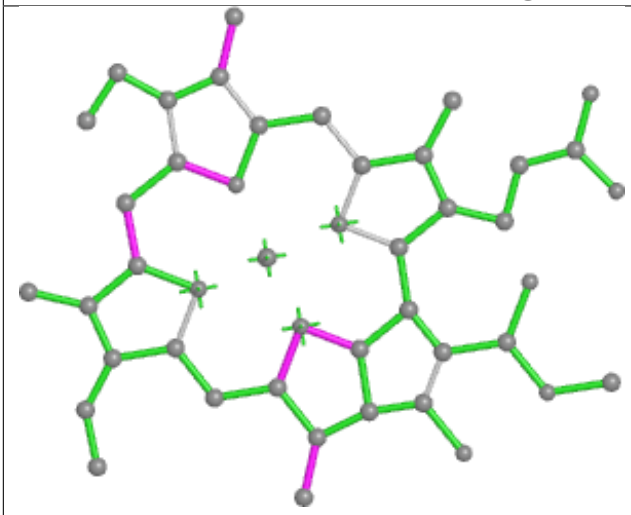

Bond lengths

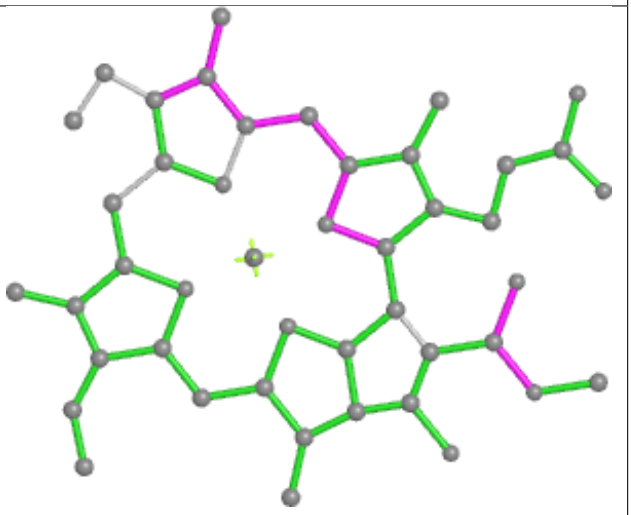

Bond angles

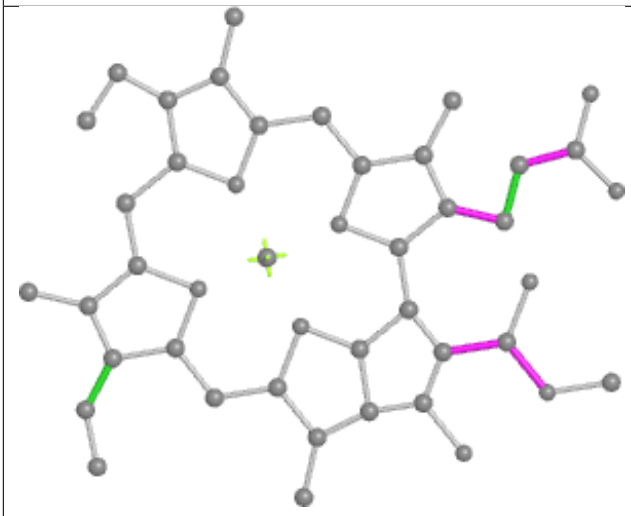

Torsions

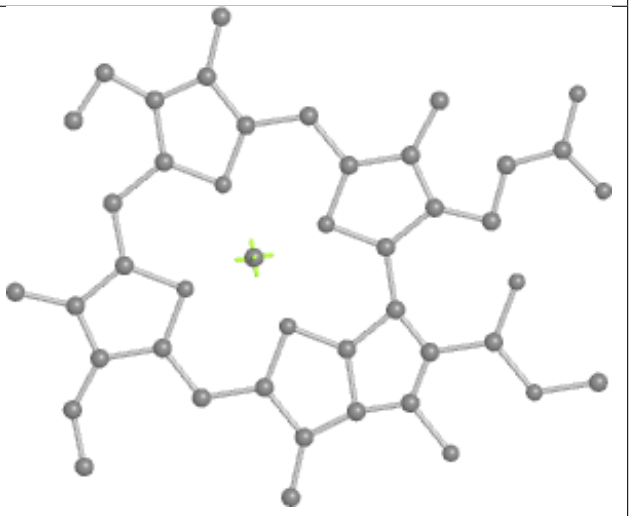

Rings

Ligand PEB FK 201

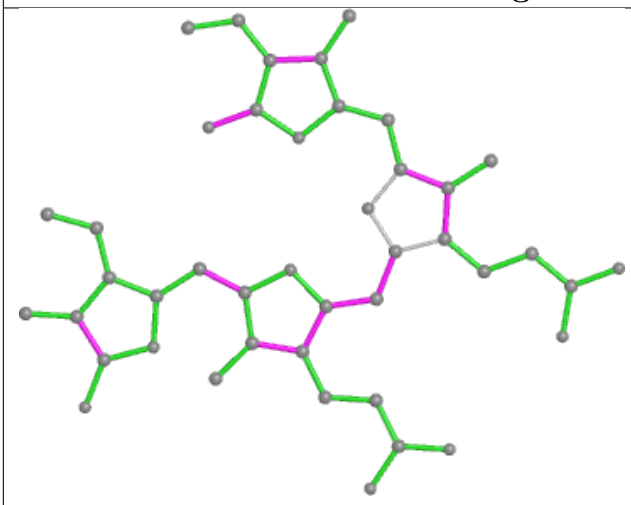

Bond lengths

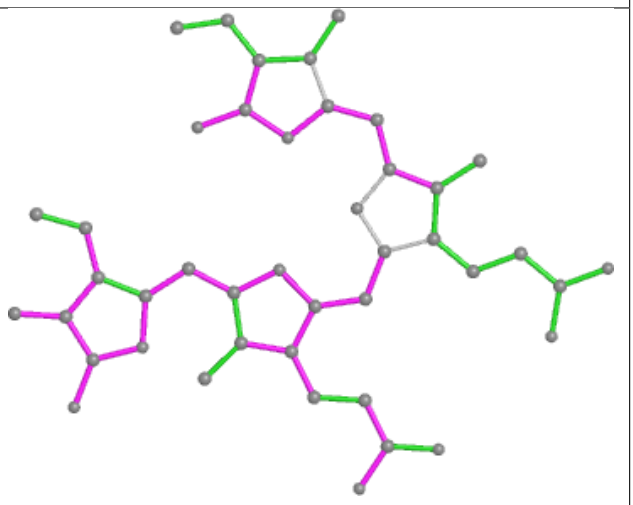

Bond angles

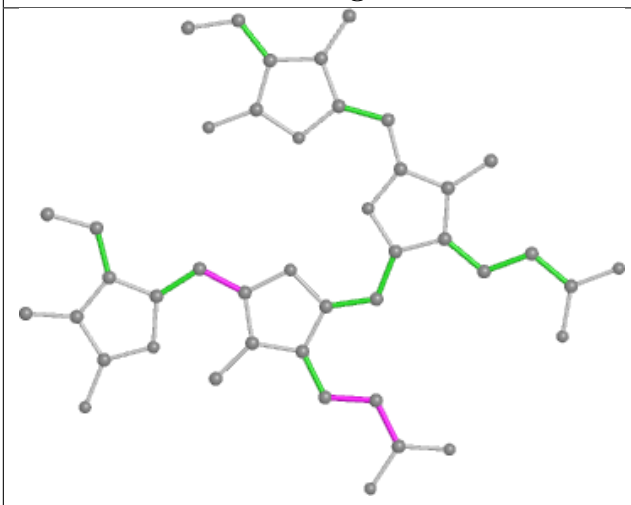

Torsions

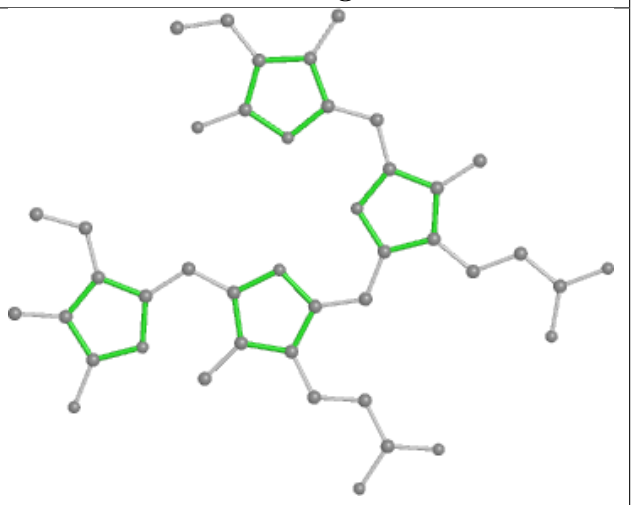

Rings

Ligand CLA AN 812

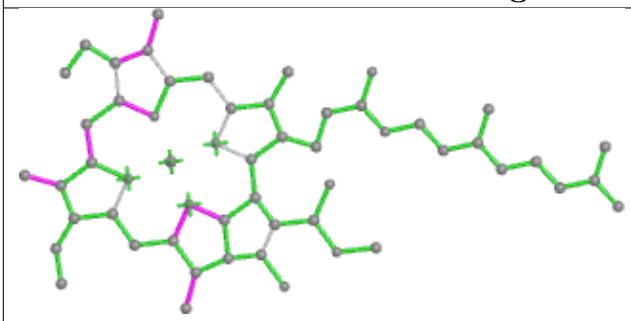

Bond lengths

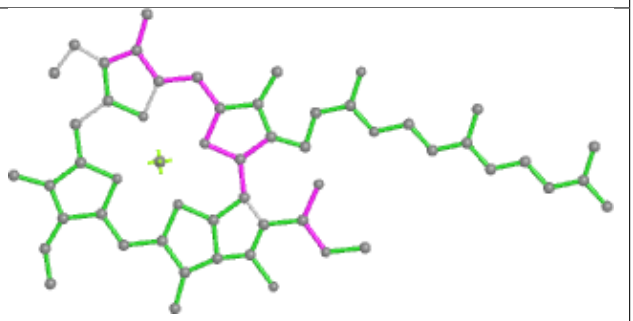

Bond angles

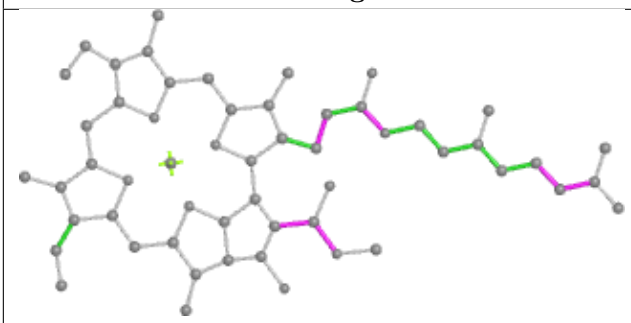

Torsions

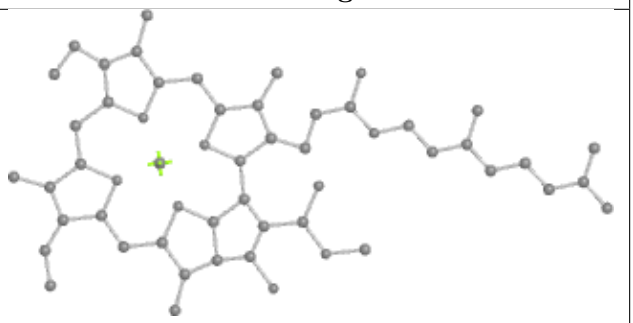

Rings

Ligand CLA HL 102

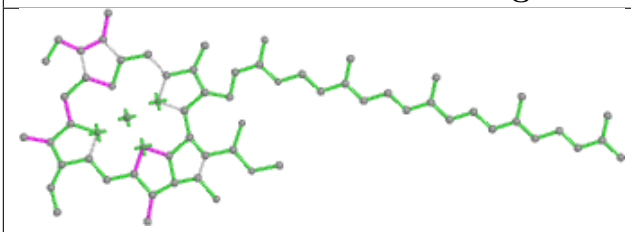

Bond lengths

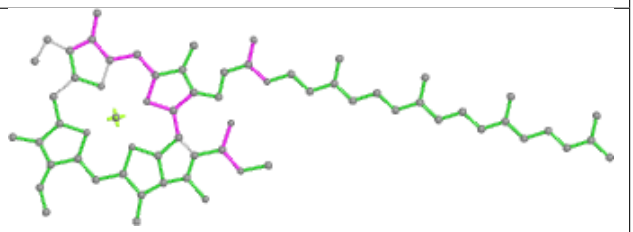

Bond angles

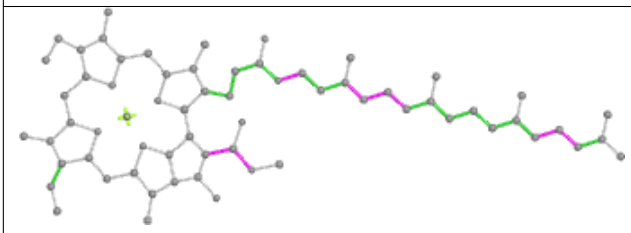

Torsions

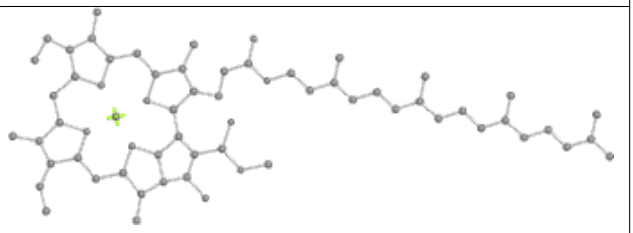

Rings

Ligand BCR BN 843

Bond lengths

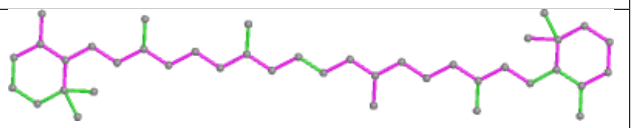

Bond angles

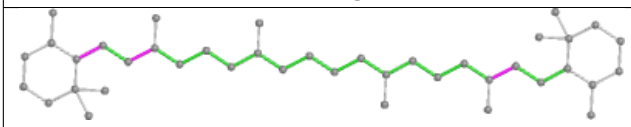

Torsions

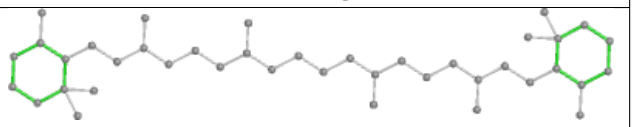

Rings

Ligand PEB SK 201

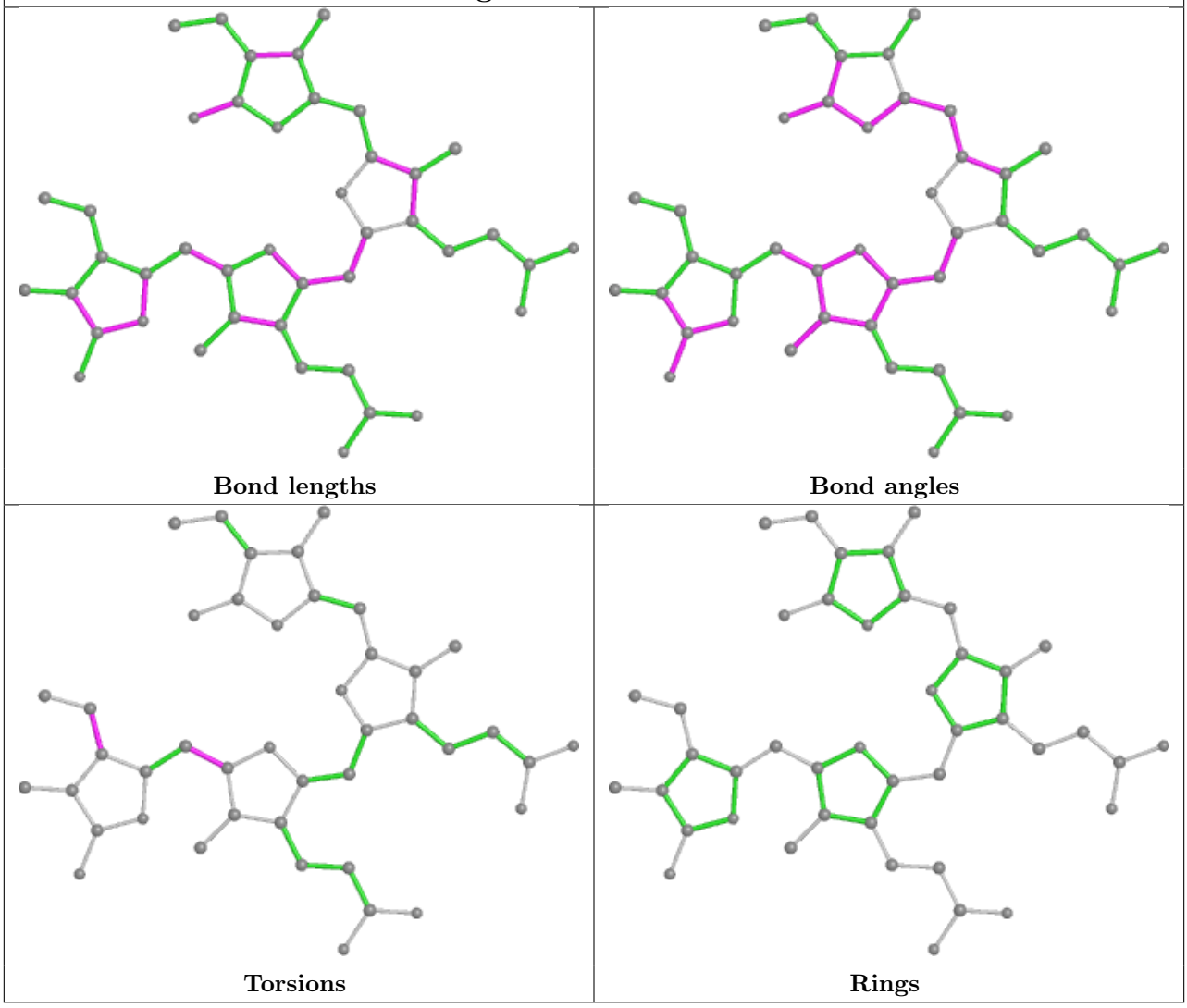

Ligand DGD D6 410

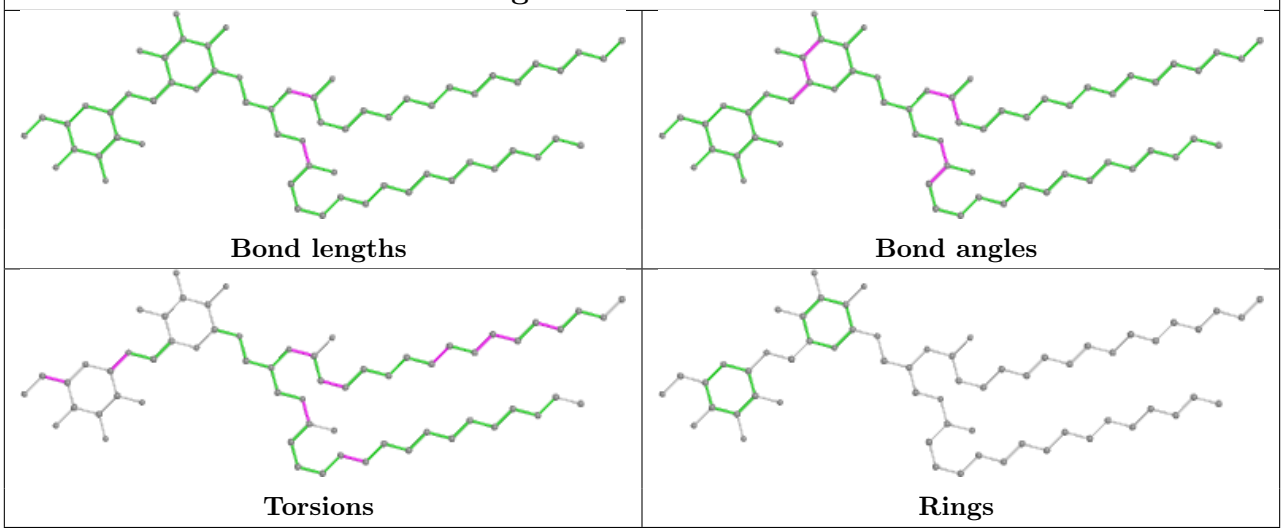

Ligand PEB D9 201

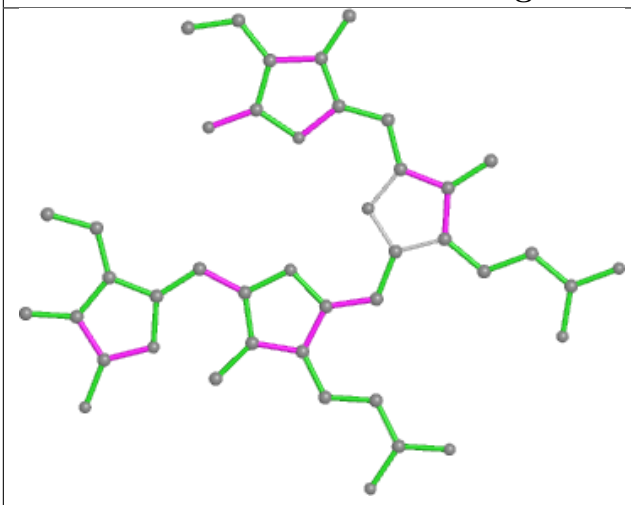

Bond lengths

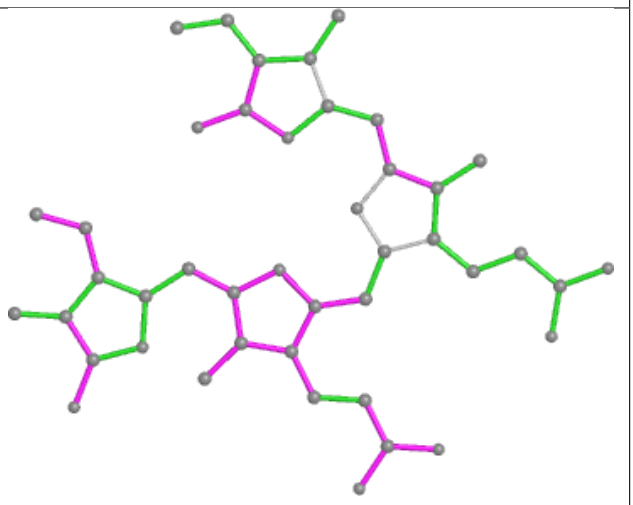

Bond angles

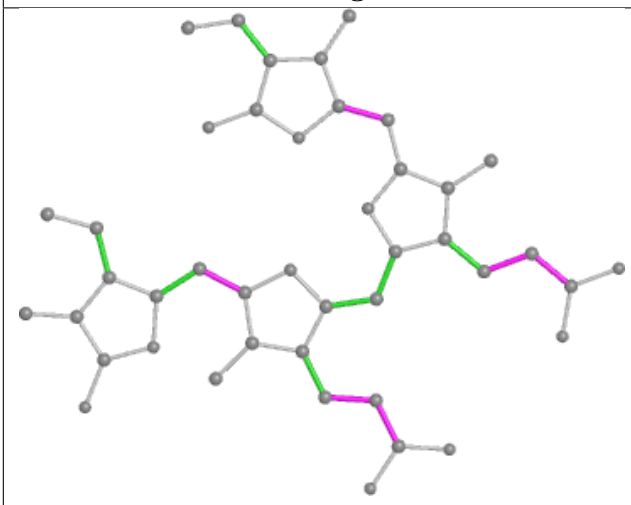

Torsions

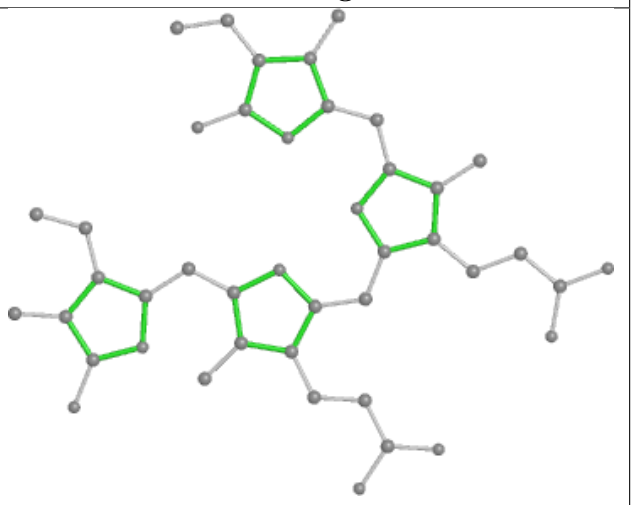

Rings

Ligand CLA HL 101

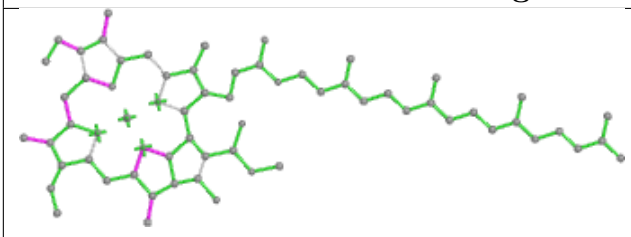

Bond lengths

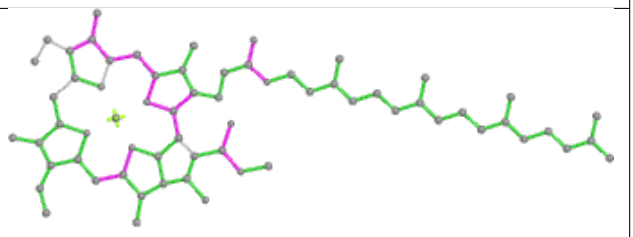

Bond angles

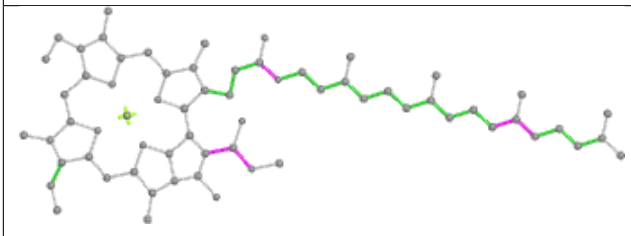

Torsions

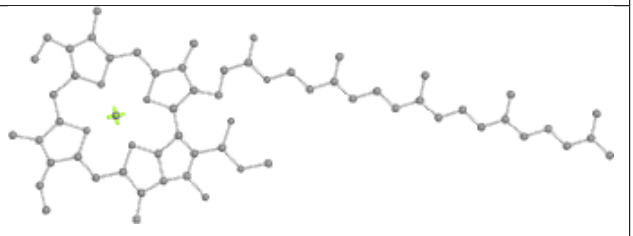

Rings

Ligand CLA cL 517

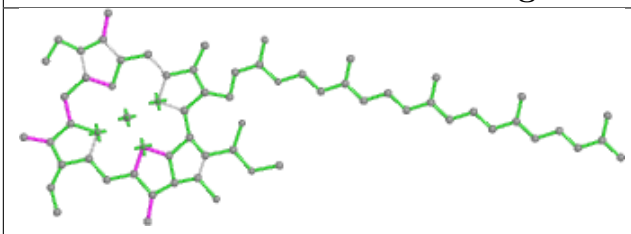

Bond lengths

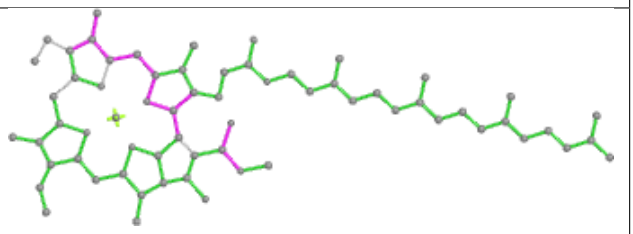

Bond angles

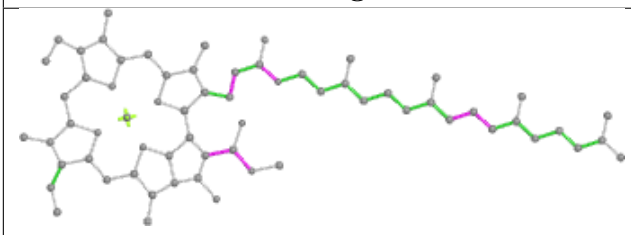

Torsions

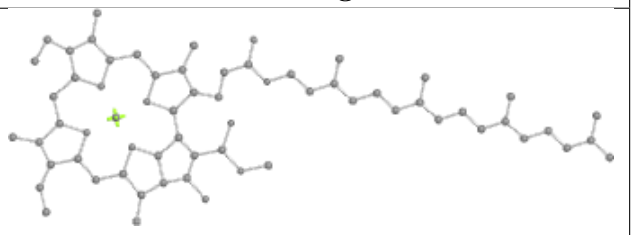

Rings

Ligand PEB aJ 201

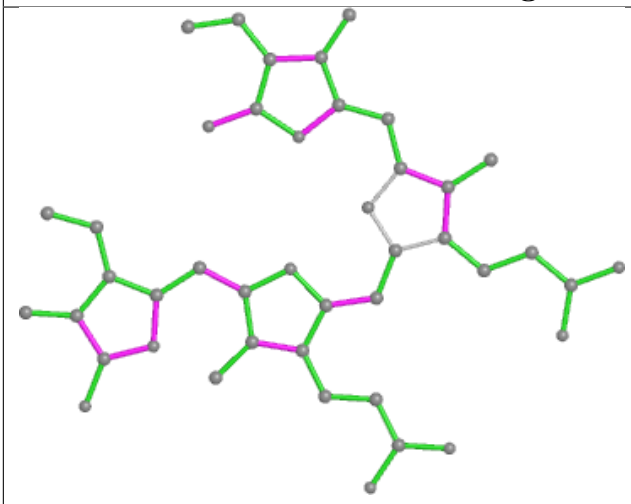

Bond lengths

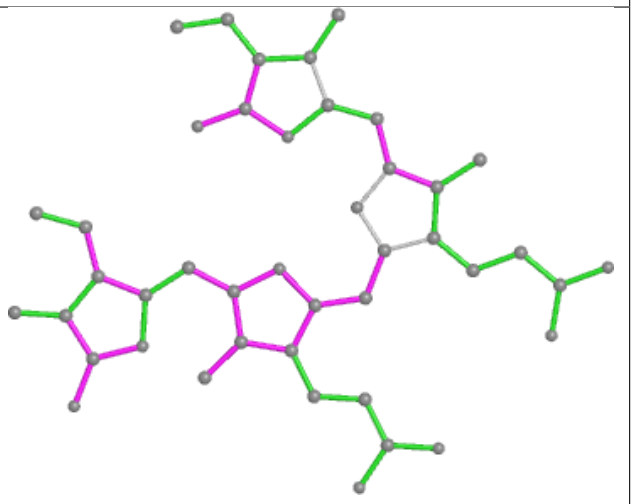

Bond angles

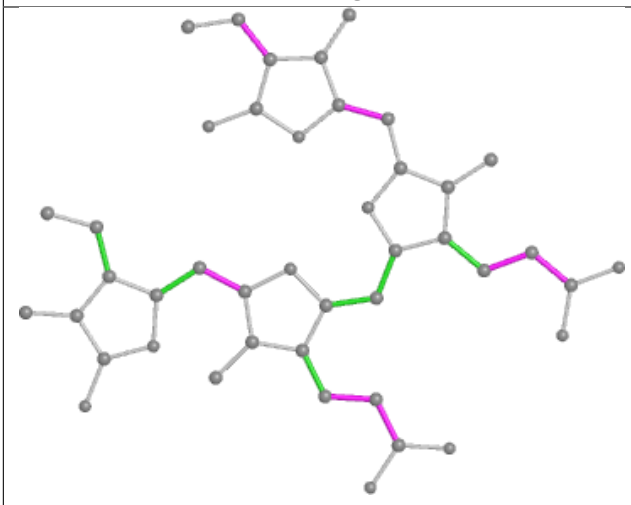

Torsions

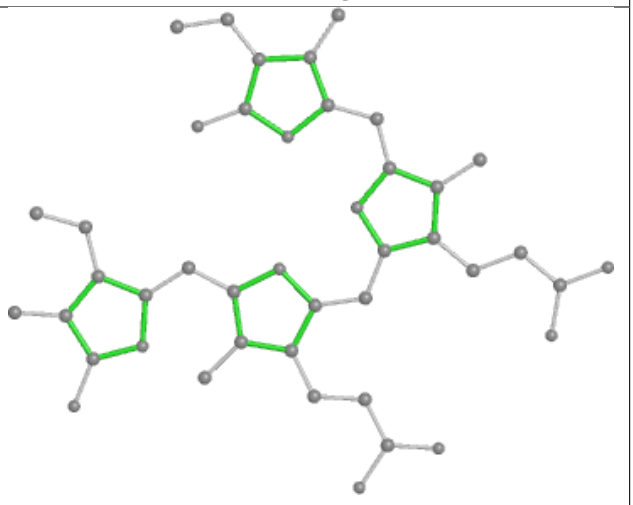

Rings

Ligand CLA 52 611

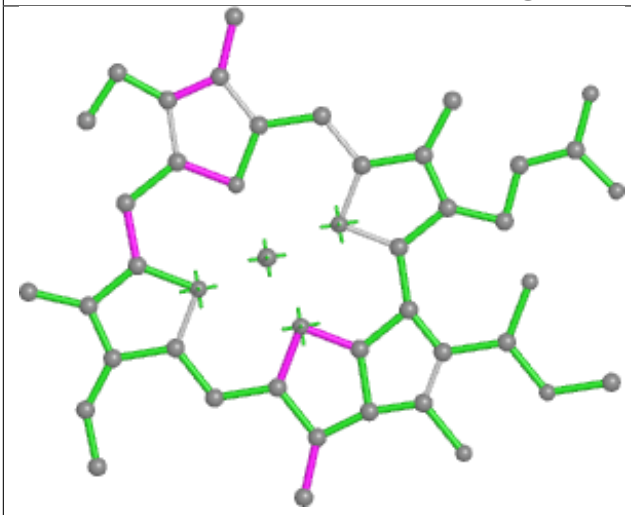

Bond lengths

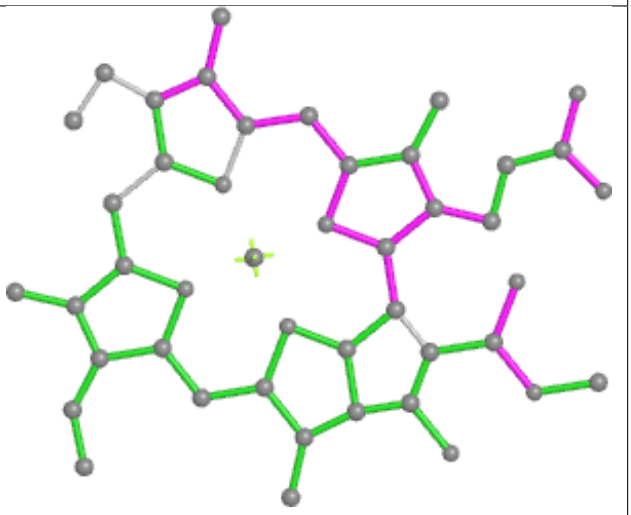

Bond angles

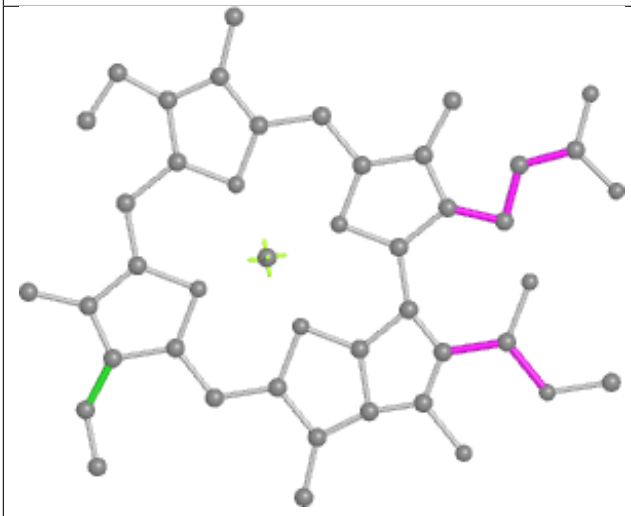

Torsions

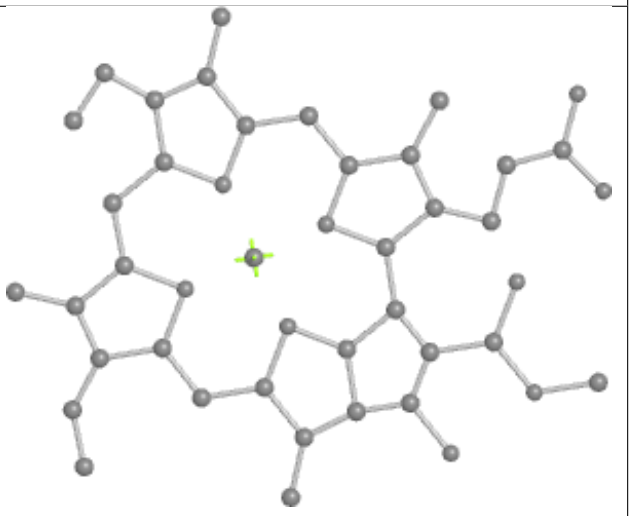

Rings

Ligand PEB WE 203

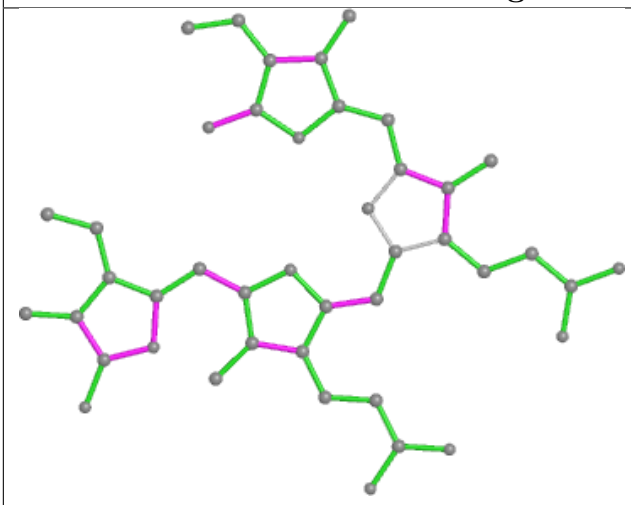

Bond lengths

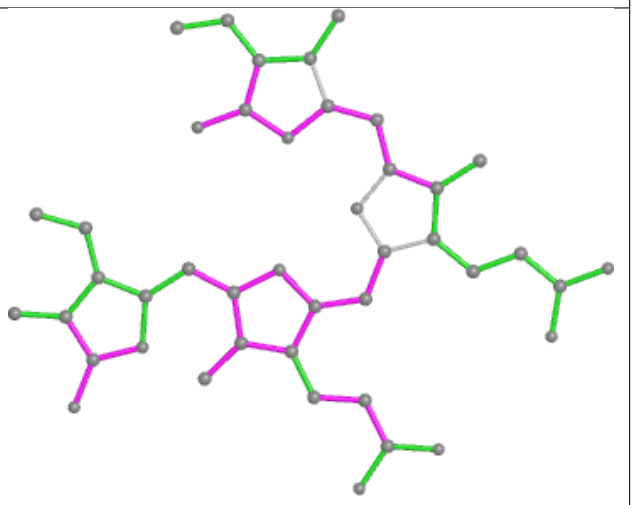

Bond angles

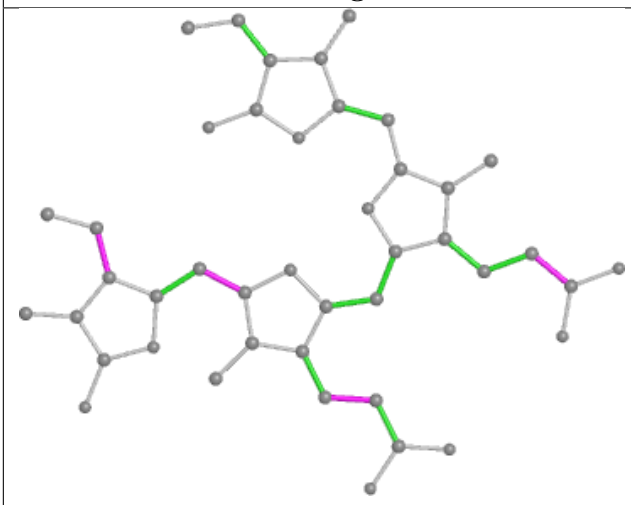

Torsions

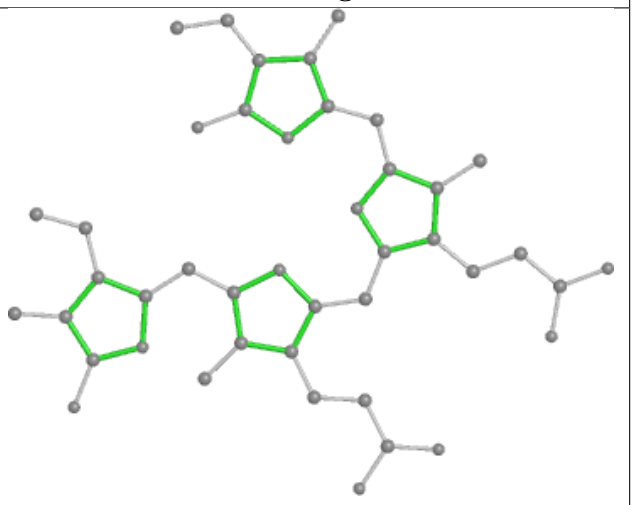

Rings

Ligand PEB OJ 201

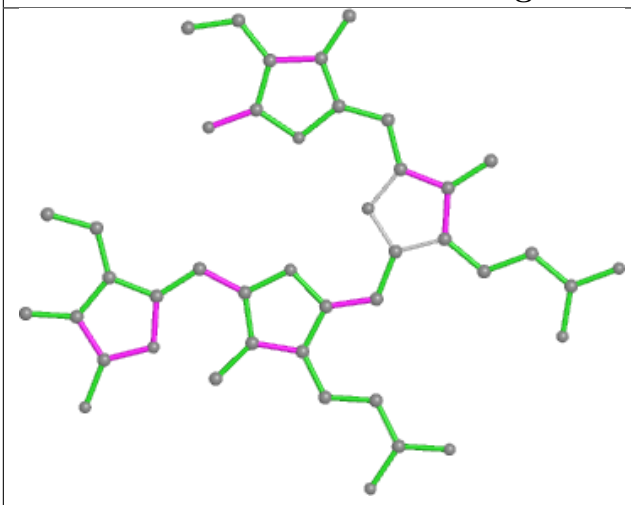

Bond lengths

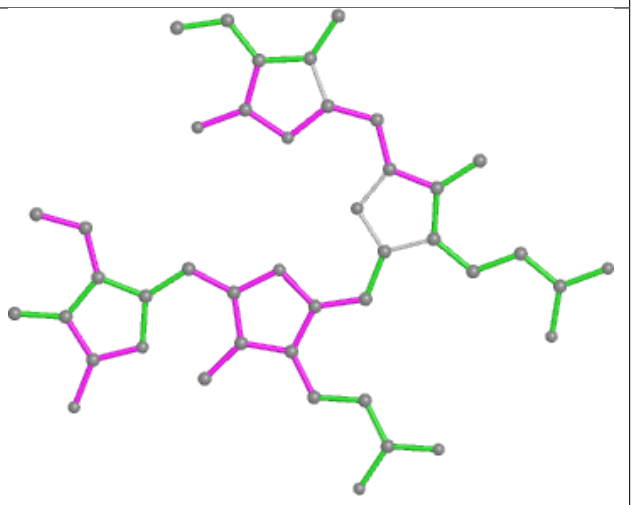

Bond angles

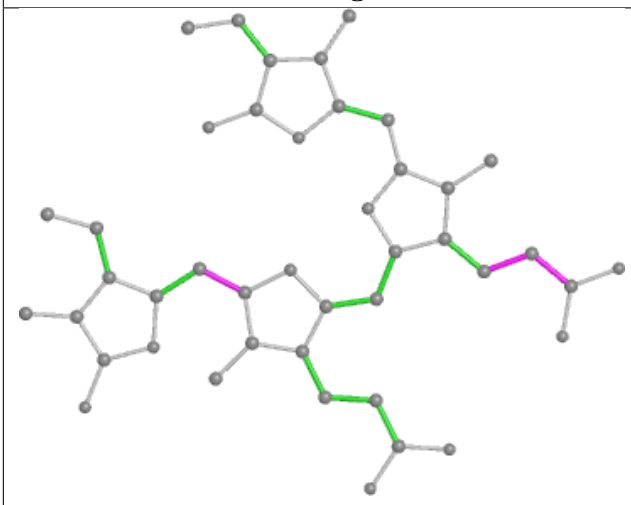

Torsions

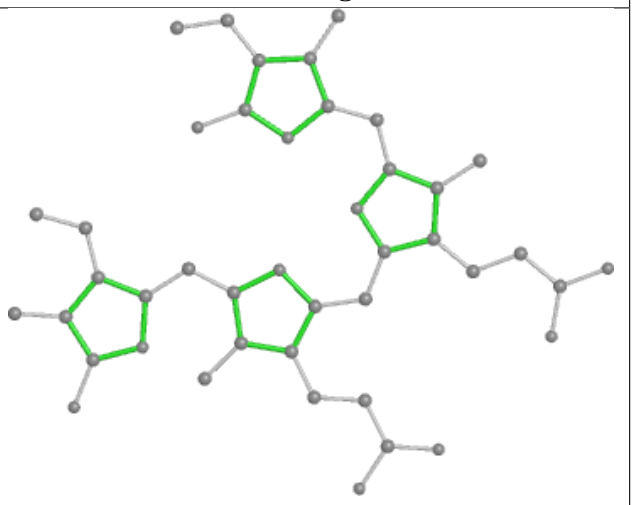

Rings

Ligand PEB l4 201

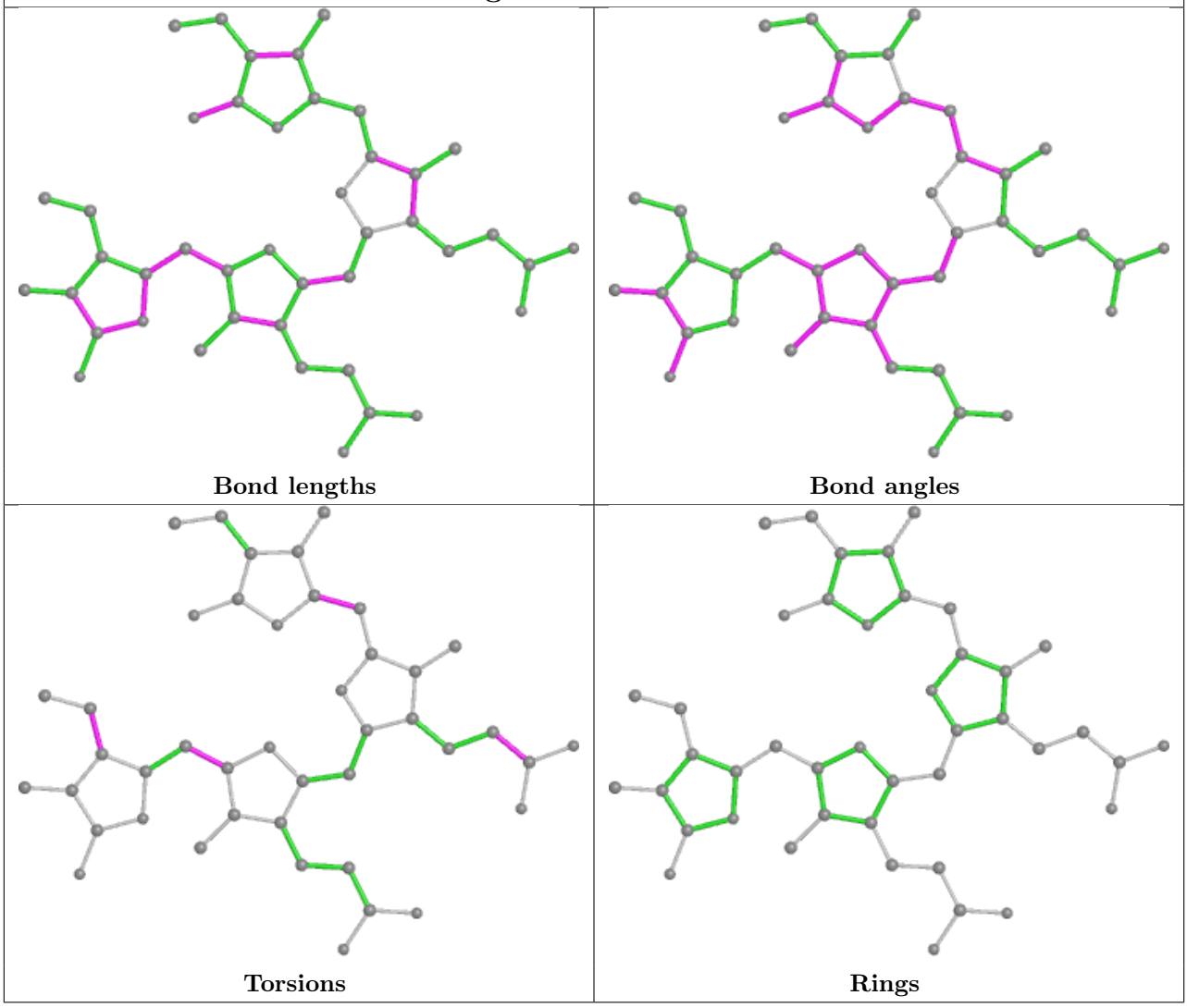

Ligand BCR L2 201

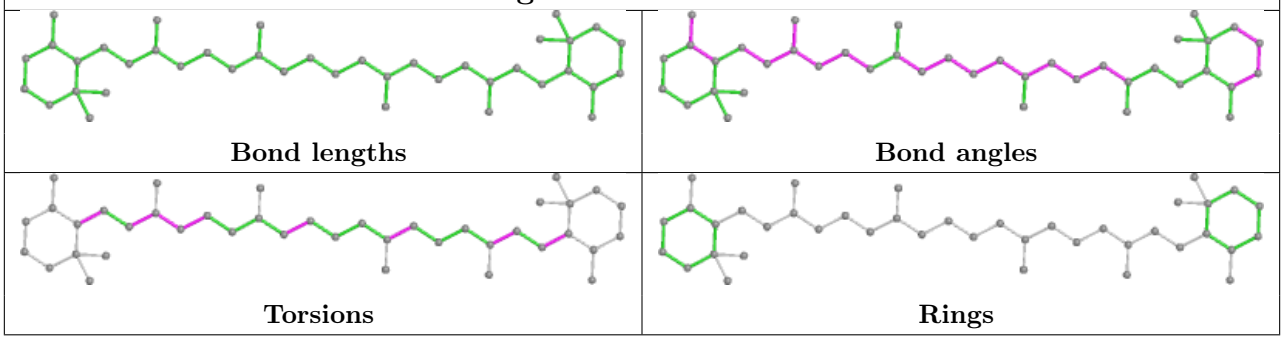

Ligand CLA dL 409

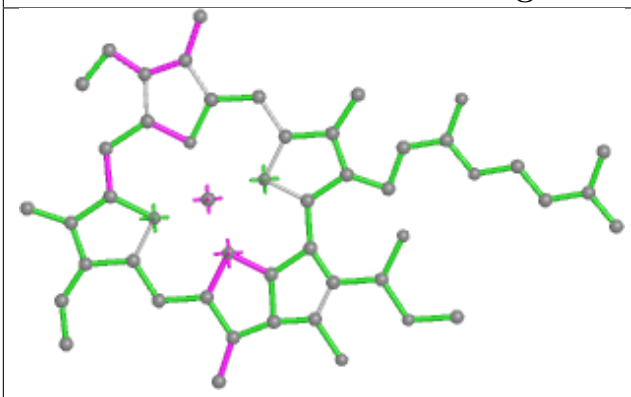

Bond lengths

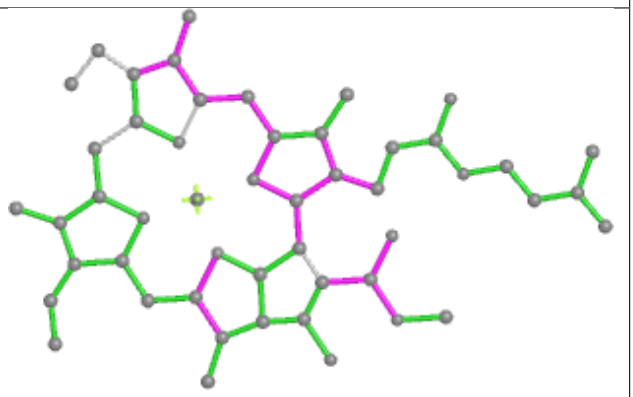

Bond angles

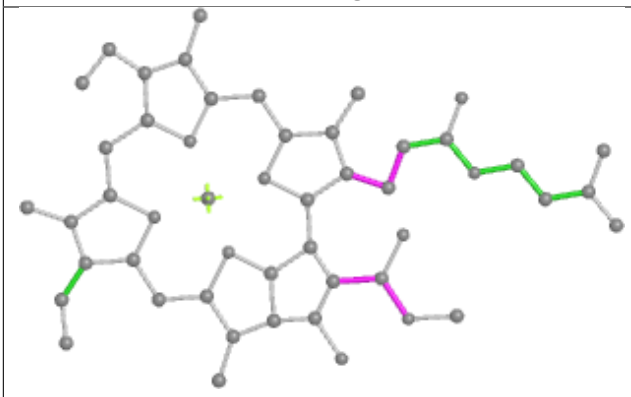

Torsions

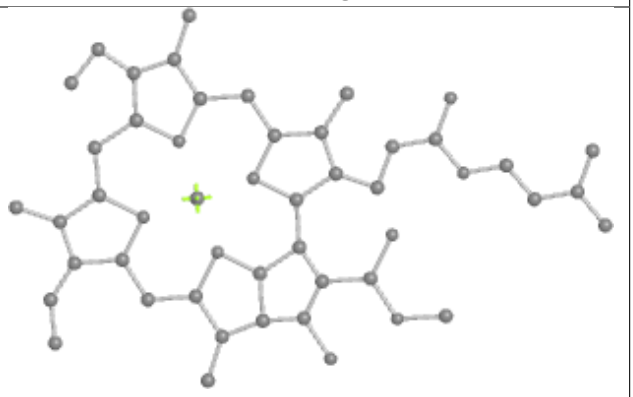

Rings

Ligand PEB P1 201

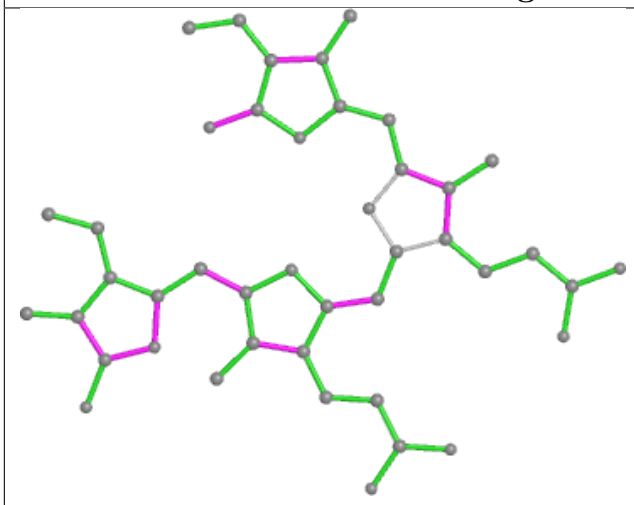

Bond lengths

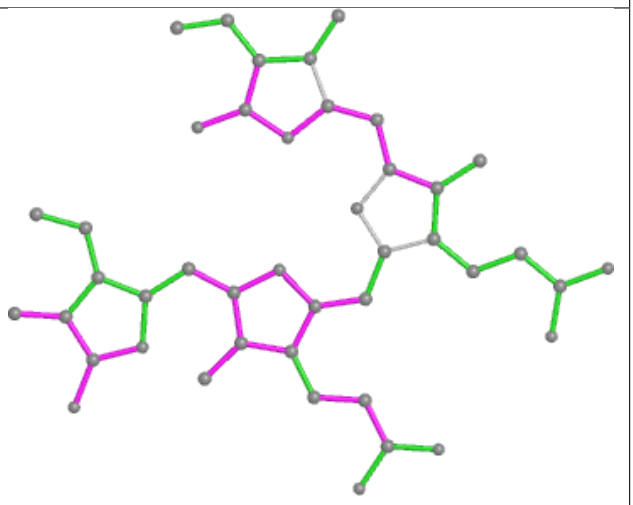

Bond angles

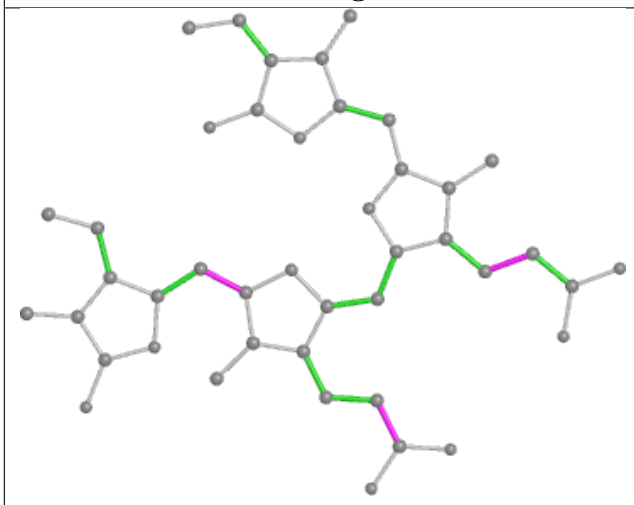

Torsions

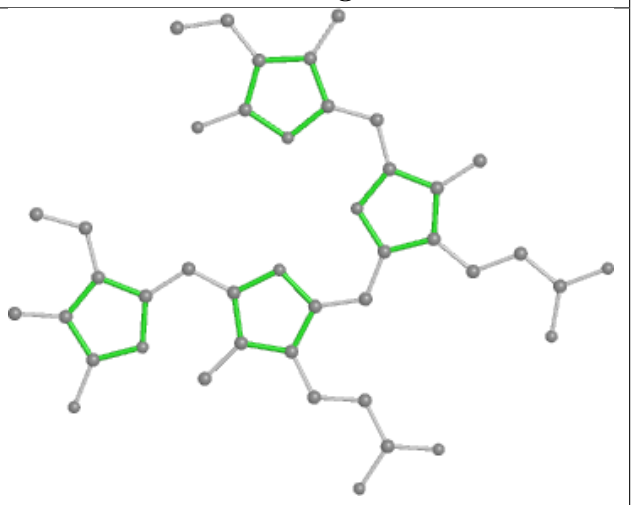

Rings

Ligand PEB YF 202

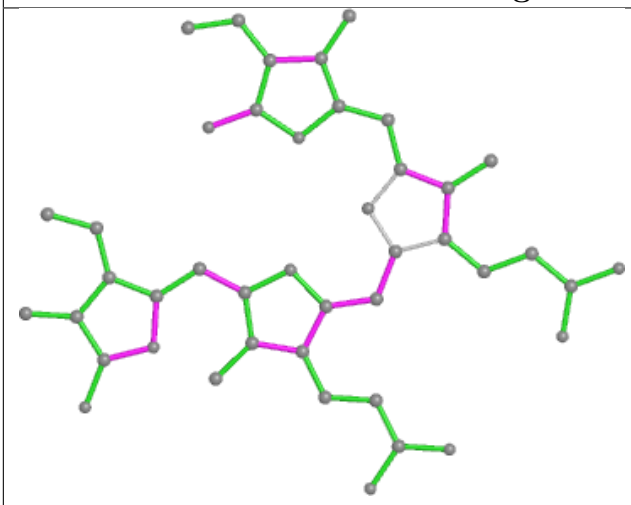

Bond lengths

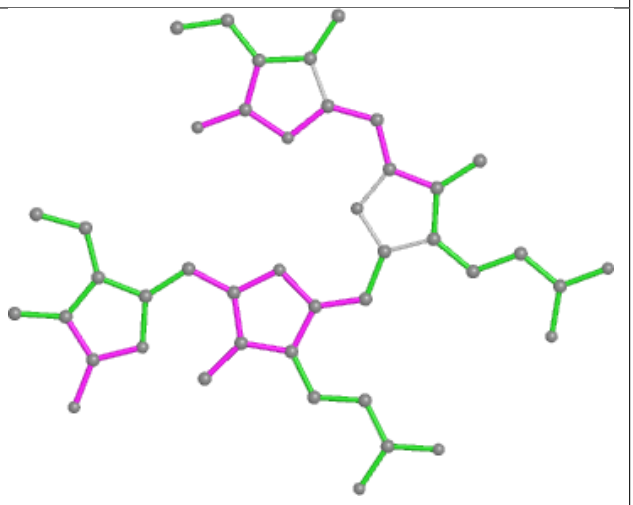

Bond angles

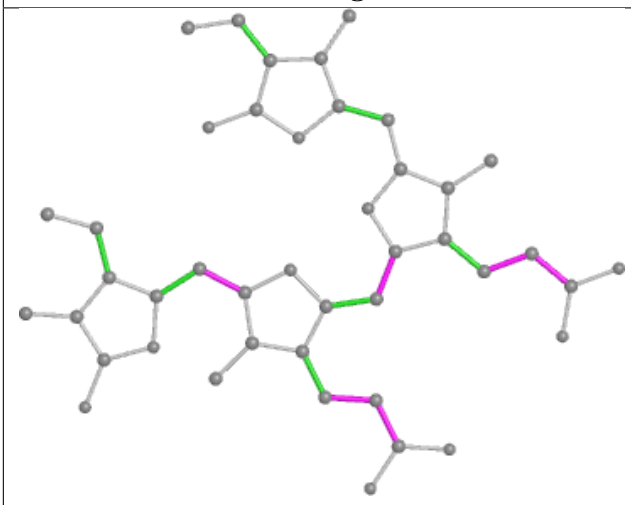

Torsions

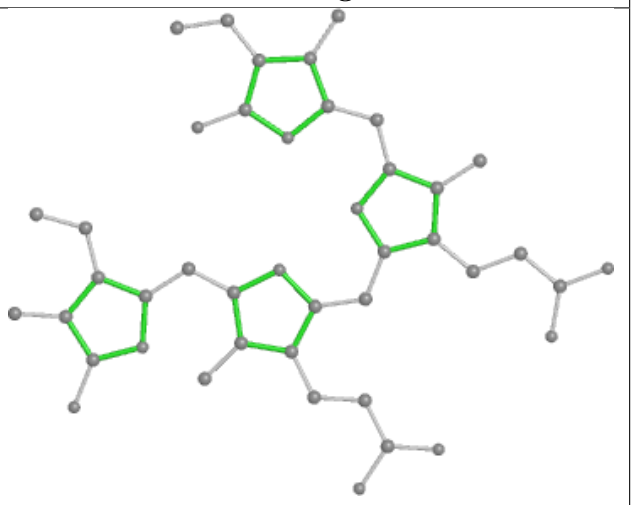

Rings

Ligand CLA C6 515

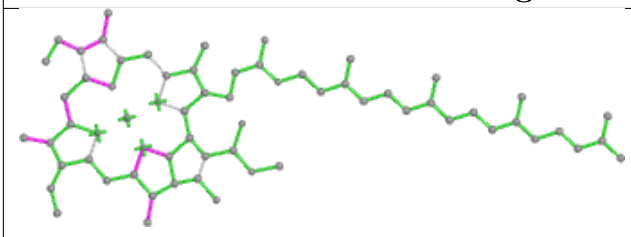

Bond lengths

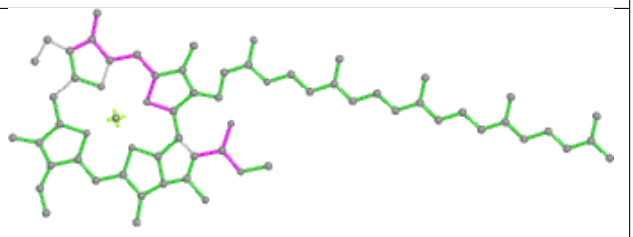

Bond angles

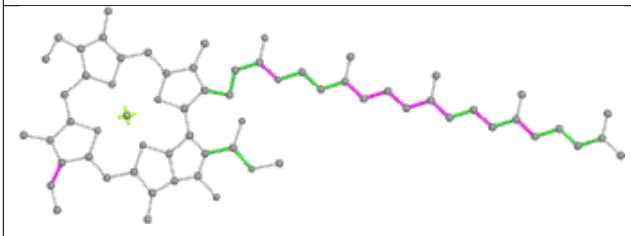

Torsions

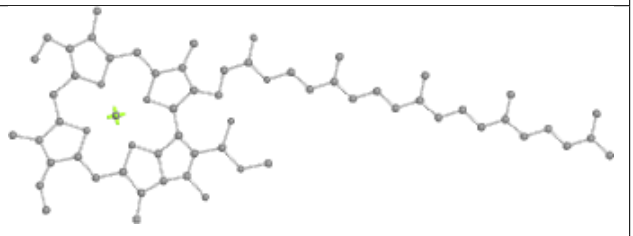

Rings

Ligand PEB JK 201

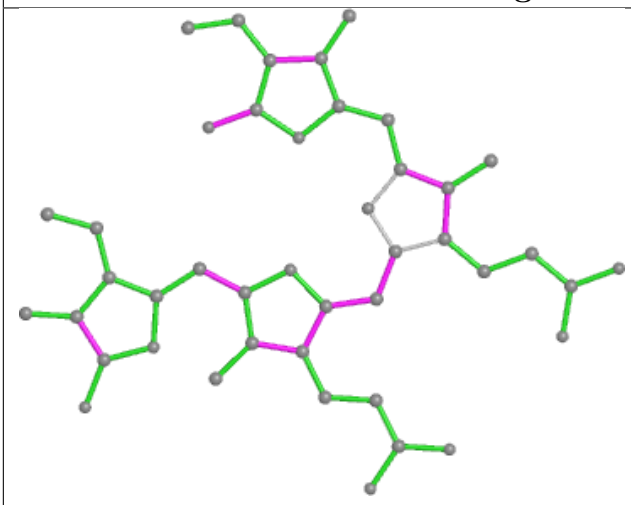

Bond lengths

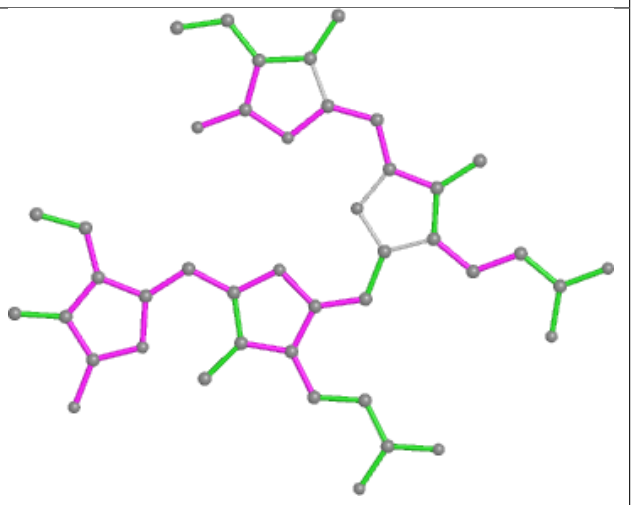

Bond angles

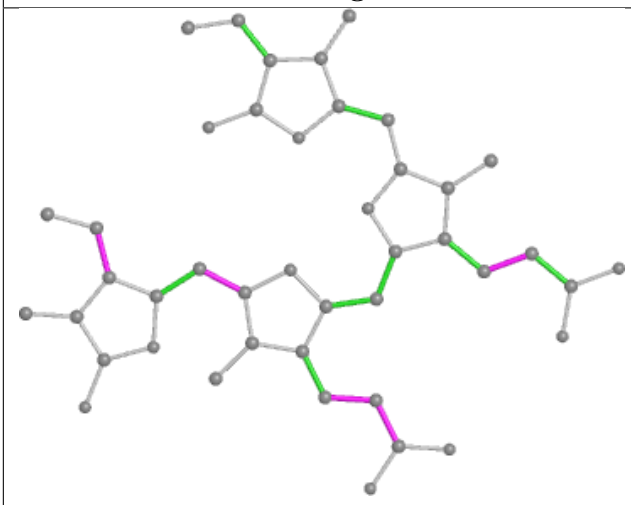

Torsions

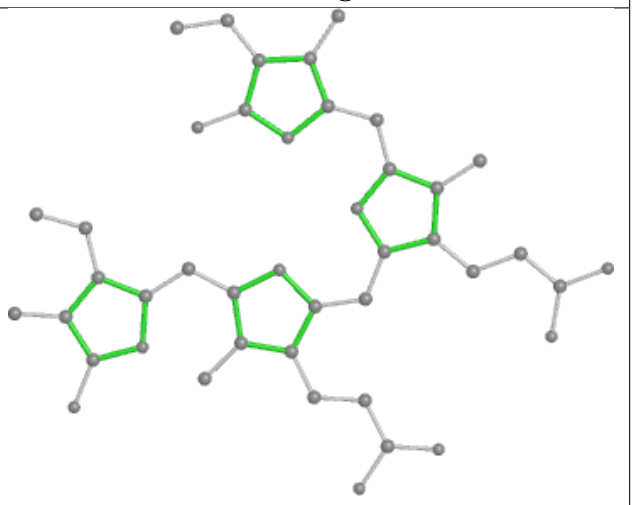

Rings

Ligand CLA AN 841

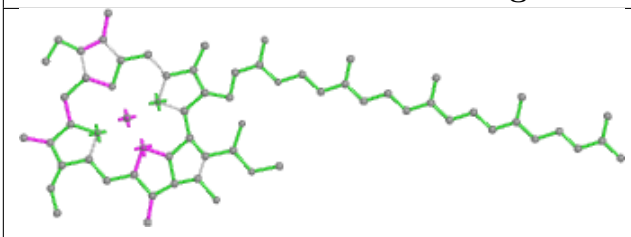

Bond lengths

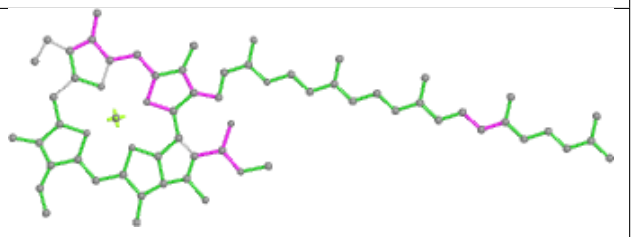

Bond angles

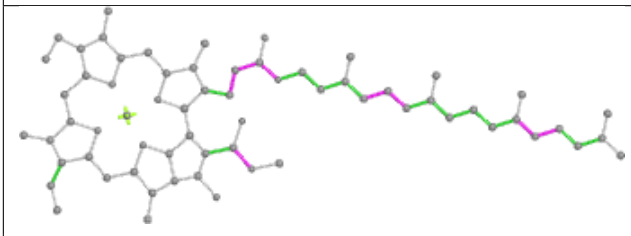

Torsions

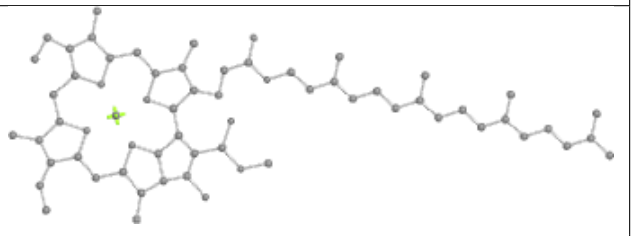

Rings

Ligand PEB b4 202

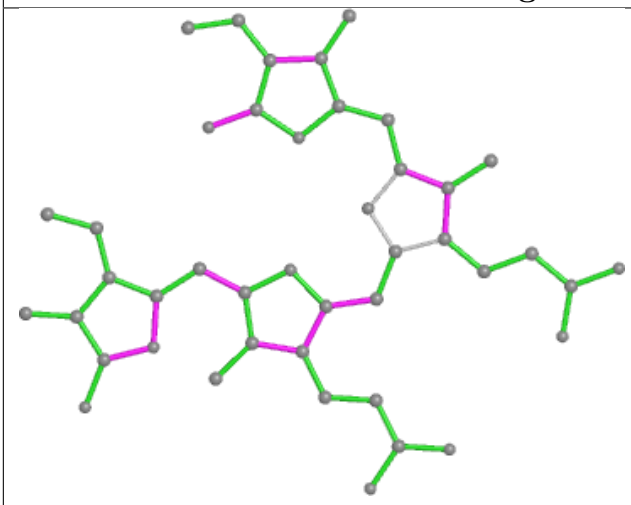

Bond lengths

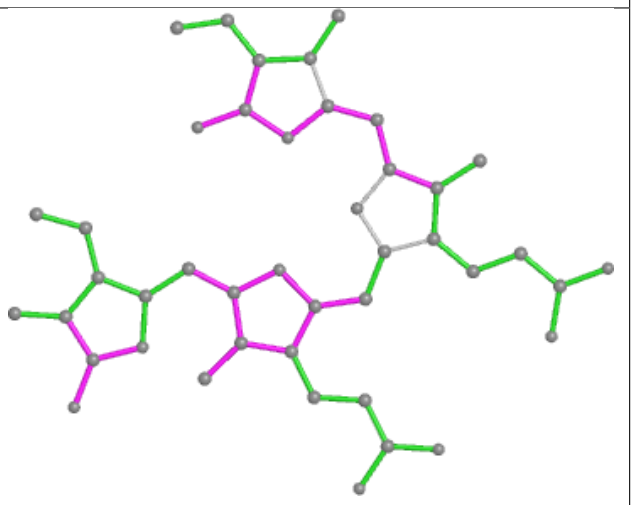

Bond angles

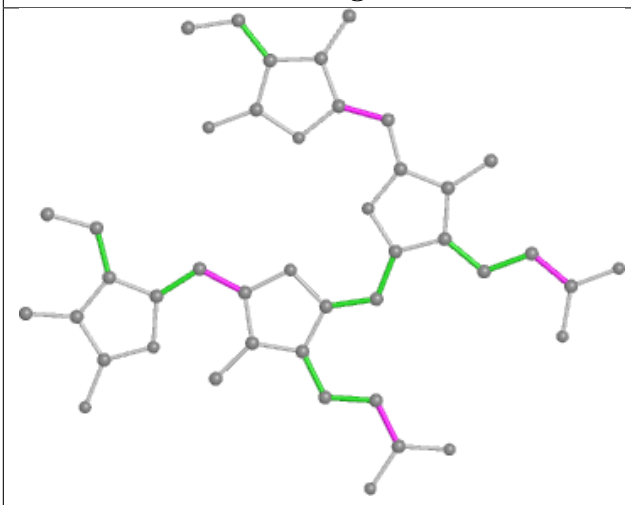

Torsions

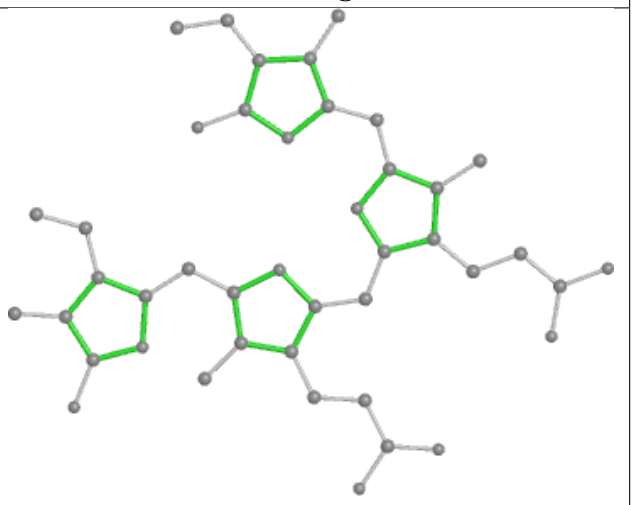

Rings

Ligand PEB kJ 202

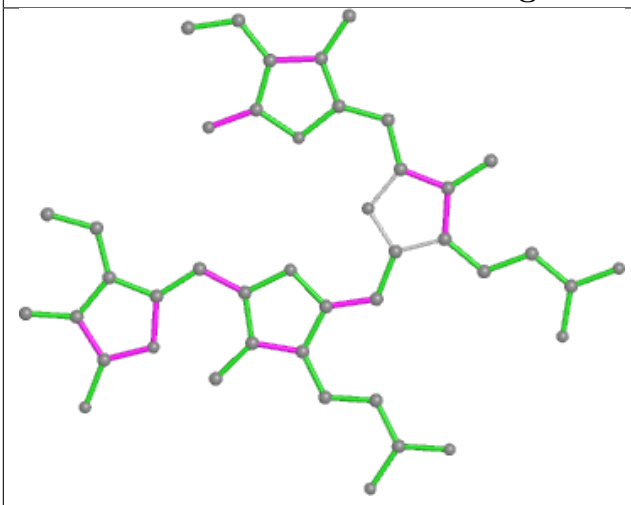

Bond lengths

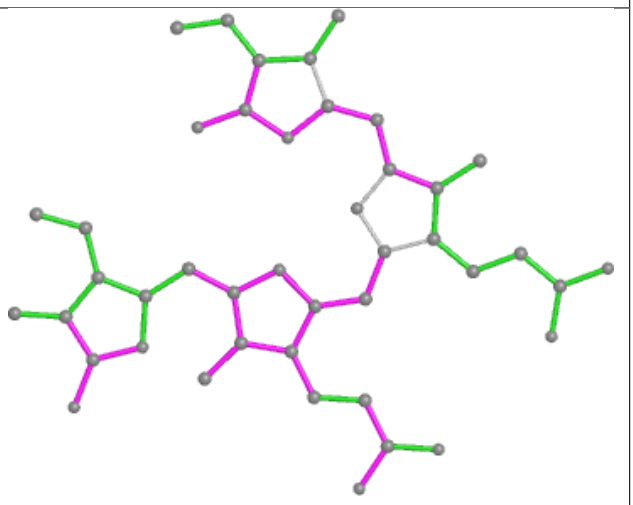

Bond angles

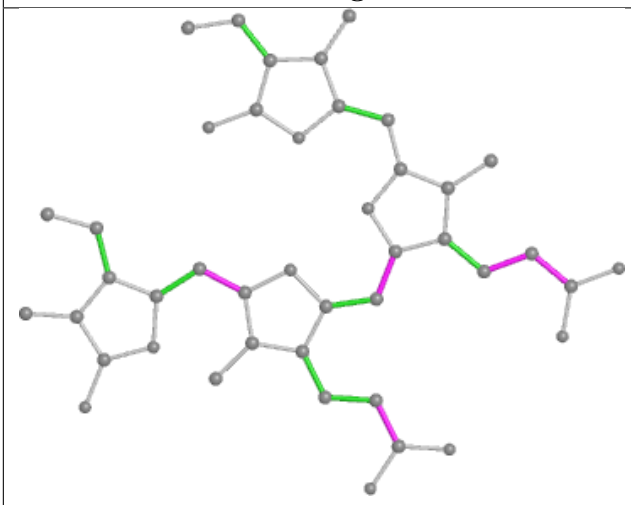

Torsions

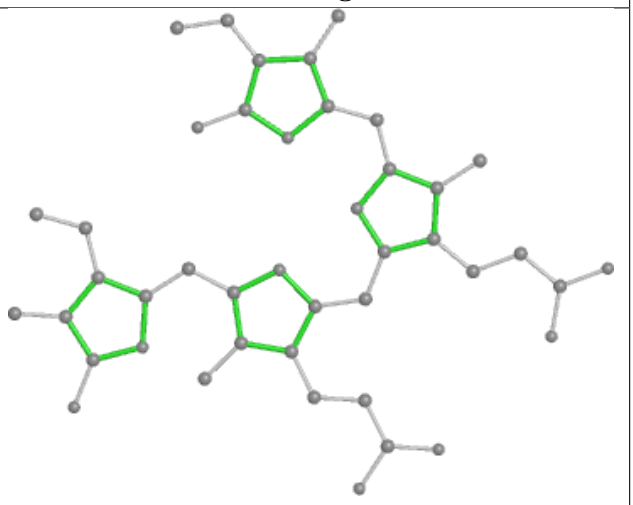

Rings

Ligand PEB HF 202

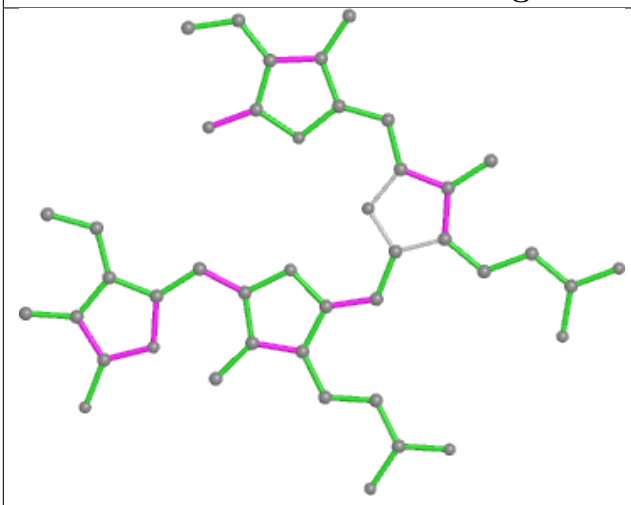

Bond lengths

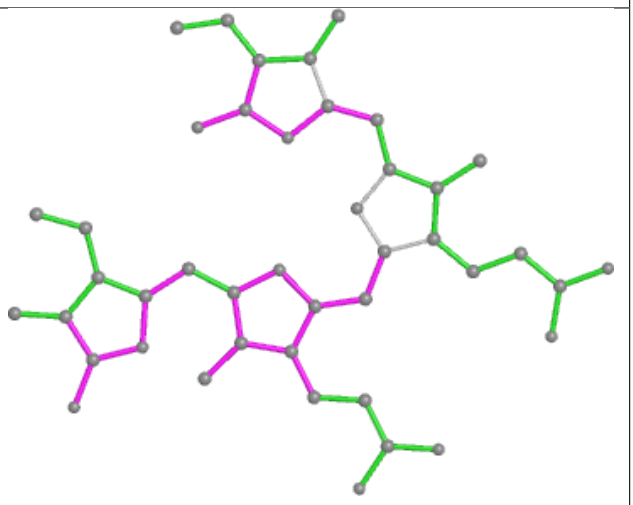

Bond angles

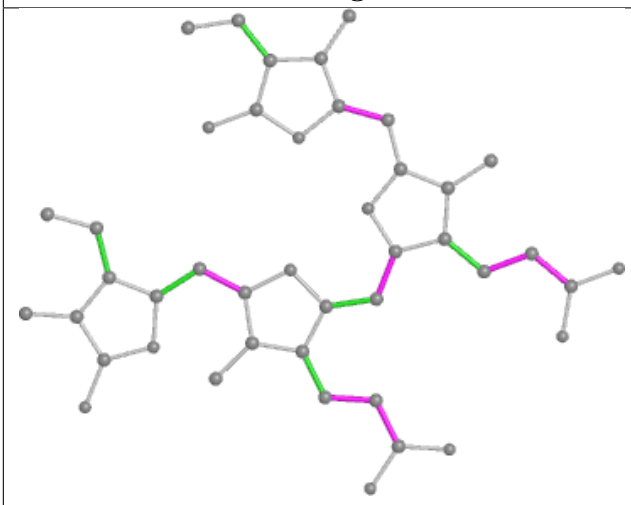

Torsions

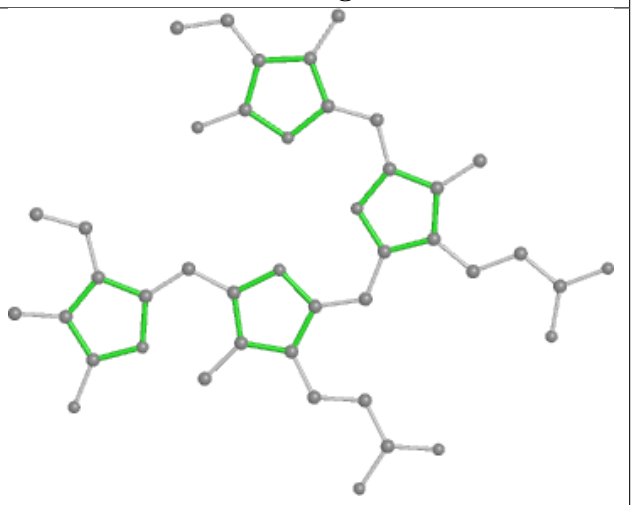

Rings

Ligand PEB SI 201

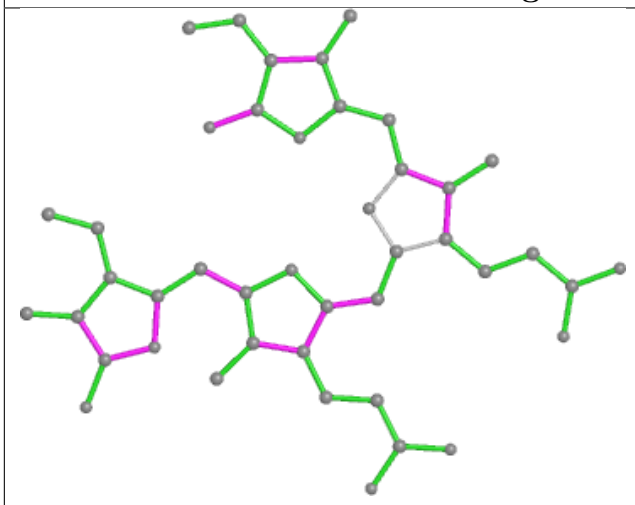

Bond lengths

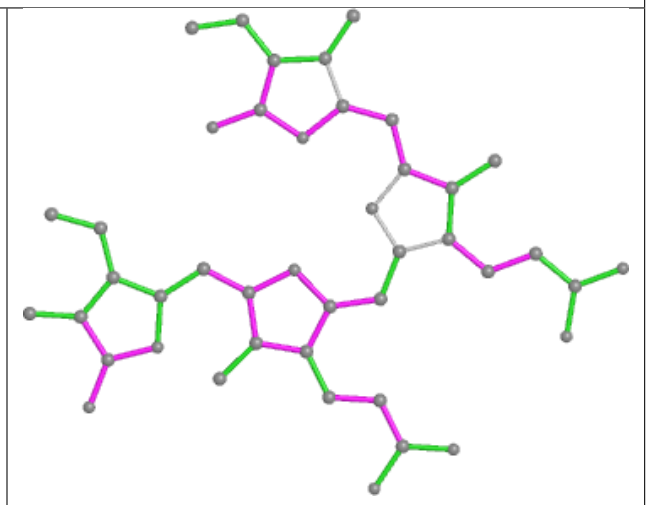

Bond angles

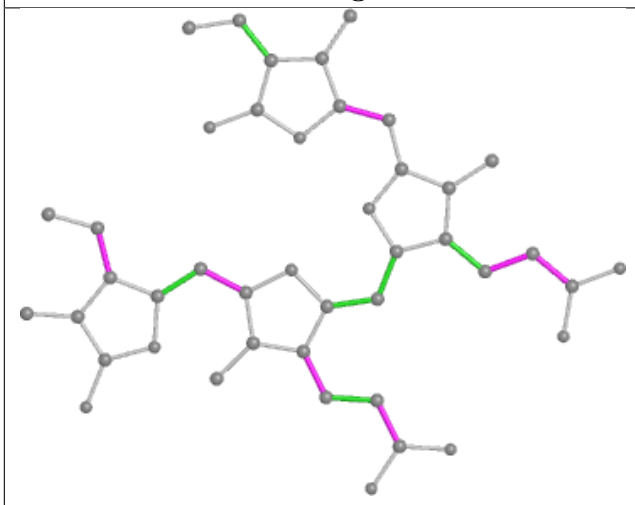

Torsions

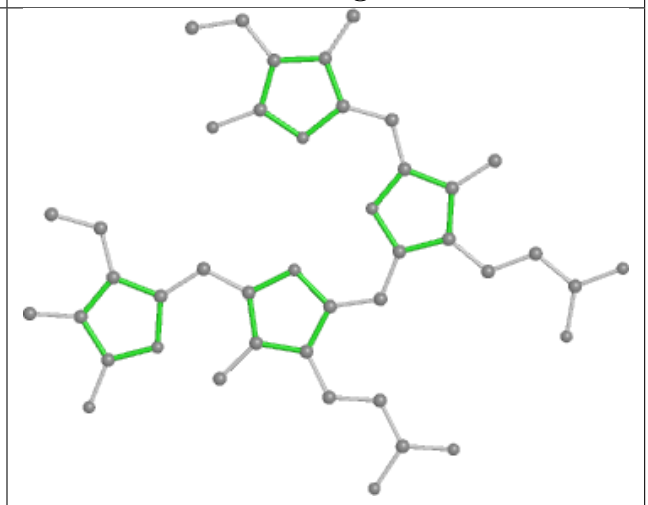

Rings

Ligand PEB OQ 201

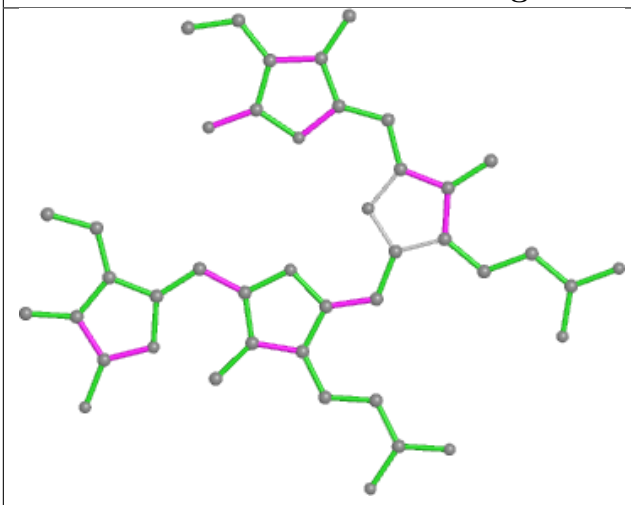

Bond lengths

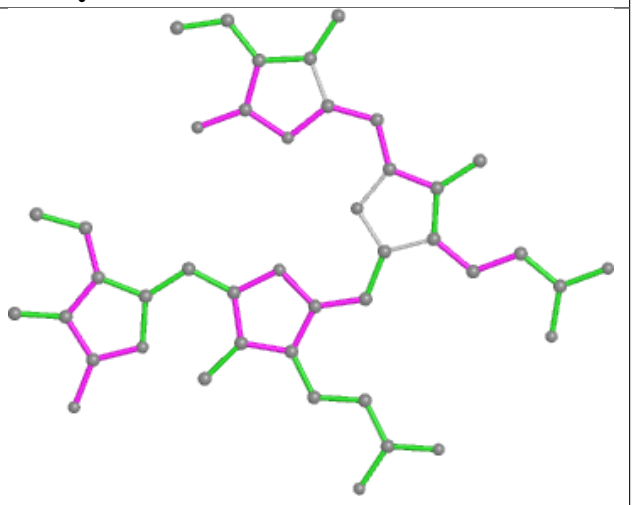

Bond angles

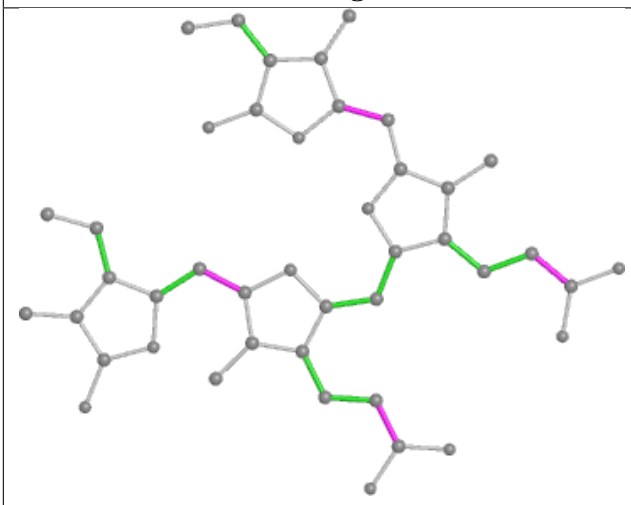

Torsions

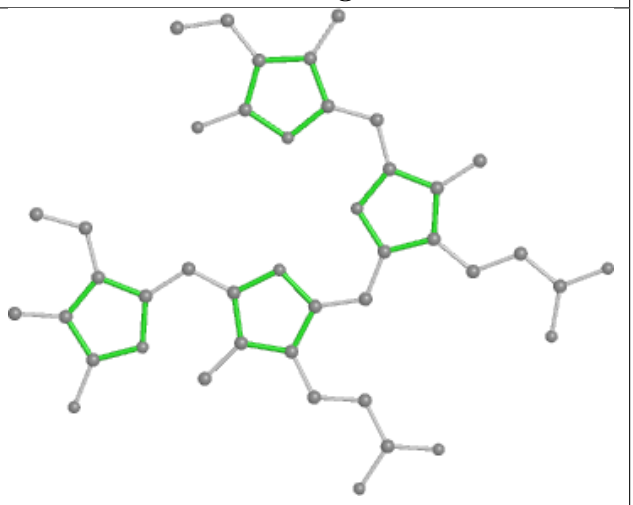

Rings

Ligand PEB JJ 202

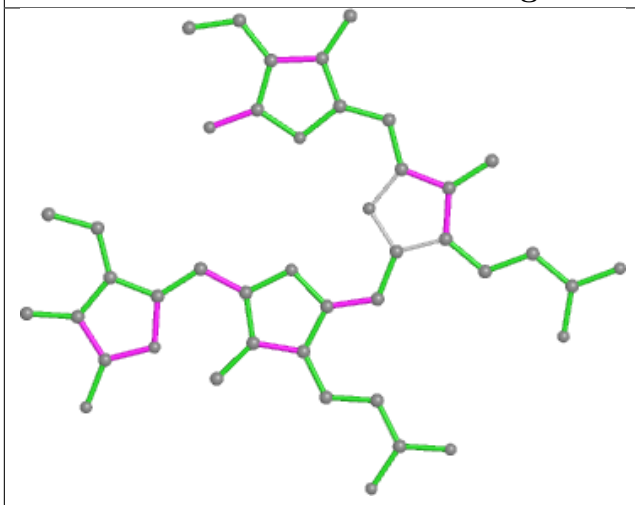

Bond lengths

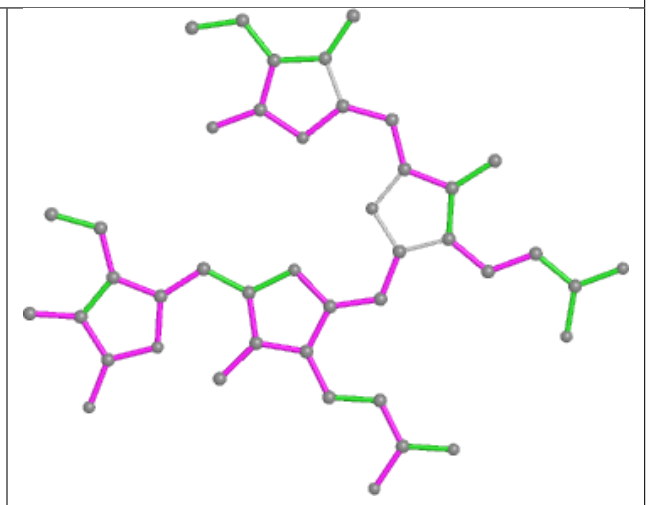

Bond angles

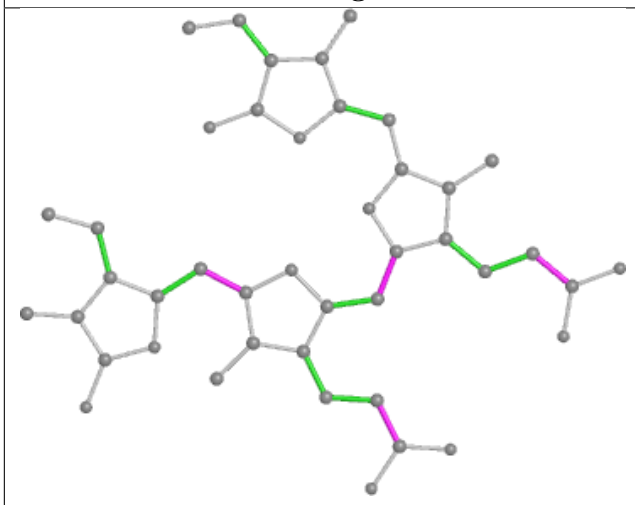

Torsions

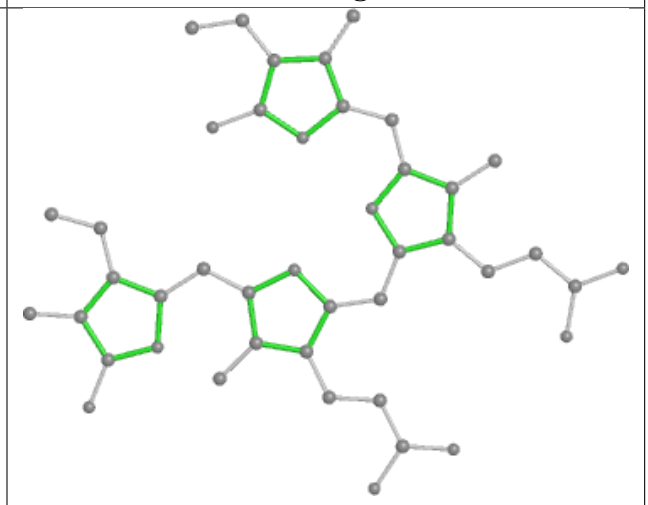

Rings

Ligand PEB E9 201

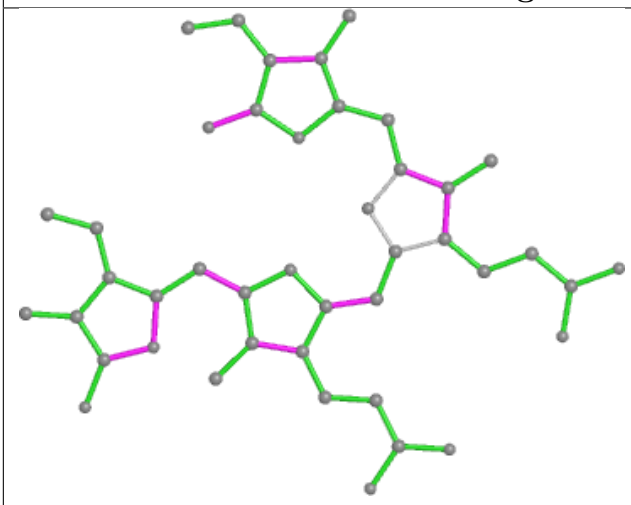

Bond lengths

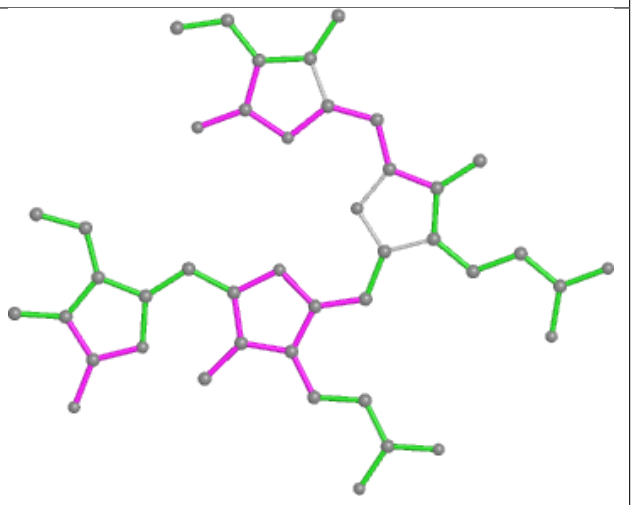

Bond angles

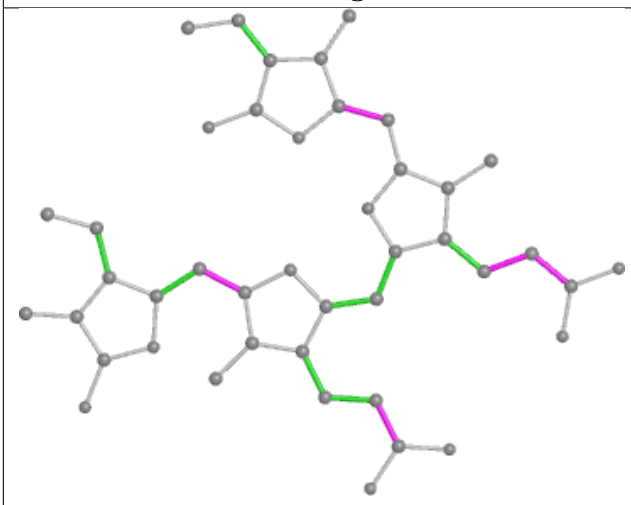

Torsions

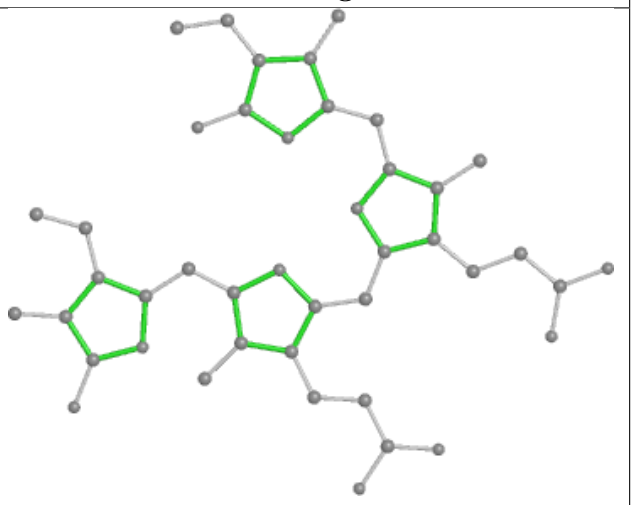

Rings

Ligand PEB RK 202

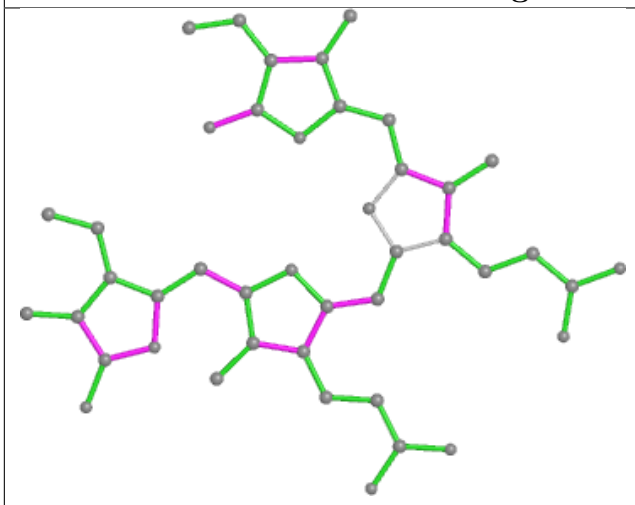

Bond lengths

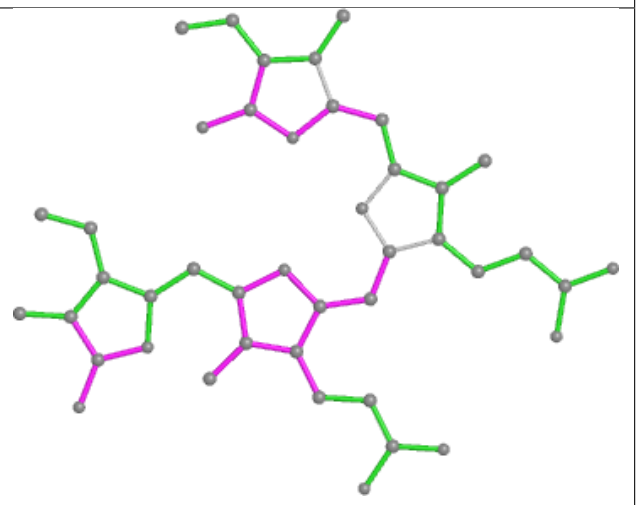

Bond angles

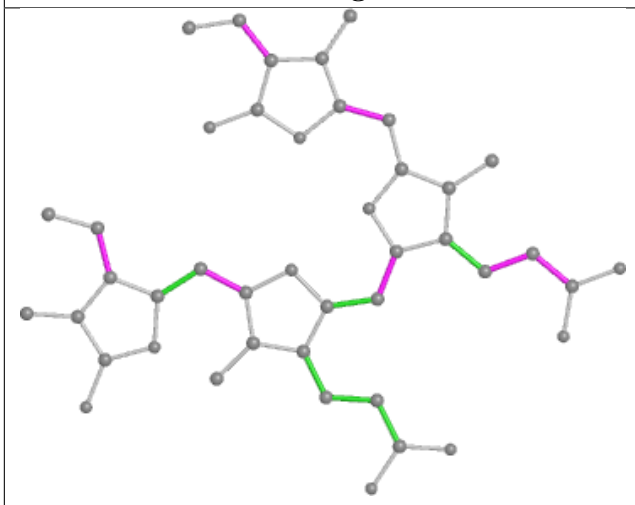

Torsions

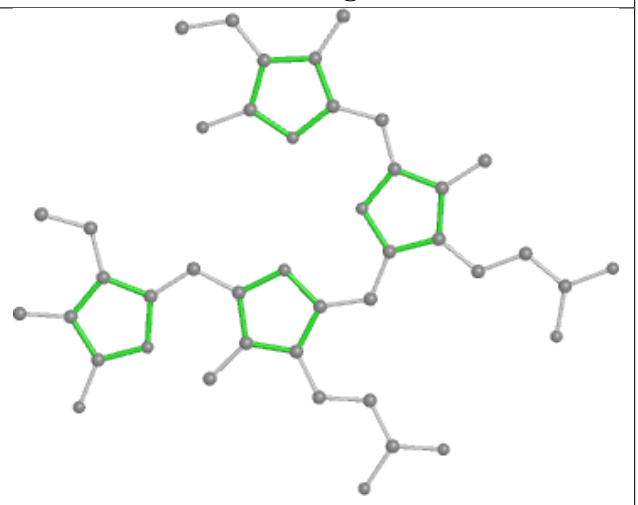

Rings

Ligand PEB fG 203

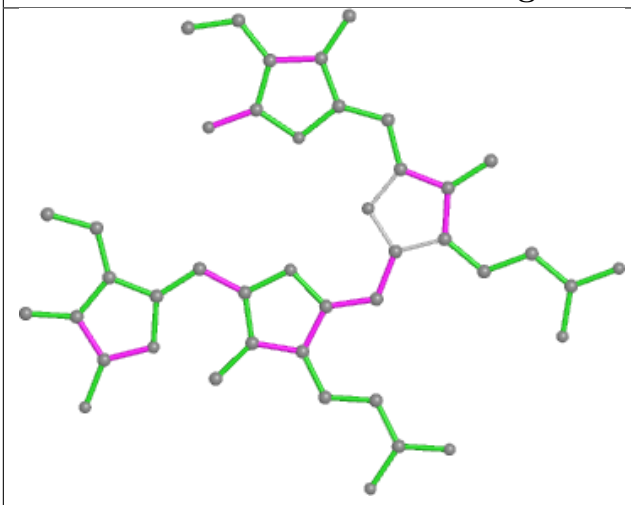

Bond lengths

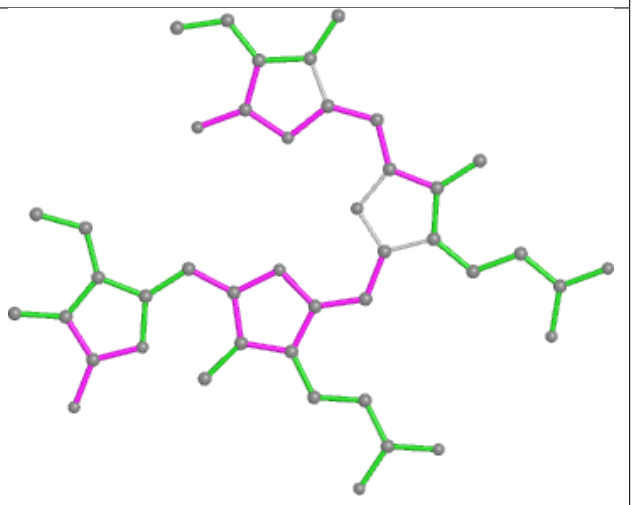

Bond angles

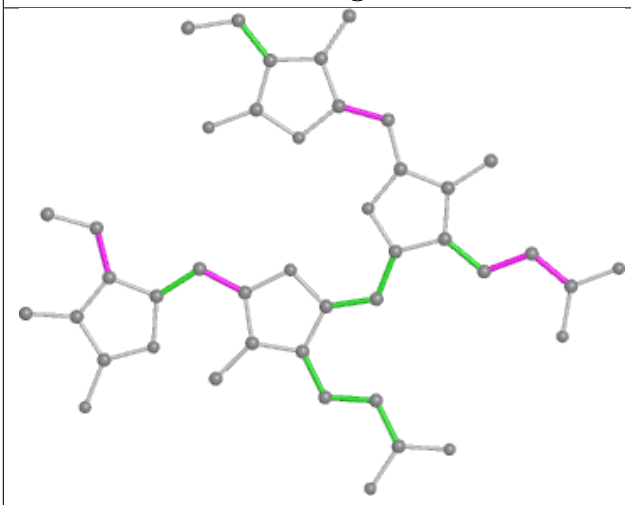

Torsions

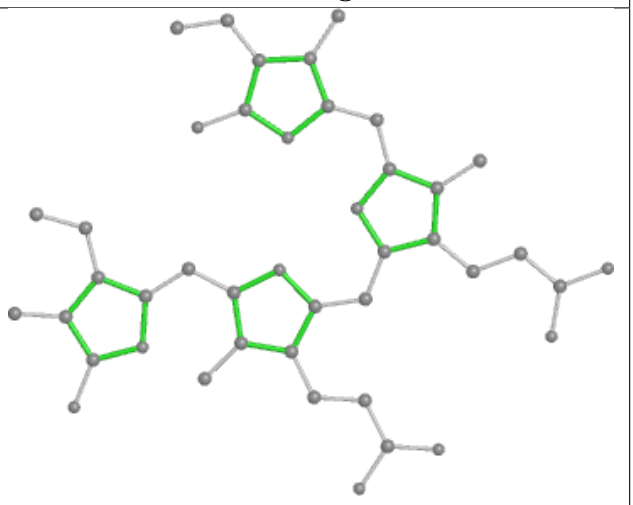

Rings

Ligand PEB u8 203

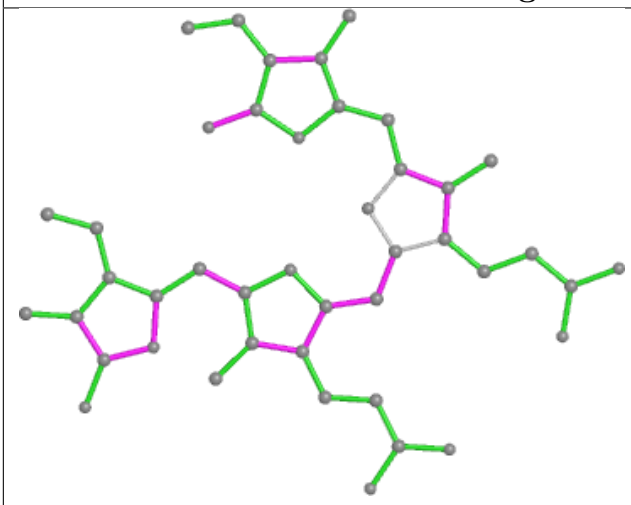

Bond lengths

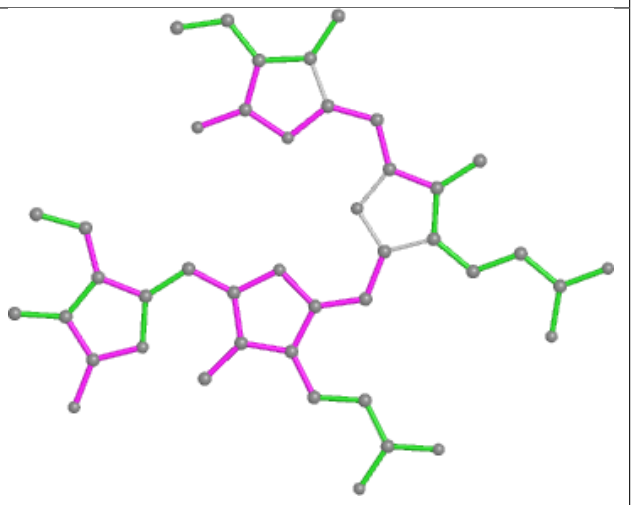

Bond angles

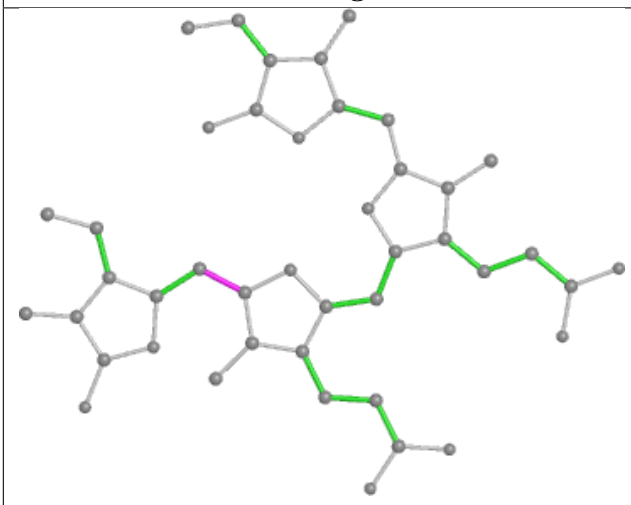

Torsions

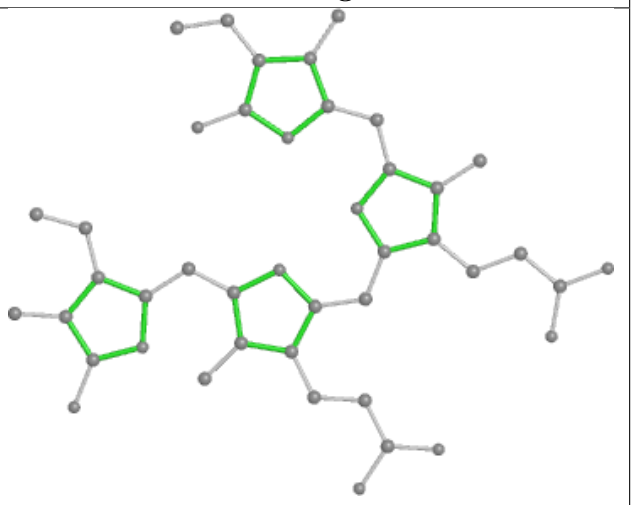

Rings

Ligand PEB ID 201

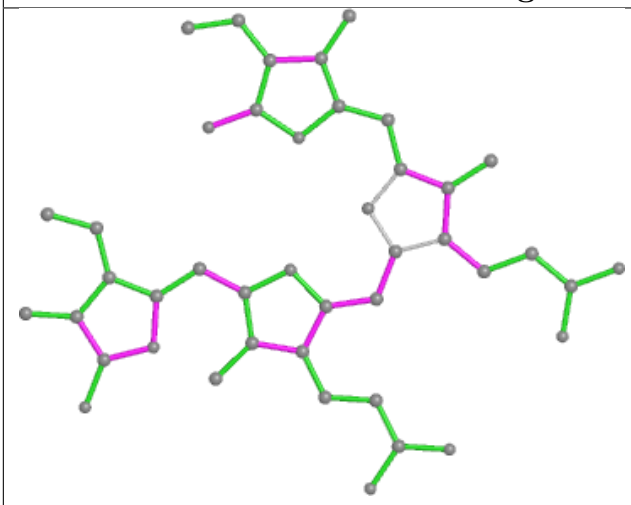

Bond lengths

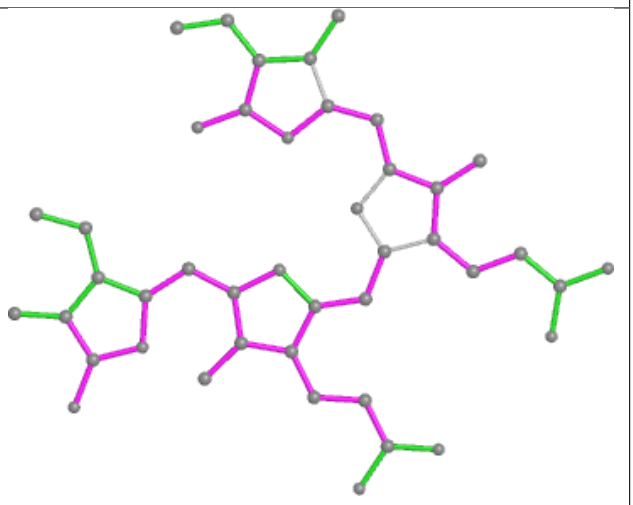

Bond angles

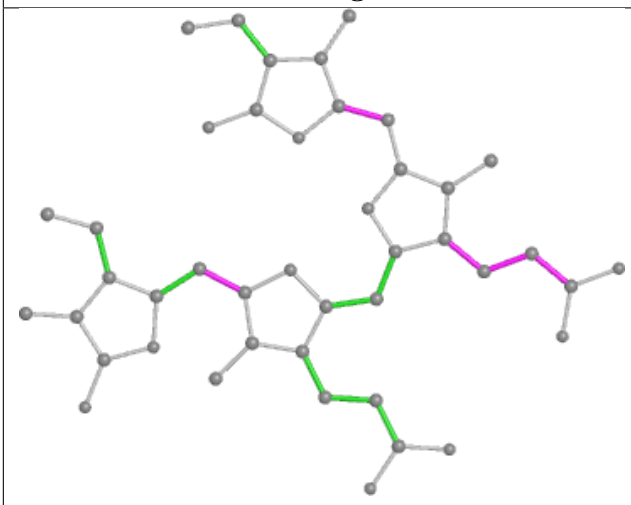

Torsions

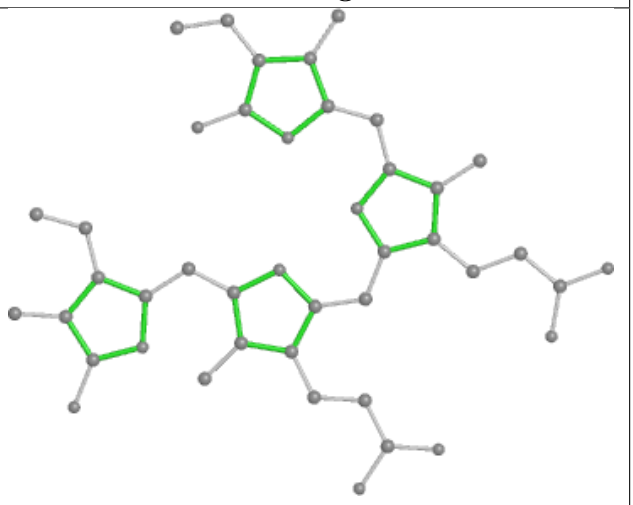

Rings

Ligand PEB QJ 204

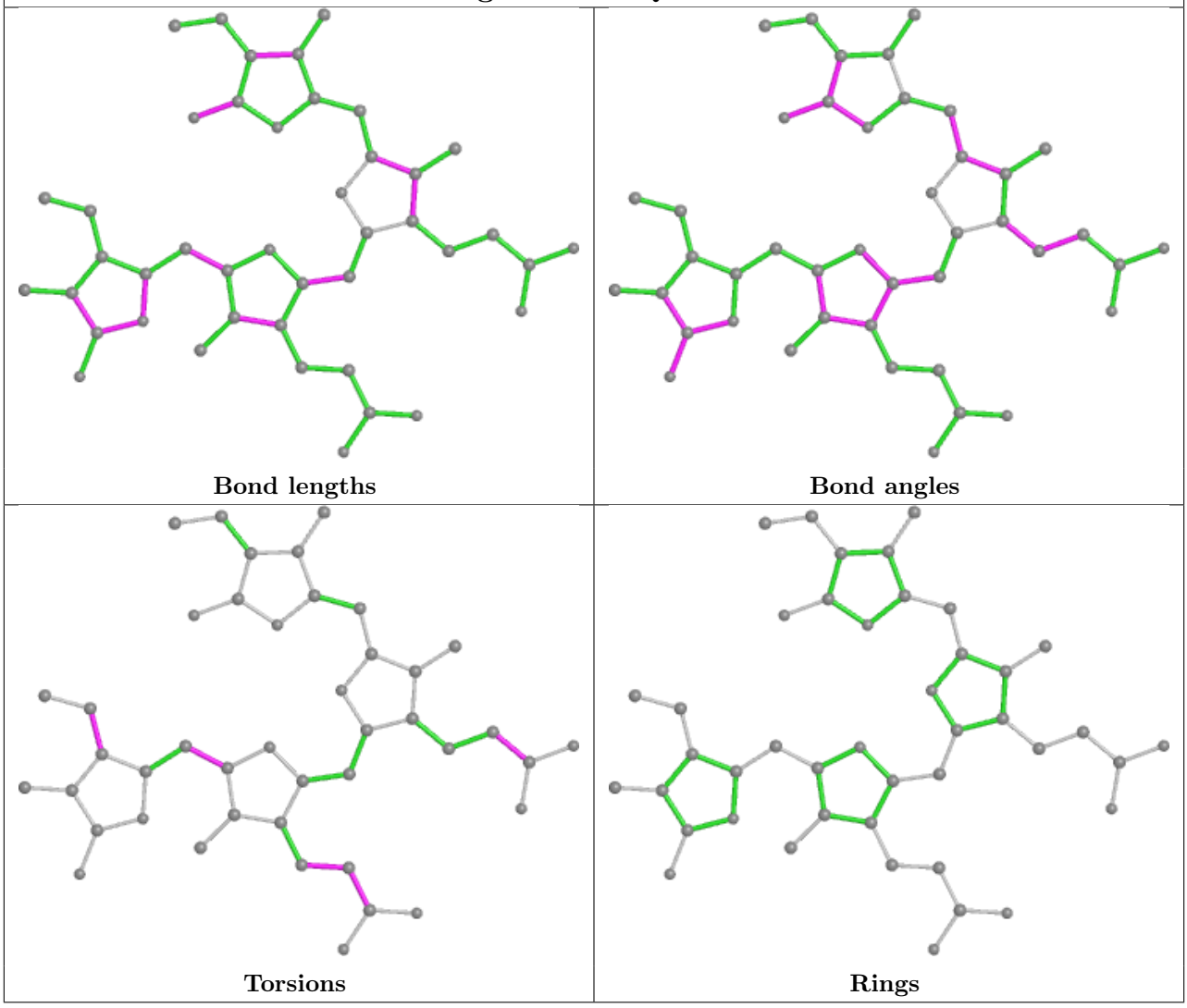

Ligand CLA B2 835

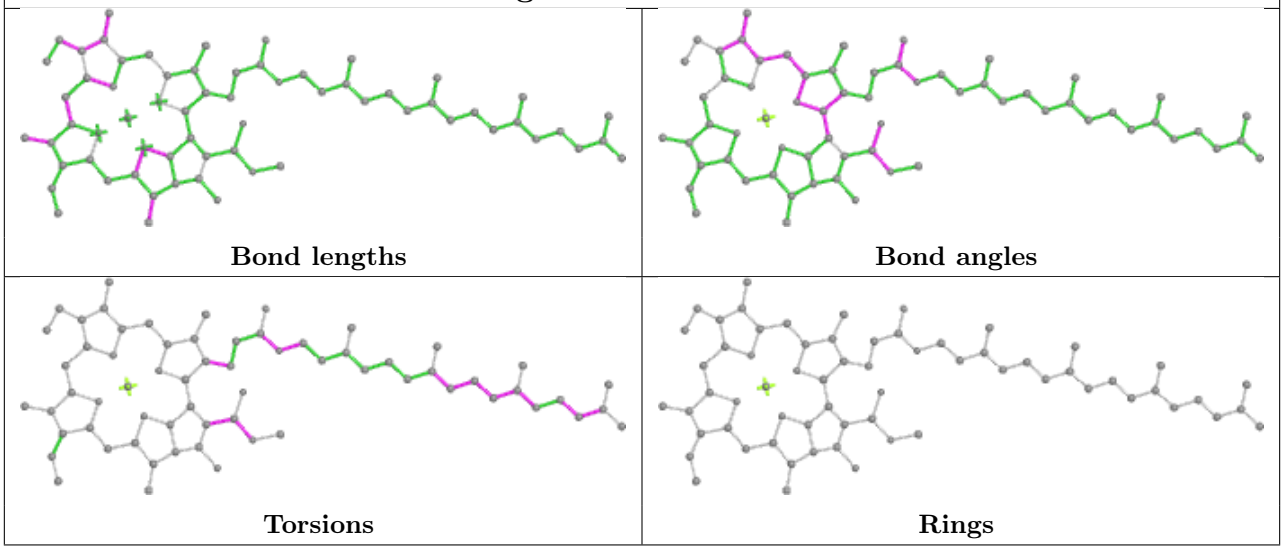

Ligand CLA 5N 611

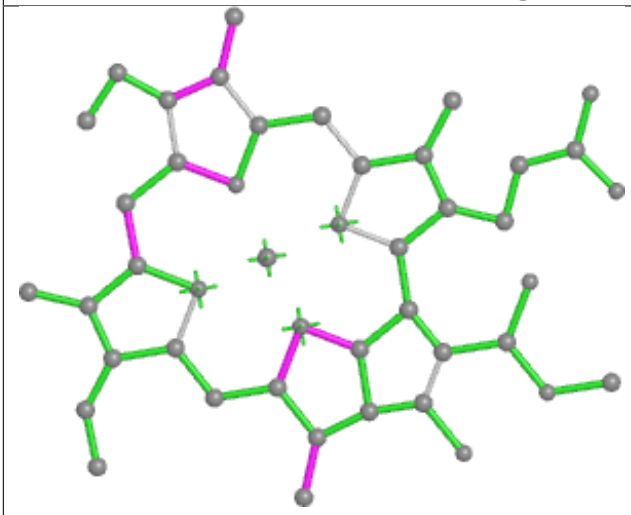

Bond lengths

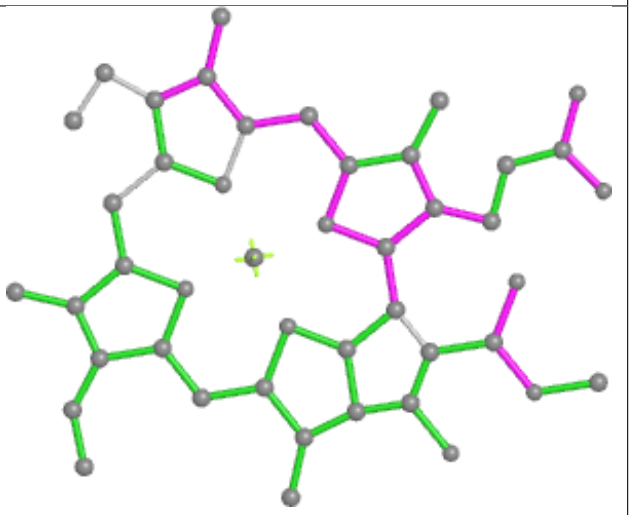

Bond angles

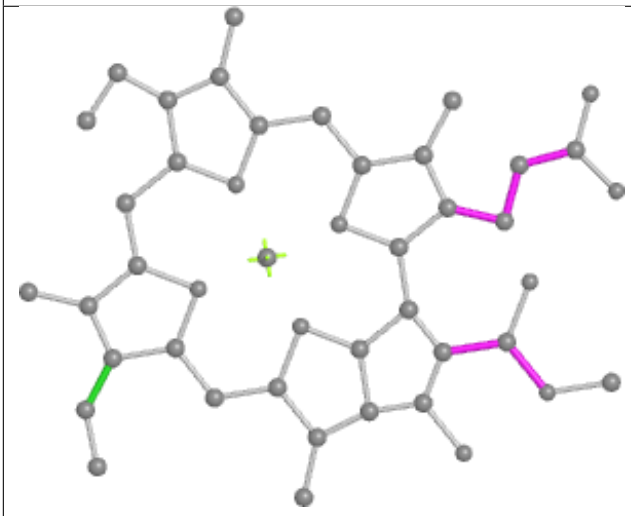

Torsions

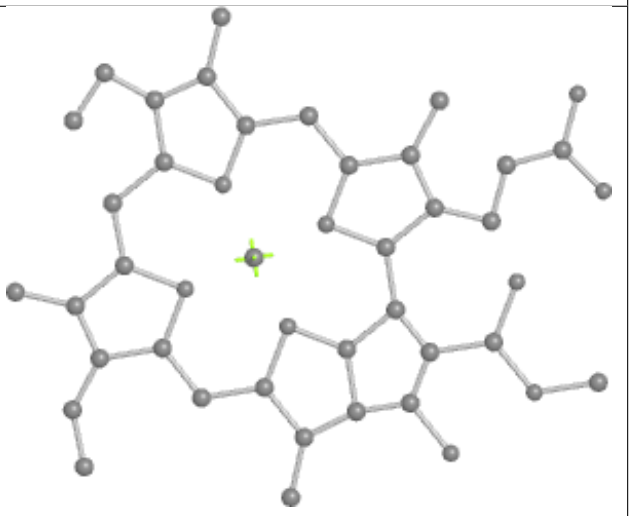

Rings

Ligand PEB gH 202

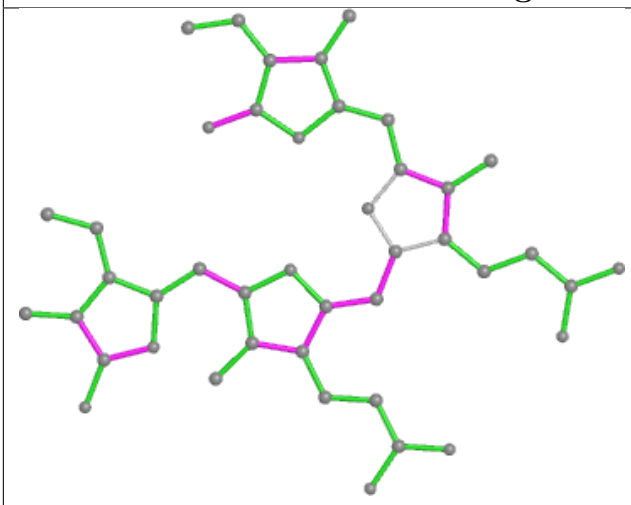

Bond lengths

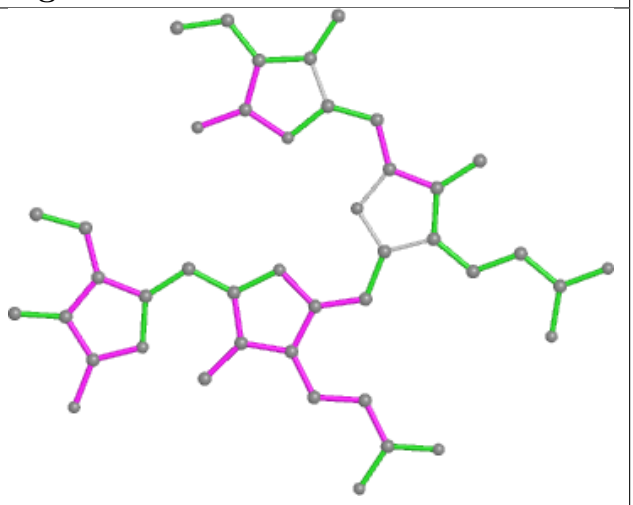

Bond angles

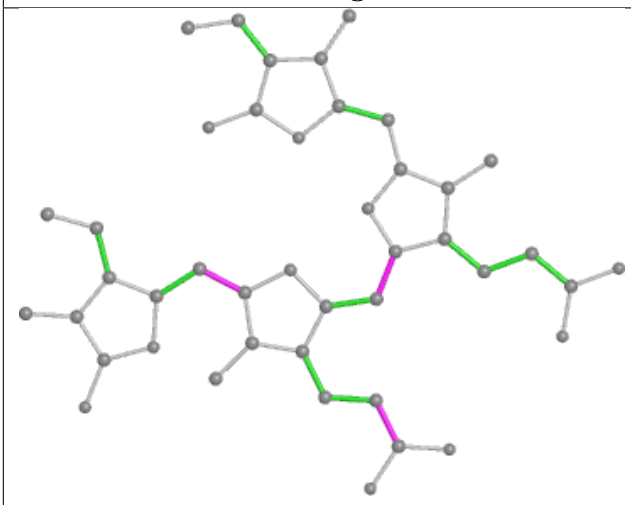

Torsions

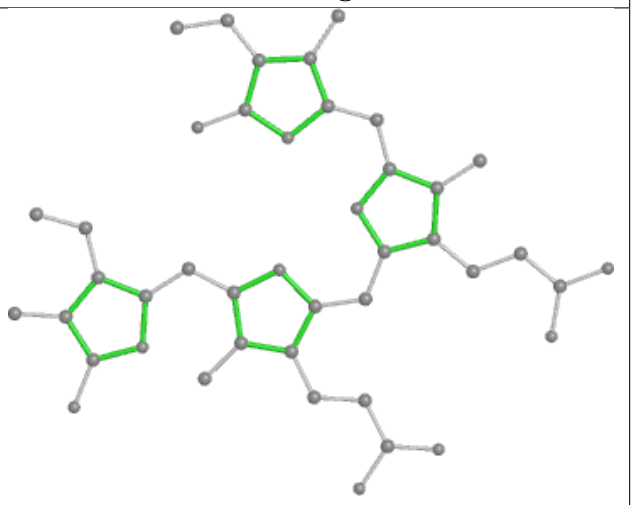

Rings

Ligand PEB RG 202

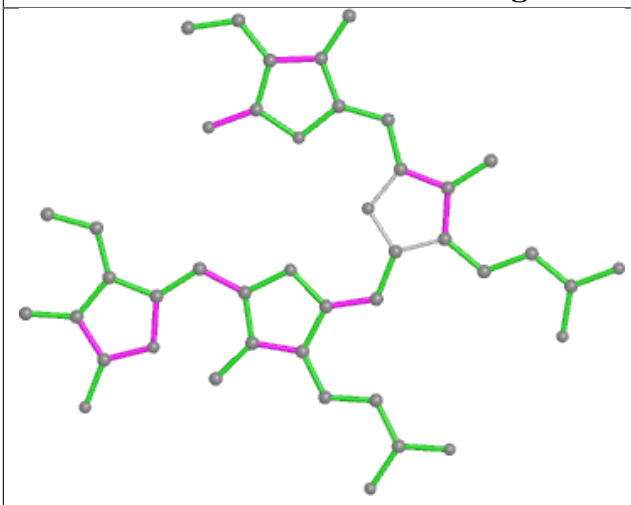

Bond lengths

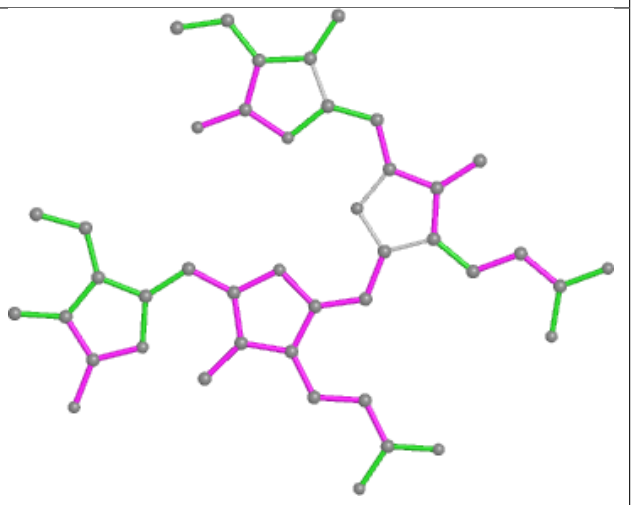

Bond angles

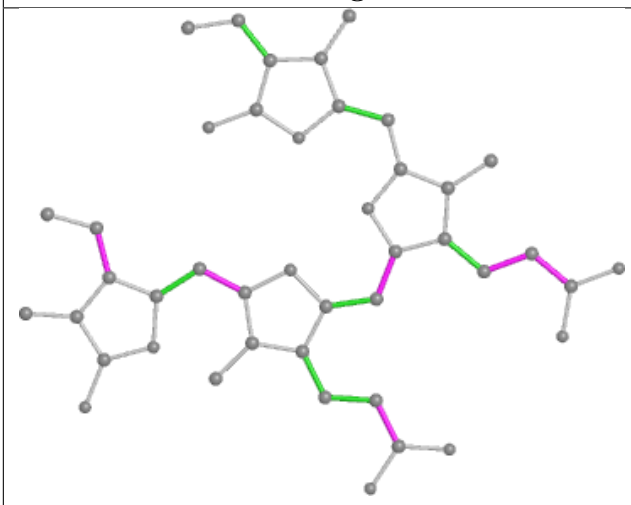

Torsions

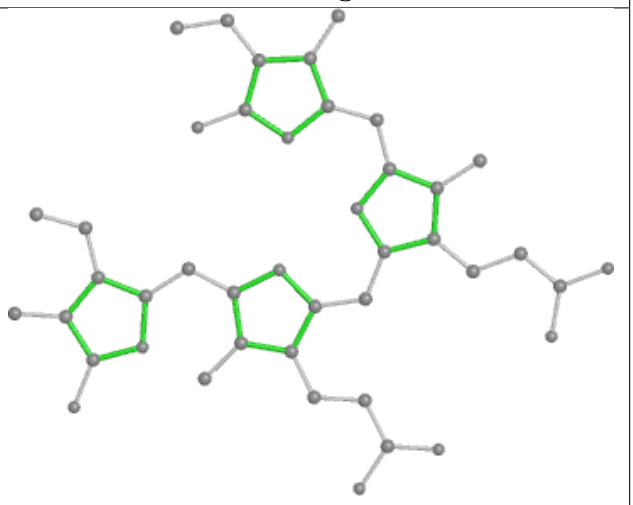

Rings

Ligand PEB eE 203

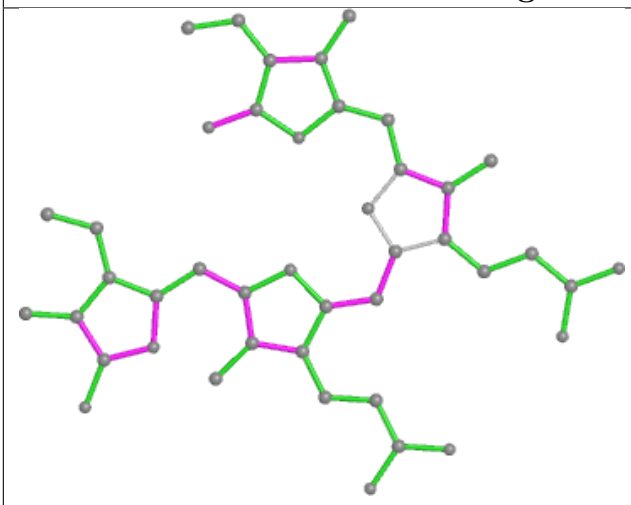

Bond lengths

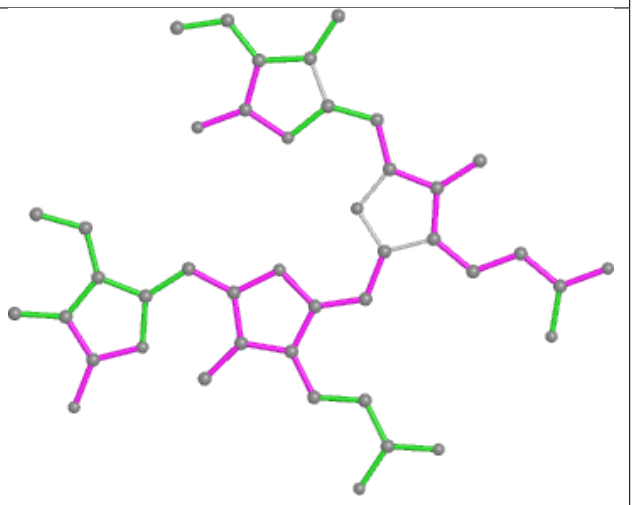

Bond angles

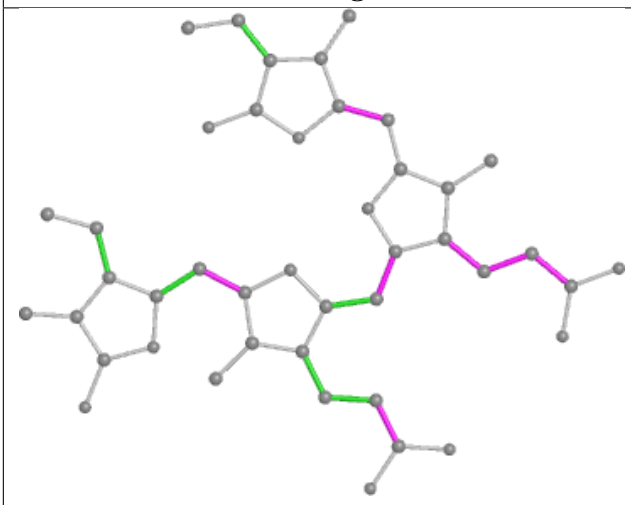

Torsions

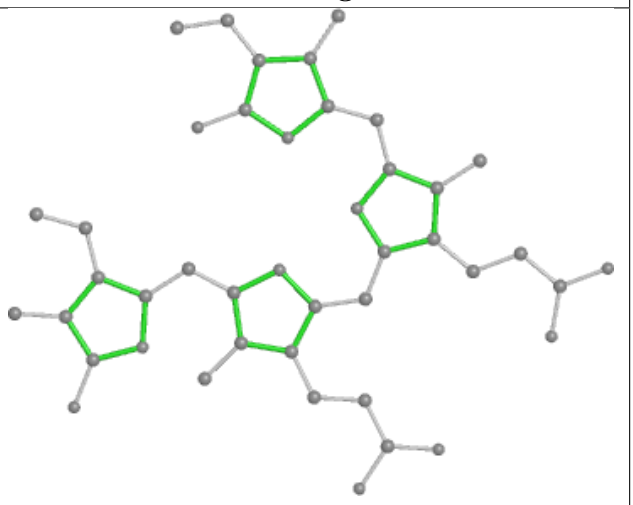

Rings

Ligand PEB OI 201

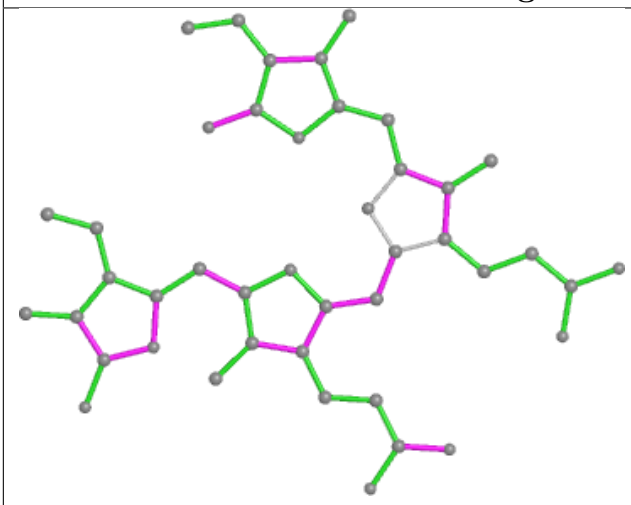

Bond lengths

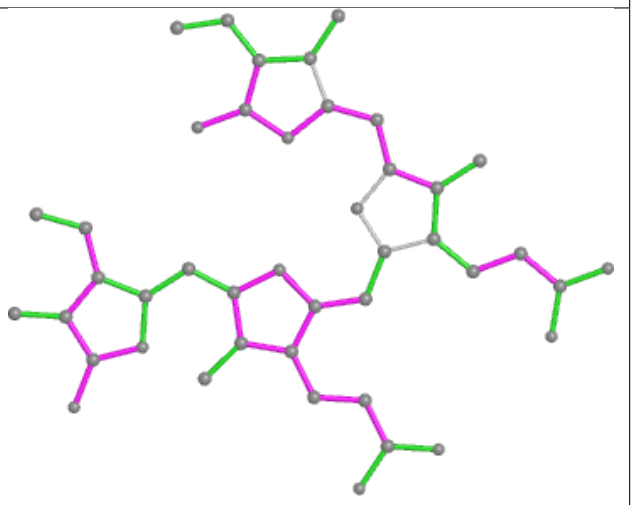

Bond angles

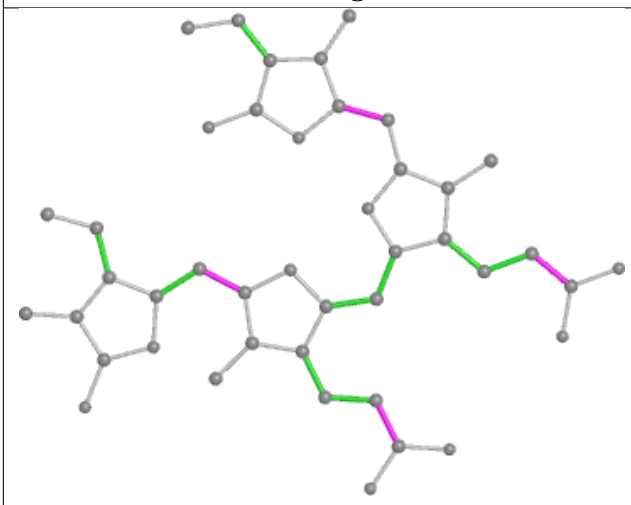

Torsions

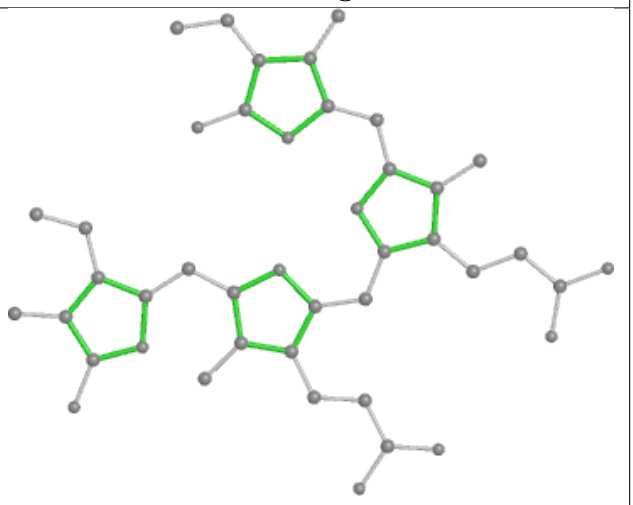

Rings

Ligand CLA 3N 304

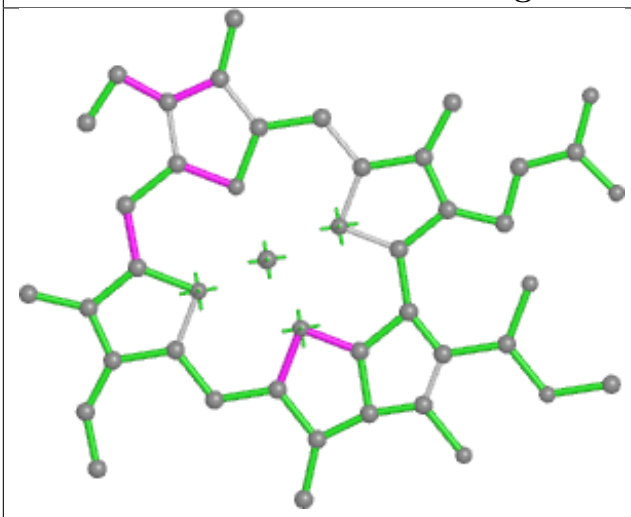

Bond lengths

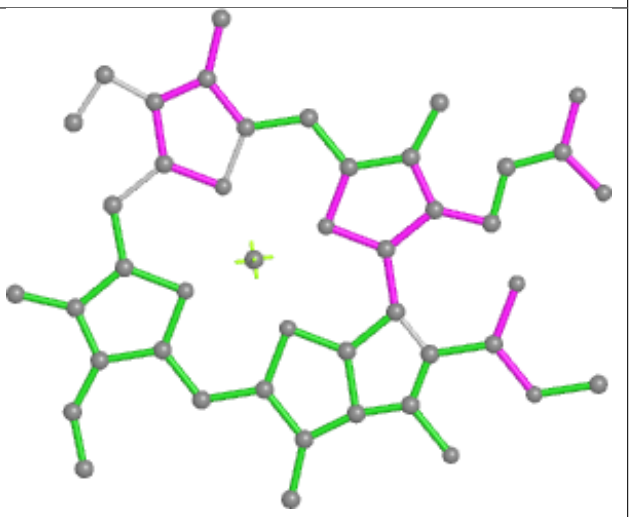

Bond angles

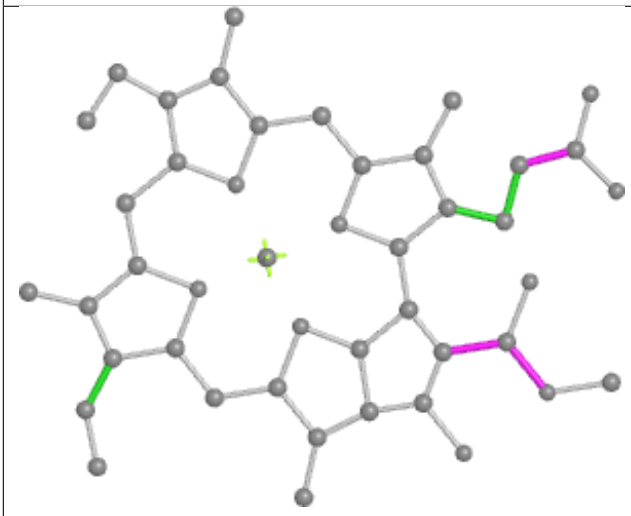

Torsions

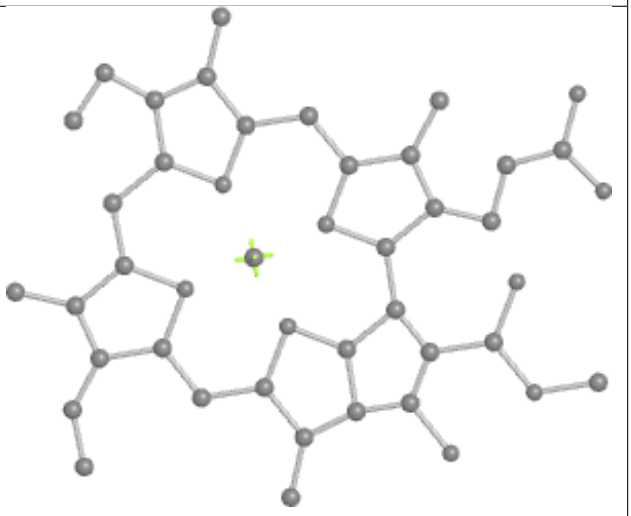

Rings

Ligand PEB eJ 202

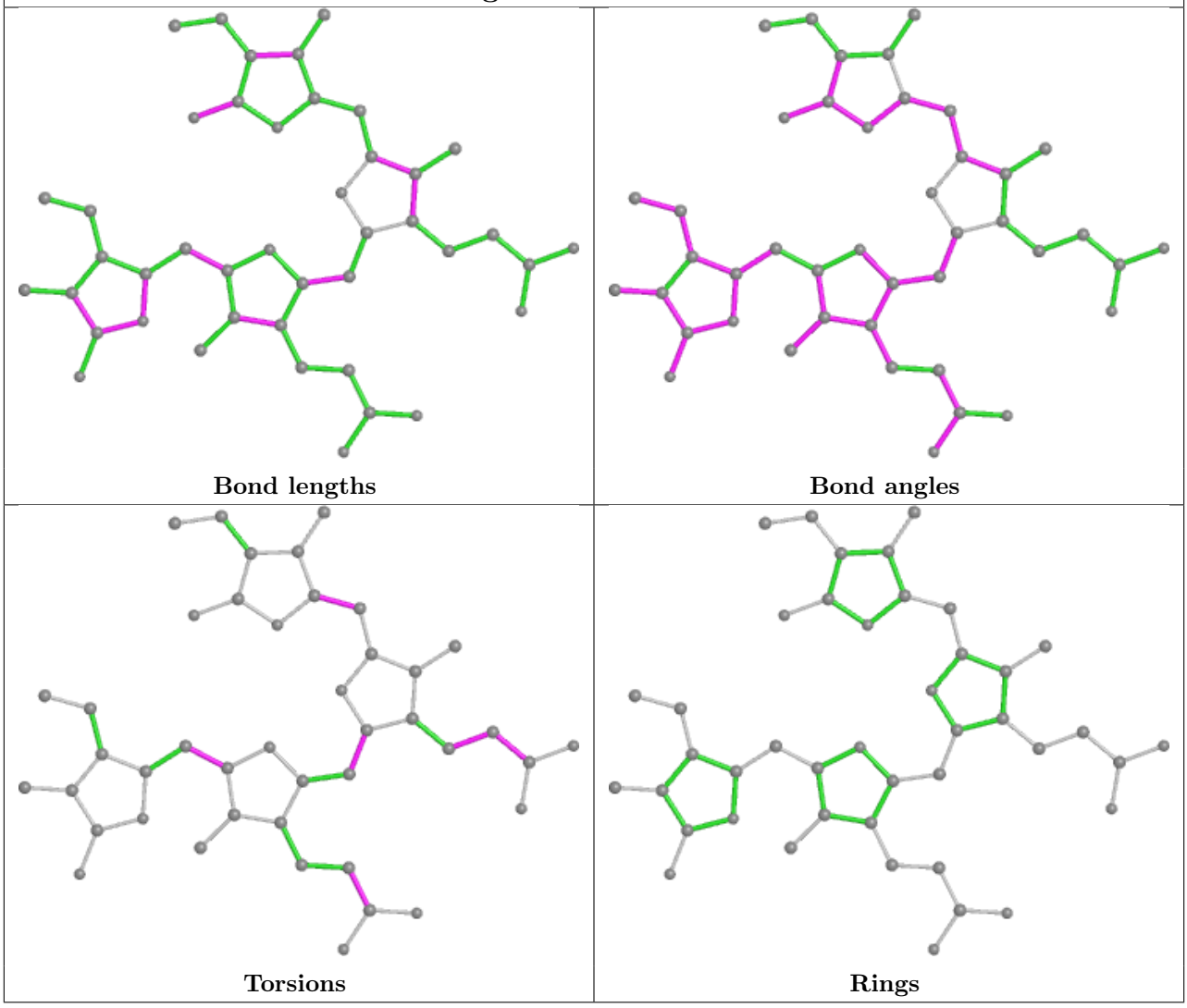

Ligand LMG x6 601

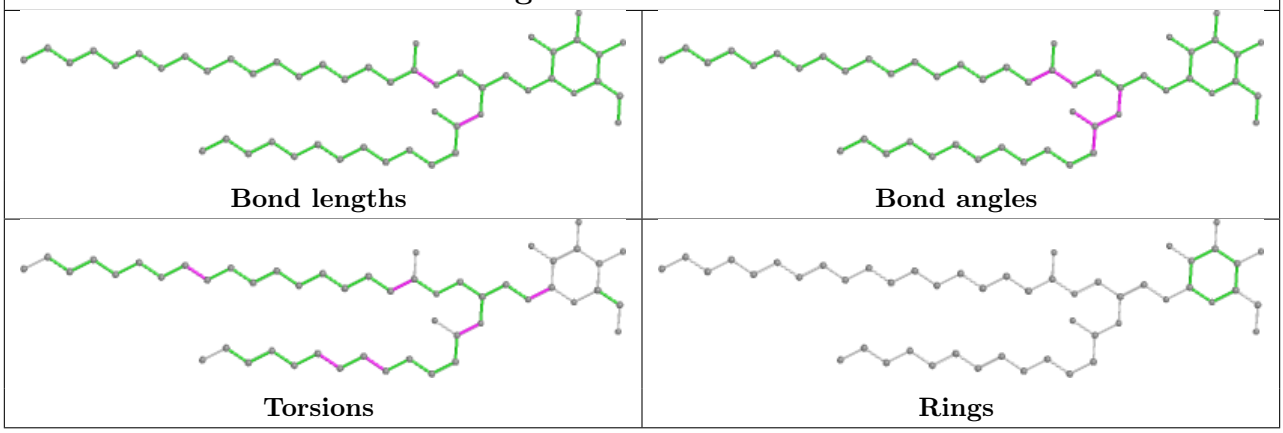

Ligand PEB O9 201

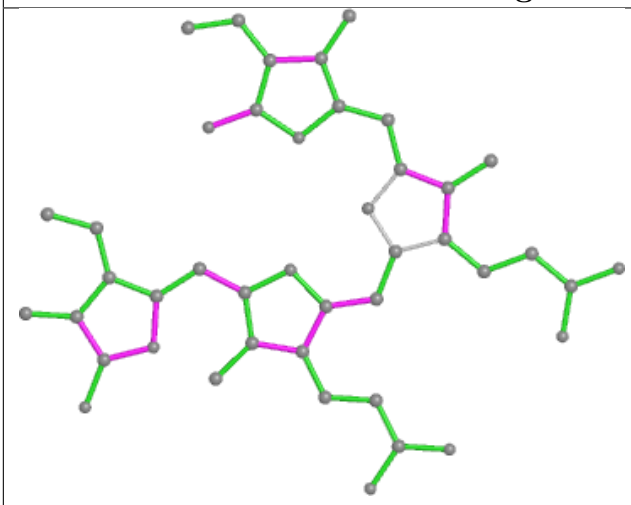

Bond lengths

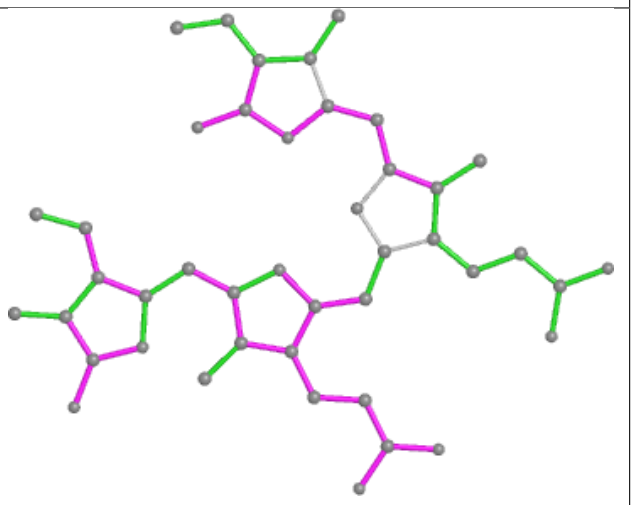

Bond angles

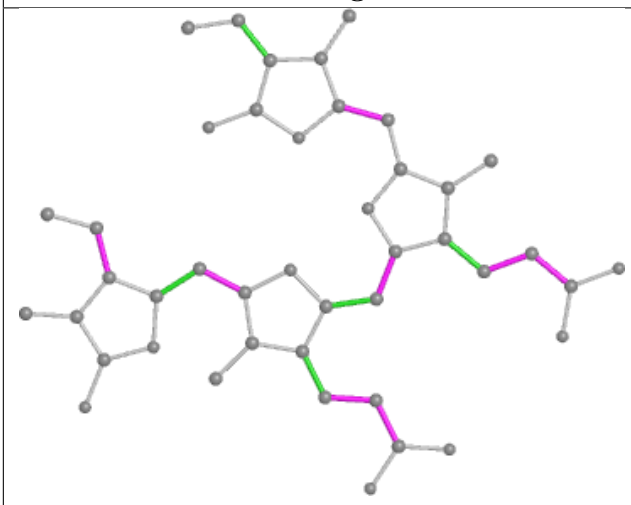

Torsions

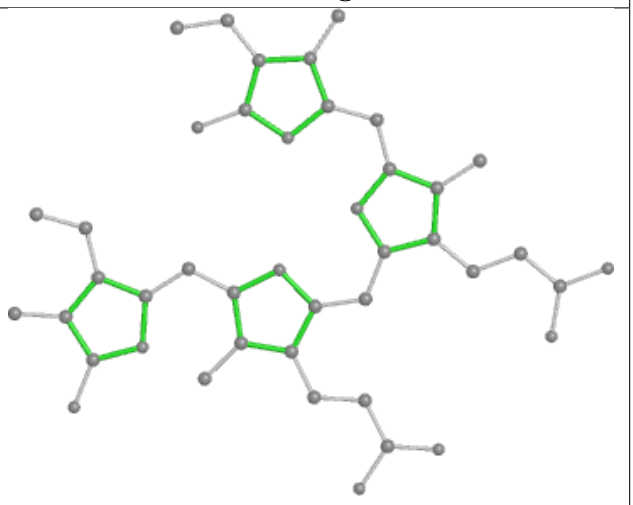

Rings

Ligand PEB G5 201

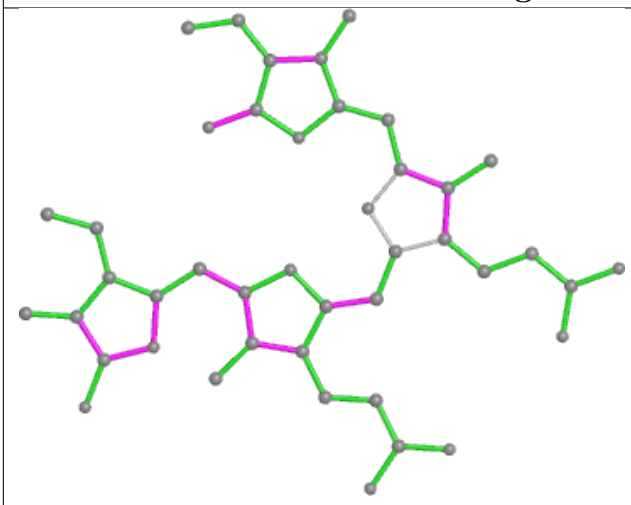

Bond lengths

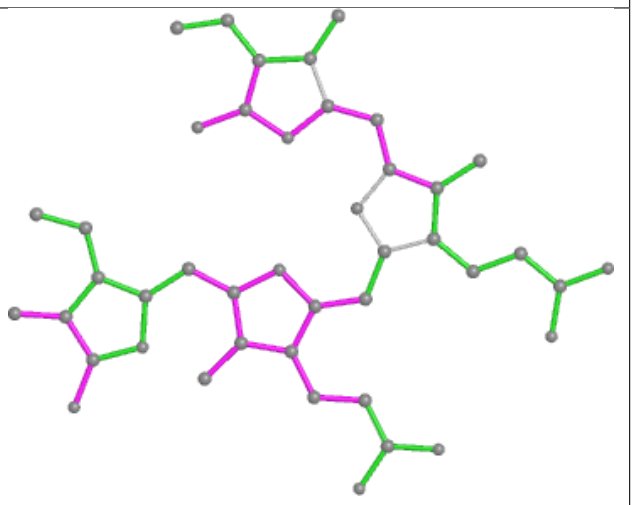

Bond angles

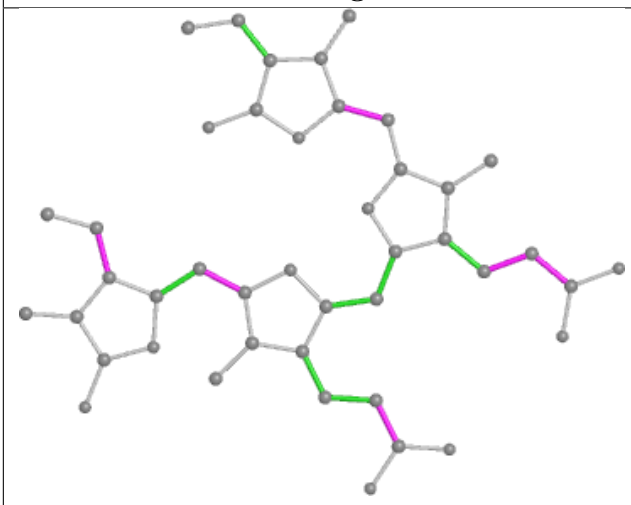

Torsions

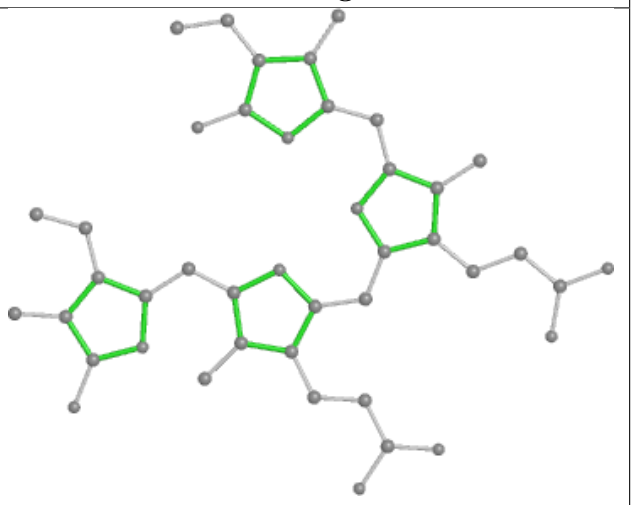

Rings

Ligand PEB v8 201

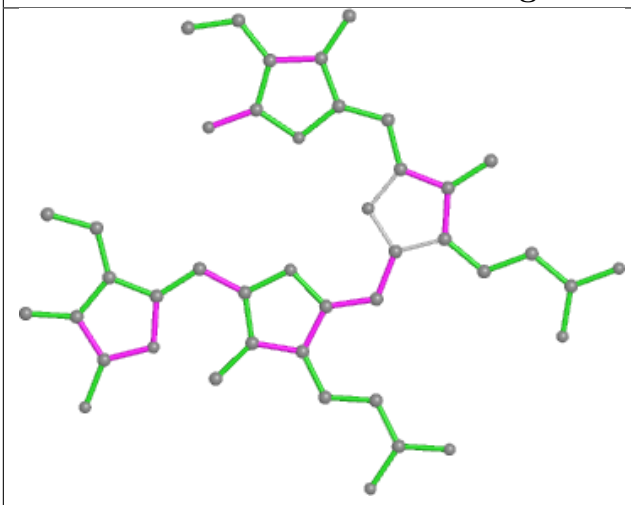

Bond lengths

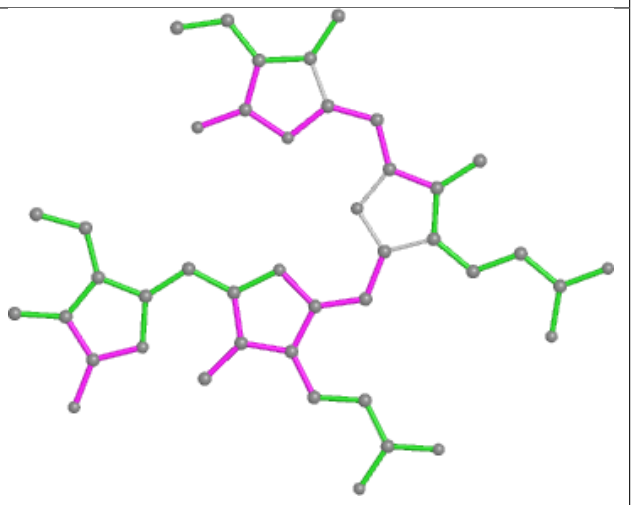

Bond angles

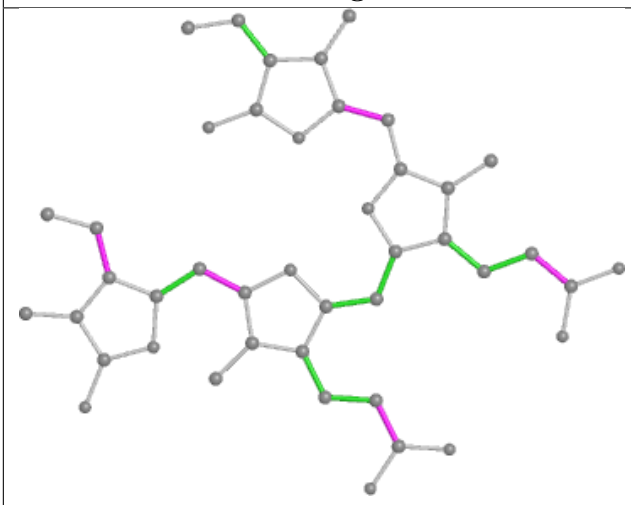

Torsions

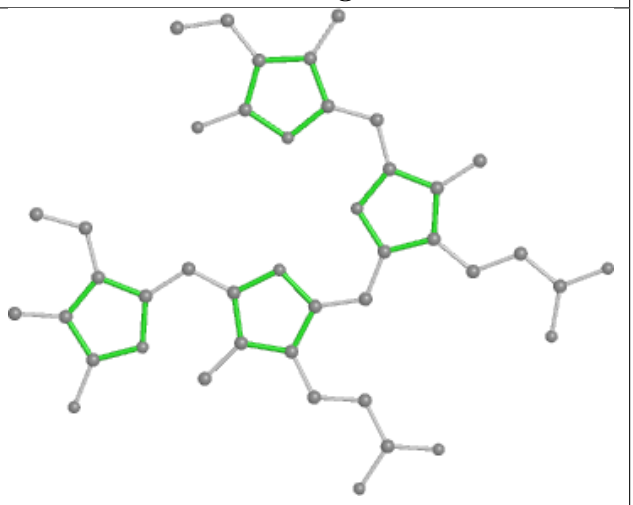

Rings

Ligand PEB mH 202

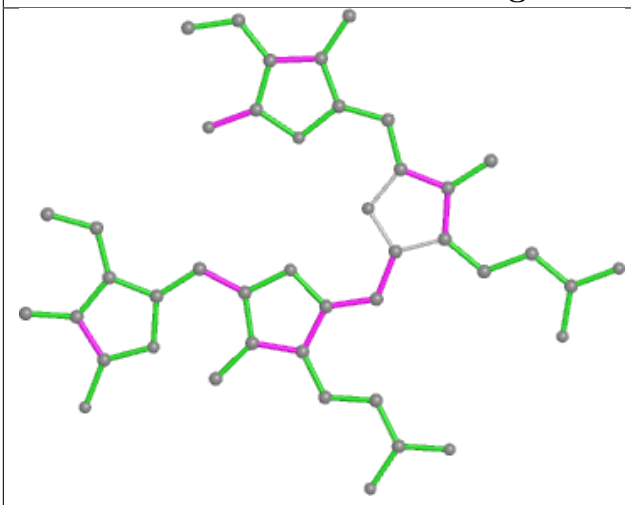

Bond lengths

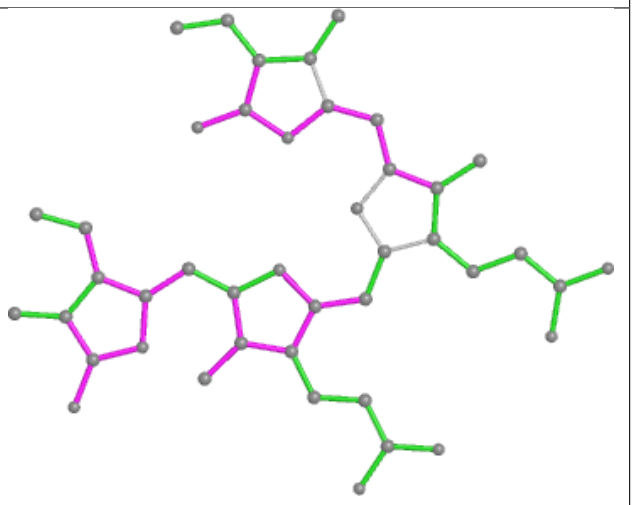

Bond angles

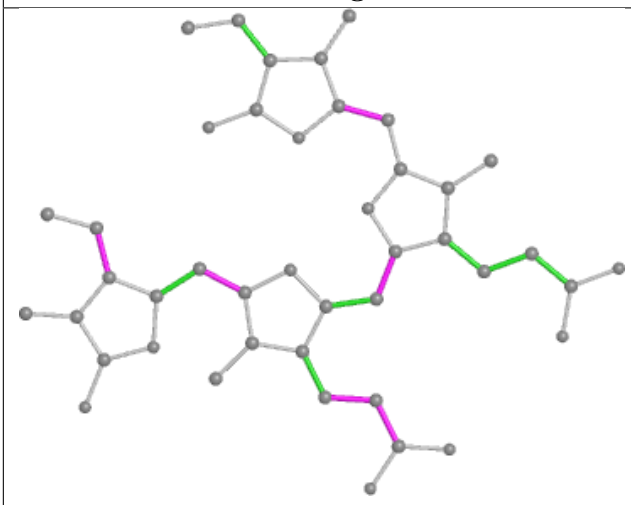

Torsions

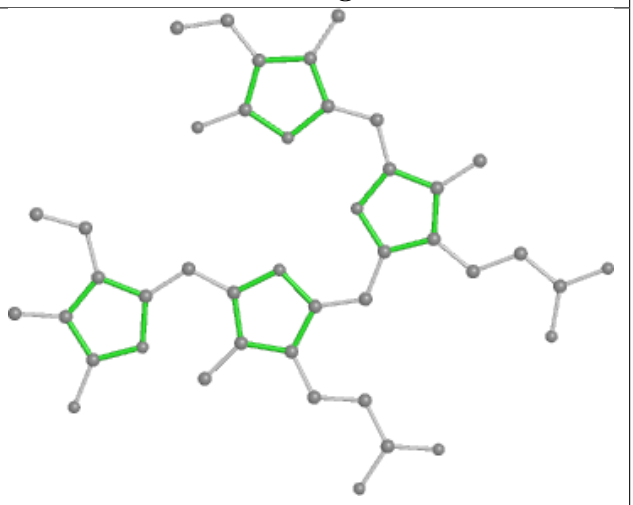

Rings

Ligand PEB WK 202

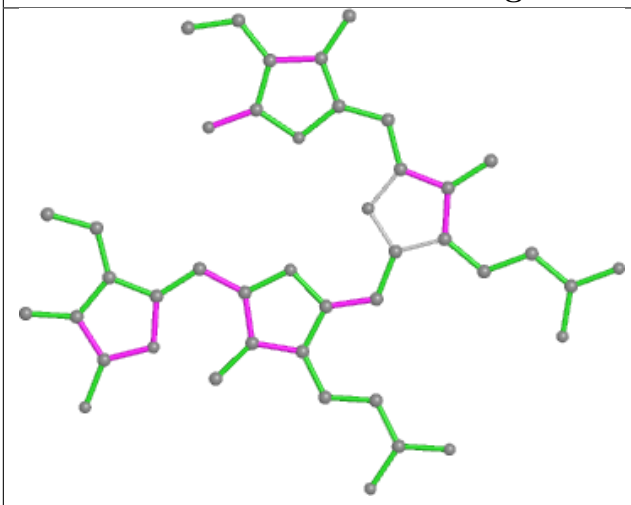

Bond lengths

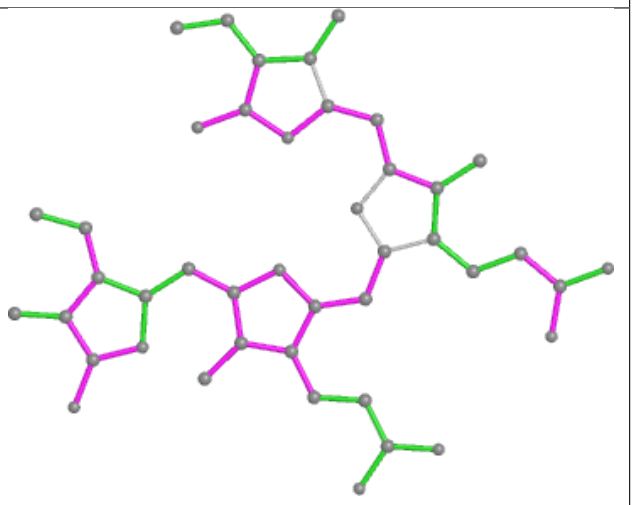

Bond angles

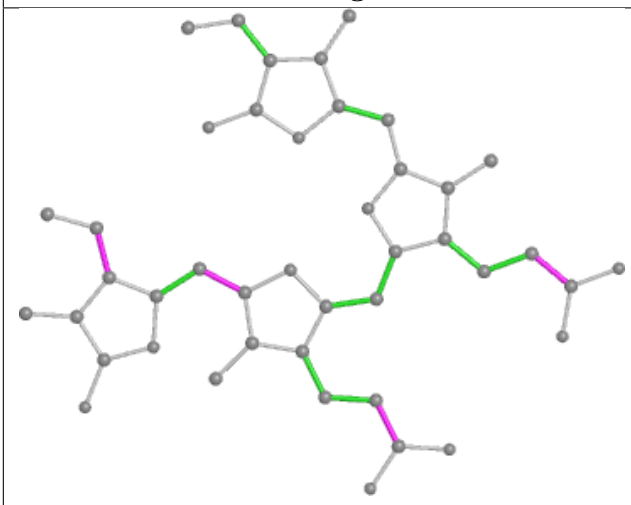

Torsions

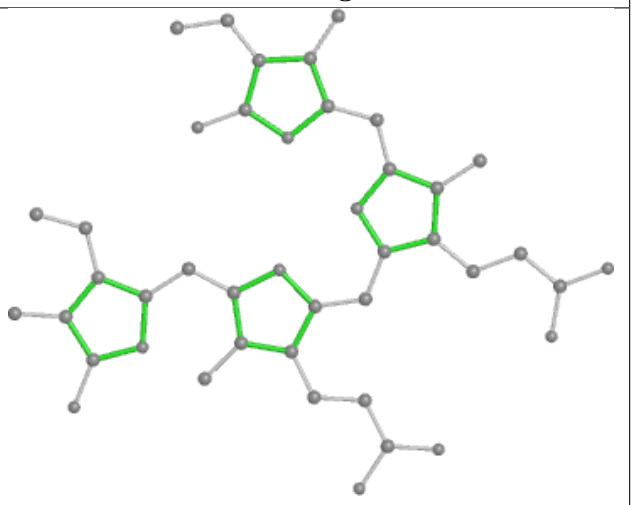

Rings

Ligand PEB c4 203

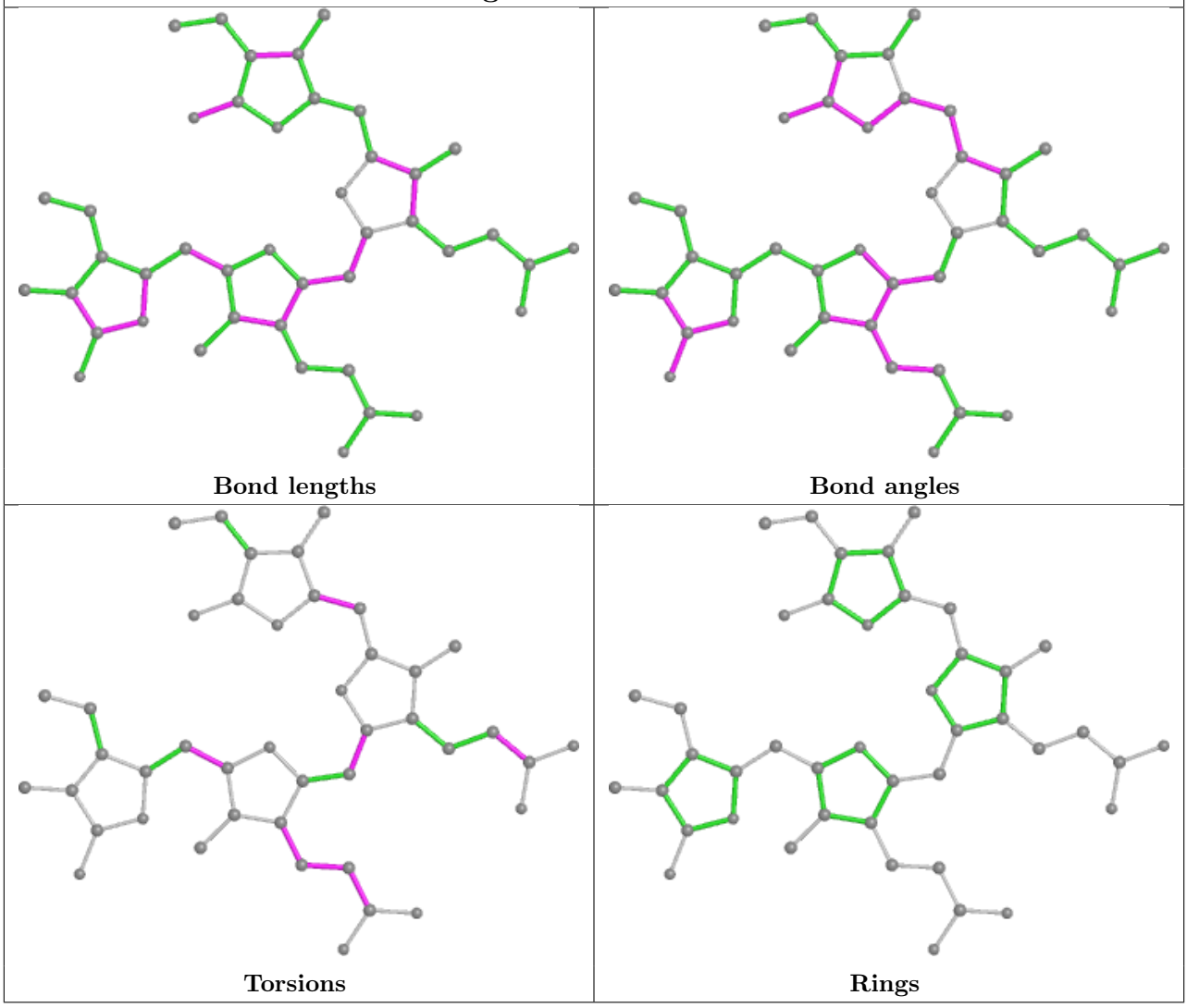

Ligand PL9 D6 408

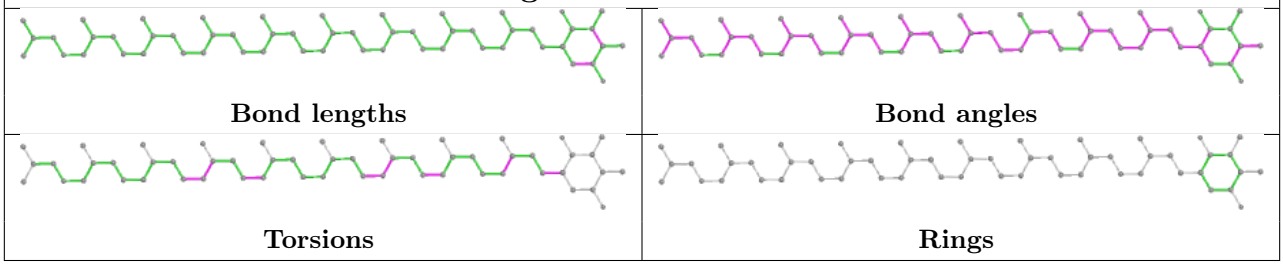

Ligand LHG bL 612

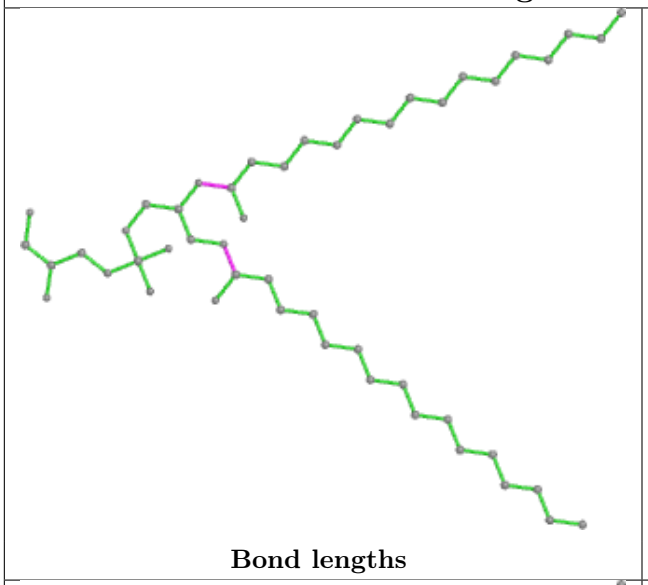

Bond lengths

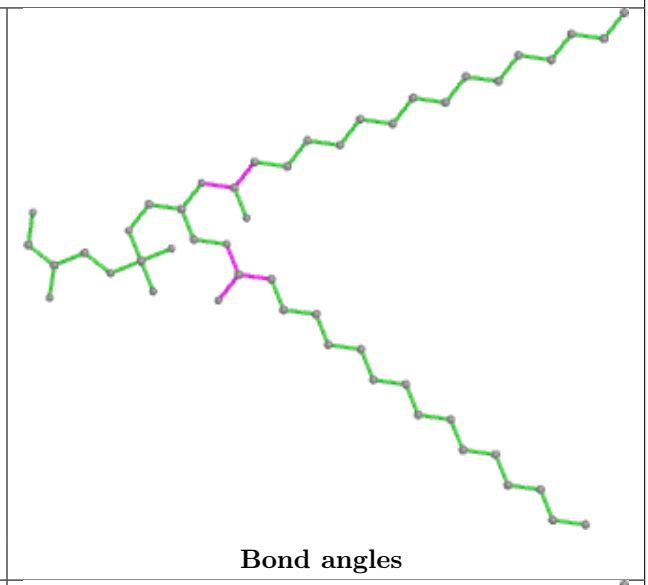

Bond angles

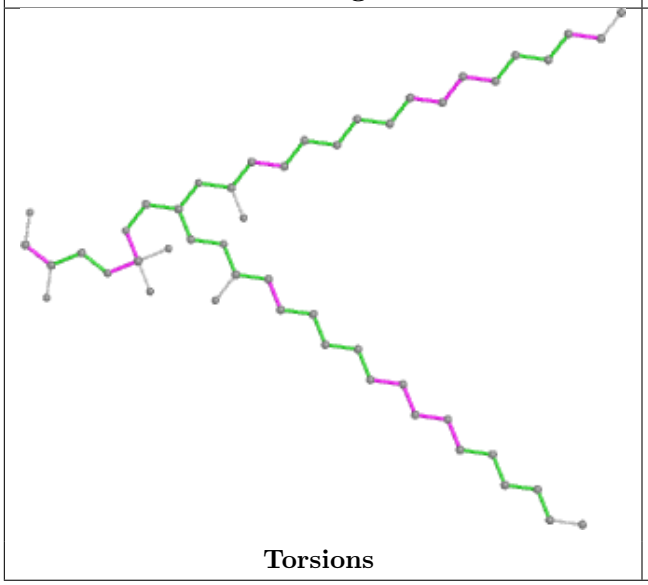

Torsions

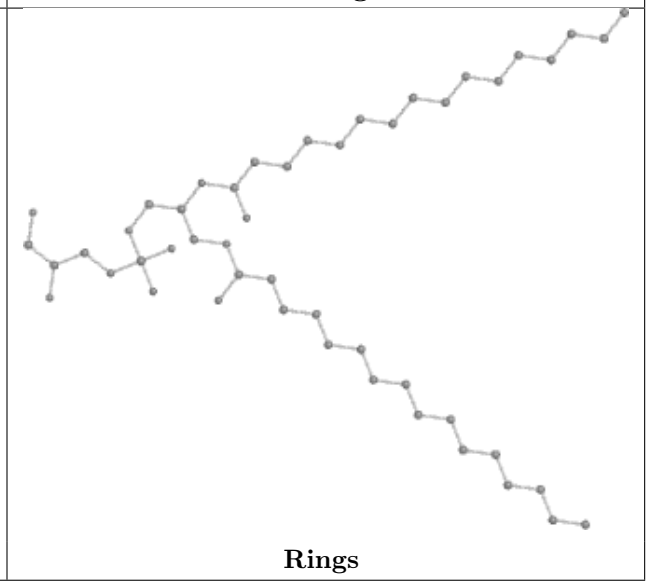

Rings

Ligand PEB t8 201

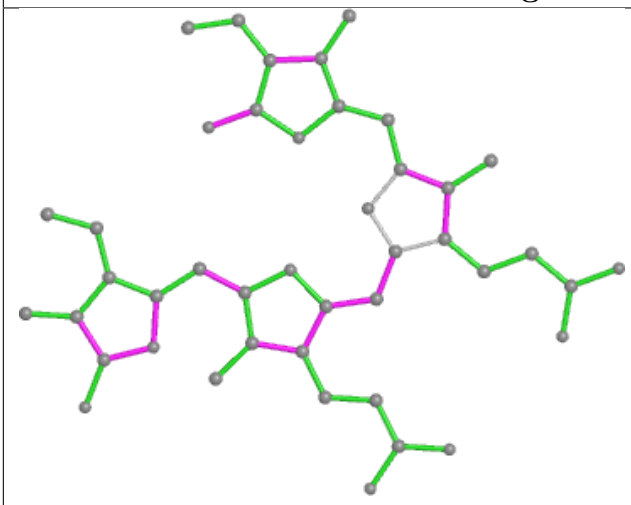

Bond lengths

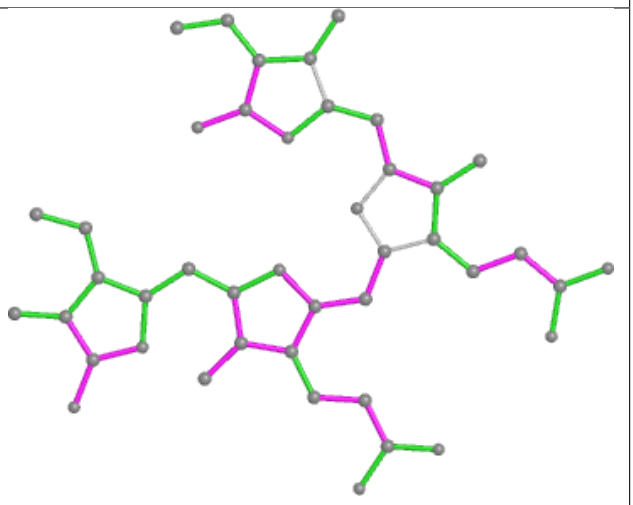

Bond angles

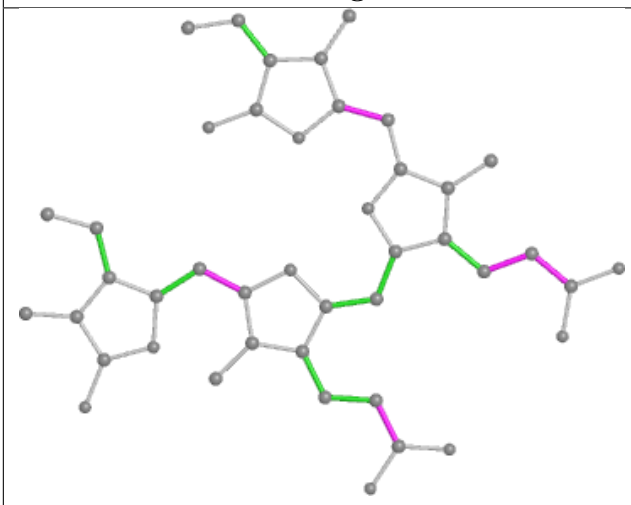

Torsions

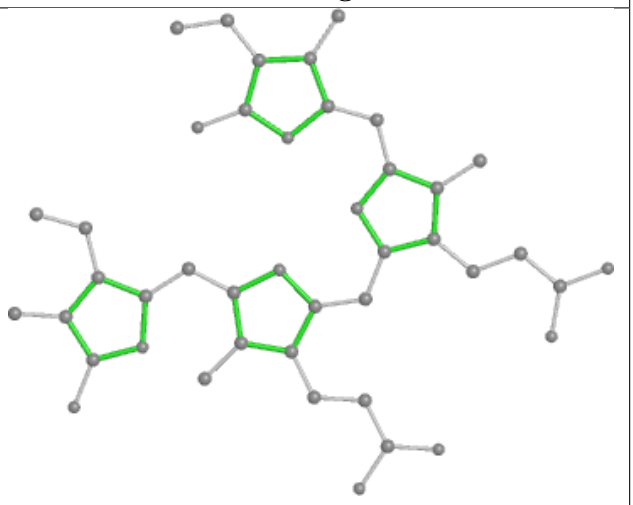

Rings

Ligand PEB F5 201

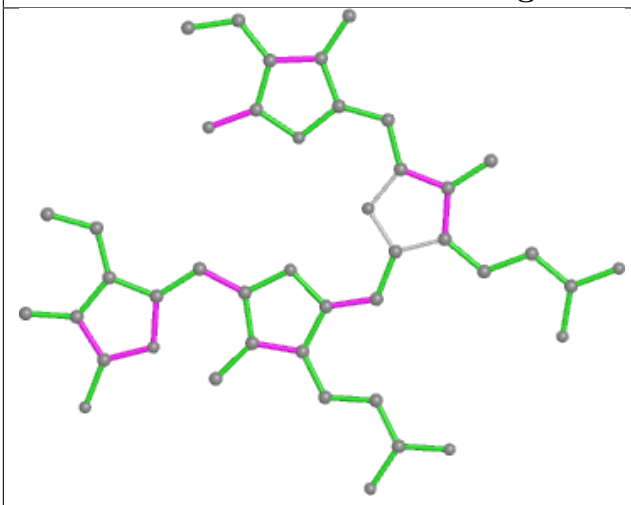

Bond lengths

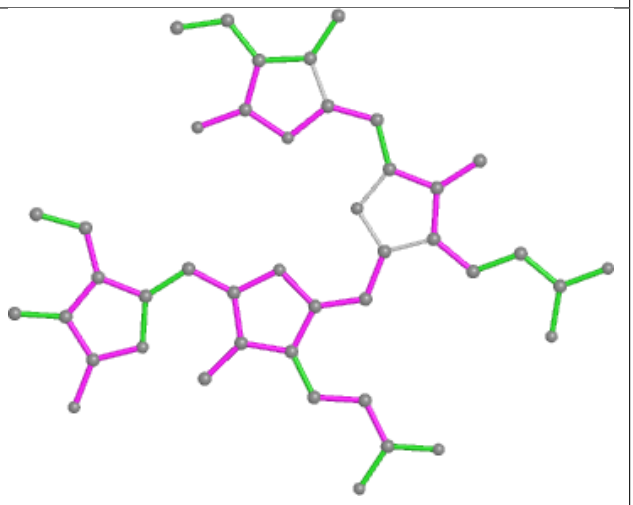

Bond angles

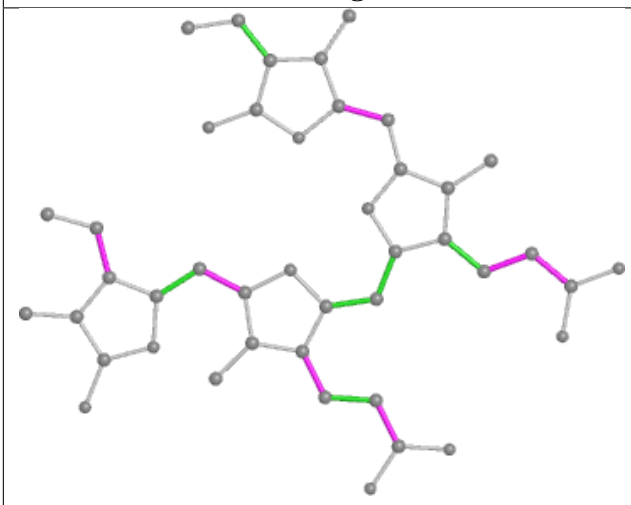

Torsions

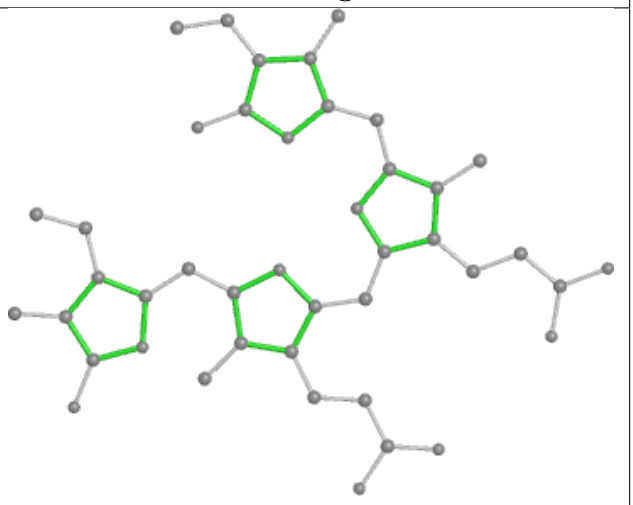

Rings

Ligand PEB XP 202

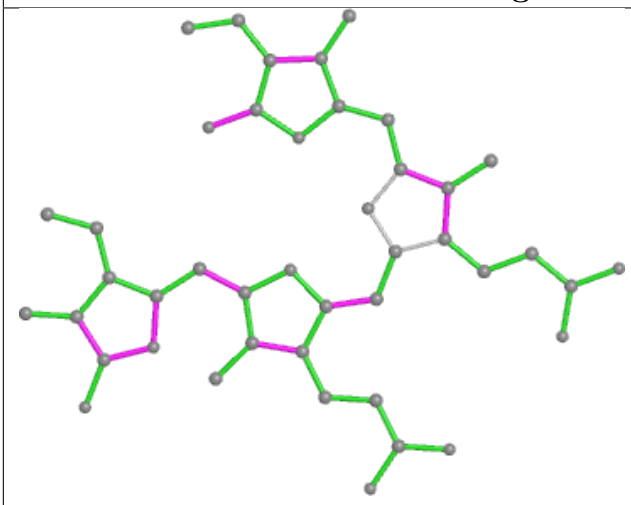

Bond lengths

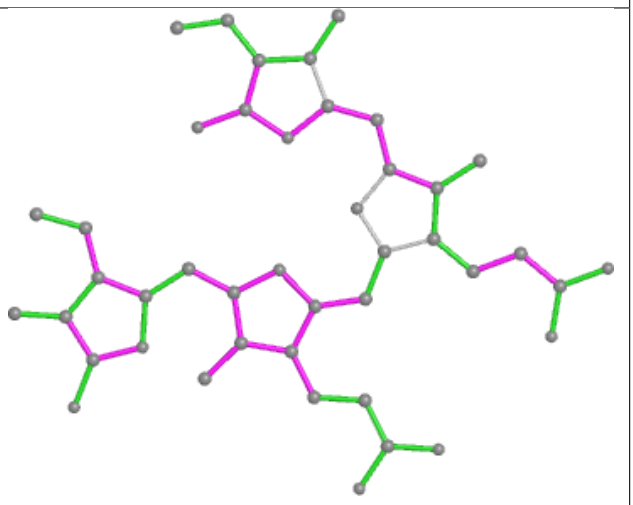

Bond angles

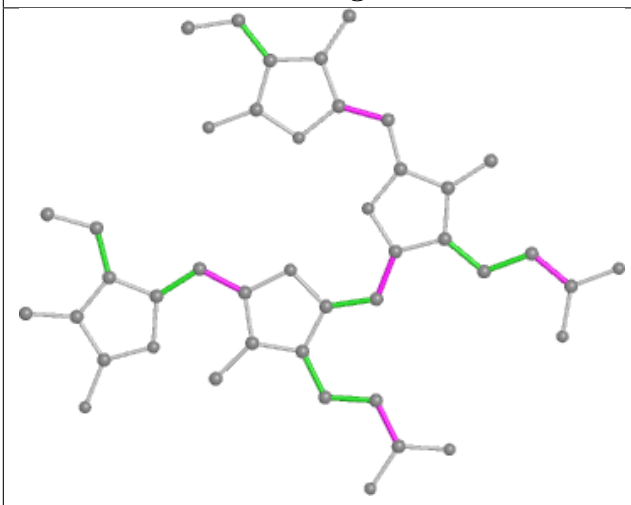

Torsions

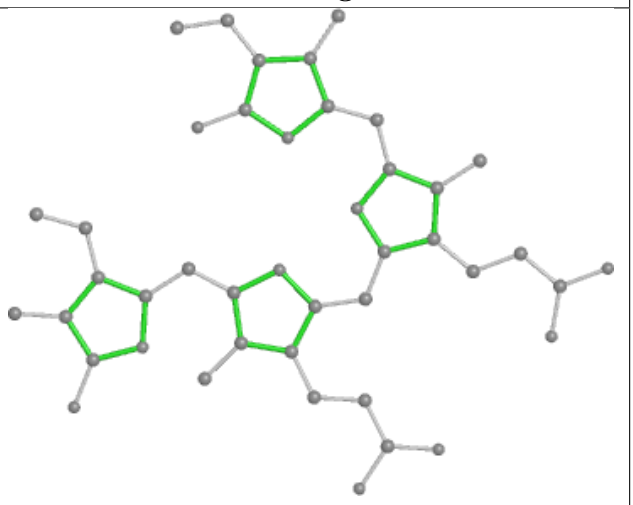

Rings

Ligand HEM vL 201

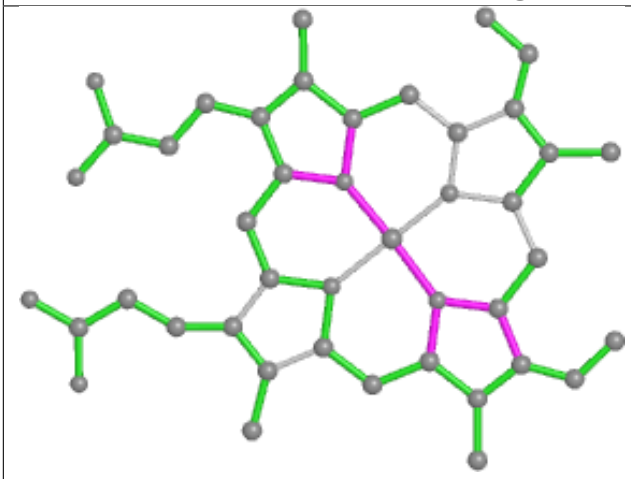

Bond lengths

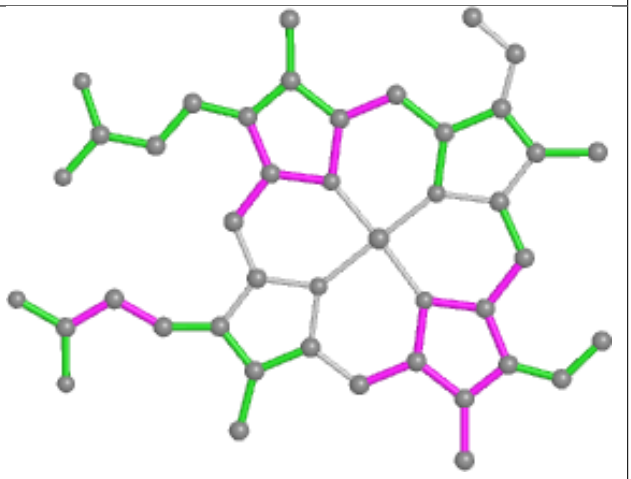

Bond angles

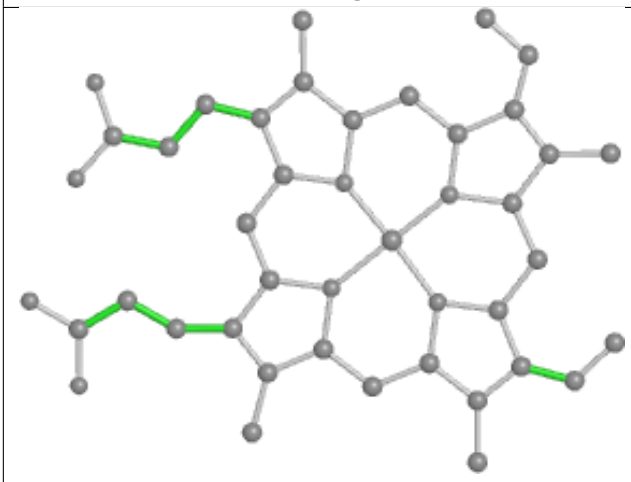

Torsions

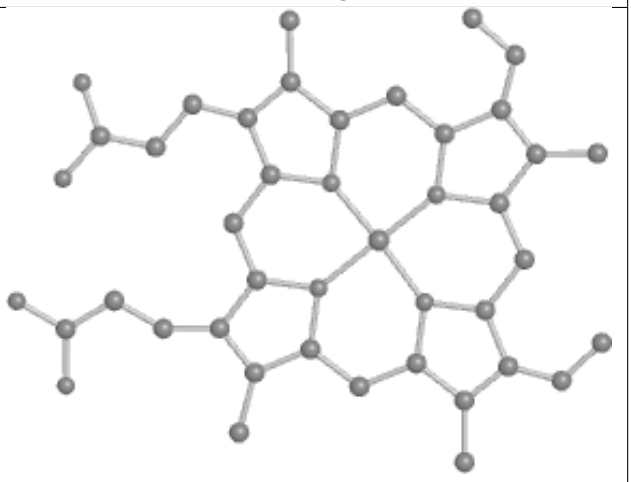

Rings

Ligand PEB uC 201

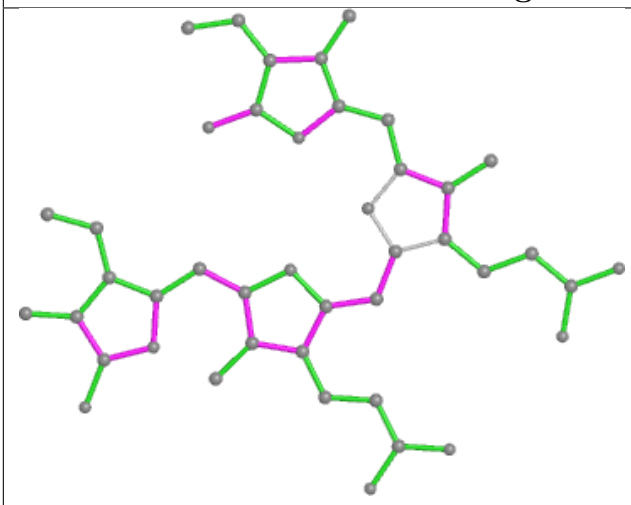

Bond lengths

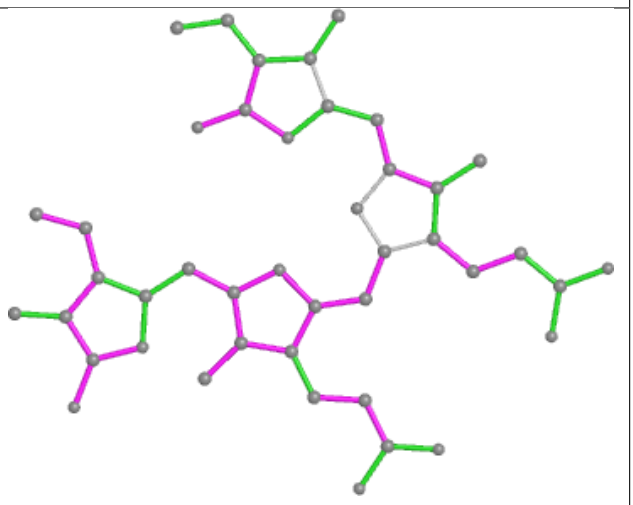

Bond angles

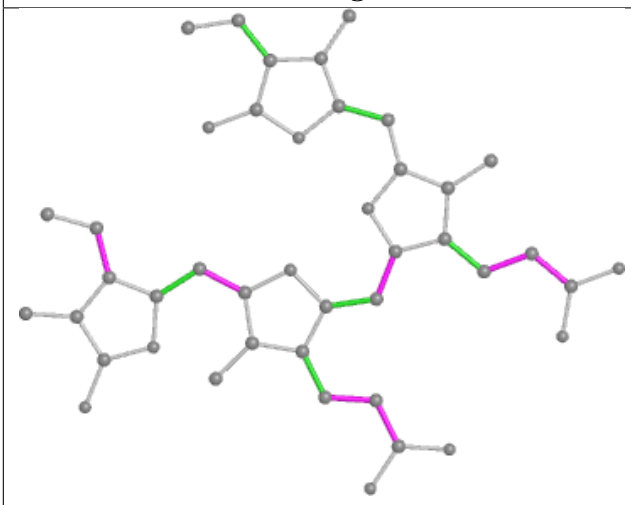

Torsions

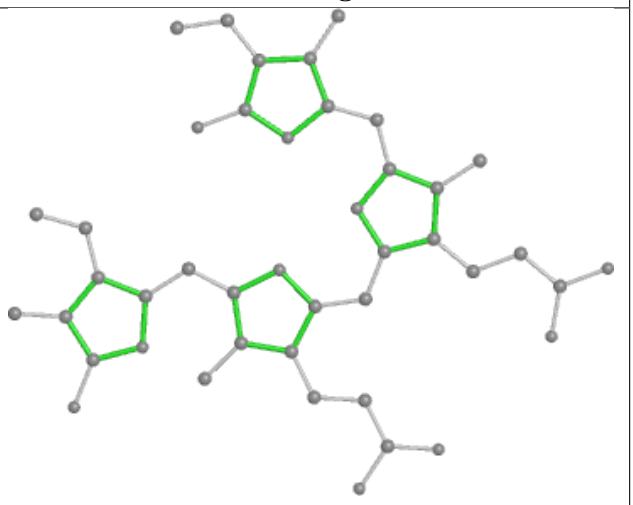

Rings

Ligand CLA O2 202

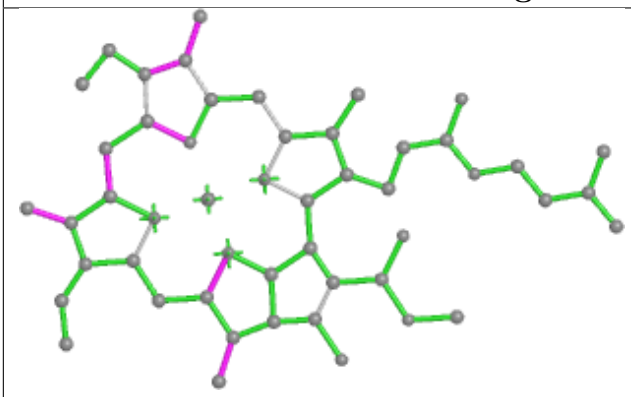

Bond lengths

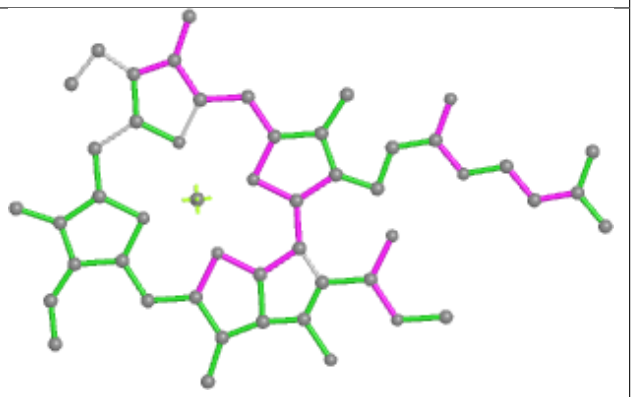

Bond angles

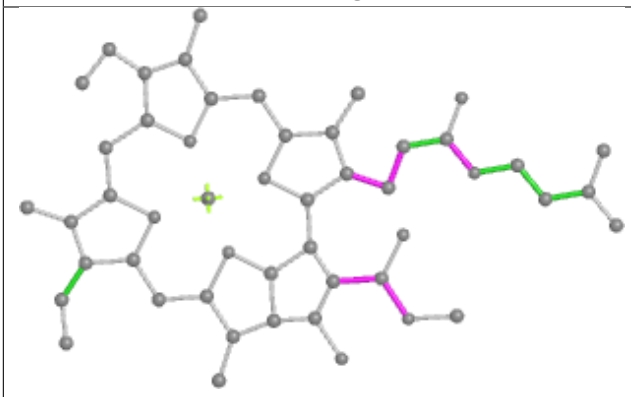

Torsions

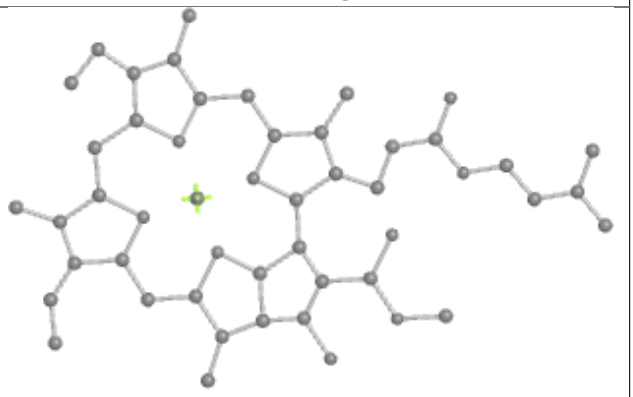

Rings

Ligand PUB xF 301

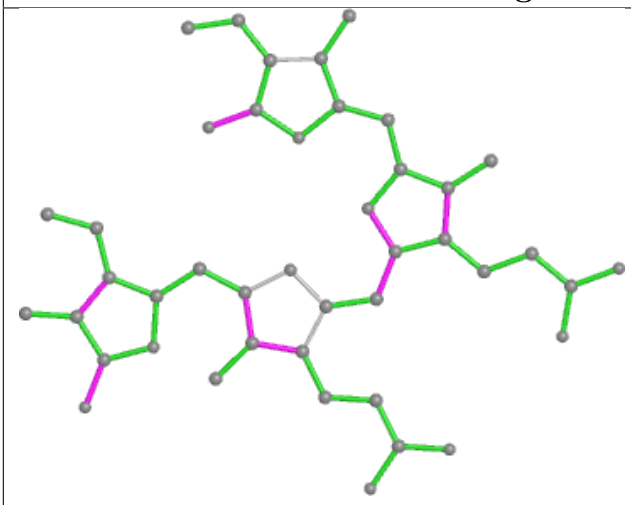

Bond lengths

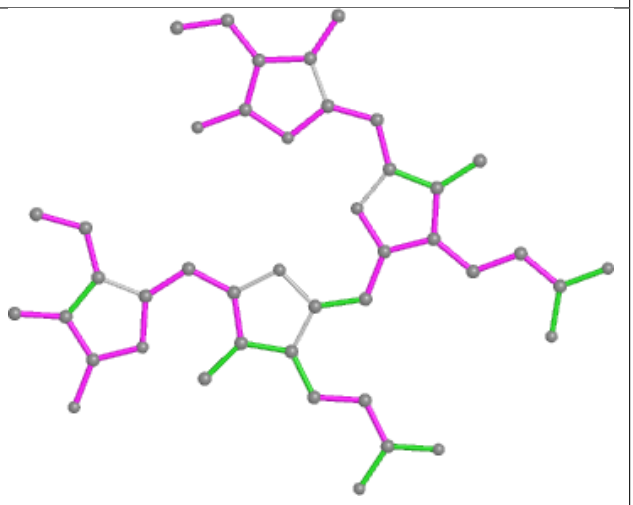

Bond angles

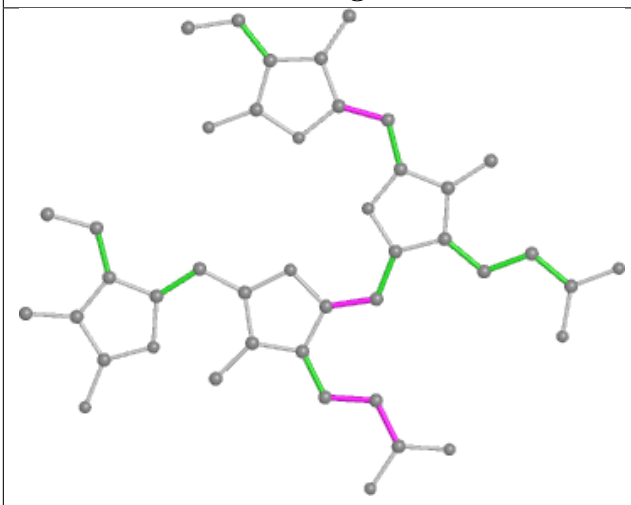

Torsions

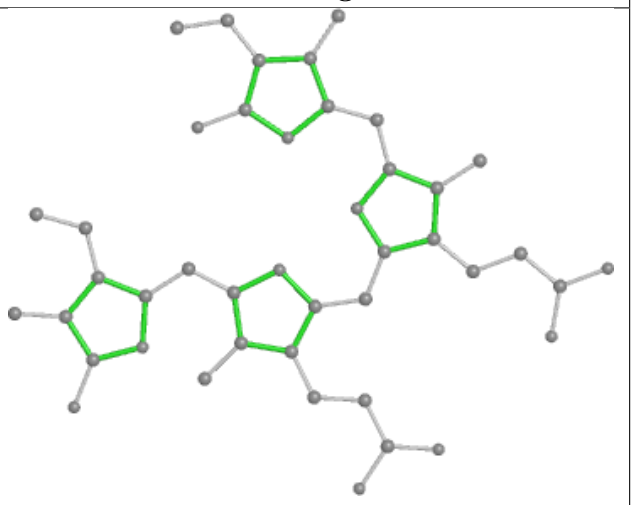

Rings

Ligand CLA 1N 610

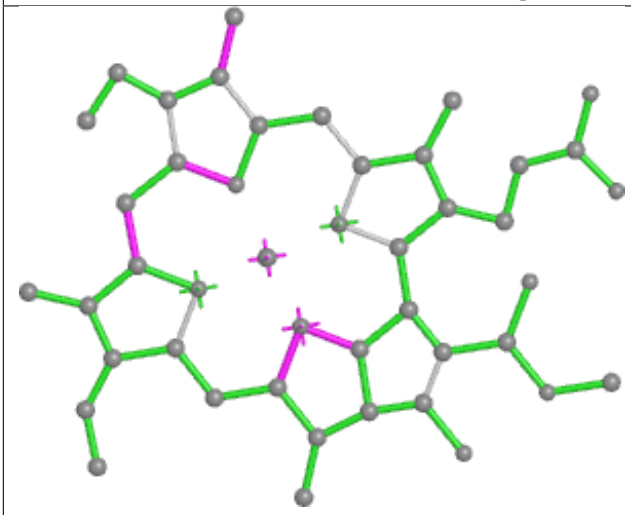

Bond lengths

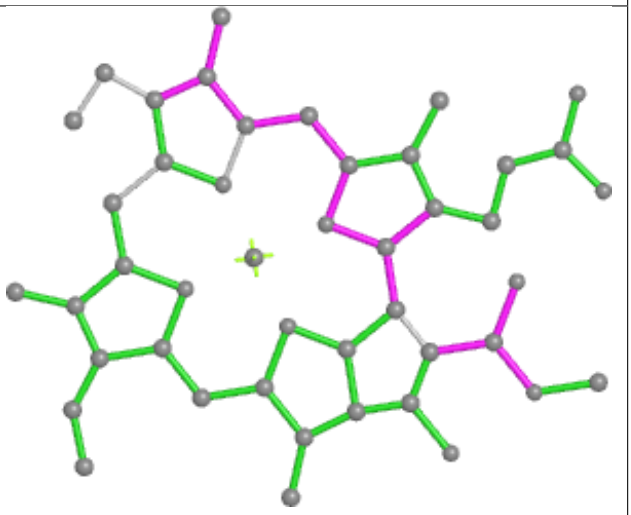

Bond angles

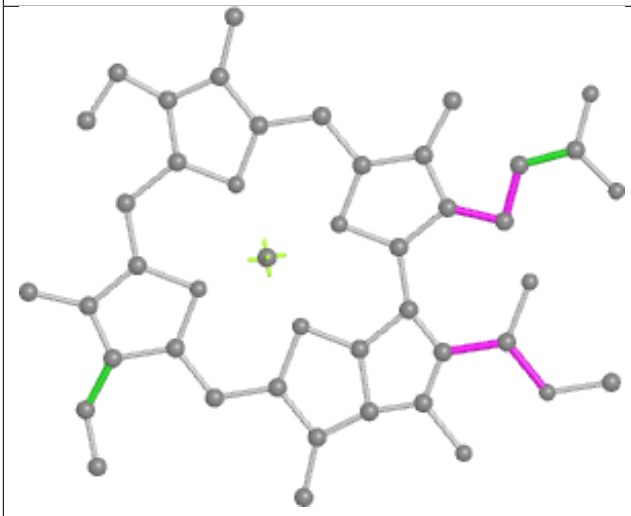

Torsions

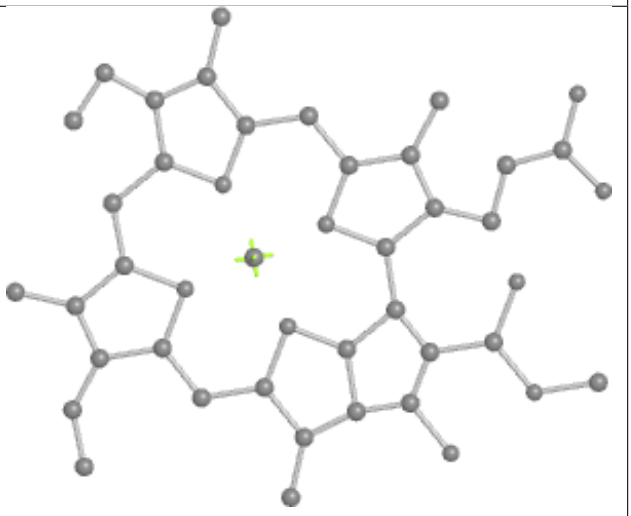

Rings

Ligand PEB D9 203

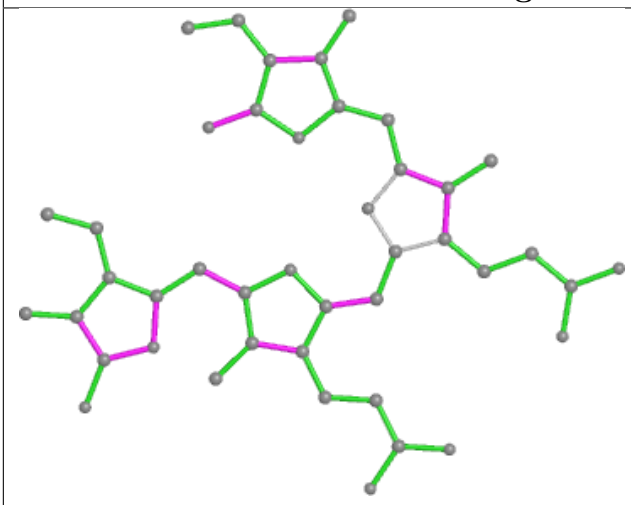

Bond lengths

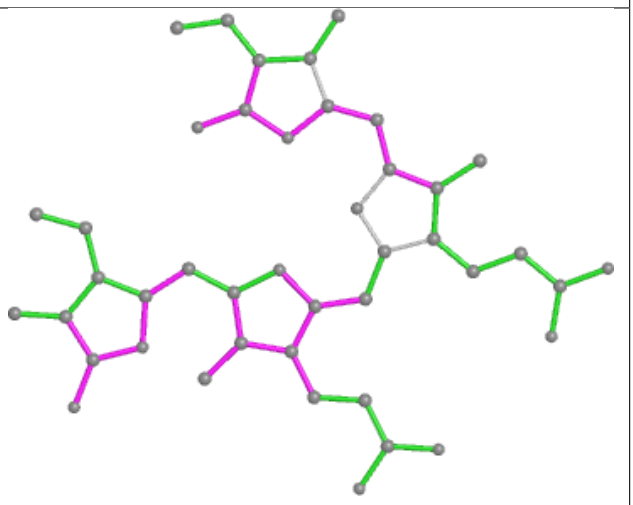

Bond angles

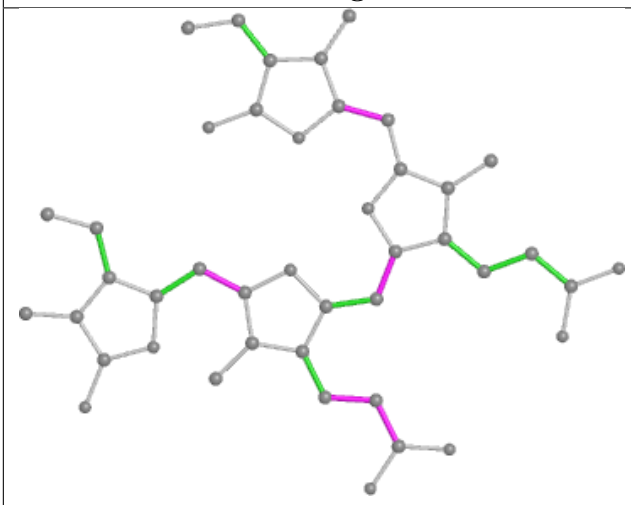

Torsions

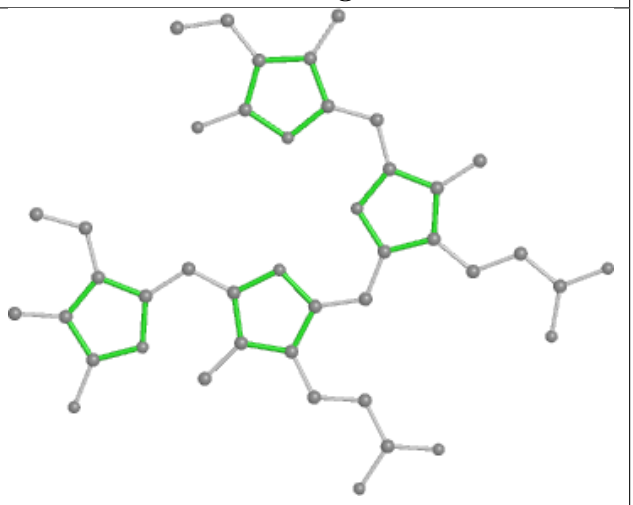

Rings

Ligand CYC EG 1001

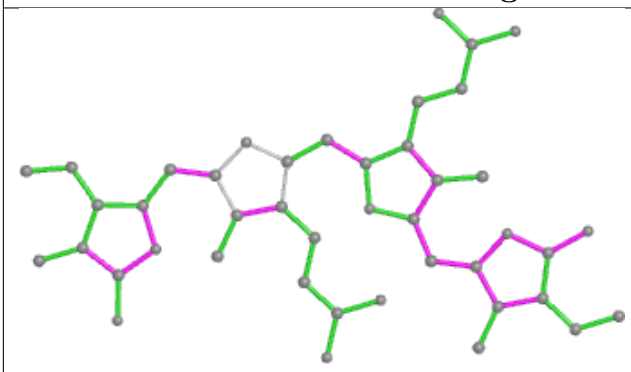

Bond lengths

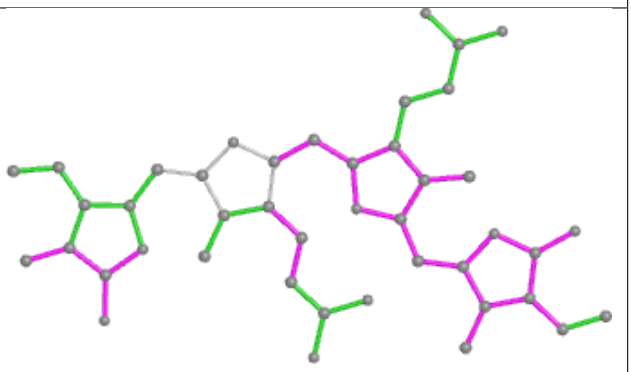

Bond angles

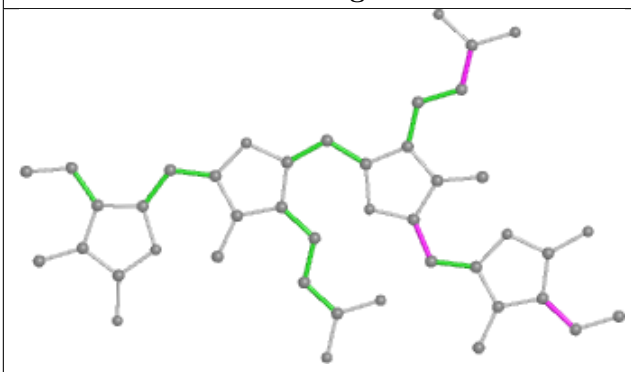

Torsions

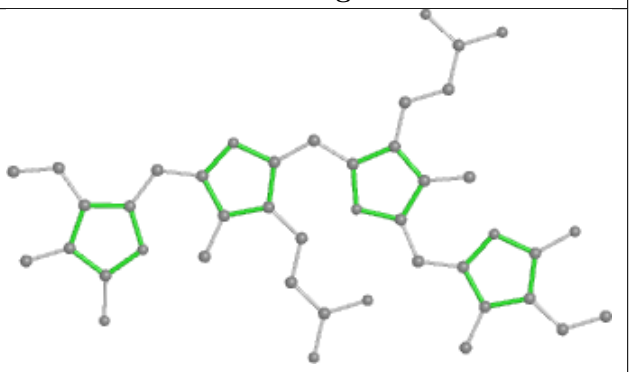

Rings

Ligand PEB OG 202

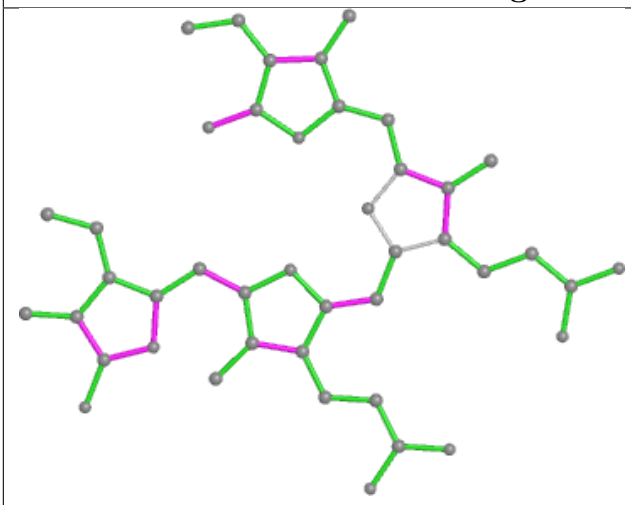

Bond lengths

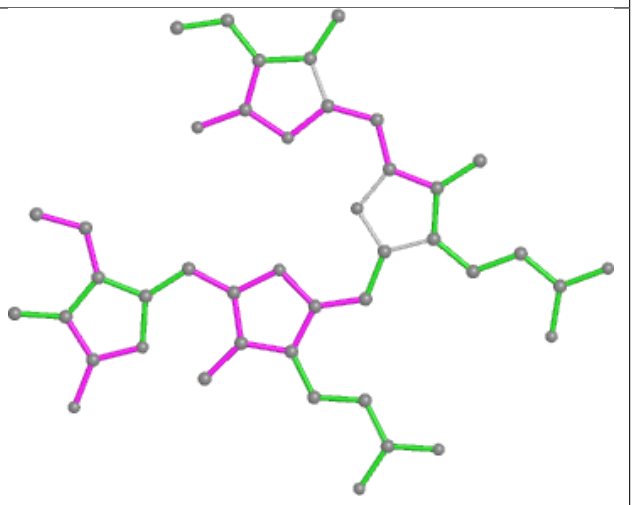

Bond angles

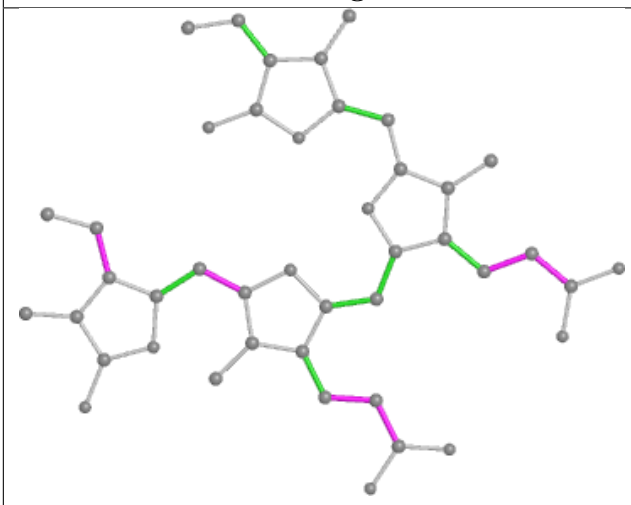

Torsions

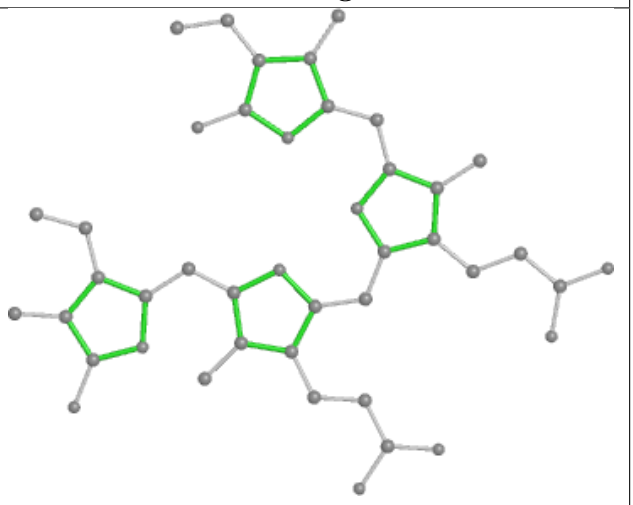

Rings

Ligand PEB iH 202

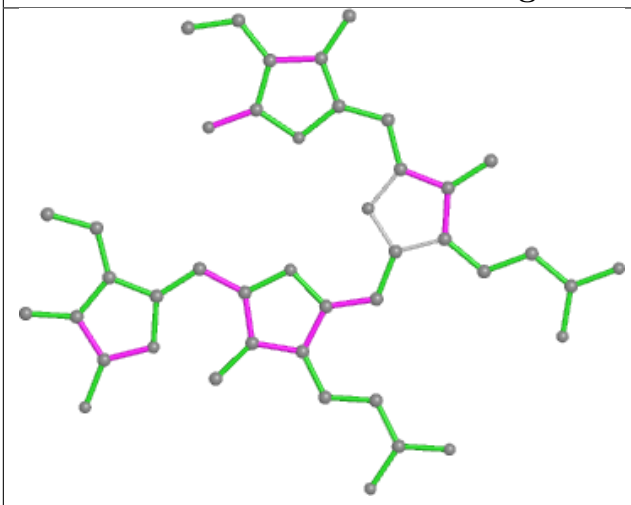

Bond lengths

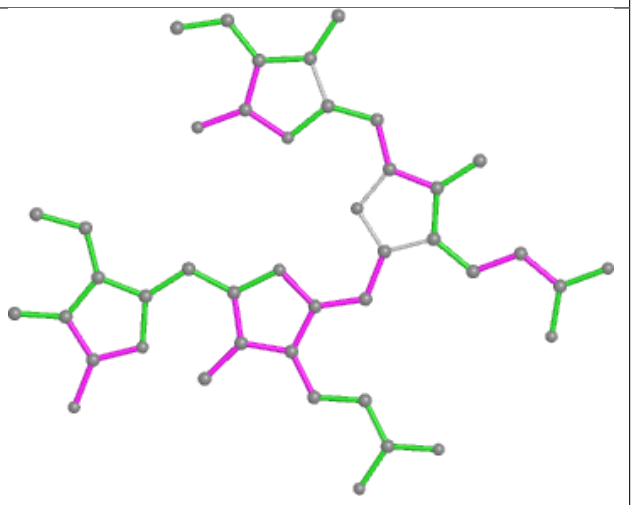

Bond angles

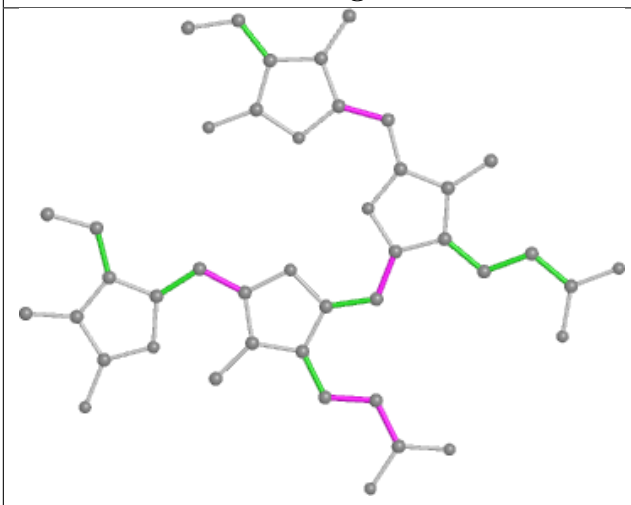

Torsions

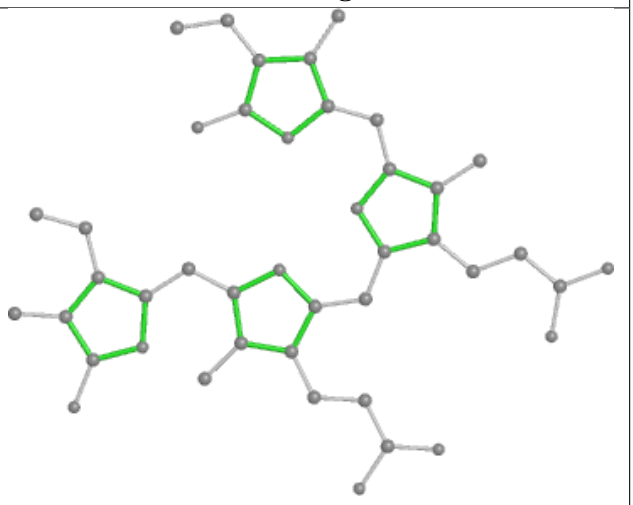

Rings

Ligand PEB fE 202

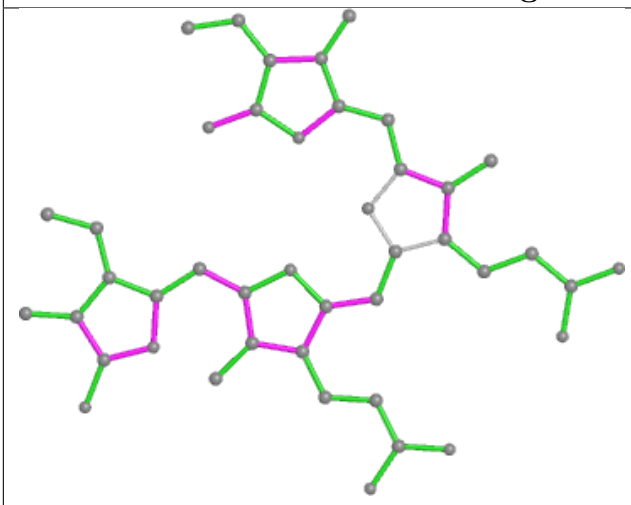

Bond lengths

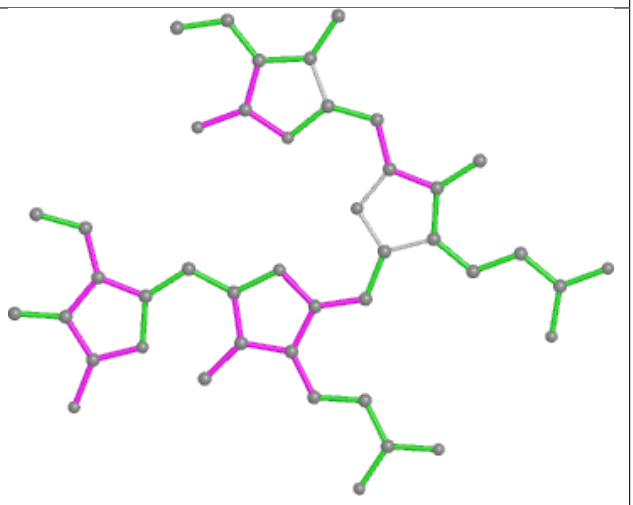

Bond angles

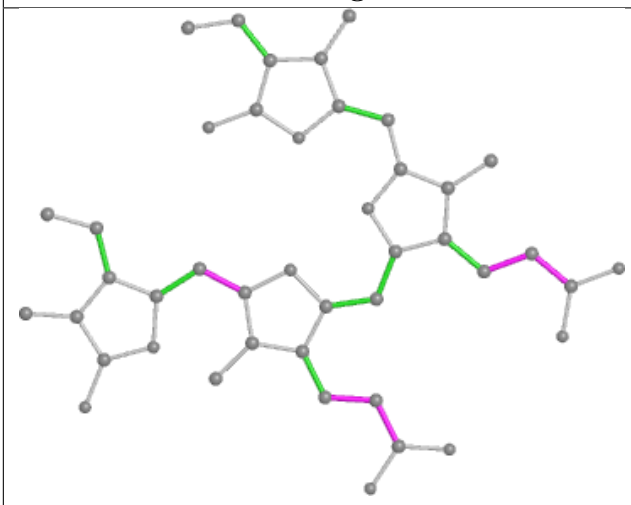

Torsions

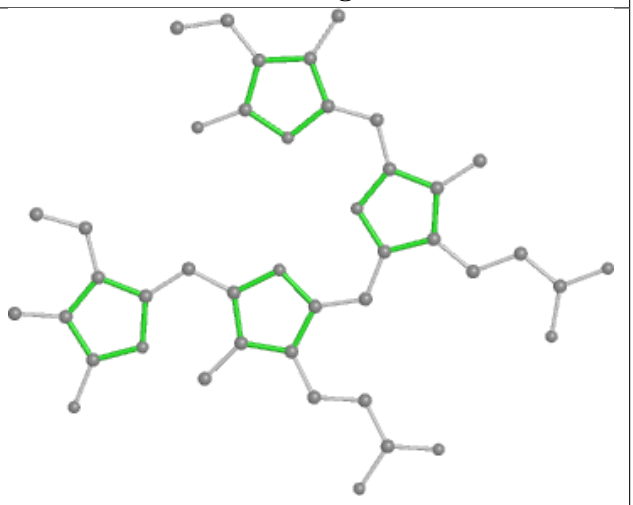

Rings

Ligand PEB BJ 301

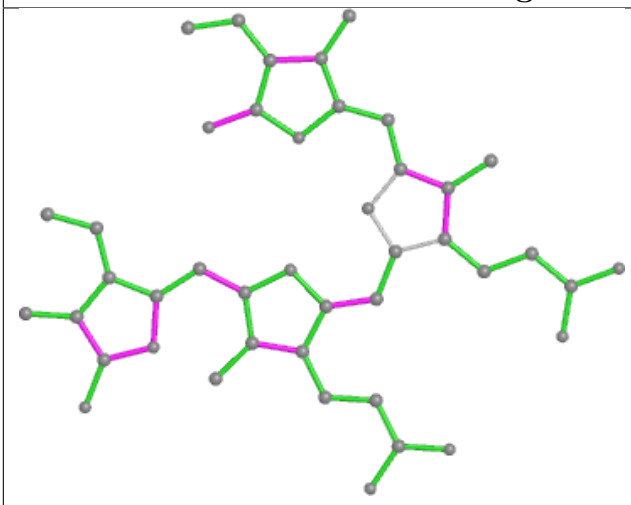

Bond lengths

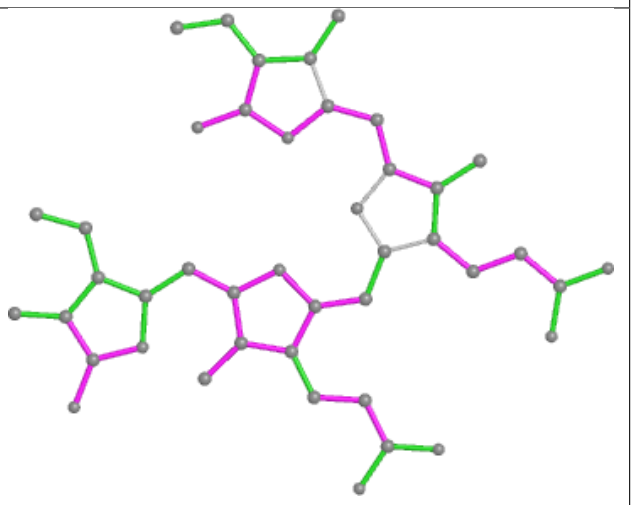

Bond angles

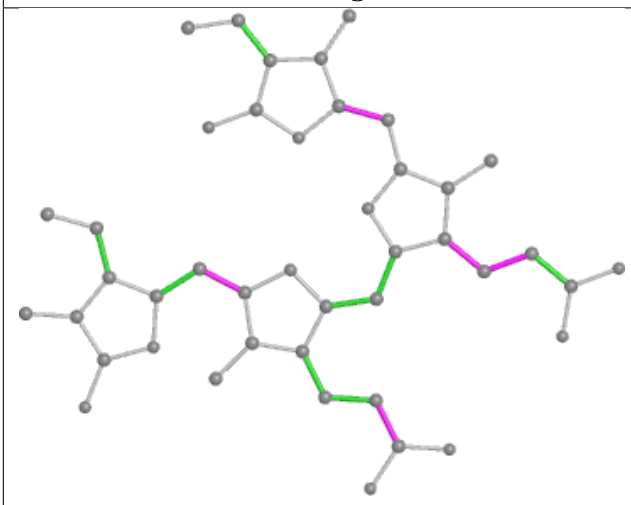

Torsions

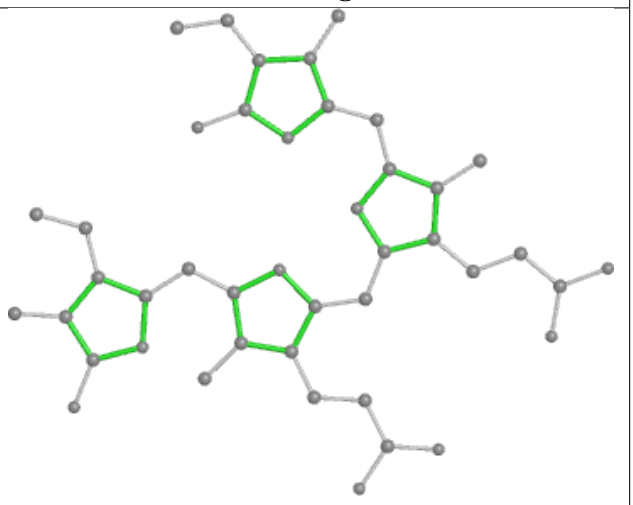

Rings

Ligand PEB BM 301

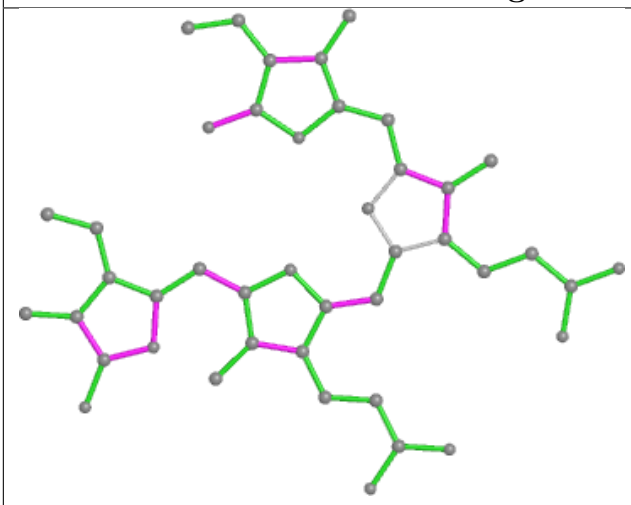

Bond lengths

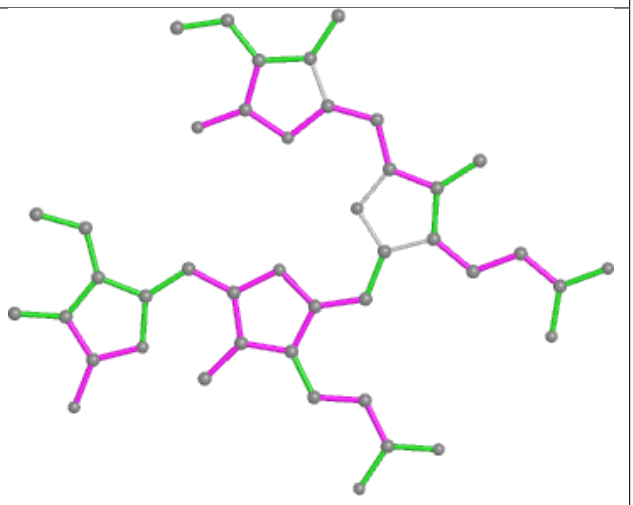

Bond angles

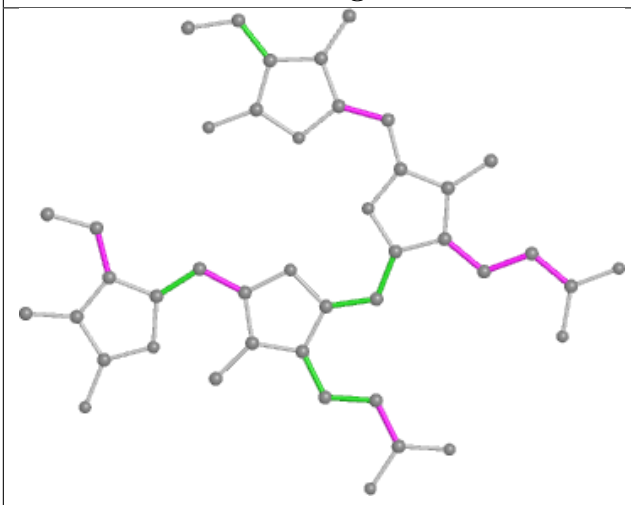

Torsions

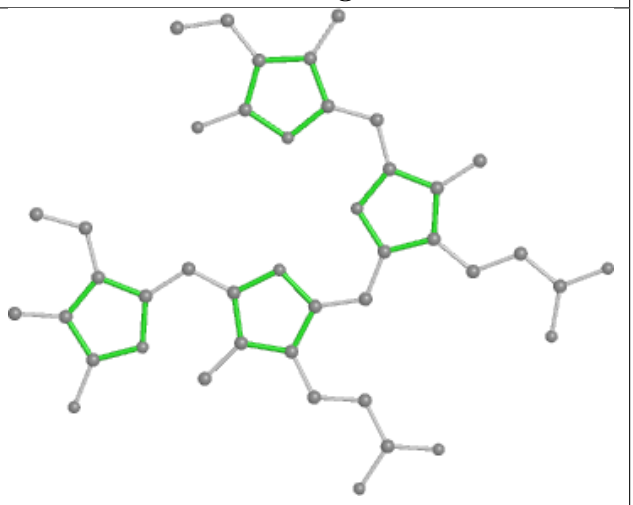

Rings

Ligand PEB Y1 201

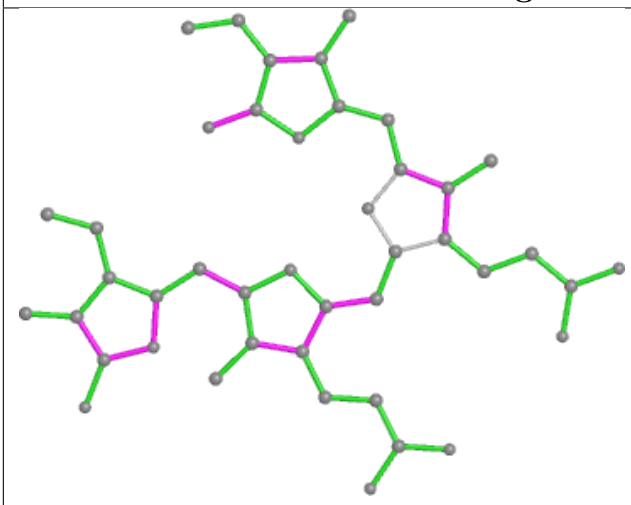

Bond lengths

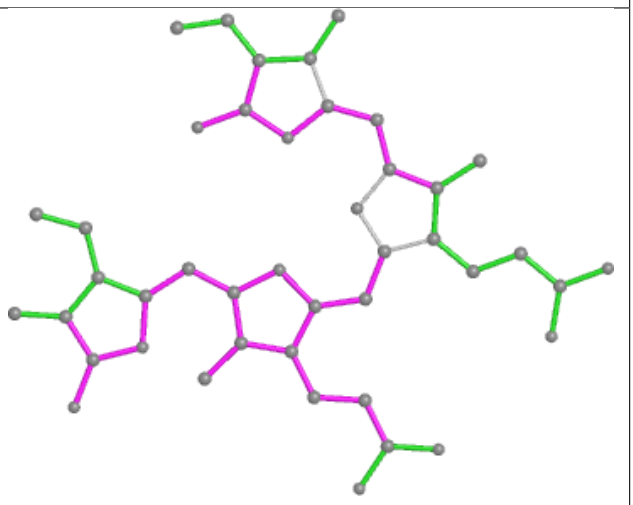

Bond angles

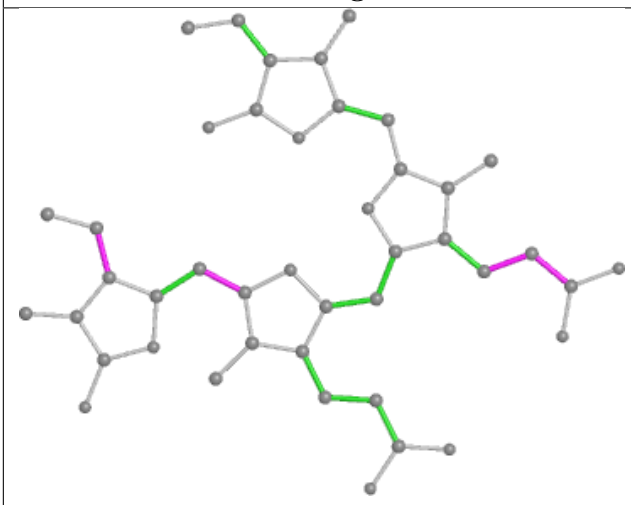

Torsions

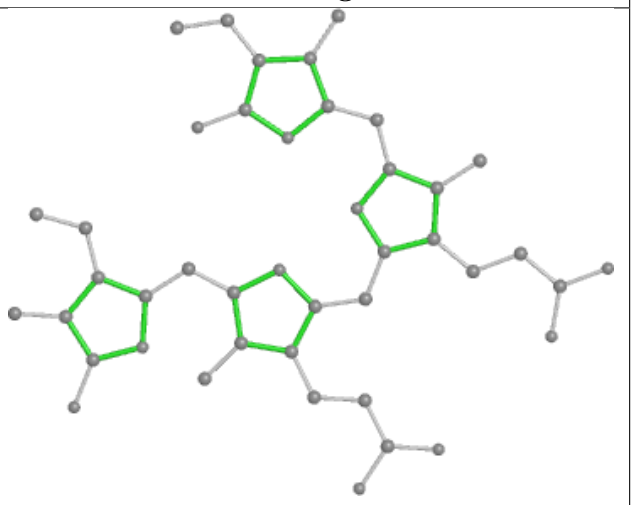

Rings

Ligand CYC W3 1001

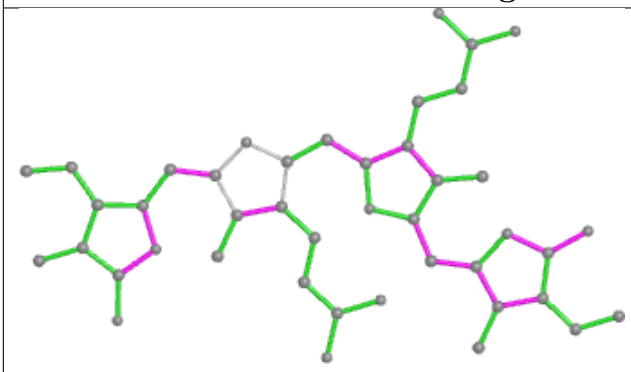

Bond lengths

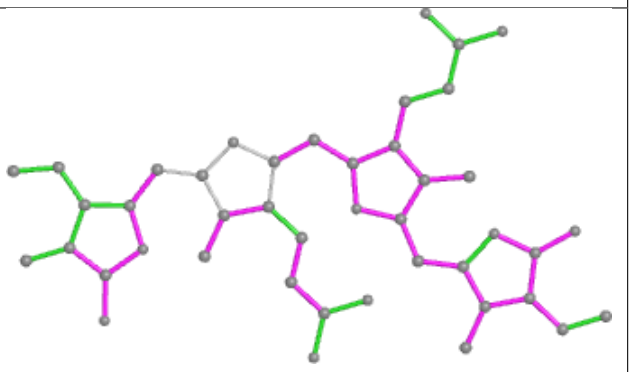

Bond angles

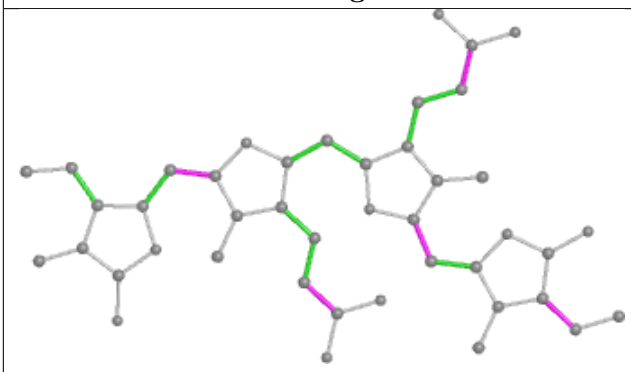

Torsions

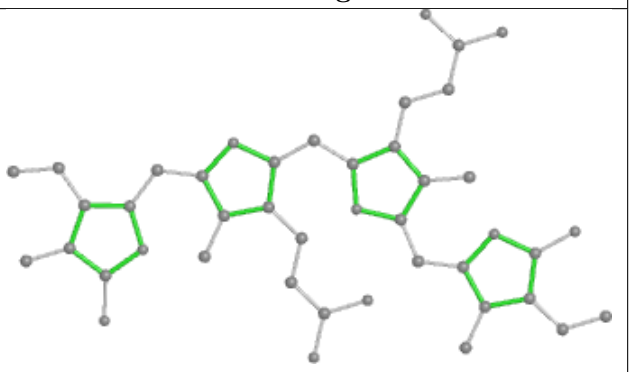

Rings

Ligand PUB AO 302

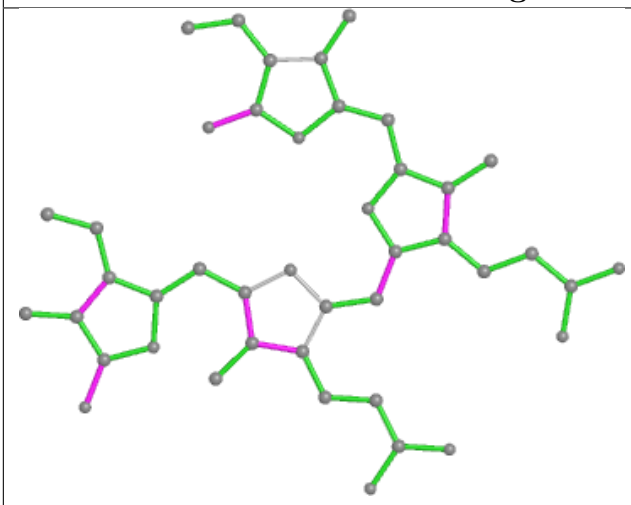

Bond lengths

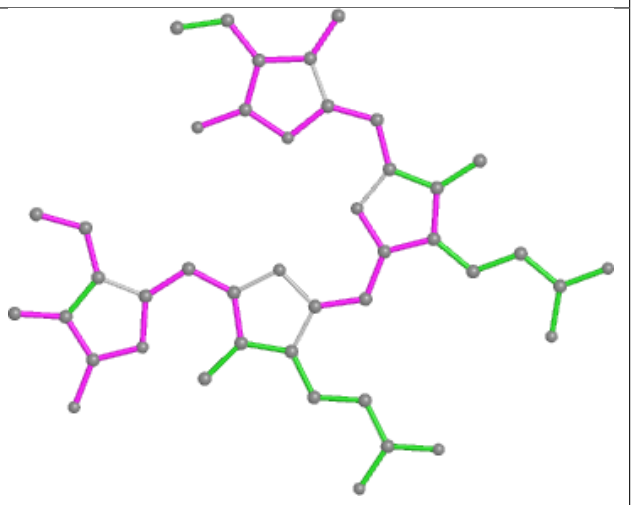

Bond angles

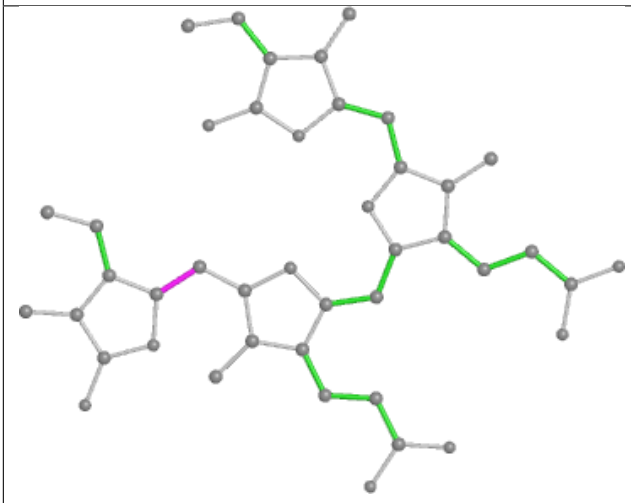

Torsions

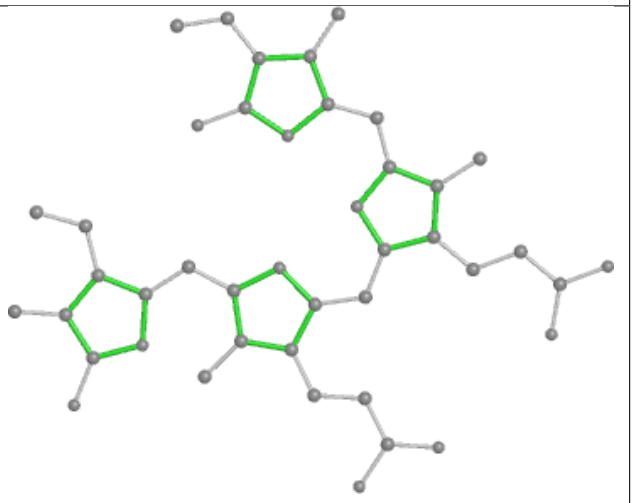

Rings

Ligand PEB VI 202

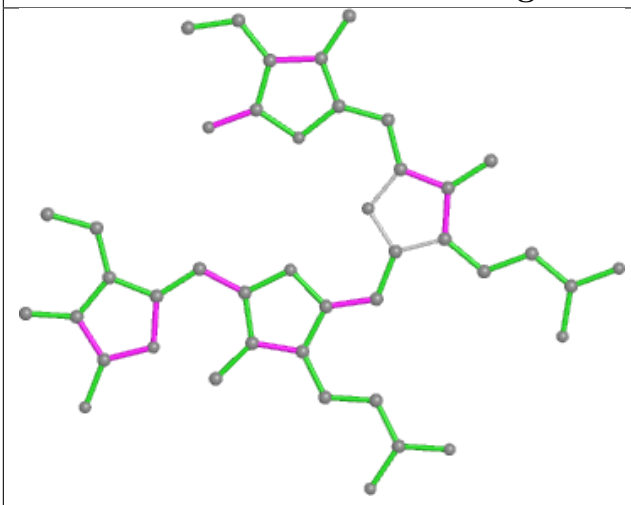

Bond lengths

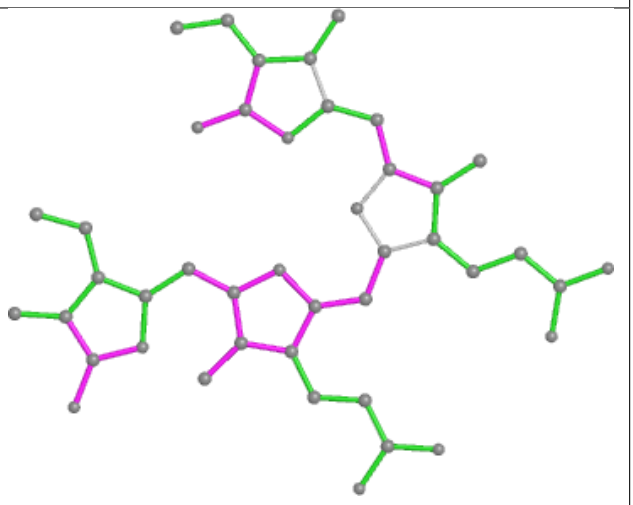

Bond angles

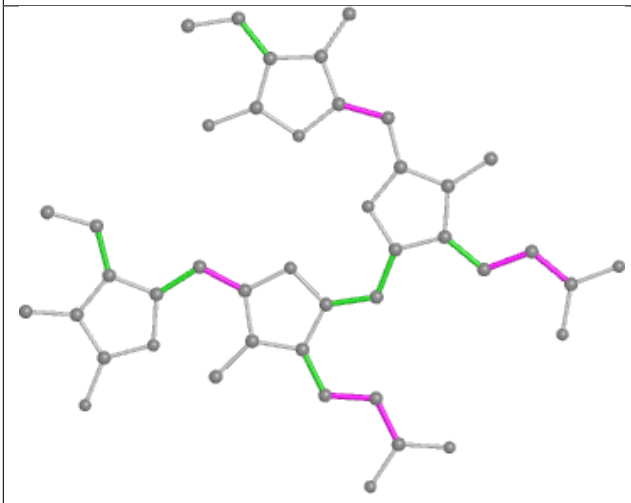

Torsions

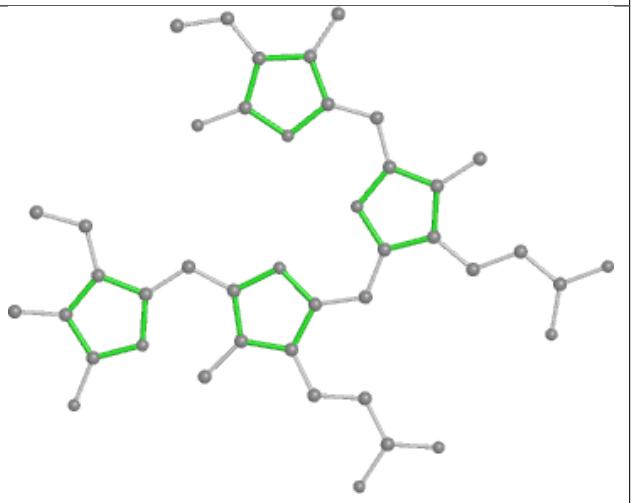

Rings

Ligand PEB V7 203

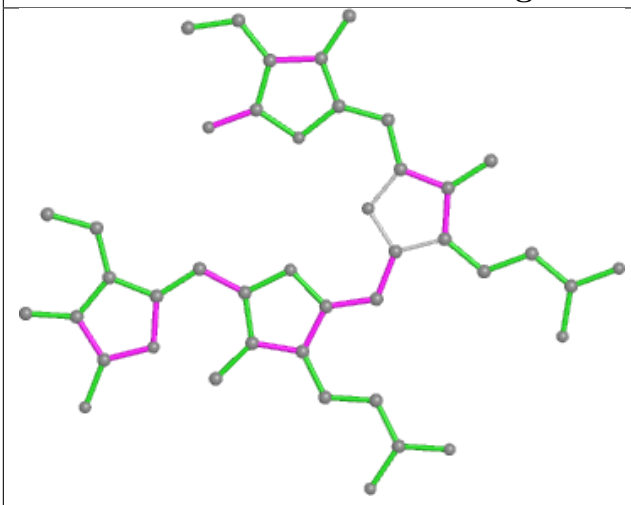

Bond lengths

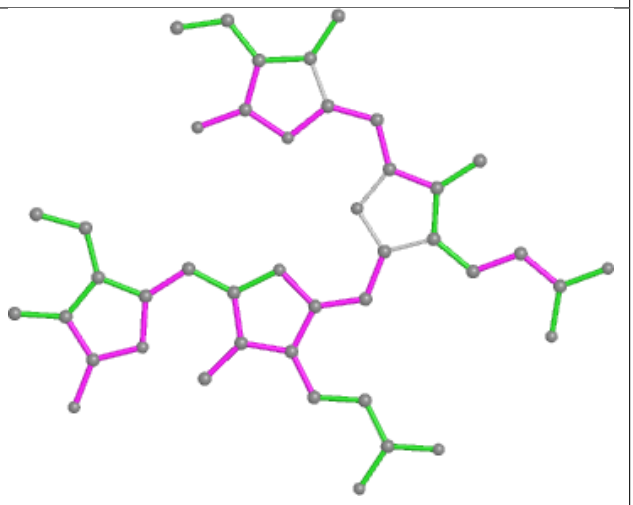

Bond angles

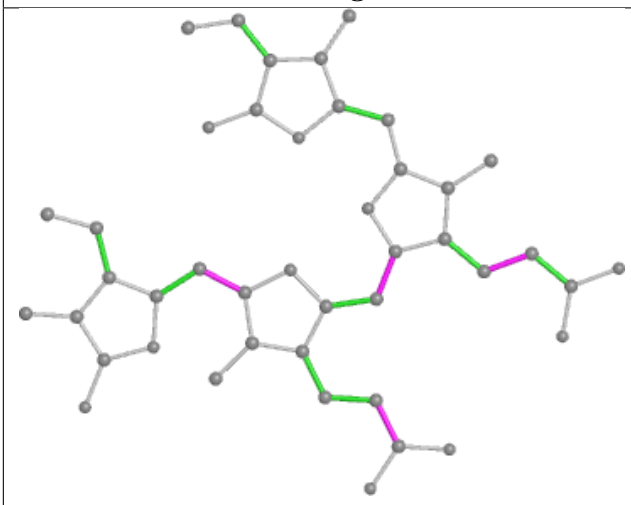

Torsions

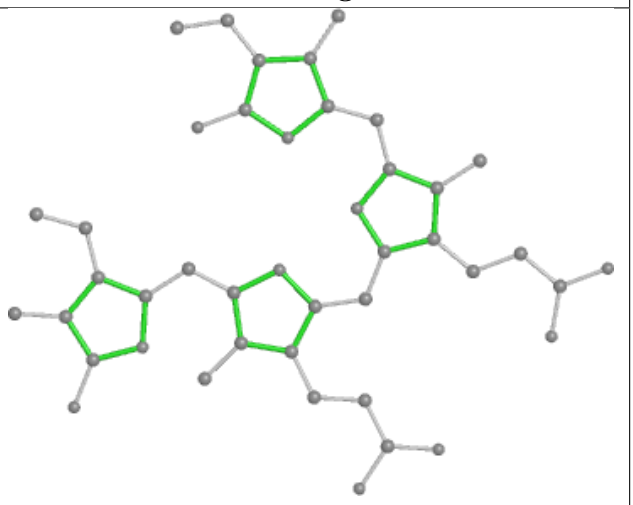

Rings

Ligand PEB AB 501

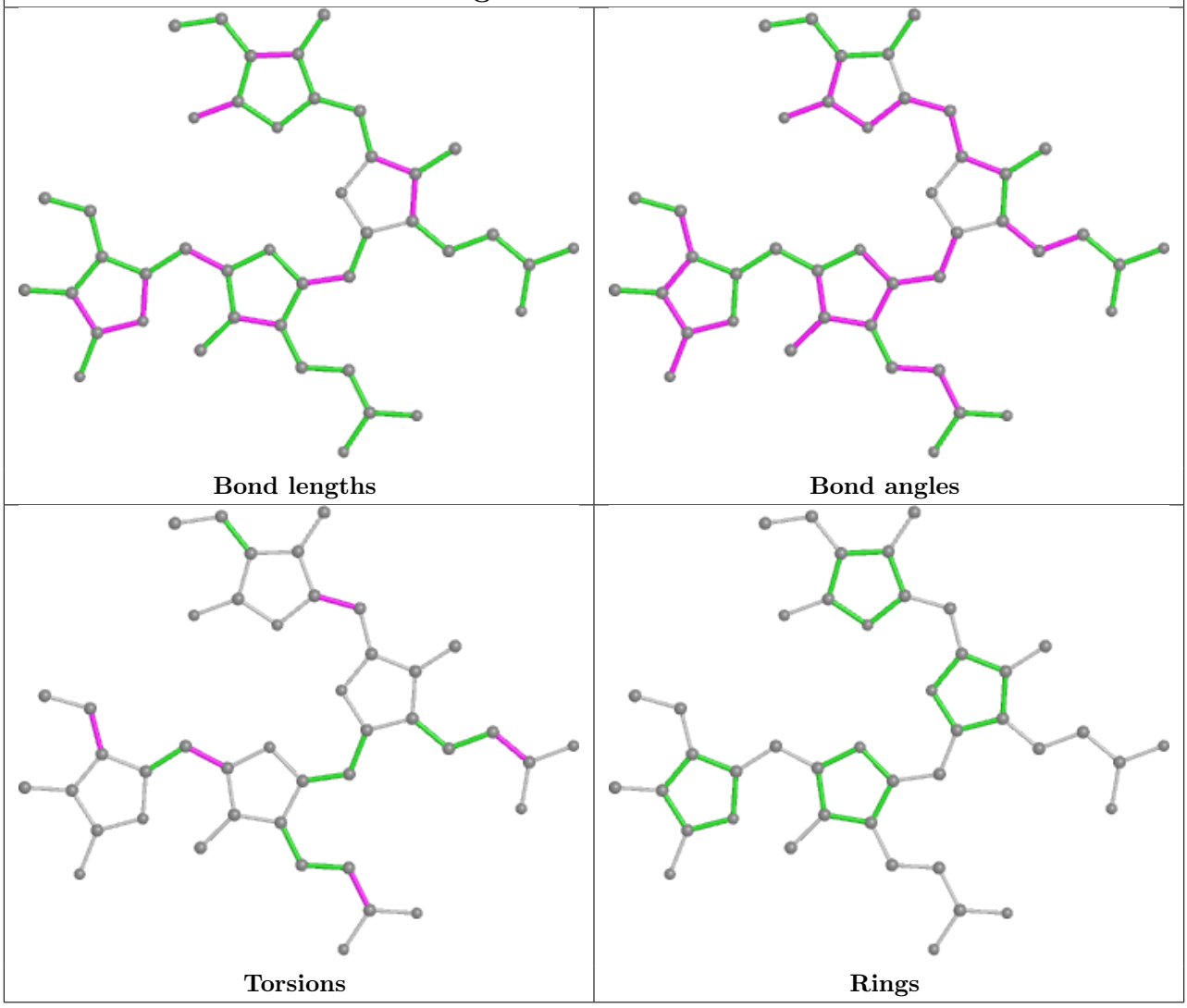

Ligand PEB AF 201

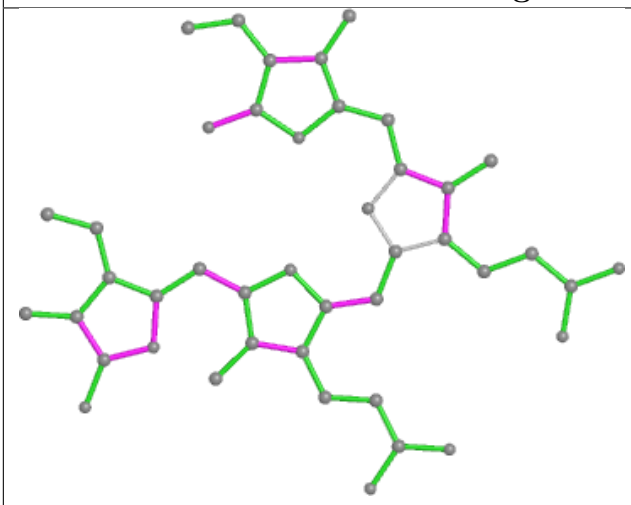

Bond lengths

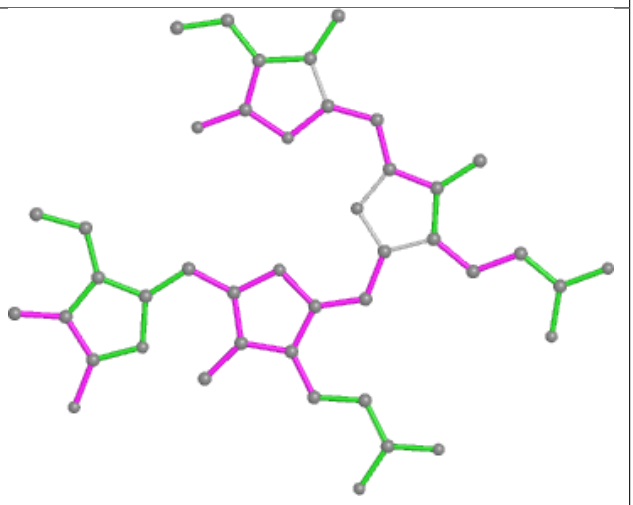

Bond angles

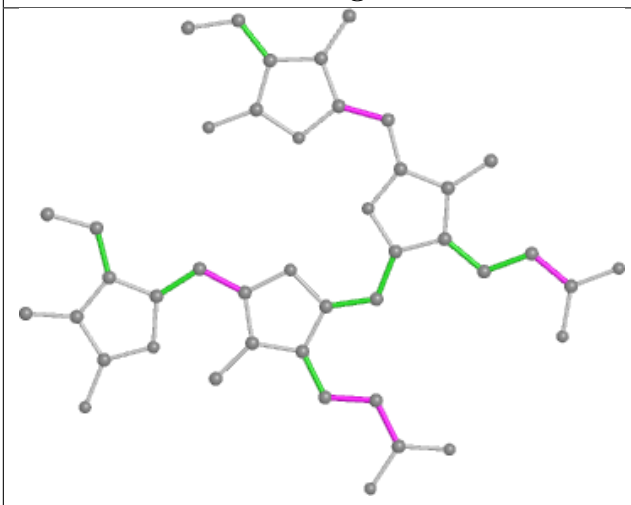

Torsions

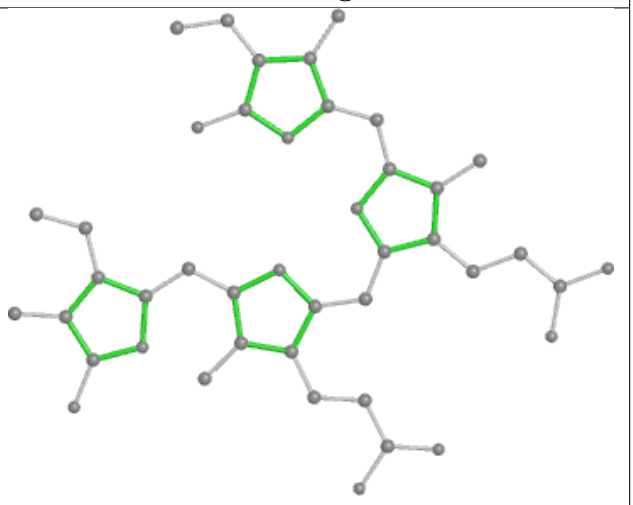

Rings

Ligand PEB N5 202

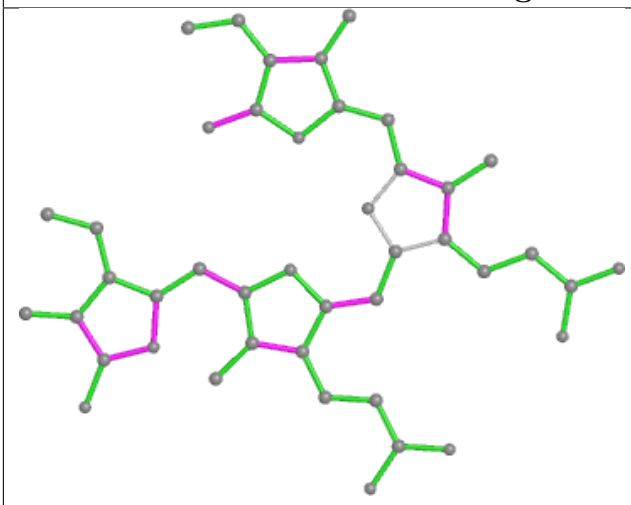

Bond lengths

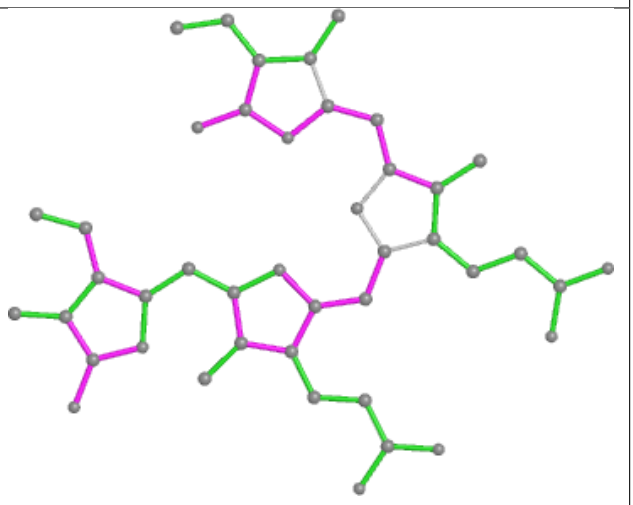

Bond angles

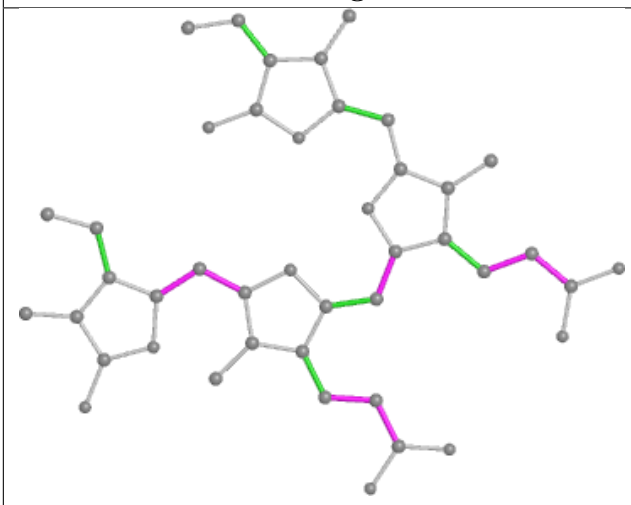

Torsions

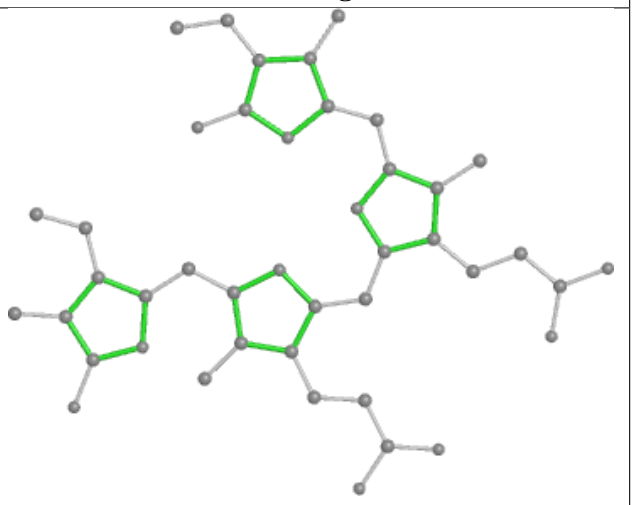

Rings

Ligand HEM fL 102

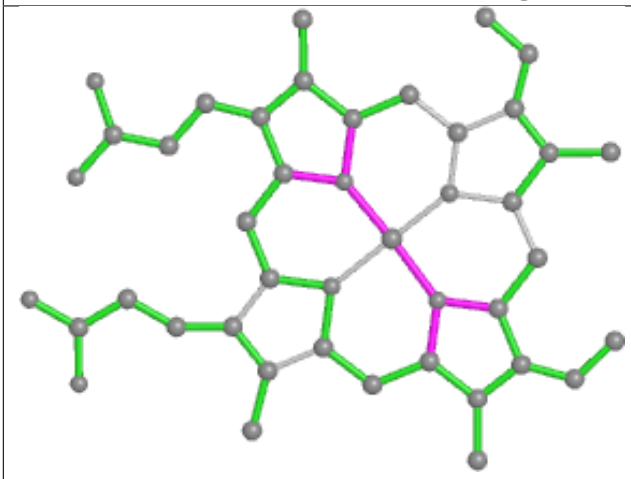

Bond lengths

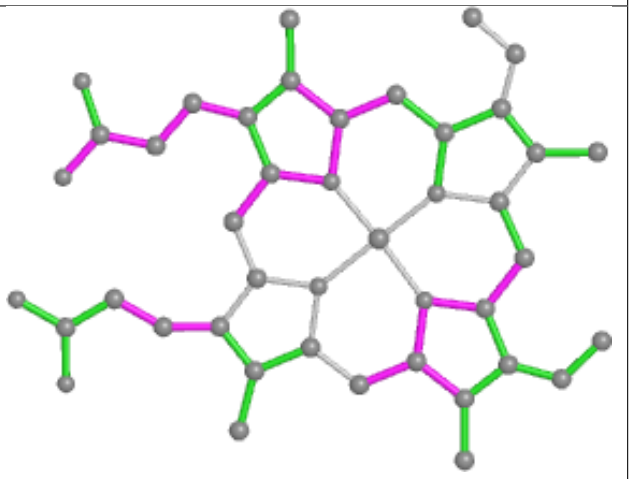

Bond angles

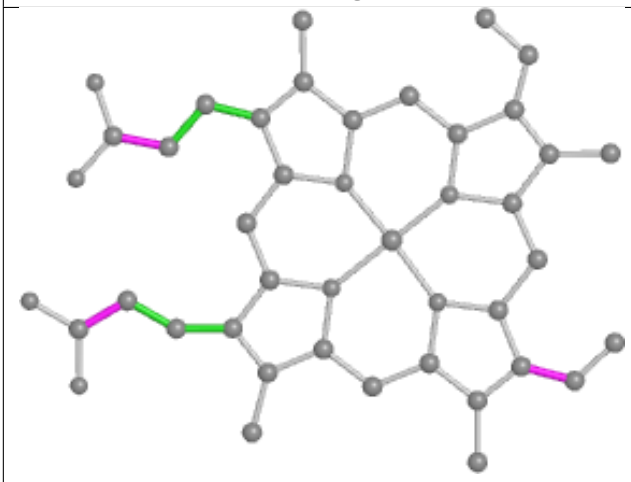

Torsions

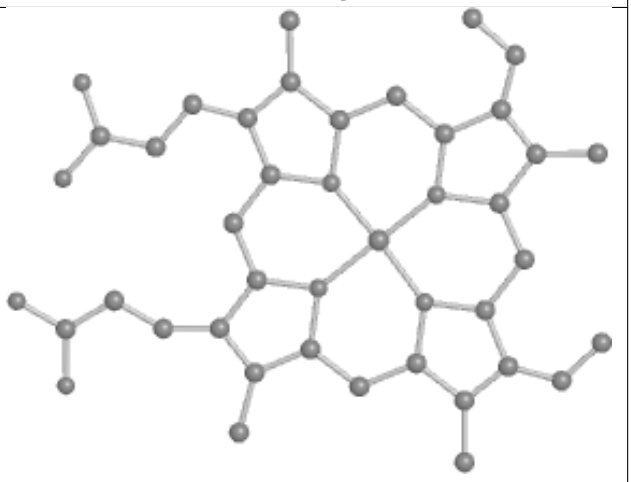

Rings

Ligand CLA K2 104

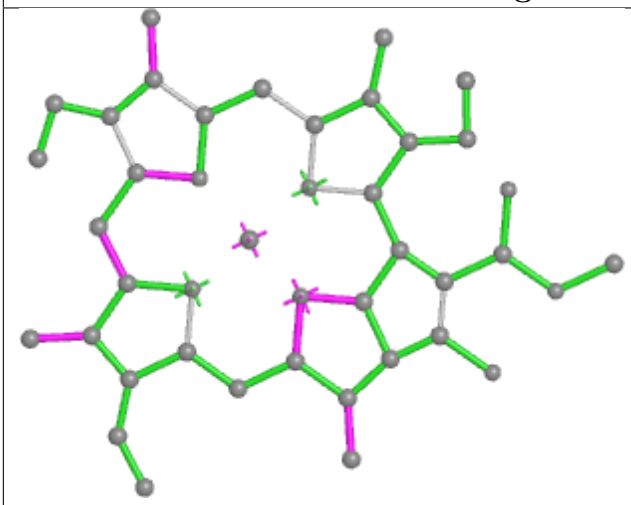

Bond lengths

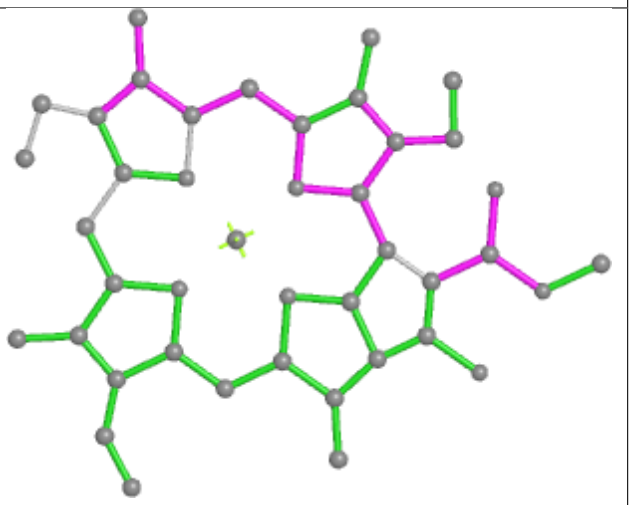

Bond angles

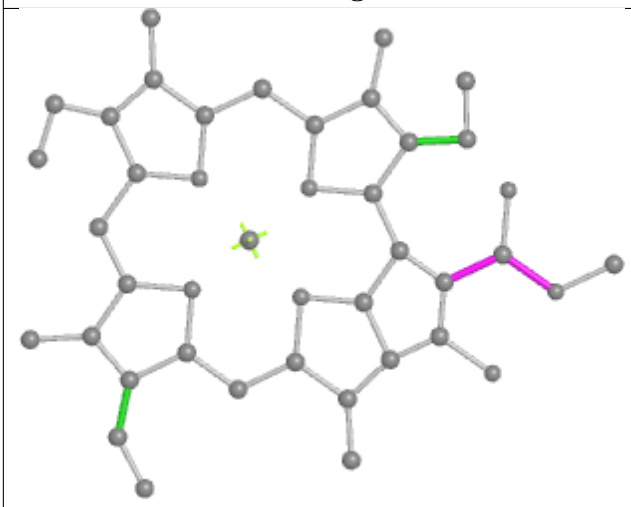

Torsions

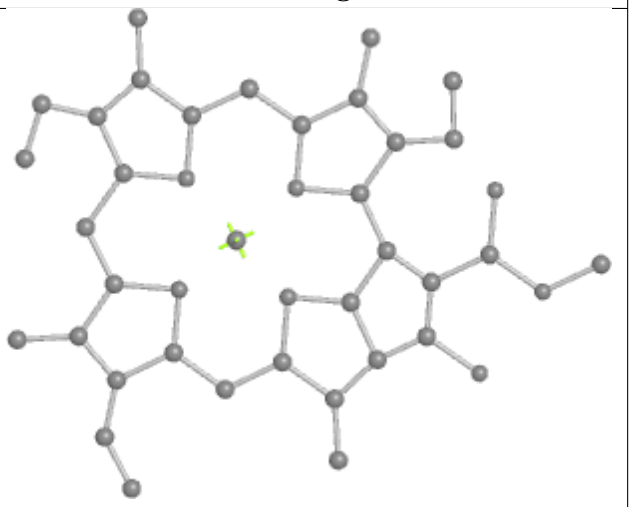

Rings

Ligand PEB eK 201

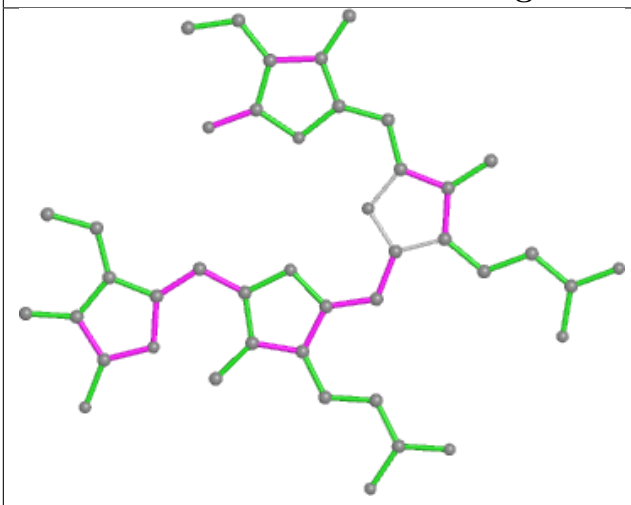

Bond lengths

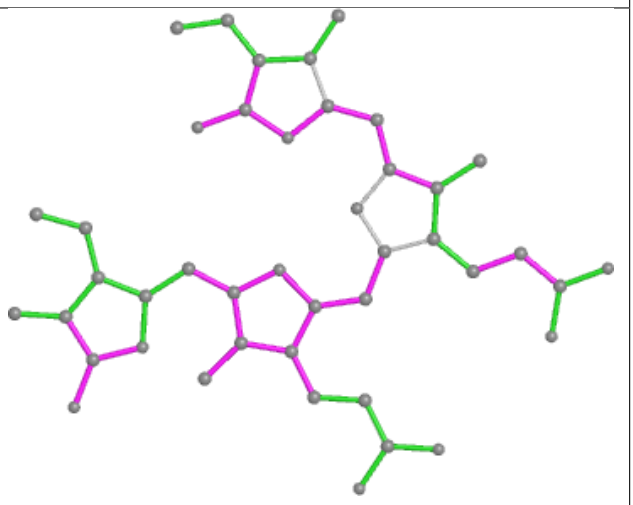

Bond angles

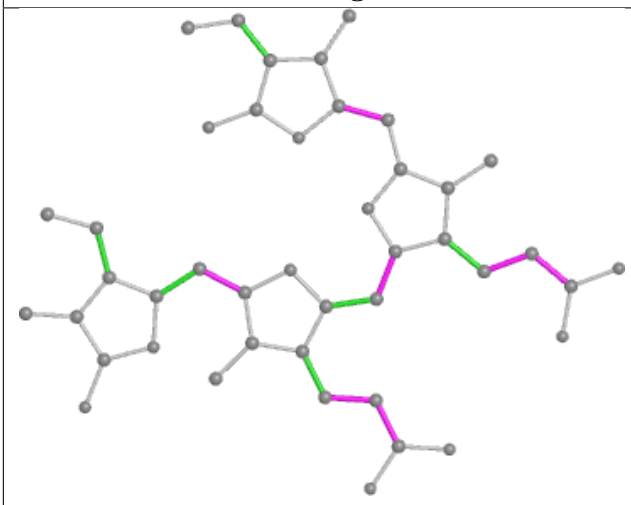

Torsions

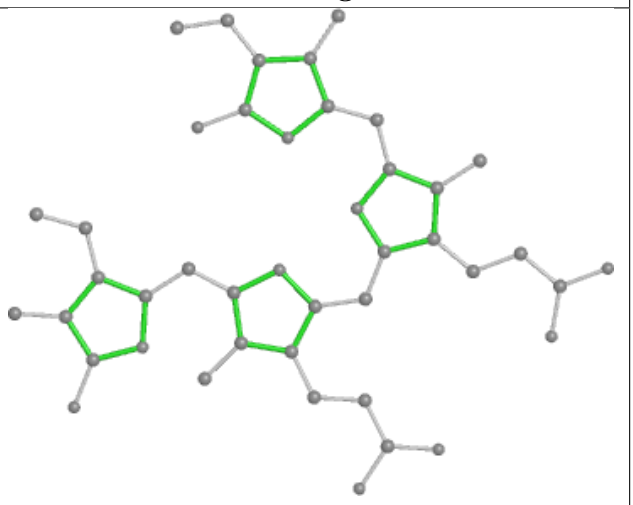

Rings

Ligand CLA C6 511

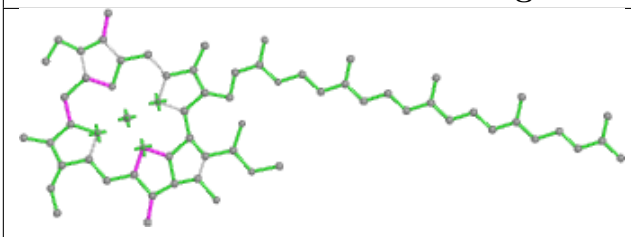

Bond lengths

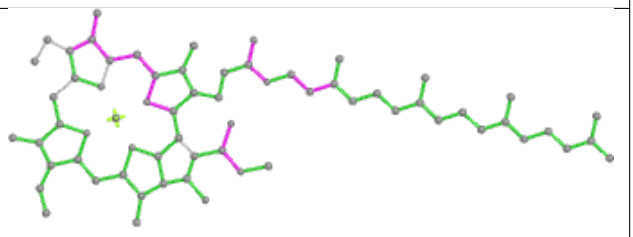

Bond angles

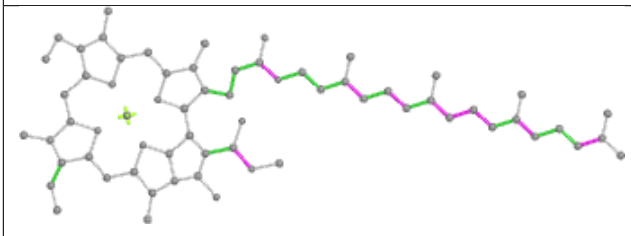

Torsions

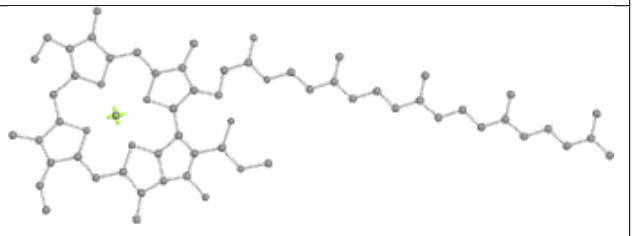

Rings

Ligand PEB KP 201

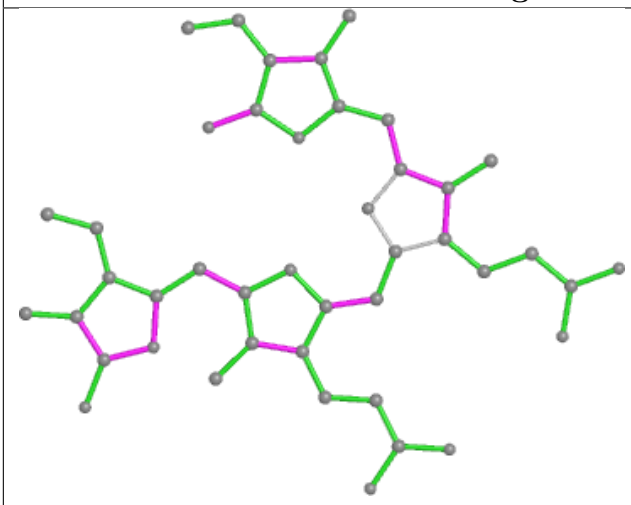

Bond lengths

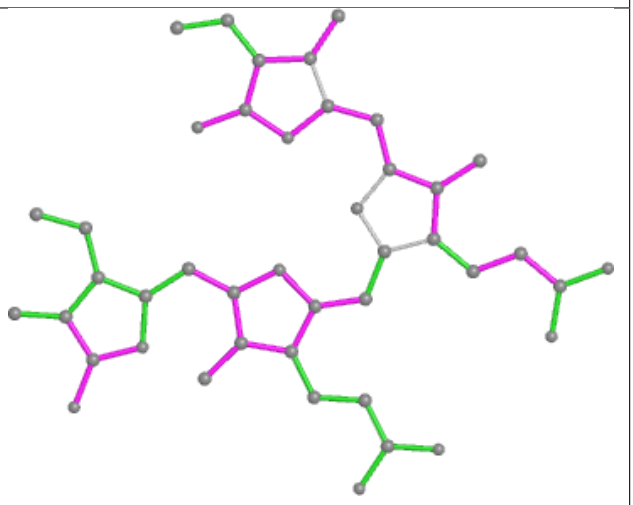

Bond angles

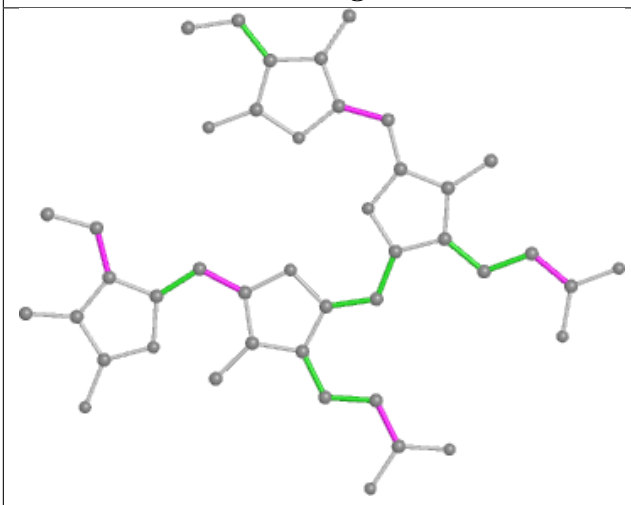

Torsions

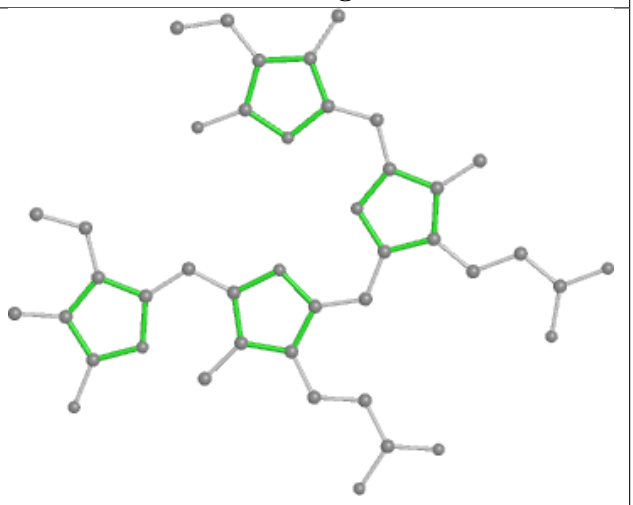

Rings

Ligand CYC FH 1001

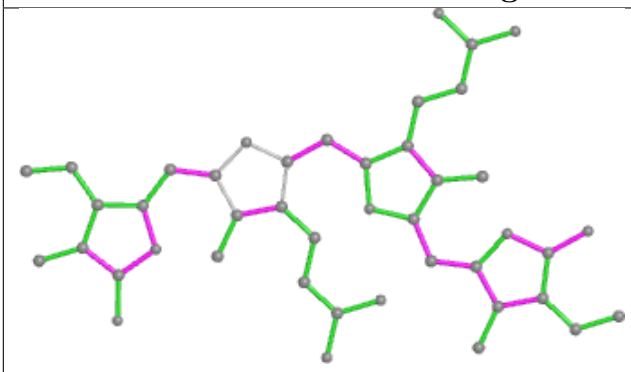

Bond lengths

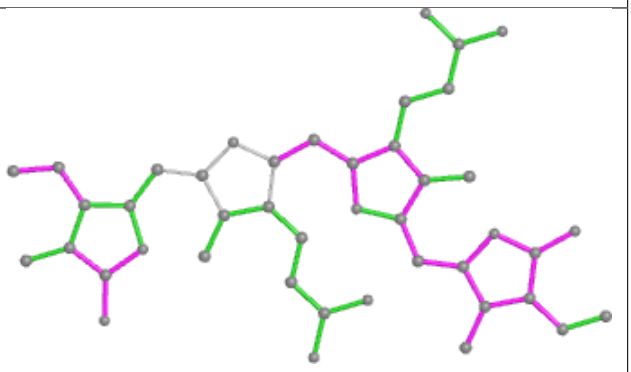

Bond angles

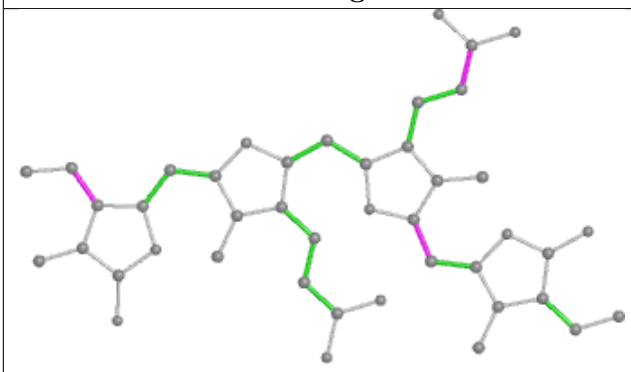

Torsions

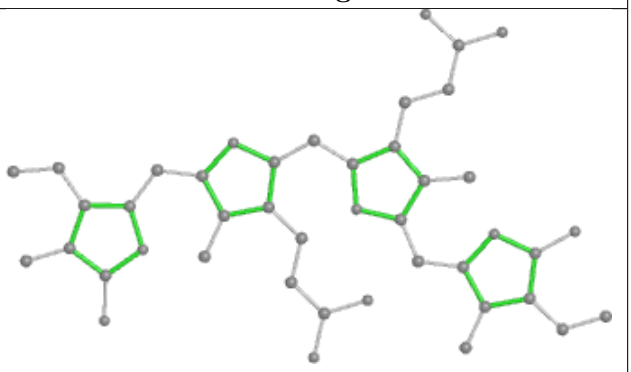

Rings

Ligand PEB wK 303

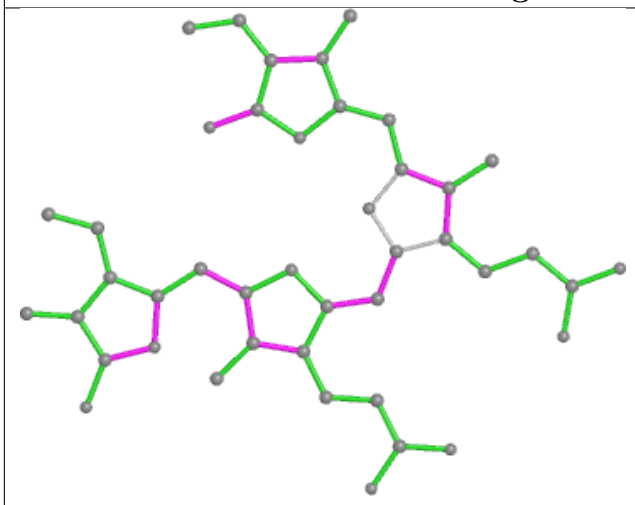

Bond lengths

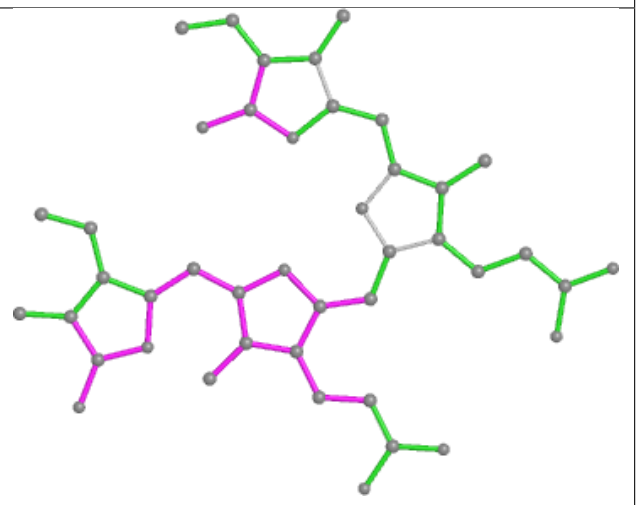

Bond angles

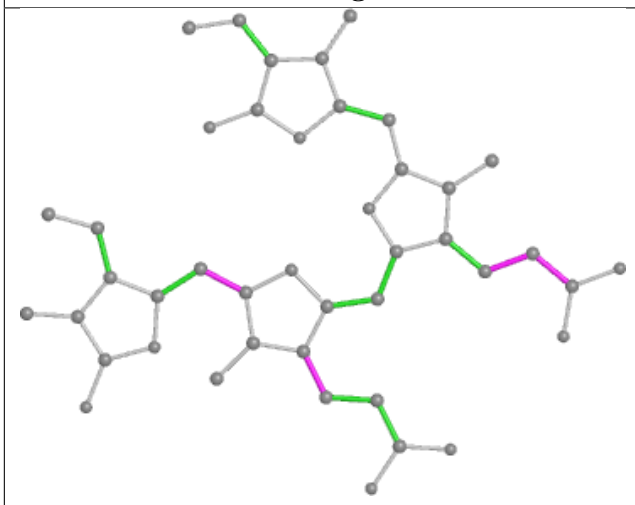

Torsions

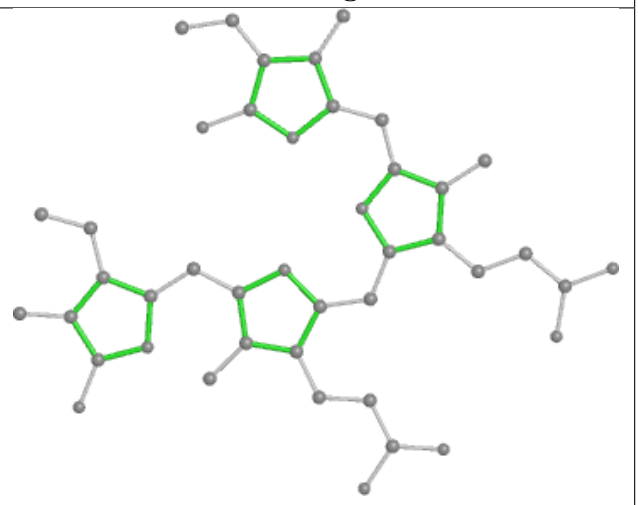

Rings

Ligand PEB IJ 201

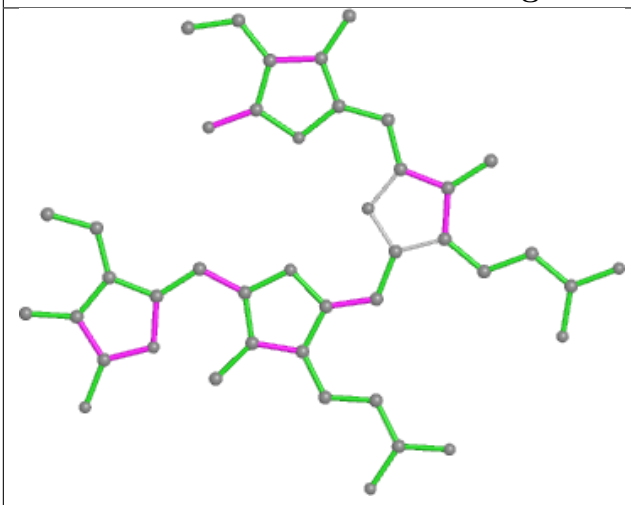

Bond lengths

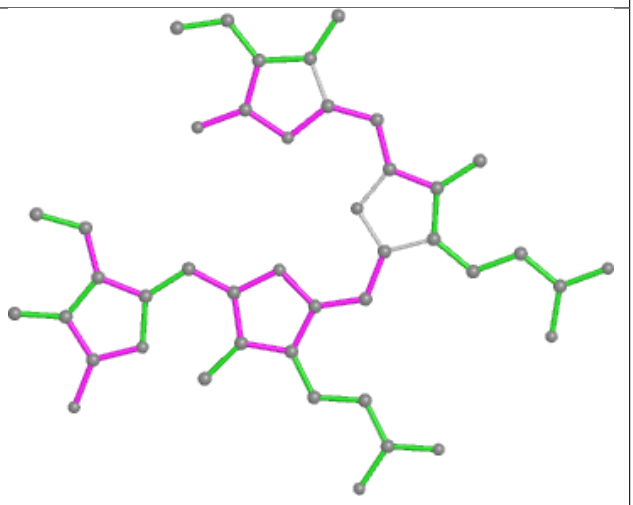

Bond angles

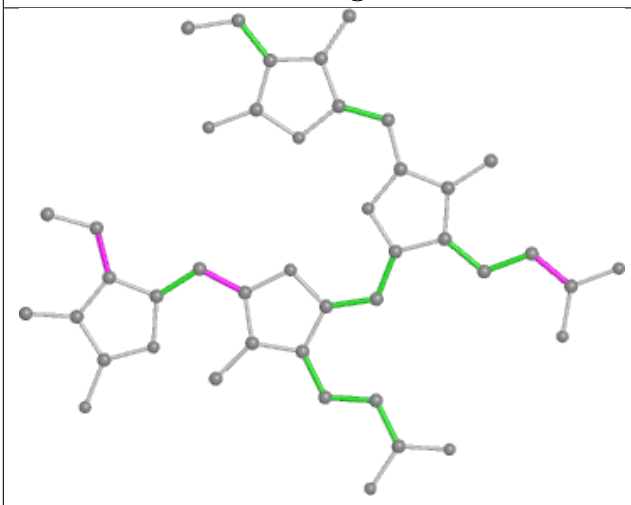

Torsions

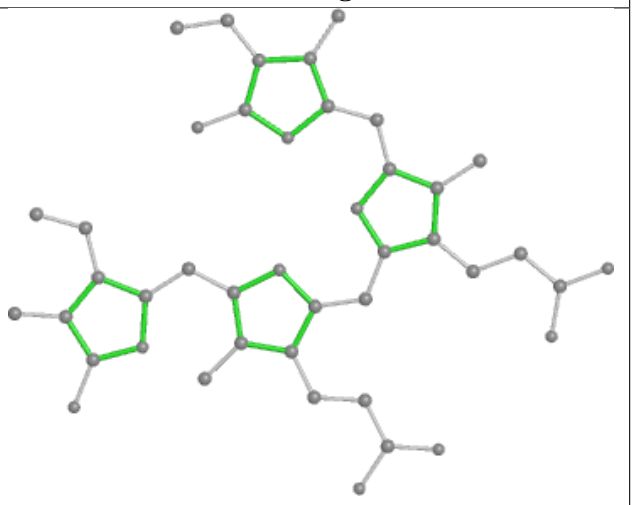

Rings

Ligand PEB QJ 202

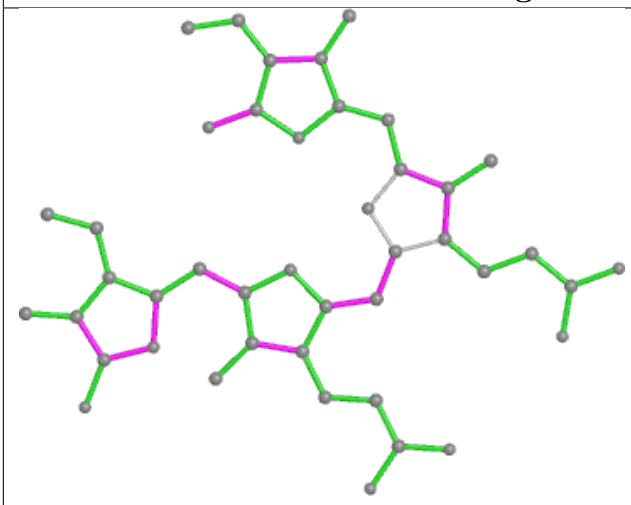

Bond lengths

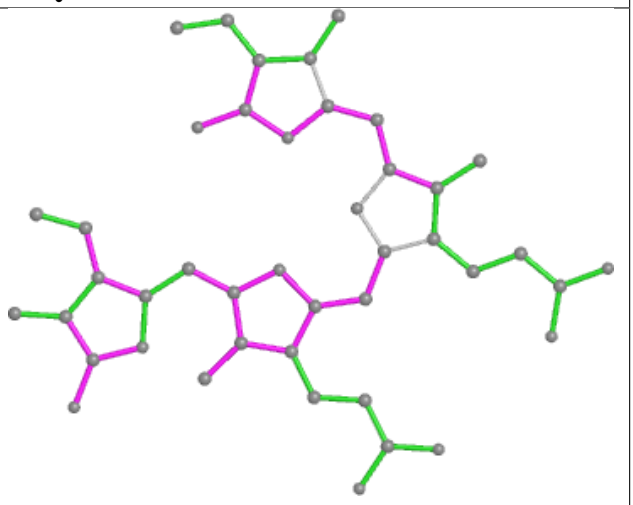

Bond angles

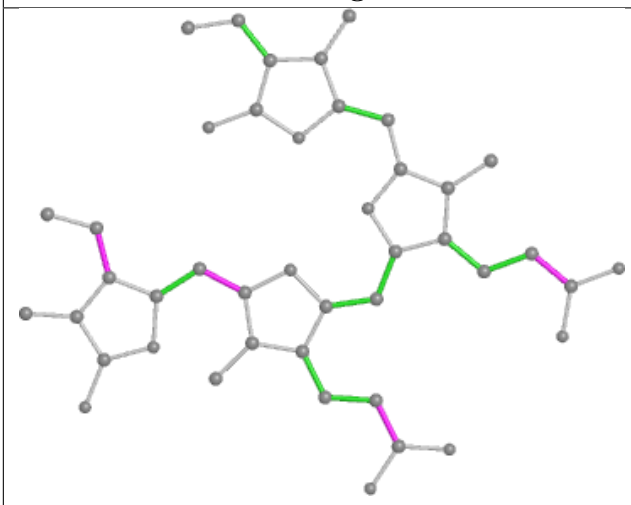

Torsions

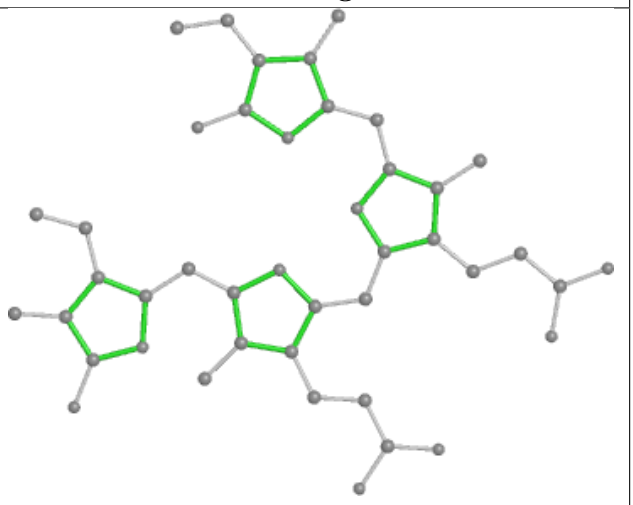

Rings

Ligand PEB hK 201

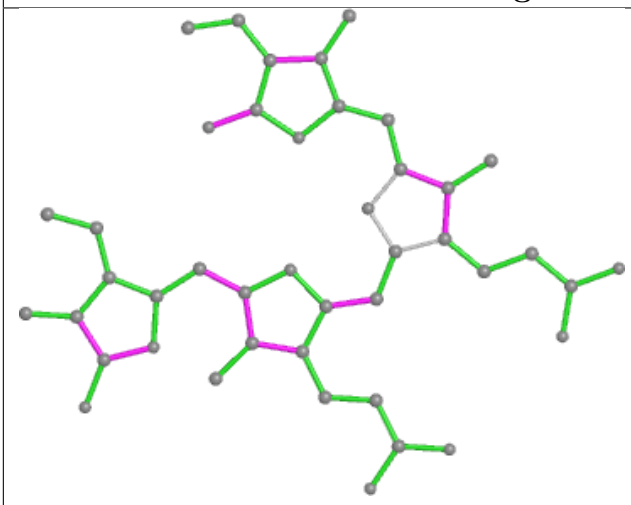

Bond lengths

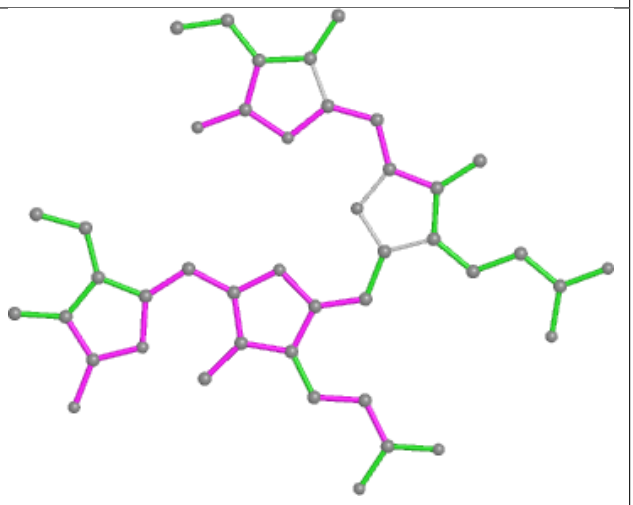

Bond angles

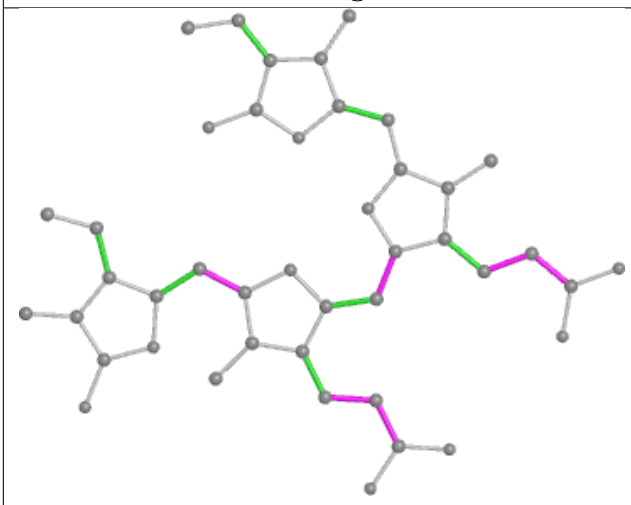

Torsions

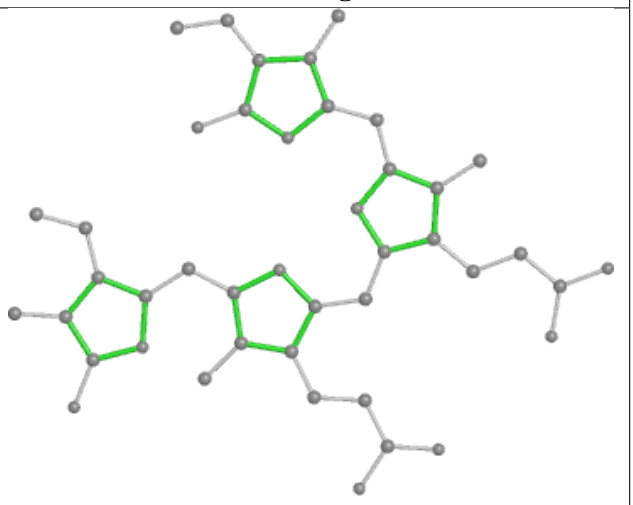

Rings

Ligand PEB U1 201

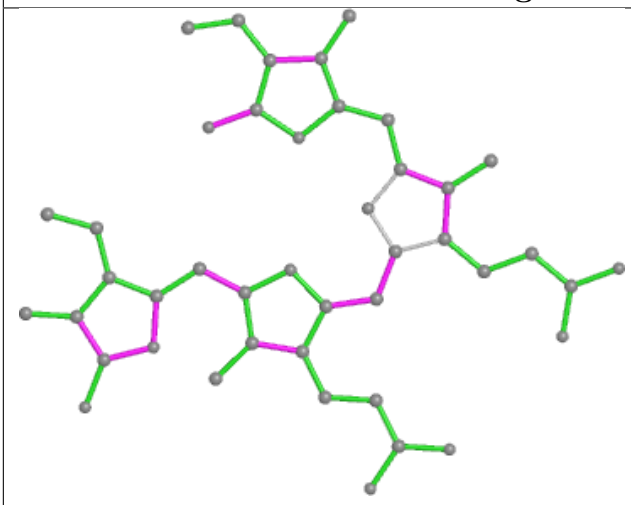

Bond lengths

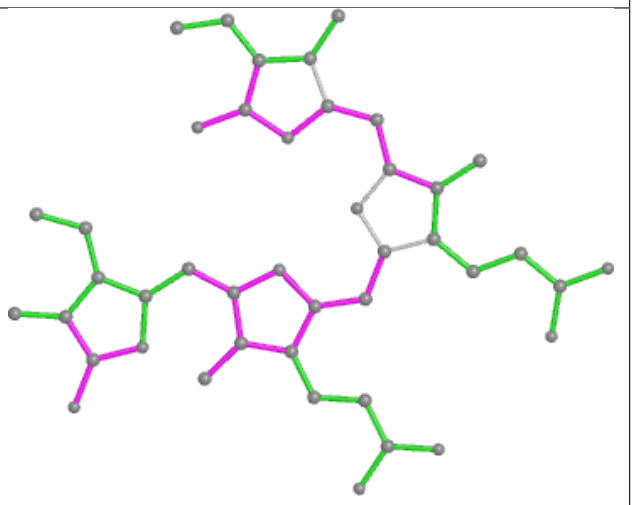

Bond angles

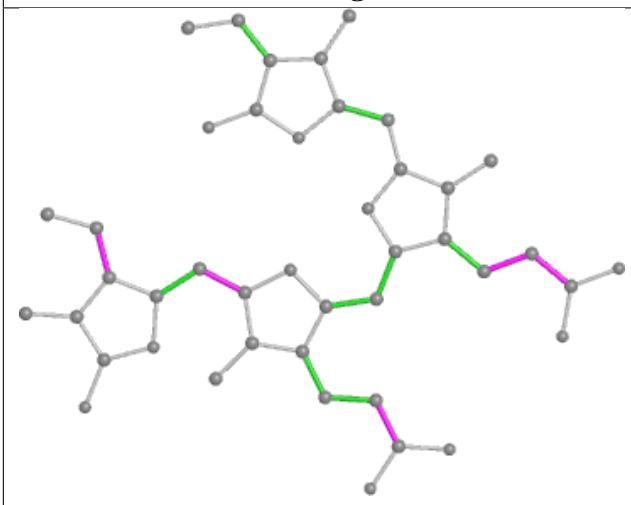

Torsions

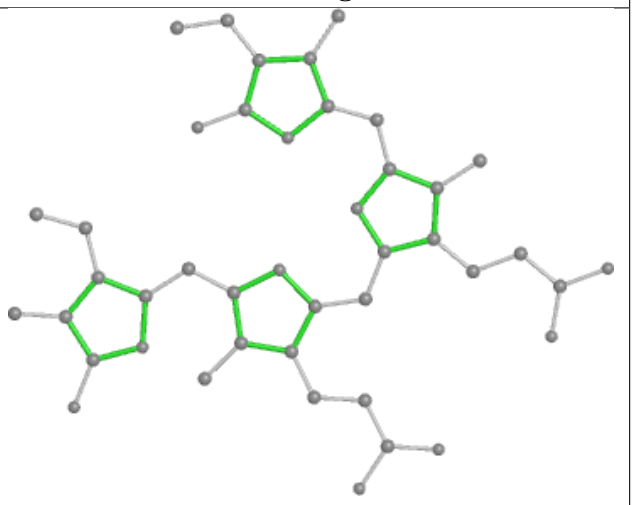

Rings

Ligand PEB WH 202

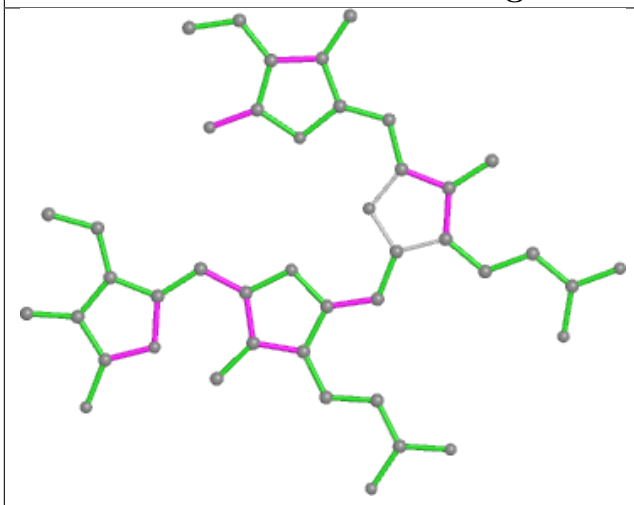

Bond lengths

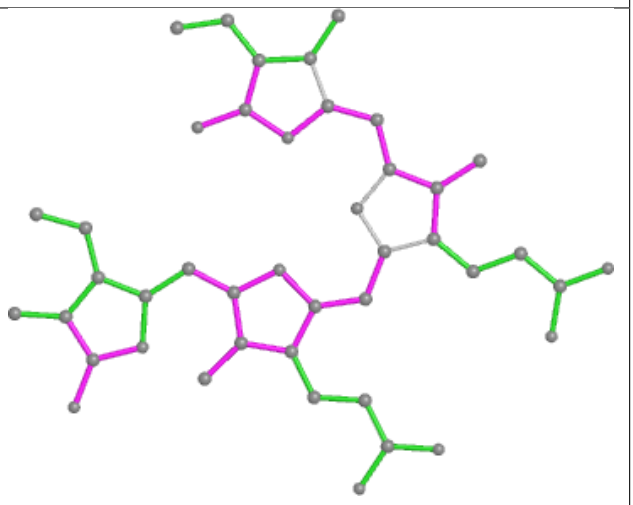

Bond angles

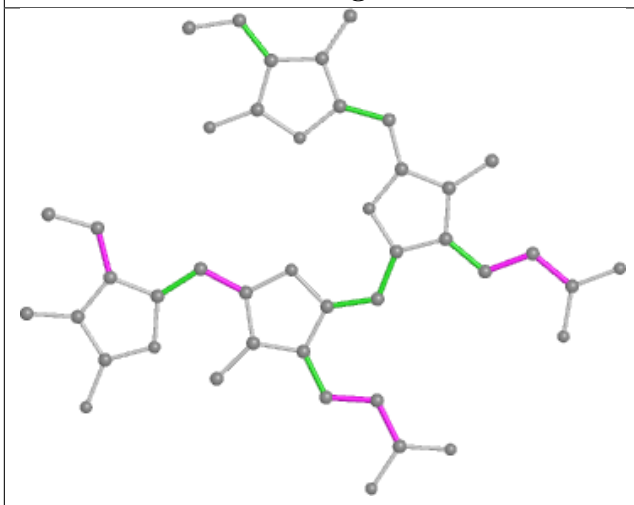

Torsions

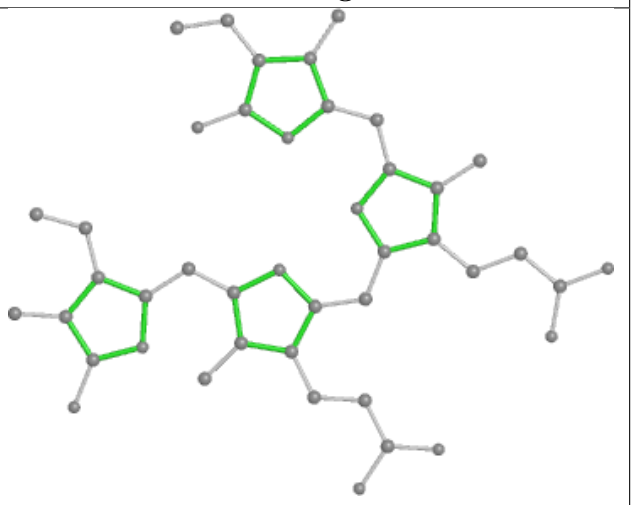

Rings

Ligand CLA A2 819

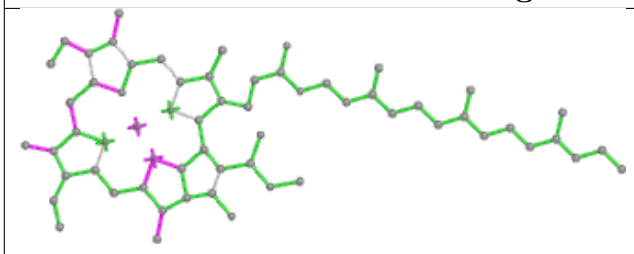

Bond lengths

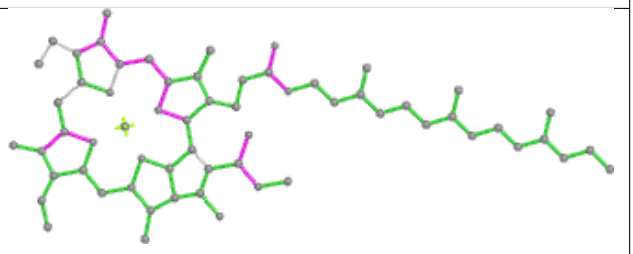

Bond angles

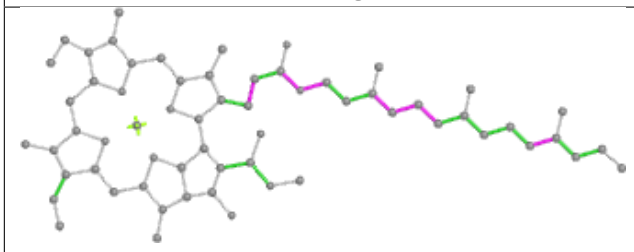

Torsions

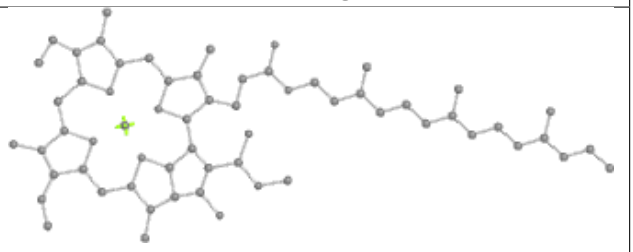

Rings

Ligand PEB NA 203

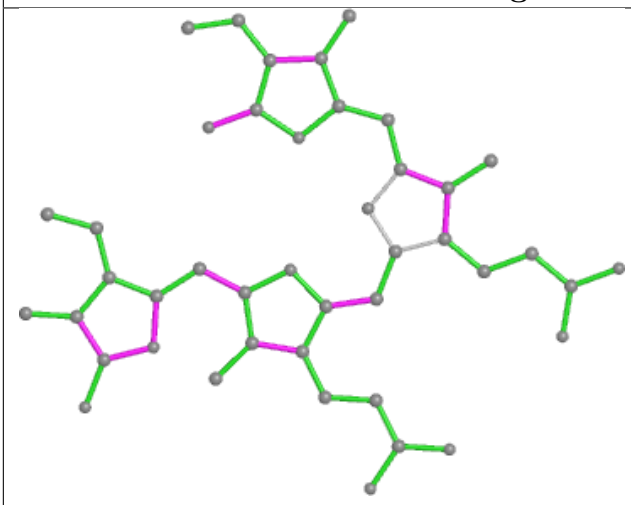

Bond lengths

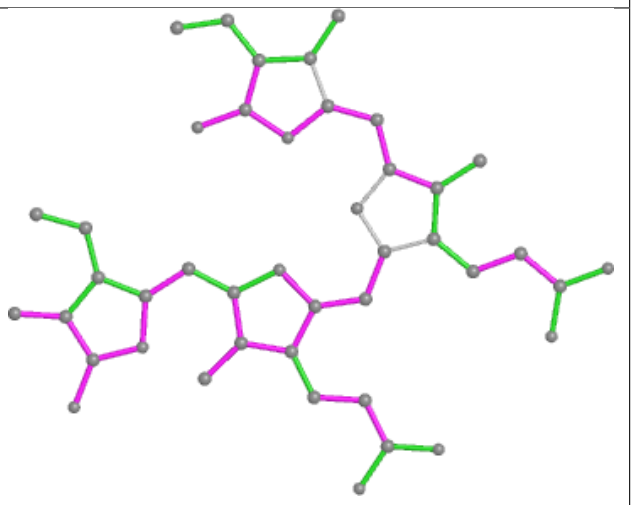

Bond angles

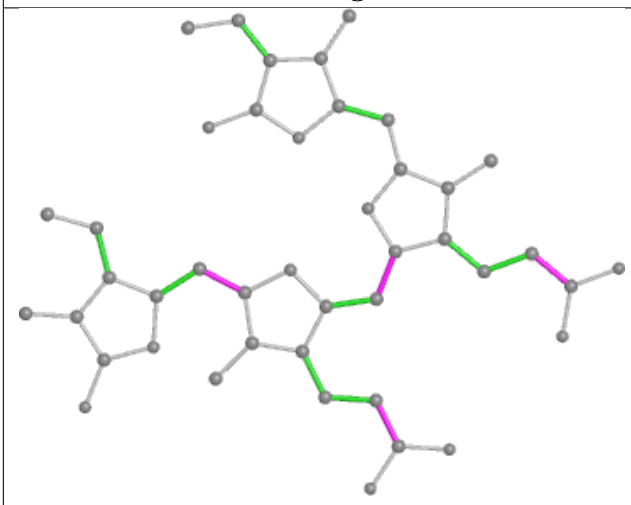

Torsions

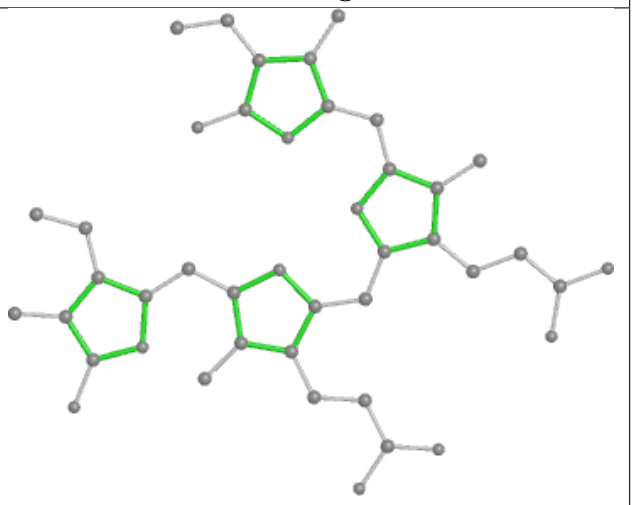

Rings

Ligand PEB SI 202

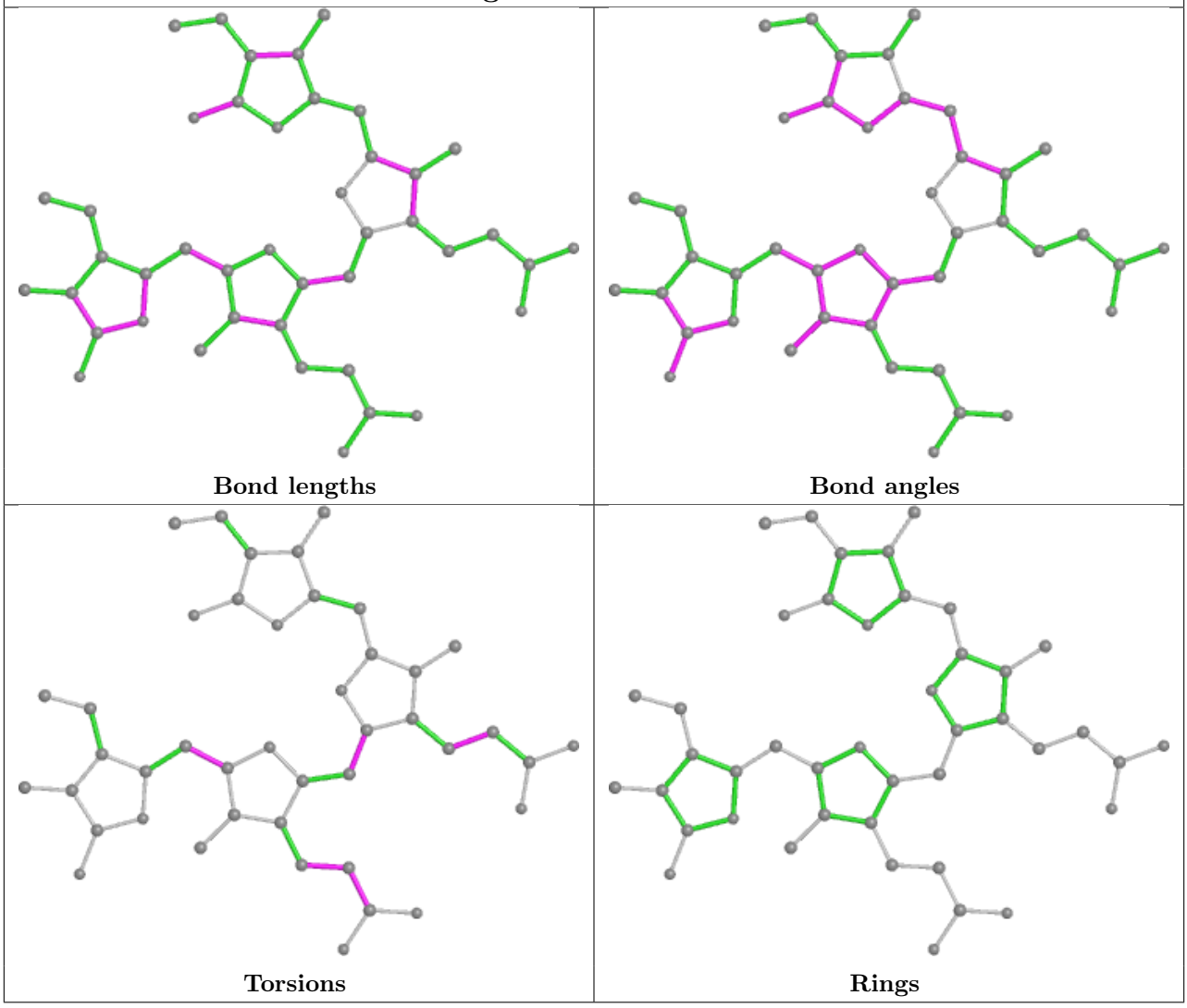

Ligand DGD CL 517

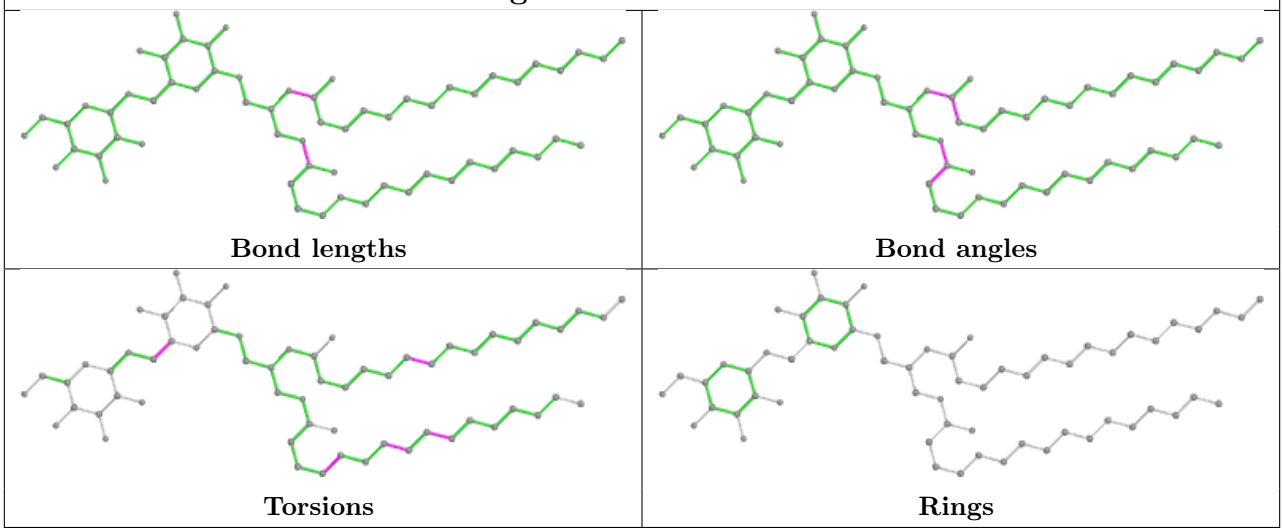

Ligand PEB A4 305

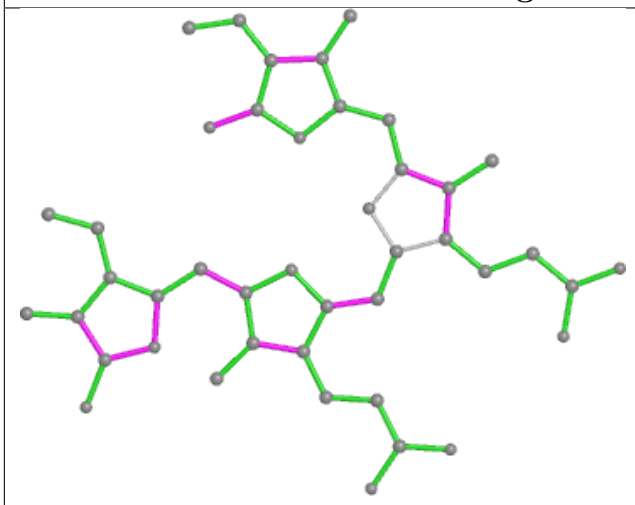

Bond lengths

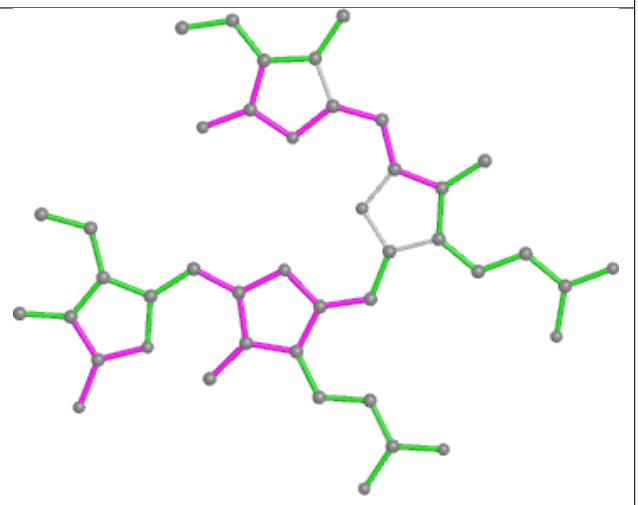

Bond angles

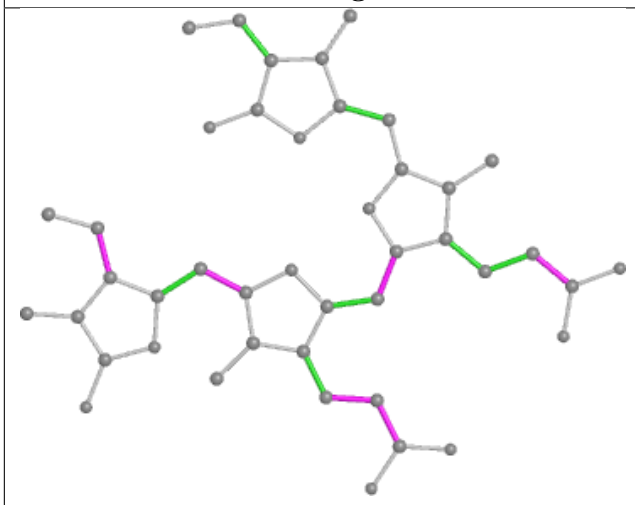

Torsions

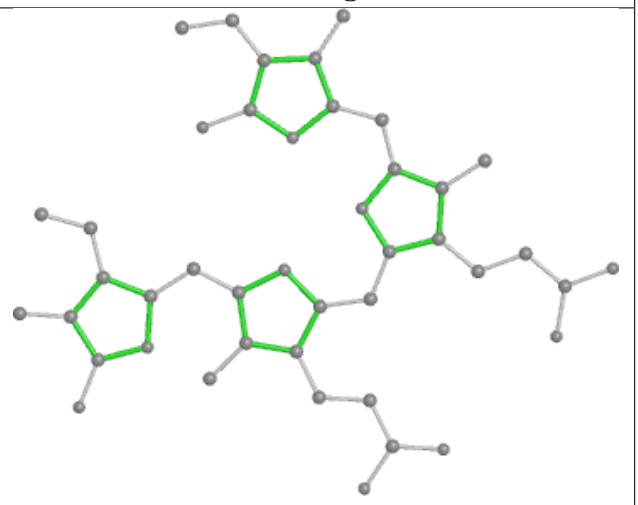

Rings

Ligand PEB F5 203

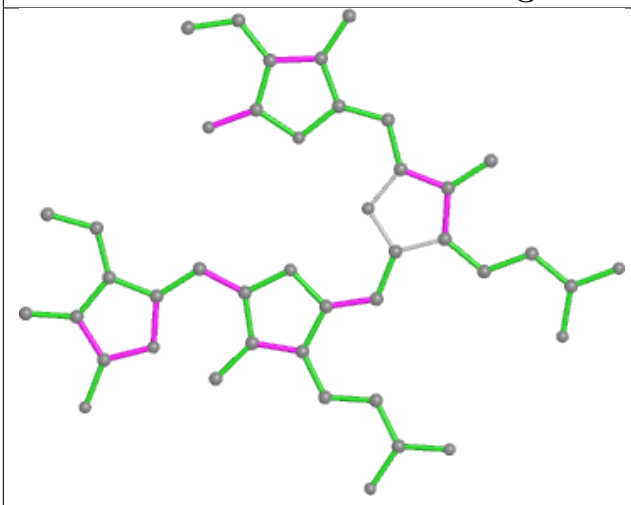

Bond lengths

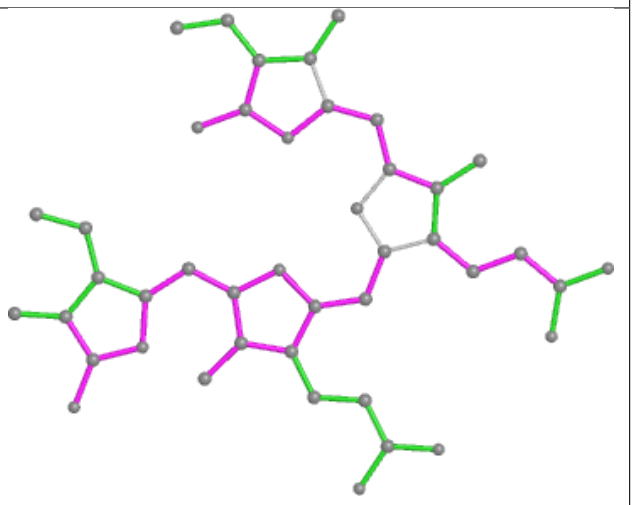

Bond angles

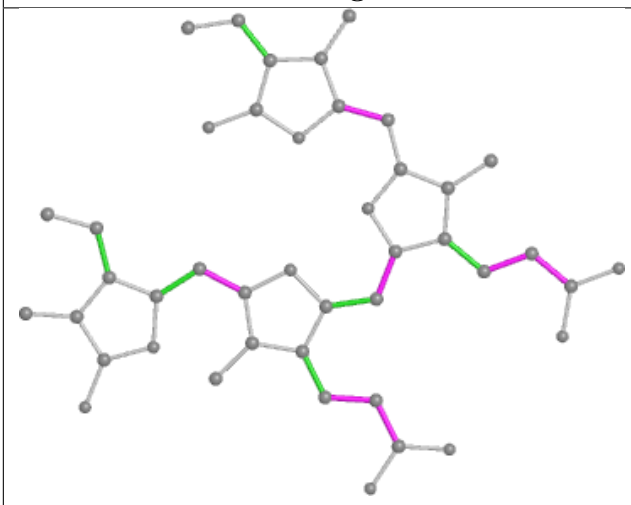

Torsions

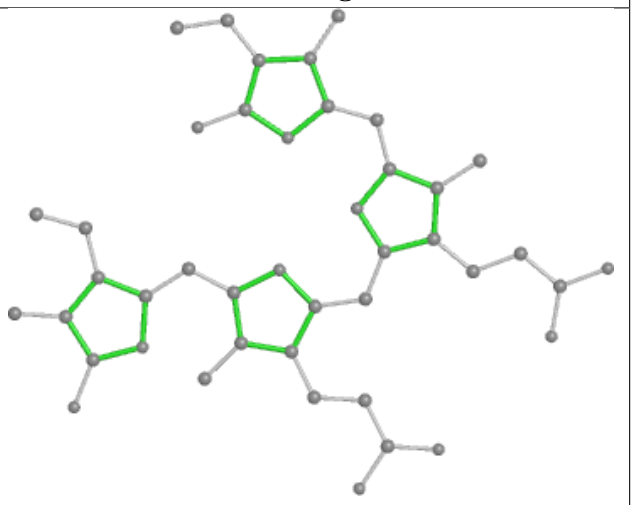

Rings

Ligand PEB AI 201

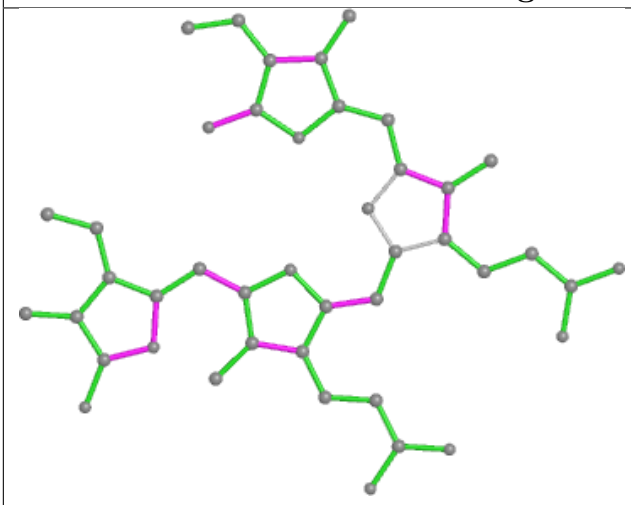

Bond lengths

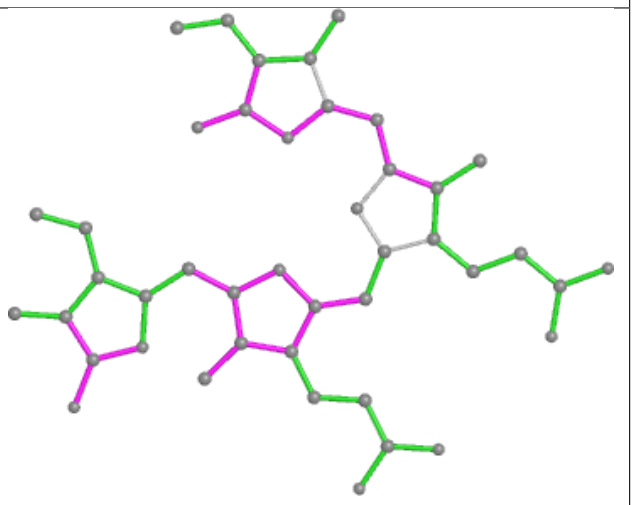

Bond angles

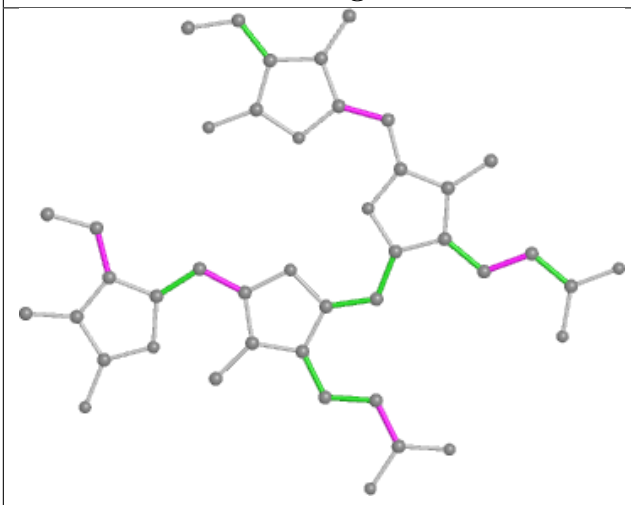

Torsions

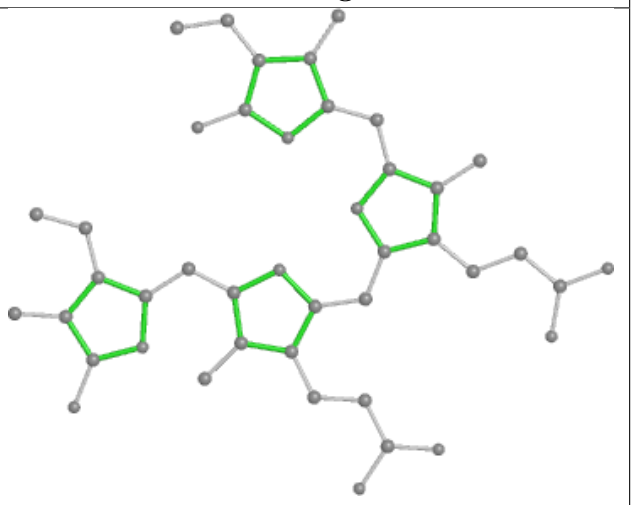

Rings

Ligand PEB OK 201

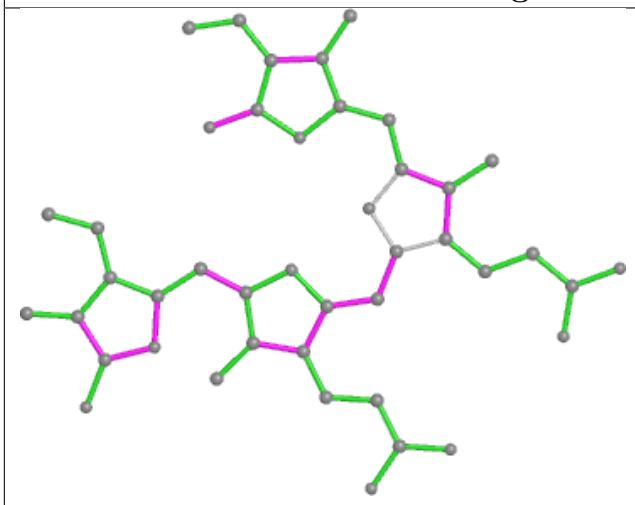

Bond lengths

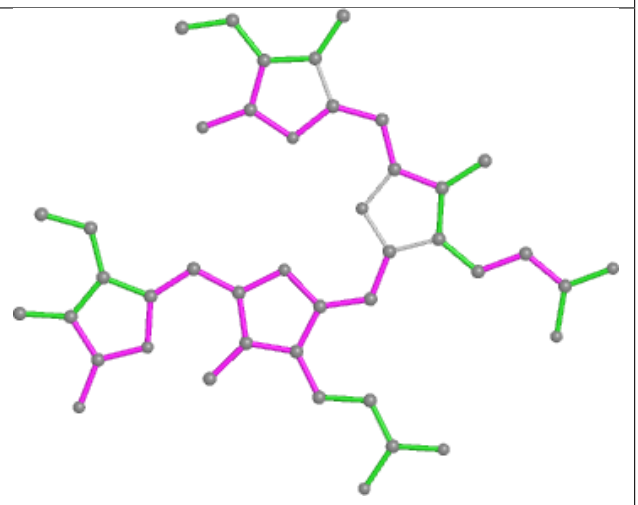

Bond angles

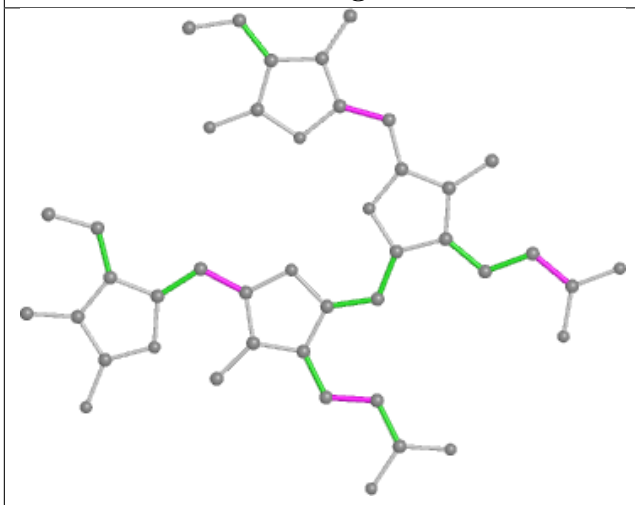

Torsions

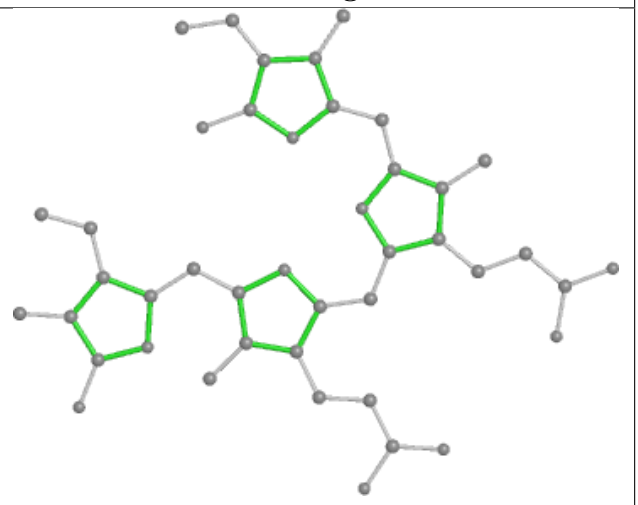

Rings

Ligand PEB P7 202

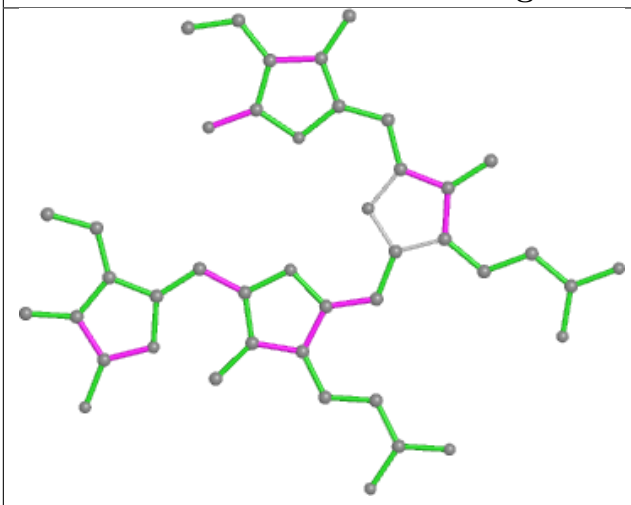

Bond lengths

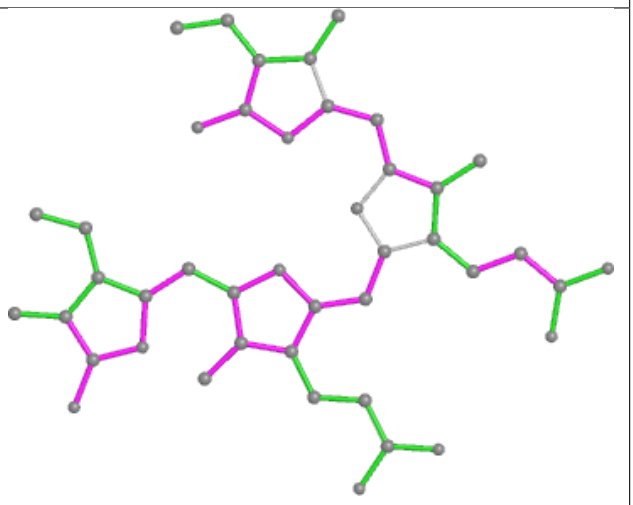

Bond angles

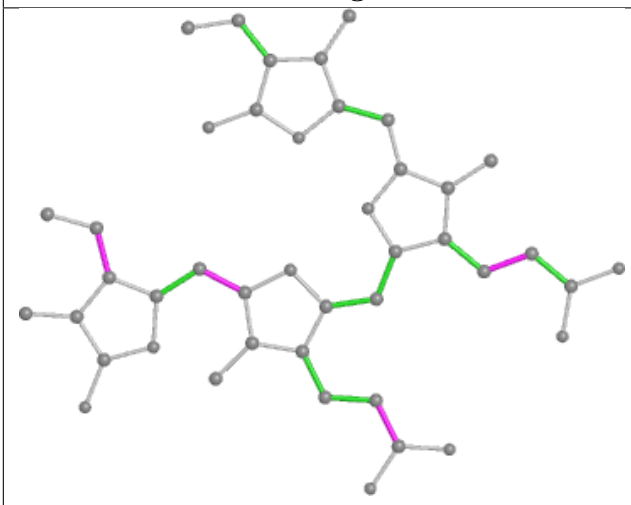

Torsions

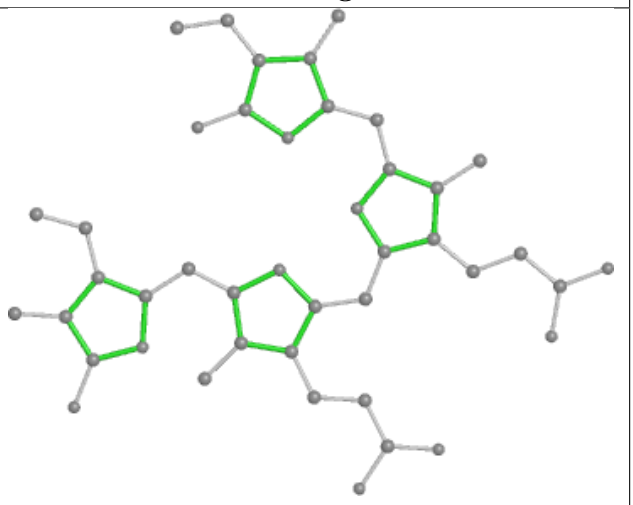

Rings

Ligand PEB 1C 201

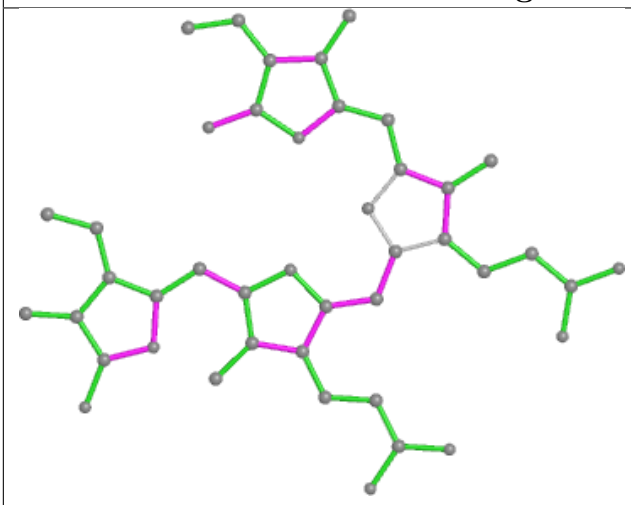

Bond lengths

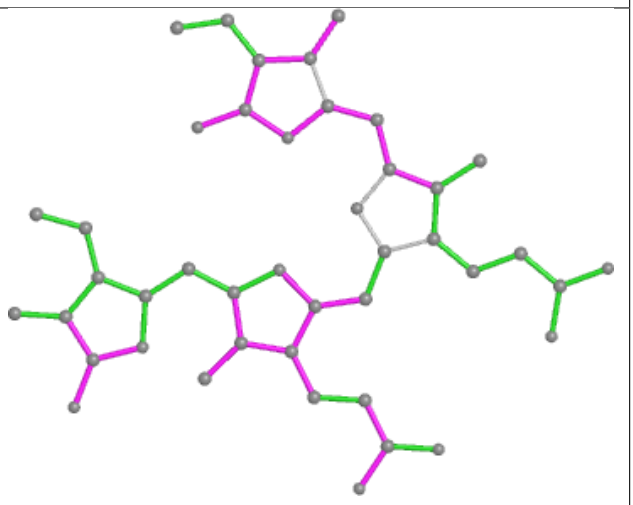

Bond angles

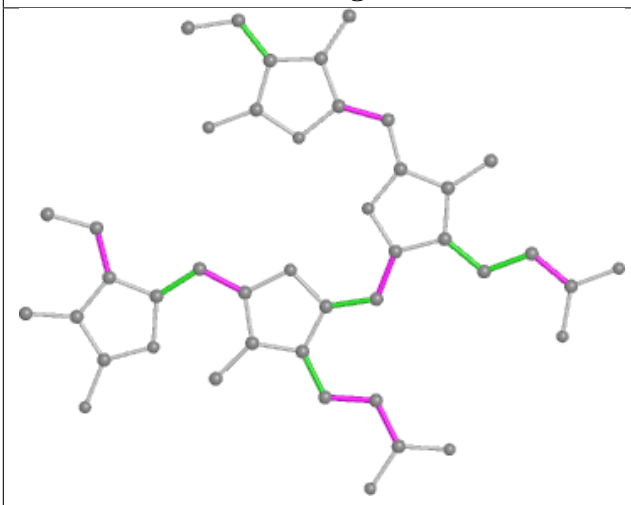

Torsions

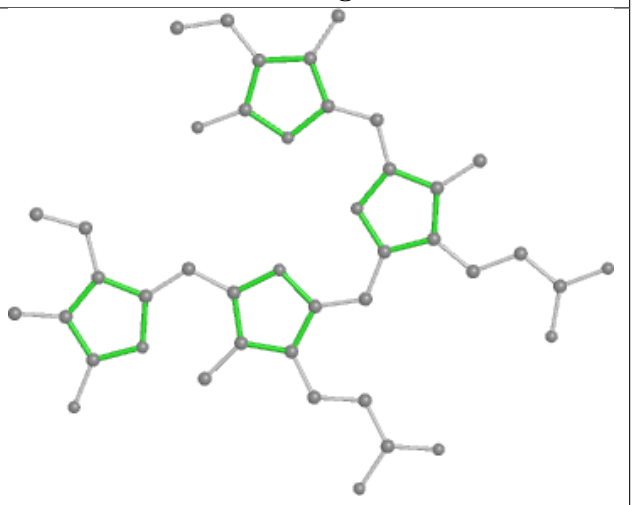

Rings

Ligand PEB E7 201

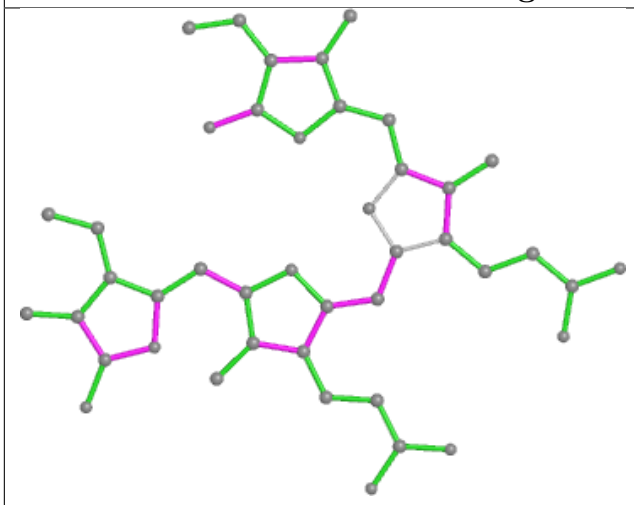

Bond lengths

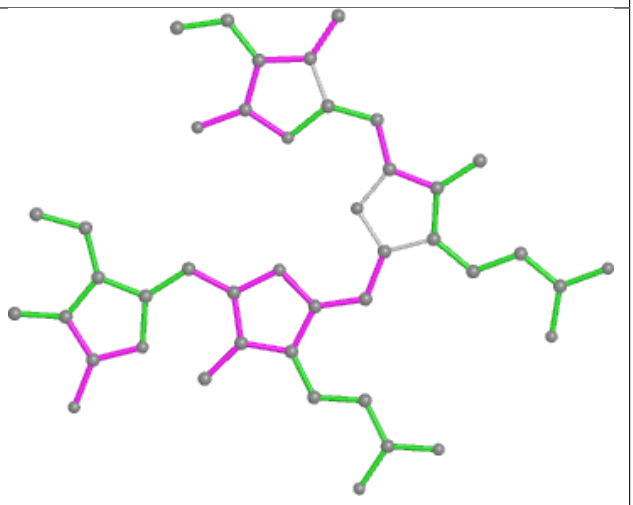

Bond angles

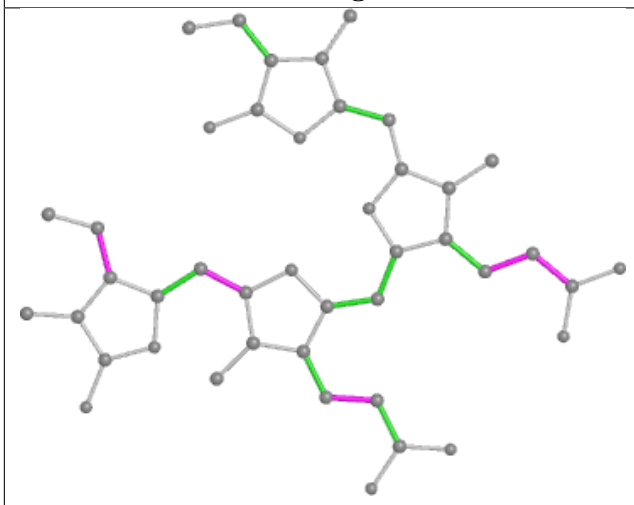

Torsions

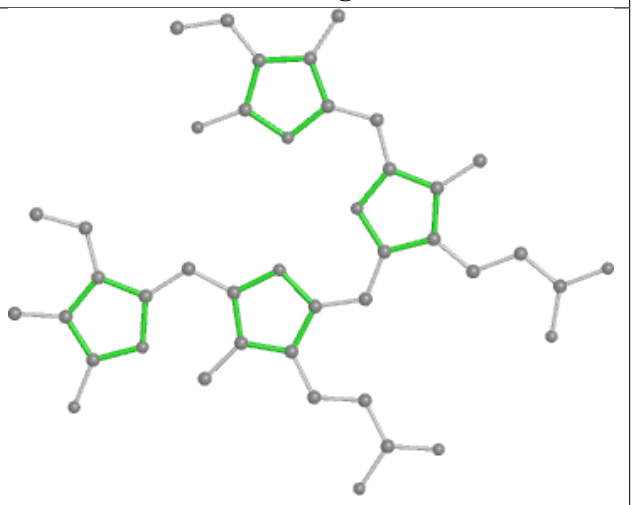

Rings

Ligand BCR cL 518

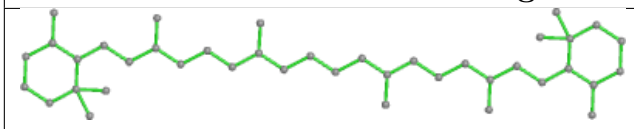

Bond lengths

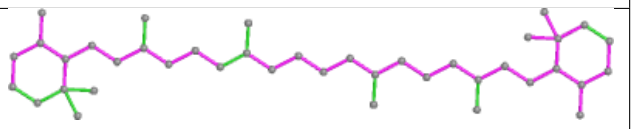

Bond angles

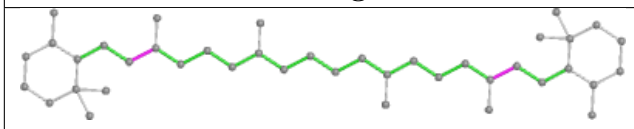

Torsions

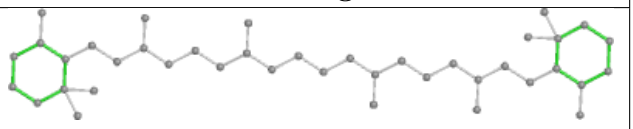

Rings

Ligand PL9 DL 401

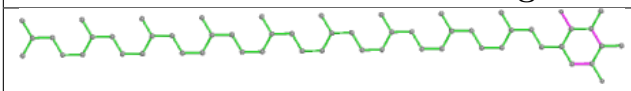

Bond lengths

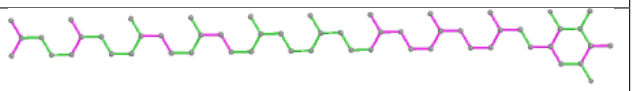

Bond angles

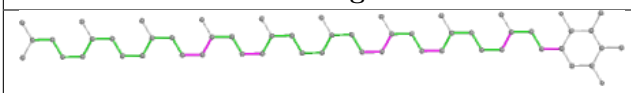

Torsions

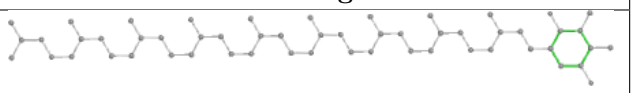

Rings

Ligand PEB BQ 203

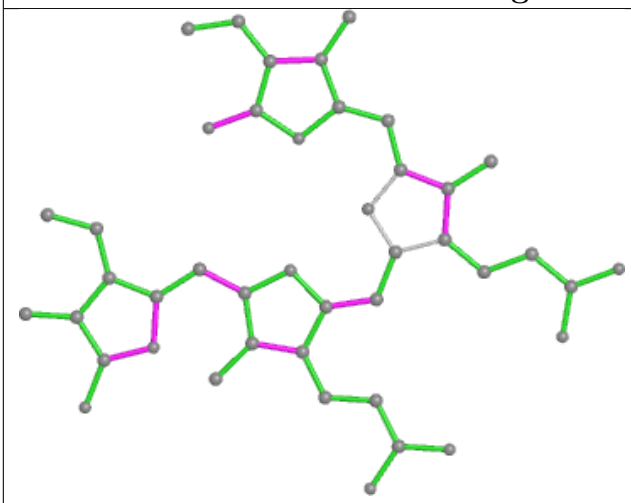

Bond lengths

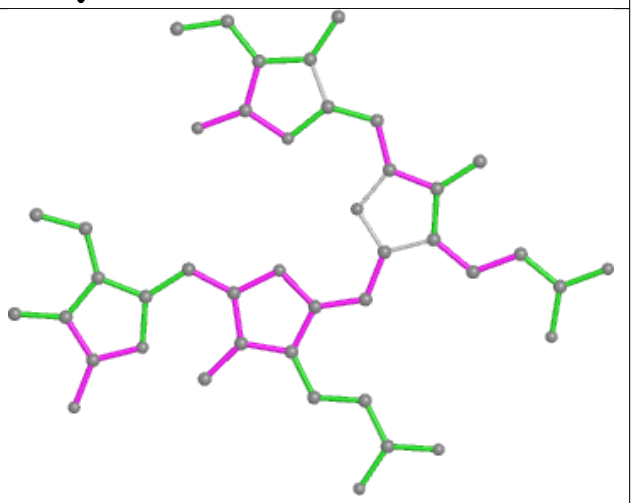

Bond angles

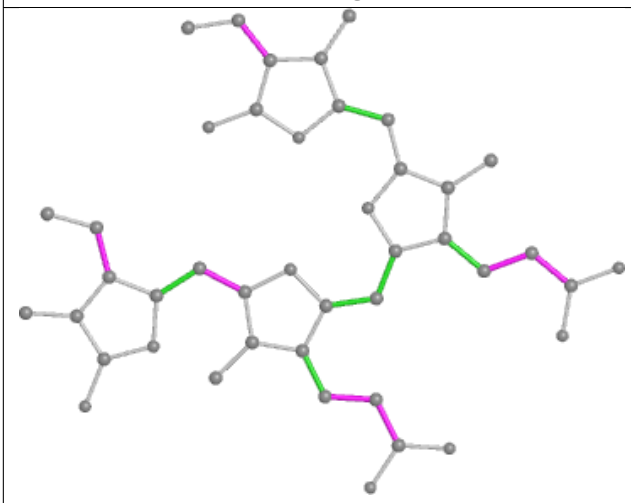

Torsions

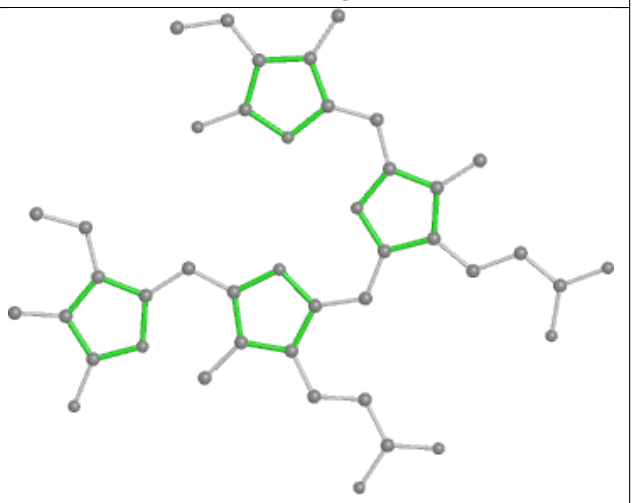

Rings

Ligand PEB QG 202

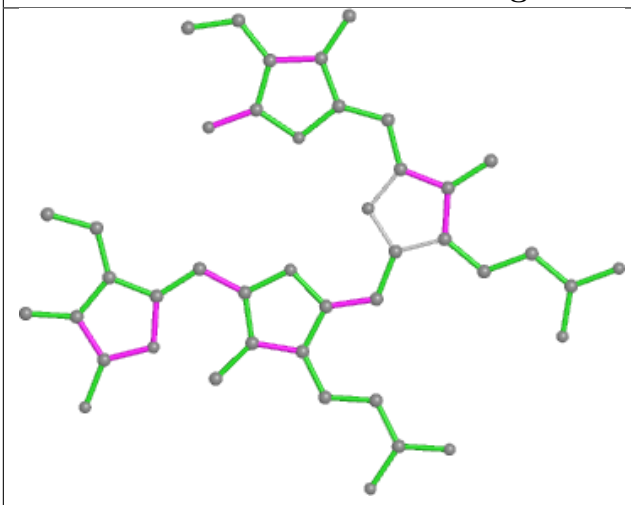

Bond lengths

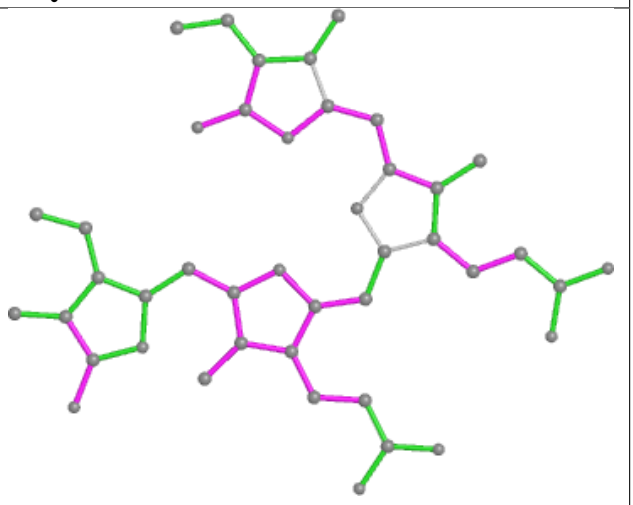

Bond angles

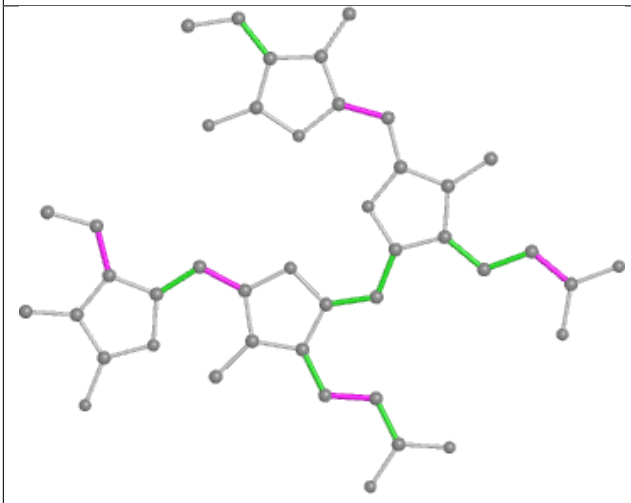

Torsions

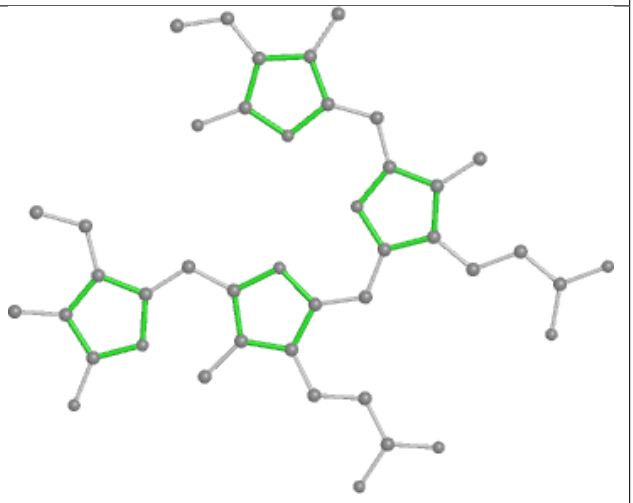

Rings

Ligand PEB OI 202

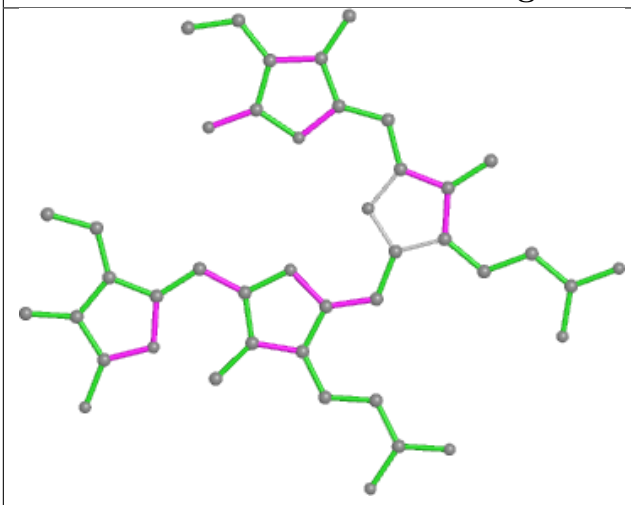

Bond lengths

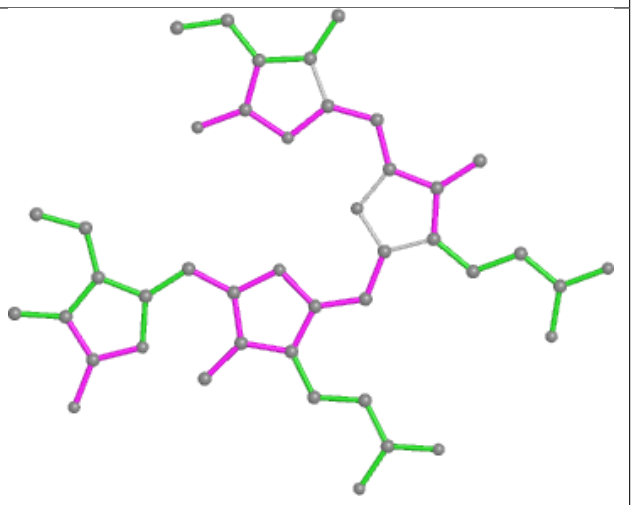

Bond angles

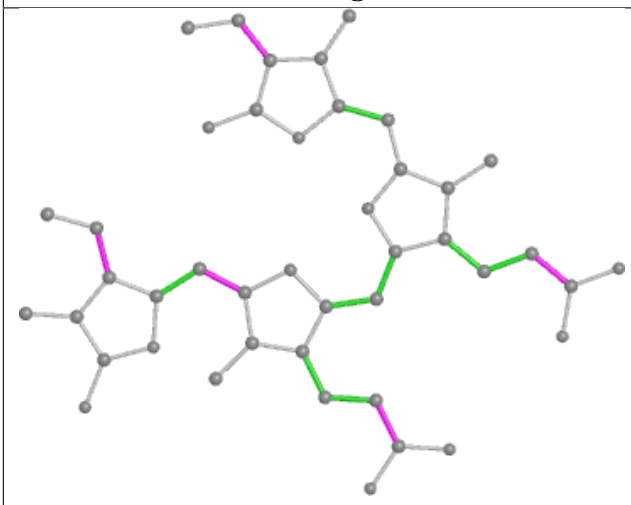

Torsions

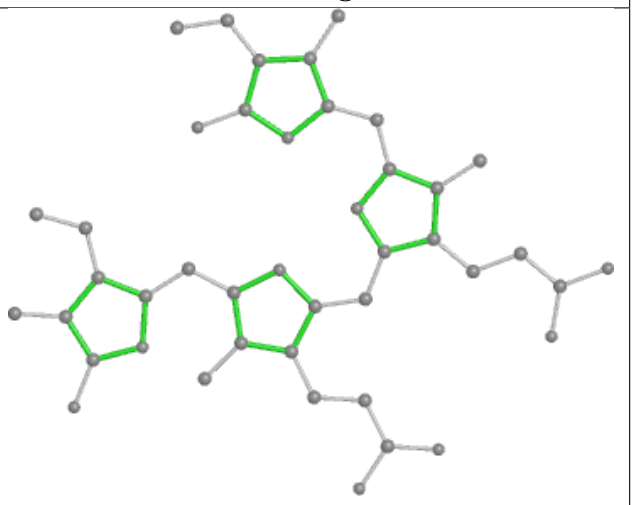

Rings

Ligand PEB PM 202

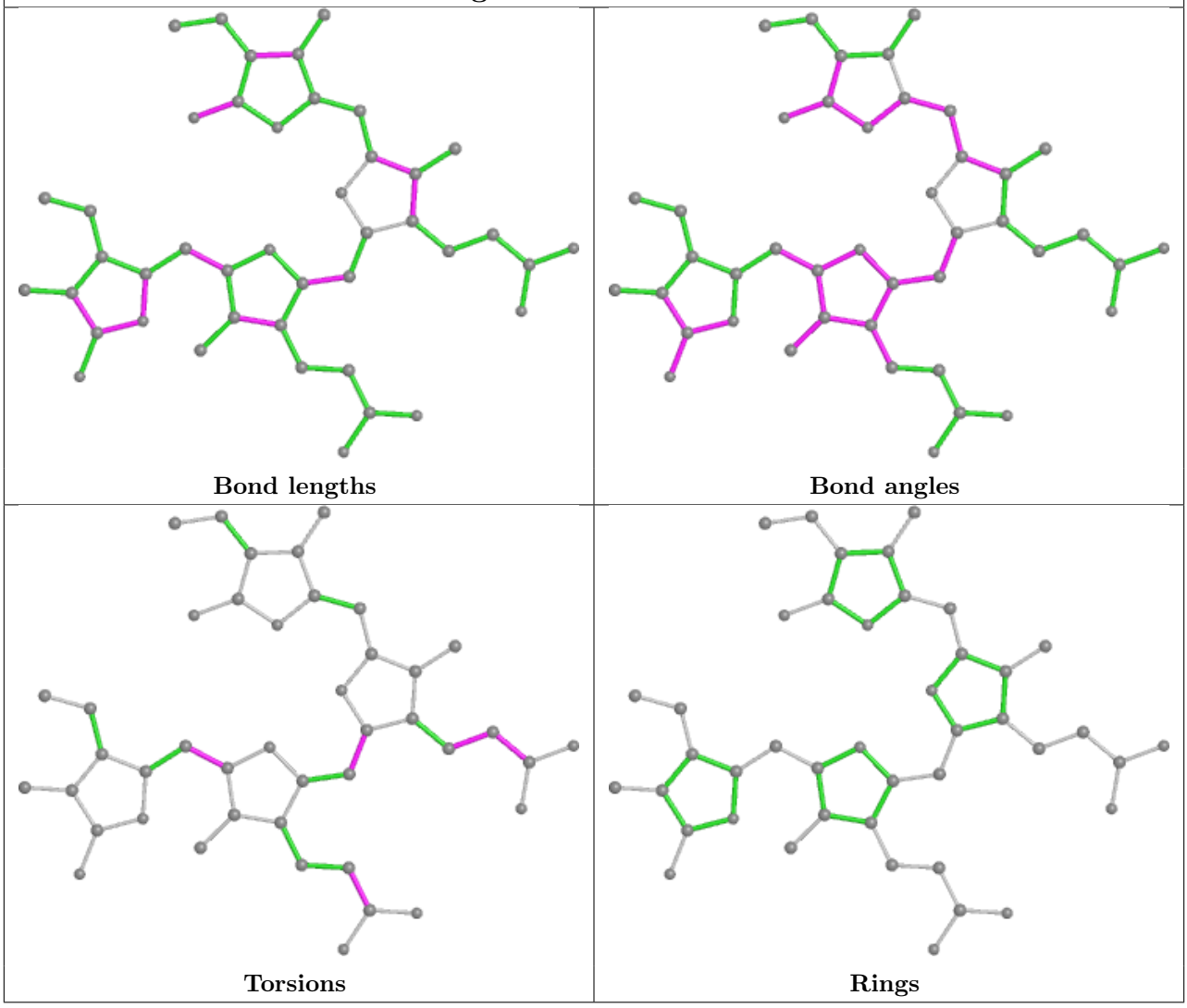

Ligand PQN B2 837

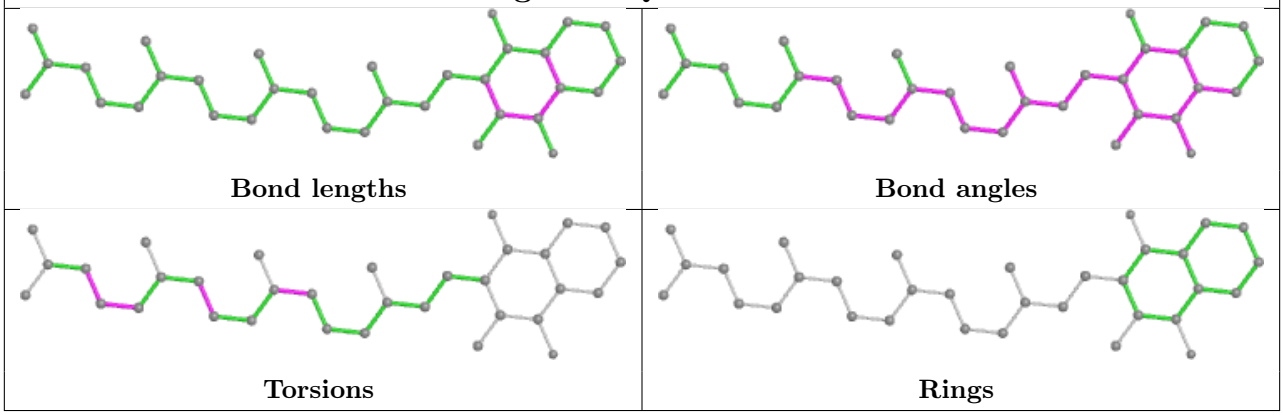

Ligand PEB y8 202

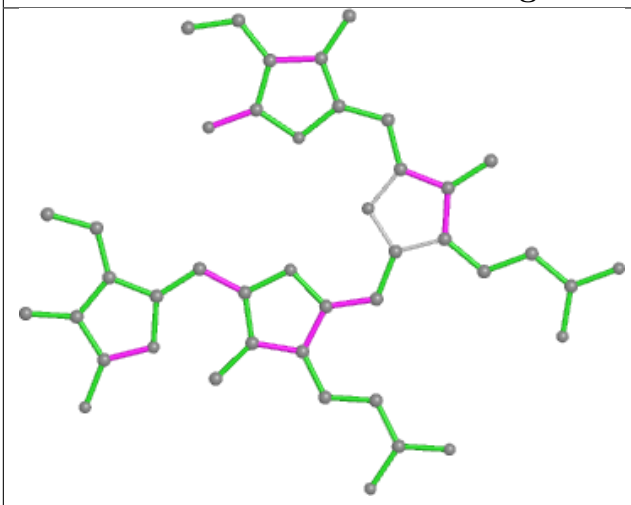

Bond lengths

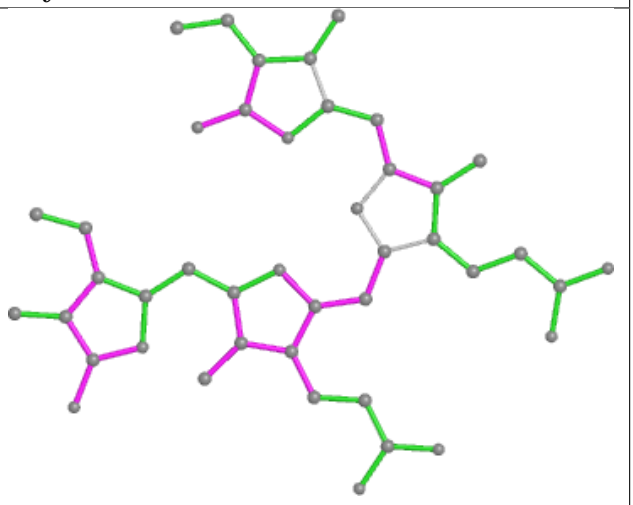

Bond angles

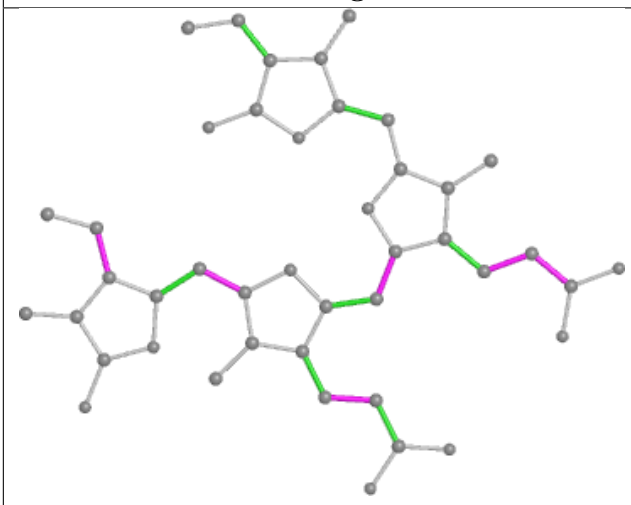

Torsions

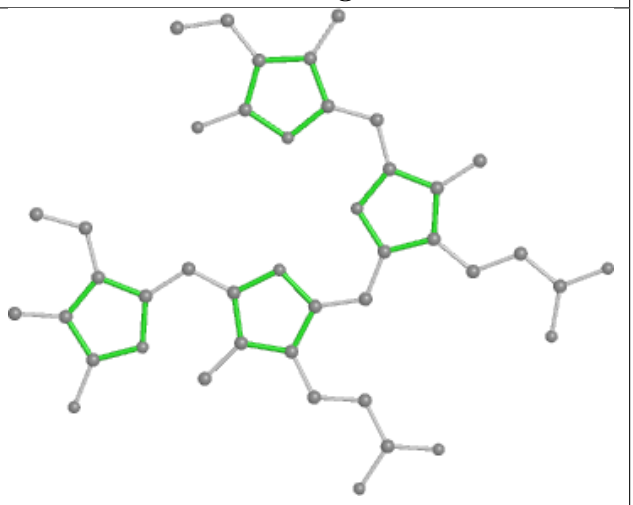

Rings

Ligand PEB ZH 203

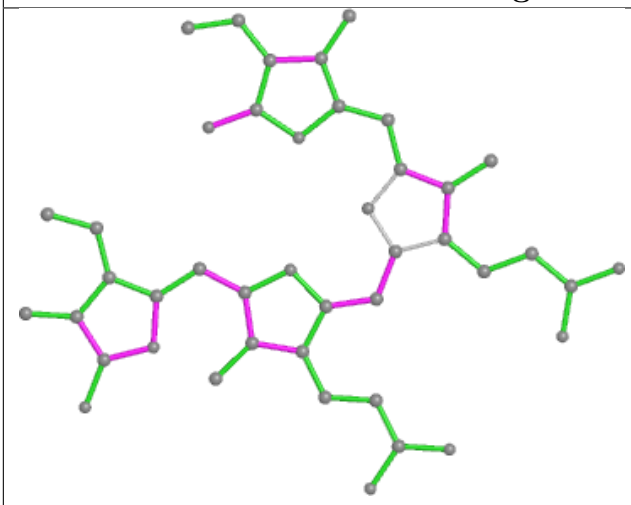

Bond lengths

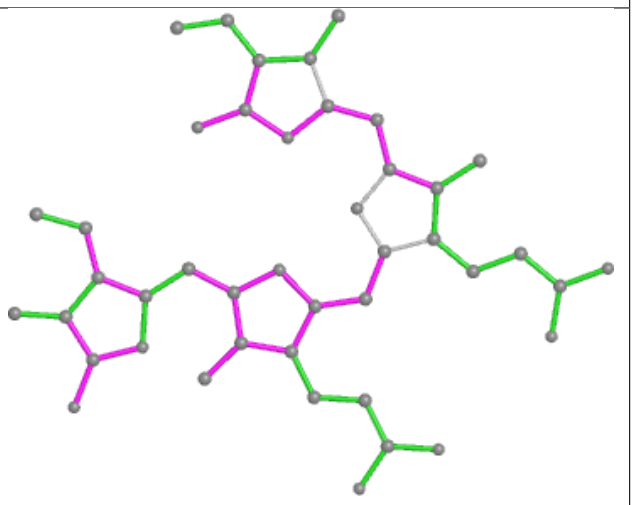

Bond angles

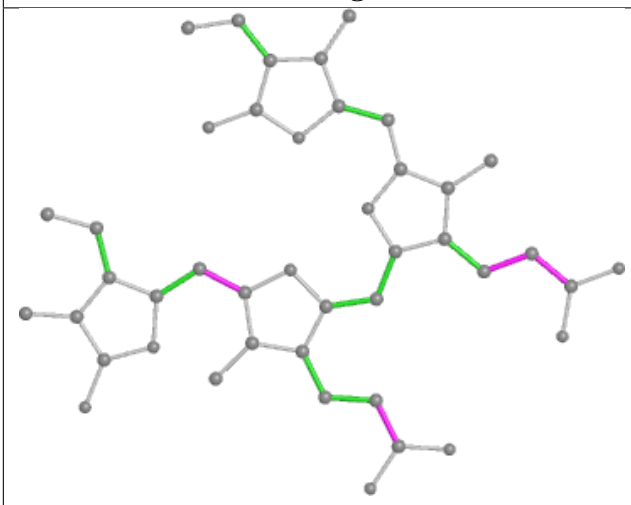

Torsions

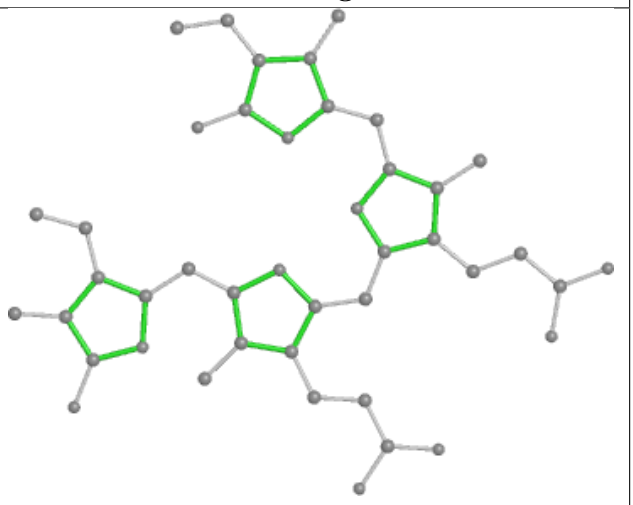

Rings

Ligand PEB Q5 202

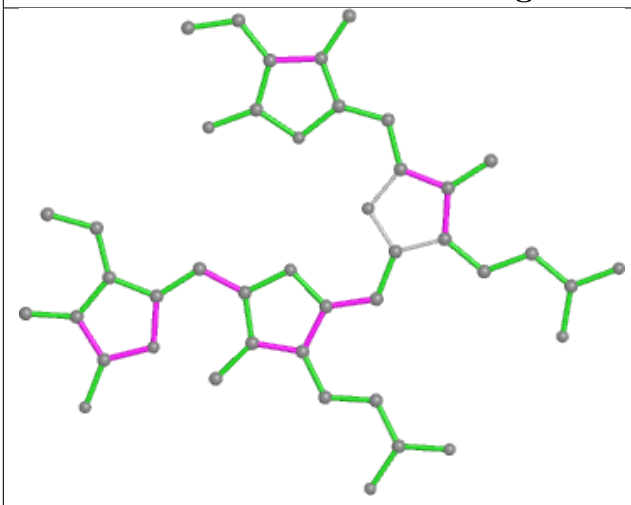

Bond lengths

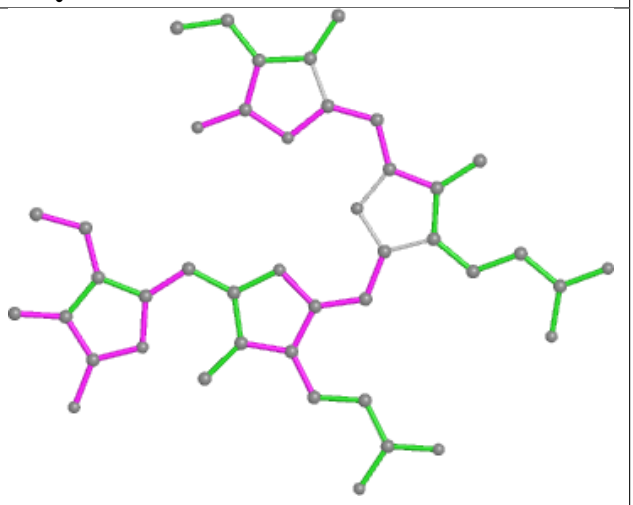

Bond angles

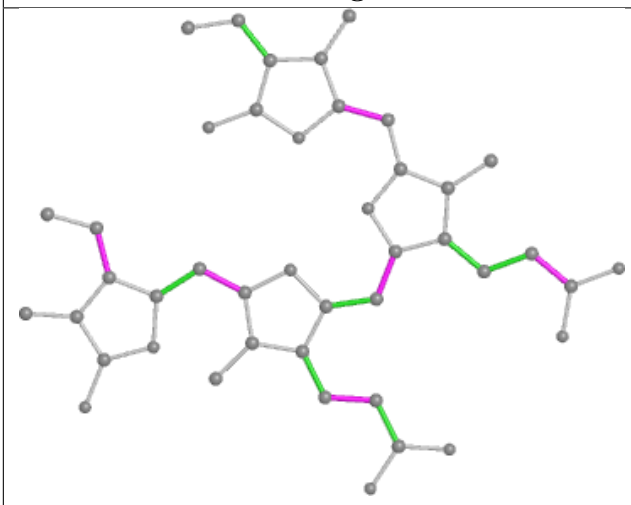

Torsions

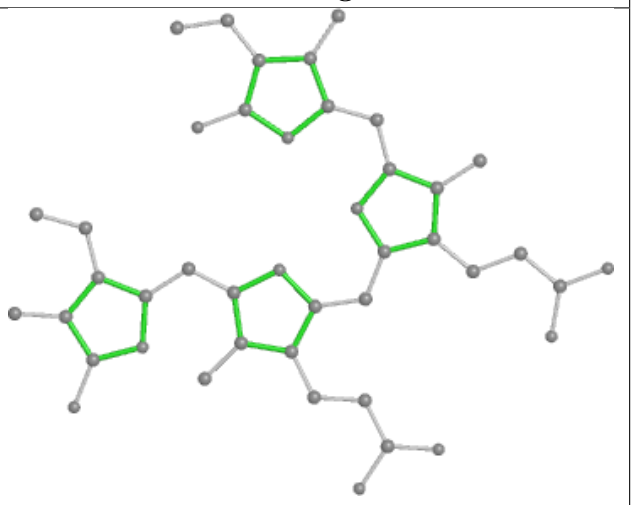

Rings

Ligand PEB gO 201

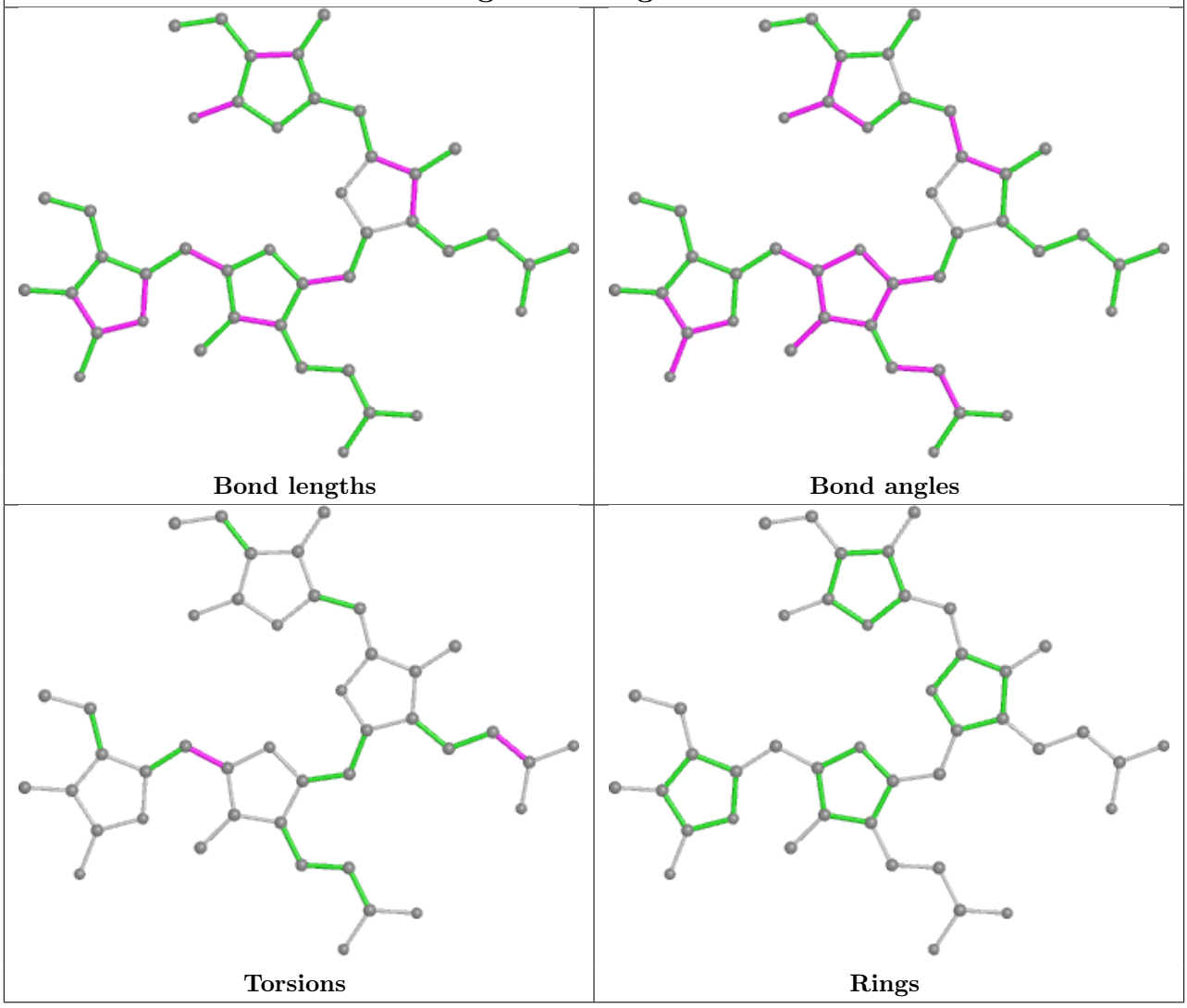

Ligand LMG bL 611

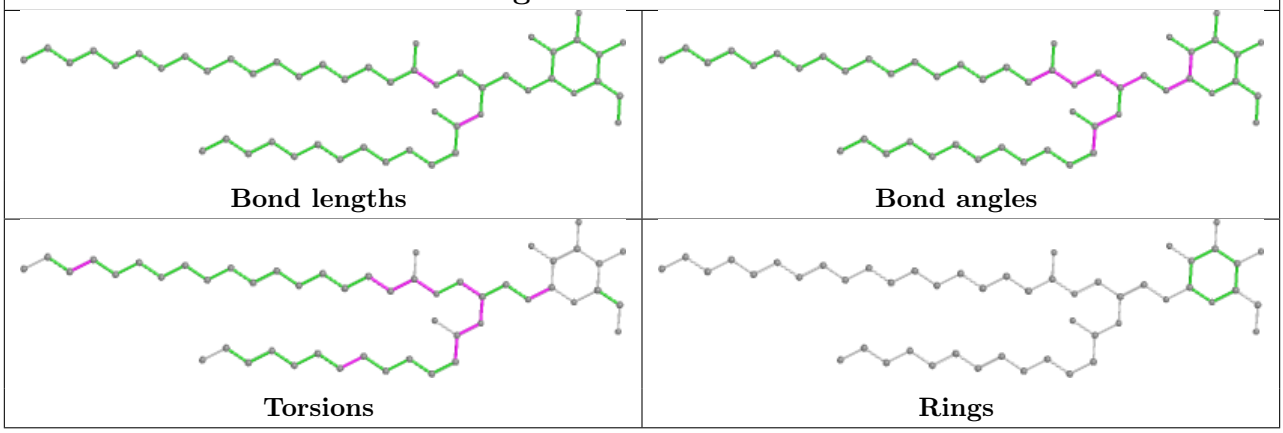

Ligand LMG JL 103

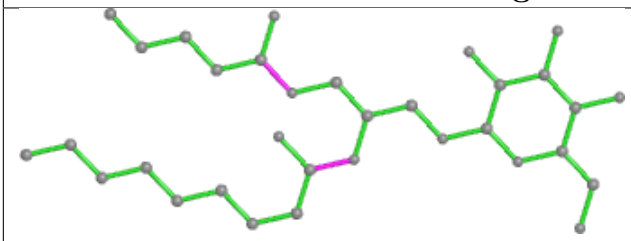

Bond lengths

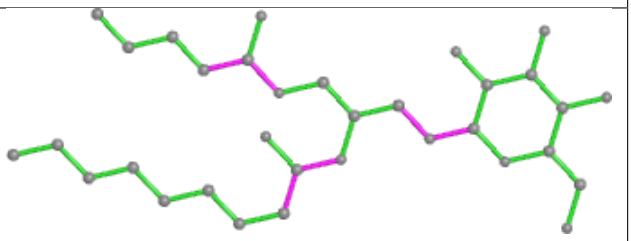

Bond angles

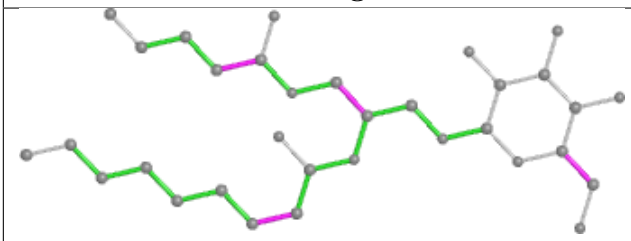

Torsions

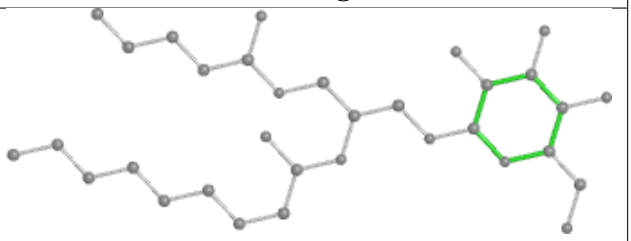

Rings

Ligand PEB EA 201

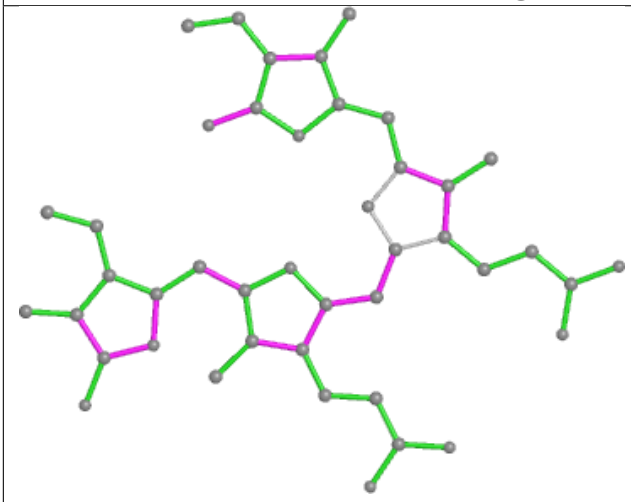

Bond lengths

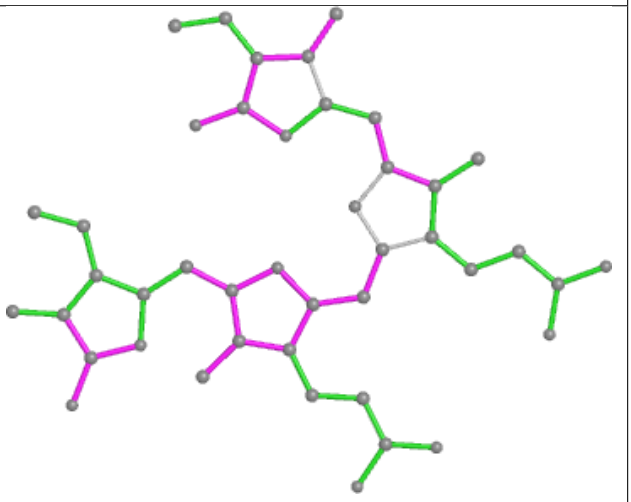

Bond angles

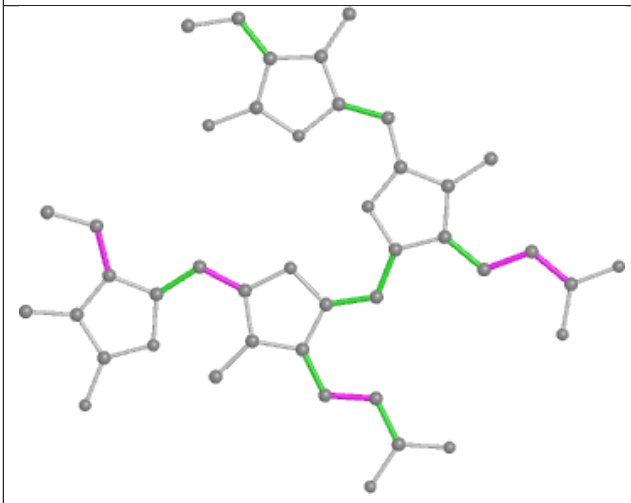

Torsions

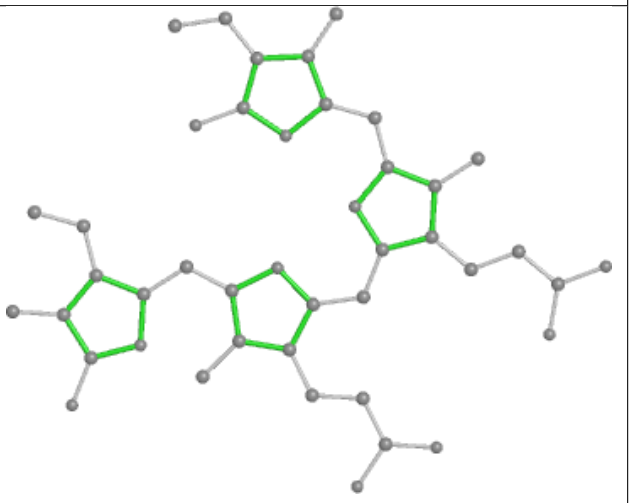

Rings

Ligand PEB mE 202

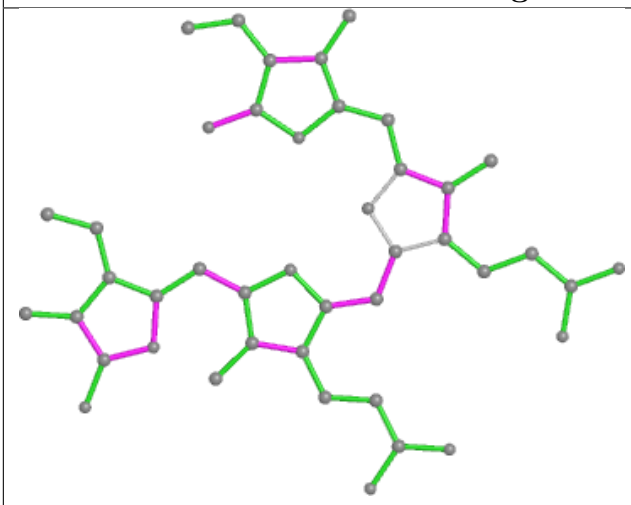

Bond lengths

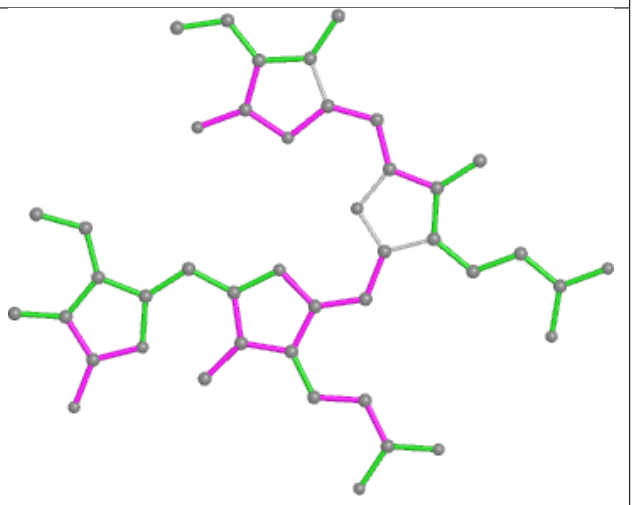

Bond angles

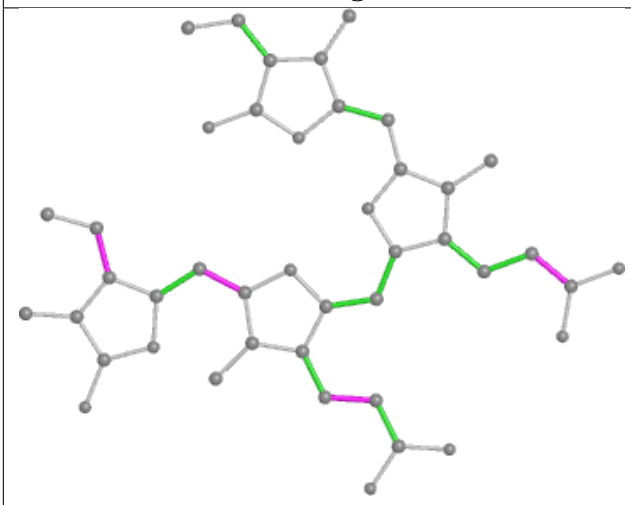

Torsions

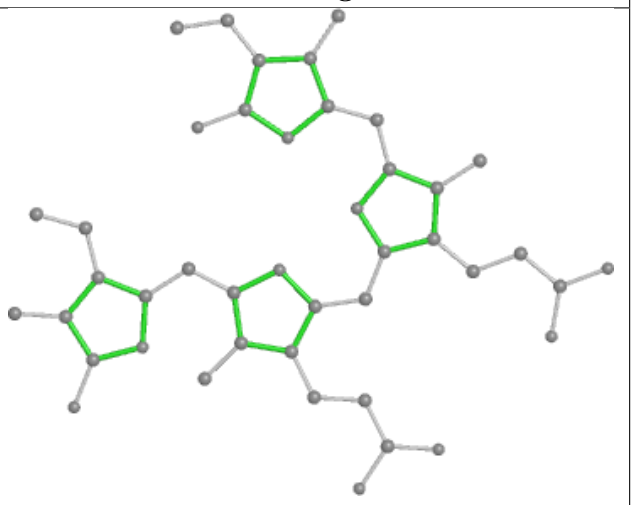

Rings

Ligand PEB AH 301

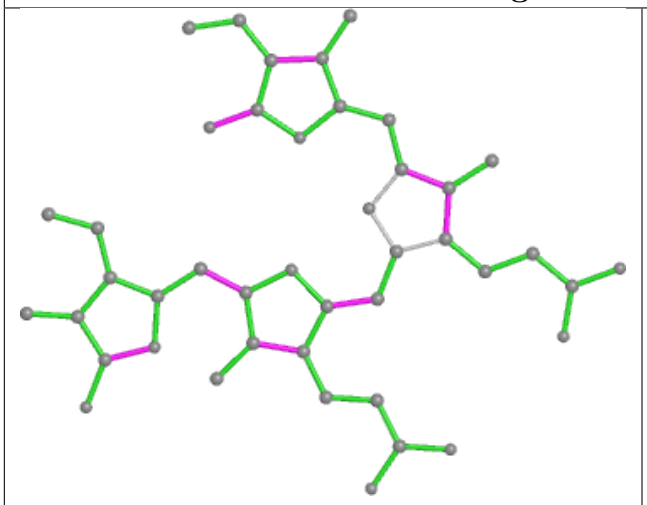

Bond lengths

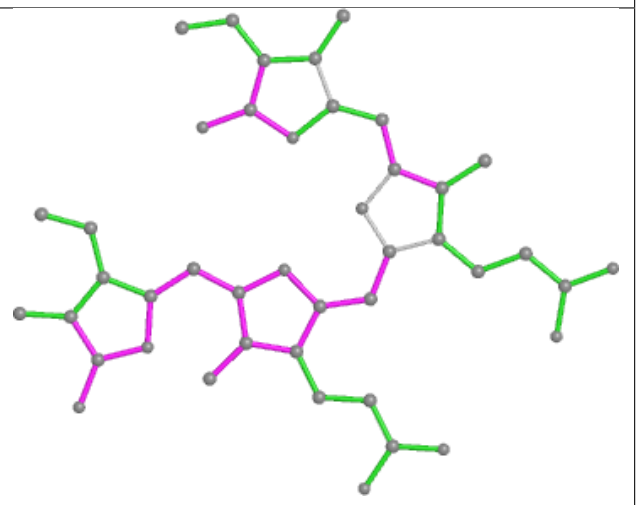

Bond angles

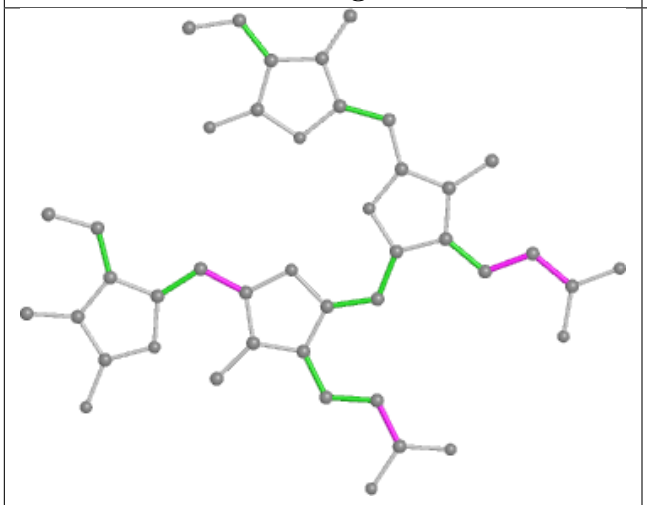

Torsions

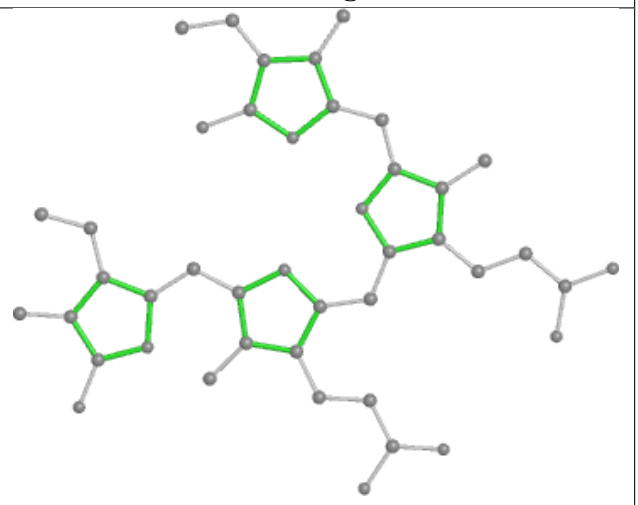

Rings

Ligand LMG mL 101

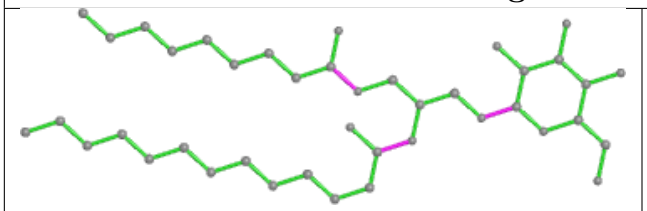

Bond lengths

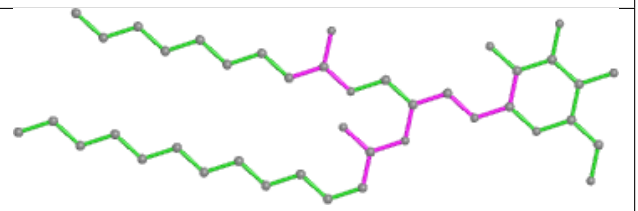

Bond angles

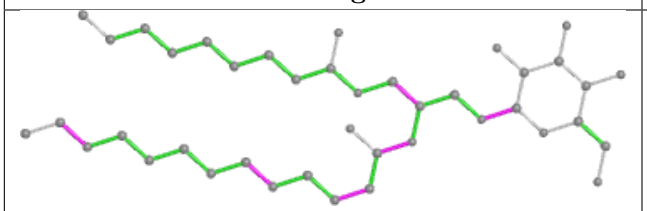

Torsions

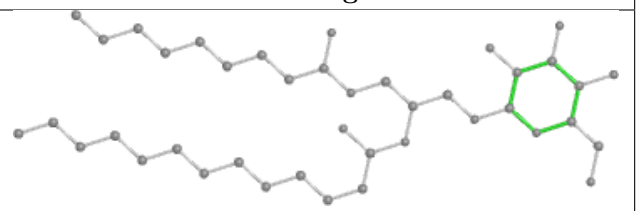

Rings

Ligand PUB BM 302

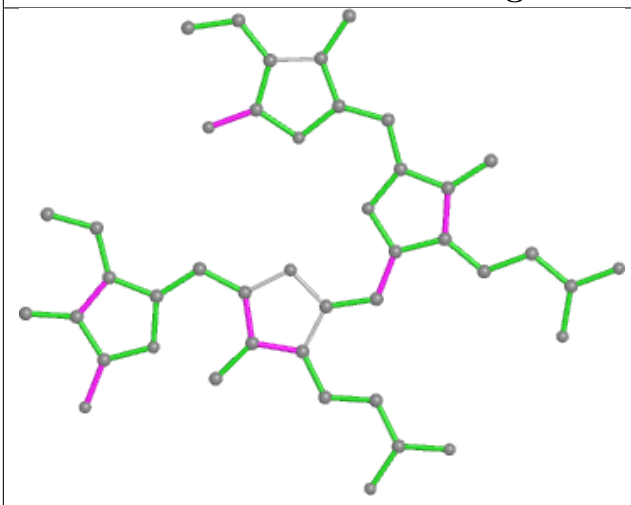

Bond lengths

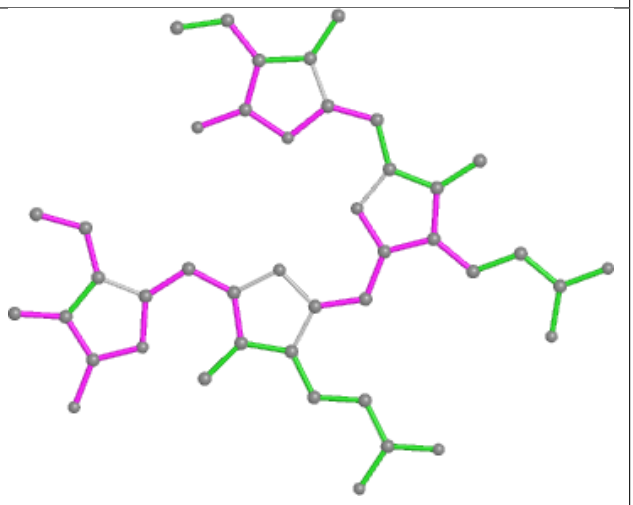

Bond angles

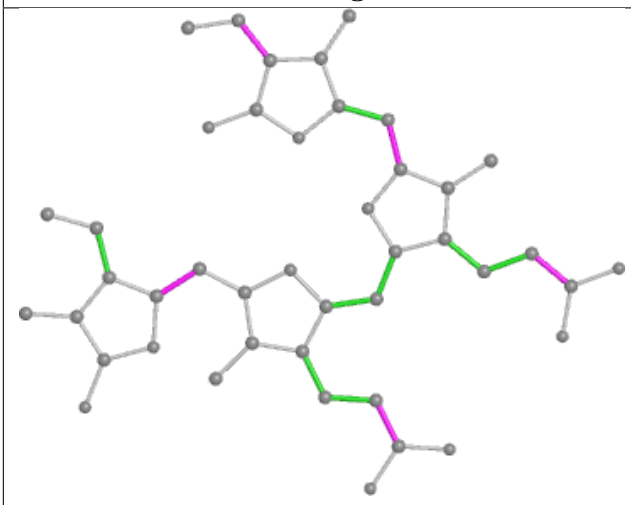

Torsions

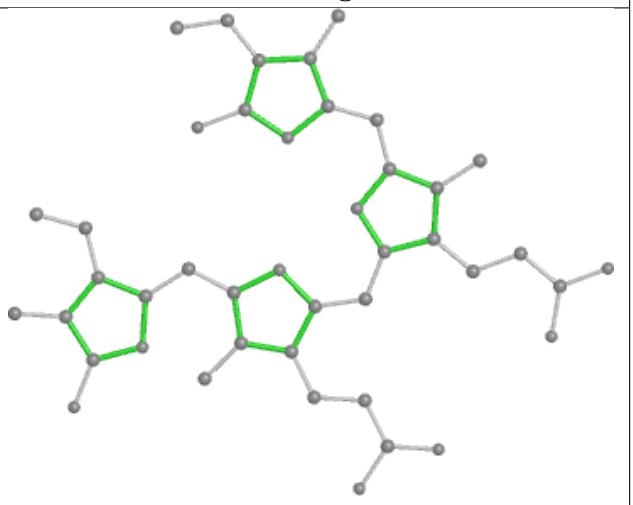

Rings

Ligand CLA 2N 312

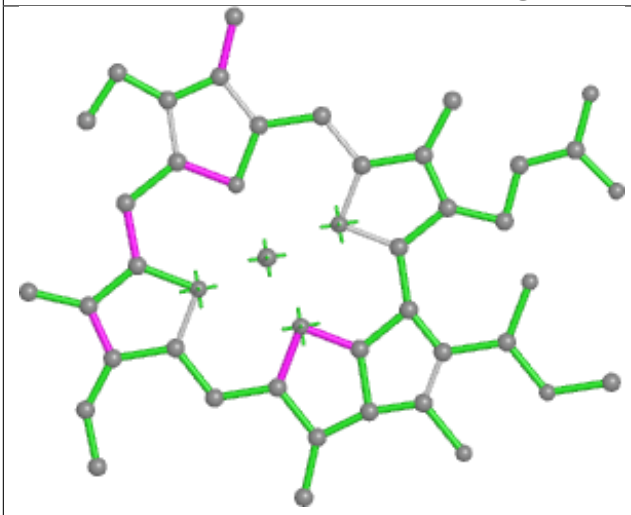

Bond lengths

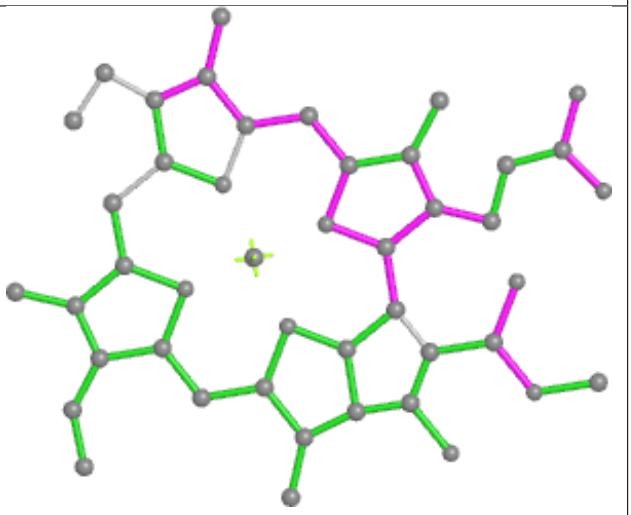

Bond angles

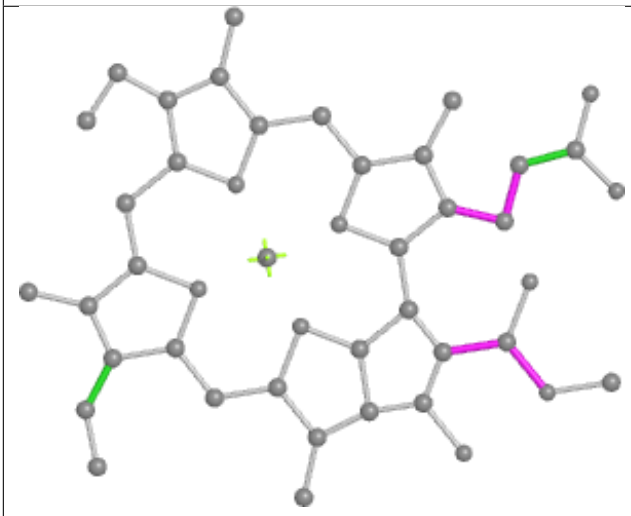

Torsions

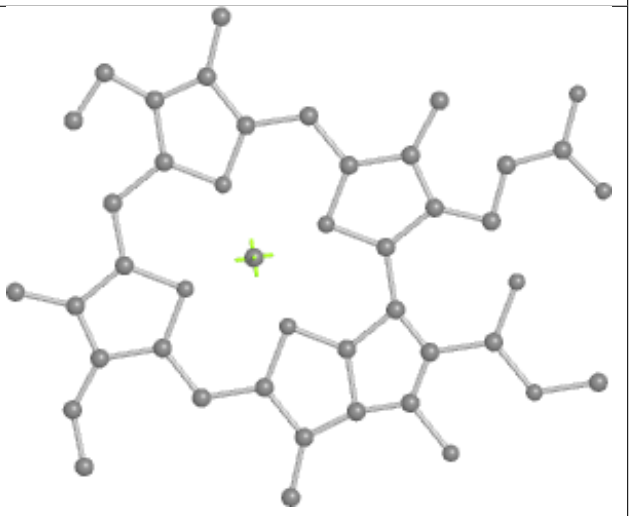

Rings

Ligand PEB F5 202

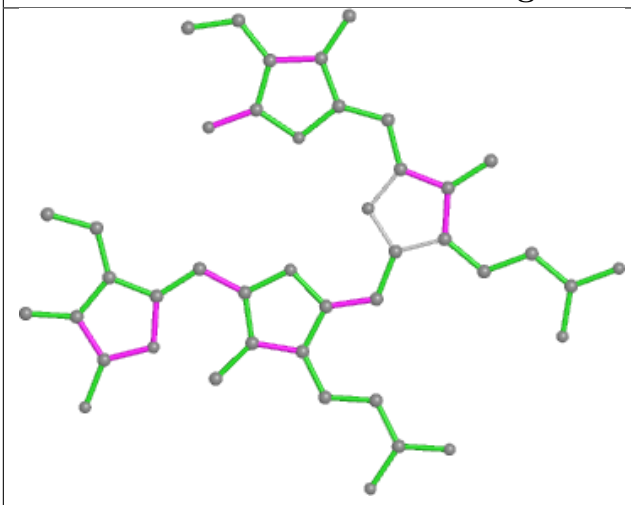

Bond lengths

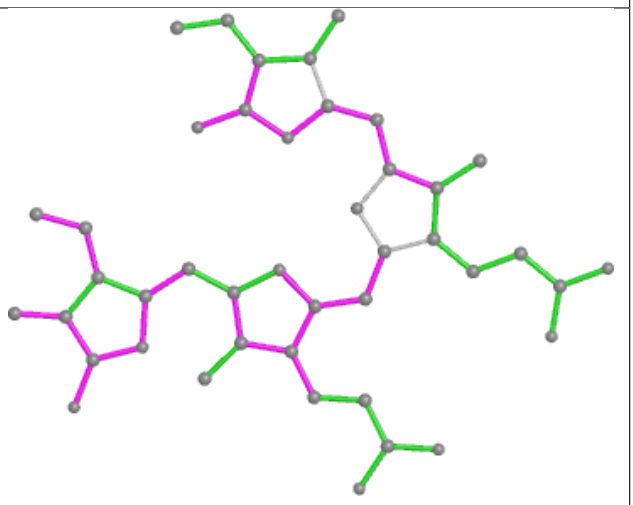

Bond angles

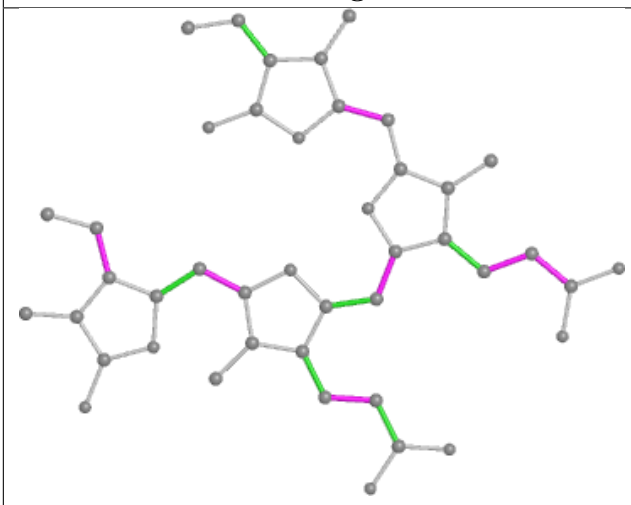

Torsions

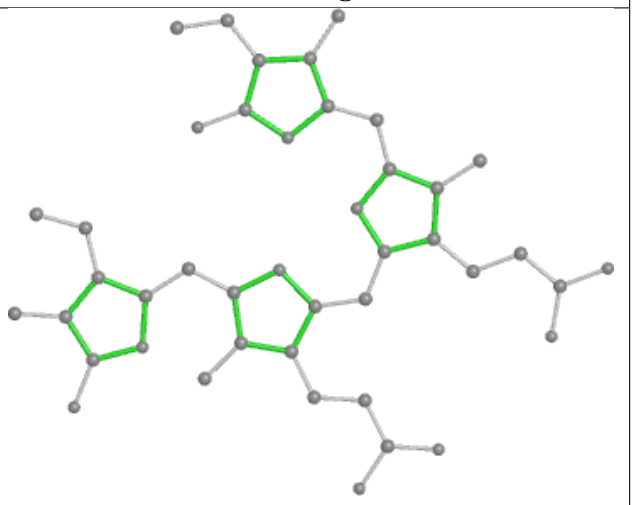

Rings

Ligand PEB OE 202

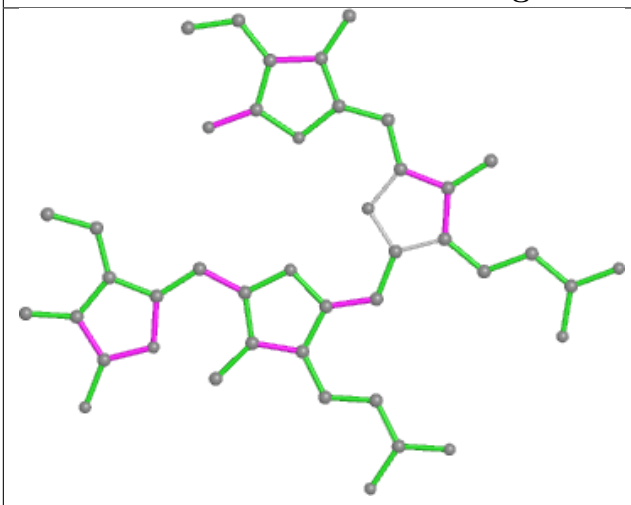

Bond lengths

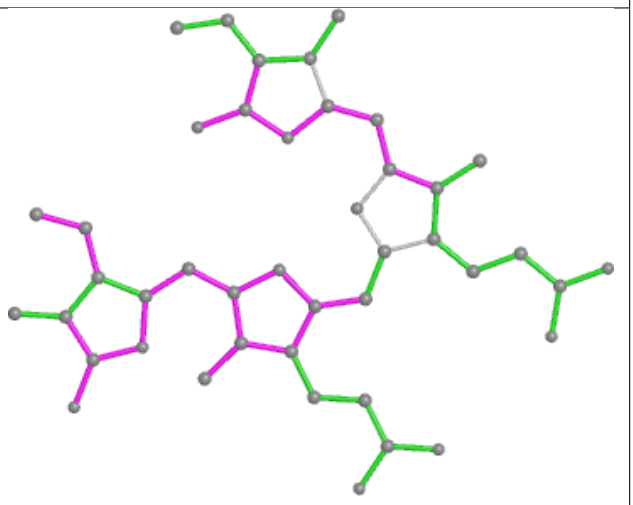

Bond angles

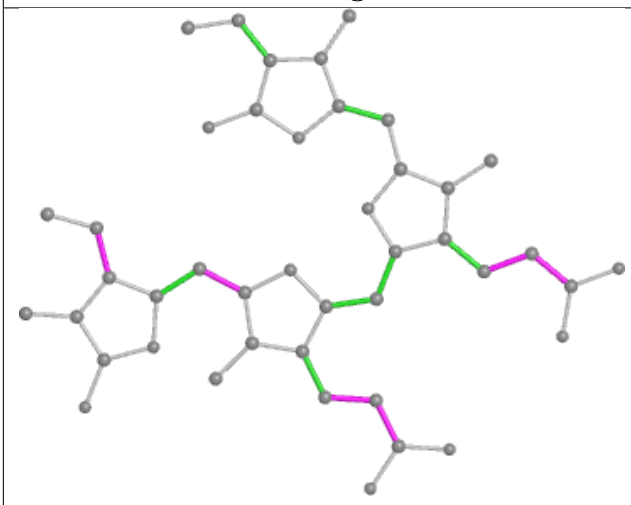

Torsions

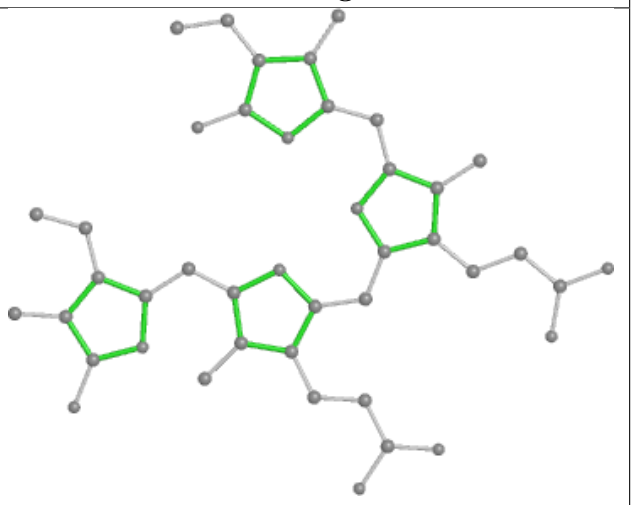

Rings

Ligand CLA 42 608

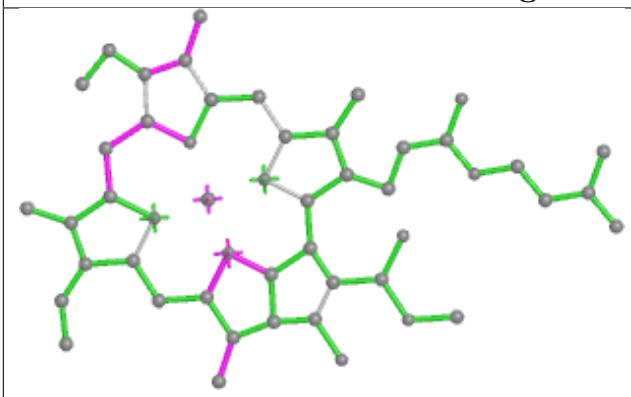

Bond lengths

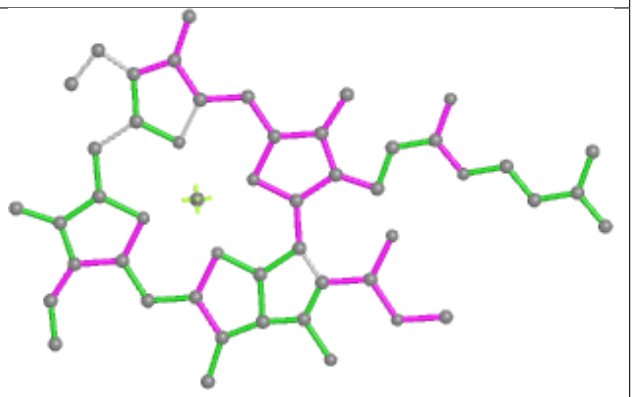

Bond angles

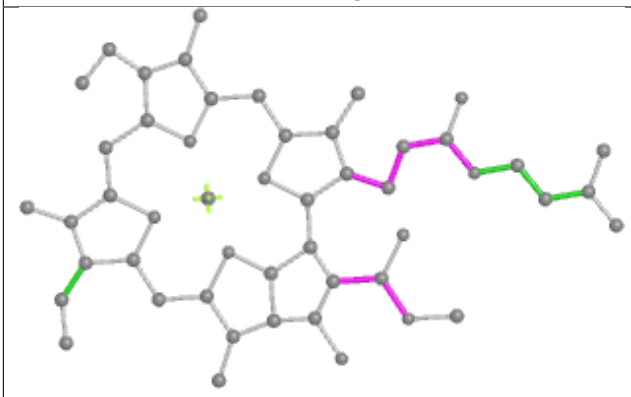

Torsions

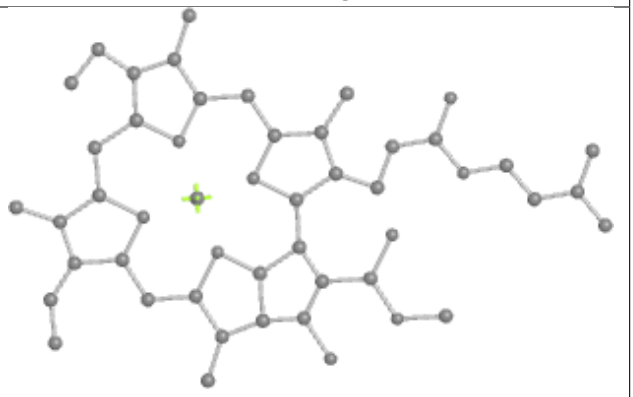

Rings

Ligand PEB S1 201

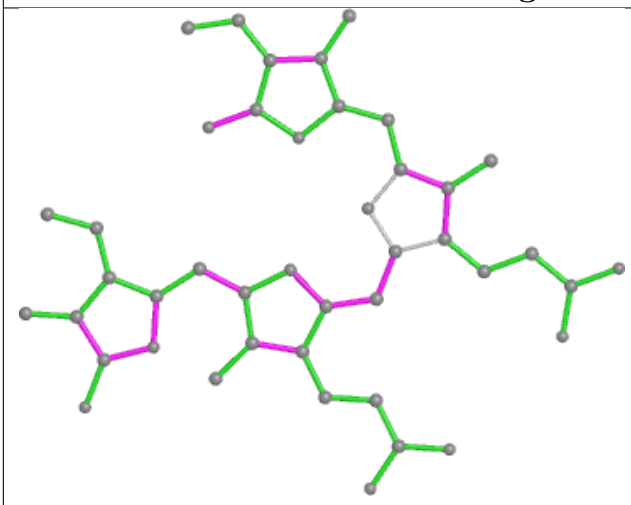

Bond lengths

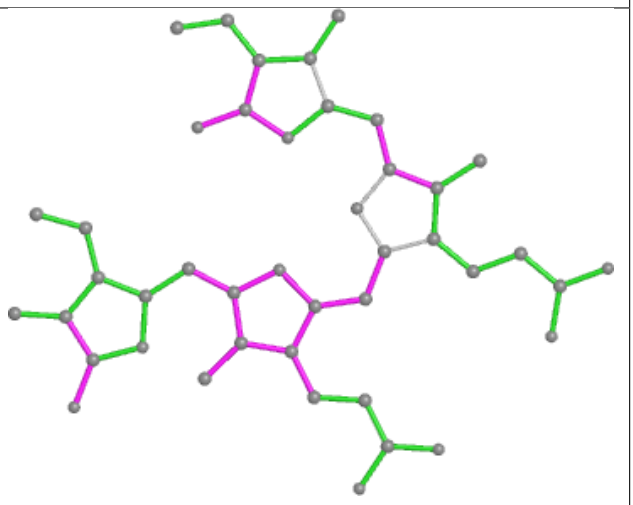

Bond angles

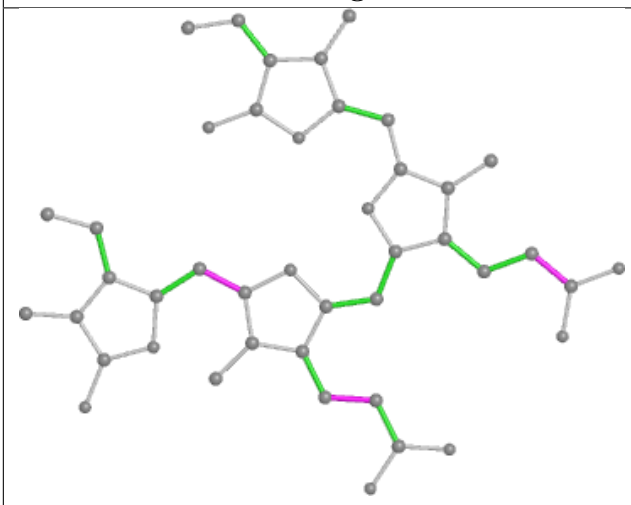

Torsions

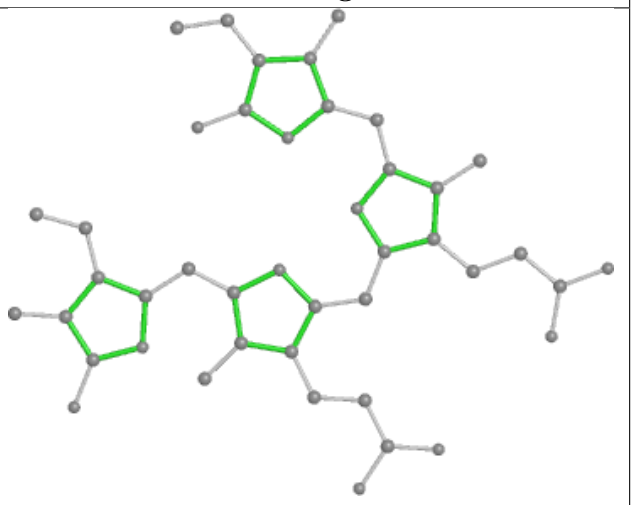

Rings

Ligand DGD a6 602

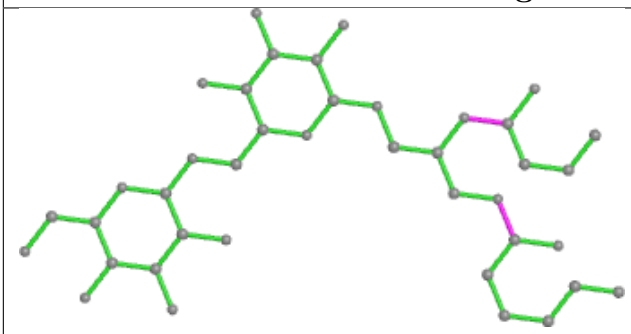

Bond lengths

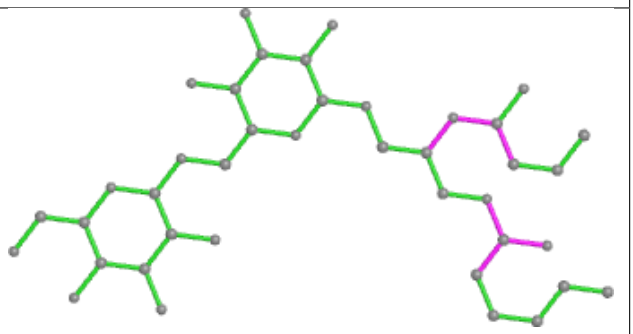

Bond angles

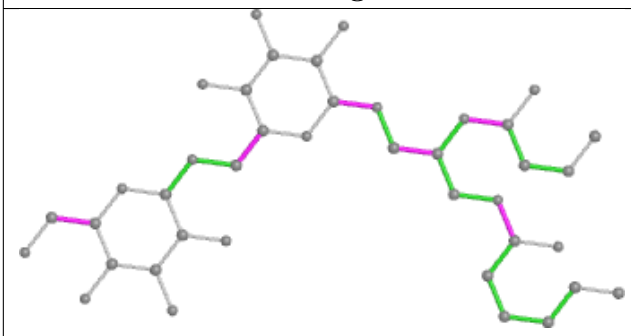

Torsions

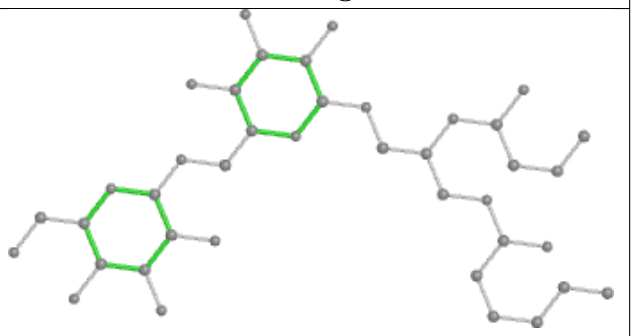

Rings

Ligand PEB EK 201

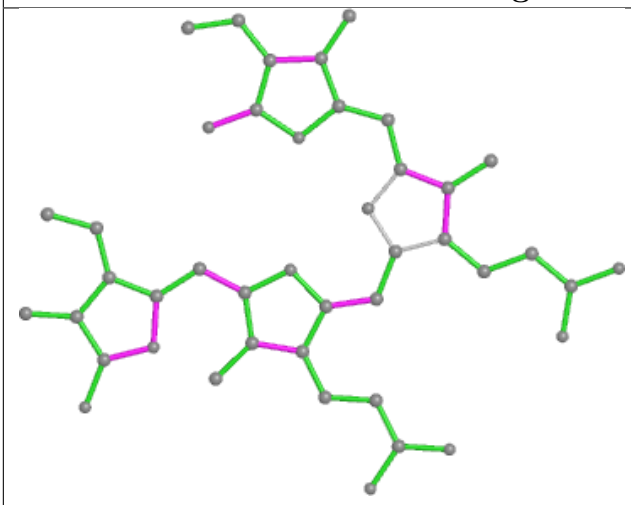

Bond lengths

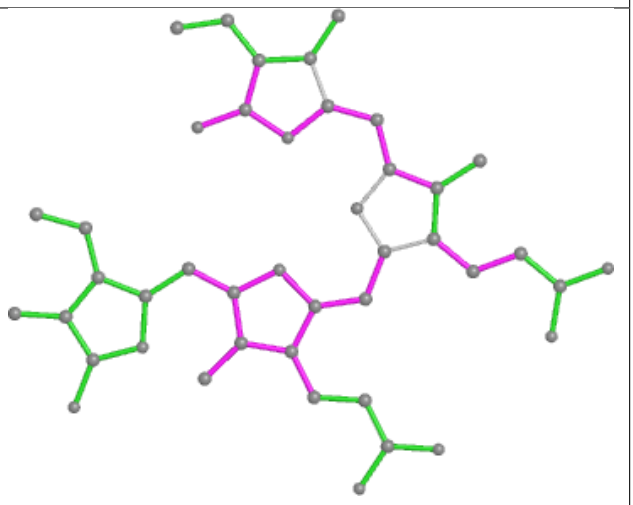

Bond angles

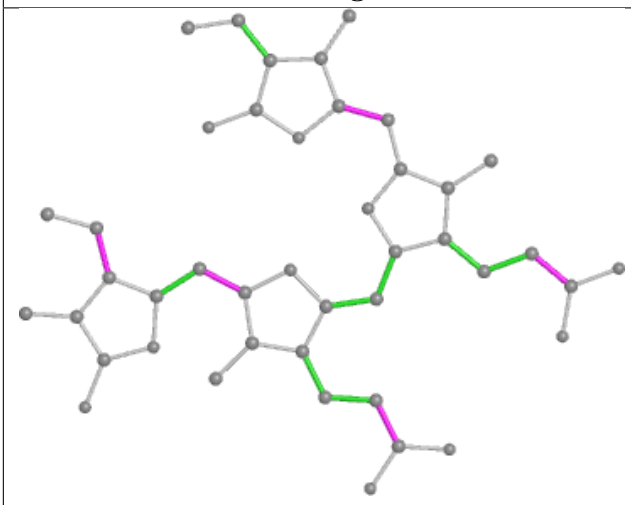

Torsions

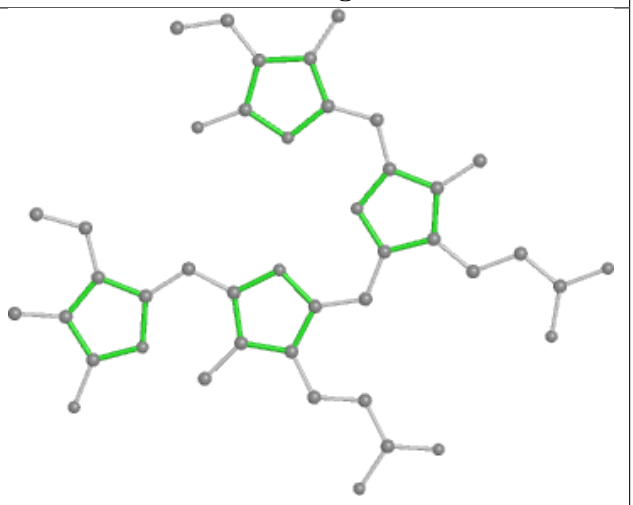

Rings

Ligand PEB hH 202

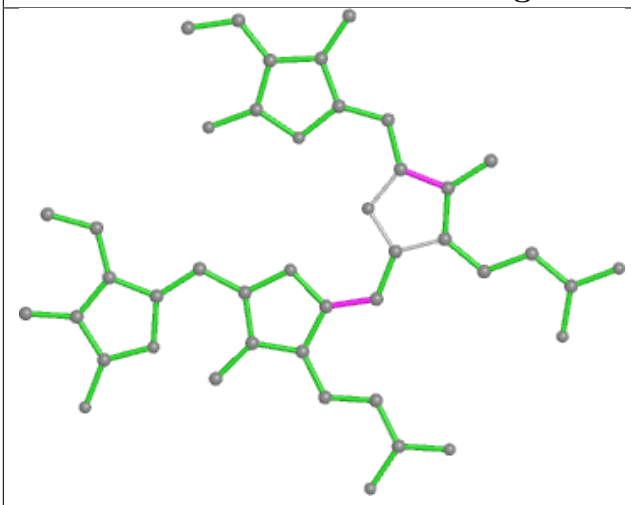

Bond lengths

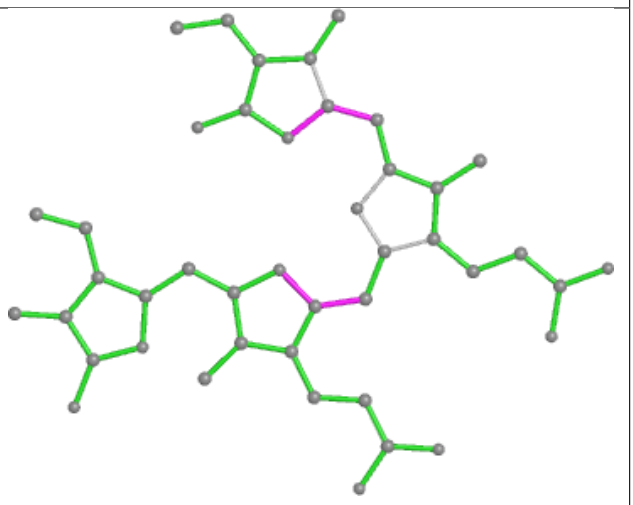

Bond angles

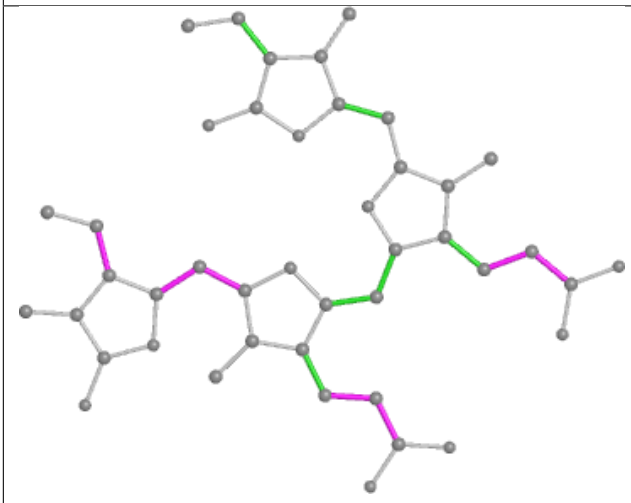

Torsions

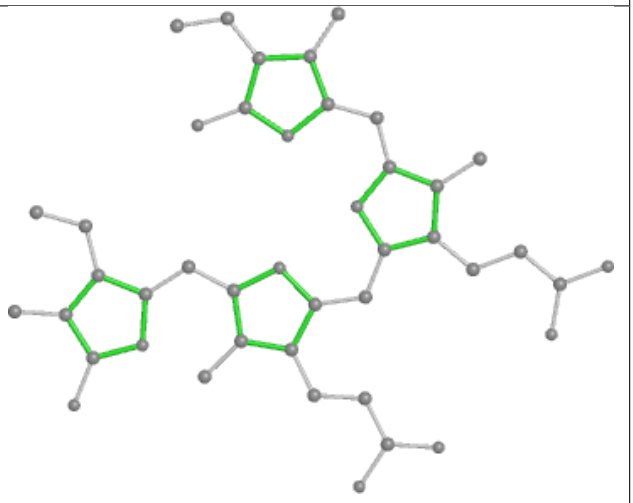

Rings

Ligand PEB XF 202

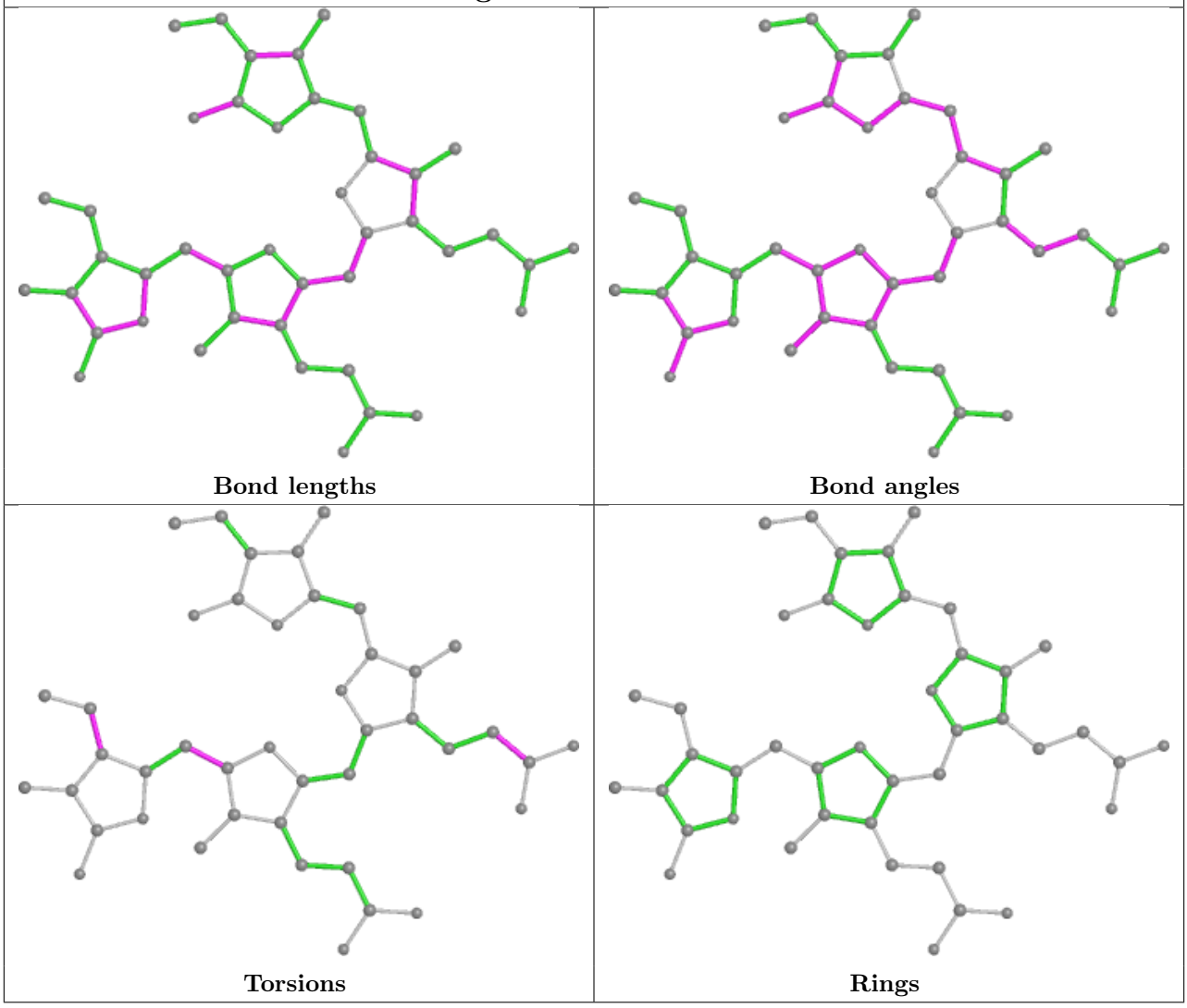

Ligand DGD h6 101

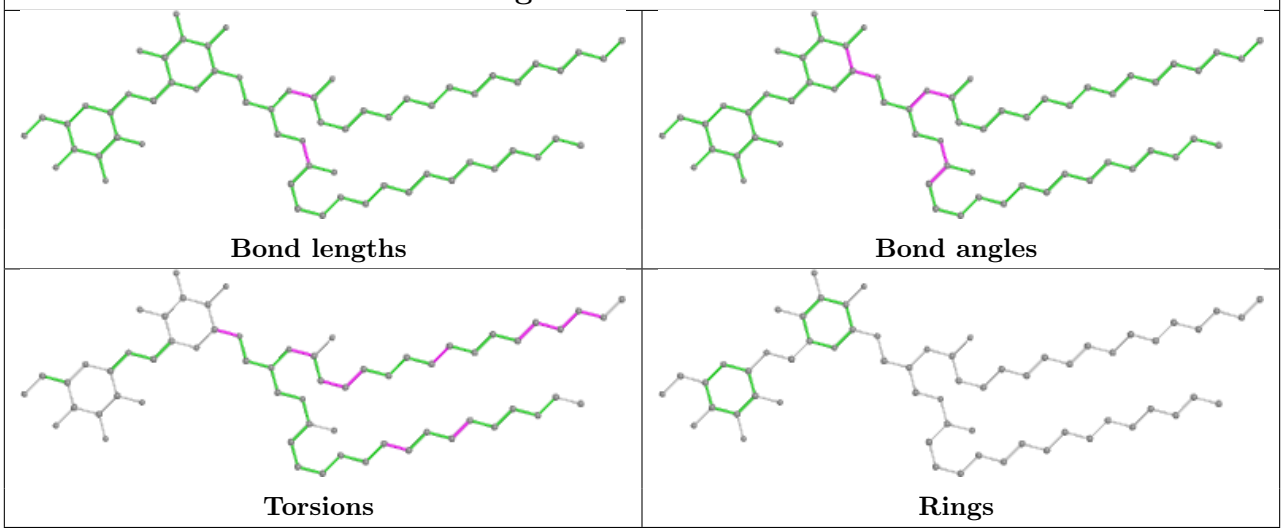

Ligand CLA B6 611

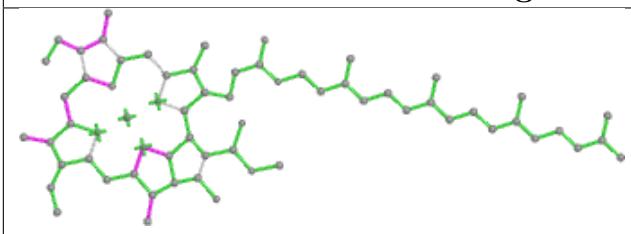

Bond lengths

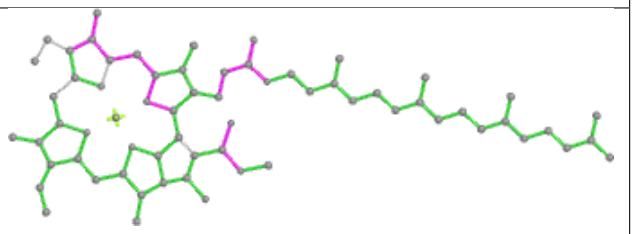

Bond angles

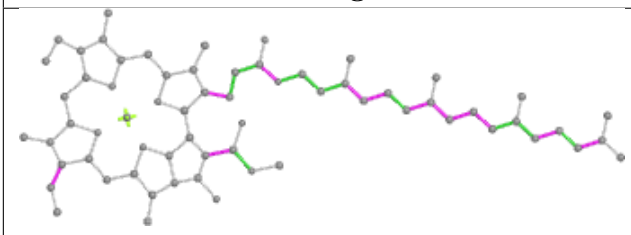

Torsions

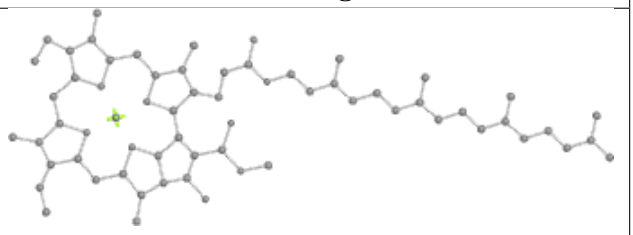

Rings

Ligand PEB EJ 201

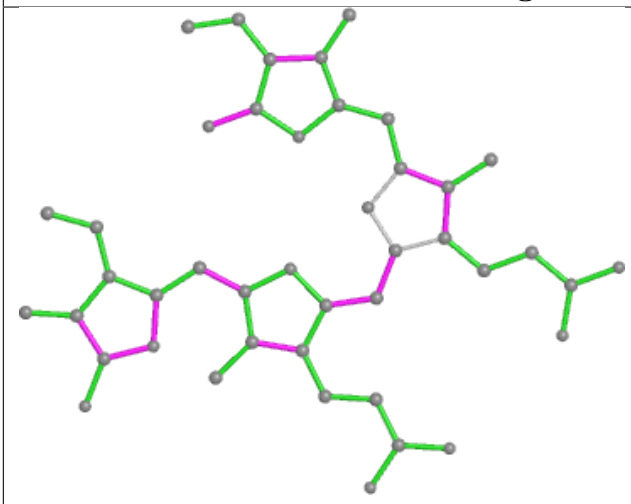

Bond lengths

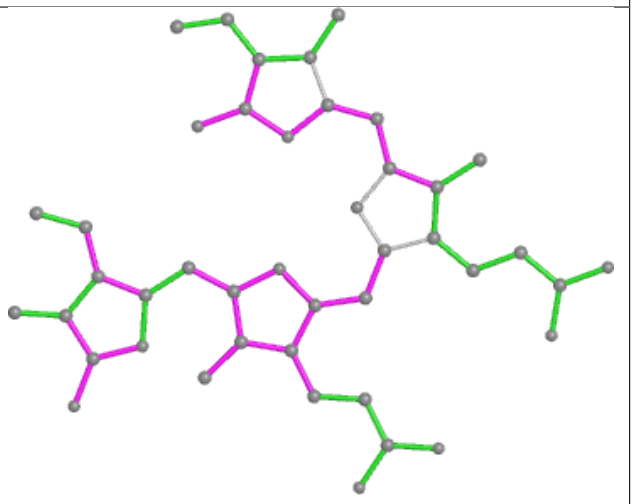

Bond angles

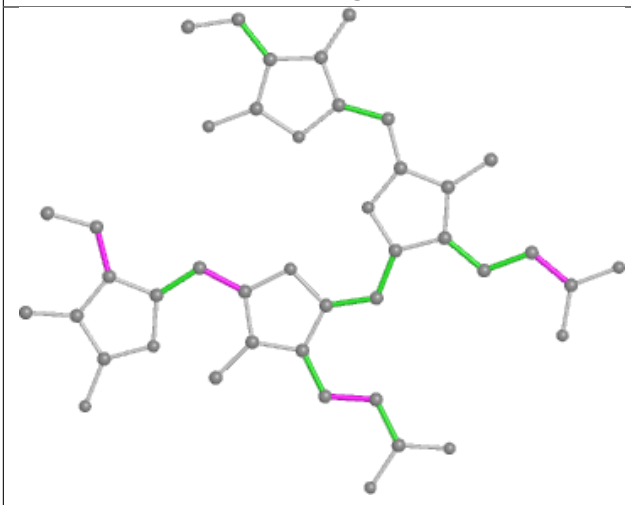

Torsions

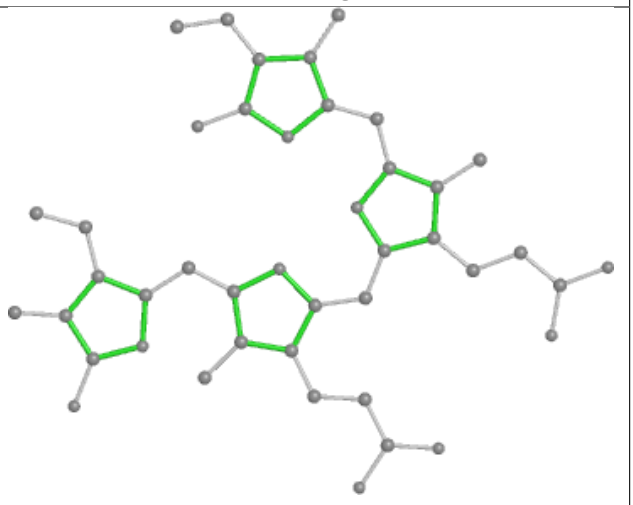

Rings

Ligand CYC P3 1001

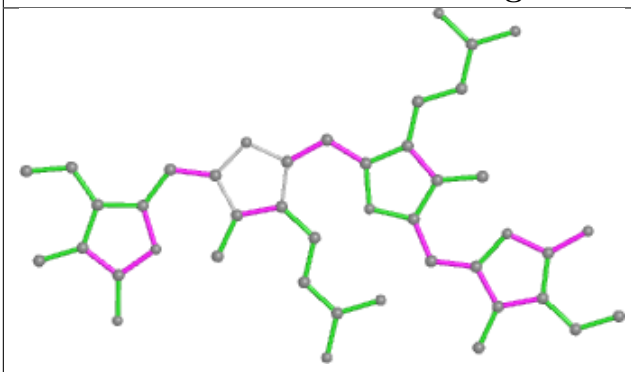

Bond lengths

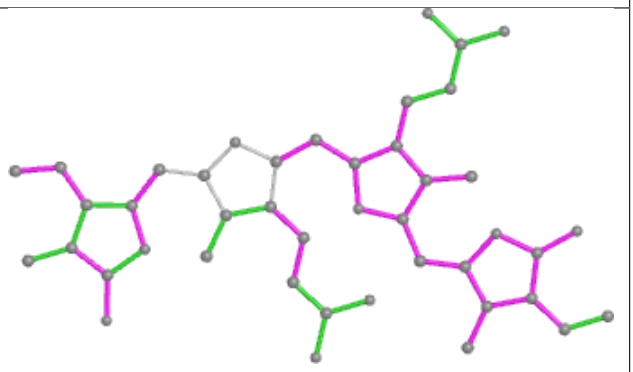

Bond angles

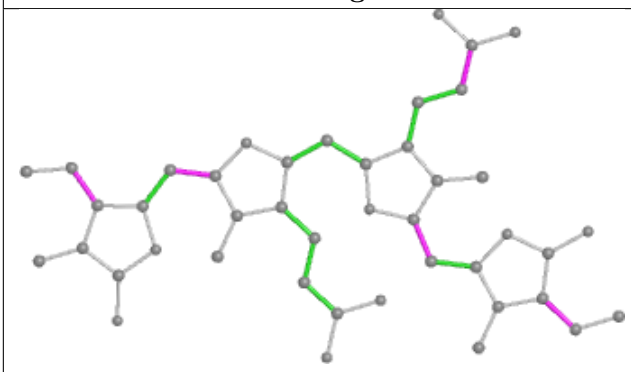

Torsions

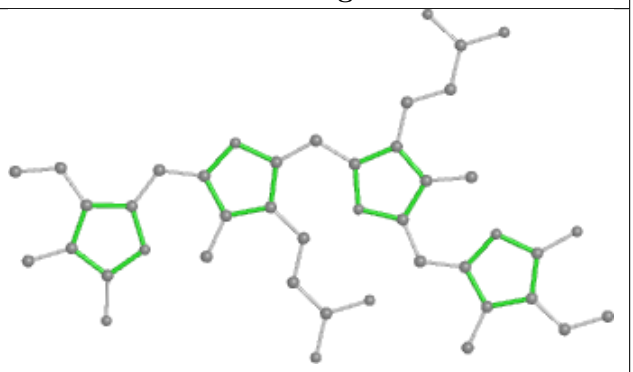

Rings

Ligand CLA AN 817

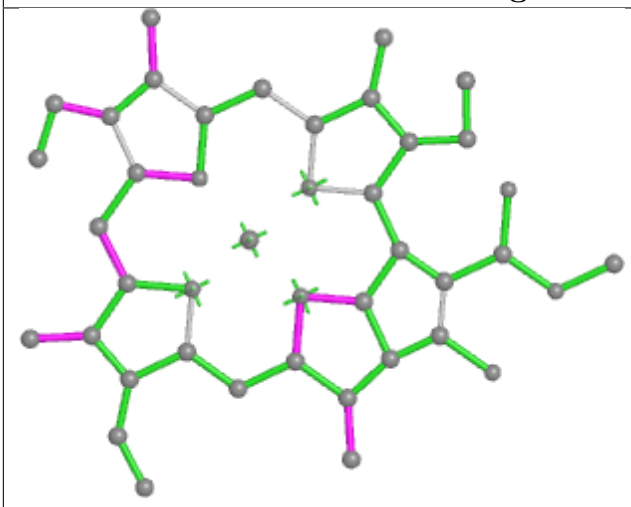

Bond lengths

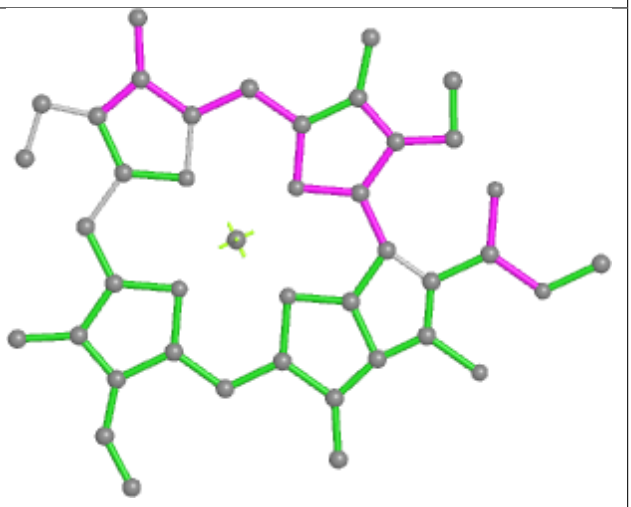

Bond angles

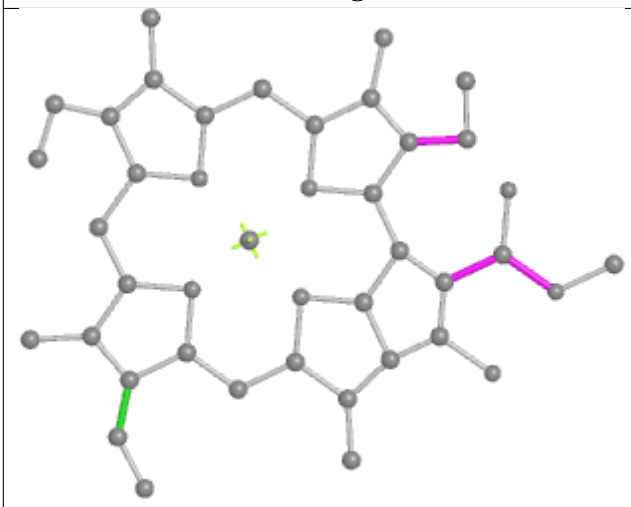

Torsions

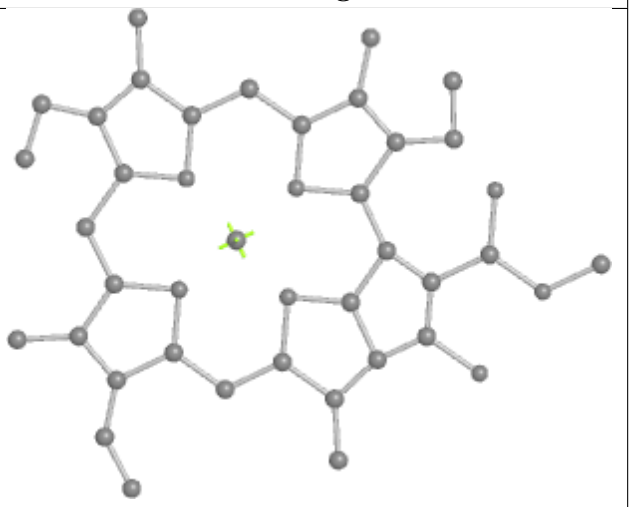

Rings

Ligand CLA BN 811

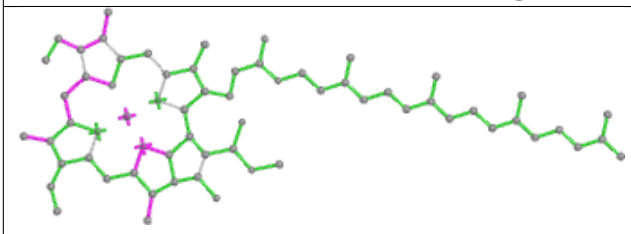

Bond lengths

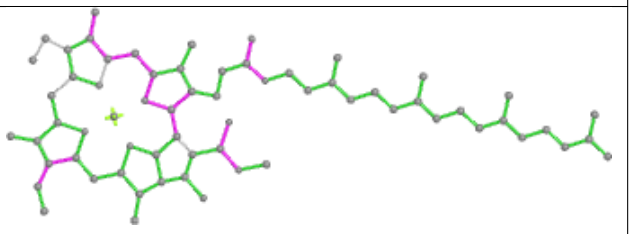

Bond angles

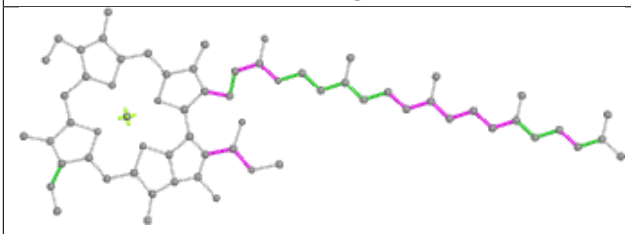

Torsions

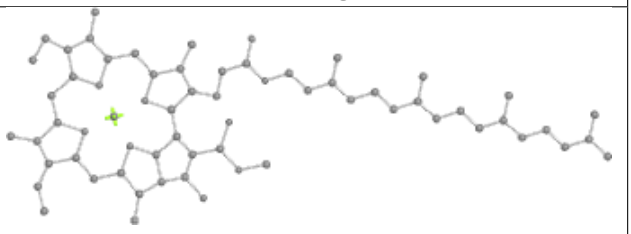

Rings

Ligand BCR aL 604

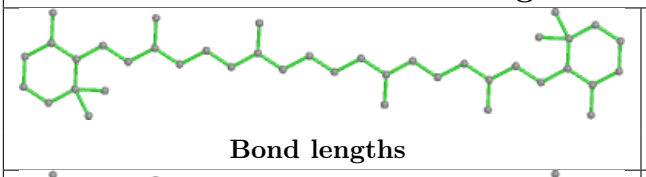

Bond lengths

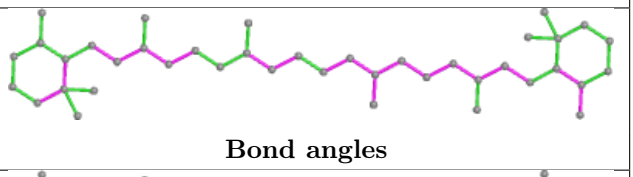

Bond angles

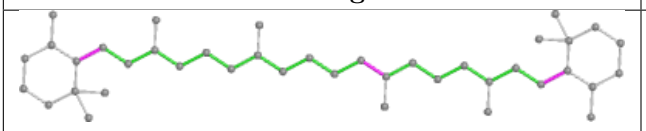

Torsions

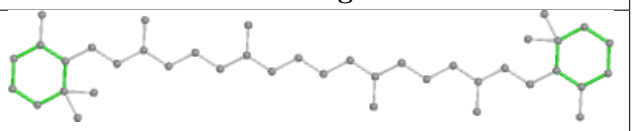

Rings

Ligand PEB mM 202

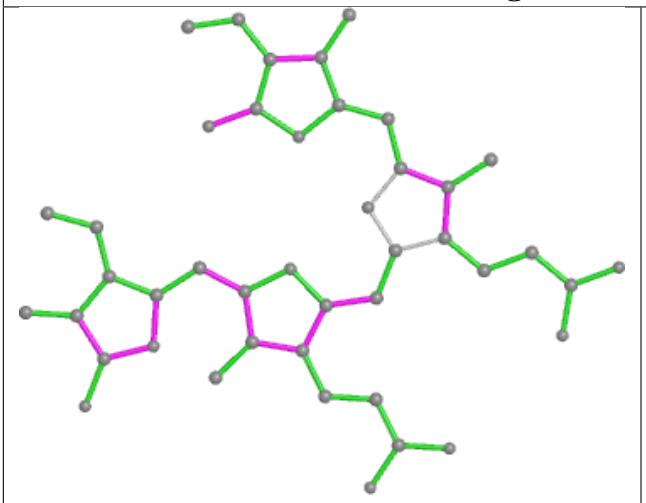

Bond lengths

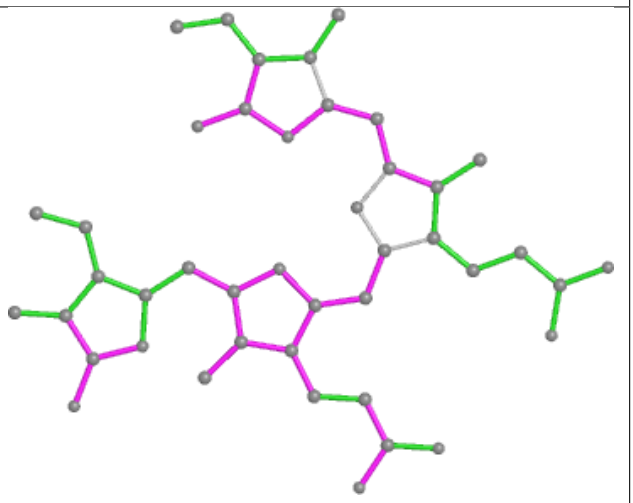

Bond angles

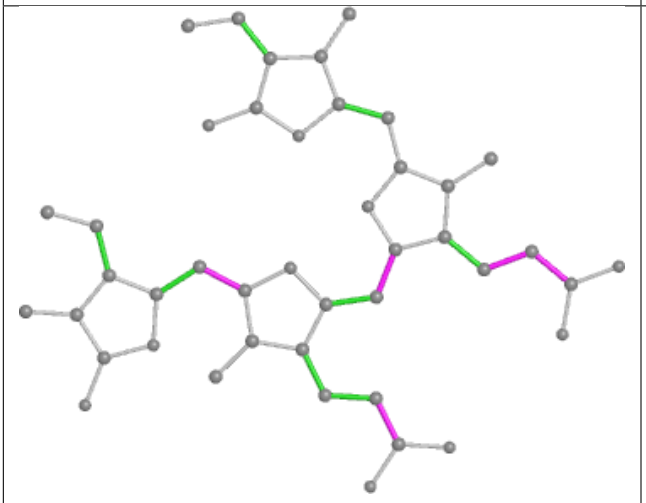

Torsions

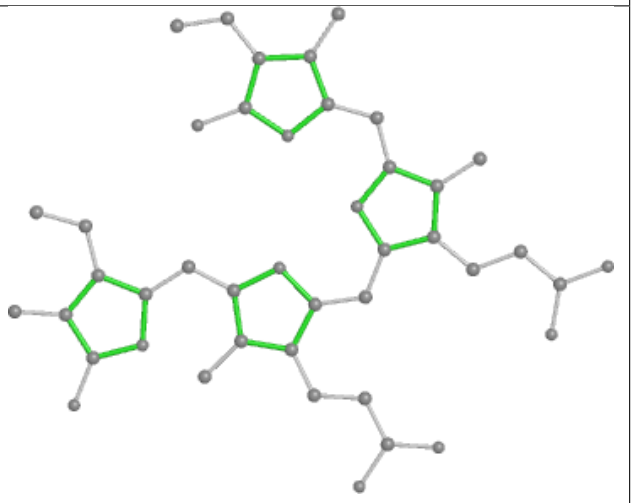

Rings

Ligand CLA 6N 607

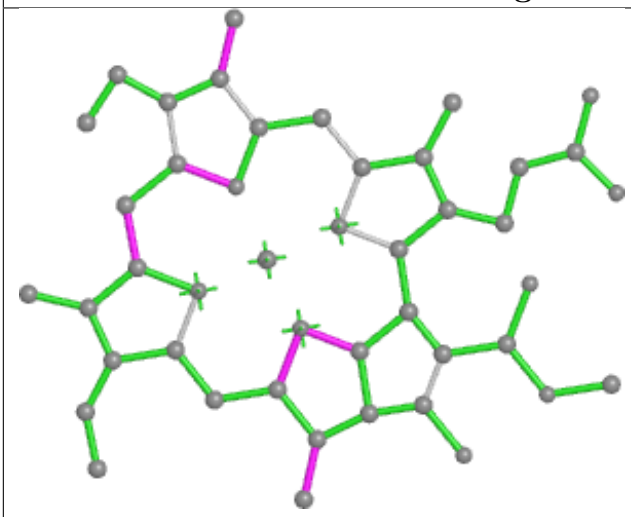

Bond lengths

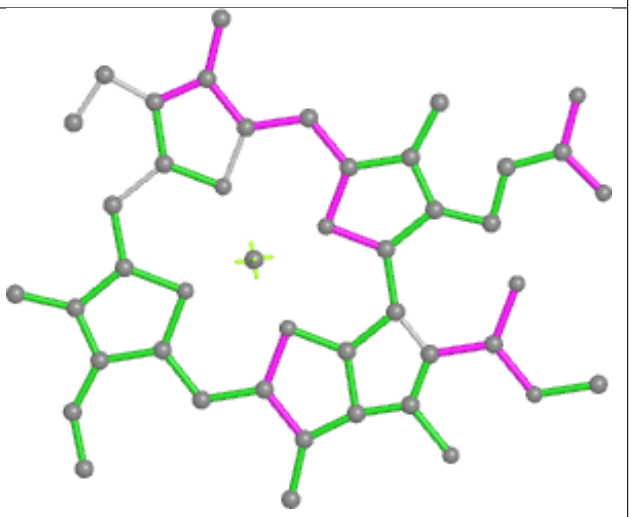

Bond angles

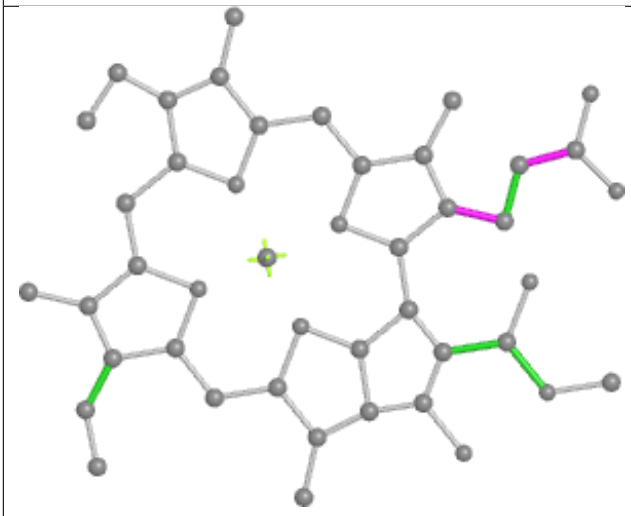

Torsions

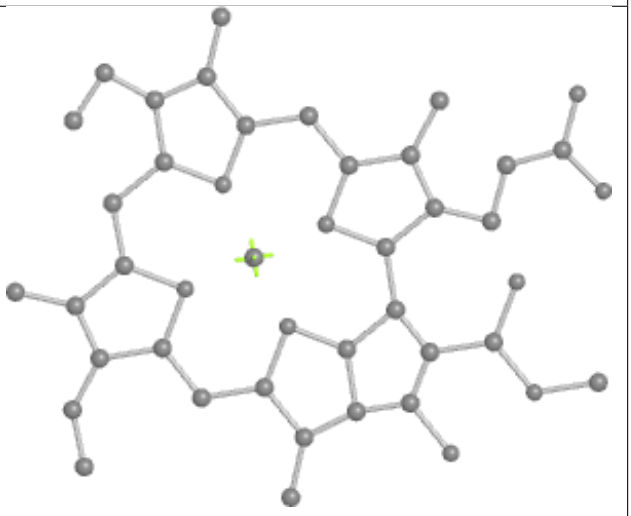

Rings

Ligand PEB oK 202

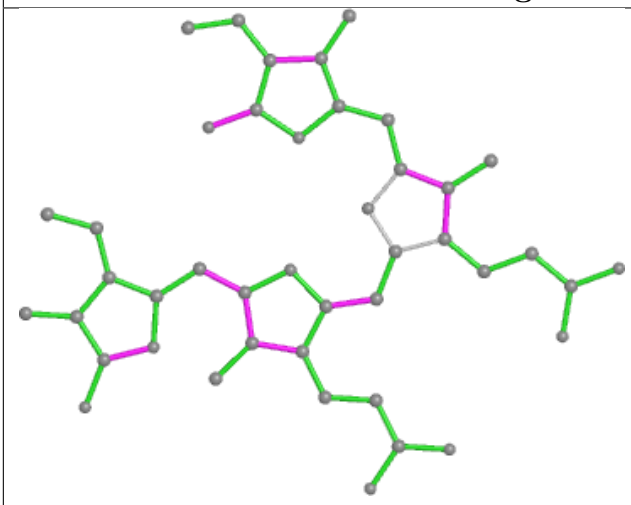

Bond lengths

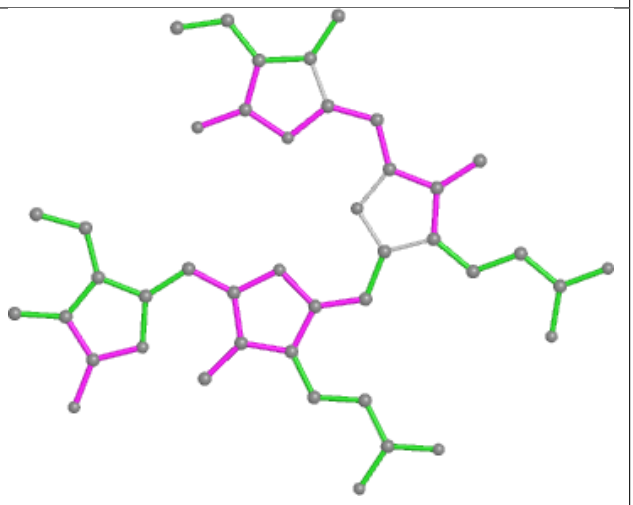

Bond angles

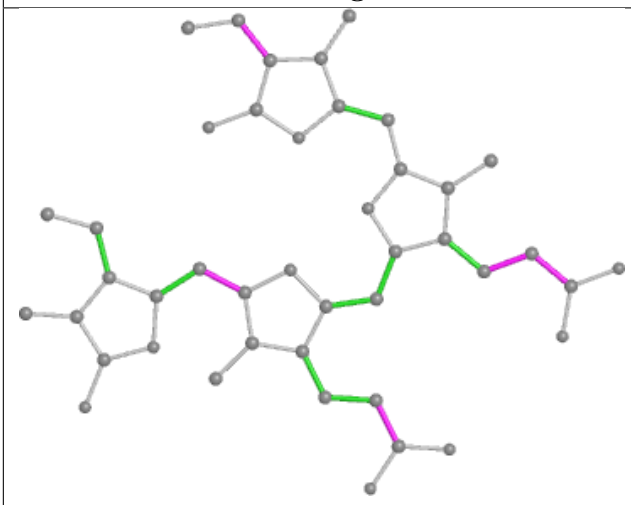

Torsions

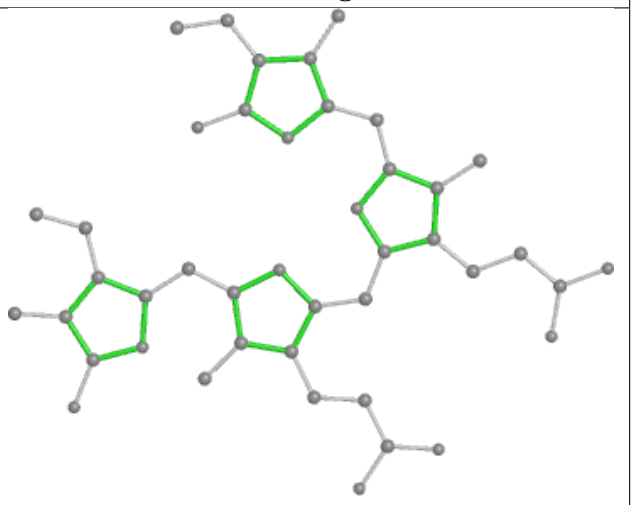

Rings

Ligand LHG D6 406

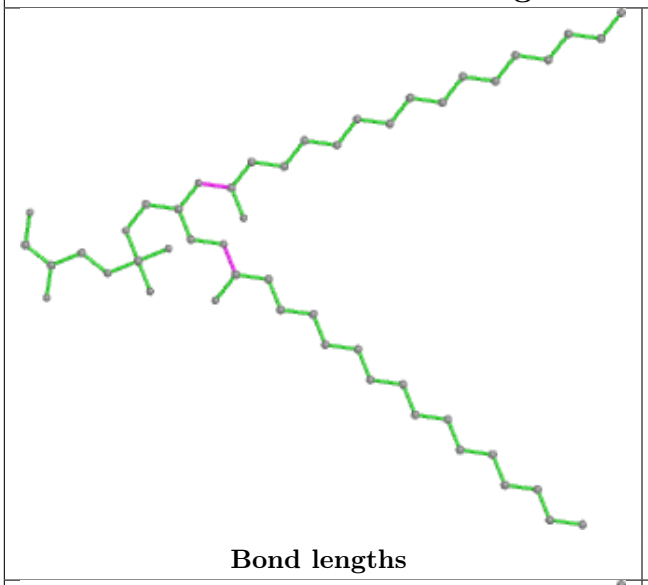

Bond lengths

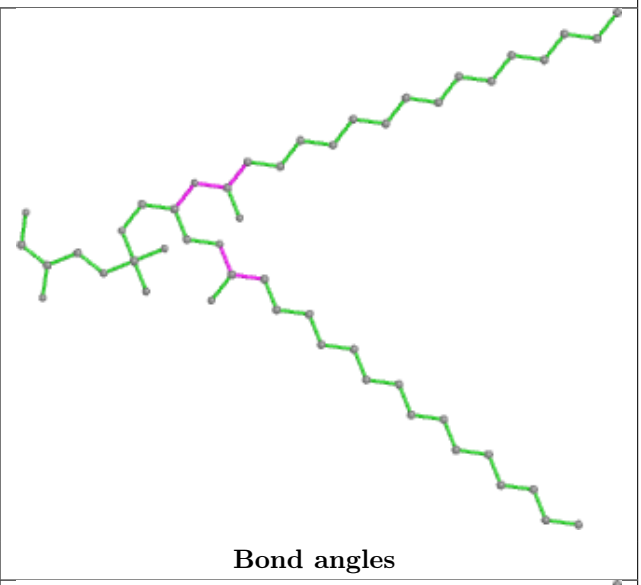

Bond angles

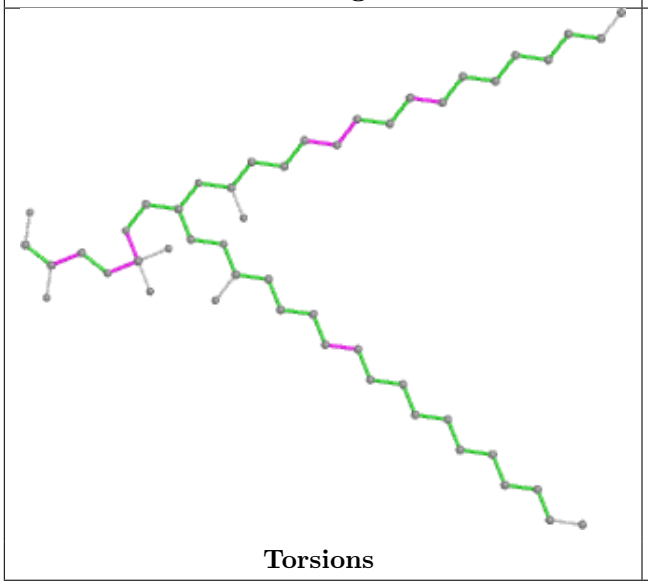

Torsions

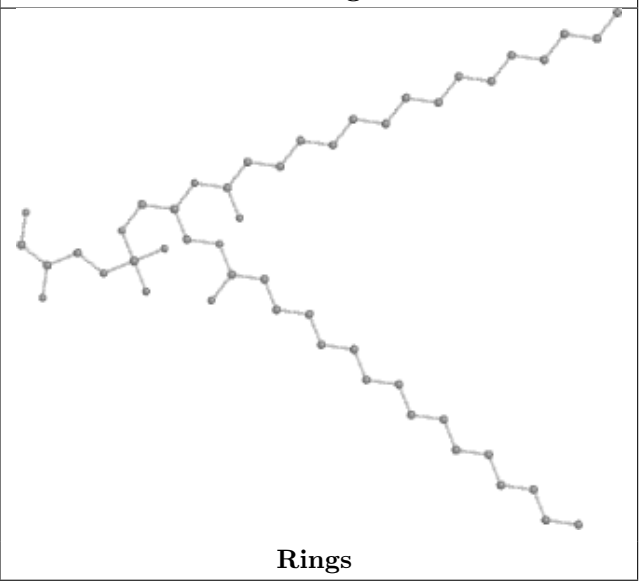

Rings

Ligand PEB eO 202

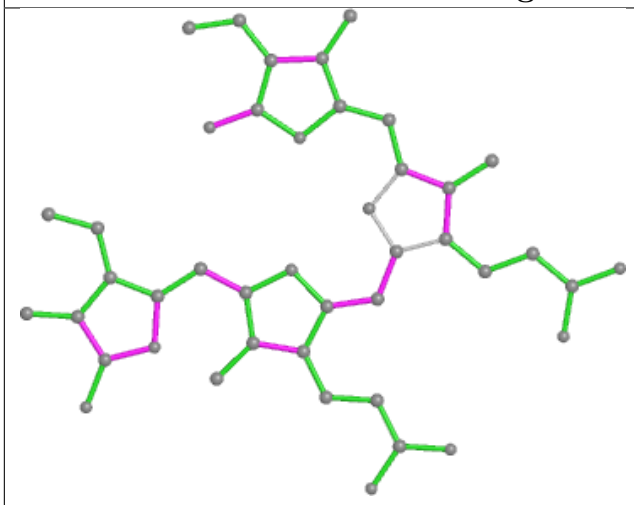

Bond lengths

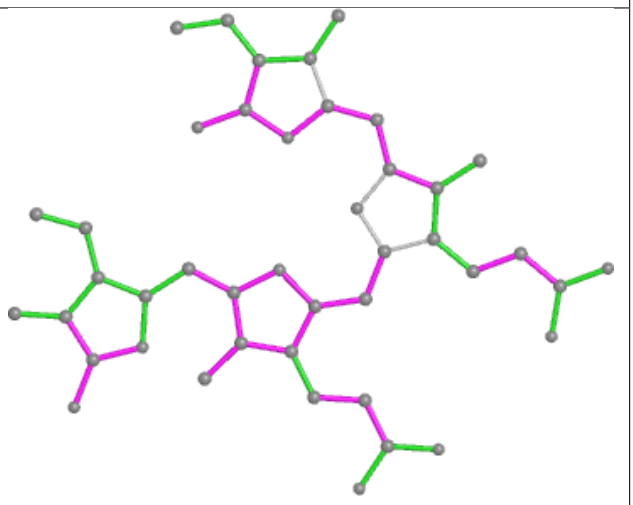

Bond angles

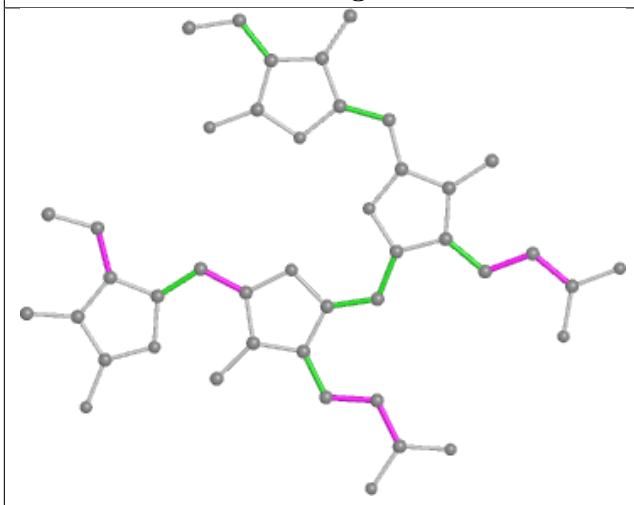

Torsions

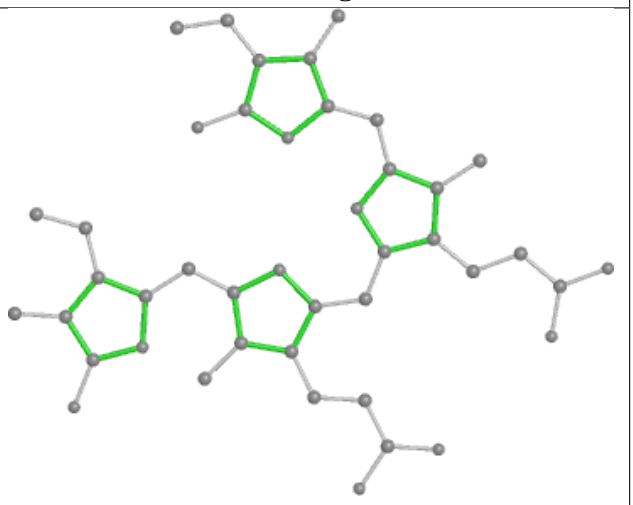

Rings

Ligand DGD CL 523

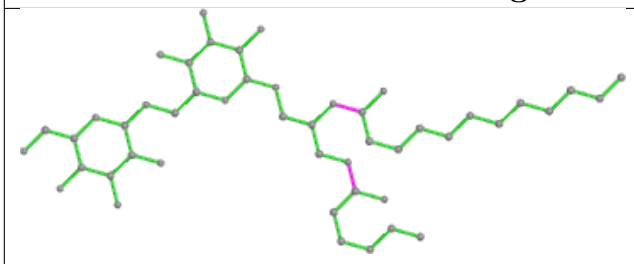

Bond lengths

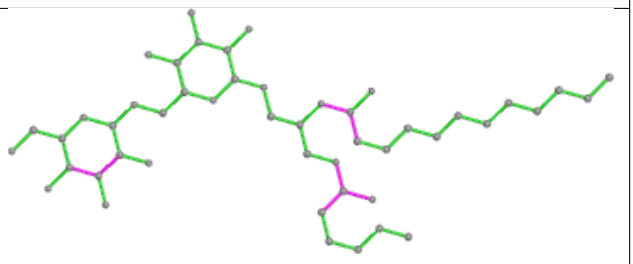

Bond angles

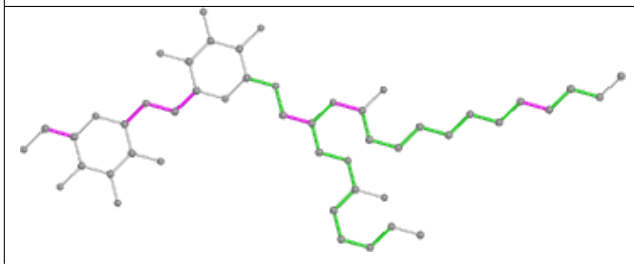

Torsions

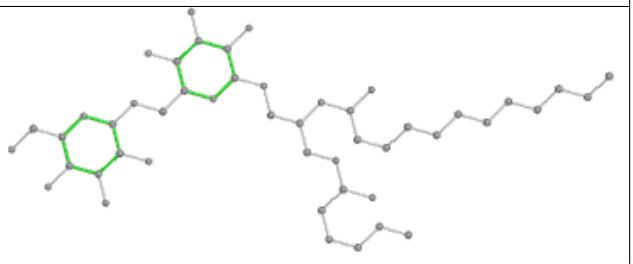

Rings

Ligand PEB lK 201

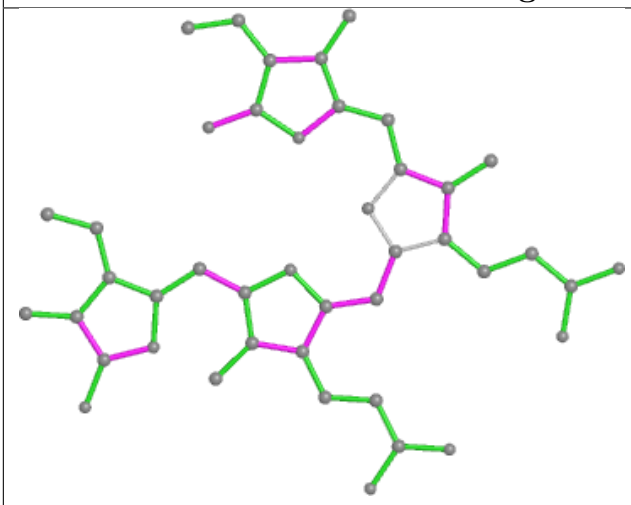

Bond lengths

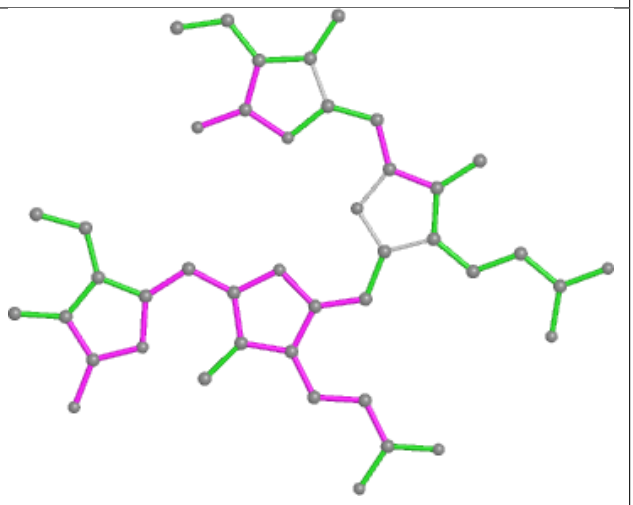

Bond angles

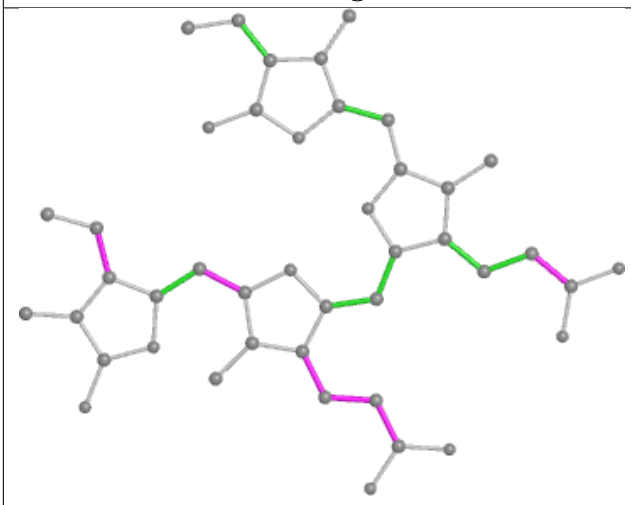

Torsions

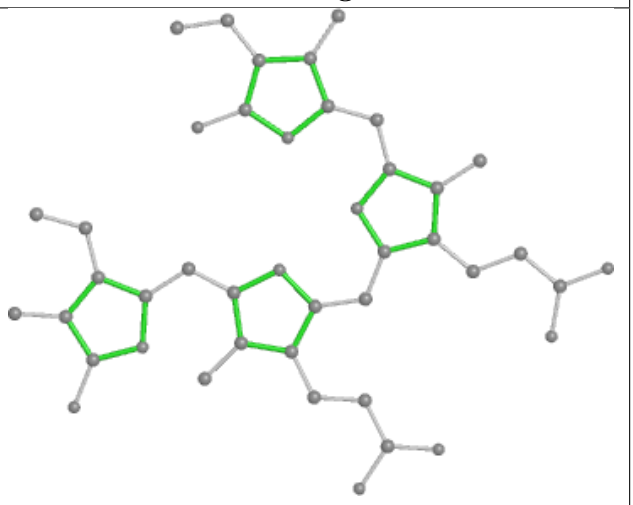

Rings

Ligand PEB jG 202

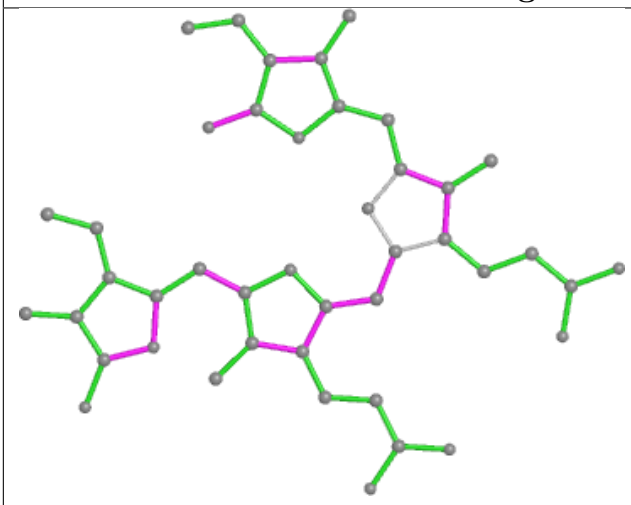

Bond lengths

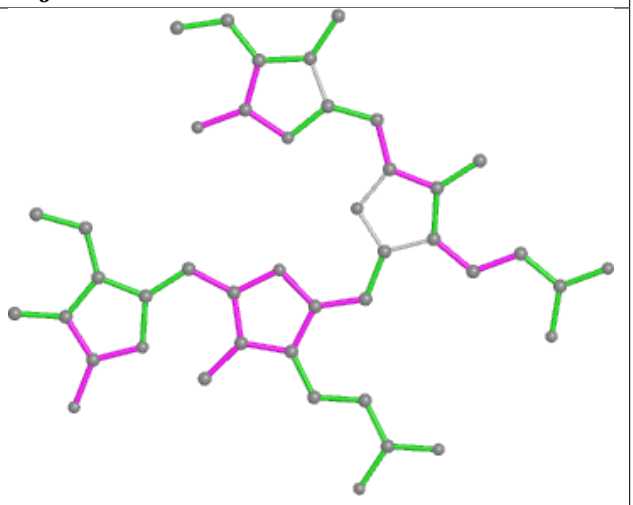

Bond angles

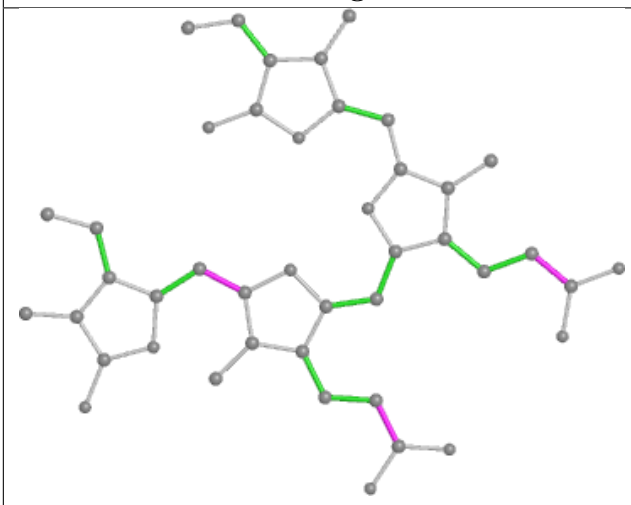

Torsions

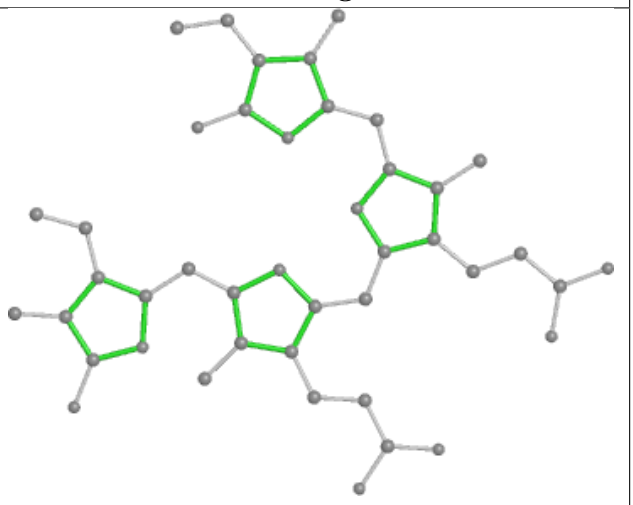

Rings

Ligand PEB NG 201

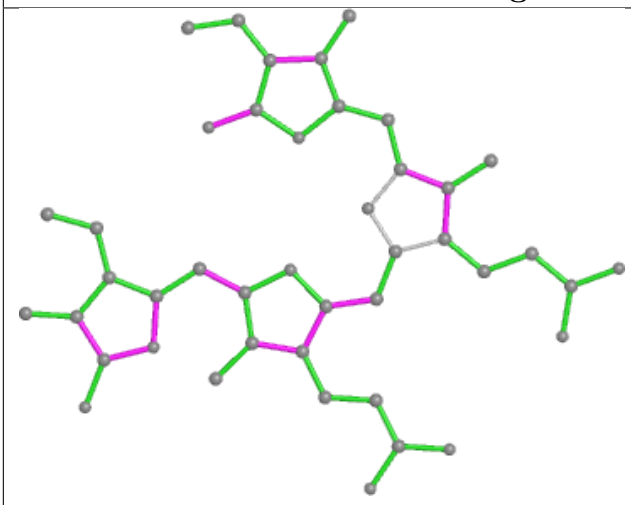

Bond lengths

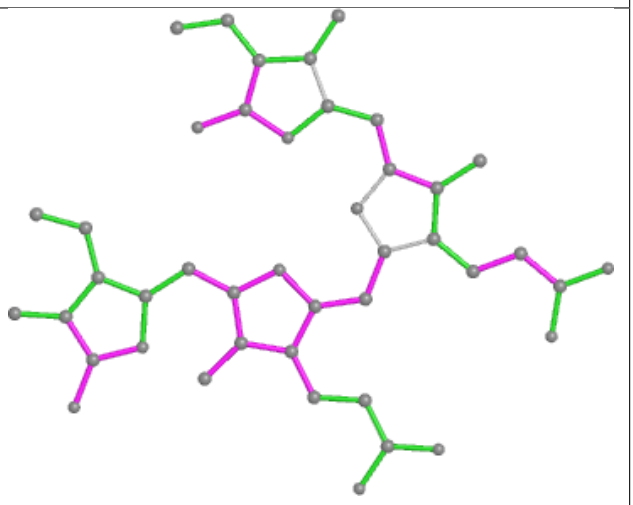

Bond angles

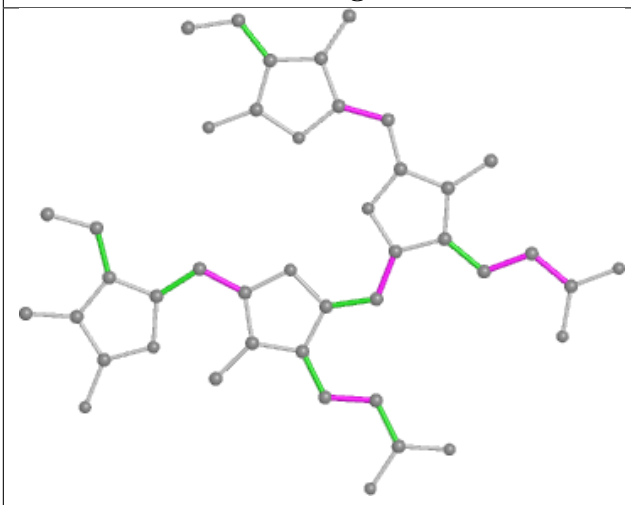

Torsions

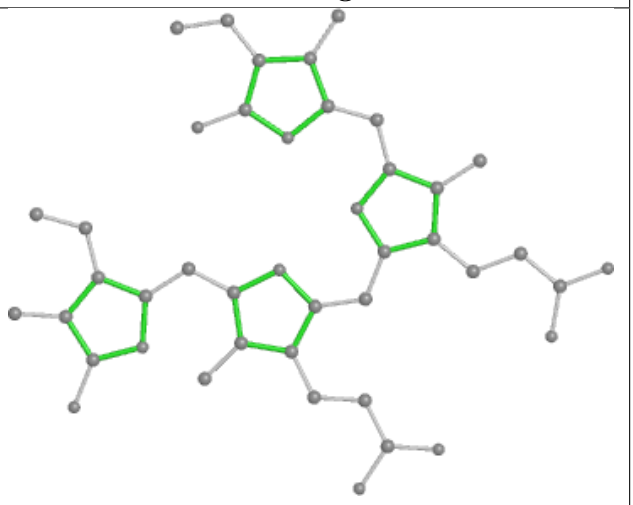

Rings

Ligand PEB RP 202

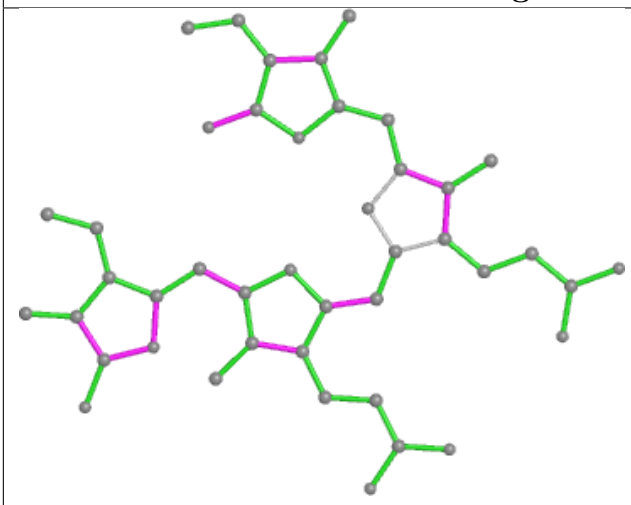

Bond lengths

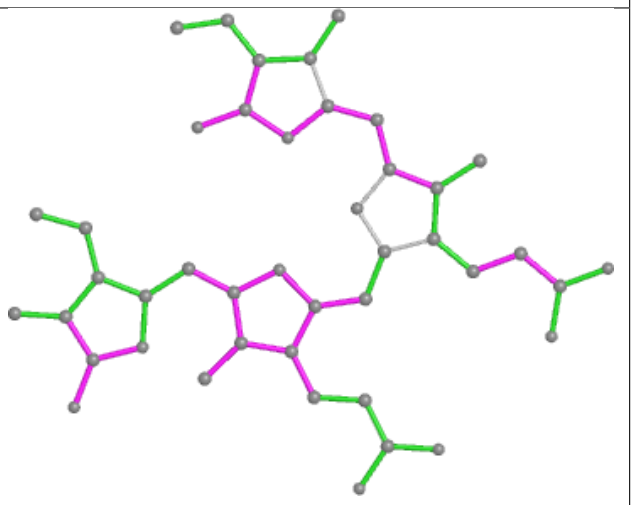

Bond angles

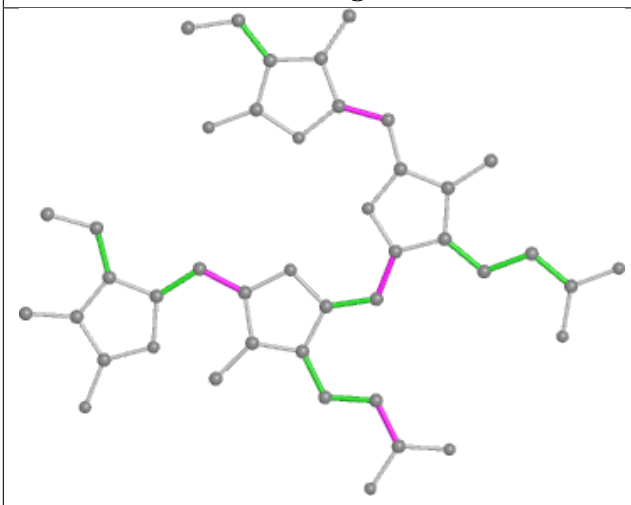

Torsions

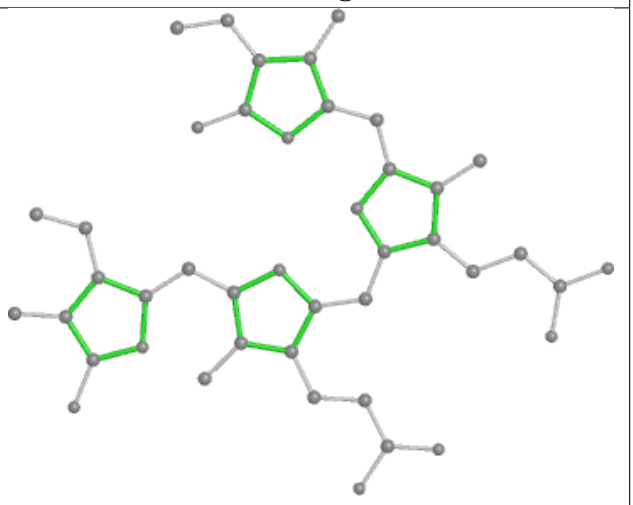

Rings

Ligand CLA AN 821

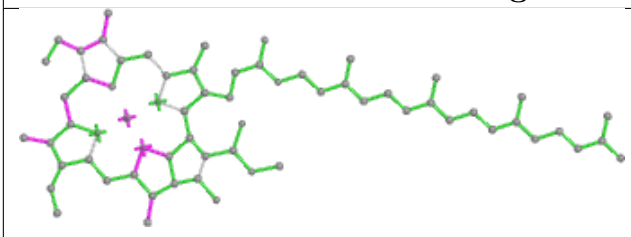

Bond lengths

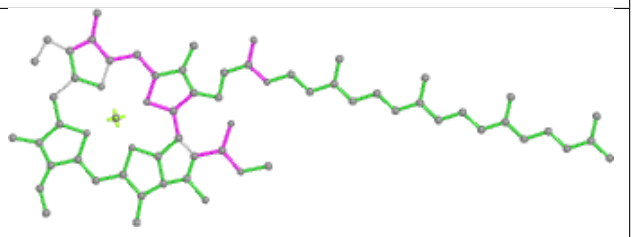

Bond angles

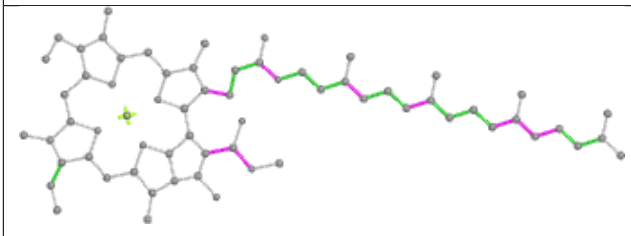

Torsions

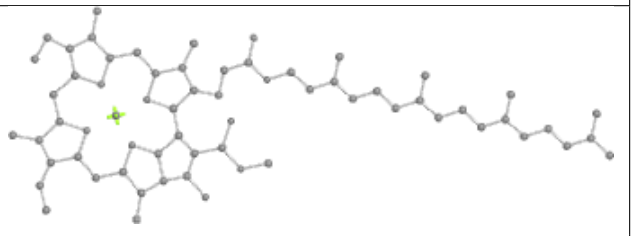

Rings

Ligand PEB CP 201

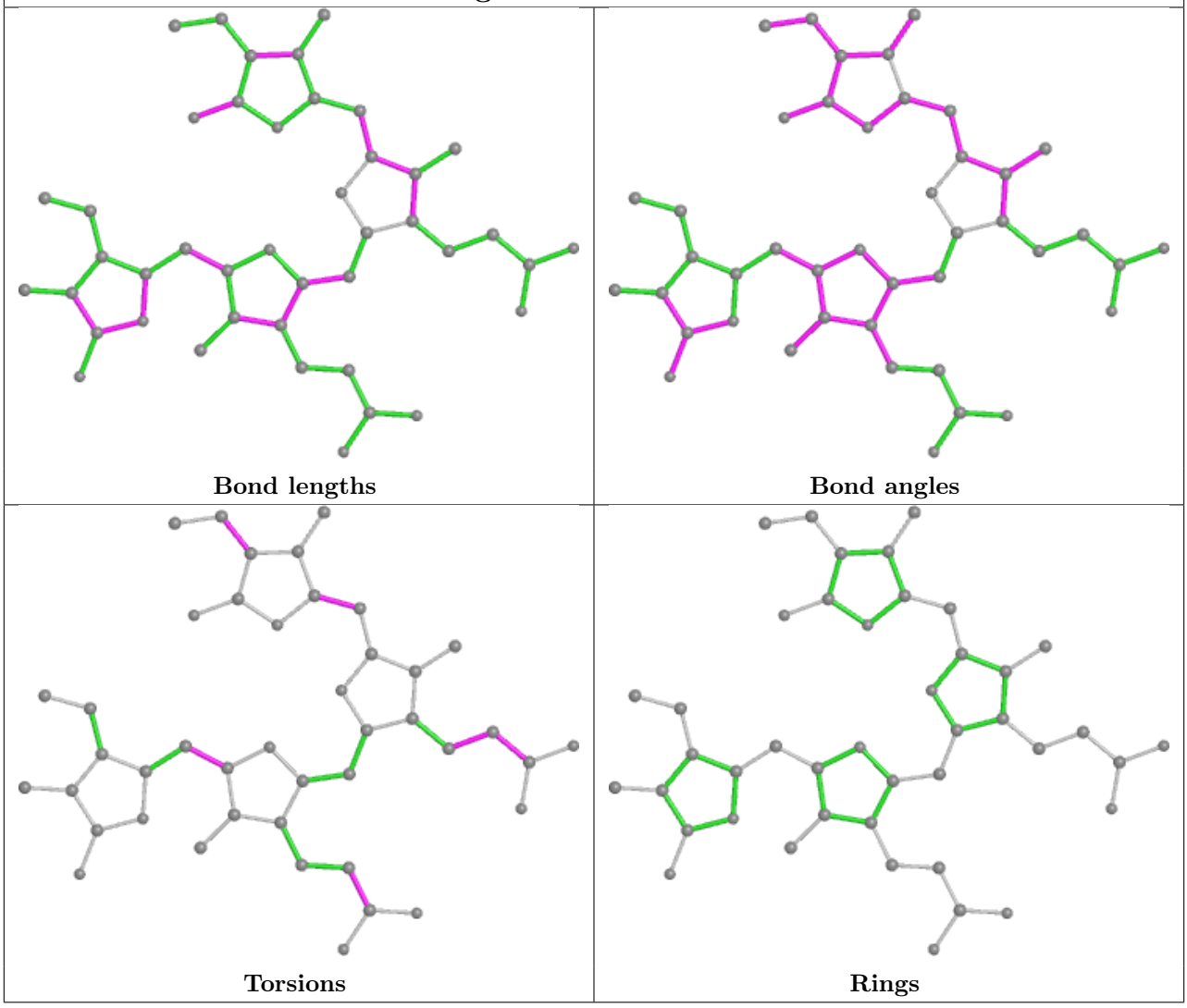

Ligand LMG b6 619

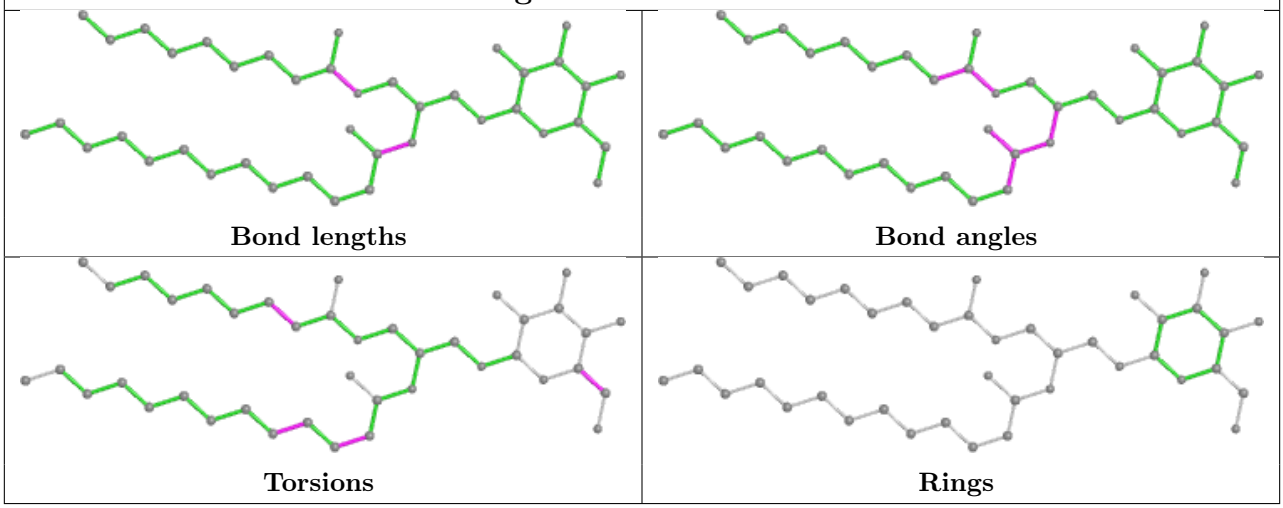

Ligand PEB x8 201

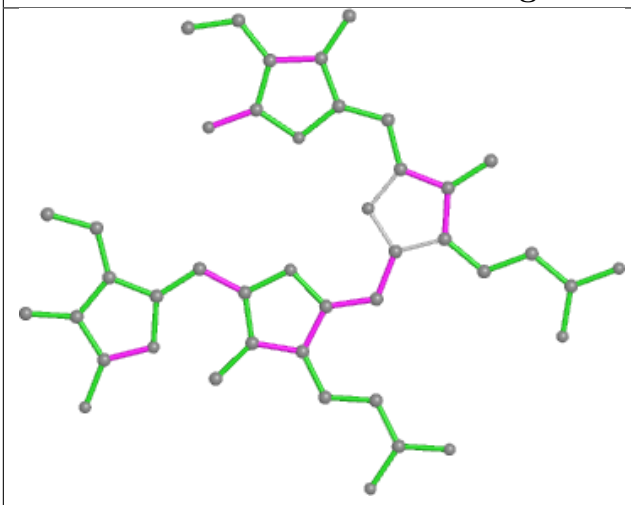

Bond lengths

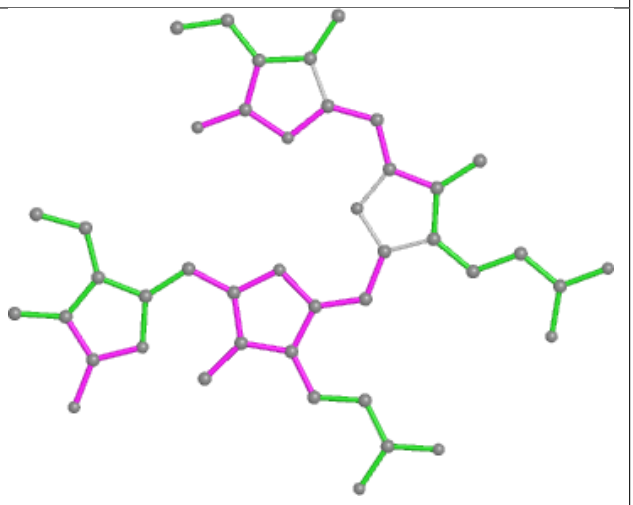

Bond angles

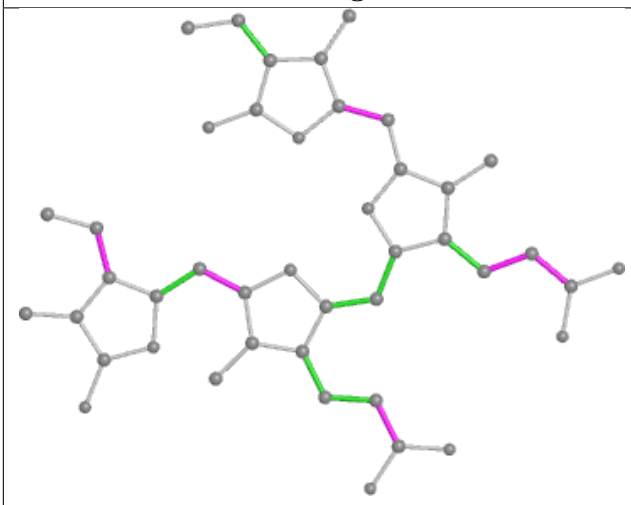

Torsions

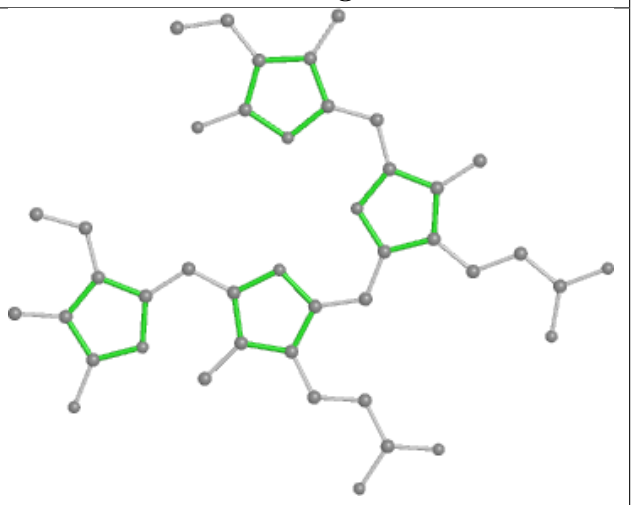

Rings

Ligand PEB eB 202

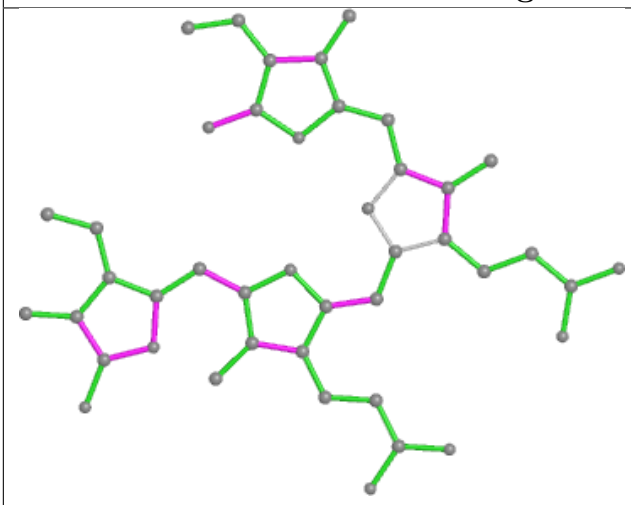

Bond lengths

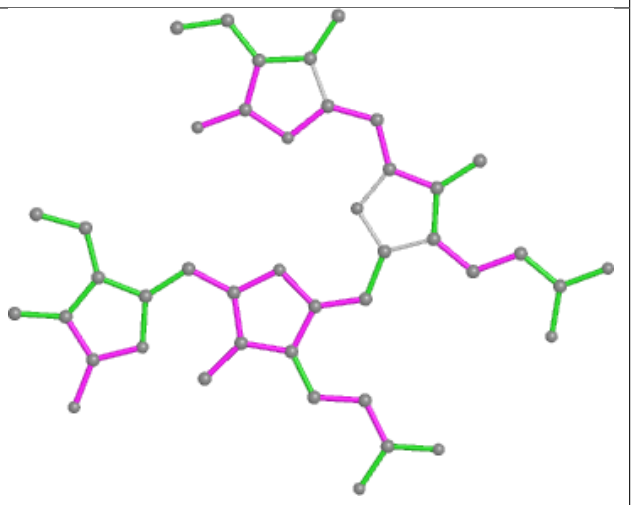

Bond angles

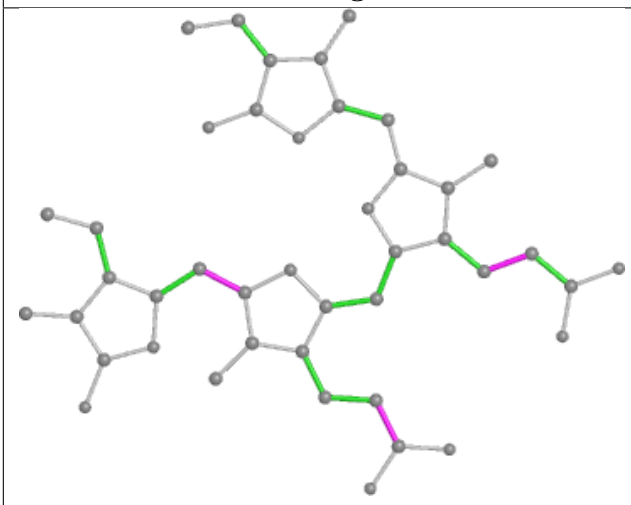

Torsions

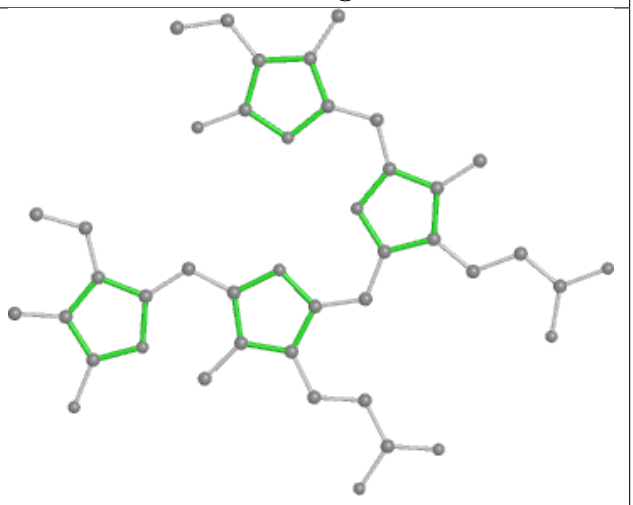

Rings

Ligand PEB XA 201

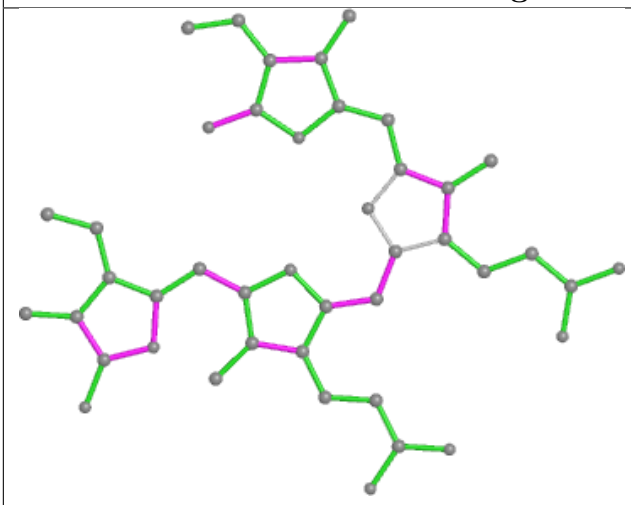

Bond lengths

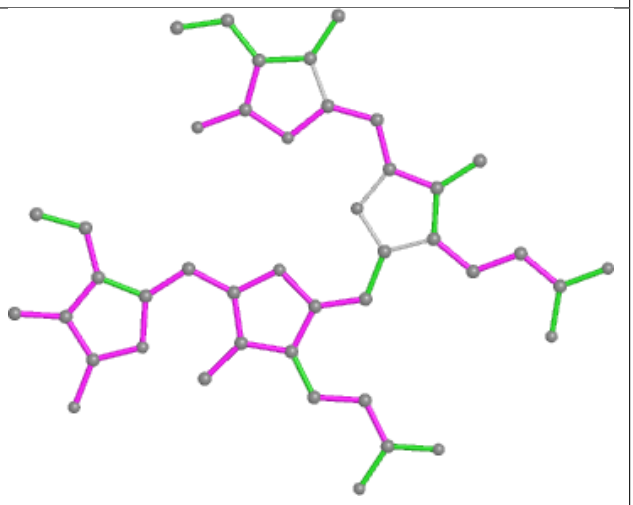

Bond angles

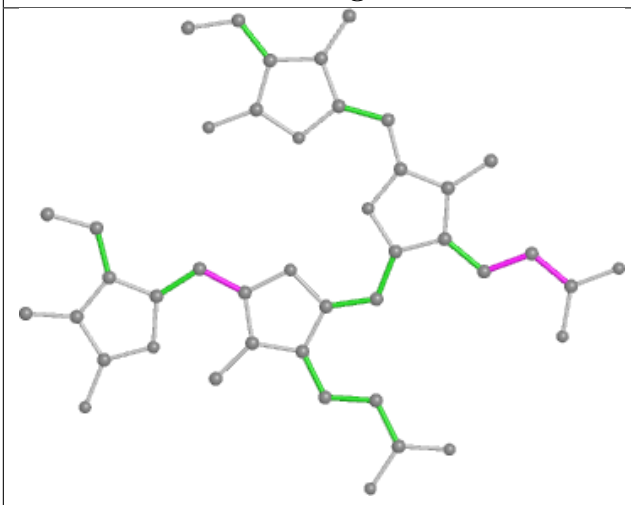

Torsions

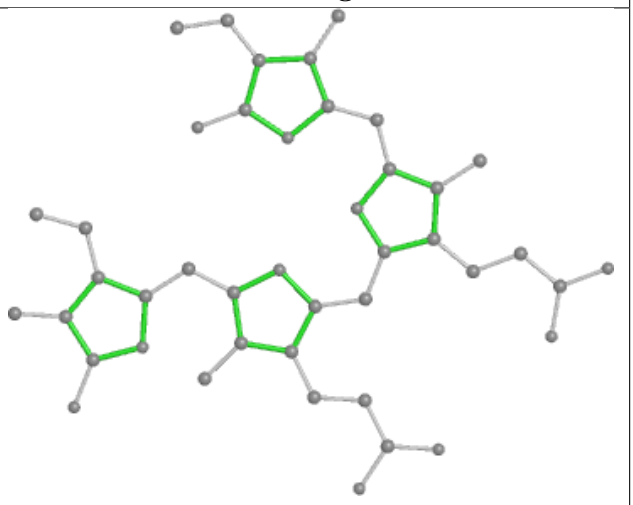

Rings

Ligand CLA 4N 608

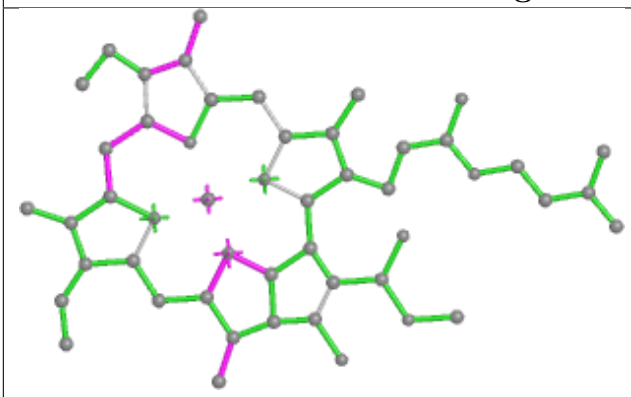

Bond lengths

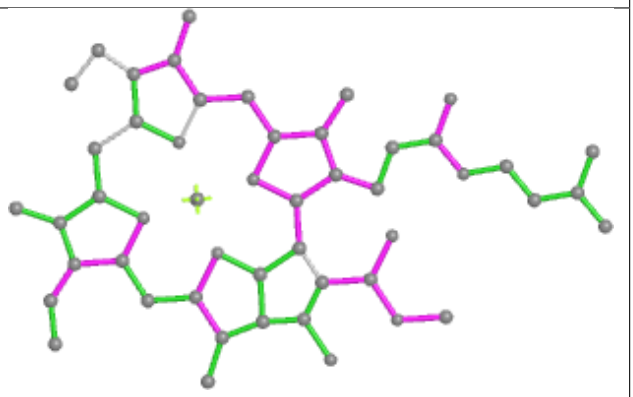

Bond angles

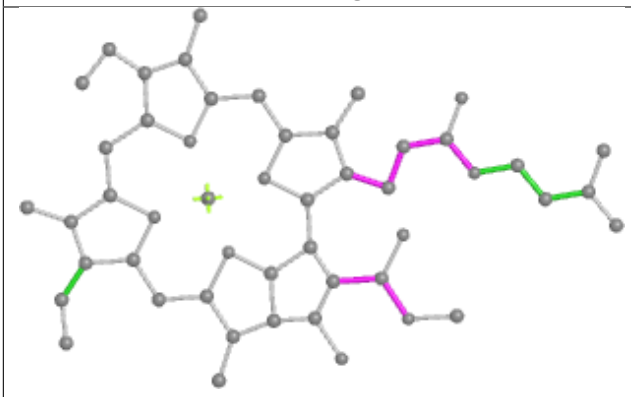

Torsions

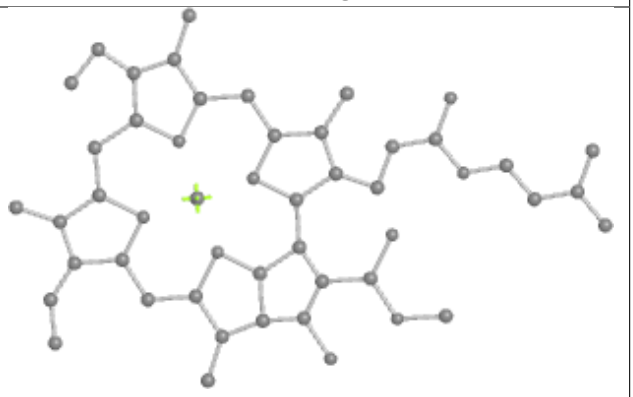

Rings

Ligand PEB hE 201

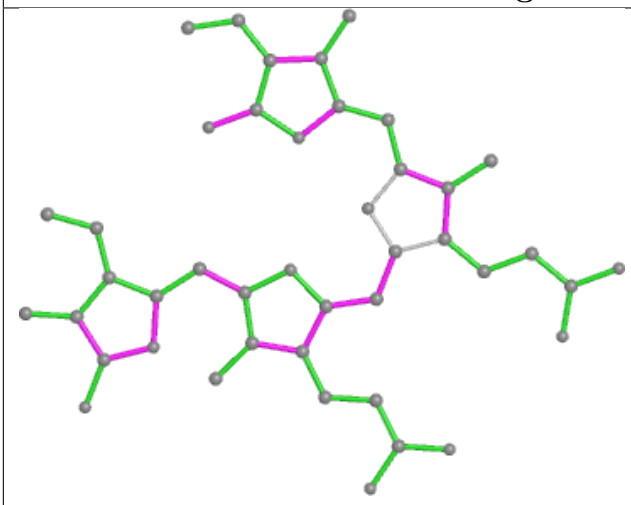

Bond lengths

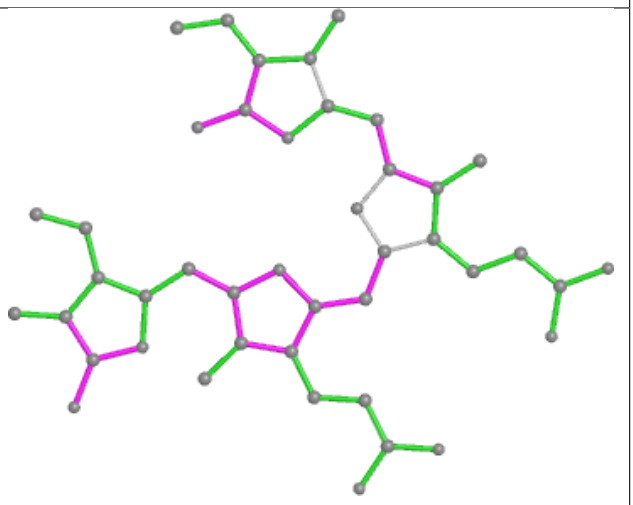

Bond angles

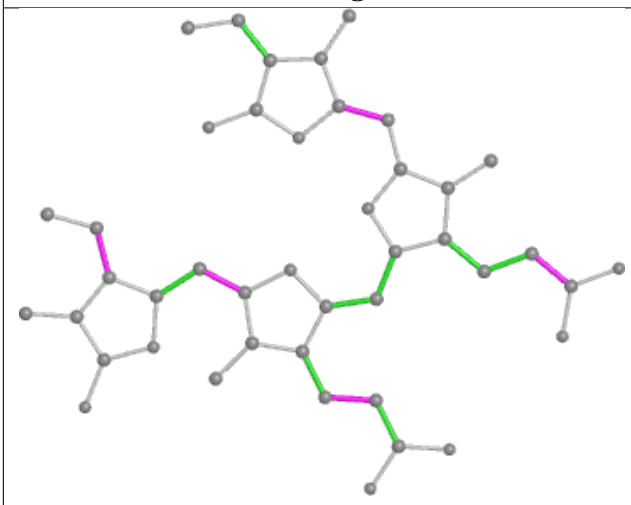

Torsions

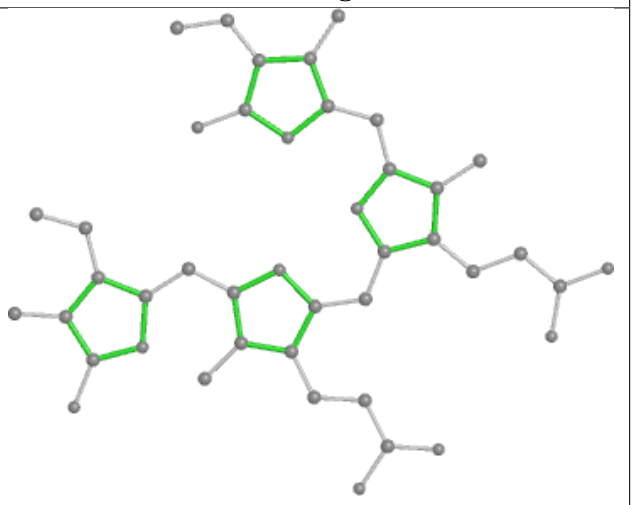

Rings

Ligand CLA 4N 605

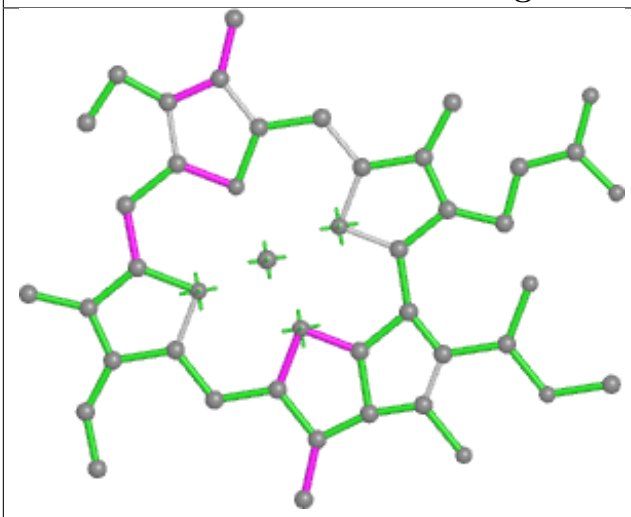

Bond lengths

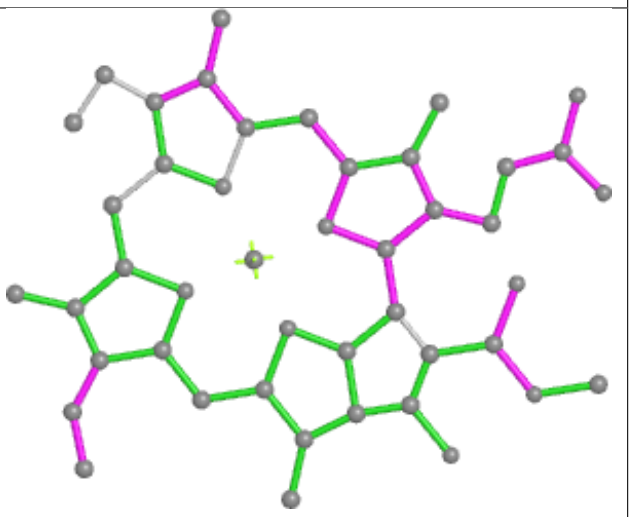

Bond angles

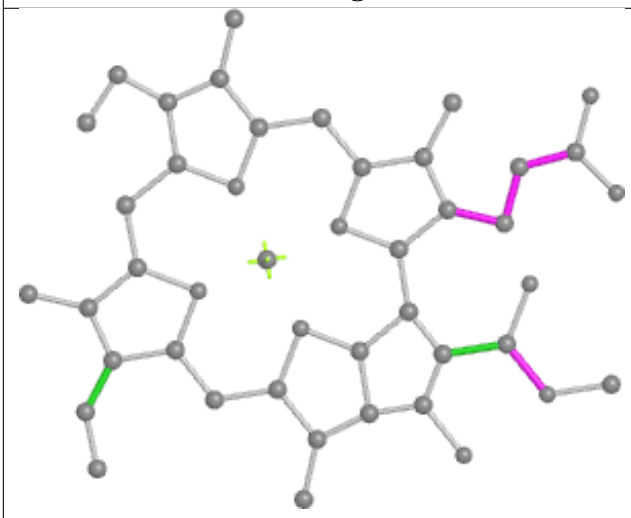

Torsions

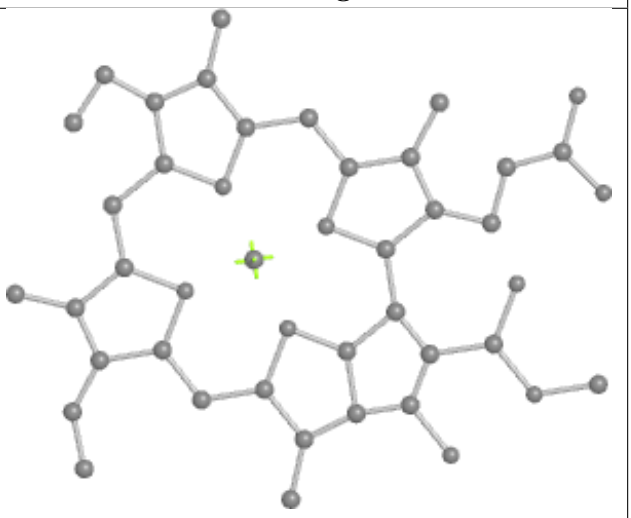

Rings

Ligand CLA B2 826

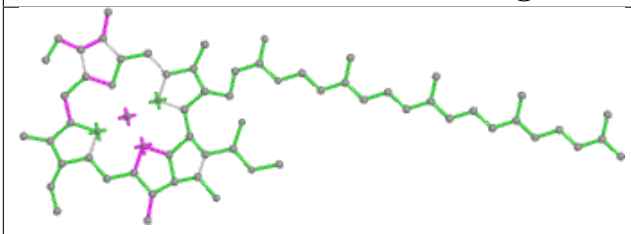

Bond lengths

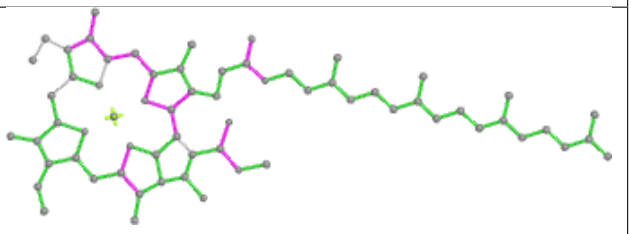

Bond angles

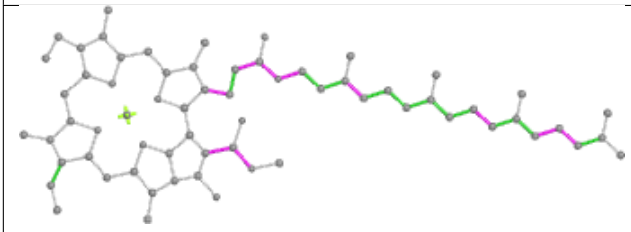

Torsions

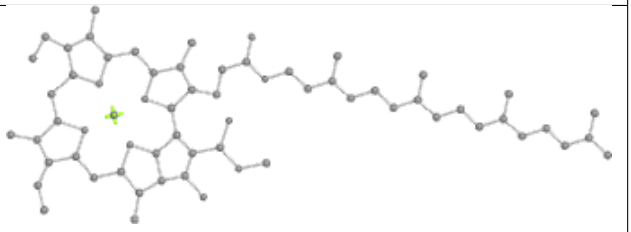

Rings

Ligand CLA 82 308

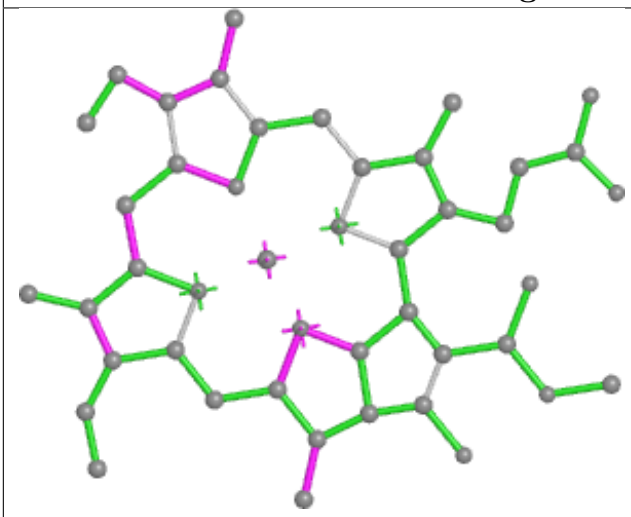

Bond lengths

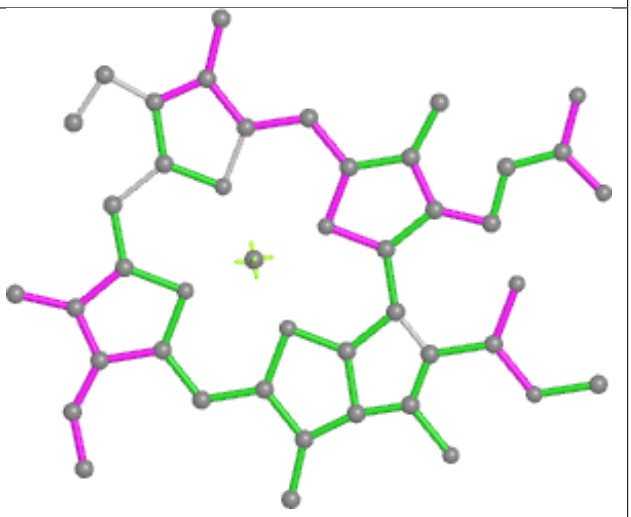

Bond angles

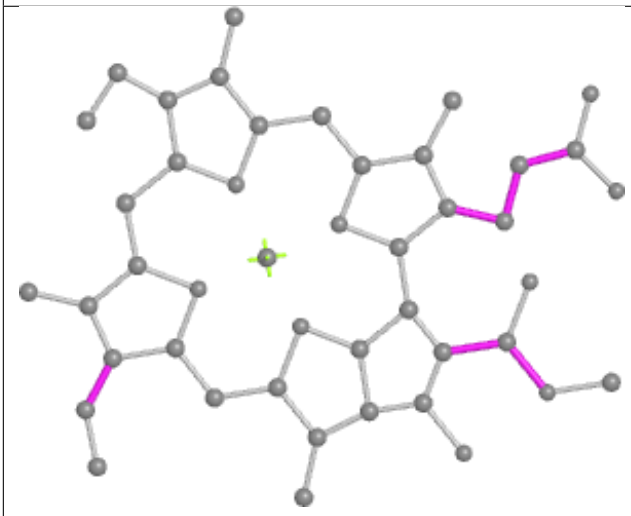

Torsions

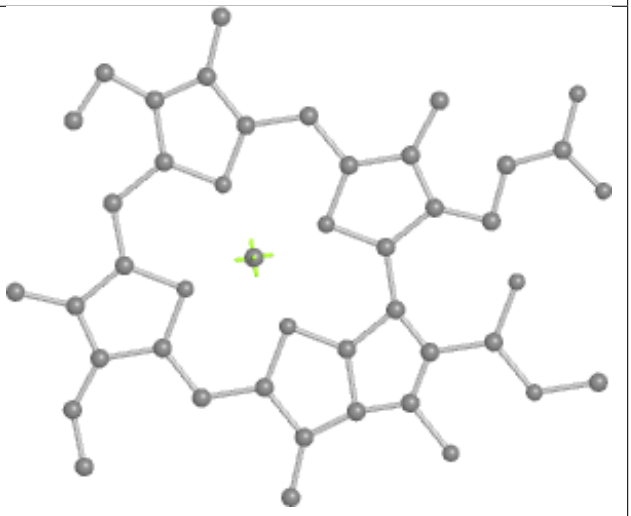

Rings

Ligand PEB HI 201

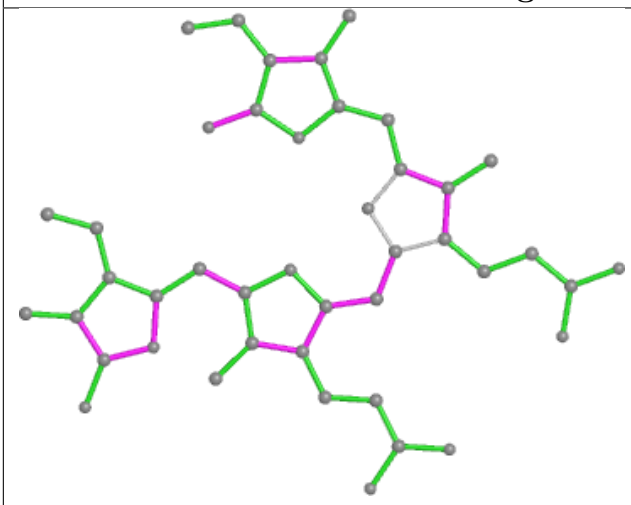

Bond lengths

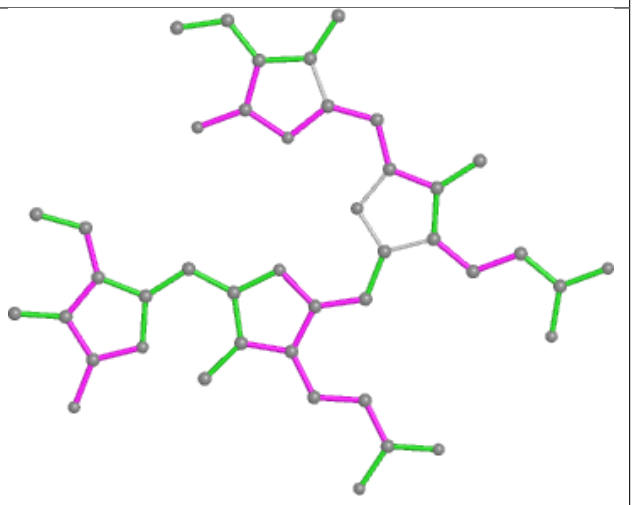

Bond angles

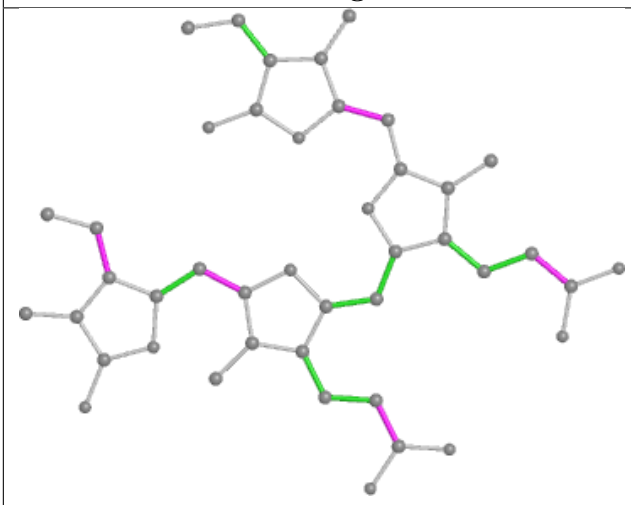

Torsions

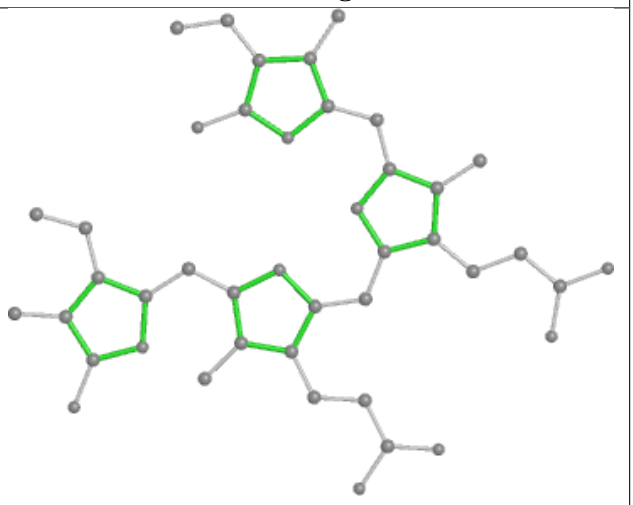

Rings

Ligand PEB WM 202

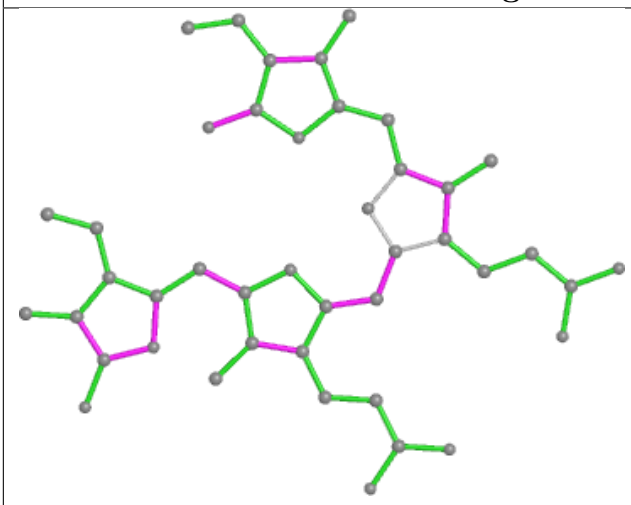

Bond lengths

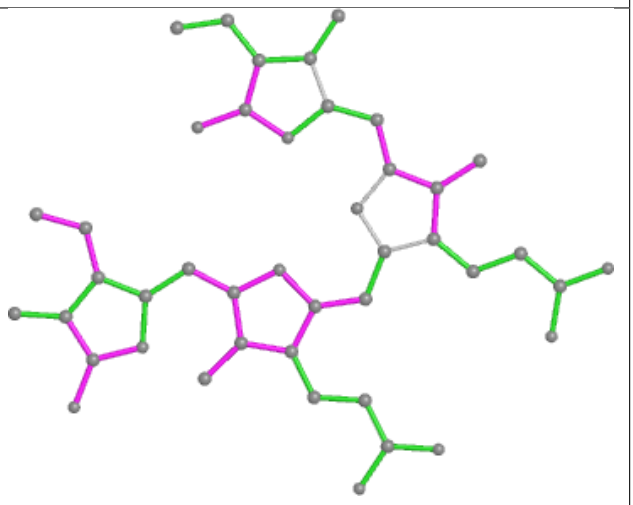

Bond angles

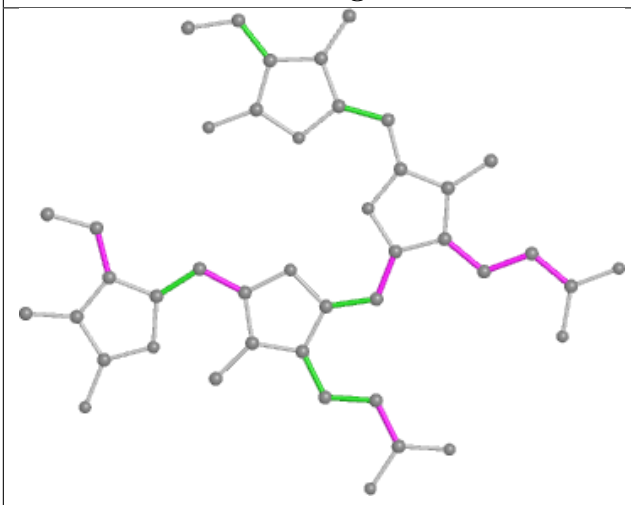

Torsions

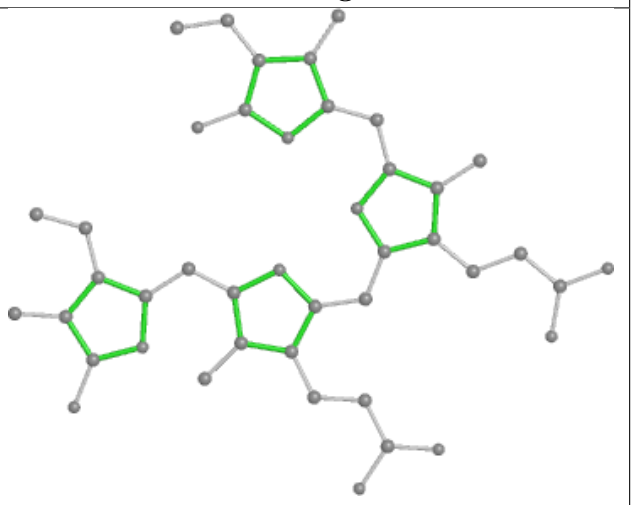

Rings

Ligand PEB KP 202

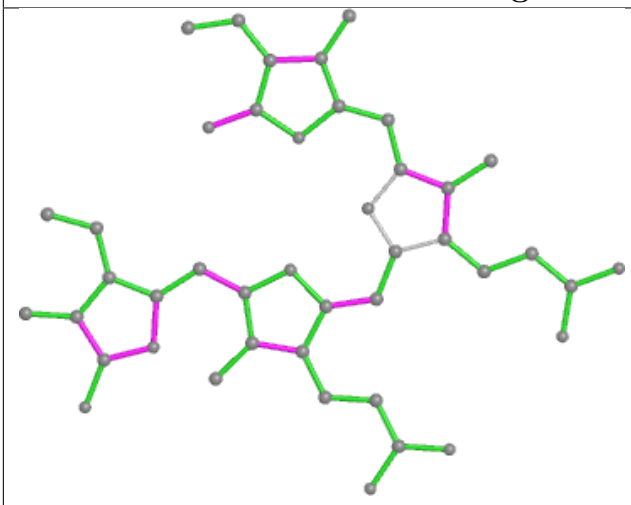

Bond lengths

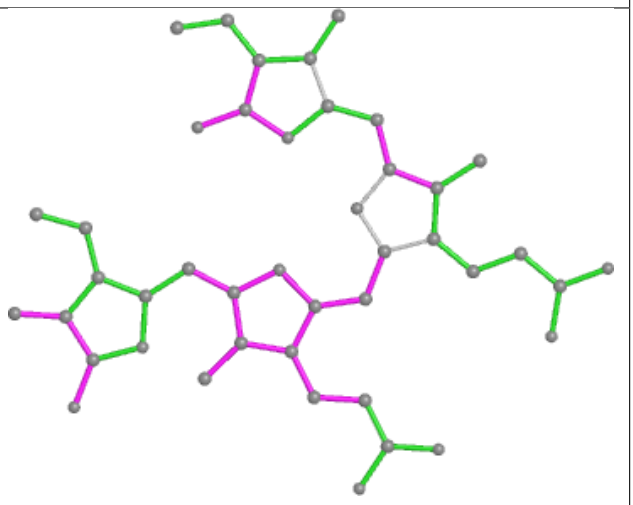

Bond angles

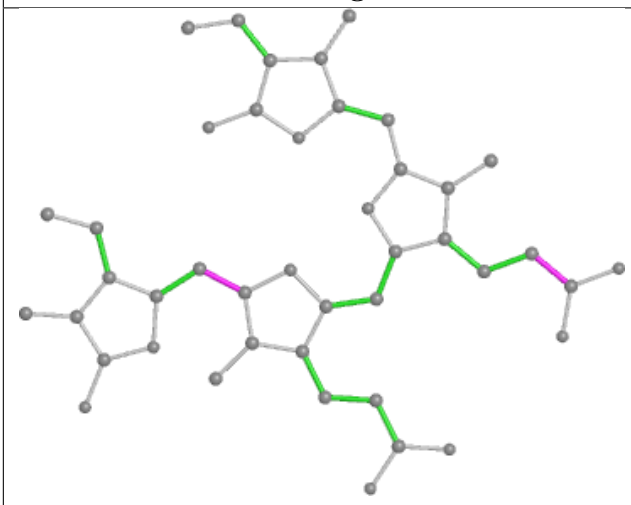

Torsions

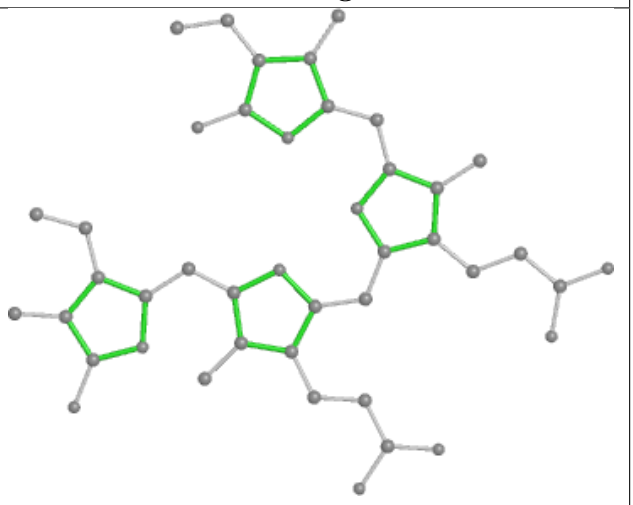

Rings

Ligand PEB NI 202

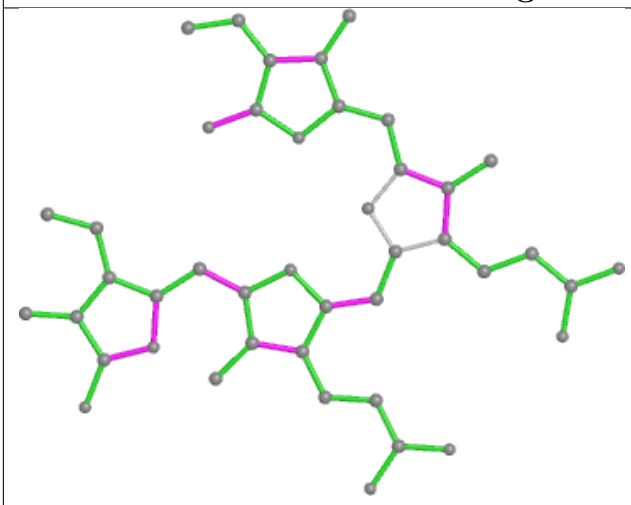

Bond lengths

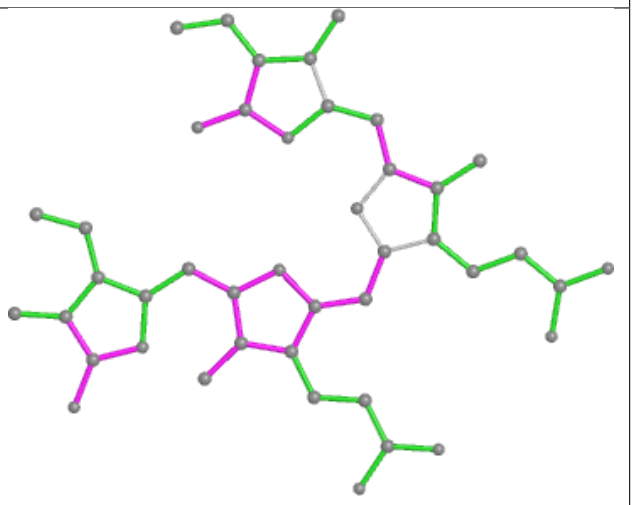

Bond angles

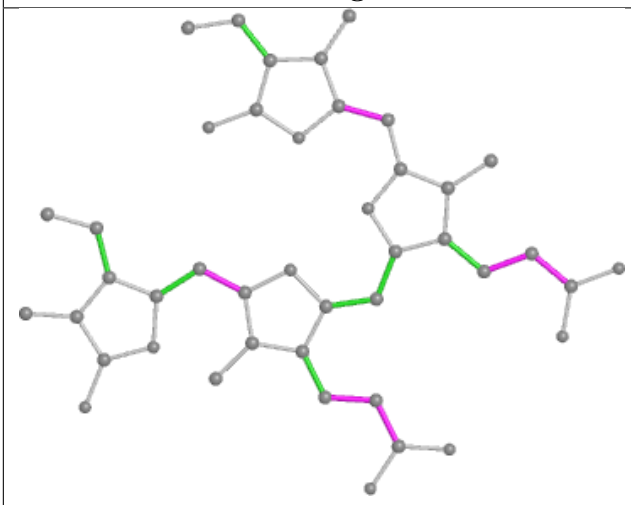

Torsions

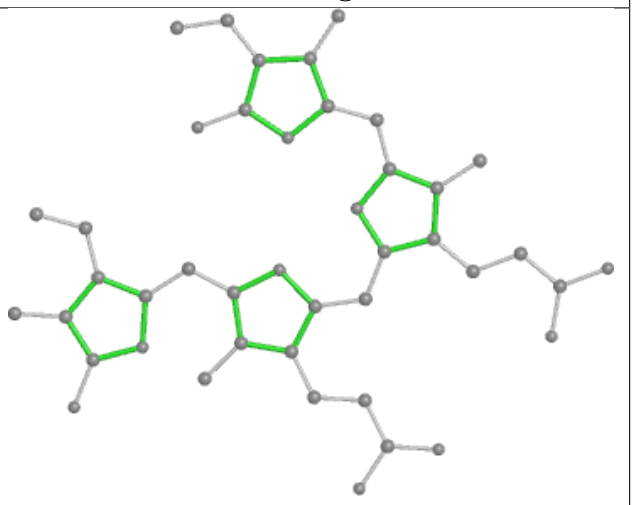

Rings

Ligand PEB NH 1002

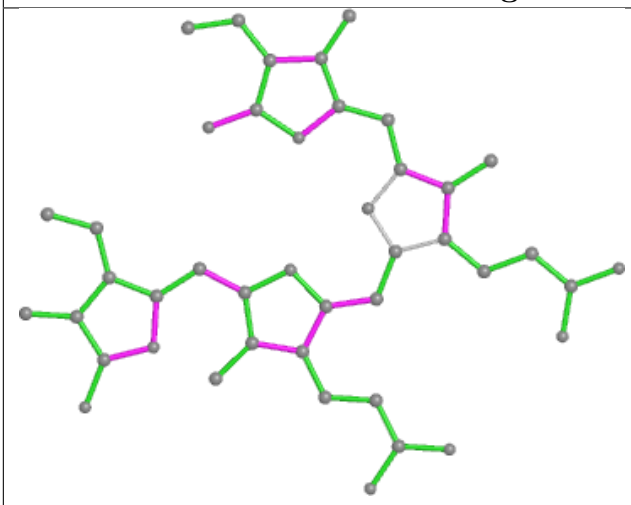

Bond lengths

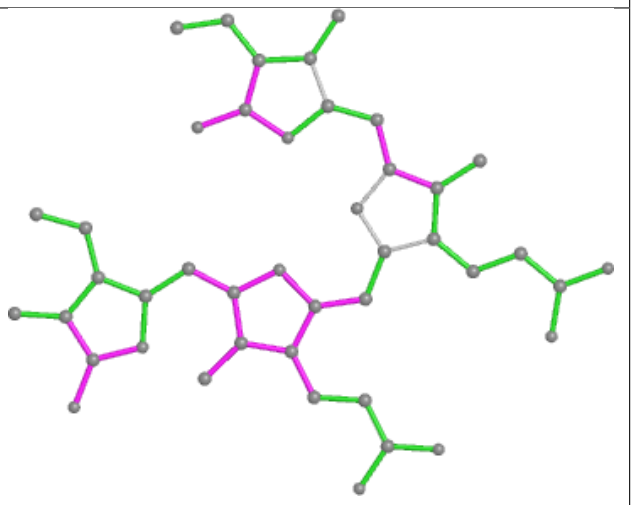

Bond angles

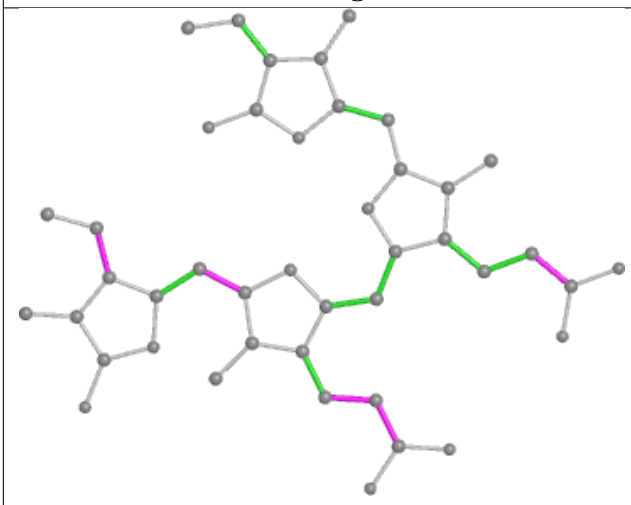

Torsions

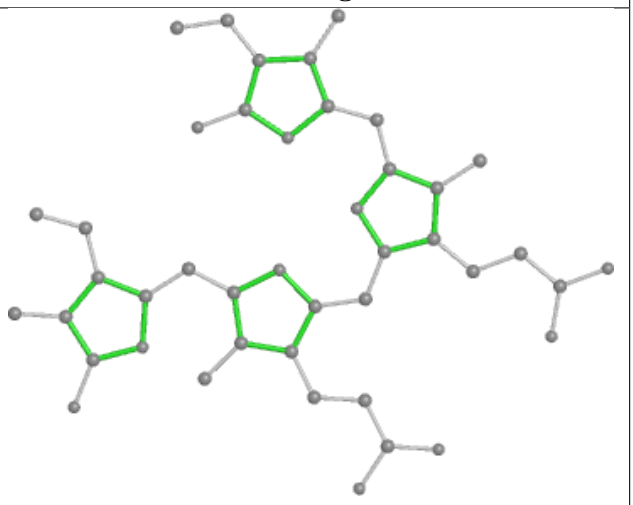

Rings

Ligand PEB UO 202

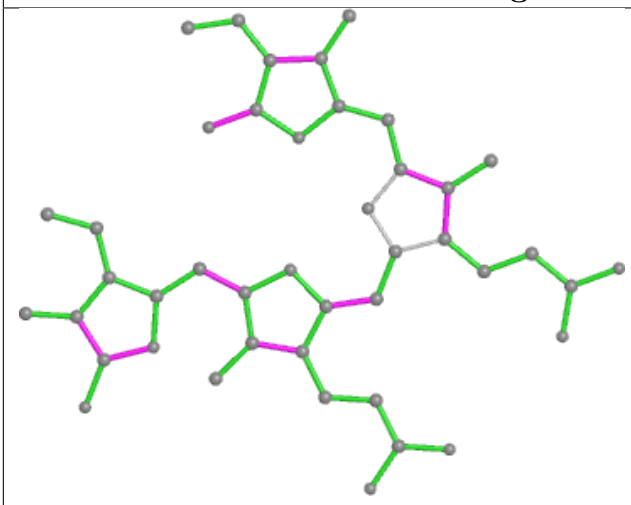

Bond lengths

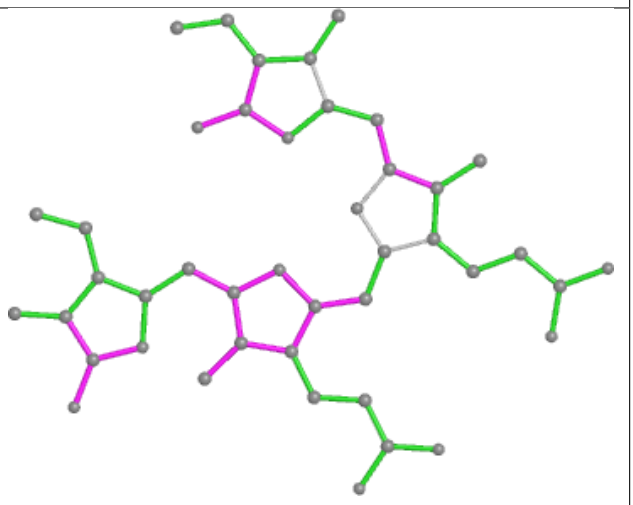

Bond angles

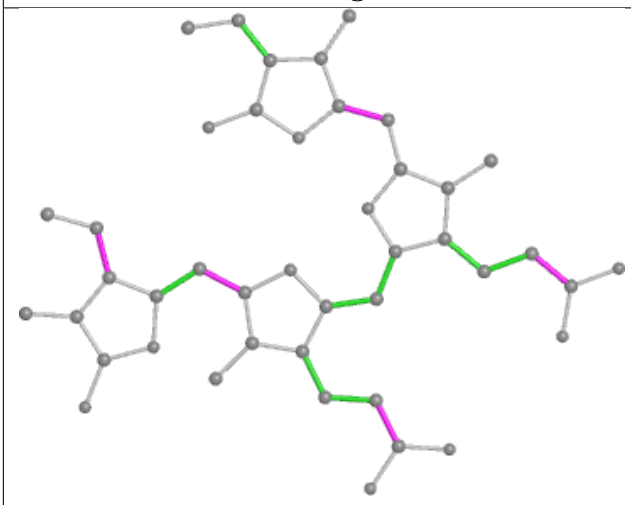

Torsions

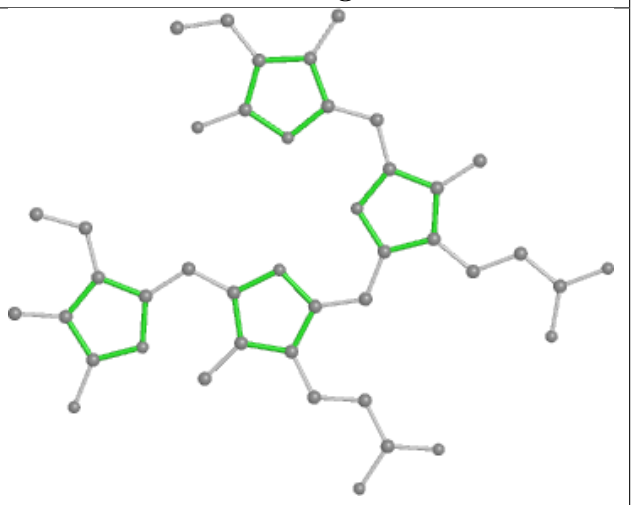

Rings

Ligand PEB K5 202

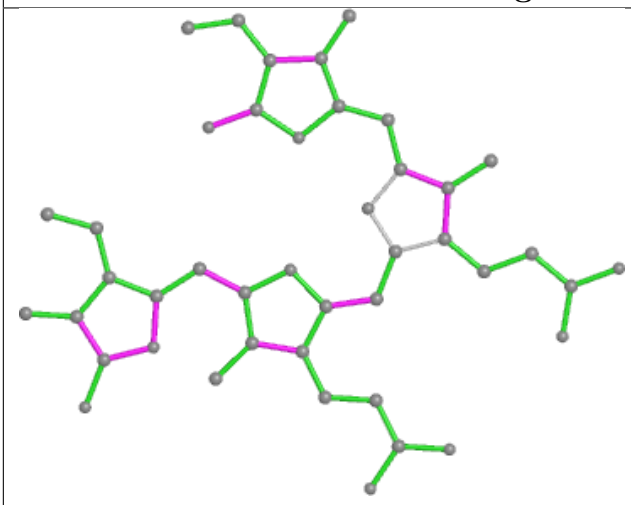

Bond lengths

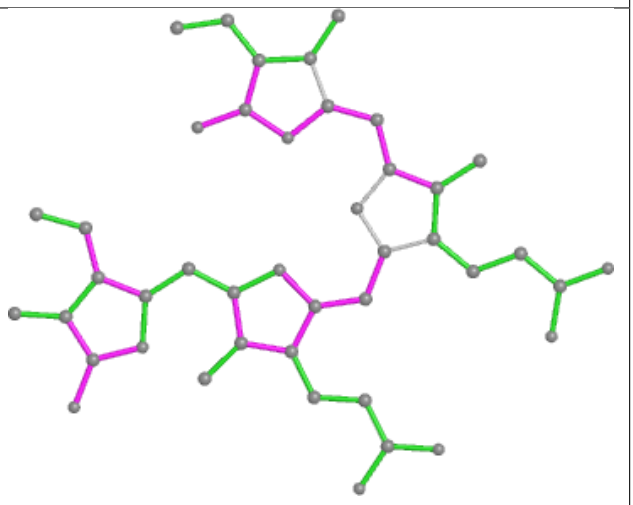

Bond angles

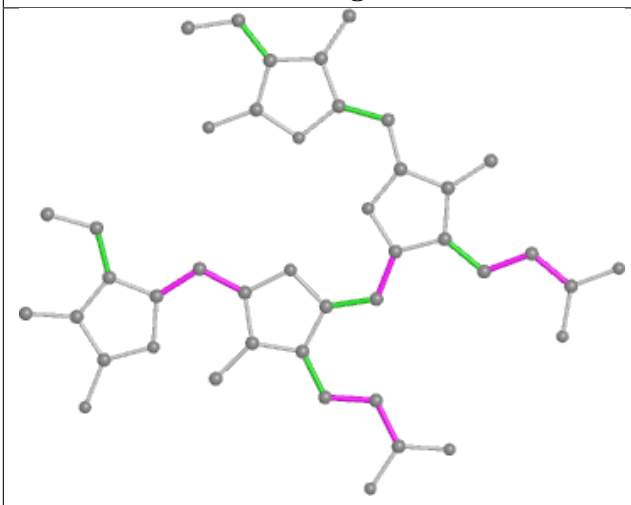

Torsions

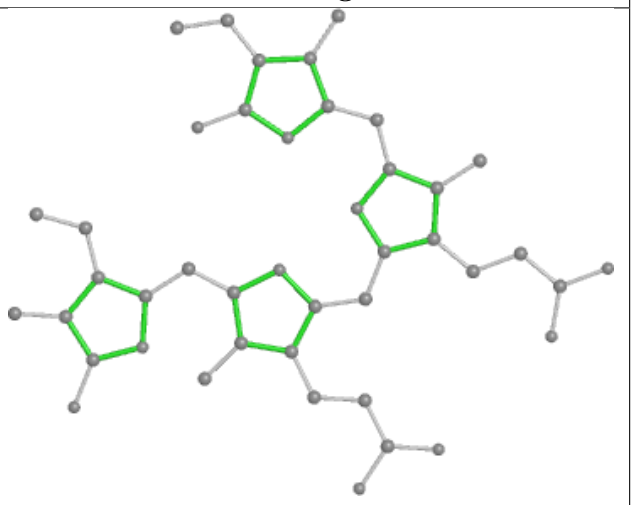

Rings

Ligand PEB DB 203

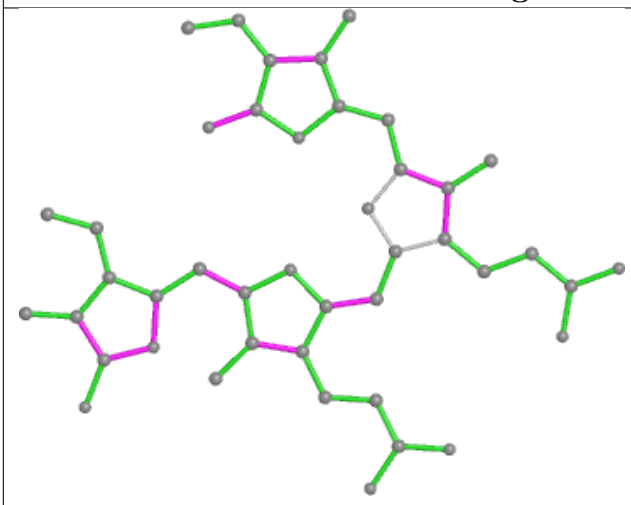

Bond lengths

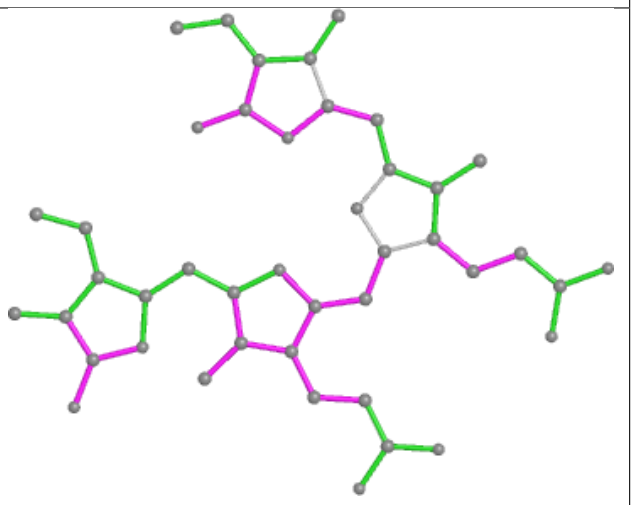

Bond angles

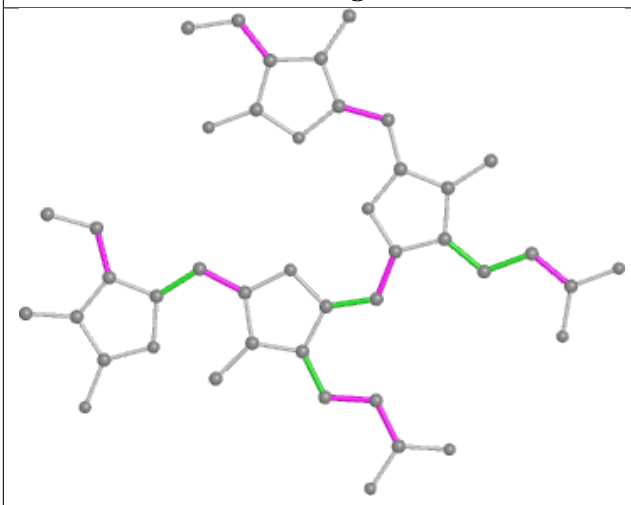

Torsions

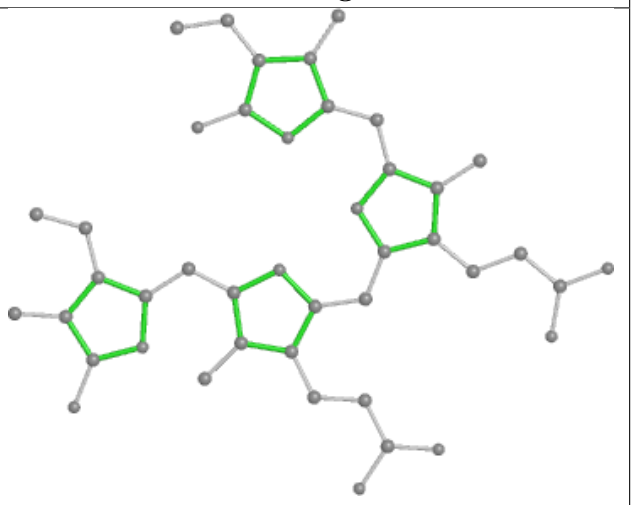

Rings

Ligand PEB eE 201

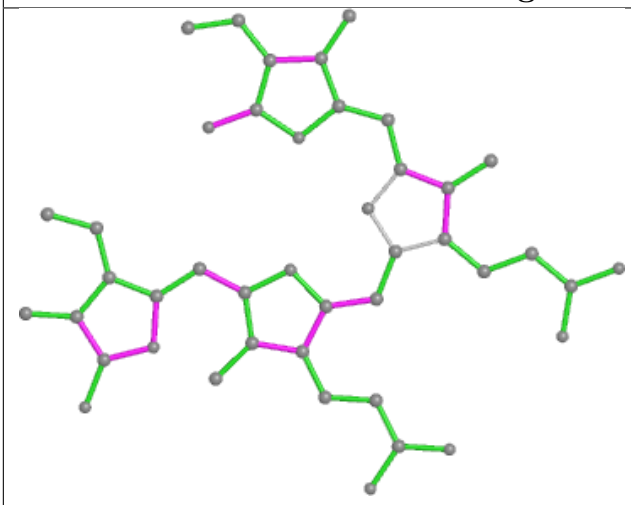

Bond lengths

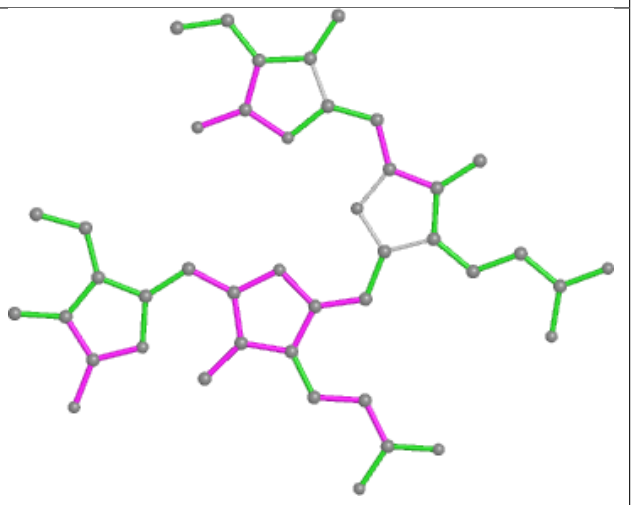

Bond angles

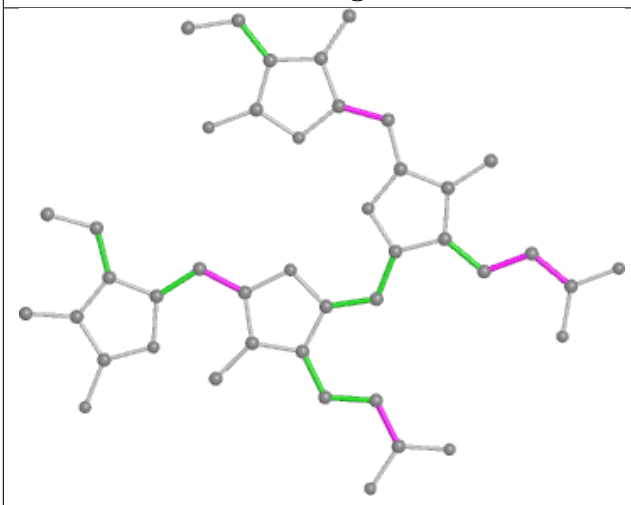

Torsions

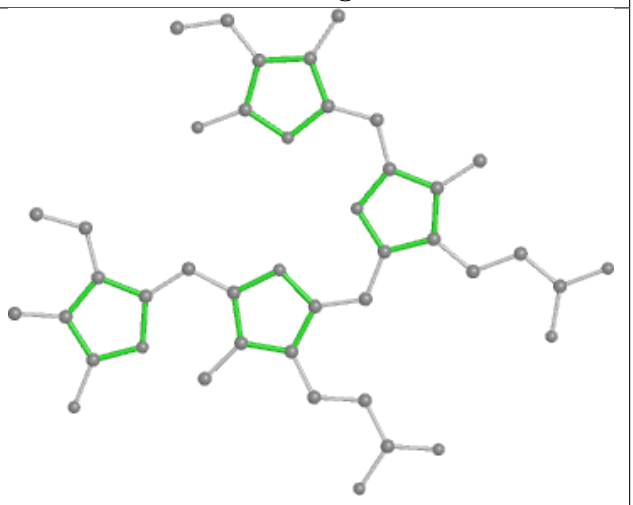

Rings

Ligand PEB XD 201

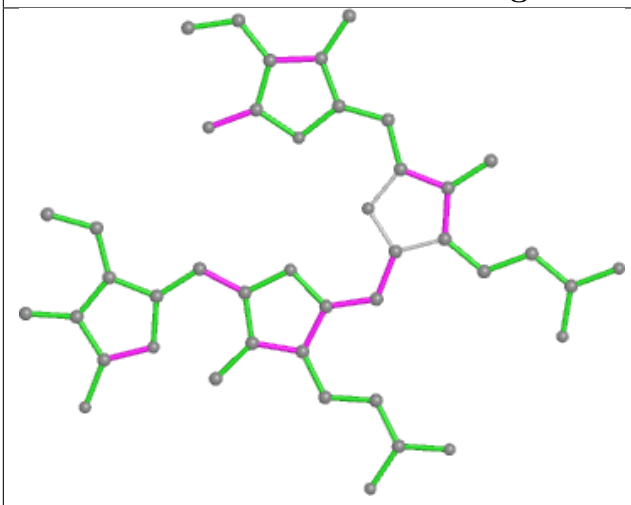

Bond lengths

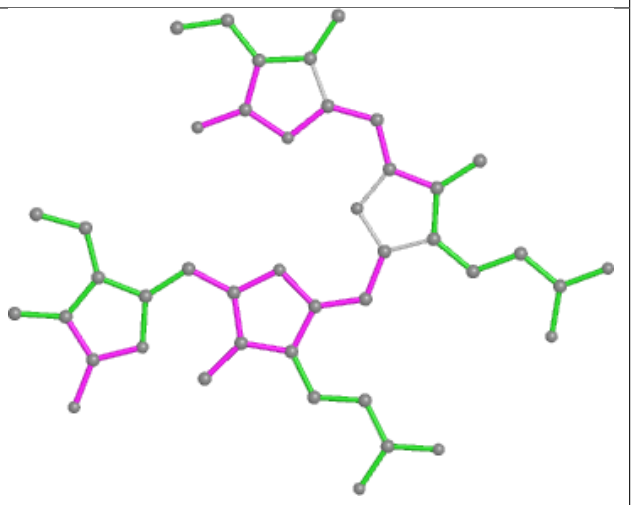

Bond angles

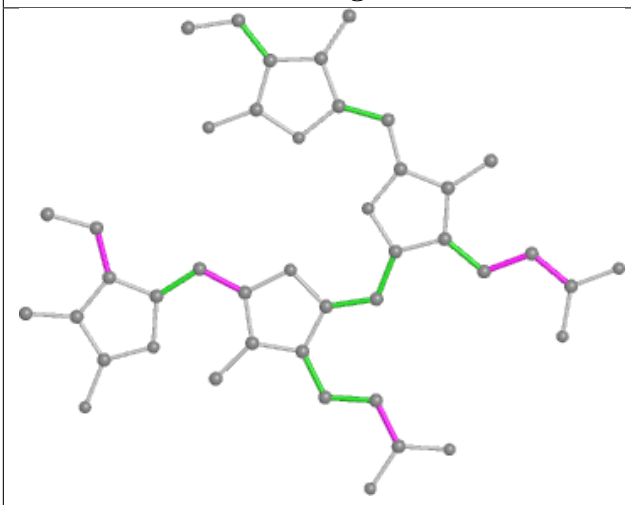

Torsions

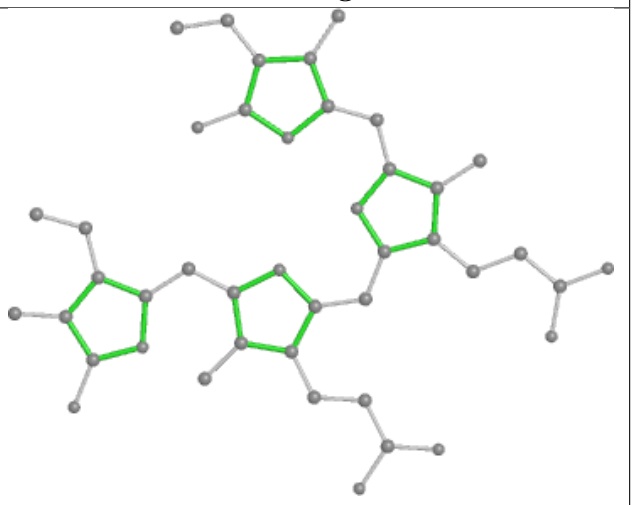

Rings

Ligand PEB KJ 203

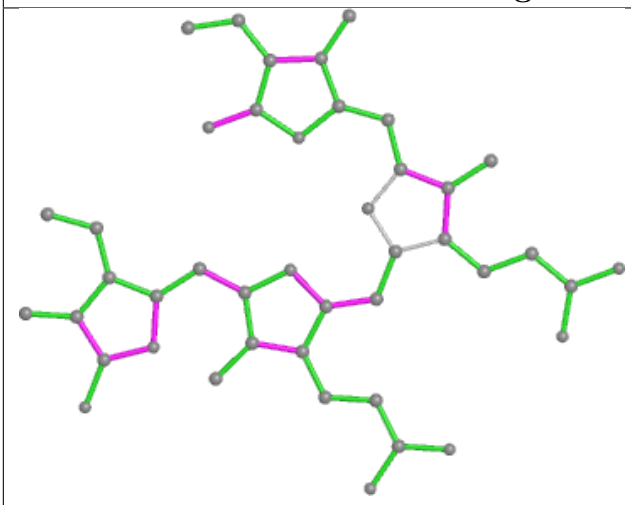

Bond lengths

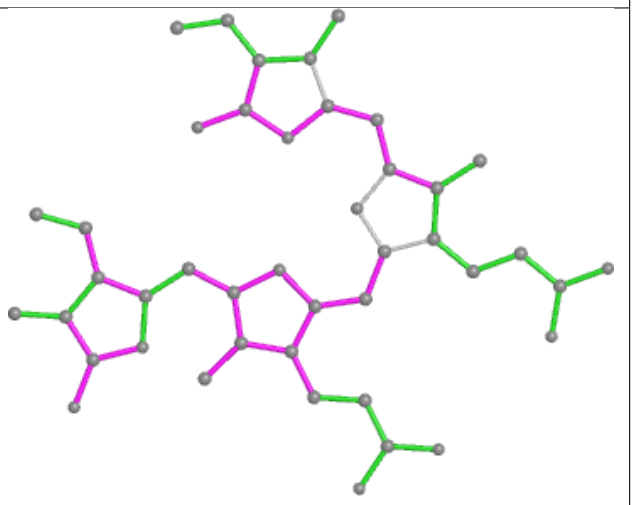

Bond angles

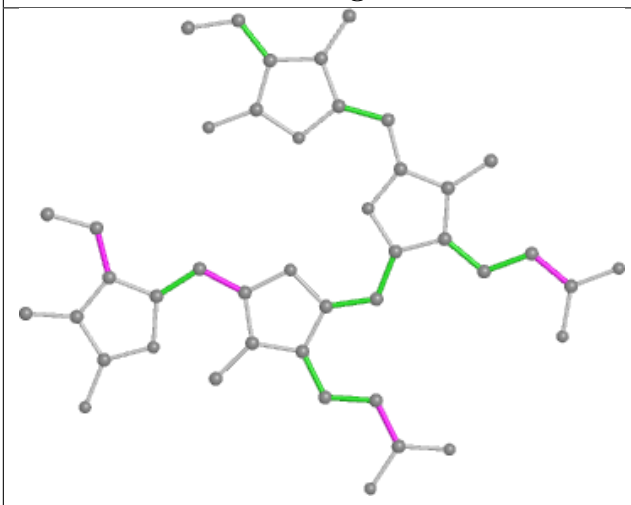

Torsions

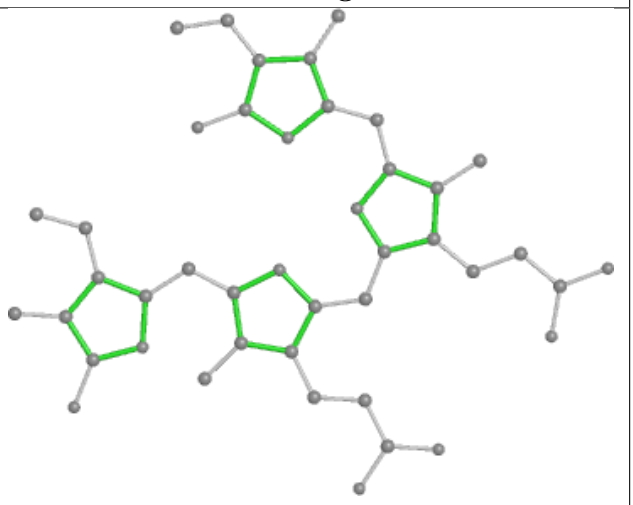

Rings

Ligand PEB ZE 202

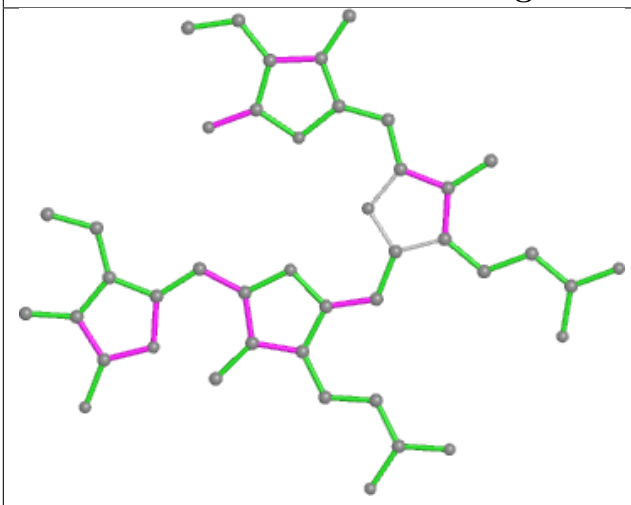

Bond lengths

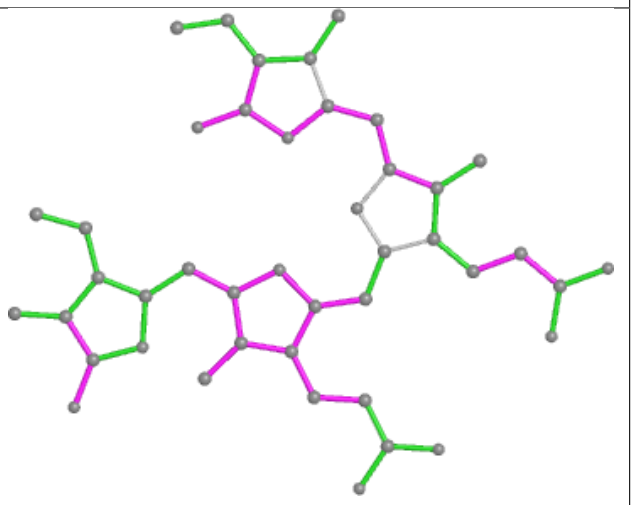

Bond angles

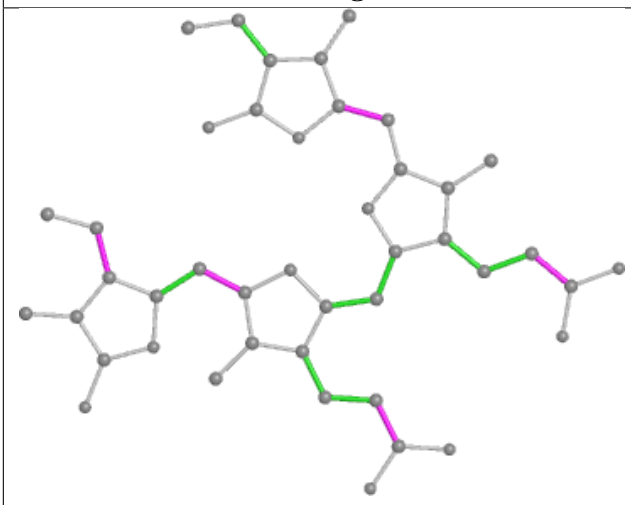

Torsions

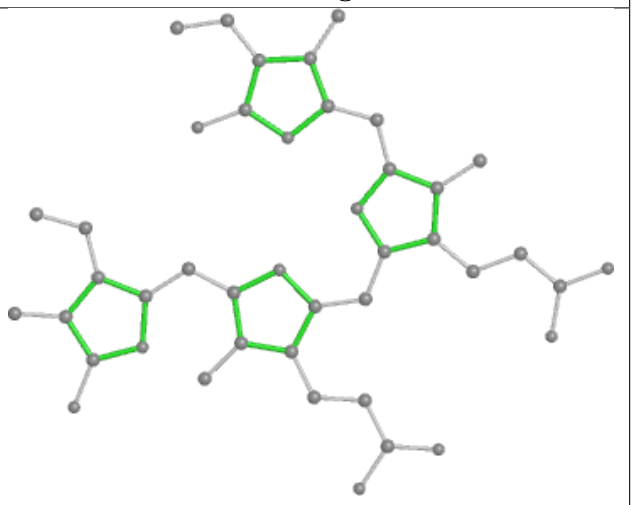

Rings

Ligand PEB BD 203

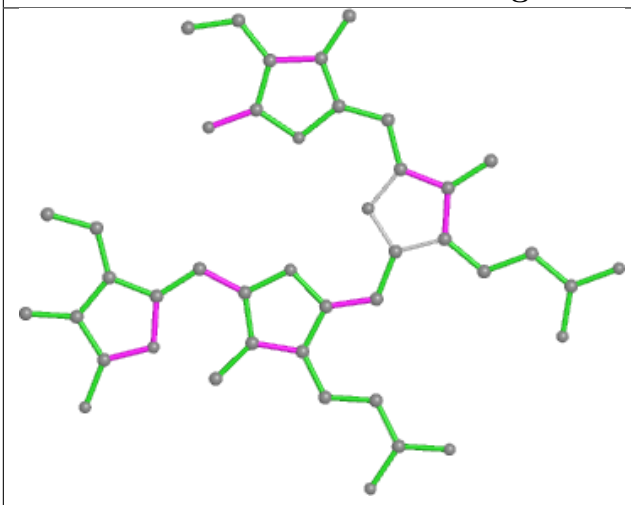

Bond lengths

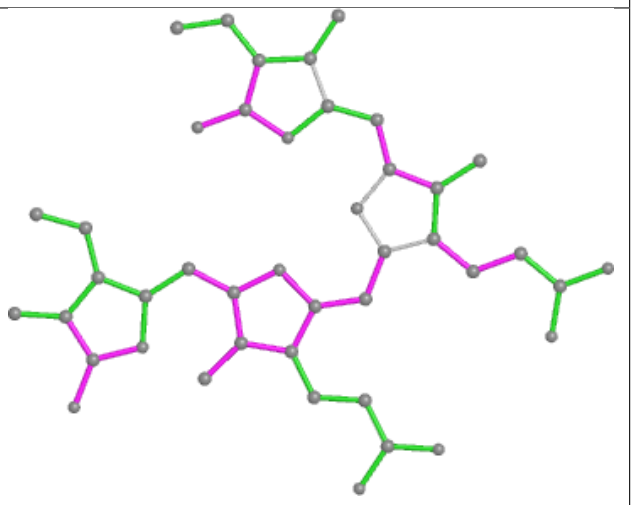

Bond angles

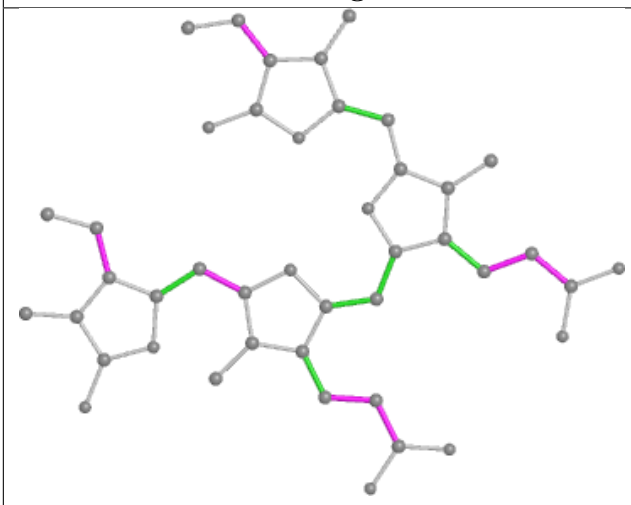

Torsions

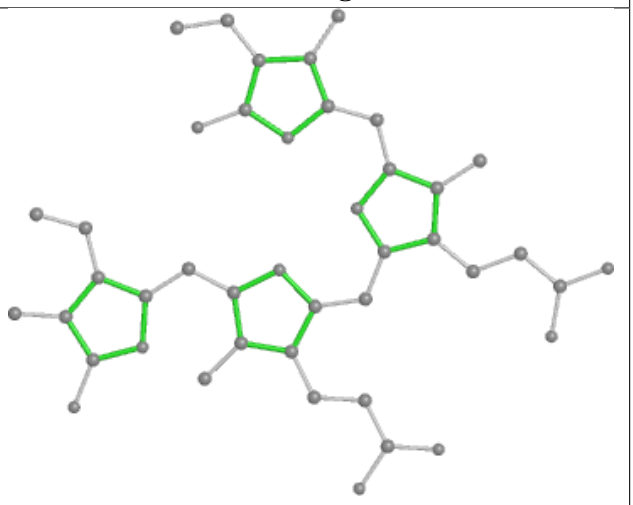

Rings

Ligand PEB AK 202

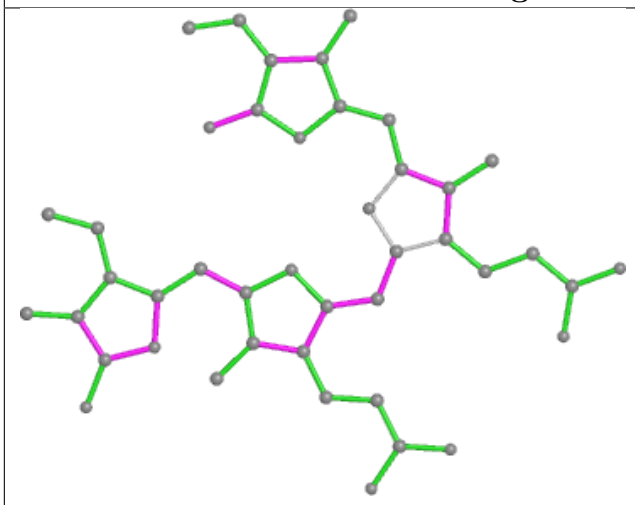

Bond lengths

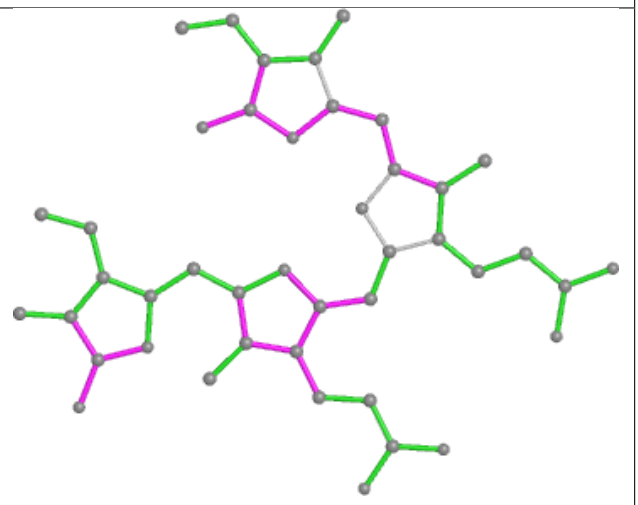

Bond angles

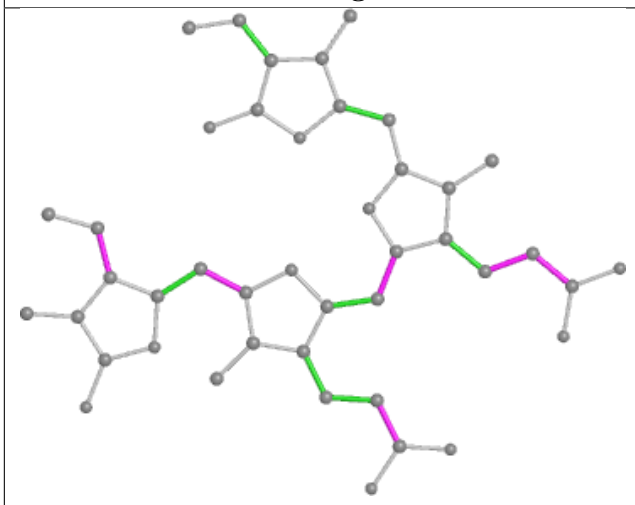

Torsions

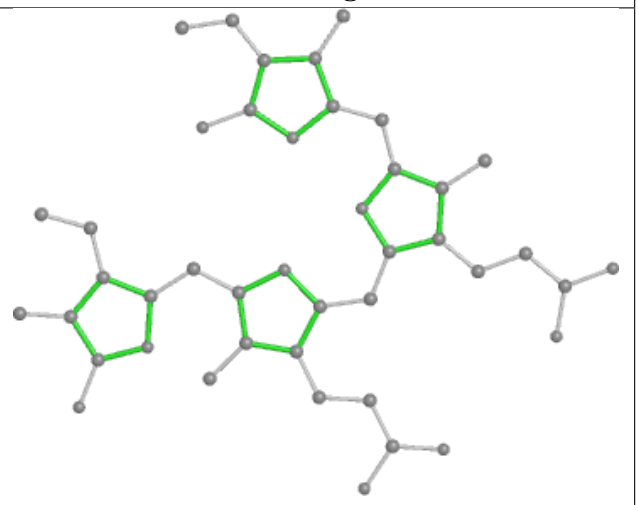

Rings

Ligand PEB M5 304

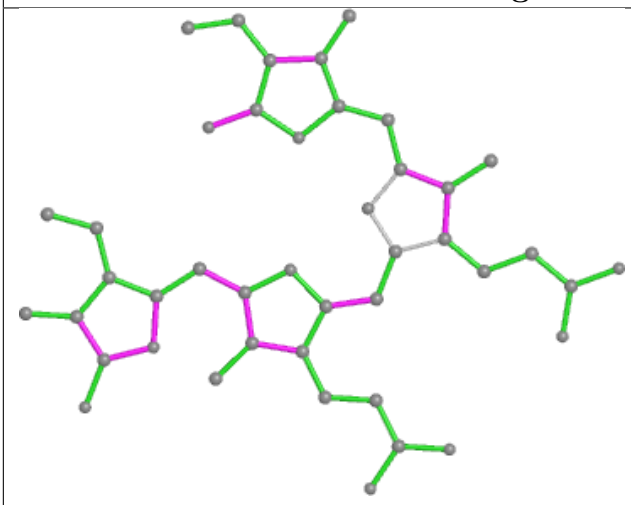

Bond lengths

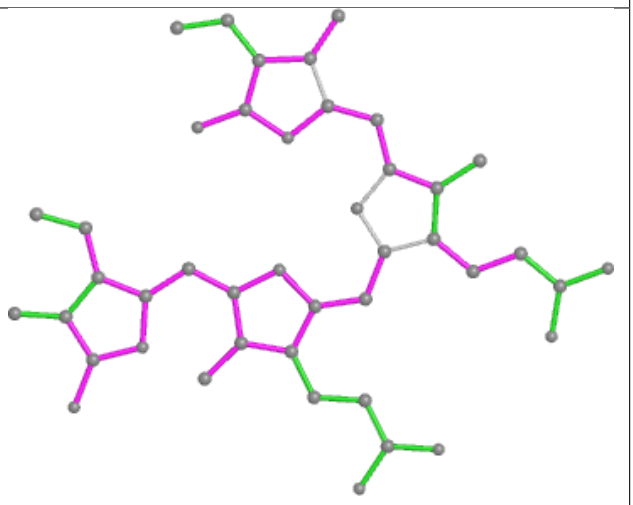

Bond angles

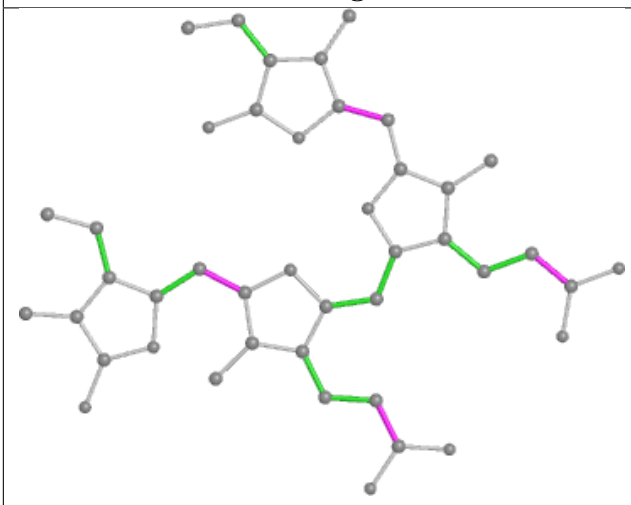

Torsions

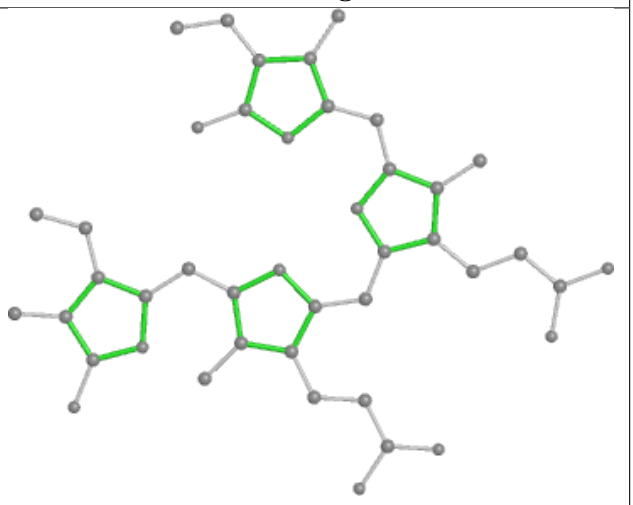

Rings

Ligand CLA B2 808

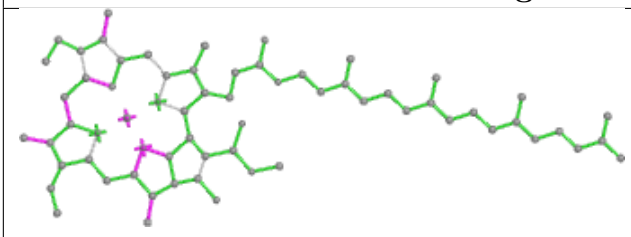

Bond lengths

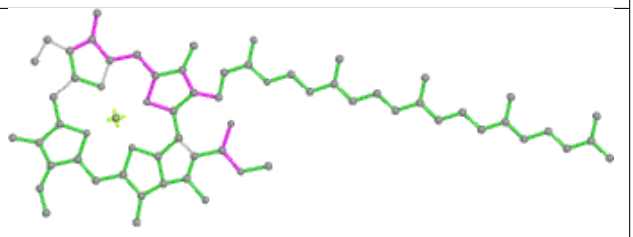

Bond angles

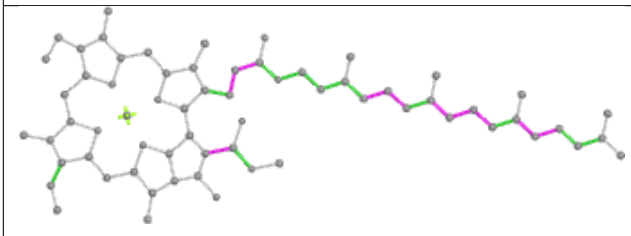

Torsions

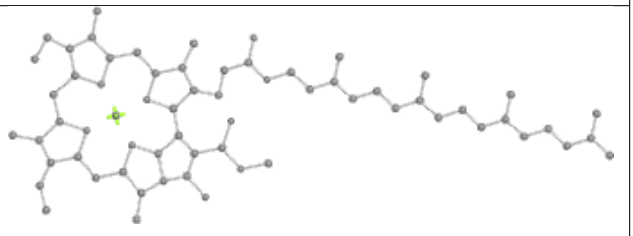

Rings

Ligand PEB mJ 202

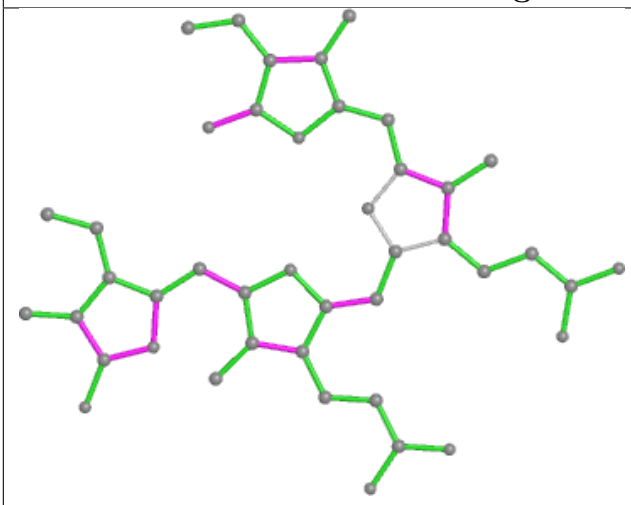

Bond lengths

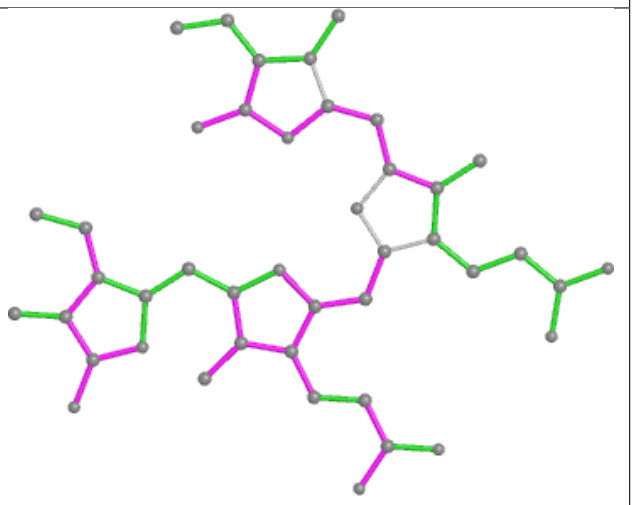

Bond angles

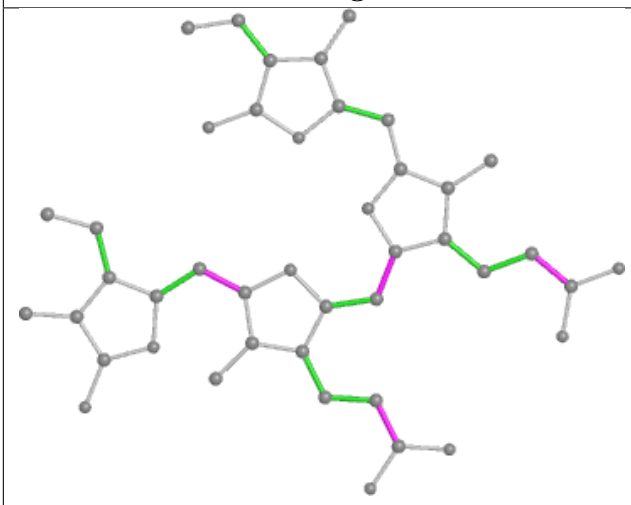

Torsions

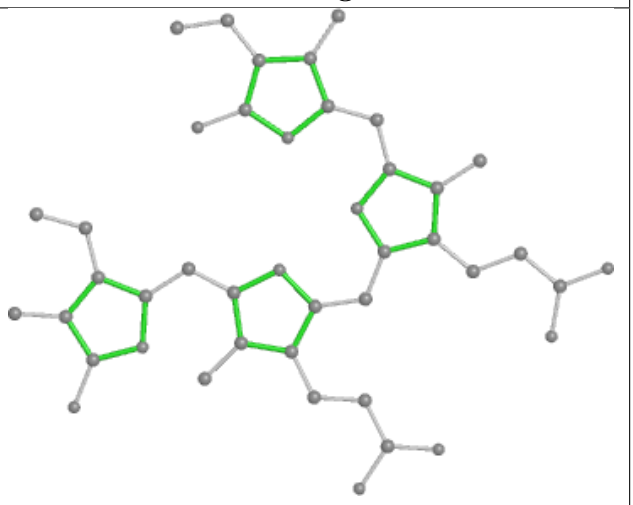

Rings

Ligand PEB JQ 203

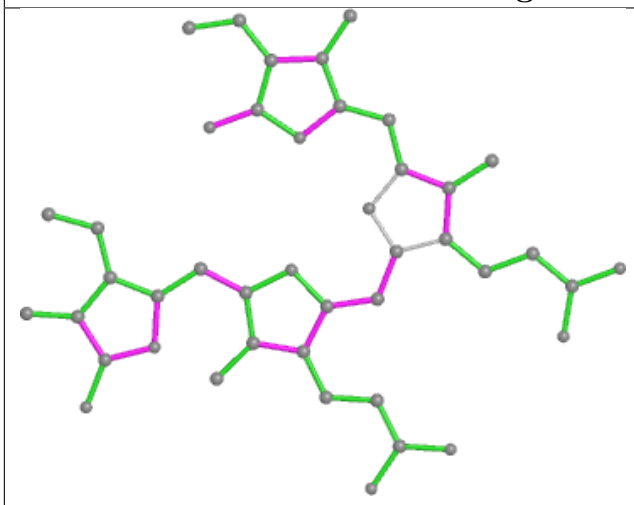

Bond lengths

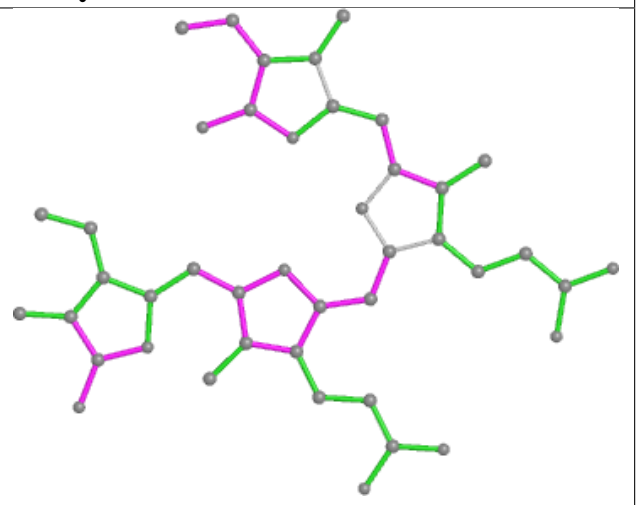

Bond angles

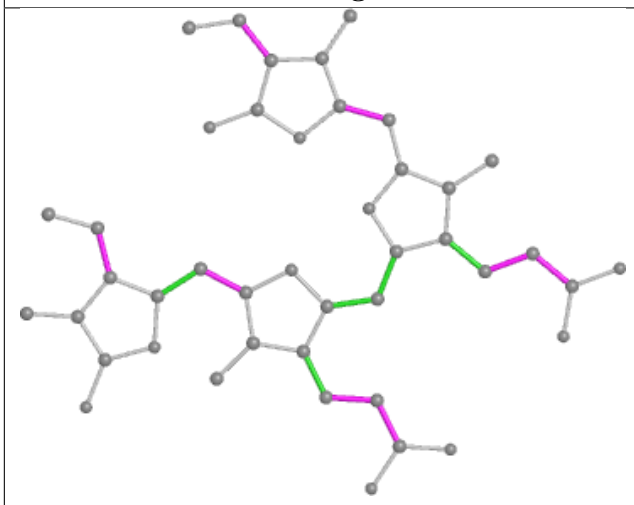

Torsions

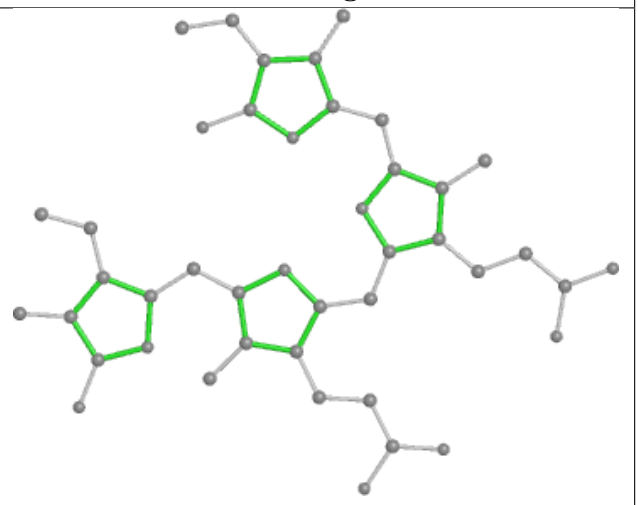

Rings

Ligand CLA FN 201

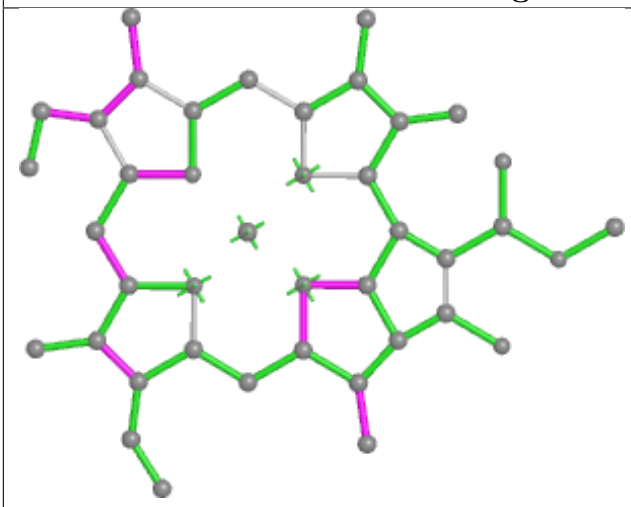

Bond lengths

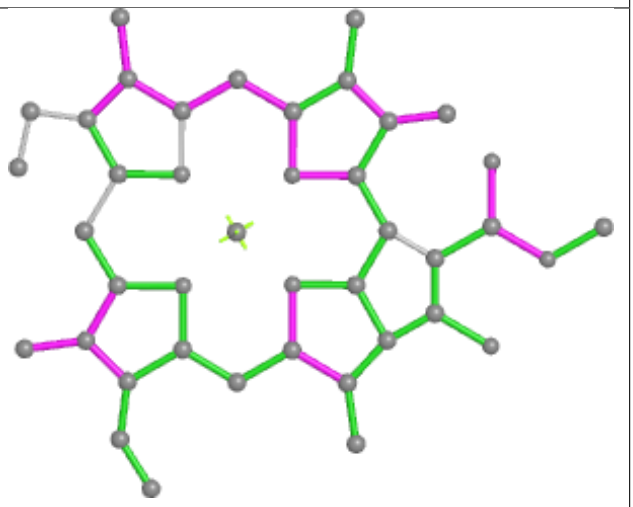

Bond angles

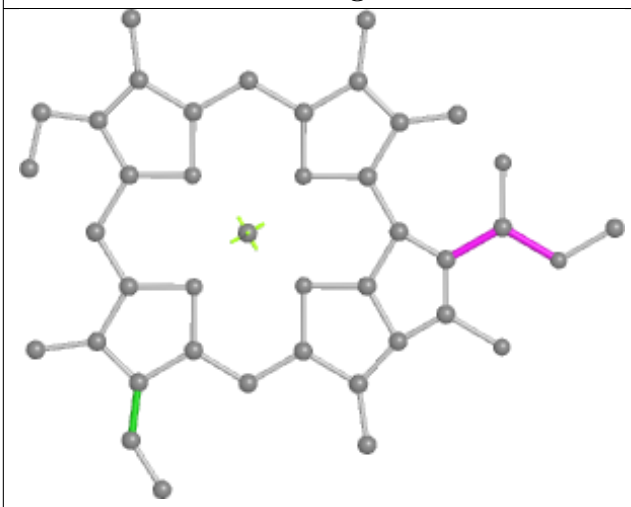

Torsions

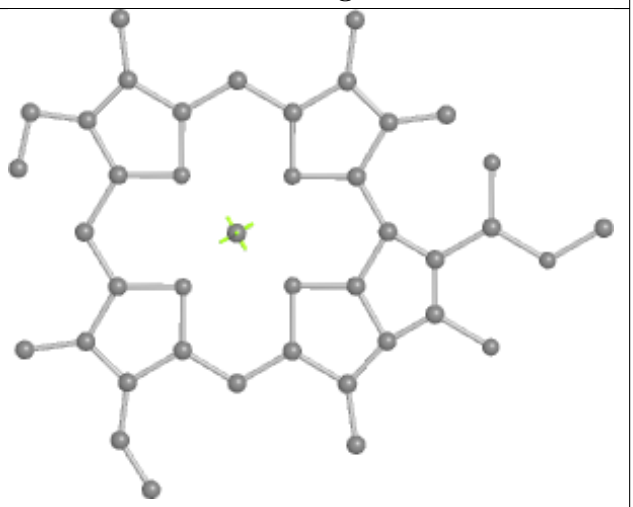

Rings

Ligand PEB VF 202

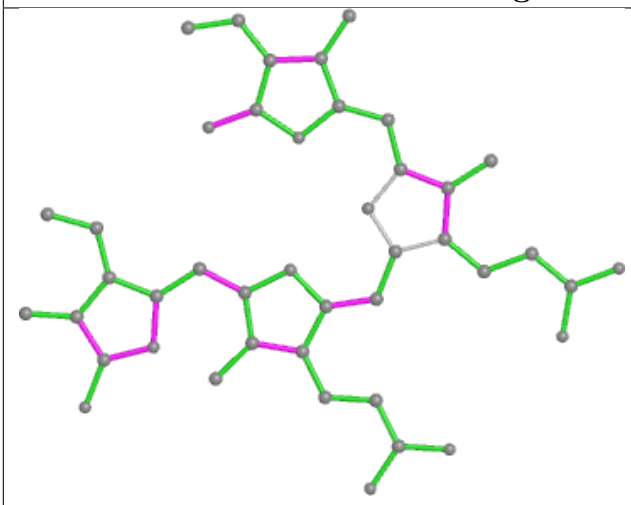

Bond lengths

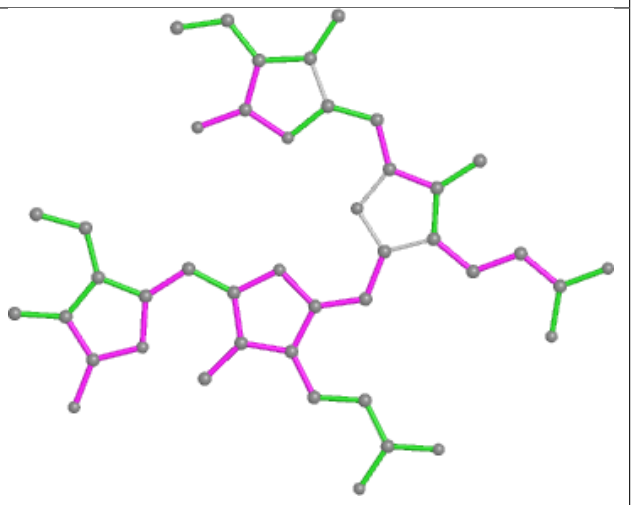

Bond angles

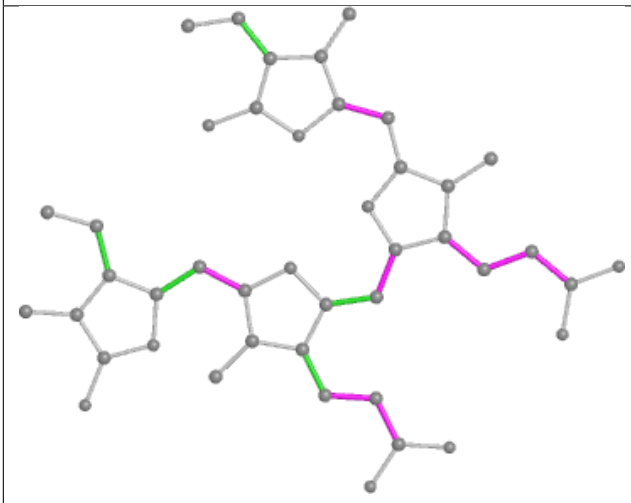

Torsions

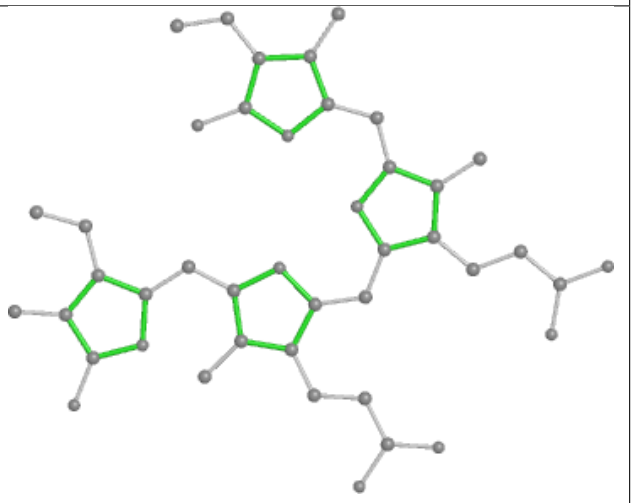

Rings

Ligand PEB V4 201

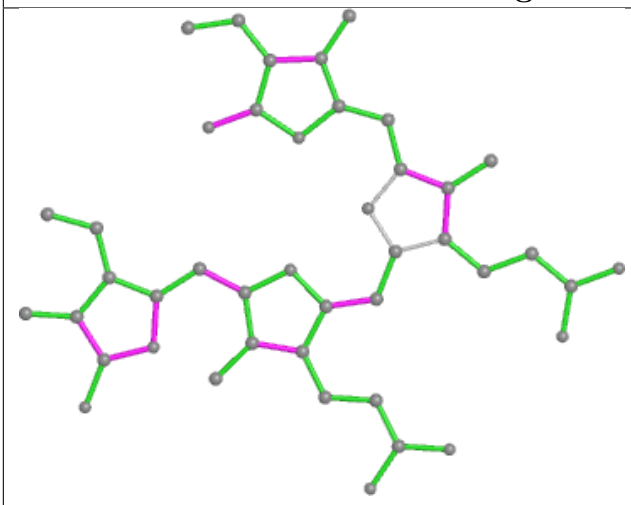

Bond lengths

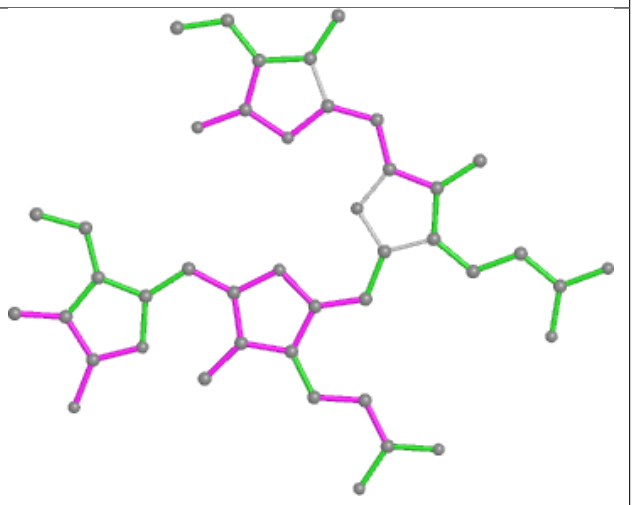

Bond angles

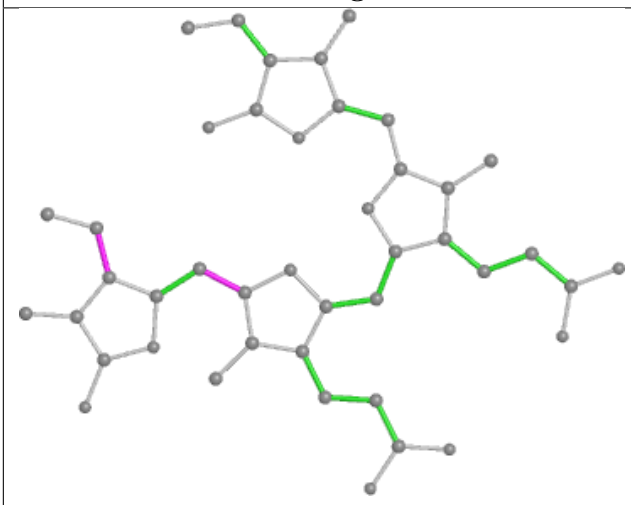

Torsions

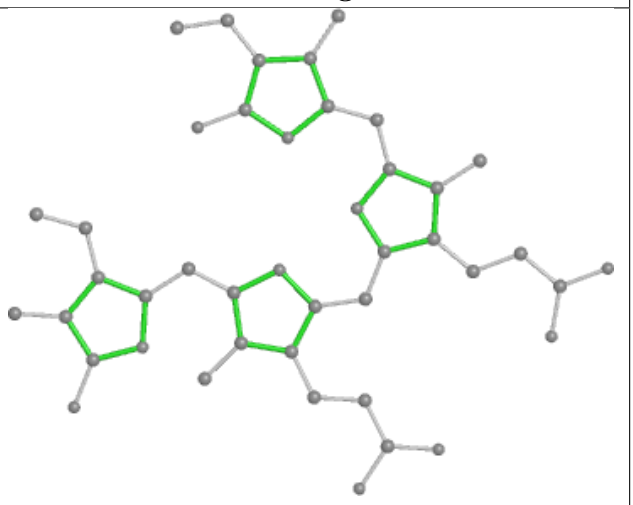

Rings

Ligand PEB aK 202

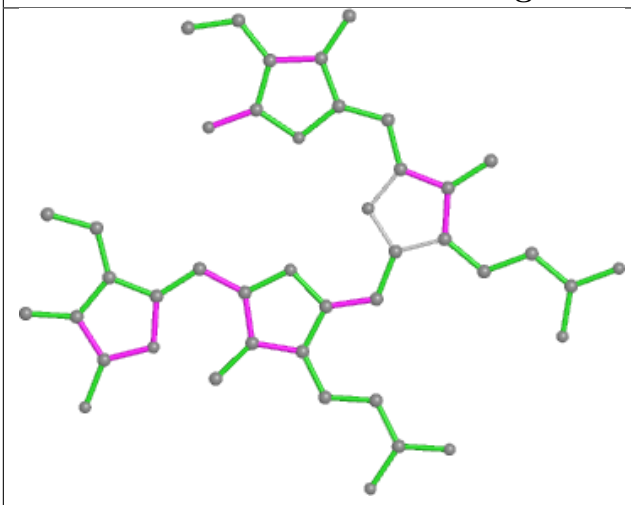

Bond lengths

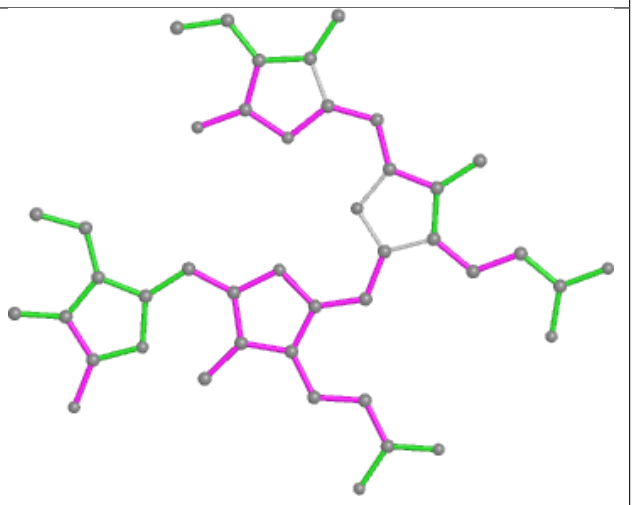

Bond angles

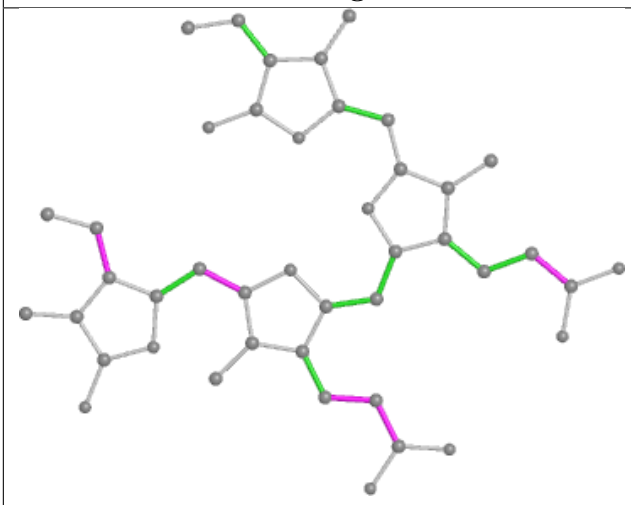

Torsions

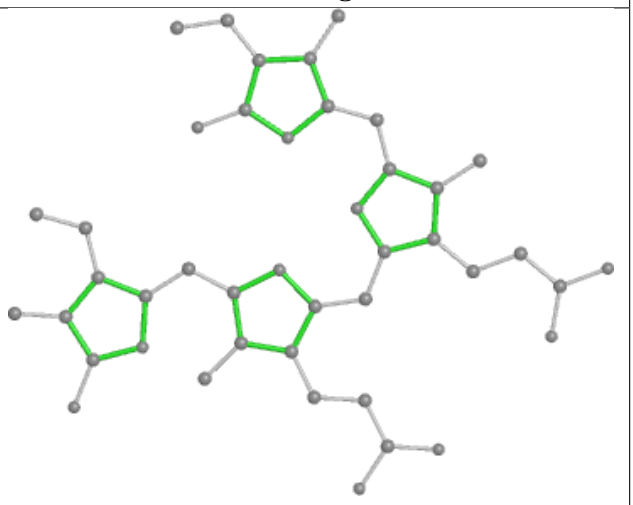

Rings

Ligand PEB TH 202

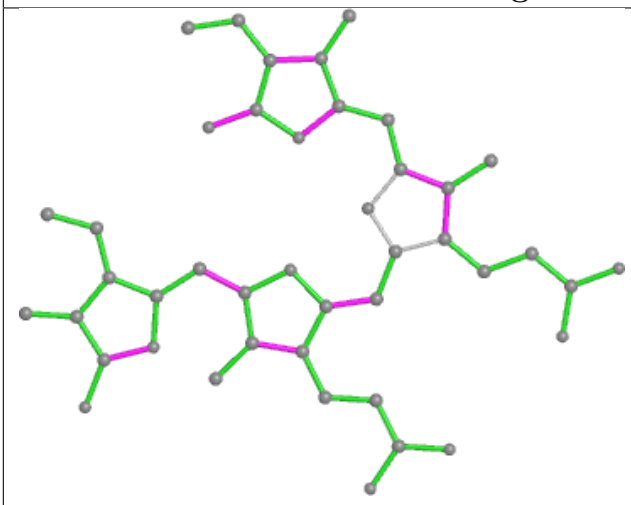

Bond lengths

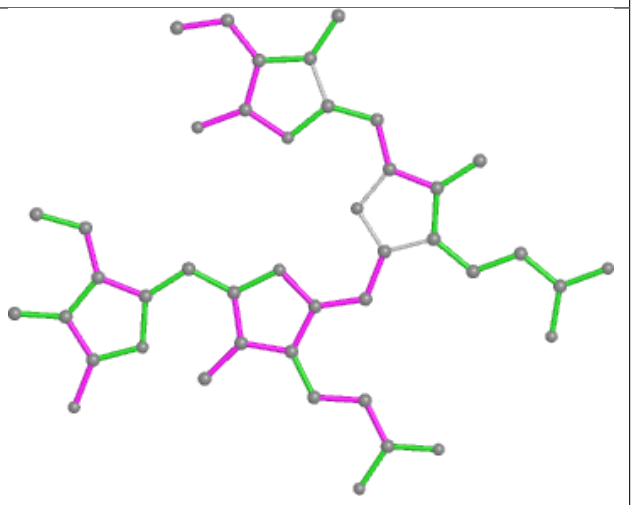

Bond angles

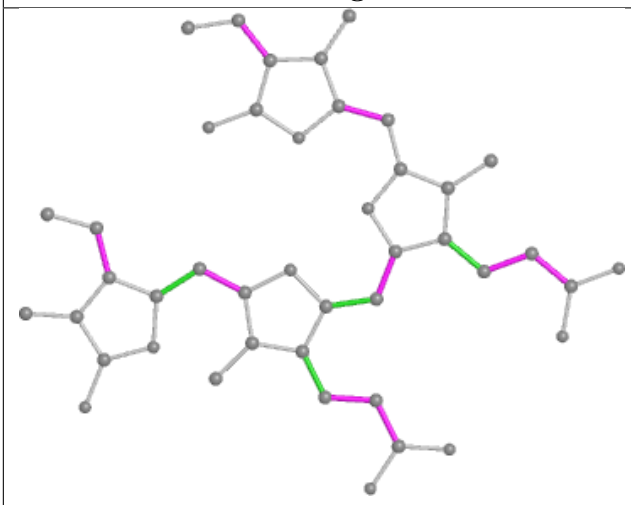

Torsions

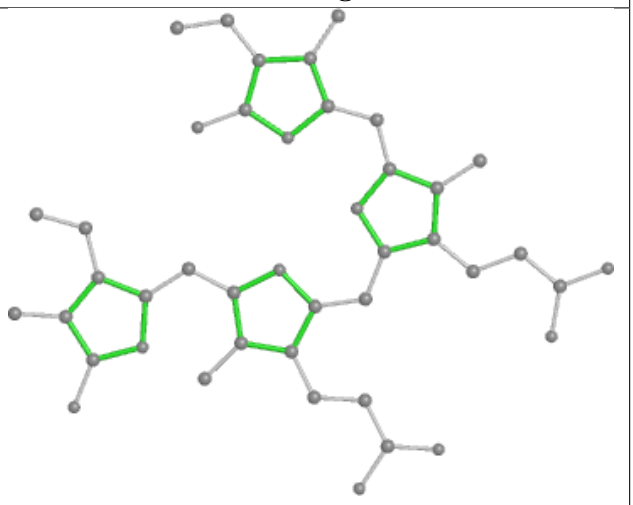

Rings

Ligand PEB AO 305

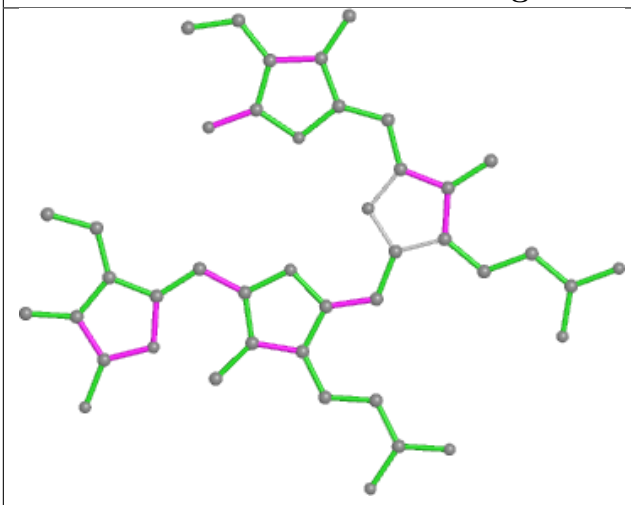

Bond lengths

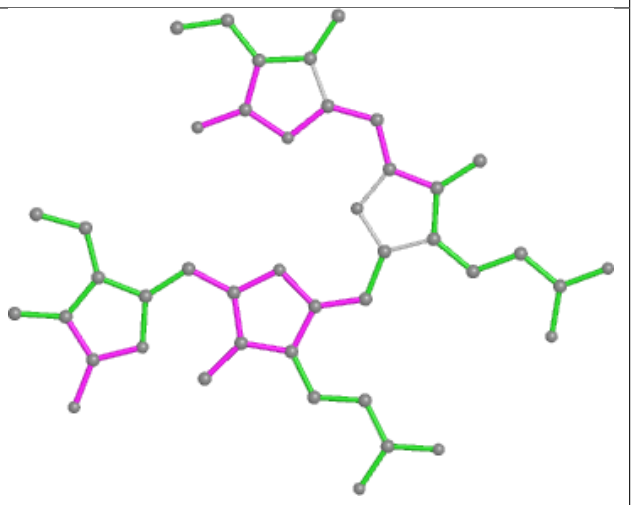

Bond angles

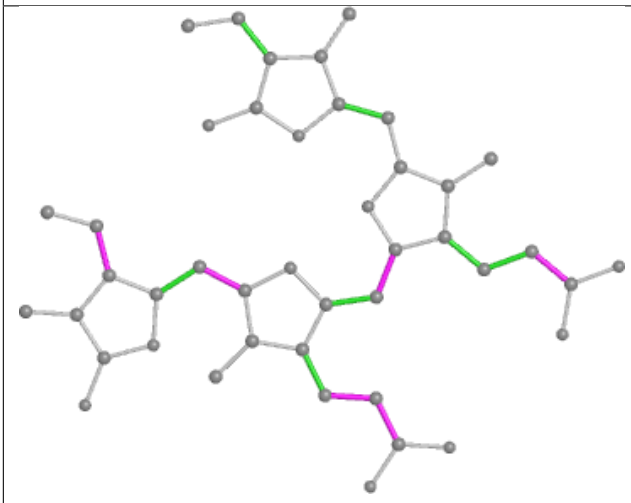

Torsions

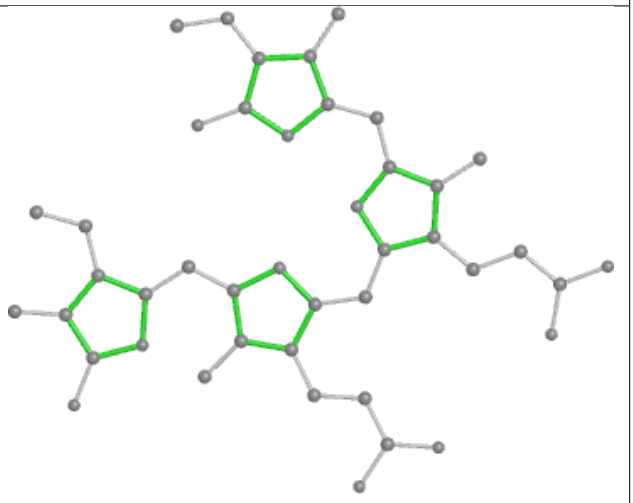

Rings

Ligand PEB lK 203

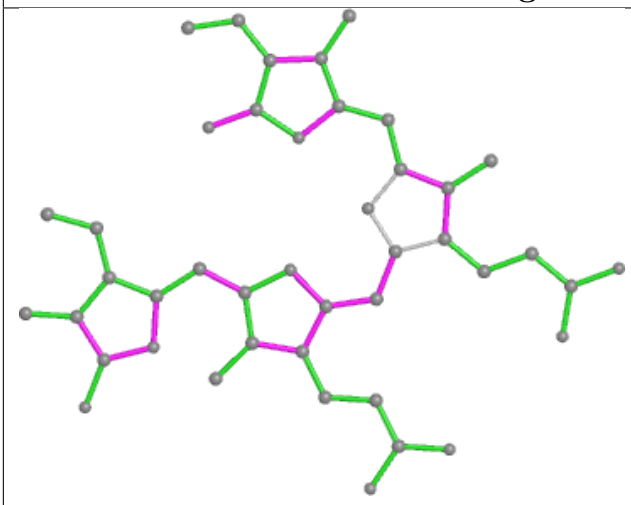

Bond lengths

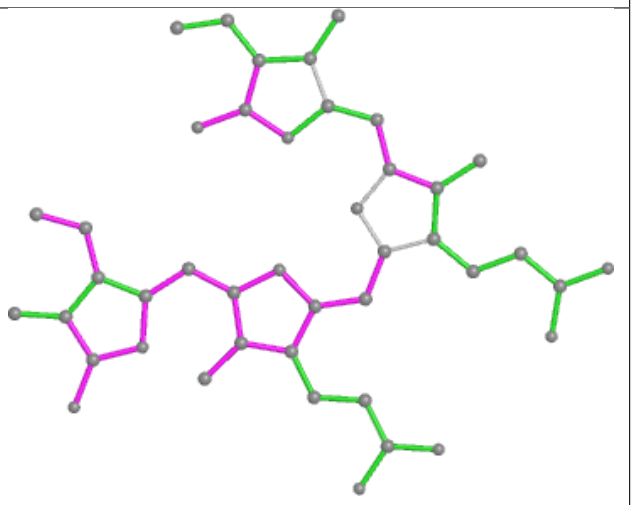

Bond angles

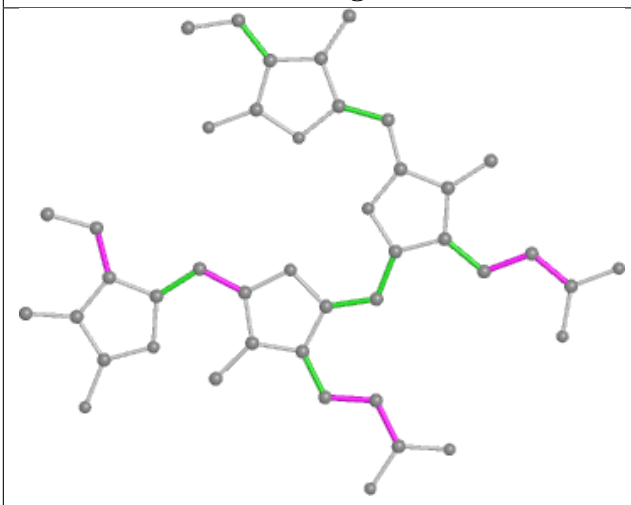

Torsions

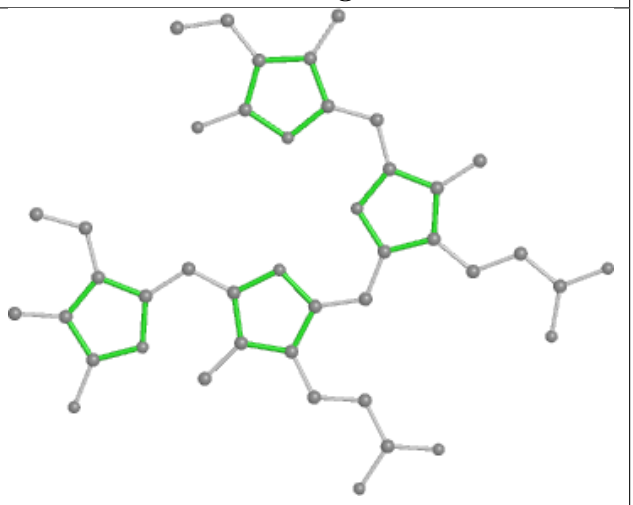

Rings

Ligand CLA 3N 308

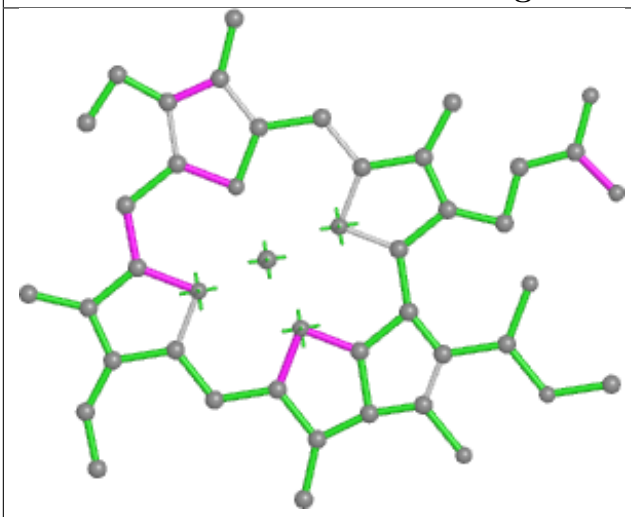

Bond lengths

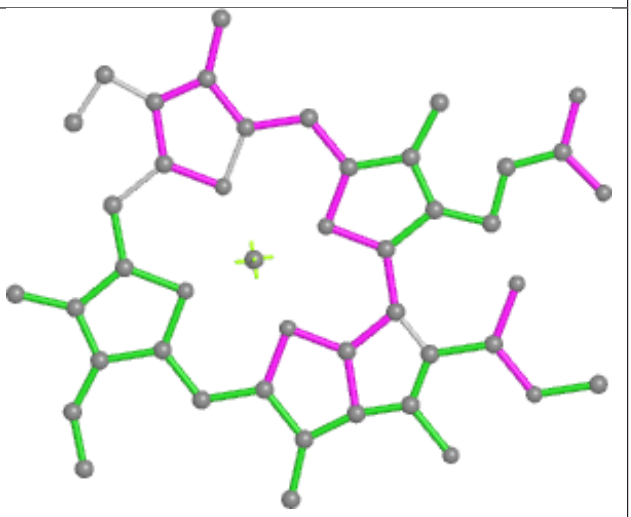

Bond angles

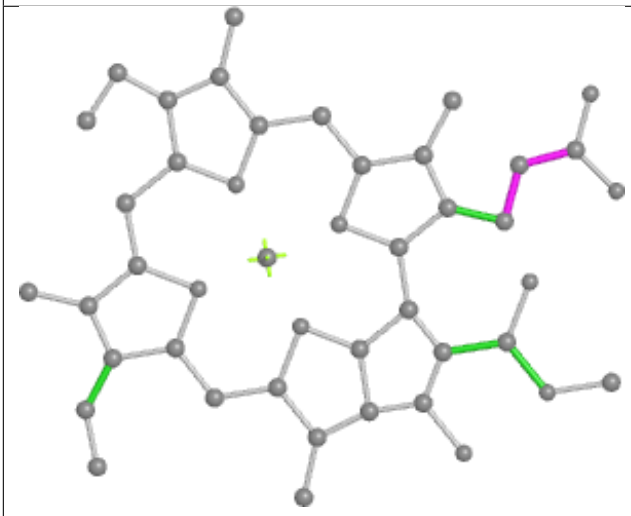

Torsions

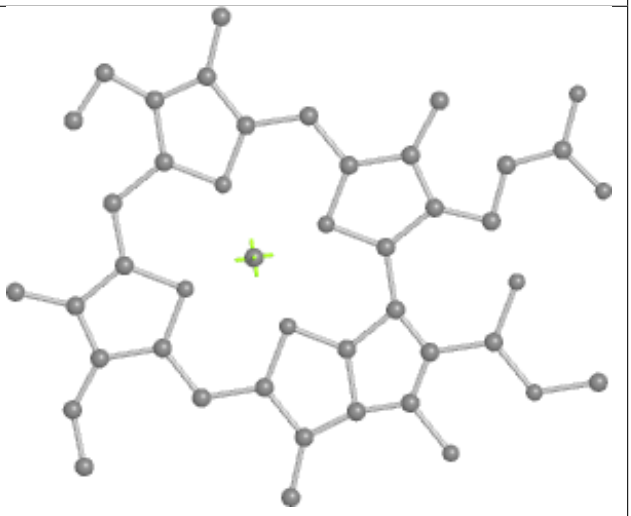

Rings

Ligand PEB EJ 202

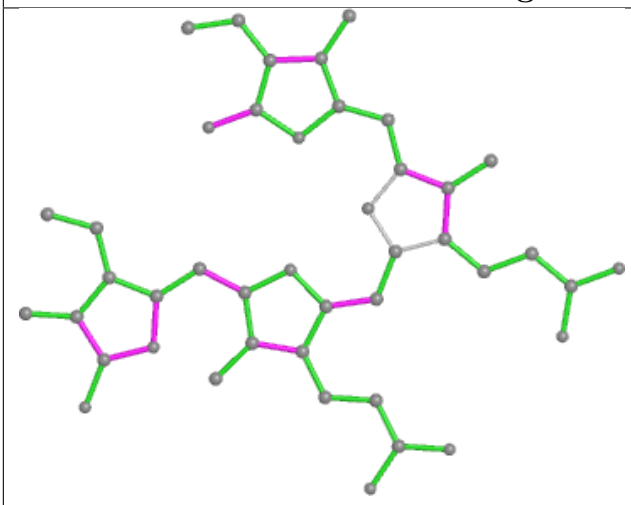

Bond lengths

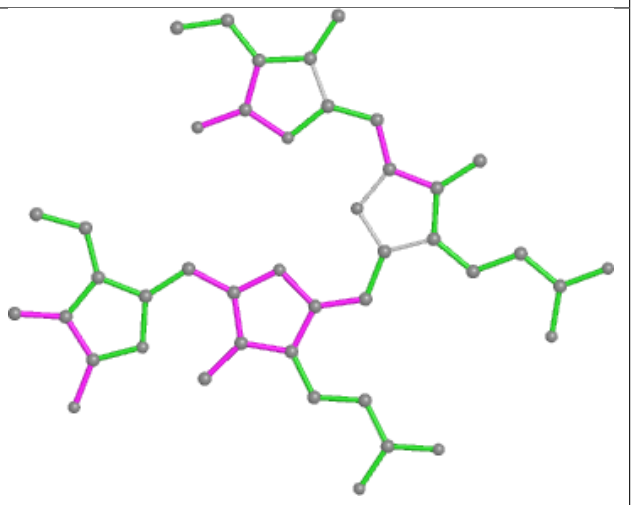

Bond angles

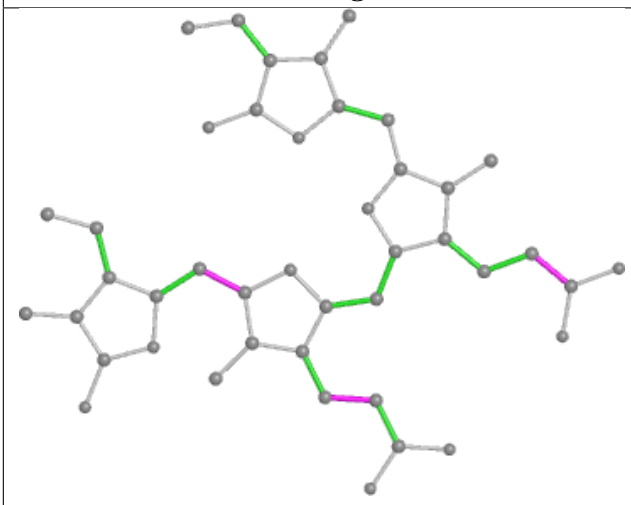

Torsions

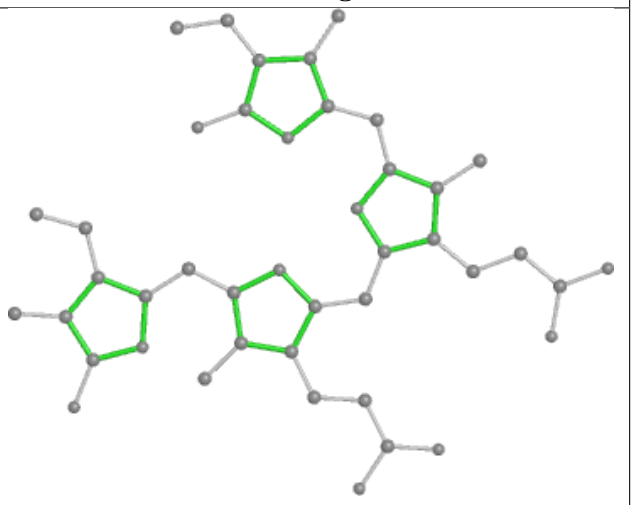

Rings

Ligand PEB CP 203

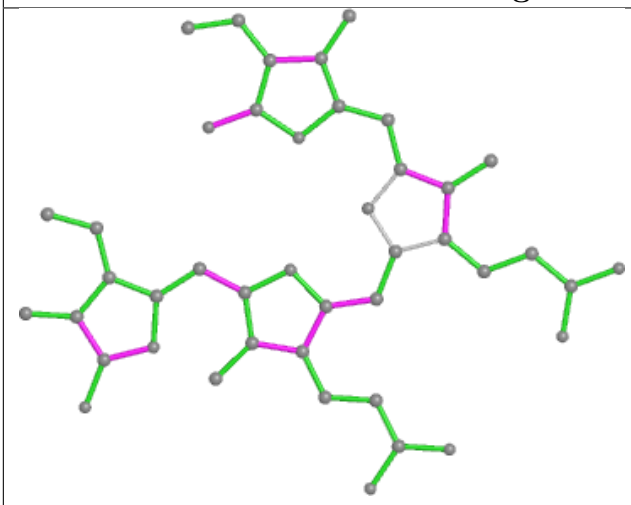

Bond lengths

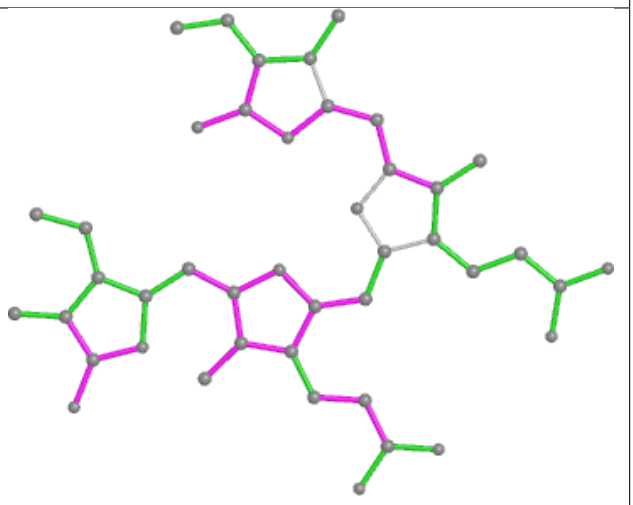

Bond angles

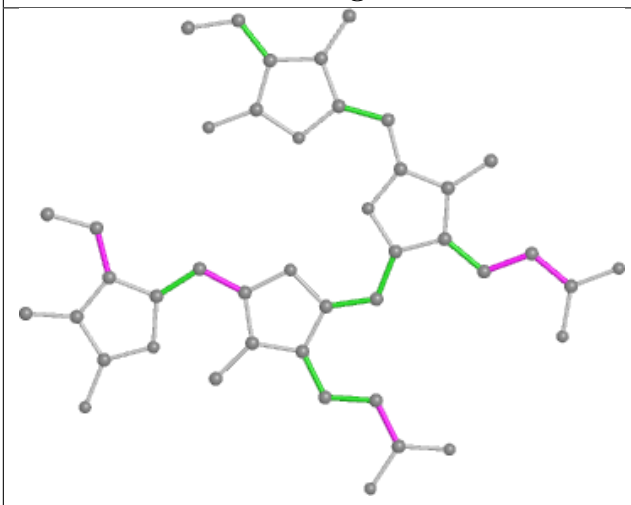

Torsions

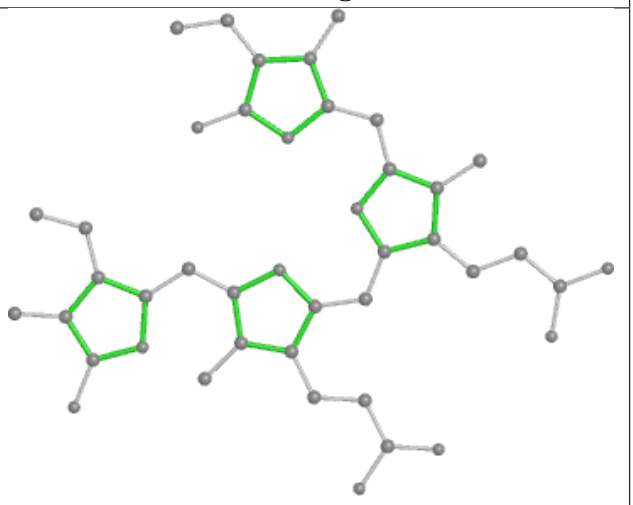

Rings

Ligand PEB SP 201

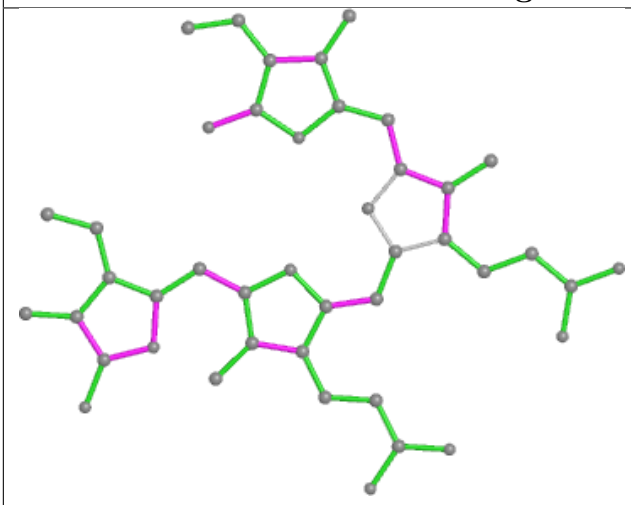

Bond lengths

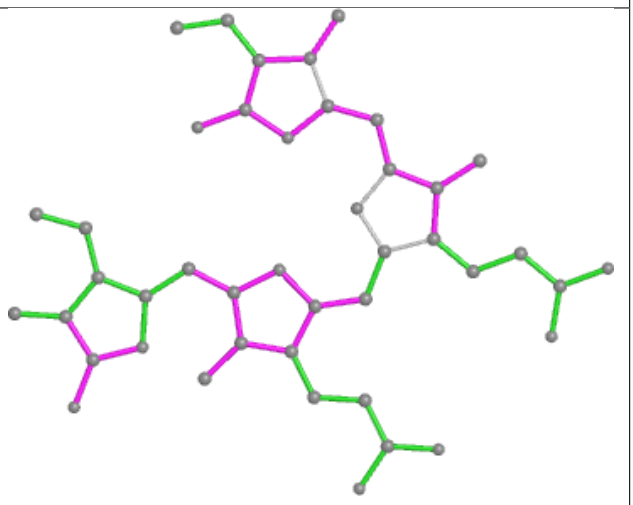

Bond angles

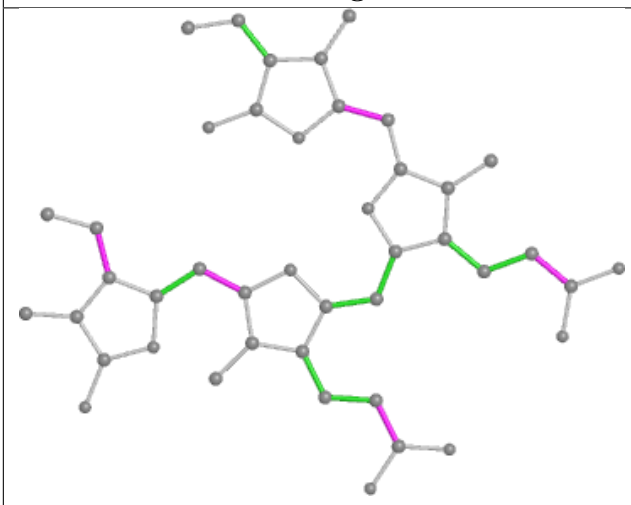

Torsions

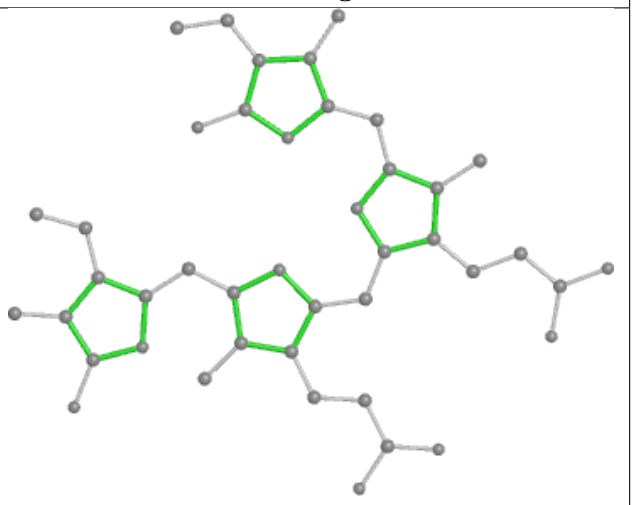

Rings

Ligand CLA 12 602

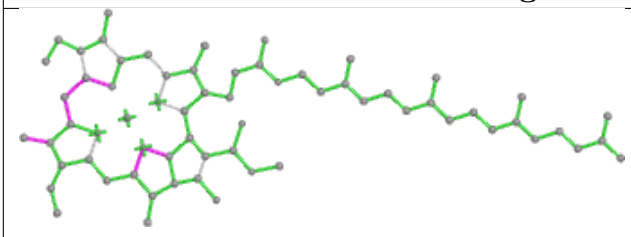

Bond lengths

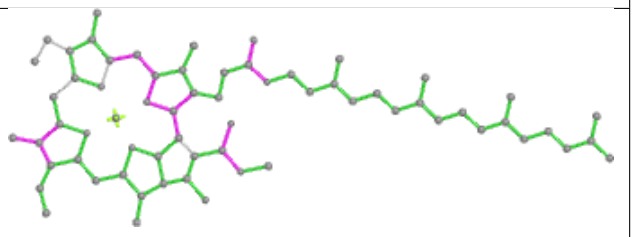

Bond angles

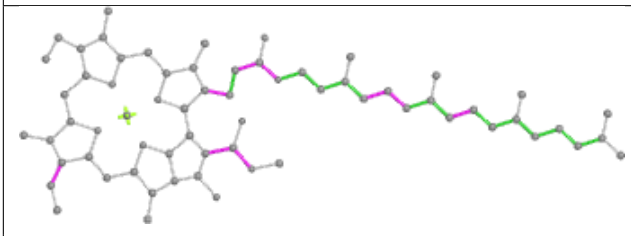

Torsions

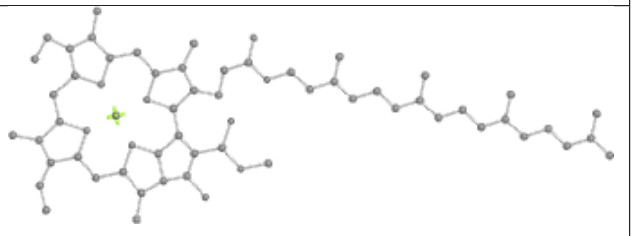

Rings

Ligand LMG BL 612

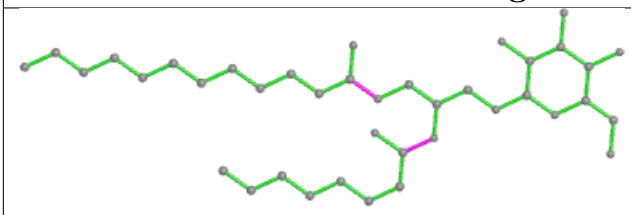

Bond lengths

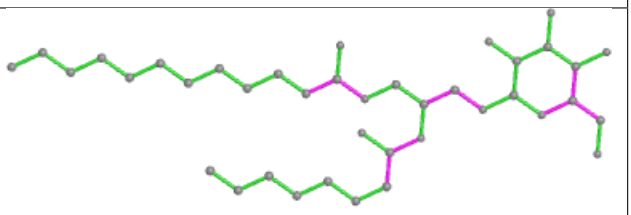

Bond angles

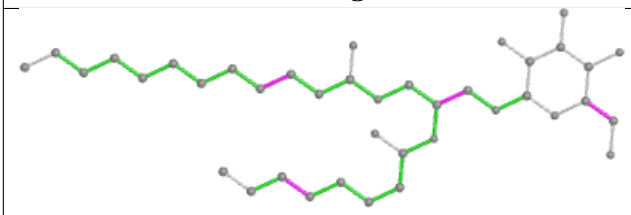

Torsions

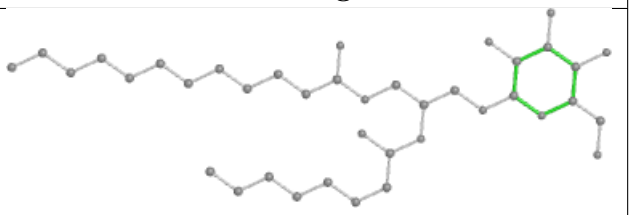

Rings

Ligand PEB JF 201

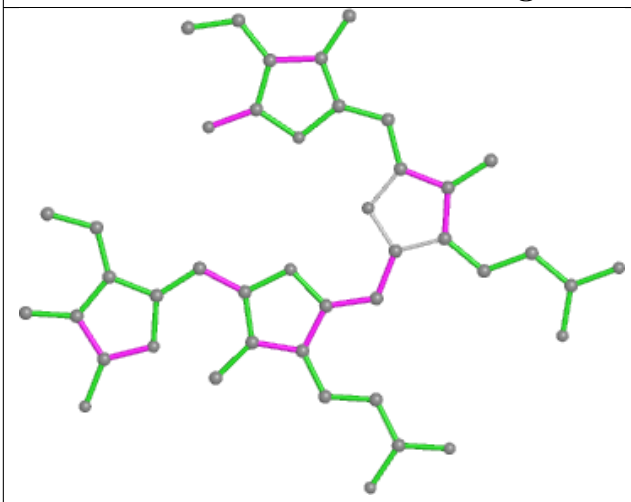

Bond lengths

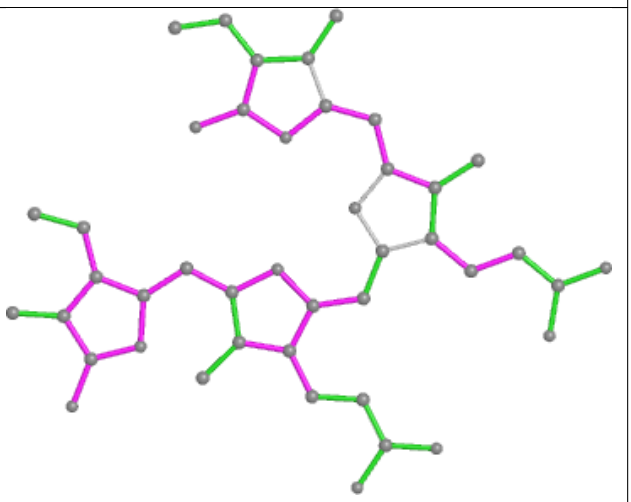

Bond angles

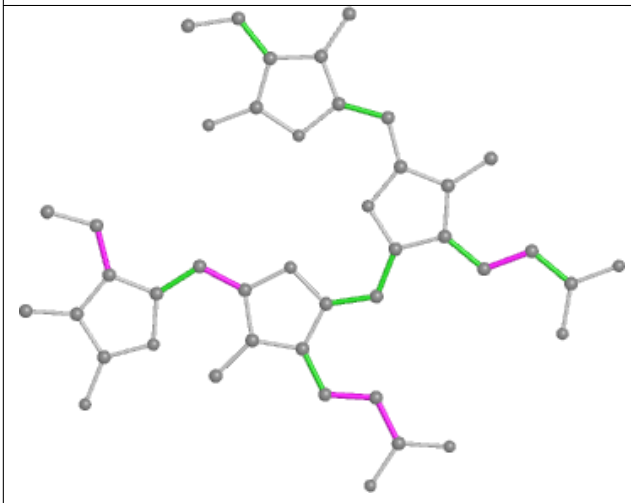

Torsions

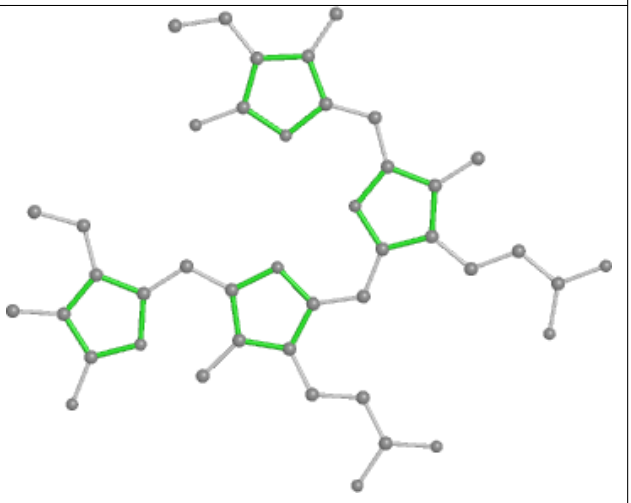

Rings

Ligand CLA FN 205

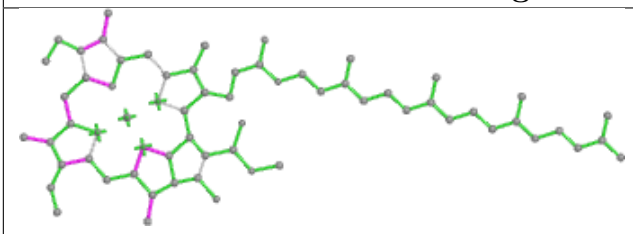

Bond lengths

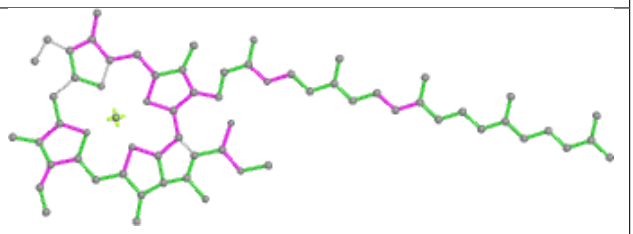

Bond angles

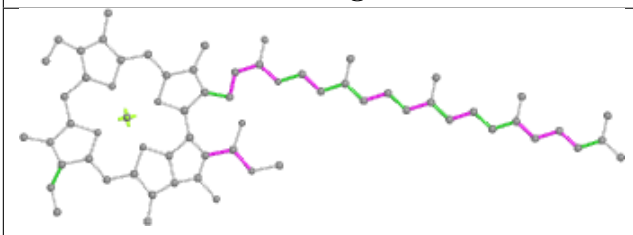

Torsions

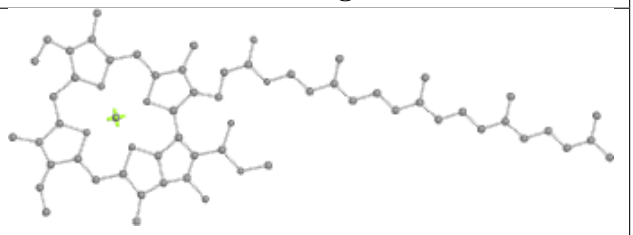

Rings

Ligand CLA 52 602

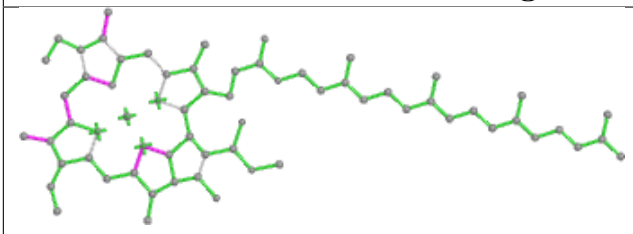

Bond lengths

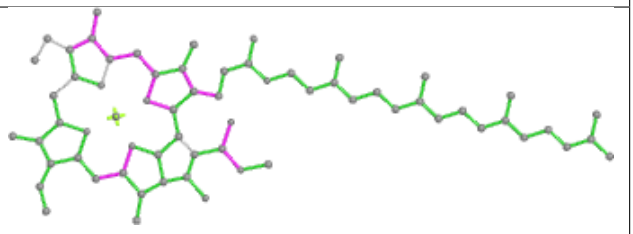

Bond angles

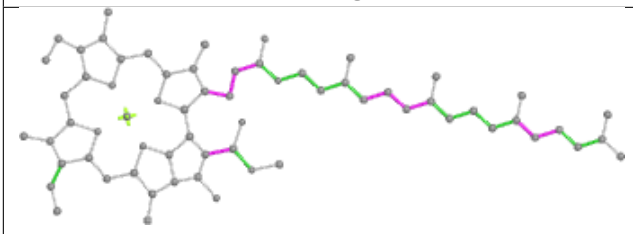

Torsions

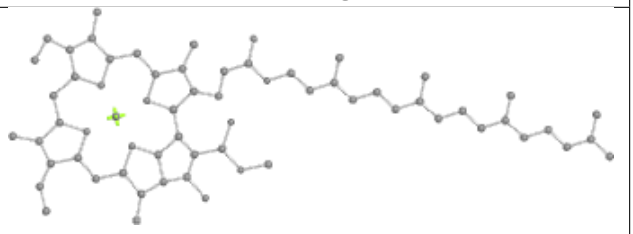

Rings

Ligand BCR B2 843

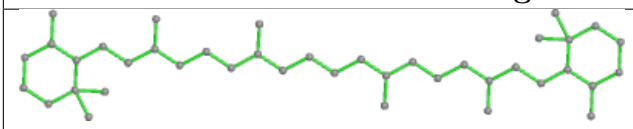

Bond lengths

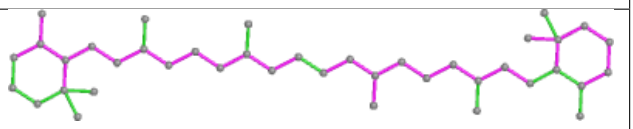

Bond angles

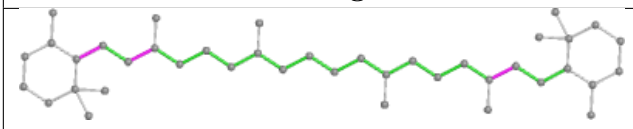

Torsions

Rings

Ligand PEB MA 202

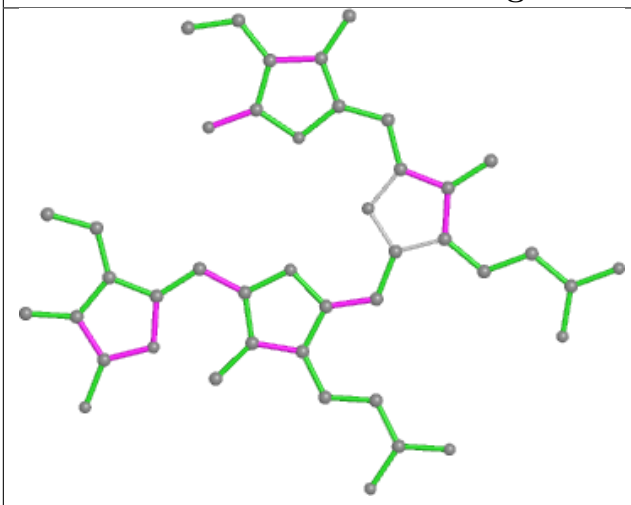

Bond lengths

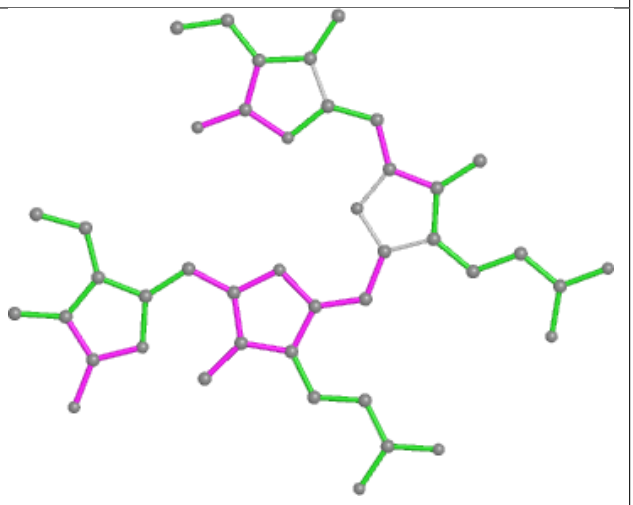

Bond angles

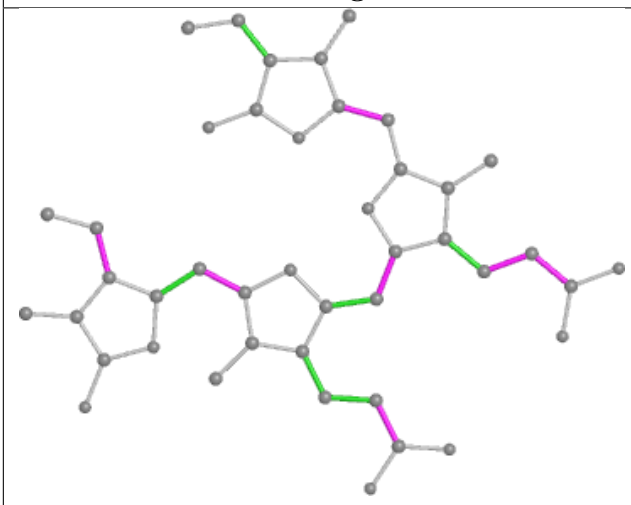

Torsions

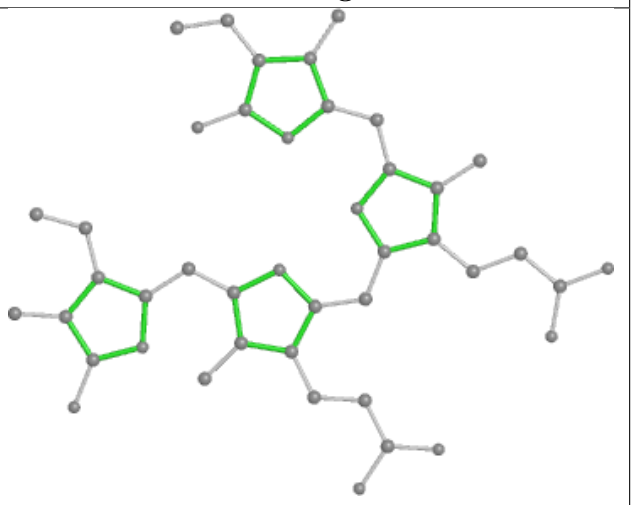

Rings

Ligand PEB H7 202

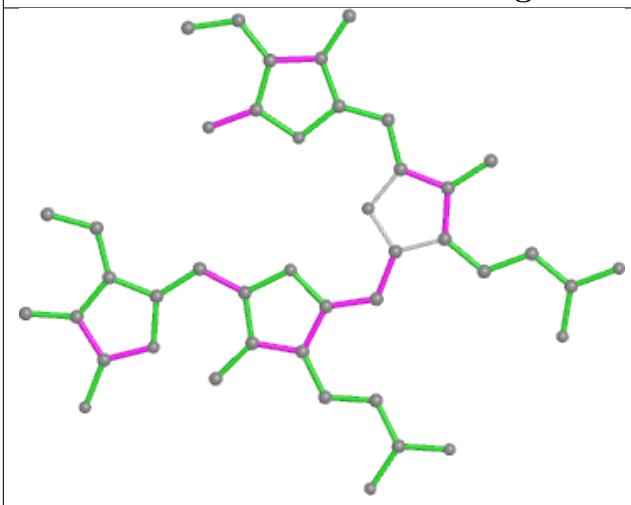

Bond lengths

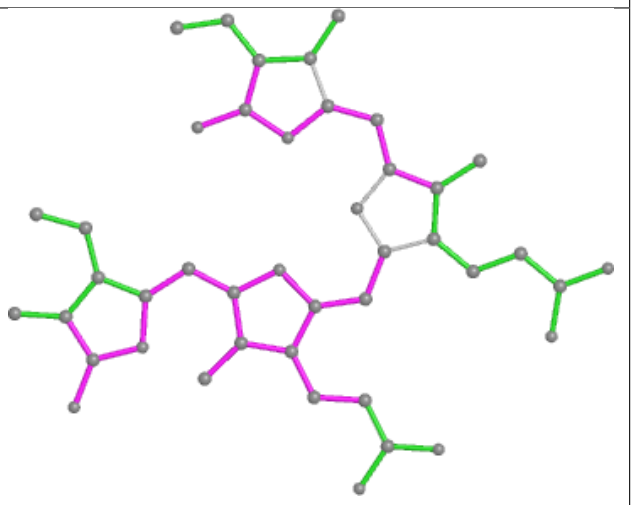

Bond angles

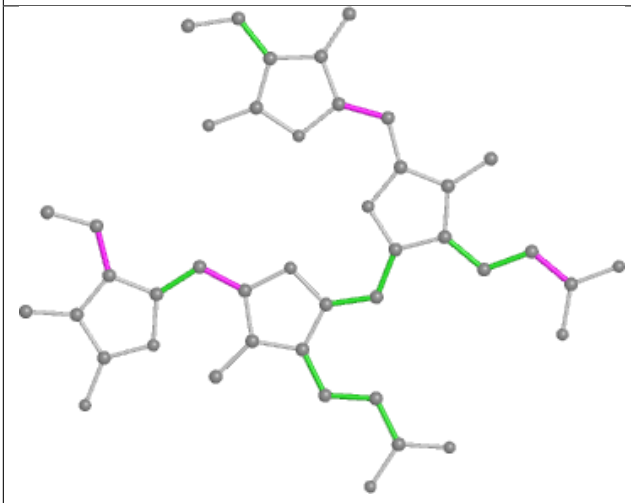

Torsions

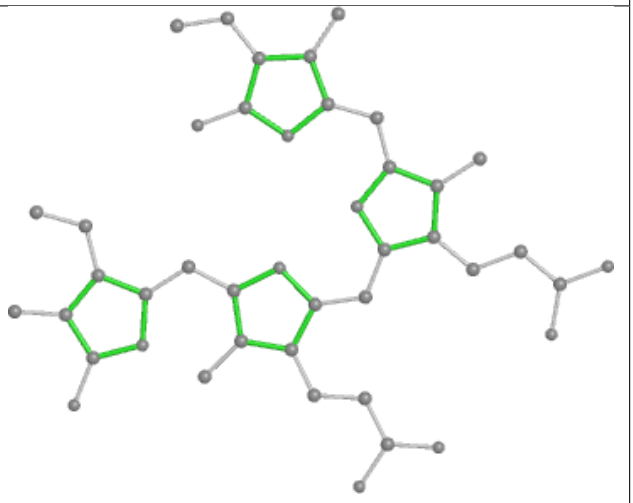

Rings

Ligand CLA 22 611

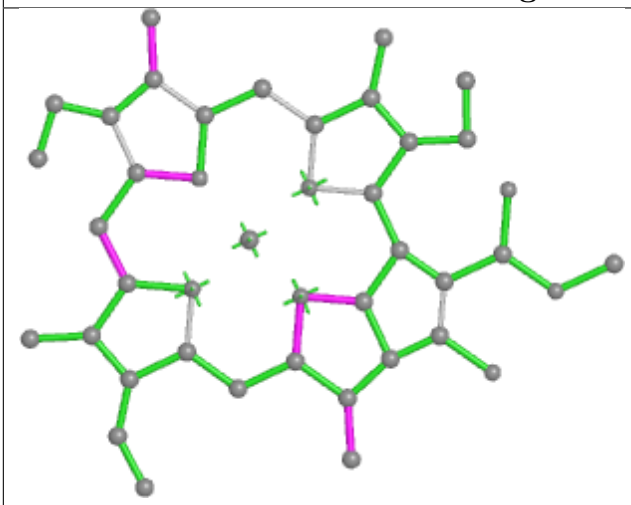

Bond lengths

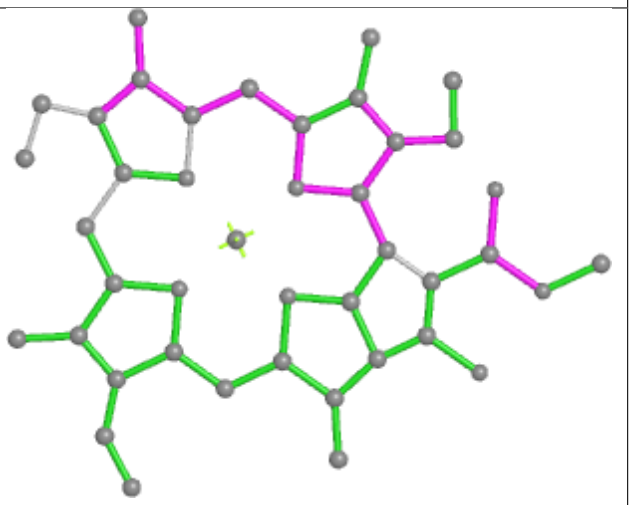

Bond angles

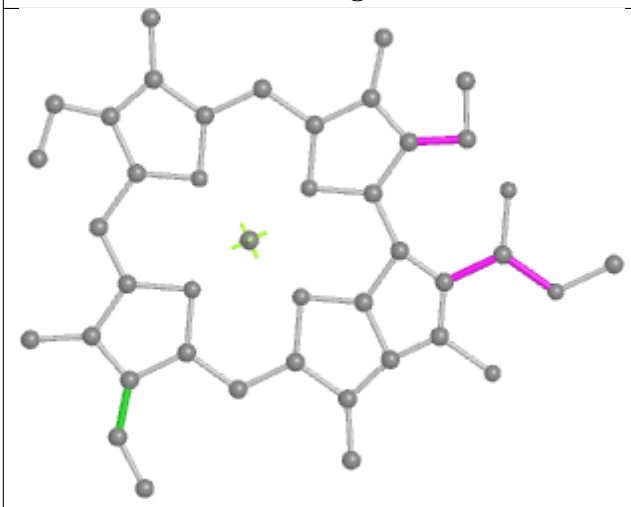

Torsions

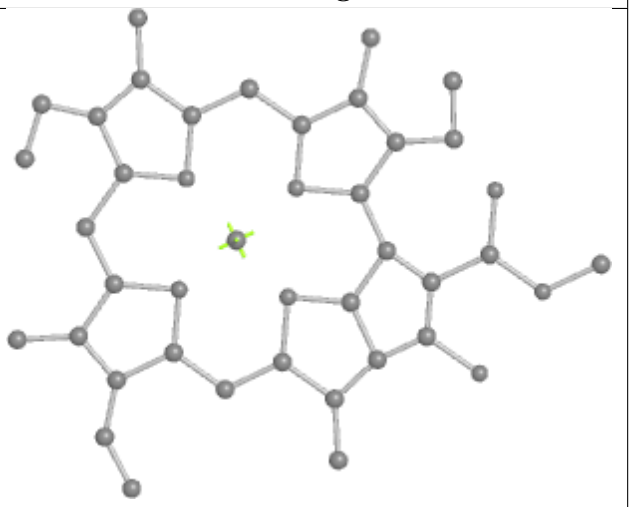

Rings

Ligand PEB EM 202

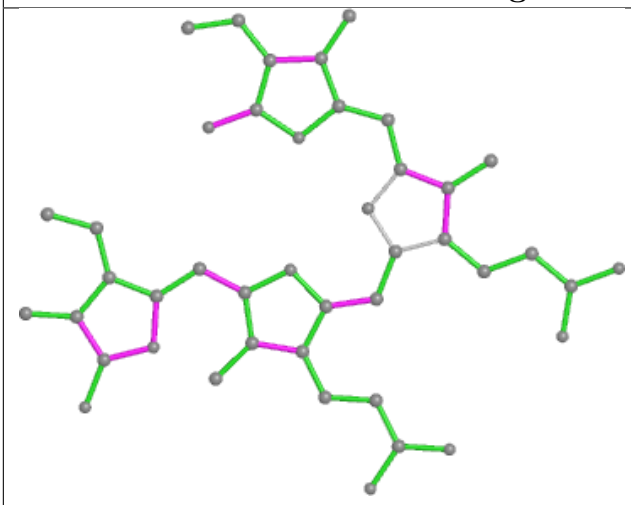

Bond lengths

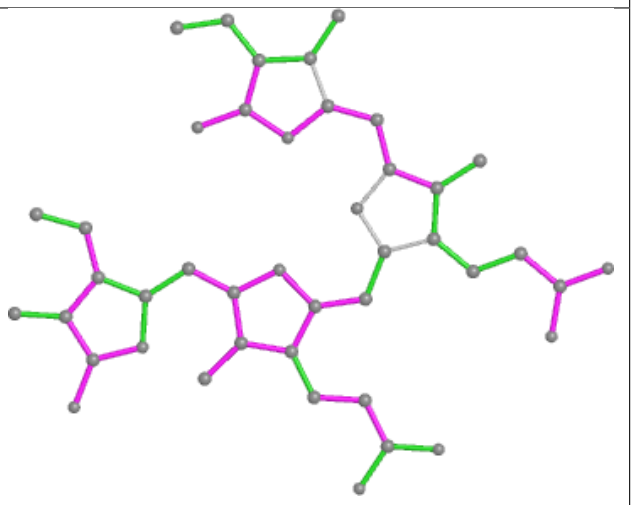

Bond angles

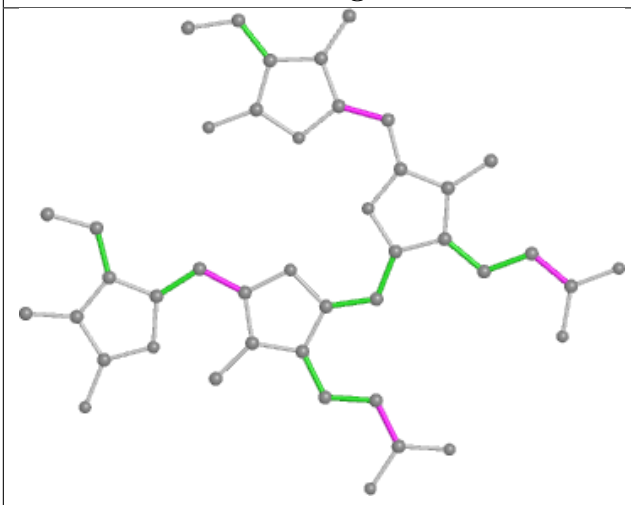

Torsions

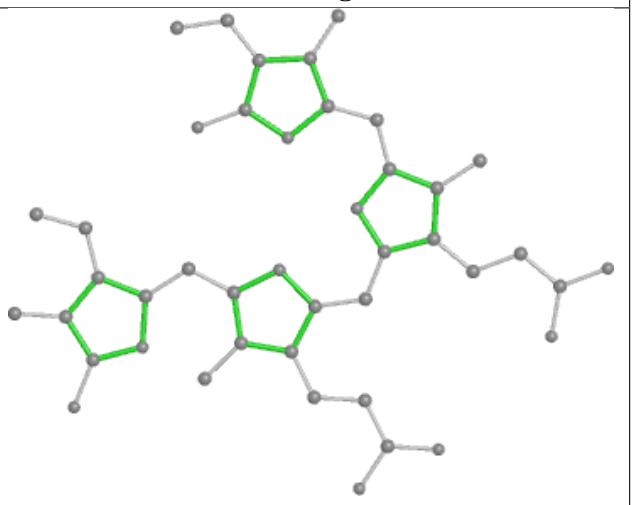

Rings

Ligand PEB nK 201

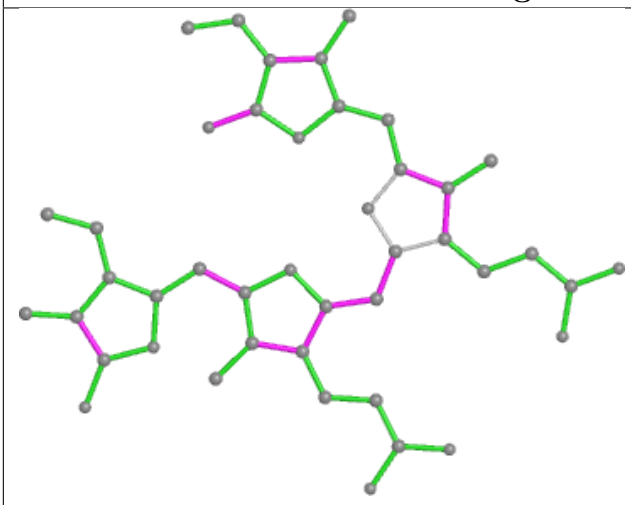

Bond lengths

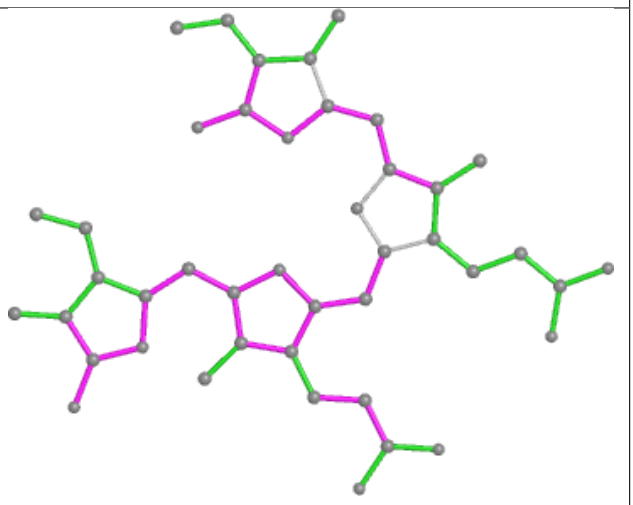

Bond angles

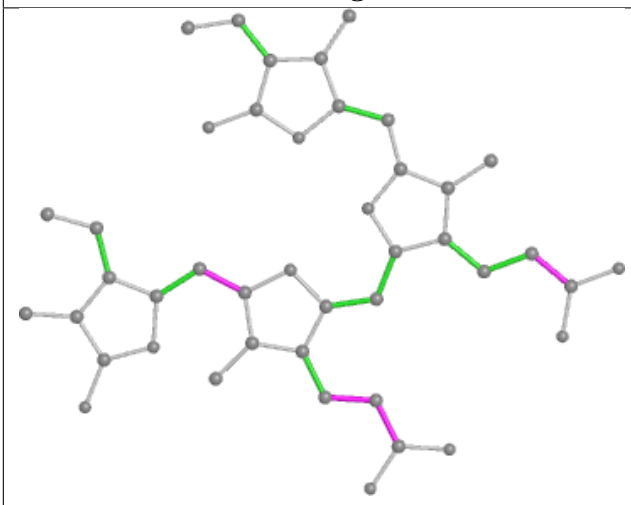

Torsions

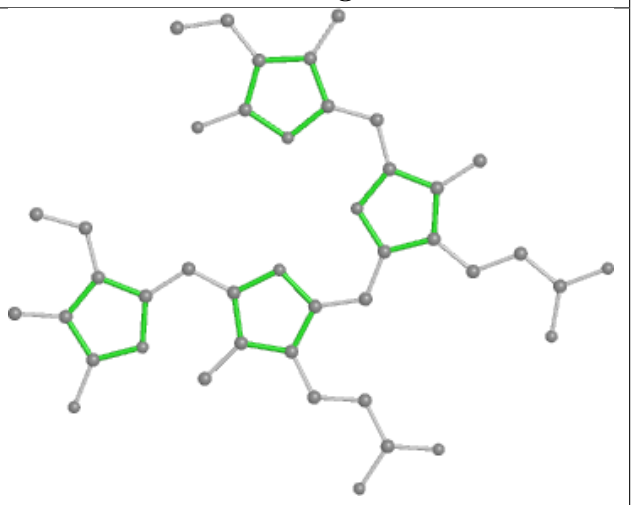

Rings

Ligand PHO d6 404

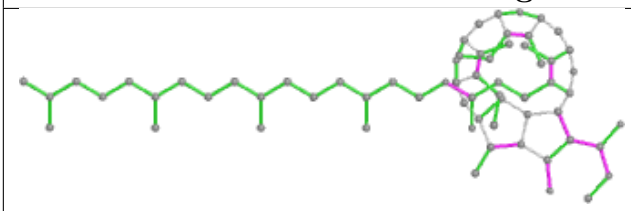

Bond lengths

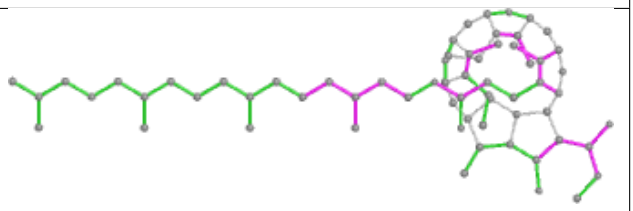

Bond angles

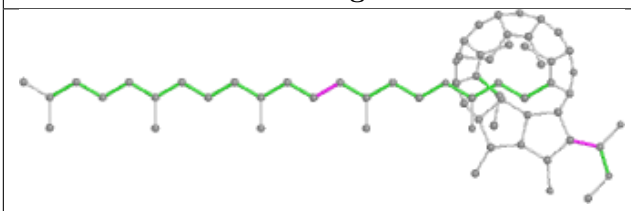

Torsions

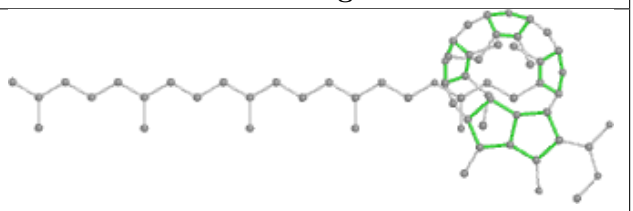

Rings

Ligand PEB QE 202

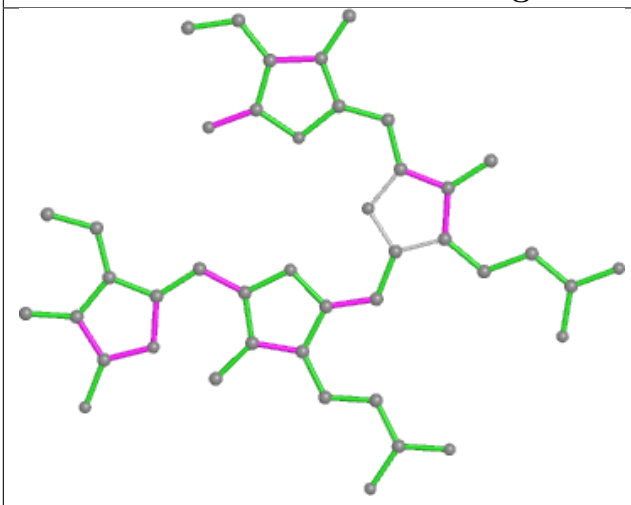

Bond lengths

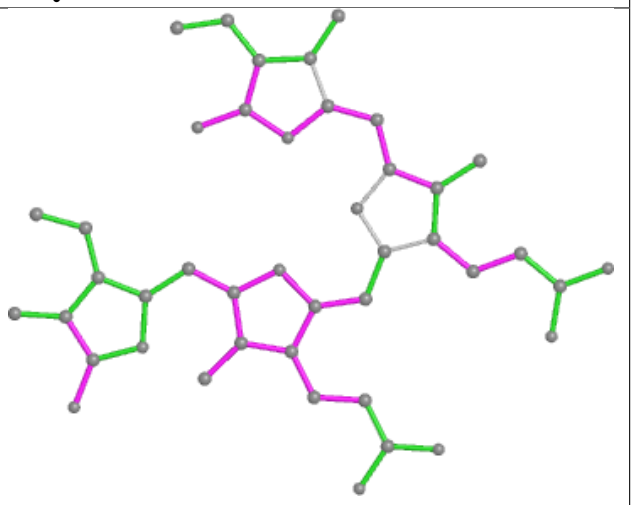

Bond angles

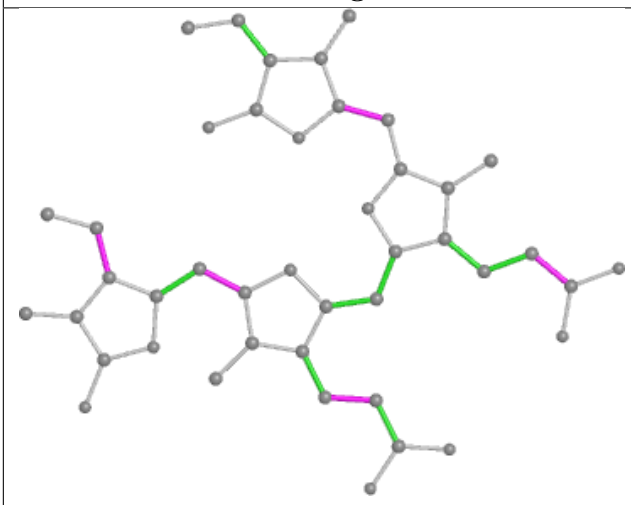

Torsions

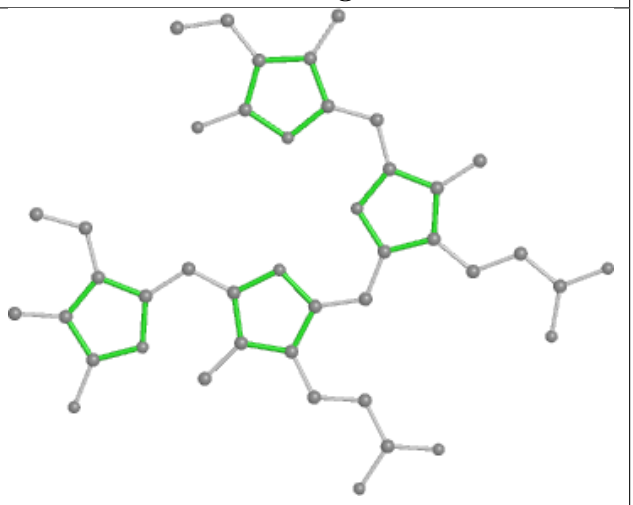

Rings

Ligand PEB CM 202

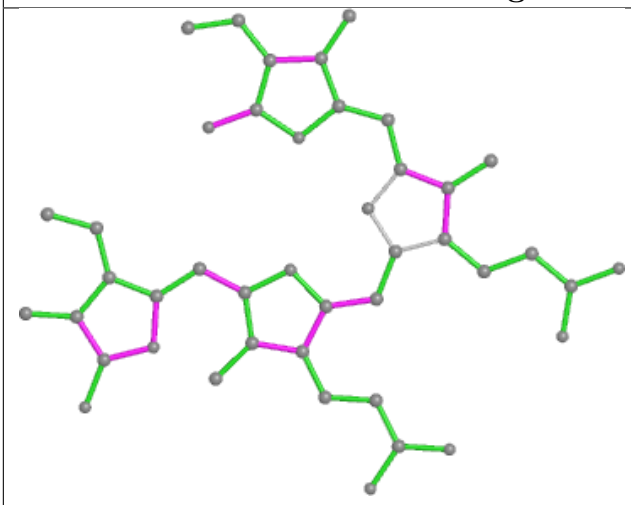

Bond lengths

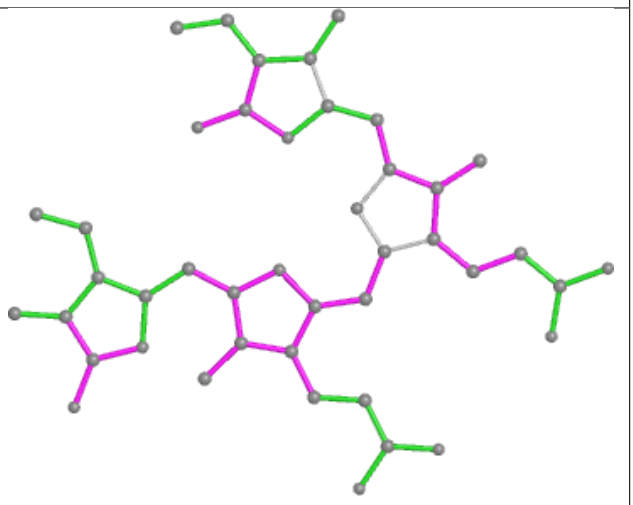

Bond angles

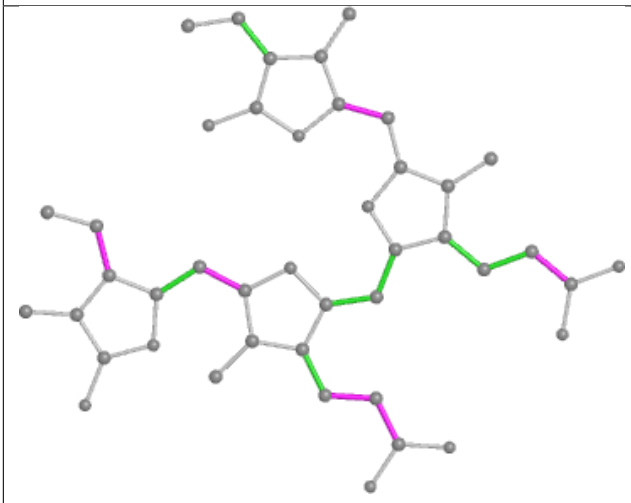

Torsions

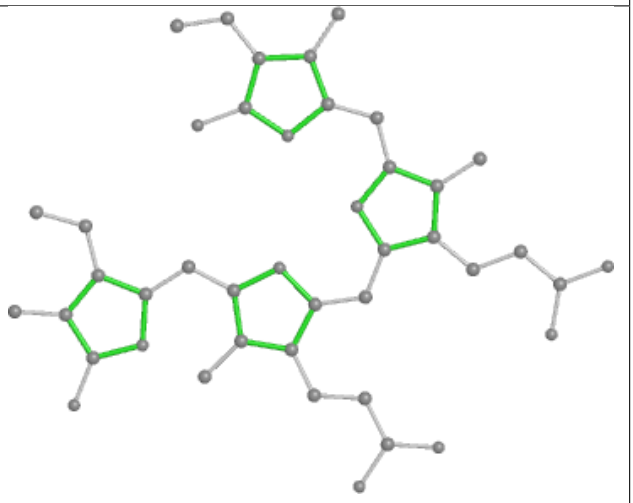

Rings

Ligand PEB mK 202

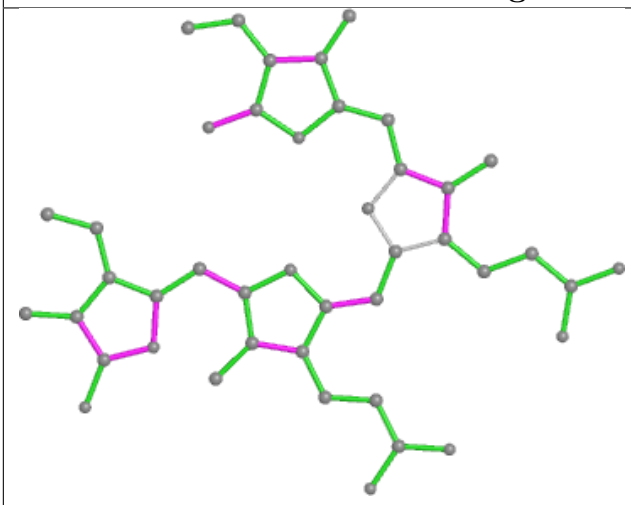

Bond lengths

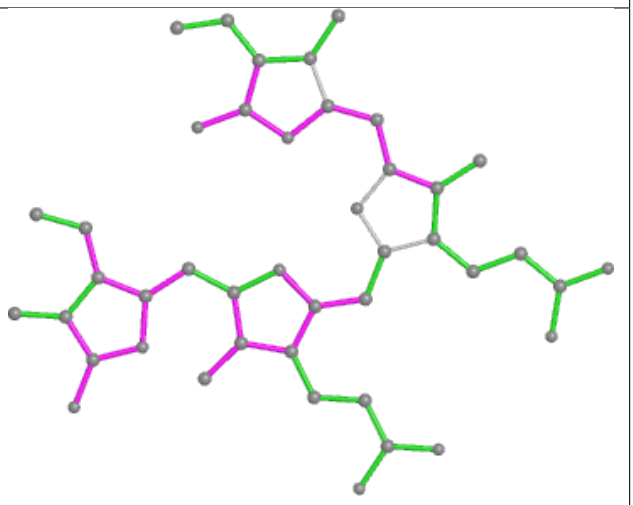

Bond angles

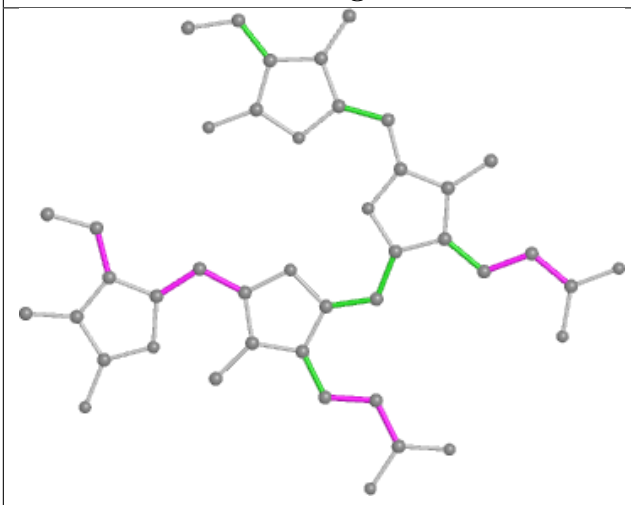

Torsions

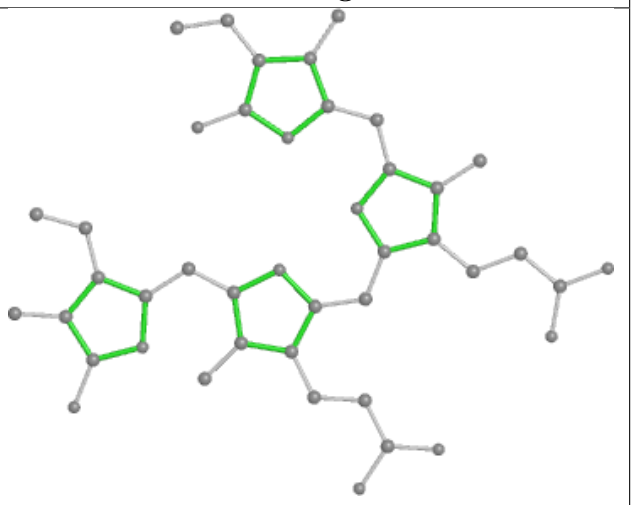

Rings

Ligand CLA BN 828

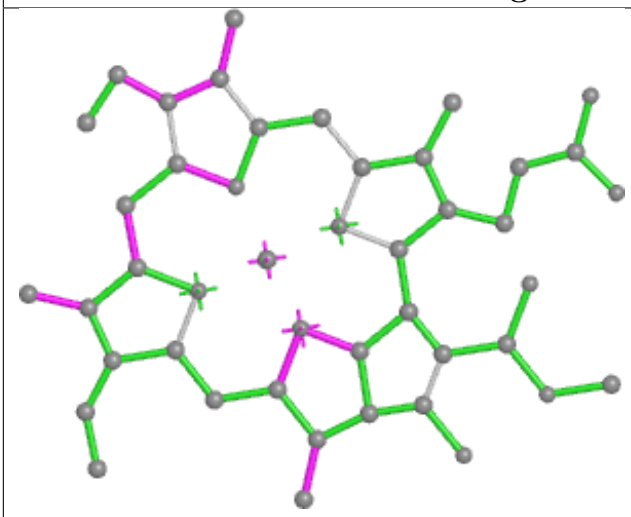

Bond lengths

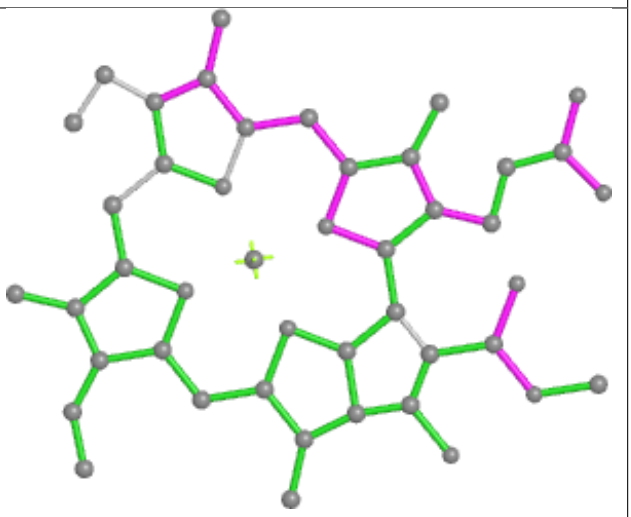

Bond angles

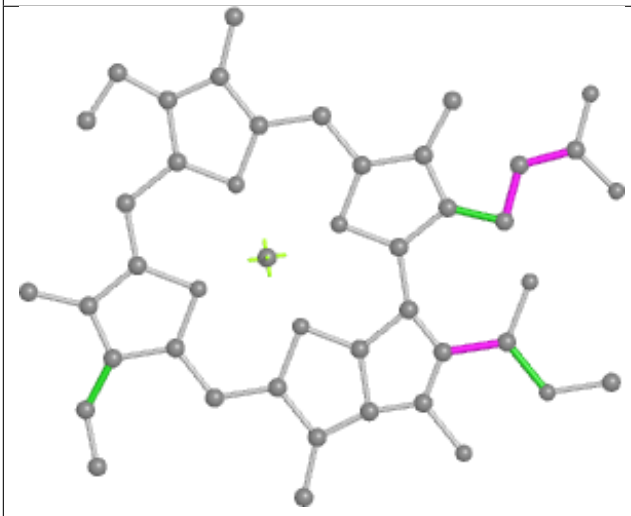

Torsions

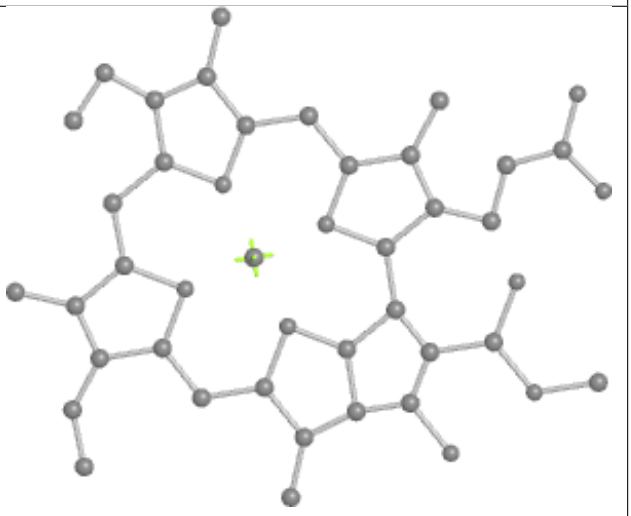

Rings

Ligand PEB BD 201

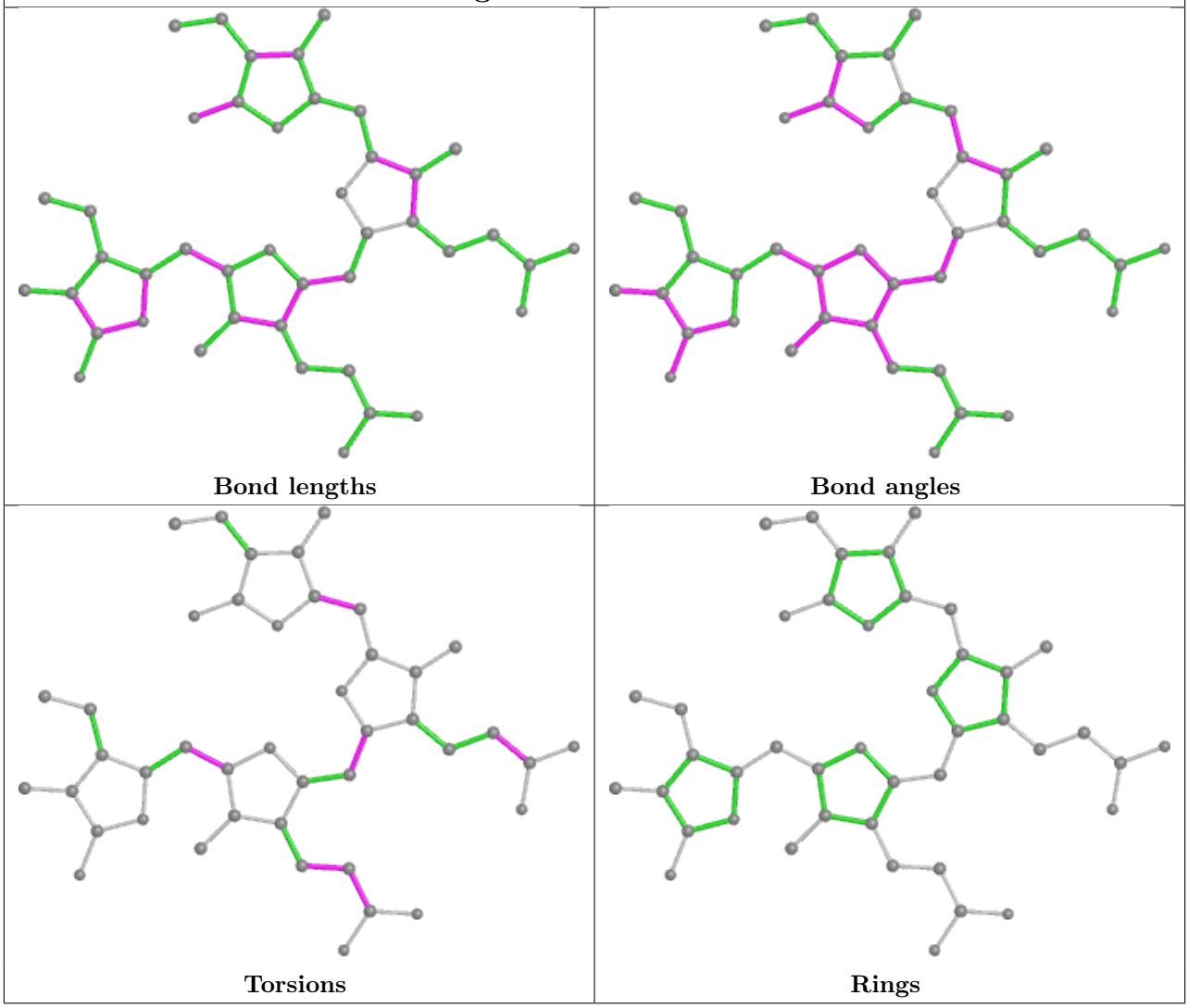

Ligand LMG j6 102

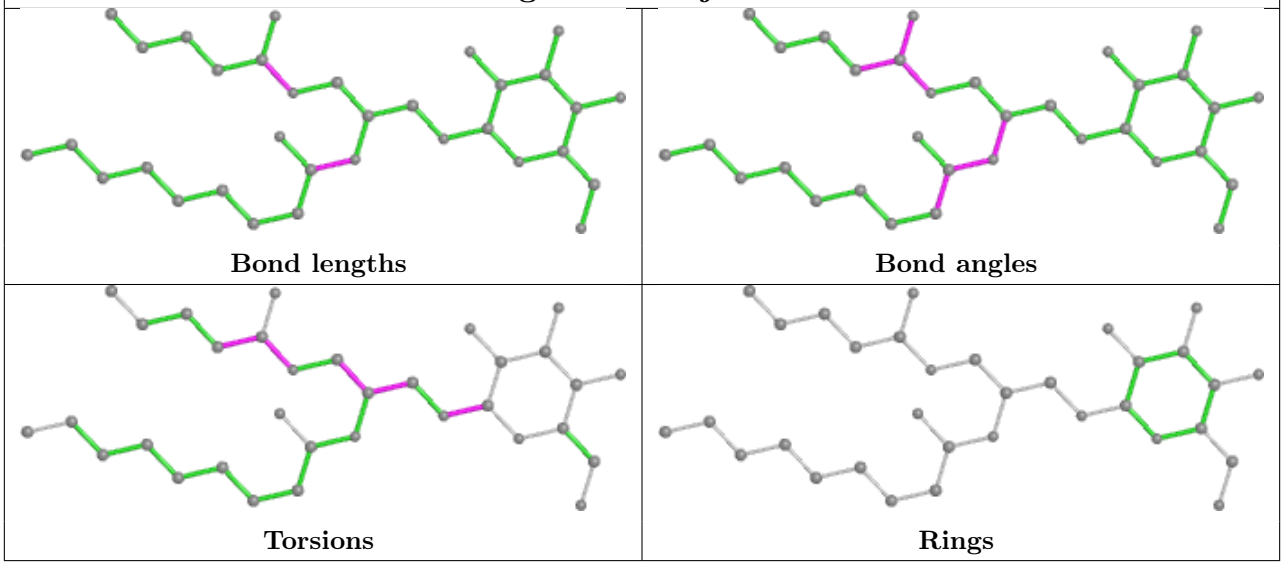

Ligand PEB A9 202

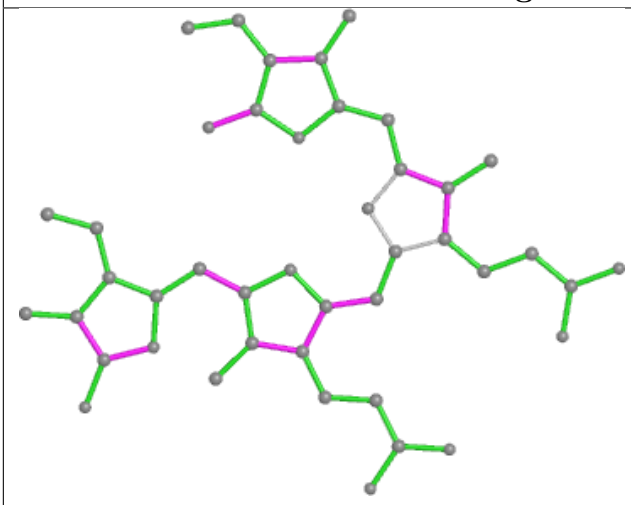

Bond lengths

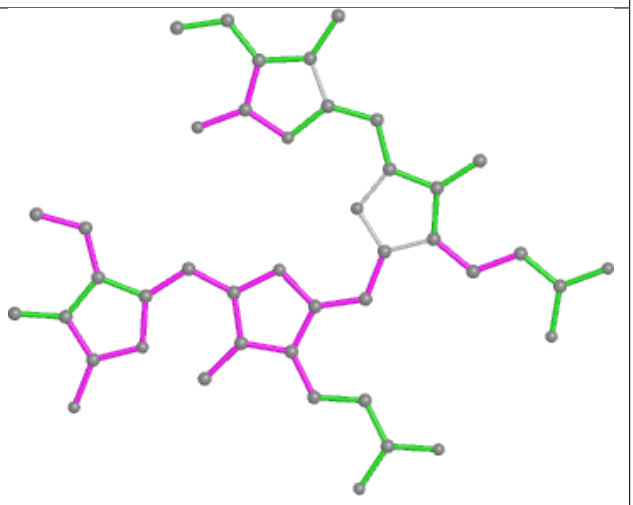

Bond angles

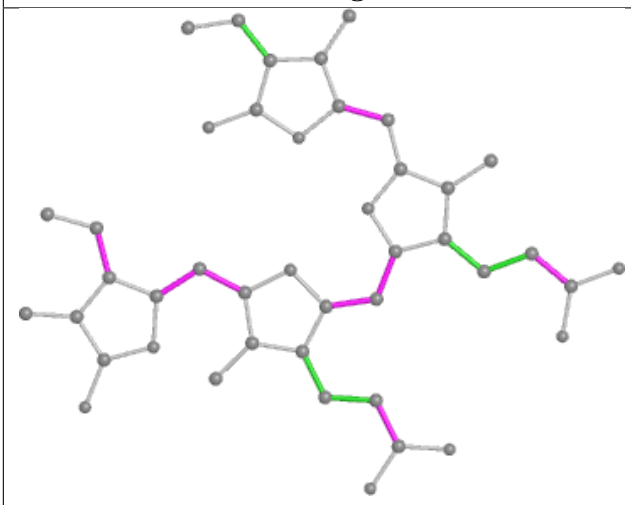

Torsions

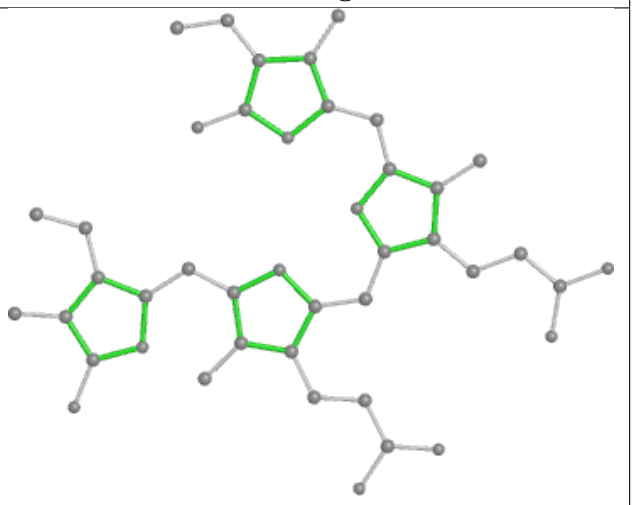

Rings

Ligand CYC GG 1001

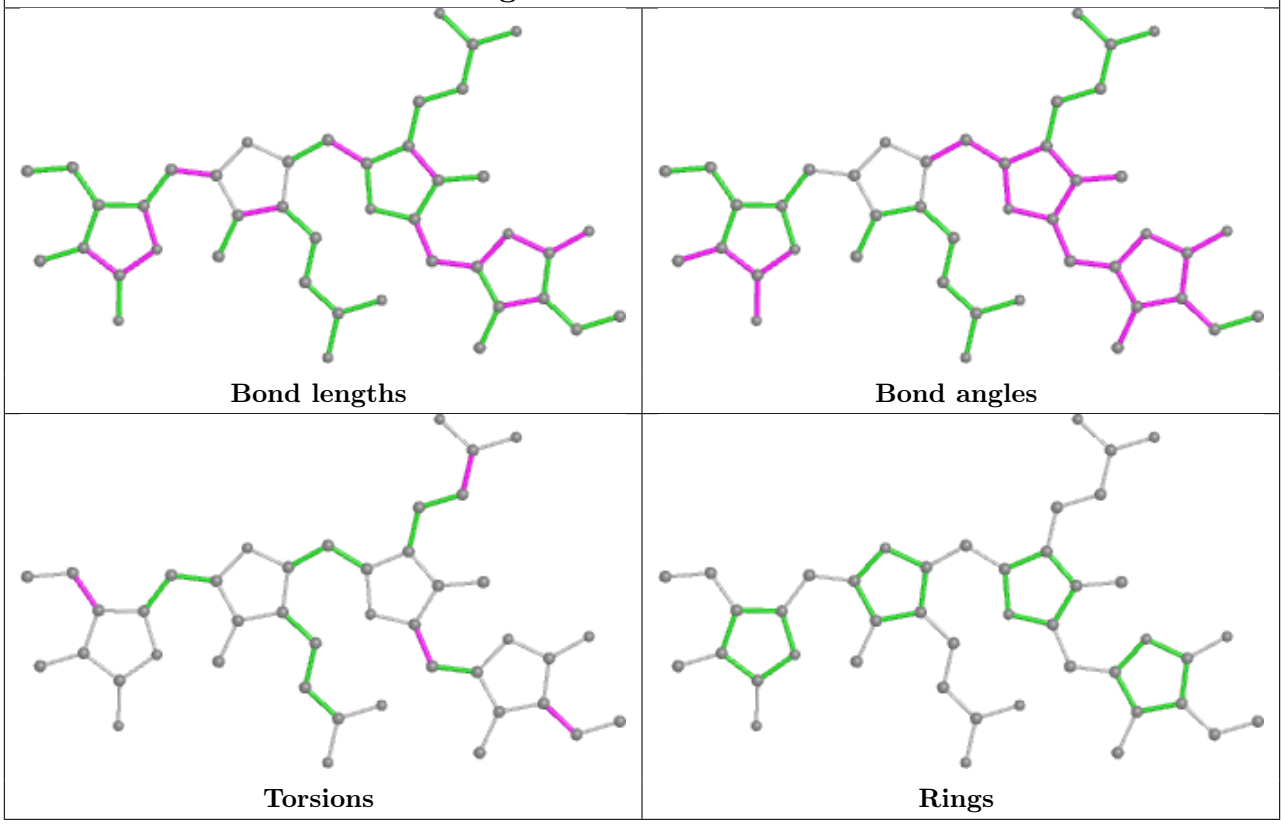

Ligand CYC E1 1001

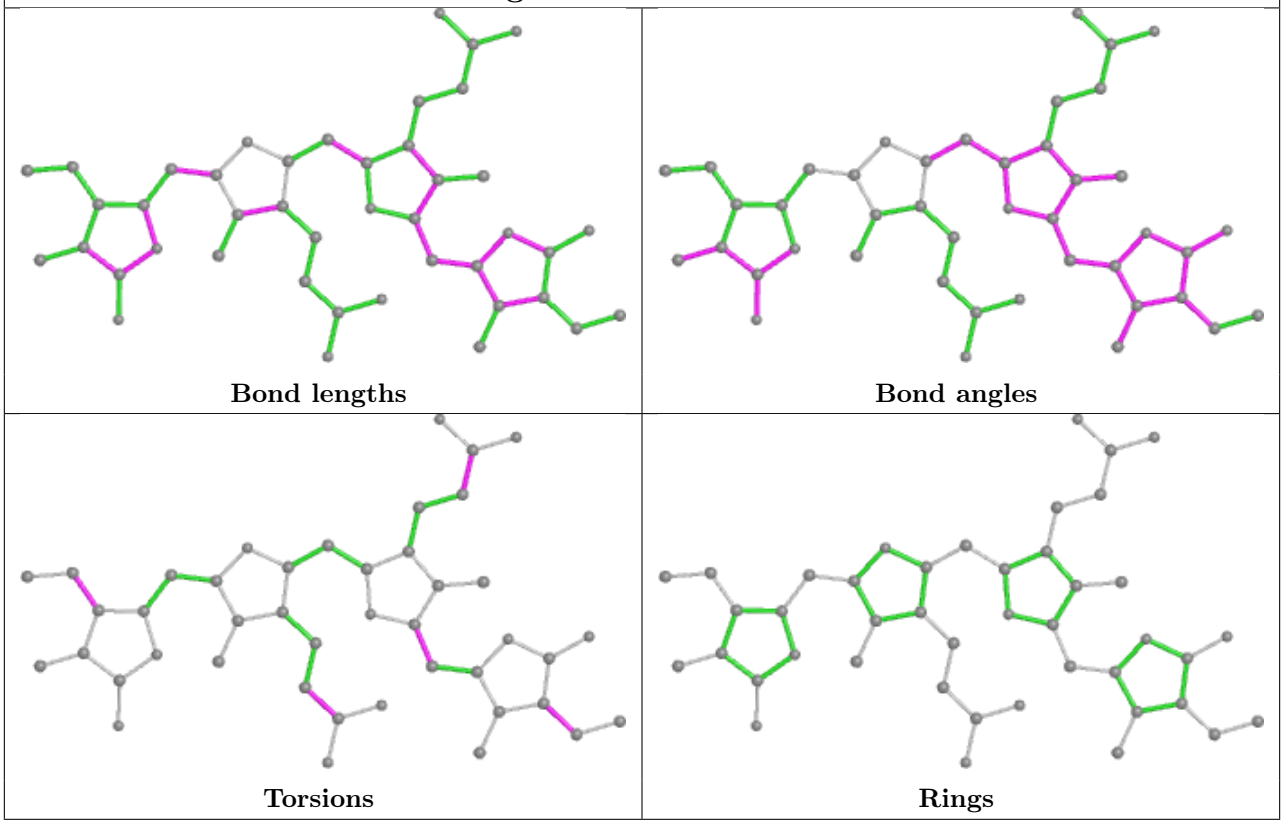

Ligand PEB PJ 201

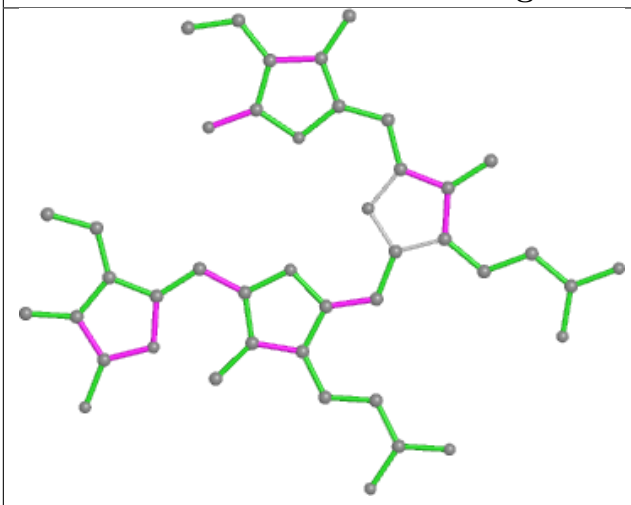

Bond lengths

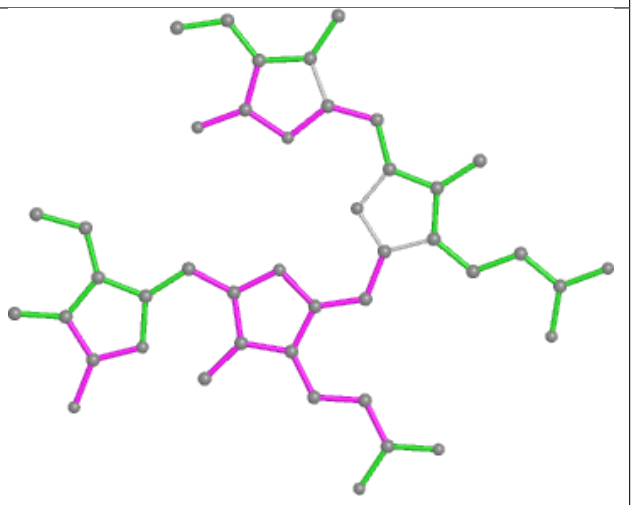

Bond angles

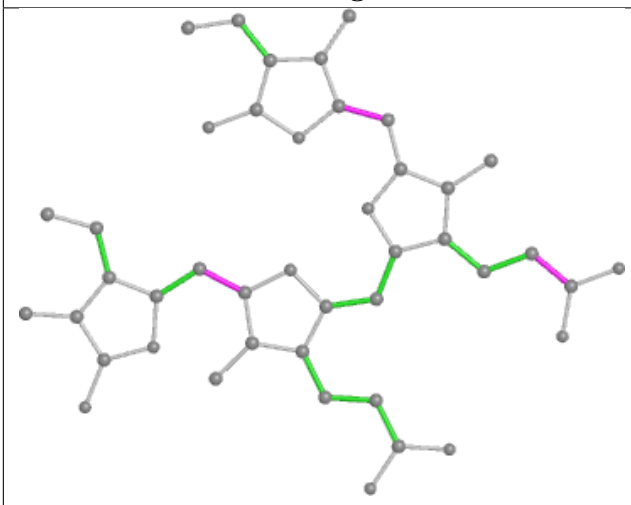

Torsions

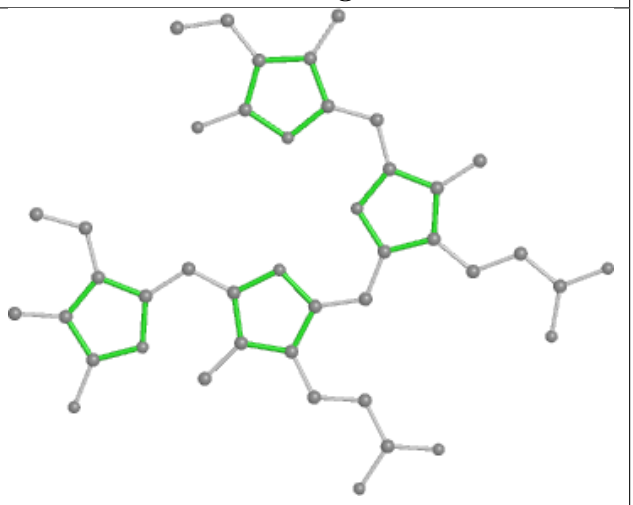

Rings

Ligand PEB R9 201

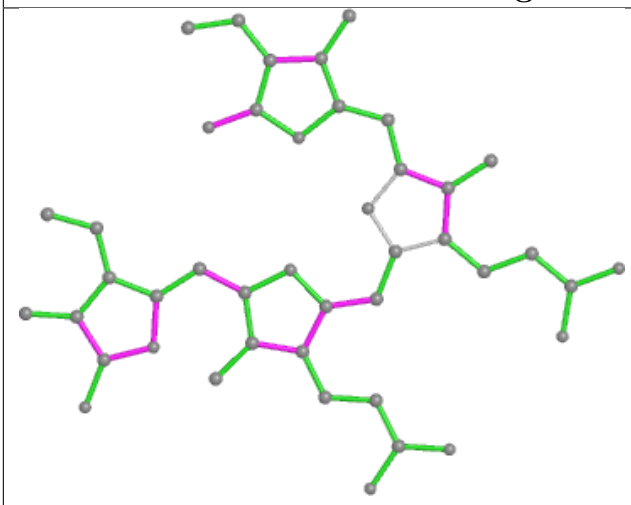

Bond lengths

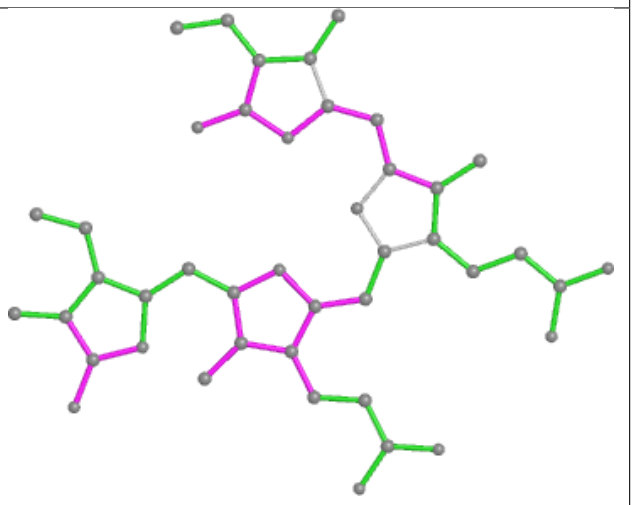

Bond angles

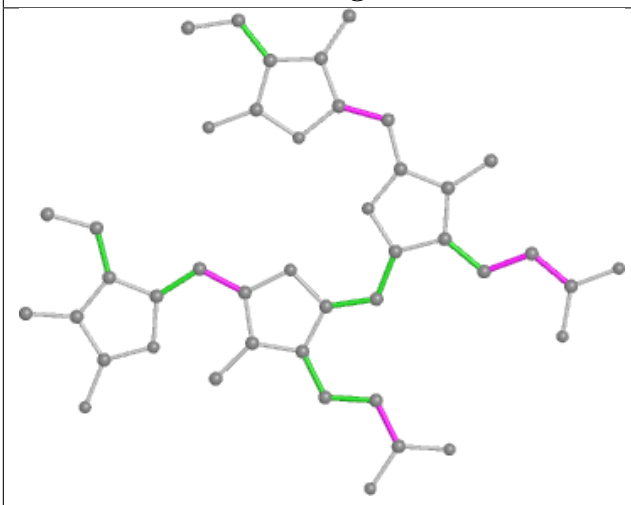

Torsions

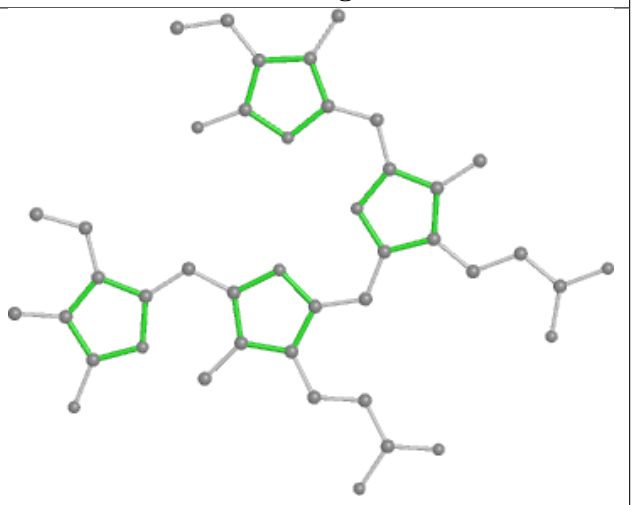

Rings

Ligand CLA 4N 610

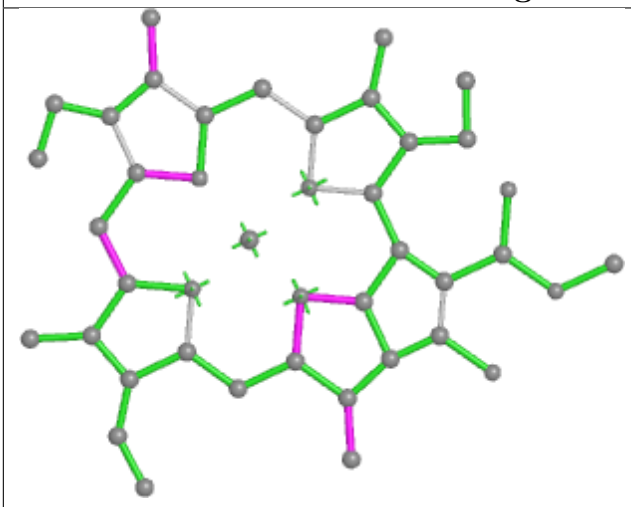

Bond lengths

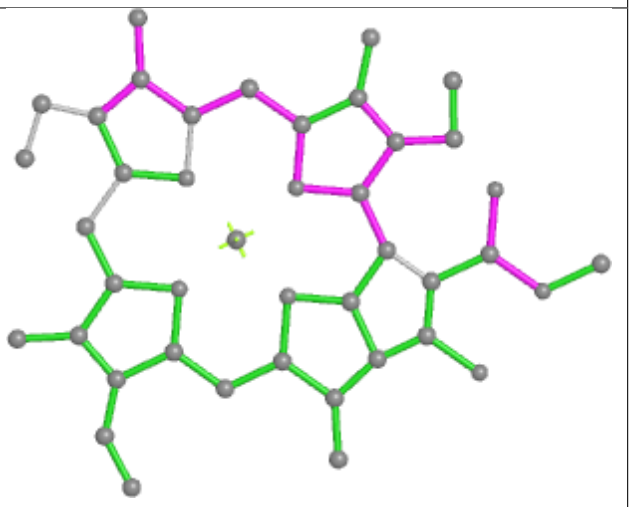

Bond angles

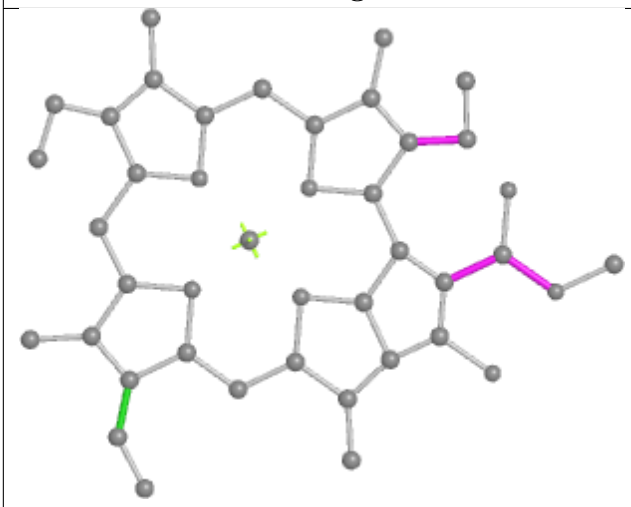

Torsions

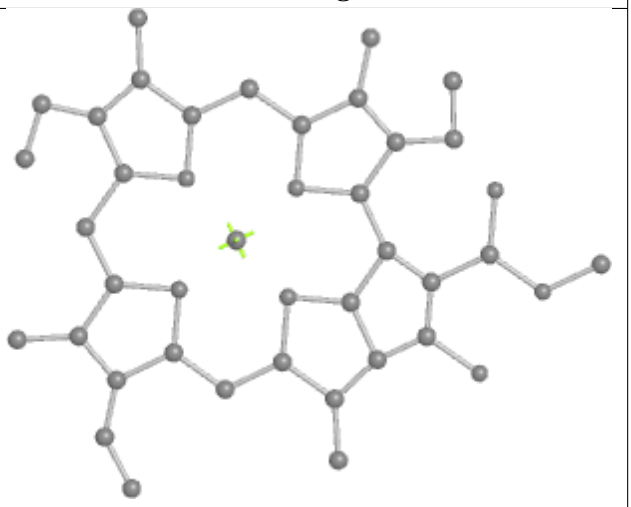

Rings

Ligand CYC KH 1001

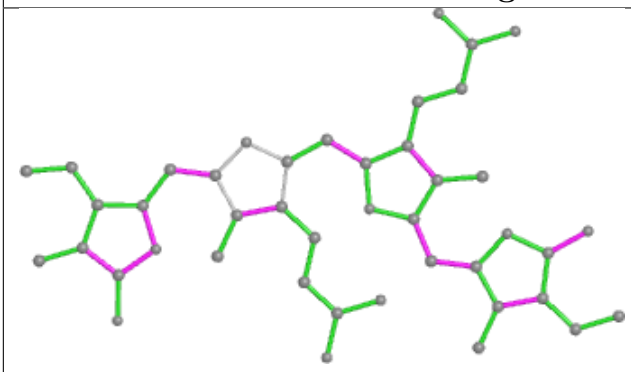

Bond lengths

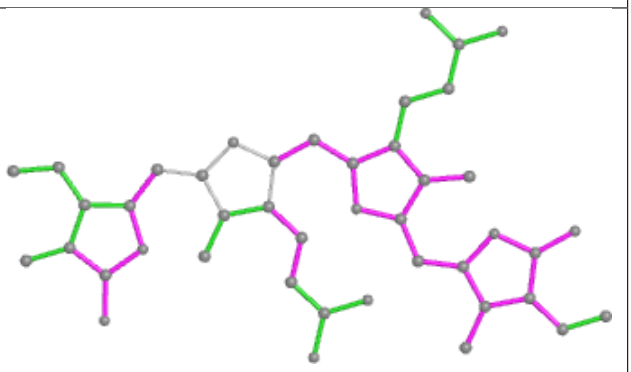

Bond angles

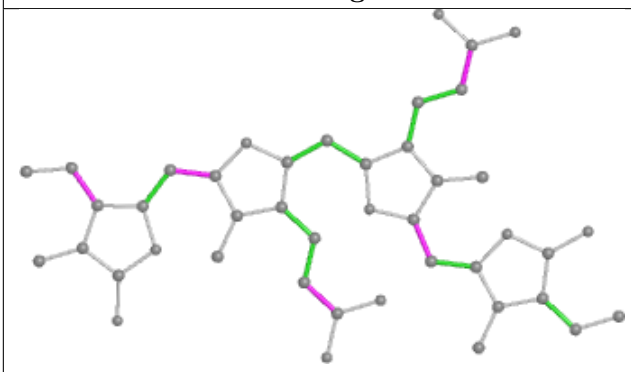

Torsions

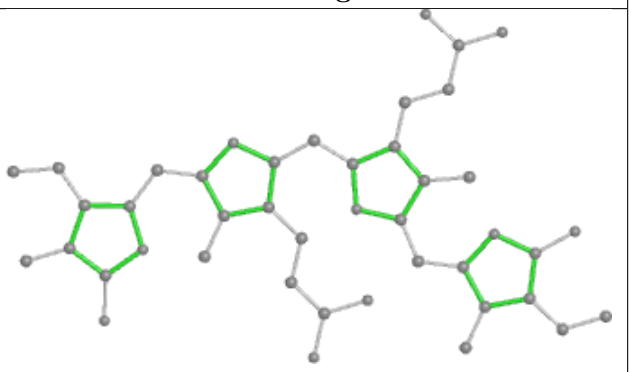

Rings

Ligand PEB AD 301

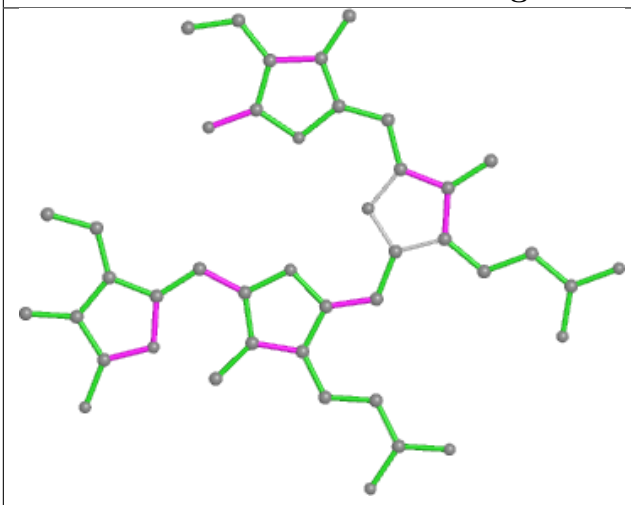

Bond lengths

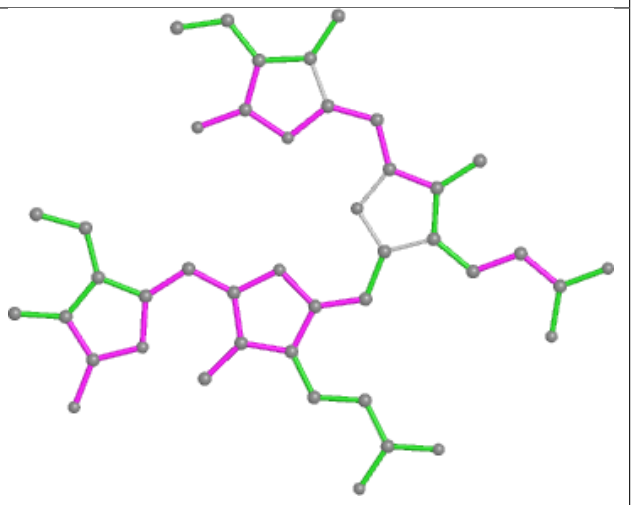

Bond angles

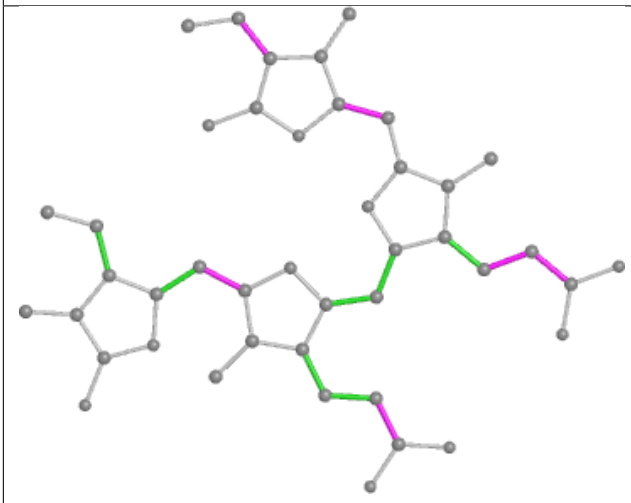

Torsions

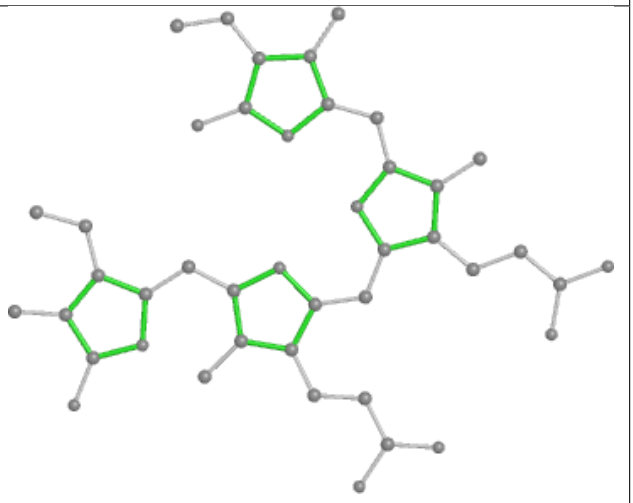

Rings

Ligand PEB JQ 201

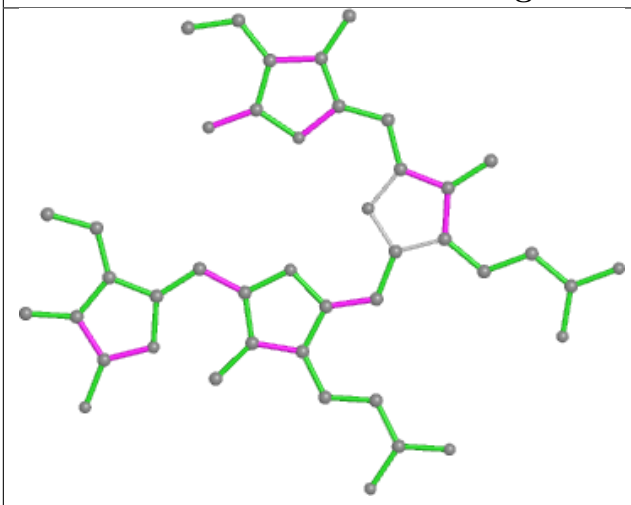

Bond lengths

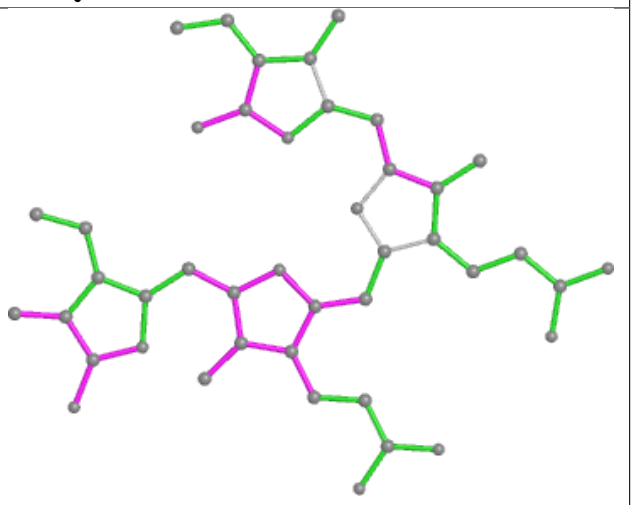

Bond angles

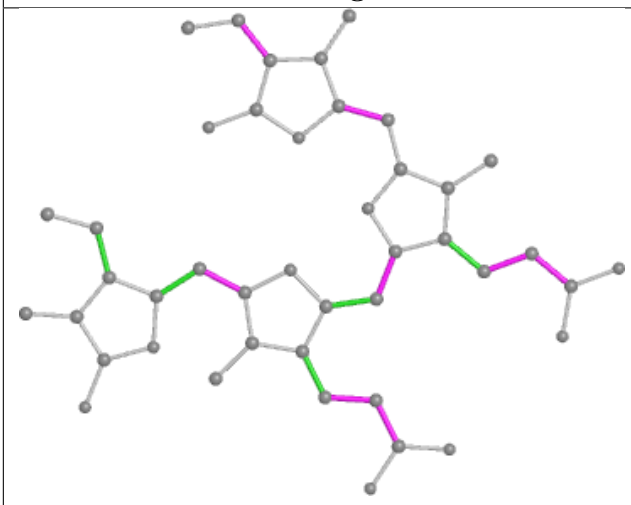

Torsions

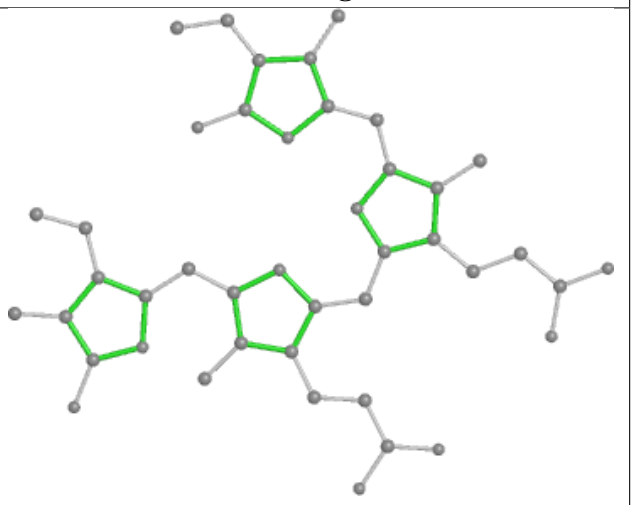

Rings

Ligand CYC LO 1001

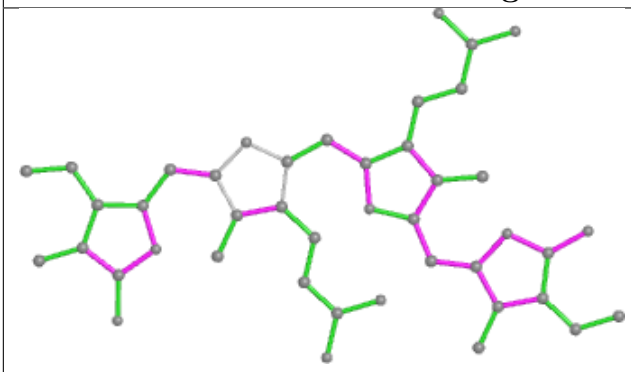

Bond lengths

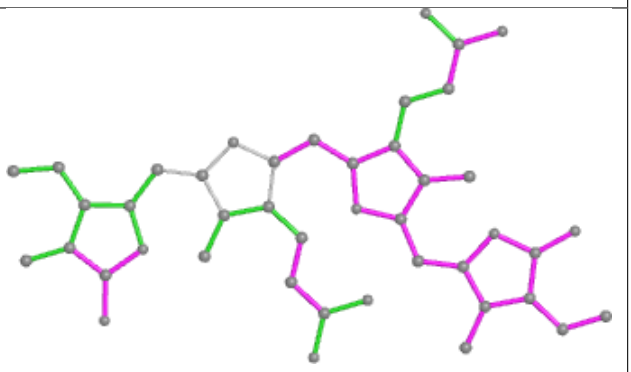

Bond angles

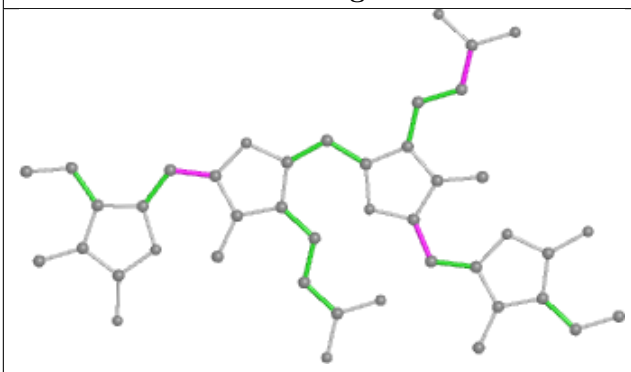

Torsions

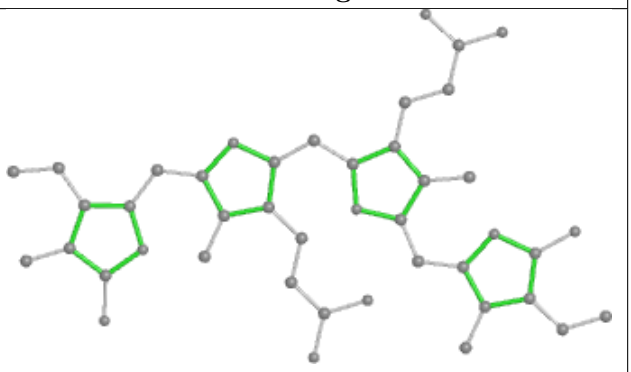

Rings

Ligand PEB wC 201

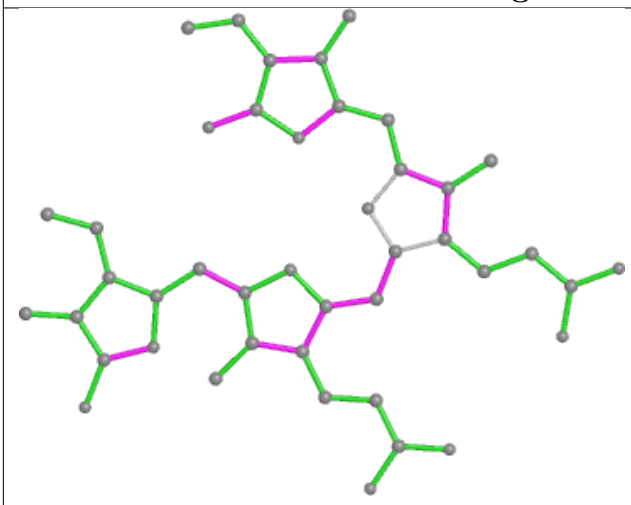

Bond lengths

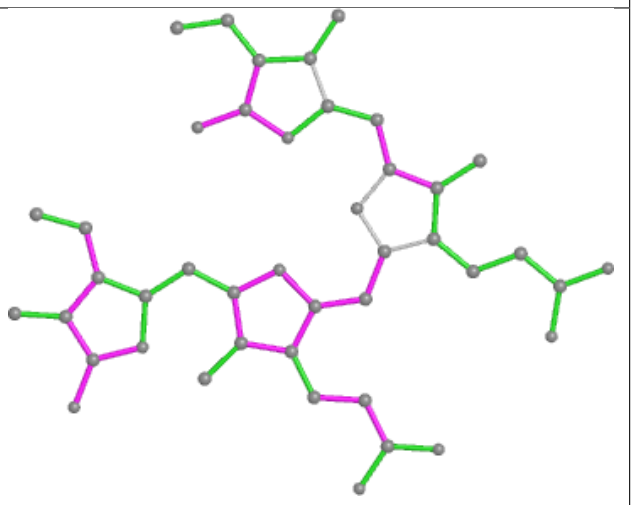

Bond angles

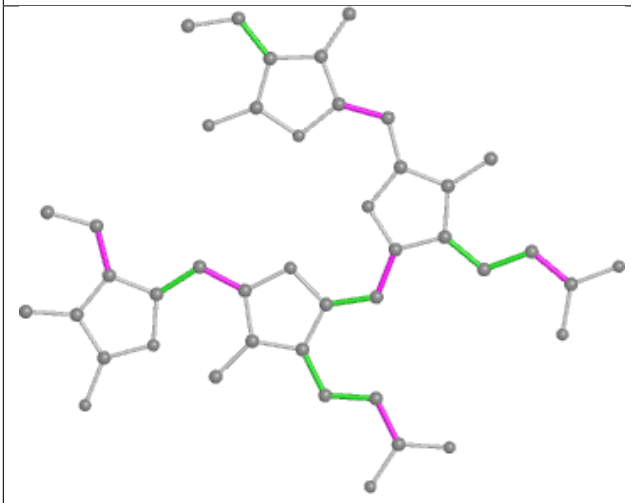

Torsions

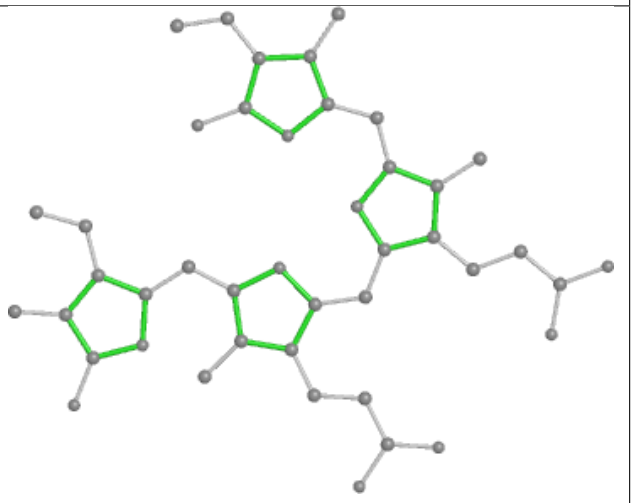

Rings

Ligand PEB d1 202

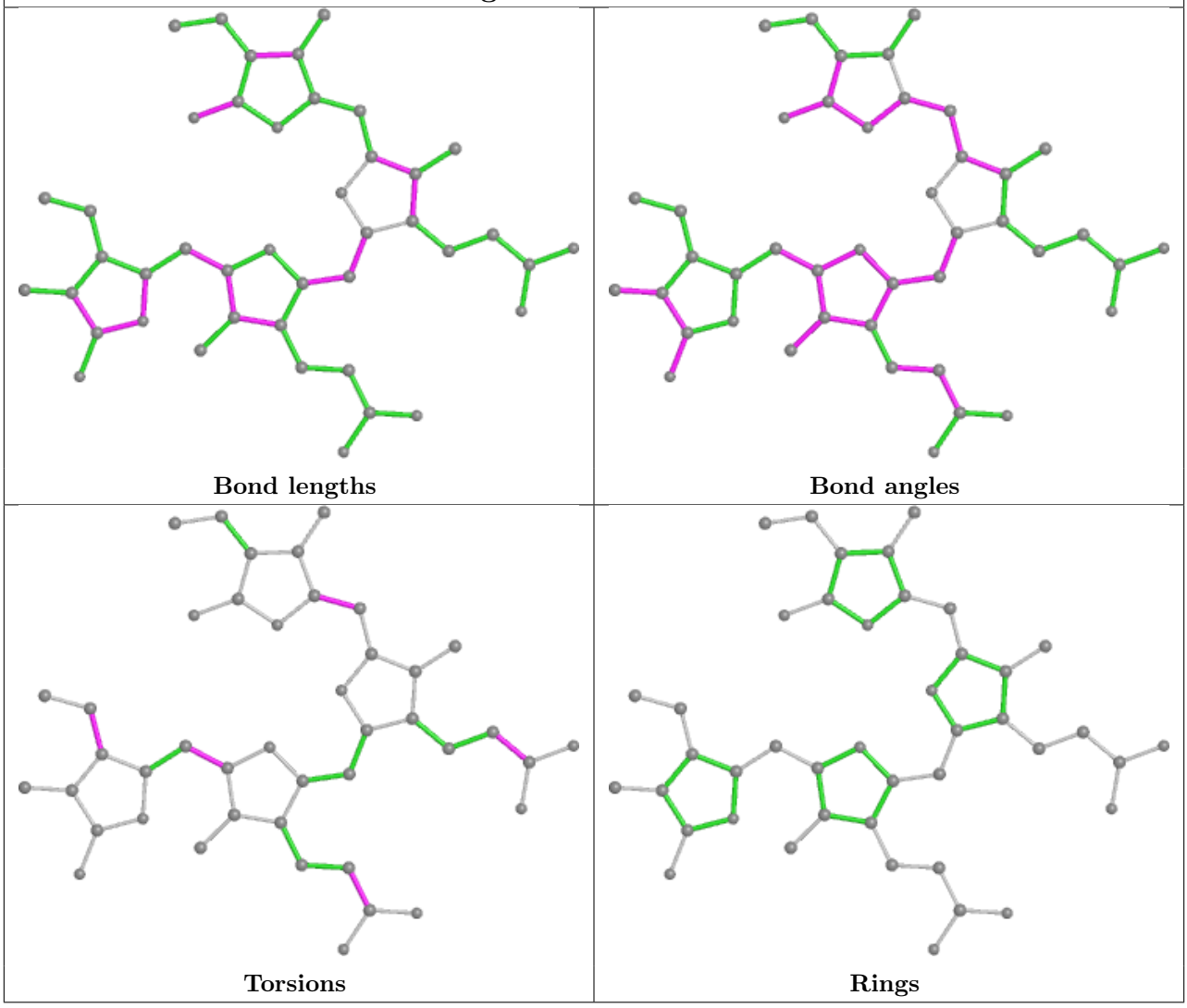

Ligand CLA BL 609

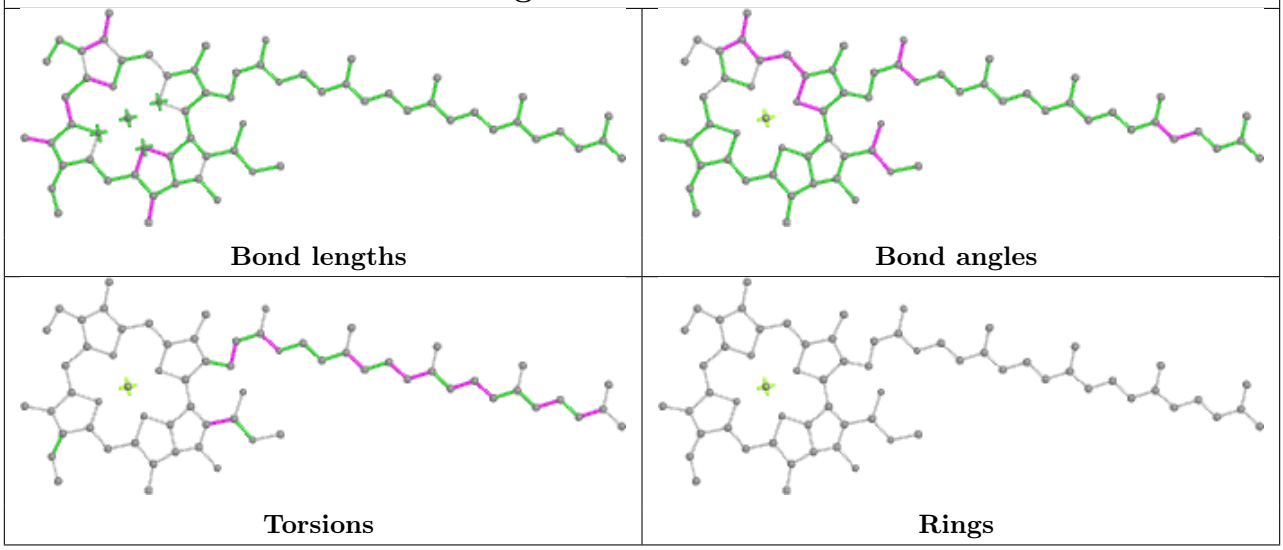

Ligand PEB KK 203

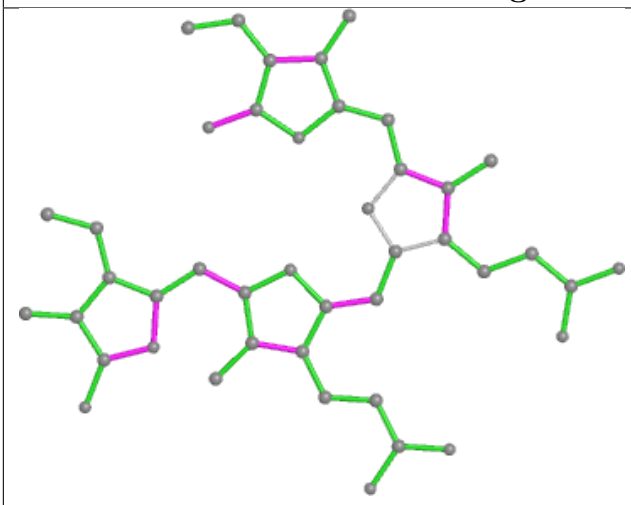

Bond lengths

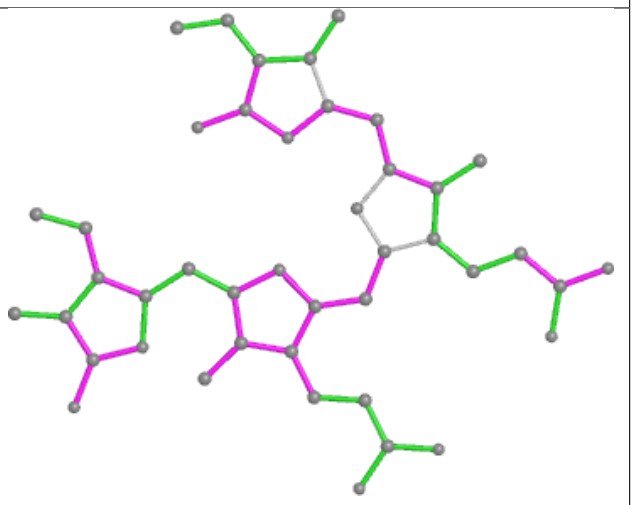

Bond angles

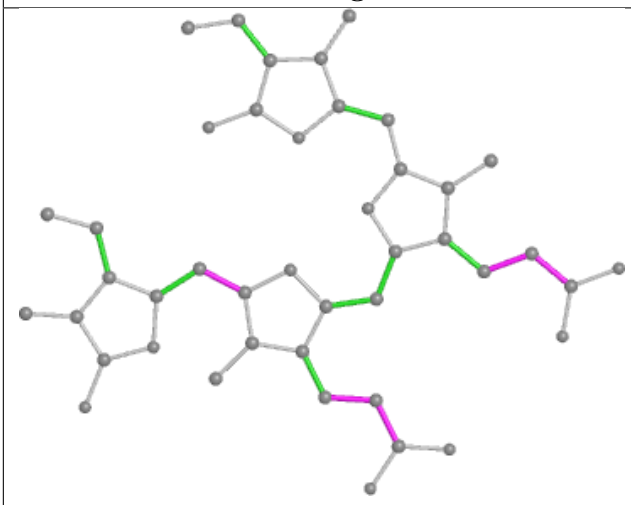

Torsions

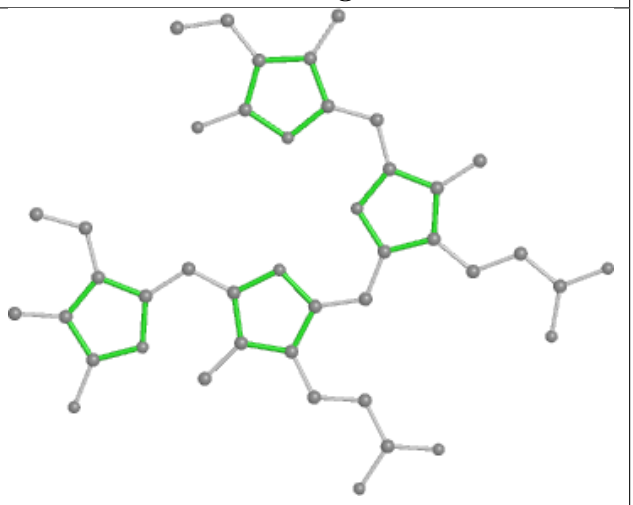

Rings

Ligand PEB YJ 202

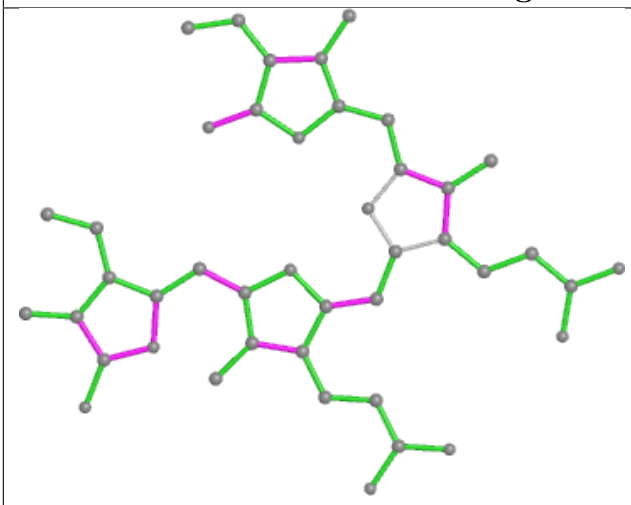

Bond lengths

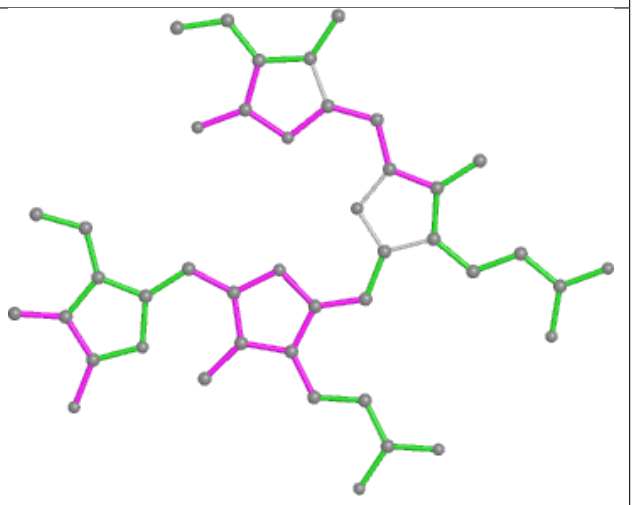

Bond angles

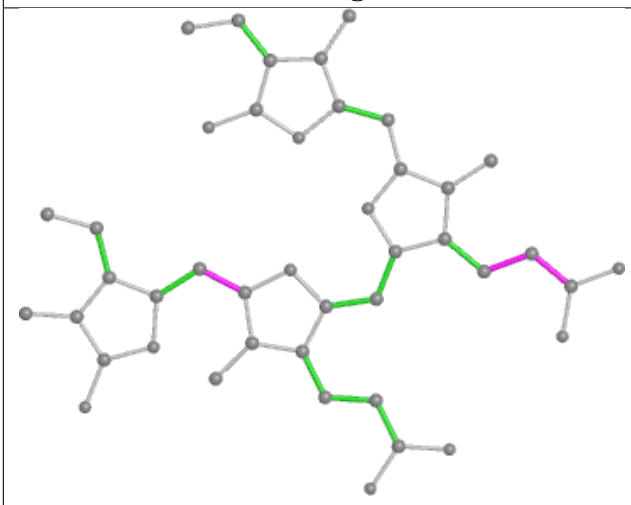

Torsions

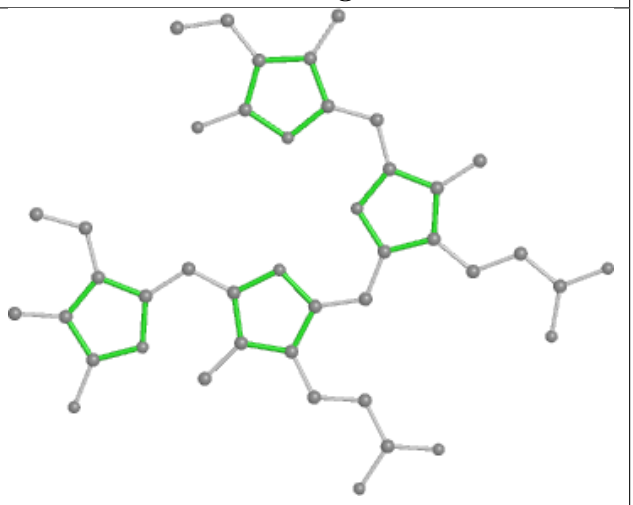

Rings

Ligand PEB CA 201

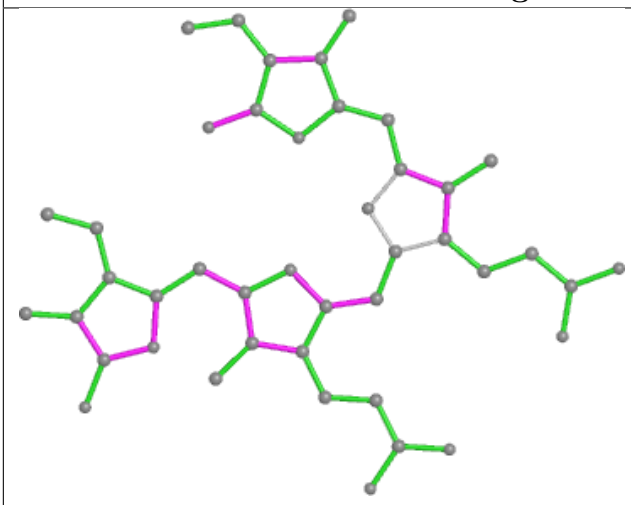

Bond lengths

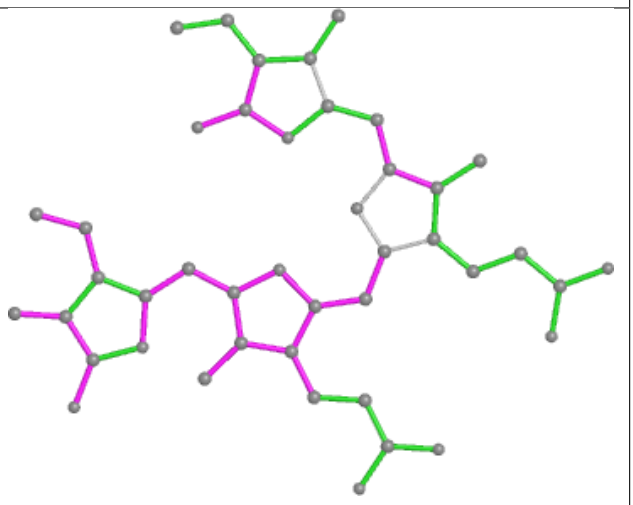

Bond angles

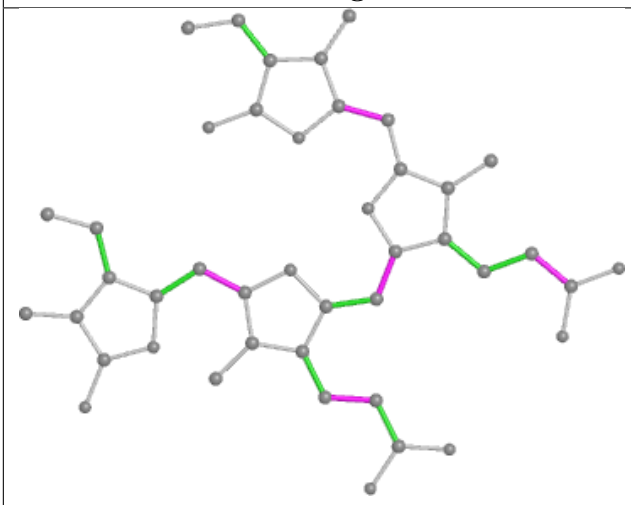

Torsions

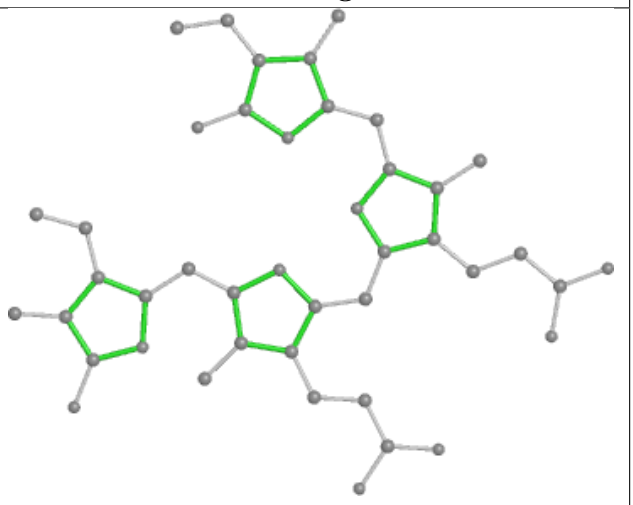

Rings

Ligand PEB UJ 201

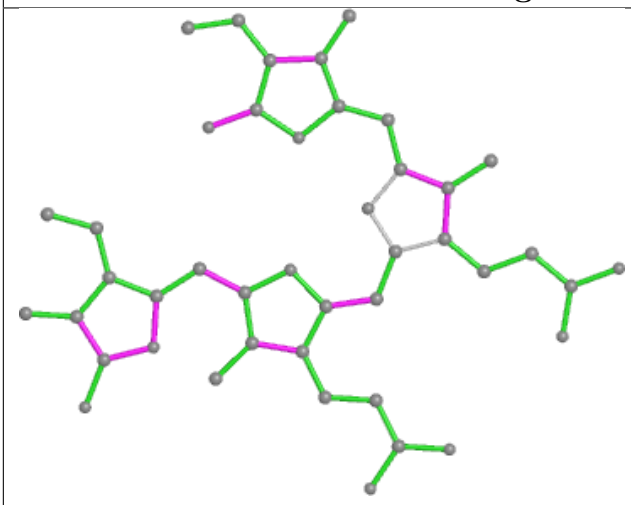

Bond lengths

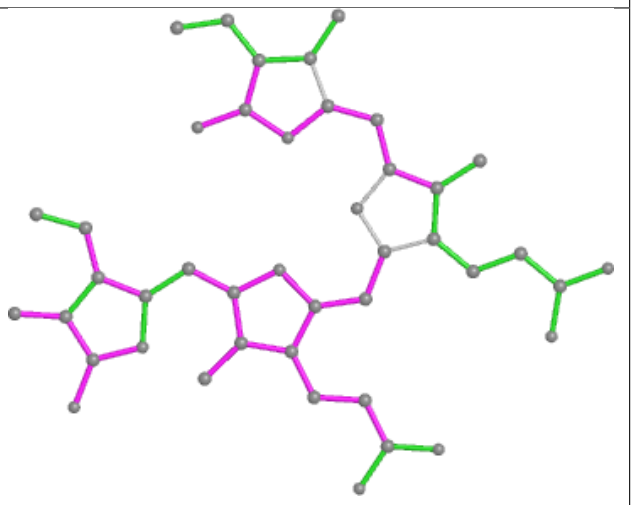

Bond angles

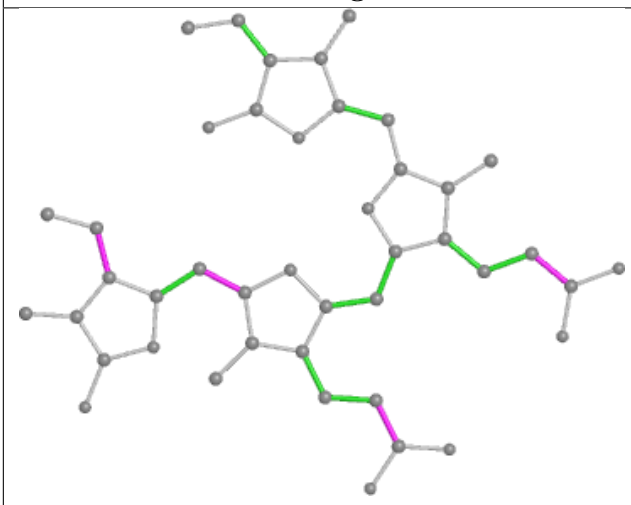

Torsions

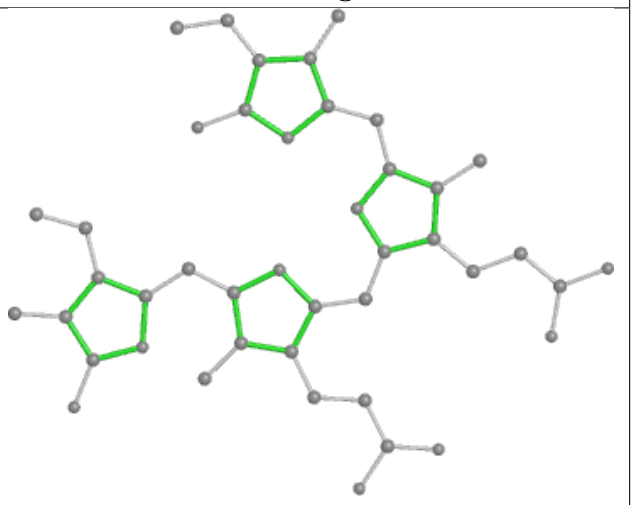

Rings

Ligand CLA 52 604

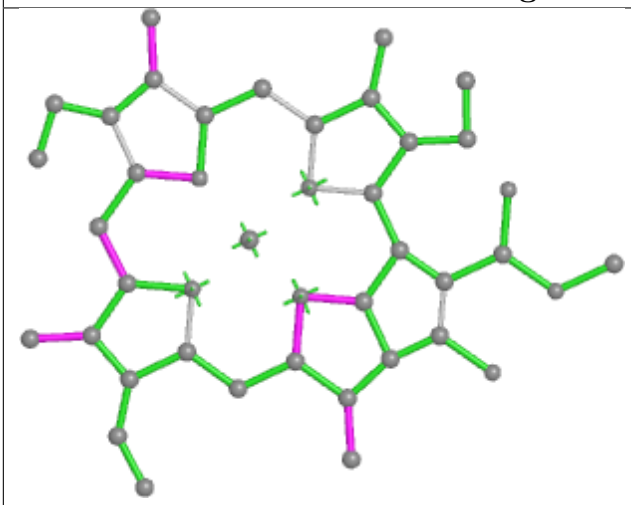

Bond lengths

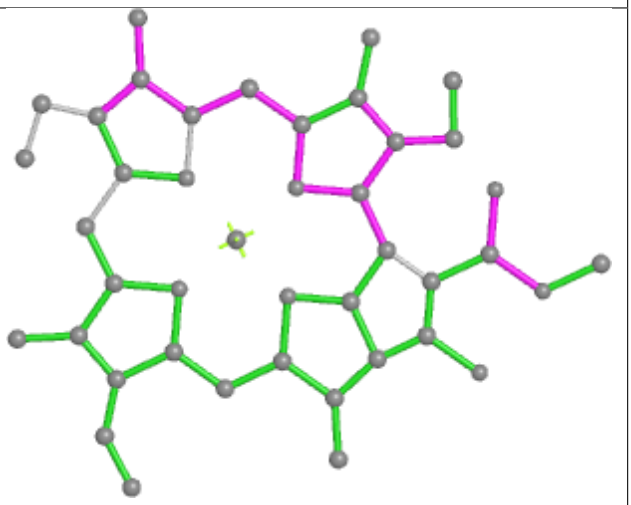

Bond angles

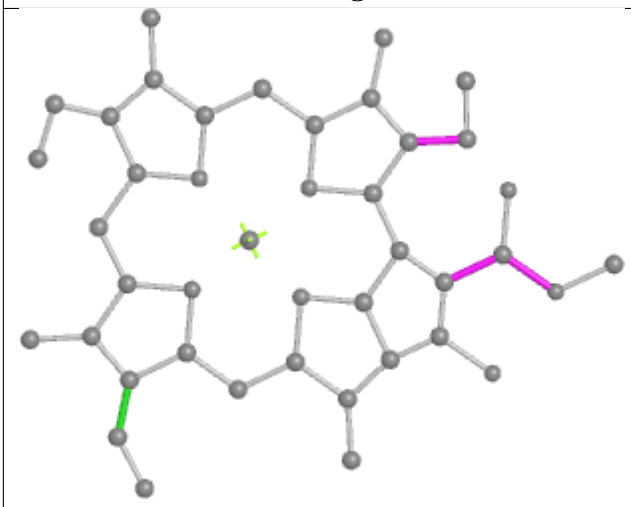

Torsions

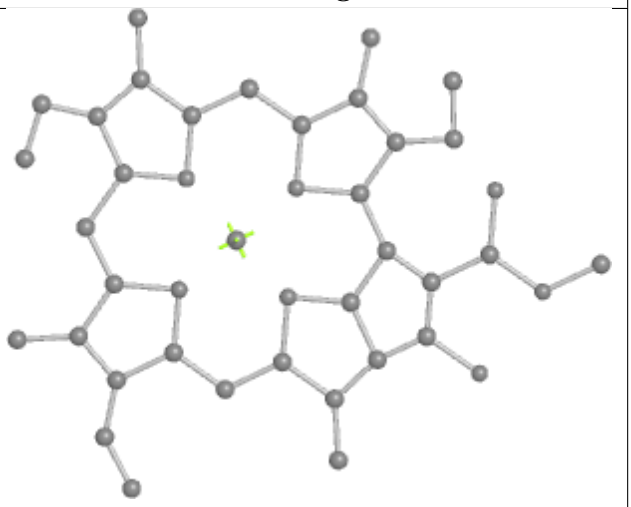

Rings

Ligand PEB A1 305

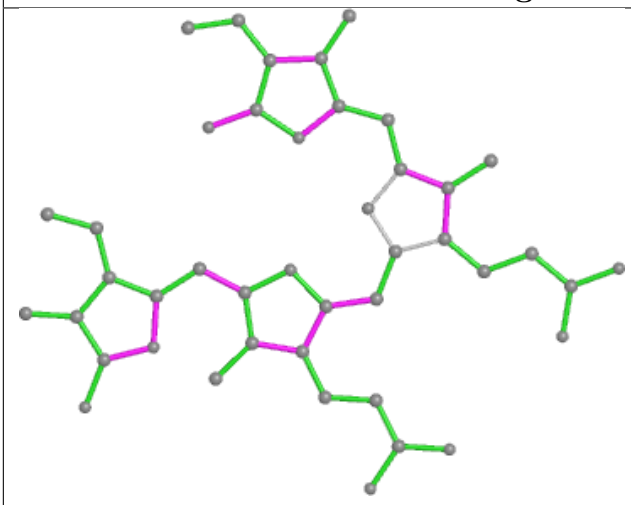

Bond lengths

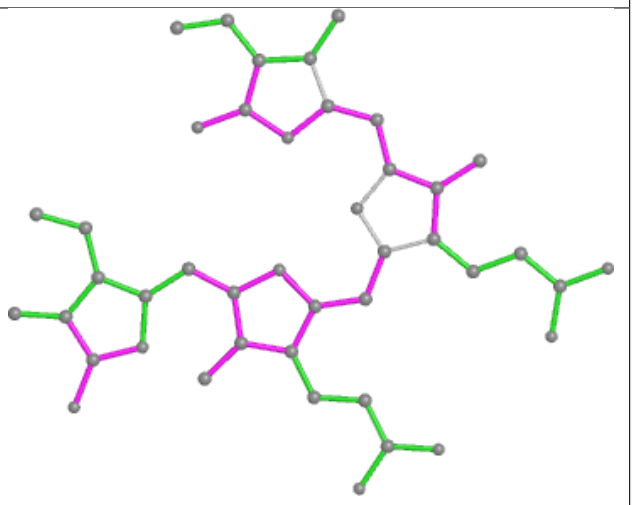

Bond angles

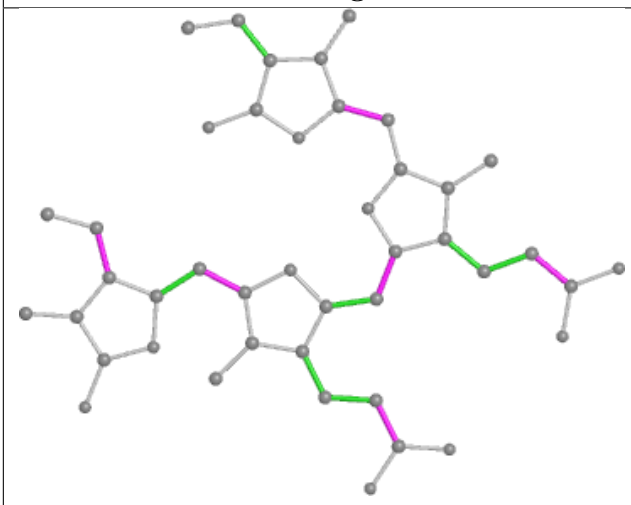

Torsions

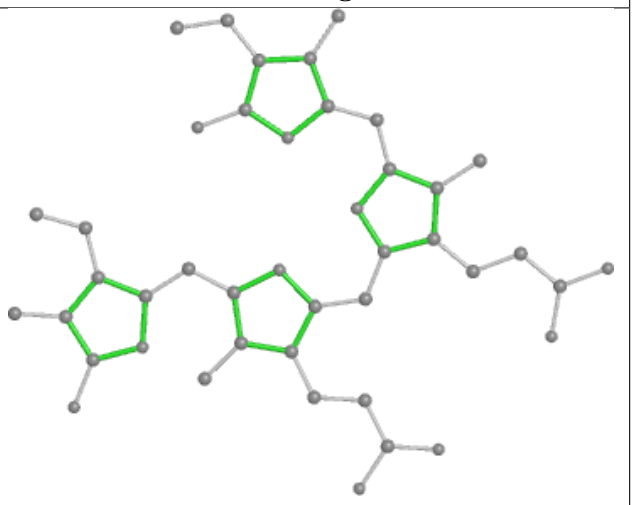

Rings

Ligand PEB VB 202

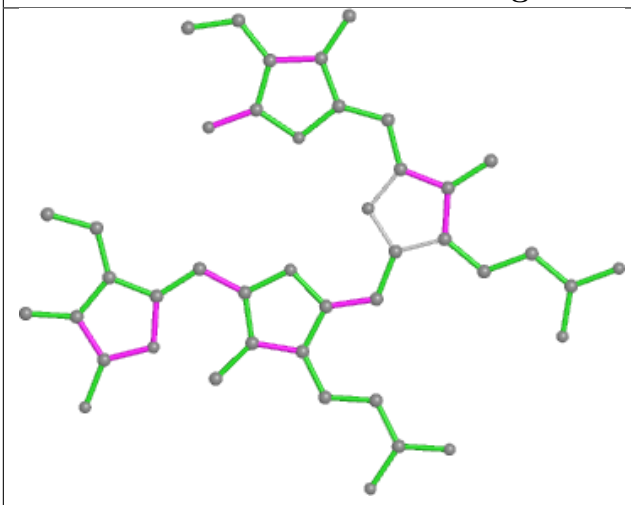

Bond lengths

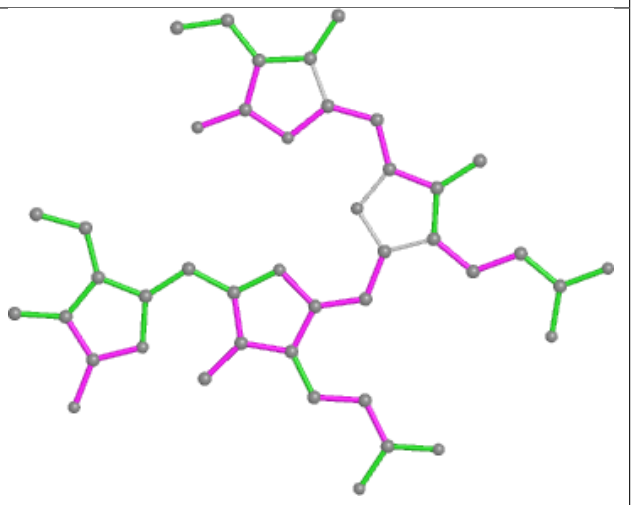

Bond angles

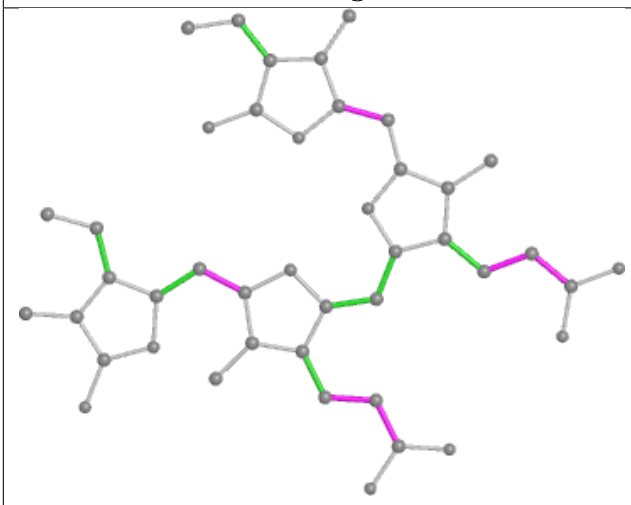

Torsions

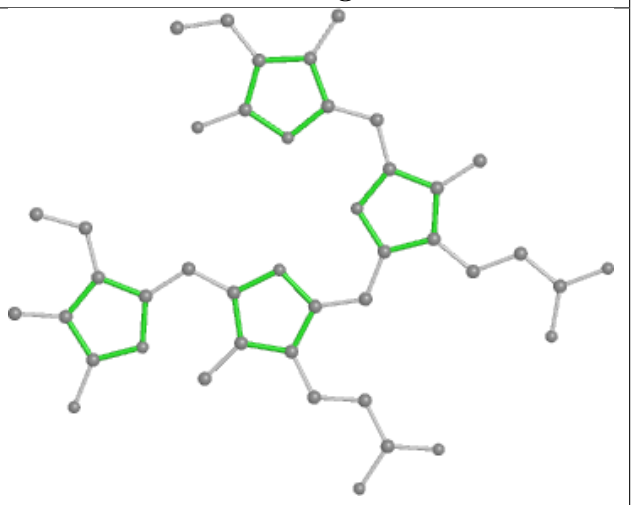

Rings

Ligand PEB hO 202

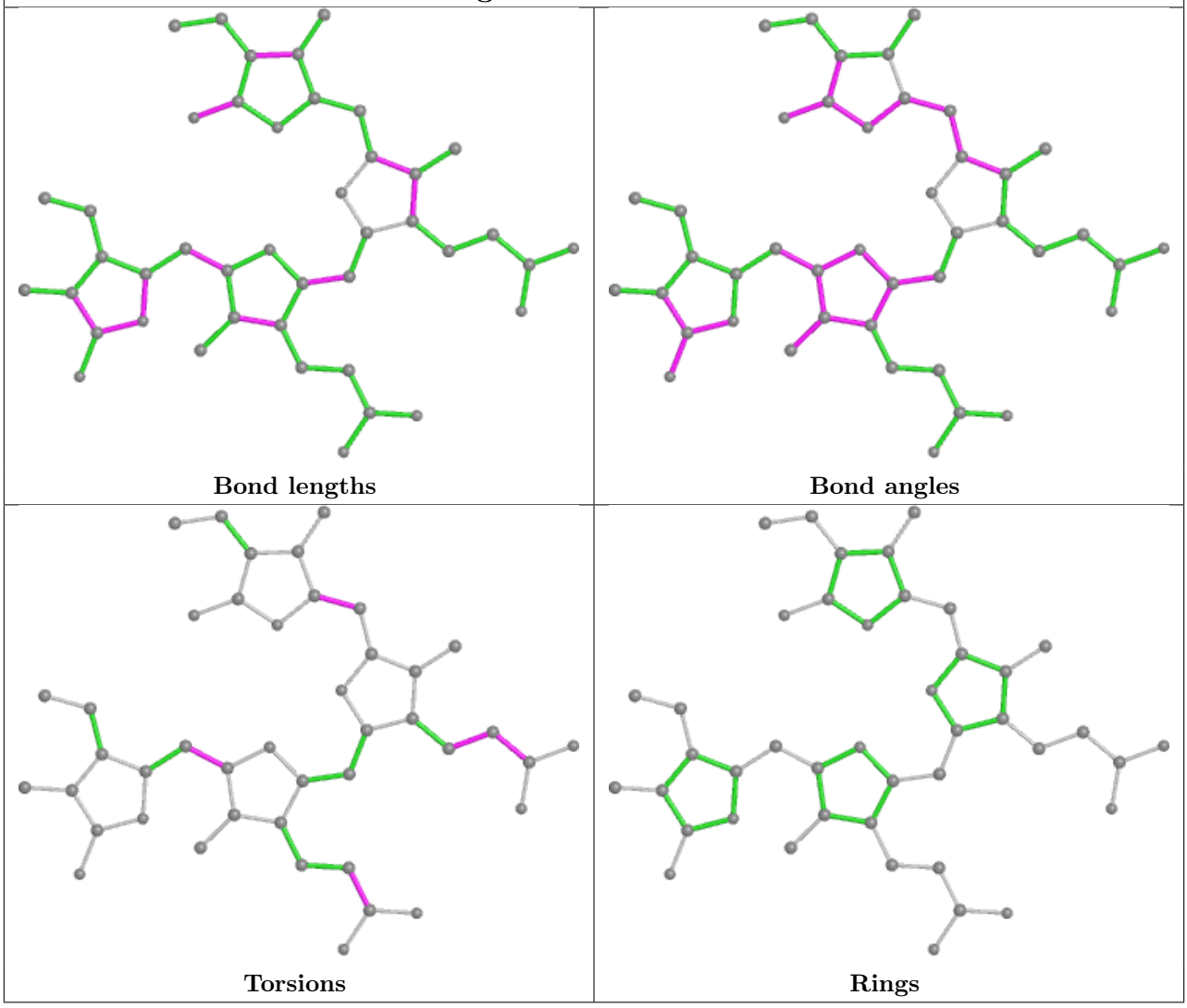

Ligand 3XQ J2 104

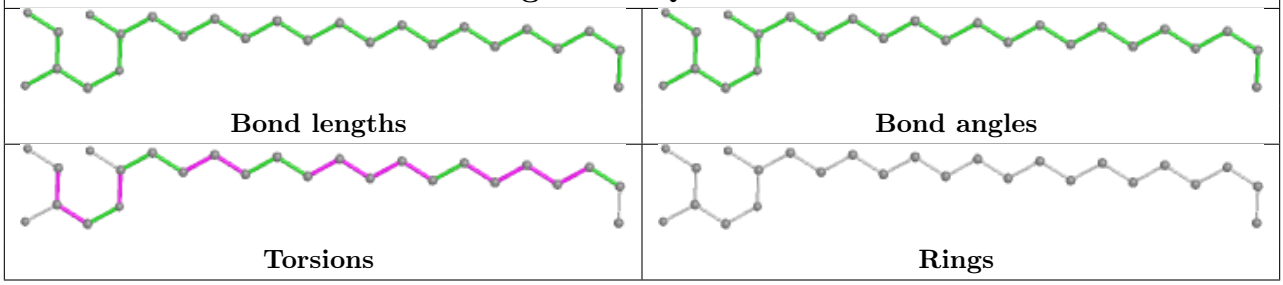

Ligand PEB OF 203

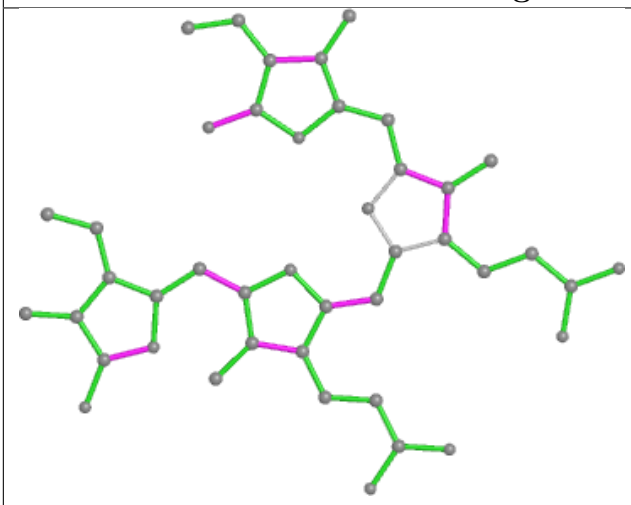

Bond lengths

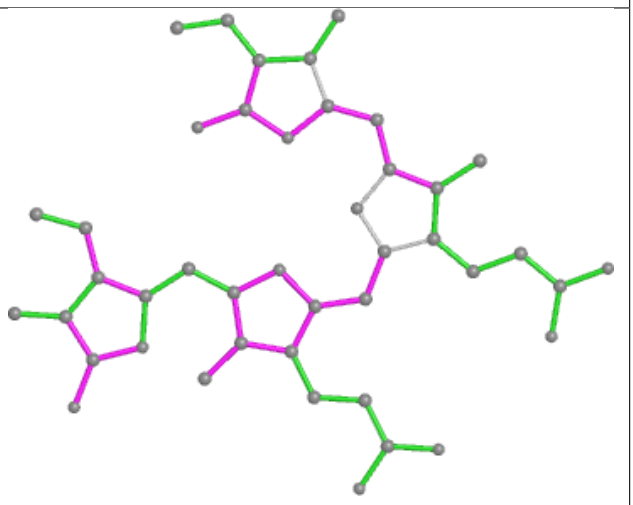

Bond angles

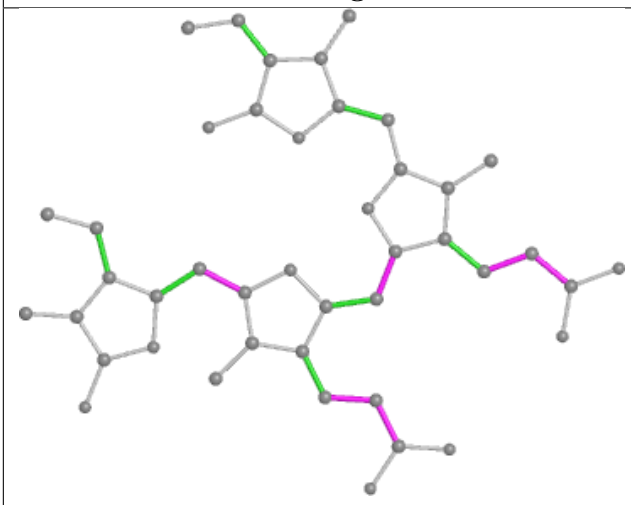

Torsions

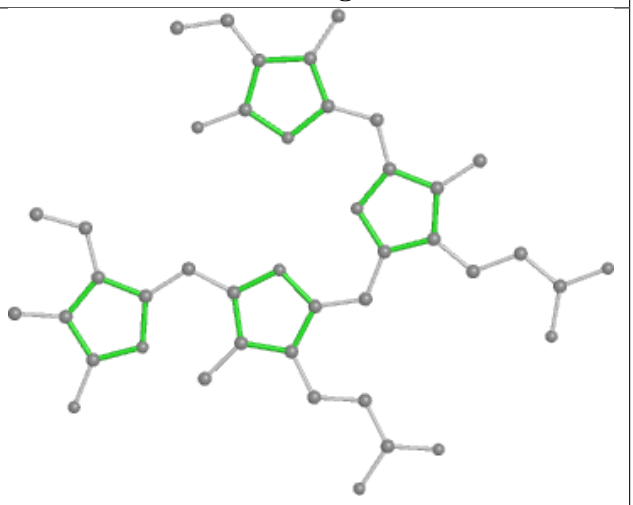

Rings

Ligand CYC V3 1001

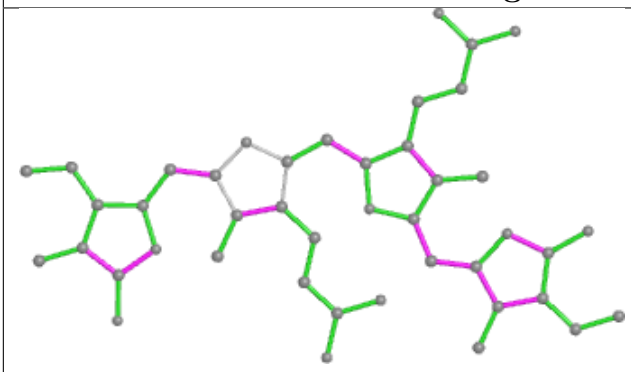

Bond lengths

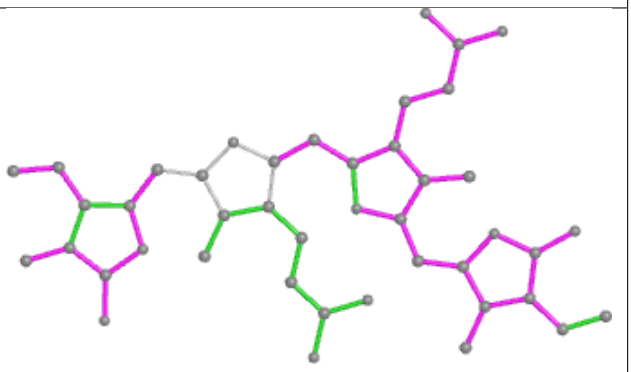

Bond angles

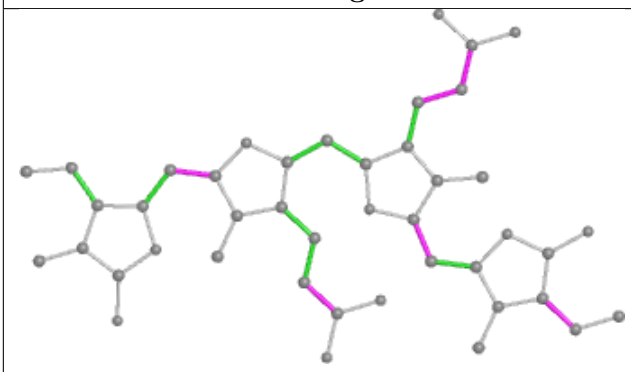

Torsions

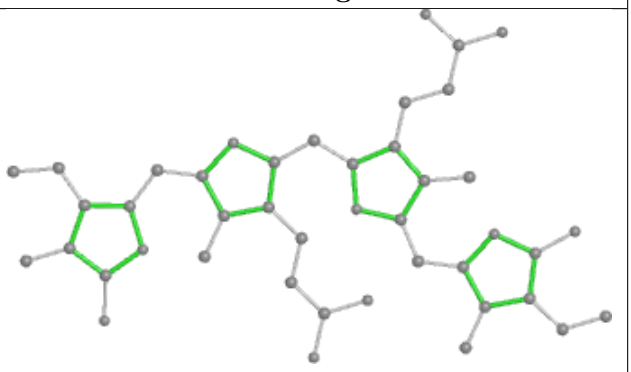

Rings

Ligand PEB l1 202

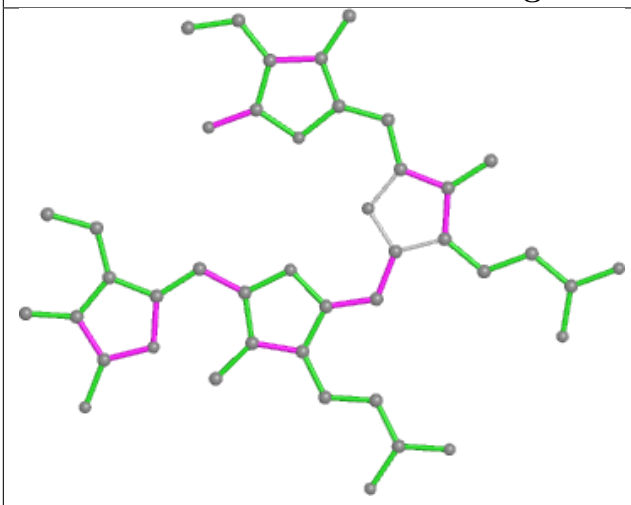

Bond lengths

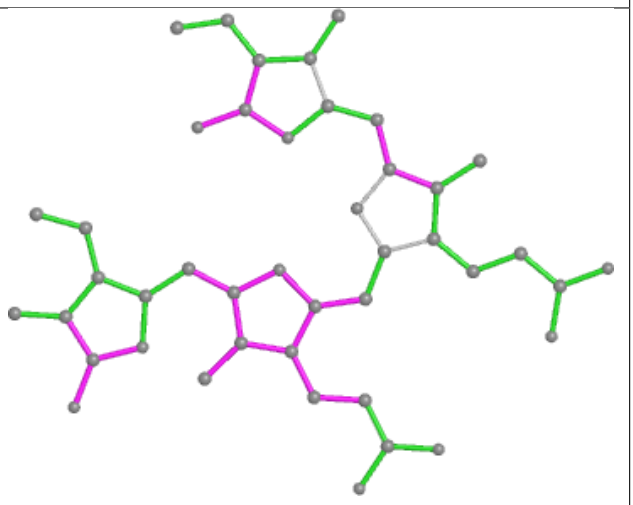

Bond angles

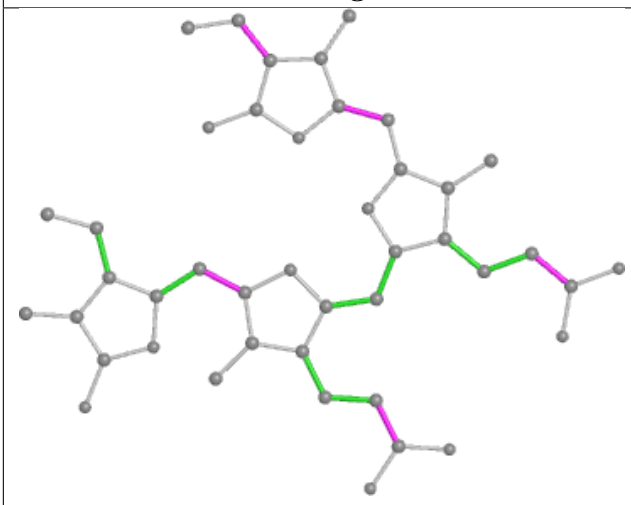

Torsions

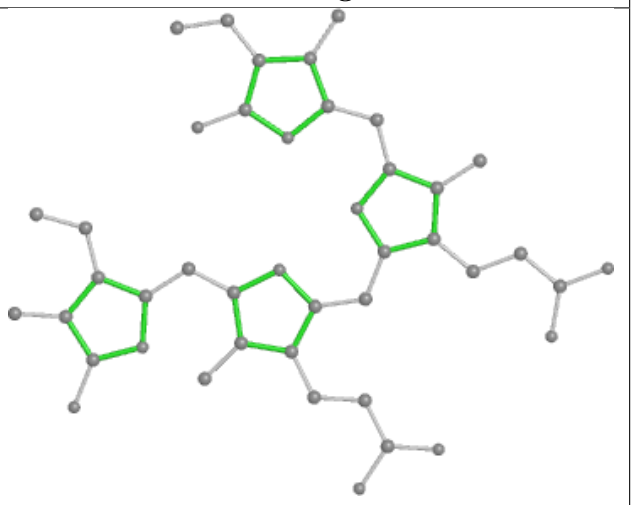

Rings

Ligand PEB b1 203

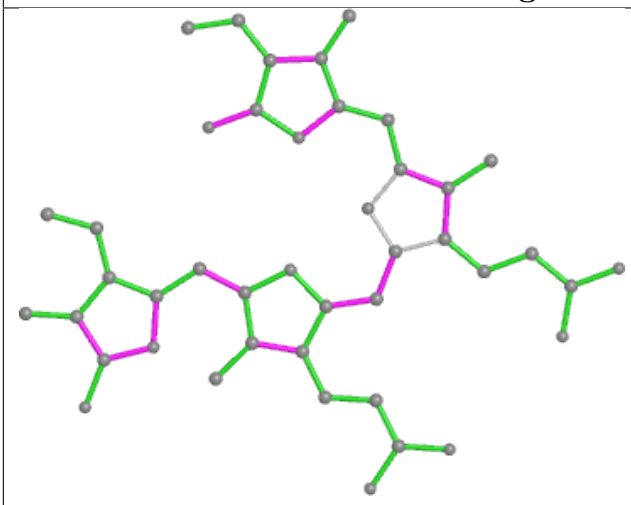

Bond lengths

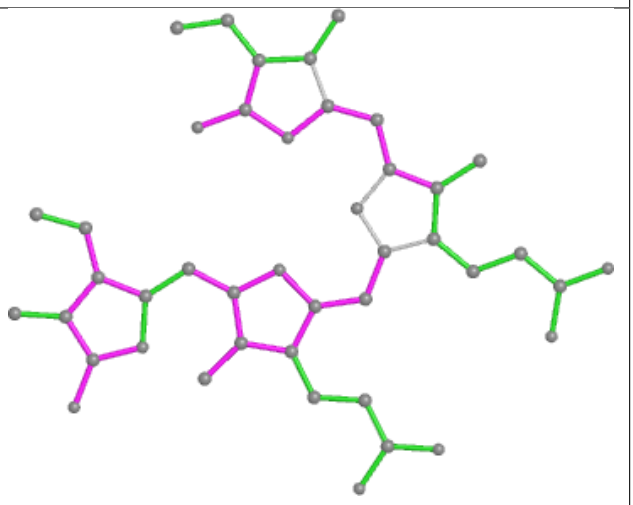

Bond angles

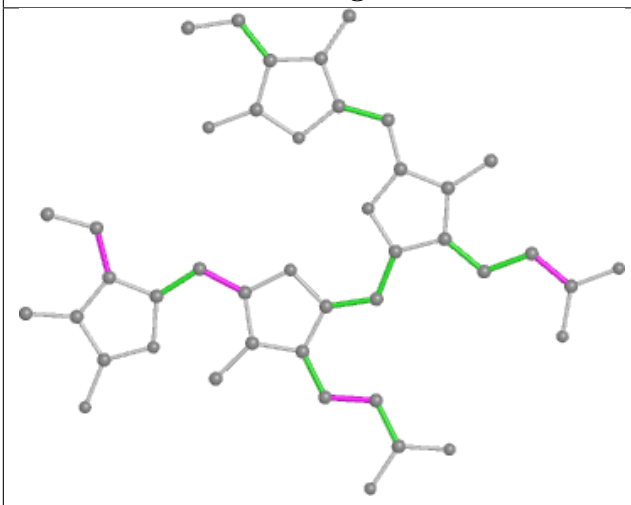

Torsions

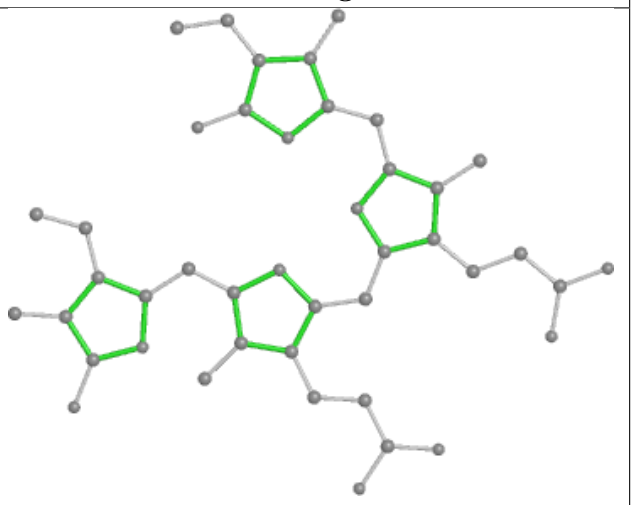

Rings

Ligand PEB B5 202

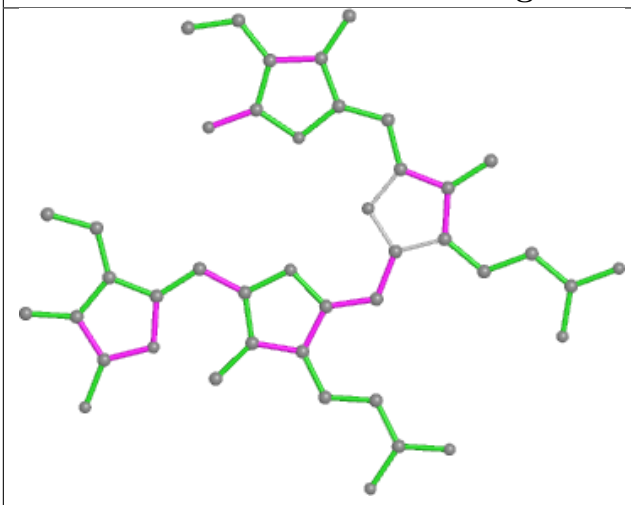

Bond lengths

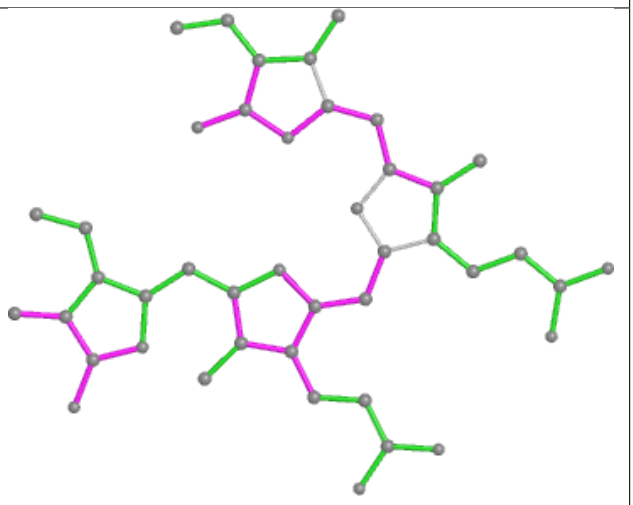

Bond angles

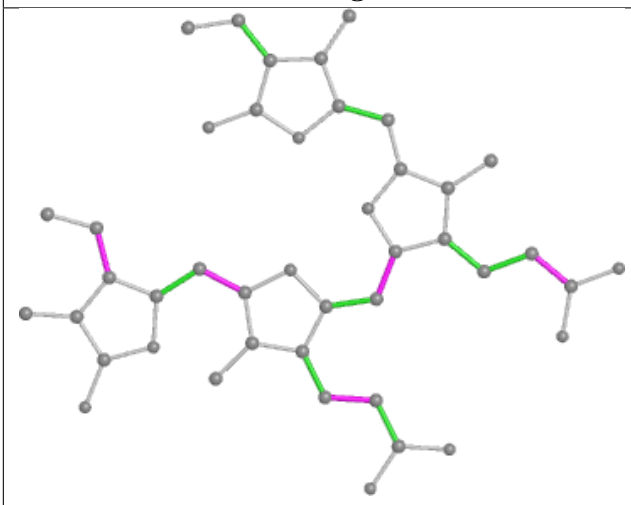

Torsions

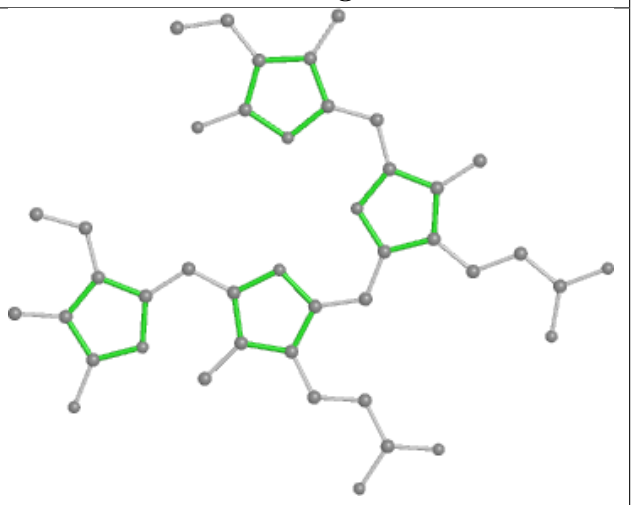

Rings

Ligand PEB jJ 202

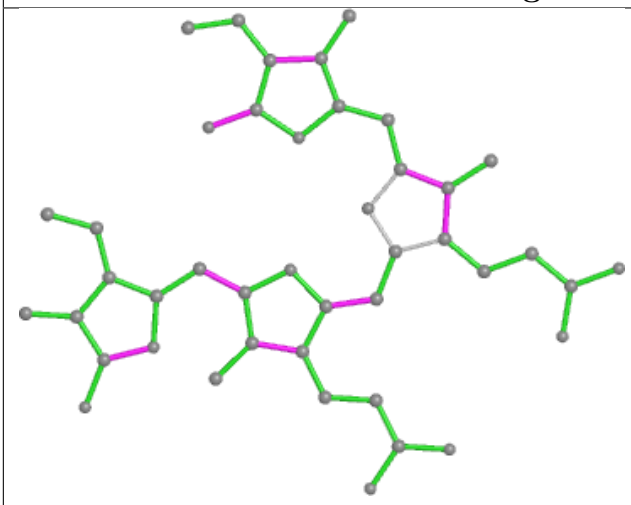

Bond lengths

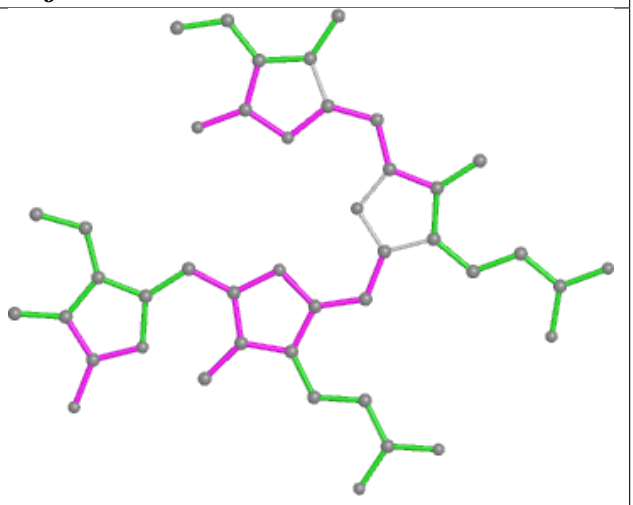

Bond angles

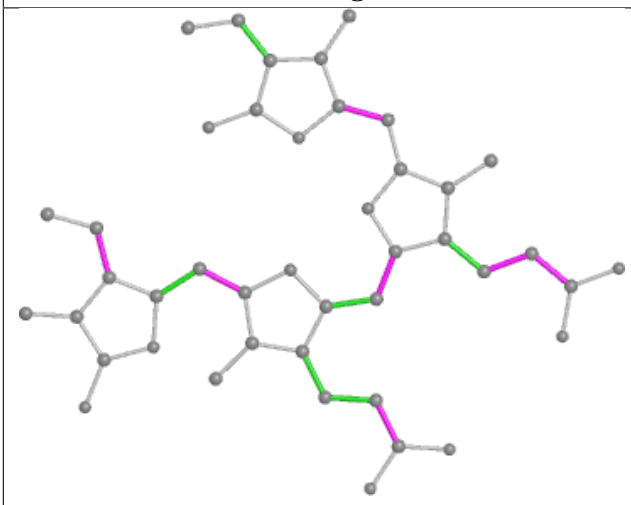

Torsions

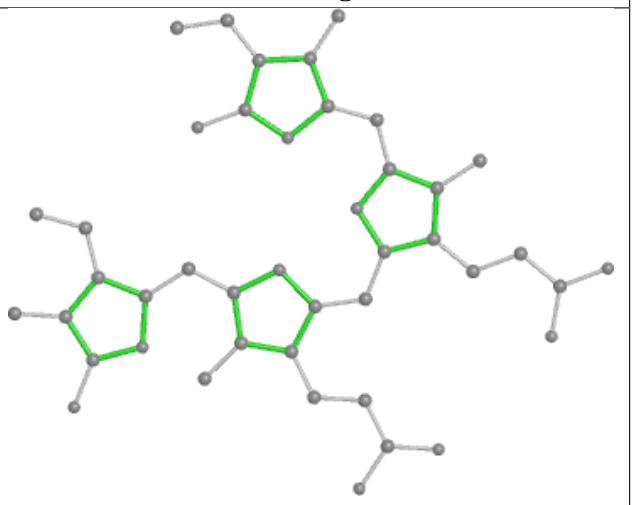

Rings

Ligand PEB QB 201

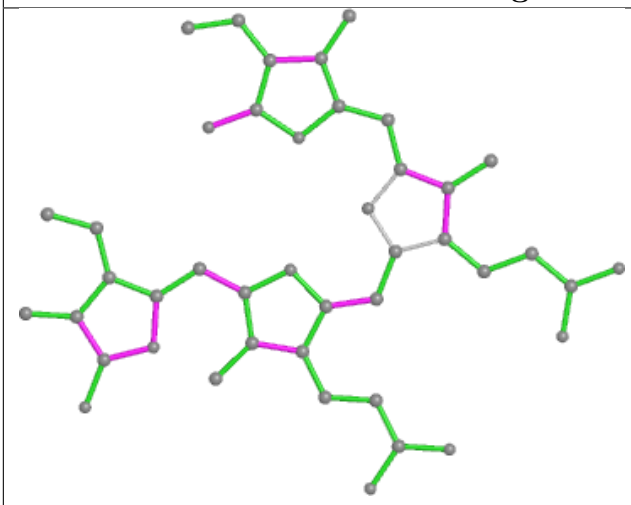

Bond lengths

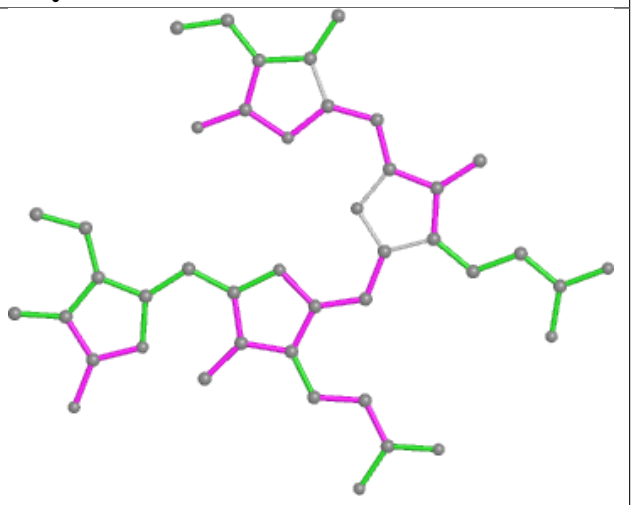

Bond angles

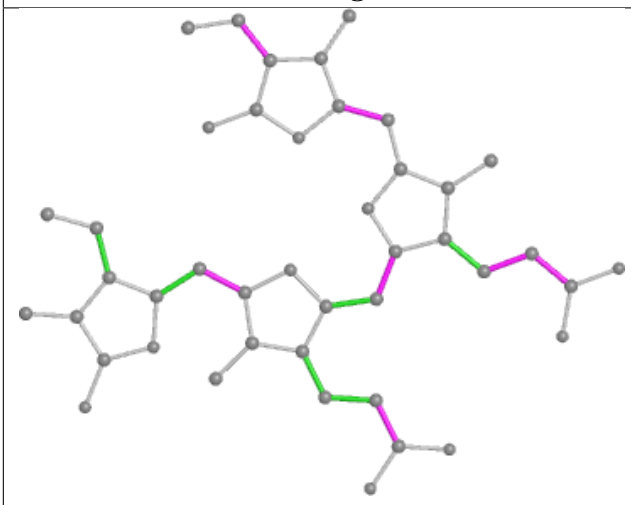

Torsions

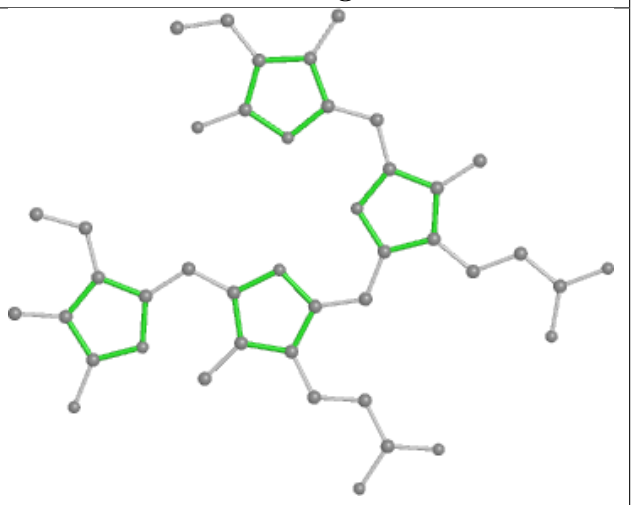

Rings

Ligand PEB CF 201

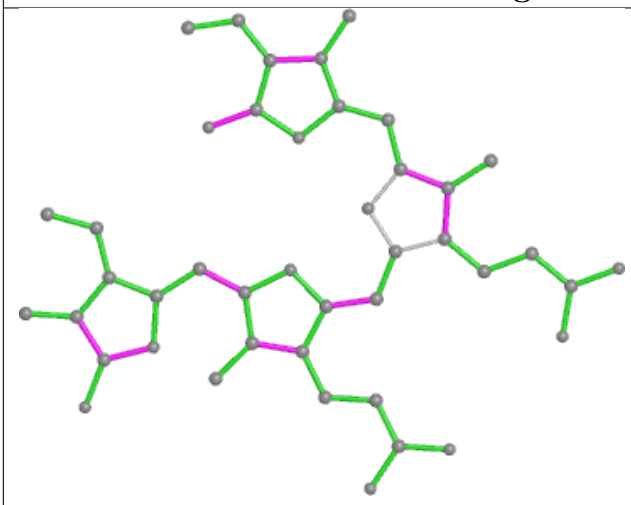

Bond lengths

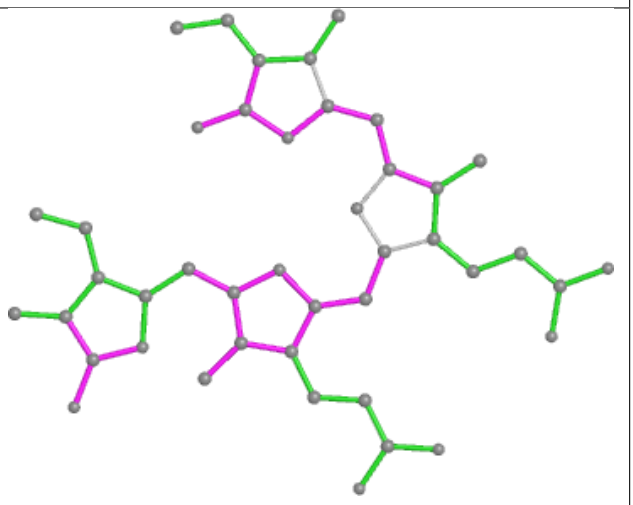

Bond angles

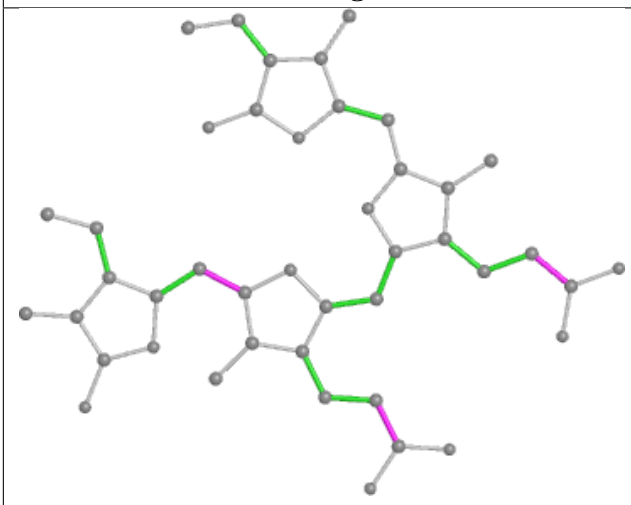

Torsions

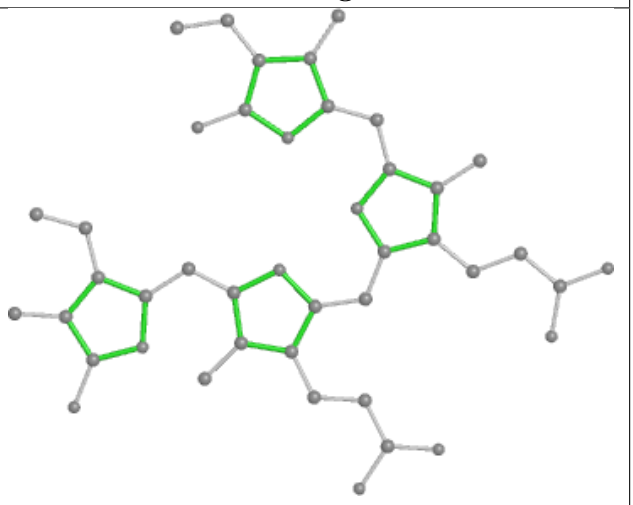

Rings

Ligand PEB cM 202

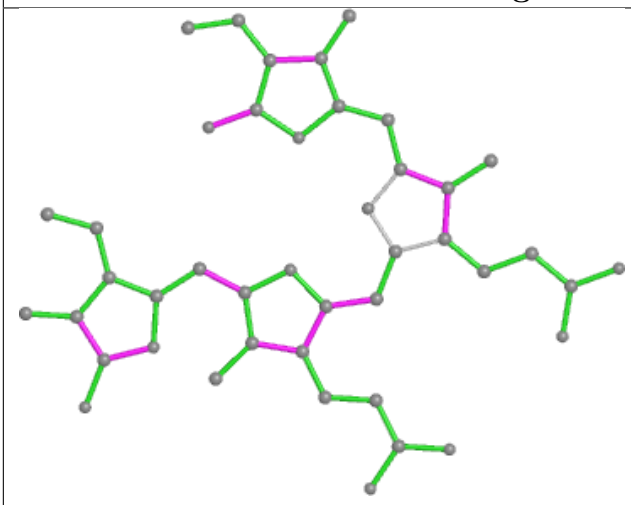

Bond lengths

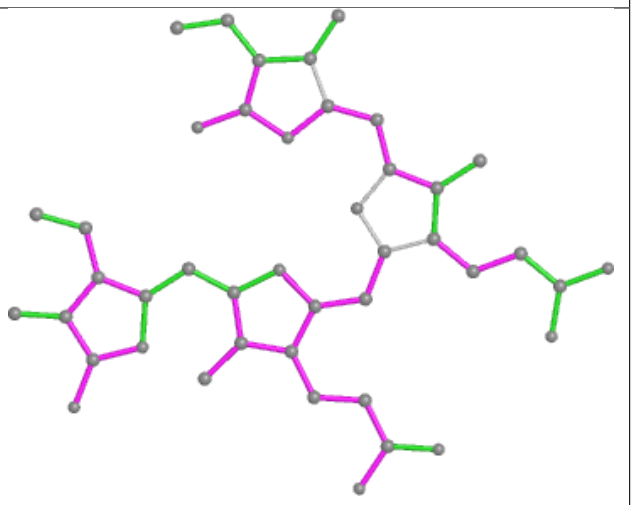

Bond angles

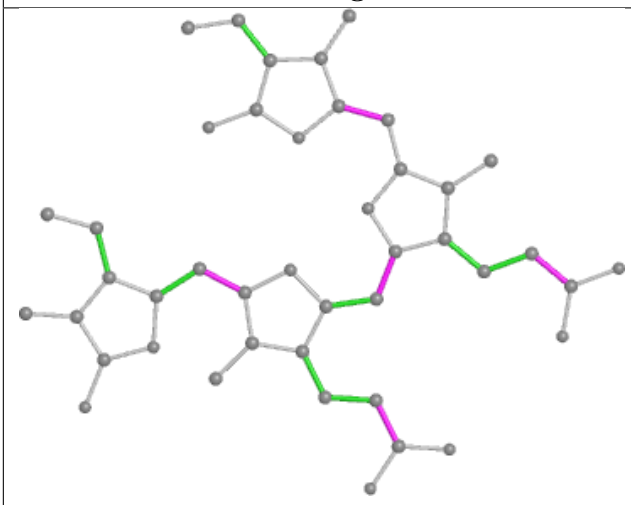

Torsions

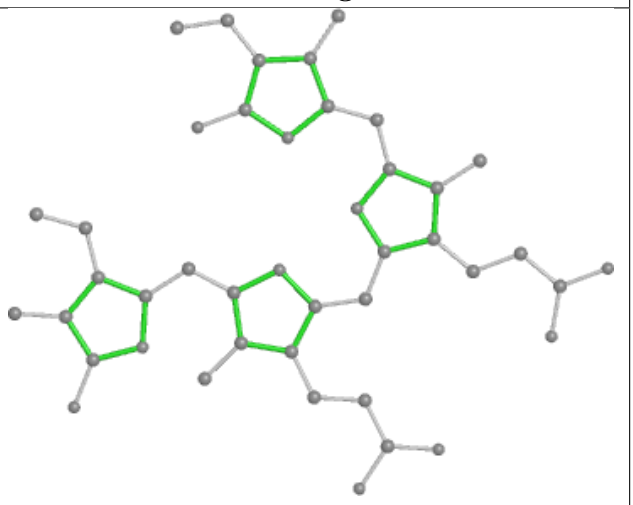

Rings

Ligand PEB GQ 202

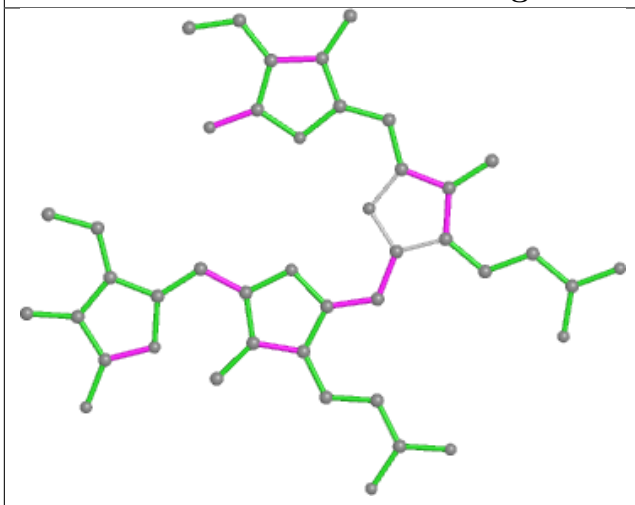

Bond lengths

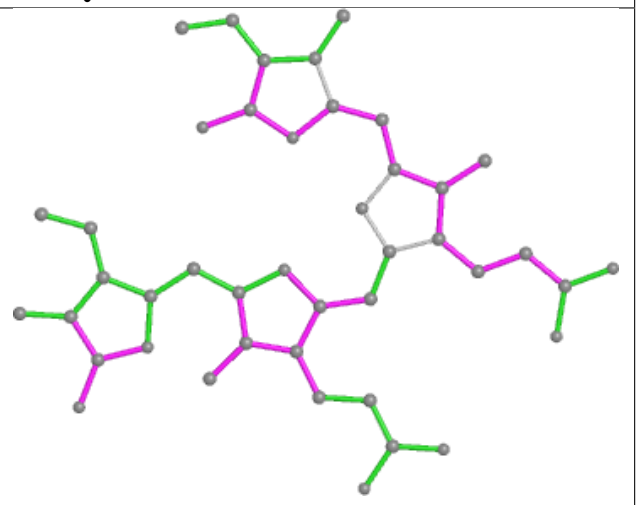

Bond angles

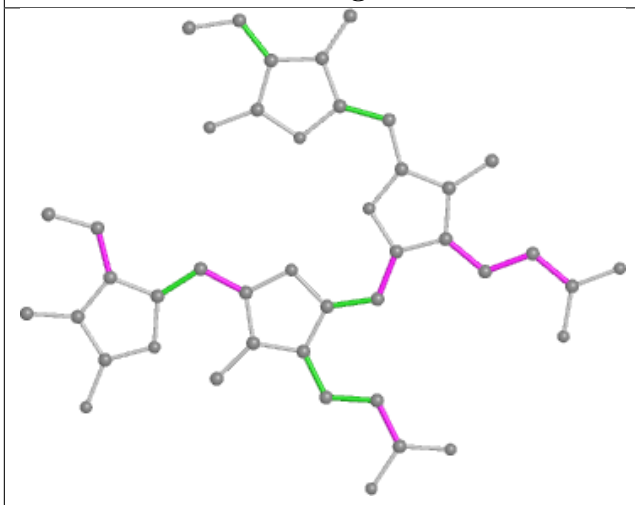

Torsions

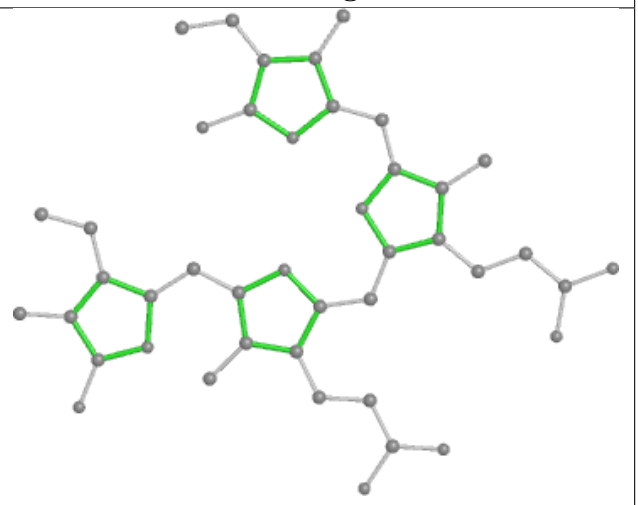

Rings

Ligand PEB eH 203

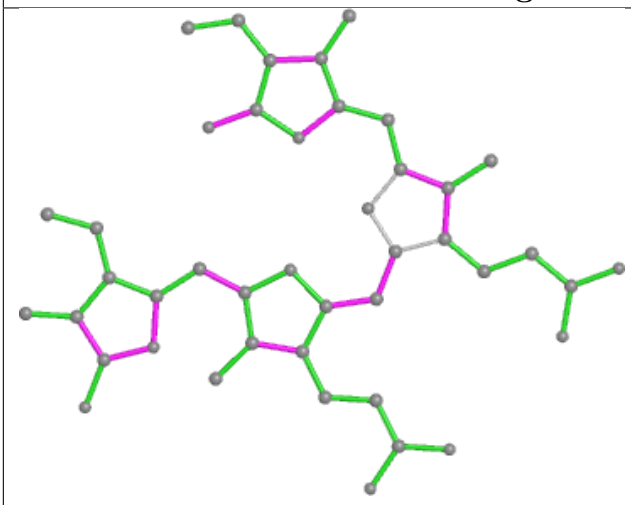

Bond lengths

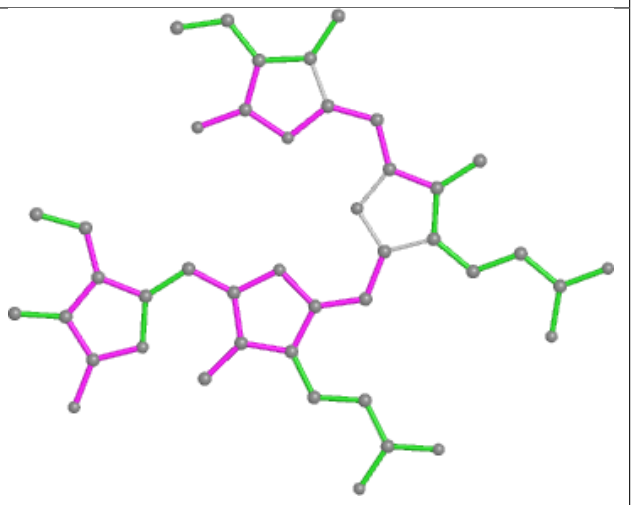

Bond angles

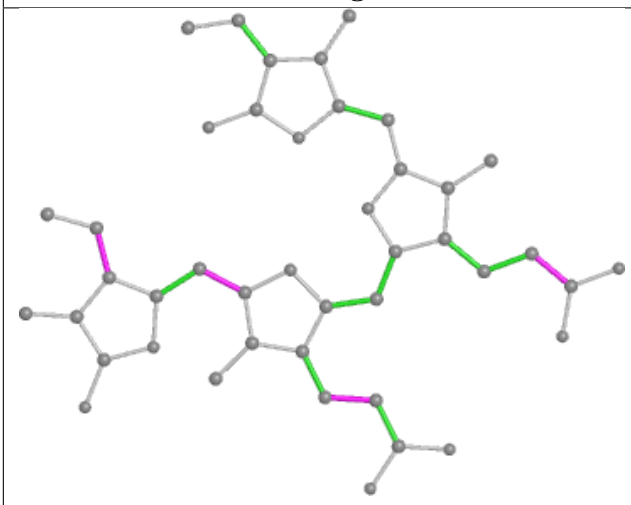

Torsions

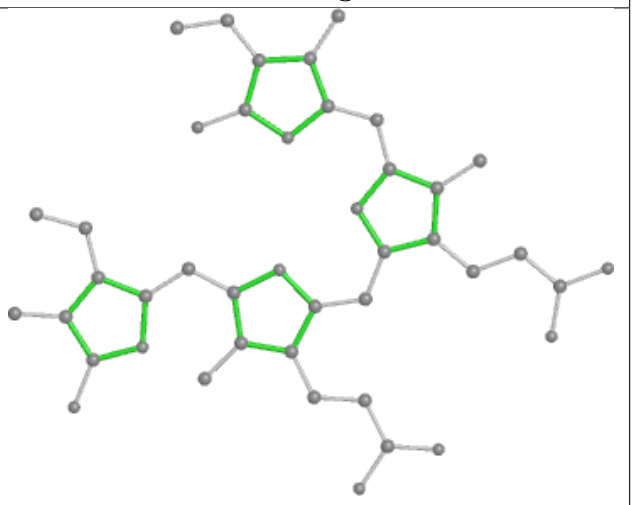

Rings

Ligand PEB YK 201

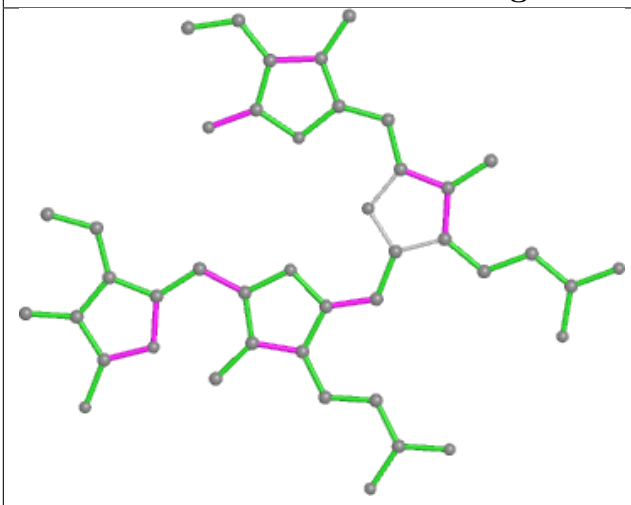

Bond lengths

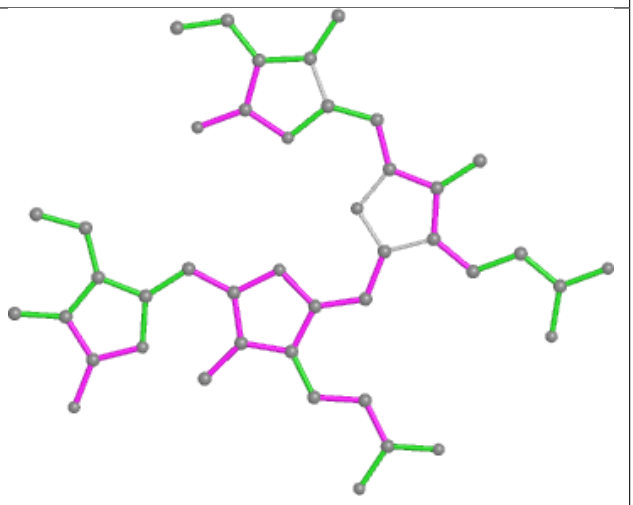

Bond angles

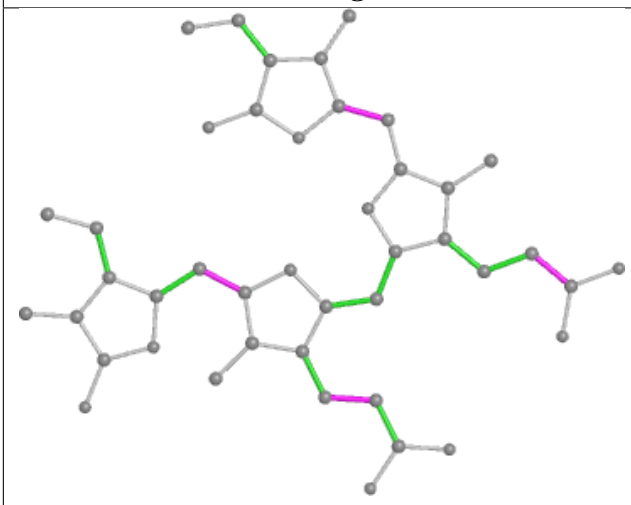

Torsions

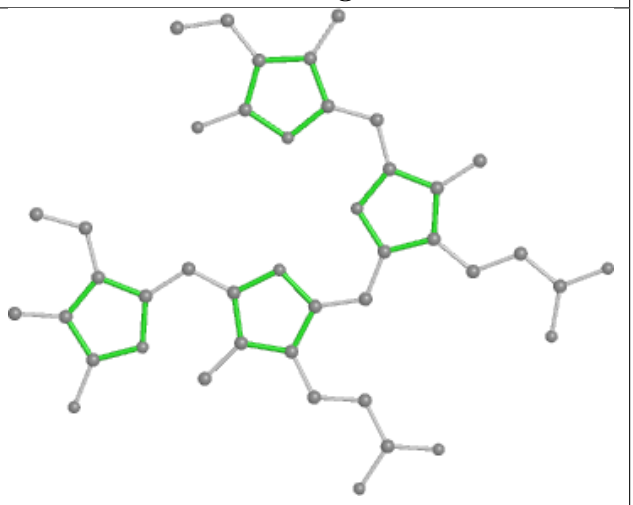

Rings

Ligand PEB SM 201

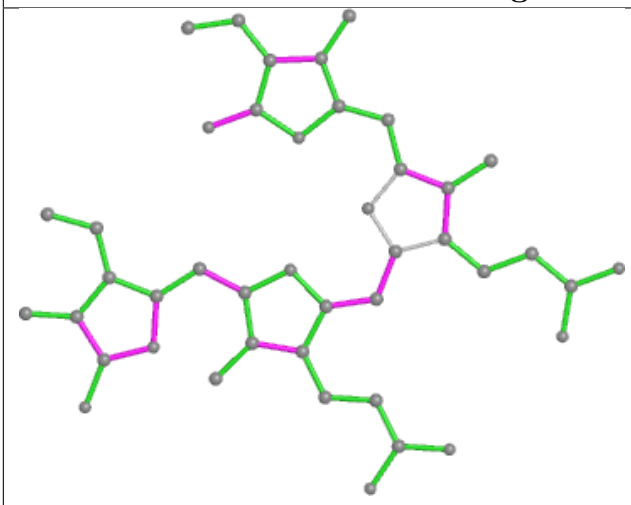

Bond lengths

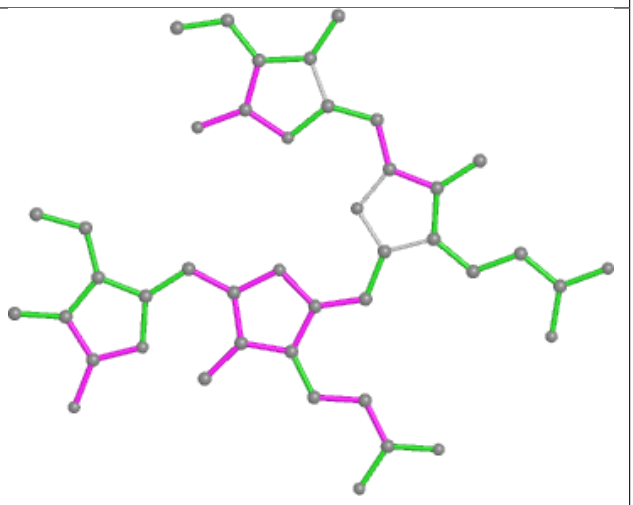

Bond angles

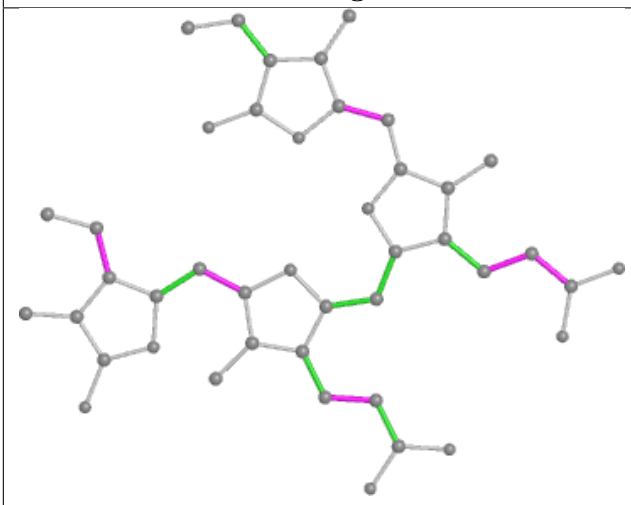

Torsions

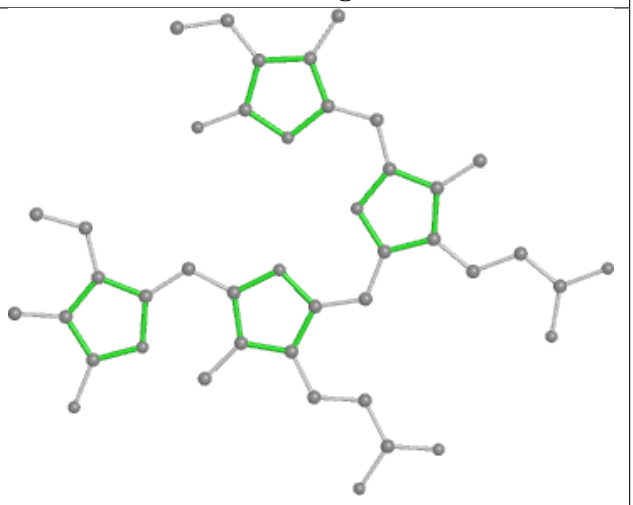

Rings

Ligand PEB OG 201

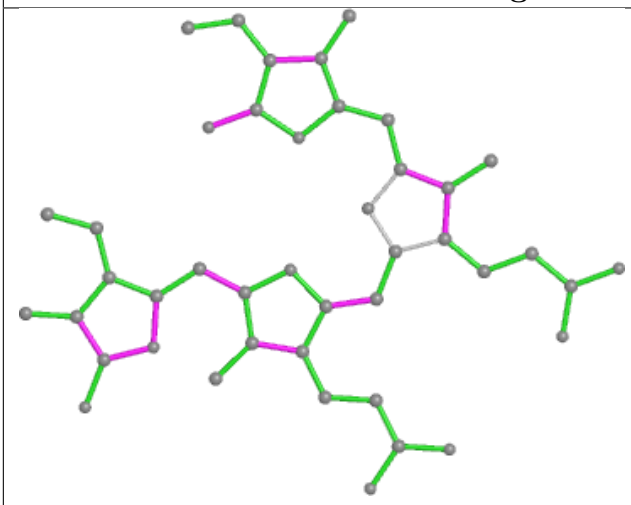

Bond lengths

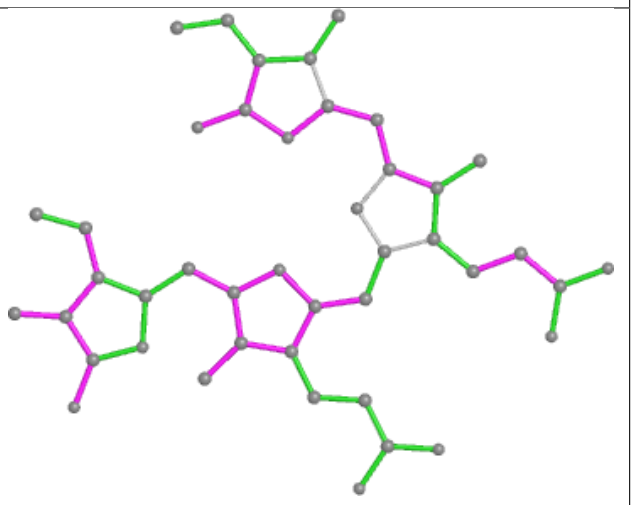

Bond angles

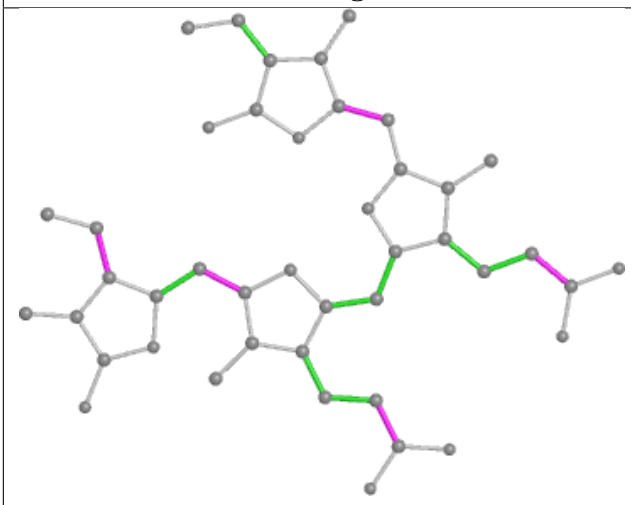

Torsions

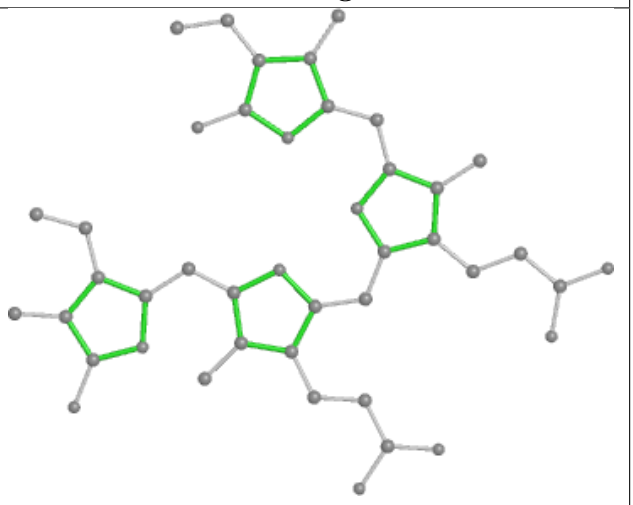

Rings

Ligand PEB fJ 202

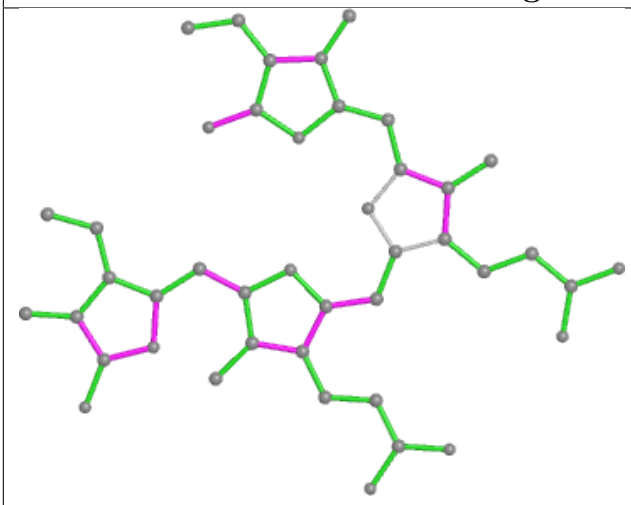

Bond lengths

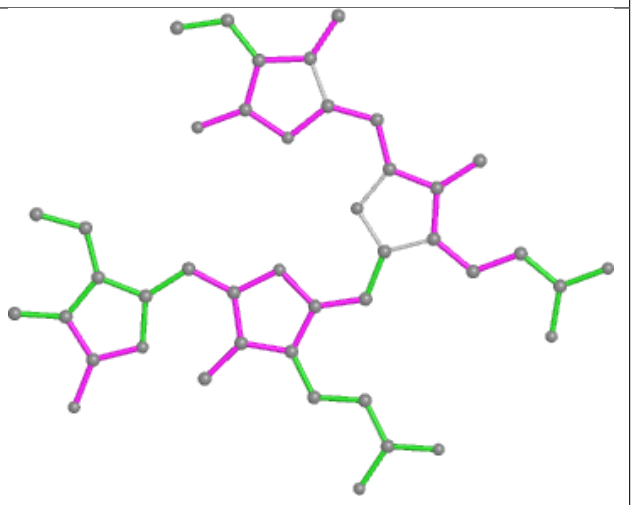

Bond angles

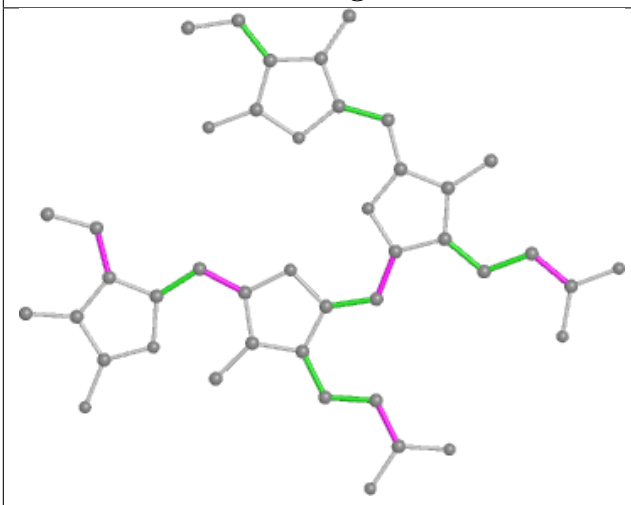

Torsions

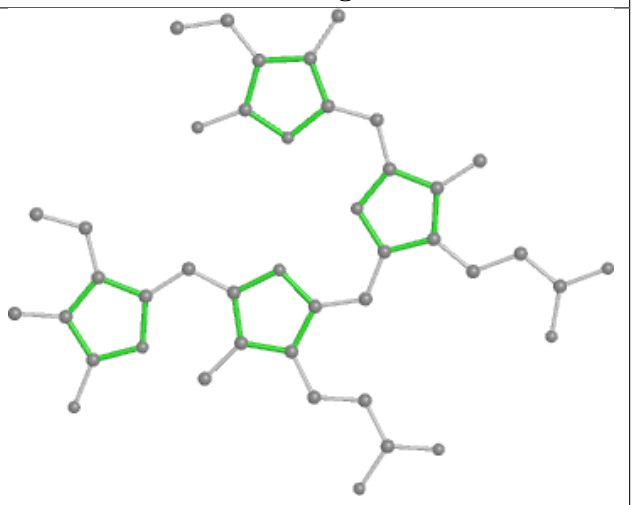

Rings

Ligand CYC F1 1001

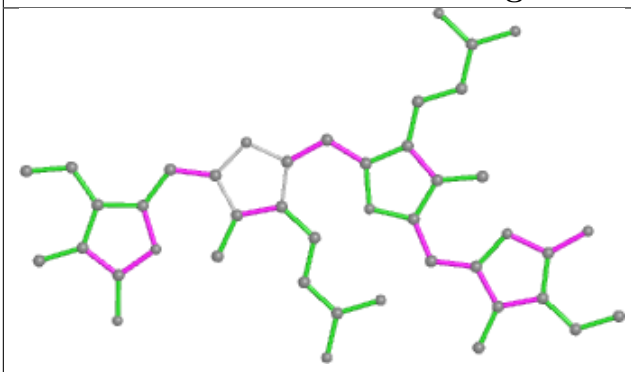

Bond lengths

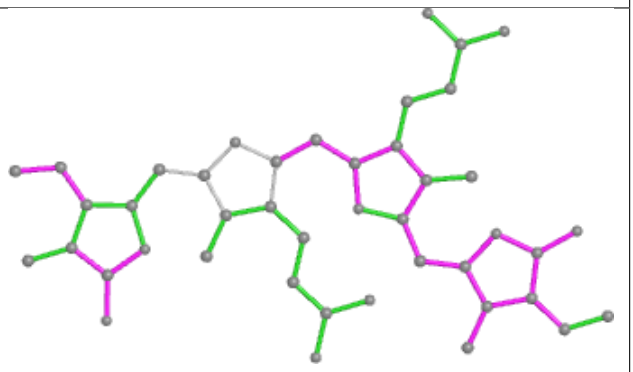

Bond angles

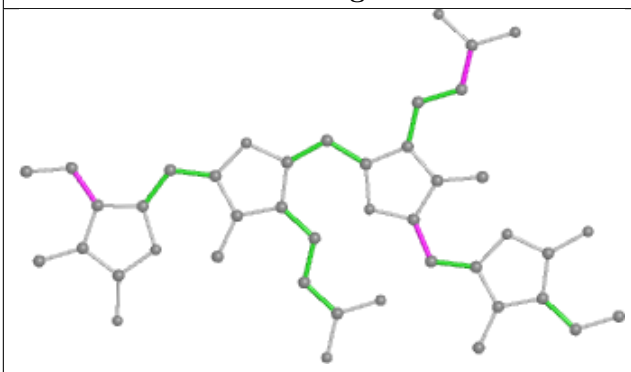

Torsions

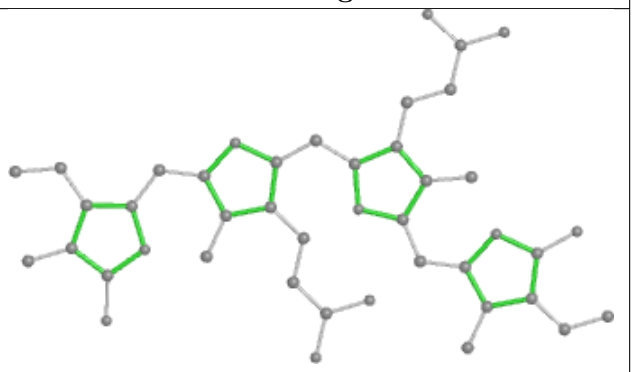

Rings

Ligand CLA 1N 605

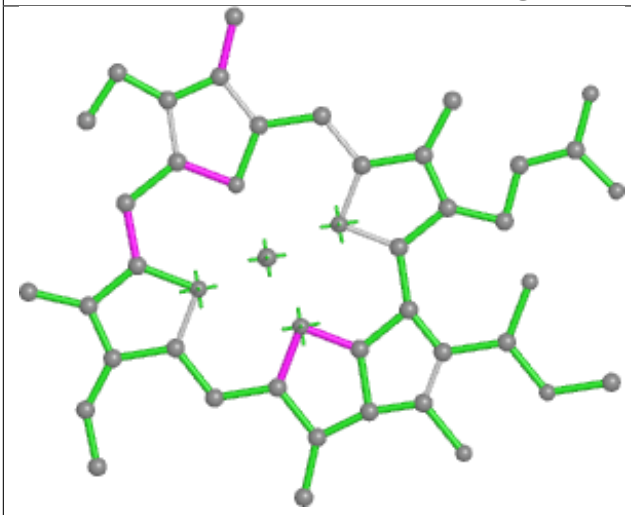

Bond lengths

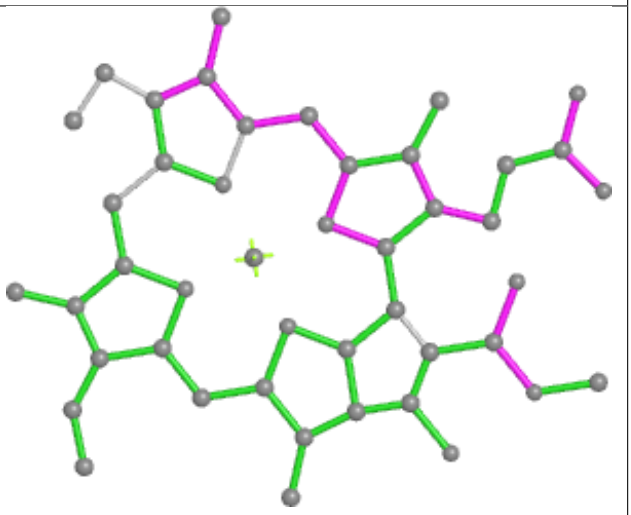

Bond angles

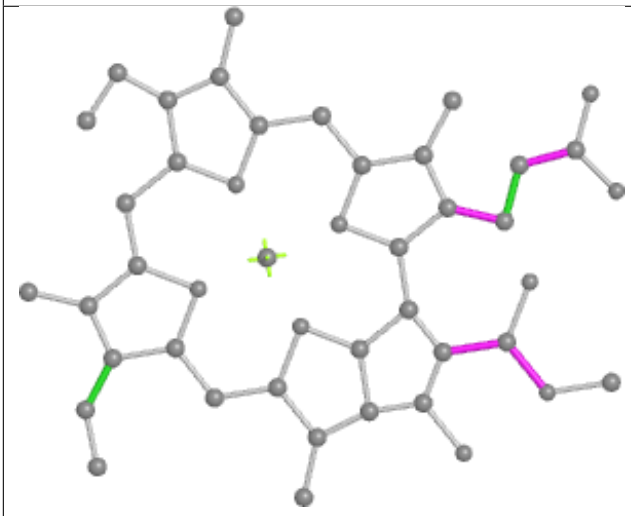

Torsions

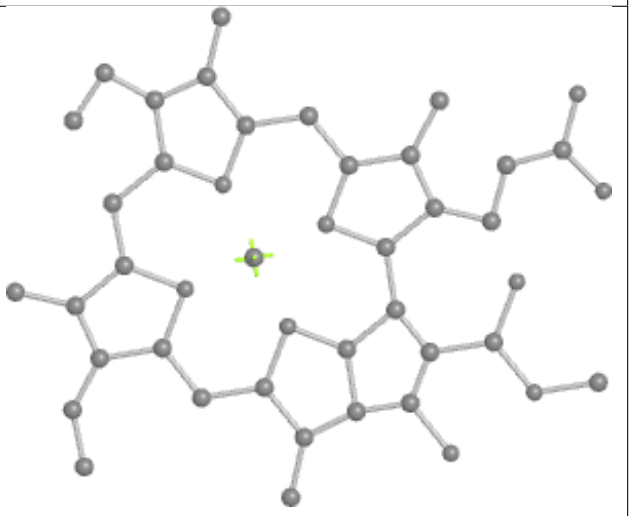

Rings

Ligand PEB N1 1002

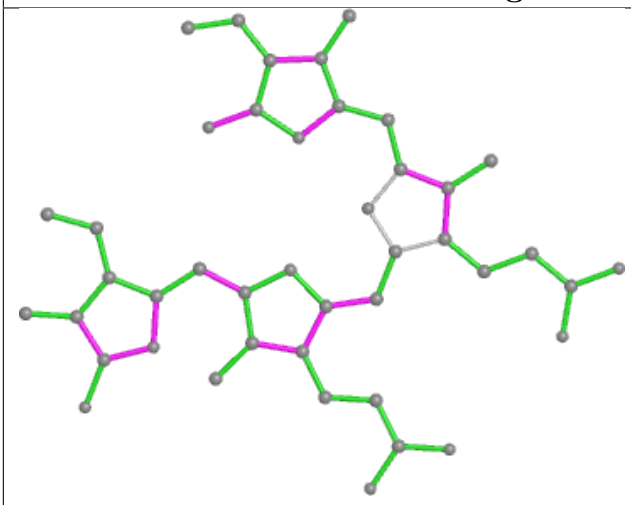

Bond lengths

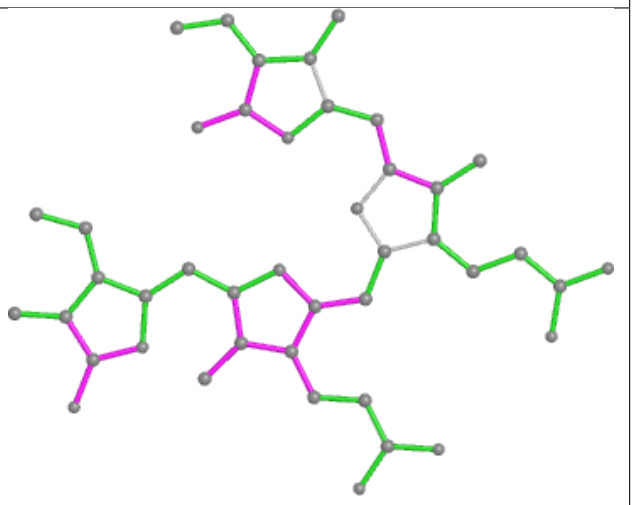

Bond angles

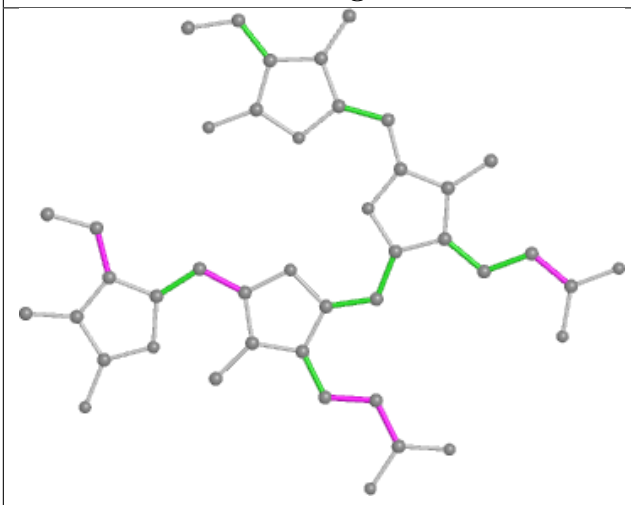

Torsions

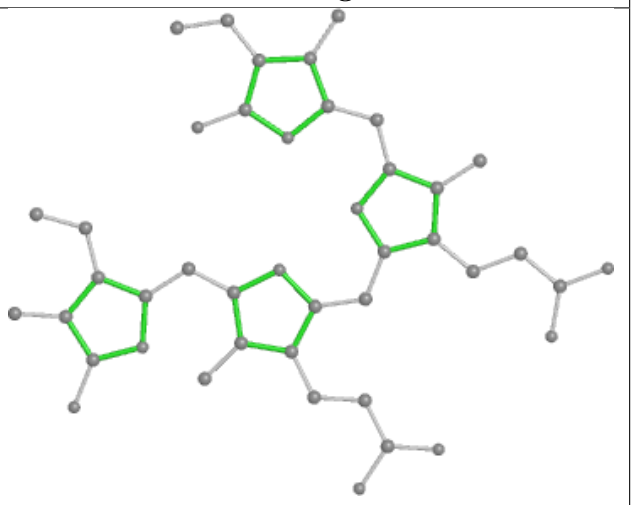

Rings

Ligand CLA 22 608

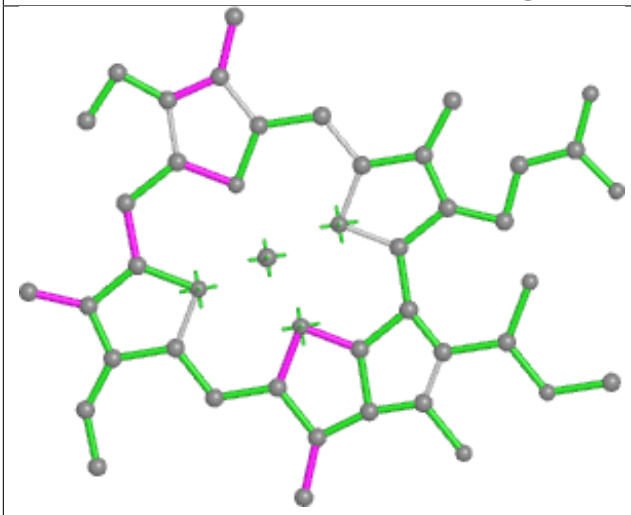

Bond lengths

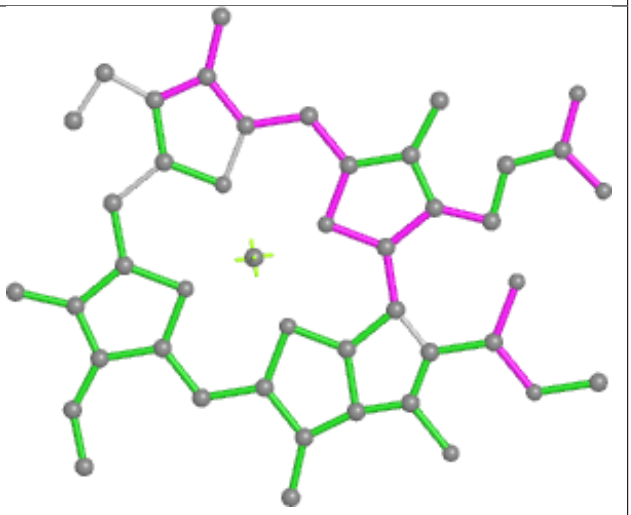

Bond angles

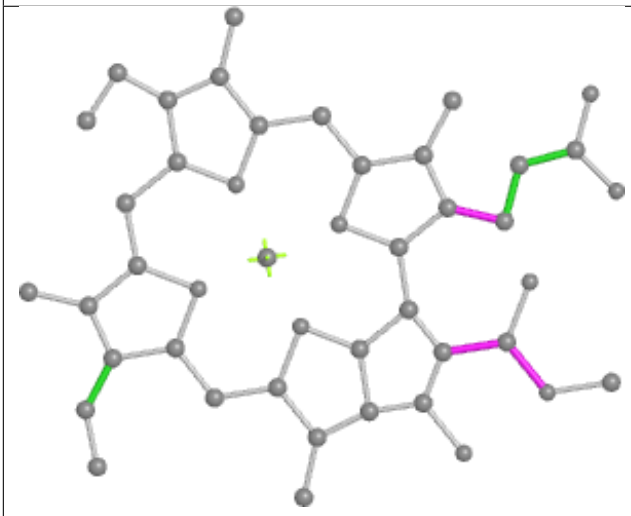

Torsions

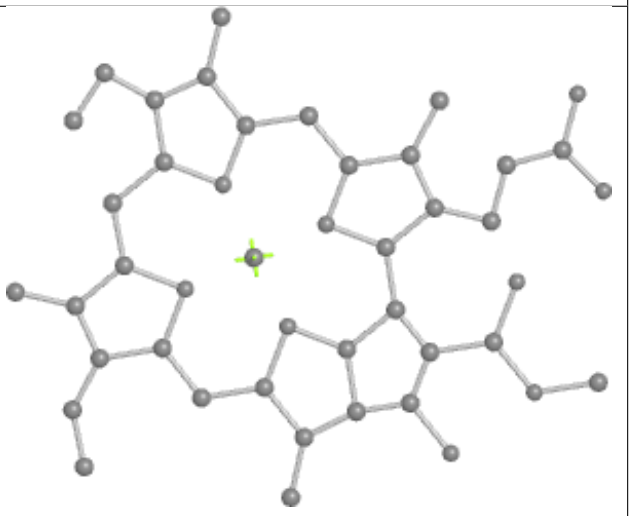

Rings

Ligand PEB aH 201

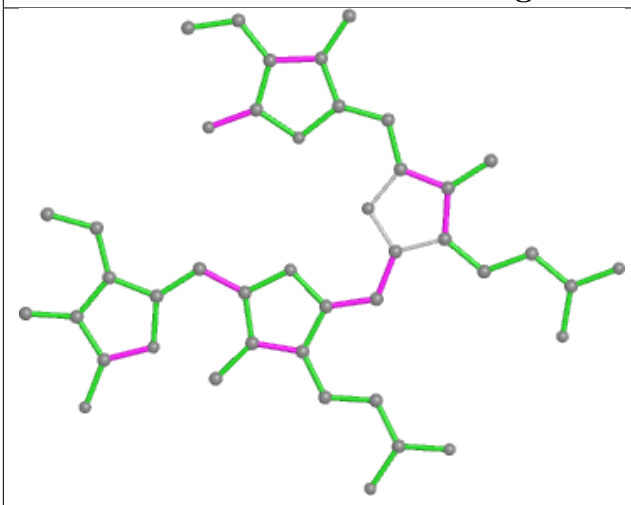

Bond lengths

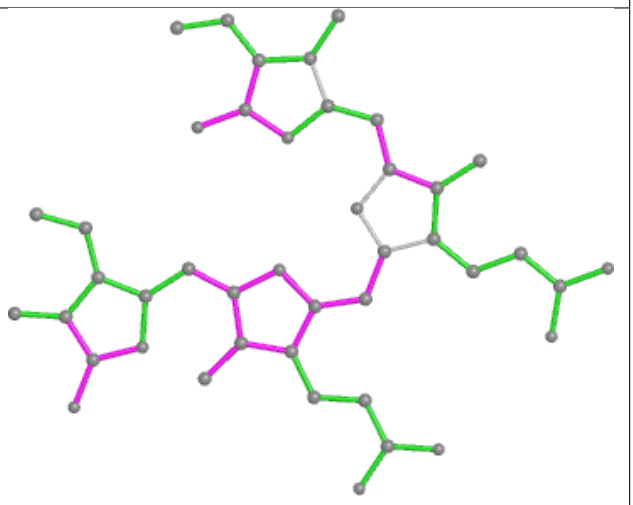

Bond angles

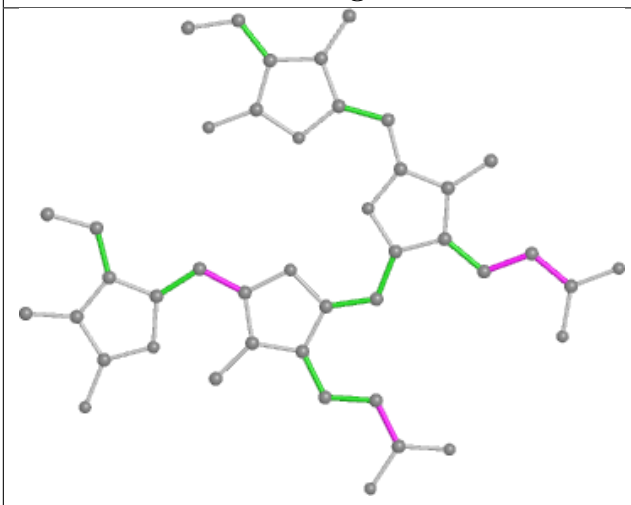

Torsions

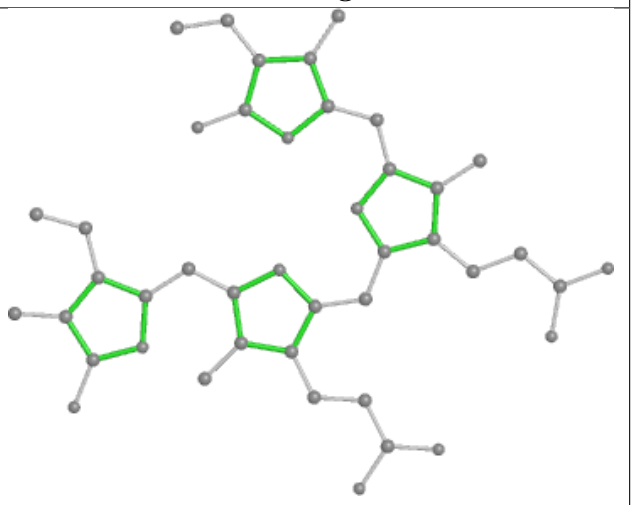

Rings

Ligand PEB LD 203

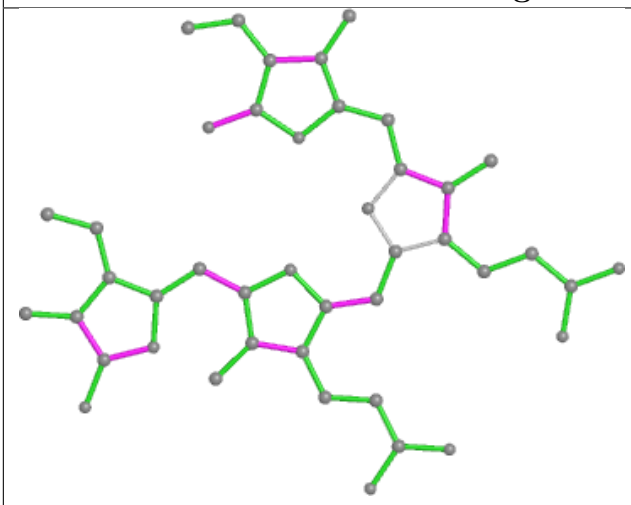

Bond lengths

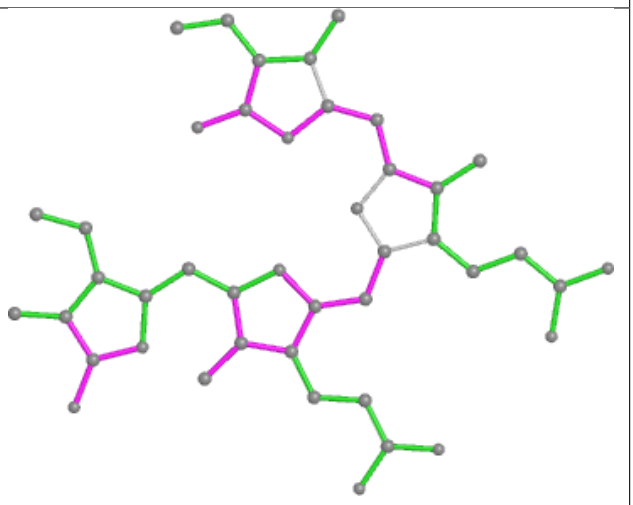

Bond angles

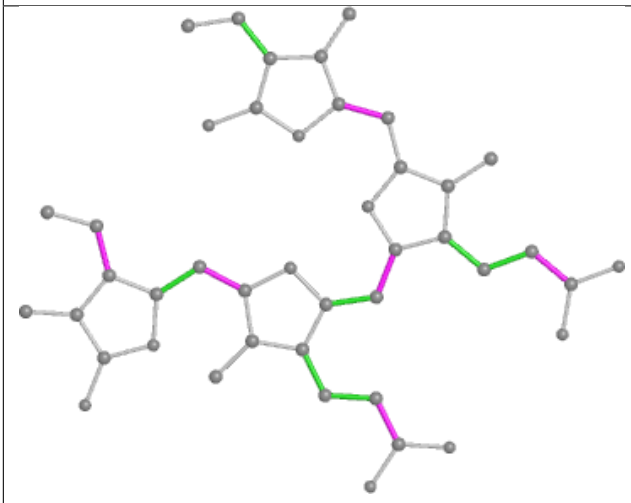

Torsions

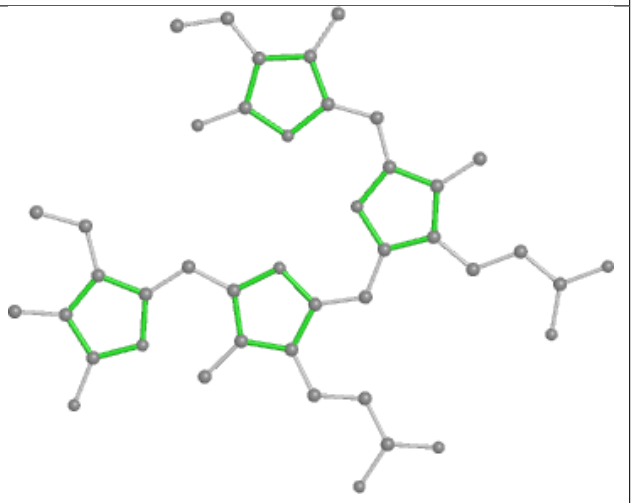

Rings

Ligand CLA L2 204

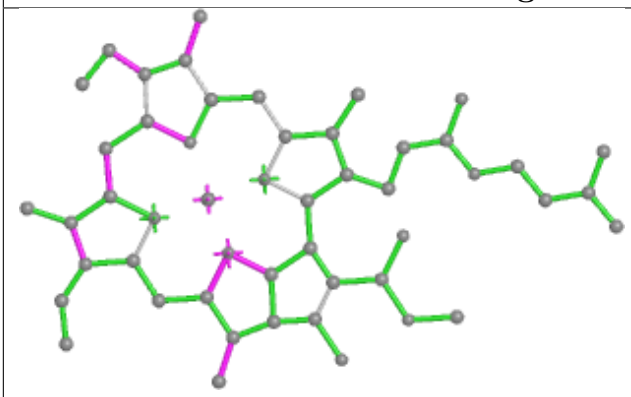

Bond lengths

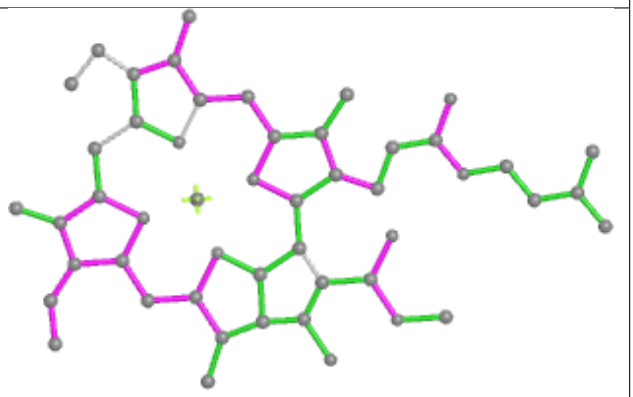

Bond angles

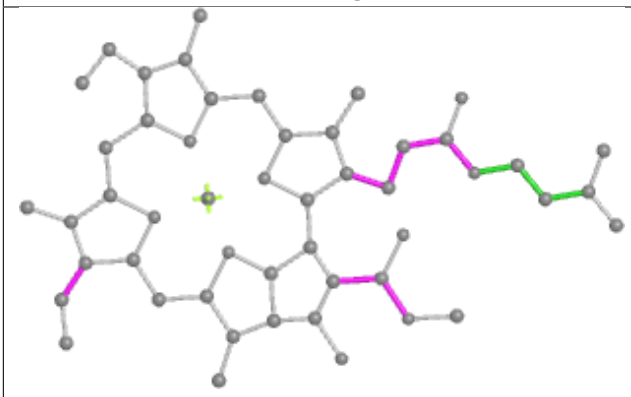

Torsions

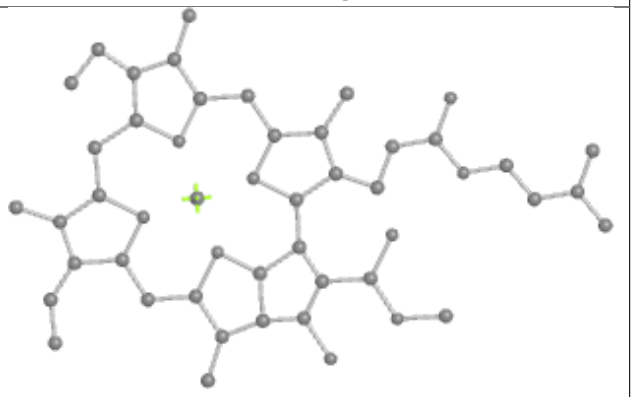

Rings

Ligand PUB wF 304

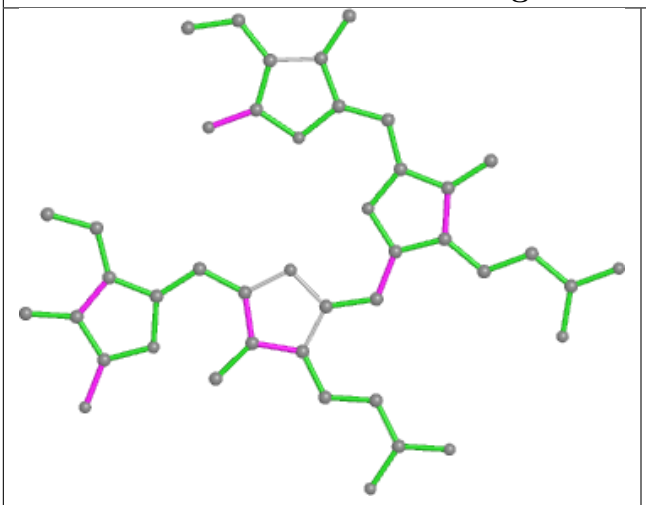

Bond lengths

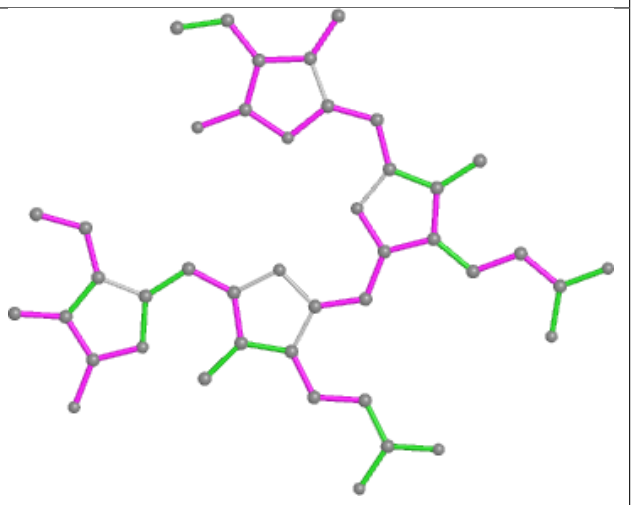

Bond angles

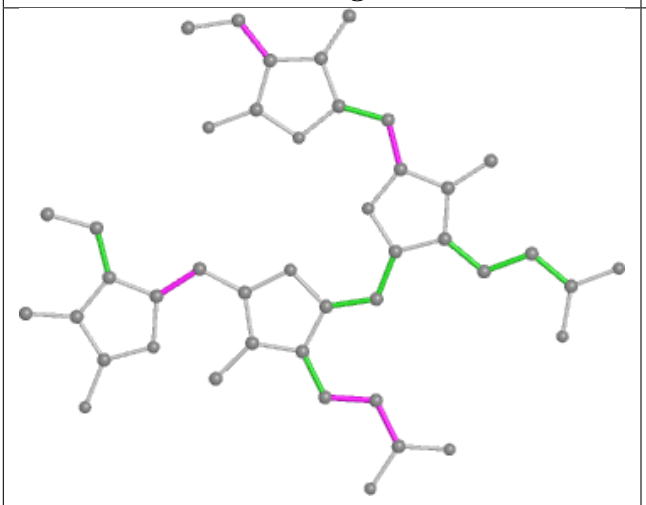

Torsions

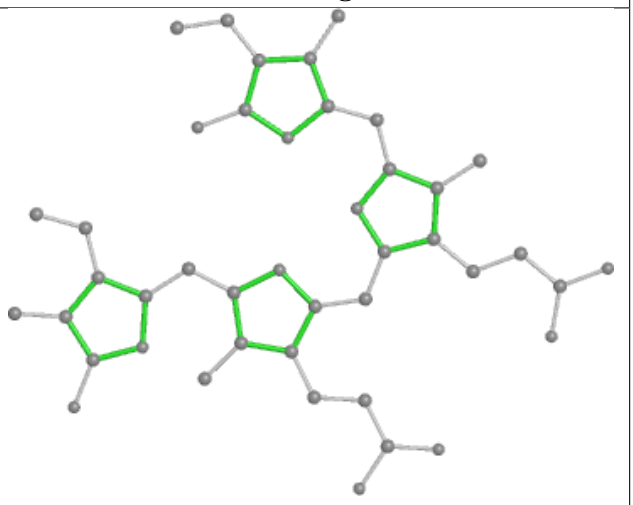

Rings

Ligand CLA AN 810

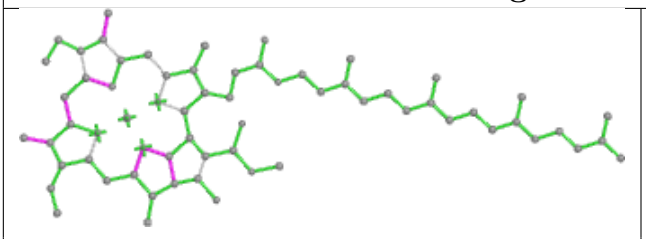

Bond lengths

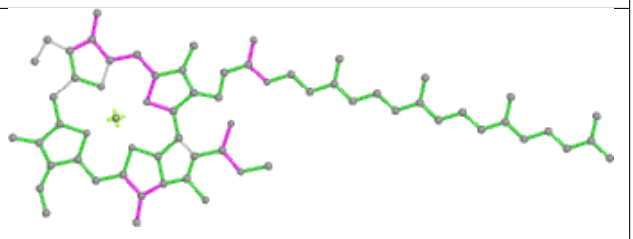

Bond angles

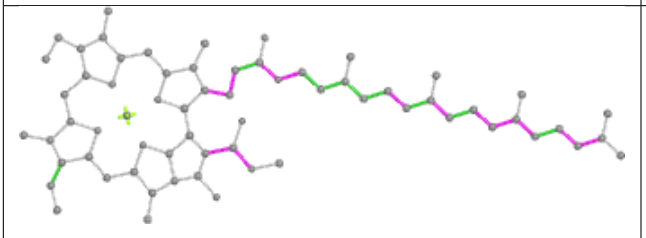

Torsions

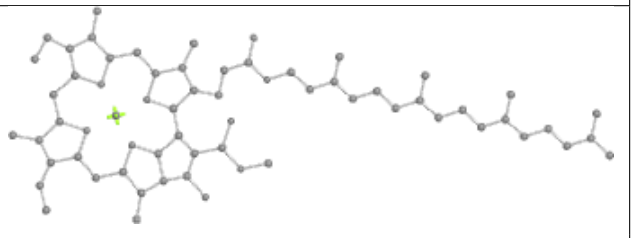

Rings

Ligand CYC U3 1001

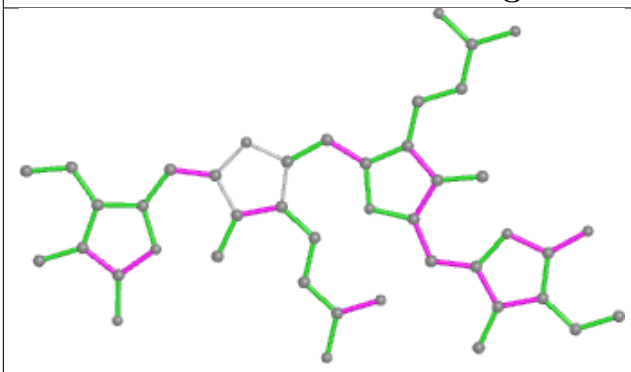

Bond lengths

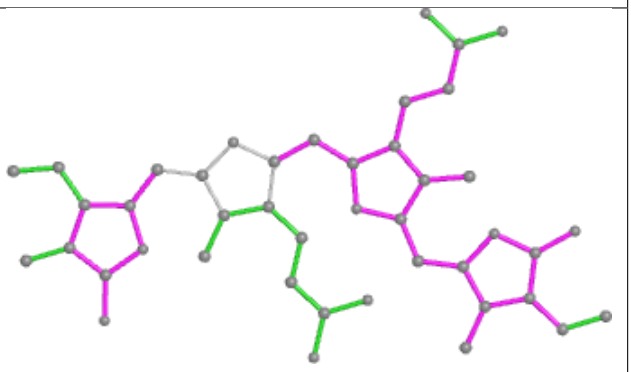

Bond angles

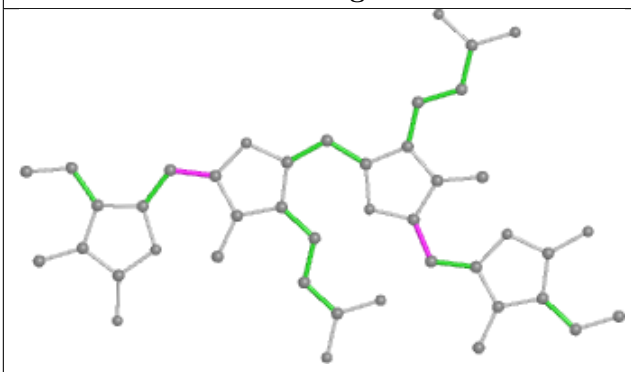

Torsions

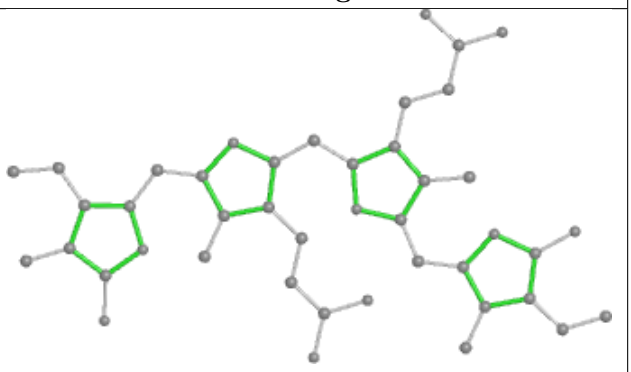

Rings

Ligand PEB cB 402

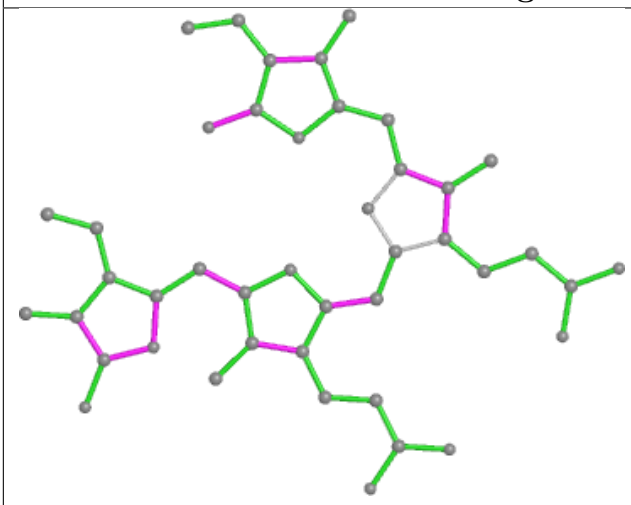

Bond lengths

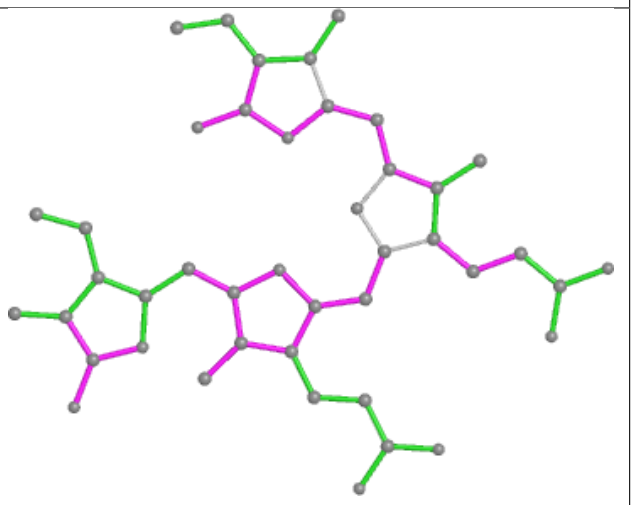

Bond angles

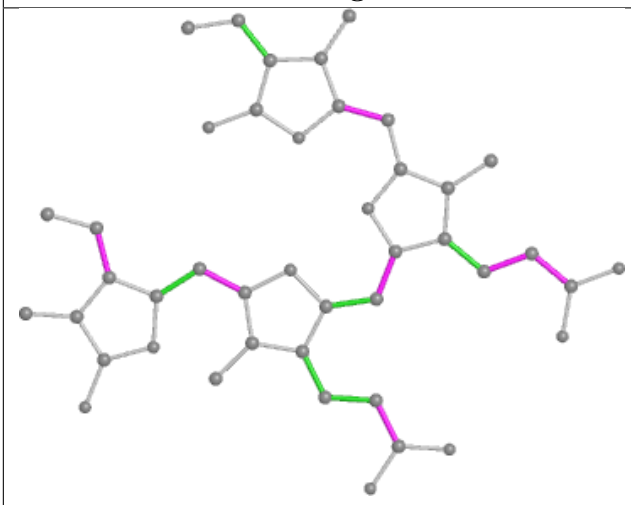

Torsions

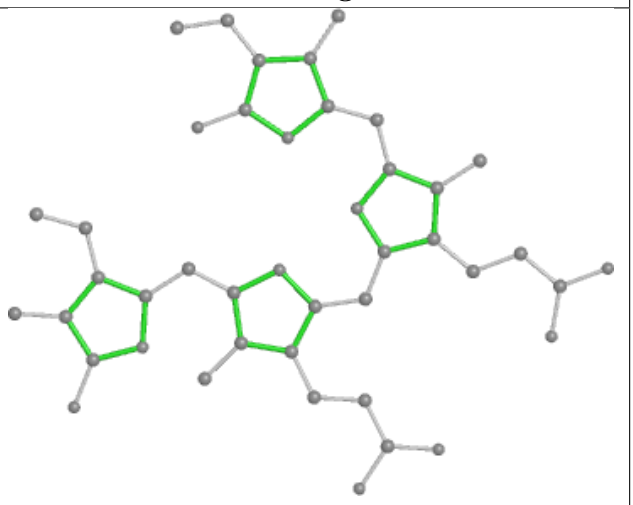

Rings

Ligand PEB QF 202

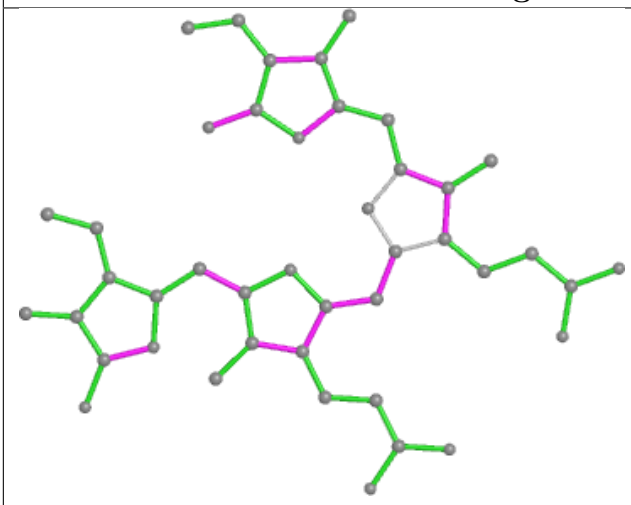

Bond lengths

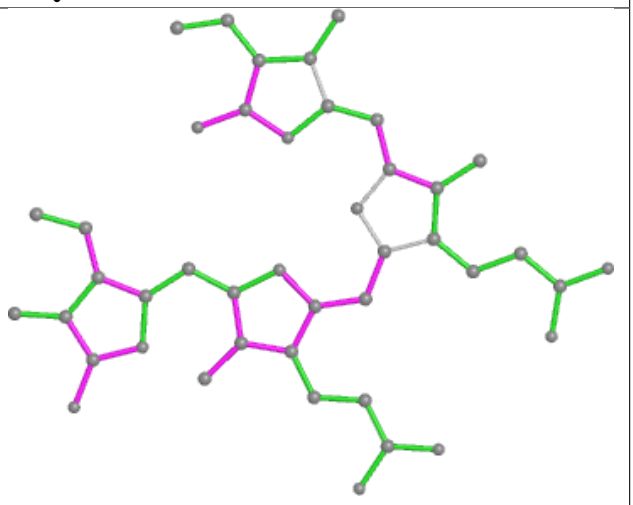

Bond angles

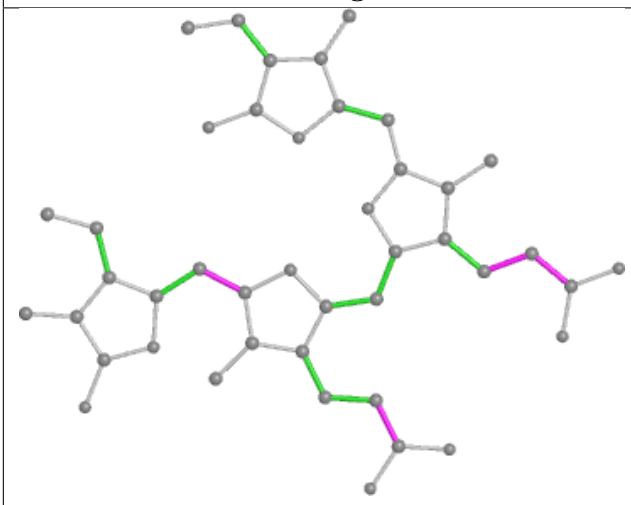

Torsions

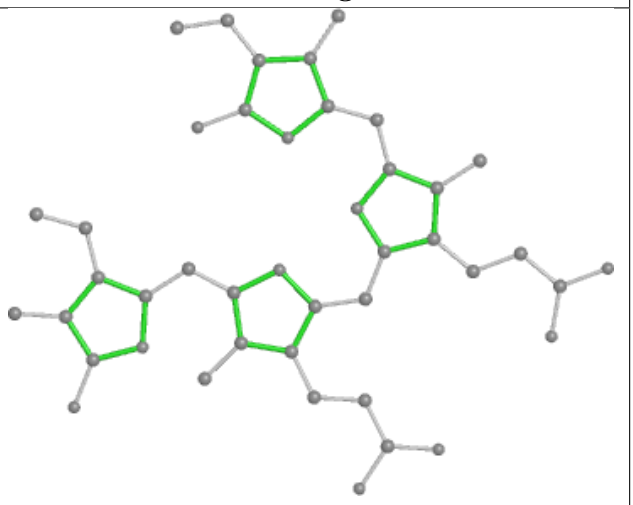

Rings

Ligand PEB cF 201

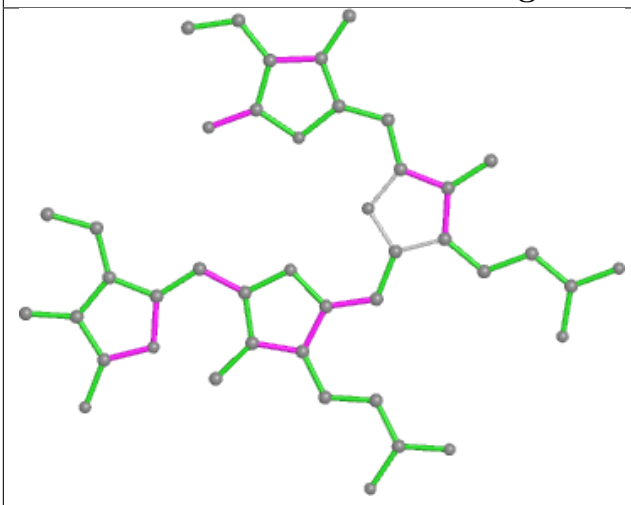

Bond lengths

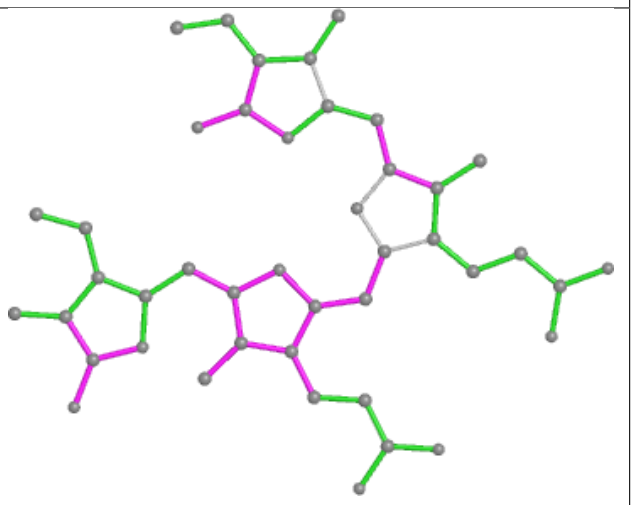

Bond angles

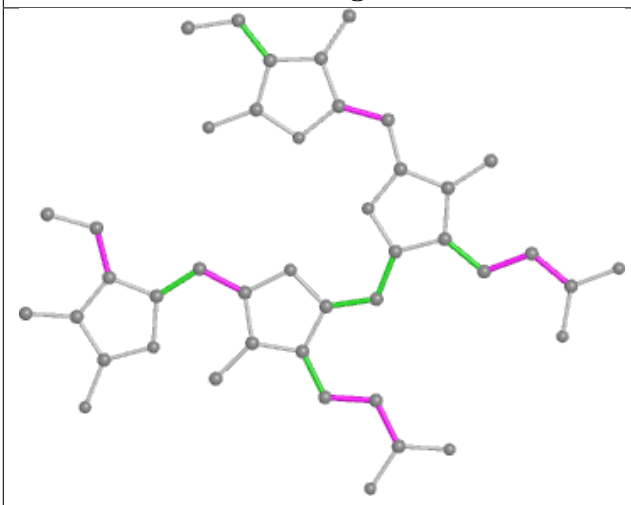

Torsions

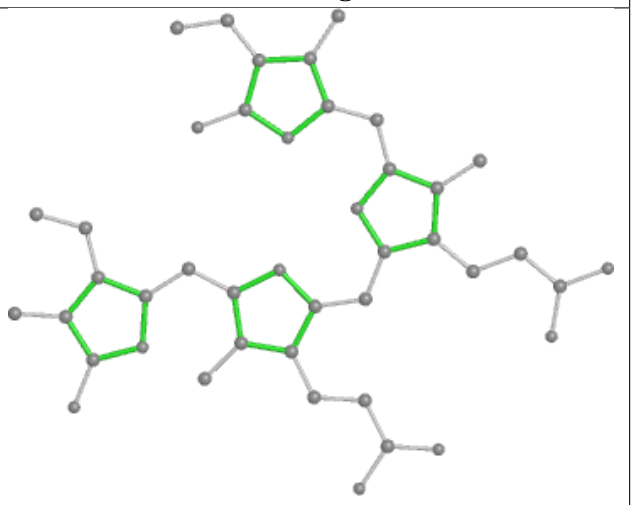

Rings

Ligand PEB GJ 203

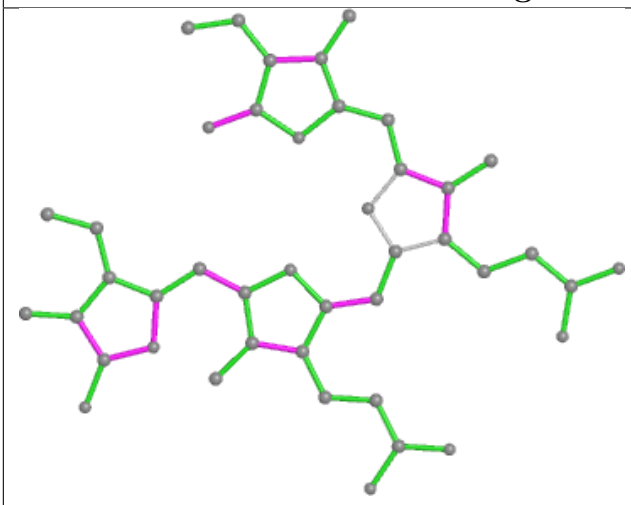

Bond lengths

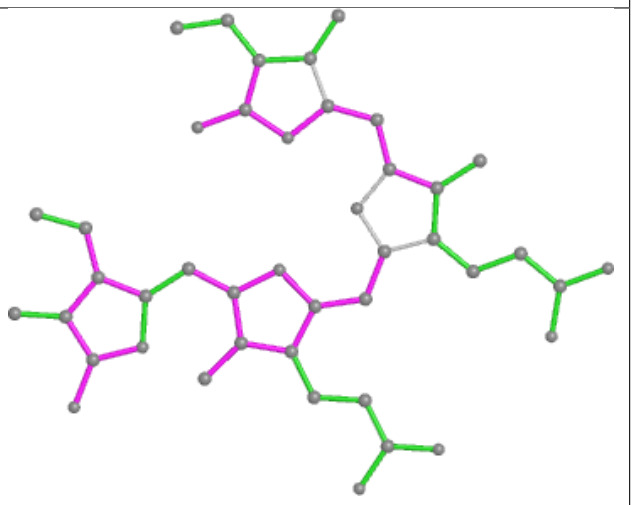

Bond angles

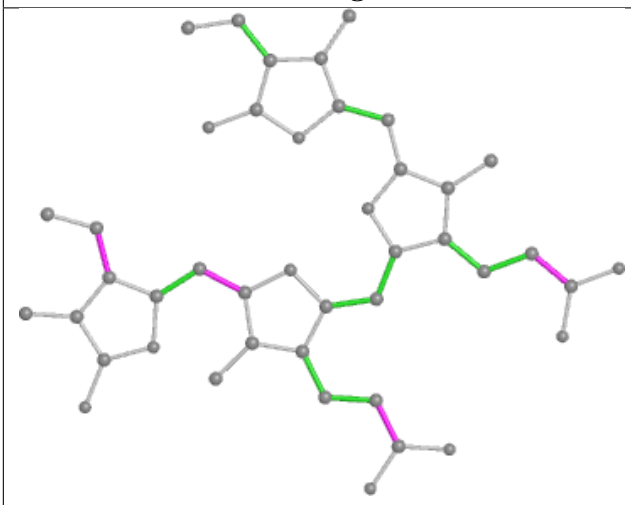

Torsions

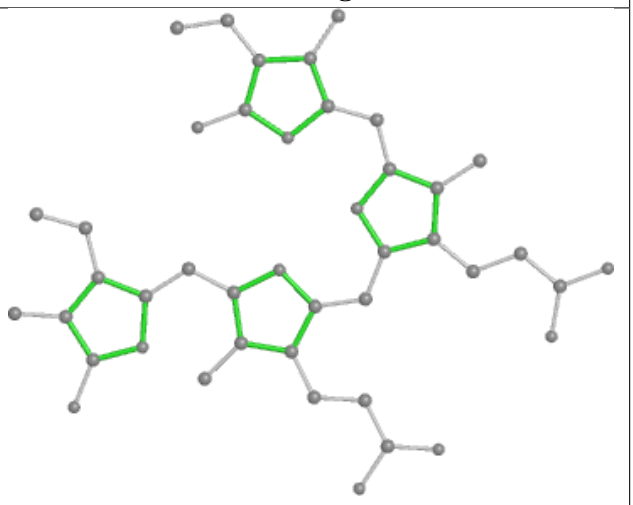

Rings

Ligand PEB RA 201

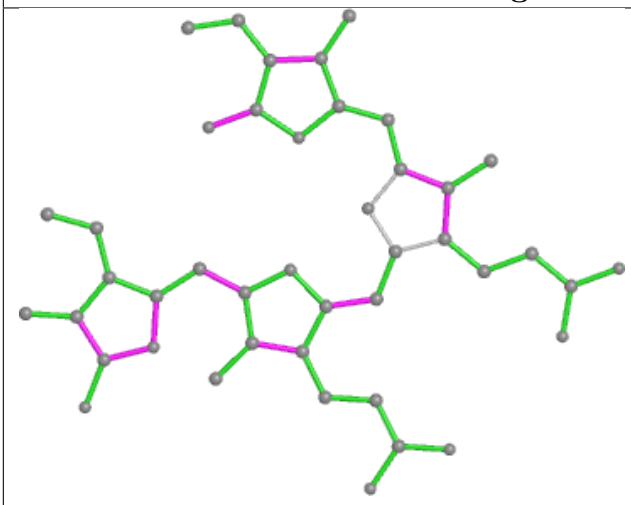

Bond lengths

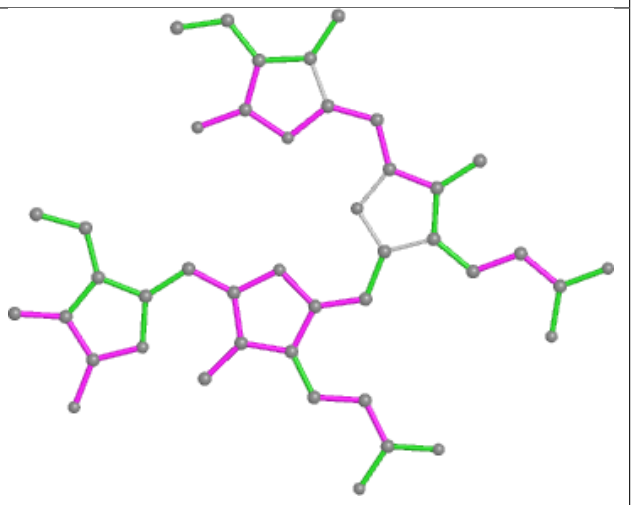

Bond angles

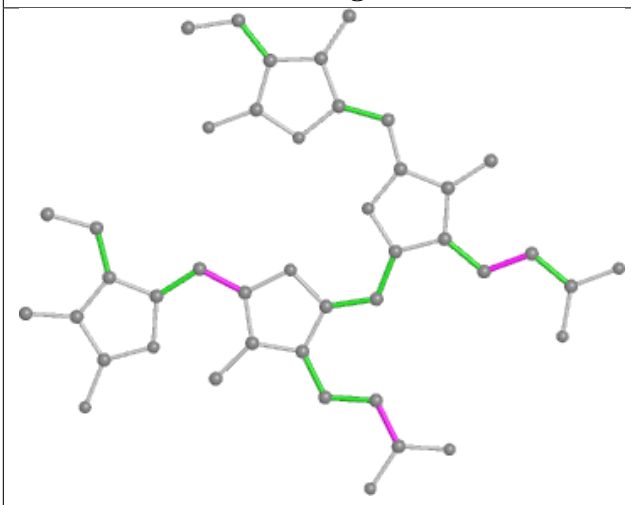

Torsions

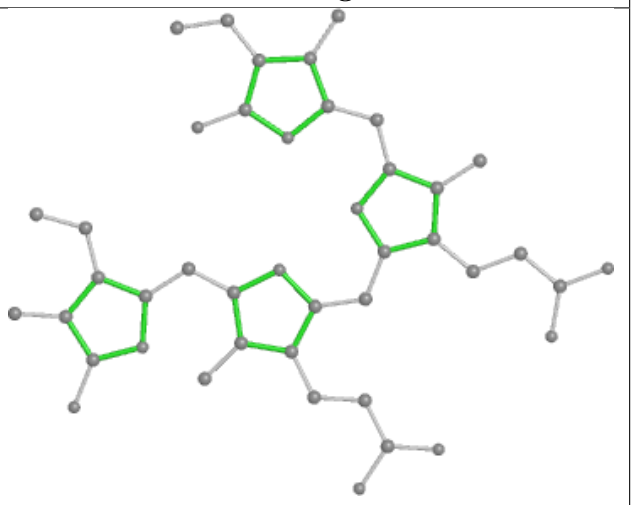

Rings

Ligand PEB sK 202

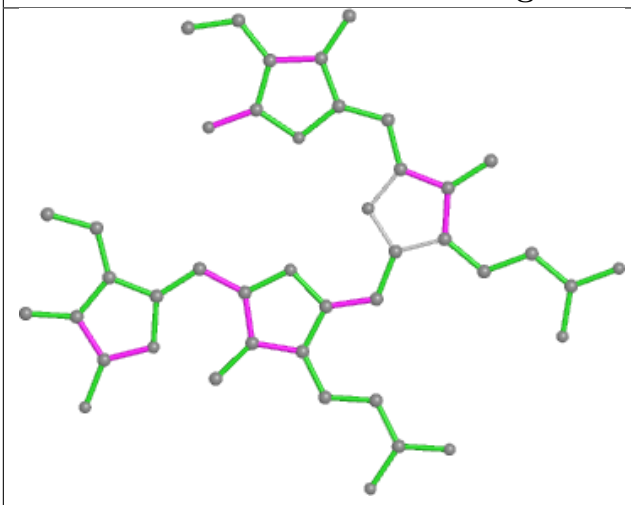

Bond lengths

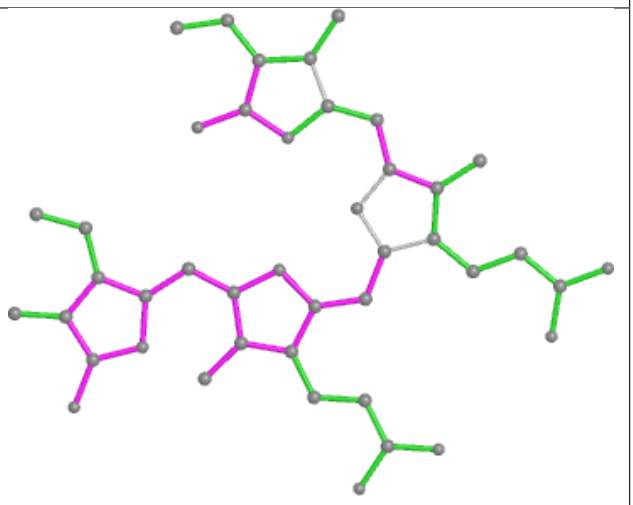

Bond angles

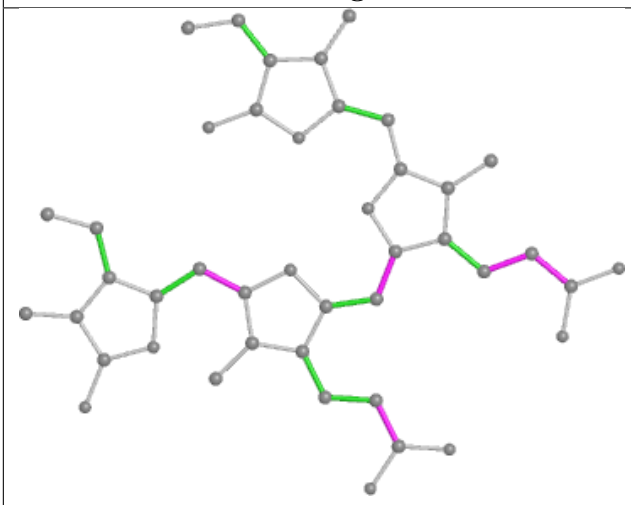

Torsions

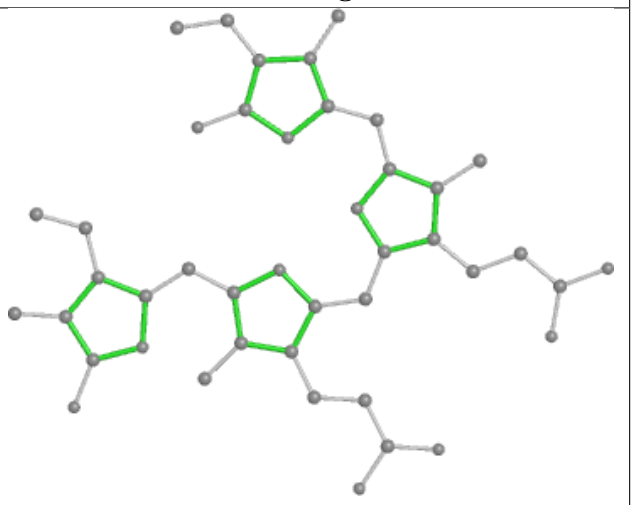

Rings

Ligand PEB XK 203

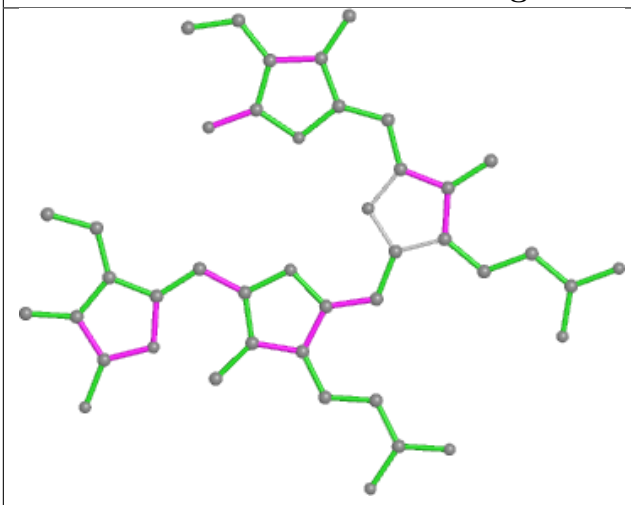

Bond lengths

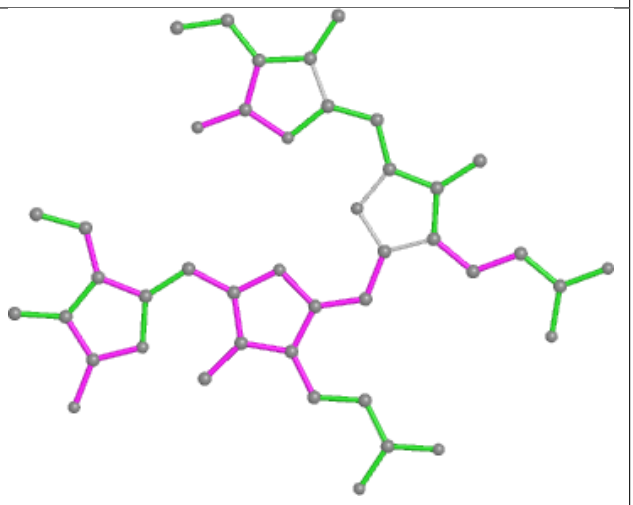

Bond angles

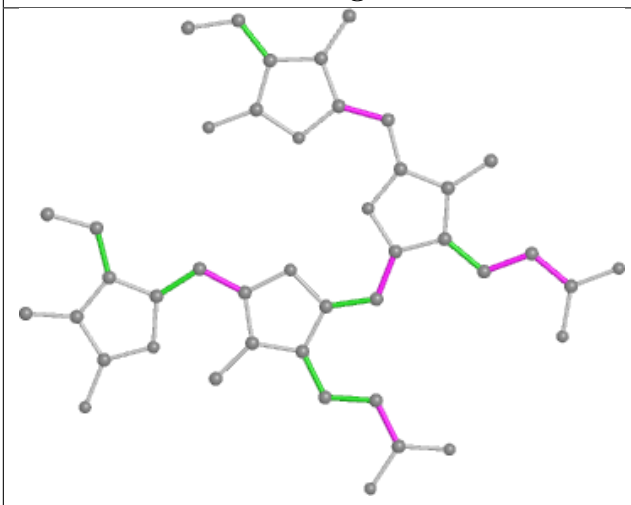

Torsions

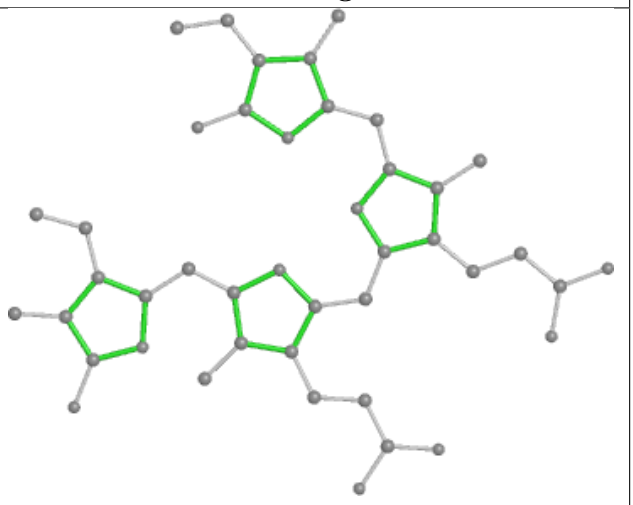

Rings

Ligand PEB s8 203

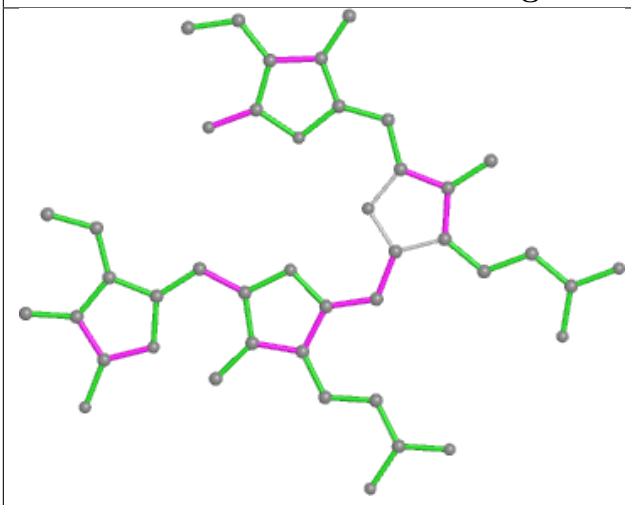

Bond lengths

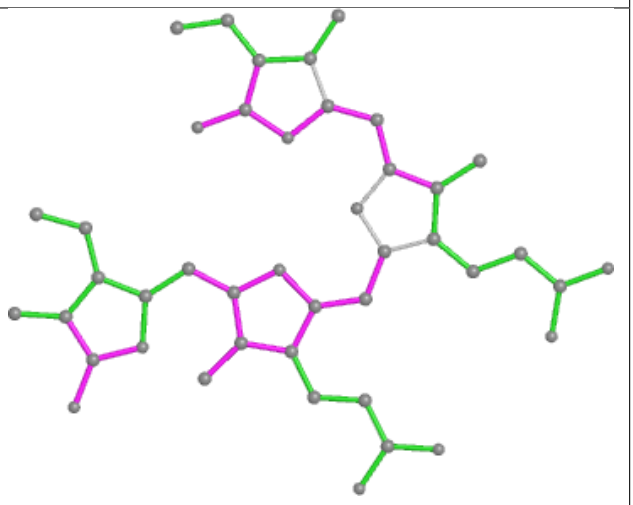

Bond angles

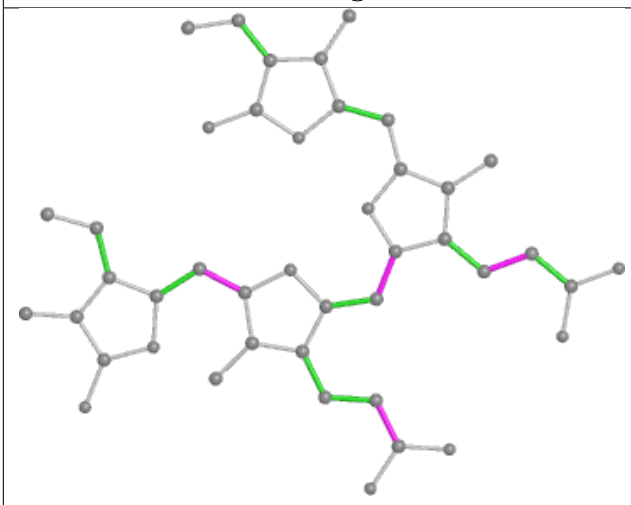

Torsions

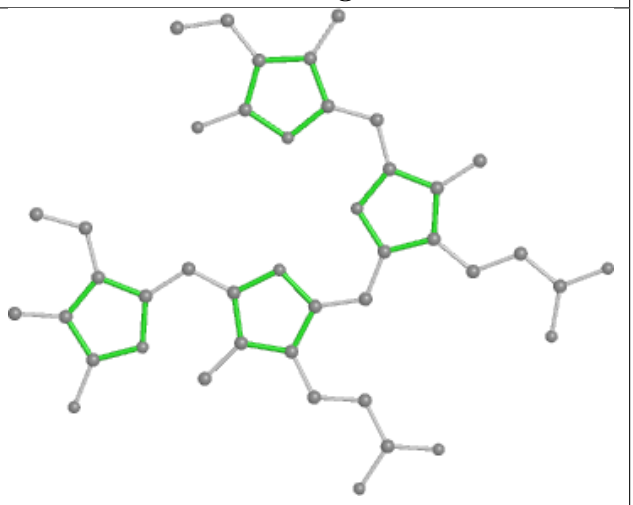

Rings

Ligand PEB FF 202

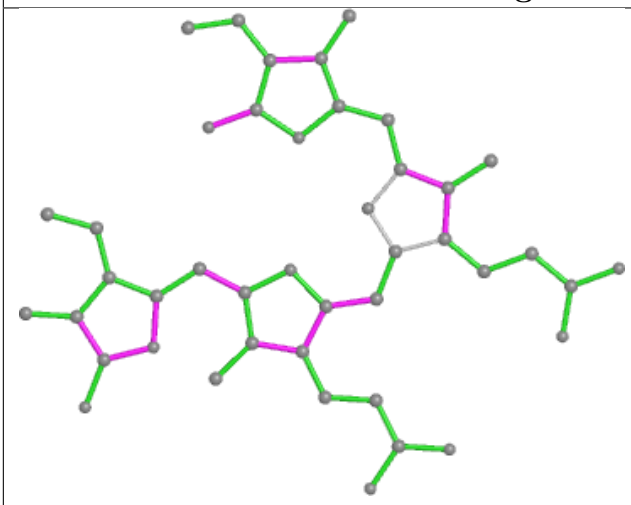

Bond lengths

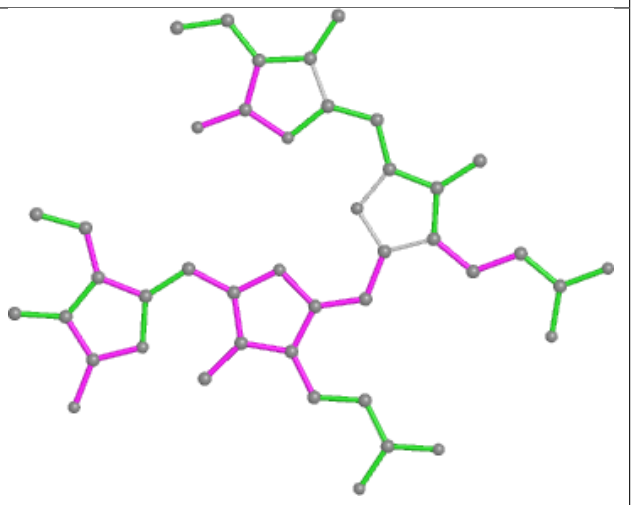

Bond angles

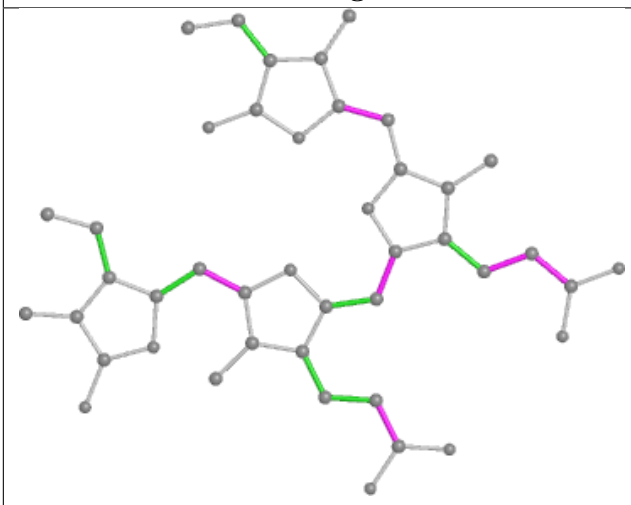

Torsions

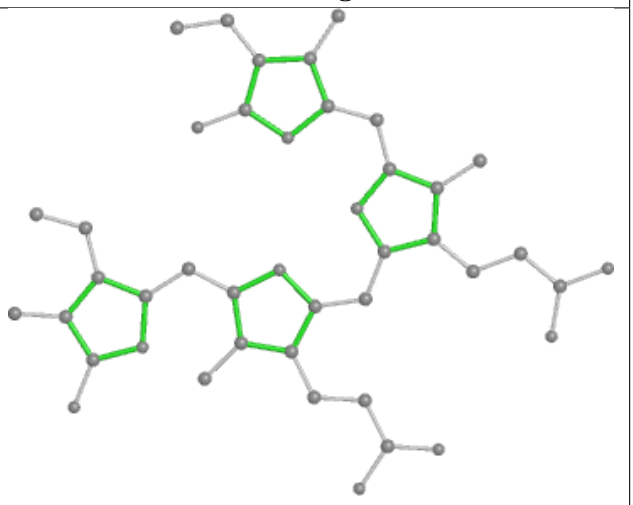

Rings

Ligand PEB LH 1003

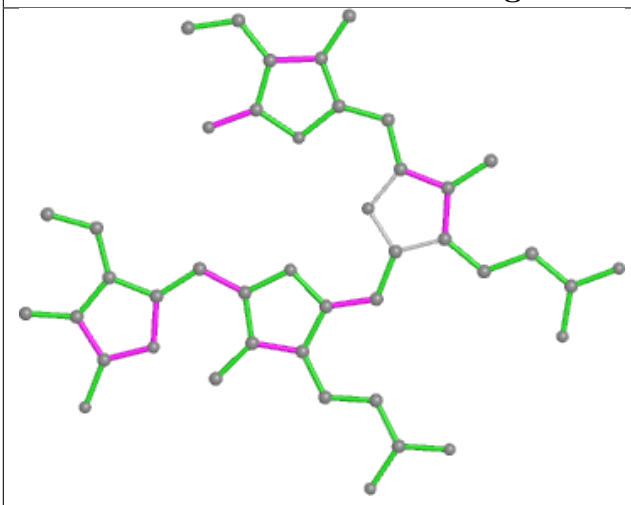

Bond lengths

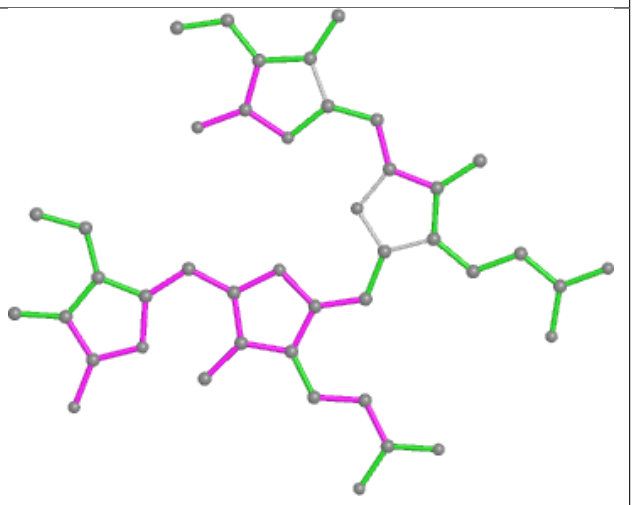

Bond angles

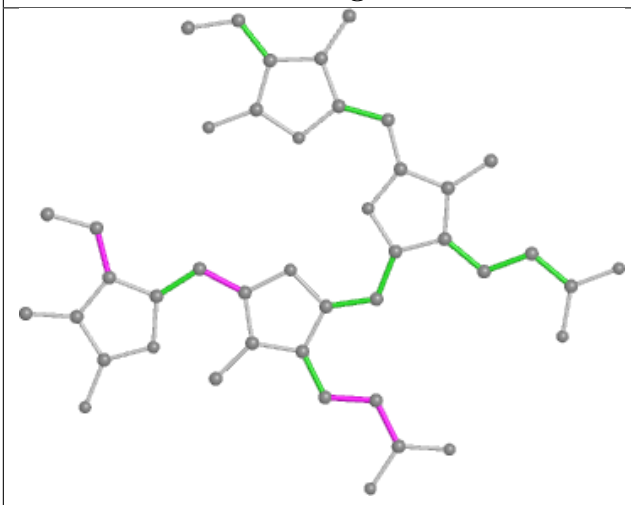

Torsions

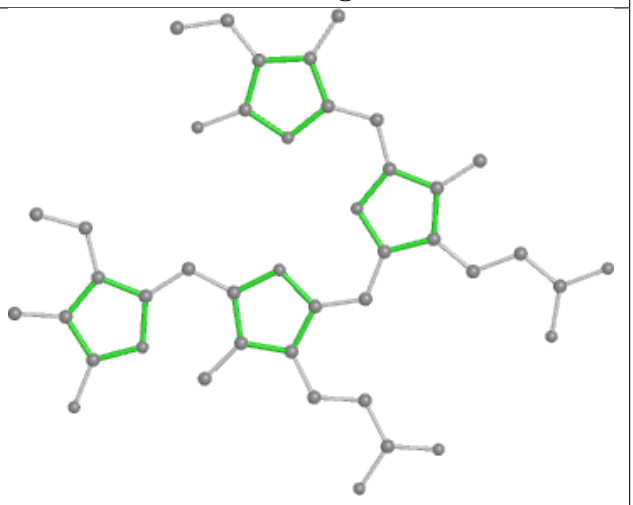

Rings

Ligand PEB WI 202

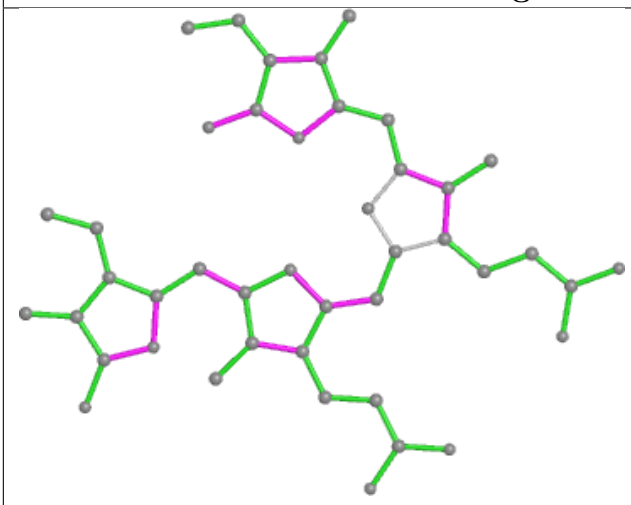

Bond lengths

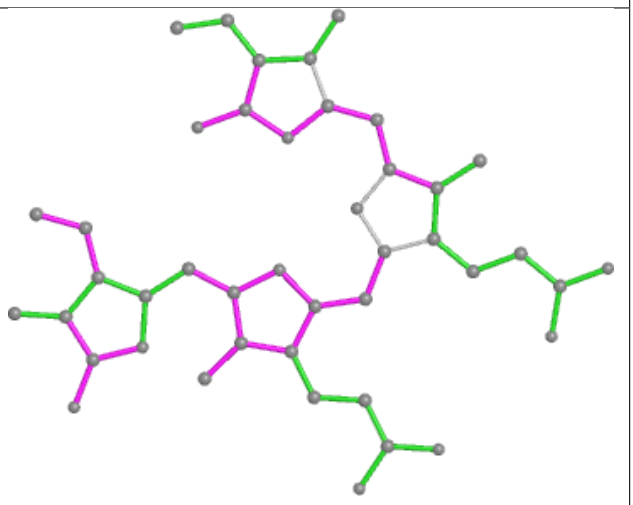

Bond angles

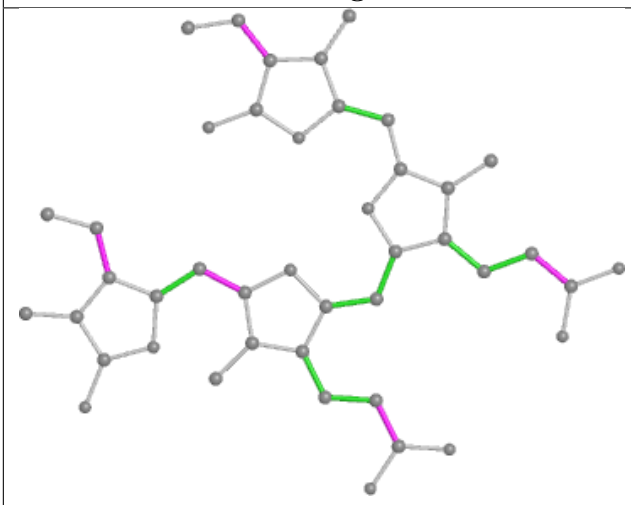

Torsions

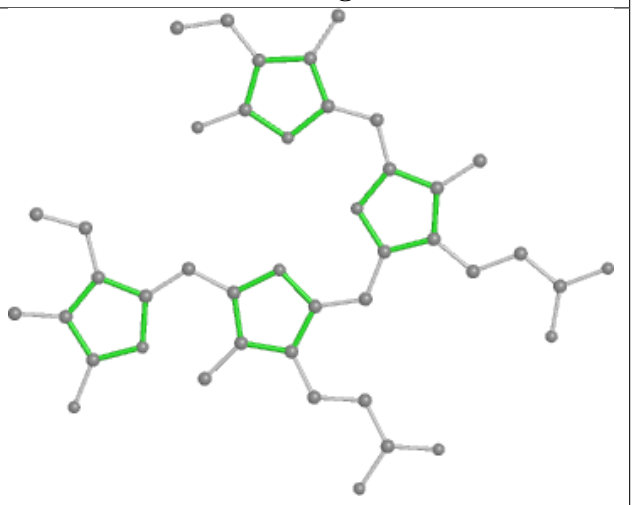

Rings

Ligand PEB NQ 202

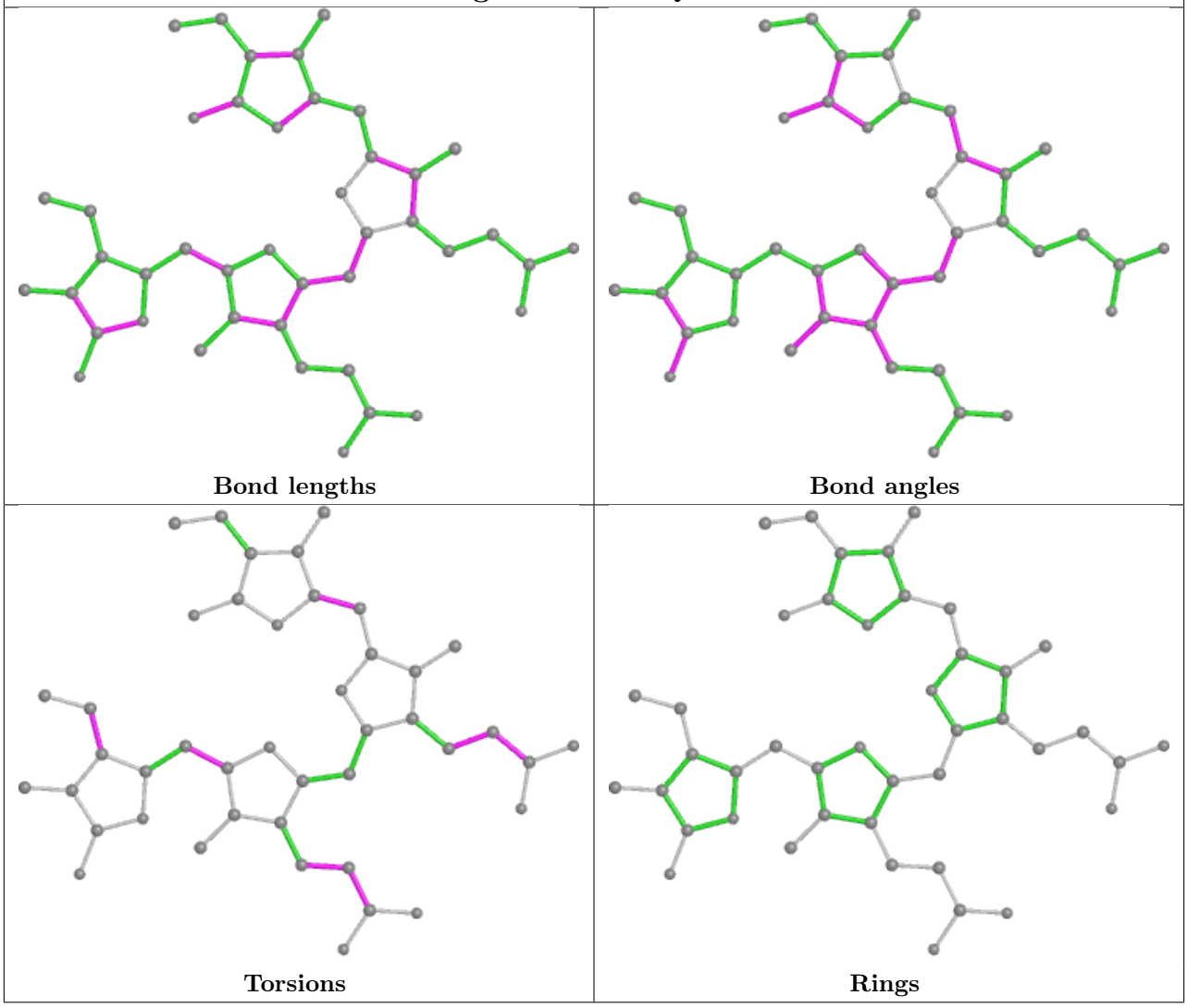

Ligand CLA C6 518

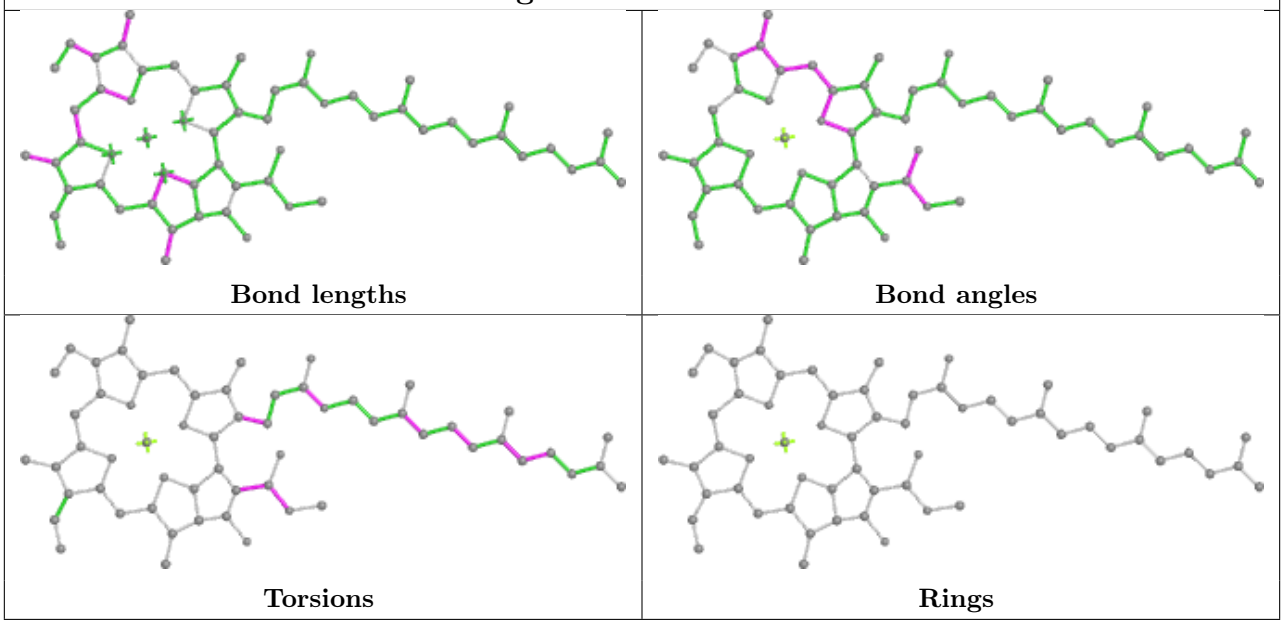

Ligand PEB qF 201

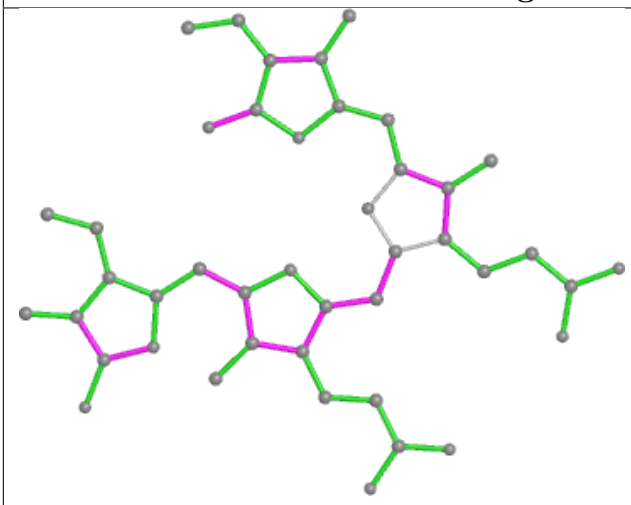

Bond lengths

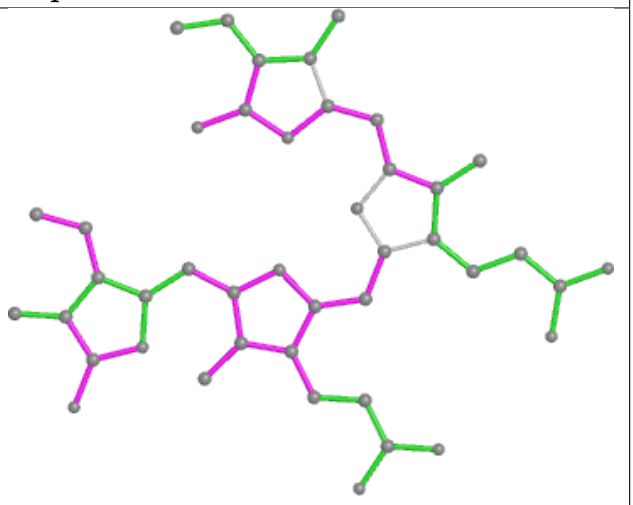

Bond angles

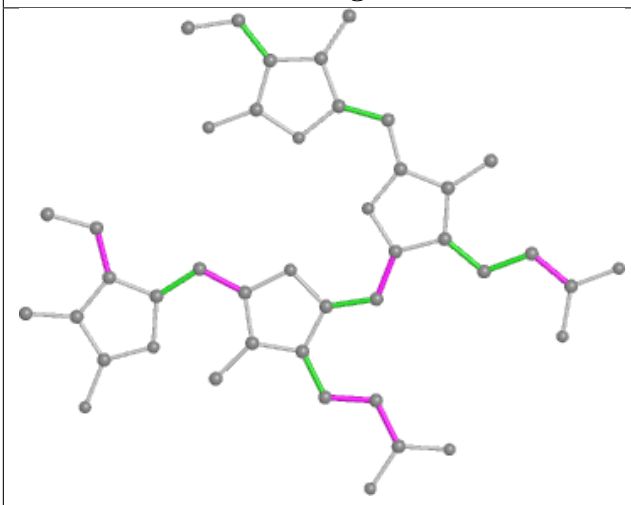

Torsions

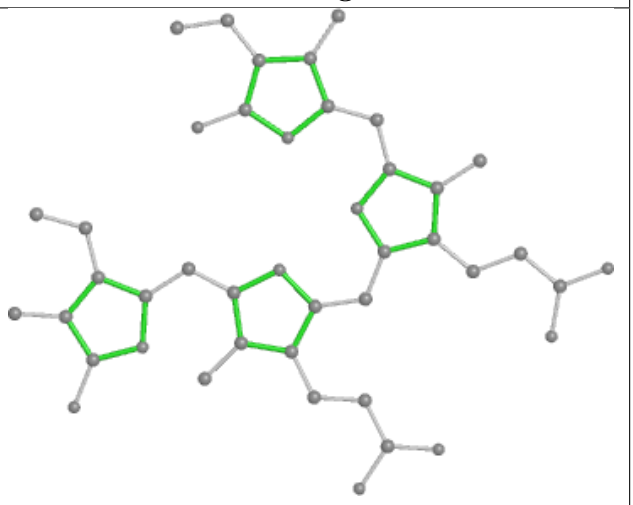

Rings

Ligand PEB QK 203

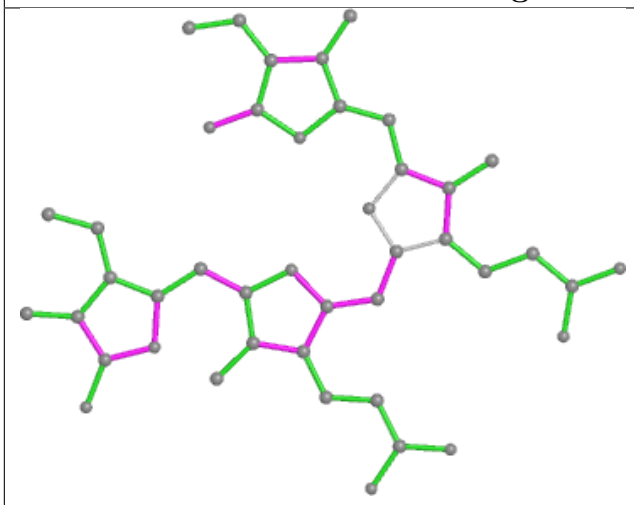

Bond lengths

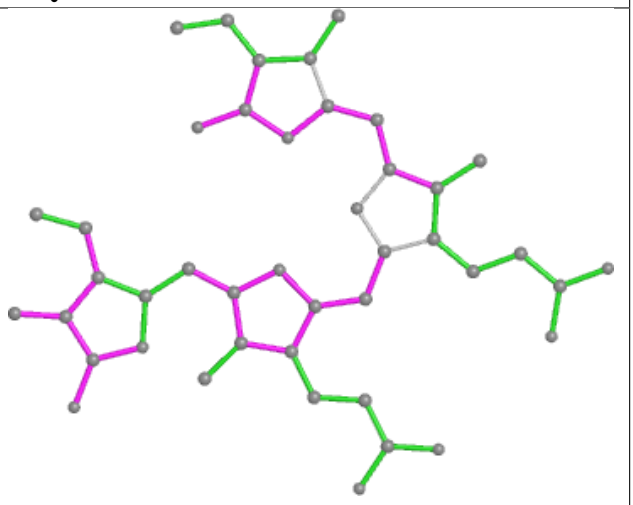

Bond angles

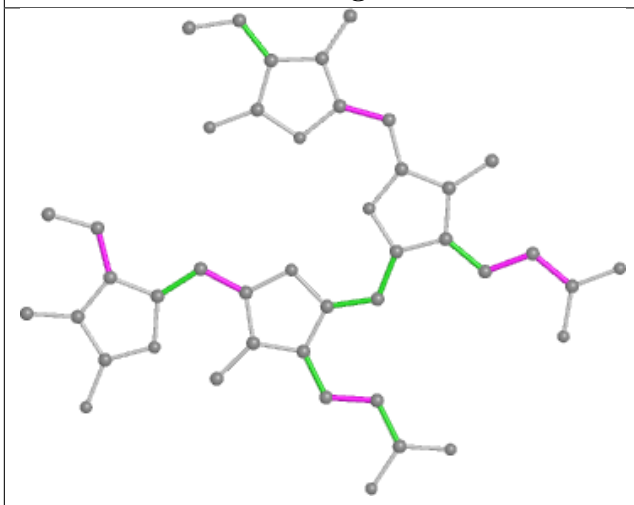

Torsions

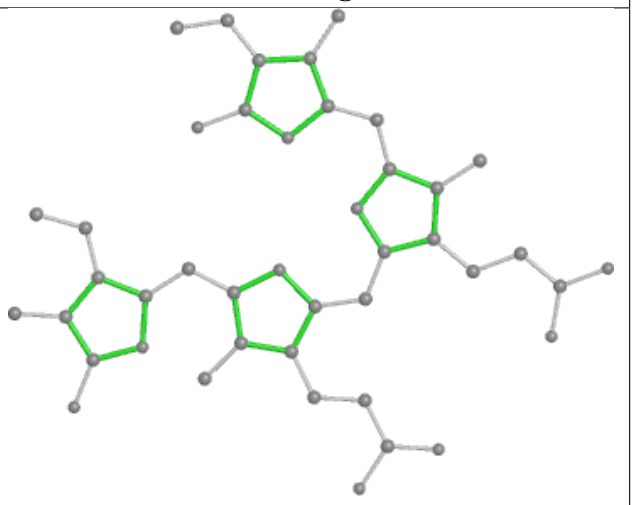

Rings

Ligand CLA 2N 304

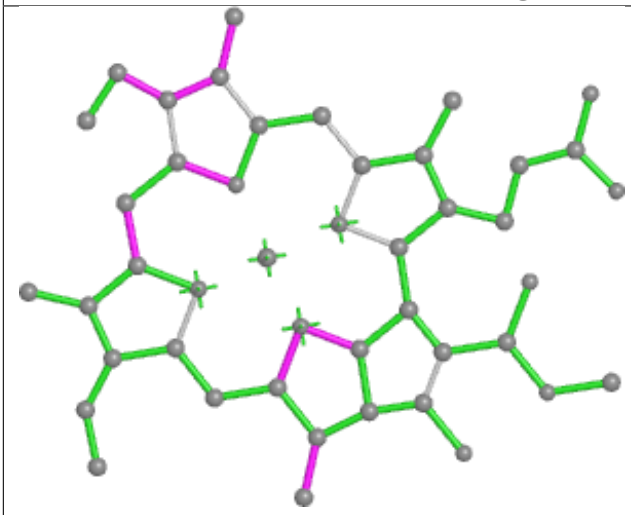

Bond lengths

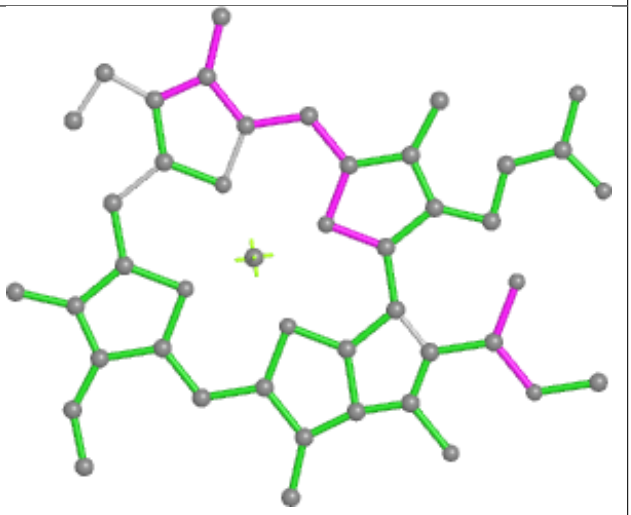

Bond angles

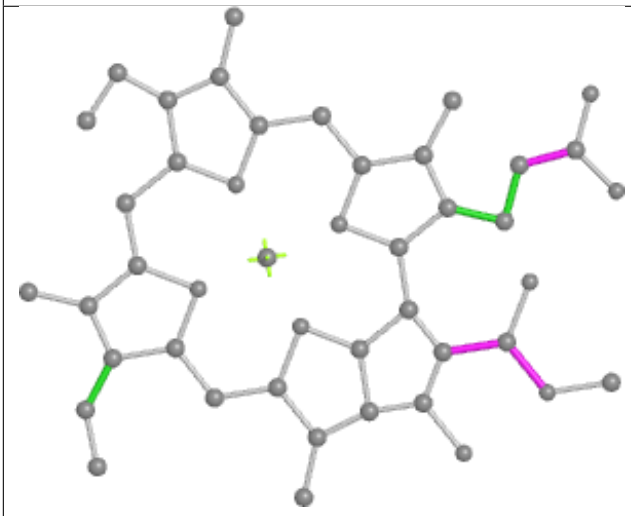

Torsions

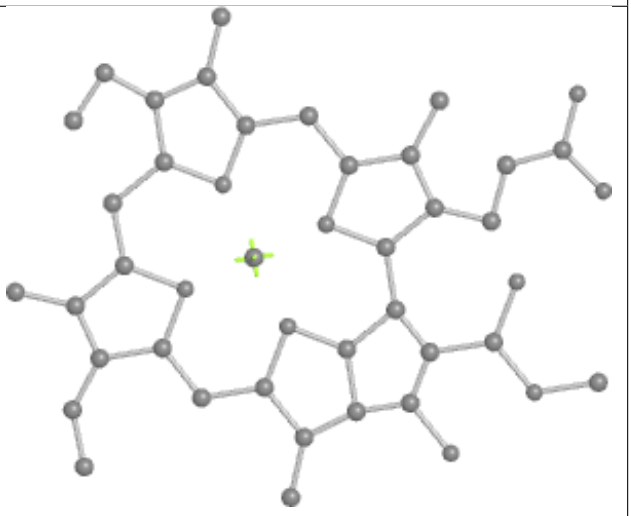

Rings

Ligand PEB Z9 304

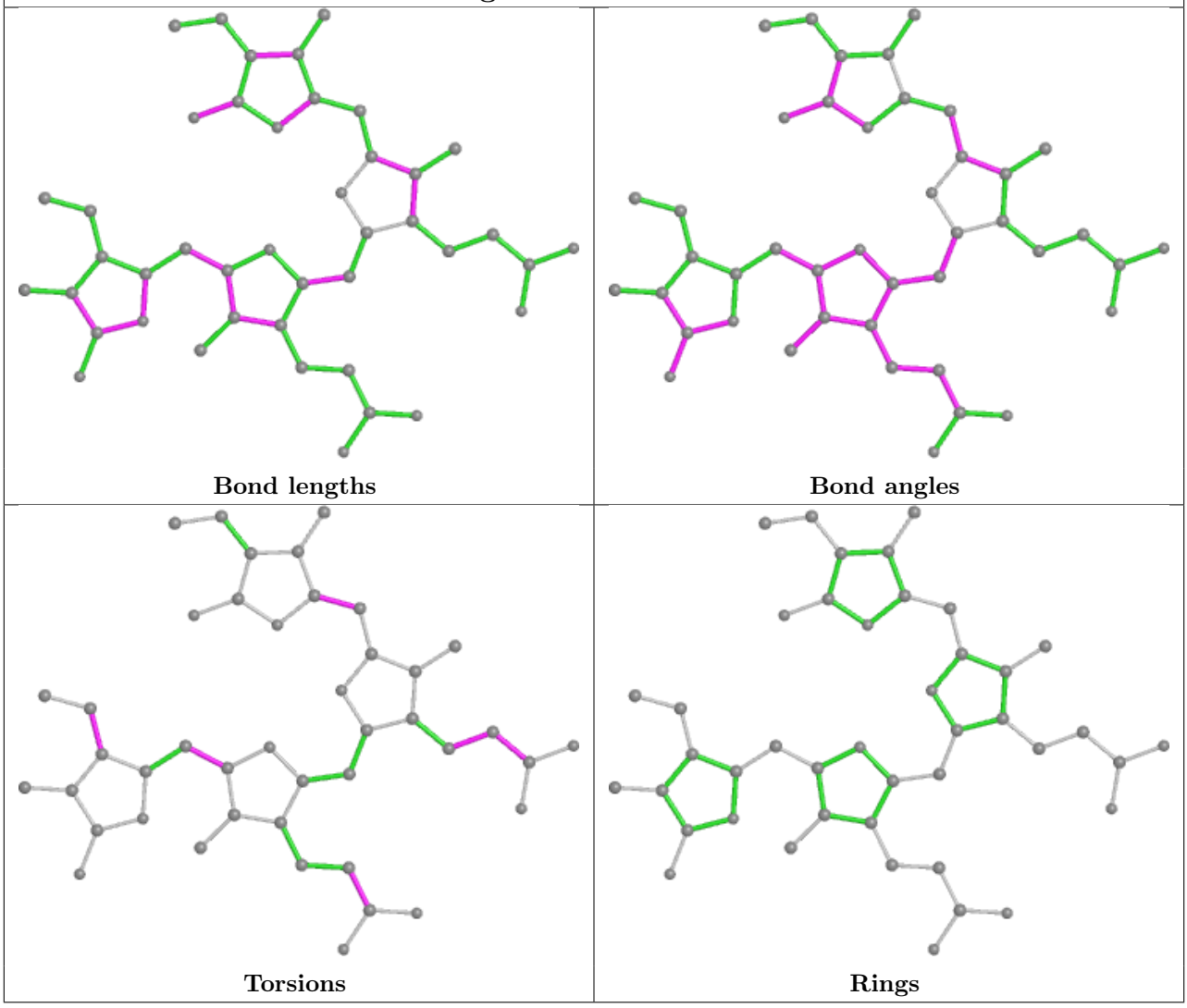

Ligand CLA bL 605

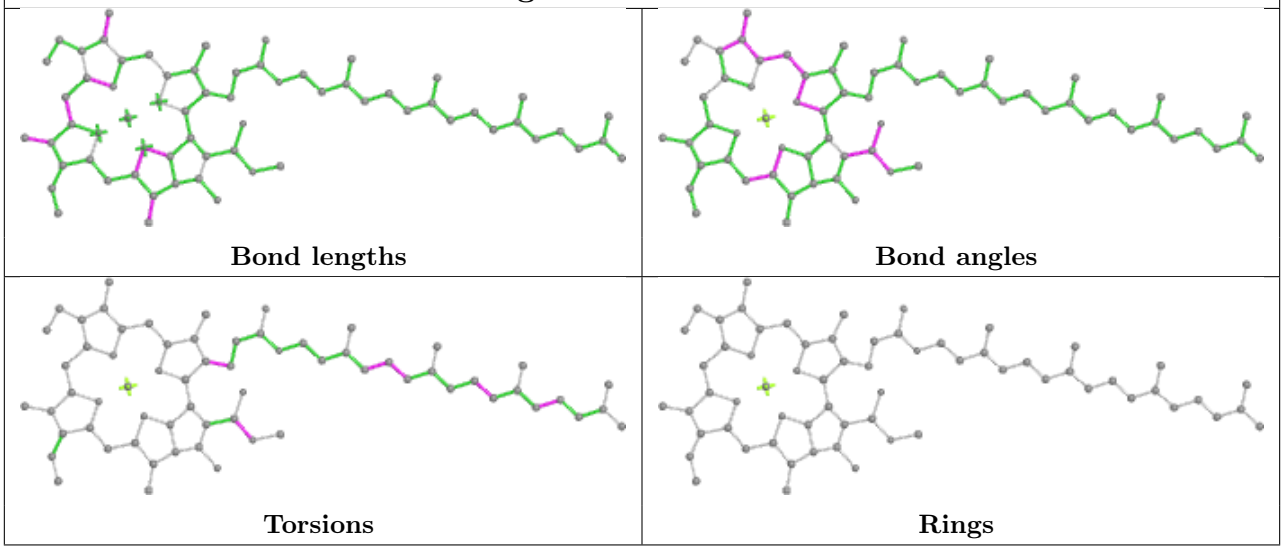

Ligand PEB dO 201

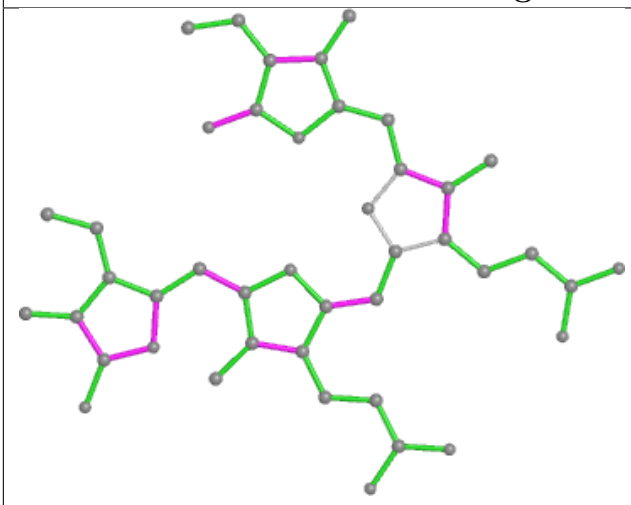

Bond lengths

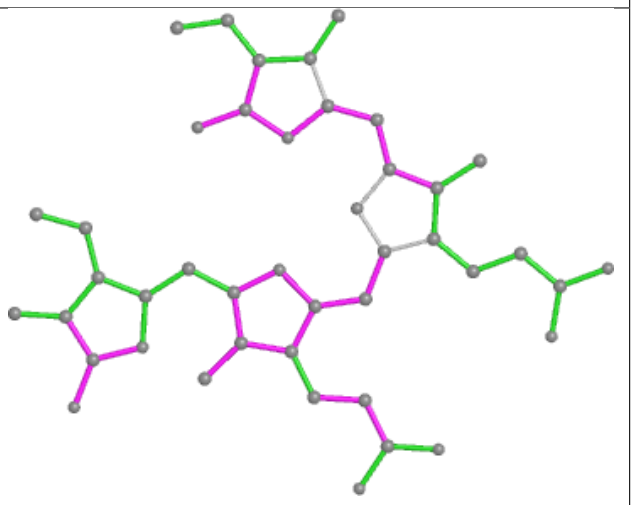

Bond angles

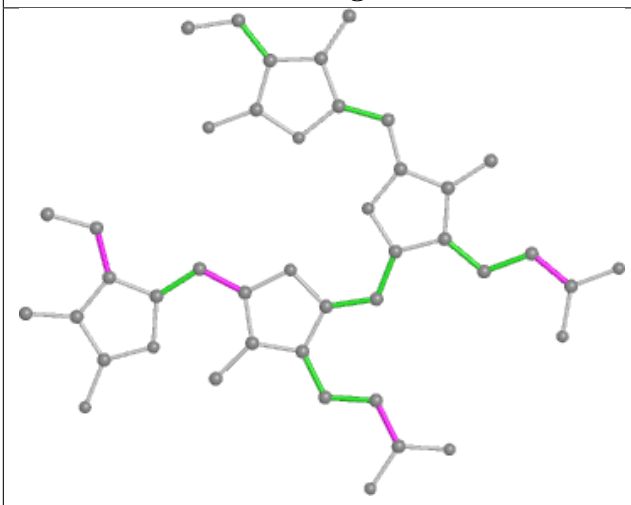

Torsions

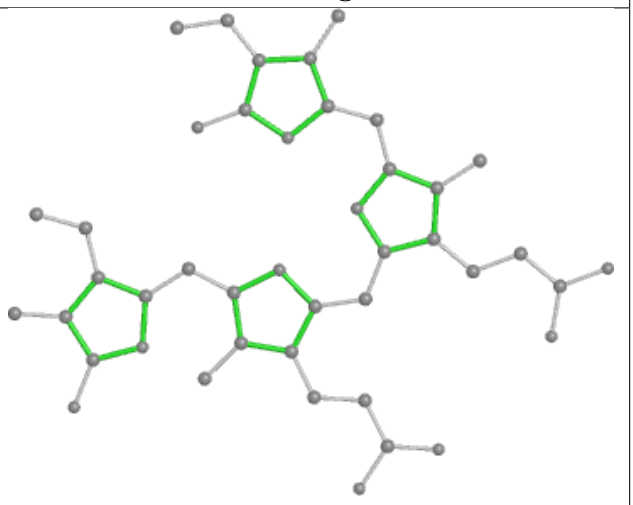

Rings

Ligand BCR BN 803

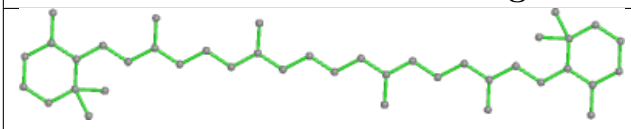

Bond lengths

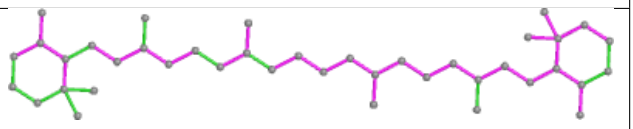

Bond angles

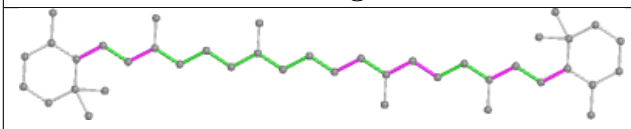

Torsions

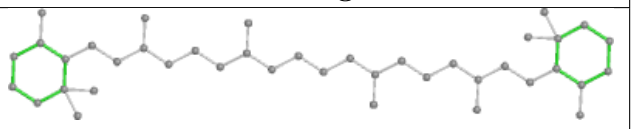

Rings

Ligand CLA 1N 602

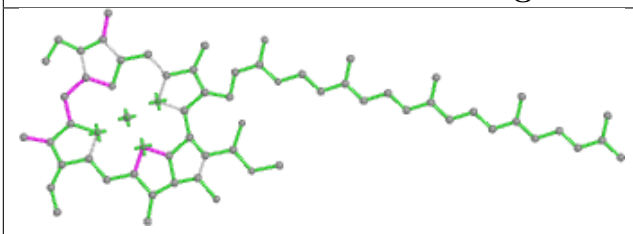

Bond lengths

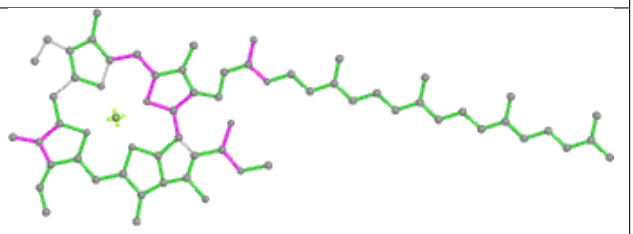

Bond angles

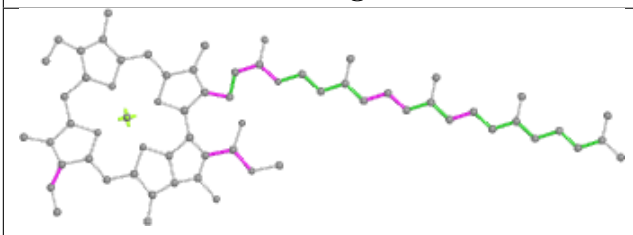

Torsions

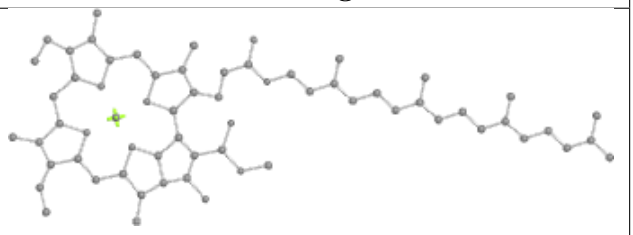

Rings

Ligand CLA AN 823

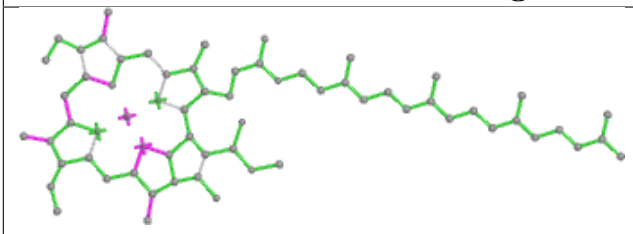

Bond lengths

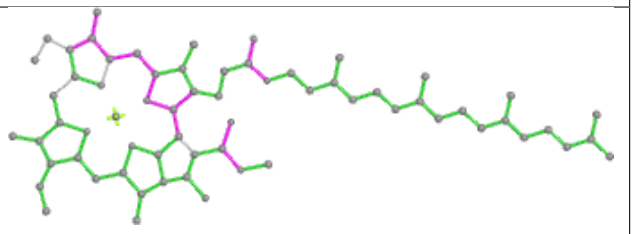

Bond angles

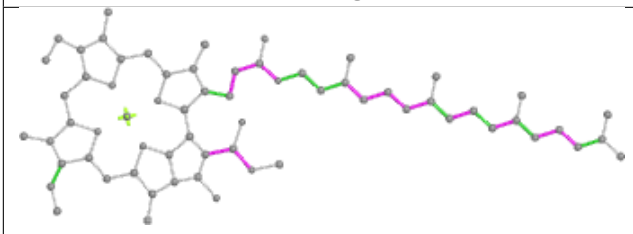

Torsions

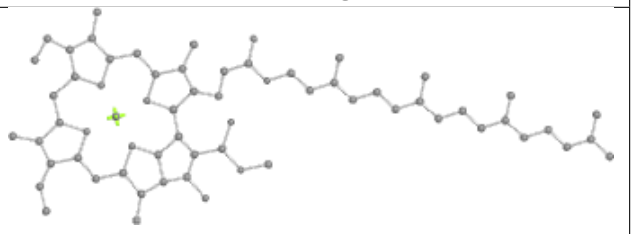

Rings

Ligand PEB YF 203

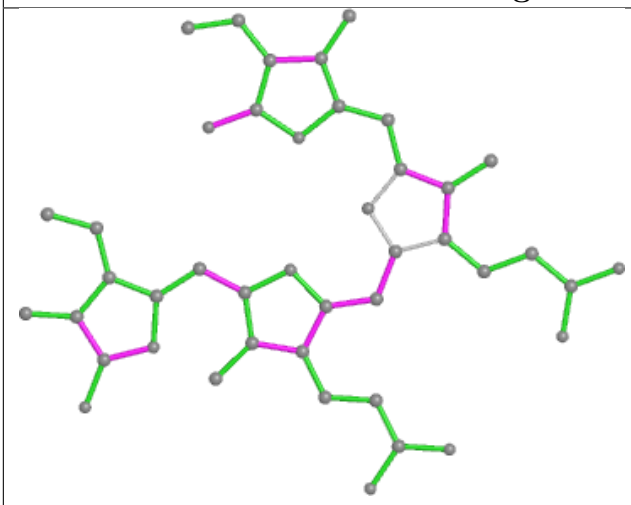

Bond lengths

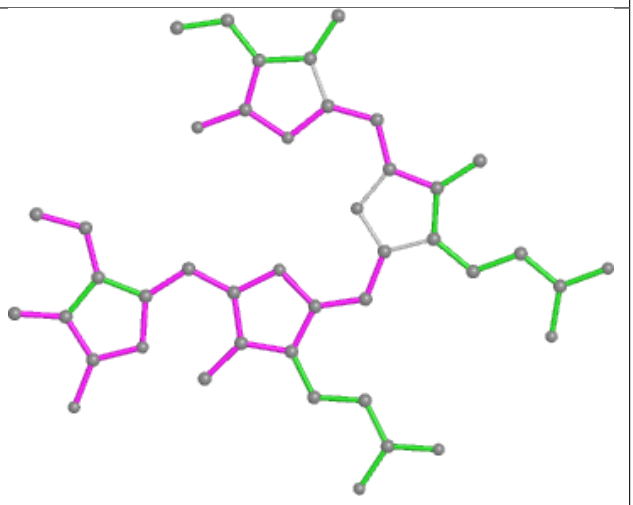

Bond angles

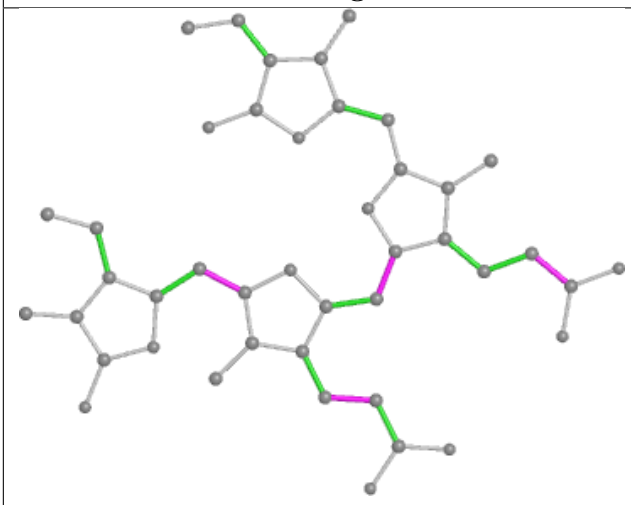

Torsions

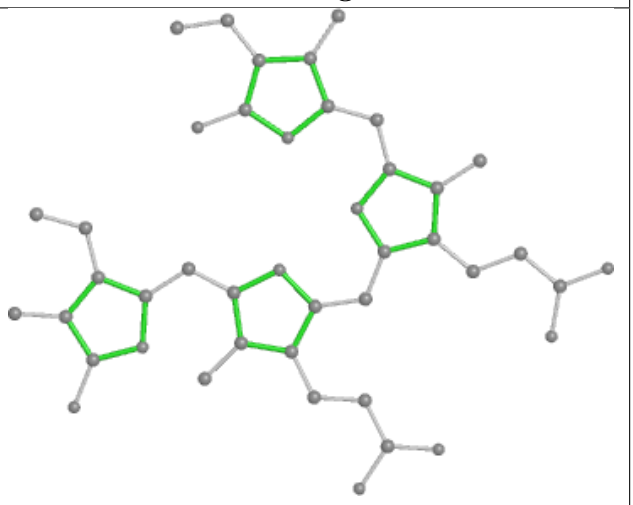

Rings

Ligand CLA b6 616

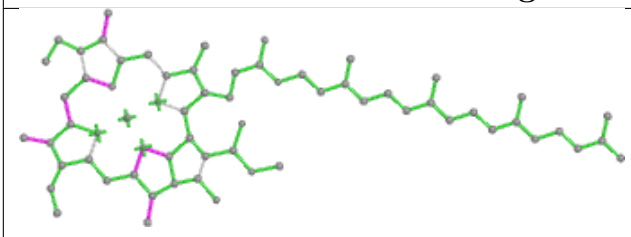

Bond lengths

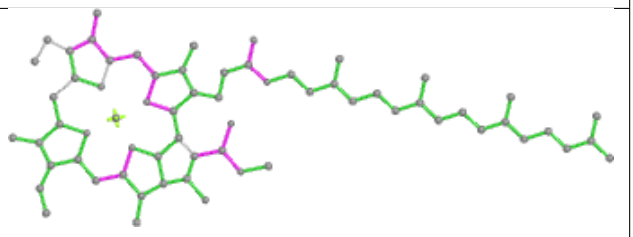

Bond angles

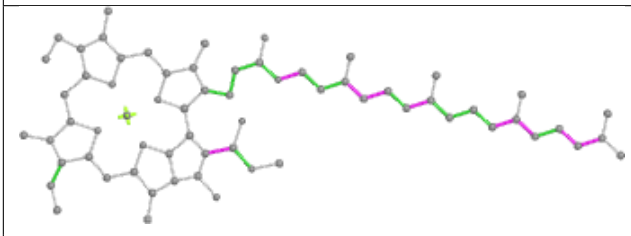

Torsions

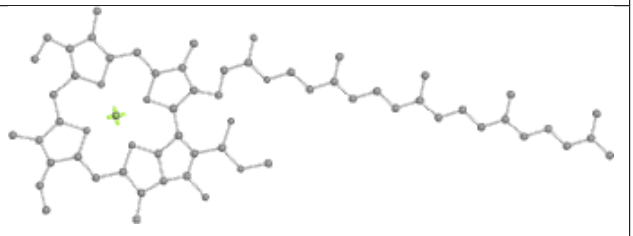

Rings

Ligand PEB PM 201

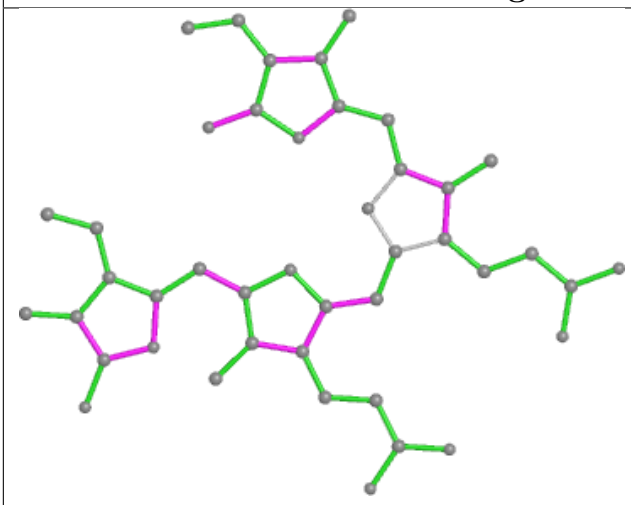

Bond lengths

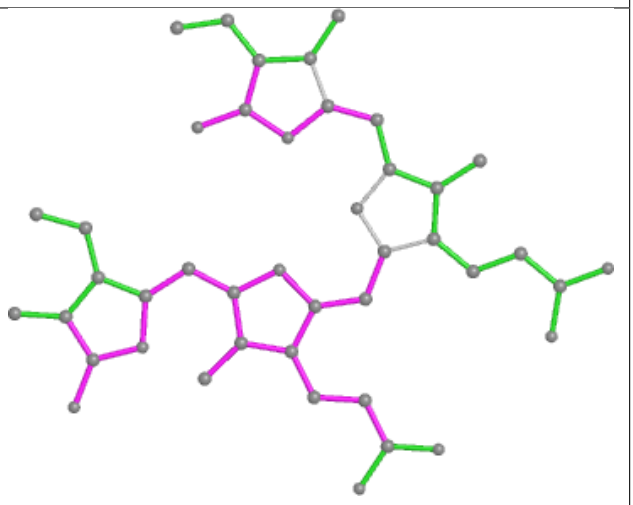

Bond angles

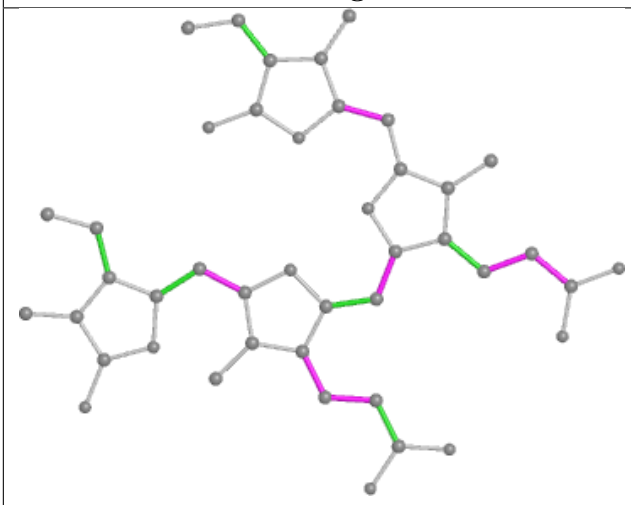

Torsions

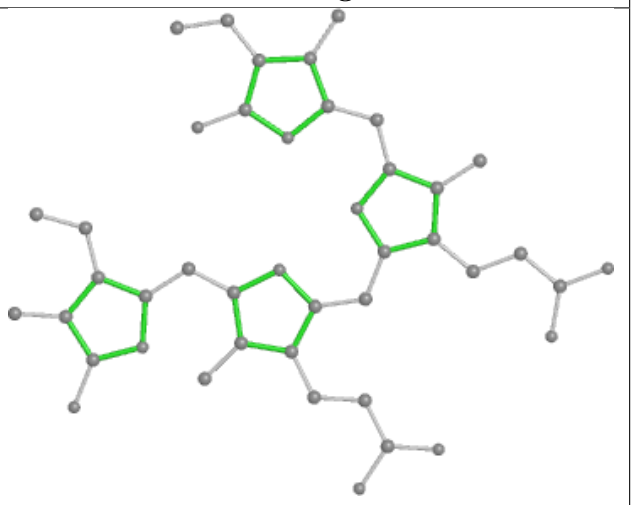

Rings

Ligand CLA 6N 612

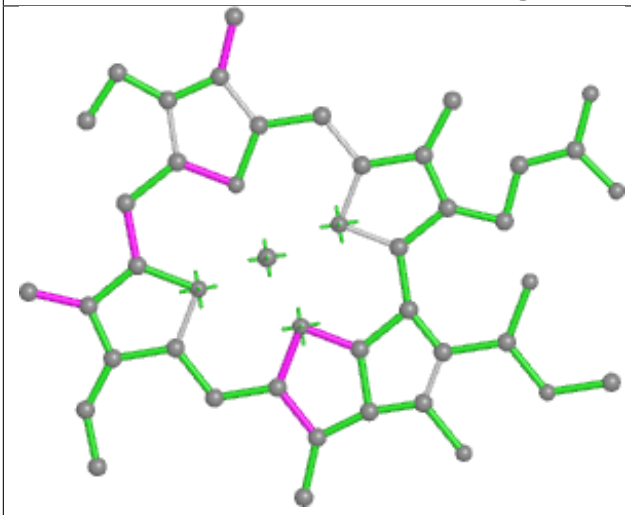

Bond lengths

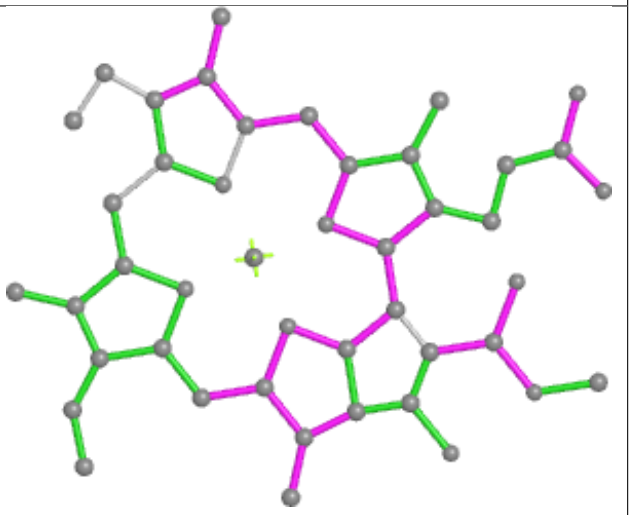

Bond angles

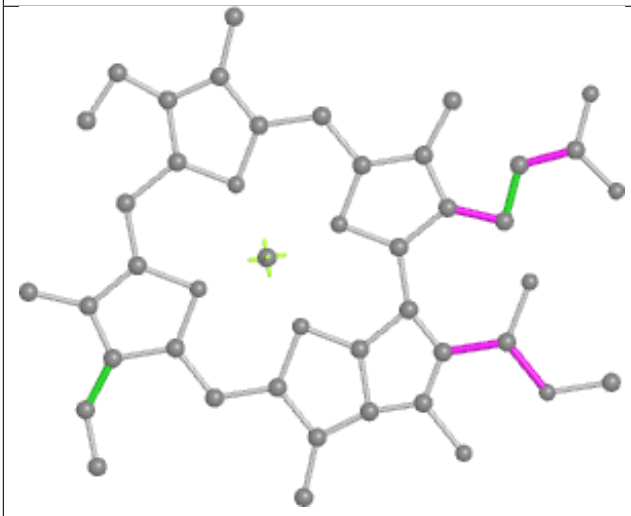

Torsions

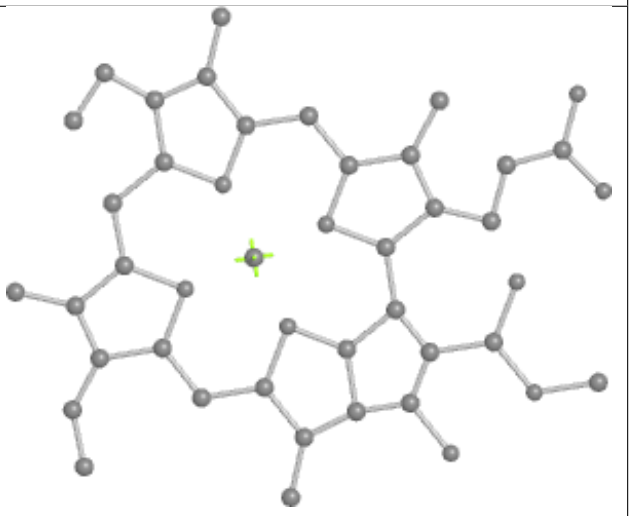

Rings

Ligand PEB jM 203

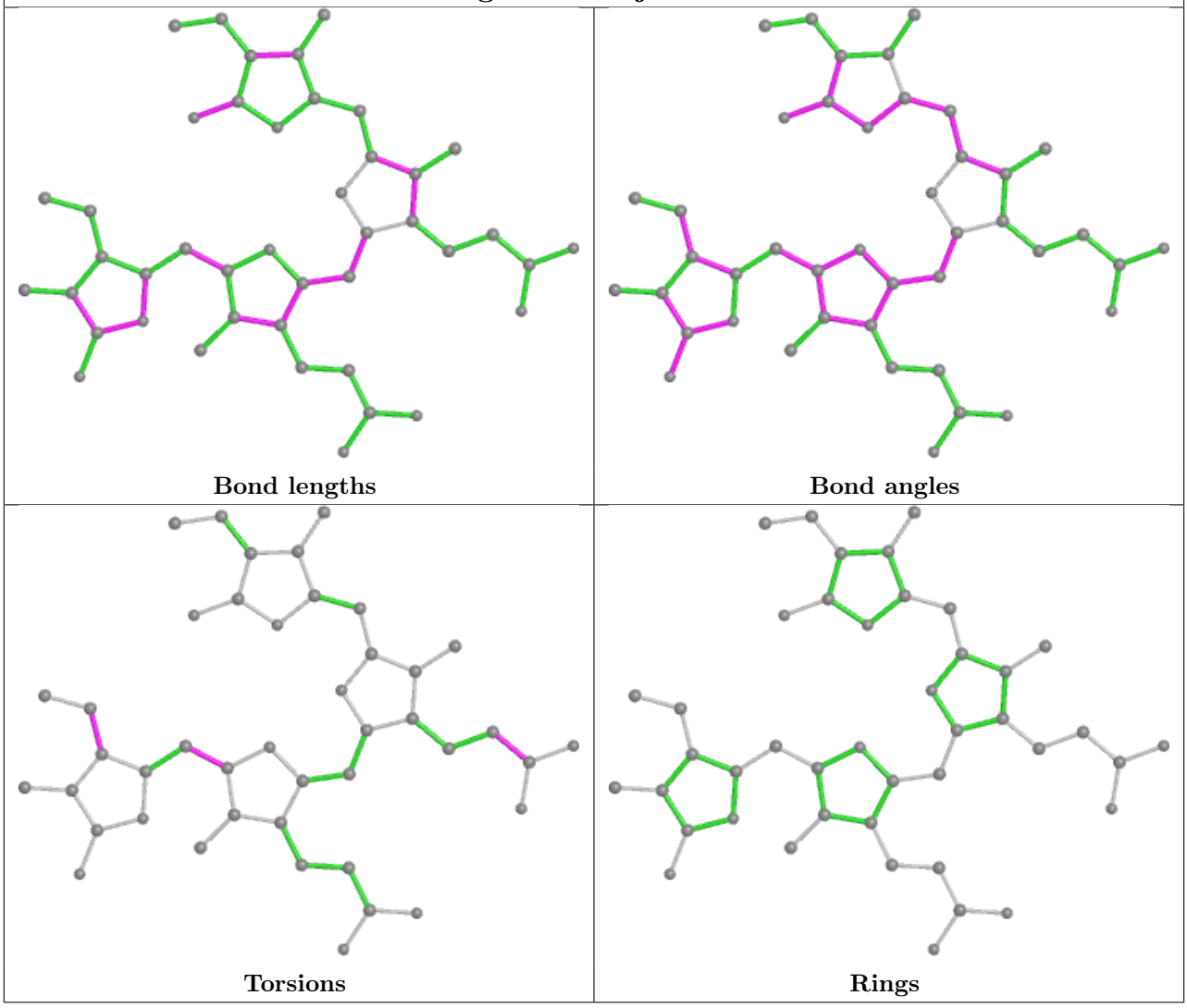

Ligand CLA cL 510

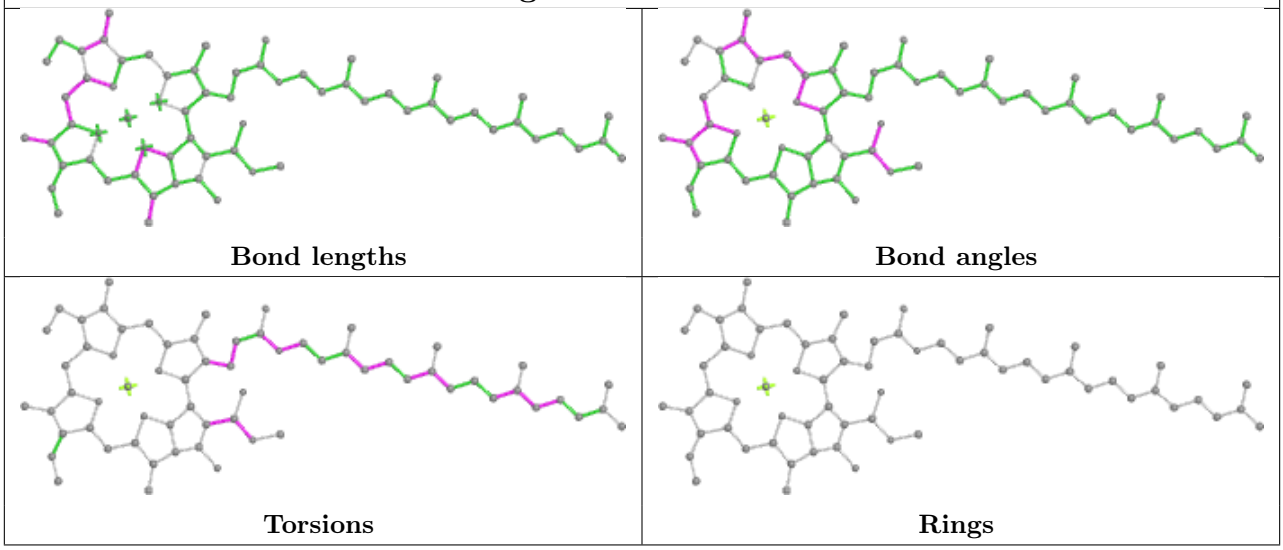

Ligand DGD B6 620

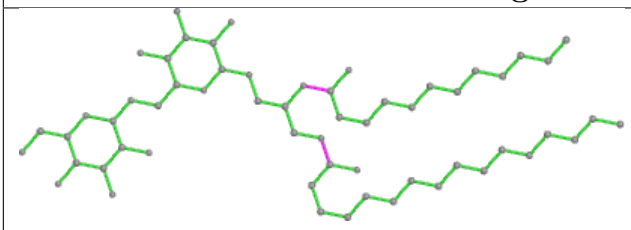

Bond lengths

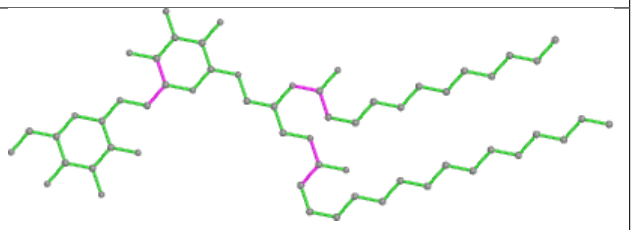

Bond angles

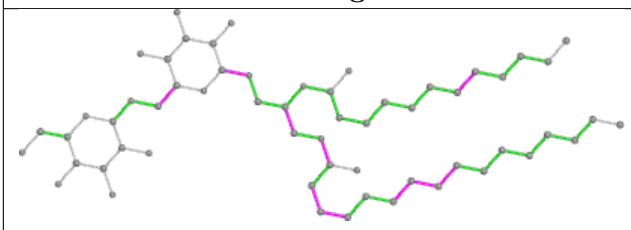

Torsions

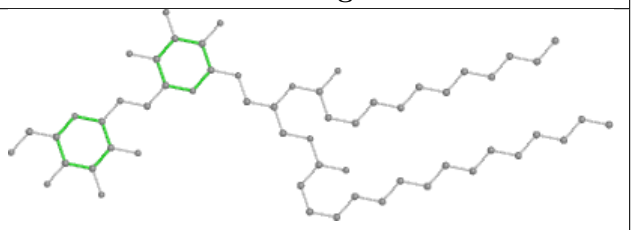

Rings

Ligand PEB cK 201

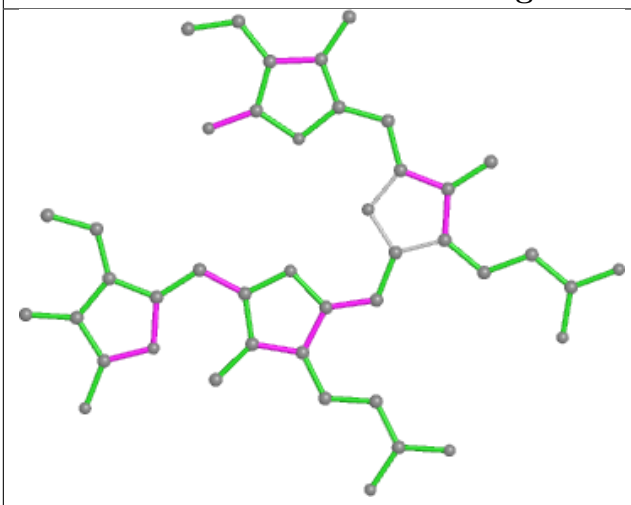

Bond lengths

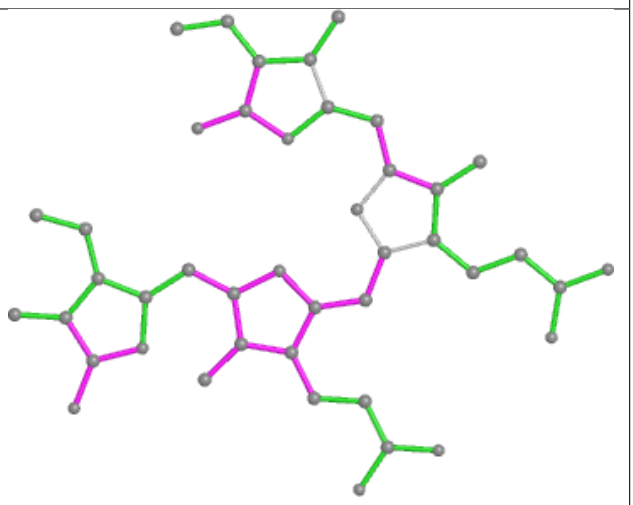

Bond angles

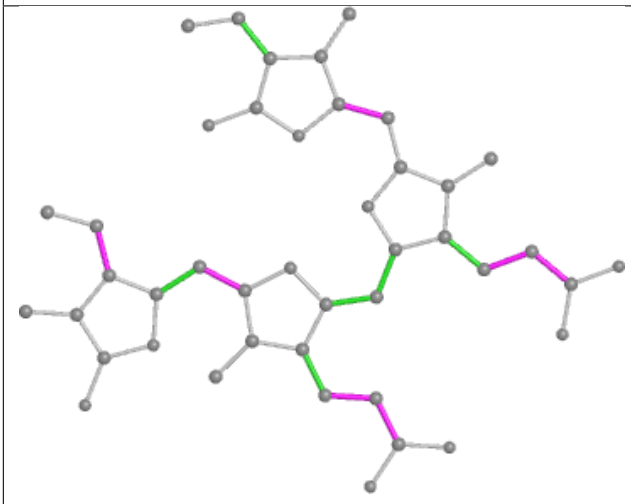

Torsions

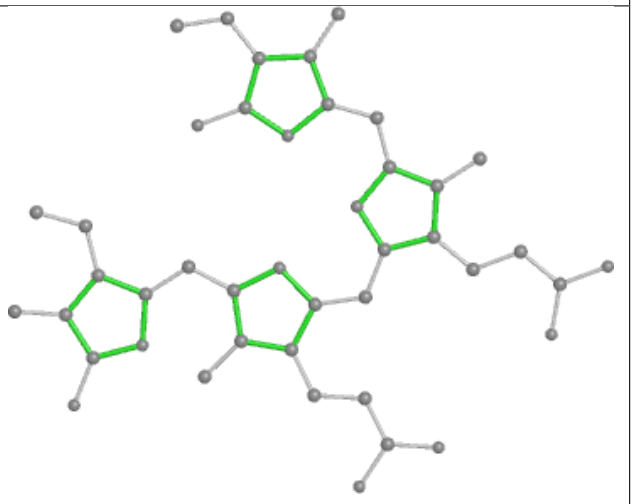

Rings

Ligand PEB AH 302

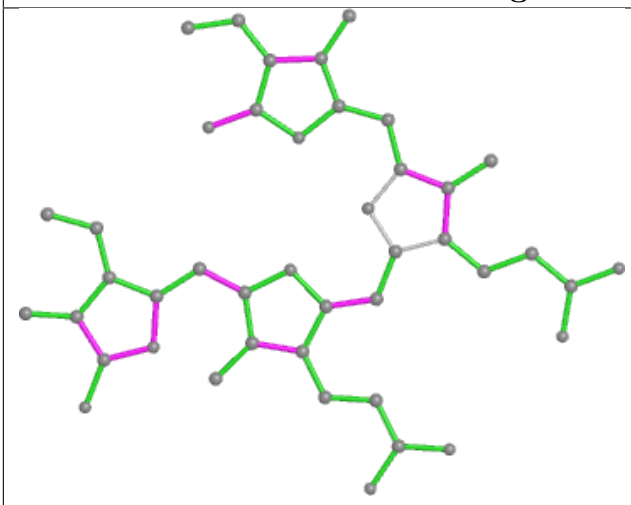

Bond lengths

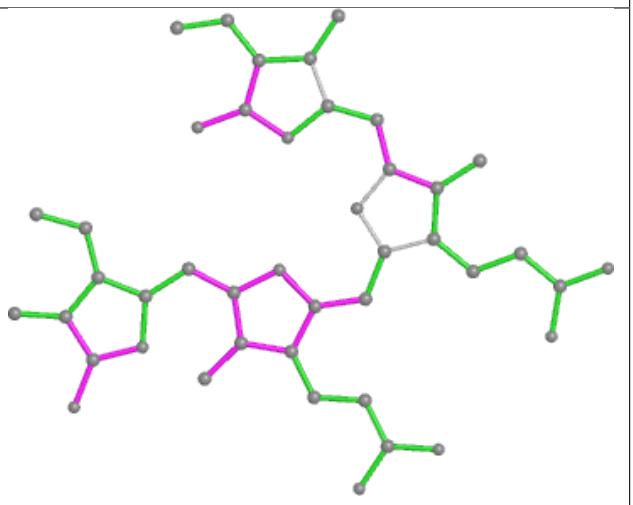

Bond angles

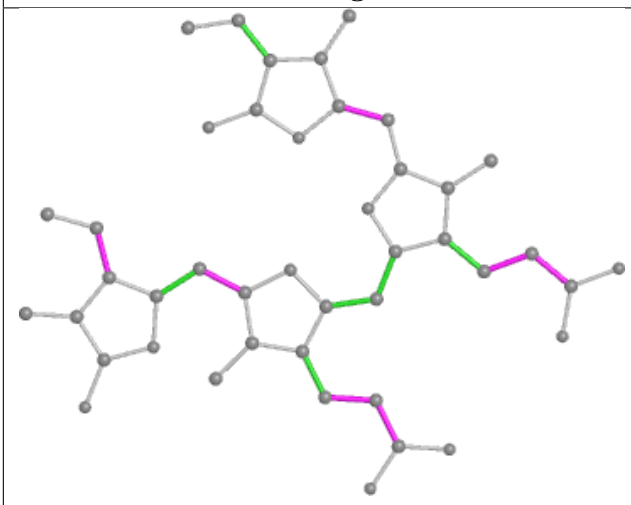

Torsions

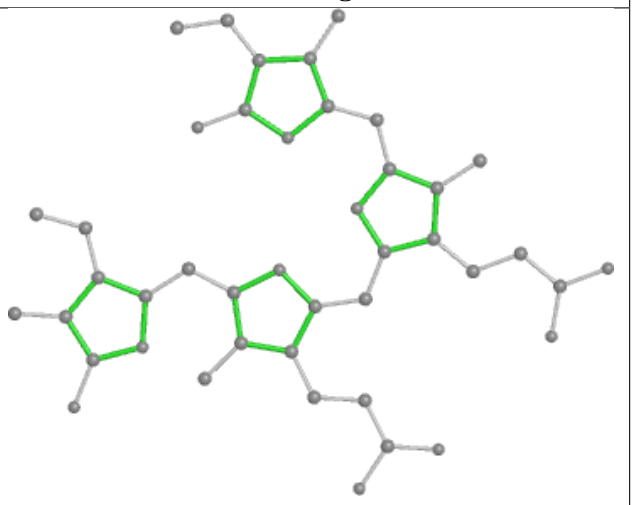

Rings

Ligand PEB eM 202

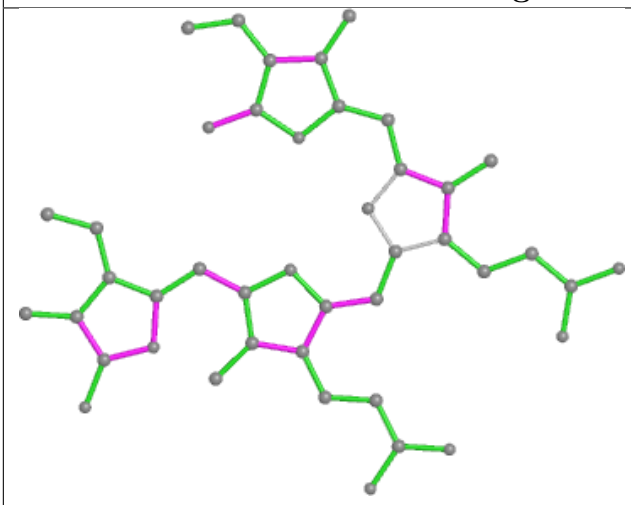

Bond lengths

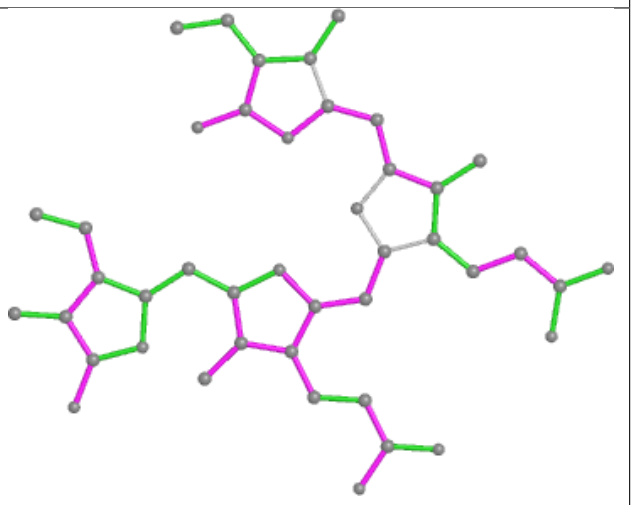

Bond angles

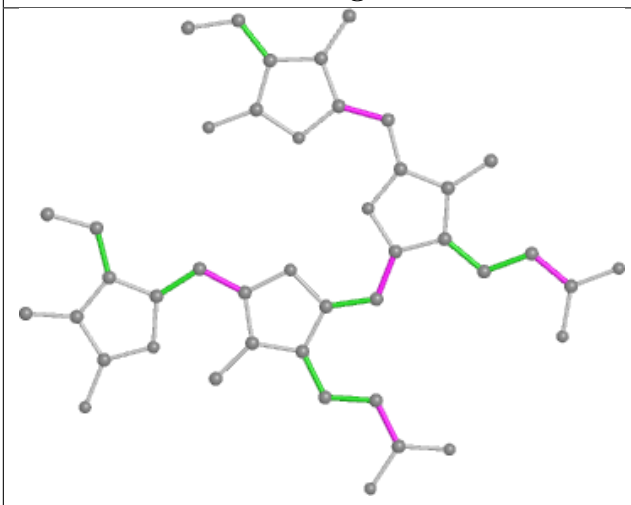

Torsions

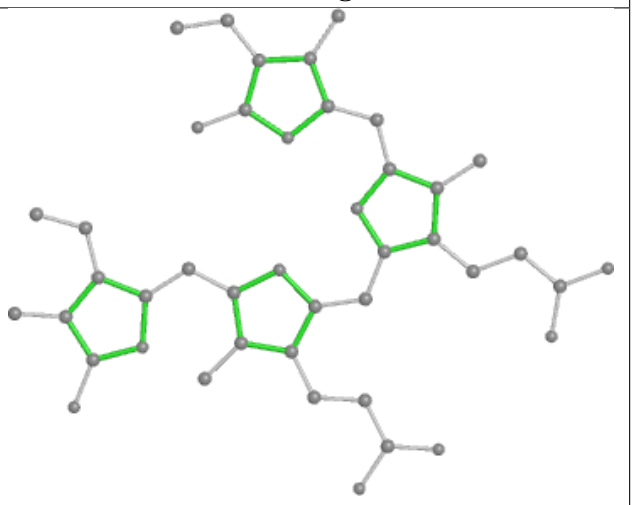

Rings

Ligand PEB MD 202

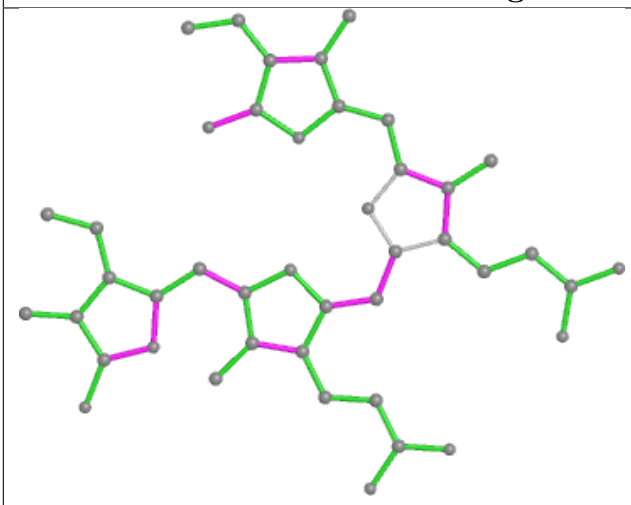

Bond lengths

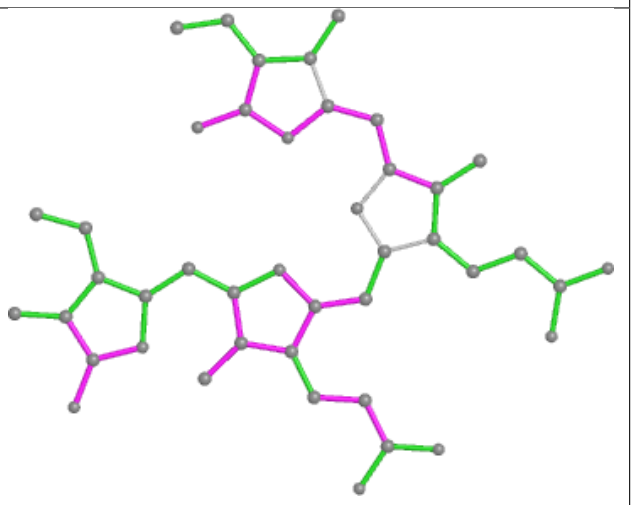

Bond angles

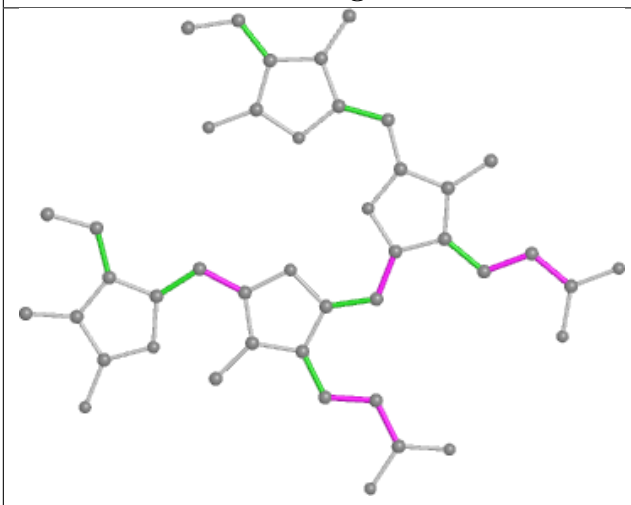

Torsions

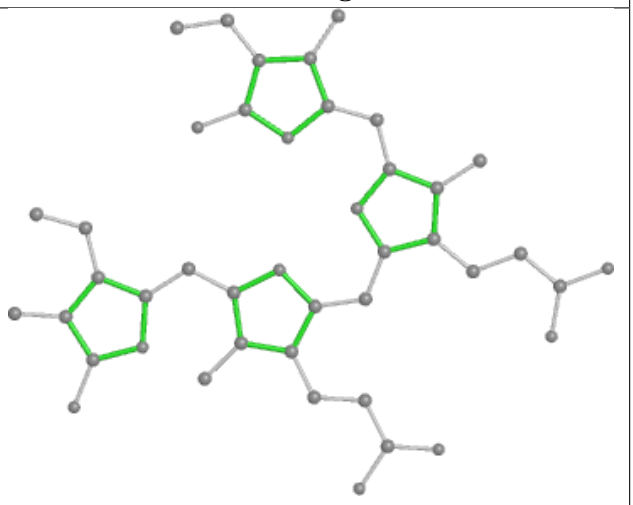

Rings

Ligand PEB Z1 203

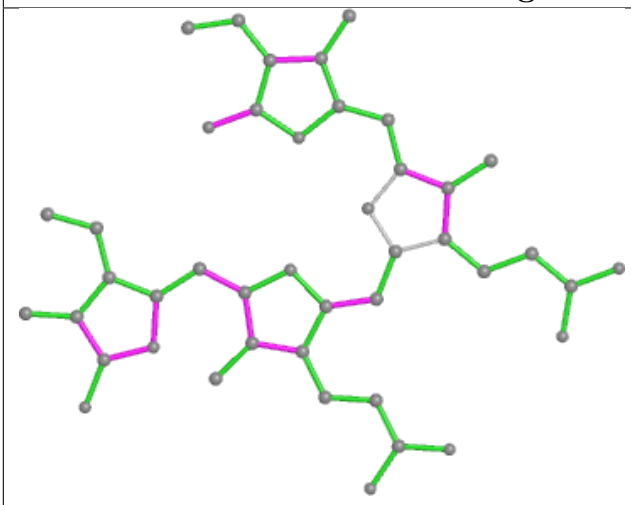

Bond lengths

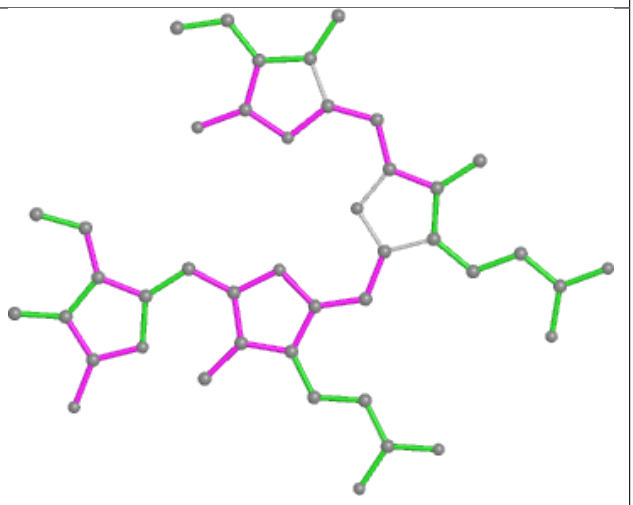

Bond angles

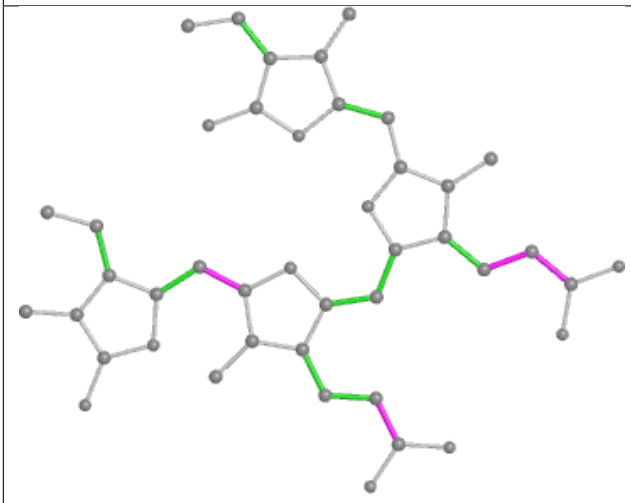

Torsions

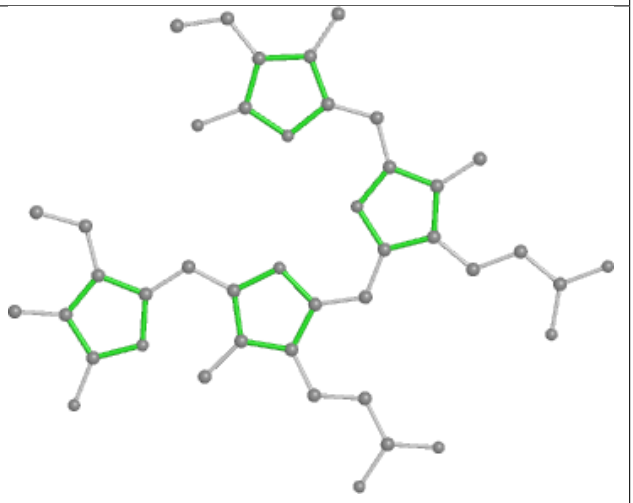

Rings

Ligand CYC LH 1002

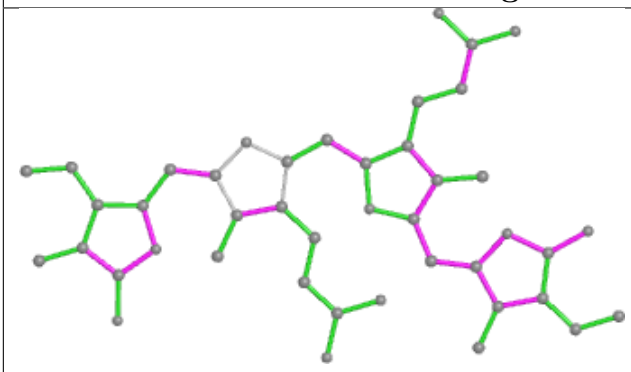

Bond lengths

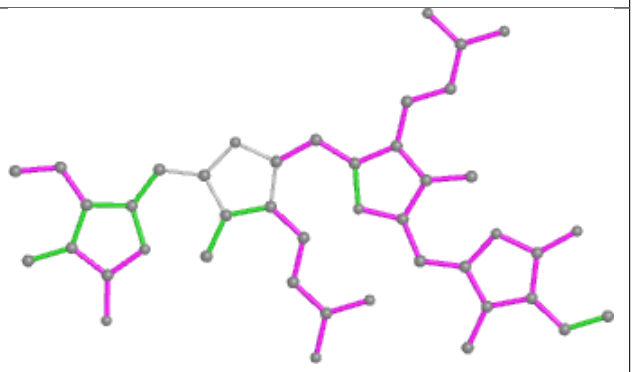

Bond angles

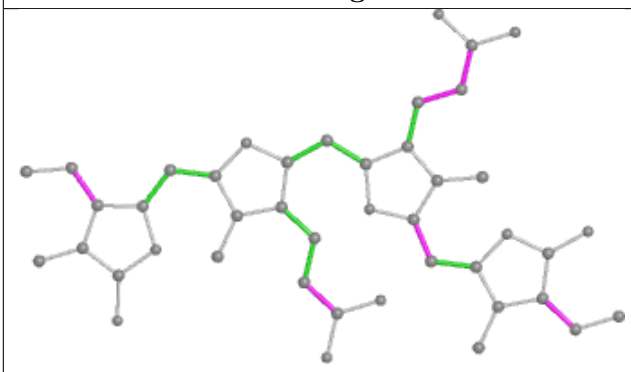

Torsions

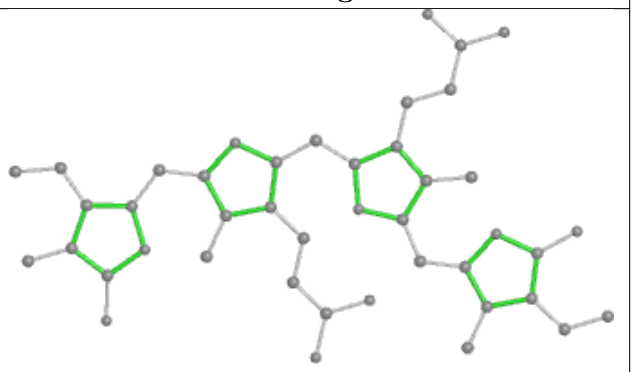

Rings

Ligand CLA 12 610

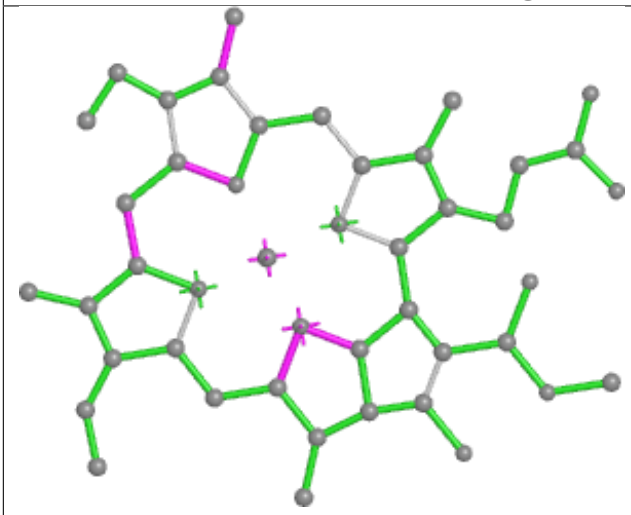

Bond lengths

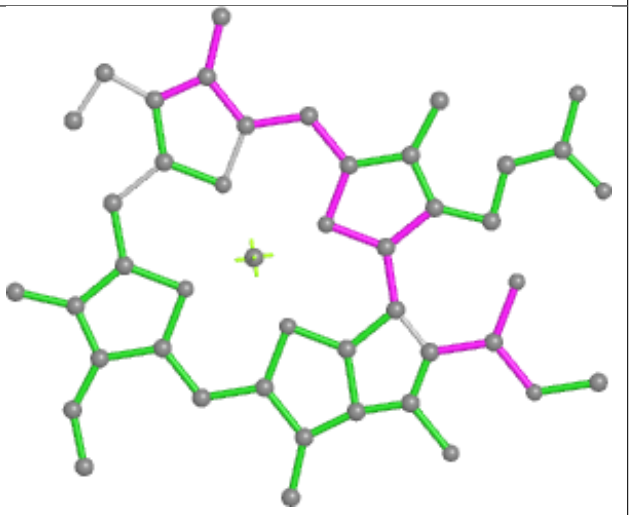

Bond angles

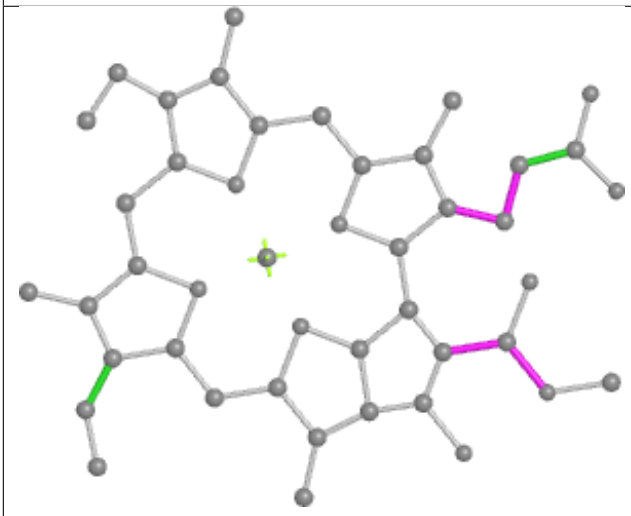

Torsions

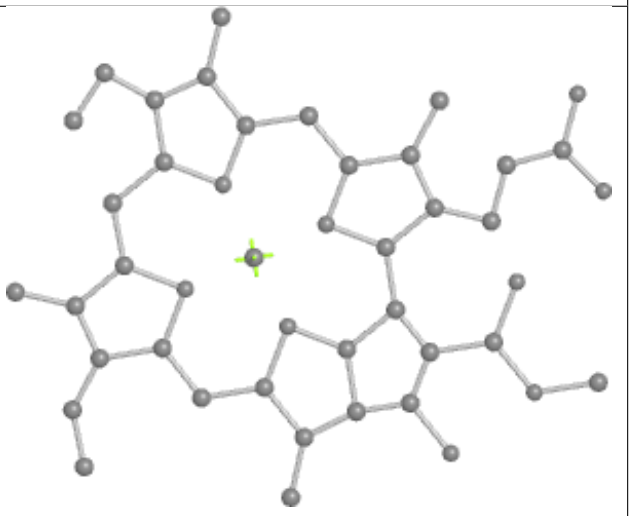

Rings

Ligand PEB VI 203

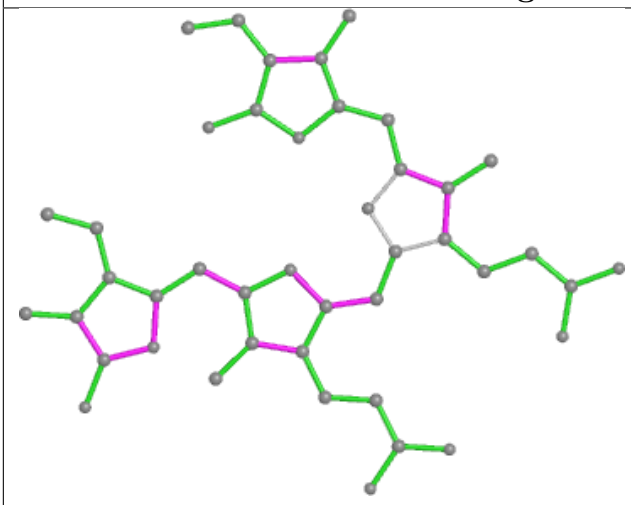

Bond lengths

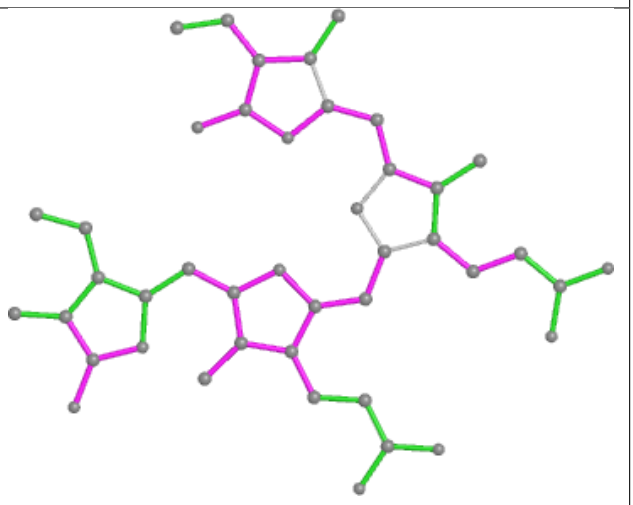

Bond angles

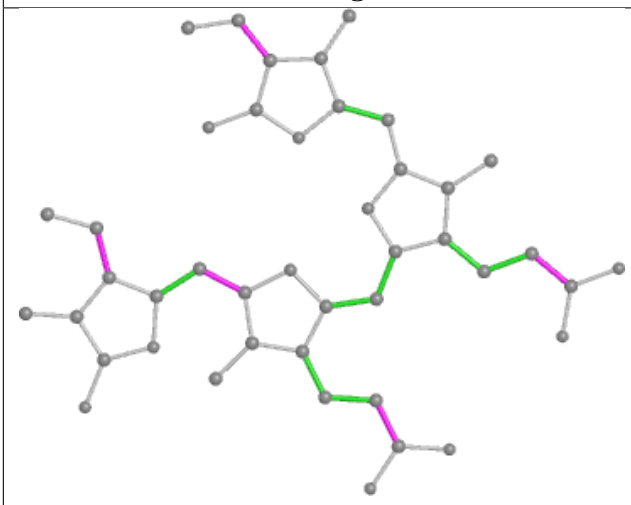

Torsions

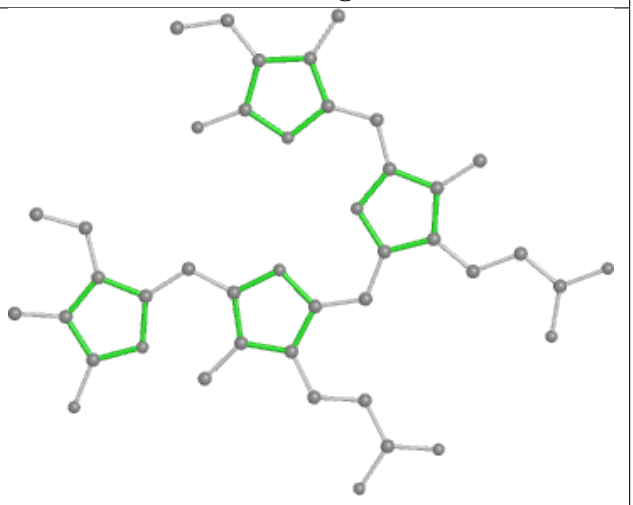

Rings

Ligand PEB LK 201

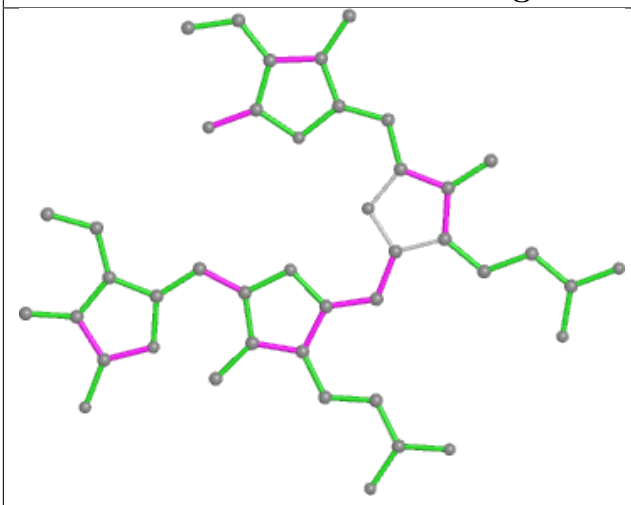

Bond lengths

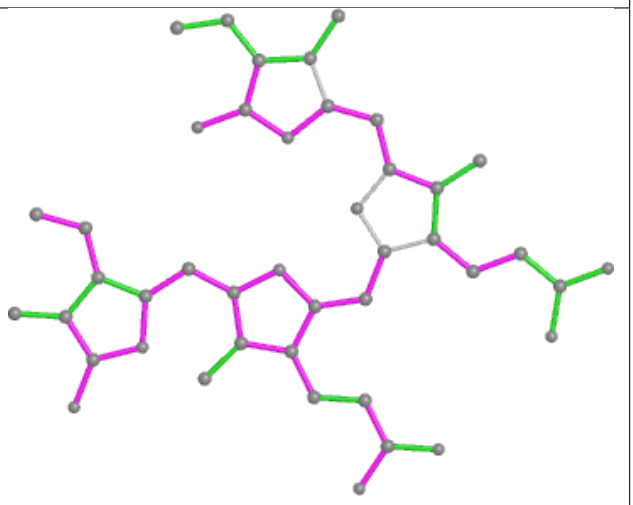

Bond angles

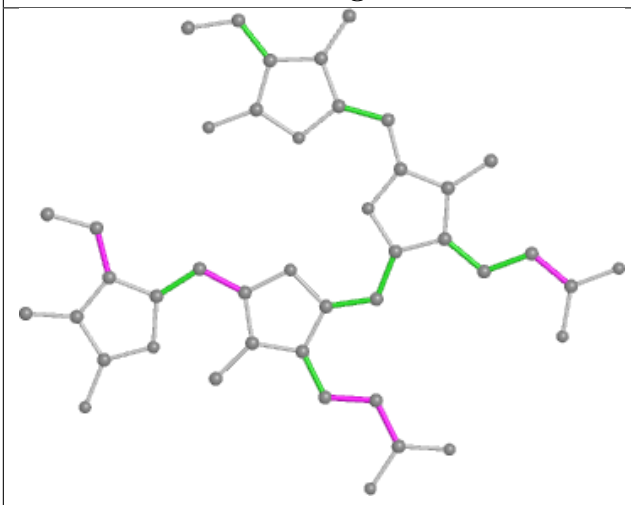

Torsions

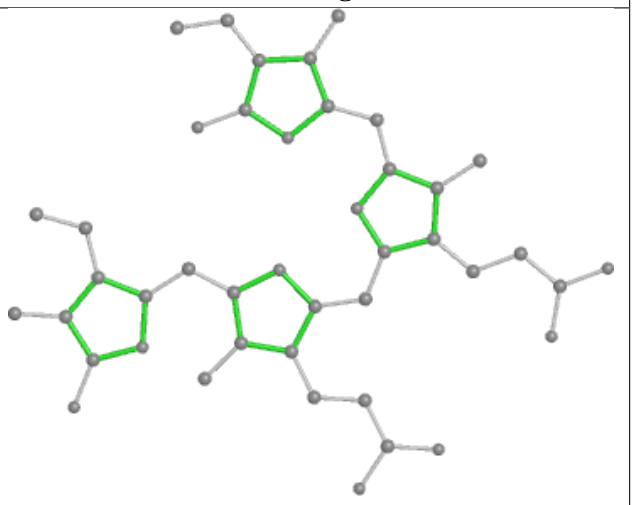

Rings

Ligand PEB fO 202

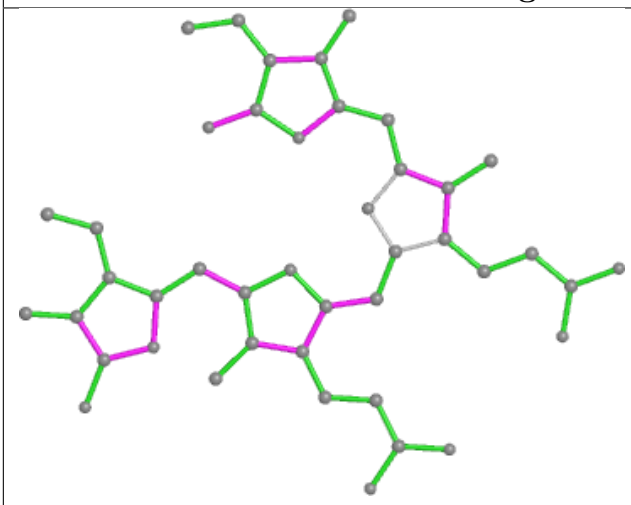

Bond lengths

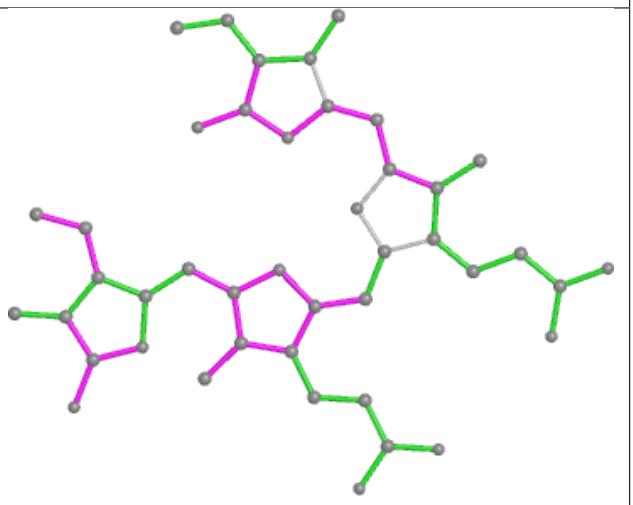

Bond angles

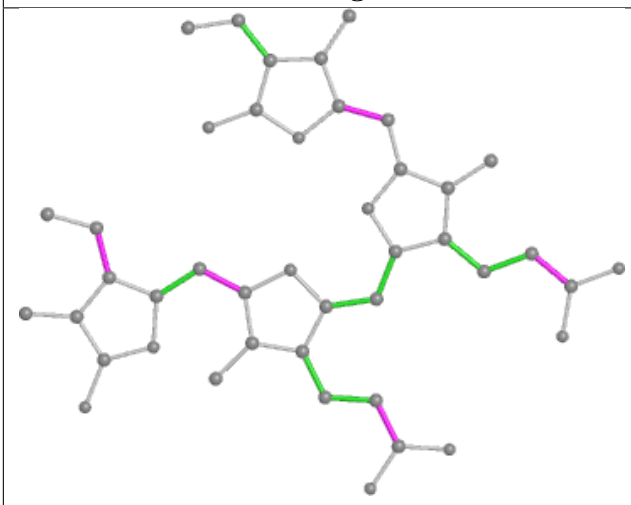

Torsions

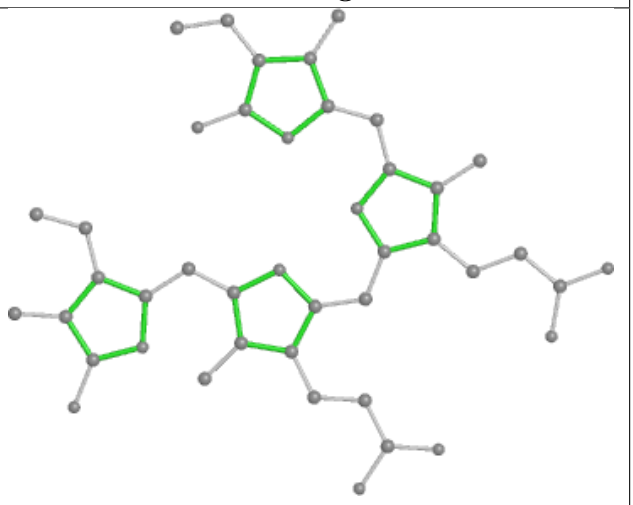

Rings

Ligand PEB aM 202

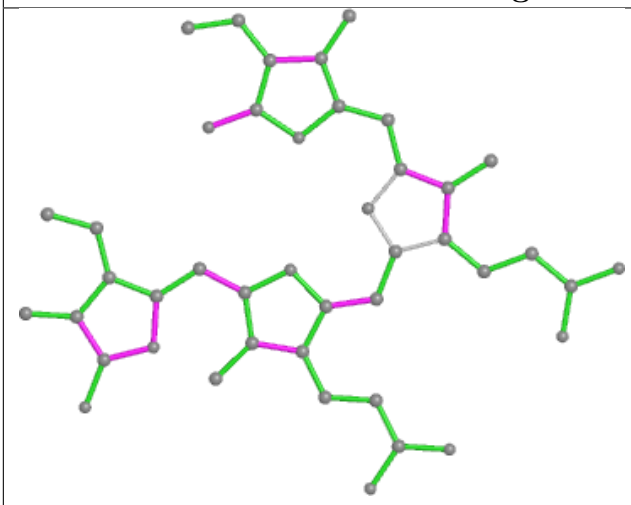

Bond lengths

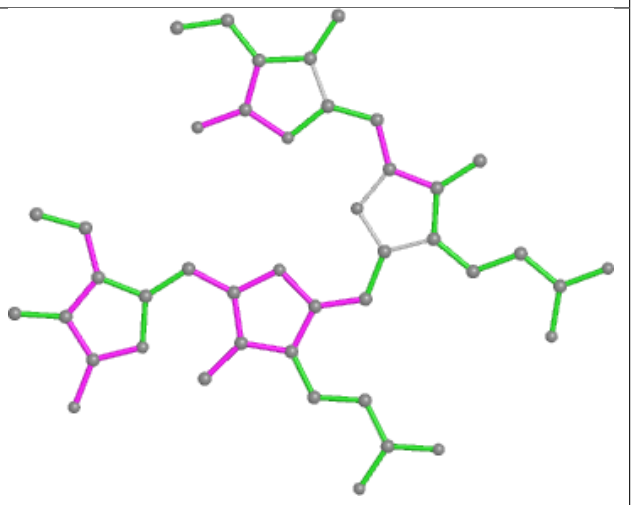

Bond angles

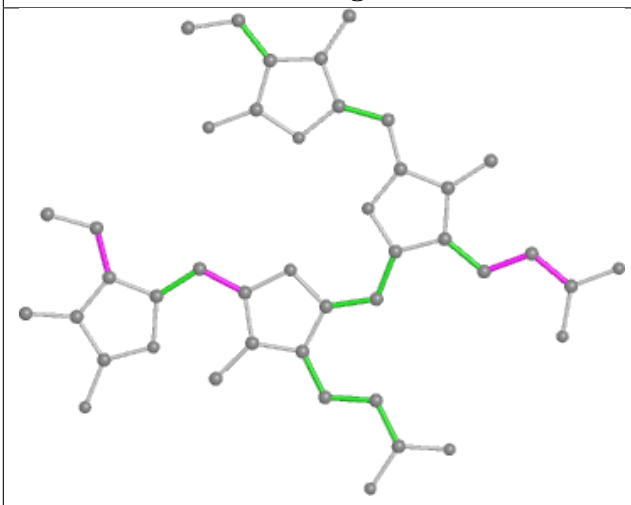

Torsions

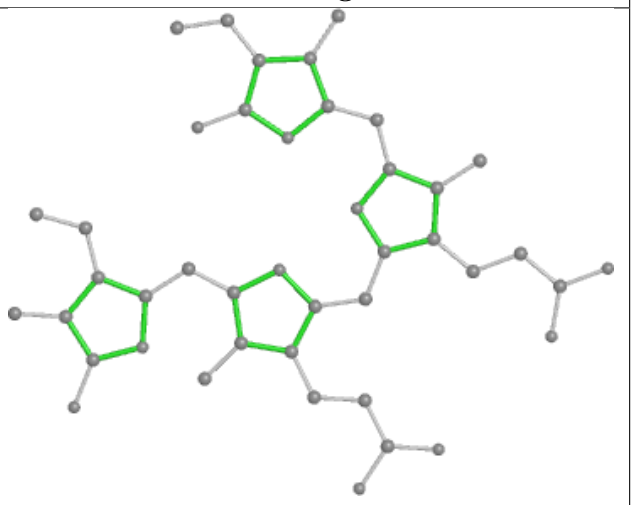

Rings

Ligand CLA DL 404

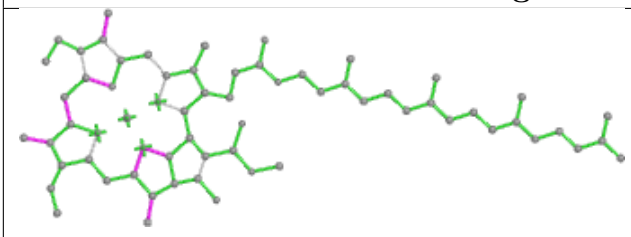

Bond lengths

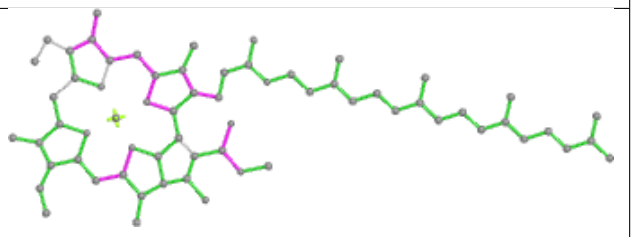

Bond angles

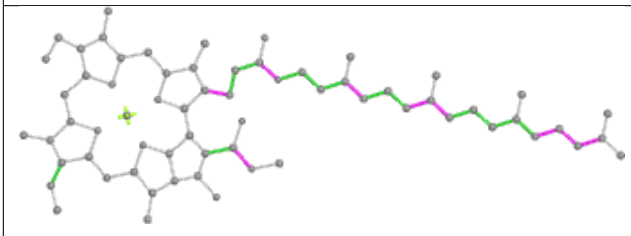

Torsions

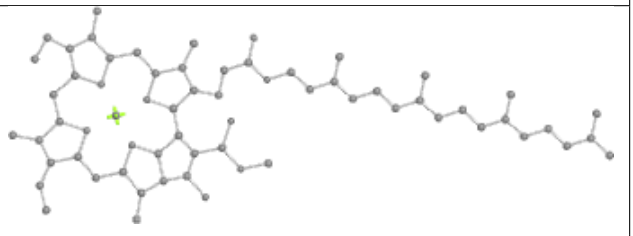

Rings

Ligand PEB OE 201

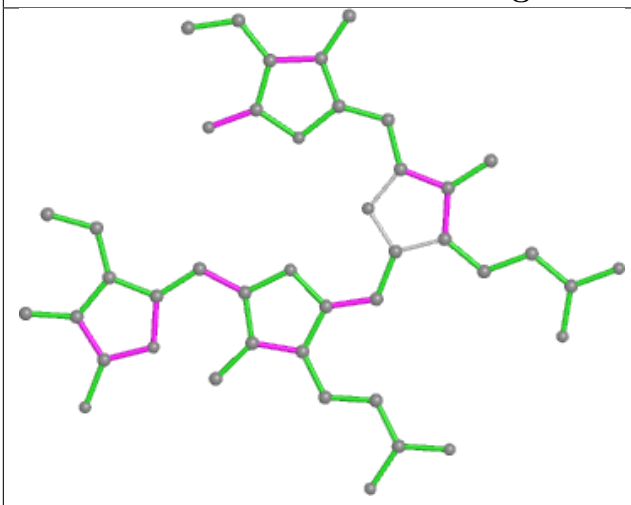

Bond lengths

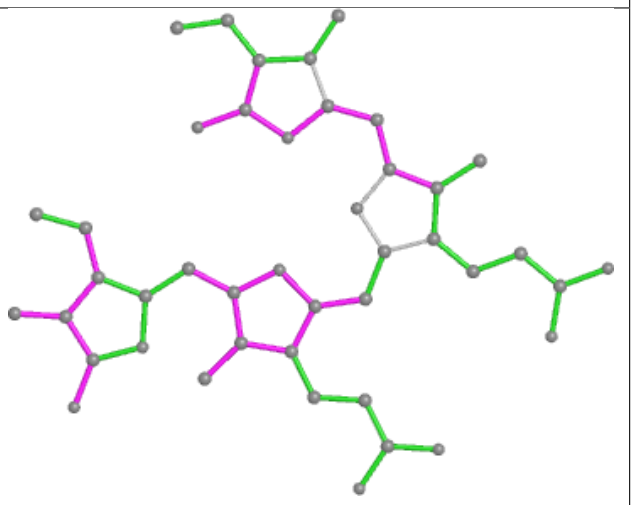

Bond angles

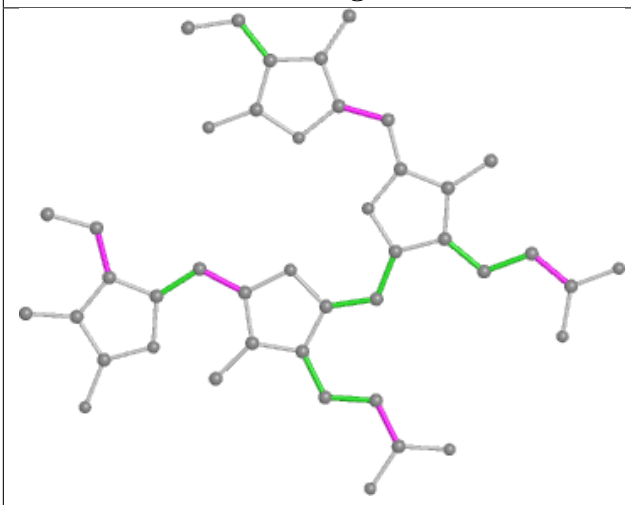

Torsions

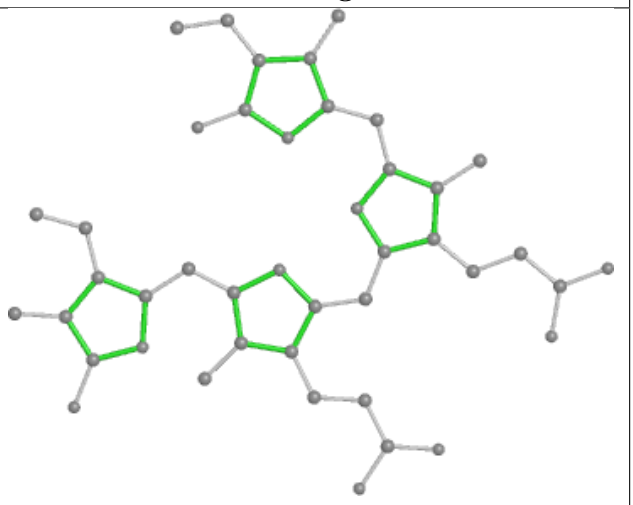

Rings

Ligand PEB Y7 303

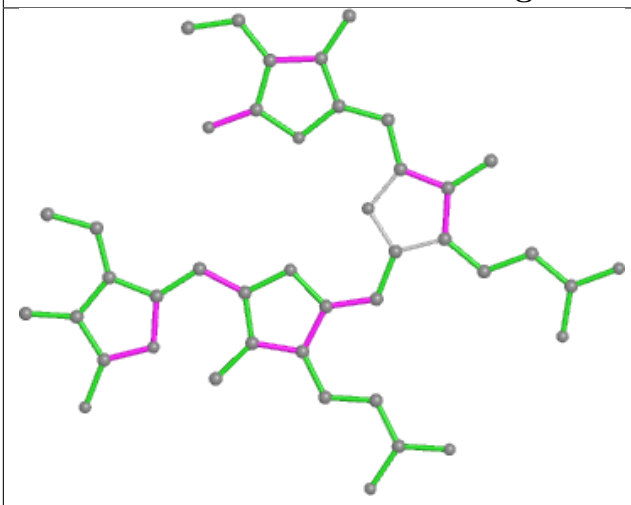

Bond lengths

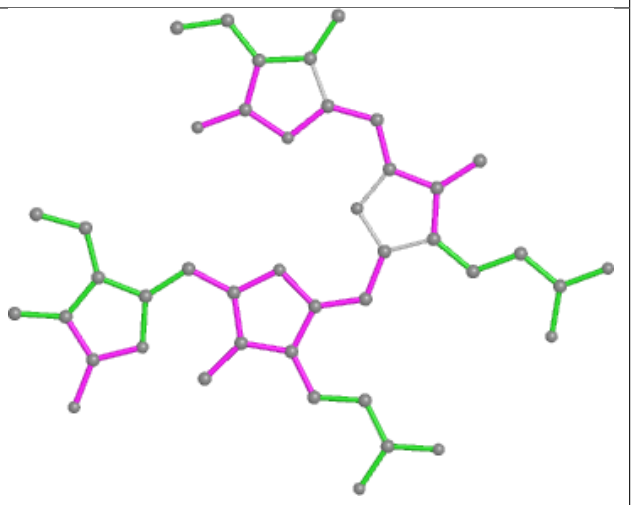

Bond angles

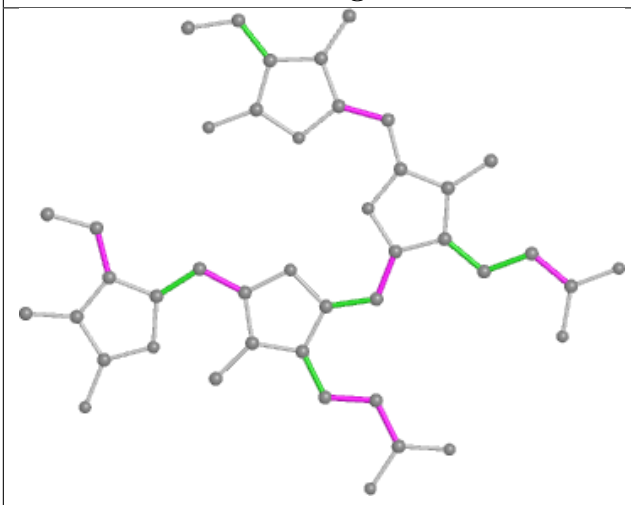

Torsions

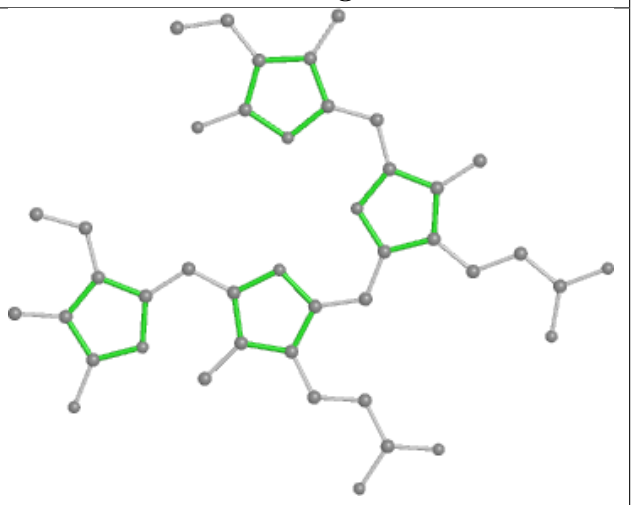

Rings

Ligand PEB jM 202

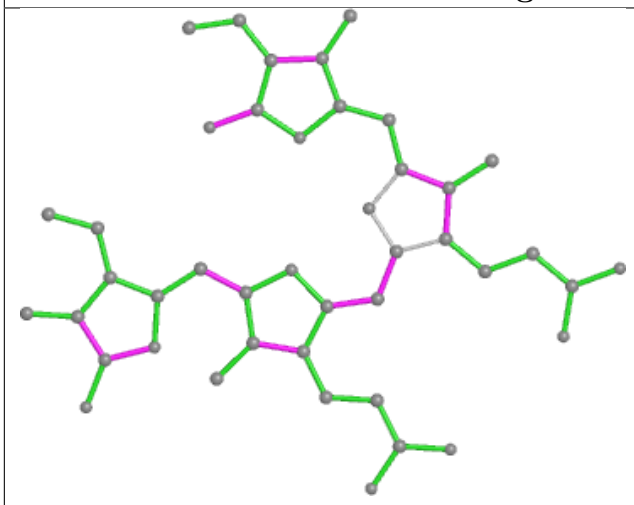

Bond lengths

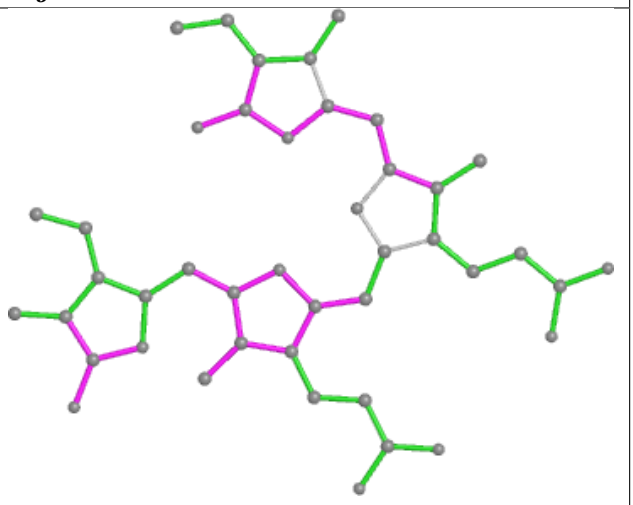

Bond angles

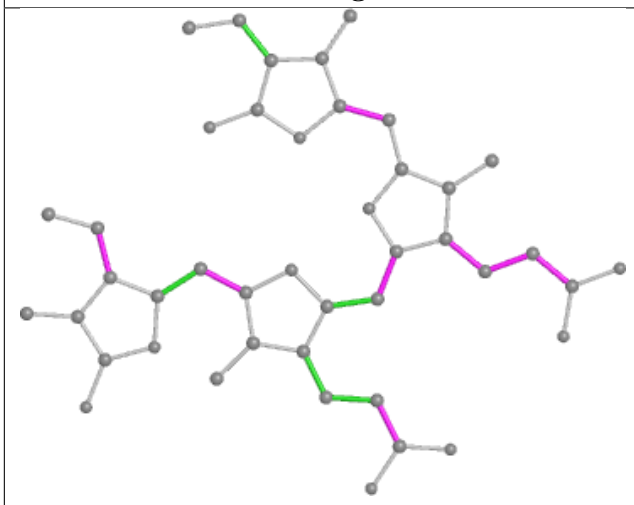

Torsions

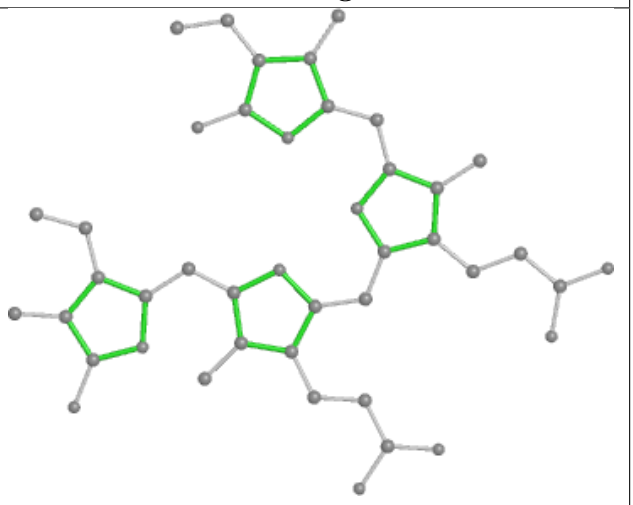

Rings

Ligand PEB qC 203

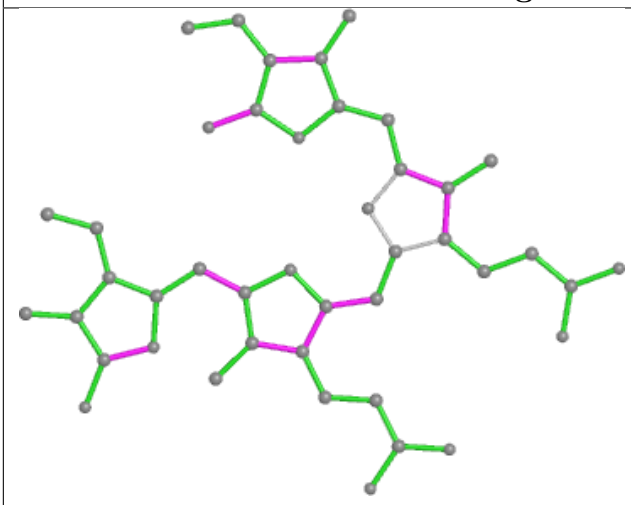

Bond lengths

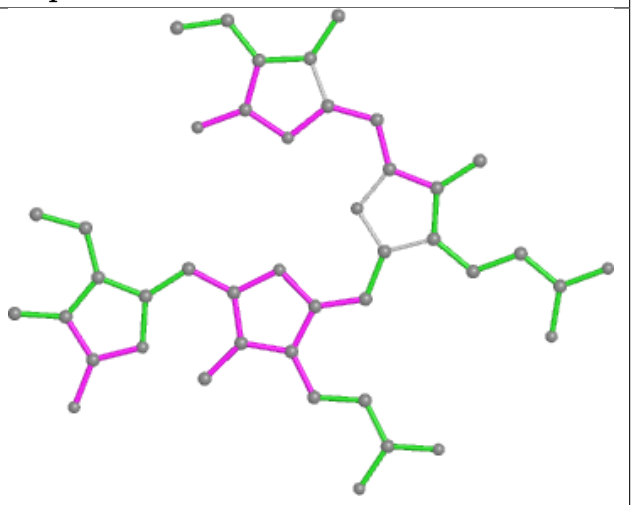

Bond angles

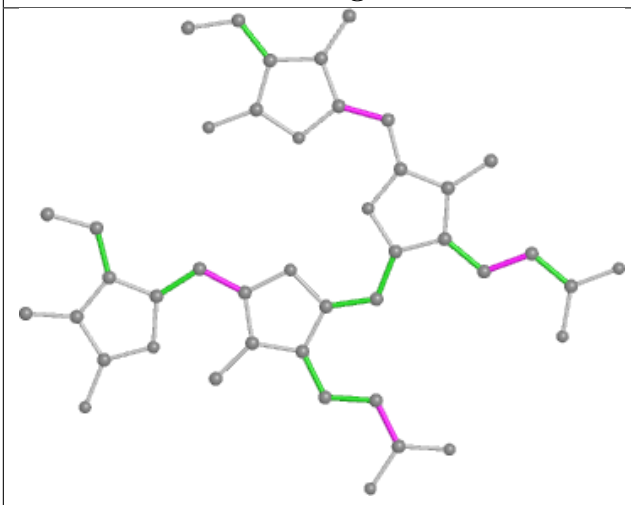

Torsions

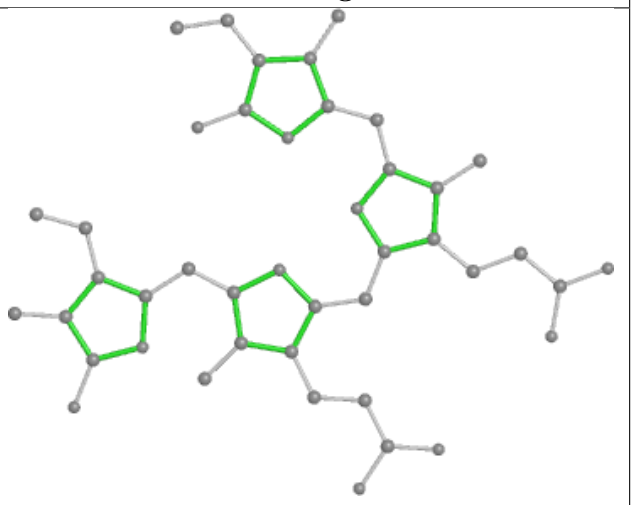

Rings

Ligand CLA B2 814

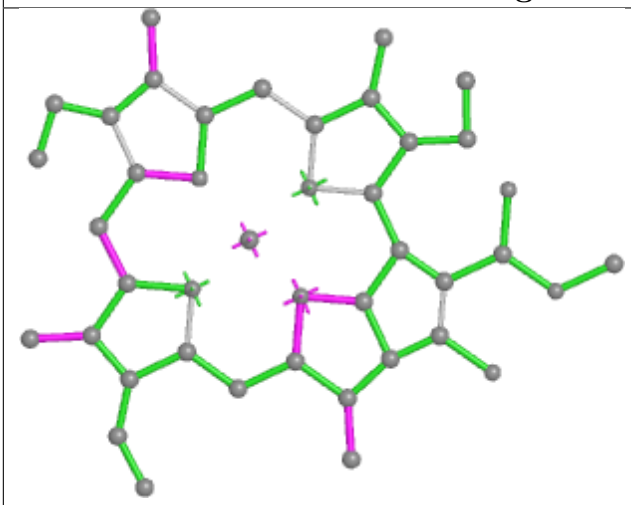

Bond lengths

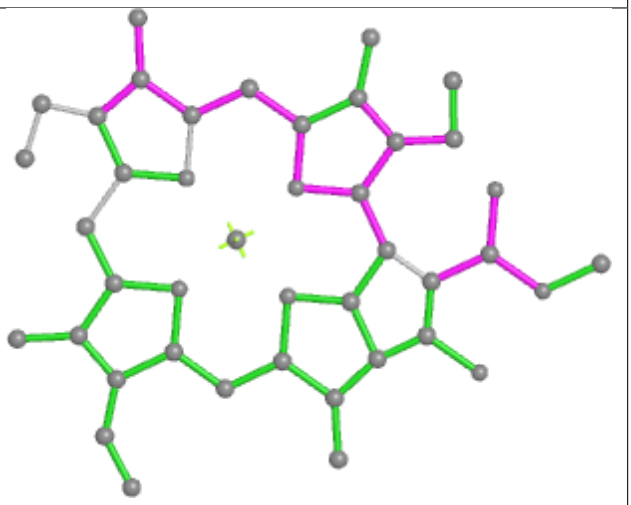

Bond angles

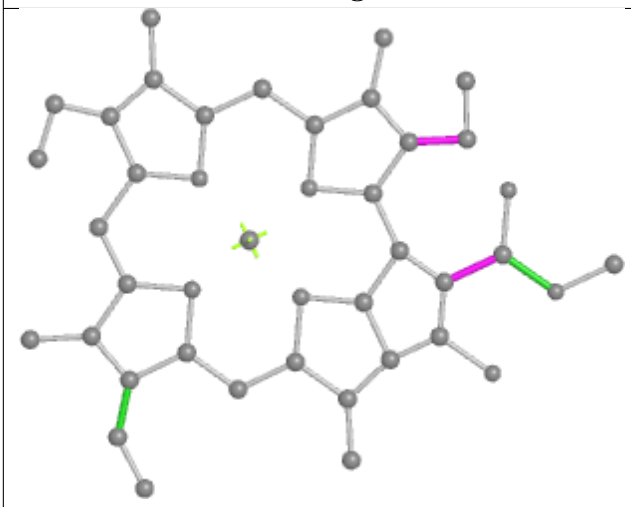

Torsions

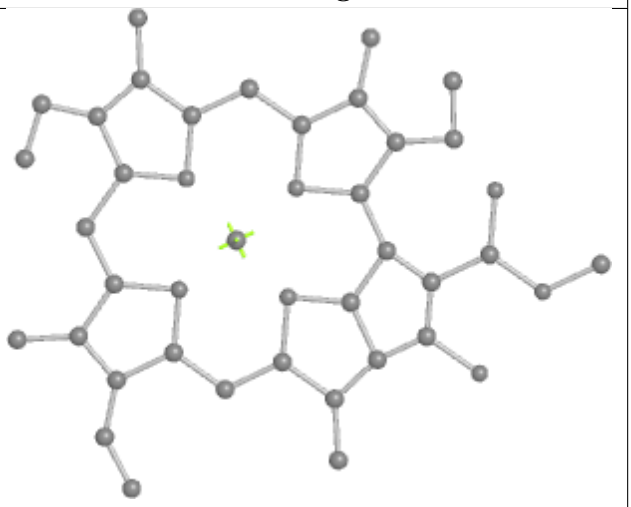

Rings

Ligand PEB k4 202

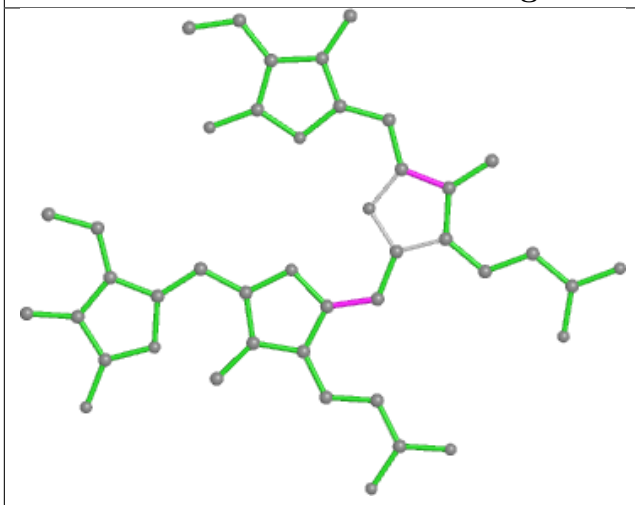

Bond lengths

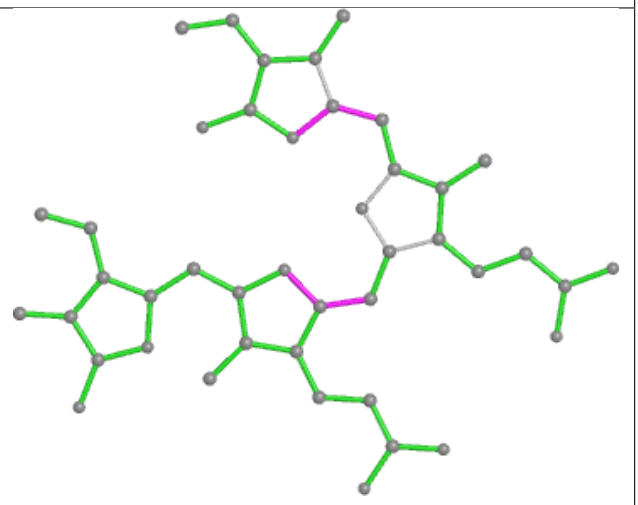

Bond angles

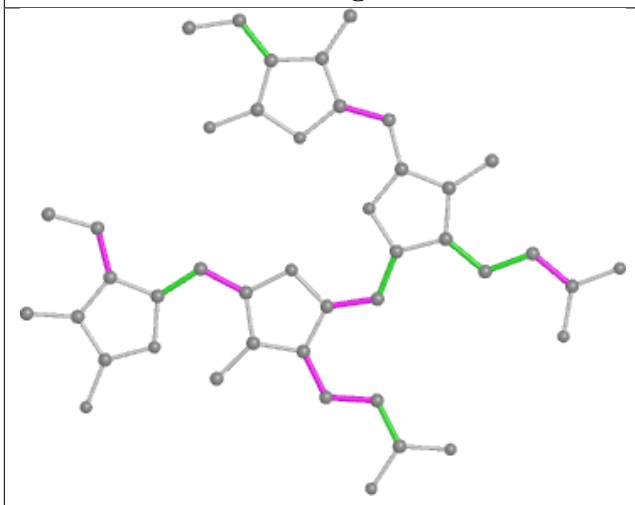

Torsions

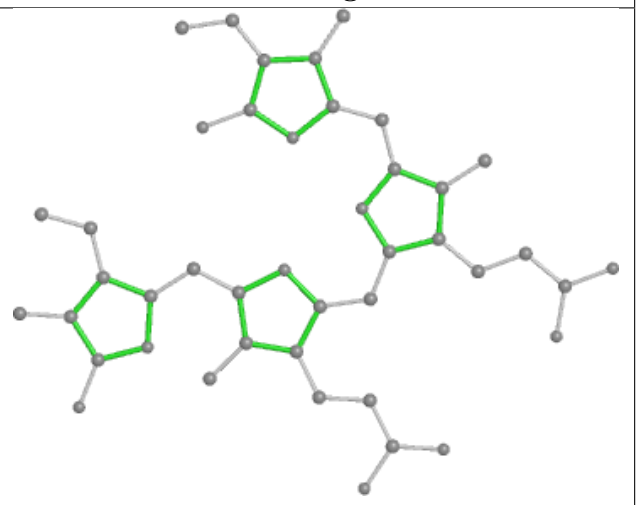

Rings

Ligand PEB AQ 304

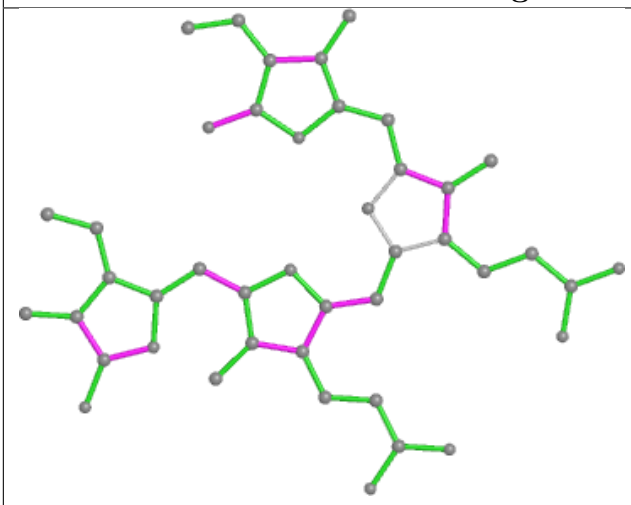

Bond lengths

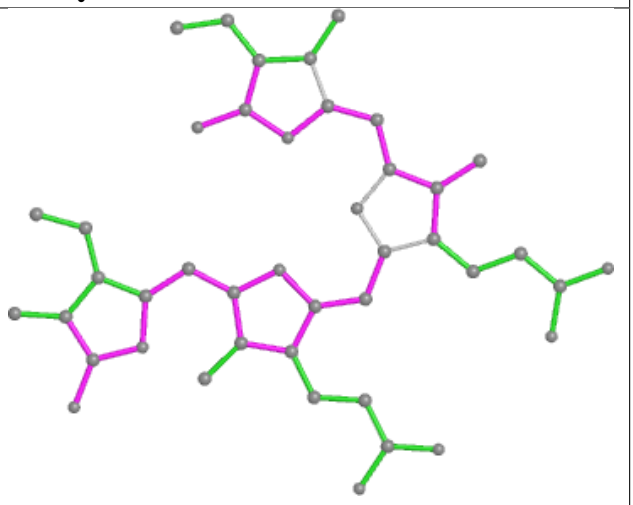

Bond angles

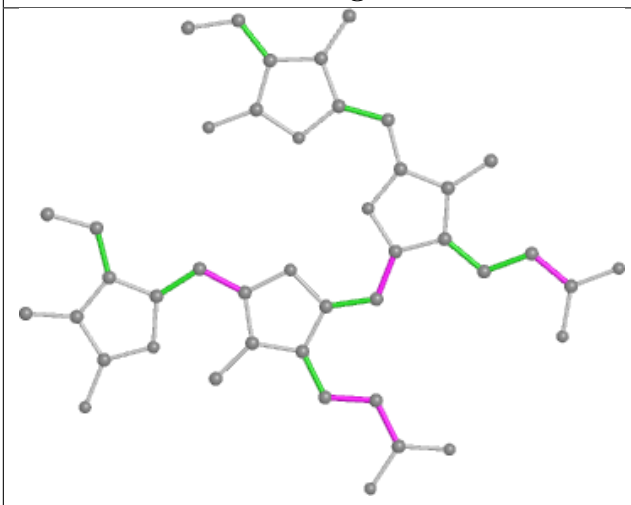

Torsions

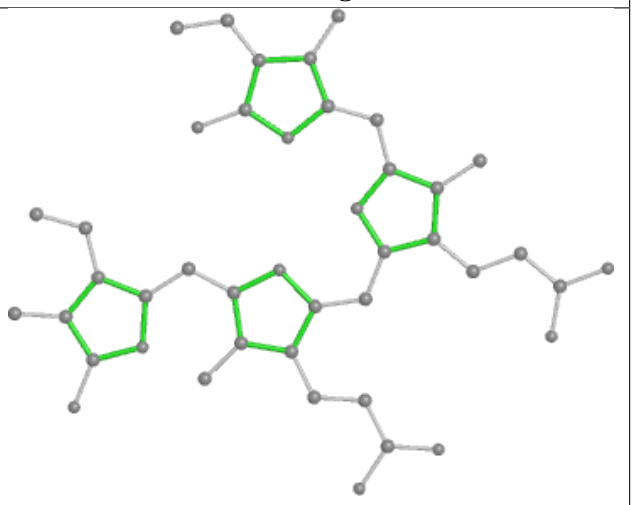

Rings

Ligand PEB V9 202

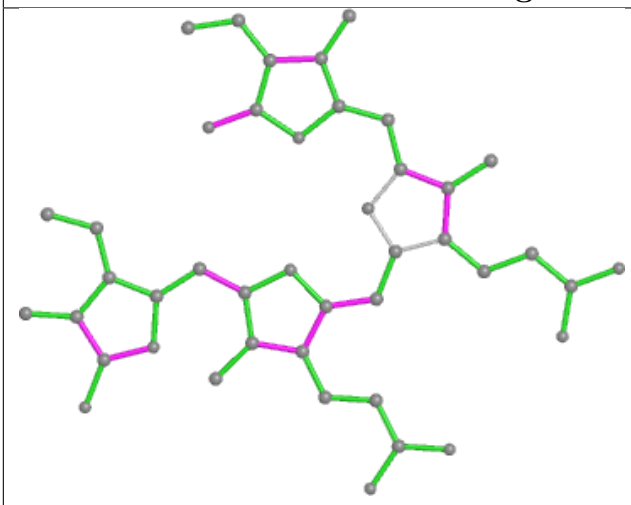

Bond lengths

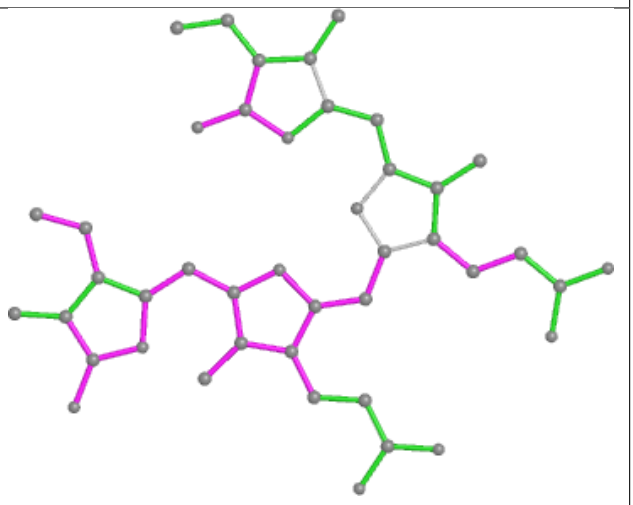

Bond angles

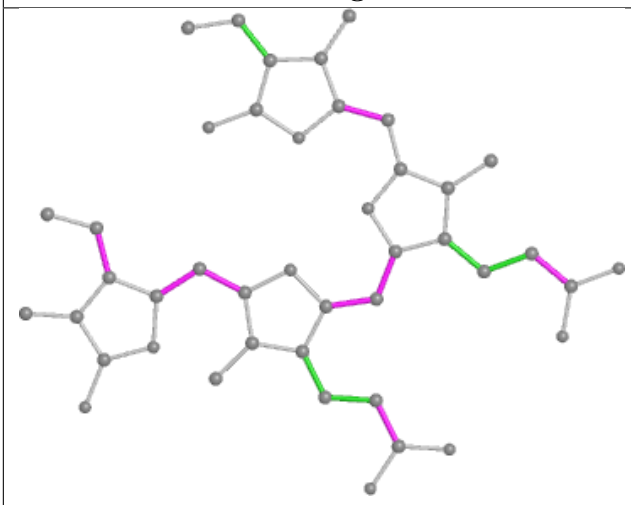

Torsions

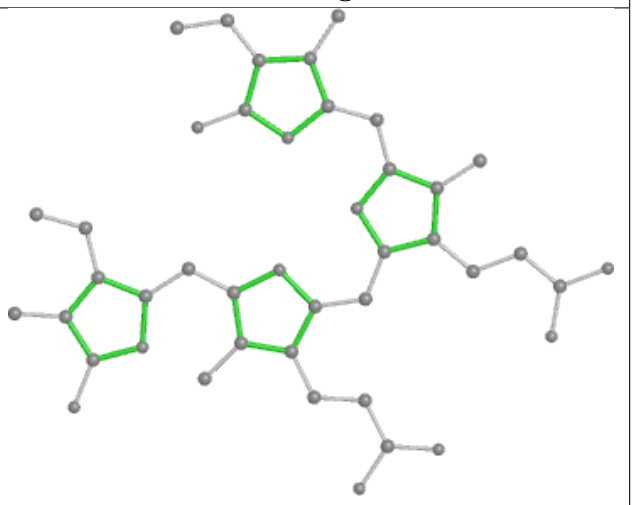

Rings

Ligand PEB lJ 202

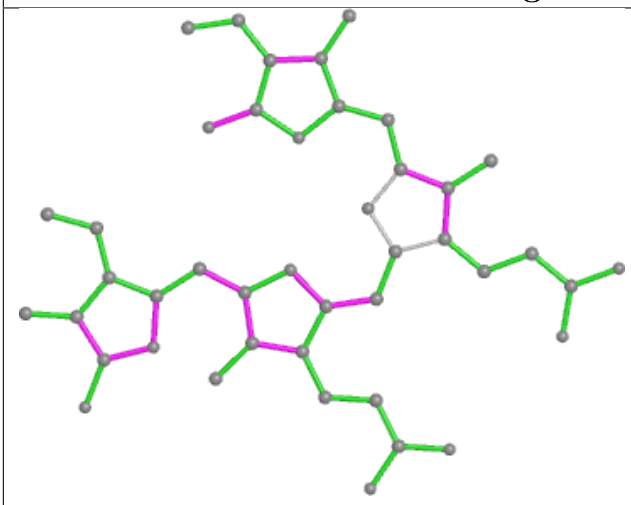

Bond lengths

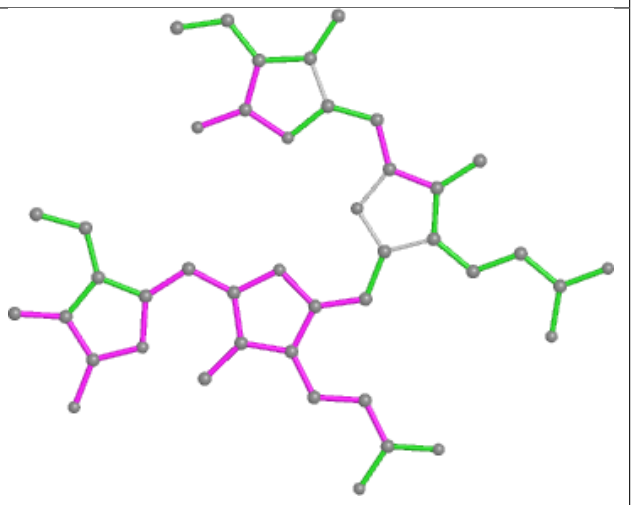

Bond angles

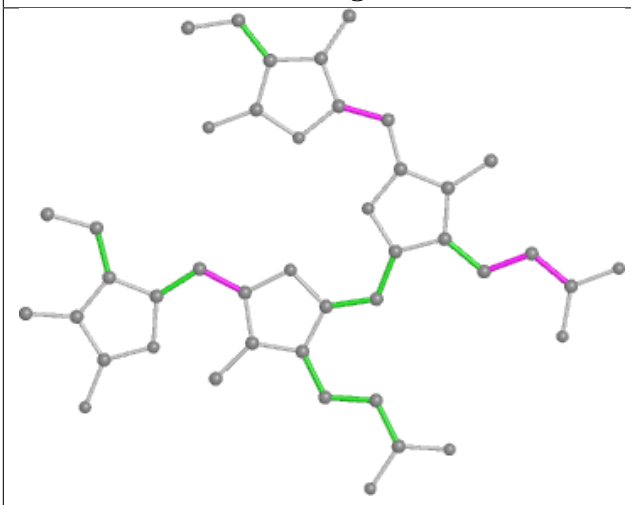

Torsions

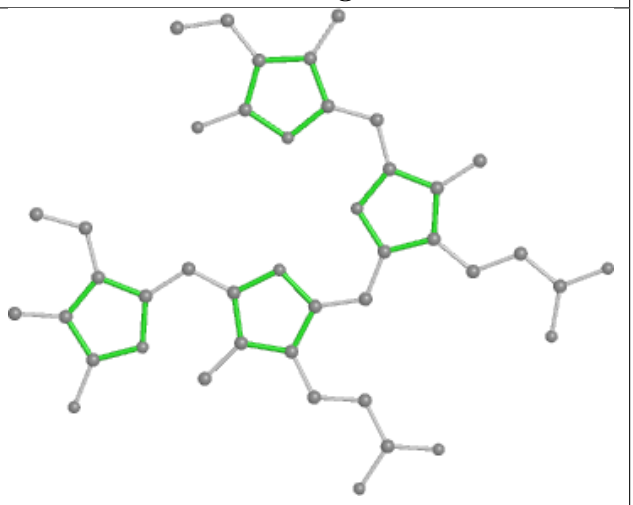

Rings

Ligand PEB tC 202

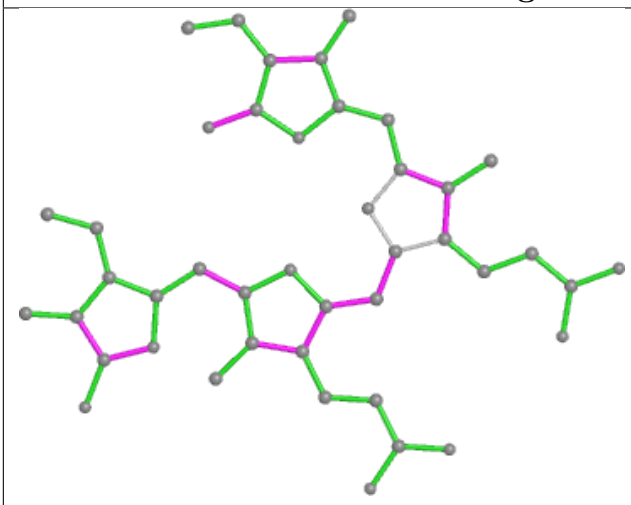

Bond lengths

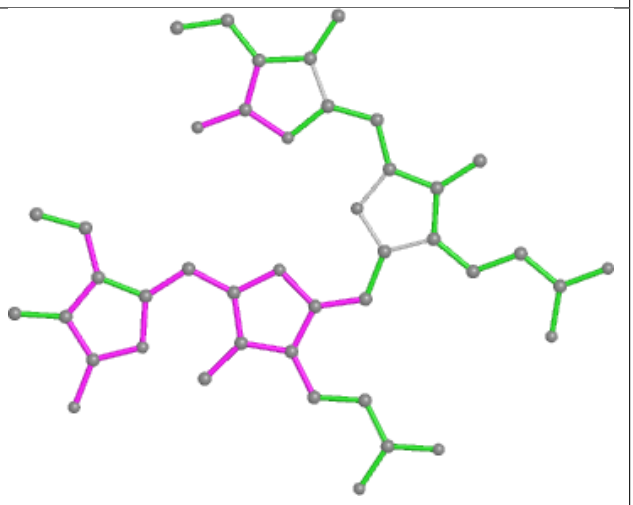

Bond angles

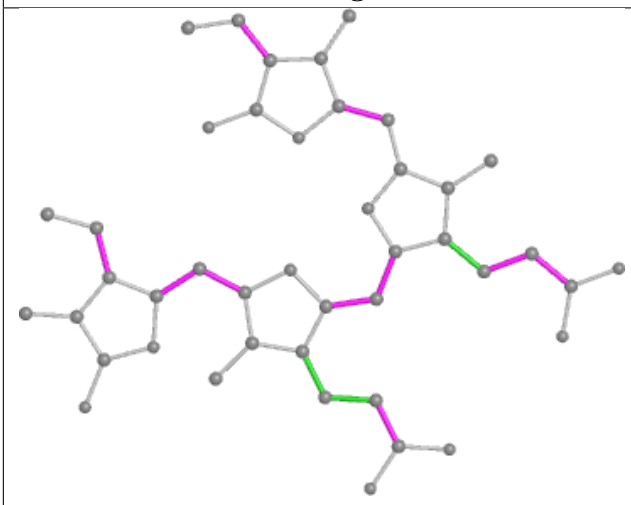

Torsions

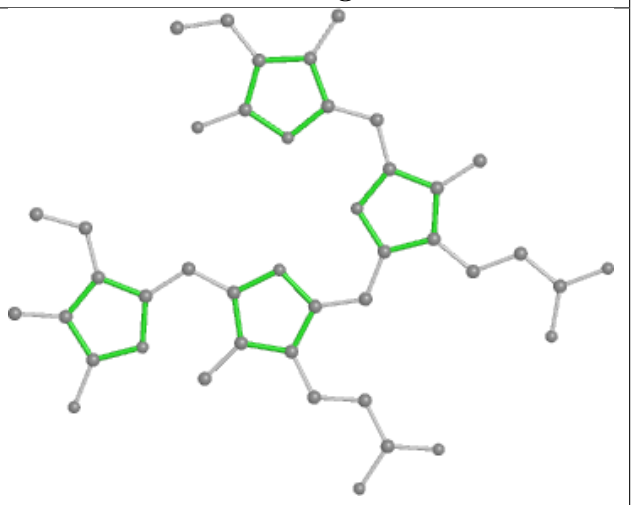

Rings

Ligand CYC o3 1001

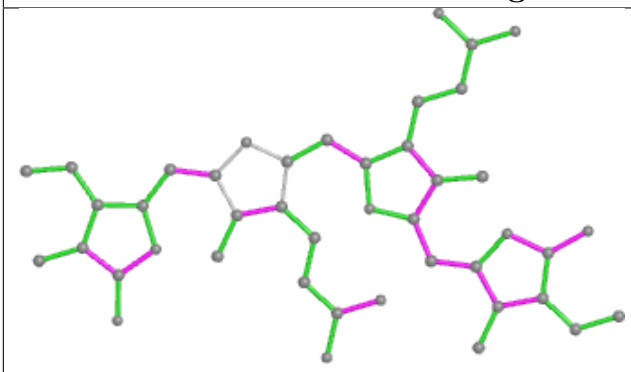

Bond lengths

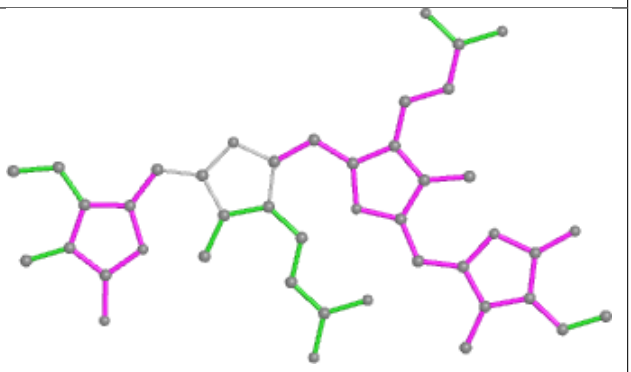

Bond angles

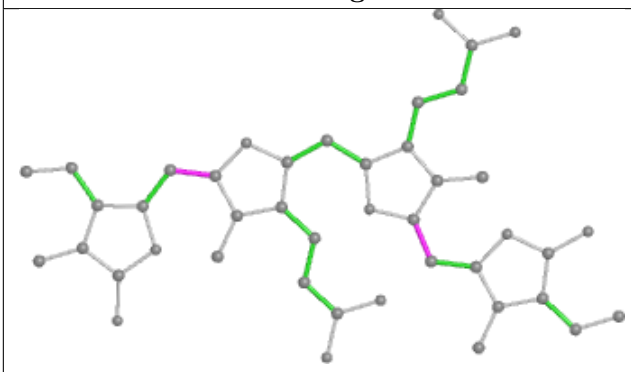

Torsions

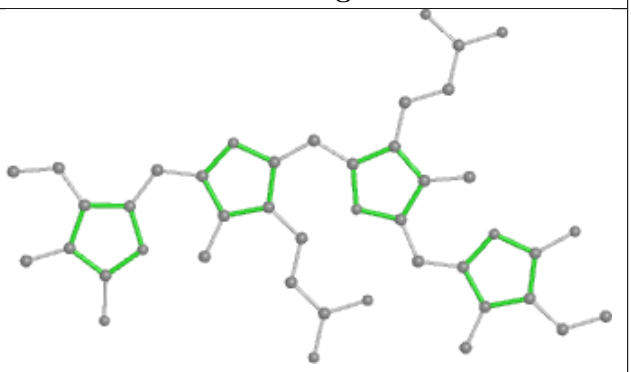

Rings

Ligand PEB YE 201

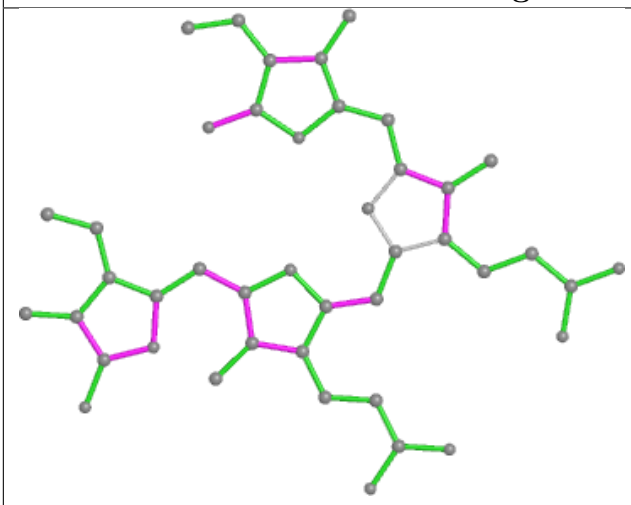

Bond lengths

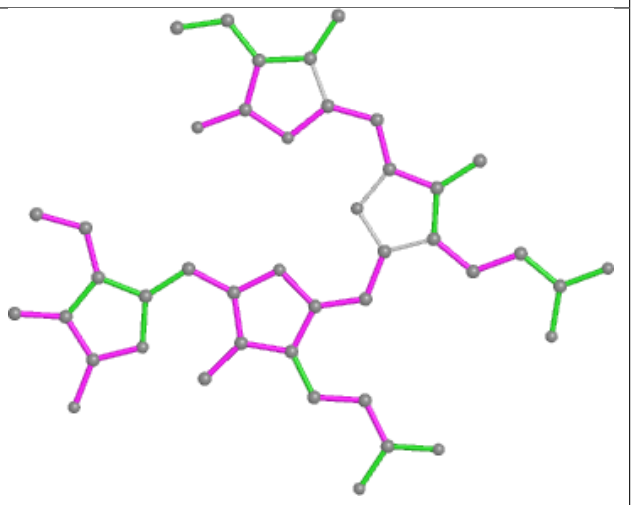

Bond angles

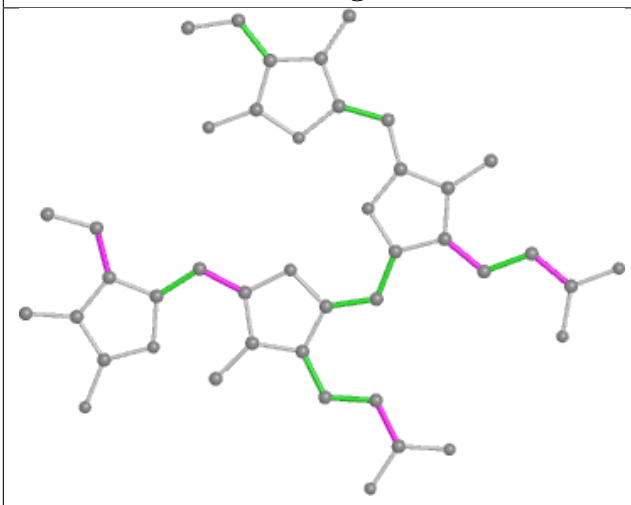

Torsions

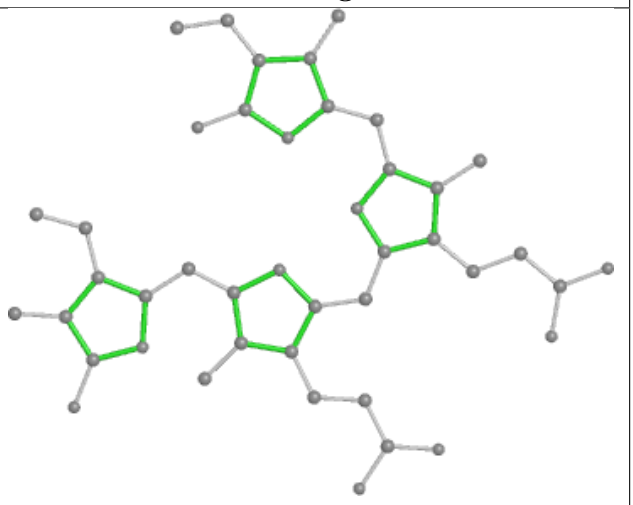

Rings

Ligand PEB W4 201

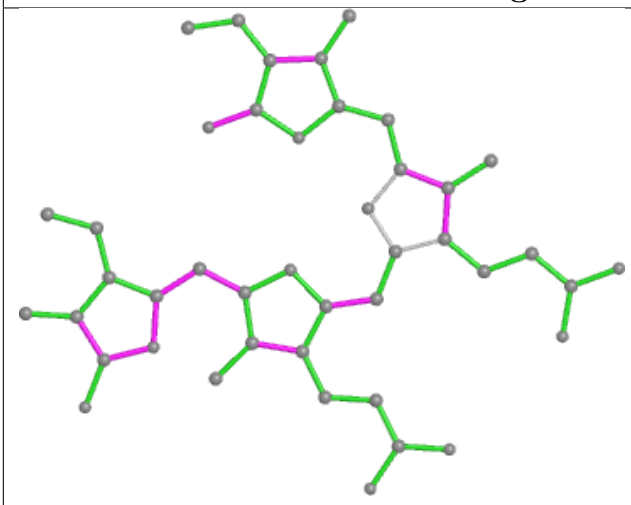

Bond lengths

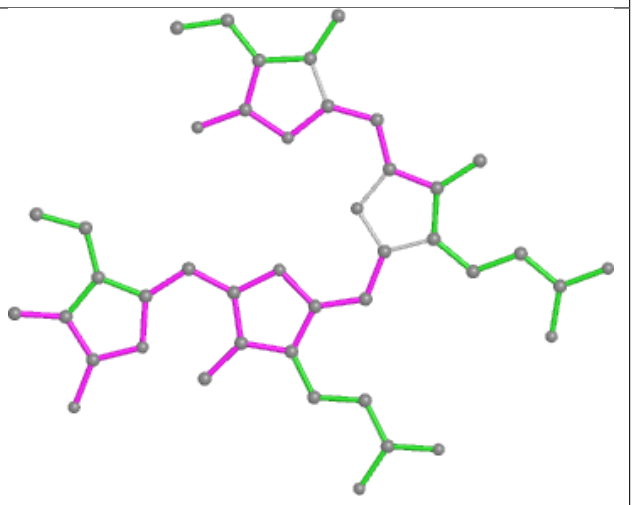

Bond angles

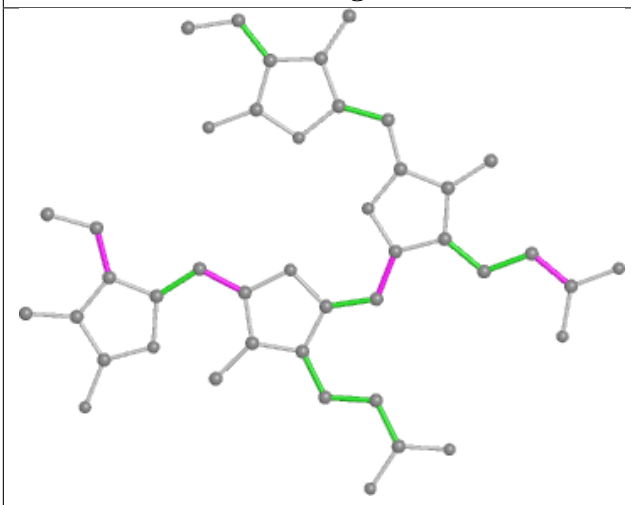

Torsions

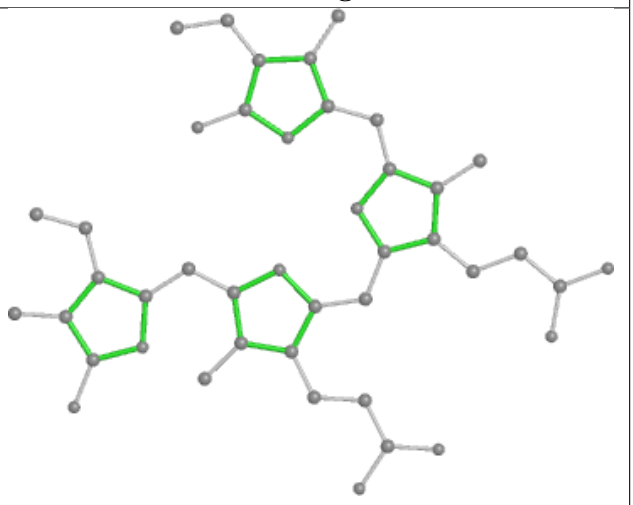

Rings

Ligand CLA 52 603

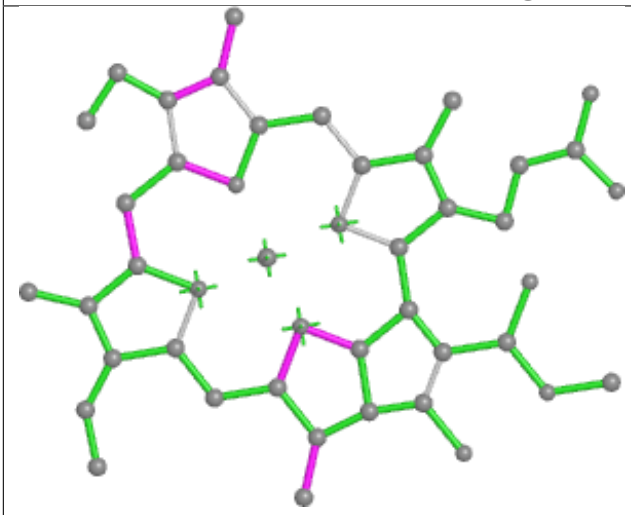

Bond lengths

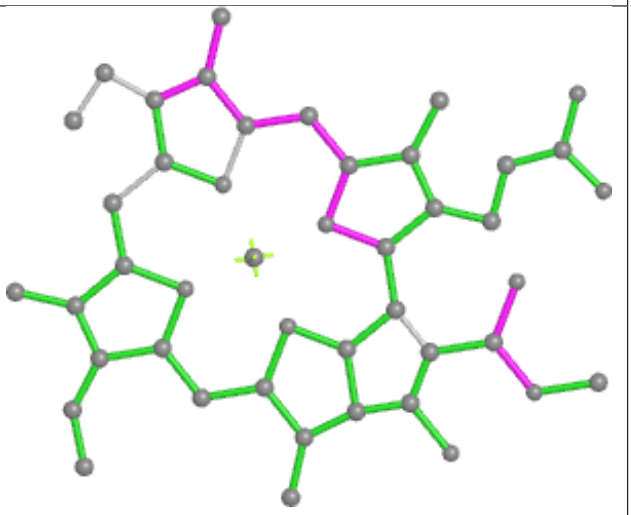

Bond angles

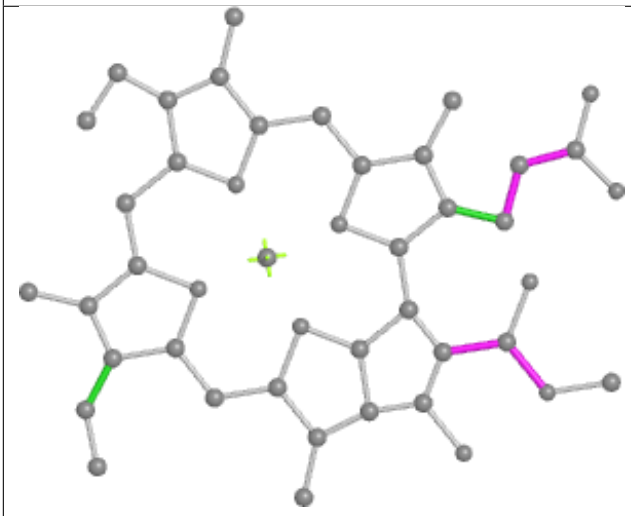

Torsions

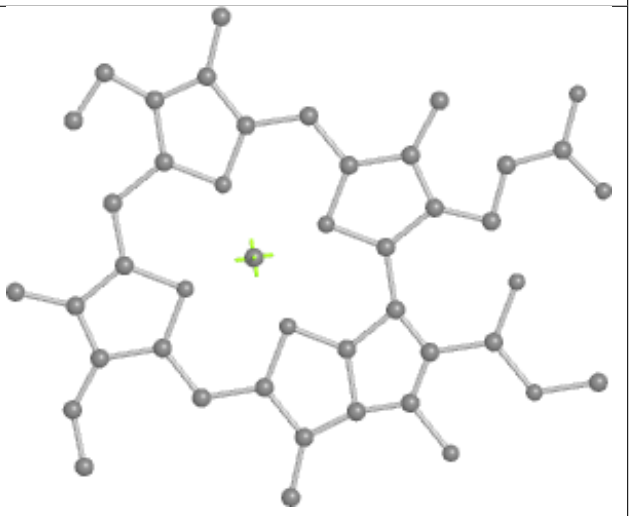

Rings

Ligand PEB X7 202

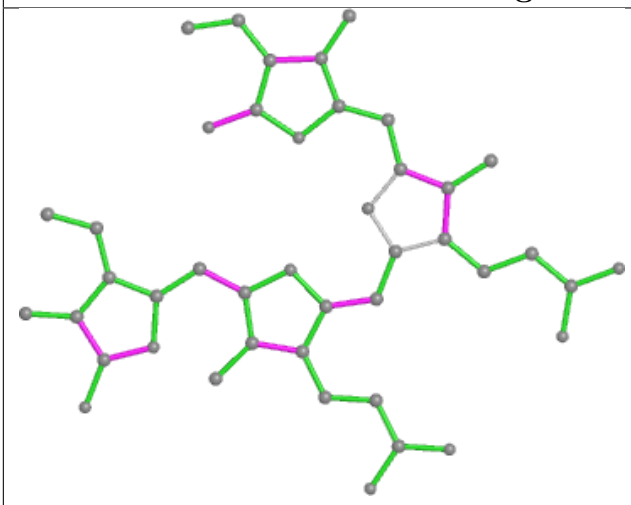

Bond lengths

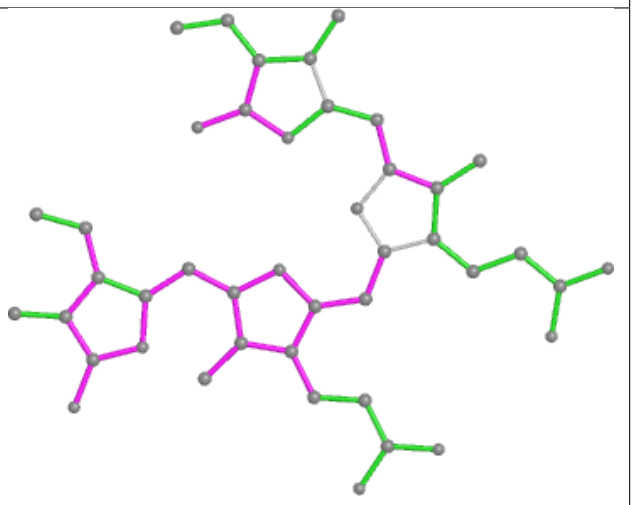

Bond angles

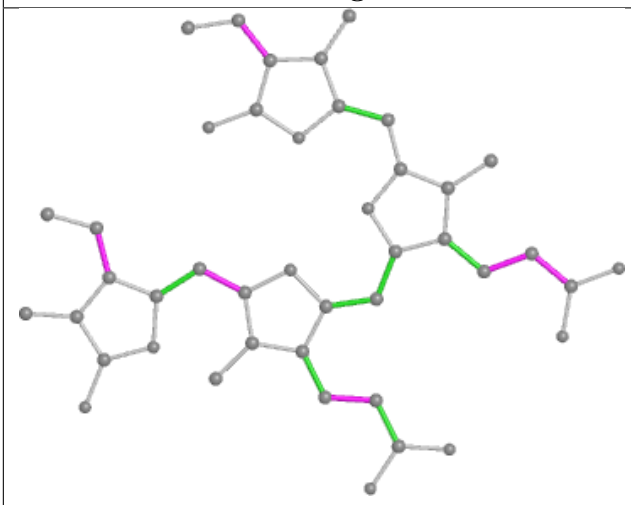

Torsions

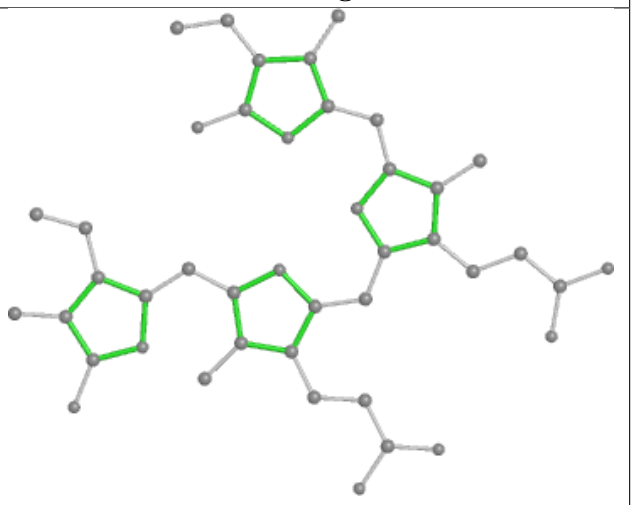

Rings

Ligand CLA 82 303

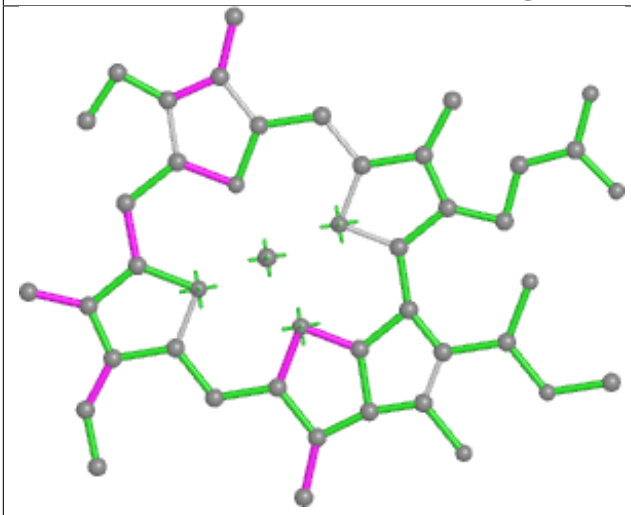

Bond lengths

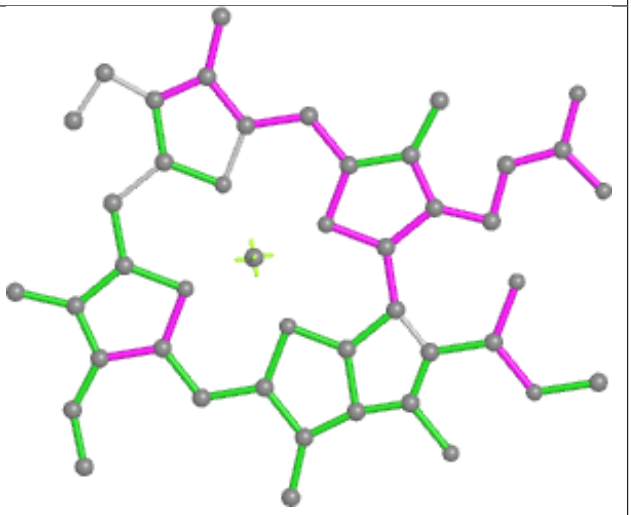

Bond angles

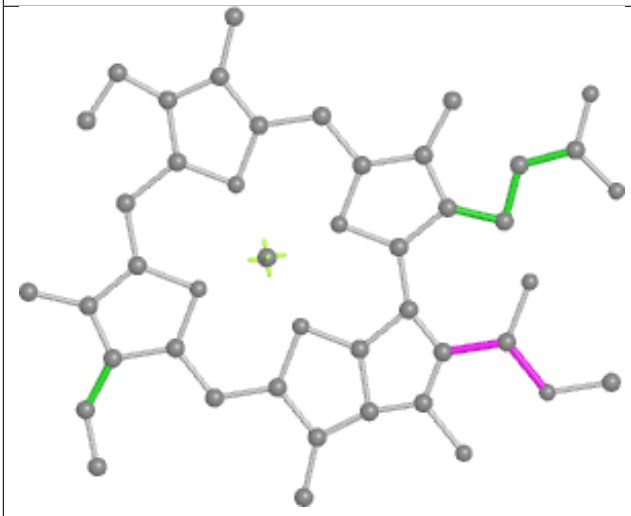

Torsions

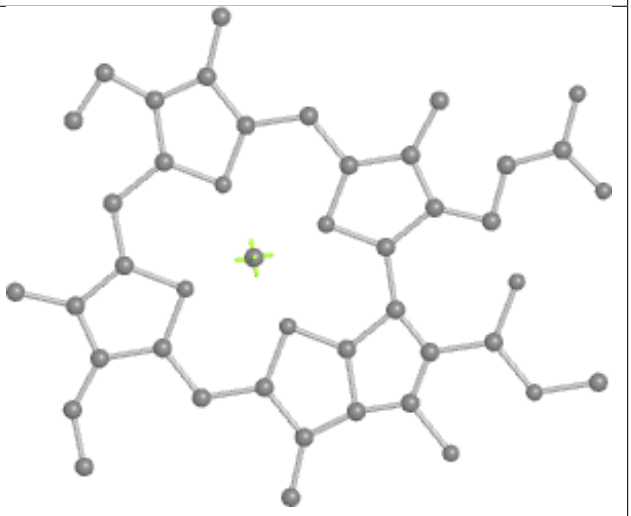

Rings

Ligand PEB HB 203

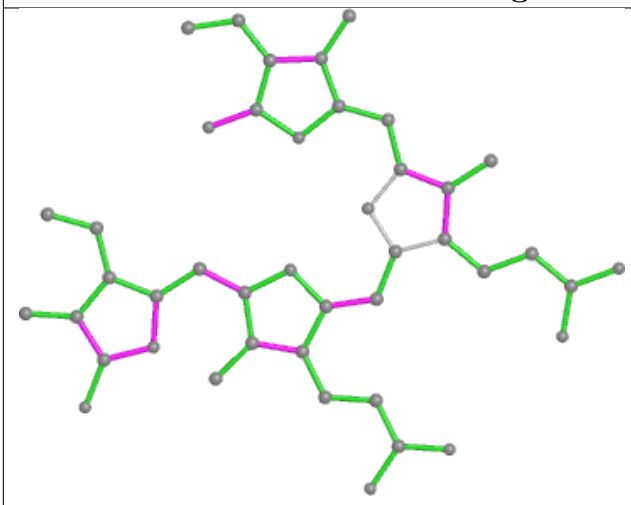

Bond lengths

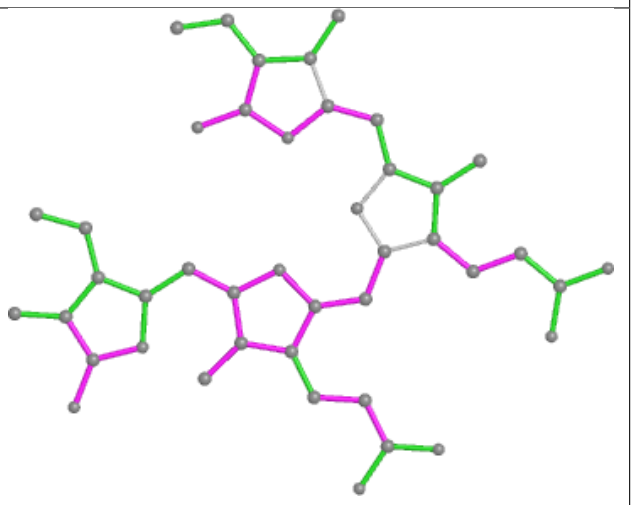

Bond angles

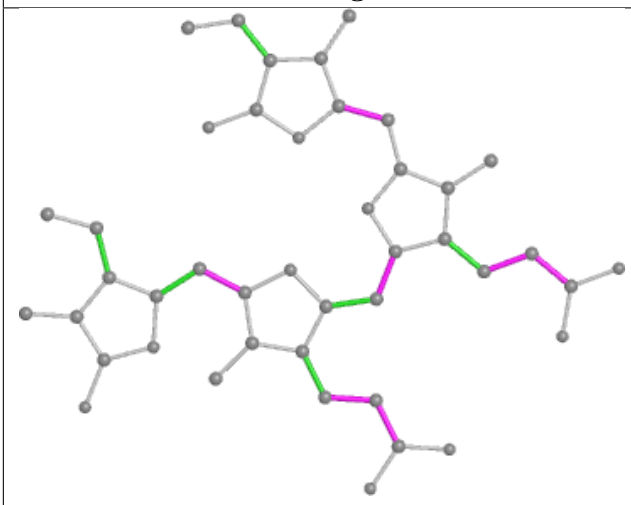

Torsions

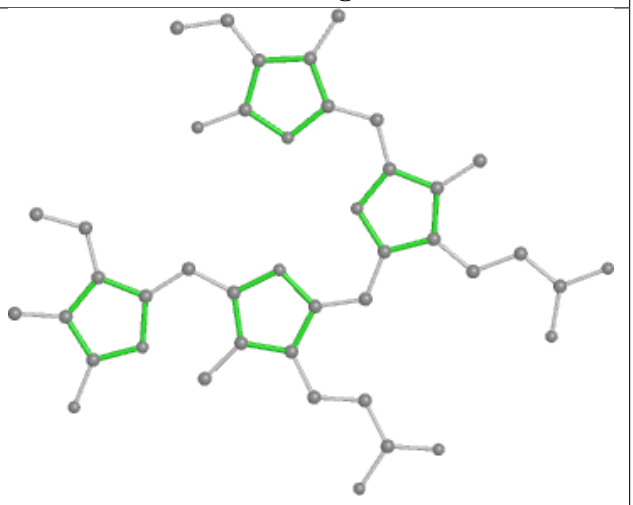

Rings

Ligand CLA 12 609

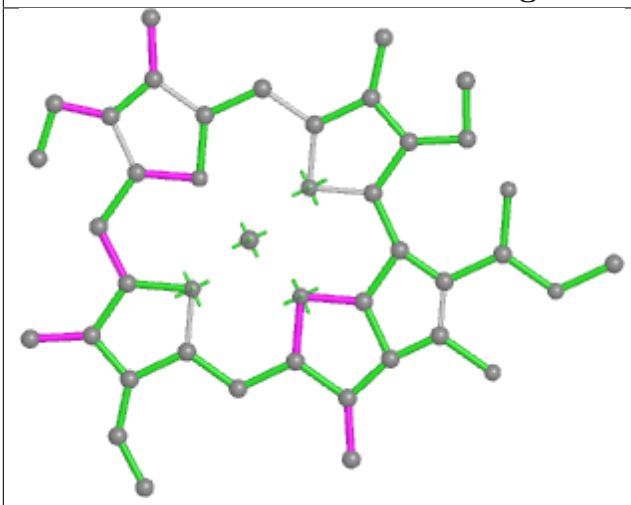

Bond lengths

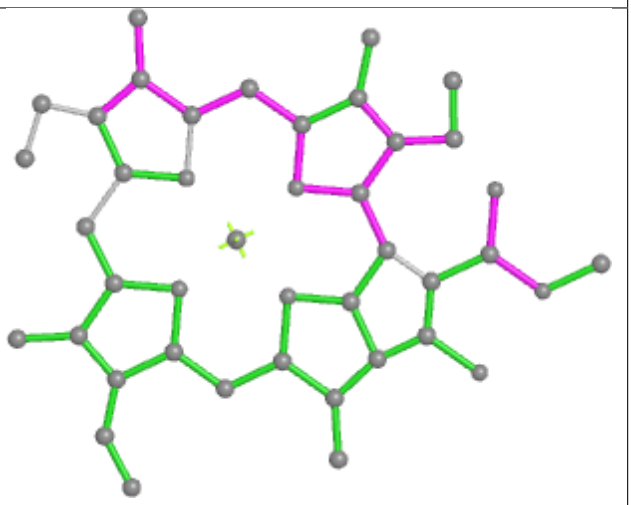

Bond angles

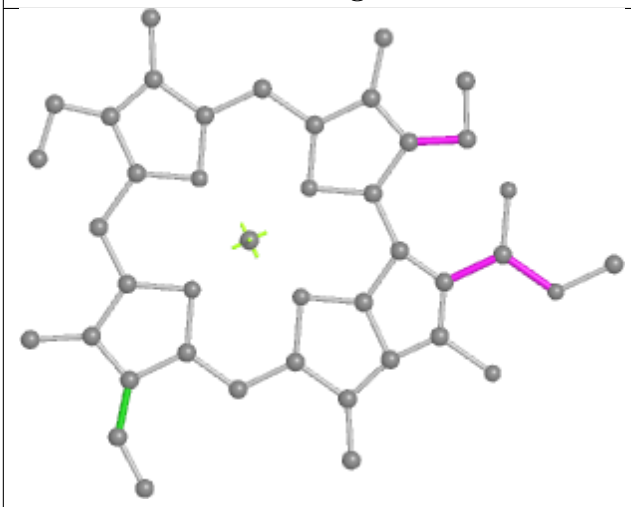

Torsions

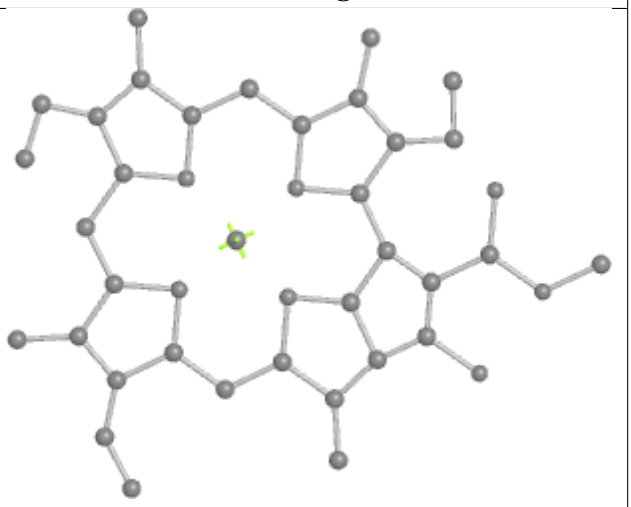

Rings

Ligand PEB FA 203

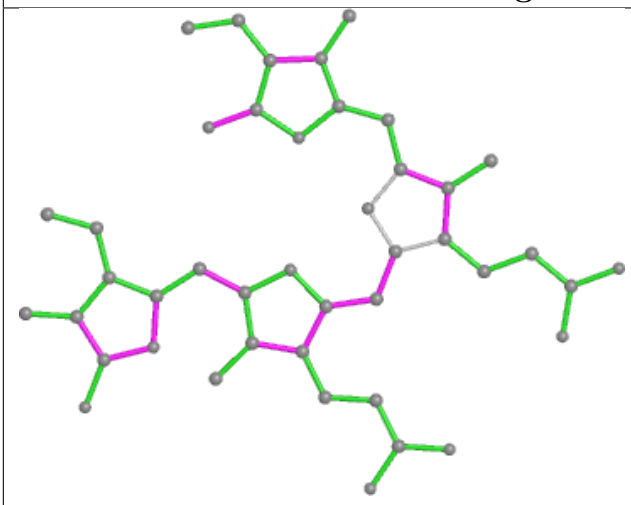

Bond lengths

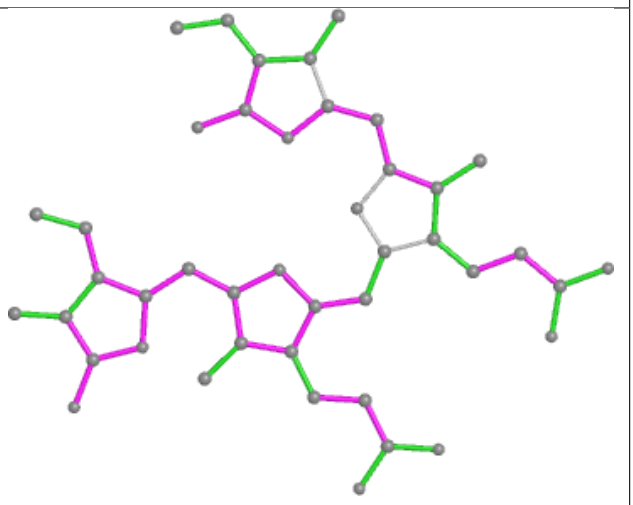

Bond angles

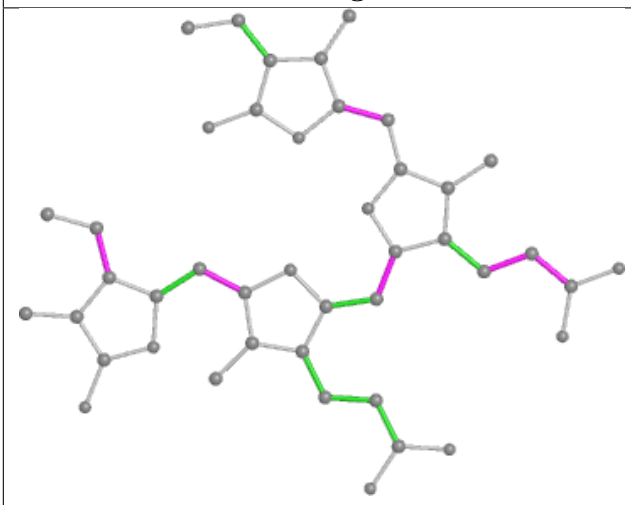

Torsions

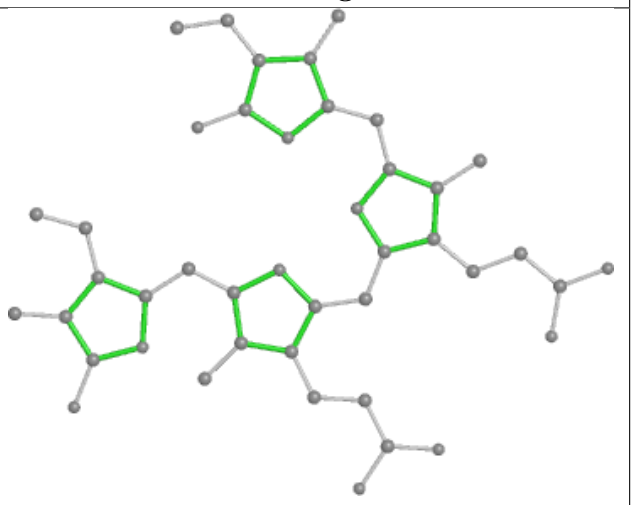

Rings

Ligand PEB XB 202

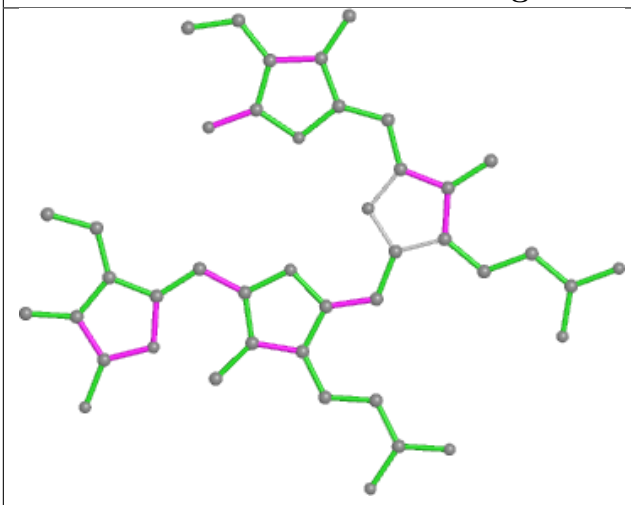

Bond lengths

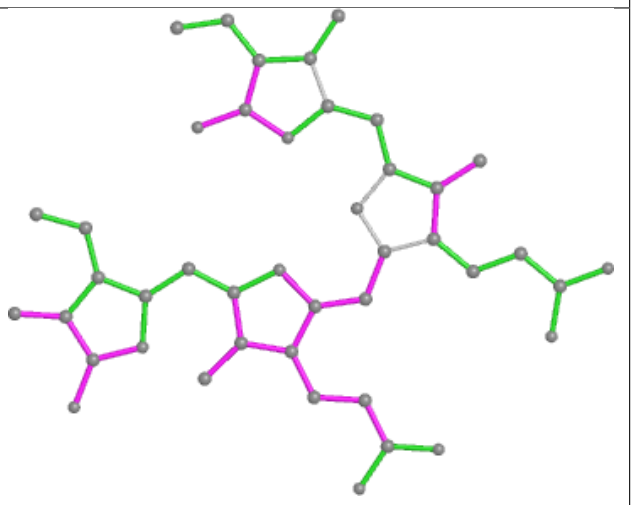

Bond angles

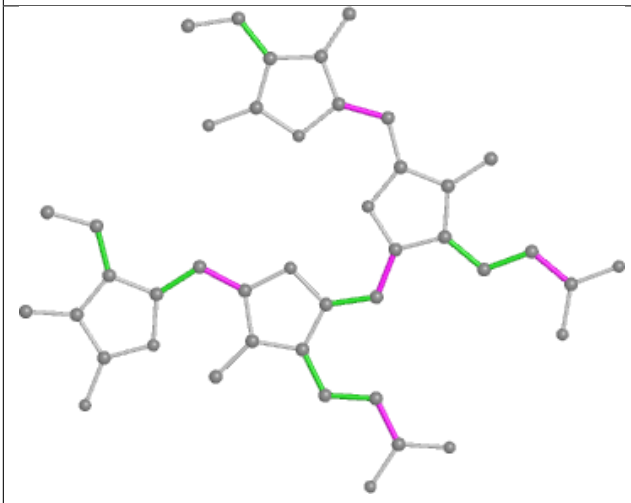

Torsions

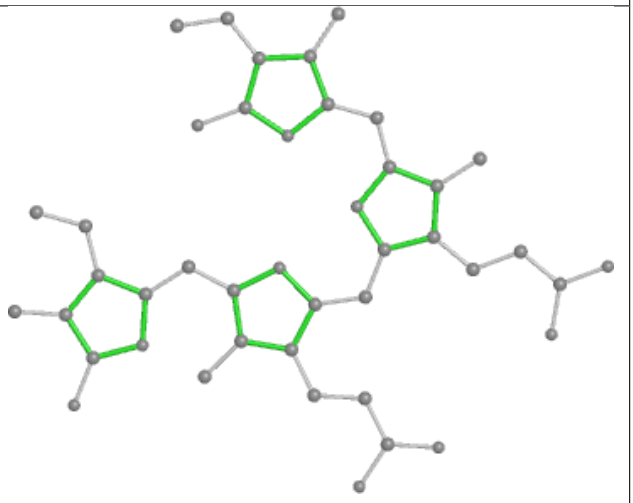

Rings

Ligand CYC FE 1002

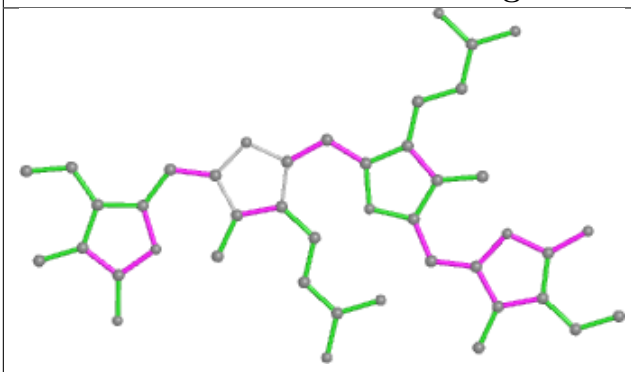

Bond lengths

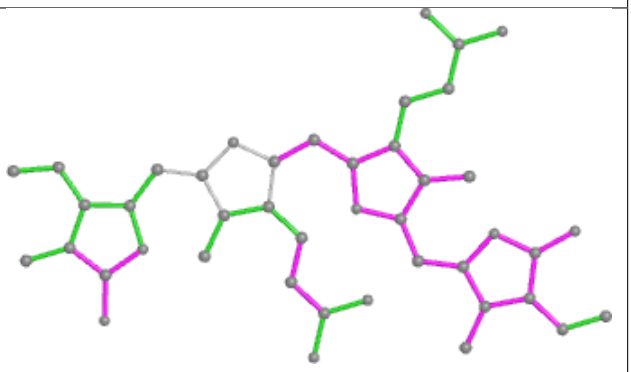

Bond angles

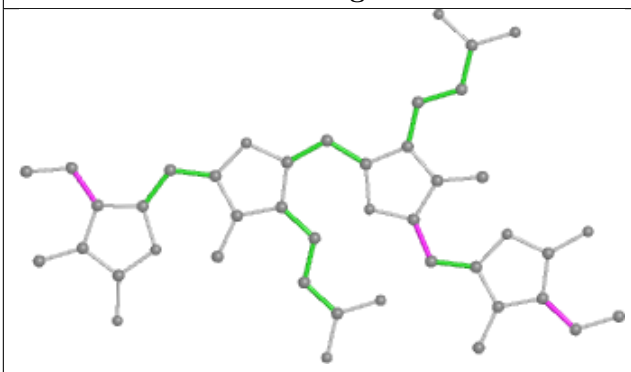

Torsions

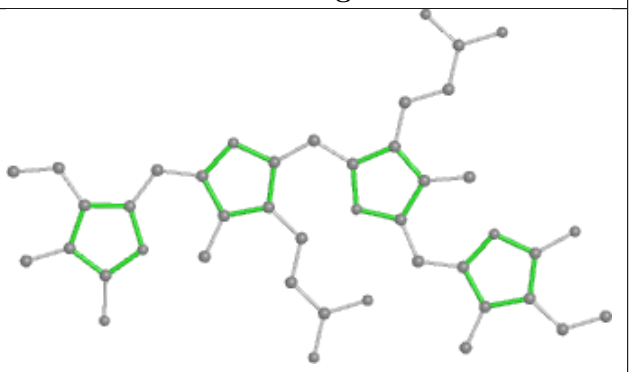

Rings

Ligand PEB HK 202

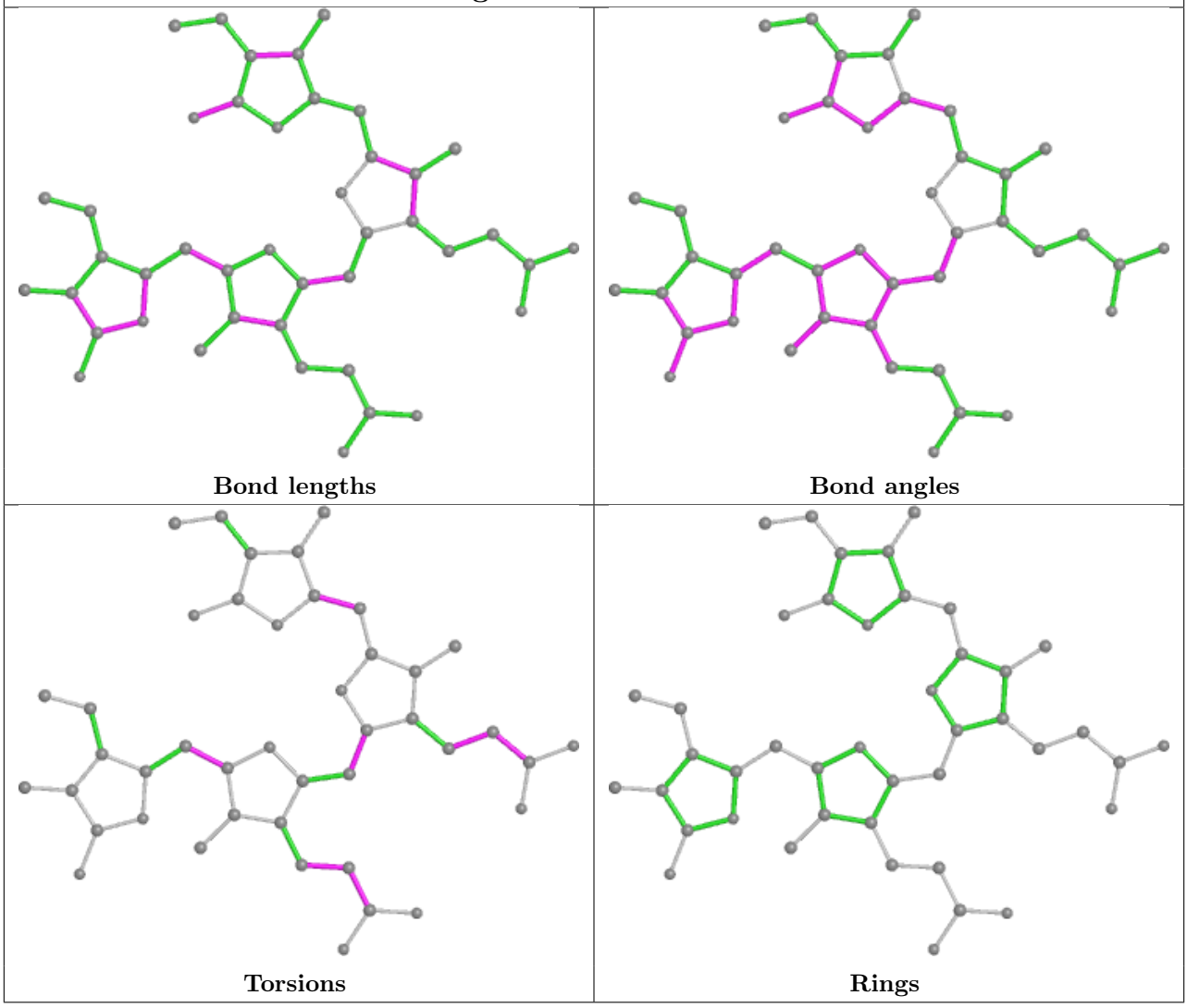

Ligand BCR h6 102

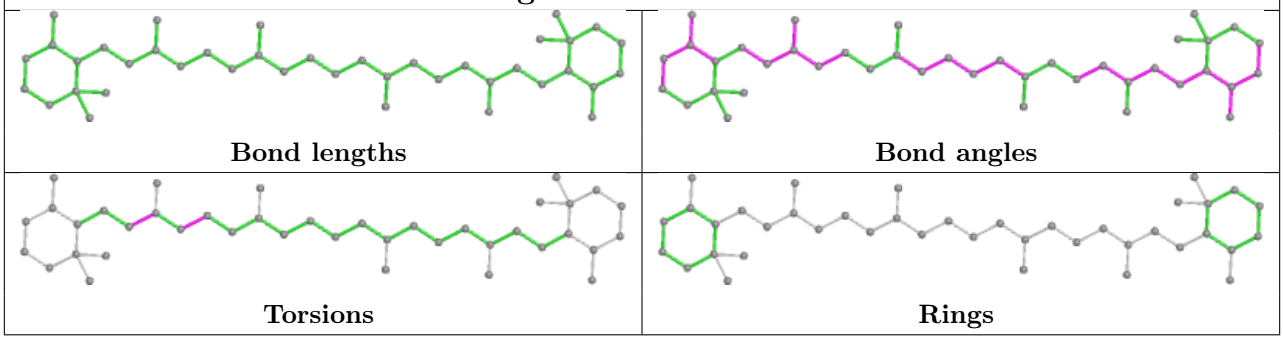

Ligand PEB oF 203

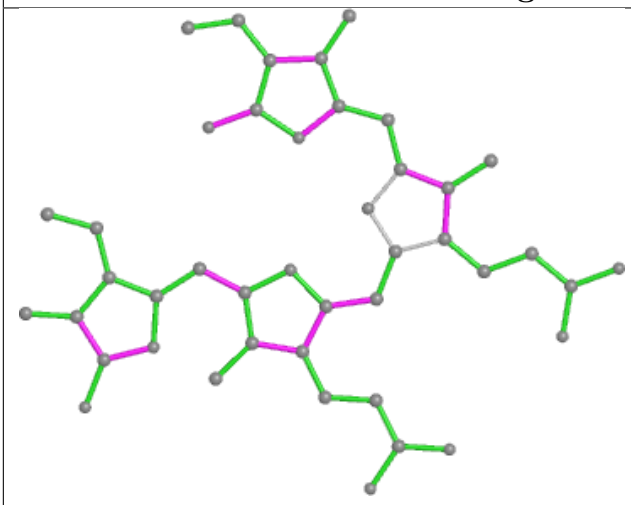

Bond lengths

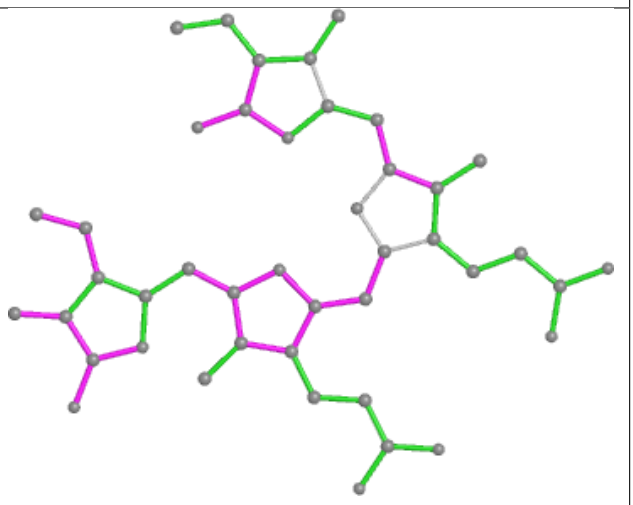

Bond angles

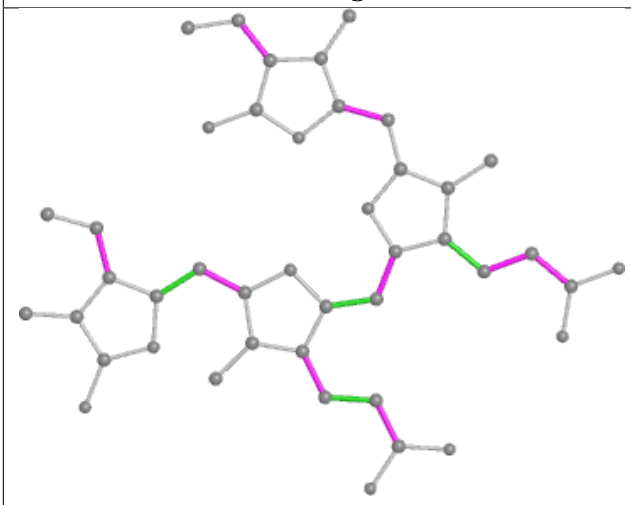

Torsions

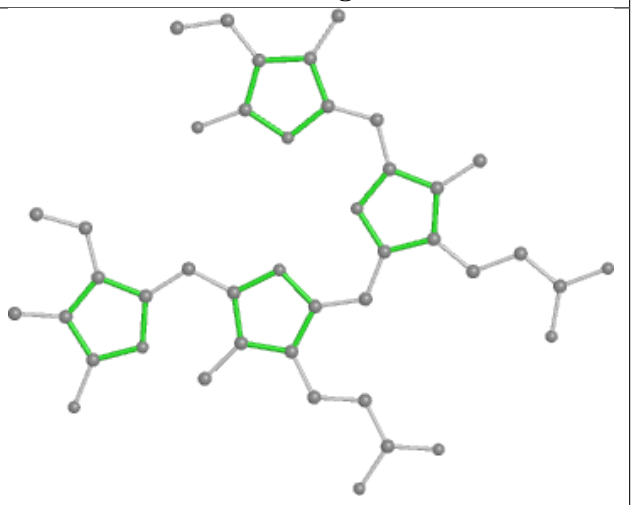

Rings

Ligand PEB PP 201

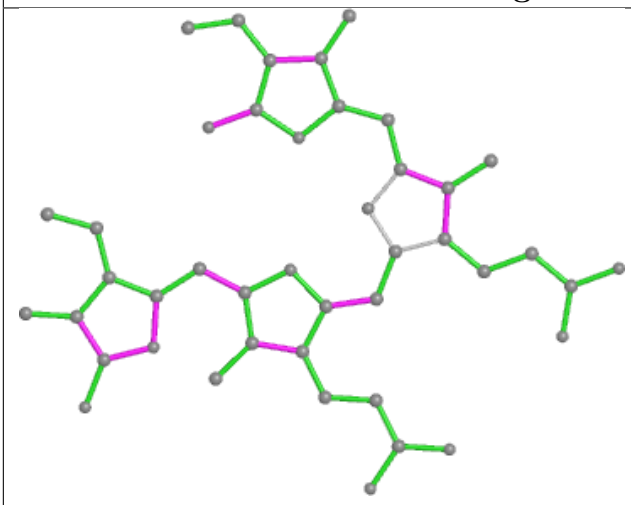

Bond lengths

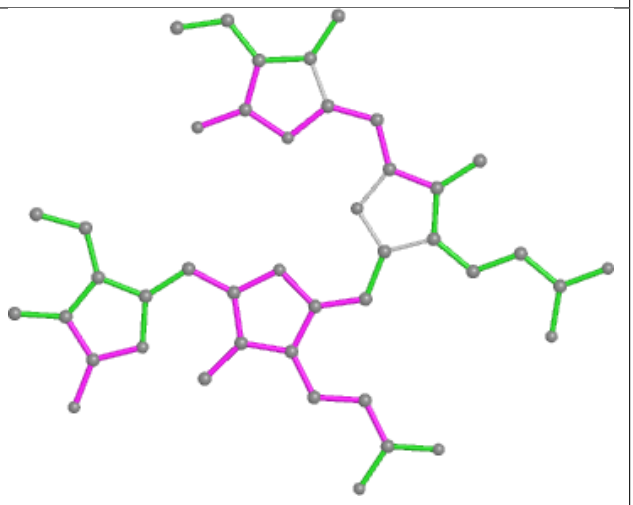

Bond angles

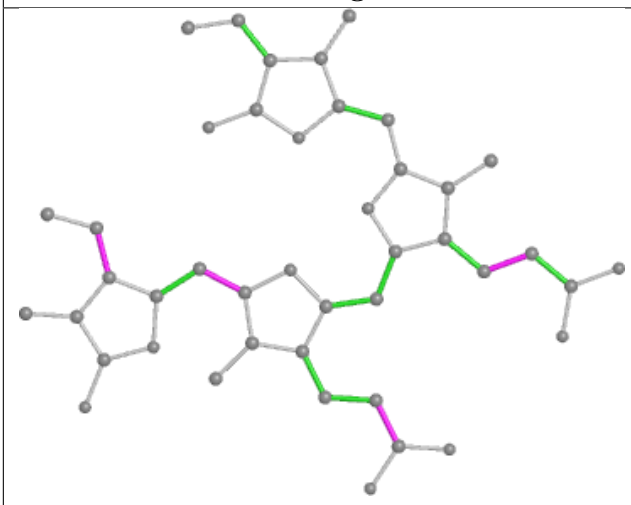

Torsions

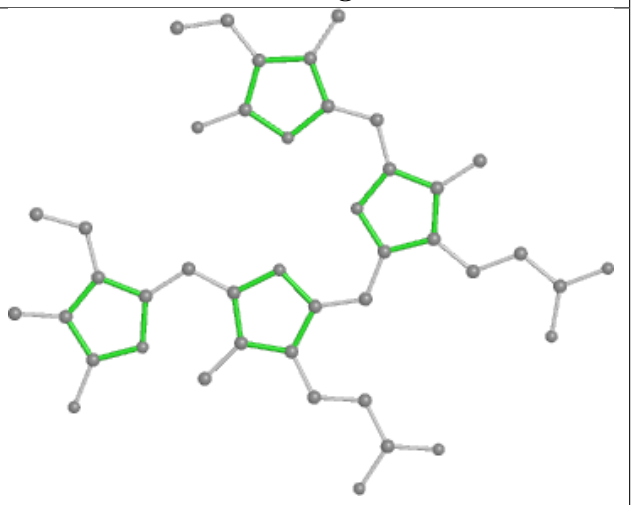

Rings

Ligand PEB PA 201

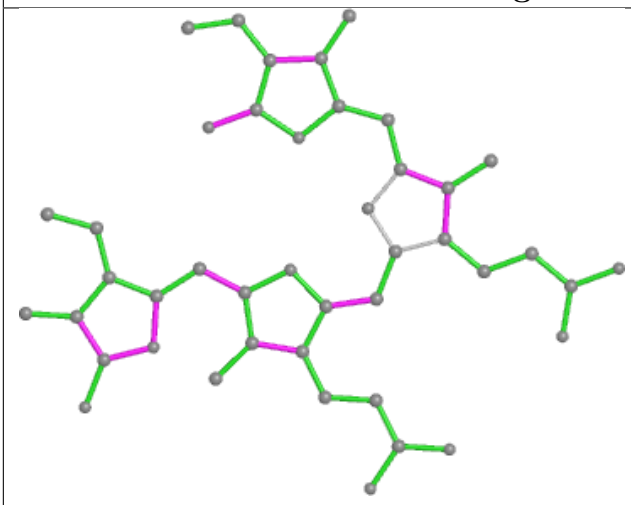

Bond lengths

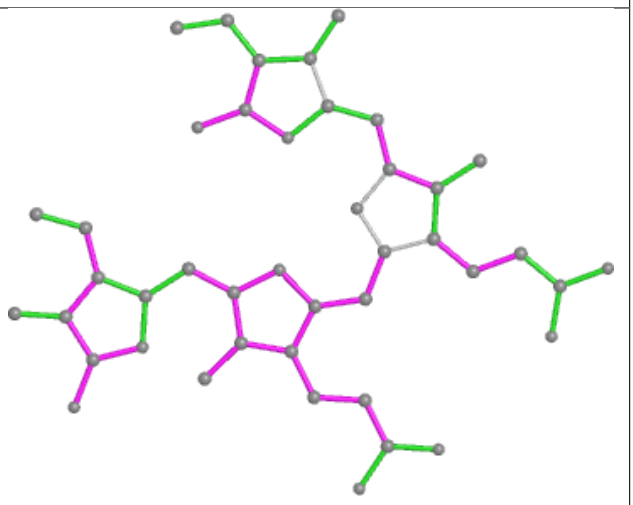

Bond angles

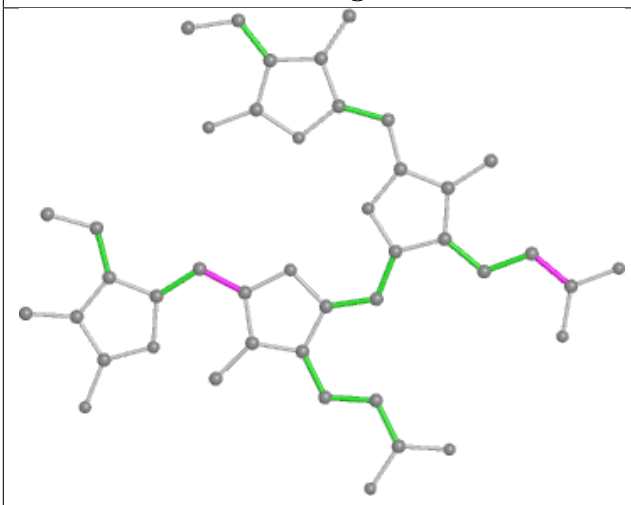

Torsions

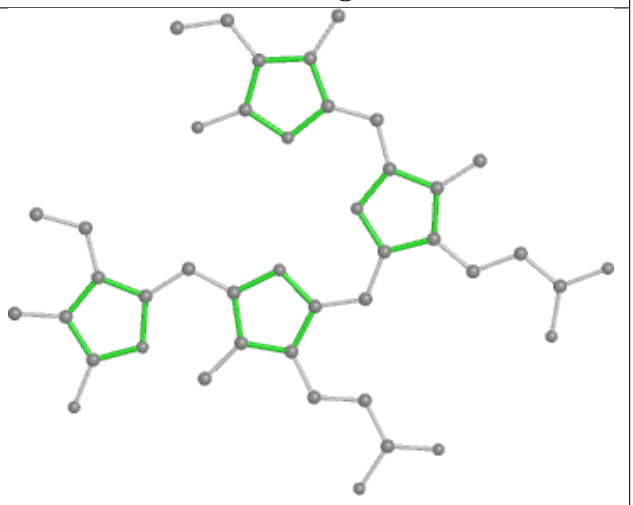

Rings

Ligand PEB AQ 301

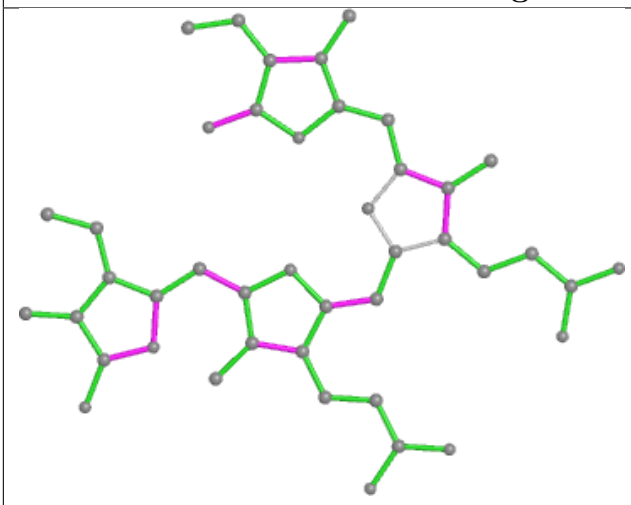

Bond lengths

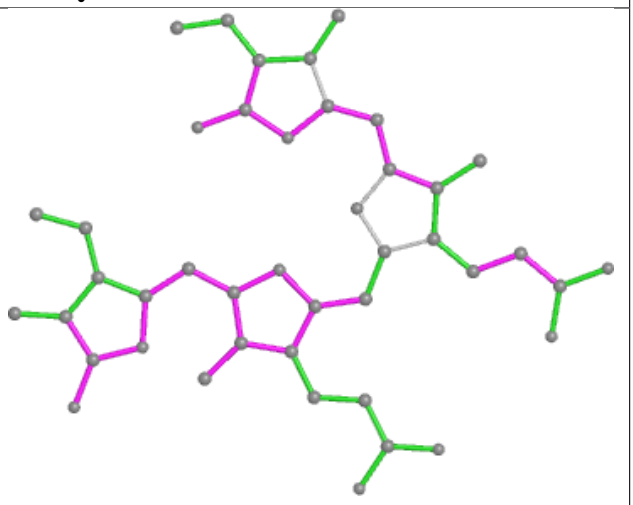

Bond angles

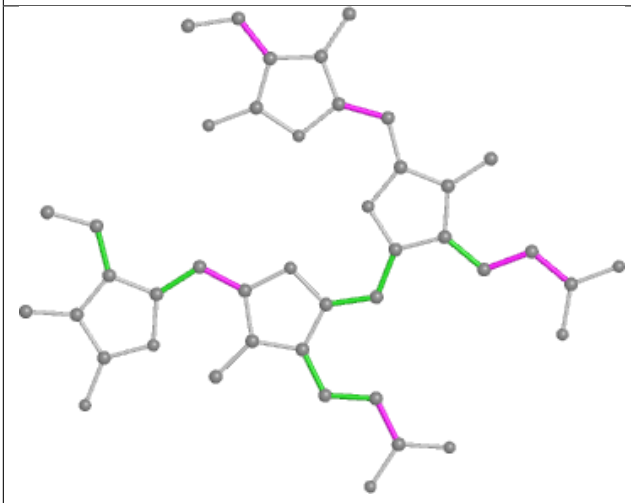

Torsions

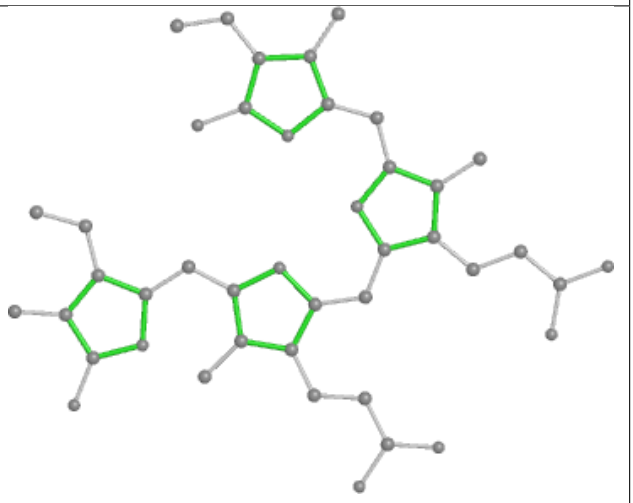

Rings

Ligand PEB eG 201

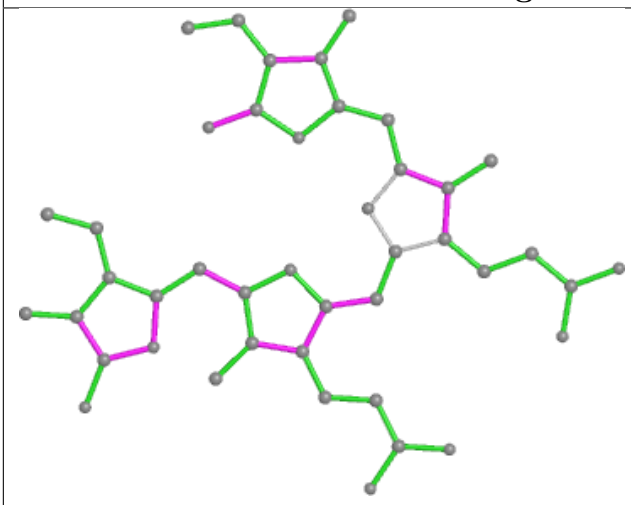

Bond lengths

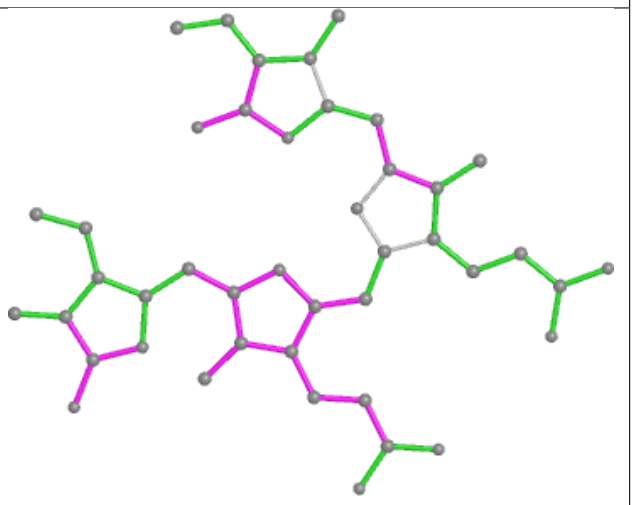

Bond angles

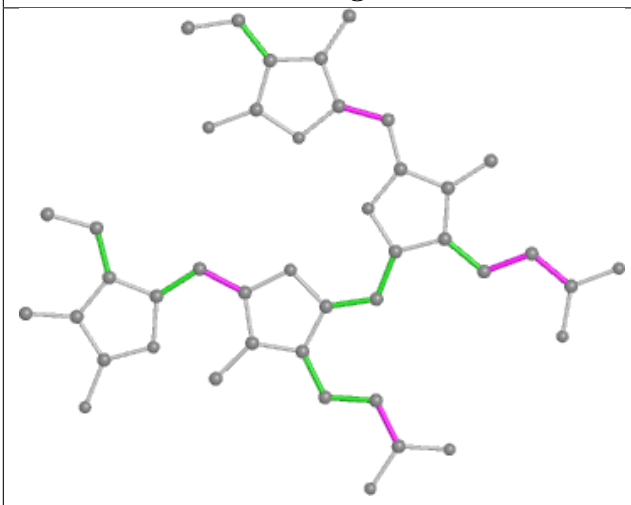

Torsions

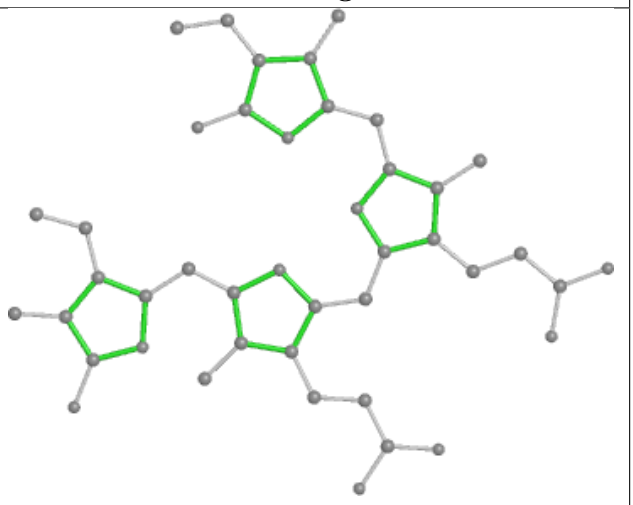

Rings

Ligand CLA c6 611

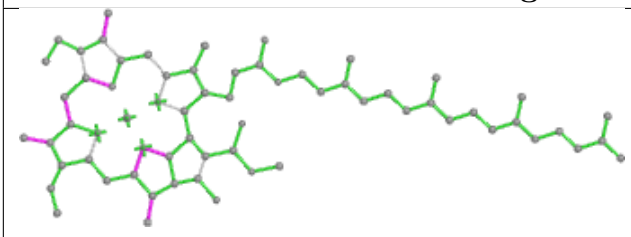

Bond lengths

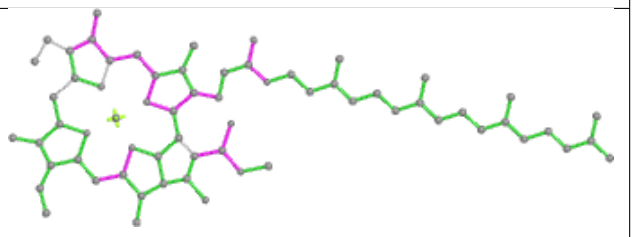

Bond angles

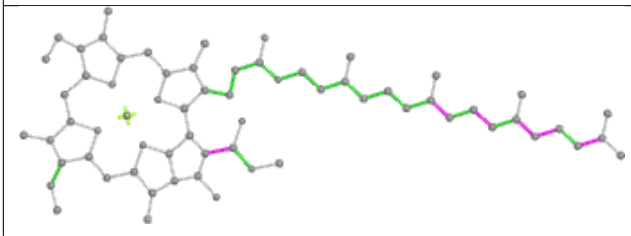

Torsions

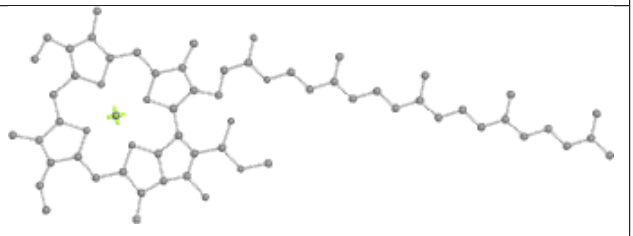

Rings

Ligand PEB QG 203

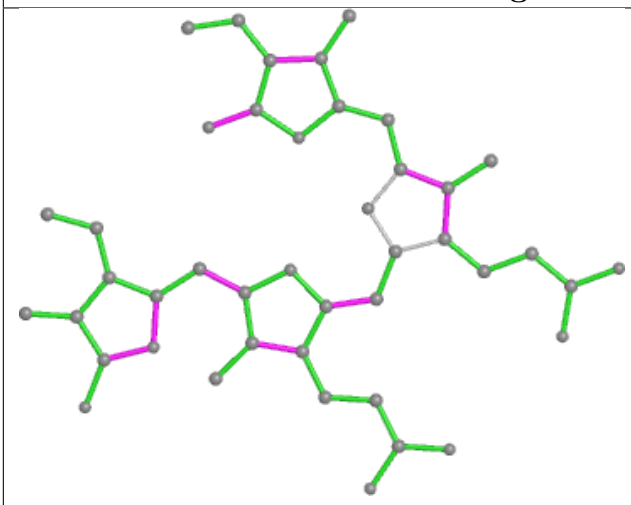

Bond lengths

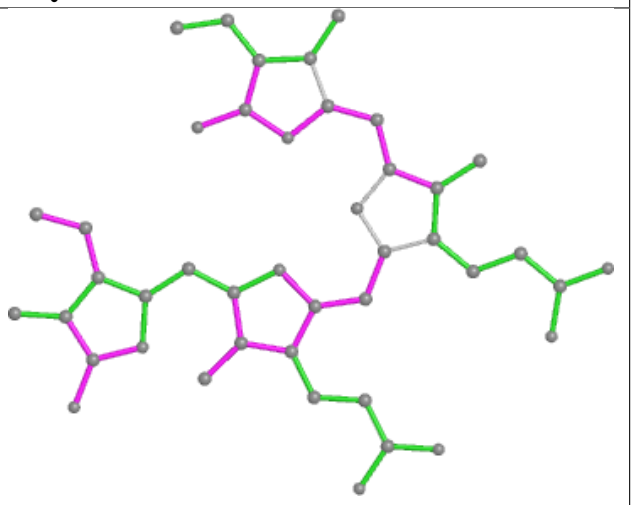

Bond angles

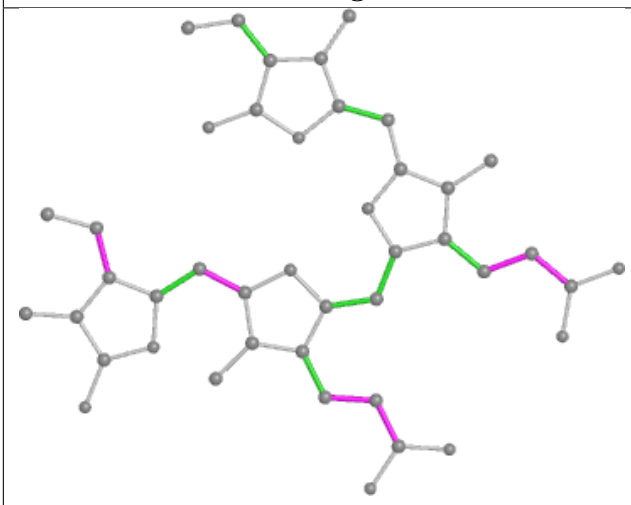

Torsions

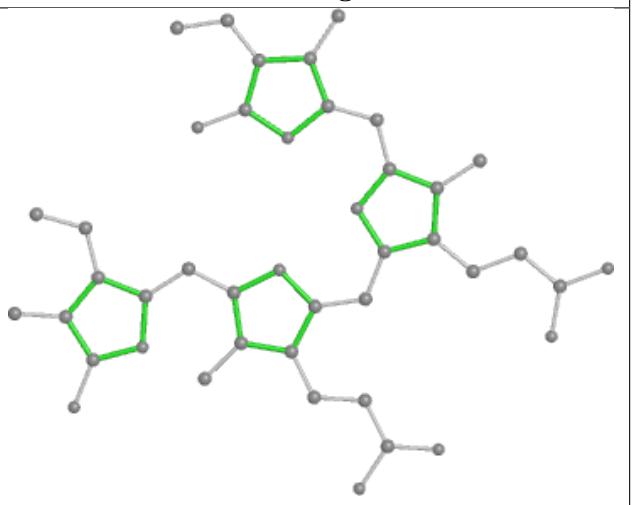

Rings

Ligand CLA AN 824

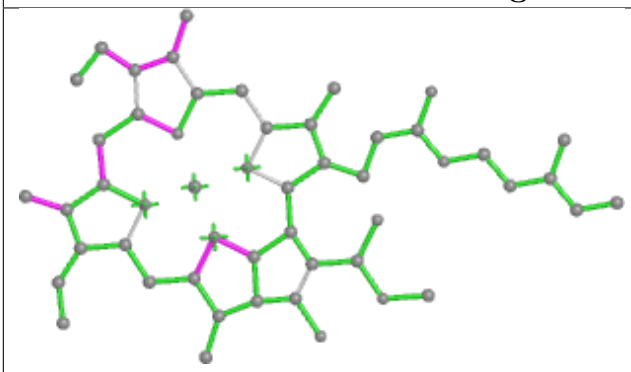

Bond lengths

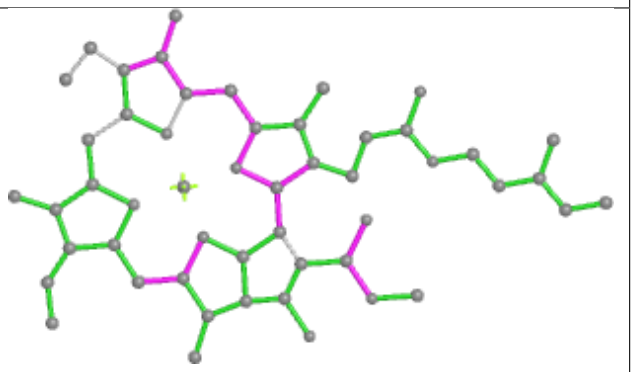

Bond angles

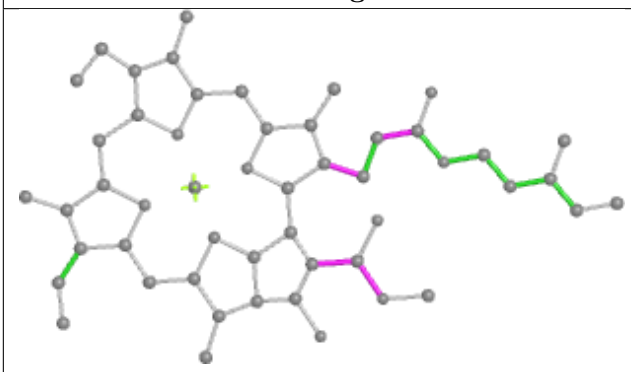

Torsions

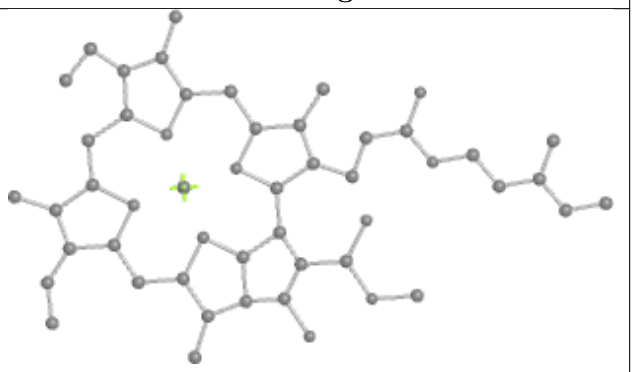

Rings

Ligand PEB II 202

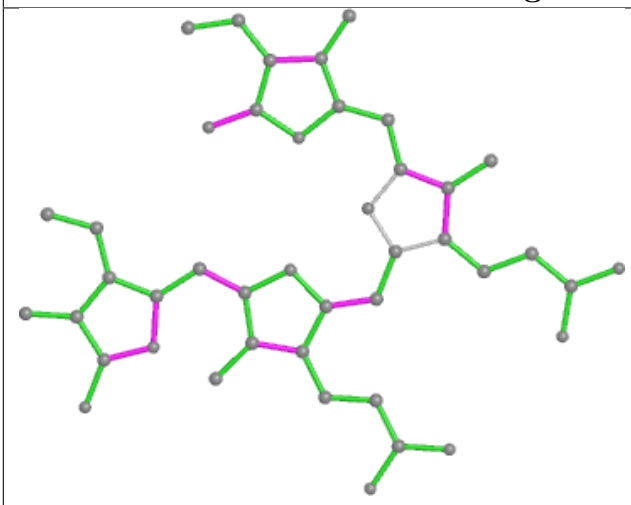

Bond lengths

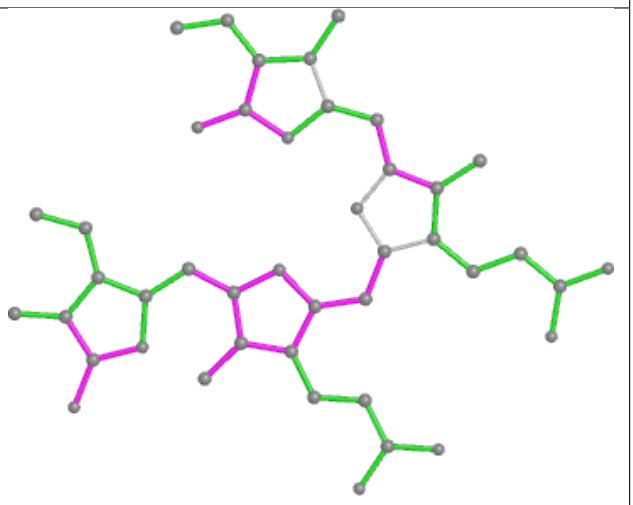

Bond angles

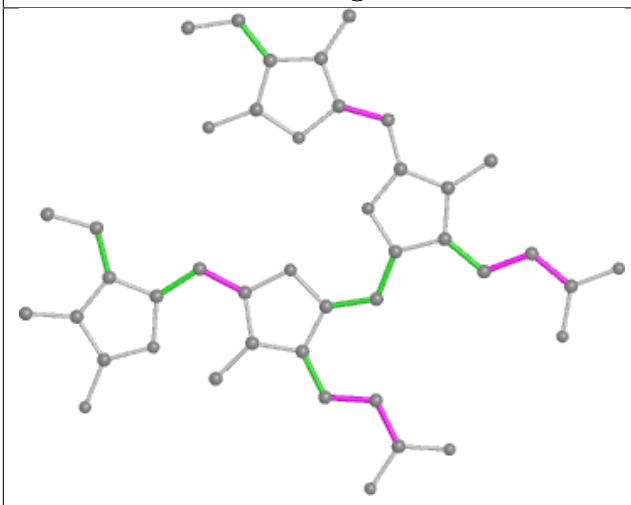

Torsions

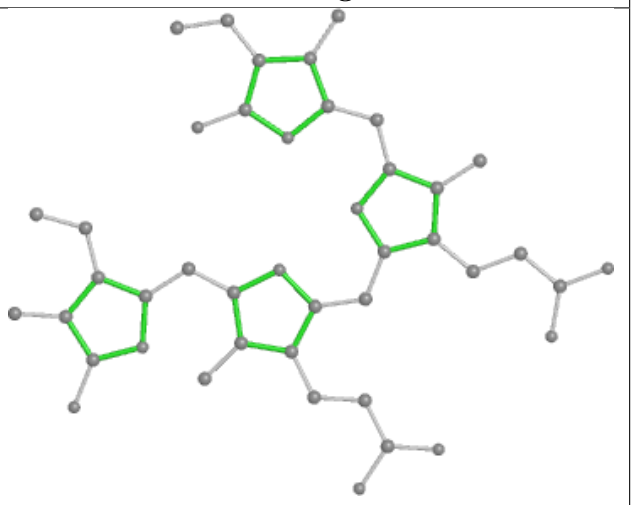

Rings

Ligand PEB QP 203

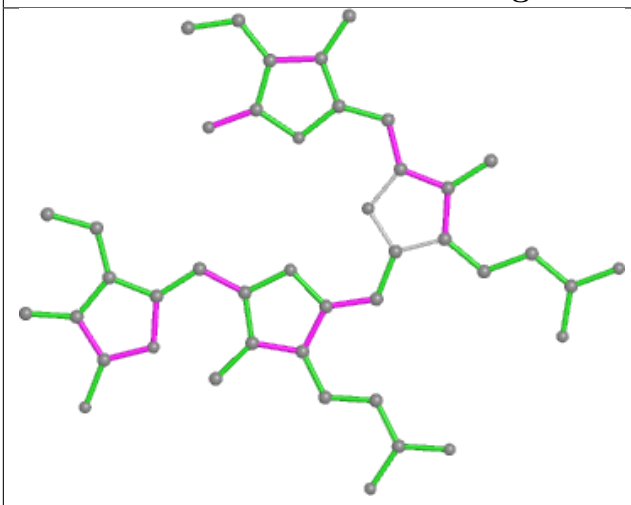

Bond lengths

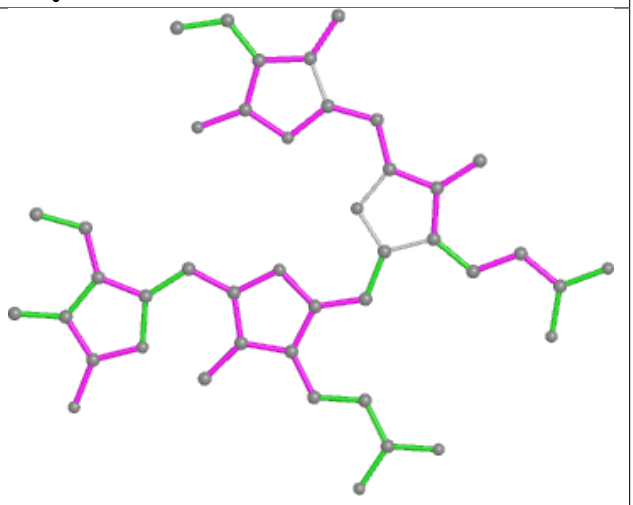

Bond angles

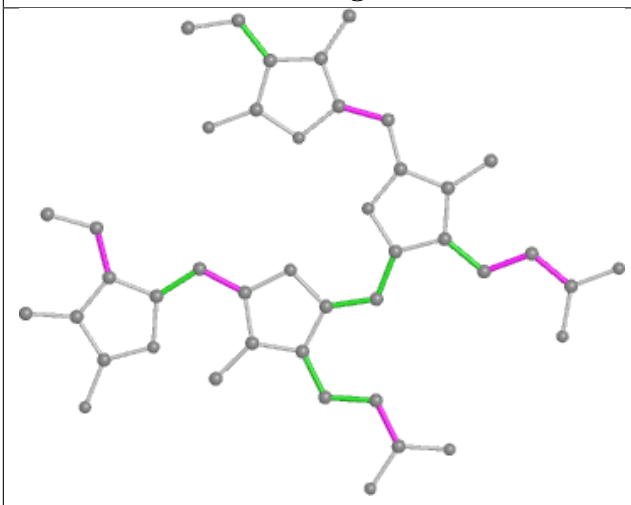

Torsions

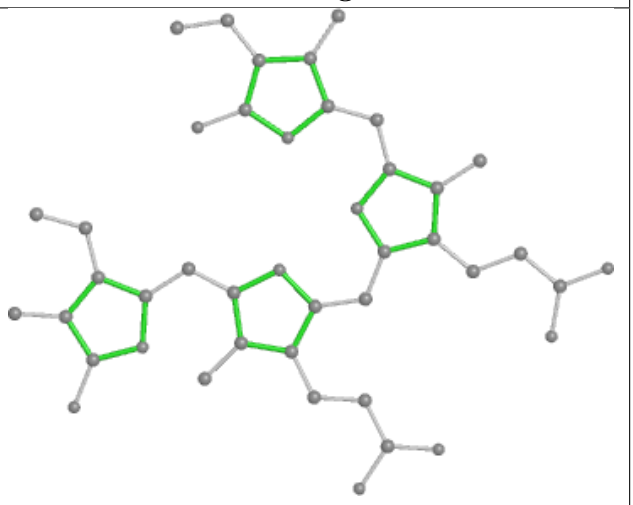

Rings

Ligand PEB cF 202

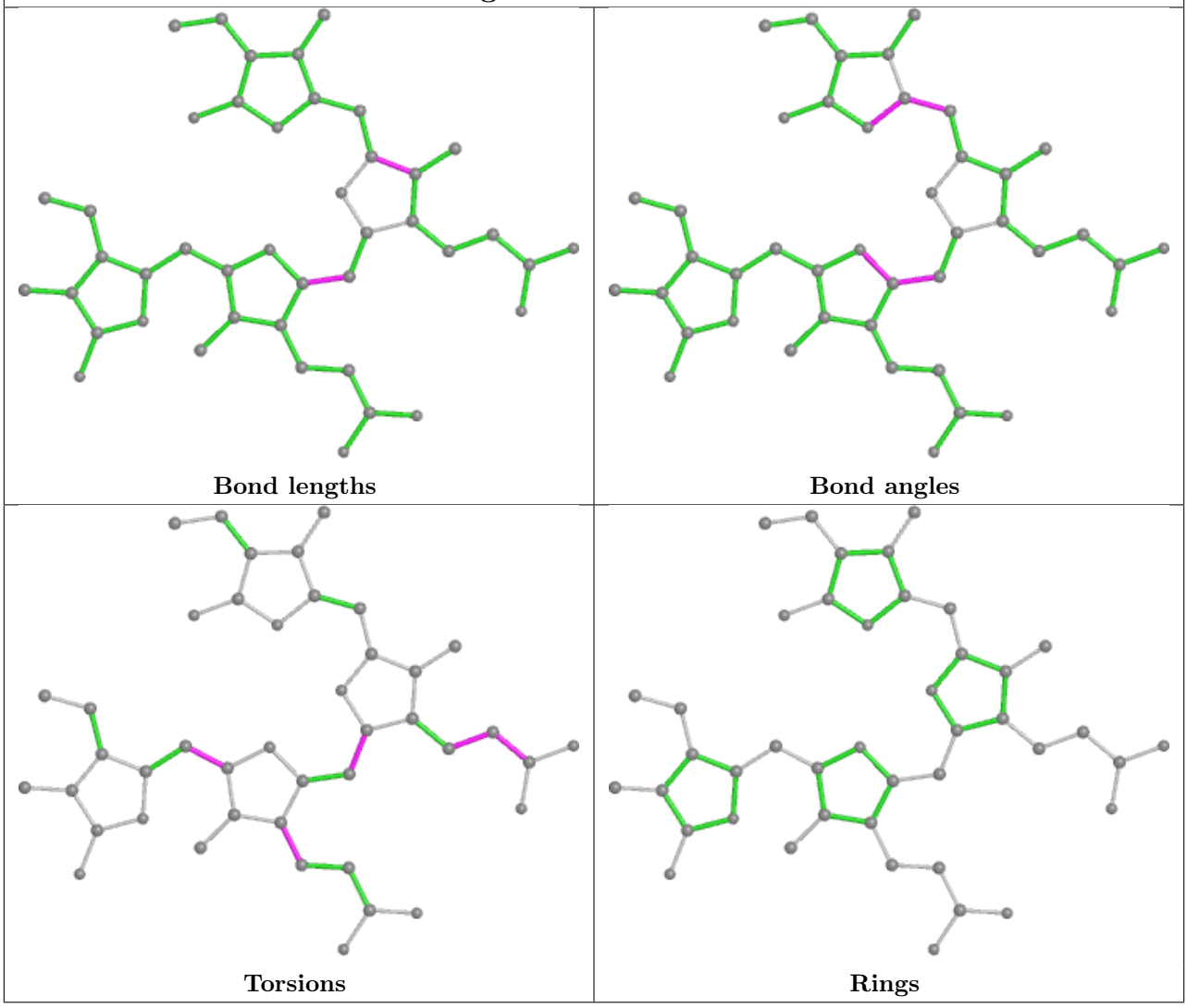

Ligand LMG AL 411

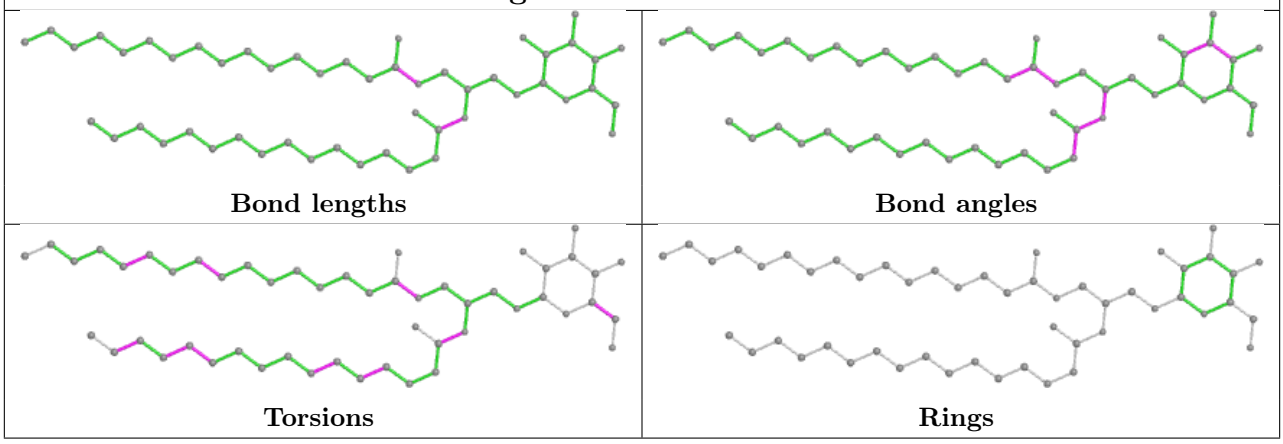

Ligand PEB UA 201

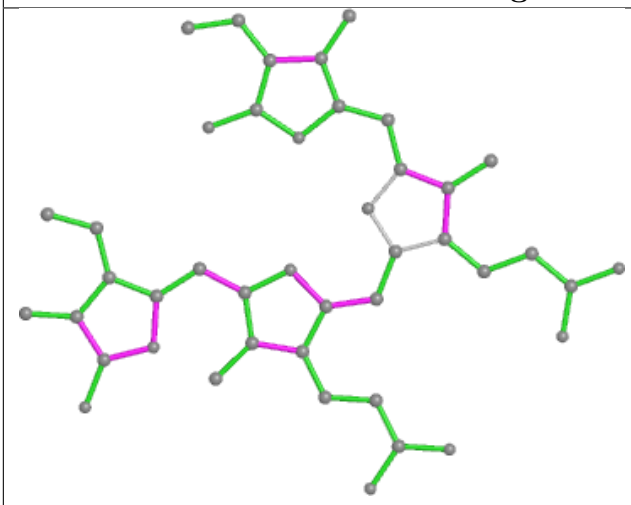

Bond lengths

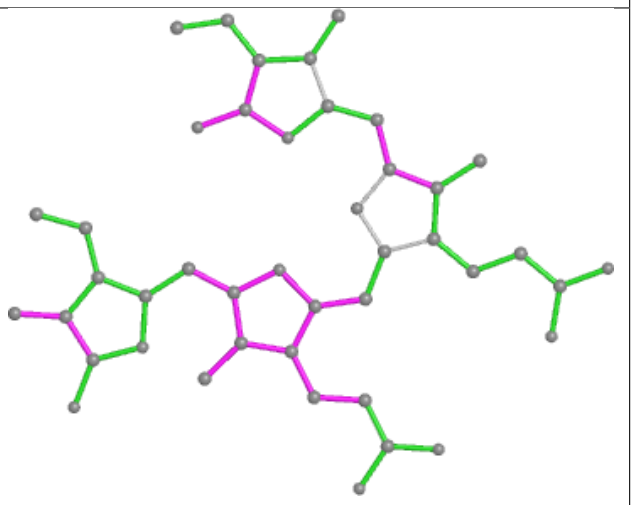

Bond angles

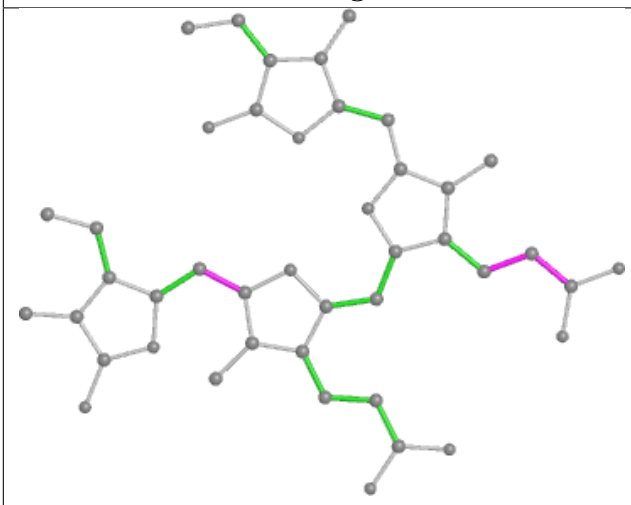

Torsions

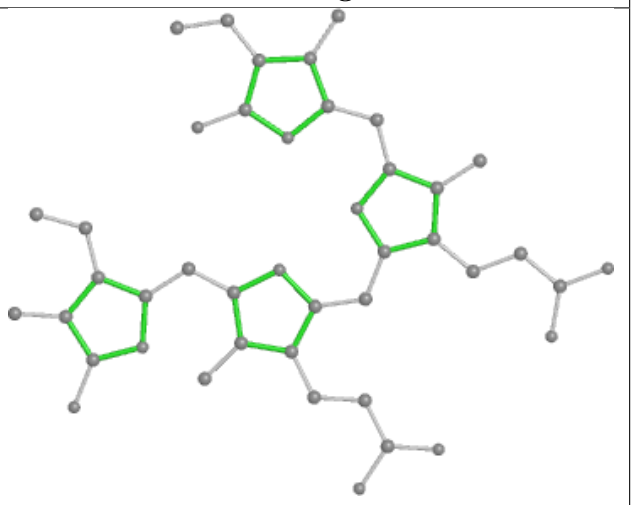

Rings

Ligand PEB Q5 203

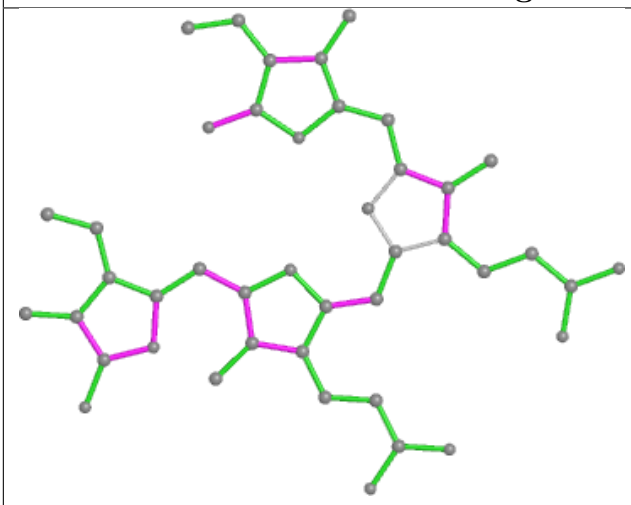

Bond lengths

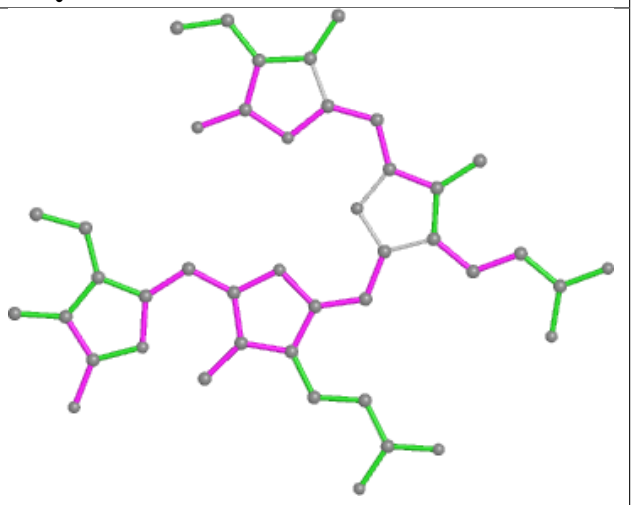

Bond angles

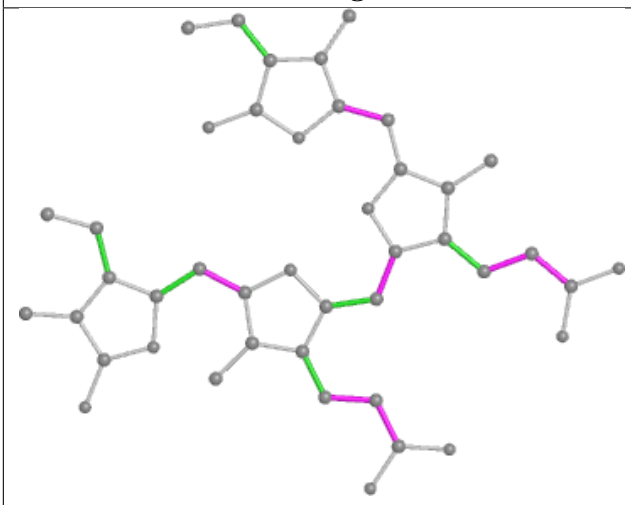

Torsions

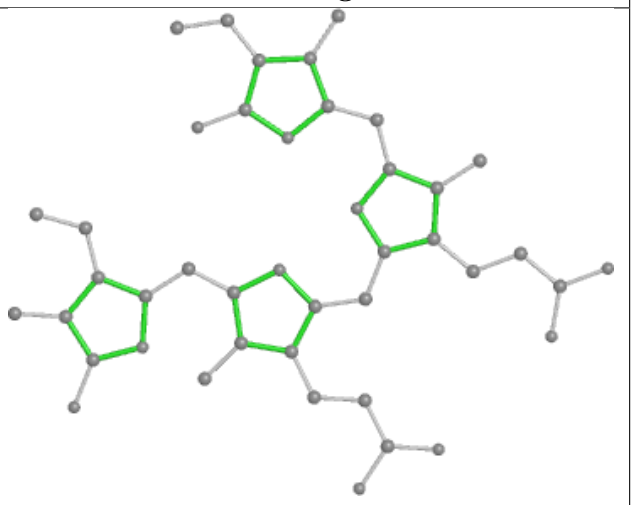

Rings

Ligand PEB AP 203

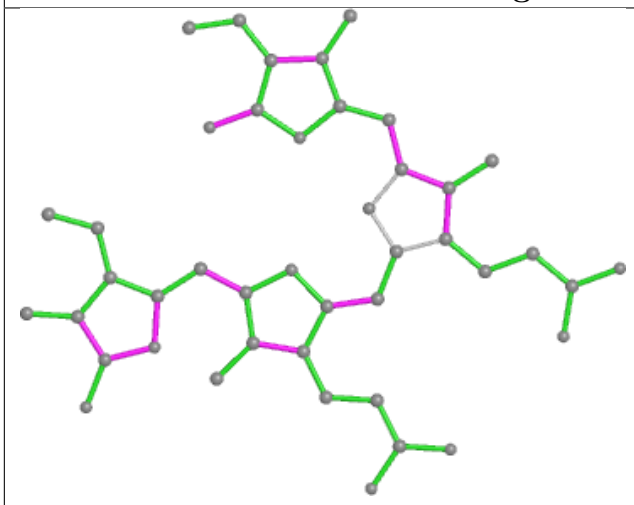

Bond lengths

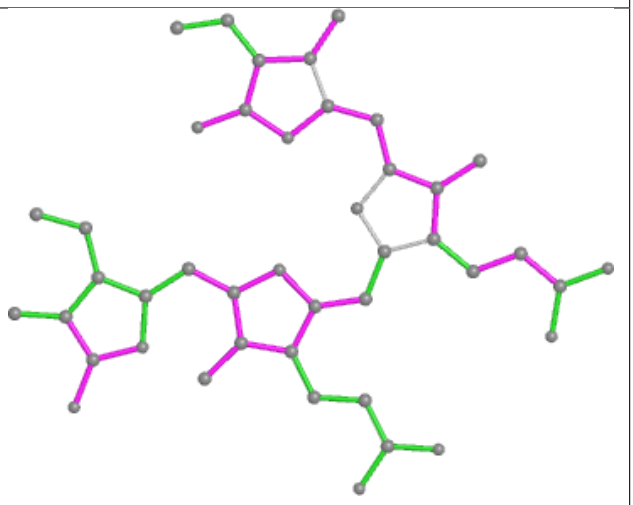

Bond angles

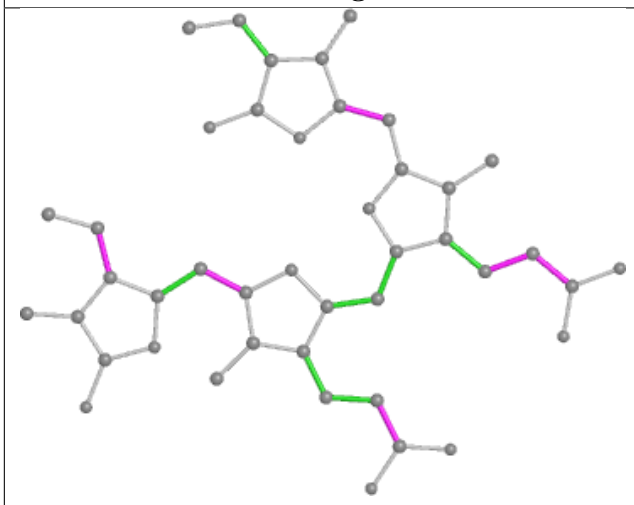

Torsions

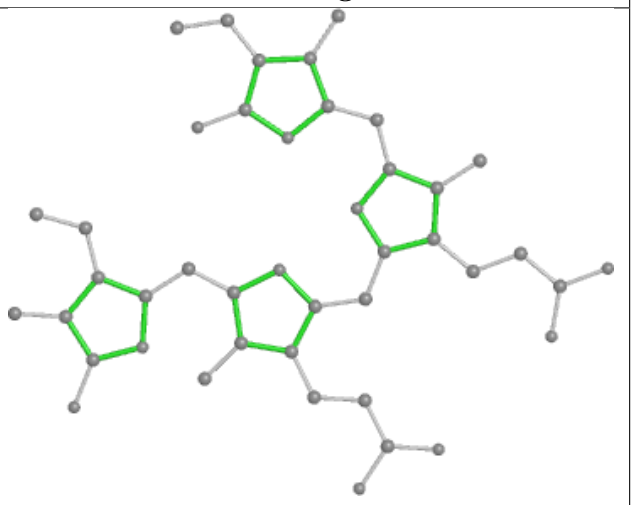

Rings

Ligand PEB RD 203

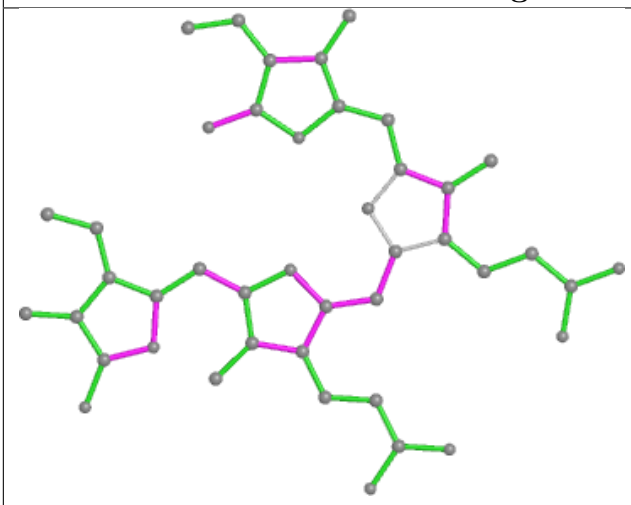

Bond lengths

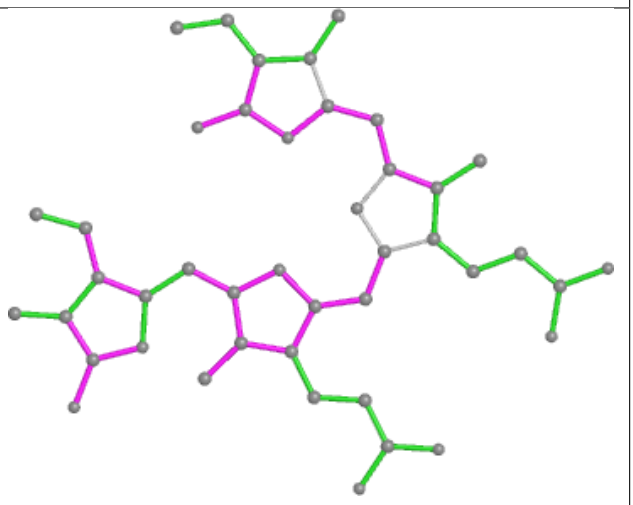

Bond angles

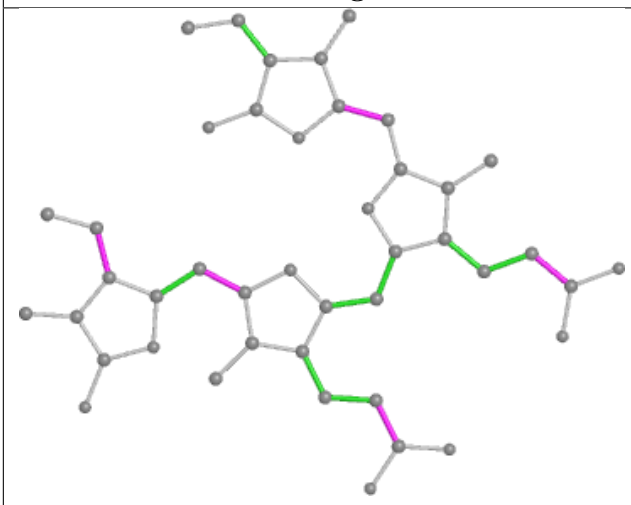

Torsions

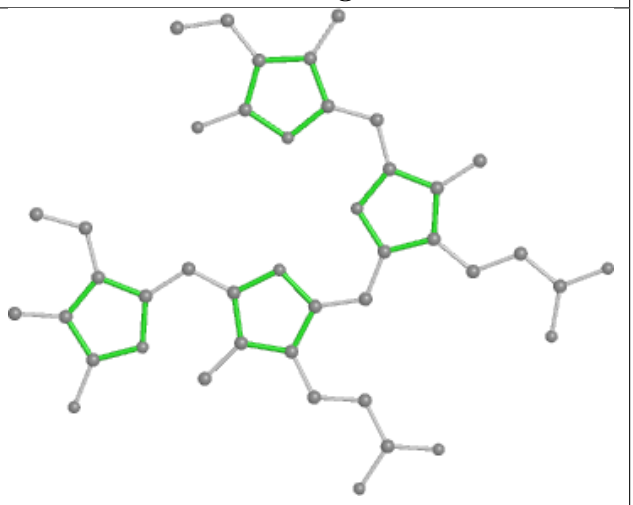

Rings

Ligand CLA CL 505

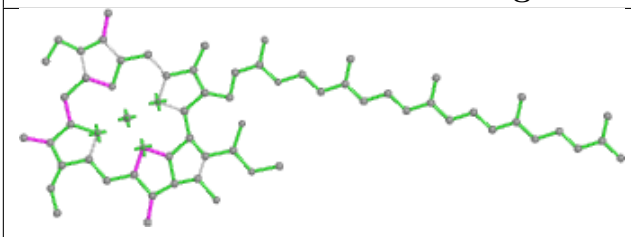

Bond lengths

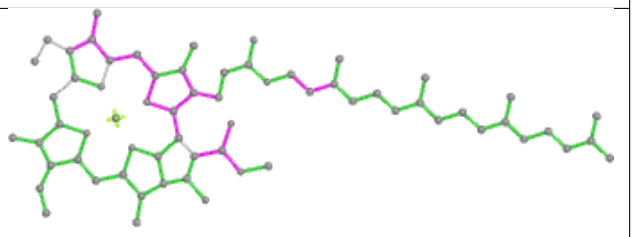

Bond angles

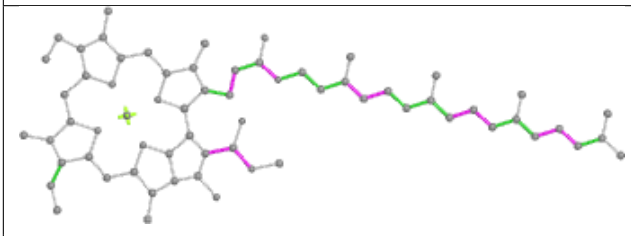

Torsions

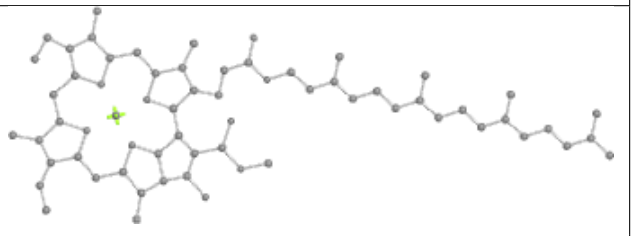

Rings

Ligand CLA 82 307

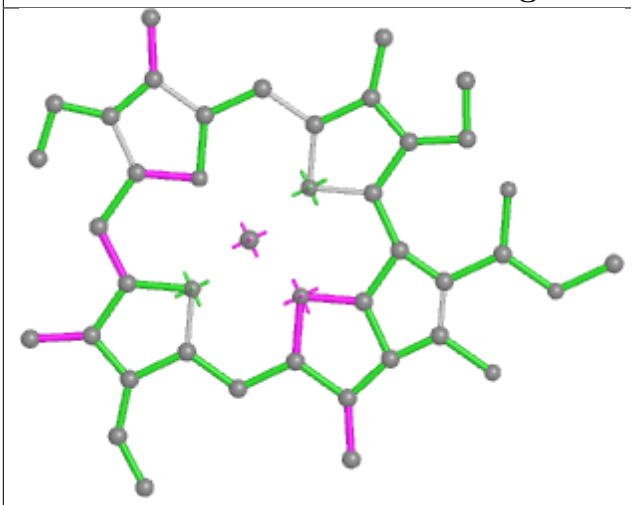

Bond lengths

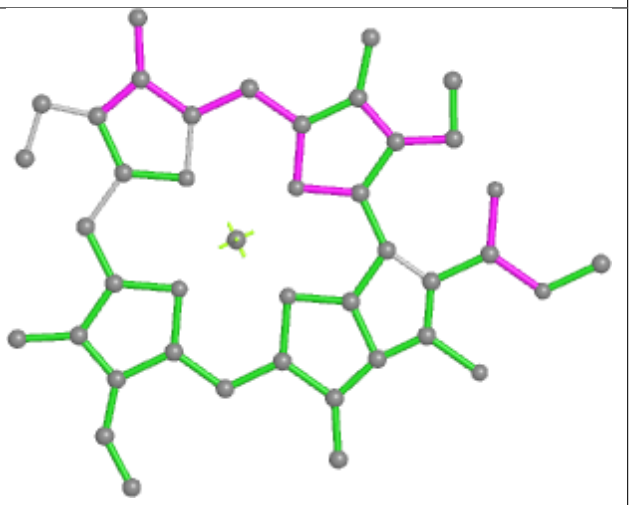

Bond angles

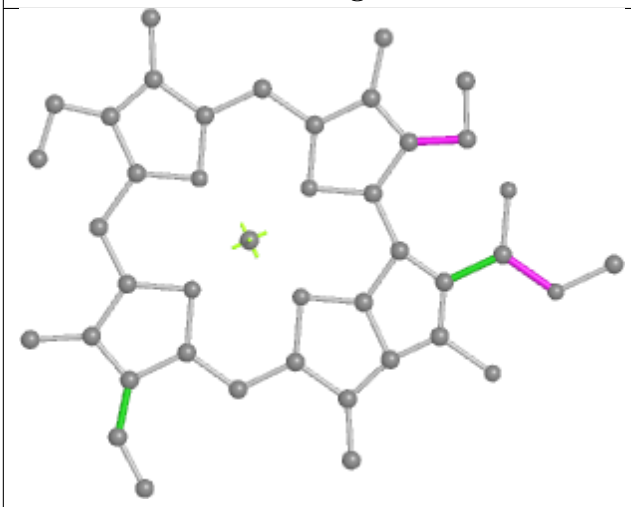

Torsions

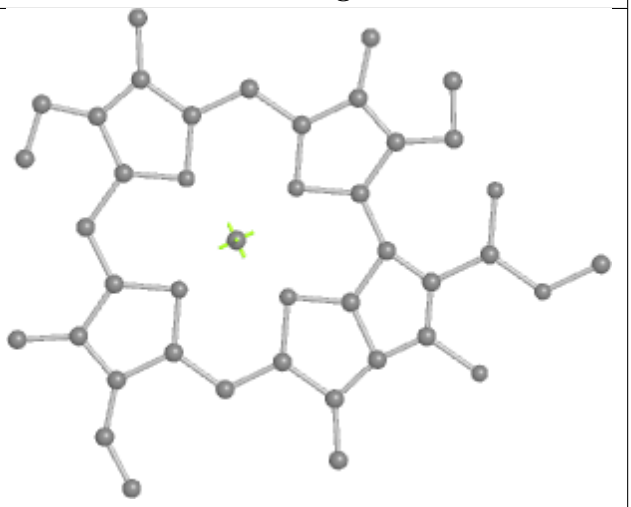

Rings

Ligand PEB TP 201

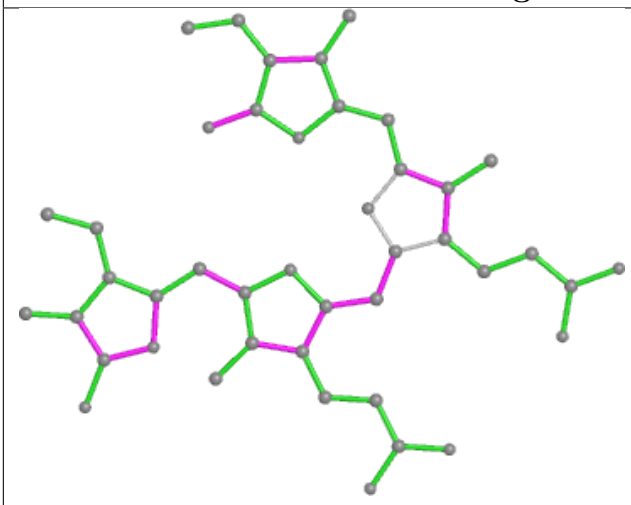

Bond lengths

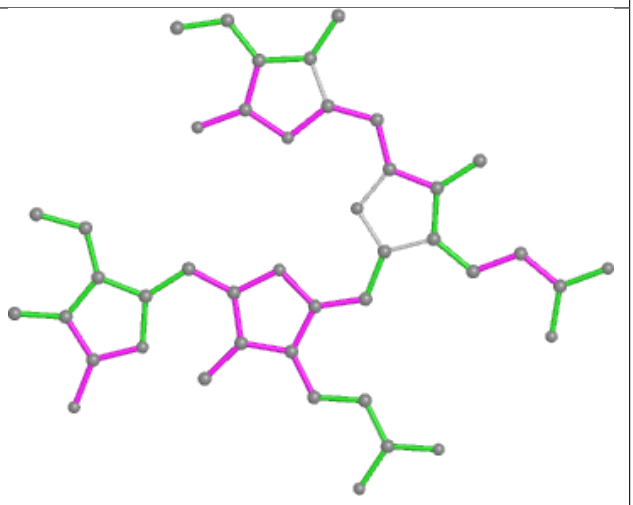

Bond angles

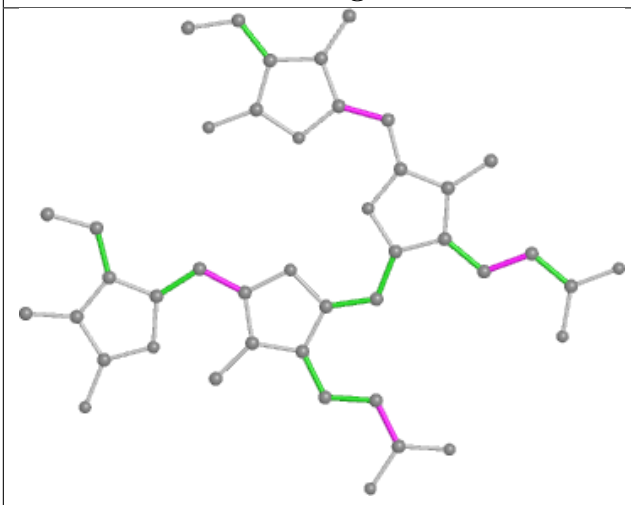

Torsions

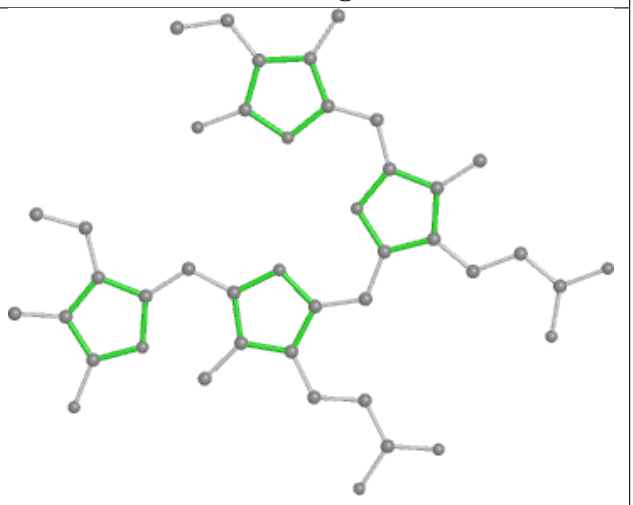

Rings

Ligand PEB a4 203

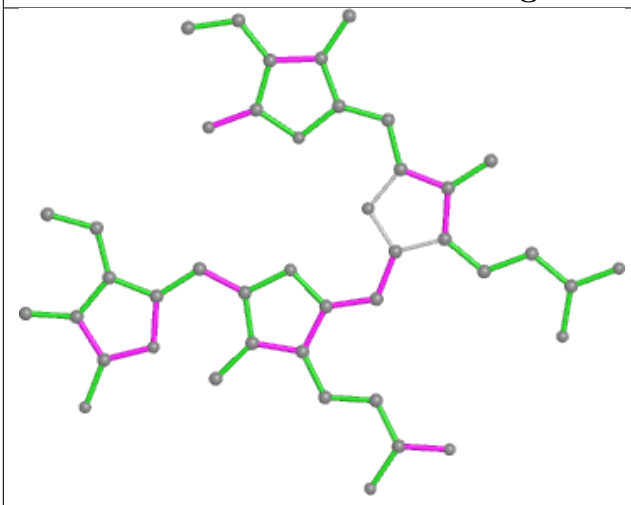

Bond lengths

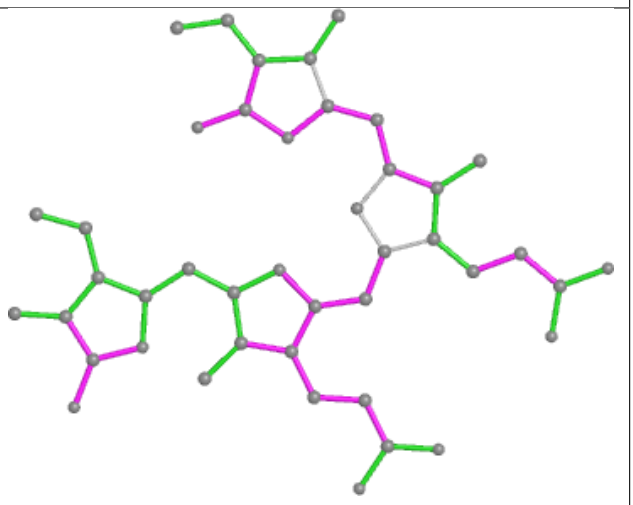

Bond angles

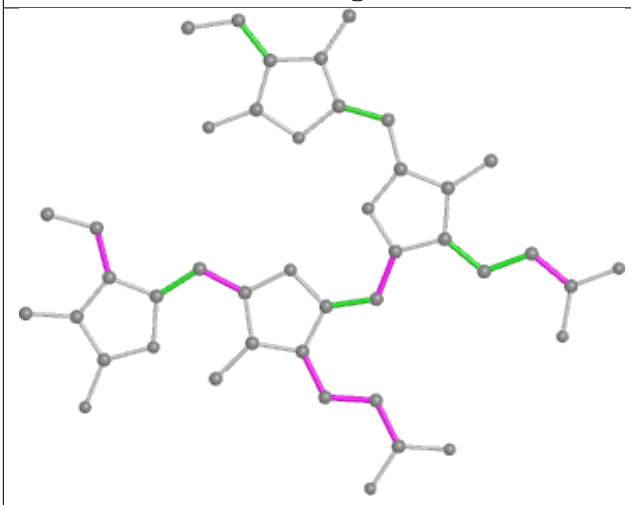

Torsions

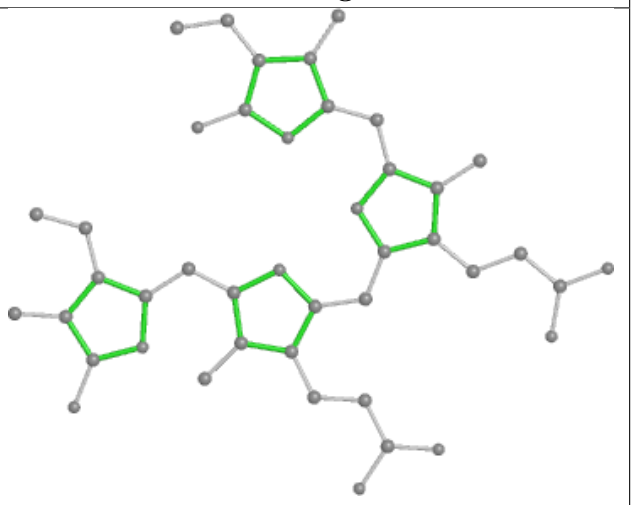

Rings

Ligand PEB fK 202

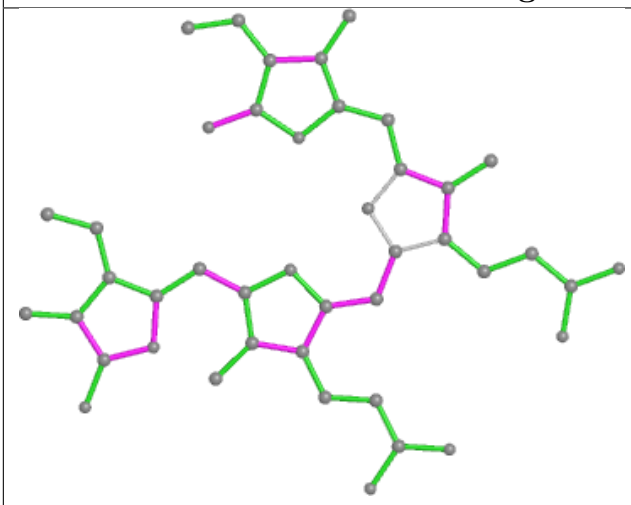

Bond lengths

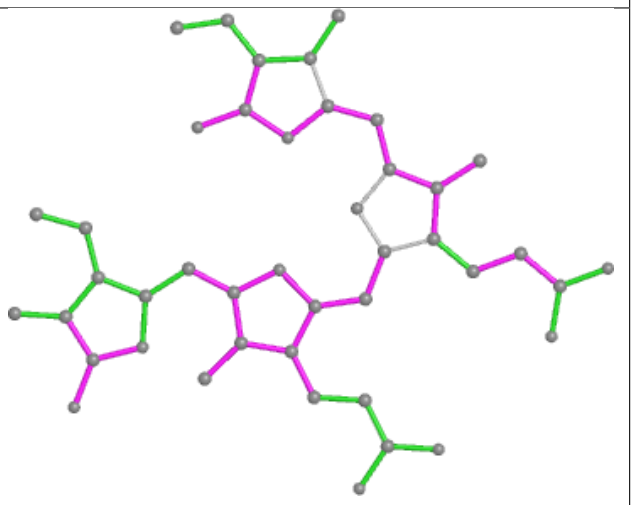

Bond angles

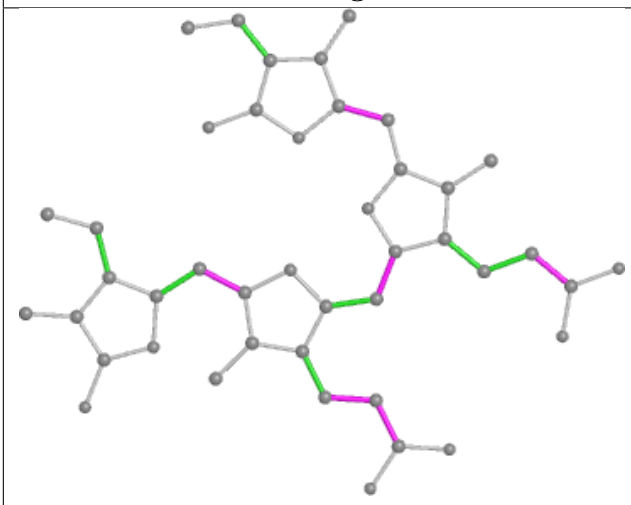

Torsions

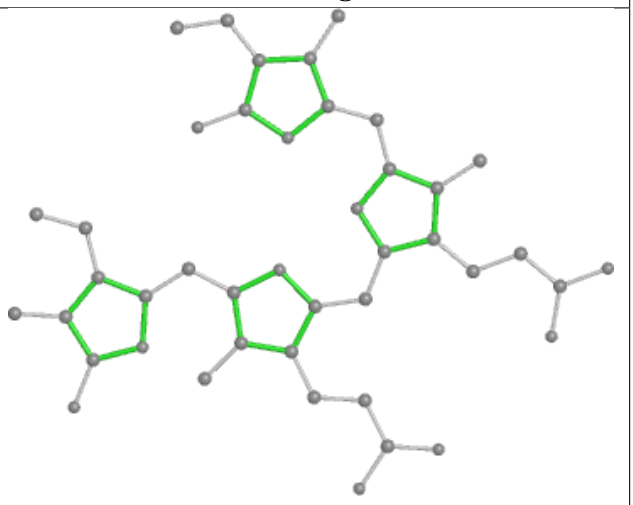

Rings

Ligand CYC M3 1001

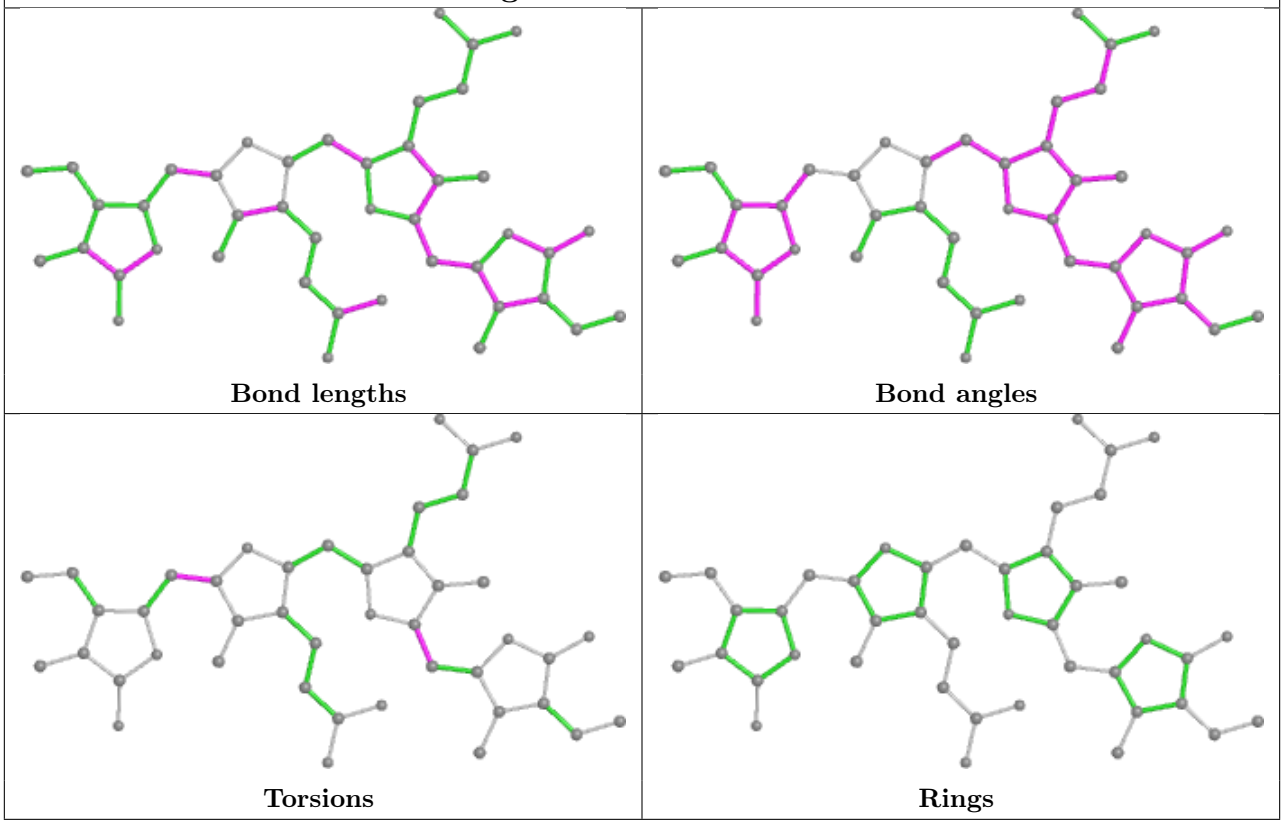

Ligand BCR AL 401

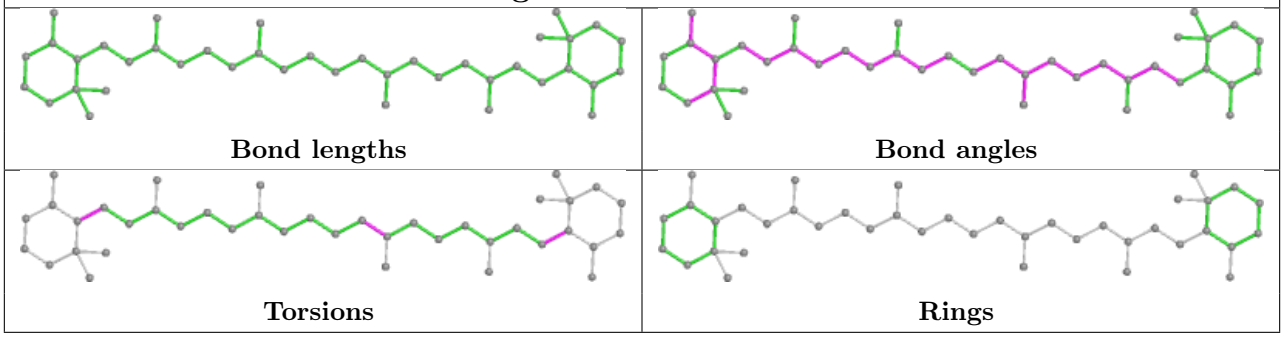

Ligand PEB OE 203

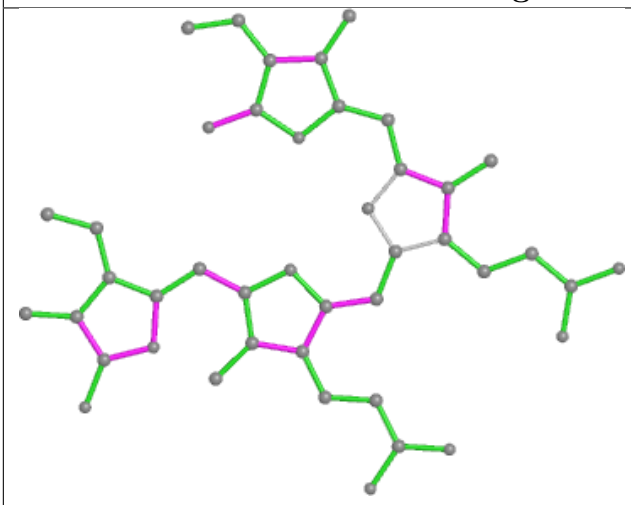

Bond lengths

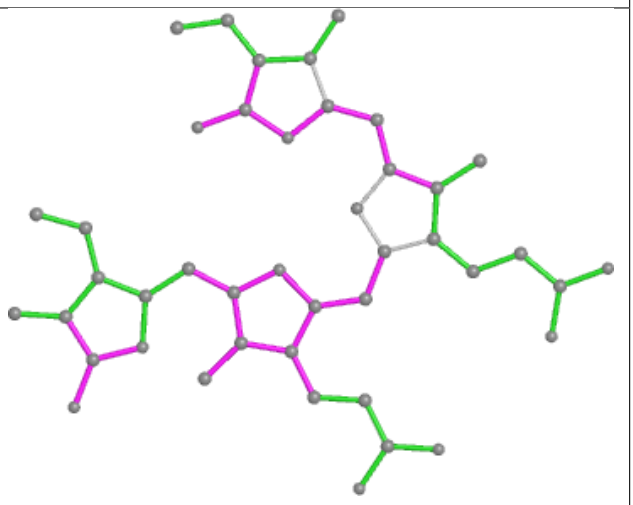

Bond angles

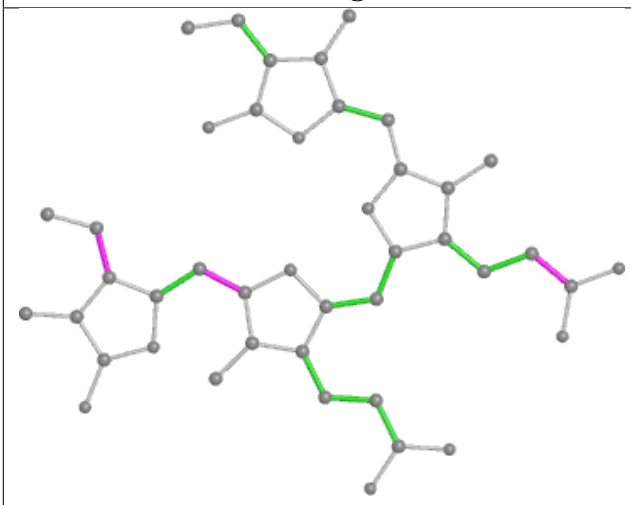

Torsions

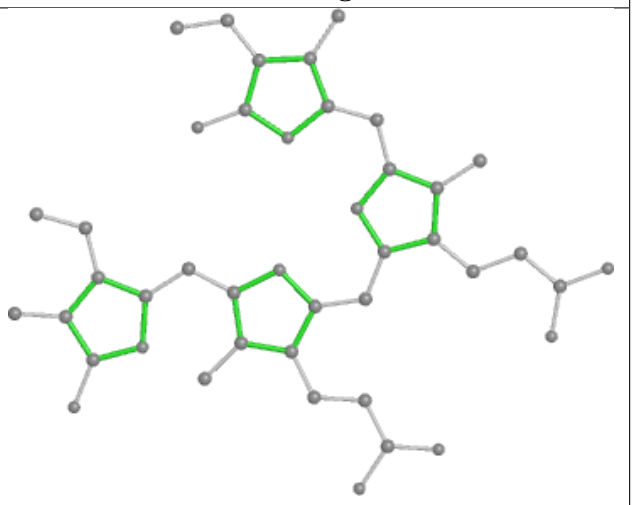

Rings

Ligand PEB J7 201

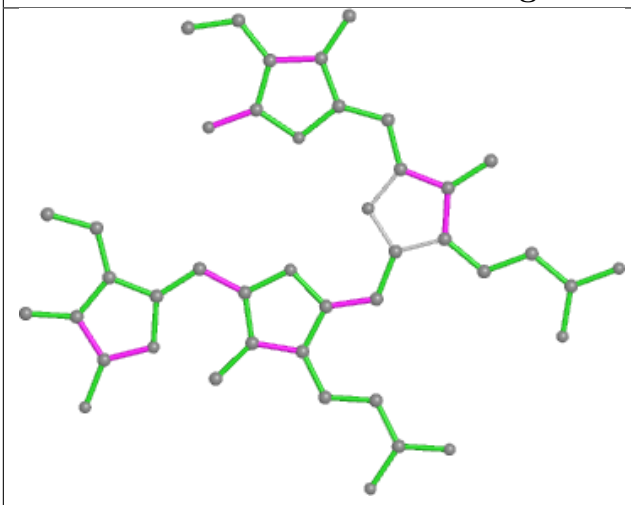

Bond lengths

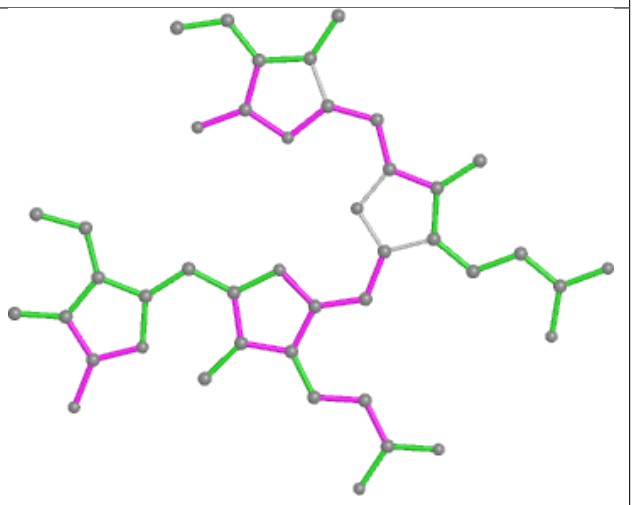

Bond angles

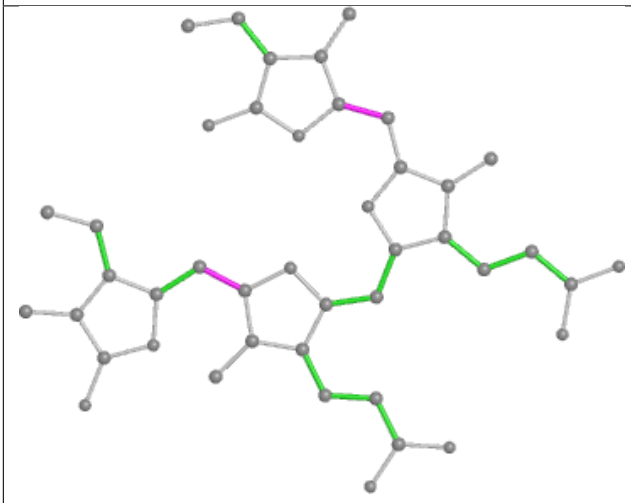

Torsions

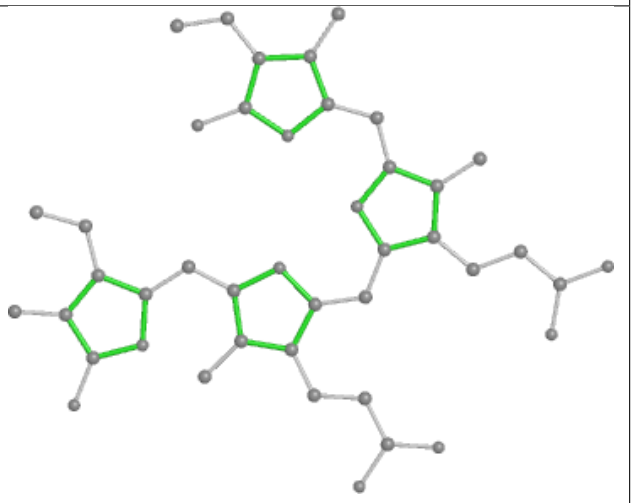

Rings

Ligand PEB tF 202

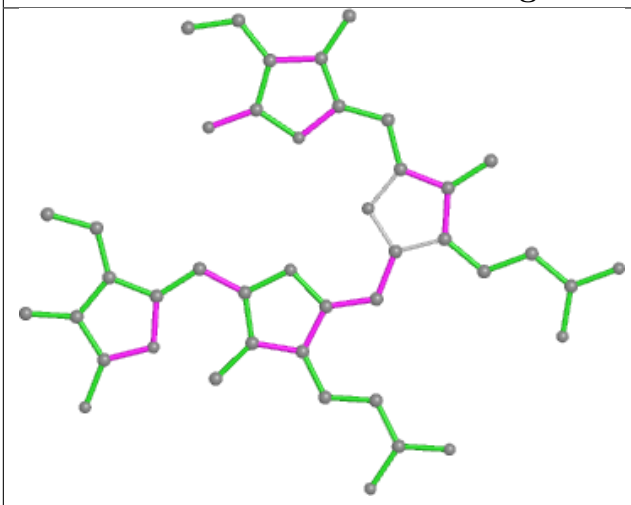

Bond lengths

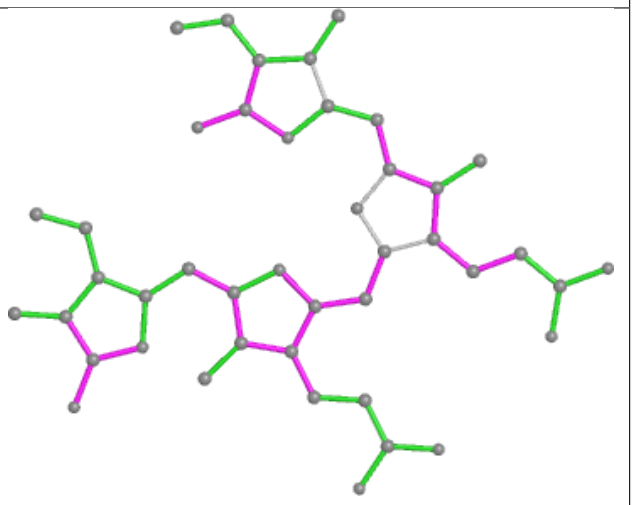

Bond angles

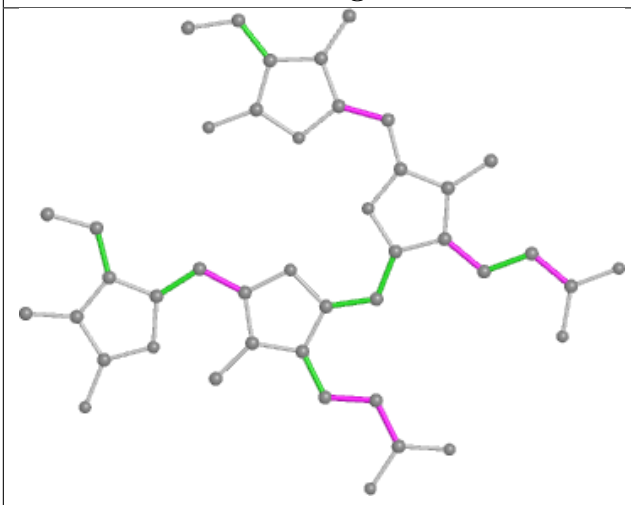

Torsions

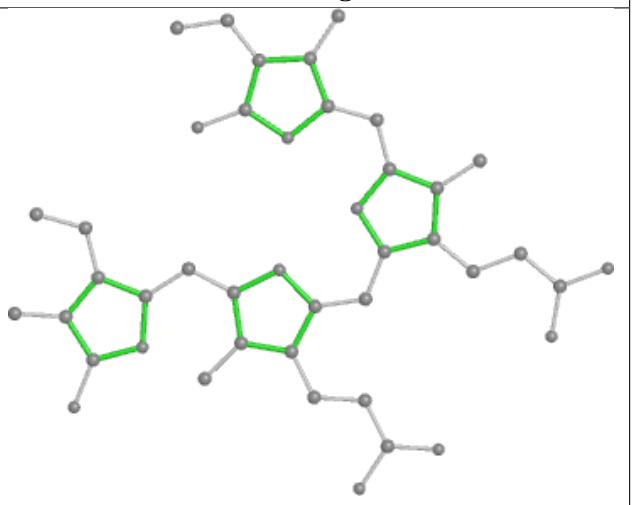

Rings

Ligand PEB WQ 202

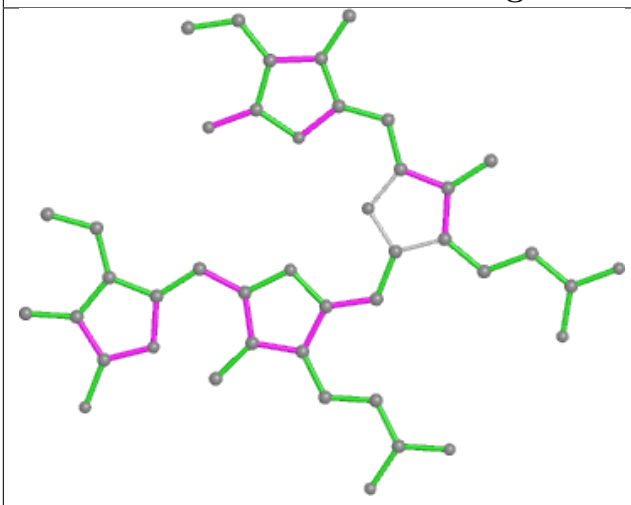

Bond lengths

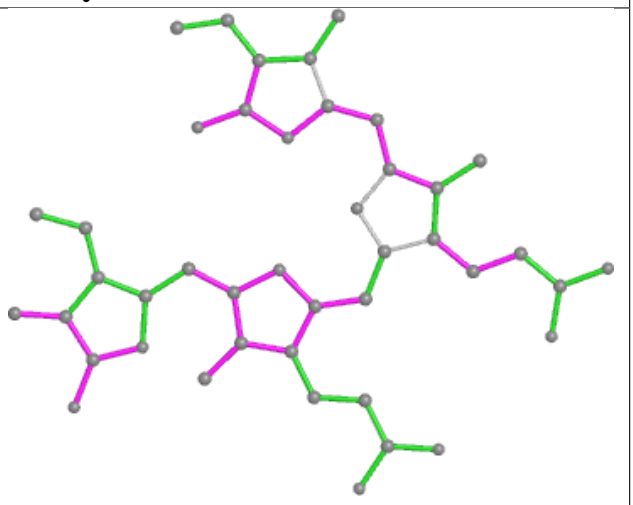

Bond angles

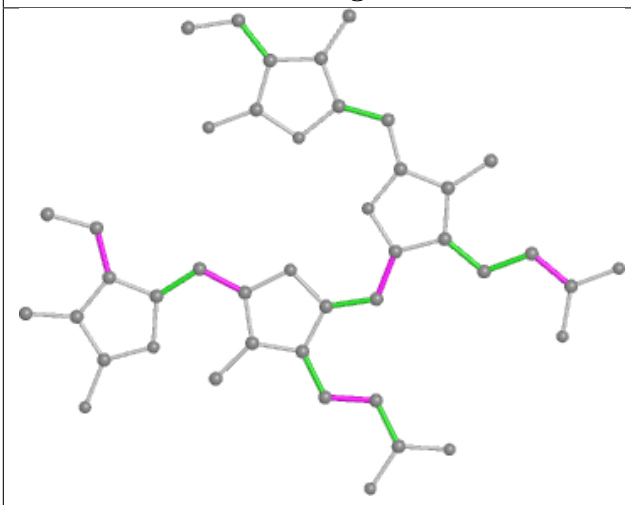

Torsions

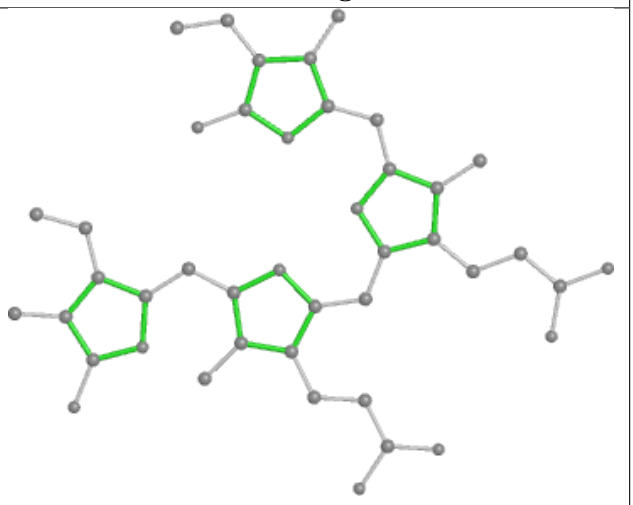

Rings

Ligand CYC H1 1001

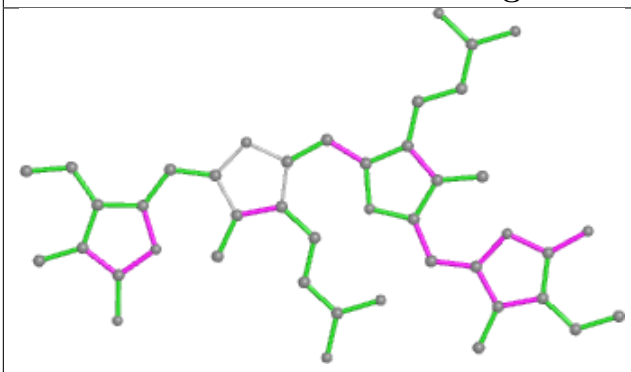

Bond lengths

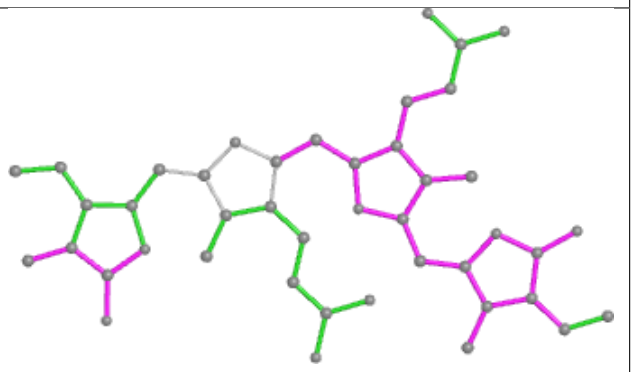

Bond angles

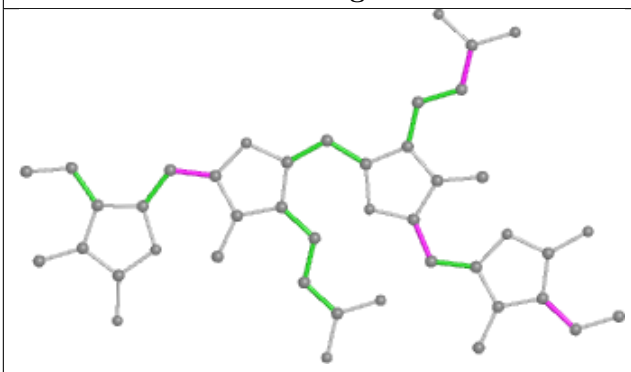

Torsions

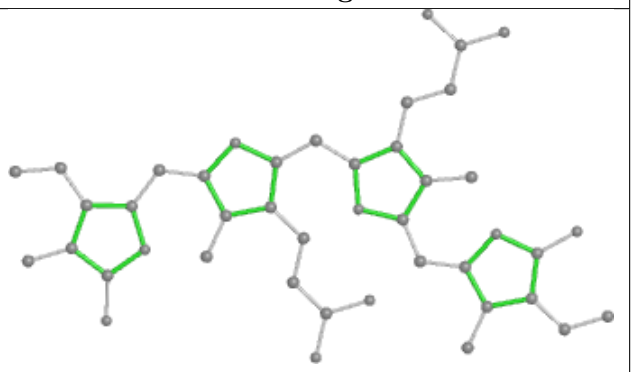

Rings

Ligand PEB NA 201

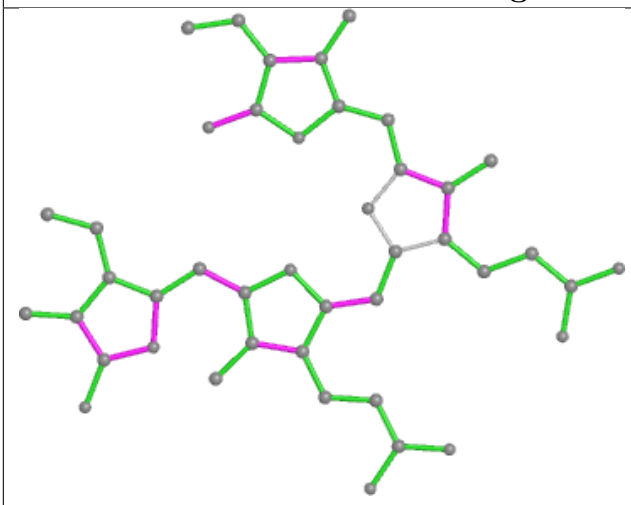

Bond lengths

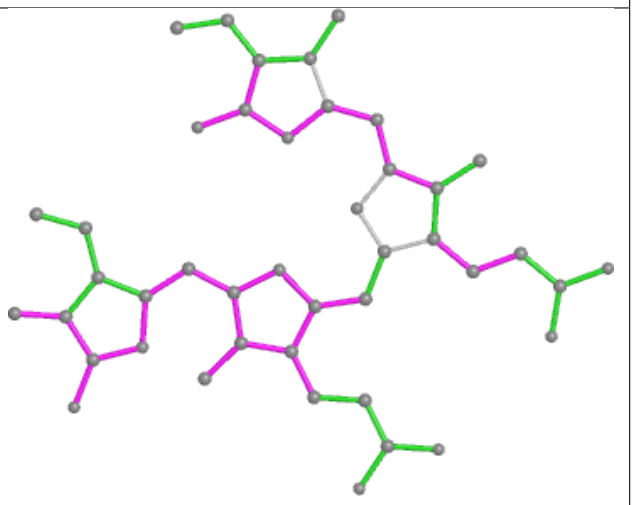

Bond angles

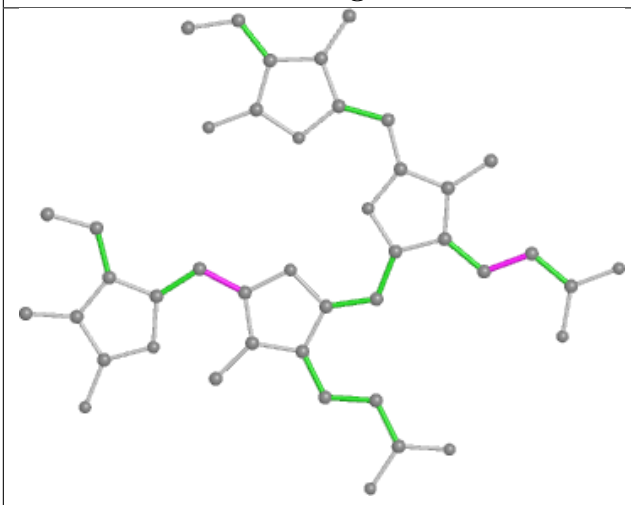

Torsions

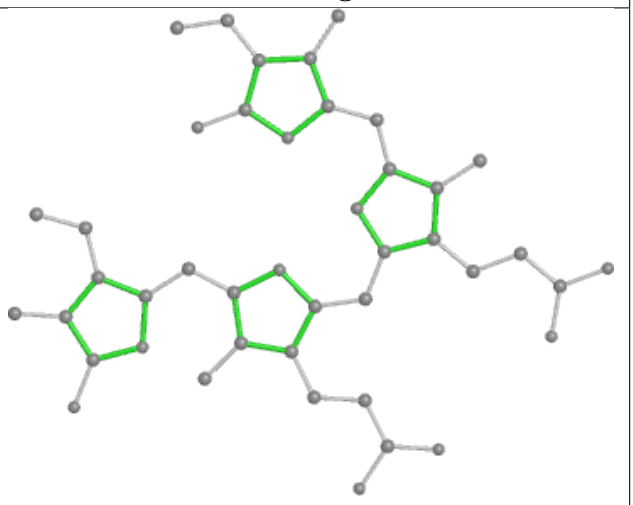

Rings

Ligand PEB VA 201

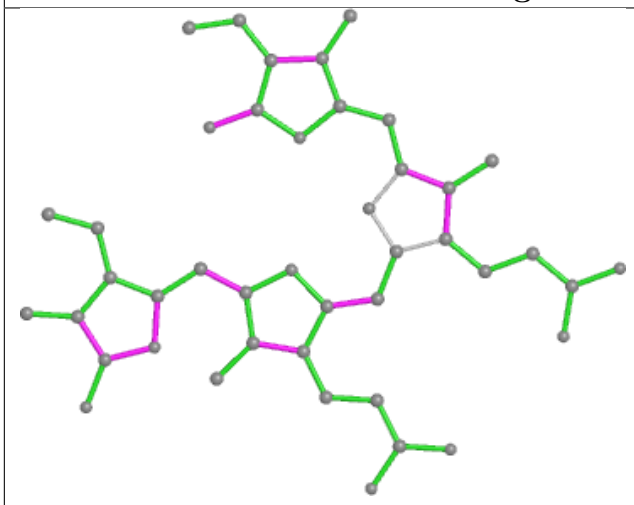

Bond lengths

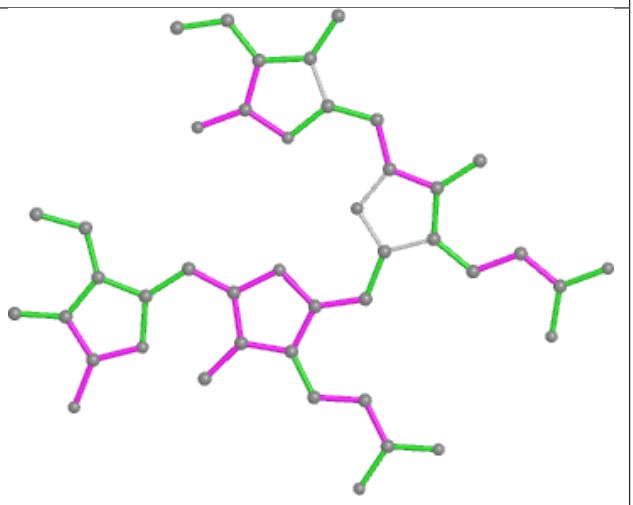

Bond angles

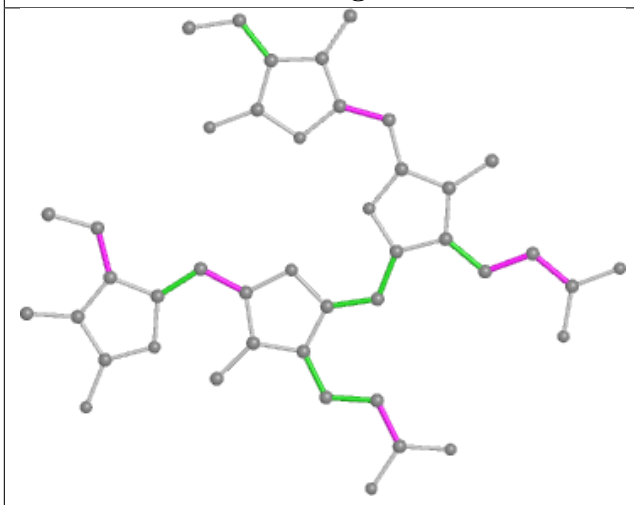

Torsions

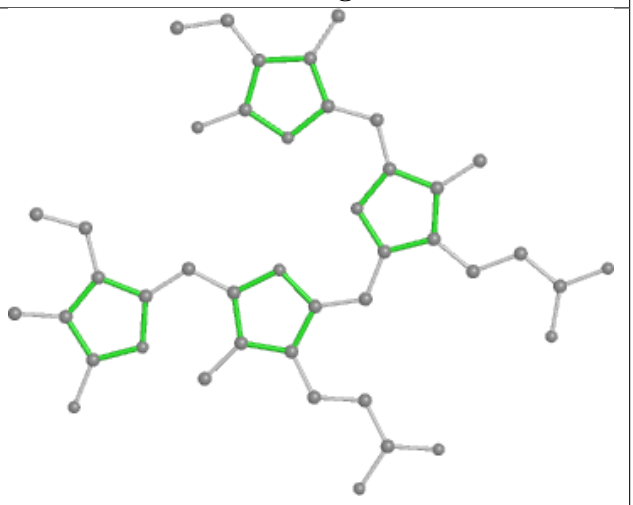

Rings

Ligand PEB QD 201

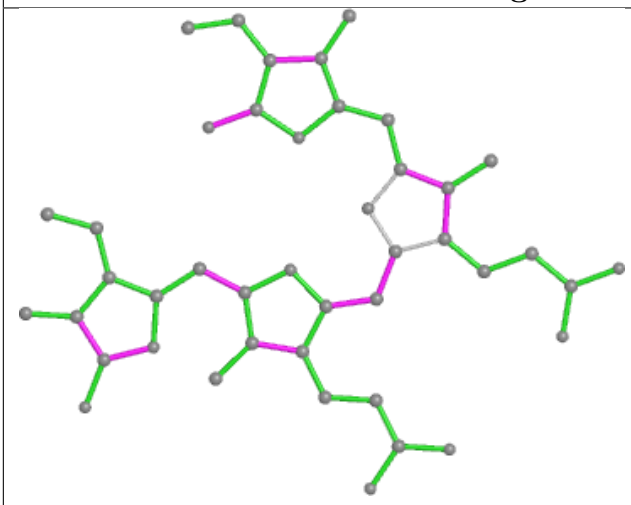

Bond lengths

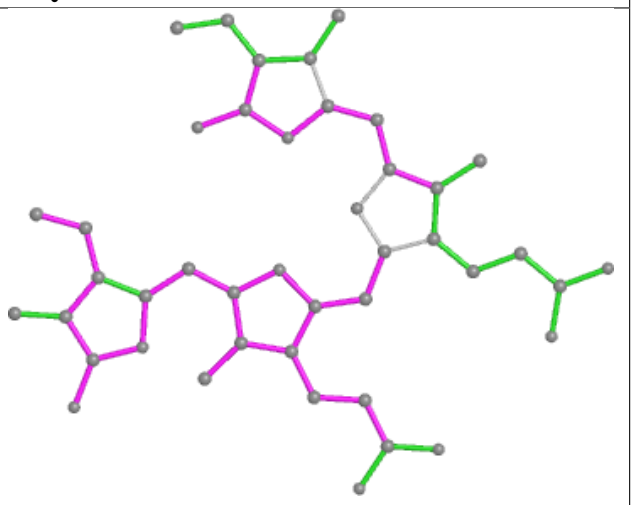

Bond angles

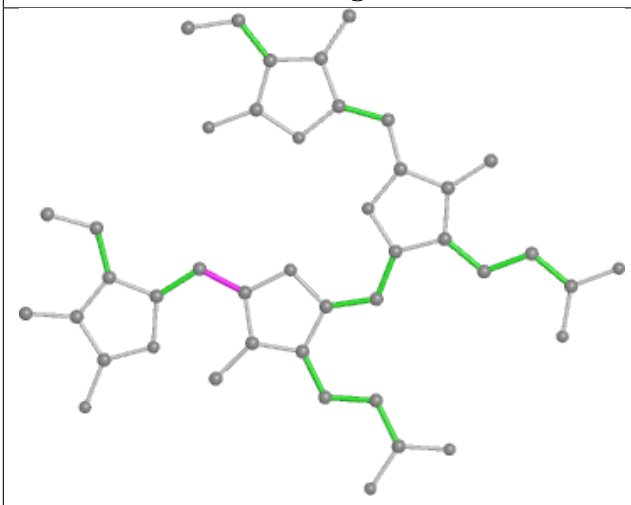

Torsions

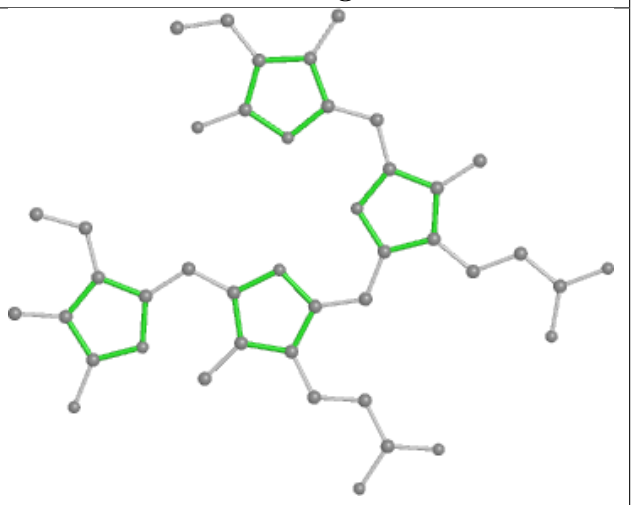

Rings

Ligand PEB EM 201

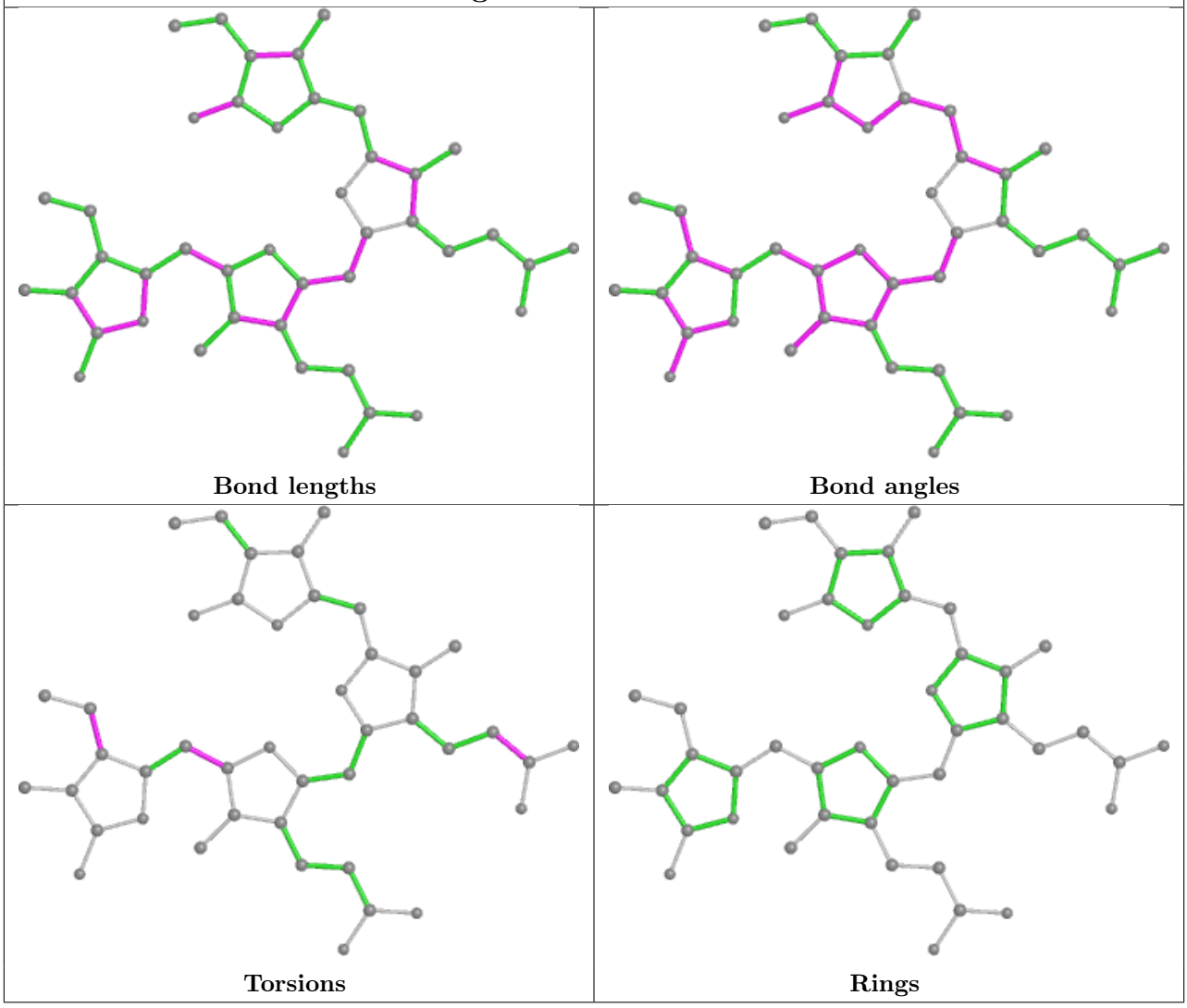

Ligand BCR B2 842

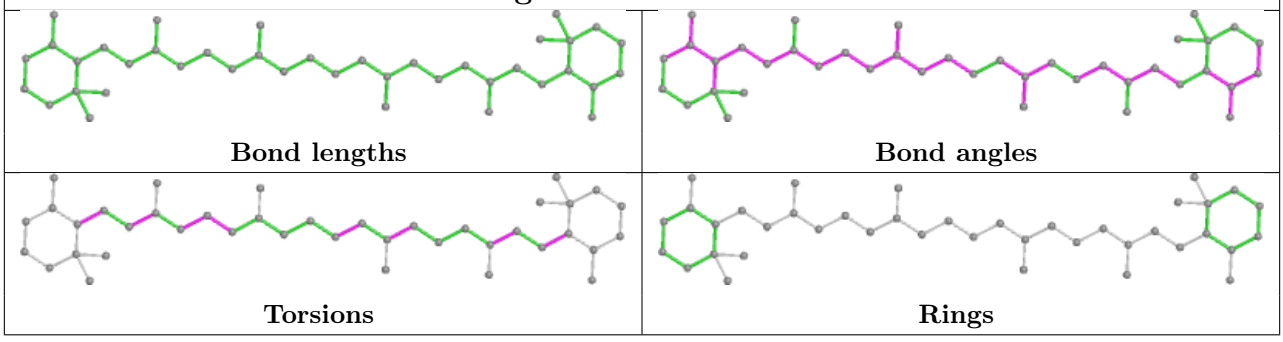

Ligand CYC ME 1001

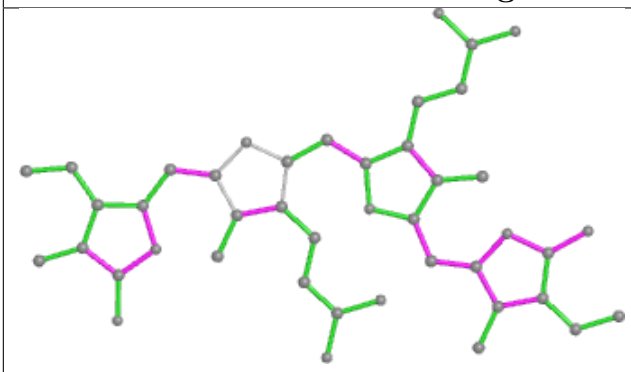

Bond lengths

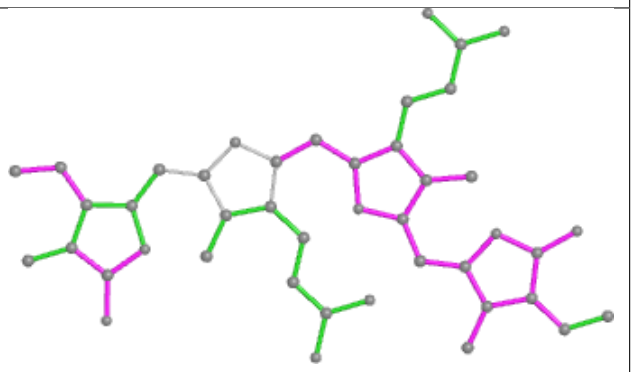

Bond angles

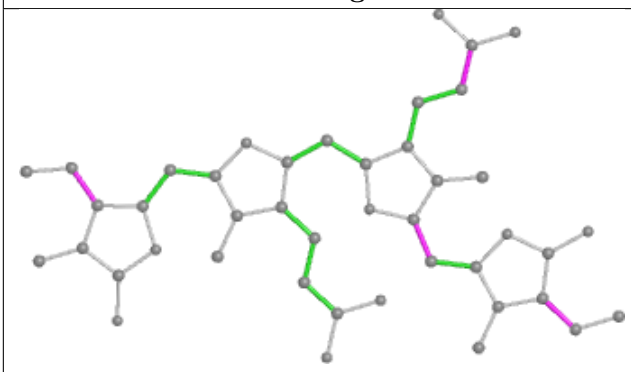

Torsions

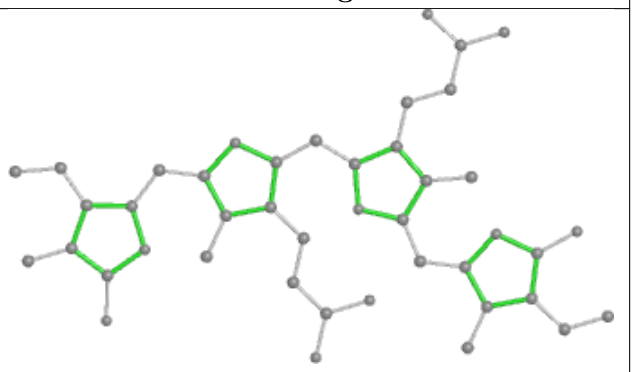

Rings

Ligand CLA A2 818

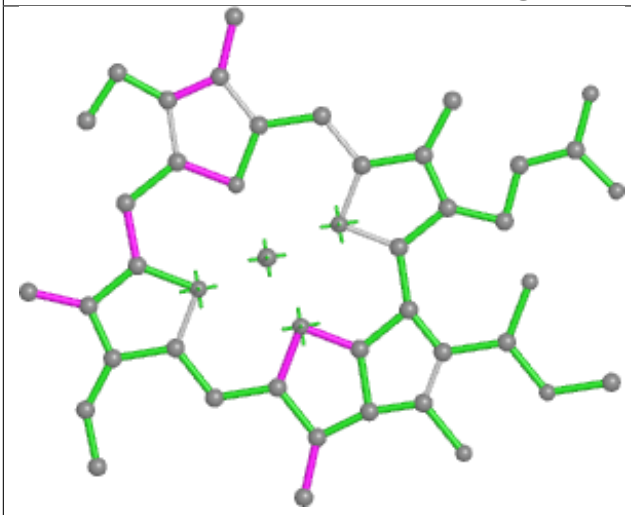

Bond lengths

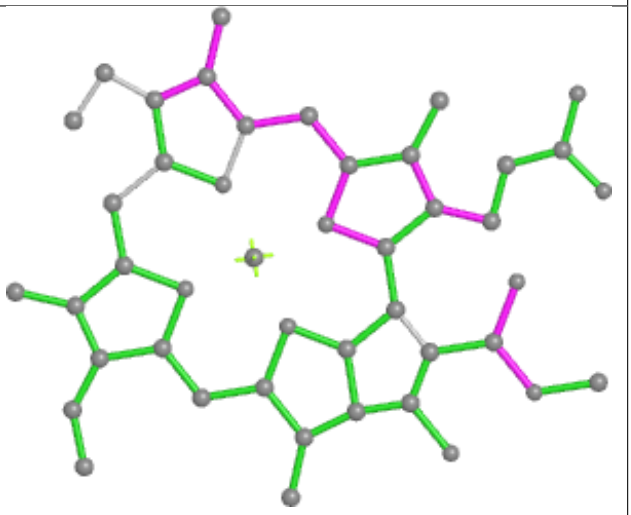

Bond angles

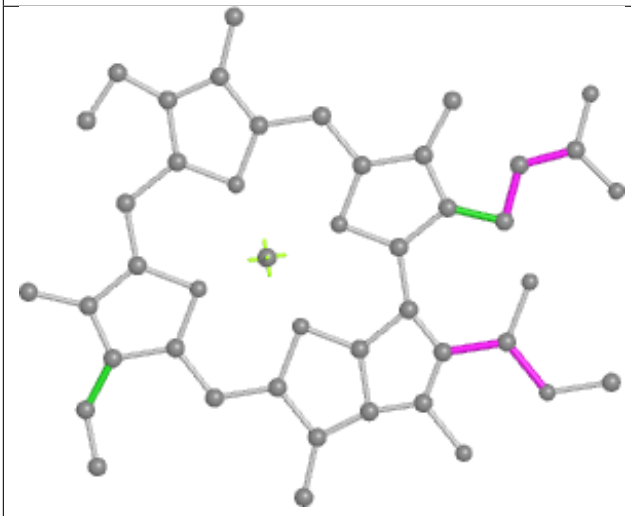

Torsions

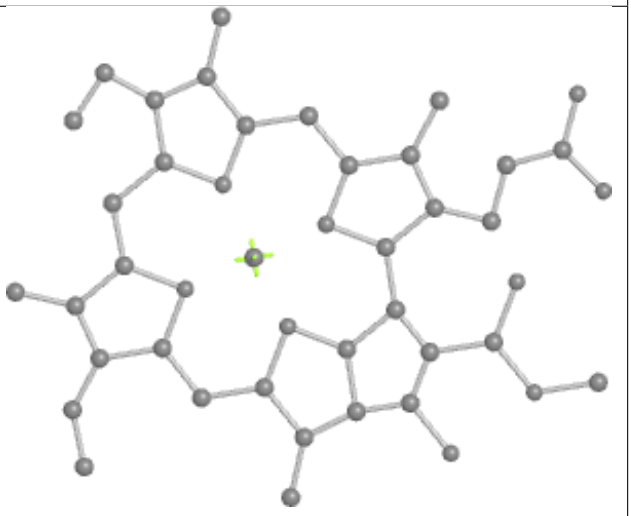

Rings

Ligand CLA A2 827

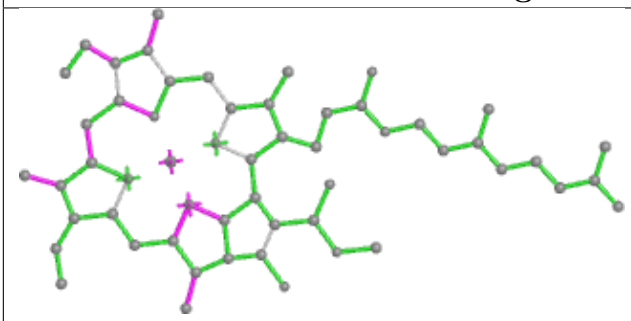

Bond lengths

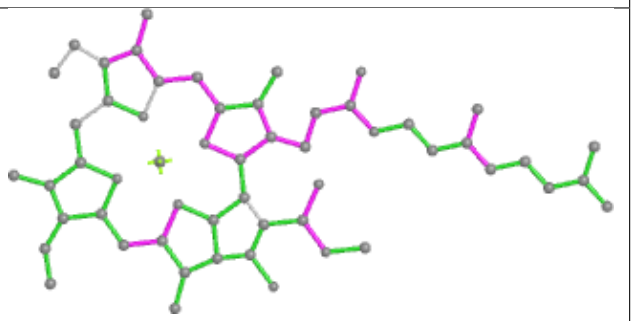

Bond angles

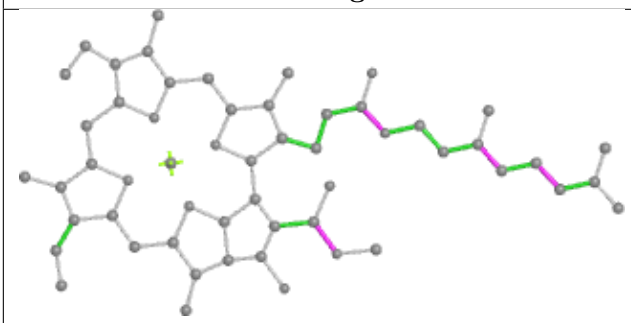

Torsions

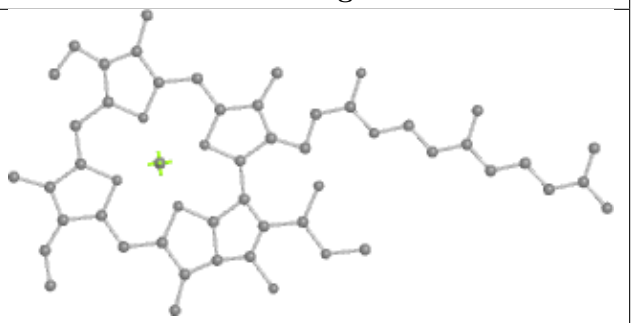

Rings

Ligand CLA c6 606

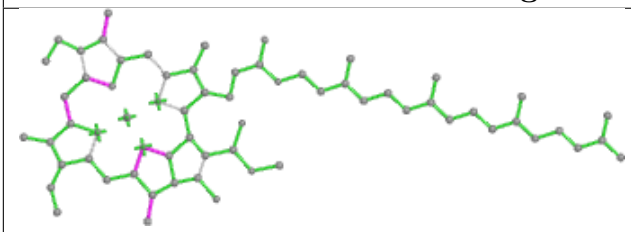

Bond lengths

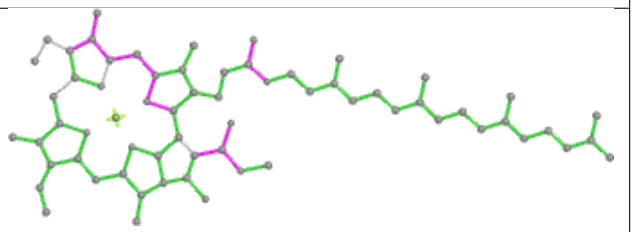

Bond angles

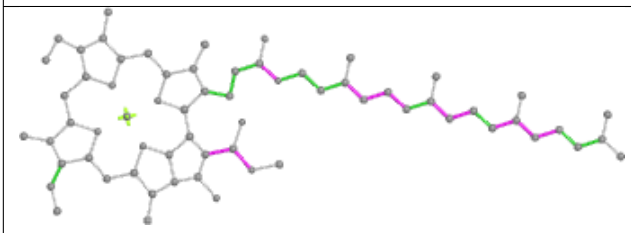

Torsions

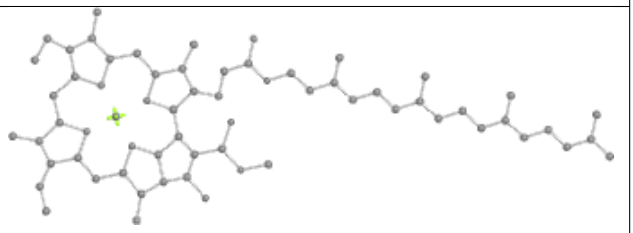

Rings

Ligand PEB O7 202

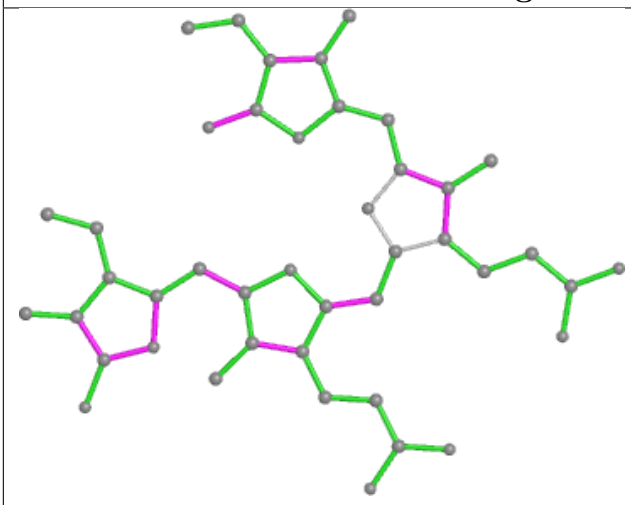

Bond lengths

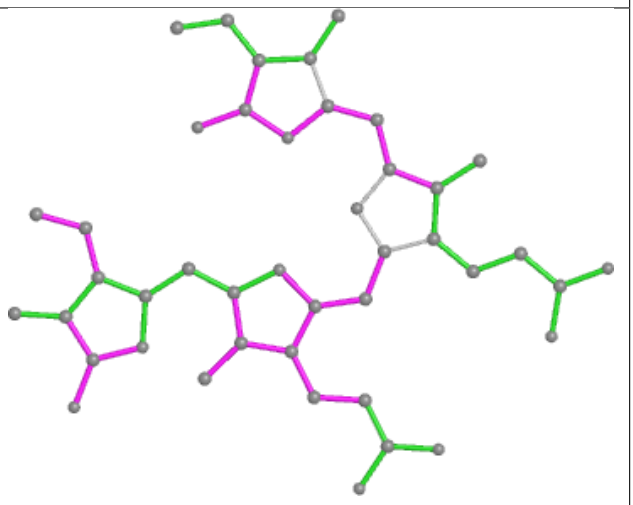

Bond angles

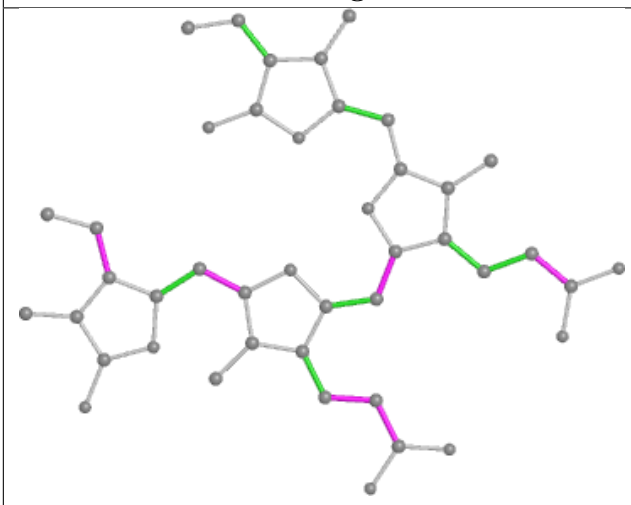

Torsions

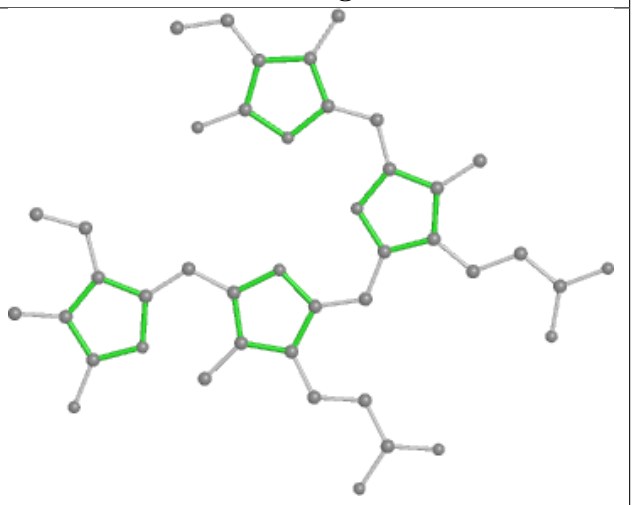

Rings

Ligand PEB XQ 202

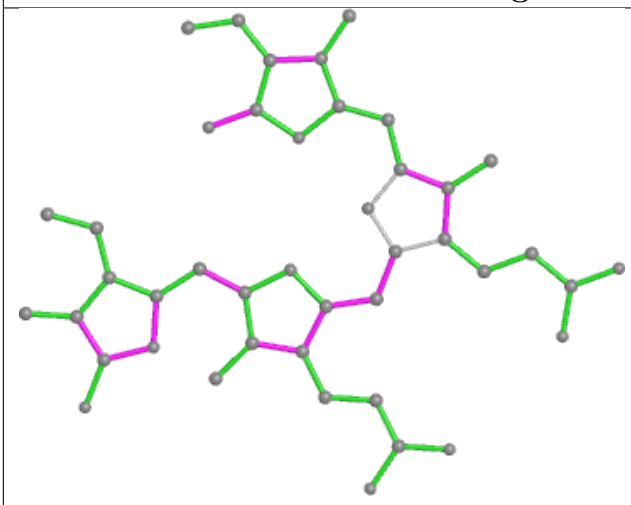

Bond lengths

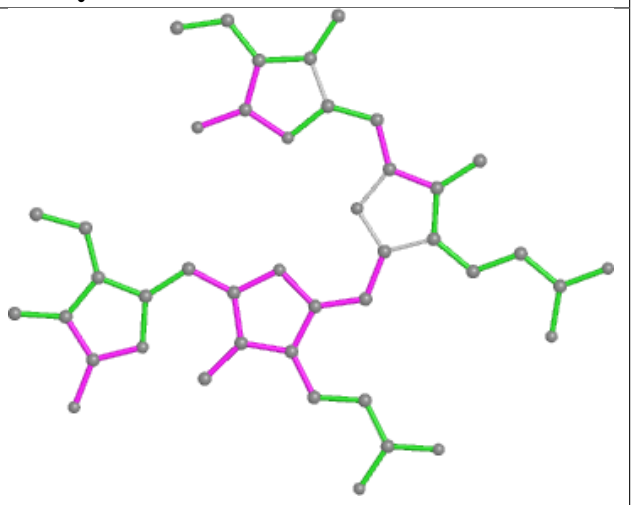

Bond angles

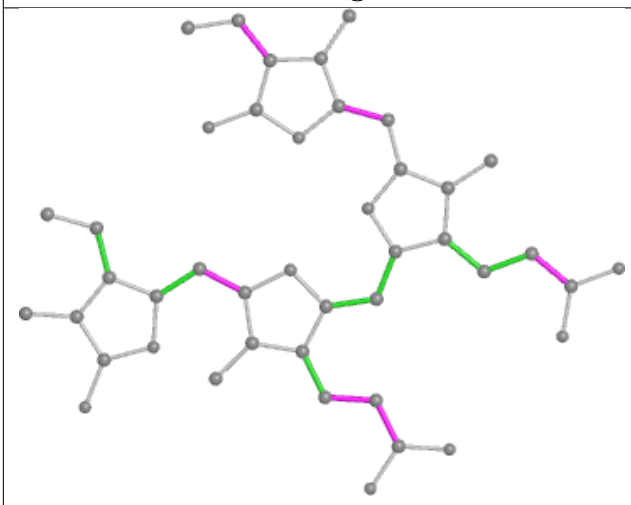

Torsions

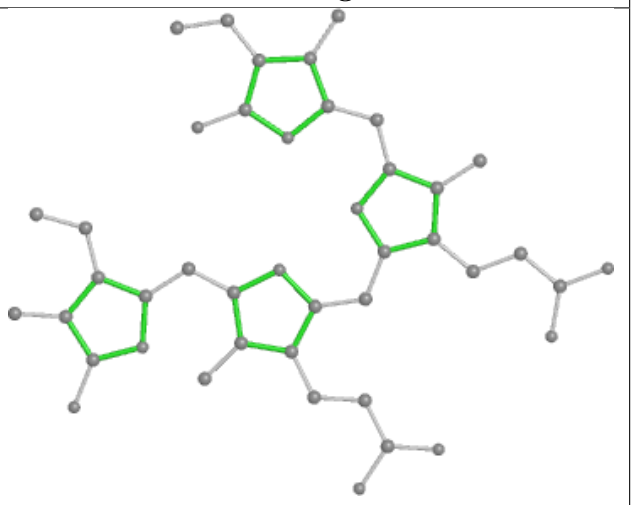

Rings

Ligand PEB mO 202

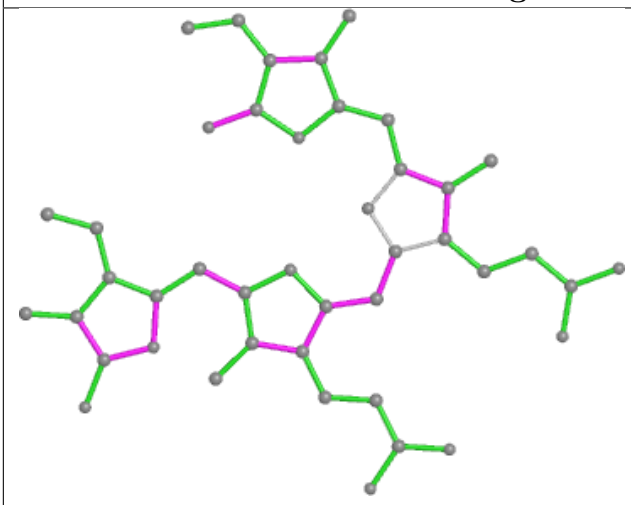

Bond lengths

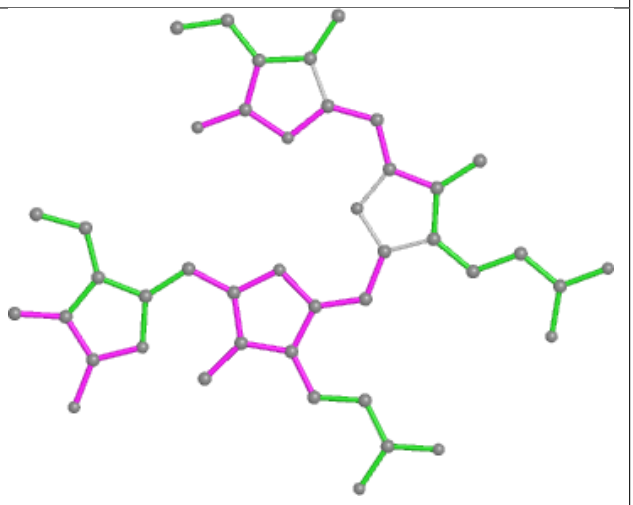

Bond angles

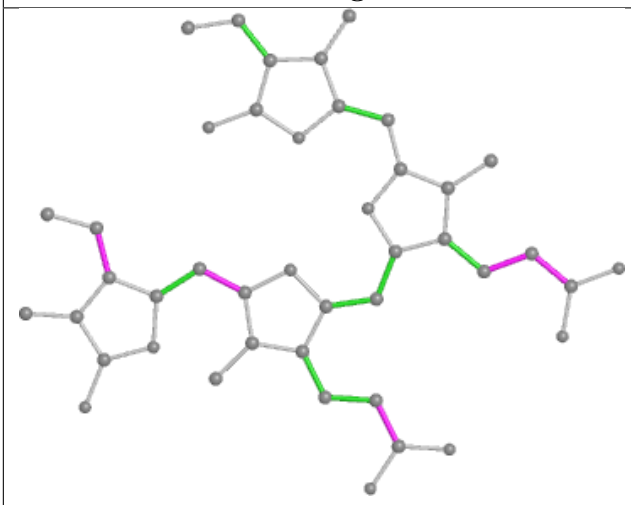

Torsions

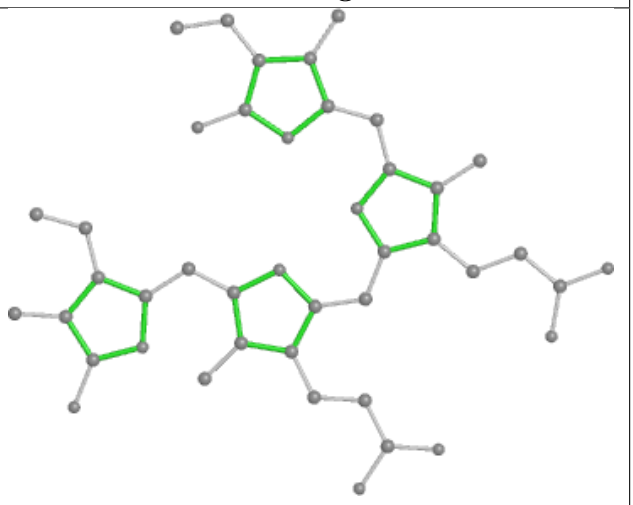

Rings

Ligand PEB tK 201

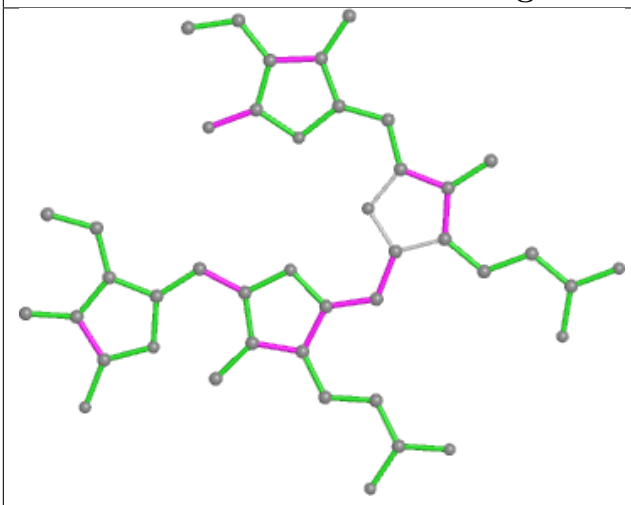

Bond lengths

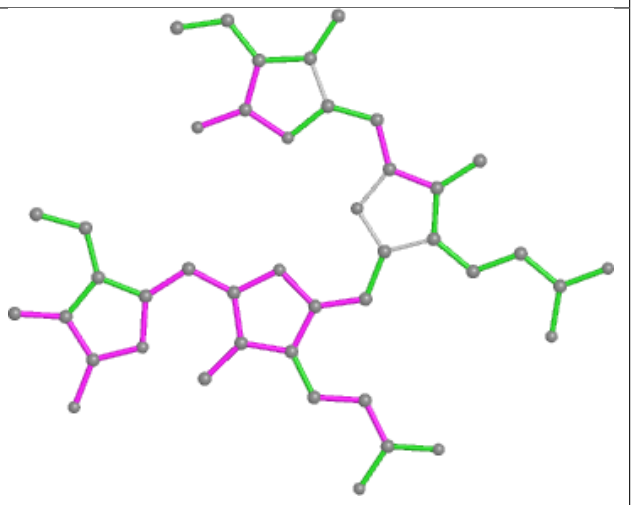

Bond angles

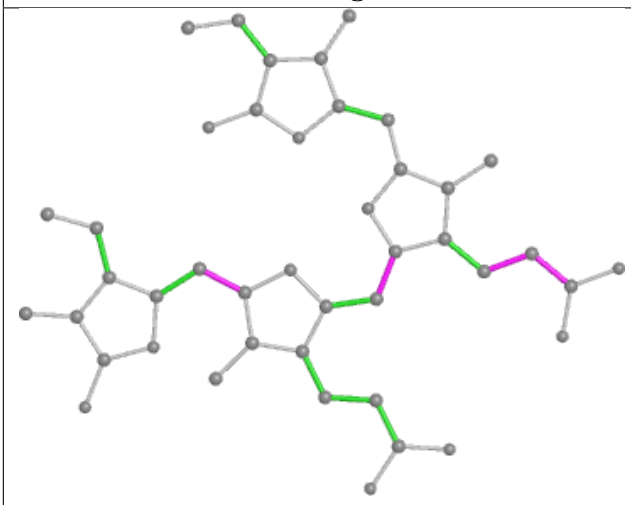

Torsions

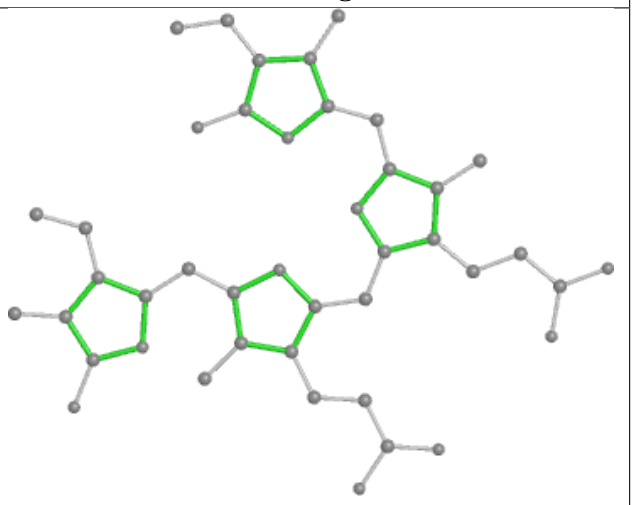

Rings

Ligand CYC N4 1001

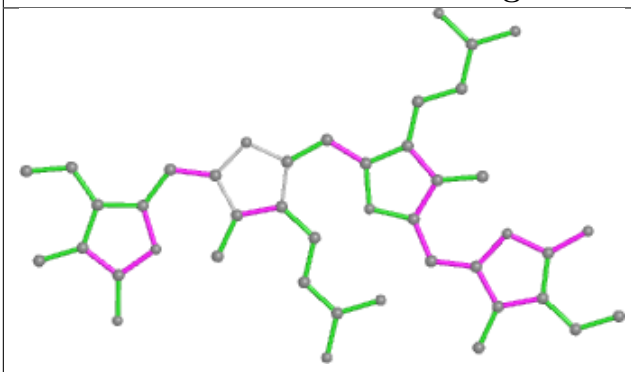

Bond lengths

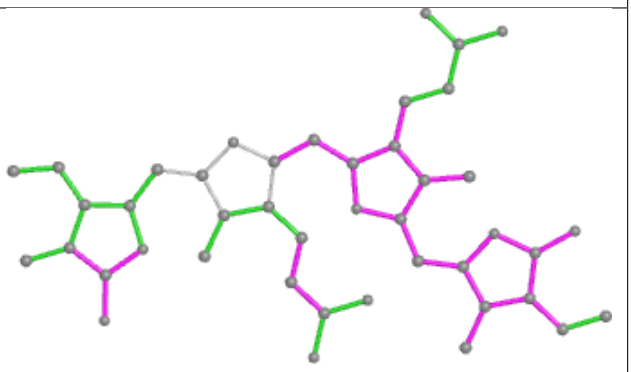

Bond angles

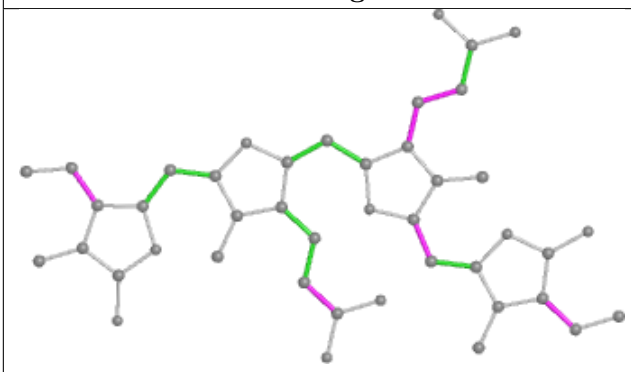

Torsions

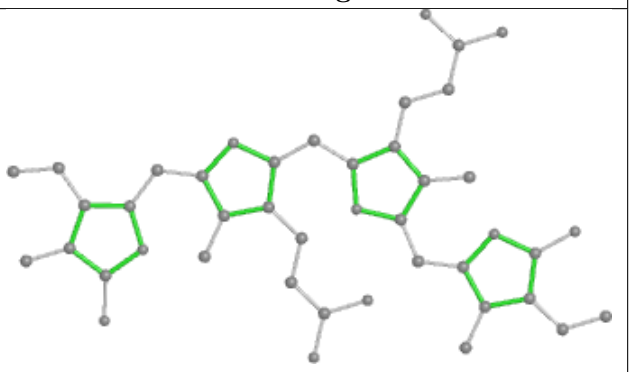

Rings

Ligand CLA 12 606

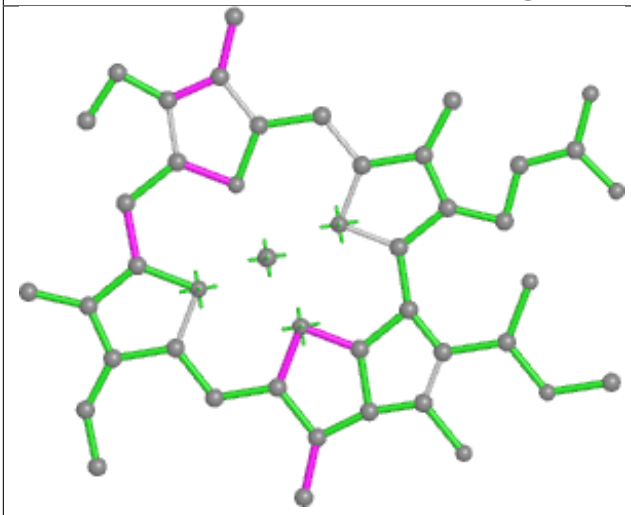

Bond lengths

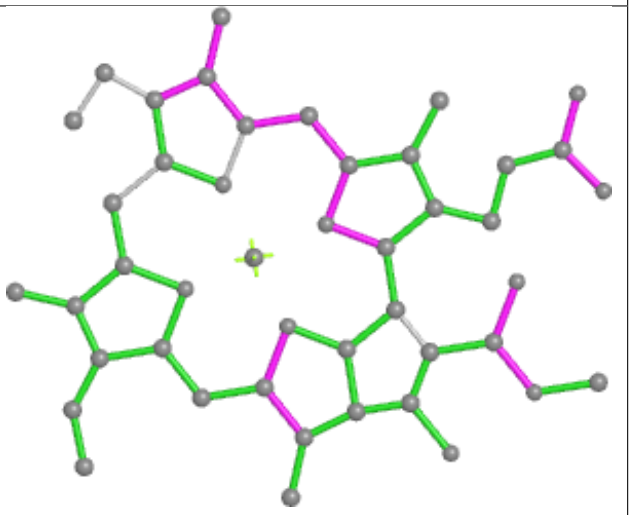

Bond angles

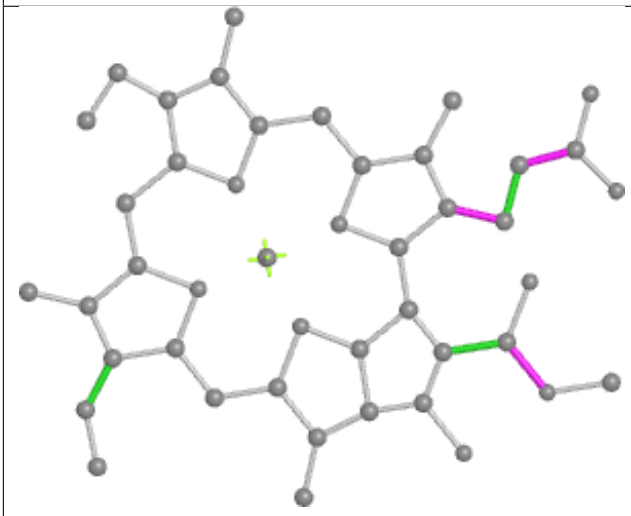

Torsions

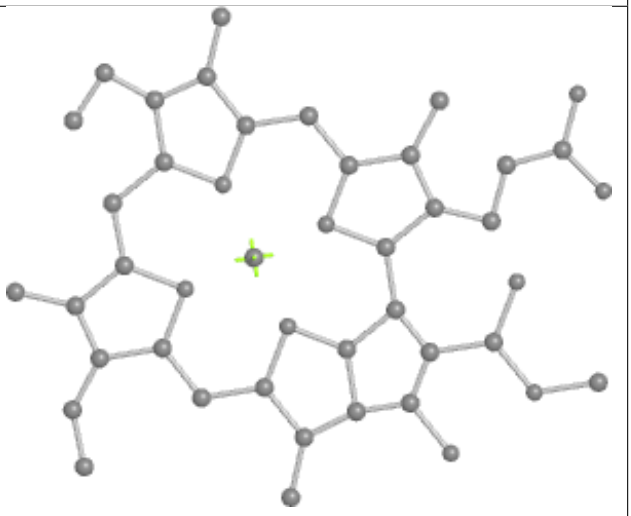

Rings

Ligand PEB C7 201

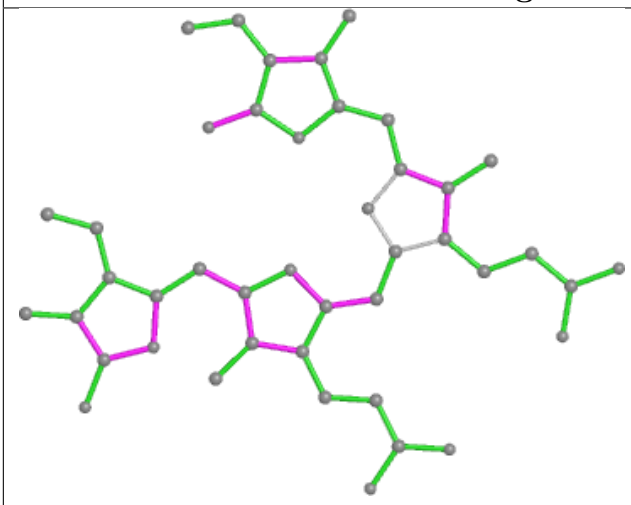

Bond lengths

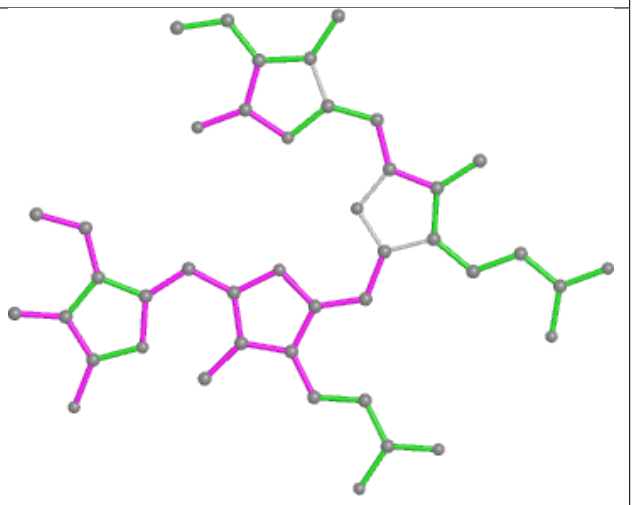

Bond angles

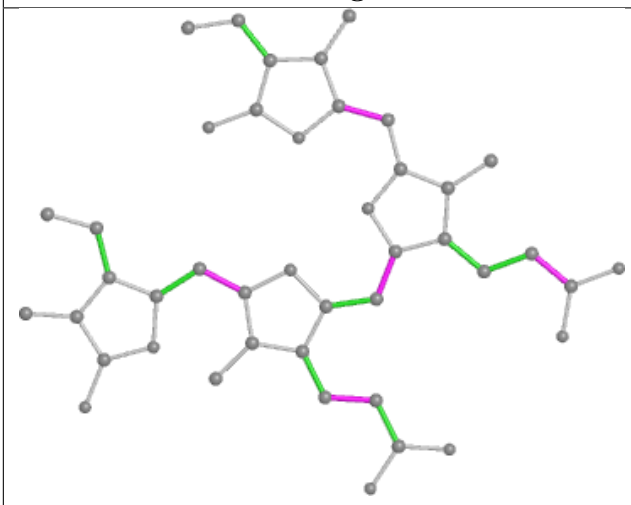

Torsions

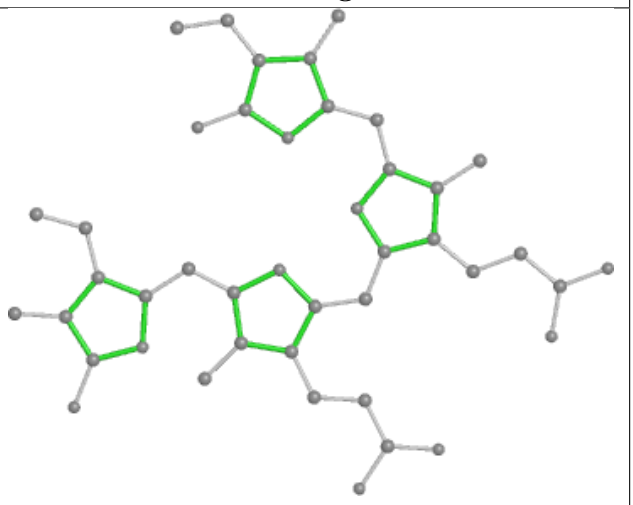

Rings

Ligand PEB ZK 201

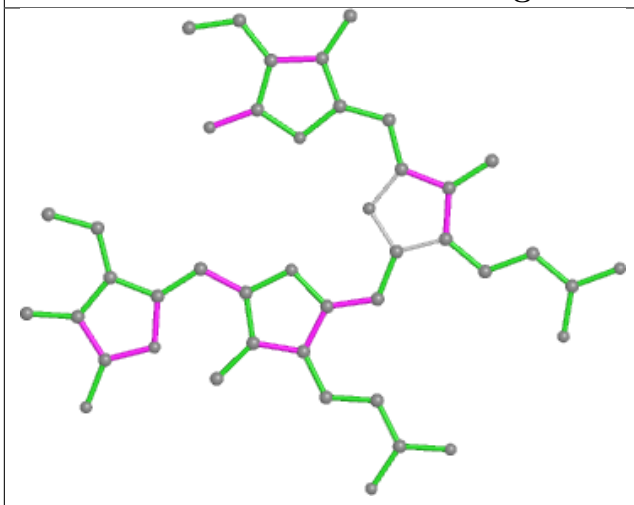

Bond lengths

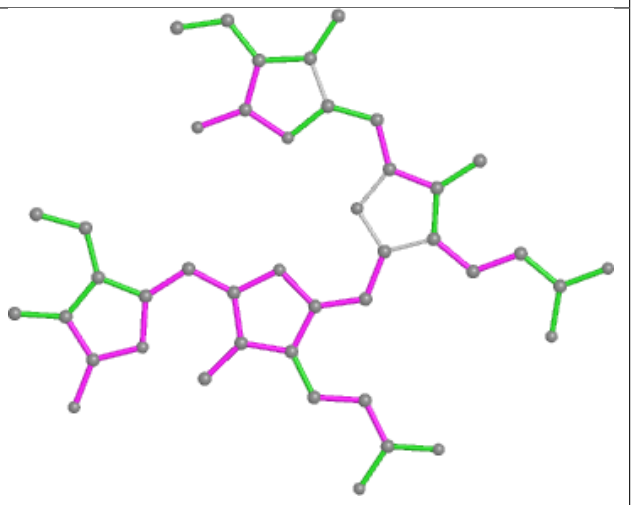

Bond angles

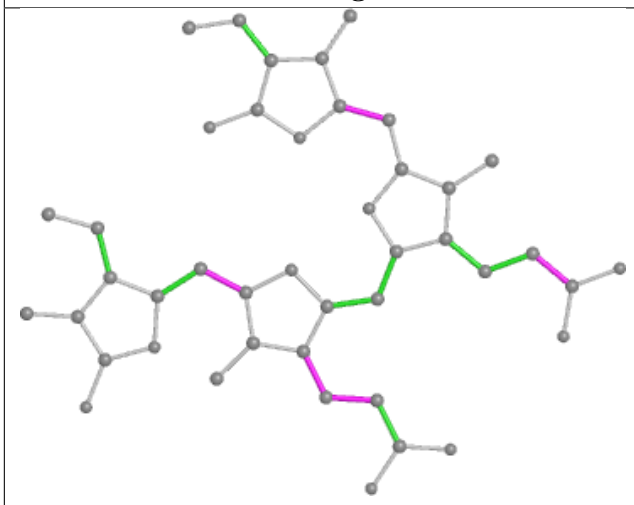

Torsions

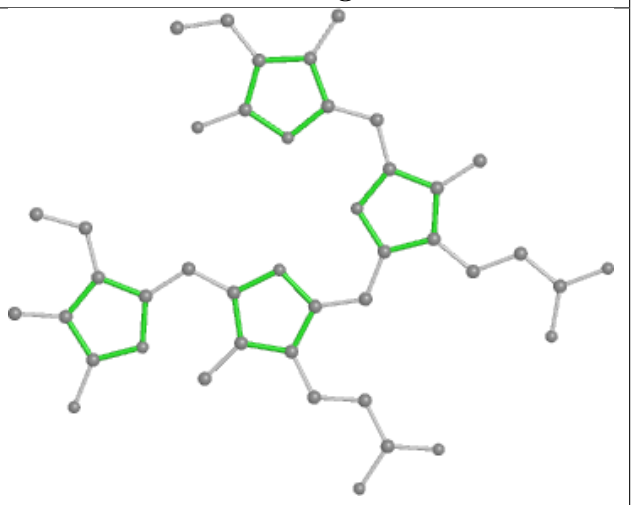

Rings

Ligand PEB NE 202

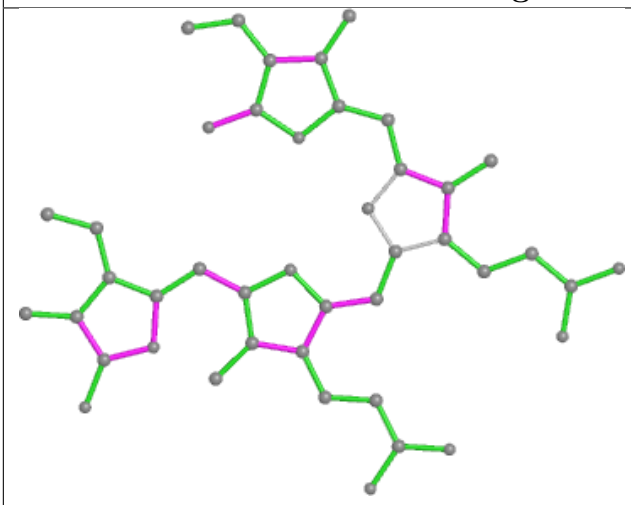

Bond lengths

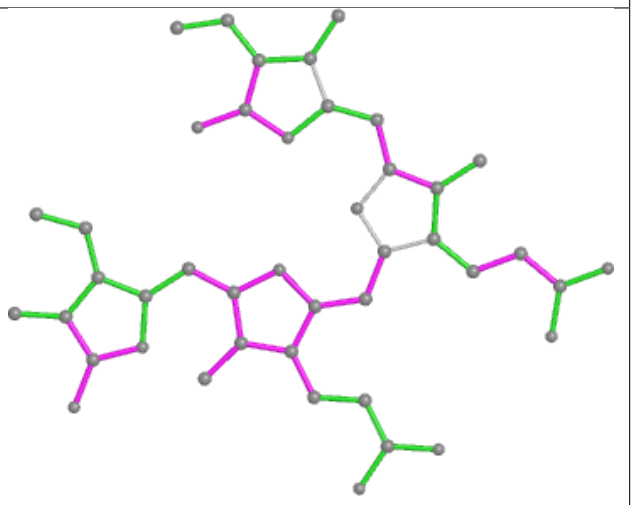

Bond angles

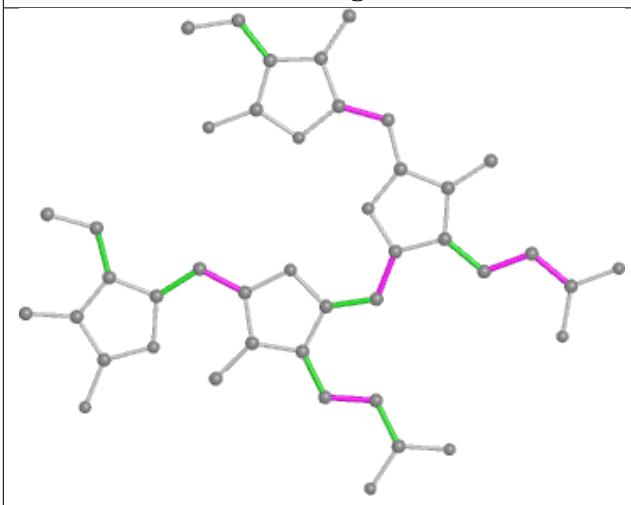

Torsions

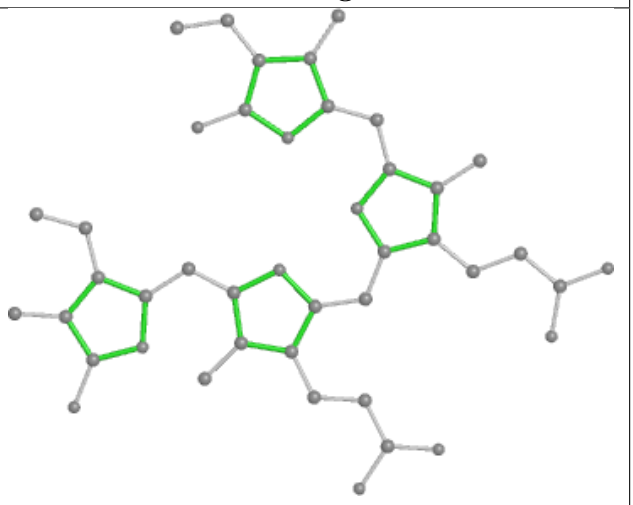

Rings

Ligand PEB QI 201

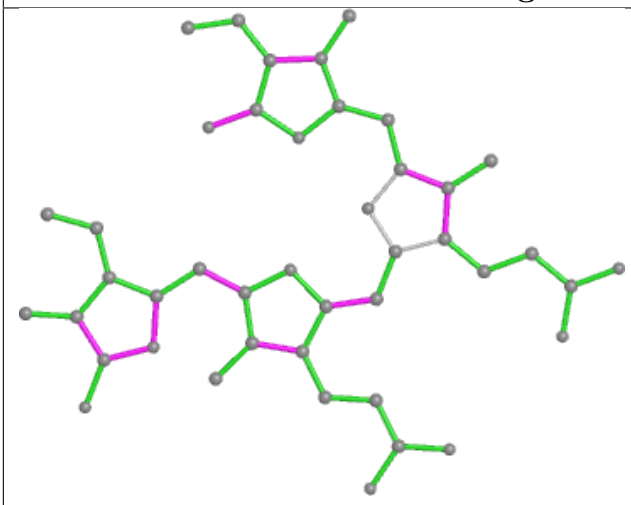

Bond lengths

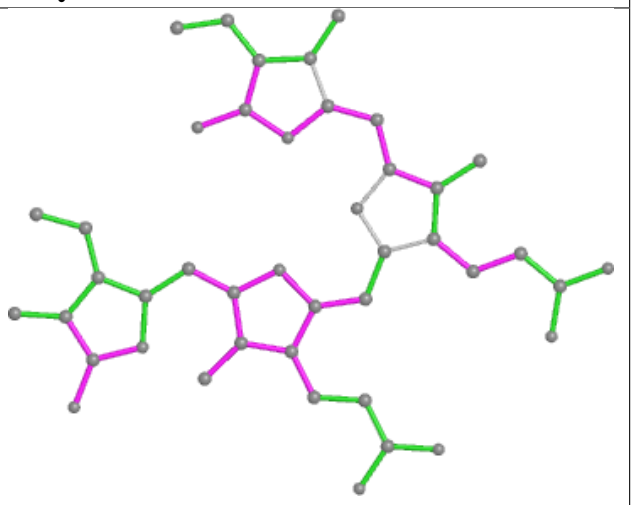

Bond angles

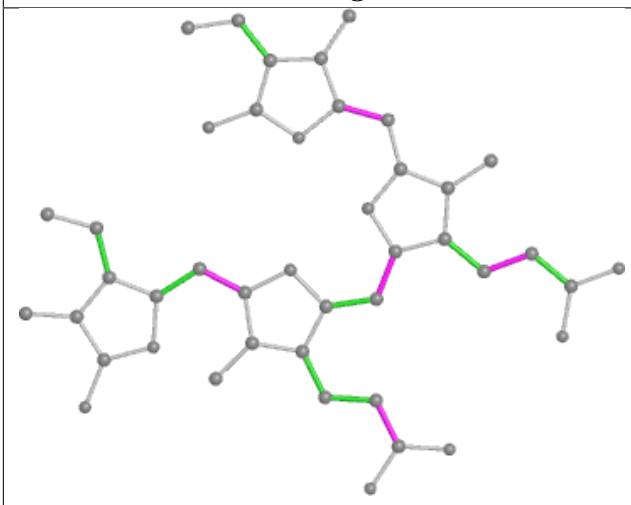

Torsions

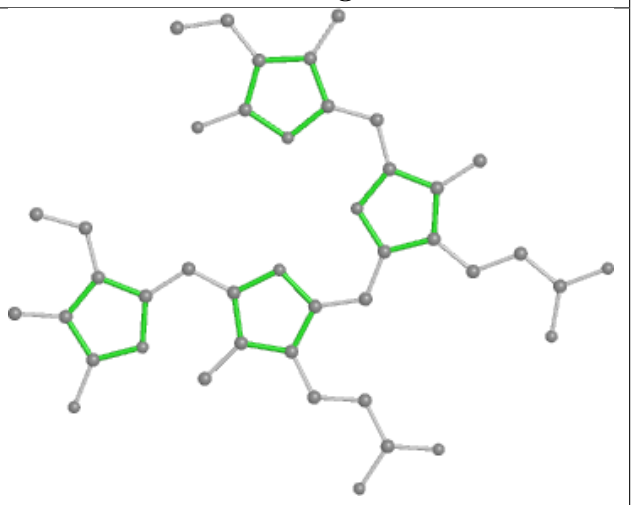

Rings

Ligand PEB qK 202

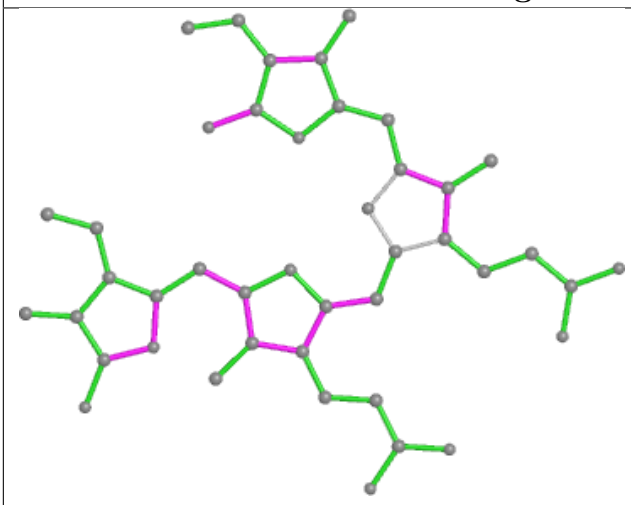

Bond lengths

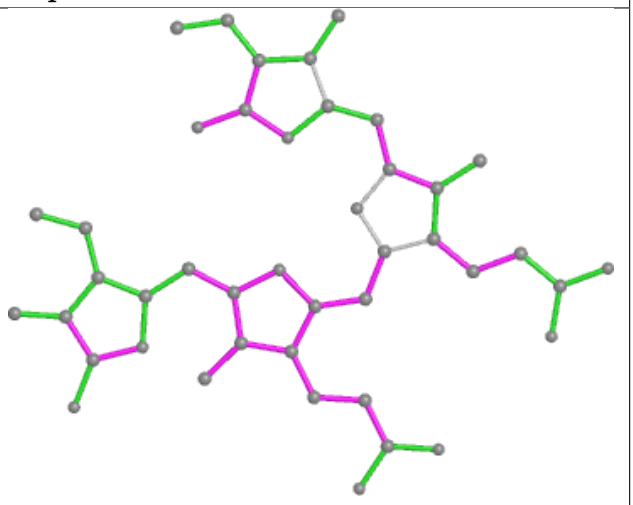

Bond angles

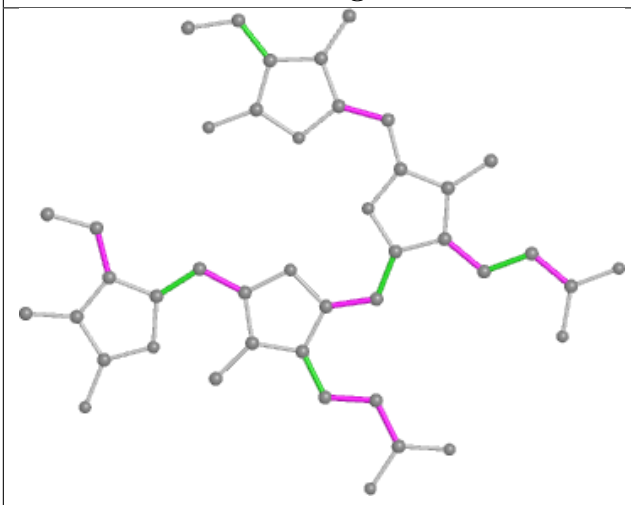

Torsions

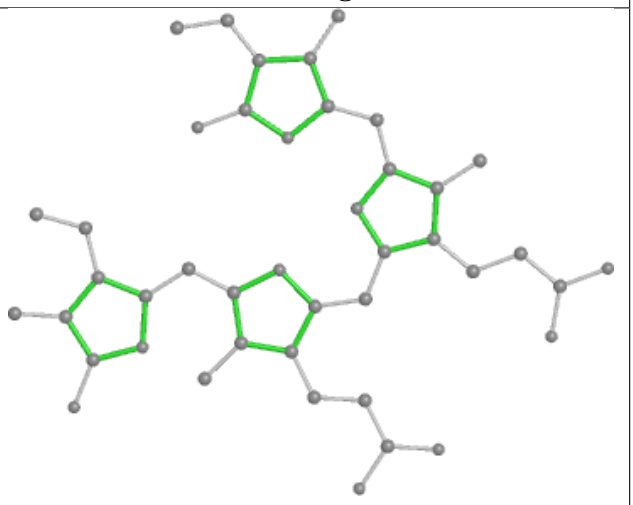

Rings

Ligand PEB CA 202

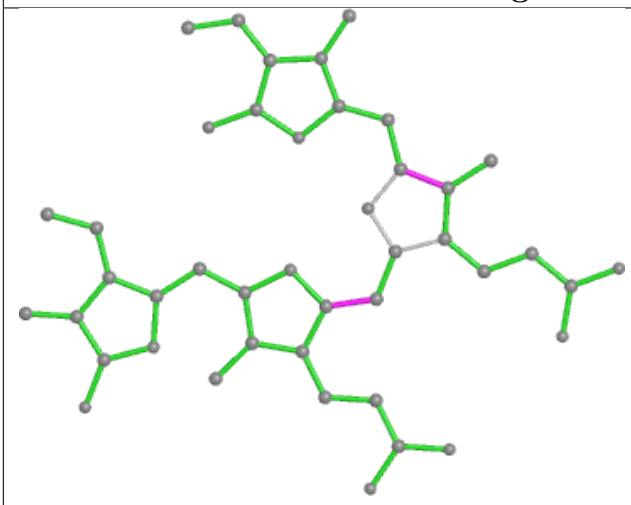

Bond lengths

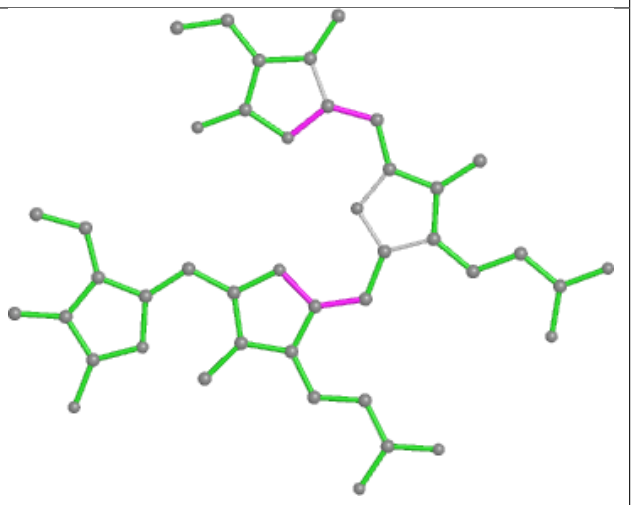

Bond angles

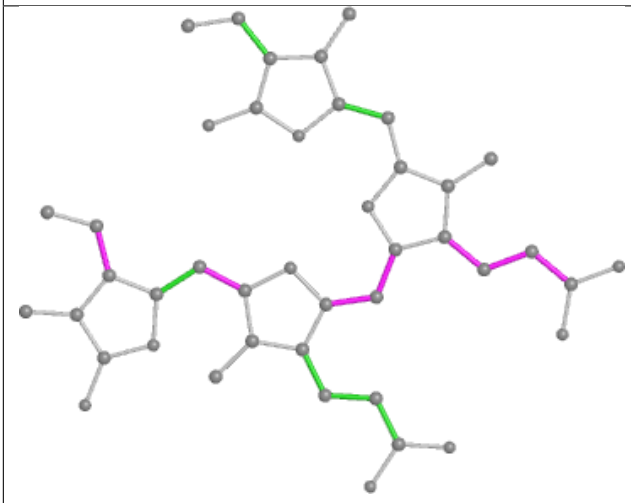

Torsions

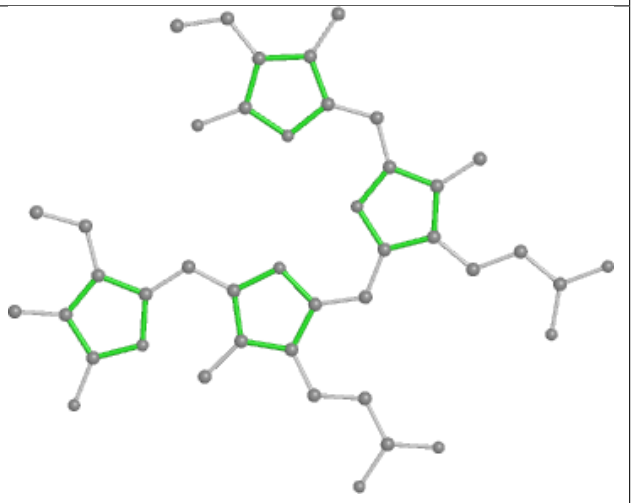

Rings

Ligand PEB UI 202

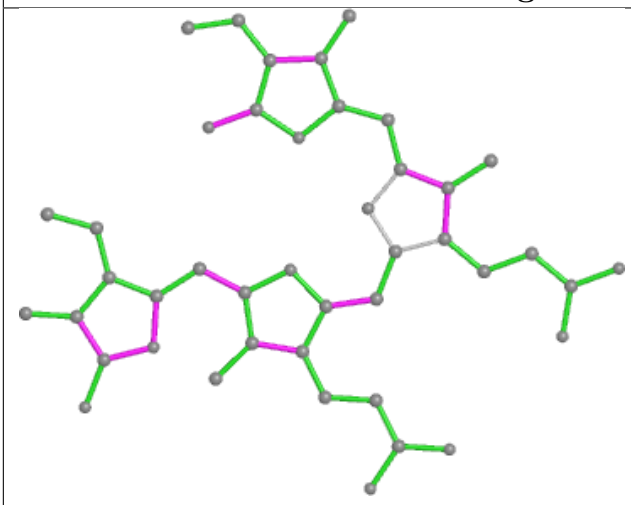

Bond lengths

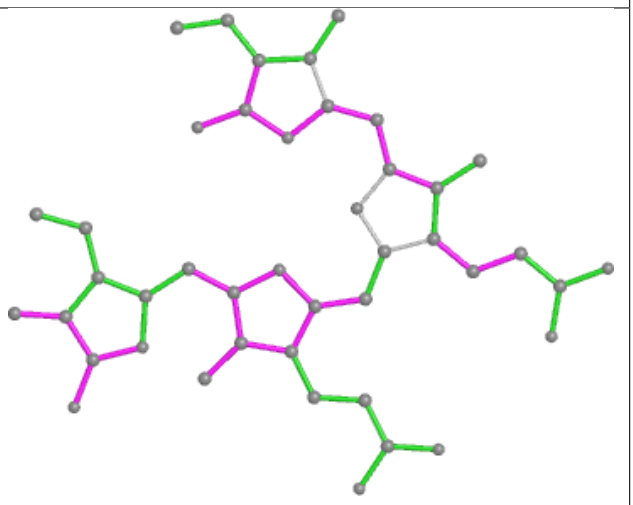

Bond angles

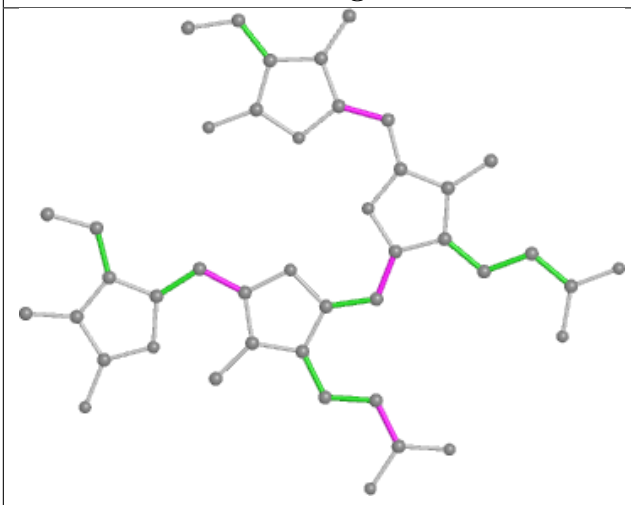

Torsions

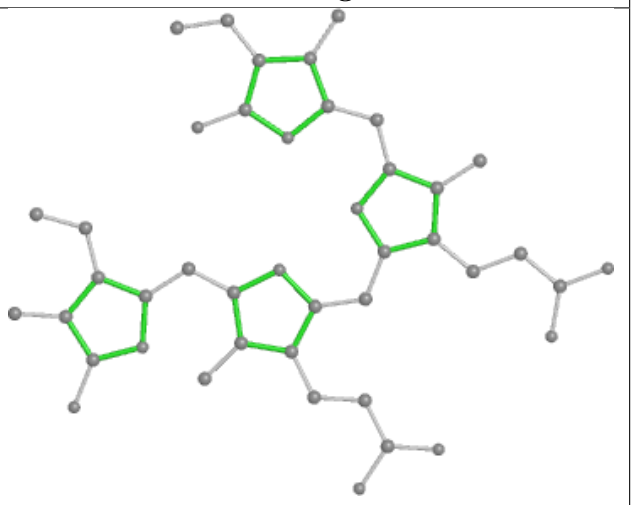

Rings

Ligand CYC 73 1002

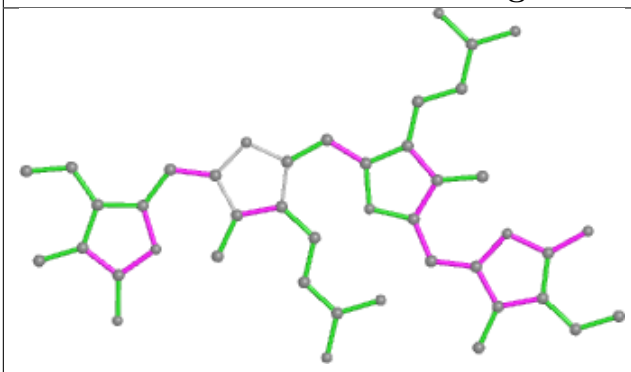

Bond lengths

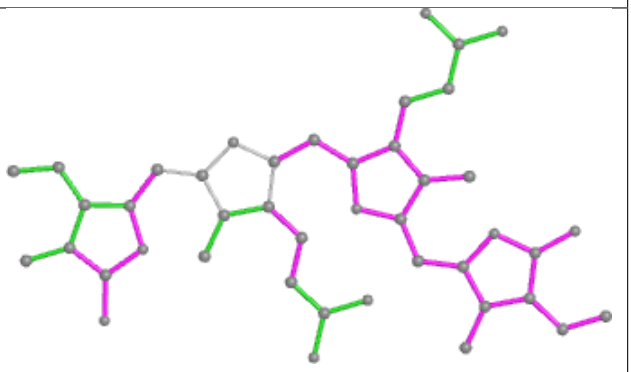

Bond angles

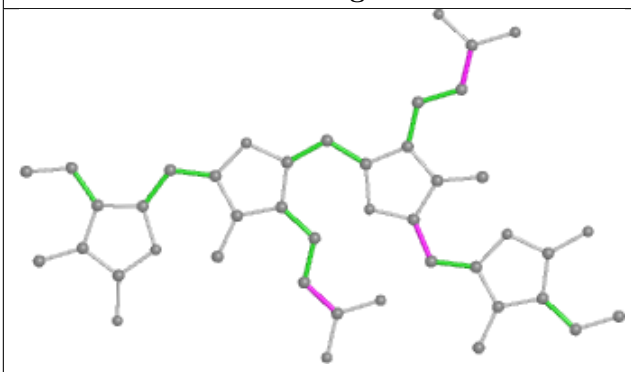

Torsions

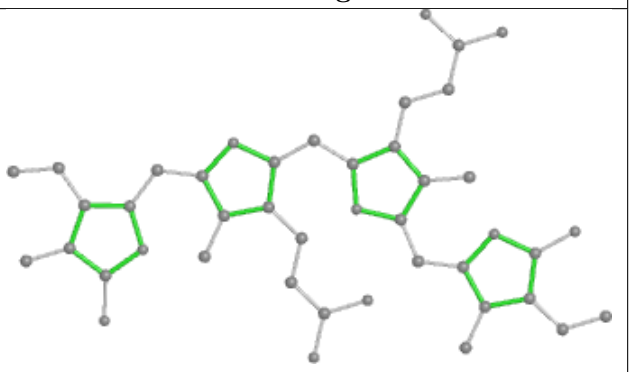

Rings

Ligand PEB GM 202

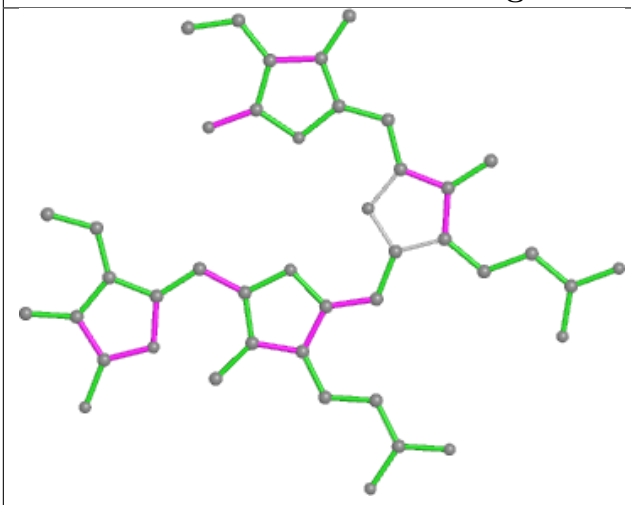

Bond lengths

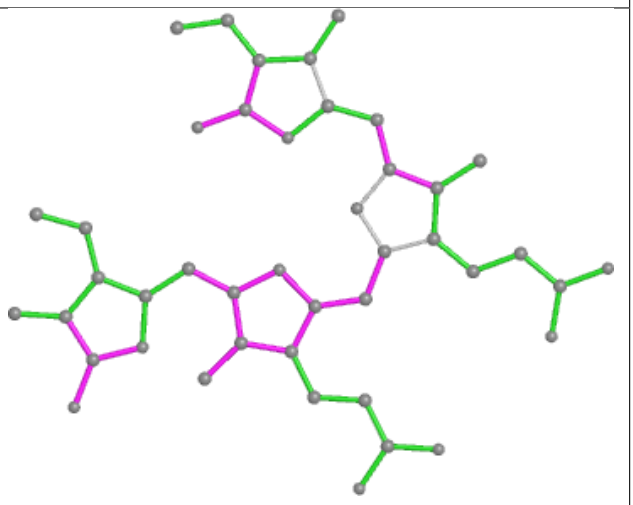

Bond angles

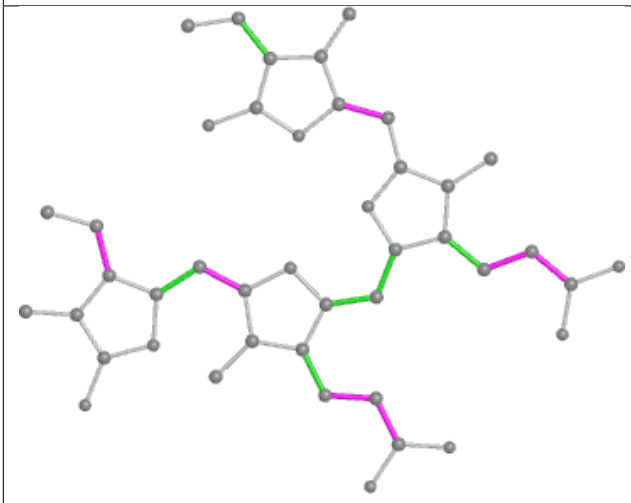

Torsions

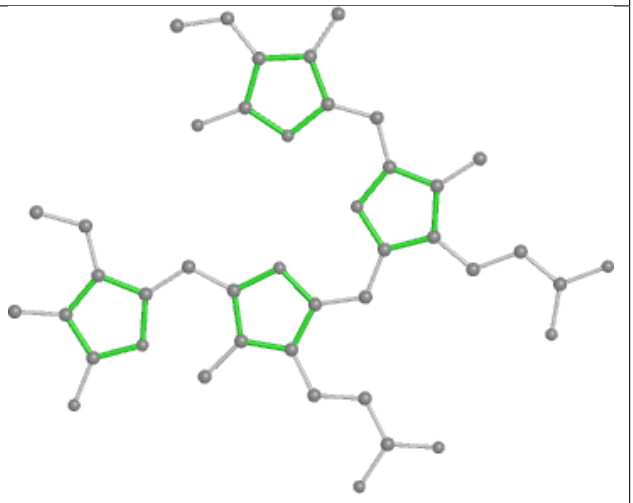

Rings

Ligand PEB O5 202

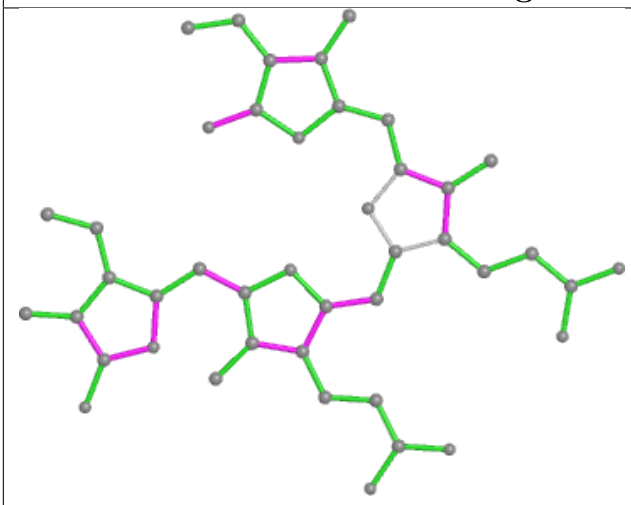

Bond lengths

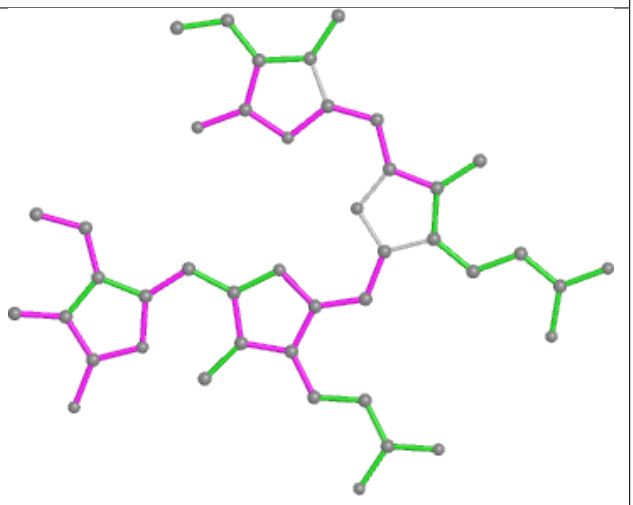

Bond angles

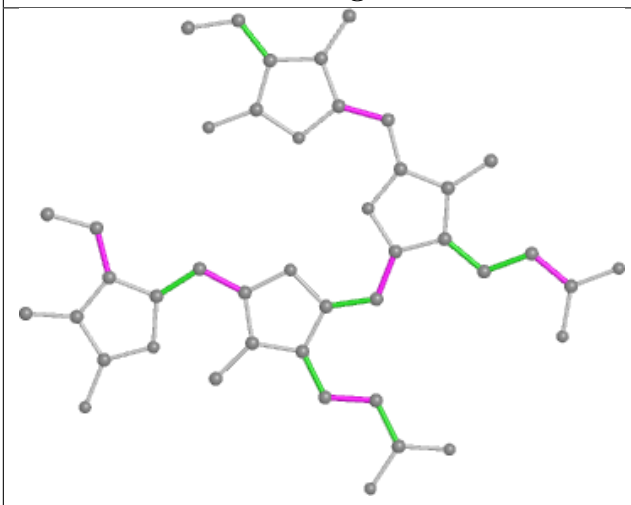

Torsions

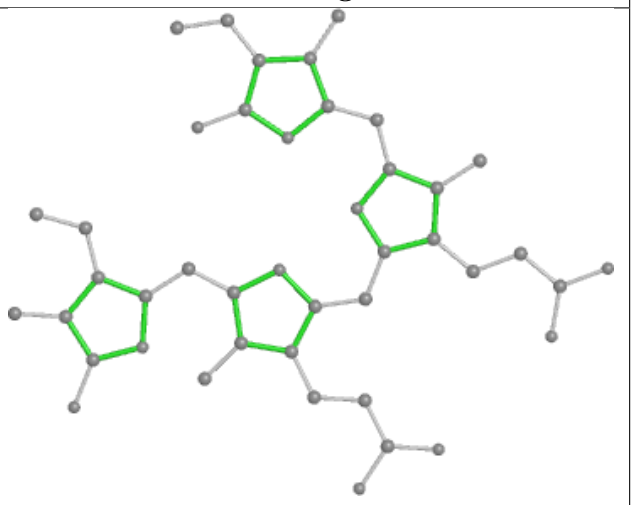

Rings

Ligand PEB JI 201

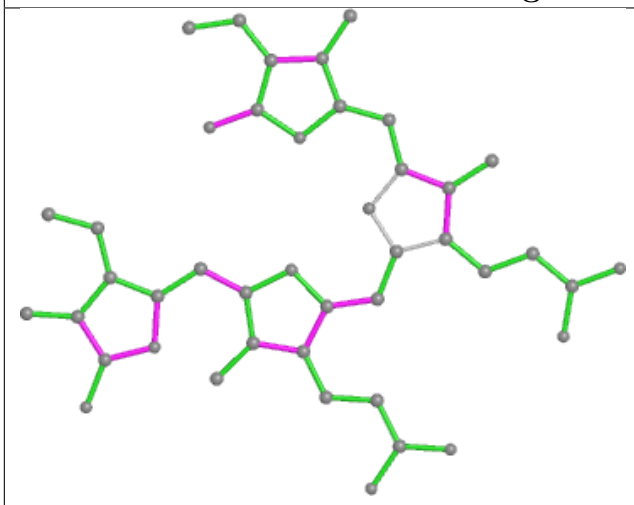

Bond lengths

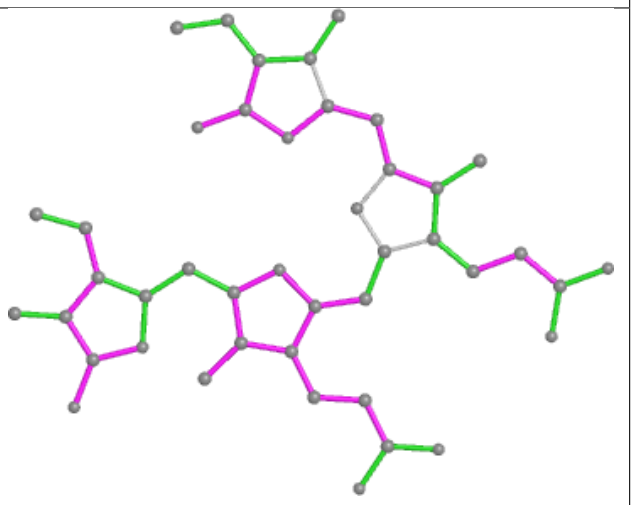

Bond angles

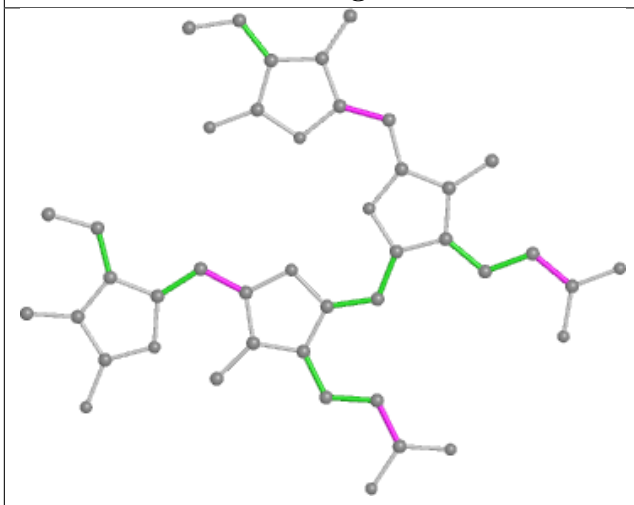

Torsions

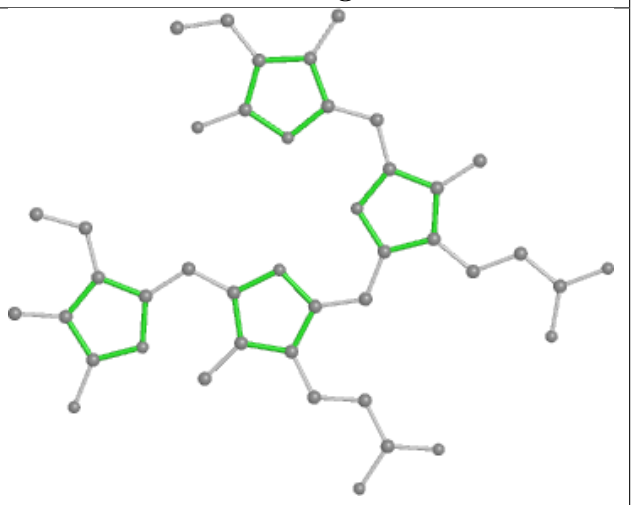

Rings

Ligand CLA 22 612

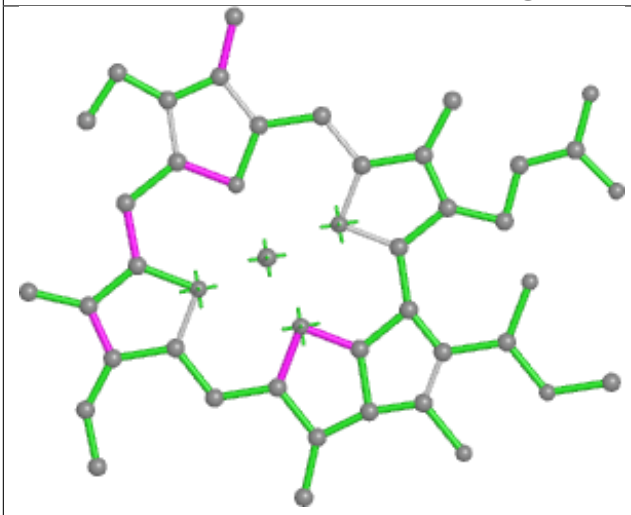

Bond lengths

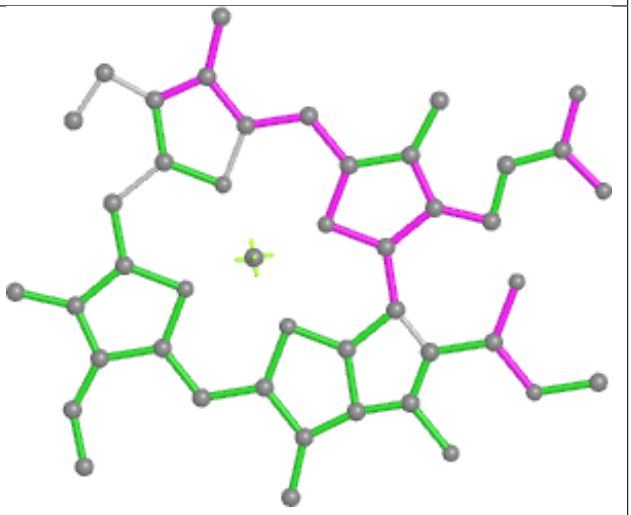

Bond angles

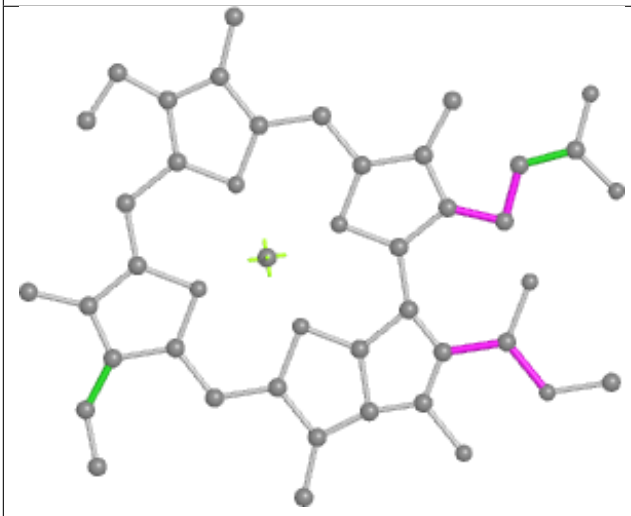

Torsions

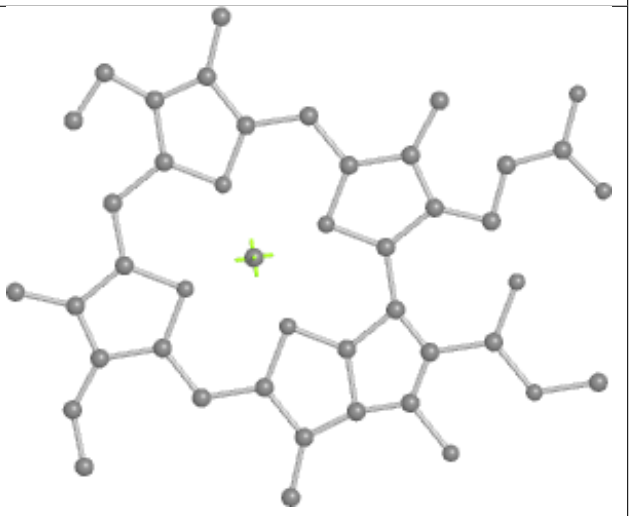

Rings

Ligand PEB hM 202

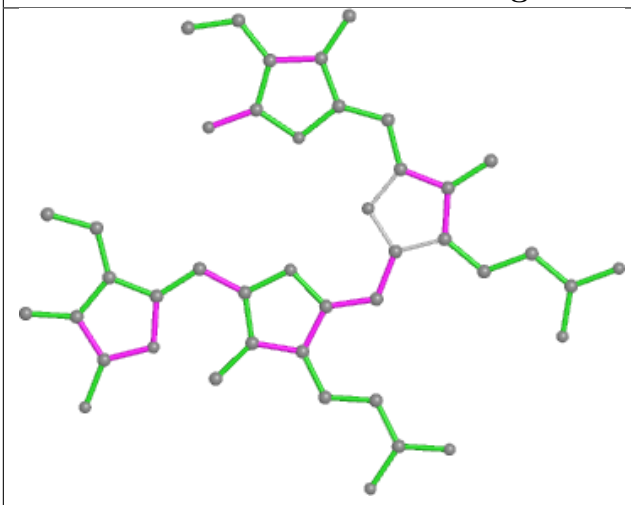

Bond lengths

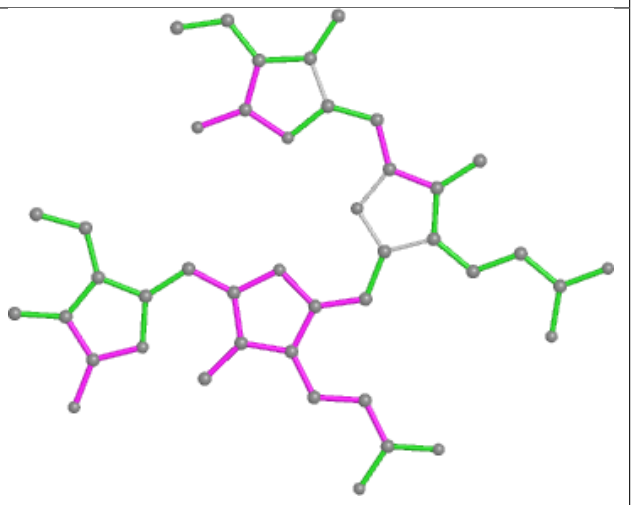

Bond angles

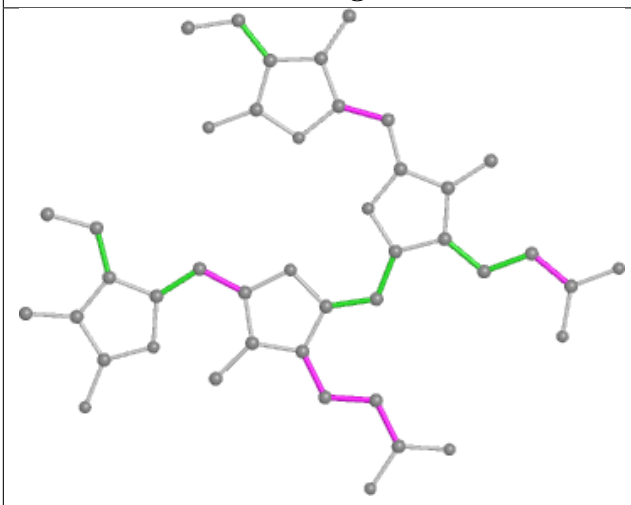

Torsions

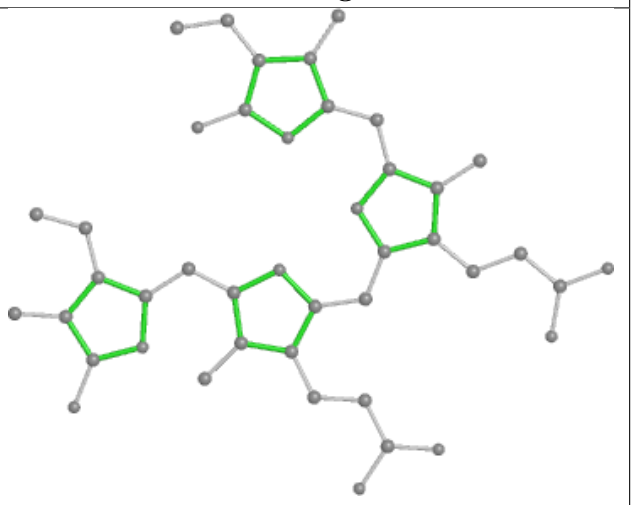

Rings

Ligand PEB Y1 202

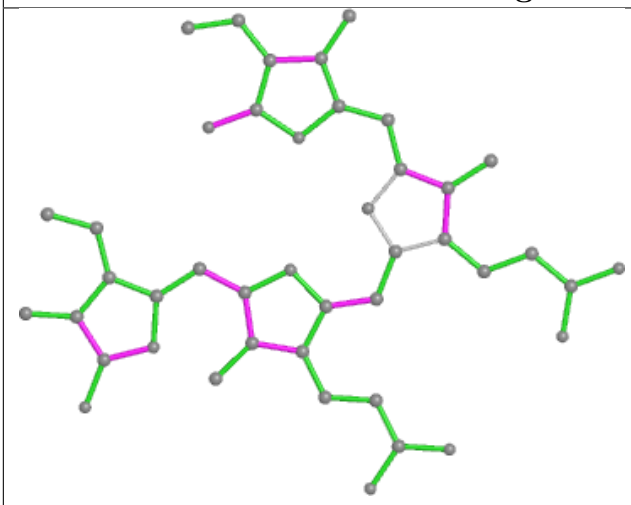

Bond lengths

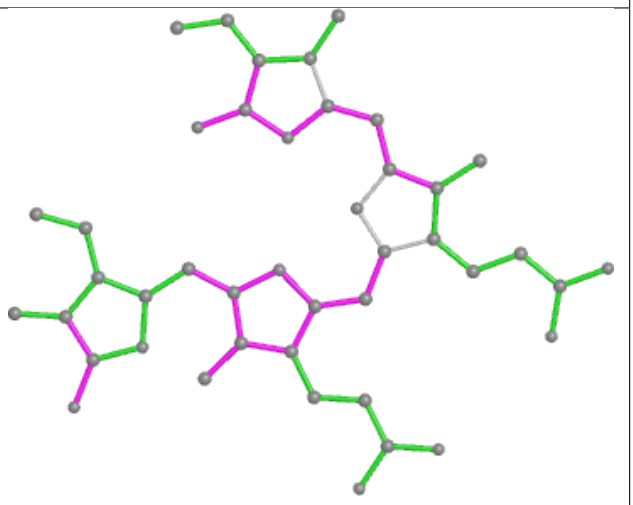

Bond angles

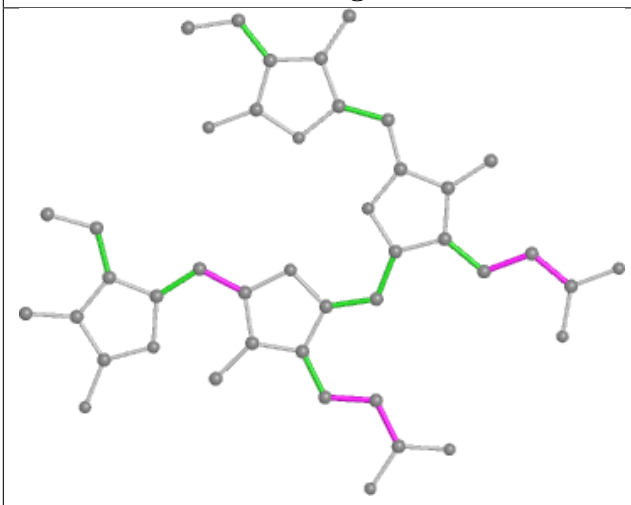

Torsions

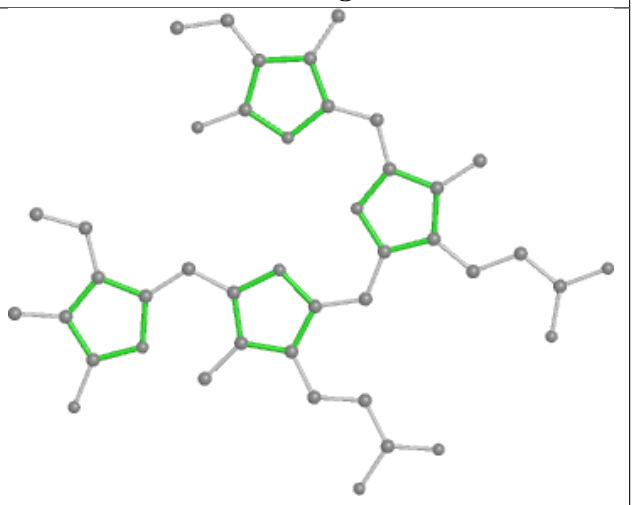

Rings

Ligand PEB d1 201

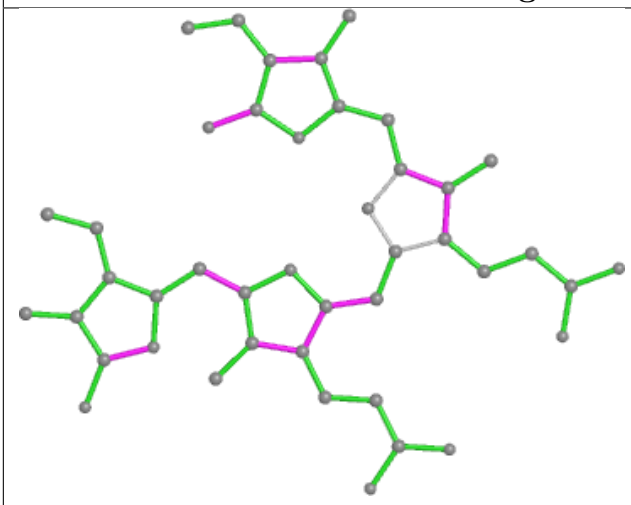

Bond lengths

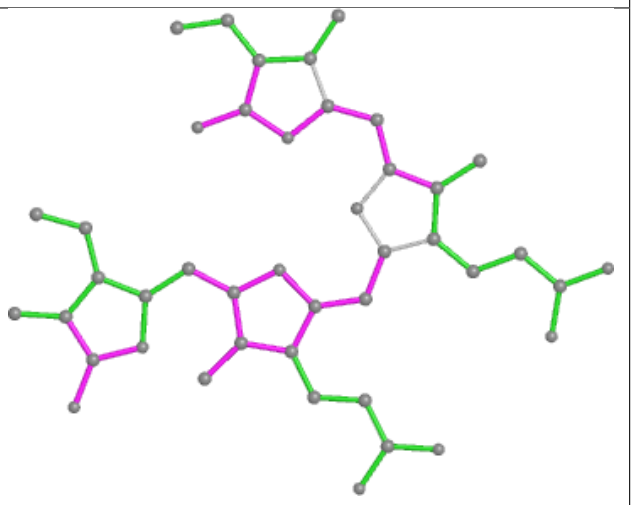

Bond angles

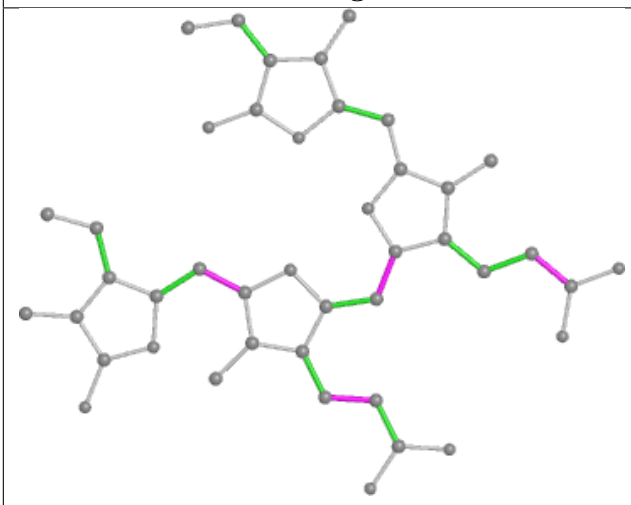

Torsions

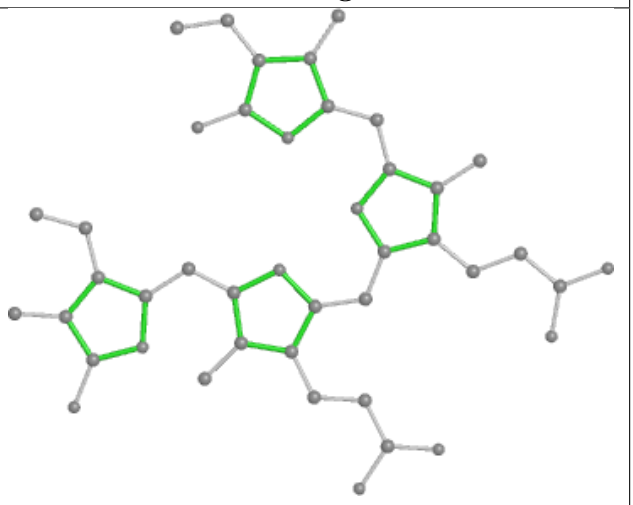

Rings

Ligand PEB q8 201

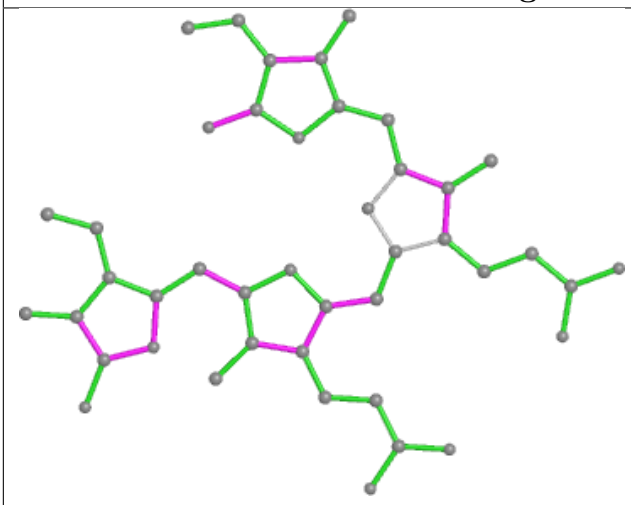

Bond lengths

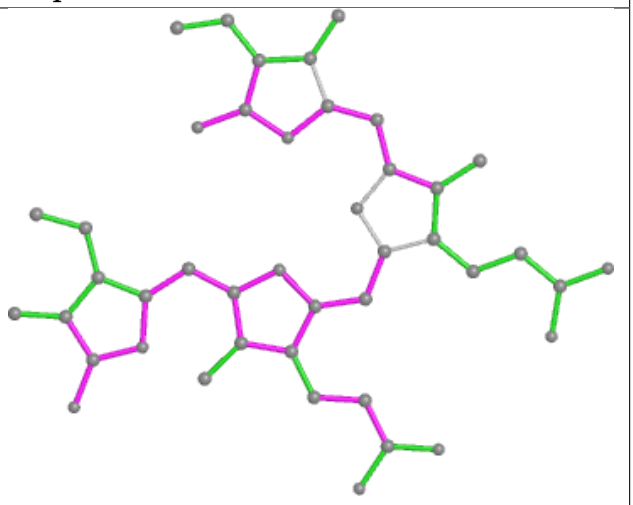

Bond angles

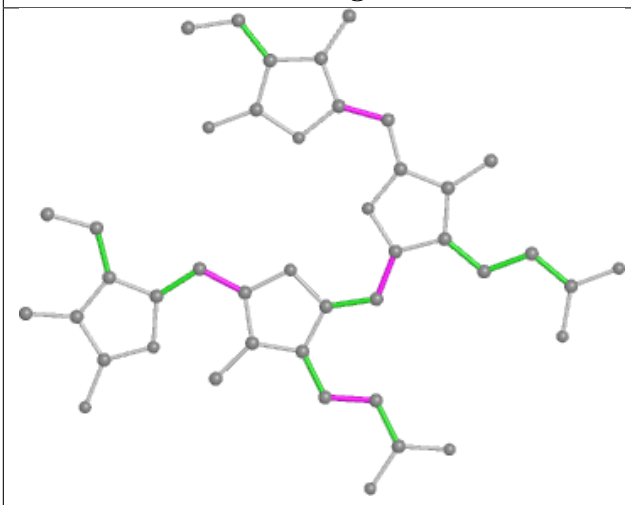

Torsions

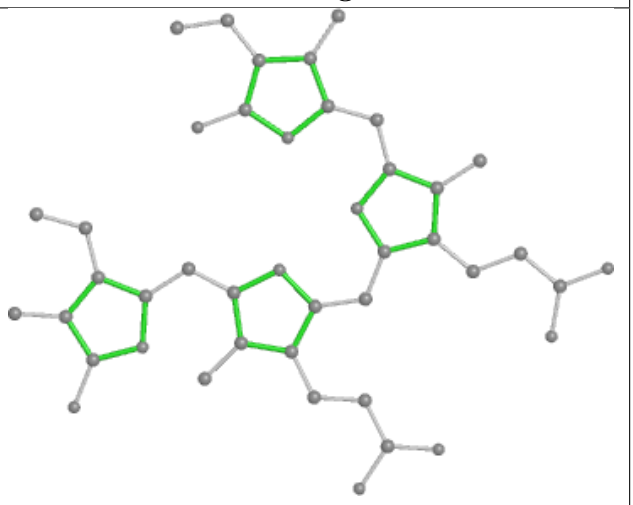

Rings

Ligand CYC J4 1001

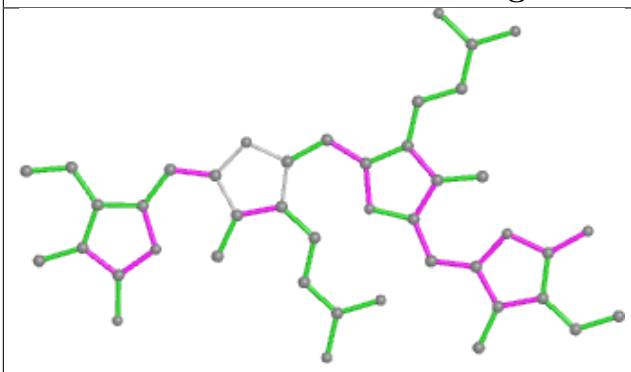

Bond lengths

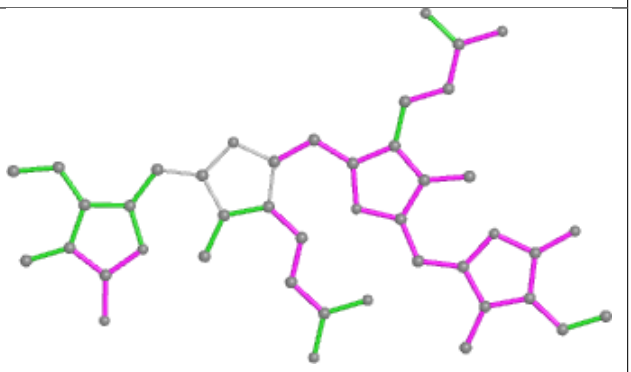

Bond angles

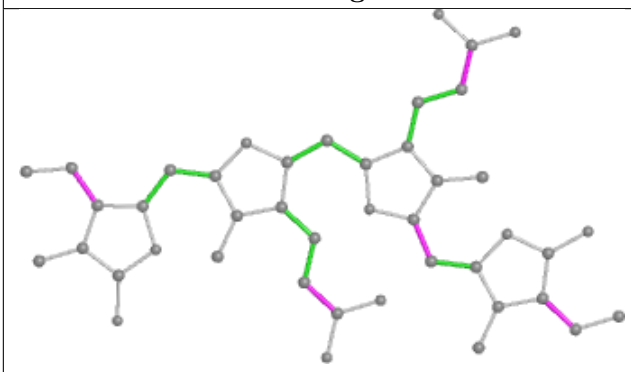

Torsions

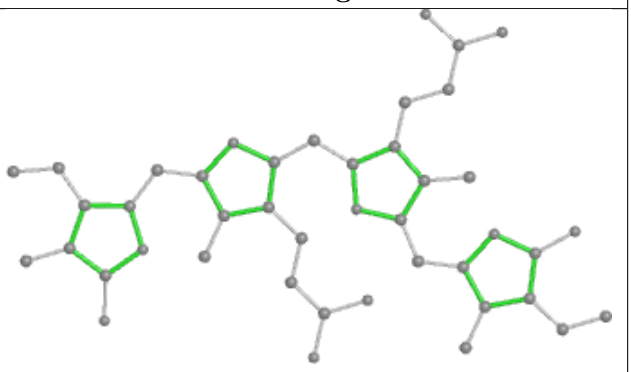

Rings

Ligand CLA BL 619

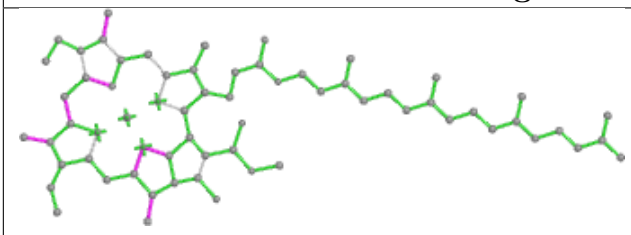

Bond lengths

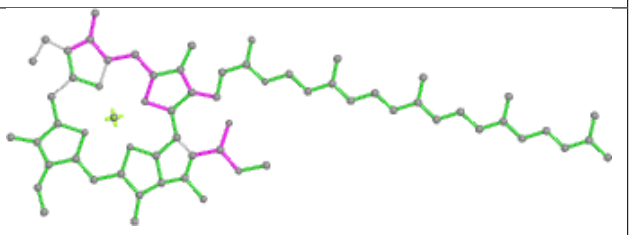

Bond angles

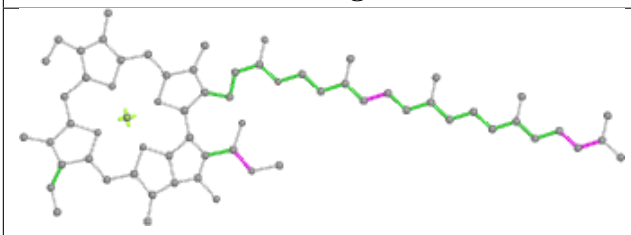

Torsions

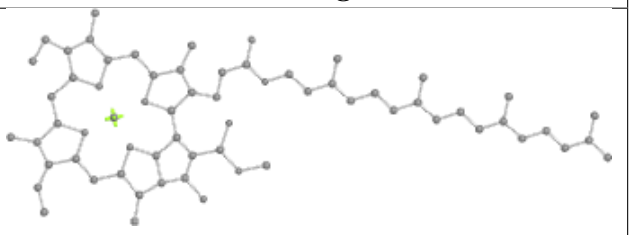

Rings

Ligand PUB M9 303

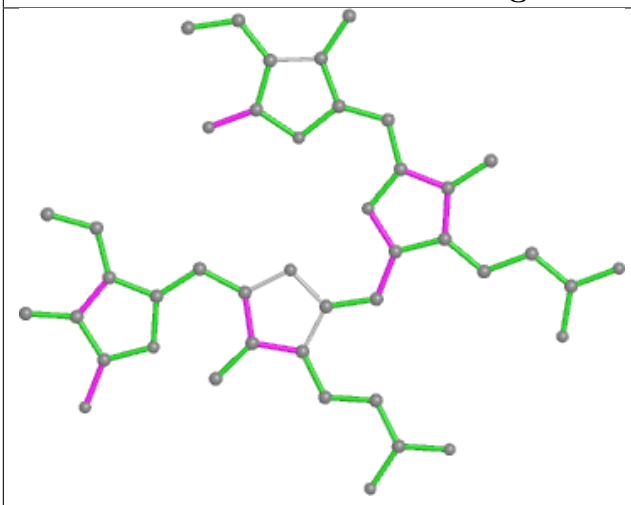

Bond lengths

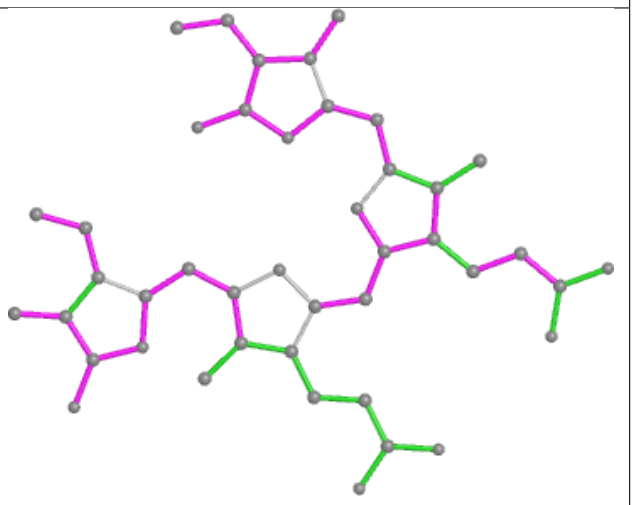

Bond angles

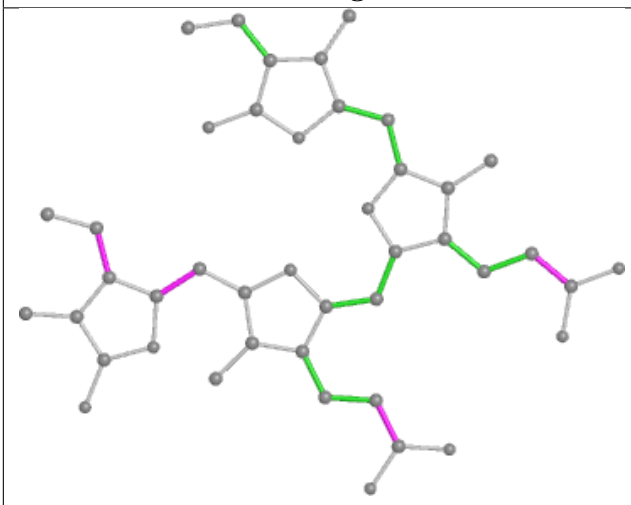

Torsions

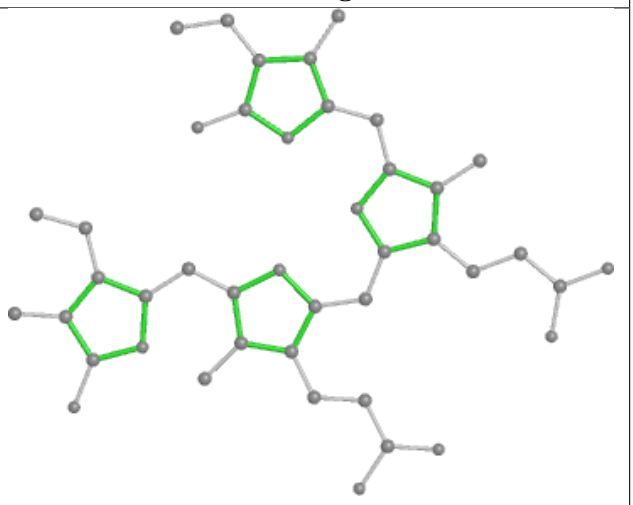

Rings

Ligand PEB YP 501

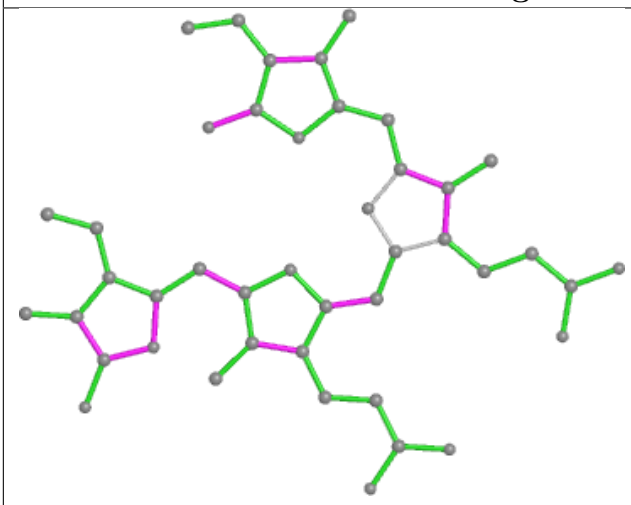

Bond lengths

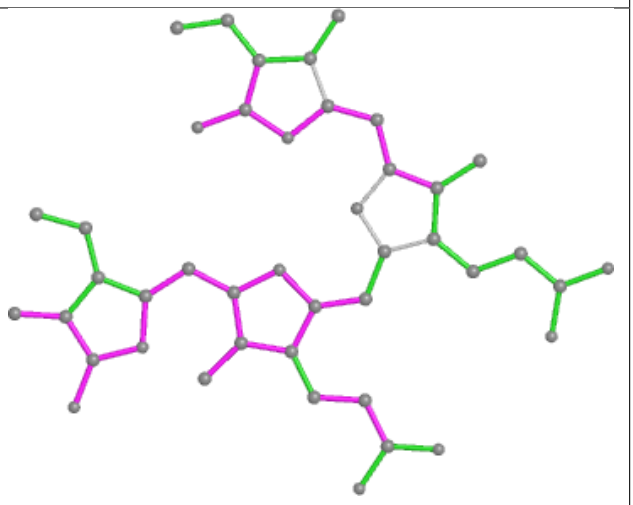

Bond angles

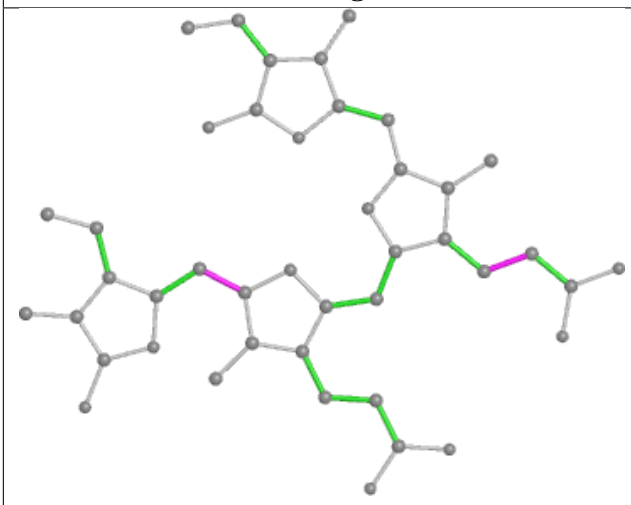

Torsions

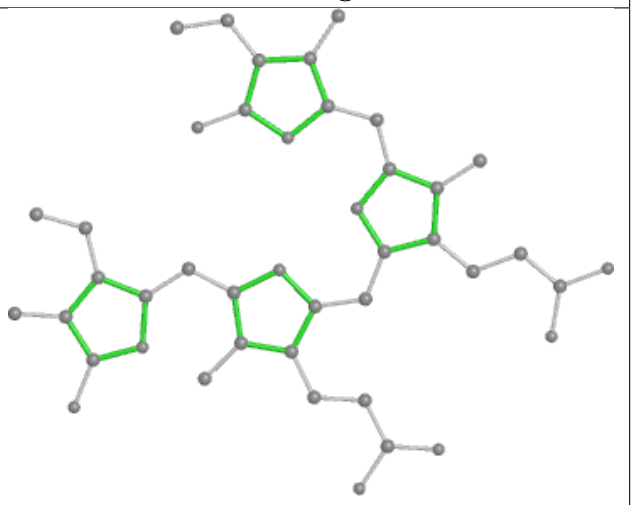

Rings

Ligand PEB GG 1002

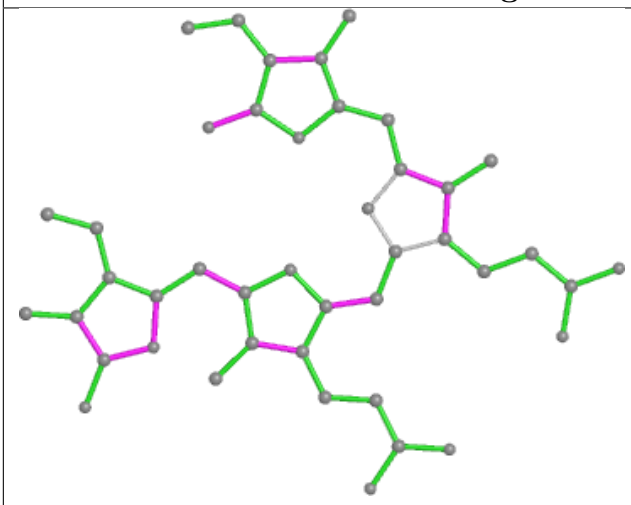

Bond lengths

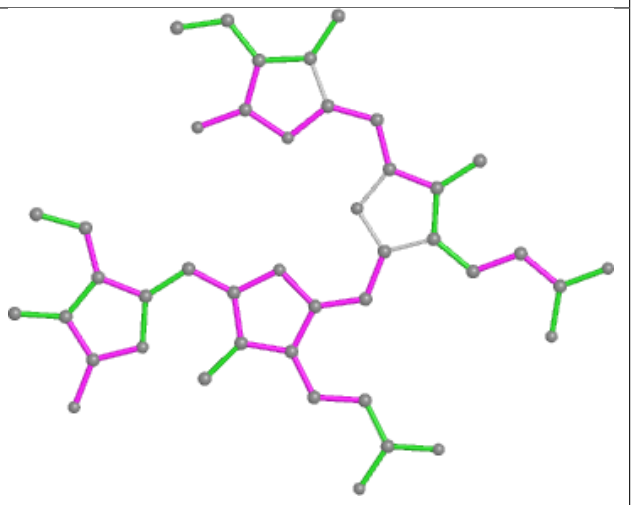

Bond angles

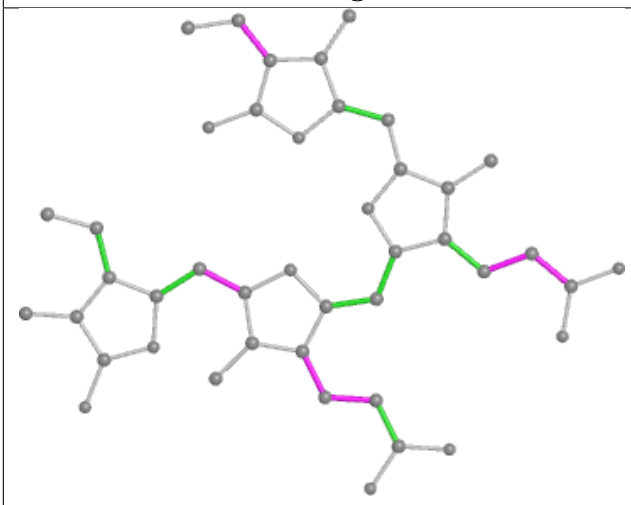

Torsions

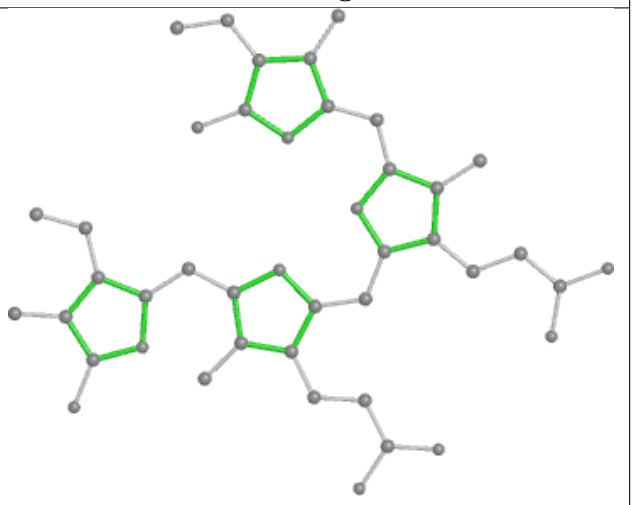

Rings

Ligand PEB IK 203

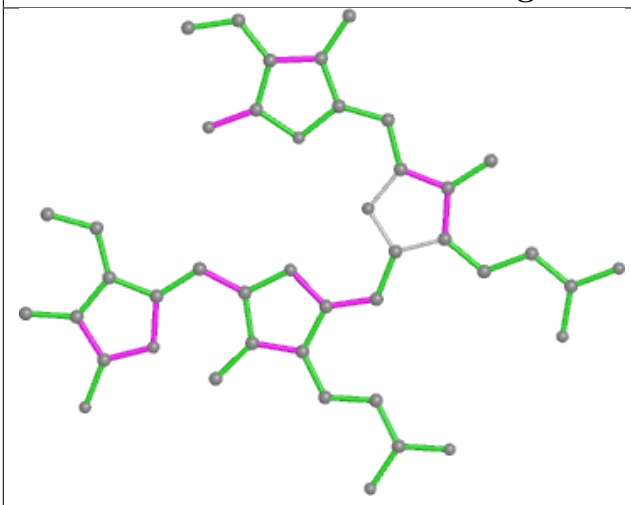

Bond lengths

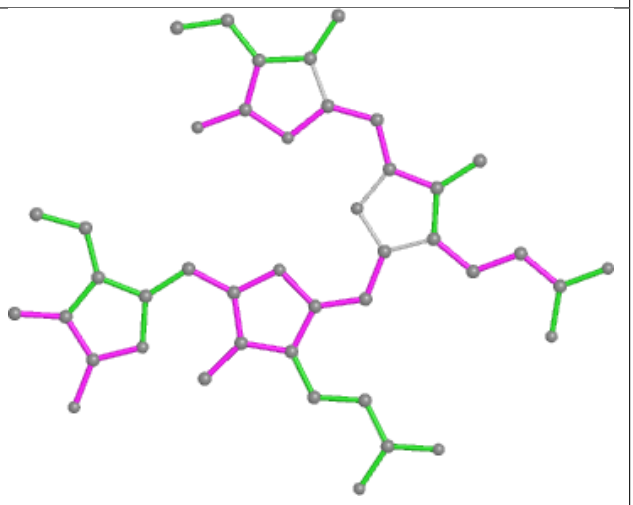

Bond angles

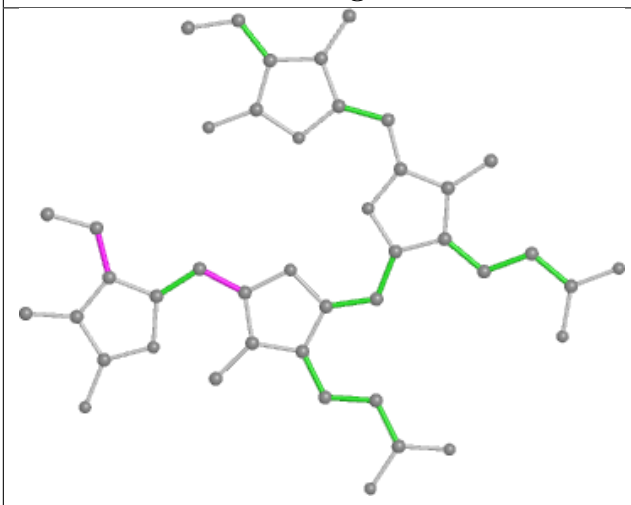

Torsions

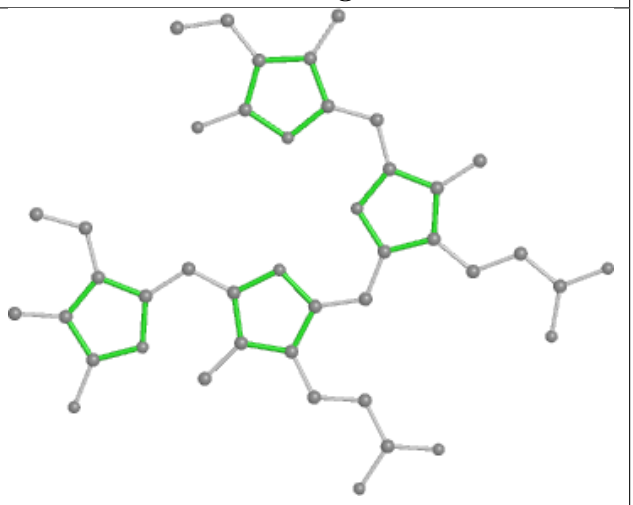

Rings

Ligand CLA BN 823

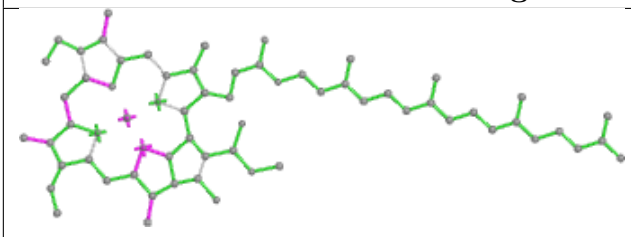

Bond lengths

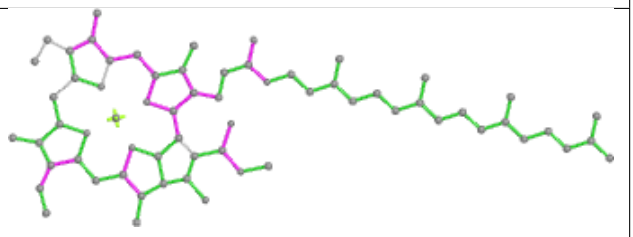

Bond angles

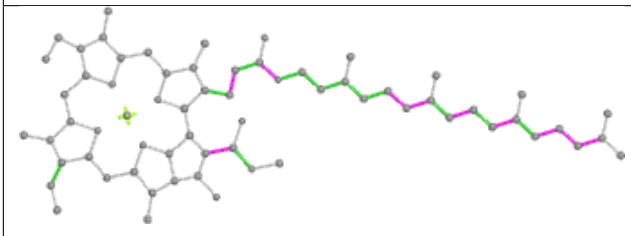

Torsions

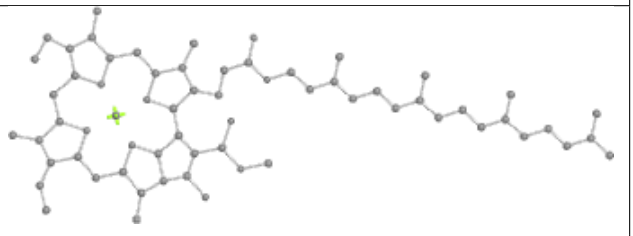

Rings

Ligand PEB zC 201

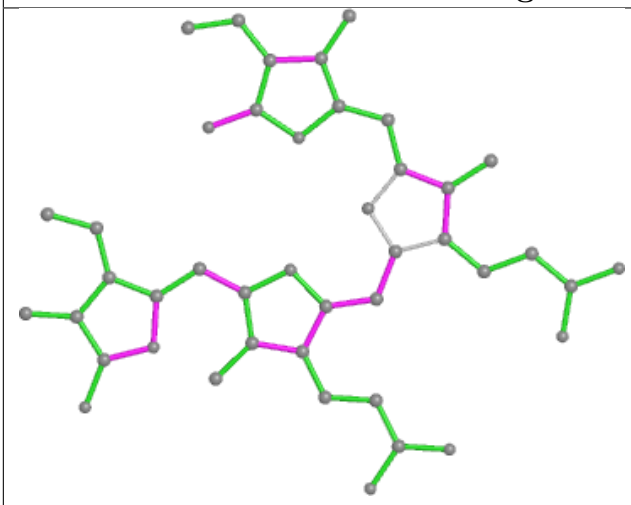

Bond lengths

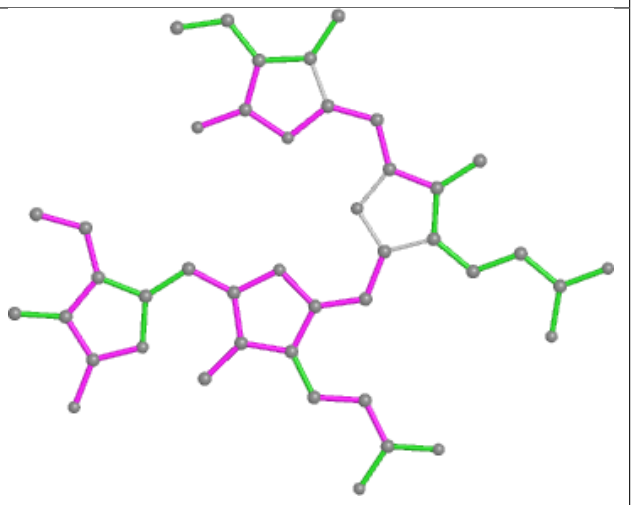

Bond angles

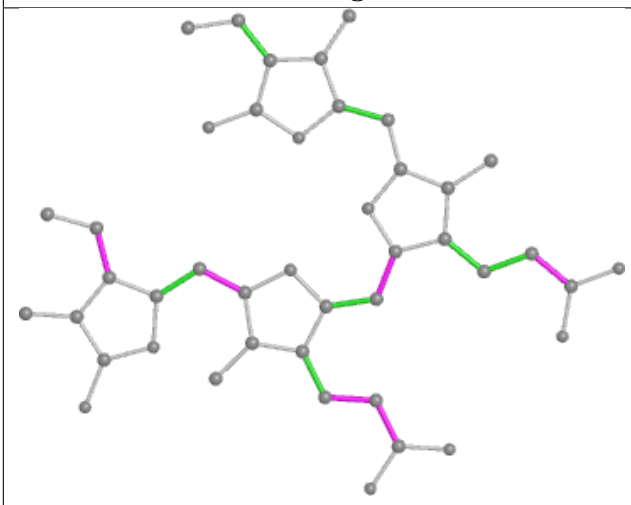

Torsions

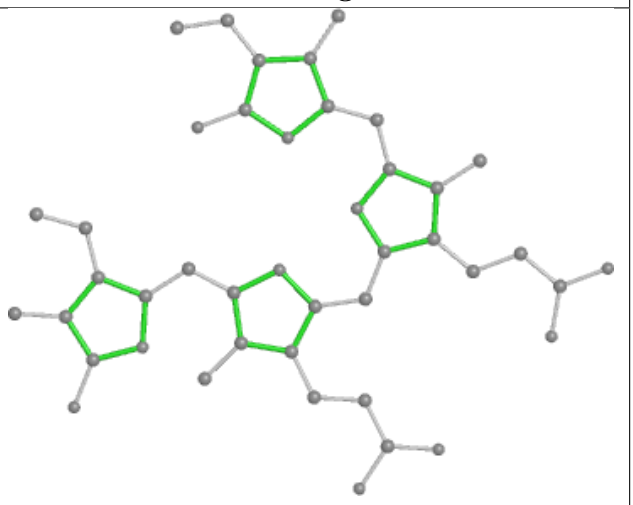

Rings

Ligand CLA 62 308

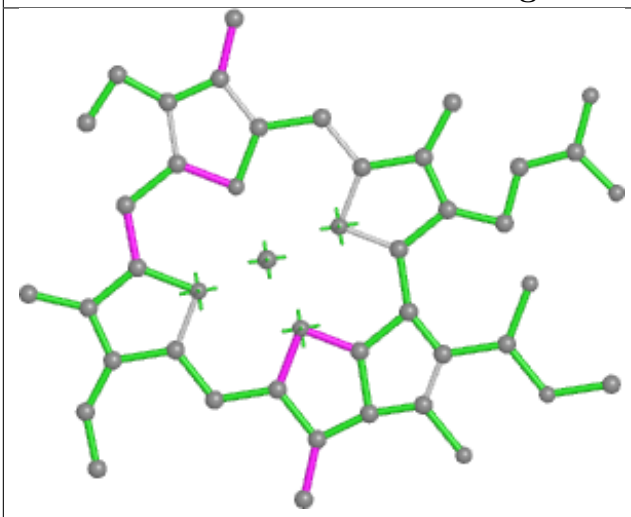

Bond lengths

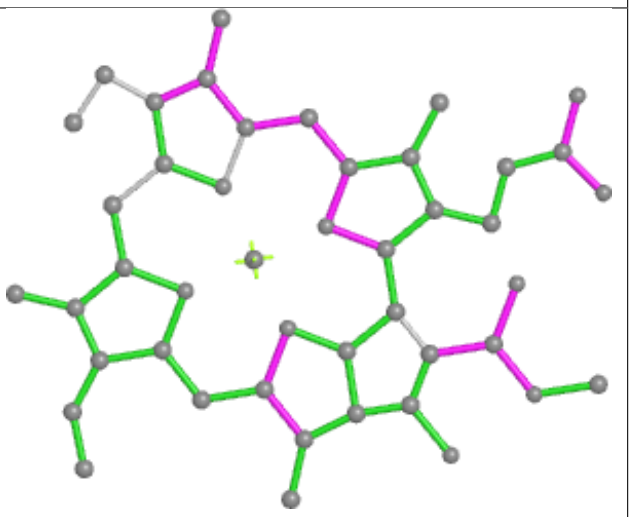

Bond angles

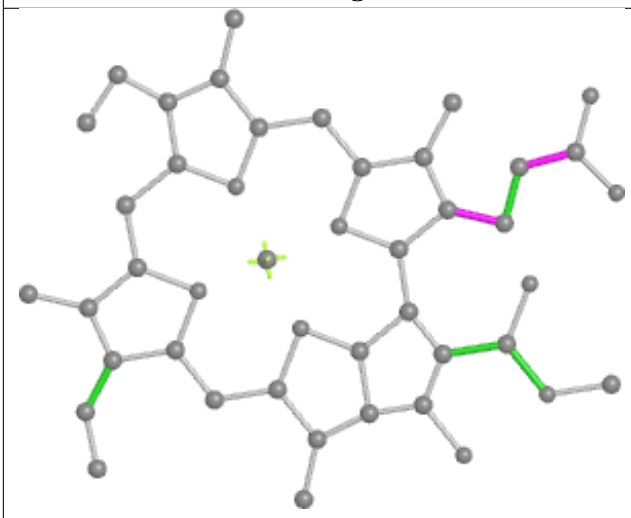

Torsions

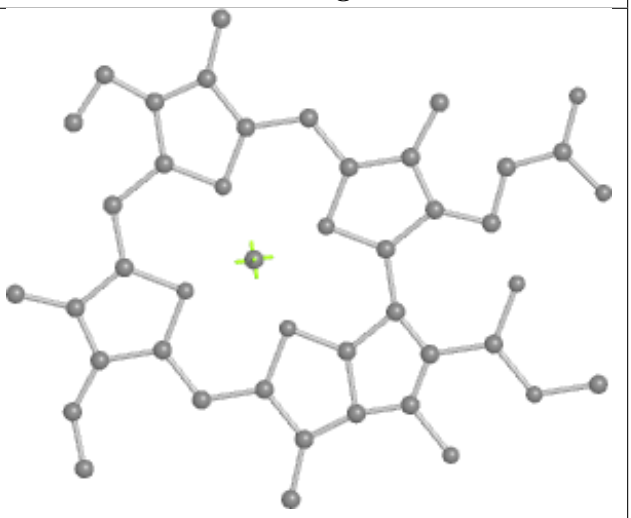

Rings

Ligand LMG a6 614

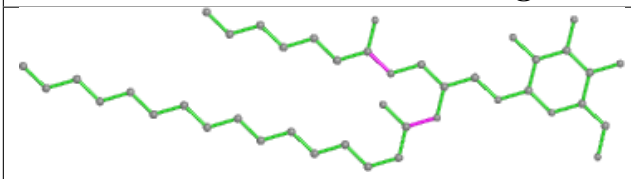

Bond lengths

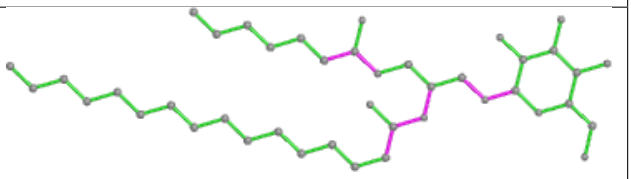

Bond angles

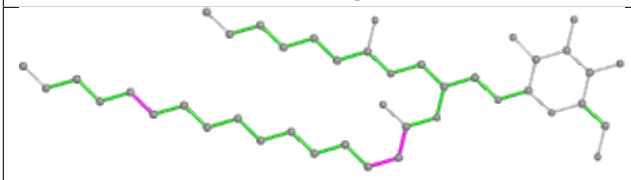

Torsions

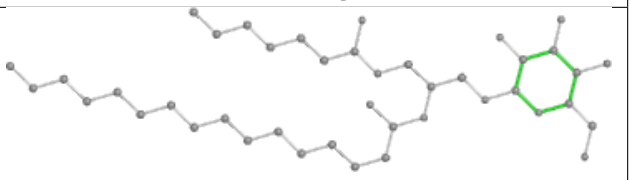

Rings

Ligand PEB xF 302

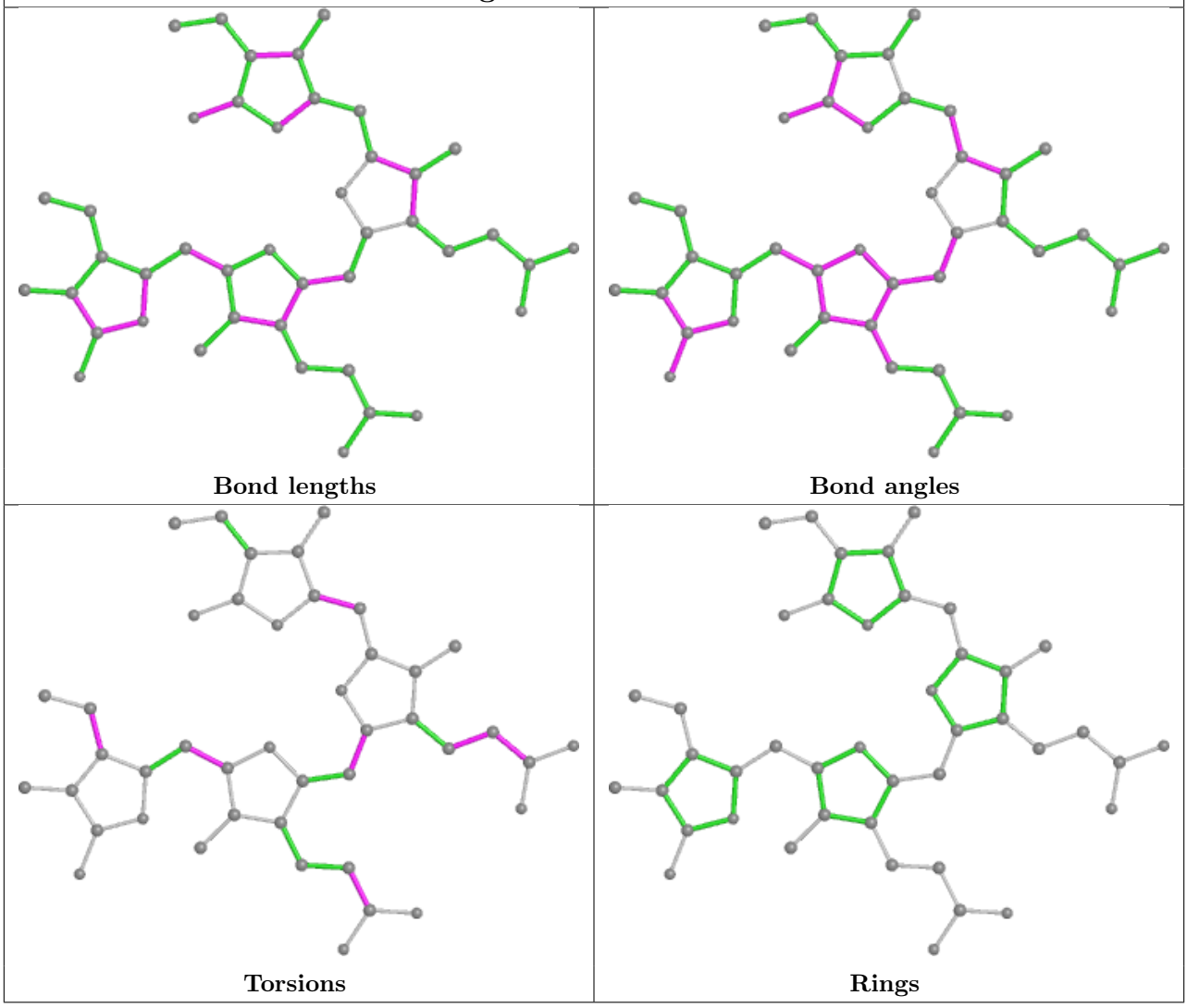

Ligand LMG XL 601

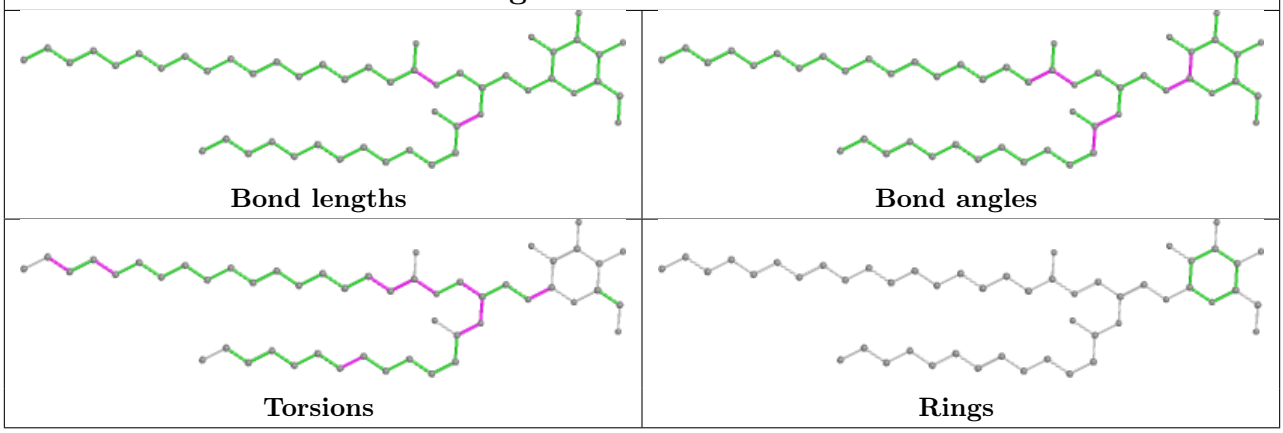

Ligand CLA A2 841

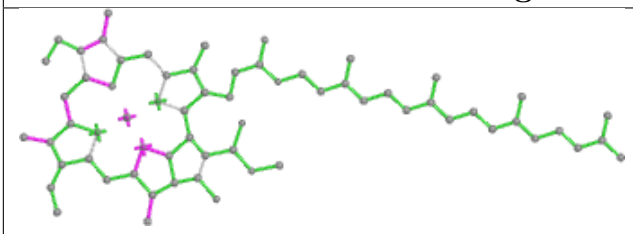

Bond lengths

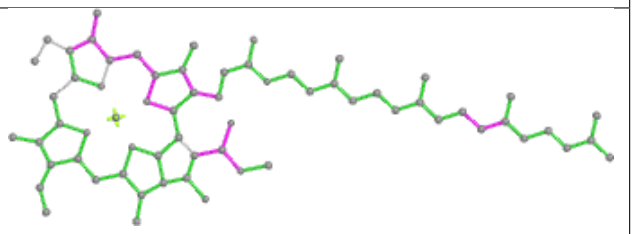

Bond angles

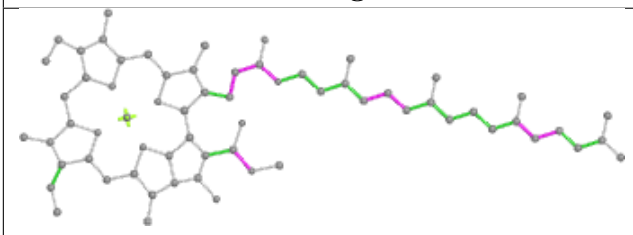

Torsions

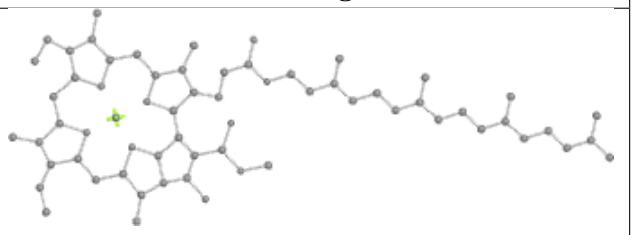

Rings

Ligand CLA BN 822

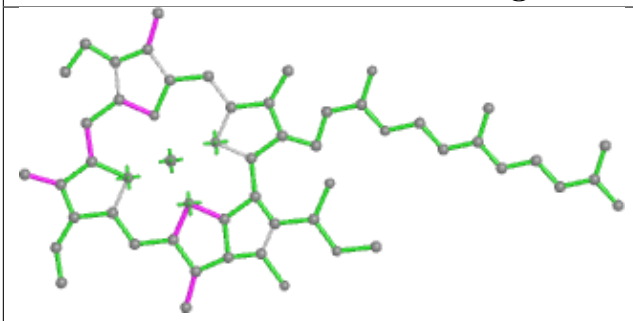

Bond lengths

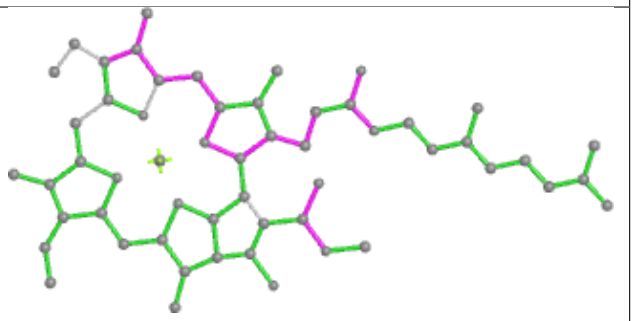

Bond angles

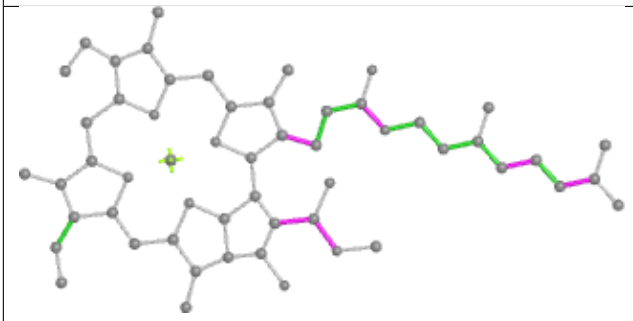

Torsions

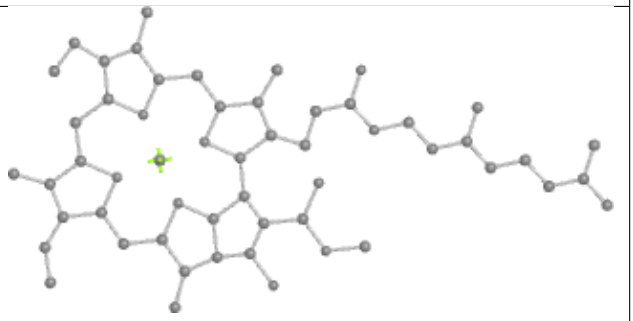

Rings

Ligand CLA F2 201

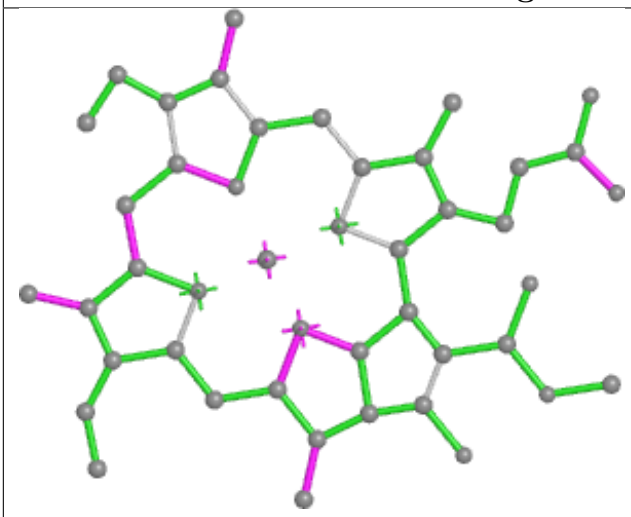

Bond lengths

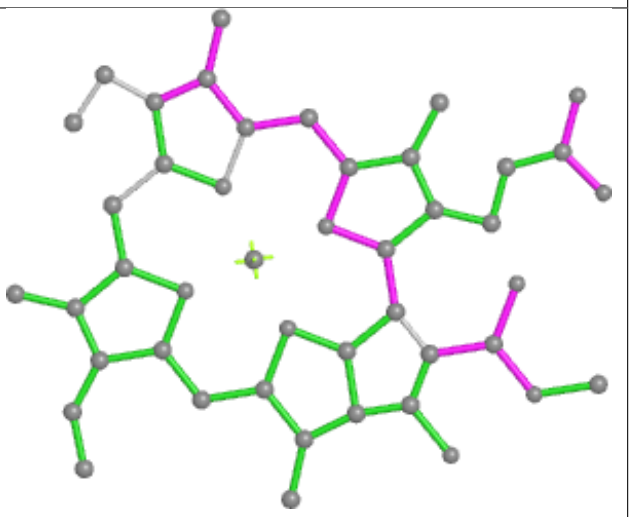

Bond angles

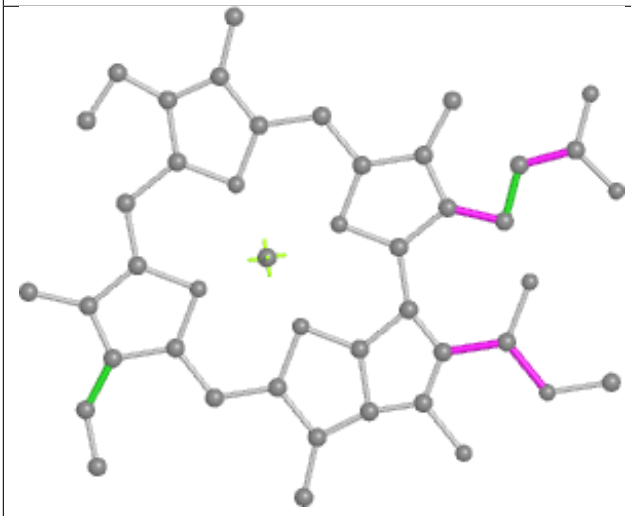

Torsions

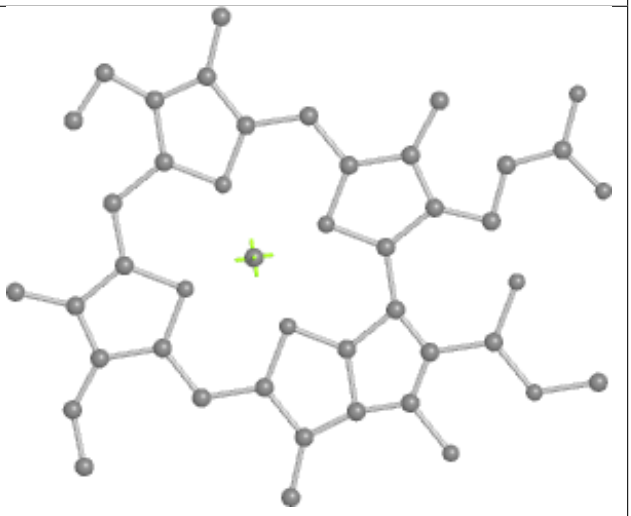

Rings

Ligand PEB VM 201

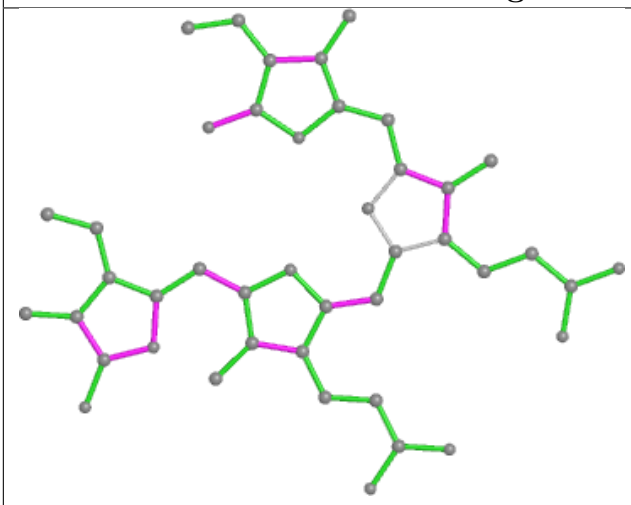

Bond lengths

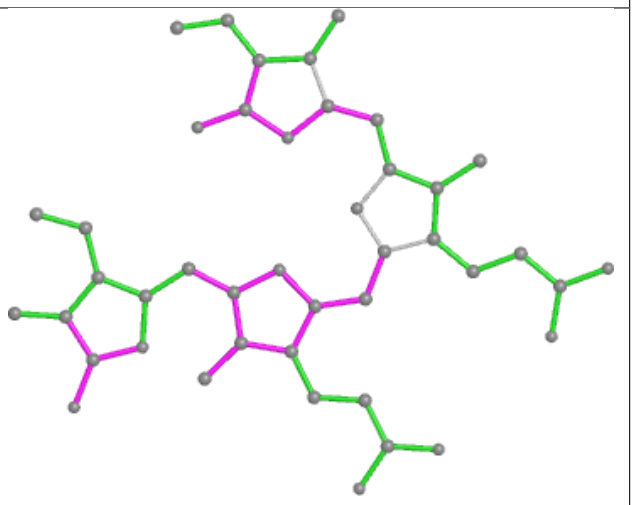

Bond angles

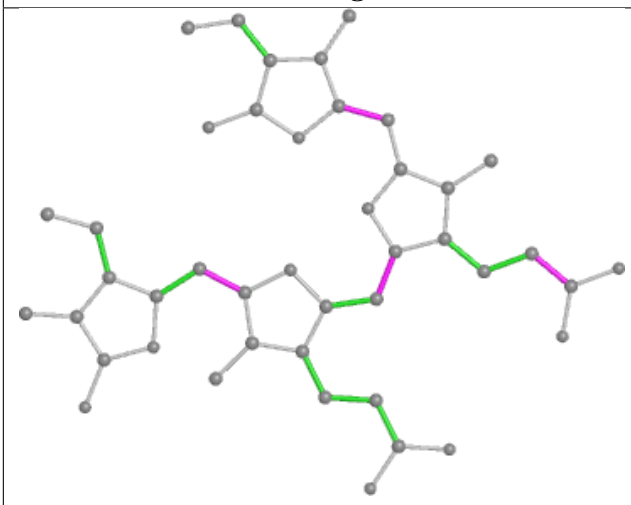

Torsions

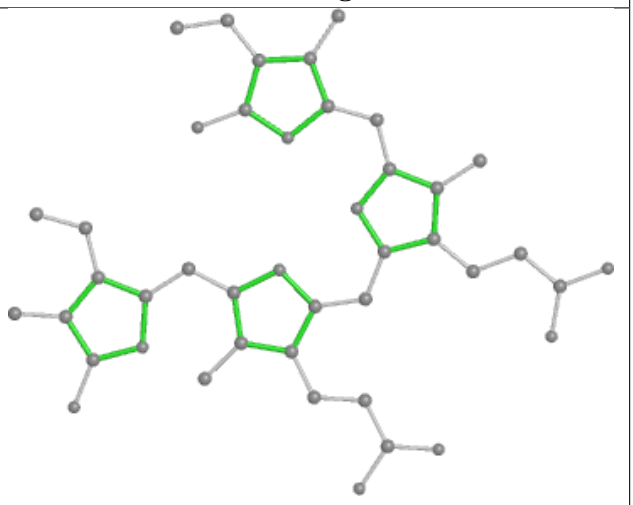

Rings

Ligand PEB TE 201

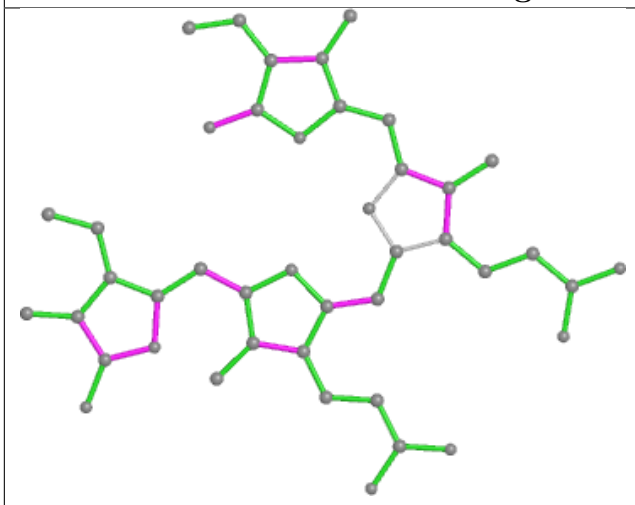

Bond lengths

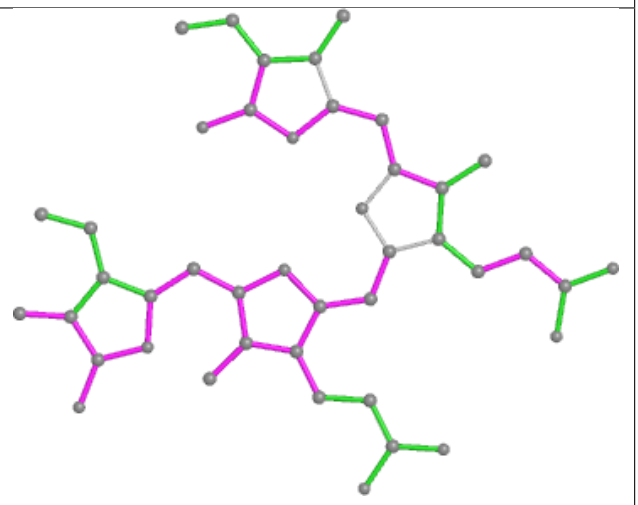

Bond angles

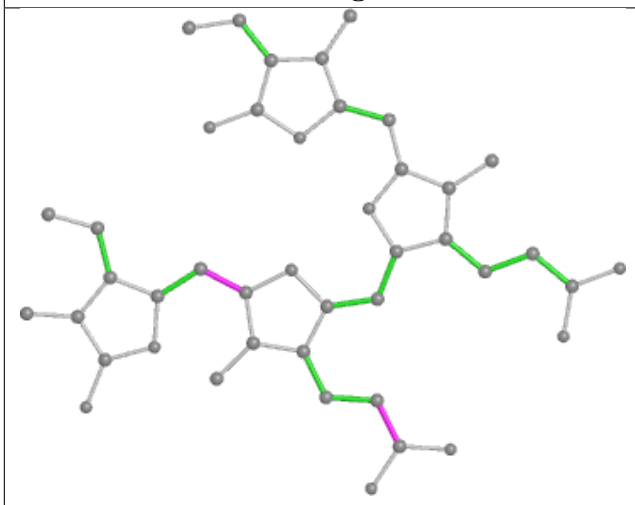

Torsions

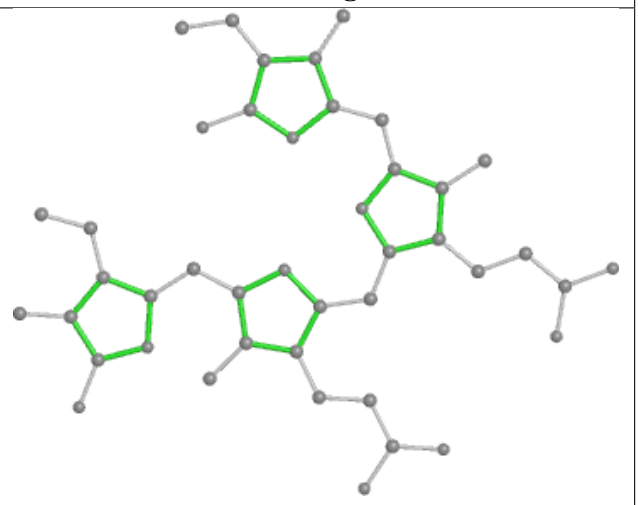

Rings

Ligand PEB DF 202

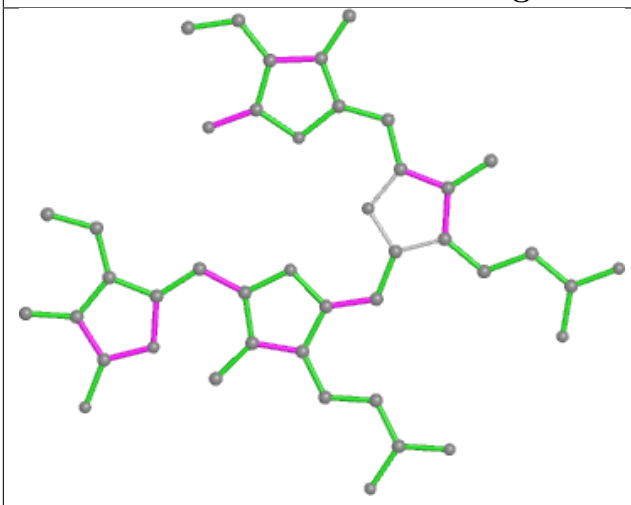

Bond lengths

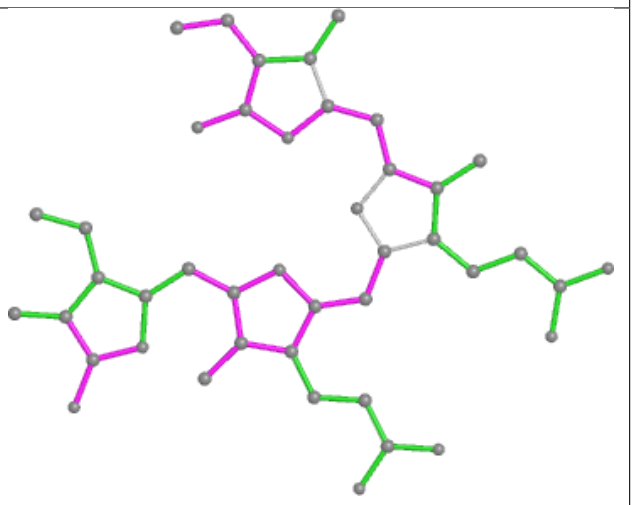

Bond angles

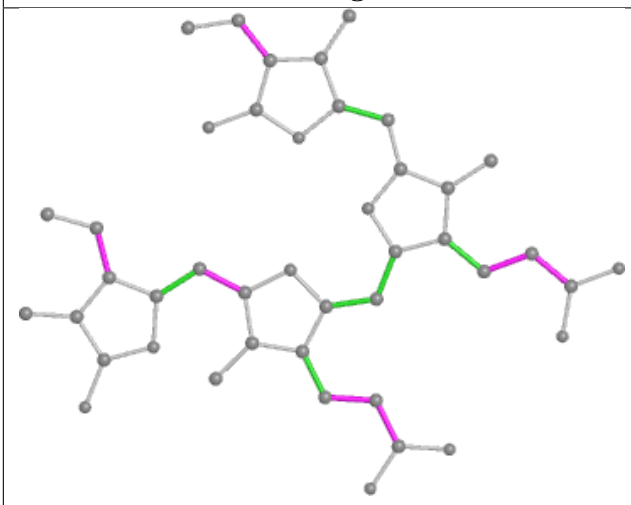

Torsions

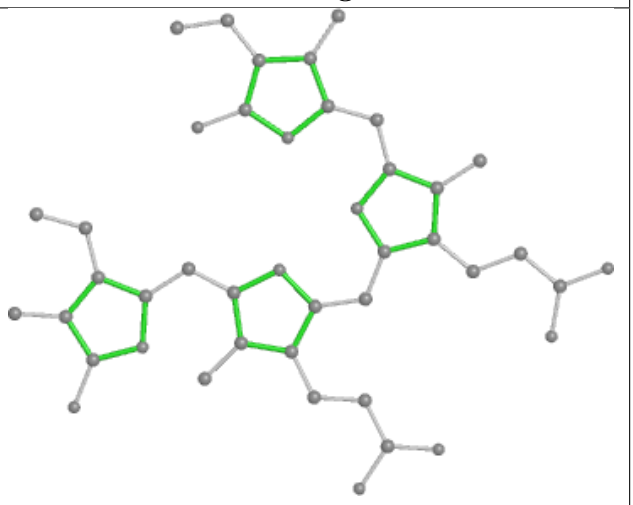

Rings

Ligand LHG AN 843

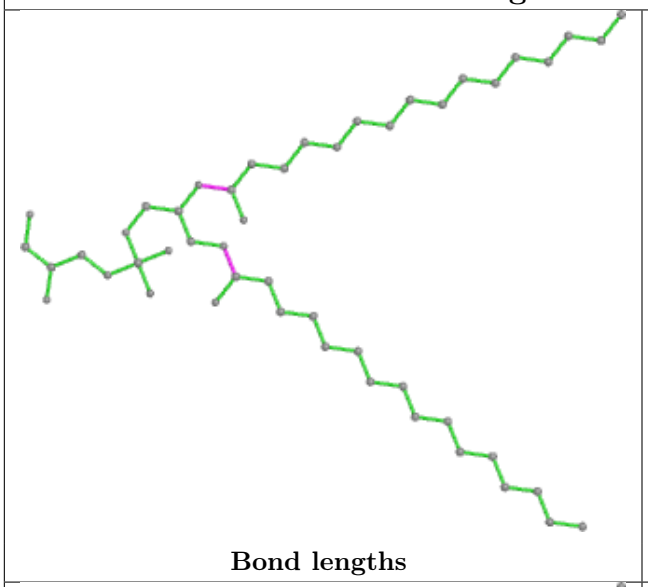

Bond lengths

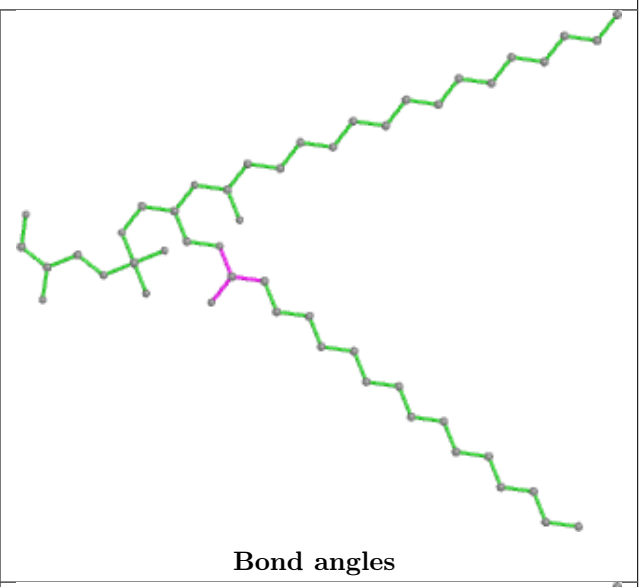

Bond angles

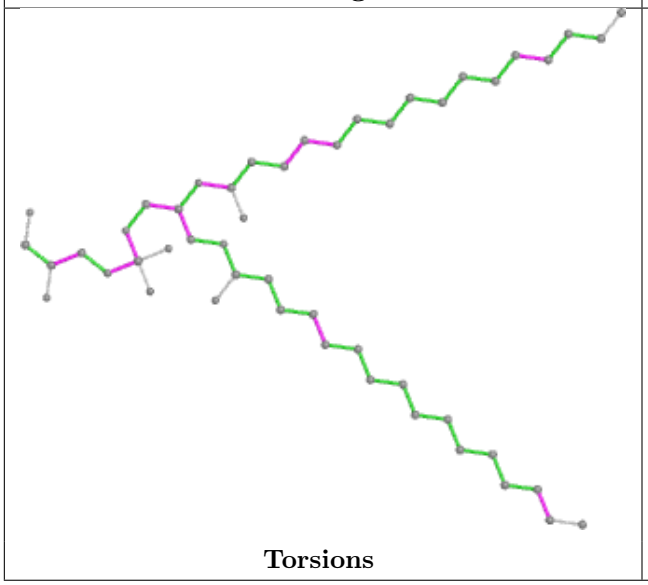

Torsions

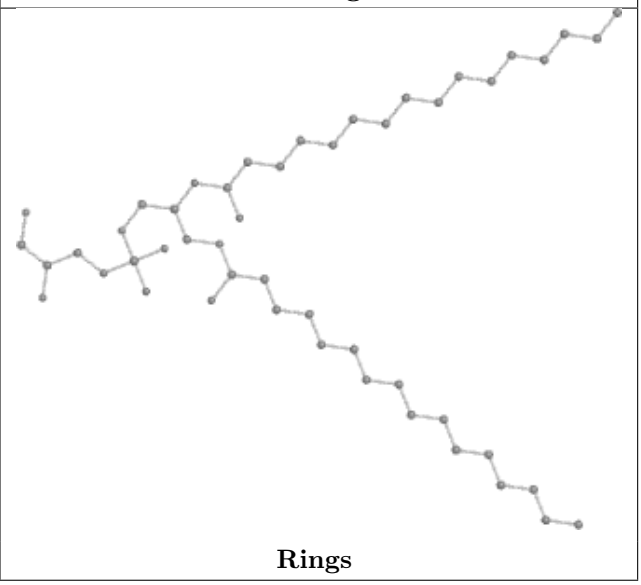

Rings

Ligand PEB gM 201

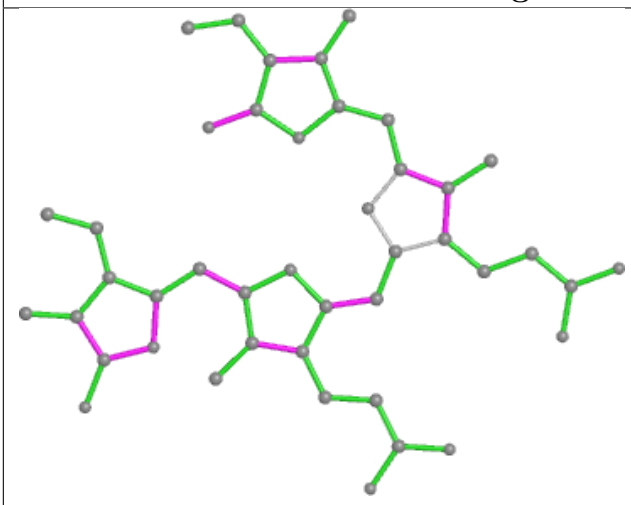

Bond lengths

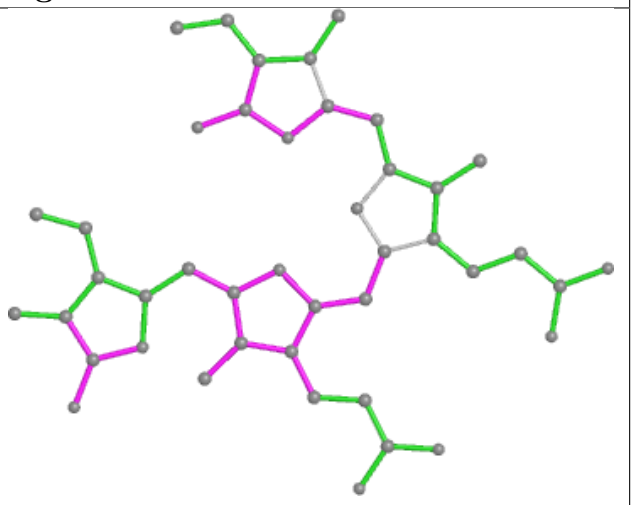

Bond angles

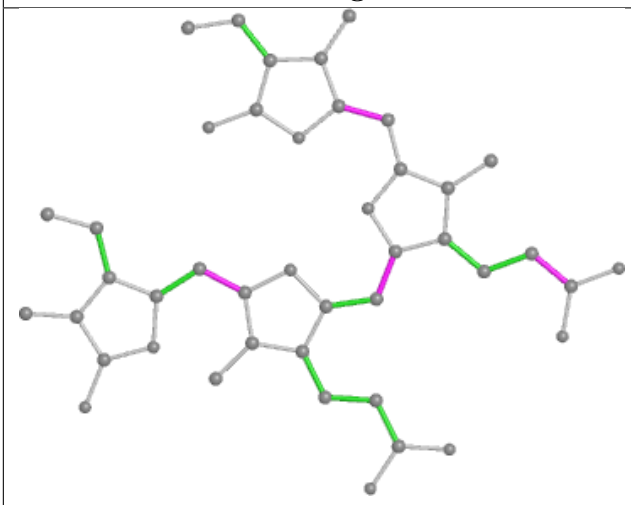

Torsions

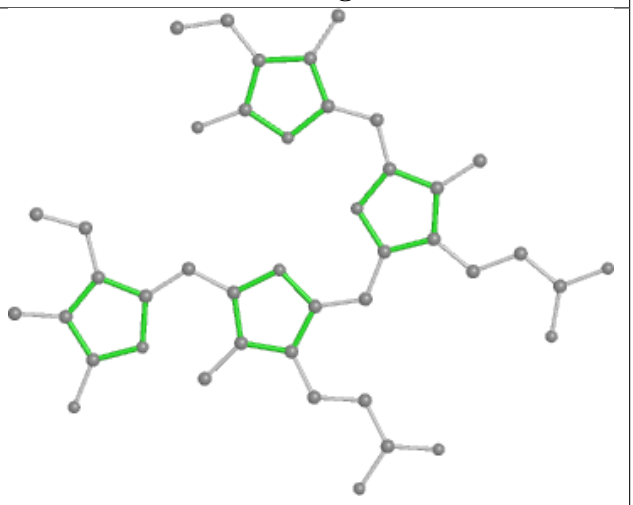

Rings

Ligand PEB FM 201

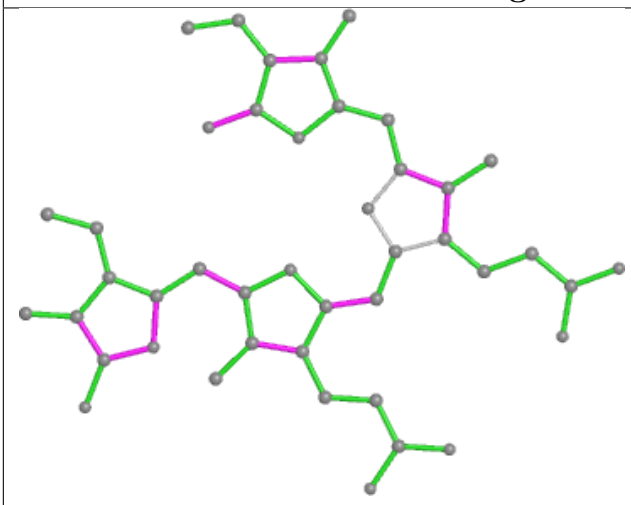

Bond lengths

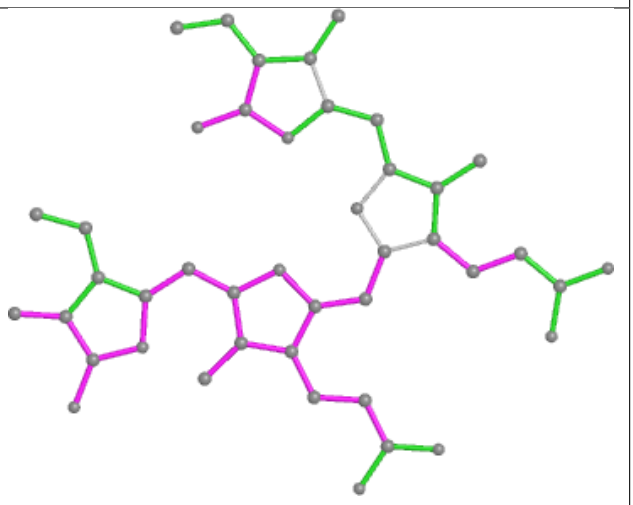

Bond angles

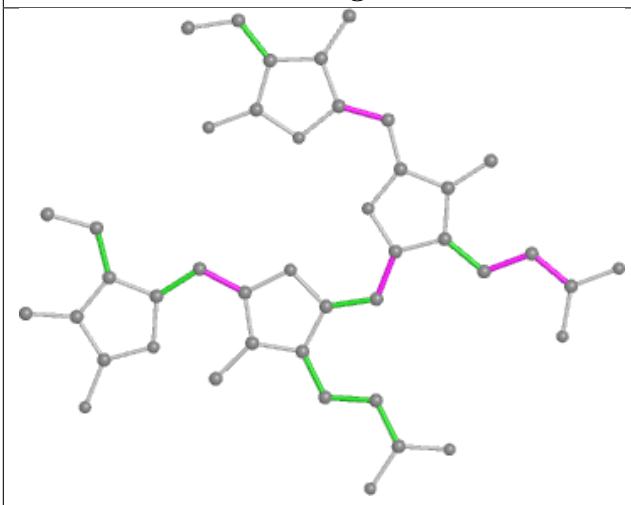

Torsions

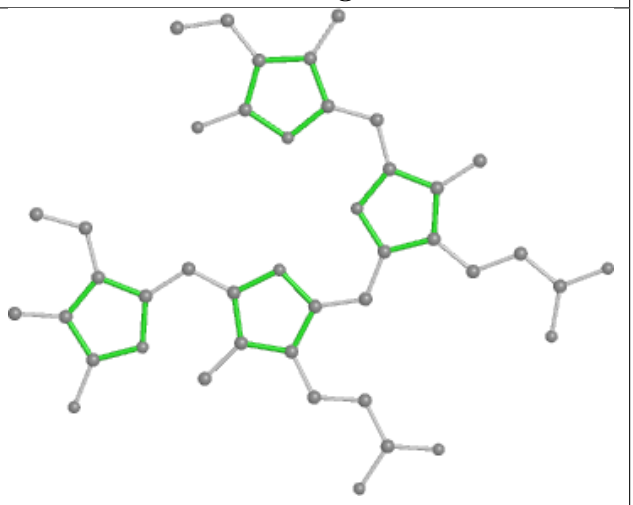

Rings

Ligand PEB VA 202

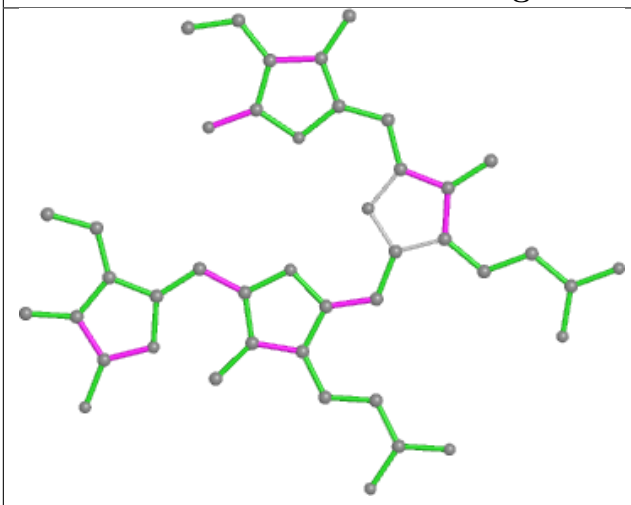

Bond lengths

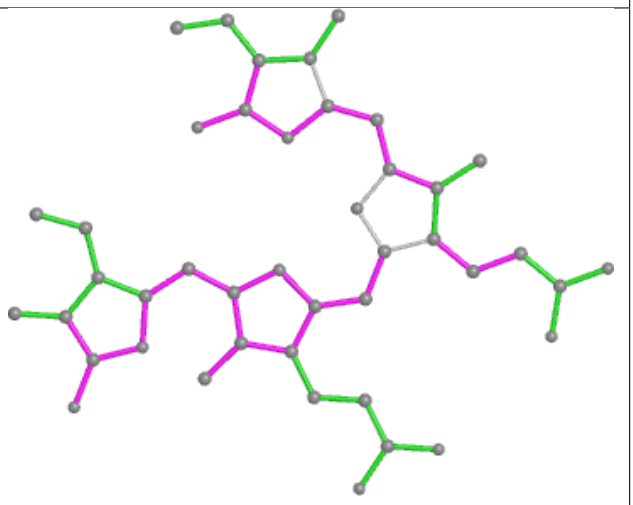

Bond angles

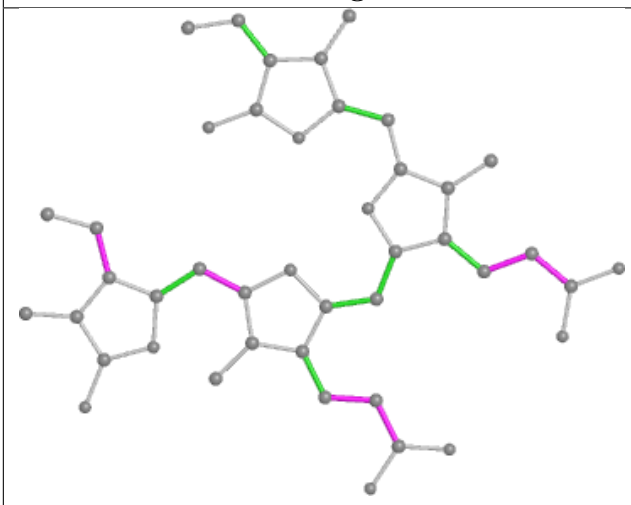

Torsions

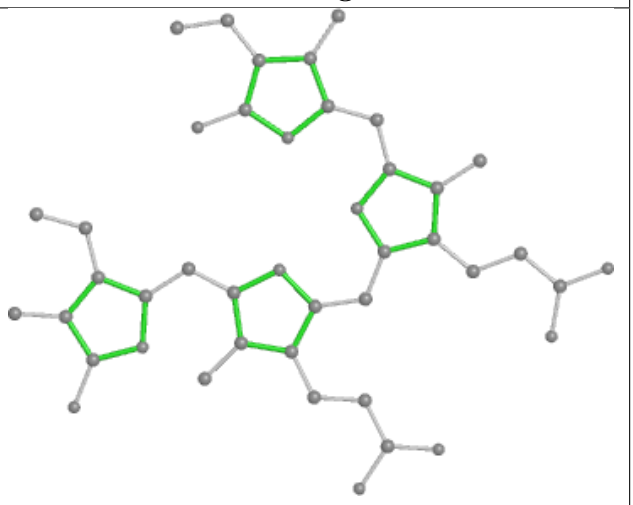

Rings

Ligand CLA 62 303

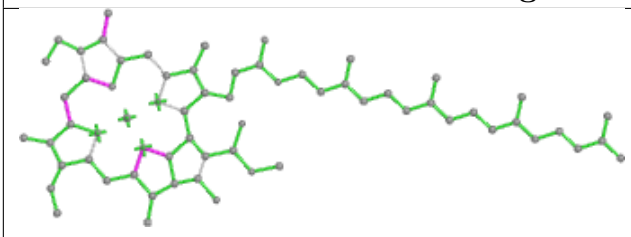

Bond lengths

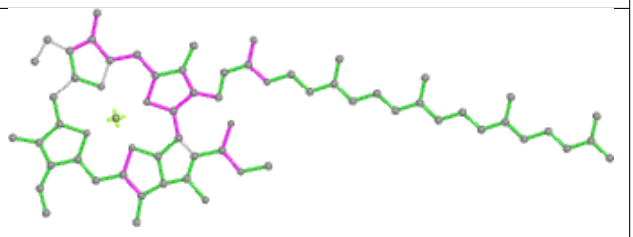

Bond angles

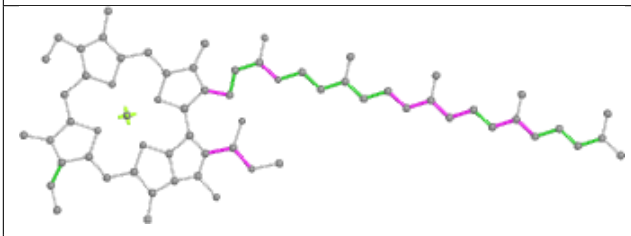

Torsions

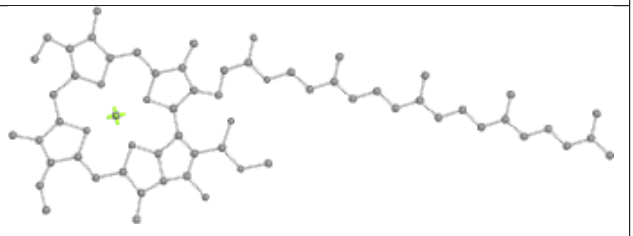

Rings

Ligand CLA A2 851

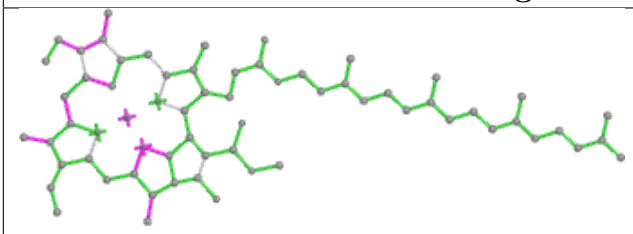

Bond lengths

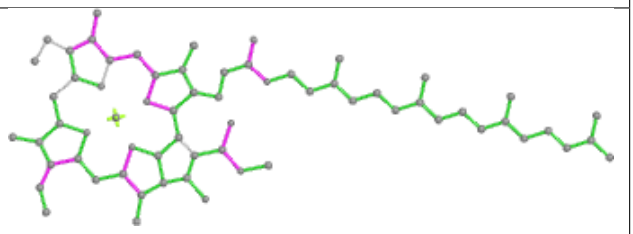

Bond angles

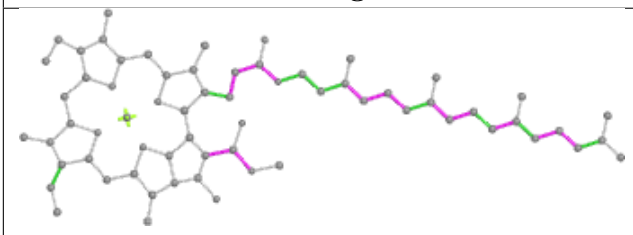

Torsions

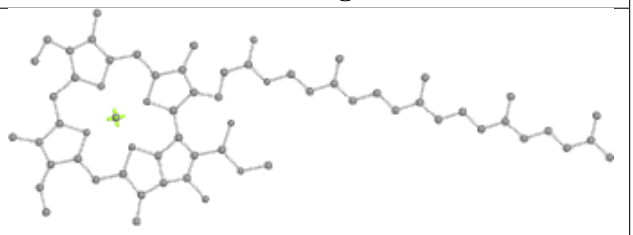

Rings

Ligand BCR bL 602

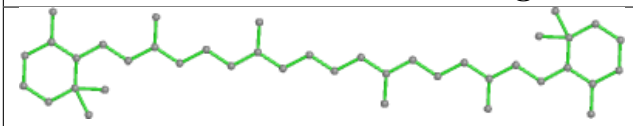

Bond lengths

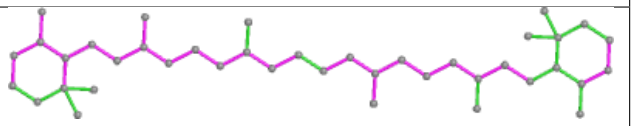

Bond angles

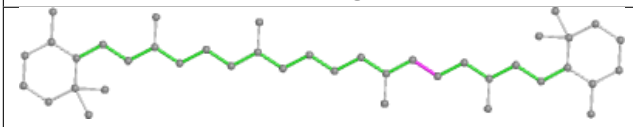

Torsions

Rings

Ligand PEB w8 204

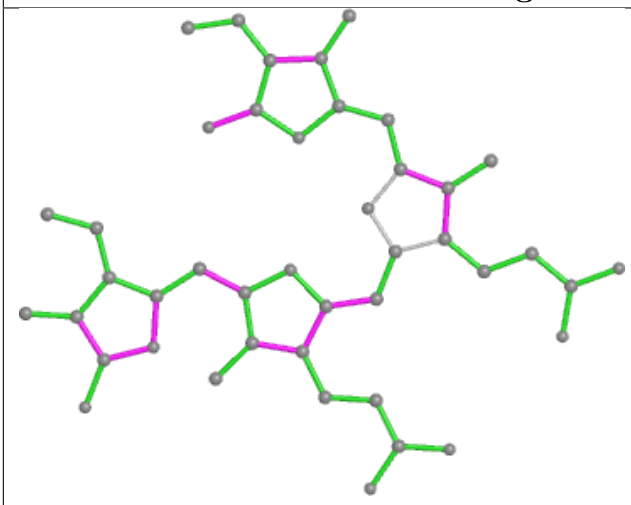

Bond lengths

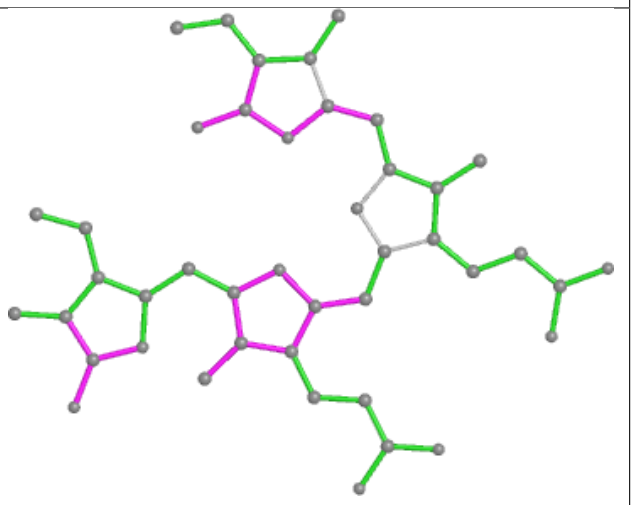

Bond angles

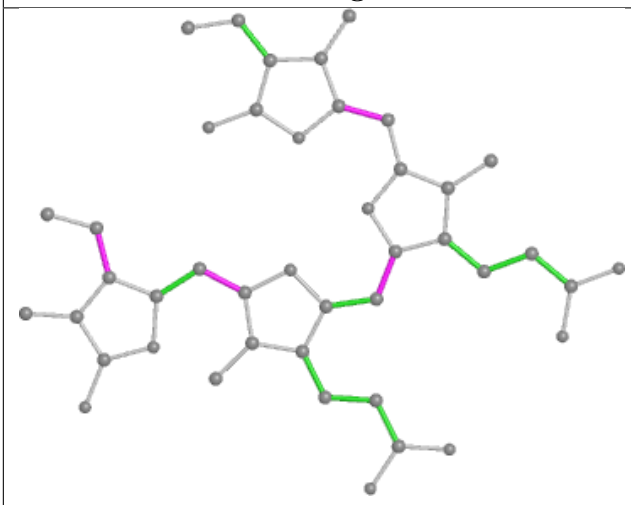

Torsions

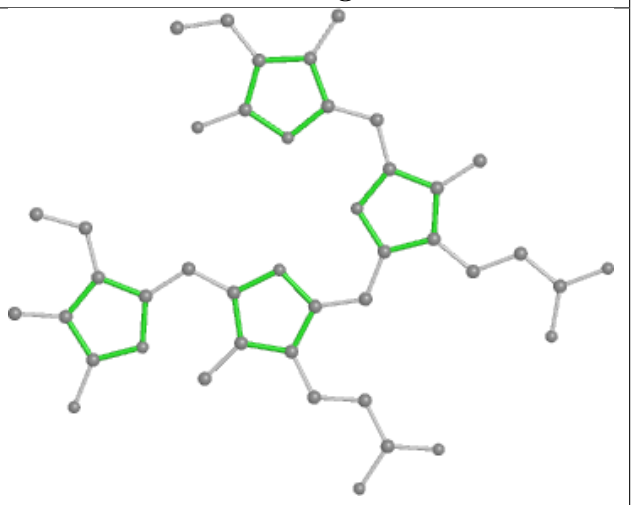

Rings

Ligand CLA A2 812

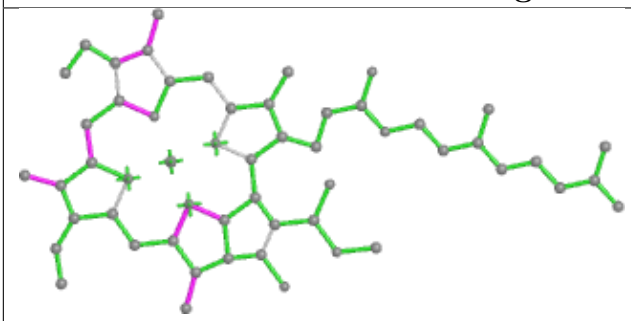

Bond lengths

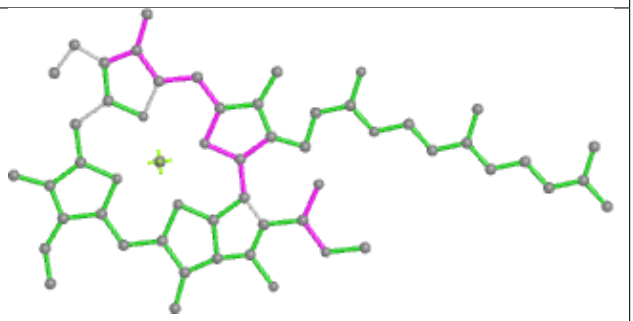

Bond angles

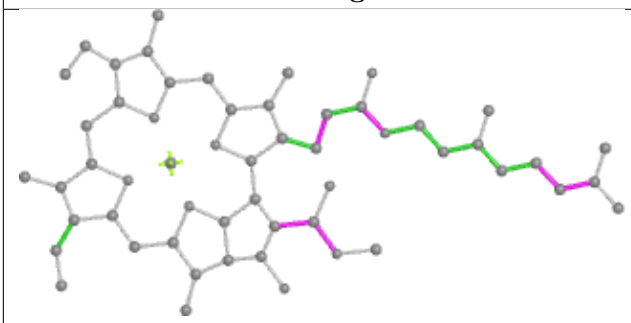

Torsions

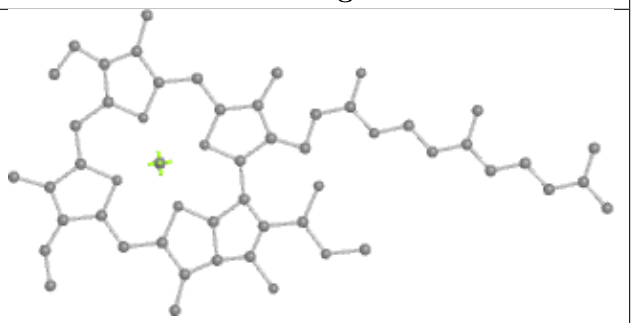

Rings

Ligand CLA L2 206

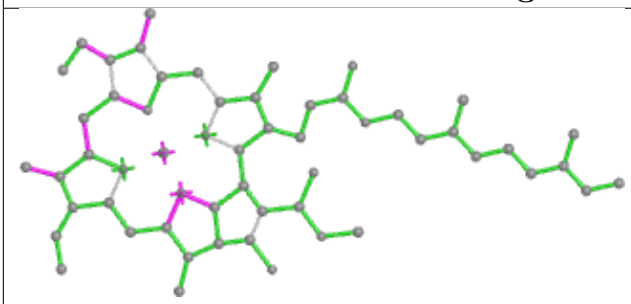

Bond lengths

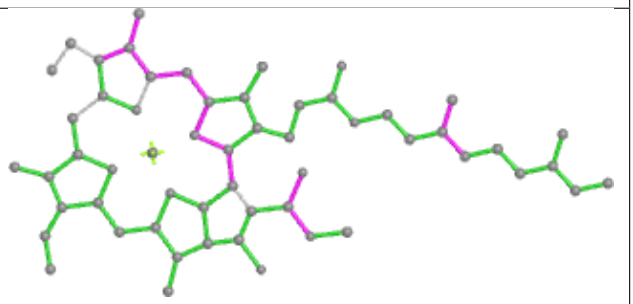

Bond angles

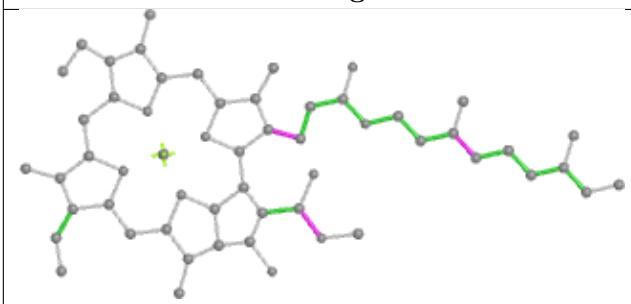

Torsions

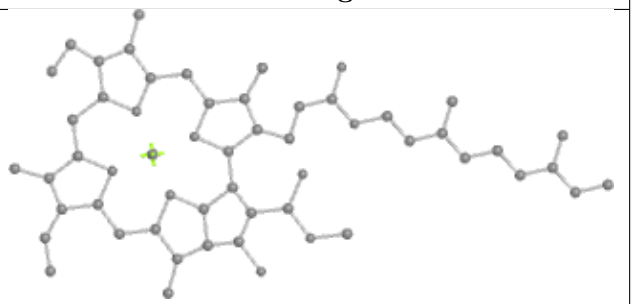

Rings

Ligand CLA 7N 601

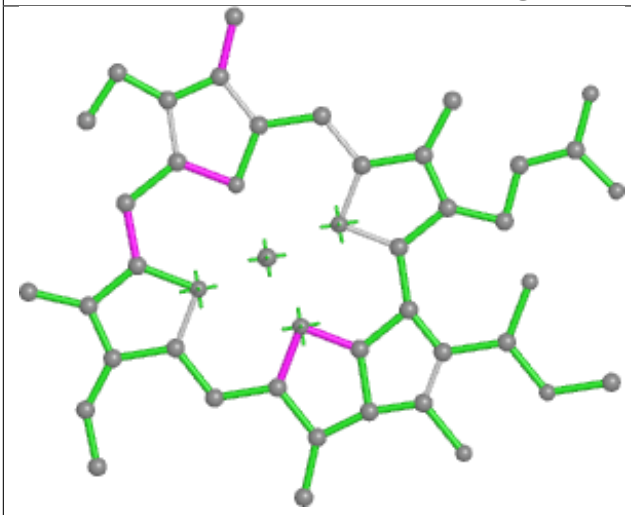

Bond lengths

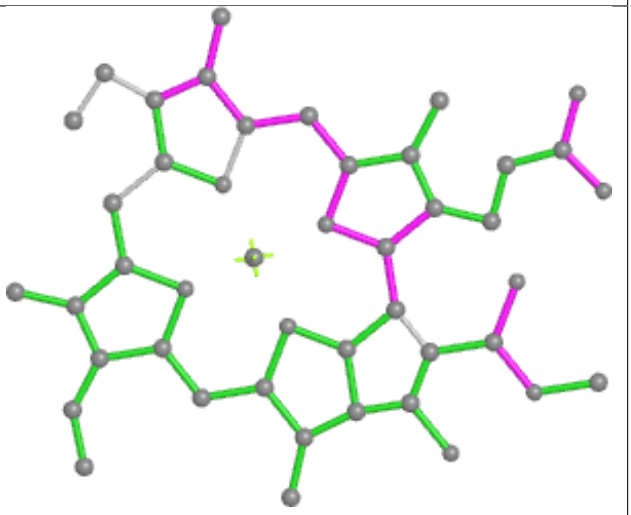

Bond angles

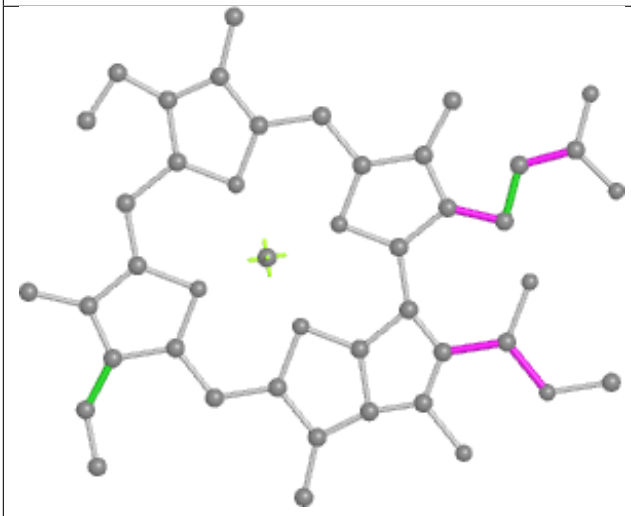

Torsions

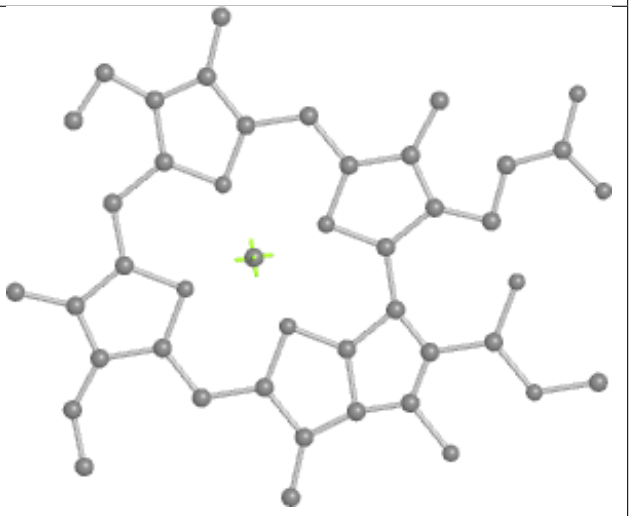

Rings

Ligand PEB O9 203

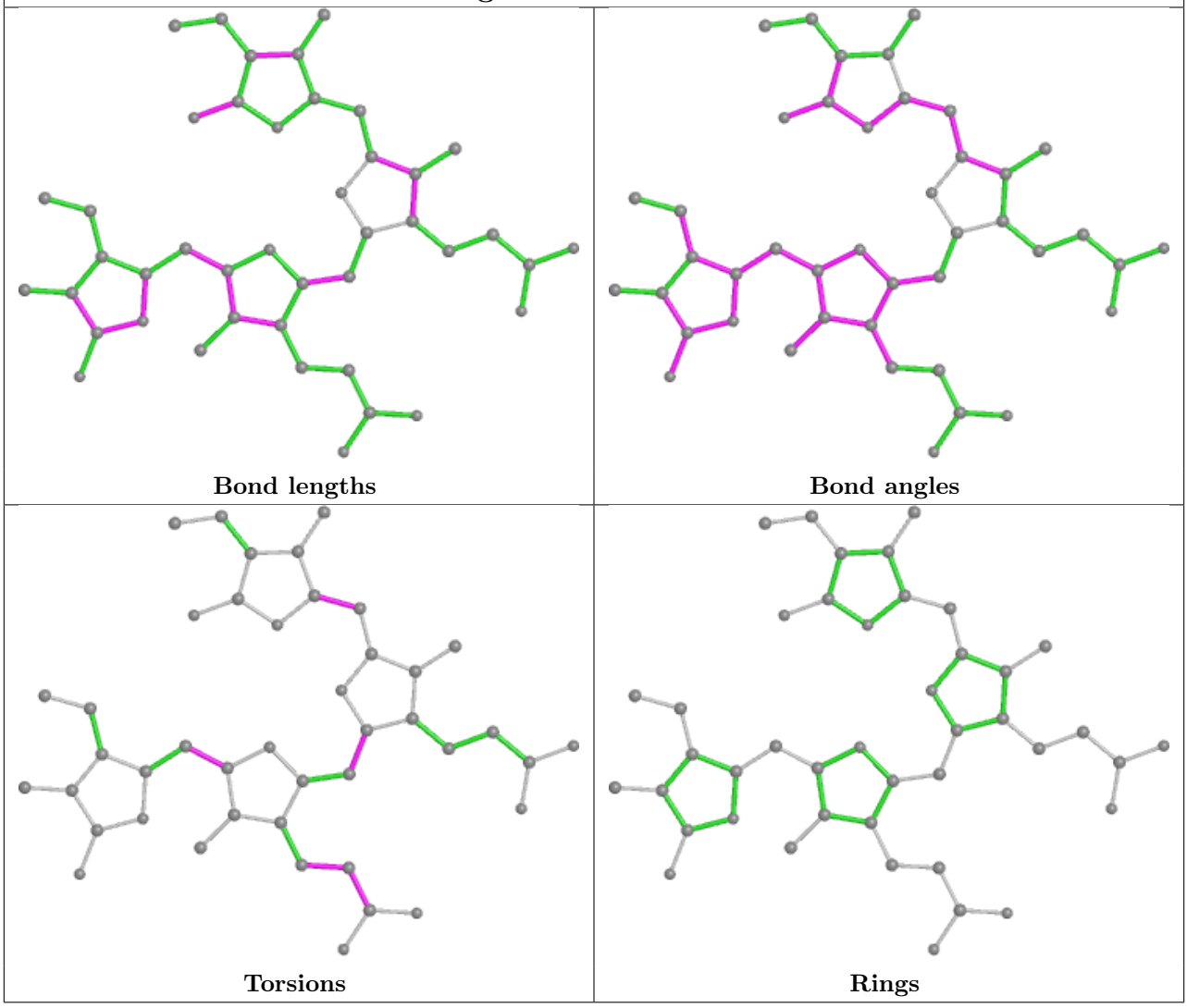

Ligand BCR A2 846

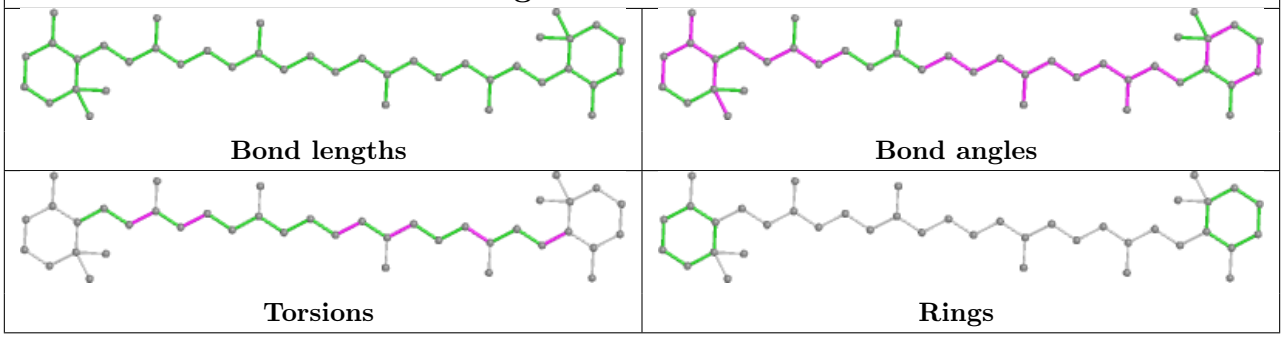

Ligand BCR IN 101

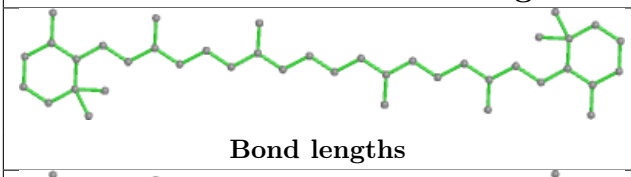

Bond lengths

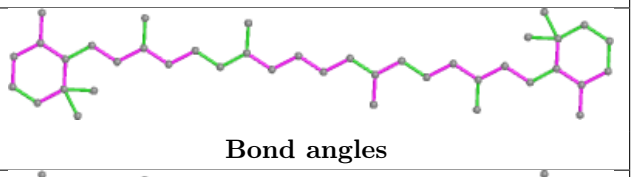

Bond angles

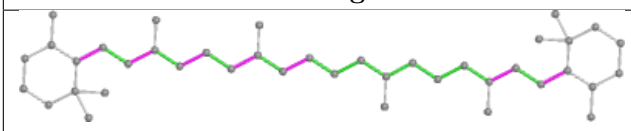

Torsions

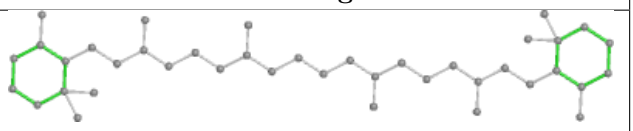

Rings

Ligand PEB MP 201

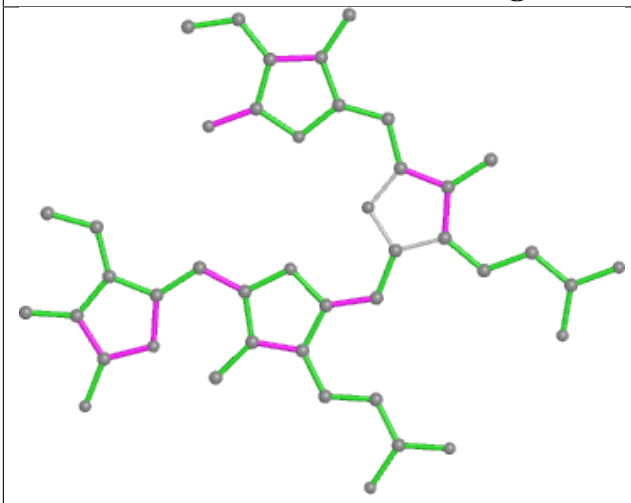

Bond lengths

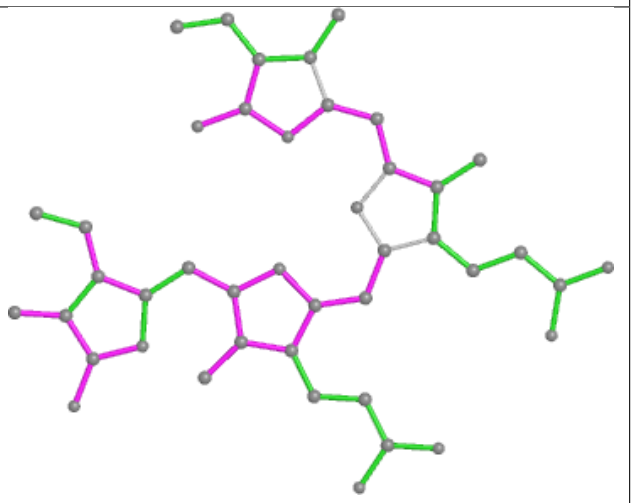

Bond angles

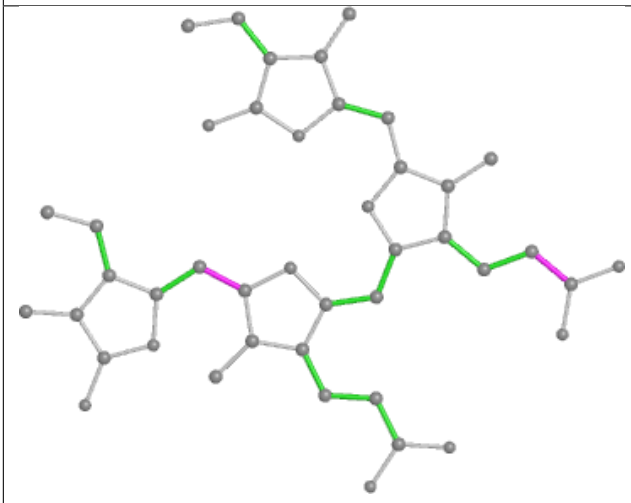

Torsions

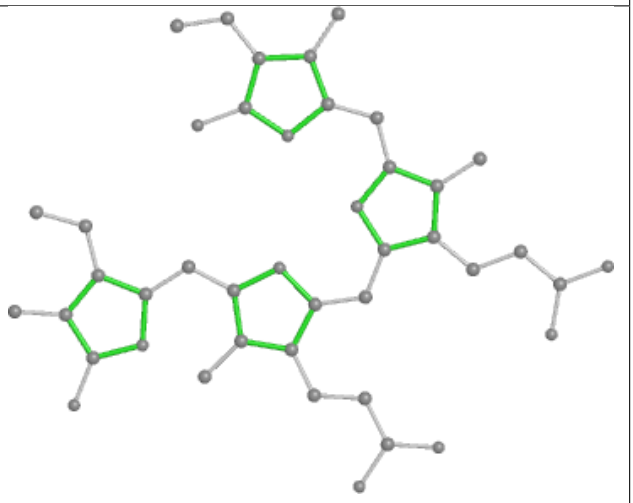

Rings

Ligand PEB dJ 202

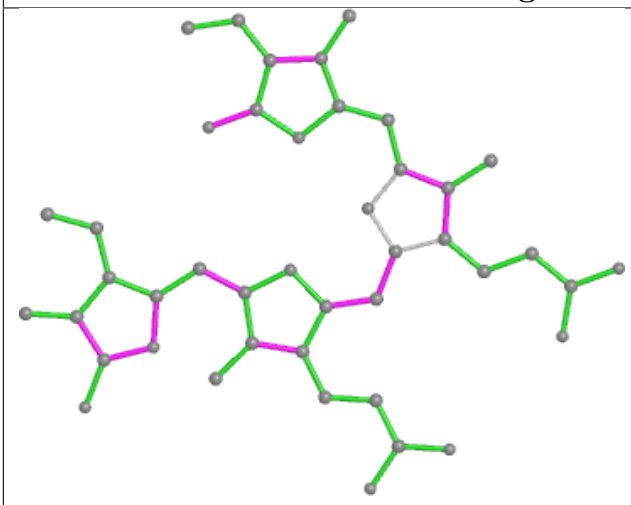

Bond lengths

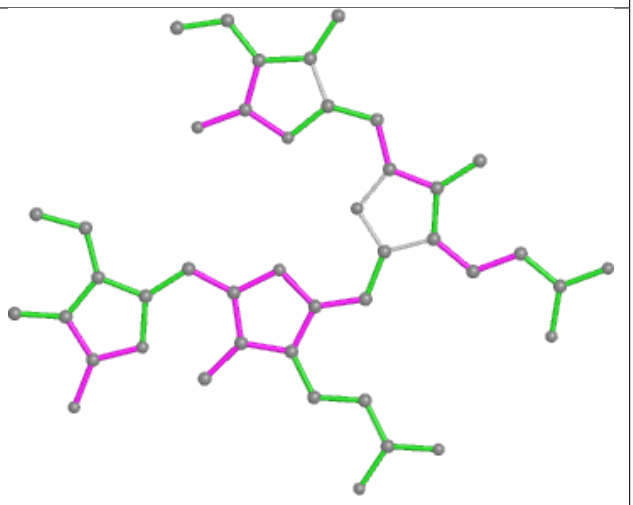

Bond angles

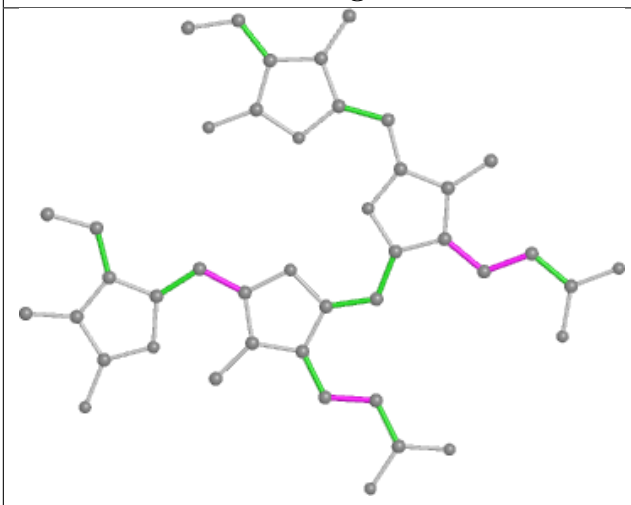

Torsions

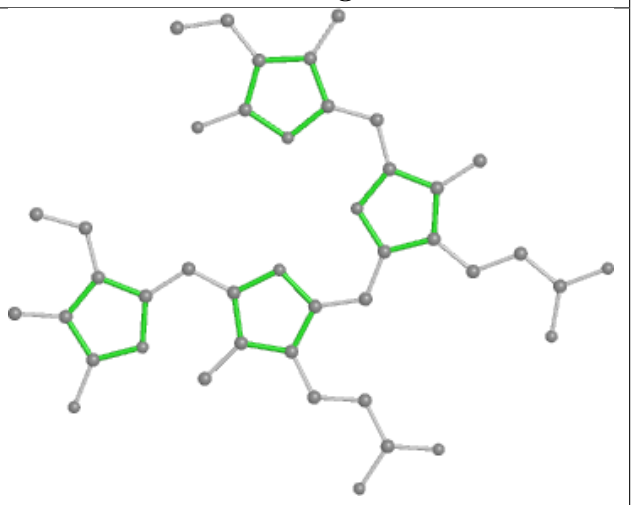

Rings

Ligand CLA A2 833

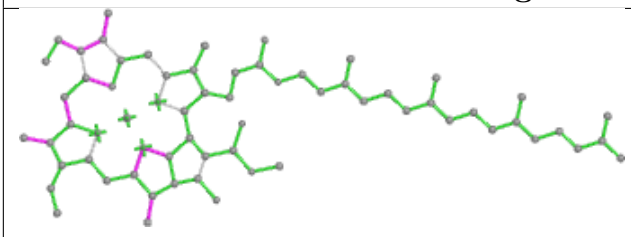

Bond lengths

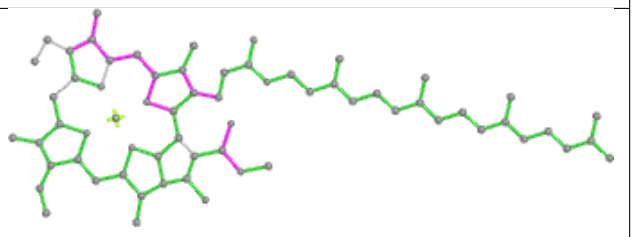

Bond angles

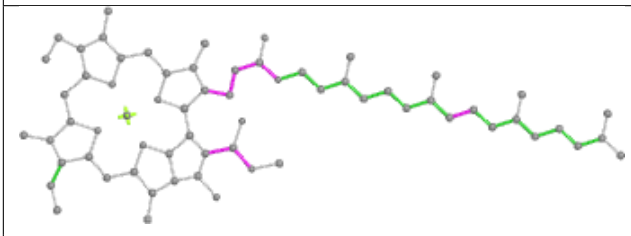

Torsions

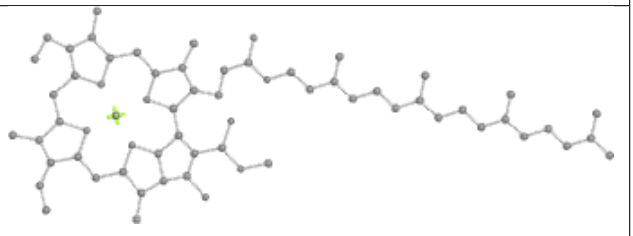

Rings

Ligand PEB OO 202

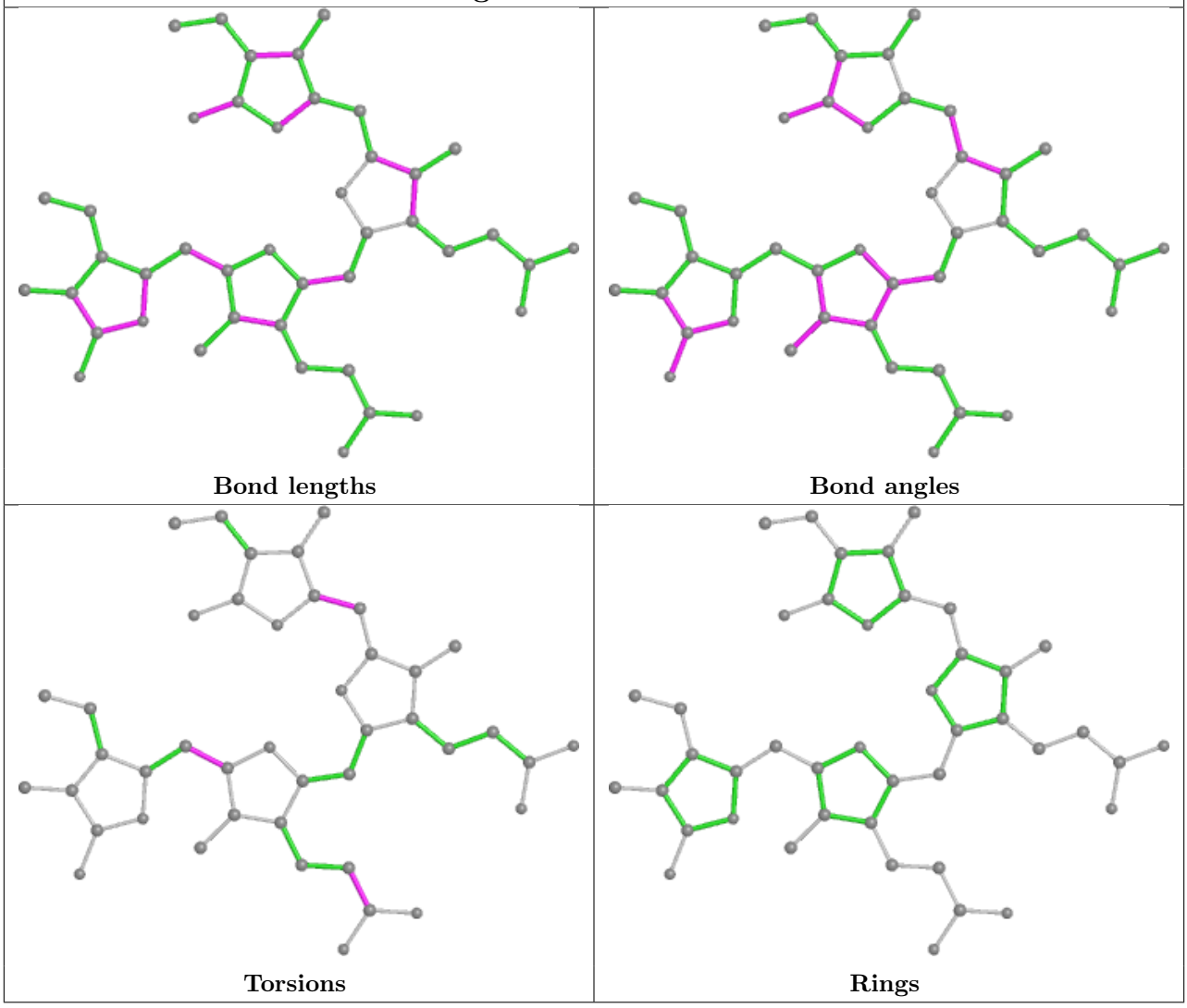

Ligand BCR HL 103

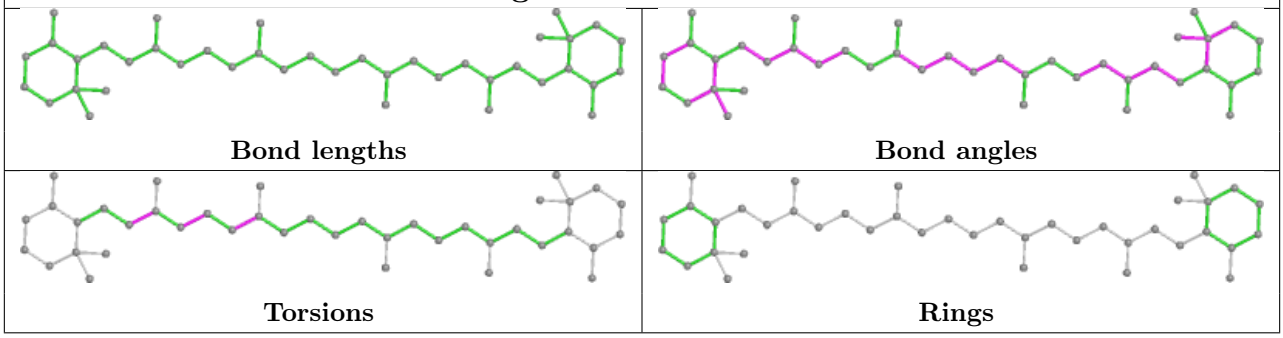

Ligand BCR L2 205

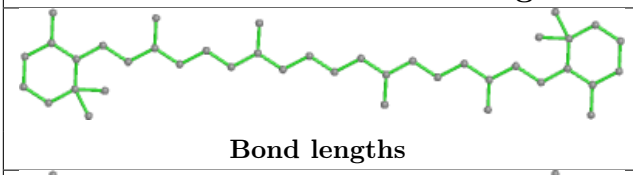

Bond lengths

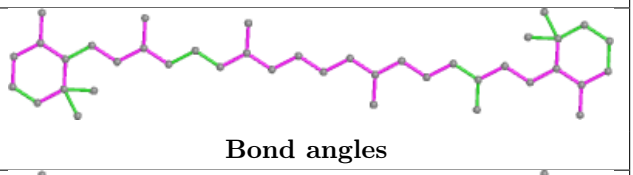

Bond angles

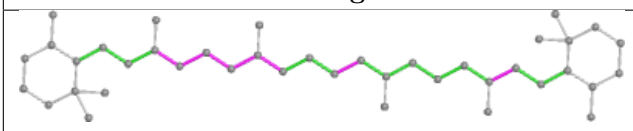

Torsions

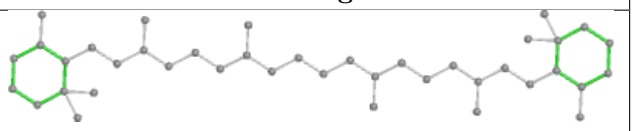

Rings

Ligand CLA 5N 601

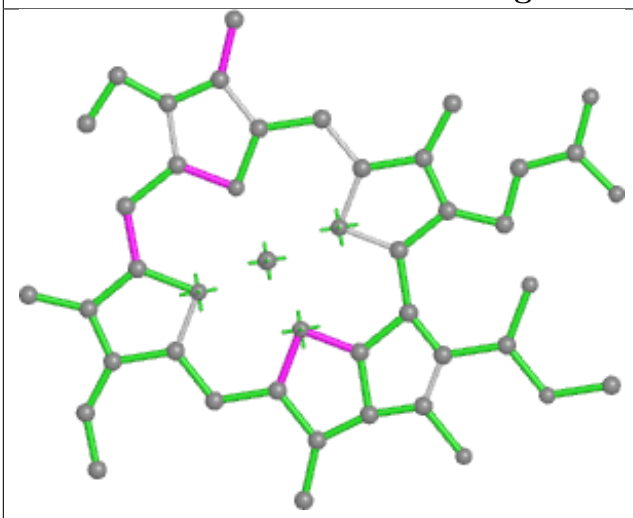

Bond lengths

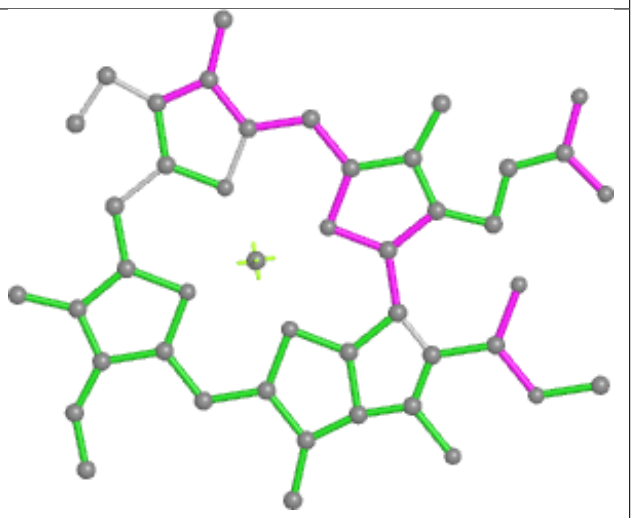

Bond angles

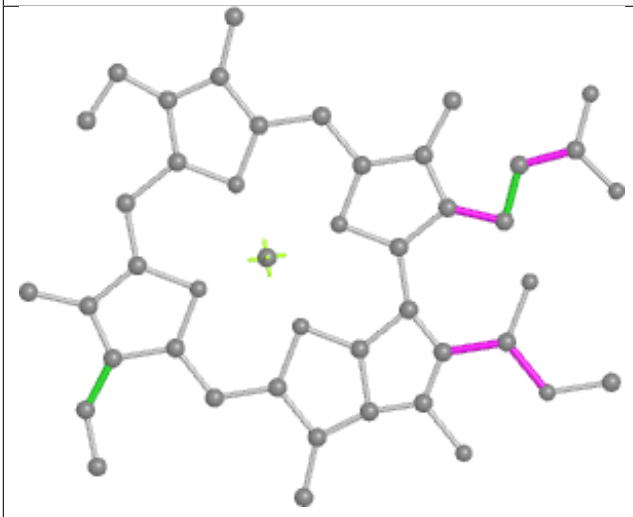

Torsions

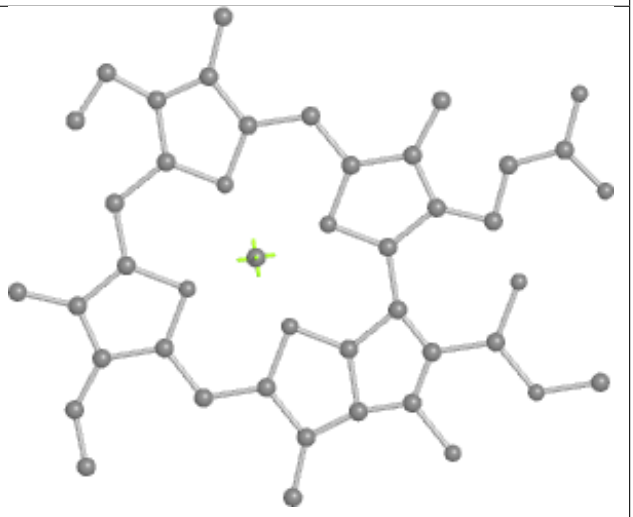

Rings

Ligand CLA A2 808

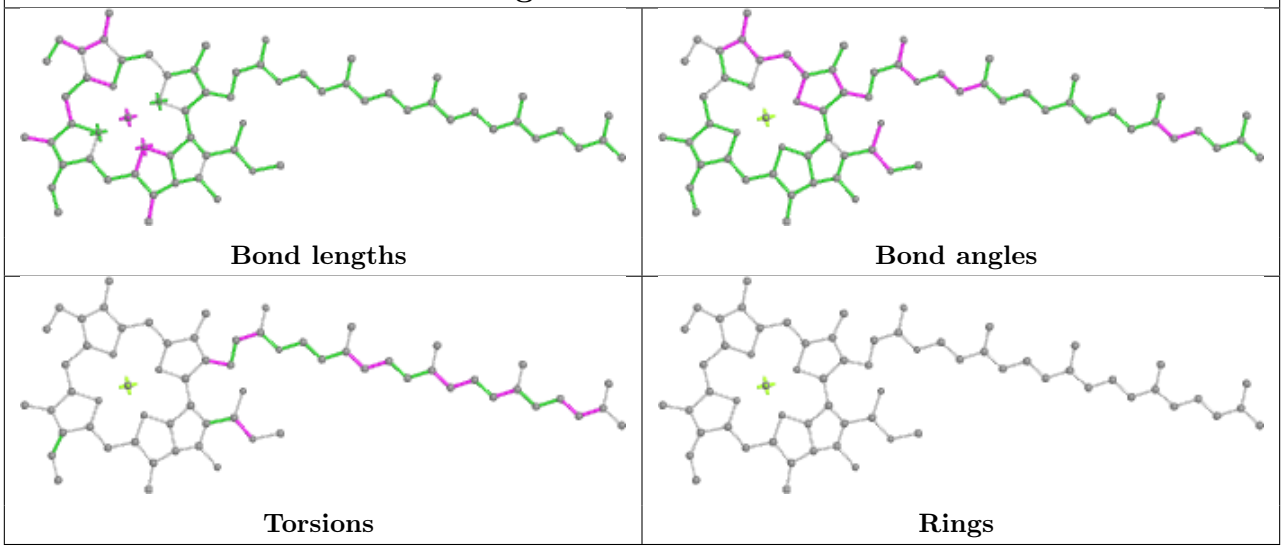

Ligand LHG i6 101

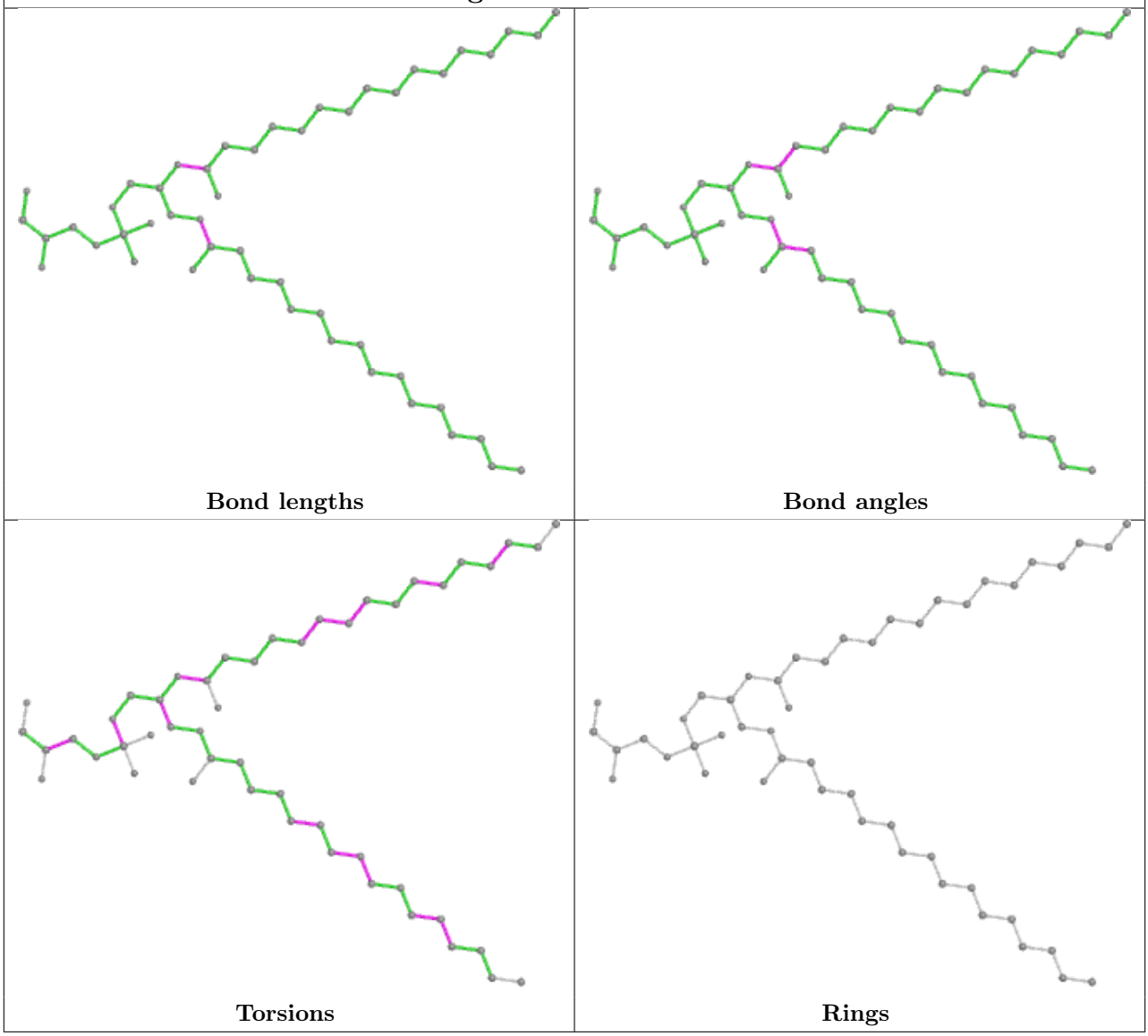

Ligand PEB J5 203

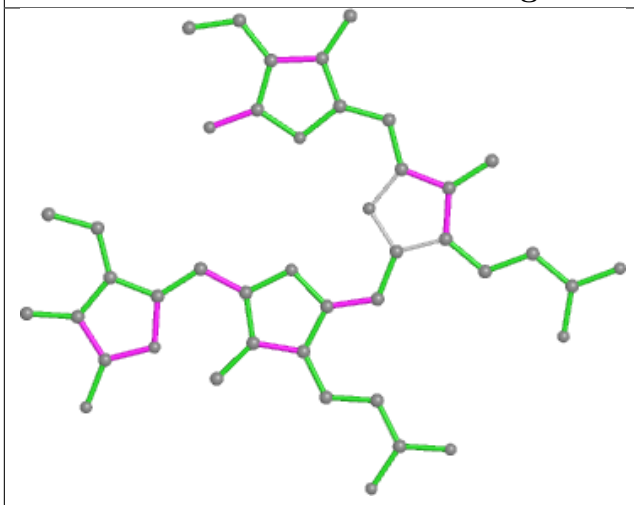

Bond lengths

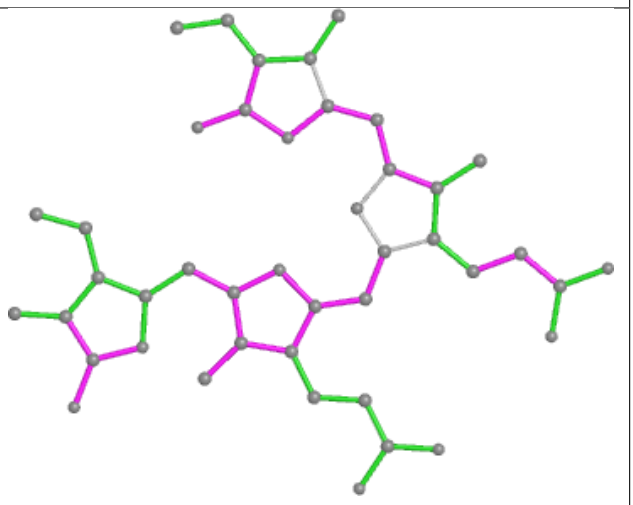

Bond angles

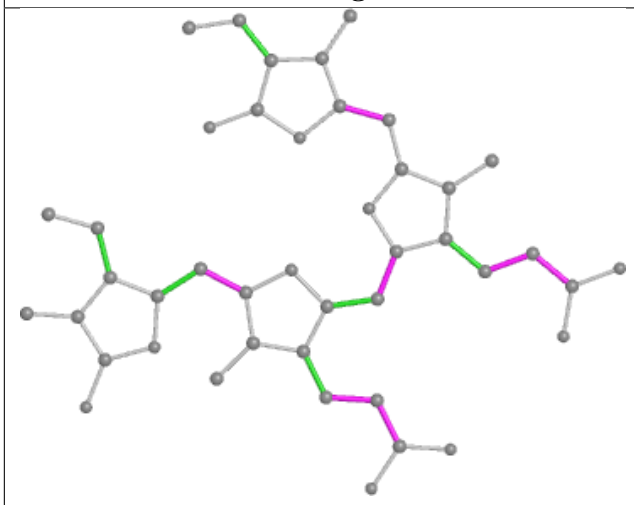

Torsions

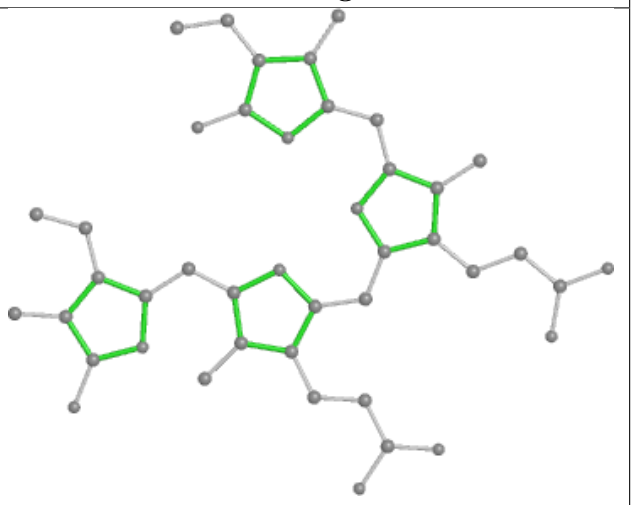

Rings

Ligand PEB L5 202

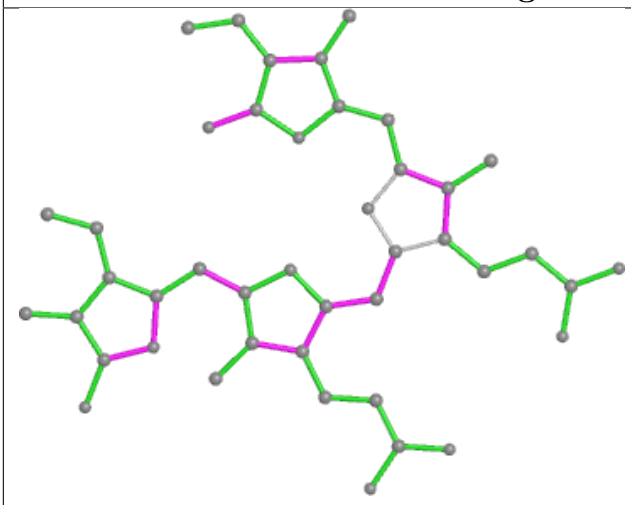

Bond lengths

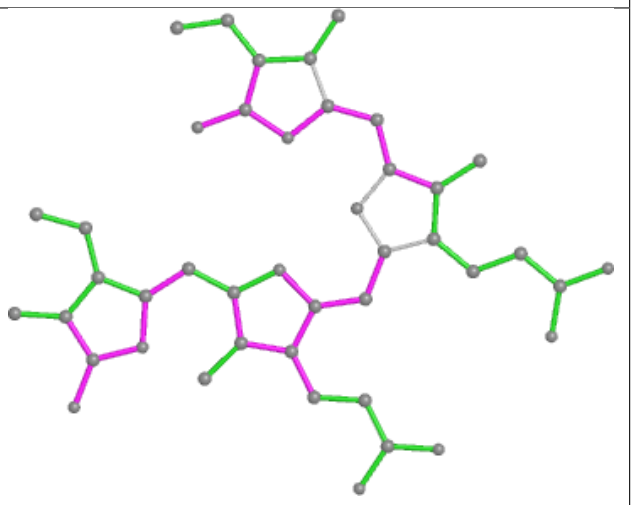

Bond angles

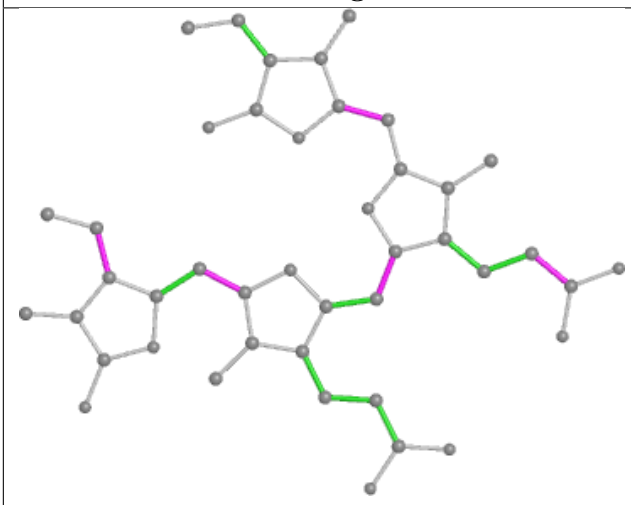

Torsions

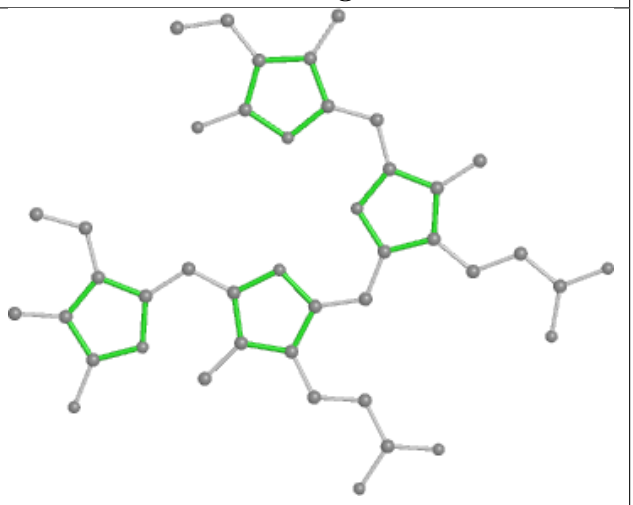

Rings

Ligand PEB AG 301

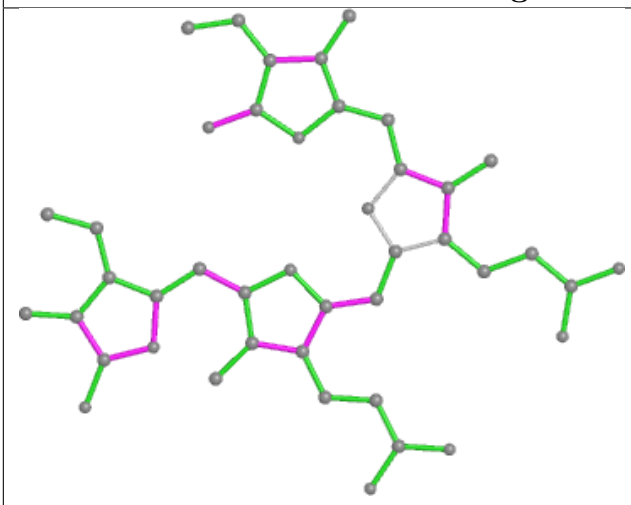

Bond lengths

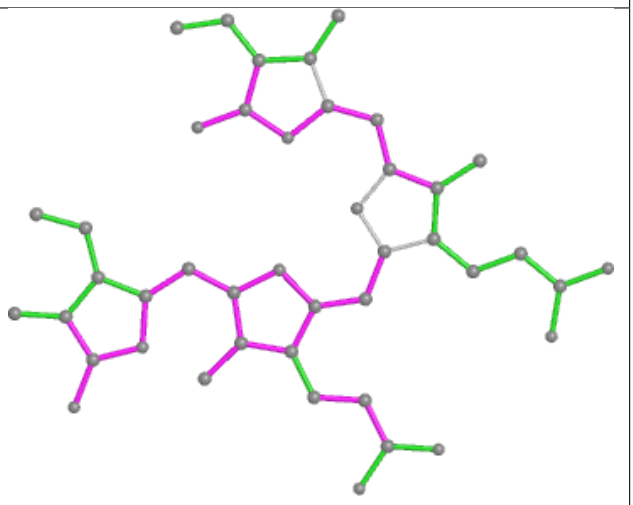

Bond angles

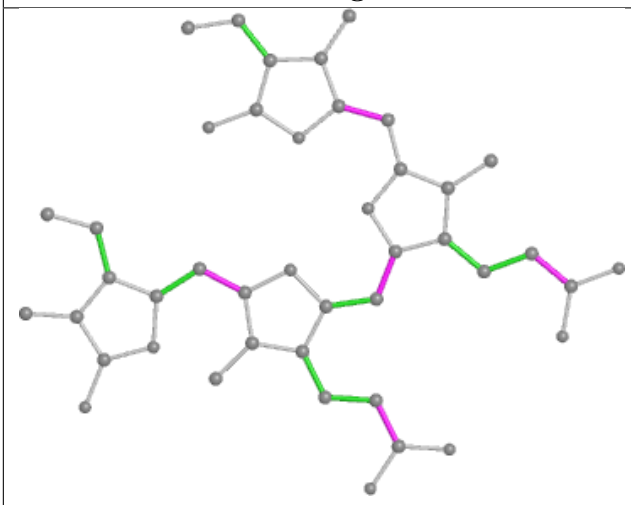

Torsions

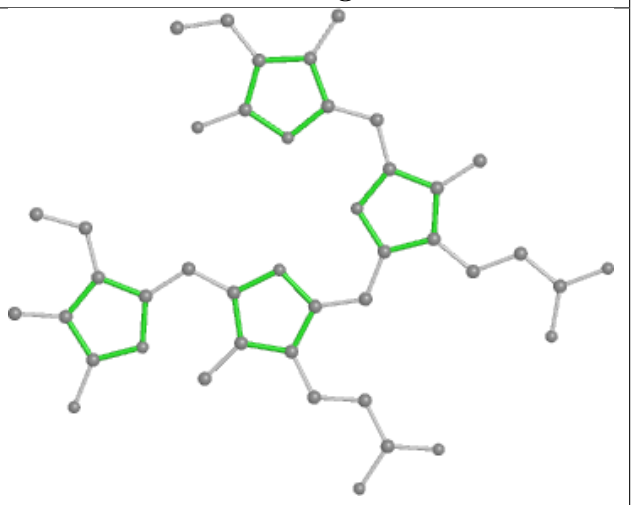

Rings

Ligand PEB CM 203

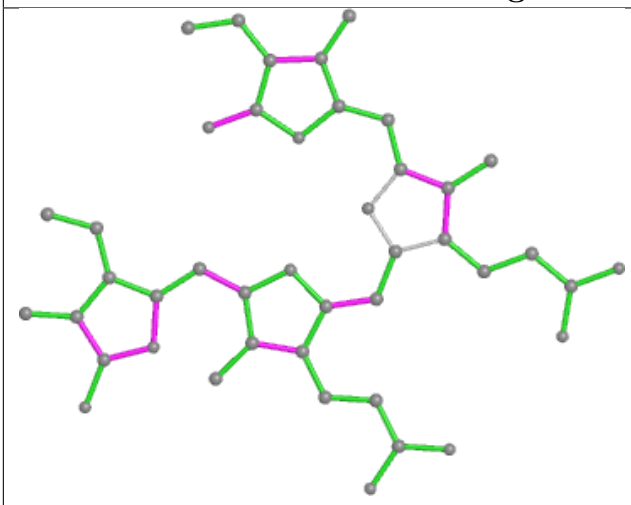

Bond lengths

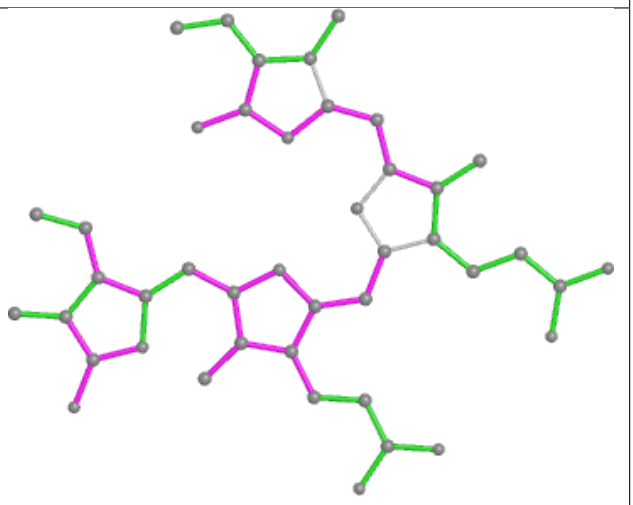

Bond angles

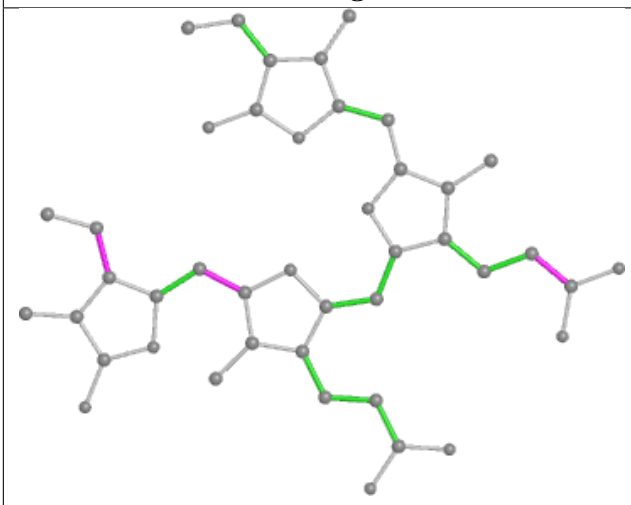

Torsions

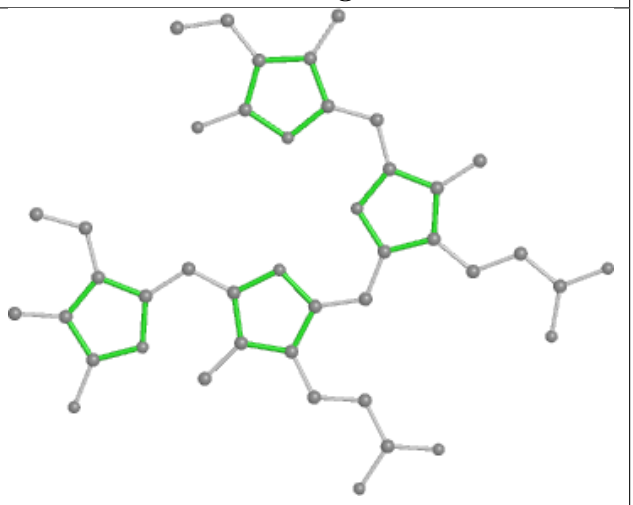

Rings

Ligand PEB l1 201

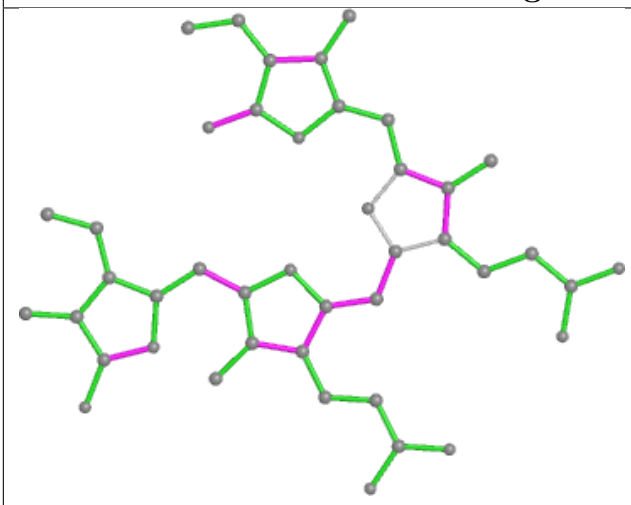

Bond lengths

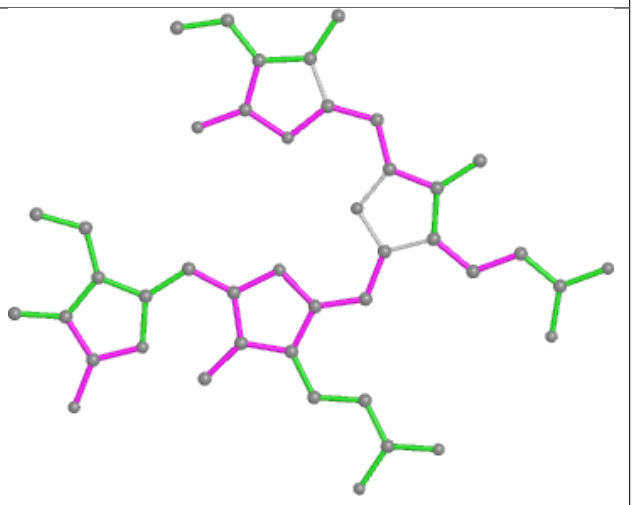

Bond angles

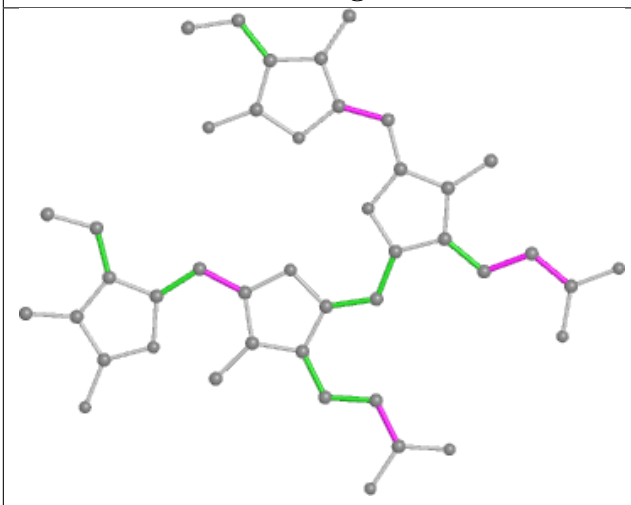

Torsions

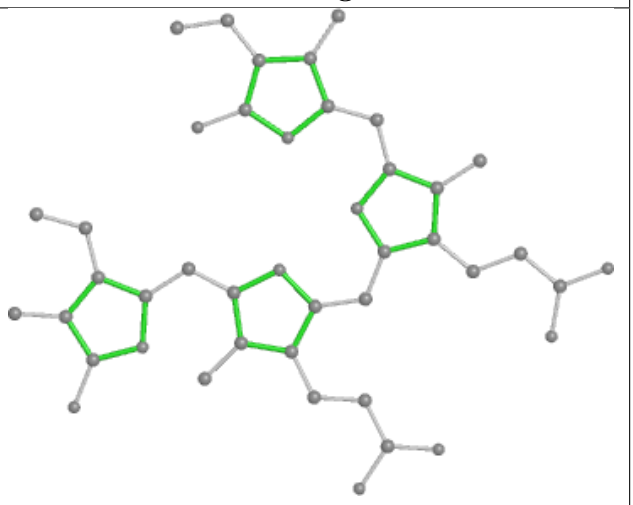

Rings

Ligand PEB dH 202

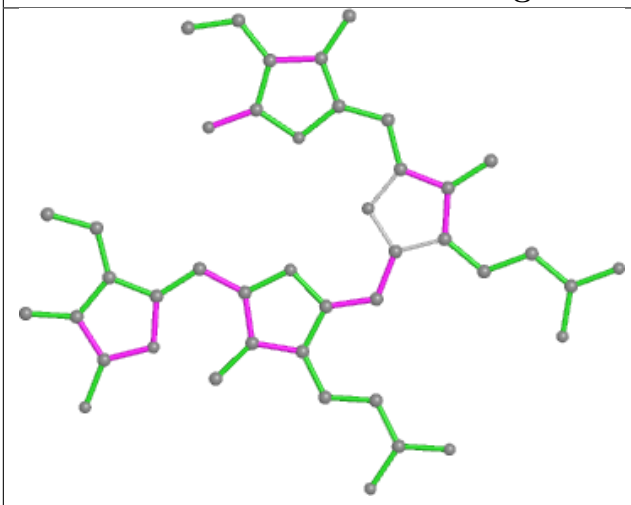

Bond lengths

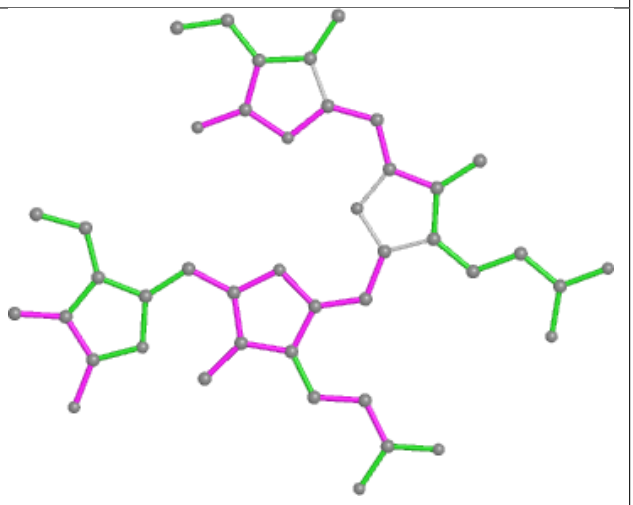

Bond angles

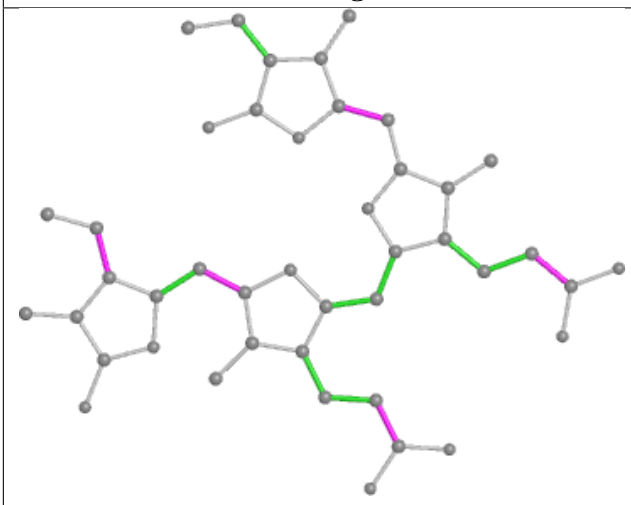

Torsions

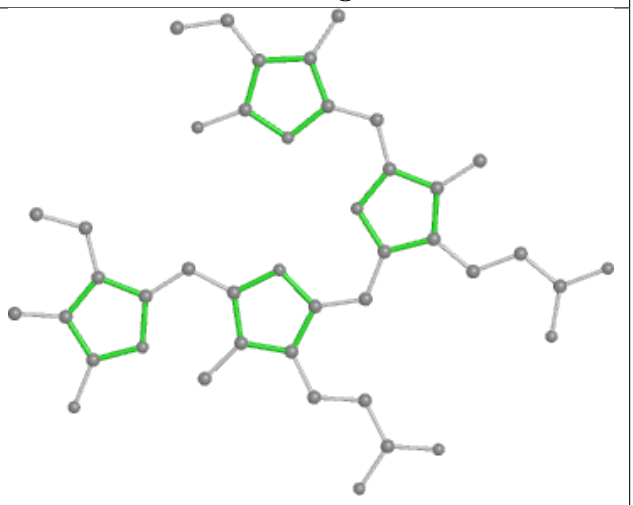

Rings

Ligand PUB yF 303

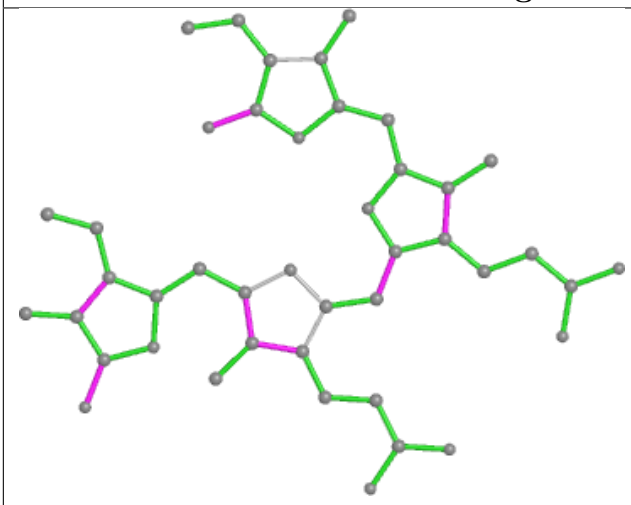

Bond lengths

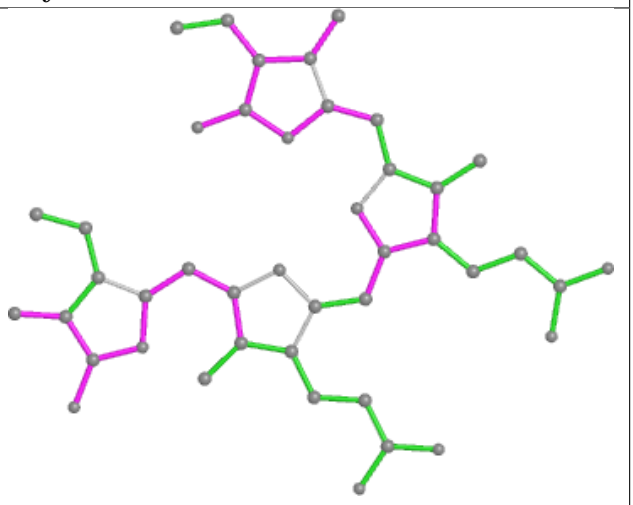

Bond angles

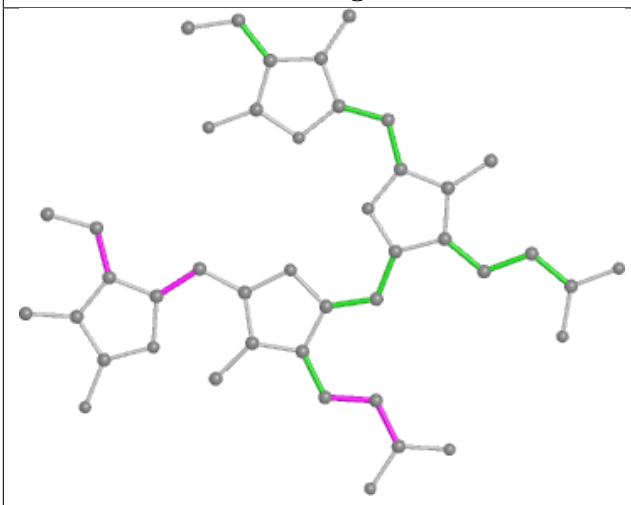

Torsions

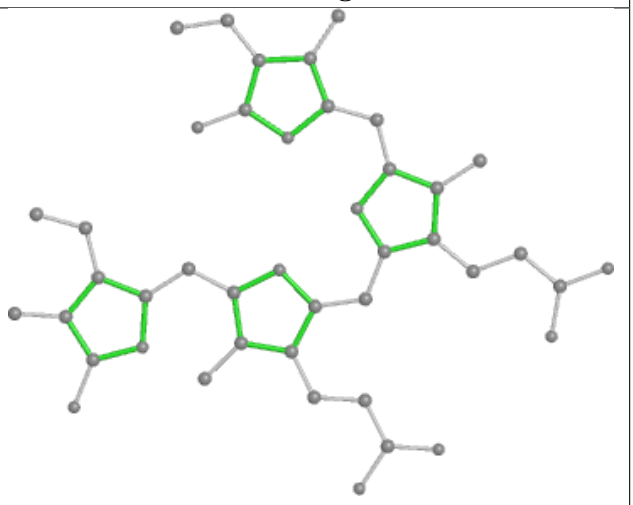

Rings

Ligand PEB PJ 202

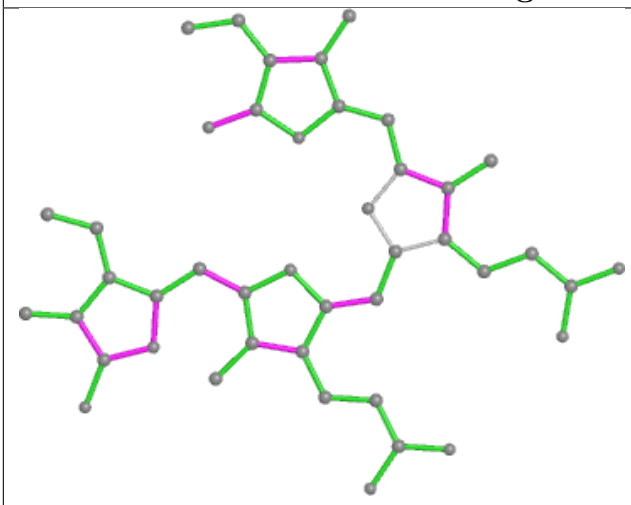

Bond lengths

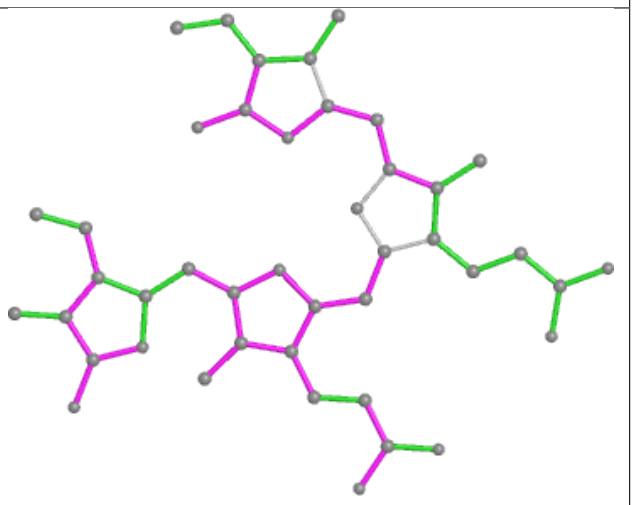

Bond angles

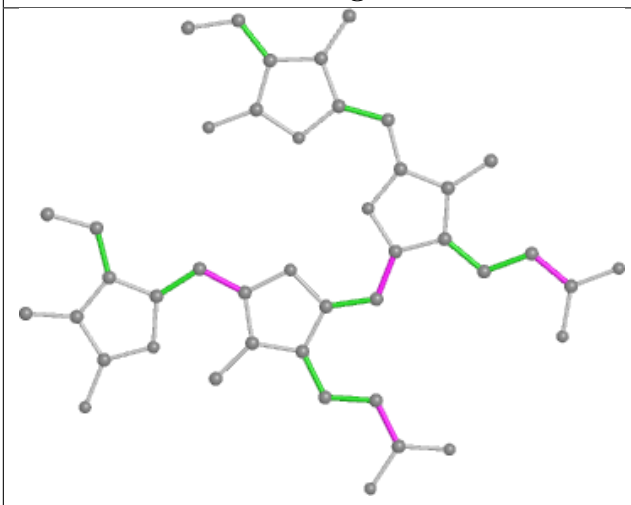

Torsions

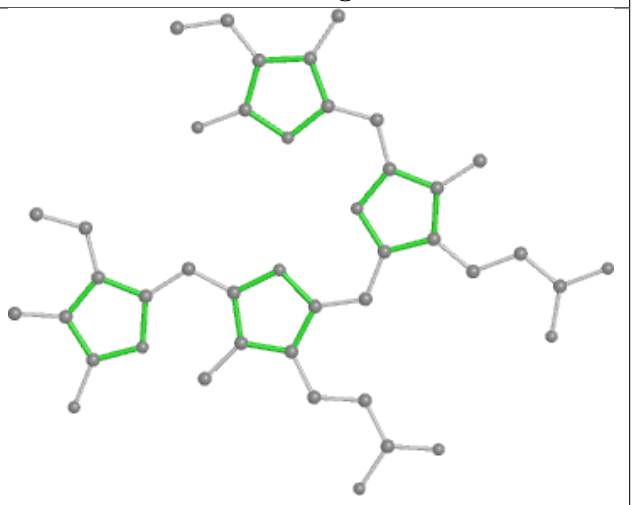

Rings

Ligand PEB YO 203

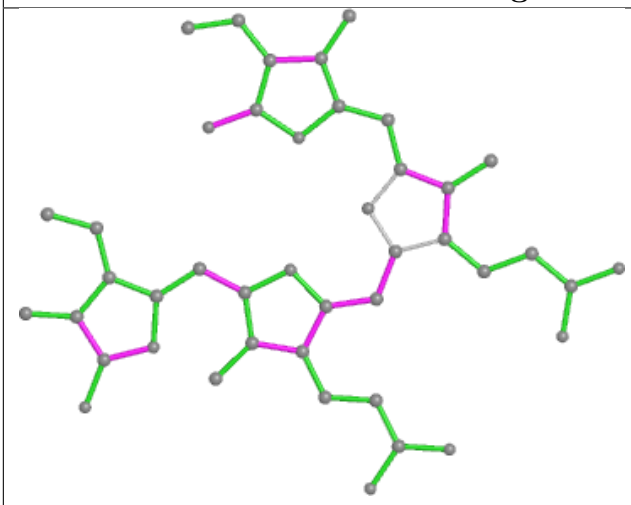

Bond lengths

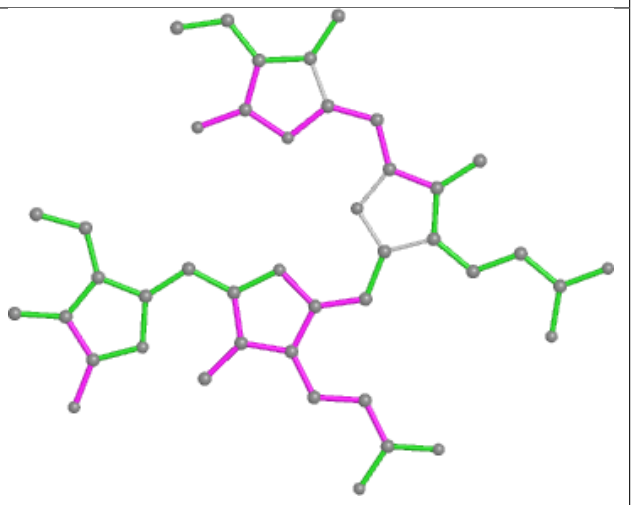

Bond angles

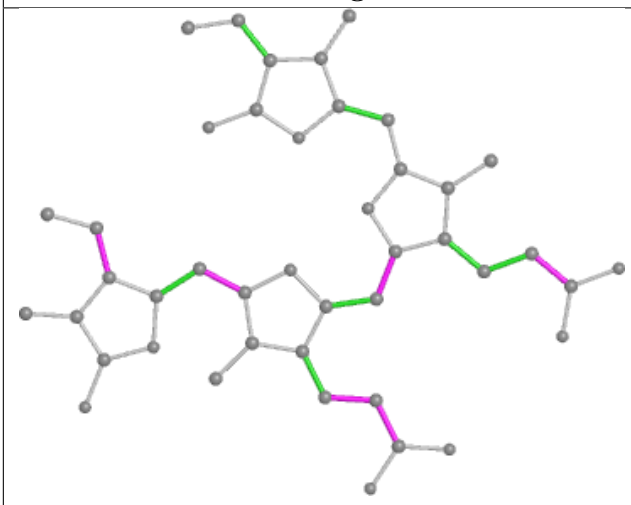

Torsions

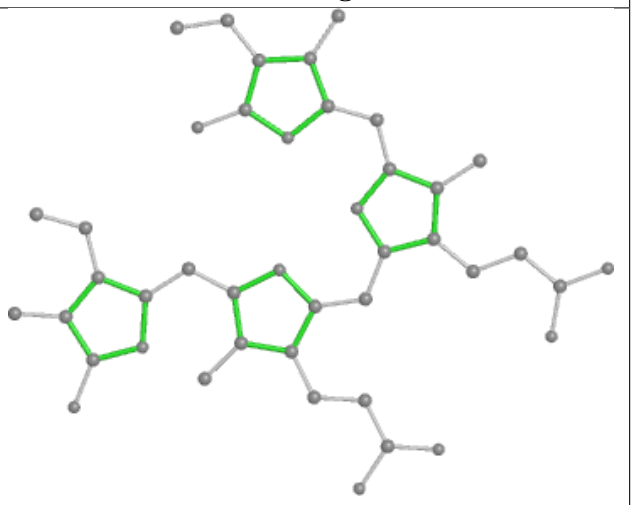

Rings

Ligand CLA AN 820

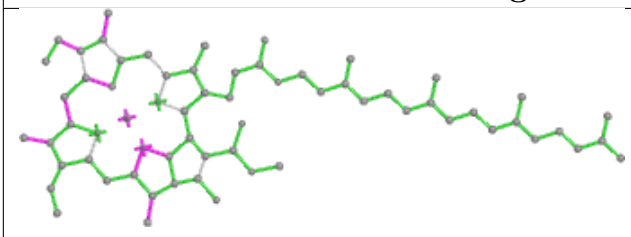

Bond lengths

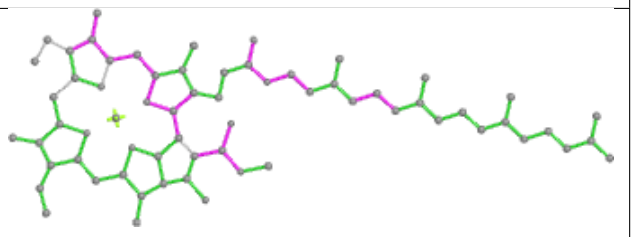

Bond angles

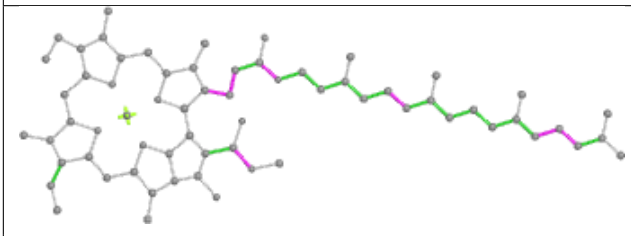

Torsions

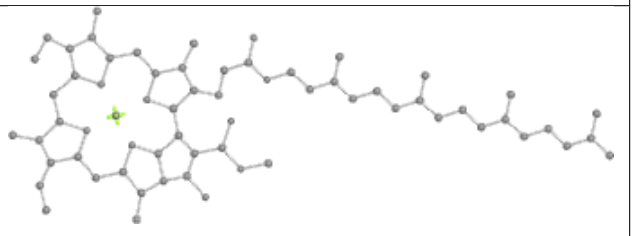

Rings

Ligand PEB BQ 202

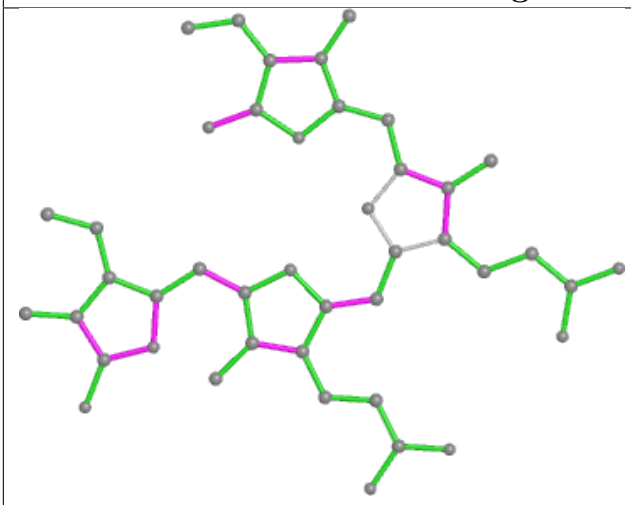

Bond lengths

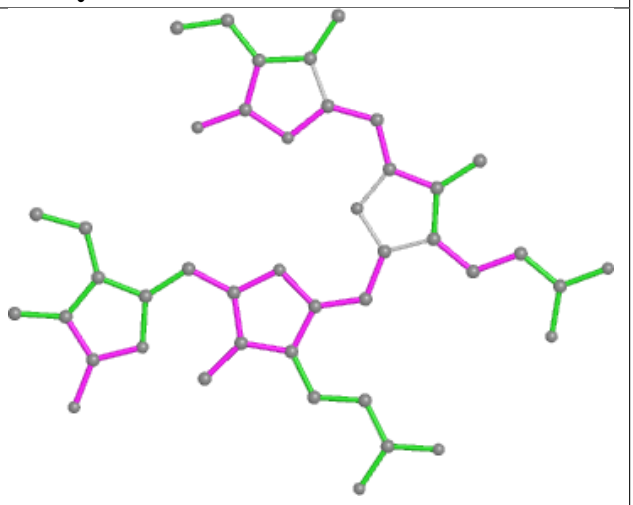

Bond angles

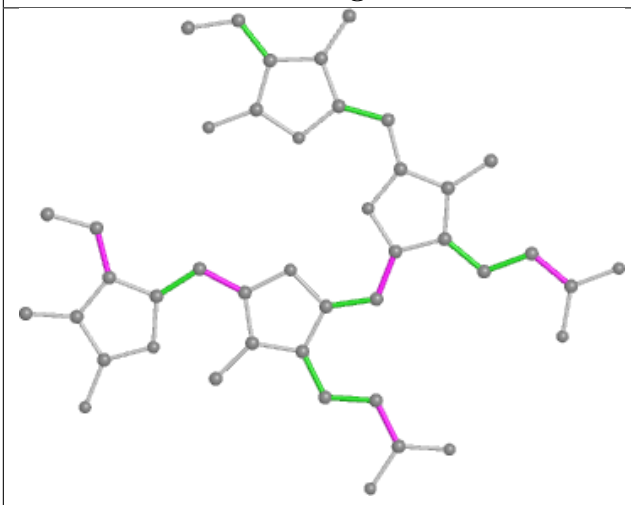

Torsions

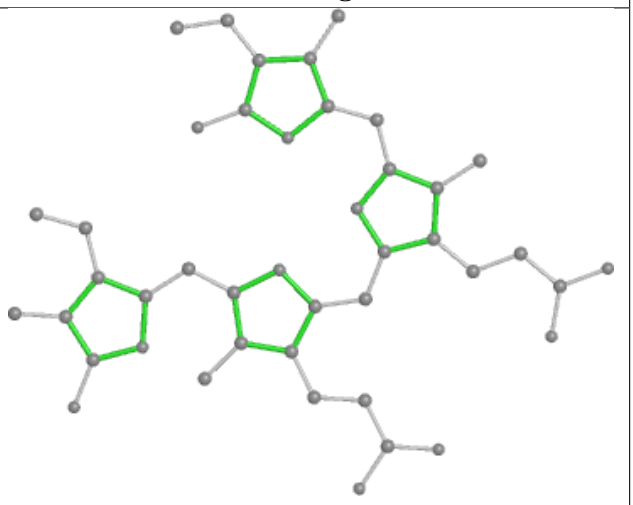

Rings

Ligand PEB YA 301

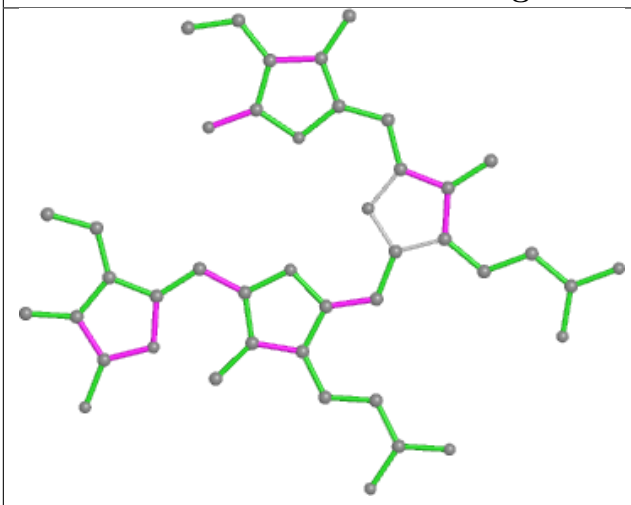

Bond lengths

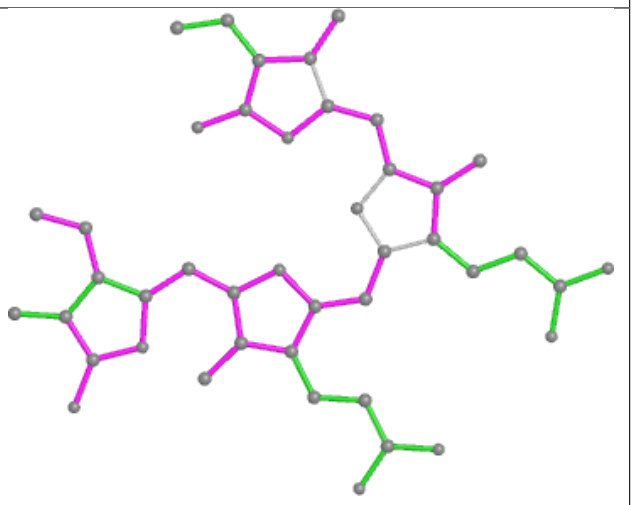

Bond angles

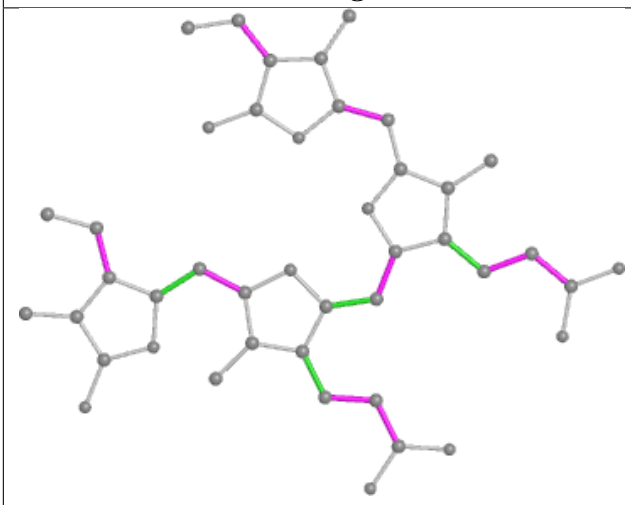

Torsions

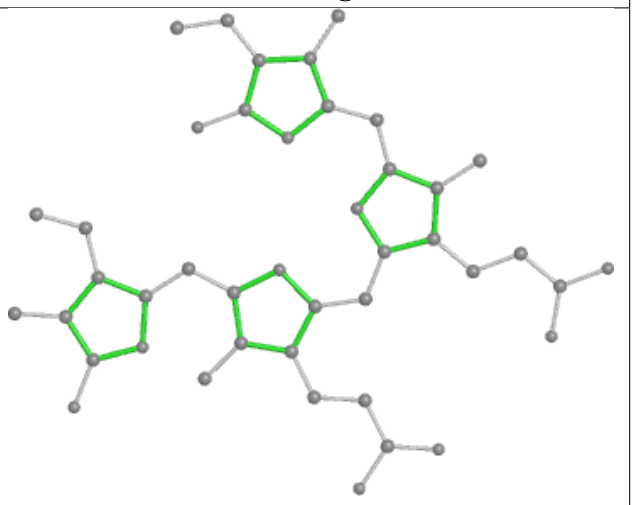

Rings

Ligand CLA B6 609

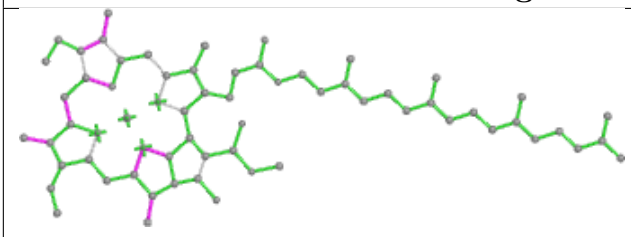

Bond lengths

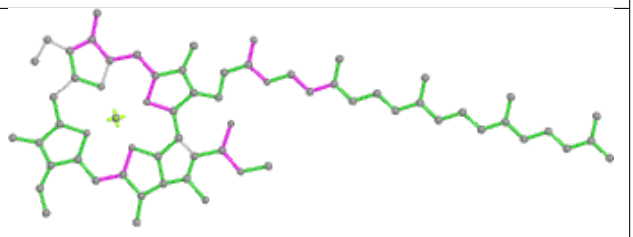

Bond angles

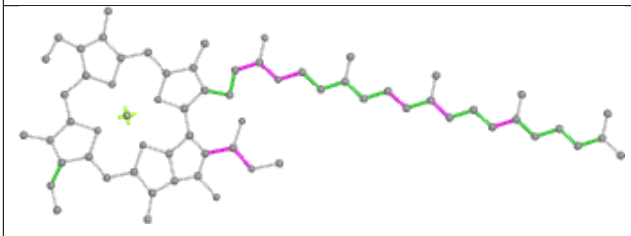

Torsions

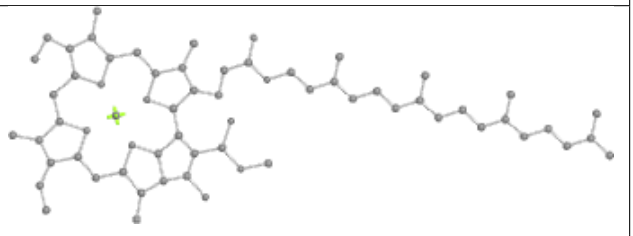

Rings

Ligand CLA CL 518

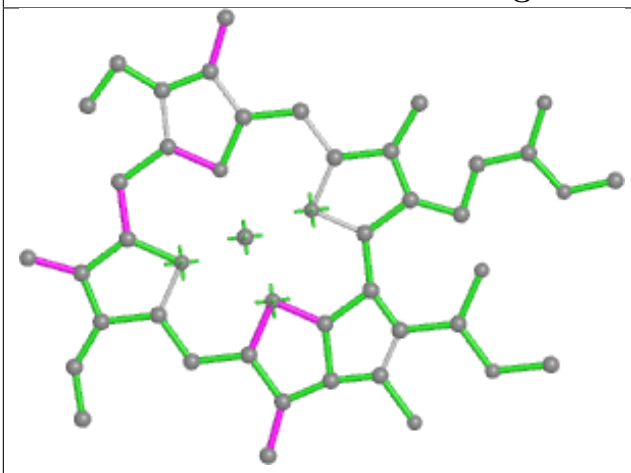

Bond lengths

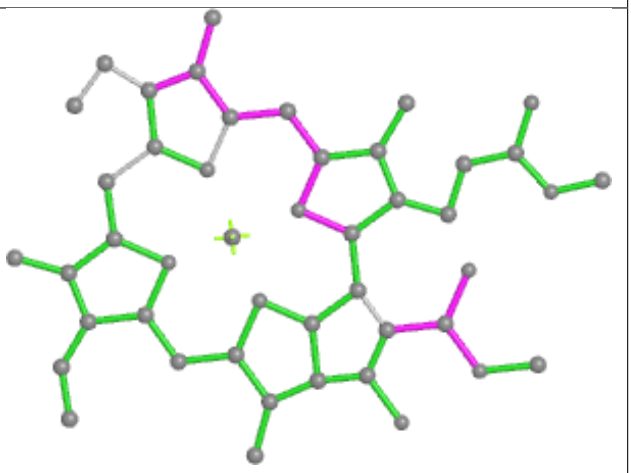

Bond angles

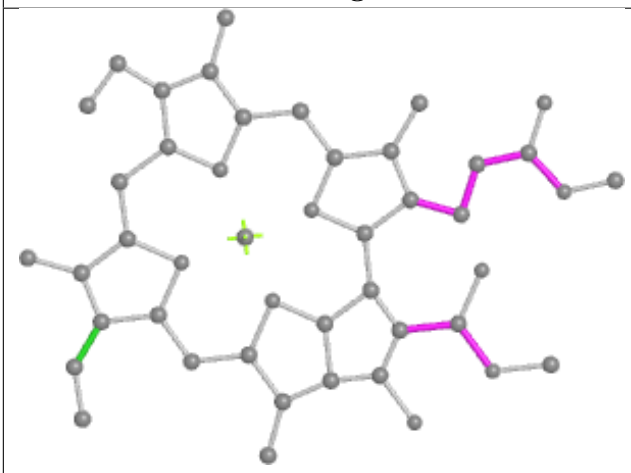

Torsions

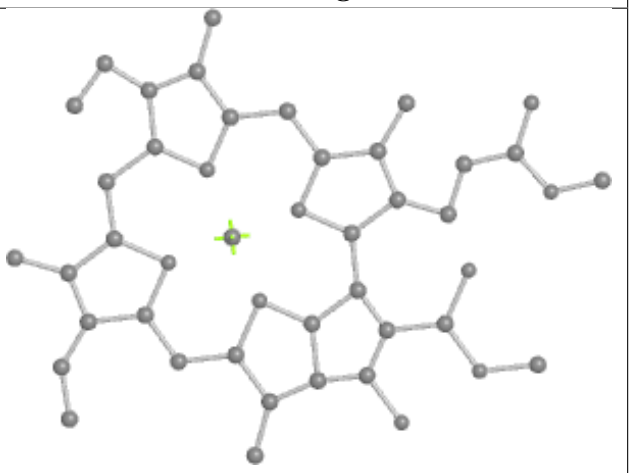

Rings

Ligand PEB C7 202

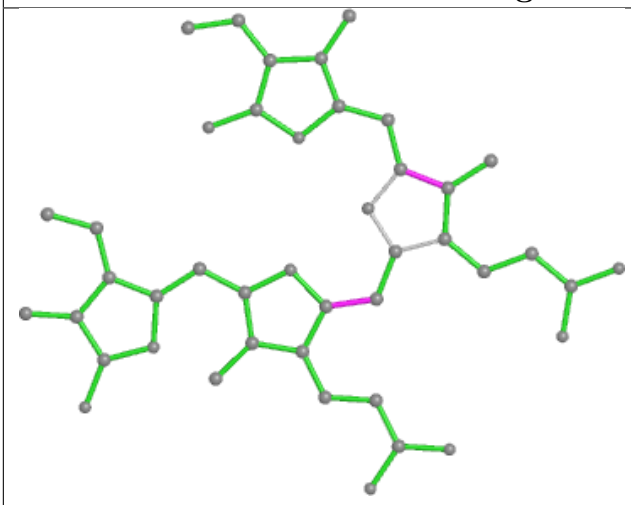

Bond lengths

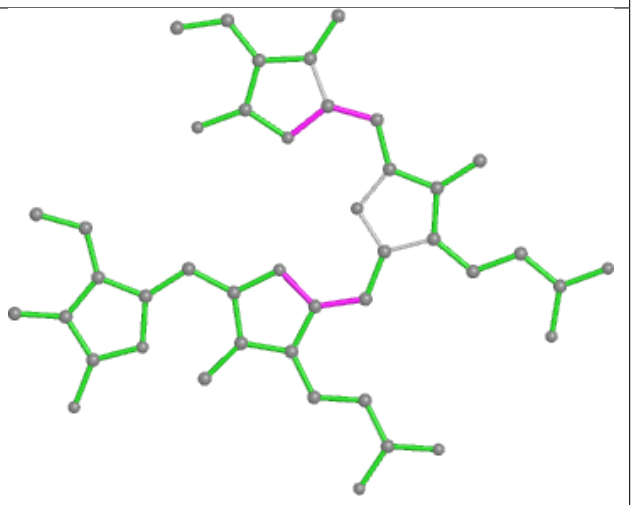

Bond angles

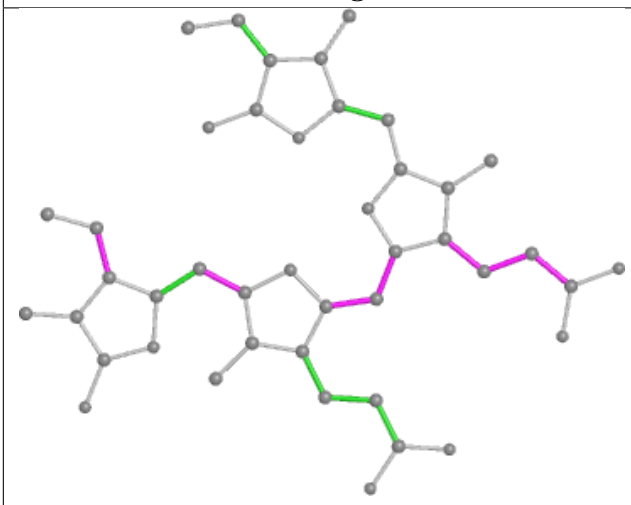

Torsions

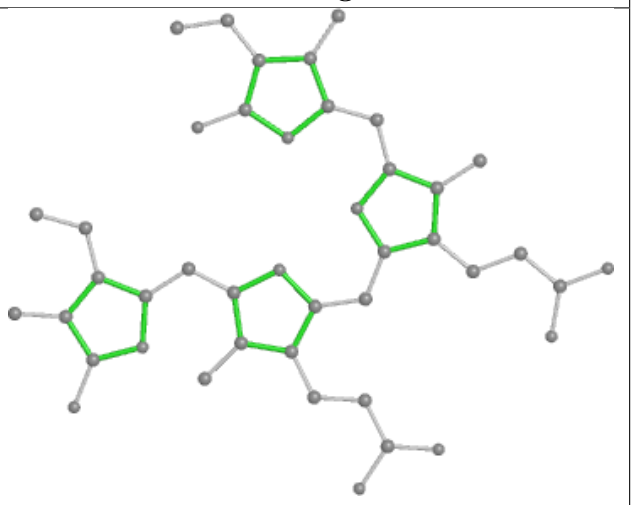

Rings

Ligand PEB 1C 203

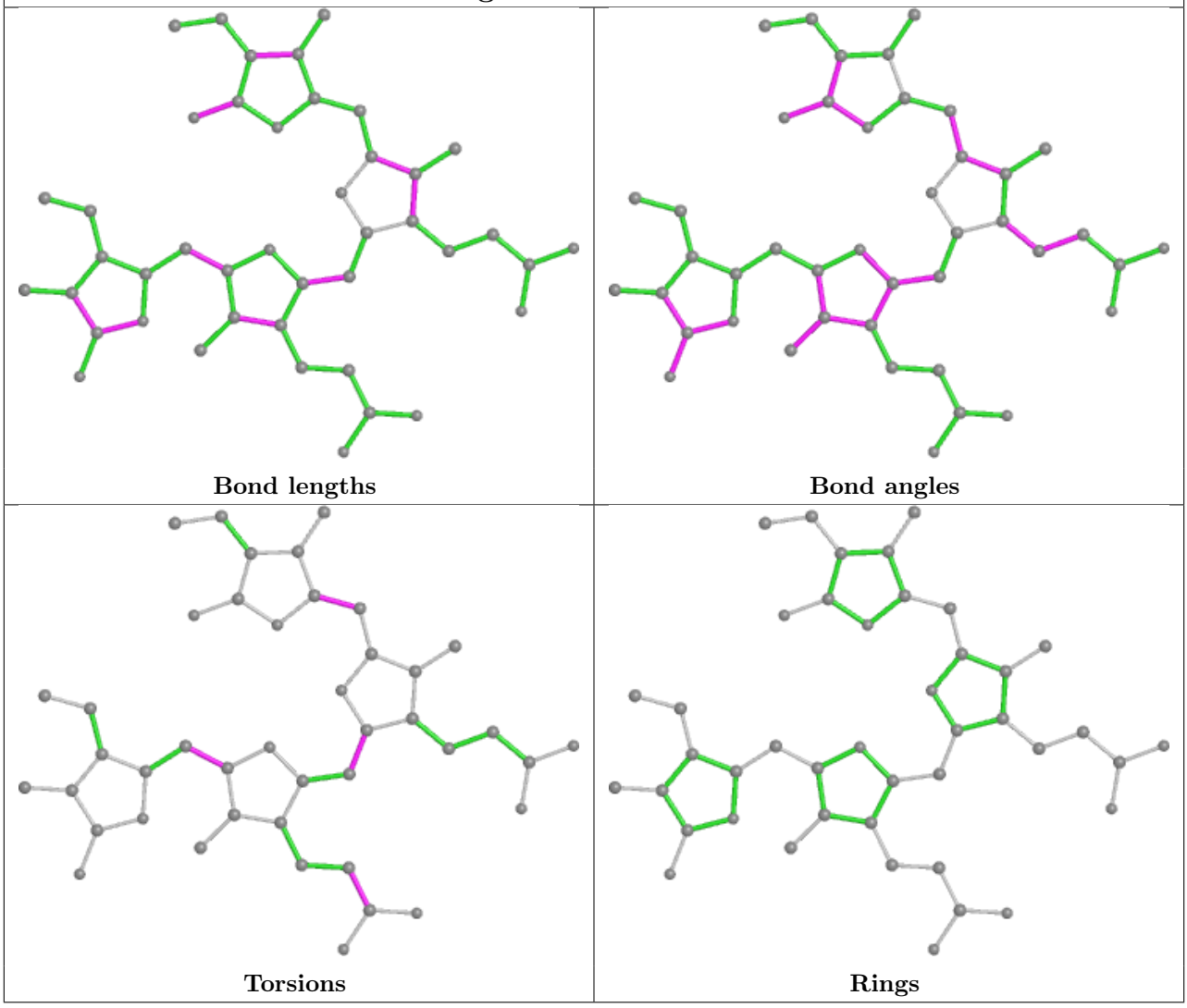

Ligand LMG BL 611

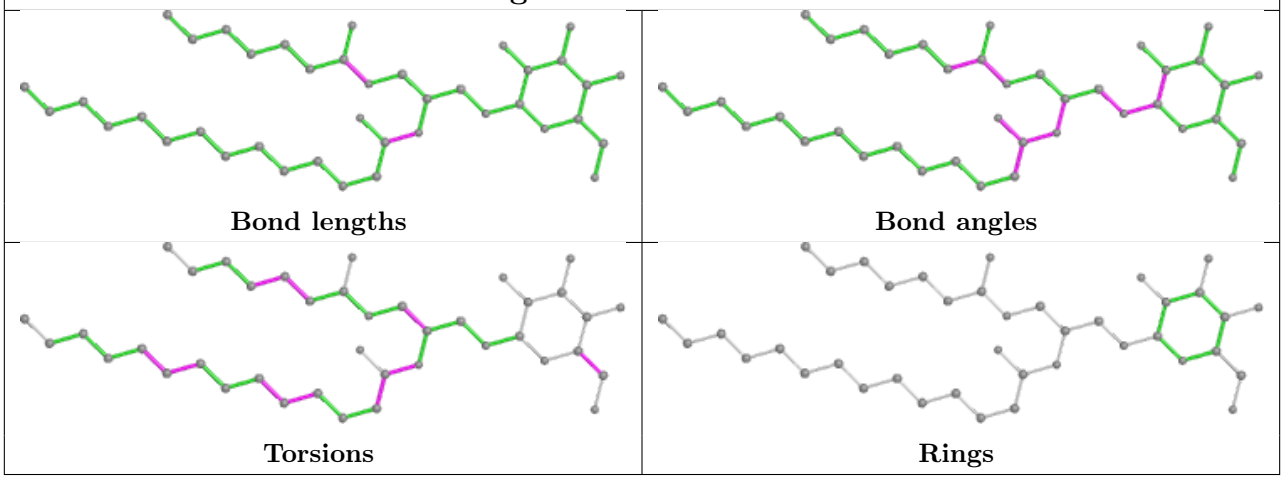

Ligand CLA 4N 602

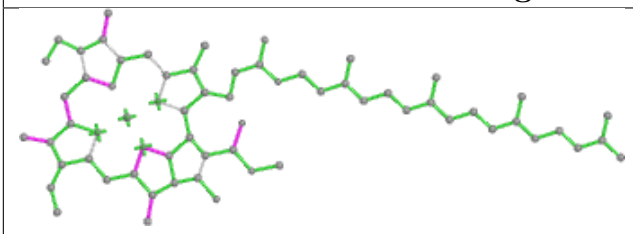

Bond lengths

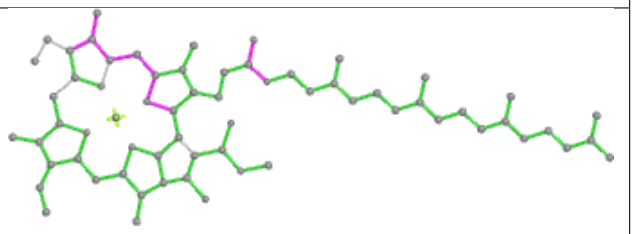

Bond angles

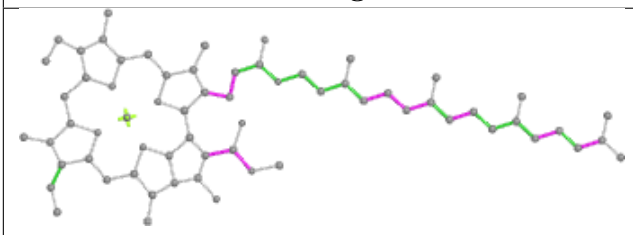

Torsions

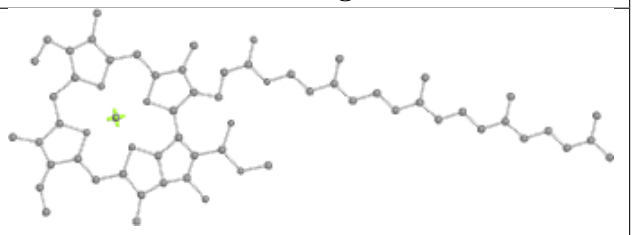

Rings

Ligand PEB iK 203

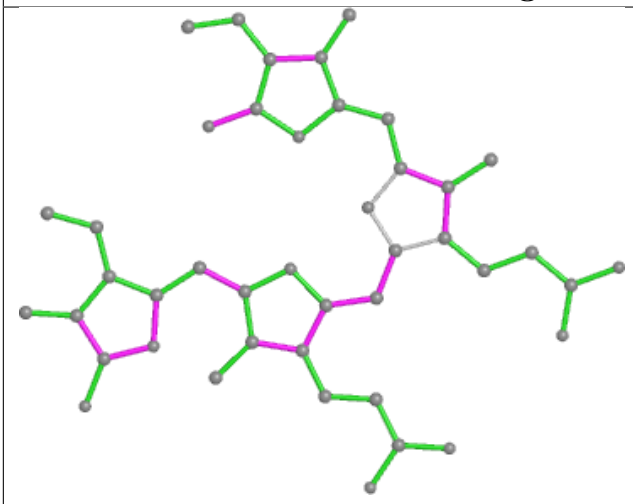

Bond lengths

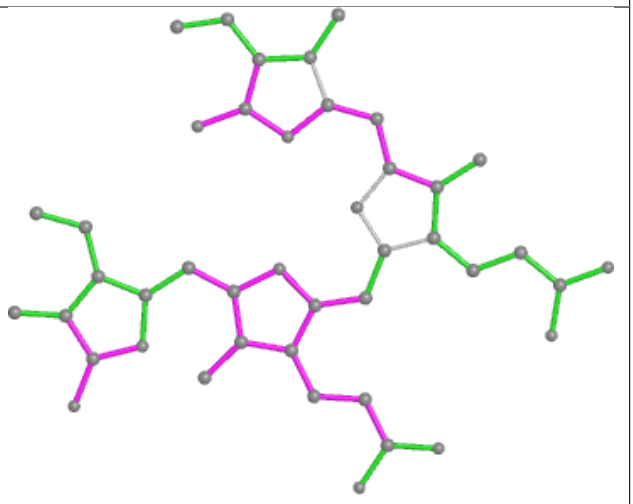

Bond angles

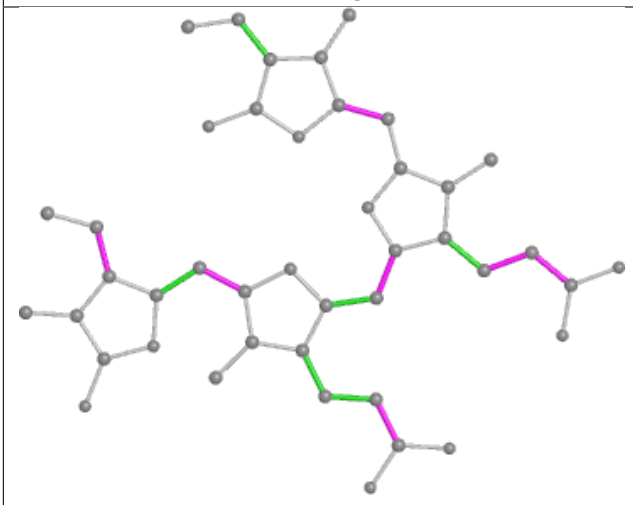

Torsions

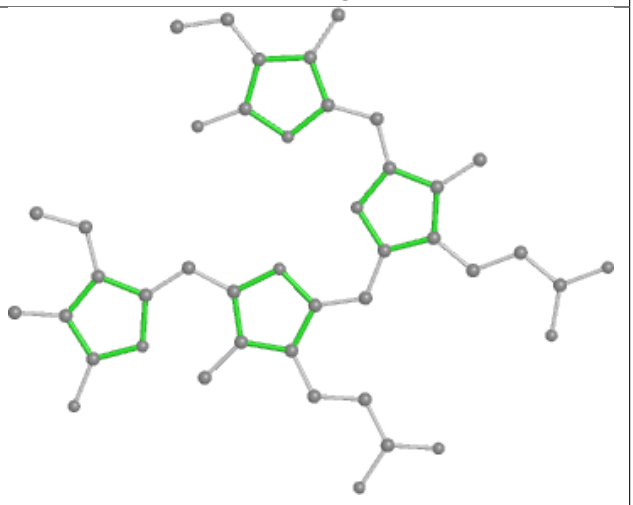

Rings

Ligand BCR CL 502

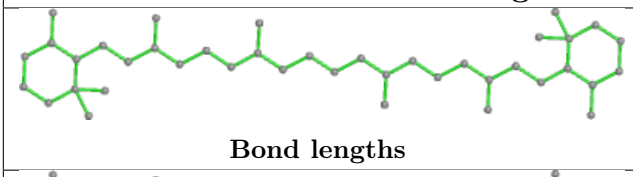

Bond lengths

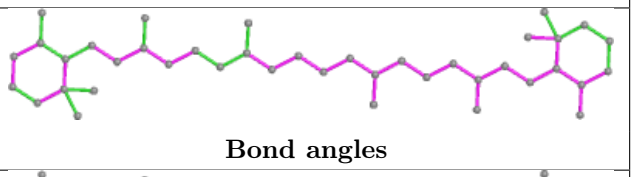

Bond angles

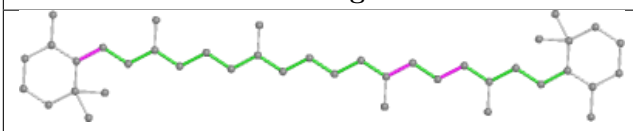

Torsions

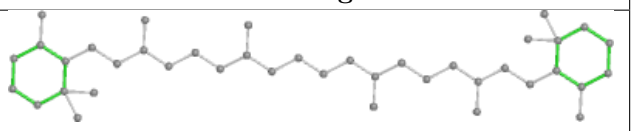

Rings

Ligand CLA dL 401

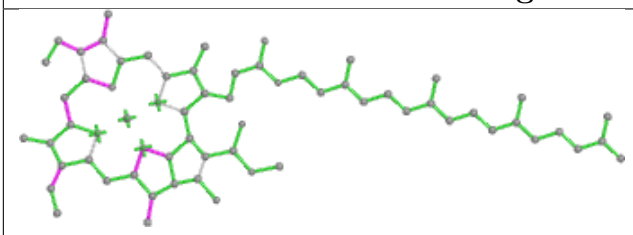

Bond lengths

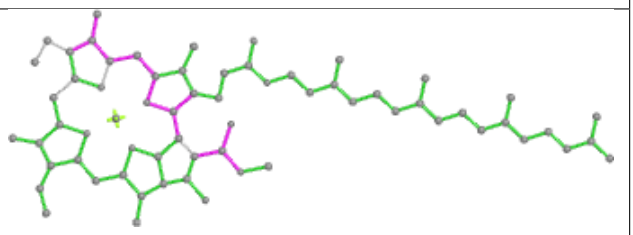

Bond angles

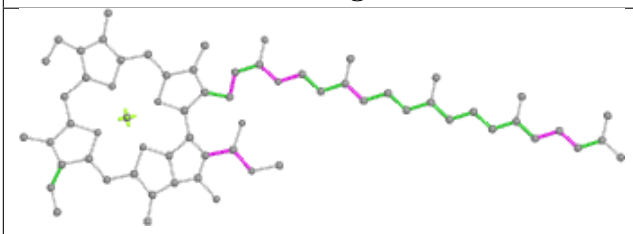

Torsions

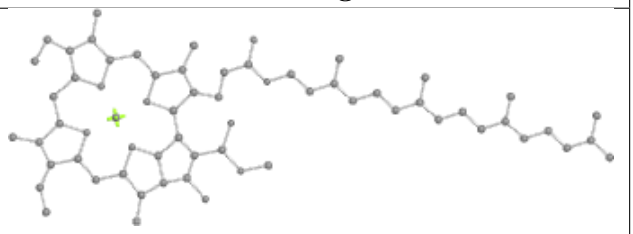

Rings

Ligand CLA a6 608

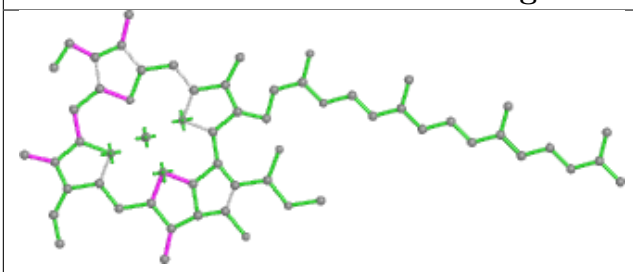

Bond lengths

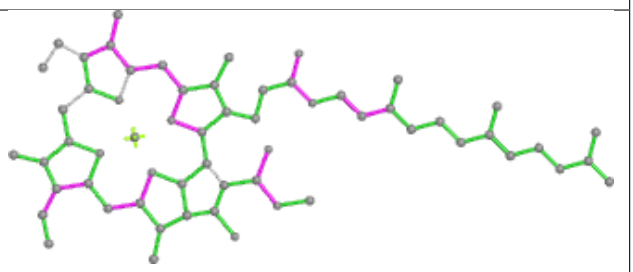

Bond angles

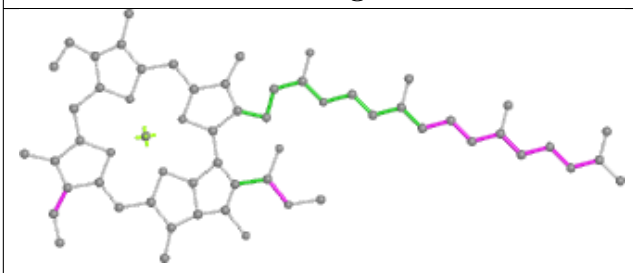

Torsions

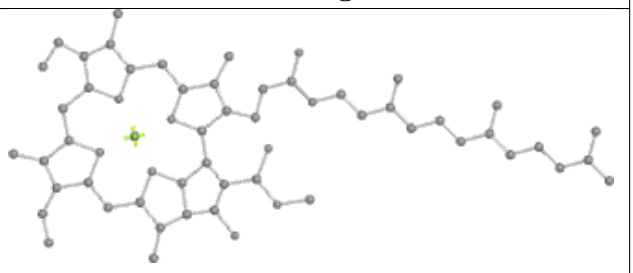

Rings

Ligand CYC I4 1001

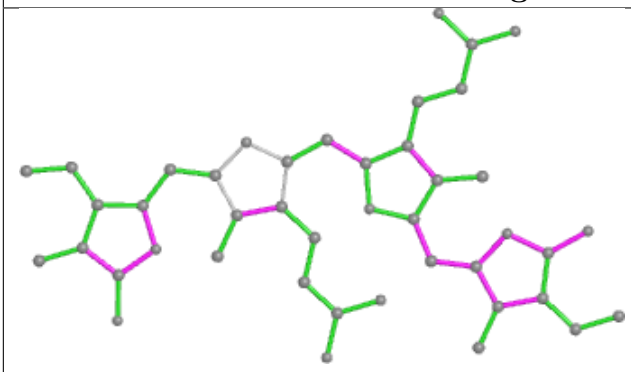

Bond lengths

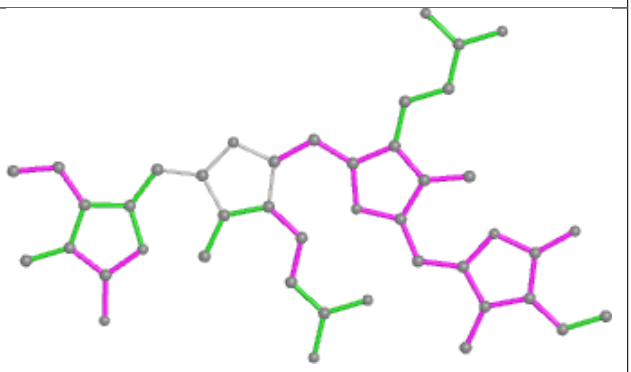

Bond angles

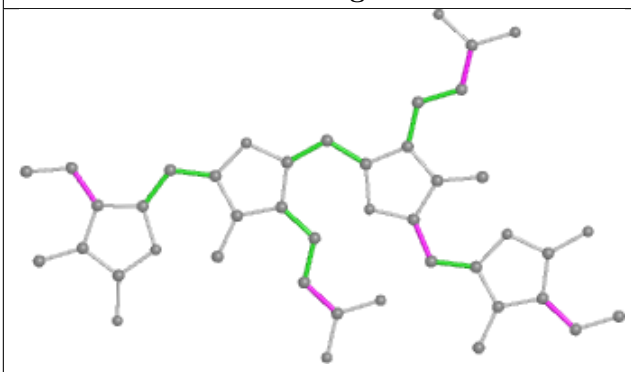

Torsions

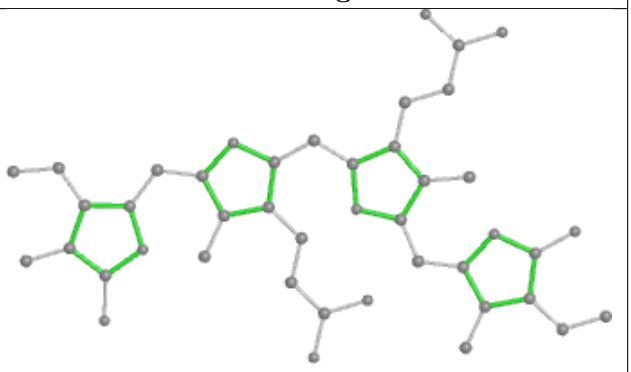

Rings

Ligand PEB EI 201

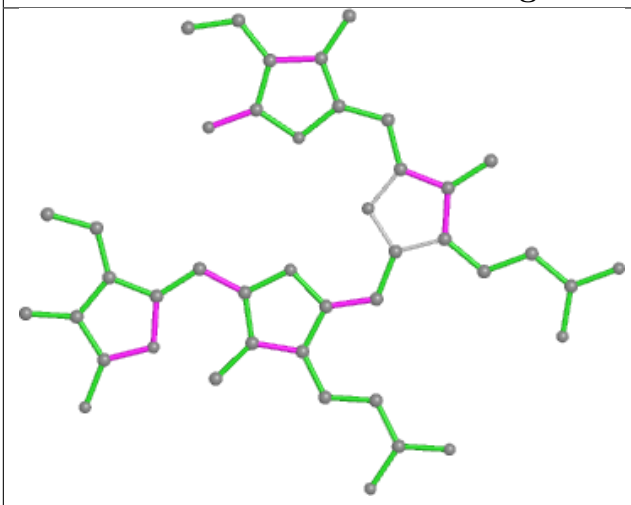

Bond lengths

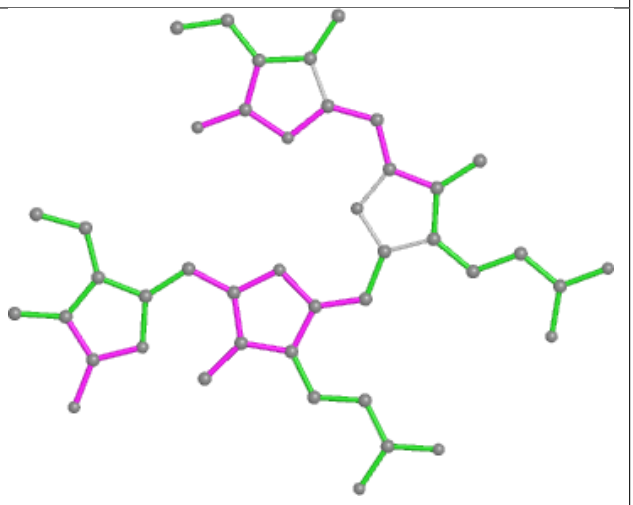

Bond angles

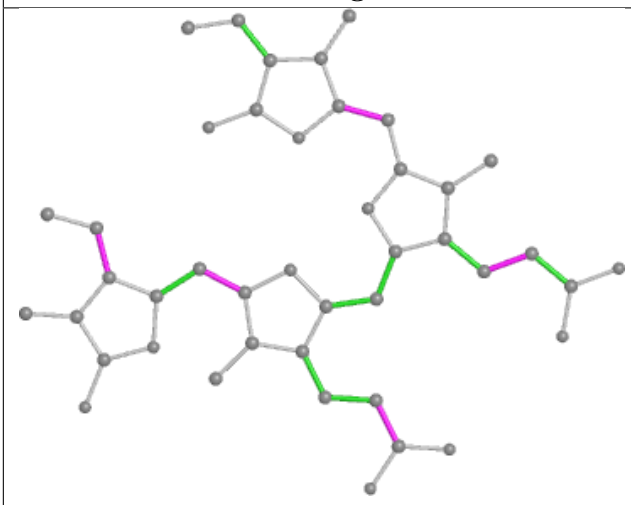

Torsions

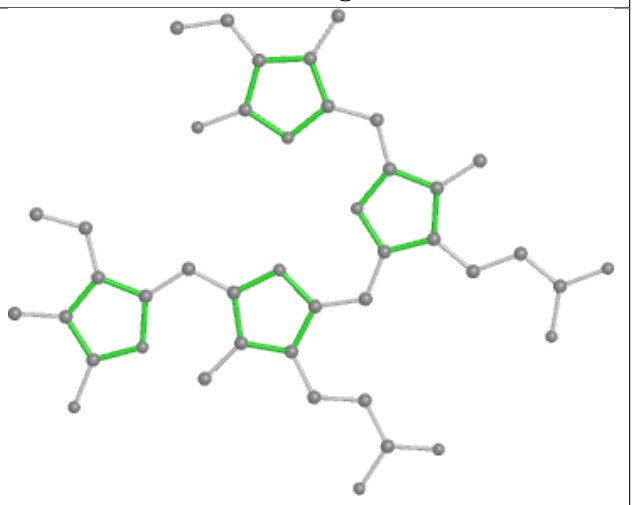

Rings

Ligand HEM VL 201

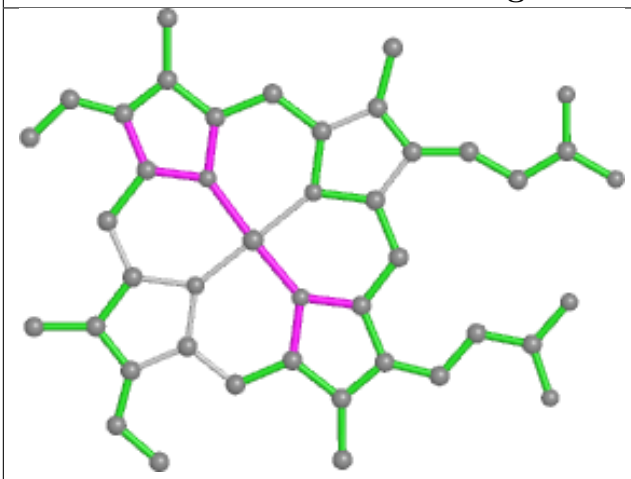

Bond lengths

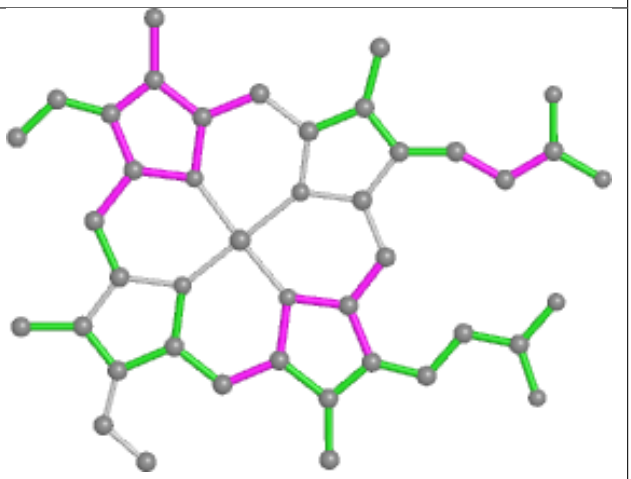

Bond angles

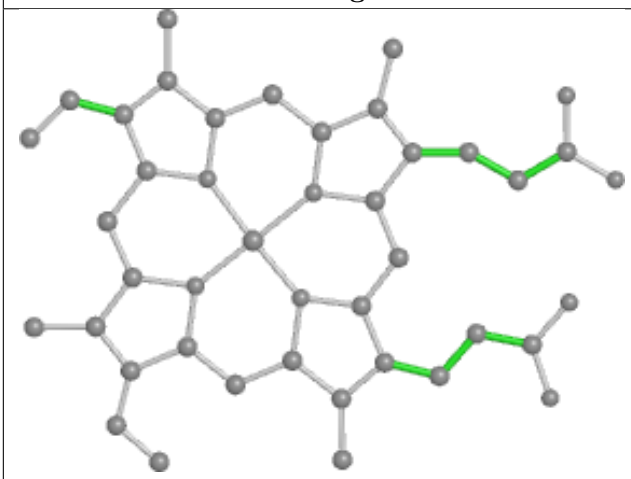

Torsions

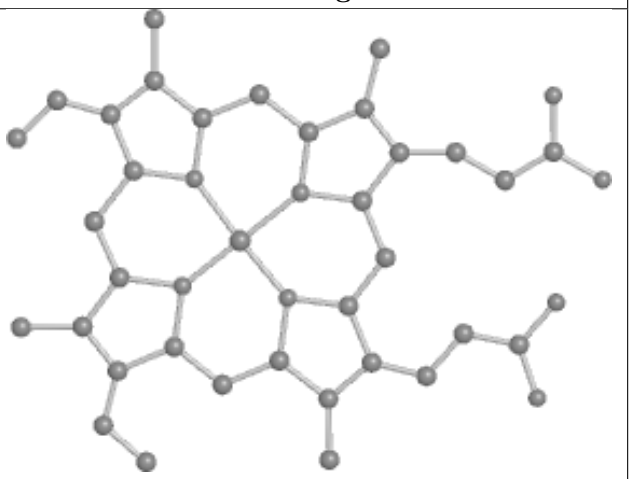

Rings

Ligand CYC L3 1001

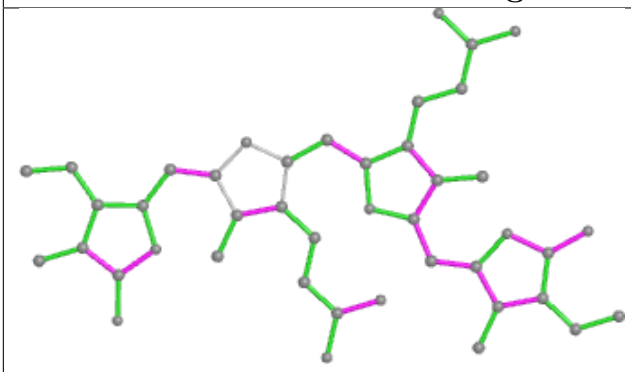

Bond lengths

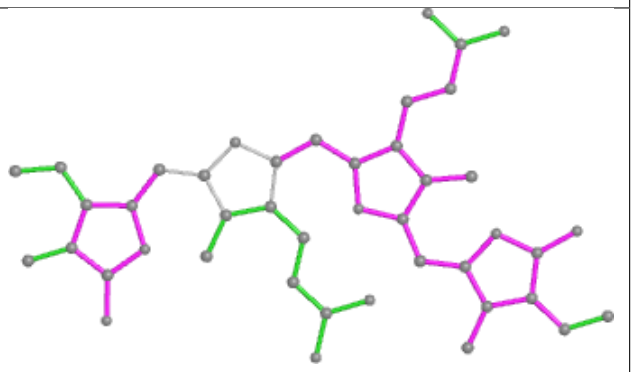

Bond angles

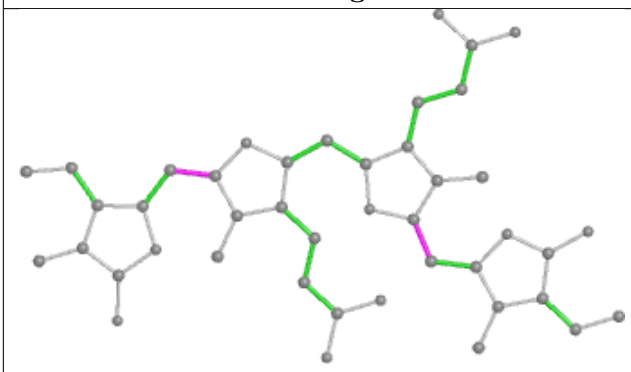

Torsions

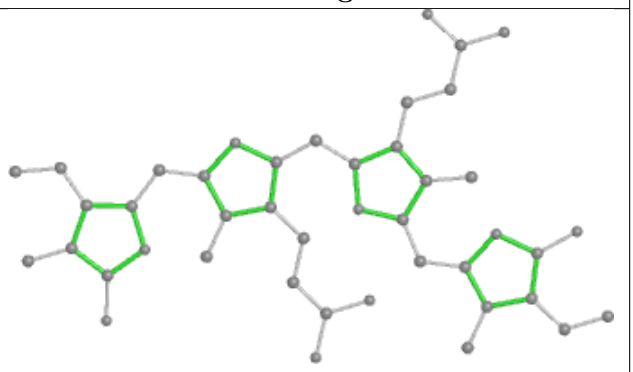

Rings

Ligand PEB wF 303

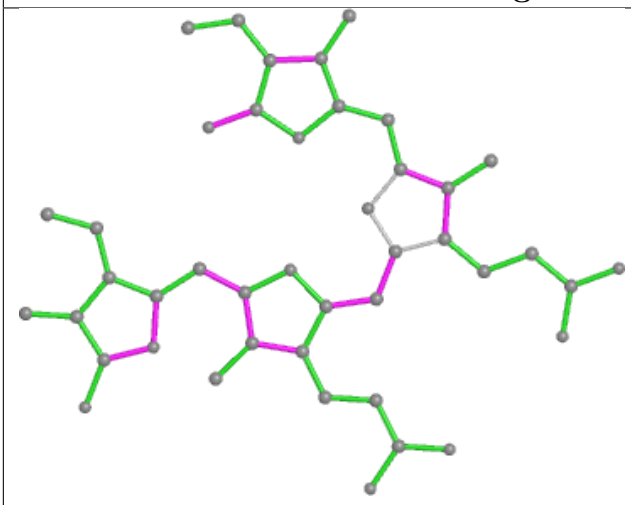

Bond lengths

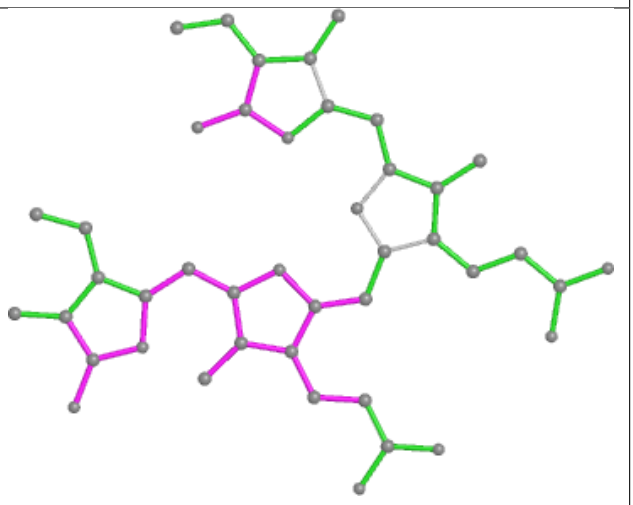

Bond angles

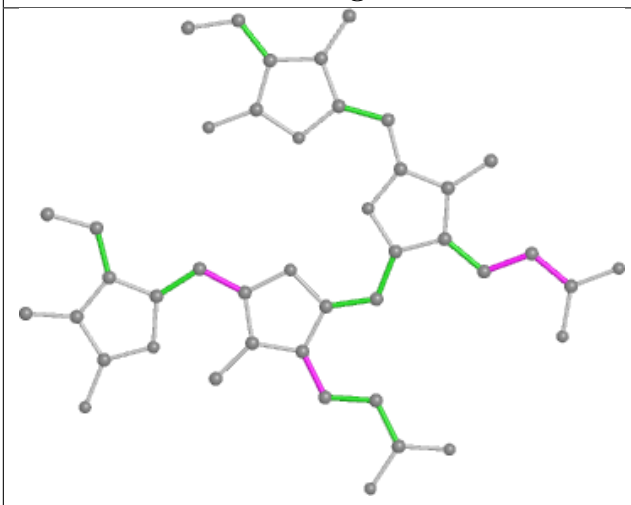

Torsions

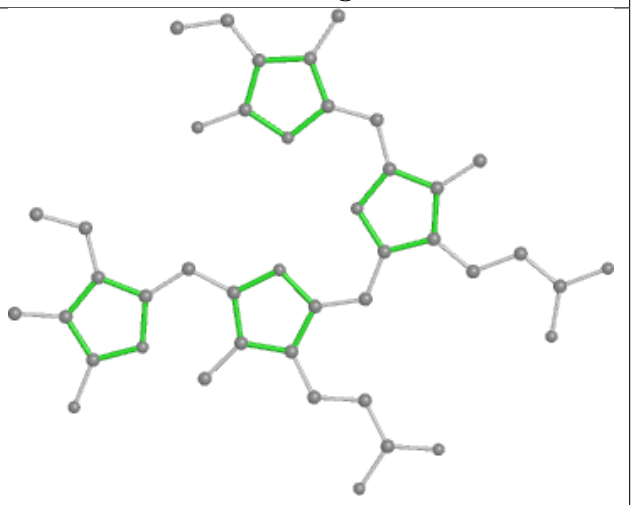

Rings

Ligand DGD O6 301

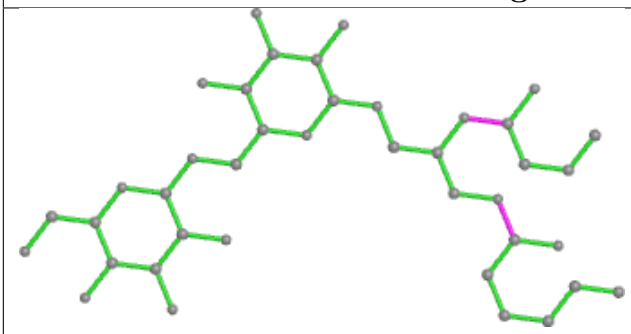

Bond lengths

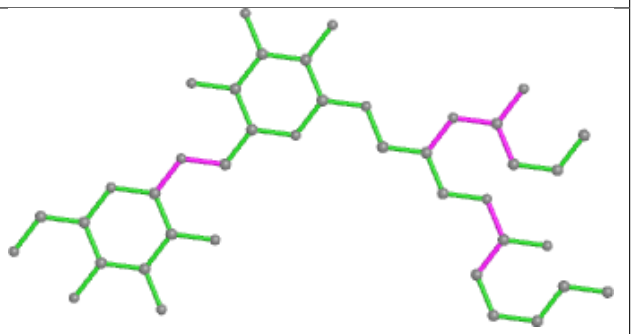

Bond angles

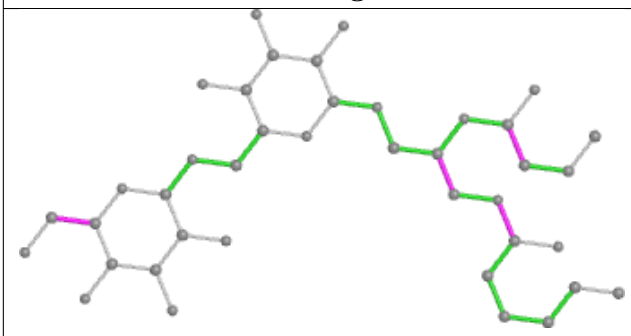

Torsions

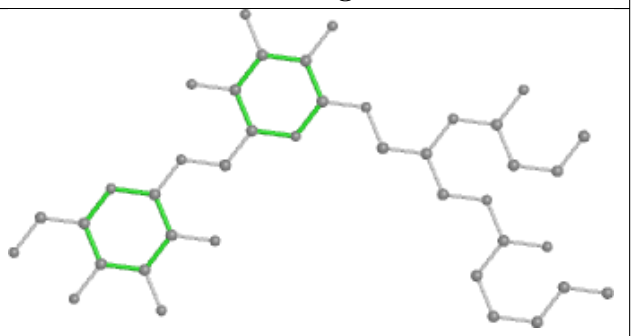

Rings

Ligand PEB Y4 203

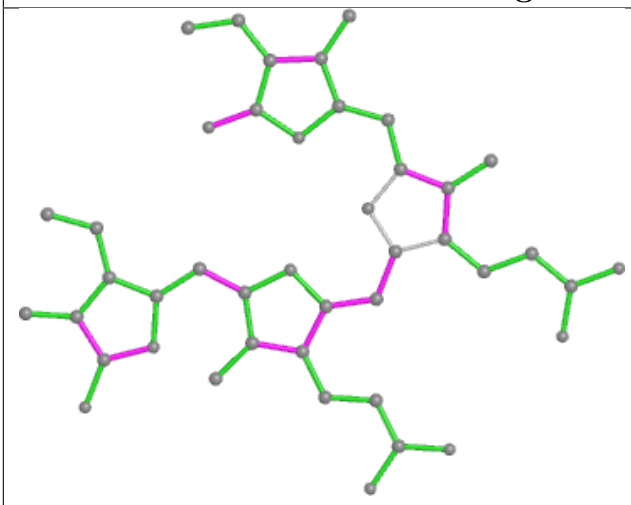

Bond lengths

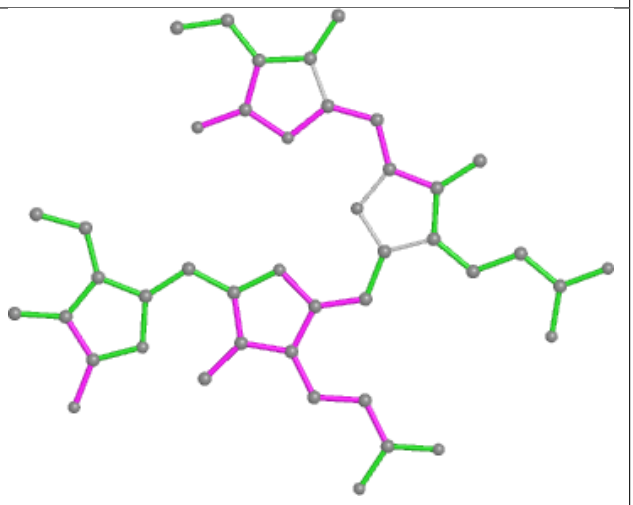

Bond angles

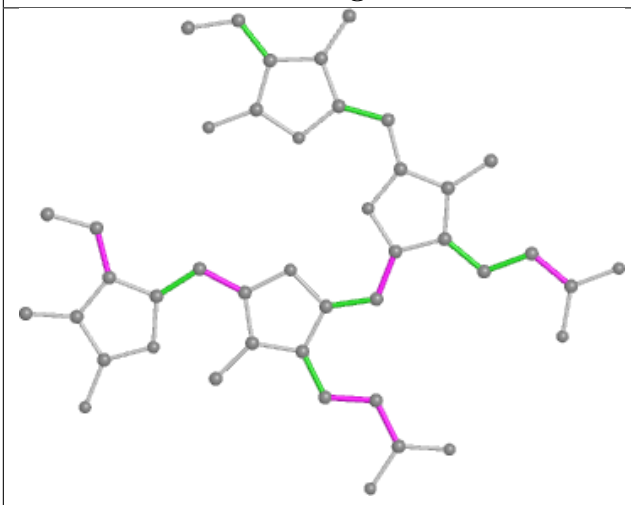

Torsions

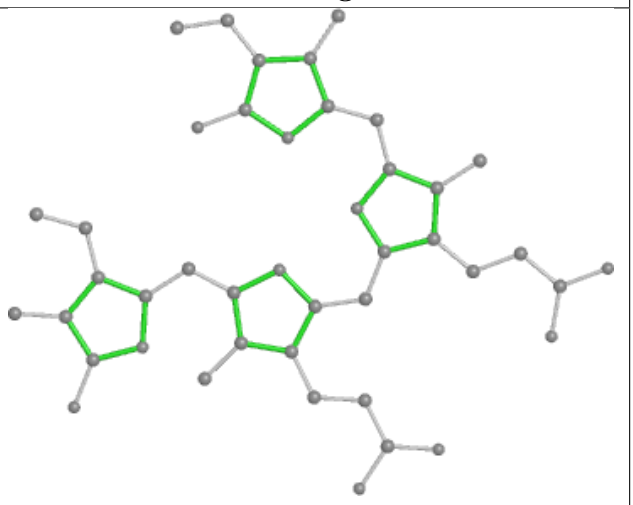

Rings

Ligand PEB RJ 201

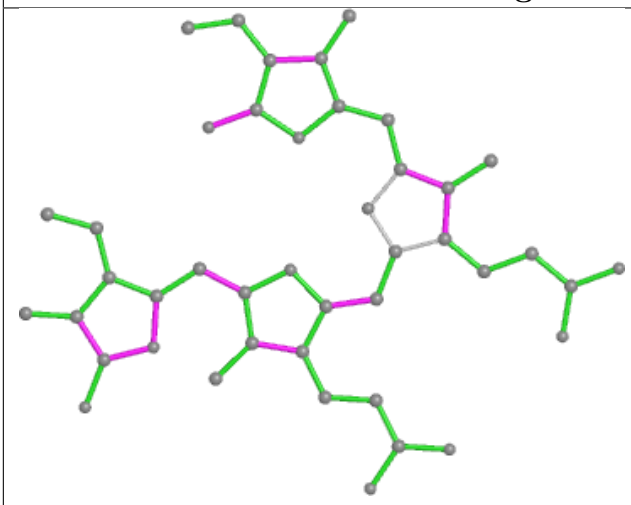

Bond lengths

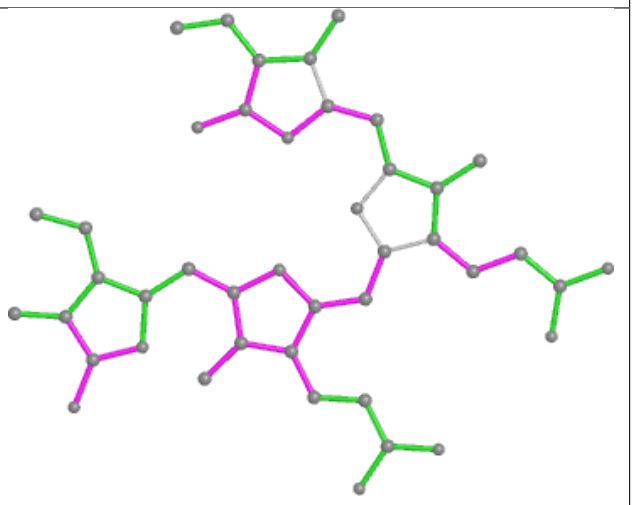

Bond angles

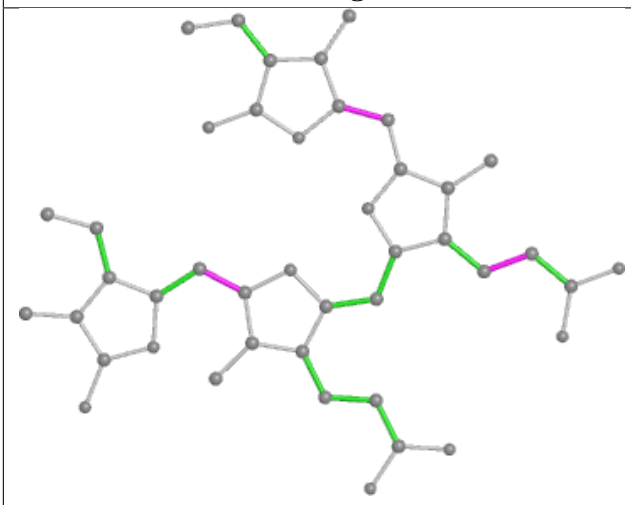

Torsions

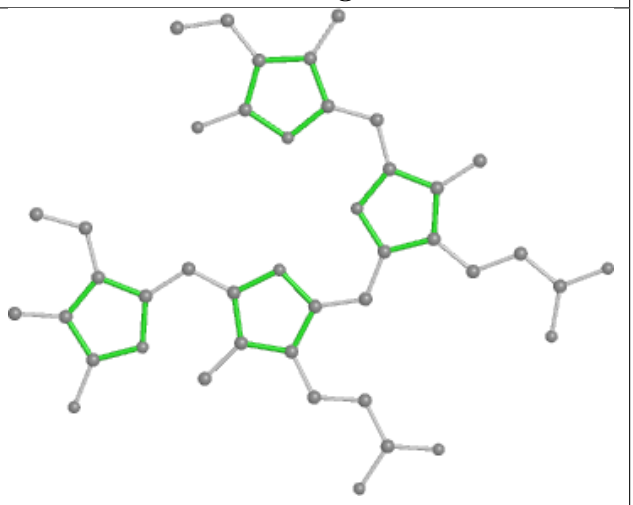

Rings

Ligand PEB j1 201

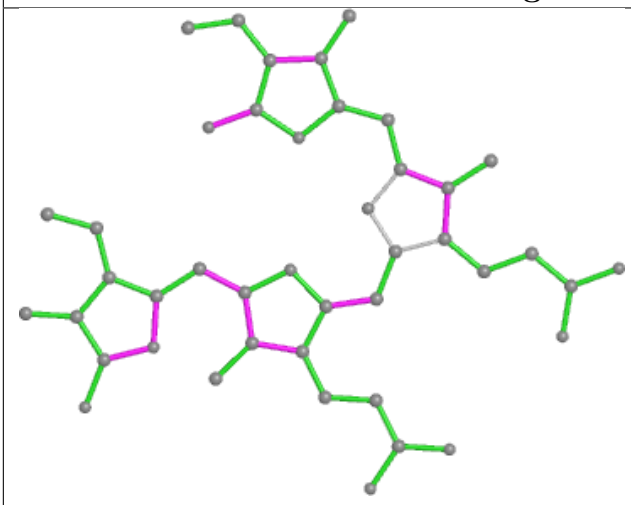

Bond lengths

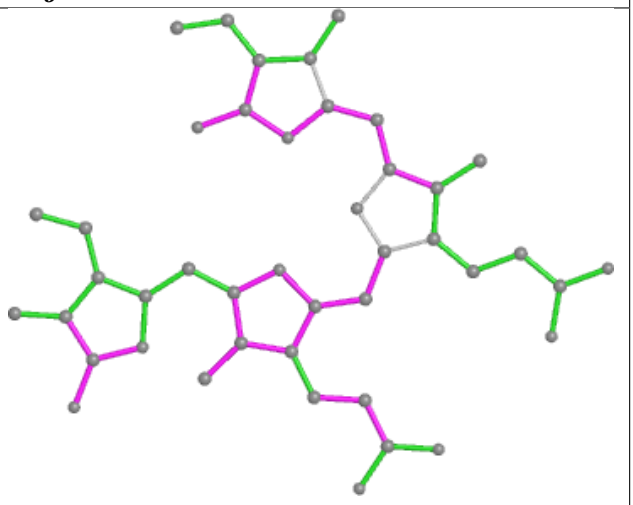

Bond angles

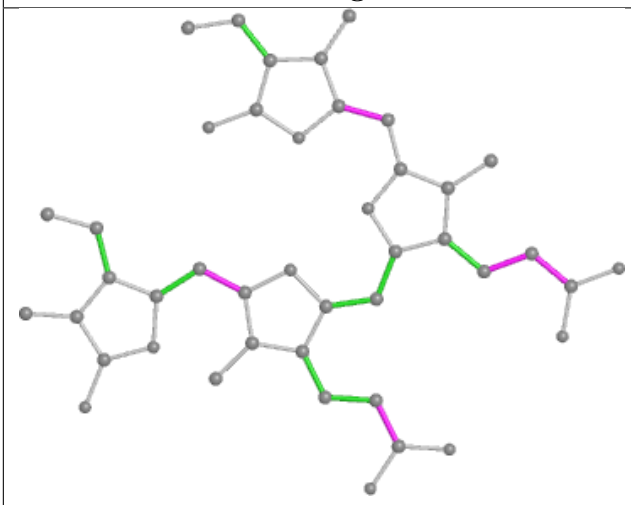

Torsions

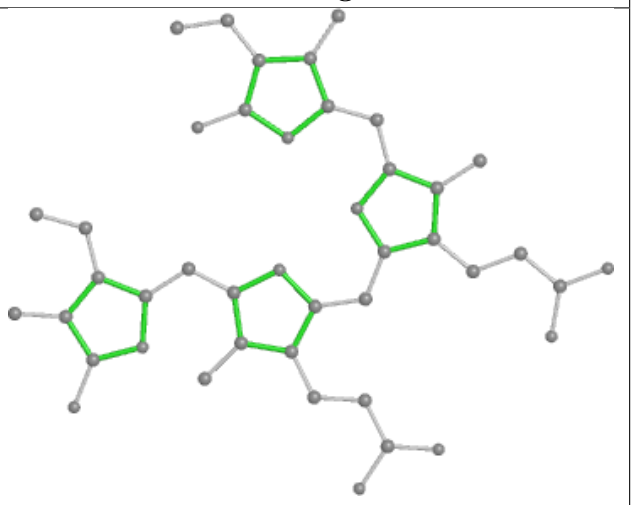

Rings

Ligand PEB qC 202

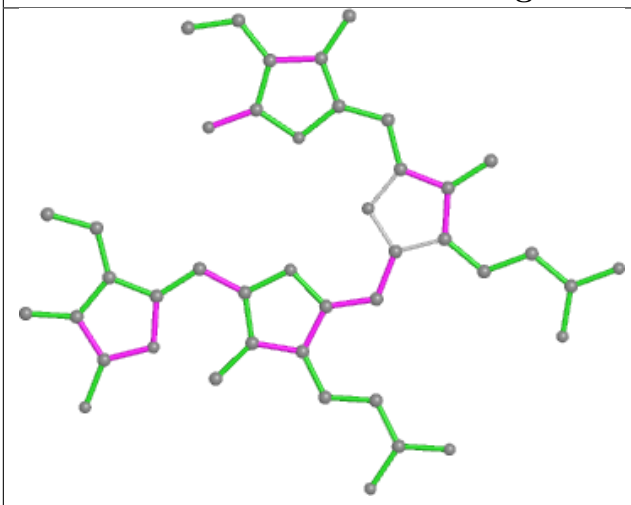

Bond lengths

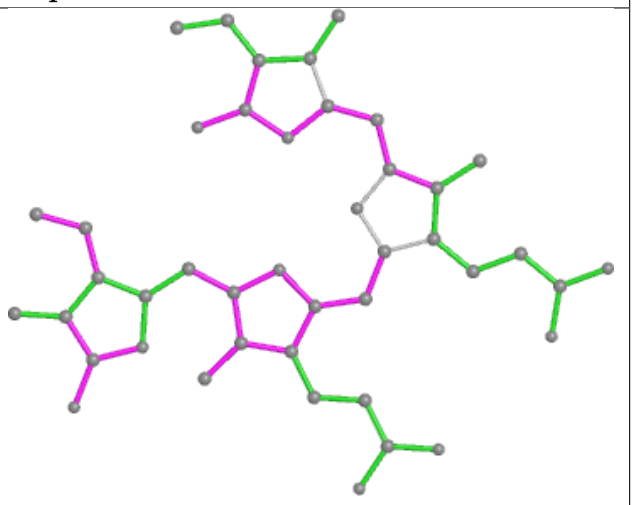

Bond angles

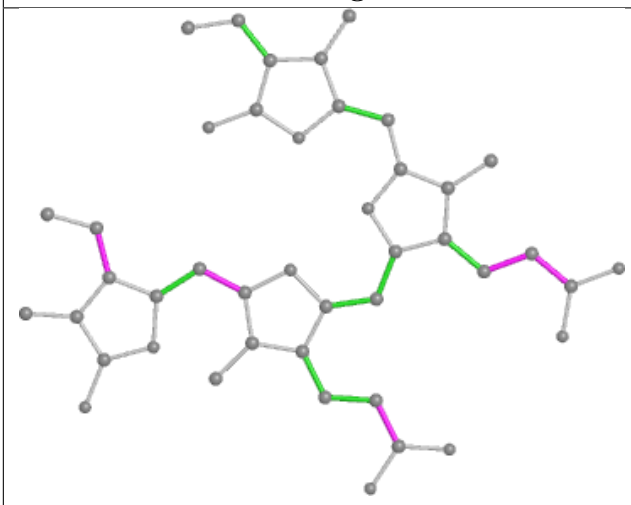

Torsions

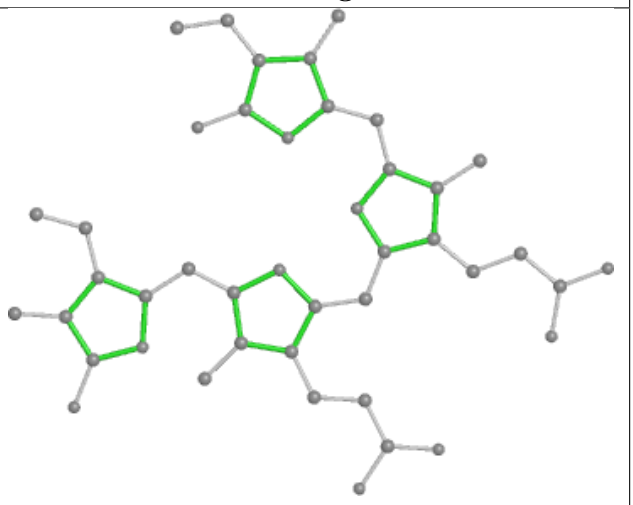

Rings

Ligand PEB YH 201

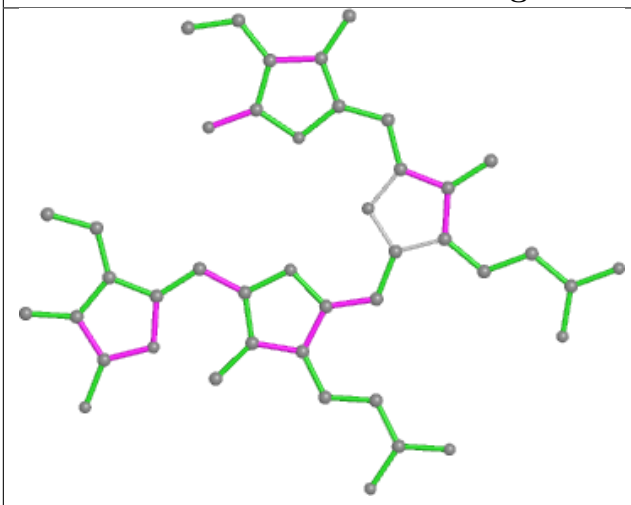

Bond lengths

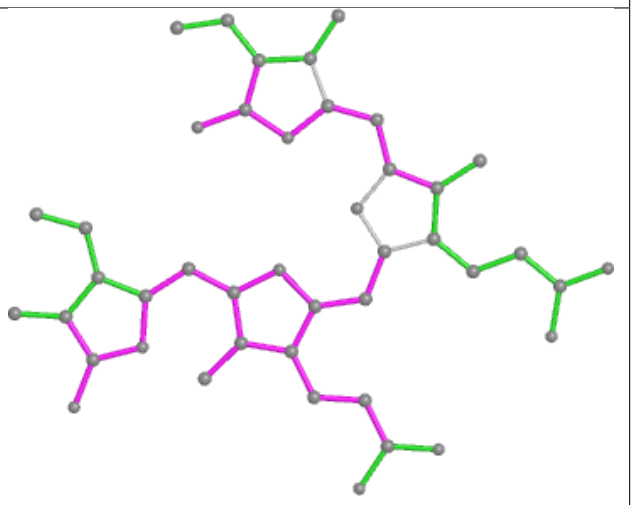

Bond angles

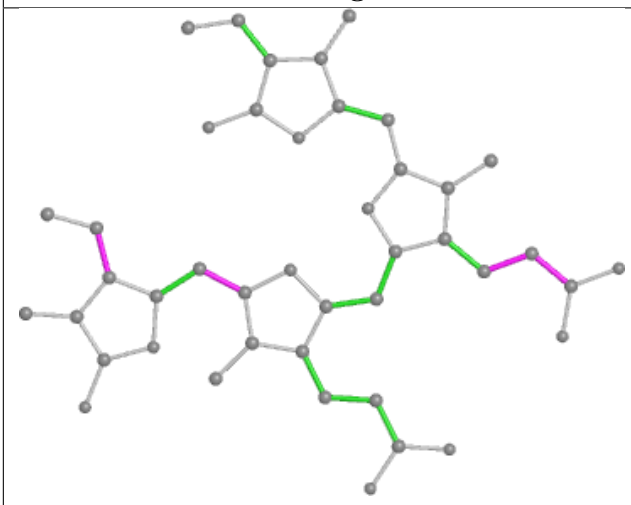

Torsions

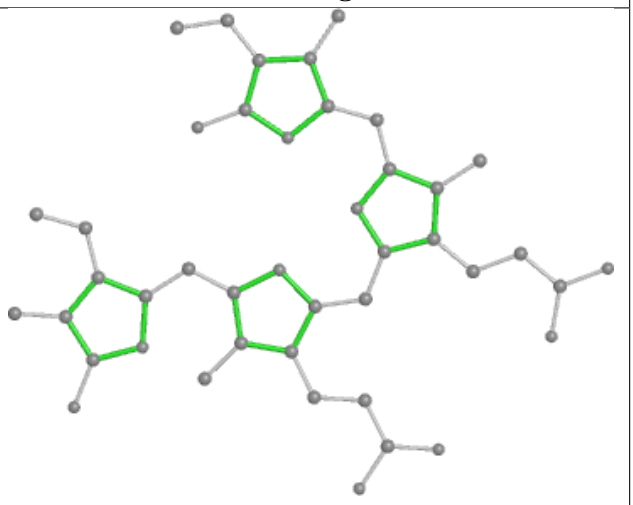

Rings

Ligand PEB A5 201

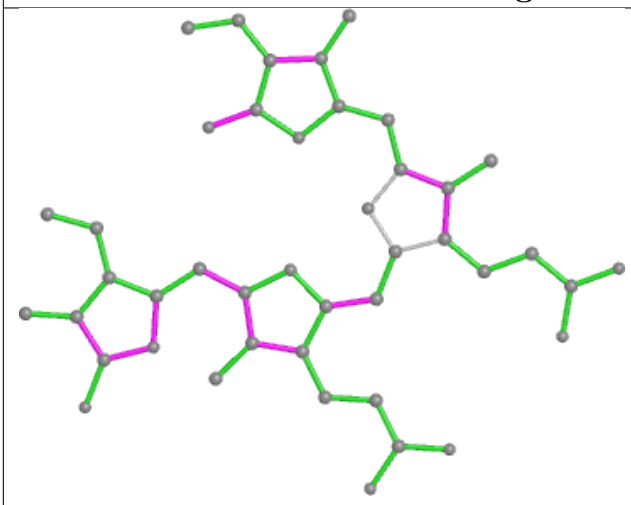

Bond lengths

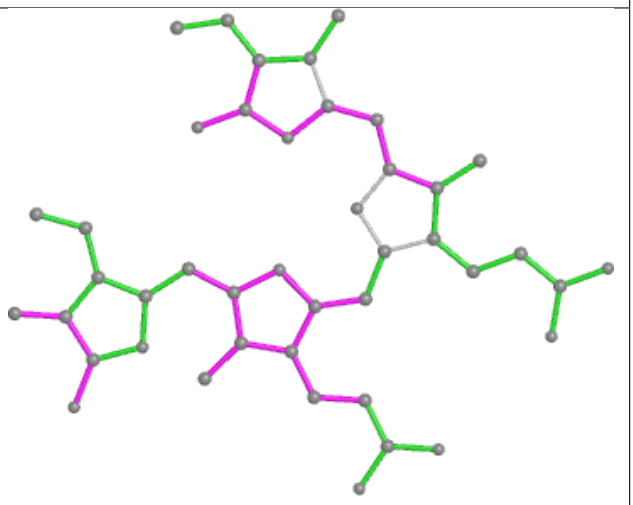

Bond angles

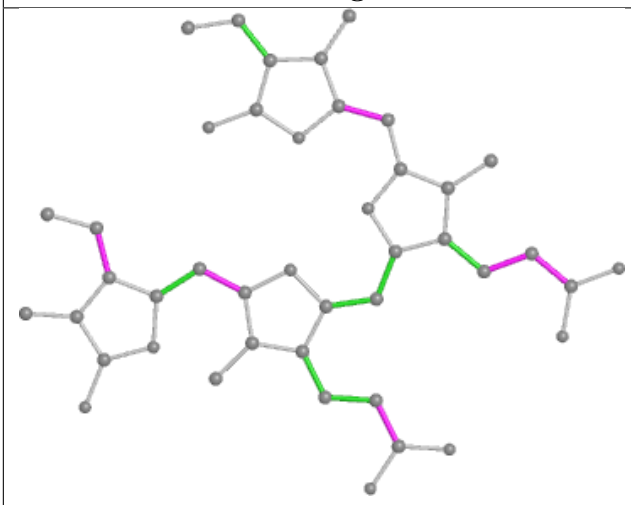

Torsions

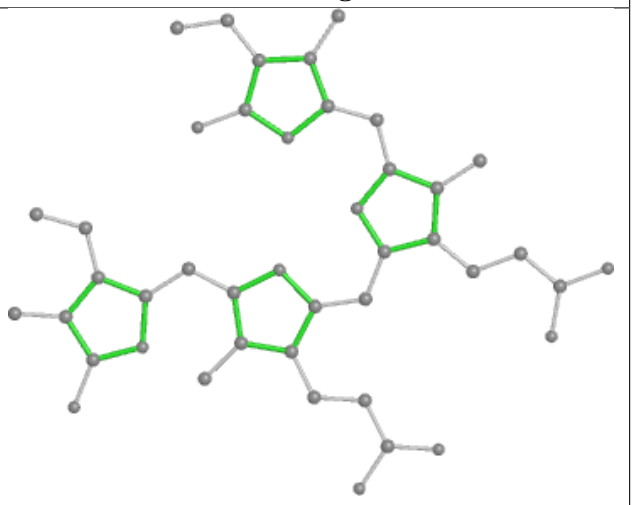

Rings

Ligand PUB AE 302

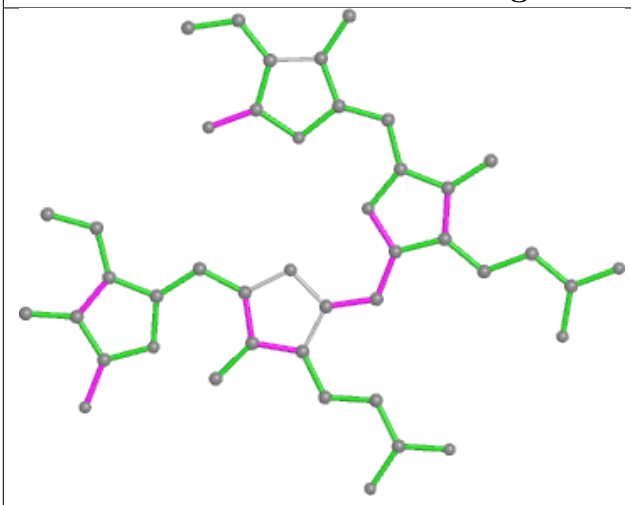

Bond lengths

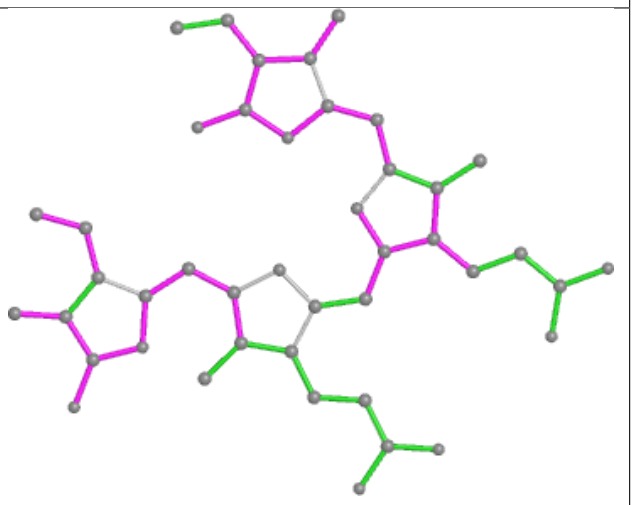

Bond angles

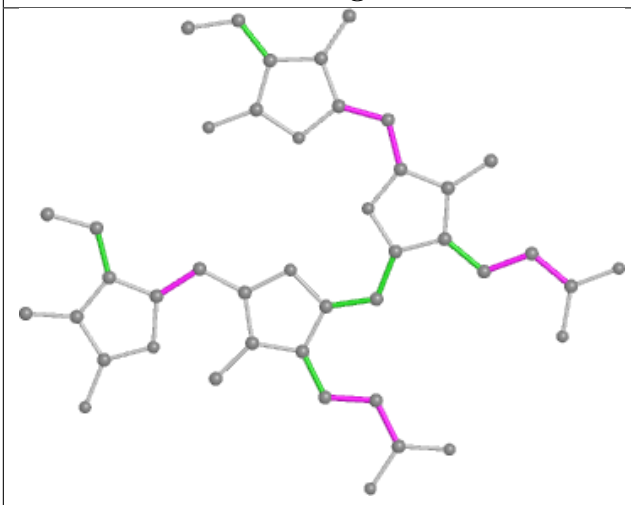

Torsions

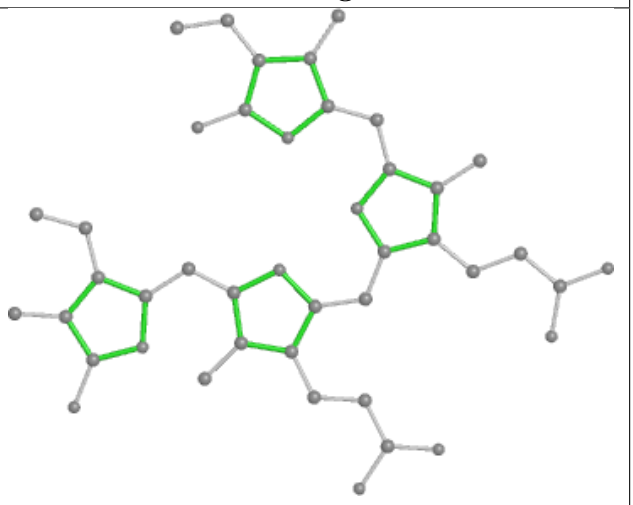

Rings

Ligand CYC r3 1001

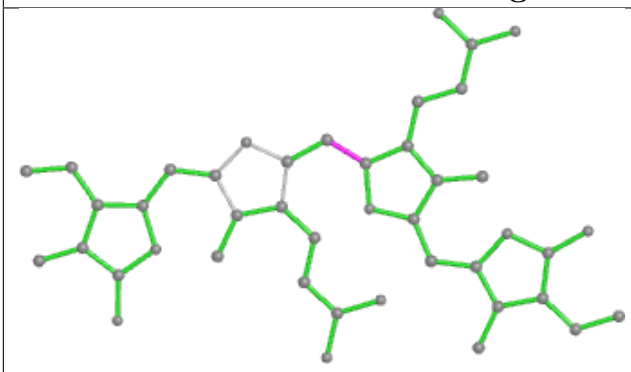

Bond lengths

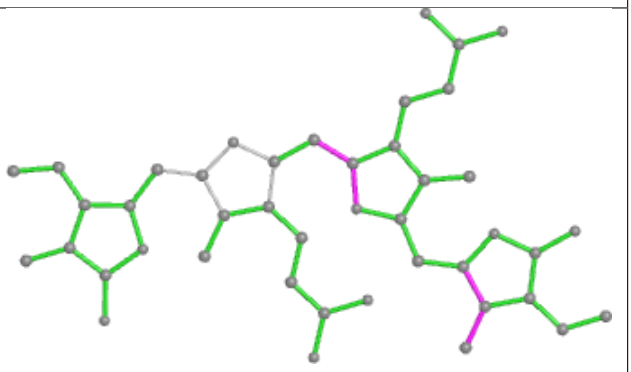

Bond angles

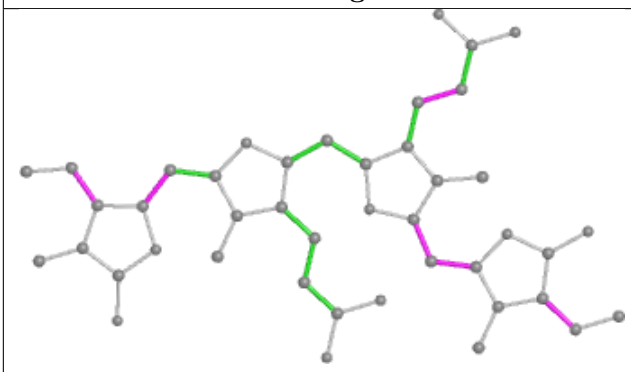

Torsions

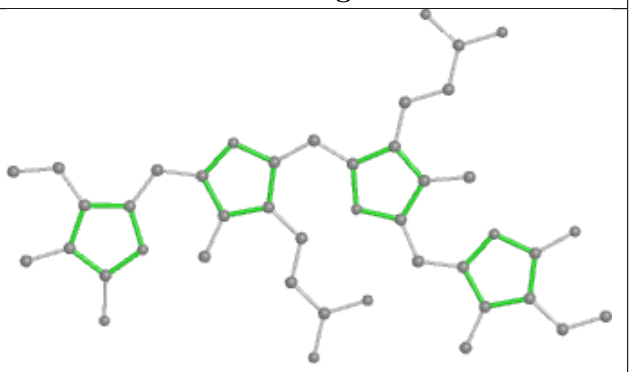

Rings

Ligand BCR B2 840

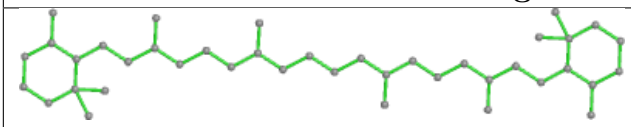

Bond lengths

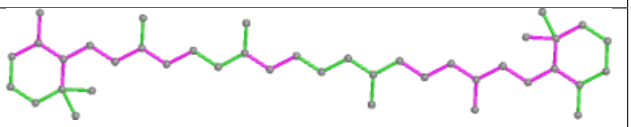

Bond angles

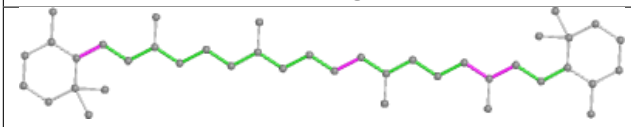

Torsions

Rings

Ligand CLA 32 309

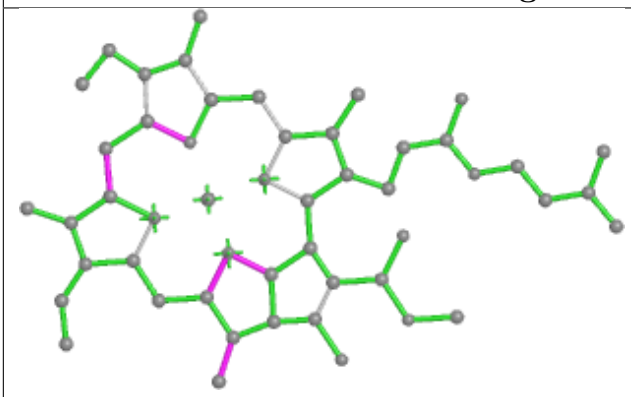

Bond lengths

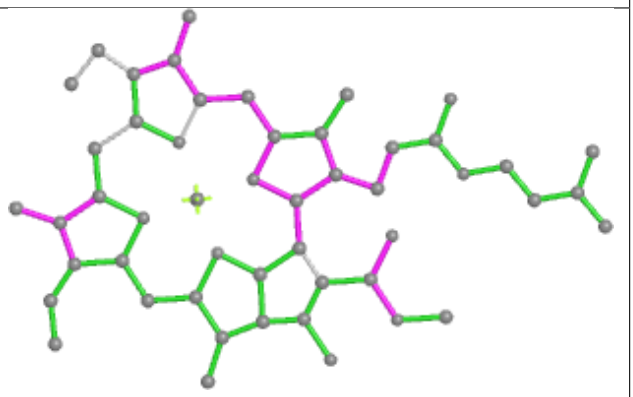

Bond angles

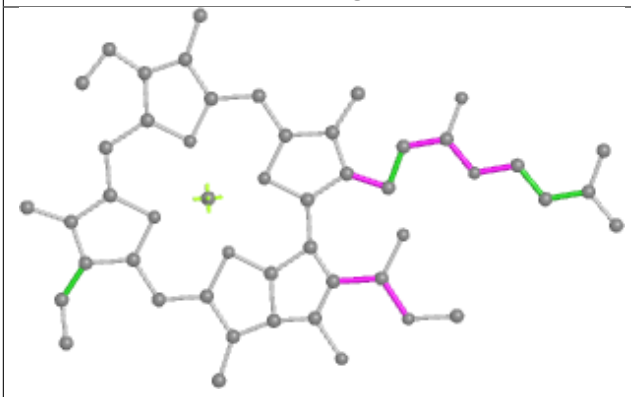

Torsions

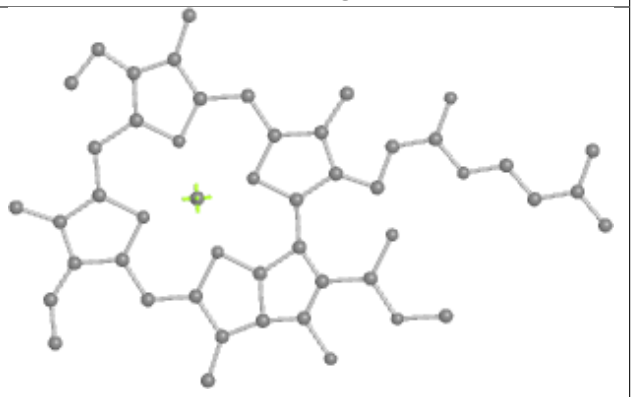

Rings

Ligand PEB g1 201

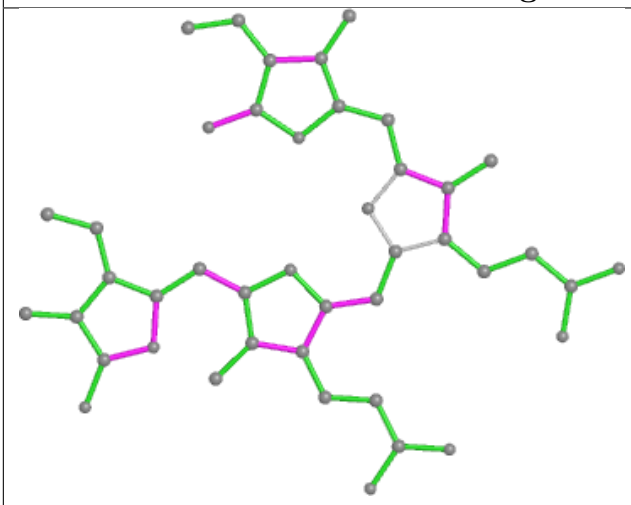

Bond lengths

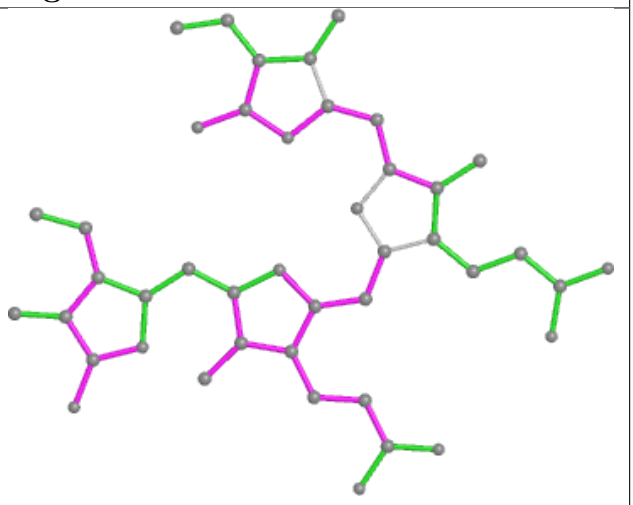

Bond angles

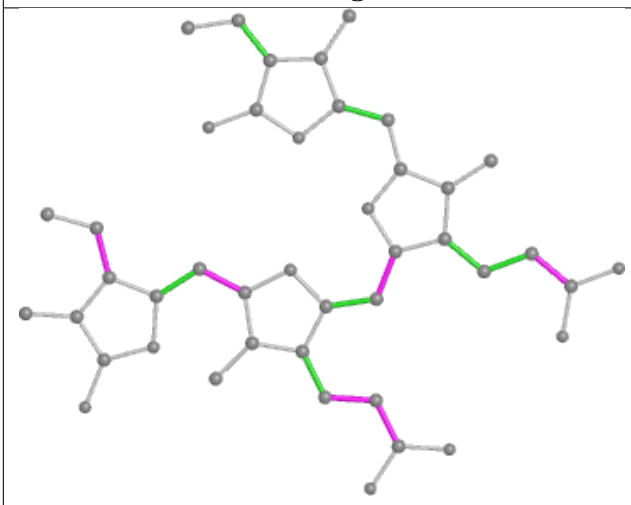

Torsions

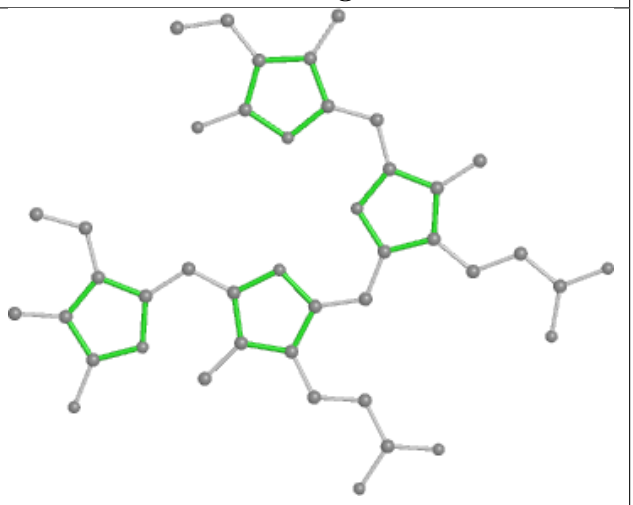

Rings

Ligand CYC I3 1001

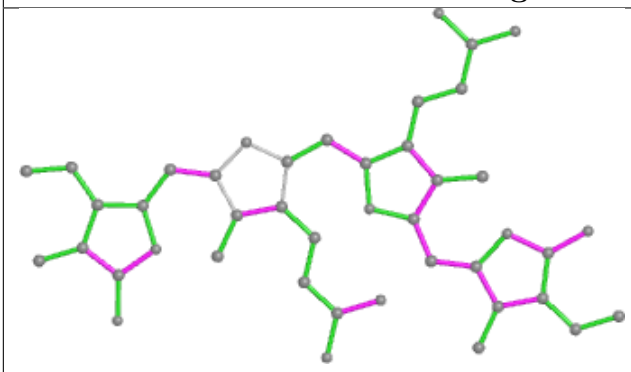

Bond lengths

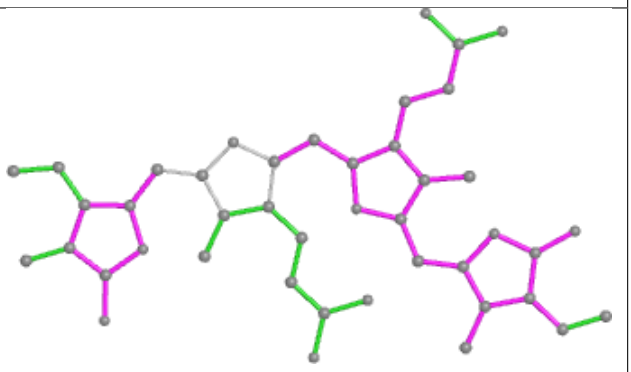

Bond angles

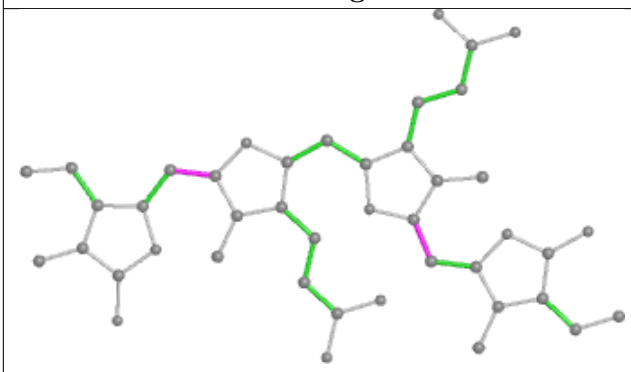

Torsions

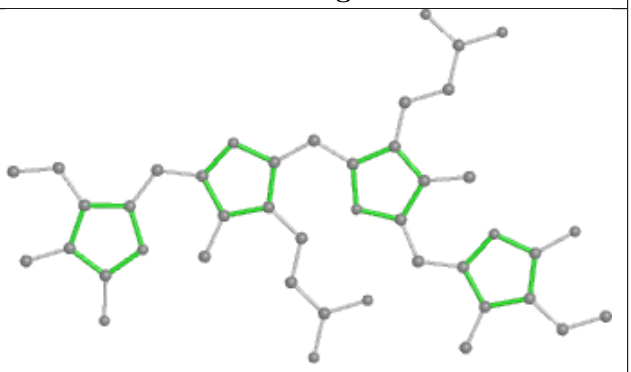

Rings

Ligand PEB VG 201

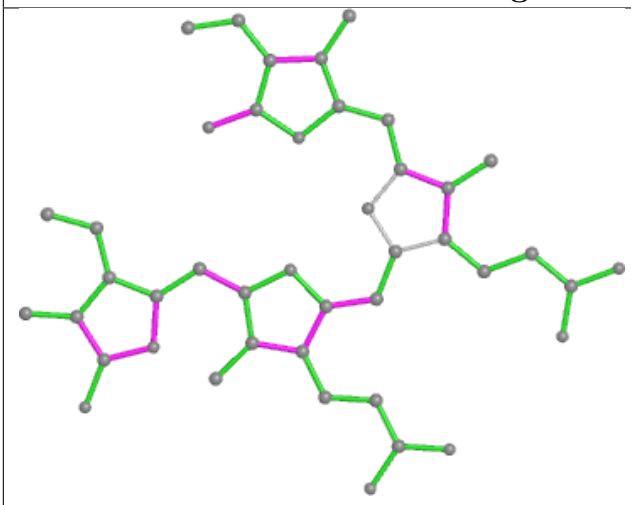

Bond lengths

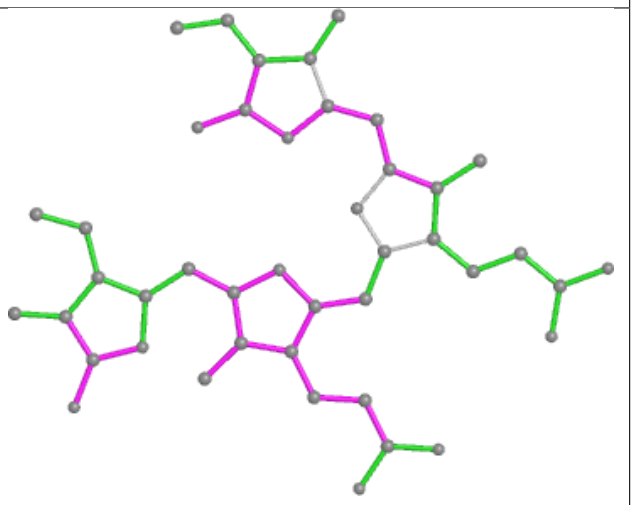

Bond angles

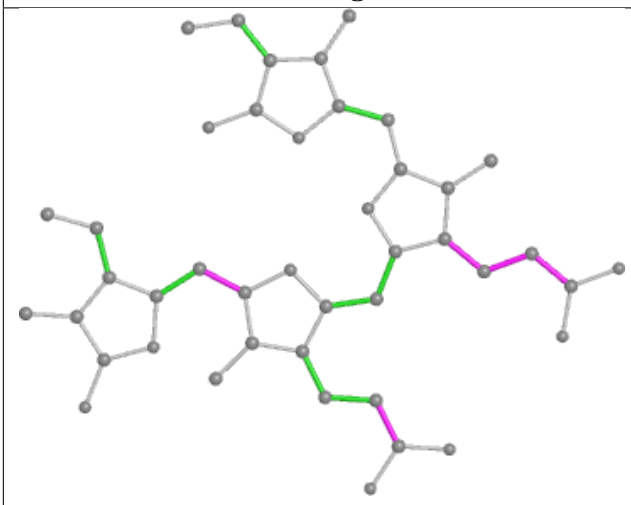

Torsions

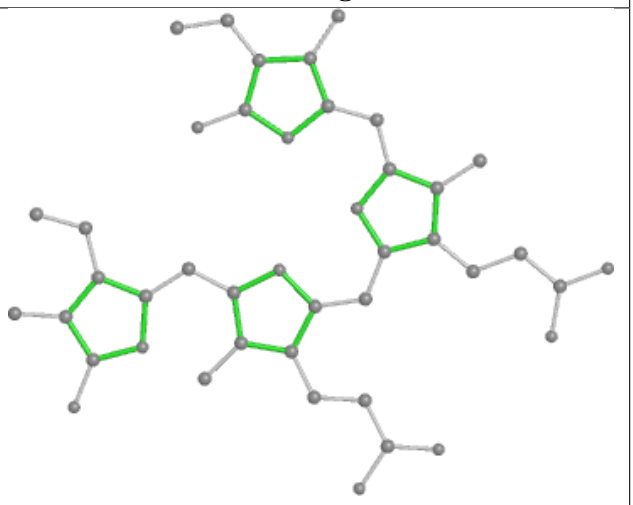

Rings

Ligand CLA 42 603

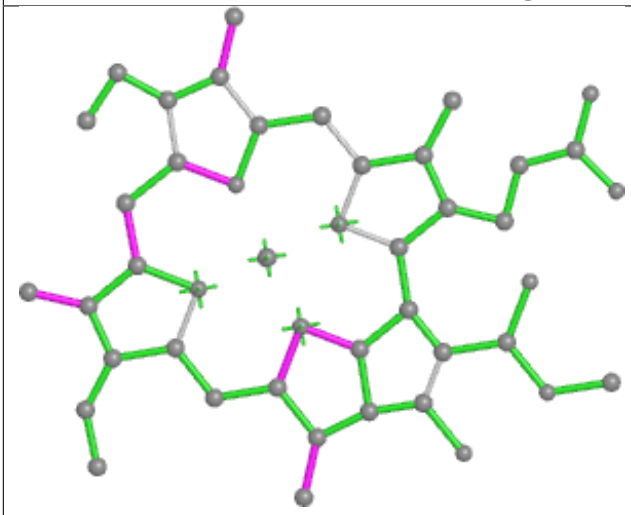

Bond lengths

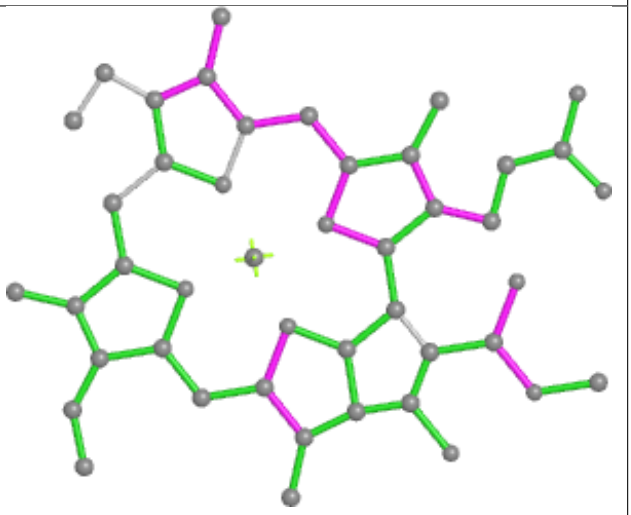

Bond angles

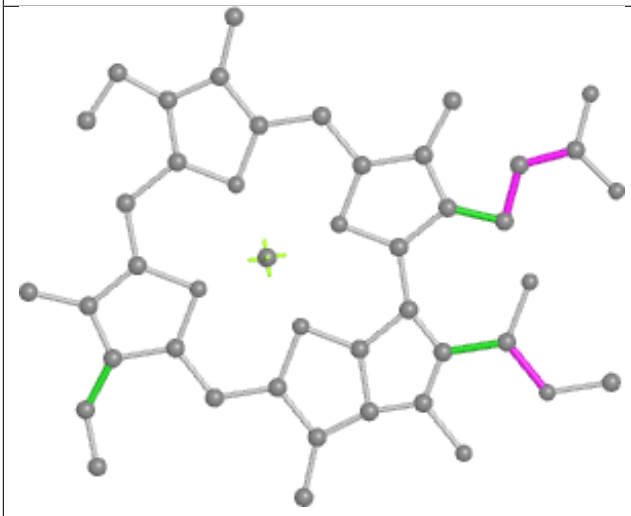

Torsions

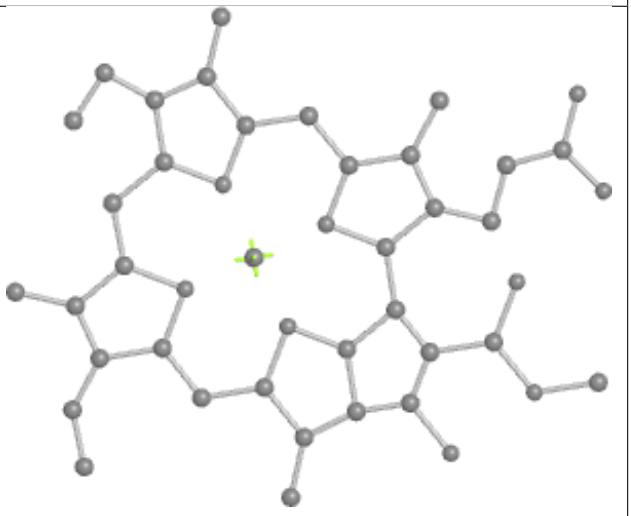

Rings

Ligand PEB uK 202

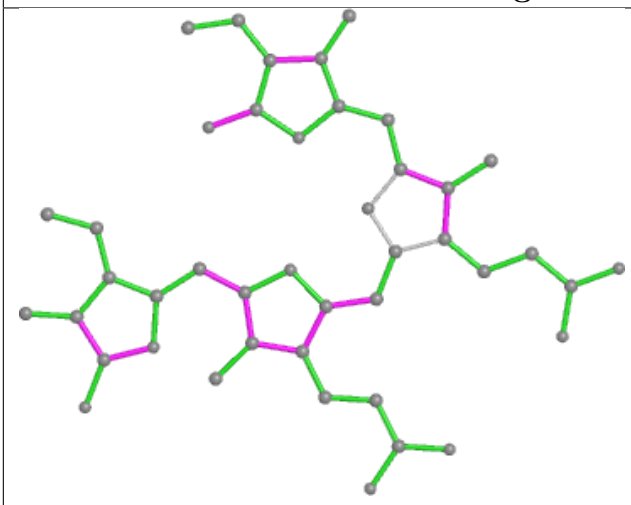

Bond lengths

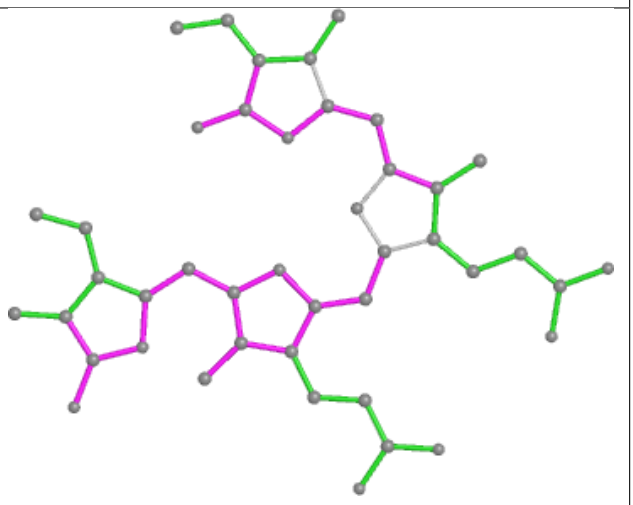

Bond angles

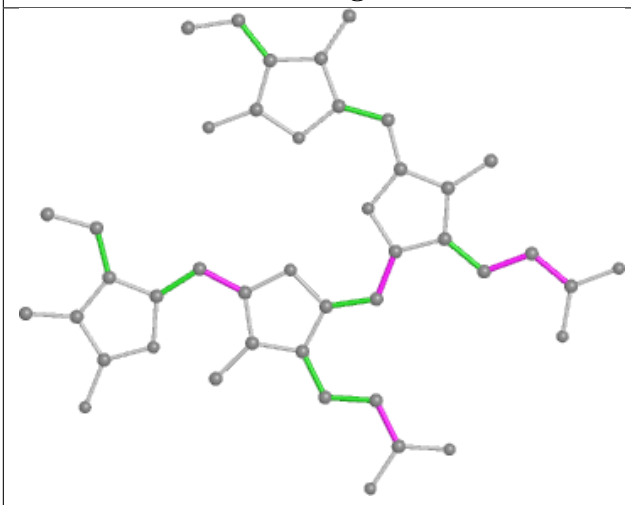

Torsions

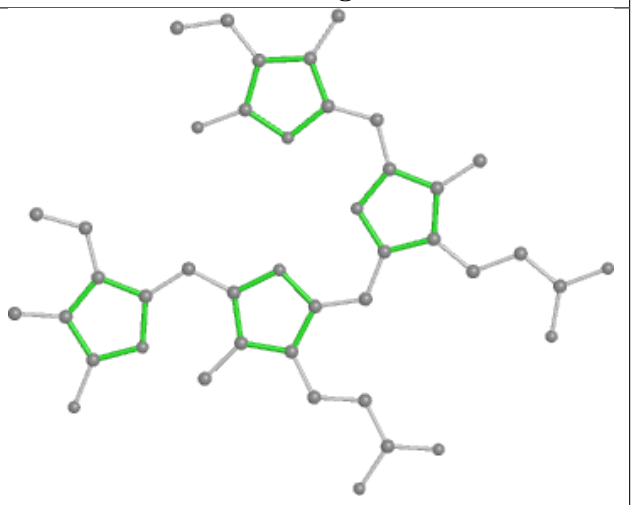

Rings

Ligand PEB IA 202

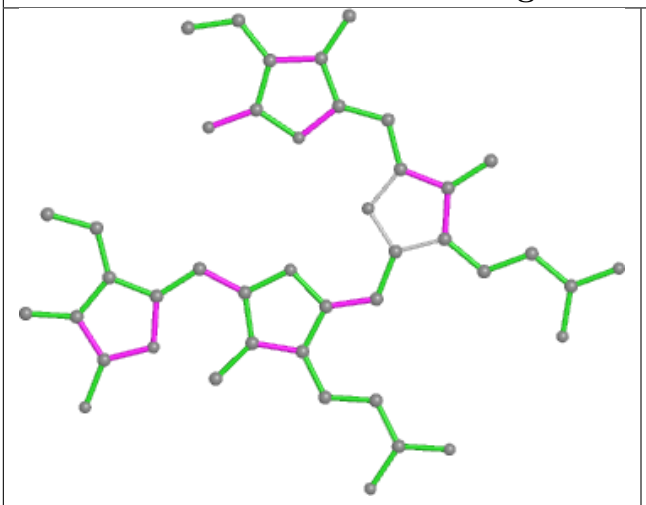

Bond lengths

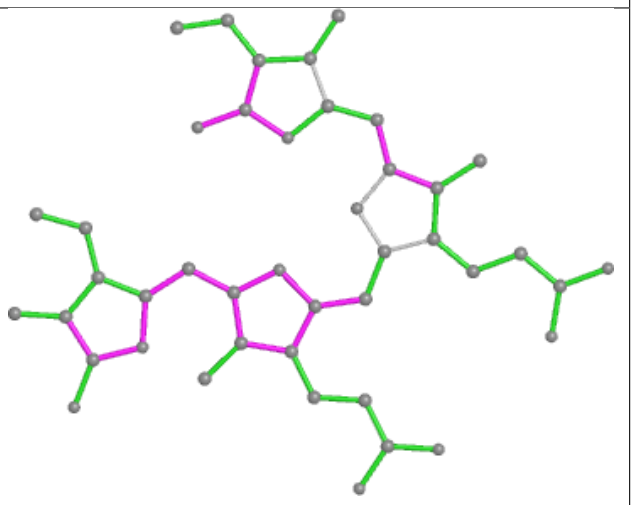

Bond angles

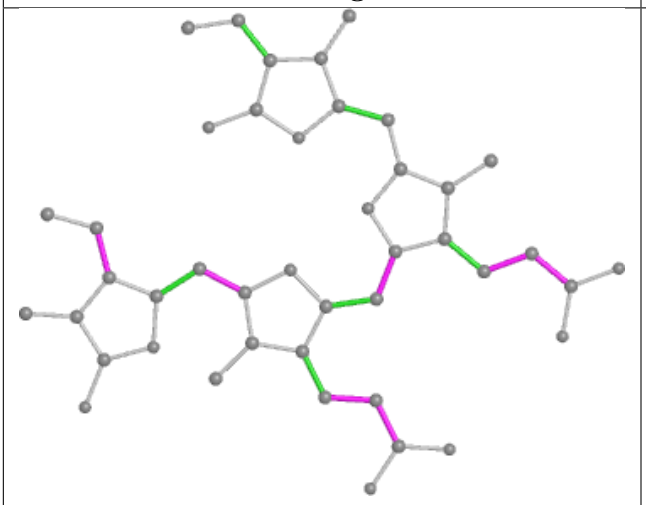

Torsions

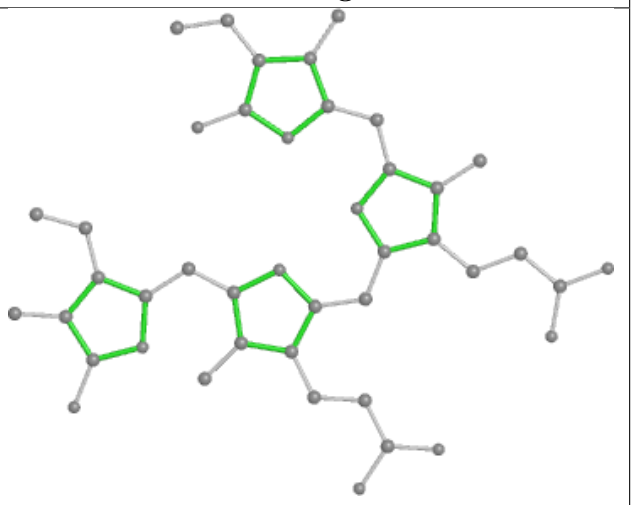

Rings

Ligand CLA c6 613

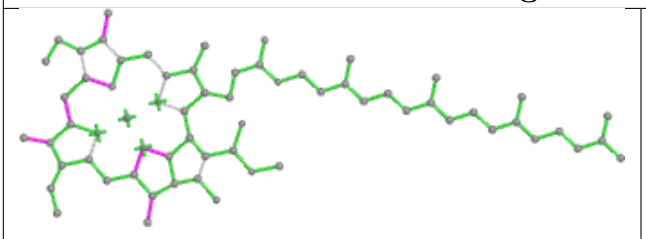

Bond lengths

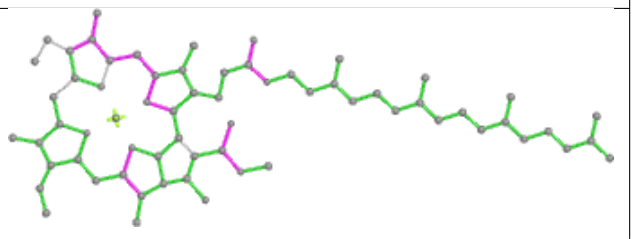

Bond angles

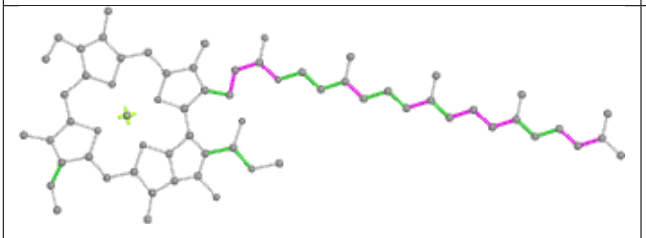

Torsions

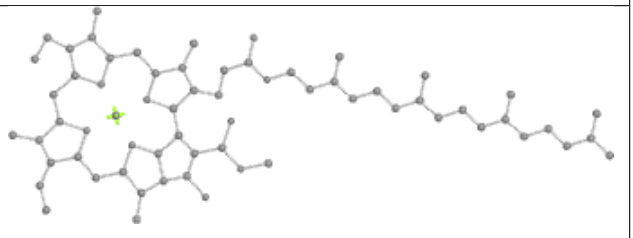

Rings

Ligand PEB SB 201

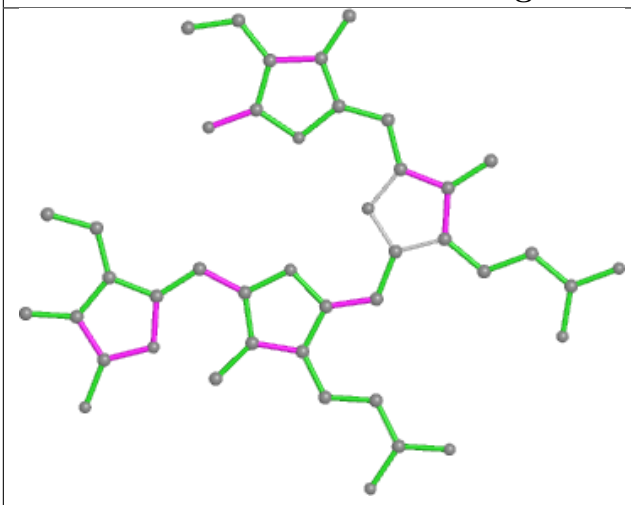

Bond lengths

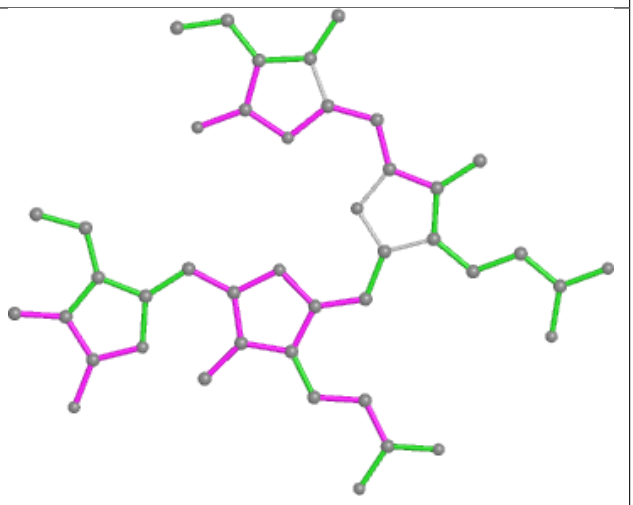

Bond angles

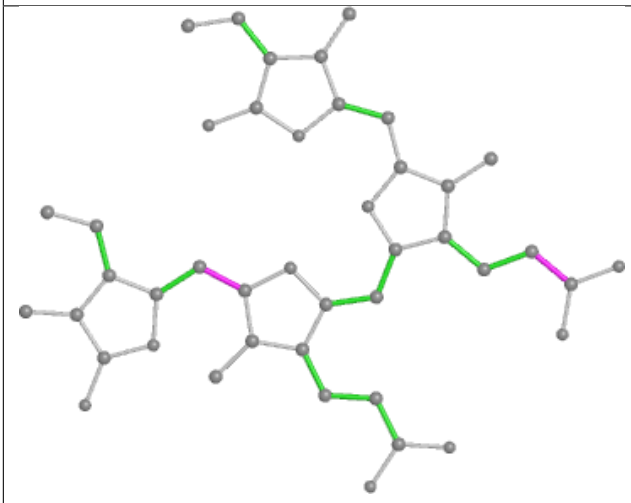

Torsions

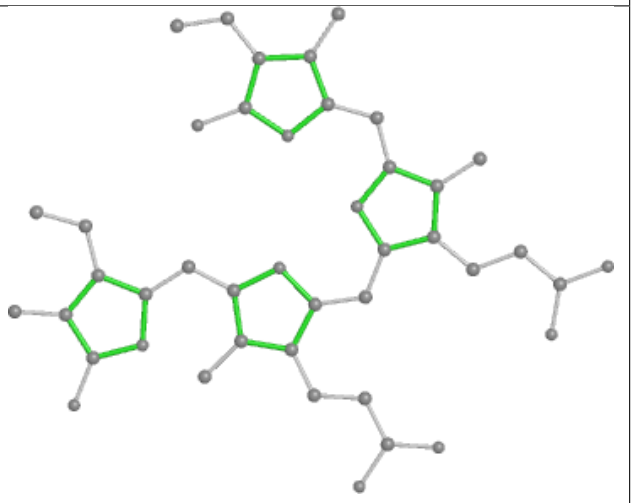

Rings

Ligand CLA A2 806

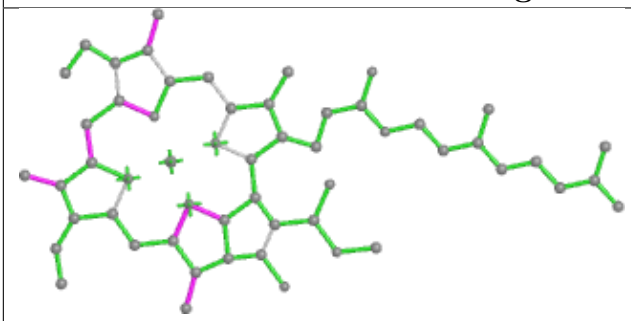

Bond lengths

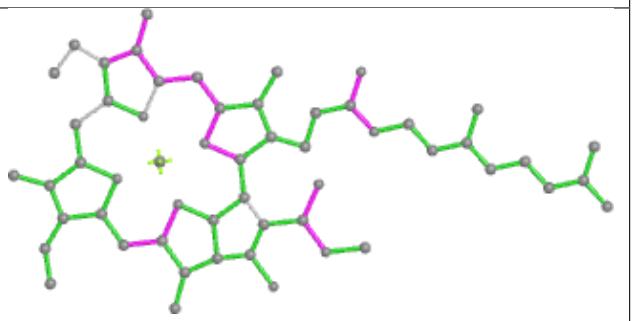

Bond angles

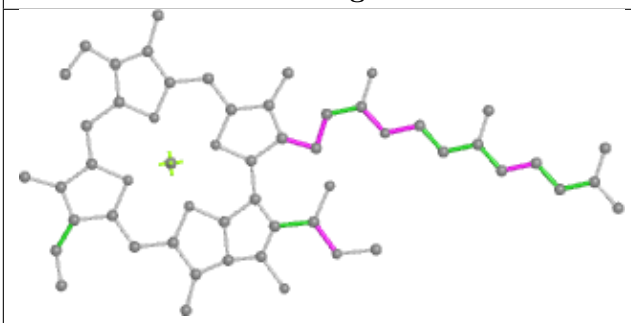

Torsions

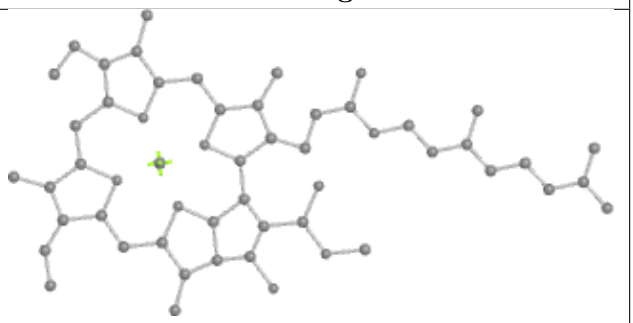

Rings

Ligand CLA K6 101

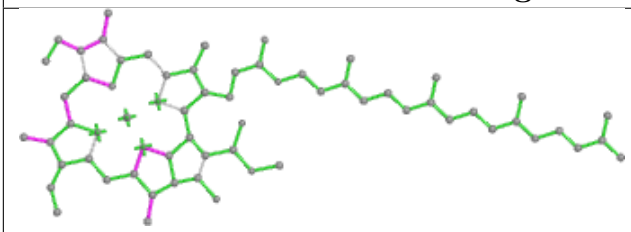

Bond lengths

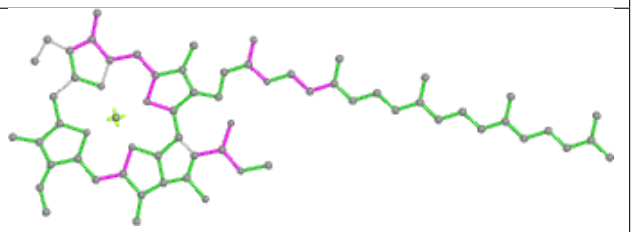

Bond angles

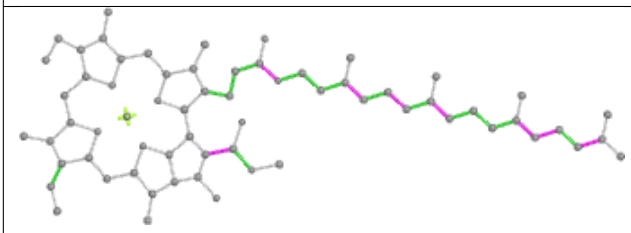

Torsions

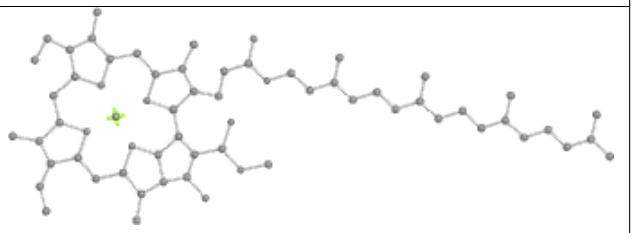

Rings

Ligand CYC NO 1001

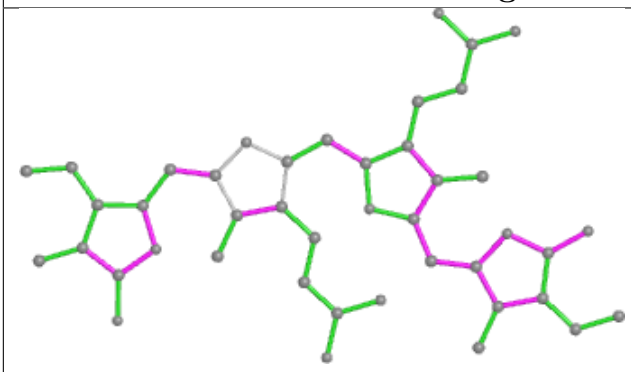

Bond lengths

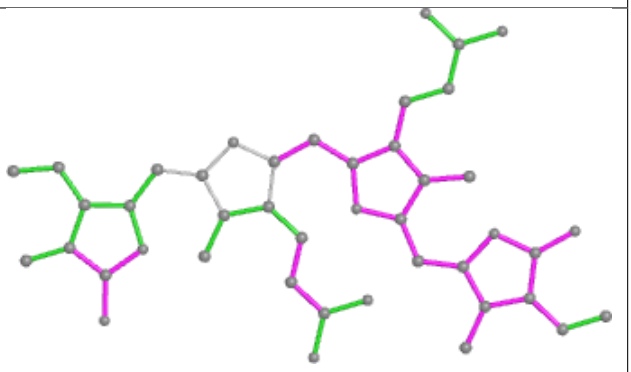

Bond angles

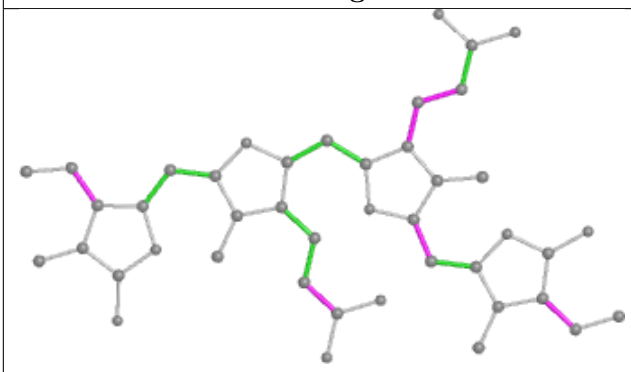

Torsions

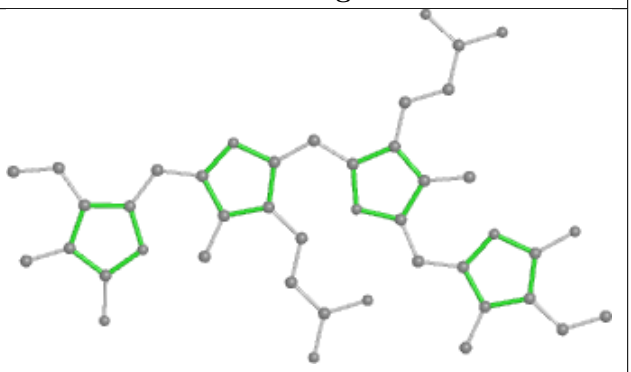

Rings

Ligand PEB WF 202

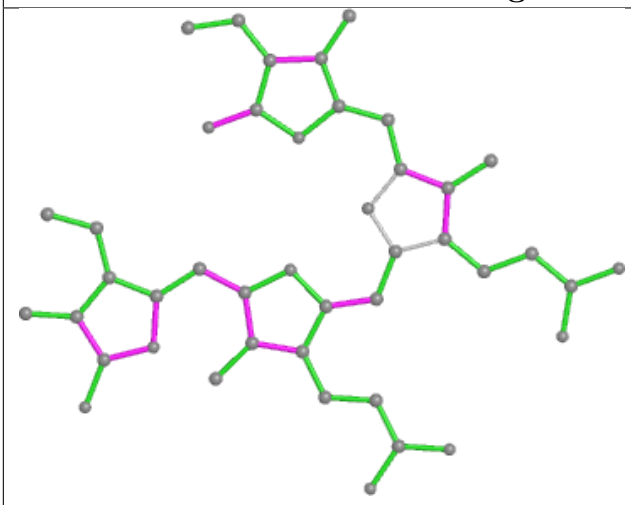

Bond lengths

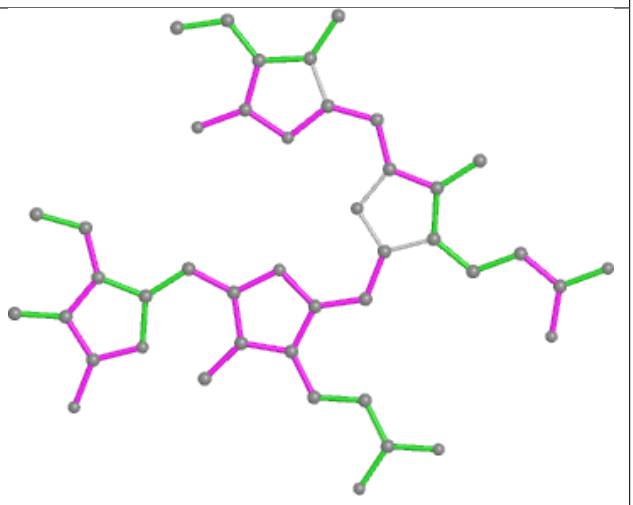

Bond angles

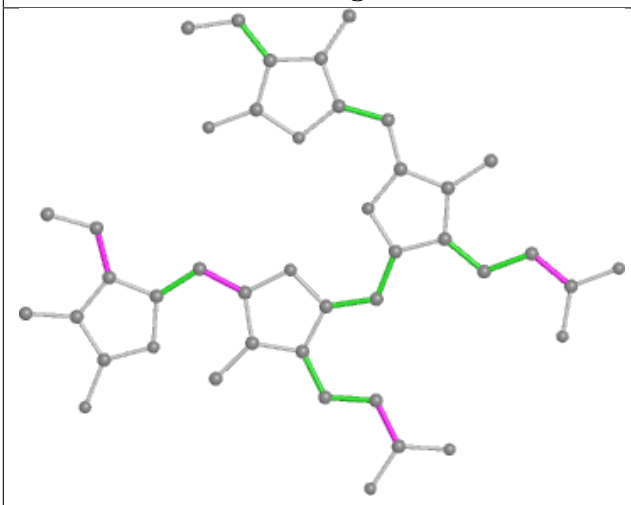

Torsions

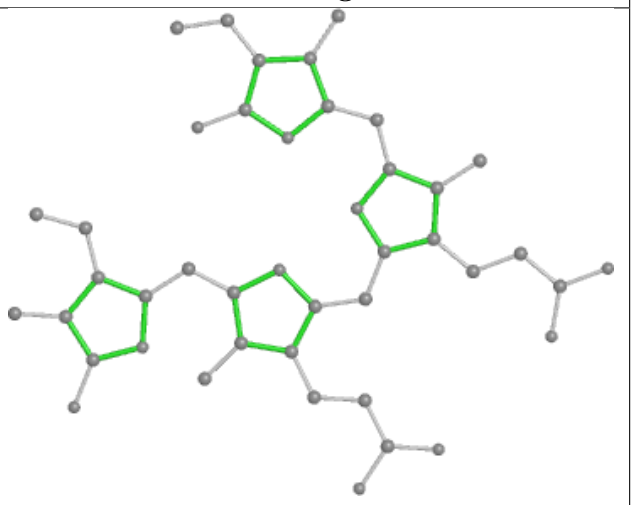

Rings

Ligand CLA B2 828

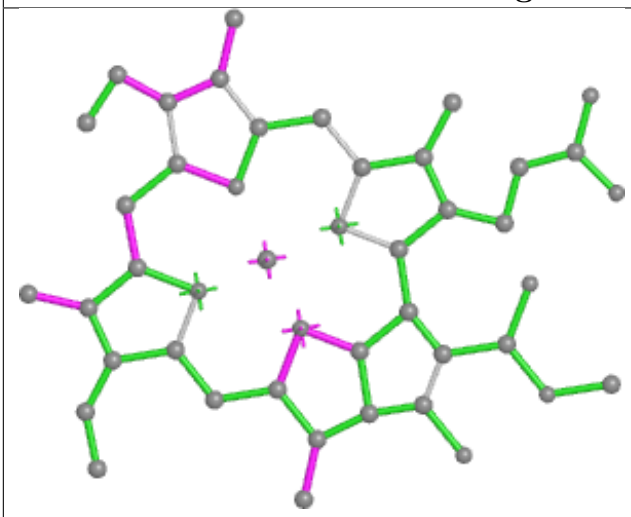

Bond lengths

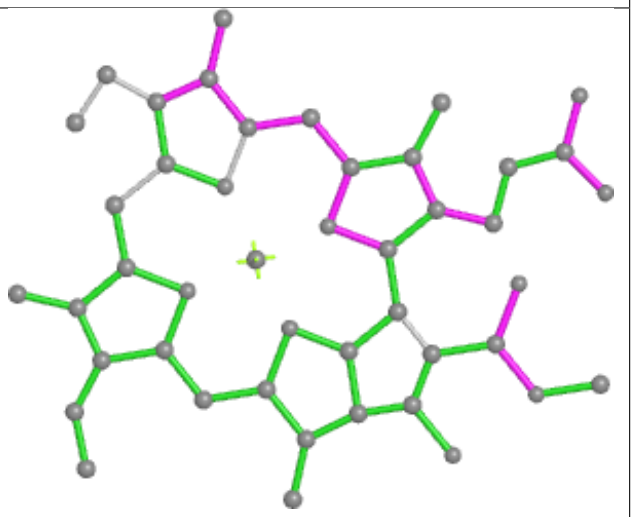

Bond angles

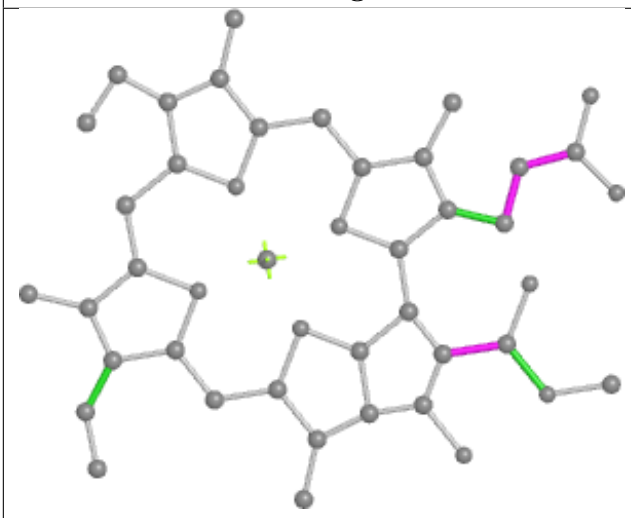

Torsions

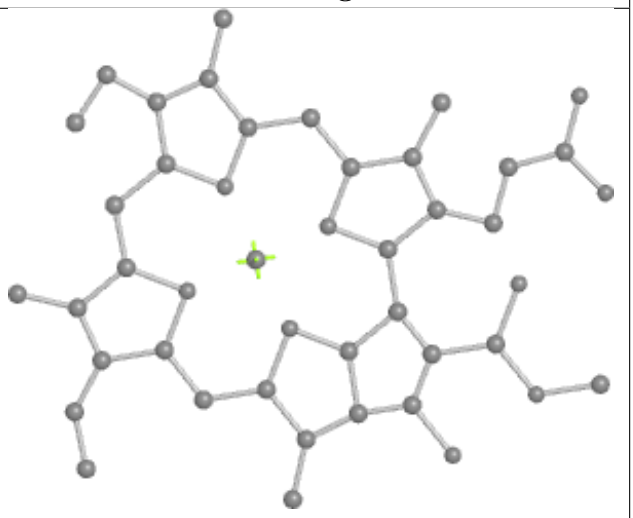

Rings

Ligand CLA bL 613

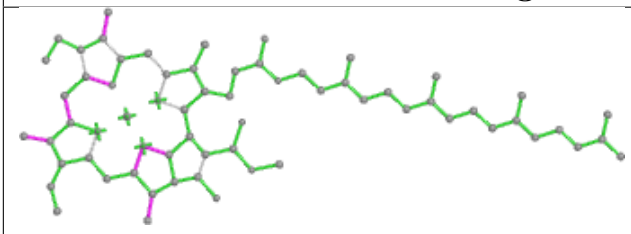

Bond lengths

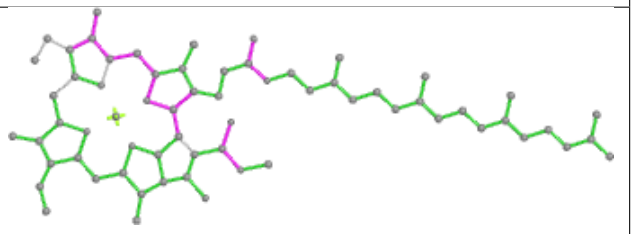

Bond angles

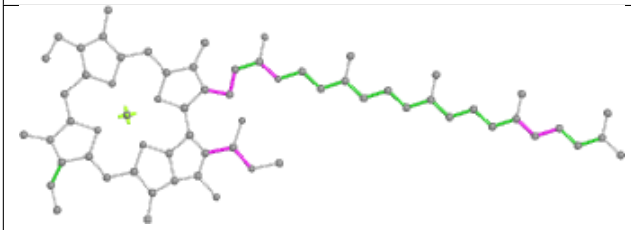

Torsions

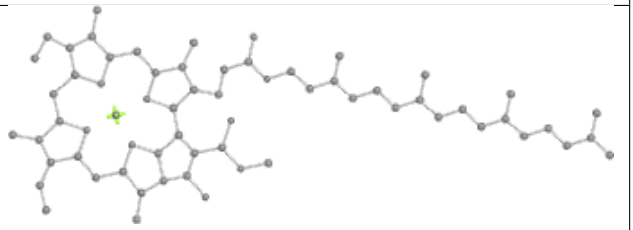

Rings

Ligand PEB fH 202

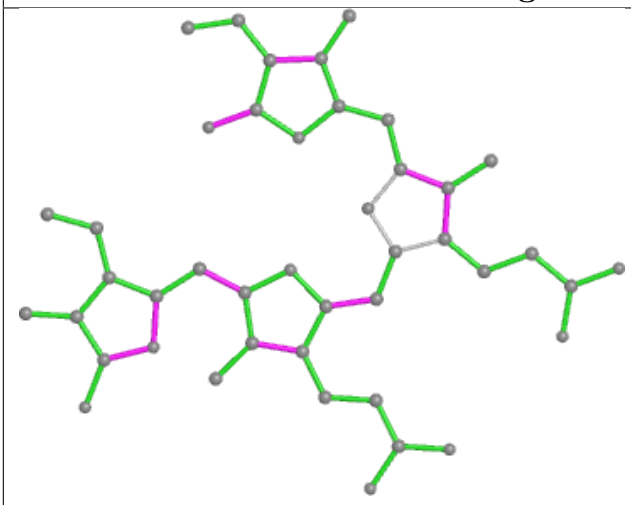

Bond lengths

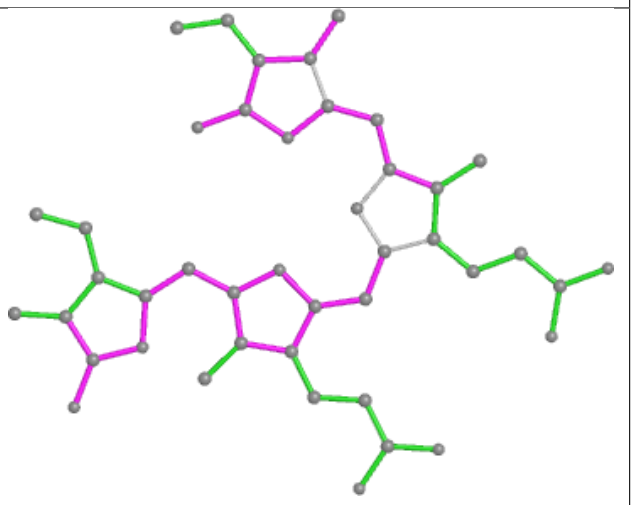

Bond angles

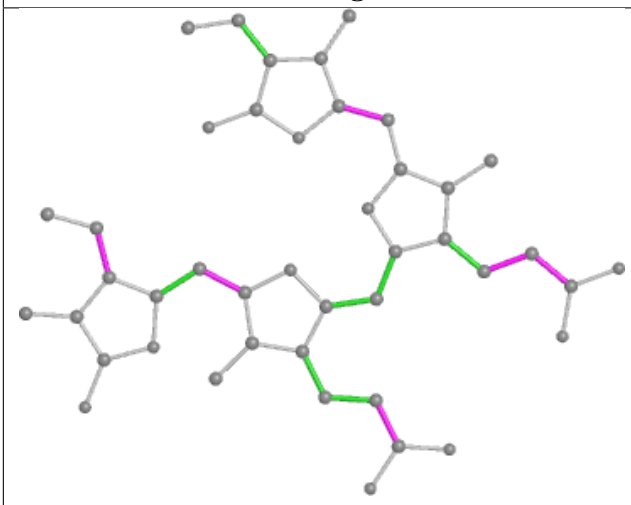

Torsions

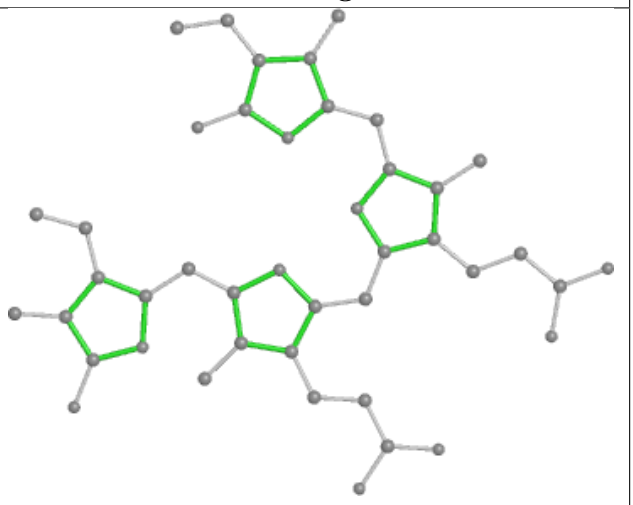

Rings

Ligand CLA ON 203

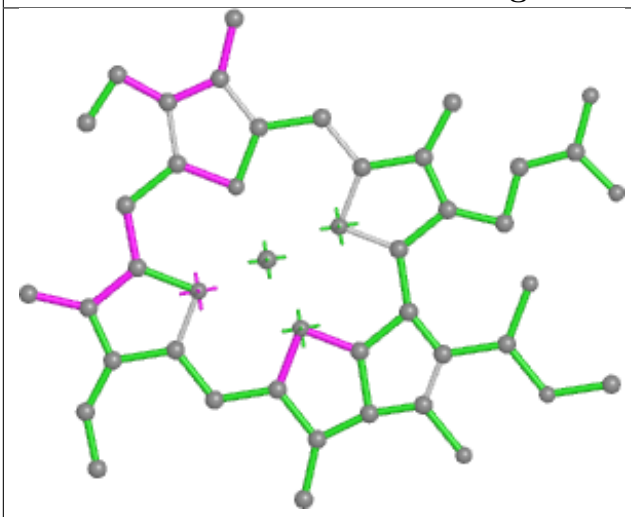

Bond lengths

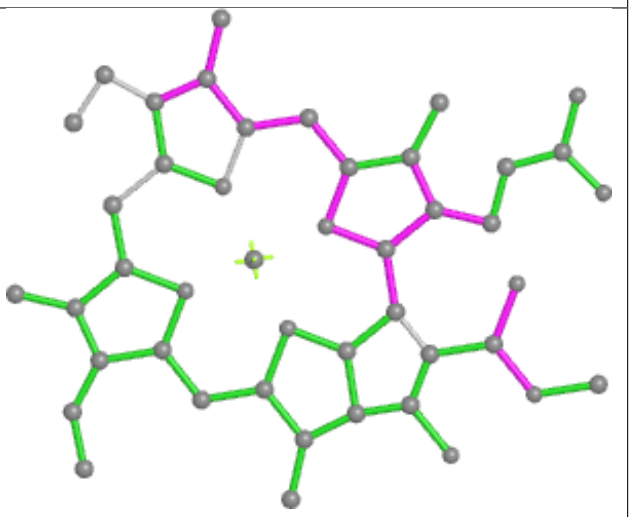

Bond angles

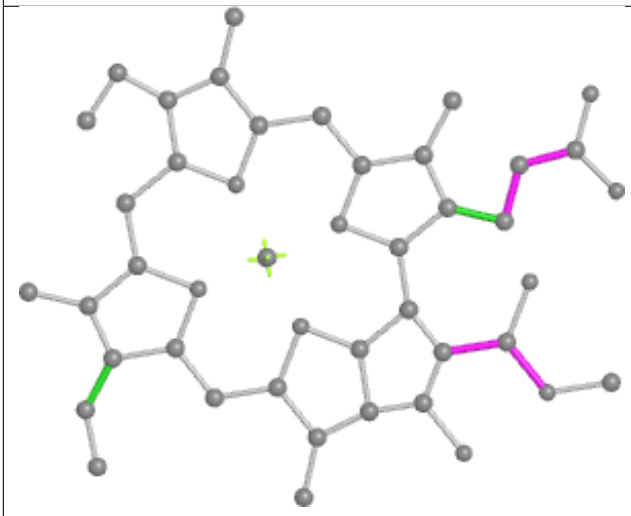

Torsions

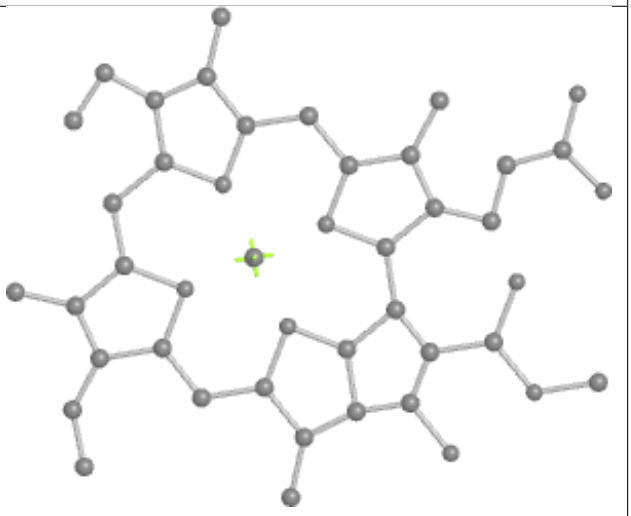

Rings

Ligand CYC D4 1001

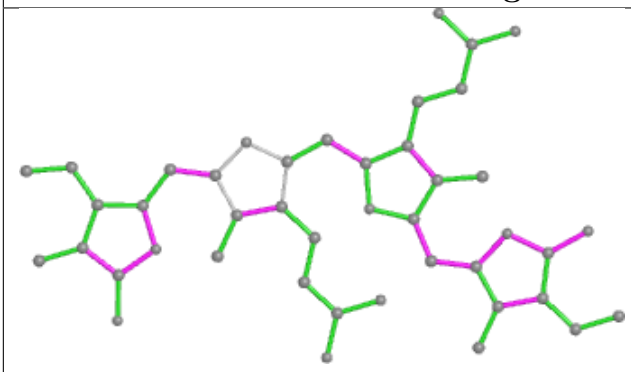

Bond lengths

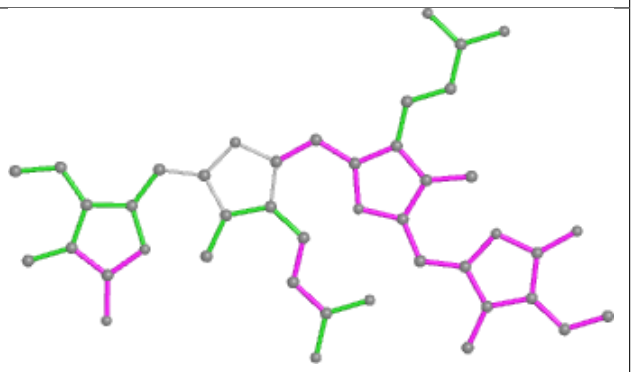

Bond angles

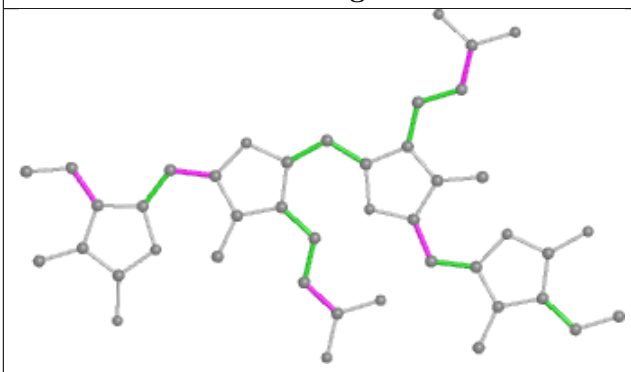

Torsions

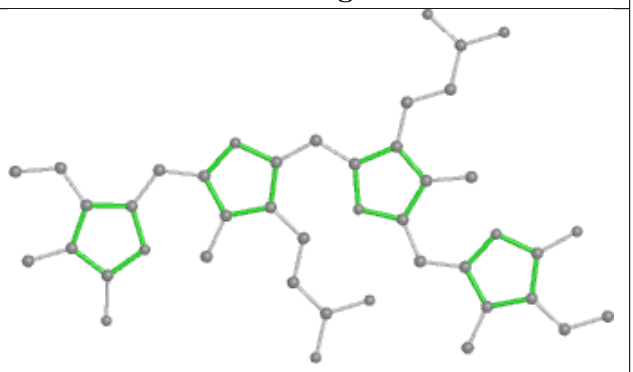

Rings

Ligand PEB PE 202

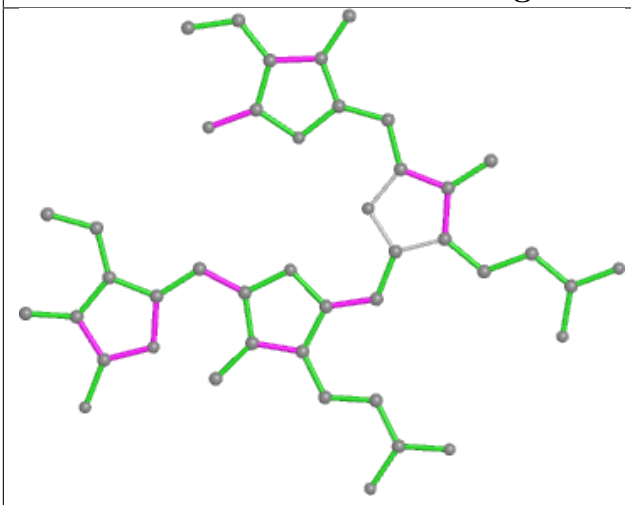

Bond lengths

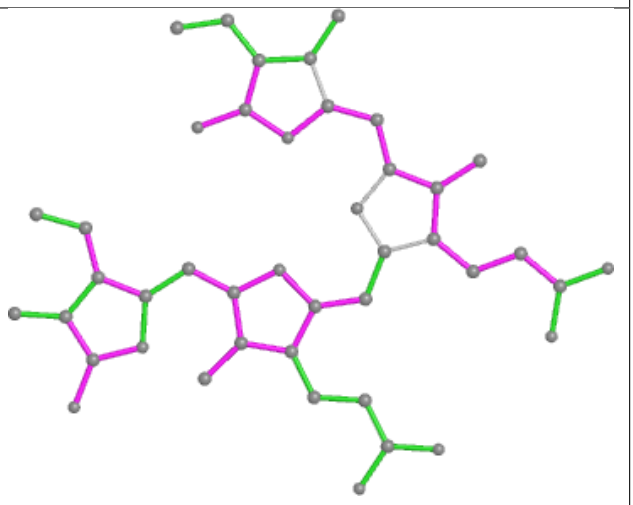

Bond angles

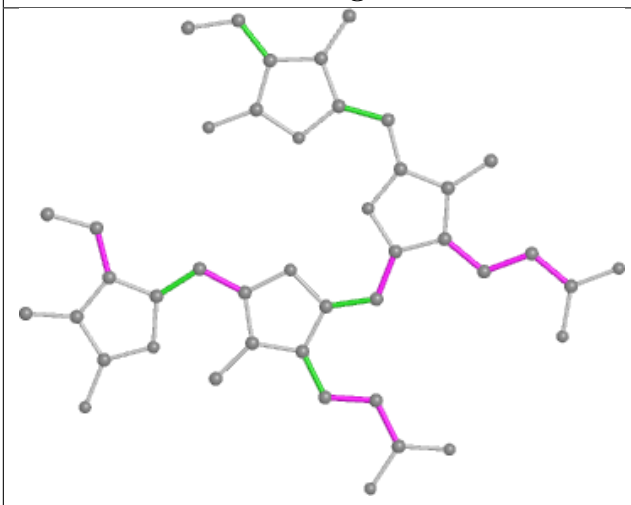

Torsions

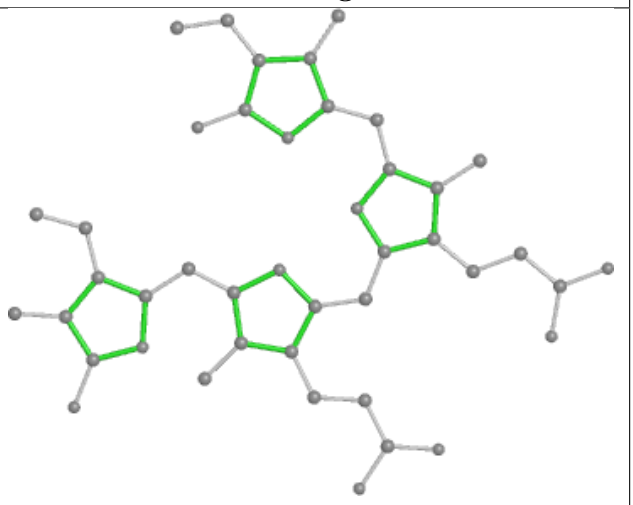

Rings

Ligand CLA 72 606

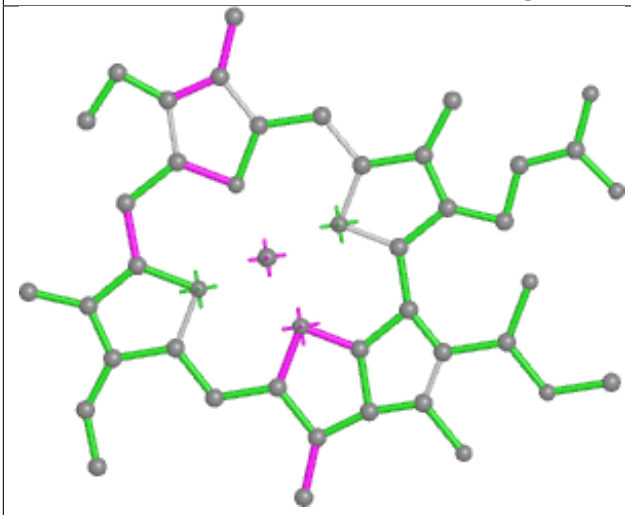

Bond lengths

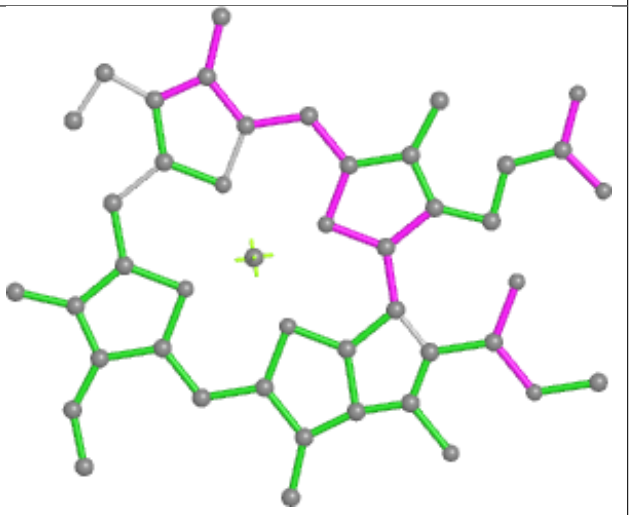

Bond angles

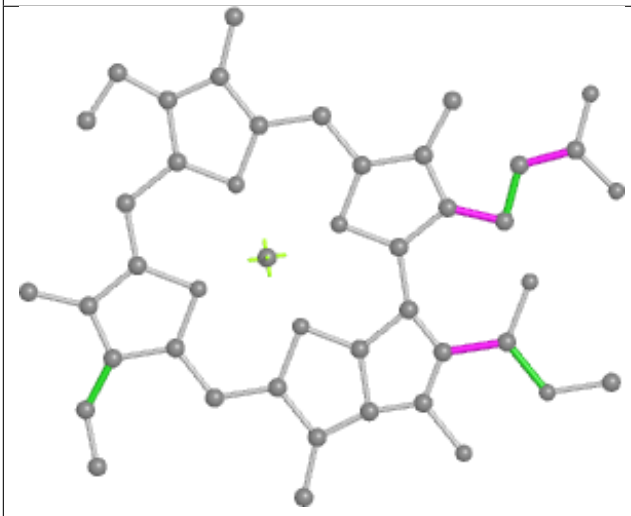

Torsions

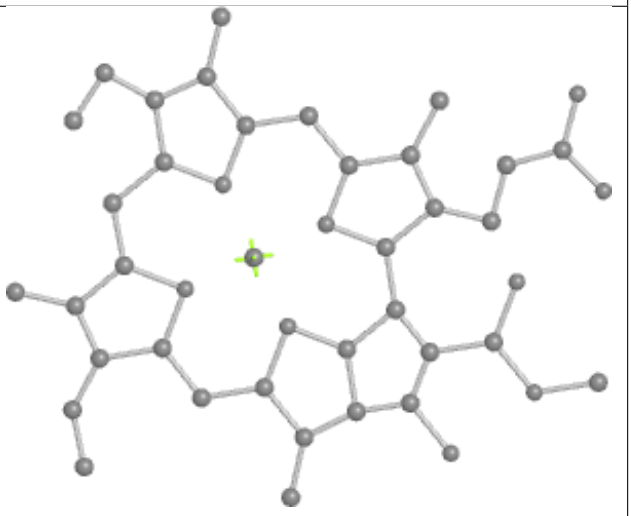

Rings

Ligand CLA 5N 608

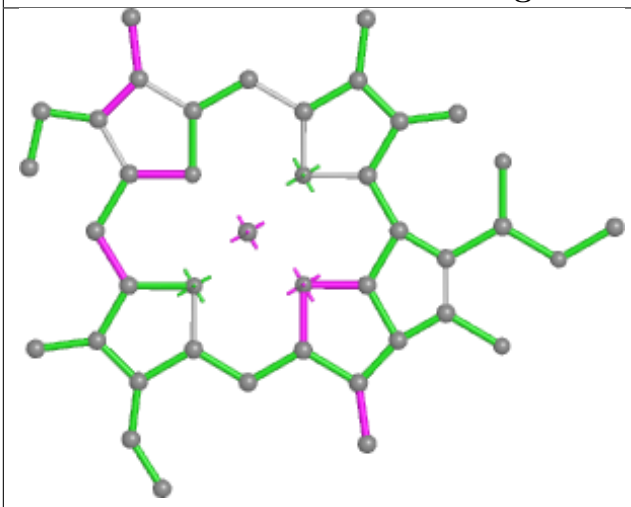

Bond lengths

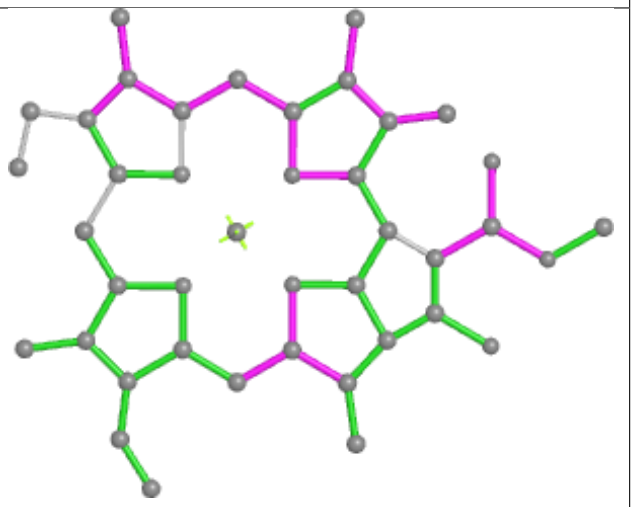

Bond angles

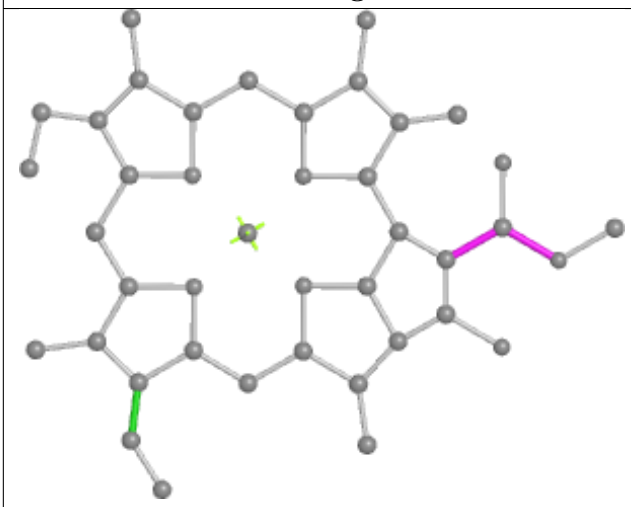

Torsions

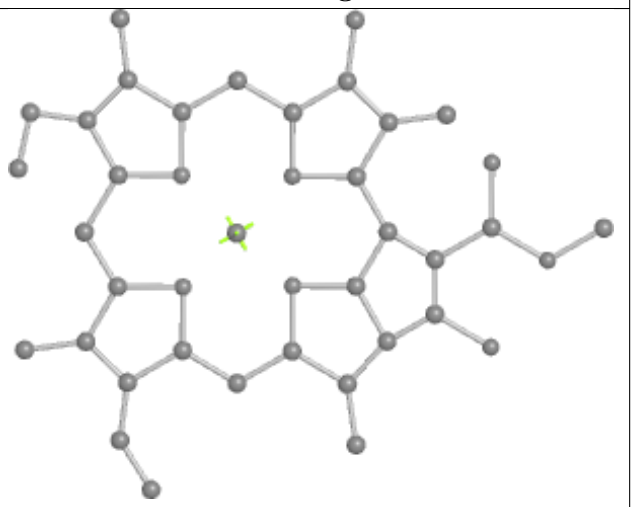

Rings

Ligand PEB ED 201

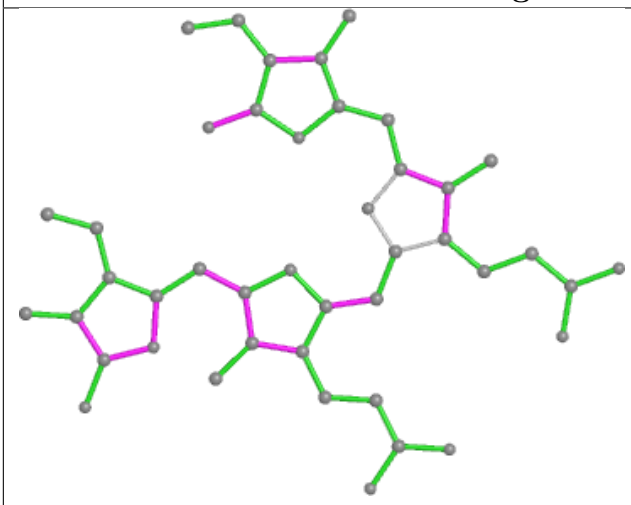

Bond lengths

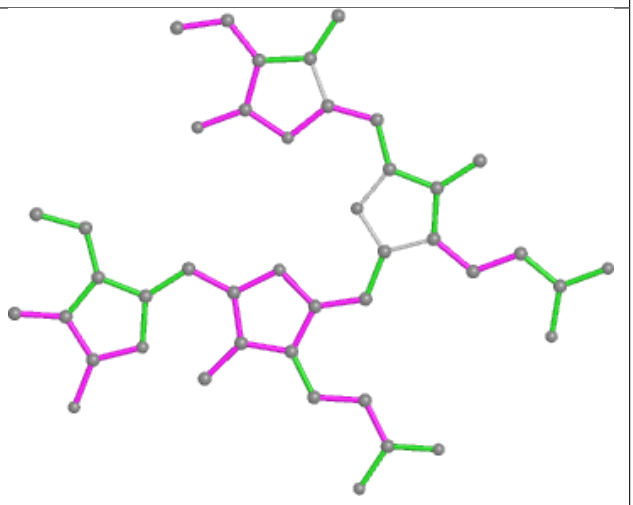

Bond angles

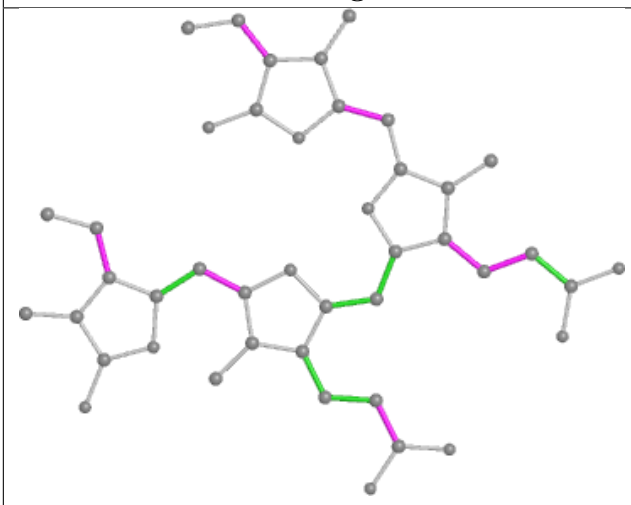

Torsions

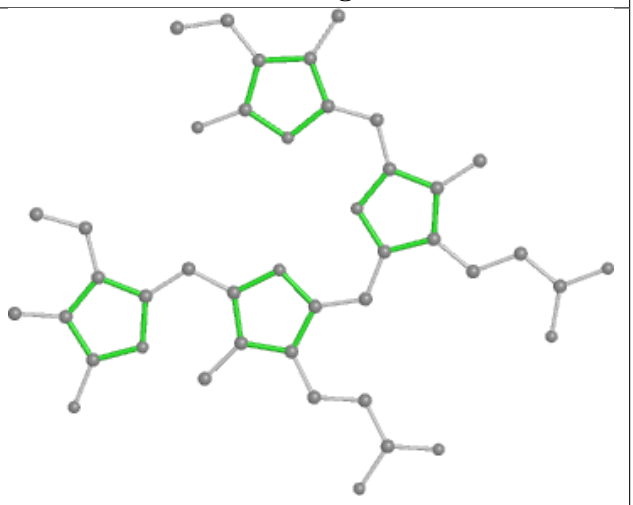

Rings

Ligand CYC IG 1001

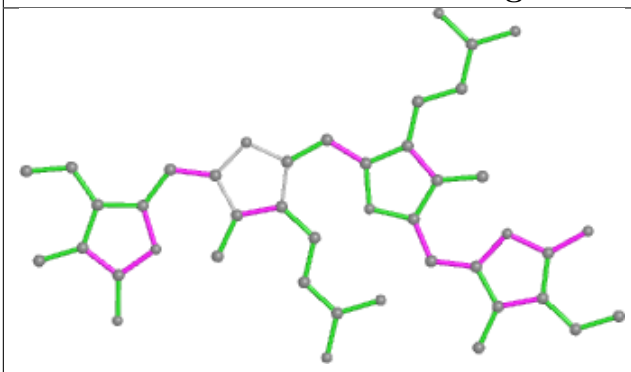

Bond lengths

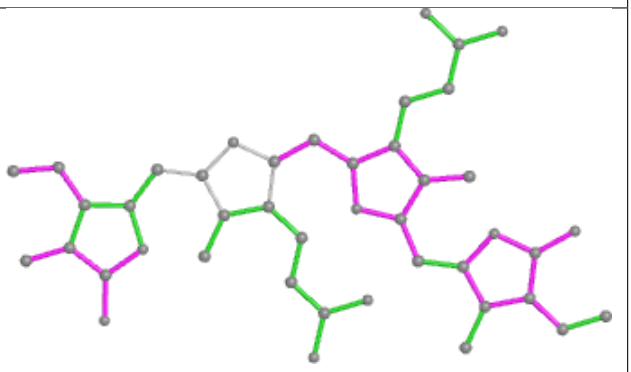

Bond angles

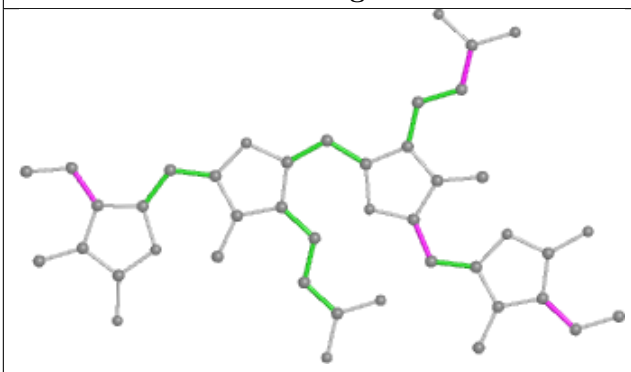

Torsions

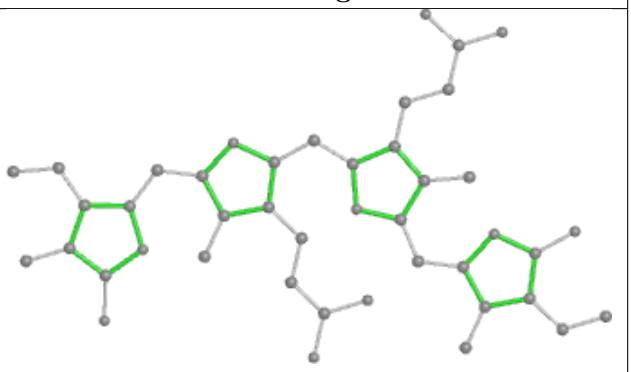

Rings

Ligand PEB JM 202

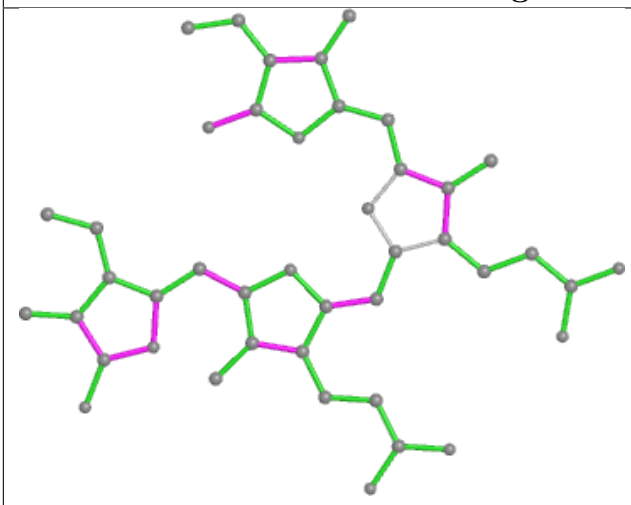

Bond lengths

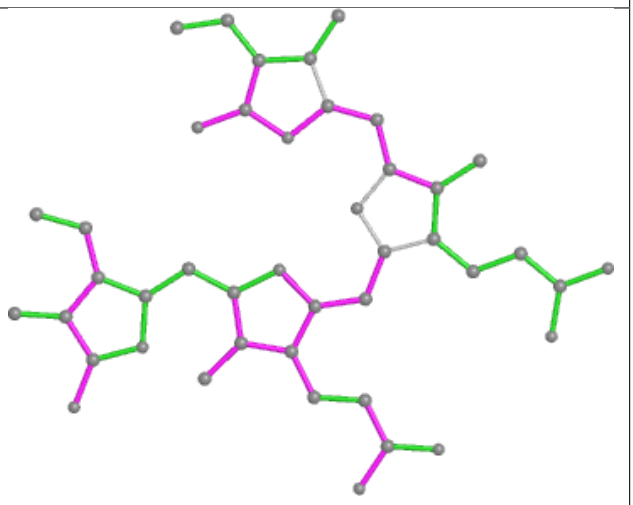

Bond angles

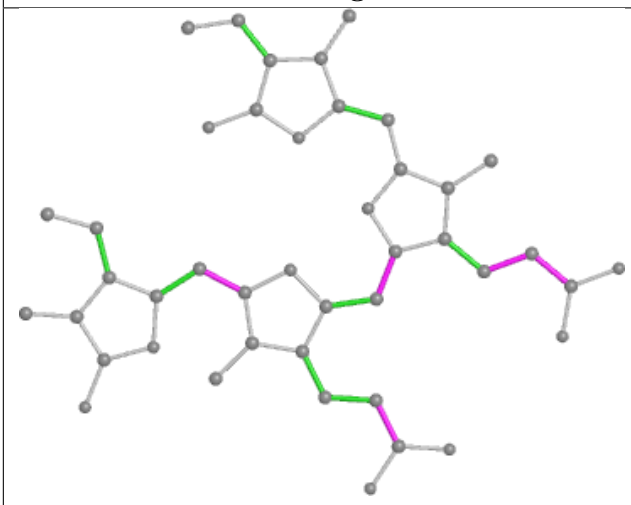

Torsions

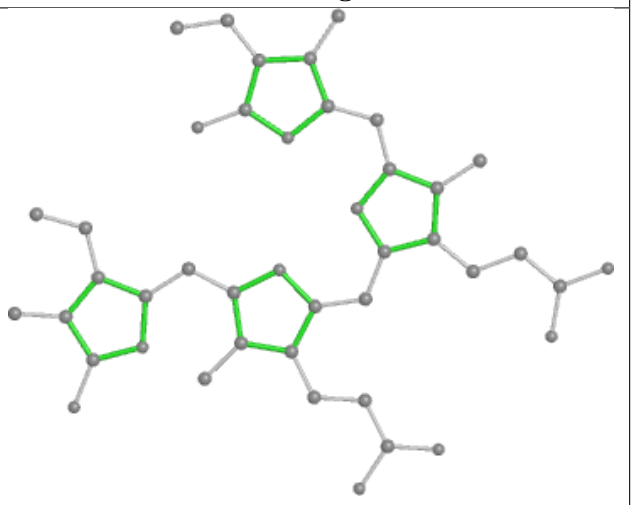

Rings

Ligand PEB jF 202

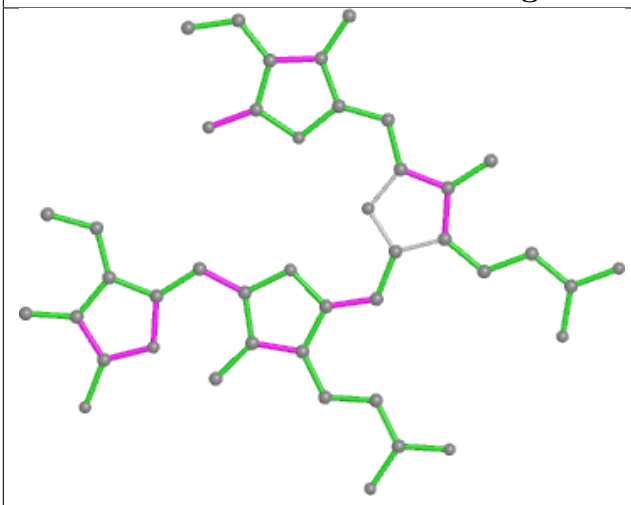

Bond lengths

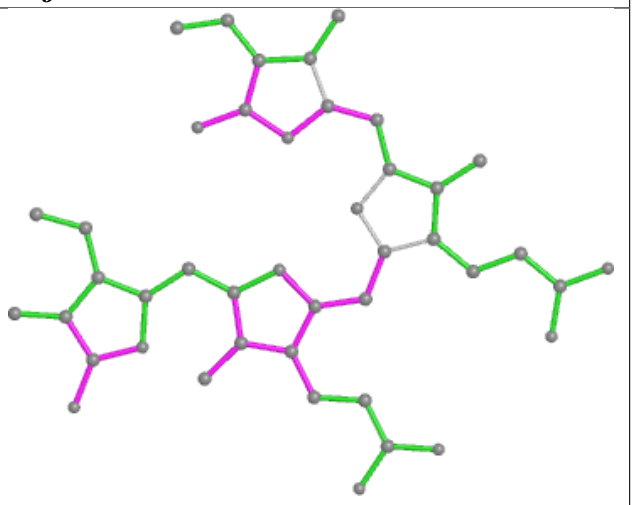

Bond angles

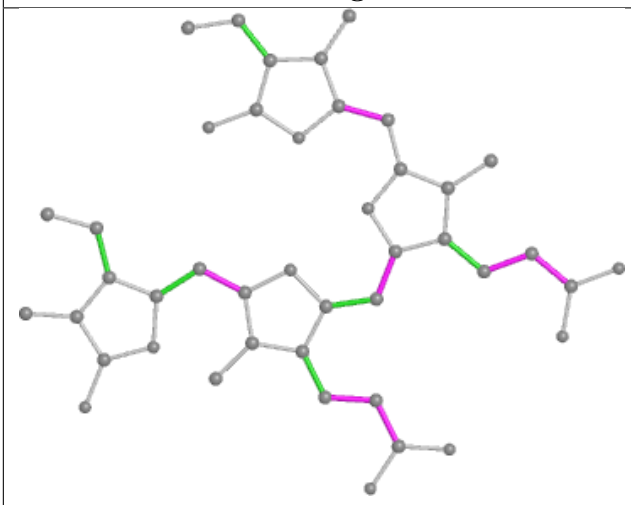

Torsions

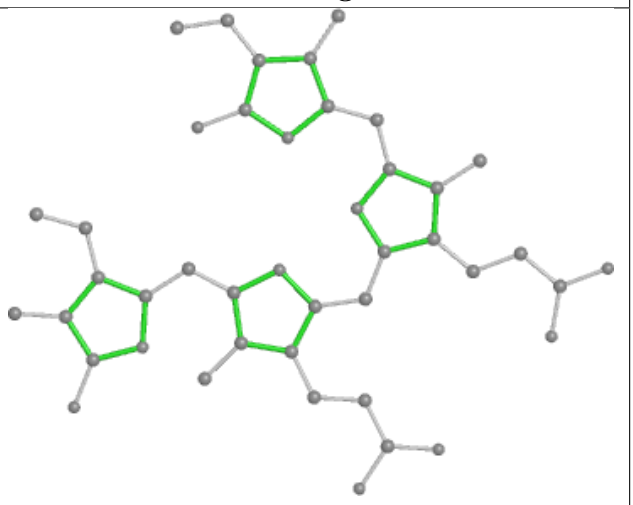

Rings

Ligand PEB MP 202

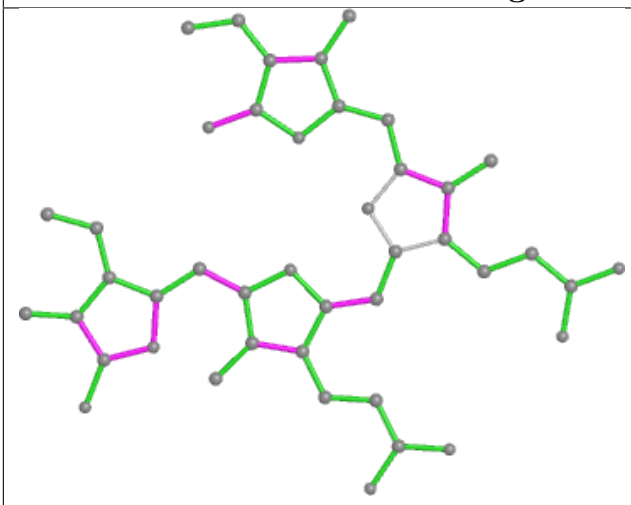

Bond lengths

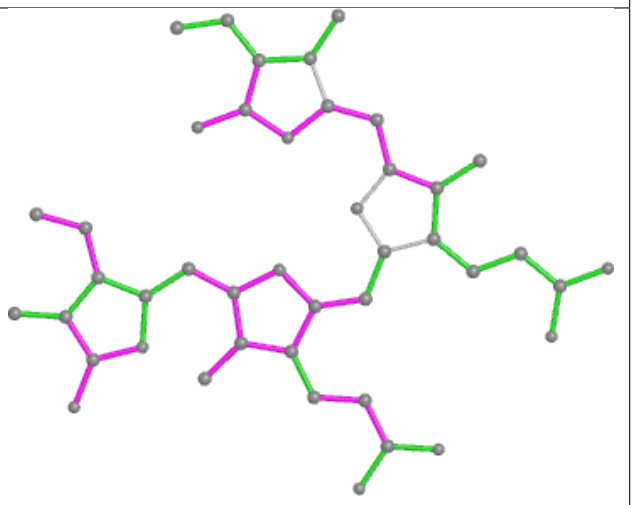

Bond angles

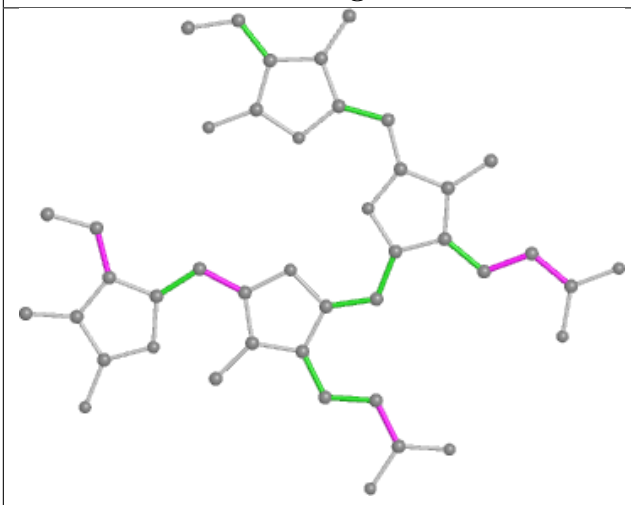

Torsions

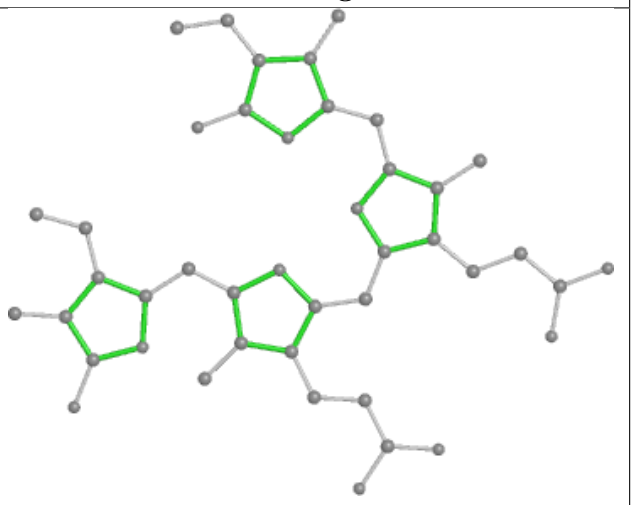

Rings

Ligand CYC G3 1001

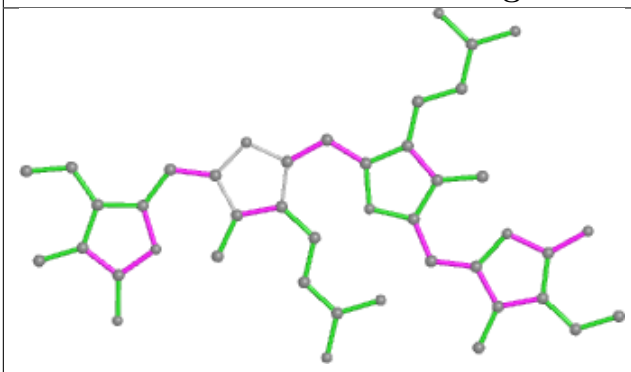

Bond lengths

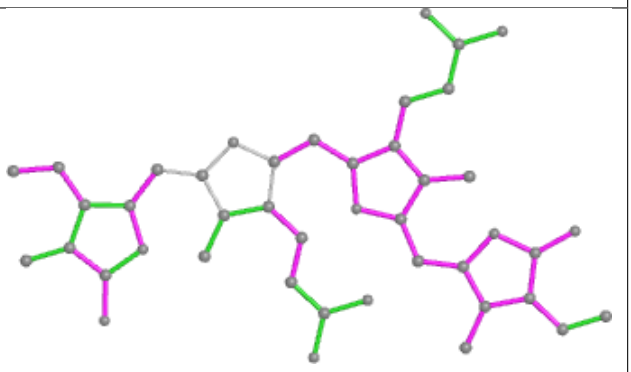

Bond angles

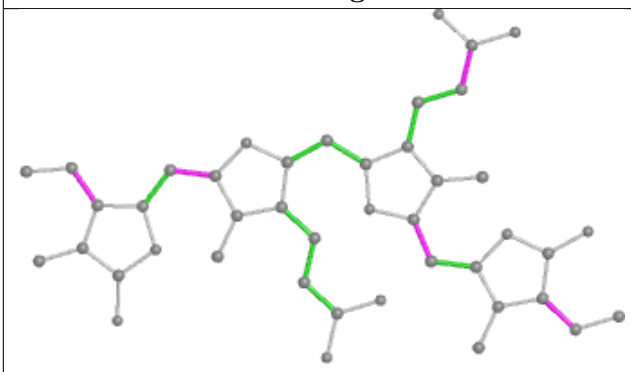

Torsions

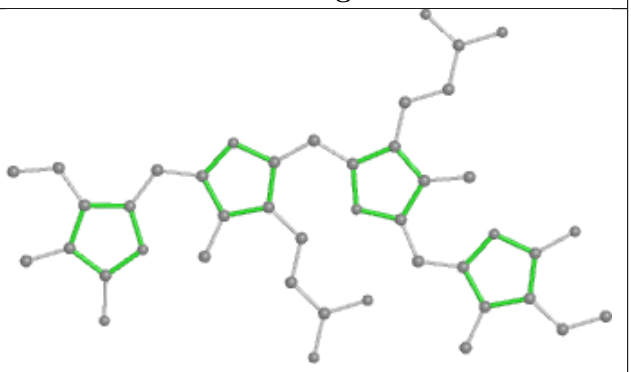

Rings

Ligand PEB T9 202

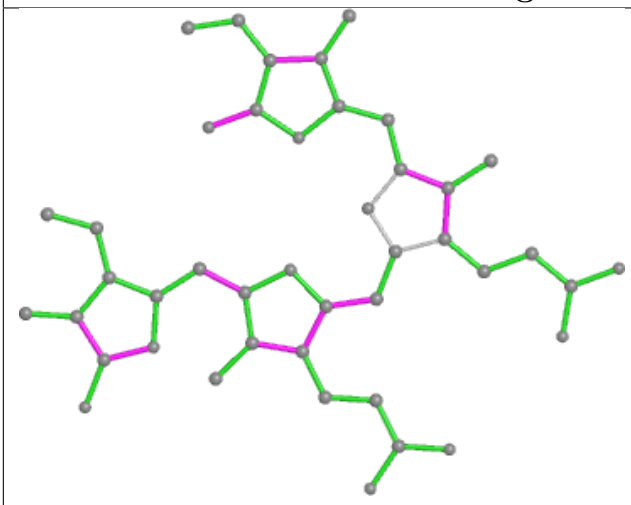

Bond lengths

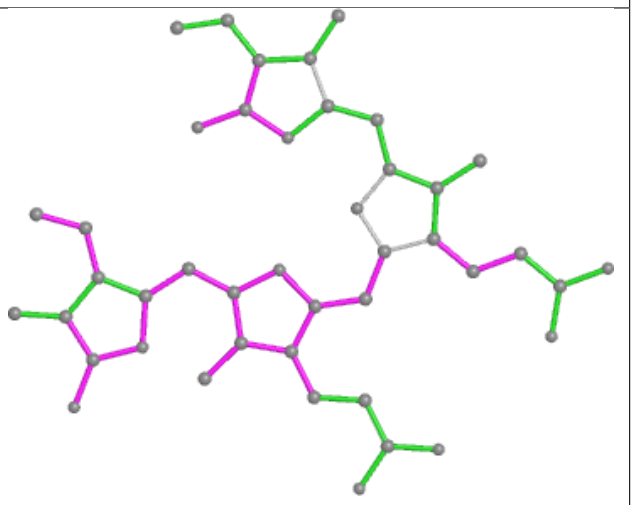

Bond angles

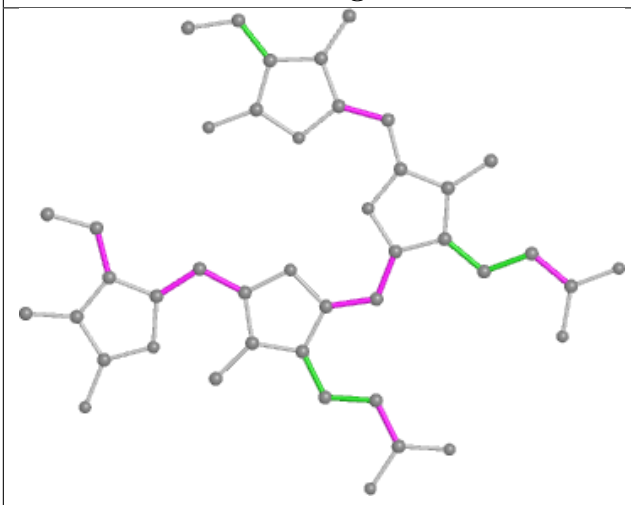

Torsions

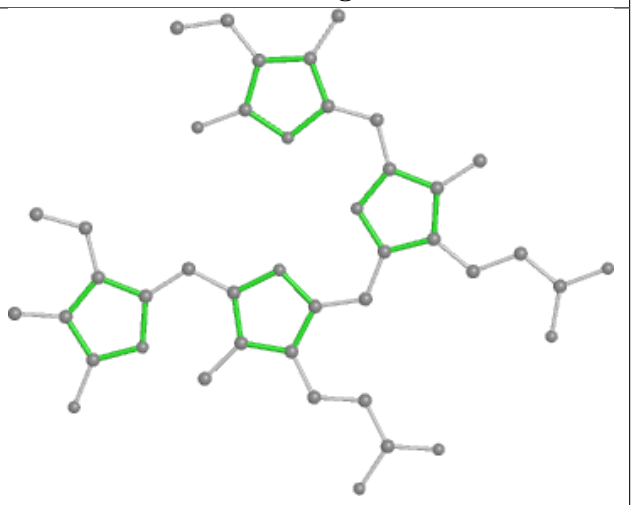

Rings

Ligand PEB bK 201

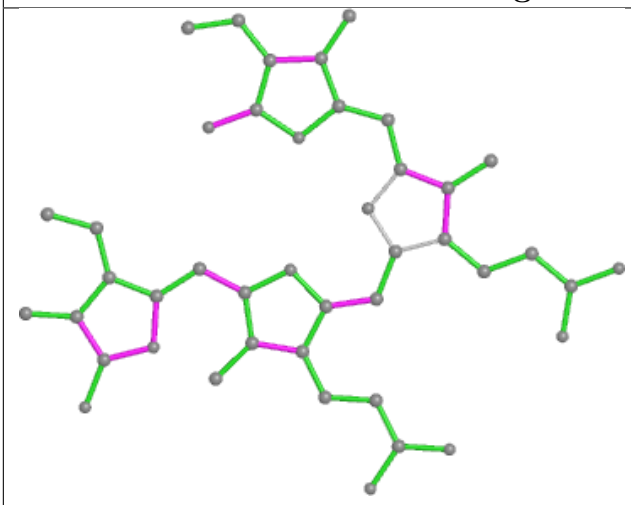

Bond lengths

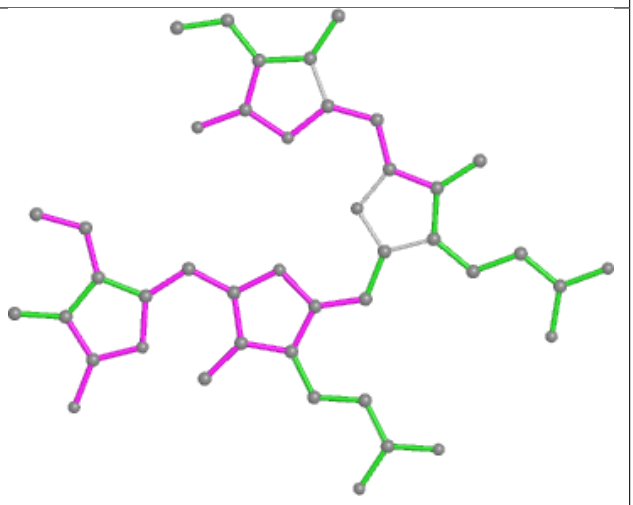

Bond angles

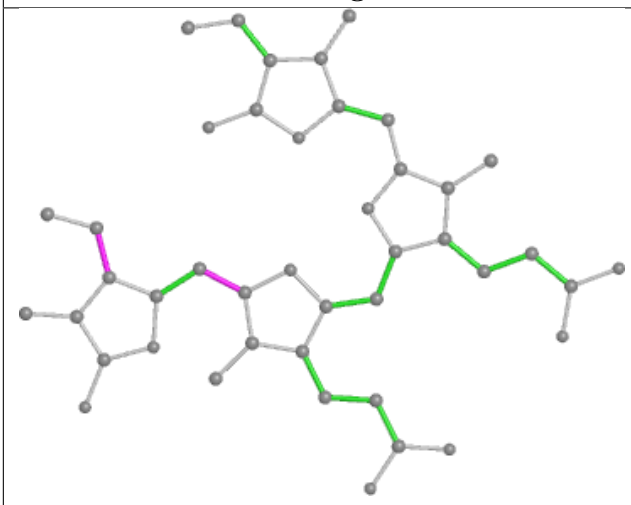

Torsions

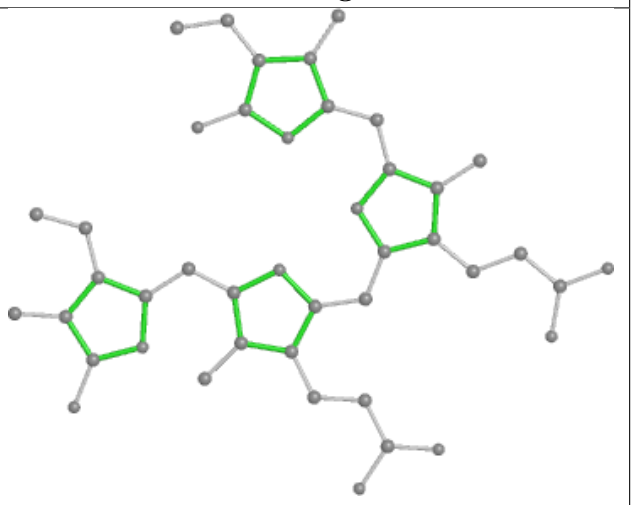

Rings

Ligand PEB RH 202

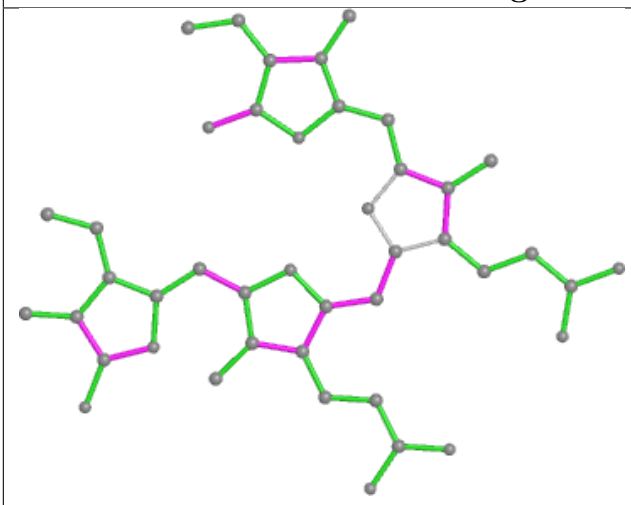

Bond lengths

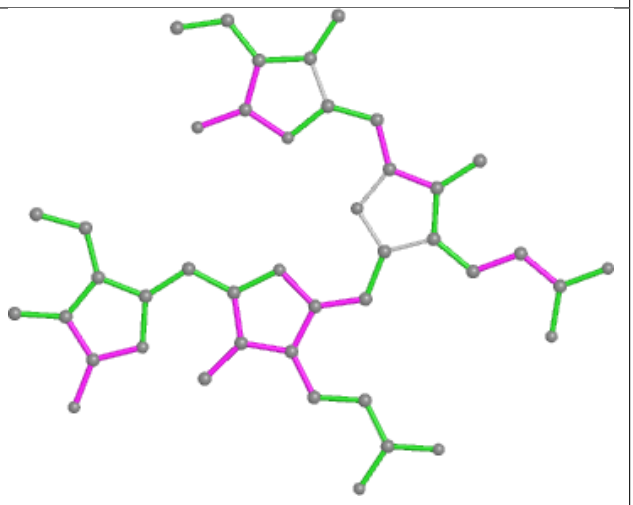

Bond angles

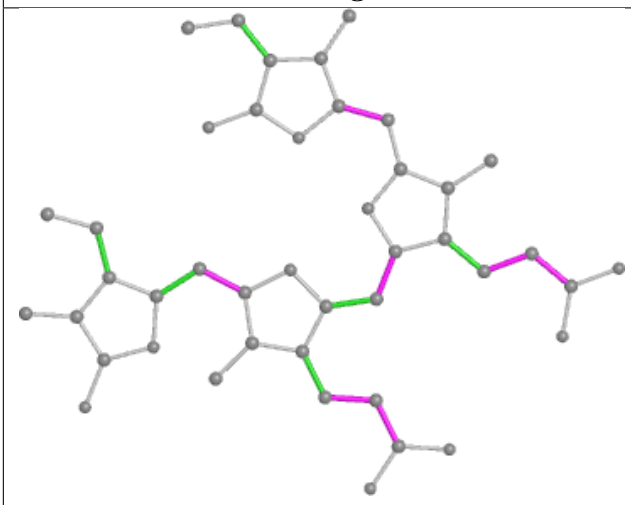

Torsions

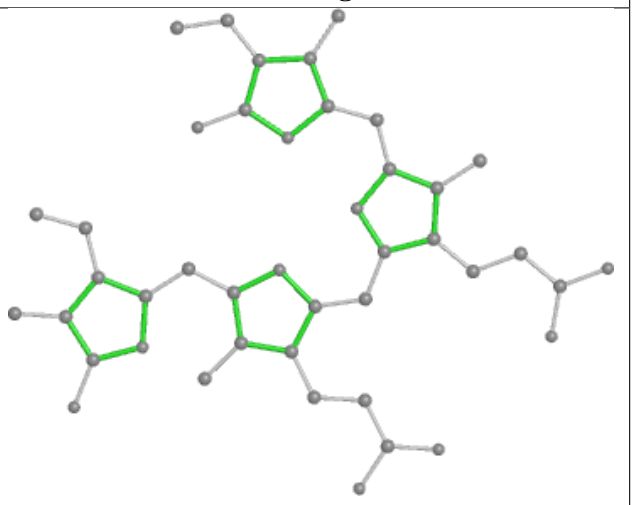

Rings

Ligand PEB UD 201

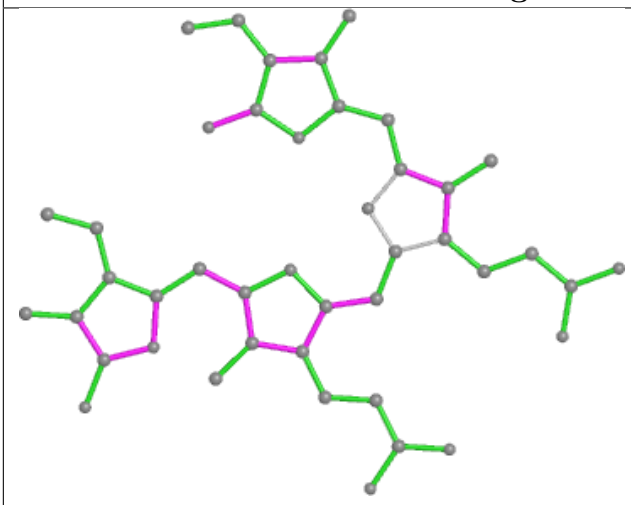

Bond lengths

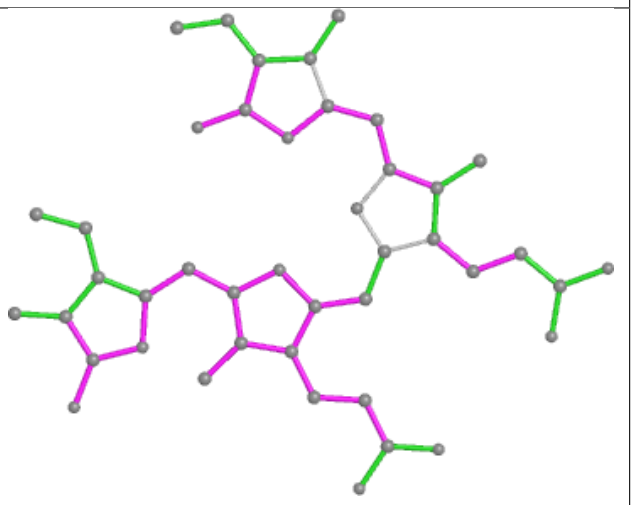

Bond angles

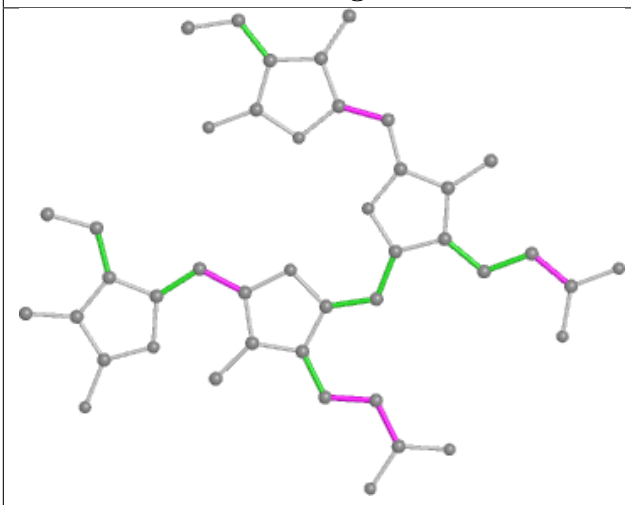

Torsions

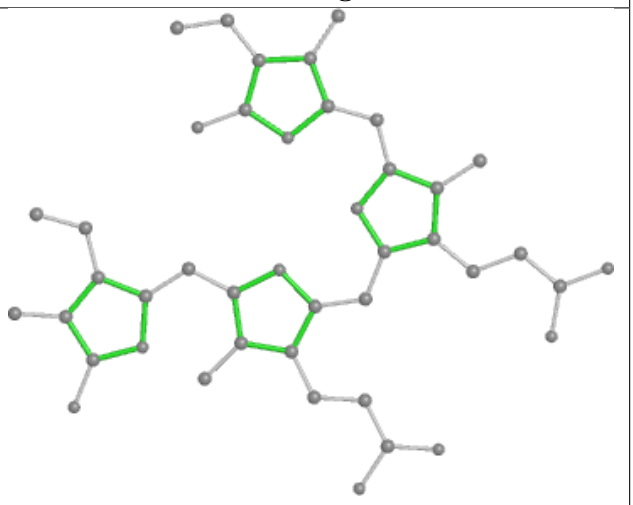

Rings

Ligand PEB XJ 202

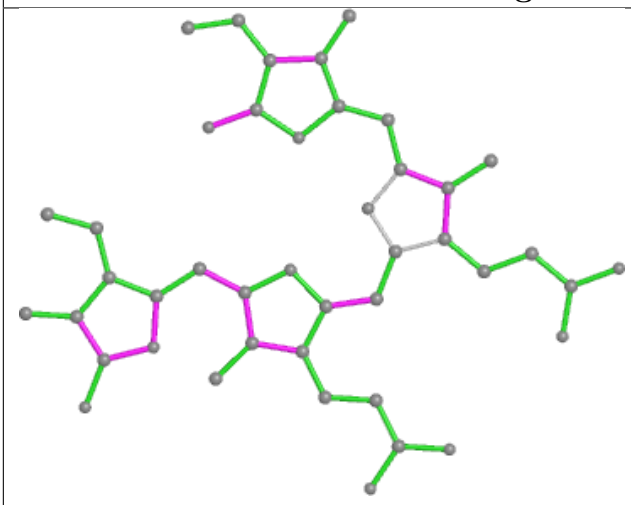

Bond lengths

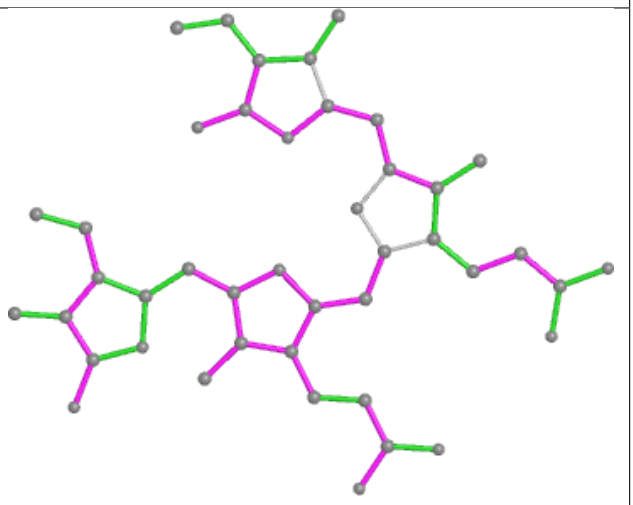

Bond angles

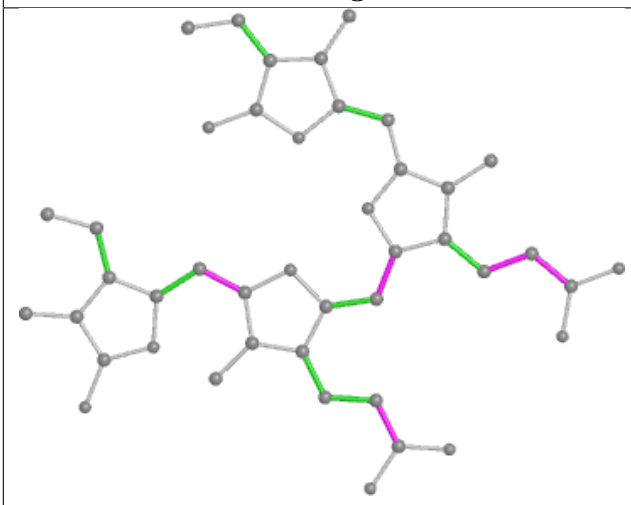

Torsions

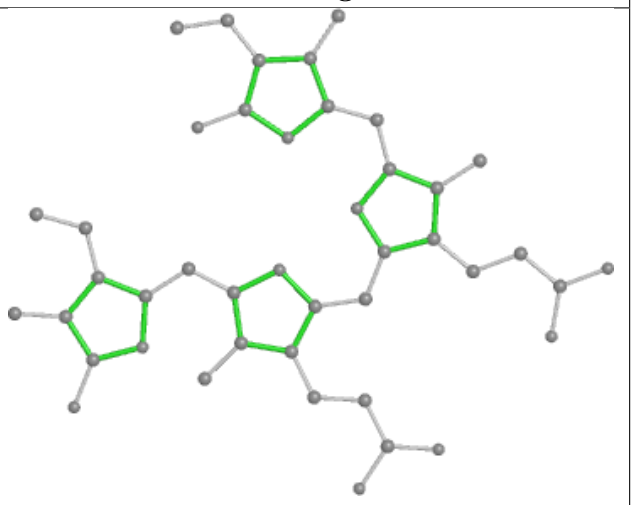

Rings

Ligand PEB bO 201

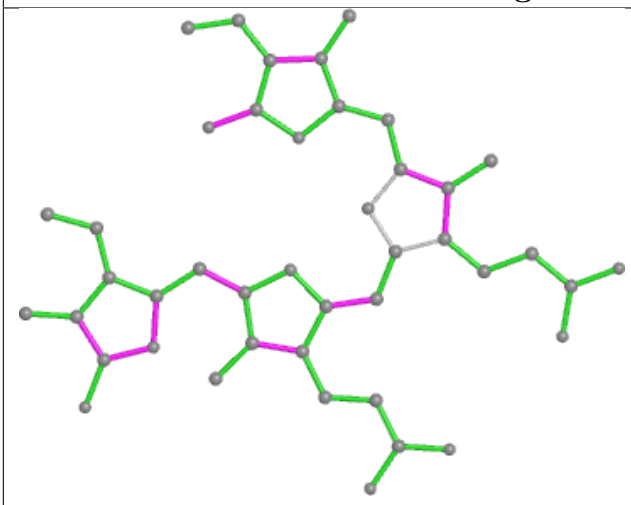

Bond lengths

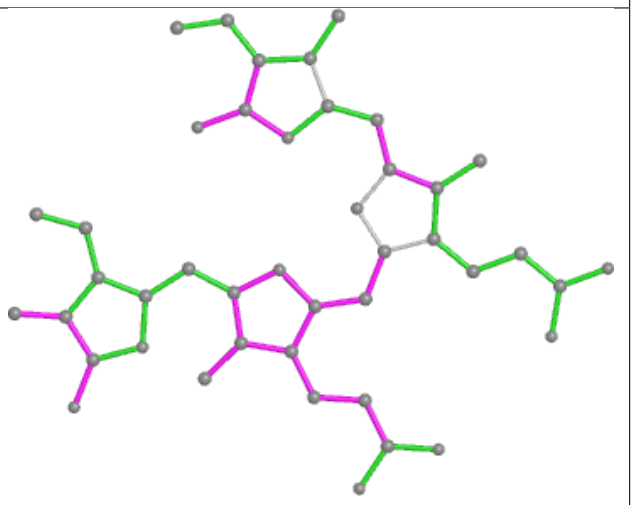

Bond angles

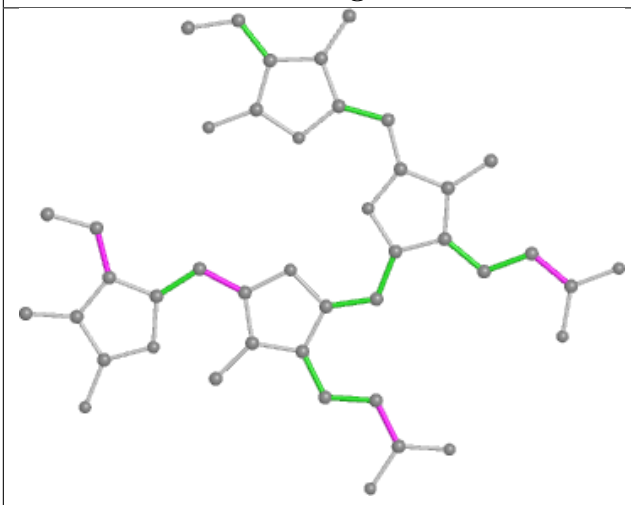

Torsions

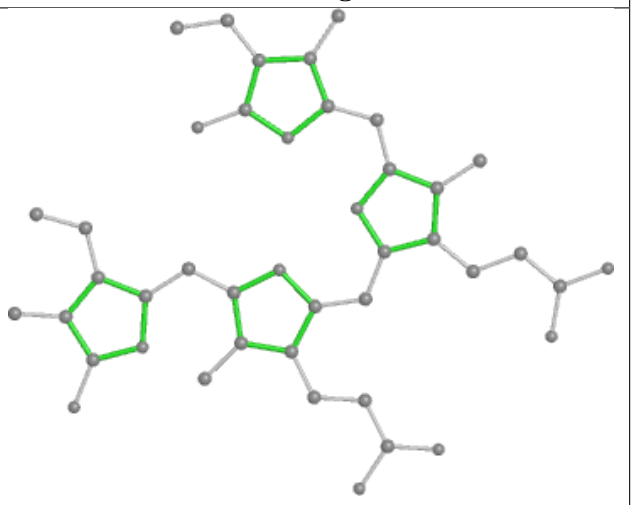

Rings

Ligand PEB LQ 203

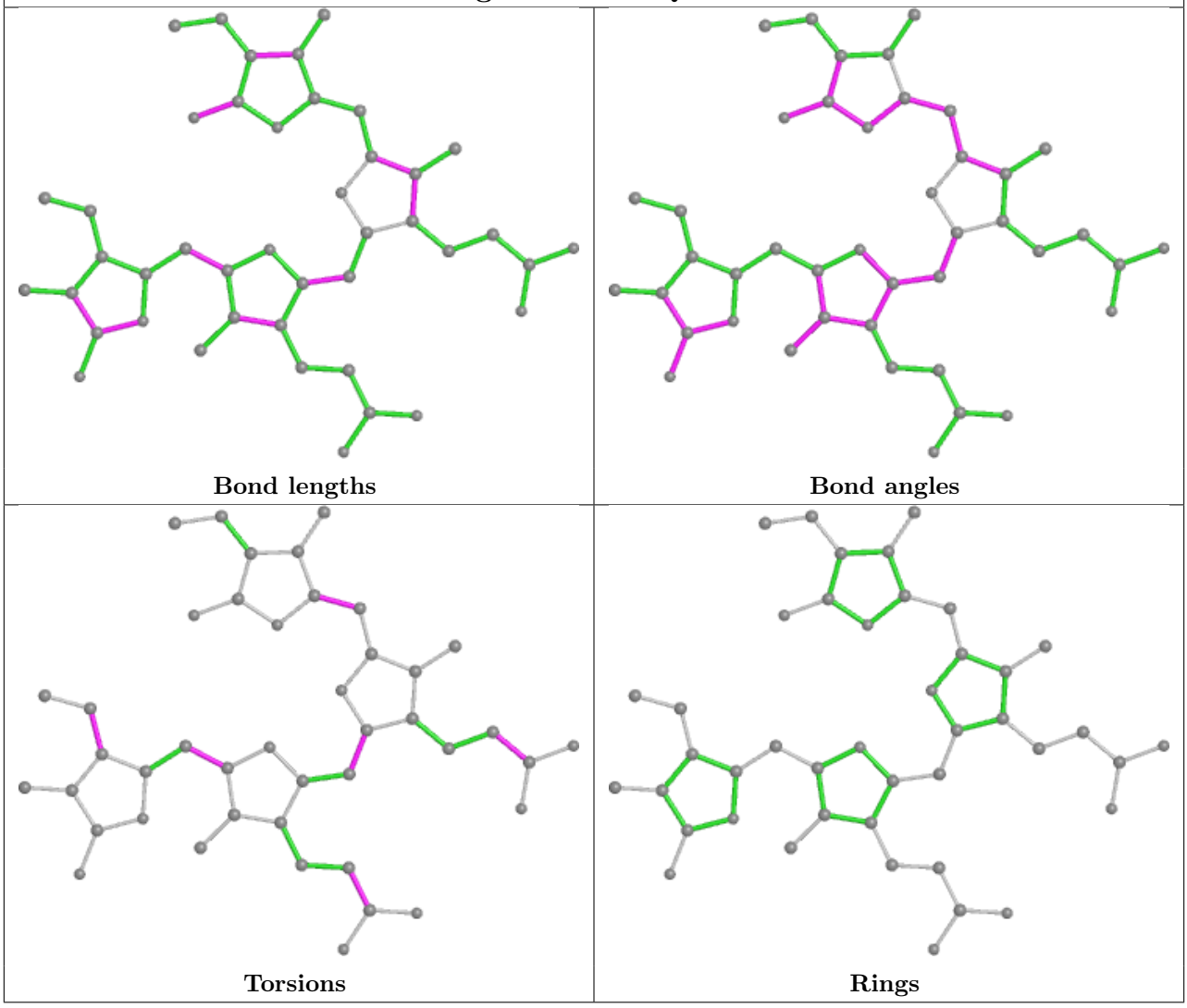

Ligand PL9 a6 601

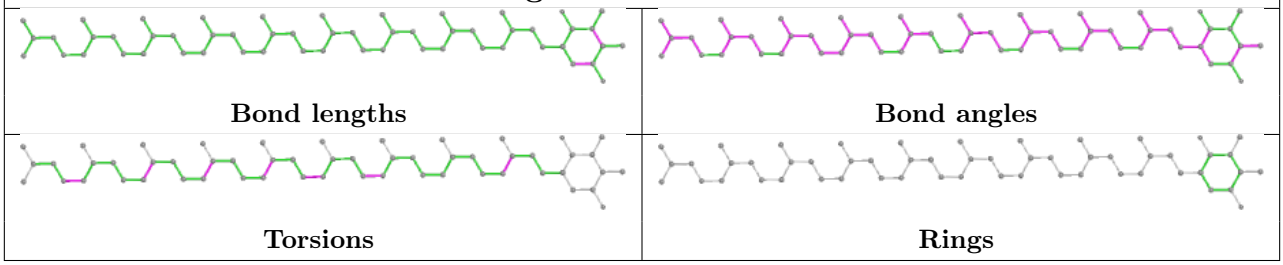

Ligand PEB LF 202

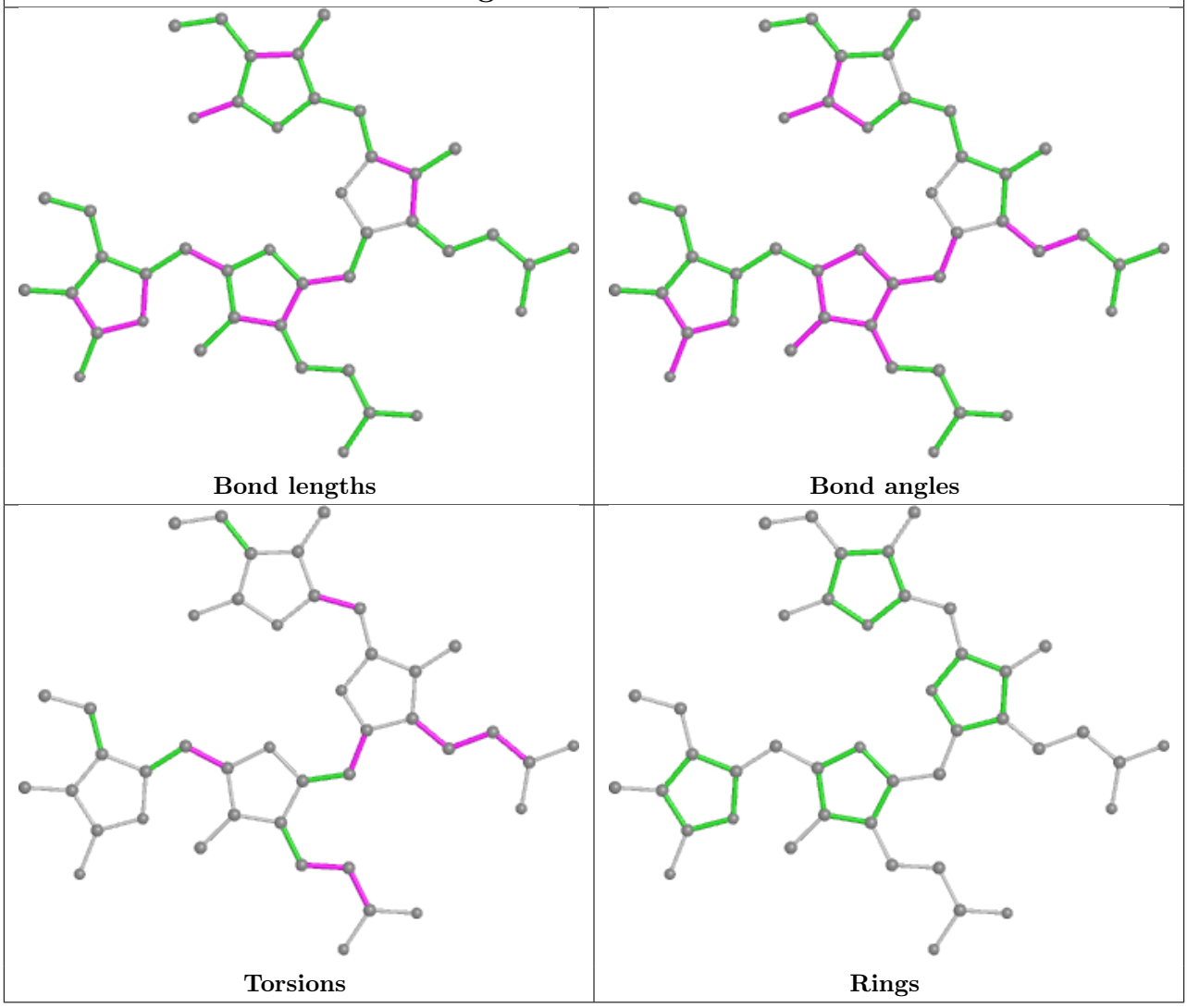

Ligand BCR LN 205

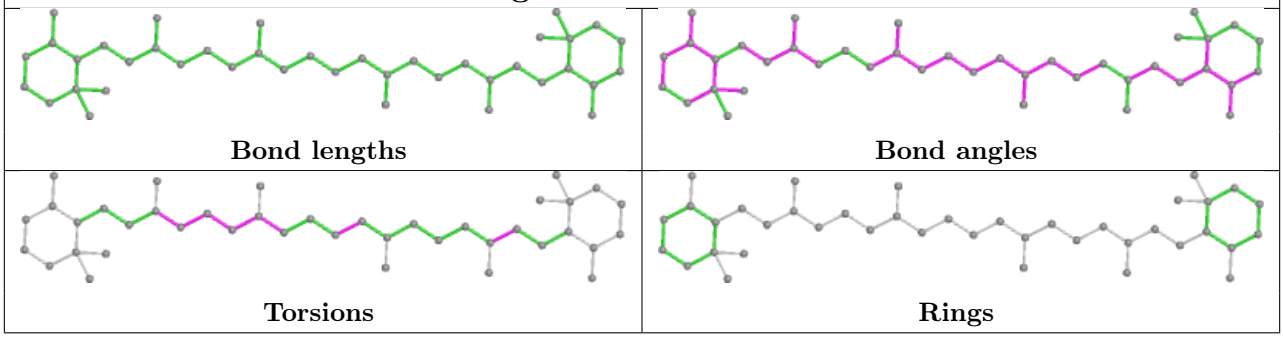

Ligand CLA BN 810

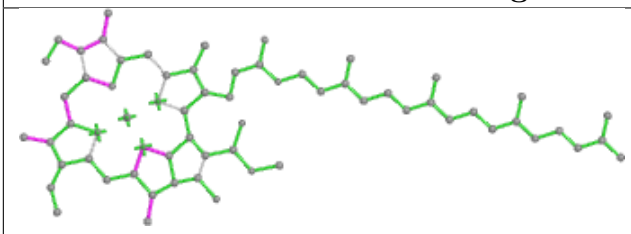

Bond lengths

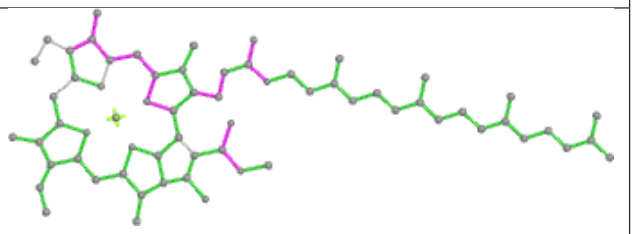

Bond angles

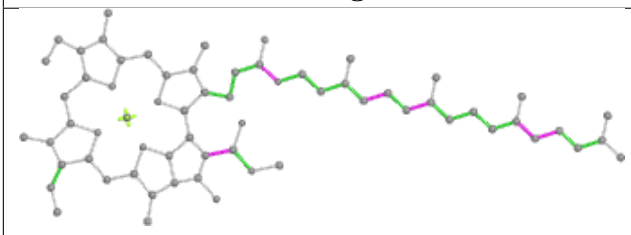

Torsions

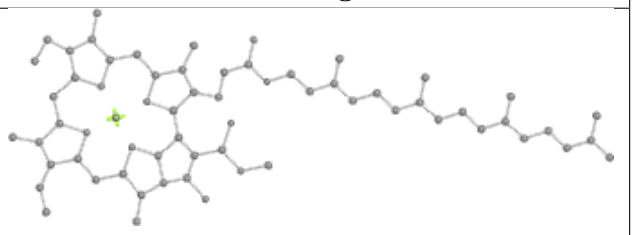

Rings

Ligand PEB IM 202

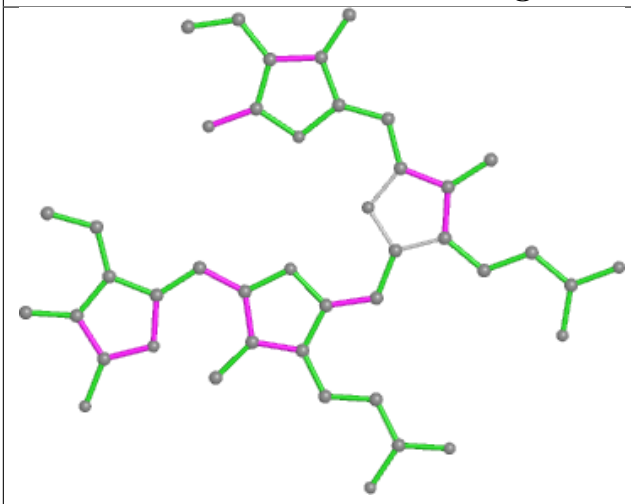

Bond lengths

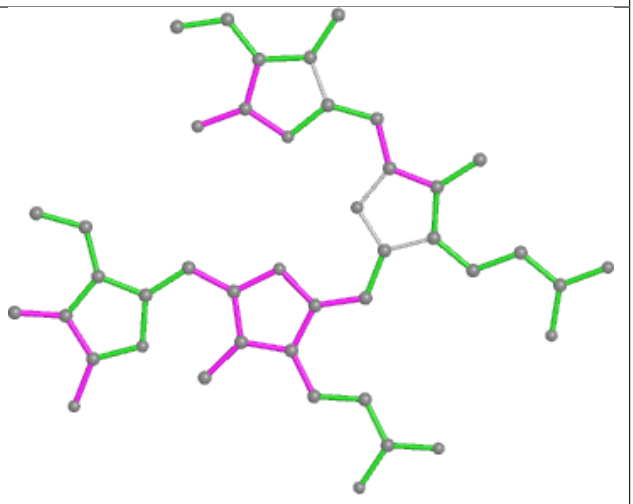

Bond angles

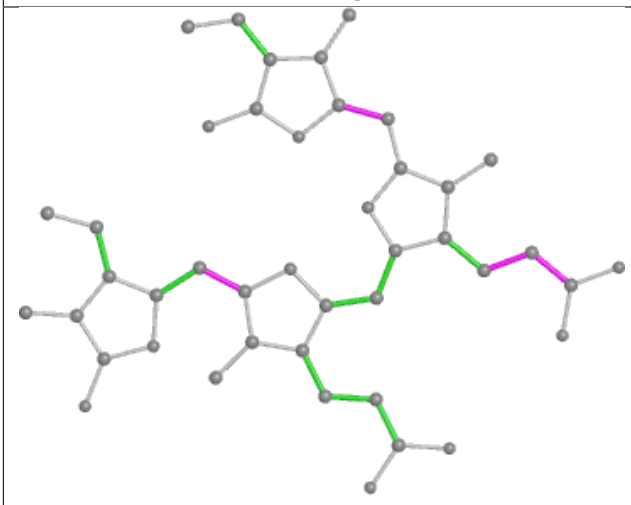

Torsions

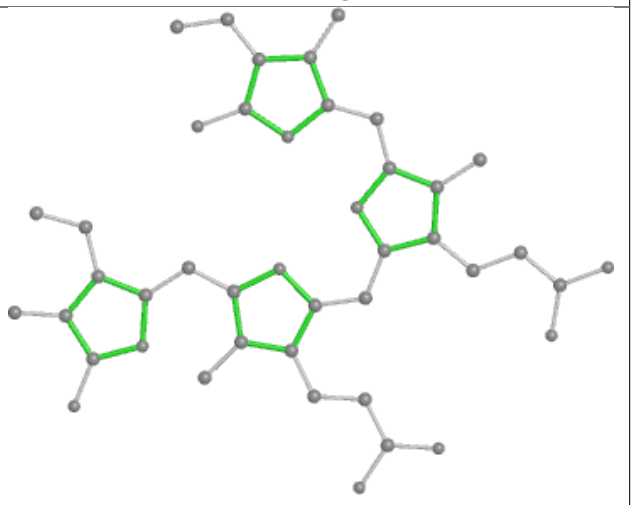

Rings

Ligand LMG JL 102

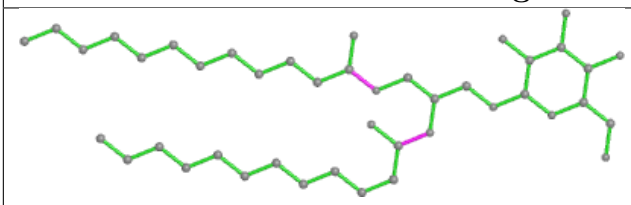

Bond lengths

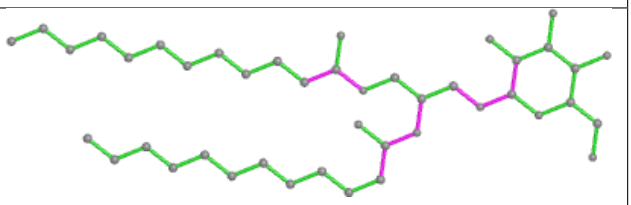

Bond angles

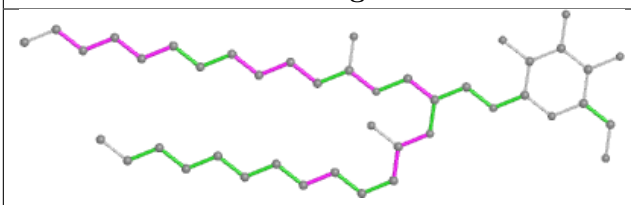

Torsions

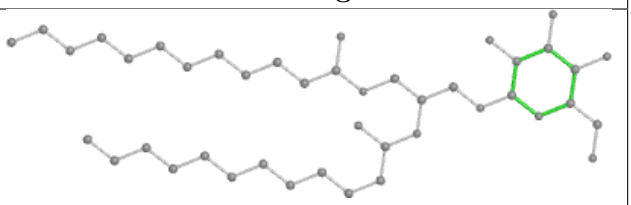

Rings

Ligand PEB TM 202

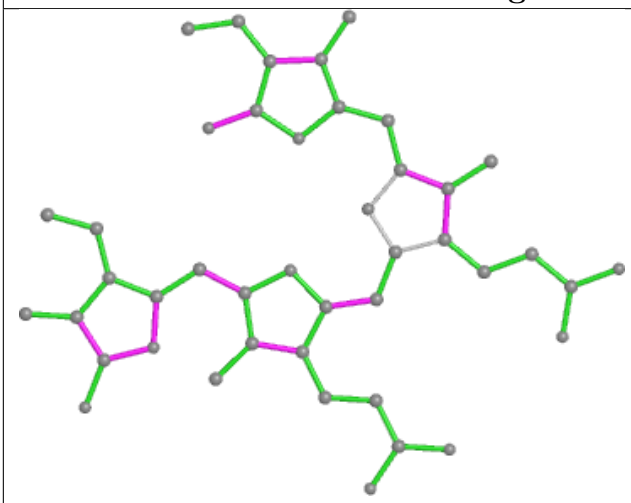

Bond lengths

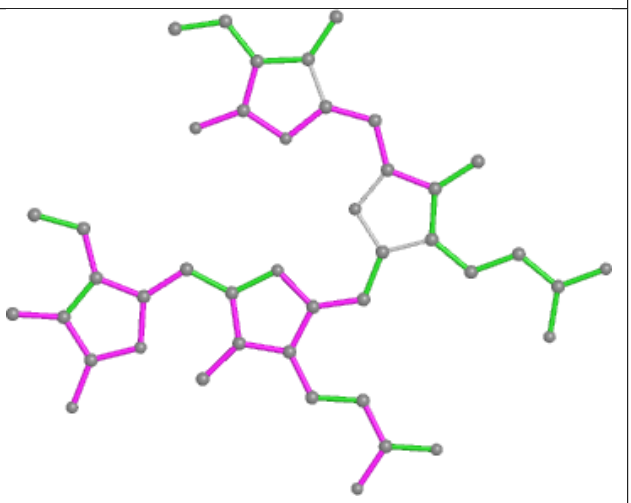

Bond angles

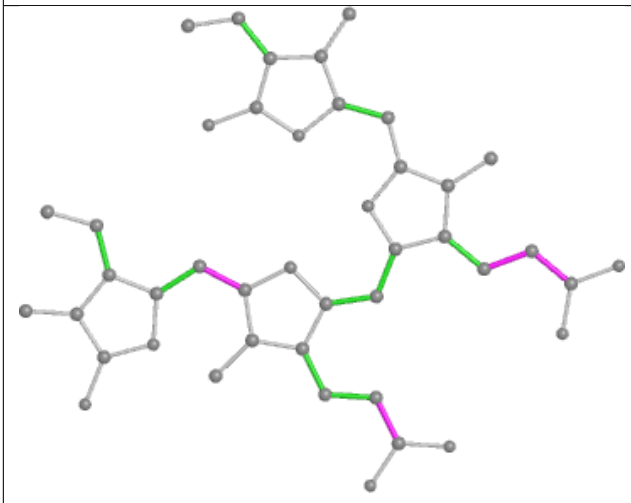

Torsions

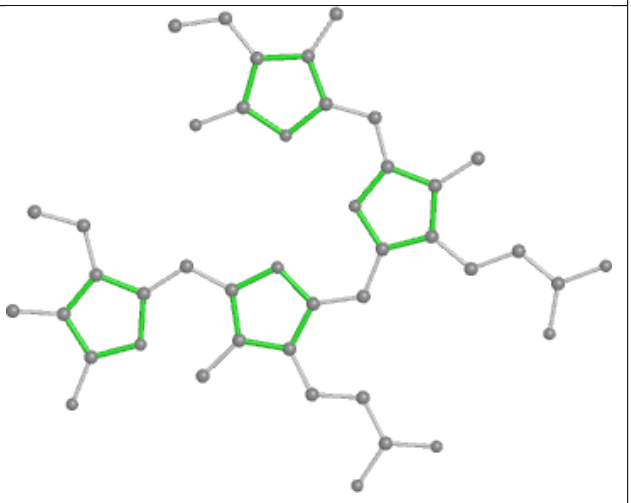

Rings

Ligand PEB EP 202

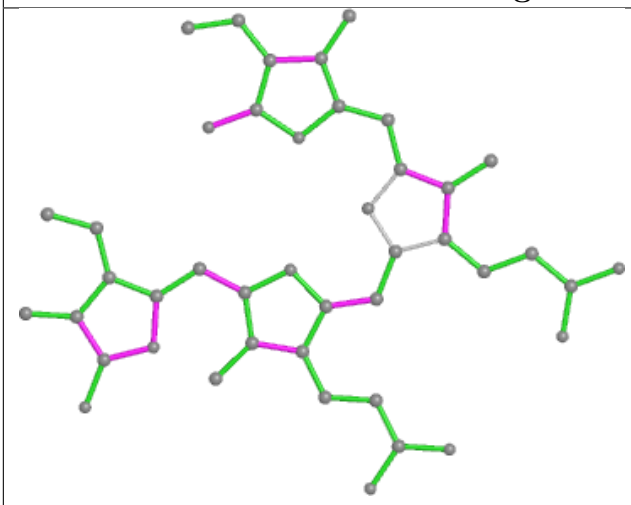

Bond lengths

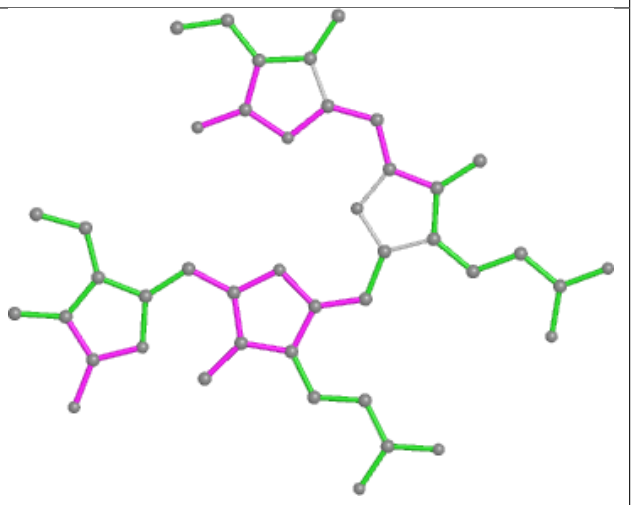

Bond angles

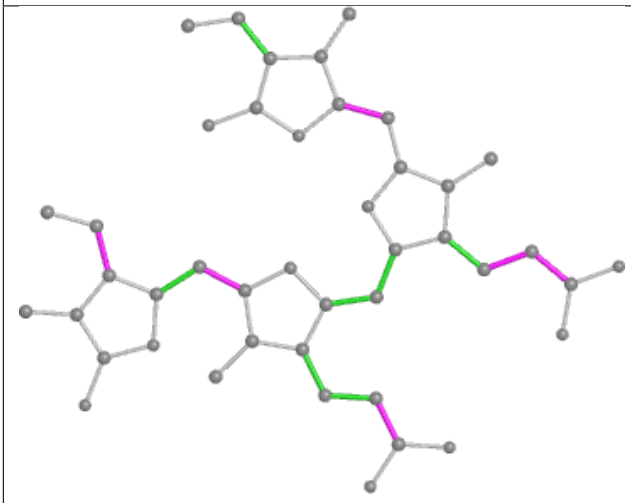

Torsions

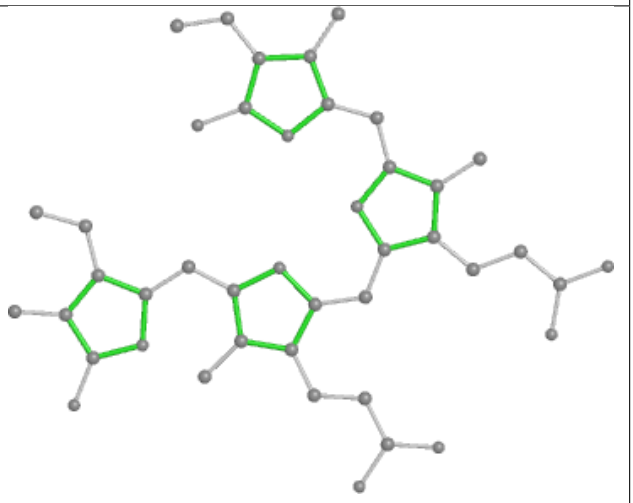

Rings

Ligand CYC N1 1001

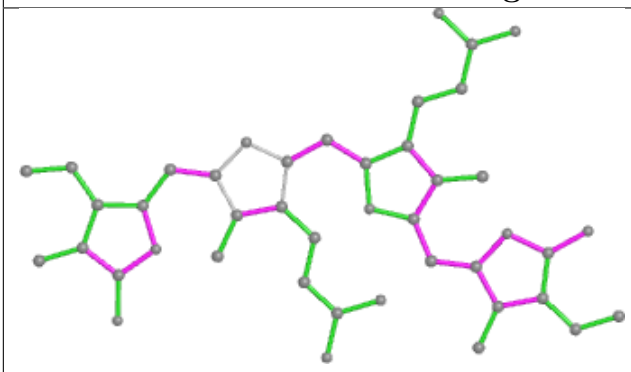

Bond lengths

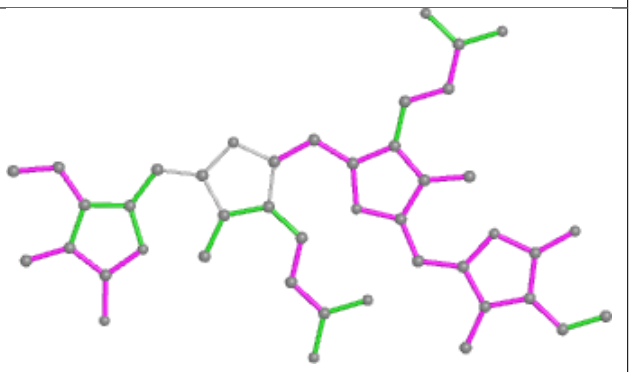

Bond angles

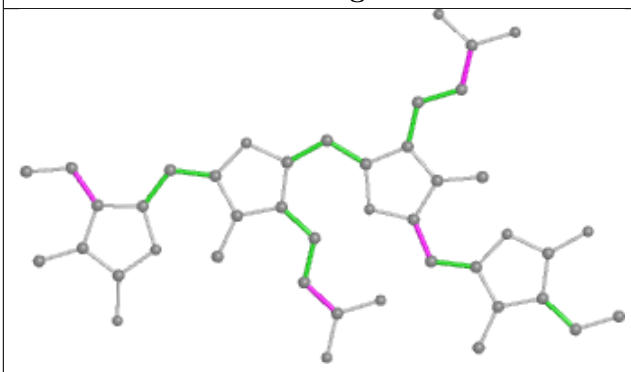

Torsions

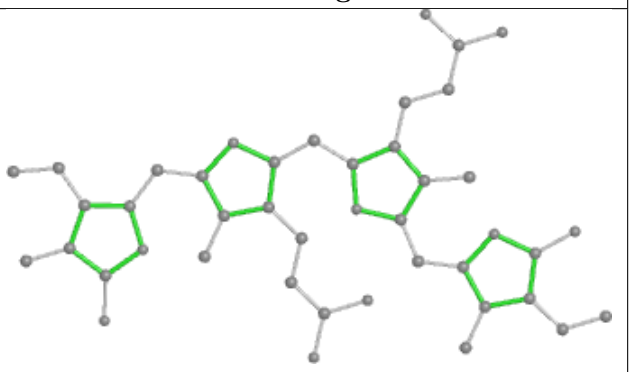

Rings

Ligand CLA bL 614

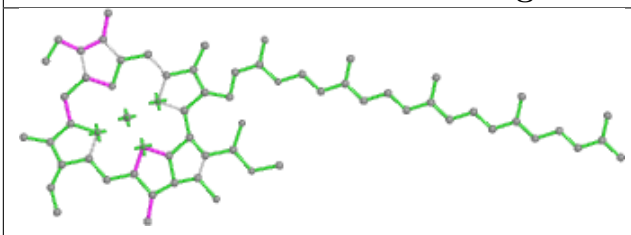

Bond lengths

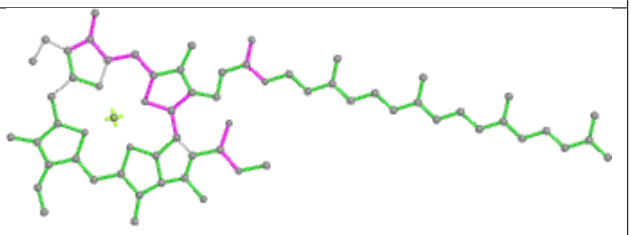

Bond angles

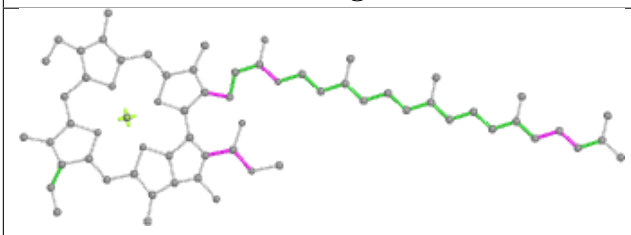

Torsions

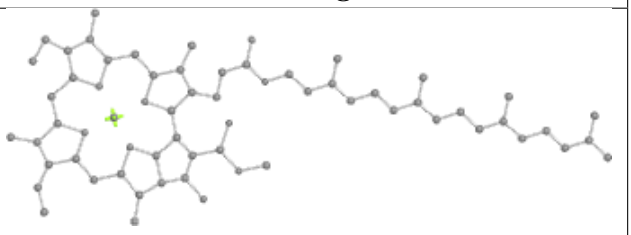

Rings

Ligand PEB H9 201

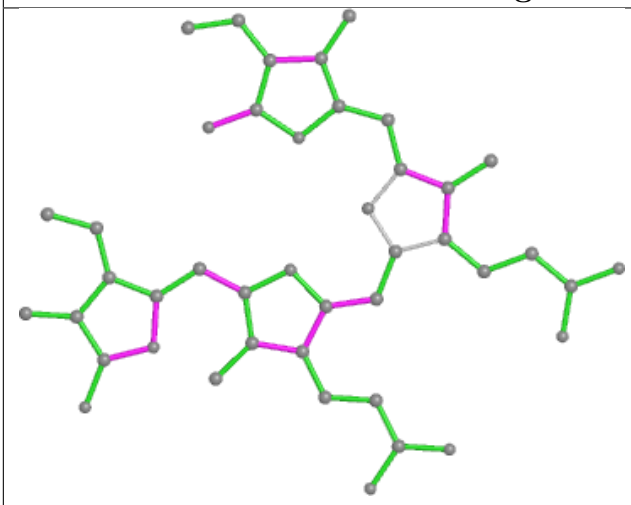

Bond lengths

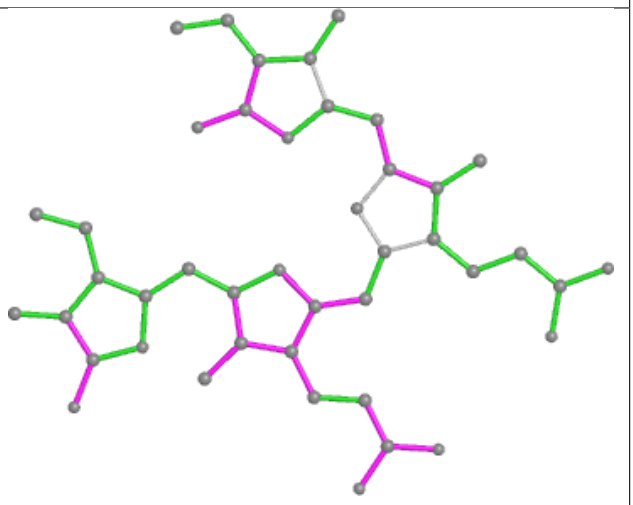

Bond angles

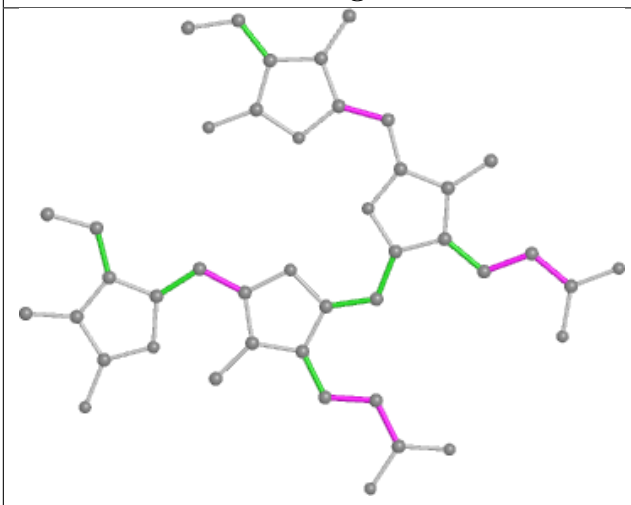

Torsions

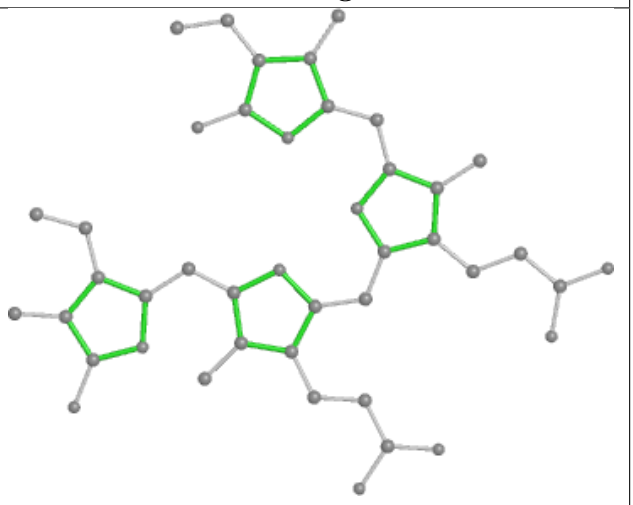

Rings

Ligand CLA AN 802

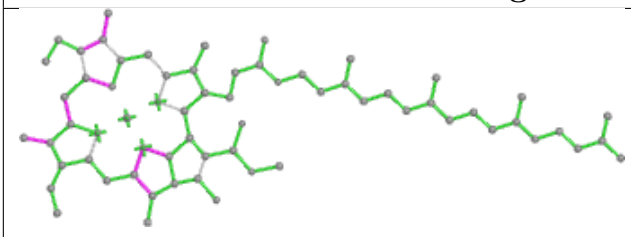

Bond lengths

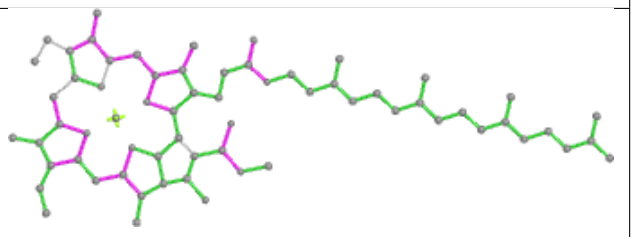

Bond angles

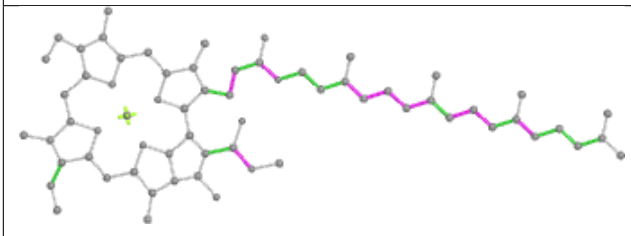

Torsions

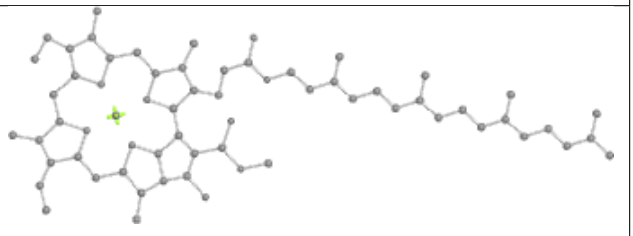

Rings

Ligand CLA A2 834

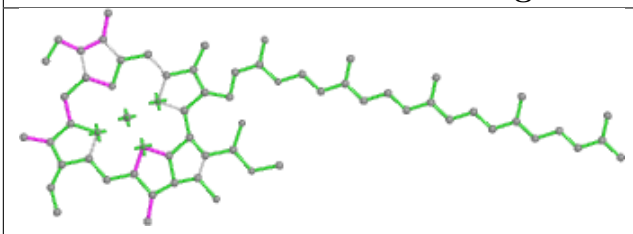

Bond lengths

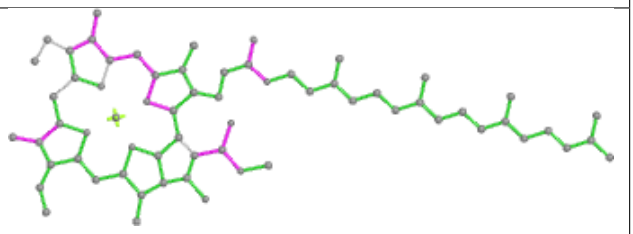

Bond angles

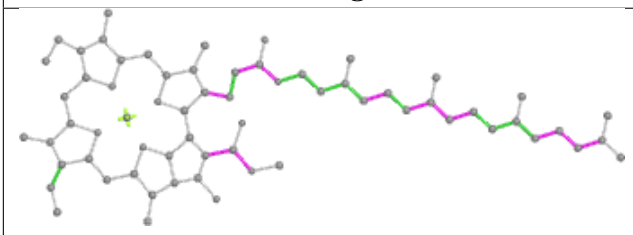

Torsions

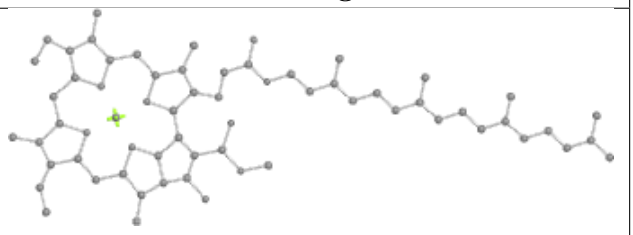

Rings

Ligand PEB oF 202

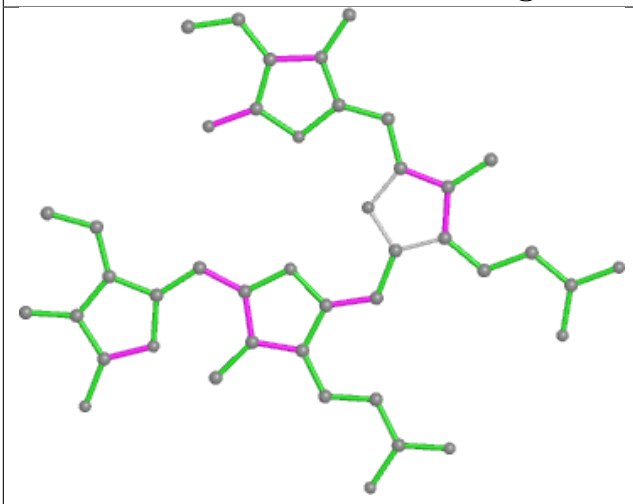

Bond lengths

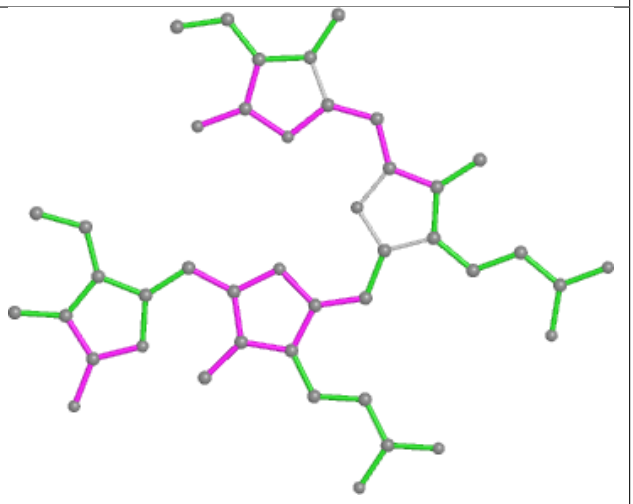

Bond angles

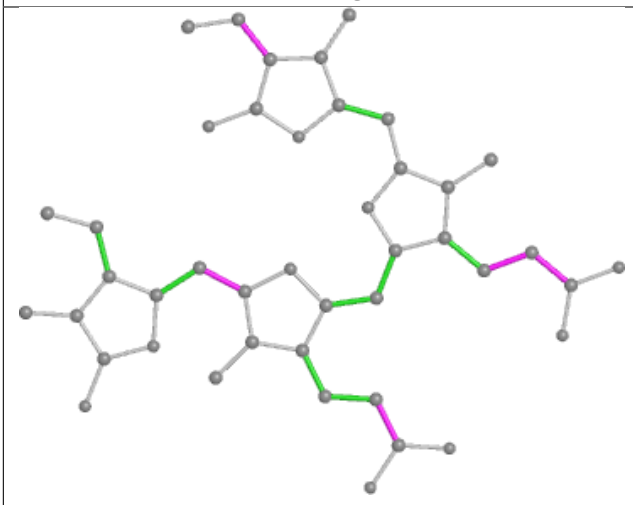

Torsions

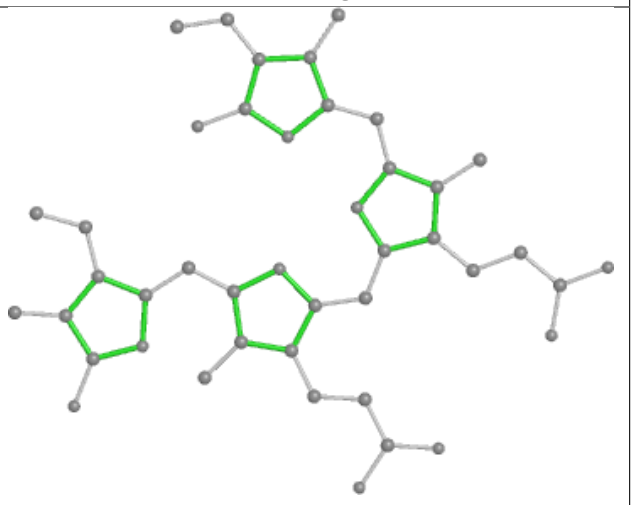

Rings

Ligand PEB lJ 201

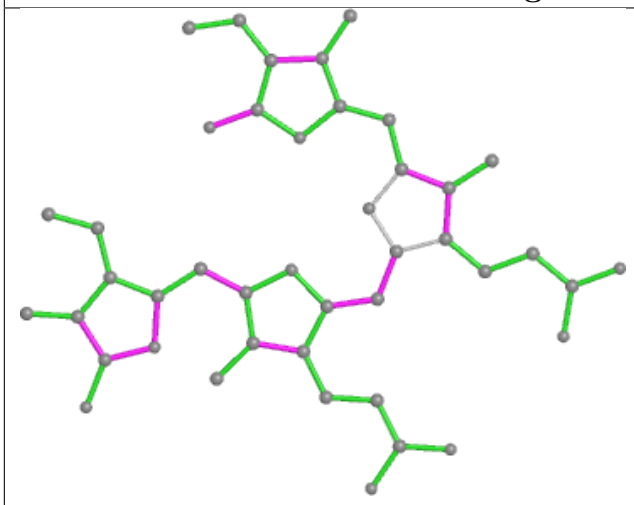

Bond lengths

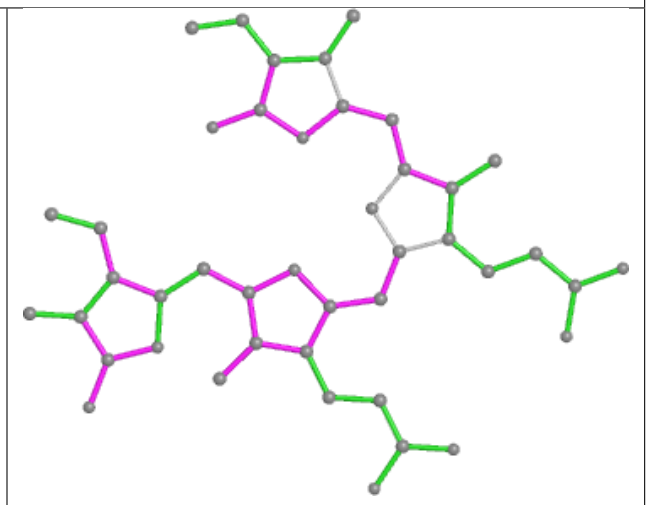

Bond angles

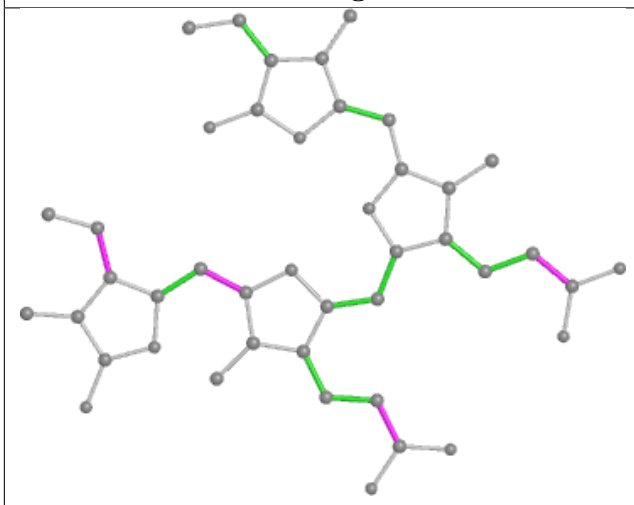

Torsions

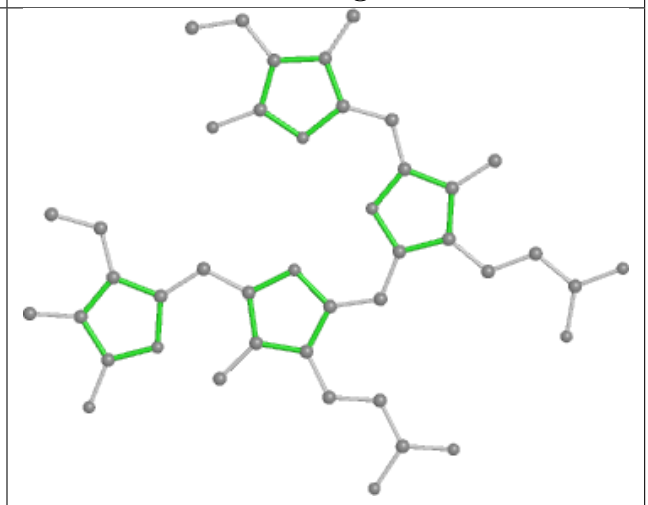

Rings

Ligand PEB Z5 304

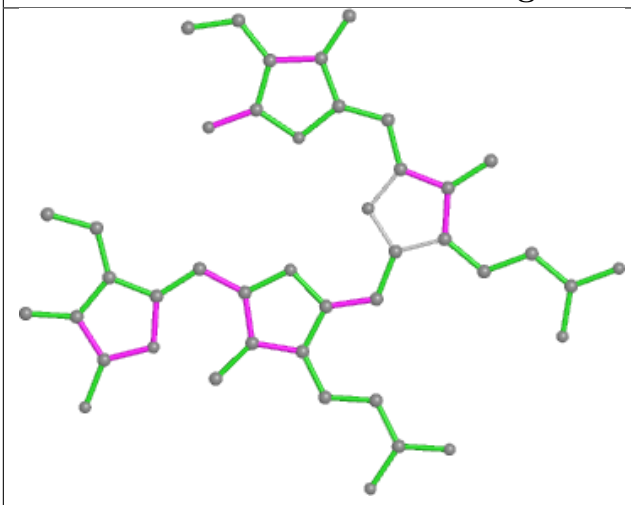

Bond lengths

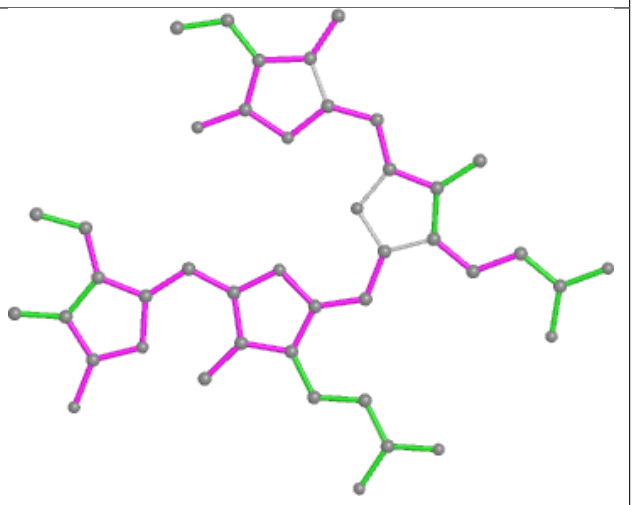

Bond angles

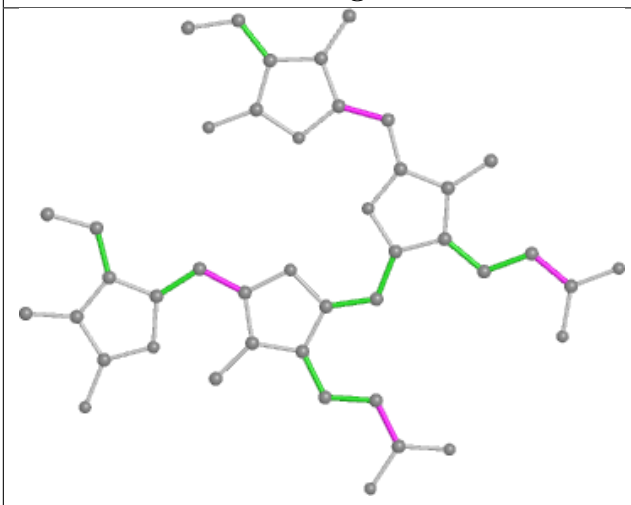

Torsions

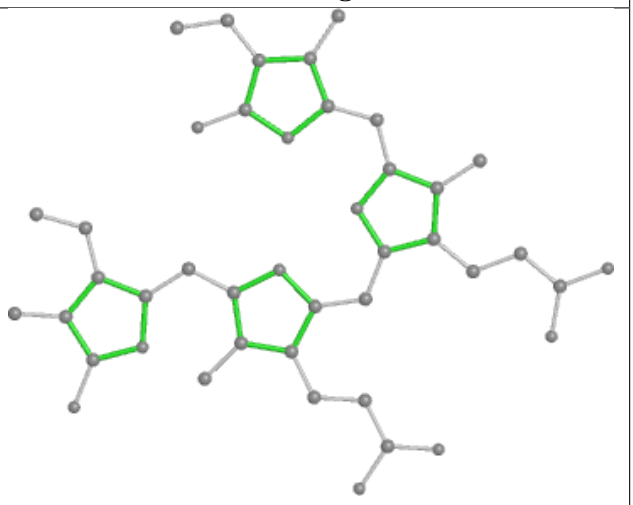

Rings

Ligand CLA B2 834

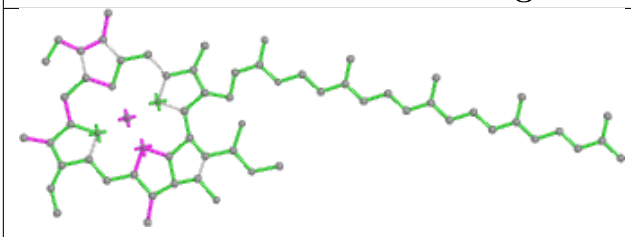

Bond lengths

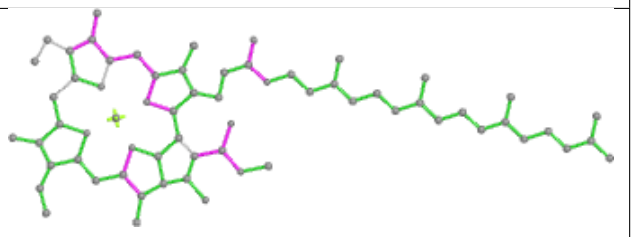

Bond angles

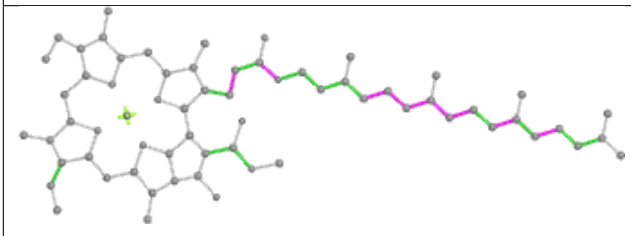

Torsions

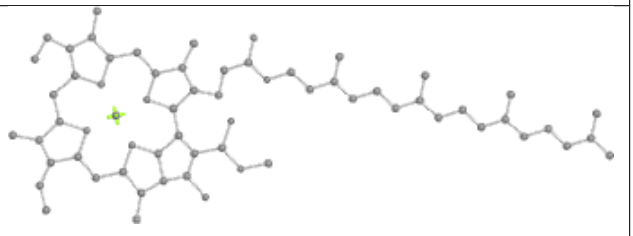

Rings

Ligand CYC K1 1001

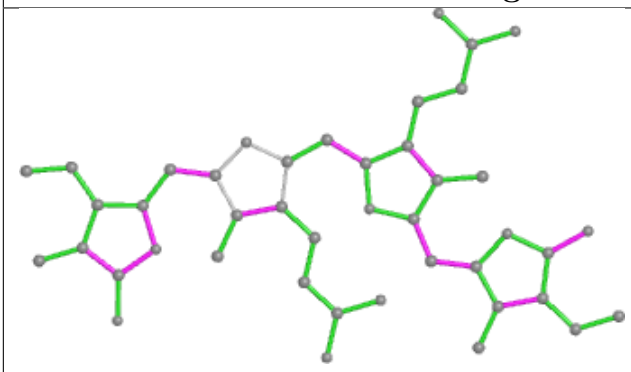

Bond lengths

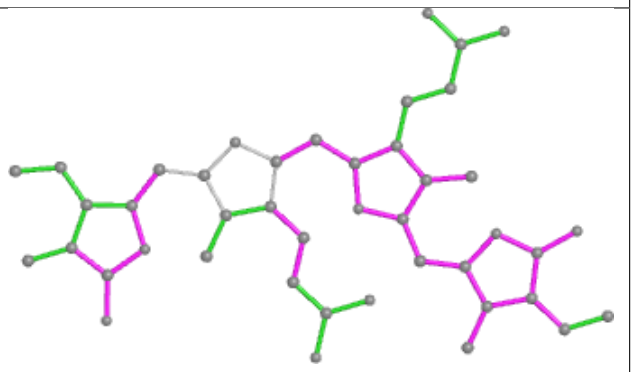

Bond angles

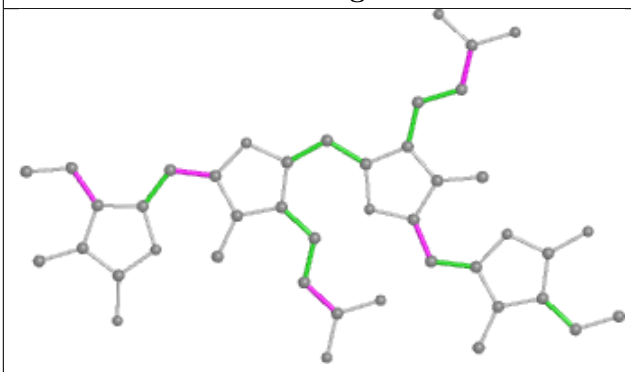

Torsions

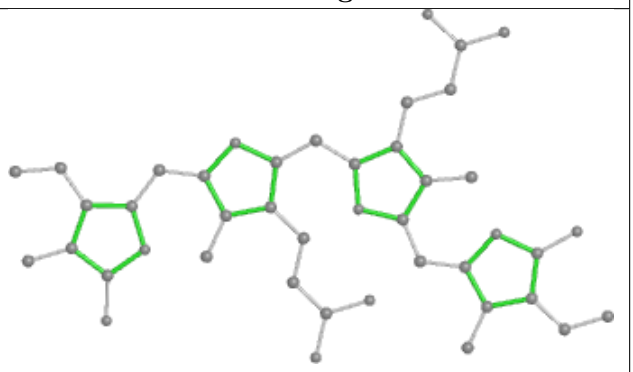

Rings

Ligand PEB dE 201

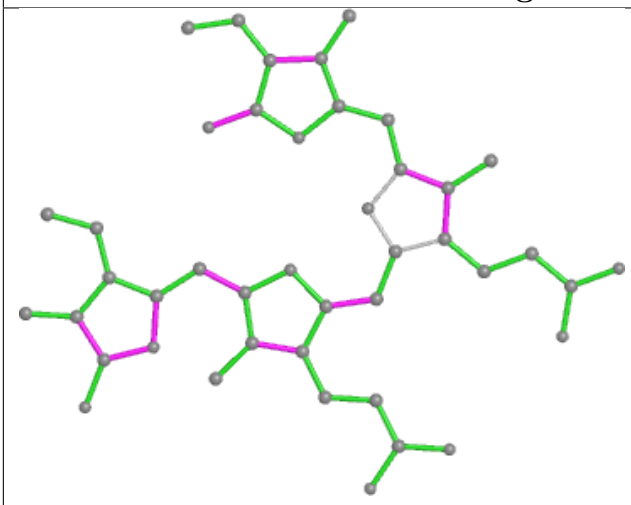

Bond lengths

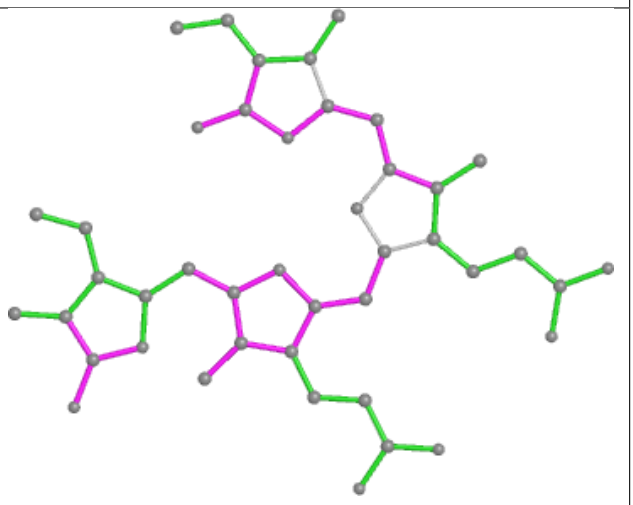

Bond angles

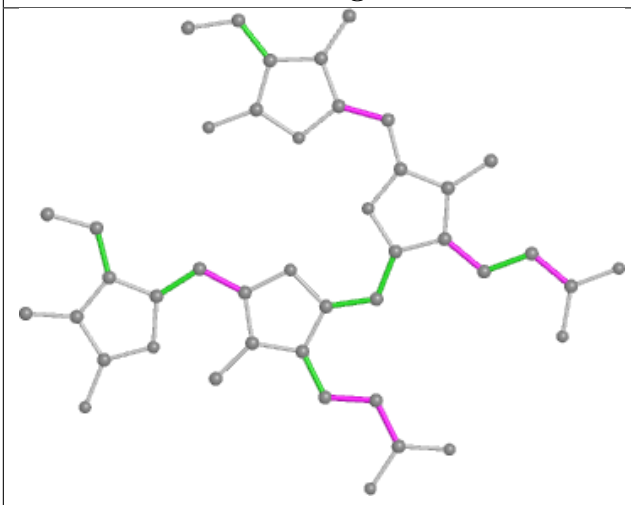

Torsions

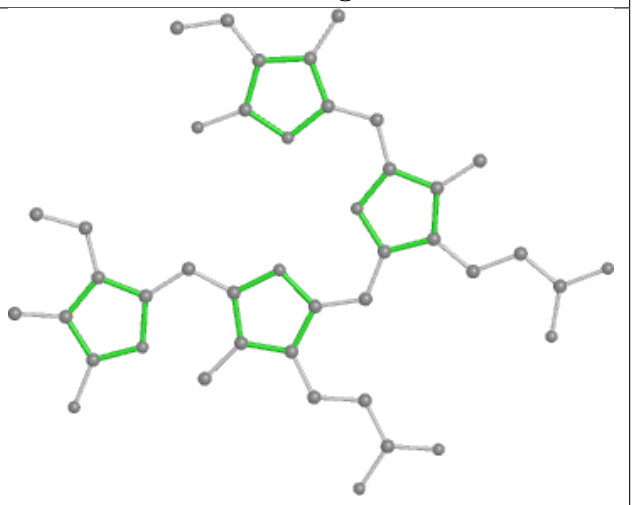

Rings

Ligand PEB iJ 202

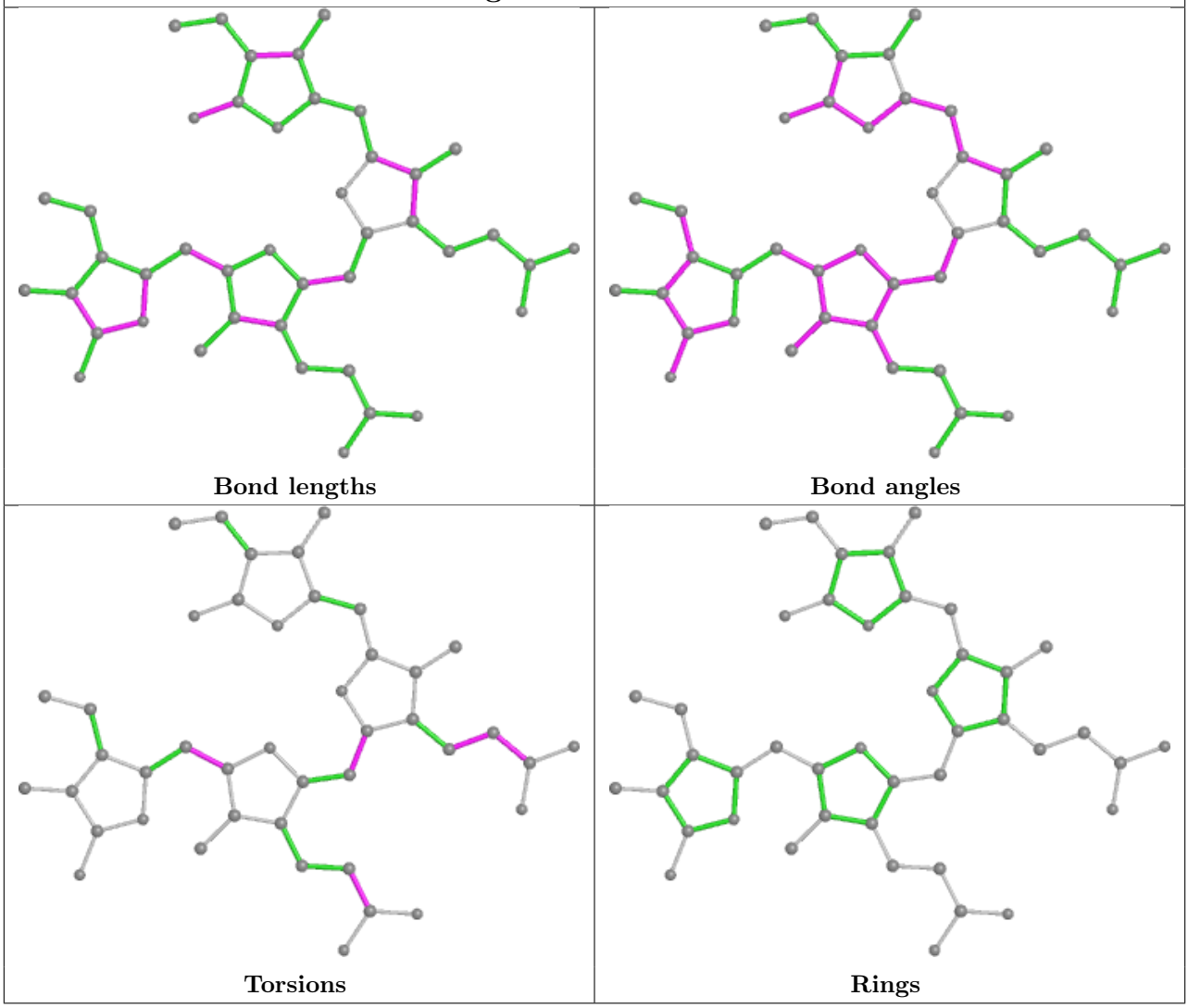

Ligand CLA aL 606

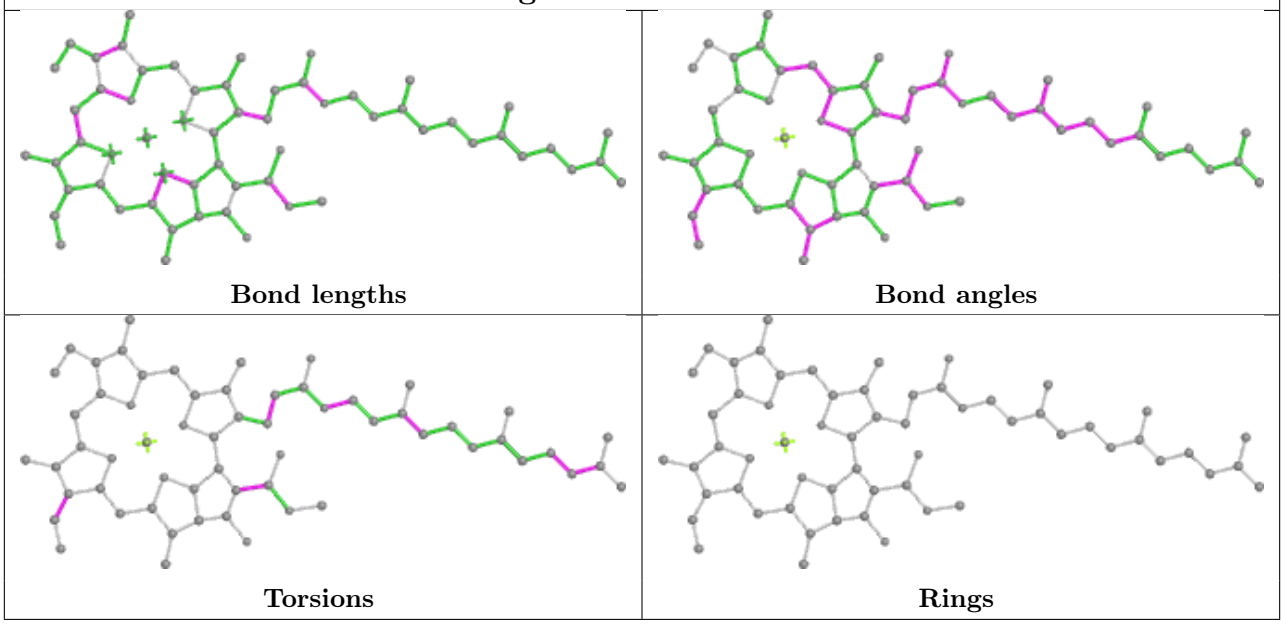

Ligand PEB fG 201

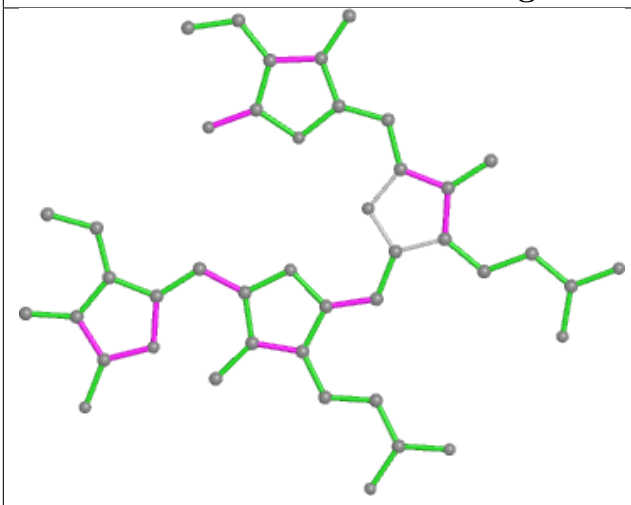

Bond lengths

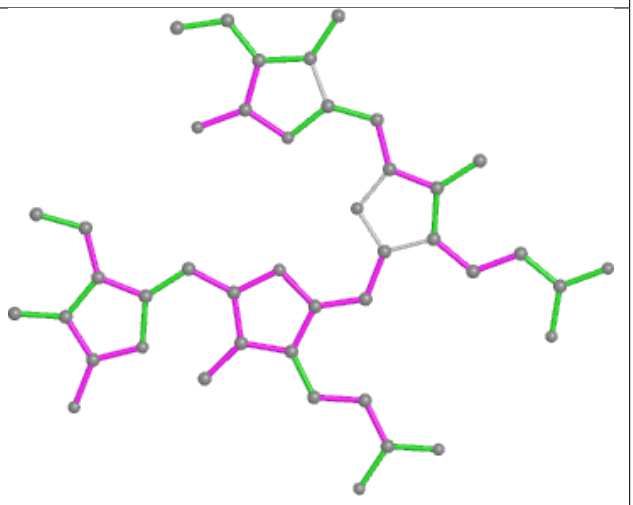

Bond angles

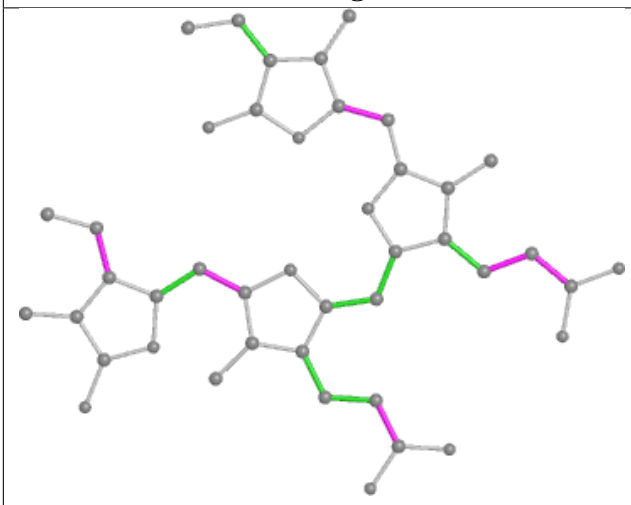

Torsions

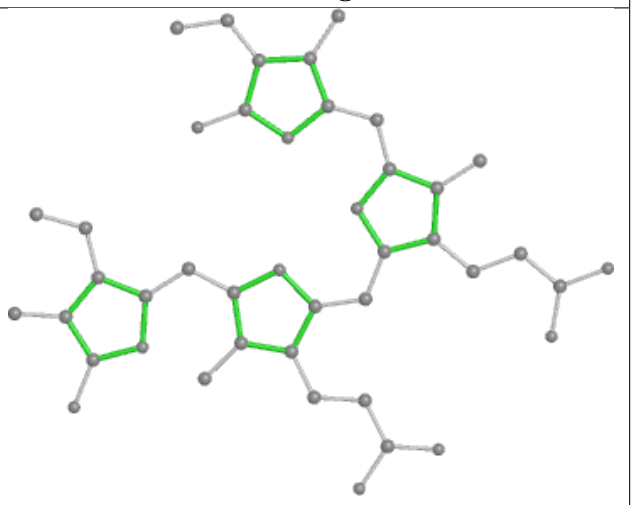

Rings

Ligand PUB AO 303

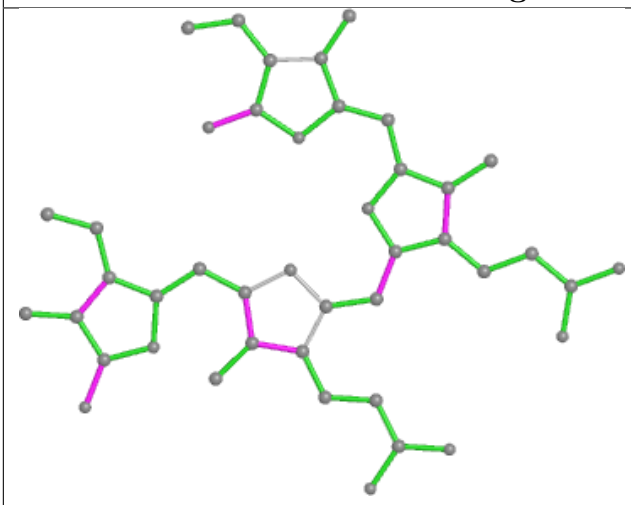

Bond lengths

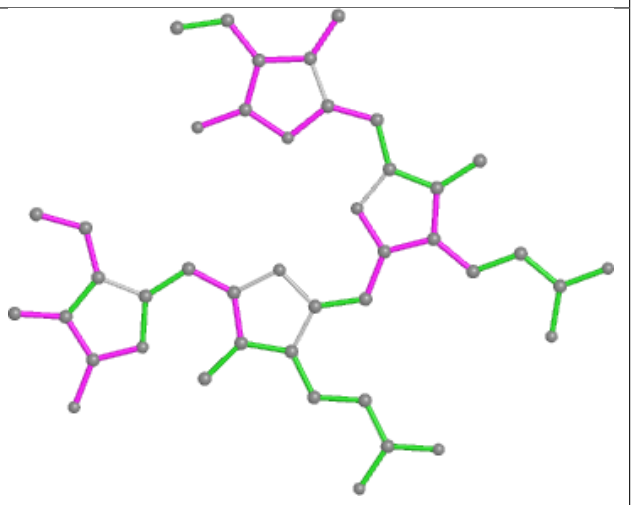

Bond angles

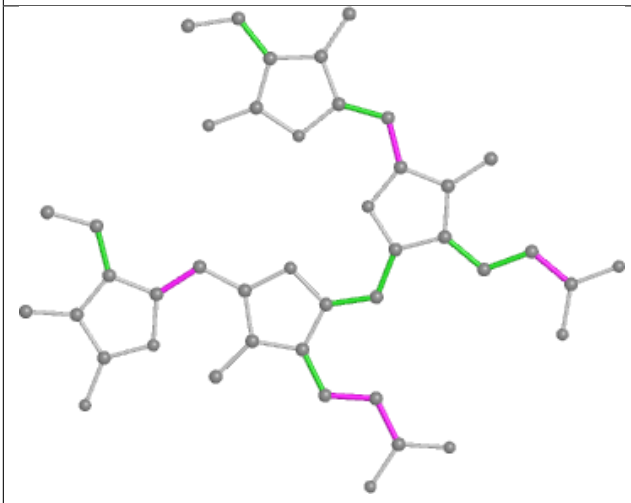

Torsions

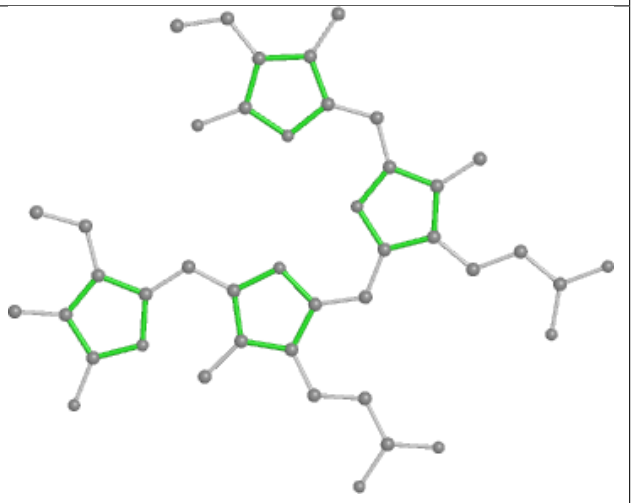

Rings

Ligand CLA B2 833

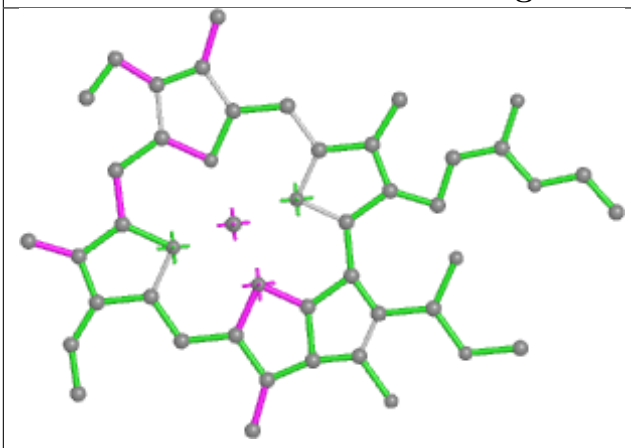

Bond lengths

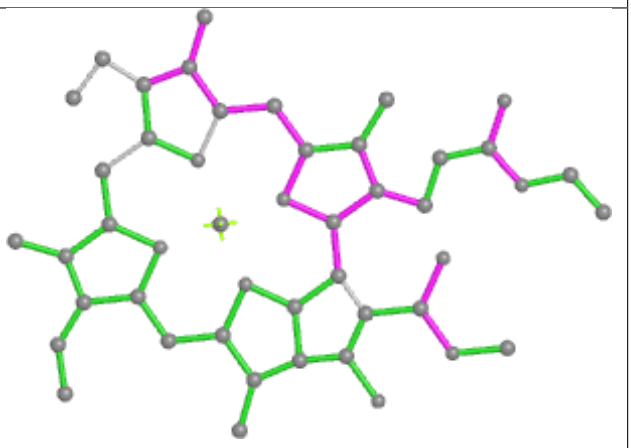

Bond angles

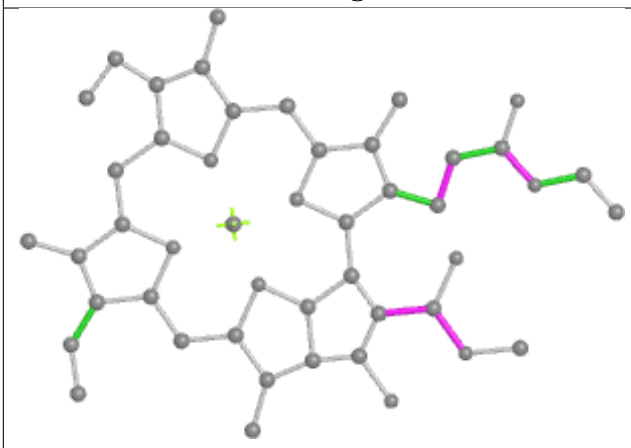

Torsions

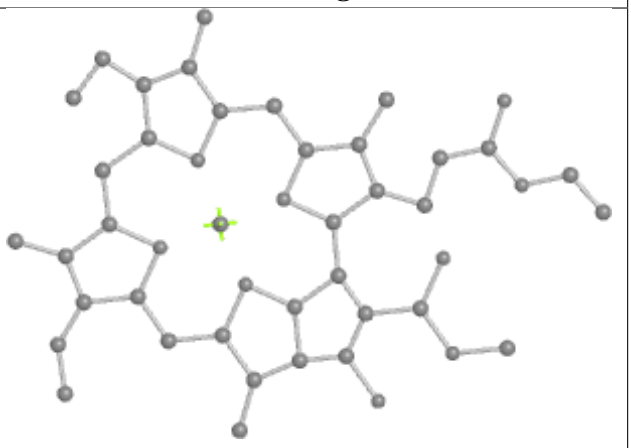

Rings

Ligand PEB UG 202

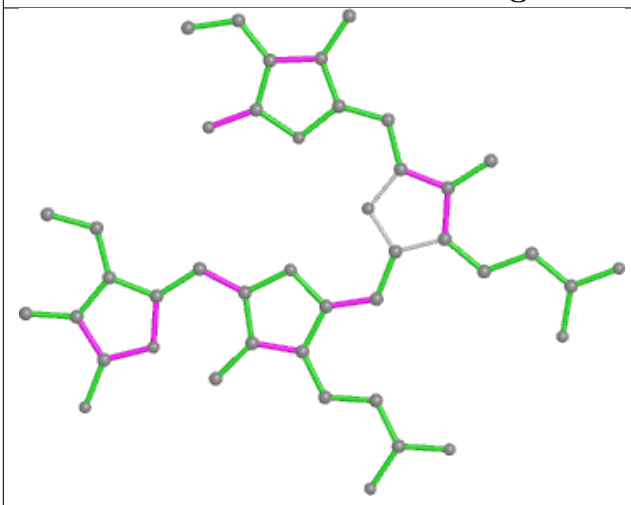

Bond lengths

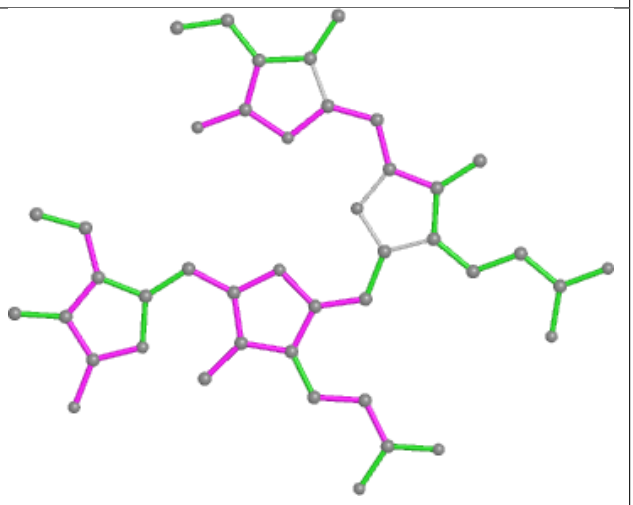

Bond angles

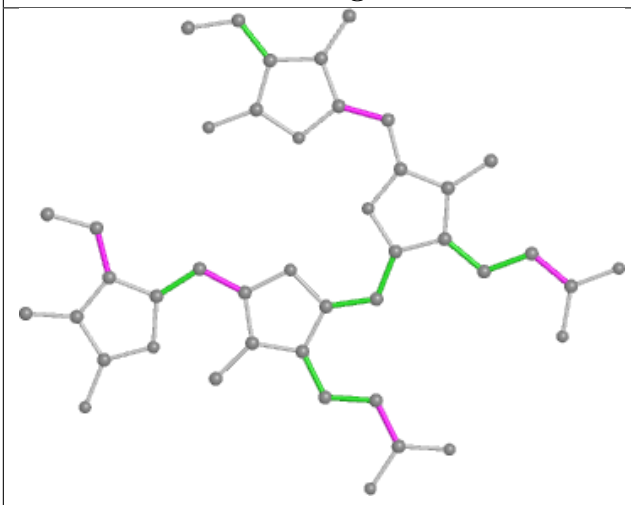

Torsions

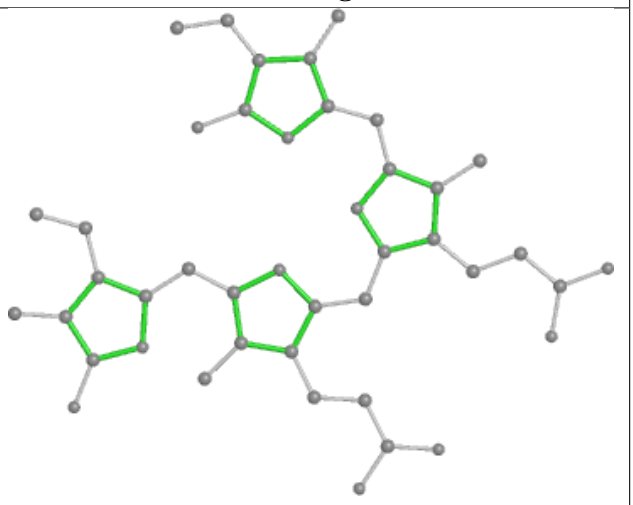

Rings

Ligand PEB kG 201

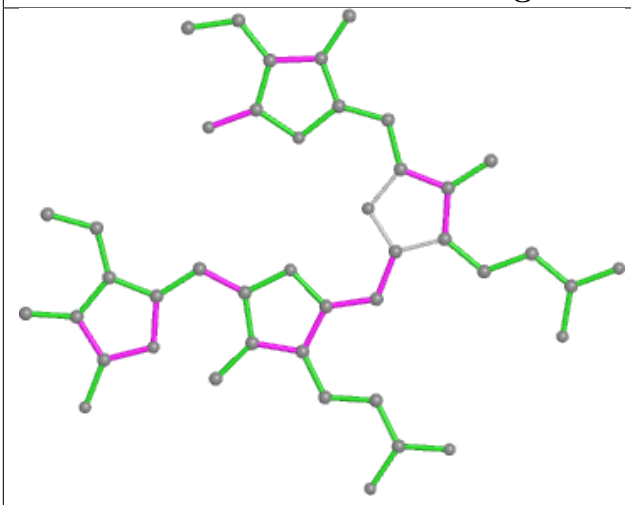

Bond lengths

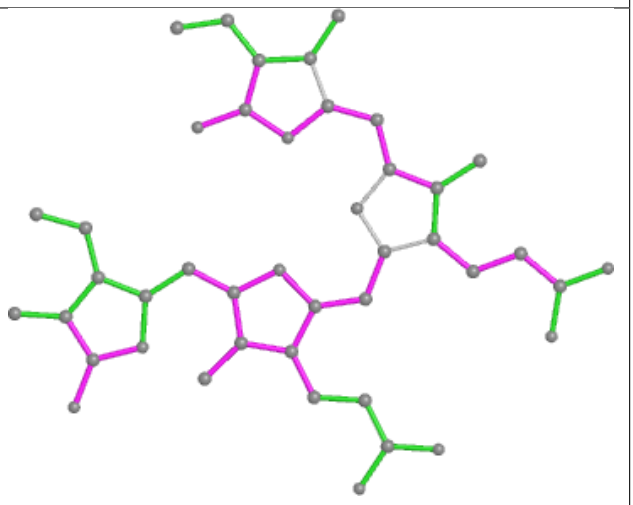

Bond angles

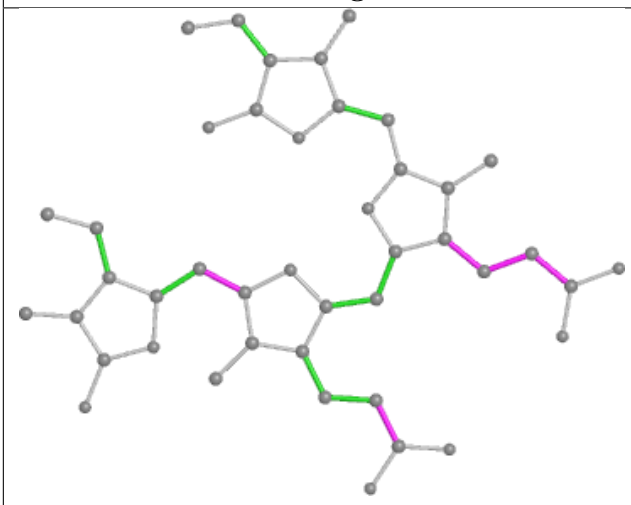

Torsions

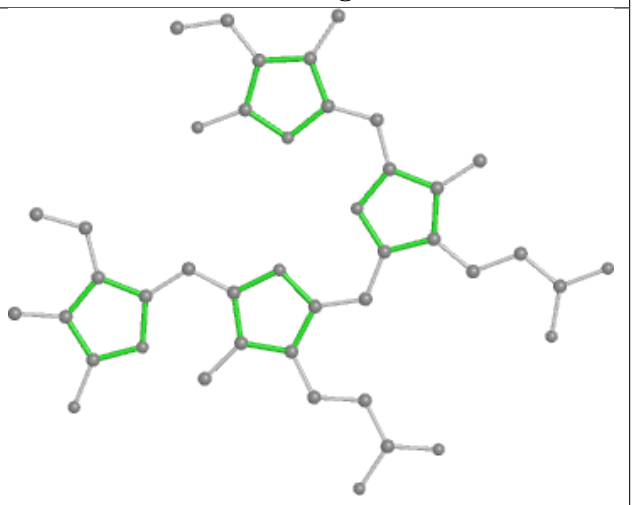

Rings

Ligand PEB H7 203

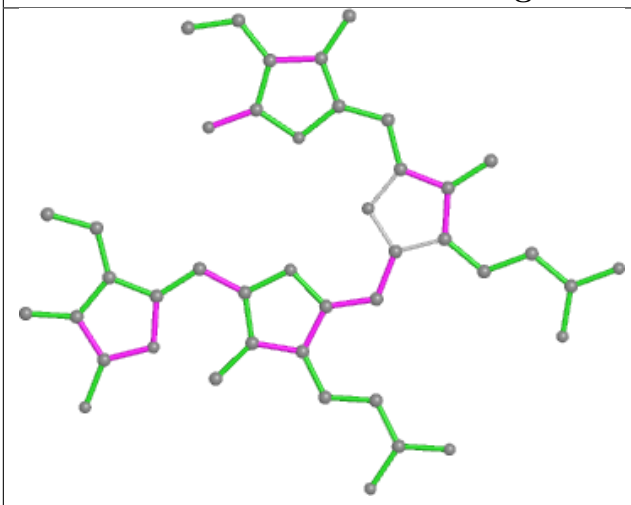

Bond lengths

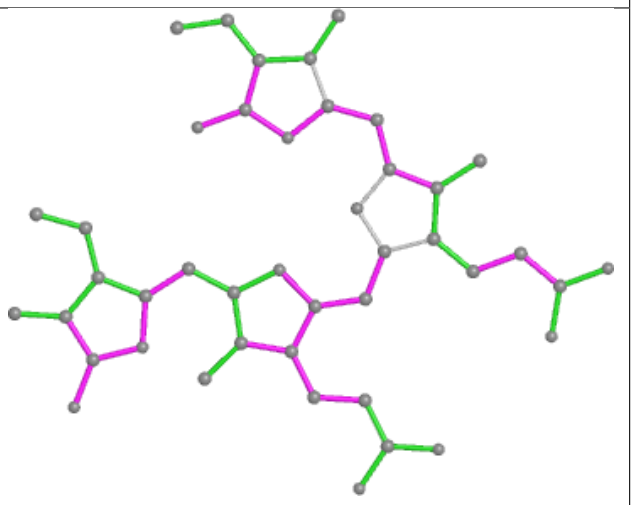

Bond angles

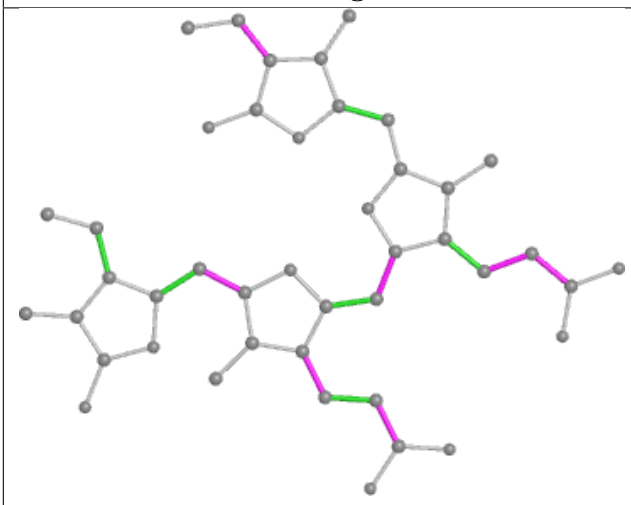

Torsions

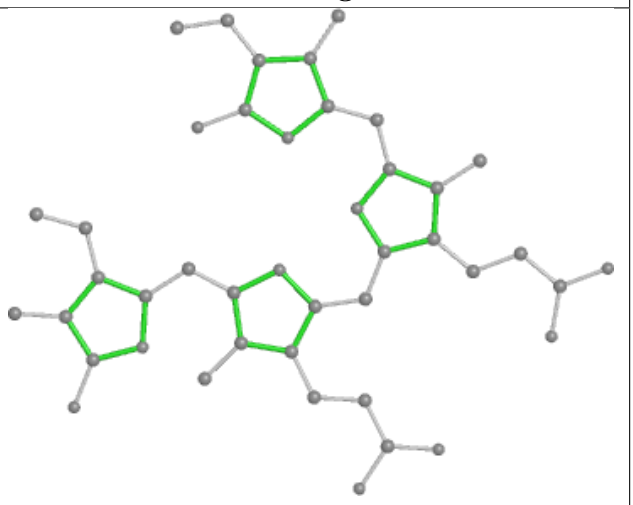

Rings

Ligand PEB EQ 201

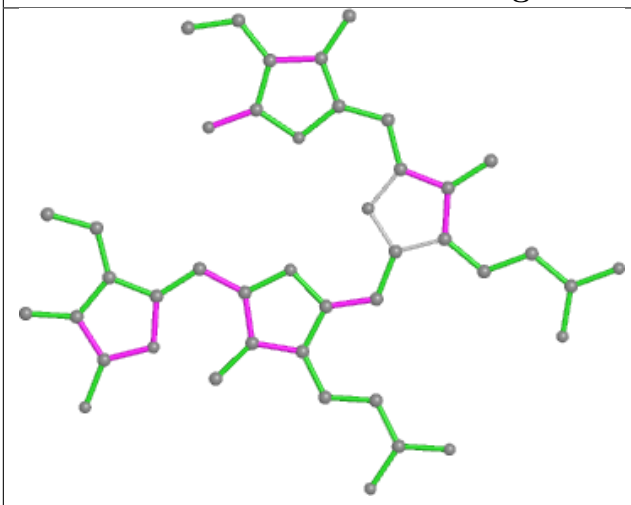

Bond lengths

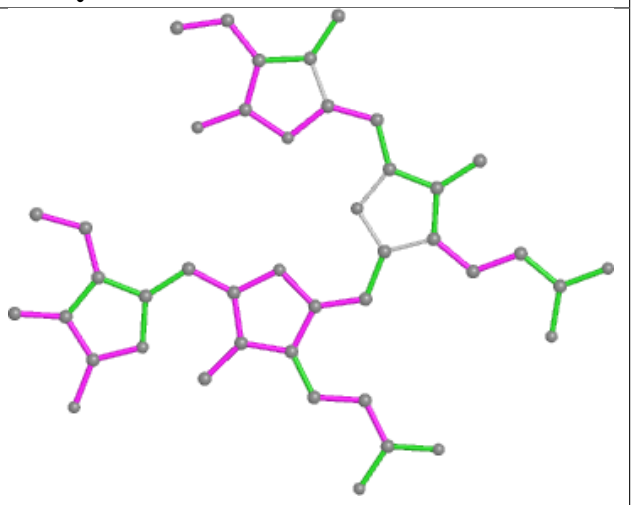

Bond angles

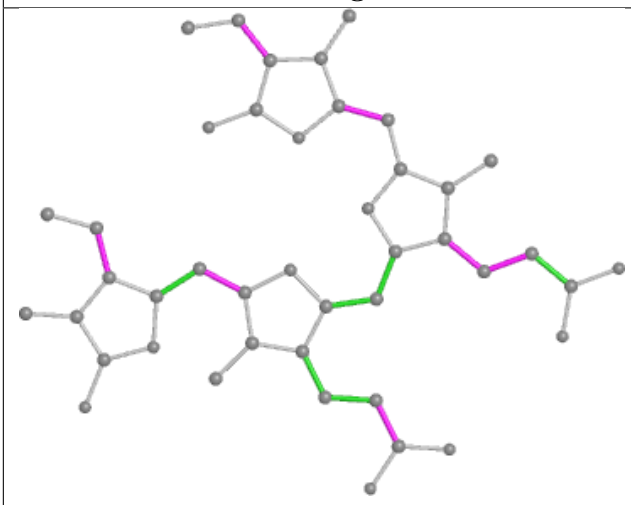

Torsions

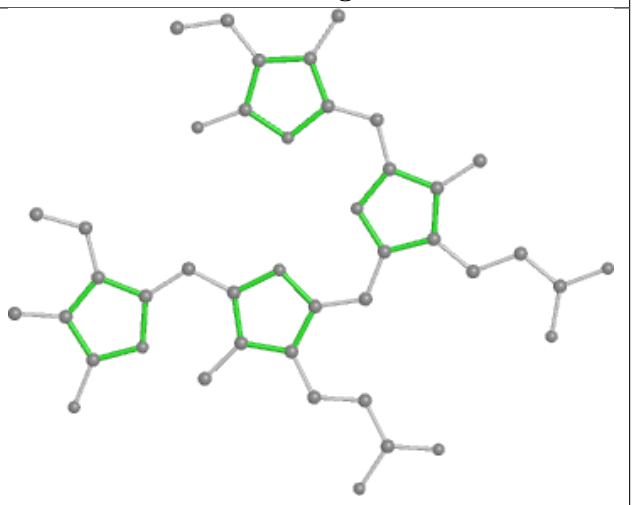

Rings

Ligand PEB YH 202

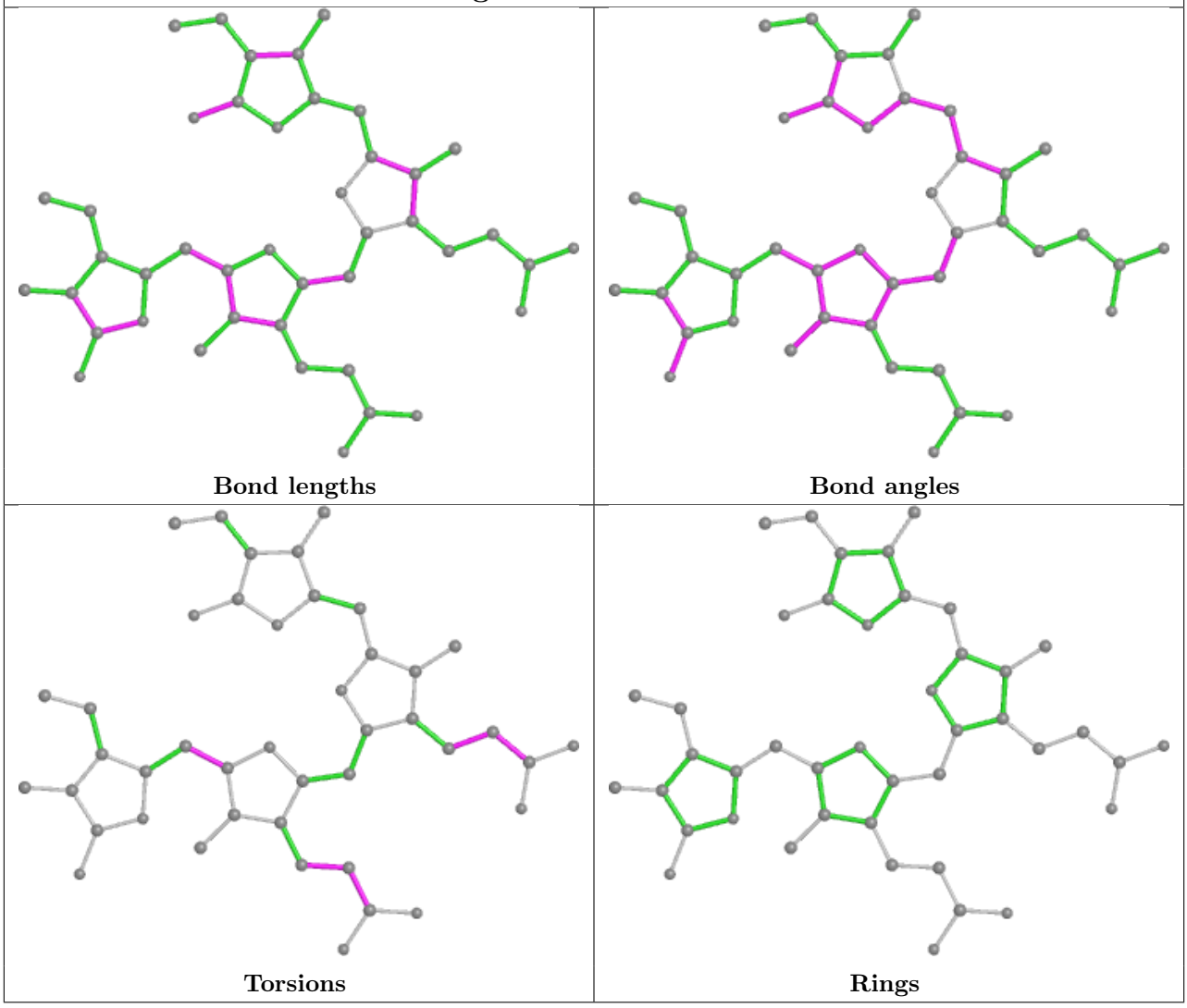

Bond lengths | Bond angles

Torsions | Rings

Ligand BCR AN 846

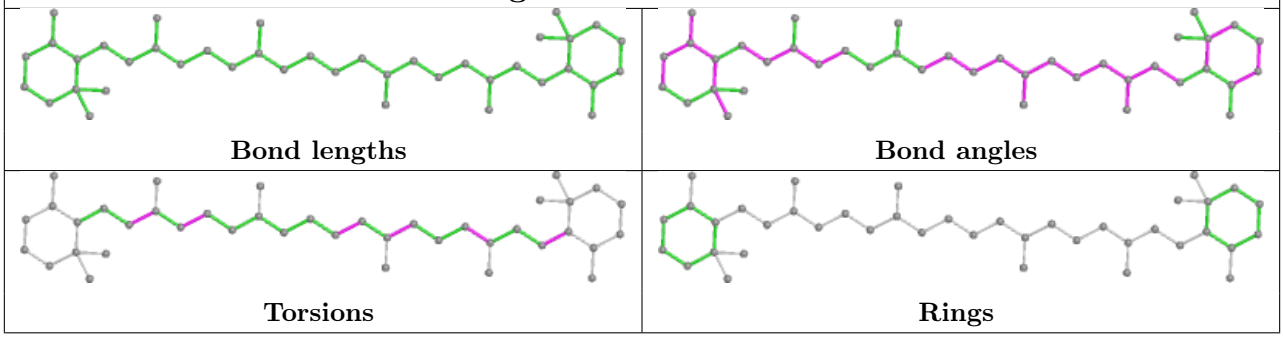

Bond lengths | Bond angles

Torsions | Rings

Ligand PEB OP 202

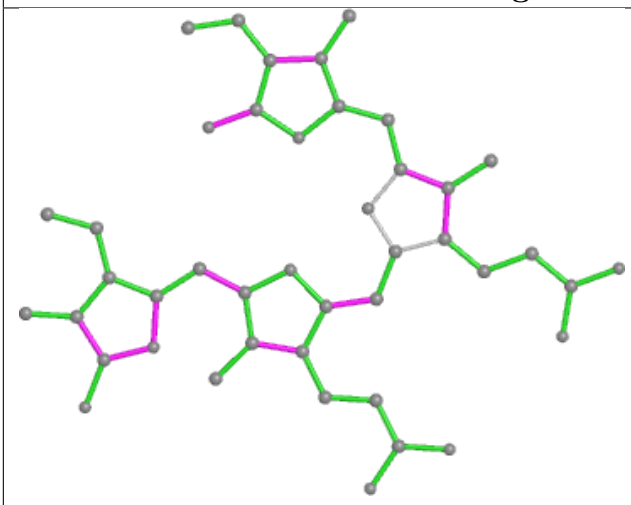

Bond lengths

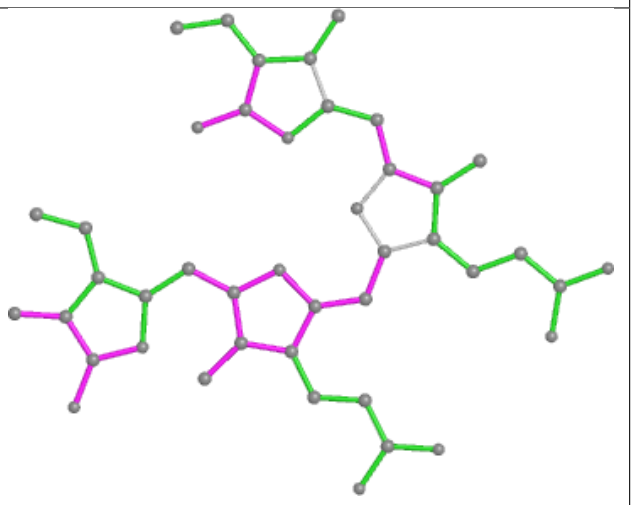

Bond angles

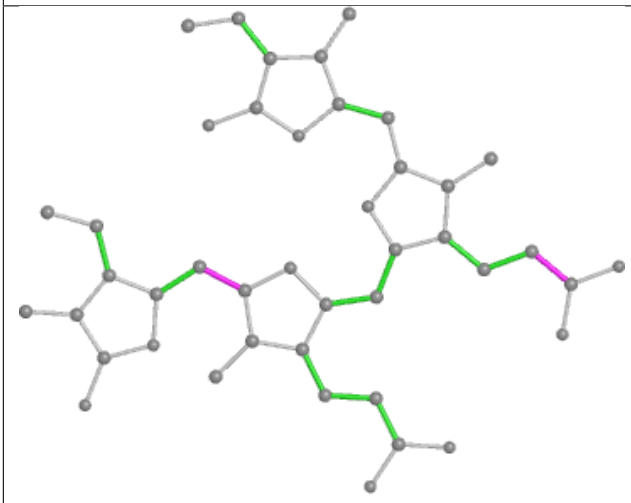

Torsions

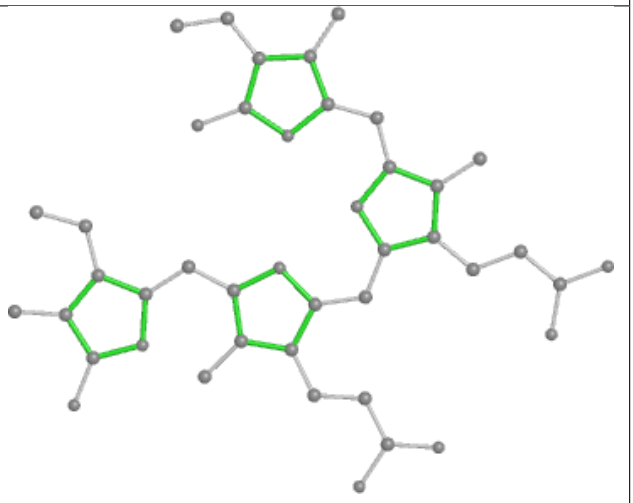

Rings

Ligand PEB u8 202

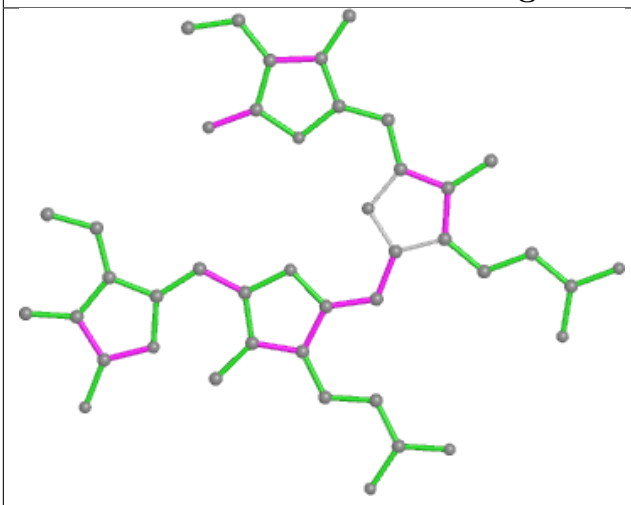

Bond lengths

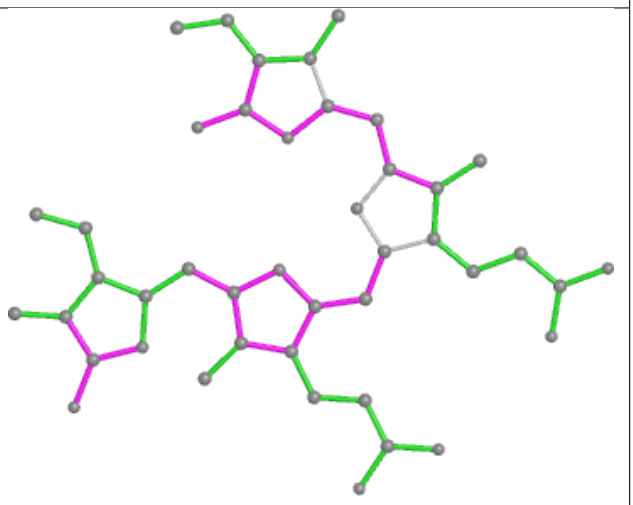

Bond angles

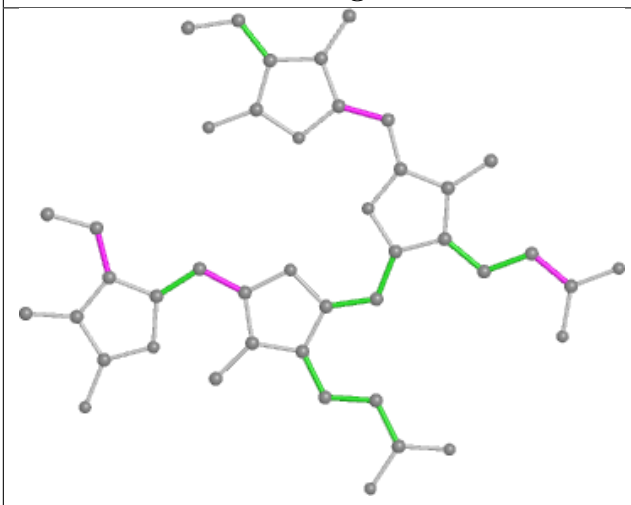

Torsions

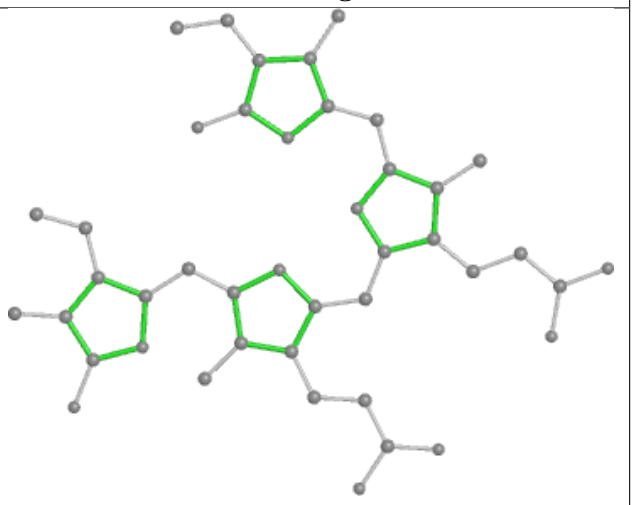

Rings

Ligand PEB TQ 201

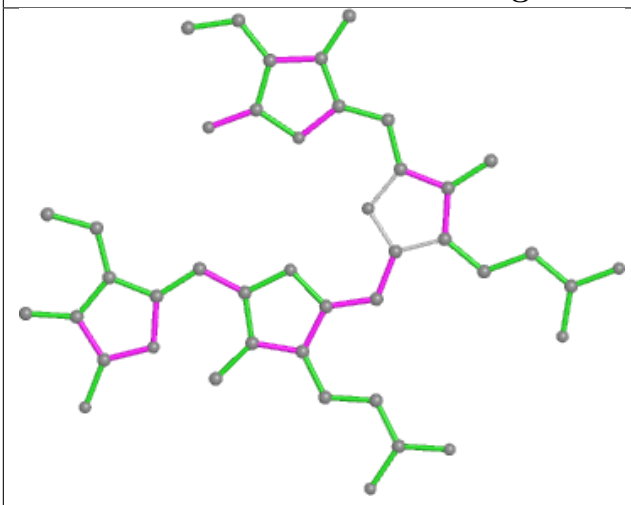

Bond lengths

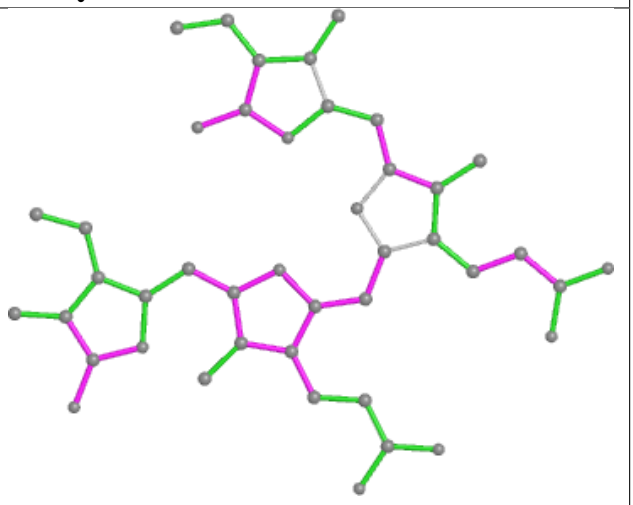

Bond angles

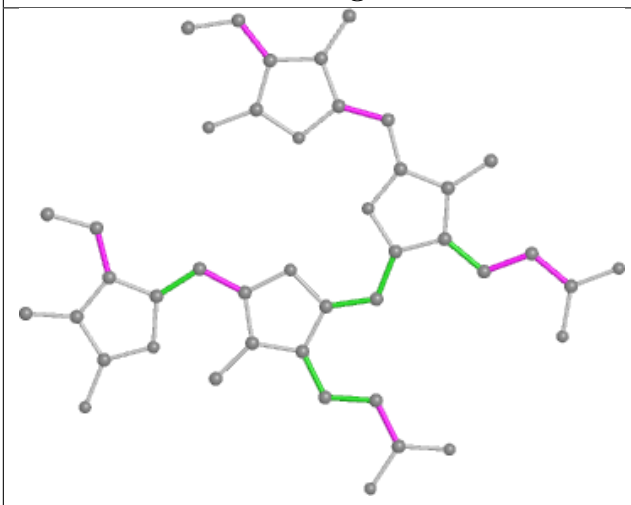

Torsions

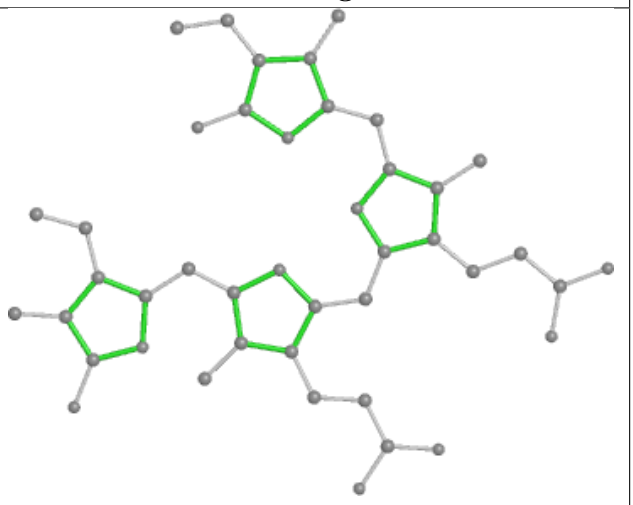

Rings

Ligand PEB cH 201

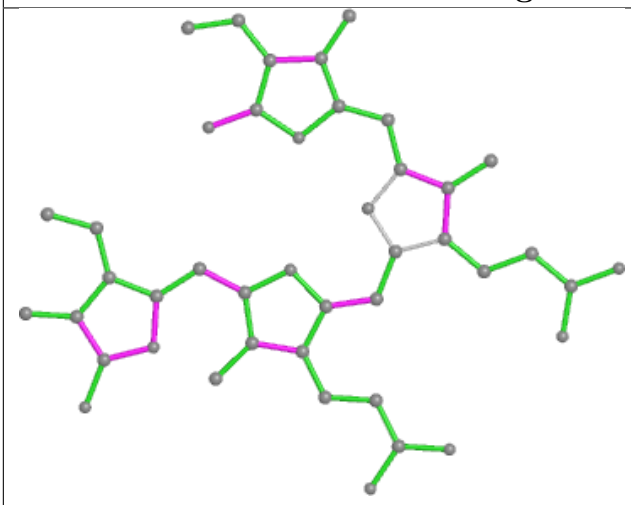

Bond lengths

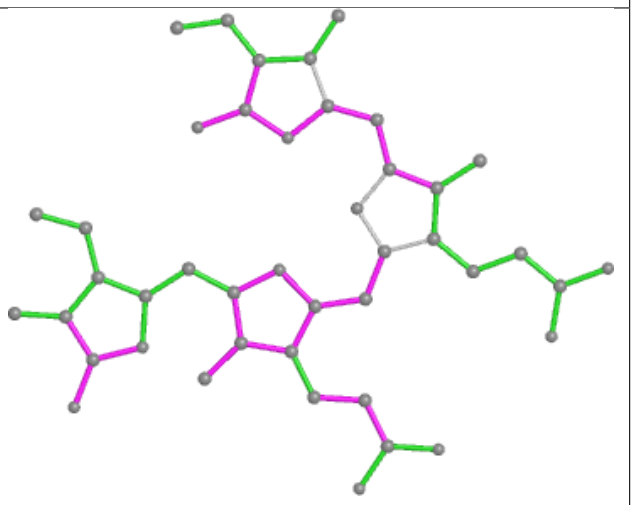

Bond angles

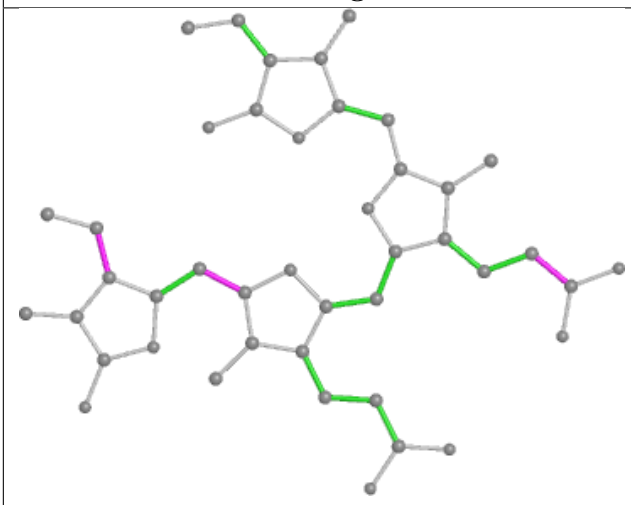

Torsions

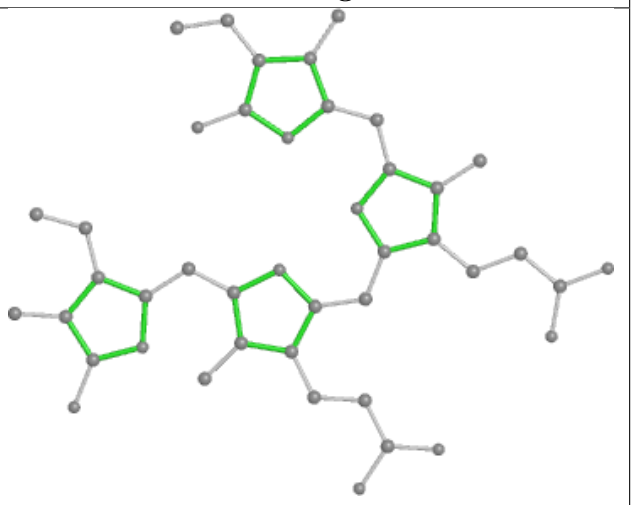

Rings

Ligand PEB SB 202

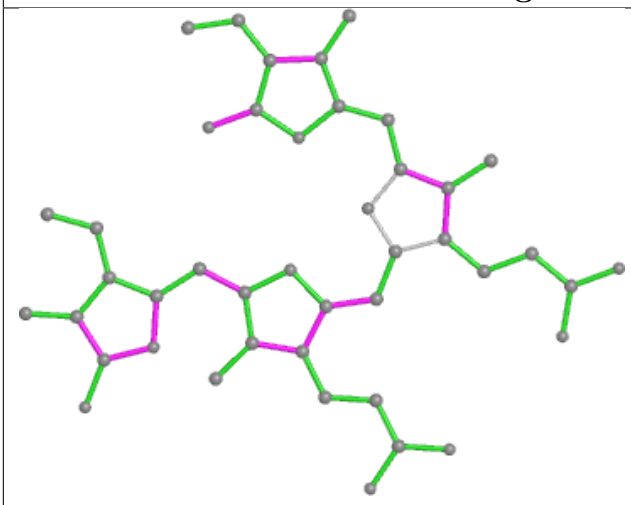

Bond lengths

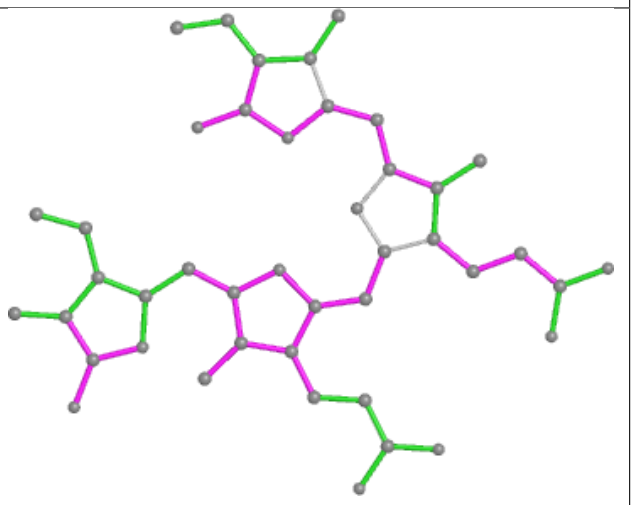

Bond angles

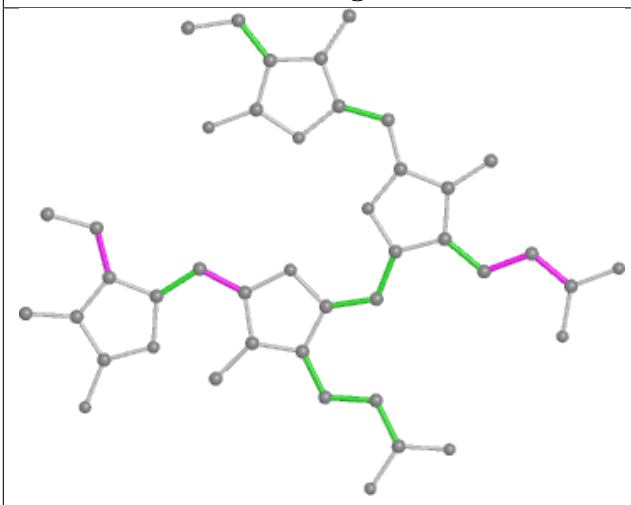

Torsions

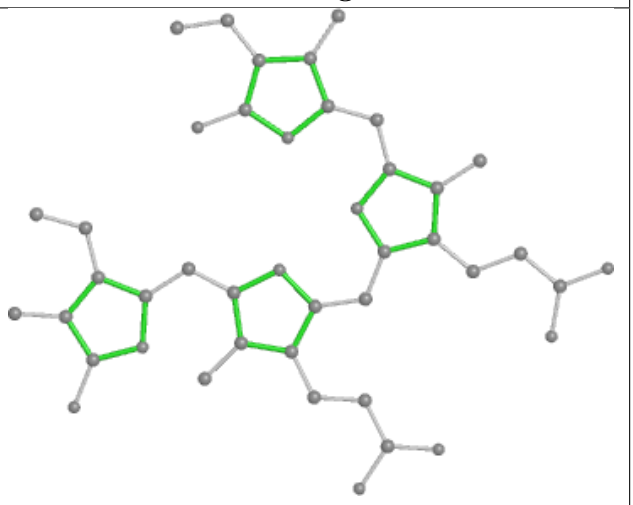

Rings

Ligand PEB D7 203

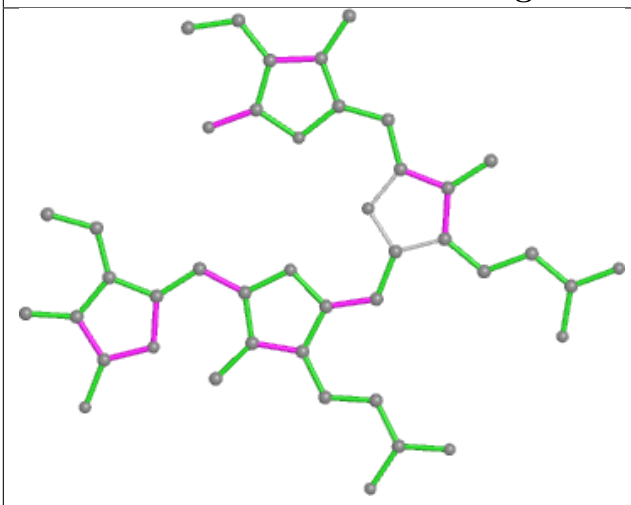

Bond lengths

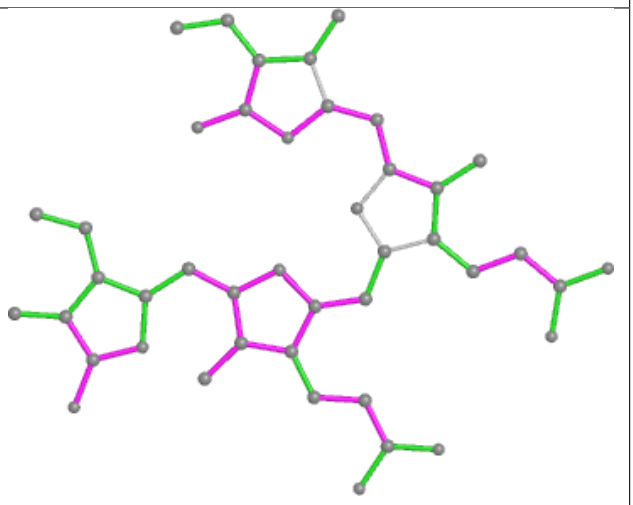

Bond angles

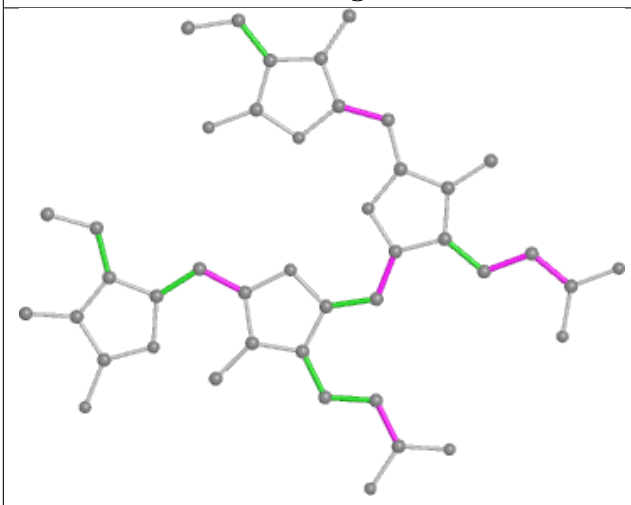

Torsions

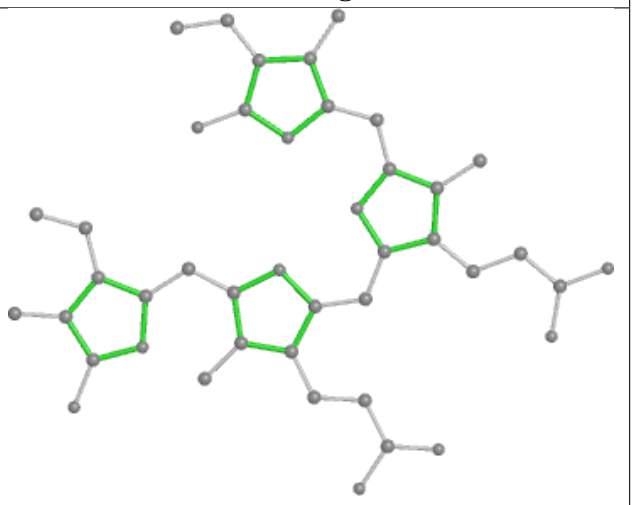

Rings

Ligand CYC C3 1001

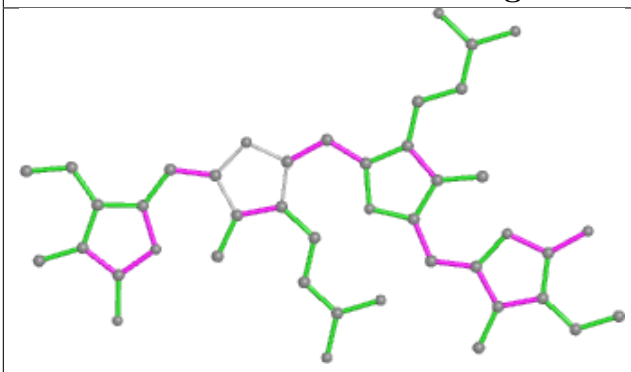

Bond lengths

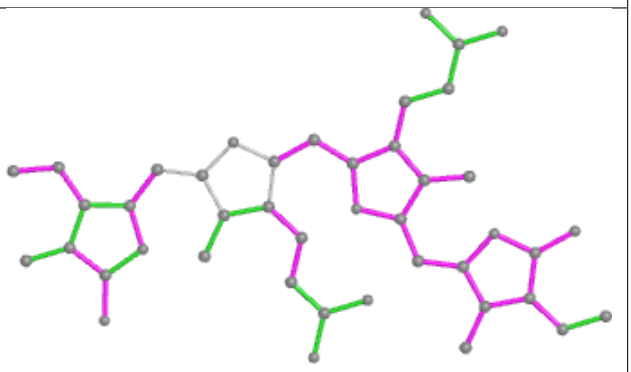

Bond angles

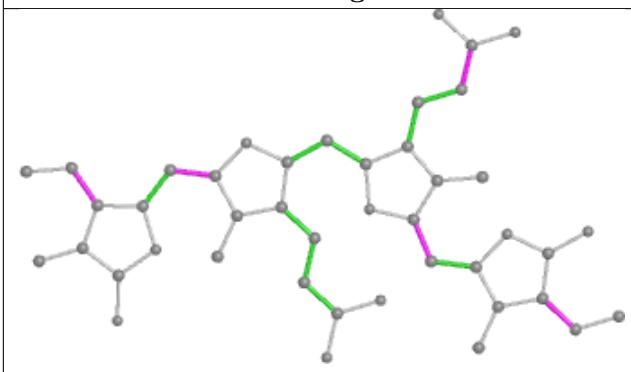

Torsions

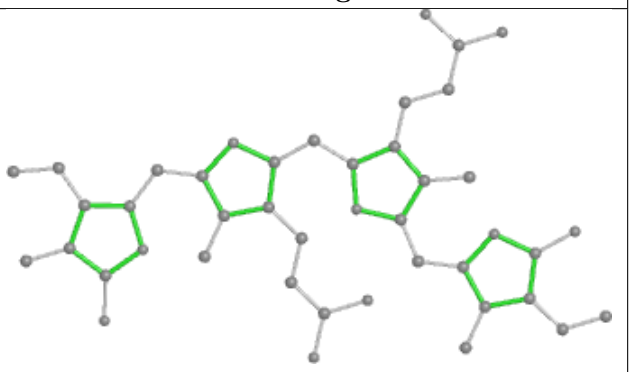

Rings

Ligand PEB fM 203

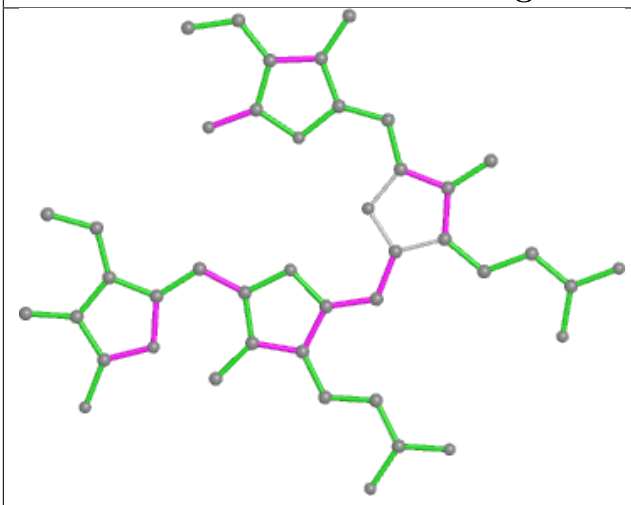

Bond lengths

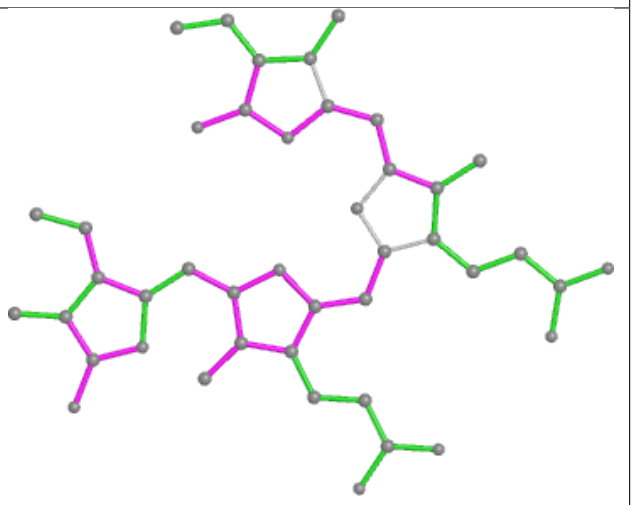

Bond angles

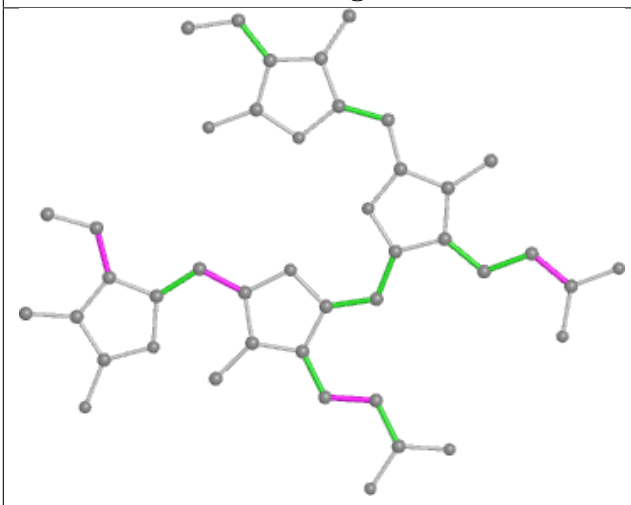

Torsions

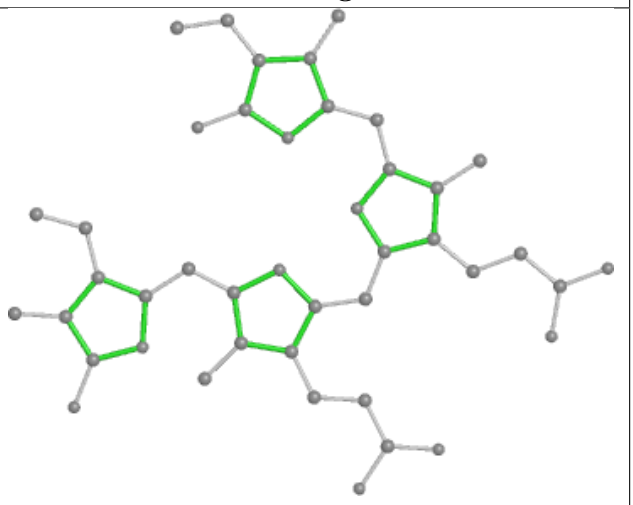

Rings

Ligand PEB AJ 302

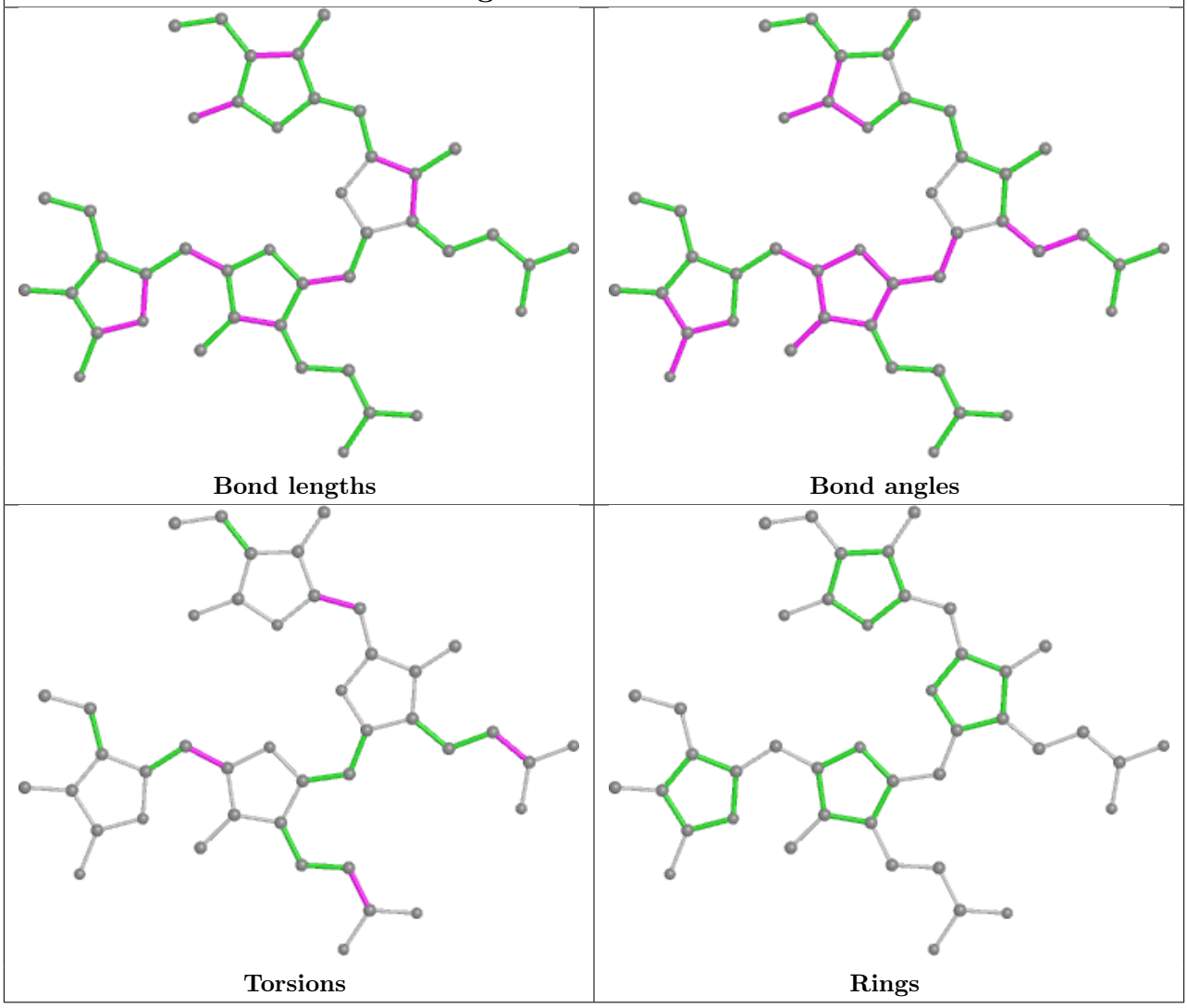

Ligand BCR FN 202

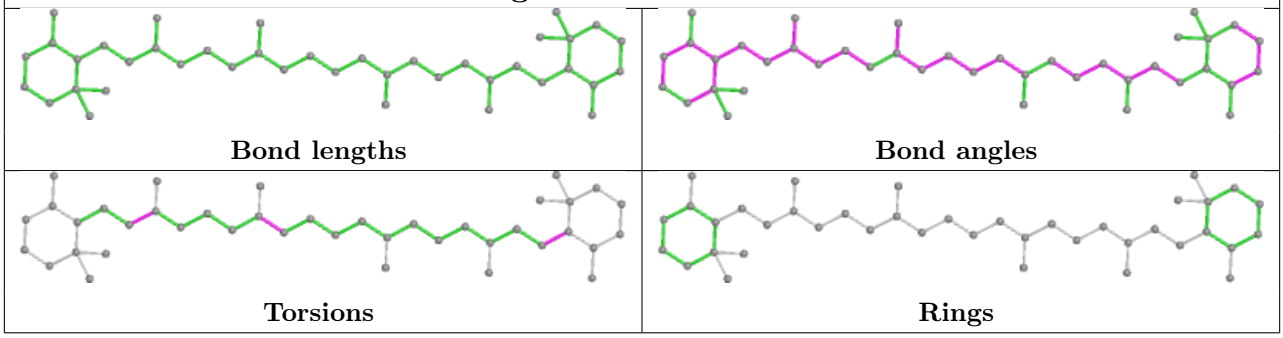

Ligand CLA c6 612

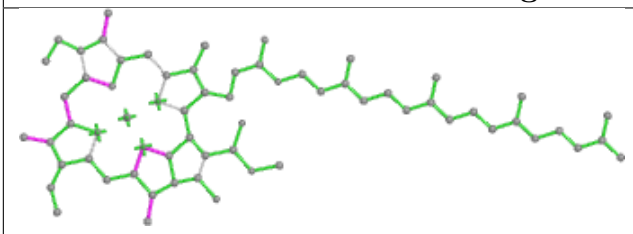

Bond lengths

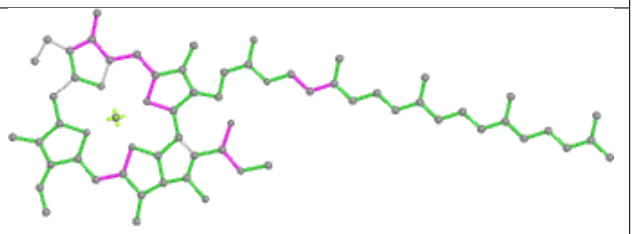

Bond angles

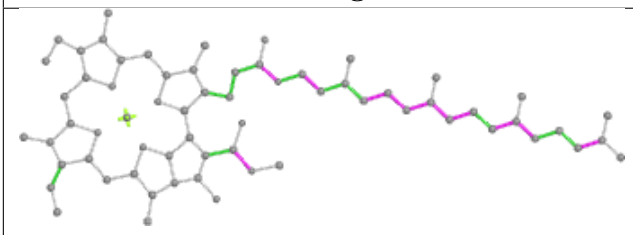

Torsions

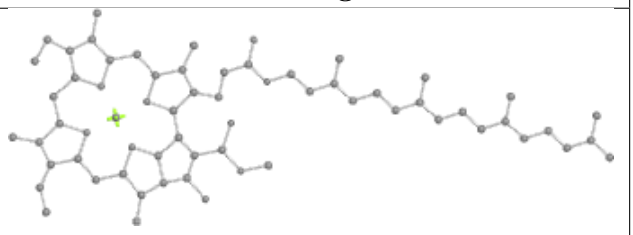

Rings

Ligand PEB P4 201

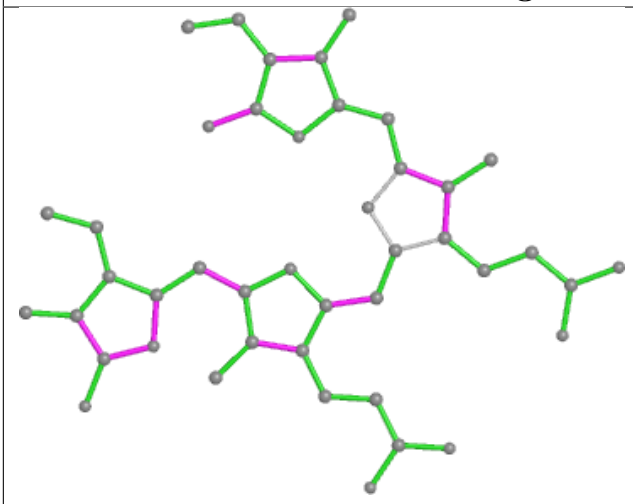

Bond lengths

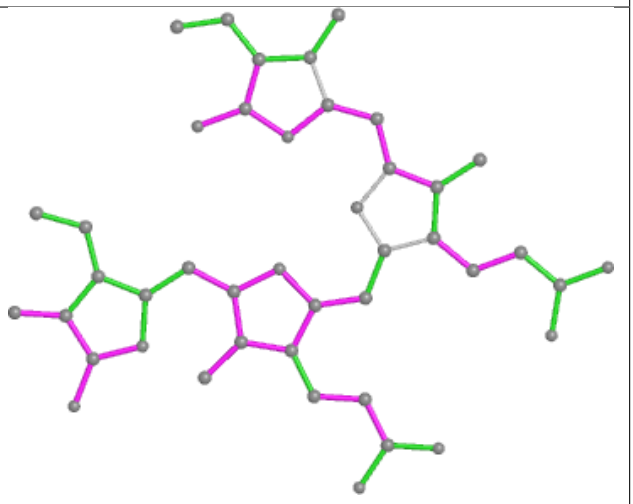

Bond angles

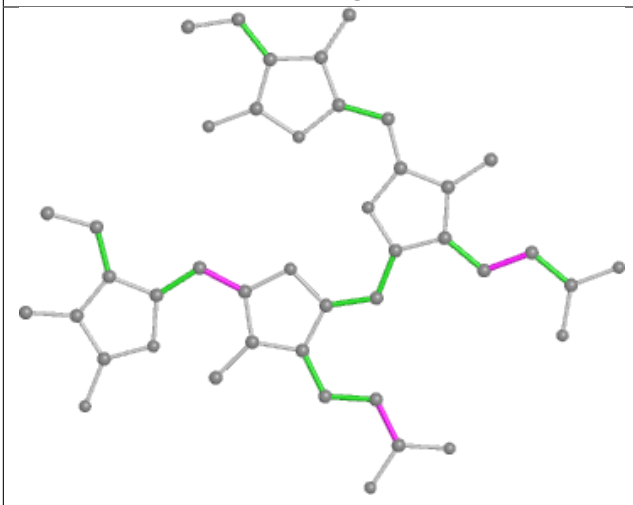

Torsions

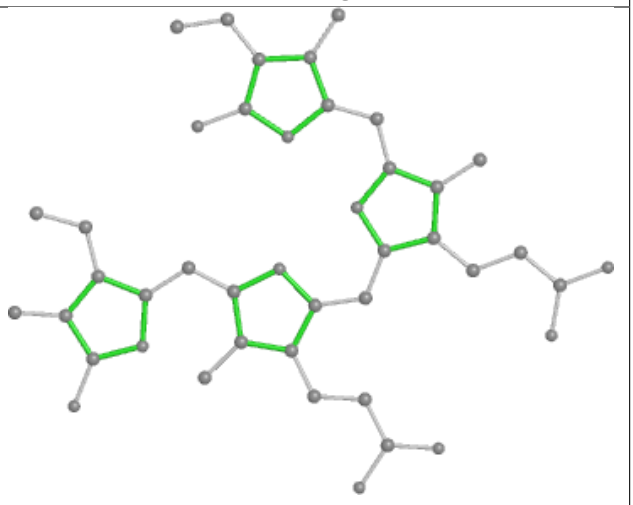

Rings

Ligand PEB SK 202

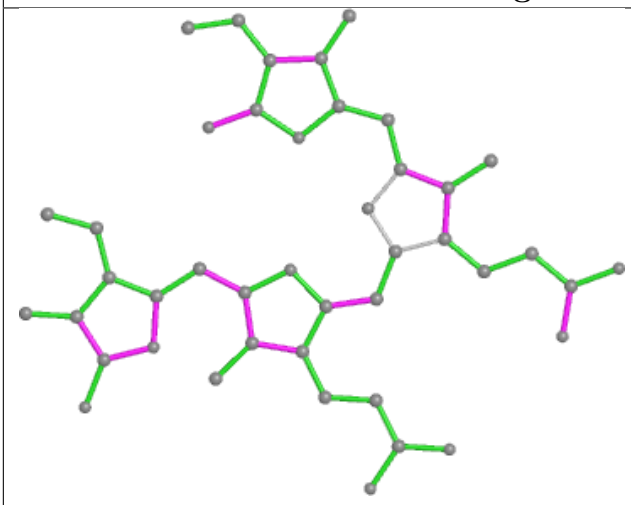

Bond lengths

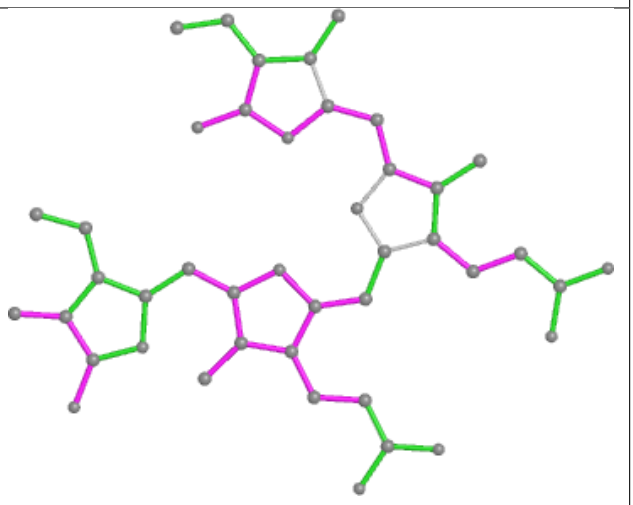

Bond angles

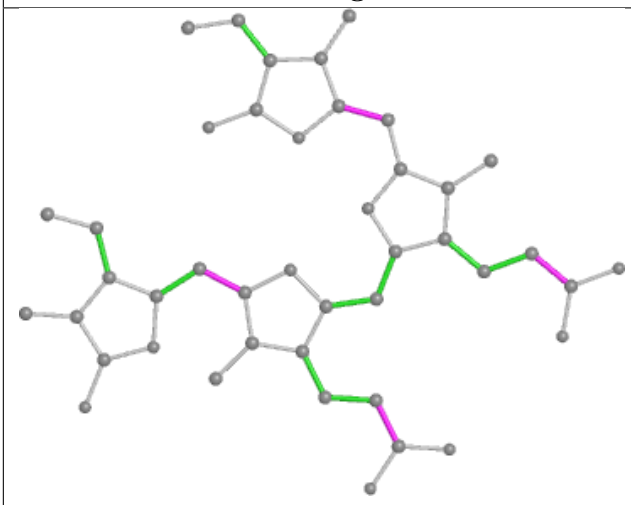

Torsions

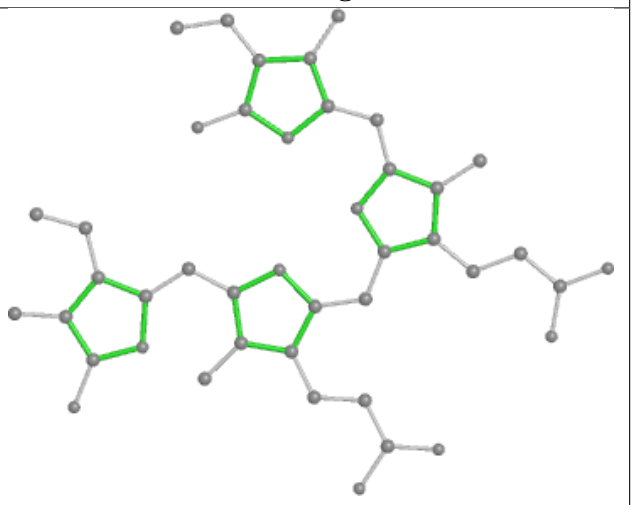

Rings

Ligand PUB AH 304

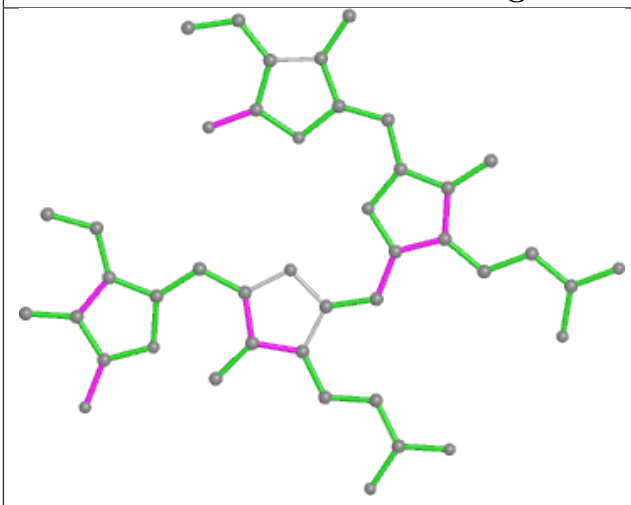

Bond lengths

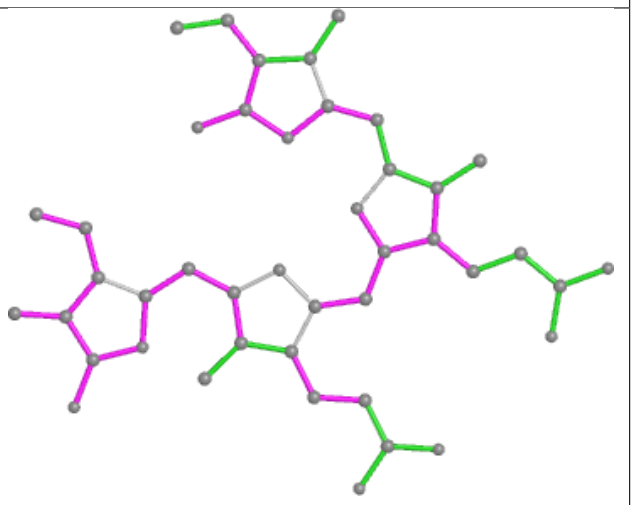

Bond angles

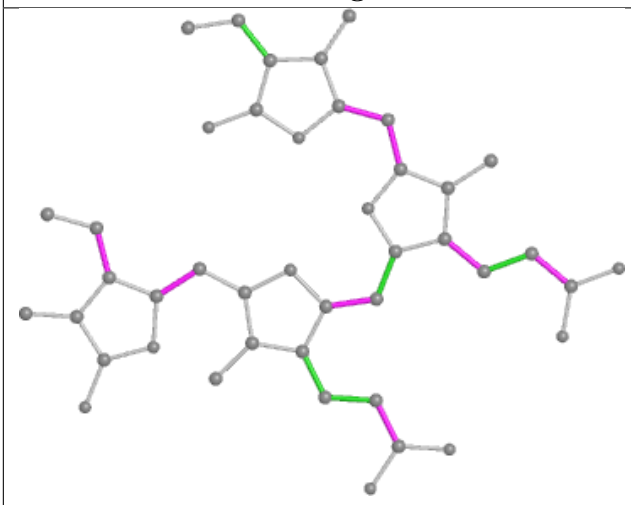

Torsions

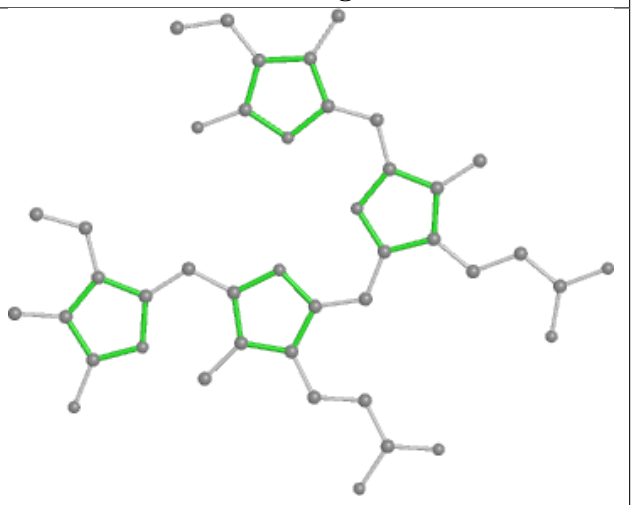

Rings

Ligand PEB xC 201

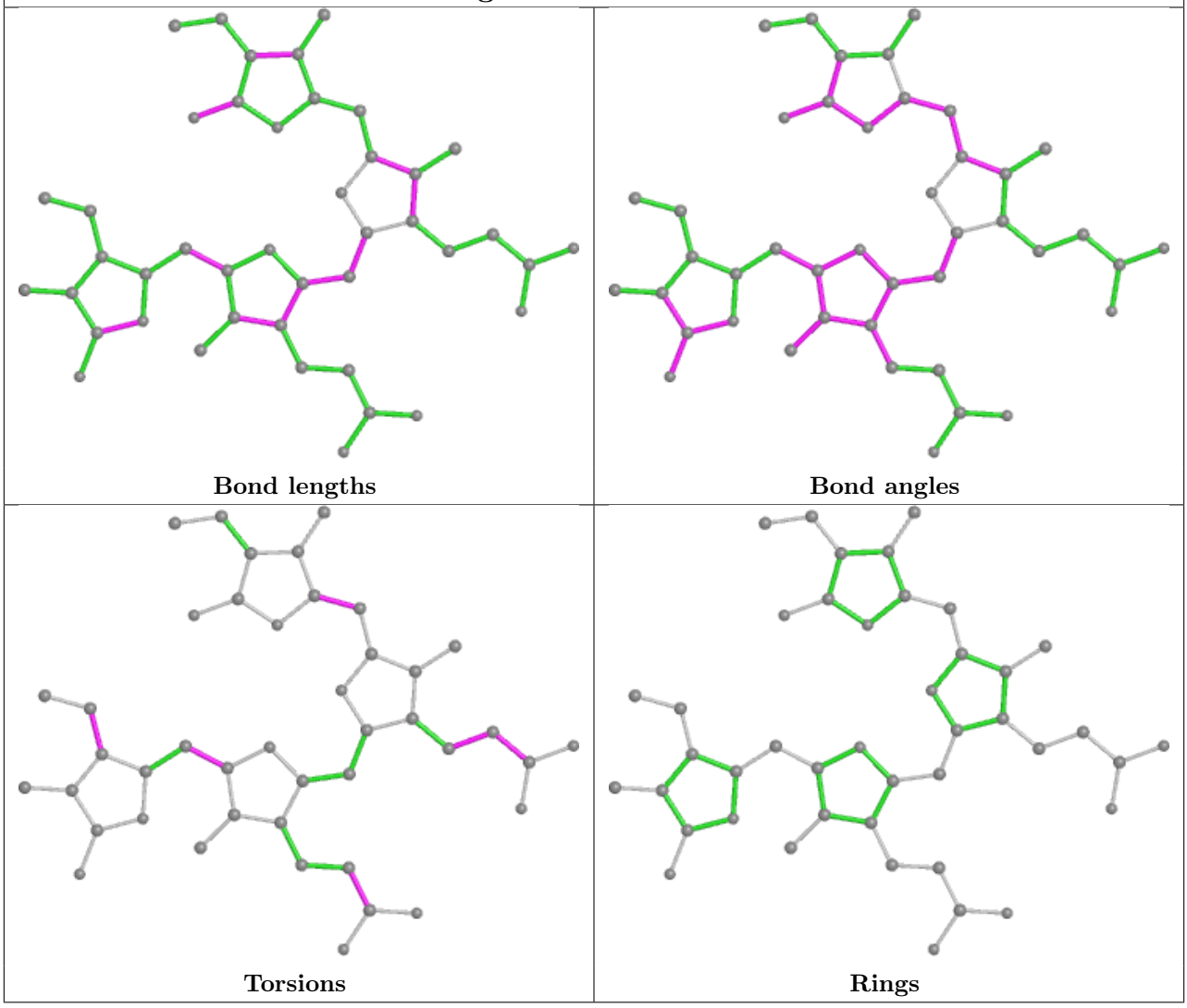

Ligand DGD JL 101

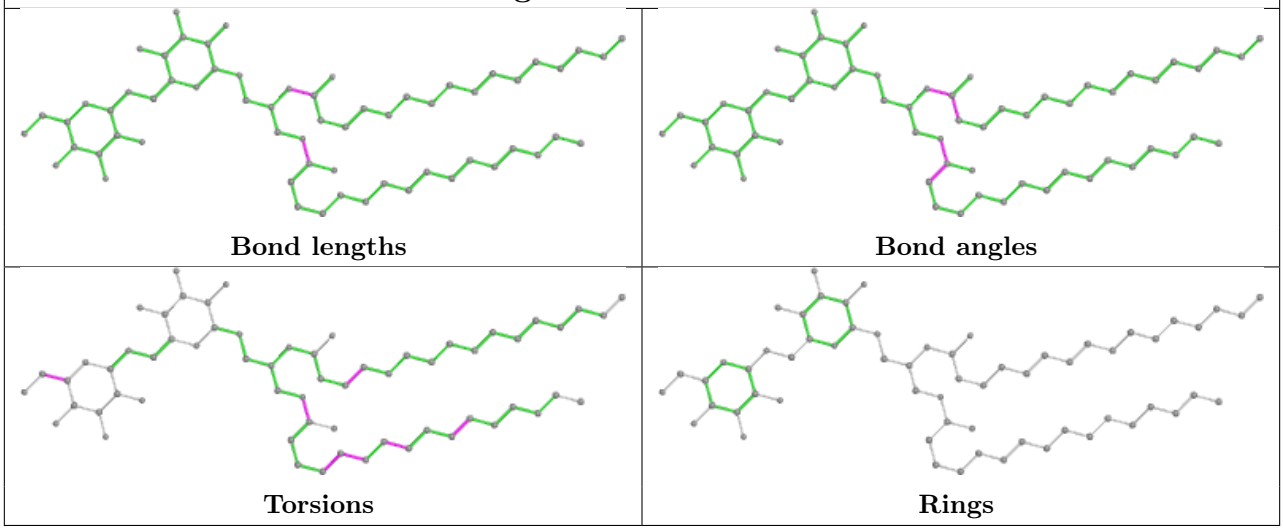

Ligand CLA 22 602

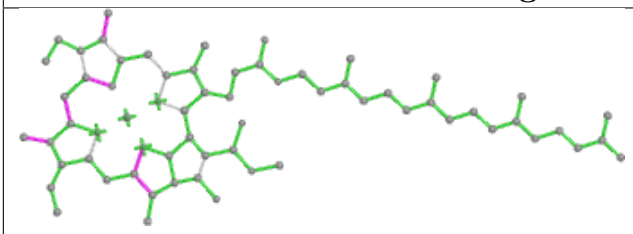

Bond lengths

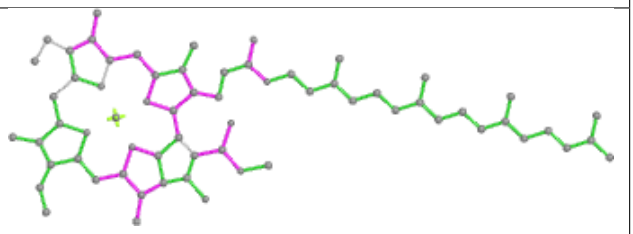

Bond angles

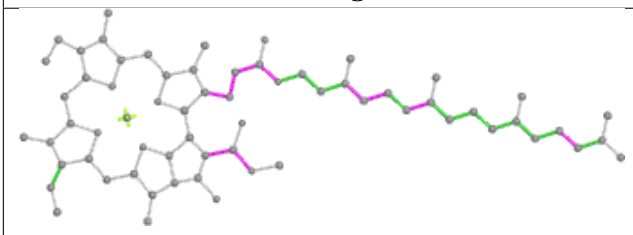

Torsions

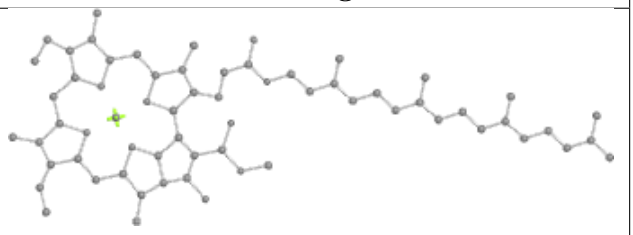

Rings

Ligand PEB YG 202

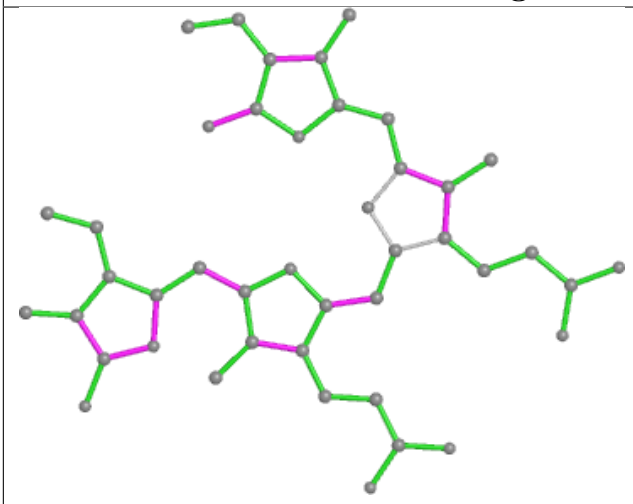

Bond lengths

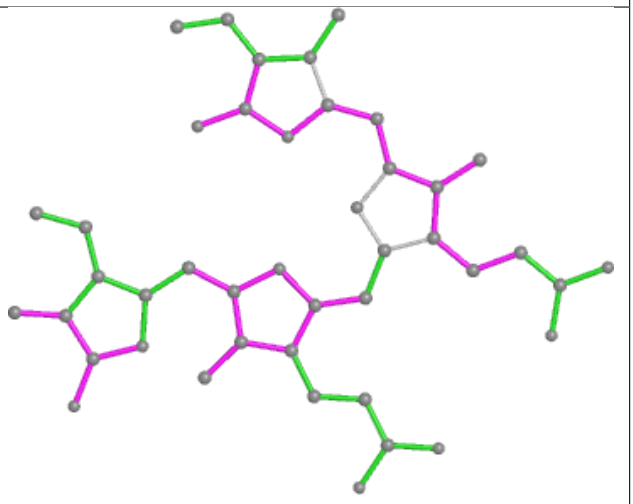

Bond angles

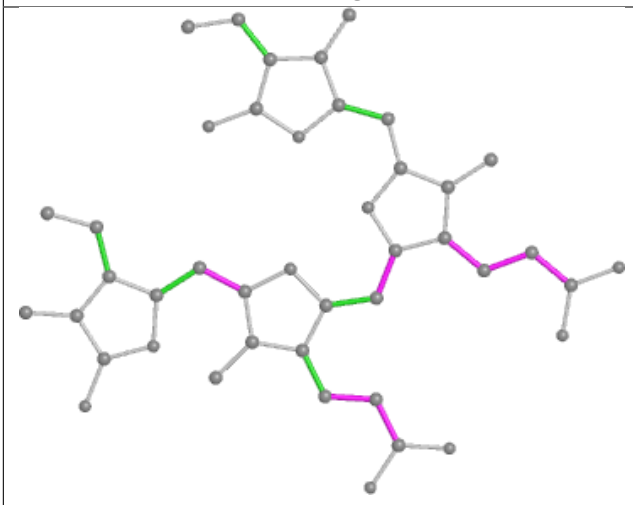

Torsions

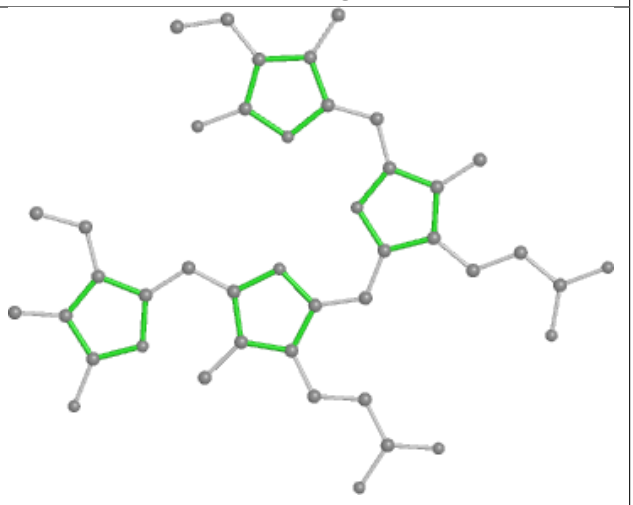

Rings

Ligand CLA RN 204

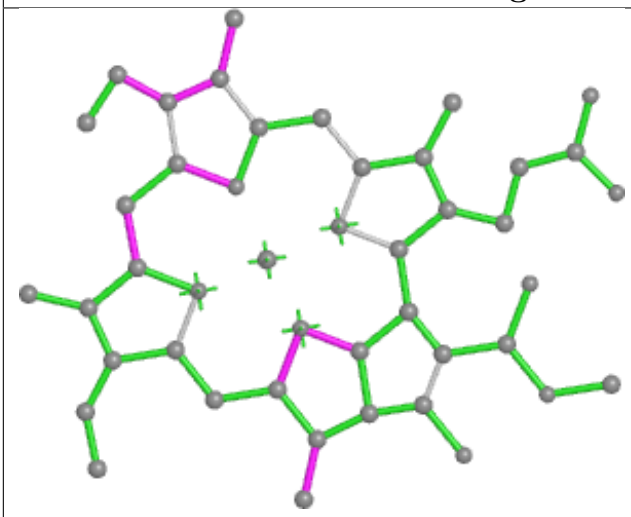

Bond lengths

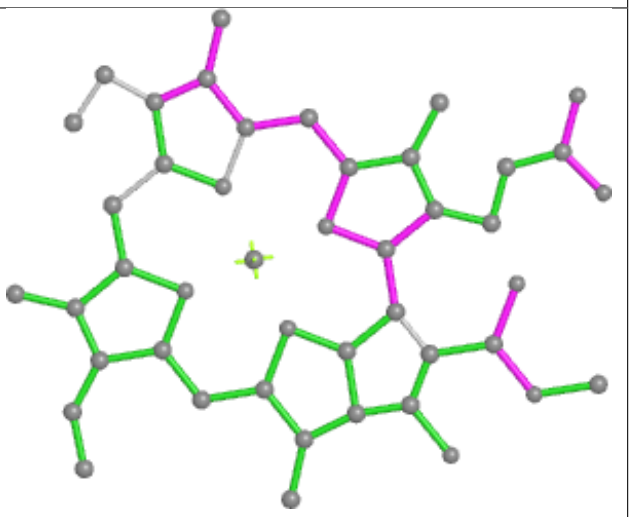

Bond angles

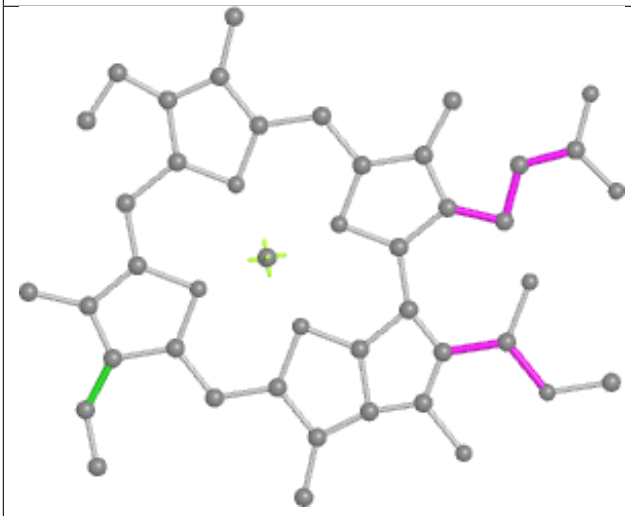

Torsions

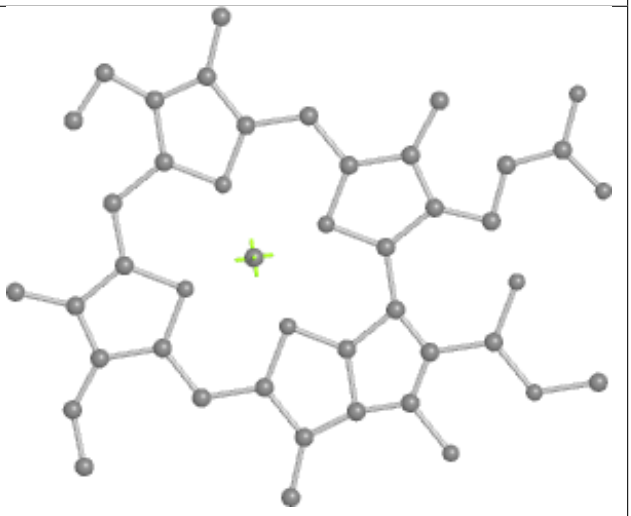

Rings

Ligand PEB dE 203

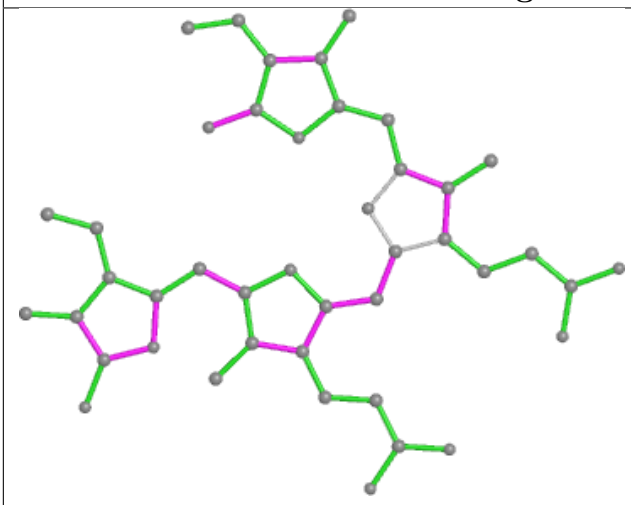

Bond lengths

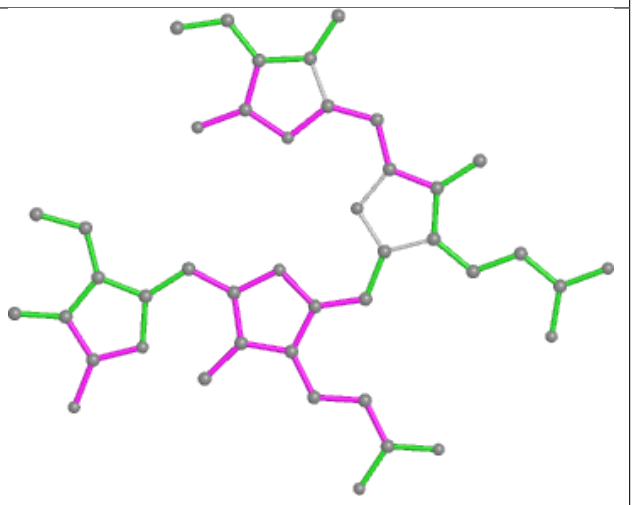

Bond angles

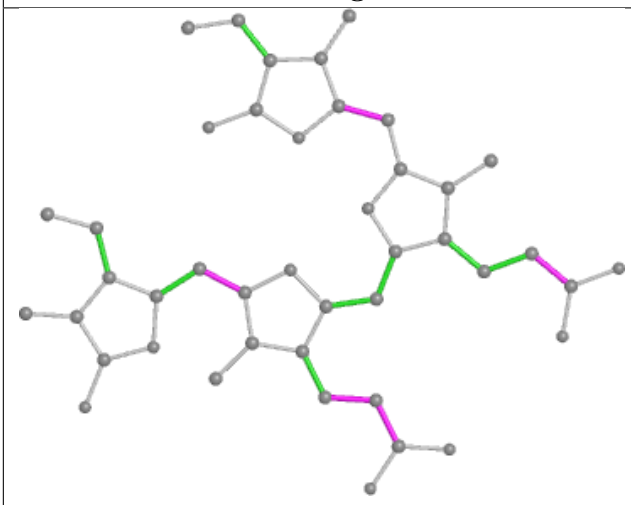

Torsions

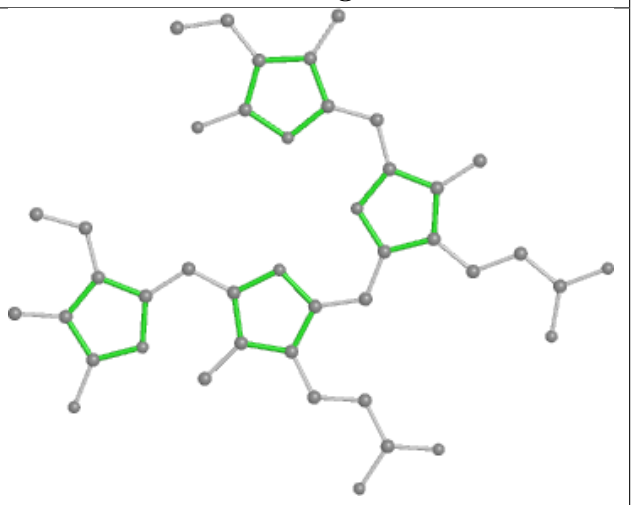

Rings

Ligand CLA A2 813

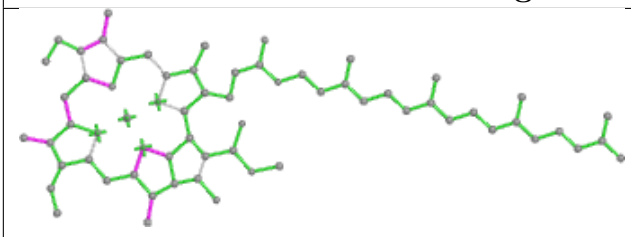

Bond lengths

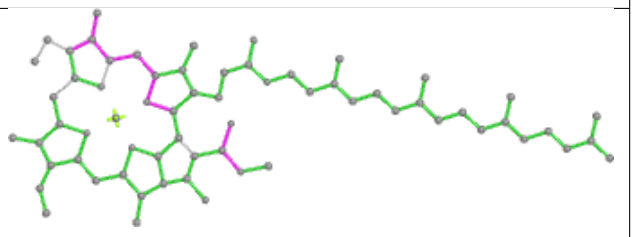

Bond angles

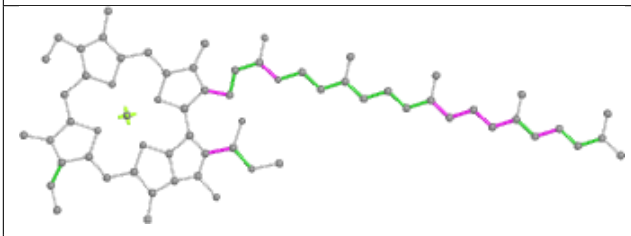

Torsions

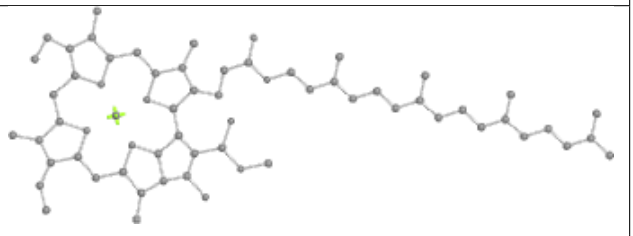

Rings

Ligand CLA b6 617

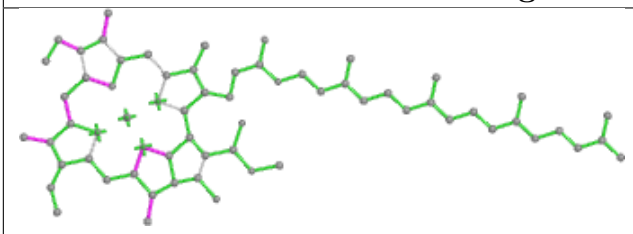

Bond lengths

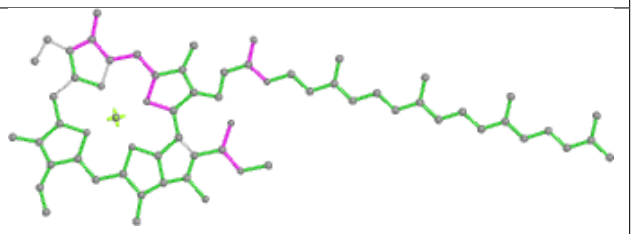

Bond angles

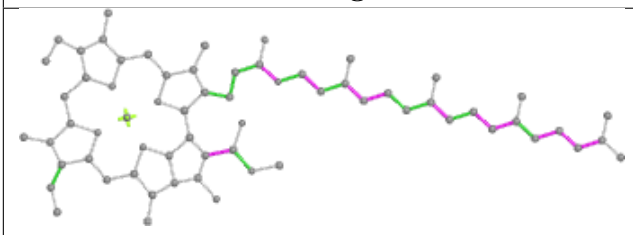

Torsions

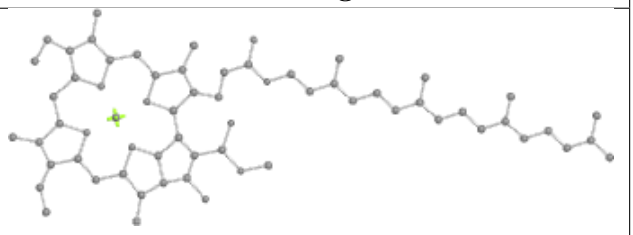

Rings

Ligand LMG m6 101

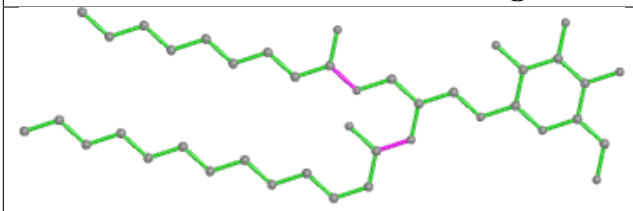

Bond lengths

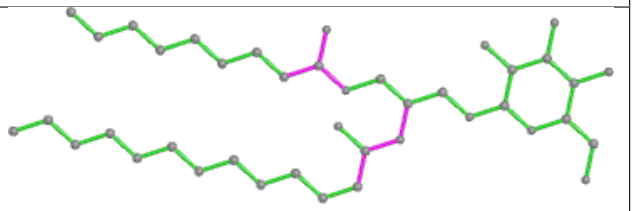

Bond angles

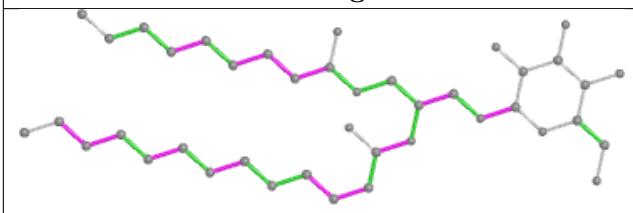

Torsions

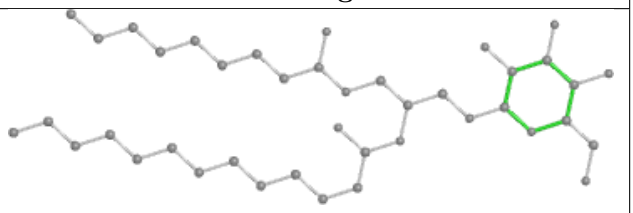

Rings

Ligand PEB XQ 201

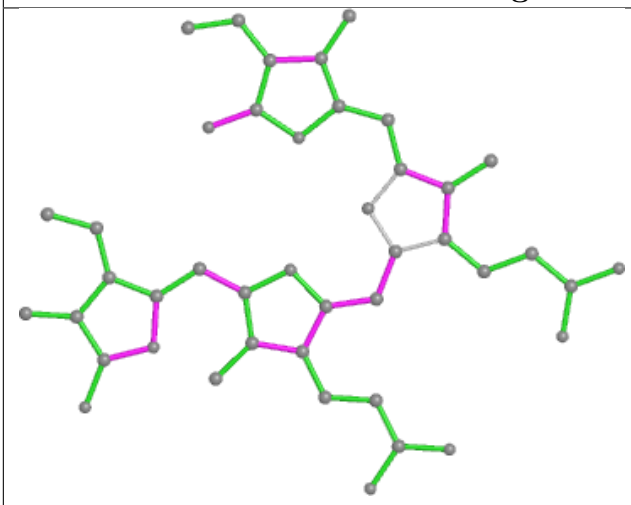

Bond lengths

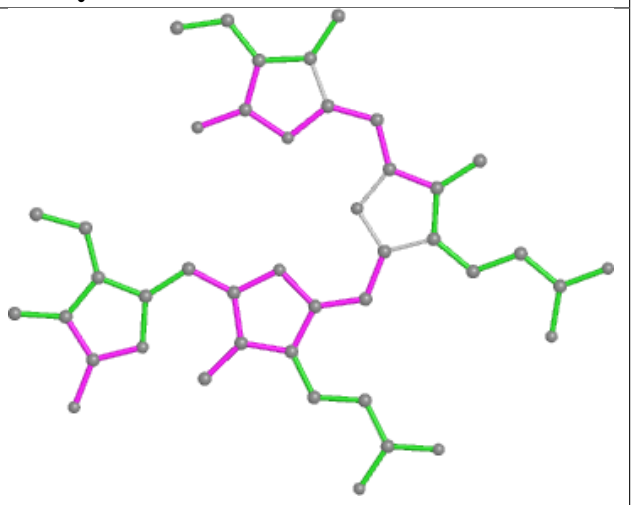

Bond angles

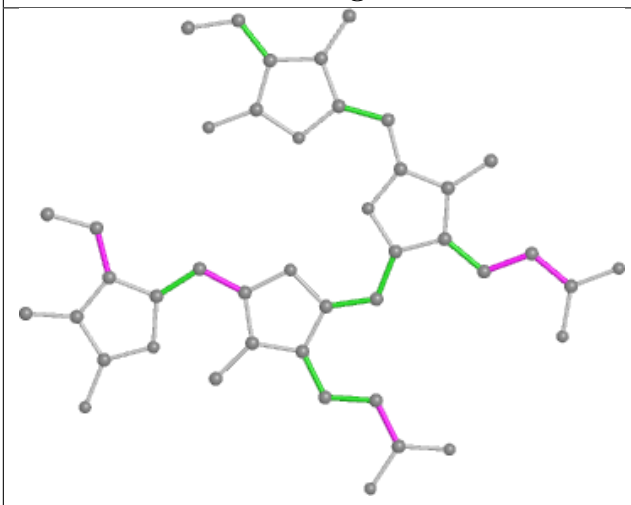

Torsions

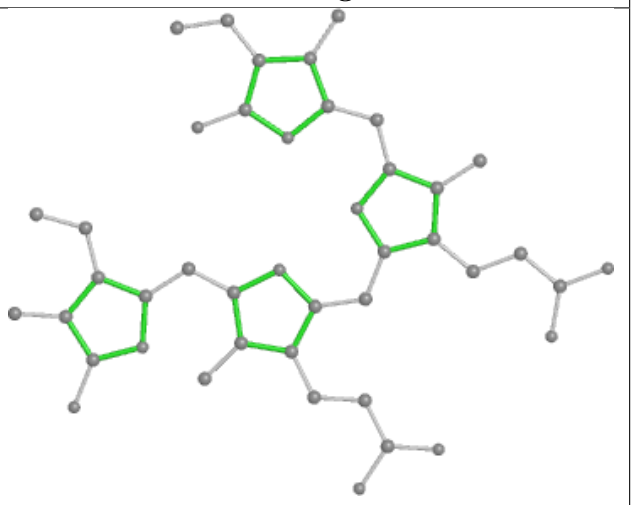

Rings

Ligand CYC c3 1001

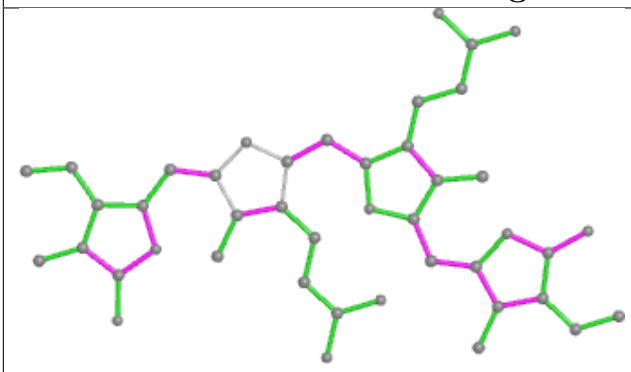

Bond lengths

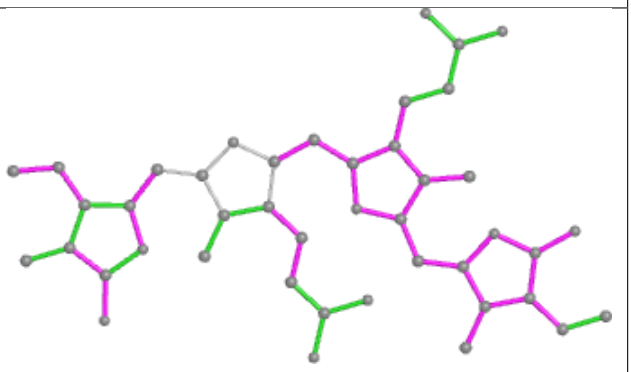

Bond angles

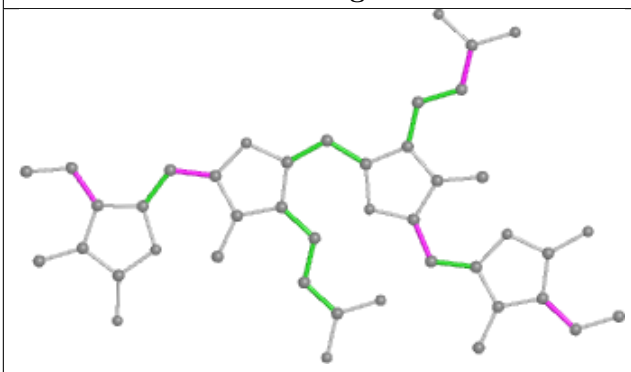

Torsions

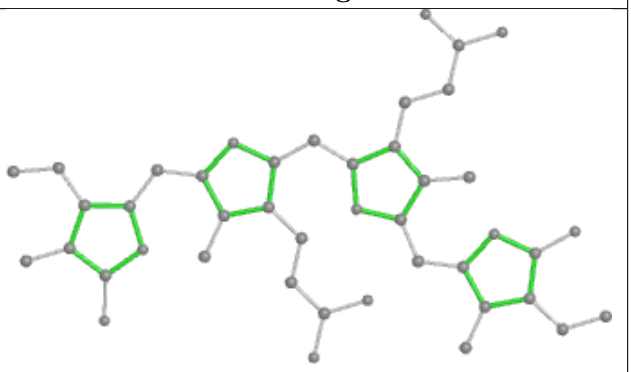

Rings

Ligand PEB HO 1002

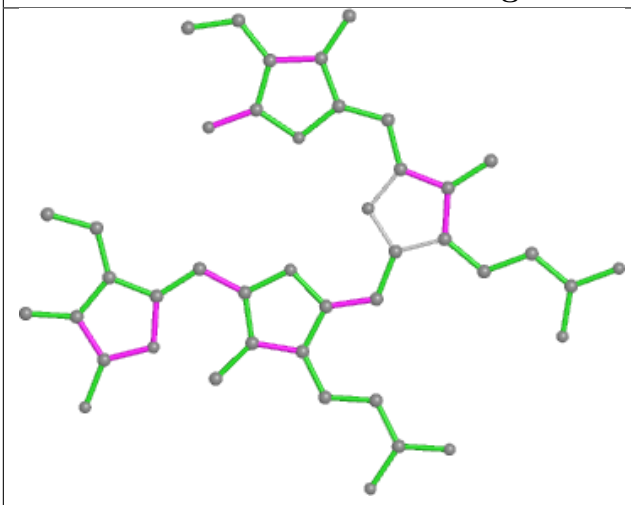

Bond lengths

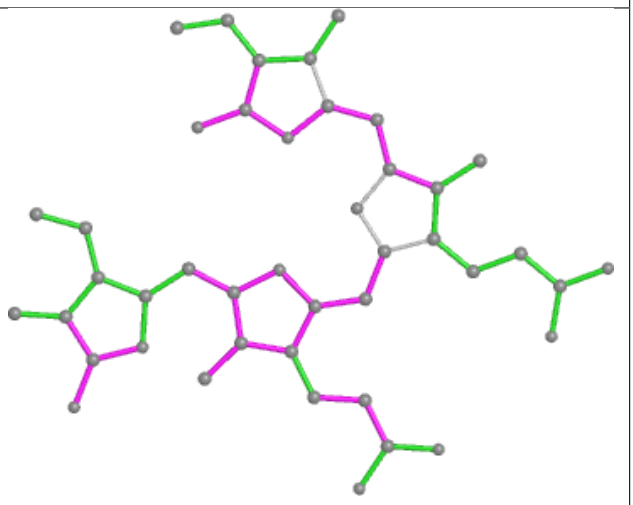

Bond angles

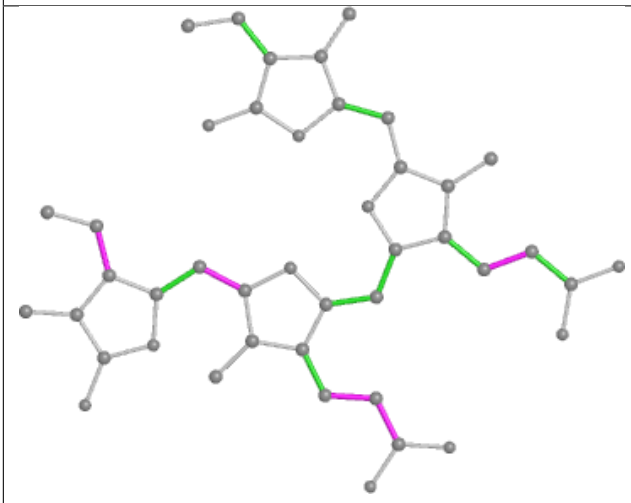

Torsions

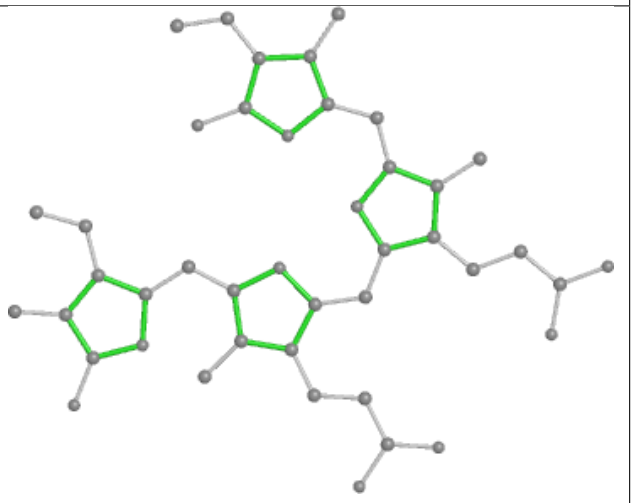

Rings

Ligand CLA AN 818

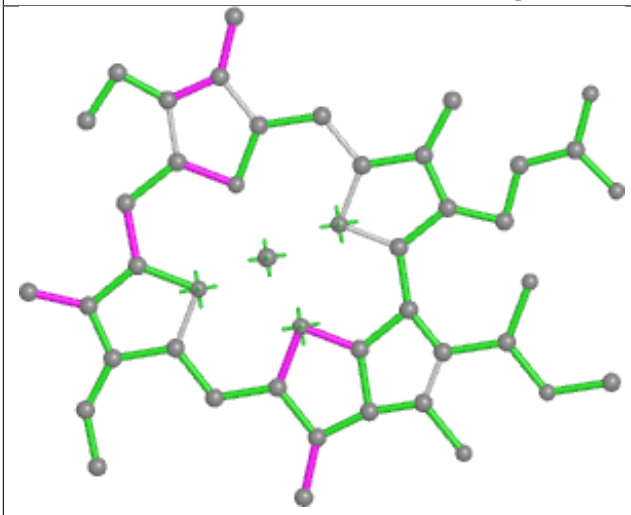

Bond lengths

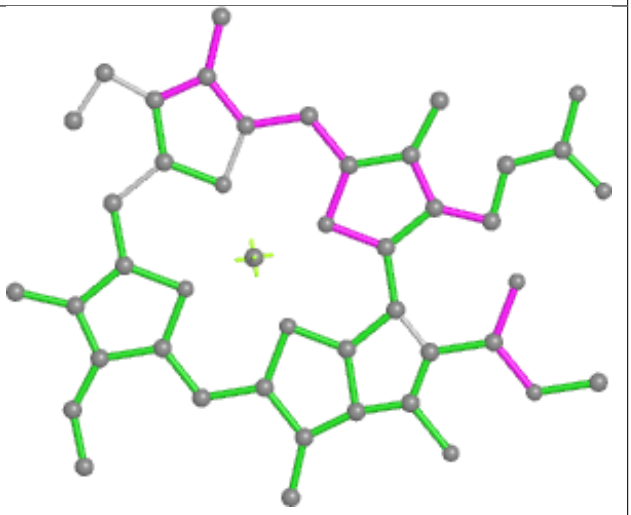

Bond angles

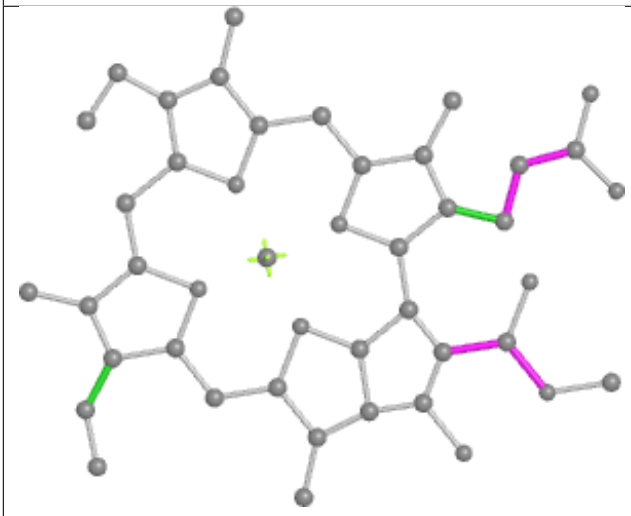

Torsions

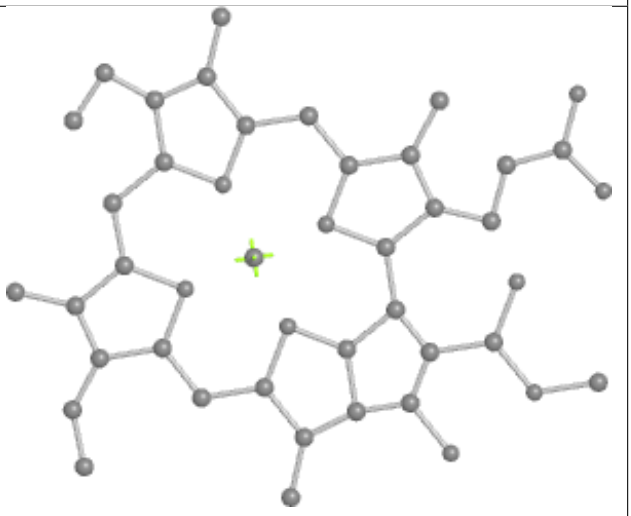

Rings

Ligand PEB bF 201

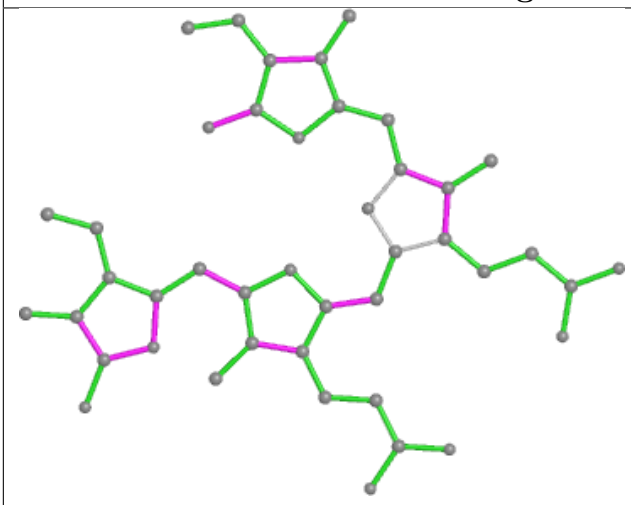

Bond lengths

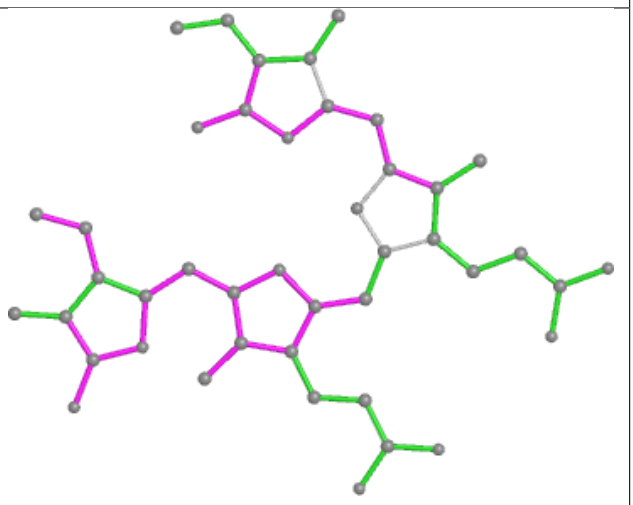

Bond angles

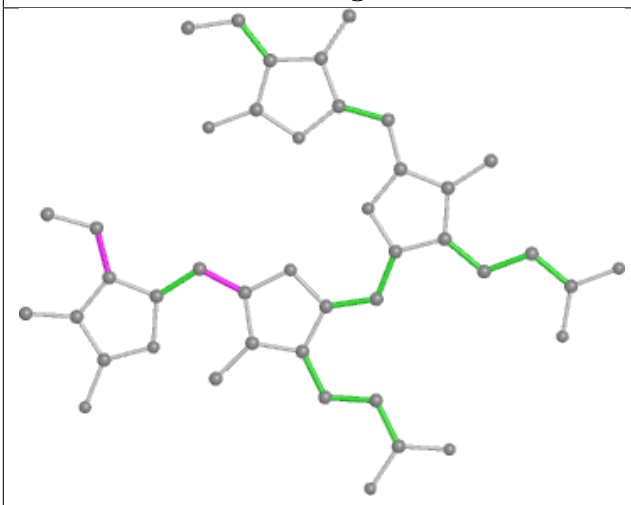

Torsions

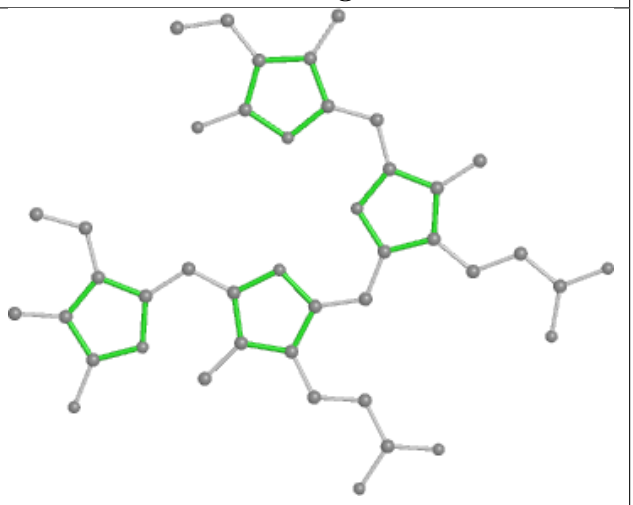

Rings

Ligand PEB j4 201

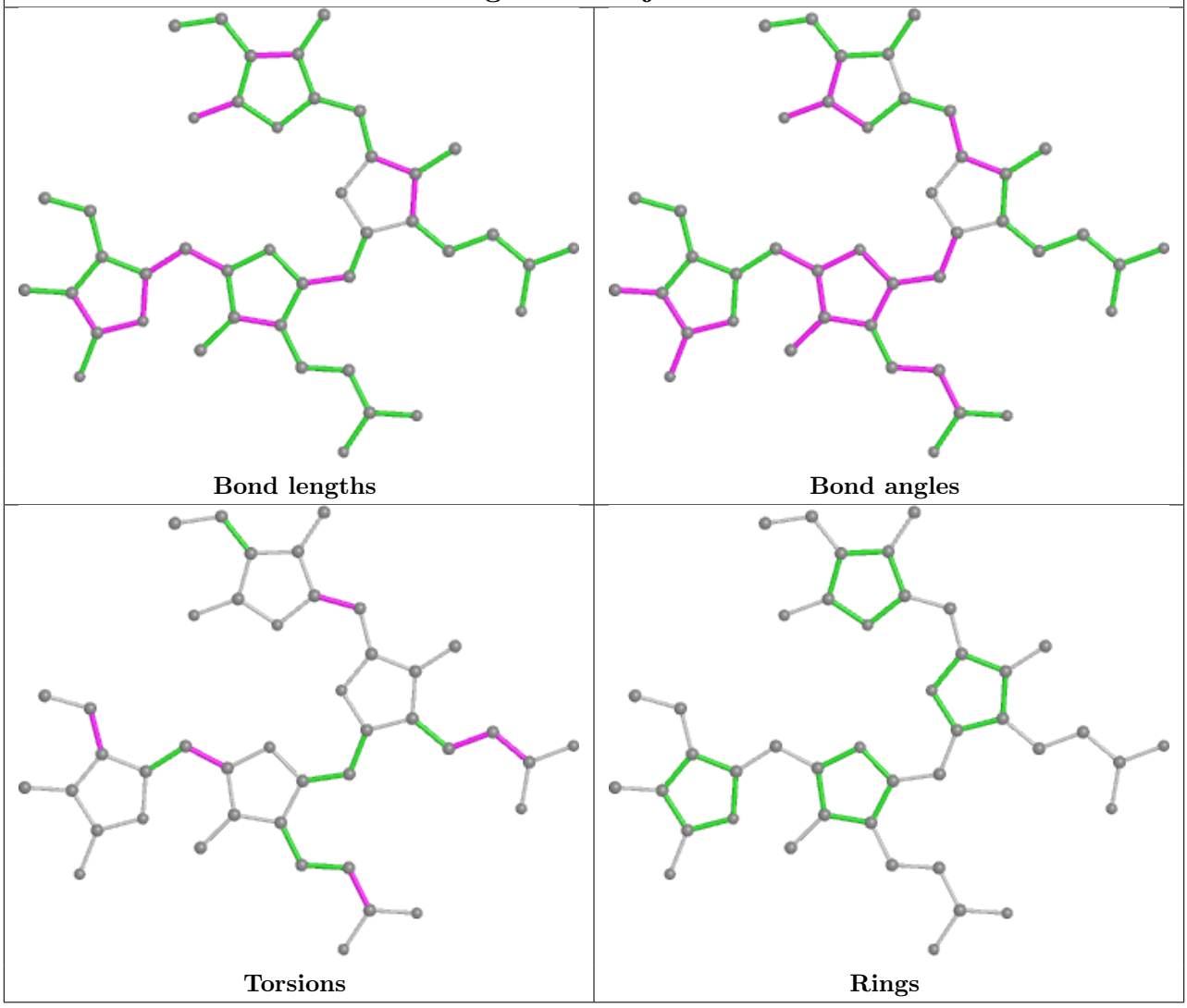

Ligand BCR B6 621

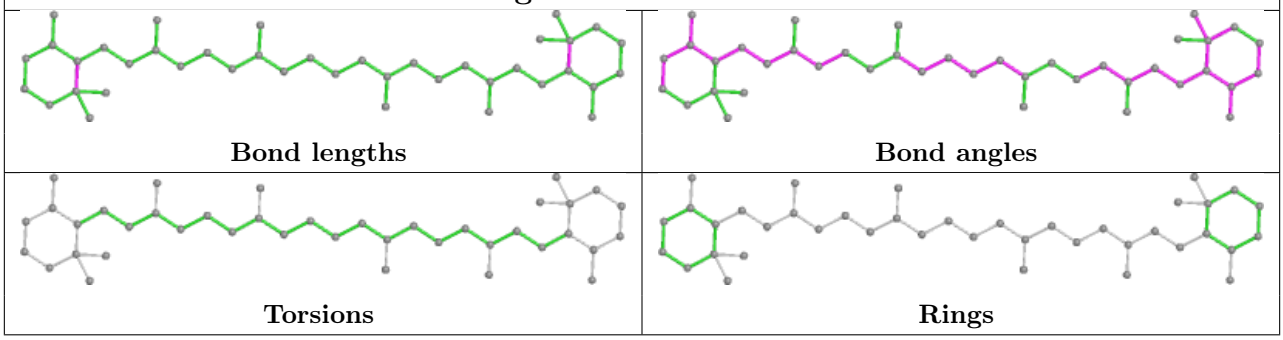

Ligand CLA B2 806

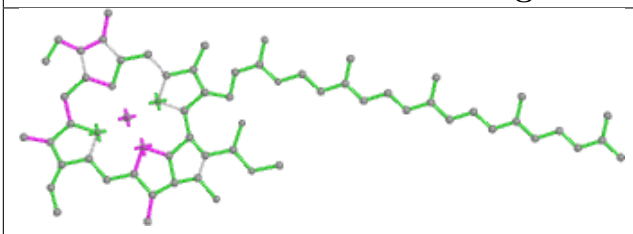

Bond lengths

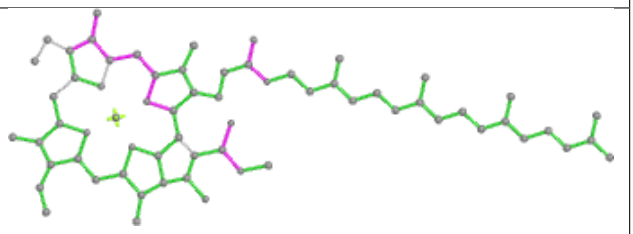

Bond angles

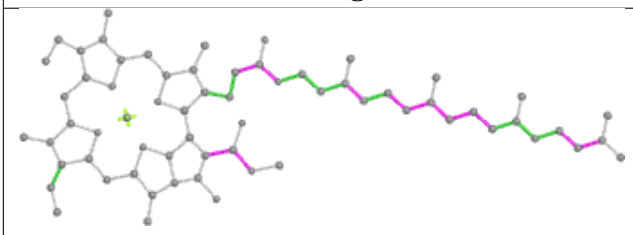

Torsions

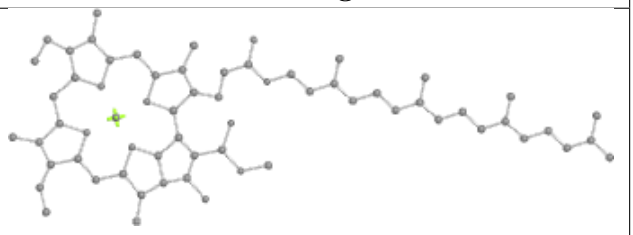

Rings

Ligand PEB U5 202

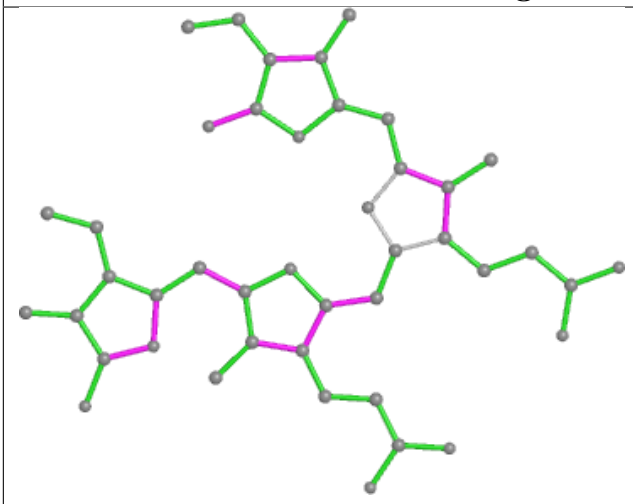

Bond lengths

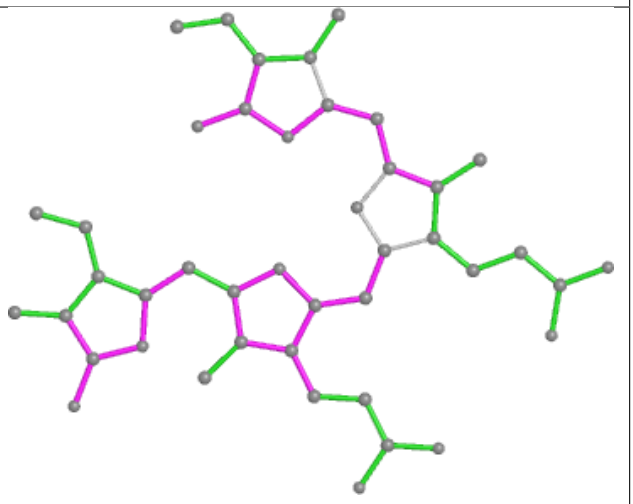

Bond angles

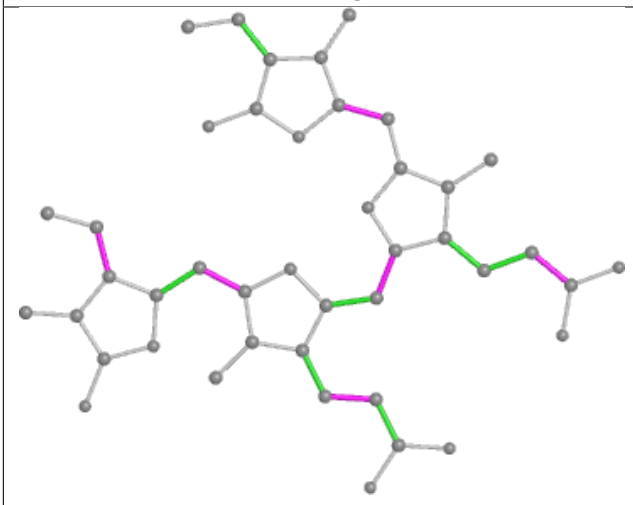

Torsions

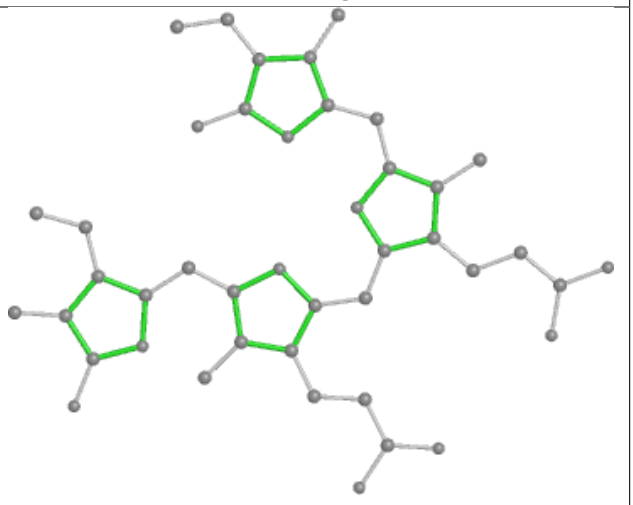

Rings

Ligand PEB LA 203

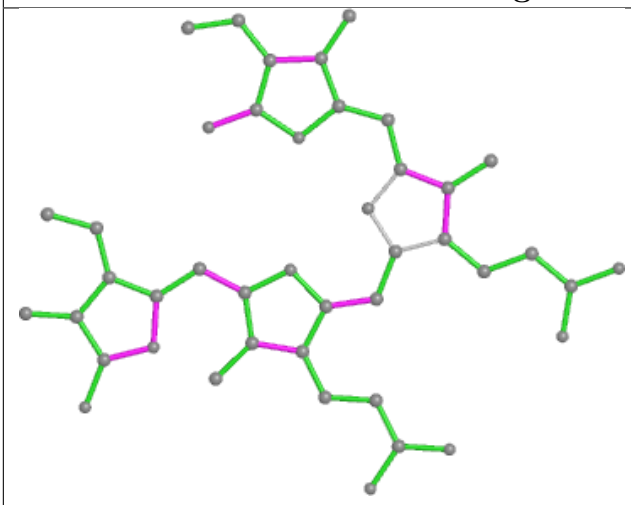

Bond lengths

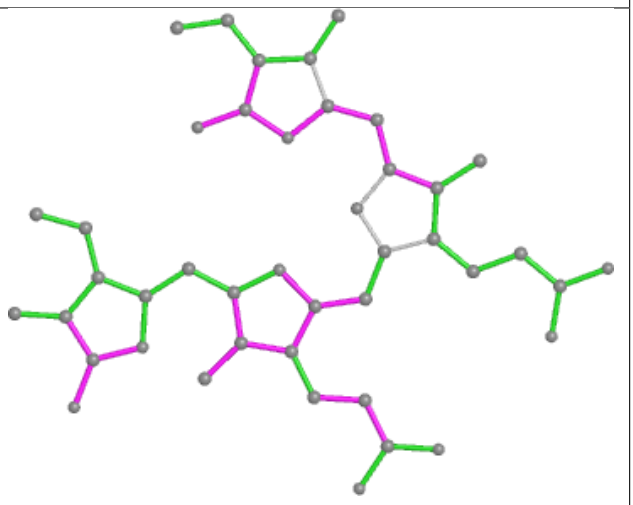

Bond angles

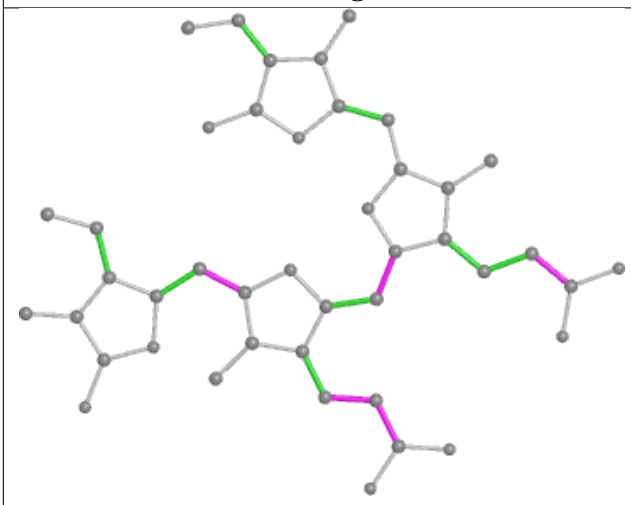

Torsions

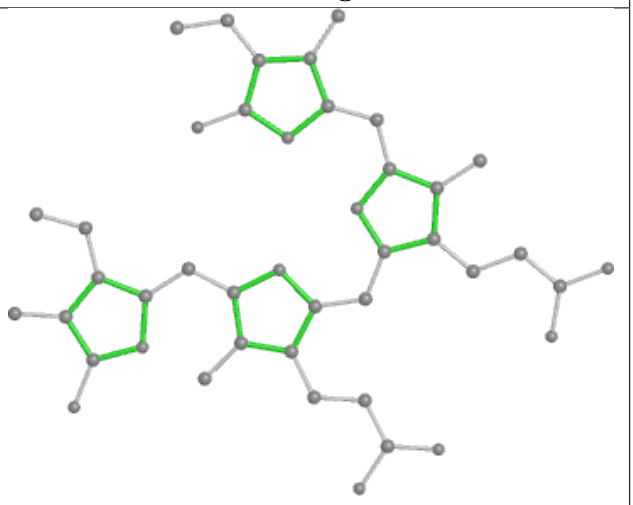

Rings

Ligand CLA 22 607

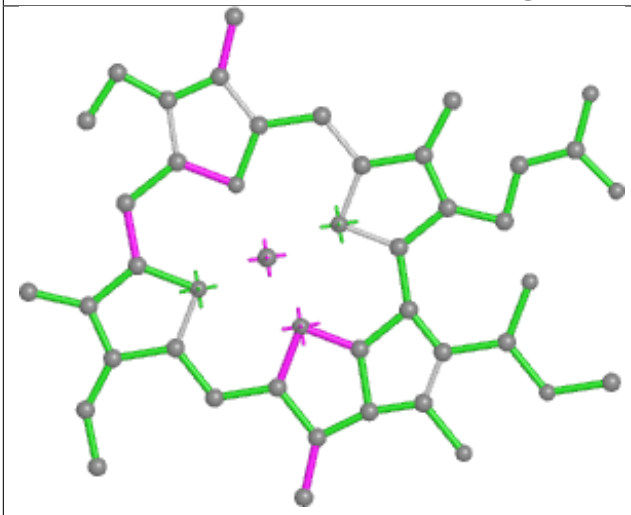

Bond lengths

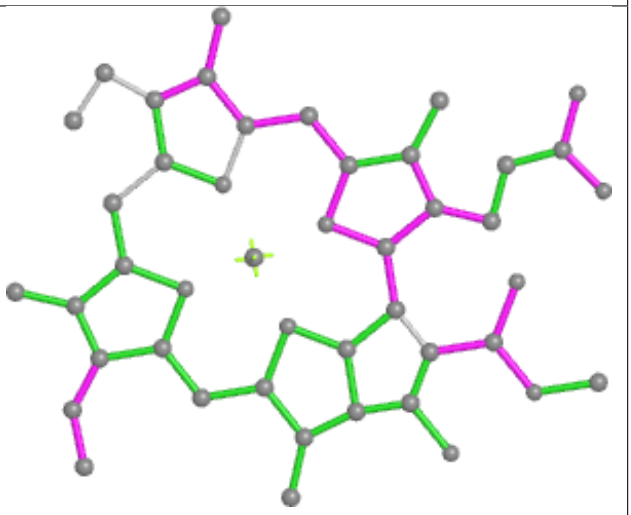

Bond angles

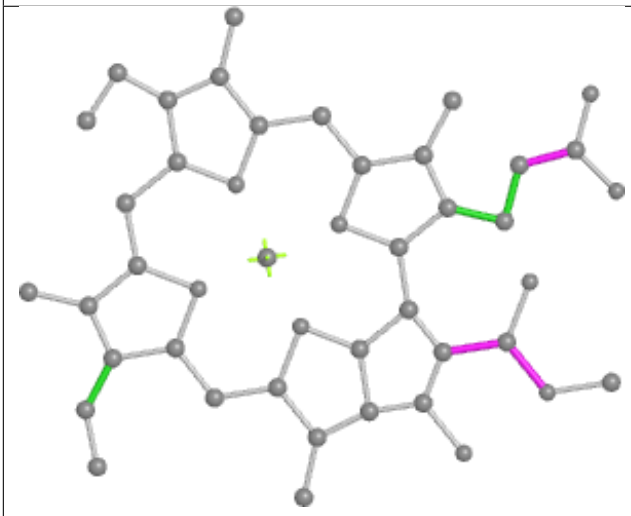

Torsions

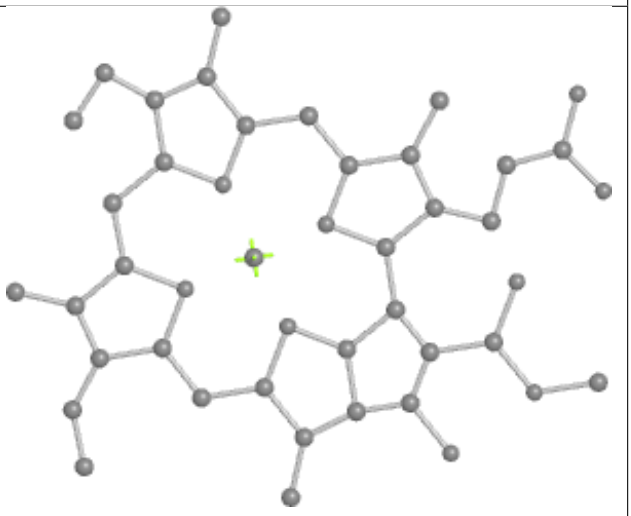

Rings

Ligand PEB OF 202

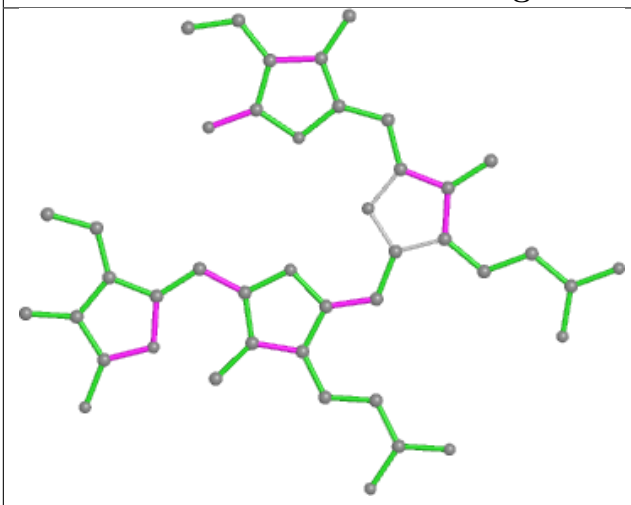

Bond lengths

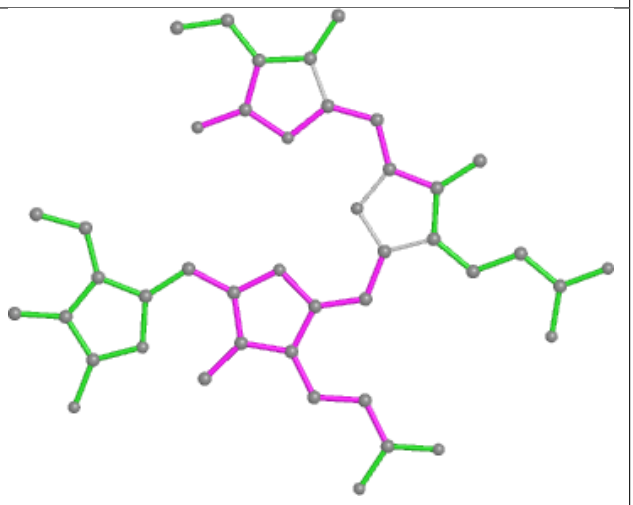

Bond angles

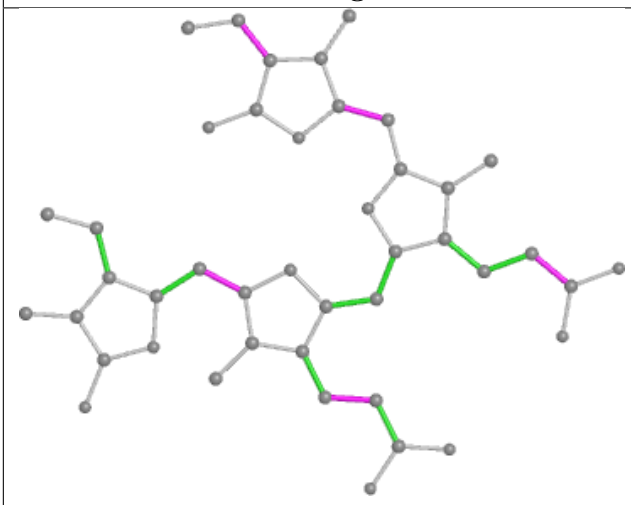

Torsions

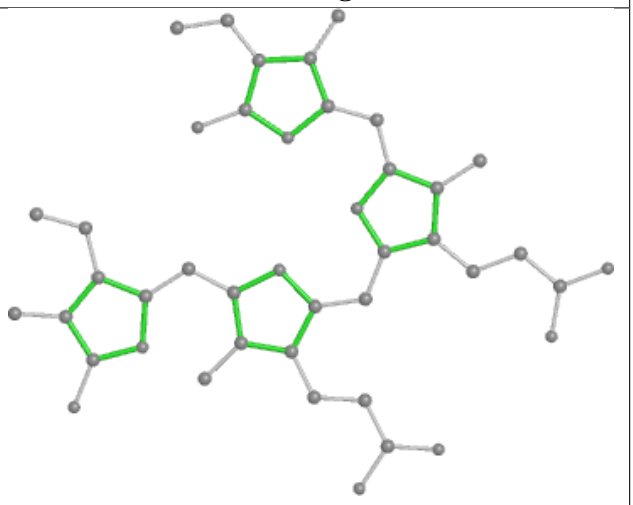

Rings

Ligand CYC CG 1001

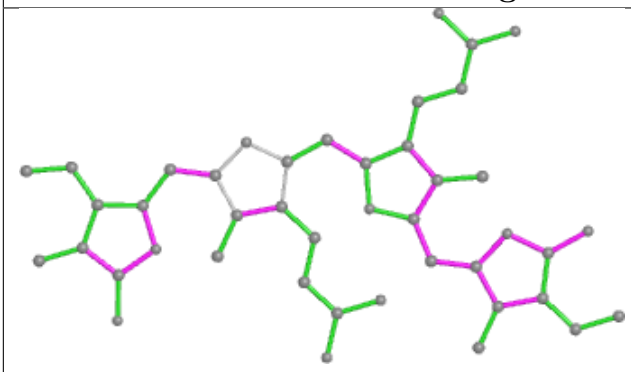

Bond lengths

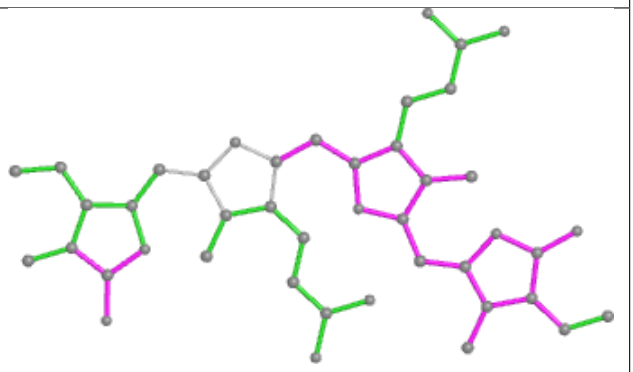

Bond angles

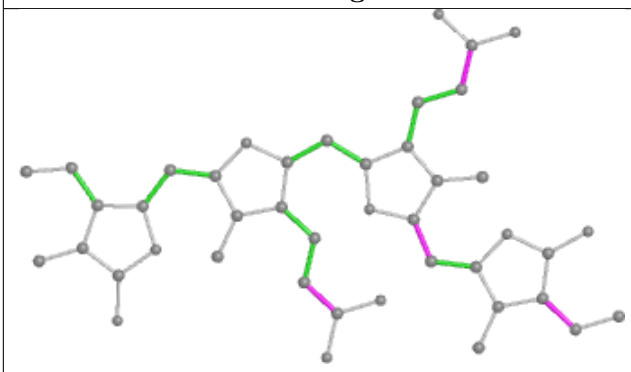

Torsions

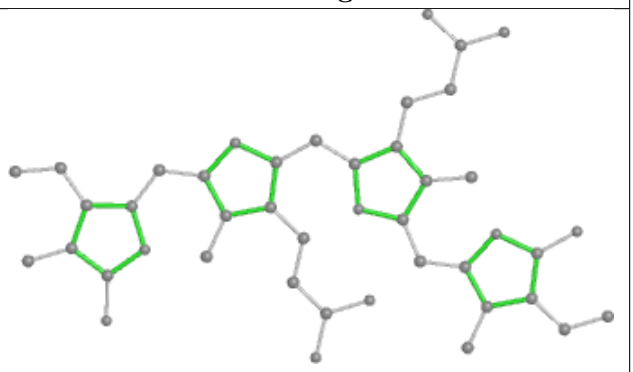

Rings

Ligand PEB OM 201

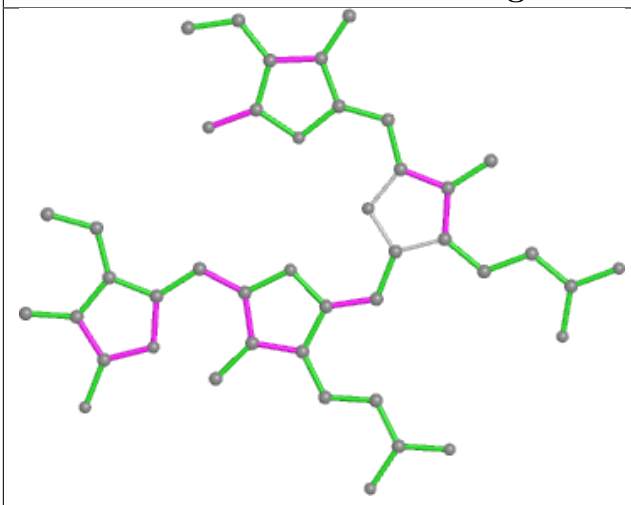

Bond lengths

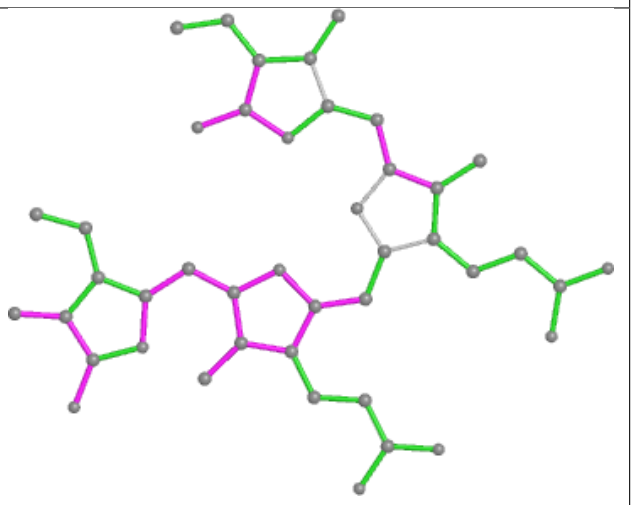

Bond angles

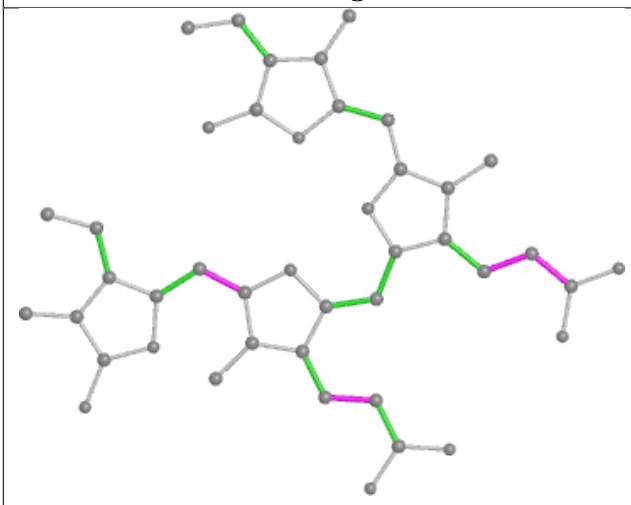

Torsions

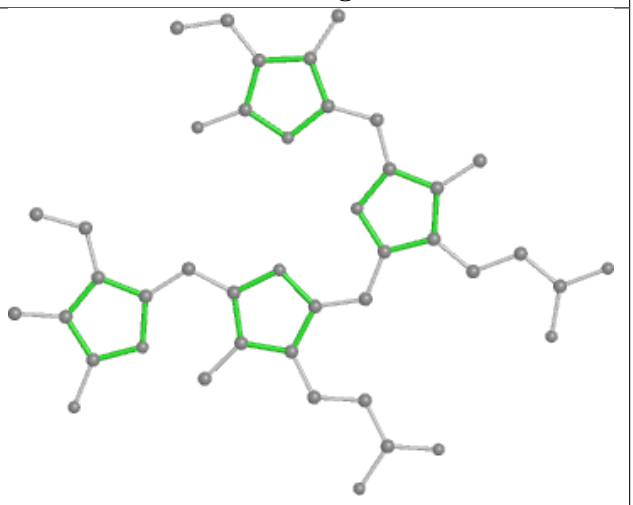

Rings

Ligand CYC M4 1001

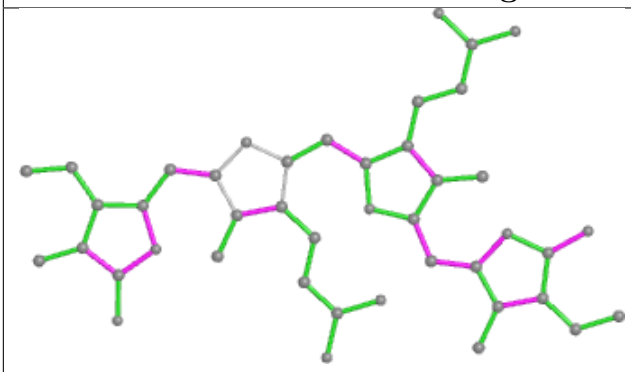

Bond lengths

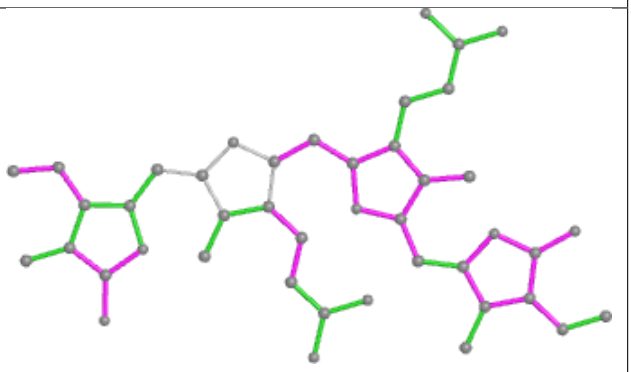

Bond angles

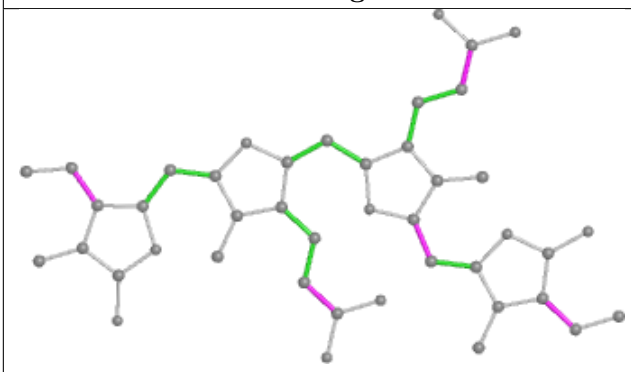

Torsions

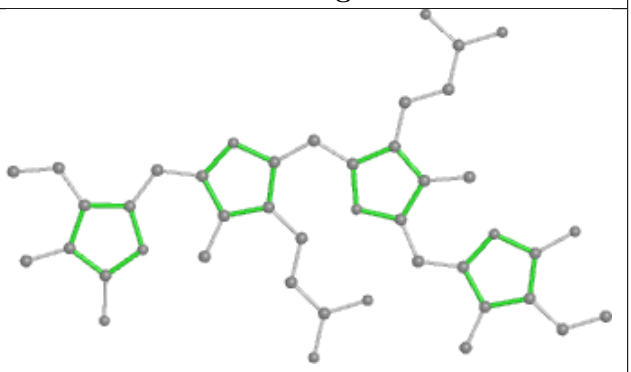

Rings

Ligand PEB QM 204

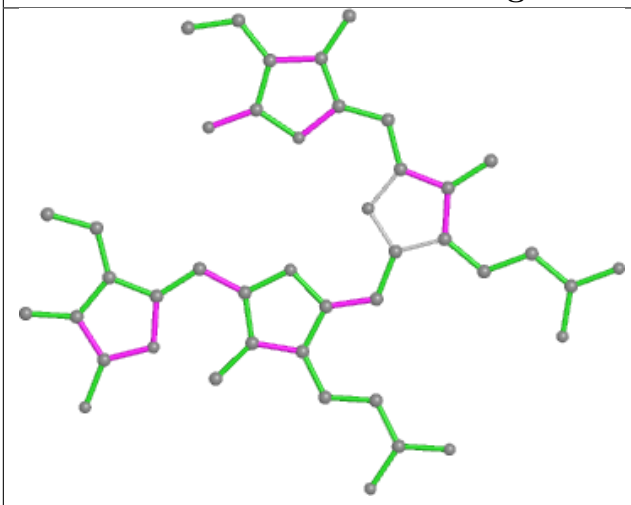

Bond lengths

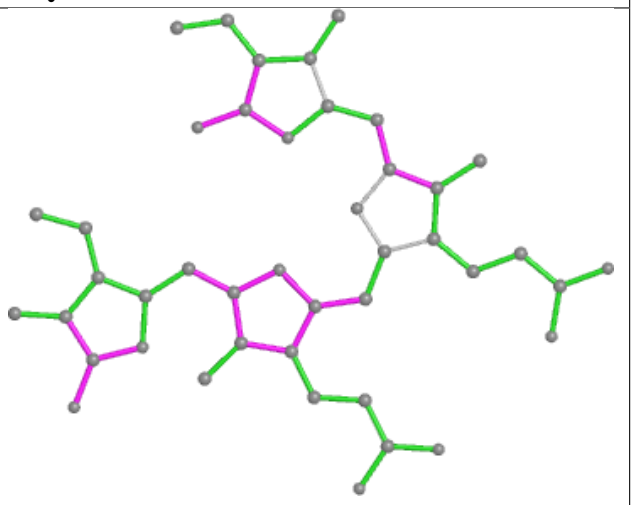

Bond angles

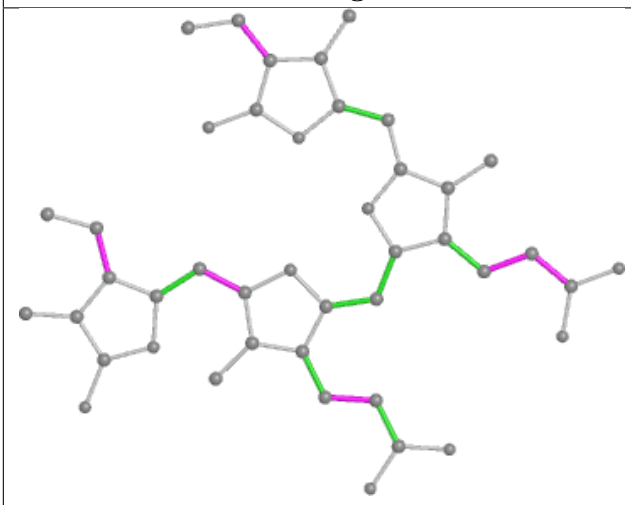

Torsions

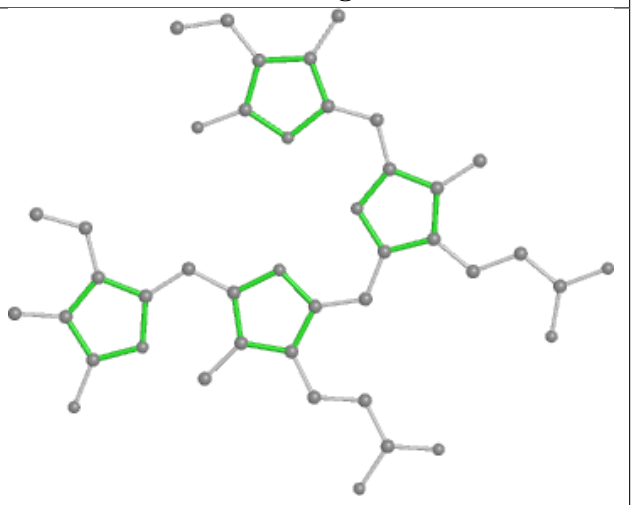

Rings

Ligand PEB D9 202

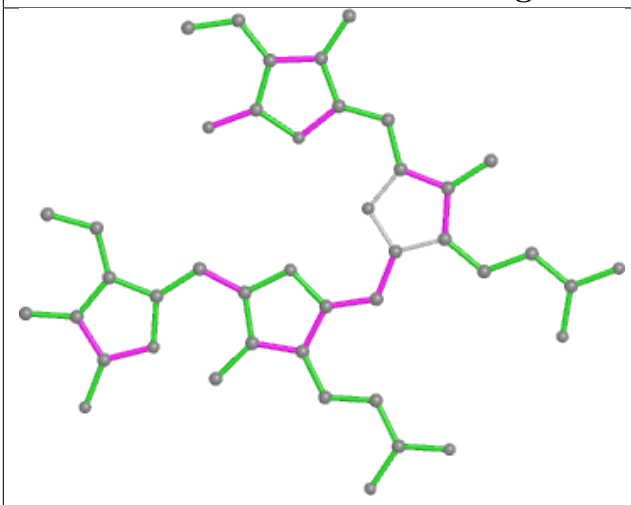

Bond lengths

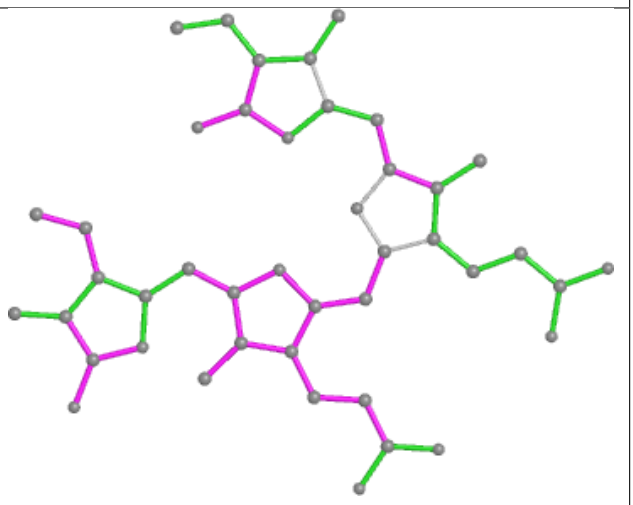

Bond angles

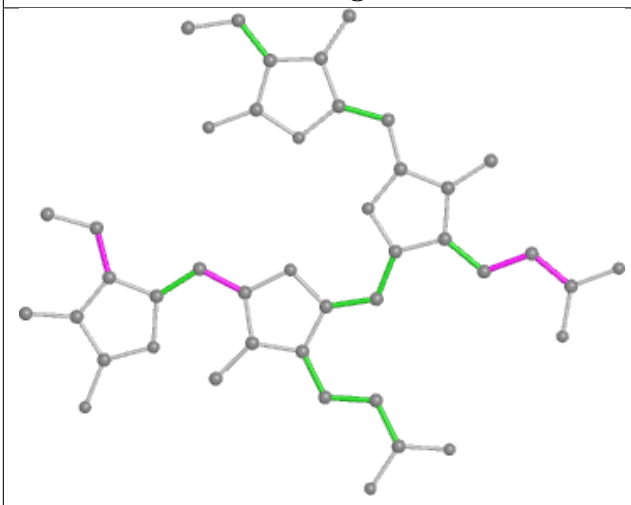

Torsions

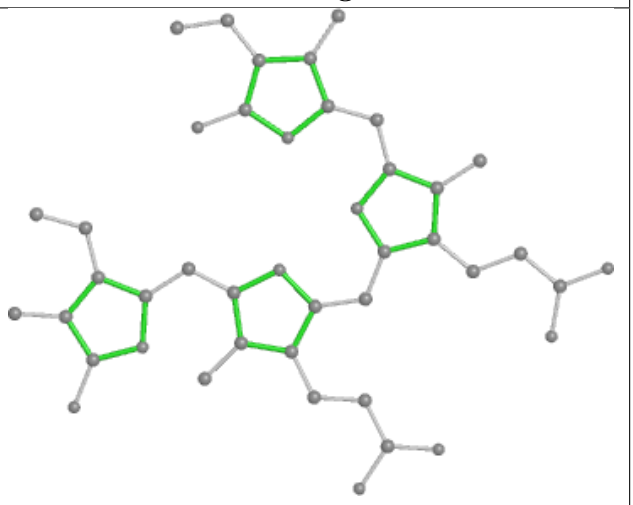

Rings

Ligand PEB cG 202

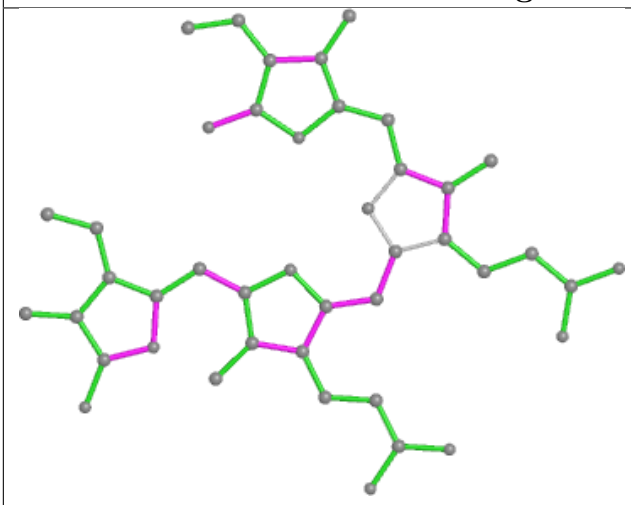

Bond lengths

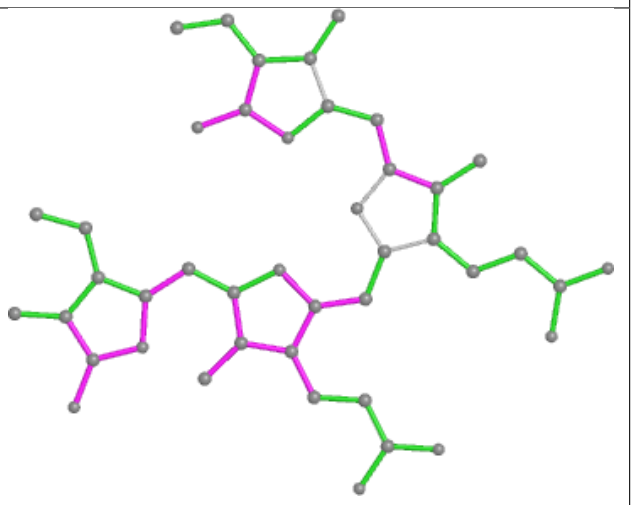

Bond angles

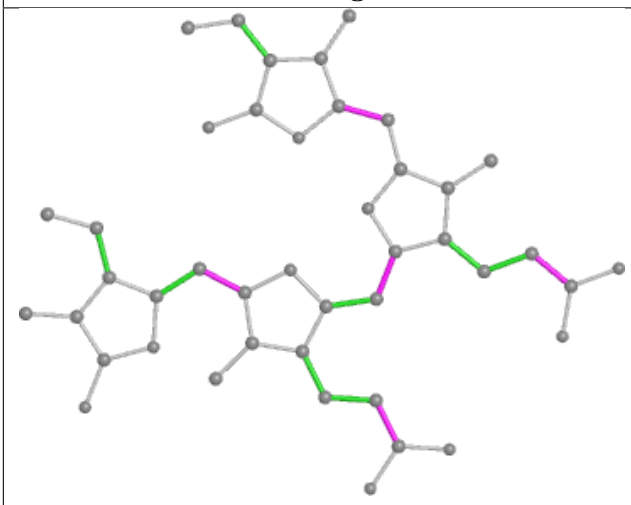

Torsions

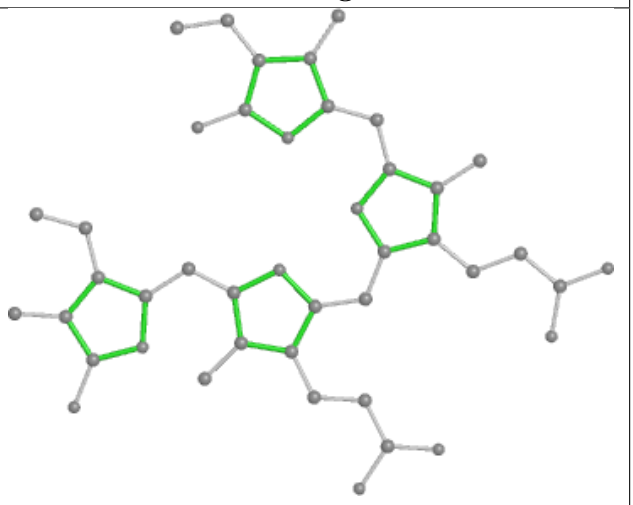

Rings

Ligand PEB XP 201

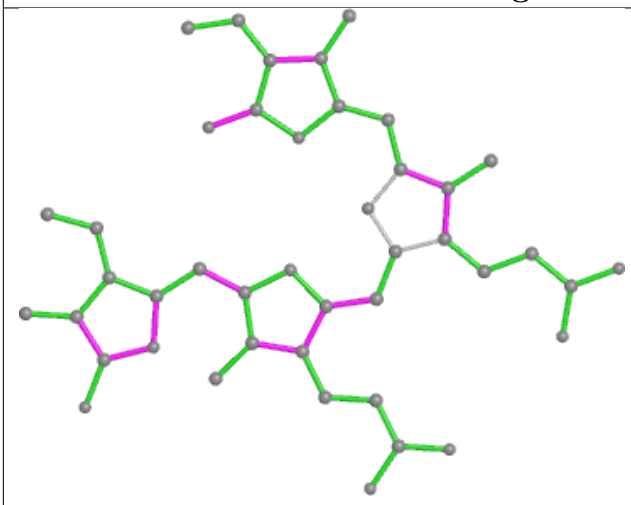

Bond lengths

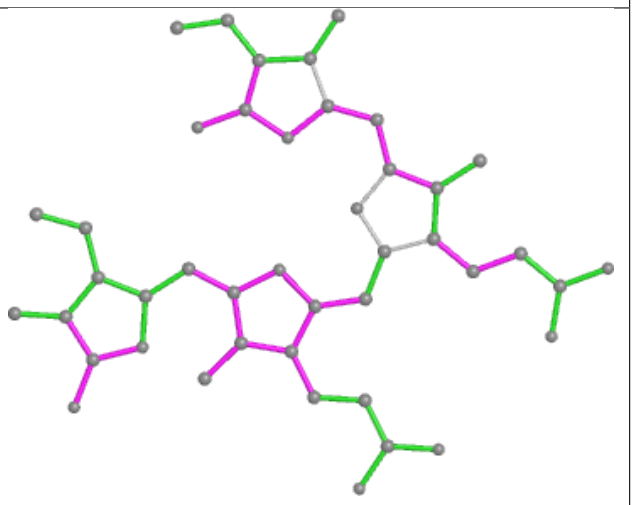

Bond angles

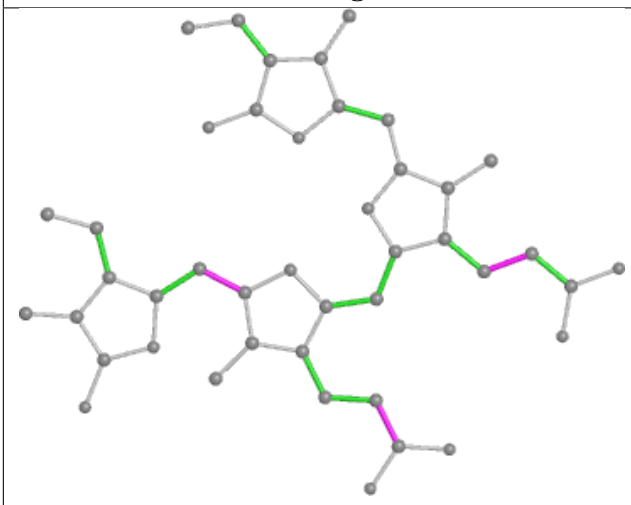

Torsions

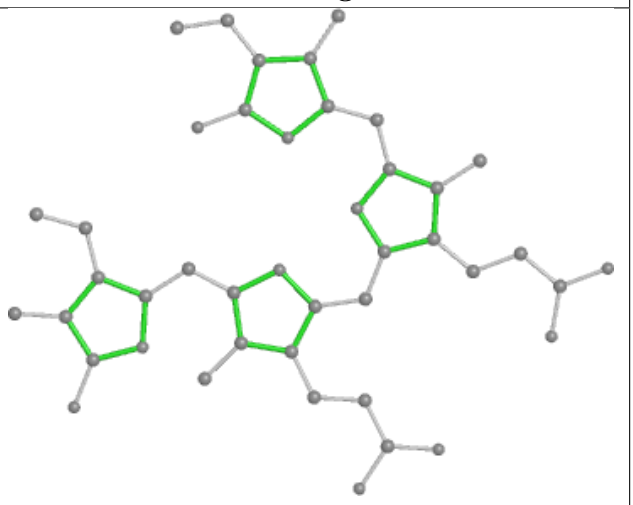

Rings

Ligand CLA 52 601

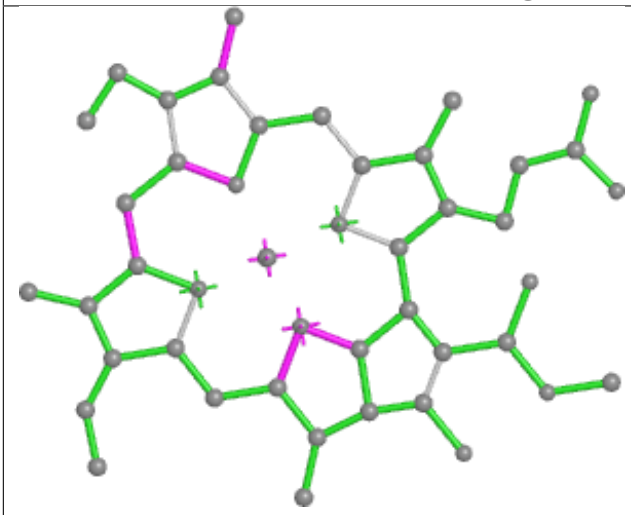

Bond lengths

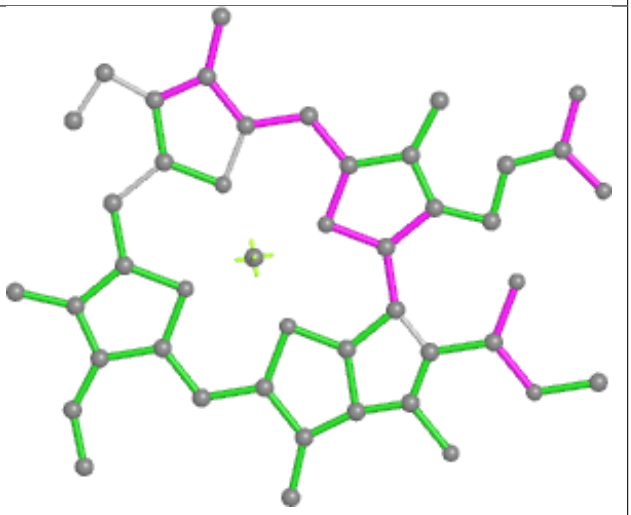

Bond angles

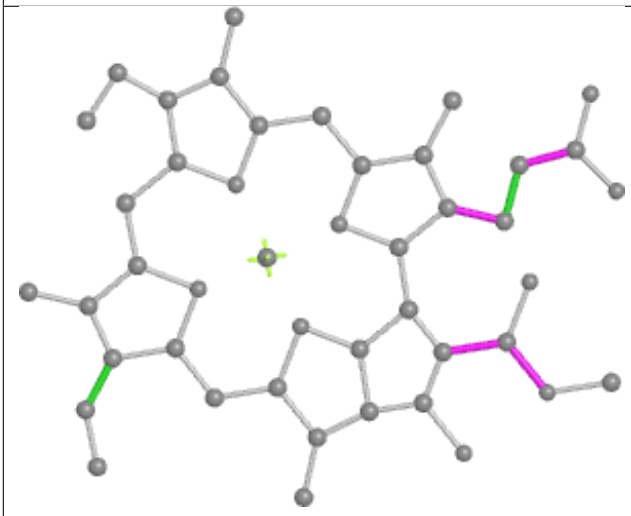

Torsions

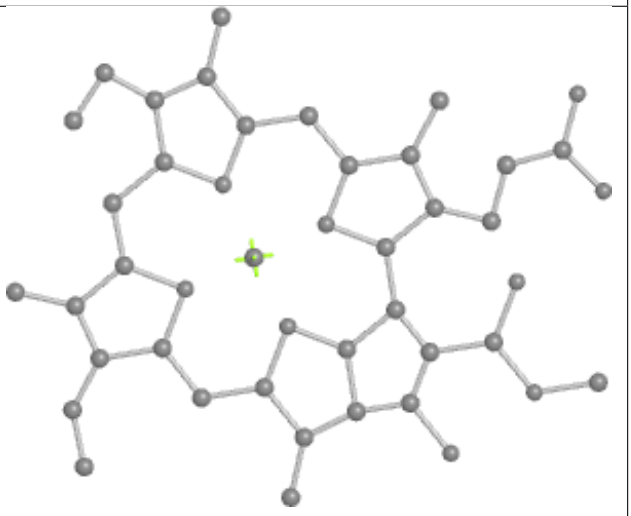

Rings

Ligand PEB NP 201

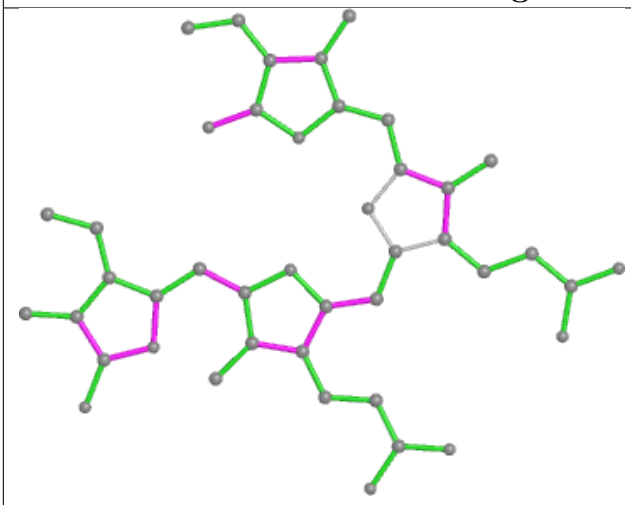

Bond lengths

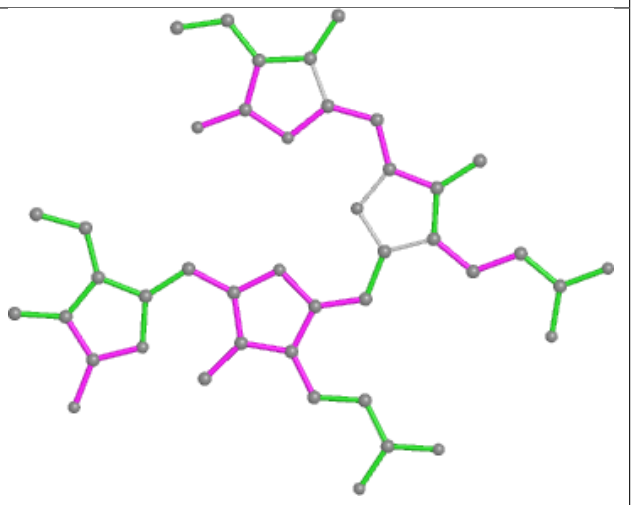

Bond angles

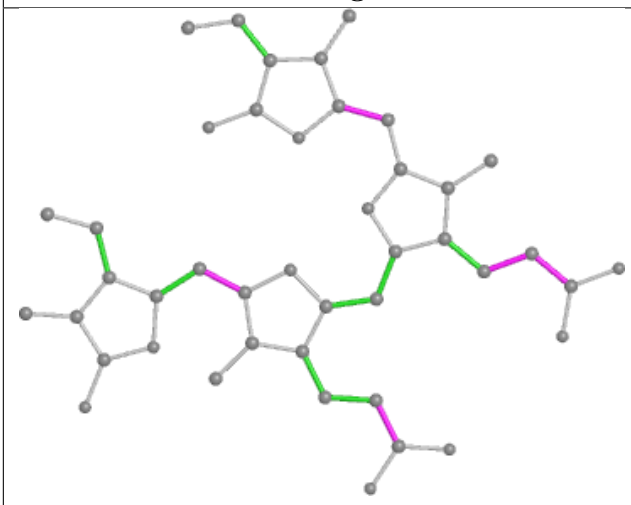

Torsions

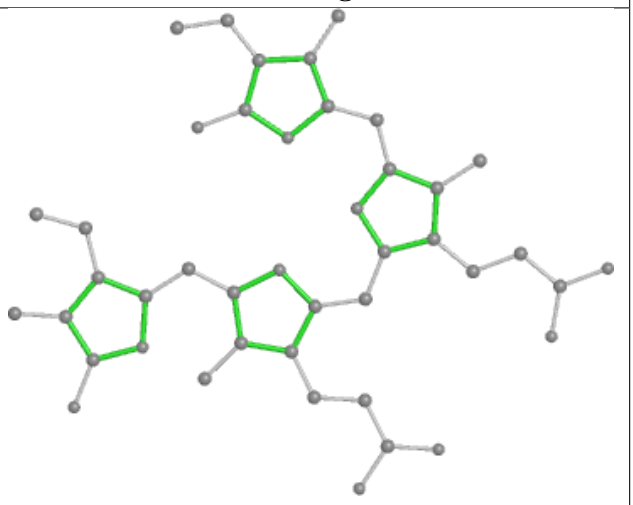

Rings

Ligand PEB kG 202

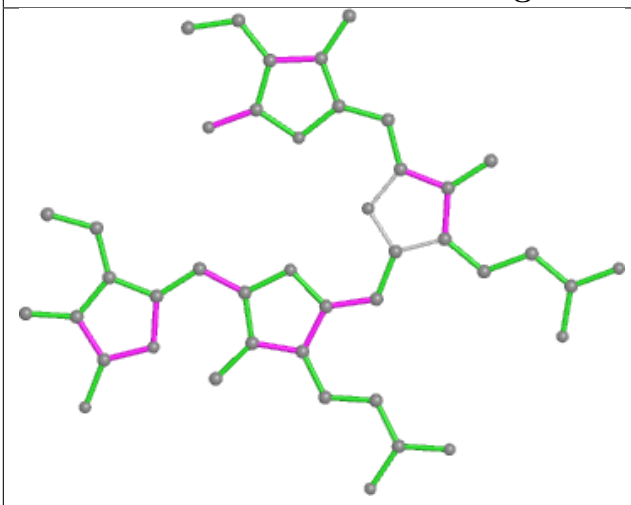

Bond lengths

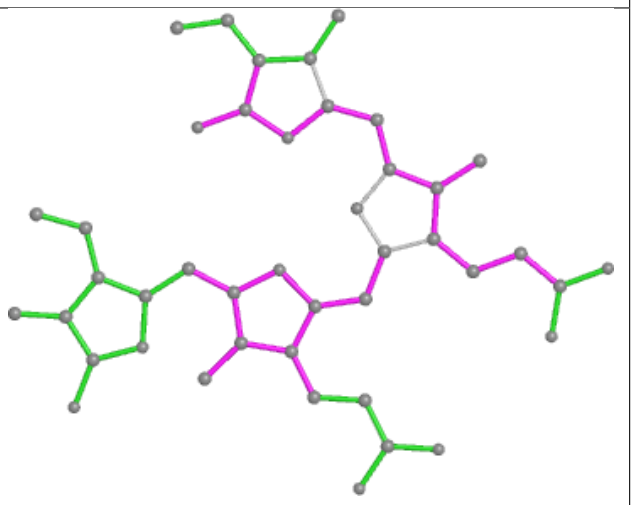

Bond angles

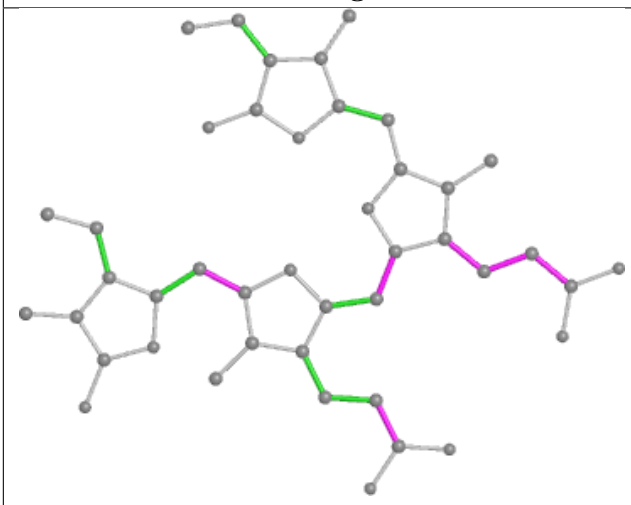

Torsions

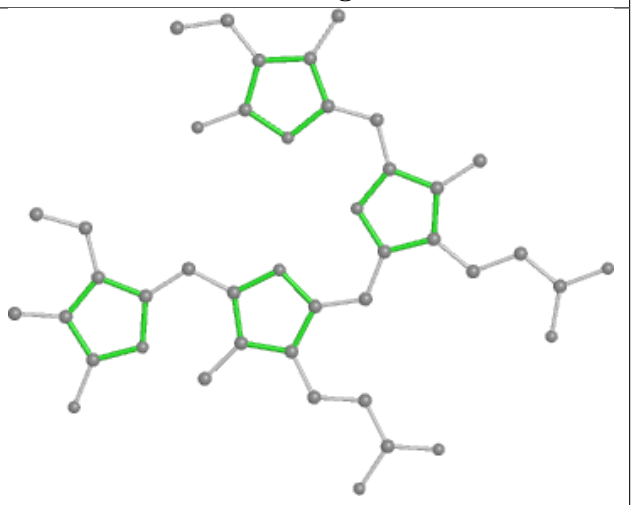

Rings

Ligand PEB aB 202

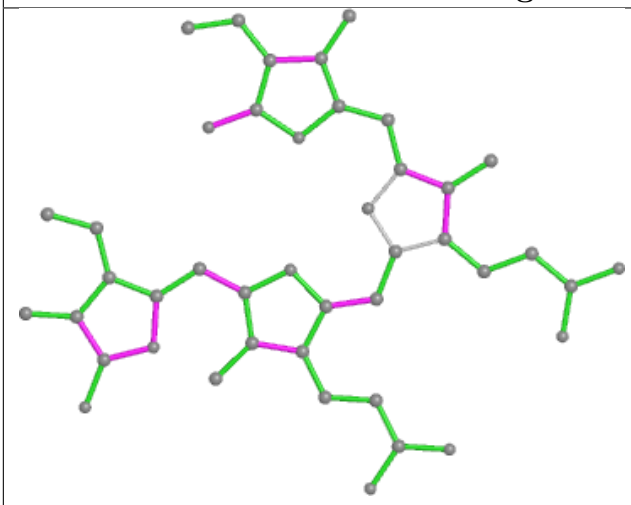

Bond lengths

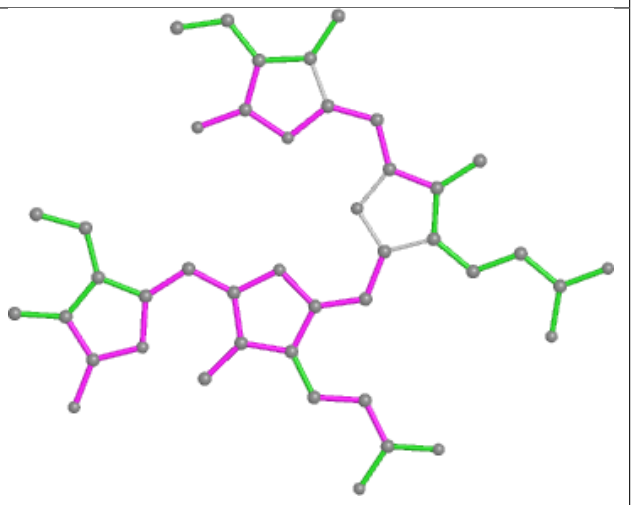

Bond angles

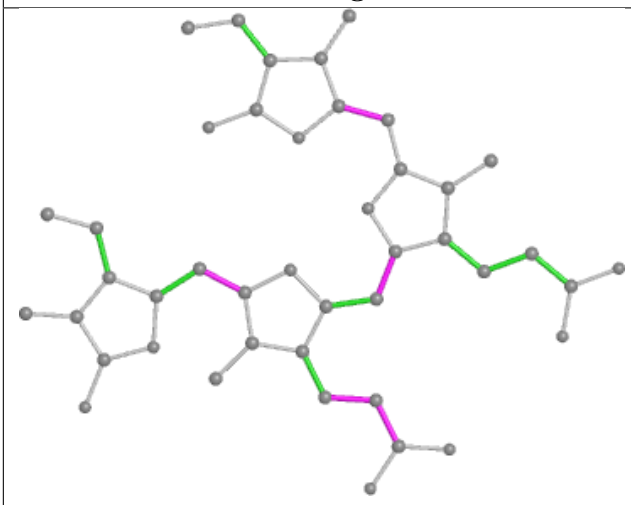

Torsions

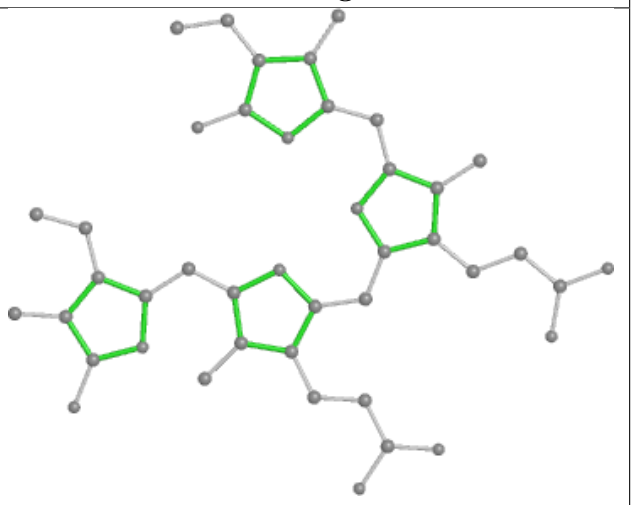

Rings

Ligand PEB I7 201

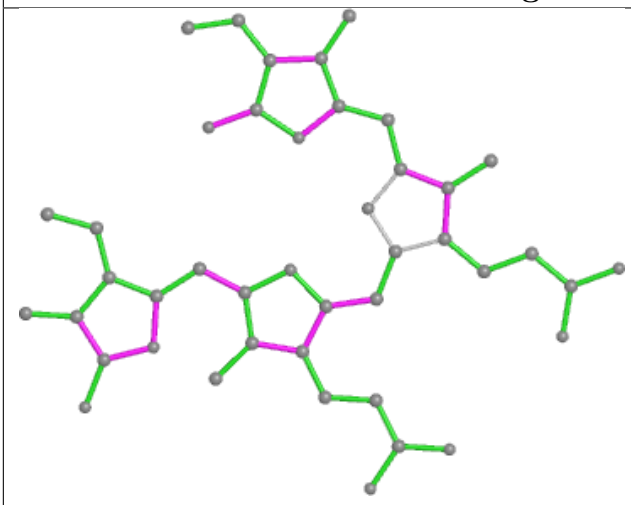

Bond lengths

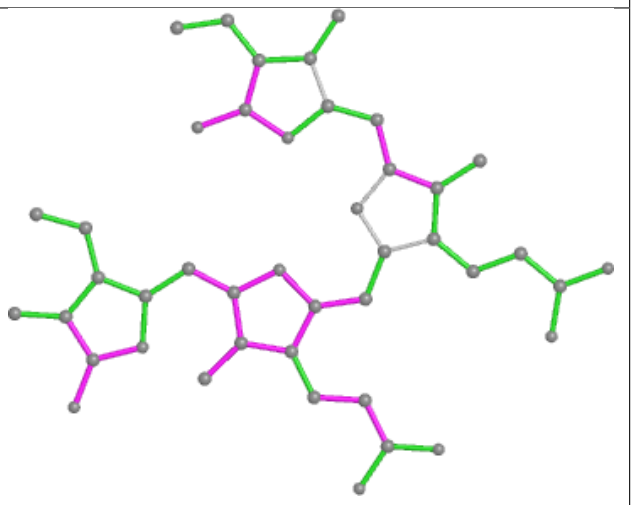

Bond angles

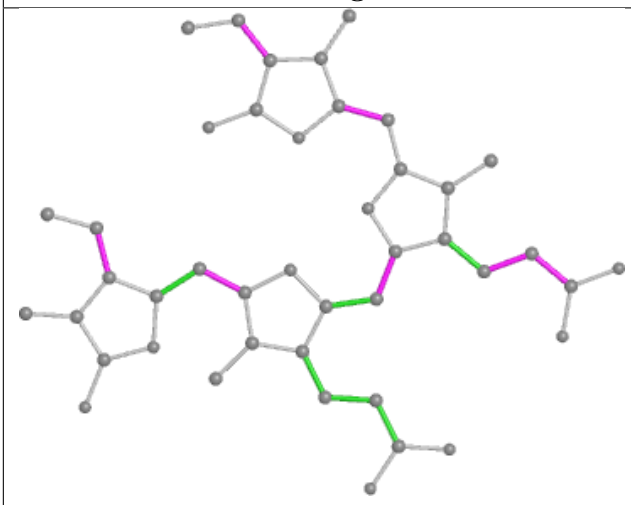

Torsions

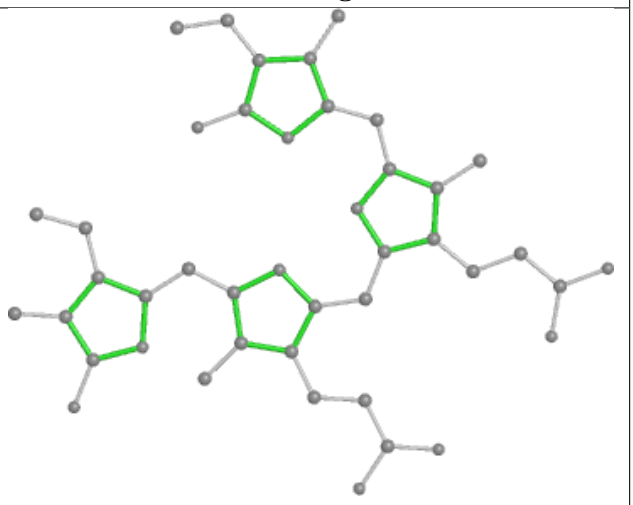

Rings

Ligand CLA AN 813

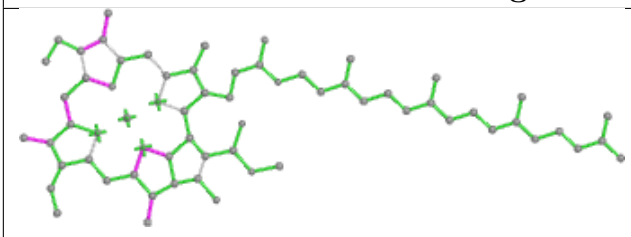

Bond lengths

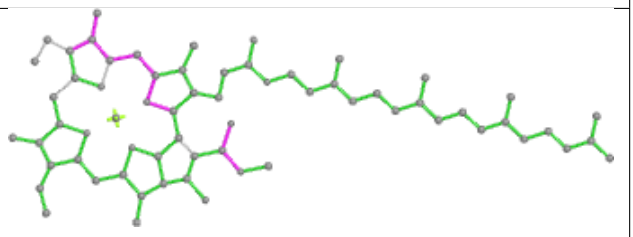

Bond angles

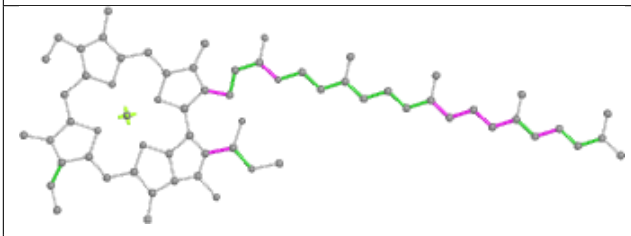

Torsions

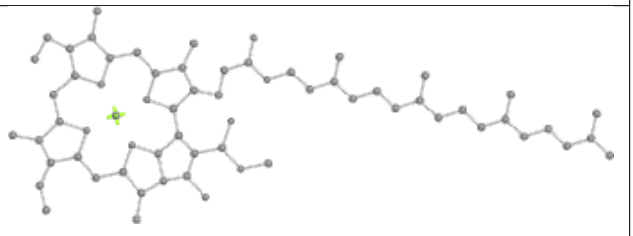

Rings

Ligand PEB FQ 201

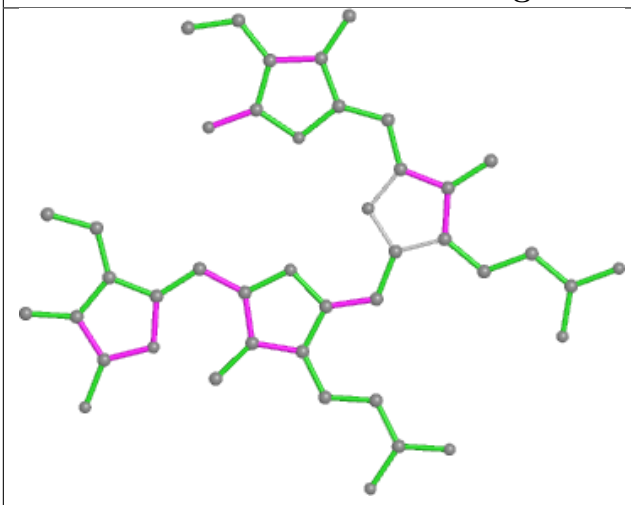

Bond lengths

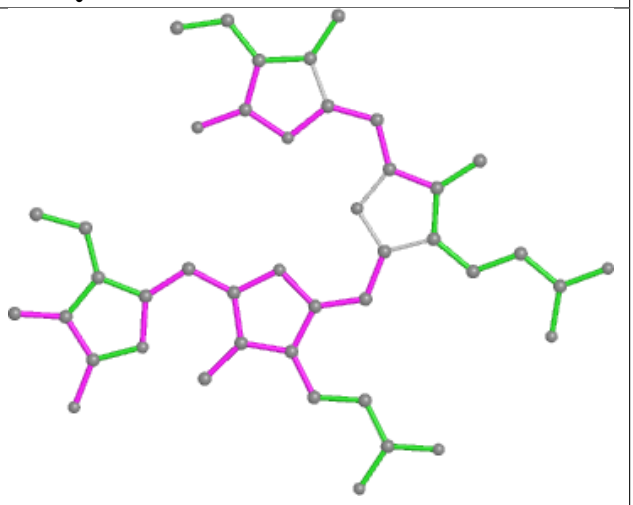

Bond angles

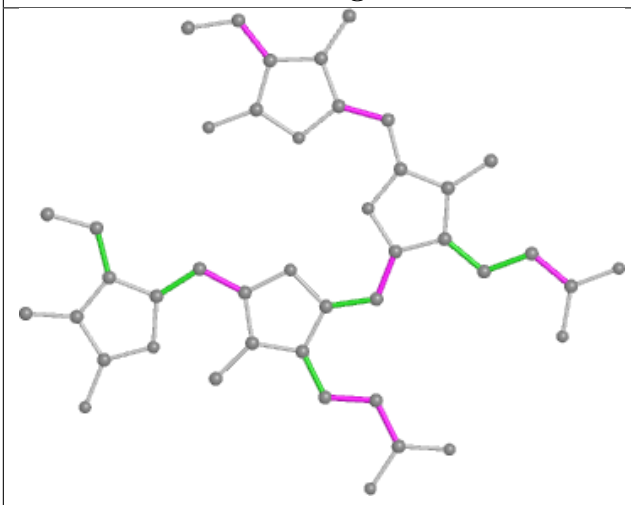

Torsions

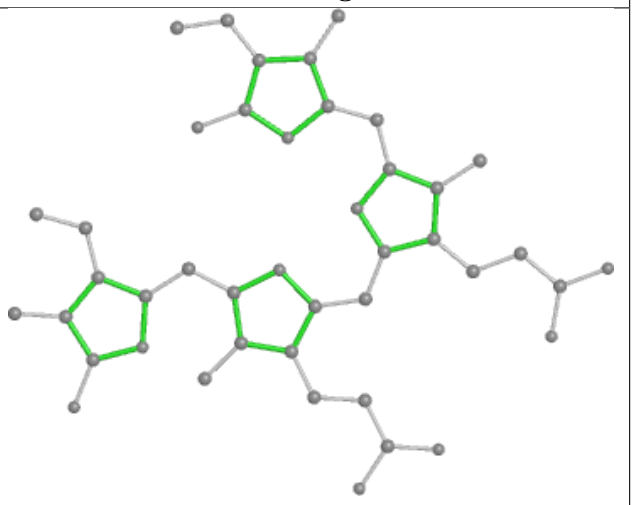

Rings

Ligand PUB AD 302

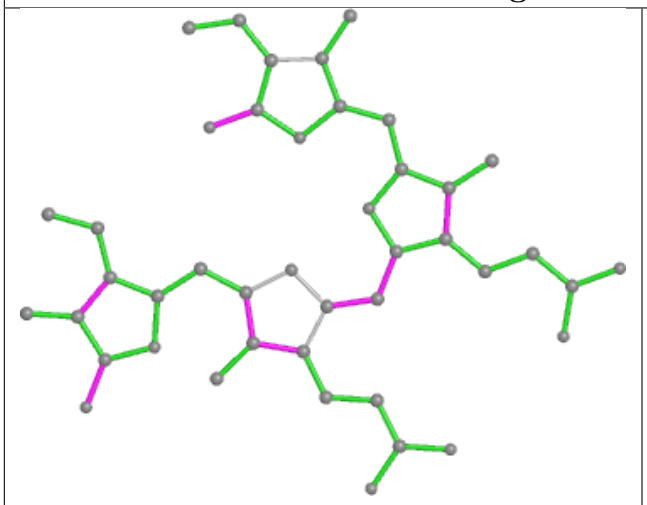

Bond lengths

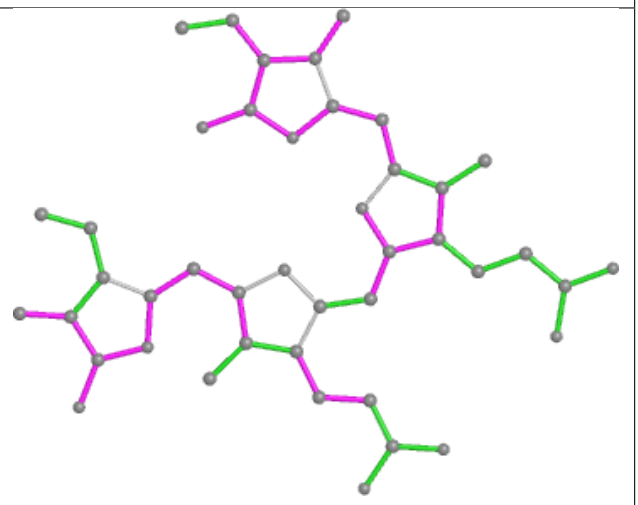

Bond angles

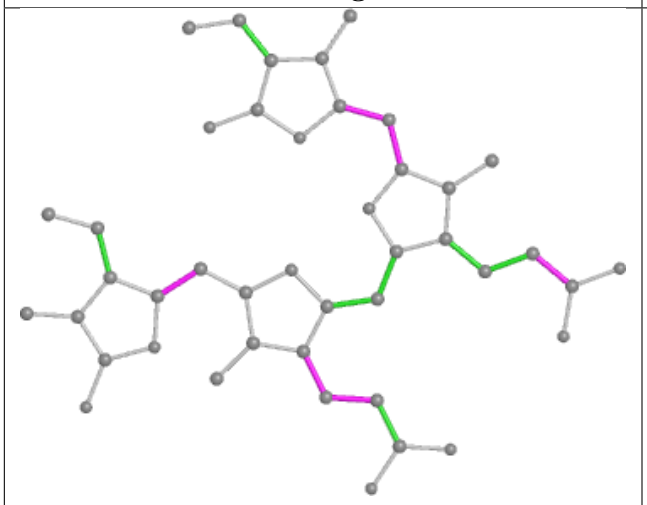

Torsions

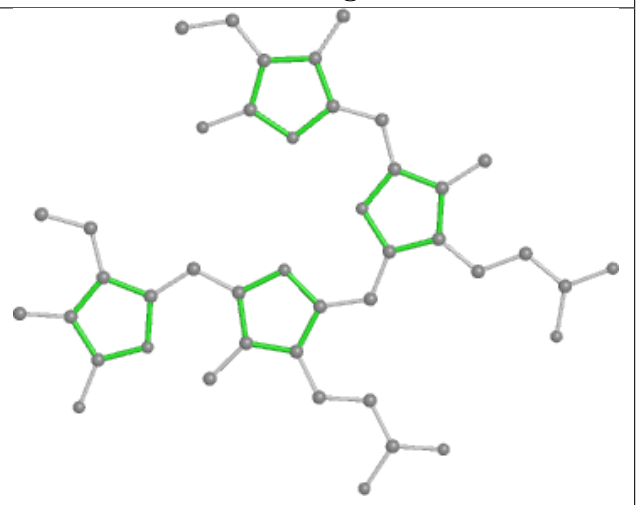

Rings

Ligand DGD a6 604

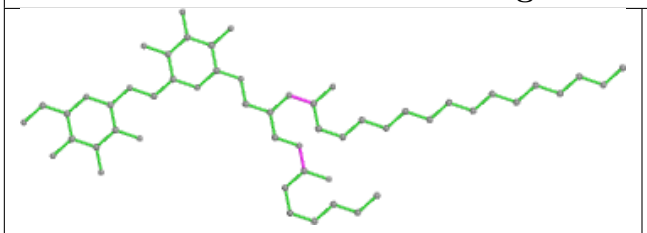

Bond lengths

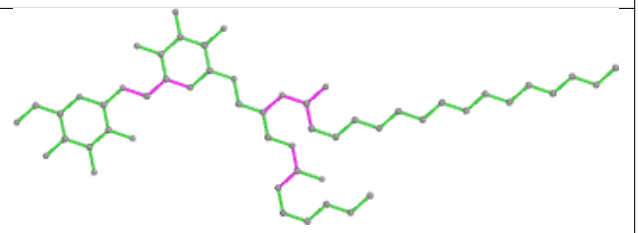

Bond angles

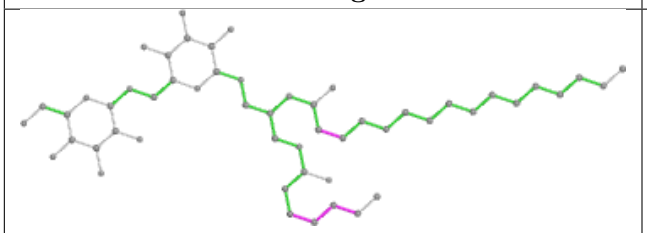

Torsions

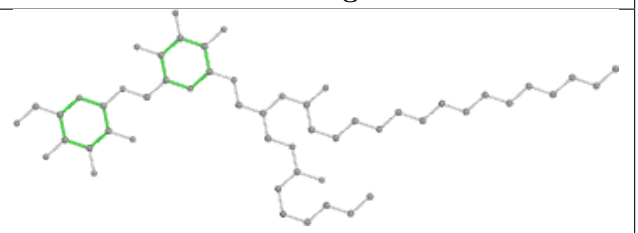

Rings

Ligand PEB dH 201

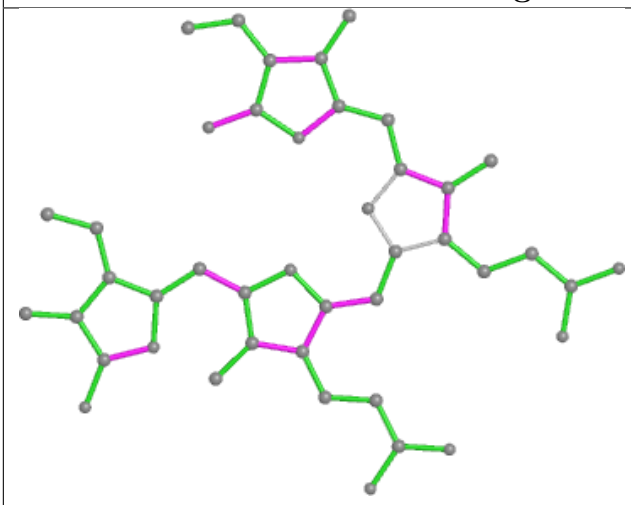

Bond lengths

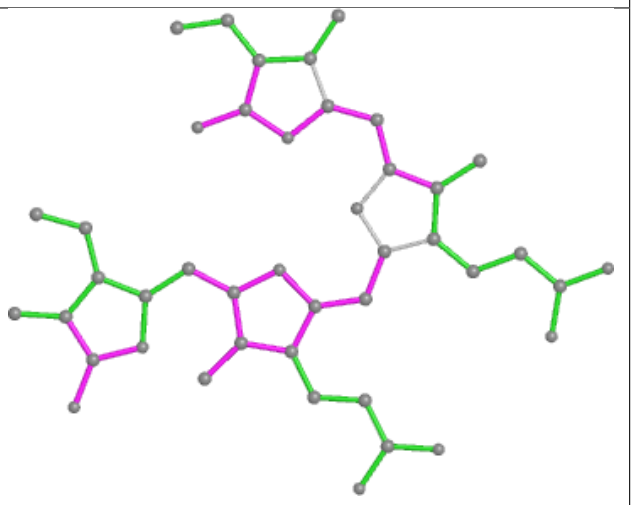

Bond angles

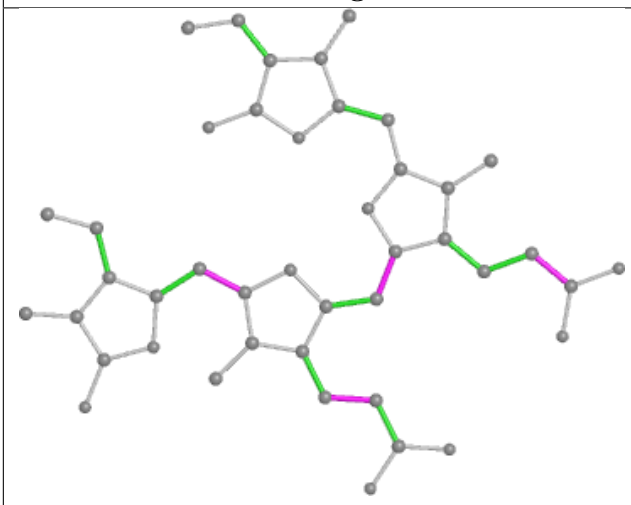

Torsions

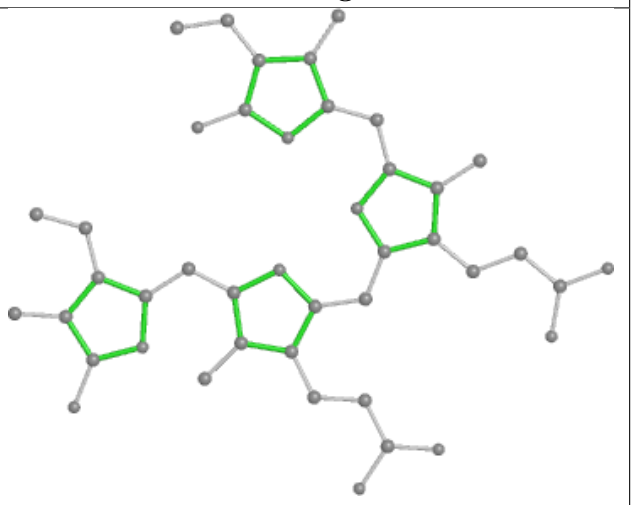

Rings

Ligand PEB NK 201

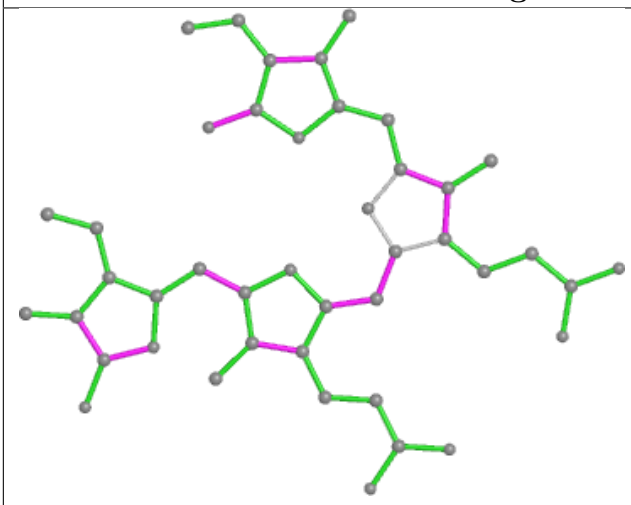

Bond lengths

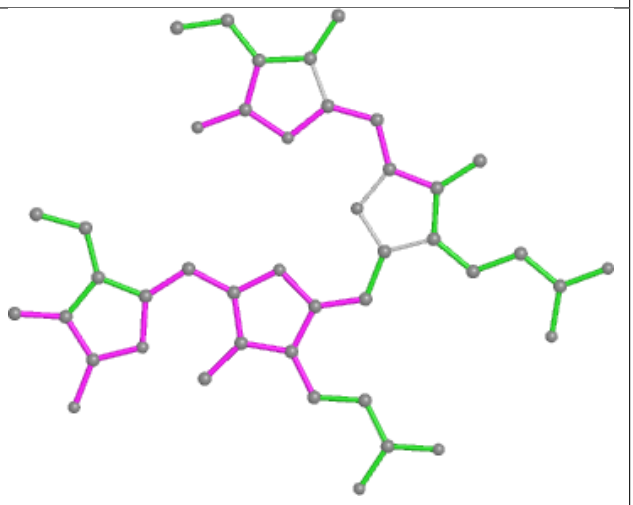

Bond angles

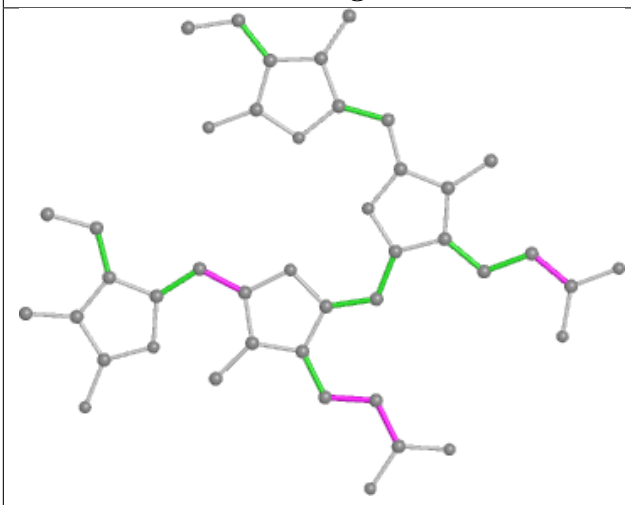

Torsions

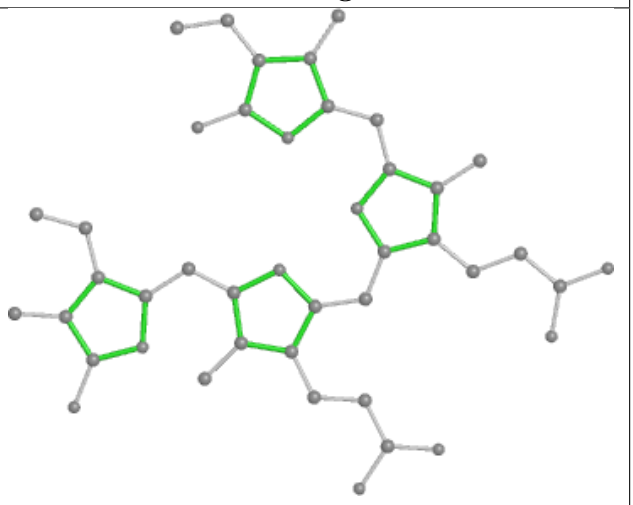

Rings

Ligand CLA 2N 311

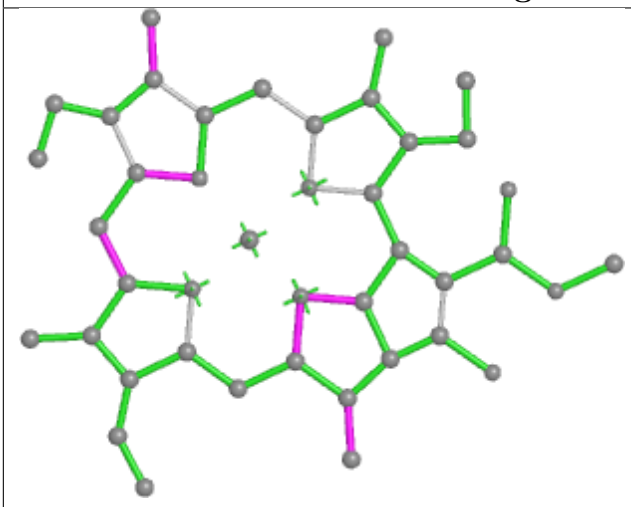

Bond lengths

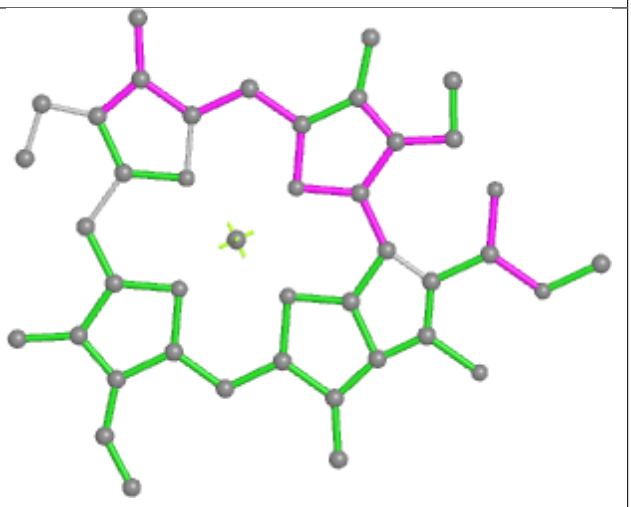

Bond angles

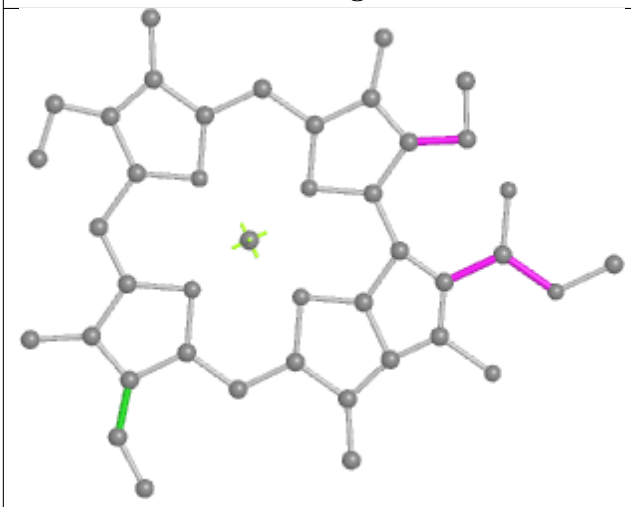

Torsions

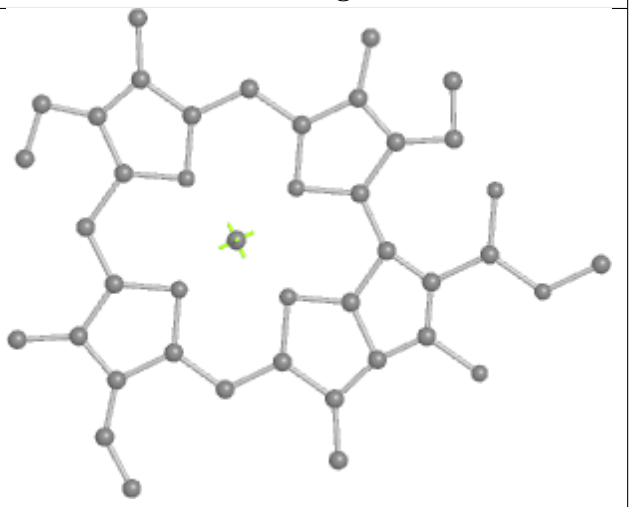

Rings

Ligand DGD BL 614

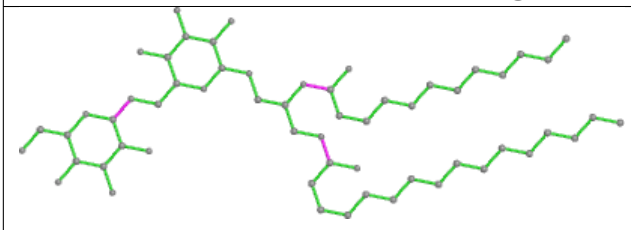

Bond lengths

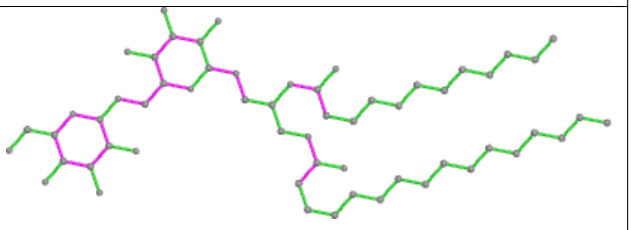

Bond angles

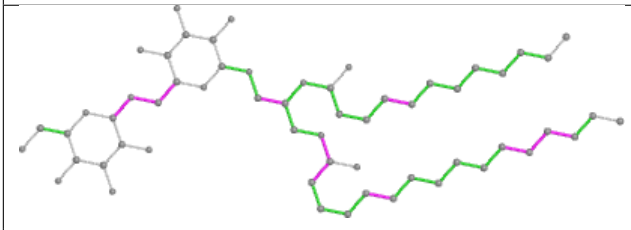

Torsions

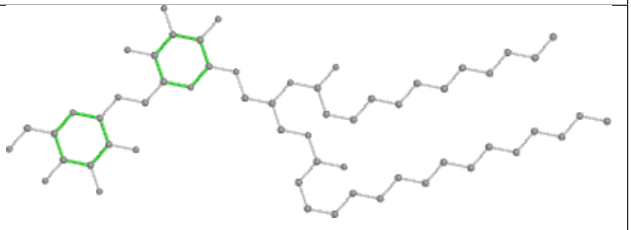

Rings

Ligand PEB SD 201

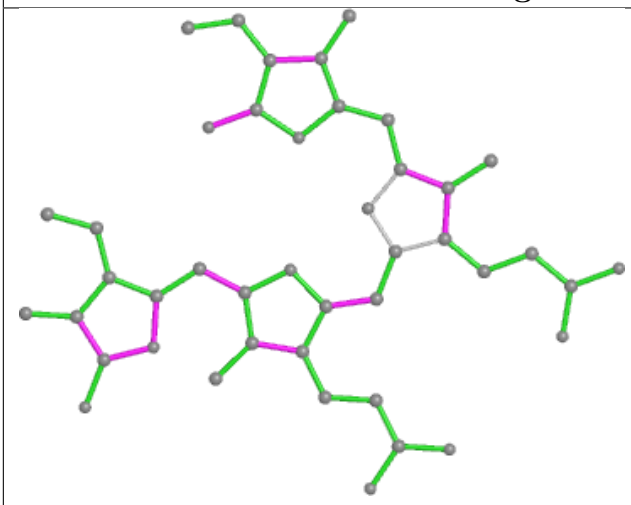

Bond lengths

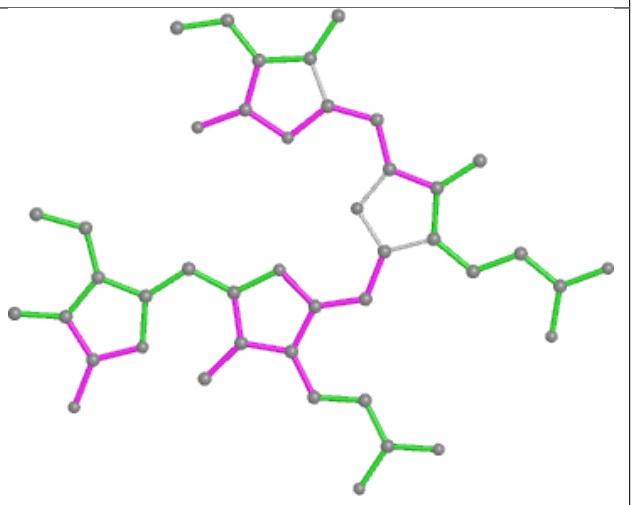

Bond angles

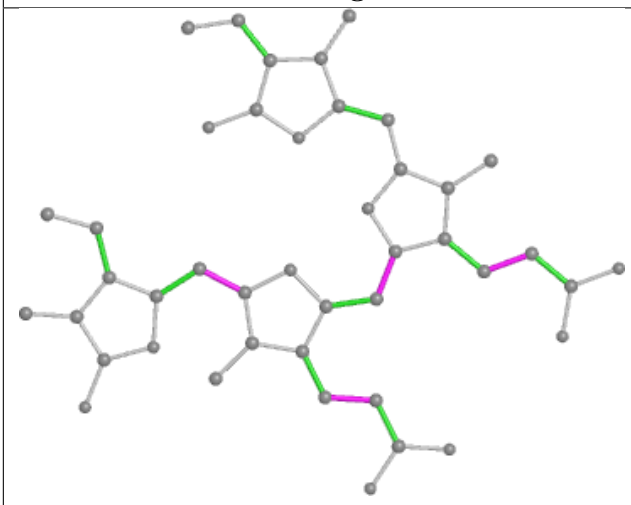

Torsions

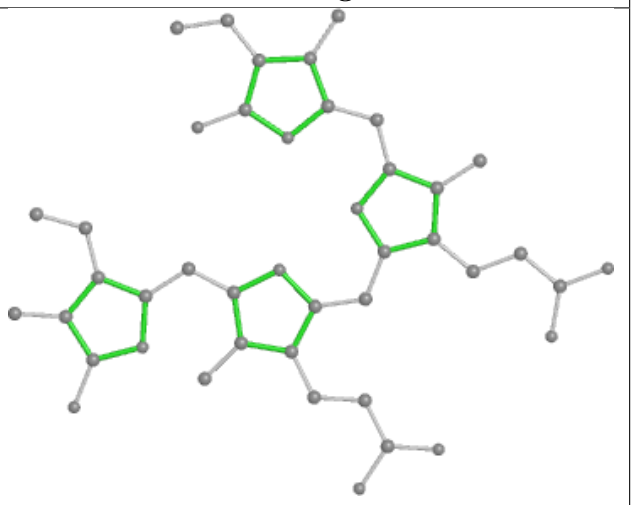

Rings

Ligand CYC B3 1001

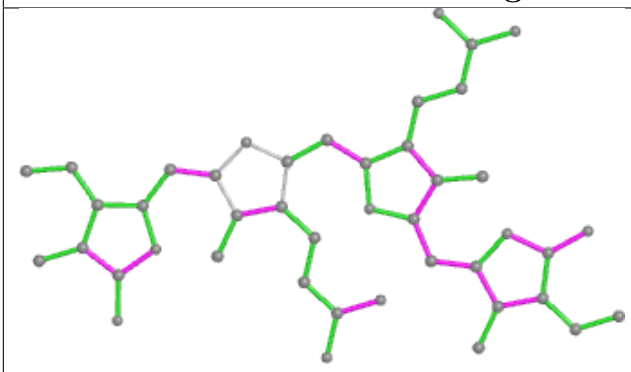

Bond lengths

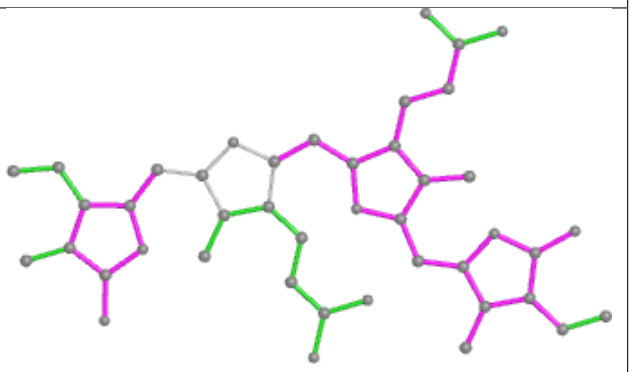

Bond angles

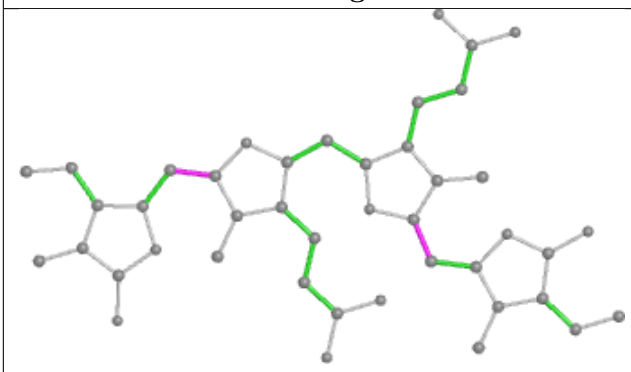

Torsions

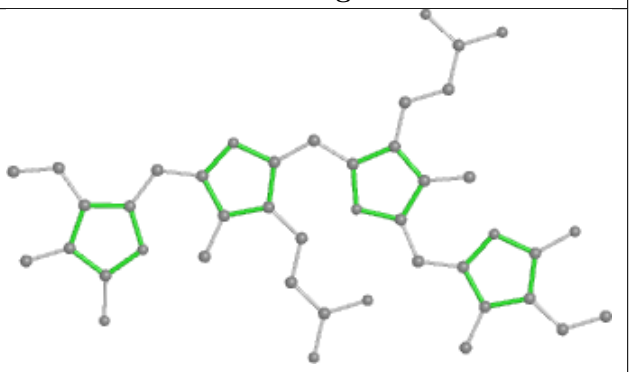

Rings

Ligand PEB TA 201

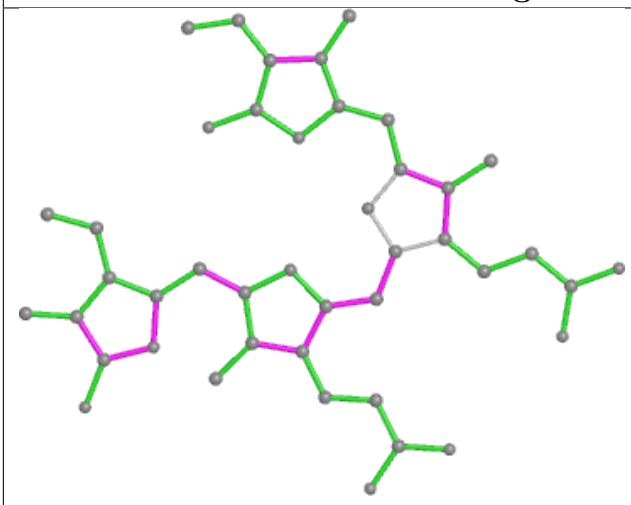

Bond lengths

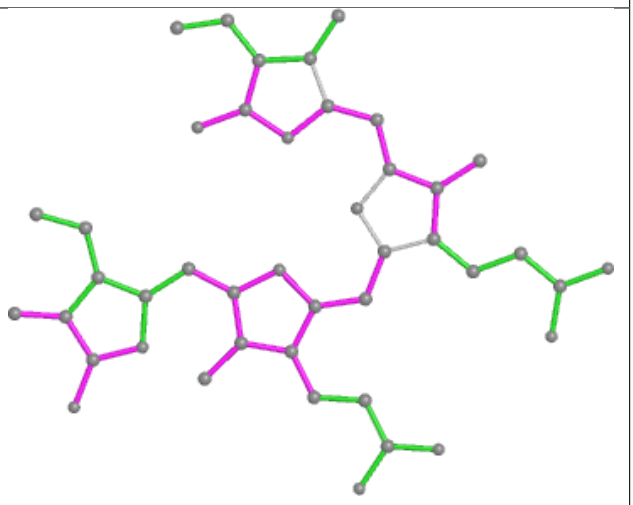

Bond angles

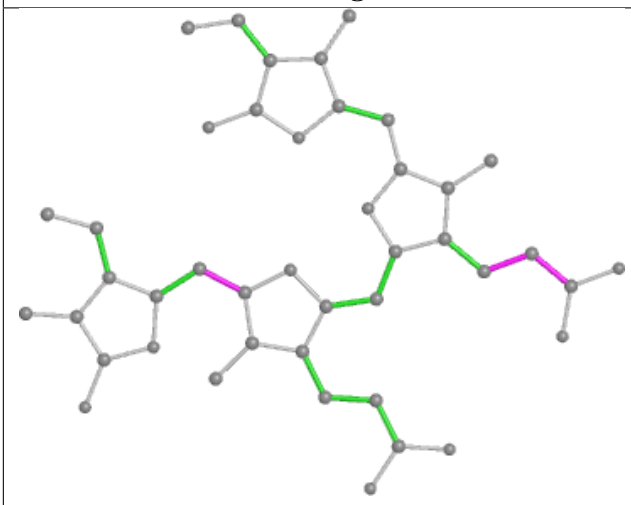

Torsions

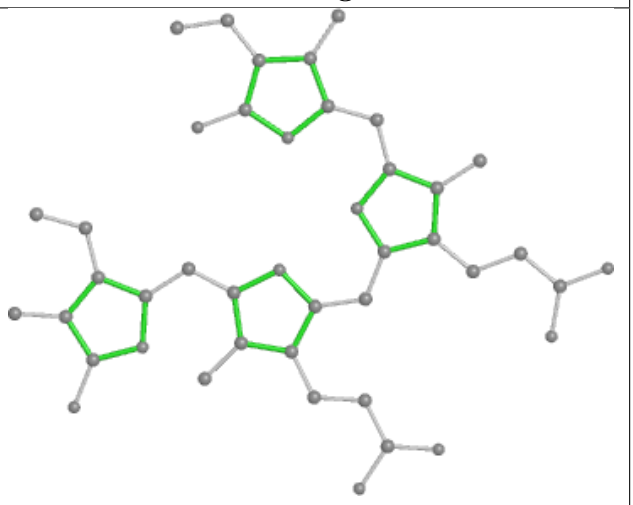

Rings

Ligand CLA AN 834

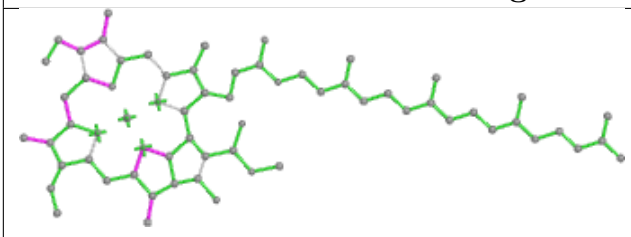

Bond lengths

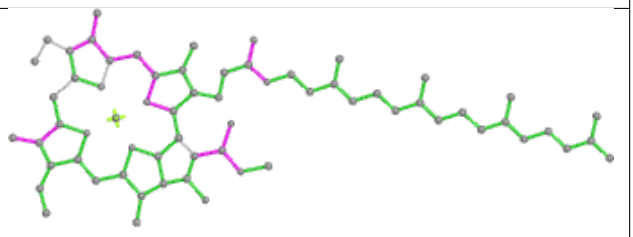

Bond angles

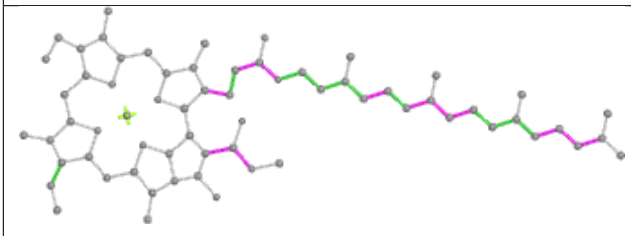

Torsions

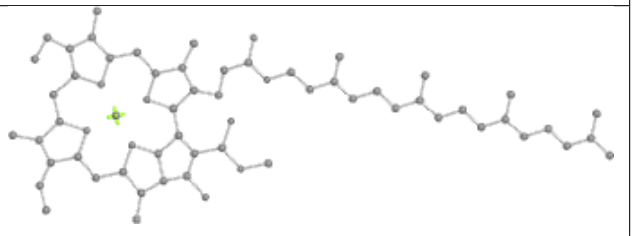

Rings

Ligand CLA d6 406

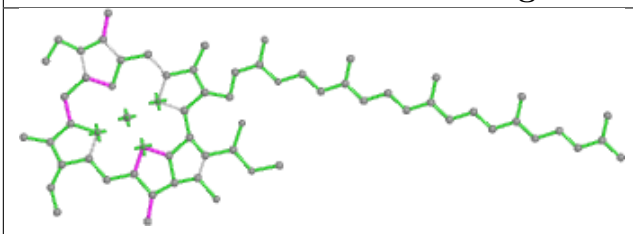

Bond lengths

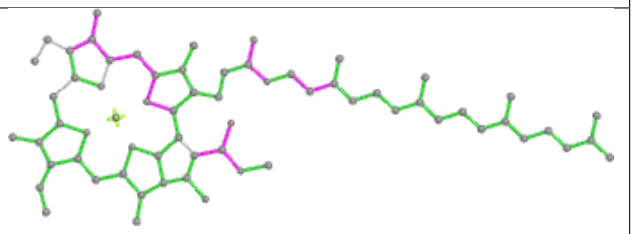

Bond angles

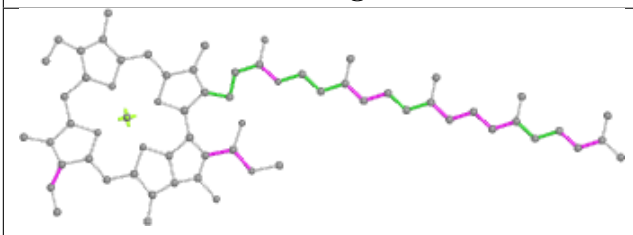

Torsions

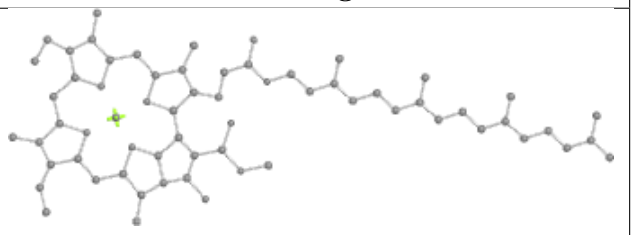

Rings

Ligand PEB T4 202

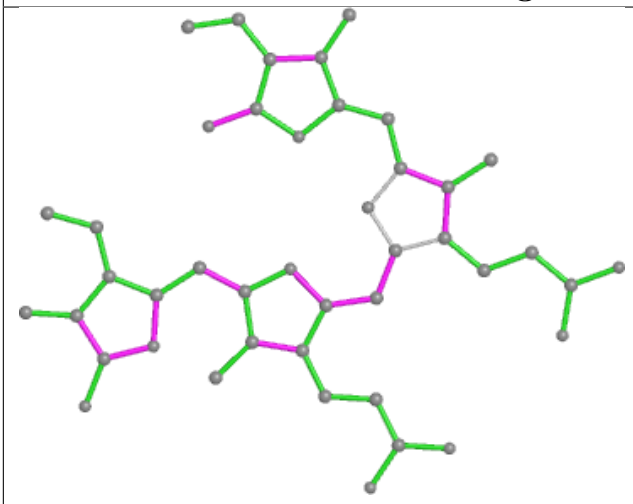

Bond lengths

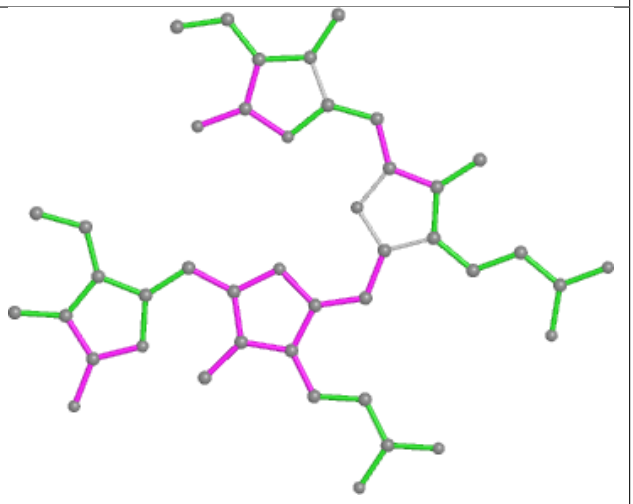

Bond angles

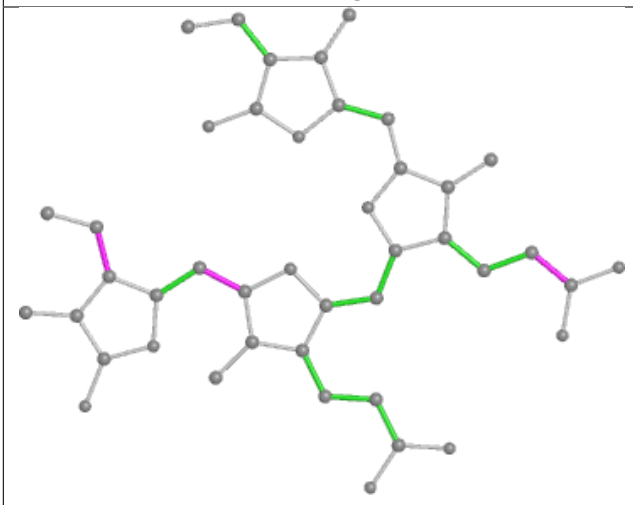

Torsions

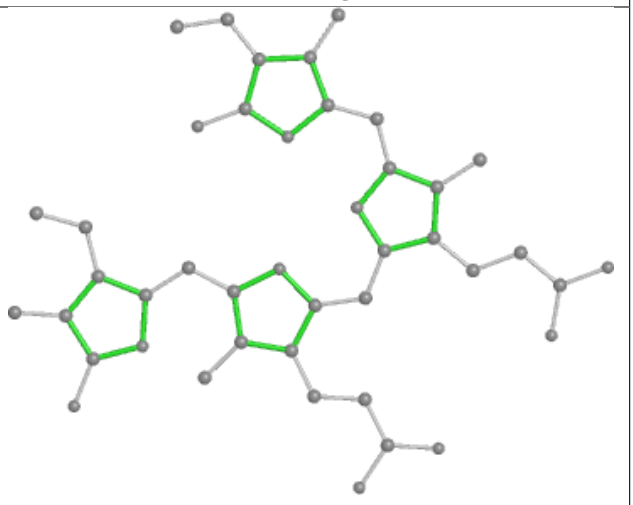

Rings

Ligand PEB W1 203

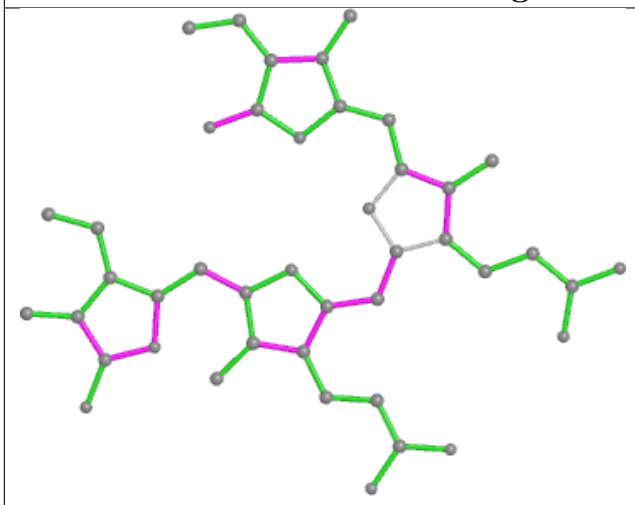

Bond lengths

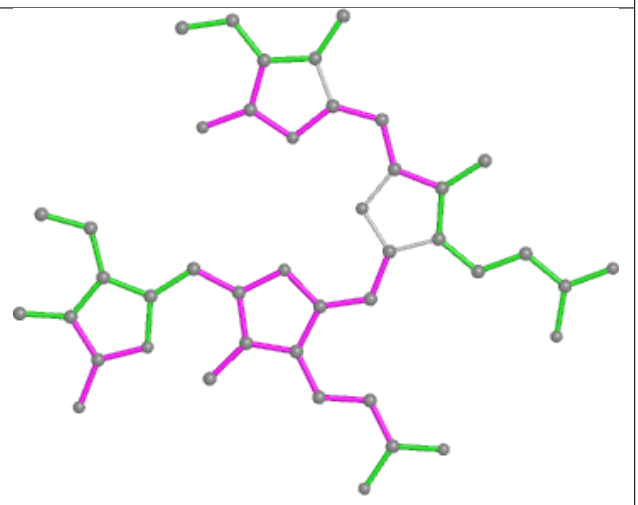

Bond angles

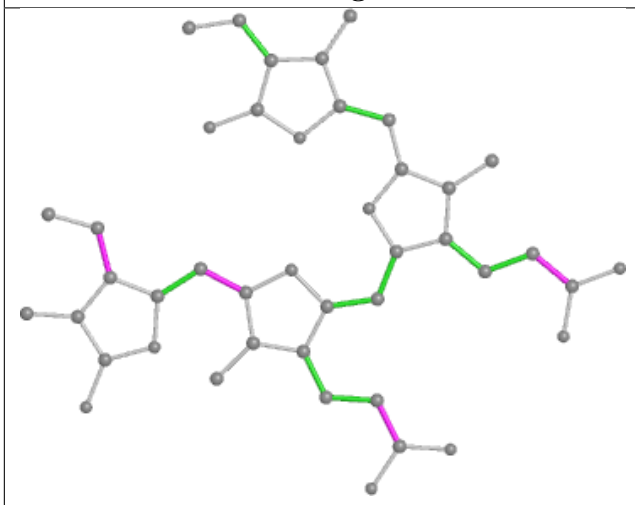

Torsions

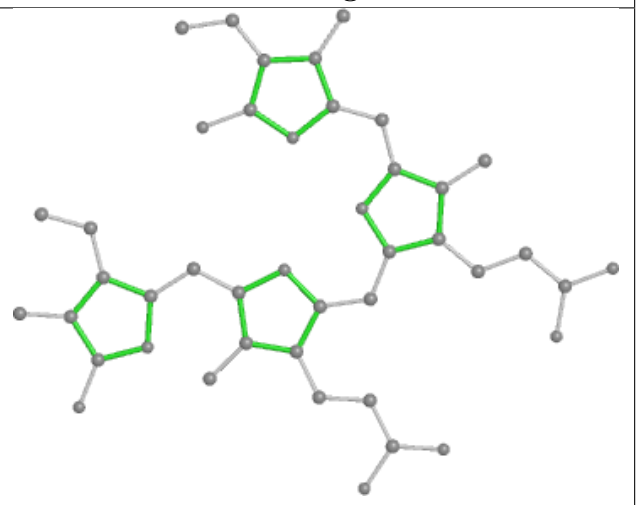

Rings

Ligand CYC v3 1001

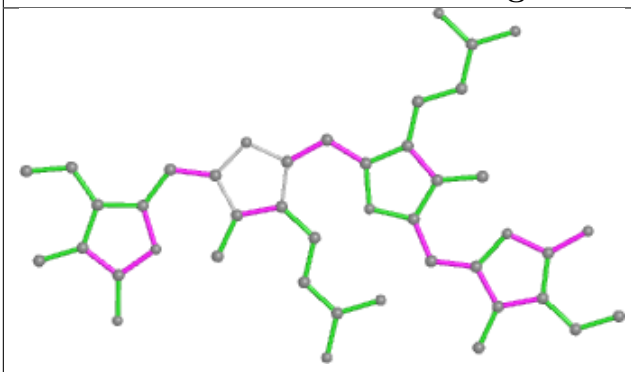

Bond lengths

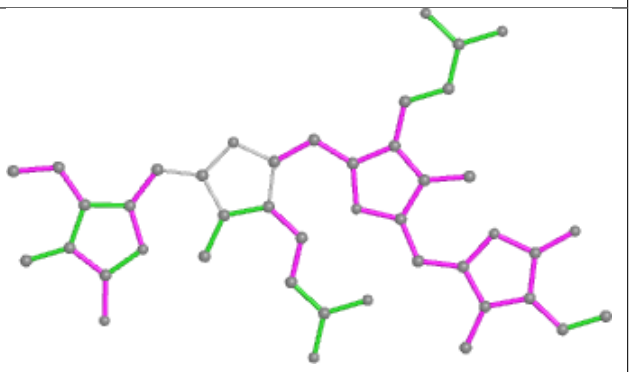

Bond angles

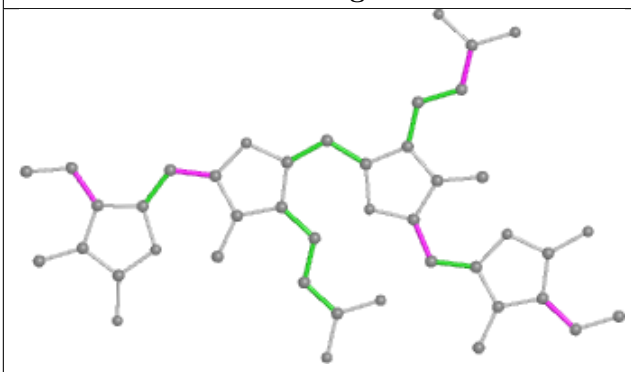

Torsions

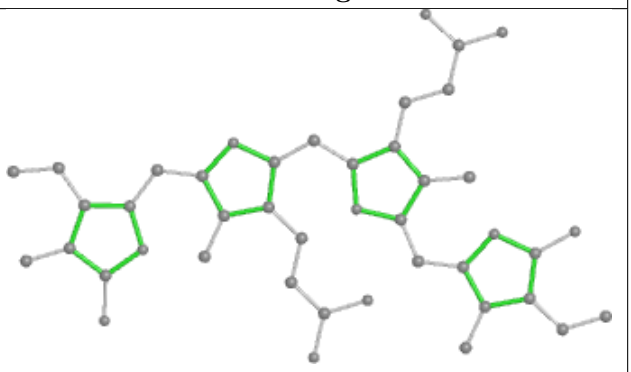

Rings

Ligand PEB PK 201

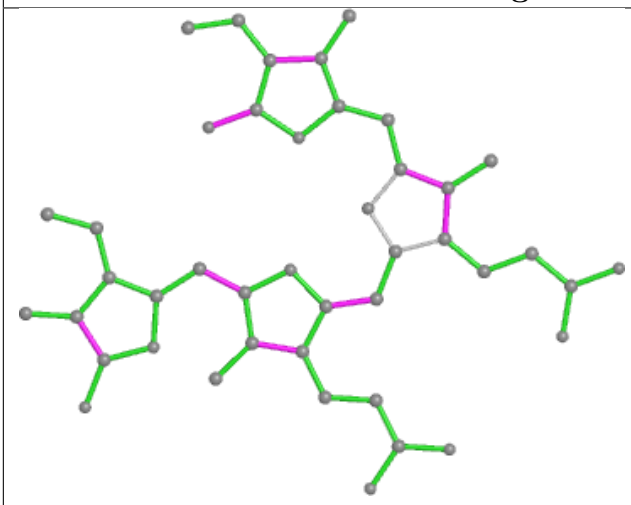

Bond lengths

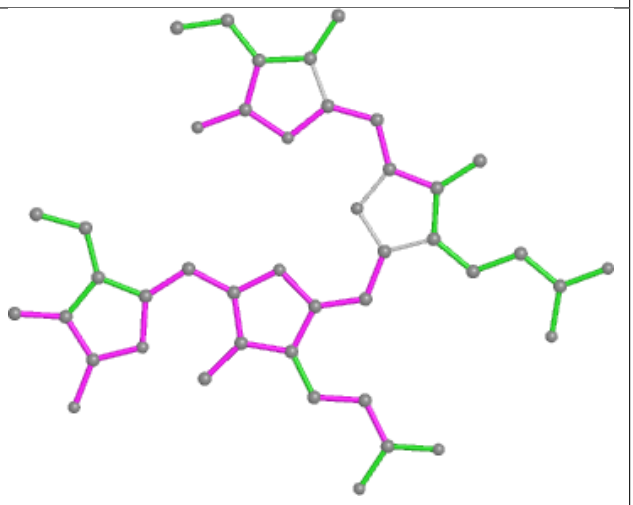

Bond angles

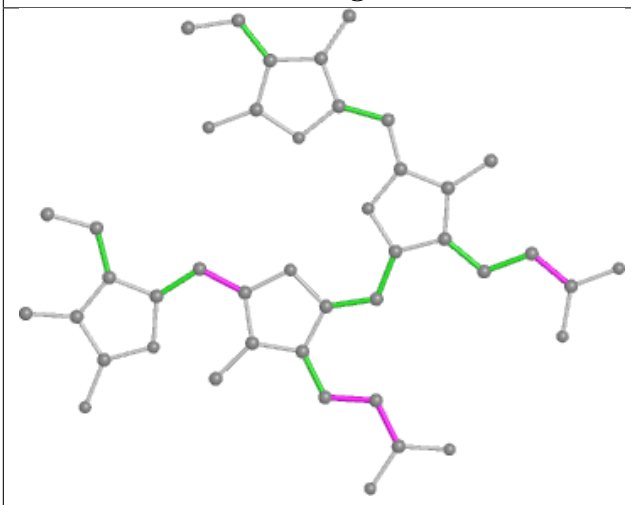

Torsions

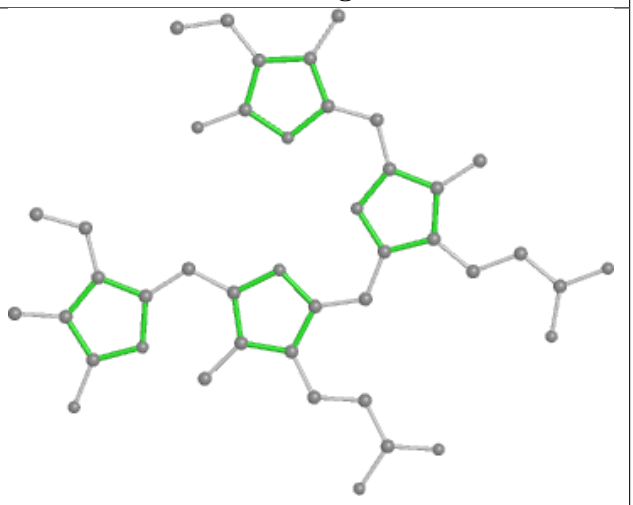

Rings

Ligand CLA b6 611

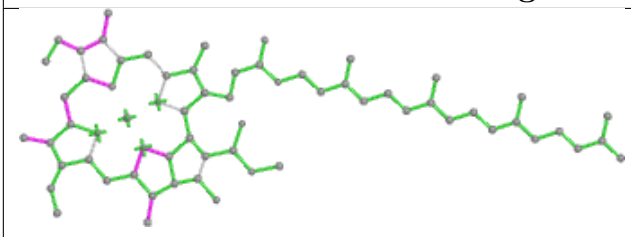

Bond lengths

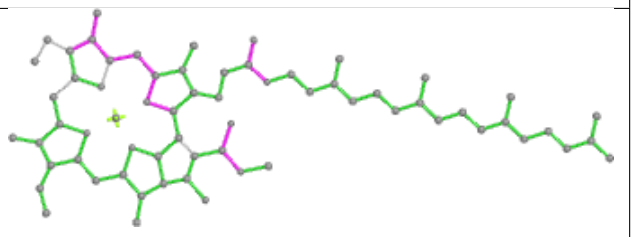

Bond angles

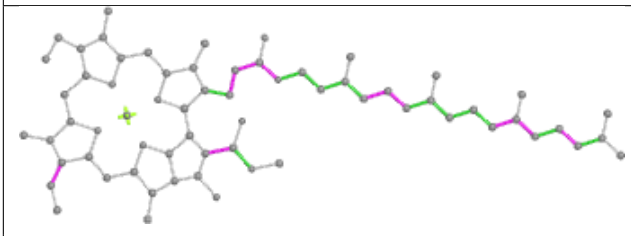

Torsions

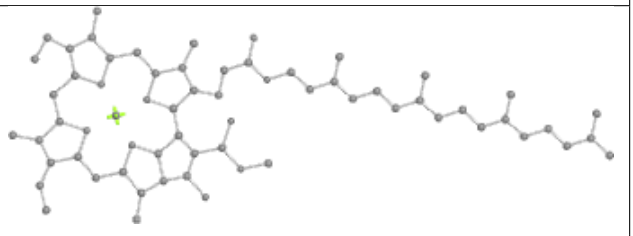

Rings

Ligand PEB SH 203

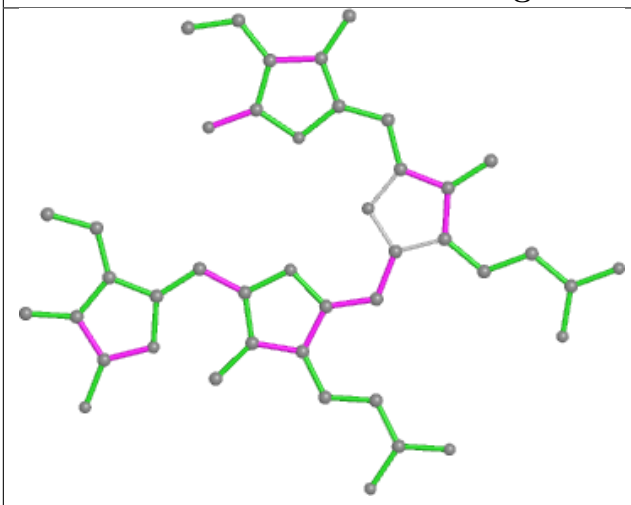

Bond lengths

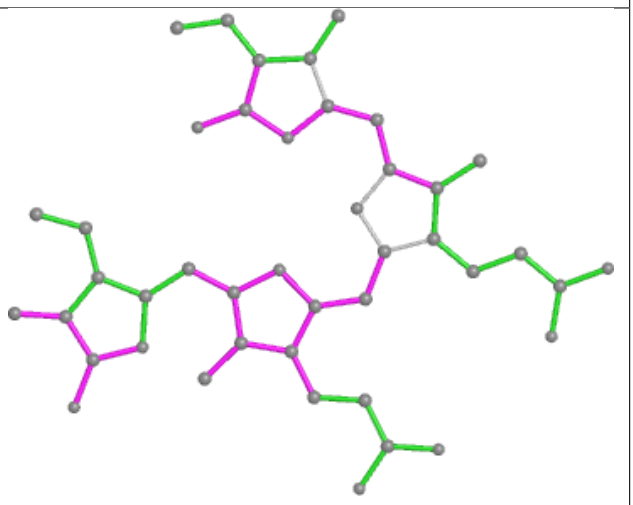

Bond angles

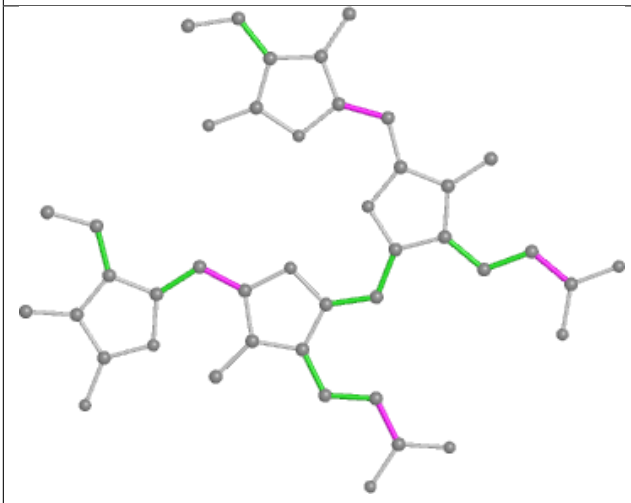

Torsions

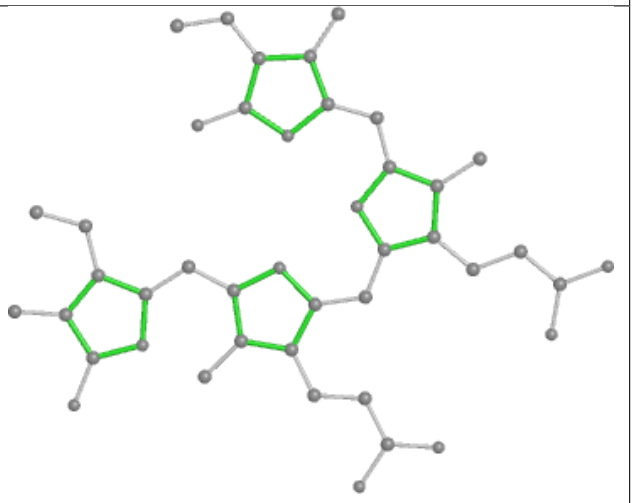

Rings

Ligand PEB AF 202

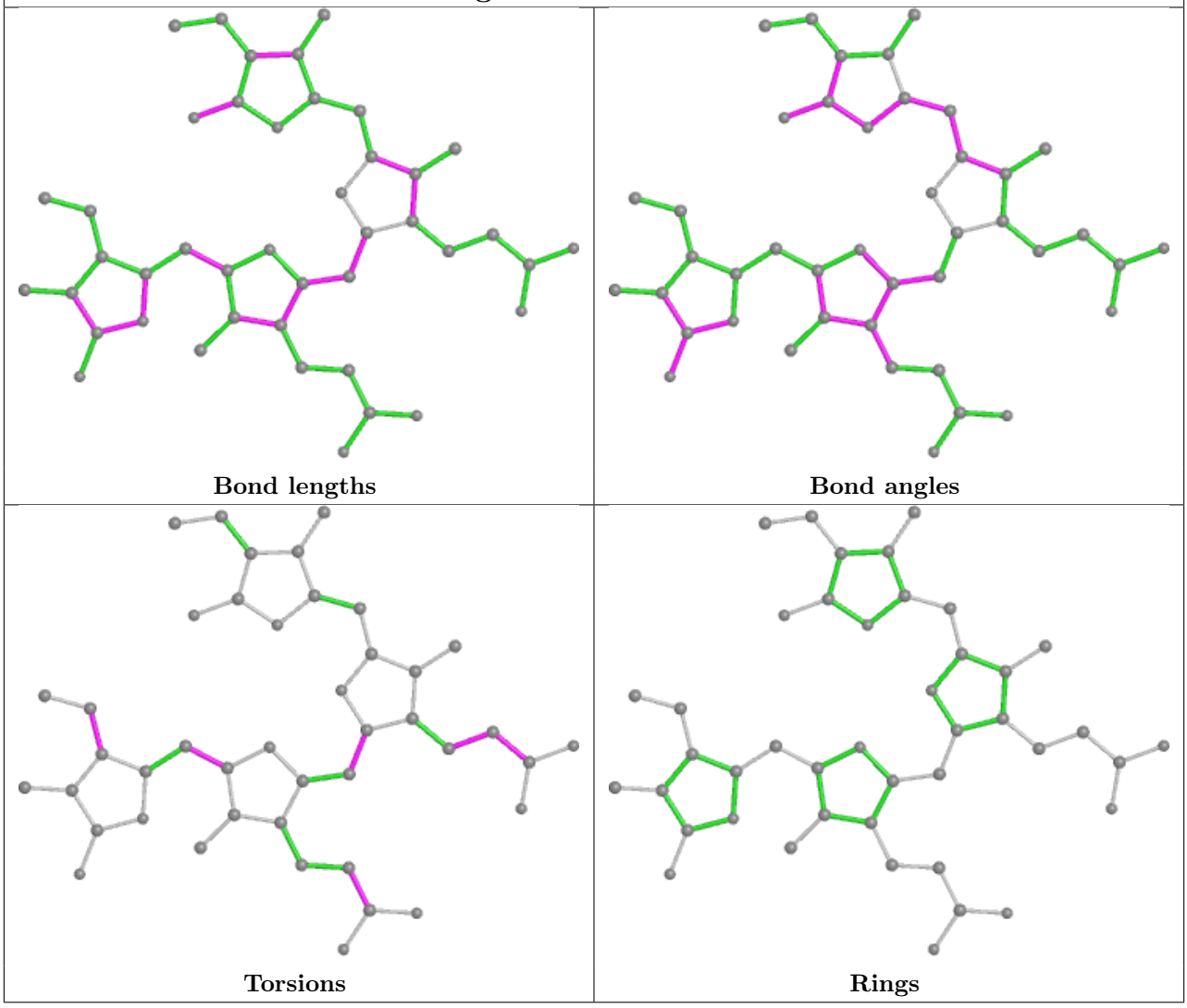

Ligand CLA BL 621

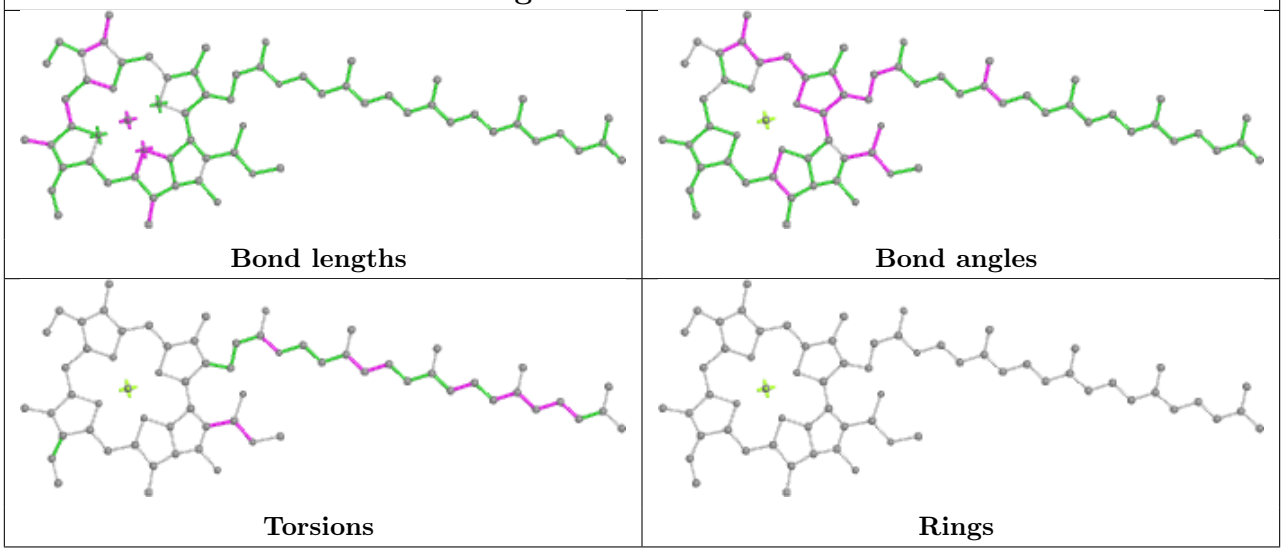

Ligand PEB dB 202

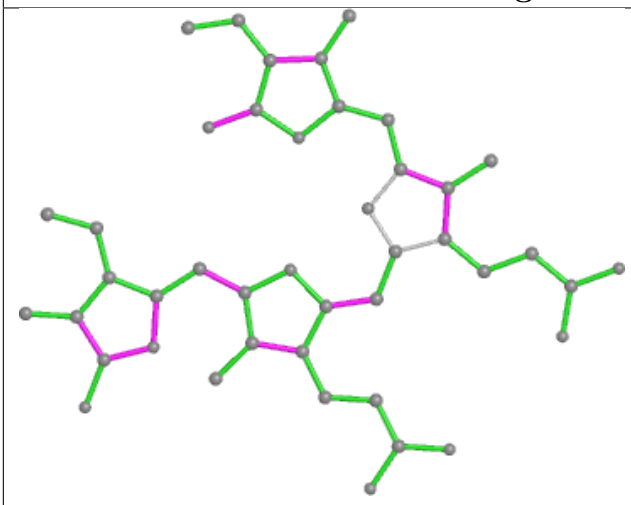

Bond lengths

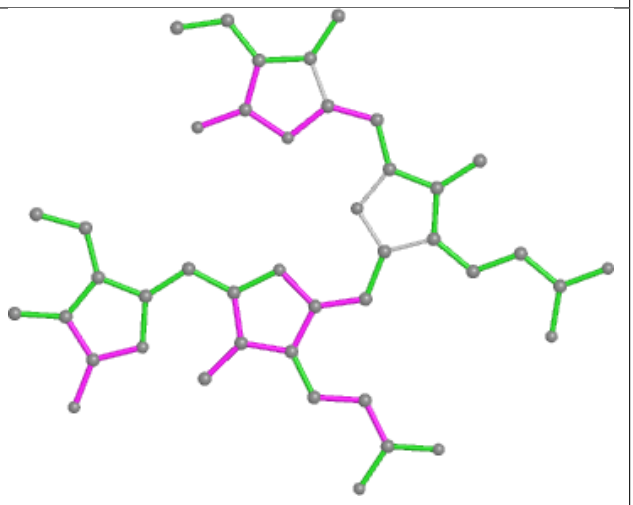

Bond angles

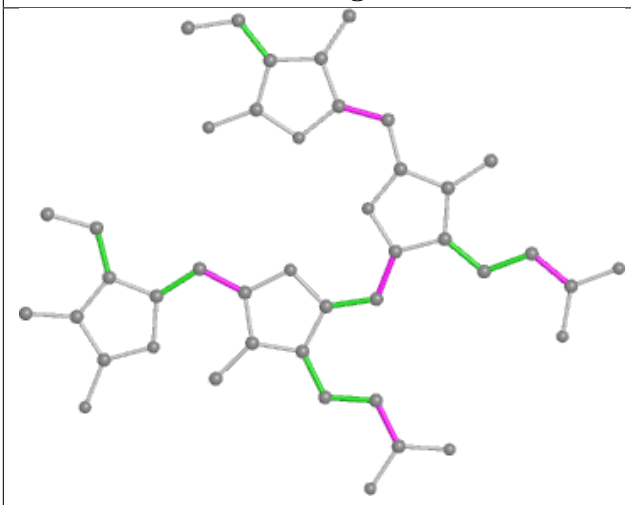

Torsions

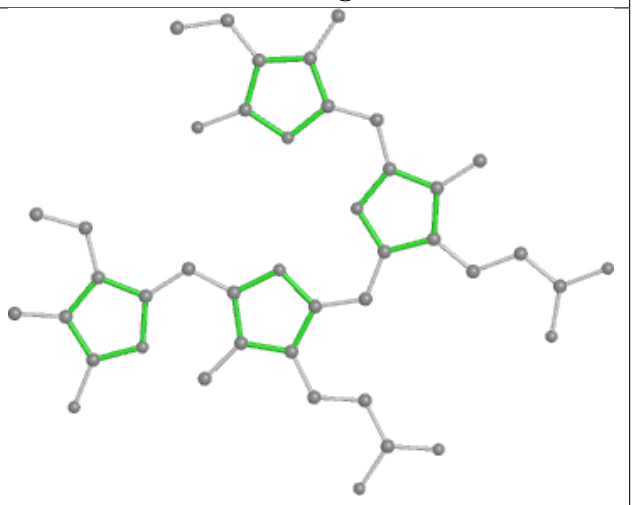

Rings

Ligand PEB A5 202

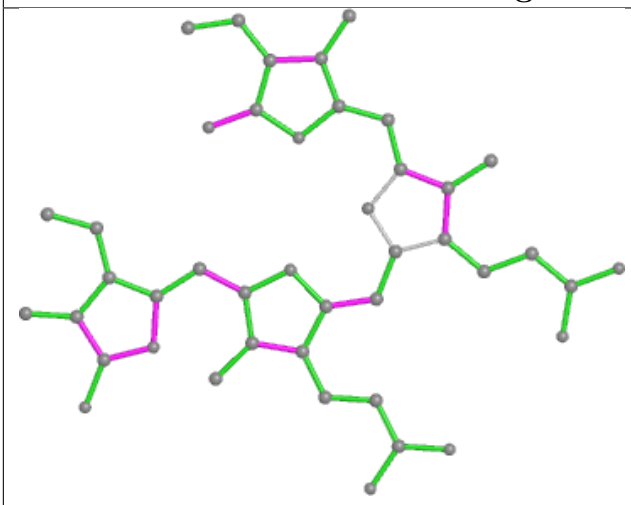

Bond lengths

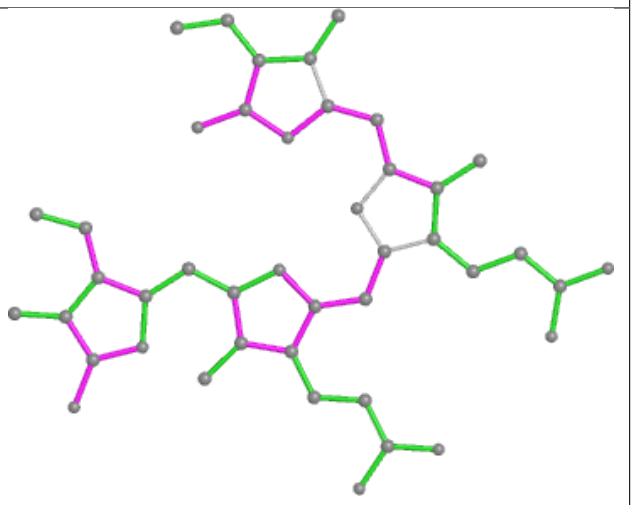

Bond angles

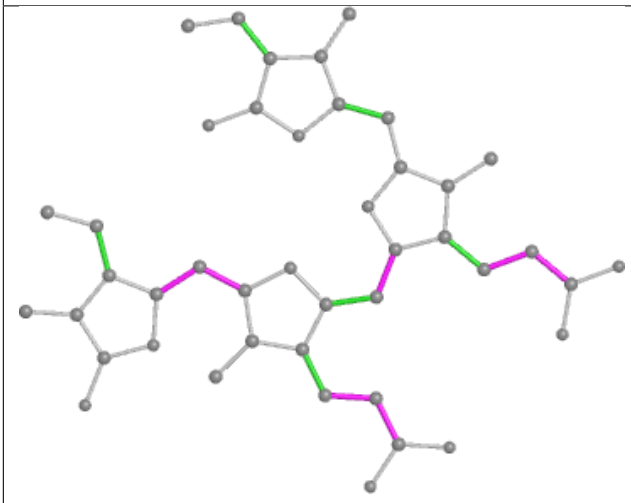

Torsions

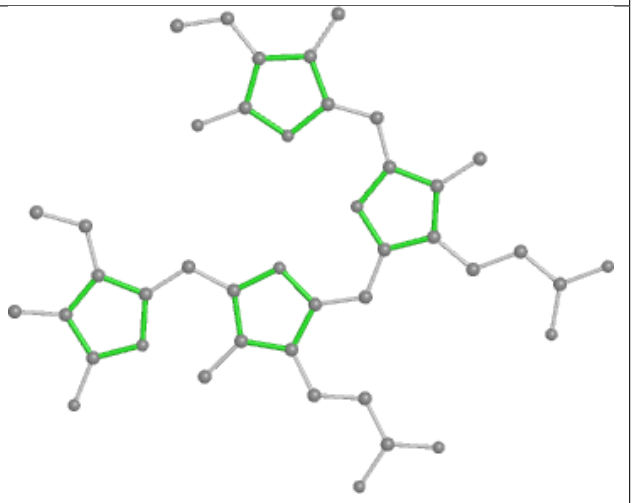

Rings

Ligand CLA 12 605

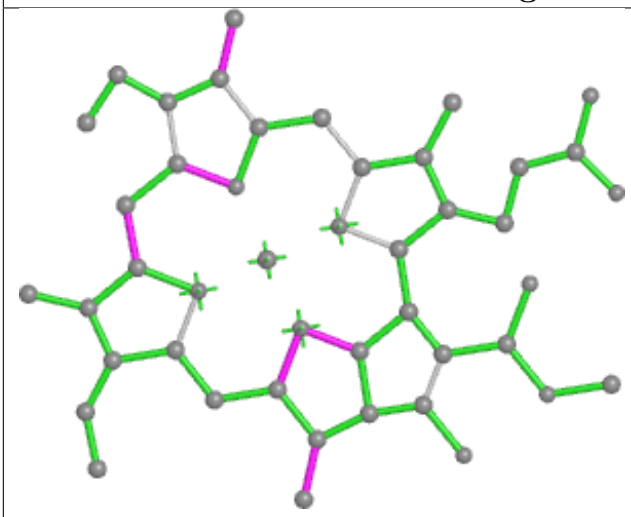

Bond lengths

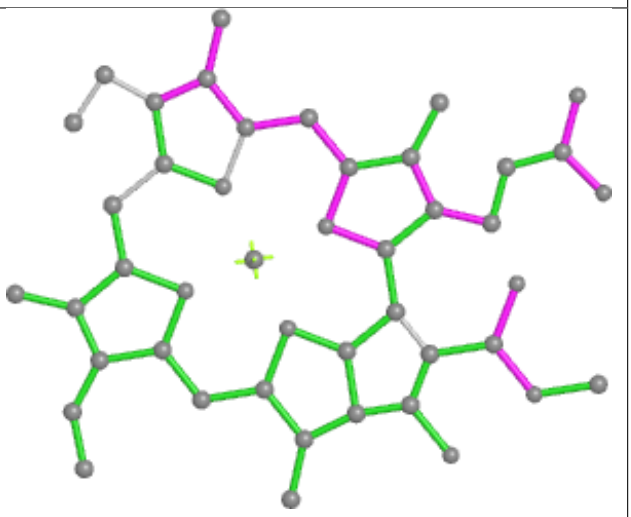

Bond angles

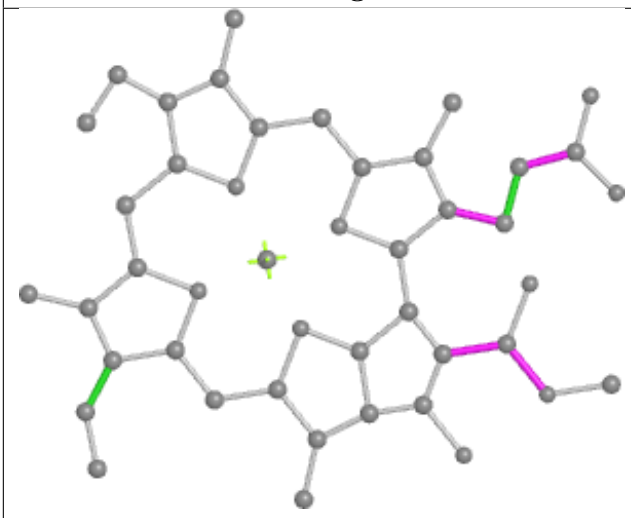

Torsions

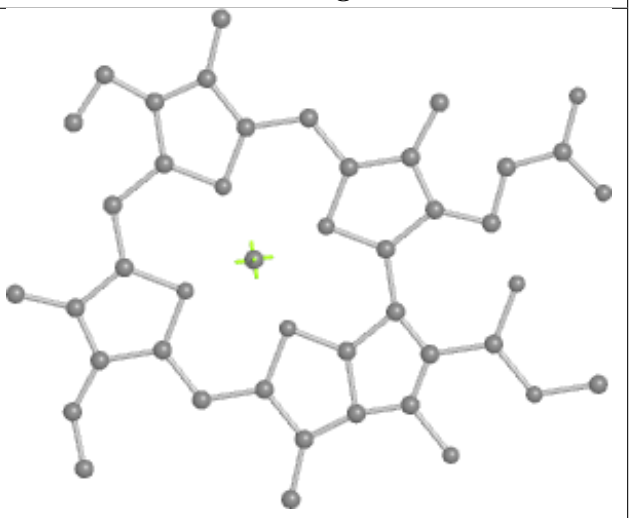

Rings

Ligand CLA cL 511

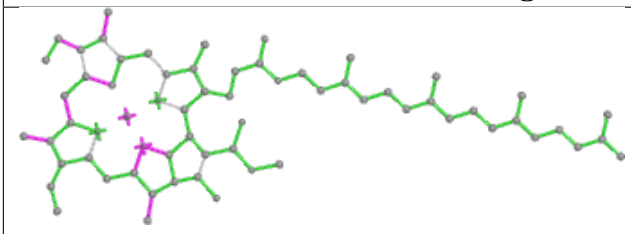

Bond lengths

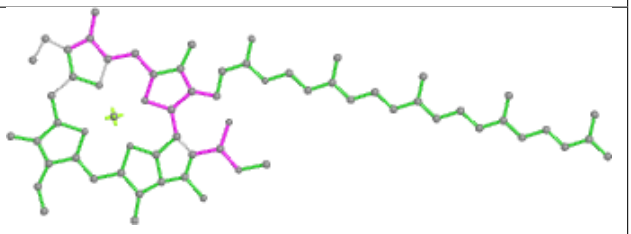

Bond angles

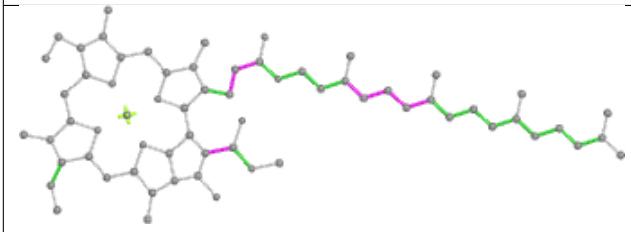

Torsions

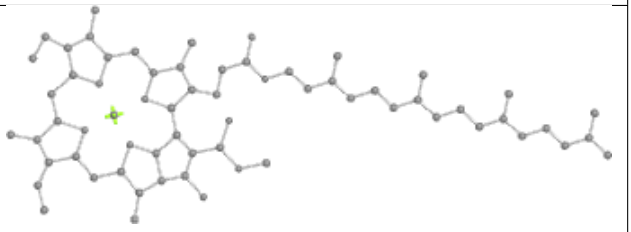

Rings

Ligand PEB pF 202

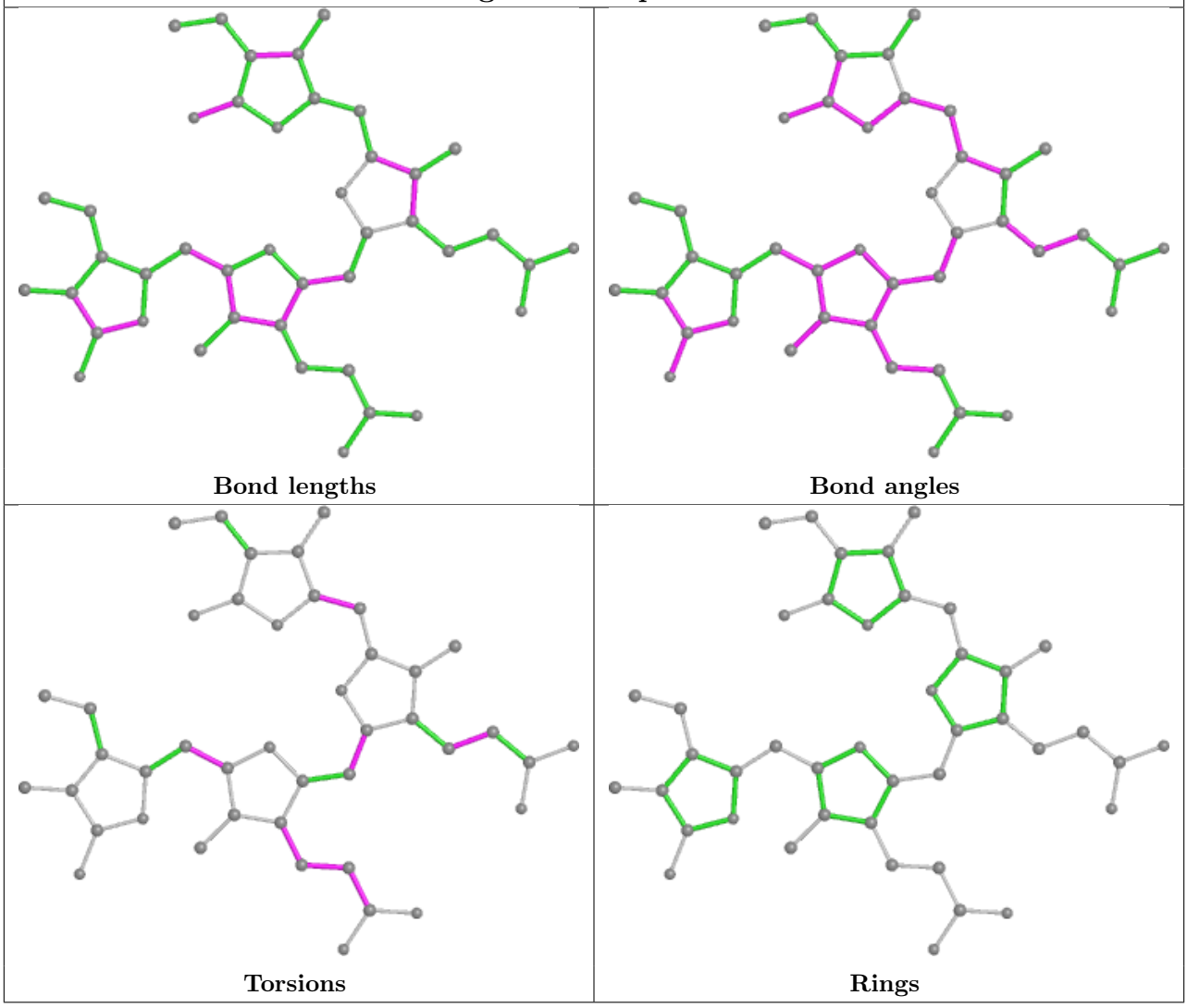

Ligand CLA D6 405

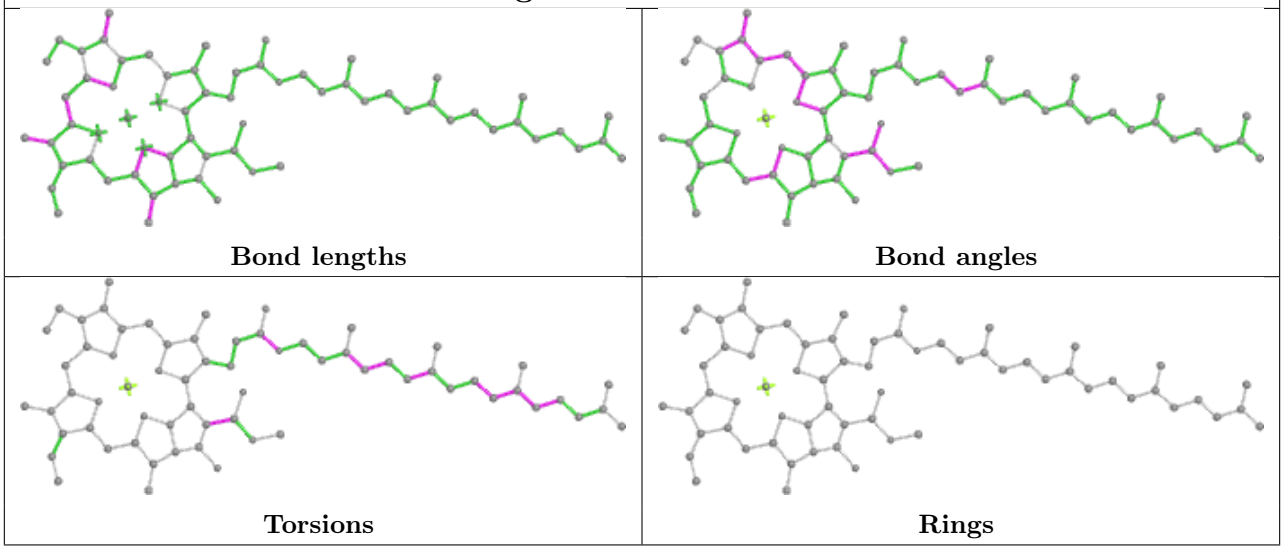

Ligand PEB wK 301

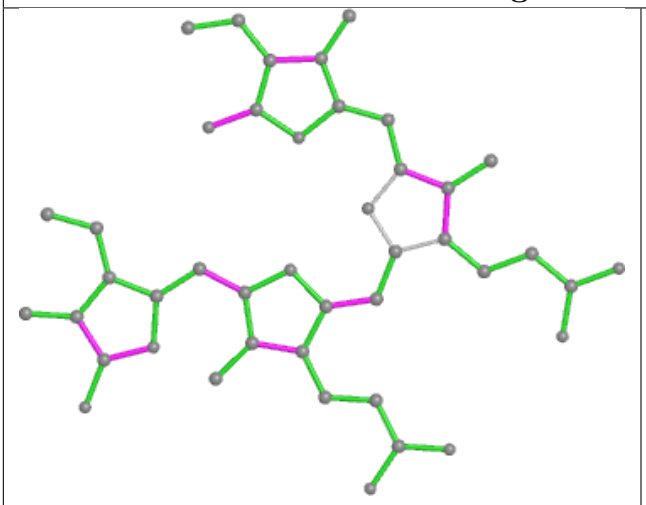

Bond lengths

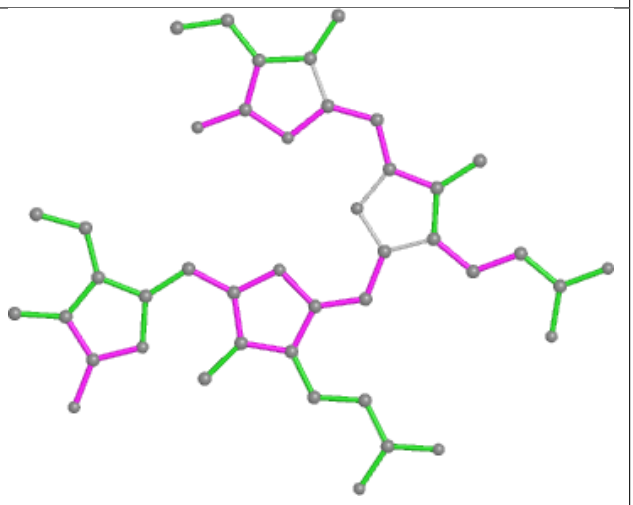

Bond angles

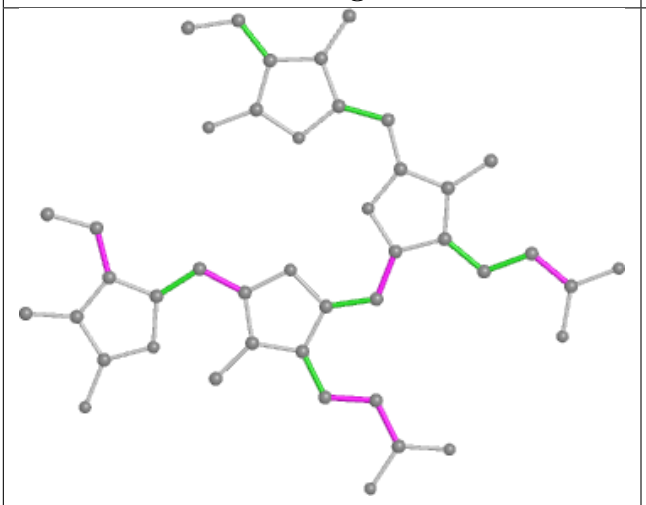

Torsions

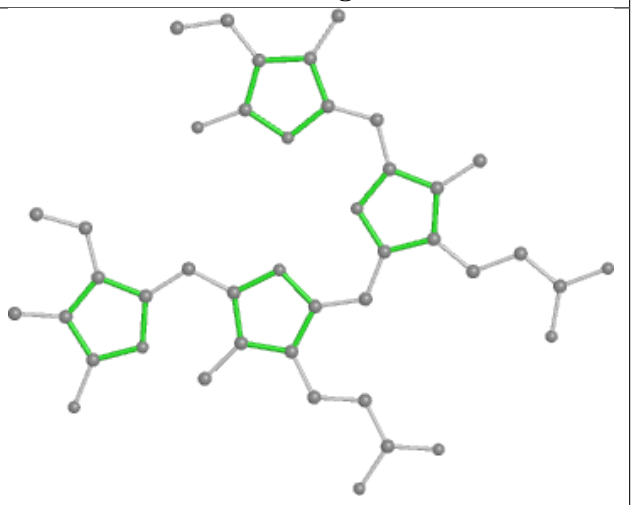

Rings

Ligand CLA A2 840

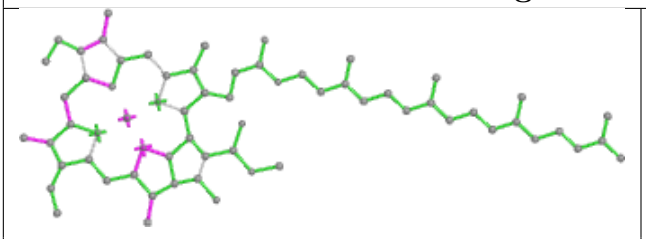

Bond lengths

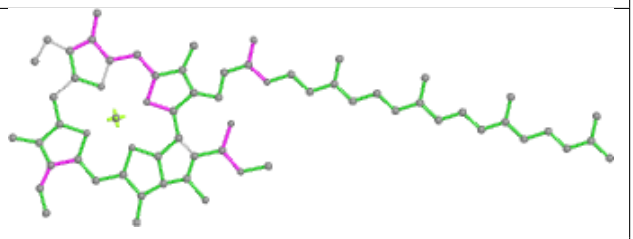

Bond angles

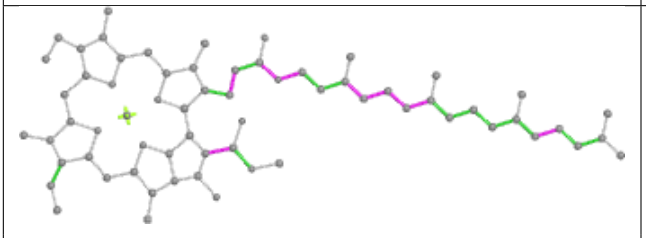

Torsions

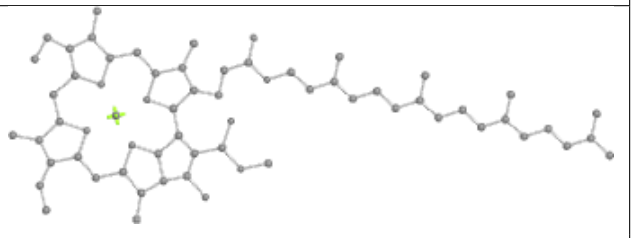

Rings

Ligand PEB LD 201

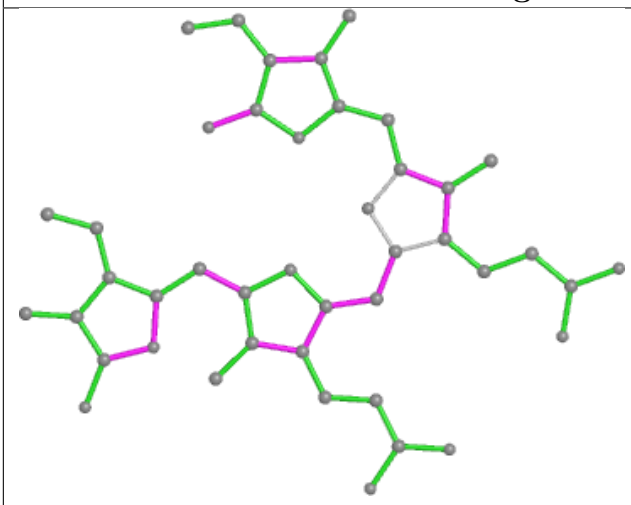

Bond lengths

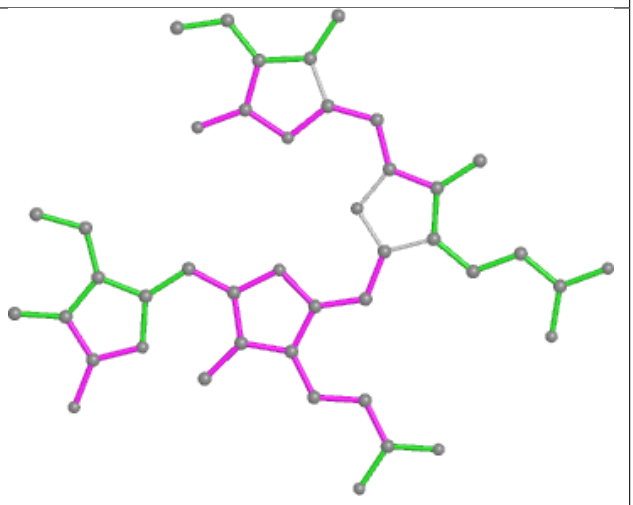

Bond angles

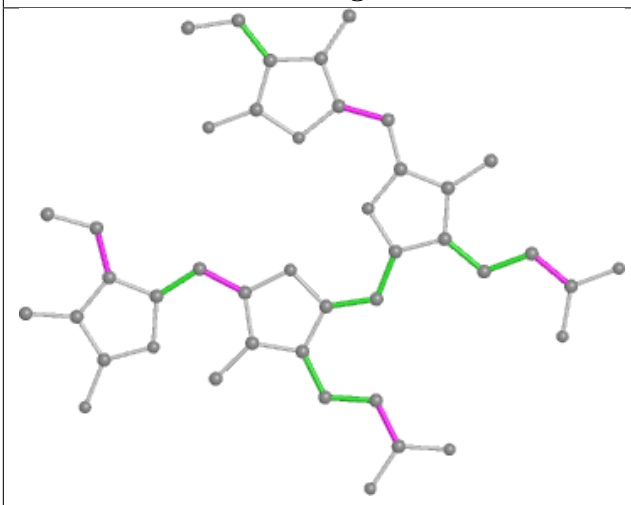

Torsions

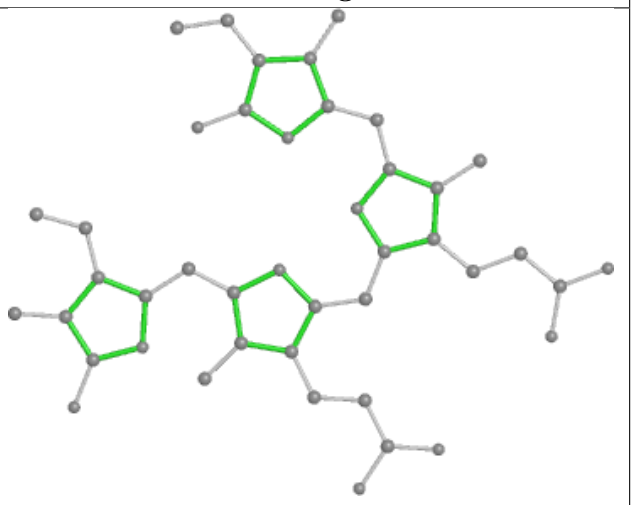

Rings

Ligand CLA D6 403

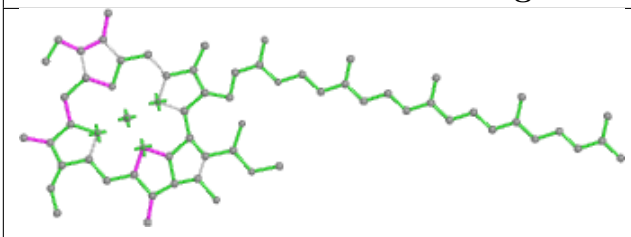

Bond lengths

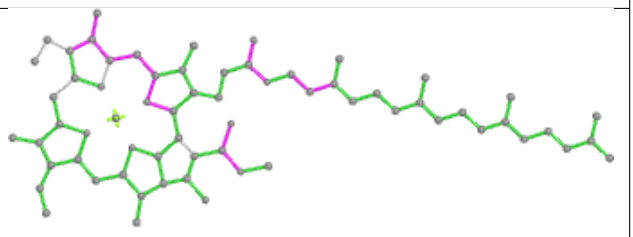

Bond angles

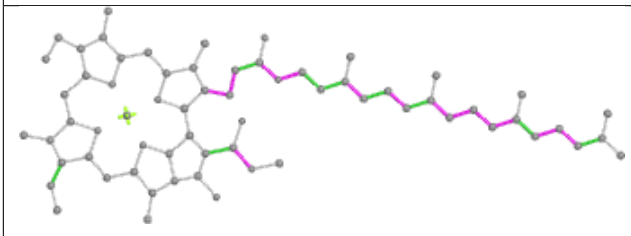

Torsions

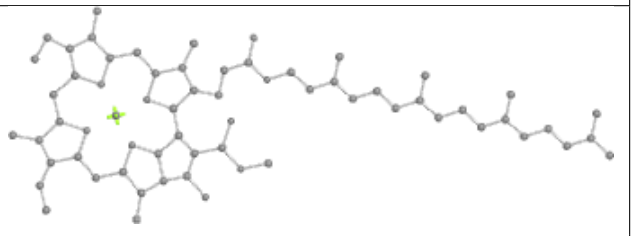

Rings

Ligand CLA AN 830

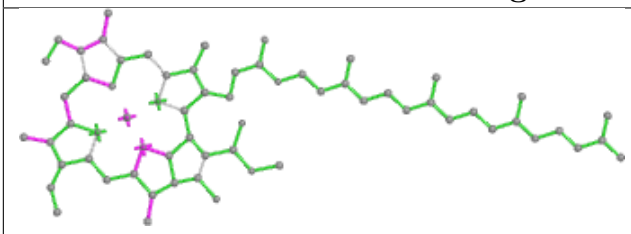

Bond lengths

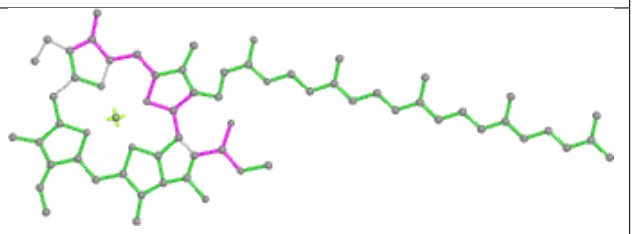

Bond angles

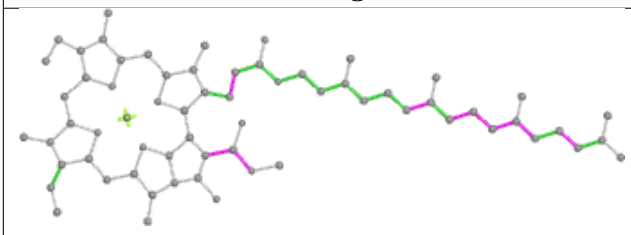

Torsions

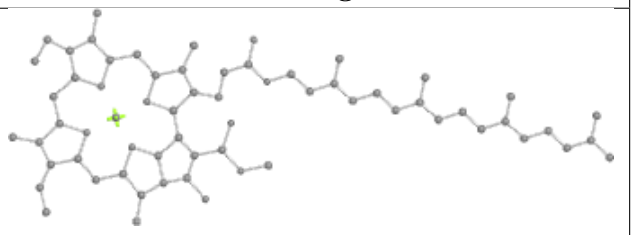

Rings

Ligand PEB JJ 201

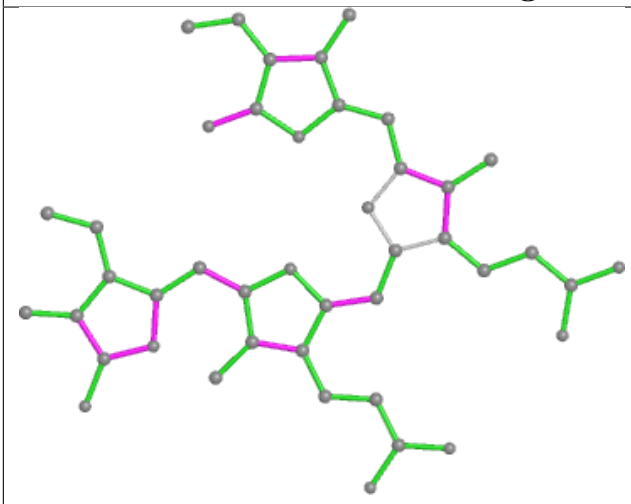

Bond lengths

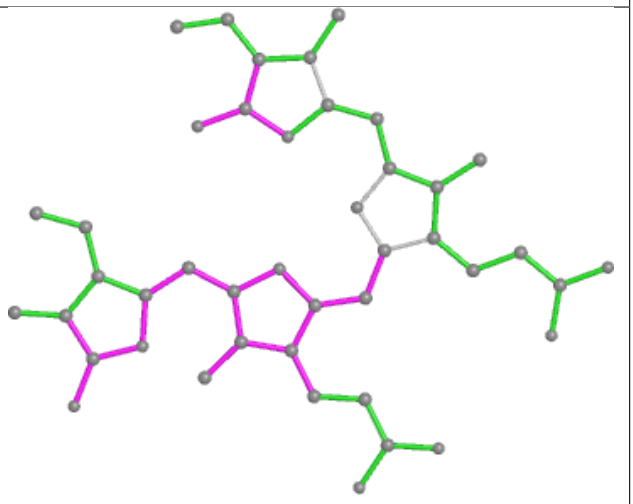

Bond angles

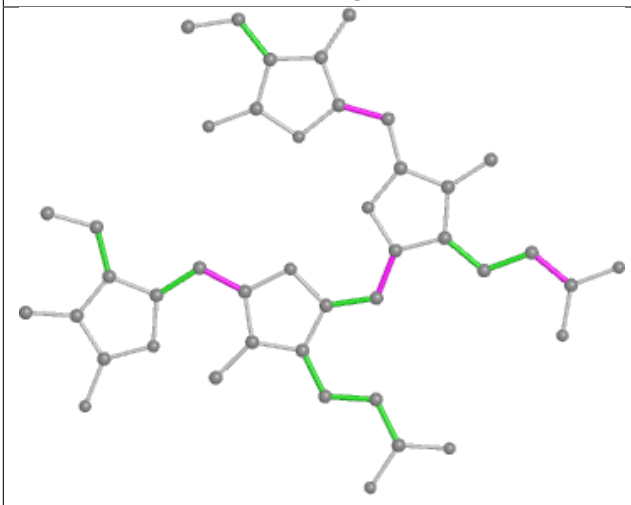

Torsions

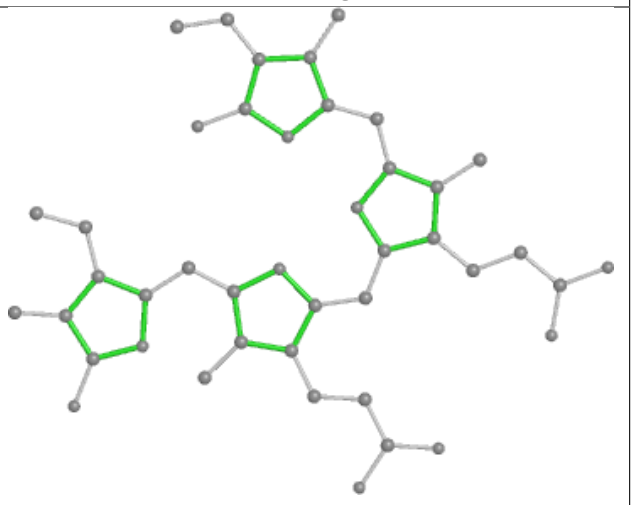

Rings

Ligand BCR cL 504

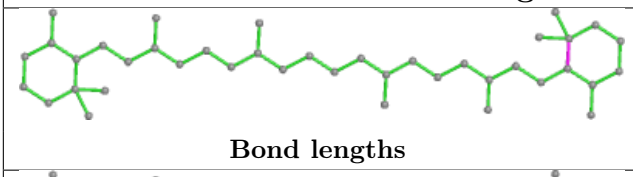

Bond lengths

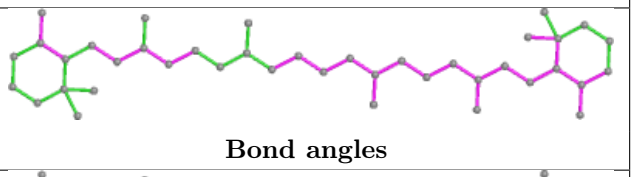

Bond angles

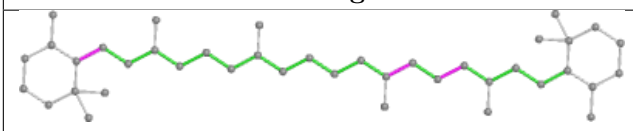

Torsions

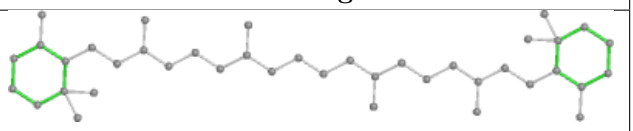

Rings

Ligand PEB WP 201

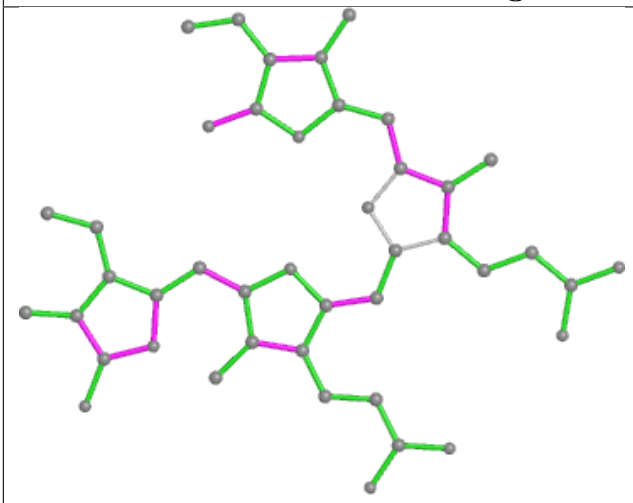

Bond lengths

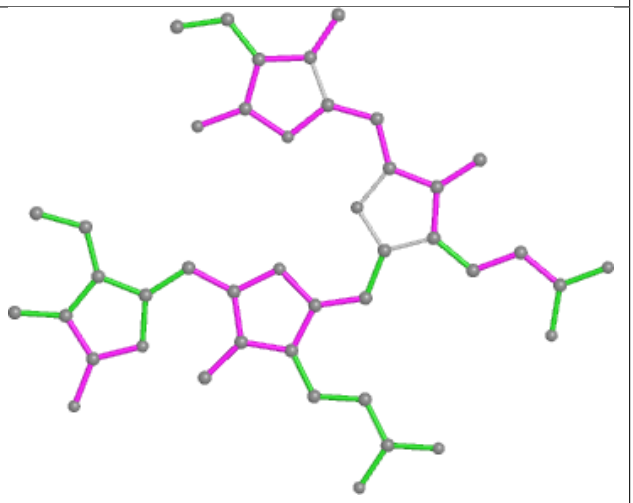

Bond angles

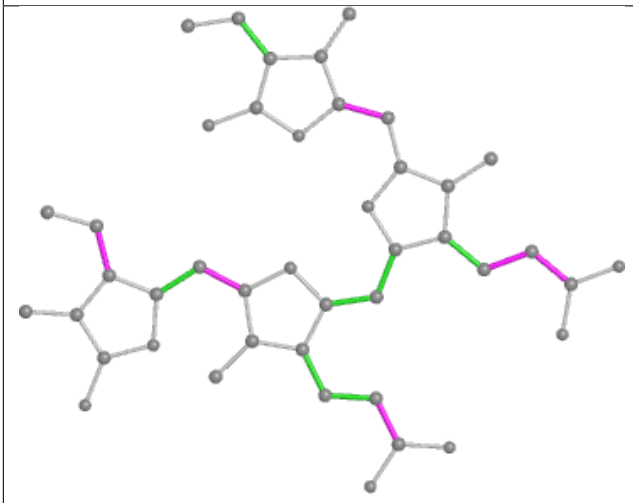

Torsions

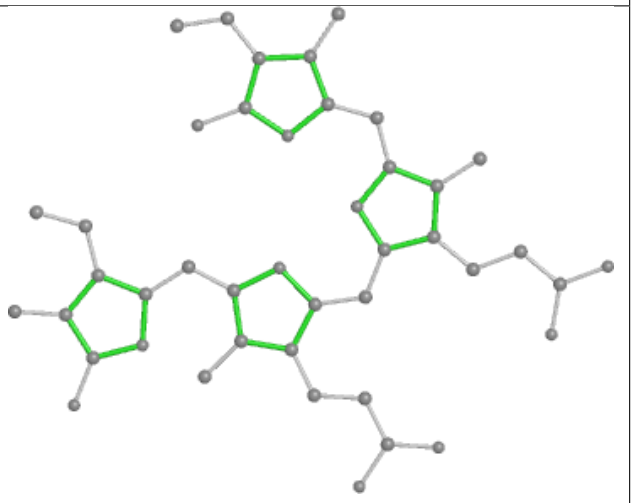

Rings

Ligand PEB eO 201

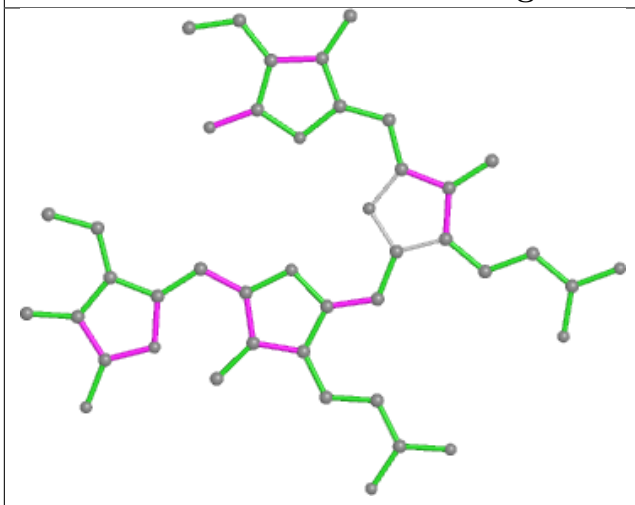

Bond lengths

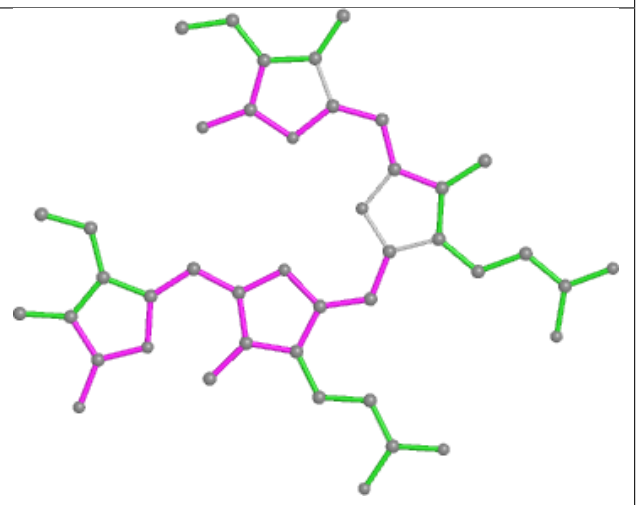

Bond angles

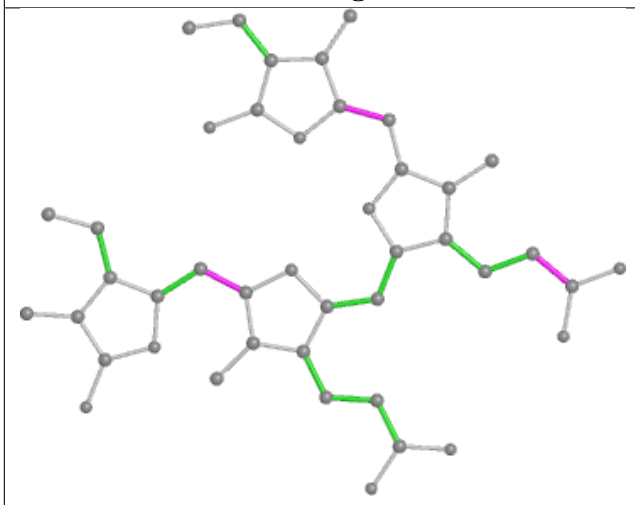

Torsions

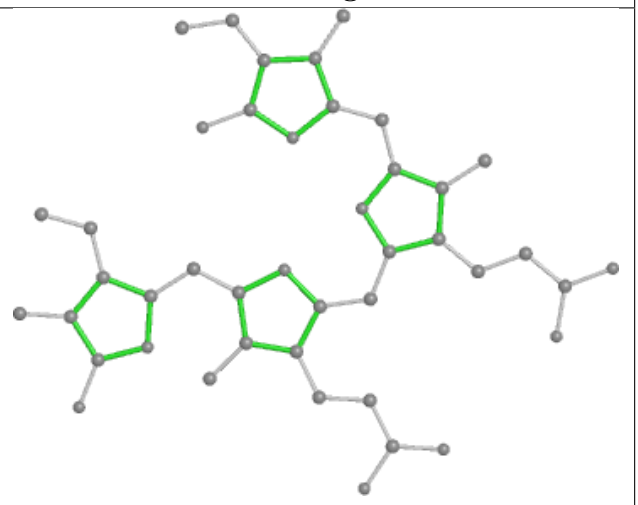

Rings

Ligand PEB S9 203

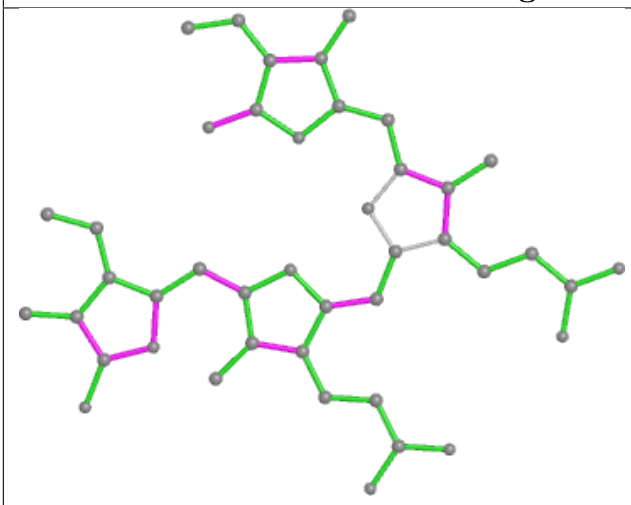

Bond lengths

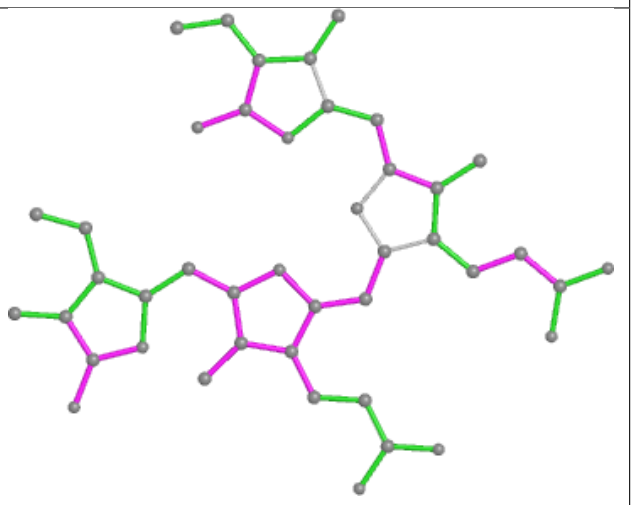

Bond angles

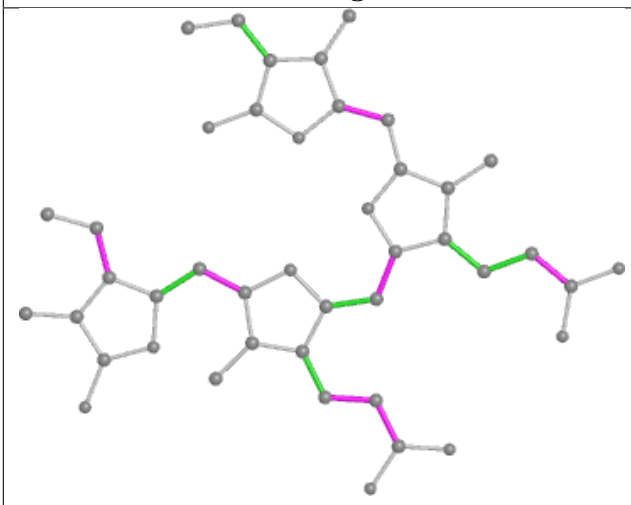

Torsions

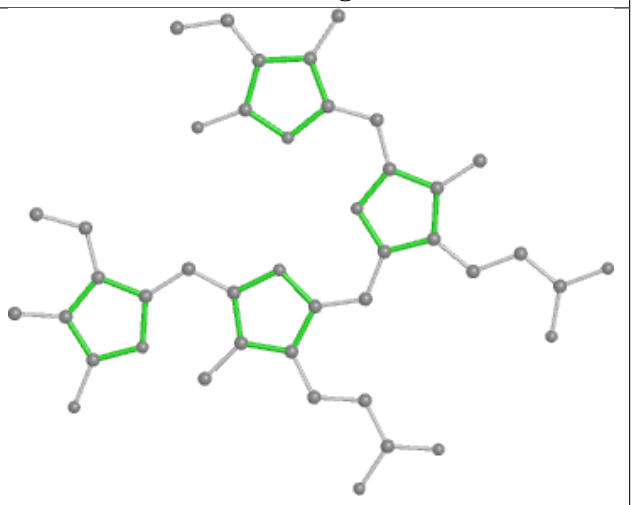

Rings

Ligand CLA A2 849

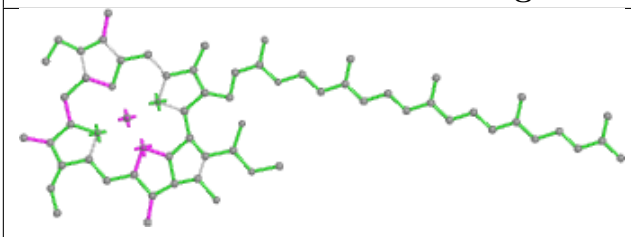

Bond lengths

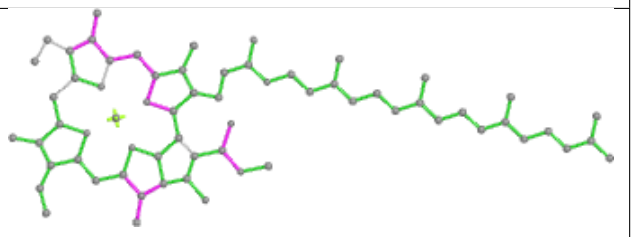

Bond angles

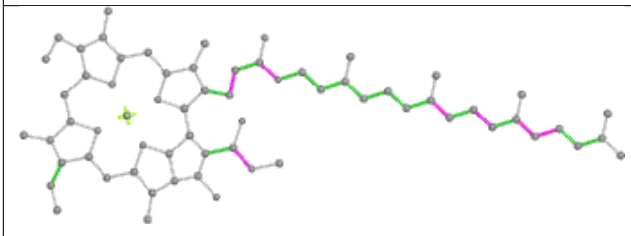

Torsions

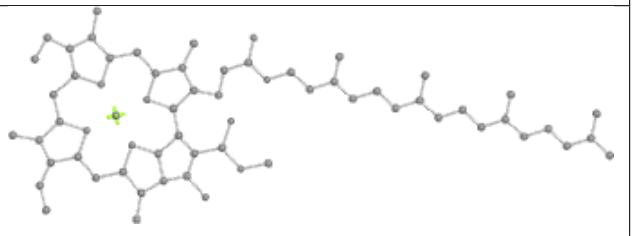

Rings

Ligand HEM GN 201

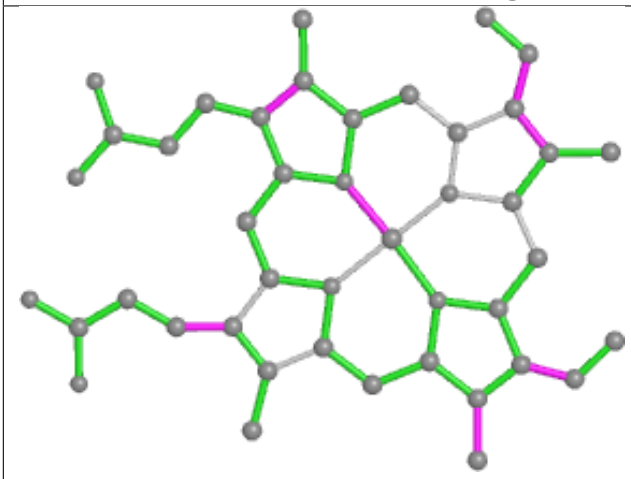

Bond lengths

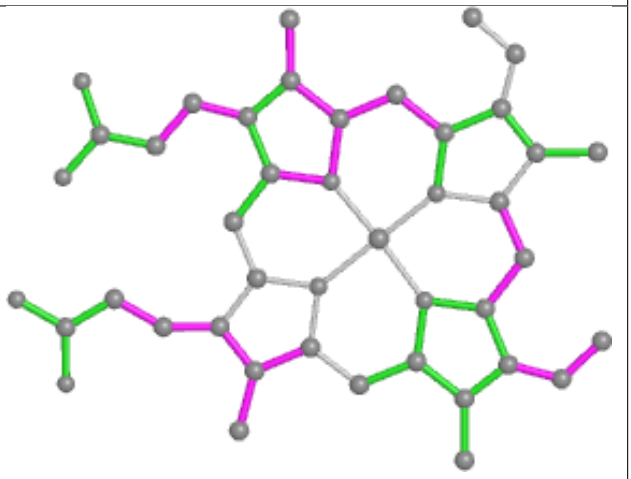

Bond angles

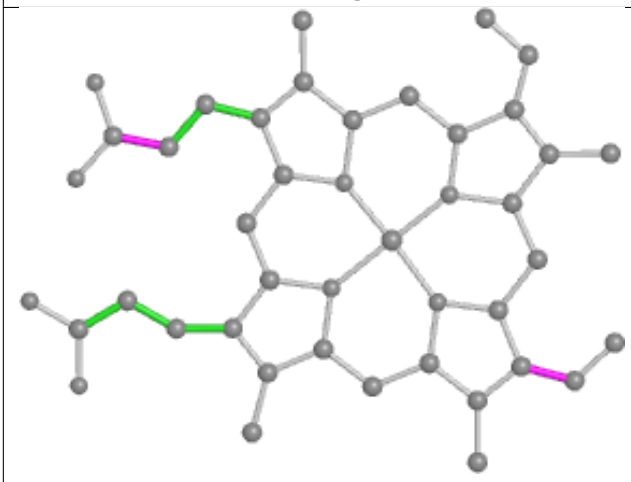

Torsions

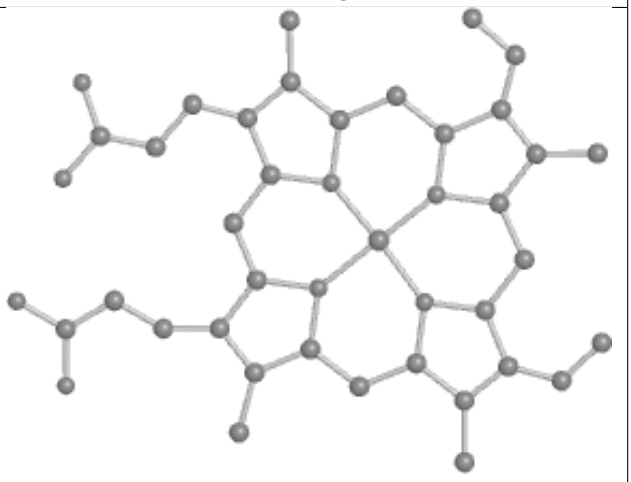

Rings

Ligand PEB J9 202

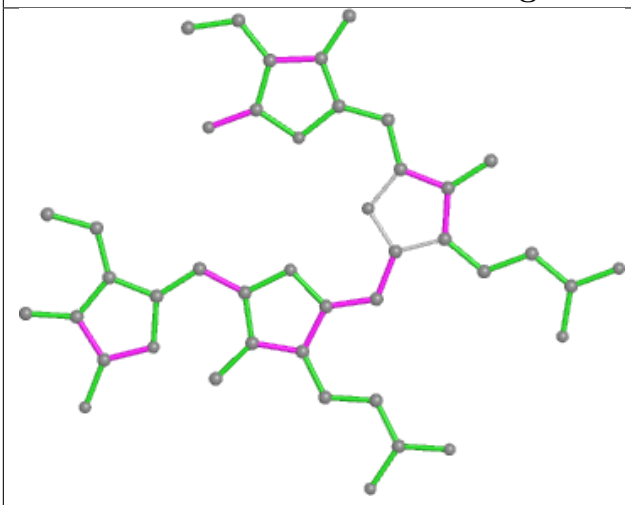

Bond lengths

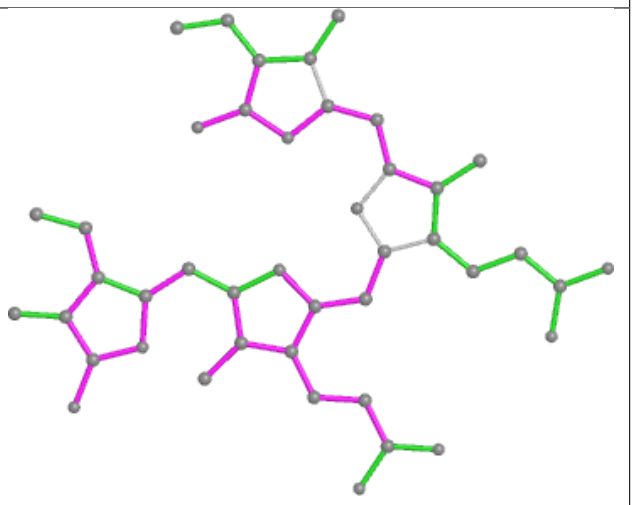

Bond angles

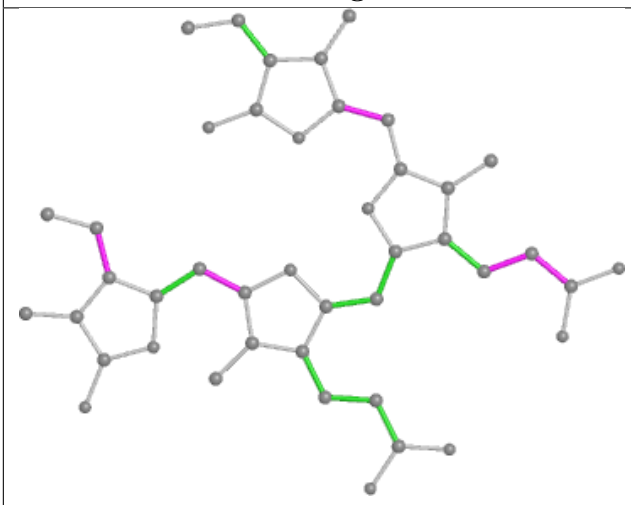

Torsions

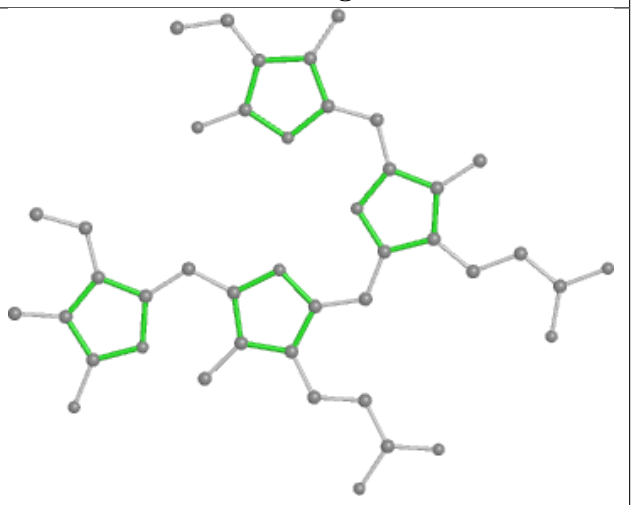

Rings

Ligand PEB QK 202

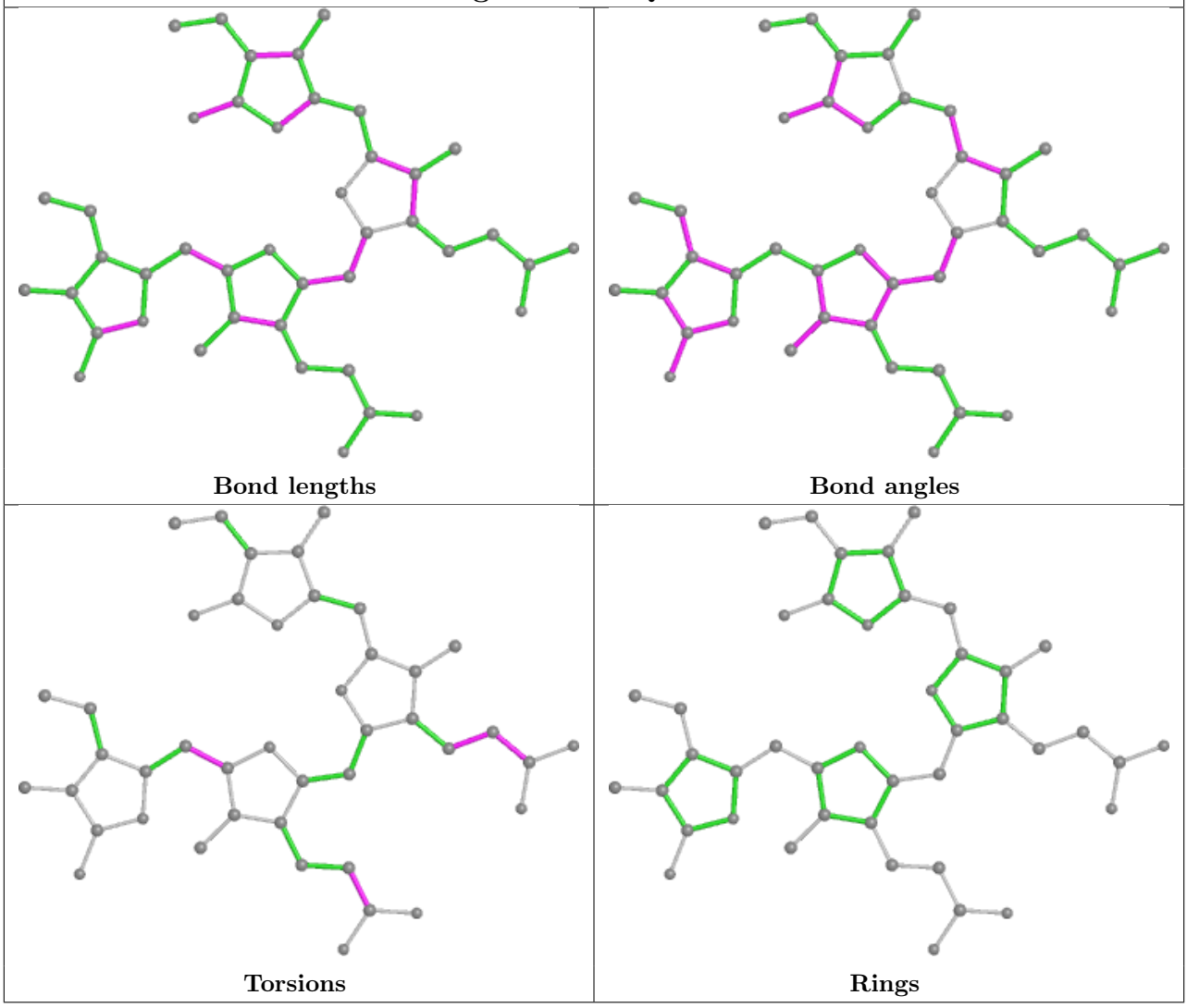

Ligand BCR FL 101

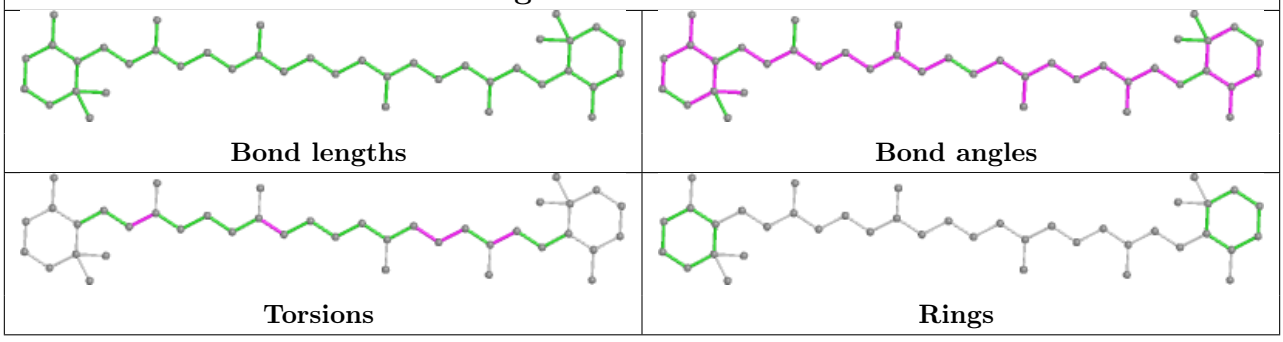

Ligand CLA A2 824

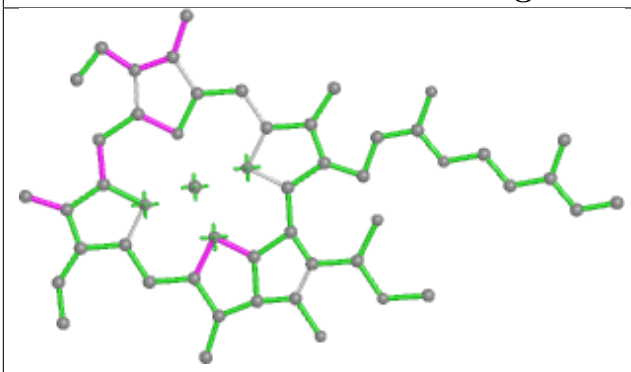

Bond lengths

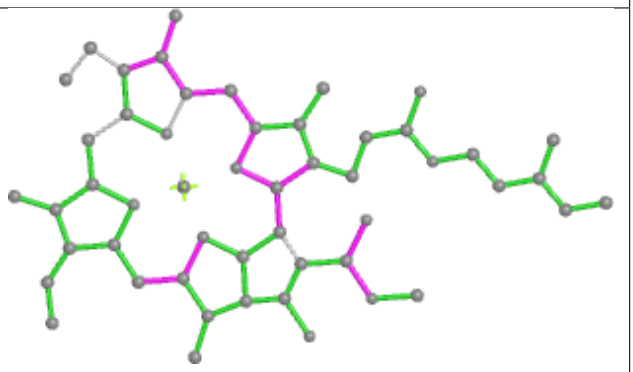

Bond angles

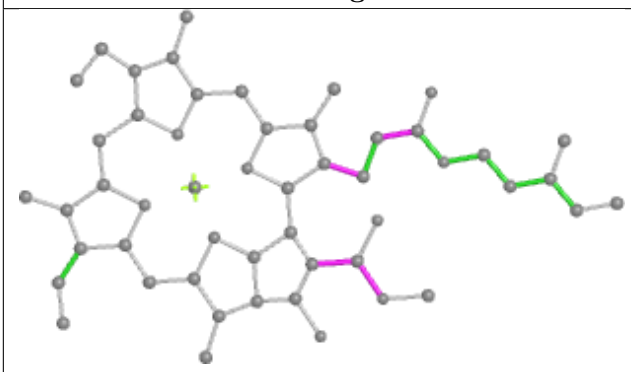

Torsions

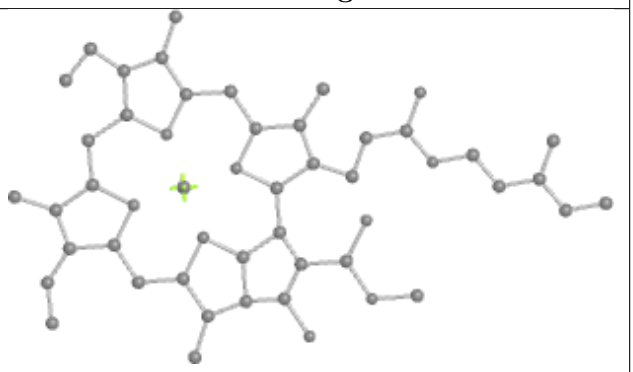

Rings

Ligand PEB WF 203

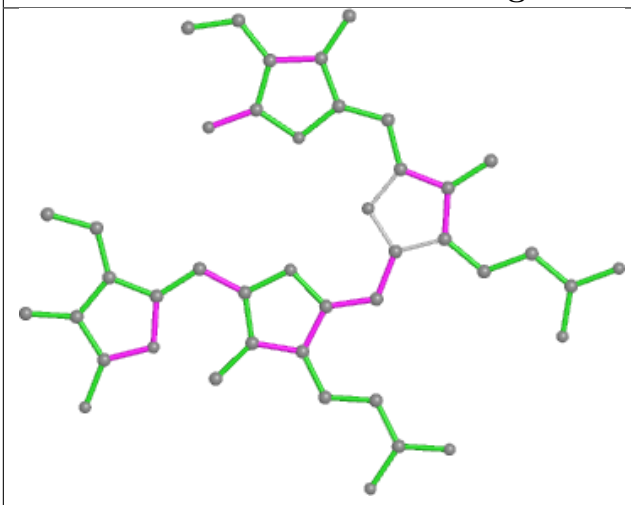

Bond lengths

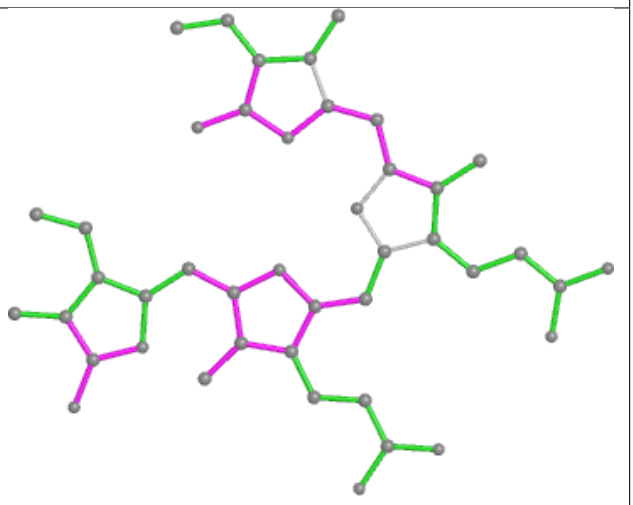

Bond angles

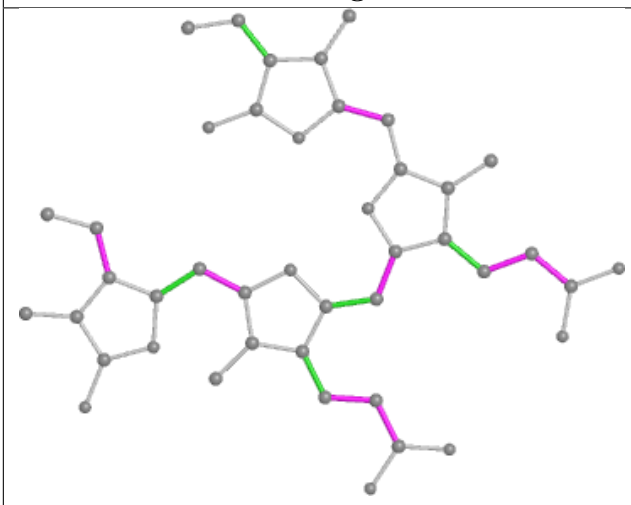

Torsions

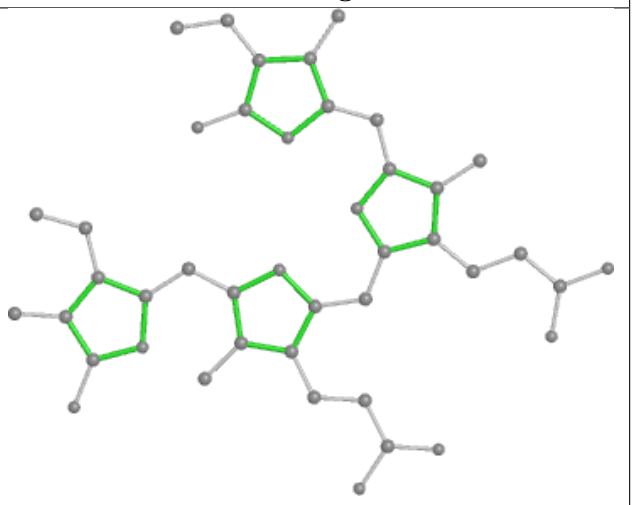

Rings

Ligand PEB FO 1002

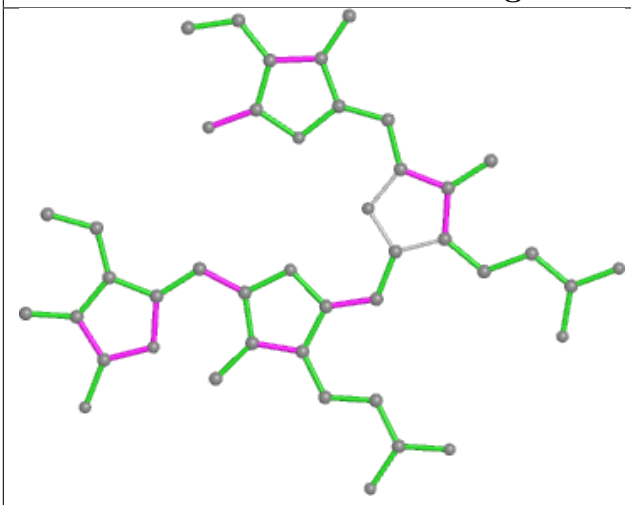

Bond lengths

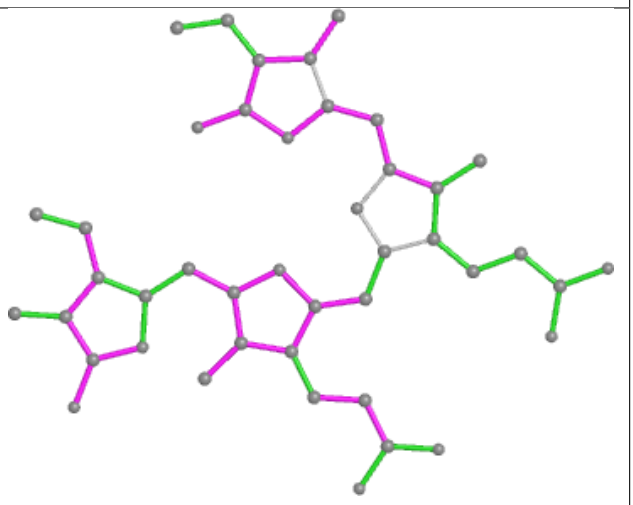

Bond angles

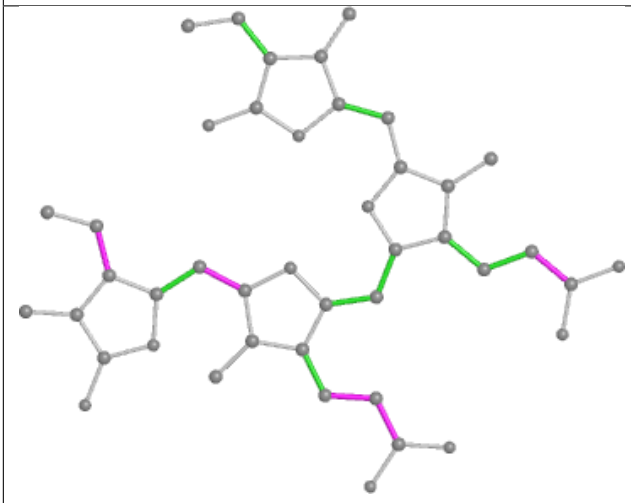

Torsions

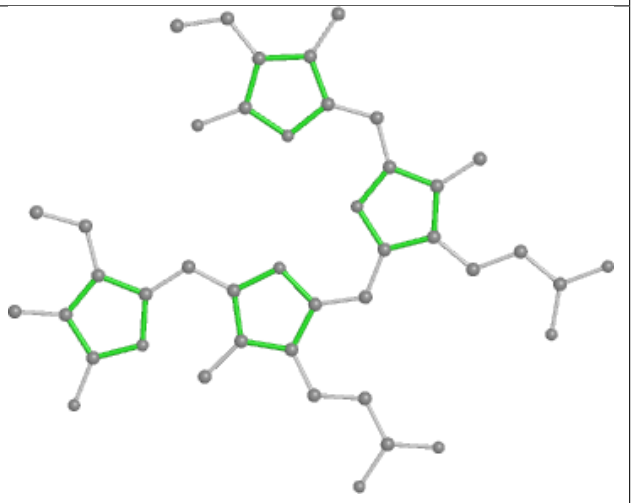

Rings

Ligand PUB QM 201

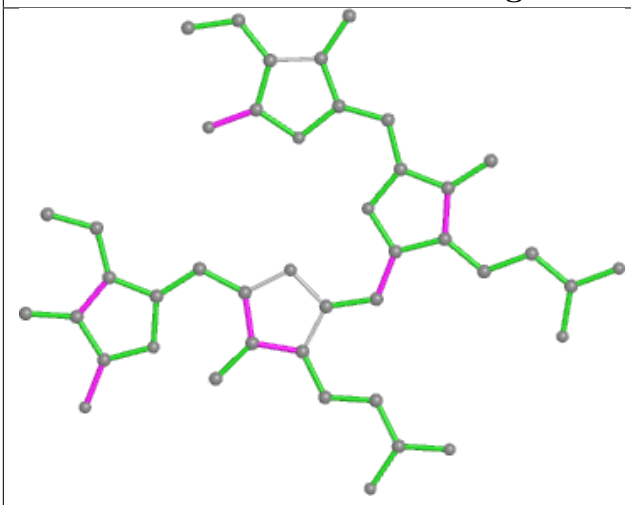

Bond lengths

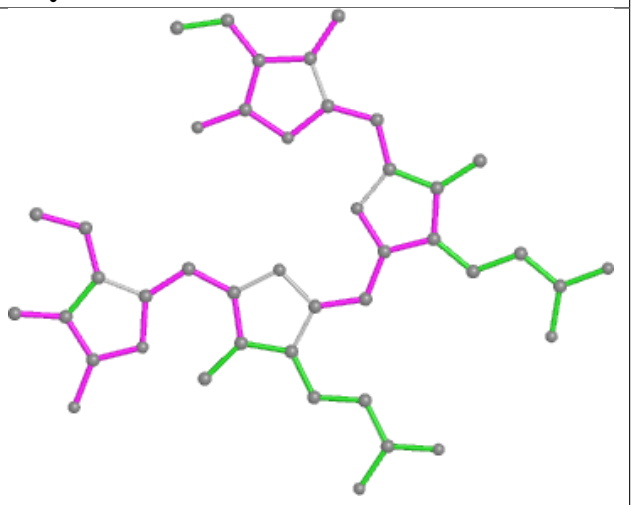

Bond angles

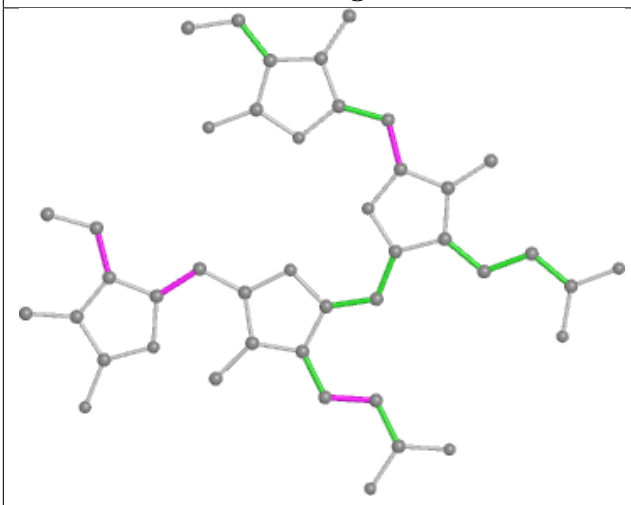

Torsions

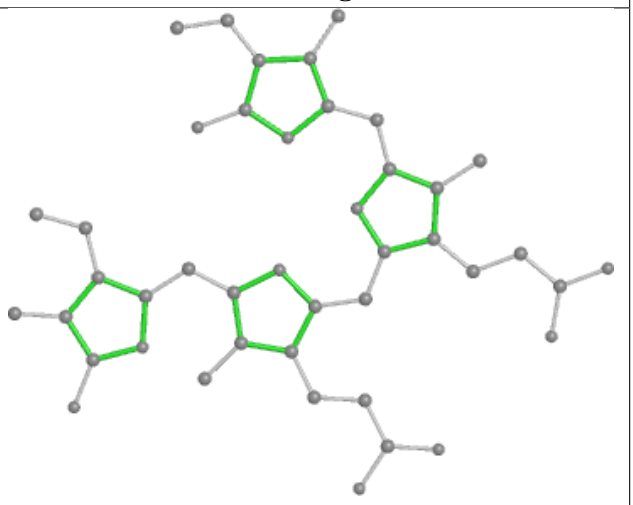

Rings

Ligand CYC L1 1001

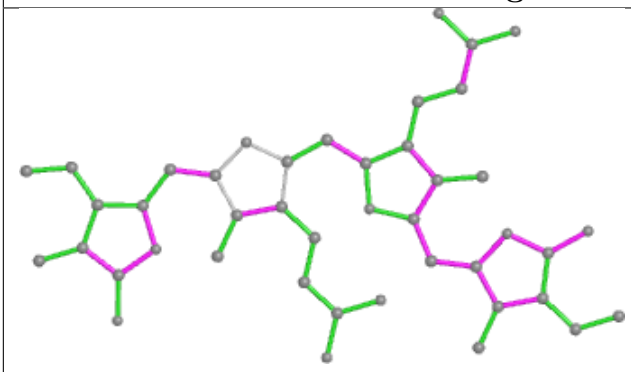

Bond lengths

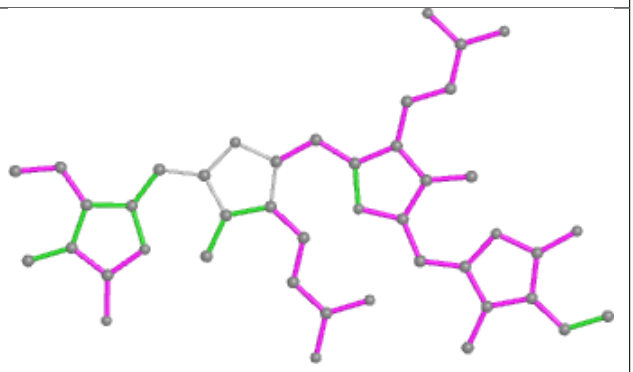

Bond angles

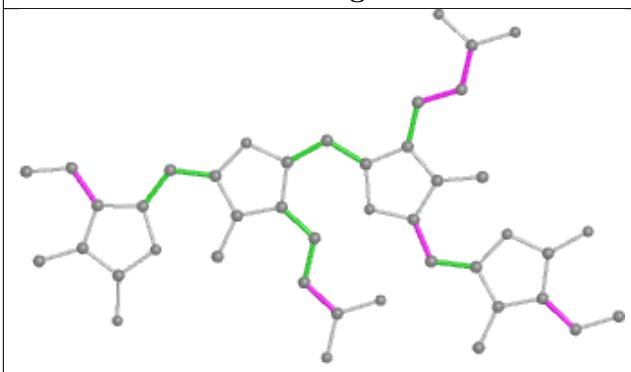

Torsions

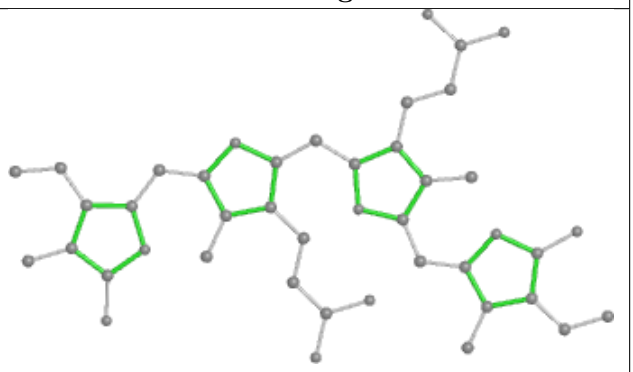

Rings

Ligand PEB W1 201

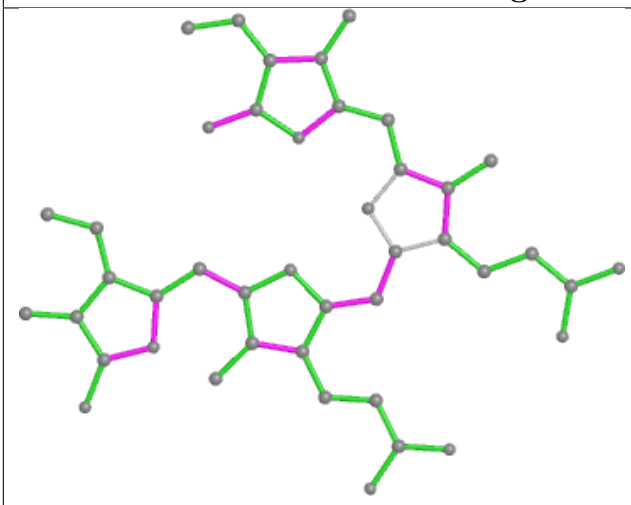

Bond lengths

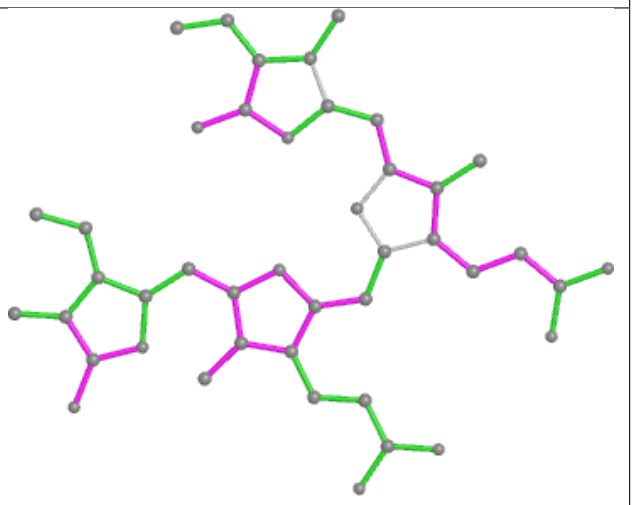

Bond angles

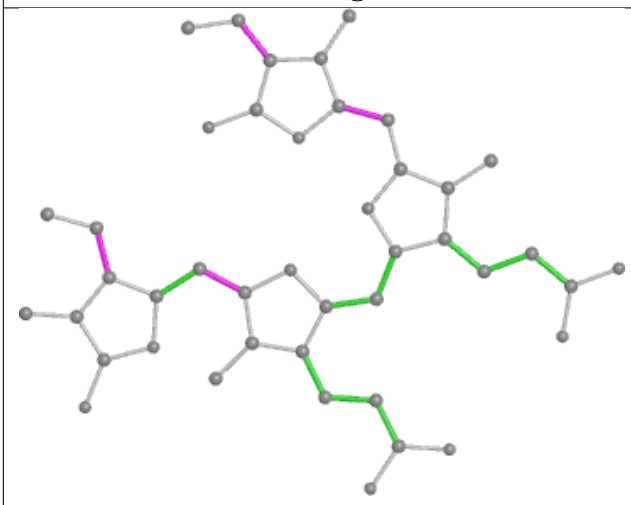

Torsions

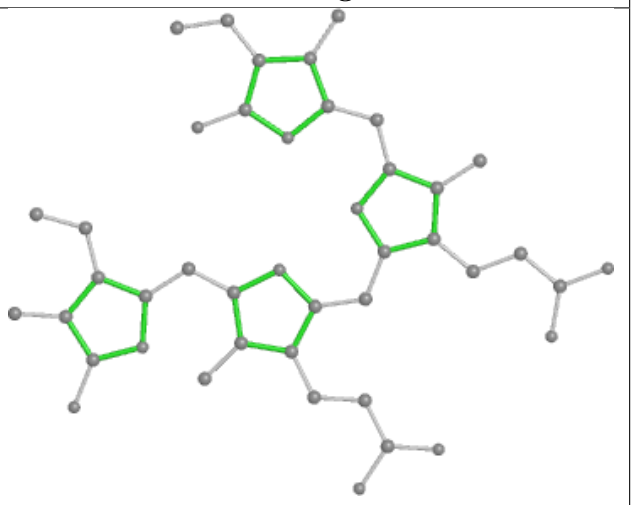

Rings

Ligand PUB K7 203

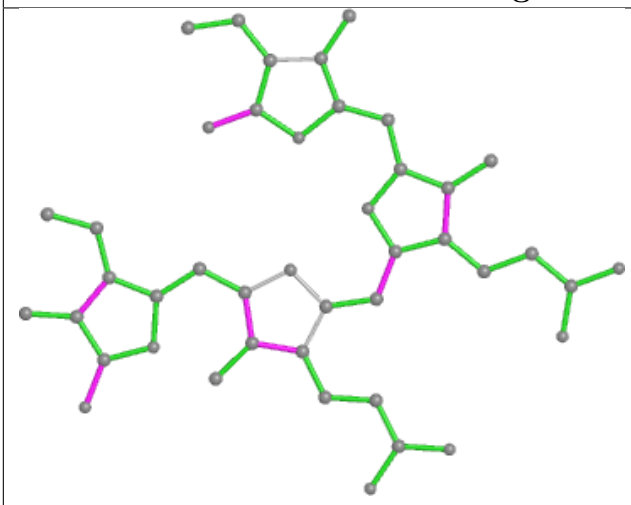

Bond lengths

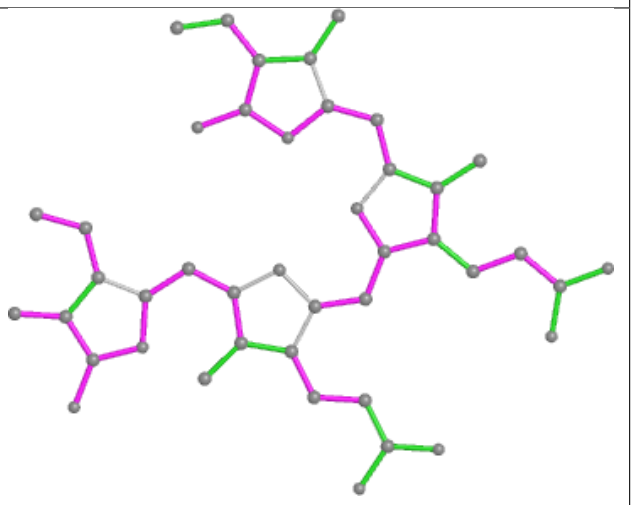

Bond angles

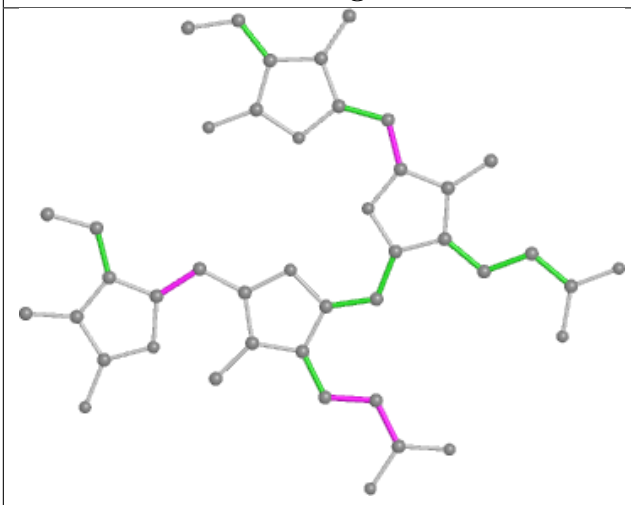

Torsions

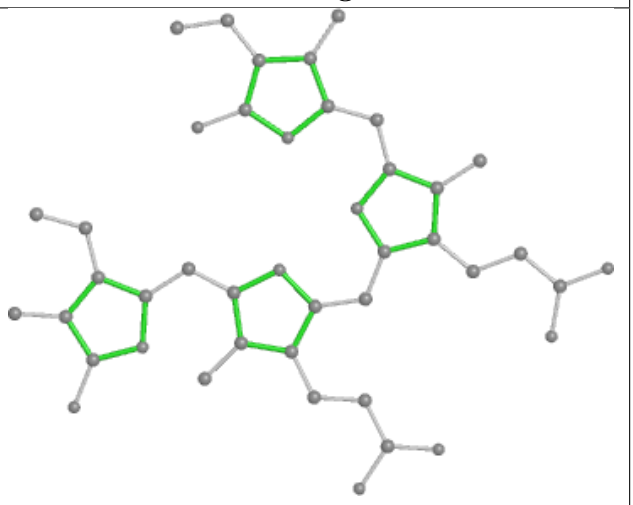

Rings

Ligand PEB BP 201

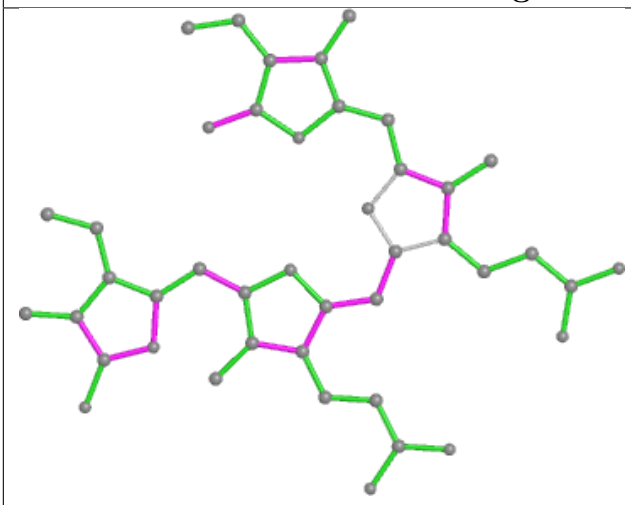

Bond lengths

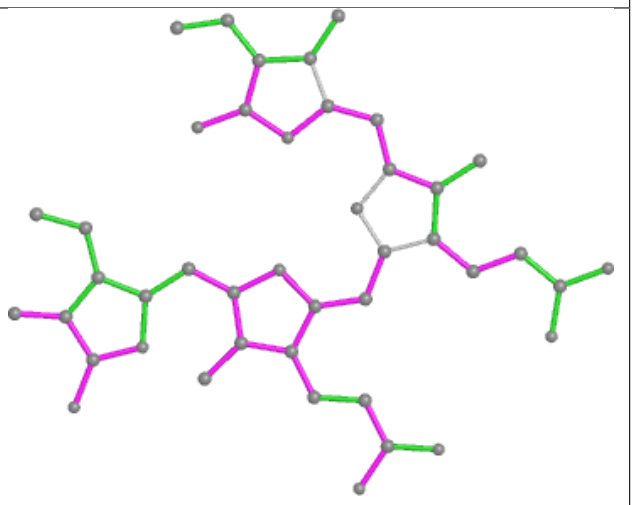

Bond angles

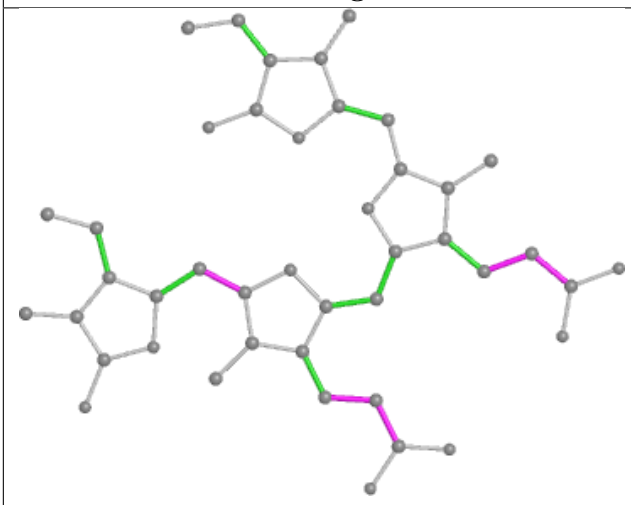

Torsions

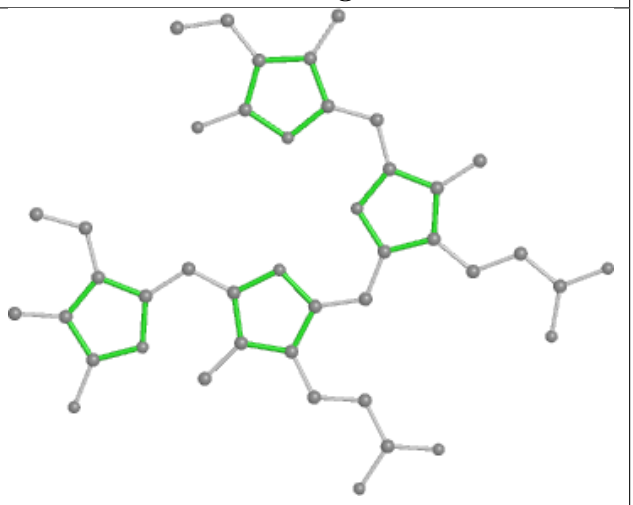

Rings

Ligand PEB DE 1002

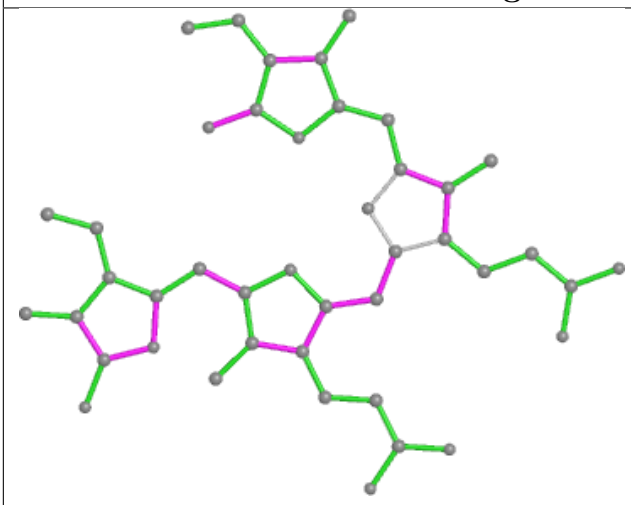

Bond lengths

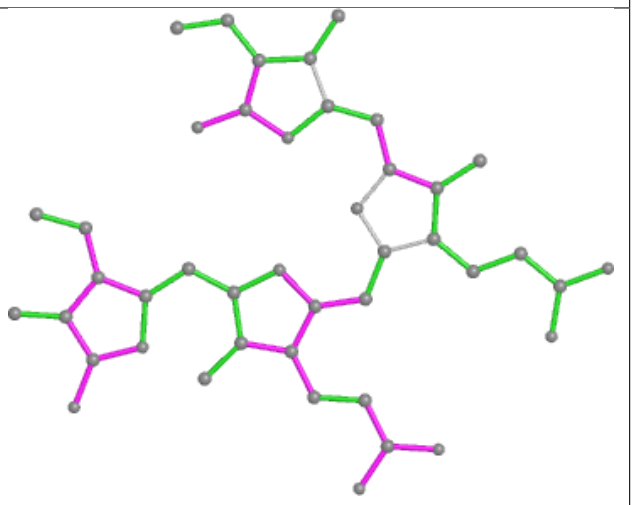

Bond angles

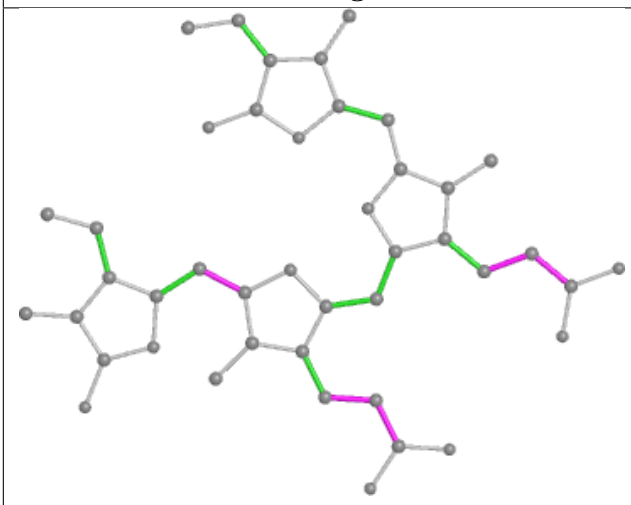

Torsions

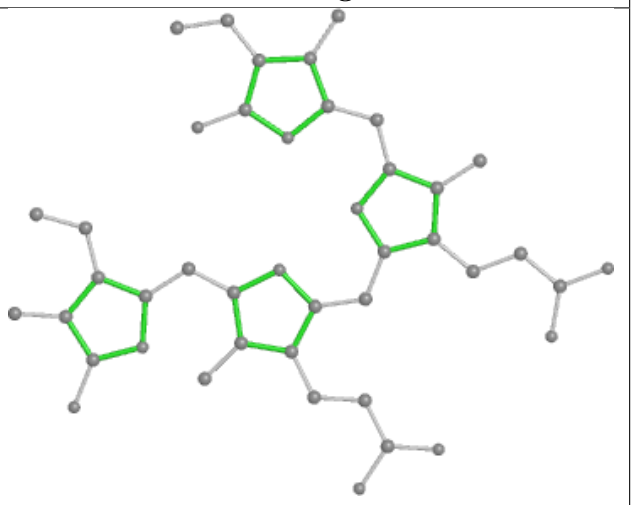

Rings

Ligand PEB R7 202

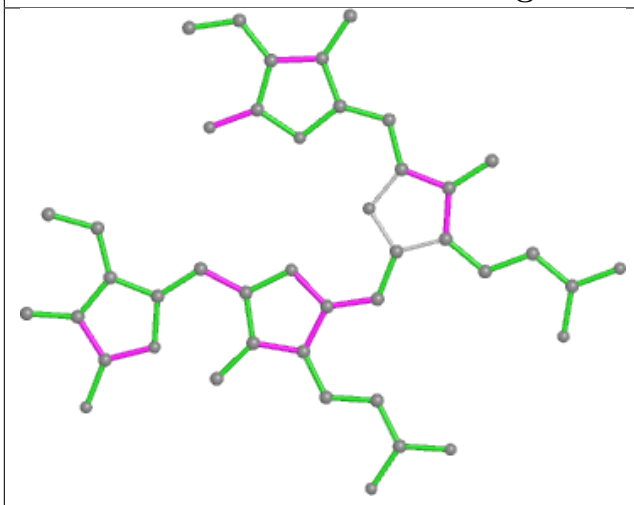

Bond lengths

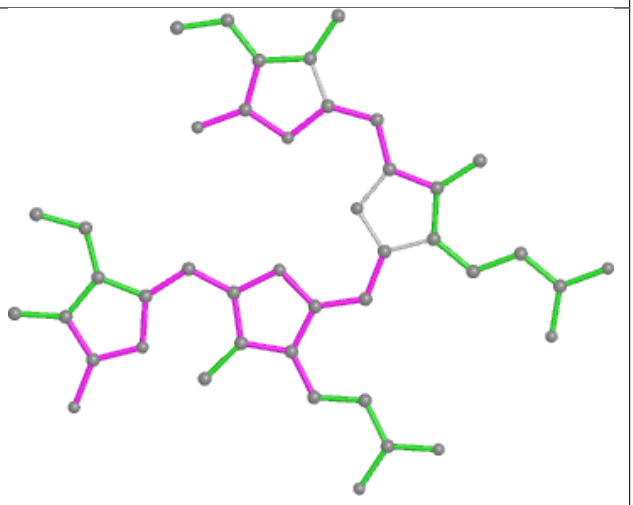

Bond angles

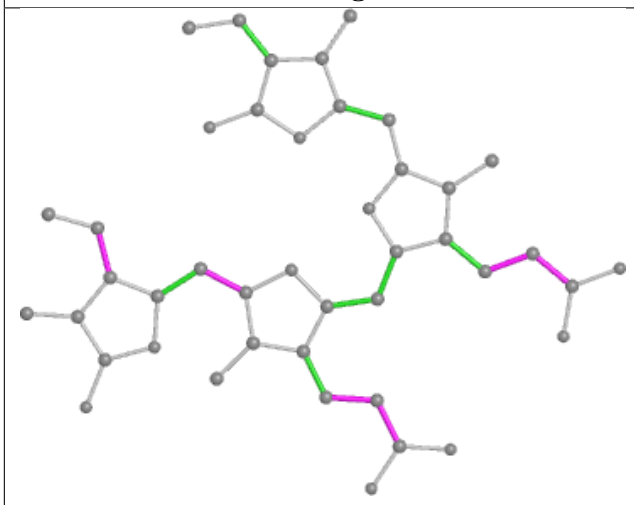

Torsions

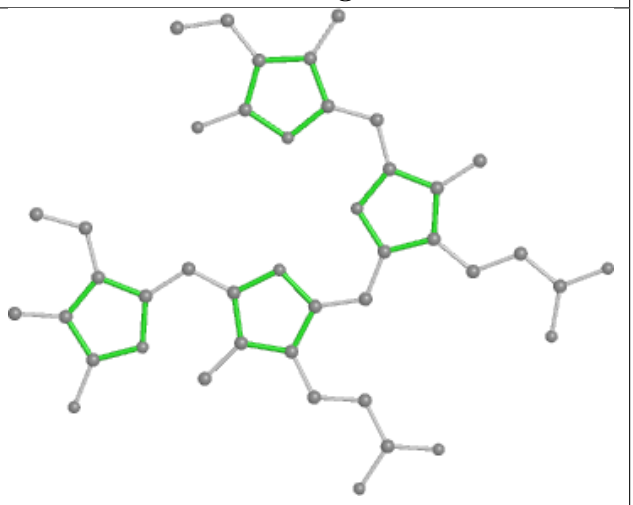

Rings

Ligand PHO A6 407

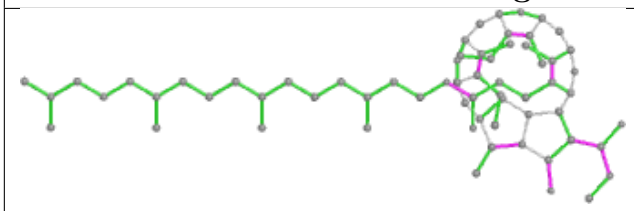

Bond lengths

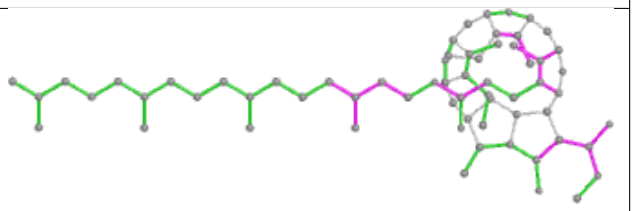

Bond angles

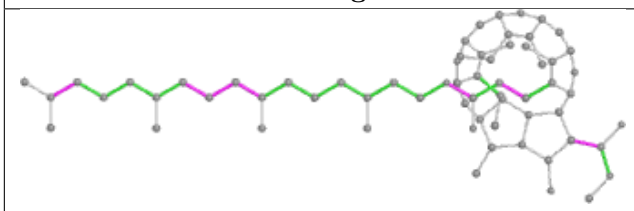

Torsions

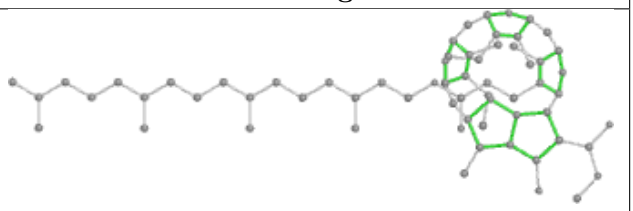

Rings

Ligand PEB UA 202

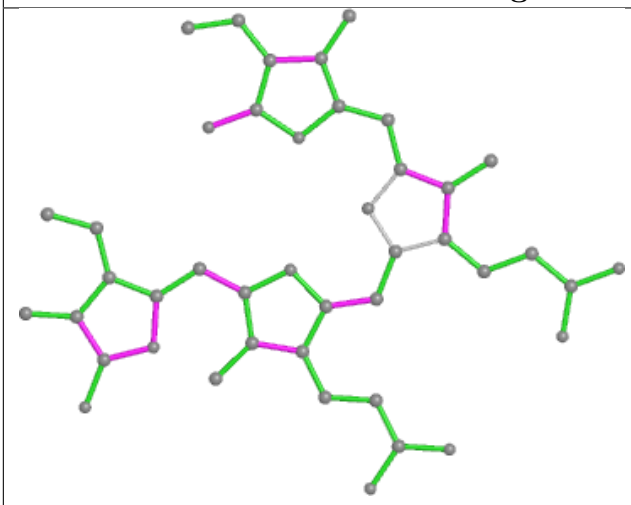

Bond lengths

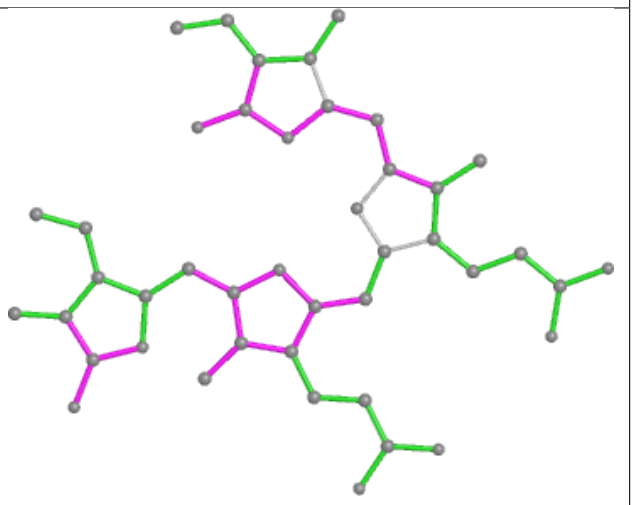

Bond angles

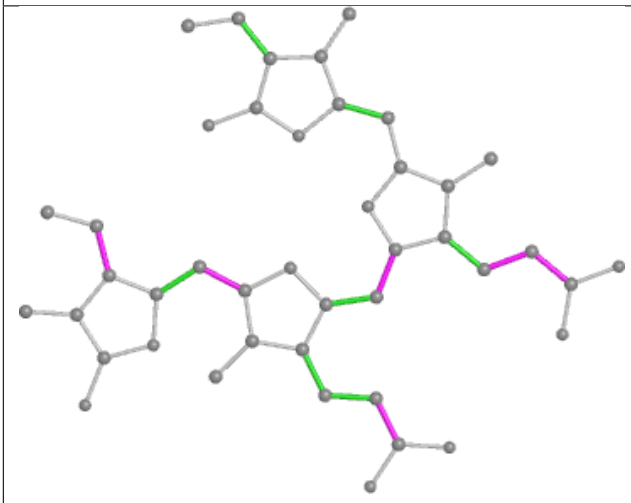

Torsions

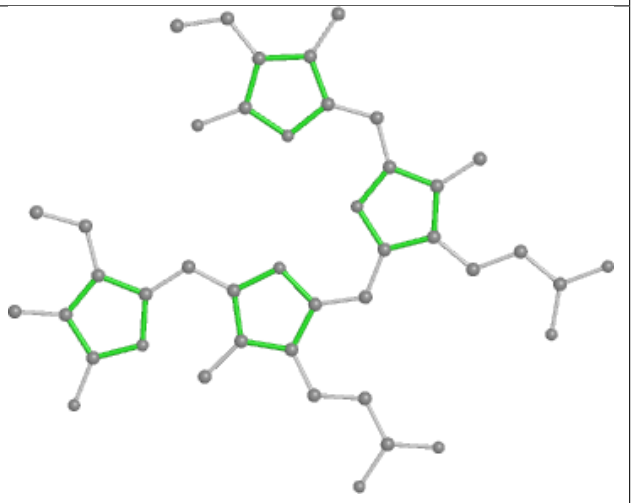

Rings

Ligand CLA 6N 601

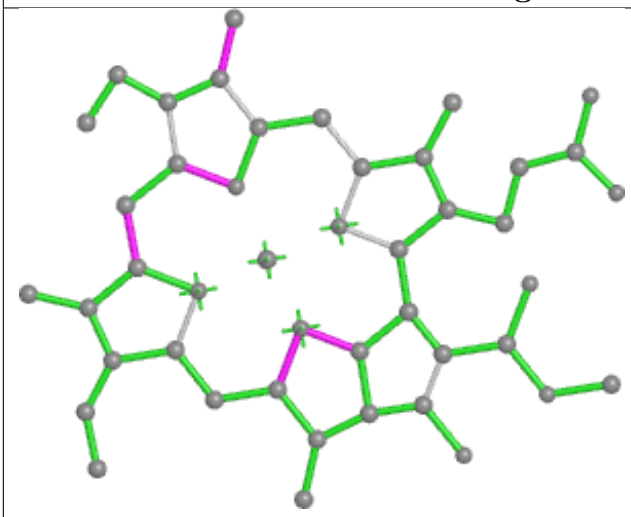

Bond lengths

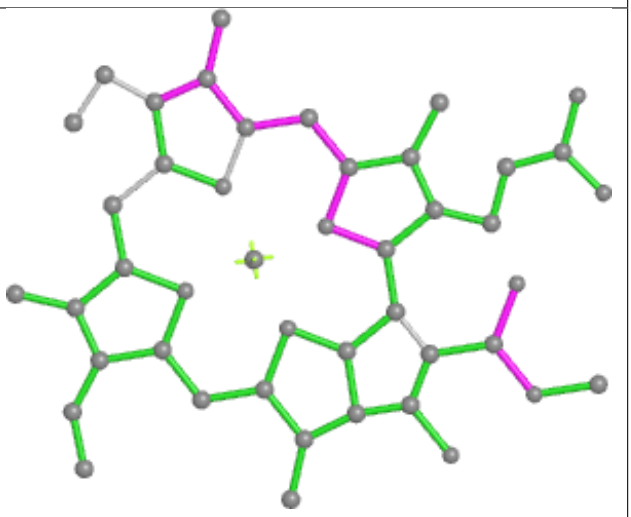

Bond angles

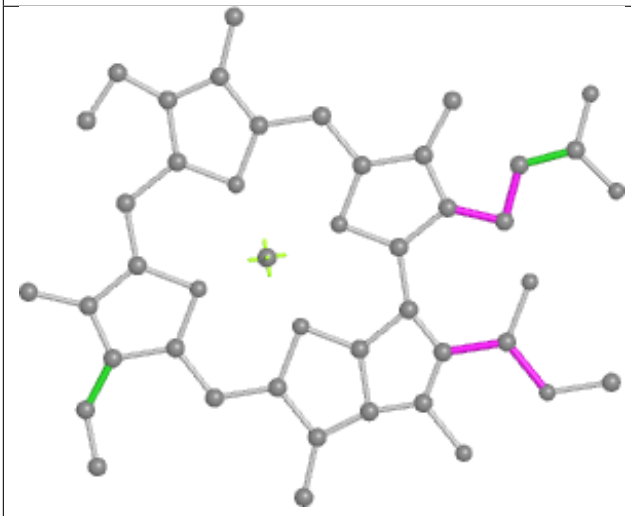

Torsions

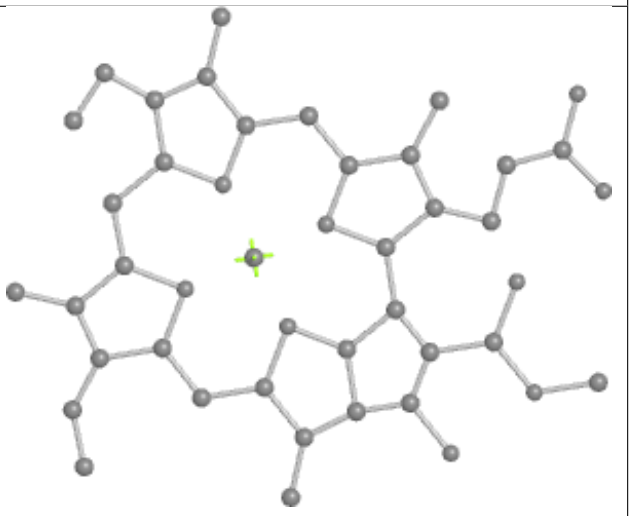

Rings

Ligand PEB TO 201

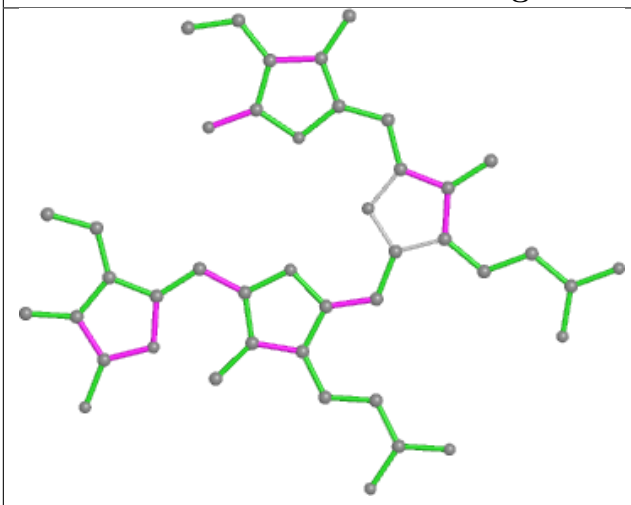

Bond lengths

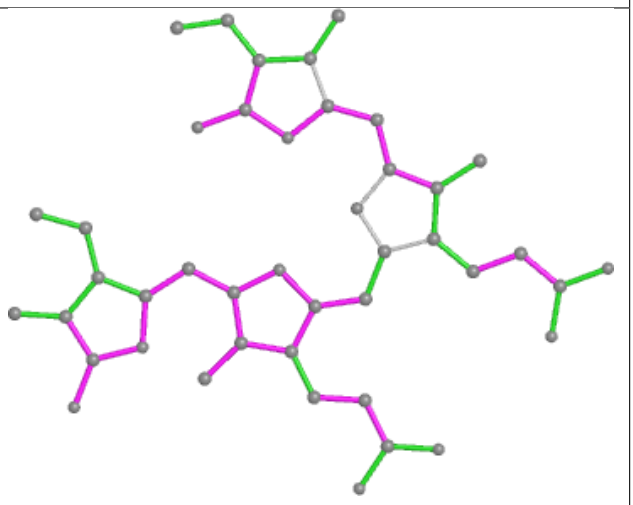

Bond angles

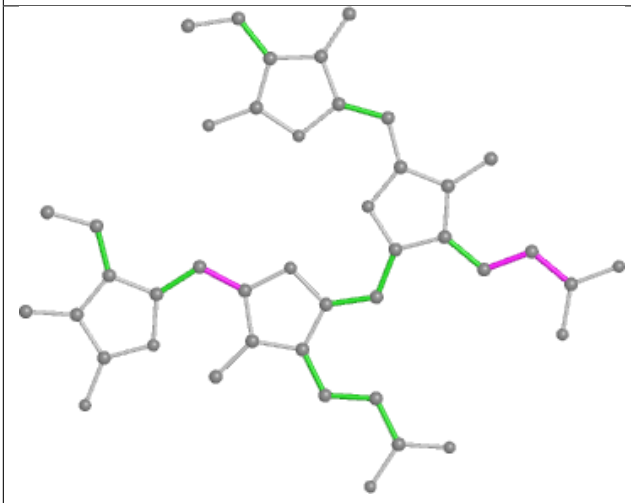

Torsions

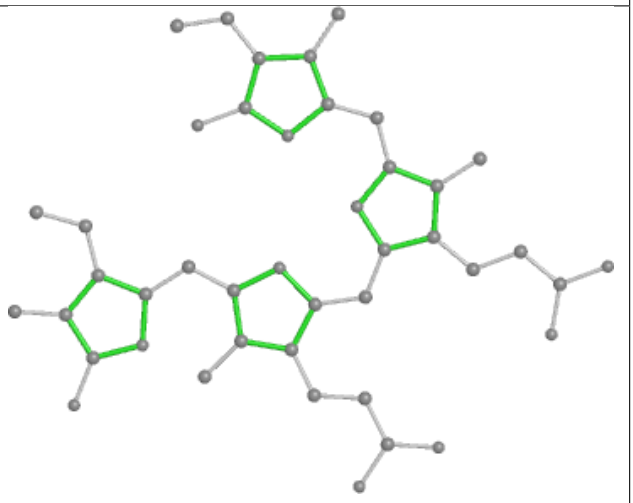

Rings

Ligand PEB L5 203

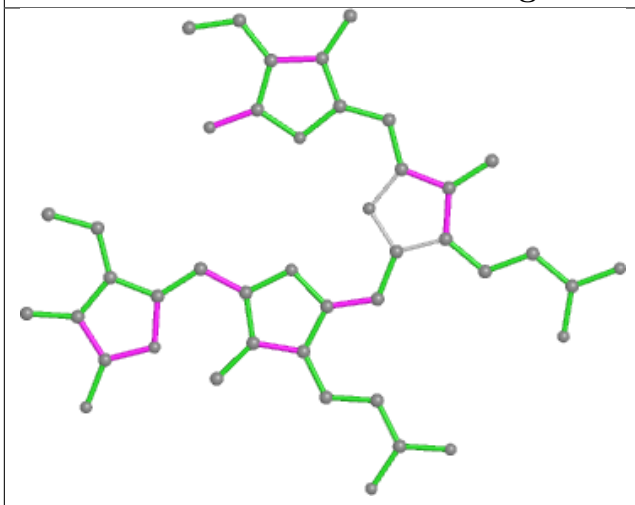

Bond lengths

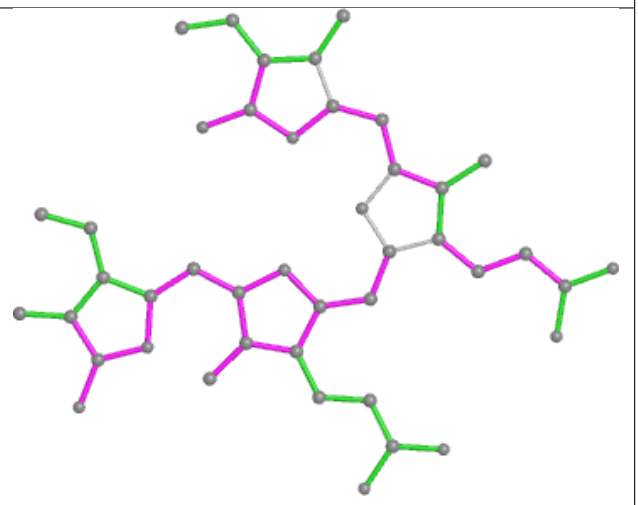

Bond angles

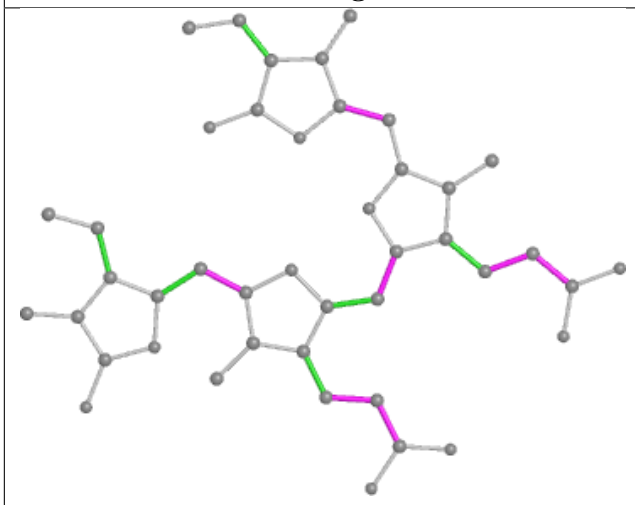

Torsions

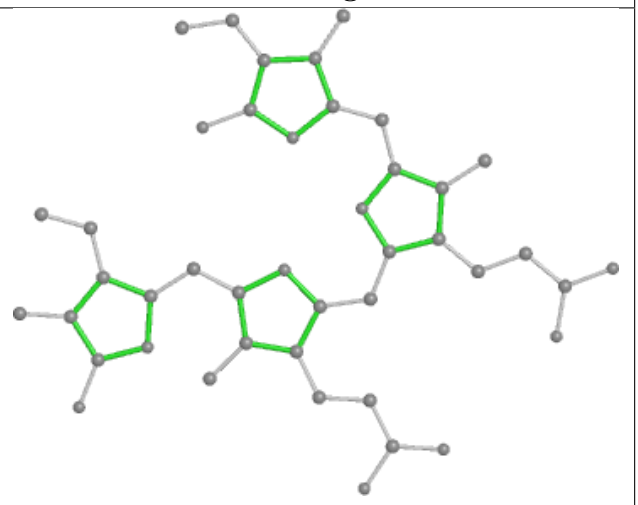

Rings

Ligand PUB YA 302

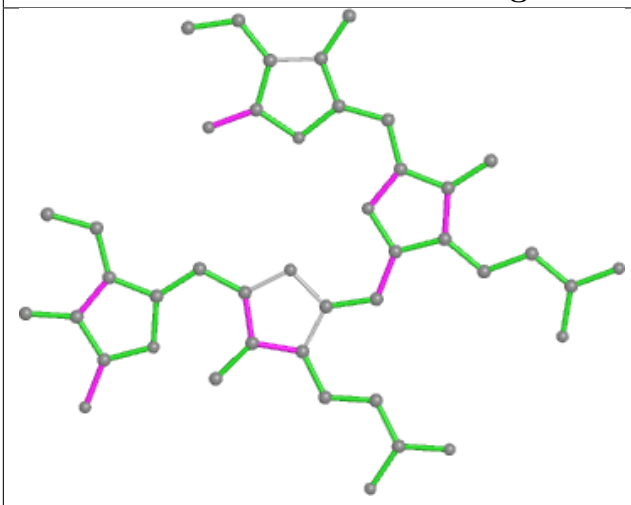

Bond lengths

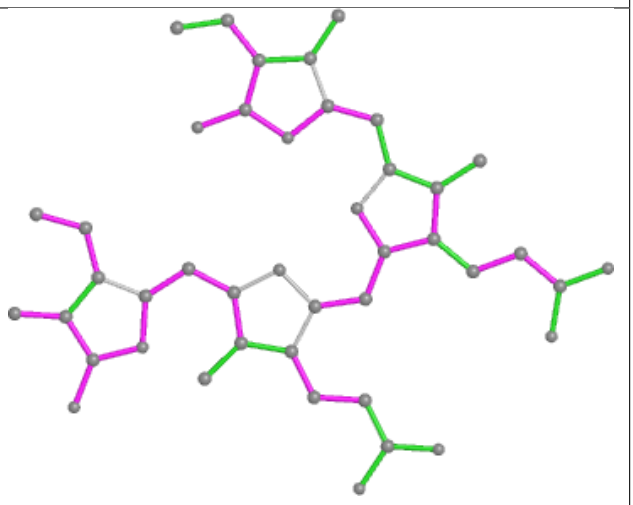

Bond angles

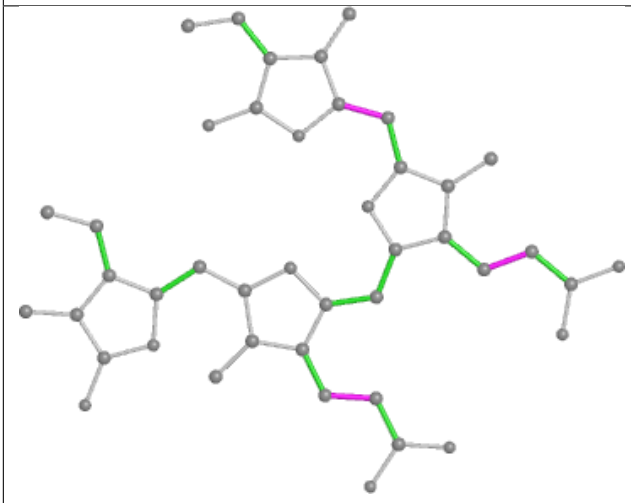

Torsions

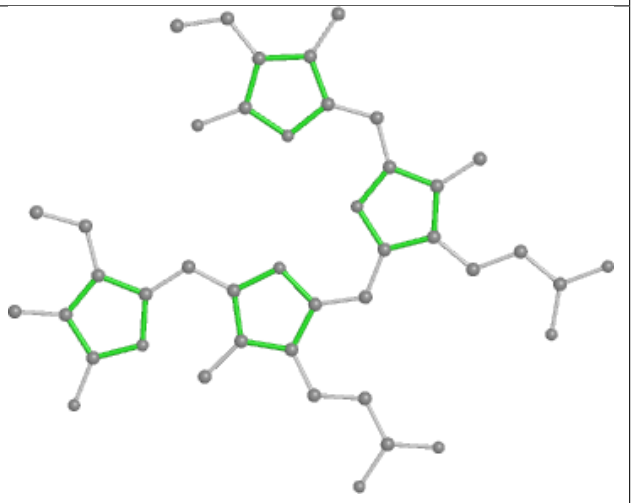

Rings

Ligand PEB NF 201

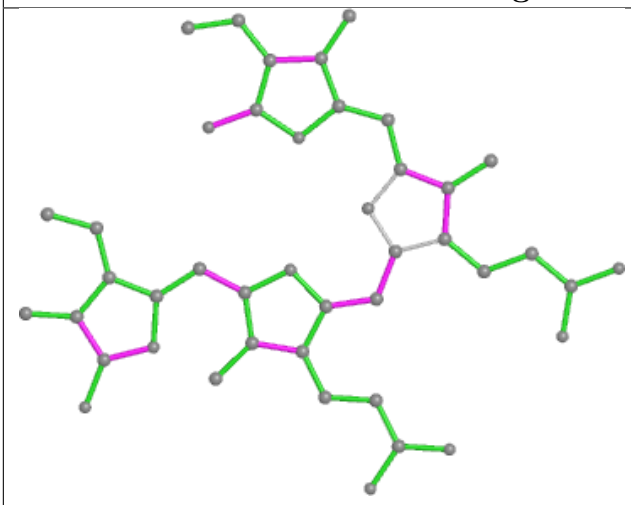

Bond lengths

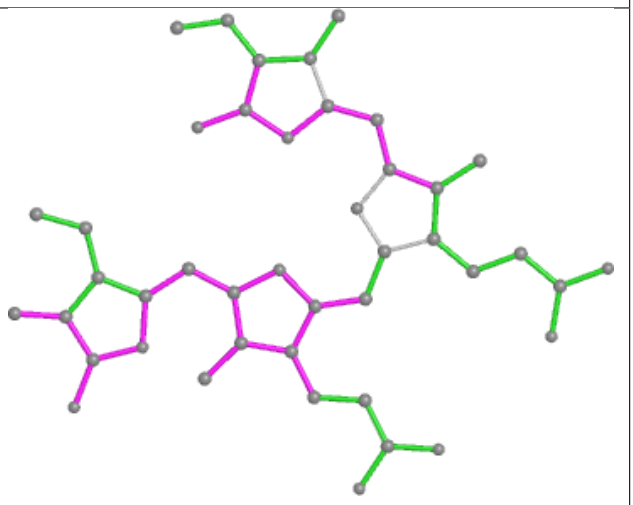

Bond angles

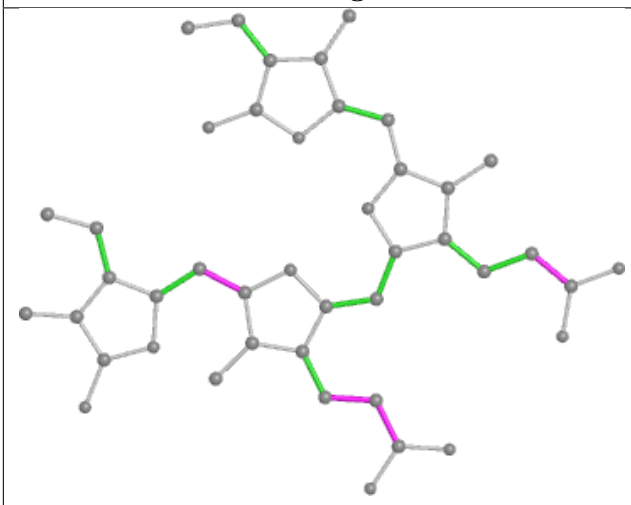

Torsions

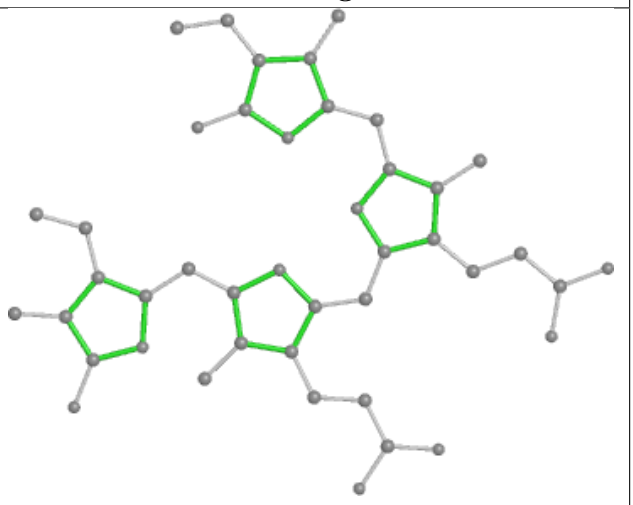

Rings

Ligand CLA AN 806

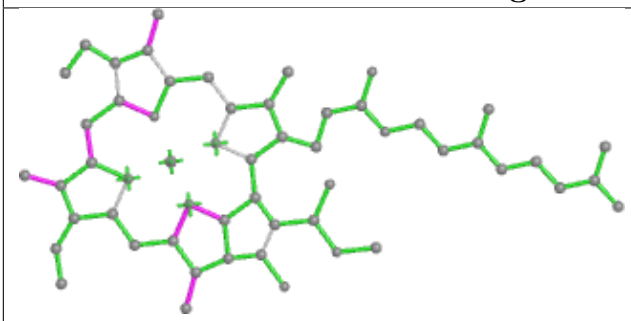

Bond lengths

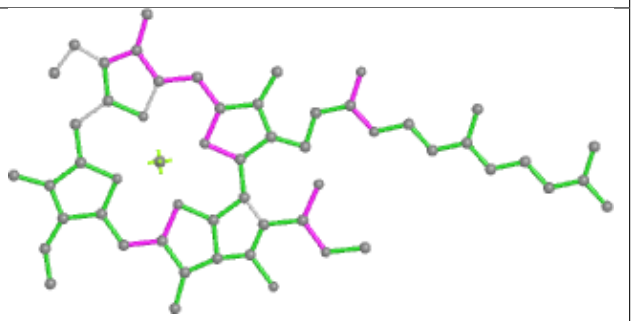

Bond angles

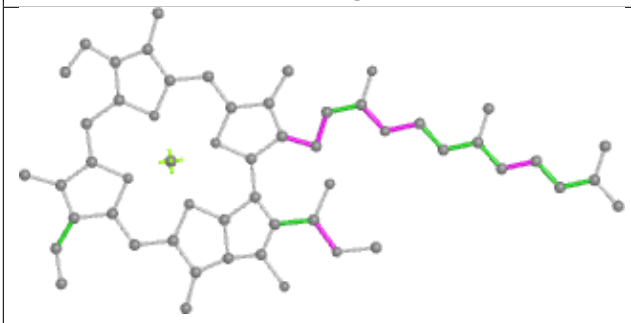

Torsions

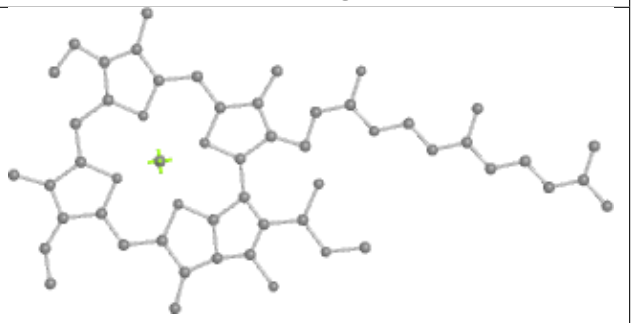

Rings

Ligand CLA 62 312

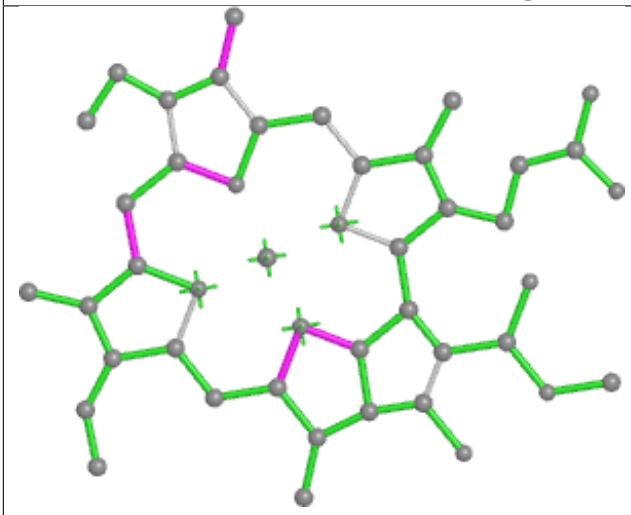

Bond lengths

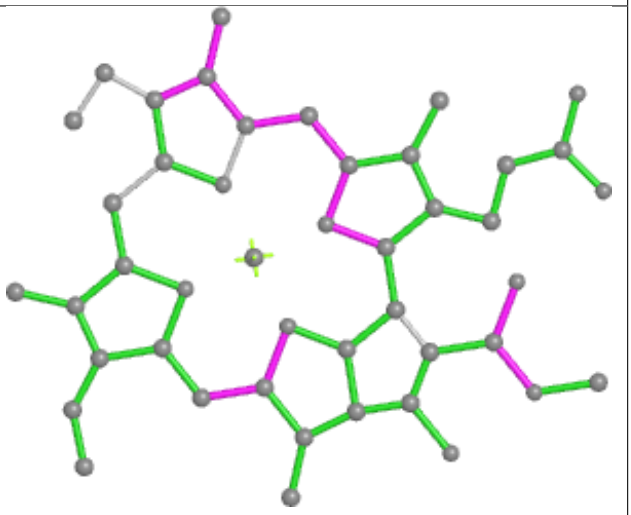

Bond angles

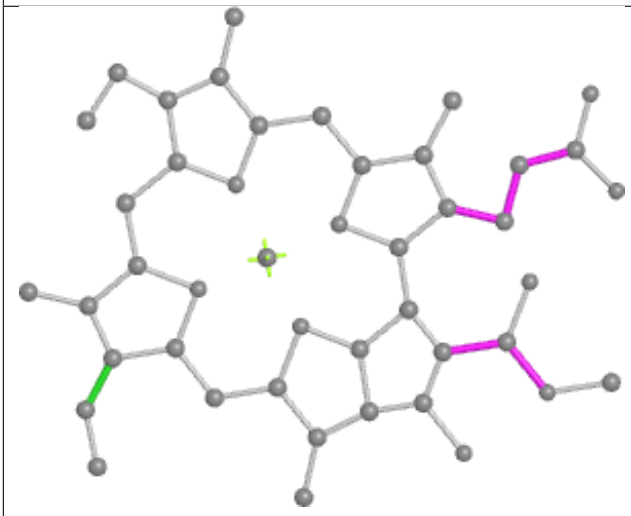

Torsions

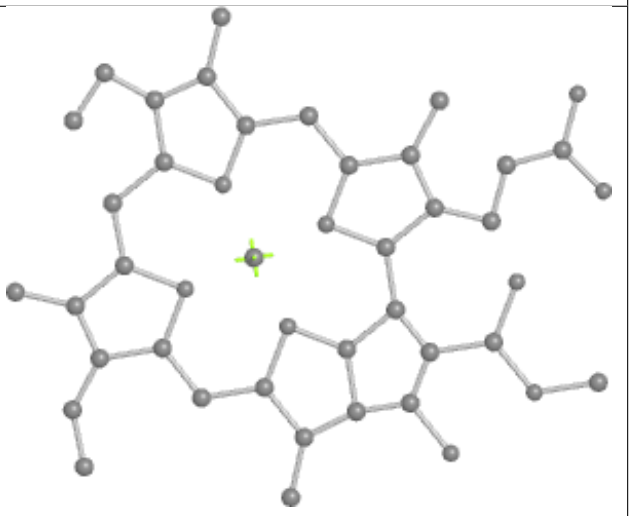

Rings

Ligand PEB NA 202

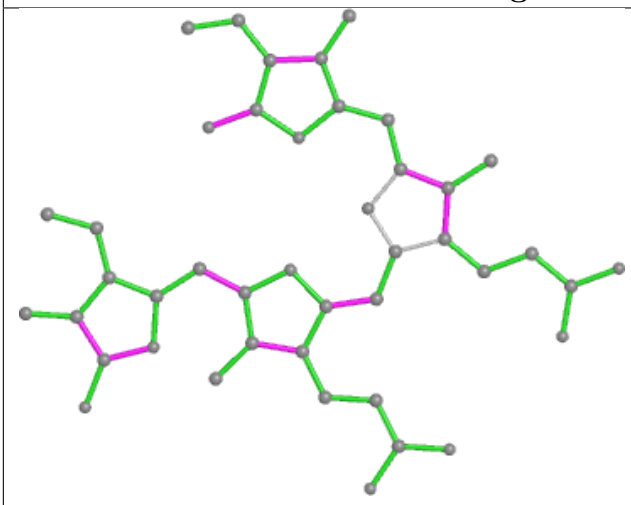

Bond lengths

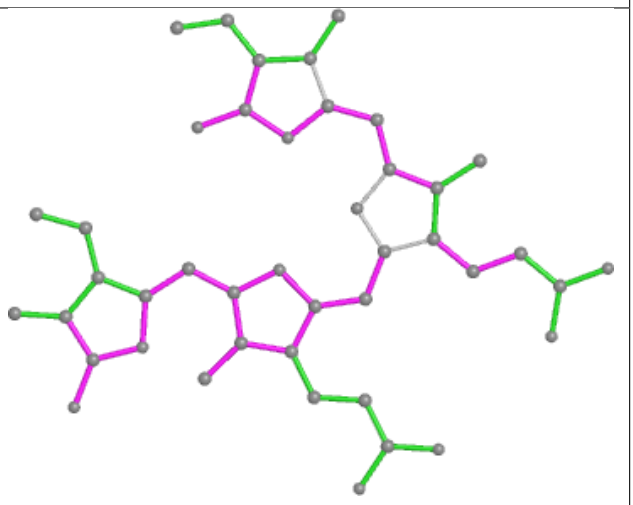

Bond angles

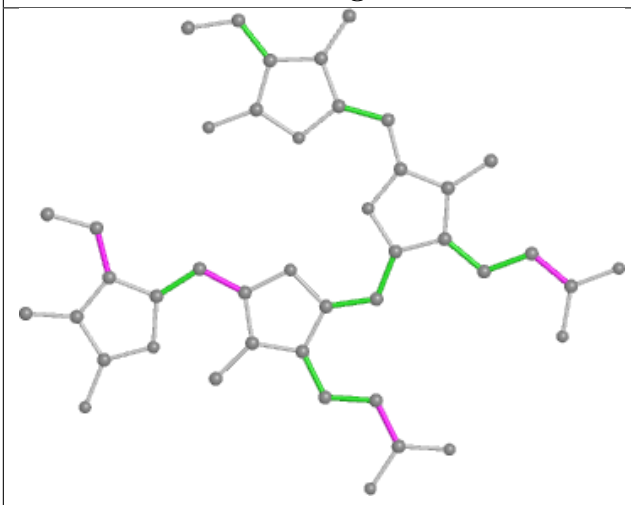

Torsions

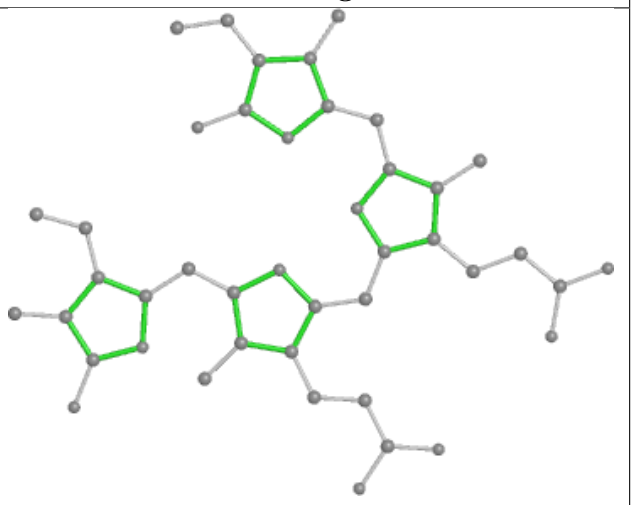

Rings

Ligand CLA A2 801

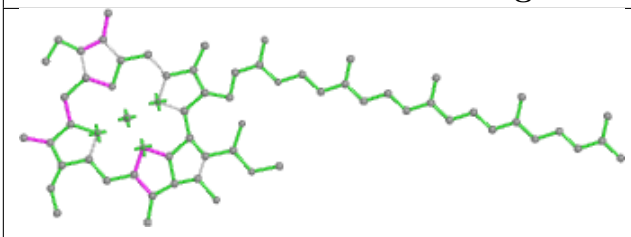

Bond lengths

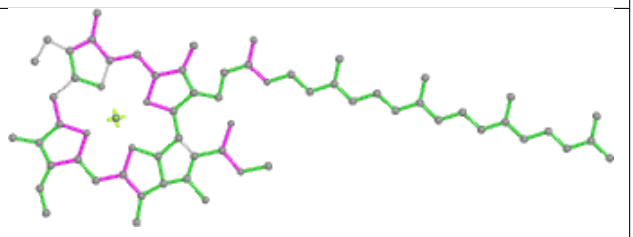

Bond angles

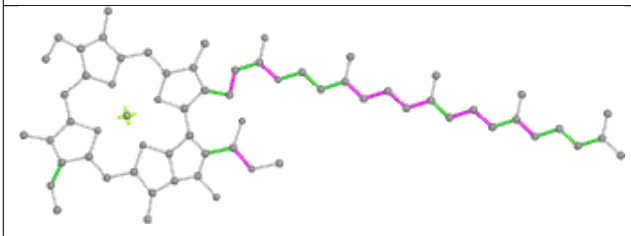

Torsions

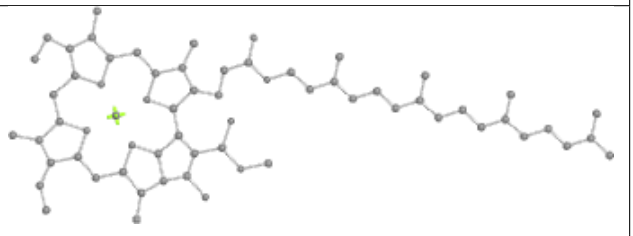

Rings

Ligand CLA b6 608

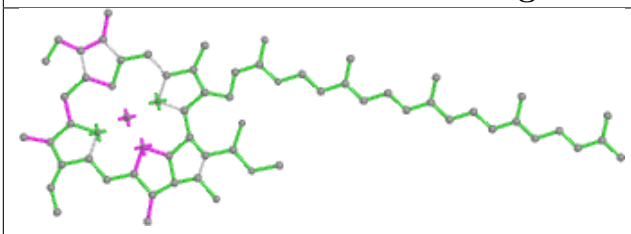

Bond lengths

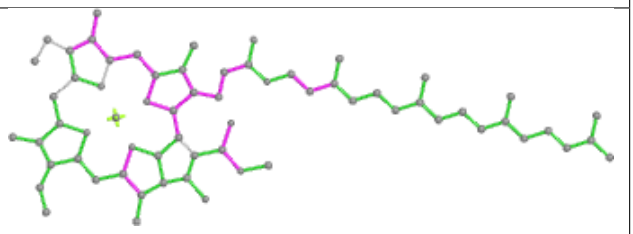

Bond angles

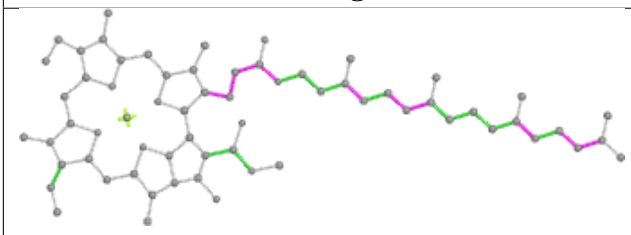

Torsions

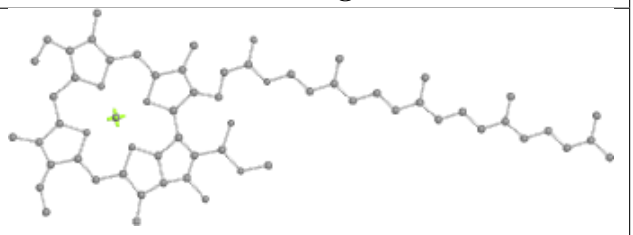

Rings

Ligand PEB lK 202

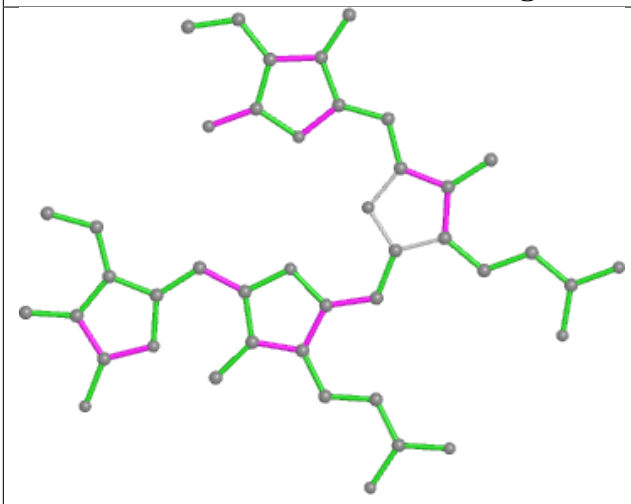

Bond lengths

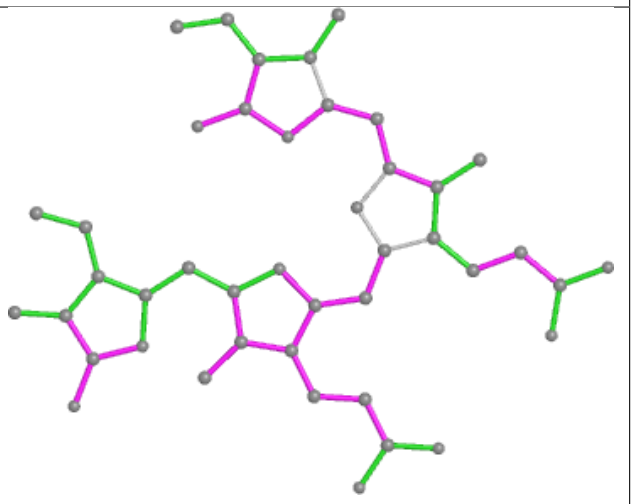

Bond angles

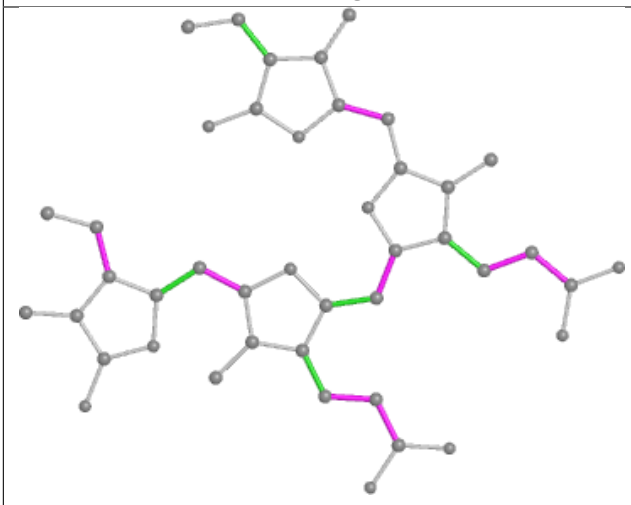

Torsions

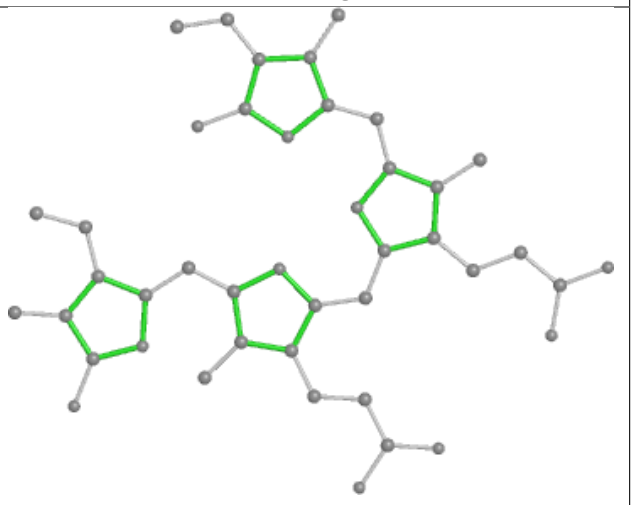

Rings

Ligand PEB JM 201

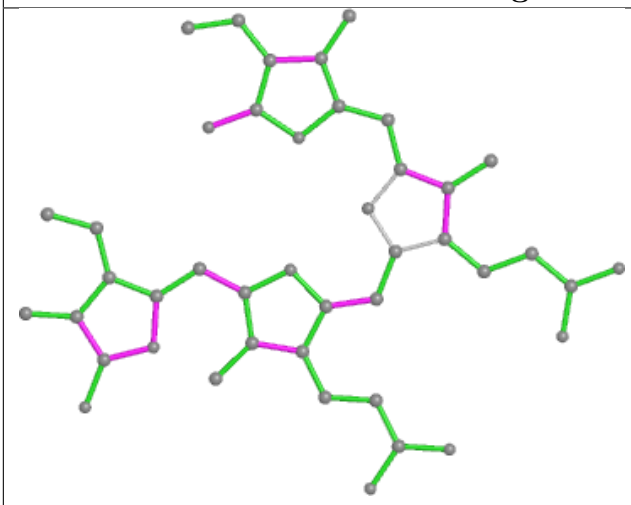

Bond lengths

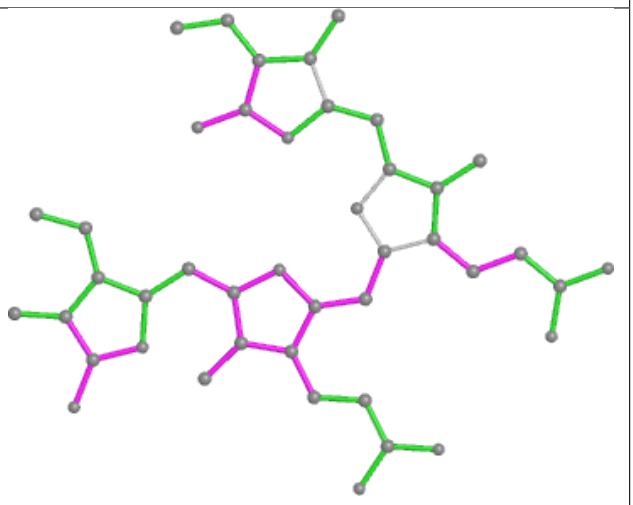

Bond angles

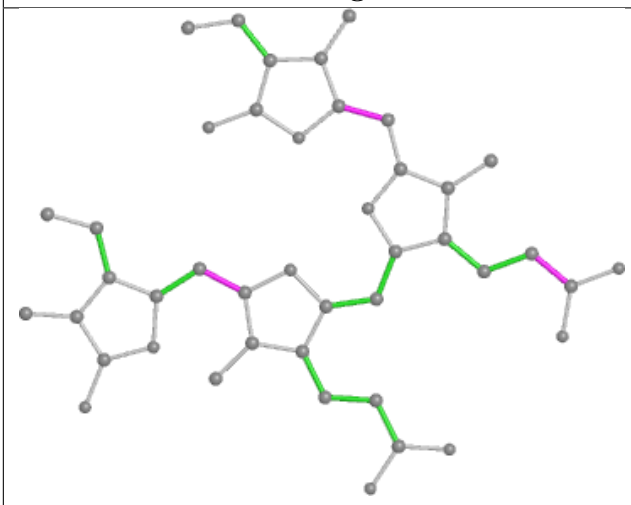

Torsions

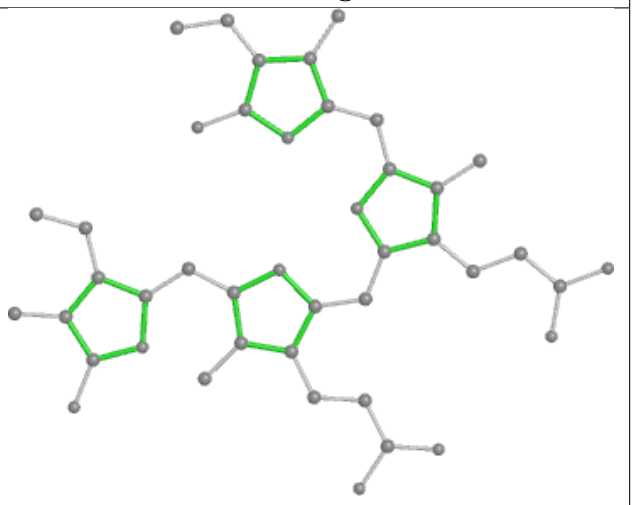

Rings

Ligand CLA 4N 603

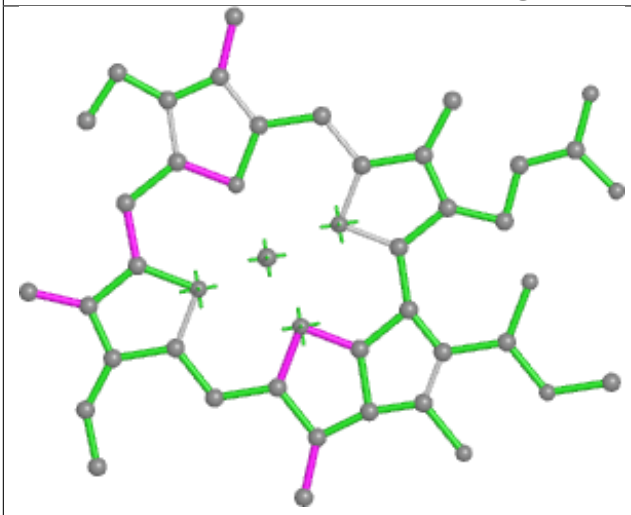

Bond lengths

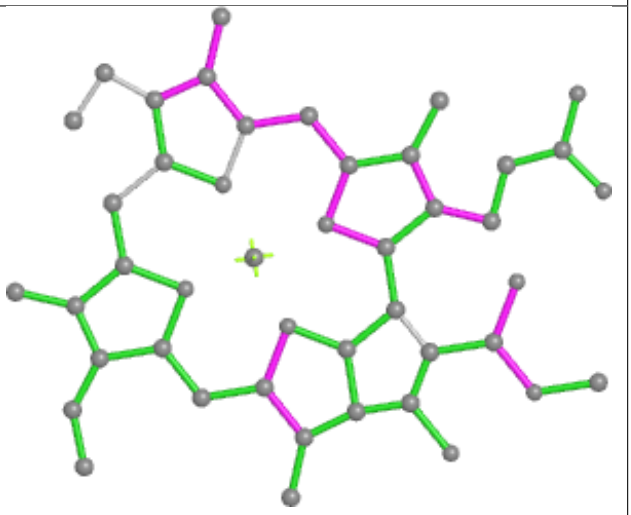

Bond angles

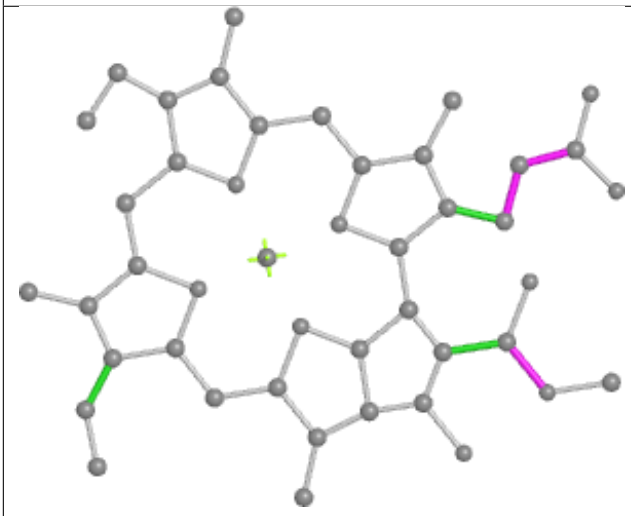

Torsions

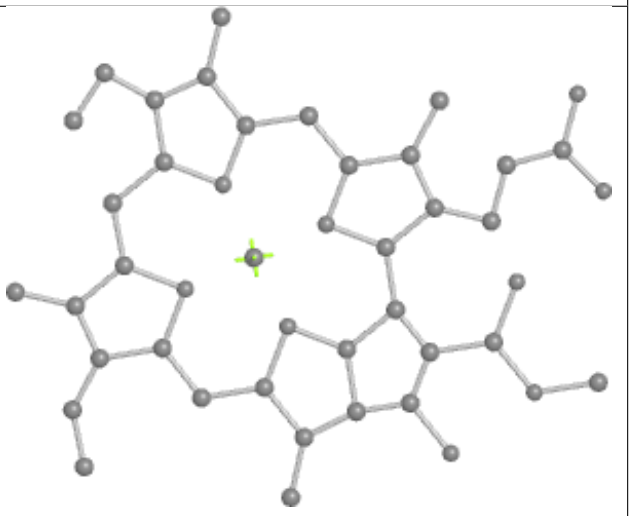

Rings

Ligand PEB h4 201

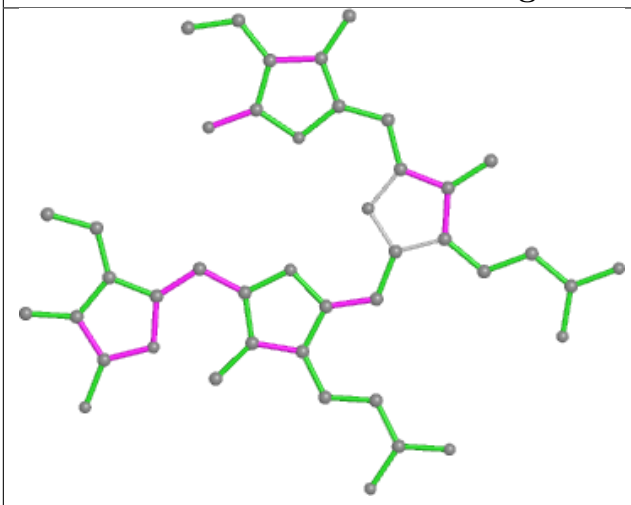

Bond lengths

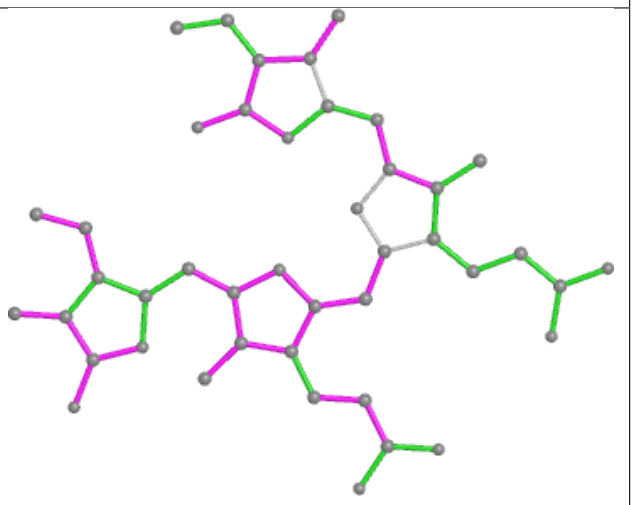

Bond angles

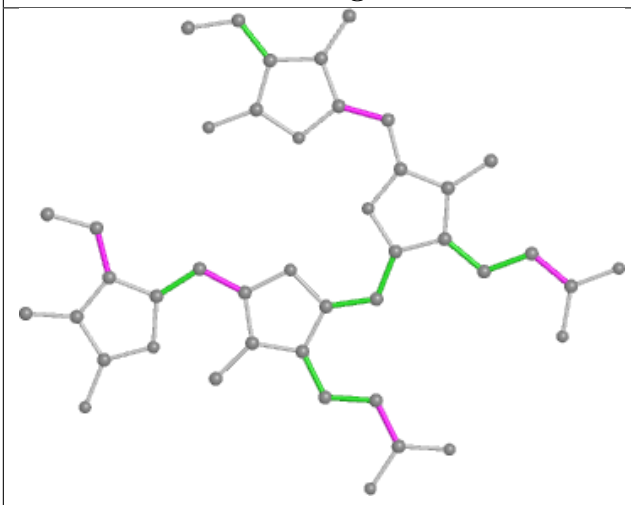

Torsions

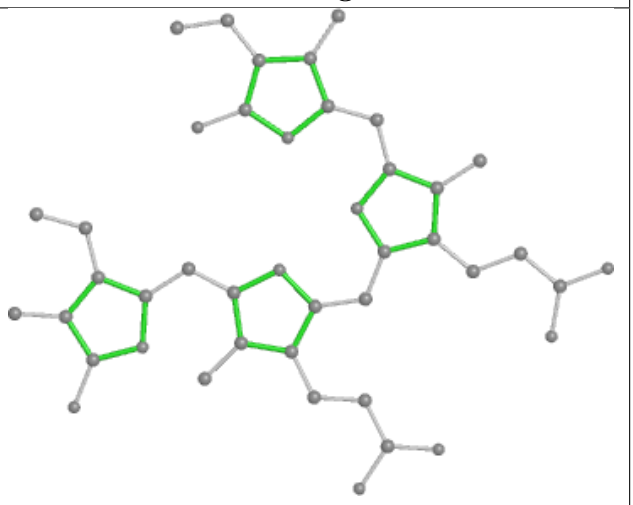

Rings

Ligand PEB DA 202

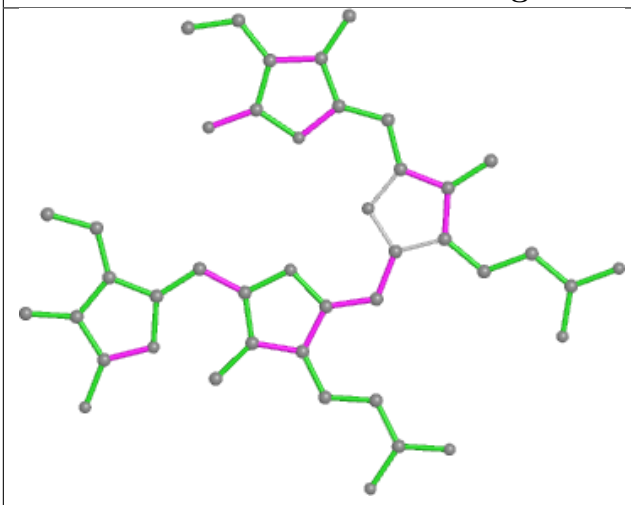

Bond lengths

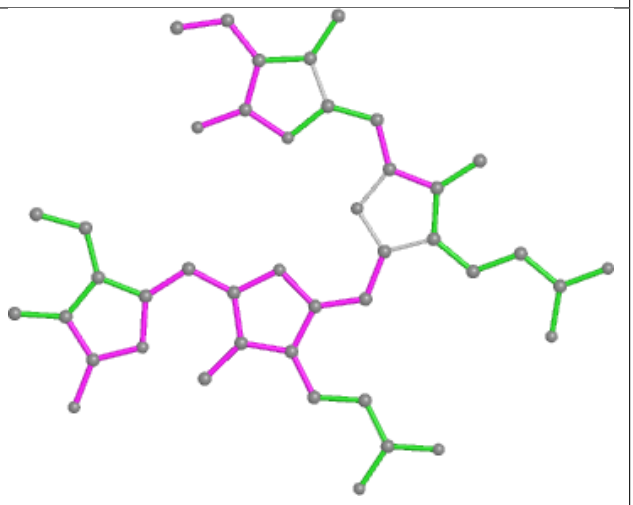

Bond angles

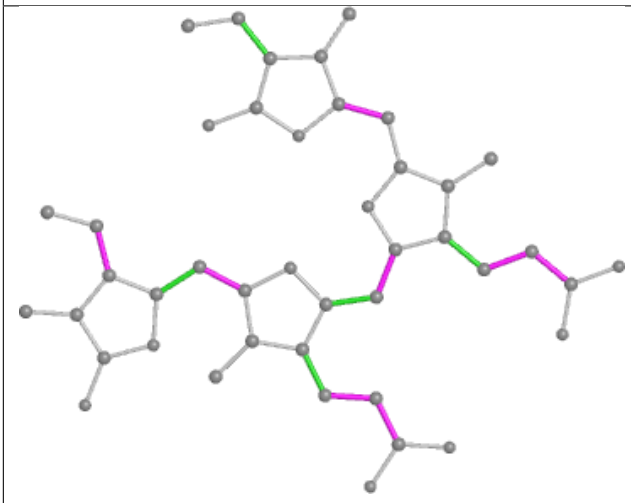

Torsions

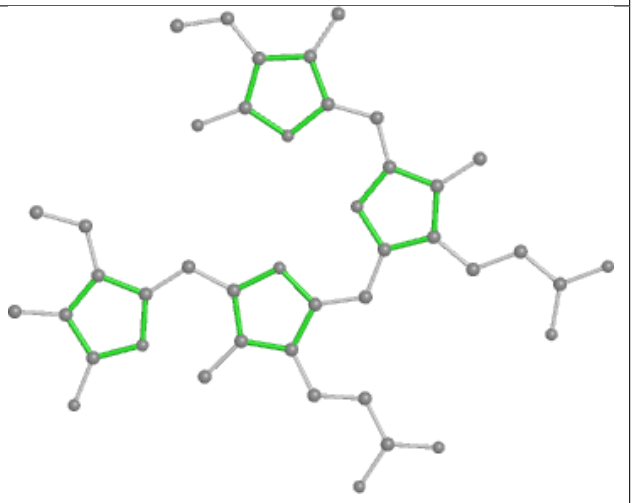

Rings

Ligand PEB U9 202

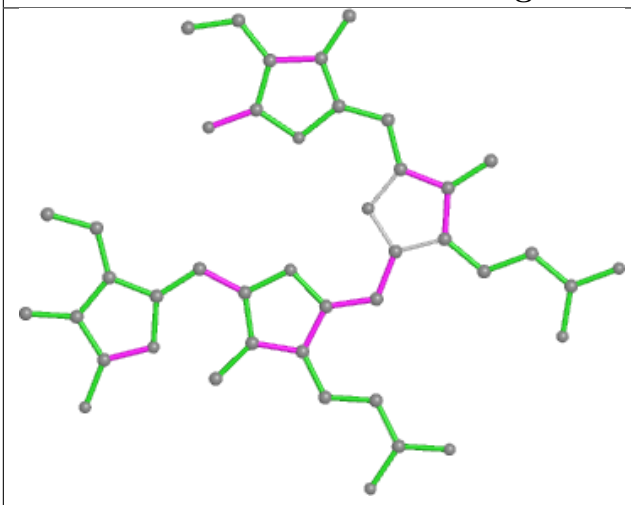

Bond lengths

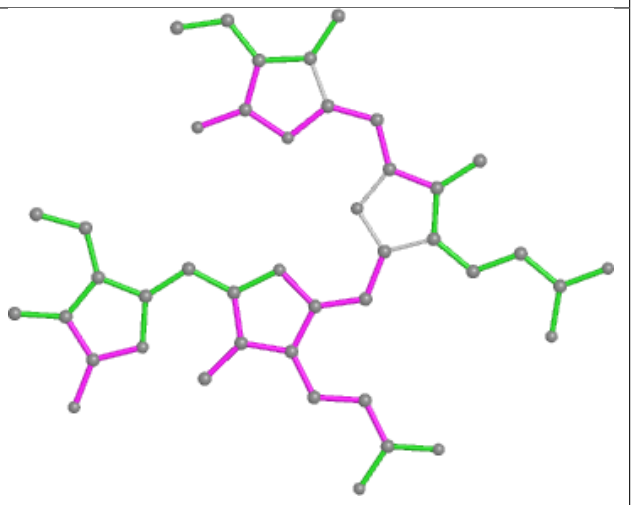

Bond angles

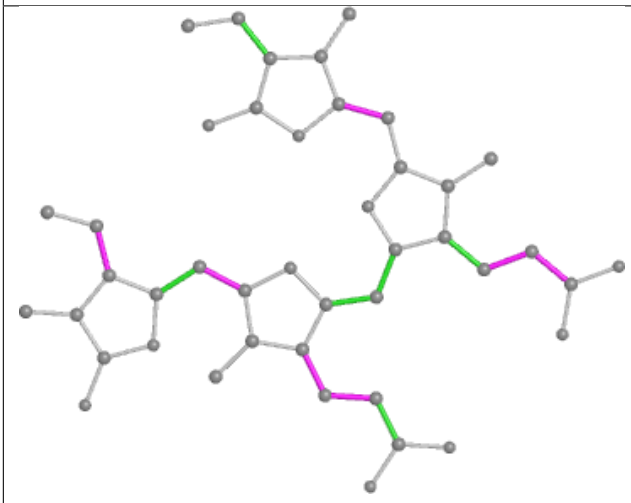

Torsions

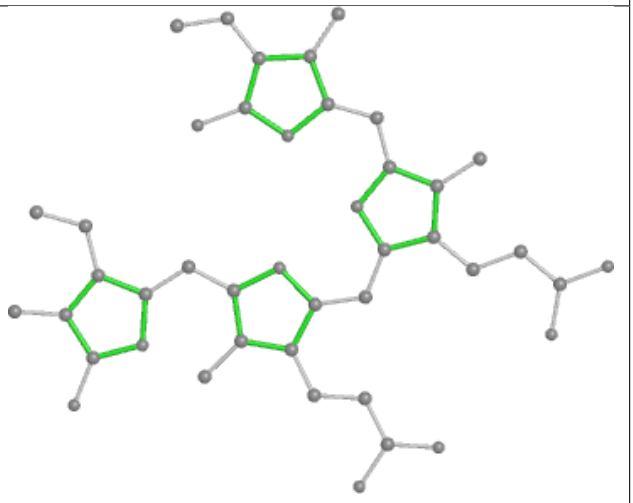

Rings

Ligand PEB eB 201

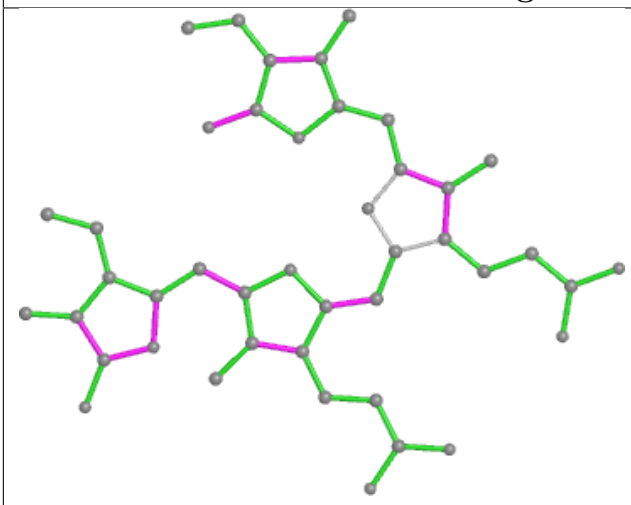

Bond lengths

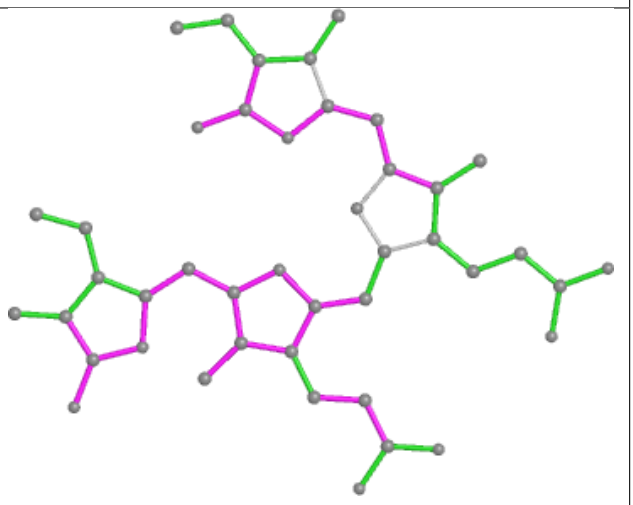

Bond angles

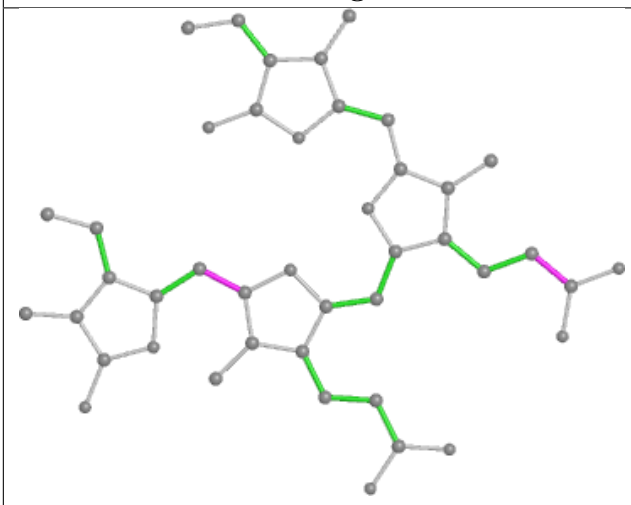

Torsions

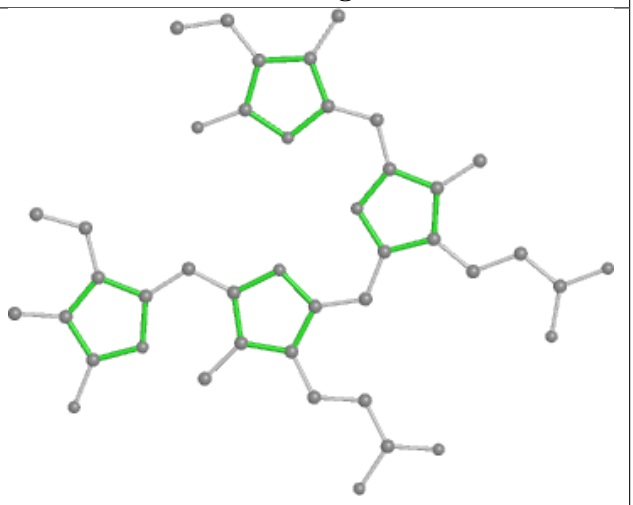

Rings

Ligand CLA IN 103

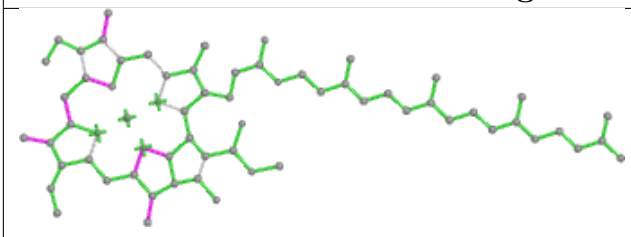

Bond lengths

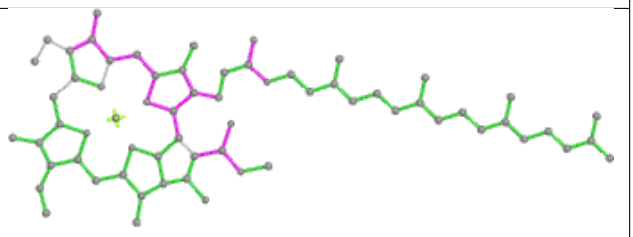

Bond angles

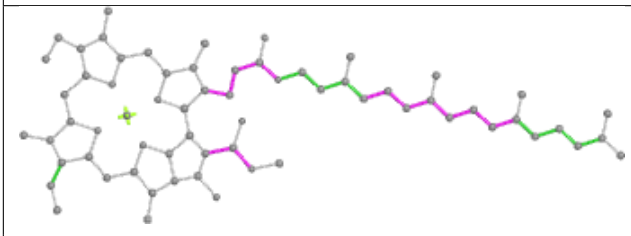

Torsions

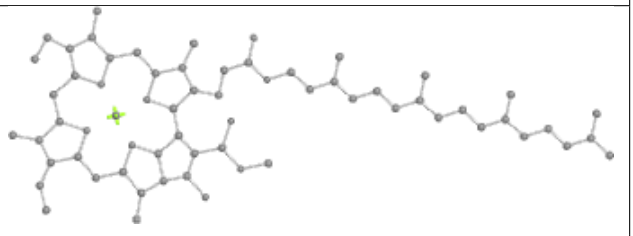

Rings

Ligand PEB BB 203

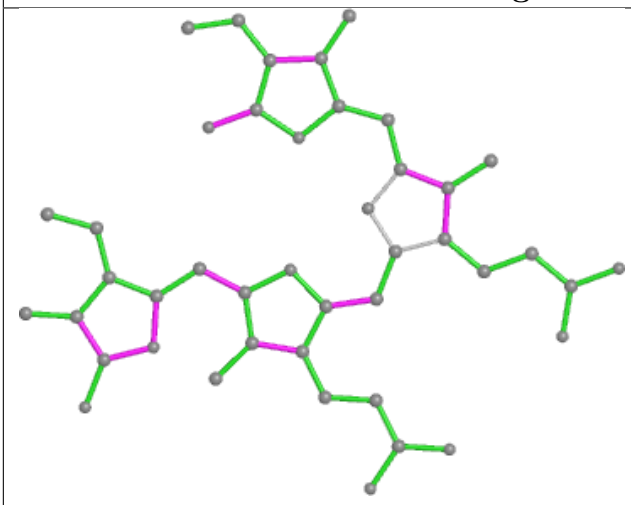

Bond lengths

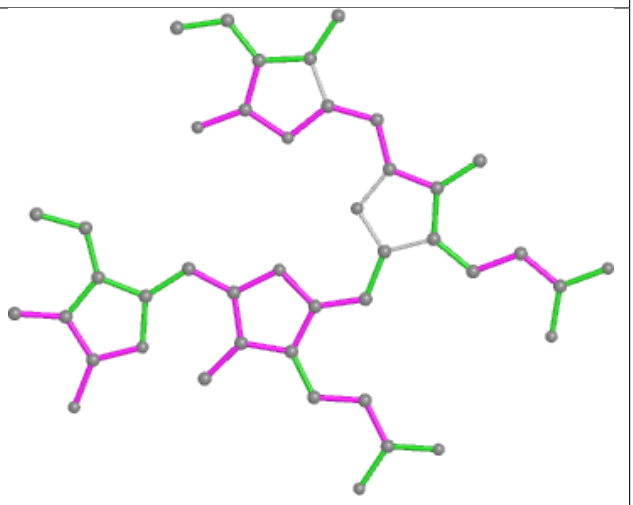

Bond angles

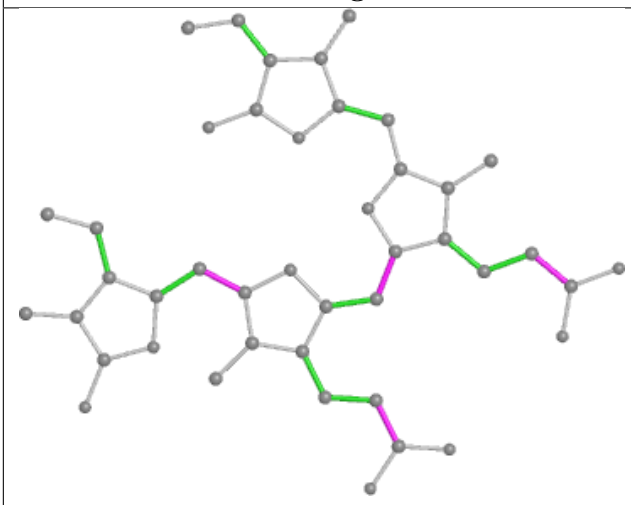

Torsions

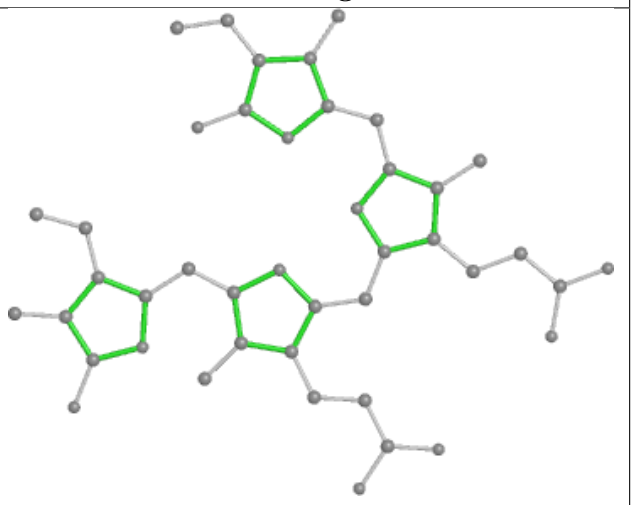

Rings

Ligand PEB RH 201

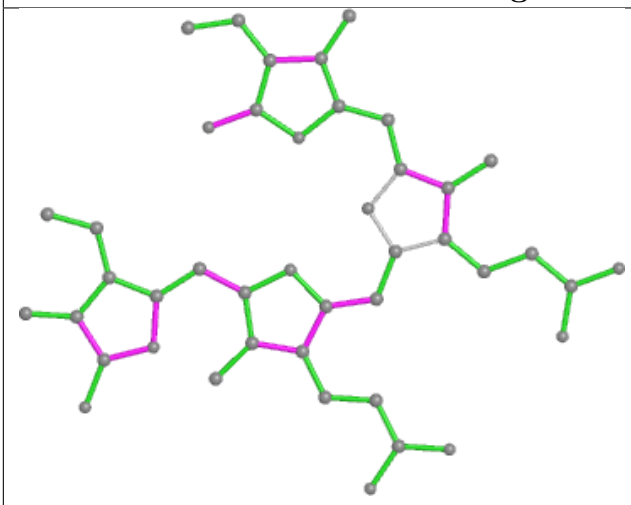

Bond lengths

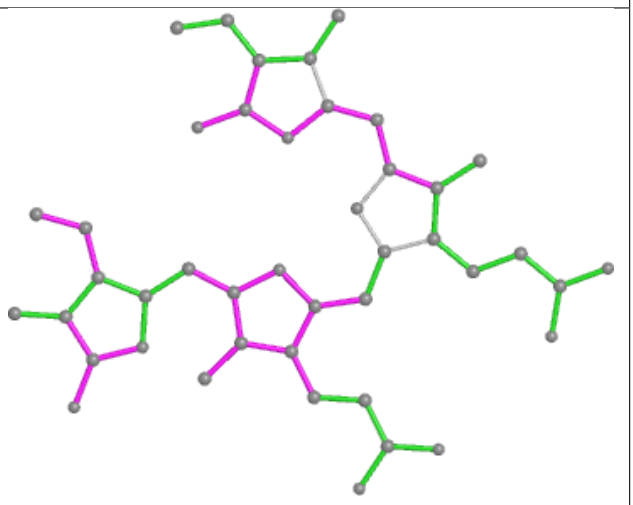

Bond angles

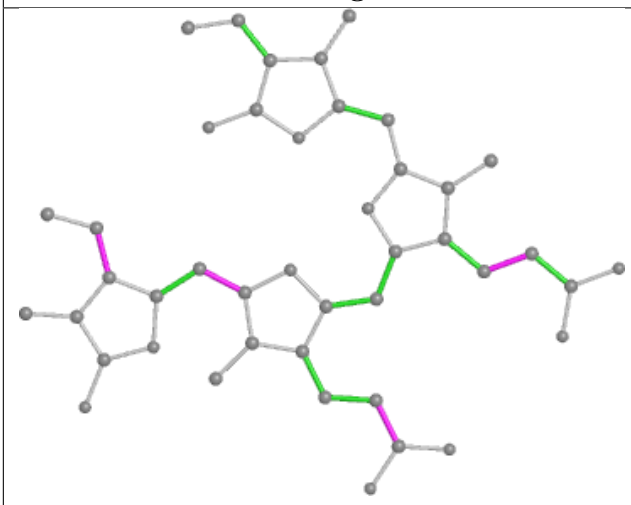

Torsions

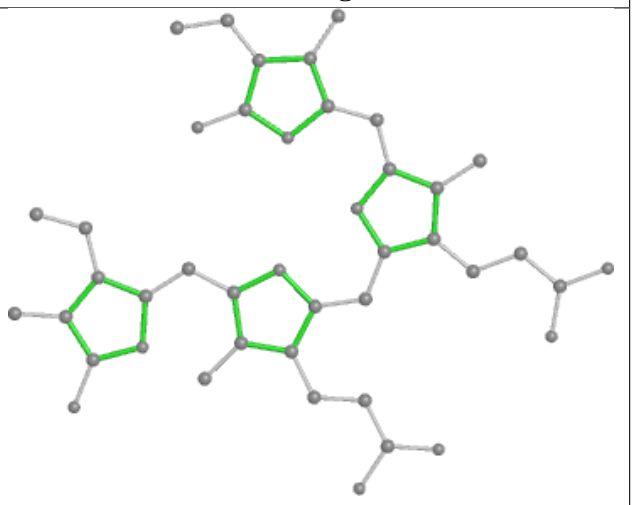

Rings

Ligand PEB y8 203

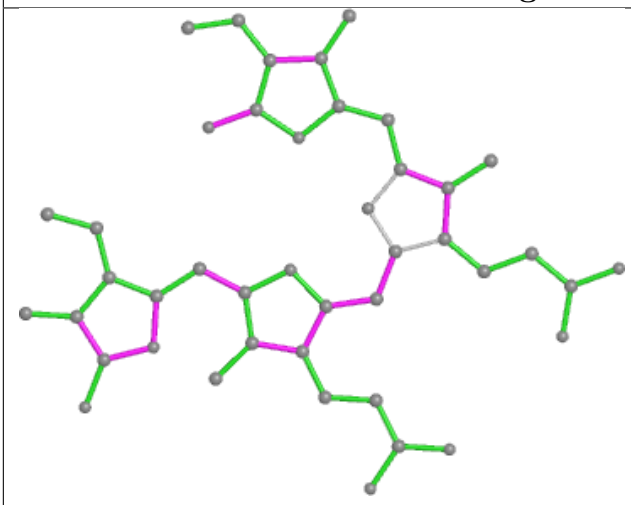

Bond lengths

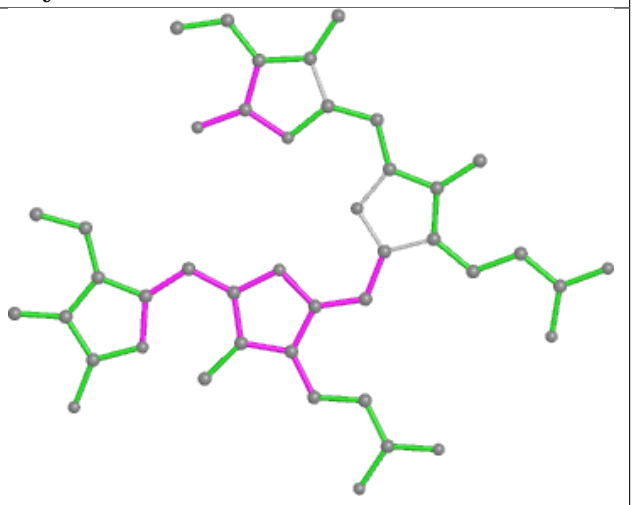

Bond angles

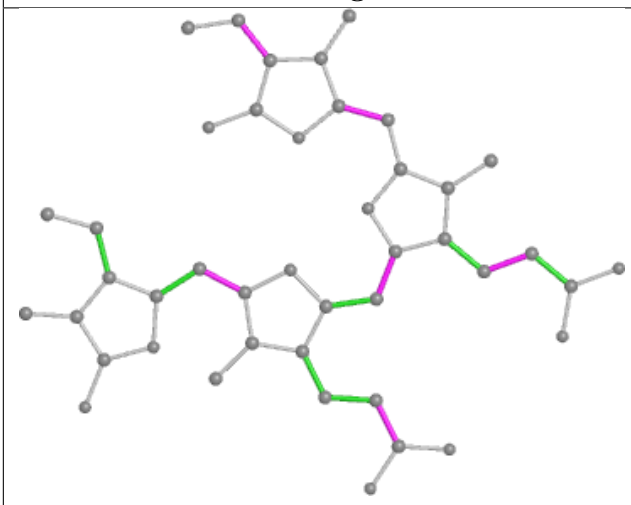

Torsions

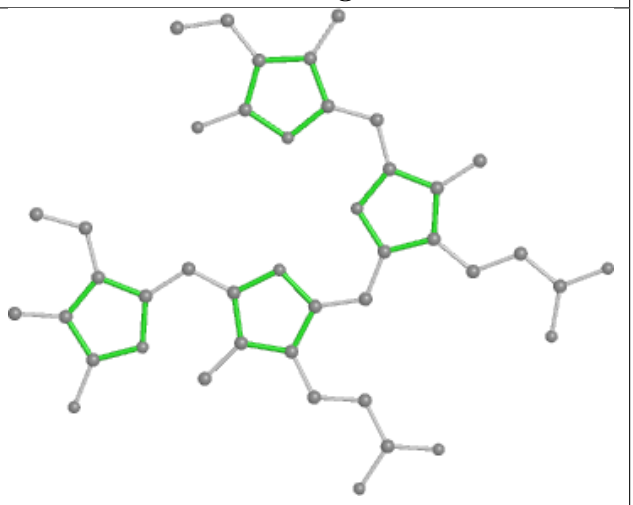

Rings

Ligand CLA BN 834

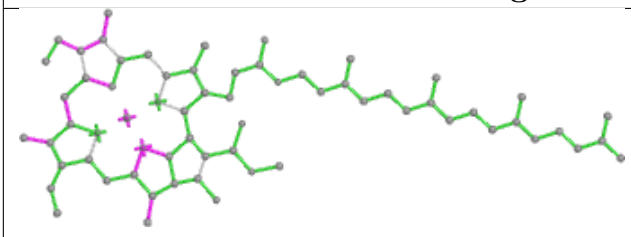

Bond lengths

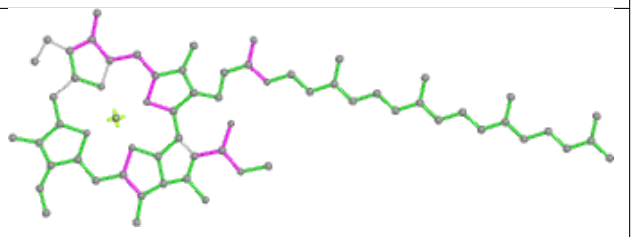

Bond angles

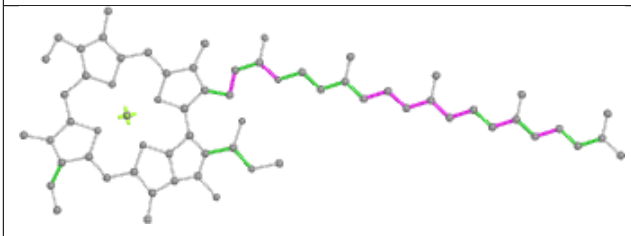

Torsions

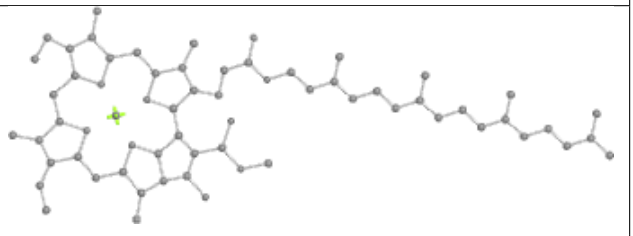

Rings

Ligand PEB hJ 203

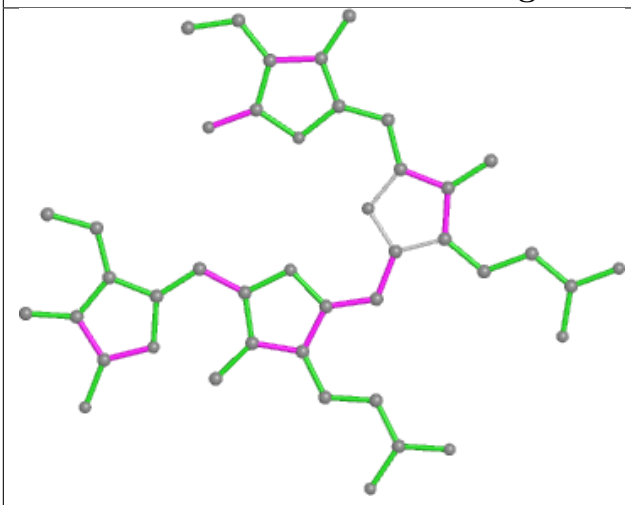

Bond lengths

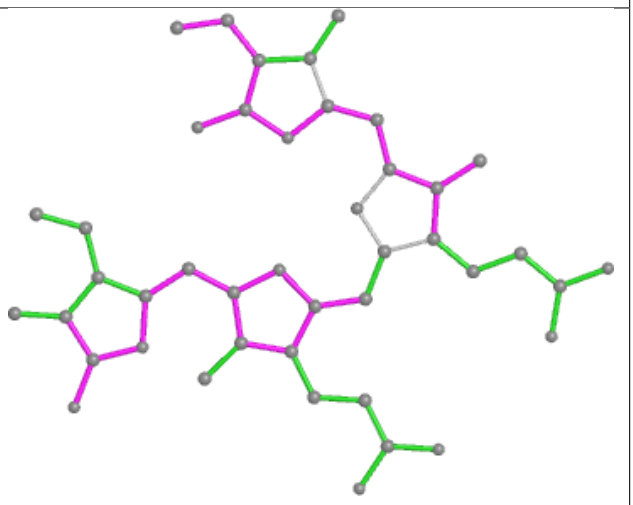

Bond angles

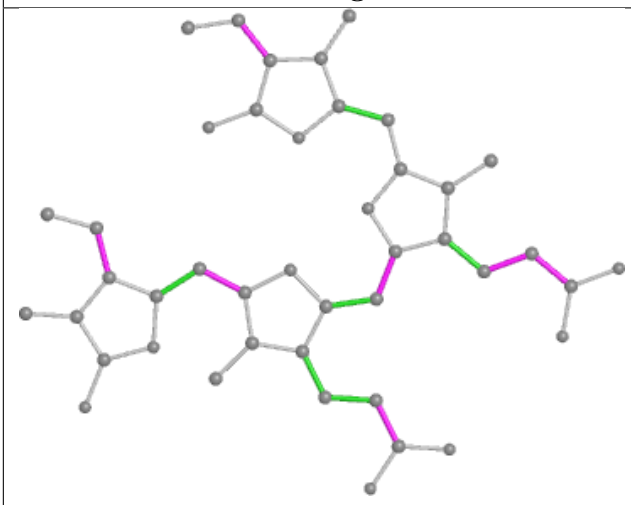

Torsions

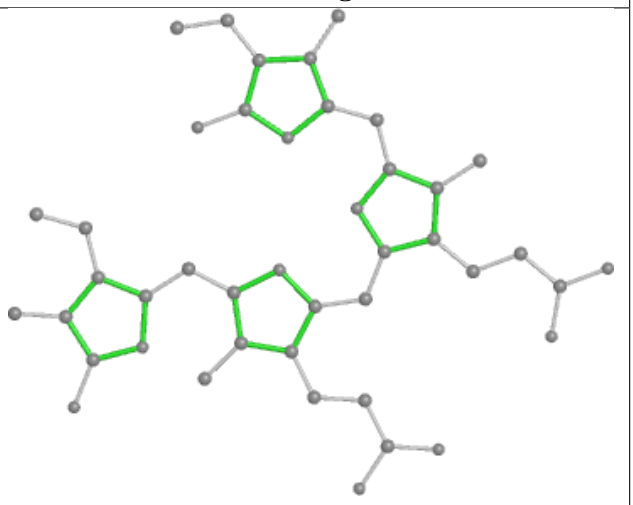

Rings

Ligand CLA dL 404

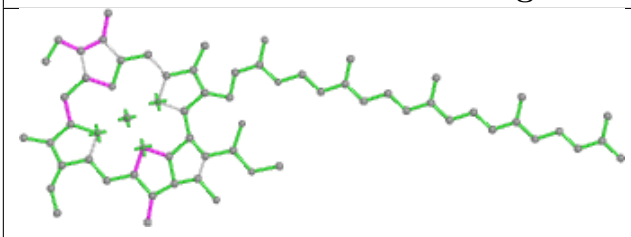

Bond lengths

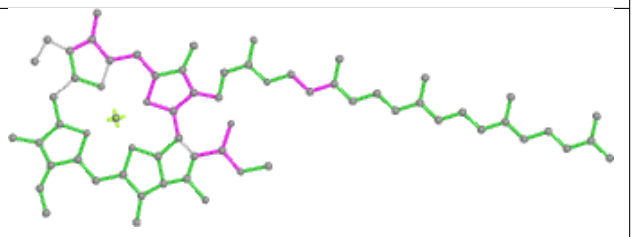

Bond angles

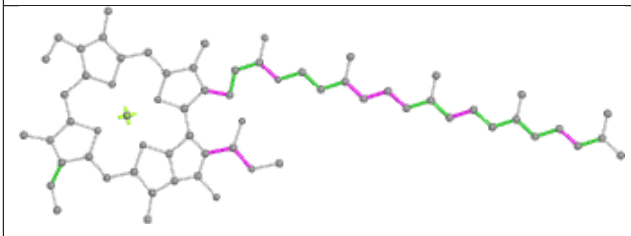

Torsions

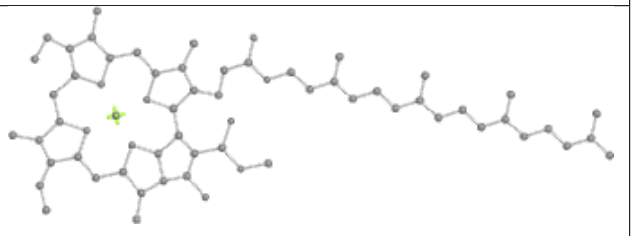

Rings

Ligand PEB SE 201

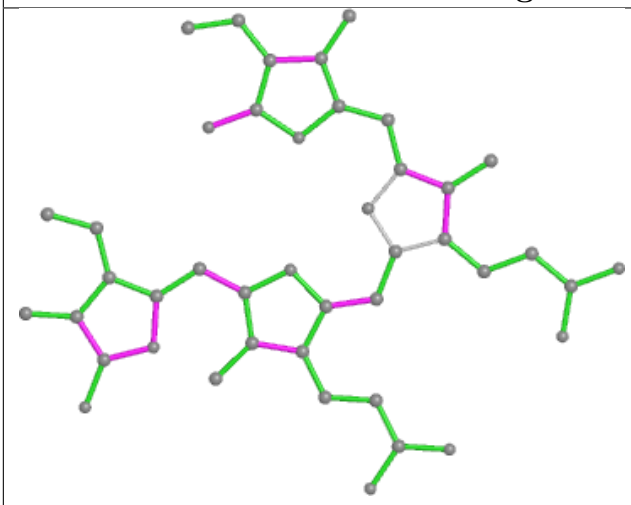

Bond lengths

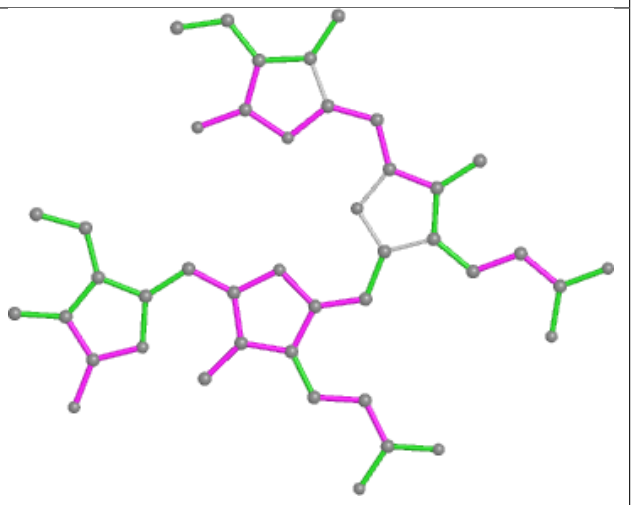

Bond angles

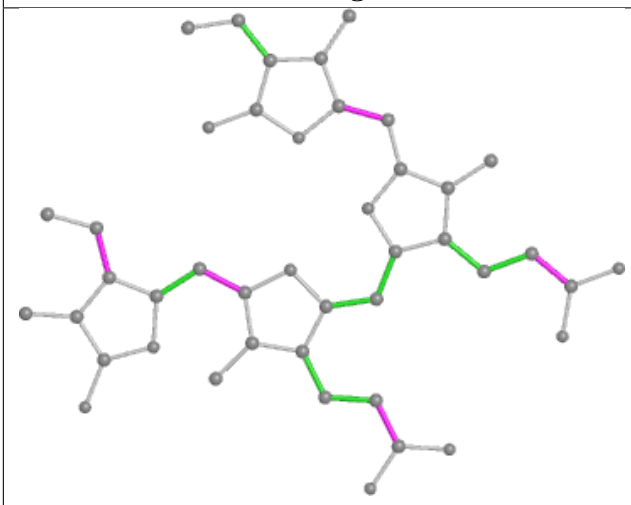

Torsions

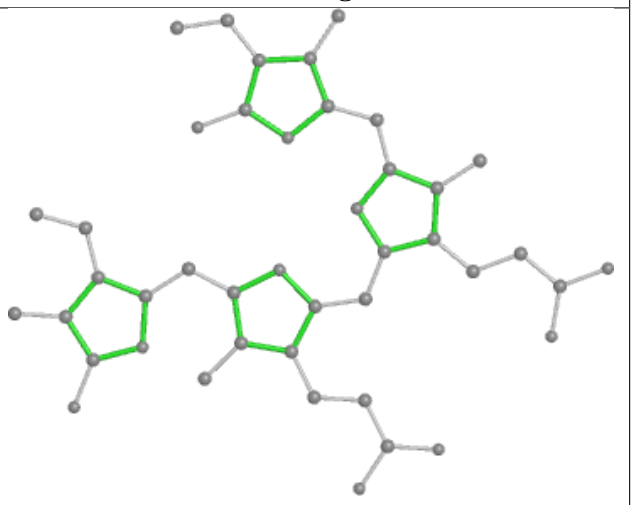

Rings

Ligand PEB PD 201

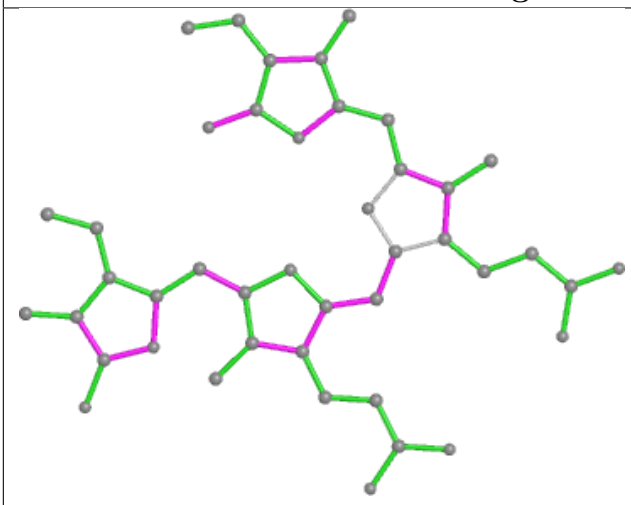

Bond lengths

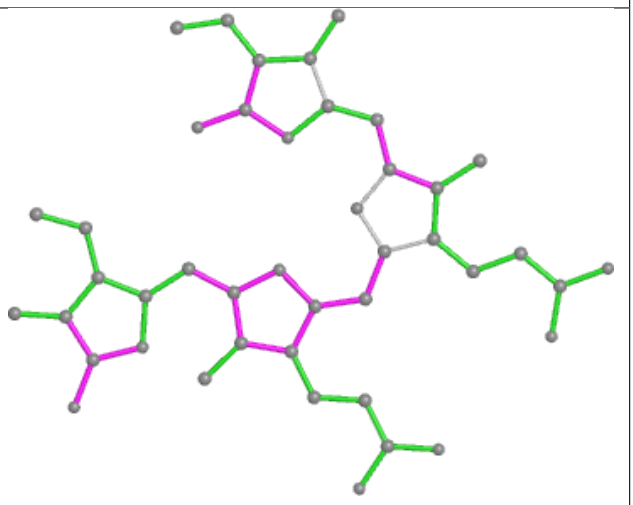

Bond angles

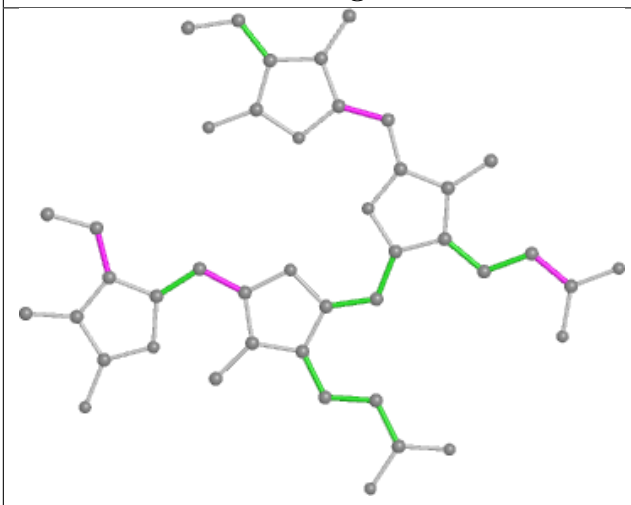

Torsions

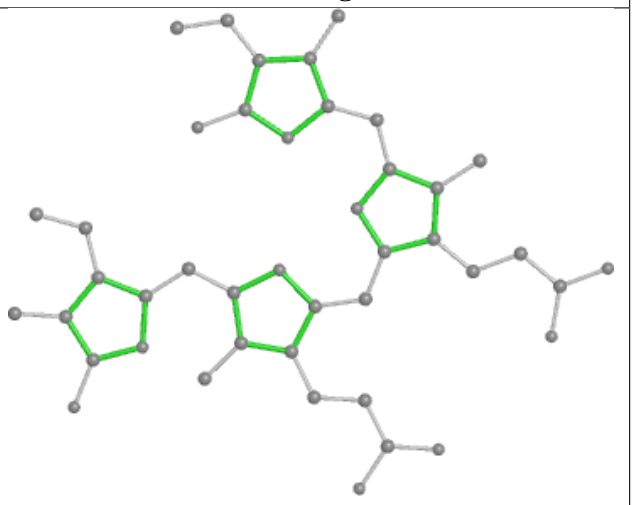

Rings

Ligand PL9 A6 410

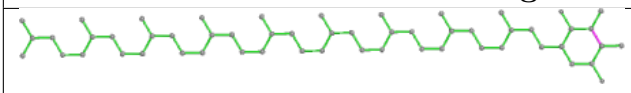

Bond lengths

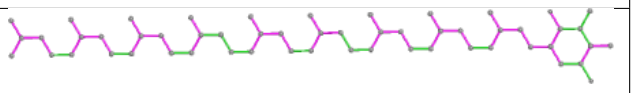

Bond angles

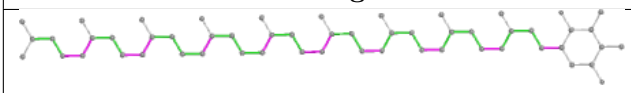

Torsions

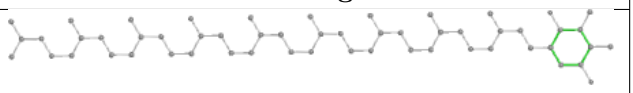

Rings

Ligand CYC HH 1001

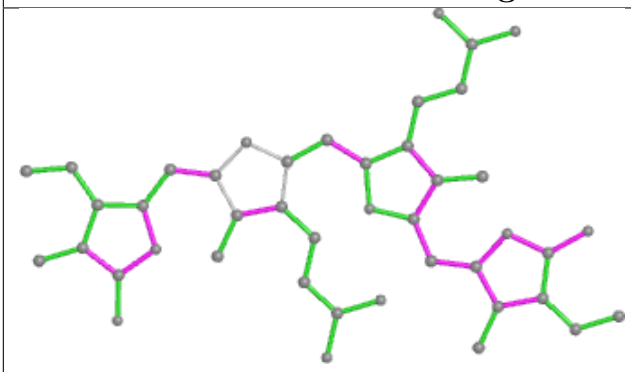

Bond lengths

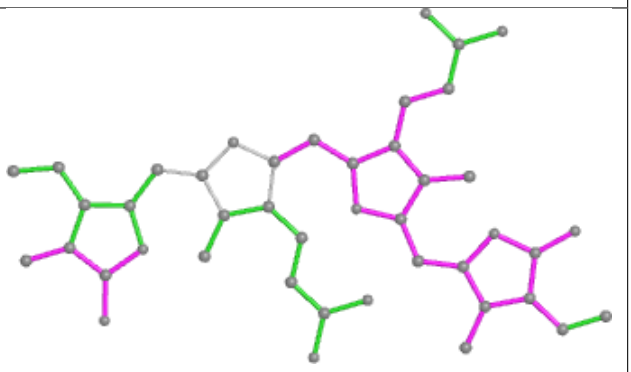

Bond angles

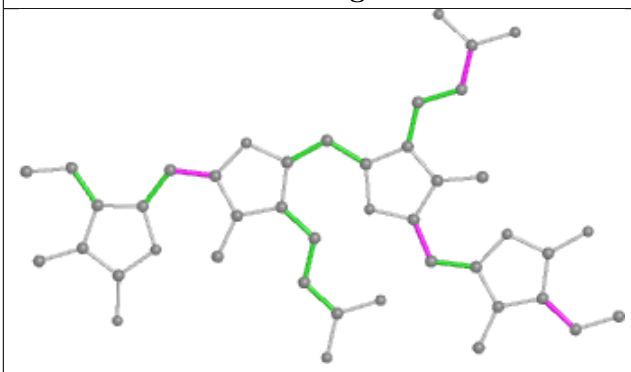

Torsions

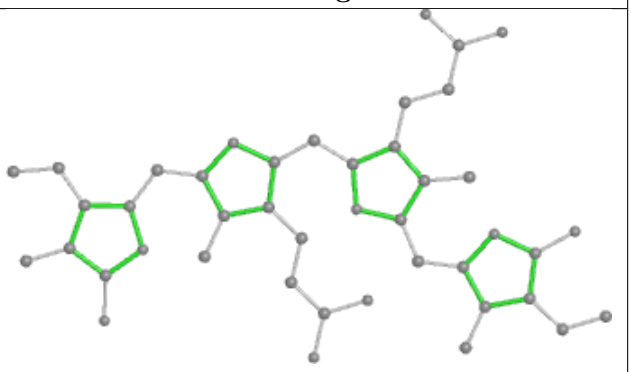

Rings

Ligand PEB HI 202

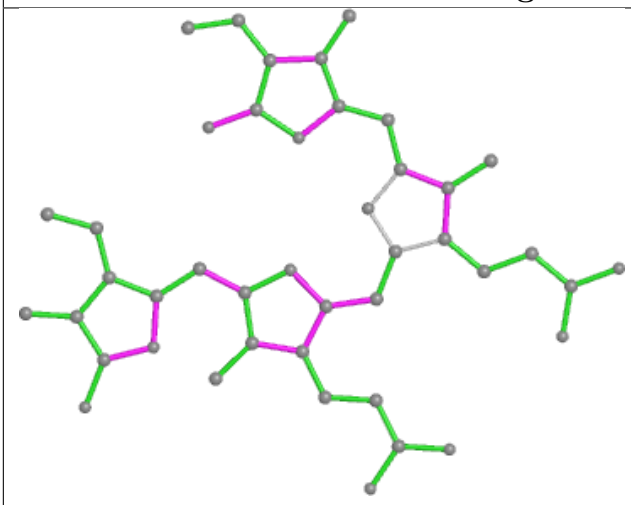

Bond lengths

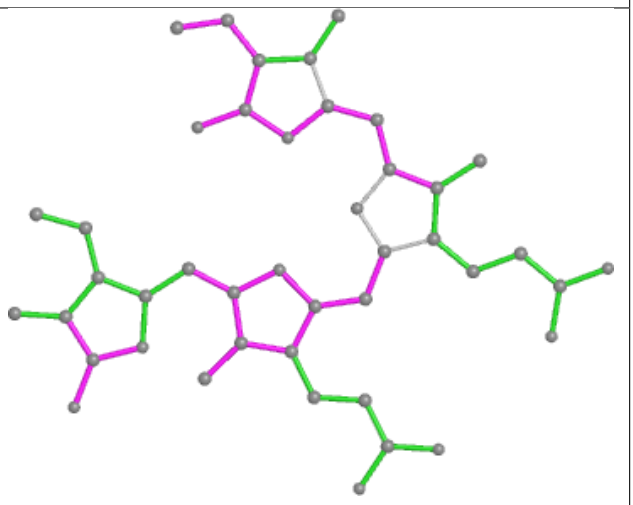

Bond angles

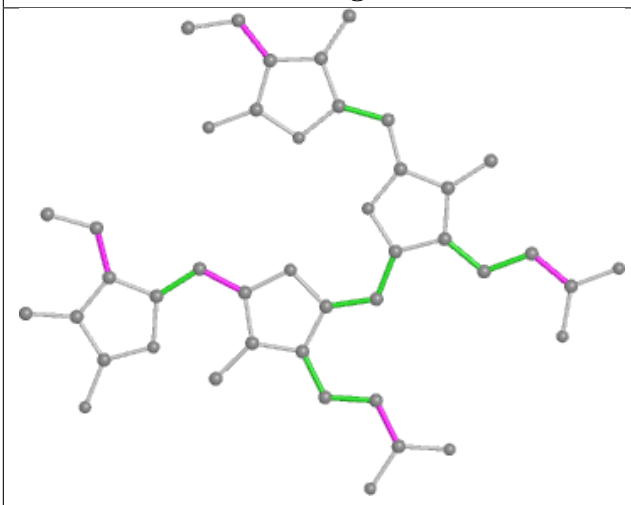

Torsions

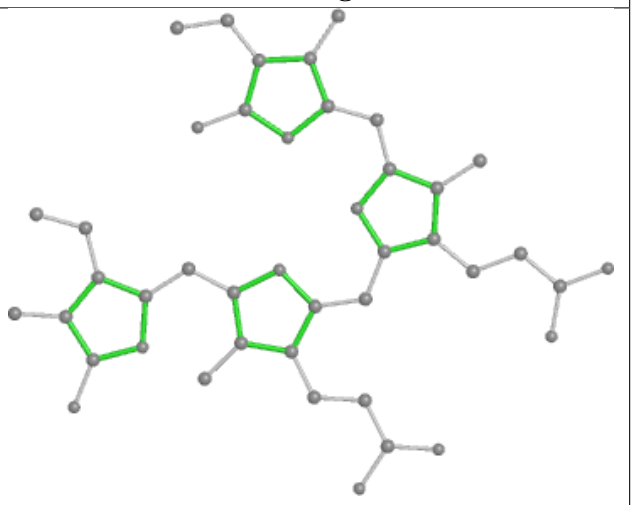

Rings

Ligand CLA B2 832

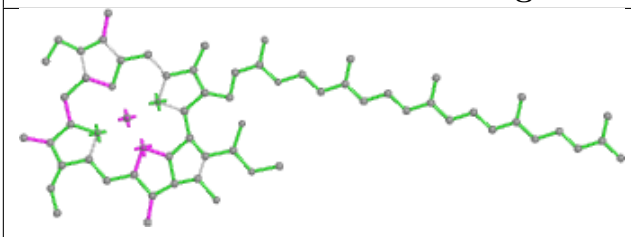

Bond lengths

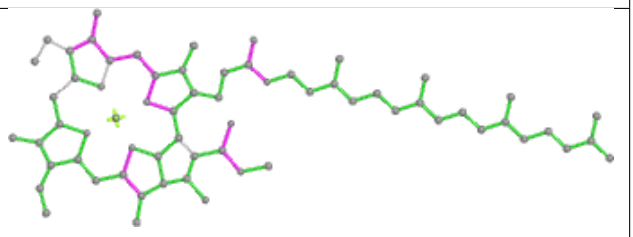

Bond angles

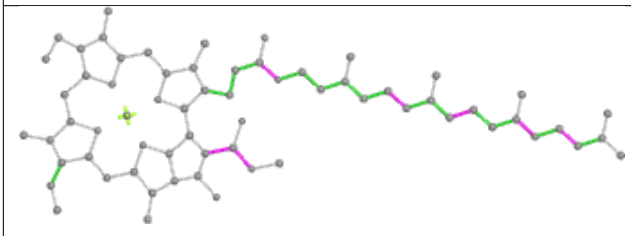

Torsions

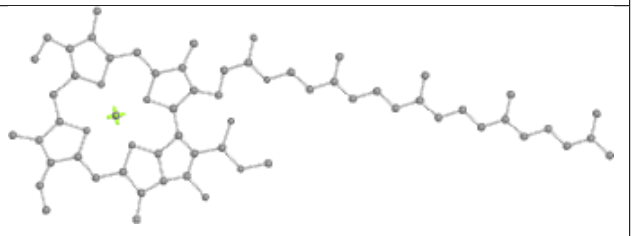

Rings

Ligand PEB WD 202

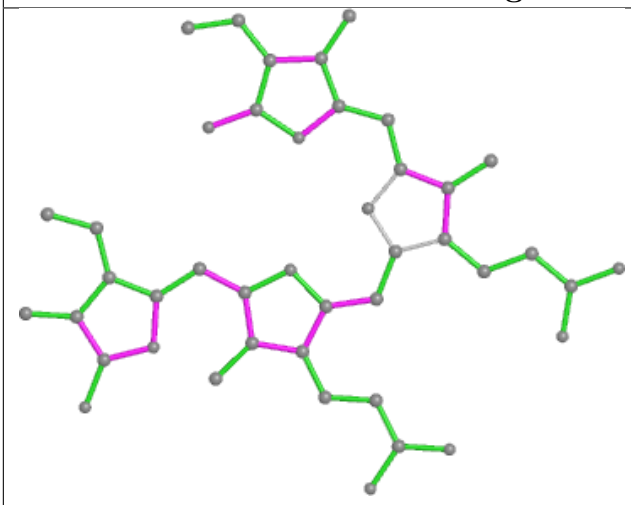

Bond lengths

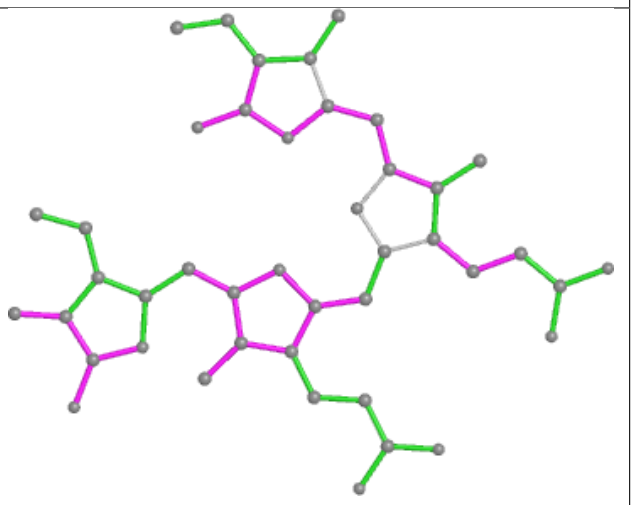

Bond angles

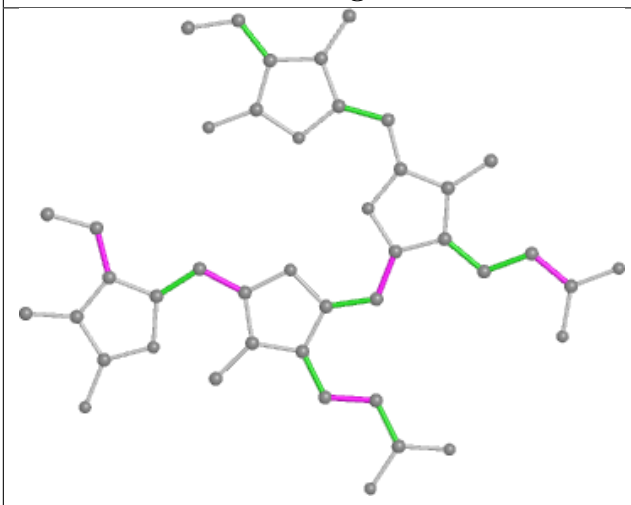

Torsions

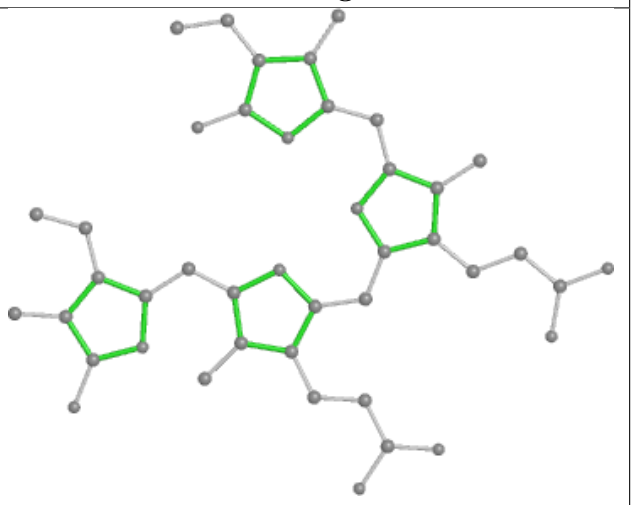

Rings

Ligand PEB QH 203

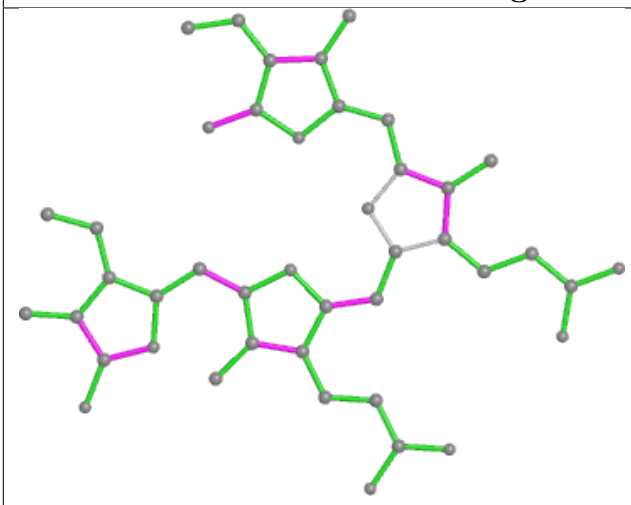

Bond lengths

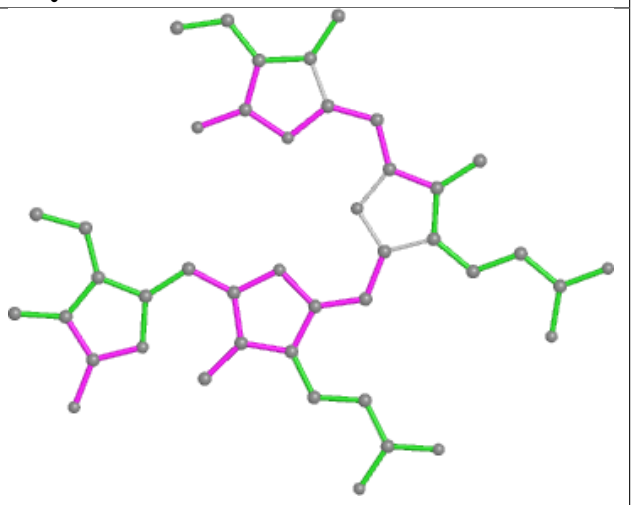

Bond angles

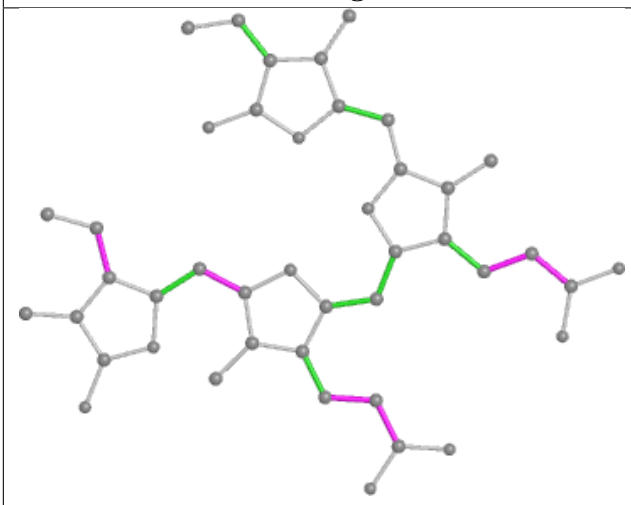

Torsions

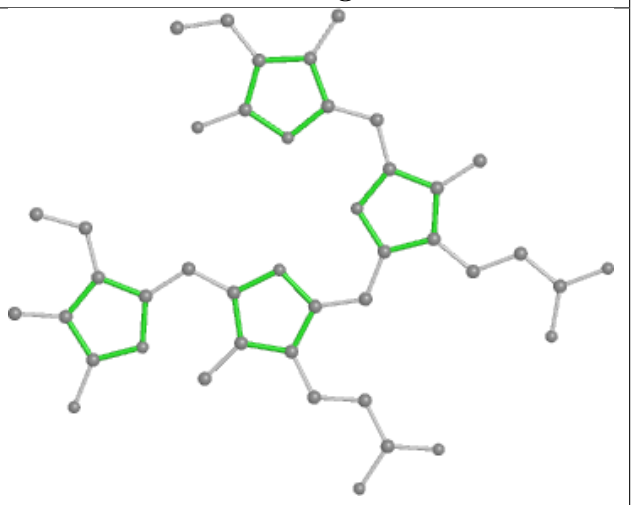

Rings

Ligand PEB O1 201

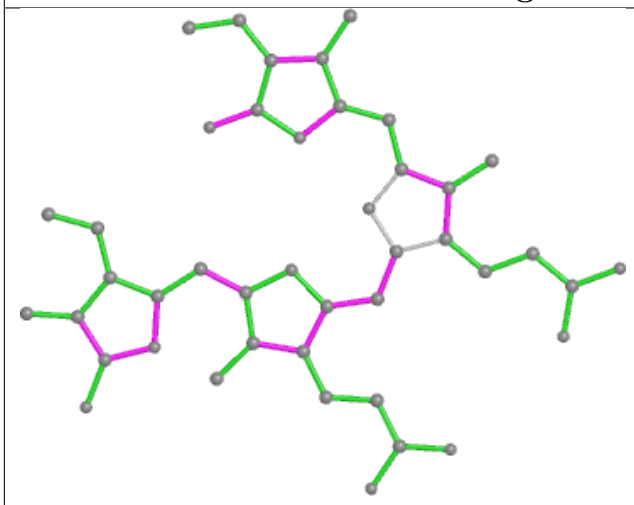

Bond lengths

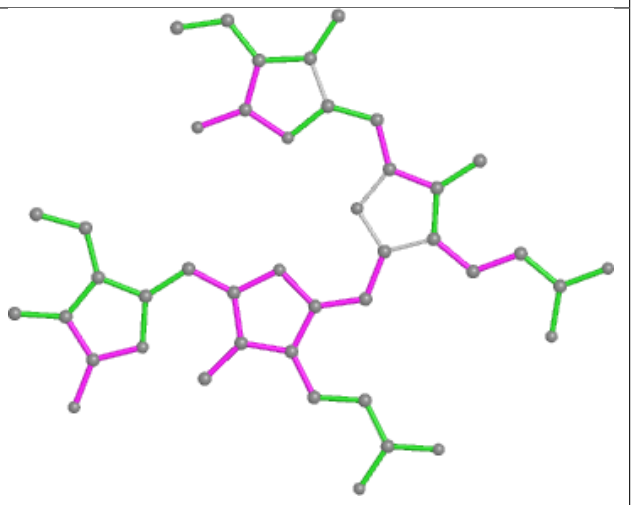

Bond angles

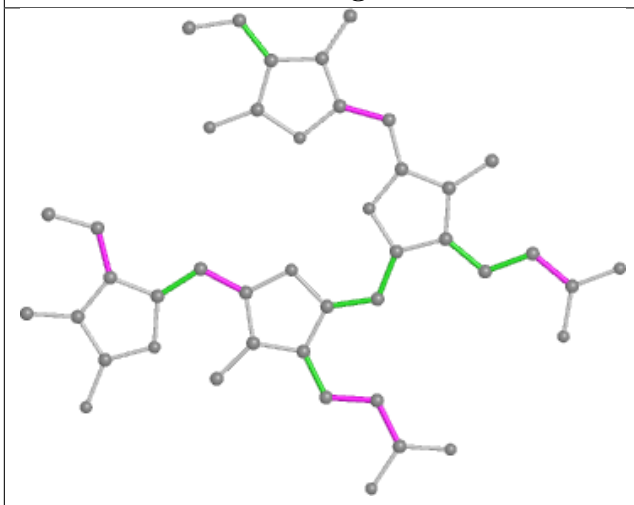

Torsions

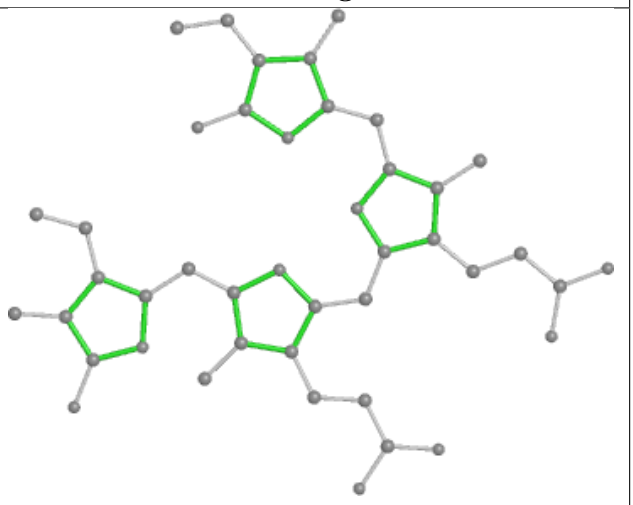

Rings

Ligand PEB VH 202

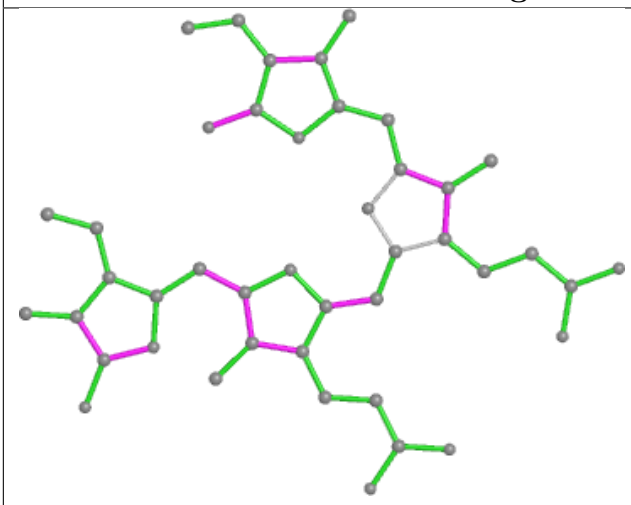

Bond lengths

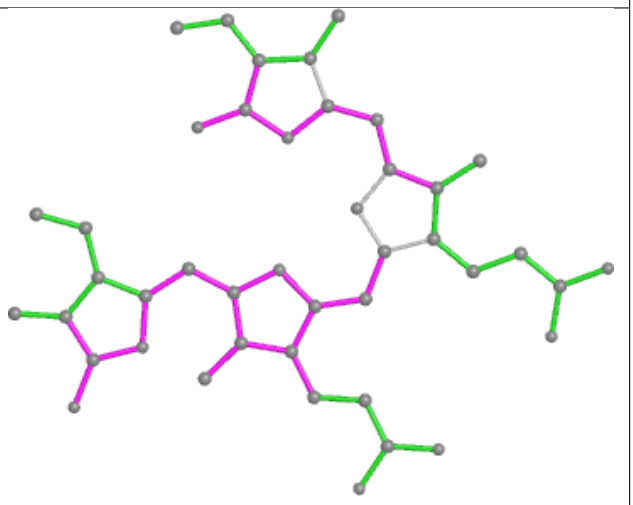

Bond angles

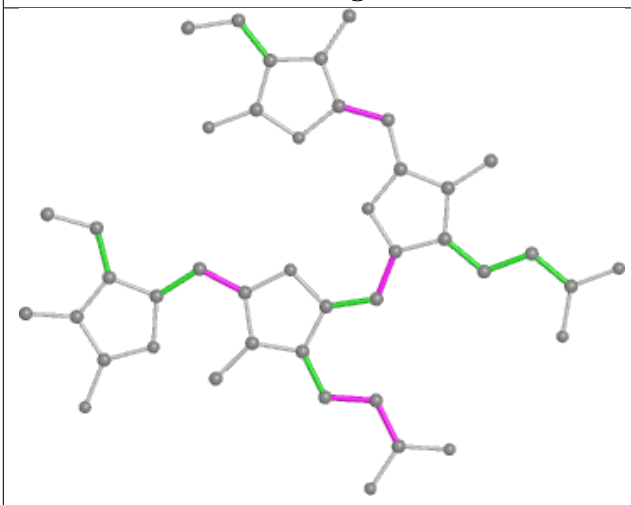

Torsions

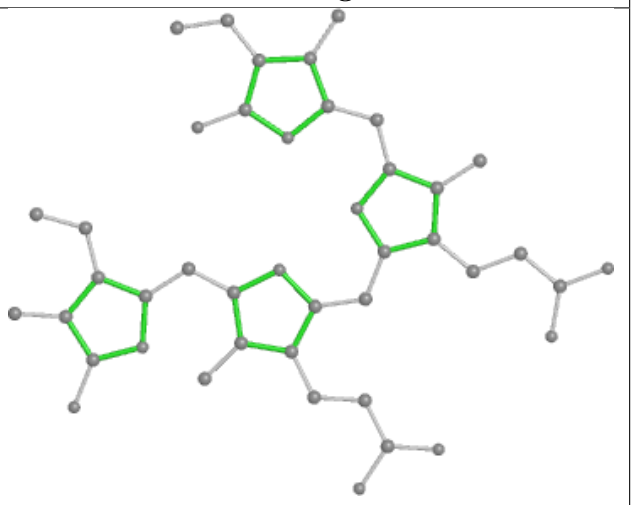

Rings

Ligand PEB XK 201

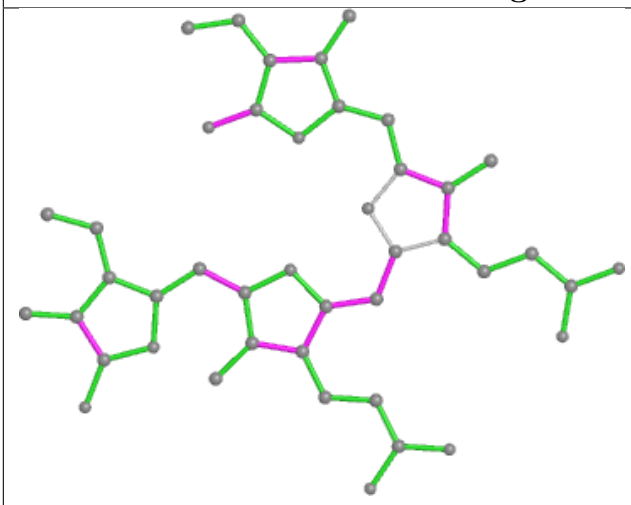

Bond lengths

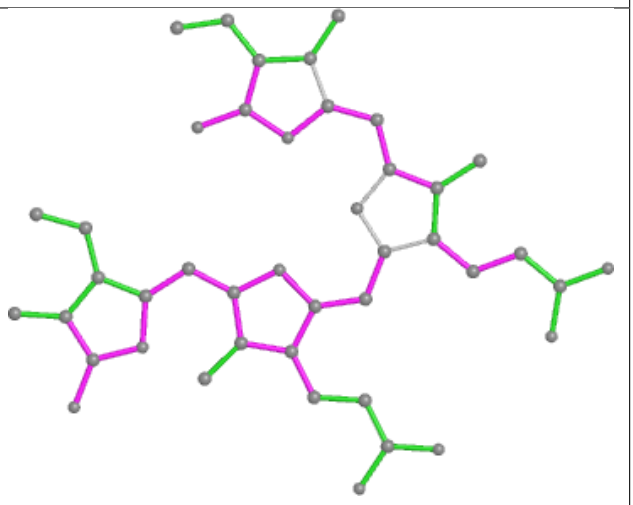

Bond angles

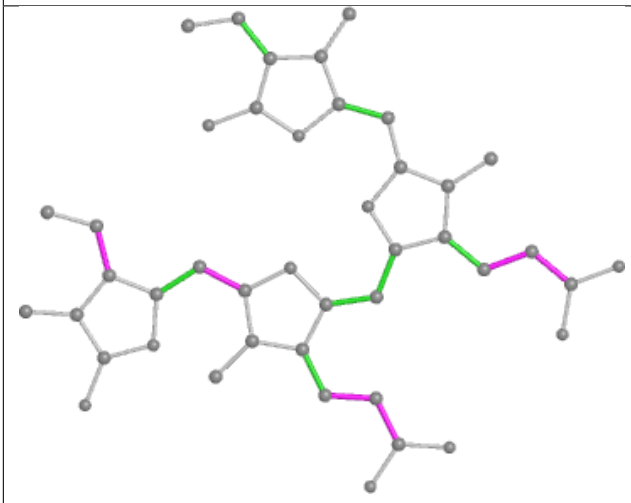

Torsions

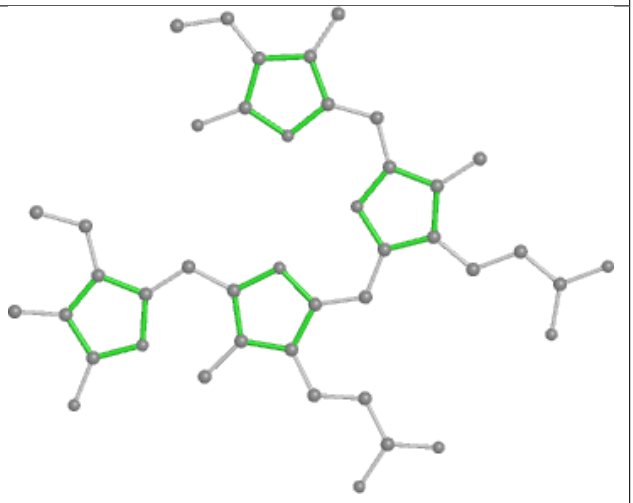

Rings

Ligand PEB FD 202

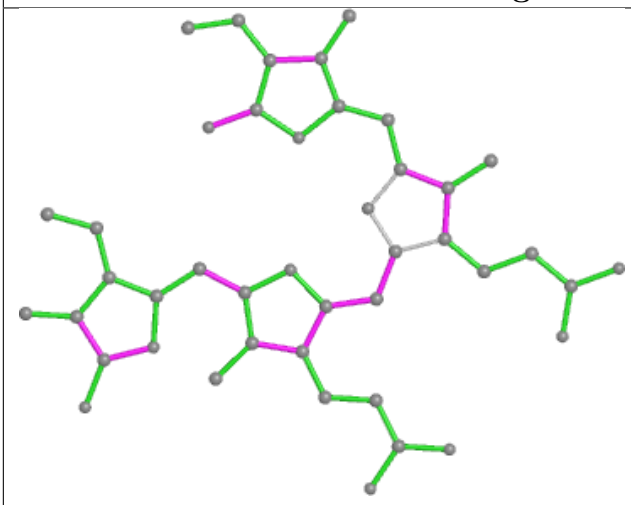

Bond lengths

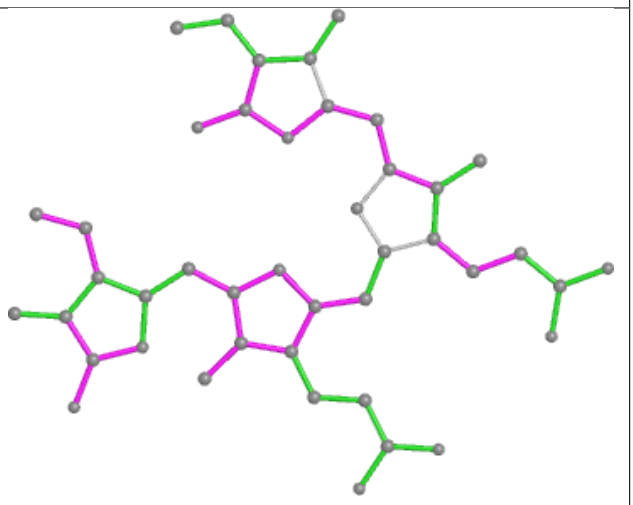

Bond angles

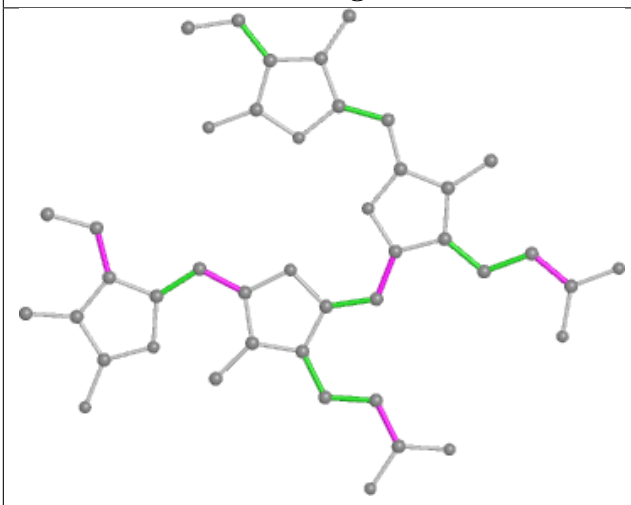

Torsions

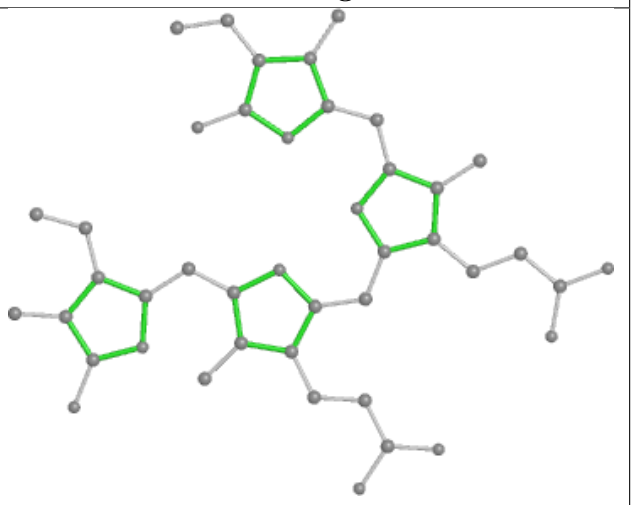

Rings

Ligand CLA BL 608

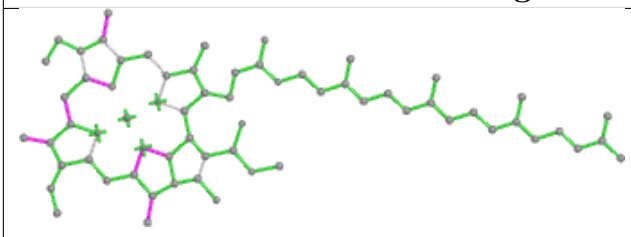

Bond lengths

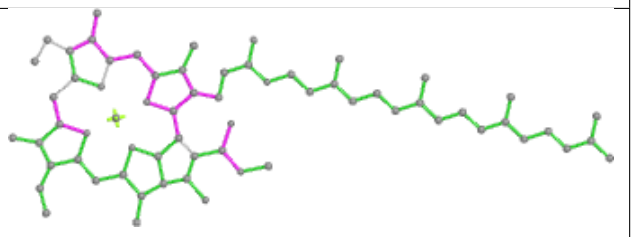

Bond angles

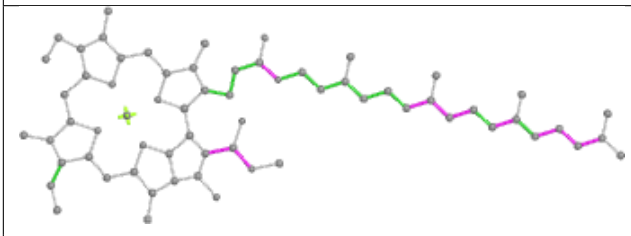

Torsions

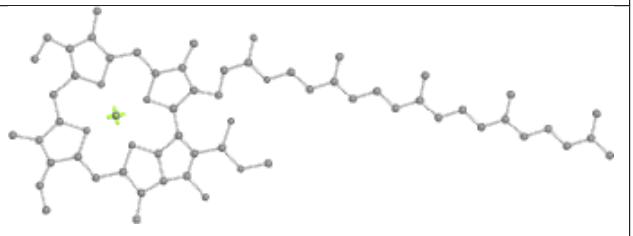

Rings

Ligand BCR FN 204

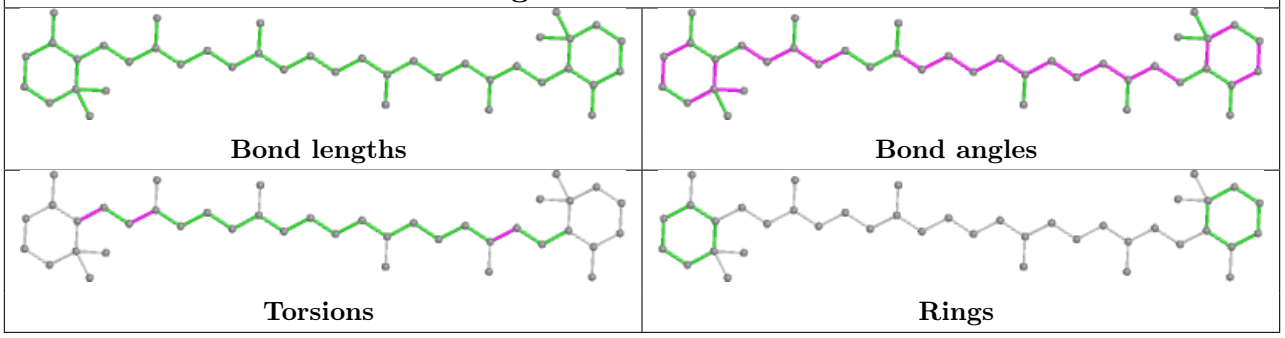

5.7 Other polymers (i)

There are no such residues in this entry.

5.8 Polymer linkage issues (i)

There are no chain breaks in this entry.

6 Map visualisation

This section contains visualisations of the EMDB entry EMD-33618. These allow visual inspection of the internal detail of the map and identification of artifacts.

No raw map or half-maps were deposited for this entry and therefore no images, graphs, etc. pertaining to the raw map can be shown.

6.1 Orthogonal projections

6.1.1 Primary map



X

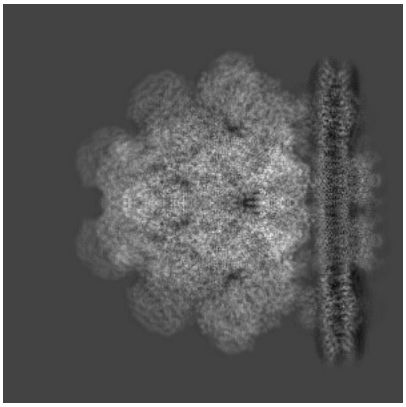

Y

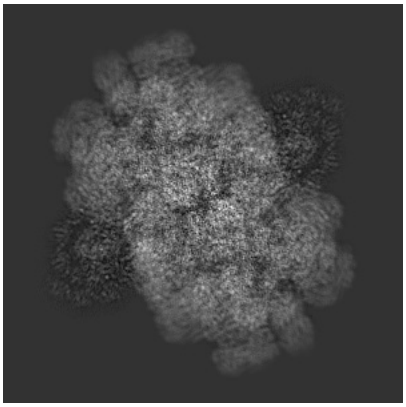

Z

The images above show the map projected in three orthogonal directions.

6.2 Central slices

6.2.1 Primary map



X Index: 192



Y Index: 192



Z Index: 192

The images above show central slices of the map in three orthogonal directions.

6.3 Largest variance slices (i)

6.3.1 Primary map



X Index: 200



Y Index: 174



Z Index: 251

The images above show the largest variance slices of the map in three orthogonal directions.

6.4 Orthogonal standard-deviation projections (False-color) (i)

6.4.1 Primary map



X



Y



Z

The images above show the map standard deviation projections with false color in three orthogonal directions. Minimum values are shown in green, max in blue, and dark to light orange shades represent small to large values respectively.

6.5 Orthogonal surface views (i)

6.5.1 Primary map

X Y Z

The images above show the 3D surface view of the map at the recommended contour level 1.0. These images, in conjunction with the slice images, may facilitate assessment of whether an appropriate contour level has been provided.

6.6 Mask visualisation (i)

This section was not generated. No masks/segmentation were deposited.

7 Map analysis

This section contains the results of statistical analysis of the map.

7.1 Map-value distribution

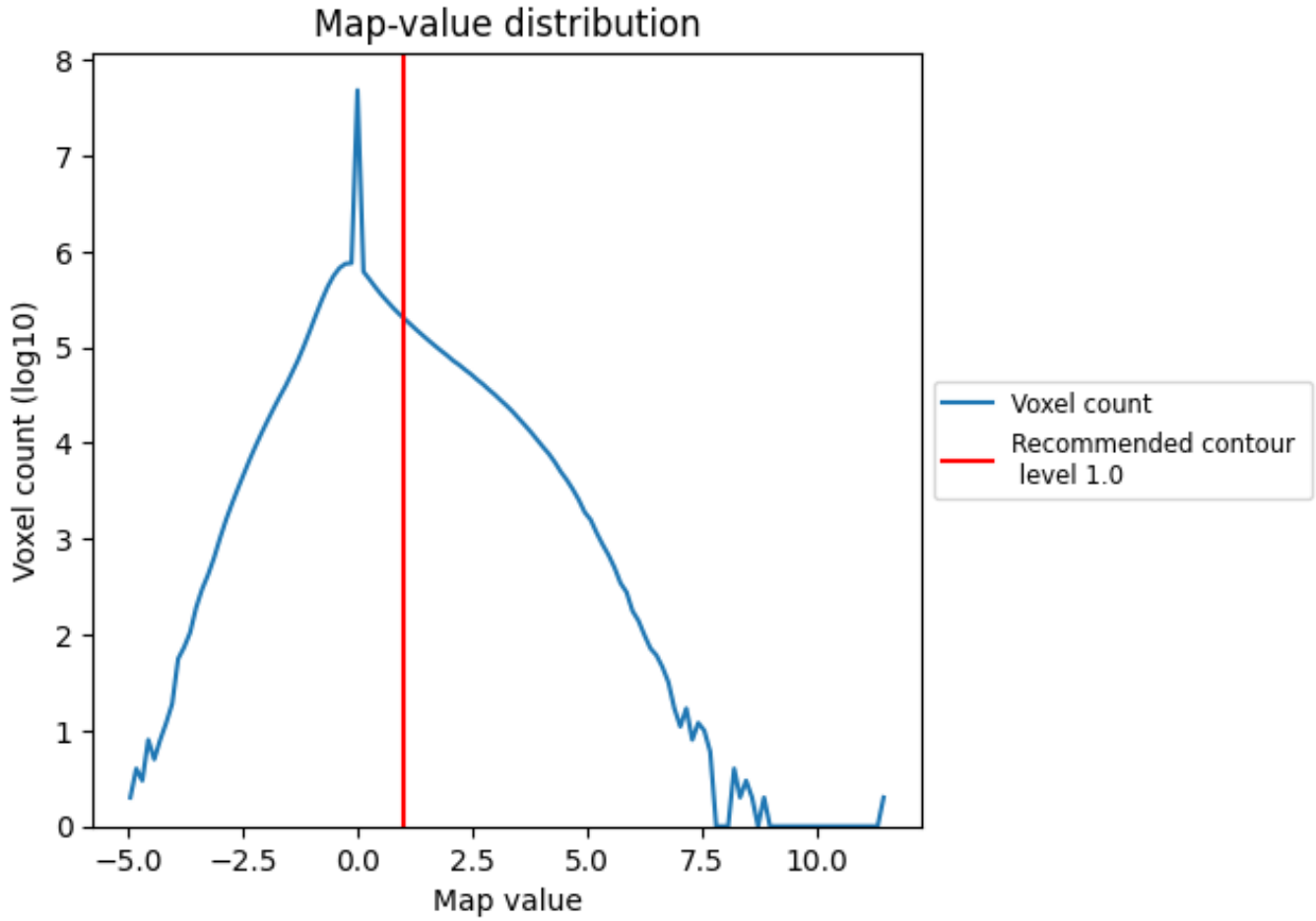

The map-value distribution is plotted in 128 intervals along the x-axis. The y-axis is logarithmic. A spike in this graph at zero usually indicates that the volume has been masked.

7.2 Volume estimate

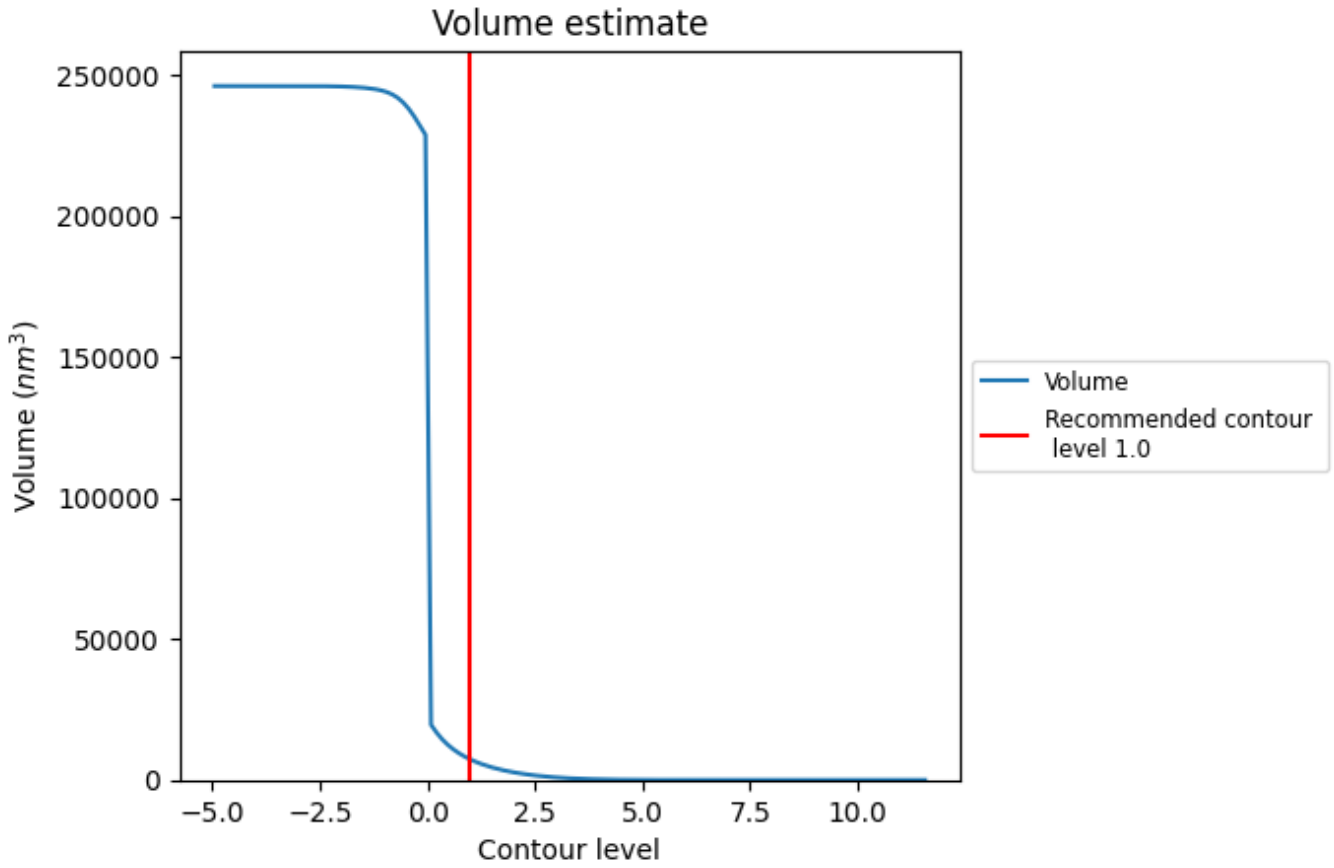

The volume at the recommended contour level is 7288 nm^3; this corresponds to an approximate mass of 6584 kDa.

The volume estimate graph shows how the enclosed volume varies with the contour level. The recommended contour level is shown as a vertical line and the intersection between the line and the curve gives the volume of the enclosed surface at the given level.

7.3 Rotationally averaged power spectrum (i)

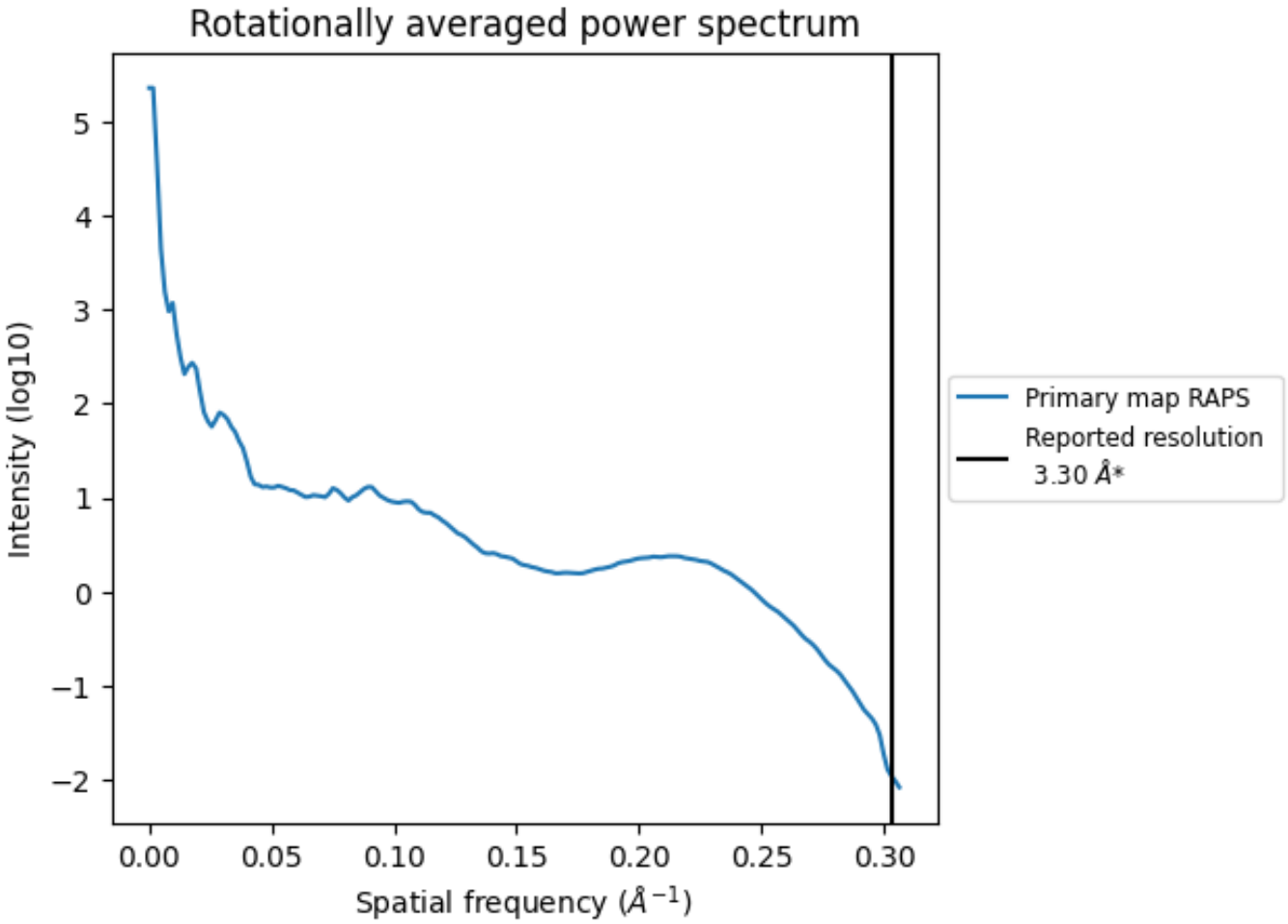

*Reported resolution corresponds to spatial frequency of 0.303 Å^{-1}

8 Fourier-Shell correlation

This section was not generated. No FSC curve or half-maps provided.

9 Map-model fit

This section contains information regarding the fit between EMDB map EMD-33618 and PDB model 7Y5E. Per-residue inclusion information can be found in section 3 on page 227.

9.1 Map-model overlay

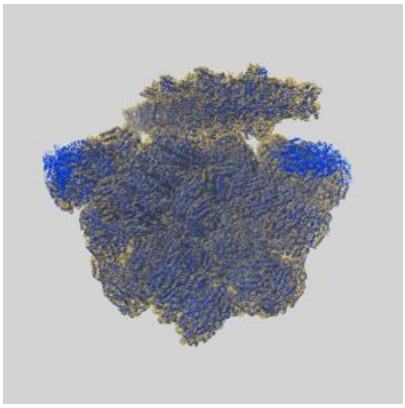

X

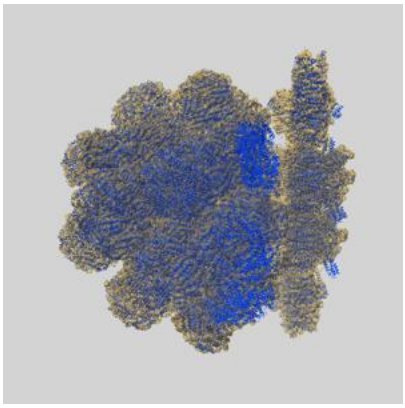

Y

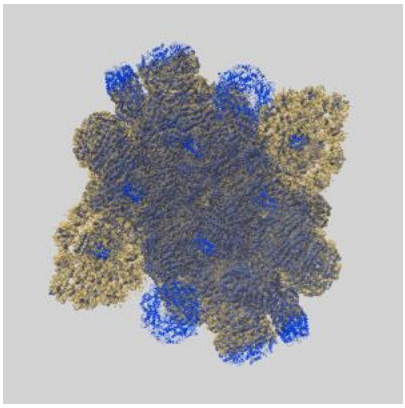

Z

The images above show the 3D surface view of the map at the recommended contour level 1.0 at 50% transparency in yellow overlaid with a ribbon representation of the model coloured in blue. These images allow for the visual assessment of the quality of fit between the atomic model and the map.

9.2 Q-score mapped to coordinate model

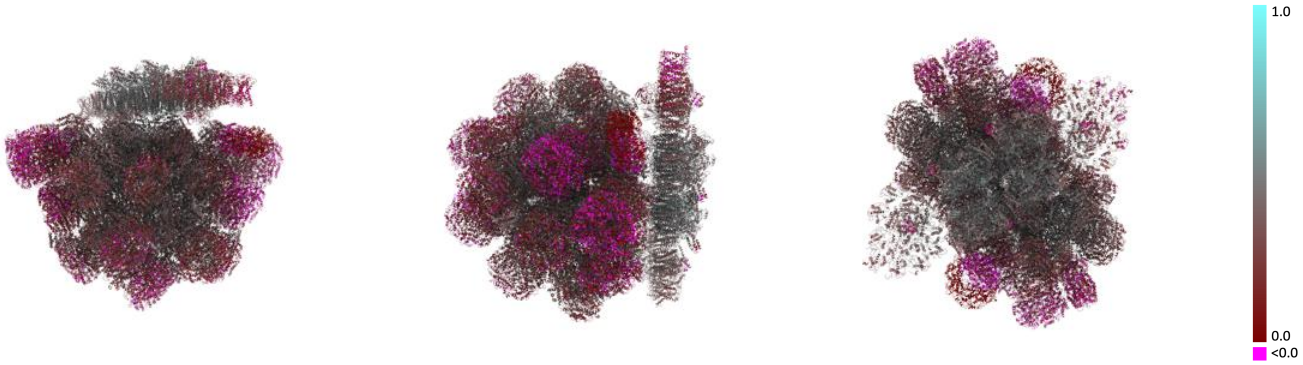

X Y Z

The images above show the model with each residue coloured according its Q-score. This shows their resolvability in the map with higher Q-score values reflecting better resolvability. Please note: Q-score is calculating the resolvability of atoms, and thus high values are only expected at resolutions at which atoms can be resolved. Low Q-score values may therefore be expected for many entries.

9.3 Atom inclusion mapped to coordinate model

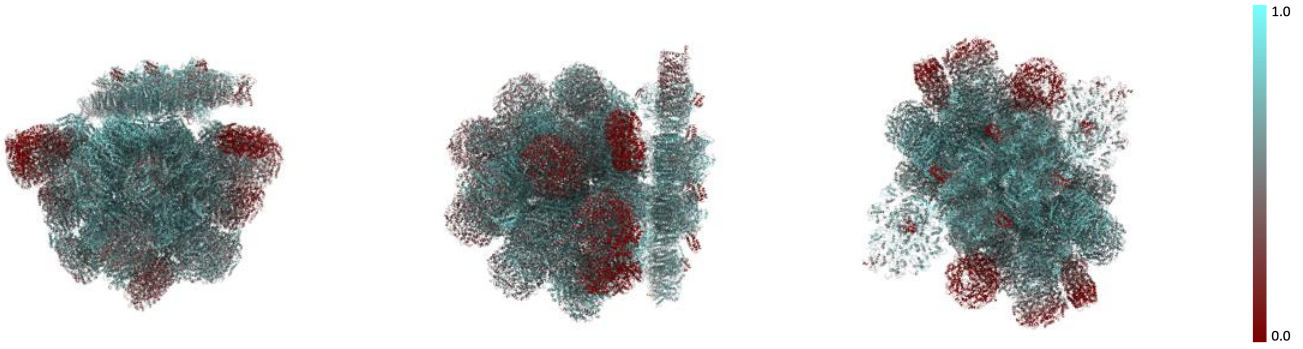

X Y Z

The images above show the model with each residue coloured according to its atom inclusion. This shows to what extent they are inside the map at the recommended contour level (1.0).

9.4 Atom inclusion (i)

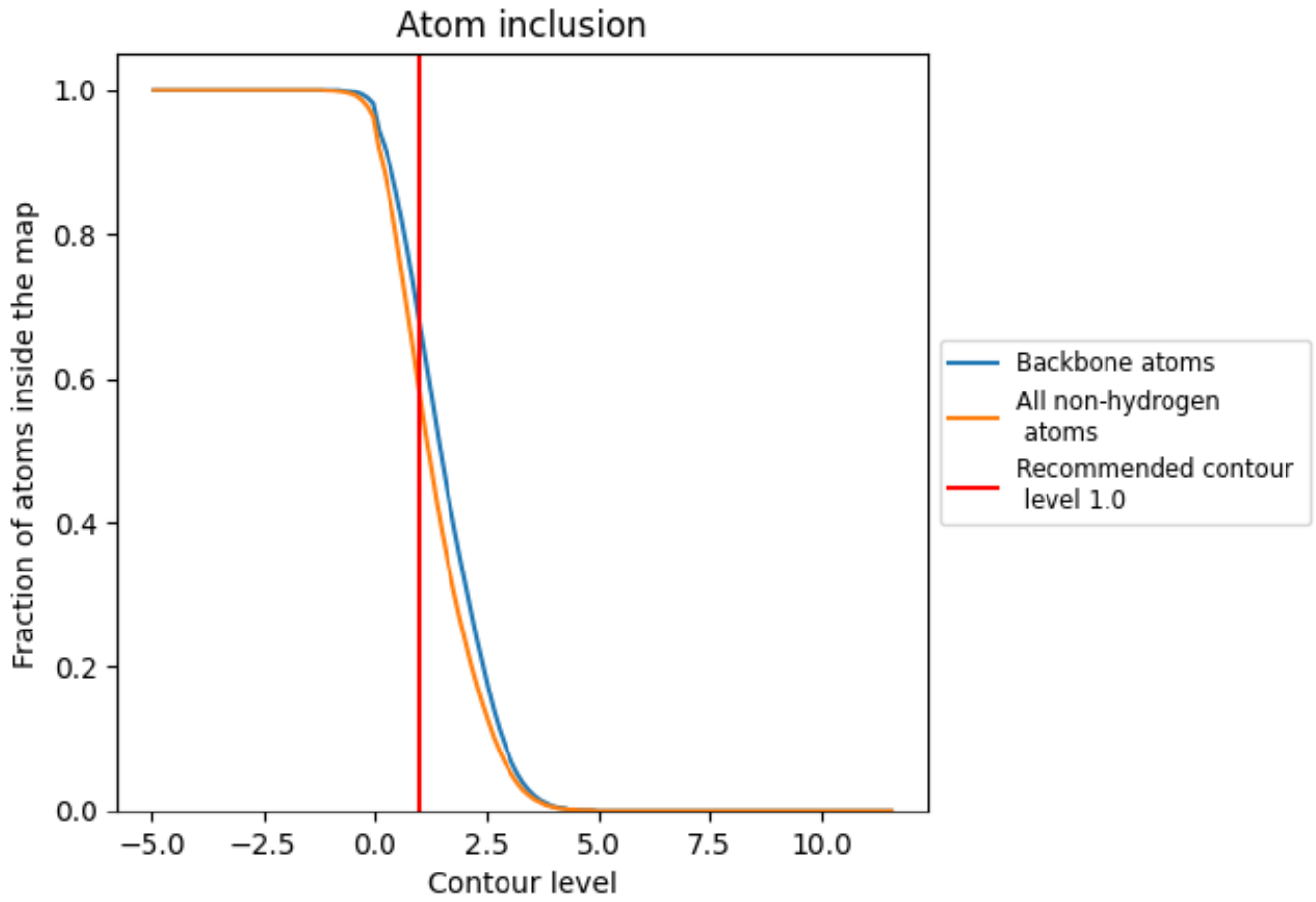

At the recommended contour level, 68% of all backbone atoms, 58% of all non-hydrogen atoms, are inside the map.

9.5 Map-model fit summary

The table lists the average atom inclusion at the recommended contour level (1.0) and Q-score for the entire model and for each chain.

Chain	Atom inclusion	Q-score
All	0.5780	0.3180
12	0.4390	0.1560
16	0.6930	0.3980
18	0.0110	-0.0030
1C	0.0170	-0.0110
1L	0.7440	0.3220
1N	0.5630	0.3160
22	0.4570	0.2120
23	0.7100	0.4200
2N	0.5750	0.3340
32	0.5830	0.3060
33	0.7710	0.4620
3N	0.6100	0.3390
42	0.5180	0.2400
43	0.7670	0.4570
46	0.6220	0.3040
4L	0.7420	0.3330
4N	0.6040	0.3430
52	0.4250	0.1850
53	0.5220	0.3660
5N	0.5400	0.3230
62	0.2890	0.1130
63	0.7710	0.4570
6N	0.4040	0.3020
72	0.3360	0.1330
73	0.7600	0.4500
7N	0.4790	0.3070
82	0.5420	0.3030
8N	0.6140	0.3720
A1	0.2940	0.1230
A2	0.5660	0.3550
A3	0.7480	0.4250
A4	0.6230	0.2700
A5	0.4380	0.2330
A6	0.7110	0.5100

Continued on next page...

Continued from previous page...

Chain	Atom inclusion	Q-score
A7	0.4250	0.1810
A8	0.0280	0.0110
A9	0.0050	0.0550
AA	0.4270	0.1540
AB	0.7440	0.4230
AC	0.0050	0.0160
AD	0.3150	0.1960
AE	0.6080	0.2810
AF	0.6700	0.3390
AG	0.6080	0.2770
AH	0.2880	0.1260
AI	0.4730	0.1950
AJ	0.6220	0.3700
AK	0.6660	0.3200
AL	0.7190	0.4980
AM	0.5900	0.3450
AN	0.5700	0.3960
AO	0.6270	0.2740
AP	0.7570	0.4450
AQ	0.3140	0.1880
B1	0.6570	0.3550
B2	0.5120	0.2830
B3	0.7720	0.4310
B4	0.7680	0.4330
B5	0.4910	0.2780
B6	0.6820	0.4980
B7	0.4380	0.1570
B9	0.0710	0.1180
BA	0.4400	0.1630
BB	0.7280	0.4430
BD	0.6180	0.3060
BE	0.7100	0.3920
BF	0.6910	0.3840
BG	0.7080	0.3940
BH	0.6550	0.3530
BI	0.5150	0.2070
BJ	0.7100	0.4380
BK	0.6790	0.3580
BL	0.7160	0.4930
BM	0.6970	0.4280
BN	0.5750	0.3930
BO	0.7710	0.4350

Continued on next page...

Continued from previous page...

Chain	Atom inclusion	Q-score
BP	0.7680	0.4370
BQ	0.6120	0.3060
C1	0.6210	0.2880
C2	0.7000	0.2570
C3	0.7960	0.3880
C4	0.7610	0.4170
C5	0.4900	0.1950
C6	0.6720	0.5120
C7	0.5040	0.2400
C9	0.0110	0.0710
CA	0.4910	0.2550
CB	0.7160	0.3770
CD	0.6560	0.3670
CE	0.7220	0.3850
CF	0.6920	0.3250
CG	0.7280	0.3970
CH	0.6140	0.2740
CI	0.5440	0.2480
CJ	0.7800	0.4500
CK	0.6720	0.3040
CL	0.7230	0.4980
CM	0.7670	0.4340
CN	0.7970	0.3750
CO	0.7530	0.4070
CP	0.7120	0.3890
CQ	0.6590	0.3630
D1	0.6280	0.2840
D2	0.7190	0.2960
D3	0.7460	0.4070
D4	0.7450	0.4460
D5	0.4860	0.2430
D6	0.6750	0.5030
D7	0.5410	0.2910
D9	0.0320	0.0840
DA	0.5090	0.2690
DB	0.7450	0.4660
DD	0.6850	0.3910
DE	0.7470	0.4180
DF	0.6900	0.3330
DG	0.7480	0.4270
DH	0.6310	0.2850
DI	0.5530	0.2840

Continued on next page...

Continued from previous page...

Chain	Atom inclusion	Q-score
DJ	0.7490	0.4190
DK	0.6790	0.3140
DL	0.7190	0.5040
DM	0.7490	0.4140
DN	0.7970	0.3960
DO	0.7500	0.4520
DP	0.7680	0.4440
DQ	0.6870	0.3870
E1	0.7200	0.4030
E2	0.6670	0.2100
E3	0.7260	0.4050
E4	0.7210	0.3840
E5	0.5170	0.2380
E6	0.6500	0.4730
E7	0.4670	0.2150
E9	0.2320	0.1390
EA	0.4640	0.2190
EB	0.7650	0.4090
ED	0.6680	0.3760
EE	0.7490	0.4070
EF	0.6980	0.3540
EG	0.7560	0.4000
EH	0.7310	0.4080
EI	0.4870	0.2160
EJ	0.7680	0.3980
EK	0.7070	0.3560
EL	0.7140	0.4750
EM	0.7710	0.3980
EN	0.7540	0.3700
EO	0.7330	0.3910
EP	0.7240	0.3840
EQ	0.6710	0.3740
F1	0.6780	0.3980
F2	0.4910	0.2310
F3	0.7630	0.4560
F4	0.7390	0.4120
F5	0.5900	0.3360
F6	0.6270	0.4700
F7	0.4130	0.1770
F9	0.3980	0.2610
FA	0.4070	0.1570
FB	0.6520	0.4040

Continued on next page...

Continued from previous page...

Chain	Atom inclusion	Q-score
FD	0.6570	0.3510
FE	0.7380	0.4040
FF	0.7200	0.4140
FG	0.7370	0.4110
FH	0.6850	0.3850
FI	0.5210	0.2390
FJ	0.7950	0.4480
FK	0.7370	0.4340
FL	0.6950	0.4770
FM	0.8000	0.4450
FN	0.5630	0.3470
FO	0.7420	0.4180
FP	0.7410	0.4150
FQ	0.6740	0.3560
G1	0.6390	0.2780
G2	0.0110	0.0720
G3	0.7550	0.4300
G4	0.7530	0.4220
G5	0.5760	0.2980
G6	0.0600	0.3190
G7	0.4500	0.2370
G9	0.3250	0.1930
GA	0.4390	0.2220
GB	0.7290	0.4480
GD	0.6260	0.3100
GE	0.7740	0.4330
GF	0.6890	0.3570
GG	0.7610	0.4270
GH	0.6540	0.2780
GI	0.5480	0.2920
GJ	0.7400	0.3910
GK	0.6980	0.3740
GL	0.2180	0.3740
GM	0.7420	0.3840
GN	0.0060	0.0830
GO	0.7570	0.4260
GP	0.7150	0.3740
GQ	0.6320	0.3200
H1	0.6460	0.3120
H3	0.7880	0.4350
H4	0.7270	0.4210
H5	0.5440	0.2540

Continued on next page...

Continued from previous page...

Chain	Atom inclusion	Q-score
H6	0.6180	0.4890
H7	0.5480	0.3290
H9	0.2580	0.1700
HA	0.5300	0.3250
HB	0.7410	0.4420
HD	0.6410	0.2980
HE	0.7390	0.4350
HF	0.7230	0.3570
HG	0.7460	0.4320
HH	0.6530	0.3250
HI	0.5360	0.2960
HJ	0.7300	0.4350
HK	0.7270	0.3650
HL	0.6780	0.4770
HM	0.7090	0.4300
HO	0.7270	0.4240
HP	0.7250	0.3940
HQ	0.6350	0.2910
I1	0.6600	0.3090
I2	0.4960	0.3430
I3	0.7740	0.4590
I4	0.7210	0.3640
I5	0.5170	0.2950
I6	0.6460	0.4830
I7	0.4220	0.1720
I9	0.2770	0.1560
IA	0.4090	0.1640
IB	0.7670	0.4560
ID	0.7130	0.3890
IE	0.7650	0.4080
IF	0.7220	0.4070
IG	0.7610	0.3980
IH	0.6700	0.3230
II	0.5320	0.2740
IJ	0.7390	0.4290
IK	0.7330	0.4050
IL	0.7450	0.4990
IM	0.7390	0.4260
IN	0.5260	0.4050
IO	0.7170	0.3660
IP	0.7410	0.4200
IQ	0.7220	0.3940

Continued on next page...

Continued from previous page...

Chain	Atom inclusion	Q-score
J1	0.6520	0.2870
J2	0.4720	0.3000
J3	0.7620	0.4380
J4	0.7090	0.3750
J5	0.4780	0.3140
J6	0.5690	0.4910
J7	0.4290	0.1720
J9	0.1950	0.1400
JA	0.4210	0.1550
JB	0.7690	0.4640
JD	0.5980	0.2520
JE	0.7390	0.3780
JF	0.7260	0.4140
JG	0.7420	0.3780
JH	0.6790	0.3180
JI	0.4530	0.1860
JJ	0.7820	0.4220
JK	0.7240	0.4020
JL	0.6670	0.5040
JM	0.7830	0.4260
JN	0.4900	0.3870
JO	0.7110	0.3720
JP	0.7920	0.4610
JQ	0.6080	0.2440
K1	0.6710	0.3640
K2	0.5780	0.3520
K3	0.7840	0.4200
K4	0.7250	0.3600
K5	0.4820	0.2770
K6	0.6160	0.4950
K7	0.4440	0.1950
K9	0.1260	0.0840
KA	0.4240	0.1810
KB	0.6620	0.4160
KD	0.6150	0.2870
KE	0.7080	0.3380
KF	0.6890	0.3600
KG	0.7070	0.3390
KH	0.6480	0.3400
KI	0.4650	0.2090
KJ	0.7480	0.4680
KK	0.6650	0.3460

Continued on next page...

Continued from previous page...

Chain	Atom inclusion	Q-score
KL	0.6760	0.4910
KM	0.7440	0.4560
KN	0.6150	0.3590
KO	0.7090	0.3410
KP	0.7760	0.4570
KQ	0.6130	0.2900
L1	0.6910	0.3750
L2	0.5930	0.3790
L3	0.8090	0.4610
L4	0.6930	0.3380
L5	0.5480	0.2920
L6	0.5980	0.4920
L7	0.5000	0.2640
L9	0.2430	0.1370
LA	0.5010	0.2610
LB	0.7090	0.3730
LD	0.6180	0.2740
LE	0.7280	0.3730
LF	0.7210	0.3700
LG	0.7210	0.3780
LH	0.6710	0.3580
LI	0.5870	0.3410
LJ	0.7500	0.4680
LK	0.7140	0.3750
LL	0.7250	0.4950
LM	0.7580	0.4700
LN	0.6400	0.4050
LO	0.6800	0.3310
LP	0.7710	0.4400
LQ	0.6110	0.2800
M1	0.6630	0.2500
M2	0.5290	0.3000
M3	0.7490	0.4190
M4	0.7530	0.4140
M5	0.5460	0.3270
M6	0.5600	0.4780
M7	0.6690	0.3310
M9	0.3150	0.2180
MA	0.6500	0.3180
MB	0.7320	0.3950
MD	0.6320	0.3020
ME	0.7460	0.3930

Continued on next page...

Continued from previous page...

Chain	Atom inclusion	Q-score
MF	0.6270	0.2830
MG	0.7450	0.3990
MH	0.6430	0.2570
MI	0.5700	0.3280
MJ	0.7810	0.4760
MK	0.6000	0.2580
ML	0.5600	0.4780
MM	0.7760	0.4710
MN	0.5750	0.3730
MO	0.7370	0.4010
MP	0.7790	0.4490
MQ	0.6320	0.2990
N1	0.6430	0.2840
N2	0.2940	0.1860
N3	0.7790	0.4520
N4	0.7210	0.3850
N5	0.4200	0.2170
N6	0.8690	0.4710
N7	0.7080	0.3850
N9	0.0070	0.0600
NA	0.6920	0.3590
NB	0.7470	0.4600
ND	0.2390	0.1150
NE	0.7060	0.3660
NF	0.6310	0.3190
NG	0.7120	0.3740
NH	0.6210	0.2680
NI	0.4880	0.1890
NJ	0.7880	0.4800
NK	0.6070	0.2930
NL	0.8760	0.4730
NM	0.7700	0.4780
NN	0.3500	0.2660
NO	0.7180	0.3740
NP	0.7720	0.4450
NQ	0.2230	0.0980
O1	0.5620	0.2530
O2	0.6240	0.3700
O3	0.8180	0.4250
O4	0.7110	0.3840
O5	0.4900	0.2910
O6	0.6570	0.4820

Continued on next page...

Continued from previous page...

Chain	Atom inclusion	Q-score
O7	0.7180	0.3890
O9	0.0700	0.1180
OA	0.7220	0.3910
OB	0.6480	0.4070
OD	0.2720	0.1190
OE	0.7270	0.3900
OF	0.6450	0.3220
OG	0.7250	0.4040
OH	0.5310	0.2350
OI	0.5140	0.2040
OJ	0.7210	0.4020
OK	0.6360	0.3080
OL	0.6790	0.4520
OM	0.7160	0.3900
ON	0.7070	0.3790
OO	0.7190	0.3810
OP	0.7180	0.4080
OQ	0.2750	0.1040
P1	0.6430	0.3680
P3	0.7890	0.4340
P4	0.7260	0.3910
P5	0.4720	0.2080
P7	0.7030	0.3710
P9	0.0110	0.0580
PA	0.6890	0.3660
PB	0.7740	0.4450
PD	0.2960	0.1730
PE	0.7400	0.4270
PF	0.6850	0.3610
PG	0.7460	0.4340
PH	0.6260	0.3510
PI	0.5370	0.2330
PJ	0.6950	0.4030
PK	0.6740	0.3390
PM	0.6820	0.3860
PO	0.7150	0.3920
PP	0.7730	0.4490
PQ	0.3180	0.1890
Q1	0.5540	0.2570
Q3	0.7810	0.4540
Q4	0.7310	0.4040
Q5	0.5010	0.2450

Continued on next page...

Continued from previous page...

Chain	Atom inclusion	Q-score
Q6	0.5820	0.4370
Q7	0.7230	0.4150
Q9	0.0320	0.1040
QA	0.7170	0.4150
QB	0.7290	0.4300
QD	0.3580	0.2180
QE	0.6920	0.3540
QF	0.6570	0.3490
QG	0.6870	0.3520
QH	0.5560	0.2480
QI	0.5570	0.2900
QJ	0.6900	0.3780
QK	0.6570	0.3490
QL	0.6490	0.4210
QM	0.7060	0.3730
QO	0.7210	0.4130
QP	0.7160	0.3810
QQ	0.3470	0.1910
R1	0.5010	0.2200
R2	0.4400	0.1690
R3	0.7570	0.4320
R4	0.7600	0.4430
R5	0.5290	0.2510
R6	0.4860	0.4130
R7	0.7100	0.4050
R9	0.2250	0.1540
RA	0.7070	0.4070
RB	0.7010	0.3170
RD	0.2840	0.1240
RE	0.7020	0.3700
RF	0.6800	0.3790
RG	0.7040	0.3800
RH	0.4700	0.2060
RI	0.4840	0.2220
RJ	0.7320	0.4260
RK	0.6820	0.3980
RL	0.6040	0.4280
RM	0.7260	0.4150
RN	0.5810	0.3530
RO	0.7550	0.4460
RP	0.7510	0.4180
RQ	0.3010	0.1230

Continued on next page...

Continued from previous page...

Chain	Atom inclusion	Q-score
S1	0.5600	0.2580
S3	0.7940	0.4500
S4	0.7240	0.3950
S5	0.5870	0.3280
S6	0.7500	0.4170
S7	0.7270	0.4040
S9	0.3910	0.2720
SA	0.7240	0.4080
SB	0.7720	0.4590
SD	0.2880	0.0990
SE	0.6850	0.3560
SF	0.7100	0.3950
SG	0.6740	0.3520
SH	0.5710	0.2700
SI	0.5190	0.2630
SJ	0.6880	0.3830
SK	0.7030	0.4000
SL	0.8170	0.4300
SM	0.6690	0.3700
SO	0.7280	0.3990
SP	0.7230	0.3830
SQ	0.3060	0.0970
T1	0.6080	0.2940
T3	0.7820	0.4270
T4	0.7220	0.3960
T5	0.5800	0.3030
T6	0.6100	0.4700
T7	0.7410	0.4240
T9	0.3250	0.1890
TA	0.7430	0.4340
TB	0.7690	0.4630
TD	0.3060	0.1040
TE	0.7310	0.4150
TF	0.6970	0.4080
TG	0.7340	0.4120
TH	0.6150	0.3040
TI	0.5680	0.3210
TJ	0.7290	0.4280
TK	0.7050	0.4180
TL	0.6510	0.4900
TM	0.6960	0.4160
TO	0.7150	0.4010

Continued on next page...

Continued from previous page...

Chain	Atom inclusion	Q-score
TP	0.7320	0.4010
TQ	0.2830	0.1160
U1	0.5340	0.1900
U3	0.7820	0.4650
U4	0.7320	0.4020
U5	0.5610	0.2720
U6	0.7230	0.4830
U7	0.6800	0.3500
U9	0.2560	0.1650
UA	0.6880	0.3560
UB	0.6830	0.4220
UD	0.4010	0.2320
UE	0.6980	0.3480
UF	0.6920	0.3810
UG	0.6940	0.3470
UH	0.5370	0.2140
UI	0.5470	0.3030
UJ	0.7210	0.4320
UK	0.7040	0.3850
UL	0.7660	0.4570
UM	0.7060	0.4210
UO	0.7360	0.4050
UP	0.7560	0.4300
UQ	0.4260	0.2460
V1	0.4730	0.2170
V3	0.8100	0.4390
V4	0.7420	0.4440
V5	0.5380	0.3090
V6	0.6850	0.4510
V7	0.6740	0.3450
V9	0.2730	0.1480
VA	0.6570	0.3360
VB	0.6540	0.3360
VD	0.3050	0.1070
VE	0.6780	0.3410
VF	0.6560	0.3460
VG	0.6740	0.3320
VH	0.4940	0.2210
VI	0.5540	0.2830
VJ	0.6940	0.4060
VK	0.6560	0.3400
VL	0.7370	0.4530

Continued on next page...

Continued from previous page...

Chain	Atom inclusion	Q-score
VM	0.6860	0.3990
VO	0.7490	0.4440
VP	0.7910	0.4630
VQ	0.3050	0.1000
W1	0.6000	0.2190
W3	0.7840	0.4530
W4	0.7160	0.3830
W5	0.4850	0.3140
W6	0.7740	0.4690
W7	0.6740	0.3180
W9	0.1900	0.1360
WA	0.6700	0.3220
WB	0.7040	0.3740
WD	0.2690	0.1110
WE	0.6920	0.3710
WF	0.6780	0.3460
WG	0.6910	0.3630
WH	0.5950	0.2170
WI	0.4620	0.2090
WJ	0.7530	0.4700
WK	0.6620	0.3250
WL	0.8010	0.4500
WM	0.7430	0.4610
WO	0.7130	0.3890
WP	0.7880	0.4570
WQ	0.2750	0.1110
X1	0.6160	0.3490
X3	0.8020	0.4840
X4	0.7710	0.4640
X5	0.4750	0.2740
X6	0.5860	0.4440
X7	0.7050	0.3670
X9	0.1420	0.0960
XA	0.7210	0.3700
XB	0.7170	0.3530
XD	0.2630	0.1340
XE	0.7670	0.4540
XF	0.7190	0.4280
XG	0.7620	0.4510
XH	0.6100	0.3470
XI	0.4900	0.2240
XJ	0.7290	0.4450

Continued on next page...

Continued from previous page...

Chain	Atom inclusion	Q-score
XK	0.7210	0.4190
XL	0.6160	0.4550
XM	0.7170	0.4360
XO	0.7770	0.4670
XP	0.7590	0.4410
XQ	0.2550	0.1350
Y1	0.6040	0.2850
Y3	0.6630	0.4760
Y4	0.7260	0.3940
Y5	0.5360	0.2940
Y6	0.5320	0.3820
Y7	0.5110	0.2800
Y9	0.2760	0.1570
YA	0.4970	0.2620
YB	0.7460	0.4220
YD	0.3790	0.2160
YE	0.7450	0.4360
YF	0.4110	0.1010
YG	0.7530	0.4280
YH	0.5790	0.2800
YI	0.5910	0.3400
YJ	0.7360	0.4560
YK	0.3940	0.0840
YL	0.6120	0.4690
YM	0.7280	0.4450
YO	0.7410	0.4070
YP	0.7620	0.4350
YQ	0.3590	0.1990
Z1	0.5160	0.1800
Z2	0.5880	0.3520
Z3	0.7080	0.4380
Z4	0.7520	0.4260
Z5	0.5570	0.3260
Z6	0.5430	0.4400
Z9	0.3130	0.2170
ZB	0.3370	0.3380
ZE	0.6890	0.3630
ZF	0.3780	0.1060
ZG	0.7090	0.3870
ZH	0.5000	0.1630
ZI	0.5750	0.3260
ZJ	0.7490	0.4650

Continued on next page...

Continued from previous page...

Chain	Atom inclusion	Q-score
ZK	0.3720	0.0990
ZL	0.6150	0.4430
ZM	0.7350	0.4600
ZN	0.7540	0.3610
ZO	0.7500	0.4240
a1	0.4870	0.1970
a3	0.7590	0.4700
a4	0.7470	0.4510
a6	0.6530	0.4980
a8	0.3520	0.1150
aB	0.7600	0.4400
aC	0.4990	0.2680
aE	0.6870	0.3650
aF	0.4650	0.1710
aG	0.6980	0.3610
aH	0.5020	0.1950
aJ	0.6280	0.3560
aK	0.4670	0.1670
aL	0.6750	0.4680
aM	0.6250	0.3570
aO	0.7510	0.4570
b1	0.2820	0.0700
b3	0.7410	0.4140
b4	0.5530	0.1820
b6	0.7000	0.5180
bB	0.6790	0.2930
bE	0.5870	0.2540
bF	0.5440	0.2490
bG	0.5980	0.2500
bH	0.3100	0.1050
bJ	0.7500	0.4510
bK	0.5350	0.2350
bL	0.7050	0.4850
bM	0.7550	0.4560
bO	0.5600	0.2040
bP	0.7650	0.4340
c1	0.3740	0.1170
c3	0.7530	0.4250
c4	0.5110	0.1600
c6	0.5880	0.4770
cB	0.6940	0.3560
cE	0.6150	0.2870

Continued on next page...

Continued from previous page...

Chain	Atom inclusion	Q-score
cF	0.4670	0.1850
cG	0.6130	0.2790
cH	0.3750	0.1200
cJ	0.5680	0.2760
cK	0.4690	0.1880
cL	0.6040	0.4370
cM	0.5850	0.2810
cO	0.5120	0.1570
d1	0.3150	0.0630
d3	0.7390	0.4060
d4	0.5890	0.2480
d6	0.6840	0.5120
dB	0.7020	0.3360
dD	0.6800	0.3680
dE	0.5500	0.1940
dF	0.4750	0.2030
dG	0.5540	0.1990
dH	0.3010	0.0640
dJ	0.6050	0.3480
dK	0.4800	0.2070
dL	0.6780	0.4700
dM	0.5890	0.3400
dO	0.5780	0.2480
dQ	0.6790	0.3750
e1	0.1700	0.0350
e3	0.7820	0.4020
e4	0.6330	0.3020
e6	0.6610	0.4780
e7	0.7190	0.4040
eA	0.7160	0.4020
eB	0.7150	0.4150
eE	0.5290	0.1900
eF	0.5100	0.2410
eG	0.5360	0.1760
eH	0.1840	0.0490
eJ	0.6650	0.4260
eK	0.5230	0.2470
eL	0.6540	0.4300
eM	0.6600	0.4170
eO	0.6450	0.3050
f1	0.3020	0.0670
f3	0.7700	0.4550

Continued on next page...

Continued from previous page...

Chain	Atom inclusion	Q-score
f4	0.5350	0.1820
f6	0.6670	0.4760
fB	0.7800	0.4790
fE	0.5450	0.2170
fF	0.5540	0.2740
fG	0.5830	0.2330
fH	0.2930	0.0670
fJ	0.5410	0.2610
fK	0.5740	0.2830
fL	0.6650	0.4550
fM	0.5590	0.2650
fO	0.5420	0.1840
g1	0.3550	0.1320
g3	0.7320	0.4180
g4	0.5190	0.1580
g6	0.1460	0.3750
gB	0.3370	0.3270
gE	0.6220	0.2890
gF	0.5370	0.2350
gG	0.6220	0.2810
gH	0.3590	0.1340
gJ	0.5380	0.2730
gK	0.5500	0.2540
gL	0.1350	0.2730
gM	0.5300	0.2490
gO	0.5360	0.1690
h1	0.1530	0.0680
h3	0.7840	0.4290
h4	0.5810	0.2240
h6	0.6870	0.5110
hB	0.7750	0.4690
hE	0.5610	0.1810
hF	0.4540	0.1450
hG	0.5630	0.1860
hH	0.1470	0.0530
hJ	0.5750	0.2870
hK	0.4440	0.1600
hL	0.6820	0.4680
hM	0.5780	0.2870
hO	0.6020	0.2400
i1	0.2370	0.0570
i3	0.7630	0.4330

Continued on next page...

Continued from previous page...

Chain	Atom inclusion	Q-score
i4	0.6200	0.2860
i6	0.5540	0.4770
iE	0.5320	0.1660
iF	0.5480	0.2250
iG	0.5300	0.1730
iH	0.2440	0.0330
iJ	0.6000	0.3470
iK	0.5290	0.2060
iL	0.5990	0.4500
iM	0.6070	0.3320
iO	0.6270	0.2990
j1	0.1260	0.0900
j3	0.7850	0.4290
j4	0.5630	0.2040
j6	0.5490	0.4700
jE	0.5570	0.2150
jF	0.6300	0.3420
jG	0.5630	0.1980
jH	0.1190	0.0950
jJ	0.5700	0.2810
jK	0.6280	0.3390
jL	0.5800	0.4240
jM	0.5800	0.2830
jO	0.5660	0.1960
k1	0.3170	0.1100
k3	0.7730	0.4580
k4	0.5600	0.1920
k6	0.4880	0.4630
kE	0.6310	0.2800
kF	0.1260	0.0090
kG	0.6190	0.2790
kH	0.3100	0.1000
kJ	0.6510	0.3190
kK	0.1400	0.0080
kL	0.5420	0.4120
kM	0.6160	0.3000
kO	0.5320	0.1710
l1	0.0490	0.0540
l3	0.7490	0.4410
l4	0.6070	0.2620
l6	0.6450	0.4930
lE	0.5820	0.2340

Continued on next page...

Continued from previous page...

Chain	Atom inclusion	Q-score
lF	0.2230	0.0570
lG	0.5750	0.2080
lH	0.0360	0.0630
lJ	0.6840	0.3750
lK	0.1910	0.0440
lL	0.6850	0.4840
lM	0.6700	0.3800
lO	0.6140	0.2670
m1	0.0030	0.0570
m3	0.7860	0.4220
m4	0.6430	0.2930
m6	0.5060	0.5010
mE	0.5030	0.1390
mF	0.2190	0.0680
mG	0.4910	0.1360
mH	0.0010	0.0610
mJ	0.6390	0.3770
mK	0.2040	0.0440
mL	0.5840	0.4760
mM	0.6320	0.3620
mO	0.6480	0.3050
n3	0.8230	0.4560
n6	0.7480	0.4930
nF	0.1830	0.0400
nK	0.1850	0.0390
nL	0.7400	0.4950
o3	0.7540	0.4240
o6	0.6360	0.4400
oF	0.2140	0.0770
oK	0.2130	0.0680
oL	0.6450	0.4420
p3	0.7700	0.4460
p8	0.0000	0.0000
pC	0.0000	0.0000
pF	0.2600	0.0810
pK	0.2460	0.0740
q3	0.8340	0.4000
q6	0.5180	0.3830
q8	0.0000	-0.0000
qC	0.0000	0.0000
qF	0.2580	0.0910
qK	0.2640	0.1010

Continued on next page...

Continued from previous page...

Chain	Atom inclusion	Q-score
qL	0.5460	0.3710
r3	0.7860	0.4390
r6	0.4940	0.3860
r8	0.0000	0.0000
rC	0.0000	0.0000
rF	0.2750	0.1310
rK	0.2770	0.1490
rL	0.5570	0.3750
s3	0.7800	0.4480
s8	0.0000	-0.0000
sC	0.0000	-0.0000
sF	0.2400	0.0460
sK	0.2430	0.0370
t3	0.7600	0.4320
t6	0.6020	0.4910
t8	0.0020	-0.0030
tC	0.0000	-0.0030
tF	0.1870	0.0300
tK	0.1840	0.0350
tL	0.6100	0.4580
u3	0.7720	0.4450
u6	0.6870	0.4520
u8	0.0040	-0.0200
uC	0.0010	-0.0140
uF	0.2050	0.0130
uK	0.1930	0.0330
uL	0.7000	0.4250
v3	0.7830	0.4250
v6	0.6570	0.4320
v8	0.0140	-0.0030
vC	0.0150	0.0020
vF	0.3260	0.1030
vK	0.3180	0.0950
vL	0.6930	0.4120
w3	0.7830	0.4690
w6	0.7610	0.4330
w8	0.0000	-0.0090
wC	0.0000	-0.0120
wF	0.5660	0.2820
wK	0.5630	0.2810
wL	0.8010	0.4000
x3	0.8550	0.4420

Continued on next page...

Continued from previous page...

Chain	Atom inclusion	Q-score
x6	0.5890	0.4660
x8	0.0080	0.0150
xC	0.0090	0.0240
xF	0.2050	0.0790
xK	0.2060	0.0810
xL	0.6010	0.3920
y3	0.8030	0.4660
y6	0.4120	0.3390
y8	0.0010	-0.0210
yC	0.0030	-0.0150
yF	0.7090	0.4320
yK	0.7040	0.4190
yL	0.4430	0.3820
z3	0.7840	0.4810
z6	0.4230	0.3880
z8	0.0010	-0.0000
zC	0.0010	-0.0100
zF	0.5460	0.2600
zK	0.6340	0.3350
zL	0.4610	0.3670