



Full wwPDB X-ray Structure Validation Report ⓘ

Aug 16, 2023 – 06:05 AM EDT

PDB ID : 1YC6
Title : Crystallographic Structure of the T=1 Particle of Brome Mosaic Virus
Authors : Larson, S.B.; Lucas, R.W.; McPherson, A.
Deposited on : 2004-12-22
Resolution : 2.90 Å(reported)

This is a Full wwPDB X-ray Structure Validation Report for a publicly released PDB entry.

We welcome your comments at validation@mail.wwpdb.org

A user guide is available at

<https://www.wwpdb.org/validation/2017/XrayValidationReportHelp>

with specific help available everywhere you see the ⓘ symbol.

The types of validation reports are described at

<http://www.wwpdb.org/validation/2017/FAQs#types>.

The following versions of software and data (see [references ⓘ](#)) were used in the production of this report:

MolProbity : 4.02b-467
Xtrriage (Phenix) : 1.13
EDS : 2.35
Percentile statistics : 20191225.v01 (using entries in the PDB archive December 25th 2019)
Refmac : 5.8.0158
CCP4 : 7.0.044 (Gargrove)
Ideal geometry (proteins) : Engh & Huber (2001)
Ideal geometry (DNA, RNA) : Parkinson et al. (1996)
Validation Pipeline (wwPDB-VP) : 2.35

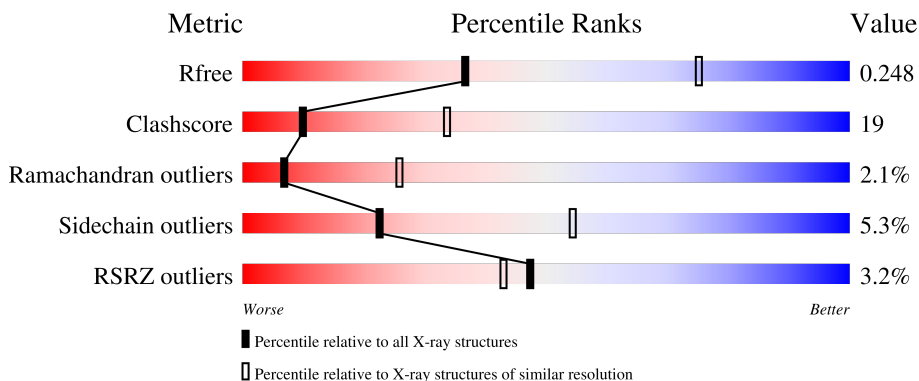
1 Overall quality at a glance i

The following experimental techniques were used to determine the structure:

X-RAY DIFFRACTION

The reported resolution of this entry is 2.90 Å.

Percentile scores (ranging between 0-100) for global validation metrics of the entry are shown in the following graphic. The table shows the number of entries on which the scores are based.



Metric	Whole archive (#Entries)	Similar resolution (#Entries, resolution range(Å))
R_{free}	130704	1957 (2.90-2.90)
Clashscore	141614	2172 (2.90-2.90)
Ramachandran outliers	138981	2115 (2.90-2.90)
Sidechain outliers	138945	2117 (2.90-2.90)
RSRZ outliers	127900	1906 (2.90-2.90)

The table below summarises the geometric issues observed across the polymeric chains and their fit to the electron density. The red, orange, yellow and green segments of the lower bar indicate the fraction of residues that contain outliers for ≥ 3 , 2, 1 and 0 types of geometric quality criteria respectively. A grey segment represents the fraction of residues that are not modelled. The numeric value for each fraction is indicated below the corresponding segment, with a dot representing fractions $\leq 5\%$. The upper red bar (where present) indicates the fraction of residues that have poor fit to the electron density. The numeric value is given above the bar.

Mol	Chain	Length	Quality of chain
1	1	154	<div style="display: flex; align-items: center;"> <div style="width: 2%; height: 10px; background-color: red; margin-right: 5px;"></div> <div style="width: 75%; height: 10px; background-color: green; margin-right: 5px;"></div> <div style="width: 21%; height: 10px; background-color: yellow; margin-right: 5px;"></div> <div style="width: 2%; height: 10px; background-color: orange;"></div> </div> <p style="margin-left: 20px;">2% 75% 21% •</p>
1	2	154	<div style="display: flex; align-items: center;"> <div style="width: 5%; height: 10px; background-color: red; margin-right: 5px;"></div> <div style="width: 64%; height: 10px; background-color: green; margin-right: 5px;"></div> <div style="width: 31%; height: 10px; background-color: yellow; margin-right: 5px;"></div> <div style="width: 5%; height: 10px; background-color: orange;"></div> </div> <p style="margin-left: 20px;">5% 64% 31% 5%</p>
1	3	154	<div style="display: flex; align-items: center;"> <div style="width: 5%; height: 10px; background-color: red; margin-right: 5px;"></div> <div style="width: 67%; height: 10px; background-color: green; margin-right: 5px;"></div> <div style="width: 27%; height: 10px; background-color: yellow; margin-right: 5px;"></div> <div style="width: 6%; height: 10px; background-color: orange;"></div> </div> <p style="margin-left: 20px;">5% 67% 27% 6%</p>
1	4	154	<div style="display: flex; align-items: center;"> <div style="width: 3%; height: 10px; background-color: red; margin-right: 5px;"></div> <div style="width: 66%; height: 10px; background-color: green; margin-right: 5px;"></div> <div style="width: 30%; height: 10px; background-color: yellow; margin-right: 5px;"></div> <div style="width: 2%; height: 10px; background-color: orange;"></div> </div> <p style="margin-left: 20px;">3% 66% 30% •</p>
1	A	154	<div style="display: flex; align-items: center;"> <div style="width: 3%; height: 10px; background-color: red; margin-right: 5px;"></div> <div style="width: 69%; height: 10px; background-color: green; margin-right: 5px;"></div> <div style="width: 26%; height: 10px; background-color: yellow; margin-right: 5px;"></div> <div style="width: 5%; height: 10px; background-color: orange;"></div> </div> <p style="margin-left: 20px;">3% 69% 26% 5%</p>

Continued on next page...

Continued from previous page...

Mol	Chain	Length	Quality of chain
1	B	154	2% 67% 29% 5%
1	C	154	3% 70% 27% 5%
1	D	154	5% 68% 29% 5%
1	E	154	3% 70% 26% 5%
1	F	154	3% 68% 27% 5%
1	G	154	4% 68% 29% 5%
1	H	154	4% 69% 27% 5%
1	I	154	3% 70% 26% 5%
1	J	154	5% 70% 25% 5%
1	K	154	3% 66% 30% 5%
1	L	154	3% 69% 27% 5%
1	M	154	4% 75% 21% 5%
1	N	154	3% 68% 29% 5%
1	O	154	5% 67% 29% 5%
1	P	154	3% 68% 28% 5%
1	Q	154	3% 69% 27% 5%
1	R	154	2% 69% 27% 5%
1	S	154	3% 70% 27% 5%
1	T	154	5% 68% 28% 5%
1	U	154	5% 69% 26% 5%
1	V	154	2% 66% 29% 5%
1	W	154	3% 69% 26% 5%
1	X	154	3% 71% 25% 5%
1	Y	154	2% 73% 23% 5%
1	Z	154	2% 69% 27% 5%

2 Entry composition [i](#)

There are 2 unique types of molecules in this entry. The entry contains 35250 atoms, of which 0 are hydrogens and 0 are deuteriums.

In the tables below, the ZeroOcc column contains the number of atoms modelled with zero occupancy, the AltConf column contains the number of residues with at least one atom in alternate conformation and the Trace column contains the number of residues modelled with at most 2 atoms.

- Molecule 1 is a protein called Coat protein.

Mol	Chain	Residues	Atoms					ZeroOcc	AltConf	Trace
			Total	C	N	O	S			
1	A	154	1160	743	196	218	3	0	0	0
1	B	154	1160	743	196	218	3	0	0	0
1	C	154	1160	743	196	218	3	0	0	0
1	D	154	1160	743	196	218	3	0	0	0
1	E	154	1160	743	196	218	3	0	0	0
1	F	154	1160	743	196	218	3	0	0	0
1	G	154	1160	743	196	218	3	0	0	0
1	H	154	1160	743	196	218	3	0	0	0
1	I	154	1160	743	196	218	3	0	0	0
1	J	154	1160	743	196	218	3	0	0	0
1	K	154	1160	743	196	218	3	0	0	0
1	L	154	1160	743	196	218	3	0	0	0
1	M	154	1160	743	196	218	3	0	0	0
1	N	154	1160	743	196	218	3	0	0	0
1	O	154	1160	743	196	218	3	0	0	0
1	P	154	1160	743	196	218	3	0	0	0

Continued on next page...

Continued from previous page...

Mol	Chain	Residues	Atoms					ZeroOcc	AltConf	Trace
1	Q	154	Total	C	N	O	S	0	0	0
			1160	743	196	218	3			
1	R	154	Total	C	N	O	S	0	0	0
			1160	743	196	218	3			
1	S	154	Total	C	N	O	S	0	0	0
			1160	743	196	218	3			
1	T	154	Total	C	N	O	S	0	0	0
			1160	743	196	218	3			
1	U	154	Total	C	N	O	S	0	0	0
			1160	743	196	218	3			
1	V	154	Total	C	N	O	S	0	0	0
			1160	743	196	218	3			
1	W	154	Total	C	N	O	S	0	0	0
			1160	743	196	218	3			
1	X	154	Total	C	N	O	S	0	0	0
			1160	743	196	218	3			
1	Y	154	Total	C	N	O	S	0	0	0
			1160	743	196	218	3			
1	Z	154	Total	C	N	O	S	0	0	0
			1160	743	196	218	3			
1	1	154	Total	C	N	O	S	0	0	0
			1160	743	196	218	3			
1	2	154	Total	C	N	O	S	0	0	0
			1160	743	196	218	3			
1	3	154	Total	C	N	O	S	0	0	0
			1160	743	196	218	3			
1	4	154	Total	C	N	O	S	0	0	0
			1160	743	196	218	3			

- Molecule 2 is water.

Mol	Chain	Residues	Atoms		ZeroOcc	AltConf
2	A	14	Total	O	0	0
			14	14		
2	B	16	Total	O	0	0
			16	16		
2	C	15	Total	O	0	0
			15	15		
2	D	15	Total	O	0	0
			15	15		
2	E	14	Total	O	0	0
			14	14		

Continued on next page...

Continued from previous page...

Mol	Chain	Residues	Atoms	ZeroOcc	AltConf
2	F	12	Total O 12 12	0	0
2	G	16	Total O 16 16	0	0
2	H	15	Total O 15 15	0	0
2	I	15	Total O 15 15	0	0
2	J	14	Total O 14 14	0	0
2	K	16	Total O 16 16	0	0
2	L	15	Total O 15 15	0	0
2	M	14	Total O 14 14	0	0
2	N	15	Total O 15 15	0	0
2	O	16	Total O 16 16	0	0
2	P	17	Total O 17 17	0	0
2	Q	14	Total O 14 14	0	0
2	R	16	Total O 16 16	0	0
2	S	14	Total O 14 14	0	0
2	T	16	Total O 16 16	0	0
2	U	16	Total O 16 16	0	0
2	V	16	Total O 16 16	0	0
2	W	16	Total O 16 16	0	0
2	X	15	Total O 15 15	0	0
2	Y	14	Total O 14 14	0	0
2	Z	15	Total O 15 15	0	0

Continued on next page...

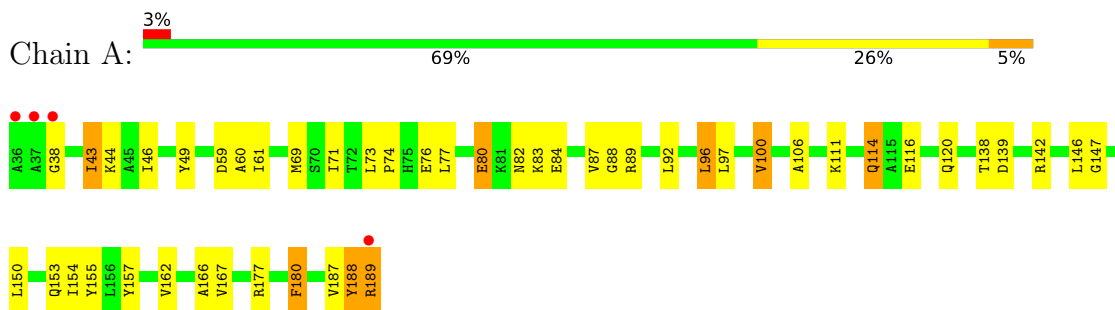
Continued from previous page...

Mol	Chain	Residues	Atoms	ZeroOcc	AltConf
2	1	13	Total O 13 13	0	0
2	2	16	Total O 16 16	0	0
2	3	14	Total O 14 14	0	0
2	4	16	Total O 16 16	0	0

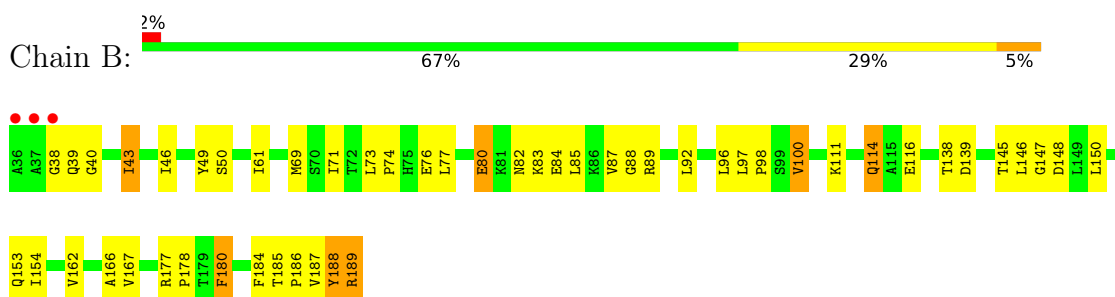
3 Residue-property plots [i](#)

These plots are drawn for all protein, RNA, DNA and oligosaccharide chains in the entry. The first graphic for a chain summarises the proportions of the various outlier classes displayed in the second graphic. The second graphic shows the sequence view annotated by issues in geometry and electron density. Residues are color-coded according to the number of geometric quality criteria for which they contain at least one outlier: green = 0, yellow = 1, orange = 2 and red = 3 or more. A red dot above a residue indicates a poor fit to the electron density ($RSRZ > 2$). Stretches of 2 or more consecutive residues without any outlier are shown as a green connector. Residues present in the sample, but not in the model, are shown in grey.

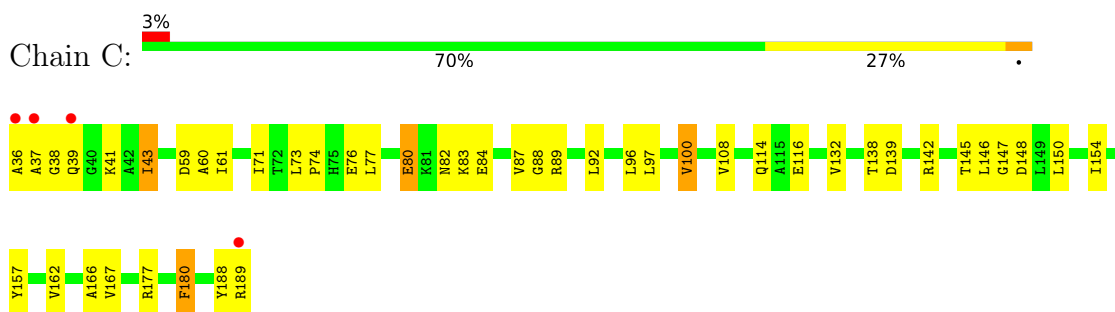
- Molecule 1: Coat protein



- Molecule 1: Coat protein

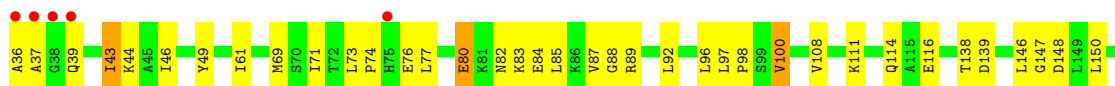


- Molecule 1: Coat protein

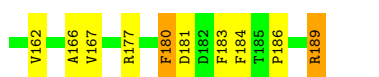


- Molecule 1: Coat protein





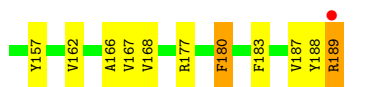
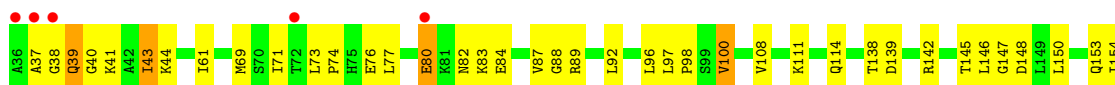
- Molecule 1: Coat protein



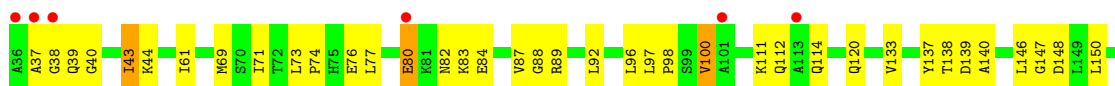
- Molecule 1: Coat protein



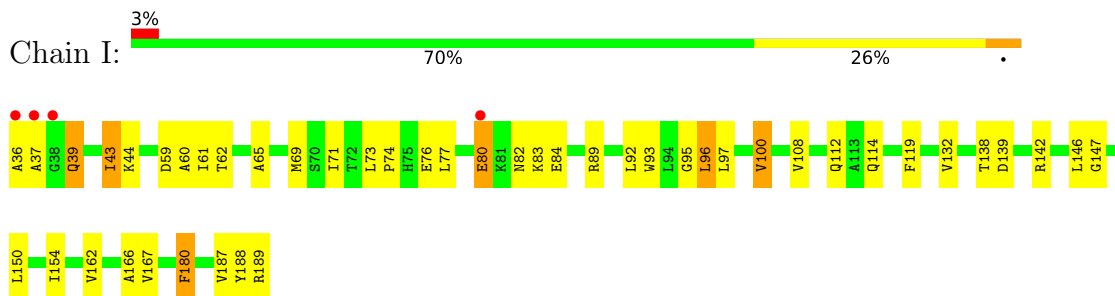
- Molecule 1: Coat protein



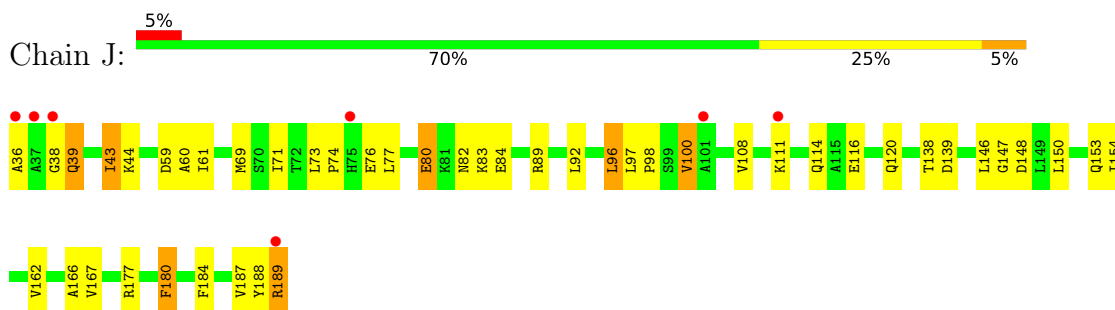
- Molecule 1: Coat protein



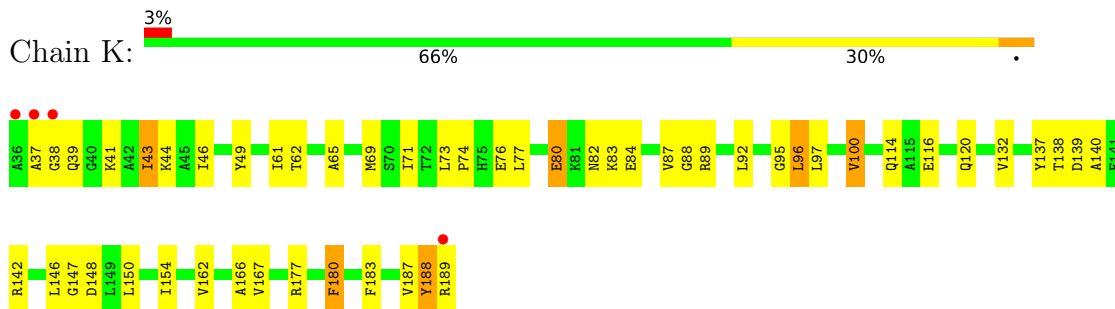
- Molecule 1: Coat protein



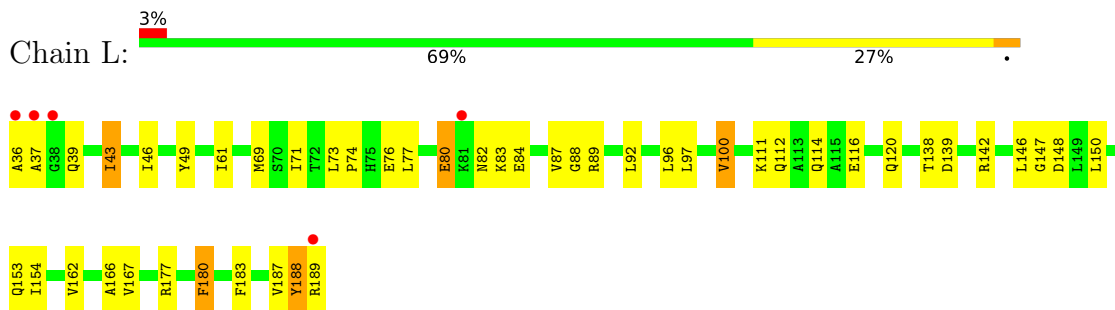
- Molecule 1: Coat protein



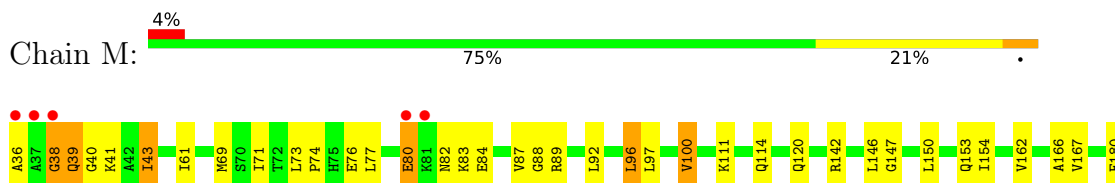
- Molecule 1: Coat protein



- Molecule 1: Coat protein

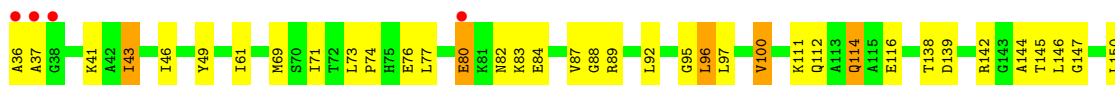


- Molecule 1: Coat protein

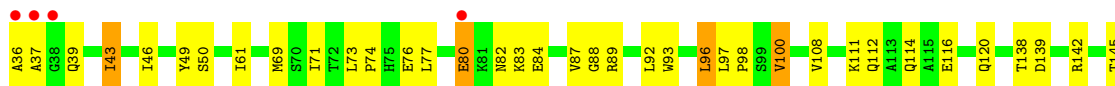




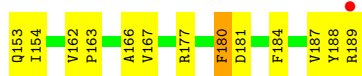
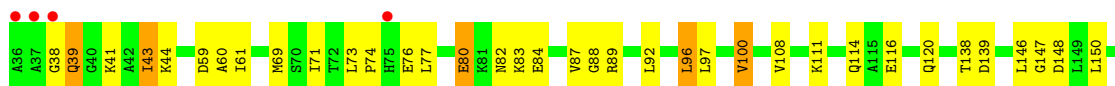
• Molecule 1: Coat protein



• Molecule 1: Coat protein



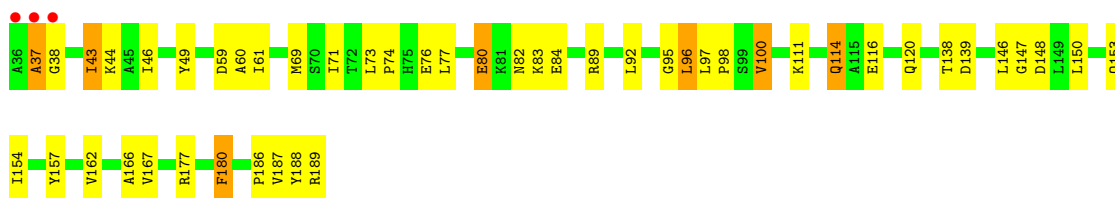
• Molecule 1: Coat protein



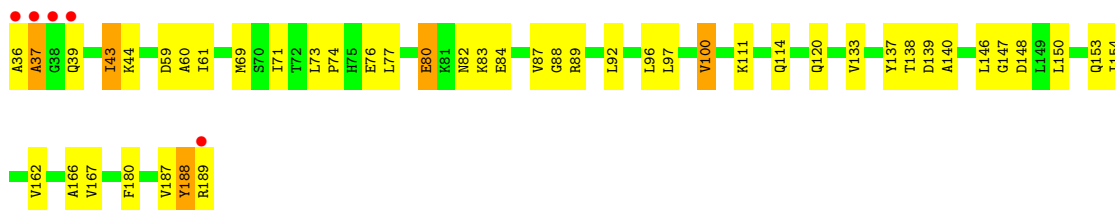
• Molecule 1: Coat protein



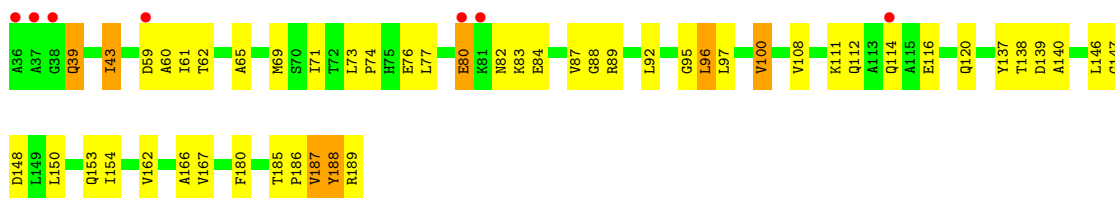
• Molecule 1: Coat protein



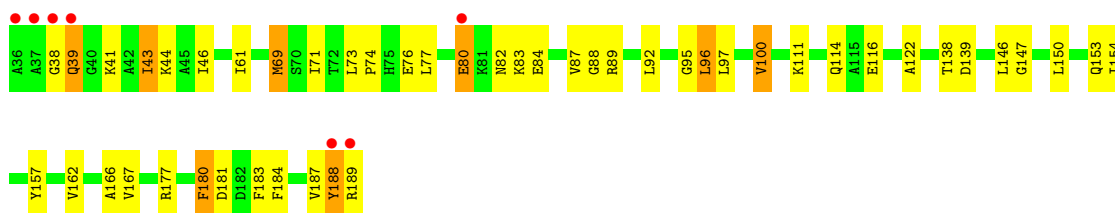
- Molecule 1: Coat protein



- Molecule 1: Coat protein



- Molecule 1: Coat protein

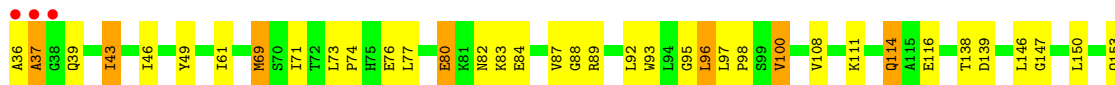


- Molecule 1: Coat protein

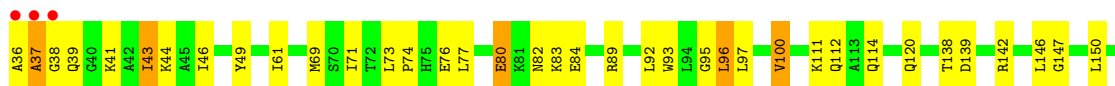




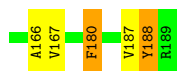
• Molecule 1: Coat protein





• Molecule 1: Coat protein



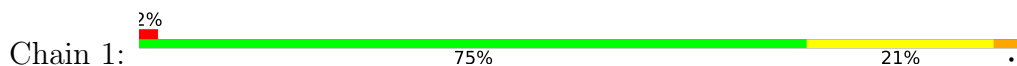
• Molecule 1: Coat protein

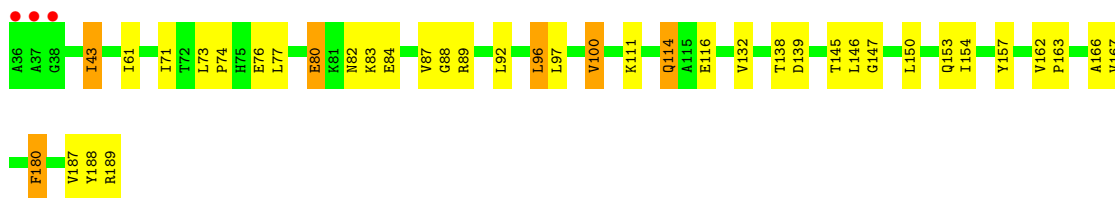


• Molecule 1: Coat protein

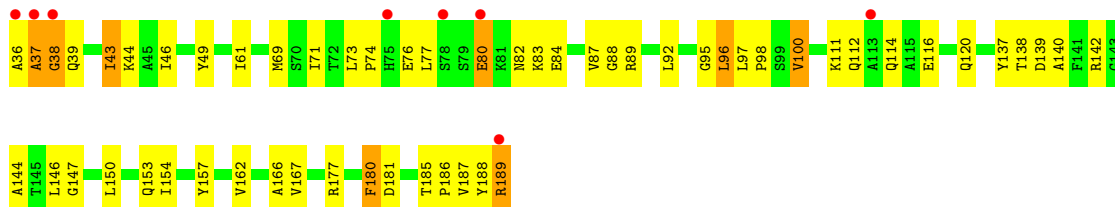


• Molecule 1: Coat protein

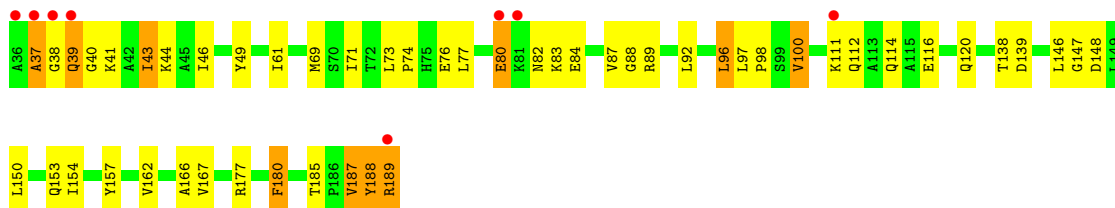




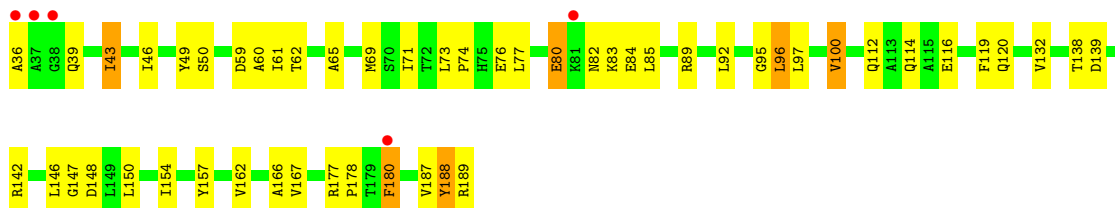
• Molecule 1: Coat protein



• Molecule 1: Coat protein



• Molecule 1: Coat protein



4 Data and refinement statistics

Property	Value	Source
Space group	P 43 2 2	Depositor
Cell constants a, b, c, α , β , γ	194.77Å 194.77Å 428.94Å 90.00° 90.00° 90.00°	Depositor
Resolution (Å)	30.26 – 2.90 30.26 – 2.90	Depositor EDS
% Data completeness (in resolution range)	86.5 (30.26-2.90) 95.3 (30.26-2.90)	Depositor EDS
R_{merge}	(Not available)	Depositor
R_{sym}	0.15	Depositor
$\langle I/\sigma(I) \rangle$ ¹	1.97 (at 2.90Å)	Xtrriage
Refinement program	CNS 1.1	Depositor
R, R_{free}	0.219 , 0.239 0.229 , 0.248	Depositor DCC
R_{free} test set	9107 reflections (5.01%)	wwPDB-VP
Wilson B-factor (Å ²)	66.4	Xtrriage
Anisotropy	0.004	Xtrriage
Bulk solvent k_{sol} (e/Å ³), B_{sol} (Å ²)	0.30 , 53.9	EDS
L-test for twinning ²	$\langle L \rangle = 0.49$, $\langle L^2 \rangle = 0.32$	Xtrriage
Estimated twinning fraction	No twinning to report.	Xtrriage
F_o, F_c correlation	0.93	EDS
Total number of atoms	35250	wwPDB-VP
Average B, all atoms (Å ²)	62.0	wwPDB-VP

Xtrriage's analysis on translational NCS is as follows: *The largest off-origin peak in the Patterson function is 2.32% of the height of the origin peak. No significant pseudotranslation is detected.*

¹Intensities estimated from amplitudes.

²Theoretical values of $\langle |L| \rangle$, $\langle L^2 \rangle$ for acentric reflections are 0.5, 0.333 respectively for untwinned datasets, and 0.375, 0.2 for perfectly twinned datasets.

5 Model quality

5.1 Standard geometry

The Z score for a bond length (or angle) is the number of standard deviations the observed value is removed from the expected value. A bond length (or angle) with $|Z| > 5$ is considered an outlier worth inspection. RMSZ is the root-mean-square of all Z scores of the bond lengths (or angles).

Mol	Chain	Bond lengths		Bond angles	
		RMSZ	# Z >5	RMSZ	# Z >5
1	1	0.54	0/1181	0.67	0/1602
1	2	0.51	0/1181	0.68	0/1602
1	3	0.51	0/1181	0.67	0/1602
1	4	0.51	0/1181	0.67	0/1602
1	A	0.51	0/1181	0.68	0/1602
1	B	0.51	0/1181	0.66	0/1602
1	C	0.49	0/1181	0.65	0/1602
1	D	0.49	0/1181	0.68	0/1602
1	E	0.49	0/1181	0.67	0/1602
1	F	0.51	0/1181	0.66	0/1602
1	G	0.50	0/1181	0.66	0/1602
1	H	0.51	0/1181	0.68	0/1602
1	I	0.51	0/1181	0.67	0/1602
1	J	0.55	0/1181	0.68	0/1602
1	K	0.49	0/1181	0.69	0/1602
1	L	0.48	0/1181	0.67	0/1602
1	M	0.49	0/1181	0.67	0/1602
1	N	0.51	0/1181	0.67	0/1602
1	O	0.51	0/1181	0.68	0/1602
1	P	0.49	0/1181	0.68	0/1602
1	Q	0.51	0/1181	0.68	0/1602
1	R	0.53	0/1181	0.67	0/1602
1	S	0.49	0/1181	0.67	0/1602
1	T	0.52	0/1181	0.68	0/1602
1	U	0.55	0/1181	0.68	0/1602
1	V	0.54	0/1181	0.68	0/1602
1	W	0.49	0/1181	0.68	0/1602
1	X	0.54	0/1181	0.67	0/1602
1	Y	0.59	0/1181	0.67	0/1602
1	Z	0.53	0/1181	0.67	0/1602
All	All	0.51	0/35430	0.67	0/48060

Chiral center outliers are detected by calculating the chiral volume of a chiral center and verifying if the center is modelled as a planar moiety or with the opposite hand. A planarity outlier is detected

by checking planarity of atoms in a peptide group, atoms in a mainchain group or atoms of a sidechain that are expected to be planar.

Mol	Chain	#Chirality outliers	#Planarity outliers
1	Y	0	1

There are no bond length outliers.

There are no bond angle outliers.

There are no chirality outliers.

All (1) planarity outliers are listed below:

Mol	Chain	Res	Type	Group
1	Y	188	TYR	Sidechain

5.2 Too-close contacts [i](#)

In the following table, the Non-H and H(model) columns list the number of non-hydrogen atoms and hydrogen atoms in the chain respectively. The H(added) column lists the number of hydrogen atoms added and optimized by MolProbity. The Clashes column lists the number of clashes within the asymmetric unit, whereas Symm-Clashes lists symmetry-related clashes.

Mol	Chain	Non-H	H(model)	H(added)	Clashes	Symm-Clashes
1	1	1160	0	1183	41	0
1	2	1160	0	1183	56	0
1	3	1160	0	1183	56	0
1	4	1160	0	1183	65	0
1	A	1160	0	1183	54	0
1	B	1160	0	1183	64	0
1	C	1160	0	1183	55	0
1	D	1160	0	1183	53	0
1	E	1160	0	1183	52	0
1	F	1160	0	1183	55	0
1	G	1160	0	1183	59	0
1	H	1160	0	1183	42	0
1	I	1160	0	1183	49	0
1	J	1160	0	1183	49	0
1	K	1160	0	1183	58	0
1	L	1160	0	1183	55	0
1	M	1160	0	1183	40	0
1	N	1160	0	1183	46	0
1	O	1160	0	1183	58	0
1	P	1160	0	1183	46	0

Continued on next page...

Continued from previous page...

Mol	Chain	Non-H	H(model)	H(added)	Clashes	Symm-Clashes
1	Q	1160	0	1183	61	0
1	R	1160	0	1183	64	0
1	S	1160	0	1183	49	0
1	T	1160	0	1183	46	0
1	U	1160	0	1183	58	0
1	V	1160	0	1183	73	0
1	W	1160	0	1183	55	0
1	X	1160	0	1183	38	0
1	Y	1160	0	1183	38	0
1	Z	1160	0	1183	43	0
2	1	13	0	0	0	0
2	2	16	0	0	1	0
2	3	14	0	0	0	0
2	4	16	0	0	2	0
2	A	14	0	0	0	0
2	B	16	0	0	0	0
2	C	15	0	0	0	0
2	D	15	0	0	0	0
2	E	14	0	0	0	0
2	F	12	0	0	3	0
2	G	16	0	0	0	0
2	H	15	0	0	0	0
2	I	15	0	0	0	0
2	J	14	0	0	1	0
2	K	16	0	0	0	0
2	L	15	0	0	0	0
2	M	14	0	0	0	0
2	N	15	0	0	0	0
2	O	16	0	0	0	0
2	P	17	0	0	0	0
2	Q	14	0	0	1	0
2	R	16	0	0	0	0
2	S	14	0	0	0	0
2	T	16	0	0	0	0
2	U	16	0	0	3	0
2	V	16	0	0	1	0
2	W	16	0	0	0	0
2	X	15	0	0	0	0
2	Y	14	0	0	0	0
2	Z	15	0	0	0	0
All	All	35250	0	35490	1341	0

The all-atom clashscore is defined as the number of clashes found per 1000 atoms (including

hydrogen atoms). The all-atom clashscore for this structure is 19.

All (1341) close contacts within the same asymmetric unit are listed below, sorted by their clash magnitude.

Atom-1	Atom-2	Interatomic distance (Å)	Clash overlap (Å)
1:A:177:ARG:HD3	1:V:180:PHE:CZ	1.92	1.04
1:W:177:ARG:HD3	1:2:180:PHE:CZ	1.93	1.03
1:J:180:PHE:CZ	1:L:177:ARG:HD3	1.94	1.02
1:B:177:ARG:HD3	1:Q:180:PHE:CZ	1.95	1.02
1:E:180:PHE:CZ	1:3:177:ARG:HD3	1.95	1.02
1:G:180:PHE:CZ	1:P:177:ARG:HD3	1.97	0.99
1:R:188:TYR:HB2	1:V:36:ALA:HB1	1.44	0.99
1:U:39:GLN:HG3	1:V:37:ALA:HB3	1.46	0.98
1:W:180:PHE:CZ	1:2:177:ARG:HD3	1.99	0.96
1:B:180:PHE:CZ	1:Q:177:ARG:HD3	2.01	0.95
1:D:180:PHE:CZ	1:K:177:ARG:HD3	2.03	0.94
1:N:37:ALA:HB2	1:O:36:ALA:HB3	1.47	0.93
1:R:177:ARG:HD3	1:U:180:PHE:CZ	2.03	0.93
1:R:180:PHE:CZ	1:U:177:ARG:HD3	2.04	0.93
1:C:177:ARG:HD3	1:F:180:PHE:CZ	2.04	0.91
1:O:180:PHE:CE1	1:4:177:ARG:HD3	2.06	0.90
1:G:187:VAL:HG23	1:G:188:TYR:CD1	2.09	0.88
1:O:177:ARG:HD3	1:4:180:PHE:CZ	2.07	0.88
1:E:177:ARG:HD3	1:3:180:PHE:CZ	2.08	0.88
1:J:177:ARG:HD3	1:L:180:PHE:CZ	2.08	0.88
1:Z:37:ALA:HB2	1:4:39:GLN:HA	1.57	0.86
1:O:180:PHE:CZ	1:4:177:ARG:HD3	2.11	0.85
1:A:180:PHE:CZ	1:V:177:ARG:HD3	2.11	0.85
1:T:39:GLN:HE21	1:T:39:GLN:HA	1.41	0.85
1:G:177:ARG:HD3	1:P:180:PHE:CZ	2.12	0.84
1:I:189:ARG:HB3	1:M:188:TYR:CE2	2.12	0.84
1:O:177:ARG:HD3	1:4:180:PHE:CE2	2.13	0.84
1:S:187:VAL:HG23	1:S:188:TYR:HD1	1.42	0.83
1:V:132:VAL:H	1:2:189:ARG:HH21	1.22	0.82
1:V:39:GLN:NE2	1:V:40:GLY:H	1.79	0.81
1:E:189:ARG:NH2	1:3:40:GLY:HA2	1.97	0.79
1:N:43:ILE:HD11	1:N:89:ARG:HH12	1.45	0.79
1:O:39:GLN:H	1:O:39:GLN:NE2	1.82	0.77
1:S:187:VAL:HG23	1:S:188:TYR:CD1	2.19	0.77
1:B:43:ILE:HD11	1:B:89:ARG:HH12	1.50	0.77
1:1:187:VAL:HG23	1:1:188:TYR:N	1.99	0.76
1:Q:38:GLY:O	1:Q:39:GLN:HB2	1.85	0.76
1:J:74:PRO:HD2	1:J:77:LEU:HD12	1.68	0.76

Continued on next page...

Continued from previous page...

Atom-1	Atom-2	Interatomic distance (Å)	Clash overlap (Å)
1:J:180:PHE:CE1	1:L:177:ARG:HD3	2.20	0.76
1:U:187:VAL:HG23	1:U:188:TYR:N	2.00	0.76
1:M:36:ALA:HA	1:M:41:LYS:HZ2	1.50	0.75
1:C:38:GLY:HA2	1:D:37:ALA:HA	1.68	0.75
1:I:187:VAL:HG23	1:I:188:TYR:HD1	1.52	0.75
1:X:38:GLY:HA2	1:Y:37:ALA:O	1.87	0.74
1:V:116:GLU:HB3	1:W:97:LEU:HD12	1.68	0.74
1:1:187:VAL:HG23	1:1:188:TYR:H	1.51	0.74
1:N:36:ALA:HA	1:N:41:LYS:NZ	2.02	0.74
1:G:187:VAL:HG23	1:G:188:TYR:HD1	1.50	0.74
1:G:37:ALA:H	1:G:41:LYS:HZ2	1.35	0.74
1:S:96:LEU:HD22	1:S:167:VAL:HG22	1.70	0.74
1:K:41:LYS:HD2	1:L:36:ALA:HA	1.70	0.74
1:N:76:GLU:CD	1:N:76:GLU:H	1.91	0.73
1:F:43:ILE:HD11	1:F:89:ARG:HH12	1.53	0.73
1:Q:43:ILE:HD11	1:Q:89:ARG:NH1	2.02	0.73
1:I:187:VAL:HG23	1:I:188:TYR:CD1	2.22	0.73
1:U:187:VAL:HG23	1:U:188:TYR:H	1.51	0.73
1:F:76:GLU:H	1:F:76:GLU:CD	1.91	0.72
1:A:187:VAL:HG23	1:A:188:TYR:N	2.04	0.72
1:N:36:ALA:HA	1:N:41:LYS:HZ3	1.55	0.72
1:Q:43:ILE:HD11	1:Q:89:ARG:HH12	1.54	0.72
1:V:132:VAL:HG23	1:2:189:ARG:NH2	2.05	0.72
1:A:187:VAL:HG23	1:A:188:TYR:H	1.54	0.72
1:J:39:GLN:HG3	1:L:189:ARG:OXT	1.90	0.72
1:R:76:GLU:HG3	1:U:76:GLU:HG3	1.71	0.72
1:C:180:PHE:CZ	1:F:177:ARG:HD3	2.25	0.72
1:C:38:GLY:CA	1:D:37:ALA:HA	2.19	0.71
1:1:43:ILE:HD11	1:1:89:ARG:HH12	1.55	0.71
1:M:39:GLN:C	1:M:41:LYS:H	1.92	0.71
1:W:76:GLU:H	1:W:76:GLU:CD	1.94	0.71
1:B:43:ILE:HD11	1:B:89:ARG:NH1	2.05	0.71
1:L:43:ILE:HD11	1:L:89:ARG:HH12	1.56	0.71
1:R:76:GLU:HG3	1:U:76:GLU:CG	2.21	0.71
1:T:189:ARG:HH11	1:T:189:ARG:HB3	1.56	0.71
1:R:43:ILE:HD13	1:S:36:ALA:HA	1.72	0.70
1:H:76:GLU:CD	1:H:76:GLU:H	1.95	0.70
1:G:189:ARG:HB2	1:P:39:GLN:HE22	1.57	0.70
1:G:189:ARG:HB2	1:P:39:GLN:NE2	2.07	0.70
1:N:43:ILE:HD11	1:N:89:ARG:NH1	2.05	0.70
1:G:180:PHE:CE1	1:P:177:ARG:HD3	2.26	0.70

Continued on next page...

Continued from previous page...

Atom-1	Atom-2	Interatomic distance (Å)	Clash overlap (Å)
1:X:76:GLU:CD	1:X:76:GLU:H	1.94	0.70
1:4:187:VAL:O	1:4:189:ARG:HG3	1.92	0.69
1:F:96:LEU:HD22	1:F:167:VAL:HG22	1.73	0.69
1:B:180:PHE:CE1	1:Q:177:ARG:HD3	2.27	0.69
1:D:180:PHE:CE2	1:K:177:ARG:HD3	2.28	0.69
1:R:37:ALA:HB1	1:S:37:ALA:O	1.93	0.69
1:H:43:ILE:HD11	1:H:89:ARG:HH12	1.57	0.69
1:E:43:ILE:HD11	1:E:89:ARG:HH12	1.56	0.69
1:G:76:GLU:CD	1:G:76:GLU:H	1.96	0.69
1:L:76:GLU:CD	1:L:76:GLU:H	1.96	0.69
1:M:76:GLU:H	1:M:76:GLU:CD	1.96	0.69
1:W:189:ARG:HH21	1:1:132:VAL:HB	1.57	0.69
1:4:76:GLU:CD	1:4:76:GLU:H	1.95	0.69
1:F:39:GLN:HE21	1:F:39:GLN:N	1.91	0.69
1:G:96:LEU:HD22	1:G:167:VAL:HG22	1.74	0.69
1:W:43:ILE:HD11	1:W:89:ARG:NH1	2.08	0.69
1:Z:43:ILE:HD11	1:Z:89:ARG:HH12	1.58	0.69
1:E:189:ARG:HH21	1:3:40:GLY:HA2	1.58	0.68
1:M:43:ILE:HD11	1:M:89:ARG:HH12	1.57	0.68
1:S:76:GLU:CD	1:S:76:GLU:H	1.97	0.68
1:U:76:GLU:CD	1:U:76:GLU:H	1.96	0.68
1:2:43:ILE:HD11	1:2:89:ARG:HH12	1.57	0.68
1:G:37:ALA:HB3	1:G:41:LYS:HZ1	1.56	0.68
1:R:186:PRO:HA	1:V:36:ALA:N	2.08	0.68
1:C:76:GLU:CD	1:C:76:GLU:H	1.97	0.68
1:V:74:PRO:HD2	1:V:77:LEU:HD12	1.75	0.68
1:J:43:ILE:HD11	1:J:89:ARG:NH1	2.08	0.68
1:P:76:GLU:H	1:P:76:GLU:CD	1.96	0.68
1:H:96:LEU:HD22	1:H:167:VAL:HG22	1.76	0.68
1:4:61:ILE:HA	2:4:646:HOH:O	1.92	0.68
1:V:147:GLY:HA2	1:V:150:LEU:HD12	1.75	0.67
1:T:147:GLY:HA2	1:T:150:LEU:HD12	1.76	0.67
1:A:187:VAL:HG23	1:A:188:TYR:HD1	1.58	0.67
1:E:76:GLU:CD	1:E:76:GLU:H	1.98	0.67
1:E:189:ARG:HB3	1:E:189:ARG:HH11	1.60	0.67
1:K:37:ALA:HB1	1:K:41:LYS:NZ	2.09	0.67
1:B:76:GLU:CD	1:B:76:GLU:H	1.95	0.67
1:F:39:GLN:HE21	1:F:39:GLN:H	1.40	0.67
1:R:188:TYR:CB	1:V:36:ALA:HB1	2.24	0.67
1:D:76:GLU:CD	1:D:76:GLU:H	1.99	0.67
1:T:189:ARG:HB3	1:T:189:ARG:NH1	2.10	0.67

Continued on next page...

Continued from previous page...

Atom-1	Atom-2	Interatomic distance (Å)	Clash overlap (Å)
1:B:187:VAL:HG23	1:B:188:TYR:N	2.10	0.67
1:W:177:ARG:HD3	1:2:180:PHE:CE1	2.29	0.67
1:B:189:ARG:HH22	1:Q:39:GLN:C	1.99	0.66
1:J:147:GLY:HA2	1:J:150:LEU:HD12	1.77	0.66
1:P:147:GLY:HA2	1:P:150:LEU:HD12	1.77	0.66
1:D:177:ARG:HD3	1:K:180:PHE:CZ	2.29	0.66
1:2:61:ILE:HA	2:2:616:HOH:O	1.95	0.66
1:Z:76:GLU:CD	1:Z:76:GLU:H	1.98	0.66
1:J:76:GLU:CD	1:J:76:GLU:H	1.98	0.66
1:A:76:GLU:H	1:A:76:GLU:CD	1.97	0.66
1:E:74:PRO:HD2	1:E:77:LEU:HD12	1.78	0.66
1:J:71:ILE:HD11	1:J:154:ILE:HG13	1.78	0.66
1:E:147:GLY:HA2	1:E:150:LEU:HD12	1.77	0.66
1:V:76:GLU:CD	1:V:76:GLU:H	1.99	0.66
1:W:147:GLY:HA2	1:W:150:LEU:HD12	1.77	0.66
1:E:186:PRO:HB2	1:E:189:ARG:HD2	1.76	0.66
1:B:96:LEU:HD22	1:B:167:VAL:HG22	1.76	0.66
1:C:41:LYS:O	1:D:37:ALA:HB2	1.96	0.66
1:I:147:GLY:HA2	1:I:150:LEU:HD12	1.76	0.66
1:W:43:ILE:HD11	1:W:89:ARG:HH12	1.61	0.66
1:Y:43:ILE:HD11	1:Y:89:ARG:NH1	2.09	0.66
1:P:74:PRO:HD2	1:P:77:LEU:HD12	1.77	0.65
1:1:76:GLU:CD	1:1:76:GLU:H	1.98	0.65
1:B:177:ARG:HD3	1:Q:180:PHE:CE1	2.30	0.65
1:D:36:ALA:HB1	1:E:36:ALA:N	2.11	0.65
1:Q:76:GLU:CD	1:Q:76:GLU:H	1.99	0.65
1:Q:74:PRO:HD2	1:Q:77:LEU:HD12	1.77	0.65
1:L:96:LEU:HD22	1:L:167:VAL:HG22	1.77	0.65
1:T:76:GLU:CD	1:T:76:GLU:H	2.00	0.65
1:Z:147:GLY:HA2	1:Z:150:LEU:HD12	1.79	0.65
1:2:147:GLY:HA2	1:2:150:LEU:HD12	1.78	0.65
1:3:61:ILE:HG23	1:3:162:VAL:HB	1.79	0.65
1:4:71:ILE:HD11	1:4:154:ILE:HG13	1.79	0.64
1:C:96:LEU:HD22	1:C:167:VAL:HG22	1.78	0.64
1:D:43:ILE:HD11	1:D:89:ARG:NH1	2.12	0.64
1:M:43:ILE:HD11	1:M:89:ARG:NH1	2.11	0.64
1:E:96:LEU:HD22	1:E:167:VAL:HG22	1.79	0.64
1:O:74:PRO:HD2	1:O:77:LEU:HD12	1.79	0.64
1:Z:43:ILE:HD11	1:Z:89:ARG:NH1	2.11	0.64
1:H:74:PRO:HD2	1:H:77:LEU:HD12	1.80	0.64
1:2:39:GLN:HG3	1:3:37:ALA:O	1.97	0.64

Continued on next page...

Continued from previous page...

Atom-1	Atom-2	Interatomic distance (Å)	Clash overlap (Å)
1:D:147:GLY:HA2	1:D:150:LEU:HD12	1.79	0.64
1:W:74:PRO:HD2	1:W:77:LEU:HD12	1.79	0.64
1:U:43:ILE:HG22	1:V:36:ALA:N	2.12	0.64
1:M:36:ALA:HA	1:M:41:LYS:NZ	2.12	0.64
1:R:180:PHE:CE1	1:U:177:ARG:HD3	2.33	0.64
1:V:39:GLN:CD	1:V:40:GLY:H	2.02	0.64
1:I:189:ARG:HB3	1:M:188:TYR:HE2	1.61	0.64
1:P:96:LEU:HD22	1:P:167:VAL:HG22	1.79	0.63
1:I:76:GLU:CD	1:I:76:GLU:H	2.02	0.63
1:A:177:ARG:HD3	1:V:180:PHE:CE1	2.33	0.63
1:C:61:ILE:HG23	1:C:162:VAL:HB	1.79	0.63
1:W:187:VAL:HG23	1:W:188:TYR:N	2.13	0.63
1:G:187:VAL:HG23	1:G:188:TYR:CE1	2.33	0.63
1:O:61:ILE:HG23	1:O:162:VAL:HB	1.81	0.63
1:X:43:ILE:HD11	1:X:89:ARG:HH12	1.64	0.63
1:3:76:GLU:CD	1:3:76:GLU:H	2.01	0.63
1:T:43:ILE:HD11	1:T:89:ARG:HH12	1.63	0.63
1:N:187:VAL:HG23	1:N:188:TYR:N	2.14	0.63
1:P:43:ILE:HD11	1:P:89:ARG:HH12	1.63	0.63
1:E:39:GLN:HE21	1:E:39:GLN:HA	1.63	0.63
1:H:187:VAL:HG23	1:H:188:TYR:N	2.13	0.63
1:O:71:ILE:HD11	1:O:154:ILE:HG13	1.81	0.63
1:1:187:VAL:O	1:1:189:ARG:HG3	1.99	0.63
1:G:147:GLY:HA2	1:G:150:LEU:HD12	1.80	0.63
1:T:39:GLN:HE21	1:T:39:GLN:CA	2.12	0.63
1:G:180:PHE:CE2	1:P:177:ARG:HD3	2.34	0.62
1:Q:61:ILE:HA	2:Q:451:HOH:O	1.98	0.62
1:T:61:ILE:HG23	1:T:162:VAL:HB	1.81	0.62
1:Y:76:GLU:CD	1:Y:76:GLU:H	2.02	0.62
1:4:74:PRO:HD2	1:4:77:LEU:HD12	1.81	0.62
1:I:97:LEU:HD23	1:I:166:ALA:HA	1.82	0.62
1:D:96:LEU:HD22	1:D:167:VAL:HG22	1.80	0.62
1:G:74:PRO:HD2	1:G:77:LEU:HD12	1.81	0.62
1:K:187:VAL:C	1:K:189:ARG:H	2.02	0.62
1:M:61:ILE:HG23	1:M:162:VAL:HB	1.81	0.62
1:A:61:ILE:HG23	1:A:162:VAL:HB	1.82	0.62
1:C:177:ARG:HD3	1:F:180:PHE:CE2	2.35	0.62
1:F:187:VAL:HG23	1:F:188:TYR:H	1.64	0.62
1:F:187:VAL:HG23	1:F:188:TYR:N	2.15	0.62
1:N:147:GLY:HA2	1:N:150:LEU:HD12	1.82	0.62
1:R:76:GLU:H	1:R:76:GLU:CD	2.02	0.62

Continued on next page...

Continued from previous page...

Atom-1	Atom-2	Interatomic distance (Å)	Clash overlap (Å)
1:I:71:ILE:HD11	1:I:154:ILE:HG13	1.82	0.62
1:O:76:GLU:CD	1:O:76:GLU:H	2.03	0.62
1:U:147:GLY:HA2	1:U:150:LEU:HD12	1.81	0.62
1:V:132:VAL:H	1:2:189:ARG:NH2	1.97	0.62
1:4:97:LEU:HD23	1:4:166:ALA:HA	1.81	0.62
1:B:177:ARG:HD3	1:Q:180:PHE:CE2	2.34	0.61
1:D:74:PRO:HD2	1:D:77:LEU:HD12	1.80	0.61
1:G:97:LEU:HD23	1:G:166:ALA:HA	1.82	0.61
1:L:187:VAL:HG23	1:L:188:TYR:CD2	2.35	0.61
1:O:73:LEU:HD21	1:O:146:LEU:HB3	1.83	0.61
1:J:147:GLY:O	1:J:150:LEU:HB2	2.00	0.61
1:K:76:GLU:H	1:K:76:GLU:CD	2.02	0.61
1:I:61:ILE:HG23	1:I:162:VAL:HB	1.81	0.61
1:J:61:ILE:HG23	1:J:162:VAL:HB	1.80	0.61
1:L:187:VAL:HG23	1:L:188:TYR:N	2.16	0.61
1:1:97:LEU:HD23	1:1:166:ALA:HA	1.82	0.61
1:C:138:THR:HG22	1:C:139:ASP:OD2	2.00	0.61
1:E:180:PHE:CE2	1:3:177:ARG:HD3	2.35	0.61
1:K:71:ILE:HD11	1:K:154:ILE:HG13	1.83	0.61
1:L:97:LEU:HD23	1:L:166:ALA:HA	1.83	0.61
1:R:120:GLN:NE2	1:S:97:LEU:HD22	2.16	0.61
1:L:71:ILE:HD11	1:L:154:ILE:HG13	1.82	0.61
1:M:187:VAL:HG23	1:M:188:TYR:H	1.65	0.61
1:O:97:LEU:HD23	1:O:166:ALA:HA	1.83	0.61
1:U:61:ILE:HA	2:U:511:HOH:O	1.98	0.61
1:R:97:LEU:HD23	1:R:166:ALA:HA	1.83	0.61
1:X:147:GLY:HA2	1:X:150:LEU:HD12	1.83	0.61
1:F:157:TYR:CE1	1:G:98:PRO:HB2	2.36	0.61
1:M:187:VAL:HG23	1:M:188:TYR:N	2.16	0.61
1:V:97:LEU:HD23	1:V:166:ALA:HA	1.82	0.61
1:Z:116:GLU:HB3	1:1:97:LEU:HD12	1.83	0.61
1:D:61:ILE:HG23	1:D:162:VAL:HB	1.82	0.61
1:F:43:ILE:HD11	1:F:89:ARG:NH1	2.15	0.61
1:H:97:LEU:HD23	1:H:166:ALA:HA	1.81	0.61
1:Q:61:ILE:HG23	1:Q:162:VAL:HB	1.83	0.61
1:2:76:GLU:H	1:2:76:GLU:CD	2.04	0.61
1:3:147:GLY:HA2	1:3:150:LEU:HD12	1.83	0.61
1:P:97:LEU:HD23	1:P:166:ALA:HA	1.82	0.60
1:Q:96:LEU:HD22	1:Q:167:VAL:HG22	1.83	0.60
1:V:43:ILE:HD11	1:V:89:ARG:NH1	2.16	0.60
1:E:39:GLN:HB3	1:3:189:ARG:O	2.01	0.60

Continued on next page...

Continued from previous page...

Atom-1	Atom-2	Interatomic distance (Å)	Clash overlap (Å)
1:H:147:GLY:HA2	1:H:150:LEU:HD12	1.82	0.60
1:L:147:GLY:HA2	1:L:150:LEU:HD12	1.84	0.60
1:Z:97:LEU:HD23	1:Z:166:ALA:HA	1.83	0.60
1:J:96:LEU:HD22	1:J:167:VAL:HG22	1.83	0.60
1:2:74:PRO:HD2	1:2:77:LEU:HD12	1.83	0.60
1:L:74:PRO:HD2	1:L:77:LEU:HD12	1.82	0.60
1:G:73:LEU:HD21	1:G:146:LEU:HB3	1.83	0.60
1:O:147:GLY:HA2	1:O:150:LEU:HD12	1.82	0.60
1:V:71:ILE:HD11	1:V:154:ILE:HG13	1.83	0.60
1:4:61:ILE:HG23	1:4:162:VAL:HB	1.83	0.60
1:N:116:GLU:HB3	1:O:97:LEU:HD12	1.82	0.60
1:V:39:GLN:CB	1:W:37:ALA:HB1	2.32	0.60
1:B:61:ILE:HG23	1:B:162:VAL:HB	1.82	0.60
1:E:39:GLN:HA	1:E:39:GLN:NE2	2.17	0.60
1:U:74:PRO:HD2	1:U:77:LEU:HD12	1.83	0.60
1:W:71:ILE:HD11	1:W:154:ILE:HG13	1.84	0.60
1:A:74:PRO:HD2	1:A:77:LEU:HD12	1.83	0.60
1:F:97:LEU:HD23	1:F:166:ALA:HA	1.84	0.60
1:X:73:LEU:HD21	1:X:146:LEU:HB3	1.83	0.60
1:3:41:LYS:HZ2	1:4:36:ALA:N	1.98	0.60
1:B:73:LEU:HD21	1:B:146:LEU:HB3	1.84	0.60
1:3:73:LEU:HD21	1:3:146:LEU:HB3	1.84	0.60
1:4:73:LEU:HD21	1:4:146:LEU:HB3	1.84	0.60
1:A:187:VAL:O	1:A:189:ARG:N	2.35	0.59
1:C:74:PRO:HD2	1:C:77:LEU:HD12	1.83	0.59
1:F:147:GLY:HA2	1:F:150:LEU:HD12	1.84	0.59
1:N:74:PRO:HD2	1:N:77:LEU:HD12	1.83	0.59
1:T:97:LEU:HD23	1:T:166:ALA:HA	1.84	0.59
1:1:43:ILE:HD11	1:1:89:ARG:NH1	2.17	0.59
1:4:85:LEU:HD11	1:4:178:PRO:HB3	1.84	0.59
1:Q:147:GLY:HA2	1:Q:150:LEU:HD12	1.83	0.59
1:Y:61:ILE:HG23	1:Y:162:VAL:HB	1.85	0.59
1:B:74:PRO:HD2	1:B:77:LEU:HD12	1.85	0.59
1:3:43:ILE:HD11	1:3:89:ARG:HH12	1.68	0.59
1:B:147:GLY:HA2	1:B:150:LEU:HD12	1.84	0.59
1:G:37:ALA:N	1:G:41:LYS:HZ2	1.99	0.59
1:2:96:LEU:HD22	1:2:167:VAL:HG22	1.84	0.59
1:N:97:LEU:HD23	1:N:166:ALA:HA	1.85	0.59
1:Q:71:ILE:HD11	1:Q:154:ILE:HG13	1.84	0.59
1:X:120:GLN:NE2	1:Y:97:LEU:HD22	2.18	0.59
1:C:189:ARG:O	1:C:189:ARG:HG2	2.03	0.59

Continued on next page...

Continued from previous page...

Atom-1	Atom-2	Interatomic distance (Å)	Clash overlap (Å)
1:O:43:ILE:HD11	1:O:89:ARG:HH12	1.67	0.59
1:R:177:ARG:HD3	1:U:180:PHE:CE1	2.37	0.59
1:T:74:PRO:HD2	1:T:77:LEU:HD12	1.83	0.59
1:Y:74:PRO:HD2	1:Y:77:LEU:HD12	1.85	0.59
1:R:43:ILE:CD1	1:S:36:ALA:HA	2.33	0.59
1:R:74:PRO:HD2	1:R:77:LEU:HD12	1.84	0.59
1:4:147:GLY:HA2	1:4:150:LEU:HD12	1.85	0.59
1:G:61:ILE:HG23	1:G:162:VAL:HB	1.84	0.59
1:S:73:LEU:HD21	1:S:146:LEU:HB3	1.85	0.59
1:W:61:ILE:HG23	1:W:162:VAL:HB	1.83	0.59
1:A:43:ILE:HD11	1:A:89:ARG:HH12	1.67	0.59
1:D:116:GLU:HB3	1:E:97:LEU:HD12	1.85	0.59
1:I:138:THR:HG22	1:I:139:ASP:OD2	2.03	0.59
1:M:74:PRO:HD2	1:M:77:LEU:HD12	1.84	0.59
1:N:61:ILE:HG23	1:N:162:VAL:HB	1.85	0.59
1:O:188:TYR:CD1	1:4:132:VAL:HG11	2.38	0.59
1:1:61:ILE:HG23	1:1:162:VAL:HB	1.84	0.59
1:H:61:ILE:HG23	1:H:162:VAL:HB	1.85	0.58
1:Q:189:ARG:HD2	1:V:188:TYR:HE2	1.66	0.58
1:1:74:PRO:HD2	1:1:77:LEU:HD12	1.85	0.58
1:D:97:LEU:HD23	1:D:166:ALA:HA	1.85	0.58
1:F:73:LEU:HD21	1:F:146:LEU:HB3	1.85	0.58
1:P:71:ILE:HD11	1:P:154:ILE:HG13	1.85	0.58
1:S:39:GLN:NE2	1:U:188:TYR:HB2	2.18	0.58
1:2:73:LEU:HD21	1:2:146:LEU:HB3	1.85	0.58
1:3:188:TYR:HB3	1:3:189:ARG:HD3	1.85	0.58
1:B:187:VAL:HG23	1:B:188:TYR:HD1	1.68	0.58
1:K:37:ALA:HB1	1:K:41:LYS:HZ1	1.68	0.58
1:M:96:LEU:HD22	1:M:167:VAL:HG22	1.84	0.58
1:N:96:LEU:HD22	1:N:167:VAL:HG22	1.84	0.58
1:S:147:GLY:HA2	1:S:150:LEU:HD12	1.85	0.58
1:Z:74:PRO:HD2	1:Z:77:LEU:HD12	1.84	0.58
1:C:97:LEU:CD2	1:C:166:ALA:HA	2.33	0.58
1:F:61:ILE:HG23	1:F:162:VAL:HB	1.85	0.58
1:J:97:LEU:HD23	1:J:166:ALA:HA	1.86	0.58
1:L:43:ILE:HD11	1:L:89:ARG:NH1	2.18	0.58
1:M:97:LEU:HD23	1:M:166:ALA:HA	1.86	0.58
1:N:71:ILE:HD11	1:N:154:ILE:HG13	1.86	0.58
1:T:96:LEU:HD22	1:T:167:VAL:HG22	1.85	0.58
1:W:97:LEU:HD23	1:W:166:ALA:HA	1.85	0.58
1:C:82:ASN:C	1:C:84:GLU:H	2.07	0.58

Continued on next page...

Continued from previous page...

Atom-1	Atom-2	Interatomic distance (Å)	Clash overlap (Å)
1:D:147:GLY:O	1:D:150:LEU:HB2	2.03	0.58
1:P:43:ILE:HD11	1:P:89:ARG:NH1	2.18	0.58
1:F:74:PRO:HD2	1:F:77:LEU:HD12	1.84	0.58
1:K:61:ILE:HG23	1:K:162:VAL:HB	1.85	0.58
1:F:61:ILE:HA	2:F:286:HOH:O	2.03	0.58
1:S:43:ILE:HD11	1:S:89:ARG:NH1	2.19	0.58
1:U:71:ILE:HD11	1:U:154:ILE:HG13	1.84	0.58
1:K:82:ASN:C	1:K:84:GLU:H	2.07	0.58
1:K:97:LEU:HD23	1:K:166:ALA:HA	1.86	0.58
1:V:82:ASN:C	1:V:84:GLU:H	2.07	0.58
1:I:43:ILE:HD12	1:I:44:LYS:N	2.19	0.58
1:L:97:LEU:CD2	1:L:166:ALA:HA	2.33	0.58
1:T:73:LEU:HD21	1:T:146:LEU:HB3	1.86	0.58
1:V:73:LEU:HD21	1:V:146:LEU:HB3	1.85	0.58
1:3:74:PRO:HD2	1:3:77:LEU:HD12	1.85	0.58
1:C:97:LEU:HD23	1:C:166:ALA:HA	1.86	0.58
1:E:43:ILE:HD12	1:E:44:LYS:N	2.19	0.58
1:F:116:GLU:HB3	1:G:97:LEU:HD12	1.86	0.58
1:K:43:ILE:HD11	1:K:89:ARG:NH1	2.19	0.58
1:R:43:ILE:HD11	1:R:89:ARG:NH1	2.19	0.58
1:E:97:LEU:HD23	1:E:166:ALA:HA	1.85	0.57
1:T:39:GLN:HA	1:T:39:GLN:NE2	2.15	0.57
1:1:187:VAL:CG2	1:1:188:TYR:H	2.16	0.57
1:D:71:ILE:HD11	1:D:154:ILE:HG13	1.84	0.57
1:J:97:LEU:CD2	1:J:166:ALA:HA	2.33	0.57
1:T:147:GLY:O	1:T:150:LEU:HB2	2.04	0.57
1:U:43:ILE:HD11	1:U:89:ARG:NH1	2.18	0.57
1:2:61:ILE:HG23	1:2:162:VAL:HB	1.86	0.57
1:F:37:ALA:O	1:F:41:LYS:HD2	2.04	0.57
1:H:71:ILE:HD11	1:H:154:ILE:HG13	1.85	0.57
1:Q:46:ILE:HG13	1:Q:49:TYR:CD1	2.39	0.57
1:U:82:ASN:C	1:U:84:GLU:H	2.08	0.57
1:X:96:LEU:HD22	1:X:167:VAL:HG22	1.86	0.57
1:A:116:GLU:HB3	1:B:97:LEU:HD12	1.85	0.57
1:S:71:ILE:HD11	1:S:154:ILE:HG13	1.86	0.57
1:Y:97:LEU:HD23	1:Y:166:ALA:HA	1.86	0.57
1:1:187:VAL:CG2	1:1:188:TYR:N	2.67	0.57
1:P:97:LEU:CD2	1:P:166:ALA:HA	2.34	0.57
1:2:71:ILE:HD11	1:2:154:ILE:HG13	1.86	0.57
1:E:61:ILE:HG23	1:E:162:VAL:HB	1.84	0.57
1:Z:97:LEU:CD2	1:Z:166:ALA:HA	2.35	0.57

Continued on next page...

Continued from previous page...

Atom-1	Atom-2	Interatomic distance (Å)	Clash overlap (Å)
1:Z:187:VAL:HG23	1:Z:188:TYR:N	2.19	0.57
1:2:71:ILE:HD12	1:2:71:ILE:N	2.20	0.57
1:M:82:ASN:C	1:M:84:GLU:H	2.08	0.57
1:R:96:LEU:HD22	1:R:167:VAL:HG22	1.86	0.57
1:D:73:LEU:HD21	1:D:146:LEU:HB3	1.87	0.57
1:M:73:LEU:HD21	1:M:146:LEU:HB3	1.85	0.57
1:S:74:PRO:HD2	1:S:77:LEU:HD12	1.86	0.57
1:V:43:ILE:HD11	1:V:89:ARG:HH12	1.70	0.57
1:1:71:ILE:HD11	1:1:154:ILE:HG13	1.87	0.57
1:C:73:LEU:HD21	1:C:146:LEU:HB3	1.86	0.57
1:C:147:GLY:HA2	1:C:150:LEU:HD12	1.87	0.57
1:N:92:LEU:C	1:N:92:LEU:HD23	2.25	0.57
1:S:187:VAL:C	1:S:189:ARG:H	2.07	0.57
1:Z:92:LEU:C	1:Z:92:LEU:HD23	2.25	0.57
1:E:180:PHE:CE1	1:3:177:ARG:HD3	2.39	0.56
1:K:97:LEU:CD2	1:K:166:ALA:HA	2.35	0.56
1:L:61:ILE:HG23	1:L:162:VAL:HB	1.87	0.56
1:M:71:ILE:HD11	1:M:154:ILE:HG13	1.87	0.56
1:P:73:LEU:HD21	1:P:146:LEU:HB3	1.85	0.56
1:U:92:LEU:HD23	1:U:92:LEU:C	2.26	0.56
1:1:82:ASN:C	1:1:84:GLU:H	2.08	0.56
1:4:138:THR:HG22	1:4:139:ASP:OD2	2.04	0.56
1:A:82:ASN:C	1:A:84:GLU:H	2.08	0.56
1:I:96:LEU:HD22	1:I:167:VAL:HG22	1.86	0.56
1:T:71:ILE:HD11	1:T:154:ILE:HG13	1.85	0.56
1:A:96:LEU:HD22	1:A:167:VAL:HG22	1.87	0.56
1:J:180:PHE:CE2	1:L:177:ARG:HD3	2.40	0.56
1:S:97:LEU:HD23	1:S:166:ALA:HA	1.87	0.56
1:T:82:ASN:C	1:T:84:GLU:H	2.08	0.56
1:U:116:GLU:HB3	1:V:97:LEU:HD12	1.87	0.56
1:V:61:ILE:HG23	1:V:162:VAL:HB	1.86	0.56
1:V:187:VAL:O	1:V:189:ARG:N	2.32	0.56
1:X:97:LEU:HD23	1:X:166:ALA:HA	1.86	0.56
1:A:147:GLY:HA2	1:A:150:LEU:HD12	1.87	0.56
1:K:43:ILE:HD11	1:K:89:ARG:HH12	1.71	0.56
1:O:76:GLU:CG	1:4:76:GLU:HG3	2.35	0.56
1:Q:97:LEU:HD23	1:Q:166:ALA:HA	1.85	0.56
1:R:114:GLN:OE1	1:R:114:GLN:HA	2.06	0.56
1:L:82:ASN:C	1:L:84:GLU:H	2.08	0.56
1:O:82:ASN:C	1:O:84:GLU:H	2.08	0.56
1:O:147:GLY:O	1:O:150:LEU:HB2	2.05	0.56

Continued on next page...

Continued from previous page...

Atom-1	Atom-2	Interatomic distance (Å)	Clash overlap (Å)
1:2:97:LEU:HD23	1:2:166:ALA:HA	1.87	0.56
1:3:97:LEU:HD23	1:3:166:ALA:HA	1.87	0.56
1:B:97:LEU:HD23	1:B:166:ALA:HA	1.86	0.56
1:U:46:ILE:HD13	2:U:503:HOH:O	2.05	0.56
1:X:61:ILE:HG23	1:X:162:VAL:HB	1.87	0.56
1:Y:138:THR:HG22	1:Y:139:ASP:OD2	2.06	0.56
1:4:180:PHE:CD1	1:4:180:PHE:N	2.73	0.56
1:A:71:ILE:HD11	1:A:154:ILE:HG13	1.88	0.56
1:C:71:ILE:HD11	1:C:154:ILE:HG13	1.88	0.56
1:E:39:GLN:HE21	1:E:39:GLN:CA	2.18	0.56
1:T:82:ASN:O	1:T:84:GLU:N	2.39	0.56
1:W:73:LEU:HD21	1:W:146:LEU:HB3	1.88	0.56
1:A:97:LEU:HD23	1:A:166:ALA:HA	1.87	0.56
1:F:92:LEU:HD23	1:F:92:LEU:C	2.26	0.56
1:I:97:LEU:CD2	1:I:166:ALA:HA	2.36	0.56
1:C:36:ALA:HB3	1:C:41:LYS:NZ	2.21	0.55
1:G:82:ASN:C	1:G:84:GLU:H	2.09	0.55
1:I:74:PRO:HD2	1:I:77:LEU:HD12	1.87	0.55
1:L:73:LEU:HD21	1:L:146:LEU:HB3	1.88	0.55
1:R:97:LEU:CD2	1:R:166:ALA:HA	2.35	0.55
1:U:61:ILE:HG23	1:U:162:VAL:HB	1.87	0.55
1:V:187:VAL:HG23	1:V:188:TYR:N	2.21	0.55
1:A:92:LEU:HD23	1:A:92:LEU:C	2.27	0.55
1:B:71:ILE:HD11	1:B:154:ILE:HG13	1.88	0.55
1:E:177:ARG:HD3	1:3:180:PHE:CE2	2.40	0.55
1:I:73:LEU:HD21	1:I:146:LEU:HB3	1.88	0.55
1:Z:71:ILE:HD11	1:Z:154:ILE:HG13	1.87	0.55
1:1:97:LEU:HB2	1:1:100:VAL:HG23	1.87	0.55
1:1:116:GLU:HB3	1:2:97:LEU:HD12	1.87	0.55
1:4:97:LEU:CD2	1:4:166:ALA:HA	2.35	0.55
1:M:147:GLY:HA2	1:M:150:LEU:HD12	1.87	0.55
1:Y:97:LEU:CD2	1:Y:166:ALA:HA	2.37	0.55
1:Y:147:GLY:HA2	1:Y:150:LEU:HD12	1.88	0.55
1:Z:147:GLY:O	1:Z:150:LEU:HB2	2.05	0.55
1:H:97:LEU:CD2	1:H:166:ALA:HA	2.36	0.55
1:J:189:ARG:HD2	1:J:189:ARG:N	2.22	0.55
1:P:187:VAL:HG23	1:P:188:TYR:CD1	2.42	0.55
1:U:43:ILE:HD11	1:U:89:ARG:HH12	1.70	0.55
1:V:92:LEU:C	1:V:92:LEU:HD23	2.27	0.55
1:X:92:LEU:C	1:X:92:LEU:HD23	2.26	0.55
1:E:71:ILE:HD11	1:E:154:ILE:HG13	1.88	0.55

Continued on next page...

Continued from previous page...

Atom-1	Atom-2	Interatomic distance (Å)	Clash overlap (Å)
1:E:82:ASN:C	1:E:84:GLU:H	2.10	0.55
1:G:71:ILE:HD11	1:G:154:ILE:HG13	1.87	0.55
1:O:180:PHE:HB2	1:4:50:SER:HB2	1.89	0.55
1:X:71:ILE:HD11	1:X:154:ILE:HG13	1.87	0.55
1:F:82:ASN:C	1:F:84:GLU:H	2.10	0.55
1:G:37:ALA:HB3	1:G:41:LYS:NZ	2.21	0.55
1:H:43:ILE:HD11	1:H:89:ARG:NH1	2.20	0.55
1:N:73:LEU:HD21	1:N:146:LEU:HB3	1.87	0.55
1:R:147:GLY:HA2	1:R:150:LEU:HD12	1.89	0.55
1:S:61:ILE:HG23	1:S:162:VAL:HB	1.89	0.55
1:W:116:GLU:HB3	1:X:97:LEU:HD12	1.89	0.55
1:A:177:ARG:HD3	1:V:180:PHE:CE2	2.40	0.55
1:E:184:PHE:HB2	1:3:43:ILE:HG23	1.87	0.55
1:K:73:LEU:HD21	1:K:146:LEU:HB3	1.88	0.55
1:L:147:GLY:O	1:L:150:LEU:HB2	2.06	0.55
1:M:39:GLN:C	1:M:41:LYS:N	2.60	0.55
1:1:97:LEU:CD2	1:1:166:ALA:HA	2.36	0.55
1:H:38:GLY:O	1:H:40:GLY:N	2.34	0.55
1:X:74:PRO:HD2	1:X:77:LEU:HD12	1.87	0.55
1:1:147:GLY:HA2	1:1:150:LEU:HD12	1.88	0.55
1:3:147:GLY:O	1:3:150:LEU:HB2	2.07	0.55
1:4:187:VAL:C	1:4:189:ARG:H	2.10	0.55
1:A:147:GLY:O	1:A:150:LEU:HB2	2.07	0.55
1:E:97:LEU:CD2	1:E:166:ALA:HA	2.37	0.55
1:J:189:ARG:HD2	1:J:189:ARG:H	1.72	0.55
1:X:82:ASN:C	1:X:84:GLU:H	2.10	0.55
1:M:82:ASN:O	1:M:84:GLU:N	2.40	0.55
1:U:187:VAL:CG2	1:U:188:TYR:H	2.20	0.55
1:Q:116:GLU:HB3	1:R:97:LEU:HD12	1.89	0.54
1:T:97:LEU:CD2	1:T:166:ALA:HA	2.36	0.54
1:D:43:ILE:HD11	1:D:89:ARG:HH12	1.71	0.54
1:E:82:ASN:O	1:E:84:GLU:N	2.41	0.54
1:R:82:ASN:C	1:R:84:GLU:H	2.11	0.54
1:R:189:ARG:OXT	1:U:39:GLN:HB3	2.07	0.54
1:S:92:LEU:C	1:S:92:LEU:HD23	2.27	0.54
1:W:177:ARG:HD3	1:2:180:PHE:CE2	2.41	0.54
1:A:73:LEU:HD21	1:A:146:LEU:HB3	1.89	0.54
1:B:114:GLN:OE1	1:B:114:GLN:HA	2.08	0.54
1:E:43:ILE:HD11	1:E:89:ARG:NH1	2.21	0.54
1:K:39:GLN:HA	1:L:37:ALA:HB2	1.88	0.54
1:O:96:LEU:HD22	1:O:167:VAL:HG22	1.88	0.54

Continued on next page...

Continued from previous page...

Atom-1	Atom-2	Interatomic distance (Å)	Clash overlap (Å)
1:X:36:ALA:O	1:X:37:ALA:HB2	2.07	0.54
1:3:96:LEU:HD22	1:3:167:VAL:HG22	1.89	0.54
1:B:97:LEU:CD2	1:B:166:ALA:HA	2.37	0.54
1:V:97:LEU:CD2	1:V:166:ALA:HA	2.36	0.54
1:W:92:LEU:HD23	1:W:92:LEU:C	2.27	0.54
1:Y:43:ILE:HD11	1:Y:89:ARG:HH12	1.72	0.54
1:E:73:LEU:HD21	1:E:146:LEU:HB3	1.88	0.54
1:N:82:ASN:C	1:N:84:GLU:H	2.09	0.54
1:O:82:ASN:O	1:O:84:GLU:N	2.41	0.54
1:S:82:ASN:C	1:S:84:GLU:H	2.11	0.54
1:C:43:ILE:HD11	1:C:89:ARG:NH1	2.22	0.54
1:K:82:ASN:O	1:K:84:GLU:N	2.41	0.54
1:U:41:LYS:O	1:V:37:ALA:HB2	2.07	0.54
1:C:82:ASN:O	1:C:84:GLU:N	2.41	0.54
1:R:61:ILE:HG23	1:R:162:VAL:HB	1.89	0.54
1:Z:61:ILE:HG23	1:Z:162:VAL:HB	1.89	0.54
1:Z:73:LEU:HD21	1:Z:146:LEU:HB3	1.90	0.54
1:G:147:GLY:O	1:G:150:LEU:HB2	2.08	0.54
1:3:138:THR:HG22	1:3:139:ASP:OD2	2.07	0.54
1:F:157:TYR:CD1	1:G:98:PRO:HB2	2.42	0.54
1:P:61:ILE:HG23	1:P:162:VAL:HB	1.88	0.54
1:R:138:THR:HG22	1:R:139:ASP:OD2	2.07	0.54
1:W:36:ALA:O	1:W:37:ALA:HB2	2.08	0.54
1:X:97:LEU:CD2	1:X:166:ALA:HA	2.38	0.54
1:2:82:ASN:C	1:2:84:GLU:H	2.10	0.54
1:3:71:ILE:HD11	1:3:154:ILE:HG13	1.90	0.54
1:P:82:ASN:C	1:P:84:GLU:H	2.11	0.54
1:P:147:GLY:O	1:P:150:LEU:HB2	2.08	0.54
1:T:188:TYR:O	1:T:189:ARG:HB2	2.07	0.54
1:J:73:LEU:HD21	1:J:146:LEU:HB3	1.89	0.53
1:S:97:LEU:CD2	1:S:166:ALA:HA	2.38	0.53
1:S:188:TYR:O	1:S:189:ARG:HB2	2.08	0.53
1:V:132:VAL:N	1:2:189:ARG:HH21	1.98	0.53
1:W:180:PHE:CE1	1:2:177:ARG:HD3	2.40	0.53
1:X:43:ILE:HA	1:Y:37:ALA:HB1	1.90	0.53
1:4:96:LEU:HD22	1:4:167:VAL:HG22	1.89	0.53
1:O:188:TYR:O	1:O:189:ARG:O	2.26	0.53
1:U:96:LEU:HD22	1:U:167:VAL:HG22	1.89	0.53
1:W:97:LEU:CD2	1:W:166:ALA:HA	2.37	0.53
1:J:177:ARG:HD3	1:L:180:PHE:CE1	2.42	0.53
1:A:97:LEU:CD2	1:A:166:ALA:HA	2.38	0.53

Continued on next page...

Continued from previous page...

Atom-1	Atom-2	Interatomic distance (Å)	Clash overlap (Å)
1:A:180:PHE:CE2	1:V:177:ARG:HD3	2.44	0.53
1:B:39:GLN:HG2	1:V:188:TYR:HB3	1.91	0.53
1:B:76:GLU:HG3	1:Q:76:GLU:HG3	1.91	0.53
1:C:43:ILE:HD11	1:C:89:ARG:HH12	1.72	0.53
1:K:97:LEU:HB2	1:K:100:VAL:HG23	1.91	0.53
1:V:82:ASN:O	1:V:84:GLU:N	2.42	0.53
1:V:96:LEU:HD22	1:V:167:VAL:HG22	1.90	0.53
1:W:82:ASN:C	1:W:84:GLU:H	2.10	0.53
1:G:183:PHE:CE2	1:P:44:LYS:HB2	2.43	0.53
1:O:92:LEU:C	1:O:92:LEU:HD23	2.28	0.53
1:P:138:THR:HG22	1:P:139:ASP:OD2	2.08	0.53
1:T:185:THR:O	1:T:187:VAL:N	2.40	0.53
1:U:73:LEU:HD21	1:U:146:LEU:HB3	1.90	0.53
1:C:116:GLU:HB3	1:D:97:LEU:HD12	1.91	0.53
1:M:120:GLN:NE2	1:N:97:LEU:HD22	2.23	0.53
1:P:92:LEU:HD23	1:P:92:LEU:C	2.29	0.53
1:X:138:THR:HG22	1:X:139:ASP:OD2	2.08	0.53
1:4:92:LEU:C	1:4:92:LEU:HD23	2.28	0.53
1:B:76:GLU:CG	1:Q:76:GLU:HG3	2.37	0.53
1:G:97:LEU:CD2	1:G:166:ALA:HA	2.39	0.53
1:L:138:THR:HG22	1:L:139:ASP:OD2	2.08	0.53
1:W:71:ILE:N	1:W:71:ILE:HD12	2.23	0.53
1:G:43:ILE:HD11	1:G:89:ARG:HH12	1.74	0.53
1:J:82:ASN:C	1:J:84:GLU:H	2.11	0.53
1:R:76:GLU:HG3	1:U:76:GLU:HG2	1.91	0.53
1:H:147:GLY:O	1:H:150:LEU:HB2	2.09	0.53
1:K:74:PRO:HD2	1:K:77:LEU:HD12	1.90	0.53
1:K:147:GLY:HA2	1:K:150:LEU:HD12	1.91	0.53
1:W:187:VAL:HG23	1:W:188:TYR:H	1.73	0.53
1:2:97:LEU:CD2	1:2:166:ALA:HA	2.38	0.53
1:I:82:ASN:C	1:I:84:GLU:H	2.12	0.53
1:D:97:LEU:CD2	1:D:166:ALA:HA	2.38	0.52
1:H:82:ASN:C	1:H:84:GLU:H	2.11	0.52
1:S:138:THR:HG22	1:S:139:ASP:OD2	2.09	0.52
1:Z:180:PHE:CD1	1:Z:180:PHE:N	2.77	0.52
1:F:71:ILE:HD11	1:F:154:ILE:HG13	1.92	0.52
1:J:92:LEU:C	1:J:92:LEU:HD23	2.29	0.52
1:K:96:LEU:HD22	1:K:167:VAL:HG22	1.91	0.52
1:L:97:LEU:HB2	1:L:100:VAL:HG23	1.90	0.52
1:M:71:ILE:HD12	1:M:71:ILE:N	2.23	0.52
1:W:147:GLY:O	1:W:150:LEU:HB2	2.10	0.52

Continued on next page...

Continued from previous page...

Atom-1	Atom-2	Interatomic distance (Å)	Clash overlap (Å)
1:Y:73:LEU:HD21	1:Y:146:LEU:HB3	1.92	0.52
1:Z:82:ASN:C	1:Z:84:GLU:H	2.12	0.52
1:1:96:LEU:HD22	1:1:167:VAL:HG22	1.90	0.52
1:B:138:THR:HG22	1:B:139:ASP:OD2	2.09	0.52
1:S:147:GLY:O	1:S:150:LEU:HB2	2.10	0.52
1:G:82:ASN:O	1:G:84:GLU:N	2.43	0.52
1:J:187:VAL:HG23	1:J:188:TYR:CD2	2.44	0.52
1:L:39:GLN:CD	1:L:39:GLN:H	2.13	0.52
1:L:92:LEU:C	1:L:92:LEU:HD23	2.29	0.52
1:R:43:ILE:HD12	1:R:44:LYS:N	2.24	0.52
1:Y:71:ILE:HD11	1:Y:154:ILE:HG13	1.92	0.52
1:1:92:LEU:C	1:1:92:LEU:HD23	2.30	0.52
1:R:147:GLY:O	1:R:150:LEU:HB2	2.09	0.52
1:Z:96:LEU:HD22	1:Z:167:VAL:HG22	1.92	0.52
1:2:43:ILE:HD11	1:2:89:ARG:NH1	2.25	0.52
1:4:187:VAL:HG23	1:4:188:TYR:N	2.24	0.52
1:A:187:VAL:CG2	1:A:188:TYR:N	2.73	0.52
1:B:71:ILE:N	1:B:71:ILE:HD12	2.24	0.52
1:I:92:LEU:C	1:I:92:LEU:HD23	2.30	0.52
1:F:97:LEU:CD2	1:F:166:ALA:HA	2.40	0.52
1:J:43:ILE:HD11	1:J:89:ARG:HH12	1.75	0.52
1:Q:97:LEU:CD2	1:Q:166:ALA:HA	2.40	0.52
1:T:43:ILE:HD11	1:T:89:ARG:NH1	2.24	0.52
1:V:187:VAL:HG23	1:V:188:TYR:H	1.75	0.52
1:2:187:VAL:HG23	1:2:188:TYR:N	2.25	0.52
1:H:71:ILE:HD12	1:H:71:ILE:N	2.25	0.52
1:S:97:LEU:HB2	1:S:100:VAL:HG23	1.92	0.52
1:C:71:ILE:HD12	1:C:71:ILE:N	2.25	0.52
1:C:177:ARG:HD3	1:F:180:PHE:CE1	2.45	0.52
1:N:97:LEU:CD2	1:N:166:ALA:HA	2.39	0.52
1:O:97:LEU:CD2	1:O:166:ALA:HA	2.40	0.52
1:O:177:ARG:NH1	1:4:180:PHE:CE1	2.78	0.52
1:W:114:GLN:OE1	1:W:114:GLN:HA	2.10	0.52
1:1:82:ASN:O	1:1:84:GLU:N	2.43	0.52
1:A:82:ASN:O	1:A:84:GLU:N	2.43	0.52
1:E:80:GLU:HA	1:E:80:GLU:OE1	2.10	0.52
1:E:147:GLY:O	1:E:150:LEU:HB2	2.10	0.52
1:G:114:GLN:OE1	1:G:114:GLN:HA	2.09	0.52
1:U:43:ILE:HD12	1:U:44:LYS:N	2.25	0.52
1:U:82:ASN:O	1:U:84:GLU:N	2.43	0.52
1:V:147:GLY:O	1:V:150:LEU:HB2	2.10	0.52

Continued on next page...

Continued from previous page...

Atom-1	Atom-2	Interatomic distance (Å)	Clash overlap (Å)
1:D:46:ILE:HG13	1:D:49:TYR:CD1	2.45	0.51
1:D:92:LEU:HD23	1:D:92:LEU:C	2.31	0.51
1:F:97:LEU:HB2	1:F:100:VAL:HG23	1.92	0.51
1:M:97:LEU:CD2	1:M:166:ALA:HA	2.40	0.51
1:Q:147:GLY:O	1:Q:150:LEU:HB2	2.09	0.51
1:V:71:ILE:HD12	1:V:71:ILE:N	2.25	0.51
1:H:38:GLY:C	1:H:40:GLY:H	2.13	0.51
1:Q:82:ASN:C	1:Q:84:GLU:H	2.14	0.51
1:U:122:ALA:HA	2:U:502:HOH:O	2.09	0.51
1:Z:97:LEU:HB2	1:Z:100:VAL:HG23	1.91	0.51
1:3:61:ILE:CG2	1:3:162:VAL:HB	2.40	0.51
1:C:39:GLN:HA	1:F:189:ARG:OXT	2.09	0.51
1:L:46:ILE:HG13	1:L:49:TYR:CD1	2.45	0.51
1:L:82:ASN:O	1:L:84:GLU:N	2.43	0.51
1:N:147:GLY:O	1:N:150:LEU:HB2	2.09	0.51
1:4:82:ASN:C	1:4:84:GLU:H	2.14	0.51
1:K:138:THR:HG22	1:K:139:ASP:OD2	2.10	0.51
1:Q:92:LEU:C	1:Q:92:LEU:HD23	2.31	0.51
1:R:73:LEU:HD21	1:R:146:LEU:HB3	1.93	0.51
1:T:92:LEU:C	1:T:92:LEU:HD23	2.31	0.51
1:U:71:ILE:N	1:U:71:ILE:HD12	2.25	0.51
1:U:97:LEU:HD23	1:U:166:ALA:HA	1.92	0.51
1:V:114:GLN:HA	1:V:114:GLN:OE1	2.08	0.51
1:Z:138:THR:HG22	1:Z:139:ASP:OD2	2.09	0.51
1:G:37:ALA:H	1:G:41:LYS:NZ	2.06	0.51
1:V:43:ILE:HD12	1:V:44:LYS:N	2.24	0.51
1:X:114:GLN:OE1	1:X:114:GLN:HA	2.11	0.51
1:J:71:ILE:HD12	1:J:71:ILE:N	2.26	0.51
1:L:187:VAL:HG23	1:L:188:TYR:H	1.74	0.51
1:Q:73:LEU:HD21	1:Q:146:LEU:HB3	1.92	0.51
1:Y:82:ASN:C	1:Y:84:GLU:H	2.13	0.51
1:J:147:GLY:HA2	1:J:150:LEU:CD1	2.41	0.51
1:2:36:ALA:O	1:2:37:ALA:HB2	2.11	0.51
1:B:39:GLN:HG2	1:V:188:TYR:CB	2.41	0.51
1:D:82:ASN:C	1:D:84:GLU:H	2.13	0.51
1:Q:38:GLY:O	1:Q:39:GLN:CB	2.57	0.51
1:W:180:PHE:CE2	1:2:177:ARG:HD3	2.45	0.51
1:Y:43:ILE:HD12	1:Y:44:LYS:N	2.25	0.51
1:A:97:LEU:HB2	1:A:100:VAL:HG23	1.92	0.51
1:D:44:LYS:HB2	1:K:183:PHE:CE2	2.46	0.51
1:O:187:VAL:O	1:O:189:ARG:N	2.42	0.51

Continued on next page...

Continued from previous page...

Atom-1	Atom-2	Interatomic distance (Å)	Clash overlap (Å)
1:R:187:VAL:HG23	1:R:188:TYR:CD1	2.44	0.51
1:U:82:ASN:C	1:U:84:GLU:N	2.65	0.51
1:E:97:LEU:HB2	1:E:100:VAL:HG23	1.92	0.51
1:F:82:ASN:O	1:F:84:GLU:N	2.44	0.51
1:I:180:PHE:CD1	1:I:180:PHE:N	2.79	0.51
1:X:41:LYS:HD3	1:Y:36:ALA:HB1	1.93	0.51
1:B:147:GLY:O	1:B:150:LEU:HB2	2.11	0.50
1:H:114:GLN:HA	1:H:114:GLN:OE1	2.11	0.50
1:U:138:THR:HG22	1:U:139:ASP:OD2	2.11	0.50
1:U:188:TYR:O	1:U:189:ARG:C	2.49	0.50
1:3:97:LEU:CD2	1:3:166:ALA:HA	2.40	0.50
1:P:97:LEU:HB2	1:P:100:VAL:HG23	1.94	0.50
1:Q:85:LEU:HD11	1:Q:178:PRO:HB3	1.93	0.50
1:D:114:GLN:OE1	1:D:114:GLN:HA	2.12	0.50
1:E:71:ILE:HD12	1:E:71:ILE:N	2.26	0.50
1:H:180:PHE:CD1	1:H:180:PHE:N	2.80	0.50
1:N:37:ALA:HA	1:O:37:ALA:HB2	1.93	0.50
1:Q:138:THR:HG22	1:Q:139:ASP:OD2	2.11	0.50
1:R:188:TYR:H	1:V:36:ALA:CB	2.25	0.50
1:U:97:LEU:HD12	1:Y:116:GLU:HB3	1.93	0.50
1:2:82:ASN:O	1:2:84:GLU:N	2.45	0.50
1:3:82:ASN:C	1:3:84:GLU:H	2.14	0.50
1:L:71:ILE:N	1:L:71:ILE:HD12	2.26	0.50
1:N:82:ASN:O	1:N:84:GLU:N	2.44	0.50
1:R:71:ILE:HD11	1:R:154:ILE:HG13	1.92	0.50
1:2:116:GLU:HB3	1:3:97:LEU:HD12	1.93	0.50
1:4:114:GLN:HA	1:4:114:GLN:OE1	2.11	0.50
1:C:132:VAL:HB	1:K:189:ARG:NH2	2.26	0.50
1:H:73:LEU:HD21	1:H:146:LEU:HB3	1.92	0.50
1:R:82:ASN:O	1:R:84:GLU:N	2.45	0.50
1:T:82:ASN:C	1:T:84:GLU:N	2.65	0.50
1:I:61:ILE:CG2	1:I:162:VAL:HB	2.42	0.50
1:S:43:ILE:HD11	1:S:89:ARG:HH12	1.77	0.50
1:D:187:VAL:HG23	1:D:188:TYR:N	2.27	0.50
1:J:71:ILE:CD1	1:J:154:ILE:HG13	2.42	0.50
1:Q:71:ILE:HD12	1:Q:71:ILE:N	2.27	0.50
1:R:116:GLU:HB3	1:S:97:LEU:HD12	1.93	0.50
1:T:61:ILE:CG2	1:T:162:VAL:HB	2.41	0.50
1:V:46:ILE:HD13	2:V:518:HOH:O	2.11	0.50
1:V:46:ILE:HG13	1:V:49:TYR:CD1	2.46	0.50
1:V:157:TYR:CD1	1:W:98:PRO:HB2	2.47	0.50

Continued on next page...

Continued from previous page...

Atom-1	Atom-2	Interatomic distance (Å)	Clash overlap (Å)
1:W:96:LEU:HD22	1:W:167:VAL:HG22	1.93	0.50
1:X:82:ASN:O	1:X:84:GLU:N	2.45	0.50
1:1:147:GLY:O	1:1:150:LEU:HB2	2.11	0.50
1:B:92:LEU:C	1:B:92:LEU:HD23	2.31	0.50
1:C:61:ILE:CG2	1:C:162:VAL:HB	2.41	0.50
1:V:36:ALA:O	1:V:37:ALA:HB3	2.12	0.50
1:A:97:LEU:HD12	1:E:116:GLU:HB3	1.93	0.50
1:A:114:GLN:OE1	1:A:114:GLN:HA	2.12	0.50
1:C:142:ARG:HG3	1:C:142:ARG:HH11	1.77	0.50
1:E:189:ARG:NH2	1:3:39:GLN:O	2.45	0.50
1:F:71:ILE:N	1:F:71:ILE:HD12	2.27	0.50
1:F:120:GLN:NE2	1:G:168:VAL:HG23	2.27	0.50
1:I:147:GLY:O	1:I:150:LEU:HB2	2.11	0.50
1:L:80:GLU:OE1	1:L:80:GLU:HA	2.12	0.50
1:O:61:ILE:CG2	1:O:162:VAL:HB	2.41	0.50
1:W:97:LEU:HB2	1:W:100:VAL:HG23	1.93	0.50
1:Z:114:GLN:OE1	1:Z:114:GLN:HA	2.12	0.50
1:1:73:LEU:HD21	1:1:146:LEU:HB3	1.93	0.50
1:D:180:PHE:CE1	1:K:177:ARG:HD3	2.47	0.49
1:T:80:GLU:HA	1:T:80:GLU:OE1	2.12	0.49
1:Z:98:PRO:HB2	1:4:157:TYR:CD1	2.47	0.49
1:3:116:GLU:HB3	1:4:97:LEU:HD12	1.93	0.49
1:4:61:ILE:CG2	1:4:162:VAL:HB	2.41	0.49
1:F:114:GLN:OE1	1:F:114:GLN:HA	2.11	0.49
1:G:177:ARG:HD3	1:P:180:PHE:CE1	2.48	0.49
1:K:116:GLU:HB3	1:L:97:LEU:HD12	1.94	0.49
1:1:87:VAL:HG12	1:1:88:GLY:N	2.27	0.49
1:2:147:GLY:O	1:2:150:LEU:HB2	2.12	0.49
1:3:71:ILE:N	1:3:71:ILE:HD12	2.27	0.49
1:4:147:GLY:O	1:4:150:LEU:HB2	2.12	0.49
1:A:187:VAL:CG2	1:A:188:TYR:H	2.22	0.49
1:I:80:GLU:OE1	1:I:80:GLU:HA	2.10	0.49
1:I:97:LEU:HB2	1:I:100:VAL:HG23	1.93	0.49
1:I:142:ARG:HH11	1:I:142:ARG:HG3	1.76	0.49
1:L:82:ASN:C	1:L:84:GLU:N	2.66	0.49
1:O:114:GLN:HA	1:O:114:GLN:OE1	2.12	0.49
1:P:114:GLN:OE1	1:P:114:GLN:HA	2.13	0.49
1:J:61:ILE:CG2	1:J:162:VAL:HB	2.40	0.49
1:K:147:GLY:O	1:K:150:LEU:HB2	2.13	0.49
1:K:187:VAL:HG23	1:K:188:TYR:N	2.27	0.49
1:Q:157:TYR:CD1	1:R:98:PRO:HB2	2.47	0.49

Continued on next page...

Continued from previous page...

Atom-1	Atom-2	Interatomic distance (Å)	Clash overlap (Å)
1:T:147:GLY:HA2	1:T:150:LEU:CD1	2.41	0.49
1:W:138:THR:HG22	1:W:139:ASP:OD2	2.12	0.49
1:A:38:GLY:HA2	1:3:189:ARG:HH22	1.77	0.49
1:D:157:TYR:CD1	1:E:98:PRO:HB2	2.47	0.49
1:R:43:ILE:HD11	1:R:89:ARG:HH12	1.77	0.49
1:1:114:GLN:OE1	1:1:114:GLN:HA	2.12	0.49
1:3:92:LEU:C	1:3:92:LEU:HD23	2.32	0.49
1:3:97:LEU:HB2	1:3:100:VAL:HG23	1.95	0.49
1:C:114:GLN:HA	1:C:114:GLN:OE1	2.13	0.49
1:M:82:ASN:C	1:M:84:GLU:N	2.66	0.49
1:Y:114:GLN:HA	1:Y:114:GLN:OE1	2.11	0.49
1:I:71:ILE:N	1:I:71:ILE:HD12	2.27	0.49
1:U:97:LEU:HB2	1:U:100:VAL:HG23	1.95	0.49
1:2:82:ASN:C	1:2:84:GLU:N	2.66	0.49
1:K:46:ILE:HG13	1:K:49:TYR:CD1	2.48	0.49
1:M:147:GLY:O	1:M:150:LEU:HB2	2.12	0.49
1:O:97:LEU:HB2	1:O:100:VAL:HG23	1.95	0.49
1:A:80:GLU:OE1	1:A:80:GLU:HA	2.12	0.49
1:B:82:ASN:C	1:B:84:GLU:H	2.15	0.49
1:K:97:LEU:HD22	1:O:120:GLN:NE2	2.27	0.49
1:Q:80:GLU:OE1	1:Q:80:GLU:HA	2.11	0.49
1:Q:97:LEU:HB2	1:Q:100:VAL:HG23	1.95	0.49
1:R:120:GLN:NE2	1:S:97:LEU:CD2	2.76	0.49
1:W:80:GLU:OE1	1:W:80:GLU:HA	2.13	0.49
1:Y:92:LEU:C	1:Y:92:LEU:HD23	2.32	0.49
1:Z:85:LEU:HD11	1:Z:178:PRO:HB3	1.94	0.49
1:E:114:GLN:HA	1:E:114:GLN:OE1	2.12	0.48
1:G:142:ARG:HG3	1:G:142:ARG:HH11	1.77	0.48
1:K:39:GLN:O	1:K:39:GLN:HG2	2.13	0.48
1:N:71:ILE:N	1:N:71:ILE:HD12	2.28	0.48
1:U:39:GLN:HG3	1:V:36:ALA:O	2.13	0.48
1:Y:80:GLU:HA	1:Y:80:GLU:OE1	2.13	0.48
1:3:43:ILE:HD11	1:3:89:ARG:NH1	2.27	0.48
1:A:82:ASN:C	1:A:84:GLU:N	2.67	0.48
1:B:38:GLY:C	1:B:40:GLY:H	2.15	0.48
1:C:82:ASN:C	1:C:84:GLU:N	2.65	0.48
1:G:97:LEU:HB2	1:G:100:VAL:HG23	1.95	0.48
1:H:138:THR:HG22	1:H:139:ASP:OD2	2.12	0.48
1:J:80:GLU:HA	1:J:80:GLU:OE1	2.13	0.48
1:K:82:ASN:C	1:K:84:GLU:N	2.65	0.48
1:N:187:VAL:CG2	1:N:188:TYR:N	2.77	0.48

Continued on next page...

Continued from previous page...

Atom-1	Atom-2	Interatomic distance (Å)	Clash overlap (Å)
1:O:80:GLU:HA	1:O:80:GLU:OE1	2.13	0.48
1:W:187:VAL:HG23	1:W:188:TYR:CD1	2.47	0.48
1:X:43:ILE:HD11	1:X:89:ARG:NH1	2.28	0.48
1:4:43:ILE:HD11	1:4:89:ARG:NH1	2.29	0.48
1:E:111:LYS:HG3	1:E:153:GLN:HG3	1.95	0.48
1:Q:188:TYR:O	1:Q:189:ARG:HB2	2.13	0.48
1:2:97:LEU:HB2	1:2:100:VAL:HG23	1.94	0.48
1:F:180:PHE:CD1	1:F:180:PHE:N	2.80	0.48
1:N:82:ASN:C	1:N:84:GLU:N	2.66	0.48
1:O:76:GLU:HG3	1:4:76:GLU:HG3	1.96	0.48
1:R:71:ILE:N	1:R:71:ILE:HD12	2.28	0.48
1:R:80:GLU:OE1	1:R:80:GLU:HA	2.14	0.48
1:U:39:GLN:CG	1:V:37:ALA:HB3	2.32	0.48
1:U:97:LEU:CD2	1:U:166:ALA:HA	2.43	0.48
1:C:147:GLY:O	1:C:150:LEU:HB2	2.14	0.48
1:L:120:GLN:NE2	1:M:97:LEU:HD22	2.29	0.48
1:S:82:ASN:O	1:S:84:GLU:N	2.47	0.48
1:W:189:ARG:NH2	1:1:132:VAL:HB	2.26	0.48
1:3:188:TYR:HB3	1:3:189:ARG:NH1	2.29	0.48
1:C:157:TYR:CD1	1:D:98:PRO:HB2	2.48	0.48
1:D:177:ARG:HD3	1:K:180:PHE:CE1	2.49	0.48
1:G:188:TYR:CD1	1:G:188:TYR:N	2.82	0.48
1:K:80:GLU:OE1	1:K:80:GLU:HA	2.13	0.48
1:O:43:ILE:HD11	1:O:89:ARG:NH1	2.28	0.48
1:O:82:ASN:C	1:O:84:GLU:N	2.65	0.48
1:R:97:LEU:HB2	1:R:100:VAL:HG23	1.94	0.48
1:Y:97:LEU:HB2	1:Y:100:VAL:HG23	1.94	0.48
1:H:187:VAL:CG2	1:H:188:TYR:N	2.77	0.48
1:I:43:ILE:HD11	1:I:89:ARG:HH12	1.79	0.48
1:M:38:GLY:O	1:M:40:GLY:N	2.47	0.48
1:O:177:ARG:HD3	1:4:180:PHE:CE1	2.47	0.48
1:O:187:VAL:HG23	1:O:188:TYR:N	2.27	0.48
1:P:71:ILE:N	1:P:71:ILE:HD12	2.29	0.48
1:P:147:GLY:HA2	1:P:150:LEU:CD1	2.43	0.48
1:P:187:VAL:C	1:P:189:ARG:H	2.16	0.48
1:V:82:ASN:C	1:V:84:GLU:N	2.65	0.48
1:W:185:THR:HG23	1:W:186:PRO:HD2	1.95	0.48
1:1:80:GLU:OE1	1:1:80:GLU:HA	2.13	0.48
1:D:71:ILE:N	1:D:71:ILE:HD12	2.29	0.48
1:P:80:GLU:OE1	1:P:80:GLU:HA	2.14	0.48
1:Z:97:LEU:HD12	1:4:116:GLU:HB3	1.96	0.48

Continued on next page...

Continued from previous page...

Atom-1	Atom-2	Interatomic distance (Å)	Clash overlap (Å)
1:A:138:THR:HG22	1:A:139:ASP:OD2	2.14	0.48
1:A:188:TYR:CE2	1:W:39:GLN:HB3	2.49	0.48
1:B:97:LEU:HB2	1:B:100:VAL:HG23	1.94	0.48
1:B:189:ARG:HH12	1:Q:39:GLN:HB3	1.78	0.48
1:I:39:GLN:NE2	1:I:39:GLN:HA	2.28	0.48
1:R:111:LYS:HG3	1:R:153:GLN:HG3	1.96	0.48
1:G:71:ILE:N	1:G:71:ILE:HD12	2.28	0.48
1:H:82:ASN:O	1:H:84:GLU:N	2.46	0.48
1:M:80:GLU:HA	1:M:80:GLU:OE1	2.13	0.48
1:Y:96:LEU:HD22	1:Y:167:VAL:HG22	1.94	0.48
1:1:71:ILE:N	1:1:71:ILE:HD12	2.29	0.48
1:A:97:LEU:HD22	1:E:120:GLN:NE2	2.29	0.47
1:B:189:ARG:HB2	1:B:189:ARG:NH1	2.29	0.47
1:D:80:GLU:OE1	1:D:80:GLU:HA	2.14	0.47
1:G:82:ASN:C	1:G:84:GLU:N	2.67	0.47
1:J:44:LYS:HB2	1:L:183:PHE:CE2	2.49	0.47
1:S:87:VAL:HG12	1:S:88:GLY:N	2.28	0.47
1:1:138:THR:HG22	1:1:139:ASP:OD2	2.14	0.47
1:E:138:THR:HG22	1:E:139:ASP:OD2	2.14	0.47
1:Z:98:PRO:HG3	1:4:119:PHE:CD1	2.49	0.47
1:K:43:ILE:HD12	1:K:44:LYS:N	2.29	0.47
1:K:92:LEU:HD23	1:K:92:LEU:C	2.34	0.47
1:L:61:ILE:CG2	1:L:162:VAL:HB	2.44	0.47
1:N:46:ILE:HG13	1:N:49:TYR:CD1	2.49	0.47
1:S:111:LYS:HG3	1:S:153:GLN:HG3	1.95	0.47
1:W:39:GLN:HE21	1:W:39:GLN:HA	1.79	0.47
1:B:80:GLU:OE1	1:B:80:GLU:HA	2.13	0.47
1:E:82:ASN:C	1:E:84:GLU:N	2.67	0.47
1:G:38:GLY:C	1:G:40:GLY:H	2.17	0.47
1:H:92:LEU:C	1:H:92:LEU:HD23	2.35	0.47
1:M:120:GLN:NE2	1:N:97:LEU:CD2	2.77	0.47
1:W:82:ASN:C	1:W:84:GLU:N	2.68	0.47
1:Z:80:GLU:OE1	1:Z:80:GLU:HA	2.13	0.47
1:Z:98:PRO:HG3	1:4:119:PHE:CG	2.49	0.47
1:3:114:GLN:OE1	1:3:114:GLN:HA	2.14	0.47
1:E:92:LEU:C	1:E:92:LEU:HD23	2.34	0.47
1:I:114:GLN:OE1	1:I:114:GLN:HA	2.15	0.47
1:Q:87:VAL:HG12	1:Q:88:GLY:N	2.30	0.47
1:Y:82:ASN:O	1:Y:84:GLU:N	2.47	0.47
1:Z:82:ASN:O	1:Z:84:GLU:N	2.48	0.47
1:2:46:ILE:HG13	1:2:49:TYR:CD1	2.49	0.47

Continued on next page...

Continued from previous page...

Atom-1	Atom-2	Interatomic distance (Å)	Clash overlap (Å)
1:4:80:GLU:HA	1:4:80:GLU:OE1	2.14	0.47
1:B:61:ILE:CG2	1:B:162:VAL:HB	2.43	0.47
1:D:97:LEU:HB2	1:D:100:VAL:HG23	1.95	0.47
1:E:142:ARG:HG3	1:E:142:ARG:HH11	1.80	0.47
1:E:147:GLY:HA2	1:E:150:LEU:CD1	2.44	0.47
1:G:87:VAL:HG12	1:G:88:GLY:N	2.29	0.47
1:I:43:ILE:HD11	1:I:89:ARG:NH1	2.29	0.47
1:M:97:LEU:HB2	1:M:100:VAL:HG23	1.95	0.47
1:S:114:GLN:OE1	1:S:114:GLN:HA	2.15	0.47
1:V:147:GLY:HA2	1:V:150:LEU:CD1	2.44	0.47
1:X:147:GLY:O	1:X:150:LEU:HB2	2.14	0.47
1:Y:46:ILE:HG13	1:Y:49:TYR:CD1	2.49	0.47
1:B:187:VAL:CG2	1:B:188:TYR:N	2.77	0.47
1:H:80:GLU:HA	1:H:80:GLU:OE1	2.13	0.47
1:J:97:LEU:HB2	1:J:100:VAL:HG23	1.97	0.47
1:K:71:ILE:N	1:K:71:ILE:HD12	2.29	0.47
1:N:142:ARG:HG3	1:N:142:ARG:HH11	1.80	0.47
1:P:120:GLN:NE2	1:Q:97:LEU:HD22	2.29	0.47
1:R:46:ILE:HG13	1:R:49:TYR:CD1	2.49	0.47
1:R:187:VAL:C	1:R:189:ARG:H	2.18	0.47
1:S:82:ASN:C	1:S:84:GLU:N	2.68	0.47
1:3:80:GLU:OE1	1:3:80:GLU:HA	2.15	0.47
1:G:138:THR:HG22	1:G:139:ASP:OD2	2.15	0.47
1:G:188:TYR:HD1	1:G:188:TYR:N	2.12	0.47
1:M:92:LEU:C	1:M:92:LEU:HD23	2.35	0.47
1:P:38:GLY:HA3	1:P:41:LYS:HE3	1.97	0.47
1:T:138:THR:HG22	1:T:139:ASP:OD2	2.15	0.47
1:4:43:ILE:HD11	1:4:89:ARG:HH12	1.79	0.47
1:D:147:GLY:HA2	1:D:150:LEU:CD1	2.42	0.47
1:O:142:ARG:HG3	1:O:142:ARG:HH11	1.79	0.47
1:O:180:PHE:CD1	1:O:180:PHE:N	2.82	0.47
1:U:157:TYR:CD1	1:V:98:PRO:HB2	2.50	0.47
1:B:39:GLN:O	1:B:39:GLN:HG3	2.14	0.46
1:H:82:ASN:C	1:H:84:GLU:N	2.68	0.46
1:I:92:LEU:HD12	1:I:108:VAL:HG23	1.96	0.46
1:N:96:LEU:HD23	1:N:96:LEU:N	2.29	0.46
1:N:114:GLN:OE1	1:N:114:GLN:HA	2.13	0.46
1:U:114:GLN:OE1	1:U:114:GLN:HA	2.13	0.46
1:3:187:VAL:HG12	1:3:188:TYR:HD1	1.78	0.46
1:C:92:LEU:C	1:C:92:LEU:HD23	2.35	0.46
1:F:80:GLU:OE1	1:F:80:GLU:HA	2.16	0.46

Continued on next page...

Continued from previous page...

Atom-1	Atom-2	Interatomic distance (Å)	Clash overlap (Å)
1:I:119:PHE:CG	1:J:98:PRO:HG3	2.50	0.46
1:J:82:ASN:C	1:J:84:GLU:N	2.69	0.46
1:P:97:LEU:HD22	1:T:120:GLN:NE2	2.30	0.46
1:W:147:GLY:HA2	1:W:150:LEU:CD1	2.42	0.46
1:X:80:GLU:OE1	1:X:80:GLU:HA	2.15	0.46
1:3:112:GLN:HG2	1:3:114:GLN:O	2.15	0.46
1:G:92:LEU:HD12	1:G:108:VAL:HG23	1.98	0.46
1:4:82:ASN:O	1:4:84:GLU:N	2.49	0.46
1:A:43:ILE:HD11	1:A:89:ARG:NH1	2.30	0.46
1:A:120:GLN:NE2	1:B:97:LEU:HD22	2.30	0.46
1:F:82:ASN:C	1:F:84:GLU:N	2.68	0.46
1:F:147:GLY:O	1:F:150:LEU:HB2	2.15	0.46
1:I:82:ASN:O	1:I:84:GLU:N	2.48	0.46
1:I:147:GLY:HA2	1:I:150:LEU:CD1	2.42	0.46
1:2:138:THR:HG22	1:2:139:ASP:OD2	2.14	0.46
1:K:180:PHE:CD1	1:K:180:PHE:N	2.84	0.46
1:R:82:ASN:C	1:R:84:GLU:N	2.69	0.46
1:S:71:ILE:N	1:S:71:ILE:HD12	2.30	0.46
1:U:147:GLY:O	1:U:150:LEU:HB2	2.15	0.46
1:W:82:ASN:O	1:W:84:GLU:N	2.48	0.46
1:X:43:ILE:HD12	1:X:44:LYS:N	2.30	0.46
1:X:61:ILE:CG2	1:X:162:VAL:HB	2.46	0.46
1:1:82:ASN:C	1:1:84:GLU:N	2.67	0.46
1:3:120:GLN:NE2	1:4:97:LEU:HD22	2.31	0.46
1:4:97:LEU:HB2	1:4:100:VAL:HG23	1.97	0.46
1:G:92:LEU:C	1:G:92:LEU:HD23	2.36	0.46
1:H:112:GLN:HG2	1:H:114:GLN:O	2.16	0.46
1:J:114:GLN:HA	1:J:114:GLN:OE1	2.16	0.46
1:L:114:GLN:HA	1:L:114:GLN:OE1	2.16	0.46
1:L:116:GLU:HB3	1:M:97:LEU:HD12	1.97	0.46
1:X:46:ILE:HG13	1:X:49:TYR:CD1	2.51	0.46
1:G:39:GLN:OE1	1:P:189:ARG:OXT	2.33	0.46
1:K:97:LEU:CD2	1:O:120:GLN:NE2	2.79	0.46
1:K:114:GLN:OE1	1:K:114:GLN:HA	2.15	0.46
1:R:92:LEU:HD23	1:R:92:LEU:C	2.36	0.46
1:T:97:LEU:HB2	1:T:100:VAL:HG23	1.96	0.46
1:Y:147:GLY:O	1:Y:150:LEU:HB2	2.15	0.46
1:H:120:GLN:NE2	1:I:97:LEU:HD22	2.31	0.46
1:J:184:PHE:HB2	1:L:43:ILE:HG23	1.97	0.46
1:N:97:LEU:HB2	1:N:100:VAL:HG23	1.98	0.46
1:U:87:VAL:HG12	1:U:88:GLY:N	2.31	0.46

Continued on next page...

Continued from previous page...

Atom-1	Atom-2	Interatomic distance (Å)	Clash overlap (Å)
1:U:187:VAL:CG2	1:U:188:TYR:N	2.69	0.46
1:2:61:ILE:CG2	1:2:162:VAL:HB	2.46	0.46
1:A:71:ILE:N	1:A:71:ILE:HD12	2.31	0.46
1:B:180:PHE:CD1	1:B:180:PHE:N	2.84	0.46
1:P:82:ASN:C	1:P:84:GLU:N	2.69	0.46
1:S:80:GLU:OE1	1:S:80:GLU:HA	2.16	0.46
1:T:95:GLY:C	1:T:96:LEU:HD23	2.36	0.46
1:W:111:LYS:HG3	1:W:153:GLN:HG3	1.98	0.46
1:X:71:ILE:N	1:X:71:ILE:HD12	2.31	0.46
1:2:92:LEU:C	1:2:92:LEU:HD23	2.36	0.46
1:3:46:ILE:HG13	1:3:49:TYR:CD1	2.50	0.46
1:A:61:ILE:CG2	1:A:162:VAL:HB	2.45	0.46
1:C:189:ARG:CZ	1:L:189:ARG:HB2	2.46	0.46
1:H:87:VAL:HG12	1:H:88:GLY:N	2.31	0.46
1:J:187:VAL:HG23	1:J:188:TYR:CE2	2.51	0.46
1:V:80:GLU:OE1	1:V:80:GLU:HA	2.15	0.46
1:Z:71:ILE:N	1:Z:71:ILE:HD12	2.31	0.46
1:P:116:GLU:HB3	1:Q:97:LEU:HD12	1.97	0.45
1:X:82:ASN:C	1:X:84:GLU:N	2.69	0.45
1:A:189:ARG:O	1:V:39:GLN:HG2	2.15	0.45
1:D:82:ASN:O	1:D:84:GLU:N	2.50	0.45
1:F:46:ILE:HD13	2:F:278:HOH:O	2.15	0.45
1:S:189:ARG:HH11	1:S:189:ARG:HB3	1.82	0.45
1:U:69:MET:H	1:U:69:MET:HG2	1.63	0.45
1:Y:187:VAL:HG23	1:Y:188:TYR:CD1	2.50	0.45
1:G:80:GLU:OE1	1:G:80:GLU:HA	2.17	0.45
1:I:132:VAL:HB	1:L:189:ARG:HH12	1.80	0.45
1:J:82:ASN:O	1:J:84:GLU:N	2.48	0.45
1:A:43:ILE:HD12	1:A:44:LYS:N	2.31	0.45
1:C:97:LEU:HB2	1:C:100:VAL:HG23	1.98	0.45
1:W:61:ILE:CG2	1:W:162:VAL:HB	2.47	0.45
1:K:142:ARG:HG3	1:K:142:ARG:HH11	1.82	0.45
1:N:80:GLU:OE1	1:N:80:GLU:HA	2.16	0.45
1:T:114:GLN:HA	1:T:114:GLN:OE1	2.17	0.45
1:Z:97:LEU:HD22	1:4:120:GLN:NE2	2.32	0.45
1:1:87:VAL:CG1	1:1:88:GLY:N	2.79	0.45
1:2:80:GLU:HA	1:2:80:GLU:OE1	2.16	0.45
1:3:188:TYR:C	1:3:189:ARG:HD3	2.37	0.45
1:A:44:LYS:HB2	1:V:183:PHE:CE2	2.51	0.45
1:B:187:VAL:HG23	1:B:188:TYR:CD1	2.50	0.45
1:G:157:TYR:CE1	1:H:98:PRO:HB2	2.52	0.45

Continued on next page...

Continued from previous page...

Atom-1	Atom-2	Interatomic distance (Å)	Clash overlap (Å)
1:H:187:VAL:O	1:H:189:ARG:HG2	2.17	0.45
1:S:87:VAL:CG1	1:S:88:GLY:N	2.80	0.45
1:Z:82:ASN:C	1:Z:84:GLU:N	2.69	0.45
1:Z:120:GLN:NE2	1:1:97:LEU:HD22	2.32	0.45
1:2:185:THR:HG23	1:2:186:PRO:HD2	1.99	0.45
1:4:95:GLY:C	1:4:96:LEU:HD23	2.37	0.45
1:O:39:GLN:NE2	1:O:39:GLN:N	2.59	0.45
1:A:157:TYR:CD1	1:B:98:PRO:HB2	2.52	0.45
1:C:41:LYS:HB2	1:D:36:ALA:O	2.17	0.45
1:G:147:GLY:HA2	1:G:150:LEU:CD1	2.46	0.45
1:K:120:GLN:NE2	1:L:97:LEU:HD22	2.32	0.45
1:O:111:LYS:HG3	1:O:153:GLN:HG3	1.98	0.45
1:Q:119:PHE:CD1	1:R:98:PRO:HG3	2.52	0.45
1:R:43:ILE:HG13	1:U:184:PHE:HD1	1.82	0.45
1:V:97:LEU:HB2	1:V:100:VAL:HG23	1.99	0.45
1:J:61:ILE:HA	2:J:346:HOH:O	2.17	0.45
1:R:76:GLU:CG	1:U:76:GLU:HG3	2.45	0.45
1:Y:87:VAL:HG12	1:Y:88:GLY:N	2.31	0.45
1:2:114:GLN:HA	1:2:114:GLN:OE1	2.16	0.45
1:2:142:ARG:HG3	1:2:142:ARG:HH11	1.82	0.45
1:4:189:ARG:NH2	2:4:399:HOH:O	2.49	0.45
1:D:82:ASN:C	1:D:84:GLU:N	2.70	0.45
1:H:97:LEU:HB2	1:H:100:VAL:HG23	1.99	0.45
1:O:71:ILE:HD12	1:O:71:ILE:N	2.32	0.45
1:S:189:ARG:HB2	1:S:189:ARG:NH1	2.32	0.45
1:V:87:VAL:HG12	1:V:88:GLY:N	2.32	0.45
1:2:87:VAL:HG12	1:2:88:GLY:N	2.32	0.45
1:3:82:ASN:O	1:3:84:GLU:N	2.49	0.45
1:B:187:VAL:HG23	1:B:188:TYR:H	1.78	0.44
1:H:147:GLY:HA2	1:H:150:LEU:CD1	2.48	0.44
1:W:39:GLN:HA	1:W:39:GLN:NE2	2.32	0.44
1:R:180:PHE:CD1	1:R:180:PHE:N	2.84	0.44
1:R:189:ARG:C	1:U:39:GLN:HB3	2.37	0.44
1:4:46:ILE:HG13	1:4:49:TYR:CD1	2.52	0.44
1:4:71:ILE:HD12	1:4:71:ILE:N	2.32	0.44
1:B:87:VAL:HG12	1:B:88:GLY:N	2.32	0.44
1:O:145:THR:C	1:O:146:LEU:O	2.54	0.44
1:P:87:VAL:HG12	1:P:88:GLY:N	2.32	0.44
1:Q:111:LYS:HG3	1:Q:153:GLN:HG3	1.99	0.44
1:T:137:TYR:HB3	1:T:140:ALA:HB3	2.00	0.44
1:V:36:ALA:O	1:V:37:ALA:CB	2.65	0.44

Continued on next page...

Continued from previous page...

Atom-1	Atom-2	Interatomic distance (Å)	Clash overlap (Å)
1:W:46:ILE:HG13	1:W:49:TYR:CD1	2.53	0.44
1:Y:59:ASP:O	1:Y:60:ALA:C	2.56	0.44
1:2:38:GLY:O	1:2:39:GLN:HB3	2.17	0.44
1:2:189:ARG:HG2	1:2:189:ARG:HH11	1.81	0.44
1:3:147:GLY:HA2	1:3:150:LEU:CD1	2.47	0.44
1:B:189:ARG:NH1	1:Q:39:GLN:HG3	2.31	0.44
1:H:43:ILE:HD12	1:H:44:LYS:N	2.32	0.44
1:I:59:ASP:O	1:I:60:ALA:C	2.56	0.44
1:B:184:PHE:HB2	1:Q:43:ILE:HG23	2.00	0.44
1:C:157:TYR:CD2	1:C:157:TYR:C	2.90	0.44
1:F:122:ALA:HA	2:F:277:HOH:O	2.17	0.44
1:R:188:TYR:H	1:V:36:ALA:HB1	1.82	0.44
1:Z:111:LYS:HG3	1:Z:153:GLN:HG3	1.99	0.44
1:G:37:ALA:H	1:G:41:LYS:HD2	1.83	0.44
1:I:119:PHE:CD1	1:J:98:PRO:HG3	2.52	0.44
1:J:111:LYS:HG3	1:J:153:GLN:HG3	2.00	0.44
1:J:180:PHE:CD1	1:J:180:PHE:N	2.86	0.44
1:N:95:GLY:C	1:N:96:LEU:HD23	2.38	0.44
1:N:112:GLN:HG2	1:N:114:GLN:O	2.18	0.44
1:V:95:GLY:C	1:V:96:LEU:HD23	2.38	0.44
1:V:96:LEU:HD23	1:V:96:LEU:N	2.33	0.44
1:Y:82:ASN:C	1:Y:84:GLU:N	2.70	0.44
1:3:82:ASN:C	1:3:84:GLU:N	2.71	0.44
1:D:85:LEU:HD11	1:D:178:PRO:HB3	1.99	0.44
1:I:82:ASN:C	1:I:84:GLU:N	2.71	0.44
1:Q:189:ARG:HA	1:Q:189:ARG:HD3	1.88	0.44
1:V:111:LYS:HG3	1:V:153:GLN:HG3	1.98	0.44
1:D:92:LEU:HD12	1:D:108:VAL:HG23	2.00	0.44
1:D:187:VAL:HG23	1:D:188:TYR:H	1.82	0.44
1:C:80:GLU:HA	1:C:80:GLU:OE1	2.18	0.44
1:O:112:GLN:HG2	1:O:114:GLN:O	2.18	0.44
1:Q:147:GLY:HA2	1:Q:150:LEU:CD1	2.48	0.44
1:S:189:ARG:NH1	1:S:189:ARG:CB	2.81	0.44
1:W:87:VAL:HG12	1:W:88:GLY:N	2.32	0.44
1:W:187:VAL:CG2	1:W:188:TYR:N	2.80	0.44
1:X:120:GLN:NE2	1:Y:97:LEU:CD2	2.80	0.44
1:2:95:GLY:C	1:2:96:LEU:HD23	2.38	0.44
1:3:187:VAL:HG12	1:3:188:TYR:CD1	2.52	0.44
1:C:180:PHE:CD1	1:C:180:PHE:N	2.86	0.43
1:J:138:THR:HG22	1:J:139:ASP:OD2	2.18	0.43
1:R:95:GLY:C	1:R:96:LEU:HD23	2.39	0.43

Continued on next page...

Continued from previous page...

Atom-1	Atom-2	Interatomic distance (Å)	Clash overlap (Å)
1:T:111:LYS:HG3	1:T:153:GLN:HG3	1.99	0.43
1:U:95:GLY:C	1:U:96:LEU:HD23	2.39	0.43
1:Z:46:ILE:HG13	1:Z:49:TYR:CD1	2.53	0.43
1:4:112:GLN:HG2	1:4:114:GLN:O	2.18	0.43
1:B:111:LYS:HG3	1:B:153:GLN:HG3	1.99	0.43
1:F:157:TYR:CD1	1:G:98:PRO:CB	3.02	0.43
1:M:114:GLN:HA	1:M:114:GLN:OE1	2.18	0.43
1:C:39:GLN:HG3	1:F:189:ARG:HB3	1.99	0.43
1:D:87:VAL:HG12	1:D:88:GLY:N	2.31	0.43
1:G:145:THR:C	1:G:146:LEU:O	2.55	0.43
1:I:132:VAL:HB	1:L:189:ARG:NH1	2.34	0.43
1:N:147:GLY:HA2	1:N:150:LEU:CD1	2.46	0.43
1:S:137:TYR:HB3	1:S:140:ALA:HB3	2.00	0.43
1:S:188:TYR:O	1:S:189:ARG:CB	2.67	0.43
1:U:80:GLU:OE1	1:U:80:GLU:HA	2.18	0.43
1:Z:87:VAL:HG12	1:Z:88:GLY:N	2.34	0.43
1:Z:97:LEU:HD23	1:Z:166:ALA:CA	2.48	0.43
1:1:61:ILE:CG2	1:1:162:VAL:HB	2.46	0.43
1:2:137:TYR:HB3	1:2:140:ALA:HB3	2.00	0.43
1:2:147:GLY:HA2	1:2:150:LEU:CD1	2.45	0.43
1:4:97:LEU:HD23	1:4:166:ALA:CA	2.48	0.43
1:4:142:ARG:HG3	1:4:142:ARG:HH11	1.83	0.43
1:A:189:ARG:HD2	1:A:189:ARG:HA	1.76	0.43
1:D:61:ILE:CG2	1:D:162:VAL:HB	2.46	0.43
1:I:71:ILE:CD1	1:I:154:ILE:HG13	2.48	0.43
1:M:36:ALA:CB	1:M:41:LYS:HZ3	2.30	0.43
1:R:61:ILE:CG2	1:R:162:VAL:HB	2.48	0.43
1:4:71:ILE:CD1	1:4:154:ILE:HG13	2.46	0.43
1:A:87:VAL:HG12	1:A:88:GLY:N	2.31	0.43
1:E:133:VAL:O	1:E:133:VAL:HG12	2.18	0.43
1:G:180:PHE:CD1	1:G:180:PHE:N	2.82	0.43
1:J:39:GLN:N	1:J:39:GLN:OE1	2.51	0.43
1:J:92:LEU:HD12	1:J:108:VAL:HG23	2.01	0.43
1:R:186:PRO:HA	1:V:36:ALA:CA	2.48	0.43
1:S:120:GLN:NE2	1:T:97:LEU:HD22	2.33	0.43
1:T:71:ILE:HD12	1:T:71:ILE:N	2.33	0.43
1:U:71:ILE:CD1	1:U:154:ILE:HG13	2.49	0.43
1:4:82:ASN:C	1:4:84:GLU:N	2.71	0.43
1:B:82:ASN:O	1:B:84:GLU:N	2.51	0.43
1:B:187:VAL:C	1:B:189:ARG:H	2.22	0.43
1:K:96:LEU:HD23	1:K:96:LEU:N	2.33	0.43

Continued on next page...

Continued from previous page...

Atom-1	Atom-2	Interatomic distance (Å)	Clash overlap (Å)
1:S:189:ARG:HH11	1:S:189:ARG:CB	2.32	0.43
1:B:82:ASN:C	1:B:84:GLU:N	2.72	0.43
1:F:138:THR:HG22	1:F:139:ASP:OD2	2.19	0.43
1:O:46:ILE:HG13	1:O:49:TYR:CD1	2.54	0.43
1:O:138:THR:HG22	1:O:139:ASP:OD2	2.18	0.43
1:3:38:GLY:O	1:3:39:GLN:HB3	2.19	0.43
1:C:39:GLN:HG2	1:Q:188:TYR:CD2	2.54	0.43
1:F:147:GLY:HA2	1:F:150:LEU:CD1	2.47	0.43
1:L:120:GLN:NE2	1:M:97:LEU:CD2	2.82	0.43
1:R:37:ALA:CB	1:S:37:ALA:O	2.64	0.43
1:T:112:GLN:HG2	1:T:114:GLN:O	2.18	0.43
1:Z:187:VAL:C	1:Z:189:ARG:H	2.21	0.43
1:A:87:VAL:CG1	1:A:88:GLY:N	2.81	0.43
1:D:71:ILE:CD1	1:D:154:ILE:HG13	2.48	0.43
1:P:111:LYS:HG3	1:P:153:GLN:HG3	2.01	0.43
1:T:97:LEU:HD23	1:T:166:ALA:CA	2.47	0.43
1:2:87:VAL:CG1	1:2:88:GLY:N	2.82	0.43
1:N:157:TYR:CD1	1:O:98:PRO:HB2	2.53	0.43
1:Q:71:ILE:CD1	1:Q:154:ILE:HG13	2.49	0.43
1:V:142:ARG:HG3	1:V:142:ARG:HH11	1.83	0.43
1:W:97:LEU:HD23	1:W:166:ALA:CA	2.49	0.43
1:1:157:TYR:CD1	1:2:98:PRO:HB2	2.54	0.43
1:C:142:ARG:HG3	1:C:142:ARG:NH1	2.34	0.42
1:N:187:VAL:O	1:N:189:ARG:N	2.49	0.42
1:Q:87:VAL:CG1	1:Q:88:GLY:N	2.82	0.42
1:T:71:ILE:CD1	1:T:154:ILE:HG13	2.49	0.42
1:3:87:VAL:HG12	1:3:88:GLY:N	2.34	0.42
1:4:59:ASP:O	1:4:60:ALA:C	2.58	0.42
1:B:50:SER:HB2	1:Q:180:PHE:HB2	2.01	0.42
1:M:111:LYS:HG3	1:M:153:GLN:HG3	2.00	0.42
1:O:71:ILE:CD1	1:O:154:ILE:HG13	2.48	0.42
1:O:180:PHE:CZ	1:4:177:ARG:CD	2.95	0.42
1:V:132:VAL:CG2	1:2:189:ARG:NH2	2.79	0.42
1:Z:97:LEU:CD2	1:4:120:GLN:NE2	2.82	0.42
1:1:180:PHE:CD1	1:1:180:PHE:N	2.87	0.42
1:3:185:THR:O	1:3:187:VAL:N	2.48	0.42
1:D:189:ARG:H	1:K:132:VAL:HG11	1.84	0.42
1:F:59:ASP:O	1:F:60:ALA:C	2.56	0.42
1:K:187:VAL:C	1:K:189:ARG:N	2.71	0.42
1:P:97:LEU:HD23	1:P:166:ALA:CA	2.47	0.42
1:Q:82:ASN:O	1:Q:84:GLU:N	2.52	0.42

Continued on next page...

Continued from previous page...

Atom-1	Atom-2	Interatomic distance (Å)	Clash overlap (Å)
1:R:187:VAL:HG23	1:R:188:TYR:N	2.35	0.42
1:X:112:GLN:HG2	1:X:114:GLN:O	2.20	0.42
1:Z:147:GLY:HA2	1:Z:150:LEU:CD1	2.48	0.42
1:A:46:ILE:HG13	1:A:49:TYR:CD1	2.54	0.42
1:B:87:VAL:CG1	1:B:88:GLY:N	2.82	0.42
1:C:180:PHE:CE2	1:F:177:ARG:HD3	2.55	0.42
1:H:61:ILE:CG2	1:H:162:VAL:HB	2.48	0.42
1:I:62:THR:O	1:I:65:ALA:HB3	2.19	0.42
1:M:87:VAL:HG12	1:M:88:GLY:N	2.34	0.42
1:N:145:THR:C	1:N:146:LEU:O	2.55	0.42
1:P:82:ASN:O	1:P:84:GLU:N	2.52	0.42
1:P:92:LEU:HD12	1:P:108:VAL:HG23	2.02	0.42
1:Q:61:ILE:CG2	1:Q:162:VAL:HB	2.50	0.42
1:A:189:ARG:O	1:V:39:GLN:CG	2.68	0.42
1:B:85:LEU:HD11	1:B:178:PRO:HB3	2.01	0.42
1:H:71:ILE:CD1	1:H:154:ILE:HG13	2.48	0.42
1:K:61:ILE:CG2	1:K:162:VAL:HB	2.50	0.42
1:M:142:ARG:HG3	1:M:142:ARG:HH11	1.84	0.42
1:O:76:GLU:HG2	1:4:76:GLU:HG3	2.00	0.42
1:P:61:ILE:CG2	1:P:162:VAL:HB	2.50	0.42
1:R:38:GLY:HA3	1:S:37:ALA:HB1	2.00	0.42
1:S:133:VAL:HG12	1:S:133:VAL:O	2.19	0.42
1:T:92:LEU:HD12	1:T:108:VAL:HG23	2.01	0.42
1:2:157:TYR:CD1	1:3:98:PRO:HB2	2.55	0.42
1:B:76:GLU:HG2	1:Q:76:GLU:HG3	2.01	0.42
1:C:38:GLY:O	1:D:37:ALA:HA	2.20	0.42
1:F:97:LEU:HD22	1:J:120:GLN:NE2	2.34	0.42
1:R:44:LYS:HB2	1:U:183:PHE:CE2	2.54	0.42
1:V:120:GLN:NE2	1:W:97:LEU:HD22	2.35	0.42
1:B:184:PHE:HD1	1:Q:43:ILE:HG13	1.85	0.42
1:C:59:ASP:O	1:C:60:ALA:C	2.56	0.42
1:F:111:LYS:HG3	1:F:153:GLN:HG3	2.02	0.42
1:G:97:LEU:HD23	1:G:166:ALA:CA	2.48	0.42
1:L:97:LEU:HD23	1:L:166:ALA:CA	2.49	0.42
1:L:111:LYS:HG3	1:L:153:GLN:HG3	2.01	0.42
1:N:76:GLU:CD	1:N:76:GLU:N	2.69	0.42
1:Q:82:ASN:C	1:Q:84:GLU:N	2.71	0.42
1:T:73:LEU:HD12	1:T:73:LEU:N	2.34	0.42
1:2:187:VAL:O	1:2:189:ARG:N	2.50	0.42
1:B:145:THR:C	1:B:146:LEU:O	2.56	0.42
1:C:145:THR:C	1:C:146:LEU:O	2.56	0.42

Continued on next page...

Continued from previous page...

Atom-1	Atom-2	Interatomic distance (Å)	Clash overlap (Å)
1:H:137:TYR:HB3	1:H:140:ALA:HB3	2.00	0.42
1:N:111:LYS:HG3	1:N:153:GLN:HG3	2.02	0.42
1:R:59:ASP:O	1:R:60:ALA:C	2.57	0.42
1:Y:71:ILE:HD12	1:Y:71:ILE:N	2.34	0.42
1:Z:98:PRO:CG	1:4:119:PHE:CD1	3.03	0.42
1:1:111:LYS:HG3	1:1:153:GLN:HG3	2.01	0.42
1:1:145:THR:C	1:1:146:LEU:O	2.55	0.42
1:E:97:LEU:HD23	1:E:166:ALA:CA	2.49	0.42
1:I:37:ALA:HB3	1:J:36:ALA:HB1	2.01	0.42
1:K:41:LYS:CD	1:L:36:ALA:HA	2.46	0.42
1:T:59:ASP:O	1:T:60:ALA:C	2.58	0.42
1:1:97:LEU:HD23	1:1:166:ALA:CA	2.49	0.42
1:4:147:GLY:HA2	1:4:150:LEU:CD1	2.49	0.42
1:A:142:ARG:HG3	1:A:142:ARG:HH11	1.83	0.42
1:B:97:LEU:HD23	1:B:166:ALA:CA	2.50	0.42
1:B:185:THR:HG23	1:B:186:PRO:HD2	2.01	0.42
1:D:138:THR:HG22	1:D:139:ASP:OD2	2.19	0.42
1:F:61:ILE:CG2	1:F:162:VAL:HB	2.50	0.42
1:G:43:ILE:HD12	1:G:44:LYS:N	2.35	0.42
1:K:71:ILE:CD1	1:K:154:ILE:HG13	2.48	0.42
1:N:61:ILE:CG2	1:N:162:VAL:HB	2.50	0.42
1:S:43:ILE:HD12	1:S:44:LYS:N	2.35	0.42
1:T:87:VAL:HG12	1:T:88:GLY:N	2.35	0.42
1:4:187:VAL:O	1:4:189:ARG:N	2.53	0.42
1:A:59:ASP:O	1:A:60:ALA:C	2.58	0.41
1:E:87:VAL:HG12	1:E:88:GLY:N	2.34	0.41
1:E:177:ARG:HD3	1:3:180:PHE:CE1	2.51	0.41
1:L:71:ILE:CD1	1:L:154:ILE:HG13	2.48	0.41
1:S:59:ASP:O	1:S:60:ALA:C	2.57	0.41
1:X:36:ALA:O	1:X:37:ALA:CB	2.68	0.41
1:1:187:VAL:O	1:1:189:ARG:N	2.53	0.41
1:2:112:GLN:HG2	1:2:114:GLN:O	2.19	0.41
1:I:92:LEU:HD23	1:I:93:TRP:N	2.35	0.41
1:N:138:THR:HG22	1:N:139:ASP:OD2	2.19	0.41
1:O:50:SER:HB2	1:4:180:PHE:HB2	2.02	0.41
1:P:97:LEU:HD12	1:T:116:GLU:HB3	2.02	0.41
1:X:147:GLY:HA2	1:X:150:LEU:CD1	2.49	0.41
1:G:111:LYS:HG3	1:G:153:GLN:HG3	2.02	0.41
1:K:97:LEU:HD12	1:O:116:GLU:HB3	2.02	0.41
1:N:71:ILE:CD1	1:N:154:ILE:HG13	2.49	0.41
1:Q:114:GLN:HA	1:Q:114:GLN:OE1	2.20	0.41

Continued on next page...

Continued from previous page...

Atom-1	Atom-2	Interatomic distance (Å)	Clash overlap (Å)
1:U:61:ILE:CG2	1:U:162:VAL:HB	2.49	0.41
1:U:87:VAL:CG1	1:U:88:GLY:N	2.83	0.41
1:3:111:LYS:HG3	1:3:153:GLN:HG3	2.02	0.41
1:I:36:ALA:HB2	1:J:38:GLY:HA2	2.01	0.41
1:K:38:GLY:HA3	1:O:43:ILE:HD13	2.02	0.41
1:K:95:GLY:C	1:K:96:LEU:HD23	2.40	0.41
1:L:147:GLY:HA2	1:L:150:LEU:CD1	2.47	0.41
1:N:87:VAL:HG12	1:N:88:GLY:N	2.34	0.41
1:Q:180:PHE:CD1	1:Q:180:PHE:N	2.85	0.41
1:S:71:ILE:CD1	1:S:154:ILE:HG13	2.51	0.41
1:D:36:ALA:CB	1:E:36:ALA:N	2.80	0.41
1:E:183:PHE:CE2	1:3:44:LYS:HB2	2.56	0.41
1:L:187:VAL:CG2	1:L:188:TYR:N	2.83	0.41
1:W:95:GLY:C	1:W:96:LEU:HD23	2.40	0.41
1:B:46:ILE:HG13	1:B:49:TYR:CD1	2.55	0.41
1:C:87:VAL:HG12	1:C:88:GLY:N	2.36	0.41
1:H:111:LYS:HG3	1:H:153:GLN:HG3	2.00	0.41
1:C:92:LEU:HD12	1:C:108:VAL:HG23	2.02	0.41
1:D:39:GLN:HB2	1:K:189:ARG:O	2.20	0.41
1:F:128:SER:HA	1:F:133:VAL:CG2	2.50	0.41
1:G:87:VAL:CG1	1:G:88:GLY:N	2.83	0.41
1:H:87:VAL:CG1	1:H:88:GLY:N	2.83	0.41
1:H:133:VAL:HG12	1:H:133:VAL:O	2.21	0.41
1:K:87:VAL:HG12	1:K:88:GLY:N	2.35	0.41
1:O:92:LEU:HD12	1:O:108:VAL:HG23	2.02	0.41
1:Q:142:ARG:HG3	1:Q:142:ARG:HH11	1.85	0.41
1:W:87:VAL:CG1	1:W:88:GLY:N	2.83	0.41
1:X:142:ARG:HG3	1:X:142:ARG:HH11	1.85	0.41
1:3:157:TYR:CD2	1:3:157:TYR:C	2.94	0.41
1:D:183:PHE:CE2	1:K:44:LYS:HB2	2.56	0.41
1:F:187:VAL:CG2	1:F:188:TYR:N	2.84	0.41
1:I:112:GLN:HG2	1:I:114:GLN:O	2.21	0.41
1:K:97:LEU:HD23	1:K:166:ALA:CA	2.50	0.41
1:O:92:LEU:HD23	1:O:93:TRP:N	2.36	0.41
1:Y:43:ILE:HD11	1:Y:89:ARG:CZ	2.50	0.41
1:Y:61:ILE:CG2	1:Y:162:VAL:HB	2.50	0.41
1:4:187:VAL:C	1:4:189:ARG:N	2.75	0.41
1:A:111:LYS:HG3	1:A:153:GLN:HG3	2.03	0.41
1:C:71:ILE:CD1	1:C:154:ILE:HG13	2.50	0.41
1:D:111:LYS:HG3	1:D:153:GLN:HG3	2.03	0.41
1:G:43:ILE:HG23	1:P:184:PHE:HB2	2.02	0.41

Continued on next page...

Continued from previous page...

Atom-1	Atom-2	Interatomic distance (Å)	Clash overlap (Å)
1:I:97:LEU:HD23	1:I:166:ALA:CA	2.48	0.41
1:J:59:ASP:O	1:J:60:ALA:C	2.58	0.41
1:L:87:VAL:HG12	1:L:88:GLY:N	2.35	0.41
1:M:36:ALA:HB1	1:M:41:LYS:HD2	2.02	0.41
1:P:162:VAL:HA	1:P:163:PRO:HD3	1.94	0.41
1:S:188:TYR:CD1	1:S:188:TYR:N	2.89	0.41
1:T:87:VAL:CG1	1:T:88:GLY:N	2.84	0.41
1:U:111:LYS:HG3	1:U:153:GLN:HG3	2.02	0.41
1:X:97:LEU:HB2	1:X:100:VAL:HG23	2.01	0.41
1:Z:71:ILE:CD1	1:Z:154:ILE:HG13	2.51	0.41
1:2:111:LYS:HG3	1:2:153:GLN:HG3	2.03	0.41
1:3:73:LEU:N	1:3:73:LEU:HD12	2.35	0.41
1:A:97:LEU:CD2	1:E:120:GLN:NE2	2.84	0.41
1:C:43:ILE:HG23	1:F:184:PHE:HB2	2.02	0.41
1:C:97:LEU:HD23	1:C:166:ALA:CA	2.50	0.41
1:C:147:GLY:HA2	1:C:150:LEU:CD1	2.51	0.41
1:C:157:TYR:CE1	1:D:98:PRO:HB2	2.56	0.41
1:F:87:VAL:HG12	1:F:88:GLY:N	2.35	0.41
1:F:142:ARG:HG3	1:F:142:ARG:HH11	1.85	0.41
1:I:95:GLY:C	1:I:96:LEU:HD23	2.42	0.41
1:L:112:GLN:HG2	1:L:114:GLN:O	2.21	0.41
1:M:61:ILE:CG2	1:M:162:VAL:HB	2.48	0.41
1:R:73:LEU:HD12	1:R:73:LEU:N	2.36	0.41
1:W:92:LEU:HD23	1:W:93:TRP:N	2.36	0.41
1:X:92:LEU:HD23	1:X:93:TRP:N	2.35	0.41
1:Y:73:LEU:HD13	1:Y:150:LEU:HD21	2.02	0.41
1:1:162:VAL:HA	1:1:163:PRO:HD3	1.93	0.41
1:B:189:ARG:HH12	1:Q:39:GLN:CB	2.34	0.40
1:H:120:GLN:NE2	1:I:97:LEU:CD2	2.85	0.40
1:H:188:TYR:HD2	1:H:188:TYR:HA	1.68	0.40
1:T:62:THR:O	1:T:65:ALA:HB3	2.21	0.40
1:V:39:GLN:CA	1:W:37:ALA:HB1	2.51	0.40
1:Y:180:PHE:CD1	1:Y:180:PHE:N	2.89	0.40
1:2:120:GLN:NE2	1:3:97:LEU:HD22	2.35	0.40
1:B:189:ARG:CZ	1:B:189:ARG:CB	2.99	0.40
1:G:142:ARG:HG3	1:G:142:ARG:NH1	2.36	0.40
1:K:62:THR:O	1:K:65:ALA:HB3	2.22	0.40
1:L:142:ARG:HH11	1:L:142:ARG:HG3	1.87	0.40
1:N:87:VAL:CG1	1:N:88:GLY:N	2.84	0.40
1:R:157:TYR:CD2	1:R:157:TYR:C	2.95	0.40
1:V:59:ASP:O	1:V:60:ALA:C	2.58	0.40

Continued on next page...

Continued from previous page...

Atom-1	Atom-2	Interatomic distance (Å)	Clash overlap (Å)
1:W:69:MET:H	1:W:69:MET:HG2	1.74	0.40
1:X:111:LYS:HG3	1:X:153:GLN:HG3	2.03	0.40
1:Y:87:VAL:CG1	1:Y:88:GLY:N	2.84	0.40
1:4:187:VAL:HG23	1:4:188:TYR:CD1	2.56	0.40
1:D:97:LEU:HD23	1:D:166:ALA:CA	2.50	0.40
1:F:97:LEU:HD23	1:F:166:ALA:CA	2.51	0.40
1:N:185:THR:HG23	1:N:186:PRO:HD2	2.03	0.40
1:T:185:THR:HG23	1:T:186:PRO:HD2	2.03	0.40
1:2:43:ILE:HD12	1:2:44:LYS:N	2.37	0.40
1:4:62:THR:O	1:4:65:ALA:HB3	2.22	0.40
1:A:106:ALA:HA	1:A:155:TYR:O	2.21	0.40
1:B:116:GLU:HB3	1:C:97:LEU:HD12	2.04	0.40
1:B:189:ARG:NH1	1:Q:39:GLN:O	2.54	0.40
1:F:97:LEU:HD12	1:J:116:GLU:HB3	2.03	0.40
1:I:92:LEU:HD12	1:I:108:VAL:CG2	2.52	0.40
1:O:87:VAL:HG12	1:O:88:GLY:N	2.35	0.40
1:P:59:ASP:O	1:P:60:ALA:C	2.60	0.40
1:Q:119:PHE:CG	1:R:98:PRO:HG3	2.56	0.40
1:R:186:PRO:HA	1:V:36:ALA:HA	2.03	0.40
1:V:87:VAL:CG1	1:V:88:GLY:N	2.83	0.40
1:W:92:LEU:HD12	1:W:108:VAL:HG23	2.04	0.40
1:X:95:GLY:C	1:X:96:LEU:HD23	2.41	0.40
1:Z:59:ASP:O	1:Z:60:ALA:C	2.57	0.40
1:A:97:LEU:HD23	1:A:166:ALA:CA	2.51	0.40
1:B:180:PHE:HB2	1:Q:50:SER:HB2	2.04	0.40
1:F:39:GLN:N	1:F:39:GLN:NE2	2.63	0.40
1:H:187:VAL:HG23	1:H:188:TYR:H	1.86	0.40
1:I:142:ARG:HG3	1:I:142:ARG:NH1	2.35	0.40
1:J:39:GLN:HG3	1:L:189:ARG:C	2.41	0.40
1:K:137:TYR:HB3	1:K:140:ALA:HB3	2.04	0.40
1:Y:111:LYS:HG3	1:Y:153:GLN:HG3	2.03	0.40
1:Z:162:VAL:HA	1:Z:163:PRO:HD3	1.93	0.40

There are no symmetry-related clashes.

5.3 Torsion angles [i](#)

5.3.1 Protein backbone [i](#)

In the following table, the Percentiles column shows the percent Ramachandran outliers of the chain as a percentile score with respect to all X-ray entries followed by that with respect to entries

of similar resolution.

The Analysed column shows the number of residues for which the backbone conformation was analysed, and the total number of residues.

Mol	Chain	Analysed	Favoured	Allowed	Outliers	Percentiles	
1	1	152/154 (99%)	137 (90%)	13 (9%)	2 (1%)	12	37
1	2	152/154 (99%)	136 (90%)	11 (7%)	5 (3%)	4	15
1	3	152/154 (99%)	137 (90%)	10 (7%)	5 (3%)	4	15
1	4	152/154 (99%)	136 (90%)	13 (9%)	3 (2%)	7	27
1	A	152/154 (99%)	139 (91%)	10 (7%)	3 (2%)	7	27
1	B	152/154 (99%)	137 (90%)	12 (8%)	3 (2%)	7	27
1	C	152/154 (99%)	135 (89%)	13 (9%)	4 (3%)	5	20
1	D	152/154 (99%)	137 (90%)	12 (8%)	3 (2%)	7	27
1	E	152/154 (99%)	139 (91%)	11 (7%)	2 (1%)	12	37
1	F	152/154 (99%)	140 (92%)	9 (6%)	3 (2%)	7	27
1	G	152/154 (99%)	136 (90%)	14 (9%)	2 (1%)	12	37
1	H	152/154 (99%)	139 (91%)	9 (6%)	4 (3%)	5	20
1	I	152/154 (99%)	138 (91%)	12 (8%)	2 (1%)	12	37
1	J	152/154 (99%)	134 (88%)	16 (10%)	2 (1%)	12	37
1	K	152/154 (99%)	136 (90%)	13 (9%)	3 (2%)	7	27
1	L	152/154 (99%)	138 (91%)	11 (7%)	3 (2%)	7	27
1	M	152/154 (99%)	139 (91%)	9 (6%)	4 (3%)	5	20
1	N	152/154 (99%)	140 (92%)	9 (6%)	3 (2%)	7	27
1	O	152/154 (99%)	138 (91%)	11 (7%)	3 (2%)	7	27
1	P	152/154 (99%)	134 (88%)	16 (10%)	2 (1%)	12	37
1	Q	152/154 (99%)	136 (90%)	13 (9%)	3 (2%)	7	27
1	R	152/154 (99%)	138 (91%)	11 (7%)	3 (2%)	7	27
1	S	152/154 (99%)	138 (91%)	10 (7%)	4 (3%)	5	20
1	T	152/154 (99%)	139 (91%)	11 (7%)	2 (1%)	12	37
1	U	152/154 (99%)	135 (89%)	13 (9%)	4 (3%)	5	20
1	V	152/154 (99%)	133 (88%)	14 (9%)	5 (3%)	4	15
1	W	152/154 (99%)	136 (90%)	13 (9%)	3 (2%)	7	27
1	X	152/154 (99%)	135 (89%)	14 (9%)	3 (2%)	7	27
1	Y	152/154 (99%)	140 (92%)	9 (6%)	3 (2%)	7	27

Continued on next page...

Continued from previous page...

Mol	Chain	Analysed	Favoured	Allowed	Outliers	Percentiles	
1	Z	152/154 (99%)	137 (90%)	12 (8%)	3 (2%)	7	27
All	All	4560/4620 (99%)	4112 (90%)	354 (8%)	94 (2%)	7	26

All (94) Ramachandran outliers are listed below:

Mol	Chain	Res	Type
1	A	188	TYR
1	B	188	TYR
1	H	39	GLN
1	L	188	TYR
1	M	39	GLN
1	Q	39	GLN
1	U	38	GLY
1	V	39	GLN
1	W	37	ALA
1	X	37	ALA
1	2	37	ALA
1	3	39	GLN
1	A	83	LYS
1	B	100	VAL
1	C	83	LYS
1	C	100	VAL
1	D	100	VAL
1	D	188	TYR
1	E	83	LYS
1	E	100	VAL
1	F	83	LYS
1	F	100	VAL
1	G	83	LYS
1	H	37	ALA
1	H	100	VAL
1	I	83	LYS
1	I	100	VAL
1	J	83	LYS
1	J	100	VAL
1	K	83	LYS
1	K	100	VAL
1	L	83	LYS
1	L	100	VAL
1	M	83	LYS
1	M	100	VAL
1	N	83	LYS

Continued on next page...

Continued from previous page...

Mol	Chain	Res	Type
1	O	83	LYS
1	P	100	VAL
1	Q	100	VAL
1	R	37	ALA
1	R	83	LYS
1	S	37	ALA
1	S	100	VAL
1	T	83	LYS
1	T	100	VAL
1	U	188	TYR
1	V	83	LYS
1	W	83	LYS
1	X	83	LYS
1	X	100	VAL
1	Y	83	LYS
1	Y	100	VAL
1	1	83	LYS
1	1	100	VAL
1	3	100	VAL
1	3	188	TYR
1	4	83	LYS
1	4	100	VAL
1	A	100	VAL
1	B	83	LYS
1	C	37	ALA
1	D	83	LYS
1	G	100	VAL
1	H	83	LYS
1	O	100	VAL
1	P	83	LYS
1	Q	83	LYS
1	R	100	VAL
1	S	83	LYS
1	U	83	LYS
1	U	100	VAL
1	V	37	ALA
1	V	188	TYR
1	W	100	VAL
1	Z	83	LYS
1	Z	100	VAL
1	Z	188	TYR
1	2	83	LYS

Continued on next page...

Continued from previous page...

Mol	Chain	Res	Type
1	3	83	LYS
1	4	188	TYR
1	K	188	TYR
1	N	100	VAL
1	S	188	TYR
1	V	100	VAL
1	Y	37	ALA
1	2	38	GLY
1	2	100	VAL
1	3	37	ALA
1	C	188	TYR
1	F	188	TYR
1	N	144	ALA
1	2	144	ALA
1	O	188	TYR
1	M	38	GLY

5.3.2 Protein sidechains [i](#)

In the following table, the Percentiles column shows the percent sidechain outliers of the chain as a percentile score with respect to all X-ray entries followed by that with respect to entries of similar resolution.

The Analysed column shows the number of residues for which the sidechain conformation was analysed, and the total number of residues.

Mol	Chain	Analysed	Rotameric	Outliers	Percentiles	
1	1	118/118 (100%)	113 (96%)	5 (4%)	30	63
1	2	118/118 (100%)	111 (94%)	7 (6%)	19	49
1	3	118/118 (100%)	110 (93%)	8 (7%)	16	42
1	4	118/118 (100%)	112 (95%)	6 (5%)	24	56
1	A	118/118 (100%)	111 (94%)	7 (6%)	19	49
1	B	118/118 (100%)	111 (94%)	7 (6%)	19	49
1	C	118/118 (100%)	114 (97%)	4 (3%)	37	71
1	D	118/118 (100%)	113 (96%)	5 (4%)	30	63
1	E	118/118 (100%)	111 (94%)	7 (6%)	19	49
1	F	118/118 (100%)	113 (96%)	5 (4%)	30	63
1	G	118/118 (100%)	111 (94%)	7 (6%)	19	49

Continued on next page...

Continued from previous page...

Mol	Chain	Analysed	Rotameric	Outliers	Percentiles	
1	H	118/118 (100%)	112 (95%)	6 (5%)	24	56
1	I	118/118 (100%)	112 (95%)	6 (5%)	24	56
1	J	118/118 (100%)	110 (93%)	8 (7%)	16	42
1	K	118/118 (100%)	112 (95%)	6 (5%)	24	56
1	L	118/118 (100%)	113 (96%)	5 (4%)	30	63
1	M	118/118 (100%)	113 (96%)	5 (4%)	30	63
1	N	118/118 (100%)	112 (95%)	6 (5%)	24	56
1	O	118/118 (100%)	111 (94%)	7 (6%)	19	49
1	P	118/118 (100%)	110 (93%)	8 (7%)	16	42
1	Q	118/118 (100%)	113 (96%)	5 (4%)	30	63
1	R	118/118 (100%)	111 (94%)	7 (6%)	19	49
1	S	118/118 (100%)	113 (96%)	5 (4%)	30	63
1	T	118/118 (100%)	109 (92%)	9 (8%)	13	36
1	U	118/118 (100%)	111 (94%)	7 (6%)	19	49
1	V	118/118 (100%)	111 (94%)	7 (6%)	19	49
1	W	118/118 (100%)	112 (95%)	6 (5%)	24	56
1	X	118/118 (100%)	111 (94%)	7 (6%)	19	49
1	Y	118/118 (100%)	113 (96%)	5 (4%)	30	63
1	Z	118/118 (100%)	112 (95%)	6 (5%)	24	56
All	All	3540/3540 (100%)	3351 (95%)	189 (5%)	22	54

All (189) residues with a non-rotameric sidechain are listed below:

Mol	Chain	Res	Type
1	A	43	ILE
1	A	69	MET
1	A	80	GLU
1	A	96	LEU
1	A	114	GLN
1	A	180	PHE
1	A	189	ARG
1	B	43	ILE
1	B	69	MET
1	B	80	GLU
1	B	114	GLN

Continued on next page...

Continued from previous page...

Mol	Chain	Res	Type
1	B	148	ASP
1	B	180	PHE
1	B	189	ARG
1	C	43	ILE
1	C	80	GLU
1	C	148	ASP
1	C	180	PHE
1	D	43	ILE
1	D	69	MET
1	D	80	GLU
1	D	148	ASP
1	D	180	PHE
1	E	43	ILE
1	E	69	MET
1	E	80	GLU
1	E	96	LEU
1	E	180	PHE
1	E	181	ASP
1	E	189	ARG
1	F	39	GLN
1	F	43	ILE
1	F	80	GLU
1	F	114	GLN
1	F	180	PHE
1	G	39	GLN
1	G	43	ILE
1	G	69	MET
1	G	80	GLU
1	G	148	ASP
1	G	180	PHE
1	G	189	ARG
1	H	43	ILE
1	H	69	MET
1	H	80	GLU
1	H	148	ASP
1	H	180	PHE
1	H	188	TYR
1	I	39	GLN
1	I	43	ILE
1	I	69	MET
1	I	80	GLU
1	I	96	LEU

Continued on next page...

Continued from previous page...

Mol	Chain	Res	Type
1	I	180	PHE
1	J	39	GLN
1	J	43	ILE
1	J	69	MET
1	J	80	GLU
1	J	96	LEU
1	J	148	ASP
1	J	180	PHE
1	J	189	ARG
1	K	43	ILE
1	K	69	MET
1	K	80	GLU
1	K	96	LEU
1	K	148	ASP
1	K	180	PHE
1	L	43	ILE
1	L	69	MET
1	L	80	GLU
1	L	148	ASP
1	L	180	PHE
1	M	43	ILE
1	M	69	MET
1	M	80	GLU
1	M	96	LEU
1	M	180	PHE
1	N	43	ILE
1	N	69	MET
1	N	80	GLU
1	N	96	LEU
1	N	114	GLN
1	N	180	PHE
1	O	43	ILE
1	O	69	MET
1	O	80	GLU
1	O	96	LEU
1	O	148	ASP
1	O	180	PHE
1	O	189	ARG
1	P	39	GLN
1	P	43	ILE
1	P	69	MET
1	P	80	GLU

Continued on next page...

Continued from previous page...

Mol	Chain	Res	Type
1	P	96	LEU
1	P	148	ASP
1	P	180	PHE
1	P	181	ASP
1	Q	43	ILE
1	Q	69	MET
1	Q	80	GLU
1	Q	148	ASP
1	Q	180	PHE
1	R	43	ILE
1	R	69	MET
1	R	80	GLU
1	R	96	LEU
1	R	114	GLN
1	R	148	ASP
1	R	180	PHE
1	S	43	ILE
1	S	69	MET
1	S	80	GLU
1	S	148	ASP
1	S	180	PHE
1	T	39	GLN
1	T	43	ILE
1	T	69	MET
1	T	80	GLU
1	T	96	LEU
1	T	148	ASP
1	T	180	PHE
1	T	187	VAL
1	T	188	TYR
1	U	39	GLN
1	U	43	ILE
1	U	69	MET
1	U	80	GLU
1	U	96	LEU
1	U	180	PHE
1	U	181	ASP
1	V	39	GLN
1	V	43	ILE
1	V	69	MET
1	V	80	GLU
1	V	96	LEU

Continued on next page...

Continued from previous page...

Mol	Chain	Res	Type
1	V	148	ASP
1	V	180	PHE
1	W	43	ILE
1	W	69	MET
1	W	80	GLU
1	W	96	LEU
1	W	114	GLN
1	W	180	PHE
1	X	39	GLN
1	X	43	ILE
1	X	69	MET
1	X	80	GLU
1	X	96	LEU
1	X	180	PHE
1	X	181	ASP
1	Y	43	ILE
1	Y	69	MET
1	Y	80	GLU
1	Y	96	LEU
1	Y	180	PHE
1	Z	43	ILE
1	Z	69	MET
1	Z	80	GLU
1	Z	96	LEU
1	Z	148	ASP
1	Z	180	PHE
1	1	43	ILE
1	1	80	GLU
1	1	96	LEU
1	1	114	GLN
1	1	180	PHE
1	2	43	ILE
1	2	69	MET
1	2	80	GLU
1	2	96	LEU
1	2	180	PHE
1	2	181	ASP
1	2	189	ARG
1	3	43	ILE
1	3	69	MET
1	3	80	GLU
1	3	96	LEU

Continued on next page...

Continued from previous page...

Mol	Chain	Res	Type
1	3	148	ASP
1	3	180	PHE
1	3	187	VAL
1	3	189	ARG
1	4	43	ILE
1	4	69	MET
1	4	80	GLU
1	4	96	LEU
1	4	148	ASP
1	4	180	PHE

Sometimes sidechains can be flipped to improve hydrogen bonding and reduce clashes. All (42) such sidechains are listed below:

Mol	Chain	Res	Type
1	A	120	GLN
1	B	39	GLN
1	B	120	GLN
1	C	120	GLN
1	D	82	ASN
1	D	120	GLN
1	E	39	GLN
1	E	120	GLN
1	F	39	GLN
1	F	120	GLN
1	G	39	GLN
1	G	120	GLN
1	H	120	GLN
1	I	120	GLN
1	J	120	GLN
1	K	39	GLN
1	K	120	GLN
1	L	120	GLN
1	M	120	GLN
1	N	120	GLN
1	O	39	GLN
1	O	120	GLN
1	P	39	GLN
1	P	120	GLN
1	Q	120	GLN
1	R	120	GLN
1	S	120	GLN
1	T	39	GLN

Continued on next page...

Continued from previous page...

Mol	Chain	Res	Type
1	T	120	GLN
1	U	120	GLN
1	V	39	GLN
1	V	120	GLN
1	W	39	GLN
1	W	120	GLN
1	X	120	GLN
1	Y	82	ASN
1	Y	120	GLN
1	Z	120	GLN
1	1	120	GLN
1	2	120	GLN
1	3	120	GLN
1	4	120	GLN

5.3.3 RNA [i](#)

There are no RNA molecules in this entry.

5.4 Non-standard residues in protein, DNA, RNA chains [i](#)

There are no non-standard protein/DNA/RNA residues in this entry.

5.5 Carbohydrates [i](#)

There are no monosaccharides in this entry.

5.6 Ligand geometry [i](#)

There are no ligands in this entry.

5.7 Other polymers [i](#)

There are no such residues in this entry.

5.8 Polymer linkage issues [i](#)

There are no chain breaks in this entry.

6 Fit of model and data [i](#)

6.1 Protein, DNA and RNA chains [i](#)

In the following table, the column labelled ‘#RSRZ> 2’ contains the number (and percentage) of RSRZ outliers, followed by percent RSRZ outliers for the chain as percentile scores relative to all X-ray entries and entries of similar resolution. The OWAB column contains the minimum, median, 95th percentile and maximum values of the occupancy-weighted average B-factor per residue. The column labelled ‘Q< 0.9’ lists the number of (and percentage) of residues with an average occupancy less than 0.9.

Mol	Chain	Analysed	<RSRZ>	#RSRZ>2	OWAB(Å ²)	Q<0.9
1	1	154/154 (100%)	0.12	3 (1%) 66 65	27, 58, 90, 121	0
1	2	154/154 (100%)	0.17	8 (5%) 27 23	37, 62, 90, 125	0
1	3	154/154 (100%)	0.22	8 (5%) 27 23	40, 65, 93, 127	0
1	4	154/154 (100%)	0.29	5 (3%) 47 43	40, 65, 95, 129	0
1	A	154/154 (100%)	0.08	4 (2%) 56 52	34, 60, 90, 122	0
1	B	154/154 (100%)	0.08	3 (1%) 66 65	36, 60, 90, 126	0
1	C	154/154 (100%)	0.11	4 (2%) 56 52	37, 63, 90, 126	0
1	D	154/154 (100%)	0.16	7 (4%) 33 29	39, 63, 91, 124	0
1	E	154/154 (100%)	0.09	4 (2%) 56 52	37, 62, 90, 116	0
1	F	154/154 (100%)	0.18	5 (3%) 47 43	40, 63, 91, 130	0
1	G	154/154 (100%)	0.17	6 (3%) 39 35	38, 63, 91, 124	0
1	H	154/154 (100%)	0.13	6 (3%) 39 35	37, 63, 91, 125	0
1	I	154/154 (100%)	0.28	4 (2%) 56 52	38, 62, 90, 128	0
1	J	154/154 (100%)	0.27	7 (4%) 33 29	40, 63, 91, 117	0
1	K	154/154 (100%)	0.07	4 (2%) 56 52	38, 61, 91, 124	0
1	L	154/154 (100%)	0.13	5 (3%) 47 43	36, 60, 91, 120	0
1	M	154/154 (100%)	0.05	6 (3%) 39 35	34, 60, 89, 125	0
1	N	154/154 (100%)	0.02	5 (3%) 47 43	38, 62, 91, 126	0
1	O	154/154 (100%)	0.11	7 (4%) 33 29	39, 65, 92, 115	0
1	P	154/154 (100%)	0.24	5 (3%) 47 43	39, 64, 92, 129	0
1	Q	154/154 (100%)	0.26	4 (2%) 56 52	37, 62, 90, 128	0
1	R	154/154 (100%)	0.03	3 (1%) 66 65	29, 59, 88, 121	0
1	S	154/154 (100%)	0.07	5 (3%) 47 43	36, 60, 90, 127	0
1	T	154/154 (100%)	0.14	7 (4%) 33 29	38, 62, 91, 120	0

Continued on next page...

Continued from previous page...

Mol	Chain	Analysed	<RSRZ>	#RSRZ>2	OWAB(Å ²)	Q<0.9
1	U	154/154 (100%)	0.13	7 (4%) 33 29	33, 58, 90, 122	0
1	V	154/154 (100%)	0.12	3 (1%) 66 65	36, 59, 88, 114	0
1	W	154/154 (100%)	-0.01	4 (2%) 56 52	36, 60, 89, 116	0
1	X	154/154 (100%)	0.18	4 (2%) 56 52	32, 58, 89, 117	0
1	Y	154/154 (100%)	0.20	3 (1%) 66 65	30, 56, 87, 116	0
1	Z	154/154 (100%)	0.02	3 (1%) 66 65	36, 59, 90, 125	0
All	All	4620/4620 (100%)	0.14	149 (3%) 47 43	27, 62, 91, 130	0

All (149) RSRZ outliers are listed below:

Mol	Chain	Res	Type	RSRZ
1	N	36	ALA	11.9
1	Q	36	ALA	11.6
1	P	36	ALA	10.4
1	K	37	ALA	9.5
1	I	36	ALA	9.5
1	4	36	ALA	9.2
1	S	36	ALA	9.1
1	H	36	ALA	8.7
1	N	37	ALA	8.6
1	T	36	ALA	8.5
1	L	36	ALA	8.4
1	I	37	ALA	8.3
1	F	37	ALA	8.2
1	C	36	ALA	8.0
1	2	36	ALA	8.0
1	F	36	ALA	7.8
1	Y	36	ALA	7.6
1	J	36	ALA	7.6
1	D	37	ALA	7.5
1	V	36	ALA	7.4
1	W	36	ALA	7.3
1	M	37	ALA	7.3
1	V	37	ALA	7.3
1	3	36	ALA	7.2
1	G	36	ALA	7.0
1	Y	37	ALA	6.9
1	K	36	ALA	6.8
1	4	37	ALA	6.8
1	Q	37	ALA	6.6

Continued on next page...

Continued from previous page...

Mol	Chain	Res	Type	RSRZ
1	F	38	GLY	6.5
1	E	37	ALA	6.5
1	E	36	ALA	6.3
1	M	36	ALA	6.3
1	J	37	ALA	6.2
1	G	37	ALA	6.0
1	P	37	ALA	6.0
1	I	38	GLY	6.0
1	R	36	ALA	5.7
1	J	38	GLY	5.7
1	B	37	ALA	5.7
1	B	36	ALA	5.7
1	1	37	ALA	5.6
1	U	37	ALA	5.6
1	L	38	GLY	5.6
1	Z	36	ALA	5.6
1	A	36	ALA	5.5
1	O	36	ALA	5.4
1	Z	37	ALA	5.4
1	K	38	GLY	5.4
1	Q	38	GLY	5.3
1	1	36	ALA	5.3
1	X	38	GLY	5.3
1	L	37	ALA	5.2
1	3	37	ALA	5.2
1	G	38	GLY	5.1
1	H	37	ALA	5.0
1	C	37	ALA	4.8
1	P	38	GLY	4.8
1	2	37	ALA	4.8
1	U	36	ALA	4.7
1	Z	38	GLY	4.7
1	W	37	ALA	4.5
1	R	37	ALA	4.5
1	X	37	ALA	4.5
1	A	37	ALA	4.3
1	A	38	GLY	4.3
1	F	189	ARG	4.3
1	S	37	ALA	4.3
1	L	189	ARG	4.3
1	O	37	ALA	4.2
1	T	37	ALA	4.2

Continued on next page...

Continued from previous page...

Mol	Chain	Res	Type	RSRZ
1	V	38	GLY	4.2
1	2	189	ARG	4.1
1	R	38	GLY	4.1
1	D	36	ALA	4.0
1	3	38	GLY	3.9
1	2	38	GLY	3.9
1	J	189	ARG	3.8
1	S	39	GLN	3.8
1	D	189	ARG	3.8
1	X	36	ALA	3.7
1	B	38	GLY	3.7
1	M	38	GLY	3.7
1	S	38	GLY	3.6
1	D	188	TYR	3.6
1	E	38	GLY	3.6
1	N	38	GLY	3.6
1	3	80	GLU	3.6
1	C	189	ARG	3.5
1	T	81	LYS	3.4
1	D	38	GLY	3.3
1	G	189	ARG	3.2
1	U	189	ARG	3.2
1	P	189	ARG	3.1
1	U	38	GLY	3.1
1	O	180	PHE	3.0
1	P	75	HIS	2.9
1	1	38	GLY	2.9
1	Y	38	GLY	2.9
1	U	188	TYR	2.9
1	G	80	GLU	2.8
1	M	189	ARG	2.8
1	J	101	ALA	2.7
1	O	188	TYR	2.7
1	S	189	ARG	2.7
1	K	189	ARG	2.7
1	4	38	GLY	2.7
1	C	39	GLN	2.5
1	H	101	ALA	2.5
1	I	80	GLU	2.5
1	J	111	LYS	2.5
1	2	75	HIS	2.4
1	W	189	ARG	2.4

Continued on next page...

Continued from previous page...

Mol	Chain	Res	Type	RSRZ
1	4	180	PHE	2.4
1	W	38	GLY	2.4
1	H	80	GLU	2.4
1	X	189	ARG	2.4
1	O	80	GLU	2.3
1	E	81	LYS	2.3
1	G	72	THR	2.3
1	M	80	GLU	2.3
1	3	39	GLN	2.3
1	N	80	GLU	2.3
1	4	81	LYS	2.3
1	O	38	GLY	2.3
1	3	189	ARG	2.3
1	U	39	GLN	2.3
1	T	59	ASP	2.3
1	H	113	ALA	2.3
1	A	189	ARG	2.2
1	D	75	HIS	2.2
1	2	78	SER	2.2
1	3	81	LYS	2.2
1	F	78	SER	2.2
1	T	80	GLU	2.2
1	N	188	TYR	2.2
1	L	81	LYS	2.2
1	M	81	LYS	2.1
1	J	75	HIS	2.1
1	2	113	ALA	2.1
1	U	80	GLU	2.1
1	D	39	GLN	2.1
1	Q	189	ARG	2.1
1	T	38	GLY	2.0
1	H	38	GLY	2.0
1	3	111	LYS	2.0
1	2	80	GLU	2.0
1	O	189	ARG	2.0
1	T	114	GLN	2.0

6.2 Non-standard residues in protein, DNA, RNA chains

There are no non-standard protein/DNA/RNA residues in this entry.

6.3 Carbohydrates [i](#)

There are no monosaccharides in this entry.

6.4 Ligands [i](#)

There are no ligands in this entry.

6.5 Other polymers [i](#)

There are no such residues in this entry.