



Full wwPDB X-ray Structure Validation Report ⓘ

Feb 5, 2024 – 10:16 PM EST

PDB ID : 1YEW
Title : Crystal structure of particulate methane monooxygenase
Authors : Lieberman, R.L.; Rosenzweig, A.C.
Deposited on : 2004-12-28
Resolution : 2.80 Å(reported)

This is a Full wwPDB X-ray Structure Validation Report for a publicly released PDB entry.

We welcome your comments at validation@mail.wwpdb.org

A user guide is available at

<https://www.wwpdb.org/validation/2017/XrayValidationReportHelp>

with specific help available everywhere you see the ⓘ symbol.

The types of validation reports are described at

<http://www.wwpdb.org/validation/2017/FAQs#types>.

The following versions of software and data (see [references ⓘ](#)) were used in the production of this report:

MolProbity : 4.02b-467
Mogul : 1.8.5 (274361), CSD as541be (2020)
Xtriage (Phenix) : 1.13
EDS : 2.36
Percentile statistics : 20191225.v01 (using entries in the PDB archive December 25th 2019)
Refmac : 5.8.0158
CCP4 : 7.0.044 (Gargrove)
Ideal geometry (proteins) : Engh & Huber (2001)
Ideal geometry (DNA, RNA) : Parkinson et al. (1996)
Validation Pipeline (wwPDB-VP) : 2.36

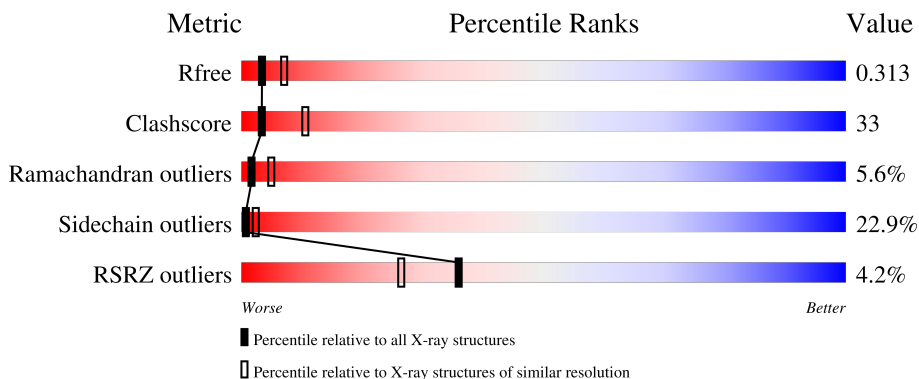
1 Overall quality at a glance

The following experimental techniques were used to determine the structure:

X-RAY DIFFRACTION

The reported resolution of this entry is 2.80 Å.

Percentile scores (ranging between 0-100) for global validation metrics of the entry are shown in the following graphic. The table shows the number of entries on which the scores are based.



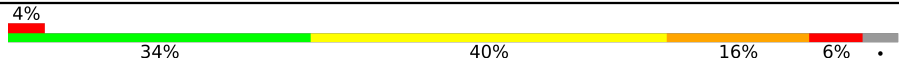



Metric	Whole archive (#Entries)	Similar resolution (#Entries, resolution range(Å))
R_{free}	130704	3140 (2.80-2.80)
Clashscore	141614	3569 (2.80-2.80)
Ramachandran outliers	138981	3498 (2.80-2.80)
Sidechain outliers	138945	3500 (2.80-2.80)
RSRZ outliers	127900	3078 (2.80-2.80)

The table below summarises the geometric issues observed across the polymeric chains and their fit to the electron density. The red, orange, yellow and green segments of the lower bar indicate the fraction of residues that contain outliers for ≥ 3 , 2, 1 and 0 types of geometric quality criteria respectively. A grey segment represents the fraction of residues that are not modelled. The numeric value for each fraction is indicated below the corresponding segment, with a dot representing fractions $\leq 5\%$. The upper red bar (where present) indicates the fraction of residues that have poor fit to the electron density. The numeric value is given above the bar.

Mol	Chain	Length	Quality of chain
1	A	382	
1	E	382	
1	I	382	
2	B	247	
2	F	247	

Continued on next page...

Continued from previous page...

Mol	Chain	Length	Quality of chain
2	J	247	
3	C	289	
3	G	289	
3	K	289	

2 Entry composition [i](#)

There are 6 unique types of molecules in this entry. The entry contains 19772 atoms, of which 0 are hydrogens and 0 are deuteriums.

In the tables below, the ZeroOcc column contains the number of atoms modelled with zero occupancy, the AltConf column contains the number of residues with at least one atom in alternate conformation and the Trace column contains the number of residues modelled with at most 2 atoms.

- Molecule 1 is a protein called particulate methane monooxygenase, B subunit.

Mol	Chain	Residues	Atoms					ZeroOcc	AltConf	Trace
			Total	C	N	O	S			
1	A	382	3018	1938	513	552	15	0	0	0
1	E	382	3018	1938	513	552	15	0	0	0
1	I	382	3018	1938	513	552	15	0	0	0

- Molecule 2 is a protein called particulate methane monooxygenase, A subunit.

Mol	Chain	Residues	Atoms					ZeroOcc	AltConf	Trace
			Total	C	N	O	S			
2	B	238	1955	1317	311	316	11	0	0	0
2	F	238	1955	1317	311	316	11	0	0	0
2	J	238	1955	1317	311	316	11	0	0	0

- Molecule 3 is a protein called particulate methane monooxygenase subunit C2.

Mol	Chain	Residues	Atoms					ZeroOcc	AltConf	Trace
			Total	C	N	O	S			
3	C	188	1612	1101	244	264	3	0	0	0
3	G	188	1612	1101	244	264	3	0	0	0
3	K	188	1612	1101	244	264	3	0	0	0

- Molecule 4 is COPPER (II) ION (three-letter code: CU) (formula: Cu).

Mol	Chain	Residues	Atoms		ZeroOcc	AltConf
4	A	1	Total	Cu	0	0
			1	1		

Continued on next page...

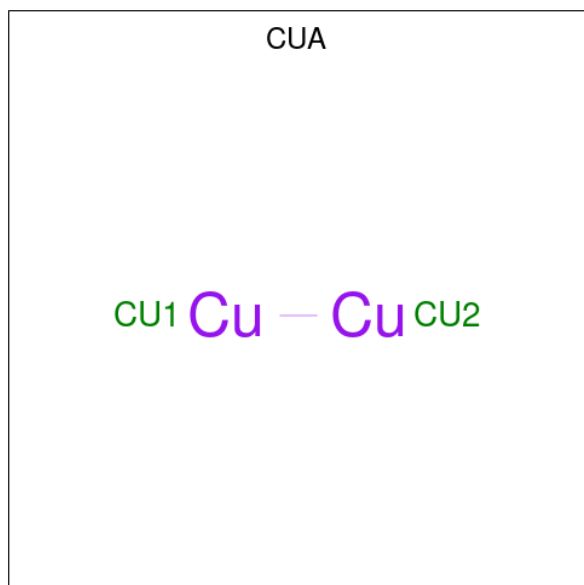
Continued from previous page...

Mol	Chain	Residues	Atoms	ZeroOcc	AltConf
4	E	1	Total Cu 1 1	0	0
4	I	1	Total Cu 1 1	0	0

- Molecule 5 is ZINC ION (three-letter code: ZN) (formula: Zn).

Mol	Chain	Residues	Atoms	ZeroOcc	AltConf
5	A	1	Total Zn 1 1	0	0
5	C	2	Total Zn 2 2	0	0
5	E	3	Total Zn 3 3	0	0
5	G	1	Total Zn 1 1	0	0
5	K	1	Total Zn 1 1	0	0

- Molecule 6 is DINUCLEAR COPPER ION (three-letter code: CUA) (formula: Cu₂).



Mol	Chain	Residues	Atoms	ZeroOcc	AltConf
6	A	1	Total Cu 2 2	0	0
6	E	1	Total Cu 2 2	0	0

Continued on next page...

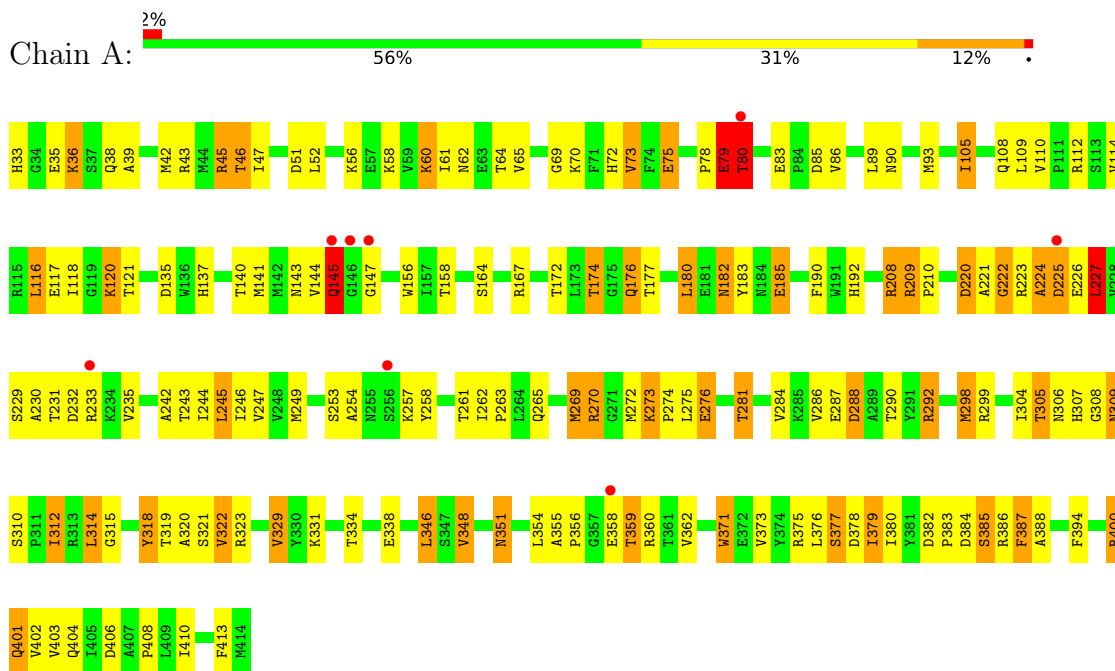
Continued from previous page...

Mol	Chain	Residues	Atoms		ZeroOcc	AltConf
6	I	1	Total	Cu	0	0
			2	2		

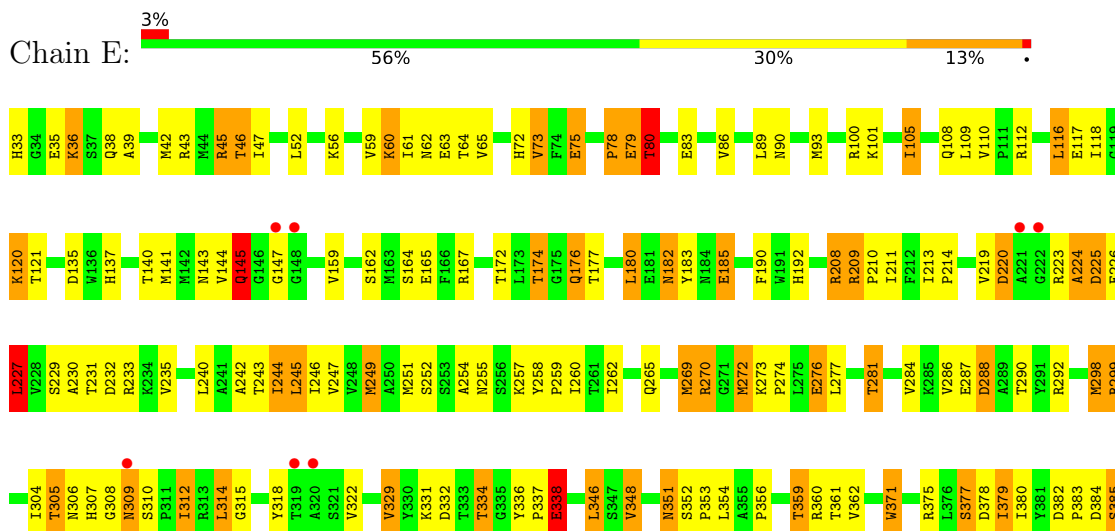
3 Residue-property plots

These plots are drawn for all protein, RNA, DNA and oligosaccharide chains in the entry. The first graphic for a chain summarises the proportions of the various outlier classes displayed in the second graphic. The second graphic shows the sequence view annotated by issues in geometry and electron density. Residues are color-coded according to the number of geometric quality criteria for which they contain at least one outlier: green = 0, yellow = 1, orange = 2 and red = 3 or more. A red dot above a residue indicates a poor fit to the electron density ($RSRZ > 2$). Stretches of 2 or more consecutive residues without any outlier are shown as a green connector. Residues present in the sample, but not in the model, are shown in grey.

- Molecule 1: particulate methane monooxygenase, B subunit

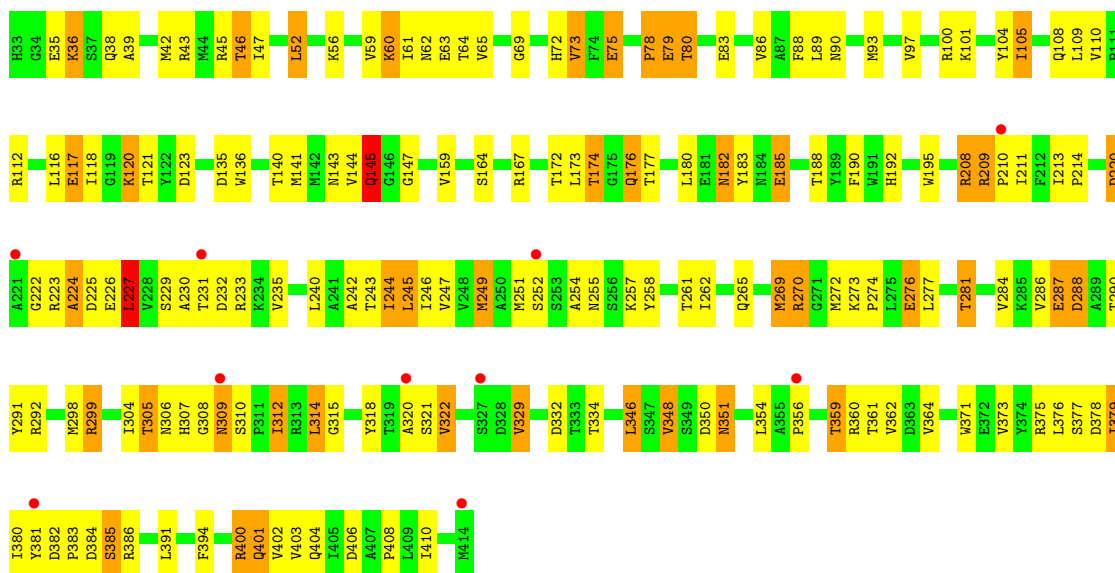


- Molecule 1: particulate methane monooxygenase, B subunit

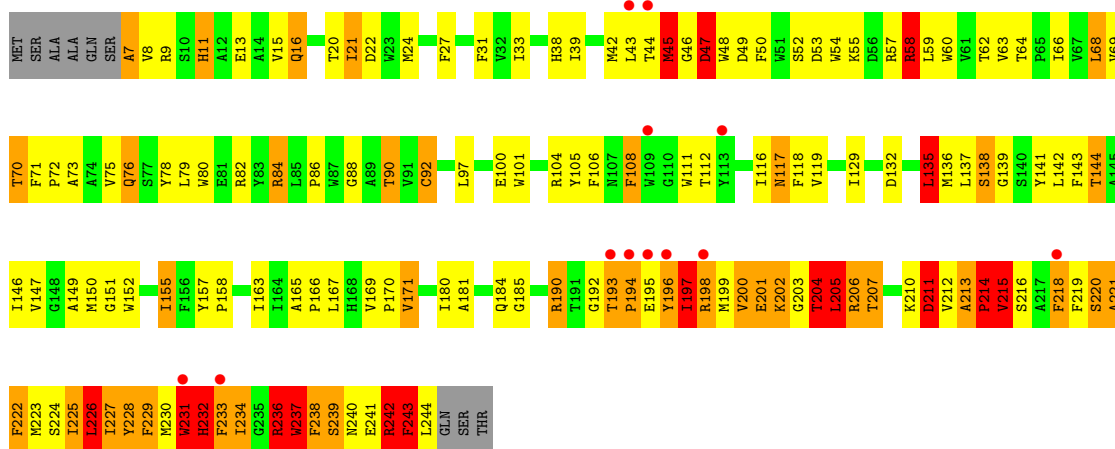






- Molecule 1: particulate methane monooxygenase, B subunit

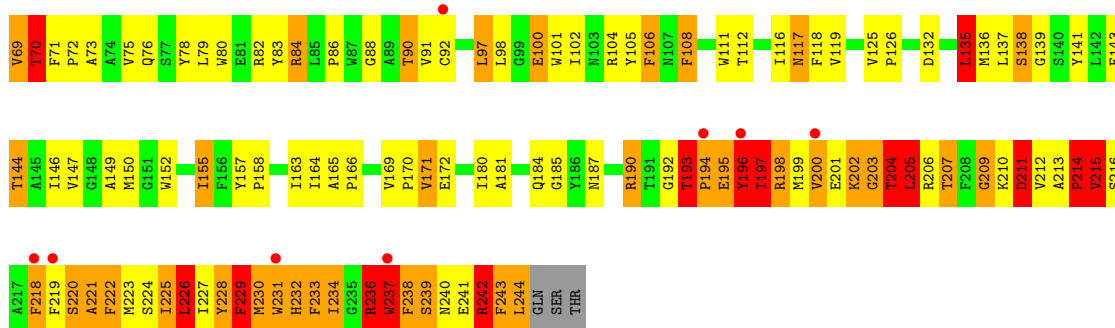


- Molecule 2: particulate methane monooxygenase, A subunit

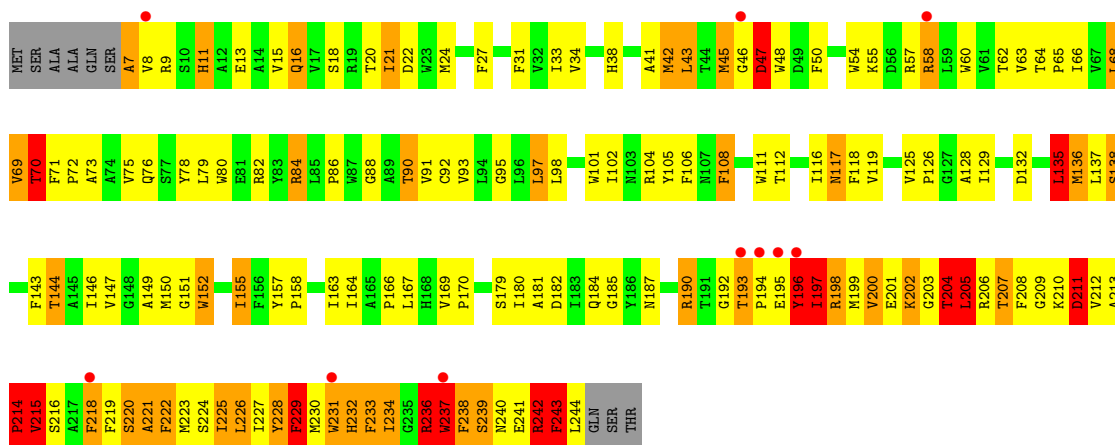


- Molecule 2: particulate methane monooxygenase, A subunit

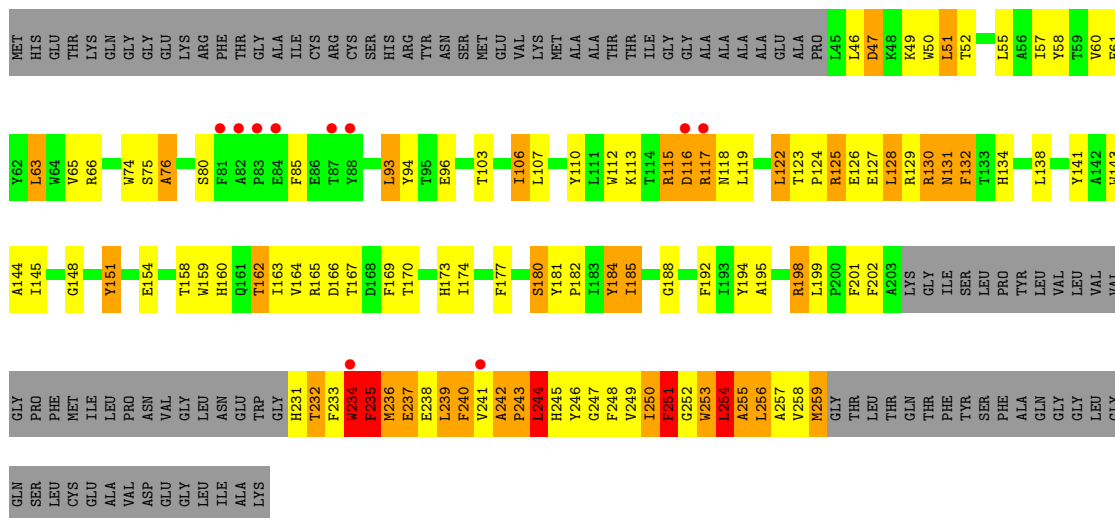
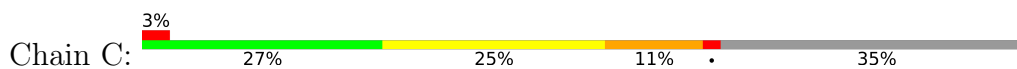




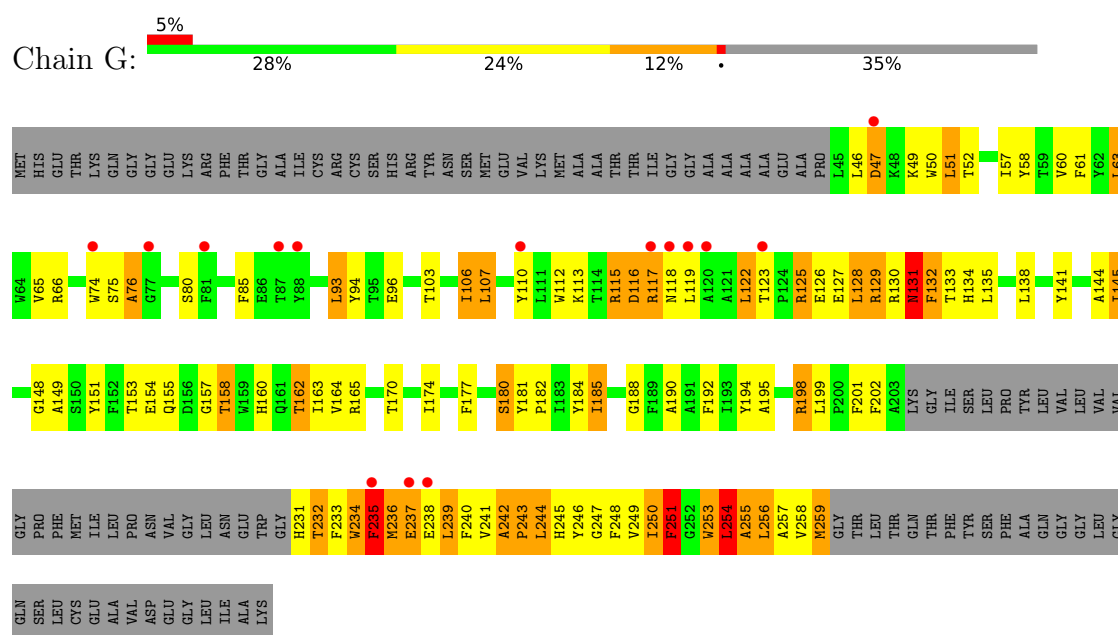
• Molecule 2: particulate methane monooxygenase, A subunit



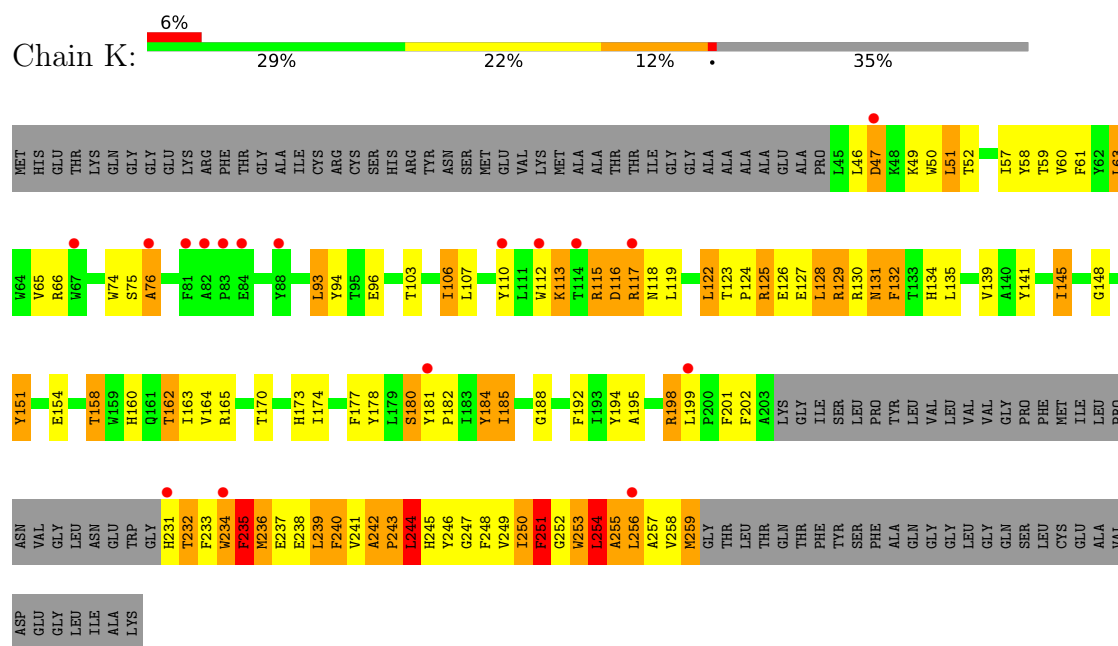
• Molecule 3: particulate methane monooxygenase subunit C2



• Molecule 3: particulate methane monooxygenase subunit C2



• Molecule 3: particulate methane monooxygenase subunit C2



4 Data and refinement statistics

Property	Value	Source
Space group	P 42 21 2	Depositor
Cell constants a, b, c, α , β , γ	264.14Å 264.14Å 150.00Å 90.00° 90.00° 90.00°	Depositor
Resolution (Å)	29.55 – 2.80 29.46 – 2.80	Depositor EDS
% Data completeness (in resolution range)	91.2 (29.55-2.80) 91.2 (29.46-2.80)	Depositor EDS
R_{merge}	(Not available)	Depositor
R_{sym}	0.10	Depositor
$\langle I/\sigma(I) \rangle$ ¹	1.77 (at 2.80Å)	Xtrriage
Refinement program	REFMAC 5.2.0005	Depositor
R, R_{free}	0.272 , 0.302 0.296 , 0.313	Depositor DCC
R_{free} test set	5932 reflections (5.02%)	wwPDB-VP
Wilson B-factor (Å ²)	49.2	Xtrriage
Anisotropy	0.152	Xtrriage
Bulk solvent k_{sol} (e/Å ³), B_{sol} (Å ²)	0.23 , -7.1	EDS
L-test for twinning ²	$\langle L \rangle = 0.40$, $\langle L^2 \rangle = 0.22$	Xtrriage
Estimated twinning fraction	No twinning to report.	Xtrriage
F_o, F_c correlation	0.85	EDS
Total number of atoms	19772	wwPDB-VP
Average B, all atoms (Å ²)	69.0	wwPDB-VP

Xtrriage's analysis on translational NCS is as follows: *The largest off-origin peak in the Patterson function is 2.12% of the height of the origin peak. No significant pseudotranslation is detected.*

¹Intensities estimated from amplitudes.

²Theoretical values of $\langle |L| \rangle$, $\langle L^2 \rangle$ for acentric reflections are 0.5, 0.333 respectively for untwinned datasets, and 0.375, 0.2 for perfectly twinned datasets.

5 Model quality [i](#)

5.1 Standard geometry [i](#)

Bond lengths and bond angles in the following residue types are not validated in this section: CU, CUA, ZN

The Z score for a bond length (or angle) is the number of standard deviations the observed value is removed from the expected value. A bond length (or angle) with $|Z| > 5$ is considered an outlier worth inspection. RMSZ is the root-mean-square of all Z scores of the bond lengths (or angles).

Mol	Chain	Bond lengths		Bond angles	
		RMSZ	# Z >5	RMSZ	# Z >5
1	A	0.98	4/3100 (0.1%)	0.98	7/4215 (0.2%)
1	E	0.98	3/3100 (0.1%)	0.97	2/4215 (0.0%)
1	I	0.92	2/3100 (0.1%)	0.93	3/4215 (0.1%)
2	B	1.16	10/2031 (0.5%)	1.09	9/2780 (0.3%)
2	F	1.07	7/2031 (0.3%)	1.06	13/2780 (0.5%)
2	J	1.12	7/2031 (0.3%)	1.08	9/2780 (0.3%)
3	C	0.89	1/1680 (0.1%)	0.92	4/2302 (0.2%)
3	G	0.80	1/1680 (0.1%)	0.87	3/2302 (0.1%)
3	K	0.86	1/1680 (0.1%)	0.89	4/2302 (0.2%)
All	All	0.99	36/20433 (0.2%)	0.98	54/27891 (0.2%)

Chiral center outliers are detected by calculating the chiral volume of a chiral center and verifying if the center is modelled as a planar moiety or with the opposite hand. A planarity outlier is detected by checking planarity of atoms in a peptide group, atoms in a mainchain group or atoms of a sidechain that are expected to be planar.

Mol	Chain	#Chirality outliers	#Planarity outliers
1	A	0	3
1	E	0	4
1	I	0	4
2	B	0	11
2	F	0	9
2	J	0	10
3	C	0	3
3	G	0	3
3	K	0	3
All	All	0	50

All (36) bond length outliers are listed below:

Mol	Chain	Res	Type	Atoms	Z	Observed(Å)	Ideal(Å)
2	J	241	GLU	CG-CD	9.72	1.66	1.51
2	B	241	GLU	CG-CD	9.53	1.66	1.51
2	F	241	GLU	CG-CD	8.57	1.64	1.51
2	B	242	ARG	CB-CG	7.37	1.72	1.52
1	I	117	GLU	CG-CD	7.27	1.62	1.51
3	C	251	PHE	CB-CG	7.05	1.63	1.51
2	F	242	ARG	CB-CG	7.04	1.71	1.52
1	E	338	GLU	CG-CD	7.02	1.62	1.51
2	J	242	ARG	CB-CG	7.01	1.71	1.52
1	A	288	ASP	CB-CG	6.85	1.66	1.51
2	B	237	TRP	CE3-CZ3	6.49	1.49	1.38
2	F	200	VAL	CA-CB	6.43	1.68	1.54
2	J	200	VAL	CA-CB	6.41	1.68	1.54
2	B	200	VAL	CA-CB	6.32	1.68	1.54
1	E	288	ASP	CB-CG	6.20	1.64	1.51
2	B	231	TRP	CE3-CZ3	6.17	1.49	1.38
3	K	251	PHE	CB-CG	6.03	1.61	1.51
2	B	231	TRP	CE2-CZ2	5.98	1.50	1.39
2	B	100	GLU	CG-CD	5.97	1.60	1.51
2	J	241	GLU	CB-CG	5.97	1.63	1.52
2	F	237	TRP	CE3-CZ3	5.95	1.48	1.38
2	F	195	GLU	CB-CG	5.68	1.62	1.52
2	J	242	ARG	CG-CD	5.61	1.66	1.51
3	G	251	PHE	CB-CG	5.56	1.60	1.51
2	B	92	CYS	CB-SG	-5.52	1.72	1.81
2	J	237	TRP	CE3-CZ3	5.52	1.47	1.38
1	I	288	ASP	CB-CG	5.46	1.63	1.51
2	F	242	ARG	CG-CD	5.43	1.65	1.51
1	A	371	TRP	CG-CD1	5.38	1.44	1.36
1	E	371	TRP	CG-CD1	5.37	1.44	1.36
1	A	338	GLU	CG-CD	5.14	1.59	1.51
2	B	241	GLU	CB-CG	5.11	1.61	1.52
1	A	387	PHE	CE1-CZ	5.07	1.47	1.37
2	J	208	PHE	CB-CG	5.07	1.59	1.51
2	B	242	ARG	CG-CD	5.07	1.64	1.51
2	F	100	GLU	CG-CD	5.01	1.59	1.51

All (54) bond angle outliers are listed below:

Mol	Chain	Res	Type	Atoms	Z	Observed(°)	Ideal(°)
2	F	47	ASP	N-CA-C	8.38	133.62	111.00
2	J	47	ASP	N-CA-C	8.32	133.48	111.00
2	B	47	ASP	N-CA-C	7.97	132.53	111.00

Continued on next page...

Continued from previous page...

Mol	Chain	Res	Type	Atoms	Z	Observed(°)	Ideal(°)
2	F	135	LEU	CA-CB-CG	7.36	132.23	115.30
3	G	51	LEU	CA-CB-CG	6.82	130.98	115.30
3	C	51	LEU	CA-CB-CG	6.80	130.93	115.30
2	B	135	LEU	CA-CB-CG	6.69	130.68	115.30
3	K	254	LEU	CA-CB-CG	-6.48	100.39	115.30
2	F	244	LEU	CA-CB-CG	6.48	130.20	115.30
1	E	45	ARG	NE-CZ-NH2	-6.47	117.06	120.30
2	F	232	HIS	CA-C-N	-6.36	103.20	117.20
2	B	232	HIS	CA-C-N	-6.33	103.27	117.20
3	K	51	LEU	CA-CB-CG	6.23	129.63	115.30
3	C	244	LEU	CB-CG-CD1	6.15	121.46	111.00
2	F	212	VAL	N-CA-C	-6.11	94.50	111.00
2	B	212	VAL	N-CA-C	-6.06	94.64	111.00
2	J	135	LEU	CA-CB-CG	6.03	129.17	115.30
2	J	242	ARG	NE-CZ-NH1	6.02	123.31	120.30
3	C	254	LEU	CA-CB-CG	-6.01	101.49	115.30
2	J	212	VAL	N-CA-C	-5.95	94.94	111.00
2	J	232	HIS	CA-C-N	-5.86	104.31	117.20
2	F	226	LEU	CB-CG-CD1	5.80	120.86	111.00
1	E	227	LEU	CA-CB-CG	5.75	128.52	115.30
3	K	251	PHE	N-CA-C	-5.74	95.50	111.00
3	G	254	LEU	CA-CB-CG	-5.73	102.13	115.30
3	G	251	PHE	N-CA-C	-5.69	95.64	111.00
3	C	251	PHE	N-CA-C	-5.66	95.73	111.00
2	B	45	MET	CG-SD-CE	5.65	109.24	100.20
3	K	244	LEU	CB-CG-CD1	5.61	120.53	111.00
2	F	232	HIS	CB-CA-C	5.58	121.56	110.40
2	F	215	VAL	N-CA-C	5.54	125.96	111.00
2	F	216	SER	N-CA-C	5.51	125.88	111.00
2	F	193	THR	C-N-CD	-5.47	108.56	120.60
1	A	79	GLU	C-N-CA	5.44	135.31	121.70
2	J	196	TYR	N-CA-C	5.42	125.64	111.00
1	A	227	LEU	CA-CB-CG	5.42	127.75	115.30
1	A	323	ARG	NE-CZ-NH2	5.40	123.00	120.30
2	F	242	ARG	NE-CZ-NH1	5.38	122.99	120.30
1	I	227	LEU	CA-CB-CG	5.32	127.54	115.30
2	J	244	LEU	CA-CB-CG	5.31	127.52	115.30
1	A	45	ARG	NE-CZ-NH2	-5.23	117.69	120.30
2	B	226	LEU	CB-CG-CD1	5.22	119.88	111.00
1	A	79	GLU	N-CA-C	5.19	125.02	111.00
2	B	216	SER	N-CA-C	5.18	124.98	111.00
1	I	123	ASP	CB-CG-OD1	5.17	122.95	118.30

Continued on next page...

Continued from previous page...

Mol	Chain	Res	Type	Atoms	Z	Observed(°)	Ideal(°)
1	A	85	ASP	CB-CG-OD1	5.17	122.95	118.30
2	B	215	VAL	N-CA-C	5.16	124.93	111.00
2	F	196	TYR	N-CA-C	5.16	124.92	111.00
2	B	58	ARG	NE-CZ-NH2	5.11	122.86	120.30
1	I	173	LEU	CB-CG-CD1	-5.11	102.32	111.00
2	J	216	SER	N-CA-C	5.08	124.71	111.00
2	J	232	HIS	CB-CA-C	5.08	120.55	110.40
1	A	288	ASP	CB-CG-OD1	5.03	122.83	118.30
2	F	193	THR	C-N-CA	5.02	143.09	122.00

There are no chirality outliers.

All (50) planarity outliers are listed below:

Mol	Chain	Res	Type	Group
1	A	144	VAL	Peptide
1	A	79	GLU	Peptide
1	A	80	THR	Peptide
2	B	193	THR	Peptide
2	B	204	THR	Peptide
2	B	211	ASP	Peptide
2	B	213	ALA	Peptide
2	B	215	VAL	Peptide
2	B	221	ALA	Peptide
2	B	226	LEU	Peptide
2	B	227	ILE	Peptide
2	B	232	HIS	Peptide
2	B	46	GLY	Peptide
2	B	7	ALA	Peptide
3	C	243	PRO	Peptide
3	C	244	LEU	Peptide
3	C	253	TRP	Peptide
1	E	144	VAL	Peptide
1	E	78	PRO	Peptide
1	E	79	GLU	Peptide
1	E	80	THR	Peptide
2	F	193	THR	Peptide
2	F	204	THR	Peptide
2	F	211	ASP	Peptide
2	F	213	ALA	Peptide
2	F	215	VAL	Peptide
2	F	221	ALA	Peptide
2	F	226	LEU	Peptide

Continued on next page...

Continued from previous page...

Mol	Chain	Res	Type	Group
2	F	46	GLY	Peptide
2	F	7	ALA	Peptide
3	G	243	PRO	Peptide
3	G	244	LEU	Peptide
3	G	253	TRP	Peptide
1	I	144	VAL	Peptide
1	I	287	GLU	Peptide
1	I	78	PRO	Peptide
1	I	79	GLU	Peptide
2	J	193	THR	Peptide
2	J	204	THR	Peptide
2	J	211	ASP	Peptide
2	J	213	ALA	Peptide
2	J	215	VAL	Peptide
2	J	221	ALA	Peptide
2	J	226	LEU	Peptide
2	J	46	GLY	Peptide
2	J	47	ASP	Peptide
2	J	7	ALA	Peptide
3	K	243	PRO	Peptide
3	K	244	LEU	Peptide
3	K	253	TRP	Peptide

5.2 Too-close contacts [i](#)

In the following table, the Non-H and H(model) columns list the number of non-hydrogen atoms and hydrogen atoms in the chain respectively. The H(added) column lists the number of hydrogen atoms added and optimized by MolProbity. The Clashes column lists the number of clashes within the asymmetric unit, whereas Symm-Clashes lists symmetry-related clashes.

Mol	Chain	Non-H	H(model)	H(added)	Clashes	Symm-Clashes
1	A	3018	0	2980	142	1
1	E	3018	0	2980	138	1
1	I	3018	0	2980	148	0
2	B	1955	0	1916	207	2
2	F	1955	0	1916	209	0
2	J	1955	0	1916	218	0
3	C	1612	0	1541	135	0
3	G	1612	0	1541	137	0
3	K	1612	0	1541	126	0
4	A	1	0	0	0	0
4	E	1	0	0	0	0

Continued on next page...

Continued from previous page...

Mol	Chain	Non-H	H(model)	H(added)	Clashes	Symm-Clashes
4	I	1	0	0	0	0
5	A	1	0	0	0	0
5	C	2	0	0	0	0
5	E	3	0	0	0	0
5	G	1	0	0	0	0
5	K	1	0	0	0	0
6	A	2	0	0	0	0
6	E	2	0	0	0	0
6	I	2	0	0	0	0
All	All	19772	0	19311	1278	3

The all-atom clashscore is defined as the number of clashes found per 1000 atoms (including hydrogen atoms). The all-atom clashscore for this structure is 33.

All (1278) close contacts within the same asymmetric unit are listed below, sorted by their clash magnitude.

Atom-1	Atom-2	Interatomic distance (Å)	Clash overlap (Å)
2:B:70:THR:CG2	2:B:227:ILE:HD11	1.47	1.42
2:J:70:THR:CG2	2:J:227:ILE:HD11	1.54	1.34
2:B:70:THR:HG22	2:B:227:ILE:CD1	1.57	1.33
2:F:195:GLU:HG2	3:G:160:HIS:CE1	1.65	1.30
2:F:70:THR:CG2	2:F:227:ILE:HD11	1.61	1.29
2:F:62:THR:HA	2:F:236:ARG:NH1	1.49	1.26
2:J:62:THR:HA	2:J:236:ARG:NH1	1.48	1.26
2:J:70:THR:HG22	2:J:227:ILE:CD1	1.65	1.26
2:B:62:THR:HA	2:B:236:ARG:NH1	1.49	1.24
2:F:70:THR:HG22	2:F:227:ILE:CD1	1.66	1.24
1:A:112:ARG:HB2	1:A:269:MET:CE	1.70	1.21
2:J:236:ARG:NH2	2:J:237:TRP:HA	1.56	1.19
2:F:236:ARG:NH2	2:F:237:TRP:HA	1.59	1.17
1:I:112:ARG:HB2	1:I:269:MET:CE	1.76	1.16
2:B:236:ARG:NH2	2:B:237:TRP:HA	1.62	1.13
2:F:112:THR:HG21	3:G:162:THR:HG21	1.25	1.10
2:B:195:GLU:HG2	3:C:160:HIS:CE1	1.90	1.06
1:E:79:GLU:HB3	1:E:80:THR:HG23	1.38	1.06
2:J:112:THR:HG21	3:K:162:THR:HG21	1.31	1.06
1:E:112:ARG:HB2	1:E:269:MET:CE	1.85	1.05
2:F:222:PHE:HA	3:G:256:LEU:HB2	1.34	1.05
2:F:70:THR:HG22	2:F:227:ILE:HD11	1.15	1.04
2:J:70:THR:HG22	2:J:227:ILE:HD11	1.10	1.04
3:C:231:HIS:HA	3:C:233:PHE:H	1.24	1.03

Continued on next page...

Continued from previous page...

Atom-1	Atom-2	Interatomic distance (Å)	Clash overlap (Å)
2:B:222:PHE:HA	3:C:256:LEU:HB2	1.39	1.02
2:B:70:THR:HG22	2:B:227:ILE:HD11	1.06	1.02
2:F:8:VAL:HG23	3:G:125:ARG:HH22	1.20	1.02
1:I:79:GLU:HB3	1:I:80:THR:HG23	1.38	1.01
2:F:236:ARG:HE	2:F:236:ARG:C	1.61	1.01
2:B:112:THR:HG21	3:C:162:THR:HG21	1.38	1.01
2:J:8:VAL:HG23	3:K:125:ARG:HH22	1.24	1.01
2:J:195:GLU:HG2	3:K:160:HIS:CE1	1.94	1.00
2:B:230:MET:O	2:B:232:HIS:N	1.94	1.00
2:B:236:ARG:HE	2:B:236:ARG:C	1.64	1.00
2:J:62:THR:HA	2:J:236:ARG:HH12	0.85	1.00
2:B:62:THR:CA	2:B:236:ARG:HH12	1.75	1.00
2:F:230:MET:O	2:F:232:HIS:N	1.94	1.00
1:A:105:ILE:HG23	1:A:110:VAL:HG21	1.42	1.00
2:J:222:PHE:HA	3:K:256:LEU:HB2	1.42	0.99
2:F:62:THR:CA	2:F:236:ARG:HH12	1.76	0.98
1:I:35:GLU:O	1:I:36:LYS:HB2	1.63	0.98
2:J:236:ARG:C	2:J:236:ARG:HE	1.66	0.97
2:F:195:GLU:CG	3:G:160:HIS:CE1	2.47	0.97
3:K:231:HIS:HA	3:K:233:PHE:H	1.28	0.97
1:I:105:ILE:HG23	1:I:110:VAL:HG21	1.44	0.97
2:J:62:THR:CA	2:J:236:ARG:HH12	1.76	0.97
1:A:35:GLU:O	1:A:36:LYS:HB2	1.63	0.96
3:C:254:LEU:O	3:C:257:ALA:HB3	1.65	0.96
2:B:62:THR:HA	2:B:236:ARG:HH12	0.80	0.95
3:G:231:HIS:HA	3:G:233:PHE:H	1.29	0.94
1:A:145:GLN:HE21	1:A:145:GLN:HA	1.30	0.94
2:B:90:THR:HG23	2:B:132:ASP:OD1	1.67	0.94
1:E:272:MET:HA	1:E:272:MET:CE	1.98	0.94
1:A:112:ARG:HB2	1:A:269:MET:HE1	1.51	0.93
1:A:79:GLU:HB3	1:A:80:THR:HG23	1.49	0.93
2:B:70:THR:HG23	2:B:227:ILE:HD11	1.48	0.93
2:J:236:ARG:CZ	2:J:237:TRP:HA	1.99	0.93
2:J:225:ILE:HD13	2:J:225:ILE:O	1.67	0.93
2:J:70:THR:HG23	2:J:227:ILE:HD11	1.51	0.92
2:J:230:MET:O	2:J:232:HIS:N	2.01	0.92
2:F:236:ARG:C	2:F:236:ARG:NE	2.23	0.92
2:B:214:PRO:O	2:B:215:VAL:HG23	1.69	0.92
2:F:236:ARG:CZ	2:F:237:TRP:HA	2.00	0.92
2:B:219:PHE:HD1	2:B:219:PHE:O	1.53	0.91
3:G:254:LEU:O	3:G:257:ALA:HB3	1.69	0.91

Continued on next page...

Continued from previous page...

Atom-1	Atom-2	Interatomic distance (Å)	Clash overlap (Å)
2:B:236:ARG:CZ	2:B:237:TRP:HA	2.00	0.90
2:B:239:SER:O	2:B:242:ARG:HB3	1.71	0.90
1:E:145:GLN:HE21	1:E:145:GLN:HA	1.33	0.90
2:J:236:ARG:HH21	2:J:237:TRP:HA	1.33	0.90
2:B:236:ARG:NH2	2:B:240:ASN:H	1.71	0.89
2:F:214:PRO:O	2:F:215:VAL:HG23	1.72	0.89
2:J:90:THR:HG23	2:J:132:ASP:OD1	1.73	0.89
1:E:35:GLU:O	1:E:36:LYS:HB2	1.73	0.89
3:C:131:ASN:HB3	3:C:199:LEU:HD21	1.54	0.89
2:J:202:LYS:NZ	2:J:202:LYS:HA	1.87	0.89
3:C:66:ARG:HD3	3:C:151:TYR:OH	1.74	0.88
2:B:8:VAL:HG23	3:C:125:ARG:HH22	1.36	0.88
2:F:90:THR:HG23	2:F:132:ASP:OD1	1.73	0.88
3:K:66:ARG:HD3	3:K:151:TYR:OH	1.73	0.88
2:B:236:ARG:C	2:B:236:ARG:NE	2.26	0.88
2:B:236:ARG:HH21	2:B:237:TRP:HA	1.35	0.87
2:J:214:PRO:O	2:J:215:VAL:HG23	1.75	0.87
1:I:145:GLN:HE21	1:I:145:GLN:HA	1.38	0.87
3:G:131:ASN:HB3	3:G:199:LEU:HD21	1.55	0.87
1:E:73:VAL:CG2	1:E:118:ILE:HA	2.04	0.87
1:E:105:ILE:HG23	1:E:110:VAL:HG21	1.54	0.87
2:F:219:PHE:HD1	2:F:219:PHE:O	1.57	0.87
1:I:112:ARG:HB2	1:I:269:MET:HE3	1.53	0.87
2:B:70:THR:HG22	2:B:227:ILE:HD12	1.52	0.87
1:A:112:ARG:HB2	1:A:269:MET:HE3	1.54	0.86
3:C:234:TRP:HA	3:C:237:GLU:CG	2.05	0.86
3:C:181:TYR:O	3:C:185:ILE:HG23	1.75	0.86
1:E:309:ASN:H	1:E:309:ASN:ND2	1.73	0.86
2:B:8:VAL:O	2:B:8:VAL:HG22	1.76	0.86
1:I:110:VAL:HG12	1:I:110:VAL:O	1.75	0.86
1:I:112:ARG:HB2	1:I:269:MET:HE1	1.55	0.86
1:A:90:ASN:HD22	1:A:143:ASN:HD21	1.24	0.86
2:F:195:GLU:HG2	3:G:160:HIS:HE1	1.38	0.86
2:F:236:ARG:NH2	2:F:240:ASN:H	1.73	0.86
2:J:236:ARG:C	2:J:236:ARG:NE	2.28	0.86
1:I:73:VAL:CG2	1:I:118:ILE:HA	2.05	0.85
2:J:219:PHE:HD1	2:J:219:PHE:O	1.59	0.85
2:F:236:ARG:HH21	2:F:237:TRP:HA	1.36	0.85
1:E:110:VAL:HG12	1:E:110:VAL:O	1.77	0.85
2:J:228:TYR:HD1	2:J:228:TYR:C	1.79	0.85
2:B:219:PHE:O	2:B:219:PHE:CD1	2.30	0.85

Continued on next page...

Continued from previous page...

Atom-1	Atom-2	Interatomic distance (Å)	Clash overlap (Å)
1:E:112:ARG:HB2	1:E:269:MET:HE1	1.56	0.85
2:F:70:THR:HG22	2:F:227:ILE:HD12	1.59	0.84
2:J:236:ARG:NH2	2:J:240:ASN:H	1.75	0.84
1:A:110:VAL:HG12	1:A:110:VAL:O	1.77	0.84
2:F:62:THR:HA	2:F:236:ARG:HH12	0.79	0.84
2:F:70:THR:HG23	2:F:227:ILE:HD11	1.59	0.84
2:J:135:LEU:HB2	2:J:144:THR:HG21	1.59	0.84
3:C:234:TRP:HA	3:C:237:GLU:HG3	1.58	0.83
2:J:70:THR:HG22	2:J:227:ILE:HD12	1.60	0.83
3:G:232:THR:HG22	3:G:235:PHE:H	1.42	0.83
3:K:254:LEU:O	3:K:257:ALA:HB3	1.79	0.83
3:K:232:THR:HG22	3:K:235:PHE:H	1.44	0.83
2:B:70:THR:CG2	2:B:227:ILE:CD1	2.31	0.82
2:F:219:PHE:O	2:F:219:PHE:CD1	2.31	0.82
1:A:72:HIS:CE1	1:A:75:GLU:OE1	2.33	0.82
2:B:236:ARG:NE	2:B:239:SER:HB3	1.94	0.82
2:F:58:ARG:HH21	2:F:58:ARG:HG2	1.43	0.82
2:F:225:ILE:HD13	2:F:225:ILE:O	1.80	0.81
3:G:66:ARG:HD3	3:G:151:TYR:OH	1.80	0.81
2:B:228:TYR:C	2:B:228:TYR:HD1	1.83	0.81
2:B:206:ARG:HG2	3:C:184:TYR:CE2	2.16	0.81
3:C:231:HIS:HA	3:C:233:PHE:N	1.96	0.80
1:A:73:VAL:CG2	1:A:118:ILE:HA	2.10	0.80
2:J:219:PHE:O	2:J:219:PHE:CD1	2.34	0.80
2:J:239:SER:O	2:J:242:ARG:HB3	1.82	0.80
2:B:58:ARG:HG2	2:B:58:ARG:HH21	1.47	0.79
1:I:272:MET:CE	1:I:272:MET:HA	2.12	0.79
2:B:199:MET:O	2:B:202:LYS:N	2.15	0.79
3:C:254:LEU:O	3:C:255:ALA:O	1.99	0.79
1:I:72:HIS:CE1	1:I:75:GLU:OE1	2.35	0.79
2:J:228:TYR:C	2:J:228:TYR:CD1	2.51	0.79
2:F:58:ARG:HH12	2:F:237:TRP:HH2	1.28	0.79
3:G:231:HIS:HA	3:G:233:PHE:N	1.98	0.79
2:B:228:TYR:C	2:B:228:TYR:CD1	2.55	0.79
1:E:35:GLU:HA	1:E:38:GLN:HG2	1.66	0.78
1:I:254:ALA:O	1:I:257:LYS:O	2.01	0.78
2:B:135:LEU:HB2	2:B:144:THR:HG21	1.66	0.78
1:E:315:GLY:HA2	1:E:329:VAL:HG22	1.65	0.78
1:A:315:GLY:HA2	1:A:329:VAL:HG22	1.66	0.78
2:F:206:ARG:HG2	3:G:184:TYR:CE2	2.18	0.77
2:B:225:ILE:HD13	2:B:225:ILE:O	1.83	0.77

Continued on next page...

Continued from previous page...

Atom-1	Atom-2	Interatomic distance (Å)	Clash overlap (Å)
1:E:272:MET:HA	1:E:272:MET:HE2	1.66	0.77
1:A:265:GLN:HE22	1:I:385:SER:H	1.33	0.77
2:J:199:MET:O	2:J:202:LYS:N	2.17	0.77
2:B:11:HIS:H	2:B:11:HIS:CD2	2.03	0.77
2:F:190:ARG:HG2	2:F:190:ARG:HH11	1.49	0.77
2:F:228:TYR:HD1	2:F:228:TYR:C	1.87	0.77
2:J:206:ARG:HG2	3:K:184:TYR:CE2	2.18	0.77
2:F:199:MET:O	2:F:202:LYS:N	2.16	0.76
1:E:254:ALA:O	1:E:257:LYS:O	2.03	0.76
2:B:202:LYS:NZ	2:B:202:LYS:HA	2.01	0.76
1:E:262:ILE:HG12	2:F:170:PRO:HB3	1.67	0.76
3:C:232:THR:HG22	3:C:235:PHE:H	1.51	0.76
1:E:112:ARG:HB2	1:E:269:MET:HE3	1.65	0.76
2:J:62:THR:CA	2:J:236:ARG:NH1	2.41	0.76
3:K:231:HIS:HA	3:K:233:PHE:N	2.00	0.75
3:G:234:TRP:HA	3:G:237:GLU:CG	2.16	0.75
3:G:234:TRP:HA	3:G:237:GLU:HG3	1.66	0.75
1:I:315:GLY:HA2	1:I:329:VAL:HG22	1.68	0.75
2:J:58:ARG:HH12	2:J:237:TRP:HH2	1.33	0.75
1:I:72:HIS:HE1	1:I:75:GLU:OE1	1.70	0.75
3:K:234:TRP:HA	3:K:237:GLU:HG3	1.67	0.75
1:E:90:ASN:HD22	1:E:143:ASN:HD21	1.31	0.74
2:F:202:LYS:HA	2:F:202:LYS:NZ	2.02	0.74
1:A:46:THR:HG22	1:A:47:ILE:H	1.52	0.74
3:G:115:ARG:HD2	3:G:117:ARG:HH22	1.52	0.74
3:K:131:ASN:HB3	3:K:199:LEU:HD21	1.69	0.74
1:E:145:GLN:HA	1:E:145:GLN:NE2	2.03	0.74
1:E:309:ASN:HD22	1:E:309:ASN:N	1.85	0.73
2:F:104:ARG:HA	2:F:108:PHE:HB2	1.71	0.73
1:A:62:ASN:HD21	1:A:167:ARG:H	1.36	0.73
2:J:38:HIS:HE2	3:K:154:GLU:CD	1.92	0.73
2:B:58:ARG:HH12	2:B:237:TRP:HH2	1.34	0.73
2:B:234:ILE:HD11	2:J:199:MET:CG	2.19	0.73
1:A:145:GLN:HA	1:A:145:GLN:NE2	2.03	0.73
1:I:35:GLU:HA	1:I:38:GLN:HG2	1.70	0.73
2:J:210:LYS:HD3	3:K:141:TYR:HE2	1.53	0.73
3:K:181:TYR:O	3:K:185:ILE:HG23	1.88	0.73
1:I:230:ALA:HB2	1:I:233:ARG:HG2	1.70	0.73
3:G:254:LEU:O	3:G:255:ALA:O	2.06	0.73
2:F:8:VAL:HG23	3:G:125:ARG:NH2	2.00	0.72
2:B:90:THR:HG21	2:B:129:ILE:HD12	1.72	0.72

Continued on next page...

Continued from previous page...

Atom-1	Atom-2	Interatomic distance (Å)	Clash overlap (Å)
2:J:8:VAL:O	2:J:8:VAL:HG22	1.89	0.72
3:K:234:TRP:HA	3:K:237:GLU:CG	2.18	0.72
1:A:315:GLY:HA2	1:A:329:VAL:CG2	2.19	0.72
3:C:131:ASN:HD22	3:C:131:ASN:H	1.36	0.72
2:F:222:PHE:HA	3:G:256:LEU:CB	2.16	0.72
1:I:46:THR:CG2	1:I:47:ILE:N	2.52	0.72
2:J:58:ARG:HG2	2:J:58:ARG:HH21	1.53	0.72
1:E:315:GLY:HA2	1:E:329:VAL:CG2	2.19	0.72
1:I:315:GLY:HA2	1:I:329:VAL:CG2	2.19	0.72
2:J:104:ARG:NH1	3:K:154:GLU:OE1	2.23	0.71
2:F:62:THR:CA	2:F:236:ARG:NH1	2.44	0.71
2:B:224:SER:HB3	3:C:256:LEU:HD12	1.73	0.71
1:A:272:MET:HA	1:A:272:MET:CE	2.19	0.71
1:A:224:ALA:O	1:A:226:GLU:N	2.23	0.71
1:A:245:LEU:HD13	1:A:249:MET:HG3	1.73	0.71
3:K:130:ARG:HE	3:K:198:ARG:HG3	1.56	0.71
1:A:90:ASN:ND2	1:A:143:ASN:HD21	1.88	0.71
1:E:79:GLU:CB	1:E:80:THR:HG23	2.19	0.70
2:F:228:TYR:C	2:F:228:TYR:CD1	2.58	0.70
2:J:20:THR:O	2:J:24:MET:HG3	1.91	0.70
2:B:38:HIS:HE2	3:C:154:GLU:CD	1.93	0.70
2:F:227:ILE:HG12	2:F:230:MET:HB2	1.73	0.70
1:A:384:ASP:OD1	1:E:112:ARG:NH2	2.24	0.70
2:B:222:PHE:HA	3:C:256:LEU:CB	2.18	0.70
2:F:195:GLU:HG2	3:G:160:HIS:NE2	2.06	0.70
1:I:46:THR:HG22	1:I:47:ILE:H	1.56	0.70
2:B:199:MET:HG3	2:F:234:ILE:HD11	1.72	0.70
1:A:230:ALA:HB2	1:A:233:ARG:HG2	1.73	0.70
1:E:182:ASN:C	1:E:182:ASN:HD22	1.95	0.69
1:E:272:MET:HA	1:E:272:MET:HE3	1.73	0.69
1:A:42:MET:O	1:A:46:THR:HB	1.92	0.69
1:E:332:ASP:OD2	1:E:334:THR:HG23	1.91	0.69
2:F:224:SER:HB3	3:G:256:LEU:HD12	1.73	0.69
2:J:202:LYS:HA	2:J:202:LYS:HZ2	1.54	0.69
1:E:73:VAL:HG23	1:E:118:ILE:HA	1.73	0.69
2:F:199:MET:HG3	2:J:234:ILE:HD11	1.74	0.69
3:G:47:ASP:C	3:G:47:ASP:OD1	2.30	0.69
1:E:192:HIS:CD2	2:F:101:TRP:HE1	2.10	0.69
3:G:130:ARG:HE	3:G:198:ARG:HG3	1.57	0.69
2:J:227:ILE:HG12	2:J:230:MET:HB2	1.73	0.69
3:K:254:LEU:O	3:K:255:ALA:O	2.09	0.69

Continued on next page...

Continued from previous page...

Atom-1	Atom-2	Interatomic distance (Å)	Clash overlap (Å)
2:F:135:LEU:HB2	2:F:144:THR:HG21	1.74	0.69
2:J:236:ARG:NE	2:J:239:SER:HB3	2.07	0.69
2:B:79:LEU:HD12	2:B:88:GLY:HA2	1.75	0.69
2:B:227:ILE:HG12	2:B:230:MET:HB2	1.75	0.69
3:G:201:PHE:HE2	3:G:248:PHE:HB3	1.57	0.69
3:K:131:ASN:H	3:K:131:ASN:HD22	1.41	0.69
2:B:210:LYS:HD3	3:C:141:TYR:HE2	1.56	0.68
1:E:309:ASN:ND2	1:E:309:ASN:N	2.35	0.68
1:I:62:ASN:HD21	1:I:167:ARG:H	1.41	0.68
1:I:230:ALA:CB	1:I:233:ARG:HG2	2.22	0.68
2:F:239:SER:O	2:F:242:ARG:HB3	1.93	0.68
3:C:131:ASN:H	3:C:131:ASN:ND2	1.91	0.68
1:E:75:GLU:OE1	1:E:404:GLN:NE2	2.26	0.68
2:B:234:ILE:HD11	2:J:199:MET:HG3	1.72	0.68
3:C:201:PHE:HE2	3:C:248:PHE:HB3	1.57	0.68
1:A:35:GLU:HA	1:A:38:GLN:HG2	1.76	0.68
2:F:112:THR:CG2	3:G:162:THR:HG21	2.15	0.68
1:I:247:VAL:HG21	2:J:155:ILE:HD11	1.76	0.68
2:J:222:PHE:HA	3:K:256:LEU:CB	2.19	0.68
1:A:72:HIS:HE1	1:A:75:GLU:OE1	1.75	0.68
1:A:220:ASP:OD1	2:B:82:ARG:NH1	2.27	0.68
2:F:228:TYR:HD1	2:F:228:TYR:O	1.76	0.68
1:I:220:ASP:OD1	2:J:82:ARG:NH1	2.26	0.68
2:J:104:ARG:HA	2:J:108:PHE:HB2	1.76	0.68
2:J:228:TYR:HD1	2:J:228:TYR:O	1.76	0.68
2:B:206:ARG:HG2	3:C:184:TYR:CZ	2.28	0.67
1:E:72:HIS:CE1	1:E:75:GLU:OE1	2.47	0.67
2:F:236:ARG:NE	2:F:239:SER:HB3	2.07	0.67
1:A:120:LYS:HG3	1:A:274:PRO:HB3	1.76	0.67
2:J:8:VAL:HG23	3:K:125:ARG:NH2	2.04	0.67
3:C:254:LEU:O	3:C:255:ALA:C	2.33	0.67
1:E:276:GLU:OE2	1:E:276:GLU:HA	1.94	0.67
1:I:145:GLN:HA	1:I:145:GLN:NE2	2.09	0.67
1:E:247:VAL:HG21	2:F:155:ILE:HD11	1.76	0.67
1:I:243:THR:O	1:I:247:VAL:HG23	1.94	0.67
2:J:210:LYS:HD3	3:K:141:TYR:CE2	2.29	0.67
2:J:224:SER:HB3	3:K:256:LEU:HD12	1.76	0.67
3:K:131:ASN:H	3:K:131:ASN:ND2	1.93	0.67
2:B:228:TYR:HD1	2:B:228:TYR:O	1.76	0.67
1:E:230:ALA:HB2	1:E:233:ARG:HG2	1.76	0.67
1:I:120:LYS:HG3	1:I:274:PRO:HB3	1.75	0.67

Continued on next page...

Continued from previous page...

Atom-1	Atom-2	Interatomic distance (Å)	Clash overlap (Å)
3:G:231:HIS:CA	3:G:233:PHE:H	2.06	0.67
1:I:192:HIS:CD2	2:J:101:TRP:HE1	2.13	0.67
2:F:210:LYS:HD3	3:G:141:TYR:HE2	1.59	0.67
1:A:112:ARG:CB	1:A:269:MET:CE	2.63	0.67
3:G:181:TYR:O	3:G:185:ILE:HG23	1.95	0.66
1:A:46:THR:CG2	1:A:47:ILE:N	2.58	0.66
1:I:272:MET:HA	1:I:272:MET:HE3	1.77	0.66
1:E:385:SER:H	1:I:265:GLN:HE22	1.41	0.66
2:F:79:LEU:HD12	2:F:88:GLY:HA2	1.76	0.66
1:A:379:ILE:HA	1:A:382:ASP:OD2	1.96	0.66
2:F:105:TYR:HD2	2:F:106:PHE:CE2	2.13	0.66
2:F:220:SER:HB2	2:F:222:PHE:HB3	1.77	0.66
1:A:230:ALA:CB	1:A:233:ARG:HG2	2.26	0.66
2:B:104:ARG:HA	2:B:108:PHE:HB2	1.76	0.66
2:B:195:GLU:HG2	3:C:160:HIS:NE2	2.11	0.66
2:F:181:ALA:O	2:F:184:GLN:HB2	1.95	0.66
1:E:46:THR:HG22	1:E:47:ILE:H	1.60	0.66
2:F:47:ASP:HB3	2:F:50:PHE:H	1.60	0.66
2:J:206:ARG:HG2	3:K:184:TYR:CZ	2.30	0.66
2:B:86:PRO:HB3	2:B:136:MET:HG3	1.78	0.65
2:B:20:THR:O	2:B:24:MET:HG3	1.95	0.65
3:C:130:ARG:HE	3:C:198:ARG:HG3	1.60	0.65
1:E:120:LYS:HG3	1:E:274:PRO:HB3	1.79	0.65
1:E:220:ASP:OD1	2:F:82:ARG:NH1	2.29	0.65
1:E:379:ILE:HA	1:E:382:ASP:OD2	1.96	0.65
1:I:73:VAL:HG23	1:I:118:ILE:HA	1.78	0.65
2:F:206:ARG:HD3	3:G:185:ILE:HG22	1.78	0.65
1:I:245:LEU:HD13	1:I:249:MET:HG3	1.77	0.65
2:B:210:LYS:HD3	3:C:141:TYR:CE2	2.31	0.65
3:C:231:HIS:CA	3:C:233:PHE:H	2.07	0.65
1:E:110:VAL:O	1:E:110:VAL:CG1	2.45	0.65
1:A:243:THR:O	1:A:247:VAL:HG23	1.96	0.65
2:B:211:ASP:CG	2:B:211:ASP:O	2.34	0.65
1:E:83:GLU:OE1	1:I:270:ARG:NH2	2.30	0.65
2:F:222:PHE:CA	3:G:256:LEU:HB2	2.22	0.65
2:F:44:THR:O	2:F:45:MET:HG2	1.95	0.65
2:J:79:LEU:HD12	2:J:88:GLY:HA2	1.79	0.65
3:K:47:ASP:OD1	3:K:47:ASP:C	2.35	0.65
1:E:61:ILE:O	1:E:62:ASN:HB2	1.96	0.65
1:I:42:MET:O	1:I:46:THR:HB	1.97	0.65
2:F:205:LEU:O	2:F:207:THR:N	2.29	0.65

Continued on next page...

Continued from previous page...

Atom-1	Atom-2	Interatomic distance (Å)	Clash overlap (Å)
3:K:61:PHE:O	3:K:65:VAL:HG23	1.97	0.65
3:K:201:PHE:HE2	3:K:248:PHE:HB3	1.60	0.65
1:A:385:SER:H	1:E:265:GLN:HE22	1.44	0.64
1:E:62:ASN:HD21	1:E:167:ARG:H	1.44	0.64
2:F:38:HIS:HE2	3:G:154:GLU:CD	1.99	0.64
2:F:146:ILE:O	2:F:150:MET:HB2	1.97	0.64
2:B:62:THR:CA	2:B:236:ARG:NH1	2.43	0.64
1:E:46:THR:CG2	1:E:47:ILE:N	2.60	0.64
2:J:90:THR:HG21	2:J:129:ILE:HD12	1.79	0.64
2:F:210:LYS:HD3	3:G:141:TYR:CE2	2.32	0.64
1:I:182:ASN:C	1:I:182:ASN:HD22	2.00	0.64
3:C:231:HIS:N	3:C:233:PHE:CD2	2.66	0.64
2:F:206:ARG:HG2	3:G:184:TYR:CZ	2.32	0.64
1:A:83:GLU:OE1	1:E:270:ARG:NH2	2.31	0.64
2:B:220:SER:HB2	2:B:222:PHE:HB3	1.79	0.63
1:E:46:THR:CG2	1:E:47:ILE:H	2.12	0.63
1:A:247:VAL:HG21	2:B:155:ILE:HD11	1.80	0.63
1:I:79:GLU:CB	1:I:80:THR:HG23	2.21	0.63
2:J:64:THR:O	2:J:68:LEU:HB2	1.98	0.63
1:I:213:ILE:HD11	2:J:21:ILE:HD13	1.80	0.63
2:J:195:GLU:HG2	3:K:160:HIS:NE2	2.12	0.63
1:E:224:ALA:O	1:E:226:GLU:N	2.32	0.63
2:J:105:TYR:HD2	2:J:106:PHE:CE2	2.15	0.63
3:G:239:LEU:C	3:G:243:PRO:HG2	2.18	0.63
2:F:202:LYS:HA	2:F:202:LYS:HZ3	1.64	0.63
2:F:8:VAL:HG22	2:F:8:VAL:O	1.98	0.63
3:G:242:ALA:N	3:G:243:PRO:CD	2.62	0.63
1:A:272:MET:HA	1:A:272:MET:HE2	1.81	0.62
2:F:73:ALA:HB1	2:F:229:PHE:HB3	1.79	0.62
3:G:131:ASN:H	3:G:131:ASN:ND2	1.97	0.62
2:J:220:SER:HB2	2:J:222:PHE:HB3	1.81	0.62
3:C:131:ASN:HD22	3:C:131:ASN:N	1.95	0.62
2:F:13:GLU:O	2:F:16:GLN:HB2	2.00	0.62
2:F:117:ASN:HD22	2:F:184:GLN:NE2	1.97	0.62
3:G:115:ARG:CZ	3:G:117:ARG:HH12	2.13	0.62
1:I:110:VAL:O	1:I:110:VAL:CG1	2.47	0.62
2:J:42:MET:HG2	2:J:198:ARG:HH21	1.63	0.62
2:B:202:LYS:HA	2:B:202:LYS:HZ1	1.63	0.62
2:B:222:PHE:CA	3:C:256:LEU:HB2	2.23	0.62
2:J:135:LEU:HB2	2:J:144:THR:CG2	2.30	0.62
3:G:234:TRP:C	3:G:236:MET:H	2.03	0.62

Continued on next page...

Continued from previous page...

Atom-1	Atom-2	Interatomic distance (Å)	Clash overlap (Å)
3:C:234:TRP:HA	3:C:237:GLU:HG2	1.81	0.61
1:E:230:ALA:CB	1:E:233:ARG:HG2	2.29	0.61
1:E:233:ARG:HH12	2:F:137:LEU:HA	1.63	0.61
1:E:172:THR:C	1:E:174:THR:H	2.02	0.61
3:G:258:VAL:O	3:G:259:MET:HB3	1.99	0.61
1:E:371:TRP:CH2	1:E:377:SER:HA	2.35	0.61
2:B:146:ILE:O	2:B:150:MET:HB2	2.01	0.61
2:J:211:ASP:O	2:J:211:ASP:CG	2.39	0.61
1:A:46:THR:CG2	1:A:47:ILE:H	2.13	0.61
1:A:309:ASN:H	1:A:309:ASN:ND2	1.96	0.61
3:C:248:PHE:O	3:C:248:PHE:CG	2.53	0.61
1:I:309:ASN:ND2	1:I:309:ASN:H	1.98	0.61
3:K:239:LEU:C	3:K:243:PRO:HG2	2.21	0.61
1:A:90:ASN:HB2	1:A:143:ASN:ND2	2.15	0.61
3:C:234:TRP:O	3:C:237:GLU:HG3	2.01	0.61
3:G:131:ASN:OD1	3:G:244:LEU:HB3	2.00	0.61
2:J:228:TYR:O	2:J:231:TRP:N	2.34	0.61
1:A:112:ARG:CB	1:A:269:MET:HE3	2.27	0.61
2:J:205:LEU:O	2:J:207:THR:N	2.34	0.61
2:J:206:ARG:HD3	3:K:185:ILE:HG22	1.82	0.61
2:B:7:ALA:HB3	3:C:124:PRO:HG2	1.81	0.61
3:C:131:ASN:HB3	3:C:199:LEU:CD2	2.29	0.61
3:C:234:TRP:C	3:C:236:MET:H	2.04	0.61
3:G:170:THR:O	3:G:174:ILE:HG12	2.01	0.61
2:J:163:ILE:O	2:J:166:PRO:HD2	2.01	0.61
3:G:131:ASN:H	3:G:131:ASN:HD22	1.47	0.61
1:E:290:THR:HA	1:E:410:ILE:O	2.01	0.60
2:F:149:ALA:CB	2:F:232:HIS:HB2	2.31	0.60
2:B:105:TYR:HD2	2:B:106:PHE:CE2	2.19	0.60
1:A:192:HIS:CD2	2:B:101:TRP:HE1	2.19	0.60
2:B:228:TYR:CD1	2:B:228:TYR:O	2.54	0.60
3:G:49:LYS:HB2	3:G:52:THR:OG1	2.01	0.60
3:G:131:ASN:HB3	3:G:199:LEU:CD2	2.30	0.60
1:A:182:ASN:C	1:A:182:ASN:HD22	2.05	0.60
3:C:242:ALA:N	3:C:243:PRO:CD	2.64	0.60
2:F:86:PRO:HB3	2:F:136:MET:HG3	1.82	0.60
2:J:202:LYS:HA	2:J:202:LYS:HZ3	1.67	0.60
2:J:214:PRO:HD3	2:J:220:SER:HB3	1.83	0.60
3:C:117:ARG:HA	3:C:117:ARG:HH21	1.67	0.60
2:F:221:ALA:C	2:F:223:MET:H	2.04	0.60
2:F:199:MET:CG	2:J:234:ILE:HD11	2.32	0.60

Continued on next page...

Continued from previous page...

Atom-1	Atom-2	Interatomic distance (Å)	Clash overlap (Å)
3:G:254:LEU:O	3:G:255:ALA:C	2.39	0.60
3:K:242:ALA:N	3:K:243:PRO:CD	2.65	0.60
2:B:53:ASP:OD2	2:B:190:ARG:NH2	2.35	0.60
2:F:190:ARG:HG2	2:F:190:ARG:NH1	2.12	0.60
2:J:143:PHE:CZ	2:J:147:VAL:HG21	2.37	0.60
2:J:221:ALA:C	2:J:223:MET:H	2.05	0.60
1:E:42:MET:O	1:E:46:THR:HB	2.00	0.60
1:E:281:THR:HG23	1:E:307:HIS:O	2.01	0.60
2:J:13:GLU:O	2:J:16:GLN:HB2	2.02	0.60
3:K:195:ALA:HB1	3:K:202:PHE:CE1	2.37	0.60
2:B:202:LYS:HD3	3:C:181:TYR:CE2	2.37	0.60
2:B:236:ARG:NH2	2:B:240:ASN:N	2.47	0.59
2:F:20:THR:O	2:F:24:MET:HG3	2.01	0.59
3:K:131:ASN:HD22	3:K:131:ASN:N	1.99	0.59
2:J:228:TYR:CD1	2:J:228:TYR:O	2.53	0.59
2:B:117:ASN:HD22	2:B:184:GLN:NE2	2.00	0.59
3:C:239:LEU:C	3:C:243:PRO:HG2	2.22	0.59
1:E:90:ASN:ND2	1:E:143:ASN:HD21	1.99	0.59
2:F:112:THR:HG21	3:G:162:THR:CG2	2.18	0.59
2:F:236:ARG:NE	2:F:236:ARG:O	2.23	0.59
1:I:281:THR:HG23	1:I:307:HIS:O	2.02	0.59
2:B:214:PRO:HD3	2:B:220:SER:HB3	1.83	0.59
3:G:119:LEU:HA	3:G:122:LEU:HD12	1.83	0.59
1:E:72:HIS:HE1	1:E:75:GLU:OE1	1.84	0.59
2:F:228:TYR:CD1	2:F:228:TYR:O	2.54	0.59
1:A:249:MET:HA	1:A:249:MET:CE	2.32	0.59
2:B:13:GLU:O	2:B:16:GLN:HB2	2.03	0.59
1:E:174:THR:CG2	1:E:174:THR:O	2.50	0.59
2:B:64:THR:O	2:B:68:LEU:HB2	2.03	0.59
2:F:64:THR:O	2:F:68:LEU:HB2	2.03	0.59
3:G:158:THR:O	3:G:162:THR:HG22	2.03	0.59
1:I:224:ALA:O	1:I:226:GLU:N	2.36	0.59
2:J:236:ARG:HH21	2:J:237:TRP:CA	2.13	0.59
1:A:145:GLN:HE21	1:A:145:GLN:CA	2.06	0.59
3:C:131:ASN:OD1	3:C:244:LEU:HB3	2.02	0.59
1:E:384:ASP:CG	1:I:112:ARG:HH22	2.06	0.59
1:I:145:GLN:HE21	1:I:145:GLN:CA	2.14	0.59
2:J:222:PHE:CA	3:K:256:LEU:HB2	2.26	0.59
3:C:201:PHE:CE2	3:C:248:PHE:HB3	2.37	0.58
3:K:116:ASP:OD1	3:K:122:LEU:HD13	2.02	0.58
3:K:117:ARG:HA	3:K:117:ARG:HH21	1.68	0.58

Continued on next page...

Continued from previous page...

Atom-1	Atom-2	Interatomic distance (Å)	Clash overlap (Å)
3:K:231:HIS:CA	3:K:233:PHE:H	2.11	0.58
2:J:146:ILE:O	2:J:150:MET:HB2	2.03	0.58
3:K:131:ASN:OD1	3:K:244:LEU:HB3	2.03	0.58
3:G:117:ARG:HA	3:G:117:ARG:HH21	1.66	0.58
2:J:149:ALA:CB	2:J:232:HIS:HB2	2.33	0.58
2:B:236:ARG:HH21	2:B:237:TRP:C	2.06	0.58
1:A:309:ASN:ND2	1:A:309:ASN:N	2.50	0.58
1:A:315:GLY:CA	1:A:329:VAL:CG2	2.81	0.58
2:B:62:THR:O	2:B:66:ILE:HG13	2.04	0.58
3:C:195:ALA:HB1	3:C:202:PHE:CE1	2.38	0.58
1:I:112:ARG:CB	1:I:269:MET:HE3	2.29	0.58
1:I:309:ASN:ND2	1:I:309:ASN:N	2.50	0.58
2:J:47:ASP:HB3	2:J:50:PHE:H	1.69	0.58
2:J:190:ARG:HG2	2:J:190:ARG:HH11	1.69	0.58
3:K:254:LEU:O	3:K:255:ALA:C	2.41	0.58
2:B:199:MET:CG	2:F:234:ILE:HD11	2.32	0.58
2:B:229:PHE:HD2	2:B:229:PHE:O	1.87	0.58
1:E:281:THR:H	1:E:401:GLN:HG2	1.68	0.58
3:G:195:ALA:HB1	3:G:202:PHE:CE1	2.39	0.58
2:J:70:THR:CG2	2:J:227:ILE:CD1	2.39	0.58
1:A:75:GLU:OE1	1:A:404:GLN:NE2	2.34	0.57
2:B:167:LEU:O	2:B:180:ILE:HB	2.04	0.57
3:G:201:PHE:CE2	3:G:248:PHE:HB3	2.38	0.57
1:I:90:ASN:HD22	1:I:143:ASN:HD21	1.52	0.57
1:I:270:ARG:HH11	1:I:270:ARG:HG2	1.68	0.57
2:J:224:SER:O	2:J:227:ILE:HG22	2.04	0.57
3:C:119:LEU:HA	3:C:122:LEU:HD12	1.86	0.57
2:F:236:ARG:NH2	2:F:240:ASN:N	2.48	0.57
2:B:206:ARG:HD3	3:C:185:ILE:HG22	1.86	0.57
3:G:234:TRP:O	3:G:236:MET:N	2.37	0.57
1:I:272:MET:HA	1:I:272:MET:HE2	1.86	0.57
2:J:236:ARG:NH2	2:J:237:TRP:CA	2.50	0.57
2:F:104:ARG:NH1	3:G:154:GLU:OE1	2.37	0.57
2:J:7:ALA:HB3	3:K:124:PRO:HG2	1.86	0.57
3:C:61:PHE:O	3:C:65:VAL:HG23	2.03	0.57
1:E:384:ASP:CG	1:I:112:ARG:NH2	2.58	0.57
1:I:211:ILE:HD12	2:J:22:ASP:HB3	1.85	0.57
1:A:110:VAL:O	1:A:110:VAL:CG1	2.51	0.57
1:I:190:PHE:CD1	1:I:190:PHE:C	2.77	0.57
3:K:201:PHE:CE2	3:K:248:PHE:HB3	2.40	0.57
1:A:229:SER:O	1:A:232:ASP:N	2.28	0.57

Continued on next page...

Continued from previous page...

Atom-1	Atom-2	Interatomic distance (Å)	Clash overlap (Å)
2:J:202:LYS:HD3	3:K:181:TYR:CE2	2.40	0.57
3:C:49:LYS:HB2	3:C:52:THR:OG1	2.04	0.56
2:B:206:ARG:O	2:B:206:ARG:HG3	2.05	0.56
2:F:70:THR:CG2	2:F:227:ILE:CD1	2.42	0.56
2:F:197:ILE:O	2:F:199:MET:N	2.39	0.56
2:F:214:PRO:HD3	2:F:220:SER:HB3	1.88	0.56
2:F:224:SER:O	2:F:227:ILE:HG22	2.06	0.56
1:I:90:ASN:HB3	1:I:141:MET:HG3	1.87	0.56
1:I:172:THR:C	1:I:174:THR:H	2.08	0.56
1:A:290:THR:HA	1:A:410:ILE:O	2.06	0.56
1:A:276:GLU:HA	1:A:276:GLU:OE2	2.05	0.56
2:F:88:GLY:O	2:F:91:VAL:HG12	2.05	0.56
1:I:249:MET:HA	1:I:249:MET:CE	2.35	0.56
3:K:234:TRP:C	3:K:236:MET:H	2.08	0.56
1:A:262:ILE:HG12	2:B:170:PRO:HB3	1.86	0.56
2:F:211:ASP:CG	2:F:211:ASP:O	2.44	0.56
3:G:231:HIS:N	3:G:233:PHE:CD2	2.74	0.56
1:I:306:ASN:ND2	1:I:312:ILE:HD13	2.21	0.56
2:J:196:TYR:C	2:J:196:TYR:CD2	2.79	0.56
3:K:192:PHE:HD1	3:K:251:PHE:CZ	2.24	0.56
2:B:149:ALA:CB	2:B:232:HIS:HB2	2.36	0.56
2:B:197:ILE:HG12	2:B:197:ILE:O	2.05	0.56
1:E:245:LEU:HD13	1:E:249:MET:HG3	1.87	0.56
2:B:236:ARG:NH2	2:B:237:TRP:CA	2.53	0.56
2:F:204:THR:HG22	2:F:205:LEU:N	2.21	0.56
2:F:238:PHE:C	2:F:238:PHE:HD1	2.09	0.56
2:J:86:PRO:HB3	2:J:136:MET:HG3	1.87	0.56
2:F:204:THR:O	2:F:206:ARG:N	2.39	0.56
1:I:108:GLN:HG3	1:I:109:LEU:N	2.21	0.56
3:K:231:HIS:N	3:K:233:PHE:CD2	2.74	0.56
1:I:108:GLN:HG3	1:I:109:LEU:O	2.07	0.55
2:J:231:TRP:O	2:J:231:TRP:CD1	2.59	0.55
3:C:234:TRP:O	3:C:236:MET:N	2.39	0.55
2:F:238:PHE:C	2:F:238:PHE:CD1	2.80	0.55
3:K:119:LEU:HA	3:K:122:LEU:HD12	1.87	0.55
2:B:90:THR:CG2	2:B:129:ILE:HD12	2.37	0.55
2:F:98:LEU:O	2:F:102:ILE:HG13	2.06	0.55
2:F:105:TYR:HD2	2:F:106:PHE:CD2	2.24	0.55
2:F:143:PHE:CZ	2:F:147:VAL:HG21	2.41	0.55
2:F:204:THR:CG2	2:F:205:LEU:N	2.69	0.55
2:F:236:ARG:HH21	2:F:237:TRP:C	2.10	0.55

Continued on next page...

Continued from previous page...

Atom-1	Atom-2	Interatomic distance (Å)	Clash overlap (Å)
1:I:61:ILE:O	1:I:62:ASN:HB2	2.07	0.55
1:I:75:GLU:OE1	1:I:404:GLN:NE2	2.39	0.55
2:B:236:ARG:NE	2:B:237:TRP:HA	2.21	0.55
2:F:80:TRP:CZ3	2:F:84:ARG:HG3	2.42	0.55
1:A:386:ARG:HG2	1:A:408:PRO:HA	1.87	0.55
2:B:105:TYR:HD2	2:B:106:PHE:CD2	2.24	0.55
2:J:55:LYS:HD2	2:J:60:TRP:CE2	2.41	0.55
2:J:86:PRO:CB	2:J:136:MET:HG3	2.37	0.55
2:B:205:LEU:O	2:B:207:THR:N	2.37	0.55
2:B:238:PHE:HD1	2:B:238:PHE:C	2.10	0.55
3:C:236:MET:HG3	3:C:237:GLU:N	2.21	0.55
3:C:258:VAL:O	3:C:259:MET:HB3	2.07	0.55
3:G:248:PHE:CG	3:G:248:PHE:O	2.59	0.55
2:F:69:VAL:HG13	2:F:152:TRP:NE1	2.22	0.55
1:E:249:MET:HA	1:E:249:MET:CE	2.37	0.55
1:I:90:ASN:ND2	1:I:143:ASN:HD21	2.05	0.55
2:B:78:TYR:CD1	3:C:253:TRP:CE3	2.94	0.55
2:B:143:PHE:CZ	2:B:147:VAL:HG21	2.42	0.55
1:I:174:THR:O	1:I:174:THR:CG2	2.54	0.55
2:B:238:PHE:C	2:B:238:PHE:CD1	2.81	0.54
2:F:206:ARG:NH2	3:G:188:GLY:HA3	2.23	0.54
1:I:315:GLY:CA	1:I:329:VAL:CG2	2.84	0.54
2:B:8:VAL:O	2:B:8:VAL:CG2	2.51	0.54
2:B:27:PHE:CE2	2:B:31:PHE:CE2	2.95	0.54
2:F:196:TYR:C	2:F:196:TYR:CD2	2.80	0.54
1:A:305:THR:HB	1:A:359:THR:CB	2.37	0.54
2:F:236:ARG:HH21	2:F:237:TRP:CA	2.15	0.54
2:B:199:MET:HA	2:B:202:LYS:HB2	1.88	0.54
2:F:71:PHE:O	2:F:72:PRO:C	2.45	0.54
1:I:46:THR:HG23	1:I:47:ILE:N	2.23	0.54
2:J:204:THR:CG2	2:J:205:LEU:N	2.71	0.54
3:K:112:TRP:O	3:K:115:ARG:HB3	2.07	0.54
3:K:234:TRP:O	3:K:236:MET:N	2.40	0.54
1:A:182:ASN:O	1:A:185:GLU:HB2	2.06	0.54
2:F:243:PHE:O	2:F:243:PHE:CD1	2.61	0.54
1:I:394:PHE:CD1	1:I:400:ARG:HB3	2.42	0.54
2:B:43:LEU:HG	2:B:196:TYR:OH	2.06	0.54
2:F:86:PRO:CB	2:F:136:MET:HG3	2.38	0.54
2:F:165:ALA:HB3	2:F:166:PRO:HD3	1.90	0.54
3:G:115:ARG:CD	3:G:117:ARG:HH22	2.19	0.54
3:C:47:ASP:C	3:C:47:ASP:OD1	2.45	0.54

Continued on next page...

Continued from previous page...

Atom-1	Atom-2	Interatomic distance (Å)	Clash overlap (Å)
1:I:182:ASN:O	1:I:185:GLU:HB2	2.08	0.54
3:K:248:PHE:CG	3:K:248:PHE:O	2.60	0.54
1:A:371:TRP:CH2	1:A:377:SER:HA	2.43	0.54
2:F:45:MET:HB2	2:F:47:ASP:OD1	2.08	0.54
3:G:131:ASN:HA	3:G:134:HIS:HB3	1.90	0.54
2:J:11:HIS:CD2	2:J:11:HIS:H	2.24	0.54
2:J:157:TYR:HB3	2:J:158:PRO:CD	2.38	0.54
2:B:181:ALA:O	2:B:184:GLN:HB2	2.08	0.54
3:C:254:LEU:O	3:C:257:ALA:CB	2.49	0.54
2:J:204:THR:HG22	2:J:205:LEU:N	2.23	0.54
3:K:131:ASN:HB3	3:K:199:LEU:CD2	2.38	0.54
2:B:72:PRO:O	2:B:76:GLN:HB2	2.08	0.54
2:F:206:ARG:HD3	3:G:185:ILE:CG2	2.37	0.54
3:G:47:ASP:OD1	3:G:47:ASP:O	2.26	0.54
1:A:145:GLN:NE2	1:A:145:GLN:CA	2.69	0.53
2:B:135:LEU:HB2	2:B:144:THR:CG2	2.37	0.53
2:F:230:MET:C	2:F:232:HIS:H	2.09	0.53
3:G:117:ARG:HA	3:G:117:ARG:NH2	2.23	0.53
3:G:131:ASN:HD22	3:G:131:ASN:N	2.03	0.53
2:B:118:PHE:CZ	2:B:185:GLY:HA2	2.43	0.53
2:B:230:MET:C	2:B:232:HIS:H	2.11	0.53
1:E:243:THR:O	1:E:247:VAL:HG23	2.07	0.53
2:J:45:MET:HB2	2:J:47:ASP:OD1	2.07	0.53
1:A:281:THR:HG23	1:A:307:HIS:O	2.09	0.53
2:B:73:ALA:HB1	2:B:229:PHE:HB3	1.89	0.53
3:C:116:ASP:OD1	3:C:122:LEU:HD13	2.07	0.53
1:E:299:ARG:CB	1:E:299:ARG:HH11	2.21	0.53
3:G:158:THR:O	3:G:162:THR:CG2	2.57	0.53
2:J:236:ARG:HH21	2:J:237:TRP:C	2.11	0.53
2:B:234:ILE:HD11	2:J:199:MET:HG2	1.89	0.53
3:C:192:PHE:HD1	3:C:251:PHE:CZ	2.25	0.53
3:C:249:VAL:HG12	3:C:249:VAL:O	2.08	0.53
2:F:157:TYR:N	2:F:158:PRO:HD2	2.22	0.53
3:G:126:GLU:C	3:G:128:LEU:H	2.12	0.53
1:I:262:ILE:HG12	2:J:170:PRO:HB3	1.91	0.53
1:I:291:TYR:HD2	1:I:371:TRP:HH2	1.56	0.53
2:F:42:MET:HG2	2:F:198:ARG:HH21	1.73	0.53
2:F:48:TRP:HA	2:F:54:TRP:HB3	1.90	0.53
2:J:105:TYR:HD2	2:J:106:PHE:CD2	2.27	0.53
3:C:126:GLU:C	3:C:128:LEU:H	2.09	0.53
3:G:116:ASP:OD1	3:G:122:LEU:HD13	2.08	0.53

Continued on next page...

Continued from previous page...

Atom-1	Atom-2	Interatomic distance (Å)	Clash overlap (Å)
2:B:228:TYR:O	2:B:231:TRP:N	2.42	0.53
3:K:148:GLY:HA2	3:K:180:SER:OG	2.08	0.53
1:A:183:TYR:HE1	2:B:166:PRO:O	1.92	0.53
2:B:236:ARG:O	2:B:238:PHE:N	2.42	0.53
2:F:221:ALA:HB3	3:G:253:TRP:CD1	2.44	0.53
1:I:309:ASN:HA	1:I:356:PRO:HB3	1.91	0.53
2:B:11:HIS:CE1	3:C:237:GLU:OE2	2.62	0.53
2:B:69:VAL:HG13	2:B:152:TRP:NE1	2.23	0.53
1:E:145:GLN:HE21	1:E:145:GLN:CA	2.11	0.53
1:I:90:ASN:HB2	1:I:143:ASN:ND2	2.24	0.53
2:J:21:ILE:HG22	2:J:22:ASP:N	2.22	0.53
2:J:43:LEU:HG	2:J:196:TYR:OH	2.08	0.53
3:C:233:PHE:O	3:C:236:MET:HB3	2.08	0.53
2:F:75:VAL:HA	3:G:253:TRP:CH2	2.44	0.53
2:J:206:ARG:HD3	3:K:185:ILE:CG2	2.39	0.53
3:K:132:PHE:O	3:K:135:LEU:N	2.42	0.53
1:A:380:ILE:HG13	1:A:380:ILE:O	2.07	0.52
2:B:233:PHE:O	2:B:237:TRP:N	2.29	0.52
2:B:236:ARG:HH21	2:B:237:TRP:CA	2.13	0.52
2:J:243:PHE:O	2:J:243:PHE:CD1	2.62	0.52
1:A:73:VAL:HG21	1:A:118:ILE:HA	1.91	0.52
2:F:202:LYS:HD3	3:G:181:TYR:CE2	2.44	0.52
2:F:203:GLY:HA3	2:J:234:ILE:CD1	2.39	0.52
3:G:75:SER:O	3:G:76:ALA:CB	2.57	0.52
3:K:75:SER:O	3:K:76:ALA:CB	2.58	0.52
3:K:117:ARG:HA	3:K:117:ARG:NH2	2.24	0.52
3:K:126:GLU:C	3:K:128:LEU:H	2.12	0.52
2:B:86:PRO:CB	2:B:136:MET:HG3	2.39	0.52
1:E:211:ILE:HD12	2:F:22:ASP:HB3	1.91	0.52
1:I:379:ILE:HA	1:I:382:ASP:OD2	2.09	0.52
3:K:47:ASP:OD1	3:K:47:ASP:O	2.28	0.52
1:A:265:GLN:HA	1:I:383:PRO:O	2.10	0.52
1:A:314:LEU:HD13	1:A:346:LEU:HD11	1.92	0.52
1:E:174:THR:O	1:E:174:THR:HG23	2.08	0.52
1:E:383:PRO:O	1:I:265:GLN:HA	2.09	0.52
2:F:8:VAL:CG2	3:G:125:ARG:HH22	2.09	0.52
2:F:72:PRO:O	2:F:76:GLN:HB2	2.08	0.52
1:I:90:ASN:HB3	1:I:141:MET:CG	2.40	0.52
2:J:222:PHE:CG	2:J:222:PHE:O	2.63	0.52
2:J:238:PHE:HD1	2:J:238:PHE:C	2.13	0.52
1:A:270:ARG:NH2	1:I:83:GLU:OE1	2.42	0.52

Continued on next page...

Continued from previous page...

Atom-1	Atom-2	Interatomic distance (Å)	Clash overlap (Å)
3:C:145:ILE:HD13	3:C:184:TYR:CE2	2.45	0.52
1:I:35:GLU:HB2	1:I:43:ARG:HD3	1.91	0.52
1:A:245:LEU:HD13	1:A:249:MET:CG	2.39	0.52
2:B:8:VAL:HG23	3:C:125:ARG:NH2	2.16	0.52
2:F:229:PHE:HD2	2:F:229:PHE:O	1.92	0.52
1:A:35:GLU:HB2	1:A:43:ARG:HD3	1.92	0.52
1:A:172:THR:C	1:A:174:THR:H	2.11	0.52
1:E:174:THR:HG22	1:E:176:GLN:HG3	1.92	0.52
2:F:11:HIS:H	2:F:11:HIS:CD2	2.26	0.52
1:A:309:ASN:HA	1:A:356:PRO:HB3	1.91	0.52
1:A:70:LYS:HE3	1:A:275:LEU:HD21	1.92	0.52
2:F:8:VAL:HB	3:G:125:ARG:HH12	1.74	0.52
2:J:149:ALA:CB	2:J:232:HIS:CB	2.88	0.52
2:B:224:SER:O	2:B:227:ILE:HG22	2.08	0.52
1:E:242:ALA:O	1:E:246:ILE:HG13	2.09	0.52
3:G:93:LEU:O	3:G:96:GLU:HG2	2.09	0.52
1:I:174:THR:O	1:I:174:THR:HG23	2.09	0.52
3:K:192:PHE:HD1	3:K:251:PHE:HZ	1.57	0.52
2:B:11:HIS:ND1	3:C:237:GLU:OE2	2.43	0.51
2:B:104:ARG:NH1	3:C:154:GLU:OE1	2.43	0.51
2:B:231:TRP:O	2:B:231:TRP:CD1	2.63	0.51
3:C:66:ARG:HD3	3:C:151:TYR:HH	1.75	0.51
1:I:281:THR:H	1:I:401:GLN:HG2	1.75	0.51
1:I:291:TYR:CD2	1:I:371:TRP:HH2	2.28	0.51
1:I:350:ASP:C	1:I:350:ASP:OD2	2.46	0.51
2:J:66:ILE:HG23	2:J:233:PHE:HB2	1.91	0.51
3:C:115:ARG:HD2	3:C:117:ARG:HH22	1.74	0.51
2:J:238:PHE:C	2:J:238:PHE:CD1	2.83	0.51
2:B:38:HIS:NE2	3:C:154:GLU:CD	2.62	0.51
3:C:250:ILE:C	3:C:253:TRP:H	2.13	0.51
1:E:299:ARG:HH11	1:E:299:ARG:HB3	1.74	0.51
3:G:232:THR:HG22	3:G:235:PHE:N	2.20	0.51
2:J:73:ALA:HB1	2:J:229:PHE:HB3	1.91	0.51
2:B:47:ASP:HB3	2:B:50:PHE:H	1.76	0.51
3:C:131:ASN:HA	3:C:134:HIS:HB3	1.92	0.51
3:C:231:HIS:CE1	3:C:234:TRP:CD1	2.98	0.51
1:E:182:ASN:O	1:E:185:GLU:HB2	2.10	0.51
2:F:149:ALA:CB	2:F:232:HIS:CB	2.89	0.51
2:J:57:ARG:O	2:J:240:ASN:ND2	2.44	0.51
2:J:71:PHE:O	2:J:72:PRO:C	2.49	0.51
1:A:371:TRP:CD1	1:A:376:LEU:HD12	2.45	0.51

Continued on next page...

Continued from previous page...

Atom-1	Atom-2	Interatomic distance (Å)	Clash overlap (Å)
1:E:73:VAL:HG21	1:E:118:ILE:HA	1.90	0.51
1:E:284:VAL:HG13	1:E:403:VAL:HG21	1.92	0.51
2:F:38:HIS:CE1	3:G:154:GLU:HB2	2.45	0.51
2:F:195:GLU:CG	3:G:160:HIS:NE2	2.70	0.51
3:G:145:ILE:HD13	3:G:184:TYR:CE2	2.46	0.51
3:G:181:TYR:CD1	3:G:184:TYR:HE1	2.28	0.51
2:J:229:PHE:HD2	2:J:229:PHE:O	1.94	0.51
3:K:250:ILE:C	3:K:253:TRP:H	2.14	0.51
1:E:209:ARG:HB2	1:E:210:PRO:HD2	1.93	0.51
2:F:118:PHE:CZ	2:F:185:GLY:HA2	2.46	0.51
2:F:236:ARG:NH2	2:F:237:TRP:CA	2.52	0.51
1:I:276:GLU:OE2	1:I:276:GLU:HA	2.10	0.51
2:J:38:HIS:NE2	3:K:154:GLU:CD	2.61	0.51
2:B:233:PHE:HA	2:B:236:ARG:HB3	1.93	0.51
1:I:213:ILE:CD1	2:J:21:ILE:HD13	2.40	0.51
3:K:115:ARG:HD2	3:K:117:ARG:HH22	1.75	0.51
1:E:348:VAL:HG22	1:E:351:ASN:HB2	1.93	0.51
1:I:332:ASP:OD2	1:I:334:THR:HG23	2.11	0.51
3:K:158:THR:O	3:K:162:THR:HG22	2.11	0.51
2:B:78:TYR:OH	3:C:249:VAL:HG12	2.11	0.50
2:F:137:LEU:O	2:F:138:SER:C	2.48	0.50
3:G:144:ALA:HB1	3:G:184:TYR:CB	2.39	0.50
1:I:380:ILE:O	1:I:380:ILE:HG13	2.10	0.50
3:K:115:ARG:CZ	3:K:117:ARG:HH12	2.24	0.50
1:A:242:ALA:O	1:A:246:ILE:HG13	2.11	0.50
2:B:236:ARG:NE	2:B:236:ARG:O	2.26	0.50
3:K:170:THR:O	3:K:174:ILE:HG12	2.12	0.50
1:A:375:ARG:O	1:A:378:ASP:HB2	2.11	0.50
2:F:111:TRP:CD1	3:G:74:TRP:HZ3	2.28	0.50
2:F:231:TRP:O	2:F:231:TRP:CD1	2.64	0.50
3:G:192:PHE:HD1	3:G:251:PHE:CZ	2.30	0.50
3:G:194:TYR:O	3:G:198:ARG:HB2	2.11	0.50
1:E:105:ILE:HD11	1:E:116:LEU:HD11	1.93	0.50
2:J:199:MET:HA	2:J:202:LYS:HB2	1.94	0.50
2:J:221:ALA:HB3	3:K:253:TRP:CD1	2.47	0.50
3:C:234:TRP:C	3:C:236:MET:N	2.65	0.50
3:G:234:TRP:HA	3:G:237:GLU:HG2	1.94	0.50
3:G:234:TRP:C	3:G:236:MET:N	2.64	0.50
2:J:190:ARG:HG2	2:J:190:ARG:NH1	2.27	0.50
3:K:234:TRP:O	3:K:237:GLU:HG3	2.11	0.50
3:K:258:VAL:O	3:K:259:MET:HB3	2.12	0.50

Continued on next page...

Continued from previous page...

Atom-1	Atom-2	Interatomic distance (Å)	Clash overlap (Å)
3:C:115:ARG:CZ	3:C:117:ARG:HH12	2.25	0.50
1:I:299:ARG:HH11	1:I:299:ARG:CB	2.24	0.50
1:A:284:VAL:HG13	1:A:403:VAL:HG21	1.94	0.50
3:C:117:ARG:HA	3:C:117:ARG:NH2	2.27	0.50
2:F:149:ALA:HB3	2:F:232:HIS:CB	2.41	0.50
2:F:236:ARG:C	2:F:236:ARG:CD	2.80	0.50
1:I:214:PRO:HD3	2:J:18:SER:OG	2.12	0.50
1:I:371:TRP:CH2	1:I:377:SER:HA	2.47	0.50
2:J:33:ILE:HG21	2:J:92:CYS:HA	1.94	0.50
2:B:149:ALA:HB3	2:B:232:HIS:CB	2.42	0.50
2:F:135:LEU:HB2	2:F:144:THR:CG2	2.39	0.50
2:F:233:PHE:O	2:F:237:TRP:N	2.32	0.50
3:G:141:TYR:CD1	3:G:188:GLY:HA2	2.47	0.50
1:I:183:TYR:HE1	2:J:166:PRO:O	1.95	0.50
2:J:206:ARG:HD3	3:K:185:ILE:HB	1.94	0.50
1:A:394:PHE:CD1	1:A:400:ARG:HB3	2.46	0.49
3:C:170:THR:O	3:C:174:ILE:HG12	2.12	0.49
2:J:58:ARG:HH22	2:J:237:TRP:HZ3	1.56	0.49
3:K:131:ASN:HA	3:K:134:HIS:HB3	1.94	0.49
2:B:135:LEU:O	2:B:135:LEU:HD22	2.11	0.49
1:E:108:GLN:HG3	1:E:109:LEU:O	2.12	0.49
1:E:252:SER:HA	1:E:255:ASN:HB2	1.95	0.49
1:I:305:THR:HB	1:I:359:THR:HB	1.93	0.49
2:B:149:ALA:HB3	2:B:232:HIS:HB2	1.93	0.49
2:B:165:ALA:HB3	2:B:166:PRO:HD3	1.93	0.49
2:B:196:TYR:C	2:B:196:TYR:CD2	2.86	0.49
2:F:21:ILE:HG22	2:F:22:ASP:N	2.27	0.49
1:I:233:ARG:HH12	2:J:137:LEU:HA	1.76	0.49
1:A:108:GLN:HG3	1:A:109:LEU:N	2.28	0.49
1:A:305:THR:HB	1:A:359:THR:HB	1.93	0.49
2:B:195:GLU:CG	3:C:160:HIS:CE1	2.81	0.49
2:F:163:ILE:O	2:F:166:PRO:HD2	2.12	0.49
3:K:49:LYS:HB2	3:K:52:THR:OG1	2.12	0.49
2:B:57:ARG:O	2:B:240:ASN:ND2	2.45	0.49
2:B:221:ALA:HB3	3:C:253:TRP:CD1	2.46	0.49
1:E:315:GLY:CA	1:E:329:VAL:CG2	2.89	0.49
1:I:309:ASN:N	1:I:309:ASN:HD22	2.09	0.49
3:K:173:HIS:CD2	3:K:177:PHE:CE1	3.00	0.49
1:A:383:PRO:O	1:E:265:GLN:HA	2.12	0.49
1:E:385:SER:H	1:I:265:GLN:NE2	2.10	0.49
3:C:141:TYR:CD1	3:C:188:GLY:HA2	2.48	0.49

Continued on next page...

Continued from previous page...

Atom-1	Atom-2	Interatomic distance (Å)	Clash overlap (Å)
2:F:236:ARG:NE	2:F:237:TRP:HA	2.25	0.49
3:G:132:PHE:O	3:G:135:LEU:N	2.46	0.49
2:F:233:PHE:HA	2:F:236:ARG:HB3	1.95	0.49
3:G:234:TRP:O	3:G:237:GLU:HG3	2.12	0.49
1:I:320:ALA:O	1:I:321:SER:HB2	2.12	0.49
2:B:80:TRP:CZ3	2:B:84:ARG:HG3	2.48	0.49
2:F:206:ARG:HG3	2:F:206:ARG:O	2.12	0.49
3:G:75:SER:O	3:G:76:ALA:HB3	2.13	0.49
3:G:148:GLY:HA2	3:G:180:SER:OG	2.13	0.49
1:A:108:GLN:HG3	1:A:109:LEU:O	2.13	0.49
2:B:243:PHE:CD1	2:B:243:PHE:O	2.66	0.49
1:E:375:ARG:O	1:E:378:ASP:HB2	2.12	0.49
2:F:222:PHE:CG	2:F:222:PHE:O	2.65	0.49
3:G:231:HIS:CE1	3:G:234:TRP:CD1	3.01	0.49
3:K:231:HIS:CE1	3:K:234:TRP:CD1	3.01	0.49
1:A:254:ALA:O	1:A:257:LYS:O	2.30	0.48
2:B:204:THR:O	2:B:206:ARG:N	2.46	0.48
3:C:126:GLU:C	3:C:128:LEU:N	2.65	0.48
3:G:250:ILE:O	3:G:254:LEU:N	2.46	0.48
3:G:250:ILE:C	3:G:253:TRP:H	2.16	0.48
1:I:386:ARG:HG2	1:I:408:PRO:HA	1.93	0.48
2:J:48:TRP:HA	2:J:54:TRP:HB3	1.95	0.48
1:E:90:ASN:HB2	1:E:143:ASN:ND2	2.28	0.48
3:G:181:TYR:HA	3:G:184:TYR:CE1	2.47	0.48
3:K:250:ILE:O	3:K:254:LEU:N	2.46	0.48
2:B:222:PHE:CG	2:B:222:PHE:O	2.65	0.48
2:F:171:VAL:HG23	2:F:172:GLU:N	2.28	0.48
2:F:240:ASN:C	2:F:242:ARG:N	2.63	0.48
2:J:90:THR:CG2	2:J:129:ILE:HD12	2.42	0.48
2:B:45:MET:HB2	2:B:47:ASP:OD1	2.13	0.48
2:B:71:PHE:O	2:B:75:VAL:HG13	2.13	0.48
1:E:305:THR:HB	1:E:359:THR:CB	2.44	0.48
1:I:60:LYS:O	1:I:63:GLU:HB2	2.12	0.48
2:J:38:HIS:CD2	2:J:42:MET:CE	2.96	0.48
2:J:72:PRO:O	2:J:76:GLN:HB2	2.12	0.48
2:J:75:VAL:HA	3:K:253:TRP:CH2	2.47	0.48
2:J:236:ARG:NE	2:J:237:TRP:HA	2.27	0.48
2:B:204:THR:CG2	2:B:205:LEU:N	2.76	0.48
1:E:120:LYS:HA	1:E:120:LYS:HD3	1.53	0.48
3:G:181:TYR:HD1	3:G:184:TYR:HE1	1.61	0.48
1:I:36:LYS:HE2	1:I:373:VAL:O	2.13	0.48

Continued on next page...

Continued from previous page...

Atom-1	Atom-2	Interatomic distance (Å)	Clash overlap (Å)
1:I:59:VAL:O	1:I:159:VAL:HA	2.14	0.48
3:K:75:SER:O	3:K:76:ALA:HB3	2.13	0.48
3:K:249:VAL:HG12	3:K:249:VAL:O	2.14	0.48
3:K:253:TRP:O	3:K:253:TRP:CE3	2.67	0.48
1:A:306:ASN:ND2	1:A:312:ILE:HD13	2.28	0.48
2:B:21:ILE:HG22	2:B:22:ASP:N	2.28	0.48
2:B:71:PHE:O	2:B:72:PRO:C	2.51	0.48
2:J:149:ALA:HB3	2:J:232:HIS:CB	2.43	0.48
3:K:236:MET:HG3	3:K:237:GLU:N	2.28	0.48
2:F:55:LYS:HD2	2:F:60:TRP:CE2	2.48	0.48
2:F:106:PHE:CD2	2:F:106:PHE:N	2.82	0.48
1:E:90:ASN:HB3	1:E:141:MET:CG	2.44	0.48
2:F:53:ASP:OD2	2:F:190:ARG:NH2	2.46	0.48
1:I:209:ARG:HB2	1:I:210:PRO:HD2	1.94	0.48
1:I:290:THR:HA	1:I:410:ILE:O	2.14	0.48
2:J:111:TRP:O	3:K:74:TRP:CH2	2.66	0.48
2:J:233:PHE:HA	2:J:236:ARG:HB3	1.95	0.48
2:J:236:ARG:O	2:J:238:PHE:N	2.47	0.48
1:A:90:ASN:HB3	1:A:141:MET:HG3	1.96	0.48
3:C:232:THR:HG22	3:C:235:PHE:N	2.26	0.48
2:F:30:PHE:O	2:F:34:VAL:HG23	2.13	0.48
2:F:106:PHE:N	2:F:106:PHE:HD2	2.12	0.48
2:F:149:ALA:HB3	2:F:232:HIS:HB2	1.94	0.48
2:F:199:MET:HA	2:F:202:LYS:HB2	1.96	0.48
2:J:135:LEU:O	2:J:135:LEU:HD22	2.13	0.48
2:F:58:ARG:HH21	2:F:58:ARG:CG	2.21	0.48
2:J:204:THR:O	2:J:206:ARG:N	2.47	0.48
2:J:236:ARG:NH2	2:J:240:ASN:N	2.54	0.48
1:A:79:GLU:CB	1:A:80:THR:HG23	2.34	0.47
2:B:165:ALA:O	2:B:167:LEU:N	2.47	0.47
3:C:57:ILE:HG23	3:C:58:TYR:CD1	2.50	0.47
3:C:192:PHE:HD1	3:C:251:PHE:HZ	1.60	0.47
2:F:58:ARG:HH22	2:F:237:TRP:HZ3	1.56	0.47
2:B:42:MET:HG2	2:B:198:ARG:HH21	1.80	0.47
2:B:82:ARG:HH22	2:B:219:PHE:HZ	1.62	0.47
3:G:249:VAL:HG12	3:G:249:VAL:O	2.14	0.47
2:J:76:GLN:NE2	2:J:229:PHE:CZ	2.82	0.47
2:J:230:MET:C	2:J:232:HIS:H	2.14	0.47
3:K:93:LEU:O	3:K:96:GLU:HG2	2.14	0.47
3:K:232:THR:HG22	3:K:235:PHE:N	2.22	0.47
1:A:73:VAL:HG23	1:A:118:ILE:HA	1.91	0.47

Continued on next page...

Continued from previous page...

Atom-1	Atom-2	Interatomic distance (Å)	Clash overlap (Å)
2:B:149:ALA:CB	2:B:232:HIS:CB	2.93	0.47
1:E:60:LYS:O	1:E:63:GLU:HB2	2.14	0.47
1:E:105:ILE:HD13	1:E:105:ILE:HG21	1.58	0.47
1:E:182:ASN:HD22	1:E:183:TYR:N	2.11	0.47
2:F:205:LEU:C	2:F:207:THR:H	2.16	0.47
1:I:322:VAL:HG11	1:I:376:LEU:HD11	1.96	0.47
2:B:141:TYR:O	2:B:142:LEU:C	2.52	0.47
3:C:131:ASN:ND2	3:C:131:ASN:N	2.56	0.47
3:C:148:GLY:HA2	3:C:180:SER:OG	2.14	0.47
2:J:55:LYS:HD2	2:J:60:TRP:CZ2	2.50	0.47
2:J:181:ALA:O	2:J:184:GLN:HB2	2.14	0.47
2:F:32:VAL:HG11	3:G:254:LEU:HG	1.96	0.47
1:I:174:THR:HG22	1:I:176:GLN:HG3	1.96	0.47
1:A:258:TYR:CE2	2:B:166:PRO:HG3	2.50	0.47
3:C:194:TYR:O	3:C:198:ARG:HB2	2.14	0.47
2:J:42:MET:SD	3:K:154:GLU:HG3	2.54	0.47
2:J:147:VAL:O	2:J:150:MET:HB3	2.14	0.47
2:J:230:MET:C	2:J:232:HIS:N	2.67	0.47
3:K:59:THR:O	3:K:63:LEU:HB2	2.15	0.47
1:E:145:GLN:NE2	1:E:145:GLN:CA	2.72	0.47
1:I:306:ASN:HD21	1:I:312:ILE:HD13	1.79	0.47
1:A:320:ALA:O	1:A:321:SER:HB2	2.14	0.47
2:F:206:ARG:HD3	3:G:185:ILE:HB	1.95	0.47
2:J:243:PHE:CD1	2:J:243:PHE:C	2.87	0.47
1:A:387:PHE:CD2	1:A:388:ALA:N	2.83	0.47
2:B:224:SER:HB3	3:C:256:LEU:CD1	2.44	0.47
3:C:75:SER:O	3:C:76:ALA:CB	2.63	0.47
1:E:305:THR:HB	1:E:359:THR:HB	1.96	0.47
2:J:117:ASN:HD22	2:J:184:GLN:NE2	2.13	0.47
2:B:137:LEU:O	2:B:138:SER:C	2.52	0.46
3:G:61:PHE:O	3:G:65:VAL:HG23	2.15	0.46
2:B:38:HIS:CE1	3:C:154:GLU:HB2	2.51	0.46
2:B:143:PHE:O	2:B:147:VAL:HG22	2.15	0.46
3:C:167:THR:HB	3:C:169:PHE:H	1.80	0.46
2:F:236:ARG:HH21	2:F:240:ASN:H	1.58	0.46
3:C:144:ALA:HB1	3:C:184:TYR:CB	2.45	0.46
1:E:394:PHE:CD1	1:E:400:ARG:HB3	2.50	0.46
3:K:158:THR:O	3:K:162:THR:CG2	2.63	0.46
2:B:157:TYR:N	2:B:158:PRO:HD2	2.30	0.46
2:B:190:ARG:HH11	2:B:190:ARG:HG2	1.80	0.46
1:I:242:ALA:O	1:I:246:ILE:HG13	2.15	0.46

Continued on next page...

Continued from previous page...

Atom-1	Atom-2	Interatomic distance (Å)	Clash overlap (Å)
2:J:58:ARG:HA	2:J:240:ASN:ND2	2.29	0.46
3:C:243:PRO:O	3:C:244:LEU:HB2	2.16	0.46
1:I:245:LEU:HD13	1:I:249:MET:CG	2.45	0.46
2:B:163:ILE:O	2:B:166:PRO:HD2	2.16	0.46
3:C:254:LEU:HA	3:C:254:LEU:HD13	1.34	0.46
3:K:242:ALA:N	3:K:243:PRO:HD3	2.29	0.46
2:B:204:THR:HG22	2:B:205:LEU:N	2.30	0.46
2:F:43:LEU:HG	2:F:196:TYR:OH	2.15	0.46
1:E:59:VAL:O	1:E:159:VAL:HA	2.16	0.46
1:E:272:MET:CE	1:E:272:MET:CA	2.80	0.46
2:J:205:LEU:C	2:J:207:THR:H	2.16	0.46
1:A:61:ILE:O	1:A:62:ASN:HB2	2.15	0.46
1:A:231:THR:O	1:A:235:VAL:HG23	2.16	0.46
2:B:58:ARG:HH22	2:B:237:TRP:HZ3	1.62	0.46
2:B:236:ARG:C	2:B:236:ARG:CD	2.83	0.46
1:E:309:ASN:HA	1:E:356:PRO:HB3	1.96	0.46
2:F:57:ARG:O	2:F:240:ASN:ND2	2.48	0.46
1:I:314:LEU:HD13	1:I:346:LEU:HD11	1.98	0.46
2:J:62:THR:O	2:J:66:ILE:HG13	2.15	0.46
2:J:8:VAL:HB	3:K:125:ARG:HH12	1.79	0.46
2:J:97:LEU:HD12	2:J:97:LEU:HA	1.56	0.46
3:K:198:ARG:HB3	3:K:199:LEU:HD12	1.98	0.46
3:K:234:TRP:C	3:K:236:MET:N	2.69	0.46
1:A:306:ASN:HD21	1:A:312:ILE:HD13	1.81	0.45
3:C:112:TRP:O	3:C:115:ARG:HB3	2.16	0.45
2:F:222:PHE:HD2	3:G:256:LEU:HD23	1.79	0.45
2:F:224:SER:HB3	3:G:256:LEU:CD1	2.44	0.45
2:J:224:SER:HB3	3:K:256:LEU:CD1	2.46	0.45
1:A:112:ARG:NH2	1:I:384:ASP:CG	2.70	0.45
1:A:174:THR:HG22	1:A:176:GLN:HG3	1.97	0.45
2:B:206:ARG:HD3	3:C:185:ILE:CG2	2.46	0.45
3:G:126:GLU:O	3:G:130:ARG:HB2	2.16	0.45
3:G:241:VAL:N	3:G:243:PRO:HD2	2.31	0.45
2:J:90:THR:HA	2:J:128:ALA:HB1	1.97	0.45
1:A:174:THR:O	1:A:174:THR:CG2	2.64	0.45
2:B:205:LEU:C	2:B:207:THR:H	2.19	0.45
3:C:248:PHE:O	3:C:248:PHE:CD1	2.69	0.45
1:E:208:ARG:HD2	1:E:208:ARG:HA	1.66	0.45
1:I:45:ARG:O	1:I:78:PRO:HD3	2.17	0.45
1:I:182:ASN:HD22	1:I:183:TYR:N	2.13	0.45
2:J:71:PHE:O	2:J:75:VAL:HG13	2.17	0.45

Continued on next page...

Continued from previous page...

Atom-1	Atom-2	Interatomic distance (Å)	Clash overlap (Å)
2:J:88:GLY:O	2:J:91:VAL:HG12	2.17	0.45
1:A:281:THR:H	1:A:401:GLN:HG2	1.81	0.45
2:B:50:PHE:O	2:B:119:VAL:HA	2.16	0.45
2:B:240:ASN:C	2:B:242:ARG:N	2.67	0.45
3:C:253:TRP:CE3	3:C:253:TRP:O	2.69	0.45
2:F:38:HIS:CD2	2:F:42:MET:CE	3.00	0.45
1:A:233:ARG:HH12	2:B:137:LEU:HA	1.81	0.45
1:A:318:TYR:CD1	1:A:318:TYR:C	2.90	0.45
2:B:58:ARG:HH21	2:B:58:ARG:CG	2.25	0.45
1:A:190:PHE:CD1	1:A:190:PHE:C	2.89	0.45
1:A:309:ASN:N	1:A:309:ASN:HD22	2.14	0.45
1:E:182:ASN:C	1:E:182:ASN:ND2	2.67	0.45
3:K:234:TRP:HA	3:K:237:GLU:HG2	1.96	0.45
1:A:401:GLN:HE21	1:A:401:GLN:HB2	1.43	0.45
3:C:194:TYR:CZ	3:C:198:ARG:HG2	2.51	0.45
3:C:241:VAL:N	3:C:243:PRO:HD2	2.32	0.45
2:F:38:HIS:NE2	3:G:154:GLU:CD	2.68	0.45
2:F:100:GLU:O	2:F:104:ARG:HG2	2.17	0.45
2:F:206:ARG:HD3	3:G:185:ILE:CB	2.46	0.45
3:G:177:PHE:O	3:G:182:PRO:HD3	2.17	0.45
1:I:46:THR:HG22	1:I:47:ILE:N	2.22	0.45
2:J:69:VAL:O	2:J:70:THR:C	2.55	0.45
2:F:157:TYR:HB3	2:F:158:PRO:CD	2.46	0.45
2:J:137:LEU:O	2:J:138:SER:C	2.55	0.45
2:J:149:ALA:HB3	2:J:232:HIS:HB2	1.99	0.45
1:A:413:PHE:CE2	1:E:260:ILE:HG21	2.52	0.45
2:B:197:ILE:O	2:B:199:MET:N	2.49	0.45
3:G:112:TRP:O	3:G:115:ARG:HB3	2.17	0.45
3:G:131:ASN:CB	3:G:199:LEU:HD21	2.38	0.45
1:I:272:MET:CE	1:I:272:MET:CA	2.90	0.45
1:I:298:MET:HE2	1:I:298:MET:HB2	1.80	0.45
2:J:118:PHE:CZ	2:J:185:GLY:HA2	2.51	0.45
3:C:242:ALA:N	3:C:243:PRO:HD3	2.32	0.45
1:E:386:ARG:HG2	1:E:408:PRO:HA	1.99	0.45
2:F:125:VAL:O	2:F:126:PRO:C	2.56	0.45
3:G:192:PHE:HD1	3:G:251:PHE:HZ	1.65	0.45
3:G:242:ALA:N	3:G:243:PRO:HD3	2.31	0.45
2:J:78:TYR:CD1	3:K:253:TRP:CE3	3.05	0.45
2:B:236:ARG:HH21	2:B:240:ASN:H	1.57	0.44
3:C:250:ILE:O	3:C:254:LEU:N	2.50	0.44
1:E:46:THR:HG23	1:E:47:ILE:N	2.31	0.44

Continued on next page...

Continued from previous page...

Atom-1	Atom-2	Interatomic distance (Å)	Clash overlap (Å)
1:E:314:LEU:H	1:E:351:ASN:HD21	1.65	0.44
1:E:318:TYR:CD1	1:E:318:TYR:C	2.90	0.44
2:F:62:THR:O	2:F:66:ILE:HG13	2.17	0.44
2:F:66:ILE:HG23	2:F:233:PHE:HB2	1.99	0.44
3:K:126:GLU:C	3:K:128:LEU:N	2.70	0.44
2:B:48:TRP:HA	2:B:54:TRP:HB3	2.00	0.44
2:B:149:ALA:O	2:B:150:MET:C	2.55	0.44
1:E:306:ASN:ND2	1:E:312:ILE:HD13	2.32	0.44
1:I:100:ARG:O	2:J:187:ASN:ND2	2.49	0.44
3:K:254:LEU:HA	3:K:254:LEU:HD13	1.30	0.44
1:A:208:ARG:HA	1:A:208:ARG:HD2	1.51	0.44
1:A:227:LEU:HD22	1:A:227:LEU:H	1.81	0.44
2:B:221:ALA:C	2:B:223:MET:H	2.20	0.44
3:C:239:LEU:O	3:C:240:PHE:CD2	2.70	0.44
3:C:253:TRP:HA	3:C:255:ALA:HB3	1.99	0.44
2:F:33:ILE:HG22	2:F:34:VAL:N	2.31	0.44
1:I:258:TYR:CE2	2:J:166:PRO:HG3	2.52	0.44
2:J:27:PHE:CE1	3:K:139:VAL:HG13	2.52	0.44
2:J:27:PHE:CE2	2:J:31:PHE:CE2	3.04	0.44
1:A:174:THR:O	1:A:174:THR:HG23	2.17	0.44
2:B:206:ARG:HG2	3:C:184:TYR:OH	2.17	0.44
1:E:231:THR:O	1:E:235:VAL:HG23	2.17	0.44
2:F:32:VAL:HG11	3:G:254:LEU:CD1	2.47	0.44
3:G:126:GLU:C	3:G:128:LEU:N	2.70	0.44
3:K:253:TRP:HA	3:K:255:ALA:HB3	2.00	0.44
2:B:206:ARG:HD3	3:C:185:ILE:HB	2.00	0.44
3:C:80:SER:HA	3:C:85:PHE:CG	2.52	0.44
3:C:132:PHE:HD1	3:C:132:PHE:HA	1.73	0.44
3:C:173:HIS:CD2	3:C:177:PHE:CE1	3.05	0.44
1:I:304:ILE:HG22	1:I:354:LEU:HD23	1.99	0.44
3:K:106:ILE:O	3:K:110:TYR:HB2	2.17	0.44
1:A:120:LYS:HA	1:A:120:LYS:HD3	1.43	0.44
2:B:42:MET:SD	3:C:154:GLU:HG3	2.58	0.44
1:E:304:ILE:HG22	1:E:354:LEU:HD23	2.00	0.44
1:I:101:LYS:HD2	1:I:101:LYS:HA	1.78	0.44
2:J:106:PHE:N	2:J:106:PHE:HD2	2.16	0.44
2:J:143:PHE:CE1	2:J:147:VAL:HG21	2.53	0.44
2:J:143:PHE:O	2:J:147:VAL:HG22	2.17	0.44
2:J:149:ALA:O	2:J:150:MET:C	2.56	0.44
1:A:51:ASP:O	1:A:69:GLY:HA2	2.17	0.44
1:A:172:THR:HA	2:B:171:VAL:HB	2.00	0.44

Continued on next page...

Continued from previous page...

Atom-1	Atom-2	Interatomic distance (Å)	Clash overlap (Å)
1:A:249:MET:HA	1:A:249:MET:HE3	1.99	0.44
3:C:75:SER:O	3:C:76:ALA:HB3	2.18	0.44
1:E:272:MET:HE3	1:E:272:MET:CA	2.47	0.44
1:E:352:SER:HB2	1:E:353:PRO:HD2	1.99	0.44
1:E:395:ASP:OD2	1:E:395:ASP:C	2.55	0.44
2:F:141:TYR:HB3	2:F:226:LEU:HD21	1.99	0.44
2:F:228:TYR:O	2:F:231:TRP:N	2.50	0.44
2:J:210:LYS:HE3	3:K:254:LEU:HB3	2.00	0.44
2:B:33:ILE:HG21	2:B:92:CYS:HA	2.00	0.44
2:B:206:ARG:NH2	3:C:188:GLY:HA3	2.33	0.44
1:E:180:LEU:HD11	2:F:180:ILE:HG23	1.99	0.44
1:E:386:ARG:HA	1:E:408:PRO:HA	1.99	0.44
2:F:204:THR:HG22	2:F:205:LEU:H	1.82	0.44
1:I:230:ALA:HB2	1:I:233:ARG:CG	2.43	0.44
2:J:82:ARG:HH22	2:J:219:PHE:HZ	1.66	0.44
1:A:105:ILE:HD11	1:A:116:LEU:HD11	2.00	0.44
1:A:319:THR:HG23	1:A:320:ALA:N	2.33	0.44
2:B:44:THR:O	2:B:45:MET:HG2	2.17	0.44
3:C:131:ASN:CB	3:C:199:LEU:HD21	2.37	0.44
1:E:101:LYS:HA	1:E:101:LYS:HD2	1.80	0.44
3:G:254:LEU:O	3:G:257:ALA:CB	2.53	0.44
1:I:120:LYS:HA	1:I:120:LYS:HD3	1.63	0.44
1:I:304:ILE:HG22	1:I:354:LEU:CD2	2.47	0.44
3:K:246:TYR:O	3:K:249:VAL:N	2.46	0.44
1:A:180:LEU:HD12	1:A:180:LEU:HA	1.63	0.43
2:F:38:HIS:CD2	2:F:42:MET:HE2	2.53	0.43
3:G:246:TYR:O	3:G:247:GLY:C	2.55	0.43
1:I:145:GLN:NE2	1:I:145:GLN:CA	2.76	0.43
1:I:252:SER:HA	1:I:255:ASN:HB2	1.99	0.43
2:J:236:ARG:HH21	2:J:240:ASN:H	1.61	0.43
1:A:273:LYS:HB2	1:A:273:LYS:HZ2	1.81	0.43
1:A:298:MET:HE2	1:A:298:MET:HB2	1.76	0.43
2:B:75:VAL:HA	3:C:253:TRP:CH2	2.53	0.43
2:B:151:GLY:O	2:B:155:ILE:HG22	2.18	0.43
3:C:63:LEU:HD12	3:C:63:LEU:HA	1.85	0.43
1:E:213:ILE:N	1:E:214:PRO:HD2	2.33	0.43
2:F:97:LEU:HA	2:F:97:LEU:HD12	1.67	0.43
2:F:135:LEU:O	2:F:139:GLY:HA2	2.19	0.43
1:I:346:LEU:HD21	1:I:364:VAL:HG13	1.99	0.43
1:A:322:VAL:HG11	1:A:376:LEU:HD11	2.00	0.43
1:E:190:PHE:CD1	1:E:190:PHE:C	2.91	0.43

Continued on next page...

Continued from previous page...

Atom-1	Atom-2	Interatomic distance (Å)	Clash overlap (Å)
3:G:243:PRO:O	3:G:244:LEU:HB2	2.19	0.43
2:J:206:ARG:HA	2:J:206:ARG:HD2	1.57	0.43
1:A:183:TYR:CE1	2:B:166:PRO:O	2.71	0.43
3:C:177:PHE:O	3:C:182:PRO:HD3	2.17	0.43
3:C:232:THR:HG22	3:C:234:TRP:CB	2.49	0.43
2:F:204:THR:O	2:F:205:LEU:C	2.57	0.43
1:I:272:MET:HE3	1:I:272:MET:CA	2.46	0.43
2:J:197:ILE:O	2:J:199:MET:N	2.51	0.43
2:J:206:ARG:O	2:J:206:ARG:HG3	2.18	0.43
2:J:228:TYR:C	2:J:230:MET:N	2.72	0.43
2:B:206:ARG:NH2	2:B:210:LYS:HA	2.34	0.43
1:E:108:GLN:HG3	1:E:109:LEU:N	2.33	0.43
2:F:143:PHE:O	2:F:147:VAL:HG22	2.17	0.43
2:F:210:LYS:HE3	3:G:254:LEU:HB3	2.01	0.43
2:J:236:ARG:C	2:J:236:ARG:CD	2.87	0.43
3:K:177:PHE:O	3:K:182:PRO:HD3	2.18	0.43
1:A:304:ILE:HG22	1:A:354:LEU:CD2	2.49	0.43
2:B:58:ARG:HG2	2:B:58:ARG:NH2	2.23	0.43
2:B:206:ARG:HD2	2:B:206:ARG:HA	1.69	0.43
3:C:181:TYR:HA	3:C:184:TYR:CE1	2.54	0.43
2:J:195:GLU:CG	3:K:160:HIS:CE1	2.84	0.43
2:B:236:ARG:CD	2:B:239:SER:HB3	2.48	0.43
1:E:229:SER:O	1:E:232:ASP:N	2.34	0.43
2:J:38:HIS:CE1	3:K:154:GLU:HB2	2.53	0.43
2:J:65:PRO:HG2	2:J:236:ARG:HD3	2.00	0.43
3:K:178:TYR:O	3:K:182:PRO:HG2	2.19	0.43
1:A:137:HIS:CD2	1:A:156:TRP:CE2	3.06	0.43
2:B:39:ILE:O	2:B:43:LEU:HB2	2.18	0.43
2:B:141:TYR:HB3	2:B:226:LEU:HD21	1.99	0.43
2:B:202:LYS:HD3	3:C:181:TYR:CD2	2.54	0.43
3:C:141:TYR:CE1	3:C:188:GLY:CA	3.02	0.43
1:E:35:GLU:HB2	1:E:43:ARG:HD3	2.00	0.43
1:E:90:ASN:HB3	1:E:141:MET:HG3	2.00	0.43
2:F:33:ILE:HG21	2:F:92:CYS:HA	2.00	0.43
3:G:144:ALA:HB1	3:G:184:TYR:HB2	2.01	0.43
1:I:243:THR:OG1	2:J:129:ILE:HG21	2.19	0.43
2:B:106:PHE:CD2	2:B:106:PHE:N	2.87	0.43
2:B:222:PHE:HD2	3:C:256:LEU:HD23	1.84	0.43
2:F:228:TYR:C	2:F:230:MET:N	2.71	0.43
2:F:243:PHE:O	2:F:244:LEU:C	2.57	0.43
1:I:195:TRP:HB3	2:J:125:VAL:HB	2.00	0.43

Continued on next page...

Continued from previous page...

Atom-1	Atom-2	Interatomic distance (Å)	Clash overlap (Å)
2:J:207:THR:O	2:J:209:GLY:N	2.49	0.43
3:K:241:VAL:N	3:K:243:PRO:HD2	2.34	0.43
1:A:314:LEU:HD23	1:A:314:LEU:HA	1.91	0.43
2:B:238:PHE:O	2:B:240:ASN:N	2.52	0.43
3:G:144:ALA:CB	3:G:184:TYR:HB2	2.48	0.43
3:G:254:LEU:HA	3:G:254:LEU:HD13	1.43	0.43
1:I:104:TYR:HA	1:I:108:GLN:O	2.19	0.43
1:I:318:TYR:CD1	1:I:318:TYR:C	2.93	0.43
2:J:93:VAL:HG21	2:J:128:ALA:HB2	2.01	0.43
2:J:111:TRP:CD1	3:K:74:TRP:HZ3	2.36	0.43
1:A:225:ASP:O	1:A:226:GLU:C	2.57	0.42
3:C:80:SER:OG	3:C:166:ASP:HB3	2.19	0.42
3:G:155:GLN:C	3:G:157:GLY:N	2.71	0.42
1:I:240:LEU:O	1:I:244:ILE:HG23	2.18	0.42
2:J:204:THR:HG22	2:J:205:LEU:H	1.84	0.42
3:K:115:ARG:HB3	3:K:115:ARG:HE	1.58	0.42
3:K:125:ARG:HG2	3:K:129:ARG:HH12	1.84	0.42
3:K:243:PRO:O	3:K:244:LEU:HB2	2.19	0.42
1:A:45:ARG:O	1:A:78:PRO:HD3	2.19	0.42
1:A:114:VAL:O	1:A:114:VAL:HG23	2.18	0.42
1:A:315:GLY:CA	1:A:329:VAL:HG21	2.49	0.42
3:C:250:ILE:C	3:C:252:GLY:N	2.70	0.42
2:F:42:MET:HE3	3:G:153:THR:HG22	2.00	0.42
2:J:106:PHE:CD2	2:J:106:PHE:N	2.85	0.42
2:J:125:VAL:O	2:J:126:PRO:C	2.57	0.42
2:J:236:ARG:O	2:J:239:SER:N	2.51	0.42
1:A:263:PRO:HG3	1:I:381:TYR:O	2.19	0.42
2:B:157:TYR:HB3	2:B:158:PRO:CD	2.50	0.42
3:C:181:TYR:CD1	3:C:184:TYR:HE1	2.37	0.42
1:E:219:VAL:HG22	1:E:224:ALA:HB2	2.01	0.42
1:E:336:TYR:CD1	1:E:337:PRO:HD2	2.54	0.42
2:J:21:ILE:HD11	3:K:244:LEU:HD21	2.02	0.42
2:J:41:ALA:O	2:J:45:MET:HG2	2.18	0.42
2:J:50:PHE:O	2:J:119:VAL:HA	2.20	0.42
2:J:206:ARG:HD3	3:K:185:ILE:CB	2.49	0.42
1:A:272:MET:HA	1:A:272:MET:HE3	2.01	0.42
2:B:167:LEU:HB3	2:B:181:ALA:HB2	2.01	0.42
3:C:143:TRP:HA	3:C:143:TRP:CE3	2.54	0.42
3:C:144:ALA:HB1	3:C:184:TYR:HB2	1.99	0.42
2:F:47:ASP:CG	2:F:49:ASP:H	2.23	0.42
1:I:375:ARG:O	1:I:378:ASP:HB2	2.19	0.42

Continued on next page...

Continued from previous page...

Atom-1	Atom-2	Interatomic distance (Å)	Clash overlap (Å)
1:A:221:ALA:O	1:A:222:GLY:O	2.37	0.42
3:C:93:LEU:O	3:C:96:GLU:HG2	2.19	0.42
2:F:50:PHE:O	2:F:119:VAL:HA	2.20	0.42
1:A:137:HIS:CD2	1:A:156:TRP:CD1	3.07	0.42
2:B:38:HIS:CD2	2:B:42:MET:CE	3.03	0.42
2:B:111:TRP:CZ3	3:C:159:TRP:CE3	3.08	0.42
3:G:125:ARG:HG2	3:G:129:ARG:HH12	1.85	0.42
3:G:131:ASN:HB2	3:G:244:LEU:HD12	2.01	0.42
1:I:188:THR:HA	2:J:163:ILE:HG23	2.01	0.42
1:I:231:THR:O	1:I:235:VAL:HG23	2.19	0.42
3:K:194:TYR:CZ	3:K:198:ARG:HG2	2.55	0.42
1:A:270:ARG:HG2	1:A:270:ARG:HH11	1.84	0.42
1:A:355:ALA:HB3	1:A:358:GLU:OE1	2.19	0.42
2:B:68:LEU:HA	2:B:68:LEU:HD12	1.78	0.42
1:E:258:TYR:N	1:E:259:PRO:CD	2.82	0.42
1:I:183:TYR:CE1	2:J:166:PRO:O	2.71	0.42
2:J:98:LEU:O	2:J:102:ILE:HG13	2.19	0.42
3:K:63:LEU:HD12	3:K:63:LEU:HA	1.84	0.42
1:A:209:ARG:HB2	1:A:210:PRO:HD2	2.01	0.42
1:E:162:SER:O	1:E:165:GLU:HB2	2.20	0.42
2:F:39:ILE:HG13	3:G:149:ALA:HB1	2.01	0.42
2:F:206:ARG:HA	2:F:206:ARG:HD2	1.67	0.42
1:I:320:ALA:C	1:I:322:VAL:H	2.22	0.42
2:J:80:TRP:CZ3	2:J:84:ARG:HG3	2.55	0.42
2:J:222:PHE:HD2	3:K:256:LEU:HD23	1.85	0.42
3:K:250:ILE:C	3:K:252:GLY:N	2.69	0.42
2:F:78:TYR:CD1	3:G:253:TRP:CE3	3.08	0.42
2:F:83:TYR:OH	3:G:246:TYR:HE2	2.03	0.42
2:F:194:PRO:HD3	3:G:160:HIS:HB3	2.00	0.42
3:G:106:ILE:O	3:G:110:TYR:HB2	2.20	0.42
2:J:167:LEU:O	2:J:180:ILE:HB	2.19	0.42
3:K:145:ILE:HD13	3:K:184:TYR:CE2	2.54	0.42
1:A:182:ASN:C	1:A:182:ASN:ND2	2.73	0.42
2:B:8:VAL:HB	3:C:125:ARG:HH12	1.84	0.42
1:E:172:THR:C	1:E:174:THR:N	2.71	0.42
1:E:183:TYR:HE1	2:F:166:PRO:O	2.03	0.42
2:F:143:PHE:CE1	2:F:147:VAL:HG21	2.55	0.42
1:I:245:LEU:O	1:I:249:MET:HG2	2.20	0.42
3:K:248:PHE:O	3:K:248:PHE:CD1	2.73	0.42
2:B:55:LYS:HD2	2:B:60:TRP:CZ2	2.55	0.41
3:C:234:TRP:CA	3:C:237:GLU:HG3	2.38	0.41

Continued on next page...

Continued from previous page...

Atom-1	Atom-2	Interatomic distance (Å)	Clash overlap (Å)
1:E:314:LEU:HD13	1:E:346:LEU:HD11	2.02	0.41
2:F:55:LYS:HD2	2:F:60:TRP:CZ2	2.55	0.41
1:I:52:LEU:HD22	1:I:69:GLY:HA3	2.02	0.41
1:A:230:ALA:HB2	1:A:233:ARG:CG	2.45	0.41
1:A:292:ARG:HA	1:A:292:ARG:HD2	1.84	0.41
1:E:45:ARG:O	1:E:78:PRO:HD3	2.19	0.41
1:I:386:ARG:HA	1:I:408:PRO:HA	2.02	0.41
2:J:207:THR:C	2:J:209:GLY:H	2.19	0.41
1:A:120:LYS:HG3	1:A:274:PRO:CB	2.48	0.41
1:A:348:VAL:HG22	1:A:351:ASN:HB2	2.03	0.41
2:B:194:PRO:HD3	3:C:160:HIS:HB3	2.01	0.41
1:E:213:ILE:HD11	2:F:21:ILE:HD13	2.01	0.41
2:F:68:LEU:HB3	2:F:152:TRP:HZ2	1.84	0.41
3:G:131:ASN:ND2	3:G:131:ASN:N	2.62	0.41
1:I:97:VAL:HG21	1:I:136:TRP:CG	2.55	0.41
2:J:151:GLY:O	2:J:155:ILE:HG22	2.20	0.41
2:J:240:ASN:O	2:J:243:PHE:HD1	2.03	0.41
3:K:195:ALA:HB1	3:K:202:PHE:CD1	2.55	0.41
1:A:314:LEU:H	1:A:351:ASN:HD21	1.67	0.41
2:B:55:LYS:HD2	2:B:60:TRP:CE2	2.55	0.41
2:B:66:ILE:HG23	2:B:233:PHE:HB2	2.02	0.41
2:B:240:ASN:O	2:B:243:PHE:HD1	2.04	0.41
1:E:378:ASP:C	1:E:380:ILE:N	2.73	0.41
2:F:243:PHE:CD1	2:F:243:PHE:C	2.89	0.41
3:G:181:TYR:HA	3:G:184:TYR:CD1	2.56	0.41
1:I:314:LEU:HD23	1:I:314:LEU:HA	1.90	0.41
1:I:401:GLN:HE21	1:I:401:GLN:HB2	1.46	0.41
2:J:202:LYS:NZ	2:J:206:ARG:HB3	2.36	0.41
3:K:194:TYR:O	3:K:198:ARG:HB2	2.20	0.41
3:C:55:LEU:HD23	3:C:55:LEU:HA	1.77	0.41
3:C:106:ILE:O	3:C:110:TYR:HB2	2.20	0.41
2:F:71:PHE:O	2:F:75:VAL:HG13	2.20	0.41
3:G:141:TYR:CE1	3:G:188:GLY:CA	3.03	0.41
2:J:206:ARG:NH2	3:K:188:GLY:HA3	2.35	0.41
3:K:239:LEU:O	3:K:240:PHE:CD2	2.74	0.41
3:K:246:TYR:O	3:K:247:GLY:C	2.59	0.41
1:A:281:THR:HB	1:A:401:GLN:OE1	2.21	0.41
2:B:243:PHE:O	2:B:244:LEU:C	2.59	0.41
2:F:27:PHE:CE2	2:F:31:PHE:CE2	3.09	0.41
2:J:221:ALA:C	2:J:223:MET:N	2.72	0.41
2:B:243:PHE:CD1	2:B:243:PHE:C	2.88	0.41

Continued on next page...

Continued from previous page...

Atom-1	Atom-2	Interatomic distance (Å)	Clash overlap (Å)
3:C:115:ARG:HB3	3:C:115:ARG:HE	1.57	0.41
1:E:100:ARG:O	2:F:187:ASN:ND2	2.52	0.41
1:E:336:TYR:CG	1:E:337:PRO:HD2	2.56	0.41
3:G:57:ILE:HG23	3:G:58:TYR:CD1	2.56	0.41
2:J:58:ARG:HG2	2:J:58:ARG:NH2	2.27	0.41
2:J:231:TRP:O	2:J:231:TRP:HD1	2.04	0.41
1:A:36:LYS:HE2	1:A:373:VAL:O	2.20	0.41
1:A:58:LYS:HG3	1:A:158:THR:HB	2.03	0.41
2:B:43:LEU:HD12	2:B:43:LEU:HA	1.78	0.41
2:B:197:ILE:O	2:B:197:ILE:CG1	2.67	0.41
3:C:134:HIS:CE1	3:C:195:ALA:HB2	2.56	0.41
1:E:298:MET:HE2	1:E:298:MET:HB2	1.75	0.41
3:G:80:SER:HA	3:G:85:PHE:CG	2.55	0.41
1:I:391:LEU:HB2	1:I:403:VAL:HG22	2.03	0.41
2:J:69:VAL:HG13	2:J:152:TRP:NE1	2.35	0.41
1:A:269:MET:HG3	1:I:386:ARG:NH1	2.34	0.41
2:B:202:LYS:NZ	2:B:206:ARG:HB3	2.36	0.41
1:E:225:ASP:C	1:E:227:LEU:N	2.73	0.41
2:F:207:THR:C	2:F:209:GLY:H	2.24	0.41
3:G:107:LEU:CD1	3:G:190:ALA:HB2	2.50	0.41
1:I:88:PHE:HD2	1:I:143:ASN:HD22	1.69	0.41
1:I:208:ARG:HA	1:I:208:ARG:HD2	1.65	0.41
1:I:305:THR:HB	1:I:359:THR:CB	2.50	0.41
1:I:348:VAL:HG22	1:I:351:ASN:HB2	2.03	0.41
2:J:179:SER:OG	2:J:182:ASP:OD1	2.33	0.41
3:K:141:TYR:CD1	3:K:188:GLY:HA2	2.55	0.41
3:K:181:TYR:CD1	3:K:184:TYR:HE1	2.39	0.41
1:A:272:MET:CE	1:A:272:MET:CA	2.97	0.41
2:F:58:ARG:HG2	2:F:58:ARG:NH2	2.21	0.41
3:G:63:LEU:HD12	3:G:63:LEU:HA	1.89	0.41
3:G:132:PHE:O	3:G:133:THR:C	2.60	0.41
2:J:221:ALA:O	2:J:223:MET:N	2.53	0.41
1:A:225:ASP:C	1:A:227:LEU:N	2.71	0.40
2:B:68:LEU:HB3	2:B:152:TRP:HZ2	1.87	0.40
3:C:246:TYR:O	3:C:247:GLY:C	2.59	0.40
1:E:240:LEU:O	1:E:244:ILE:HG23	2.21	0.40
3:G:236:MET:HG3	3:G:237:GLU:N	2.36	0.40
1:I:227:LEU:HD22	1:I:227:LEU:H	1.86	0.40
2:J:34:VAL:HG22	2:J:95:GLY:CA	2.51	0.40
2:J:240:ASN:C	2:J:242:ARG:N	2.73	0.40
3:K:57:ILE:HG23	3:K:58:TYR:CD1	2.56	0.40

Continued on next page...

Continued from previous page...

Atom-1	Atom-2	Interatomic distance (Å)	Clash overlap (Å)
2:B:135:LEU:O	2:B:139:GLY:HA2	2.21	0.40
1:E:249:MET:HA	1:E:249:MET:HE3	2.03	0.40
2:F:76:GLN:NE2	2:F:229:PHE:CZ	2.90	0.40
3:G:253:TRP:HA	3:G:255:ALA:HB3	2.03	0.40
1:I:270:ARG:HG2	1:I:270:ARG:NH1	2.36	0.40
2:J:38:HIS:CD2	2:J:42:MET:HE2	2.56	0.40
1:A:384:ASP:CG	1:E:112:ARG:NH2	2.74	0.40
1:E:304:ILE:HG22	1:E:354:LEU:CD2	2.52	0.40
2:F:42:MET:SD	3:G:154:GLU:HG3	2.61	0.40
2:J:42:MET:HG2	2:J:198:ARG:NH2	2.31	0.40
3:K:113:LYS:HE3	3:K:113:LYS:HA	2.04	0.40
1:A:112:ARG:NH2	1:I:384:ASP:OD1	2.54	0.40
2:B:52:SER:HG	2:B:118:PHE:HD1	1.68	0.40
2:B:201:GLU:O	2:B:206:ARG:N	2.46	0.40
1:E:120:LYS:HG3	1:E:274:PRO:CB	2.49	0.40
1:E:245:LEU:HD13	1:E:249:MET:CG	2.52	0.40
2:F:69:VAL:O	2:F:70:THR:C	2.59	0.40
1:I:229:SER:O	1:I:232:ASP:N	2.35	0.40
2:B:106:PHE:N	2:B:106:PHE:HD2	2.20	0.40
2:B:111:TRP:O	3:C:74:TRP:CH2	2.75	0.40
2:F:207:THR:O	2:F:210:LYS:N	2.53	0.40
2:F:210:LYS:HA	2:F:210:LYS:HD2	1.92	0.40
2:J:33:ILE:HG22	2:J:34:VAL:N	2.37	0.40
2:J:207:THR:O	2:J:210:LYS:N	2.51	0.40

All (3) symmetry-related close contacts are listed below. The label for Atom-2 includes the symmetry operator and encoded unit-cell translations to be applied.

Atom-1	Atom-2	Interatomic distance (Å)	Clash overlap (Å)
2:B:11:HIS:CE1	2:B:11:HIS:NE2[7_556]	2.03	0.17
2:B:11:HIS:NE2	2:B:11:HIS:NE2[7_556]	2.14	0.06
1:A:60:LYS:NZ	1:E:338:GLU:OE2[4_455]	2.17	0.03

5.3 Torsion angles [i](#)

5.3.1 Protein backbone [i](#)

In the following table, the Percentiles column shows the percent Ramachandran outliers of the chain as a percentile score with respect to all X-ray entries followed by that with respect to entries of similar resolution.

The Analysed column shows the number of residues for which the backbone conformation was analysed, and the total number of residues.

Mol	Chain	Analysed	Favoured	Allowed	Outliers	Percentiles	
1	A	380/382 (100%)	334 (88%)	34 (9%)	12 (3%)	4	13
1	E	380/382 (100%)	336 (88%)	33 (9%)	11 (3%)	4	15
1	I	380/382 (100%)	327 (86%)	42 (11%)	11 (3%)	4	15
2	B	236/247 (96%)	173 (73%)	42 (18%)	21 (9%)	1	1
2	F	236/247 (96%)	168 (71%)	44 (19%)	24 (10%)	0	1
2	J	236/247 (96%)	166 (70%)	48 (20%)	22 (9%)	0	1
3	C	184/289 (64%)	147 (80%)	25 (14%)	12 (6%)	1	3
3	G	184/289 (64%)	146 (79%)	27 (15%)	11 (6%)	1	4
3	K	184/289 (64%)	145 (79%)	28 (15%)	11 (6%)	1	4
All	All	2400/2754 (87%)	1942 (81%)	323 (14%)	135 (6%)	2	5

All (135) Ramachandran outliers are listed below:

Mol	Chain	Res	Type
1	A	36	LYS
1	A	220	ASP
1	A	224	ALA
1	A	225	ASP
1	A	288	ASP
2	B	45	MET
2	B	194	PRO
2	B	196	TYR
2	B	197	ILE
2	B	200	VAL
2	B	205	LEU
2	B	214	PRO
2	B	215	VAL
2	B	218	PHE
2	B	222	PHE
2	B	231	TRP
3	C	46	LEU
3	C	76	ALA
3	C	255	ALA
1	E	220	ASP
1	E	224	ALA
1	E	225	ASP
1	E	288	ASP

Continued on next page...

Continued from previous page...

Mol	Chain	Res	Type
2	F	45	MET
2	F	194	PRO
2	F	196	TYR
2	F	197	ILE
2	F	200	VAL
2	F	205	LEU
2	F	214	PRO
2	F	215	VAL
2	F	218	PHE
2	F	222	PHE
2	F	231	TRP
3	G	46	LEU
3	G	76	ALA
3	G	255	ALA
1	I	36	LYS
1	I	220	ASP
1	I	224	ALA
1	I	225	ASP
1	I	288	ASP
2	J	45	MET
2	J	194	PRO
2	J	196	TYR
2	J	197	ILE
2	J	200	VAL
2	J	205	LEU
2	J	214	PRO
2	J	215	VAL
2	J	218	PHE
2	J	222	PHE
2	J	231	TRP
3	K	46	LEU
3	K	76	ALA
3	K	255	ALA
1	A	145	GLN
1	A	147	GLY
1	A	308	GLY
2	B	192	GLY
2	B	239	SER
3	C	235	PHE
1	E	36	LYS
1	E	145	GLN
1	E	147	GLY

Continued on next page...

Continued from previous page...

Mol	Chain	Res	Type
2	F	192	GLY
2	F	239	SER
3	G	116	ASP
3	G	123	THR
3	G	127	GLU
3	G	235	PHE
3	G	240	PHE
1	I	145	GLN
1	I	147	GLY
1	I	308	GLY
2	J	239	SER
3	K	235	PHE
3	K	240	PHE
1	A	39	ALA
1	A	222	GLY
2	B	9	ARG
2	B	236	ARG
3	C	116	ASP
3	C	240	PHE
2	F	70	THR
2	F	236	ARG
2	F	237	TRP
3	G	117	ARG
2	J	9	ARG
2	J	229	PHE
2	J	236	ARG
2	J	237	TRP
3	K	116	ASP
3	K	123	THR
1	A	377	SER
2	B	237	TRP
3	C	117	ARG
3	C	127	GLU
1	E	39	ALA
1	E	308	GLY
2	F	9	ARG
2	F	42	MET
3	G	131	ASN
1	I	39	ALA
2	J	70	THR
2	J	192	GLY
3	K	127	GLU

Continued on next page...

Continued from previous page...

Mol	Chain	Res	Type
3	K	151	TYR
2	B	206	ARG
2	B	243	PHE
1	E	377	SER
2	F	229	PHE
2	F	230	MET
1	I	310	SER
2	J	42	MET
3	K	117	ARG
3	C	123	THR
3	C	151	TYR
3	C	234	TRP
1	E	310	SER
2	F	34	VAL
2	F	209	GLY
2	J	243	PHE
2	B	193	THR
2	B	203	GLY
2	B	213	ALA
3	C	242	ALA
1	I	222	GLY
2	J	193	THR
2	F	193	THR
3	G	242	ALA
3	K	242	ALA
2	F	203	GLY
2	J	203	GLY
1	A	310	SER

5.3.2 Protein sidechains [i](#)

In the following table, the Percentiles column shows the percent sidechain outliers of the chain as a percentile score with respect to all X-ray entries followed by that with respect to entries of similar resolution.

The Analysed column shows the number of residues for which the sidechain conformation was analysed, and the total number of residues.

Mol	Chain	Analysed	Rotameric	Outliers	Percentiles
1	A	323/323 (100%)	256 (79%)	67 (21%)	1 3
1	E	323/323 (100%)	251 (78%)	72 (22%)	1 2
1	I	323/323 (100%)	257 (80%)	66 (20%)	1 4

Continued on next page...

Continued from previous page...

Mol	Chain	Analysed	Rotameric	Outliers	Percentiles	
2	B	203/210 (97%)	157 (77%)	46 (23%)	1	2
2	F	203/210 (97%)	155 (76%)	48 (24%)	1	2
2	J	203/210 (97%)	156 (77%)	47 (23%)	1	2
3	C	161/237 (68%)	118 (73%)	43 (27%)	0	1
3	G	161/237 (68%)	119 (74%)	42 (26%)	0	1
3	K	161/237 (68%)	120 (74%)	41 (26%)	0	1
All	All	2061/2310 (89%)	1589 (77%)	472 (23%)	1	2

All (472) residues with a non-rotameric sidechain are listed below:

Mol	Chain	Res	Type
1	A	33	HIS
1	A	46	THR
1	A	52	LEU
1	A	56	LYS
1	A	60	LYS
1	A	64	THR
1	A	65	VAL
1	A	73	VAL
1	A	75	GLU
1	A	80	THR
1	A	86	VAL
1	A	89	LEU
1	A	93	MET
1	A	105	ILE
1	A	116	LEU
1	A	117	GLU
1	A	120	LYS
1	A	121	THR
1	A	135	ASP
1	A	140	THR
1	A	145	GLN
1	A	164	SER
1	A	174	THR
1	A	176	GLN
1	A	177	THR
1	A	180	LEU
1	A	182	ASN
1	A	185	GLU
1	A	208	ARG

Continued on next page...

Continued from previous page...

Mol	Chain	Res	Type
1	A	209	ARG
1	A	223	ARG
1	A	227	LEU
1	A	244	ILE
1	A	245	LEU
1	A	253	SER
1	A	261	THR
1	A	269	MET
1	A	270	ARG
1	A	273	LYS
1	A	276	GLU
1	A	281	THR
1	A	286	VAL
1	A	287	GLU
1	A	292	ARG
1	A	298	MET
1	A	299	ARG
1	A	305	THR
1	A	309	ASN
1	A	312	ILE
1	A	314	LEU
1	A	318	TYR
1	A	322	VAL
1	A	329	VAL
1	A	331	LYS
1	A	334	THR
1	A	346	LEU
1	A	348	VAL
1	A	351	ASN
1	A	359	THR
1	A	360	ARG
1	A	362	VAL
1	A	379	ILE
1	A	385	SER
1	A	400	ARG
1	A	401	GLN
1	A	402	VAL
1	A	406	ASP
2	B	11	HIS
2	B	15	VAL
2	B	16	GLN
2	B	21	ILE

Continued on next page...

Continued from previous page...

Mol	Chain	Res	Type
2	B	47	ASP
2	B	49	ASP
2	B	58	ARG
2	B	59	LEU
2	B	63	VAL
2	B	68	LEU
2	B	70	THR
2	B	76	GLN
2	B	84	ARG
2	B	90	THR
2	B	97	LEU
2	B	108	PHE
2	B	116	ILE
2	B	117	ASN
2	B	135	LEU
2	B	138	SER
2	B	144	THR
2	B	155	ILE
2	B	169	VAL
2	B	171	VAL
2	B	190	ARG
2	B	197	ILE
2	B	198	ARG
2	B	201	GLU
2	B	202	LYS
2	B	204	THR
2	B	205	LEU
2	B	207	THR
2	B	211	ASP
2	B	214	PRO
2	B	218	PHE
2	B	220	SER
2	B	225	ILE
2	B	226	LEU
2	B	228	TYR
2	B	229	PHE
2	B	233	PHE
2	B	234	ILE
2	B	236	ARG
2	B	238	PHE
2	B	242	ARG
2	B	243	PHE

Continued on next page...

Continued from previous page...

Mol	Chain	Res	Type
3	C	47	ASP
3	C	50	TRP
3	C	51	LEU
3	C	60	VAL
3	C	63	LEU
3	C	93	LEU
3	C	94	TYR
3	C	103	THR
3	C	106	ILE
3	C	107	LEU
3	C	113	LYS
3	C	115	ARG
3	C	118	ASN
3	C	122	LEU
3	C	125	ARG
3	C	128	LEU
3	C	129	ARG
3	C	130	ARG
3	C	131	ASN
3	C	132	PHE
3	C	138	LEU
3	C	158	THR
3	C	162	THR
3	C	163	ILE
3	C	164	VAL
3	C	165	ARG
3	C	180	SER
3	C	184	TYR
3	C	185	ILE
3	C	198	ARG
3	C	232	THR
3	C	234	TRP
3	C	235	PHE
3	C	236	MET
3	C	237	GLU
3	C	238	GLU
3	C	239	LEU
3	C	245	HIS
3	C	250	ILE
3	C	251	PHE
3	C	254	LEU
3	C	256	LEU

Continued on next page...

Continued from previous page...

Mol	Chain	Res	Type
3	C	259	MET
1	E	33	HIS
1	E	46	THR
1	E	52	LEU
1	E	56	LYS
1	E	60	LYS
1	E	64	THR
1	E	65	VAL
1	E	73	VAL
1	E	75	GLU
1	E	80	THR
1	E	86	VAL
1	E	89	LEU
1	E	93	MET
1	E	105	ILE
1	E	116	LEU
1	E	117	GLU
1	E	120	LYS
1	E	121	THR
1	E	135	ASP
1	E	137	HIS
1	E	140	THR
1	E	145	GLN
1	E	164	SER
1	E	174	THR
1	E	176	GLN
1	E	177	THR
1	E	180	LEU
1	E	182	ASN
1	E	185	GLU
1	E	208	ARG
1	E	209	ARG
1	E	223	ARG
1	E	227	LEU
1	E	244	ILE
1	E	245	LEU
1	E	249	MET
1	E	251	MET
1	E	269	MET
1	E	270	ARG
1	E	272	MET
1	E	273	LYS

Continued on next page...

Continued from previous page...

Mol	Chain	Res	Type
1	E	276	GLU
1	E	277	LEU
1	E	281	THR
1	E	286	VAL
1	E	287	GLU
1	E	292	ARG
1	E	298	MET
1	E	299	ARG
1	E	305	THR
1	E	309	ASN
1	E	312	ILE
1	E	314	LEU
1	E	322	VAL
1	E	329	VAL
1	E	331	LYS
1	E	334	THR
1	E	338	GLU
1	E	346	LEU
1	E	348	VAL
1	E	351	ASN
1	E	359	THR
1	E	360	ARG
1	E	361	THR
1	E	362	VAL
1	E	379	ILE
1	E	385	SER
1	E	400	ARG
1	E	401	GLN
1	E	402	VAL
1	E	403	VAL
1	E	406	ASP
2	F	11	HIS
2	F	15	VAL
2	F	16	GLN
2	F	21	ILE
2	F	43	LEU
2	F	47	ASP
2	F	49	ASP
2	F	58	ARG
2	F	63	VAL
2	F	68	LEU
2	F	69	VAL

Continued on next page...

Continued from previous page...

Mol	Chain	Res	Type
2	F	70	THR
2	F	84	ARG
2	F	90	THR
2	F	97	LEU
2	F	106	PHE
2	F	108	PHE
2	F	116	ILE
2	F	117	ASN
2	F	135	LEU
2	F	138	SER
2	F	144	THR
2	F	155	ILE
2	F	164	ILE
2	F	169	VAL
2	F	171	VAL
2	F	190	ARG
2	F	197	ILE
2	F	198	ARG
2	F	201	GLU
2	F	202	LYS
2	F	204	THR
2	F	205	LEU
2	F	207	THR
2	F	211	ASP
2	F	214	PRO
2	F	218	PHE
2	F	220	SER
2	F	225	ILE
2	F	226	LEU
2	F	228	TYR
2	F	229	PHE
2	F	233	PHE
2	F	234	ILE
2	F	236	ARG
2	F	238	PHE
2	F	242	ARG
2	F	243	PHE
3	G	47	ASP
3	G	50	TRP
3	G	51	LEU
3	G	60	VAL
3	G	63	LEU

Continued on next page...

Continued from previous page...

Mol	Chain	Res	Type
3	G	93	LEU
3	G	94	TYR
3	G	103	THR
3	G	106	ILE
3	G	107	LEU
3	G	113	LYS
3	G	115	ARG
3	G	118	ASN
3	G	122	LEU
3	G	125	ARG
3	G	128	LEU
3	G	129	ARG
3	G	131	ASN
3	G	132	PHE
3	G	138	LEU
3	G	145	ILE
3	G	158	THR
3	G	162	THR
3	G	163	ILE
3	G	164	VAL
3	G	165	ARG
3	G	180	SER
3	G	185	ILE
3	G	198	ARG
3	G	232	THR
3	G	234	TRP
3	G	235	PHE
3	G	236	MET
3	G	237	GLU
3	G	238	GLU
3	G	239	LEU
3	G	245	HIS
3	G	250	ILE
3	G	251	PHE
3	G	254	LEU
3	G	256	LEU
3	G	259	MET
1	I	46	THR
1	I	52	LEU
1	I	56	LYS
1	I	60	LYS
1	I	64	THR

Continued on next page...

Continued from previous page...

Mol	Chain	Res	Type
1	I	65	VAL
1	I	73	VAL
1	I	75	GLU
1	I	80	THR
1	I	86	VAL
1	I	89	LEU
1	I	93	MET
1	I	105	ILE
1	I	116	LEU
1	I	117	GLU
1	I	120	LYS
1	I	121	THR
1	I	135	ASP
1	I	140	THR
1	I	145	GLN
1	I	164	SER
1	I	174	THR
1	I	176	GLN
1	I	177	THR
1	I	180	LEU
1	I	182	ASN
1	I	185	GLU
1	I	208	ARG
1	I	209	ARG
1	I	223	ARG
1	I	227	LEU
1	I	244	ILE
1	I	245	LEU
1	I	249	MET
1	I	251	MET
1	I	261	THR
1	I	269	MET
1	I	270	ARG
1	I	273	LYS
1	I	276	GLU
1	I	277	LEU
1	I	281	THR
1	I	284	VAL
1	I	286	VAL
1	I	287	GLU
1	I	292	ARG
1	I	299	ARG

Continued on next page...

Continued from previous page...

Mol	Chain	Res	Type
1	I	305	THR
1	I	309	ASN
1	I	312	ILE
1	I	314	LEU
1	I	322	VAL
1	I	329	VAL
1	I	346	LEU
1	I	348	VAL
1	I	351	ASN
1	I	359	THR
1	I	360	ARG
1	I	361	THR
1	I	362	VAL
1	I	379	ILE
1	I	385	SER
1	I	400	ARG
1	I	401	GLN
1	I	402	VAL
1	I	406	ASP
2	J	11	HIS
2	J	15	VAL
2	J	16	GLN
2	J	21	ILE
2	J	43	LEU
2	J	47	ASP
2	J	58	ARG
2	J	63	VAL
2	J	68	LEU
2	J	69	VAL
2	J	70	THR
2	J	84	ARG
2	J	90	THR
2	J	97	LEU
2	J	108	PHE
2	J	116	ILE
2	J	117	ASN
2	J	135	LEU
2	J	136	MET
2	J	138	SER
2	J	144	THR
2	J	152	TRP
2	J	155	ILE

Continued on next page...

Continued from previous page...

Mol	Chain	Res	Type
2	J	164	ILE
2	J	169	VAL
2	J	190	ARG
2	J	197	ILE
2	J	198	ARG
2	J	201	GLU
2	J	202	LYS
2	J	204	THR
2	J	205	LEU
2	J	207	THR
2	J	211	ASP
2	J	214	PRO
2	J	218	PHE
2	J	220	SER
2	J	225	ILE
2	J	226	LEU
2	J	228	TYR
2	J	229	PHE
2	J	233	PHE
2	J	234	ILE
2	J	236	ARG
2	J	238	PHE
2	J	242	ARG
2	J	243	PHE
3	K	47	ASP
3	K	50	TRP
3	K	51	LEU
3	K	60	VAL
3	K	63	LEU
3	K	93	LEU
3	K	94	TYR
3	K	103	THR
3	K	106	ILE
3	K	107	LEU
3	K	113	LYS
3	K	115	ARG
3	K	118	ASN
3	K	122	LEU
3	K	125	ARG
3	K	128	LEU
3	K	129	ARG
3	K	131	ASN

Continued on next page...

Continued from previous page...

Mol	Chain	Res	Type
3	K	132	PHE
3	K	145	ILE
3	K	158	THR
3	K	162	THR
3	K	163	ILE
3	K	164	VAL
3	K	165	ARG
3	K	180	SER
3	K	184	TYR
3	K	185	ILE
3	K	198	ARG
3	K	232	THR
3	K	234	TRP
3	K	235	PHE
3	K	236	MET
3	K	238	GLU
3	K	239	LEU
3	K	245	HIS
3	K	250	ILE
3	K	251	PHE
3	K	254	LEU
3	K	256	LEU
3	K	259	MET

Sometimes sidechains can be flipped to improve hydrogen bonding and reduce clashes. All (42) such sidechains are listed below:

Mol	Chain	Res	Type
1	A	62	ASN
1	A	143	ASN
1	A	145	GLN
1	A	182	ASN
1	A	192	HIS
1	A	265	GLN
1	A	306	ASN
1	A	309	ASN
1	A	351	ASN
1	A	401	GLN
2	B	103	ASN
2	B	117	ASN
3	C	131	ASN
1	E	62	ASN
1	E	137	HIS

Continued on next page...

Continued from previous page...

Mol	Chain	Res	Type
1	E	143	ASN
1	E	145	GLN
1	E	182	ASN
1	E	192	HIS
1	E	265	GLN
1	E	306	ASN
1	E	309	ASN
1	E	351	ASN
1	E	401	GLN
2	F	103	ASN
2	F	117	ASN
3	G	131	ASN
3	G	231	HIS
1	I	62	ASN
1	I	143	ASN
1	I	145	GLN
1	I	182	ASN
1	I	192	HIS
1	I	265	GLN
1	I	306	ASN
1	I	309	ASN
1	I	351	ASN
1	I	401	GLN
2	J	103	ASN
2	J	117	ASN
3	K	131	ASN
3	K	231	HIS

5.3.3 RNA [i](#)

There are no RNA molecules in this entry.

5.4 Non-standard residues in protein, DNA, RNA chains [i](#)

There are no non-standard protein/DNA/RNA residues in this entry.

5.5 Carbohydrates [i](#)

There are no monosaccharides in this entry.

5.6 Ligand geometry [i](#)

Of 14 ligands modelled in this entry, 11 are monoatomic - leaving 3 for Mogul analysis.

In the following table, the Counts columns list the number of bonds (or angles) for which Mogul statistics could be retrieved, the number of bonds (or angles) that are observed in the model and the number of bonds (or angles) that are defined in the Chemical Component Dictionary. The Link column lists molecule types, if any, to which the group is linked. The Z score for a bond length (or angle) is the number of standard deviations the observed value is removed from the expected value. A bond length (or angle) with $|Z| > 2$ is considered an outlier worth inspection. RMSZ is the root-mean-square of all Z scores of the bond lengths (or angles).

Mol	Type	Chain	Res	Link	Bond lengths			Bond angles		
					Counts	RMSZ	# Z > 2	Counts	RMSZ	# Z > 2
6	CUA	I	600	1	0,1,1	-	-	-		
6	CUA	A	3	1	0,1,1	-	-	-		
6	CUA	E	500	1	0,1,1	-	-	-		

There are no bond length outliers.

There are no bond angle outliers.

There are no chirality outliers.

There are no torsion outliers.

There are no ring outliers.

No monomer is involved in short contacts.

5.7 Other polymers [i](#)

There are no such residues in this entry.

5.8 Polymer linkage issues [i](#)

There are no chain breaks in this entry.

6 Fit of model and data

6.1 Protein, DNA and RNA chains

In the following table, the column labelled ‘#RSRZ > 2’ contains the number (and percentage) of RSRZ outliers, followed by percent RSRZ outliers for the chain as percentile scores relative to all X-ray entries and entries of similar resolution. The OWAB column contains the minimum, median, 95th percentile and maximum values of the occupancy-weighted average B-factor per residue. The column labelled ‘Q < 0.9’ lists the number of (and percentage) of residues with an average occupancy less than 0.9.

Mol	Chain	Analysed	<RSRZ>	#RSRZ>2	OWAB(Å ²)	Q<0.9
1	A	382/382 (100%)	-0.09	8 (2%) 63 54	65, 70, 73, 76	0
1	E	382/382 (100%)	-0.02	10 (2%) 56 46	66, 70, 73, 76	0
1	I	382/382 (100%)	-0.09	10 (2%) 56 46	66, 70, 73, 76	0
2	B	238/247 (96%)	0.26	12 (5%) 28 19	66, 70, 74, 78	0
2	F	238/247 (96%)	0.20	9 (3%) 40 30	66, 70, 74, 78	0
2	J	238/247 (96%)	0.15	10 (4%) 36 26	66, 70, 74, 78	0
3	C	188/289 (65%)	0.15	10 (5%) 26 17	67, 70, 72, 73	0
3	G	188/289 (65%)	0.35	15 (7%) 12 6	67, 70, 72, 73	0
3	K	188/289 (65%)	0.23	17 (9%) 9 5	67, 70, 72, 73	0
All	All	2424/2754 (88%)	0.08	101 (4%) 36 26	65, 70, 73, 78	0

All (101) RSRZ outliers are listed below:

Mol	Chain	Res	Type	RSRZ
2	F	194	PRO	11.8
2	B	194	PRO	8.1
2	J	194	PRO	7.2
2	J	237	TRP	5.0
3	C	117	ARG	5.0
2	F	218	PHE	4.6
3	K	81	PHE	4.6
2	B	218	PHE	4.5
3	K	234	TRP	4.2
3	K	84	GLU	4.2
2	J	231	TRP	4.1
3	C	234	TRP	4.1
2	B	231	TRP	4.0
1	I	221	ALA	3.9
2	B	193	THR	3.8

Continued on next page...

Continued from previous page...

Mol	Chain	Res	Type	RSRZ
3	G	81	PHE	3.8
3	G	87	THR	3.8
2	F	200	VAL	3.8
2	B	195	GLU	3.7
1	A	147	GLY	3.7
2	F	196	TYR	3.7
2	B	198	ARG	3.6
2	B	196	TYR	3.5
2	B	109	TRP	3.5
3	K	88	TYR	3.3
3	C	87	THR	3.3
1	E	414	MET	3.2
3	G	117	ARG	3.2
3	C	116	ASP	3.2
3	G	123	THR	3.1
3	G	119	LEU	3.1
3	K	231	HIS	3.1
3	G	88	TYR	3.0
1	E	221	ALA	3.0
3	G	118	ASN	3.0
1	E	389	GLY	3.0
1	A	225	ASP	3.0
3	G	110	TYR	2.9
2	J	218	PHE	2.9
2	B	44	THR	2.9
1	A	145	GLN	2.9
3	K	83	PRO	2.9
3	C	241	VAL	2.9
1	E	309	ASN	2.9
2	F	237	TRP	2.9
3	G	238	GLU	2.8
1	E	320	ALA	2.8
3	K	47	ASP	2.7
1	E	388	ALA	2.7
3	K	117	ARG	2.7
1	I	210	PRO	2.7
1	I	320	ALA	2.7
2	J	58	ARG	2.6
3	K	67	TRP	2.6
2	F	219	PHE	2.6
3	G	120	ALA	2.6
2	J	193	THR	2.6

Continued on next page...

Continued from previous page...

Mol	Chain	Res	Type	RSRZ
2	B	113	TYR	2.6
1	E	147	GLY	2.5
1	I	414	MET	2.5
2	B	233	PHE	2.5
1	I	231	THR	2.5
1	E	319	THR	2.5
2	J	8	VAL	2.5
3	C	81	PHE	2.5
1	E	148	GLY	2.4
3	G	77	GLY	2.4
3	K	112	TRP	2.4
2	J	46	GLY	2.4
3	K	181	TYR	2.3
2	F	92	CYS	2.3
3	K	82	ALA	2.3
1	I	252	SER	2.3
1	I	309	ASN	2.2
3	G	74	TRP	2.2
1	A	146	GLY	2.2
3	C	82	ALA	2.2
3	C	83	PRO	2.2
3	G	47	ASP	2.2
1	A	256	SER	2.2
1	I	327	SER	2.2
3	C	84	GLU	2.1
1	I	381	TYR	2.1
3	K	110	TYR	2.1
3	K	256	LEU	2.1
2	J	195	GLU	2.1
2	F	7	ALA	2.1
3	K	114	THR	2.1
3	G	237	GLU	2.1
3	K	199	LEU	2.1
2	J	196	TYR	2.1
1	A	233	ARG	2.1
2	B	43	LEU	2.0
2	F	231	TRP	2.0
3	K	76	ALA	2.0
1	E	222	GLY	2.0
3	C	88	TYR	2.0
1	A	80	THR	2.0
1	A	358	GLU	2.0

Continued on next page...

Continued from previous page...

Mol	Chain	Res	Type	RSRZ
3	G	235	PHE	2.0
1	I	356	PRO	2.0

6.2 Non-standard residues in protein, DNA, RNA chains [i](#)

There are no non-standard protein/DNA/RNA residues in this entry.

6.3 Carbohydrates [i](#)

There are no monosaccharides in this entry.

6.4 Ligands [i](#)

In the following table, the Atoms column lists the number of modelled atoms in the group and the number defined in the chemical component dictionary. The B-factors column lists the minimum, median, 95th percentile and maximum values of B factors of atoms in the group. The column labelled 'Q<0.9' lists the number of atoms with occupancy less than 0.9.

Mol	Type	Chain	Res	Atoms	RSCC	RSR	B-factors(Å ²)	Q<0.9
6	CUA	A	3	2/2	0.88	0.14	74,74,74,82	0
5	ZN	E	702	1/1	0.91	0.22	213,213,213,213	0
6	CUA	E	500	2/2	0.91	0.06	75,75,75,82	0
5	ZN	E	701	1/1	0.92	0.11	55,55,55,55	1
5	ZN	C	661	1/1	0.95	0.04	73,73,73,73	0
5	ZN	C	700	1/1	0.95	0.04	46,46,46,46	1
6	CUA	I	600	2/2	0.96	0.09	76,76,76,82	0
5	ZN	E	900	1/1	0.97	0.05	76,76,76,76	0
5	ZN	A	800	1/1	0.98	0.03	77,77,77,77	0
4	CU	A	4	1/1	0.98	0.04	61,61,61,61	0
4	CU	E	501	1/1	0.98	0.06	61,61,61,61	0
4	CU	I	601	1/1	0.99	0.04	61,61,61,61	0
5	ZN	G	662	1/1	0.99	0.13	46,46,46,46	0
5	ZN	K	663	1/1	0.99	0.02	60,60,60,60	0

6.5 Other polymers [i](#)

There are no such residues in this entry.