



# Full wwPDB X-ray Structure Validation Report ⓘ

May 29, 2020 – 07:39 am BST

PDB ID : 4YM7  
Title : RNA polymerase I structure with an alternative dimer hinge  
Authors : Kostrewa, D.; Kuhn, C.-D.; Engel, C.; Cramer, P.  
Deposited on : 2015-03-06  
Resolution : 5.50 Å(reported)

This is a Full wwPDB X-ray Structure Validation Report for a publicly released PDB entry.

We welcome your comments at [validation@mail.wwpdb.org](mailto:validation@mail.wwpdb.org)

A user guide is available at

<https://www.wwpdb.org/validation/2017/XrayValidationReportHelp>

with specific help available everywhere you see the ⓘ symbol.

---

The following versions of software and data (see [references ⓘ](#)) were used in the production of this report:

MolProbity : 4.02b-467  
Xtriage (Phenix) : 1.13  
EDS : 2.11  
Percentile statistics : 20191225.v01 (using entries in the PDB archive December 25th 2019)  
Refmac : 5.8.0158  
CCP4 : 7.0.044 (Gargrove)  
Ideal geometry (proteins) : Engh & Huber (2001)  
Ideal geometry (DNA, RNA) : Parkinson et al. (1996)  
Validation Pipeline (wwPDB-VP) : 2.11

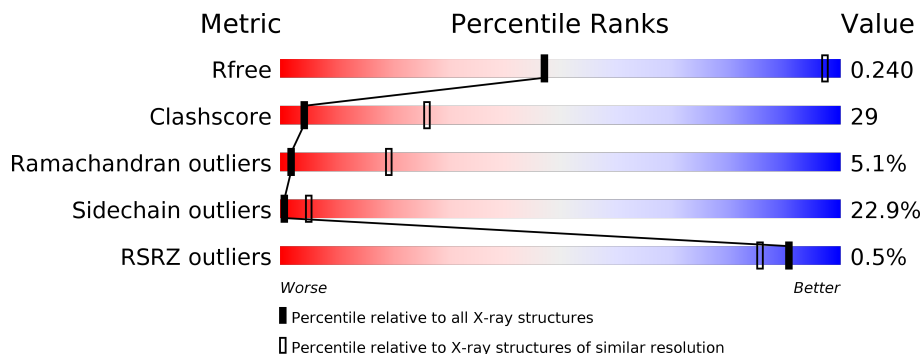
# 1 Overall quality at a glance i

The following experimental techniques were used to determine the structure:

*X-RAY DIFFRACTION*

The reported resolution of this entry is 5.50 Å.

Percentile scores (ranging between 0-100) for global validation metrics of the entry are shown in the following graphic. The table shows the number of entries on which the scores are based.




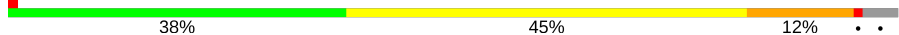

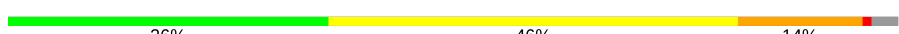
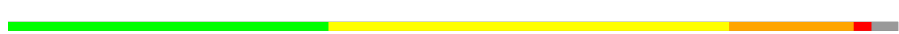




















Metric	Whole archive (#Entries)	Similar resolution (#Entries, resolution range(Å))
$R_{free}$	130704	1019 (7.12-3.82)
Clashscore	141614	1010 (7.10-3.90)
Ramachandran outliers	138981	1014 (7.12-3.82)
Sidechain outliers	138945	1191 (7.20-3.80)
RSRZ outliers	127900	1023 (7.08-3.76)

The table below summarises the geometric issues observed across the polymeric chains and their fit to the electron density. The red, orange, yellow and green segments on the lower bar indicate the fraction of residues that contain outliers for  $\geq 3$ , 2, 1 and 0 types of geometric quality criteria respectively. A grey segment represents the fraction of residues that are not modelled. The numeric value for each fraction is indicated below the corresponding segment, with a dot representing fractions  $\leq 5\%$ . The upper red bar (where present) indicates the fraction of residues that have poor fit to the electron density. The numeric value is given above the bar.

Mol	Chain	Length	Quality of chain
1	AA	1664	 % 36% 41% 11% • 11%
1	BA	1664	 % 35% 41% 11% • 12%
1	CA	1664	 34% 42% 12% • 11%
1	DA	1664	 34% 42% 12% • 11%
1	EA	1664	 34% 43% 12% • 11%
1	FA	1664	 34% 42% 12% • 11%




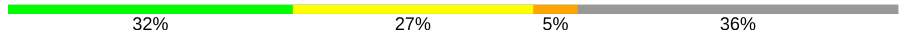
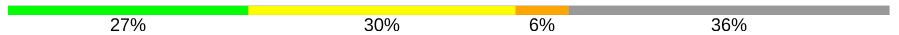

















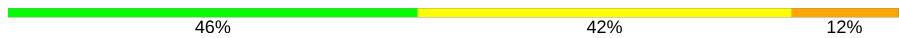
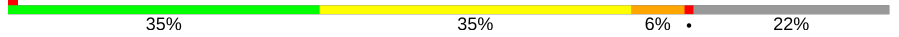

*Continued on next page...*

Continued from previous page...

Mol	Chain	Length	Quality of chain
2	AB	1203	
2	BB	1203	
2	CB	1203	
2	DB	1203	
2	EB	1203	
2	FB	1203	
3	AC	335	
3	BC	335	
3	CC	335	
3	DC	335	
3	EC	335	
3	FC	335	
4	AD	137	
4	BD	137	
4	CD	137	
4	DD	137	
4	ED	137	
4	FD	137	
5	AE	215	
5	BE	215	
5	CE	215	
5	DE	215	
5	EE	215	
5	FE	215	
6	AF	155	




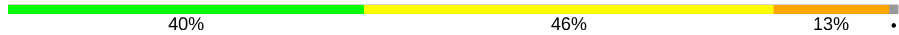
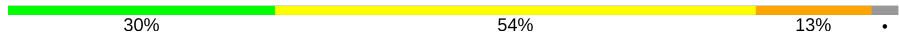

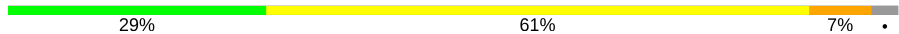
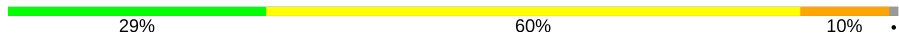
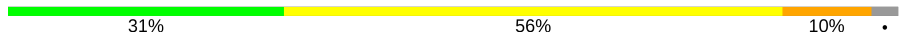
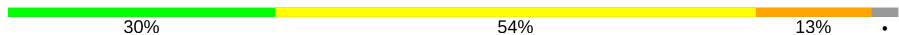
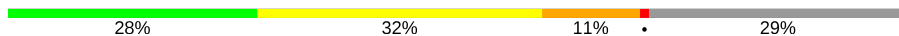
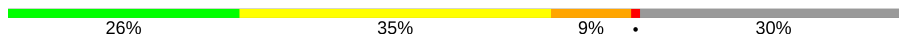
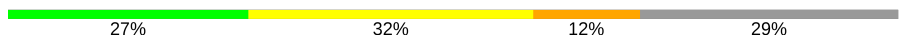












Continued on next page...

Continued from previous page...

Mol	Chain	Length	Quality of chain
6	BF	155	
6	CF	155	
6	DF	155	
6	EF	155	
6	FF	155	
7	AG	326	
7	AO	326	
7	BG	326	
7	BO	326	
7	CG	326	
7	CO	326	
7	DG	326	
7	DO	326	
7	EG	326	
7	EO	326	
7	FG	326	
7	FO	326	
8	AH	146	
8	BH	146	
8	CH	146	
8	DH	146	
8	EH	146	
8	FH	146	
9	AI	125	
9	BI	125	








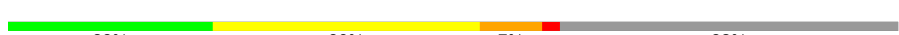

Continued on next page...

Continued from previous page...

Mol	Chain	Length	Quality of chain
9	CI	125	
9	DI	125	
9	EI	125	
9	FI	125	
10	AJ	70	
10	BJ	70	
10	CJ	70	
10	DJ	70	
10	EJ	70	
10	FJ	70	
11	AK	142	
11	BK	142	
11	CK	142	
11	DK	142	
11	EK	142	
11	FK	142	
12	AL	70	
12	BL	70	
12	CL	70	
12	DL	70	
12	EL	70	
12	FL	70	
13	AM	415	
13	BM	415	
13	CM	415	

Continued on next page...

*Continued from previous page...*

Mol	Chain	Length	Quality of chain
13	DM	415	 10% 13% • 74%
13	EM	415	 9% 13% • 73%
13	FM	415	 9% 12% • • 73%
14	AN	233	 % 23% 28% 8% • 39%
14	BN	233	 % 24% 30% 6% • 39%
14	CN	233	 24% 27% 9% • 39%
14	DN	233	 24% 29% 8% • 38%
14	EN	233	 23% 30% 7% • 38%
14	FN	233	 21% 32% 8% • 38%

## 2 Entry composition [i](#)

There are 15 unique types of molecules in this entry. The entry contains 204233 atoms, of which 0 are hydrogens and 0 are deuteriums.

In the tables below, the ZeroOcc column contains the number of atoms modelled with zero occupancy, the AltConf column contains the number of residues with at least one atom in alternate conformation and the Trace column contains the number of residues modelled with at most 2 atoms.

- Molecule 1 is a protein called DNA-directed RNA polymerase I subunit RPA190.

Mol	Chain	Residues	Atoms					ZeroOcc	AltConf	Trace
			Total	C	N	O	S			
1	AA	1484	11703	7385	2036	2220	62	0	0	0
1	BA	1462	11540	7291	2003	2184	62	0	0	0
1	CA	1483	11695	7381	2035	2217	62	0	0	0
1	DA	1483	11697	7381	2034	2220	62	0	0	0
1	EA	1484	11706	7390	2036	2218	62	0	0	0
1	FA	1484	11709	7392	2036	2219	62	0	0	0

- Molecule 2 is a protein called DNA-directed RNA polymerase I subunit RPA135.

Mol	Chain	Residues	Atoms					ZeroOcc	AltConf	Trace
			Total	C	N	O	S			
2	AB	1154	9187	5822	1606	1708	51	0	0	0
2	BB	1153	9175	5812	1603	1709	51	0	0	0
2	CB	1170	9304	5892	1629	1732	51	0	0	0
2	DB	1165	9269	5871	1622	1725	51	0	0	0
2	EB	1164	9265	5871	1619	1724	51	0	0	0
2	FB	1165	9270	5872	1622	1725	51	0	0	0

- Molecule 3 is a protein called DNA-directed RNA polymerases I and III subunit RPAC1.

Mol	Chain	Residues	Atoms					ZeroOcc	AltConf	Trace
3	AC	304	Total	C	N	O	S	0	0	0
			2413	1534	414	457	8			
3	BC	304	Total	C	N	O	S	0	0	0
			2413	1534	414	457	8			
3	CC	304	Total	C	N	O	S	0	0	0
			2413	1534	414	457	8			
3	DC	304	Total	C	N	O	S	0	0	0
			2413	1534	414	457	8			
3	EC	304	Total	C	N	O	S	0	0	0
			2413	1534	414	457	8			
3	FC	304	Total	C	N	O	S	0	0	0
			2413	1534	414	457	8			

- Molecule 4 is a protein called DNA-directed RNA polymerase I subunit RPA14.

Mol	Chain	Residues	Atoms				ZeroOcc	AltConf	Trace
4	AD	58	Total	C	N	O	0	0	0
			459	289	78	92			
4	BD	58	Total	C	N	O	0	0	0
			459	289	78	92			
4	CD	58	Total	C	N	O	0	0	0
			459	289	78	92			
4	DD	58	Total	C	N	O	0	0	0
			459	289	78	92			
4	ED	58	Total	C	N	O	0	0	0
			459	289	78	92			
4	FD	58	Total	C	N	O	0	0	0
			459	289	78	92			

- Molecule 5 is a protein called DNA-directed RNA polymerases I, II, and III subunit RPABC1.

Mol	Chain	Residues	Atoms					ZeroOcc	AltConf	Trace
5	AE	215	Total	C	N	O	S	0	0	0
			1760	1116	310	322	12			
5	BE	215	Total	C	N	O	S	0	0	0
			1760	1116	310	322	12			
5	CE	215	Total	C	N	O	S	0	0	0
			1760	1116	310	322	12			
5	DE	215	Total	C	N	O	S	0	0	0
			1760	1116	310	322	12			
5	EE	215	Total	C	N	O	S	0	0	0
			1760	1116	310	322	12			
5	FE	215	Total	C	N	O	S	0	0	0
			1760	1116	310	322	12			



- Molecule 6 is a protein called DNA-directed RNA polymerases I, II, and III subunit RPABC2.

Mol	Chain	Residues	Atoms					ZeroOcc	AltConf	Trace
6	AF	98	Total	C	N	O	S	0	0	0
			807	512	142	150	3			
6	BF	98	Total	C	N	O	S	0	0	0
			807	512	142	150	3			
6	CF	99	Total	C	N	O	S	0	0	0
			816	517	143	153	3			
6	DF	99	Total	C	N	O	S	0	0	0
			816	517	143	153	3			
6	EF	99	Total	C	N	O	S	0	0	0
			816	517	143	153	3			
6	FF	99	Total	C	N	O	S	0	0	0
			816	517	143	153	3			

- Molecule 7 is a protein called DNA-directed RNA polymerase I subunit RPA43.

Mol	Chain	Residues	Atoms					ZeroOcc	AltConf	Trace
7	AG	202	Total	C	N	O	S	0	0	0
			1599	1025	276	293	5			
7	AO	52	Total	C	N	O		0	0	0
			413	253	64	96				
7	BG	195	Total	C	N	O	S	0	0	0
			1539	992	264	278	5			
7	BO	51	Total	C	N	O		0	0	0
			404	248	63	93				
7	CG	202	Total	C	N	O	S	0	0	0
			1599	1025	276	293	5			
7	CO	50	Total	C	N	O		0	0	0
			398	245	62	91				
7	DG	202	Total	C	N	O	S	0	0	0
			1599	1025	276	293	5			
7	DO	52	Total	C	N	O		0	0	0
			413	253	64	96				
7	EG	202	Total	C	N	O	S	0	0	0
			1599	1025	276	293	5			
7	EO	52	Total	C	N	O		0	0	0
			413	253	64	96				
7	FG	202	Total	C	N	O	S	0	0	0
			1599	1025	276	293	5			
7	FO	52	Total	C	N	O		0	0	0
			413	253	64	96				

- Molecule 8 is a protein called DNA-directed RNA polymerases I, II, and III subunit RPABC3.

Mol	Chain	Residues	Atoms					ZeroOcc	AltConf	Trace
8	AH	132	Total	C	N	O	S	0	0	0
			1063	670	180	209	4			
8	BH	131	Total	C	N	O	S	0	0	0
			1052	664	176	208	4			
8	CH	131	Total	C	N	O	S	0	0	0
			1052	664	176	208	4			
8	DH	134	Total	C	N	O	S	0	0	0
			1075	677	182	212	4			
8	EH	134	Total	C	N	O	S	0	0	0
			1075	677	182	212	4			
8	FH	134	Total	C	N	O	S	0	0	0
			1075	677	182	212	4			

- Molecule 9 is a protein called DNA-directed RNA polymerase I subunit RPA12.

Mol	Chain	Residues	Atoms					ZeroOcc	AltConf	Trace
9	AI	124	Total	C	N	O	S	0	0	0
			943	584	160	190	9			
9	BI	97	Total	C	N	O	S	0	0	0
			716	439	120	148	9			
9	CI	124	Total	C	N	O	S	0	0	0
			943	584	160	190	9			
9	DI	124	Total	C	N	O	S	0	0	0
			943	584	160	190	9			
9	EI	117	Total	C	N	O	S	0	0	0
			898	556	152	181	9			
9	FI	124	Total	C	N	O	S	0	0	0
			943	584	160	190	9			

- Molecule 10 is a protein called DNA-directed RNA polymerases I, II, and III subunit RPABC5.

Mol	Chain	Residues	Atoms					ZeroOcc	AltConf	Trace
10	AJ	68	Total	C	N	O	S	0	0	0
			558	356	97	99	6			
10	BJ	69	Total	C	N	O	S	0	0	0
			569	362	101	100	6			
10	CJ	68	Total	C	N	O	S	0	0	0
			558	356	97	99	6			
10	DJ	69	Total	C	N	O	S	0	0	0
			569	362	101	100	6			
10	EJ	68	Total	C	N	O	S	0	0	0
			558	356	97	99	6			
10	FJ	68	Total	C	N	O	S	0	0	0
			558	356	97	99	6			

- Molecule 11 is a protein called DNA-directed RNA polymerases I and III subunit RPAC2.

Mol	Chain	Residues	Atoms					ZeroOcc	AltConf	Trace
11	AK	101	Total	C	N	O	S	0	0	0
			793	496	130	162	5			
11	BK	100	Total	C	N	O	S	0	0	0
			786	491	129	161	5			
11	CK	101	Total	C	N	O	S	0	0	0
			793	496	130	162	5			
11	DK	101	Total	C	N	O	S	0	0	0
			793	496	130	162	5			
11	EK	100	Total	C	N	O	S	0	0	0
			786	491	129	161	5			
11	FK	100	Total	C	N	O	S	0	0	0
			786	491	129	161	5			

- Molecule 12 is a protein called DNA-directed RNA polymerases I, II, and III subunit RPABC4.

Mol	Chain	Residues	Atoms					ZeroOcc	AltConf	Trace
12	AL	44	Total	C	N	O	S	0	0	0
			352	217	70	61	4			
12	BL	44	Total	C	N	O	S	0	0	0
			352	217	70	61	4			
12	CL	44	Total	C	N	O	S	0	0	0
			352	217	70	61	4			
12	DL	44	Total	C	N	O	S	0	0	0
			352	217	70	61	4			
12	EL	44	Total	C	N	O	S	0	0	0
			352	217	70	61	4			
12	FL	44	Total	C	N	O	S	0	0	0
			352	217	70	61	4			

- Molecule 13 is a protein called DNA-directed RNA polymerase I subunit RPA49.

Mol	Chain	Residues	Atoms				ZeroOcc	AltConf	Trace
13	AM	109	Total	C	N	O	0	0	0
			863	548	143	172			
13	BM	109	Total	C	N	O	0	0	0
			863	548	143	172			
13	CM	109	Total	C	N	O	0	0	0
			863	548	143	172			
13	DM	109	Total	C	N	O	0	0	0
			863	548	143	172			
13	EM	110	Total	C	N	O	0	0	0
			869	551	144	174			

*Continued on next page...*

*Continued from previous page...*

Mol	Chain	Residues	Atoms				ZeroOcc	AltConf	Trace
13	FM	110	Total	C	N	O	0	0	0
			869	551	144	174			

- Molecule 14 is a protein called DNA-directed RNA polymerase I subunit RPA34.

Mol	Chain	Residues	Atoms					ZeroOcc	AltConf	Trace
14	AN	142	Total	C	N	O	S	0	0	0
			1127	719	183	221	4			
14	BN	143	Total	C	N	O	S	0	0	0
			1130	719	184	223	4			
14	CN	143	Total	C	N	O	S	0	0	0
			1137	728	184	221	4			
14	DN	145	Total	C	N	O	S	0	0	0
			1146	729	186	227	4			
14	EN	144	Total	C	N	O	S	0	0	0
			1140	726	186	224	4			
14	FN	145	Total	C	N	O	S	0	0	0
			1146	729	187	226	4			

- Molecule 15 is ZINC ION (three-letter code: ZN) (formula: Zn).

Mol	Chain	Residues	Atoms		ZeroOcc	AltConf
15	BA	2	Total	Zn	0	0
			2	2		
15	CA	2	Total	Zn	0	0
			2	2		
15	AB	1	Total	Zn	0	0
			1	1		
15	BL	1	Total	Zn	0	0
			1	1		
15	EB	1	Total	Zn	0	0
			1	1		
15	BI	2	Total	Zn	0	0
			2	2		
15	BB	1	Total	Zn	0	0
			1	1		
15	AJ	1	Total	Zn	0	0
			1	1		
15	EI	2	Total	Zn	0	0
			2	2		
15	DL	1	Total	Zn	0	0
			1	1		

*Continued on next page...*

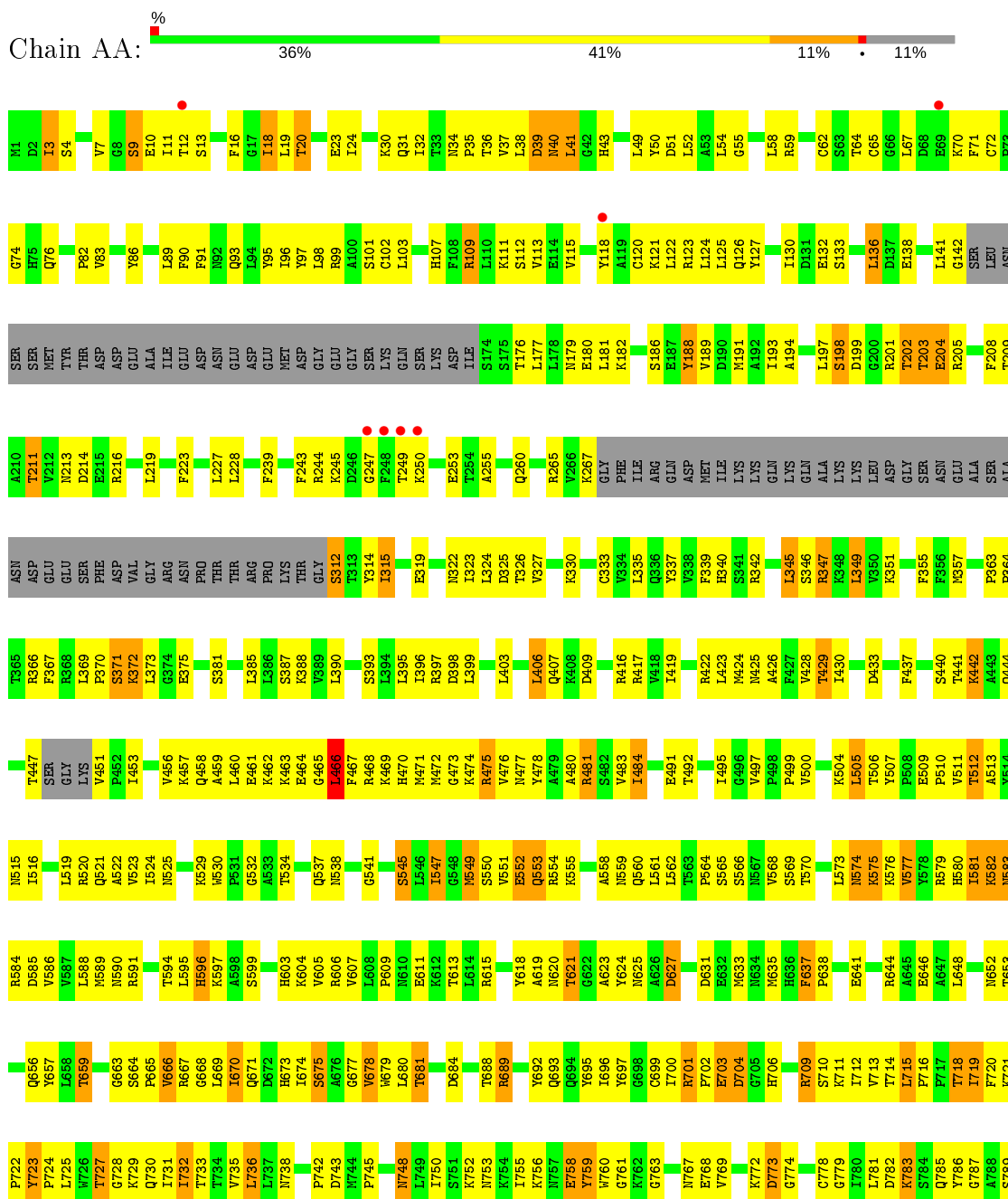
*Continued from previous page...*

Mol	Chain	Residues	Atoms		ZeroOcc	AltConf
15	FL	1	Total 1	Zn 1	0	0
15	AA	2	Total 2	Zn 2	0	0
15	BJ	1	Total 1	Zn 1	0	0
15	FJ	1	Total 1	Zn 1	0	0
15	DI	2	Total 2	Zn 2	0	0
15	EA	2	Total 2	Zn 2	0	0
15	FA	2	Total 2	Zn 2	0	0
15	AI	2	Total 2	Zn 2	0	0
15	CJ	1	Total 1	Zn 1	0	0
15	DA	2	Total 2	Zn 2	0	0
15	FI	2	Total 2	Zn 2	0	0
15	AL	1	Total 1	Zn 1	0	0
15	FB	1	Total 1	Zn 1	0	0
15	EL	1	Total 1	Zn 1	0	0
15	DJ	1	Total 1	Zn 1	0	0
15	CB	1	Total 1	Zn 1	0	0
15	CI	2	Total 2	Zn 2	0	0
15	EJ	1	Total 1	Zn 1	0	0
15	CL	1	Total 1	Zn 1	0	0
15	DB	1	Total 1	Zn 1	0	0

### 3 Residue-property plots

These plots are drawn for all protein, RNA and DNA chains in the entry. The first graphic for a chain summarises the proportions of the various outlier classes displayed in the second graphic. The second graphic shows the sequence view annotated by issues in geometry and electron density. Residues are color-coded according to the number of geometric quality criteria for which they contain at least one outlier: green = 0, yellow = 1, orange = 2 and red = 3 or more. A red dot above a residue indicates a poor fit to the electron density ( $RSRZ > 2$ ). Stretches of 2 or more consecutive residues without any outlier are shown as a green connector. Residues present in the sample, but not in the model, are shown in grey.

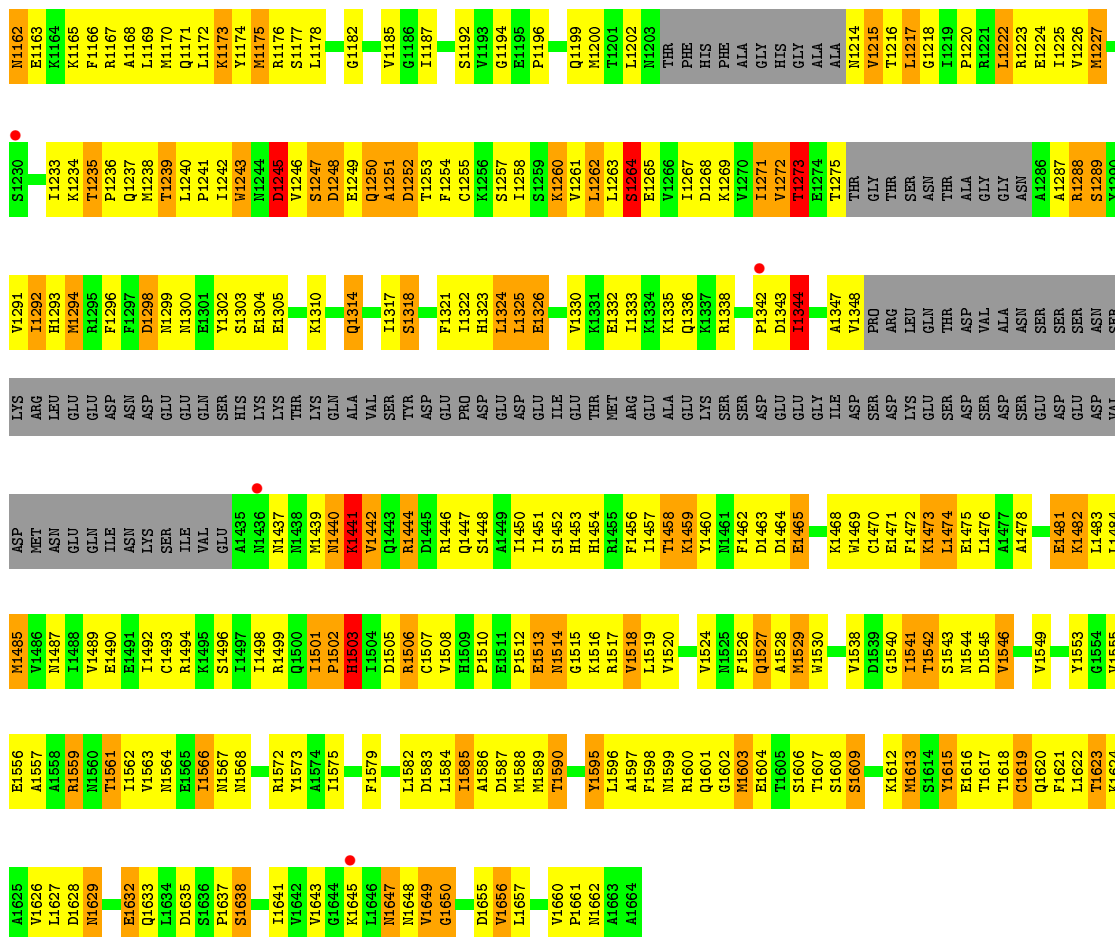
- Molecule 1: DNA-directed RNA polymerase I subunit RPA190



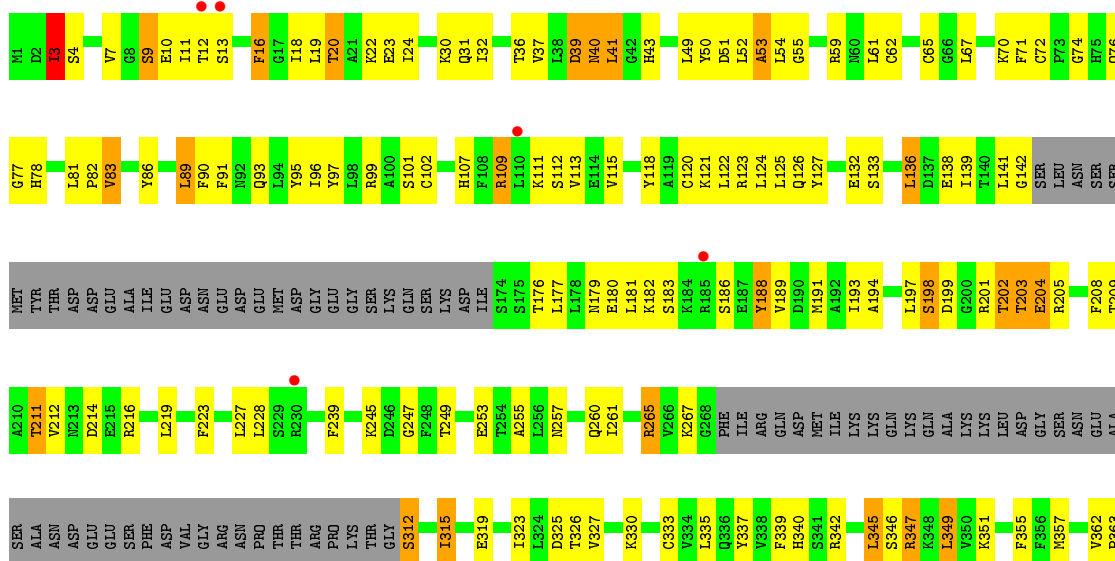


N1081	F1082	S1083	A1084	L1085	I1086	E1087	E1092	S1093	C1094	L1095	K1096	Y1097	S1098	T1101	L1102	K1103	Y1104	R1105	H1108	E1111	Q1116	S1117	V1118	K1119	V1123	L1124	A1125	Y1132	L1133	G1134	S1135	V1136	S1137	N1139	F1140	Q1141	L1144	E1145	F1146	F1147	L1148	N1151	L1154	S1158	D1159	G1160	V1161							
I1007	V1011	L1012	T1013	A1014	A1015	S1016	L1017	Y1018	L1019	L1020	A1021	C1022	L1023	T1024	K1025	R1026	V1027	E1028	H1031	V1032	S1033	I1038	L1045	V1046	Q1047	F1048	M1049	Y1050	D1053	L1054	I1055	D1056	T1057	K1058	E1059	S1061	H1062	M1063	F1068	C1069	L1070	D1071	Y1072	Y1073	A1075	L1076	L1077	K1078	K1079	Y1080				
K934	G935	S936	N937	V940	T943	N944	C945	L946	L947	G948	A1021	C1022	L952	R955	R956	V957	P958	V959	N960	G963	K964	T965	L966	P967	S968	F969	K970	F971	E972	E973	T974	D975	A976	A977	A978	G979	G980	G915	V982	K983	G984	R985	F986	Y987	S988	Q993	H998	C999	M1000	A1001	L1002	G992	E1004	
A859	D865	K866	D867	E874	L875	L876	K877	K878	L879	T882	D885	M886	R887	R888	S889	L892	D893	T896	S897	S898	S899	V900	I903	T904	S905	Q906	V907	V908	S909	P913	D914	G915	T916	R917	K918	R919	F920	P921	C922	N923	S924	Q926	A927	N928	S931	L932	G933	E934	E935	E936	E937	E938		
S784	Q785	G786	G787	S789	K790	Y791	G792	T793	L794	H795	H796	K797	K798	E804	V805	A806	A807	K808	V809	L810	S811	L812	L813	G814	R815	F817	T818	M819	Y820	I821	T822	A825	N830	D831	D832	L833	L834	L835	T836	A837	E838	G839	W842	R843	S850	R851	D852	T853	G854	R855	E856	L857	E858	E859
L715	P716	F717	T718	T719	K721	F722	F723	L725	V726	L727	G728	K729	Q730	I731	A732	T733	F734	V735	L736	L737	N738	L739	F740	P741	F742	D743	M744	P745	M748	L749	I750	S751	K752	N753	K754	I755	K756	E757	Y758	W760	N767	E768	V769	K772	D773	G774	C778	G779	I780	L781	D782	K783		
B644	A645	B646	A647	L648	N649	L650	A651	M652	T653	V657	L658	T659	G663	S664	P665	V666	R667	G668	L669	I670	H673	L674	S675	A676	G677	V678	W679	L680	T681	K682	L684	T688	R689	Y692	L696	V697	C699	I700	R701	P702	E703	D704	G705	H706	R709	S710	K711	I712	V713	T714				
K576	V577	Y578	R579	H580	I581	K582	M583	R584	D585	V586	G587	L588	M589	N590	R591	T594	L595	H596	A598	S599	H603	K604	V605	R606	V607	L608	W609	L610	E611	G612	T613	L614	R615	Y618	A619	N620	T621	G622	A623	Y624	N625	L561	L562	P564	P565	S566	N567	M634	M635	H636	F637	P638	E641	
V611	T612	A513	Y514	N515	I516	L519	R520	Q521	A522	G523	K450	I453	V456	K457	Q458	A459	L460	E461	E464	G465	L466	F467	R468	M471	L395	M472	G473	K474	R475	V476	M477	A480	R481	S482	V483	I484	S485	E491	T492	G496	V497	P498	P499	V500	F501	K504	S509	I430	T506	Y507	P508	A436	P510	
P363	P364	T365	R366	L369	P370	S371	K372	L373	G374	E375	E379	M380	N381	Q382	N383	G384	L385	S387	V389	L390	S393	L394	L395	L396	R397	D398	L399	L403	L406	Q407	R408	D409	R416	R417	V418	I419	R422	L423	M424	M425	A426	F427	V428	T429	I430	Q431	M435	A436	F437					
ALA	SER	ALA	ASN	ASP	GLU	GLU	PHE	ASP	VAL	GLY	ARG	ASN	PRO	THR	THR	THR	ARG	PRO	LYS	THR	GLY	S312	T313	V314	T315	L316	S317	E318	E319	T323	L324	D325	T326	V327	K330	C333	V334	L335	I336	F339	H340	S341	R342	L346	S346	R347	L348	L349	V350	K351	F355			
L219	F223	L227	L228	K232	C233	D234	F239	F243	R244	K245	D246	G247	F248	T249	F251	F252	E253	T254	ALA	LEU	ASN	ASN	ASN	GLU	LYS	LYS	GLN	ILE	THR	ASN	ASN	ARG	VAL	LYS	GLY	PHE	ILE	ARG	GLN	ASP	MET	LYS	LEU	LYS	LYS	LEU	ASP	GLY	SER	ASN	GLU			
ASP	GLU	ALA	ILE	GLU	ASP	ASN	GLU	GLY	GLU	GLY	SER	LYS	GLN	R99	A100	S101	C102	L103	H107	T176	L177	L178	M179	E180	L181	V182	L183	E184	V186	Y188	V189	D190	M191	A192	I193	A194	L197	S198	D199	G200	R201	T202	T203	E204	R205	F208	T211	D214	E215	R216				

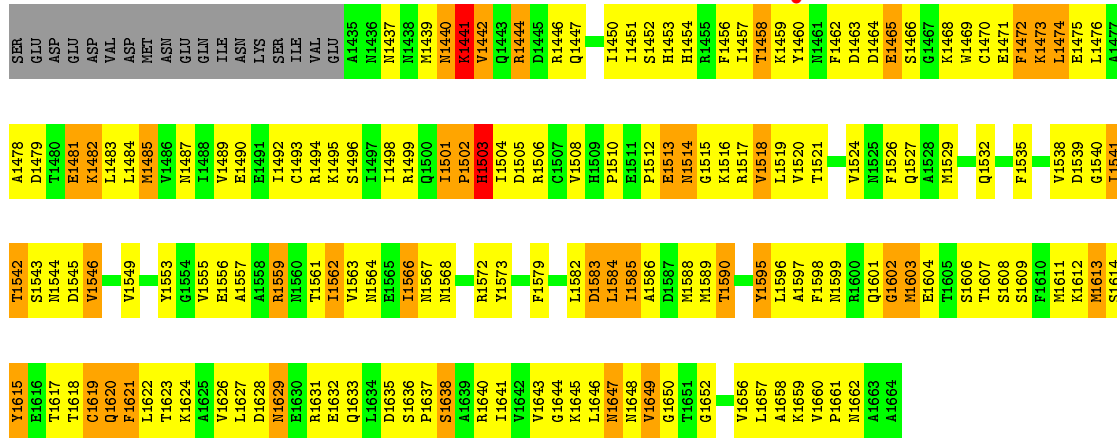




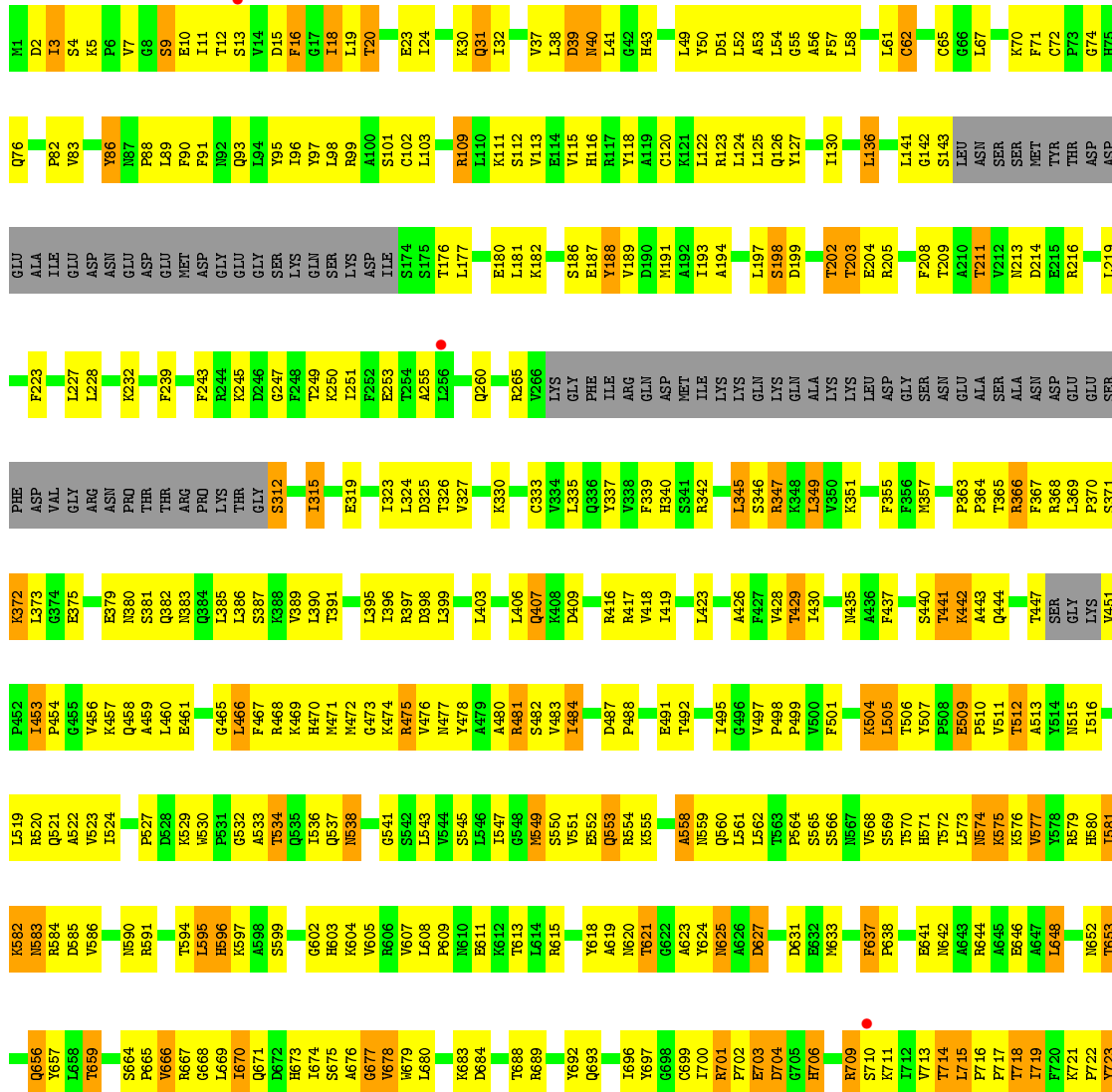
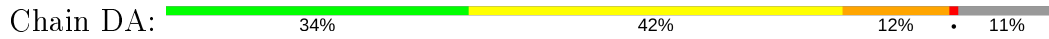
● Molecule 1: DNA-directed RNA polymerase I subunit RPA190



ASN	ALA	E1224	V1161	K1079	T1009	A933	T862	Q785	I719	A635	Y578	Y514	K442	P364
SER	AL287	I1225	M1462	Y1080	A1010	S936	M863	T786	F720	E546	R579	M515	A443	T365
SER	R1288	M1226	E1163	M1081	V1011	S937	G787	G787	K721	A647	H580	I516	Q444	R366
SER	S1289	M1227	K1164	P1082	K1012	N937	L864	A788	P722	L648	I561	L519	T447	L369
ASN	Y1290	M1228	K1165	S1083	T1013	N938	D865	S793	W724	M652	N563	R520	SER	P370
SER	Y1291	A1229	F1166	A1084	S1014	N939	K866	K790	P724	T653	K582	Q521	GLY	S371
LYS	I1292		R1167	L1085	R1015	V940	D867	Y781	L725	R683	R584	A522	LYS	K372
ARG	H1293	I1233	A1168	L1086	S1016	S941	D872	G782	W726	Y657	V566	V523	V461	G374
LEU	M1294	K1234	L1169	E1087	G1017	Q942	R873	T793	T727	V578	N590	M524	P452	L373
GLU	L1295	T1235	M1170	E1092	L1018	N944	R874	W794	K728	L688	M589	I524	P453	G374
GLU	F1296	P1236	Q1171	S1093	L1019	N944	E874	K729	K729	T659	N525	N525	I453	E375
ASP	F1297	Q1237	K1172	A1094	Q1020	C945	R875	H795	L731	S664	N590	G526	A453	
ASN	K1298	M1238	K1173	L1095	R1021	L946	L876	H798	I731	P665	R591	E526	I453	
ASP	H1299	T1239	Y1174	K1096	C1022	L947	R877	H798	I732	P665	R591	E526	I453	
GLU	M1300	L1240	M1175	K1096	E1028	L947	R877	H798	I732	P665	R591	E526	I453	
GLU	P1301	P1241	R1176	T1023	T1024	L952	L879	R803	T733	V666	T594	E526	I453	
GLN	S1303	I1242	S1177	L1024	K1025	L952	L879	R804	T733	V666	T594	E526	I453	
SER	E1304	I1243	L1102	L1025	V735	R955	R880	R804	T733	V666	T594	E526	I453	
SER	E1305	M1244	K1103	Q1026	L1027	R955	R880	R804	T733	V666	T594	E526	I453	
HIS	E1306	D1245	Y1104	L1027	E1028	R956	R880	R804	T733	V666	T594	E526	I453	
LYS	Y1306	D1246	R1105	E1028		R957	D885	K808	N738	H673	G602	Q535	E463	
LYS	D1307	I1247	H1108	H1031	H1031	V957	M886	R809	W739	H673	G602	Q535	E463	
THR	K1310	S1247	H1108	Y1032	Y1032	V959	N887	L810	D743	I674	H603	I536	E464	
LYS	K1310	D1248	V1185	S1033	S1033	V959	K888	S811	D743	I674	H603	I536	E464	
GLN	K1314	E1249	V1185	S1033	S1033	V959	K888	S811	D743	I674	H603	I536	E464	
ALA	Q1314	Q1250	G1186	E1111		R964	S889	H812	N744	A676	K604	N538	F467	
SER	I1317	A1251	I1187	E1111		R965	S889	L813	P745	G677	V605	E539	R468	
SER	I1317	D1252	I1188	E1111		R966	S889	L813	P745	G677	V605	E539	R468	
TYR	S1318	T1253	H1188	S1117	I1038	R967	L882	G834	N748	H679	V607	G541	H470	
ASP	F1321	S1247	A1189	K1131	R1039	P967	D893	R815	N748	H679	V607	G541	H470	
GLU	I1322	D1248	E1184	K1119	D1040	S968	L810	L810	L749	L680	L608	S542	M471	
PRO	I1322	C1255	V1193	K1119	A1041	F969	T896	F817	L749	L680	L608	S542	M471	
ASP	H1323	K1256	G1194	P1122	D1042	K970	S897	R818	W751	N610	N610	V544	M472	
GLU	L1324	S1257	E1195	V1123	L1045	P871	S900	M819	K752	E611	N610	V544	M472	
ASP	L1325	I1258	P1196	V1123	L1045	Y972	V900	Y820	N753	K612	N610	V544	M472	
GLU	S1259	K1259	S1197	A1130	M1049	E973	T903	R822	K754	T688	T613	I547	R475	
GLU	E1326	S1260	K1131	K1131	Y1050	T974	T904	T822	W755	R689	L614	G548	M477	
ILE	V1326	V1261	Y1132	Y1132	D975	A976	S905	A825	K756	R689	L614	G548	M477	
GLU	V1330	L1262	M1200	G1133	D1053	G979	V907	M830	N757	Y692	L616	S550	A479	
THR	K1331	L1263	T1201	G1134	A1054	G980	V907	D831	K757	Y692	L616	S550	A479	
MET	E1332	S1264	L1202	S1135	I1055	G980	V907	D831	K757	Y692	L616	S550	A479	
ARG	I1333	E1265	M1203	V1136	D1056	Y981	C911	D832	W760	I696	A619	Q553	S462	
GLU	K1334	V1266	T1204	S1137	I1057	Y982	P912	L833	G763	Y697	N620	R554	I484	
ALA	K1335	I1267	PHE	E1138	T1058	K983	P913	R834	G699	G698	G622	R554	I484	
GLU	Q1335	D1268	HIS	M1139	K1059	G984	D914	L835	N767	I700	A623	A558	S485	
LYS	K1337	K1269	PHE	F1140	E1060	R985	G915	T836	E768	R701	Y624	N559	S485	
SER	R1338	V1270	ALA	Q1141	S1061	F986	T916	A837	W769	F702	M625	Q560	S485	
SER	P1342	I1271	GLY	K1142	H1062	Y987	R917	E838	L770	E703	A626	L561	S485	
ASP	D1343	T1272	HIS	K1143	M1063	S988	K918	G839	F771	D704	A626	L561	S485	
GLU	I1344	E1274	GLY	L1144	F1066	S988	K919	G839	K772	G705	A626	L561	S485	
GLY	I1344	T1275	ALA	E1145	F1067	S988	P921	G839	D773	G705	A626	L561	S485	
ILE	A1347	T1276	ALA	S1146	F1068	Q993	P921	G839	G774	H706	A626	L561	S485	
ASP	Y1348	GLY	M1214	F1147	F1068	Q993	P921	G839	A775	R709	K604	S566	S485	
SER	P1349	THR	Y1215	L1148	F1068	H998	N923	S850	L776	S710	K504	S566	S485	
ASP	ARG	SER	T1216	L1148	F1068	H998	N923	S850	L776	S710	K504	S566	S485	
LYS	LEU	THR	L1217	L1148	F1068	H998	N923	S850	L776	S710	K504	S566	S485	
GLU	GLN	ASN	G1218	N1151	M1072	A1001	N923	S850	L776	S710	K504	S566	S485	
SER	THR	THR	L1219	N1151	M1072	A1001	N923	S850	L776	S710	K504	S566	S485	
GLU	THR	ALA	P1220	L1154	Y1074	R1003	M928	S850	L776	S710	K504	S566	S485	
ASP	ASP	GLY	R1221	S1158	Y1074	R1003	M928	S850	L776	S710	K504	S566	S485	
SER	VAL	GLY	L1222	S1159	L1076	E1004	M928	S850	L776	S710	K504	S566	S485	
ASP	ALA	ASN	R1223	G1160	K1078	I1007	G932	S850	L776	S710	K504	S566	S485	

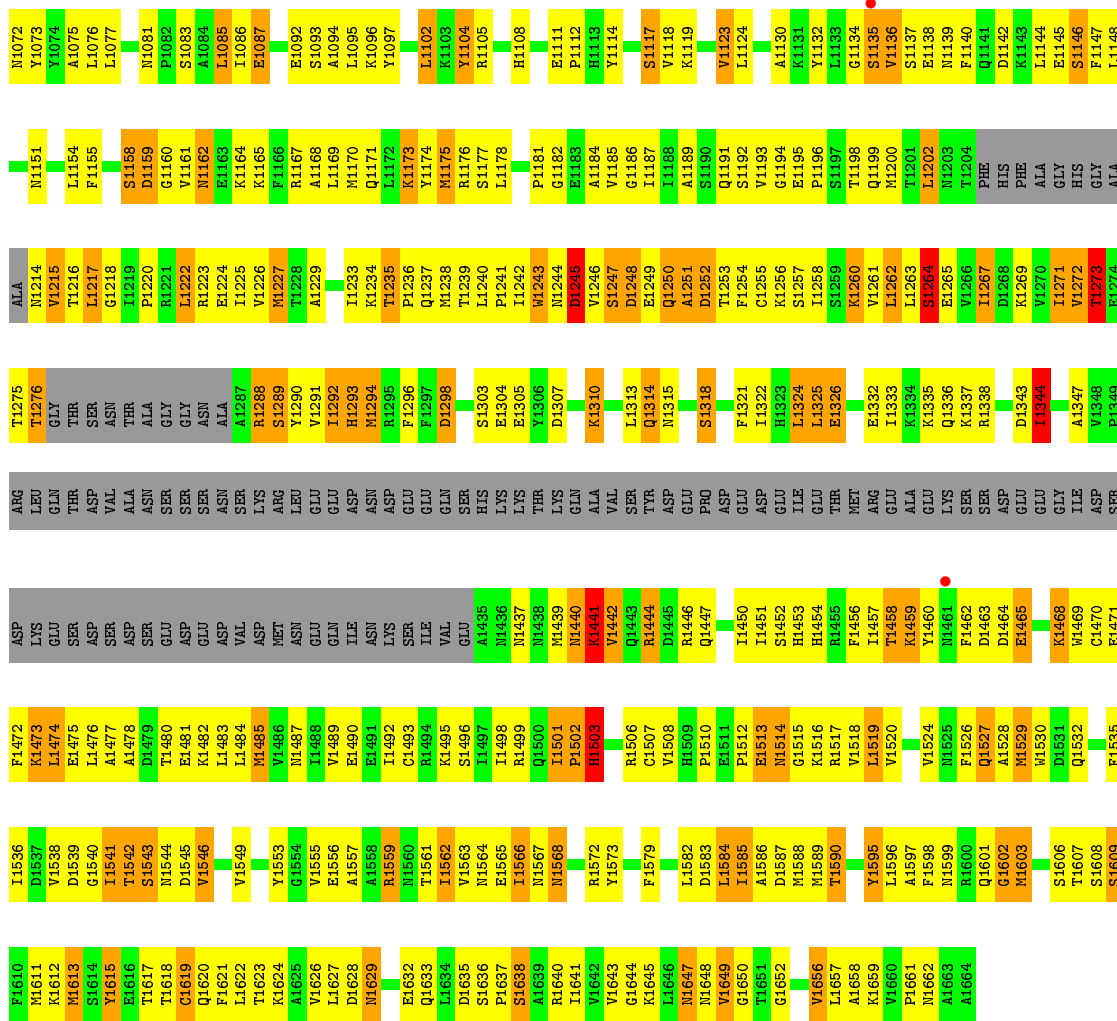


• Molecule 1: DNA-directed RNA polymerase I subunit RPA190

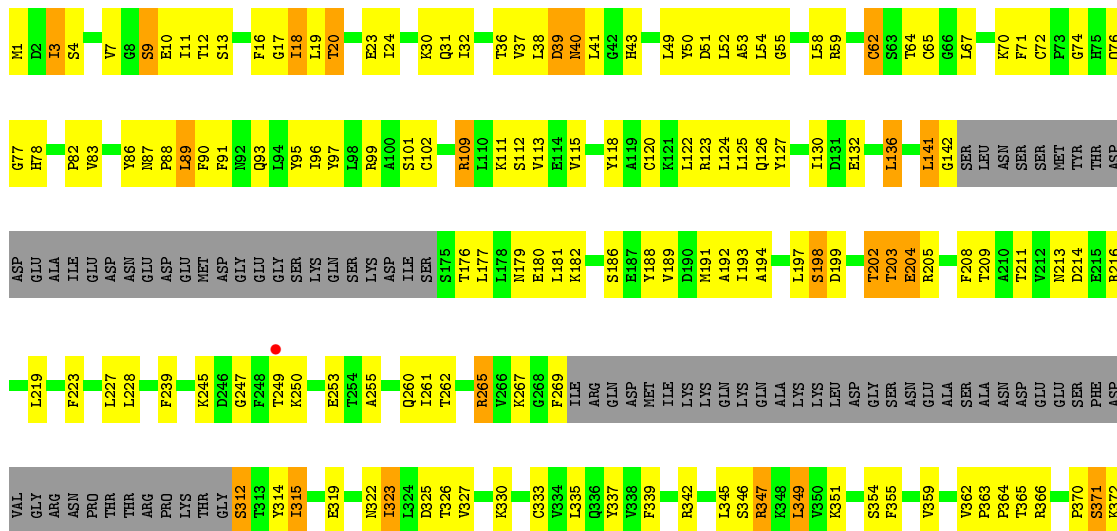




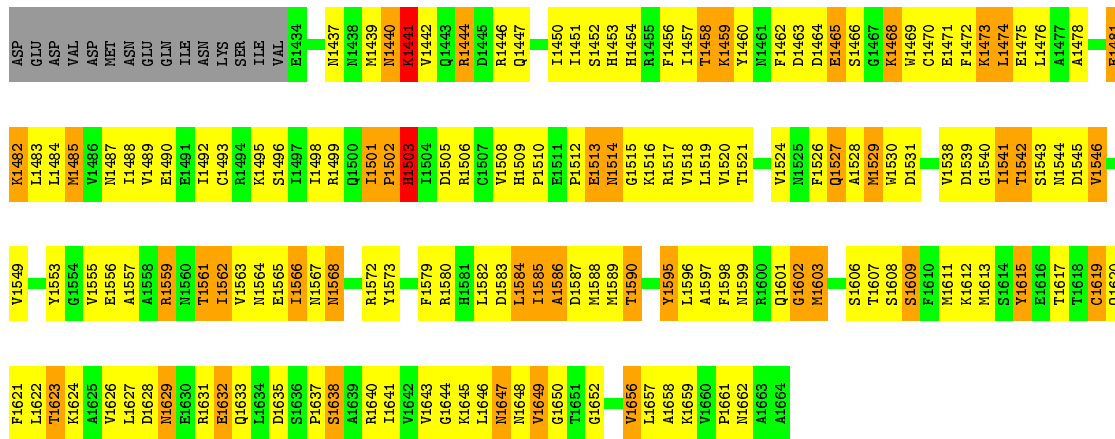
A1001	G832	E856	S784	K711	I1642	K576	E509	K442	P364	ALA	A210	SER	G74	M1
G1002	A857	A857	Q785	I712	A643	V577	F810	A443	T365	SER	T211	SER	H75	D2
R1003	A858	A858	I786	W713	R644	V578	F811	Q444	R366	ALA	T212	MET	Q76	I3
E1004	K934	A858	W714	W714	A645	R579	T512	T447	P369	ASN	N213	TYR	G77	V7
G1005	G935	T862	A788	L715	E646	H580	Y514	P370	P370	ASP	E215	THR	H78	G8
L1006	S936	T863	S789	W716	A647	I581	Y515	S371	S371	ASP	R216	ASP	L81	S9
L1007	R937	L864	K790	P717	L648	K582	N515	G371	K372	GLU	L219	GLU	P82	E10
D1008	V938	D865	K790	P718	R649	N583	I516	V451	L373	GLU	L219	GLU	V83	I11
T1009	R939	D866	I793	W719	L650	R584	L519	V452	L374	ILE	F223	ILE	Y86	T12
A1010	V794	D867	W794	K721	A651	D585	R520	P452	L375	ASP	F223	ASP	N87	S13
S1011	H795	H795	H795	W722	T653	V586	Q521	I453	E375	ASP	F223	ASP	P88	T14
K1012	H798	H798	H798	W723	T653	V586	Q522	V456	E375	ASP	F223	ASP	V89	T15
L1013	H798	H798	H798	W724	T653	V586	Q523	K457	E375	ASP	F223	ASP	P89	V14
S1014	L875	L875	L875	P724	V657	M589	A522	K457	N380	GLY	L227	GLY	L89	D15
R1015	L876	L876	L876	P724	V657	M590	V523	K457	S381	ASN	L228	GLU	P90	F16
S1016	L876	L876	L876	P726	T659	R591	I524	Q488	L385	PRO	F239	GLU	F90	L19
G1017	R947	R878	E804	W726	T659	R591	N525	A459	L386	THR	F239	GLU	N92	T20
G1018	R948	R879	V805	T727	G663	T594	G526	L460	L386	THR	F243	ASP	Q93	A21
L1019	Q949	L879	A806	W728	S664	L595	P527	L461	S387	ARG	F243	ASP	K93	E22
Q1020	T882	R808	A807	K729	P685	H596	R528	E464	K388	PRO	R244	GLY	I94	E23
R1021	D885	R809	K308	Q730	P685	K597	M529	E464	V389	LYS	K245	GLY	Y95	I24
C1022	N886	R809	R809	I731	V666	A998	M530	E465	L390	THR	D246	GLY	Y97	E23
L1023	N886	R809	R809	I732	V666	A998	M530	E465	L390	THR	D246	GLY	Y97	E23
K1024	N887	R812	H812	W735	L669	H601	G532	F467	T391	GLY	F248	SER	Y97	E23
K1025	N888	R812	H812	W736	L670	H602	G533	L468	T392	GLY	F248	SER	Y97	E23
Q1026	S889	R814	L814	L736	L670	H603	T534	K469	S393	GLN	T249	GLN	A100	S28
L1027	R815	R815	R815	L738	L670	H603	Q535	K470	L385	LYS	K250	LYS	S101	K30
G1029	L816	L816	L816	W738	H673	V604	I536	M471	L396	ASP	E253	ASP	S101	Q81
V1030	F817	F817	F817	D743	H674	V605	Q537	M472	L396	ASP	E253	ASP	S101	Q81
H1031	R819	R819	R819	W744	S675	R606	M538	M472	R397	ILE	T254	ILE	L102	I32
P1032	R820	R820	R820	A676	S675	R606	M538	M472	R397	ILE	T254	ILE	L102	I32
S1033	R822	R822	R822	P745	G677	V607	G541	K474	L399	LYS	T256	SER	T36	T36
L1039	R825	R825	R825	P745	G677	V607	G541	K474	L399	LYS	T256	SER	T36	T36
L1045	A825	A825	A825	W748	V678	R609	S545	R475	L403	LYS	T257	SER	R109	R109
V1046	R826	R826	R826	W749	V678	R609	S545	R475	L403	LYS	T257	SER	R109	R109
Q1047	C828	C828	C828	I750	L680	E611	L546	A479	L406	LYS	Q260	LYS	K111	D89
F1048	G829	G829	G829	W751	L680	E611	L546	A479	L406	LYS	Q260	LYS	K111	D89
M1049	H830	H830	H830	K752	T681	G612	T547	A479	L406	LYS	Q260	LYS	K111	D89
Y1050	D831	D831	D831	W753	D684	L614	M549	R481	K408	LYS	R265	LYS	S112	M40
G1051	D832	D832	D832	W755	D684	L615	S550	S482	D409	LYS	R265	LYS	S112	M40
G1052	L833	L833	L833	W757	T688	G622	V551	V483	R416	LYS	R269	LYS	S112	M40
D1053	R834	R834	R834	W760	T688	G622	V551	V483	R416	LYS	R269	LYS	S112	M40
A1054	L835	L835	L835	K763	R689	L623	E552	I484	R417	LYS	R269	LYS	S112	M40
I1055	P913	P913	P913	W763	R689	L623	E552	I484	R417	LYS	R269	LYS	S112	M40
I1056	D914	D914	D914	W767	T692	G693	Q553	S485	V418	LYS	R269	LYS	S112	M40
I1057	G915	G915	G915	N767	C699	D627	R554	S485	V419	LYS	R269	LYS	S112	M40
F1058	T916	T916	T916	E768	C699	D627	R554	S485	V419	LYS	R269	LYS	S112	M40
K1059	R917	R917	R917	W769	T695	G694	K555	P488	R422	LYS	R269	LYS	S112	M40
E1060	R918	R918	R918	P702	T695	G694	K555	P488	R422	LYS	R269	LYS	S112	M40
S1061	R919	R919	R919	F702	T695	G694	K555	P488	R422	LYS	R269	LYS	S112	M40
M1063	F920	F920	F920	E703	T695	G694	K555	P488	R422	LYS	R269	LYS	S112	M40
F1066	C922	C922	C922	D704	M634	M635	M567	F501	V434	LYS	R269	LYS	S112	M40
E1067	N923	N923	N923	W705	H705	H568	T570	K504	F437	LYS	R269	LYS	S112	M40
F1068	S924	S924	S924	T708	T708	T570	T570	L505	F437	LYS	R269	LYS	S112	M40
L1068	R998	R998	R998	R709	R709	M674	M574	S440	S440	LYS	R269	LYS	S112	M40
M1000	M1000	M1000	M1000	K783	S710	K575	K575	P508	T441	GLU	T209	GLU	ASU	P73



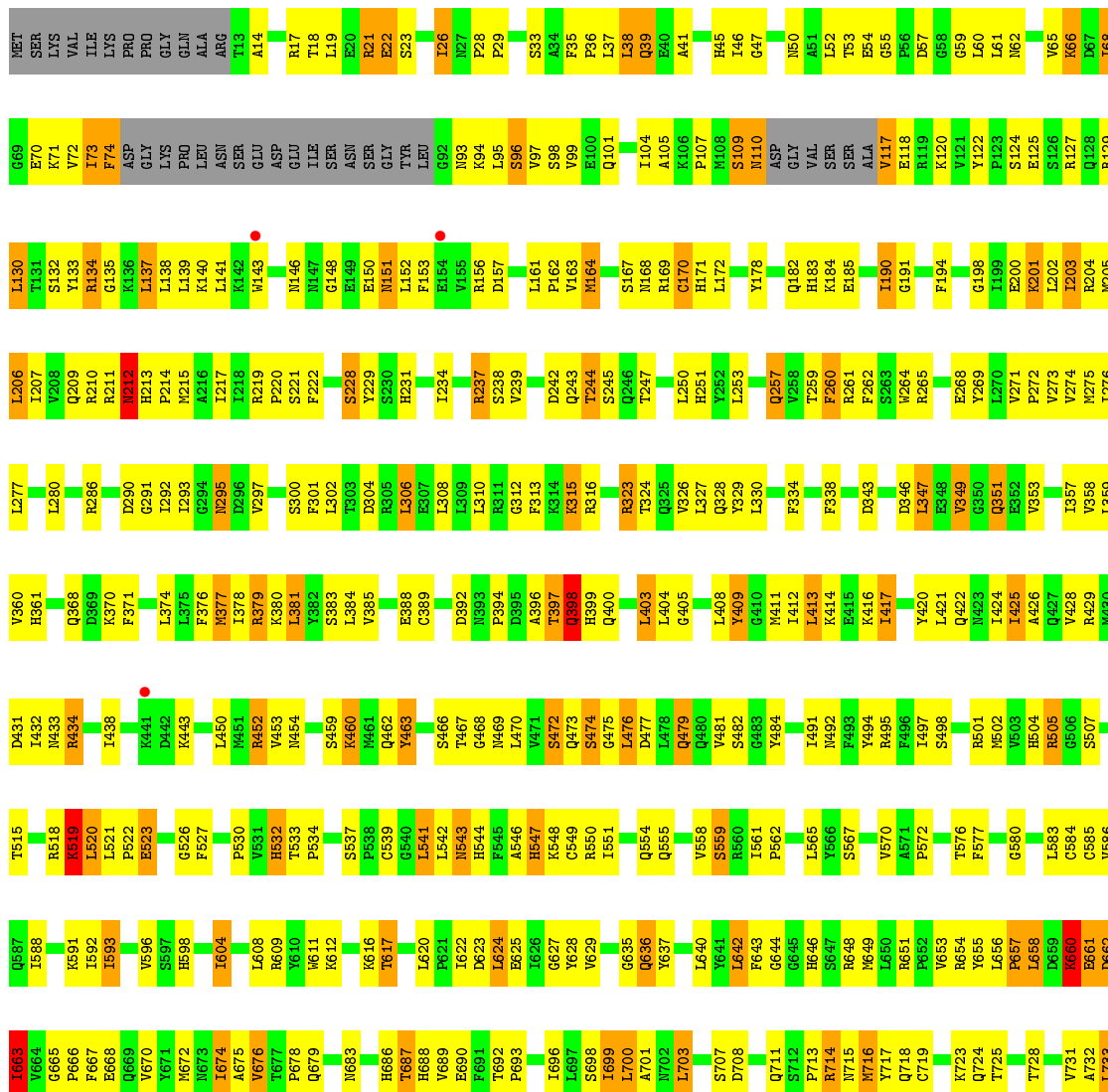
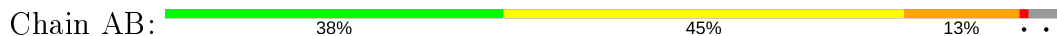
● Molecule 1: DNA-directed RNA polymerase I subunit RPA190



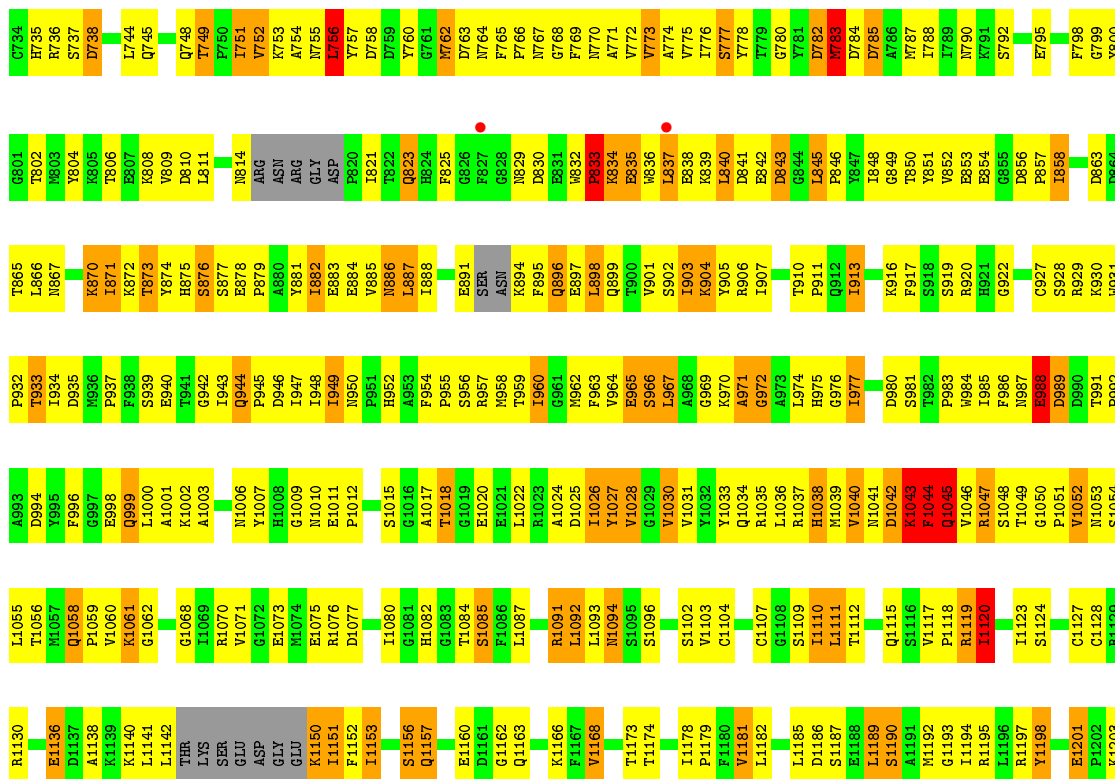
SER	A1287	I1225	V1461	P1082	I1007	G935	A858	K783	P716	L648	R579	Y534	GLY	L373
SER	R1288	V1226	M1462	S1083	D1008	S936	T862	S784	P717	M649	H560	M515	LYS	G374
ASN	S1289	M1227	A1084	A1084	T1009	N937	T862	S784	T718	L650	K581	I516	VAL	E375
SER	V1290	T1228	K1165	L1085	L1010	N938	M863	Y786	T719	A651	K582	I516	PHE	P452
LYS	V1291	A1229	L1086	L1086	V1011	N939	L894	G787	F720	M652	N583	L519	I453	E379
ARG	V1292	A1229	R1167	E1087	K1012	N940	D865	V940	K721	T653	R520	R520	G455	N380
LEU	H1293	I1233	A1168	E1092	T1013	S941	K866	S789	P722	D654	D695	Q521	G456	S381
GLU	M1294	K1234	L1169	E1092	S1014	Q942	D867	K790	T723	S655	V586	A522	V456	Q382
GLU	L1295	L1235	M1170	S1093	L1015	P943	T868	V794	P724	Q656	N590	M523	K457	L385
ASP	F1296	P1236	Q1171	A1094	S1016	I943	E874	H795	L725	V657	A459	I524	Q458	L386
ASN	F1297	Q1237	L1095	L1095	G1017	C945	L875	L658	L726	L658	R591	M525	A459	L386
ASP	D1298	M1238	K1096	K1096	Y1018	L946	L875	L658	T727	T659	L460	G526	K457	S387
GLU	M1299	T1239	Y1097	Y1097	L1019	L947	L876	H798	G728	P627	E461	P627	E461	S387
GLU	L1240	L1240	M1175	S1098	Q1020	L947	K677	H798	K729	E626	K462	E626	K462	L390
GLN	Y1302	P1241	R1176	L1102	R1021	I952	R878	E804	K729	S664	L595	E626	K463	L390
SER	S1303	I1242	S1177	C1022	C1022	I952	R878	E804	Q750	S664	K463	E626	K463	L390
HIS	E1304	W1243	L1178	K1103	L1023	R955	L879	V805	T731	P665	E464	M520	E464	S393
LYS	E1305	M1244	Y1104	Y1104	T1024	R955	R882	A807	I732	V666	G465	P531	G465	L394
LYS	D1245	D1245	G1182	R1105	K1025	V957	I882	A807	R667	R667	R466	G532	R466	L395
THR	V1246	S1247	E1183	H1108	Q1026	P958	D885	K808	L736	L689	R468	A533	R468	I396
LYS	D1248	D1248	V1185	E1111	L1027	P958	M886	L810	L737	L670	R469	K537	R469	D998
ALA	E1249	E1249	G1186	E1111	E1028	N960	N887	S811	P741	Q671	M471	M538	M471	L399
LYS	D1245	D1245	G1182	R1105	K1025	V957	I882	A807	P742	H673	R606	G541	G473	L403
THR	V1246	S1247	E1183	H1108	L1027	P958	M886	L810	D743	H673	R606	G541	G473	L403
LYS	D1248	D1248	V1185	E1111	E1028	N960	N887	S811	M744	S675	L608	G541	G473	L403
VAL	Q1250	Q1250	L1187	Y1114	H1031	G963	S889	G814	P745	A676	P609	S545	R475	L406
SER	A1251	A1251	L1188	Y1114	V1032	K964	L882	G814	P745	A676	P609	S545	R475	L406
TYR	D1252	D1252	A1189	Y1114	S1033	T965	D893	L822	P745	A676	P609	S545	R475	L406
ASP	F1321	T1253	T1253	S1117	I1038	L966	D893	L822	P745	A676	P609	S545	R475	L406
GLU	I1322	F1254	T1198	V1113	I1038	P967	F817	F817	V746	K408	K408	L546	V476	Q407
PRO	H1323	K1255	Q1199	K1119	R1039	S968	T896	T818	N748	V678	E611	I547	N477	D409
ASP	L1324	K1256	G1194	K1119	G1194	S968	T896	T818	N748	V678	E611	I547	N477	D409
GLU	L1325	S1257	E1195	V1123	T1044	K970	S898	Y820	I750	M549	A479	M549	A479	R416
ASP	E1326	L1258	P1196	L1124	L1045	K970	K899	I821	S751	L644	A480	S550	A480	R417
GLU	S1259	S1259	S1197	L1124	L1045	K970	K899	I821	K752	R615	R481	V551	R481	V418
ILE	I1329	K1260	T1198	V1113	M1049	T974	I903	A825	N753	D684	Y618	E552	E552	I419
GLU	V1330	V1261	Q1199	K1119	Q1050	D975	I903	A825	N753	D684	Y618	E552	E552	I419
THR	K1331	L1262	M1200	Y1132	I1055	A976	V907	F826	I755	T688	A619	Q553	Q553	R422
GLU	L1263	L1263	L1201	L1133	D1053	A976	V907	F826	I755	T688	A619	Q553	Q553	R422
ARG	S1264	S1264	L1202	G1134	A1054	A976	V907	F826	I755	T688	A619	Q553	Q553	R422
GLU	K1394	E1265	M1203	S1135	D1055	G979	S909	M830	E758	Q693	A623	A588	A588	N425
ALA	V1266	V1266	T1204	V1136	D1056	G979	S909	M830	E758	Q693	A623	A588	A588	N425
LYS	K1337	I1267	PHE	E1137	I1057	Y981	V912	D831	Y759	Y624	Y624	N559	T492	N427
GLU	D1268	K1268	PHE	E1138	T1058	V982	V912	D831	Y759	Y624	Y624	N559	T492	N427
SER	K1269	K1269	PHE	E1139	K1059	K983	D914	L833	G761	I696	M625	Q560	Q560	V428
SER	V1270	V1270	ALA	F1140	E1060	K983	D914	L833	G761	I696	M625	Q560	Q560	V428
ASP	I1271	I1271	GLY	Q1141	E1060	G984	G915	L835	K762	V697	A626	L561	G495	T429
GLU	T1272	T1272	GLY	Q1142	S1061	R985	T916	T886	G763	C699	F628	E563	V497	I430
GLY	E1273	E1273	GLY	K1143	H1062	F986	K917	A837	M767	I700	D631	P564	P498	Q431
GLY	E1274	E1274	ALA	L1144	M1063	Y987	K918	E838	E768	R701	D631	P564	P498	Q431
ILE	T1275	T1275	ALA	E1145	F1066	S988	F920	G839	V769	P702	E632	S566	S566	V434
ASP	T1276	T1276	M1214	S1146	F1067	P892	Q921	M842	L770	E703	M633	N567	F501	A436
SER	GLY	GLY	V1215	F1147	F1068	Q893	Q922	R843	F771	D704	F637	V568	F501	A436
ASP	THR	THR	V1216	L1148	F1068	Q893	Q922	R843	K772	G705	F637	V568	F501	A436
LYS	LEU	SER	T1217	L1148	M1072	H998	S924	S850	D773	H706	P638	T570	K504	I438
GLU	ASN	ASN	L1218	N1151	Y1073	H998	S924	S850	L776	R709	E641	T570	L505	D439
THR	THR	THR	G1218	N1151	Y1074	A1001	M928	T852	L777	S710	E641	T570	L505	D439
ASP	ASP	ALA	P1220	L1154	A1075	G1003	M928	T852	L777	S710	E641	T570	L505	D439
SER	VAL	GLY	R1221	L1154	L1076	R1003	S931	G894	C778	K711	A643	N574	E509	K442
ASP	ALA	GLY	L1222	S1158	L1077	E1004	G932	G885	G779	I712	R644	K575	P510	Q444
ASN	ASN	ASN	R1223	D1159	L1077	G1005	G932	G885	L780	V713	A645	K575	P510	Q444
GLU	SER	ALA	E1224	G1160	M1081	L1006	K934	E857	D782	L715	A647	V578	T447	T447



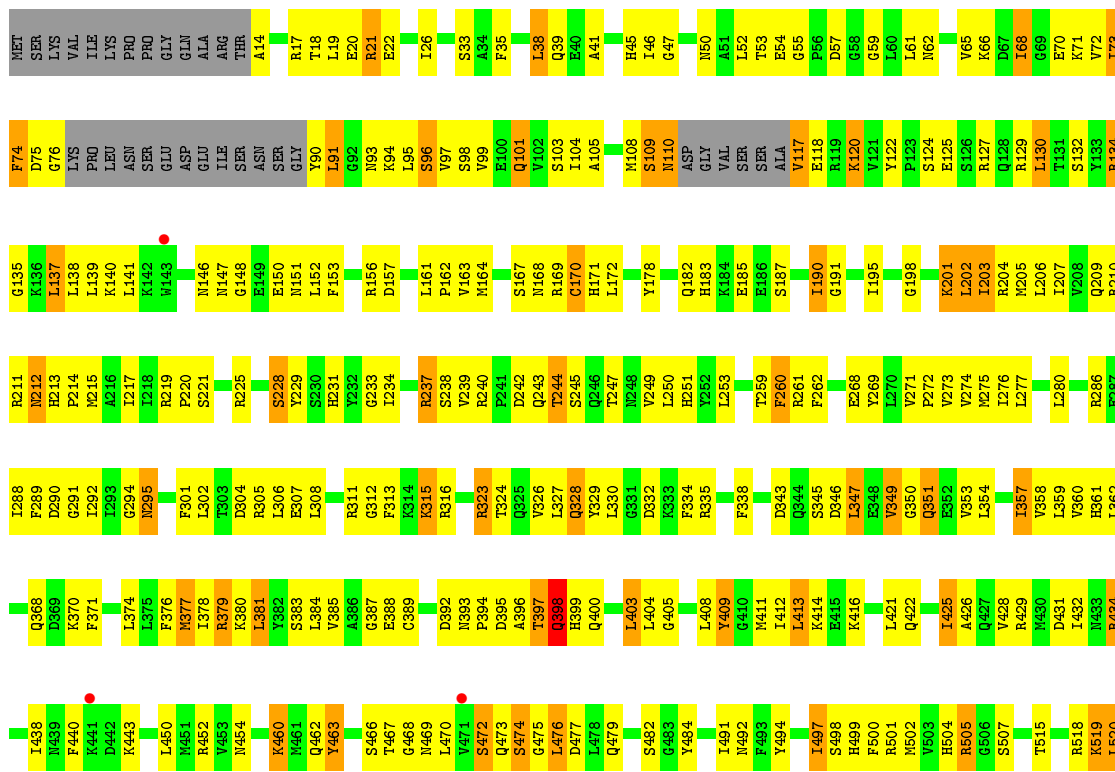
● Molecule 2: DNA-directed RNA polymerase I subunit RPA135

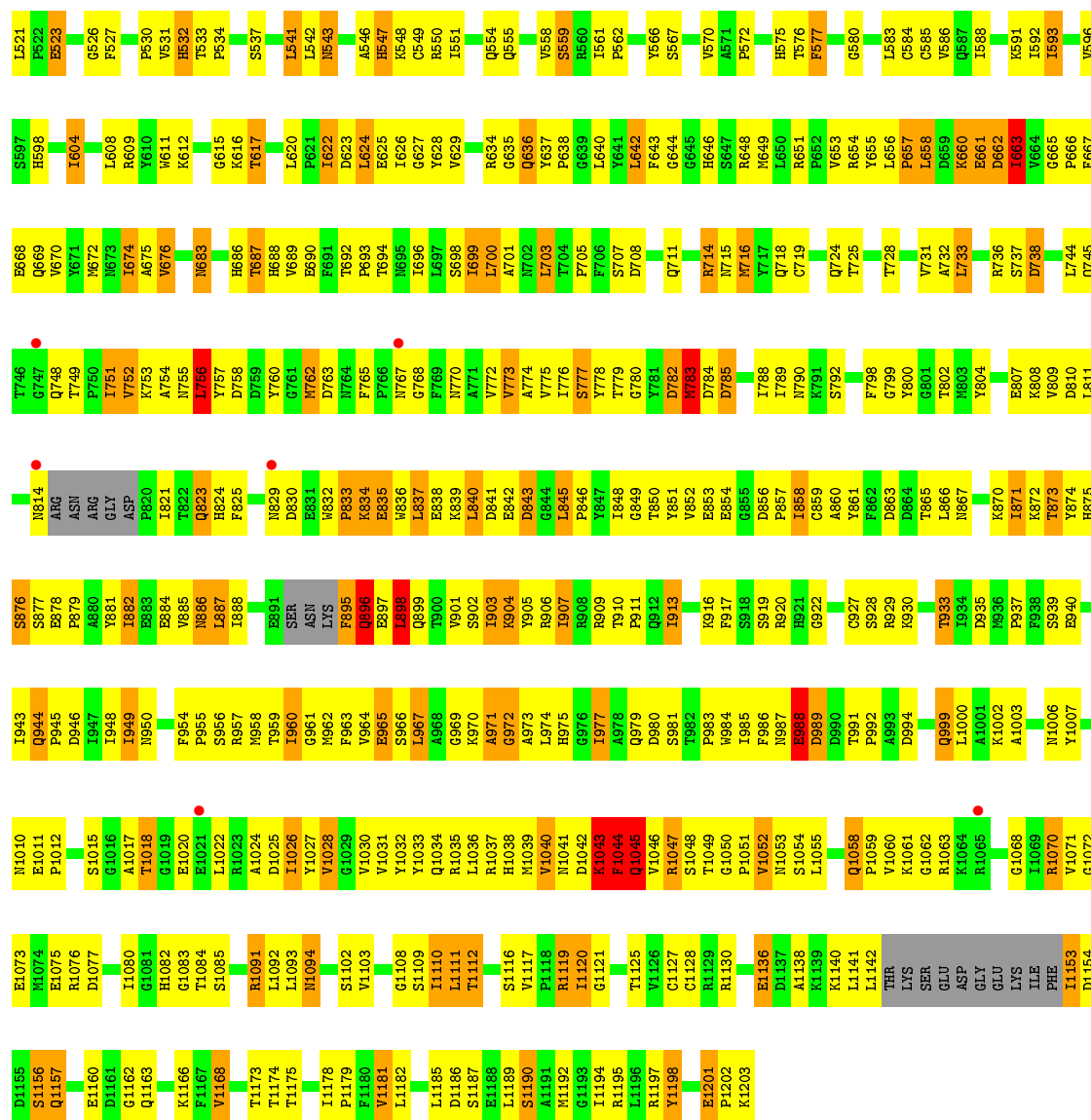




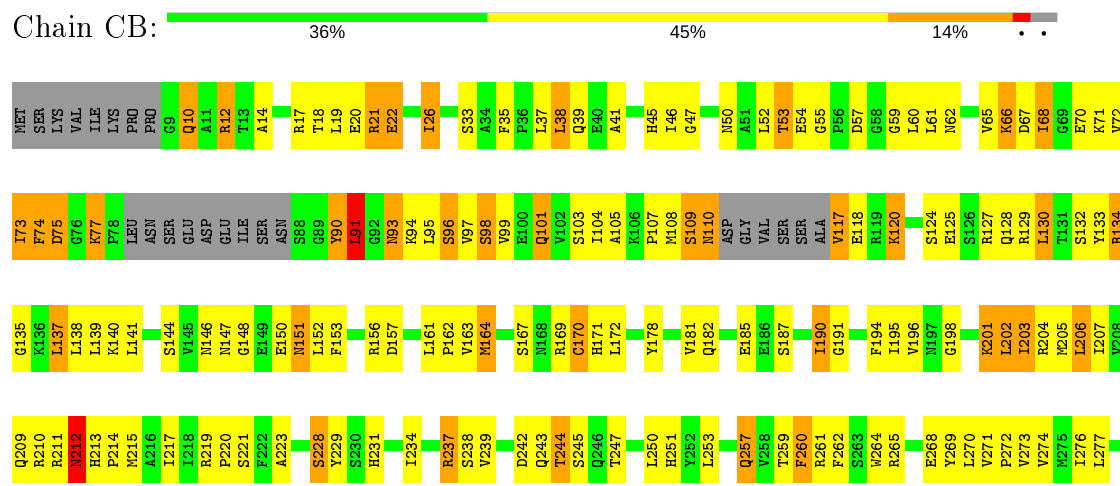


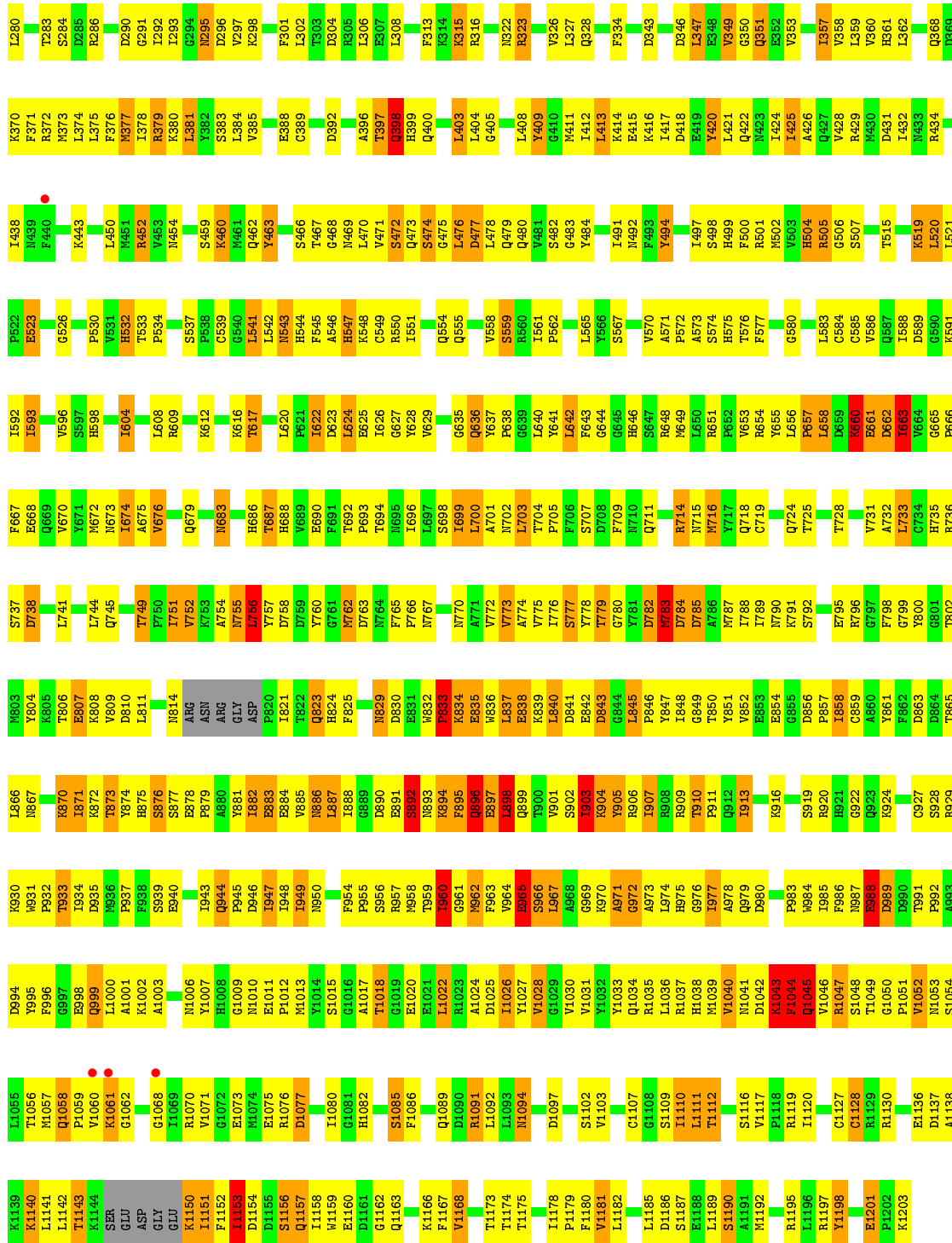
• Molecule 2: DNA-directed RNA polymerase I subunit RPA135



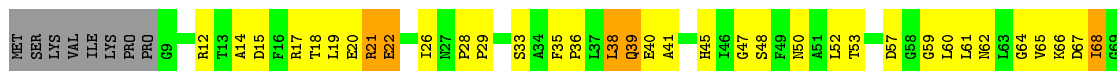


• Molecule 2: DNA-directed RNA polymerase I subunit RPA135





● Molecule 2: DNA-directed RNA polymerase I subunit RPA135

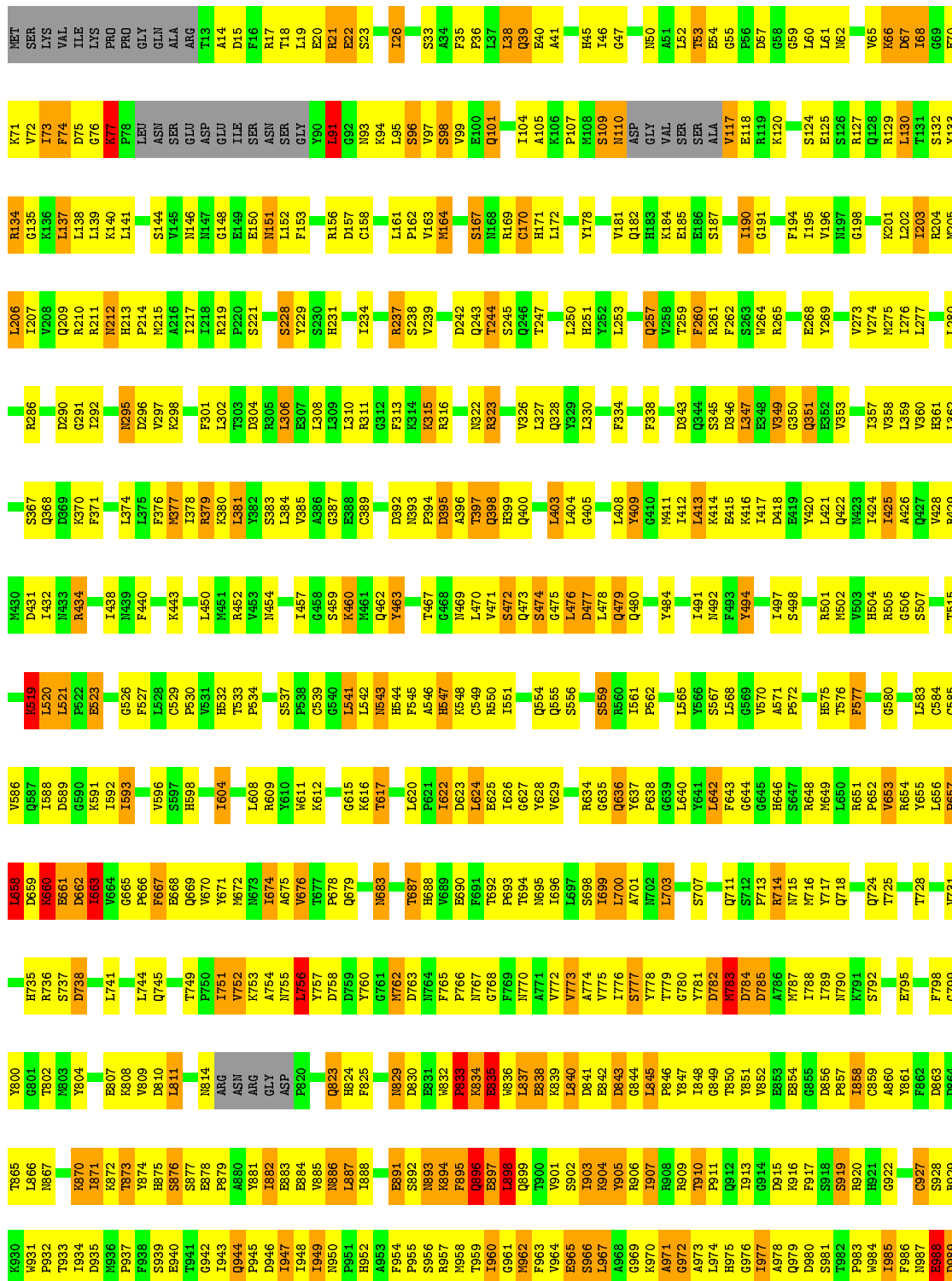


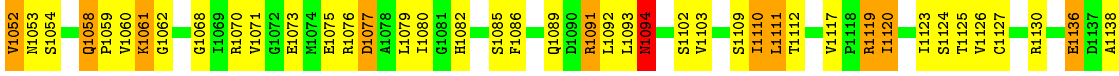

E70	K71	V72	I73	D74	F75	G76	P77	P78	LEU	ASN	SER	GLU	ASP	GLU	GLU	ILE	SER	ASN	SER	GLY	Y90	R91	G92	N93	K94	L95	S96	V97	S98	V99	E100	Q101	V102	S103	I104	A105	K106	P107	M108	S109	N110	ASP	GLY	VAL	SER	SER	ALA	V117	E118	R119	K120	V121	P122	P123	S124	E125	S126	R127	Q128	R129																																																																										
L130	I131	S132	I133	R134	G135	K136	L137	L138	L139	K140	L141	S144	V145	N146	N147	G148	F149	M151	F153	D157	L161	P162	V163	M164	S165	Q166	S167	S168	R169	G170	H171	L172	Y178	Q182	R183	K184	E185	I190	G191	F194	I195	V196	N197	R198	G199	E200	K201	L202	L203	R204																																																																																				
M205	L206	L207	V208	Q209	R210	R211	R212	P214	M215	S216	I217	E218	R219	P220	S221	P222	A223	R224	S225	S228	L152	F153	Y229	S230	H231	L234	R237	S238	V239	D242	Q243	Q244	S245	Q246	T247	L250	R251	Y252	L253	Q257	V258	T259	F260	R261	F262	S263	V196	N197	R198	G199	E200	K201	L202	L203	P272																																																																															
V273	V274	M275	I276	L277	L280	R286	D285	D289	D290	G291	L292	M295	D296	V297	S300	F301	L302	T303	R304	R305	L306	E307	L308	L309	R310	R311	S312	R313	R314	R315	R316	N322	R323	V326	L327	Q328	Y329	L330	F334	L337	R339	Q400	E401	D402	L403	L404	G405	G406	D346	N411	S498	L412	E434	H435	F500	R501	E502	L503	E504																																																																											
E419	Y420	L421	L422	N423	L424	L425	A426	Q427	R428	V429	D430	D431	L432	R433	R434	L438	K443	R452	V453	N454	K460	R461	Q462	Y463	F464	L465	S466	L467	R392	R393	R394	L470	D395	A396	T397	Q398	G475	L476	D477	L478	L483	L484	G483	G484	L488	L491	L497	S498	L499	L500	E501	R502	L503	H504																																																																																
R505	S507	C584	C585	N423	L424	L425	A426	Q427	R428	V429	D430	D431	L432	R433	R434	L438	K443	R452	V453	N454	K460	R461	Q462	Y463	F464	L465	S466	L467	R392	R393	R394	L470	D395	A396	T397	Q398	G475	L476	D477	L478	L483	L484	G483	G484	L488	L491	L497	S498	L499	L500	E501	R502	L503	H504																																																																																
R505	S507	C584	C585	N423	L424	L425	A426	Q427	R428	V429	D430	D431	L432	R433	R434	L438	K443	R452	V453	N454	K460	R461	Q462	Y463	F464	L465	S466	L467	R392	R393	R394	L470	D395	A396	T397	Q398	G475	L476	D477	L478	L483	L484	G483	G484	L488	L491	L497	S498	L499	L500	E501	R502	L503	H504																																																																																
R654	L655	L656	P657	L658	L659	L660	D661	D662	L663	P666	F667	E668	R669	R670	E671	M672	M673	L674	L675	F676	M683	L684	R685	R686	G687	L688	G689	L690	G691	E692	L693	L694	E695	L696	L697	S698	L699	L700	A701	N702	L703	L704	P705	L706	S707	D708	L709	L710	L711	R714	N715	M716	N717	L718	L719	P720	Q724																																																																													
W725	M726	T728	V731	A732	L733	C734	R735	R736	S737	D738	L744	R745	R746	R747	R748	R749	R750	L751	F752	A753	A754	N755	L756	F757	D758	F759	R760	R761	R762	R763	N764	N765	F766	R767	R768	R769	L770	L771	L772	A773	R774	L775	L776	S777	L778	T779	G780	V781	D782	D783	D784	D785	A786	L787	L788	L789	N790	K791																																																																												
S792	E795	R796	G797	G798	L800	R801	R802	R803	R804	R805	R806	R807	R808	R809	D810	L811	N814	R815	ARG	ASN	ARG	P820	R821	R822	R823	R824	R825	N829	F830	R831	R832	R833	R834	R835	R836	R837	R838	R839	L840	D841	E842	D843	G844	L845	R846	R847	L848	R849	Q850	R851	L852	R853	E854	R855	S856																																																																															
D856	P857	R858	C859	A860	R861	R862	D863	D864	R865	R866	R867	R870	R871	R872	R873	R874	R875	S876	S877	E878	G879	R881	R882	R883	R884	R885	S886	S887	N888	R889	R890	R891	R892	R893	R894	R895	R896	R897	R898	R899	R900	R901	R902	R903	R904	R905	R906	R907	R908	R909	R910	P911	Q912	R913	A914	Q915	D916	R917	R918	R919	R920	R921	R922	R923	R924	R925	R926	R927	R928	R929	R930	R931	R932	R933	R934	R935	R936	R937	R938	R939	R940	R941	R942	R943	R944	R945	R946	R947	R948	R949	R950	R951	R952	R953	R954	R955	R956	R957	R958	R959	R960	R961	R962	R963	R964	R965	R966	R967	R968	R969	R970	R971	R972	R973	R974	R975	R976	R977	R978	R979	R980	R981	R982	R983	R984	R985	R986	R987	R988	R989	R990	R991	R992	R993
S919	R920	H921	G922	C927	S928	R929	R930	R931	R932	R933	R934	R935	R936	R937	F938	S939	A1001	K1002	A1003	M1006	Y1007	H1008	D1009	E1010	P1012	S1015	G1016	G1017	T1018	E1019	S1020	R1021	L1022	R1023	A1024	S1025	R1026	R1027	Y1028	E1029	V1030	L1031	Y1032	M1039	Q1034	A971	G972	A973	L974	H975	G976	P911	L977	A978	Q979	D980	R981	R982	R983	R984	R985	R986	R987	R988	R989	R990	R991	R992	R993																																																																	
W884	I985	F986	N987	R988	R989	D990	T991	P992	Y995	F996	E998	Q999	L1000	A1001	K1002	A1003	M1006	Y1007	H1008	D1009	E1010	P1012	S1015	G1016	G1017	T1018	E1019	S1020	R1021	L1022	R1023	A1024	S1025	R1026	R1027	Y1028	E1029	V1030	L1031	Y1032	M1039	Q1034	A971	G972	A973	L974	H975	G976	P911	L977	A978	Q979	D980	R981	R982	R983	R984	R985	R986	R987	R988	R989	R990	R991	R992	R993																																																																				
R1047	S1048	T1049	G1050	P1051	V1052	N1053	S1054	L1055	T1056	Q1058	R1059	V1060	K1061	G1062	R1063	G1068	I1069	V1071	G1072	E1073	M1074	E1075	D1076	D1077	I1080	G1081	H1082	G1083	T1084	S1085	T1086	L1087	L1088	R1089	L1089	L1090	L1091	L1092	L1093	N1094	S1102	V1103	F1104	R1105	E1106	D1186	S1187	E1188	L1189	S1190	L1185	D1186	S1187	E1188	L1189	S1190	G1193	L1194	R1119	L1120	L1197	Y1198	N1199	V1200																																																																						

E1201  
P1202  
K1203

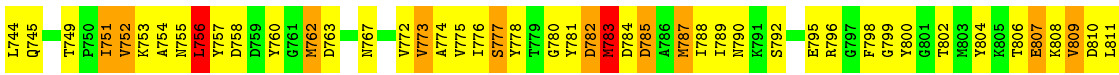

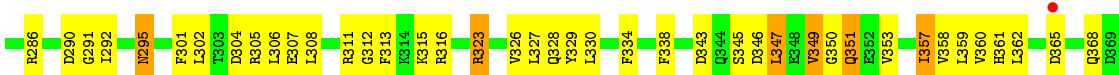
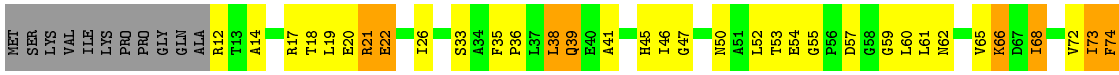
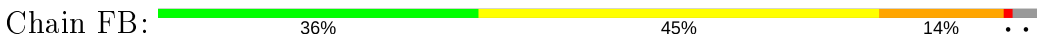
● Molecule 2: DNA-directed RNA polymerase I subunit RPA135

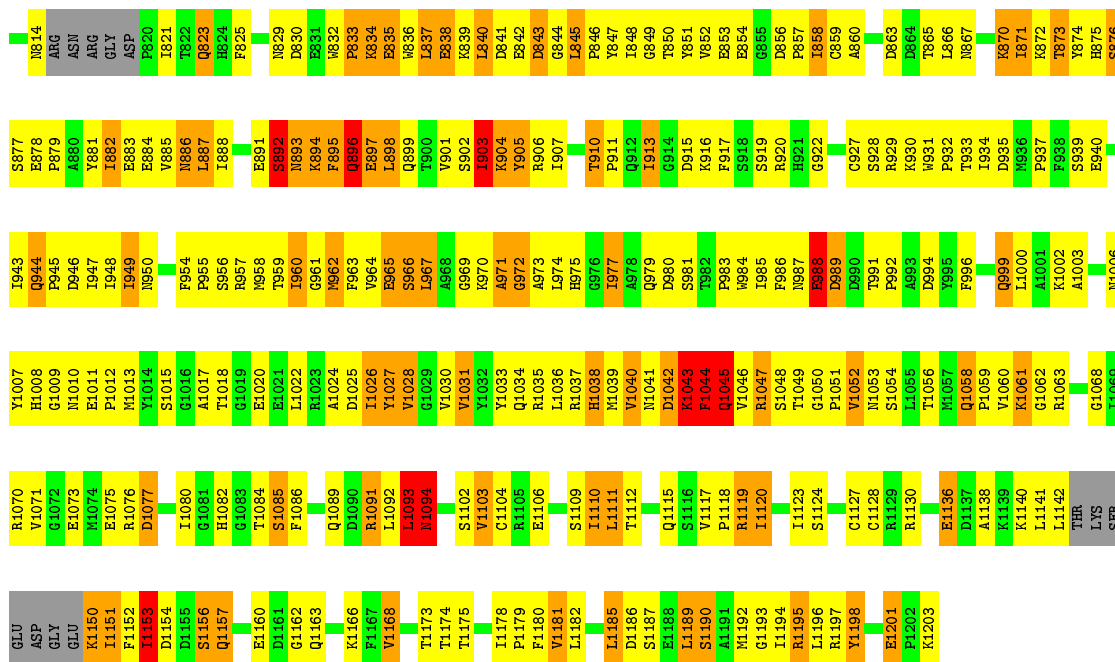
Chain EB: 36% 45% 14% ● ●



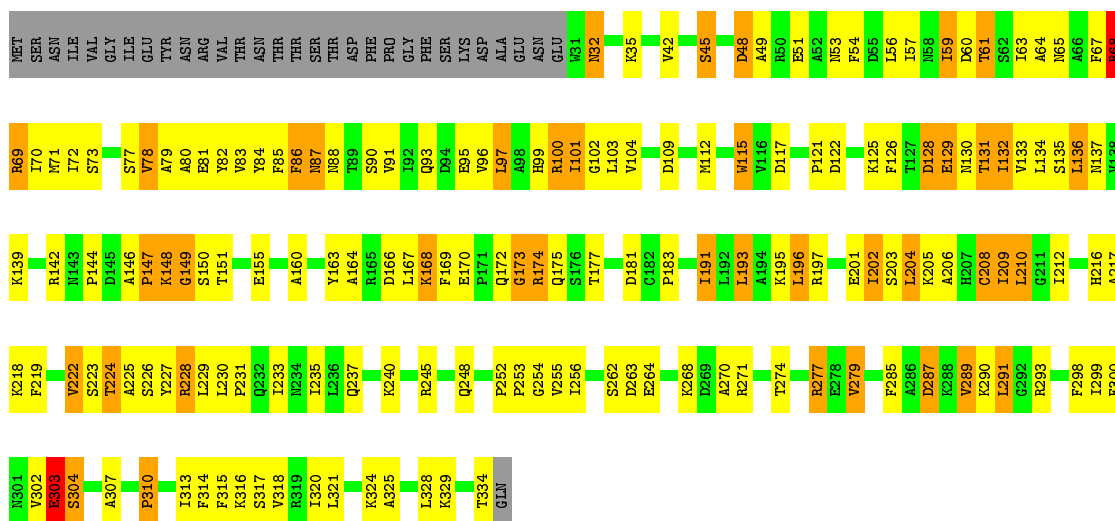


• Molecule 2: DNA-directed RNA polymerase I subunit RPA135

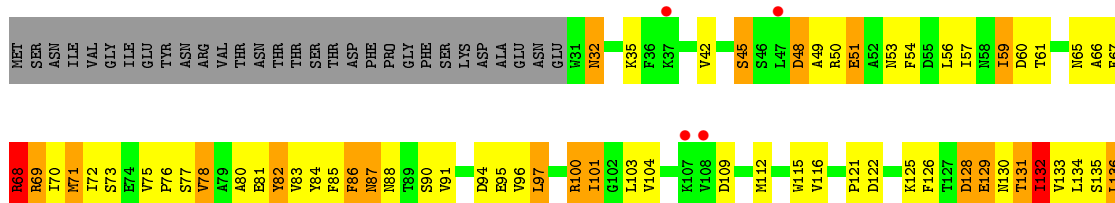


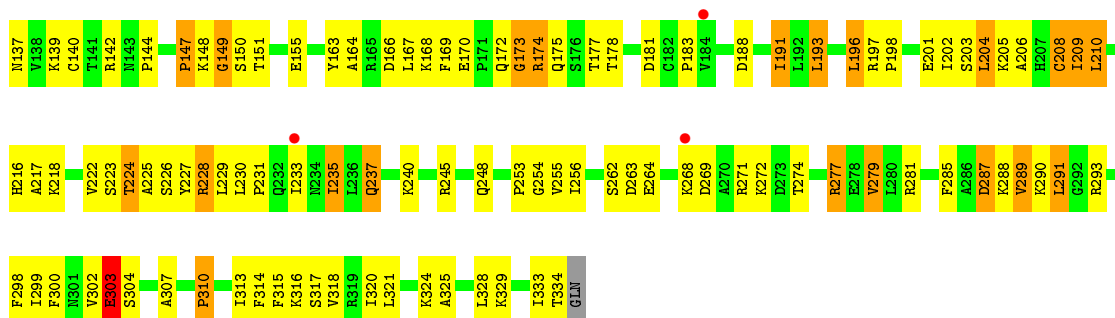


• Molecule 3: DNA-directed RNA polymerases I and III subunit RPAC1

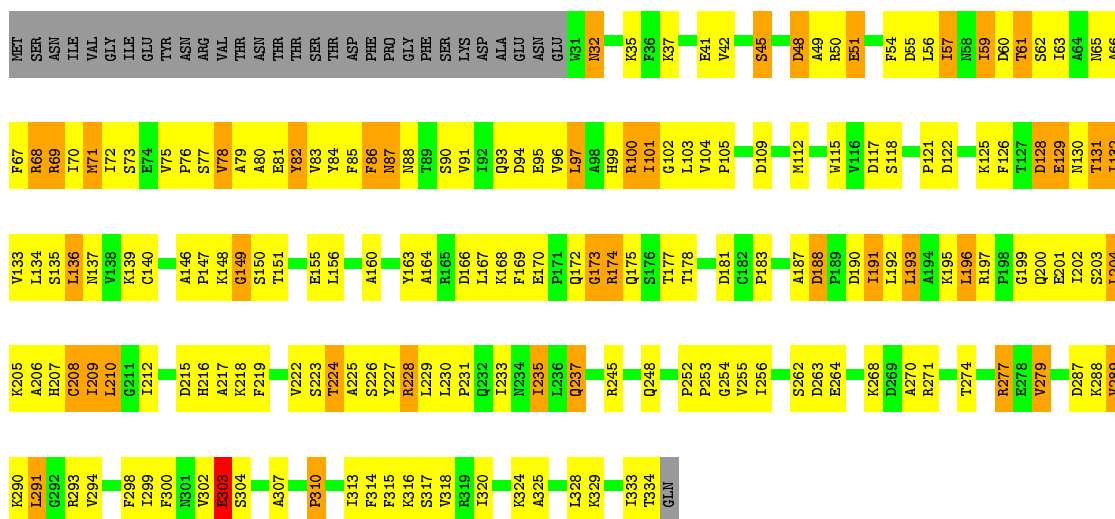
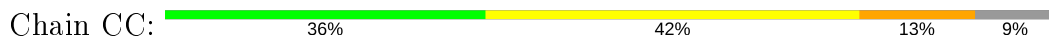


• Molecule 3: DNA-directed RNA polymerases I and III subunit RPAC1

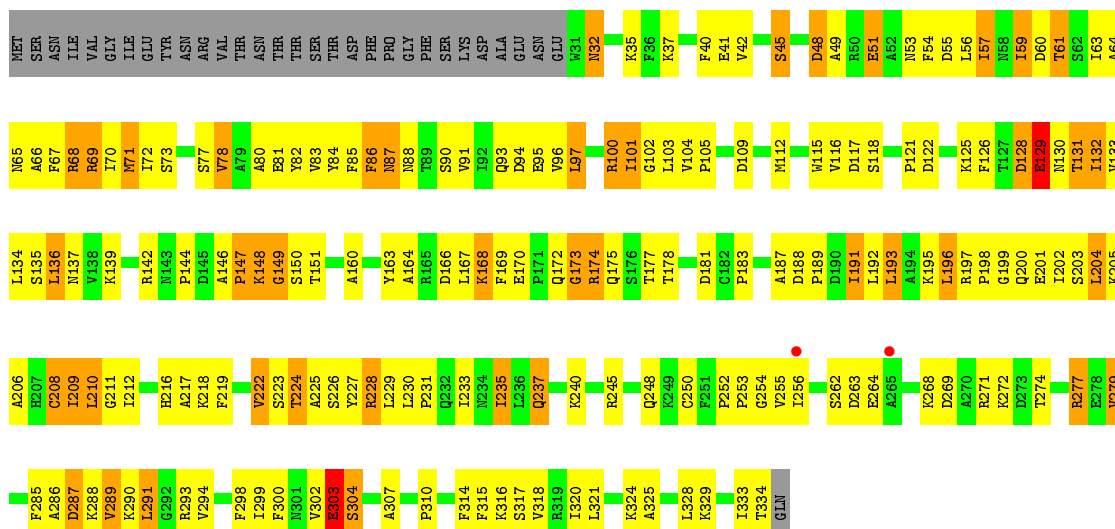




• Molecule 3: DNA-directed RNA polymerases I and III subunit RPAC1



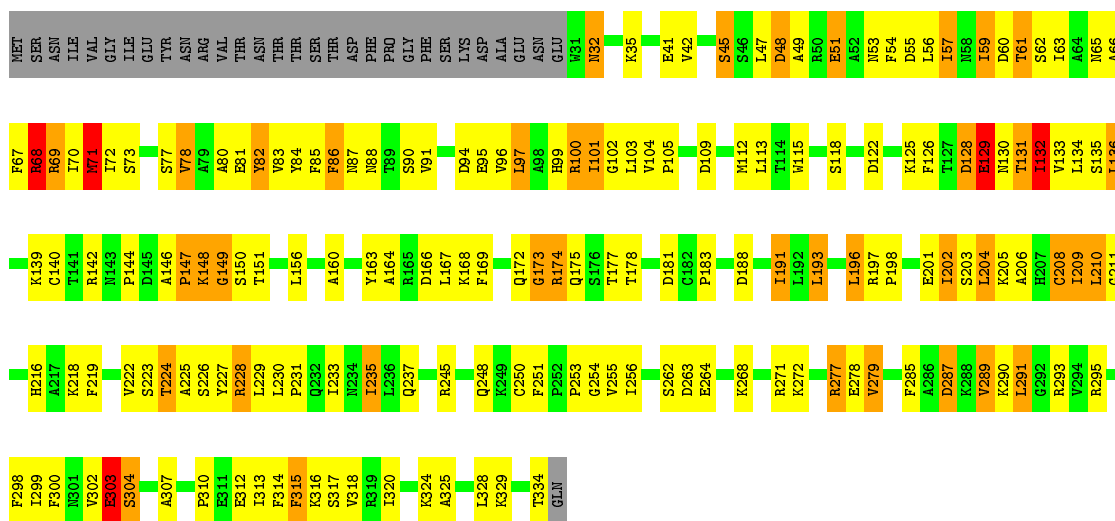
• Molecule 3: DNA-directed RNA polymerases I and III subunit RPAC1






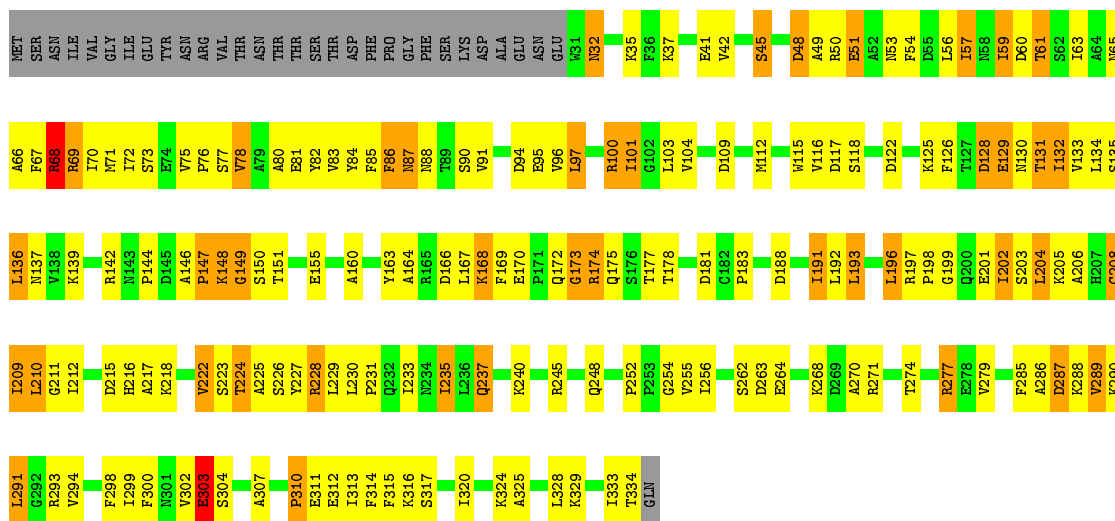
- Molecule 3: DNA-directed RNA polymerases I and III subunit RPAC1

Chain EC: 



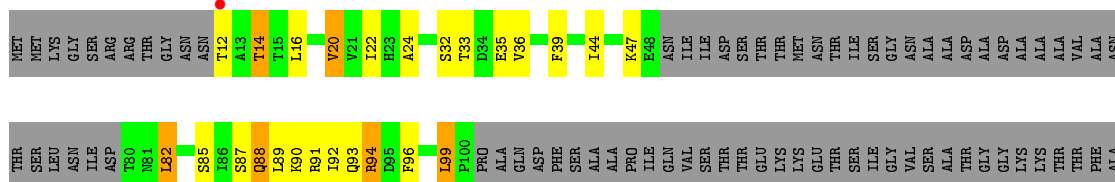
- Molecule 3: DNA-directed RNA polymerases I and III subunit RPAC1

Chain FC: 



- Molecule 4: DNA-directed RNA polymerase I subunit RPA14

Chain AD: 





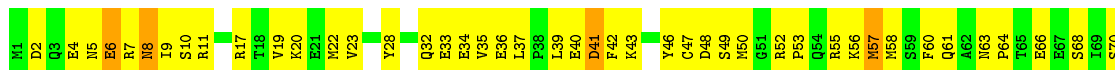





- Molecule 5: DNA-directed RNA polymerases I, II, and III subunit RPABC1



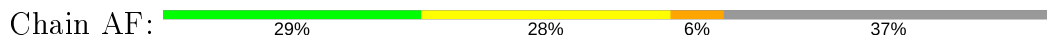
- Molecule 5: DNA-directed RNA polymerases I, II, and III subunit RPABC1

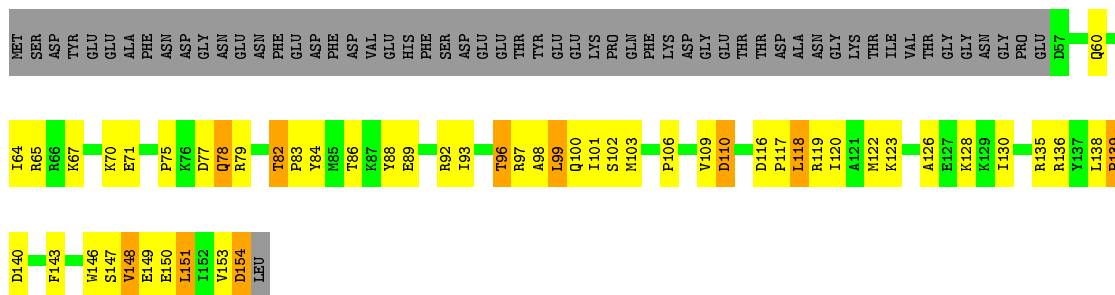


- Molecule 5: DNA-directed RNA polymerases I, II, and III subunit RPABC1



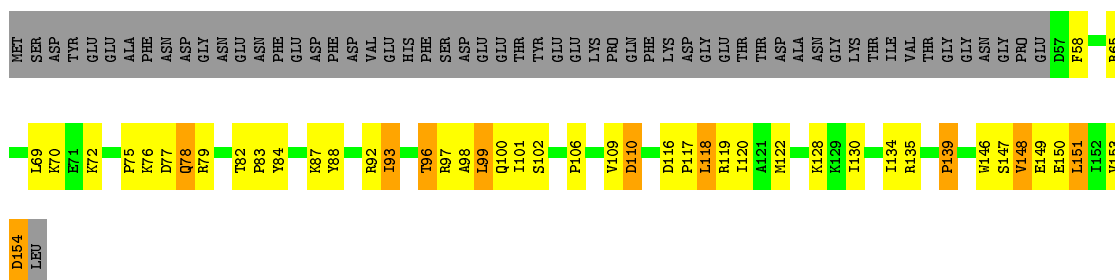
- Molecule 6: DNA-directed RNA polymerases I, II, and III subunit RPABC2





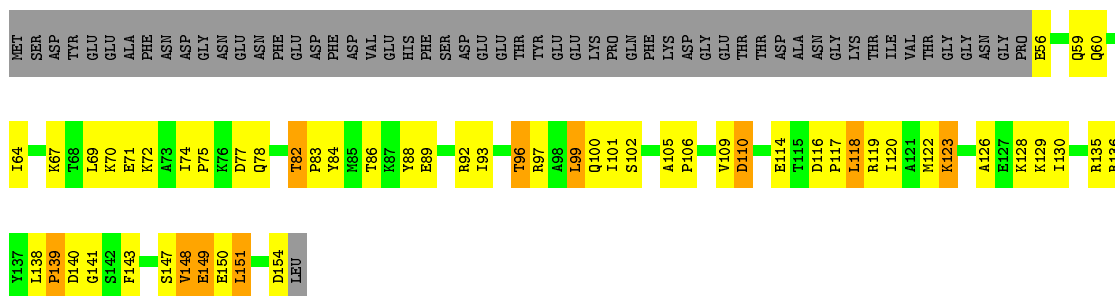
- Molecule 6: DNA-directed RNA polymerases I, II, and III subunit RPABC2

Chain BF: 34% 23% 6% 37%



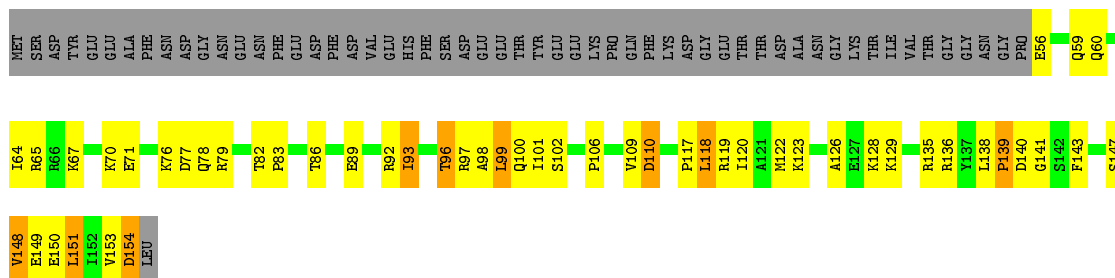
- Molecule 6: DNA-directed RNA polymerases I, II, and III subunit RPABC2

Chain CF: 28% 30% 6% 36%




- Molecule 6: DNA-directed RNA polymerases I, II, and III subunit RPABC2

Chain DF: 31% 27% 6% 36%

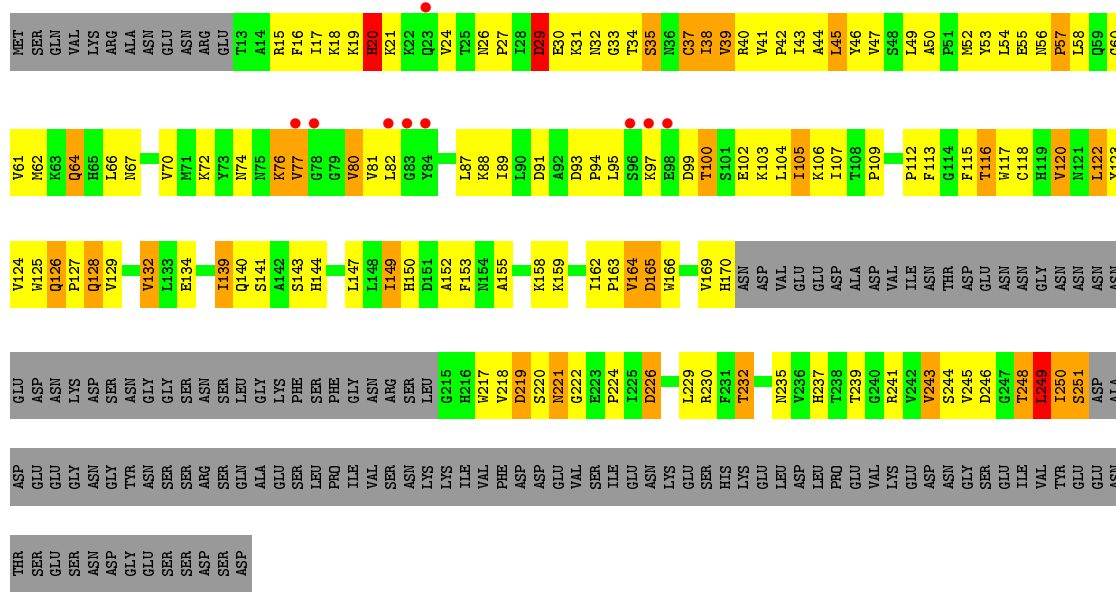
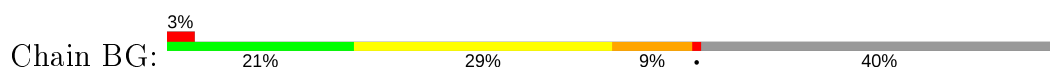


- Molecule 6: DNA-directed RNA polymerases I, II, and III subunit RPABC2






• Molecule 7: DNA-directed RNA polymerase I subunit RPA43



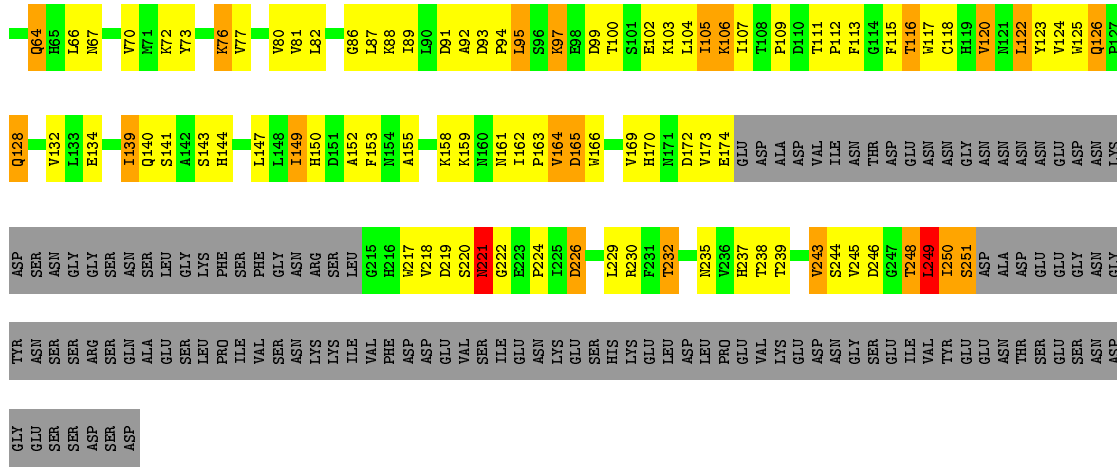
• Molecule 7: DNA-directed RNA polymerase I subunit RPA43







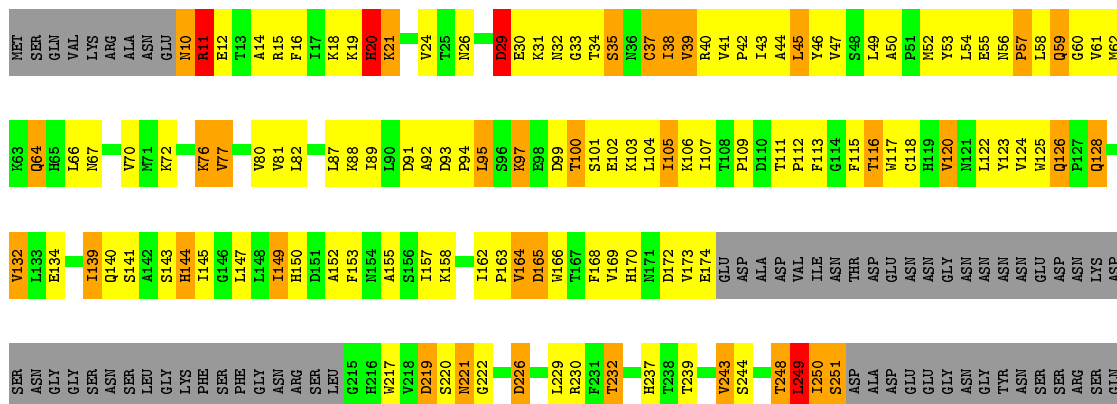
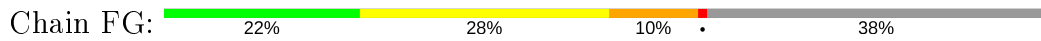





• Molecule 7: DNA-directed RNA polymerase I subunit RPA43



• Molecule 7: DNA-directed RNA polymerase I subunit RPA43



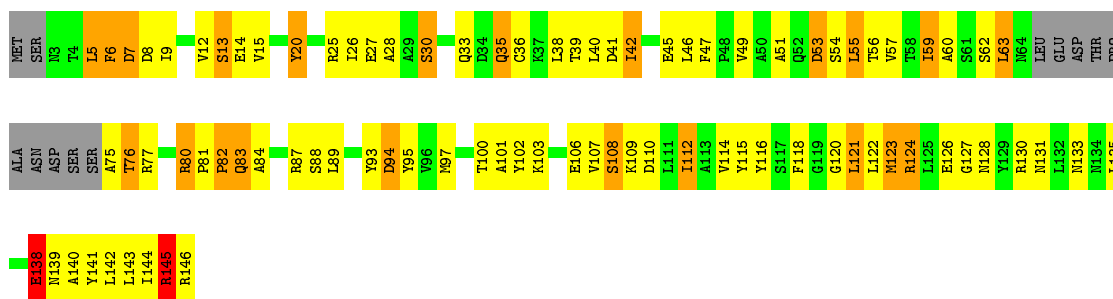


Chain CH: 




- Molecule 8: DNA-directed RNA polymerases I, II, and III subunit RPABC3

Chain DH: 




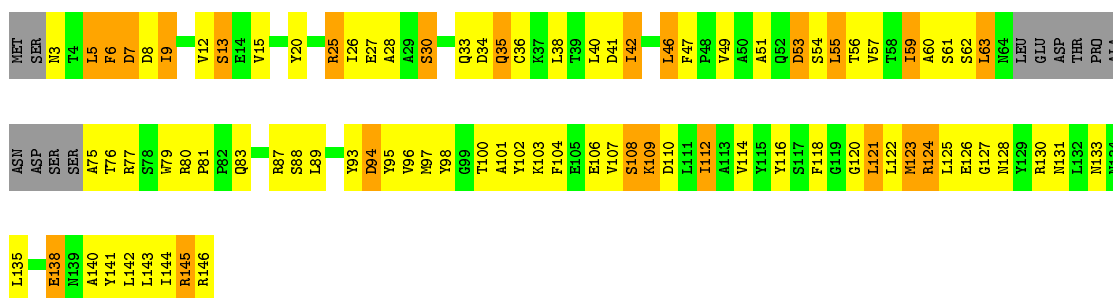
- Molecule 8: DNA-directed RNA polymerases I, II, and III subunit RPABC3

Chain EH: 

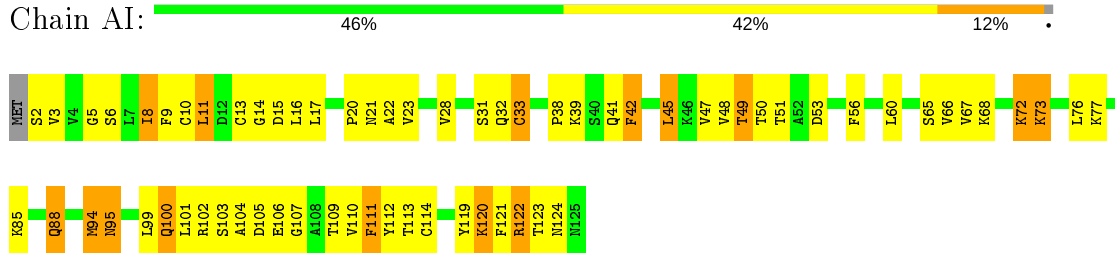


- Molecule 8: DNA-directed RNA polymerases I, II, and III subunit RPABC3

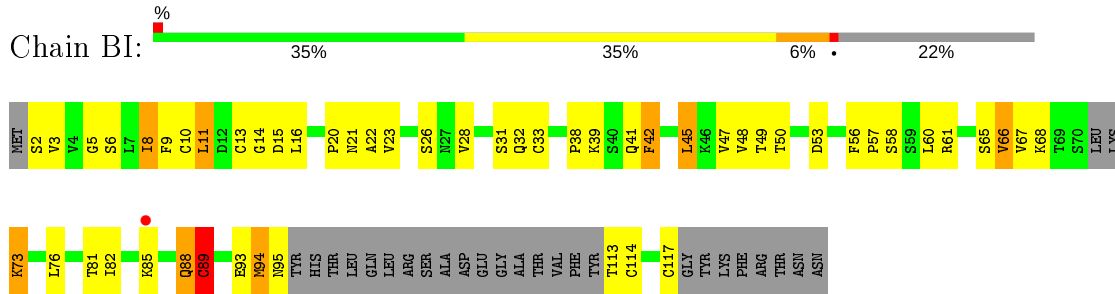
Chain FH: 



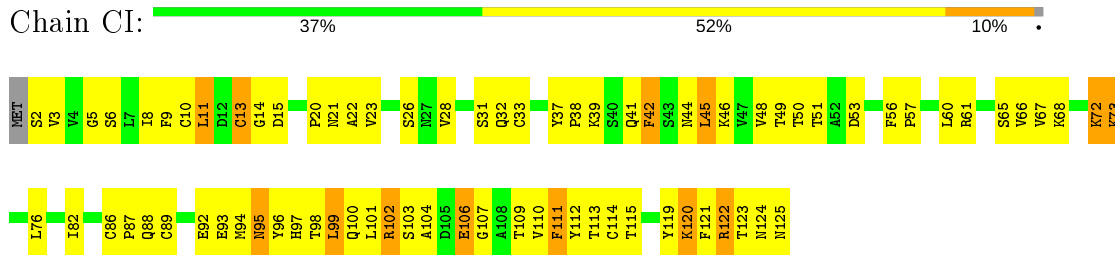
• Molecule 9: DNA-directed RNA polymerase I subunit RPA12



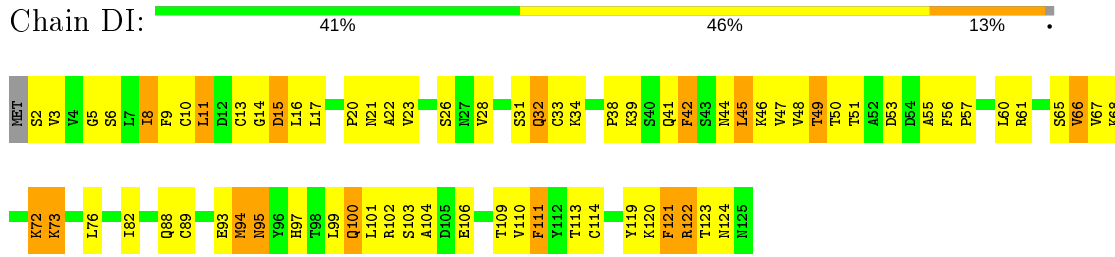
• Molecule 9: DNA-directed RNA polymerase I subunit RPA12



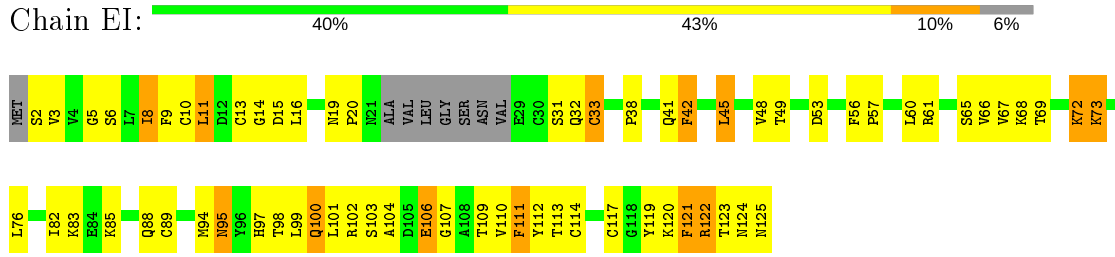
• Molecule 9: DNA-directed RNA polymerase I subunit RPA12



• Molecule 9: DNA-directed RNA polymerase I subunit RPA12

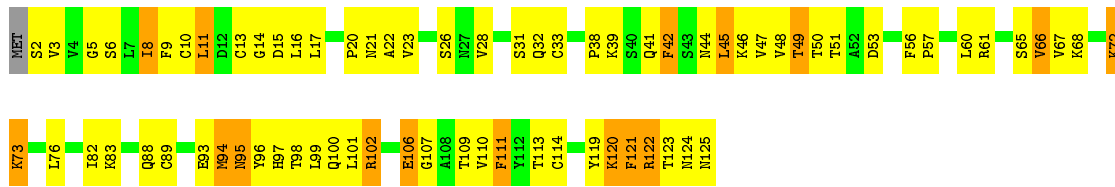


• Molecule 9: DNA-directed RNA polymerase I subunit RPA12

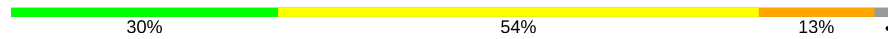


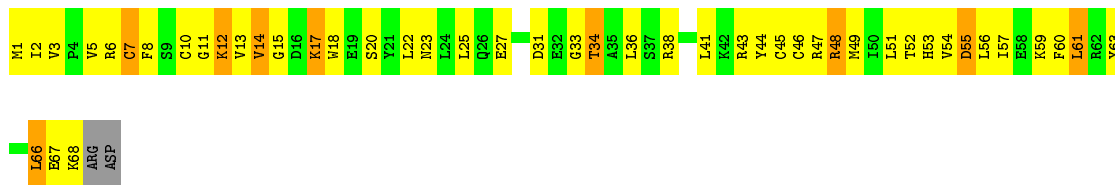
- Molecule 9: DNA-directed RNA polymerase I subunit RPA12

Chain FI: 



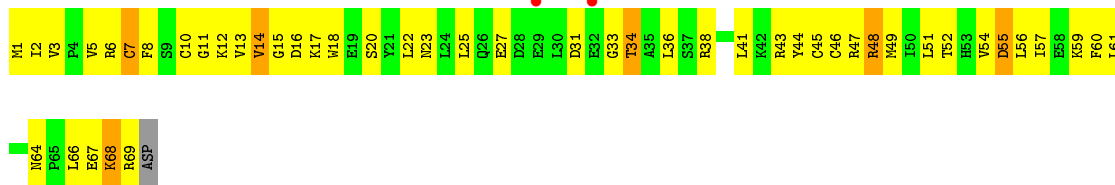
- Molecule 10: DNA-directed RNA polymerases I, II, and III subunit RPABC5

Chain AJ: 



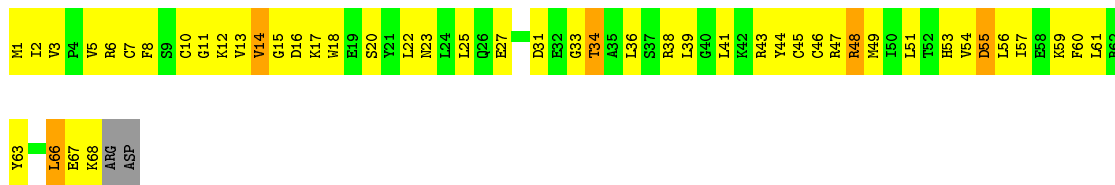
- Molecule 10: DNA-directed RNA polymerases I, II, and III subunit RPABC5

Chain BJ: 

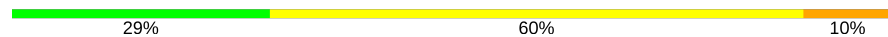


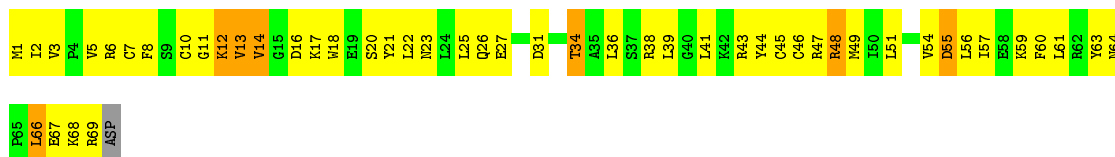
- Molecule 10: DNA-directed RNA polymerases I, II, and III subunit RPABC5

Chain CJ: 



- Molecule 10: DNA-directed RNA polymerases I, II, and III subunit RPABC5

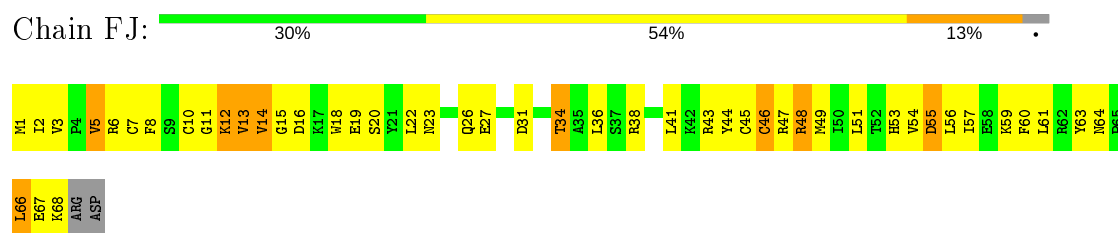
Chain DJ: 



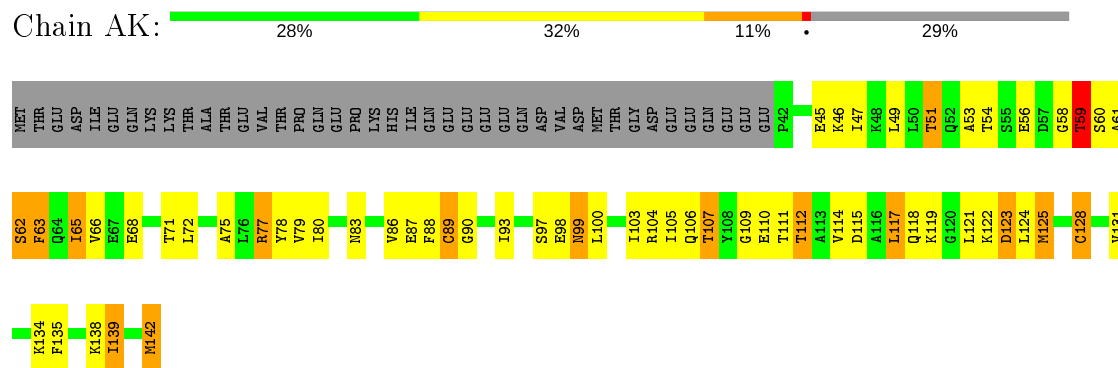
- Molecule 10: DNA-directed RNA polymerases I, II, and III subunit RPABC5



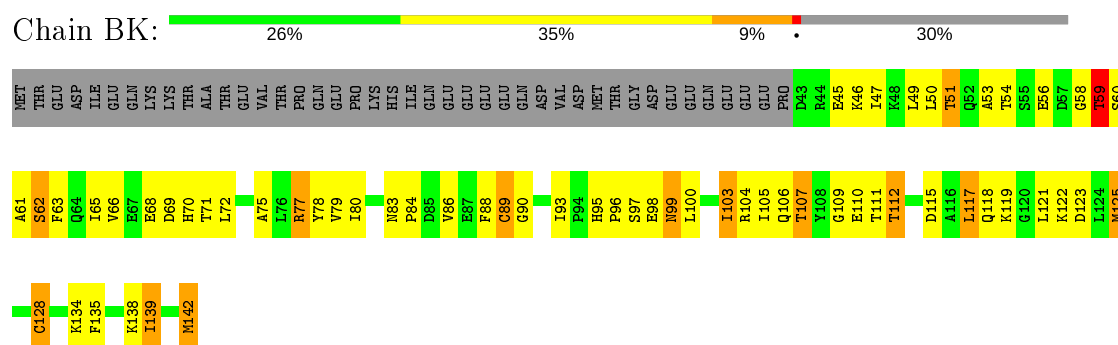
- Molecule 10: DNA-directed RNA polymerases I, II, and III subunit RPABC5



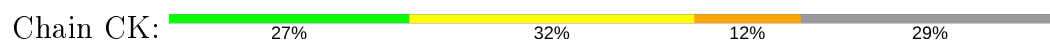
- Molecule 11: DNA-directed RNA polymerases I and III subunit RPAC2

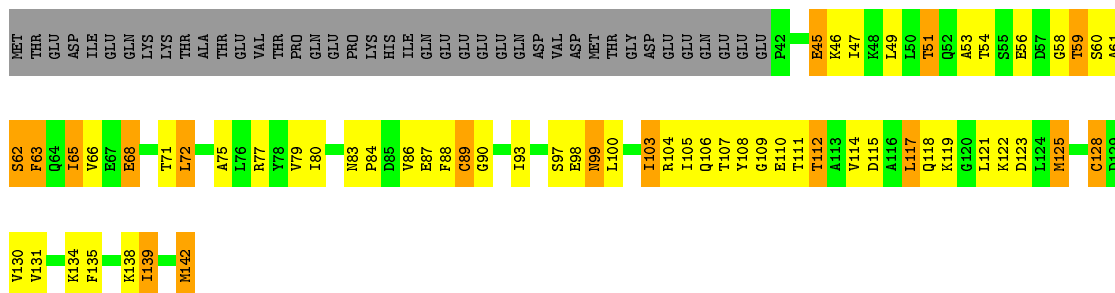


- Molecule 11: DNA-directed RNA polymerases I and III subunit RPAC2

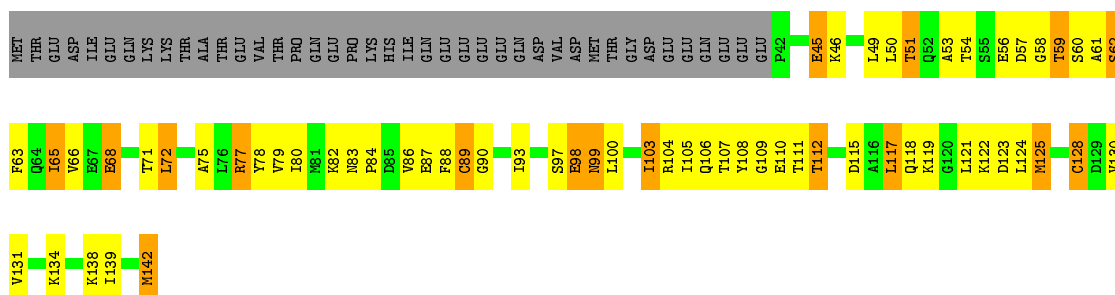
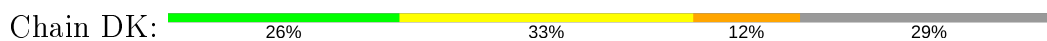


- Molecule 11: DNA-directed RNA polymerases I and III subunit RPAC2

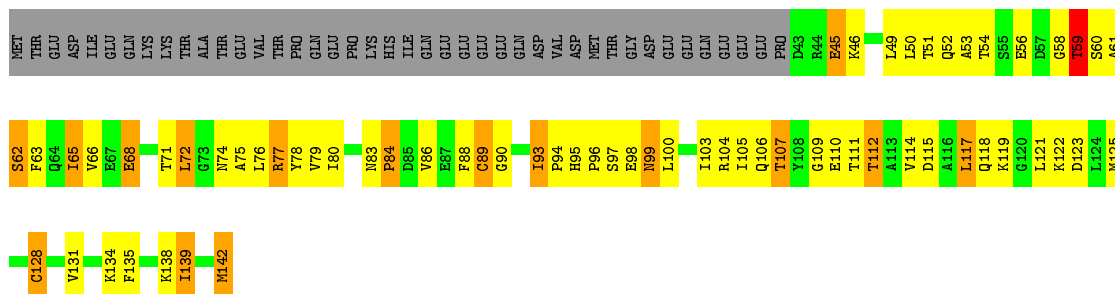
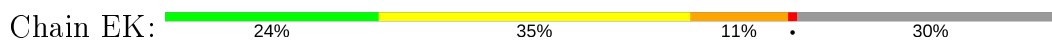




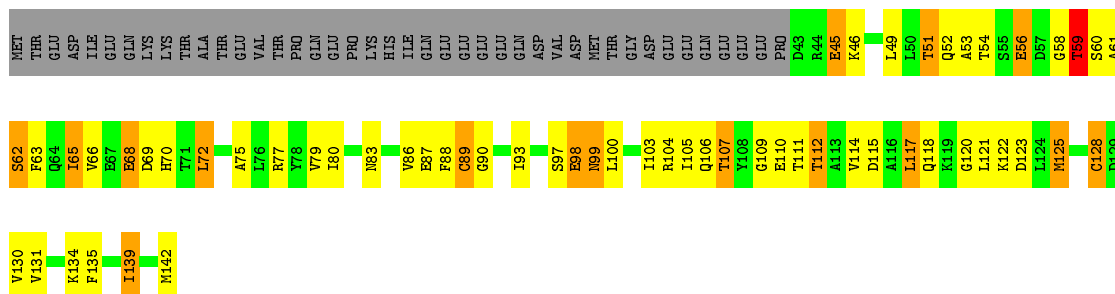
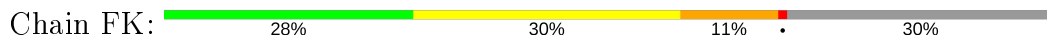
- Molecule 11: DNA-directed RNA polymerases I and III subunit RPAC2



- Molecule 11: DNA-directed RNA polymerases I and III subunit RPAC2



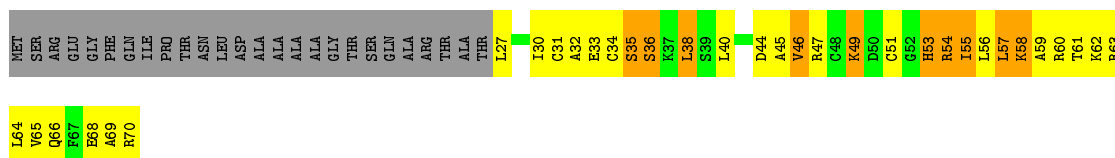
- Molecule 11: DNA-directed RNA polymerases I and III subunit RPAC2



- Molecule 12: DNA-directed RNA polymerases I, II, and III subunit RPABC4

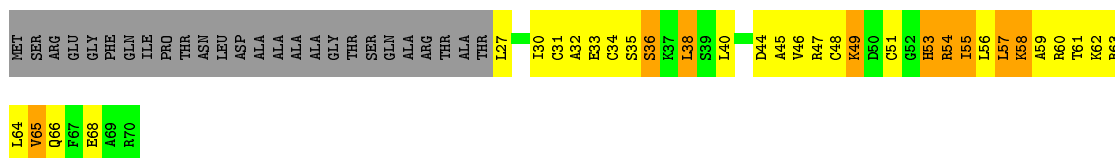


Chain AL:



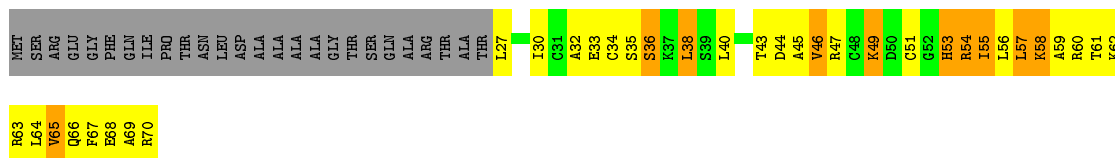
- Molecule 12: DNA-directed RNA polymerases I, II, and III subunit RPABC4

Chain BL:



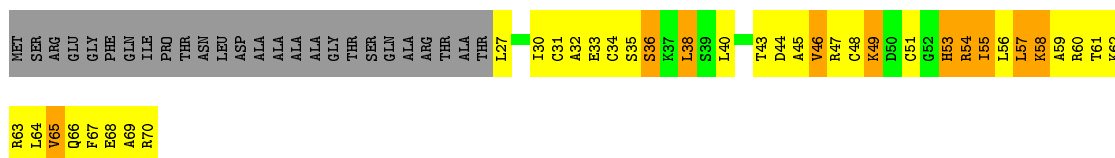
- Molecule 12: DNA-directed RNA polymerases I, II, and III subunit RPABC4

Chain CL:



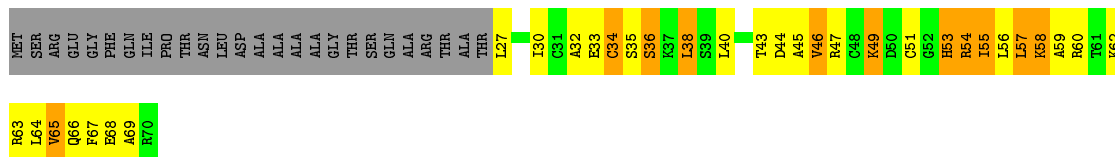
- Molecule 12: DNA-directed RNA polymerases I, II, and III subunit RPABC4

Chain DL:



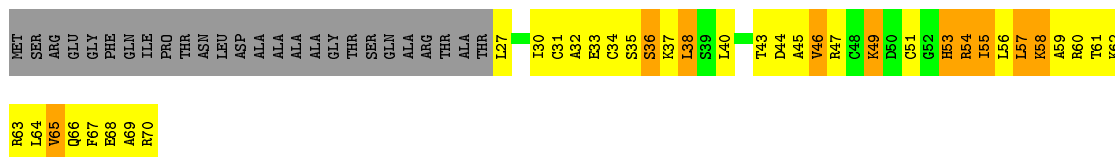
- Molecule 12: DNA-directed RNA polymerases I, II, and III subunit RPABC4

Chain EL:

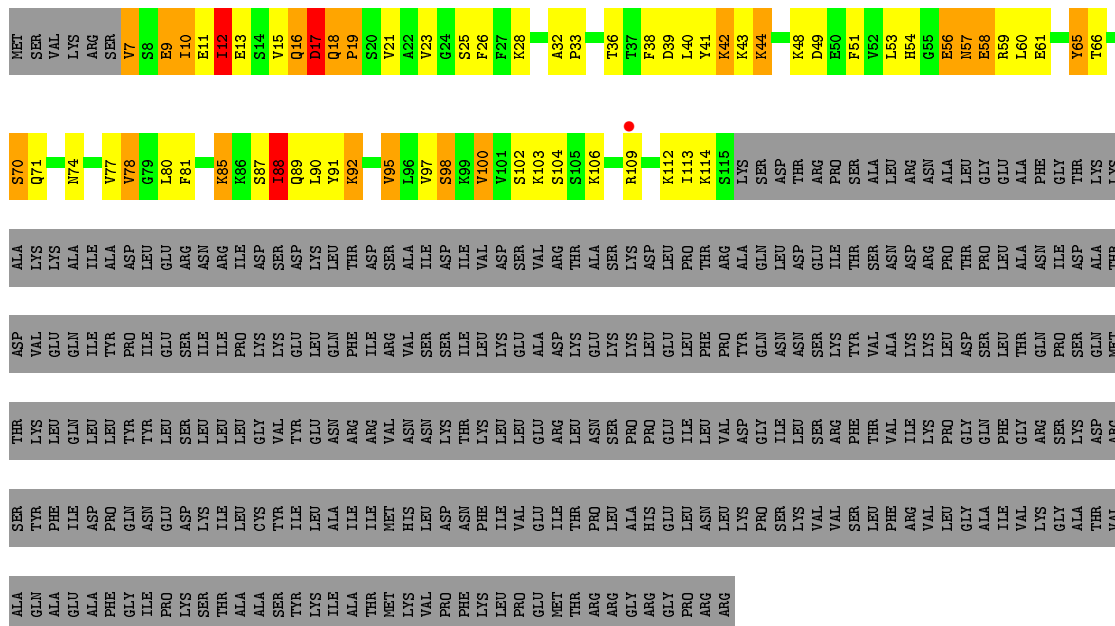


- Molecule 12: DNA-directed RNA polymerases I, II, and III subunit RPABC4


Chain FL:




● Molecule 13: DNA-directed RNA polymerase I subunit RPA49



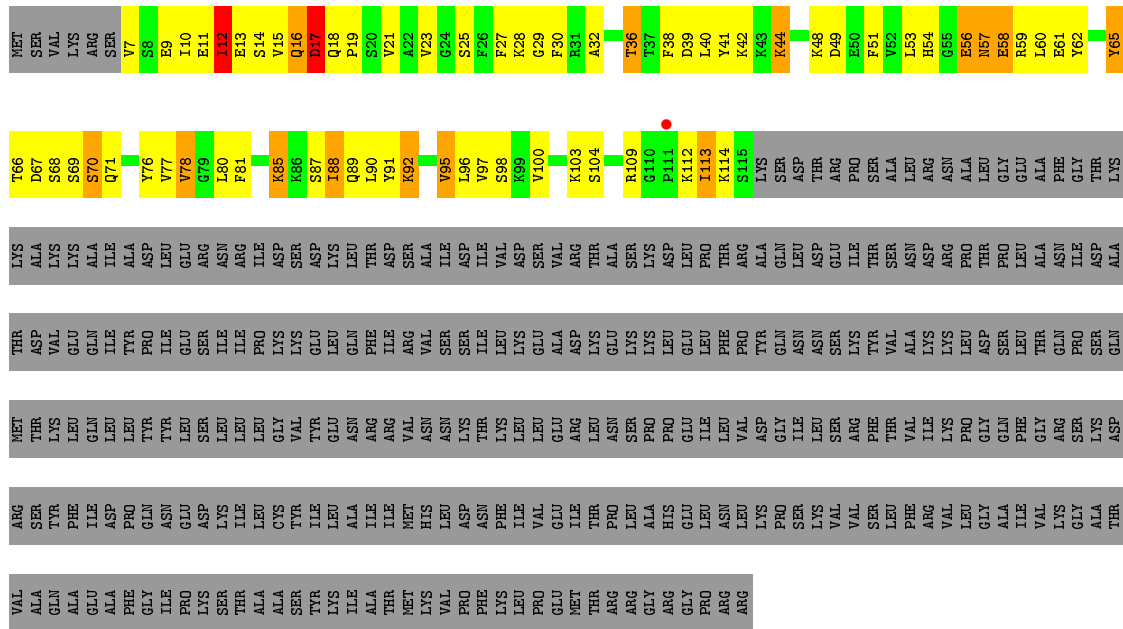
● Molecule 13: DNA-directed RNA polymerase I subunit RPA49



● Molecule 13: DNA-directed RNA polymerase I subunit RPA49




● Molecule 13: DNA-directed RNA polymerase I subunit RPA49

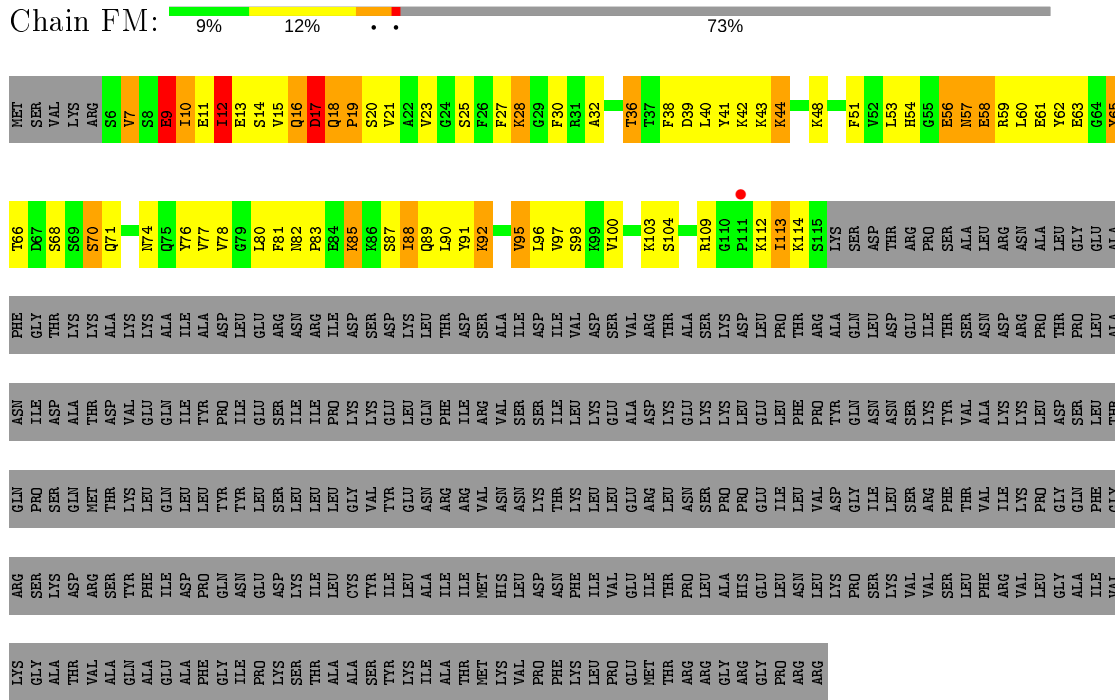


● Molecule 13: DNA-directed RNA polymerase I subunit RPA49



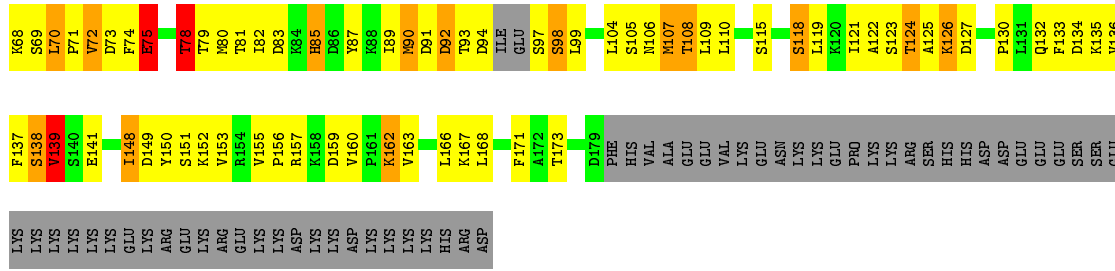


• Molecule 13: DNA-directed RNA polymerase I subunit RPA49

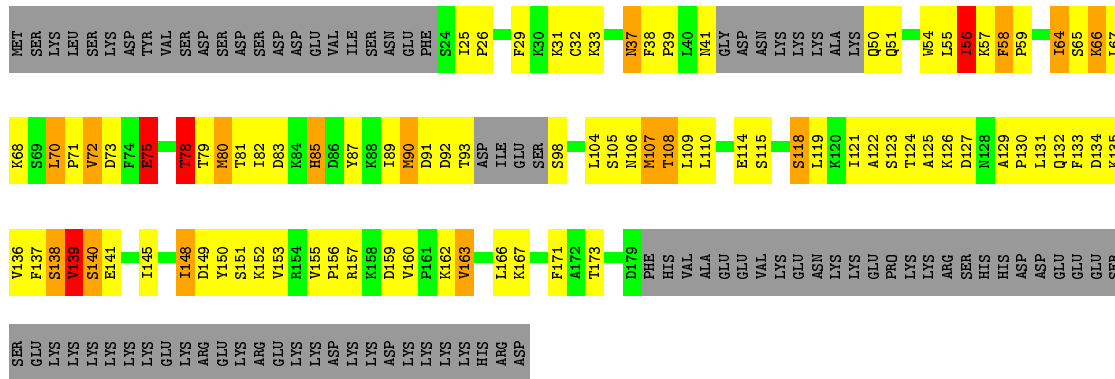
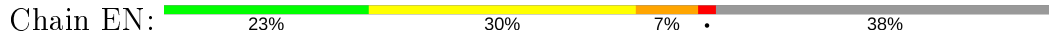


• Molecule 14: DNA-directed RNA polymerase I subunit RPA34

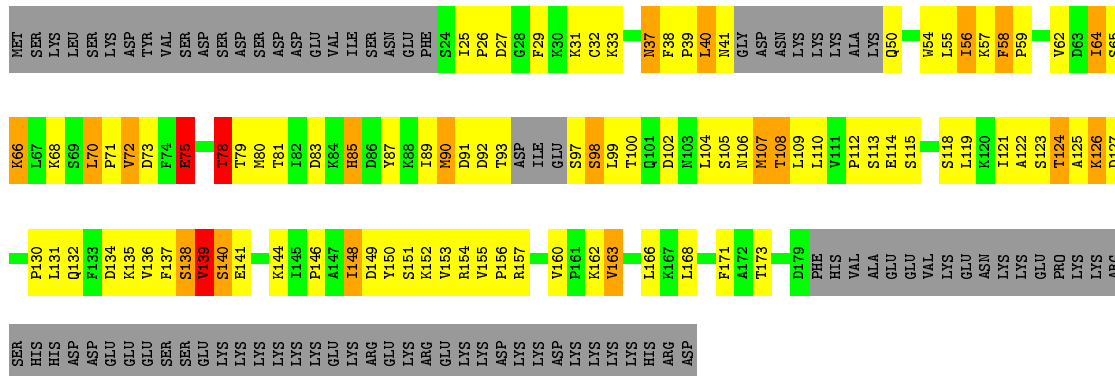
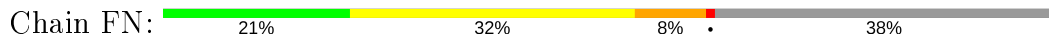




• Molecule 14: DNA-directed RNA polymerase I subunit RPA34



• Molecule 14: DNA-directed RNA polymerase I subunit RPA34



## 4 Data and refinement statistics

Property	Value	Source
Space group	C 1 2 1	Depositor
Cell constants a, b, c, $\alpha$ , $\beta$ , $\gamma$	619.48Å 306.62Å 251.78Å 90.00° 97.50° 90.00°	Depositor
Resolution (Å)	49.69 – 5.50 49.69 – 5.50	Depositor EDS
% Data completeness (in resolution range)	99.1 (49.69-5.50) 99.1 (49.69-5.50)	Depositor EDS
$R_{merge}$	0.22	Depositor
$R_{sym}$	(Not available)	Depositor
$\langle I/\sigma(I) \rangle$ <sup>1</sup>	2.77 (at 5.39Å)	Xtrriage
Refinement program	PHENIX	Depositor
R, $R_{free}$	0.196 , 0.235 0.200 , 0.240	Depositor DCC
$R_{free}$ test set	1987 reflections (1.33%)	wwPDB-VP
Wilson B-factor (Å <sup>2</sup> )	117.0	Xtrriage
Anisotropy	0.698	Xtrriage
Bulk solvent $k_{sol}$ (e/Å <sup>3</sup> ), $B_{sol}$ (Å <sup>2</sup> )	0.28 , 213.9	EDS
L-test for twinning <sup>2</sup>	$\langle  L  \rangle = 0.34$ , $\langle L^2 \rangle = 0.17$	Xtrriage
Estimated twinning fraction	No twinning to report.	Xtrriage
$F_o, F_c$ correlation	0.89	EDS
Total number of atoms	204233	wwPDB-VP
Average B, all atoms (Å <sup>2</sup> )	195.0	wwPDB-VP

Xtrriage's analysis on translational NCS is as follows: *The largest off-origin peak in the Patterson function is 2.15% of the height of the origin peak. No significant pseudotranslation is detected.*

<sup>1</sup>Intensities estimated from amplitudes.

<sup>2</sup>Theoretical values of  $\langle |L| \rangle$ ,  $\langle L^2 \rangle$  for acentric reflections are 0.5, 0.333 respectively for untwinned datasets, and 0.375, 0.2 for perfectly twinned datasets.

## 5 Model quality i

### 5.1 Standard geometry i

Bond lengths and bond angles in the following residue types are not validated in this section:  
ZN

The Z score for a bond length (or angle) is the number of standard deviations the observed value is removed from the expected value. A bond length (or angle) with  $|Z| > 5$  is considered an outlier worth inspection. RMSZ is the root-mean-square of all Z scores of the bond lengths (or angles).

Mol	Chain	Bond lengths		Bond angles	
		RMSZ	# Z  >5	RMSZ	# Z  >5
1	AA	0.61	0/11916	0.69	0/16097
1	BA	0.53	0/11752	0.66	0/15875
1	CA	0.66	2/11908 (0.0%)	0.72	0/16086
1	DA	0.67	2/11910 (0.0%)	0.72	0/16090
1	EA	0.68	3/11919 (0.0%)	0.74	2/16099 (0.0%)
1	FA	0.69	2/11923 (0.0%)	0.73	0/16106
2	AB	0.60	0/9389	0.70	0/12685
2	BB	0.57	1/9377 (0.0%)	0.69	0/12671
2	CB	0.70	7/9509 (0.1%)	0.75	1/12847 (0.0%)
2	DB	0.69	4/9474 (0.0%)	0.75	2/12802 (0.0%)
2	EB	0.70	2/9470 (0.0%)	0.75	1/12796 (0.0%)
2	FB	0.70	1/9475 (0.0%)	0.75	1/12802 (0.0%)
3	AC	0.61	0/2465	0.70	0/3342
3	BC	0.53	0/2465	0.66	0/3342
3	CC	0.68	0/2465	0.73	0/3342
3	DC	0.67	0/2465	0.72	0/3342
3	EC	0.73	0/2465	0.76	0/3342
3	FC	0.70	0/2465	0.73	0/3342
4	AD	0.58	0/465	0.69	0/630
4	BD	0.52	0/465	0.68	0/630
4	CD	0.69	0/465	0.76	0/630
4	DD	0.64	0/465	0.75	0/630
4	ED	0.67	0/465	0.74	0/630
4	FD	0.71	0/465	0.78	0/630
5	AE	0.54	0/1796	0.66	0/2416
5	BE	0.49	0/1796	0.64	0/2416
5	CE	0.60	0/1796	0.71	2/2416 (0.1%)
5	DE	0.60	0/1796	0.72	2/2416 (0.1%)
5	EE	0.59	0/1796	0.69	0/2416
5	FE	0.64	0/1796	0.71	0/2416
6	AF	0.56	0/821	0.64	0/1106
6	BF	0.50	0/821	0.59	0/1106



Mol	Chain	Bond lengths		Bond angles	
		RMSZ	# Z  >5	RMSZ	# Z  >5
6	CF	0.66	0/830	0.68	0/1118
6	DF	0.64	0/830	0.68	0/1118
6	EF	0.66	0/830	0.68	0/1118
6	FF	0.65	0/830	0.68	0/1118
7	AG	0.59	0/1637	0.72	1/2226 (0.0%)
7	AO	0.83	0/417	0.78	0/562
7	BG	0.52	0/1577	0.67	0/2145
7	BO	0.84	0/408	0.78	0/550
7	CG	0.68	0/1637	0.76	1/2226 (0.0%)
7	CO	1.02	3/402 (0.7%)	0.93	0/542
7	DG	0.66	0/1637	0.77	1/2226 (0.0%)
7	DO	0.95	0/417	0.91	0/562
7	EG	0.65	0/1637	0.73	2/2226 (0.1%)
7	EO	0.94	0/417	0.86	0/562
7	FG	0.70	0/1637	0.79	2/2226 (0.1%)
7	FO	0.97	2/417 (0.5%)	0.90	0/562
8	AH	0.70	0/1081	0.72	0/1463
8	BH	0.52	0/1070	0.63	0/1449
8	CH	0.70	0/1070	0.72	0/1449
8	DH	0.71	0/1093	0.71	0/1480
8	EH	0.73	1/1093 (0.1%)	0.75	0/1480
8	FH	0.78	0/1093	0.78	0/1480
9	AI	0.69	0/956	0.73	0/1288
9	BI	0.61	1/721 (0.1%)	0.66	0/969
9	CI	0.72	2/956 (0.2%)	0.75	1/1288 (0.1%)
9	DI	0.71	0/956	0.73	0/1288
9	EI	0.83	1/910 (0.1%)	0.77	0/1223
9	FI	0.81	2/956 (0.2%)	0.75	0/1288
10	AJ	0.60	0/567	0.64	0/761
10	BJ	0.59	0/578	0.65	0/775
10	CJ	0.72	0/567	0.69	0/761
10	DJ	0.64	0/578	0.67	0/775
10	EJ	0.74	0/567	0.71	0/761
10	FJ	0.71	1/567 (0.2%)	0.70	0/761
11	AK	0.64	0/804	0.69	0/1083
11	BK	0.50	0/796	0.63	0/1072
11	CK	0.69	0/804	0.70	0/1083
11	DK	0.64	0/804	0.69	0/1083
11	EK	0.68	0/796	0.71	0/1072
11	FK	0.66	0/796	0.70	0/1072
12	AL	0.71	0/354	0.74	0/468
12	BL	0.64	1/354 (0.3%)	0.71	0/468
12	CL	0.77	0/354	0.79	0/468

Mol	Chain	Bond lengths		Bond angles	
		RMSZ	# Z  >5	RMSZ	# Z  >5
12	DL	0.71	1/354 (0.3%)	0.77	0/468
12	EL	0.83	1/354 (0.3%)	0.85	0/468
12	FL	0.72	0/354	0.75	0/468
13	AM	0.68	0/879	0.73	0/1180
13	BM	0.66	0/879	0.73	0/1180
13	CM	0.77	0/879	0.76	0/1180
13	DM	0.75	0/879	0.75	0/1180
13	EM	0.78	2/885 (0.2%)	0.78	0/1188
13	FM	0.79	1/885 (0.1%)	0.79	0/1188
14	AN	0.68	0/1148	0.76	1/1546 (0.1%)
14	BN	0.64	0/1151	0.77	1/1552 (0.1%)
14	CN	0.76	0/1159	0.82	1/1563 (0.1%)
14	DN	0.73	0/1167	0.82	0/1574
14	EN	0.78	0/1161	0.82	1/1566 (0.1%)
14	FN	0.76	1/1167 (0.1%)	0.82	0/1574
All	All	0.66	44/208122 (0.0%)	0.72	23/281066 (0.0%)

Chiral center outliers are detected by calculating the chiral volume of a chiral center and verifying if the center is modelled as a planar moiety or with the opposite hand. A planarity outlier is detected by checking planarity of atoms in a peptide group, atoms in a mainchain group or atoms of a sidechain that are expected to be planar.

Mol	Chain	#Chirality outliers	#Planarity outliers
1	EA	0	1

All (44) bond length outliers are listed below:

Mol	Chain	Res	Type	Atoms	Z	Observed(Å)	Ideal(Å)
7	FO	294	GLU	CB-CG	7.84	1.67	1.52
1	EA	65	CYS	CB-SG	-7.74	1.69	1.82
9	EI	33	CYS	CB-SG	-7.71	1.69	1.82
1	EA	75	HIS	CA-CB	-7.70	1.37	1.53
7	FO	294	GLU	CG-CD	6.88	1.62	1.51
1	EA	75	HIS	CG-CD2	6.52	1.46	1.35
12	DL	48	CYS	CB-SG	-6.29	1.71	1.82
2	CB	10	GLN	CB-CG	6.24	1.69	1.52
2	CB	1128	CYS	CB-SG	-6.15	1.71	1.82
2	CB	807	GLU	CG-CD	6.04	1.61	1.51
9	FI	125	ASN	CB-CG	5.98	1.64	1.51
2	EB	1028	VAL	CB-CG1	-5.89	1.40	1.52
1	DA	1616	GLU	CG-CD	5.87	1.60	1.51
2	DB	20	GLU	CG-CD	5.81	1.60	1.51

*Continued on next page...*

*Continued from previous page...*

Mol	Chain	Res	Type	Atoms	Z	Observed(Å)	Ideal(Å)
2	DB	807	GLU	CG-CD	5.80	1.60	1.51
12	EL	34	CYS	CB-SG	-5.78	1.72	1.81
1	FA	758	GLU	CB-CG	5.75	1.63	1.52
2	CB	10	GLN	CG-CD	5.69	1.64	1.51
9	FI	89	CYS	CB-SG	5.65	1.91	1.82
13	FM	9	GLU	CB-CG	5.62	1.62	1.52
2	DB	388	GLU	CG-CD	5.61	1.60	1.51
7	CO	283	GLU	CB-CG	5.57	1.62	1.52
2	FB	807	GLU	CG-CD	5.57	1.60	1.51
9	CI	13	CYS	CB-SG	-5.51	1.72	1.81
13	EM	9	GLU	CG-CD	5.48	1.60	1.51
2	DB	20	GLU	CB-CG	5.48	1.62	1.52
7	CO	283	GLU	CG-CD	5.47	1.60	1.51
2	EB	807	GLU	CG-CD	5.43	1.60	1.51
1	FA	65	CYS	CB-SG	-5.39	1.73	1.81
1	CA	65	CYS	CB-SG	-5.36	1.73	1.81
1	DA	65	CYS	CB-SG	-5.35	1.73	1.81
8	EH	36	CYS	CB-SG	-5.34	1.73	1.81
2	CB	807	GLU	CB-CG	5.31	1.62	1.52
12	BL	48	CYS	CB-SG	-5.31	1.73	1.81
2	CB	20	GLU	CG-CD	5.25	1.59	1.51
2	CB	388	GLU	CB-CG	5.23	1.62	1.52
1	CA	911	CYS	CB-SG	-5.23	1.73	1.81
13	EM	9	GLU	CB-CG	5.15	1.61	1.52
14	FN	100	THR	CA-CB	5.12	1.66	1.53
2	BB	388	GLU	CB-CG	5.11	1.61	1.52
9	BI	89	CYS	CB-SG	5.09	1.90	1.82
7	CO	299	GLU	CB-CG	5.08	1.61	1.52
9	CI	125	ASN	CB-CG	5.02	1.62	1.51
10	FJ	46	CYS	CB-SG	5.01	1.90	1.82

All (23) bond angle outliers are listed below:

Mol	Chain	Res	Type	Atoms	Z	Observed(°)	Ideal(°)
7	FG	11	ARG	NE-CZ-NH1	9.99	125.30	120.30
7	DG	11	ARG	NE-CZ-NH1	9.12	124.86	120.30
1	EA	75	HIS	CG-ND1-CE1	9.08	120.91	108.20
7	CG	11	ARG	NE-CZ-NH1	8.63	124.62	120.30
7	AG	11	ARG	NE-CZ-NH1	8.54	124.57	120.30
1	EA	75	HIS	N-CA-CB	8.50	125.89	110.60
7	EG	11	ARG	NE-CZ-NH1	7.71	124.15	120.30
5	CE	52	ARG	CB-CG-CD	6.74	129.13	111.60

*Continued on next page...*

Continued from previous page...

Mol	Chain	Res	Type	Atoms	Z	Observed(°)	Ideal(°)
5	DE	52	ARG	CB-CG-CD	6.38	128.19	111.60
7	FG	11	ARG	CB-CG-CD	6.38	128.18	111.60
7	EG	11	ARG	CB-CG-CD	5.95	127.07	111.60
2	DB	91	LEU	CA-CB-CG	5.76	128.54	115.30
2	CB	91	LEU	CB-CG-CD1	5.62	120.55	111.00
5	CE	52	ARG	CG-CD-NE	5.60	123.56	111.80
14	AN	56	ILE	CB-CA-C	-5.56	100.49	111.60
14	CN	56	ILE	CB-CA-C	-5.52	100.57	111.60
2	DB	903	ILE	CB-CA-C	-5.34	100.91	111.60
2	EB	91	LEU	CA-CB-CG	5.31	127.51	115.30
5	DE	52	ARG	CG-CD-NE	5.26	122.84	111.80
2	FB	903	ILE	CB-CA-C	-5.20	101.20	111.60
9	CI	99	LEU	CA-CB-CG	5.12	127.09	115.30
14	EN	56	ILE	CB-CA-C	-5.09	101.43	111.60
14	BN	56	ILE	CB-CA-C	-5.06	101.48	111.60

There are no chirality outliers.

All (1) planarity outliers are listed below:

Mol	Chain	Res	Type	Group
1	EA	75	HIS	Sidechain

## 5.2 Too-close contacts [i](#)

In the following table, the Non-H and H(model) columns list the number of non-hydrogen atoms and hydrogen atoms in the chain respectively. The H(added) column lists the number of hydrogen atoms added and optimized by MolProbity. The Clashes column lists the number of clashes within the asymmetric unit, whereas Symm-Clashes lists symmetry related clashes.

Mol	Chain	Non-H	H(model)	H(added)	Clashes	Symm-Clashes
1	AA	11703	0	11787	744	0
1	BA	11540	0	11624	709	0
1	CA	11695	0	11780	785	0
1	DA	11697	0	11775	791	0
1	EA	11706	0	11788	781	0
1	FA	11709	0	11790	792	0
2	AB	9187	0	9100	594	0
2	BB	9175	0	9074	571	0
2	CB	9304	0	9216	623	0
2	DB	9269	0	9175	644	0
2	EB	9265	0	9179	642	0

Continued on next page...

*Continued from previous page...*

Mol	Chain	Non-H	H(model)	H(added)	Clashes	Symm-Clashes
2	FB	9270	0	9180	644	0
3	AC	2413	0	2404	153	0
3	BC	2413	0	2404	145	0
3	CC	2413	0	2404	172	0
3	DC	2413	0	2404	170	0
3	EC	2413	0	2404	160	0
3	FC	2413	0	2404	161	0
4	AD	459	0	462	25	0
4	BD	459	0	462	32	0
4	CD	459	0	462	26	0
4	DD	459	0	462	26	0
4	ED	459	0	462	29	0
4	FD	459	0	462	32	0
5	AE	1760	0	1788	79	0
5	BE	1760	0	1788	84	0
5	CE	1760	0	1788	83	0
5	DE	1760	0	1788	98	0
5	EE	1760	0	1788	83	0
5	FE	1760	0	1788	101	0
6	AF	807	0	827	43	0
6	BF	807	0	827	43	0
6	CF	816	0	833	40	0
6	DF	816	0	833	37	0
6	EF	816	0	833	42	0
6	FF	816	0	833	39	0
7	AG	1599	0	1602	112	0
7	AO	413	0	389	47	0
7	BG	1539	0	1552	106	0
7	BO	404	0	383	47	0
7	CG	1599	0	1602	101	0
7	CO	398	0	378	42	0
7	DG	1599	0	1602	115	0
7	DO	413	0	389	34	0
7	EG	1599	0	1602	116	0
7	EO	413	0	389	47	0
7	FG	1599	0	1602	112	0
7	FO	413	0	389	38	0
8	AH	1063	0	1034	58	0
8	BH	1052	0	1021	59	0
8	CH	1052	0	1021	70	0
8	DH	1075	0	1046	72	0
8	EH	1075	0	1046	63	0

*Continued on next page...*

*Continued from previous page...*

Mol	Chain	Non-H	H(model)	H(added)	Clashes	Symm-Clashes
8	FH	1075	0	1046	63	0
9	AI	943	0	929	62	0
9	BI	716	0	709	37	0
9	CI	943	0	929	63	0
9	DI	943	0	929	64	0
9	EI	898	0	880	54	0
9	FI	943	0	929	65	0
10	AJ	558	0	572	42	0
10	BJ	569	0	585	37	0
10	CJ	558	0	572	43	0
10	DJ	569	0	585	39	0
10	EJ	558	0	572	35	0
10	FJ	558	0	572	39	0
11	AK	793	0	790	41	0
11	BK	786	0	782	42	0
11	CK	793	0	790	46	0
11	DK	793	0	790	50	0
11	EK	786	0	782	46	0
11	FK	786	0	782	45	0
12	AL	352	0	374	48	0
12	BL	352	0	374	25	0
12	CL	352	0	374	42	0
12	DL	352	0	374	42	0
12	EL	352	0	374	34	0
12	FL	352	0	374	45	0
13	AM	863	0	864	59	0
13	BM	863	0	864	77	0
13	CM	863	0	864	61	0
13	DM	863	0	864	58	0
13	EM	869	0	869	67	0
13	FM	869	0	869	71	0
14	AN	1127	0	1133	85	0
14	BN	1130	0	1138	79	0
14	CN	1137	0	1148	84	0
14	DN	1146	0	1153	78	0
14	EN	1140	0	1150	77	0
14	FN	1146	0	1155	78	0
15	AA	2	0	0	0	0
15	AB	1	0	0	0	0
15	AI	2	0	0	0	0
15	AJ	1	0	0	0	0
15	AL	1	0	0	0	0

*Continued on next page...*

Continued from previous page...

Mol	Chain	Non-H	H(model)	H(added)	Clashes	Symm-Clashes
15	BA	2	0	0	0	0
15	BB	1	0	0	0	0
15	BI	2	0	0	0	0
15	BJ	1	0	0	0	0
15	BL	1	0	0	0	0
15	CA	2	0	0	0	0
15	CB	1	0	0	0	0
15	CI	2	0	0	0	0
15	CJ	1	0	0	0	0
15	CL	1	0	0	0	0
15	DA	2	0	0	0	0
15	DB	1	0	0	0	0
15	DI	2	0	0	0	0
15	DJ	1	0	0	0	0
15	DL	1	0	0	0	0
15	EA	2	0	0	0	0
15	EB	1	0	0	0	0
15	EI	2	0	0	0	0
15	EJ	1	0	0	0	0
15	EL	1	0	0	0	0
15	FA	2	0	0	0	0
15	FB	1	0	0	0	0
15	FI	2	0	0	0	0
15	FJ	1	0	0	0	0
15	FL	1	0	0	0	0
All	All	204233	0	204265	11918	0

The all-atom clashscore is defined as the number of clashes found per 1000 atoms (including hydrogen atoms). The all-atom clashscore for this structure is 29.

All (11918) close contacts within the same asymmetric unit are listed below, sorted by their clash magnitude.

Atom-1	Atom-2	Interatomic distance (Å)	Clash overlap (Å)
7:FG:11:ARG:HG2	7:FG:11:ARG:HH11	1.10	1.15
7:DG:11:ARG:HH11	7:DG:11:ARG:HG3	1.13	1.11
7:AG:11:ARG:HG3	7:AG:11:ARG:HH11	1.14	1.10
7:EG:11:ARG:HH11	7:EG:11:ARG:HG2	1.13	1.10
7:CG:11:ARG:HG3	7:CG:11:ARG:HH11	1.11	1.08
2:CB:935:ASP:OD1	3:CC:69:ARG:NH2	1.93	1.00
12:AL:34:CYS:HB3	12:AL:51:CYS:SG	2.02	0.99
1:EA:970:LYS:HG2	1:EA:973:GLU:HG2	1.45	0.99

Continued on next page...

*Continued from previous page...*

Atom-1	Atom-2	Interatomic distance (Å)	Clash overlap (Å)
7:BG:49:LEU:HD11	7:BG:53:TYR:HB2	1.42	0.99
12:CL:34:CYS:HB3	12:CL:51:CYS:SG	2.02	0.99
2:FB:75:ASP:OD1	2:FB:93:ASN:ND2	1.96	0.99
3:EC:115:TRP:HA	3:EC:210:LEU:HD11	1.46	0.98
2:FB:699:ILE:HG12	2:FB:700:LEU:HD12	1.45	0.97
7:EG:49:LEU:HD11	7:EG:53:TYR:HB2	1.46	0.97
7:AG:49:LEU:HD11	7:AG:53:TYR:HB2	1.44	0.97
7:CG:49:LEU:HD11	7:CG:53:TYR:HB2	1.45	0.96
12:EL:34:CYS:HB3	12:EL:51:CYS:SG	2.05	0.96
1:AA:1243:TRP:O	1:AA:1517:ARG:NH1	1.98	0.96
1:DA:1202:LEU:HD22	9:DI:99:LEU:HD22	1.48	0.96
1:EA:429:THR:OG1	7:EO:273:VAL:HG11	1.66	0.96
12:BL:34:CYS:HB3	12:BL:51:CYS:SG	2.05	0.95
2:DB:360:VAL:HA	2:DB:370:LYS:HZ3	1.31	0.95
2:FB:655:TYR:HA	2:FB:688:HIS:HD2	1.32	0.95
2:DB:699:ILE:HG12	2:DB:700:LEU:HD12	1.49	0.95
1:FA:395:LEU:HD22	7:FO:276:LYS:HD3	1.47	0.94
2:EB:360:VAL:HA	2:EB:370:LYS:HZ3	1.29	0.94
2:EB:699:ILE:HG12	2:EB:700:LEU:HD12	1.49	0.94
2:AB:699:ILE:HG12	2:AB:700:LEU:HD12	1.50	0.94
12:DL:34:CYS:HB3	12:DL:51:CYS:SG	2.07	0.94
12:FL:34:CYS:HB3	12:FL:51:CYS:SG	2.08	0.94
7:CG:149:ILE:HG22	7:CG:150:HIS:HD2	1.34	0.93
1:EA:1033:SER:HB3	6:EF:139:PRO:HG2	1.50	0.93
5:AE:57:MET:N	5:AE:57:MET:SD	2.42	0.93
1:CA:1243:TRP:O	1:CA:1517:ARG:NH1	2.01	0.93
3:CC:115:TRP:HA	3:CC:210:LEU:HD11	1.49	0.93
8:DH:5:LEU:HB2	8:DH:60:ALA:HA	1.49	0.93
1:DA:1202:LEU:HD13	9:DI:99:LEU:HD13	1.49	0.93
2:DB:212:ASN:HD21	2:DB:239:VAL:HG22	1.32	0.93
7:FG:149:ILE:HG22	7:FG:150:HIS:HD2	1.34	0.93
3:AC:115:TRP:HA	3:AC:210:LEU:HD11	1.49	0.92
8:BH:5:LEU:HB2	8:BH:60:ALA:HA	1.51	0.92
1:AA:964:LYS:NZ	2:AB:672:MET:O	2.02	0.92
3:FC:115:TRP:HA	3:FC:210:LEU:HD11	1.50	0.92
7:DG:49:LEU:HD11	7:DG:53:TYR:HB2	1.49	0.92
7:FG:11:ARG:NH1	7:FG:11:ARG:HG2	1.78	0.92
7:CG:248:THR:OG1	7:CG:249:LEU:N	2.03	0.91
1:EA:680:LEU:HD21	1:EA:731:ILE:HD12	1.53	0.91
3:EC:100:ARG:NH1	3:EC:193:LEU:O	2.03	0.91
2:EB:212:ASN:HD21	2:EB:239:VAL:HG22	1.35	0.91

*Continued on next page...*



*Continued from previous page...*

Atom-1	Atom-2	Interatomic distance (Å)	Clash overlap (Å)
1:EA:825:ALA:HB1	2:EB:776:ILE:HD11	1.50	0.91
1:BA:1243:TRP:O	1:BA:1517:ARG:NH1	2.04	0.91
2:BB:212:ASN:HD21	2:BB:239:VAL:HG22	1.31	0.91
1:DA:1243:TRP:O	1:DA:1517:ARG:NH1	2.04	0.90
1:FA:1243:TRP:O	1:FA:1517:ARG:NH1	2.03	0.90
8:FH:53:ASP:HB3	8:FH:55:LEU:HD11	1.53	0.90
2:AB:655:TYR:HA	2:AB:688:HIS:HD2	1.37	0.90
2:CB:893:ASN:O	2:CB:895:PHE:N	2.04	0.90
1:AA:475:ARG:HE	7:AO:316:GLU:HG2	1.37	0.90
2:CB:360:VAL:HA	2:CB:370:LYS:HZ1	1.35	0.90
1:CA:1287:ALA:HA	1:CA:1478:ALA:HB2	1.52	0.90
2:CB:699:ILE:HG12	2:CB:700:LEU:HD12	1.51	0.90
8:DH:53:ASP:HB3	8:DH:55:LEU:HD11	1.52	0.89
2:DB:935:ASP:OD1	3:DC:69:ARG:NH2	2.05	0.89
1:BA:719:ILE:HG12	8:BH:97:MET:HG2	1.54	0.89
2:AB:358:VAL:O	2:AB:370:LYS:NZ	2.05	0.89
1:EA:1243:TRP:O	1:EA:1517:ARG:NH1	2.06	0.89
3:CC:32:ASN:HB2	3:CC:35:LYS:HE3	1.52	0.89
2:CB:804:TYR:HB3	2:CB:904:LYS:HD3	1.54	0.89
1:DA:1225:ILE:HD13	1:DA:1566:ILE:HG23	1.53	0.89
7:EG:248:THR:OG1	7:EG:249:LEU:N	2.06	0.89
3:FC:100:ARG:NH1	3:FC:193:LEU:O	2.05	0.89
1:FA:1059:LYS:HD2	1:FA:1177:SER:HA	1.55	0.88
3:BC:115:TRP:HA	3:BC:210:LEU:HD11	1.52	0.88
14:EN:78:THR:HB	14:EN:89:ILE:HB	1.55	0.88
7:FG:248:THR:OG1	7:FG:249:LEU:N	2.03	0.88
1:CA:1291:VAL:HG13	1:CA:1473:LYS:HB2	1.54	0.88
1:DA:429:THR:HG21	7:DO:274:SER:HB3	1.54	0.88
7:FG:43:ILE:HD11	7:FG:120:VAL:HG12	1.55	0.88
1:AA:1225:ILE:HD13	1:AA:1566:ILE:HG23	1.54	0.88
7:BG:248:THR:OG1	7:BG:249:LEU:N	2.07	0.88
7:DG:11:ARG:NH1	7:DG:11:ARG:HG3	1.84	0.88
12:DL:34:CYS:CB	12:DL:51:CYS:SG	2.62	0.88
1:FA:1291:VAL:HG13	1:FA:1473:LYS:HB2	1.55	0.88
7:FG:49:LEU:HD11	7:FG:53:TYR:HB2	1.54	0.88
1:CA:477:ASN:O	2:CB:1091:ARG:NH2	2.06	0.88
1:CA:1225:ILE:HD13	1:CA:1566:ILE:HG23	1.54	0.88
2:EB:1052:VAL:HA	2:EB:1059:PRO:HA	1.53	0.88
2:EB:935:ASP:OD1	3:EC:69:ARG:NH2	2.07	0.88
1:DA:477:ASN:OD1	2:DB:1047:ARG:NH1	2.07	0.87
1:BA:964:LYS:NZ	2:BB:672:MET:O	2.06	0.87

*Continued on next page...*

*Continued from previous page...*

Atom-1	Atom-2	Interatomic distance (Å)	Clash overlap (Å)
2:CB:212:ASN:HD21	2:CB:239:VAL:HG22	1.39	0.87
7:CG:11:ARG:NH1	7:CG:11:ARG:HG3	1.84	0.87
7:AG:248:THR:OG1	7:AG:249:LEU:N	2.02	0.87
1:BA:425:ASN:HD21	7:BO:274:SER:HB2	1.39	0.87
2:EB:811:LEU:HD13	2:EB:823:GLN:HE21	1.40	0.87
1:EA:1291:VAL:HG13	1:EA:1473:LYS:HB2	1.57	0.87
1:BA:1292:ILE:HD11	1:BA:1473:LYS:H	1.40	0.87
5:DE:5:ASN:HD21	5:DE:52:ARG:HH21	1.20	0.87
12:CL:47:ARG:HB3	12:CL:54:ARG:HG3	1.55	0.87
3:DC:115:TRP:HA	3:DC:210:LEU:HD11	1.56	0.87
2:FB:212:ASN:HD21	2:FB:239:VAL:HG22	1.38	0.87
1:AA:1059:LYS:HD2	1:AA:1177:SER:HA	1.57	0.87
1:BA:1225:ILE:HD13	1:BA:1566:ILE:HG23	1.57	0.87
7:BG:43:ILE:HD11	7:BG:120:VAL:HG12	1.56	0.87
13:CM:10:ILE:HD11	14:CN:72:VAL:HB	1.57	0.87
3:DC:126:PHE:HA	3:DC:130:ASN:HD22	1.39	0.87
2:FB:850:THR:H	2:FB:882:ILE:HG13	1.39	0.87
2:AB:850:THR:H	2:AB:882:ILE:HG13	1.40	0.86
13:AM:10:ILE:HD11	14:AN:72:VAL:HB	1.57	0.86
3:CC:126:PHE:HA	3:CC:130:ASN:HD22	1.39	0.86
1:FA:1273:THR:HA	9:FI:48:VAL:HG22	1.57	0.86
3:EC:69:ARG:O	3:EC:73:SER:OG	1.93	0.86
2:BB:804:TYR:HB3	2:BB:904:LYS:HD3	1.56	0.86
3:BC:32:ASN:HB2	3:BC:35:LYS:HE3	1.57	0.86
7:AG:43:ILE:HD11	7:AG:120:VAL:HG12	1.56	0.86
3:DC:32:ASN:HB2	3:DC:35:LYS:HE3	1.57	0.86
7:EG:11:ARG:NH1	7:EG:11:ARG:HG2	1.80	0.86
8:CH:5:LEU:HB2	8:CH:60:ALA:HA	1.56	0.86
1:DA:964:LYS:NZ	2:DB:672:MET:O	2.09	0.86
1:EA:1261:VAL:C	1:EA:1262:LEU:N	2.28	0.86
1:DA:1292:ILE:HD11	1:DA:1473:LYS:H	1.38	0.86
7:AO:272:ILE:O	7:AO:275:ASN:ND2	2.09	0.86
1:CA:729:LYS:HD2	8:CH:120:GLY:HA3	1.58	0.86
2:DB:358:VAL:O	2:DB:370:LYS:NZ	2.08	0.86
3:DC:100:ARG:NH1	3:DC:193:LEU:O	2.08	0.86
13:FM:10:ILE:HD11	14:FN:72:VAL:HB	1.56	0.86
7:AG:11:ARG:HG3	7:AG:11:ARG:NH1	1.84	0.86
3:AC:100:ARG:NH1	3:AC:193:LEU:O	2.08	0.86
1:EA:1251:ALA:O	1:EA:1254:PHE:N	2.09	0.86
3:BC:100:ARG:NH1	3:BC:193:LEU:O	2.08	0.85
12:EL:47:ARG:HB3	12:EL:54:ARG:HG3	1.58	0.85

*Continued on next page...*

*Continued from previous page...*

Atom-1	Atom-2	Interatomic distance (Å)	Clash overlap (Å)
1:EA:843:ARG:NH1	2:EB:988:GLU:OE2	2.09	0.85
7:AG:35:SER:OG	7:AG:132:VAL:O	1.95	0.85
12:EL:34:CYS:CB	12:EL:51:CYS:SG	2.63	0.85
7:EO:272:ILE:HG23	7:EO:275:ASN:HB2	1.58	0.85
1:FA:1456:PHE:HB3	1:FA:1474:LEU:HD11	1.58	0.85
3:CC:100:ARG:NH1	3:CC:193:LEU:O	2.09	0.85
1:DA:76:GLN:HE22	2:DB:1111:LEU:HD12	1.41	0.85
2:DB:811:LEU:HD13	2:DB:823:GLN:HE21	1.42	0.85
8:EH:5:LEU:HB2	8:EH:60:ALA:HA	1.58	0.85
2:FB:360:VAL:HA	2:FB:370:LYS:HZ1	1.40	0.85
1:AA:120:CYS:HB3	1:AA:189:VAL:HG21	1.59	0.85
1:AA:843:ARG:NH1	2:AB:988:GLU:OE2	2.10	0.85
6:CF:110:ASP:N	6:CF:110:ASP:OD1	2.10	0.85
7:DG:43:ILE:HD11	7:DG:120:VAL:HG12	1.58	0.85
3:AC:103:LEU:O	10:AJ:6:ARG:NH2	2.07	0.85
1:CA:970:LYS:HG2	1:CA:973:GLU:HG2	1.59	0.85
2:CB:655:TYR:HA	2:CB:688:HIS:HD2	1.41	0.85
2:EB:132:SER:HB2	2:EB:134:ARG:HD3	1.57	0.85
2:AB:360:VAL:HA	2:AB:370:LYS:HZ1	1.41	0.85
2:AB:520:LEU:HD21	2:AB:530:PRO:HA	1.59	0.85
14:CN:78:THR:HB	14:CN:89:ILE:HB	1.58	0.85
1:DA:477:ASN:O	2:DB:1091:ARG:NH2	2.09	0.85
1:FA:1033:SER:HB3	6:FF:139:PRO:HG2	1.59	0.85
14:FN:78:THR:HB	14:FN:89:ILE:HB	1.59	0.85
2:CB:1017:ALA:O	3:CC:65:ASN:ND2	2.10	0.84
1:FA:794:VAL:HG23	1:FA:795:HIS:H	1.41	0.84
1:AA:1033:SER:HB3	6:AF:139:PRO:HG2	1.59	0.84
11:AK:89:CYS:SG	11:AK:90:GLY:N	2.50	0.84
8:EH:93:TYR:HA	8:EH:145:ARG:HG3	1.58	0.84
2:FB:358:VAL:O	2:FB:370:LYS:NZ	2.10	0.84
7:FO:265:SER:OG	7:FO:266:GLN:N	1.98	0.84
8:AH:93:TYR:HA	8:AH:145:ARG:HG3	1.59	0.84
14:AN:179:ASP:HB2	14:AN:180:PHE:CE1	2.12	0.84
1:DA:1291:VAL:HG13	1:DA:1473:LYS:HB2	1.59	0.84
2:DB:850:THR:H	2:DB:882:ILE:HG13	1.40	0.84
4:DD:44:ILE:HD13	4:DD:90:LYS:HG3	1.59	0.84
5:EE:198:ILE:HD11	5:EE:212:ARG:HG2	1.59	0.84
1:BA:477:ASN:OD1	2:BB:1047:ARG:NH1	2.10	0.84
1:FA:477:ASN:OD1	2:FB:1047:ARG:NH1	2.11	0.84
5:CE:57:MET:SD	5:CE:57:MET:N	2.48	0.84
7:CG:35:SER:OG	7:CG:132:VAL:O	1.95	0.84

*Continued on next page...*

*Continued from previous page...*

Atom-1	Atom-2	Interatomic distance (Å)	Clash overlap (Å)
1:EA:719:ILE:HG12	8:EH:97:MET:HG2	1.59	0.84
1:AA:1291:VAL:HG13	1:AA:1473:LYS:HB2	1.60	0.84
14:CN:179:ASP:HB2	14:CN:180:PHE:CE1	2.12	0.84
1:FA:964:LYS:NZ	2:FB:672:MET:O	2.09	0.84
8:AH:53:ASP:HB3	8:AH:55:LEU:HD11	1.57	0.84
1:CA:825:ALA:HB1	2:CB:776:ILE:HD11	1.60	0.84
1:DA:1059:LYS:HD2	1:DA:1177:SER:HA	1.58	0.84
7:DG:248:THR:OG1	7:DG:249:LEU:N	2.08	0.84
1:EA:794:VAL:HG23	1:EA:795:HIS:H	1.41	0.84
2:EB:850:THR:H	2:EB:882:ILE:HG13	1.40	0.84
2:CB:397:THR:HB	2:CB:666:PRO:HB3	1.60	0.84
3:CC:84:TYR:O	3:CC:204:LEU:HB2	1.77	0.84
1:EA:1456:PHE:HB3	1:EA:1474:LEU:HD11	1.58	0.84
2:CB:132:SER:HB2	2:CB:134:ARG:HD3	1.60	0.83
2:FB:935:ASP:OD1	3:FC:69:ARG:NH2	2.11	0.83
13:EM:12:ILE:HG21	14:EN:68:LYS:HA	1.58	0.83
2:EB:358:VAL:O	2:EB:370:LYS:NZ	2.10	0.83
1:CA:1059:LYS:HD2	1:CA:1177:SER:HA	1.61	0.83
1:CA:120:CYS:HB3	1:CA:189:VAL:HG21	1.60	0.83
2:CB:203:ILE:HD13	2:CB:405:GLY:HA3	1.59	0.83
2:EB:804:TYR:HB3	2:EB:904:LYS:HD3	1.60	0.83
2:AB:1017:ALA:O	3:AC:65:ASN:ND2	2.11	0.83
2:CB:929:ARG:NH2	11:CK:97:SER:OG	2.11	0.83
7:EO:266:GLN:O	7:EO:269:SER:N	2.11	0.83
2:BB:132:SER:HB2	2:BB:134:ARG:HD3	1.60	0.83
1:DA:794:VAL:HG23	1:DA:795:HIS:H	1.43	0.83
7:BG:149:ILE:HG22	7:BG:150:HIS:HD2	1.44	0.83
7:CO:273:VAL:O	7:CO:275:ASN:N	2.11	0.83
2:DB:655:TYR:HA	2:DB:688:HIS:HD2	1.42	0.83
5:DE:57:MET:SD	5:DE:57:MET:N	2.52	0.83
8:BH:53:ASP:HB3	8:BH:55:LEU:HD11	1.60	0.83
1:CA:1456:PHE:HB3	1:CA:1474:LEU:HD11	1.60	0.83
7:AG:149:ILE:HG22	7:AG:150:HIS:HD2	1.42	0.83
1:CA:1251:ALA:O	1:CA:1254:PHE:N	2.12	0.83
8:CH:53:ASP:HB3	8:CH:55:LEU:HD11	1.59	0.83
11:CK:88:PHE:HB3	11:CK:106:GLN:HB2	1.61	0.83
1:DA:1456:PHE:HB3	1:DA:1474:LEU:HD11	1.60	0.83
1:BA:1291:VAL:HG13	1:BA:1473:LYS:HB2	1.61	0.83
2:BB:699:ILE:HG12	2:BB:700:LEU:HD12	1.61	0.83
3:CC:103:LEU:O	10:CJ:6:ARG:NH2	2.12	0.83
1:AA:794:VAL:HG23	1:AA:795:HIS:H	1.44	0.82

*Continued on next page...*

*Continued from previous page...*

Atom-1	Atom-2	Interatomic distance (Å)	Clash overlap (Å)
2:BB:360:VAL:HA	2:BB:370:LYS:HZ1	1.44	0.82
12:BL:47:ARG:HB3	12:BL:54:ARG:HG3	1.61	0.82
2:CB:358:VAL:O	2:CB:370:LYS:NZ	2.11	0.82
3:DC:83:VAL:HG13	3:DC:206:ALA:HB2	1.61	0.82
1:EA:1059:LYS:HD2	1:EA:1177:SER:HA	1.60	0.82
1:FA:843:ARG:NH1	2:FB:988:GLU:OE2	2.11	0.82
7:FG:35:SER:OG	7:FG:132:VAL:O	1.95	0.82
2:BB:1060:VAL:HG23	7:BO:314:THR:HG23	1.58	0.82
2:EB:73:ILE:HG13	2:EB:429:ARG:HH22	1.45	0.82
8:EH:53:ASP:HB3	8:EH:55:LEU:HD11	1.60	0.82
1:FA:1251:ALA:O	1:FA:1254:PHE:N	2.12	0.82
1:FA:970:LYS:HG2	1:FA:973:GLU:HG2	1.60	0.82
8:AH:5:LEU:HB2	8:AH:60:ALA:HA	1.62	0.82
12:AL:63:ARG:HG2	12:AL:64:LEU:H	1.42	0.82
3:EC:84:TYR:O	3:EC:204:LEU:HB2	1.80	0.82
7:EG:35:SER:OG	7:EG:132:VAL:O	1.97	0.82
1:FA:120:CYS:HB3	1:FA:189:VAL:HG21	1.62	0.82
5:FE:5:ASN:HD21	5:FE:52:ARG:HH21	1.26	0.82
1:AA:477:ASN:O	2:AB:1091:ARG:NH2	2.12	0.82
11:AK:88:PHE:HB3	11:AK:106:GLN:HB2	1.62	0.82
1:CA:680:LEU:HD21	1:CA:731:ILE:HD12	1.59	0.82
2:CB:850:THR:H	2:CB:882:ILE:HG13	1.42	0.82
2:EB:520:LEU:HD21	2:EB:530:PRO:HA	1.59	0.82
14:DN:78:THR:HB	14:DN:89:ILE:HB	1.60	0.82
1:AA:611:GLU:OE1	1:AA:615:ARG:NH1	2.13	0.82
1:BA:1456:PHE:HB3	1:BA:1474:LEU:HD11	1.61	0.82
5:FE:57:MET:N	5:FE:57:MET:SD	2.53	0.82
1:BA:970:LYS:HG2	1:BA:973:GLU:HG2	1.60	0.82
1:DA:1251:ALA:O	1:DA:1254:PHE:N	2.12	0.82
6:EF:110:ASP:OD1	6:EF:110:ASP:N	2.13	0.82
1:FA:835:LEU:HG	1:FA:985:ARG:HH12	1.44	0.82
14:AN:78:THR:HB	14:AN:89:ILE:HB	1.62	0.82
1:BA:1059:LYS:HD2	1:BA:1177:SER:HA	1.62	0.82
1:DA:669:LEU:HD12	1:DA:786:TYR:HD1	1.44	0.82
1:FA:1292:ILE:HD11	1:FA:1473:LYS:H	1.42	0.82
2:CB:94:LYS:HB3	2:CB:146:ASN:HA	1.61	0.82
2:DB:804:TYR:HB3	2:DB:904:LYS:HD3	1.59	0.82
1:FA:1276:THR:HG23	1:FA:1288:ARG:HH11	1.43	0.82
1:BA:835:LEU:HG	1:BA:985:ARG:HH12	1.43	0.81
3:BC:126:PHE:HA	3:BC:130:ASN:HD22	1.45	0.81
1:DA:970:LYS:HG2	1:DA:973:GLU:HG2	1.61	0.81

*Continued on next page...*

*Continued from previous page...*

Atom-1	Atom-2	Interatomic distance (Å)	Clash overlap (Å)
12:FL:47:ARG:HB3	12:FL:54:ARG:HG3	1.62	0.81
1:BA:1033:SER:HB3	6:BF:139:PRO:HG2	1.60	0.81
2:CB:520:LEU:HD21	2:CB:530:PRO:HA	1.61	0.81
7:EG:149:ILE:HG22	7:EG:150:HIS:HD2	1.45	0.81
2:AB:212:ASN:HD21	2:AB:239:VAL:HG22	1.43	0.81
2:AB:929:ARG:NH2	11:AK:97:SER:OG	2.13	0.81
8:CH:93:TYR:HA	8:CH:145:ARG:HG3	1.60	0.81
13:BM:40:LEU:HD11	13:BM:51:PHE:HB3	1.62	0.81
2:DB:651:ARG:NH2	2:DB:690:GLU:OE1	2.13	0.81
1:CA:794:VAL:HG23	1:CA:795:HIS:H	1.43	0.81
1:CA:1246:VAL:HG13	1:CA:1250:GLN:HB3	1.59	0.81
3:AC:100:ARG:O	3:AC:103:LEU:N	2.14	0.81
7:DG:149:ILE:HG22	7:DG:150:HIS:HD2	1.42	0.81
2:FB:1017:ALA:O	3:FC:65:ASN:ND2	2.14	0.81
2:BB:358:VAL:O	2:BB:370:LYS:NZ	2.14	0.81
2:BB:520:LEU:HD21	2:BB:530:PRO:HA	1.62	0.81
2:BB:94:LYS:HB3	2:BB:146:ASN:HA	1.60	0.81
10:BJ:10:CYS:SG	10:BJ:43:ARG:NH1	2.54	0.81
1:AA:715:LEU:HD22	1:AA:716:PRO:HD2	1.61	0.81
7:BG:35:SER:OG	7:BG:132:VAL:O	1.98	0.81
1:EA:1225:ILE:HD13	1:EA:1566:ILE:HG23	1.62	0.81
2:FB:929:ARG:NH2	11:FK:97:SER:OG	2.13	0.81
1:AA:124:LEU:HD11	1:AA:189:VAL:HG22	1.63	0.81
1:BA:825:ALA:HB1	2:BB:776:ILE:HD11	1.62	0.81
2:BB:655:TYR:HA	2:BB:688:HIS:HD2	1.45	0.81
3:AC:32:ASN:HB2	3:AC:35:LYS:HE3	1.63	0.81
1:BA:477:ASN:O	2:BB:1091:ARG:NH2	2.14	0.81
6:BF:110:ASP:OD1	6:BF:110:ASP:N	2.14	0.81
14:DN:40:LEU:HA	14:DN:51:GLN:HE22	1.43	0.81
1:BA:124:LEU:HD11	1:BA:189:VAL:HG22	1.63	0.80
3:BC:228:ARG:NH1	14:BN:173:THR:OG1	2.15	0.80
2:EB:203:ILE:HD13	2:EB:405:GLY:HA3	1.63	0.80
1:EA:818:THR:HG23	2:EB:780:GLY:HA3	1.63	0.80
9:EI:109:THR:OG1	9:EI:124:ASN:ND2	2.14	0.80
3:FC:125:LYS:O	3:FC:130:ASN:ND2	2.15	0.80
3:DC:84:TYR:O	3:DC:204:LEU:HB2	1.81	0.80
12:DL:63:ARG:HG2	12:DL:64:LEU:H	1.43	0.80
2:FB:1052:VAL:HA	2:FB:1059:PRO:HA	1.63	0.80
11:FK:112:THR:N	11:FK:115:ASP:OD2	2.13	0.80
1:EA:120:CYS:HB3	1:EA:189:VAL:HG21	1.63	0.80
3:FC:103:LEU:O	10:FJ:6:ARG:NH2	2.13	0.80

*Continued on next page...*

*Continued from previous page...*

Atom-1	Atom-2	Interatomic distance (Å)	Clash overlap (Å)
1:CA:477:ASN:OD1	2:CB:1047:ARG:NH1	2.14	0.80
3:EC:126:PHE:HA	3:EC:130:ASN:HD22	1.45	0.80
13:AM:40:LEU:HD11	13:AM:51:PHE:HB3	1.63	0.80
14:BN:78:THR:HB	14:BN:89:ILE:HB	1.64	0.80
3:FC:83:VAL:HG13	3:FC:206:ALA:HB2	1.63	0.80
8:FH:5:LEU:HB2	8:FH:60:ALA:HA	1.63	0.80
1:AA:1513:GLU:O	1:AA:1515:GLY:N	2.15	0.80
11:AK:54:THR:HG22	11:AK:61:ALA:HA	1.62	0.80
2:DB:520:LEU:HD21	2:DB:530:PRO:HA	1.63	0.80
1:FA:611:GLU:OE1	1:FA:615:ARG:NH1	2.14	0.80
8:AH:55:LEU:HD23	8:AH:146:ARG:HG2	1.64	0.80
1:BA:1617:THR:HB	1:BA:1620:GLN:HG2	1.64	0.80
2:AB:1041:ASN:O	2:AB:1043:LYS:N	2.15	0.80
3:EC:228:ARG:NH1	14:EN:173:THR:OG1	2.15	0.80
8:FH:55:LEU:HD23	8:FH:146:ARG:HG2	1.62	0.80
1:DA:1276:THR:HG23	1:DA:1288:ARG:HH11	1.47	0.80
1:EA:966:LEU:HG	1:EA:968:SER:H	1.45	0.80
6:AF:110:ASP:N	6:AF:110:ASP:OD1	2.13	0.80
1:BA:1251:ALA:O	1:BA:1254:PHE:N	2.14	0.80
1:CA:1292:ILE:HD11	1:CA:1473:LYS:H	1.46	0.80
5:CE:41:ASP:N	5:CE:41:ASP:OD1	2.15	0.80
1:DA:120:CYS:HB3	1:DA:189:VAL:HG21	1.64	0.80
2:DB:1041:ASN:O	2:DB:1043:LYS:N	2.15	0.80
1:EA:477:ASN:OD1	2:EB:1047:ARG:NH1	2.14	0.80
1:EA:964:LYS:NZ	2:EB:672:MET:O	2.15	0.80
1:AA:76:GLN:HE22	2:AB:1111:LEU:HD12	1.46	0.79
2:AB:161:LEU:HD12	2:AB:162:PRO:HD2	1.64	0.79
1:CA:835:LEU:HG	1:CA:985:ARG:HH12	1.47	0.79
7:DG:35:SER:OG	7:DG:132:VAL:O	2.01	0.79
1:FA:1305:GLU:HG3	9:FI:60:LEU:HG	1.64	0.79
3:AC:83:VAL:HG13	3:AC:206:ALA:HB2	1.63	0.79
3:CC:69:ARG:O	3:CC:73:SER:OG	2.00	0.79
1:AA:825:ALA:HB1	2:AB:776:ILE:HD11	1.64	0.79
11:CK:54:THR:HG22	11:CK:61:ALA:HA	1.65	0.79
1:DA:560:GLN:O	1:DA:575:LYS:NZ	2.14	0.79
2:DB:132:SER:HB2	2:DB:134:ARG:HD3	1.64	0.79
2:EB:893:ASN:O	2:EB:895:PHE:N	2.15	0.79
1:BA:76:GLN:HE22	2:BB:1111:LEU:HD12	1.47	0.79
2:CB:897:GLU:HB3	12:CL:43:THR:HG23	1.62	0.79
2:CB:885:VAL:HG11	12:CL:58:LYS:HB3	1.64	0.79
7:CG:40:ARG:NH1	7:CG:123:TYR:OH	2.15	0.79

*Continued on next page...*

*Continued from previous page...*

Atom-1	Atom-2	Interatomic distance (Å)	Clash overlap (Å)
7:DO:301:LYS:HA	7:DO:307:GLU:HA	1.65	0.79
1:EA:936:SER:HB2	9:EI:112:TYR:OH	1.81	0.79
3:FC:84:TYR:O	3:FC:204:LEU:HB2	1.82	0.79
2:CB:811:LEU:HD13	2:CB:823:GLN:HE21	1.48	0.79
13:DM:32:ALA:HB3	14:DN:121:ILE:HD11	1.64	0.79
3:FC:69:ARG:O	3:FC:73:SER:OG	1.99	0.79
6:FF:110:ASP:N	6:FF:110:ASP:OD1	2.15	0.79
1:AA:970:LYS:HG2	1:AA:973:GLU:HG2	1.62	0.79
2:BB:850:THR:H	2:BB:882:ILE:HG13	1.46	0.79
8:CH:55:LEU:HD23	8:CH:146:ARG:HG2	1.65	0.79
11:DK:88:PHE:HB3	11:DK:106:GLN:HB2	1.65	0.79
3:EC:125:LYS:O	3:EC:130:ASN:ND2	2.16	0.79
3:EC:83:VAL:HG13	3:EC:206:ALA:HB2	1.64	0.79
7:EG:153:PHE:HB3	7:EG:243:VAL:HG21	1.63	0.79
10:FJ:10:CYS:SG	10:FJ:43:ARG:NH1	2.55	0.79
1:AA:835:LEU:HG	1:AA:985:ARG:HH12	1.46	0.79
1:BA:794:VAL:HG23	1:BA:795:HIS:H	1.47	0.79
1:FA:1657:LEU:HD11	6:FF:135:ARG:HB2	1.65	0.79
3:AC:69:ARG:O	3:AC:73:SER:OG	2.00	0.79
12:AL:47:ARG:HB3	12:AL:54:ARG:HG3	1.65	0.79
14:DN:93:THR:HG23	14:DN:99:LEU:HD11	1.64	0.79
1:EA:956:ARG:HE	1:EA:979:GLY:HA3	1.48	0.79
5:BE:5:ASN:HD21	5:BE:52:ARG:HH21	1.30	0.79
8:CH:5:LEU:HD22	8:CH:135:LEU:HD23	1.63	0.79
1:FA:966:LEU:HG	1:FA:968:SER:H	1.48	0.79
2:FB:203:ILE:HD13	2:FB:405:GLY:HA3	1.64	0.79
2:BB:970:LYS:NZ	2:BB:1011:GLU:OE2	2.13	0.78
3:EC:103:LEU:O	10:EJ:6:ARG:NH2	2.15	0.78
2:AB:804:TYR:HB3	2:AB:904:LYS:HD3	1.65	0.78
1:CA:699:CYS:SG	1:CA:700:ILE:N	2.56	0.78
5:DE:136:ASN:OD1	5:DE:138:ALA:N	2.16	0.78
13:DM:12:ILE:HG21	14:DN:68:LYS:HA	1.65	0.78
1:EA:124:LEU:HD11	1:EA:189:VAL:HG22	1.64	0.78
2:FB:132:SER:HB2	2:FB:134:ARG:HD3	1.66	0.78
3:AC:84:TYR:O	3:AC:204:LEU:HB2	1.82	0.78
3:BC:84:TYR:O	3:BC:204:LEU:HB2	1.83	0.78
2:DB:929:ARG:NH2	11:DK:97:SER:OG	2.16	0.78
1:AA:1484:LEU:HG	2:AB:308:LEU:HD11	1.66	0.78
2:AB:935:ASP:OD1	3:AC:69:ARG:NH2	2.16	0.78
2:CB:73:ILE:HG13	2:CB:429:ARG:HH22	1.49	0.78
2:CB:612:LYS:NZ	2:CB:624:LEU:O	2.16	0.78

*Continued on next page...*



*Continued from previous page...*

Atom-1	Atom-2	Interatomic distance (Å)	Clash overlap (Å)
1:DA:524:ILE:O	1:DA:554:ARG:NH1	2.16	0.78
2:DB:94:LYS:HB3	2:DB:146:ASN:HA	1.65	0.78
2:FB:848:ILE:HD11	12:FL:58:LYS:HD3	1.64	0.78
7:FG:45:LEU:HD11	7:FG:118:CYS:HB2	1.65	0.78
1:AA:1456:PHE:HB3	1:AA:1474:LEU:HD11	1.64	0.78
2:DB:1052:VAL:HA	2:DB:1059:PRO:HA	1.65	0.78
3:EC:32:ASN:HB2	3:EC:35:LYS:HE3	1.64	0.78
1:FA:1225:ILE:HD13	1:FA:1566:ILE:HG23	1.64	0.78
7:CG:43:ILE:HD11	7:CG:120:VAL:HG12	1.64	0.78
5:FE:198:ILE:HD11	5:FE:212:ARG:HG2	1.65	0.78
1:AA:211:THR:HB	5:AE:173:SER:HB2	1.65	0.78
1:EA:1292:ILE:HD11	1:EA:1473:LYS:H	1.47	0.78
1:FA:1202:LEU:HD13	9:FI:99:LEU:HD13	1.65	0.78
1:FA:11:ILE:HG21	2:FB:1198:TYR:HB2	1.65	0.78
3:FC:228:ARG:NH1	14:FN:173:THR:OG1	2.16	0.78
1:AA:1292:ILE:HD11	1:AA:1473:LYS:H	1.49	0.78
1:AA:680:LEU:HD21	1:AA:731:ILE:HD12	1.65	0.78
1:AA:1344:ILE:HG22	2:AB:334:PHE:HE2	1.47	0.78
2:CB:651:ARG:NH2	2:CB:690:GLU:OE1	2.16	0.78
2:BB:396:ALA:HB1	2:BB:523:GLU:HG3	1.66	0.78
1:EA:1246:VAL:HG13	1:EA:1250:GLN:HB3	1.64	0.78
2:EB:655:TYR:HA	2:EB:688:HIS:HD2	1.47	0.78
2:EB:94:LYS:HB3	2:EB:146:ASN:HA	1.66	0.78
1:FA:825:ALA:HB1	2:FB:776:ILE:HD11	1.63	0.78
2:CB:848:ILE:HG13	12:CL:60:ARG:HA	1.66	0.78
1:FA:124:LEU:HD11	1:FA:189:VAL:HG22	1.65	0.78
7:BG:153:PHE:HB3	7:BG:243:VAL:HG21	1.64	0.77
1:CA:1657:LEU:HD11	6:CF:135:ARG:HB2	1.66	0.77
3:EC:135:SER:HA	3:EC:205:LYS:HA	1.65	0.77
8:FH:93:TYR:HA	8:FH:145:ARG:HG3	1.65	0.77
2:AB:132:SER:HB2	2:AB:134:ARG:HD3	1.64	0.77
1:BA:120:CYS:HB3	1:BA:189:VAL:HG21	1.66	0.77
3:CC:83:VAL:HG13	3:CC:206:ALA:HB2	1.63	0.77
2:BB:1041:ASN:O	2:BB:1043:LYS:N	2.18	0.77
2:BB:1052:VAL:HA	2:BB:1059:PRO:HA	1.65	0.77
2:CB:138:LEU:HD22	2:CB:157:ASP:HA	1.64	0.77
5:FE:136:ASN:OD1	5:FE:138:ALA:N	2.16	0.77
12:CL:63:ARG:HG2	12:CL:64:LEU:H	1.50	0.77
2:DB:161:LEU:HD12	2:DB:162:PRO:HD2	1.66	0.77
1:EA:669:LEU:HD12	1:EA:786:TYR:HD1	1.48	0.77
14:FN:87:TYR:HB3	14:FN:139:VAL:HG12	1.67	0.77

*Continued on next page...*

*Continued from previous page...*

Atom-1	Atom-2	Interatomic distance (Å)	Clash overlap (Å)
7:AG:105:ILE:HG12	7:AG:116:THR:HB	1.66	0.77
1:DA:124:LEU:HD11	1:DA:189:VAL:HG22	1.67	0.77
8:DH:93:TYR:HA	8:DH:145:ARG:HG3	1.66	0.77
1:DA:1617:THR:HB	1:DA:1620:GLN:HG2	1.67	0.77
1:DA:966:LEU:HG	1:DA:968:SER:H	1.48	0.77
13:DM:40:LEU:HD11	13:DM:51:PHE:HB3	1.67	0.77
2:FB:1041:ASN:O	2:FB:1043:LYS:N	2.17	0.77
2:AB:1052:VAL:HA	2:AB:1059:PRO:HA	1.65	0.77
2:EB:533:THR:OG1	2:EB:542:LEU:O	2.01	0.77
1:AA:422:ARG:HD3	7:AO:272:ILE:HG13	1.66	0.77
1:BA:669:LEU:HD12	1:BA:786:TYR:HD1	1.50	0.77
2:BB:1110:ILE:H	2:BB:1111:LEU:HD23	1.49	0.77
2:DB:12:ARG:HH22	2:DB:17:ARG:HH22	1.33	0.77
5:DE:6:GLU:HA	5:DE:9:ILE:HB	1.66	0.77
1:FA:1553:TYR:HD1	5:FE:144:ILE:HB	1.50	0.77
1:FA:964:LYS:HZ1	1:FA:967:PRO:HA	1.49	0.77
7:DG:153:PHE:HB3	7:DG:243:VAL:HG21	1.67	0.77
1:EA:809:VAL:O	1:EA:813:LEU:HG	1.84	0.77
2:EB:397:THR:HB	2:EB:666:PRO:HB3	1.65	0.77
2:FB:127:ARG:NH1	2:FB:185:GLU:OE2	2.18	0.77
2:FB:397:THR:HB	2:FB:666:PRO:HB3	1.66	0.77
12:FL:34:CYS:CB	12:FL:51:CYS:SG	2.67	0.77
2:BB:162:PRO:HG3	2:BB:462:GLN:HG3	1.67	0.76
2:BB:203:ILE:HD13	2:BB:405:GLY:HA3	1.65	0.76
13:CM:12:ILE:HG21	14:CN:68:LYS:HA	1.67	0.76
7:CO:274:SER:OG	7:CO:275:ASN:OD1	2.03	0.76
3:EC:100:ARG:O	3:EC:103:LEU:N	2.17	0.76
1:FA:956:ARG:HE	1:FA:979:GLY:HA3	1.51	0.76
1:CA:966:LEU:HG	1:CA:968:SER:H	1.50	0.76
2:DB:728:THR:OG1	2:DB:766:PRO:O	2.04	0.76
3:EC:328:LEU:HB3	11:EK:121:LEU:HD11	1.66	0.76
2:FB:884:GLU:O	2:FB:903:ILE:HG22	1.86	0.76
5:FE:6:GLU:HA	5:FE:9:ILE:HB	1.67	0.76
2:FB:885:VAL:HG11	12:FL:58:LYS:HB3	1.67	0.76
11:BK:88:PHE:HB3	11:BK:106:GLN:HB2	1.67	0.76
1:CA:1202:LEU:HD13	9:CI:99:LEU:HD13	1.68	0.76
2:EB:929:ARG:NH2	11:EK:97:SER:OG	2.17	0.76
1:FA:1513:GLU:O	1:FA:1515:GLY:N	2.18	0.76
2:FB:811:LEU:HD13	2:FB:823:GLN:HE21	1.50	0.76
1:AA:477:ASN:OD1	2:AB:1047:ARG:NH1	2.18	0.76
2:AB:588:ILE:O	2:AB:591:LYS:HG2	1.84	0.76

*Continued on next page...*

*Continued from previous page...*

Atom-1	Atom-2	Interatomic distance (Å)	Clash overlap (Å)
1:BA:1050:TYR:HB3	1:BA:1054:ALA:HA	1.65	0.76
1:BA:966:LEU:HG	1:BA:968:SER:H	1.50	0.76
3:DC:69:ARG:O	3:DC:73:SER:OG	2.02	0.76
7:EG:43:ILE:HD11	7:EG:120:VAL:HG12	1.66	0.76
1:FA:818:THR:HG23	2:FB:780:GLY:HA3	1.68	0.76
1:AA:1657:LEU:HD11	6:AF:135:ARG:HB2	1.66	0.76
1:BA:1287:ALA:HB1	1:BA:1478:ALA:HB2	1.67	0.76
1:EA:856:GLU:OE1	1:EA:857:ALA:N	2.19	0.76
3:EC:174:ARG:O	3:EC:178:THR:OG1	2.02	0.76
2:FB:655:TYR:HA	2:FB:688:HIS:CD2	2.19	0.76
7:FO:277:LYS:NZ	7:FO:281:ASP:OD2	2.15	0.76
2:AB:127:ARG:NH1	2:AB:185:GLU:OE2	2.19	0.76
1:BA:1513:GLU:O	1:BA:1515:GLY:N	2.19	0.76
1:CA:964:LYS:HZ1	1:CA:967:PRO:HA	1.49	0.76
3:CC:125:LYS:O	3:CC:130:ASN:ND2	2.18	0.76
1:EA:1050:TYR:HB3	1:EA:1054:ALA:HA	1.68	0.76
5:EE:6:GLU:HA	5:EE:9:ILE:HB	1.68	0.76
2:EB:651:ARG:NH2	2:EB:690:GLU:OE1	2.18	0.76
2:AB:884:GLU:O	2:AB:903:ILE:HG22	1.85	0.76
3:BC:69:ARG:O	3:BC:73:SER:OG	2.03	0.76
1:CA:809:VAL:O	1:CA:813:LEU:HG	1.85	0.76
4:CD:22:ILE:O	7:CG:76:LYS:NZ	2.19	0.76
13:CM:15:VAL:HG22	13:CM:90:LEU:HD12	1.68	0.76
1:DA:512:THR:OG1	1:DA:513:ALA:N	2.13	0.76
3:AC:45:SER:OG	3:AC:271:ARG:NH2	2.19	0.76
2:CB:848:ILE:HD11	12:CL:58:LYS:HD3	1.68	0.76
1:DA:1474:LEU:HD13	1:DA:1475:GLU:H	1.51	0.76
8:EH:55:LEU:HD23	8:EH:146:ARG:HG2	1.66	0.76
1:AA:964:LYS:HZ1	1:AA:967:PRO:HA	1.49	0.76
8:BH:55:LEU:HD23	8:BH:146:ARG:HG2	1.66	0.76
2:FB:161:LEU:HD12	2:FB:162:PRO:HD2	1.68	0.76
9:FI:109:THR:OG1	9:FI:124:ASN:ND2	2.19	0.76
14:FN:40:LEU:HD12	14:FN:41:ASN:H	1.48	0.76
2:BB:73:ILE:HG13	2:BB:429:ARG:HH22	1.51	0.75
1:FA:477:ASN:O	2:FB:1091:ARG:NH2	2.20	0.75
1:AA:966:LEU:HG	1:AA:968:SER:H	1.51	0.75
1:EA:194:ALA:O	1:EA:198:SER:OG	2.04	0.75
2:EB:970:LYS:NZ	2:EB:1011:GLU:OE2	2.16	0.75
2:EB:467:THR:HB	2:EB:469:ASN:HD22	1.51	0.75
11:FK:54:THR:HG22	11:FK:61:ALA:HA	1.68	0.75
1:AA:395:LEU:HD13	7:AO:276:LYS:HB2	1.67	0.75

*Continued on next page...*

*Continued from previous page...*

Atom-1	Atom-2	Interatomic distance (Å)	Clash overlap (Å)
5:AE:6:GLU:HA	5:AE:9:ILE:HB	1.67	0.75
7:AG:45:LEU:HD11	7:AG:118:CYS:HB2	1.69	0.75
1:CA:1305:GLU:HG3	9:CI:60:LEU:HG	1.66	0.75
1:DA:1513:GLU:O	1:DA:1515:GLY:N	2.19	0.75
1:FA:399:LEU:HD11	7:FO:270:LEU:HB3	1.68	0.75
1:FA:560:GLN:O	1:FA:575:LYS:NZ	2.15	0.75
3:FC:126:PHE:HA	3:FC:130:ASN:HD22	1.51	0.75
13:FM:40:LEU:HD11	13:FM:51:PHE:HB3	1.66	0.75
1:AA:1251:ALA:O	1:AA:1254:PHE:N	2.17	0.75
1:AA:422:ARG:NH1	7:AO:270:LEU:O	2.19	0.75
1:EA:209:THR:HG21	5:EE:174:GLN:HG3	1.68	0.75
12:FL:34:CYS:SG	12:FL:36:SER:OG	2.44	0.75
1:CA:611:GLU:OE1	1:CA:615:ARG:NH1	2.20	0.75
5:CE:136:ASN:OD1	5:CE:138:ALA:N	2.19	0.75
7:EO:272:ILE:HD13	7:EO:275:ASN:H	1.51	0.75
1:FA:1484:LEU:HG	2:FB:308:LEU:HD11	1.66	0.75
2:AB:651:ARG:NH2	2:AB:690:GLU:OE1	2.20	0.75
2:CB:674:ILE:HG23	2:CB:688:HIS:HB2	1.69	0.75
2:DB:73:ILE:HG13	2:DB:429:ARG:HH22	1.52	0.75
2:EB:22:GLU:OE2	10:EJ:55:ASP:N	2.17	0.75
2:FB:788:ILE:HB	2:FB:948:ILE:HB	1.68	0.75
1:CA:1028:GLU:HA	1:CA:1187:ILE:HG12	1.68	0.75
1:CA:97:TYR:O	1:CA:101:SER:OG	2.05	0.75
2:DB:674:ILE:HG23	2:DB:688:HIS:HB2	1.69	0.75
7:FG:153:PHE:HB3	7:FG:243:VAL:HG21	1.68	0.75
2:CB:467:THR:HB	2:CB:469:ASN:HD22	1.52	0.75
13:CM:40:LEU:HD11	13:CM:51:PHE:HB3	1.67	0.75
1:DA:835:LEU:HG	1:DA:985:ARG:HH12	1.51	0.75
11:DK:89:CYS:SG	11:DK:90:GLY:N	2.60	0.75
2:EB:1041:ASN:O	2:EB:1043:LYS:N	2.20	0.75
13:EM:38:PHE:HB3	13:EM:53:LEU:HD11	1.69	0.75
2:BB:161:LEU:HD12	2:BB:162:PRO:HD2	1.67	0.75
3:BC:329:LYS:HD2	11:BK:122:LYS:HE2	1.68	0.75
3:CC:126:PHE:HA	3:CC:130:ASN:ND2	2.01	0.75
5:BE:6:GLU:HA	5:BE:9:ILE:HB	1.68	0.74
13:BM:10:ILE:HD11	14:BN:72:VAL:HB	1.68	0.74
2:CB:1052:VAL:HA	2:CB:1059:PRO:HA	1.67	0.74
5:CE:175:LEU:HD13	5:CE:176:PRO:HD2	1.69	0.74
7:CG:89:ILE:HA	7:CG:118:CYS:SG	2.27	0.74
1:FA:1050:TYR:HB3	1:FA:1054:ALA:HA	1.69	0.74
2:CB:884:GLU:O	2:CB:903:ILE:HG22	1.85	0.74

*Continued on next page...*

*Continued from previous page...*

Atom-1	Atom-2	Interatomic distance (Å)	Clash overlap (Å)
9:CI:13:CYS:SG	9:CI:14:GLY:N	2.60	0.74
2:DB:970:LYS:NZ	2:DB:1011:GLU:OE2	2.15	0.74
2:DB:1017:ALA:O	3:DC:65:ASN:ND2	2.20	0.74
6:DF:110:ASP:OD1	6:DF:110:ASP:N	2.19	0.74
13:DM:10:ILE:HD11	14:DN:72:VAL:HB	1.67	0.74
1:EA:709:ARG:O	1:EA:711:LYS:N	2.18	0.74
2:EB:138:LEU:HD22	2:EB:157:ASP:HA	1.66	0.74
11:EK:54:THR:HG22	11:EK:61:ALA:HA	1.69	0.74
2:FB:588:ILE:O	2:FB:591:LYS:HG2	1.86	0.74
2:AB:934:ILE:HG21	3:AC:73:SER:HB3	1.70	0.74
8:AH:5:LEU:HD22	8:AH:135:LEU:HD23	1.69	0.74
14:AN:87:TYR:HB3	14:AN:139:VAL:HG12	1.68	0.74
1:BA:611:GLU:OE1	1:BA:615:ARG:NH1	2.20	0.74
1:CA:512:THR:OG1	1:CA:513:ALA:N	2.18	0.74
1:DA:141:LEU:HG	1:DA:142:GLY:H	1.52	0.74
2:DB:884:GLU:O	2:DB:903:ILE:HG22	1.85	0.74
2:FB:520:LEU:HD21	2:FB:530:PRO:HA	1.68	0.74
5:AE:93:MET:HG2	5:AE:120:ALA:HB1	1.69	0.74
1:CA:964:LYS:NZ	2:CB:672:MET:O	2.19	0.74
12:CL:34:CYS:CB	12:CL:51:CYS:SG	2.62	0.74
2:DB:203:ILE:HD13	2:DB:405:GLY:HA3	1.70	0.74
13:DM:80:LEU:HD21	14:DN:40:LEU:HD12	1.70	0.74
8:EH:5:LEU:HD22	8:EH:135:LEU:HD23	1.69	0.74
1:FA:509:GLU:OE1	1:FA:584:ARG:NH1	2.21	0.74
3:AC:197:ARG:HG2	10:AJ:61:LEU:HD22	1.69	0.74
1:CA:620:ASN:OD1	1:CA:667:ARG:NH2	2.20	0.74
7:DG:45:LEU:HD11	7:DG:118:CYS:HB2	1.69	0.74
1:FA:809:VAL:O	1:FA:813:LEU:HG	1.87	0.74
2:BB:397:THR:HB	2:BB:666:PRO:HB3	1.69	0.74
1:CA:1050:TYR:HB3	1:CA:1054:ALA:HA	1.66	0.74
1:EA:745:PRO:HG2	1:EA:1075:ALA:HB2	1.69	0.74
1:AA:1246:VAL:HG13	1:AA:1250:GLN:HB3	1.68	0.74
2:AB:567:SER:HB2	14:AN:59:PRO:HB3	1.68	0.74
3:AC:126:PHE:HA	3:AC:130:ASN:HD22	1.51	0.74
3:BC:103:LEU:O	10:BJ:6:ARG:NH2	2.20	0.74
3:BC:135:SER:HA	3:BC:205:LYS:HA	1.70	0.74
12:BL:53:HIS:O	12:BL:55:ILE:N	2.17	0.74
1:DA:1553:TYR:HD1	5:DE:144:ILE:HB	1.51	0.74
5:DE:175:LEU:HD13	5:DE:176:PRO:HD2	1.70	0.74
1:FA:1252:ASP:HA	1:FA:1255:CYS:SG	2.28	0.74
1:FA:512:THR:OG1	1:FA:513:ALA:N	2.17	0.74

*Continued on next page...*

*Continued from previous page...*

Atom-1	Atom-2	Interatomic distance (Å)	Clash overlap (Å)
2:AB:970:LYS:NZ	2:AB:1011:GLU:OE2	2.14	0.74
2:DB:212:ASN:OD1	2:DB:212:ASN:N	2.17	0.74
10:EJ:10:CYS:SG	10:EJ:43:ARG:NH1	2.61	0.74
2:EB:567:SER:HB2	14:EN:59:PRO:HB3	1.70	0.74
1:FA:669:LEU:HD12	1:FA:786:TYR:HD1	1.52	0.74
5:FE:175:LEU:HD13	5:FE:176:PRO:HD2	1.70	0.74
8:FH:118:PHE:HB2	8:FH:121:LEU:HB2	1.70	0.74
11:FK:89:CYS:SG	11:FK:90:GLY:N	2.60	0.74
1:AA:1557:ALA:HB2	5:AE:150:VAL:HG22	1.68	0.74
1:CA:1617:THR:HB	1:CA:1620:GLN:HG2	1.70	0.74
2:EB:884:GLU:O	2:EB:903:ILE:HG22	1.88	0.74
14:EN:87:TYR:HB3	14:EN:139:VAL:HG12	1.70	0.74
1:AA:194:ALA:O	1:AA:198:SER:OG	2.06	0.74
2:CB:1041:ASN:O	2:CB:1043:LYS:N	2.21	0.74
2:BB:138:LEU:HD22	2:BB:157:ASP:HA	1.70	0.73
1:CA:113:VAL:HG13	1:CA:182:LYS:HG3	1.70	0.73
1:DA:1028:GLU:HA	1:DA:1187:ILE:HG12	1.69	0.73
2:AB:152:LEU:HD13	2:AB:443:LYS:HG3	1.69	0.73
2:AB:203:ILE:HD13	2:AB:405:GLY:HA3	1.68	0.73
5:AE:198:ILE:HD11	5:AE:212:ARG:HG2	1.68	0.73
1:BA:1474:LEU:HD13	1:BA:1475:GLU:H	1.52	0.73
5:BE:57:MET:N	5:BE:57:MET:SD	2.57	0.73
1:CA:124:LEU:HD11	1:CA:189:VAL:HG22	1.70	0.73
2:CB:152:LEU:HD13	2:CB:443:LYS:HG3	1.68	0.73
2:DB:213:HIS:HB2	2:DB:643:PHE:CZ	2.22	0.73
3:DC:100:ARG:O	3:DC:103:LEU:N	2.18	0.73
8:DH:55:LEU:HD23	8:DH:146:ARG:HG2	1.70	0.73
13:EM:10:ILE:HD11	14:EN:72:VAL:HB	1.70	0.73
1:FA:1261:VAL:HG12	1:FA:1498:ILE:HD12	1.68	0.73
2:FB:1047:ARG:NH2	2:FB:1051:PRO:O	2.21	0.73
12:FL:63:ARG:HG2	12:FL:64:LEU:H	1.53	0.73
1:AA:1050:TYR:HB3	1:AA:1054:ALA:HA	1.69	0.73
1:AA:1474:LEU:HD13	1:AA:1475:GLU:H	1.54	0.73
2:AB:396:ALA:HB1	2:AB:523:GLU:HG3	1.71	0.73
1:BA:40:ASN:N	1:BA:40:ASN:OD1	2.21	0.73
11:BK:89:CYS:SG	11:BK:90:GLY:N	2.61	0.73
1:CA:1276:THR:HG23	1:CA:1288:ARG:HH11	1.53	0.73
1:EA:835:LEU:HG	1:EA:985:ARG:HH12	1.51	0.73
2:FB:651:ARG:NH2	2:FB:690:GLU:OE1	2.21	0.73
1:AA:1261:VAL:HG12	1:AA:1498:ILE:HD12	1.70	0.73
1:BA:908:VAL:HG11	9:BI:82:ILE:HG13	1.71	0.73

*Continued on next page...*

*Continued from previous page...*

Atom-1	Atom-2	Interatomic distance (Å)	Clash overlap (Å)
12:BL:63:ARG:HG2	12:BL:64:LEU:H	1.54	0.73
7:CO:270:LEU:HG	7:CO:271:PRO:HD2	1.70	0.73
1:FA:1474:LEU:HD13	1:FA:1475:GLU:H	1.52	0.73
1:AA:1237:GLN:H	1:AA:1544:ASN:HB3	1.54	0.73
13:AM:15:VAL:HG22	13:AM:90:LEU:HD12	1.69	0.73
13:BM:38:PHE:HB3	13:BM:53:LEU:HD11	1.70	0.73
2:DB:130:LEU:HD22	2:DB:198:GLY:HA3	1.70	0.73
1:EA:1263:LEU:HB2	1:EA:1496:SER:HB2	1.70	0.73
1:EA:30:LYS:NZ	1:EA:51:ASP:OD2	2.18	0.73
1:FA:1264:SER:O	9:FI:56:PHE:HB3	1.88	0.73
5:FE:153:HIS:CD2	5:FE:184:VAL:HG11	2.22	0.73
10:AJ:7:CYS:SG	10:AJ:8:PHE:N	2.61	0.73
1:BA:97:TYR:O	1:BA:101:SER:OG	2.06	0.73
2:BB:651:ARG:NH2	2:BB:690:GLU:OE1	2.22	0.73
1:CA:76:GLN:HE22	2:CB:1111:LEU:HD12	1.54	0.73
1:CA:856:GLU:OE1	1:CA:857:ALA:N	2.21	0.73
7:CG:45:LEU:HD11	7:CG:118:CYS:HB2	1.68	0.73
3:CC:197:ARG:HG2	10:CJ:61:LEU:HD22	1.71	0.73
3:DC:103:LEU:O	10:DJ:6:ARG:NH2	2.21	0.73
1:EA:729:LYS:HD2	8:EH:120:GLY:HA3	1.70	0.73
5:BE:136:ASN:OD1	5:BE:138:ALA:N	2.22	0.73
1:CA:509:GLU:OE1	1:CA:584:ARG:NH1	2.21	0.73
2:CB:75:ASP:OD2	2:CB:93:ASN:ND2	2.21	0.73
1:DA:1050:TYR:HB3	1:DA:1054:ALA:HA	1.68	0.73
3:DC:126:PHE:HA	3:DC:130:ASN:ND2	2.02	0.73
2:EB:753:LYS:O	2:EB:981:SER:OG	2.05	0.73
2:EB:749:THR:OG1	2:EB:763:ASP:OD1	2.06	0.73
1:FA:641:GLU:HB2	6:FF:99:LEU:HD22	1.71	0.73
2:FB:776:ILE:HB	2:FB:1026:ILE:HD13	1.71	0.73
2:FB:714:ARG:HG3	2:FB:922:GLY:HA3	1.71	0.73
2:AB:397:THR:HB	2:AB:666:PRO:HB3	1.71	0.73
2:BB:212:ASN:OD1	2:BB:212:ASN:N	2.22	0.73
2:DB:751:ILE:HG12	2:DB:969:GLY:HA2	1.71	0.73
2:FB:109:SER:OG	2:FB:110:ASN:N	2.21	0.73
2:FB:533:THR:OG1	2:FB:542:LEU:O	2.05	0.73
1:CA:1293:HIS:HE1	1:CA:1469:TRP:HB2	1.54	0.73
2:EB:788:ILE:HB	2:EB:948:ILE:HB	1.70	0.73
8:EH:62:SER:OG	8:EH:63:LEU:N	2.19	0.73
11:EK:88:PHE:HB3	11:EK:106:GLN:HB2	1.69	0.73
2:BB:1002:LYS:NZ	14:BN:166:LEU:HD13	2.03	0.73
3:CC:136:LEU:O	3:CC:203:SER:HA	1.89	0.73

*Continued on next page...*

*Continued from previous page...*

Atom-1	Atom-2	Interatomic distance (Å)	Clash overlap (Å)
1:EA:611:GLU:OE1	1:EA:615:ARG:NH1	2.22	0.73
2:EB:751:ILE:HG12	2:EB:969:GLY:HA2	1.69	0.73
1:BA:512:THR:OG1	1:BA:513:ALA:N	2.17	0.72
1:FA:40:ASN:OD1	1:FA:40:ASN:N	2.21	0.72
1:FA:680:LEU:HD21	1:FA:731:ILE:HD12	1.71	0.72
1:FA:850:SER:O	1:FA:852:ASP:N	2.22	0.72
2:FB:152:LEU:HD13	2:FB:443:LYS:HG3	1.70	0.72
2:AB:73:ILE:HG13	2:AB:429:ARG:HH22	1.54	0.72
8:AH:95:TYR:HD2	8:AH:144:ILE:HD13	1.55	0.72
2:BB:109:SER:OG	2:BB:110:ASN:N	2.19	0.72
2:CB:73:ILE:HD13	2:CB:74:PHE:H	1.54	0.72
3:CC:135:SER:HA	3:CC:205:LYS:HA	1.71	0.72
1:DA:1033:SER:HB3	6:DF:139:PRO:HG2	1.69	0.72
3:EC:164:ALA:HB2	3:EC:191:ILE:HB	1.71	0.72
7:BG:237:HIS:HB2	7:BG:244:SER:HB3	1.71	0.72
1:CA:1263:LEU:HB2	1:CA:1496:SER:HB2	1.72	0.72
1:CA:1261:VAL:HG12	1:CA:1498:ILE:HD12	1.71	0.72
1:DA:38:LEU:HD12	7:DO:291:SER:HB3	1.71	0.72
2:FB:804:TYR:HB3	2:FB:904:LYS:HD3	1.72	0.72
3:AC:125:LYS:O	3:AC:130:ASN:ND2	2.23	0.72
1:CA:1470:CYS:SG	1:CA:1471:GLU:N	2.62	0.72
8:DH:5:LEU:HD22	8:DH:135:LEU:HD23	1.71	0.72
1:EA:699:CYS:SG	1:EA:700:ILE:N	2.63	0.72
2:EB:623:ASP:HA	2:EB:663:ILE:HG21	1.71	0.72
7:EO:266:GLN:O	7:EO:268:GLU:N	2.23	0.72
2:BB:73:ILE:HD13	2:BB:74:PHE:H	1.54	0.72
1:DA:968:SER:CB	2:DB:676:VAL:HG23	2.20	0.72
2:DB:397:THR:HB	2:DB:666:PRO:HB3	1.71	0.72
3:DC:228:ARG:NH1	14:DN:173:THR:OG1	2.20	0.72
2:EB:229:TYR:HA	2:EB:253:LEU:HD22	1.72	0.72
1:FA:1264:SER:HB3	9:FI:56:PHE:CD1	2.24	0.72
2:FB:888:ILE:HG13	12:FL:54:ARG:O	1.89	0.72
2:AB:212:ASN:OD1	2:AB:212:ASN:N	2.23	0.72
2:BB:884:GLU:O	2:BB:903:ILE:HG22	1.88	0.72
1:BA:729:LYS:HD2	8:BH:120:GLY:HA3	1.70	0.72
12:DL:47:ARG:HB3	12:DL:54:ARG:HG3	1.71	0.72
1:EA:532:GLY:O	1:EA:580:HIS:N	2.16	0.72
1:EA:715:LEU:HD22	1:EA:716:PRO:HD2	1.71	0.72
2:EB:699:ILE:H	2:EB:699:ILE:HD13	1.54	0.72
5:EE:5:ASN:HD21	5:EE:52:ARG:HH21	1.36	0.72
1:FA:709:ARG:O	1:FA:711:LYS:N	2.21	0.72

*Continued on next page...*



*Continued from previous page...*

Atom-1	Atom-2	Interatomic distance (Å)	Clash overlap (Å)
1:AA:1009:THR:HG21	9:AI:101:LEU:HD23	1.72	0.72
1:AA:1202:LEU:HD11	9:AI:101:LEU:HD11	1.70	0.72
2:AB:73:ILE:HD13	2:AB:74:PHE:H	1.54	0.72
2:BB:935:ASP:OD1	3:BC:69:ARG:NH2	2.23	0.72
2:CB:229:TYR:HA	2:CB:253:LEU:HD22	1.70	0.72
3:EC:126:PHE:HA	3:EC:130:ASN:ND2	2.04	0.72
2:FB:94:LYS:HB3	2:FB:146:ASN:HA	1.71	0.72
1:AA:669:LEU:HD12	1:AA:786:TYR:HD1	1.55	0.72
3:BC:125:LYS:O	3:BC:130:ASN:ND2	2.22	0.72
1:CA:1513:GLU:O	1:CA:1515:GLY:N	2.23	0.72
3:FC:84:TYR:HB3	12:FL:64:LEU:HD11	1.72	0.72
1:CA:40:ASN:N	1:CA:40:ASN:OD1	2.21	0.72
1:CA:30:LYS:NZ	1:CA:51:ASP:OD2	2.20	0.72
7:CG:149:ILE:HG22	7:CG:150:HIS:CD2	2.23	0.72
2:DB:623:ASP:HA	2:DB:663:ILE:HG21	1.72	0.72
10:EJ:7:CYS:SG	10:EJ:8:PHE:N	2.62	0.72
1:FA:82:PRO:HG2	1:FA:396:ILE:HD12	1.70	0.72
3:FC:32:ASN:HB2	3:FC:35:LYS:HE3	1.72	0.72
4:FD:44:ILE:HD13	4:FD:90:LYS:HG3	1.72	0.72
1:AA:618:TYR:HB3	1:AA:670:ILE:HD11	1.72	0.72
1:BA:1016:SER:HB2	1:BA:1019:LEU:HD22	1.70	0.72
2:CB:754:ALA:O	2:CB:756:LEU:N	2.23	0.72
1:DA:99:ARG:O	1:DA:109:ARG:NH2	2.22	0.72
1:DA:1261:VAL:HG12	1:DA:1498:ILE:HD12	1.72	0.72
1:DA:1557:ALA:HB2	5:DE:150:VAL:HG22	1.72	0.72
1:DA:1217:LEU:HD13	1:DA:1573:TYR:HE1	1.55	0.72
2:EB:152:LEU:HD13	2:EB:443:LYS:HG3	1.71	0.72
3:FC:135:SER:HA	3:FC:205:LYS:HA	1.72	0.72
2:AB:655:TYR:HA	2:AB:688:HIS:CD2	2.23	0.71
1:BA:524:ILE:O	1:BA:554:ARG:NH1	2.22	0.71
1:BA:809:VAL:O	1:BA:813:LEU:HG	1.90	0.71
5:BE:175:LEU:HD13	5:BE:176:PRO:HD2	1.72	0.71
13:CM:38:PHE:HB3	13:CM:53:LEU:HD11	1.71	0.71
1:DA:809:VAL:O	1:DA:813:LEU:HG	1.90	0.71
2:DB:467:THR:HB	2:DB:469:ASN:HD22	1.55	0.71
1:EA:1638:SER:HA	1:EA:1641:ILE:HD12	1.71	0.71
2:EB:134:ARG:HA	2:EB:163:VAL:HG23	1.72	0.71
1:BA:618:TYR:HB3	1:BA:670:ILE:HD11	1.71	0.71
3:BC:136:LEU:O	3:BC:203:SER:HA	1.90	0.71
12:BL:34:CYS:CB	12:BL:51:CYS:SG	2.61	0.71
1:CA:524:ILE:O	1:CA:554:ARG:NH1	2.22	0.71

*Continued on next page...*

*Continued from previous page...*

Atom-1	Atom-2	Interatomic distance (Å)	Clash overlap (Å)
2:CB:130:LEU:HD22	2:CB:198:GLY:HA3	1.72	0.71
3:CC:201:GLU:O	3:CC:202:ILE:HD12	1.91	0.71
8:CH:62:SER:OG	8:CH:63:LEU:N	2.21	0.71
7:CO:272:ILE:HG23	7:CO:275:ASN:HD21	1.56	0.71
2:DB:848:ILE:HG13	12:DL:60:ARG:HA	1.71	0.71
13:DM:38:PHE:HB3	13:DM:53:LEU:HD11	1.72	0.71
5:FE:41:ASP:N	5:FE:41:ASP:OD1	2.14	0.71
1:AA:1322:ILE:HG21	1:AA:1457:ILE:HD11	1.72	0.71
1:AA:709:ARG:O	1:AA:711:LYS:N	2.21	0.71
1:AA:748:ASN:HD22	1:AA:748:ASN:N	1.89	0.71
1:AA:804:GLU:OE1	1:AA:804:GLU:N	2.23	0.71
2:BB:674:ILE:HG23	2:BB:688:HIS:HB2	1.73	0.71
3:BC:83:VAL:HG13	3:BC:206:ALA:HB2	1.72	0.71
13:EM:40:LEU:HD11	13:EM:51:PHE:HB3	1.71	0.71
13:EM:80:LEU:HD13	14:EN:39:PRO:HG2	1.72	0.71
2:BB:431:ASP:HB3	2:BB:438:ILE:HD11	1.73	0.71
1:CA:1033:SER:HB3	6:CF:139:PRO:HG2	1.70	0.71
2:EB:971:ALA:O	2:EB:974:LEU:N	2.24	0.71
1:AA:748:ASN:ND2	1:AA:1072:ASN:OD1	2.23	0.71
1:CA:618:TYR:O	1:CA:621:THR:OG1	2.06	0.71
1:CA:11:ILE:HG21	2:CB:1198:TYR:HB2	1.73	0.71
1:DA:985:ARG:HD2	1:DA:987:TYR:HB3	1.72	0.71
3:DC:314:PHE:O	3:DC:317:SER:OG	2.08	0.71
3:DC:329:LYS:HD2	11:DK:122:LYS:HE2	1.72	0.71
5:DE:93:MET:HG2	5:DE:120:ALA:HB1	1.72	0.71
12:EL:63:ARG:HG2	12:EL:64:LEU:H	1.56	0.71
1:FA:1028:GLU:HA	1:FA:1187:ILE:HG12	1.71	0.71
1:FA:1202:LEU:HD22	9:FI:99:LEU:HD22	1.71	0.71
1:FA:1293:HIS:HE1	1:FA:1469:TRP:HB2	1.56	0.71
1:FA:1263:LEU:HB2	1:FA:1496:SER:HB2	1.72	0.71
14:AN:97:SER:HB3	14:AN:105:SER:HB3	1.73	0.71
1:BA:11:ILE:HG21	2:BB:1198:TYR:HB2	1.73	0.71
1:BA:818:THR:HG23	2:BB:780:GLY:HA3	1.73	0.71
5:CE:5:ASN:HD21	5:CE:52:ARG:HH21	1.37	0.71
9:DI:99:LEU:HB2	9:DI:111:PHE:HZ	1.56	0.71
1:EA:865:ASP:OD2	1:EA:867:ASP:N	2.22	0.71
5:EE:153:HIS:CD2	5:EE:184:VAL:HG11	2.26	0.71
1:AA:882:ILE:HD13	1:AA:888:LYS:HB3	1.73	0.71
1:BA:55:GLY:HA2	1:BA:72:CYS:SG	2.31	0.71
1:BA:1557:ALA:HB2	5:BE:150:VAL:HG22	1.73	0.71
11:CK:89:CYS:SG	11:CK:90:GLY:N	2.64	0.71

*Continued on next page...*

*Continued from previous page...*

Atom-1	Atom-2	Interatomic distance (Å)	Clash overlap (Å)
2:EB:972:GLY:HA2	2:EB:977:ILE:HG22	1.72	0.71
5:EE:41:ASP:OD1	5:EE:41:ASP:N	2.18	0.71
14:FN:105:SER:OG	14:FN:132:GLN:NE2	2.23	0.71
1:AA:113:VAL:HG13	1:AA:182:LYS:HG3	1.70	0.71
2:BB:776:ILE:HB	2:BB:1026:ILE:HD13	1.72	0.71
7:BG:105:ILE:HG12	7:BG:116:THR:HB	1.73	0.71
7:CG:105:ILE:HG12	7:CG:116:THR:HB	1.73	0.71
14:CN:93:THR:HG23	14:CN:99:LEU:HD21	1.71	0.71
1:DA:549:MET:SD	1:DA:553:GLN:NE2	2.63	0.71
1:EA:1513:GLU:O	1:EA:1515:GLY:N	2.23	0.71
1:EA:385:LEU:HD13	1:EA:437:PHE:HA	1.73	0.71
3:EC:329:LYS:HD2	11:EK:122:LYS:HE2	1.71	0.71
1:FA:1638:SER:HA	1:FA:1641:ILE:HD12	1.73	0.71
1:FA:532:GLY:O	1:FA:580:HIS:N	2.17	0.71
1:FA:855:ARG:O	1:FA:858:ALA:N	2.23	0.71
2:AB:788:ILE:HB	2:AB:948:ILE:HB	1.71	0.71
1:BA:745:PRO:HG2	1:BA:1075:ALA:HB2	1.72	0.71
1:CA:510:PRO:O	1:CA:515:ASN:ND2	2.23	0.71
2:CB:970:LYS:NZ	2:CB:1011:GLU:OE2	2.19	0.71
7:DG:105:ILE:HG12	7:DG:116:THR:HB	1.72	0.71
1:EA:40:ASN:N	1:EA:40:ASN:OD1	2.23	0.71
12:AL:34:CYS:CB	12:AL:51:CYS:SG	2.64	0.71
9:BI:13:CYS:SG	9:BI:14:GLY:N	2.63	0.71
5:DE:41:ASP:OD1	5:DE:41:ASP:N	2.17	0.71
1:EA:1276:THR:HG23	1:EA:1288:ARG:HH11	1.56	0.71
1:EA:1474:LEU:HD13	1:EA:1475:GLU:H	1.55	0.71
1:EA:618:TYR:HB3	1:EA:670:ILE:HD11	1.71	0.71
1:EA:97:TYR:O	1:EA:101:SER:OG	2.08	0.71
1:FA:1617:THR:HB	1:FA:1620:GLN:HG2	1.72	0.71
2:FB:73:ILE:HD13	2:FB:74:PHE:H	1.56	0.71
2:FB:967:LEU:H	2:FB:967:LEU:HD12	1.55	0.71
2:BB:52:LEU:HB3	2:BB:61:LEU:HD11	1.71	0.70
7:BG:45:LEU:HD11	7:BG:118:CYS:HB2	1.72	0.70
1:CA:391:THR:HG21	7:CO:284:VAL:HG21	1.73	0.70
2:CB:788:ILE:HB	2:CB:948:ILE:HB	1.72	0.70
2:DB:213:HIS:HB2	2:DB:643:PHE:HZ	1.56	0.70
2:DB:229:TYR:HA	2:DB:253:LEU:HD22	1.72	0.70
2:DB:832:TRP:HZ3	2:DB:834:LYS:HA	1.55	0.70
1:EA:472:MET:SD	1:EA:1025:LYS:NZ	2.58	0.70
1:AA:809:VAL:O	1:AA:813:LEU:HG	1.91	0.70
1:BA:1246:VAL:HG13	1:BA:1250:GLN:HB3	1.73	0.70

*Continued on next page...*

*Continued from previous page...*

Atom-1	Atom-2	Interatomic distance (Å)	Clash overlap (Å)
1:BA:1241:PRO:HG3	1:BA:1540:GLY:HA3	1.73	0.70
9:CI:99:LEU:HB2	9:CI:111:PHE:HZ	1.56	0.70
2:DB:431:ASP:HB3	2:DB:438:ILE:HD11	1.71	0.70
1:FA:1647:ASN:HB3	1:FA:1649:VAL:HG23	1.72	0.70
1:AA:433:ASP:OD1	7:AO:277:LYS:NZ	2.22	0.70
1:AA:512:THR:OG1	1:AA:513:ALA:N	2.16	0.70
2:AB:623:ASP:HA	2:AB:663:ILE:HG21	1.74	0.70
2:CB:212:ASN:N	2:CB:212:ASN:OD1	2.22	0.70
6:DF:97:ARG:HA	6:DF:100:GLN:HG3	1.73	0.70
2:AB:752:VAL:HG21	2:AB:965:GLU:HG2	1.73	0.70
2:AB:774:ALA:HB3	2:AB:948:ILE:HA	1.74	0.70
4:AD:44:ILE:HD13	4:AD:90:LYS:HG3	1.72	0.70
5:BE:198:ILE:HD11	5:BE:212:ARG:HG2	1.72	0.70
1:CA:669:LEU:HD22	1:CA:673:HIS:ND1	2.06	0.70
2:CB:109:SER:OG	2:CB:110:ASN:N	2.23	0.70
1:DA:855:ARG:O	1:DA:858:ALA:N	2.24	0.70
2:DB:52:LEU:HB3	2:DB:61:LEU:HD11	1.73	0.70
3:DC:197:ARG:HG2	10:DJ:61:LEU:HD22	1.72	0.70
1:EA:1322:ILE:HG21	1:EA:1457:ILE:HD11	1.72	0.70
2:EB:886:ASN:O	2:EB:902:SER:N	2.22	0.70
2:EB:845:LEU:HD12	12:EL:58:LYS:HD2	1.74	0.70
1:FA:76:GLN:HE22	2:FB:1111:LEU:HD12	1.55	0.70
1:FA:693:GLN:OE1	11:FK:88:PHE:HA	1.91	0.70
1:AA:669:LEU:HD22	1:AA:673:HIS:ND1	2.06	0.70
2:AB:1047:ARG:NH2	2:AB:1051:PRO:O	2.25	0.70
5:AE:136:ASN:OD1	5:AE:138:ALA:N	2.25	0.70
5:AE:192:ARG:NH2	5:AE:215:MET:O	2.24	0.70
1:BA:1322:ILE:HG21	1:BA:1457:ILE:HD11	1.72	0.70
2:CB:567:SER:HB2	14:CN:59:PRO:HB3	1.72	0.70
1:DA:1139:ASN:HB2	5:DE:205:SER:HA	1.72	0.70
2:EB:396:ALA:HB1	2:EB:523:GLU:HG3	1.73	0.70
2:EB:834:LYS:O	2:EB:836:TRP:N	2.24	0.70
2:FB:892:SER:OG	2:FB:896:GLN:NE2	2.25	0.70
1:CA:385:LEU:HD13	1:CA:437:PHE:HA	1.74	0.70
1:CA:748:ASN:N	1:CA:748:ASN:HD22	1.88	0.70
11:DK:54:THR:HG22	11:DK:61:ALA:HA	1.73	0.70
1:FA:1217:LEU:HD13	1:FA:1573:TYR:HE1	1.56	0.70
2:FB:262:PHE:CE2	2:FB:269:TYR:HB2	2.26	0.70
8:BH:5:LEU:HD22	8:BH:135:LEU:HD23	1.72	0.70
5:CE:93:MET:HG2	5:CE:120:ALA:HB1	1.73	0.70
1:EA:1617:THR:HB	1:EA:1620:GLN:HG2	1.72	0.70

*Continued on next page...*

*Continued from previous page...*

Atom-1	Atom-2	Interatomic distance (Å)	Clash overlap (Å)
1:FA:1220:PRO:O	1:FA:1223:ARG:N	2.25	0.70
5:FE:137:GLU:O	5:FE:139:ALA:N	2.23	0.70
2:AB:109:SER:OG	2:AB:110:ASN:N	2.21	0.70
2:AB:94:LYS:HB3	2:AB:146:ASN:HA	1.74	0.70
1:CA:82:PRO:HG2	1:CA:396:ILE:HD12	1.73	0.70
1:DA:1293:HIS:HE1	1:DA:1469:TRP:HB2	1.56	0.70
1:DA:1555:VAL:N	5:DE:182:ASP:OD1	2.20	0.70
1:EA:123:ARG:HD3	1:EA:337:TYR:CE1	2.25	0.70
2:FB:749:THR:OG1	2:FB:763:ASP:OD1	2.10	0.70
1:AA:1590:THR:OG1	5:AE:212:ARG:NH2	2.24	0.70
1:AA:461:GLU:HA	1:AA:465:GLY:HA2	1.74	0.70
2:CB:655:TYR:HA	2:CB:688:HIS:CD2	2.26	0.70
2:DB:629:VAL:HG11	2:DB:636:GLN:HG2	1.74	0.70
2:EB:1047:ARG:NH2	2:EB:1051:PRO:O	2.25	0.70
2:FB:674:ILE:HG23	2:FB:688:HIS:HB2	1.72	0.70
1:AA:856:GLU:OE1	1:AA:857:ALA:N	2.25	0.70
1:BA:1293:HIS:HE1	1:BA:1469:TRP:HB2	1.57	0.70
2:BB:98:SER:HA	2:BB:421:LEU:HD21	1.74	0.70
1:CA:1237:GLN:H	1:CA:1544:ASN:HB3	1.56	0.70
1:CA:1322:ILE:HG21	1:CA:1457:ILE:HD11	1.74	0.70
1:CA:1235:THR:O	1:CA:1544:ASN:ND2	2.25	0.70
2:CB:751:ILE:HG12	2:CB:969:GLY:HA2	1.72	0.70
2:CB:72:VAL:HG22	2:CB:96:SER:HA	1.74	0.70
3:CC:109:ASP:HB3	3:CC:112:MET:HE3	1.72	0.70
2:DB:134:ARG:HA	2:DB:163:VAL:HG23	1.72	0.70
5:DE:153:HIS:CD2	5:DE:184:VAL:HG11	2.27	0.70
2:AB:170:CYS:SG	2:AB:172:LEU:N	2.65	0.69
4:AD:36:VAL:HG21	7:AG:38:ILE:HD13	1.74	0.69
1:DA:956:ARG:HE	1:DA:979:GLY:HA3	1.55	0.69
8:DH:62:SER:OG	8:DH:63:LEU:N	2.25	0.69
2:DB:683:ASN:HA	14:DN:150:TYR:CE1	2.27	0.69
1:FA:194:ALA:O	1:FA:198:SER:OG	2.09	0.69
2:FB:972:GLY:HA2	2:FB:977:ILE:HG22	1.74	0.69
1:AA:141:LEU:HG	1:AA:142:GLY:H	1.57	0.69
3:AC:328:LEU:HB3	11:AK:121:LEU:HD11	1.73	0.69
1:CA:1335:LYS:HD2	1:CA:1338:ARG:HH21	1.57	0.69
1:CA:855:ARG:O	1:CA:858:ALA:N	2.25	0.69
2:CB:127:ARG:NH1	2:CB:185:GLU:OE2	2.24	0.69
9:CI:109:THR:OG1	9:CI:124:ASN:ND2	2.26	0.69
9:CI:6:SER:H	9:CI:45:LEU:HD22	1.56	0.69
3:DC:125:LYS:O	3:DC:130:ASN:ND2	2.24	0.69

*Continued on next page...*

*Continued from previous page...*

Atom-1	Atom-2	Interatomic distance (Å)	Clash overlap (Å)
1:EA:509:GLU:OE1	1:EA:584:ARG:NH1	2.25	0.69
1:EA:82:PRO:HG2	1:EA:396:ILE:HD12	1.74	0.69
1:AA:745:PRO:HG2	1:AA:1075:ALA:HB2	1.74	0.69
3:AC:329:LYS:HD2	11:AK:122:LYS:HE2	1.74	0.69
13:AM:38:PHE:HB3	13:AM:53:LEU:HD11	1.74	0.69
2:BB:629:VAL:HG11	2:BB:636:GLN:HG2	1.73	0.69
2:BB:567:SER:HB2	14:BN:59:PRO:HB3	1.73	0.69
1:CA:1217:LEU:HD13	1:CA:1573:TYR:HE1	1.57	0.69
1:CA:1202:LEU:HD11	9:CI:101:LEU:HD11	1.74	0.69
2:DB:752:VAL:HG21	2:DB:965:GLU:HG2	1.74	0.69
9:DI:88:GLN:OE1	9:DI:119:TYR:HB2	1.92	0.69
1:EA:1335:LYS:HD2	1:EA:1338:ARG:HH21	1.58	0.69
1:FA:729:LYS:HD2	8:FH:120:GLY:HA3	1.74	0.69
2:FB:474:SER:O	2:FB:476:LEU:N	2.25	0.69
2:AB:891:GLU:O	2:AB:894:LYS:N	2.26	0.69
5:AE:152:LYS:HE3	5:AE:154:ILE:HD11	1.74	0.69
5:BE:153:HIS:CD2	5:BE:184:VAL:HG11	2.27	0.69
1:CA:1220:PRO:O	1:CA:1223:ARG:N	2.25	0.69
1:DA:509:GLU:OE1	1:DA:584:ARG:NH1	2.23	0.69
2:EB:161:LEU:HD12	2:EB:162:PRO:HD2	1.73	0.69
2:EB:832:TRP:HZ3	2:EB:834:LYS:HA	1.57	0.69
2:FB:170:CYS:SG	2:FB:172:LEU:N	2.66	0.69
2:AB:162:PRO:HG3	2:AB:462:GLN:HG3	1.75	0.69
1:BA:721:LYS:HG2	1:BA:722:PRO:HA	1.75	0.69
4:BD:22:ILE:O	7:BG:76:LYS:NZ	2.26	0.69
1:DA:721:LYS:HG2	1:DA:722:PRO:HA	1.73	0.69
3:DC:164:ALA:HB2	3:DC:191:ILE:HB	1.74	0.69
14:DN:87:TYR:HB3	14:DN:139:VAL:HG12	1.72	0.69
1:EA:1016:SER:HB2	1:EA:1019:LEU:HD22	1.74	0.69
1:EA:510:PRO:O	1:EA:515:ASN:ND2	2.25	0.69
1:EA:524:ILE:O	1:EA:554:ARG:NH1	2.25	0.69
2:FB:73:ILE:HG13	2:FB:429:ARG:HH22	1.57	0.69
1:AA:387:SER:HA	1:AA:390:LEU:HD12	1.75	0.69
2:AB:612:LYS:NZ	2:AB:624:LEU:O	2.25	0.69
1:BA:1059:LYS:NZ	1:BA:1178:LEU:O	2.25	0.69
2:BB:467:THR:HB	2:BB:469:ASN:HD22	1.56	0.69
1:CA:1335:LYS:HD2	1:CA:1338:ARG:NH2	2.07	0.69
1:CA:936:SER:HB2	9:CI:112:TYR:OH	1.92	0.69
2:CB:98:SER:OG	2:CB:99:VAL:N	2.20	0.69
3:CC:100:ARG:O	3:CC:103:LEU:N	2.20	0.69
3:DC:198:PRO:O	10:DJ:64:ASN:ND2	2.21	0.69

*Continued on next page...*

*Continued from previous page...*

Atom-1	Atom-2	Interatomic distance (Å)	Clash overlap (Å)
14:DN:105:SER:OG	14:DN:132:GLN:NE2	2.25	0.69
1:EA:748:ASN:N	1:EA:748:ASN:HD22	1.90	0.69
1:EA:782:ASP:OD1	1:EA:783:LYS:N	2.25	0.69
1:FA:748:ASN:HD22	1:FA:748:ASN:N	1.91	0.69
1:AA:637:PHE:HD1	1:AA:638:PRO:HD2	1.58	0.69
2:AB:699:ILE:H	2:AB:699:ILE:HD13	1.58	0.69
2:BB:788:ILE:HB	2:BB:948:ILE:HB	1.73	0.69
11:BK:54:THR:HG22	11:BK:61:ALA:HA	1.74	0.69
1:CA:669:LEU:HD12	1:CA:786:TYR:HD1	1.56	0.69
2:CB:774:ALA:HB3	2:CB:948:ILE:HA	1.75	0.69
2:DB:1002:LYS:NZ	14:DN:166:LEU:HD13	2.08	0.69
3:FC:225:ALA:HB1	3:FC:302:VAL:HG22	1.74	0.69
2:AB:533:THR:OG1	2:AB:542:LEU:O	2.08	0.69
2:AB:674:ILE:HG23	2:AB:688:HIS:HB2	1.73	0.69
1:BA:1647:ASN:HB3	1:BA:1649:VAL:HG23	1.75	0.69
1:CA:782:ASP:OD1	1:CA:783:LYS:N	2.24	0.69
2:CB:971:ALA:O	2:CB:974:LEU:N	2.26	0.69
1:DA:715:LEU:HD22	1:DA:716:PRO:HD2	1.74	0.69
5:DE:48:ASP:O	5:DE:50:MET:N	2.26	0.69
1:EA:1226:VAL:HG12	1:EA:1227:MET:HG2	1.75	0.69
1:EA:477:ASN:O	2:EB:1091:ARG:NH2	2.26	0.69
1:FA:113:VAL:HG13	1:FA:182:LYS:HG3	1.75	0.69
3:FC:164:ALA:HB2	3:FC:191:ILE:HB	1.75	0.69
7:FG:149:ILE:HG22	7:FG:150:HIS:CD2	2.24	0.69
8:FH:5:LEU:HD22	8:FH:135:LEU:HD23	1.75	0.69
3:AC:136:LEU:O	3:AC:203:SER:HA	1.93	0.69
7:AG:40:ARG:NH1	7:AG:123:TYR:OH	2.25	0.69
1:BA:956:ARG:HE	1:BA:979:GLY:HA3	1.58	0.69
2:BB:1202:PRO:HG3	7:BG:46:TYR:CE2	2.27	0.69
7:CO:272:ILE:HG23	7:CO:275:ASN:ND2	2.07	0.69
2:DB:533:THR:OG1	2:DB:542:LEU:O	2.09	0.69
1:EA:1220:PRO:O	1:EA:1223:ARG:N	2.26	0.69
1:FA:699:CYS:SG	1:FA:700:ILE:N	2.66	0.69
1:FA:856:GLU:OE1	1:FA:857:ALA:N	2.26	0.69
2:FB:212:ASN:OD1	2:FB:212:ASN:N	2.25	0.69
1:AA:1217:LEU:HD13	1:AA:1573:TYR:HE1	1.57	0.69
2:AB:811:LEU:HD13	2:AB:823:GLN:HE21	1.57	0.69
1:CA:721:LYS:HG2	1:CA:722:PRO:HA	1.74	0.69
2:CB:533:THR:OG1	2:CB:542:LEU:O	2.09	0.69
12:CL:53:HIS:O	12:CL:55:ILE:N	2.23	0.69
13:DM:112:LYS:HG3	13:DM:113:ILE:HD12	1.74	0.69

*Continued on next page...*

*Continued from previous page...*

Atom-1	Atom-2	Interatomic distance (Å)	Clash overlap (Å)
2:EB:612:LYS:NZ	2:EB:624:LEU:O	2.26	0.69
3:EC:136:LEU:O	3:EC:203:SER:HA	1.93	0.69
1:FA:618:TYR:O	1:FA:621:THR:OG1	2.11	0.69
5:FE:86:PRO:HA	5:FE:113:GLN:HB2	1.75	0.69
1:AA:472:MET:SD	1:AA:1025:LYS:NZ	2.58	0.69
1:BA:1333:ILE:HD11	1:BA:1483:LEU:HD11	1.75	0.69
2:BB:98:SER:OG	2:BB:99:VAL:N	2.26	0.69
2:DB:138:LEU:HD22	2:DB:157:ASP:HA	1.75	0.69
2:DB:98:SER:OG	2:DB:99:VAL:N	2.24	0.69
7:EG:24:VAL:O	7:EG:128:GLN:NE2	2.25	0.69
2:FB:170:CYS:SG	2:FB:171:HIS:N	2.65	0.69
1:BA:532:GLY:O	1:BA:580:HIS:N	2.15	0.68
1:CA:882:ILE:HD13	1:CA:888:LYS:HB3	1.75	0.68
2:CB:431:ASP:HB3	2:CB:438:ILE:HD11	1.74	0.68
2:CB:834:LYS:O	2:CB:836:TRP:N	2.26	0.68
7:CG:24:VAL:O	7:CG:128:GLN:NE2	2.25	0.68
1:DA:611:GLU:OE1	1:DA:615:ARG:NH1	2.26	0.68
5:DE:192:ARG:NH2	5:DE:215:MET:O	2.26	0.68
3:EC:90:SER:OG	3:EC:91:VAL:N	2.25	0.68
2:FB:623:ASP:HA	2:FB:663:ILE:HG21	1.75	0.68
13:FM:38:PHE:HB3	13:FM:53:LEU:HD11	1.75	0.68
1:AA:1276:THR:HG23	1:AA:1288:ARG:HH11	1.58	0.68
1:AA:463:LYS:NZ	7:AO:315:SER:OG	2.24	0.68
1:BA:964:LYS:HZ1	1:BA:967:PRO:HA	1.58	0.68
2:BB:213:HIS:HB2	2:BB:643:PHE:CZ	2.28	0.68
1:CA:418:VAL:HG11	7:CO:268:GLU:HG3	1.74	0.68
12:DL:53:HIS:O	12:DL:55:ILE:N	2.24	0.68
4:ED:44:ILE:HD13	4:ED:90:LYS:HG3	1.76	0.68
1:AA:1617:THR:HB	1:AA:1620:GLN:HG2	1.74	0.68
2:AB:848:ILE:HD11	12:AL:58:LYS:HD3	1.76	0.68
2:BB:327:LEU:HD13	2:BB:351:GLN:HG2	1.75	0.68
2:CB:38:LEU:O	2:CB:41:ALA:N	2.23	0.68
1:DA:1237:GLN:H	1:DA:1544:ASN:HB3	1.57	0.68
1:DA:11:ILE:HG21	2:DB:1198:TYR:HB2	1.75	0.68
2:DB:210:ARG:NH2	2:DB:625:GLU:OE2	2.26	0.68
3:DC:229:LEU:O	3:DC:293:ARG:NH1	2.26	0.68
13:DM:15:VAL:HG22	13:DM:90:LEU:HD12	1.76	0.68
11:EK:89:CYS:SG	11:EK:90:GLY:N	2.66	0.68
1:FA:472:MET:SD	1:FA:1025:LYS:NZ	2.61	0.68
2:FB:431:ASP:HB3	2:FB:438:ILE:HD11	1.75	0.68
3:FC:314:PHE:O	3:FC:317:SER:OG	2.11	0.68

*Continued on next page...*



*Continued from previous page...*

Atom-1	Atom-2	Interatomic distance (Å)	Clash overlap (Å)
2:AB:229:TYR:HA	2:AB:253:LEU:HD22	1.73	0.68
2:BB:104:ILE:HB	2:BB:169:ARG:HG3	1.74	0.68
2:CB:832:TRP:HZ3	2:CB:834:LYS:HA	1.58	0.68
2:CB:876:SER:O	2:CB:878:GLU:N	2.20	0.68
3:DC:136:LEU:O	3:DC:203:SER:HA	1.93	0.68
11:DK:98:GLU:O	11:DK:100:LEU:N	2.26	0.68
1:FA:141:LEU:HG	1:FA:142:GLY:H	1.59	0.68
1:FA:1276:THR:O	9:FI:44:ASN:HB3	1.94	0.68
13:FM:32:ALA:HB3	14:FN:121:ILE:HD11	1.75	0.68
1:AA:97:TYR:O	1:AA:101:SER:OG	2.11	0.68
1:CA:618:TYR:HB3	1:CA:670:ILE:HD11	1.74	0.68
3:CC:90:SER:OG	3:CC:91:VAL:N	2.26	0.68
5:DE:86:PRO:HA	5:DE:113:GLN:HB2	1.76	0.68
1:FA:1136:VAL:HG11	1:FA:1140:PHE:HD2	1.59	0.68
13:BM:78:VAL:O	13:BM:91:TYR:N	2.26	0.68
14:BN:87:TYR:HB3	14:BN:139:VAL:HG12	1.73	0.68
1:DA:637:PHE:HD1	1:DA:638:PRO:HD2	1.58	0.68
1:EA:512:THR:OG1	1:EA:513:ALA:N	2.21	0.68
1:EA:574:ASN:N	1:EA:574:ASN:OD1	2.24	0.68
7:EG:45:LEU:HD11	7:EG:118:CYS:HB2	1.75	0.68
11:FK:88:PHE:HB3	11:FK:106:GLN:HB2	1.73	0.68
2:AB:431:ASP:HB3	2:AB:438:ILE:HD11	1.76	0.68
2:AB:833:PRO:HG2	2:AB:836:TRP:CZ2	2.29	0.68
9:AI:6:SER:H	9:AI:45:LEU:HD22	1.58	0.68
1:BA:1003:ARG:NH2	2:BB:520:LEU:HD22	2.08	0.68
5:BE:87:SER:HA	5:BE:115:ASN:HB3	1.76	0.68
1:CA:471:MET:HA	1:CA:474:LYS:HE3	1.76	0.68
1:DA:1242:ILE:HD11	1:DA:1517:ARG:HB3	1.76	0.68
3:DC:201:GLU:O	3:DC:202:ILE:HD12	1.93	0.68
1:EA:1007:ILE:HG22	2:EB:515:THR:HG22	1.75	0.68
2:EB:891:GLU:O	2:EB:894:LYS:N	2.26	0.68
5:EE:175:LEU:HD13	5:EE:176:PRO:HD2	1.76	0.68
1:FA:1215:VAL:HG22	1:FA:1216:THR:H	1.59	0.68
2:FB:52:LEU:HB3	2:FB:61:LEU:HD11	1.75	0.68
2:FB:834:LYS:C	2:FB:836:TRP:H	1.95	0.68
2:FB:834:LYS:O	2:FB:836:TRP:N	2.26	0.68
1:AA:471:MET:HA	1:AA:474:LYS:HE3	1.76	0.68
2:AB:138:LEU:HD22	2:AB:157:ASP:HA	1.75	0.68
2:AB:346:ASP:OD1	13:AM:113:ILE:HG23	1.93	0.68
1:BA:812:VAL:HG12	1:BA:813:LEU:HD23	1.75	0.68
1:CA:1447:GLN:HG3	1:CA:1460:TYR:HB3	1.76	0.68

*Continued on next page...*

*Continued from previous page...*

Atom-1	Atom-2	Interatomic distance (Å)	Clash overlap (Å)
1:CA:1563:VAL:HA	1:CA:1566:ILE:HD11	1.74	0.68
1:DA:964:LYS:NZ	1:DA:967:PRO:HA	2.09	0.68
3:EC:225:ALA:HB1	3:EC:302:VAL:HG22	1.75	0.68
5:EE:93:MET:HG2	5:EE:120:ALA:HB1	1.76	0.68
1:FA:1563:VAL:HA	1:FA:1566:ILE:HD11	1.76	0.68
1:AA:1563:VAL:HA	1:AA:1566:ILE:HD11	1.76	0.68
1:AA:509:GLU:OE1	1:AA:584:ARG:NH1	2.25	0.68
1:AA:524:ILE:O	1:AA:554:ARG:NH1	2.27	0.68
3:AC:135:SER:HA	3:AC:205:LYS:HA	1.74	0.68
9:AI:88:GLN:OE1	9:AI:119:TYR:HB2	1.94	0.68
1:BA:620:ASN:OD1	1:BA:667:ARG:NH2	2.26	0.68
1:BA:985:ARG:HD2	1:BA:987:TYR:HB3	1.74	0.68
2:BB:906:ARG:NE	3:BC:95:GLU:OE2	2.27	0.68
2:BB:575:HIS:HE2	13:BM:76:TYR:HH	1.40	0.68
1:CA:892:LEU:O	1:CA:896:THR:OG1	2.12	0.68
2:CB:749:THR:OG1	2:CB:763:ASP:OD1	2.11	0.68
1:DA:40:ASN:N	1:DA:40:ASN:OD1	2.26	0.68
2:DB:857:PRO:HA	2:DB:871:ILE:HD11	1.76	0.68
13:DM:21:VAL:HB	14:DN:109:LEU:HD11	1.76	0.68
2:EB:834:LYS:HB2	1:FA:553:GLN:NE2	2.09	0.68
8:EH:118:PHE:HB2	8:EH:121:LEU:HB2	1.76	0.68
3:FC:85:PHE:O	12:FL:64:LEU:HA	1.94	0.68
3:FC:329:LYS:HD2	11:FK:122:LYS:HE2	1.76	0.68
2:AB:749:THR:OG1	2:AB:763:ASP:OD1	2.11	0.68
2:AB:833:PRO:O	2:AB:834:LYS:HB3	1.94	0.68
1:AA:1039:ARG:NH2	5:AE:168:TYR:O	2.27	0.68
5:AE:156:LEU:HD21	5:AE:197:LYS:HB2	1.74	0.68
9:AI:13:CYS:SG	9:AI:14:GLY:N	2.67	0.68
2:CB:554:GLN:HA	2:CB:646:HIS:CD2	2.29	0.68
5:CE:153:HIS:CD2	5:CE:184:VAL:HG11	2.29	0.68
1:CA:211:THR:HB	5:CE:173:SER:HB2	1.76	0.68
1:EA:850:SER:OG	1:EA:851:VAL:N	2.26	0.68
2:EB:98:SER:OG	2:EB:99:VAL:N	2.27	0.68
3:EC:201:GLU:O	3:EC:202:ILE:HD12	1.94	0.68
3:EC:229:LEU:O	3:EC:293:ARG:NH1	2.26	0.68
14:EN:122:ALA:O	14:EN:130:PRO:HA	1.94	0.68
2:FB:134:ARG:HA	2:FB:163:VAL:HG23	1.75	0.68
14:FN:122:ALA:O	14:FN:130:PRO:HA	1.94	0.68
2:AB:327:LEU:HD13	2:AB:351:GLN:HG2	1.75	0.67
1:AA:936:SER:HB2	9:AI:112:TYR:OH	1.94	0.67
1:BA:1263:LEU:HB2	1:BA:1496:SER:HB2	1.75	0.67

*Continued on next page...*

*Continued from previous page...*

Atom-1	Atom-2	Interatomic distance (Å)	Clash overlap (Å)
1:BA:882:ILE:HD13	1:BA:888:LYS:HB3	1.74	0.67
2:CB:776:ILE:HB	2:CB:1026:ILE:HD13	1.75	0.67
2:DB:834:LYS:C	2:DB:836:TRP:H	1.97	0.67
2:DB:972:GLY:HA2	2:DB:977:ILE:HG22	1.76	0.67
1:EA:55:GLY:HA2	1:EA:72:CYS:SG	2.35	0.67
1:EA:560:GLN:O	1:EA:575:LYS:NZ	2.19	0.67
2:EB:162:PRO:HG3	2:EB:462:GLN:HG3	1.75	0.67
8:EH:63:LEU:HB2	8:EH:88:SER:HB2	1.76	0.67
9:EI:13:CYS:SG	9:EI:14:GLY:N	2.66	0.67
2:FB:138:LEU:HD22	2:FB:157:ASP:HA	1.75	0.67
5:AE:175:LEU:HD13	5:AE:176:PRO:HD2	1.77	0.67
2:BB:547:HIS:HB2	2:BB:760:TYR:OH	1.95	0.67
2:CB:575:HIS:HE2	13:CM:76:TYR:HH	1.40	0.67
1:DA:1657:LEU:HD11	6:DF:135:ARG:HB2	1.76	0.67
5:DE:198:ILE:HD11	5:DE:212:ARG:HG2	1.75	0.67
12:DL:45:ALA:O	12:DL:47:ARG:N	2.27	0.67
1:EA:637:PHE:HD1	1:EA:638:PRO:HD2	1.59	0.67
13:EM:12:ILE:CG2	14:EN:68:LYS:HA	2.23	0.67
1:FA:637:PHE:HD1	1:FA:638:PRO:HD2	1.59	0.67
1:AA:693:GLN:NE2	11:AK:87:GLU:O	2.24	0.67
1:BA:1028:GLU:HA	1:BA:1187:ILE:HG12	1.77	0.67
1:BA:30:LYS:NZ	1:BA:51:ASP:OD2	2.22	0.67
1:BA:748:ASN:N	1:BA:748:ASN:HD22	1.92	0.67
2:CB:161:LEU:HD12	2:CB:162:PRO:HD2	1.74	0.67
2:CB:213:HIS:HB2	2:CB:643:PHE:CZ	2.29	0.67
5:CE:6:GLU:HA	5:CE:9:ILE:HB	1.75	0.67
2:DB:396:ALA:HB1	2:DB:523:GLU:HG3	1.76	0.67
13:DM:12:ILE:CG2	14:DN:68:LYS:HA	2.24	0.67
1:EA:1657:LEU:HD11	6:EF:135:ARG:HB2	1.75	0.67
5:EE:136:ASN:OD1	5:EE:138:ALA:N	2.26	0.67
7:EG:105:ILE:HG12	7:EG:116:THR:HB	1.74	0.67
2:EB:1060:VAL:HG23	7:EO:316:GLU:OE1	1.93	0.67
1:FA:1335:LYS:HD2	1:FA:1338:ARG:NH2	2.09	0.67
1:FA:721:LYS:HG2	1:FA:722:PRO:HA	1.76	0.67
1:AA:850:SER:OG	1:AA:851:VAL:N	2.27	0.67
2:AB:130:LEU:HD22	2:AB:198:GLY:HA3	1.76	0.67
12:AL:34:CYS:SG	12:AL:36:SER:OG	2.53	0.67
1:BA:680:LEU:HD21	1:BA:731:ILE:HD12	1.77	0.67
1:BA:82:PRO:HG2	1:BA:396:ILE:HD12	1.75	0.67
13:BM:15:VAL:HG22	13:BM:90:LEU:HD12	1.75	0.67
8:CH:95:TYR:HD2	8:CH:144:ILE:HD13	1.59	0.67

*Continued on next page...*

*Continued from previous page...*

Atom-1	Atom-2	Interatomic distance (Å)	Clash overlap (Å)
1:DA:418:VAL:HG11	7:DO:268:GLU:HG3	1.76	0.67
2:DB:845:LEU:HD12	12:DL:58:LYS:HD2	1.75	0.67
1:EA:1108:HIS:CG	1:EA:1117:SER:HB3	2.28	0.67
2:FB:104:ILE:HA	2:FB:137:LEU:HD22	1.75	0.67
8:FH:63:LEU:HB3	8:FH:89:LEU:HB3	1.76	0.67
2:AB:170:CYS:SG	2:AB:171:HIS:N	2.66	0.67
2:AB:754:ALA:O	2:AB:756:LEU:N	2.28	0.67
5:AE:153:HIS:CD2	5:AE:184:VAL:HG11	2.29	0.67
1:AA:209:THR:HG21	5:AE:174:GLN:HG3	1.77	0.67
2:BB:286:ARG:HG2	13:BM:27:PHE:CD1	2.29	0.67
2:BB:210:ARG:NH2	2:BB:625:GLU:OE2	2.27	0.67
1:CA:1016:SER:HB2	1:CA:1019:LEU:HD22	1.75	0.67
5:CE:133:GLU:HB3	5:CE:135:PHE:HE1	1.59	0.67
1:DA:1470:CYS:SG	1:DA:1471:GLU:N	2.68	0.67
1:DA:618:TYR:HB3	1:DA:670:ILE:HD11	1.77	0.67
5:DE:137:GLU:O	5:DE:139:ALA:N	2.28	0.67
2:FB:408:LEU:HA	2:FB:411:MET:HG3	1.76	0.67
14:FN:148:ILE:H	14:FN:148:ILE:HD12	1.58	0.67
1:AA:956:ARG:HE	1:AA:979:GLY:HA3	1.60	0.67
1:BA:1217:LEU:HD11	1:BA:1572:ARG:HD2	1.77	0.67
2:BB:152:LEU:HD13	2:BB:443:LYS:HG3	1.76	0.67
2:BB:833:PRO:O	2:BB:834:LYS:HB3	1.93	0.67
3:CC:228:ARG:NH1	14:CN:173:THR:OG1	2.27	0.67
1:DA:669:LEU:HD12	1:DA:786:TYR:CD1	2.29	0.67
2:EB:52:LEU:HB3	2:EB:61:LEU:HD11	1.76	0.67
13:EM:77:VAL:O	14:EN:56:ILE:HD12	1.95	0.67
2:FB:213:HIS:HB2	2:FB:643:PHE:CZ	2.30	0.67
2:FB:857:PRO:HA	2:FB:871:ILE:HD11	1.77	0.67
4:FD:82:LEU:HD22	7:FG:67:ASN:HD22	1.60	0.67
1:AA:1293:HIS:HE1	1:AA:1469:TRP:HB2	1.59	0.67
2:AB:845:LEU:HD12	12:AL:58:LYS:HD2	1.77	0.67
2:BB:834:LYS:C	2:BB:836:TRP:H	1.97	0.67
2:BB:832:TRP:HZ3	2:BB:834:LYS:HA	1.59	0.67
8:BH:93:TYR:HA	8:BH:145:ARG:HG3	1.74	0.67
9:BI:73:LYS:HA	9:BI:76:LEU:HD12	1.76	0.67
2:CB:752:VAL:HG21	2:CB:965:GLU:HG2	1.76	0.67
2:CB:906:ARG:NE	3:CC:95:GLU:OE2	2.26	0.67
1:DA:745:PRO:HG2	1:DA:1075:ALA:HB2	1.77	0.67
1:DA:491:GLU:OE1	1:DA:815:ARG:NH2	2.16	0.67
2:DB:162:PRO:HG3	2:DB:462:GLN:HG3	1.76	0.67
1:DA:1662:ASN:HB3	7:DG:57:PRO:HD2	1.77	0.67

*Continued on next page...*

*Continued from previous page...*

Atom-1	Atom-2	Interatomic distance (Å)	Clash overlap (Å)
1:EA:1028:GLU:HA	1:EA:1187:ILE:HG12	1.77	0.67
1:FA:574:ASN:N	1:FA:574:ASN:OD1	2.24	0.67
1:BA:618:TYR:O	1:BA:621:THR:OG1	2.13	0.67
2:BB:833:PRO:HG2	2:BB:836:TRP:CZ2	2.30	0.67
4:BD:16:LEU:O	7:BG:64:GLN:NE2	2.28	0.67
1:DA:97:TYR:O	1:DA:101:SER:OG	2.13	0.67
14:DN:148:ILE:H	14:DN:148:ILE:HD12	1.59	0.67
7:DO:283:GLU:HA	7:DO:286:ILE:HD11	1.77	0.67
2:EB:738:ASP:OD1	2:EB:738:ASP:N	2.28	0.67
1:FA:812:VAL:HG12	1:FA:813:LEU:HD23	1.77	0.67
1:FA:945:CYS:HB3	1:FA:946:LEU:HD23	1.77	0.67
2:FB:612:LYS:NZ	2:FB:624:LEU:O	2.27	0.67
8:FH:107:VAL:HG23	8:FH:112:ILE:HA	1.77	0.67
8:FH:57:VAL:HG13	8:FH:144:ILE:HG13	1.75	0.67
2:AB:562:PRO:HG3	2:AB:588:ILE:HD13	1.77	0.67
1:BA:1215:VAL:HG22	1:BA:1216:THR:H	1.58	0.67
1:BA:1621:PHE:CD1	1:BA:1624:LYS:HE2	2.30	0.67
1:BA:549:MET:SD	1:BA:553:GLN:HB2	2.34	0.67
2:BB:72:VAL:HG22	2:BB:96:SER:HA	1.76	0.67
7:BO:276:LYS:O	7:BO:278:ILE:N	2.28	0.67
1:CA:125:LEU:HD11	1:CA:219:LEU:HD12	1.77	0.67
2:CB:52:LEU:HB3	2:CB:61:LEU:HD11	1.75	0.67
3:CC:255:VAL:HG12	3:CC:256:ILE:HG12	1.76	0.67
2:DB:655:TYR:HA	2:DB:688:HIS:CD2	2.29	0.67
1:EA:1261:VAL:HG12	1:EA:1498:ILE:HD12	1.75	0.67
8:CH:136:LYS:HE3	13:EM:11:GLU:OE1	1.94	0.67
10:FJ:2:ILE:HD12	10:FJ:57:ILE:HD13	1.76	0.67
2:AB:832:TRP:HZ3	2:AB:834:LYS:HA	1.59	0.67
2:BB:623:ASP:HA	2:BB:663:ILE:HG21	1.77	0.67
4:BD:44:ILE:HD13	4:BD:90:LYS:HG3	1.77	0.67
1:CA:461:GLU:HA	1:CA:465:GLY:HA2	1.77	0.67
2:CB:396:ALA:HB1	2:CB:523:GLU:HG3	1.77	0.67
2:CB:629:VAL:HG11	2:CB:636:GLN:HG2	1.77	0.67
2:DB:73:ILE:HD13	2:DB:74:PHE:H	1.59	0.67
7:DG:237:HIS:HB2	7:DG:244:SER:HB3	1.77	0.67
1:EA:669:LEU:HD22	1:EA:673:HIS:ND1	2.10	0.67
1:FA:850:SER:OG	1:FA:851:VAL:N	2.26	0.67
2:FB:229:TYR:HA	2:FB:253:LEU:HD22	1.77	0.67
1:AA:1028:GLU:HA	1:AA:1187:ILE:HG12	1.77	0.66
1:BA:113:VAL:HG13	1:BA:182:LYS:HG3	1.77	0.66
1:CA:945:CYS:HB3	1:CA:946:LEU:HD23	1.77	0.66

*Continued on next page...*

*Continued from previous page...*

Atom-1	Atom-2	Interatomic distance (Å)	Clash overlap (Å)
10:CJ:10:CYS:SG	10:CJ:43:ARG:NH1	2.67	0.66
2:DB:999:GLN:NE2	14:DN:166:LEU:HD21	2.10	0.66
2:EB:863:ASP:HB3	2:EB:866:LEU:HB2	1.75	0.66
1:EA:720:PHE:CZ	8:EH:141:TYR:HE2	2.14	0.66
13:FM:15:VAL:HG22	13:FM:90:LEU:HD12	1.76	0.66
14:AN:148:ILE:HD12	14:AN:148:ILE:H	1.60	0.66
2:BB:752:VAL:HG21	2:BB:965:GLU:HG2	1.77	0.66
8:CH:106:GLU:HA	8:CH:112:ILE:HG12	1.77	0.66
1:DA:1322:ILE:HG21	1:DA:1457:ILE:HD11	1.76	0.66
1:DA:55:GLY:HA2	1:DA:72:CYS:SG	2.35	0.66
13:EM:15:VAL:HG22	13:EM:90:LEU:HD12	1.75	0.66
1:AA:385:LEU:HD13	1:AA:437:PHE:HA	1.78	0.66
2:AB:210:ARG:NH2	2:AB:625:GLU:OE2	2.28	0.66
2:BB:863:ASP:HB3	2:BB:866:LEU:HB2	1.77	0.66
1:CA:574:ASN:OD1	1:CA:574:ASN:N	2.25	0.66
1:CA:715:LEU:HD22	1:CA:716:PRO:HD2	1.76	0.66
2:DB:520:LEU:CD2	2:DB:530:PRO:HA	2.26	0.66
2:DB:834:LYS:O	2:DB:836:TRP:N	2.28	0.66
4:DD:22:ILE:CD1	7:DG:45:LEU:HA	2.25	0.66
1:EA:850:SER:O	1:EA:852:ASP:N	2.28	0.66
2:EB:212:ASN:N	2:EB:212:ASN:OD1	2.28	0.66
2:EB:790:ASN:OD1	2:EB:792:SER:N	2.28	0.66
12:EL:53:HIS:O	12:EL:55:ILE:N	2.25	0.66
1:FA:974:THR:O	1:FA:974:THR:OG1	2.11	0.66
5:AE:5:ASN:HD21	5:AE:52:ARG:HH21	1.40	0.66
1:BA:194:ALA:O	1:BA:198:SER:OG	2.13	0.66
1:BA:581:ILE:HD11	1:BA:605:VAL:HG21	1.77	0.66
1:BA:637:PHE:HD1	1:BA:638:PRO:HD2	1.59	0.66
2:BB:834:LYS:O	2:BB:836:TRP:N	2.28	0.66
1:CA:956:ARG:HE	1:CA:979:GLY:HA3	1.60	0.66
2:CB:972:GLY:HA2	2:CB:977:ILE:HG22	1.78	0.66
3:CC:314:PHE:O	3:CC:317:SER:OG	2.14	0.66
1:DA:1220:PRO:O	1:DA:1223:ARG:N	2.29	0.66
2:DB:788:ILE:HB	2:DB:948:ILE:HB	1.77	0.66
4:ED:22:ILE:O	7:EG:76:LYS:NZ	2.27	0.66
9:EI:99:LEU:HB2	9:EI:111:PHE:HZ	1.59	0.66
1:FA:471:MET:HA	1:FA:474:LYS:HE3	1.77	0.66
2:FB:213:HIS:HB2	2:FB:643:PHE:HZ	1.59	0.66
2:FB:906:ARG:NE	3:FC:95:GLU:OE2	2.28	0.66
2:AB:972:GLY:HA2	2:AB:977:ILE:HG22	1.76	0.66
7:AG:153:PHE:HB3	7:AG:243:VAL:HG21	1.76	0.66

*Continued on next page...*

*Continued from previous page...*

Atom-1	Atom-2	Interatomic distance (Å)	Clash overlap (Å)
1:DA:549:MET:SD	1:DA:553:GLN:HB2	2.35	0.66
1:DA:1482:LYS:NZ	2:DB:304:ASP:OD1	2.27	0.66
5:DE:133:GLU:HB3	5:DE:135:PHE:HE1	1.61	0.66
1:EA:425:ASN:OD1	7:EO:273:VAL:HG12	1.96	0.66
1:FA:522:ALA:HB1	1:FA:532:GLY:HA2	1.77	0.66
1:FA:748:ASN:ND2	1:FA:1072:ASN:OD1	2.28	0.66
3:FC:136:LEU:O	3:FC:203:SER:HA	1.96	0.66
12:FL:53:HIS:O	12:FL:55:ILE:N	2.26	0.66
1:AA:372:LYS:HB3	7:AO:297:LEU:HD22	1.78	0.66
1:AA:618:TYR:O	1:AA:621:THR:OG1	2.13	0.66
1:AA:1662:ASN:HB3	7:AG:57:PRO:HD2	1.77	0.66
2:AB:885:VAL:HG11	12:AL:58:LYS:HB3	1.76	0.66
3:BC:100:ARG:O	3:BC:103:LEU:N	2.21	0.66
4:BD:36:VAL:HG22	7:BG:38:ILE:HG21	1.77	0.66
1:CA:709:ARG:O	1:CA:711:LYS:N	2.23	0.66
9:CI:41:GLN:HB3	9:CI:42:PHE:CE2	2.31	0.66
14:CN:148:ILE:H	14:CN:148:ILE:HD12	1.60	0.66
1:EA:620:ASN:OD1	1:EA:667:ARG:NH2	2.28	0.66
1:FA:385:LEU:HD13	1:FA:437:PHE:HA	1.78	0.66
1:FA:758:GLU:O	1:FA:760:TRP:N	2.28	0.66
3:FC:100:ARG:HH12	3:FC:193:LEU:HA	1.61	0.66
7:FG:88:LYS:O	7:FG:118:CYS:HB3	1.95	0.66
2:AB:971:ALA:O	2:AB:974:LEU:N	2.28	0.66
11:AK:112:THR:N	11:AK:115:ASP:OD2	2.27	0.66
1:CA:641:GLU:HB2	6:CF:99:LEU:HD22	1.77	0.66
1:DA:1621:PHE:CD1	1:DA:1624:LYS:HE2	2.31	0.66
2:DB:17:ARG:HD2	2:DB:758:ASP:HB3	1.76	0.66
2:FB:752:VAL:HG21	2:FB:965:GLU:HG2	1.78	0.66
7:FG:24:VAL:O	7:FG:128:GLN:NE2	2.28	0.66
13:FM:78:VAL:O	13:FM:91:TYR:N	2.25	0.66
1:AA:40:ASN:OD1	1:AA:40:ASN:N	2.28	0.66
2:AB:1026:ILE:HD11	2:AB:1028:VAL:HG13	1.77	0.66
1:AA:11:ILE:HG21	2:AB:1198:TYR:HB2	1.77	0.66
9:AI:109:THR:OG1	9:AI:124:ASN:ND2	2.29	0.66
2:BB:751:ILE:HG12	2:BB:969:GLY:HA2	1.78	0.66
3:BC:126:PHE:HA	3:BC:130:ASN:ND2	2.09	0.66
1:CA:19:LEU:HB3	1:CA:24:ILE:HD11	1.76	0.66
1:CA:440:SER:N	1:CA:458:GLN:HE22	1.94	0.66
2:CB:1110:ILE:H	2:CB:1111:LEU:HD23	1.59	0.66
11:CK:98:GLU:O	11:CK:100:LEU:N	2.28	0.66
14:CN:87:TYR:HB3	14:CN:139:VAL:HG12	1.77	0.66

*Continued on next page...*

*Continued from previous page...*

Atom-1	Atom-2	Interatomic distance (Å)	Clash overlap (Å)
1:DA:1016:SER:HB2	1:DA:1019:LEU:HD22	1.75	0.66
1:DA:812:VAL:HG12	1:DA:813:LEU:HD23	1.78	0.66
10:DJ:10:CYS:SG	10:DJ:43:ARG:NH1	2.69	0.66
1:FA:669:LEU:HD22	1:FA:673:HIS:ND1	2.11	0.66
2:FB:396:ALA:HB1	2:FB:523:GLU:HG3	1.77	0.66
1:FA:968:SER:CB	2:FB:676:VAL:HG23	2.26	0.66
1:FA:720:PHE:CZ	8:FH:141:TYR:HE2	2.13	0.66
2:AB:213:HIS:HB2	2:AB:643:PHE:CZ	2.31	0.66
2:AB:751:ILE:HG12	2:AB:969:GLY:HA2	1.78	0.66
14:AN:97:SER:HA	14:AN:104:LEU:O	1.95	0.66
7:AO:300:VAL:O	7:AO:302:GLU:N	2.29	0.66
3:BC:333:ILE:CD1	11:BK:47:ILE:HG13	2.26	0.66
13:BM:21:VAL:HB	14:BN:109:LEU:HD11	1.77	0.66
1:CA:1487:ASN:O	1:CA:1490:GLU:N	2.28	0.66
1:CA:194:ALA:O	1:CA:198:SER:OG	2.13	0.66
5:CE:86:PRO:HA	5:CE:113:GLN:HB2	1.76	0.66
1:DA:440:SER:N	1:DA:458:GLN:HE22	1.93	0.66
14:DN:58:PHE:HA	14:DN:139:VAL:HG23	1.76	0.66
1:EA:669:LEU:HD12	1:EA:786:TYR:CD1	2.31	0.66
1:FA:804:GLU:OE1	1:FA:804:GLU:N	2.29	0.66
9:FI:6:SER:H	9:FI:45:LEU:HD22	1.60	0.66
1:AA:30:LYS:NZ	1:AA:51:ASP:OD2	2.19	0.66
1:AA:574:ASN:OD1	1:AA:574:ASN:N	2.29	0.66
1:BA:709:ARG:O	1:BA:711:LYS:N	2.25	0.66
2:BB:699:ILE:H	2:BB:699:ILE:HD13	1.60	0.66
5:BE:41:ASP:OD1	5:BE:41:ASP:N	2.25	0.66
1:CA:1647:ASN:HB3	1:CA:1649:VAL:HG23	1.77	0.66
2:DB:1026:ILE:HD11	2:DB:1028:VAL:HG13	1.78	0.66
8:EH:63:LEU:HB3	8:EH:89:LEU:HB3	1.77	0.66
1:FA:745:PRO:HG2	1:FA:1075:ALA:HB2	1.77	0.66
1:AA:1016:SER:HB2	1:AA:1019:LEU:HD22	1.77	0.65
13:AM:10:ILE:HB	14:AN:70:LEU:HD21	1.76	0.65
3:AC:228:ARG:NH1	14:AN:173:THR:OG1	2.25	0.65
1:BA:1273:THR:OG1	1:BA:1291:VAL:HB	1.96	0.65
1:BA:722:PRO:HD2	8:BH:46:LEU:HD13	1.78	0.65
1:DA:748:ASN:N	1:DA:748:ASN:HD22	1.93	0.65
8:DH:57:VAL:HG13	8:DH:144:ILE:HG13	1.77	0.65
9:DI:6:SER:H	9:DI:45:LEU:HD22	1.61	0.65
13:DM:77:VAL:O	14:DN:56:ILE:HD12	1.95	0.65
1:EA:618:TYR:O	1:EA:621:THR:OG1	2.13	0.65
3:EC:109:ASP:HB3	3:EC:112:MET:HE2	1.78	0.65

*Continued on next page...*



*Continued from previous page...*

Atom-1	Atom-2	Interatomic distance (Å)	Clash overlap (Å)
2:FB:1110:ILE:H	2:FB:1111:LEU:HD23	1.61	0.65
8:FH:106:GLU:HG2	8:FH:112:ILE:HD11	1.79	0.65
2:BB:212:ASN:ND2	2:BB:239:VAL:HG22	2.08	0.65
3:BC:229:LEU:O	3:BC:293:ARG:NH1	2.30	0.65
1:CA:1059:LYS:NZ	1:CA:1178:LEU:O	2.24	0.65
1:CA:974:THR:OG1	1:CA:974:THR:O	2.08	0.65
1:DA:385:LEU:HD13	1:DA:437:PHE:HA	1.77	0.65
1:EA:804:GLU:OE1	1:EA:804:GLU:N	2.29	0.65
1:EA:897:SER:HA	1:EA:900:VAL:HG22	1.78	0.65
2:EB:834:LYS:C	2:EB:836:TRP:H	1.97	0.65
3:EC:224:THR:HB	10:EJ:10:CYS:HB2	1.78	0.65
1:FA:1335:LYS:HD2	1:FA:1338:ARG:HH21	1.61	0.65
1:FA:715:LEU:HD22	1:FA:716:PRO:HD2	1.78	0.65
2:FB:251:HIS:HB2	2:FB:259:THR:OG1	1.97	0.65
5:FE:93:MET:HG2	5:FE:120:ALA:HB1	1.77	0.65
1:AA:865:ASP:OD2	1:AA:867:ASP:N	2.26	0.65
2:AB:1110:ILE:H	2:AB:1111:LEU:HD23	1.61	0.65
12:AL:40:LEU:HD22	12:AL:44:ASP:HB3	1.78	0.65
2:BB:262:PHE:CE2	2:BB:269:TYR:HB2	2.31	0.65
2:BB:562:PRO:HG3	2:BB:588:ILE:HD13	1.78	0.65
2:BB:612:LYS:NZ	2:BB:624:LEU:O	2.29	0.65
1:CA:1662:ASN:HB3	7:CG:57:PRO:HD2	1.78	0.65
12:CL:34:CYS:SG	12:CL:36:SER:OG	2.54	0.65
3:DC:328:LEU:HD11	11:DK:65:ILE:HD11	1.77	0.65
12:DL:33:GLU:HG2	12:DL:55:ILE:HG12	1.79	0.65
2:EB:772:VAL:HG12	2:EB:946:ASP:H	1.62	0.65
13:EM:32:ALA:HB3	14:EN:121:ILE:HD11	1.78	0.65
1:EA:469:LYS:NZ	7:EO:314:THR:O	2.30	0.65
1:AA:581:ILE:HD11	1:AA:605:VAL:HG21	1.79	0.65
1:AA:855:ARG:O	1:AA:858:ALA:N	2.29	0.65
11:AK:98:GLU:O	11:AK:100:LEU:N	2.28	0.65
1:BA:509:GLU:OE1	1:BA:584:ARG:NH1	2.29	0.65
1:BA:856:GLU:OE1	1:BA:857:ALA:N	2.29	0.65
7:CG:153:PHE:HB3	7:CG:243:VAL:HG21	1.79	0.65
2:DB:38:LEU:O	2:DB:41:ALA:N	2.22	0.65
3:DC:135:SER:HA	3:DC:205:LYS:HA	1.78	0.65
2:EB:104:ILE:HA	2:EB:137:LEU:HD22	1.78	0.65
1:FA:1273:THR:OG1	1:FA:1291:VAL:HB	1.96	0.65
2:FB:754:ALA:O	2:FB:756:LEU:N	2.28	0.65
3:FC:126:PHE:HA	3:FC:130:ASN:ND2	2.11	0.65
1:AA:399:LEU:HD11	7:AO:270:LEU:HD13	1.77	0.65

*Continued on next page...*

*Continued from previous page...*

Atom-1	Atom-2	Interatomic distance (Å)	Clash overlap (Å)
2:AB:134:ARG:HA	2:AB:163:VAL:HG23	1.76	0.65
2:BB:213:HIS:HB2	2:BB:643:PHE:HZ	1.61	0.65
1:CA:1638:SER:HA	1:CA:1641:ILE:HD12	1.77	0.65
2:CB:833:PRO:O	2:CB:834:LYS:HB3	1.95	0.65
11:CK:58:GLY:C	11:CK:60:SER:H	2.00	0.65
1:DA:1059:LYS:NZ	1:DA:1178:LEU:O	2.27	0.65
5:DE:147:HIS:HB3	5:DE:150:VAL:HG23	1.78	0.65
2:EB:520:LEU:CD2	2:EB:530:PRO:HA	2.25	0.65
2:EB:751:ILE:HG23	2:EB:752:VAL:HG22	1.76	0.65
1:FA:1094:ALA:HB2	1:FA:1132:TYR:HB3	1.79	0.65
1:FA:511:VAL:HG22	1:FA:519:LEU:HD12	1.79	0.65
5:FE:48:ASP:O	5:FE:50:MET:N	2.28	0.65
7:FG:105:ILE:HG12	7:FG:116:THR:HB	1.77	0.65
7:FG:237:HIS:HB2	7:FG:244:SER:HB3	1.79	0.65
1:FA:693:GLN:NE2	11:FK:87:GLU:O	2.26	0.65
1:AA:1305:GLU:HG3	9:AI:60:LEU:HG	1.77	0.65
13:BM:32:ALA:HB3	14:BN:121:ILE:HD11	1.77	0.65
1:CA:812:VAL:HG12	1:CA:813:LEU:HD23	1.77	0.65
1:DA:1273:THR:OG1	1:DA:1291:VAL:HB	1.96	0.65
6:DF:147:SER:HB3	6:DF:150:GLU:HG2	1.79	0.65
1:EA:471:MET:HA	1:EA:474:LYS:HE3	1.77	0.65
2:EB:629:VAL:HG11	2:EB:636:GLN:HG2	1.77	0.65
2:EB:674:ILE:HG23	2:EB:688:HIS:HB2	1.77	0.65
5:EE:192:ARG:NH2	5:EE:215:MET:O	2.29	0.65
9:EI:73:LYS:HA	9:EI:76:LEU:HD12	1.78	0.65
1:FA:596:HIS:CD2	1:FA:596:HIS:H	2.15	0.65
2:FB:262:PHE:CZ	2:FB:269:TYR:HB2	2.31	0.65
1:AA:55:GLY:HA2	1:AA:72:CYS:SG	2.37	0.65
1:AA:964:LYS:NZ	1:AA:967:PRO:HA	2.11	0.65
3:AC:128:ASP:OD1	3:AC:174:ARG:NH1	2.28	0.65
7:AG:237:HIS:HB2	7:AG:244:SER:HB3	1.79	0.65
2:BB:738:ASP:N	2:BB:738:ASP:OD1	2.29	0.65
7:BG:37:CYS:HB3	7:BG:125:TRP:CD1	2.32	0.65
1:CA:1273:THR:HA	9:CI:48:VAL:HG22	1.78	0.65
1:CA:123:ARG:HD3	1:CA:337:TYR:CE1	2.32	0.65
2:CB:98:SER:HA	2:CB:421:LEU:HD21	1.79	0.65
3:CC:85:PHE:O	12:CL:64:LEU:HA	1.97	0.65
1:DA:975:ASP:OD1	1:DA:976:ALA:N	2.29	0.65
2:EB:903:ILE:HD13	2:EB:905:TYR:CE1	2.31	0.65
1:EA:1662:ASN:HB3	7:EG:57:PRO:HD2	1.77	0.65
1:FA:1333:ILE:HD11	1:FA:1483:LEU:HD11	1.78	0.65

*Continued on next page...*

*Continued from previous page...*

Atom-1	Atom-2	Interatomic distance (Å)	Clash overlap (Å)
2:FB:971:ALA:O	2:FB:974:LEU:N	2.30	0.65
9:FI:13:CYS:SG	9:FI:14:GLY:N	2.69	0.65
1:AA:99:ARG:O	1:AA:109:ARG:NH2	2.29	0.65
1:CA:1252:ASP:HA	1:CA:1255:CYS:SG	2.36	0.65
1:EA:1288:ARG:HB2	1:EA:1478:ALA:HA	1.78	0.65
5:EE:86:PRO:HA	5:EE:113:GLN:HB2	1.79	0.65
12:EL:34:CYS:SG	12:EL:36:SER:OG	2.54	0.65
1:FA:1545:ASP:OD1	1:FA:1546:VAL:N	2.27	0.65
1:FA:125:LEU:HD11	1:FA:219:LEU:HD12	1.79	0.65
2:AB:17:ARG:HD2	2:AB:758:ASP:HB3	1.79	0.65
2:AB:262:PHE:CE2	2:AB:269:TYR:HB2	2.32	0.65
2:AB:520:LEU:CD2	2:AB:530:PRO:HA	2.26	0.65
1:BA:809:VAL:HG13	1:BA:813:LEU:HD11	1.79	0.65
2:BB:127:ARG:NH1	2:BB:185:GLU:OE2	2.29	0.65
2:BB:520:LEU:CD2	2:BB:530:PRO:HA	2.27	0.65
5:BE:93:MET:HG2	5:BE:120:ALA:HB1	1.77	0.65
14:BN:148:ILE:H	14:BN:148:ILE:HD12	1.62	0.65
1:CA:964:LYS:NZ	1:CA:967:PRO:HA	2.10	0.65
1:CA:1009:THR:HG21	9:CI:101:LEU:HD23	1.79	0.65
10:CJ:45:CYS:O	10:CJ:48:ARG:HB3	1.96	0.65
1:DA:1272:VAL:HG12	1:DA:1273:THR:H	1.62	0.65
13:DM:40:LEU:HD12	13:DM:41:TYR:H	1.62	0.65
1:EA:1333:ILE:HD11	1:EA:1483:LEU:HD11	1.79	0.65
2:EB:754:ALA:O	2:EB:756:LEU:N	2.30	0.65
2:FB:832:TRP:HZ3	2:FB:834:LYS:HA	1.61	0.65
1:AA:19:LEU:HB3	1:AA:24:ILE:HD11	1.79	0.65
2:AB:629:VAL:HG11	2:AB:636:GLN:HG2	1.77	0.65
9:AI:99:LEU:HB2	9:AI:111:PHE:HZ	1.61	0.65
13:AM:112:LYS:HG3	13:AM:113:ILE:HD12	1.78	0.65
7:AO:272:ILE:HG22	7:AO:275:ASN:HD21	1.62	0.65
1:BA:1237:GLN:H	1:BA:1544:ASN:HB3	1.60	0.65
1:BA:560:GLN:O	1:BA:575:LYS:NZ	2.18	0.65
3:BC:128:ASP:OD1	3:BC:174:ARG:NH1	2.30	0.65
3:BC:277:ARG:HG3	3:BC:291:LEU:HD13	1.79	0.65
11:BK:112:THR:N	11:BK:115:ASP:OD2	2.28	0.65
1:DA:194:ALA:O	1:DA:198:SER:OG	2.14	0.65
1:DA:709:ARG:O	1:DA:711:LYS:N	2.26	0.65
1:DA:964:LYS:HZ1	1:DA:967:PRO:HA	1.62	0.65
2:DB:474:SER:O	2:DB:476:LEU:N	2.30	0.65
2:DB:790:ASN:OD1	2:DB:792:SER:N	2.29	0.65
6:DF:128:LYS:NZ	6:DF:148:VAL:O	2.26	0.65

*Continued on next page...*

*Continued from previous page...*

Atom-1	Atom-2	Interatomic distance (Å)	Clash overlap (Å)
1:DA:693:GLN:NE2	11:DK:87:GLU:O	2.22	0.65
1:DA:693:GLN:OE1	11:DK:88:PHE:HA	1.97	0.65
2:EB:17:ARG:HD2	2:EB:758:ASP:HB3	1.79	0.65
1:EA:641:GLU:HB2	6:EF:99:LEU:HD22	1.79	0.65
1:FA:1016:SER:HB2	1:FA:1019:LEU:HD22	1.79	0.65
1:FA:1237:GLN:H	1:FA:1544:ASN:HB3	1.61	0.65
1:FA:1601:GLN:O	1:FA:1603:MET:N	2.26	0.65
2:FB:130:LEU:HD22	2:FB:198:GLY:HA3	1.79	0.65
11:FK:98:GLU:O	11:FK:100:LEU:N	2.31	0.65
7:FO:266:GLN:OE1	7:FO:267:ALA:N	2.30	0.65
7:AG:24:VAL:O	7:AG:128:GLN:NE2	2.28	0.64
9:AI:41:GLN:HB3	9:AI:42:PHE:CE2	2.31	0.64
5:BE:156:LEU:HD21	5:BE:197:LYS:HB2	1.79	0.64
1:CA:596:HIS:H	1:CA:596:HIS:CD2	2.16	0.64
7:CG:237:HIS:HB2	7:CG:244:SER:HB3	1.79	0.64
1:DA:1012:LYS:HE3	2:DB:515:THR:HG23	1.79	0.64
1:DA:19:LEU:HB3	1:DA:24:ILE:HD11	1.80	0.64
2:DB:833:PRO:HG2	2:DB:836:TRP:CZ2	2.31	0.64
1:EA:855:ARG:O	1:EA:858:ALA:N	2.30	0.64
8:EH:57:VAL:HG13	8:EH:144:ILE:HG13	1.77	0.64
8:FH:62:SER:OG	8:FH:63:LEU:N	2.29	0.64
12:FL:45:ALA:O	12:FL:47:ARG:N	2.30	0.64
2:CB:162:PRO:HG3	2:CB:462:GLN:HG3	1.77	0.64
2:CB:967:LEU:H	2:CB:967:LEU:HD12	1.61	0.64
3:CC:253:PRO:HG2	14:CN:180:PHE:CD1	2.32	0.64
6:CF:128:LYS:NZ	6:CF:148:VAL:O	2.25	0.64
13:CM:32:ALA:HB3	14:CN:121:ILE:HD11	1.79	0.64
14:CN:71:PRO:HB2	14:CN:89:ILE:HD12	1.77	0.64
1:DA:1235:THR:O	1:DA:1544:ASN:ND2	2.30	0.64
1:DA:882:ILE:HD13	1:DA:888:LYS:HB3	1.79	0.64
1:DA:974:THR:O	1:DA:974:THR:OG1	2.08	0.64
9:DI:41:GLN:HB3	9:DI:42:PHE:CE2	2.32	0.64
1:EA:1545:ASP:OD1	1:EA:1546:VAL:N	2.28	0.64
1:EA:391:THR:HG21	7:EO:284:VAL:HG21	1.77	0.64
1:EA:596:HIS:CD2	1:EA:596:HIS:H	2.15	0.64
9:EI:41:GLN:HB3	9:EI:42:PHE:CE2	2.32	0.64
10:EJ:45:CYS:O	10:EJ:48:ARG:HB3	1.96	0.64
1:FA:99:ARG:O	1:FA:109:ARG:NH2	2.30	0.64
13:AM:78:VAL:O	13:AM:91:TYR:N	2.27	0.64
1:BA:1217:LEU:HD13	1:BA:1573:TYR:HE1	1.62	0.64
2:CB:403:LEU:HD11	2:CB:408:LEU:HB2	1.79	0.64

*Continued on next page...*

*Continued from previous page...*

Atom-1	Atom-2	Interatomic distance (Å)	Clash overlap (Å)
2:CB:834:LYS:C	2:CB:836:TRP:H	1.99	0.64
1:CA:615:ARG:NH2	2:CB:928:SER:OG	2.31	0.64
8:CH:30:SER:HB3	8:CH:36:CYS:HB3	1.79	0.64
2:DB:612:LYS:NZ	2:DB:624:LEU:O	2.30	0.64
2:EB:212:ASN:ND2	2:EB:239:VAL:HG22	2.11	0.64
13:EM:78:VAL:O	13:EM:91:TYR:N	2.26	0.64
11:FK:49:LEU:HD12	11:FK:62:SER:O	1.98	0.64
2:AB:467:THR:HB	2:AB:469:ASN:HD22	1.62	0.64
1:BA:1216:THR:OG1	1:BA:1234:LYS:HB2	1.97	0.64
1:BA:715:LEU:HD22	1:BA:716:PRO:HD2	1.77	0.64
1:BA:804:GLU:OE1	1:BA:804:GLU:N	2.30	0.64
2:BB:17:ARG:HD2	2:BB:758:ASP:HB3	1.79	0.64
3:BC:198:PRO:O	10:BJ:64:ASN:ND2	2.27	0.64
4:BD:36:VAL:HG21	7:BG:38:ILE:HD13	1.79	0.64
1:CA:1474:LEU:HD13	1:CA:1475:GLU:H	1.62	0.64
1:CA:975:ASP:OD1	1:CA:976:ALA:N	2.30	0.64
2:CB:699:ILE:HD13	2:CB:699:ILE:H	1.60	0.64
2:DB:567:SER:HB2	14:DN:59:PRO:HB3	1.79	0.64
8:DH:118:PHE:HB2	8:DH:121:LEU:HB2	1.78	0.64
3:EC:100:ARG:HH12	3:EC:193:LEU:HA	1.62	0.64
1:FA:964:LYS:NZ	1:FA:967:PRO:HA	2.12	0.64
4:FD:89:LEU:HA	4:FD:92:ILE:HD12	1.79	0.64
1:AA:470:HIS:O	2:AB:1058:GLN:NE2	2.29	0.64
1:AA:945:CYS:HB3	1:AA:946:LEU:HD23	1.78	0.64
1:BA:461:GLU:HA	1:BA:465:GLY:HA2	1.78	0.64
1:CA:1333:ILE:HD11	1:CA:1483:LEU:HD11	1.80	0.64
2:CB:588:ILE:O	2:CB:591:LYS:HG2	1.97	0.64
2:CB:891:GLU:O	2:CB:894:LYS:N	2.30	0.64
1:CA:1658:ALA:HB2	7:CG:107:ILE:HD11	1.79	0.64
1:DA:1508:VAL:O	1:DA:1510:PRO:HD3	1.98	0.64
2:DB:109:SER:OG	2:DB:110:ASN:N	2.28	0.64
2:EB:73:ILE:HD13	2:EB:74:PHE:H	1.62	0.64
2:EB:833:PRO:O	2:EB:834:LYS:HB3	1.97	0.64
1:FA:524:ILE:O	1:FA:554:ARG:NH1	2.29	0.64
1:FA:620:ASN:OD1	1:FA:667:ARG:NH2	2.29	0.64
2:FB:327:LEU:HD13	2:FB:351:GLN:HG2	1.79	0.64
2:FB:886:ASN:O	2:FB:902:SER:N	2.21	0.64
1:AA:960:MET:O	1:AA:963:GLY:N	2.28	0.64
1:BA:897:SER:HA	1:BA:900:VAL:HG22	1.80	0.64
2:CB:772:VAL:HG12	2:CB:946:ASP:H	1.62	0.64
3:CC:225:ALA:HB1	3:CC:302:VAL:HG22	1.80	0.64

*Continued on next page...*

*Continued from previous page...*

Atom-1	Atom-2	Interatomic distance (Å)	Clash overlap (Å)
8:CH:63:LEU:HB3	8:CH:89:LEU:HB3	1.77	0.64
13:CM:77:VAL:O	14:CN:56:ILE:HD12	1.98	0.64
1:DA:748:ASN:ND2	1:DA:1072:ASN:OD1	2.30	0.64
2:DB:848:ILE:HD11	12:DL:58:LYS:HD3	1.79	0.64
5:FE:55:ARG:NH2	5:FE:113:GLN:OE1	2.31	0.64
2:AB:97:VAL:HG13	2:AB:141:LEU:HD11	1.80	0.64
13:BM:12:ILE:HG21	14:BN:68:LYS:HA	1.79	0.64
1:CA:1557:ALA:HB2	5:CE:150:VAL:HG22	1.80	0.64
2:CB:134:ARG:HA	2:CB:163:VAL:HG23	1.77	0.64
8:CH:107:VAL:HG23	8:CH:112:ILE:HA	1.79	0.64
1:DA:96:ILE:HG23	1:DA:228:LEU:HD21	1.78	0.64
8:DH:30:SER:HB3	8:DH:36:CYS:HB3	1.80	0.64
1:EA:1601:GLN:O	1:EA:1603:MET:N	2.28	0.64
1:EA:1647:ASN:HB3	1:EA:1649:VAL:HG23	1.79	0.64
1:EA:721:LYS:HG2	1:EA:722:PRO:HA	1.78	0.64
3:EC:128:ASP:OD1	3:EC:174:ARG:NH1	2.28	0.64
4:ED:36:VAL:HG21	7:EG:38:ILE:HD13	1.79	0.64
2:FB:782:ASP:HB3	2:FB:788:ILE:HG12	1.77	0.64
2:FB:790:ASN:OD1	2:FB:792:SER:N	2.31	0.64
1:AA:620:ASN:OD1	1:AA:667:ARG:NH2	2.30	0.64
1:AA:818:THR:HG23	2:AB:780:GLY:HA3	1.79	0.64
1:BA:945:CYS:HB3	1:BA:946:LEU:HD23	1.80	0.64
5:BE:137:GLU:O	5:BE:139:ALA:N	2.30	0.64
1:CA:637:PHE:HD1	1:CA:638:PRO:HD2	1.63	0.64
1:CA:850:SER:OG	1:CA:851:VAL:N	2.31	0.64
7:CG:88:LYS:O	7:CG:118:CYS:HB3	1.97	0.64
12:CL:30:ILE:O	12:CL:57:LEU:HD12	1.97	0.64
2:DB:833:PRO:O	2:DB:834:LYS:HB3	1.97	0.64
1:EA:1335:LYS:HD2	1:EA:1338:ARG:NH2	2.12	0.64
2:EB:18:THR:HA	2:EB:21:ARG:HH21	1.62	0.64
14:FN:55:LEU:HD12	14:FN:56:ILE:H	1.61	0.64
2:BB:655:TYR:HA	2:BB:688:HIS:CD2	2.30	0.64
8:BH:62:SER:OG	8:BH:63:LEU:N	2.31	0.64
1:DA:102:CYS:HB2	1:DA:109:ARG:HG2	1.80	0.64
1:DA:1590:THR:OG1	5:DE:212:ARG:NH2	2.30	0.64
2:DB:104:ILE:HA	2:DB:137:LEU:HD22	1.79	0.64
1:EA:141:LEU:HG	1:EA:142:GLY:H	1.62	0.64
1:EA:1293:HIS:HE1	1:EA:1469:TRP:HB2	1.63	0.64
1:EA:1563:VAL:HA	1:EA:1566:ILE:HD11	1.80	0.64
1:EA:461:GLU:HA	1:EA:465:GLY:HA2	1.79	0.64
2:EB:675:ALA:O	2:EB:690:GLU:HG2	1.98	0.64

*Continued on next page...*

*Continued from previous page...*

Atom-1	Atom-2	Interatomic distance (Å)	Clash overlap (Å)
3:EC:325:ALA:O	3:EC:328:LEU:N	2.31	0.64
1:FA:1242:ILE:HD11	1:FA:1517:ARG:HB3	1.80	0.64
2:FB:751:ILE:HG12	2:FB:969:GLY:HA2	1.80	0.64
2:FB:887:LEU:O	2:FB:888:ILE:HD12	1.98	0.64
3:FC:201:GLU:O	3:FC:202:ILE:HD12	1.98	0.64
4:FD:22:ILE:HD12	7:FG:45:LEU:HA	1.80	0.64
2:FB:1002:LYS:NZ	14:FN:166:LEU:HD13	2.13	0.64
2:AB:262:PHE:CZ	2:AB:269:TYR:HB2	2.33	0.64
1:BA:549:MET:SD	1:BA:553:GLN:NE2	2.71	0.64
2:BB:972:GLY:HA2	2:BB:977:ILE:HG22	1.80	0.64
3:BC:224:THR:HB	10:BJ:10:CYS:HB2	1.80	0.64
2:CB:17:ARG:HD2	2:CB:758:ASP:HB3	1.80	0.64
8:CH:63:LEU:HB2	8:CH:88:SER:HB2	1.80	0.64
1:DA:1215:VAL:HG22	1:DA:1216:THR:H	1.63	0.64
2:DB:1046:VAL:HG22	2:DB:1047:ARG:H	1.63	0.64
2:DB:776:ILE:HB	2:DB:1026:ILE:HD13	1.80	0.64
2:DB:891:GLU:O	2:DB:894:LYS:N	2.26	0.64
2:EB:1037:ARG:O	2:EB:1039:MET:N	2.30	0.64
7:EG:237:HIS:HB2	7:EG:244:SER:HB3	1.80	0.64
14:EN:105:SER:OG	14:EN:132:GLN:NE2	2.31	0.64
2:FB:655:TYR:HD1	2:FB:688:HIS:HE2	1.46	0.64
2:FB:843:ASP:OD1	2:FB:845:LEU:HG	1.98	0.64
5:CE:198:ILE:HD11	5:CE:212:ARG:HG2	1.80	0.63
1:DA:1202:LEU:HD11	9:DI:101:LEU:HD11	1.79	0.63
1:DA:349:LEU:HD12	1:DA:351:LYS:HE3	1.80	0.63
1:DA:1003:ARG:CZ	2:DB:520:LEU:HD22	2.28	0.63
1:EA:440:SER:N	1:EA:458:GLN:HE22	1.95	0.63
2:EB:848:ILE:HD11	12:EL:58:LYS:HD3	1.80	0.63
10:FJ:7:CYS:SG	10:FJ:8:PHE:N	2.71	0.63
13:FM:112:LYS:HG3	13:FM:113:ILE:HD12	1.80	0.63
1:AA:1059:LYS:NZ	1:AA:1178:LEU:O	2.27	0.63
1:AA:1252:ASP:HA	1:AA:1255:CYS:SG	2.38	0.63
2:AB:857:PRO:HA	2:AB:871:ILE:HD11	1.79	0.63
1:BA:596:HIS:CD2	1:BA:596:HIS:H	2.17	0.63
12:BL:45:ALA:O	12:BL:47:ARG:N	2.32	0.63
1:CA:719:ILE:HG12	8:CH:97:MET:HG2	1.81	0.63
1:DA:519:LEU:O	1:DA:523:VAL:HG23	1.98	0.63
2:DB:72:VAL:HG22	2:DB:96:SER:HA	1.79	0.63
2:DB:832:TRP:CZ3	2:DB:834:LYS:HA	2.32	0.63
9:DI:38:PRO:HG2	9:DI:41:GLN:HB2	1.79	0.63
2:EB:1143:THR:HG23	7:EG:18:LYS:HE2	1.81	0.63

*Continued on next page...*

*Continued from previous page...*

Atom-1	Atom-2	Interatomic distance (Å)	Clash overlap (Å)
1:FA:1059:LYS:NZ	1:FA:1178:LEU:O	2.26	0.63
3:FC:197:ARG:HG2	10:FJ:61:LEU:HD22	1.80	0.63
2:AB:1195:ARG:HH21	2:AB:1197:ARG:HD2	1.64	0.63
2:AB:52:LEU:HB3	2:AB:61:LEU:HD11	1.78	0.63
2:AB:213:HIS:HB2	2:AB:643:PHE:HZ	1.63	0.63
1:BA:1305:GLU:HG3	9:BI:60:LEU:HG	1.79	0.63
2:CB:783:MET:O	2:CB:785:ASP:N	2.32	0.63
11:DK:49:LEU:HD12	11:DK:62:SER:O	1.98	0.63
2:DB:897:GLU:HB3	12:DL:43:THR:HG23	1.80	0.63
1:EA:1215:VAL:HG22	1:EA:1216:THR:H	1.64	0.63
2:EB:311:ARG:HH22	9:EI:8:ILE:HD12	1.63	0.63
3:EC:77:SER:O	3:EC:210:LEU:HA	1.98	0.63
1:FA:1246:VAL:HG13	1:FA:1250:GLN:HB3	1.80	0.63
1:AA:1661:PRO:HA	7:AG:102:GLU:HA	1.79	0.63
2:AB:834:LYS:C	2:AB:836:TRP:H	2.02	0.63
7:AG:250:ILE:HG22	7:AG:251:SER:H	1.63	0.63
1:DA:1326:GLU:OE1	1:DA:1454:HIS:HB3	1.99	0.63
2:DB:262:PHE:CE2	2:DB:269:TYR:HB2	2.33	0.63
2:EB:728:THR:OG1	2:EB:766:PRO:O	2.13	0.63
3:EC:101:ILE:HA	3:EC:104:VAL:HG23	1.80	0.63
2:FB:162:PRO:HG3	2:FB:462:GLN:HG3	1.79	0.63
2:FB:72:VAL:HG22	2:FB:96:SER:HA	1.80	0.63
3:FC:100:ARG:O	3:FC:103:LEU:N	2.24	0.63
3:AC:126:PHE:HA	3:AC:130:ASN:ND2	2.13	0.63
8:AH:107:VAL:HG23	8:AH:112:ILE:HA	1.80	0.63
1:BA:511:VAL:HG22	1:BA:519:LEU:HD12	1.81	0.63
2:BB:295:ASN:HB3	14:BN:104:LEU:HD13	1.79	0.63
1:CA:1620:GLN:O	1:CA:1623:THR:N	2.32	0.63
7:CG:139:ILE:HD12	7:CG:140:GLN:H	1.63	0.63
9:CI:38:PRO:HG2	9:CI:41:GLN:HB2	1.79	0.63
1:DA:1264:SER:O	9:DI:56:PHE:HB3	1.98	0.63
4:DD:22:ILE:HG23	7:DG:44:ALA:O	1.98	0.63
8:DH:38:LEU:HD11	8:DH:123:MET:HG3	1.80	0.63
1:EA:1305:GLU:HG3	9:EI:60:LEU:HG	1.79	0.63
4:FD:36:VAL:HG21	7:FG:38:ILE:HD13	1.79	0.63
1:AA:510:PRO:O	1:AA:515:ASN:ND2	2.30	0.63
5:AE:133:GLU:HB3	5:AE:135:PHE:HE1	1.63	0.63
11:AK:58:GLY:C	11:AK:60:SER:H	2.01	0.63
1:BA:669:LEU:HD13	1:BA:673:HIS:HB3	1.80	0.63
2:BB:754:ALA:O	2:BB:756:LEU:N	2.31	0.63
1:CA:1195:GLU:O	1:CA:1198:THR:OG1	2.15	0.63

*Continued on next page...*



*Continued from previous page...*

Atom-1	Atom-2	Interatomic distance (Å)	Clash overlap (Å)
1:CA:1246:VAL:HG22	1:CA:1250:GLN:NE2	2.14	0.63
3:CC:164:ALA:HB2	3:CC:191:ILE:HB	1.80	0.63
1:DA:1136:VAL:HG11	1:DA:1140:PHE:HD2	1.63	0.63
2:DB:403:LEU:HD11	2:DB:408:LEU:HB2	1.81	0.63
2:DB:699:ILE:HD13	2:DB:699:ILE:H	1.62	0.63
3:DC:255:VAL:HG12	3:DC:256:ILE:HG12	1.79	0.63
7:DG:40:ARG:NH1	7:DG:123:TYR:OH	2.31	0.63
11:DK:49:LEU:HD11	11:DK:54:THR:HG21	1.81	0.63
2:EB:109:SER:OG	2:EB:110:ASN:N	2.31	0.63
8:EH:106:GLU:HA	8:EH:112:ILE:HG12	1.78	0.63
13:FM:77:VAL:O	14:FN:56:ILE:HD12	1.98	0.63
1:AA:1263:LEU:HB2	1:AA:1496:SER:HB2	1.80	0.63
2:AB:738:ASP:N	2:AB:738:ASP:OD1	2.32	0.63
8:AH:106:GLU:HA	8:AH:112:ILE:HG12	1.80	0.63
13:AM:12:ILE:HG21	14:AN:68:LYS:HA	1.81	0.63
1:BA:19:LEU:HB3	1:BA:24:ILE:HD11	1.80	0.63
1:BA:975:ASP:OD1	1:BA:976:ALA:N	2.31	0.63
2:BB:749:THR:OG1	2:BB:763:ASP:OD1	2.17	0.63
3:BC:101:ILE:HA	3:BC:104:VAL:HG23	1.79	0.63
10:CJ:7:CYS:SG	10:CJ:8:PHE:N	2.71	0.63
1:DA:1563:VAL:HA	1:DA:1566:ILE:HD11	1.81	0.63
1:DA:511:VAL:HG22	1:DA:519:LEU:HD12	1.81	0.63
2:DB:554:GLN:HA	2:DB:646:HIS:CD2	2.33	0.63
2:DB:749:THR:OG1	2:DB:763:ASP:OD1	2.17	0.63
1:EA:1454:HIS:HB2	1:EA:1457:ILE:HG13	1.79	0.63
2:EB:857:PRO:HA	2:EB:871:ILE:HD11	1.80	0.63
2:EB:906:ARG:NE	3:EC:95:GLU:OE2	2.32	0.63
2:FB:833:PRO:O	2:FB:834:LYS:HB3	1.97	0.63
8:FH:106:GLU:HA	8:FH:112:ILE:HG12	1.80	0.63
1:AA:82:PRO:HG2	1:AA:396:ILE:HD12	1.81	0.63
3:AC:164:ALA:HB2	3:AC:191:ILE:HB	1.80	0.63
1:BA:1288:ARG:HB2	1:BA:1478:ALA:HA	1.81	0.63
2:BB:783:MET:O	2:BB:785:ASP:N	2.32	0.63
6:BF:128:LYS:NZ	6:BF:148:VAL:O	2.31	0.63
10:BJ:2:ILE:HG12	10:BJ:3:VAL:H	1.62	0.63
2:CB:1178:ILE:HD12	2:CB:1179:PRO:O	1.99	0.63
2:CB:327:LEU:HD13	2:CB:351:GLN:HG2	1.78	0.63
2:CB:833:PRO:HG2	2:CB:836:TRP:CZ2	2.33	0.63
3:CC:128:ASP:OD1	3:CC:174:ARG:NH1	2.29	0.63
7:CG:40:ARG:HD3	7:CG:123:TYR:HE1	1.64	0.63
1:DA:125:LEU:HD11	1:DA:219:LEU:HD12	1.79	0.63

*Continued on next page...*

*Continued from previous page...*

Atom-1	Atom-2	Interatomic distance (Å)	Clash overlap (Å)
3:DC:224:THR:HB	10:DJ:10:CYS:HB2	1.81	0.63
12:DL:34:CYS:SG	12:DL:36:SER:OG	2.57	0.63
1:DA:58:LEU:HD11	7:DO:295:LEU:HD11	1.79	0.63
1:EA:11:ILE:HG21	2:EB:1198:TYR:HB2	1.79	0.63
1:EA:1456:PHE:CB	1:EA:1474:LEU:HD11	2.28	0.63
1:EA:966:LEU:HD12	1:EA:967:PRO:HD2	1.80	0.63
2:EB:1017:ALA:O	3:EC:65:ASN:ND2	2.32	0.63
2:EB:327:LEU:HD13	2:EB:351:GLN:HG2	1.81	0.63
2:EB:403:LEU:HD11	2:EB:408:LEU:HB2	1.79	0.63
1:FA:1322:ILE:HG21	1:FA:1457:ILE:HD11	1.81	0.63
1:FA:1647:ASN:HD22	1:FA:1648:ASN:H	1.47	0.63
2:FB:520:LEU:CD2	2:FB:530:PRO:HA	2.28	0.63
9:FI:99:LEU:HB2	9:FI:111:PHE:HZ	1.63	0.63
1:AA:1236:PRO:HB2	1:AA:1524:VAL:HG23	1.80	0.63
1:AA:1508:VAL:O	1:AA:1510:PRO:HD3	1.99	0.63
1:AA:1638:SER:HA	1:AA:1641:ILE:HD12	1.79	0.63
2:AB:898:LEU:HD22	12:AL:46:VAL:HG22	1.80	0.63
2:BB:811:LEU:HD13	2:BB:823:GLN:HE21	1.64	0.63
5:BE:86:PRO:HA	5:BE:113:GLN:HB2	1.80	0.63
8:BH:95:TYR:HD2	8:BH:144:ILE:HD13	1.64	0.63
2:CB:773:VAL:HG21	2:CB:1031:VAL:HB	1.81	0.63
1:DA:113:VAL:HG13	1:DA:182:LYS:HG3	1.80	0.63
1:DA:752:LYS:HG3	1:DA:768:GLU:HA	1.80	0.63
5:DE:5:ASN:ND2	5:DE:52:ARG:HH21	1.93	0.63
7:DG:88:LYS:O	7:DG:118:CYS:HB3	1.98	0.63
1:DA:729:LYS:HD2	8:DH:120:GLY:HA3	1.80	0.63
8:DH:95:TYR:HD2	8:DH:144:ILE:HD13	1.63	0.63
1:EA:964:LYS:HZ1	1:EA:967:PRO:HA	1.64	0.63
2:EB:104:ILE:HB	2:EB:169:ARG:HG3	1.79	0.63
2:EB:588:ILE:O	2:EB:591:LYS:HG2	1.99	0.63
8:EH:13:SER:N	8:EH:27:GLU:O	2.28	0.63
14:EN:148:ILE:H	14:EN:148:ILE:HD12	1.63	0.63
2:FB:17:ARG:HD2	2:FB:758:ASP:HB3	1.80	0.63
13:FM:81:PHE:HD1	13:FM:88:ILE:HB	1.63	0.63
1:AA:985:ARG:HD2	1:AA:987:TYR:HB3	1.81	0.62
1:BA:756:LYS:HG2	9:BI:85:LYS:NZ	2.14	0.62
2:BB:335:ARG:NH1	13:BM:113:ILE:HG23	2.14	0.62
9:BI:6:SER:H	9:BI:45:LEU:HD22	1.64	0.62
1:CA:1215:VAL:HG22	1:CA:1216:THR:H	1.63	0.62
1:CA:1247:SER:OG	1:CA:1249:GLU:N	2.32	0.62
1:CA:1545:ASP:OD1	1:CA:1546:VAL:N	2.30	0.62

*Continued on next page...*

*Continued from previous page...*

Atom-1	Atom-2	Interatomic distance (Å)	Clash overlap (Å)
1:CA:669:LEU:HD13	1:CA:673:HIS:HB3	1.80	0.62
8:CH:38:LEU:HD11	8:CH:123:MET:HG3	1.80	0.62
11:CK:125:MET:HA	11:CK:128:CYS:SG	2.39	0.62
1:DA:1216:THR:OG1	1:DA:1234:LYS:HB2	1.99	0.62
9:DI:72:LYS:HB2	9:DI:73:LYS:HE3	1.81	0.62
1:FA:753:ASN:ND2	1:FA:767:ASN:O	2.32	0.62
2:FB:210:ARG:NH2	2:FB:625:GLU:OE2	2.32	0.62
4:FD:22:ILE:O	7:FG:76:LYS:NZ	2.31	0.62
1:AA:1247:SER:OG	1:AA:1249:GLU:N	2.30	0.62
1:AA:850:SER:O	1:AA:852:ASP:N	2.32	0.62
2:AB:22:GLU:OE2	10:AJ:55:ASP:N	2.29	0.62
12:AL:53:HIS:O	12:AL:55:ILE:N	2.28	0.62
1:BA:1273:THR:HA	9:BI:48:VAL:HG22	1.80	0.62
1:BA:1289:SER:HA	1:BA:1475:GLU:OE1	1.98	0.62
2:BB:1046:VAL:HG22	2:BB:1047:ARG:H	1.64	0.62
2:BB:38:LEU:O	2:BB:41:ALA:N	2.24	0.62
6:BF:101:ILE:HG21	6:BF:120:ILE:HG21	1.80	0.62
1:CA:558:ALA:O	1:CA:561:LEU:HG	1.99	0.62
3:CC:45:SER:OG	3:CC:271:ARG:NH2	2.27	0.62
3:EC:255:VAL:HG12	3:EC:256:ILE:HG12	1.81	0.62
12:EL:45:ALA:O	12:EL:47:ARG:N	2.32	0.62
1:FA:480:ALA:HB2	2:FB:1046:VAL:HG23	1.81	0.62
2:FB:38:LEU:O	2:FB:41:ALA:N	2.24	0.62
1:AA:1637:PRO:HG3	1:AA:1647:ASN:HD21	1.64	0.62
1:AA:782:ASP:OD1	1:AA:783:LYS:N	2.31	0.62
3:AC:101:ILE:HA	3:AC:104:VAL:HG23	1.80	0.62
3:AC:100:ARG:HH12	3:AC:193:LEU:HA	1.64	0.62
3:AC:225:ALA:HB1	3:AC:302:VAL:HG22	1.81	0.62
8:AH:38:LEU:HD11	8:AH:123:MET:HG3	1.81	0.62
3:BC:201:GLU:O	3:BC:202:ILE:HD12	2.00	0.62
1:CA:745:PRO:HG2	1:CA:1075:ALA:HB2	1.81	0.62
1:CA:874:GLU:O	1:CA:878:ARG:HB2	1.99	0.62
2:CB:228:SER:HB2	2:CB:253:LEU:HD13	1.81	0.62
2:CB:520:LEU:CD2	2:CB:530:PRO:HA	2.29	0.62
1:CA:818:THR:HG23	2:CB:780:GLY:HA3	1.81	0.62
1:DA:1526:PHE:O	1:DA:1529:MET:N	2.32	0.62
1:DA:387:SER:HA	1:DA:390:LEU:HD12	1.79	0.62
1:DA:82:PRO:HG2	1:DA:396:ILE:HD12	1.80	0.62
2:DB:104:ILE:HB	2:DB:169:ARG:HG3	1.82	0.62
8:DH:63:LEU:HB3	8:DH:89:LEU:HB3	1.80	0.62
1:EA:113:VAL:HG13	1:EA:182:LYS:HG3	1.79	0.62

*Continued on next page...*

*Continued from previous page...*

Atom-1	Atom-2	Interatomic distance (Å)	Clash overlap (Å)
1:EA:545:SER:O	1:EA:545:SER:OG	2.18	0.62
2:EB:776:ILE:HB	2:EB:1026:ILE:HD13	1.80	0.62
2:EB:562:PRO:HG3	2:EB:588:ILE:HD13	1.81	0.62
4:ED:82:LEU:HD22	7:EG:67:ASN:HD22	1.63	0.62
11:EK:112:THR:N	11:EK:115:ASP:OD2	2.32	0.62
1:FA:882:ILE:HD13	1:FA:888:LYS:HB3	1.79	0.62
2:FB:467:THR:HB	2:FB:469:ASN:HD22	1.64	0.62
5:FE:192:ARG:NH2	5:FE:215:MET:O	2.33	0.62
1:AA:1298:ASP:N	1:AA:1298:ASP:OD1	2.30	0.62
3:AC:229:LEU:O	3:AC:293:ARG:NH1	2.33	0.62
1:BA:1321:PHE:HD1	1:BA:1496:SER:HG	1.47	0.62
6:BF:101:ILE:HD13	6:BF:120:ILE:HG22	1.81	0.62
7:BG:40:ARG:NH1	7:BG:123:TYR:OH	2.31	0.62
1:CA:387:SER:HA	1:CA:390:LEU:HD12	1.80	0.62
1:DA:1294:MET:HG2	1:DA:1296:PHE:CE1	2.35	0.62
1:DA:1601:GLN:O	1:DA:1603:MET:N	2.31	0.62
2:CB:829:ASN:HB2	1:DA:538:ASN:HD21	1.64	0.62
1:DA:809:VAL:HG13	1:DA:813:LEU:HD11	1.80	0.62
2:DB:1110:ILE:H	2:DB:1111:LEU:HD23	1.63	0.62
2:DB:843:ASP:OD1	2:DB:845:LEU:HG	1.99	0.62
1:EA:1022:CYS:SG	1:EA:1615:TYR:OH	2.56	0.62
1:EA:975:ASP:OD1	1:EA:976:ALA:N	2.32	0.62
8:EH:107:VAL:HG23	8:EH:112:ILE:HA	1.80	0.62
1:FA:1344:ILE:HD13	2:FB:329:TYR:HE2	1.64	0.62
3:FC:229:LEU:O	3:FC:293:ARG:NH1	2.33	0.62
4:FD:33:THR:O	4:FD:36:VAL:HB	1.99	0.62
3:AC:109:ASP:HB3	3:AC:112:MET:HE2	1.82	0.62
1:AA:641:GLU:HB2	6:AF:99:LEU:HD22	1.82	0.62
4:BD:24:ALA:HA	7:BG:43:ILE:HA	1.79	0.62
8:BH:118:PHE:HB2	8:BH:121:LEU:HB2	1.81	0.62
8:BH:60:ALA:O	8:BH:140:ALA:HB1	2.00	0.62
13:BM:77:VAL:O	14:BN:56:ILE:HD12	1.99	0.62
14:BN:58:PHE:HA	14:BN:139:VAL:HG23	1.80	0.62
1:DA:1273:THR:HA	9:DI:48:VAL:HG22	1.82	0.62
2:DB:751:ILE:HG23	2:DB:752:VAL:HG22	1.80	0.62
4:DD:22:ILE:HD12	7:DG:45:LEU:HA	1.81	0.62
1:EA:928:MET:HG2	2:EB:955:PRO:HG3	1.81	0.62
2:EB:105:ALA:O	2:EB:135:GLY:HA3	1.99	0.62
11:EK:58:GLY:C	11:EK:60:SER:H	2.02	0.62
2:FB:501:ARG:HG3	2:FB:699:ILE:HD12	1.82	0.62
1:FA:1118:VAL:HG11	5:FE:154:ILE:HG13	1.80	0.62

*Continued on next page...*

*Continued from previous page...*

Atom-1	Atom-2	Interatomic distance (Å)	Clash overlap (Å)
7:FG:40:ARG:NH1	7:FG:123:TYR:OH	2.33	0.62
7:FO:272:ILE:HG13	7:FO:274:SER:H	1.62	0.62
1:AA:74:GLY:HA3	1:AA:364:PRO:HB3	1.82	0.62
9:BI:41:GLN:HB3	9:BI:42:PHE:CE2	2.35	0.62
12:BL:40:LEU:HD22	12:BL:44:ASP:HB3	1.81	0.62
1:CA:1324:LEU:HD22	1:CA:1492:ILE:HG13	1.82	0.62
1:DA:1246:VAL:HG13	1:DA:1250:GLN:HB3	1.80	0.62
1:DA:67:LEU:HD13	1:DA:71:PHE:HB3	1.80	0.62
1:DA:825:ALA:HB1	2:DB:776:ILE:HD11	1.82	0.62
2:DB:850:THR:N	2:DB:882:ILE:HG13	2.12	0.62
2:DB:934:ILE:HG21	3:DC:73:SER:HB3	1.81	0.62
2:DB:967:LEU:H	2:DB:967:LEU:HD12	1.62	0.62
6:DF:101:ILE:HD13	6:DF:120:ILE:HG22	1.81	0.62
1:EA:1202:LEU:HD11	9:EI:101:LEU:HD11	1.80	0.62
1:EA:1246:VAL:HG22	1:EA:1250:GLN:NE2	2.14	0.62
2:EB:431:ASP:HB3	2:EB:438:ILE:HD11	1.82	0.62
2:EB:893:ASN:ND2	2:EB:893:ASN:O	2.33	0.62
1:FA:618:TYR:HB3	1:FA:670:ILE:HD11	1.80	0.62
2:FB:22:GLU:OE2	10:FJ:55:ASP:N	2.32	0.62
3:FC:328:LEU:HD11	11:FK:65:ILE:HD11	1.82	0.62
1:AA:1217:LEU:HD11	1:AA:1572:ARG:HD2	1.81	0.62
1:AA:729:LYS:HD2	8:AH:120:GLY:HA3	1.81	0.62
1:BA:425:ASN:OD1	7:BO:274:SER:N	2.32	0.62
1:BA:669:LEU:HD22	1:BA:673:HIS:ND1	2.15	0.62
1:BA:843:ARG:NH1	2:BB:988:GLU:OE2	2.28	0.62
2:BB:848:ILE:HD11	12:BL:58:LYS:HD3	1.81	0.62
14:BN:55:LEU:HB3	14:BN:136:VAL:HG22	1.82	0.62
2:CB:584:CYS:HB2	2:CB:598:HIS:ND1	2.14	0.62
3:CC:229:LEU:O	3:CC:293:ARG:NH1	2.33	0.62
8:CH:60:ALA:O	8:CH:140:ALA:HB1	2.00	0.62
1:DA:1585:ILE:O	1:DA:1589:MET:HG3	2.00	0.62
1:DA:211:THR:O	1:DA:214:ASP:N	2.32	0.62
2:DB:127:ARG:NH1	2:DB:185:GLU:OE2	2.30	0.62
3:DC:45:SER:OG	3:DC:271:ARG:NH2	2.28	0.62
11:DK:46:LYS:HE3	11:DK:66:VAL:O	2.00	0.62
1:EA:99:ARG:O	1:EA:109:ARG:NH2	2.33	0.62
1:EA:388:LYS:HG2	7:EO:281:ASP:OD1	2.00	0.62
2:EB:228:SER:HB2	2:EB:253:LEU:HD13	1.82	0.62
1:FA:1447:GLN:HG3	1:FA:1460:TYR:HB3	1.80	0.62
2:FB:429:ARG:O	2:FB:433:ASN:ND2	2.28	0.62
2:FB:738:ASP:N	2:FB:738:ASP:OD1	2.32	0.62

*Continued on next page...*

*Continued from previous page...*

Atom-1	Atom-2	Interatomic distance (Å)	Clash overlap (Å)
1:FA:1202:LEU:HD11	9:FI:101:LEU:HD11	1.80	0.62
1:BA:1136:VAL:HG11	1:BA:1140:PHE:HD2	1.64	0.62
1:BA:1342:PRO:HD2	2:BB:272:PRO:HG3	1.82	0.62
1:BA:1657:LEU:HD11	6:BF:135:ARG:HB2	1.80	0.62
14:CN:179:ASP:HB2	14:CN:180:PHE:CD1	2.34	0.62
1:DA:620:ASN:OD1	1:DA:667:ARG:NH2	2.32	0.62
2:DB:1178:ILE:HD12	2:DB:1179:PRO:O	2.00	0.62
1:DA:722:PRO:HD2	8:DH:46:LEU:HD13	1.82	0.62
8:DH:76:THR:HG22	8:DH:77:ARG:H	1.65	0.62
11:DK:58:GLY:C	11:DK:60:SER:H	2.03	0.62
1:EA:1060:GLU:O	1:EA:1063:MET:N	2.32	0.62
1:EA:1247:SER:OG	1:EA:1249:GLU:N	2.30	0.62
2:FB:35:PHE:HB3	2:FB:38:LEU:HD23	1.82	0.62
1:AA:836:THR:OG1	1:AA:837:ALA:N	2.31	0.62
5:AE:86:PRO:HA	5:AE:113:GLN:HB2	1.82	0.62
7:AG:111:THR:HG1	7:AG:113:PHE:HD1	1.47	0.62
14:AN:71:PRO:HB2	14:AN:89:ILE:HD12	1.82	0.62
1:BA:1236:PRO:HB2	1:BA:1524:VAL:HG23	1.81	0.62
4:BD:19:PRO:HB3	7:BG:46:TYR:O	2.00	0.62
7:AO:275:ASN:O	7:BG:159:LYS:NZ	2.32	0.62
2:CB:22:GLU:OE2	10:CJ:55:ASP:N	2.30	0.62
2:DB:738:ASP:OD1	2:DB:738:ASP:N	2.31	0.62
1:EA:1470:CYS:SG	1:EA:1471:GLU:N	2.73	0.62
1:EA:1647:ASN:HD22	1:EA:1648:ASN:H	1.48	0.62
5:EE:156:LEU:HD21	5:EE:197:LYS:HB2	1.82	0.62
3:EC:85:PHE:O	12:EL:64:LEU:HA	1.99	0.62
1:FA:1344:ILE:HG22	2:FB:334:PHE:HE2	1.63	0.62
1:FA:1526:PHE:O	1:FA:1529:MET:N	2.32	0.62
2:FB:772:VAL:HG12	2:FB:946:ASP:H	1.64	0.62
1:AA:1235:THR:O	1:AA:1544:ASN:ND2	2.33	0.62
2:AB:903:ILE:HD13	2:AB:905:TYR:CE1	2.35	0.62
1:BA:450:LYS:NZ	1:BA:450:LYS:HB3	2.13	0.62
2:BB:1186:ASP:OD2	2:BB:1198:TYR:OH	2.15	0.62
2:BB:586:VAL:HG22	2:BB:640:LEU:HD23	1.82	0.62
5:BE:55:ARG:NH2	5:BE:113:GLN:OE1	2.33	0.62
8:BH:63:LEU:HB2	8:BH:88:SER:HB2	1.81	0.62
3:BC:328:LEU:HB3	11:BK:121:LEU:HD11	1.82	0.62
11:BK:58:GLY:C	11:BK:60:SER:H	2.02	0.62
1:CA:113:VAL:HG22	1:CA:182:LYS:NZ	2.15	0.62
5:CE:28:TYR:CE1	5:CE:78:LEU:HB3	2.35	0.62
6:CF:101:ILE:HG21	6:CF:120:ILE:HG21	1.81	0.62

*Continued on next page...*

*Continued from previous page...*

Atom-1	Atom-2	Interatomic distance (Å)	Clash overlap (Å)
14:CN:85:HIS:HB3	14:CN:87:TYR:CE1	2.35	0.62
1:DA:1647:ASN:HD22	1:DA:1648:ASN:H	1.48	0.62
10:DJ:7:CYS:SG	10:DJ:8:PHE:N	2.73	0.62
2:EB:1046:VAL:HG22	2:EB:1047:ARG:H	1.64	0.62
2:EB:832:TRP:CZ3	2:EB:834:LYS:HA	2.35	0.62
7:EG:229:LEU:HD12	7:EG:230:ARG:H	1.64	0.62
11:EK:98:GLU:O	11:EK:100:LEU:N	2.33	0.62
1:FA:1294:MET:HG2	1:FA:1296:PHE:CE1	2.35	0.62
1:FA:74:GLY:HA3	1:FA:364:PRO:HB3	1.81	0.62
2:FB:338:PHE:CZ	2:FB:353:VAL:HG13	2.35	0.62
10:FJ:43:ARG:O	10:FJ:47:ARG:HG3	2.00	0.62
1:AA:719:ILE:HG12	8:AH:97:MET:HG2	1.81	0.61
1:AA:875:LEU:O	1:AA:879:LEU:HG	2.00	0.61
2:AB:834:LYS:O	2:AB:836:TRP:N	2.32	0.61
8:AH:63:LEU:HB2	8:AH:88:SER:HB2	1.81	0.61
1:BA:892:LEU:O	1:BA:896:THR:OG1	2.18	0.61
2:CB:213:HIS:HB2	2:CB:643:PHE:HZ	1.64	0.61
5:CE:137:GLU:O	5:CE:139:ALA:N	2.33	0.61
1:DA:1003:ARG:NH2	2:DB:520:LEU:HD22	2.14	0.61
1:DA:1272:VAL:O	1:DA:1273:THR:OG1	2.18	0.61
1:DA:1288:ARG:HB2	1:DA:1478:ALA:HA	1.82	0.61
2:DB:1047:ARG:NH2	2:DB:1051:PRO:O	2.33	0.61
9:DI:94:MET:HG2	9:DI:114:CYS:HA	1.82	0.61
10:DJ:45:CYS:O	10:DJ:48:ARG:HB3	2.00	0.61
1:EA:74:GLY:HA3	1:EA:364:PRO:HB3	1.81	0.61
2:EB:35:PHE:HB3	2:EB:38:LEU:HD23	1.81	0.61
7:EO:283:GLU:O	7:EO:286:ILE:HB	2.00	0.61
1:FA:1003:ARG:NH2	2:FB:520:LEU:HD22	2.15	0.61
1:FA:1217:LEU:HD11	1:FA:1572:ARG:HD2	1.82	0.61
1:FA:1216:THR:OG1	1:FA:1234:LYS:HB2	2.00	0.61
1:FA:1601:GLN:C	1:FA:1603:MET:H	2.03	0.61
5:FE:19:VAL:O	5:FE:23:VAL:HG23	2.00	0.61
9:FI:88:GLN:OE1	9:FI:119:TYR:HB2	1.99	0.61
13:FM:21:VAL:HB	14:FN:109:LEU:HD11	1.82	0.61
1:AA:596:HIS:H	1:AA:596:HIS:CD2	2.17	0.61
3:AC:90:SER:OG	3:AC:91:VAL:N	2.33	0.61
1:AA:693:GLN:OE1	11:AK:88:PHE:HA	2.00	0.61
1:BA:113:VAL:HG22	1:BA:182:LYS:NZ	2.15	0.61
2:BB:1002:LYS:HZ2	14:BN:166:LEU:HD13	1.65	0.61
2:BB:832:TRP:CZ3	2:BB:834:LYS:HA	2.35	0.61
1:CA:468:ARG:HD2	1:CA:1021:ARG:NH1	2.15	0.61

*Continued on next page...*

*Continued from previous page...*

Atom-1	Atom-2	Interatomic distance (Å)	Clash overlap (Å)
2:CB:939:SER:OG	2:CB:943:ILE:N	2.31	0.61
3:CC:329:LYS:HD2	11:CK:122:LYS:HE2	1.82	0.61
12:CL:45:ALA:O	12:CL:47:ARG:N	2.33	0.61
1:DA:1241:PRO:HG3	1:DA:1540:GLY:HA3	1.81	0.61
2:DB:549:CYS:H	2:DB:550:ARG:NH1	1.97	0.61
2:DB:754:ALA:O	2:DB:756:LEU:N	2.33	0.61
2:DB:904:LYS:C	2:DB:905:TYR:HD1	2.02	0.61
10:DJ:2:ILE:HG12	10:DJ:3:VAL:H	1.65	0.61
1:EA:945:CYS:HB3	1:EA:946:LEU:HD23	1.81	0.61
2:EB:849:GLY:H	2:EB:882:ILE:HB	1.64	0.61
2:EB:714:ARG:HG3	2:EB:922:GLY:HA3	1.82	0.61
2:FB:699:ILE:HD13	2:FB:699:ILE:H	1.63	0.61
5:FE:87:SER:HA	5:FE:115:ASN:HB3	1.82	0.61
9:FI:73:LYS:HA	9:FI:76:LEU:HD12	1.82	0.61
1:AA:1175:MET:O	1:AA:1178:LEU:HG	2.00	0.61
3:BC:225:ALA:HB1	3:BC:302:VAL:HG22	1.81	0.61
7:BG:149:ILE:HD11	7:BG:155:ALA:HB2	1.81	0.61
4:BD:19:PRO:HG3	7:BG:47:VAL:HG12	1.81	0.61
1:CA:1117:SER:OG	1:CA:1117:SER:O	2.16	0.61
1:CA:865:ASP:OD2	1:CA:867:ASP:N	2.30	0.61
8:CH:118:PHE:HB2	8:CH:121:LEU:HB2	1.82	0.61
9:CI:73:LYS:HA	9:CI:76:LEU:HD12	1.80	0.61
2:DB:675:ALA:O	2:DB:690:GLU:HG2	2.00	0.61
8:DH:38:LEU:HD12	8:DH:124:ARG:O	2.00	0.61
1:EA:1217:LEU:HD11	1:EA:1572:ARG:HD2	1.82	0.61
1:EA:125:LEU:HD11	1:EA:219:LEU:HD12	1.82	0.61
2:EB:752:VAL:HG21	2:EB:965:GLU:HG2	1.83	0.61
2:EB:967:LEU:H	2:EB:967:LEU:HD12	1.64	0.61
2:FB:547:HIS:HB2	2:FB:760:TYR:OH	2.00	0.61
3:FC:328:LEU:HB3	11:FK:121:LEU:HD11	1.81	0.61
7:FO:286:ILE:O	7:FO:289:LYS:N	2.31	0.61
1:AA:721:LYS:HG2	1:AA:722:PRO:HA	1.83	0.61
13:AM:12:ILE:CG2	14:AN:68:LYS:HA	2.31	0.61
4:BD:89:LEU:HA	4:BD:92:ILE:HD12	1.81	0.61
13:BM:81:PHE:HD1	13:BM:88:ILE:HB	1.64	0.61
1:BA:425:ASN:ND2	7:BO:274:SER:HB2	2.12	0.61
1:DA:1263:LEU:HB2	1:DA:1496:SER:HB2	1.81	0.61
1:DA:1647:ASN:HB3	1:DA:1649:VAL:HG23	1.81	0.61
2:DB:1002:LYS:HZ3	14:DN:166:LEU:HD13	1.64	0.61
2:DB:170:CYS:SG	2:DB:171:HIS:N	2.74	0.61
14:DN:55:LEU:O	14:DN:136:VAL:HG13	2.00	0.61

*Continued on next page...*



*Continued from previous page...*

Atom-1	Atom-2	Interatomic distance (Å)	Clash overlap (Å)
1:EA:1326:GLU:OE1	1:EA:1454:HIS:HB3	2.00	0.61
1:FA:1456:PHE:CB	1:FA:1474:LEU:HD11	2.30	0.61
10:FJ:45:CYS:O	10:FJ:48:ARG:HB3	2.00	0.61
1:AA:918:LYS:O	1:AA:923:ASN:ND2	2.32	0.61
2:AB:300:SER:HB3	9:AI:49:THR:HG23	1.82	0.61
7:AG:139:ILE:HD12	7:AG:140:GLN:H	1.65	0.61
14:AN:179:ASP:HB2	14:AN:180:PHE:CD1	2.36	0.61
1:BA:385:LEU:HD13	1:BA:437:PHE:HA	1.80	0.61
1:BA:865:ASP:OD2	1:BA:867:ASP:N	2.31	0.61
5:BE:40:GLU:HA	5:BE:43:LYS:HE3	1.81	0.61
1:CA:1502:PRO:O	1:CA:1503:HIS:HB2	1.99	0.61
1:CA:1585:ILE:O	1:CA:1589:MET:HG3	2.01	0.61
1:CA:804:GLU:N	1:CA:804:GLU:OE1	2.32	0.61
2:CB:104:ILE:HB	2:CB:169:ARG:HG3	1.82	0.61
1:DA:985:ARG:HG2	1:DA:988:SER:H	1.65	0.61
2:DB:152:LEU:HD13	2:DB:443:LYS:HG3	1.82	0.61
5:DE:152:LYS:HE3	5:DE:154:ILE:HD11	1.83	0.61
1:EA:1003:ARG:NH2	2:EB:520:LEU:HD22	2.14	0.61
1:EA:482:SER:HB2	2:EB:1044:PHE:HB3	1.80	0.61
1:EA:76:GLN:HE22	2:EB:1111:LEU:HD12	1.65	0.61
2:EB:428:VAL:O	2:EB:432:ILE:HD12	2.01	0.61
1:FA:1637:PRO:HG3	1:FA:1647:ASN:HD21	1.64	0.61
2:FB:380:LYS:HG3	2:FB:637:TYR:CD2	2.35	0.61
2:FB:863:ASP:HB3	2:FB:866:LEU:HB2	1.81	0.61
3:FC:45:SER:OG	3:FC:271:ARG:NH2	2.26	0.61
1:AA:1647:ASN:HB3	1:AA:1649:VAL:HG23	1.81	0.61
2:AB:295:ASN:HB3	14:AN:104:LEU:HD13	1.81	0.61
1:CA:1027:LEU:HD21	1:CA:1588:MET:HG2	1.83	0.61
2:CB:1037:ARG:O	2:CB:1039:MET:N	2.32	0.61
2:CB:714:ARG:HG3	2:CB:922:GLY:HA3	1.82	0.61
10:CJ:2:ILE:HG12	10:CJ:3:VAL:H	1.66	0.61
1:DA:804:GLU:OE1	1:DA:804:GLU:N	2.34	0.61
2:DB:170:CYS:SG	2:DB:172:LEU:N	2.73	0.61
2:DB:811:LEU:HD13	2:DB:823:GLN:NE2	2.13	0.61
1:EA:956:ARG:HG2	1:EA:979:GLY:O	2.01	0.61
8:EH:35:GLN:O	8:EH:127:GLY:HA2	2.00	0.61
1:FA:1272:VAL:C	9:FI:48:VAL:HG13	2.20	0.61
1:FA:669:LEU:HD12	1:FA:786:TYR:CD1	2.35	0.61
1:FA:782:ASP:OD1	1:FA:783:LYS:N	2.32	0.61
1:AA:752:LYS:HG3	1:AA:768:GLU:HA	1.83	0.61
5:AE:147:HIS:HB3	5:AE:150:VAL:HG23	1.81	0.61

*Continued on next page...*

*Continued from previous page...*

Atom-1	Atom-2	Interatomic distance (Å)	Clash overlap (Å)
4:AD:82:LEU:HD22	7:AG:67:ASN:HD22	1.65	0.61
2:BB:683:ASN:HA	14:BN:150:TYR:CE1	2.35	0.61
1:CA:854:GLY:O	1:CA:974:THR:HB	2.01	0.61
1:DA:596:HIS:H	1:DA:596:HIS:CD2	2.18	0.61
2:DB:97:VAL:HG13	2:DB:141:LEU:HD11	1.83	0.61
9:DI:109:THR:OG1	9:DI:124:ASN:ND2	2.34	0.61
13:DM:81:PHE:HD1	13:DM:88:ILE:HB	1.64	0.61
14:DN:55:LEU:HB3	14:DN:136:VAL:HG22	1.82	0.61
1:EA:211:THR:O	1:EA:214:ASP:N	2.34	0.61
2:EB:127:ARG:NH1	2:EB:185:GLU:OE2	2.28	0.61
2:EB:301:PHE:HD1	2:EB:302:LEU:HD23	1.64	0.61
8:EH:60:ALA:O	8:EH:140:ALA:HB1	2.00	0.61
1:FA:1272:VAL:HG12	1:FA:1273:THR:H	1.65	0.61
1:FA:510:PRO:O	1:FA:515:ASN:ND2	2.33	0.61
2:FB:693:PRO:O	2:FB:696:ILE:HG13	1.99	0.61
2:FB:757:TYR:CZ	2:FB:762:MET:HB3	2.36	0.61
1:FA:209:THR:HG21	5:FE:174:GLN:HG3	1.82	0.61
11:FK:58:GLY:C	11:FK:60:SER:H	2.02	0.61
14:FN:58:PHE:HA	14:FN:139:VAL:HG23	1.82	0.61
2:AB:403:LEU:HD11	2:AB:408:LEU:HB2	1.82	0.61
8:AH:62:SER:OG	8:AH:63:LEU:N	2.32	0.61
2:BB:751:ILE:HG23	2:BB:752:VAL:HG22	1.83	0.61
1:CA:897:SER:HA	1:CA:900:VAL:HG22	1.82	0.61
1:CA:1264:SER:O	9:CI:56:PHE:HB3	2.00	0.61
1:DA:1344:ILE:HD13	2:DB:329:TYR:HE2	1.65	0.61
2:DB:1138:ALA:O	2:DB:1141:LEU:HG	2.01	0.61
2:DB:1186:ASP:O	2:DB:1190:SER:OG	2.17	0.61
2:DB:782:ASP:HB3	2:DB:788:ILE:HG12	1.82	0.61
1:DA:843:ARG:NH1	2:DB:988:GLU:OE2	2.27	0.61
13:DM:56:GLU:HB2	13:DM:61:GLU:HA	1.82	0.61
1:EA:19:LEU:HB3	1:EA:24:ILE:HD11	1.80	0.61
2:EB:213:HIS:HB2	2:EB:643:PHE:CZ	2.36	0.61
7:EG:149:ILE:HD11	7:EG:155:ALA:HB2	1.83	0.61
8:EH:106:GLU:HG2	8:EH:112:ILE:HD11	1.83	0.61
13:FM:15:VAL:HA	13:FM:90:LEU:HB2	1.83	0.61
2:AB:586:VAL:HG22	2:AB:640:LEU:HD23	1.83	0.61
2:AB:66:LYS:C	2:AB:68:ILE:H	2.04	0.61
2:AB:783:MET:O	2:AB:785:ASP:N	2.34	0.61
1:AA:1658:ALA:HB2	7:AG:107:ILE:HD11	1.81	0.61
2:AB:946:ASP:OD2	10:AJ:48:ARG:NH2	2.34	0.61
1:BA:1326:GLU:OE1	1:BA:1454:HIS:HB3	2.01	0.61

*Continued on next page...*

*Continued from previous page...*

Atom-1	Atom-2	Interatomic distance (Å)	Clash overlap (Å)
1:BA:1585:ILE:O	1:BA:1589:MET:HG3	2.01	0.61
1:BA:211:THR:O	1:BA:214:ASP:N	2.32	0.61
2:CB:549:CYS:H	2:CB:550:ARG:NH1	1.98	0.61
2:CB:547:HIS:HB2	2:CB:760:TYR:OH	2.01	0.61
2:CB:986:PHE:CD2	2:CB:992:PRO:HG3	2.35	0.61
4:CD:32:SER:N	4:CD:35:GLU:OE2	2.33	0.61
3:DC:128:ASP:OD1	3:DC:174:ARG:NH1	2.32	0.61
3:DC:225:ALA:HB1	3:DC:302:VAL:HG22	1.83	0.61
1:EA:1487:ASN:O	1:EA:1490:GLU:N	2.34	0.61
1:EA:669:LEU:HD13	1:EA:673:HIS:HB3	1.82	0.61
2:EB:380:LYS:HE3	2:EB:637:TYR:HB3	1.83	0.61
2:EB:72:VAL:HG22	2:EB:96:SER:HA	1.80	0.61
1:FA:1031:HIS:HB2	1:FA:1182:GLY:O	2.01	0.61
1:FA:897:SER:HA	1:FA:900:VAL:HG22	1.83	0.61
3:FC:277:ARG:HG3	3:FC:291:LEU:HD13	1.83	0.61
8:FH:95:TYR:HD2	8:FH:144:ILE:HD13	1.66	0.61
1:AA:1484:LEU:CG	2:AB:308:LEU:HD11	2.31	0.61
7:AO:284:VAL:HG12	7:AO:288:ASN:HD21	1.65	0.61
5:BE:5:ASN:ND2	5:BE:52:ARG:HH21	1.98	0.61
1:CA:141:LEU:HG	1:CA:142:GLY:H	1.65	0.61
2:CB:428:VAL:O	2:CB:432:ILE:HD12	2.01	0.61
1:DA:1502:PRO:O	1:DA:1503:HIS:HB2	1.99	0.61
2:EB:1195:ARG:HH21	2:EB:1197:ARG:HD2	1.65	0.61
2:EB:887:LEU:O	2:EB:888:ILE:HD12	2.00	0.61
9:EI:6:SER:H	9:EI:45:LEU:HD22	1.64	0.61
11:EK:49:LEU:HD11	11:EK:54:THR:HG21	1.83	0.61
1:FA:1463:ASP:C	1:FA:1465:GLU:H	2.05	0.61
2:FB:833:PRO:HG2	2:FB:836:TRP:CZ2	2.36	0.61
2:FB:852:VAL:HG13	2:FB:856:ASP:HB2	1.82	0.61
3:FC:316:LYS:O	3:FC:320:ILE:N	2.33	0.61
2:AB:714:ARG:HG3	2:AB:922:GLY:HA3	1.83	0.60
2:AB:986:PHE:CD1	14:AN:160:VAL:HG21	2.36	0.60
3:AC:253:PRO:HG2	14:AN:180:PHE:CD1	2.36	0.60
14:AN:105:SER:OG	14:AN:132:GLN:NE2	2.33	0.60
1:AA:395:LEU:HD12	7:AO:273:VAL:HG13	1.83	0.60
7:BG:82:LEU:HG	7:BG:124:VAL:HA	1.83	0.60
14:BN:122:ALA:O	14:BN:130:PRO:HA	2.02	0.60
1:CA:1463:ASP:C	1:CA:1465:GLU:H	2.04	0.60
1:CA:674:ILE:O	1:CA:678:VAL:HG23	2.01	0.60
2:CB:863:ASP:HB3	2:CB:866:LEU:HB2	1.83	0.60
1:CA:843:ARG:NH1	2:CB:988:GLU:OE2	2.23	0.60

*Continued on next page...*

*Continued from previous page...*

Atom-1	Atom-2	Interatomic distance (Å)	Clash overlap (Å)
1:CA:693:GLN:OE1	11:CK:88:PHE:HA	2.01	0.60
1:DA:1216:THR:HG23	1:DA:1234:LYS:HD2	1.83	0.60
1:DA:1292:ILE:O	1:DA:1292:ILE:HD12	2.01	0.60
7:DG:61:VAL:HG11	7:DG:87:LEU:HD21	1.83	0.60
1:EA:558:ALA:O	1:EA:561:LEU:HG	2.01	0.60
1:EA:818:THR:CG2	2:EB:780:GLY:HA3	2.30	0.60
8:EH:38:LEU:HD11	8:EH:123:MET:HG3	1.81	0.60
1:FA:1474:LEU:HD13	1:FA:1475:GLU:N	2.14	0.60
1:FA:1508:VAL:O	1:FA:1510:PRO:HD3	2.01	0.60
1:FA:596:HIS:HD2	1:FA:596:HIS:H	1.49	0.60
1:AA:1579:PHE:HA	1:AA:1582:LEU:HG	1.83	0.60
1:AA:123:ARG:HD3	1:AA:337:TYR:CE1	2.36	0.60
2:AB:1186:ASP:O	2:AB:1190:SER:OG	2.19	0.60
2:AB:843:ASP:OD1	2:AB:845:LEU:HG	2.00	0.60
2:AB:772:VAL:HG12	2:AB:946:ASP:H	1.65	0.60
6:AF:99:LEU:HB3	7:AG:112:PRO:HD3	1.82	0.60
1:BA:123:ARG:HD3	1:BA:337:TYR:CE1	2.35	0.60
1:BA:603:HIS:NE2	1:BA:624:TYR:OH	2.34	0.60
2:BB:533:THR:OG1	2:BB:542:LEU:O	2.18	0.60
2:BB:75:ASP:OD1	2:BB:76:GLY:N	2.33	0.60
8:BH:30:SER:HB3	8:BH:36:CYS:HB3	1.81	0.60
13:CM:15:VAL:HA	13:CM:90:LEU:HB2	1.81	0.60
1:DA:461:GLU:HA	1:DA:465:GLY:HA2	1.83	0.60
8:DH:106:GLU:HA	8:DH:112:ILE:HG12	1.84	0.60
1:EA:113:VAL:HG22	1:EA:182:LYS:NZ	2.16	0.60
1:EA:1661:PRO:HA	7:EG:102:GLU:HA	1.83	0.60
2:EB:474:SER:O	2:EB:476:LEU:N	2.34	0.60
8:EH:95:TYR:HD2	8:EH:144:ILE:HD13	1.66	0.60
1:FA:1590:THR:OG1	5:FE:212:ARG:NH2	2.34	0.60
1:FA:1620:GLN:O	1:FA:1623:THR:N	2.34	0.60
3:FC:255:VAL:HG12	3:FC:256:ILE:HG12	1.82	0.60
1:AA:1220:PRO:O	1:AA:1223:ARG:N	2.34	0.60
1:AA:1601:GLN:C	1:AA:1603:MET:H	2.05	0.60
2:AB:675:ALA:O	2:AB:690:GLU:HG2	2.00	0.60
3:AC:84:TYR:HB3	12:AL:64:LEU:HD11	1.82	0.60
12:AL:32:ALA:HB2	12:AL:57:LEU:HG	1.83	0.60
1:BA:1656:VAL:HG23	7:BG:107:ILE:HB	1.83	0.60
2:BB:1049:THR:HG21	7:BO:304:ASN:HB3	1.83	0.60
8:BH:57:VAL:HG13	8:BH:144:ILE:HG13	1.84	0.60
1:CA:1344:ILE:HG22	2:CB:334:PHE:HE2	1.65	0.60
1:CA:1661:PRO:HA	7:CG:102:GLU:HA	1.82	0.60

*Continued on next page...*

*Continued from previous page...*

Atom-1	Atom-2	Interatomic distance (Å)	Clash overlap (Å)
2:CB:841:ASP:HB3	2:CB:843:ASP:OD1	2.02	0.60
8:CH:106:GLU:HG2	8:CH:112:ILE:HD11	1.83	0.60
10:CJ:36:LEU:HD11	10:CJ:51:LEU:HB2	1.83	0.60
13:CM:12:ILE:CG2	14:CN:68:LYS:HA	2.30	0.60
1:DA:1058:THR:C	1:DA:1060:GLU:H	2.05	0.60
1:DA:1263:LEU:HG	1:DA:1267:ILE:HD11	1.83	0.60
1:DA:211:THR:HB	5:DE:173:SER:HB2	1.83	0.60
8:DH:107:VAL:HG23	8:DH:112:ILE:HA	1.83	0.60
1:EA:1502:PRO:O	1:EA:1503:HIS:HB2	2.01	0.60
1:EA:549:MET:SD	1:EA:553:GLN:NE2	2.74	0.60
3:EC:88:ASN:OD1	3:EC:202:ILE:HD11	2.01	0.60
1:FA:1019:LEU:HD23	1:FA:1020:GLN:N	2.16	0.60
1:FA:1235:THR:O	1:FA:1544:ASN:ND2	2.35	0.60
1:FA:1546:VAL:O	1:FA:1549:VAL:N	2.34	0.60
5:FE:137:GLU:C	5:FE:139:ALA:H	2.03	0.60
11:FK:60:SER:OG	11:FK:104:ARG:NH2	2.33	0.60
7:AG:37:CYS:HB3	7:AG:125:TRP:CD1	2.36	0.60
3:AC:228:ARG:NH1	14:AN:173:THR:H	1.99	0.60
1:BA:1060:GLU:O	1:BA:1063:MET:N	2.34	0.60
1:BA:1474:LEU:HD13	1:BA:1475:GLU:N	2.16	0.60
2:BB:852:VAL:HG13	2:BB:856:ASP:HB2	1.84	0.60
5:BE:192:ARG:NH2	5:BE:215:MET:O	2.34	0.60
1:CA:1019:LEU:HD23	1:CA:1020:GLN:N	2.17	0.60
1:CA:363:PRO:HB3	2:CB:1187:SER:OG	2.01	0.60
2:CB:623:ASP:HA	2:CB:663:ILE:HG21	1.82	0.60
2:CB:738:ASP:OD1	2:CB:738:ASP:N	2.33	0.60
1:DA:1474:LEU:HD13	1:DA:1475:GLU:N	2.15	0.60
2:DB:327:LEU:HD13	2:DB:351:GLN:HG2	1.82	0.60
2:EB:383:SER:OG	2:EB:384:LEU:N	2.34	0.60
2:EB:52:LEU:HD22	2:EB:61:LEU:HD21	1.82	0.60
2:EB:655:TYR:HA	2:EB:688:HIS:CD2	2.34	0.60
13:EM:58:GLU:HG2	13:EM:59:ARG:N	2.14	0.60
1:FA:1202:LEU:HD11	9:FI:101:LEU:HD21	1.84	0.60
2:FB:886:ASN:N	2:FB:902:SER:O	2.28	0.60
1:AA:1216:THR:OG1	1:AA:1234:LYS:HB2	2.01	0.60
1:AA:456:VAL:HG11	2:AB:1192:MET:SD	2.42	0.60
1:AA:473:GLY:HA2	2:AB:1071:VAL:O	2.01	0.60
2:AB:501:ARG:HG3	2:AB:699:ILE:HD12	1.84	0.60
13:AM:56:GLU:HB2	13:AM:61:GLU:HA	1.83	0.60
1:BA:1220:PRO:O	1:BA:1223:ARG:N	2.34	0.60
1:BA:615:ARG:NH2	2:BB:928:SER:OG	2.34	0.60

*Continued on next page...*

*Continued from previous page...*

Atom-1	Atom-2	Interatomic distance (Å)	Clash overlap (Å)
1:CA:1202:LEU:HD22	9:CI:99:LEU:HD22	1.82	0.60
2:DB:18:THR:HA	2:DB:21:ARG:NH2	2.17	0.60
1:EA:456:VAL:HG11	2:EB:1192:MET:SD	2.41	0.60
2:EB:625:GLU:HB2	2:EB:643:PHE:O	2.01	0.60
7:EG:37:CYS:HB3	7:EG:125:TRP:CD1	2.36	0.60
10:EJ:2:ILE:HG12	10:EJ:3:VAL:H	1.67	0.60
2:EB:346:ASP:OD1	13:EM:113:ILE:HG23	2.01	0.60
1:FA:1288:ARG:HB2	1:FA:1478:ALA:HA	1.83	0.60
1:FA:491:GLU:OE1	1:FA:815:ARG:NH2	2.19	0.60
1:FA:537:GLN:HE21	1:FA:541:GLY:HA2	1.66	0.60
1:FA:1344:ILE:HD13	2:FB:329:TYR:CE2	2.37	0.60
4:FD:22:ILE:CD1	7:FG:45:LEU:HA	2.31	0.60
7:FG:45:LEU:CD1	7:FG:118:CYS:HB2	2.32	0.60
1:AA:1487:ASN:O	1:AA:1490:GLU:N	2.35	0.60
1:AA:1545:ASP:OD1	1:AA:1546:VAL:N	2.31	0.60
2:AB:904:LYS:C	2:AB:905:TYR:HD1	2.04	0.60
1:BA:1272:VAL:HG12	1:BA:1273:THR:H	1.66	0.60
8:BH:106:GLU:HA	8:BH:112:ILE:HG12	1.82	0.60
2:CB:262:PHE:CE2	2:CB:269:TYR:HB2	2.36	0.60
2:CB:392:ASP:HB3	2:CB:399:HIS:CE1	2.37	0.60
2:CB:75:ASP:OD1	2:CB:77:LYS:NZ	2.35	0.60
5:CE:192:ARG:NH2	5:CE:215:MET:O	2.34	0.60
14:CN:58:PHE:HA	14:CN:139:VAL:HG23	1.84	0.60
1:DA:945:CYS:HB3	1:DA:946:LEU:HD23	1.84	0.60
14:DN:122:ALA:O	14:DN:130:PRO:HA	2.01	0.60
1:EA:1245:ASP:OD2	1:EA:1245:ASP:N	2.31	0.60
2:EB:504:HIS:HB3	2:EB:542:LEU:HD23	1.84	0.60
1:EA:1658:ALA:HB2	7:EG:107:ILE:HD11	1.83	0.60
7:EO:285:SER:O	7:EO:289:LYS:HB2	2.02	0.60
7:FO:296:ASP:CG	7:FO:297:LEU:H	2.04	0.60
1:BA:1563:VAL:HA	1:BA:1566:ILE:HD11	1.82	0.60
4:BD:19:PRO:HG3	7:BG:47:VAL:CG1	2.32	0.60
12:BL:33:GLU:HG2	12:BL:55:ILE:HG12	1.84	0.60
2:CB:1150:LYS:HZ2	2:CB:1150:LYS:N	1.98	0.60
2:DB:41:ALA:HB1	2:DB:501:ARG:HH11	1.67	0.60
8:DH:63:LEU:HB2	8:DH:88:SER:HB2	1.83	0.60
1:EA:1601:GLN:C	1:EA:1603:MET:H	2.04	0.60
1:EA:748:ASN:ND2	1:EA:1072:ASN:OD1	2.35	0.60
2:EB:783:MET:O	2:EB:785:ASP:N	2.35	0.60
5:EE:133:GLU:HB3	5:EE:135:PHE:HE1	1.67	0.60
8:FH:60:ALA:O	8:FH:140:ALA:HB1	2.02	0.60

*Continued on next page...*

*Continued from previous page...*

Atom-1	Atom-2	Interatomic distance (Å)	Clash overlap (Å)
9:FI:41:GLN:HB3	9:FI:42:PHE:CE2	2.37	0.60
1:AA:1248:ASP:O	1:AA:1251:ALA:HB3	2.02	0.60
1:AA:1502:PRO:O	1:AA:1503:HIS:HB2	2.01	0.60
5:AE:178:ILE:HG22	5:AE:212:ARG:HB3	1.84	0.60
1:BA:1016:SER:CB	1:BA:1019:LEU:HD22	2.32	0.60
2:BB:588:ILE:O	2:BB:591:LYS:HG2	2.02	0.60
8:BH:63:LEU:HB3	8:BH:89:LEU:HB3	1.82	0.60
12:BL:32:ALA:HB3	12:BL:55:ILE:HG13	1.84	0.60
1:CA:1226:VAL:HG12	1:CA:1227:MET:HG2	1.84	0.60
1:CA:545:SER:O	1:CA:545:SER:OG	2.20	0.60
2:CB:1046:VAL:HG22	2:CB:1047:ARG:H	1.67	0.60
3:CC:223:SER:HB2	3:CC:303:GLU:HB3	1.83	0.60
14:CN:70:LEU:O	14:CN:70:LEU:HG	2.01	0.60
1:DA:1463:ASP:C	1:DA:1465:GLU:H	2.03	0.60
2:DB:18:THR:HA	2:DB:21:ARG:HH21	1.65	0.60
4:DD:32:SER:N	4:DD:35:GLU:OE2	2.35	0.60
5:DE:28:TYR:CE1	5:DE:78:LEU:HB3	2.37	0.60
1:FA:1108:HIS:CG	1:FA:1117:SER:HB3	2.35	0.60
1:FA:1236:PRO:HB2	1:FA:1524:VAL:HG23	1.83	0.60
2:FB:98:SER:OG	2:FB:99:VAL:N	2.32	0.60
5:FE:47:CYS:SG	5:FE:53:PRO:HA	2.42	0.60
8:FH:38:LEU:HD12	8:FH:124:ARG:O	2.01	0.60
13:FM:56:GLU:HB2	13:FM:61:GLU:HA	1.83	0.60
1:AA:785:GLN:O	1:AA:794:VAL:HG22	2.02	0.60
1:AA:975:ASP:OD1	1:AA:976:ALA:N	2.34	0.60
7:AO:284:VAL:O	7:AO:288:ASN:ND2	2.35	0.60
1:BA:1108:HIS:CG	1:BA:1117:SER:HB3	2.36	0.60
2:BB:1047:ARG:NH2	2:BB:1051:PRO:O	2.35	0.60
2:BB:971:ALA:O	2:BB:974:LEU:N	2.35	0.60
1:BA:399:LEU:HD13	7:BO:271:PRO:HG2	1.83	0.60
1:CA:99:ARG:O	1:CA:109:ARG:NH2	2.35	0.60
1:CA:1216:THR:OG1	1:CA:1234:LYS:HB2	2.01	0.60
6:CF:70:LYS:HG3	7:CG:94:PRO:O	2.01	0.60
7:CG:37:CYS:HB3	7:CG:125:TRP:CD1	2.37	0.60
1:DA:680:LEU:HD21	1:DA:731:ILE:HD12	1.82	0.60
11:DK:112:THR:N	11:DK:115:ASP:OD2	2.30	0.60
1:EA:1237:GLN:H	1:EA:1544:ASN:HB3	1.66	0.60
1:FA:1136:VAL:HG22	1:FA:1174:TYR:CD1	2.37	0.60
1:FA:586:VAL:HG13	1:FA:638:PRO:HG2	1.83	0.60
2:FB:474:SER:C	2:FB:476:LEU:H	2.05	0.60
2:FB:562:PRO:HG3	2:FB:588:ILE:HD13	1.84	0.60

*Continued on next page...*

*Continued from previous page...*

Atom-1	Atom-2	Interatomic distance (Å)	Clash overlap (Å)
5:FE:133:GLU:HB3	5:FE:135:PHE:HE1	1.67	0.60
2:AB:104:ILE:HA	2:AB:137:LEU:HD22	1.83	0.60
13:AM:15:VAL:HA	13:AM:90:LEU:HB2	1.83	0.60
2:BB:134:ARG:HA	2:BB:163:VAL:HG23	1.82	0.60
2:BB:807:GLU:O	2:BB:902:SER:OG	2.10	0.60
5:BE:133:GLU:HB3	5:BE:135:PHE:HE1	1.66	0.60
5:BE:48:ASP:O	5:BE:50:MET:N	2.34	0.60
1:CA:203:THR:OG1	1:CA:204:GLU:N	2.32	0.60
2:CB:852:VAL:HG13	2:CB:856:ASP:HB2	1.84	0.60
11:CK:49:LEU:HD11	11:CK:54:THR:HG21	1.83	0.60
1:DA:1019:LEU:HD23	1:DA:1020:GLN:N	2.16	0.60
1:DA:510:PRO:O	1:DA:515:ASN:ND2	2.33	0.60
1:EA:1019:LEU:HD23	1:EA:1020:GLN:N	2.15	0.60
1:EA:1217:LEU:HD13	1:EA:1573:TYR:HE1	1.67	0.60
1:EA:1447:GLN:HG3	1:EA:1460:TYR:HB3	1.82	0.60
1:EA:699:CYS:O	1:EA:815:ARG:NH1	2.35	0.60
1:EA:974:THR:OG1	1:EA:974:THR:O	2.14	0.60
1:EA:1009:THR:HG21	9:EI:101:LEU:HD23	1.84	0.60
1:FA:697:TYR:HE1	1:FA:702:PRO:CD	2.14	0.60
1:FA:850:SER:O	1:FA:853:THR:N	2.34	0.60
2:FB:549:CYS:H	2:FB:550:ARG:NH1	2.00	0.60
9:FI:10:CYS:HB3	9:FI:13:CYS:SG	2.41	0.60
2:AB:1138:ALA:O	2:AB:1141:LEU:HG	2.02	0.59
2:AB:547:HIS:HB2	2:AB:760:TYR:OH	2.02	0.59
3:AC:277:ARG:HG3	3:AC:291:LEU:HD13	1.82	0.59
11:AK:49:LEU:HD11	11:AK:54:THR:HG21	1.84	0.59
1:BA:574:ASN:OD1	1:BA:574:ASN:N	2.35	0.59
5:BE:147:HIS:HB3	5:BE:150:VAL:HG23	1.84	0.59
1:CA:1272:VAL:O	1:CA:1273:THR:OG1	2.17	0.59
3:CC:230:LEU:HD12	3:CC:231:PRO:HD2	1.83	0.59
13:CM:81:PHE:HD1	13:CM:88:ILE:HB	1.67	0.59
1:DA:1094:ALA:HB2	1:DA:1132:TYR:HB3	1.84	0.59
1:EA:1236:PRO:HB2	1:EA:1524:VAL:HG23	1.83	0.59
1:EA:753:ASN:ND2	1:EA:767:ASN:O	2.35	0.59
2:EB:940:GLU:HB2	2:EB:1012:PRO:HB2	1.83	0.59
1:EA:1658:ALA:O	7:EG:104:LEU:HA	2.02	0.59
13:EM:113:ILE:HG22	13:EM:113:ILE:O	2.01	0.59
1:FA:1136:VAL:HG22	1:FA:1174:TYR:CE1	2.36	0.59
1:FA:11:ILE:CG2	2:FB:1198:TYR:HB2	2.32	0.59
1:FA:97:TYR:O	1:FA:101:SER:OG	2.18	0.59
2:FB:1195:ARG:HH21	2:FB:1197:ARG:HD2	1.66	0.59

*Continued on next page...*



*Continued from previous page...*

Atom-1	Atom-2	Interatomic distance (Å)	Clash overlap (Å)
3:FC:42:VAL:HG22	3:FC:56:LEU:HD22	1.84	0.59
1:AA:499:PRO:HG3	1:AA:609:PRO:HA	1.84	0.59
2:AB:1037:ARG:O	2:AB:1039:MET:N	2.35	0.59
2:AB:470:LEU:HD22	2:AB:484:TYR:HE1	1.67	0.59
10:AJ:31:ASP:OD1	10:AJ:34:THR:HB	2.01	0.59
2:AB:1002:LYS:NZ	14:AN:166:LEU:HD13	2.17	0.59
11:BK:49:LEU:HD12	11:BK:62:SER:O	2.01	0.59
14:BN:55:LEU:HD12	14:BN:56:ILE:H	1.67	0.59
1:CA:1094:ALA:HB2	1:CA:1132:TYR:HB3	1.84	0.59
2:CB:210:ARG:NH2	2:CB:625:GLU:OE2	2.35	0.59
13:CM:40:LEU:HD12	13:CM:41:TYR:H	1.66	0.59
14:CN:55:LEU:O	14:CN:136:VAL:HG13	2.02	0.59
2:EB:841:ASP:HB3	2:EB:843:ASP:OD1	2.03	0.59
1:FA:558:ALA:O	1:FA:561:LEU:HG	2.02	0.59
1:FA:896:THR:O	1:FA:900:VAL:HG13	2.02	0.59
12:FL:40:LEU:HD22	12:FL:44:ASP:HB3	1.84	0.59
14:AN:58:PHE:HA	14:AN:139:VAL:HG23	1.83	0.59
7:AO:272:ILE:HG22	7:AO:275:ASN:ND2	2.17	0.59
1:BA:510:PRO:O	1:BA:515:ASN:ND2	2.35	0.59
7:BG:89:ILE:HA	7:BG:118:CYS:SG	2.43	0.59
10:BJ:41:LEU:HD22	10:BJ:46:CYS:HB3	1.83	0.59
1:CA:1019:LEU:HD21	1:CA:1194:GLY:HA2	1.84	0.59
2:CB:1026:ILE:HD11	2:CB:1028:VAL:HG13	1.84	0.59
2:CB:532:HIS:CD2	2:CB:700:LEU:HD22	2.37	0.59
2:CB:934:ILE:HG21	3:CC:73:SER:HB3	1.83	0.59
14:CN:122:ALA:O	14:CN:130:PRO:HA	2.01	0.59
1:DA:574:ASN:N	1:DA:574:ASN:OD1	2.32	0.59
1:DA:669:LEU:HD13	1:DA:673:HIS:HB3	1.84	0.59
1:DA:7:VAL:HG12	1:DA:9:SER:H	1.66	0.59
2:DB:714:ARG:HG3	2:DB:922:GLY:HA3	1.83	0.59
5:DE:19:VAL:O	5:DE:23:VAL:HG23	2.02	0.59
11:DK:51:THR:O	11:DK:54:THR:OG1	2.19	0.59
1:EA:1033:SER:HB3	6:EF:139:PRO:CG	2.30	0.59
1:EA:1146:SER:OG	1:EA:1147:PHE:N	2.31	0.59
1:EA:1272:VAL:HG12	1:EA:1273:THR:H	1.67	0.59
1:EA:892:LEU:O	1:EA:896:THR:OG1	2.19	0.59
2:EB:1150:LYS:N	2:EB:1150:LYS:HZ2	1.99	0.59
2:EB:18:THR:HA	2:EB:21:ARG:NH2	2.16	0.59
4:ED:89:LEU:HA	4:ED:92:ILE:HD12	1.84	0.59
1:FA:1487:ASN:O	1:FA:1490:GLU:N	2.36	0.59
2:FB:52:LEU:HD22	2:FB:61:LEU:HD21	1.85	0.59

*Continued on next page...*

*Continued from previous page...*

Atom-1	Atom-2	Interatomic distance (Å)	Clash overlap (Å)
3:FC:77:SER:O	3:FC:210:LEU:HA	2.02	0.59
1:FA:1555:VAL:N	5:FE:182:ASP:OD1	2.31	0.59
7:FG:37:CYS:HB3	7:FG:125:TRP:CD1	2.37	0.59
12:AL:63:ARG:HG2	12:AL:64:LEU:N	2.15	0.59
14:AN:55:LEU:O	14:AN:136:VAL:HG13	2.01	0.59
1:BA:530:TRP:HZ2	1:BA:582:LYS:HA	1.67	0.59
2:BB:1037:ARG:O	2:BB:1039:MET:N	2.34	0.59
2:BB:250:LEU:HD11	2:BB:378:ILE:HD13	1.84	0.59
2:BB:1121:GLY:HA2	7:BG:241:ARG:NH2	2.16	0.59
1:CA:549:MET:SD	1:CA:553:GLN:HB2	2.42	0.59
2:CB:170:CYS:SG	2:CB:172:LEU:N	2.73	0.59
2:CB:383:SER:OG	2:CB:384:LEU:N	2.33	0.59
2:CB:526:GLY:HA2	2:CB:696:ILE:HG22	1.84	0.59
3:CC:174:ARG:O	3:CC:178:THR:OG1	2.12	0.59
1:DA:1638:SER:HA	1:DA:1641:ILE:HD12	1.84	0.59
2:DB:274:VAL:HA	2:DB:277:LEU:HD12	1.84	0.59
2:DB:383:SER:OG	2:DB:384:LEU:N	2.34	0.59
1:EA:511:VAL:HG22	1:EA:519:LEU:HD12	1.84	0.59
1:EA:718:THR:O	8:EH:98:TYR:N	2.35	0.59
2:EB:795:GLU:OE2	3:EC:216:HIS:HA	2.02	0.59
13:EM:40:LEU:HD12	13:EM:41:TYR:H	1.68	0.59
1:FA:1263:LEU:O	1:FA:1265:GLU:N	2.36	0.59
1:FA:461:GLU:HA	1:FA:465:GLY:HA2	1.83	0.59
1:FA:831:ASP:N	1:FA:831:ASP:OD1	2.35	0.59
1:FA:843:ARG:NE	1:FA:945:CYS:O	2.34	0.59
2:FB:1138:ALA:O	2:FB:1141:LEU:HG	2.01	0.59
2:FB:554:GLN:HA	2:FB:646:HIS:CD2	2.38	0.59
2:FB:751:ILE:HG23	2:FB:752:VAL:HG22	1.84	0.59
2:FB:849:GLY:H	2:FB:882:ILE:HB	1.67	0.59
2:FB:774:ALA:HB3	2:FB:948:ILE:HA	1.83	0.59
1:AA:102:CYS:HB2	1:AA:109:ARG:HG2	1.84	0.59
1:AA:1273:THR:OG1	1:AA:1291:VAL:HB	2.03	0.59
2:AB:104:ILE:HB	2:AB:169:ARG:HG3	1.84	0.59
2:AB:228:SER:HB2	2:AB:253:LEU:HD13	1.85	0.59
2:AB:863:ASP:HB3	2:AB:866:LEU:HB2	1.83	0.59
3:AC:85:PHE:O	12:AL:64:LEU:HA	2.02	0.59
8:AH:118:PHE:HB2	8:AH:121:LEU:HB2	1.85	0.59
1:BA:1019:LEU:HD23	1:BA:1020:GLN:N	2.18	0.59
1:BA:102:CYS:HB2	1:BA:109:ARG:HG2	1.82	0.59
1:BA:669:LEU:HD12	1:BA:786:TYR:CD1	2.33	0.59
2:BB:857:PRO:HA	2:BB:871:ILE:HD11	1.85	0.59

*Continued on next page...*

*Continued from previous page...*

Atom-1	Atom-2	Interatomic distance (Å)	Clash overlap (Å)
11:BK:98:GLU:O	11:BK:100:LEU:N	2.35	0.59
14:BN:105:SER:OG	14:BN:132:GLN:NE2	2.35	0.59
1:CA:1151:ASN:HB3	1:CA:1154:LEU:HD12	1.85	0.59
1:CA:1623:THR:HA	1:CA:1626:VAL:HG22	1.85	0.59
2:CB:35:PHE:HB3	2:CB:38:LEU:HD23	1.83	0.59
6:CF:92:ARG:O	6:CF:96:THR:OG1	2.21	0.59
13:CM:113:ILE:O	13:CM:113:ILE:HG22	2.03	0.59
1:DA:1236:PRO:HB2	1:DA:1524:VAL:HG23	1.84	0.59
1:DA:897:SER:HA	1:DA:900:VAL:HG22	1.84	0.59
1:DA:937:ASN:HB3	9:DI:82:ILE:HD11	1.84	0.59
2:DB:971:ALA:O	2:DB:974:LEU:N	2.36	0.59
3:DC:85:PHE:O	12:DL:64:LEU:HA	2.03	0.59
11:DK:60:SER:OG	11:DK:104:ARG:NH2	2.30	0.59
2:EB:1047:ARG:NH2	2:EB:1059:PRO:HB3	2.18	0.59
1:FA:1003:ARG:CZ	2:FB:520:LEU:HD22	2.32	0.59
4:FD:32:SER:N	4:FD:35:GLU:OE2	2.35	0.59
5:FE:5:ASN:ND2	5:FE:52:ARG:HH21	1.98	0.59
7:FG:10:ASN:HB2	7:FG:14:ALA:HB3	1.84	0.59
1:FA:1662:ASN:HB3	7:FG:57:PRO:HD2	1.84	0.59
8:FH:63:LEU:HB2	8:FH:88:SER:HB2	1.84	0.59
11:FK:80:ILE:HD13	11:FK:105:ILE:HD11	1.83	0.59
13:FM:10:ILE:HB	14:FN:70:LEU:HD21	1.84	0.59
1:AA:943:ILE:HA	1:AA:986:PHE:HB2	1.85	0.59
2:AB:888:ILE:HG13	12:AL:55:ILE:HA	1.85	0.59
1:BA:1272:VAL:O	1:BA:1273:THR:OG1	2.19	0.59
1:BA:1617:THR:CB	1:BA:1620:GLN:HG2	2.33	0.59
1:BA:509:GLU:OE1	1:BA:579:ARG:NH2	2.34	0.59
1:BA:74:GLY:HA3	1:BA:364:PRO:HB3	1.84	0.59
3:BC:45:SER:OG	3:BC:271:ARG:NH2	2.24	0.59
1:DA:1146:SER:OG	1:DA:1147:PHE:N	2.33	0.59
1:DA:1545:ASP:OD1	1:DA:1546:VAL:N	2.29	0.59
1:DA:835:LEU:HD22	1:DA:915:GLY:O	2.02	0.59
1:DA:1484:LEU:HD13	2:DB:305:ARG:CZ	2.32	0.59
2:DB:98:SER:HA	2:DB:421:LEU:HD21	1.84	0.59
2:DB:849:GLY:H	2:DB:882:ILE:HB	1.68	0.59
14:DN:75:GLU:H	14:DN:91:ASP:CB	2.16	0.59
1:EA:1508:VAL:O	1:EA:1510:PRO:HD3	2.01	0.59
6:EF:97:ARG:HA	6:EF:100:GLN:HG3	1.85	0.59
1:FA:440:SER:N	1:FA:458:GLN:HE22	2.01	0.59
1:FA:865:ASP:OD2	1:FA:867:ASP:N	2.34	0.59
2:FB:392:ASP:HB3	2:FB:399:HIS:CE1	2.37	0.59

*Continued on next page...*

*Continued from previous page...*

Atom-1	Atom-2	Interatomic distance (Å)	Clash overlap (Å)
4:FD:22:ILE:HG23	7:FG:44:ALA:O	2.02	0.59
14:FN:55:LEU:O	14:FN:136:VAL:HG13	2.03	0.59
1:AA:615:ARG:NH2	2:AB:928:SER:OG	2.36	0.59
2:AB:956:SER:O	9:AI:107:GLY:HA2	2.02	0.59
1:BA:782:ASP:OD1	1:BA:783:LYS:N	2.36	0.59
3:BC:329:LYS:CD	11:BK:122:LYS:HE2	2.33	0.59
1:CA:1508:VAL:O	1:CA:1510:PRO:HD3	2.02	0.59
2:CB:104:ILE:HA	2:CB:137:LEU:HD22	1.85	0.59
8:CH:15:VAL:HG22	8:CH:26:ILE:HG12	1.85	0.59
1:DA:1019:LEU:HD21	1:DA:1194:GLY:HA2	1.84	0.59
1:DA:323:ILE:O	1:DA:327:VAL:HG23	2.03	0.59
1:EA:478:TYR:O	2:EB:1091:ARG:NH2	2.36	0.59
2:EB:887:LEU:HB3	2:EB:901:VAL:HG13	1.84	0.59
5:EE:152:LYS:HE3	5:EE:154:ILE:HD11	1.84	0.59
11:EK:49:LEU:HD12	11:EK:62:SER:O	2.03	0.59
1:AA:812:VAL:HG12	1:AA:813:LEU:HD23	1.84	0.59
2:AB:832:TRP:CZ3	2:AB:834:LYS:HA	2.37	0.59
6:AF:101:ILE:HG21	6:AF:120:ILE:HG21	1.84	0.59
1:BA:1235:THR:O	1:BA:1544:ASN:ND2	2.36	0.59
1:BA:1623:THR:HA	1:BA:1626:VAL:HG22	1.85	0.59
1:BA:855:ARG:O	1:BA:858:ALA:N	2.35	0.59
2:BB:170:CYS:SG	2:BB:172:LEU:N	2.74	0.59
2:BB:773:VAL:HG21	2:BB:1031:VAL:HB	1.85	0.59
7:BO:300:VAL:O	7:BO:308:ILE:HG13	2.02	0.59
1:CA:55:GLY:HA2	1:CA:72:CYS:SG	2.42	0.59
5:CE:152:LYS:HE3	5:CE:154:ILE:HD11	1.83	0.59
5:CE:156:LEU:HD21	5:CE:197:LYS:HB2	1.83	0.59
1:DA:1463:ASP:O	1:DA:1465:GLU:N	2.35	0.59
1:DA:856:GLU:OE1	1:DA:857:ALA:N	2.35	0.59
2:DB:108:MET:SD	2:DB:120:LYS:HA	2.42	0.59
7:DG:33:GLY:HA3	7:DG:230:ARG:NH1	2.18	0.59
1:EA:1289:SER:HA	1:EA:1475:GLU:OE1	2.03	0.59
1:EA:985:ARG:HD2	1:EA:987:TYR:HB3	1.84	0.59
2:EB:262:PHE:CE2	2:EB:269:TYR:HB2	2.37	0.59
2:FB:718:GLN:CD	2:FB:920:ARG:HA	2.23	0.59
2:FB:693:PRO:HB2	2:FB:984:TRP:CZ3	2.38	0.59
6:FF:147:SER:HB3	6:FF:150:GLU:HG2	1.83	0.59
1:AA:558:ALA:O	1:AA:561:LEU:HG	2.03	0.59
3:AC:77:SER:O	3:AC:210:LEU:HA	2.03	0.59
1:BA:947:LEU:HB2	1:BA:982:VAL:HG11	1.84	0.59
7:BG:250:ILE:HG22	7:BG:251:SER:H	1.68	0.59

*Continued on next page...*

*Continued from previous page...*

Atom-1	Atom-2	Interatomic distance (Å)	Clash overlap (Å)
4:BD:22:ILE:HD12	7:BG:45:LEU:HA	1.84	0.59
1:CA:1060:GLU:O	1:CA:1063:MET:N	2.35	0.59
1:CA:680:LEU:HD12	1:CA:820:TYR:CD1	2.38	0.59
2:CB:857:PRO:HA	2:CB:871:ILE:HD11	1.85	0.59
3:CC:70:ILE:O	3:CC:72:ILE:N	2.35	0.59
1:DA:818:THR:HG23	2:DB:780:GLY:HA3	1.83	0.59
2:DB:986:PHE:CD2	2:DB:992:PRO:HG3	2.38	0.59
5:DE:137:GLU:C	5:DE:139:ALA:H	2.04	0.59
6:DF:83:PRO:O	6:DF:151:LEU:HD22	2.03	0.59
11:DK:118:GLN:O	11:DK:121:LEU:N	2.36	0.59
1:EA:1092:GLU:O	1:EA:1094:ALA:N	2.35	0.59
2:EB:41:ALA:HB1	2:EB:501:ARG:HH11	1.67	0.59
2:EB:547:HIS:HB2	2:EB:760:TYR:OH	2.02	0.59
2:EB:811:LEU:HD13	2:EB:823:GLN:NE2	2.14	0.59
7:EG:226:ASP:O	2:FB:434:ARG:NH1	2.36	0.59
7:EG:89:ILE:HA	7:EG:118:CYS:SG	2.43	0.59
14:EN:58:PHE:HA	14:EN:139:VAL:HG23	1.85	0.59
14:EN:71:PRO:HB2	14:EN:89:ILE:HD12	1.85	0.59
1:FA:1502:PRO:O	1:FA:1503:HIS:HB2	2.02	0.59
1:FA:447:THR:HG1	1:FA:451:VAL:N	2.01	0.59
1:FA:7:VAL:HG11	2:FB:1175:THR:O	2.03	0.59
1:AA:1136:VAL:HG11	1:AA:1140:PHE:HD2	1.67	0.59
1:AA:1538:VAL:HA	1:AA:1541:ILE:HD11	1.85	0.59
1:AA:591:ARG:HB2	1:AA:633:MET:HG2	1.83	0.59
2:AB:412:ILE:O	2:AB:416:LYS:HG2	2.03	0.59
3:AC:201:GLU:O	3:AC:202:ILE:HD12	2.01	0.59
8:AH:60:ALA:O	8:AH:140:ALA:HB1	2.03	0.59
1:BA:1463:ASP:C	1:BA:1465:GLU:H	2.06	0.59
1:BA:440:SER:N	1:BA:458:GLN:HE22	2.01	0.59
1:BA:748:ASN:ND2	1:BA:1072:ASN:OD1	2.36	0.59
2:BB:554:GLN:HA	2:BB:646:HIS:CD2	2.38	0.59
3:BC:255:VAL:HG12	3:BC:256:ILE:HG12	1.85	0.59
7:AO:279:VAL:HG22	7:BG:159:LYS:NZ	2.18	0.59
14:BN:55:LEU:O	14:BN:136:VAL:HG13	2.02	0.59
1:CA:1601:GLN:C	1:CA:1603:MET:H	2.06	0.59
1:CA:549:MET:SD	1:CA:553:GLN:NE2	2.76	0.59
1:CA:947:LEU:HB2	1:CA:982:VAL:HG11	1.84	0.59
7:CG:10:ASN:HB2	7:CG:14:ALA:HB3	1.85	0.59
2:DB:212:ASN:ND2	2:DB:239:VAL:HG22	2.11	0.59
2:DB:75:ASP:OD2	2:DB:93:ASN:ND2	2.36	0.59
5:DE:178:ILE:HG22	5:DE:212:ARG:HB3	1.85	0.59

*Continued on next page...*

*Continued from previous page...*

Atom-1	Atom-2	Interatomic distance (Å)	Clash overlap (Å)
2:EB:683:ASN:HA	14:EN:150:TYR:CE1	2.37	0.59
12:EL:30:ILE:O	12:EL:57:LEU:HD12	2.02	0.59
1:FA:1247:SER:OG	1:FA:1249:GLU:N	2.33	0.59
1:FA:1263:LEU:C	1:FA:1265:GLU:H	2.06	0.59
1:FA:1298:ASP:OD1	1:FA:1298:ASP:N	2.31	0.59
1:FA:1658:ALA:O	7:FG:104:LEU:HA	2.03	0.59
2:FB:609:ARG:O	2:FB:612:LYS:HB3	2.03	0.59
7:FG:50:ALA:HA	7:FG:113:PHE:CE2	2.38	0.59
1:AA:1019:LEU:HD23	1:AA:1020:GLN:N	2.18	0.58
1:AA:399:LEU:CD1	7:AO:270:LEU:HD13	2.33	0.58
2:AB:41:ALA:HB1	2:AB:501:ARG:HH11	1.68	0.58
3:AC:147:PRO:HG2	3:AC:150:SER:HB2	1.85	0.58
1:CA:1273:THR:OG1	1:CA:1291:VAL:HB	2.03	0.58
1:CA:1294:MET:HG2	1:CA:1296:PHE:CE1	2.38	0.58
1:CA:966:LEU:HD12	1:CA:967:PRO:HD2	1.83	0.58
2:CB:105:ALA:O	2:CB:135:GLY:HA3	2.03	0.58
2:CB:693:PRO:HB2	2:CB:984:TRP:CZ3	2.37	0.58
3:CC:88:ASN:OD1	3:CC:202:ILE:HD11	2.03	0.58
3:CC:65:ASN:OD1	3:CC:68:ARG:NH1	2.36	0.58
1:DA:615:ARG:NH2	2:DB:928:SER:OG	2.37	0.58
2:DB:228:SER:HB2	2:DB:253:LEU:HD13	1.84	0.58
2:DB:35:PHE:HB3	2:DB:38:LEU:HD23	1.85	0.58
2:DB:886:ASN:O	2:DB:902:SER:N	2.27	0.58
3:DC:233:ILE:HD11	3:DC:291:LEU:HG	1.84	0.58
7:DG:149:ILE:HG22	7:DG:150:HIS:CD2	2.32	0.58
1:EA:468:ARG:HD2	1:EA:1021:ARG:NH1	2.17	0.58
4:ED:32:SER:N	4:ED:35:GLU:OE2	2.36	0.58
2:FB:832:TRP:CZ3	2:FB:834:LYS:HA	2.38	0.58
1:AA:522:ALA:HB1	1:AA:532:GLY:HA2	1.84	0.58
5:AE:19:VAL:O	5:AE:23:VAL:HG23	2.03	0.58
13:AM:59:ARG:HD2	13:AM:60:LEU:HD21	1.85	0.58
2:BB:41:ALA:HB1	2:BB:501:ARG:HH11	1.68	0.58
2:BB:916:LYS:HE3	2:BB:1040:VAL:HG13	1.85	0.58
1:BA:1540:GLY:HA2	5:BE:148:GLU:OE2	2.03	0.58
5:BE:178:ILE:HG22	5:BE:212:ARG:HB3	1.85	0.58
2:BB:1060:VAL:HG21	7:BO:311:GLU:OE2	2.03	0.58
1:CA:1456:PHE:CB	1:CA:1474:LEU:HD11	2.32	0.58
2:CB:41:ALA:HB1	2:CB:501:ARG:HH11	1.68	0.58
2:CB:832:TRP:CZ3	2:CB:834:LYS:HA	2.38	0.58
4:CD:82:LEU:HD22	7:CG:67:ASN:HD22	1.68	0.58
1:DA:1601:GLN:C	1:DA:1603:MET:H	2.06	0.58

*Continued on next page...*

*Continued from previous page...*

Atom-1	Atom-2	Interatomic distance (Å)	Clash overlap (Å)
1:DA:1617:THR:CB	1:DA:1620:GLN:HG2	2.33	0.58
1:DA:473:GLY:HA2	2:DB:1071:VAL:O	2.03	0.58
2:DB:393:ASN:ND2	2:DB:395:ASP:HB2	2.18	0.58
2:DB:693:PRO:HB2	2:DB:984:TRP:CZ3	2.38	0.58
2:DB:852:VAL:HG13	2:DB:856:ASP:HB2	1.84	0.58
7:DG:72:LYS:O	7:DG:81:VAL:HG23	2.03	0.58
1:EA:477:ASN:OD1	2:EB:1049:THR:HG23	2.03	0.58
3:FC:128:ASP:OD1	3:FC:174:ARG:NH1	2.36	0.58
5:FE:56:LYS:HG3	5:FE:84:ASP:OD2	2.03	0.58
1:AA:1215:VAL:HG22	1:AA:1216:THR:H	1.67	0.58
1:AA:1289:SER:HA	1:AA:1475:GLU:OE1	2.04	0.58
1:AA:585:ASP:OD1	1:AA:644:ARG:NH1	2.36	0.58
2:AB:940:GLU:HB2	2:AB:1012:PRO:HB2	1.84	0.58
5:AE:157:SER:OG	5:AE:160:GLU:HG3	2.04	0.58
9:AI:73:LYS:HA	9:AI:76:LEU:HD12	1.85	0.58
14:AN:122:ALA:O	14:AN:130:PRO:HA	2.03	0.58
1:BA:387:SER:HA	1:BA:390:LEU:HD12	1.84	0.58
1:BA:596:HIS:H	1:BA:596:HIS:HD2	1.50	0.58
2:BB:262:PHE:CZ	2:BB:269:TYR:HB2	2.37	0.58
1:CA:1139:ASN:HB2	5:CE:205:SER:HA	1.85	0.58
1:DA:1118:VAL:HG11	5:DE:154:ILE:HG13	1.85	0.58
1:DA:447:THR:HG1	1:DA:451:VAL:N	2.01	0.58
2:DB:547:HIS:HB2	2:DB:760:TYR:OH	2.04	0.58
2:DB:625:GLU:HB2	2:DB:643:PHE:O	2.03	0.58
2:DB:703:LEU:HD23	2:DB:754:ALA:HB3	1.85	0.58
3:DC:101:ILE:HA	3:DC:104:VAL:HG23	1.83	0.58
2:DB:22:GLU:OE2	10:DJ:55:ASP:N	2.33	0.58
1:EA:1621:PHE:CD1	1:EA:1624:LYS:HE2	2.38	0.58
2:EB:52:LEU:HB3	2:EB:61:LEU:CD1	2.33	0.58
7:EG:82:LEU:HG	7:EG:124:VAL:HA	1.85	0.58
1:FA:1258:ILE:O	1:FA:1501:ILE:HG13	2.03	0.58
1:FA:1621:PHE:CD1	1:FA:1624:LYS:HE2	2.38	0.58
1:FA:55:GLY:HA2	1:FA:72:CYS:SG	2.43	0.58
2:FB:274:VAL:HA	2:FB:277:LEU:HD12	1.85	0.58
2:FB:41:ALA:HB1	2:FB:501:ARG:HH11	1.67	0.58
2:FB:904:LYS:C	2:FB:905:TYR:HD1	2.06	0.58
8:FH:101:ALA:HB2	8:FH:116:TYR:CE1	2.37	0.58
1:AA:1333:ILE:HD11	1:AA:1483:LEU:HD11	1.85	0.58
1:AA:1326:GLU:OE1	1:AA:1454:HIS:HB3	2.03	0.58
1:AA:349:LEU:HD12	1:AA:351:LYS:HE3	1.85	0.58
1:AA:545:SER:O	1:AA:545:SER:OG	2.19	0.58

*Continued on next page...*

*Continued from previous page...*

Atom-1	Atom-2	Interatomic distance (Å)	Clash overlap (Å)
2:AB:916:LYS:HE3	2:AB:1040:VAL:HG13	1.86	0.58
2:AB:19:LEU:HD21	10:AJ:25:LEU:HB3	1.84	0.58
2:AB:782:ASP:HB3	2:AB:788:ILE:HG12	1.85	0.58
3:AC:65:ASN:OD1	3:AC:68:ARG:NH1	2.36	0.58
8:AH:15:VAL:HG22	8:AH:26:ILE:HG12	1.84	0.58
7:AO:265:SER:N	7:AO:268:GLU:OE1	2.36	0.58
7:AO:265:SER:O	7:AO:267:ALA:N	2.29	0.58
1:BA:1261:VAL:HG12	1:BA:1498:ILE:HD12	1.84	0.58
4:CD:89:LEU:HA	4:CD:92:ILE:HD12	1.86	0.58
1:DA:537:GLN:HE21	1:DA:541:GLY:HA2	1.67	0.58
1:DA:581:ILE:HD11	1:DA:605:VAL:HG21	1.85	0.58
1:DA:966:LEU:HD23	1:DA:969:PHE:CD2	2.39	0.58
2:DB:584:CYS:HB2	2:DB:598:HIS:ND1	2.18	0.58
2:DB:863:ASP:HB3	2:DB:866:LEU:HB2	1.86	0.58
4:DD:89:LEU:HA	4:DD:92:ILE:HD12	1.86	0.58
13:DM:10:ILE:HB	14:DN:70:LEU:HD21	1.86	0.58
14:DN:55:LEU:HD12	14:DN:56:ILE:H	1.67	0.58
2:EB:1178:ILE:HD12	2:EB:1179:PRO:O	2.03	0.58
2:EB:213:HIS:HB2	2:EB:643:PHE:HZ	1.68	0.58
9:EI:38:PRO:HG2	9:EI:41:GLN:HB2	1.85	0.58
1:FA:482:SER:HB2	2:FB:1044:PHE:HB3	1.85	0.58
2:AB:975:HIS:NE2	2:AB:1003:ALA:HB2	2.18	0.58
2:AB:1046:VAL:HG22	2:AB:1047:ARG:H	1.67	0.58
1:AA:475:ARG:NH1	2:AB:1068:GLY:O	2.36	0.58
2:AB:474:SER:O	2:AB:476:LEU:N	2.36	0.58
6:AF:100:GLN:HG2	7:AG:112:PRO:CB	2.34	0.58
14:AN:55:LEU:HB3	14:AN:136:VAL:HG22	1.84	0.58
2:BB:774:ALA:HB3	2:BB:948:ILE:HA	1.85	0.58
7:BG:37:CYS:HB3	7:BG:125:TRP:HD1	1.69	0.58
9:BI:2:SER:HA	9:BI:9:PHE:O	2.04	0.58
3:CC:101:ILE:HA	3:CC:104:VAL:HG23	1.84	0.58
1:DA:1342:PRO:CG	2:DB:259:THR:HG22	2.33	0.58
1:DA:586:VAL:HG13	1:DA:638:PRO:HG2	1.84	0.58
5:EE:137:GLU:O	5:EE:139:ALA:N	2.36	0.58
1:FA:669:LEU:HD13	1:FA:673:HIS:HB3	1.85	0.58
7:FG:72:LYS:O	7:FG:81:VAL:HG23	2.04	0.58
1:AA:211:THR:O	1:AA:214:ASP:N	2.37	0.58
9:AI:101:LEU:HD11	9:AI:122:ARG:HH22	1.68	0.58
1:BA:558:ALA:O	1:BA:561:LEU:HG	2.04	0.58
1:BA:674:ILE:O	1:BA:678:VAL:HG23	2.04	0.58
1:CA:1248:ASP:O	1:CA:1251:ALA:HB3	2.03	0.58

*Continued on next page...*



*Continued from previous page...*

Atom-1	Atom-2	Interatomic distance (Å)	Clash overlap (Å)
1:CA:1240:LEU:HD11	1:CA:1529:MET:SD	2.42	0.58
1:CA:1619:CYS:O	1:CA:1622:LEU:HB3	2.04	0.58
1:CA:522:ALA:HB1	1:CA:532:GLY:HA2	1.86	0.58
1:CA:835:LEU:HD22	1:CA:915:GLY:O	2.04	0.58
2:CB:474:SER:O	2:CB:476:LEU:N	2.36	0.58
2:CB:572:PRO:O	2:CB:576:THR:OG1	2.06	0.58
2:CB:795:GLU:OE2	3:CC:216:HIS:HA	2.04	0.58
2:CB:846:PRO:HG3	2:CB:858:ILE:O	2.03	0.58
1:DA:669:LEU:HD22	1:DA:673:HIS:ND1	2.19	0.58
1:DA:785:GLN:O	1:DA:794:VAL:HG22	2.02	0.58
2:DB:1053:ASN:ND2	2:DB:1054:SER:H	2.02	0.58
3:DC:303:GLU:OE1	10:DJ:43:ARG:NH2	2.36	0.58
14:DN:71:PRO:HB2	14:DN:89:ILE:HD12	1.86	0.58
2:EB:130:LEU:HD22	2:EB:198:GLY:HA3	1.84	0.58
2:EB:983:PRO:HB2	2:EB:984:TRP:CE3	2.39	0.58
5:EE:57:MET:SD	5:EE:57:MET:N	2.67	0.58
2:FB:242:ASP:OD1	2:FB:244:THR:HG23	2.04	0.58
2:FB:783:MET:O	2:FB:785:ASP:N	2.37	0.58
1:EA:553:GLN:NE2	2:FB:834:LYS:HB2	2.18	0.58
3:FC:109:ASP:HB3	3:FC:112:MET:HE2	1.83	0.58
1:AA:1474:LEU:HD13	1:AA:1475:GLU:N	2.16	0.58
1:AA:125:LEU:HD11	1:AA:219:LEU:HD12	1.85	0.58
2:BB:1026:ILE:HD11	2:BB:1028:VAL:HG13	1.86	0.58
1:BA:1553:TYR:CZ	5:BE:147:HIS:CD2	2.92	0.58
7:BG:88:LYS:O	7:BG:118:CYS:HB3	2.03	0.58
9:BI:38:PRO:HG2	9:BI:41:GLN:HB2	1.86	0.58
1:CA:1236:PRO:HB2	1:CA:1524:VAL:HG23	1.86	0.58
2:CB:262:PHE:CZ	2:CB:269:TYR:HB2	2.39	0.58
2:CB:675:ALA:O	2:CB:690:GLU:HG2	2.02	0.58
5:CE:7:ARG:O	5:CE:11:ARG:HG3	2.03	0.58
3:CC:328:LEU:HB3	11:CK:121:LEU:HD11	1.85	0.58
1:DA:1456:PHE:CB	1:DA:1474:LEU:HD11	2.31	0.58
2:DB:572:PRO:O	2:DB:576:THR:OG1	2.13	0.58
2:DB:588:ILE:O	2:DB:591:LYS:HG2	2.02	0.58
7:DG:37:CYS:HB3	7:DG:125:TRP:CD1	2.38	0.58
9:DI:2:SER:HB2	9:DI:11:LEU:HD21	1.85	0.58
10:DJ:43:ARG:O	10:DJ:47:ARG:HG3	2.04	0.58
12:DL:32:ALA:HB2	12:DL:57:LEU:HG	1.86	0.58
1:EA:1294:MET:HG2	1:EA:1296:PHE:CE1	2.38	0.58
2:EB:850:THR:N	2:EB:882:ILE:HG13	2.16	0.58
1:FA:468:ARG:HD2	1:FA:1021:ARG:NH1	2.19	0.58

*Continued on next page...*

*Continued from previous page...*

Atom-1	Atom-2	Interatomic distance (Å)	Clash overlap (Å)
1:FA:111:LYS:O	1:FA:115:VAL:HG23	2.03	0.58
1:FA:1151:ASN:HB3	1:FA:1154:LEU:HD12	1.85	0.58
2:FB:962:MET:O	2:FB:965:GLU:N	2.37	0.58
3:FC:230:LEU:HD12	3:FC:231:PRO:HD2	1.85	0.58
7:FG:40:ARG:HD3	7:FG:123:TYR:HE1	1.69	0.58
8:FH:7:ASP:HB2	8:FH:57:VAL:O	2.03	0.58
1:AA:1463:ASP:C	1:AA:1465:GLU:H	2.06	0.58
2:AB:558:VAL:HA	2:AB:561:ILE:HG13	1.86	0.58
1:BA:1294:MET:HG2	1:BA:1296:PHE:CE1	2.39	0.58
2:BB:130:LEU:HD22	2:BB:198:GLY:HA3	1.85	0.58
7:BG:61:VAL:HG11	7:BG:87:LEU:HD21	1.84	0.58
13:BM:10:ILE:HB	14:BN:70:LEU:HD21	1.85	0.58
1:CA:550:SER:O	1:CA:553:GLN:HG3	2.03	0.58
1:CA:499:PRO:HG3	1:CA:609:PRO:HA	1.86	0.58
1:CA:591:ARG:HB2	1:CA:633:MET:HG2	1.86	0.58
2:CB:751:ILE:HG23	2:CB:752:VAL:HG22	1.85	0.58
2:CB:874:TYR:CZ	2:CB:876:SER:HB2	2.39	0.58
1:DA:1217:LEU:HD11	1:DA:1572:ARG:HD2	1.85	0.58
1:DA:1538:VAL:HA	1:DA:1541:ILE:HD11	1.86	0.58
1:DA:1586:ALA:O	1:DA:1589:MET:N	2.36	0.58
1:DA:727:THR:OG1	1:DA:728:GLY:N	2.37	0.58
1:FA:943:ILE:HA	1:FA:986:PHE:HB2	1.85	0.58
2:FB:644:GLY:HA2	2:FB:648:ARG:CZ	2.34	0.58
12:FL:33:GLU:HG2	12:FL:55:ILE:HG12	1.85	0.58
7:FO:297:LEU:HD22	7:FO:310:TYR:CE2	2.38	0.58
1:AA:1108:HIS:CG	1:AA:1117:SER:HB3	2.39	0.58
6:AF:101:ILE:HD13	6:AF:120:ILE:HG22	1.85	0.58
8:AH:7:ASP:HB2	8:AH:57:VAL:O	2.04	0.58
1:BA:1447:GLN:HG3	1:BA:1460:TYR:HB3	1.84	0.58
2:BB:52:LEU:HB3	2:BB:61:LEU:CD1	2.34	0.58
4:BD:32:SER:N	4:BD:35:GLU:OE2	2.37	0.58
1:CA:1289:SER:HA	1:CA:1475:GLU:OE1	2.02	0.58
1:CA:596:HIS:H	1:CA:596:HIS:HD2	1.51	0.58
1:CA:809:VAL:HG13	1:CA:813:LEU:HD11	1.85	0.58
6:CF:101:ILE:HD13	6:CF:120:ILE:HG22	1.85	0.58
1:DA:1333:ILE:HD11	1:DA:1483:LEU:HD11	1.85	0.58
1:DA:758:GLU:O	1:DA:760:TRP:N	2.36	0.58
1:EA:1273:THR:OG1	1:EA:1291:VAL:HB	2.03	0.58
1:EA:480:ALA:HB2	2:EB:1046:VAL:HG23	1.86	0.58
1:EA:943:ILE:HA	1:EA:986:PHE:HB2	1.85	0.58
2:EB:960:ILE:O	2:EB:963:PHE:HB2	2.04	0.58

*Continued on next page...*

*Continued from previous page...*

Atom-1	Atom-2	Interatomic distance (Å)	Clash overlap (Å)
2:FB:675:ALA:O	2:FB:690:GLU:HG2	2.03	0.58
5:FE:156:LEU:HD21	5:FE:197:LYS:HB2	1.86	0.58
1:FA:1271:ILE:HG23	9:FI:50:THR:HG22	1.85	0.58
11:FK:46:LYS:HE3	11:FK:66:VAL:O	2.03	0.58
2:AB:392:ASP:HB3	2:AB:399:HIS:CE1	2.39	0.58
5:AE:7:ARG:O	5:AE:11:ARG:HG3	2.03	0.58
7:AG:88:LYS:O	7:AG:118:CYS:HB3	2.03	0.58
11:AK:83:ASN:HB3	11:AK:86:VAL:HG23	1.85	0.58
1:BA:1324:LEU:HD22	1:BA:1492:ILE:HG13	1.85	0.58
1:BA:1502:PRO:O	1:BA:1503:HIS:HB2	2.03	0.58
2:BB:286:ARG:HG2	13:BM:27:PHE:CG	2.38	0.58
7:AG:174:GLU:HG3	2:BB:463:TYR:HE2	1.69	0.58
2:BB:940:GLU:HB2	2:BB:1012:PRO:HB2	1.86	0.58
6:BF:70:LYS:HG3	7:BG:94:PRO:O	2.04	0.58
1:CA:850:SER:O	1:CA:852:ASP:N	2.37	0.58
2:CB:1138:ALA:O	2:CB:1141:LEU:HG	2.03	0.58
2:CB:1143:THR:HG23	2:CB:1143:THR:O	2.03	0.58
2:CB:408:LEU:HA	2:CB:411:MET:HG3	1.86	0.58
13:CM:78:VAL:O	13:CM:91:TYR:N	2.29	0.58
1:CA:422:ARG:HD2	7:CO:271:PRO:O	2.03	0.58
1:DA:1289:SER:HA	1:DA:1475:GLU:OE1	2.04	0.58
1:DA:123:ARG:HD3	1:DA:337:TYR:CE1	2.38	0.58
1:DA:947:LEU:HB2	1:DA:982:VAL:HG11	1.86	0.58
3:DC:77:SER:O	3:DC:210:LEU:HA	2.04	0.58
14:DN:97:SER:HB3	14:DN:105:SER:HB3	1.86	0.58
1:EA:1637:PRO:HG3	1:EA:1647:ASN:HD21	1.68	0.58
1:EA:522:ALA:HB1	1:EA:532:GLY:HA2	1.86	0.58
1:EA:727:THR:OG1	1:EA:728:GLY:N	2.33	0.58
2:EB:1151:ILE:HG22	2:EB:1152:PHE:H	1.69	0.58
2:EB:98:SER:HA	2:EB:421:LEU:HD21	1.85	0.58
2:EB:939:SER:OG	2:EB:943:ILE:N	2.37	0.58
10:EJ:31:ASP:OD1	10:EJ:34:THR:HB	2.03	0.58
12:EL:40:LEU:HD22	12:EL:44:ASP:HB3	1.86	0.58
7:EO:267:ALA:O	7:EO:270:LEU:HG	2.04	0.58
1:FA:1538:VAL:HA	1:FA:1541:ILE:HD11	1.85	0.58
1:FA:530:TRP:HZ2	1:FA:582:LYS:HA	1.68	0.58
2:FB:1198:TYR:H	2:FB:1198:TYR:HD2	1.50	0.58
2:FB:66:LYS:C	2:FB:68:ILE:H	2.06	0.58
2:FB:775:VAL:H	2:FB:1028:VAL:HG12	1.69	0.58
1:FA:818:THR:CG2	2:FB:780:GLY:HA3	2.34	0.58
7:FO:282:ASP:O	7:FO:286:ILE:HG12	2.04	0.58

*Continued on next page...*

*Continued from previous page...*

Atom-1	Atom-2	Interatomic distance (Å)	Clash overlap (Å)
2:AB:1006:ASN:HB3	2:AB:1010:ASN:O	2.03	0.57
6:AF:147:SER:HB3	6:AF:150:GLU:HG2	1.86	0.57
1:BA:1019:LEU:HD21	1:BA:1194:GLY:HA2	1.85	0.57
2:BB:52:LEU:HD22	2:BB:61:LEU:HD21	1.86	0.57
2:BB:753:LYS:O	2:BB:981:SER:OG	2.18	0.57
3:BC:150:SER:OG	3:BC:155:GLU:OE2	2.15	0.57
10:BJ:43:ARG:O	10:BJ:47:ARG:HG3	2.04	0.57
1:CA:1003:ARG:NH2	2:CB:520:LEU:HD22	2.19	0.57
1:CA:1291:VAL:HG22	1:CA:1473:LYS:CD	2.34	0.57
1:CA:1288:ARG:HB2	1:CA:1478:ALA:HA	1.86	0.57
1:DA:1447:GLN:HG3	1:DA:1460:TYR:HB3	1.85	0.57
1:DA:596:HIS:HD2	1:DA:596:HIS:H	1.51	0.57
1:DA:597:LYS:HB2	2:DB:1082:HIS:CE1	2.38	0.57
2:DB:548:LYS:HA	2:DB:550:ARG:NH2	2.19	0.57
1:EA:1094:ALA:HB2	1:EA:1132:TYR:HB3	1.86	0.57
9:EI:88:GLN:OE1	9:EI:119:TYR:HB2	2.03	0.57
1:FA:7:VAL:HG12	1:FA:9:SER:H	1.69	0.57
1:FA:1482:LYS:NZ	2:FB:304:ASP:OD1	2.31	0.57
2:FB:380:LYS:HE3	2:FB:637:TYR:HB3	1.85	0.57
5:FE:98:ILE:O	5:FE:102:GLU:HB2	2.04	0.57
1:AA:1003:ARG:NH2	2:AB:520:LEU:HD22	2.19	0.57
1:AA:892:LEU:O	1:AA:896:THR:OG1	2.22	0.57
2:AB:848:ILE:HG13	12:AL:60:ARG:HA	1.85	0.57
2:AB:967:LEU:HD12	2:AB:967:LEU:H	1.67	0.57
7:AG:45:LEU:CD1	7:AG:118:CYS:HB2	2.35	0.57
7:AO:279:VAL:HG22	7:BG:159:LYS:HZ2	1.68	0.57
1:BA:125:LEU:HD11	1:BA:219:LEU:HD12	1.86	0.57
3:BC:314:PHE:O	3:BC:317:SER:OG	2.17	0.57
3:CC:325:ALA:O	3:CC:328:LEU:N	2.35	0.57
4:CD:22:ILE:H	7:CG:76:LYS:NZ	2.03	0.57
14:CN:55:LEU:HB3	14:CN:136:VAL:HG22	1.86	0.57
2:DB:783:MET:O	2:DB:785:ASP:N	2.37	0.57
7:DG:139:ILE:HD12	7:DG:140:GLN:H	1.69	0.57
2:DB:286:ARG:HG2	13:DM:27:PHE:CG	2.39	0.57
1:EA:1543:SER:OG	1:EA:1544:ASN:N	2.37	0.57
1:EA:896:THR:O	1:EA:900:VAL:HG13	2.04	0.57
2:EB:886:ASN:N	2:EB:902:SER:O	2.29	0.57
2:EB:904:LYS:C	2:EB:905:TYR:HD1	2.08	0.57
8:EH:30:SER:HB3	8:EH:36:CYS:HB3	1.85	0.57
12:EL:33:GLU:HG2	12:EL:55:ILE:HG12	1.85	0.57
1:FA:102:CYS:HB2	1:FA:109:ARG:HG2	1.86	0.57

*Continued on next page...*

*Continued from previous page...*

Atom-1	Atom-2	Interatomic distance (Å)	Clash overlap (Å)
1:FA:30:LYS:NZ	1:FA:51:ASP:OD2	2.27	0.57
1:FA:752:LYS:HG3	1:FA:768:GLU:HA	1.86	0.57
11:FK:83:ASN:HB3	11:FK:86:VAL:HG23	1.85	0.57
1:AA:1288:ARG:HB2	1:AA:1478:ALA:HA	1.86	0.57
1:AA:699:CYS:SG	1:AA:700:ILE:N	2.77	0.57
2:AB:98:SER:OG	2:AB:99:VAL:N	2.37	0.57
1:BA:586:VAL:HG13	1:BA:638:PRO:HG2	1.86	0.57
1:BA:752:LYS:HG3	1:BA:768:GLU:HA	1.86	0.57
2:BB:403:LEU:HD11	2:BB:408:LEU:HB2	1.85	0.57
2:BB:986:PHE:CD2	2:BB:992:PRO:HG3	2.39	0.57
3:BC:164:ALA:HB2	3:BC:191:ILE:HB	1.86	0.57
6:BF:106:PRO:HG2	7:BG:55:GLU:HG2	1.85	0.57
1:BA:58:LEU:HA	7:BO:298:PRO:HG3	1.85	0.57
1:CA:1269:LYS:HD2	1:CA:1271:ILE:HD11	1.87	0.57
1:CA:1298:ASP:OD1	1:CA:1298:ASP:N	2.37	0.57
1:DA:1276:THR:HG23	1:DA:1288:ARG:NH1	2.18	0.57
1:DA:91:PHE:CD2	1:DA:249:THR:HG22	2.39	0.57
2:DB:644:GLY:HA2	2:DB:648:ARG:CZ	2.34	0.57
7:DG:50:ALA:HA	7:DG:113:PHE:CE2	2.38	0.57
1:DA:1305:GLU:HG3	9:DI:60:LEU:HG	1.85	0.57
7:EO:314:THR:HB	7:EO:316:GLU:OE2	2.05	0.57
1:FA:1139:ASN:HB2	5:FE:205:SER:HA	1.86	0.57
2:FB:104:ILE:HD12	2:FB:169:ARG:HG3	1.86	0.57
7:FG:139:ILE:HD12	7:FG:140:GLN:H	1.68	0.57
1:AA:1085:LEU:HD13	6:AF:84:TYR:OH	2.04	0.57
1:AA:1585:ILE:O	1:AA:1589:MET:HG3	2.04	0.57
1:AA:897:SER:HA	1:AA:900:VAL:HG22	1.86	0.57
7:AG:10:ASN:HB2	7:AG:14:ALA:HB3	1.86	0.57
8:AH:57:VAL:HG13	8:AH:144:ILE:HG13	1.84	0.57
1:BA:1151:ASN:HB3	1:BA:1154:LEU:HD12	1.85	0.57
1:BA:422:ARG:NH1	7:BO:270:LEU:O	2.37	0.57
2:BB:887:LEU:O	2:BB:888:ILE:HD12	2.04	0.57
2:BB:714:ARG:HG3	2:BB:922:GLY:HA3	1.86	0.57
11:BK:80:ILE:HD13	11:BK:105:ILE:HD11	1.85	0.57
13:BM:56:GLU:HB2	13:BM:61:GLU:HA	1.86	0.57
7:AG:159:LYS:NZ	7:BO:278:ILE:HB	2.20	0.57
1:CA:1242:ILE:HD11	1:CA:1517:ARG:HB3	1.87	0.57
1:CA:511:VAL:HG22	1:CA:519:LEU:HD12	1.85	0.57
1:CA:581:ILE:HD11	1:CA:605:VAL:HG21	1.84	0.57
2:CB:212:ASN:ND2	2:CB:239:VAL:HG22	2.14	0.57
7:CG:159:LYS:NZ	7:DO:276:LYS:HA	2.18	0.57

*Continued on next page...*

*Continued from previous page...*

Atom-1	Atom-2	Interatomic distance (Å)	Clash overlap (Å)
14:CN:55:LEU:HD12	14:CN:56:ILE:H	1.70	0.57
1:DA:1105:ARG:NH1	1:DA:1138:GLU:OE1	2.34	0.57
1:DA:914:ASP:O	1:DA:919:LYS:NZ	2.30	0.57
2:DB:757:TYR:CZ	2:DB:762:MET:HB3	2.39	0.57
2:DB:986:PHE:CD1	14:DN:160:VAL:HG21	2.39	0.57
6:DF:92:ARG:O	6:DF:96:THR:OG1	2.21	0.57
2:EB:1053:ASN:ND2	2:EB:1054:SER:H	2.03	0.57
1:EA:1622:LEU:HD11	2:EB:1194:ILE:HD13	1.86	0.57
1:EA:429:THR:HG1	7:EO:273:VAL:HG11	1.70	0.57
3:FC:83:VAL:HG22	3:FC:206:ALA:HB1	1.85	0.57
14:FN:55:LEU:HB3	14:FN:136:VAL:HG22	1.86	0.57
13:FM:12:ILE:HG21	14:FN:68:LYS:HA	1.86	0.57
1:AA:468:ARG:HD2	1:AA:1021:ARG:NH1	2.19	0.57
1:AA:1647:ASN:HD22	1:AA:1648:ASN:H	1.52	0.57
2:AB:554:GLN:HA	2:AB:646:HIS:CD2	2.39	0.57
1:AA:968:SER:CB	2:AB:676:VAL:HG23	2.34	0.57
9:AI:94:MET:HG2	9:AI:114:CYS:HA	1.85	0.57
3:AC:321:LEU:HD11	11:AK:124:LEU:HD21	1.86	0.57
12:AL:45:ALA:O	12:AL:47:ARG:N	2.37	0.57
1:BA:1456:PHE:CB	1:BA:1474:LEU:HD11	2.32	0.57
2:BB:757:TYR:CZ	2:BB:762:MET:HB3	2.40	0.57
5:BE:137:GLU:C	5:BE:139:ALA:H	2.08	0.57
1:CA:1175:MET:O	1:CA:1178:LEU:HG	2.04	0.57
1:CA:1332:GLU:O	1:CA:1336:GLN:HG2	2.04	0.57
12:CL:33:GLU:HG2	12:CL:55:ILE:HG12	1.85	0.57
13:CM:56:GLU:HB2	13:CM:61:GLU:HA	1.86	0.57
2:DB:1195:ARG:HH21	2:DB:1197:ARG:HD2	1.70	0.57
2:DB:843:ASP:HB2	2:DB:845:LEU:HD21	1.85	0.57
2:DB:960:ILE:O	2:DB:963:PHE:HB2	2.03	0.57
3:DC:174:ARG:O	3:DC:178:THR:OG1	2.12	0.57
1:EA:928:MET:HG3	1:EA:933:ALA:HB3	1.87	0.57
1:EA:936:SER:O	1:EA:940:VAL:HG23	2.05	0.57
2:EB:392:ASP:HB3	2:EB:399:HIS:CE1	2.39	0.57
2:EB:693:PRO:O	2:EB:696:ILE:HG13	2.03	0.57
2:EB:774:ALA:HB3	2:EB:948:ILE:HA	1.85	0.57
2:EB:999:GLN:NE2	14:EN:166:LEU:HD21	2.20	0.57
11:EK:80:ILE:HD13	11:EK:105:ILE:HD11	1.86	0.57
3:EC:83:VAL:N	12:EL:67:PHE:O	2.29	0.57
13:EM:81:PHE:HD1	13:EM:88:ILE:HB	1.69	0.57
1:FA:1326:GLU:OE1	1:FA:1454:HIS:HB3	2.04	0.57
1:FA:581:ILE:HD11	1:FA:605:VAL:HG21	1.86	0.57

*Continued on next page...*

*Continued from previous page...*

Atom-1	Atom-2	Interatomic distance (Å)	Clash overlap (Å)
1:FA:874:GLU:O	1:FA:878:ARG:HB2	2.03	0.57
1:FA:966:LEU:HD12	1:FA:967:PRO:HD2	1.87	0.57
2:FB:655:TYR:HD1	2:FB:688:HIS:NE2	2.01	0.57
3:FC:216:HIS:CE1	3:FC:218:LYS:HB3	2.40	0.57
12:FL:32:ALA:HB2	12:FL:57:LEU:HG	1.84	0.57
1:AA:363:PRO:HB3	2:AB:1187:SER:OG	2.05	0.57
2:AB:99:VAL:HG11	2:AB:139:LEU:HD13	1.87	0.57
2:AB:72:VAL:HG11	2:AB:94:LYS:HE3	1.86	0.57
7:AG:93:ASP:HB2	7:AG:104:LEU:HD12	1.85	0.57
1:BA:1105:ARG:NH1	1:BA:1138:GLU:OE1	2.35	0.57
1:BA:422:ARG:HD3	7:BO:272:ILE:HB	1.85	0.57
1:BA:512:THR:O	1:BA:516:ILE:HB	2.05	0.57
1:BA:545:SER:OG	1:BA:545:SER:O	2.19	0.57
2:BB:273:VAL:HA	2:BB:276:ILE:HD13	1.87	0.57
2:BB:703:LEU:HD23	2:BB:754:ALA:HB3	1.85	0.57
2:BB:887:LEU:HB3	2:BB:901:VAL:HG13	1.87	0.57
13:BM:113:ILE:O	13:BM:113:ILE:HG22	2.04	0.57
1:CA:1092:GLU:O	1:CA:1094:ALA:N	2.38	0.57
1:CA:530:TRP:HZ2	1:CA:582:LYS:HA	1.70	0.57
1:CA:713:VAL:HB	1:CA:738:ASN:HD21	1.70	0.57
2:CB:117:VAL:HG12	2:CB:118:GLU:H	1.70	0.57
1:CA:1484:LEU:HG	2:CB:308:LEU:HD11	1.86	0.57
7:CG:250:ILE:HG22	7:CG:251:SER:H	1.68	0.57
7:DG:89:ILE:HA	7:DG:118:CYS:SG	2.43	0.57
12:DL:63:ARG:HG2	12:DL:64:LEU:N	2.16	0.57
1:EA:1151:ASN:HB3	1:EA:1154:LEU:HD12	1.86	0.57
1:EA:1248:ASP:O	1:EA:1251:ALA:HB3	2.04	0.57
1:EA:596:HIS:H	1:EA:596:HIS:HD2	1.49	0.57
7:EG:139:ILE:HD12	7:EG:140:GLN:H	1.68	0.57
1:FA:1060:GLU:O	1:FA:1063:MET:N	2.35	0.57
1:FA:1019:LEU:HD21	1:FA:1194:GLY:HA2	1.86	0.57
2:FB:825:PHE:HE2	2:FB:899:GLN:HA	1.70	0.57
7:FG:29:ASP:O	7:FG:31:LYS:N	2.37	0.57
13:FM:16:GLN:HG3	13:FM:17:ASP:H	1.70	0.57
1:AA:113:VAL:HG22	1:AA:182:LYS:NZ	2.19	0.57
1:AA:425:ASN:OD1	7:AO:272:ILE:HG23	2.05	0.57
1:AA:596:HIS:H	1:AA:596:HIS:HD2	1.52	0.57
5:AE:70:SER:OG	5:AE:71:LYS:N	2.37	0.57
1:BA:1003:ARG:CZ	2:BB:520:LEU:HD22	2.34	0.57
5:BE:98:ILE:O	5:BE:102:GLU:HB2	2.04	0.57
14:BN:110:LEU:HB3	14:BN:119:LEU:HB3	1.87	0.57

*Continued on next page...*

*Continued from previous page...*

Atom-1	Atom-2	Interatomic distance (Å)	Clash overlap (Å)
1:CA:1136:VAL:HG11	1:CA:1140:PHE:HD2	1.69	0.57
1:CA:74:GLY:HA3	1:CA:364:PRO:HB3	1.85	0.57
2:CB:1195:ARG:HH21	2:CB:1197:ARG:HD2	1.68	0.57
2:CB:825:PHE:HE2	2:CB:899:GLN:HA	1.68	0.57
1:CA:1539:ASP:O	5:CE:147:HIS:NE2	2.38	0.57
7:CG:61:VAL:HG11	7:CG:87:LEU:HD21	1.87	0.57
9:CI:72:LYS:HB2	9:CI:73:LYS:HE3	1.86	0.57
10:CJ:2:ILE:HG12	10:CJ:3:VAL:HG23	1.85	0.57
2:DB:940:GLU:HB2	2:DB:1012:PRO:HB2	1.86	0.57
1:EA:470:HIS:O	2:EB:1058:GLN:NE2	2.36	0.57
2:EB:190:ILE:HG12	2:EB:191:GLY:N	2.19	0.57
2:EB:234:ILE:HB	2:EB:250:LEU:HB2	1.86	0.57
2:EB:397:THR:HA	2:EB:400:GLN:OE1	2.05	0.57
3:EC:80:ALA:HA	3:EC:208:CYS:HB3	1.85	0.57
11:EK:118:GLN:O	11:EK:121:LEU:N	2.37	0.57
1:FA:1440:ASN:OD1	1:FA:1440:ASN:N	2.37	0.57
1:FA:785:GLN:O	1:FA:794:VAL:HG22	2.05	0.57
2:FB:1047:ARG:NH2	2:FB:1059:PRO:HB3	2.19	0.57
2:FB:105:ALA:O	2:FB:135:GLY:HA3	2.04	0.57
2:AB:718:GLN:CD	2:AB:920:ARG:HA	2.24	0.57
3:AC:42:VAL:HG22	3:AC:56:LEU:HD22	1.87	0.57
1:BA:618:TYR:HB3	1:BA:670:ILE:CD1	2.34	0.57
1:BA:759:TYR:CE1	1:BA:913:PRO:HG3	2.39	0.57
2:BB:474:SER:O	2:BB:476:LEU:N	2.38	0.57
7:BG:57:PRO:HG2	7:BG:58:LEU:H	1.68	0.57
8:BH:38:LEU:HD11	8:BH:123:MET:HG3	1.87	0.57
1:CA:669:LEU:HD12	1:CA:786:TYR:CD1	2.39	0.57
2:CB:845:LEU:HD12	12:CL:58:LYS:HD2	1.85	0.57
2:CB:986:PHE:CD1	14:CN:160:VAL:HG21	2.40	0.57
5:DE:55:ARG:NH2	5:DE:113:GLN:OE1	2.38	0.57
6:DF:101:ILE:HG21	6:DF:120:ILE:HG21	1.85	0.57
1:EA:1016:SER:CB	1:EA:1019:LEU:HD22	2.35	0.57
1:EA:1136:VAL:HG11	1:EA:1140:PHE:HD2	1.69	0.57
1:EA:1474:LEU:HD13	1:EA:1475:GLU:N	2.19	0.57
2:EB:572:PRO:O	2:EB:576:THR:OG1	2.12	0.57
3:EC:314:PHE:O	3:EC:317:SER:OG	2.17	0.57
7:EG:149:ILE:HG22	7:EG:150:HIS:CD2	2.34	0.57
10:EJ:36:LEU:HD11	10:EJ:51:LEU:HB2	1.86	0.57
1:FA:1485:MET:HA	1:FA:1488:ILE:HD12	1.86	0.57
2:FB:97:VAL:HG13	2:FB:141:LEU:HD11	1.86	0.57
7:FG:29:ASP:C	7:FG:31:LYS:H	2.07	0.57

*Continued on next page...*



*Continued from previous page...*

Atom-1	Atom-2	Interatomic distance (Å)	Clash overlap (Å)
1:FA:719:ILE:HG12	8:FH:97:MET:HG2	1.87	0.57
1:AA:1136:VAL:HG22	1:AA:1174:TYR:CE1	2.39	0.57
1:AA:1294:MET:HG2	1:AA:1296:PHE:CE1	2.40	0.57
1:AA:1456:PHE:CB	1:AA:1474:LEU:HD11	2.33	0.57
2:AB:693:PRO:O	2:AB:696:ILE:HG13	2.04	0.57
2:AB:775:VAL:H	2:AB:1028:VAL:HG12	1.69	0.57
10:AJ:45:CYS:O	10:AJ:48:ARG:HB3	2.05	0.57
1:BA:1512:PRO:HB3	1:BA:1517:ARG:HA	1.86	0.57
1:BA:519:LEU:O	1:BA:523:VAL:HG23	2.03	0.57
1:BA:585:ASP:OD1	1:BA:644:ARG:NH1	2.38	0.57
1:BA:966:LEU:HD23	1:BA:969:PHE:CD2	2.40	0.57
1:BA:76:GLN:NE2	2:BB:1111:LEU:HD12	2.19	0.57
2:BB:229:TYR:HA	2:BB:253:LEU:HD22	1.86	0.57
1:BA:1553:TYR:HD1	5:BE:144:ILE:HB	1.70	0.57
1:BA:641:GLU:HB2	6:BF:99:LEU:HD22	1.87	0.57
1:CA:1326:GLU:OE1	1:CA:1454:HIS:HB3	2.05	0.57
3:CC:102:GLY:HA3	12:CL:69:ALA:CB	2.35	0.57
14:CN:75:GLU:H	14:CN:91:ASP:CB	2.17	0.57
1:DA:1173:LYS:O	1:DA:1177:SER:OG	2.13	0.57
1:DA:74:GLY:HA3	1:DA:364:PRO:HB3	1.87	0.57
2:DB:558:VAL:HA	2:DB:561:ILE:HG13	1.87	0.57
3:DC:230:LEU:HD12	3:DC:231:PRO:HD2	1.87	0.57
8:DH:13:SER:N	8:DH:27:GLU:O	2.36	0.57
8:DH:7:ASP:HB2	8:DH:57:VAL:O	2.05	0.57
1:EA:874:GLU:O	1:EA:878:ARG:HB2	2.05	0.57
2:EB:170:CYS:SG	2:EB:172:LEU:N	2.77	0.57
2:EB:38:LEU:O	2:EB:41:ALA:N	2.24	0.57
2:EB:782:ASP:HB3	2:EB:788:ILE:HG12	1.86	0.57
4:ED:22:ILE:HG23	7:EG:44:ALA:O	2.05	0.57
4:ED:31:VAL:HG23	7:EG:38:ILE:HB	1.87	0.57
1:EA:1557:ALA:HB2	5:EE:150:VAL:HG22	1.86	0.57
1:FA:1162:ASN:H	1:FA:1165:LYS:HD2	1.69	0.57
1:FA:480:ALA:HB1	1:FA:501:PHE:CZ	2.39	0.57
2:FB:532:HIS:ND1	2:FB:700:LEU:HD13	2.19	0.57
2:FB:848:ILE:HG13	12:FL:59:ALA:O	2.04	0.57
3:FC:100:ARG:HH12	3:FC:193:LEU:C	2.07	0.57
8:FH:38:LEU:HD13	8:FH:125:LEU:HB2	1.85	0.57
3:FC:218:LYS:NZ	12:FL:69:ALA:HB3	2.18	0.57
1:AA:67:LEU:HD13	1:AA:71:PHE:HB3	1.86	0.57
2:AB:757:TYR:CZ	2:AB:762:MET:HB3	2.40	0.57
7:AG:40:ARG:HD3	7:AG:123:TYR:HE1	1.70	0.57

*Continued on next page...*

*Continued from previous page...*

Atom-1	Atom-2	Interatomic distance (Å)	Clash overlap (Å)
8:AH:63:LEU:HB3	8:AH:89:LEU:HB3	1.86	0.57
2:AB:731:VAL:HG11	10:AJ:59:LYS:HB3	1.87	0.57
12:BL:34:CYS:SG	12:BL:36:SER:OG	2.63	0.57
1:CA:477:ASN:OD1	2:CB:1049:THR:HG23	2.04	0.57
2:CB:59:GLY:O	2:CB:62:ASN:N	2.38	0.57
2:CB:625:GLU:HB2	2:CB:643:PHE:O	2.05	0.57
5:CE:64:PRO:HB3	5:CE:68:SER:HB2	1.87	0.57
1:DA:1247:SER:OG	1:DA:1249:GLU:N	2.38	0.57
1:DA:482:SER:HB2	2:DB:1044:PHE:HB3	1.87	0.57
2:DB:52:LEU:HD22	2:DB:61:LEU:HD21	1.86	0.57
2:DB:886:ASN:N	2:DB:902:SER:O	2.29	0.57
1:EA:203:THR:OG1	1:EA:204:GLU:N	2.37	0.57
1:EA:759:TYR:CE1	1:EA:913:PRO:HG3	2.39	0.57
2:EB:251:HIS:HB2	2:EB:259:THR:OG1	2.04	0.57
2:EB:575:HIS:NE2	13:EM:76:TYR:OH	2.38	0.57
5:EE:137:GLU:C	5:EE:139:ALA:H	2.08	0.57
14:EN:109:LEU:O	14:EN:110:LEU:HD23	2.05	0.57
1:FA:1454:HIS:HB2	1:FA:1457:ILE:HG13	1.86	0.57
1:FA:422:ARG:HD2	7:FO:270:LEU:O	2.05	0.57
1:FA:478:TYR:N	2:FB:1047:ARG:O	2.37	0.57
2:FB:72:VAL:HG13	2:FB:95:LEU:O	2.05	0.57
2:FB:703:LEU:HD23	2:FB:754:ALA:HB3	1.87	0.57
1:FA:211:THR:HB	5:FE:173:SER:HB2	1.87	0.57
9:FI:101:LEU:O	9:FI:106:GLU:HG2	2.05	0.57
13:FM:23:VAL:HG13	14:FN:108:THR:O	2.05	0.57
1:AA:1272:VAL:HG12	1:AA:1273:THR:H	1.69	0.56
1:AA:1257:SER:HA	1:AA:1499:ARG:NH2	2.20	0.56
1:AA:976:ALA:HB1	1:AA:981:TYR:HB3	1.85	0.56
2:AB:251:HIS:HB2	2:AB:259:THR:OG1	2.04	0.56
2:AB:470:LEU:HD22	2:AB:484:TYR:CE1	2.40	0.56
2:AB:72:VAL:HG22	2:AB:96:SER:HA	1.86	0.56
3:AC:195:LYS:HB2	10:AJ:57:ILE:HD11	1.87	0.56
11:AK:60:SER:OG	11:AK:104:ARG:NH2	2.31	0.56
1:BA:484:ILE:HG23	1:BA:631:ASP:O	2.05	0.56
1:BA:699:CYS:O	1:BA:815:ARG:NH1	2.37	0.56
2:BB:178:TYR:O	2:BB:182:GLN:HG2	2.05	0.56
7:BG:45:LEU:CD1	7:BG:118:CYS:HB2	2.35	0.56
8:BH:106:GLU:HG2	8:BH:112:ILE:HD11	1.87	0.56
10:BJ:7:CYS:SG	10:BJ:8:PHE:N	2.78	0.56
11:BK:125:MET:HA	11:BK:128:CYS:SG	2.44	0.56
13:BM:40:LEU:HD12	13:BM:41:TYR:H	1.70	0.56

*Continued on next page...*

*Continued from previous page...*

Atom-1	Atom-2	Interatomic distance (Å)	Clash overlap (Å)
1:CA:1458:THR:HG21	1:CA:1475:GLU:HG2	1.87	0.56
1:CA:1512:PRO:HB3	1:CA:1517:ARG:HA	1.87	0.56
1:CA:537:GLN:HE21	1:CA:541:GLY:HA2	1.70	0.56
1:CA:947:LEU:HB2	1:CA:982:VAL:HG21	1.87	0.56
2:CB:211:ARG:NH2	2:CB:243:GLN:OE1	2.33	0.56
5:CE:87:SER:HA	5:CE:115:ASN:HB3	1.87	0.56
5:CE:19:VAL:O	5:CE:23:VAL:HG23	2.05	0.56
2:DB:903:ILE:HD13	2:DB:905:TYR:CE1	2.40	0.56
5:DE:87:SER:HA	5:DE:115:ASN:HB3	1.87	0.56
1:DA:1531:ASP:OD2	5:DE:11:ARG:NH1	2.38	0.56
1:EA:1272:VAL:O	1:EA:1273:THR:OG1	2.22	0.56
1:EA:581:ILE:HD11	1:EA:605:VAL:HG21	1.87	0.56
1:EA:586:VAL:HG13	1:EA:638:PRO:HG2	1.86	0.56
2:EB:1201:GLU:HG3	2:EB:1203:LYS:H	1.70	0.56
2:EB:73:ILE:HG13	2:EB:429:ARG:NH2	2.18	0.56
6:EF:99:LEU:HB3	7:EG:112:PRO:HD3	1.87	0.56
1:EA:693:GLN:OE1	11:EK:88:PHE:HA	2.05	0.56
1:FA:1092:GLU:O	1:FA:1094:ALA:N	2.37	0.56
2:FB:228:SER:HB2	2:FB:253:LEU:HD13	1.87	0.56
2:FB:629:VAL:HG11	2:FB:636:GLN:HG2	1.86	0.56
2:FB:934:ILE:HG21	3:FC:73:SER:HB3	1.86	0.56
7:FG:33:GLY:HA3	7:FG:230:ARG:NH1	2.20	0.56
1:AA:1241:PRO:HG3	1:AA:1540:GLY:HA3	1.85	0.56
1:AA:203:THR:OG1	1:AA:204:GLU:N	2.37	0.56
1:AA:1003:ARG:CZ	2:AB:520:LEU:HD22	2.35	0.56
6:AF:97:ARG:HG2	6:AF:130:ILE:HD13	1.87	0.56
2:BB:1083:GLY:HA3	6:BF:88:TYR:CE1	2.39	0.56
2:BB:228:SER:HB2	2:BB:253:LEU:HD13	1.86	0.56
2:BB:72:VAL:HG11	2:BB:94:LYS:HE3	1.88	0.56
2:BB:782:ASP:HB3	2:BB:788:ILE:HG12	1.87	0.56
5:BE:152:LYS:HE3	5:BE:154:ILE:HD11	1.87	0.56
8:BH:116:TYR:HB2	8:BH:123:MET:SD	2.45	0.56
1:CA:1526:PHE:O	1:CA:1529:MET:N	2.37	0.56
1:CA:470:HIS:O	2:CB:1058:GLN:NE2	2.39	0.56
1:CA:586:VAL:HG13	1:CA:638:PRO:HG2	1.86	0.56
2:CB:18:THR:HA	2:CB:21:ARG:HH21	1.70	0.56
14:CN:93:THR:C	14:CN:99:LEU:HG	2.26	0.56
1:DA:1117:SER:OG	1:DA:1117:SER:O	2.21	0.56
1:DA:1027:LEU:HD21	1:DA:1588:MET:HG2	1.86	0.56
5:DE:156:LEU:HD21	5:DE:197:LYS:HB2	1.87	0.56
1:EA:1298:ASP:OD1	1:EA:1298:ASP:N	2.35	0.56

*Continued on next page...*

*Continued from previous page...*

Atom-1	Atom-2	Interatomic distance (Å)	Clash overlap (Å)
1:EA:1324:LEU:HD22	1:EA:1492:ILE:HG13	1.87	0.56
2:EB:311:ARG:HH22	9:EI:8:ILE:CD1	2.17	0.56
2:EB:687:THR:OG1	2:EB:688:HIS:ND1	2.37	0.56
3:EC:45:SER:OG	3:EC:271:ARG:NH2	2.29	0.56
7:EG:29:ASP:C	7:EG:31:LYS:H	2.08	0.56
7:EG:29:ASP:O	7:EG:31:LYS:N	2.38	0.56
9:EI:2:SER:HA	9:EI:9:PHE:O	2.05	0.56
2:FB:104:ILE:HB	2:FB:169:ARG:HG3	1.85	0.56
2:FB:939:SER:OG	2:FB:943:ILE:N	2.38	0.56
5:FE:76:GLY:H	5:FE:106:GLN:HG2	1.68	0.56
10:FJ:31:ASP:OD1	10:FJ:34:THR:HB	2.04	0.56
1:AA:1270:VAL:HB	9:AI:51:THR:HG21	1.86	0.56
1:AA:758:GLU:O	1:AA:760:TRP:N	2.38	0.56
13:AM:40:LEU:HD12	13:AM:41:TYR:H	1.70	0.56
1:CA:1262:LEU:HD12	1:CA:1264:SER:HG	1.69	0.56
1:CA:507:TYR:HB3	1:CA:579:ARG:HH12	1.70	0.56
1:CA:611:GLU:CD	1:CA:615:ARG:HD2	2.25	0.56
1:CA:699:CYS:O	1:CA:815:ARG:NH1	2.38	0.56
1:DA:1151:ASN:HB3	1:DA:1154:LEU:HD12	1.86	0.56
1:DA:1264:SER:HB3	9:DI:56:PHE:CD1	2.40	0.56
1:DA:836:THR:OG1	1:DA:837:ALA:N	2.38	0.56
2:DB:75:ASP:OD1	2:DB:76:GLY:N	2.26	0.56
2:DB:825:PHE:HE2	2:DB:899:GLN:HA	1.70	0.56
9:DI:13:CYS:SG	9:DI:14:GLY:N	2.76	0.56
1:EA:1458:THR:HG21	1:EA:1475:GLU:HG2	1.88	0.56
1:EA:91:PHE:CD2	1:EA:249:THR:HG22	2.39	0.56
1:EA:713:VAL:HB	1:EA:738:ASN:HD21	1.71	0.56
4:ED:47:LYS:HD3	4:ED:82:LEU:HD13	1.86	0.56
13:EM:56:GLU:HB2	13:EM:61:GLU:HA	1.87	0.56
1:FA:1276:THR:HG23	1:FA:1288:ARG:NH1	2.17	0.56
1:FA:1557:ALA:HB2	5:FE:150:VAL:HG22	1.86	0.56
2:FB:848:ILE:HG13	12:FL:60:ARG:HA	1.86	0.56
6:FF:101:ILE:HD13	6:FF:120:ILE:HG22	1.87	0.56
9:FI:2:SER:HA	9:FI:9:PHE:O	2.05	0.56
1:AA:1218:GLY:O	1:AA:1222:LEU:HD22	2.05	0.56
1:AA:7:VAL:HG12	1:AA:9:SER:H	1.71	0.56
3:AC:325:ALA:O	3:AC:328:LEU:N	2.37	0.56
7:AG:33:GLY:HA3	7:AG:230:ARG:NH1	2.20	0.56
1:BA:875:LEU:O	1:BA:879:LEU:HG	2.04	0.56
7:BG:72:LYS:O	7:BG:81:VAL:HG23	2.05	0.56
3:BC:329:LYS:CE	11:BK:122:LYS:HE2	2.35	0.56

*Continued on next page...*

*Continued from previous page...*

Atom-1	Atom-2	Interatomic distance (Å)	Clash overlap (Å)
1:CA:491:GLU:OE1	1:CA:815:ARG:NH2	2.21	0.56
2:CB:18:THR:HA	2:CB:21:ARG:NH2	2.20	0.56
2:CB:570:VAL:HG13	2:CB:596:VAL:HG13	1.86	0.56
3:CC:77:SER:O	3:CC:210:LEU:HA	2.06	0.56
5:CE:178:ILE:HG22	5:CE:212:ARG:HB3	1.87	0.56
1:DA:550:SER:O	1:DA:553:GLN:HG3	2.06	0.56
2:DB:412:ILE:O	2:DB:416:LYS:HG2	2.04	0.56
2:DB:903:ILE:HD12	2:DB:903:ILE:N	2.20	0.56
2:DB:772:VAL:HG12	2:DB:946:ASP:H	1.71	0.56
5:DE:127:ILE:HD11	5:DE:132:ILE:HD11	1.88	0.56
14:DN:97:SER:HA	14:DN:104:LEU:O	2.04	0.56
1:EA:1028:GLU:OE1	1:EA:1638:SER:HB2	2.05	0.56
1:EA:102:CYS:HB2	1:EA:109:ARG:HG2	1.86	0.56
3:EC:233:ILE:HD11	3:EC:291:LEU:HG	1.86	0.56
11:EK:60:SER:OG	11:EK:104:ARG:NH2	2.36	0.56
1:FA:1447:GLN:NE2	1:FA:1459:LYS:HG2	2.20	0.56
1:FA:976:ALA:HB1	1:FA:981:TYR:HB3	1.87	0.56
2:FB:986:PHE:CD2	2:FB:992:PRO:HG3	2.41	0.56
3:FC:85:PHE:HA	3:FC:204:LEU:HD13	1.88	0.56
1:AA:323:ILE:O	1:AA:327:VAL:HG23	2.06	0.56
2:AB:886:ASN:O	2:AB:902:SER:N	2.28	0.56
2:AB:98:SER:HA	2:AB:421:LEU:HD21	1.86	0.56
1:BA:1298:ASP:OD1	1:BA:1298:ASP:N	2.39	0.56
1:BA:250:LYS:HD3	1:BA:428:VAL:HG22	1.87	0.56
1:BA:471:MET:HA	1:BA:474:LYS:HE3	1.86	0.56
2:CB:380:LYS:HG3	2:CB:637:TYR:CD2	2.40	0.56
2:CB:501:ARG:HG3	2:CB:699:ILE:HD12	1.88	0.56
3:CC:83:VAL:HG22	3:CC:206:ALA:HB1	1.88	0.56
11:CK:112:THR:N	11:CK:115:ASP:OD2	2.36	0.56
2:DB:212:ASN:OD1	2:DB:239:VAL:HG13	2.06	0.56
7:DG:24:VAL:O	7:DG:128:GLN:NE2	2.37	0.56
11:DK:75:ALA:O	11:DK:79:VAL:HG23	2.05	0.56
2:EB:1026:ILE:HD11	2:EB:1028:VAL:HG13	1.86	0.56
2:EB:96:SER:OG	2:EB:144:SER:O	2.22	0.56
14:EN:90:MET:O	14:EN:137:PHE:HB3	2.05	0.56
1:FA:513:ALA:O	1:FA:516:ILE:HG22	2.06	0.56
1:FA:928:MET:HG3	1:FA:933:ALA:HB3	1.88	0.56
2:FB:843:ASP:HB2	2:FB:845:LEU:HD21	1.86	0.56
2:FB:960:ILE:O	2:FB:963:PHE:HB2	2.05	0.56
2:FB:311:ARG:HH22	9:FI:8:ILE:HD12	1.70	0.56
1:AA:511:VAL:HG22	1:AA:519:LEU:HD12	1.86	0.56

*Continued on next page...*

*Continued from previous page...*

Atom-1	Atom-2	Interatomic distance (Å)	Clash overlap (Å)
1:AA:519:LEU:O	1:AA:523:VAL:HG23	2.06	0.56
1:BA:1508:VAL:O	1:BA:1510:PRO:HD3	2.06	0.56
1:BA:1526:PHE:O	1:BA:1529:MET:N	2.39	0.56
1:BA:964:LYS:NZ	1:BA:967:PRO:HA	2.21	0.56
2:BB:1186:ASP:O	2:BB:1190:SER:OG	2.24	0.56
2:BB:104:ILE:HA	2:BB:137:LEU:HD22	1.86	0.56
3:BC:90:SER:OG	3:BC:91:VAL:N	2.37	0.56
1:BA:572:THR:HA	7:BG:52:MET:SD	2.45	0.56
9:BI:2:SER:HB2	9:BI:11:LEU:HD21	1.88	0.56
10:BJ:18:TRP:O	10:BJ:22:LEU:HG	2.06	0.56
3:BC:228:ARG:NH1	14:BN:173:THR:H	2.04	0.56
7:BO:276:LYS:C	7:BO:278:ILE:H	2.09	0.56
1:CA:188:TYR:O	1:CA:191:MET:N	2.39	0.56
1:CA:189:VAL:O	1:CA:193:ILE:HG13	2.06	0.56
9:CI:23:VAL:HB	9:CI:39:LYS:HE3	1.88	0.56
12:CL:38:LEU:HD12	12:CL:49:LYS:HD3	1.88	0.56
1:DA:1585:ILE:O	1:DA:1588:MET:HB3	2.04	0.56
1:DA:545:SER:OG	1:DA:545:SER:O	2.23	0.56
2:DB:190:ILE:HG12	2:DB:191:GLY:N	2.20	0.56
1:DA:1276:THR:O	9:DI:44:ASN:HB3	2.05	0.56
2:EB:532:HIS:ND1	2:EB:700:LEU:HD13	2.21	0.56
1:FA:947:LEU:HB2	1:FA:982:VAL:HG11	1.87	0.56
2:FB:548:LYS:HA	2:FB:550:ARG:NH2	2.21	0.56
2:FB:903:ILE:HD13	2:FB:905:TYR:CE1	2.41	0.56
4:FD:47:LYS:HD3	4:FD:82:LEU:HD13	1.88	0.56
9:FI:38:PRO:HG2	9:FI:41:GLN:HB2	1.87	0.56
1:AA:1324:LEU:HD22	1:AA:1492:ILE:HG13	1.87	0.56
1:AA:440:SER:N	1:AA:458:GLN:HE22	2.04	0.56
1:AA:513:ALA:O	1:AA:516:ILE:HG22	2.05	0.56
2:AB:212:ASN:ND2	2:AB:239:VAL:HG22	2.18	0.56
4:AD:33:THR:O	4:AD:36:VAL:HB	2.05	0.56
11:AK:80:ILE:HD13	11:AK:105:ILE:HD11	1.87	0.56
1:BA:927:ALA:O	1:BA:931:SER:OG	2.21	0.56
2:BB:1138:ALA:O	2:BB:1141:LEU:HG	2.06	0.56
2:BB:301:PHE:HD1	2:BB:302:LEU:HD23	1.69	0.56
7:BG:139:ILE:HD12	7:BG:140:GLN:H	1.69	0.56
1:CA:785:GLN:O	1:CA:794:VAL:HG22	2.05	0.56
1:CA:1007:ILE:HG22	2:CB:515:THR:HG22	1.87	0.56
2:CB:548:LYS:HA	2:CB:550:ARG:NH2	2.20	0.56
2:CB:849:GLY:H	2:CB:882:ILE:HB	1.71	0.56
3:CC:233:ILE:HD11	3:CC:291:LEU:HG	1.87	0.56

*Continued on next page...*

*Continued from previous page...*

Atom-1	Atom-2	Interatomic distance (Å)	Clash overlap (Å)
1:CA:693:GLN:NE2	11:CK:87:GLU:O	2.31	0.56
2:DB:392:ASP:HB3	2:DB:399:HIS:CE1	2.41	0.56
7:DG:111:THR:HG1	7:DG:113:PHE:HD1	1.53	0.56
7:DG:26:ASN:ND2	7:DG:37:CYS:SG	2.79	0.56
8:DH:30:SER:HG	8:DH:33:GLN:H	1.53	0.56
13:DM:15:VAL:HA	13:DM:90:LEU:HB2	1.86	0.56
2:DB:995:TYR:CE1	14:DN:162:LYS:HG3	2.40	0.56
1:DA:379:GLU:HA	7:DO:292:HIS:CD2	2.40	0.56
2:EB:526:GLY:HA2	2:EB:696:ILE:HG22	1.86	0.56
7:EG:93:ASP:HB2	7:EG:104:LEU:HD12	1.88	0.56
13:EM:112:LYS:HG3	13:EM:113:ILE:HD12	1.88	0.56
13:EM:16:GLN:HG3	13:EM:17:ASP:H	1.70	0.56
1:FA:1085:LEU:HD13	6:FF:84:TYR:OH	2.04	0.56
2:FB:301:PHE:HD1	2:FB:302:LEU:HD23	1.71	0.56
2:FB:661:GLU:HG3	2:FB:662:ASP:N	2.20	0.56
6:FF:101:ILE:HG21	6:FF:120:ILE:HG21	1.86	0.56
2:AB:532:HIS:CD2	2:AB:700:LEU:HD22	2.41	0.56
2:AB:526:GLY:HA2	2:AB:696:ILE:HG22	1.87	0.56
2:AB:849:GLY:H	2:AB:882:ILE:HB	1.71	0.56
13:AM:113:ILE:HG22	13:AM:113:ILE:O	2.06	0.56
1:BA:1146:SER:OG	1:BA:1147:PHE:N	2.39	0.56
1:BA:491:GLU:OE1	1:BA:815:ARG:NH2	2.20	0.56
2:BB:1060:VAL:HG22	2:BB:1061:LYS:N	2.21	0.56
6:BF:147:SER:HB3	6:BF:150:GLU:HG2	1.88	0.56
2:BB:929:ARG:NH2	11:BK:97:SER:OG	2.39	0.56
13:BM:59:ARG:HD2	13:BM:60:LEU:HD21	1.88	0.56
1:CA:1245:ASP:OD2	1:CA:1245:ASP:N	2.38	0.56
1:CA:584:ARG:HD3	6:CF:116:ASP:HB2	1.87	0.56
1:CA:718:THR:OG1	1:CA:730:GLN:OE1	2.24	0.56
2:CB:782:ASP:HB3	2:CB:788:ILE:HG12	1.88	0.56
1:DA:1094:ALA:HB1	1:DA:1135:SER:HB2	1.88	0.56
2:DB:474:SER:C	2:DB:476:LEU:H	2.09	0.56
2:DB:609:ARG:O	2:DB:612:LYS:HB3	2.05	0.56
2:DB:66:LYS:C	2:DB:68:ILE:H	2.09	0.56
14:DN:38:PHE:HE2	14:DN:40:LEU:HD13	1.69	0.56
1:EA:1216:THR:OG1	1:EA:1234:LYS:HB2	2.06	0.56
1:EA:993:GLN:CD	2:EB:676:VAL:HG21	2.26	0.56
2:EB:416:LYS:HD2	2:EB:460:LYS:HD2	1.88	0.56
7:EG:57:PRO:HG2	7:EG:58:LEU:H	1.70	0.56
1:FA:697:TYR:HE1	1:FA:702:PRO:HD3	1.71	0.56
2:FB:1024:ALA:O	2:FB:1026:ILE:N	2.38	0.56

*Continued on next page...*

*Continued from previous page...*

Atom-1	Atom-2	Interatomic distance (Å)	Clash overlap (Å)
2:FB:683:ASN:OD1	14:FN:154:ARG:NH2	2.26	0.56
14:FN:71:PRO:HB2	14:FN:89:ILE:HD12	1.86	0.56
1:AA:1094:ALA:HB2	1:AA:1132:TYR:HB3	1.88	0.56
1:AA:1272:VAL:O	1:AA:1273:THR:OG1	2.21	0.56
1:AA:1526:PHE:O	1:AA:1529:MET:N	2.38	0.56
2:AB:913:ILE:HD13	2:AB:930:LYS:HG3	1.87	0.56
8:AH:106:GLU:HG2	8:AH:112:ILE:HD11	1.87	0.56
1:BA:1019:LEU:HD21	1:BA:1194:GLY:CA	2.35	0.56
1:BA:1027:LEU:HD21	1:BA:1588:MET:HG2	1.87	0.56
2:BB:94:LYS:O	2:BB:146:ASN:N	2.19	0.56
5:BE:157:SER:OG	5:BE:160:GLU:HG3	2.06	0.56
1:CA:896:THR:O	1:CA:900:VAL:HG13	2.06	0.56
2:CB:693:PRO:O	2:CB:696:ILE:HG13	2.06	0.56
1:CA:720:PHE:CZ	8:CH:141:TYR:HE2	2.24	0.56
13:CM:59:ARG:HD2	13:CM:60:LEU:HD21	1.87	0.56
2:DB:887:LEU:O	2:DB:888:ILE:HD12	2.06	0.56
1:EA:1545:ASP:CG	1:EA:1546:VAL:N	2.59	0.56
1:EA:697:TYR:HE1	1:EA:702:PRO:HD3	1.70	0.56
2:EB:1186:ASP:O	2:EB:1190:SER:OG	2.24	0.56
7:EG:88:LYS:O	7:EG:118:CYS:HB3	2.05	0.56
8:EH:38:LEU:HD12	8:EH:124:ARG:O	2.05	0.56
2:FB:567:SER:HB2	14:FN:59:PRO:HB3	1.88	0.56
3:FC:289:VAL:HG12	3:FC:290:LYS:H	1.71	0.56
3:FC:325:ALA:O	3:FC:328:LEU:N	2.37	0.56
12:FL:30:ILE:O	12:FL:57:LEU:HD12	2.06	0.56
13:FM:80:LEU:HD13	14:FN:39:PRO:HG2	1.87	0.56
13:FM:81:PHE:HB2	13:FM:88:ILE:HD13	1.86	0.56
1:AA:1601:GLN:O	1:AA:1603:MET:N	2.33	0.56
1:AA:624:TYR:O	1:AA:625:ASN:HB3	2.05	0.56
3:AC:83:VAL:HG12	3:AC:204:LEU:HD12	1.88	0.56
3:AC:303:GLU:OE1	10:AJ:43:ARG:NH2	2.39	0.56
10:AJ:2:ILE:HD12	10:AJ:57:ILE:HD13	1.87	0.56
1:BA:1175:MET:O	1:BA:1178:LEU:HG	2.06	0.56
1:CA:426:ALA:HA	7:CO:273:VAL:HG21	1.86	0.56
7:CG:26:ASN:ND2	7:CG:37:CYS:SG	2.79	0.56
9:CI:23:VAL:HG21	9:CI:28:VAL:HG13	1.88	0.56
11:CK:49:LEU:HD12	11:CK:62:SER:O	2.06	0.56
13:CM:112:LYS:HG3	13:CM:113:ILE:HD12	1.88	0.56
1:DA:1335:LYS:HD2	1:DA:1338:ARG:NH2	2.21	0.56
1:DA:1620:GLN:O	1:DA:1623:THR:N	2.38	0.56
1:DA:475:ARG:NH1	2:DB:1068:GLY:O	2.39	0.56

*Continued on next page...*



*Continued from previous page...*

Atom-1	Atom-2	Interatomic distance (Å)	Clash overlap (Å)
2:DB:380:LYS:HE3	2:DB:637:TYR:HB3	1.87	0.56
2:DB:846:PRO:HG3	2:DB:858:ILE:O	2.06	0.56
1:DA:1271:ILE:HG23	9:DI:50:THR:HG22	1.87	0.56
9:DI:73:LYS:HA	9:DI:76:LEU:HD12	1.87	0.56
14:DN:69:SER:CB	8:FH:75:ALA:HB2	2.35	0.56
1:EA:1585:ILE:O	1:EA:1589:MET:HG3	2.06	0.56
2:EB:59:GLY:O	2:EB:62:ASN:N	2.39	0.56
10:EJ:43:ARG:NH1	10:EJ:46:CYS:SG	2.79	0.56
7:EO:297:LEU:HD22	7:EO:297:LEU:H	1.71	0.56
1:FA:591:ARG:HB2	1:FA:633:MET:HG2	1.88	0.56
1:FA:885:ASP:O	1:FA:889:SER:HB3	2.06	0.56
1:FA:960:MET:O	1:FA:963:GLY:N	2.35	0.56
2:FB:98:SER:HA	2:FB:421:LEU:HD21	1.87	0.56
14:FN:107:MET:SD	14:FN:107:MET:N	2.78	0.56
7:FO:297:LEU:HD13	7:FO:310:TYR:HD2	1.69	0.56
2:AB:850:THR:N	2:AB:882:ILE:HG13	2.18	0.56
1:BA:93:GLN:HB2	1:BA:355:PHE:HE2	1.71	0.56
1:BA:850:SER:OG	1:BA:851:VAL:N	2.37	0.56
8:BH:35:GLN:O	8:BH:127:GLY:HA2	2.05	0.56
9:BI:10:CYS:HB3	9:BI:13:CYS:SG	2.45	0.56
13:BM:12:ILE:CG2	14:BN:68:LYS:HA	2.36	0.56
7:BO:273:VAL:O	7:BO:277:LYS:HB2	2.05	0.56
7:AG:159:LYS:HZ1	7:BO:278:ILE:HB	1.70	0.56
2:CB:851:TYR:HD1	2:CB:881:TYR:CE1	2.24	0.56
5:CE:137:GLU:C	5:CE:139:ALA:H	2.08	0.56
2:DB:501:ARG:HG3	2:DB:699:ILE:HD12	1.87	0.56
2:DB:774:ALA:HB3	2:DB:948:ILE:HA	1.88	0.56
3:DC:90:SER:OG	3:DC:91:VAL:N	2.39	0.56
11:DK:86:VAL:HG13	11:DK:105:ILE:HG23	1.87	0.56
1:EA:875:LEU:O	1:EA:879:LEU:HG	2.06	0.56
10:EJ:43:ARG:O	10:EJ:47:ARG:HG3	2.06	0.56
1:FA:456:VAL:HG11	2:FB:1192:MET:SD	2.46	0.56
2:FB:1026:ILE:HD11	2:FB:1028:VAL:HG13	1.87	0.56
2:FB:501:ARG:NH2	2:FB:546:ALA:O	2.39	0.56
3:FC:83:VAL:N	12:FL:67:PHE:O	2.30	0.56
2:FB:683:ASN:HA	14:FN:150:TYR:CE1	2.41	0.56
2:AB:693:PRO:HB2	2:AB:984:TRP:CZ3	2.41	0.55
3:AC:147:PRO:O	3:AC:149:GLY:N	2.39	0.55
5:AE:137:GLU:O	5:AE:139:ALA:N	2.39	0.55
2:BB:251:HIS:HB2	2:BB:259:THR:OG1	2.06	0.55
2:BB:59:GLY:O	2:BB:62:ASN:N	2.39	0.55

*Continued on next page...*

*Continued from previous page...*

Atom-1	Atom-2	Interatomic distance (Å)	Clash overlap (Å)
14:BN:72:VAL:HG22	14:BN:137:PHE:HE1	1.71	0.55
1:CA:1146:SER:OG	1:CA:1147:PHE:N	2.36	0.55
1:CA:1617:THR:CB	1:CA:1620:GLN:HG2	2.35	0.55
1:CA:473:GLY:HA2	2:CB:1071:VAL:O	2.06	0.55
1:CA:475:ARG:HH11	1:CA:475:ARG:HB3	1.71	0.55
1:CA:753:ASN:ND2	1:CA:767:ASN:O	2.40	0.55
2:CB:1073:GLU:H	2:CB:1073:GLU:CD	2.08	0.55
2:CB:170:CYS:SG	2:CB:171:HIS:N	2.79	0.55
2:CB:807:GLU:O	2:CB:902:SER:OG	2.05	0.55
9:CI:10:CYS:HB3	9:CI:13:CYS:SG	2.46	0.55
1:DA:471:MET:HA	1:DA:474:LYS:HE3	1.87	0.55
2:DB:262:PHE:CZ	2:DB:269:TYR:HB2	2.41	0.55
2:DB:380:LYS:HG3	2:DB:637:TYR:CD2	2.41	0.55
2:DB:851:TYR:HD1	2:DB:881:TYR:CE1	2.24	0.55
3:DC:328:LEU:HB3	11:DK:121:LEU:HD11	1.87	0.55
1:DA:641:GLU:HB2	6:DF:99:LEU:HD22	1.88	0.55
10:DJ:2:ILE:HD12	10:DJ:57:ILE:HD13	1.86	0.55
1:DA:399:LEU:HD13	7:DO:271:PRO:HG2	1.89	0.55
1:EA:1294:MET:N	1:EA:1294:MET:SD	2.80	0.55
1:EA:812:VAL:HG12	1:EA:813:LEU:HD23	1.89	0.55
2:EB:916:LYS:HE3	2:EB:1040:VAL:HG13	1.88	0.55
2:EB:628:TYR:HD1	2:EB:640:LEU:HD13	1.70	0.55
3:EC:100:ARG:HH12	3:EC:193:LEU:C	2.09	0.55
3:EC:100:ARG:HH12	3:EC:193:LEU:CA	2.19	0.55
6:EF:101:ILE:HG21	6:EF:120:ILE:HG21	1.86	0.55
14:EN:55:LEU:HB3	14:EN:136:VAL:HG22	1.89	0.55
14:EN:92:ASP:O	14:EN:93:THR:OG1	2.21	0.55
1:FA:1216:THR:HG23	1:FA:1234:LYS:HD2	1.87	0.55
1:FA:1022:CYS:HA	1:FA:1615:TYR:OH	2.06	0.55
2:FB:178:TYR:O	2:FB:182:GLN:HG2	2.06	0.55
2:FB:383:SER:OG	2:FB:384:LEU:N	2.39	0.55
3:FC:101:ILE:HA	3:FC:104:VAL:HG23	1.89	0.55
1:AA:1617:THR:CB	1:AA:1620:GLN:HG2	2.36	0.55
2:AB:887:LEU:O	2:AB:887:LEU:HD22	2.07	0.55
5:AE:98:ILE:O	5:AE:102:GLU:HB2	2.06	0.55
14:AN:149:ASP:O	14:AN:153:VAL:HG12	2.06	0.55
1:BA:1136:VAL:HG22	1:BA:1174:TYR:CE1	2.41	0.55
1:BA:203:THR:OG1	1:BA:204:GLU:N	2.39	0.55
1:BA:756:LYS:HG2	9:BI:85:LYS:CE	2.36	0.55
2:BB:19:LEU:N	2:BB:19:LEU:HD23	2.21	0.55
2:BB:975:HIS:NE2	2:BB:1003:ALA:HB2	2.22	0.55

*Continued on next page...*

*Continued from previous page...*

Atom-1	Atom-2	Interatomic distance (Å)	Clash overlap (Å)
3:BC:100:ARG:HH12	3:BC:193:LEU:HA	1.71	0.55
3:BC:83:VAL:HG12	3:BC:204:LEU:HD12	1.88	0.55
14:BN:148:ILE:HD13	14:BN:150:TYR:OH	2.06	0.55
1:CA:1463:ASP:O	1:CA:1465:GLU:N	2.33	0.55
1:CA:976:ALA:HB1	1:CA:981:TYR:HB3	1.88	0.55
2:CB:274:VAL:HA	2:CB:277:LEU:HD12	1.88	0.55
2:CB:73:ILE:HG13	2:CB:429:ARG:NH2	2.21	0.55
2:CB:903:ILE:HD13	2:CB:905:TYR:CE1	2.40	0.55
2:CB:983:PRO:HB2	2:CB:984:TRP:CE3	2.42	0.55
1:DA:1454:HIS:HB2	1:DA:1457:ILE:HG13	1.88	0.55
1:DA:1292:ILE:CD1	1:DA:1473:LYS:H	2.17	0.55
1:DA:1559:ARG:O	1:DA:1563:VAL:HG23	2.06	0.55
1:DA:20:THR:HG23	1:DA:23:GLU:HG3	1.89	0.55
1:DA:699:CYS:O	1:DA:815:ARG:NH1	2.40	0.55
2:DB:693:PRO:O	2:DB:696:ILE:HG13	2.06	0.55
7:DG:57:PRO:HG2	7:DG:58:LEU:H	1.72	0.55
2:EB:408:LEU:HA	2:EB:411:MET:HG3	1.87	0.55
2:EB:644:GLY:HA2	2:EB:648:ARG:CZ	2.36	0.55
1:EA:908:VAL:HG11	9:EI:82:ILE:HG13	1.88	0.55
1:FA:1146:SER:OG	1:FA:1147:PHE:N	2.38	0.55
2:FB:1046:VAL:HG22	2:FB:1047:ARG:H	1.71	0.55
2:FB:311:ARG:HH22	9:FI:8:ILE:CD1	2.19	0.55
1:FA:615:ARG:NH2	2:FB:928:SER:OG	2.38	0.55
3:AC:59:ILE:HD11	3:AC:63:ILE:HB	1.88	0.55
7:AG:89:ILE:HA	7:AG:118:CYS:SG	2.46	0.55
1:BA:1257:SER:HA	1:BA:1499:ARG:NH2	2.21	0.55
1:BA:339:PHE:O	1:BA:1629:ASN:HB2	2.06	0.55
1:BA:850:SER:O	1:BA:852:ASP:N	2.39	0.55
2:BB:917:PHE:HD2	2:BB:1035:ARG:HA	1.72	0.55
2:BB:584:CYS:HB2	2:BB:598:HIS:ND1	2.22	0.55
7:BO:283:GLU:O	7:BO:286:ILE:HB	2.06	0.55
1:CA:1217:LEU:HD13	1:CA:1573:TYR:CE1	2.40	0.55
1:CA:803:PRO:O	1:CA:806:ALA:HB3	2.05	0.55
6:CF:147:SER:HB3	6:CF:150:GLU:HG2	1.87	0.55
1:DA:1108:HIS:CG	1:DA:1117:SER:HB3	2.41	0.55
1:DA:1487:ASN:O	1:DA:1490:GLU:N	2.39	0.55
1:DA:470:HIS:O	2:DB:1058:GLN:NE2	2.38	0.55
2:DB:526:GLY:HA2	2:DB:696:ILE:HG22	1.89	0.55
3:DC:289:VAL:HG12	3:DC:290:LYS:H	1.71	0.55
1:EA:509:GLU:OE1	1:EA:579:ARG:NH2	2.37	0.55
1:EA:618:TYR:HB3	1:EA:670:ILE:CD1	2.36	0.55

*Continued on next page...*

*Continued from previous page...*

Atom-1	Atom-2	Interatomic distance (Å)	Clash overlap (Å)
2:EB:250:LEU:HD11	2:EB:378:ILE:HD13	1.88	0.55
2:EB:501:ARG:HG3	2:EB:699:ILE:HD12	1.88	0.55
1:EA:615:ARG:NH2	2:EB:928:SER:OG	2.39	0.55
1:FA:937:ASN:O	1:FA:940:VAL:HB	2.06	0.55
2:FB:970:LYS:NZ	2:FB:1011:GLU:OE2	2.24	0.55
6:FF:128:LYS:NZ	6:FF:148:VAL:O	2.38	0.55
1:AA:1292:ILE:HD12	1:AA:1292:ILE:O	2.05	0.55
1:AA:560:GLN:O	1:AA:575:LYS:NZ	2.28	0.55
1:AA:928:MET:HG3	1:AA:933:ALA:HB3	1.88	0.55
2:AB:1024:ALA:O	2:AB:1026:ILE:N	2.39	0.55
2:AB:408:LEU:HA	2:AB:411:MET:HG3	1.88	0.55
2:AB:584:CYS:HB2	2:AB:598:HIS:ND1	2.22	0.55
2:AB:609:ARG:O	2:AB:612:LYS:HB3	2.06	0.55
4:AD:32:SER:N	4:AD:35:GLU:OE2	2.40	0.55
5:AE:177:ARG:HD3	5:AE:215:MET:HB2	1.89	0.55
6:AF:92:ARG:O	6:AF:96:THR:OG1	2.23	0.55
7:AG:72:LYS:O	7:AG:81:VAL:HG23	2.07	0.55
1:BA:96:ILE:HG23	1:BA:228:LEU:HD21	1.88	0.55
1:BA:785:GLN:O	1:BA:794:VAL:HG22	2.06	0.55
1:BA:896:THR:O	1:BA:900:VAL:HG13	2.07	0.55
6:BF:92:ARG:O	6:BF:96:THR:OG1	2.21	0.55
2:CB:558:VAL:HA	2:CB:561:ILE:HG13	1.88	0.55
2:CB:956:SER:O	9:CI:107:GLY:HA2	2.05	0.55
2:CB:97:VAL:HG13	2:CB:141:LEU:HD11	1.89	0.55
14:CN:105:SER:OG	14:CN:132:GLN:NE2	2.39	0.55
1:DA:1092:GLU:O	1:DA:1094:ALA:N	2.39	0.55
1:DA:1342:PRO:HG2	2:DB:259:THR:HG22	1.88	0.55
2:DB:887:LEU:HB3	2:DB:901:VAL:HG13	1.88	0.55
7:DG:29:ASP:C	7:DG:31:LYS:H	2.10	0.55
1:EA:1241:PRO:HG3	1:EA:1540:GLY:HA3	1.87	0.55
2:EB:773:VAL:HG21	2:EB:1031:VAL:HB	1.88	0.55
1:EA:483:VAL:HG21	2:EB:1042:ASP:HA	1.87	0.55
2:EB:554:GLN:HA	2:EB:646:HIS:CD2	2.41	0.55
2:EB:210:ARG:NH2	2:EB:625:GLU:OE2	2.39	0.55
2:EB:662:ASP:OD1	2:EB:663:ILE:N	2.39	0.55
7:EO:280:PHE:O	7:EO:283:GLU:HG3	2.06	0.55
1:FA:1241:PRO:HG3	1:FA:1540:GLY:HA3	1.87	0.55
2:FB:138:LEU:O	2:FB:139:LEU:HD23	2.06	0.55
7:EG:159:LYS:HZ1	7:FO:279:VAL:HG23	1.71	0.55
2:AB:250:LEU:HD11	2:AB:378:ILE:HD13	1.87	0.55
2:AB:776:ILE:HB	2:AB:1026:ILE:HD13	1.88	0.55

*Continued on next page...*

*Continued from previous page...*

Atom-1	Atom-2	Interatomic distance (Å)	Clash overlap (Å)
3:AC:163:TYR:N	3:AC:166:ASP:OD2	2.39	0.55
5:AE:40:GLU:HA	5:AE:43:LYS:HE3	1.87	0.55
1:BA:1335:LYS:HD2	1:BA:1338:ARG:HH21	1.72	0.55
1:BA:456:VAL:HG11	2:BB:1192:MET:SD	2.47	0.55
1:BA:758:GLU:O	1:BA:760:TRP:N	2.39	0.55
1:BA:7:VAL:HG11	2:BB:1175:THR:O	2.06	0.55
1:CA:470:HIS:NE2	7:CO:314:THR:O	2.39	0.55
1:CA:697:TYR:HE1	1:CA:702:PRO:CD	2.20	0.55
1:CA:985:ARG:HD2	1:CA:987:TYR:HB3	1.88	0.55
2:CB:562:PRO:HG3	2:CB:588:ILE:HD13	1.89	0.55
3:CC:84:TYR:HB3	12:CL:64:LEU:HD11	1.88	0.55
5:CE:48:ASP:O	5:CE:50:MET:N	2.38	0.55
2:CB:888:ILE:HG13	12:CL:54:ARG:O	2.06	0.55
1:DA:1298:ASP:OD1	1:DA:1298:ASP:N	2.39	0.55
2:DB:773:VAL:HG21	2:DB:1031:VAL:HB	1.89	0.55
2:DB:744:LEU:HD11	2:DB:799:GLY:HA2	1.89	0.55
10:DJ:43:ARG:NH1	10:DJ:46:CYS:SG	2.79	0.55
1:EA:1263:LEU:O	1:EA:1265:GLU:N	2.39	0.55
1:EA:1262:LEU:HD12	1:EA:1264:SER:HG	1.72	0.55
1:EA:1556:GLU:O	1:EA:1559:ARG:HB3	2.05	0.55
1:EA:831:ASP:N	1:EA:831:ASP:OD1	2.31	0.55
7:EO:290:GLU:O	7:EO:293:LYS:N	2.30	0.55
1:FA:315:ILE:HG13	1:FA:319:GLU:HB2	1.88	0.55
2:FB:290:ASP:O	2:FB:292:ILE:N	2.40	0.55
3:FC:172:GLN:HB2	3:FC:175:GLN:NE2	2.21	0.55
4:FD:82:LEU:HD22	7:FG:67:ASN:ND2	2.21	0.55
5:FE:147:HIS:HB3	5:FE:150:VAL:HG23	1.86	0.55
12:FL:32:ALA:HB3	12:FL:55:ILE:HG13	1.89	0.55
1:AA:480:ALA:HB2	2:AB:1046:VAL:HG23	1.87	0.55
9:AI:2:SER:HB2	9:AI:11:LEU:HD21	1.88	0.55
1:BA:1148:LEU:HD11	1:BA:1167:ARG:HB2	1.89	0.55
1:BA:974:THR:OG1	1:BA:974:THR:O	2.18	0.55
2:BB:675:ALA:HB2	2:BB:686:HIS:CG	2.41	0.55
2:BB:903:ILE:HD13	2:BB:905:TYR:CE1	2.41	0.55
5:BE:7:ARG:O	5:BE:11:ARG:HG3	2.07	0.55
10:BJ:36:LEU:HD11	10:BJ:51:LEU:HB2	1.89	0.55
2:CB:656:LEU:HG	2:CB:687:THR:O	2.07	0.55
3:CC:86:PHE:HE2	3:CC:205:LYS:HE3	1.71	0.55
3:CC:289:VAL:HG12	3:CC:290:LYS:H	1.72	0.55
1:DA:1656:VAL:HG23	7:DG:107:ILE:HB	1.87	0.55
2:DB:1047:ARG:NH2	2:DB:1059:PRO:HB3	2.21	0.55

*Continued on next page...*

*Continued from previous page...*

Atom-1	Atom-2	Interatomic distance (Å)	Clash overlap (Å)
2:DB:902:SER:OG	2:DB:903:ILE:N	2.39	0.55
2:DB:983:PRO:HB2	2:DB:984:TRP:CE3	2.42	0.55
4:DD:36:VAL:HG21	7:DG:38:ILE:HD13	1.89	0.55
1:DA:1553:TYR:CD1	5:DE:144:ILE:HB	2.39	0.55
11:DK:60:SER:HG	11:DK:104:ARG:HH21	1.51	0.55
11:DK:53:ALA:HB1	11:DK:104:ARG:HH12	1.72	0.55
11:DK:83:ASN:HB3	11:DK:86:VAL:HG23	1.87	0.55
1:EA:1617:THR:CB	1:EA:1620:GLN:HG2	2.37	0.55
1:EA:315:ILE:HG13	1:EA:319:GLU:HB2	1.87	0.55
1:EA:93:GLN:HB2	1:EA:355:PHE:HE2	1.70	0.55
2:EB:757:TYR:CZ	2:EB:762:MET:HB3	2.41	0.55
6:EF:65:ARG:NH1	6:EF:65:ARG:HB3	2.22	0.55
6:EF:92:ARG:O	6:EF:96:THR:OG1	2.21	0.55
3:EC:84:TYR:HB3	12:EL:64:LEU:HD11	1.88	0.55
1:FA:703:GLU:H	1:FA:703:GLU:CD	2.09	0.55
2:FB:1047:ARG:NH1	2:FB:1050:GLY:H	2.05	0.55
2:FB:47:GLY:HA2	2:FB:50:ASN:HD22	1.72	0.55
14:FN:37:ASN:HD22	14:FN:38:PHE:H	1.55	0.55
1:AA:1136:VAL:HG22	1:AA:1174:TYR:CD1	2.42	0.55
1:AA:1031:HIS:HB2	1:AA:1182:GLY:O	2.06	0.55
1:AA:1470:CYS:SG	1:AA:1471:GLU:N	2.80	0.55
1:AA:795:HIS:O	1:AA:798:HIS:HB3	2.07	0.55
2:AB:898:LEU:N	12:AL:46:VAL:HG21	2.22	0.55
14:AN:55:LEU:HD12	14:AN:56:ILE:H	1.72	0.55
1:BA:1094:ALA:HB2	1:BA:1132:TYR:HB3	1.87	0.55
1:BA:1638:SER:HA	1:BA:1641:ILE:HD12	1.88	0.55
1:BA:697:TYR:HE1	1:BA:702:PRO:HD3	1.71	0.55
2:BB:383:SER:OG	2:BB:384:LEU:N	2.39	0.55
2:BB:693:PRO:HB2	2:BB:984:TRP:CZ3	2.41	0.55
2:BB:967:LEU:HD12	2:BB:967:LEU:H	1.71	0.55
2:BB:845:LEU:HD12	12:BL:58:LYS:HD2	1.89	0.55
14:BN:97:SER:HB3	14:BN:105:SER:HB3	1.89	0.55
1:DA:203:THR:OG1	1:DA:204:GLU:N	2.39	0.55
1:DA:697:TYR:HE1	1:DA:702:PRO:CD	2.20	0.55
1:DA:966:LEU:HD11	1:DA:968:SER:HB3	1.88	0.55
2:DB:504:HIS:HB3	2:DB:542:LEU:HD23	1.89	0.55
2:DB:575:HIS:NE2	13:DM:76:TYR:OH	2.38	0.55
5:DE:98:ILE:O	5:DE:102:GLU:HB2	2.05	0.55
1:EA:1263:LEU:C	1:EA:1265:GLU:H	2.10	0.55
1:FA:835:LEU:HD22	1:FA:915:GLY:O	2.07	0.55
2:FB:403:LEU:HD11	2:FB:408:LEU:HB2	1.87	0.55

*Continued on next page...*

*Continued from previous page...*

Atom-1	Atom-2	Interatomic distance (Å)	Clash overlap (Å)
4:FD:89:LEU:O	4:FD:92:ILE:N	2.35	0.55
1:AA:1151:ASN:HB3	1:AA:1154:LEU:HD12	1.88	0.55
1:AA:406:LEU:HB3	7:AO:266:GLN:CB	2.37	0.55
5:AE:28:TYR:CE1	5:AE:78:LEU:HB3	2.42	0.55
9:AI:122:ARG:O	9:AI:122:ARG:HG3	2.07	0.55
11:AK:54:THR:HG22	11:AK:61:ALA:CA	2.36	0.55
13:AM:42:LYS:O	14:AN:29:PHE:HA	2.07	0.55
1:BA:1241:PRO:HG3	1:BA:1540:GLY:CA	2.37	0.55
2:BB:294:GLY:O	13:BM:28:LYS:NZ	2.32	0.55
2:BB:913:ILE:HD13	2:BB:930:LYS:HG3	1.89	0.55
3:BC:197:ARG:HG2	10:BJ:61:LEU:HD22	1.89	0.55
3:BC:86:PHE:HE2	3:BC:205:LYS:HE3	1.72	0.55
3:BC:65:ASN:OD1	3:BC:68:ARG:NH1	2.40	0.55
7:BG:24:VAL:O	7:BG:128:GLN:NE2	2.40	0.55
1:CA:1262:LEU:HD12	1:CA:1264:SER:OG	2.07	0.55
2:CB:1047:ARG:NH1	2:CB:1050:GLY:H	2.05	0.55
2:CB:295:ASN:HB3	14:CN:104:LEU:HD13	1.88	0.55
2:CB:533:THR:OG1	2:CB:534:PRO:HD2	2.06	0.55
2:CB:644:GLY:HA2	2:CB:648:ARG:CZ	2.37	0.55
2:CB:775:VAL:H	2:CB:1028:VAL:HG12	1.71	0.55
3:CC:100:ARG:HH12	3:CC:193:LEU:HA	1.71	0.55
1:DA:1136:VAL:HG22	1:DA:1174:TYR:CD1	2.42	0.55
1:DA:1335:LYS:HD2	1:DA:1338:ARG:HH21	1.72	0.55
1:DA:1555:VAL:CG1	5:DE:178:ILE:HD13	2.37	0.55
7:DG:86:GLY:O	7:DG:120:VAL:HG23	2.06	0.55
8:DH:97:MET:HB3	8:DH:118:PHE:CD1	2.42	0.55
2:EB:47:GLY:HA2	2:EB:50:ASN:HD22	1.72	0.55
2:EB:987:ASN:O	2:EB:989:ASP:N	2.40	0.55
3:EC:86:PHE:HE2	3:EC:205:LYS:HE3	1.72	0.55
7:EO:283:GLU:HA	7:EO:286:ILE:HD12	1.89	0.55
1:FA:416:ARG:O	1:FA:419:ILE:HB	2.06	0.55
1:FA:804:GLU:CD	1:FA:804:GLU:H	2.09	0.55
1:FA:809:VAL:HG13	1:FA:813:LEU:HD11	1.88	0.55
2:FB:773:VAL:HG21	2:FB:1031:VAL:HB	1.87	0.55
2:FB:38:LEU:HD21	2:FB:760:TYR:O	2.06	0.55
2:FB:604:ILE:O	2:FB:608:LEU:HG	2.07	0.55
2:FB:776:ILE:HD12	2:FB:777:SER:H	1.72	0.55
8:FH:101:ALA:HB2	8:FH:116:TYR:HE1	1.72	0.55
1:AA:1458:THR:HG21	1:AA:1475:GLU:HG2	1.89	0.55
1:AA:835:LEU:HD22	1:AA:915:GLY:O	2.07	0.55
2:AB:1151:ILE:HG22	2:AB:1152:PHE:H	1.72	0.55

*Continued on next page...*

*Continued from previous page...*

Atom-1	Atom-2	Interatomic distance (Å)	Clash overlap (Å)
13:AM:81:PHE:HD1	13:AM:88:ILE:HB	1.71	0.55
1:BA:1007:ILE:HG22	2:BB:515:THR:HG22	1.89	0.55
2:BB:97:VAL:HG13	2:BB:141:LEU:HD11	1.89	0.55
2:BB:35:PHE:HB3	2:BB:38:LEU:HD23	1.88	0.55
2:BB:851:TYR:HD1	2:BB:881:TYR:CE1	2.25	0.55
2:BB:904:LYS:C	2:BB:905:TYR:HD1	2.10	0.55
3:BC:109:ASP:HB3	3:BC:112:MET:HE3	1.88	0.55
3:BC:85:PHE:CG	3:BC:204:LEU:HD13	2.42	0.55
5:BE:19:VAL:O	5:BE:23:VAL:HG23	2.07	0.55
1:BA:1139:ASN:HB2	5:BE:205:SER:HA	1.89	0.55
2:CB:96:SER:OG	2:CB:144:SER:O	2.21	0.55
2:CB:609:ARG:O	2:CB:612:LYS:HB3	2.07	0.55
2:CB:790:ASN:OD1	2:CB:792:SER:N	2.40	0.55
4:CD:33:THR:O	4:CD:36:VAL:HB	2.07	0.55
7:CG:45:LEU:CD1	7:CG:118:CYS:HB2	2.36	0.55
7:CG:229:LEU:HD12	7:CG:230:ARG:H	1.71	0.55
10:CJ:6:ARG:HB3	10:CJ:11:GLY:O	2.07	0.55
3:CC:37:LYS:HD2	11:CK:130:VAL:HG22	1.88	0.55
1:DA:850:SER:OG	1:DA:851:VAL:N	2.33	0.55
2:DB:987:ASN:O	2:DB:989:ASP:N	2.40	0.55
3:DC:128:ASP:C	3:DC:130:ASN:H	2.10	0.55
3:DC:42:VAL:HG22	3:DC:56:LEU:HD22	1.87	0.55
3:DC:66:ALA:O	3:DC:70:ILE:HG13	2.07	0.55
9:DI:13:CYS:HB3	9:DI:33:CYS:HB3	1.88	0.55
2:DB:885:VAL:HG11	12:DL:58:LYS:HB3	1.89	0.55
1:EA:1235:THR:O	1:EA:1544:ASN:ND2	2.40	0.55
2:EB:1186:ASP:OD2	2:EB:1198:TYR:OH	2.16	0.55
1:FA:1114:TYR:O	5:FE:152:LYS:NZ	2.38	0.55
1:FA:1647:ASN:HD22	1:FA:1648:ASN:N	2.04	0.55
1:FA:371:SER:HB3	7:FO:311:GLU:HA	1.89	0.55
1:FA:484:ILE:HG23	1:FA:631:ASP:O	2.06	0.55
2:FB:140:LYS:HE2	2:FB:153:PHE:HD2	1.72	0.55
2:FB:397:THR:HA	2:FB:400:GLN:OE1	2.07	0.55
2:FB:572:PRO:O	2:FB:576:THR:OG1	2.13	0.55
1:AA:987:TYR:C	1:AA:987:TYR:CD2	2.81	0.55
2:AB:383:SER:OG	2:AB:384:LEU:N	2.39	0.55
2:AB:644:GLY:HA2	2:AB:648:ARG:CZ	2.37	0.55
7:AG:67:ASN:O	7:AG:70:VAL:HG23	2.07	0.55
1:BA:127:TYR:CE2	1:BA:193:ILE:HD13	2.41	0.55
1:BA:843:ARG:NE	1:BA:945:CYS:O	2.38	0.55
2:BB:74:PHE:HB2	2:BB:91:LEU:O	2.07	0.55

*Continued on next page...*



*Continued from previous page...*

Atom-1	Atom-2	Interatomic distance (Å)	Clash overlap (Å)
7:BG:33:GLY:HA3	7:BG:230:ARG:NH1	2.22	0.55
8:BH:97:MET:HB3	8:BH:118:PHE:CD1	2.42	0.55
10:BJ:69:ARG:HD3	12:BL:33:GLU:O	2.07	0.55
11:BK:49:LEU:HD11	11:BK:54:THR:HG21	1.89	0.55
1:CA:1217:LEU:HD11	1:CA:1572:ARG:HD2	1.87	0.55
1:CA:1241:PRO:HG3	1:CA:1540:GLY:HA3	1.89	0.55
1:CA:519:LEU:O	1:CA:523:VAL:HG23	2.07	0.55
1:CA:624:TYR:O	1:CA:625:ASN:HB3	2.07	0.55
1:CA:914:ASP:O	1:CA:919:LYS:NZ	2.31	0.55
1:DA:1170:MET:HA	1:DA:1173:LYS:HB3	1.89	0.55
1:DA:1322:ILE:O	1:DA:1325:LEU:N	2.40	0.55
1:DA:718:THR:OG1	1:DA:730:GLN:OE1	2.24	0.55
2:DB:909:ARG:O	2:DB:1035:ARG:NH2	2.38	0.55
2:DB:679:GLN:NE2	14:DN:155:VAL:O	2.38	0.55
5:EE:147:HIS:HB3	5:EE:150:VAL:HG23	1.88	0.55
5:EE:198:ILE:HD12	5:EE:210:SER:OG	2.07	0.55
2:EB:848:ILE:HG13	12:EL:60:ARG:HA	1.88	0.55
14:EN:75:GLU:H	14:EN:91:ASP:CB	2.19	0.55
1:FA:1254:PHE:CE2	1:FA:1258:ILE:HD13	2.42	0.55
1:FA:19:LEU:HB3	1:FA:24:ILE:HD11	1.89	0.55
1:FA:809:VAL:HG12	1:FA:810:LEU:N	2.21	0.55
2:FB:555:GLN:NE2	2:FB:644:GLY:O	2.40	0.55
2:FB:99:VAL:HG11	2:FB:139:LEU:HD13	1.88	0.55
7:FG:250:ILE:HG22	7:FG:251:SER:H	1.72	0.55
1:FA:721:LYS:H	8:FH:96:VAL:HB	1.72	0.55
14:FN:55:LEU:C	14:FN:56:ILE:HG13	2.28	0.55
3:AC:70:ILE:O	3:AC:72:ILE:N	2.40	0.54
6:AF:102:SER:HB3	6:AF:117:PRO:HB3	1.88	0.54
1:BA:669:LEU:H	1:BA:787:GLY:HA2	1.71	0.54
1:BA:729:LYS:HD2	8:BH:120:GLY:CA	2.37	0.54
2:BB:73:ILE:HG13	2:BB:429:ARG:NH2	2.22	0.54
4:BD:22:ILE:HG23	7:BG:44:ALA:O	2.07	0.54
2:CB:290:ASP:O	2:CB:292:ILE:N	2.40	0.54
2:CB:940:GLU:HB2	2:CB:1012:PRO:HB2	1.89	0.54
3:CC:150:SER:OG	3:CC:155:GLU:OE2	2.19	0.54
7:CG:111:THR:HG1	7:CG:113:PHE:HD1	1.56	0.54
9:CI:2:SER:HA	9:CI:9:PHE:O	2.06	0.54
14:CN:75:GLU:H	14:CN:91:ASP:CG	2.10	0.54
1:DA:505:LEU:O	1:DA:581:ILE:HG22	2.07	0.54
1:DA:522:ALA:HB1	1:DA:532:GLY:HA2	1.87	0.54
1:DA:875:LEU:O	1:DA:879:LEU:HG	2.06	0.54

*Continued on next page...*

*Continued from previous page...*

Atom-1	Atom-2	Interatomic distance (Å)	Clash overlap (Å)
2:DB:1153:ILE:HD12	2:DB:1154:ASP:H	1.72	0.54
2:DB:612:LYS:N	2:DB:620:LEU:HD21	2.22	0.54
3:DC:223:SER:HB2	3:DC:303:GLU:HB3	1.89	0.54
4:DD:47:LYS:HD3	4:DD:82:LEU:HD13	1.89	0.54
10:DJ:41:LEU:HD22	10:DJ:46:CYS:HB3	1.89	0.54
1:EA:719:ILE:HG22	1:EA:725:LEU:H	1.72	0.54
1:EA:758:GLU:O	1:EA:760:TRP:N	2.40	0.54
1:EA:822:THR:O	2:EB:778:TYR:HE1	1.89	0.54
1:EA:952:LEU:CD1	2:EB:519:LYS:HD2	2.37	0.54
2:EB:852:VAL:HG13	2:EB:856:ASP:HB2	1.89	0.54
2:EB:346:ASP:H	13:EM:113:ILE:HG13	1.72	0.54
1:FA:1012:LYS:HE3	2:FB:515:THR:HG23	1.88	0.54
1:FA:1195:GLU:O	1:FA:1198:THR:OG1	2.24	0.54
1:FA:1324:LEU:HD22	1:FA:1492:ILE:HG13	1.88	0.54
1:FA:699:CYS:O	1:FA:815:ARG:NH1	2.39	0.54
1:FA:987:TYR:CD2	1:FA:987:TYR:C	2.80	0.54
2:FB:913:ILE:HD13	2:FB:930:LYS:HG3	1.88	0.54
3:FC:100:ARG:HH12	3:FC:193:LEU:CA	2.19	0.54
1:AA:1440:ASN:N	1:AA:1440:ASN:OD1	2.40	0.54
1:AA:1621:PHE:CD1	1:AA:1624:LYS:HE2	2.41	0.54
2:AB:140:LYS:HE2	2:AB:153:PHE:HD2	1.72	0.54
2:CB:380:LYS:HE3	2:CB:637:TYR:HB3	1.89	0.54
2:CB:876:SER:C	2:CB:878:GLU:H	2.10	0.54
2:CB:887:LEU:HB3	2:CB:901:VAL:HG13	1.89	0.54
3:CC:147:PRO:O	3:CC:149:GLY:N	2.41	0.54
4:CD:36:VAL:HG21	7:CG:38:ILE:HD13	1.90	0.54
8:CH:97:MET:HB3	8:CH:118:PHE:CD1	2.42	0.54
12:CL:40:LEU:HD22	12:CL:44:ASP:HB3	1.89	0.54
13:CM:58:GLU:HG2	13:CM:59:ARG:N	2.22	0.54
1:DA:1263:LEU:C	1:DA:1265:GLU:H	2.11	0.54
1:DA:530:TRP:HZ2	1:DA:582:LYS:HA	1.71	0.54
1:DA:7:VAL:HG11	2:DB:1175:THR:O	2.08	0.54
3:DC:147:PRO:HG2	3:DC:150:SER:HB2	1.89	0.54
6:DF:70:LYS:HG3	7:DG:94:PRO:O	2.08	0.54
13:DM:78:VAL:O	13:DM:91:TYR:N	2.35	0.54
14:DN:107:MET:SD	14:DN:107:MET:N	2.80	0.54
1:EA:1545:ASP:CG	1:EA:1546:VAL:H	2.11	0.54
1:EA:512:THR:O	1:EA:516:ILE:HB	2.08	0.54
2:EB:1048:SER:OG	2:EB:1049:THR:N	2.40	0.54
2:EB:349:VAL:O	2:EB:353:VAL:HG23	2.06	0.54
2:EB:854:GLU:HG3	2:EB:875:HIS:HA	1.89	0.54

*Continued on next page...*

*Continued from previous page...*

Atom-1	Atom-2	Interatomic distance (Å)	Clash overlap (Å)
7:EG:250:ILE:HG22	7:EG:251:SER:H	1.71	0.54
9:EI:101:LEU:HD11	9:EI:122:ARG:HH22	1.72	0.54
1:FA:1248:ASP:O	1:FA:1251:ALA:HB3	2.08	0.54
1:FA:239:PHE:CG	1:FA:260:GLN:HG2	2.42	0.54
1:FA:975:ASP:OD1	1:FA:976:ALA:N	2.40	0.54
1:FA:956:ARG:HG2	1:FA:979:GLY:O	2.07	0.54
10:FJ:18:TRP:O	10:FJ:22:LEU:HG	2.07	0.54
7:FO:265:SER:HB3	7:FO:268:GLU:HG2	1.87	0.54
1:AA:1314:GLN:O	1:AA:1318:SER:HB3	2.06	0.54
1:AA:1540:GLY:O	1:AA:1542:THR:N	2.40	0.54
1:AA:1027:LEU:HD21	1:AA:1588:MET:HG2	1.88	0.54
1:AA:339:PHE:O	1:AA:1629:ASN:HB2	2.08	0.54
1:BA:1601:GLN:C	1:BA:1603:MET:H	2.10	0.54
2:BB:105:ALA:O	2:BB:135:GLY:HA3	2.07	0.54
8:BH:107:VAL:HG23	8:BH:112:ILE:HA	1.88	0.54
10:BJ:45:CYS:O	10:BJ:48:ARG:HB3	2.07	0.54
1:CA:1540:GLY:O	1:CA:1542:THR:N	2.38	0.54
1:CA:579:ARG:HG3	1:CA:579:ARG:HH11	1.71	0.54
1:CA:9:SER:OG	4:CD:20:VAL:HG21	2.07	0.54
6:CF:83:PRO:O	6:CF:151:LEU:HD22	2.06	0.54
9:CI:101:LEU:O	9:CI:106:GLU:HG2	2.07	0.54
1:DA:223:PHE:CZ	1:DA:227:LEU:HD21	2.42	0.54
13:DM:16:GLN:HG3	13:DM:17:ASP:H	1.72	0.54
1:EA:836:THR:OG1	1:EA:837:ALA:N	2.40	0.54
1:EA:937:ASN:O	1:EA:940:VAL:HB	2.07	0.54
1:FA:1175:MET:O	1:FA:1178:LEU:HG	2.08	0.54
1:FA:550:SER:O	1:FA:553:GLN:HG3	2.07	0.54
1:FA:966:LEU:HD23	1:FA:969:PHE:CD2	2.42	0.54
2:FB:18:THR:HA	2:FB:21:ARG:NH2	2.22	0.54
6:FF:92:ARG:O	6:FF:96:THR:OG1	2.21	0.54
1:AA:669:LEU:HD12	1:AA:786:TYR:CD1	2.38	0.54
2:AB:773:VAL:HG21	2:AB:1031:VAL:HB	1.88	0.54
2:AB:1047:ARG:HG3	2:AB:1068:GLY:HA2	1.90	0.54
2:AB:18:THR:HA	2:AB:21:ARG:HH21	1.70	0.54
2:AB:35:PHE:HB3	2:AB:38:LEU:HD23	1.89	0.54
2:AB:825:PHE:HE2	2:AB:899:GLN:HA	1.73	0.54
3:AC:255:VAL:HG12	3:AC:256:ILE:HG12	1.89	0.54
7:AG:50:ALA:HA	7:AG:113:PHE:CE2	2.43	0.54
10:AJ:43:ARG:O	10:AJ:47:ARG:HG3	2.08	0.54
1:BA:1226:VAL:HG12	1:BA:1227:MET:HG2	1.89	0.54
1:BA:1344:ILE:HD13	2:BB:329:TYR:HE2	1.72	0.54

*Continued on next page...*

*Continued from previous page...*

Atom-1	Atom-2	Interatomic distance (Å)	Clash overlap (Å)
1:BA:1538:VAL:HA	1:BA:1541:ILE:HD11	1.89	0.54
1:BA:1596:LEU:HD22	1:BA:1602:GLY:HA2	1.89	0.54
2:BB:412:ILE:O	2:BB:416:LYS:HG2	2.07	0.54
2:BB:707:SER:HB2	2:BB:715:ASN:OD1	2.07	0.54
2:BB:187:SER:CB	10:BJ:59:LYS:HZ3	2.19	0.54
7:BO:287:GLU:O	7:BO:291:SER:N	2.39	0.54
1:CA:1216:THR:HG23	1:CA:1234:LYS:HD2	1.89	0.54
1:CA:1257:SER:HA	1:CA:1499:ARG:NH2	2.22	0.54
1:CA:512:THR:O	1:CA:516:ILE:HB	2.06	0.54
1:CA:532:GLY:O	1:CA:580:HIS:N	2.24	0.54
2:CB:12:ARG:NH2	2:CB:755:ASN:OD1	2.40	0.54
2:CB:964:VAL:O	2:CB:966:SER:N	2.40	0.54
5:CE:39:LEU:O	5:CE:42:PHE:HB3	2.08	0.54
2:CB:848:ILE:CG1	12:CL:60:ARG:HA	2.35	0.54
1:DA:1540:GLY:O	1:DA:1542:THR:N	2.38	0.54
1:DA:896:THR:O	1:DA:900:VAL:HG13	2.08	0.54
2:DB:1123:ILE:HD12	2:DB:1124:SER:H	1.72	0.54
1:DA:58:LEU:HD22	7:DO:296:ASP:OD1	2.07	0.54
2:EB:1138:ALA:O	2:EB:1141:LEU:HG	2.07	0.54
2:FB:533:THR:OG1	2:FB:534:PRO:HD2	2.08	0.54
2:FB:584:CYS:HB2	2:FB:598:HIS:ND1	2.23	0.54
3:FC:65:ASN:OD1	3:FC:68:ARG:NH1	2.41	0.54
11:FK:49:LEU:HD11	11:FK:54:THR:HG21	1.90	0.54
2:AB:18:THR:HA	2:AB:21:ARG:NH2	2.22	0.54
3:AC:85:PHE:CG	3:AC:204:LEU:HD13	2.41	0.54
5:AE:127:ILE:HD11	5:AE:132:ILE:HD11	1.89	0.54
1:BA:1136:VAL:HG22	1:BA:1174:TYR:CD1	2.42	0.54
1:BA:1458:THR:HG21	1:BA:1475:GLU:HG2	1.90	0.54
1:BA:521:GLN:O	1:BA:524:ILE:HB	2.07	0.54
2:BB:140:LYS:HE2	2:BB:153:PHE:HD2	1.72	0.54
2:BB:693:PRO:O	2:BB:696:ILE:HG13	2.08	0.54
3:BC:147:PRO:HG2	3:BC:150:SER:HB2	1.89	0.54
3:BC:223:SER:HB2	3:BC:303:GLU:HB3	1.89	0.54
9:BI:33:CYS:HB2	13:BM:60:LEU:CD2	2.38	0.54
11:BK:83:ASN:HB3	11:BK:86:VAL:HG23	1.88	0.54
1:CA:52:LEU:C	1:CA:54:LEU:H	2.10	0.54
2:CB:302:LEU:HD11	2:CB:379:ARG:CZ	2.38	0.54
1:DA:1545:ASP:CG	1:DA:1546:VAL:N	2.61	0.54
1:DA:189:VAL:O	1:DA:193:ILE:HG13	2.08	0.54
2:DB:338:PHE:CZ	2:DB:353:VAL:HG13	2.42	0.54
2:DB:38:LEU:HD21	2:DB:760:TYR:O	2.07	0.54

*Continued on next page...*

*Continued from previous page...*

Atom-1	Atom-2	Interatomic distance (Å)	Clash overlap (Å)
2:DB:707:SER:HB2	2:DB:715:ASN:OD1	2.08	0.54
2:DB:718:GLN:CD	2:DB:920:ARG:HA	2.28	0.54
3:DC:59:ILE:HG12	3:DC:60:ASP:N	2.23	0.54
3:DC:69:ARG:HD3	11:DK:71:THR:OG1	2.08	0.54
8:DH:106:GLU:HG2	8:DH:112:ILE:HD11	1.88	0.54
9:DI:23:VAL:HG21	9:DI:28:VAL:HG13	1.89	0.54
1:EA:3:ILE:HA	7:EG:111:THR:HG22	1.90	0.54
7:EG:132:VAL:HG23	7:EG:232:THR:HB	1.88	0.54
9:EI:95:ASN:HB2	9:EI:113:THR:HB	1.89	0.54
14:EN:55:LEU:HD12	14:EN:56:ILE:H	1.72	0.54
13:EM:77:VAL:HG21	14:EN:64:ILE:HD12	1.90	0.54
1:FA:1144:LEU:O	1:FA:1148:LEU:HB2	2.08	0.54
1:FA:1226:VAL:HG12	1:FA:1227:MET:HG2	1.90	0.54
2:FB:412:ILE:O	2:FB:416:LYS:HG2	2.07	0.54
5:FE:143:ASN:O	5:FE:145:THR:N	2.40	0.54
7:FG:39:VAL:HB	7:FG:126:GLN:HE21	1.72	0.54
13:FM:57:ASN:O	13:FM:103:LYS:NZ	2.40	0.54
1:AA:1335:LYS:HD2	1:AA:1338:ARG:HH21	1.72	0.54
3:AC:88:ASN:OD1	3:AC:202:ILE:HD11	2.07	0.54
1:BA:349:LEU:HD12	1:BA:351:LYS:HE3	1.89	0.54
1:BA:818:THR:CG2	2:BB:780:GLY:HA3	2.37	0.54
2:BB:1073:GLU:H	2:BB:1073:GLU:CD	2.10	0.54
2:BB:1195:ARG:HH21	2:BB:1197:ARG:HD2	1.71	0.54
3:BC:77:SER:O	3:BC:210:LEU:HA	2.08	0.54
1:CA:1019:LEU:HD21	1:CA:1194:GLY:CA	2.38	0.54
1:CA:1263:LEU:HG	1:CA:1267:ILE:HD11	1.89	0.54
1:CA:809:VAL:HG12	1:CA:810:LEU:N	2.22	0.54
9:CI:88:GLN:OE1	9:CI:119:TYR:HB2	2.07	0.54
10:CJ:54:VAL:C	10:CJ:56:LEU:H	2.10	0.54
7:CO:311:GLU:O	7:CO:312:GLU:HG3	2.08	0.54
2:DB:52:LEU:HB3	2:DB:61:LEU:CD1	2.37	0.54
2:DB:661:GLU:HG3	2:DB:662:ASP:N	2.20	0.54
2:DB:821:ILE:HD11	2:DB:899:GLN:OE1	2.07	0.54
2:DB:913:ILE:HD13	2:DB:930:LYS:HG3	1.89	0.54
1:DA:1559:ARG:NH2	5:DE:200:ARG:HD3	2.23	0.54
7:DG:132:VAL:HG23	7:DG:232:THR:HB	1.90	0.54
1:EA:1257:SER:HA	1:EA:1499:ARG:NH2	2.23	0.54
1:EA:1647:ASN:HD22	1:EA:1648:ASN:N	2.05	0.54
1:EA:480:ALA:HB2	2:EB:1046:VAL:HA	1.89	0.54
2:EB:178:TYR:O	2:EB:182:GLN:HG2	2.08	0.54
13:EM:15:VAL:HA	13:EM:90:LEU:HB2	1.90	0.54

*Continued on next page...*

*Continued from previous page...*

Atom-1	Atom-2	Interatomic distance (Å)	Clash overlap (Å)
3:FC:88:ASN:OD1	3:FC:202:ILE:HD11	2.06	0.54
11:FK:75:ALA:O	11:FK:79:VAL:HG23	2.07	0.54
13:FM:40:LEU:HD12	13:FM:41:TYR:H	1.72	0.54
1:AA:586:VAL:HG13	1:AA:638:PRO:HG2	1.89	0.54
2:AB:1047:ARG:NH2	2:AB:1059:PRO:HB3	2.22	0.54
2:AB:1073:GLU:H	2:AB:1073:GLU:CD	2.11	0.54
4:AD:22:ILE:HG23	7:AG:44:ALA:O	2.07	0.54
7:AG:229:LEU:HD12	7:AG:230:ARG:H	1.73	0.54
8:AH:30:SER:HB3	8:AH:36:CYS:HB3	1.89	0.54
1:BA:99:ARG:O	1:BA:109:ARG:NH2	2.40	0.54
1:BA:753:ASN:ND2	1:BA:767:ASN:O	2.41	0.54
2:BB:170:CYS:SG	2:BB:171:HIS:N	2.81	0.54
2:BB:849:GLY:H	2:BB:882:ILE:HB	1.72	0.54
1:CA:1260:LYS:HA	1:CA:1499:ARG:O	2.07	0.54
1:CA:928:MET:HG3	1:CA:933:ALA:HB3	1.89	0.54
2:CB:1047:ARG:NH2	2:CB:1051:PRO:O	2.41	0.54
2:CB:1053:ASN:ND2	2:CB:1054:SER:H	2.06	0.54
5:CE:76:GLY:H	5:CE:106:GLN:HG2	1.72	0.54
1:DA:1136:VAL:HG22	1:DA:1174:TYR:CE1	2.43	0.54
2:DB:906:ARG:NE	3:DC:95:GLU:OE2	2.37	0.54
1:DA:1137:SER:HB2	5:DE:205:SER:HB2	1.88	0.54
9:DI:101:LEU:HD11	9:DI:122:ARG:HH22	1.73	0.54
1:EA:1216:THR:HG23	1:EA:1234:LYS:HD2	1.88	0.54
1:EA:14:VAL:HG22	2:EB:1198:TYR:HB3	1.89	0.54
5:EE:178:ILE:HG22	5:EE:212:ARG:HB3	1.90	0.54
7:EG:40:ARG:NH1	7:EG:123:TYR:OH	2.41	0.54
14:EN:70:LEU:HG	14:EN:70:LEU:O	2.08	0.54
1:FA:136:LEU:HD13	1:FA:189:VAL:HG23	1.90	0.54
1:FA:1463:ASP:O	1:FA:1465:GLU:N	2.38	0.54
1:FA:1470:CYS:SG	1:FA:1471:GLU:N	2.81	0.54
1:FA:1646:LEU:HD11	2:FB:1085:SER:HB3	1.90	0.54
2:FB:211:ARG:NH2	2:FB:243:GLN:OE1	2.31	0.54
5:FE:127:ILE:HD11	5:FE:132:ILE:HD11	1.90	0.54
7:FG:132:VAL:HG23	7:FG:232:THR:HB	1.89	0.54
10:FJ:43:ARG:NH1	10:FJ:46:CYS:SG	2.80	0.54
1:AA:1447:GLN:HG3	1:AA:1460:TYR:HB3	1.90	0.54
2:AB:532:HIS:ND1	2:AB:700:LEU:HD13	2.23	0.54
2:AB:790:ASN:OD1	2:AB:792:SER:N	2.41	0.54
2:AB:888:ILE:HG13	12:AL:54:ARG:O	2.08	0.54
3:AC:233:ILE:HD11	3:AC:291:LEU:HG	1.88	0.54
11:AK:125:MET:HA	11:AK:128:CYS:SG	2.48	0.54

*Continued on next page...*

*Continued from previous page...*

Atom-1	Atom-2	Interatomic distance (Å)	Clash overlap (Å)
13:AM:10:ILE:HG22	13:AM:11:GLU:H	1.73	0.54
13:AM:77:VAL:HG21	14:AN:64:ILE:HD12	1.90	0.54
1:BA:713:VAL:HB	1:BA:738:ASN:HD21	1.73	0.54
5:BE:70:SER:OG	5:BE:71:LYS:N	2.40	0.54
7:BG:29:ASP:C	7:BG:31:LYS:H	2.11	0.54
2:BB:345:SER:HA	13:BM:113:ILE:CG1	2.38	0.54
2:BB:1060:VAL:HG21	7:BO:311:GLU:CD	2.28	0.54
1:CA:102:CYS:HB2	1:CA:109:ARG:HG2	1.90	0.54
1:CA:752:LYS:HG3	1:CA:768:GLU:HA	1.90	0.54
2:CB:190:ILE:HG12	2:CB:191:GLY:N	2.23	0.54
14:CN:90:MET:O	14:CN:137:PHE:HB3	2.07	0.54
2:DB:1060:VAL:HG22	2:DB:1061:LYS:N	2.23	0.54
2:DB:1157:GLN:HB3	2:DB:1168:VAL:HG12	1.89	0.54
1:DA:1344:ILE:HG22	2:DB:334:PHE:HE2	1.72	0.54
7:DG:80:VAL:HG12	7:DG:82:LEU:HD23	1.90	0.54
8:DH:35:GLN:O	8:DH:127:GLY:HA2	2.07	0.54
12:DL:32:ALA:HB3	12:DL:55:ILE:HG13	1.88	0.54
13:DM:39:ASP:C	13:DM:53:LEU:HD12	2.28	0.54
1:EA:1252:ASP:HA	1:EA:1255:CYS:SG	2.48	0.54
1:EA:363:PRO:HB3	2:EB:1187:SER:OG	2.08	0.54
2:EB:262:PHE:CZ	2:EB:269:TYR:HB2	2.43	0.54
14:EN:55:LEU:O	14:EN:136:VAL:HG13	2.07	0.54
1:FA:1028:GLU:HB3	1:FA:1187:ILE:HD11	1.90	0.54
1:FA:1556:GLU:O	1:FA:1559:ARG:HB3	2.08	0.54
1:FA:624:TYR:O	1:FA:625:ASN:HB3	2.08	0.54
11:FK:128:CYS:O	11:FK:131:VAL:HB	2.07	0.54
1:AA:1294:MET:SD	1:AA:1294:MET:N	2.81	0.54
1:AA:315:ILE:HG13	1:AA:319:GLU:HB2	1.89	0.54
1:AA:659:THR:HG23	1:AA:664:SER:O	2.06	0.54
1:AA:759:TYR:CE1	1:AA:913:PRO:HG3	2.42	0.54
2:AB:960:ILE:O	2:AB:963:PHE:HB2	2.08	0.54
4:AD:22:ILE:H	7:AG:76:LYS:NZ	2.05	0.54
5:AE:28:TYR:HA	5:AE:64:PRO:HA	1.89	0.54
1:BA:1335:LYS:HD2	1:BA:1338:ARG:NH2	2.23	0.54
1:BA:854:GLY:O	1:BA:974:THR:HB	2.07	0.54
4:BD:22:ILE:CD1	7:BG:45:LEU:HA	2.37	0.54
2:CB:52:LEU:HD22	2:CB:61:LEU:HD21	1.89	0.54
1:DA:1324:LEU:HD22	1:DA:1492:ILE:HG13	1.90	0.54
1:DA:512:THR:O	1:DA:516:ILE:HB	2.08	0.54
1:DA:850:SER:O	1:DA:852:ASP:N	2.41	0.54
1:EA:499:PRO:HG3	1:EA:609:PRO:HA	1.90	0.54

*Continued on next page...*

*Continued from previous page...*

Atom-1	Atom-2	Interatomic distance (Å)	Clash overlap (Å)
2:EB:280:LEU:HD12	2:EB:371:PHE:HD1	1.72	0.54
1:FA:1263:LEU:HG	1:FA:1267:ILE:HD11	1.90	0.54
1:FA:1272:VAL:O	1:FA:1273:THR:OG1	2.22	0.54
2:FB:1002:LYS:HZ2	14:FN:166:LEU:HD13	1.71	0.54
2:FB:52:LEU:HB3	2:FB:61:LEU:CD1	2.38	0.54
7:FG:82:LEU:HG	7:FG:124:VAL:HA	1.89	0.54
8:FH:116:TYR:HB2	8:FH:123:MET:SD	2.48	0.54
13:FM:113:ILE:HG22	13:FM:113:ILE:O	2.07	0.54
1:AA:1022:CYS:HA	1:AA:1615:TYR:HH	1.73	0.54
1:AA:1117:SER:OG	1:AA:1117:SER:O	2.19	0.54
1:AA:1022:CYS:SG	1:AA:1615:TYR:OH	2.64	0.54
1:AA:189:VAL:O	1:AA:193:ILE:HG13	2.08	0.54
1:AA:214:ASP:OD2	5:AE:177:ARG:NH2	2.40	0.54
2:AB:472:SER:OG	2:AB:473:GLN:N	2.40	0.54
5:AE:133:GLU:HB3	5:AE:135:PHE:CE1	2.41	0.54
10:AJ:10:CYS:SG	10:AJ:43:ARG:NH1	2.81	0.54
12:AL:30:ILE:O	12:AL:57:LEU:HD12	2.08	0.54
1:BA:1262:LEU:HD12	1:BA:1264:SER:OG	2.08	0.54
1:BA:522:ALA:HB1	1:BA:532:GLY:HA2	1.90	0.54
1:BA:611:GLU:CD	1:BA:615:ARG:HD2	2.28	0.54
1:BA:956:ARG:HG2	1:BA:979:GLY:O	2.07	0.54
3:BC:233:ILE:HD11	3:BC:291:LEU:HG	1.90	0.54
9:BI:89:CYS:SG	9:BI:117:CYS:SG	3.06	0.54
1:CA:472:MET:SD	1:CA:1025:LYS:NZ	2.61	0.54
1:CA:758:GLU:O	1:CA:760:TRP:N	2.40	0.54
2:CB:301:PHE:HD1	2:CB:302:LEU:HD23	1.72	0.54
4:CD:47:LYS:HD3	4:CD:82:LEU:HD13	1.89	0.54
7:CG:82:LEU:HG	7:CG:124:VAL:HA	1.89	0.54
1:DA:1555:VAL:HG11	5:DE:178:ILE:HD13	1.90	0.54
1:DA:693:GLN:O	1:DA:696:ILE:HB	2.08	0.54
1:DA:697:TYR:HE1	1:DA:702:PRO:HD3	1.74	0.54
1:DA:701:ARG:O	1:DA:704:ASP:HB2	2.07	0.54
1:DA:782:ASP:OD1	1:DA:783:LYS:N	2.41	0.54
1:DA:480:ALA:HB2	2:DB:1046:VAL:HG23	1.89	0.54
2:DB:105:ALA:O	2:DB:135:GLY:HA3	2.07	0.54
2:DB:586:VAL:HB	2:DB:593:ILE:HG22	1.90	0.54
2:EB:209:GLN:OE1	2:EB:237:ARG:HB2	2.08	0.54
2:EB:380:LYS:HG3	2:EB:637:TYR:CD2	2.43	0.54
2:EB:46:ILE:HG22	2:EB:50:ASN:HD21	1.73	0.54
5:EE:127:ILE:HD11	5:EE:132:ILE:HD11	1.89	0.54
8:EH:15:VAL:HG22	8:EH:26:ILE:HG12	1.89	0.54

*Continued on next page...*



*Continued from previous page...*

Atom-1	Atom-2	Interatomic distance (Å)	Clash overlap (Å)
1:FA:123:ARG:HD3	1:FA:337:TYR:CE1	2.43	0.54
1:FA:477:ASN:OD1	2:FB:1049:THR:HG23	2.07	0.54
2:FB:1186:ASP:O	2:FB:1190:SER:OG	2.27	0.54
1:FA:18:ILE:HA	2:FB:1193:GLY:O	2.08	0.54
5:FE:70:SER:OG	5:FE:71:LYS:N	2.39	0.54
9:FI:101:LEU:HD11	9:FI:122:ARG:HH22	1.73	0.54
13:FM:77:VAL:HG21	14:FN:64:ILE:HD12	1.90	0.54
1:AA:1553:TYR:HD1	5:AE:144:ILE:HB	1.73	0.53
2:AB:286:ARG:HD2	9:AI:9:PHE:CG	2.43	0.53
2:AB:428:VAL:O	2:AB:432:ILE:HD12	2.08	0.53
5:AE:22:MET:HA	5:AE:187:TYR:CZ	2.43	0.53
1:BA:1245:ASP:OD2	1:BA:1245:ASP:N	2.34	0.53
1:BA:1292:ILE:HD12	1:BA:1292:ILE:O	2.08	0.53
1:BA:1545:ASP:OD1	1:BA:1546:VAL:N	2.36	0.53
1:BA:499:PRO:HG3	1:BA:609:PRO:HA	1.90	0.53
2:BB:1048:SER:OG	2:BB:1049:THR:N	2.39	0.53
7:BG:93:ASP:HB2	7:BG:104:LEU:HD12	1.91	0.53
9:BI:23:VAL:HG21	9:BI:28:VAL:HG13	1.90	0.53
1:CA:1244:ASN:HA	1:CA:1517:ARG:HH11	1.73	0.53
2:CB:903:ILE:HD12	2:CB:903:ILE:N	2.23	0.53
5:CE:147:HIS:HB3	5:CE:150:VAL:HG23	1.89	0.53
7:CG:139:ILE:CD1	7:CG:140:GLN:H	2.20	0.53
8:CH:38:LEU:HD12	8:CH:124:ARG:O	2.07	0.53
1:DA:30:LYS:NZ	1:DA:51:ASP:OD2	2.24	0.53
7:DG:29:ASP:O	7:DG:31:LYS:N	2.41	0.53
14:DN:26:PRO:HB2	14:DN:29:PHE:CD1	2.42	0.53
1:EA:1621:PHE:O	1:EA:1624:LYS:HB2	2.08	0.53
1:EA:555:LYS:O	1:EA:558:ALA:HB3	2.08	0.53
1:EA:61:LEU:HG	1:EA:67:LEU:O	2.09	0.53
2:EB:170:CYS:SG	2:EB:171:HIS:N	2.80	0.53
1:FA:1659:LYS:HA	7:FG:104:LEU:HD23	1.90	0.53
8:FH:35:GLN:O	8:FH:127:GLY:HA2	2.08	0.53
8:FH:13:SER:N	8:FH:27:GLU:O	2.34	0.53
2:FB:575:HIS:NE2	13:FM:76:TYR:OH	2.38	0.53
1:FA:399:LEU:CD1	7:FO:270:LEU:HB3	2.37	0.53
1:AA:1216:THR:HG23	1:AA:1234:LYS:HD2	1.89	0.53
1:AA:58:LEU:HD11	7:AO:295:LEU:HD21	1.91	0.53
1:AA:974:THR:O	1:AA:974:THR:OG1	2.21	0.53
11:AK:75:ALA:O	11:AK:79:VAL:HG23	2.08	0.53
13:AM:58:GLU:HG2	13:AM:59:ARG:N	2.23	0.53
1:BA:943:ILE:HA	1:BA:986:PHE:HB2	1.89	0.53

*Continued on next page...*

*Continued from previous page...*

Atom-1	Atom-2	Interatomic distance (Å)	Clash overlap (Å)
2:BB:275:MET:SD	2:BB:330:LEU:HD21	2.47	0.53
2:BB:558:VAL:HA	2:BB:561:ILE:HG13	1.91	0.53
6:BF:102:SER:HB3	6:BF:117:PRO:HB3	1.89	0.53
5:CE:40:GLU:HA	5:CE:43:LYS:HE3	1.91	0.53
9:CI:2:SER:O	9:CI:9:PHE:N	2.35	0.53
13:CM:21:VAL:HB	14:CN:109:LEU:HD11	1.91	0.53
1:DA:1556:GLU:O	1:DA:1559:ARG:HB3	2.08	0.53
1:DA:816:LEU:HG	1:DA:817:PHE:N	2.24	0.53
1:DA:966:LEU:HD12	1:DA:967:PRO:HD2	1.90	0.53
2:DB:533:THR:OG1	2:DB:534:PRO:HD2	2.08	0.53
7:DG:229:LEU:HD12	7:DG:230:ARG:H	1.72	0.53
3:EC:197:ARG:HG2	10:EJ:61:LEU:HD22	1.90	0.53
3:EC:227:TYR:HA	3:EC:299:ILE:O	2.08	0.53
4:ED:16:LEU:O	7:EG:64:GLN:NE2	2.41	0.53
5:EE:39:LEU:O	5:EE:42:PHE:HB3	2.08	0.53
10:EJ:54:VAL:HG12	10:EJ:56:LEU:HB2	1.88	0.53
13:EM:10:ILE:HG22	13:EM:11:GLU:N	2.24	0.53
1:FA:1095:LEU:CD2	1:FA:1134:GLY:HA3	2.38	0.53
1:FA:1170:MET:HA	1:FA:1173:LYS:HB3	1.90	0.53
1:FA:39:ASP:OD2	1:FA:43:HIS:HB2	2.08	0.53
2:FB:416:LYS:HD2	2:FB:460:LYS:HD2	1.89	0.53
2:FB:902:SER:OG	2:FB:903:ILE:N	2.41	0.53
2:AB:934:ILE:HG21	3:AC:73:SER:CB	2.38	0.53
7:AG:149:ILE:HG22	7:AG:150:HIS:CD2	2.32	0.53
8:AH:94:ASP:N	8:AH:94:ASP:OD1	2.40	0.53
9:AI:38:PRO:HG2	9:AI:41:GLN:HB2	1.90	0.53
14:AN:75:GLU:H	14:AN:91:ASP:CB	2.22	0.53
2:BB:242:ASP:OD2	2:BB:414:LYS:NZ	2.26	0.53
2:BB:718:GLN:CD	2:BB:920:ARG:HA	2.29	0.53
2:BB:939:SER:OG	2:BB:943:ILE:N	2.40	0.53
4:BD:89:LEU:HD23	4:BD:92:ILE:HD12	1.90	0.53
10:BJ:54:VAL:HG12	10:BJ:56:LEU:HB2	1.89	0.53
13:BM:81:PHE:HB2	13:BM:88:ILE:HD13	1.89	0.53
7:BO:272:ILE:HG13	7:BO:274:SER:H	1.73	0.53
1:CA:1016:SER:CB	1:CA:1019:LEU:HD22	2.36	0.53
2:CB:276:ILE:O	2:CB:280:LEU:HG	2.09	0.53
2:CB:66:LYS:C	2:CB:68:ILE:H	2.09	0.53
2:CB:532:HIS:ND1	2:CB:700:LEU:HD13	2.23	0.53
5:CE:133:GLU:HB3	5:CE:135:PHE:CE1	2.42	0.53
5:CE:70:SER:OG	5:CE:71:LYS:N	2.41	0.53
9:CI:65:SER:OG	9:CI:66:VAL:N	2.40	0.53

*Continued on next page...*

*Continued from previous page...*

Atom-1	Atom-2	Interatomic distance (Å)	Clash overlap (Å)
10:CJ:31:ASP:OD1	10:CJ:34:THR:HB	2.08	0.53
10:CJ:54:VAL:HG12	10:CJ:56:LEU:HB2	1.90	0.53
10:CJ:2:ILE:HD12	10:CJ:57:ILE:HD13	1.89	0.53
1:DA:111:LYS:O	1:DA:115:VAL:HG23	2.08	0.53
1:DA:1647:ASN:HD22	1:DA:1648:ASN:N	2.05	0.53
1:DA:591:ARG:HB2	1:DA:633:MET:HG2	1.90	0.53
1:DA:671:GLN:HA	2:DB:952:HIS:HD2	1.73	0.53
3:DC:84:TYR:HB3	12:DL:64:LEU:HD11	1.89	0.53
14:BN:69:SER:HB3	8:DH:75:ALA:HB2	1.90	0.53
1:EA:1104:TYR:HE2	1:EA:1119:LYS:HD2	1.72	0.53
1:EA:882:ILE:HD13	1:EA:888:LYS:HB3	1.89	0.53
2:EB:338:PHE:CZ	2:EB:353:VAL:HG13	2.44	0.53
2:EB:66:LYS:C	2:EB:68:ILE:H	2.11	0.53
3:EC:83:VAL:HG22	3:EC:206:ALA:HB1	1.89	0.53
3:EC:97:LEU:O	3:EC:100:ARG:HB2	2.08	0.53
9:EI:94:MET:HG2	9:EI:114:CYS:HA	1.89	0.53
13:EM:57:ASN:O	13:EM:103:LYS:NZ	2.41	0.53
14:EN:110:LEU:CD2	14:EN:121:ILE:HA	2.38	0.53
1:FA:1559:ARG:HD2	1:FA:1587:ASP:OD1	2.08	0.53
1:FA:349:LEU:HD12	1:FA:351:LYS:HE3	1.89	0.53
1:FA:936:SER:O	1:FA:940:VAL:HG23	2.07	0.53
2:FB:307:GLU:OE2	2:FB:311:ARG:NH1	2.37	0.53
2:FB:662:ASP:OD1	2:FB:663:ILE:N	2.41	0.53
2:FB:787:MET:O	2:FB:788:ILE:HD13	2.08	0.53
5:FE:22:MET:HA	5:FE:187:TYR:CZ	2.43	0.53
2:AB:1160:GLU:HG2	2:AB:1166:LYS:HG2	1.90	0.53
2:AB:302:LEU:HD11	2:AB:379:ARG:CZ	2.39	0.53
2:AB:468:GLY:O	2:AB:482:SER:HA	2.08	0.53
2:AB:714:ARG:NH1	9:AI:105:ASP:HA	2.24	0.53
5:AE:33:GLU:O	5:AE:36:GLU:N	2.41	0.53
2:BB:1198:TYR:N	2:BB:1198:TYR:CD2	2.75	0.53
1:CA:1105:ARG:NH1	1:CA:1138:GLU:OE1	2.39	0.53
1:CA:1238:MET:HG3	1:CA:1524:VAL:HG22	1.90	0.53
1:CA:513:ALA:O	1:CA:516:ILE:HG22	2.08	0.53
1:CA:763:GLY:HA3	8:CH:25:ARG:NE	2.23	0.53
2:CB:209:GLN:OE1	2:CB:237:ARG:HB2	2.08	0.53
5:CE:98:ILE:O	5:CE:102:GLU:HB2	2.09	0.53
2:CB:888:ILE:HG13	12:CL:55:ILE:HA	1.89	0.53
4:DD:89:LEU:O	4:DD:92:ILE:N	2.37	0.53
1:EA:1019:LEU:HD21	1:EA:1194:GLY:HA2	1.90	0.53
1:EA:809:VAL:HG13	1:EA:813:LEU:HD11	1.90	0.53

*Continued on next page...*

*Continued from previous page...*

Atom-1	Atom-2	Interatomic distance (Å)	Clash overlap (Å)
2:EB:242:ASP:OD2	2:EB:414:LYS:NZ	2.35	0.53
2:EB:280:LEU:O	2:EB:323:ARG:NH2	2.42	0.53
2:EB:584:CYS:HB2	2:EB:598:HIS:ND1	2.23	0.53
2:EB:986:PHE:CD1	14:EN:160:VAL:HG21	2.44	0.53
3:EC:70:ILE:O	3:EC:72:ILE:N	2.41	0.53
5:EE:98:ILE:O	5:EE:102:GLU:HB2	2.07	0.53
11:EK:46:LYS:HE3	11:EK:66:VAL:O	2.08	0.53
14:EN:26:PRO:HB2	14:EN:29:PHE:CD1	2.44	0.53
1:FA:1545:ASP:CG	1:FA:1546:VAL:N	2.61	0.53
1:FA:718:THR:OG1	1:FA:730:GLN:OE1	2.26	0.53
1:FA:928:MET:HG2	2:FB:955:PRO:HG3	1.90	0.53
3:FC:97:LEU:O	3:FC:100:ARG:HB2	2.08	0.53
6:FF:70:LYS:HG3	7:FG:94:PRO:O	2.07	0.53
8:FH:30:SER:HB3	8:FH:36:CYS:HB3	1.91	0.53
13:FM:58:GLU:HG2	13:FM:59:ARG:N	2.22	0.53
1:AA:1092:GLU:O	1:AA:1094:ALA:N	2.40	0.53
1:AA:1162:ASN:H	1:AA:1165:LYS:HD2	1.72	0.53
1:AA:552:GLU:HB3	2:BB:837:LEU:HD12	1.90	0.53
1:AA:892:LEU:HG	1:AA:893:ASP:N	2.24	0.53
1:AA:597:LYS:HB2	2:AB:1082:HIS:CE1	2.44	0.53
2:AB:504:HIS:HB3	2:AB:542:LEU:HD23	1.90	0.53
3:AC:223:SER:HB2	3:AC:303:GLU:HB3	1.90	0.53
3:AC:314:PHE:O	3:AC:317:SER:OG	2.20	0.53
12:AL:33:GLU:HG2	12:AL:55:ILE:HG12	1.89	0.53
1:BA:111:LYS:O	1:BA:115:VAL:HG23	2.08	0.53
1:BA:1332:GLU:O	1:BA:1336:GLN:HG2	2.09	0.53
1:BA:1440:ASN:N	1:BA:1440:ASN:OD1	2.41	0.53
1:BA:513:ALA:O	1:BA:516:ILE:HG22	2.09	0.53
1:BA:480:ALA:HB2	2:BB:1046:VAL:HA	1.91	0.53
2:BB:18:THR:HA	2:BB:21:ARG:HH21	1.73	0.53
2:BB:392:ASP:HB3	2:BB:399:HIS:CE1	2.43	0.53
2:BB:604:ILE:O	2:BB:608:LEU:HG	2.09	0.53
3:BC:95:GLU:HG2	3:BC:96:VAL:N	2.24	0.53
1:BA:9:SER:OG	4:BD:20:VAL:HG21	2.08	0.53
13:BM:80:LEU:HD11	14:BN:39:PRO:HD2	1.90	0.53
1:CA:211:THR:O	1:CA:214:ASP:N	2.33	0.53
2:CB:975:HIS:NE2	2:CB:1003:ALA:HB2	2.23	0.53
3:CC:228:ARG:NH1	14:CN:173:THR:H	2.06	0.53
1:CA:426:ALA:CA	7:CO:273:VAL:HG21	2.38	0.53
1:DA:1546:VAL:O	1:DA:1549:VAL:N	2.42	0.53
2:DB:251:HIS:HB2	2:DB:259:THR:OG1	2.09	0.53

*Continued on next page...*

*Continued from previous page...*

Atom-1	Atom-2	Interatomic distance (Å)	Clash overlap (Å)
2:DB:772:VAL:HB	2:DB:946:ASP:OD2	2.09	0.53
8:DH:14:GLU:HG2	8:DH:15:VAL:N	2.23	0.53
1:EA:985:ARG:HG2	1:EA:988:SER:H	1.74	0.53
2:EB:775:VAL:H	2:EB:1028:VAL:HG12	1.73	0.53
1:FA:1016:SER:CB	1:FA:1019:LEU:HD22	2.39	0.53
2:FB:1037:ARG:O	2:FB:1039:MET:N	2.40	0.53
3:FC:37:LYS:HD2	11:FK:130:VAL:HG22	1.90	0.53
1:AA:1022:CYS:HG	1:AA:1615:TYR:HH	1.56	0.53
1:AA:756:LYS:HG2	9:AI:85:LYS:NZ	2.24	0.53
10:AJ:2:ILE:HG12	10:AJ:3:VAL:H	1.71	0.53
6:BF:58:PHE:HZ	7:BG:117:TRP:CH2	2.27	0.53
14:BN:90:MET:O	14:BN:137:PHE:HB3	2.09	0.53
1:CA:1621:PHE:CD1	1:CA:1624:LYS:HE2	2.44	0.53
1:CA:342:ARG:CZ	1:CA:342:ARG:HB2	2.38	0.53
3:CC:86:PHE:CE2	3:CC:205:LYS:HE3	2.44	0.53
7:CG:72:LYS:O	7:CG:81:VAL:HG23	2.09	0.53
1:DA:1239:THR:HG23	1:DA:1520:VAL:HG13	1.91	0.53
1:DA:624:TYR:O	1:DA:625:ASN:HB3	2.08	0.53
1:DA:874:GLU:O	1:DA:878:ARG:HB2	2.08	0.53
2:DB:917:PHE:HD2	2:DB:1035:ARG:HA	1.73	0.53
2:DB:301:PHE:HD1	2:DB:302:LEU:HD23	1.73	0.53
7:DG:82:LEU:HG	7:DG:124:VAL:HA	1.90	0.53
14:DN:31:LYS:O	14:DN:33:LYS:N	2.42	0.53
1:EA:1596:LEU:HD22	1:EA:1602:GLY:HA2	1.90	0.53
1:EA:7:VAL:HG12	1:EA:9:SER:H	1.72	0.53
1:EA:896:THR:HG21	1:EA:956:ARG:NH1	2.24	0.53
1:EA:987:TYR:C	1:EA:987:TYR:CD2	2.81	0.53
3:EC:86:PHE:CE2	3:EC:205:LYS:HE3	2.43	0.53
7:EG:10:ASN:HB2	7:EG:14:ALA:HB3	1.91	0.53
8:EH:12:VAL:HA	8:EH:28:ALA:HB2	1.91	0.53
2:EB:885:VAL:HG11	12:EL:58:LYS:HB3	1.89	0.53
14:EN:55:LEU:HB2	14:EN:133:PHE:CZ	2.43	0.53
14:EN:85:HIS:HB3	14:EN:87:TYR:CE1	2.44	0.53
1:FA:692:TYR:O	1:FA:696:ILE:HG12	2.08	0.53
1:FA:3:ILE:HA	7:FG:111:THR:HG22	1.91	0.53
14:FN:75:GLU:H	14:FN:91:ASP:CB	2.20	0.53
1:AA:1269:LYS:HD2	1:AA:1271:ILE:HD11	1.89	0.53
1:AA:993:GLN:CD	2:AB:676:VAL:HG21	2.28	0.53
1:BA:697:TYR:HE1	1:BA:702:PRO:CD	2.22	0.53
1:BA:836:THR:OG1	1:BA:837:ALA:N	2.42	0.53
2:BB:1055:LEU:HD11	7:BO:312:GLU:HG3	1.91	0.53

*Continued on next page...*

*Continued from previous page...*

Atom-1	Atom-2	Interatomic distance (Å)	Clash overlap (Å)
2:BB:474:SER:C	2:BB:476:LEU:H	2.12	0.53
2:BB:504:HIS:HB3	2:BB:542:LEU:HD23	1.91	0.53
2:BB:612:LYS:N	2:BB:620:LEU:HD21	2.23	0.53
2:BB:772:VAL:HG12	2:BB:946:ASP:H	1.74	0.53
7:BG:149:ILE:HG22	7:BG:150:HIS:CD2	2.33	0.53
1:CA:1108:HIS:CG	1:CA:1117:SER:HB3	2.44	0.53
1:CA:1117:SER:C	1:CA:1119:LYS:H	2.11	0.53
2:CB:1151:ILE:HG22	2:CB:1152:PHE:H	1.73	0.53
2:CB:397:THR:HA	2:CB:400:GLN:OE1	2.08	0.53
2:CB:904:LYS:C	2:CB:905:TYR:HD1	2.11	0.53
13:CM:89:GLN:O	13:CM:90:LEU:HD23	2.08	0.53
1:DA:555:LYS:O	1:DA:558:ALA:HB3	2.08	0.53
1:DA:850:SER:O	1:DA:853:THR:N	2.36	0.53
1:DA:1344:ILE:HG23	2:DB:271:VAL:HG22	1.90	0.53
2:DB:408:LEU:HA	2:DB:411:MET:HG3	1.89	0.53
7:DG:66:LEU:HD11	7:DG:87:LEU:HD22	1.91	0.53
8:DH:12:VAL:HA	8:DH:28:ALA:HB2	1.90	0.53
14:DN:90:MET:O	14:DN:137:PHE:HB3	2.09	0.53
2:EB:1198:TYR:HD2	2:EB:1198:TYR:H	1.57	0.53
2:EB:470:LEU:HD22	2:EB:484:TYR:HE1	1.74	0.53
2:EB:986:PHE:CD2	2:EB:992:PRO:HG3	2.44	0.53
1:FA:1019:LEU:HD21	1:FA:1194:GLY:CA	2.38	0.53
1:FA:1289:SER:HA	1:FA:1475:GLU:OE1	2.08	0.53
1:FA:545:SER:O	1:FA:545:SER:OG	2.25	0.53
5:FE:40:GLU:HA	5:FE:43:LYS:HE3	1.91	0.53
8:FH:38:LEU:HD11	8:FH:123:MET:HG3	1.90	0.53
1:AA:1217:LEU:HD13	1:AA:1573:TYR:CE1	2.41	0.53
1:AA:1245:ASP:N	1:AA:1245:ASP:OD2	2.37	0.53
1:AA:835:LEU:HG	1:AA:985:ARG:NH1	2.21	0.53
1:AA:885:ASP:O	1:AA:889:SER:HB3	2.07	0.53
2:AB:429:ARG:O	2:AB:433:ASN:ND2	2.32	0.53
2:AB:501:ARG:HG3	2:AB:699:ILE:CD1	2.39	0.53
2:AB:983:PRO:HB2	2:AB:984:TRP:CE3	2.44	0.53
6:AF:119:ARG:HA	6:AF:122:MET:HG3	1.90	0.53
1:BA:1326:GLU:HG2	1:BA:1456:PHE:HD2	1.74	0.53
1:BA:1291:VAL:HA	1:BA:1473:LYS:HB2	1.90	0.53
1:BA:90:PHE:HE1	1:BA:1623:THR:HG23	1.74	0.53
2:BB:625:GLU:HB2	2:BB:643:PHE:O	2.08	0.53
2:BB:532:HIS:CD2	2:BB:700:LEU:HD22	2.44	0.53
2:BB:843:ASP:OD1	2:BB:845:LEU:HG	2.09	0.53
2:BB:987:ASN:O	2:BB:989:ASP:N	2.42	0.53

*Continued on next page...*

*Continued from previous page...*

Atom-1	Atom-2	Interatomic distance (Å)	Clash overlap (Å)
10:BJ:31:ASP:OD1	10:BJ:34:THR:HB	2.08	0.53
1:CA:697:TYR:HE1	1:CA:702:PRO:HD3	1.72	0.53
2:CB:459:SER:O	2:CB:462:GLN:N	2.42	0.53
2:CB:52:LEU:HB3	2:CB:61:LEU:CD1	2.38	0.53
2:CB:757:TYR:CZ	2:CB:762:MET:HB3	2.44	0.53
7:CG:29:ASP:C	7:CG:31:LYS:H	2.11	0.53
1:DA:1463:ASP:HB2	1:DA:1469:TRP:CD1	2.44	0.53
1:DA:1344:ILE:HD13	2:DB:329:TYR:CE2	2.44	0.53
2:DB:244:THR:HG21	2:DB:414:LYS:HD3	1.90	0.53
2:DB:462:GLN:O	2:DB:466:SER:N	2.42	0.53
2:DB:470:LEU:HD22	2:DB:484:TYR:HE1	1.73	0.53
8:DH:94:ASP:N	8:DH:94:ASP:OD1	2.42	0.53
1:EA:1049:MET:HG2	1:EA:1054:ALA:HB2	1.90	0.53
2:EB:301:PHE:CD1	2:EB:302:LEU:HD23	2.43	0.53
3:EC:65:ASN:OD1	3:EC:68:ARG:NH1	2.42	0.53
9:EI:10:CYS:HB3	9:EI:13:CYS:SG	2.49	0.53
10:EJ:2:ILE:HD12	10:EJ:57:ILE:HD13	1.91	0.53
1:FA:1092:GLU:O	1:FA:1095:LEU:N	2.39	0.53
1:FA:1661:PRO:HA	7:FG:102:GLU:HA	1.91	0.53
1:FA:211:THR:O	1:FA:214:ASP:N	2.39	0.53
1:FA:678:VAL:O	1:FA:681:THR:N	2.41	0.53
1:FA:67:LEU:HD13	1:FA:71:PHE:HB3	1.90	0.53
2:FB:665:GLY:N	2:FB:668:GLU:OE1	2.41	0.53
3:FC:147:PRO:O	3:FC:149:GLY:N	2.42	0.53
3:FC:277:ARG:NH1	3:FC:291:LEU:HD13	2.24	0.53
1:AA:1019:LEU:HD21	1:AA:1194:GLY:HA2	1.90	0.53
1:AA:1620:GLN:O	1:AA:1623:THR:N	2.41	0.53
2:AB:474:SER:C	2:AB:476:LEU:H	2.12	0.53
3:AC:248:GLN:HG3	3:AC:256:ILE:O	2.09	0.53
3:AC:59:ILE:HG12	3:AC:60:ASP:N	2.24	0.53
5:AE:41:ASP:N	5:AE:41:ASP:OD1	2.23	0.53
14:AN:85:HIS:HB3	14:AN:87:TYR:CE1	2.44	0.53
2:BB:628:TYR:HD1	2:BB:640:LEU:HD13	1.72	0.53
2:BB:675:ALA:O	2:BB:690:GLU:HG2	2.09	0.53
2:BB:744:LEU:HD11	2:BB:799:GLY:HA2	1.89	0.53
2:BB:825:PHE:HE2	2:BB:899:GLN:HA	1.74	0.53
1:BA:1662:ASN:HB3	7:BG:57:PRO:HD2	1.89	0.53
1:CA:1240:LEU:HD23	1:CA:1541:ILE:HG23	1.90	0.53
1:CA:1608:SER:OG	1:CA:1636:SER:OG	2.27	0.53
1:CA:748:ASN:ND2	1:CA:1072:ASN:OD1	2.42	0.53
2:CB:250:LEU:HD11	2:CB:378:ILE:HD13	1.91	0.53

*Continued on next page...*

*Continued from previous page...*

Atom-1	Atom-2	Interatomic distance (Å)	Clash overlap (Å)
2:CB:72:VAL:HA	2:CB:95:LEU:O	2.09	0.53
2:CB:962:MET:O	2:CB:965:GLU:N	2.42	0.53
11:CK:60:SER:HG	11:CK:104:ARG:HH21	1.57	0.53
2:DB:655:TYR:HD1	2:DB:688:HIS:HE2	1.57	0.53
4:DD:24:ALA:HA	7:DG:43:ILE:HA	1.90	0.53
1:EA:1620:GLN:O	1:EA:1623:THR:N	2.41	0.53
1:EA:701:ARG:O	1:EA:704:ASP:HB2	2.09	0.53
1:EA:763:GLY:HA3	8:EH:25:ARG:NE	2.24	0.53
7:EG:37:CYS:HB3	7:EG:125:TRP:HD1	1.73	0.53
10:EJ:6:ARG:HB3	10:EJ:11:GLY:O	2.07	0.53
1:FA:323:ILE:O	1:FA:327:VAL:HG23	2.09	0.53
2:FB:891:GLU:O	2:FB:894:LYS:N	2.31	0.53
3:FC:216:HIS:O	3:FC:218:LYS:N	2.42	0.53
10:FJ:2:ILE:HG12	10:FJ:3:VAL:H	1.73	0.53
10:FJ:45:CYS:O	10:FJ:49:MET:HG2	2.09	0.53
1:AA:1226:VAL:HG12	1:AA:1227:MET:HG2	1.91	0.53
1:AA:39:ASP:OD2	1:AA:43:HIS:HB2	2.08	0.53
1:AA:1555:VAL:CG1	5:AE:178:ILE:HD13	2.39	0.53
13:AM:16:GLN:HG3	13:AM:17:ASP:H	1.74	0.53
5:BE:177:ARG:HD3	5:BE:215:MET:HB2	1.91	0.53
10:BJ:2:ILE:HD12	10:BJ:57:ILE:HD13	1.91	0.53
7:BO:298:PRO:O	7:BO:310:TYR:OH	2.27	0.53
1:CA:1590:THR:OG1	5:CE:212:ARG:NH2	2.42	0.53
1:CA:864:LEU:HD11	1:CA:875:LEU:HA	1.91	0.53
1:CA:968:SER:CB	2:CB:676:VAL:HG23	2.39	0.53
8:CH:5:LEU:CD2	8:CH:135:LEU:HD23	2.35	0.53
1:DA:1016:SER:CB	1:DA:1019:LEU:HD22	2.38	0.53
1:DA:1530:TRP:O	5:DE:14:ARG:NH2	2.41	0.53
2:DB:662:ASP:OD1	2:DB:663:ILE:N	2.42	0.53
1:DA:968:SER:HB2	2:DB:676:VAL:HG23	1.88	0.53
8:DH:116:TYR:HB2	8:DH:123:MET:SD	2.49	0.53
7:DO:282:ASP:O	7:DO:286:ILE:HG12	2.09	0.53
1:EA:1609:SER:O	1:EA:1612:LYS:HB2	2.09	0.53
1:EA:323:ILE:O	1:EA:327:VAL:HG23	2.09	0.53
1:EA:680:LEU:HD12	1:EA:820:TYR:CD1	2.44	0.53
9:EI:122:ARG:HG3	9:EI:122:ARG:O	2.09	0.53
1:FA:1073:TYR:CZ	1:FA:1077:LEU:HD22	2.44	0.53
1:FA:1559:ARG:O	1:FA:1563:VAL:HG23	2.09	0.53
1:FA:457:LYS:C	1:FA:459:ALA:H	2.12	0.53
1:FA:864:LEU:HD11	1:FA:875:LEU:HA	1.89	0.53
2:FB:628:TYR:HD1	2:FB:640:LEU:HD13	1.74	0.53

*Continued on next page...*



*Continued from previous page...*

Atom-1	Atom-2	Interatomic distance (Å)	Clash overlap (Å)
3:FC:70:ILE:O	3:FC:72:ILE:N	2.42	0.53
5:FE:80:VAL:HG22	5:FE:109:ILE:HB	1.91	0.53
1:AA:1024:THR:O	1:AA:1028:GLU:N	2.41	0.52
1:AA:1512:PRO:HB3	1:AA:1517:ARG:HA	1.91	0.52
2:AB:105:ALA:O	2:AB:135:GLY:HA3	2.09	0.52
7:AG:139:ILE:CD1	7:AG:140:GLN:H	2.21	0.52
1:AA:720:PHE:CZ	8:AH:141:TYR:HE2	2.27	0.52
8:AH:38:LEU:HD12	8:AH:124:ARG:O	2.08	0.52
10:AJ:41:LEU:HD22	10:AJ:46:CYS:HB3	1.89	0.52
3:BC:42:VAL:HG22	3:BC:56:LEU:HD22	1.91	0.52
5:BE:143:ASN:O	5:BE:145:THR:N	2.41	0.52
1:CA:681:THR:HG21	1:CA:781:LEU:HG	1.90	0.52
2:CB:362:LEU:HB2	2:CB:370:LYS:HE2	1.91	0.52
3:CC:216:HIS:CE1	3:CC:218:LYS:HB3	2.44	0.52
3:CC:79:ALA:HB3	3:CC:219:PHE:CE1	2.44	0.52
1:DA:1102:LEU:HD22	1:DA:1141:GLN:HE21	1.74	0.52
1:DA:1263:LEU:O	1:DA:1265:GLU:N	2.42	0.52
1:DA:372:LYS:HZ1	7:DO:297:LEU:HD11	1.75	0.52
1:DA:39:ASP:OD2	1:DA:43:HIS:HB2	2.09	0.52
3:DC:100:ARG:HH12	3:DC:193:LEU:HA	1.73	0.52
4:DD:82:LEU:HD22	7:DG:67:ASN:HD22	1.74	0.52
14:DN:148:ILE:HD13	14:DN:150:TYR:OH	2.09	0.52
2:EB:164:MET:O	2:EB:167:SER:OG	2.14	0.52
2:EB:459:SER:O	2:EB:462:GLN:N	2.42	0.52
6:EF:100:GLN:HG2	7:EG:112:PRO:CB	2.38	0.52
1:FA:1640:ARG:O	1:FA:1644:GLY:N	2.32	0.52
1:FA:727:THR:OG1	1:FA:728:GLY:N	2.43	0.52
1:AA:1117:SER:C	1:AA:1119:LYS:H	2.13	0.52
1:AA:670:ILE:N	1:AA:670:ILE:HD13	2.24	0.52
1:AA:699:CYS:O	1:AA:815:ARG:NH1	2.43	0.52
2:AB:542:LEU:C	2:AB:543:ASN:HD22	2.12	0.52
2:AB:604:ILE:O	2:AB:608:LEU:HG	2.10	0.52
2:AB:848:ILE:HD12	2:AB:885:VAL:HG21	1.91	0.52
5:AE:48:ASP:O	5:AE:50:MET:N	2.42	0.52
7:AG:57:PRO:HG2	7:AG:58:LEU:H	1.74	0.52
10:AJ:36:LEU:HD11	10:AJ:51:LEU:HB2	1.91	0.52
1:BA:1216:THR:HG23	1:BA:1234:LYS:HD2	1.89	0.52
1:BA:1242:ILE:HD11	1:BA:1517:ARG:HB3	1.90	0.52
1:BA:20:THR:HG23	1:BA:23:GLU:HG3	1.91	0.52
1:BA:253:GLU:O	1:BA:312:SER:HA	2.09	0.52
1:BA:11:ILE:CG2	2:BB:1198:TYR:HB2	2.40	0.52

*Continued on next page...*

*Continued from previous page...*

Atom-1	Atom-2	Interatomic distance (Å)	Clash overlap (Å)
2:BB:99:VAL:HG11	2:BB:139:LEU:HD13	1.91	0.52
4:BD:94:ARG:HD2	4:BD:99:LEU:HD13	1.91	0.52
12:BL:32:ALA:HB2	12:BL:57:LEU:HG	1.89	0.52
2:CB:251:HIS:HB2	2:CB:259:THR:OG1	2.08	0.52
2:CB:280:LEU:HD12	2:CB:371:PHE:HD1	1.75	0.52
2:CB:776:ILE:HD12	2:CB:777:SER:H	1.74	0.52
5:CE:43:LYS:O	5:CE:47:CYS:HB2	2.09	0.52
6:CF:136:ARG:O	6:CF:143:PHE:HB2	2.09	0.52
10:CJ:48:ARG:HB3	10:CJ:48:ARG:HH11	1.74	0.52
1:DA:1242:ILE:CD1	1:DA:1517:ARG:HB3	2.38	0.52
1:DA:1314:GLN:O	1:DA:1318:SER:HB3	2.09	0.52
1:DA:976:ALA:HB1	1:DA:981:TYR:HB3	1.90	0.52
2:DB:1198:TYR:H	2:DB:1198:TYR:HD2	1.56	0.52
2:DB:885:VAL:HA	2:DB:903:ILE:HG22	1.92	0.52
2:DB:74:PHE:HD2	2:DB:91:LEU:HD22	1.75	0.52
4:DD:33:THR:O	4:DD:36:VAL:HB	2.10	0.52
1:EA:176:THR:HA	1:EA:179:ASN:ND2	2.24	0.52
2:EB:744:LEU:HD12	2:EB:800:TYR:O	2.09	0.52
3:EC:83:VAL:HG12	3:EC:204:LEU:HD12	1.90	0.52
9:EI:72:LYS:HB2	9:EI:73:LYS:HE3	1.91	0.52
1:FA:512:THR:O	1:FA:516:ILE:HB	2.09	0.52
1:FA:9:SER:OG	4:FD:20:VAL:HG21	2.09	0.52
2:FB:903:ILE:N	2:FB:903:ILE:HD12	2.23	0.52
14:FN:31:LYS:O	14:FN:33:LYS:N	2.42	0.52
7:FO:267:ALA:C	7:FO:269:SER:H	2.12	0.52
1:AA:111:LYS:O	1:AA:115:VAL:HG23	2.09	0.52
1:AA:1454:HIS:HB2	1:AA:1457:ILE:HG13	1.92	0.52
1:AA:1555:VAL:HG13	1:AA:1556:GLU:N	2.24	0.52
1:BA:1217:LEU:HD11	1:BA:1572:ARG:CD	2.38	0.52
1:BA:835:LEU:HG	1:BA:985:ARG:NH1	2.19	0.52
1:BA:1344:ILE:HD13	2:BB:329:TYR:CE2	2.44	0.52
2:BB:627:GLY:H	2:BB:642:LEU:HD22	1.75	0.52
2:BB:687:THR:OG1	2:BB:688:HIS:ND1	2.42	0.52
14:BN:97:SER:HA	14:BN:104:LEU:O	2.08	0.52
1:CA:1066:PHE:HB3	1:CA:1147:PHE:CE2	2.44	0.52
2:CB:886:ASN:O	2:CB:902:SER:N	2.30	0.52
2:CB:998:GLU:O	2:CB:1001:ALA:N	2.42	0.52
3:CC:147:PRO:HG2	3:CC:150:SER:HB2	1.90	0.52
5:CE:177:ARG:CZ	5:CE:179:GLN:HE22	2.22	0.52
7:CG:57:PRO:HG2	7:CG:58:LEU:H	1.74	0.52
11:CK:60:SER:OG	11:CK:104:ARG:NH2	2.36	0.52

*Continued on next page...*

*Continued from previous page...*

Atom-1	Atom-2	Interatomic distance (Å)	Clash overlap (Å)
13:CM:10:ILE:HB	14:CN:70:LEU:HD21	1.91	0.52
1:DA:1024:THR:O	1:DA:1028:GLU:N	2.43	0.52
1:DA:1237:GLN:HG2	1:DA:1544:ASN:HD22	1.74	0.52
1:DA:920:PHE:CG	1:DA:921:PRO:HA	2.44	0.52
2:DB:628:TYR:HD1	2:DB:640:LEU:HD13	1.74	0.52
9:DI:10:CYS:HB3	9:DI:13:CYS:SG	2.48	0.52
1:EA:1027:LEU:HD21	1:EA:1588:MET:HG2	1.91	0.52
1:EA:349:LEU:HD12	1:EA:351:LYS:HE3	1.90	0.52
1:EA:718:THR:HG22	8:EH:98:TYR:O	2.10	0.52
2:EB:244:THR:HG21	2:EB:414:LYS:HD3	1.90	0.52
2:EB:609:ARG:O	2:EB:612:LYS:HB3	2.10	0.52
2:EB:876:SER:O	2:EB:878:GLU:N	2.34	0.52
5:EE:87:SER:HA	5:EE:115:ASN:HB3	1.92	0.52
1:FA:1021:ARG:O	1:FA:1025:LYS:HB2	2.09	0.52
1:FA:1264:SER:HA	1:FA:1267:ILE:HD12	1.91	0.52
1:FA:674:ILE:O	1:FA:678:VAL:HG23	2.09	0.52
1:FA:808:LYS:O	1:FA:809:VAL:C	2.47	0.52
2:FB:1157:GLN:HB3	2:FB:1168:VAL:HG12	1.92	0.52
2:FB:854:GLU:HG3	2:FB:875:HIS:HA	1.92	0.52
1:FA:58:LEU:HD11	7:FO:295:LEU:HD11	1.90	0.52
1:AA:1012:LYS:HE3	2:AB:515:THR:HG23	1.90	0.52
1:AA:1258:ILE:O	1:AA:1501:ILE:HG13	2.10	0.52
1:AA:804:GLU:H	1:AA:804:GLU:CD	2.10	0.52
1:AA:966:LEU:HD12	1:AA:967:PRO:HD2	1.90	0.52
2:AB:1178:ILE:HD12	2:AB:1179:PRO:O	2.09	0.52
2:AB:301:PHE:HD1	2:AB:302:LEU:HD23	1.73	0.52
3:AC:100:ARG:HH12	3:AC:193:LEU:C	2.13	0.52
3:AC:289:VAL:HG12	3:AC:290:LYS:H	1.73	0.52
2:AB:713:PRO:HG3	9:AI:100:GLN:NE2	2.24	0.52
9:AI:2:SER:HA	9:AI:9:PHE:O	2.08	0.52
12:AL:38:LEU:HD12	12:AL:49:LYS:HD3	1.91	0.52
13:AM:41:TYR:CD2	14:AN:25:ILE:HD11	2.43	0.52
14:AN:55:LEU:HB2	14:AN:133:PHE:CZ	2.45	0.52
7:BG:40:ARG:HD3	7:BG:123:TYR:HE1	1.74	0.52
1:CA:1073:TYR:CE1	1:CA:1077:LEU:HD22	2.45	0.52
1:CA:1463:ASP:HB2	1:CA:1469:TRP:CD1	2.44	0.52
1:CA:875:LEU:O	1:CA:879:LEU:HG	2.09	0.52
10:CJ:43:ARG:O	10:CJ:47:ARG:HG3	2.08	0.52
11:CK:118:GLN:O	11:CK:121:LEU:N	2.43	0.52
13:CM:81:PHE:HB2	13:CM:88:ILE:HD13	1.92	0.52
1:DA:1484:LEU:HG	2:DB:308:LEU:HD11	1.92	0.52

*Continued on next page...*

*Continued from previous page...*

Atom-1	Atom-2	Interatomic distance (Å)	Clash overlap (Å)
1:DA:1516:LYS:O	1:DA:1518:VAL:HB	2.09	0.52
1:DA:197:LEU:HD23	1:DA:202:THR:O	2.10	0.52
1:DA:719:ILE:HG12	8:DH:97:MET:HG2	1.92	0.52
2:DB:708:ASP:OD1	2:DB:708:ASP:N	2.41	0.52
2:DB:841:ASP:HB3	2:DB:843:ASP:OD1	2.09	0.52
2:DB:848:ILE:HD12	2:DB:885:VAL:HG21	1.91	0.52
3:DC:109:ASP:HB3	3:DC:112:MET:HE2	1.92	0.52
5:DE:40:GLU:HA	5:DE:43:LYS:HE3	1.91	0.52
7:DG:45:LEU:CD1	7:DG:118:CYS:HB2	2.39	0.52
2:EB:703:LEU:HD23	2:EB:754:ALA:HB3	1.91	0.52
3:EC:230:LEU:HD12	3:EC:231:PRO:HD2	1.91	0.52
5:EE:159:ASP:O	5:EE:163:GLU:HG2	2.09	0.52
7:EG:46:TYR:CD1	7:EG:117:TRP:CD1	2.98	0.52
1:FA:93:GLN:HB2	1:FA:355:PHE:HE2	1.73	0.52
1:FA:521:GLN:O	1:FA:524:ILE:HB	2.08	0.52
1:FA:855:ARG:NH1	1:FA:868:THR:O	2.42	0.52
2:FB:286:ARG:HG2	13:FM:27:PHE:CG	2.44	0.52
2:FB:359:LEU:HD22	2:FB:361:HIS:CE1	2.44	0.52
2:FB:744:LEU:HD11	2:FB:799:GLY:HA2	1.91	0.52
3:FC:147:PRO:HG2	3:FC:150:SER:HB2	1.90	0.52
4:FD:30:HIS:NE2	7:FG:26:ASN:OD1	2.25	0.52
1:FA:882:ILE:HD11	9:FI:67:VAL:HG11	1.90	0.52
1:AA:1016:SER:CB	1:AA:1019:LEU:HD22	2.39	0.52
1:AA:1597:ALA:O	1:AA:1602:GLY:HA3	2.09	0.52
1:AA:188:TYR:O	1:AA:191:MET:N	2.42	0.52
1:AA:426:ALA:O	1:AA:430:ILE:HG22	2.09	0.52
1:AA:663:GLY:O	1:AA:790:LYS:HE3	2.10	0.52
2:AB:612:LYS:N	2:AB:620:LEU:HD21	2.25	0.52
1:AA:1555:VAL:N	5:AE:182:ASP:OD1	2.34	0.52
11:AK:53:ALA:HB1	11:AK:104:ARG:HH12	1.74	0.52
3:AC:228:ARG:HD3	14:AN:173:THR:CG2	2.40	0.52
1:BA:1484:LEU:HG	2:BB:308:LEU:HD11	1.90	0.52
2:BB:18:THR:HA	2:BB:21:ARG:NH2	2.25	0.52
2:BB:359:LEU:HD22	2:BB:361:HIS:CE1	2.45	0.52
7:BG:66:LEU:HD11	7:BG:87:LEU:HD22	1.92	0.52
3:BC:85:PHE:O	12:BL:64:LEU:HA	2.09	0.52
1:CA:748:ASN:N	1:CA:748:ASN:ND2	2.57	0.52
1:DA:1532:GLN:HB2	1:DA:1536:ILE:HD11	1.92	0.52
1:DA:339:PHE:O	1:DA:1629:ASN:HB2	2.09	0.52
1:DA:558:ALA:O	1:DA:561:LEU:HG	2.10	0.52
1:DA:753:ASN:OD1	1:DA:755:ILE:N	2.40	0.52

*Continued on next page...*

*Continued from previous page...*

Atom-1	Atom-2	Interatomic distance (Å)	Clash overlap (Å)
1:DA:947:LEU:HB2	1:DA:982:VAL:HG21	1.91	0.52
2:DB:211:ARG:NH2	2:DB:243:GLN:OE1	2.30	0.52
1:EA:1292:ILE:HD12	1:EA:1292:ILE:O	2.10	0.52
1:EA:756:LYS:HG2	9:EI:85:LYS:NZ	2.24	0.52
2:EB:1006:ASN:HB3	2:EB:1010:ASN:O	2.09	0.52
7:EG:33:GLY:HA3	7:EG:230:ARG:NH1	2.24	0.52
12:EL:32:ALA:HB2	12:EL:57:LEU:HG	1.91	0.52
7:EO:290:GLU:O	7:EO:292:HIS:N	2.42	0.52
1:FA:602:GLY:O	1:FA:653:THR:HG22	2.09	0.52
2:FB:1053:ASN:ND2	2:FB:1054:SER:H	2.07	0.52
2:FB:1056:THR:HB	2:FB:1058:GLN:HG3	1.92	0.52
2:FB:887:LEU:HD22	2:FB:887:LEU:O	2.10	0.52
5:FE:177:ARG:NH1	5:FE:179:GLN:HE22	2.07	0.52
1:AA:136:LEU:HD13	1:AA:189:VAL:HG23	1.92	0.52
1:AA:874:GLU:O	1:AA:878:ARG:HB2	2.10	0.52
2:AB:854:GLU:HG3	2:AB:875:HIS:HA	1.91	0.52
2:AB:903:ILE:N	2:AB:903:ILE:HD12	2.24	0.52
2:AB:772:VAL:O	2:AB:946:ASP:HB2	2.10	0.52
4:AD:47:LYS:HD3	4:AD:82:LEU:HD13	1.90	0.52
5:AE:55:ARG:NH2	5:AE:113:GLN:OE1	2.42	0.52
1:BA:968:SER:CB	2:BB:676:VAL:HG23	2.40	0.52
2:BB:349:VAL:O	2:BB:353:VAL:HG23	2.09	0.52
2:BB:887:LEU:HD22	2:BB:887:LEU:O	2.08	0.52
1:CA:1246:VAL:HG22	1:CA:1250:GLN:HE22	1.73	0.52
1:CA:1562:ILE:O	1:CA:1566:ILE:HG13	2.09	0.52
1:CA:39:ASP:OD2	1:CA:43:HIS:HB2	2.09	0.52
3:CC:253:PRO:HG2	14:CN:180:PHE:CG	2.44	0.52
7:CG:149:ILE:HD11	7:CG:155:ALA:HB2	1.91	0.52
3:CC:253:PRO:HB2	14:CN:180:PHE:HD1	1.75	0.52
1:DA:1270:VAL:HB	9:DI:51:THR:HG21	1.92	0.52
2:DB:1006:ASN:HB3	2:DB:1010:ASN:O	2.08	0.52
1:DA:830:MET:HB3	2:DB:1008:HIS:HB3	1.90	0.52
2:DB:1151:ILE:HG22	2:DB:1152:PHE:H	1.74	0.52
2:DB:242:ASP:OD1	2:DB:244:THR:HG23	2.09	0.52
2:DB:250:LEU:HD11	2:DB:378:ILE:HD13	1.92	0.52
6:DF:102:SER:HB3	6:DF:117:PRO:HB3	1.92	0.52
7:DG:149:ILE:HD11	7:DG:155:ALA:HB2	1.92	0.52
11:DK:125:MET:HA	11:DK:128:CYS:SG	2.50	0.52
1:EA:842:TRP:CZ3	1:EA:910:LYS:HG3	2.45	0.52
1:EA:843:ARG:NE	1:EA:945:CYS:O	2.40	0.52
2:EB:972:GLY:CA	2:EB:977:ILE:HG22	2.39	0.52

*Continued on next page...*

*Continued from previous page...*

Atom-1	Atom-2	Interatomic distance (Å)	Clash overlap (Å)
7:EO:281:ASP:O	7:EO:284:VAL:N	2.41	0.52
1:FA:1217:LEU:HD13	1:FA:1573:TYR:CE1	2.43	0.52
1:FA:918:LYS:O	1:FA:923:ASN:ND2	2.40	0.52
2:FB:1006:ASN:HB3	2:FB:1010:ASN:O	2.10	0.52
1:FA:646:GLU:CD	2:FB:1086:PHE:HB2	2.30	0.52
2:FB:707:SER:HB2	2:FB:715:ASN:OD1	2.10	0.52
7:FG:57:PRO:HG2	7:FG:58:LEU:H	1.75	0.52
7:FG:61:VAL:HG11	7:FG:87:LEU:HD21	1.91	0.52
1:FA:59:ARG:CZ	7:FO:298:PRO:HB3	2.40	0.52
2:AB:703:LEU:HD21	2:AB:757:TYR:HD2	1.73	0.52
6:AF:128:LYS:NZ	6:AF:148:VAL:O	2.36	0.52
7:AG:37:CYS:HB3	7:AG:125:TRP:HD1	1.73	0.52
13:AM:32:ALA:HB3	14:AN:121:ILE:HD11	1.92	0.52
1:BA:936:SER:O	1:BA:940:VAL:HG23	2.10	0.52
3:BC:333:ILE:HD13	11:BK:47:ILE:HG13	1.92	0.52
1:CA:1555:VAL:HG13	1:CA:1556:GLU:N	2.25	0.52
2:CB:886:ASN:N	2:CB:902:SER:O	2.32	0.52
7:CG:33:GLY:HA3	7:CG:230:ARG:NH1	2.25	0.52
2:CB:995:TYR:CE1	14:CN:162:LYS:HG3	2.44	0.52
1:DA:1447:GLN:NE2	1:DA:1459:LYS:HG2	2.24	0.52
1:DA:956:ARG:HG2	1:DA:979:GLY:O	2.10	0.52
1:DA:987:TYR:CD2	1:DA:987:TYR:C	2.83	0.52
2:DB:586:VAL:HG22	2:DB:640:LEU:HD23	1.91	0.52
3:DC:59:ILE:HG12	3:DC:60:ASP:H	1.74	0.52
13:DM:113:ILE:O	13:DM:113:ILE:HG22	2.09	0.52
7:DO:314:THR:HB	7:DO:316:GLU:HG3	1.92	0.52
1:EA:1440:ASN:OD1	1:EA:1440:ASN:N	2.42	0.52
1:EA:1623:THR:HA	1:EA:1626:VAL:HG22	1.91	0.52
1:EA:39:ASP:OD2	1:EA:43:HIS:HB2	2.09	0.52
1:EA:783:LYS:HE3	1:EA:932:GLY:HA3	1.92	0.52
1:EA:947:LEU:HB2	1:EA:982:VAL:HG11	1.90	0.52
2:EB:274:VAL:HA	2:EB:277:LEU:HD12	1.92	0.52
2:EB:612:LYS:N	2:EB:620:LEU:HD21	2.24	0.52
2:EB:833:PRO:HG2	2:EB:836:TRP:CZ2	2.45	0.52
2:EB:718:GLN:CD	2:EB:920:ARG:HA	2.30	0.52
5:EE:177:ARG:HD3	5:EE:215:MET:HB2	1.91	0.52
8:EH:97:MET:HB3	8:EH:118:PHE:CD1	2.45	0.52
1:FA:719:ILE:HG22	1:FA:725:LEU:H	1.75	0.52
2:FB:295:ASN:HB3	14:FN:104:LEU:HD13	1.91	0.52
3:FC:45:SER:HG	3:FC:271:ARG:HH22	1.56	0.52
3:FC:54:PHE:CZ	3:FC:300:PHE:HB3	2.45	0.52

*Continued on next page...*

*Continued from previous page...*

Atom-1	Atom-2	Interatomic distance (Å)	Clash overlap (Å)
5:FE:178:ILE:HG22	5:FE:212:ARG:HB3	1.91	0.52
14:FN:26:PRO:HB2	14:FN:29:PHE:CD1	2.45	0.52
1:AA:1092:GLU:O	1:AA:1095:LEU:N	2.42	0.52
1:AA:1102:LEU:CD1	1:AA:1105:ARG:HH21	2.23	0.52
1:AA:1244:ASN:HA	1:AA:1517:ARG:HH11	1.74	0.52
1:AA:549:MET:SD	1:AA:553:GLN:HB2	2.49	0.52
1:AA:669:LEU:HD13	1:AA:673:HIS:HB3	1.90	0.52
2:AB:276:ILE:O	2:AB:280:LEU:HG	2.10	0.52
5:AE:80:VAL:HG22	5:AE:109:ILE:HB	1.91	0.52
1:BA:1247:SER:OG	1:BA:1249:GLU:N	2.37	0.52
1:BA:1470:CYS:SG	1:BA:1471:GLU:N	2.83	0.52
2:BB:662:ASP:OD1	2:BB:663:ILE:N	2.42	0.52
13:BM:10:ILE:HG22	13:BM:11:GLU:H	1.75	0.52
1:CA:95:TYR:CZ	1:CA:245:LYS:HB3	2.45	0.52
2:CB:264:TRP:NE1	2:CB:265:ARG:HG2	2.24	0.52
2:CB:244:THR:HG21	2:CB:414:LYS:HD3	1.91	0.52
2:CB:649:MET:HE3	2:CB:666:PRO:HG2	1.92	0.52
2:CB:885:VAL:HA	2:CB:903:ILE:HG22	1.92	0.52
3:CC:235:ILE:HA	3:CC:289:VAL:HG13	1.92	0.52
11:CK:54:THR:HG22	11:CK:61:ALA:CA	2.36	0.52
13:CM:39:ASP:C	13:CM:53:LEU:HD12	2.30	0.52
1:DA:1324:LEU:HD22	1:DA:1492:ILE:HG23	1.92	0.52
1:DA:607:VAL:O	1:DA:608:LEU:HD23	2.10	0.52
1:DA:618:TYR:O	1:DA:621:THR:OG1	2.26	0.52
1:DA:843:ARG:NE	1:DA:945:CYS:O	2.41	0.52
2:DB:72:VAL:HG11	2:DB:94:LYS:HE3	1.92	0.52
1:DA:683:LYS:HB2	8:DH:20:TYR:CE1	2.45	0.52
14:DN:55:LEU:HB2	14:DN:133:PHE:CZ	2.45	0.52
2:DB:1052:VAL:HG13	7:DO:306:SER:HB2	1.92	0.52
1:EA:1032:VAL:O	1:EA:1182:GLY:N	2.43	0.52
1:EA:1463:ASP:HB2	1:EA:1469:TRP:CD1	2.44	0.52
1:EA:1258:ILE:O	1:EA:1501:ILE:HG13	2.10	0.52
2:EB:1110:ILE:H	2:EB:1111:LEU:HD23	1.75	0.52
2:EB:501:ARG:NH2	2:EB:546:ALA:O	2.42	0.52
5:EE:5:ASN:ND2	5:EE:52:ARG:HH21	2.05	0.52
7:EO:290:GLU:C	7:EO:292:HIS:H	2.13	0.52
1:FA:693:GLN:O	1:FA:696:ILE:HB	2.09	0.52
1:FA:70:LYS:C	1:FA:71:PHE:HD1	2.13	0.52
2:FB:260:PHE:HD1	2:FB:261:ARG:N	2.07	0.52
7:FG:149:ILE:HD11	7:FG:155:ALA:HB2	1.92	0.52
7:FG:158:LYS:O	7:FG:162:ILE:HG13	2.10	0.52

*Continued on next page...*

*Continued from previous page...*

Atom-1	Atom-2	Interatomic distance (Å)	Clash overlap (Å)
14:FN:92:ASP:O	14:FN:93:THR:OG1	2.27	0.52
1:AA:1506:ARG:CZ	1:AA:1506:ARG:HB2	2.38	0.52
1:AA:239:PHE:CG	1:AA:260:GLN:HG2	2.44	0.52
1:AA:674:ILE:O	1:AA:678:VAL:HG23	2.10	0.52
1:AA:713:VAL:HG12	1:AA:714:THR:H	1.75	0.52
2:AB:1047:ARG:NH1	2:AB:1050:GLY:H	2.08	0.52
2:AB:846:PRO:HG3	2:AB:858:ILE:O	2.10	0.52
2:AB:852:VAL:HG13	2:AB:856:ASP:HB2	1.92	0.52
5:AE:106:GLN:O	5:AE:131:THR:HG23	2.10	0.52
1:BA:597:LYS:HB2	2:BB:1082:HIS:CE1	2.45	0.52
2:BB:609:ARG:O	2:BB:612:LYS:HB3	2.09	0.52
2:BB:345:SER:HA	13:BM:113:ILE:HD11	1.91	0.52
1:CA:1028:GLU:OE1	1:CA:1638:SER:HB2	2.10	0.52
1:CA:1237:GLN:HB2	1:CA:1544:ASN:HB2	1.91	0.52
1:CA:1474:LEU:HD13	1:CA:1475:GLU:N	2.25	0.52
1:CA:7:VAL:HG12	1:CA:9:SER:H	1.73	0.52
2:CB:848:ILE:HD12	2:CB:885:VAL:HG21	1.92	0.52
3:CC:163:TYR:N	3:CC:166:ASP:OD2	2.38	0.52
3:CC:316:LYS:O	3:CC:320:ILE:N	2.40	0.52
5:CE:64:PRO:HB3	5:CE:68:SER:CB	2.40	0.52
2:DB:1024:ALA:O	2:DB:1026:ILE:N	2.43	0.52
2:DB:209:GLN:OE1	2:DB:237:ARG:HB2	2.10	0.52
2:DB:775:VAL:H	2:DB:1028:VAL:HG12	1.73	0.52
2:DB:776:ILE:HD12	2:DB:777:SER:H	1.74	0.52
4:DD:25:THR:OG1	7:DG:42:PRO:HB2	2.10	0.52
5:DE:39:LEU:O	5:DE:42:PHE:HB3	2.09	0.52
14:DN:90:MET:HB2	14:DN:92:ASP:OD1	2.09	0.52
1:EA:1144:LEU:O	1:EA:1148:LEU:HB2	2.10	0.52
1:EA:1526:PHE:O	1:EA:1529:MET:N	2.42	0.52
1:EA:603:HIS:HE2	1:EA:624:TYR:HH	1.57	0.52
2:EB:474:SER:C	2:EB:476:LEU:H	2.12	0.52
7:EG:140:GLN:HB3	7:EG:217:TRP:HD1	1.75	0.52
7:EG:18:LYS:O	7:EG:20:HIS:N	2.43	0.52
7:EG:61:VAL:HG11	7:EG:87:LEU:HD21	1.91	0.52
9:EI:2:SER:HB2	9:EI:11:LEU:HD21	1.91	0.52
10:EJ:54:VAL:C	10:EJ:56:LEU:H	2.12	0.52
11:EK:135:PHE:CE2	11:EK:139:ILE:HG13	2.45	0.52
1:FA:1027:LEU:HD21	1:FA:1588:MET:HG2	1.91	0.52
1:FA:646:GLU:OE1	2:FB:1086:PHE:HB2	2.09	0.52
1:FA:875:LEU:O	1:FA:879:LEU:HG	2.10	0.52
2:FB:807:GLU:O	2:FB:902:SER:OG	2.10	0.52

*Continued on next page...*



*Continued from previous page...*

Atom-1	Atom-2	Interatomic distance (Å)	Clash overlap (Å)
2:FB:983:PRO:HB2	2:FB:984:TRP:CE3	2.45	0.52
5:FE:154:ILE:HB	5:FE:197:LYS:HB3	1.91	0.52
1:AA:1146:SER:OG	1:AA:1147:PHE:N	2.41	0.52
1:AA:618:TYR:HB3	1:AA:670:ILE:CD1	2.39	0.52
2:AB:1093:LEU:HD11	2:AB:1179:PRO:HB3	1.92	0.52
2:AB:178:TYR:O	2:AB:182:GLN:HG2	2.10	0.52
3:AC:230:LEU:HD12	3:AC:231:PRO:HD2	1.91	0.52
4:AD:89:LEU:HA	4:AD:92:ILE:HD12	1.92	0.52
1:BA:1248:ASP:O	1:BA:1251:ALA:HB3	2.10	0.52
1:BA:1321:PHE:HD1	1:BA:1496:SER:OG	1.93	0.52
2:BB:125:GLU:O	2:BB:129:ARG:HB2	2.10	0.52
2:BB:277:LEU:HG	2:BB:374:LEU:HD21	1.92	0.52
2:BB:408:LEU:HA	2:BB:411:MET:HG3	1.92	0.52
3:BC:277:ARG:NH1	3:BC:291:LEU:HD13	2.25	0.52
13:BM:58:GLU:HG2	13:BM:59:ARG:N	2.25	0.52
13:BM:77:VAL:HG21	14:BN:64:ILE:HD12	1.91	0.52
2:BB:1050:GLY:O	7:BO:306:SER:HB2	2.09	0.52
1:CA:1271:ILE:HG22	9:CI:48:VAL:HG12	1.92	0.52
1:CA:469:LYS:HZ3	7:CO:314:THR:C	2.13	0.52
1:CA:680:LEU:HD12	1:CA:820:TYR:CG	2.45	0.52
1:CA:816:LEU:HG	1:CA:817:PHE:N	2.25	0.52
2:CB:138:LEU:O	2:CB:139:LEU:HD23	2.10	0.52
5:CE:28:TYR:HA	5:CE:64:PRO:HA	1.92	0.52
1:DA:1263:LEU:HA	1:DA:1498:ILE:HD11	1.93	0.52
2:DB:72:VAL:HG13	2:DB:95:LEU:O	2.09	0.52
3:DC:51:GLU:HB3	3:DC:303:GLU:HA	1.92	0.52
3:DC:325:ALA:O	3:DC:328:LEU:N	2.43	0.52
7:DG:10:ASN:HB2	7:DG:14:ALA:HB3	1.91	0.52
14:DN:85:HIS:HB3	14:DN:87:TYR:CE1	2.45	0.52
1:EA:7:VAL:HG11	2:EB:1175:THR:O	2.10	0.52
2:EB:772:VAL:HB	2:EB:946:ASP:OD2	2.11	0.52
2:EB:851:TYR:HD1	2:EB:881:TYR:CE1	2.28	0.52
3:EC:223:SER:HB2	3:EC:303:GLU:HB3	1.92	0.52
7:EG:72:LYS:O	7:EG:81:VAL:HG23	2.09	0.52
1:FA:1058:THR:C	1:FA:1060:GLU:H	2.12	0.52
1:FA:1269:LYS:HD2	1:FA:1271:ILE:HD11	1.91	0.52
1:FA:188:TYR:O	1:FA:191:MET:N	2.43	0.52
1:FA:250:LYS:HD3	1:FA:428:VAL:HG22	1.92	0.52
2:FB:916:LYS:HE3	2:FB:1040:VAL:HG13	1.91	0.52
2:FB:1178:ILE:HD12	2:FB:1179:PRO:O	2.09	0.52
2:FB:393:ASN:ND2	2:FB:395:ASP:HB2	2.24	0.52

*Continued on next page...*

*Continued from previous page...*

Atom-1	Atom-2	Interatomic distance (Å)	Clash overlap (Å)
2:FB:504:HIS:HB3	2:FB:542:LEU:HD23	1.91	0.52
2:FB:380:LYS:HE3	2:FB:637:TYR:CB	2.40	0.52
3:FC:248:GLN:HG3	3:FC:256:ILE:O	2.10	0.52
7:FG:53:TYR:HB3	7:FG:56:ASN:O	2.10	0.52
9:FI:122:ARG:O	9:FI:122:ARG:HG3	2.09	0.52
13:FM:39:ASP:C	13:FM:53:LEU:HD12	2.31	0.52
1:AA:1195:GLU:O	1:AA:1198:THR:OG1	2.27	0.51
1:AA:1246:VAL:HG22	1:AA:1250:GLN:NE2	2.24	0.51
2:AB:858:ILE:HG12	2:AB:872:LYS:O	2.10	0.51
2:AB:821:ILE:HD11	2:AB:899:GLN:OE1	2.10	0.51
3:AC:87:ASN:OD1	12:AL:60:ARG:HD3	2.10	0.51
7:AG:29:ASP:C	7:AG:31:LYS:H	2.14	0.51
11:AK:49:LEU:HD12	11:AK:62:SER:O	2.10	0.51
3:AC:253:PRO:HB2	14:AN:180:PHE:HD1	1.75	0.51
1:BA:1012:LYS:HE3	2:BB:515:THR:HG23	1.92	0.51
1:BA:1447:GLN:NE2	1:BA:1459:LYS:HG2	2.25	0.51
2:BB:526:GLY:HA2	2:BB:696:ILE:HG22	1.91	0.51
3:BC:163:TYR:N	3:BC:166:ASP:OD2	2.40	0.51
10:BJ:2:ILE:HG12	10:BJ:3:VAL:HG23	1.92	0.51
1:CA:315:ILE:HG13	1:CA:319:GLU:HB2	1.92	0.51
1:CA:509:GLU:OE1	1:CA:579:ARG:NH2	2.42	0.51
2:CB:1143:THR:HG21	2:CB:1150:LYS:N	2.25	0.51
2:CB:906:ARG:HD2	3:CC:93:GLN:HG3	1.92	0.51
4:CD:14:THR:OG1	4:CD:16:LEU:HB2	2.10	0.51
7:CG:29:ASP:O	7:CG:31:LYS:N	2.43	0.51
14:CN:71:PRO:HD2	14:CN:89:ILE:HD11	1.91	0.51
1:DA:1184:ALA:O	1:DA:1186:GLY:N	2.43	0.51
1:DA:1217:LEU:HD13	1:DA:1573:TYR:CE1	2.40	0.51
1:DA:456:VAL:O	1:DA:459:ALA:HB3	2.10	0.51
1:DA:602:GLY:O	1:DA:653:THR:HG22	2.10	0.51
1:DA:918:LYS:O	1:DA:923:ASN:ND2	2.40	0.51
2:DB:162:PRO:HB2	2:DB:409:TYR:OH	2.10	0.51
2:DB:604:ILE:O	2:DB:608:LEU:HG	2.10	0.51
3:DC:191:ILE:O	3:DC:193:LEU:HD13	2.10	0.51
7:DG:29:ASP:OD1	7:DG:29:ASP:N	2.39	0.51
8:DH:5:LEU:O	8:DH:6:PHE:HB2	2.10	0.51
9:DI:95:ASN:HB2	9:DI:113:THR:HB	1.92	0.51
12:DL:40:LEU:HD22	12:DL:44:ASP:HB3	1.91	0.51
2:DB:848:ILE:CG1	12:DL:60:ARG:HA	2.40	0.51
1:EA:70:LYS:HE2	1:EA:71:PHE:CE1	2.44	0.51
3:EC:188:ASP:O	3:EC:191:ILE:HG13	2.11	0.51

*Continued on next page...*

*Continued from previous page...*

Atom-1	Atom-2	Interatomic distance (Å)	Clash overlap (Å)
6:EF:100:GLN:HG2	7:EG:112:PRO:HB3	1.92	0.51
9:EI:109:THR:HG21	9:EI:122:ARG:NH1	2.25	0.51
13:EM:10:ILE:HG22	13:EM:11:GLU:H	1.74	0.51
1:FA:1531:ASP:OD2	5:FE:11:ARG:NH1	2.43	0.51
1:FA:214:ASP:OD2	5:FE:177:ARG:NH2	2.43	0.51
1:FA:456:VAL:O	1:FA:459:ALA:HB3	2.10	0.51
1:FA:713:VAL:HG12	1:FA:714:THR:H	1.74	0.51
1:FA:1553:TYR:CD1	5:FE:144:ILE:HB	2.39	0.51
1:AA:1463:ASP:O	1:AA:1465:GLU:N	2.39	0.51
1:AA:947:LEU:HB2	1:AA:982:VAL:HG11	1.92	0.51
1:AA:478:TYR:N	2:AB:1047:ARG:O	2.43	0.51
2:AB:851:TYR:HD1	2:AB:881:TYR:CE1	2.28	0.51
7:AG:149:ILE:HD11	7:AG:155:ALA:HB2	1.91	0.51
11:AK:118:GLN:O	11:AK:121:LEU:N	2.44	0.51
1:BA:1463:ASP:O	1:BA:1465:GLU:N	2.39	0.51
1:BA:1647:ASN:HD22	1:BA:1648:ASN:H	1.56	0.51
1:BA:70:LYS:HE2	1:BA:71:PHE:CE1	2.44	0.51
2:BB:307:GLU:OE2	2:BB:311:ARG:NH1	2.44	0.51
2:BB:909:ARG:O	2:BB:1035:ARG:NH2	2.39	0.51
1:BA:1661:PRO:HA	7:BG:102:GLU:HA	1.92	0.51
1:CA:1031:HIS:HB2	1:CA:1182:GLY:O	2.10	0.51
1:CA:1272:VAL:HG12	1:CA:1273:THR:H	1.75	0.51
1:CA:456:VAL:HG11	2:CB:1192:MET:SD	2.49	0.51
2:CB:260:PHE:HD1	2:CB:261:ARG:N	2.08	0.51
2:CB:612:LYS:N	2:CB:620:LEU:HD21	2.25	0.51
2:CB:902:SER:OG	2:CB:903:ILE:N	2.42	0.51
7:CG:218:VAL:HA	7:CG:224:PRO:HA	1.92	0.51
7:CG:226:ASP:O	2:DB:434:ARG:HD3	2.10	0.51
13:CM:7:VAL:HA	14:CN:73:ASP:OD2	2.10	0.51
1:DA:1661:PRO:HA	7:DG:102:GLU:HA	1.93	0.51
1:DA:492:THR:HG23	1:DA:811:SER:OG	2.10	0.51
2:DB:1198:TYR:N	2:DB:1198:TYR:CD2	2.78	0.51
2:DB:132:SER:HA	2:DB:195:ILE:O	2.10	0.51
2:DB:939:SER:OG	2:DB:943:ILE:N	2.41	0.51
2:DB:962:MET:O	2:DB:965:GLU:N	2.43	0.51
8:DH:60:ALA:O	8:DH:140:ALA:HB1	2.11	0.51
14:DN:72:VAL:HG22	14:DN:137:PHE:HE1	1.74	0.51
1:EA:549:MET:SD	1:EA:553:GLN:HB2	2.50	0.51
1:EA:920:PHE:CG	1:EA:921:PRO:HA	2.45	0.51
1:EA:879:LEU:HD12	1:EA:972:TYR:HB3	1.93	0.51
2:EB:903:ILE:HD13	2:EB:905:TYR:HE1	1.73	0.51

*Continued on next page...*

*Continued from previous page...*

Atom-1	Atom-2	Interatomic distance (Å)	Clash overlap (Å)
3:EC:245:ARG:N	3:EC:245:ARG:HD2	2.25	0.51
5:EE:22:MET:HA	5:EE:187:TYR:CZ	2.46	0.51
6:EF:128:LYS:NZ	6:EF:148:VAL:O	2.36	0.51
1:FA:1299:ASN:HA	1:FA:1302:TYR:CE2	2.46	0.51
1:FA:836:THR:OG1	1:FA:837:ALA:N	2.43	0.51
11:FK:58:GLY:O	11:FK:60:SER:N	2.42	0.51
13:FM:112:LYS:O	13:FM:113:ILE:HG13	2.10	0.51
14:FN:97:SER:HB3	14:FN:105:SER:HB3	1.92	0.51
14:FN:72:VAL:HG22	14:FN:137:PHE:HE1	1.76	0.51
1:AA:1585:ILE:O	1:AA:1588:MET:HB3	2.10	0.51
1:AA:718:THR:OG1	1:AA:730:GLN:OE1	2.28	0.51
2:AB:205:MET:HB2	2:AB:502:MET:O	2.10	0.51
3:AC:253:PRO:HG2	14:AN:180:PHE:CG	2.46	0.51
1:BA:7:VAL:HG12	1:BA:9:SER:H	1.76	0.51
2:BB:47:GLY:HA2	2:BB:50:ASN:HD22	1.75	0.51
3:BC:88:ASN:OD1	3:BC:202:ILE:HD11	2.09	0.51
2:BB:1002:LYS:HZ3	14:BN:166:LEU:HD13	1.73	0.51
2:CB:1117:VAL:HG21	2:CB:1162:GLY:N	2.26	0.51
1:DA:1512:PRO:HB3	1:DA:1517:ARG:HA	1.93	0.51
7:DG:93:ASP:HB2	7:DG:104:LEU:HD12	1.91	0.51
10:DJ:31:ASP:OD1	10:DJ:34:THR:HB	2.10	0.51
11:DK:117:LEU:O	11:DK:121:LEU:HB2	2.10	0.51
1:EA:1095:LEU:CD2	1:EA:1134:GLY:HA3	2.40	0.51
2:EB:772:VAL:O	2:EB:946:ASP:HB2	2.10	0.51
2:EB:858:ILE:HG12	2:EB:872:LYS:O	2.11	0.51
13:EM:39:ASP:C	13:EM:53:LEU:HD12	2.31	0.51
1:FA:1245:ASP:OD2	1:FA:1245:ASP:N	2.38	0.51
1:FA:1251:ALA:O	1:FA:1253:THR:N	2.43	0.51
1:FA:1240:LEU:HD11	1:FA:1529:MET:SD	2.51	0.51
1:FA:1555:VAL:HG13	1:FA:1556:GLU:N	2.25	0.51
1:FA:189:VAL:O	1:FA:193:ILE:HG13	2.11	0.51
1:FA:203:THR:OG1	1:FA:204:GLU:N	2.42	0.51
2:FB:117:VAL:HG12	2:FB:118:GLU:H	1.75	0.51
2:FB:1198:TYR:CD2	2:FB:1198:TYR:N	2.76	0.51
2:FB:273:VAL:HA	2:FB:276:ILE:HD13	1.92	0.51
5:FE:177:ARG:HD3	5:FE:215:MET:HB2	1.92	0.51
6:FF:97:ARG:HA	6:FF:100:GLN:HG3	1.92	0.51
1:FA:1656:VAL:HG23	7:FG:107:ILE:HB	1.91	0.51
7:FG:37:CYS:HB3	7:FG:125:TRP:HD1	1.74	0.51
13:FM:16:GLN:HB3	13:FM:92:LYS:H	1.74	0.51
1:AA:1240:LEU:HD23	1:AA:1541:ILE:HG23	1.92	0.51

*Continued on next page...*

*Continued from previous page...*

Atom-1	Atom-2	Interatomic distance (Å)	Clash overlap (Å)
1:AA:1332:GLU:O	1:AA:1336:GLN:HG2	2.10	0.51
1:AA:1242:ILE:HD11	1:AA:1517:ARG:HB3	1.91	0.51
2:AB:555:GLN:NE2	2:AB:644:GLY:O	2.43	0.51
3:AC:228:ARG:HG3	3:AC:299:ILE:HD12	1.92	0.51
1:BA:1092:GLU:O	1:BA:1094:ALA:N	2.43	0.51
1:BA:537:GLN:HE21	1:BA:541:GLY:HA2	1.76	0.51
1:BA:699:CYS:SG	1:BA:700:ILE:N	2.82	0.51
2:BB:46:ILE:HG22	2:BB:50:ASN:HD21	1.75	0.51
2:BB:903:ILE:HD12	2:BB:903:ILE:N	2.25	0.51
3:BC:209:ILE:HG12	3:BC:210:LEU:O	2.09	0.51
1:BA:684:ASP:OD1	8:BH:20:TYR:HB3	2.11	0.51
14:BN:71:PRO:HB2	14:BN:89:ILE:HD12	1.92	0.51
1:CA:831:ASP:OD1	1:CA:831:ASP:N	2.33	0.51
2:CB:887:LEU:O	2:CB:888:ILE:HD12	2.10	0.51
3:CC:277:ARG:HG3	3:CC:291:LEU:HD13	1.91	0.51
3:CC:70:ILE:C	3:CC:72:ILE:H	2.13	0.51
5:CE:22:MET:HA	5:CE:187:TYR:CZ	2.45	0.51
13:CM:16:GLN:HG3	13:CM:17:ASP:H	1.75	0.51
1:DA:1202:LEU:HD22	9:DI:99:LEU:CD2	2.31	0.51
1:DA:188:TYR:O	1:DA:191:MET:N	2.44	0.51
1:DA:879:LEU:HD12	1:DA:972:TYR:HB3	1.92	0.51
2:DB:893:ASN:ND2	2:DB:895:PHE:HD1	2.09	0.51
3:DC:199:GLY:HA3	10:DJ:66:LEU:HD22	1.92	0.51
9:DI:99:LEU:HB2	9:DI:111:PHE:CZ	2.42	0.51
1:EA:1170:MET:HA	1:EA:1173:LYS:HB3	1.93	0.51
1:EA:1463:ASP:C	1:EA:1465:GLU:H	2.13	0.51
1:EA:752:LYS:HG3	1:EA:768:GLU:HA	1.93	0.51
2:EB:273:VAL:HA	2:EB:276:ILE:HD13	1.92	0.51
2:EB:586:VAL:HG22	2:EB:640:LEU:HD23	1.92	0.51
5:EE:28:TYR:CE1	5:EE:78:LEU:HB3	2.45	0.51
5:EE:56:LYS:HG3	5:EE:84:ASP:OD2	2.10	0.51
7:EG:45:LEU:CD1	7:EG:118:CYS:HB2	2.40	0.51
14:EN:131:LEU:HG	14:EN:132:GLN:N	2.26	0.51
1:FA:1170:MET:O	1:FA:1173:LYS:N	2.43	0.51
1:FA:1292:ILE:HD12	1:FA:1292:ILE:O	2.09	0.51
1:FA:697:TYR:CE1	1:FA:702:PRO:HD3	2.46	0.51
2:FB:687:THR:OG1	2:FB:688:HIS:ND1	2.43	0.51
1:AA:1335:LYS:HD2	1:AA:1338:ARG:NH2	2.25	0.51
1:AA:806:ALA:O	1:AA:809:VAL:N	2.44	0.51
2:AB:38:LEU:HD21	2:AB:760:TYR:O	2.11	0.51
2:AB:772:VAL:HB	2:AB:946:ASP:OD2	2.10	0.51

*Continued on next page...*

*Continued from previous page...*

Atom-1	Atom-2	Interatomic distance (Å)	Clash overlap (Å)
1:AA:928:MET:HG2	2:AB:955:PRO:HG3	1.92	0.51
13:AM:23:VAL:HB	13:AM:95:VAL:HG22	1.92	0.51
1:BA:533:ALA:HB2	1:BA:579:ARG:HA	1.92	0.51
2:BB:846:PRO:HG3	2:BB:858:ILE:O	2.09	0.51
1:CA:339:PHE:O	1:CA:1629:ASN:HB2	2.11	0.51
1:CA:379:GLU:HA	7:CO:292:HIS:CD2	2.45	0.51
1:CA:476:VAL:HG11	2:CB:1091:ARG:O	2.11	0.51
1:CA:701:ARG:O	1:CA:704:ASP:HB2	2.09	0.51
2:CB:162:PRO:HB2	2:CB:409:TYR:OH	2.11	0.51
2:CB:622:ILE:HD12	2:CB:622:ILE:H	1.76	0.51
2:CB:871:ILE:HD13	2:CB:873:THR:HG22	1.93	0.51
3:CC:277:ARG:NH1	3:CC:291:LEU:HD13	2.26	0.51
5:CE:55:ARG:NH2	5:CE:113:GLN:OE1	2.44	0.51
1:CA:1271:ILE:HG23	9:CI:50:THR:HG22	1.93	0.51
3:CC:328:LEU:HD11	11:CK:65:ILE:HD11	1.93	0.51
12:CL:32:ALA:HB2	12:CL:57:LEU:HG	1.92	0.51
1:CA:422:ARG:HA	7:CO:272:ILE:HD12	1.93	0.51
1:DA:1237:GLN:HB2	1:DA:1544:ASN:HB2	1.91	0.51
1:DA:1640:ARG:O	1:DA:1644:GLY:N	2.34	0.51
2:DB:359:LEU:HD22	2:DB:361:HIS:CE1	2.46	0.51
2:DB:470:LEU:HD22	2:DB:484:TYR:CE1	2.46	0.51
2:DB:346:ASP:OD1	13:DM:113:ILE:HG23	2.11	0.51
1:EA:1540:GLY:O	1:EA:1542:THR:N	2.40	0.51
1:EA:395:LEU:HD13	7:EO:276:LYS:HB2	1.93	0.51
1:EA:491:GLU:OE1	1:EA:815:ARG:NH2	2.24	0.51
1:EA:607:VAL:O	1:EA:608:LEU:HD23	2.11	0.51
2:EB:975:HIS:NE2	2:EB:1003:ALA:HB2	2.25	0.51
2:EB:1077:ASP:O	2:EB:1080:ILE:HB	2.11	0.51
2:EB:14:ALA:HB2	2:EB:980:ASP:CB	2.40	0.51
2:EB:211:ARG:NH2	2:EB:243:GLN:OE1	2.37	0.51
5:EE:19:VAL:O	5:EE:23:VAL:HG23	2.11	0.51
8:EH:103:LYS:HB3	8:EH:115:TYR:HB2	1.93	0.51
7:EO:301:LYS:HA	7:EO:307:GLU:HA	1.92	0.51
5:FE:28:TYR:CE1	5:FE:78:LEU:HB3	2.45	0.51
14:FN:148:ILE:HD13	14:FN:150:TYR:OH	2.10	0.51
1:AA:1019:LEU:HD21	1:AA:1194:GLY:CA	2.41	0.51
1:AA:1098:SER:OG	1:AA:1141:GLN:NE2	2.44	0.51
1:AA:1263:LEU:HG	1:AA:1267:ILE:HD11	1.92	0.51
1:AA:1271:ILE:HG23	9:AI:50:THR:HG22	1.93	0.51
1:AA:1609:SER:O	1:AA:1612:LYS:HB2	2.10	0.51
1:AA:896:THR:O	1:AA:900:VAL:HG13	2.09	0.51

*Continued on next page...*

*Continued from previous page...*

Atom-1	Atom-2	Interatomic distance (Å)	Clash overlap (Å)
2:AB:397:THR:HA	2:AB:400:GLN:OE1	2.10	0.51
2:AB:649:MET:HE3	2:AB:666:PRO:HG2	1.93	0.51
3:AC:103:LEU:O	10:AJ:6:ARG:CZ	2.58	0.51
14:AN:97:SER:CB	14:AN:105:SER:HB3	2.40	0.51
14:AN:70:LEU:HG	14:AN:70:LEU:O	2.09	0.51
1:BA:1263:LEU:HG	1:BA:1267:ILE:HD11	1.93	0.51
1:BA:1454:HIS:HB2	1:BA:1457:ILE:HG13	1.91	0.51
1:BA:372:LYS:HG2	7:BO:310:TYR:HD2	1.76	0.51
1:BA:482:SER:HB2	2:BB:1044:PHE:HB3	1.92	0.51
1:BA:507:TYR:HB2	1:BA:637:PHE:CZ	2.46	0.51
1:BA:727:THR:HG21	8:BH:119:GLY:O	2.10	0.51
2:BB:501:ARG:NH2	2:BB:546:ALA:O	2.44	0.51
2:BB:790:ASN:OD1	2:BB:792:SER:N	2.44	0.51
5:BE:56:LYS:HG3	5:BE:84:ASP:OD2	2.10	0.51
13:BM:112:LYS:HG3	13:BM:113:ILE:HD12	1.92	0.51
1:CA:1104:TYR:HE2	1:CA:1119:LYS:HD2	1.75	0.51
1:CA:862:THR:HA	9:CI:67:VAL:HG12	1.92	0.51
1:CA:943:ILE:HA	1:CA:986:PHE:HB2	1.92	0.51
2:CB:72:VAL:HG11	2:CB:94:LYS:HE3	1.93	0.51
3:CC:85:PHE:HA	3:CC:204:LEU:HD13	1.93	0.51
4:CD:44:ILE:HD13	4:CD:90:LYS:HG3	1.92	0.51
4:CD:22:ILE:H	7:CG:76:LYS:HZ1	1.58	0.51
8:CH:13:SER:N	8:CH:27:GLU:O	2.38	0.51
1:DA:1195:GLU:O	1:DA:1198:THR:OG1	2.24	0.51
1:DA:778:CYS:SG	1:DA:779:GLY:N	2.83	0.51
2:DB:164:MET:HG3	2:DB:165:LEU:N	2.25	0.51
2:DB:772:VAL:O	2:DB:946:ASP:HB2	2.10	0.51
5:DE:198:ILE:HD12	5:DE:210:SER:OG	2.11	0.51
1:EA:1586:ALA:O	1:EA:1589:MET:N	2.43	0.51
1:EA:809:VAL:HG12	1:EA:810:LEU:N	2.26	0.51
2:EB:837:LEU:HD12	1:FA:552:GLU:HB3	1.91	0.51
2:EB:70:GLU:HG2	2:EB:97:VAL:C	2.31	0.51
3:EC:59:ILE:HD11	3:EC:63:ILE:HB	1.91	0.51
1:FA:20:THR:HG23	1:FA:23:GLU:HG3	1.93	0.51
1:FA:342:ARG:HB2	1:FA:342:ARG:CZ	2.39	0.51
2:FB:627:GLY:H	2:FB:642:LEU:HD22	1.75	0.51
2:FB:876:SER:O	2:FB:878:GLU:N	2.34	0.51
3:FC:90:SER:OG	3:FC:91:VAL:N	2.43	0.51
5:FE:198:ILE:HD12	5:FE:210:SER:OG	2.10	0.51
8:FH:97:MET:HB3	8:FH:118:PHE:CD1	2.46	0.51
9:FI:23:VAL:HG21	9:FI:28:VAL:HG13	1.91	0.51

*Continued on next page...*

*Continued from previous page...*

Atom-1	Atom-2	Interatomic distance (Å)	Clash overlap (Å)
13:FM:89:GLN:O	13:FM:90:LEU:HD23	2.10	0.51
1:AA:1559:ARG:O	1:AA:1563:VAL:HG23	2.11	0.51
1:AA:406:LEU:HB3	7:AO:266:GLN:HB3	1.92	0.51
2:AB:501:ARG:NH2	2:AB:546:ALA:O	2.44	0.51
3:AC:224:THR:HB	10:AJ:10:CYS:HB2	1.93	0.51
8:AH:35:GLN:O	8:AH:127:GLY:HA2	2.11	0.51
10:AJ:18:TRP:O	10:AJ:22:LEU:HG	2.11	0.51
1:BA:136:LEU:HD13	1:BA:189:VAL:HG23	1.93	0.51
1:BA:426:ALA:O	1:BA:430:ILE:HG22	2.11	0.51
2:BB:1157:GLN:HB3	2:BB:1168:VAL:HG12	1.92	0.51
3:BC:316:LYS:O	3:BC:320:ILE:N	2.43	0.51
7:BG:29:ASP:O	7:BG:31:LYS:N	2.43	0.51
12:BL:31:CYS:HA	12:BL:56:LEU:HD23	1.93	0.51
1:CA:1085:LEU:HD13	6:CF:84:TYR:OH	2.11	0.51
1:CA:497:VAL:HG23	1:CA:606:ARG:O	2.11	0.51
1:CA:669:LEU:H	1:CA:787:GLY:HA2	1.75	0.51
2:CB:72:VAL:HG13	2:CB:95:LEU:O	2.10	0.51
3:CC:227:TYR:HA	3:CC:299:ILE:O	2.11	0.51
8:CH:57:VAL:HG13	8:CH:144:ILE:HG13	1.92	0.51
8:CH:7:ASP:HB2	8:CH:57:VAL:O	2.09	0.51
1:DA:1457:ILE:HA	1:DA:1474:LEU:CD2	2.40	0.51
1:DA:1485:MET:O	1:DA:1489:VAL:HG23	2.10	0.51
5:DE:143:ASN:O	5:DE:145:THR:N	2.44	0.51
1:EA:1007:ILE:CG2	2:EB:515:THR:HG22	2.40	0.51
1:EA:1193:VAL:O	1:EA:1196:PRO:HD2	2.10	0.51
1:EA:1579:PHE:HA	1:EA:1582:LEU:HG	1.91	0.51
1:EA:892:LEU:HG	1:EA:893:ASP:OD1	2.11	0.51
1:FA:1580:ARG:NH2	5:FE:204:THR:HG23	2.26	0.51
2:FB:36:PRO:O	2:FB:39:GLN:HG3	2.11	0.51
2:FB:744:LEU:HD12	2:FB:745:GLN:H	1.76	0.51
2:FB:834:LYS:C	2:FB:836:TRP:N	2.63	0.51
1:AA:20:THR:HG23	1:AA:23:GLU:HG3	1.92	0.51
1:AA:719:ILE:HG22	1:AA:725:LEU:H	1.76	0.51
1:AA:862:THR:HA	9:AI:67:VAL:HG12	1.93	0.51
2:AB:1018:THR:HB	2:AB:1020:GLU:OE1	2.09	0.51
3:AC:134:LEU:HD23	3:AC:169:PHE:HA	1.93	0.51
3:AC:316:LYS:O	3:AC:320:ILE:N	2.37	0.51
14:AN:72:VAL:HG22	14:AN:137:PHE:HE1	1.76	0.51
1:BA:893:ASP:OD2	1:BA:956:ARG:N	2.37	0.51
2:BB:1083:GLY:HA3	6:BF:88:TYR:HE1	1.76	0.51
2:BB:1060:VAL:HG21	7:BO:311:GLU:OE1	2.10	0.51

*Continued on next page...*



*Continued from previous page...*

Atom-1	Atom-2	Interatomic distance (Å)	Clash overlap (Å)
1:CA:1105:ARG:NH2	1:CA:1138:GLU:OE2	2.43	0.51
1:CA:907:VAL:HG12	1:CA:945:CYS:SG	2.49	0.51
2:CB:703:LEU:HD23	2:CB:754:ALA:HB3	1.92	0.51
1:DA:1545:ASP:CG	1:DA:1546:VAL:H	2.14	0.51
1:DA:315:ILE:HG13	1:DA:319:GLU:HB2	1.92	0.51
2:DB:59:GLY:O	2:DB:62:ASN:N	2.44	0.51
7:DO:312:GLU:O	7:DO:314:THR:N	2.44	0.51
1:EA:1332:GLU:O	1:EA:1336:GLN:HG2	2.11	0.51
1:EA:692:TYR:O	1:EA:696:ILE:HG12	2.11	0.51
1:EA:862:THR:HA	9:EI:67:VAL:HG12	1.92	0.51
1:EA:964:LYS:NZ	1:EA:967:PRO:HA	2.25	0.51
2:EB:1044:PHE:O	2:EB:1045:GLN:HB3	2.10	0.51
2:EB:662:ASP:O	2:EB:663:ILE:HB	2.10	0.51
2:EB:72:VAL:HG13	2:EB:95:LEU:O	2.11	0.51
7:EG:159:LYS:NZ	7:FO:279:VAL:HG23	2.25	0.51
2:EB:572:PRO:HG2	13:EM:70:SER:HB2	1.91	0.51
14:EN:57:LYS:HD3	14:EN:138:SER:OG	2.11	0.51
1:FA:1272:VAL:HG23	9:FI:49:THR:O	2.11	0.51
1:FA:1244:ASN:HA	1:FA:1517:ARG:HH11	1.76	0.51
1:FA:507:TYR:HB3	1:FA:579:ARG:HH12	1.74	0.51
1:FA:794:VAL:HG23	1:FA:795:HIS:N	2.21	0.51
3:FC:216:HIS:ND1	3:FC:218:LYS:HD2	2.25	0.51
3:AC:95:GLU:HG2	3:AC:96:VAL:N	2.25	0.51
13:AM:23:VAL:HG13	14:AN:108:THR:O	2.11	0.51
14:AN:37:ASN:HD22	14:AN:38:PHE:H	1.58	0.51
1:BA:52:LEU:C	1:BA:54:LEU:H	2.15	0.51
1:BA:874:GLU:O	1:BA:878:ARG:HB2	2.10	0.51
2:BB:1093:LEU:HD11	2:BB:1179:PRO:HB3	1.93	0.51
2:BB:380:LYS:HE3	2:BB:637:TYR:HB3	1.92	0.51
1:CA:1601:GLN:O	1:CA:1603:MET:N	2.36	0.51
2:CB:474:SER:C	2:CB:476:LEU:H	2.13	0.51
2:CB:887:LEU:O	2:CB:887:LEU:HD22	2.10	0.51
9:CI:2:SER:HB2	9:CI:11:LEU:HD21	1.93	0.51
1:DA:1291:VAL:HA	1:DA:1473:LYS:HB2	1.92	0.51
1:DA:507:TYR:HB2	1:DA:637:PHE:CZ	2.46	0.51
1:DA:603:HIS:HE2	1:DA:624:TYR:HH	1.59	0.51
2:DB:428:VAL:O	2:DB:432:ILE:HD12	2.11	0.51
7:DG:80:VAL:O	7:DG:124:VAL:HG13	2.10	0.51
9:DI:2:SER:HA	9:DI:9:PHE:O	2.10	0.51
1:EA:1028:GLU:CD	1:EA:1637:PRO:HB2	2.32	0.51
1:EA:1105:ARG:NH1	1:EA:1138:GLU:OE1	2.42	0.51

*Continued on next page...*

*Continued from previous page...*

Atom-1	Atom-2	Interatomic distance (Å)	Clash overlap (Å)
1:EA:536:ILE:HG12	1:EA:577:VAL:HG22	1.92	0.51
8:EH:7:ASP:HB2	8:EH:57:VAL:O	2.10	0.51
3:EC:303:GLU:OE1	10:EJ:43:ARG:NH2	2.44	0.51
1:FA:1262:LEU:HD12	1:FA:1264:SER:HG	1.76	0.51
1:FA:585:ASP:OD1	1:FA:644:ARG:NH1	2.43	0.51
7:FG:100:THR:O	7:FG:102:GLU:N	2.44	0.51
7:FG:67:ASN:O	7:FG:70:VAL:HG23	2.11	0.51
1:FA:689:ARG:HD2	8:FH:81:PRO:HG3	1.92	0.51
1:FA:888:LYS:HG2	9:FI:67:VAL:HG21	1.91	0.51
1:AA:1612:LYS:HB3	1:AA:1621:PHE:CG	2.46	0.51
1:AA:1647:ASN:HD22	1:AA:1648:ASN:N	2.09	0.51
1:AA:753:ASN:ND2	1:AA:767:ASN:O	2.44	0.51
2:AB:244:THR:OG1	2:AB:244:THR:O	2.29	0.51
2:AB:52:LEU:HB3	2:AB:61:LEU:CD1	2.41	0.51
1:BA:1586:ALA:O	1:BA:1589:MET:N	2.44	0.51
1:BA:928:MET:HG2	2:BB:955:PRO:HG3	1.92	0.51
2:BB:14:ALA:HB2	2:BB:980:ASP:CB	2.41	0.51
2:BB:66:LYS:C	2:BB:68:ILE:H	2.13	0.51
3:BC:137:ASN:CG	3:BC:203:SER:HB2	2.32	0.51
13:BM:16:GLN:HG3	13:BM:17:ASP:H	1.74	0.51
14:BN:75:GLU:H	14:BN:91:ASP:CB	2.24	0.51
7:BO:307:GLU:O	7:BO:309:VAL:N	2.41	0.51
1:CA:1263:LEU:HA	1:CA:1498:ILE:HD11	1.93	0.51
1:CA:521:GLN:O	1:CA:524:ILE:HB	2.10	0.51
2:CB:1180:PHE:O	2:CB:1182:LEU:N	2.44	0.51
7:CO:274:SER:OG	7:CO:275:ASN:N	2.43	0.51
2:DB:915:ASP:OD1	2:DB:1038:HIS:ND1	2.43	0.51
2:DB:656:LEU:HG	2:DB:687:THR:O	2.11	0.51
1:DA:214:ASP:OD2	5:DE:177:ARG:NH2	2.44	0.51
7:DG:158:LYS:O	7:DG:162:ILE:HG13	2.11	0.51
13:DM:58:GLU:HG2	13:DM:59:ARG:N	2.25	0.51
1:EA:785:GLN:O	1:EA:794:VAL:HG22	2.11	0.51
1:EA:850:SER:O	1:EA:853:THR:N	2.37	0.51
1:EA:976:ALA:HB1	1:EA:981:TYR:HB3	1.93	0.51
3:EC:128:ASP:C	3:EC:130:ASN:H	2.15	0.51
5:EE:33:GLU:O	5:EE:36:GLU:N	2.44	0.51
1:FA:113:VAL:HG22	1:FA:182:LYS:NZ	2.25	0.51
1:FA:519:LEU:HD13	1:FA:577:VAL:HB	1.92	0.51
4:FD:94:ARG:HD2	4:FD:99:LEU:HD13	1.92	0.51
5:FE:26:ARG:NH2	5:FE:133:GLU:OE1	2.42	0.51
5:FE:157:SER:OG	5:FE:160:GLU:HG3	2.09	0.51

*Continued on next page...*

*Continued from previous page...*

Atom-1	Atom-2	Interatomic distance (Å)	Clash overlap (Å)
7:FG:166:TRP:CE2	7:FG:219:ASP:HB2	2.45	0.51
11:FK:118:GLN:O	11:FK:121:LEU:N	2.43	0.51
14:FN:70:LEU:HG	14:FN:70:LEU:O	2.09	0.51
7:FO:301:LYS:NZ	7:FO:307:GLU:OE1	2.40	0.51
1:AA:701:ARG:O	1:AA:704:ASP:HB2	2.12	0.50
1:AA:783:LYS:HE3	1:AA:932:GLY:HA3	1.93	0.50
1:AA:794:VAL:HG23	1:AA:795:HIS:N	2.22	0.50
2:AB:898:LEU:HD13	12:AL:46:VAL:HG11	1.93	0.50
3:AC:69:ARG:HD3	11:AK:71:THR:OG1	2.10	0.50
10:AJ:54:VAL:C	10:AJ:56:LEU:H	2.14	0.50
1:CA:122:LEU:O	1:CA:126:GLN:HG3	2.11	0.50
1:CA:1490:GLU:O	1:CA:1493:CYS:HB2	2.11	0.50
1:CA:20:THR:HG23	1:CA:23:GLU:HG3	1.93	0.50
2:CB:94:LYS:O	2:CB:146:ASN:N	2.20	0.50
3:CC:95:GLU:HG2	3:CC:96:VAL:N	2.27	0.50
7:CG:50:ALA:HA	7:CG:113:PHE:CE2	2.46	0.50
7:CG:29:ASP:N	7:CG:29:ASP:OD1	2.40	0.50
1:DA:1019:LEU:HD21	1:DA:1194:GLY:CA	2.41	0.50
1:DA:1555:VAL:HG13	1:DA:1556:GLU:N	2.26	0.50
1:DA:505:LEU:HD13	1:DA:637:PHE:HB2	1.93	0.50
2:DB:1037:ARG:O	2:DB:1039:MET:N	2.43	0.50
2:DB:532:HIS:ND1	2:DB:700:LEU:HD13	2.26	0.50
1:EA:1056:ASP:OD1	1:EA:1057:ILE:N	2.44	0.50
1:EA:460:LEU:O	1:EA:466:LEU:HB3	2.11	0.50
1:EA:597:LYS:HB2	2:EB:1082:HIS:NE2	2.26	0.50
2:EB:302:LEU:HD11	2:EB:379:ARG:CZ	2.40	0.50
2:EB:35:PHE:O	2:EB:38:LEU:HD23	2.11	0.50
1:EA:722:PRO:HD2	8:EH:46:LEU:HD13	1.92	0.50
1:FA:1342:PRO:HD2	2:FB:272:PRO:HG3	1.91	0.50
1:FA:1450:ILE:O	1:FA:1454:HIS:ND1	2.39	0.50
2:FB:1000:LEU:HD13	2:FB:1009:GLY:HA2	1.92	0.50
2:FB:210:ARG:NH2	2:FB:625:GLU:OE1	2.44	0.50
1:AA:1589:MET:O	1:AA:1596:LEU:HB2	2.10	0.50
1:AA:697:TYR:HE1	1:AA:702:PRO:CD	2.23	0.50
2:AB:326:VAL:O	2:AB:330:LEU:HG	2.11	0.50
2:AB:876:SER:O	2:AB:878:GLU:N	2.37	0.50
2:AB:887:LEU:HB3	2:AB:901:VAL:HG13	1.92	0.50
3:AC:100:ARG:HH12	3:AC:193:LEU:CA	2.23	0.50
9:AI:10:CYS:HB3	9:AI:13:CYS:SG	2.51	0.50
13:AM:10:ILE:HG22	13:AM:11:GLU:N	2.25	0.50
1:BA:1263:LEU:HA	1:BA:1498:ILE:HD11	1.93	0.50

*Continued on next page...*

*Continued from previous page...*

Atom-1	Atom-2	Interatomic distance (Å)	Clash overlap (Å)
1:BA:39:ASP:OD2	1:BA:43:HIS:HB2	2.11	0.50
1:BA:591:ARG:HB2	1:BA:633:MET:HG2	1.93	0.50
2:BB:775:VAL:H	2:BB:1028:VAL:HG12	1.77	0.50
2:BB:572:PRO:HG2	13:BM:70:SER:HB2	1.93	0.50
2:BB:644:GLY:HA2	2:BB:648:ARG:CZ	2.41	0.50
2:BB:744:LEU:HD12	2:BB:745:GLN:H	1.76	0.50
2:BB:776:ILE:HD12	2:BB:777:SER:H	1.75	0.50
14:BN:149:ASP:O	14:BN:153:VAL:HG12	2.12	0.50
1:CA:1104:TYR:CE2	1:CA:1119:LYS:HD2	2.45	0.50
1:CA:1218:GLY:O	1:CA:1222:LEU:HD22	2.11	0.50
1:CA:1344:ILE:CD1	1:CA:1344:ILE:H	2.23	0.50
1:CA:1545:ASP:CG	1:CA:1546:VAL:N	2.65	0.50
1:CA:727:THR:OG1	1:CA:728:GLY:N	2.43	0.50
2:CB:1178:ILE:HG13	2:CB:1178:ILE:O	2.10	0.50
2:CB:974:LEU:O	10:CJ:47:ARG:NH1	2.44	0.50
3:CC:310:PRO:O	3:CC:313:ILE:N	2.44	0.50
5:CE:157:SER:OG	5:CE:160:GLU:HG3	2.11	0.50
5:CE:33:GLU:O	5:CE:36:GLU:N	2.44	0.50
1:DA:1142:ASP:O	1:DA:1145:GLU:N	2.45	0.50
1:DA:1247:SER:OG	1:DA:1248:ASP:N	2.43	0.50
1:DA:943:ILE:HA	1:DA:986:PHE:HB2	1.94	0.50
1:DA:76:GLN:NE2	2:DB:1111:LEU:HD12	2.17	0.50
2:DB:975:HIS:NE2	2:DB:1003:ALA:HB2	2.26	0.50
10:DJ:18:TRP:O	10:DJ:22:LEU:HG	2.10	0.50
13:DM:77:VAL:HG21	14:DN:64:ILE:HD12	1.92	0.50
1:EA:1472:PHE:O	1:EA:1473:LYS:HB3	2.11	0.50
1:EA:1640:ARG:O	1:EA:1644:GLY:N	2.40	0.50
1:EA:239:PHE:CG	1:EA:260:GLN:HG2	2.46	0.50
1:EA:808:LYS:O	1:EA:809:VAL:C	2.49	0.50
2:EB:117:VAL:HG12	2:EB:118:GLU:H	1.76	0.50
2:EB:138:LEU:O	2:EB:139:LEU:HD23	2.12	0.50
2:EB:290:ASP:O	2:EB:292:ILE:N	2.44	0.50
1:EA:9:SER:OG	4:ED:20:VAL:HG21	2.11	0.50
5:EE:143:ASN:O	5:EE:145:THR:N	2.44	0.50
5:EE:55:ARG:NH2	5:EE:113:GLN:OE1	2.44	0.50
1:FA:91:PHE:CD2	1:FA:249:THR:HG22	2.46	0.50
1:FA:920:PHE:CG	1:FA:921:PRO:HA	2.47	0.50
1:FA:985:ARG:HG2	1:FA:988:SER:H	1.76	0.50
2:FB:1153:ILE:HD12	2:FB:1154:ASP:H	1.75	0.50
2:FB:972:GLY:CA	2:FB:977:ILE:HG22	2.40	0.50
3:FC:222:VAL:C	3:FC:224:THR:H	2.14	0.50

*Continued on next page...*

*Continued from previous page...*

Atom-1	Atom-2	Interatomic distance (Å)	Clash overlap (Å)
3:FC:227:TYR:HA	3:FC:299:ILE:O	2.11	0.50
7:FG:229:LEU:HD12	7:FG:230:ARG:H	1.76	0.50
11:FK:51:THR:O	11:FK:54:THR:OG1	2.27	0.50
1:AA:1028:GLU:OE1	1:AA:1638:SER:HB2	2.11	0.50
1:AA:23:GLU:OE1	2:AB:1195:ARG:NH1	2.44	0.50
2:AB:549:CYS:H	2:AB:550:ARG:NH1	2.09	0.50
1:BA:1264:SER:HG	1:BA:1494:ARG:HA	1.77	0.50
1:BA:1556:GLU:O	1:BA:1559:ARG:HB3	2.12	0.50
1:BA:1601:GLN:O	1:BA:1603:MET:N	2.38	0.50
2:AB:834:LYS:HB2	1:BA:553:GLN:NE2	2.26	0.50
1:BA:678:VAL:HG22	1:BA:781:LEU:O	2.11	0.50
1:BA:706:HIS:NE2	1:BA:739:VAL:O	2.41	0.50
2:BB:876:SER:O	2:BB:878:GLU:N	2.36	0.50
2:BB:983:PRO:HB2	2:BB:984:TRP:CE3	2.46	0.50
3:BC:128:ASP:C	3:BC:130:ASN:H	2.14	0.50
1:CA:136:LEU:HD13	1:CA:189:VAL:HG23	1.93	0.50
1:CA:1647:ASN:HD22	1:CA:1648:ASN:H	1.58	0.50
1:CA:709:ARG:C	1:CA:711:LYS:H	2.12	0.50
2:CB:1160:GLU:HG2	2:CB:1166:LYS:HG2	1.94	0.50
3:CC:128:ASP:C	3:CC:130:ASN:H	2.14	0.50
1:CA:209:THR:HG21	5:CE:174:GLN:HG3	1.93	0.50
8:CH:116:TYR:HB2	8:CH:123:MET:SD	2.51	0.50
8:CH:5:LEU:CB	8:CH:60:ALA:HA	2.37	0.50
11:CK:90:GLY:O	11:CK:103:ILE:HD13	2.11	0.50
12:CL:63:ARG:HG2	12:CL:64:LEU:N	2.23	0.50
1:DA:692:TYR:O	1:DA:696:ILE:HG12	2.11	0.50
1:DA:480:ALA:HB2	2:DB:1046:VAL:HA	1.92	0.50
5:DE:133:GLU:HB3	5:DE:135:PHE:CE1	2.43	0.50
6:DF:119:ARG:HA	6:DF:122:MET:HG3	1.93	0.50
12:DL:38:LEU:HD12	12:DL:49:LYS:HD3	1.92	0.50
1:EA:1104:TYR:CE2	1:EA:1119:LYS:HD2	2.46	0.50
1:EA:1217:LEU:HD11	1:EA:1572:ARG:CD	2.41	0.50
1:EA:126:GLN:NE2	1:EA:340:HIS:O	2.43	0.50
1:EA:521:GLN:O	1:EA:524:ILE:HB	2.11	0.50
1:EA:794:VAL:HG23	1:EA:795:HIS:N	2.20	0.50
2:EB:1178:ILE:HD12	2:EB:1182:LEU:HB3	1.92	0.50
2:EB:542:LEU:C	2:EB:543:ASN:HD22	2.15	0.50
2:EB:789:ILE:HD11	2:EB:947:ILE:HG12	1.93	0.50
2:EB:72:VAL:HA	2:EB:95:LEU:O	2.11	0.50
2:EB:998:GLU:O	2:EB:1001:ALA:N	2.45	0.50
3:EC:81:GLU:OE1	3:EC:81:GLU:HA	2.11	0.50

*Continued on next page...*

*Continued from previous page...*

Atom-1	Atom-2	Interatomic distance (Å)	Clash overlap (Å)
4:ED:22:ILE:CD1	7:EG:45:LEU:HA	2.41	0.50
2:EB:181:VAL:HG22	10:EJ:63:TYR:OH	2.11	0.50
1:FA:1057:ILE:HD12	1:FA:1057:ILE:H	1.76	0.50
1:FA:1555:VAL:CG1	5:FE:178:ILE:HD13	2.42	0.50
3:FC:66:ALA:O	3:FC:70:ILE:HG13	2.11	0.50
12:FL:30:ILE:HD12	12:FL:59:ALA:HB2	1.94	0.50
1:AA:521:GLN:O	1:AA:524:ILE:HB	2.11	0.50
1:AA:697:TYR:HE1	1:AA:702:PRO:HD3	1.77	0.50
1:AA:936:SER:O	1:AA:940:VAL:HG23	2.11	0.50
3:AC:150:SER:OG	3:AC:155:GLU:OE2	2.17	0.50
4:AD:22:ILE:CD1	7:AG:45:LEU:HA	2.42	0.50
9:AI:23:VAL:HG21	9:AI:28:VAL:HG13	1.93	0.50
9:AI:65:SER:OG	9:AI:66:VAL:N	2.45	0.50
1:BA:778:CYS:SG	1:BA:779:GLY:N	2.85	0.50
1:BA:960:MET:O	1:BA:963:GLY:N	2.37	0.50
3:BC:66:ALA:O	3:BC:70:ILE:HG13	2.12	0.50
7:BG:80:VAL:HG12	7:BG:82:LEU:HD23	1.92	0.50
10:BJ:54:VAL:C	10:BJ:56:LEU:H	2.13	0.50
12:BL:30:ILE:O	12:BL:57:LEU:HD12	2.10	0.50
1:CA:505:LEU:HD13	1:CA:637:PHE:HB2	1.93	0.50
1:CA:618:TYR:HB3	1:CA:670:ILE:CD1	2.39	0.50
1:CA:753:ASN:OD1	1:CA:755:ILE:N	2.45	0.50
2:CB:178:TYR:O	2:CB:182:GLN:HG2	2.12	0.50
2:CB:215:MET:O	2:CB:234:ILE:HD13	2.11	0.50
2:CB:542:LEU:C	2:CB:543:ASN:HD22	2.14	0.50
2:CB:380:LYS:HE3	2:CB:637:TYR:CB	2.41	0.50
5:CE:177:ARG:HD3	5:CE:215:MET:HB2	1.93	0.50
8:CH:33:GLN:HG3	8:CH:131:ASN:HD21	1.76	0.50
11:CK:83:ASN:HB3	11:CK:86:VAL:HG23	1.93	0.50
13:CM:78:VAL:HG23	14:CN:55:LEU:HD13	1.93	0.50
1:CA:429:THR:HG21	7:CO:274:SER:HB3	1.93	0.50
1:DA:674:ILE:O	1:DA:678:VAL:HG23	2.12	0.50
2:DB:302:LEU:HD11	2:DB:379:ARG:CZ	2.41	0.50
2:DB:425:ILE:HG22	2:DB:426:ALA:N	2.26	0.50
2:DB:73:ILE:HG13	2:DB:429:ARG:NH2	2.25	0.50
2:DB:874:TYR:CZ	2:DB:876:SER:HB2	2.47	0.50
7:CO:278:ILE:HB	7:DG:159:LYS:HZ2	1.76	0.50
7:DG:155:ALA:HA	7:DG:245:VAL:HB	1.94	0.50
11:DK:90:GLY:O	11:DK:103:ILE:HD13	2.11	0.50
7:DO:266:GLN:O	7:DO:269:SER:N	2.35	0.50
1:EA:1057:ILE:HD12	1:EA:1057:ILE:H	1.76	0.50

*Continued on next page...*

*Continued from previous page...*

Atom-1	Atom-2	Interatomic distance (Å)	Clash overlap (Å)
1:EA:1314:GLN:O	1:EA:1318:SER:HB3	2.11	0.50
1:EA:1447:GLN:NE2	1:EA:1459:LYS:HG2	2.26	0.50
1:EA:447:THR:HG1	1:EA:451:VAL:N	2.09	0.50
2:EB:1073:GLU:H	2:EB:1073:GLU:CD	2.15	0.50
2:EB:214:PRO:HB3	2:EB:377:MET:CE	2.41	0.50
2:EB:649:MET:HE3	2:EB:666:PRO:HG2	1.92	0.50
6:EF:67:LYS:O	6:EF:71:GLU:HG3	2.11	0.50
7:EO:290:GLU:C	7:EO:292:HIS:N	2.65	0.50
1:FA:1291:VAL:HA	1:FA:1473:LYS:HB2	1.93	0.50
1:FA:1457:ILE:HA	1:FA:1474:LEU:CD2	2.40	0.50
1:FA:1562:ILE:O	1:FA:1566:ILE:HG13	2.11	0.50
1:FA:470:HIS:O	2:FB:1058:GLN:NE2	2.43	0.50
1:FA:659:THR:HG22	1:FA:666:VAL:HG22	1.93	0.50
1:FA:492:THR:HG23	1:FA:811:SER:OG	2.11	0.50
3:FC:223:SER:HB2	3:FC:303:GLU:HB3	1.92	0.50
3:FC:230:LEU:O	3:FC:294:VAL:HG23	2.11	0.50
7:FG:139:ILE:CD1	7:FG:140:GLN:H	2.24	0.50
11:FK:61:ALA:O	11:FK:104:ARG:HD2	2.12	0.50
2:FB:290:ASP:OD1	13:FM:28:LYS:HE2	2.12	0.50
1:AA:1005:GLY:HA3	9:AI:100:GLN:O	2.11	0.50
1:AA:1291:VAL:HG22	1:AA:1473:LYS:CD	2.42	0.50
1:AA:1555:VAL:HG11	5:AE:178:ILE:HD13	1.93	0.50
1:AA:36:THR:HG22	1:AA:37:VAL:N	2.27	0.50
1:AA:680:LEU:HD12	1:AA:820:TYR:CD1	2.46	0.50
2:AB:625:GLU:HB2	2:AB:643:PHE:O	2.12	0.50
1:AA:934:LYS:HE2	2:AB:956:SER:OG	2.12	0.50
3:AC:128:ASP:C	3:AC:130:ASN:H	2.15	0.50
1:AA:1656:VAL:HG23	7:AG:107:ILE:HB	1.94	0.50
11:AK:46:LYS:HE3	11:AK:66:VAL:O	2.11	0.50
13:AM:89:GLN:O	13:AM:90:LEU:HD23	2.11	0.50
1:BA:1252:ASP:HA	1:BA:1255:CYS:SG	2.52	0.50
1:BA:425:ASN:OD1	7:BO:272:ILE:HG13	2.11	0.50
1:BA:892:LEU:HG	1:BA:893:ASP:N	2.26	0.50
7:BG:105:ILE:HG12	7:BG:116:THR:CB	2.41	0.50
7:BG:29:ASP:N	7:BG:29:ASP:OD1	2.36	0.50
2:CB:420:TYR:CE1	2:CB:424:ILE:HD11	2.47	0.50
2:CB:843:ASP:OD1	2:CB:845:LEU:HG	2.12	0.50
3:CC:97:LEU:O	3:CC:100:ARG:HB2	2.12	0.50
3:CC:253:PRO:CG	14:CN:180:PHE:CD1	2.94	0.50
1:DA:795:HIS:O	1:DA:798:HIS:HB3	2.12	0.50
2:DB:138:LEU:O	2:DB:139:LEU:HD23	2.11	0.50

*Continued on next page...*

*Continued from previous page...*

Atom-1	Atom-2	Interatomic distance (Å)	Clash overlap (Å)
1:EA:1218:GLY:O	1:EA:1222:LEU:HD22	2.11	0.50
1:EA:127:TYR:HD1	1:EA:202:THR:HG21	1.77	0.50
1:EA:416:ARG:O	1:EA:419:ILE:HB	2.11	0.50
10:EJ:48:ARG:HB3	10:EJ:48:ARG:HH11	1.76	0.50
12:EL:32:ALA:HB3	12:EL:55:ILE:HG13	1.94	0.50
1:FA:1073:TYR:CE1	1:FA:1077:LEU:HD22	2.47	0.50
1:FA:1242:ILE:CD1	1:FA:1517:ARG:HB3	2.42	0.50
1:FA:127:TYR:HD1	1:FA:202:THR:HG21	1.76	0.50
1:FA:701:ARG:O	1:FA:704:ASP:HB2	2.12	0.50
1:FA:753:ASN:OD1	1:FA:755:ILE:N	2.43	0.50
2:FB:841:ASP:HB3	2:FB:843:ASP:OD1	2.11	0.50
1:FA:1559:ARG:NH2	5:FE:200:ARG:HD3	2.26	0.50
1:AA:1144:LEU:O	1:AA:1148:LEU:HB2	2.11	0.50
1:AA:1202:LEU:HD22	9:AI:99:LEU:HD22	1.92	0.50
1:AA:1596:LEU:HD22	1:AA:1602:GLY:HA2	1.92	0.50
1:AA:611:GLU:CD	1:AA:615:ARG:HD2	2.31	0.50
2:AB:277:LEU:HG	2:AB:374:LEU:HD21	1.92	0.50
2:AB:843:ASP:HB2	2:AB:845:LEU:HD21	1.93	0.50
2:AB:748:GLN:HB3	10:AJ:52:THR:O	2.12	0.50
2:AB:733:LEU:HD22	10:AJ:60:PHE:HE2	1.77	0.50
12:AL:32:ALA:HB3	12:AL:55:ILE:HG13	1.93	0.50
1:BA:1620:GLN:O	1:BA:1623:THR:N	2.45	0.50
1:BA:468:ARG:HD2	1:BA:1021:ARG:NH1	2.26	0.50
1:BA:507:TYR:HB3	1:BA:579:ARG:HH12	1.74	0.50
2:BB:1198:TYR:H	2:BB:1198:TYR:HD2	1.53	0.50
1:CA:1326:GLU:HG2	1:CA:1456:PHE:HD2	1.76	0.50
1:CA:713:VAL:HG12	1:CA:714:THR:H	1.77	0.50
1:CA:808:LYS:O	1:CA:809:VAL:C	2.50	0.50
2:CB:703:LEU:HD21	2:CB:757:TYR:HD2	1.76	0.50
2:CB:898:LEU:HD22	12:CL:46:VAL:HG22	1.93	0.50
3:CC:80:ALA:HA	3:CC:208:CYS:HB3	1.92	0.50
5:CE:72:PHE:CZ	5:CE:155:ARG:HG2	2.47	0.50
7:CG:93:ASP:HB2	7:CG:104:LEU:HD12	1.92	0.50
7:CG:235:ASN:HB3	7:CG:246:ASP:HB3	1.94	0.50
1:DA:1144:LEU:O	1:DA:1148:LEU:HB2	2.11	0.50
1:DA:536:ILE:HG12	1:DA:577:VAL:HG22	1.94	0.50
2:DB:203:ILE:H	2:DB:203:ILE:CD1	2.18	0.50
2:DB:277:LEU:HG	2:DB:374:LEU:HD21	1.93	0.50
2:DB:38:LEU:HD22	2:DB:38:LEU:H	1.77	0.50
2:DB:774:ALA:HA	2:DB:1028:VAL:CG1	2.40	0.50
2:DB:72:VAL:HA	2:DB:95:LEU:O	2.12	0.50

*Continued on next page...*



*Continued from previous page...*

Atom-1	Atom-2	Interatomic distance (Å)	Clash overlap (Å)
1:EA:1276:THR:HG23	1:EA:1288:ARG:NH1	2.27	0.50
1:EA:519:LEU:O	1:EA:523:VAL:HG23	2.12	0.50
1:EA:854:GLY:O	1:EA:974:THR:HB	2.11	0.50
1:EA:885:ASP:O	1:EA:889:SER:HB3	2.11	0.50
5:EE:32:GLN:O	5:EE:35:VAL:HB	2.12	0.50
1:FA:339:PHE:O	1:FA:1629:ASN:HB2	2.11	0.50
2:FB:14:ALA:HB2	2:FB:980:ASP:CB	2.42	0.50
2:FB:244:THR:OG1	2:FB:244:THR:O	2.23	0.50
2:FB:250:LEU:HD11	2:FB:378:ILE:HD13	1.93	0.50
2:FB:526:GLY:HA2	2:FB:696:ILE:HG22	1.93	0.50
2:FB:848:ILE:HD11	12:FL:58:LYS:CD	2.38	0.50
5:FE:64:PRO:HG2	5:FE:75:MET:HB3	1.94	0.50
5:AE:137:GLU:C	5:AE:139:ALA:H	2.15	0.50
1:AA:1559:ARG:NH2	5:AE:200:ARG:HD3	2.27	0.50
6:AF:100:GLN:HG2	7:AG:112:PRO:HB3	1.94	0.50
1:BA:1144:LEU:O	1:BA:1148:LEU:HB2	2.12	0.50
2:BB:260:PHE:CD2	2:BB:276:ILE:HG12	2.47	0.50
2:BB:360:VAL:HA	2:BB:370:LYS:NZ	2.23	0.50
2:BB:38:LEU:HD21	2:BB:760:TYR:O	2.12	0.50
7:BG:41:VAL:O	7:BG:122:LEU:HB2	2.12	0.50
9:BI:2:SER:O	9:BI:9:PHE:N	2.40	0.50
7:BO:291:SER:HA	7:BO:294:GLU:OE2	2.12	0.50
1:CA:1040:ASP:CG	1:CA:1041:ALA:H	2.15	0.50
1:CA:239:PHE:CG	1:CA:260:GLN:HG2	2.47	0.50
3:CC:160:ALA:HA	3:CC:196:LEU:HD12	1.94	0.50
3:CC:216:HIS:ND1	3:CC:218:LYS:HB3	2.27	0.50
13:CM:10:ILE:HG22	13:CM:11:GLU:H	1.75	0.50
1:DA:487:ASP:OD1	2:DB:781:TYR:OH	2.16	0.50
2:DB:1044:PHE:O	2:DB:1045:GLN:HB3	2.10	0.50
3:DC:83:VAL:HG12	3:DC:204:LEU:HD12	1.93	0.50
5:DE:72:PHE:CZ	5:DE:155:ARG:HG2	2.47	0.50
6:DF:60:GLN:O	6:DF:64:ILE:HG13	2.11	0.50
7:DG:46:TYR:CD1	7:DG:117:TRP:CD1	2.99	0.50
8:DH:15:VAL:HG22	8:DH:26:ILE:HG12	1.93	0.50
11:DK:61:ALA:O	11:DK:104:ARG:HD2	2.12	0.50
1:EA:189:VAL:O	1:EA:193:ILE:HG13	2.11	0.50
1:EA:497:VAL:HG23	1:EA:606:ARG:O	2.11	0.50
2:EB:1047:ARG:HG3	2:EB:1068:GLY:HA2	1.92	0.50
2:EB:858:ILE:HG12	2:EB:859:CYS:N	2.27	0.50
2:EB:789:ILE:CD1	2:EB:947:ILE:HG12	2.42	0.50
7:EG:39:VAL:HB	7:EG:126:GLN:HE21	1.76	0.50

*Continued on next page...*

Continued from previous page...

Atom-1	Atom-2	Interatomic distance (Å)	Clash overlap (Å)
14:EN:148:ILE:HD13	14:EN:150:TYR:OH	2.11	0.50
1:FA:1062:HIS:HD2	1:FA:1068:PHE:CD1	2.30	0.50
1:FA:892:LEU:O	1:FA:896:THR:OG1	2.29	0.50
2:FB:162:PRO:HB2	2:FB:409:TYR:OH	2.12	0.50
2:FB:18:THR:HA	2:FB:21:ARG:HH21	1.75	0.50
2:FB:215:MET:O	2:FB:234:ILE:HD13	2.12	0.50
2:FB:73:ILE:HG23	2:FB:74:PHE:N	2.27	0.50
3:FC:172:GLN:H	3:FC:175:GLN:HB2	1.77	0.50
9:FI:11:LEU:H	9:FI:11:LEU:HD12	1.77	0.50
9:FI:94:MET:HG2	9:FI:114:CYS:HA	1.93	0.50
2:FB:1002:LYS:O	14:FN:168:LEU:HD23	2.12	0.50
14:FN:90:MET:O	14:FN:137:PHE:HB3	2.11	0.50
7:FO:277:LYS:HG3	7:FO:281:ASP:OD2	2.12	0.50
3:AC:70:ILE:C	3:AC:72:ILE:H	2.16	0.50
4:AD:22:ILE:O	7:AG:76:LYS:NZ	2.44	0.50
11:AK:60:SER:HG	11:AK:104:ARG:HH21	1.55	0.50
14:AN:148:ILE:HD13	14:AN:150:TYR:OH	2.11	0.50
3:AC:253:PRO:HB2	14:AN:180:PHE:CD1	2.47	0.50
7:BG:132:VAL:HG23	7:BG:232:THR:HB	1.93	0.50
2:BB:332:ASP:HB2	13:BM:114:LYS:HG3	1.94	0.50
1:CA:1021:ARG:O	1:CA:1025:LYS:HB2	2.11	0.50
1:CA:1102:LEU:CD1	1:CA:1105:ARG:HH21	2.25	0.50
1:CA:1094:ALA:HB1	1:CA:1135:SER:HB2	1.94	0.50
1:CA:111:LYS:O	1:CA:115:VAL:HG23	2.12	0.50
1:CA:836:THR:OG1	1:CA:837:ALA:N	2.45	0.50
1:CA:987:TYR:CD2	1:CA:987:TYR:C	2.85	0.50
2:CB:140:LYS:HE2	2:CB:153:PHE:HD2	1.77	0.50
3:CC:85:PHE:CG	3:CC:204:LEU:HD13	2.45	0.50
7:CG:132:VAL:HG23	7:CG:232:THR:HB	1.94	0.50
13:CM:77:VAL:O	14:CN:55:LEU:HD12	2.12	0.50
2:DB:164:MET:O	2:DB:167:SER:OG	2.21	0.50
1:CA:552:GLU:HB3	2:DB:837:LEU:HD12	1.94	0.50
3:DC:160:ALA:HA	3:DC:196:LEU:HD12	1.94	0.50
7:DG:37:CYS:HB3	7:DG:125:TRP:HD1	1.76	0.50
1:EA:547:ILE:C	1:EA:549:MET:H	2.14	0.50
2:EB:655:TYR:HD1	2:EB:688:HIS:HE2	1.60	0.50
3:EC:59:ILE:HG12	3:EC:60:ASP:N	2.27	0.50
1:EA:58:LEU:HD11	7:EO:295:LEU:HD11	1.92	0.50
1:FA:1263:LEU:HA	1:FA:1498:ILE:HD11	1.93	0.50
1:FA:519:LEU:O	1:FA:523:VAL:HG23	2.11	0.50
2:FB:417:ILE:O	2:FB:420:TYR:HB3	2.12	0.50

Continued on next page...

*Continued from previous page...*

Atom-1	Atom-2	Interatomic distance (Å)	Clash overlap (Å)
3:FC:227:TYR:CD1	3:FC:298:PHE:HD2	2.29	0.50
5:FE:112:TYR:CE1	5:FE:136:ASN:HB2	2.47	0.50
8:FH:5:LEU:O	8:FH:6:PHE:HB2	2.11	0.50
10:FJ:54:VAL:HG12	10:FJ:56:LEU:HB2	1.94	0.50
11:FK:54:THR:HG22	11:FK:61:ALA:CA	2.41	0.50
1:AA:956:ARG:HG2	1:AA:979:GLY:O	2.12	0.50
2:AB:161:LEU:HD11	2:AB:409:TYR:CE2	2.47	0.50
6:AF:106:PRO:HG2	7:AG:55:GLU:HG2	1.93	0.50
9:AI:109:THR:HG21	9:AI:122:ARG:NH1	2.27	0.50
9:AI:11:LEU:H	9:AI:11:LEU:HD12	1.76	0.50
14:AN:110:LEU:CD2	14:AN:121:ILE:HA	2.42	0.50
1:BA:11:ILE:O	1:BA:11:ILE:HD12	2.12	0.50
1:BA:579:ARG:HH11	1:BA:579:ARG:HG3	1.76	0.50
1:BA:987:TYR:C	1:BA:987:TYR:CD2	2.85	0.50
2:BB:242:ASP:OD1	2:BB:244:THR:HG23	2.11	0.50
2:BB:626:ILE:N	2:BB:668:GLU:OE2	2.45	0.50
3:BC:77:SER:OG	3:BC:78:VAL:N	2.45	0.50
11:BK:51:THR:O	11:BK:54:THR:OG1	2.27	0.50
1:CA:1440:ASN:O	1:CA:1444:ARG:HB3	2.12	0.50
1:CA:323:ILE:O	1:CA:327:VAL:HG23	2.12	0.50
2:CB:1201:GLU:HG3	2:CB:1203:LYS:H	1.76	0.50
2:CB:661:GLU:HG3	2:CB:662:ASP:N	2.26	0.50
3:CC:230:LEU:O	3:CC:294:VAL:HG23	2.12	0.50
9:CI:94:MET:HG2	9:CI:114:CYS:HA	1.94	0.50
11:CK:115:ASP:O	11:CK:118:GLN:N	2.45	0.50
7:CO:275:ASN:N	7:CO:275:ASN:OD1	2.34	0.50
1:DA:1170:MET:O	1:DA:1173:LYS:N	2.45	0.50
1:DA:1174:TYR:O	1:DA:1177:SER:N	2.36	0.50
1:DA:713:VAL:HB	1:DA:738:ASN:HD21	1.76	0.50
2:DB:916:LYS:HE3	2:DB:1040:VAL:HG13	1.94	0.50
2:DB:264:TRP:NE1	2:DB:265:ARG:HG2	2.27	0.50
2:DB:624:LEU:HD12	2:DB:625:GLU:H	1.77	0.50
3:DC:209:ILE:HG12	3:DC:210:LEU:N	2.27	0.50
4:DD:90:LYS:HA	4:DD:93:GLN:HG2	1.94	0.50
2:DB:572:PRO:HG2	13:DM:70:SER:HB2	1.94	0.50
13:DM:81:PHE:HB2	13:DM:88:ILE:HD13	1.93	0.50
1:EA:121:LYS:O	1:EA:124:LEU:N	2.45	0.50
1:EA:1512:PRO:HB3	1:EA:1517:ARG:HA	1.93	0.50
1:EA:127:TYR:CE2	1:EA:193:ILE:HD13	2.47	0.50
1:EA:579:ARG:HH11	1:EA:579:ARG:HG3	1.77	0.50
2:EB:164:MET:HE3	2:EB:194:PHE:CZ	2.47	0.50

*Continued on next page...*

*Continued from previous page...*

Atom-1	Atom-2	Interatomic distance (Å)	Clash overlap (Å)
2:EB:215:MET:HE3	2:EB:394:PRO:HB3	1.93	0.50
2:EB:398:GLN:HB3	2:EB:399:HIS:ND1	2.27	0.50
2:EB:420:TYR:CE1	2:EB:424:ILE:HD11	2.47	0.50
2:EB:661:GLU:HG3	2:EB:662:ASP:N	2.27	0.50
2:EB:902:SER:OG	2:EB:903:ILE:N	2.45	0.50
3:EC:216:HIS:CE1	3:EC:218:LYS:HB3	2.47	0.50
3:EC:70:ILE:C	3:EC:72:ILE:H	2.14	0.50
8:EH:9:ILE:HD13	8:EH:56:THR:HG23	1.93	0.50
14:EN:31:LYS:O	14:EN:33:LYS:N	2.45	0.50
14:EN:64:ILE:C	14:EN:66:LYS:H	2.15	0.50
1:FA:835:LEU:HG	1:FA:985:ARG:NH1	2.19	0.50
2:FB:1201:GLU:HG3	2:FB:1203:LYS:H	1.75	0.50
2:FB:825:PHE:HZ	2:FB:899:GLN:O	1.95	0.50
7:FG:40:ARG:HB2	7:FG:123:TYR:CE1	2.47	0.50
7:FG:91:ASP:OD2	7:FG:103:LYS:HG2	2.11	0.50
2:FB:888:ILE:CD1	12:FL:55:ILE:HA	2.42	0.50
1:AA:32:ILE:HG21	1:AA:49:LEU:HD23	1.94	0.49
1:AA:530:TRP:HZ2	1:AA:582:LYS:HA	1.76	0.49
2:AB:244:THR:HG21	2:AB:414:LYS:HD3	1.93	0.49
7:AG:91:ASP:OD2	7:AG:103:LYS:HG2	2.12	0.49
1:AA:1202:LEU:HD13	9:AI:99:LEU:HD13	1.93	0.49
1:BA:1637:PRO:CB	1:BA:1647:ASN:HD21	2.25	0.49
1:BA:624:TYR:O	1:BA:625:ASN:HB3	2.11	0.49
2:BB:428:VAL:O	2:BB:432:ILE:HD12	2.11	0.49
7:AG:226:ASP:O	2:BB:434:ARG:NH1	2.45	0.49
5:BE:28:TYR:CE1	5:BE:78:LEU:HB3	2.46	0.49
2:CB:858:ILE:HG12	2:CB:859:CYS:N	2.26	0.49
3:CC:203:SER:O	3:CC:204:LEU:HB3	2.11	0.49
3:CC:83:VAL:HG12	3:CC:204:LEU:HD12	1.93	0.49
7:CG:158:LYS:O	7:CG:162:ILE:HG13	2.11	0.49
7:CG:37:CYS:HB3	7:CG:125:TRP:HD1	1.77	0.49
9:CI:101:LEU:HD11	9:CI:122:ARG:HH22	1.77	0.49
14:CN:149:ASP:O	14:CN:153:VAL:HG12	2.11	0.49
7:CO:292:HIS:O	7:CO:295:LEU:HB2	2.12	0.49
1:DA:499:PRO:O	1:DA:501:PHE:N	2.45	0.49
1:DA:794:VAL:HG23	1:DA:795:HIS:N	2.22	0.49
2:DB:260:PHE:HD1	2:DB:261:ARG:N	2.10	0.49
1:EA:1066:PHE:HB3	1:EA:1147:PHE:CE2	2.47	0.49
1:EA:584:ARG:HD3	6:EF:116:ASP:HB2	1.92	0.49
1:EA:681:THR:HG21	1:EA:781:LEU:HG	1.94	0.49
2:EB:219:ARG:HG2	2:EB:221:SER:HB3	1.93	0.49

*Continued on next page...*

*Continued from previous page...*

Atom-1	Atom-2	Interatomic distance (Å)	Clash overlap (Å)
2:EB:380:LYS:HE3	2:EB:637:TYR:CB	2.42	0.49
2:EB:707:SER:HB2	2:EB:715:ASN:OD1	2.12	0.49
4:ED:36:VAL:HG22	7:EG:38:ILE:HG21	1.94	0.49
8:EH:39:THR:HG22	8:EH:124:ARG:HB3	1.93	0.49
13:EM:18:GLN:HG3	13:EM:19:PRO:HD2	1.94	0.49
1:FA:1024:THR:O	1:FA:1028:GLU:N	2.45	0.49
1:FA:1637:PRO:CG	1:FA:1647:ASN:HD21	2.24	0.49
1:FA:387:SER:HA	1:FA:390:LEU:HD12	1.95	0.49
2:EB:829:ASN:HB2	1:FA:538:ASN:HD21	1.75	0.49
1:FA:669:LEU:H	1:FA:787:GLY:HA2	1.76	0.49
2:FB:362:LEU:HB2	2:FB:370:LYS:HE2	1.93	0.49
3:FC:224:THR:HB	10:FJ:10:CYS:HB2	1.94	0.49
3:FC:59:ILE:HD11	3:FC:63:ILE:HB	1.93	0.49
4:FD:21:VAL:O	4:FD:22:ILE:HD13	2.12	0.49
1:AA:1264:SER:O	9:AI:56:PHE:HB3	2.11	0.49
2:AB:1002:LYS:HZ3	14:AN:166:LEU:HD13	1.76	0.49
2:AB:274:VAL:HA	2:AB:277:LEU:HD12	1.94	0.49
2:AB:764:ASN:HB3	10:AJ:59:LYS:NZ	2.27	0.49
5:AE:87:SER:HA	5:AE:115:ASN:HB3	1.94	0.49
7:AG:66:LEU:HD11	7:AG:87:LEU:HD22	1.94	0.49
14:AN:171:PHE:CE1	14:AN:180:PHE:HE2	2.30	0.49
1:BA:1314:GLN:O	1:BA:1318:SER:HB3	2.12	0.49
1:BA:456:VAL:O	1:BA:460:LEU:HG	2.11	0.49
2:BB:834:LYS:C	2:BB:836:TRP:N	2.65	0.49
3:BC:209:ILE:HG12	3:BC:210:LEU:N	2.27	0.49
4:BD:22:ILE:HD13	7:BG:46:TYR:H	1.77	0.49
1:BA:1125:ALA:O	5:BE:167:ARG:NH2	2.45	0.49
9:BI:94:MET:HG2	9:BI:114:CYS:HA	1.94	0.49
9:BI:23:VAL:HB	9:BI:39:LYS:HE3	1.93	0.49
1:CA:1136:VAL:HG22	1:CA:1174:TYR:CE1	2.47	0.49
1:CA:1144:LEU:O	1:CA:1148:LEU:HB2	2.11	0.49
1:CA:1264:SER:HB3	9:CI:56:PHE:CD1	2.46	0.49
1:CA:778:CYS:SG	1:CA:779:GLY:N	2.85	0.49
1:CA:597:LYS:HB2	2:CB:1082:HIS:CE1	2.47	0.49
2:CB:1198:TYR:H	2:CB:1198:TYR:HD2	1.59	0.49
2:CB:811:LEU:HD13	2:CB:823:GLN:NE2	2.22	0.49
2:CB:977:ILE:HD13	2:CB:978:ALA:O	2.12	0.49
12:CL:32:ALA:HB3	12:CL:55:ILE:HG13	1.93	0.49
13:CM:26:PHE:CZ	13:CM:98:SER:HB2	2.46	0.49
7:CO:273:VAL:HG12	7:CO:274:SER:H	1.77	0.49
1:DA:507:TYR:OH	1:DA:641:GLU:N	2.45	0.49

*Continued on next page...*

*Continued from previous page...*

Atom-1	Atom-2	Interatomic distance (Å)	Clash overlap (Å)
2:DB:15:ASP:O	2:DB:753:LYS:HE3	2.12	0.49
2:DB:203:ILE:H	2:DB:203:ILE:HD12	1.76	0.49
2:DB:398:GLN:HB3	2:DB:399:HIS:ND1	2.28	0.49
2:DB:532:HIS:CD2	2:DB:700:LEU:HD22	2.47	0.49
2:DB:705:PRO:HG3	2:DB:920:ARG:CZ	2.41	0.49
5:DE:20:LYS:NZ	5:DE:37:LEU:HD22	2.27	0.49
13:DM:112:LYS:O	13:DM:113:ILE:HG13	2.13	0.49
2:EB:903:ILE:HD12	2:EB:903:ILE:N	2.26	0.49
2:EB:888:ILE:HG13	12:EL:55:ILE:HA	1.95	0.49
14:EN:55:LEU:C	14:EN:56:ILE:HG13	2.32	0.49
1:FA:1220:PRO:O	1:FA:1223:ARG:HB2	2.12	0.49
1:FA:1264:SER:HB3	9:FI:56:PHE:HD1	1.74	0.49
1:FA:1585:ILE:O	1:FA:1588:MET:HB3	2.13	0.49
2:FB:19:LEU:HD23	2:FB:19:LEU:N	2.27	0.49
2:FB:312:GLY:O	2:FB:316:ARG:HB2	2.12	0.49
2:FB:612:LYS:N	2:FB:620:LEU:HD21	2.27	0.49
2:FB:655:TYR:CZ	2:FB:657:PRO:HG2	2.47	0.49
2:FB:885:VAL:HA	2:FB:903:ILE:HG22	1.93	0.49
13:FM:16:GLN:CG	13:FM:17:ASP:H	2.25	0.49
1:AA:1148:LEU:HD11	1:AA:1167:ARG:HB2	1.92	0.49
1:AA:91:PHE:CD2	1:AA:249:THR:HG22	2.47	0.49
1:AA:657:TYR:O	1:AA:665:PRO:HA	2.13	0.49
2:AB:655:TYR:HD1	2:AB:688:HIS:HE2	1.60	0.49
2:AB:848:ILE:CG1	12:AL:60:ARG:HA	2.42	0.49
14:AN:26:PRO:HB2	14:AN:29:PHE:CD1	2.46	0.49
1:BA:1033:SER:HB3	6:BF:139:PRO:CG	2.36	0.49
1:BA:1237:GLN:HB2	1:BA:1544:ASN:HB2	1.94	0.49
1:BA:247:GLY:O	1:BA:442:LYS:HG2	2.13	0.49
1:BA:903:ILE:O	1:BA:907:VAL:HG23	2.11	0.49
7:BG:229:LEU:HD12	7:BG:230:ARG:H	1.76	0.49
13:BM:15:VAL:HA	13:BM:90:LEU:HB2	1.94	0.49
7:BO:282:ASP:O	7:BO:286:ILE:HG13	2.11	0.49
1:CA:1049:MET:HG2	1:CA:1054:ALA:HB2	1.92	0.49
1:CA:1263:LEU:O	1:CA:1265:GLU:N	2.45	0.49
1:CA:1656:VAL:HG23	7:CG:107:ILE:HB	1.93	0.49
1:CA:61:LEU:HG	1:CA:67:LEU:O	2.12	0.49
2:CB:1198:TYR:CD2	2:CB:1198:TYR:N	2.80	0.49
2:CB:277:LEU:HG	2:CB:374:LEU:HD21	1.93	0.49
2:CB:675:ALA:HB2	2:CB:686:HIS:CG	2.47	0.49
2:CB:987:ASN:O	2:CB:989:ASP:N	2.45	0.49
3:CC:100:ARG:HH12	3:CC:193:LEU:C	2.14	0.49

*Continued on next page...*

*Continued from previous page...*

Atom-1	Atom-2	Interatomic distance (Å)	Clash overlap (Å)
11:CK:58:GLY:C	11:CK:60:SER:N	2.64	0.49
1:DA:1028:GLU:OE1	1:DA:1638:SER:HB2	2.12	0.49
1:DA:476:VAL:HG21	2:DB:1091:ARG:HE	1.77	0.49
1:DA:480:ALA:HB1	1:DA:501:PHE:CZ	2.47	0.49
1:DA:618:TYR:HB3	1:DA:670:ILE:CD1	2.42	0.49
2:DB:168:ASN:OD1	2:DB:169:ARG:HG2	2.13	0.49
2:DB:234:ILE:HB	2:DB:250:LEU:HB2	1.93	0.49
2:DB:379:ARG:CZ	2:DB:580:GLY:HA2	2.43	0.49
3:DC:95:GLU:HG2	3:DC:96:VAL:N	2.27	0.49
7:DG:62:MET:HA	7:DG:66:LEU:HB2	1.93	0.49
7:DO:274:SER:HA	7:DO:277:LYS:HB3	1.94	0.49
1:EA:530:TRP:HZ2	1:EA:582:LYS:HA	1.76	0.49
1:EA:748:ASN:N	1:EA:748:ASN:ND2	2.60	0.49
3:EC:69:ARG:HD3	11:EK:71:THR:OG1	2.11	0.49
5:EE:182:ASP:OD2	5:EE:184:VAL:HG23	2.12	0.49
7:EG:139:ILE:CD1	7:EG:140:GLN:H	2.24	0.49
13:EM:112:LYS:O	13:EM:113:ILE:HG13	2.13	0.49
13:EM:23:VAL:HB	13:EM:95:VAL:HG22	1.93	0.49
1:FA:1247:SER:OG	1:FA:1248:ASP:N	2.45	0.49
1:FA:748:ASN:ND2	1:FA:748:ASN:N	2.59	0.49
2:FB:501:ARG:HG3	2:FB:699:ILE:CD1	2.42	0.49
3:FC:134:LEU:HD23	3:FC:169:PHE:HA	1.95	0.49
6:FF:83:PRO:O	6:FF:151:LEU:HD22	2.12	0.49
7:FG:93:ASP:HB2	7:FG:104:LEU:HD12	1.94	0.49
9:FI:13:CYS:HB3	9:FI:33:CYS:HB3	1.94	0.49
11:FK:135:PHE:CE2	11:FK:139:ILE:HG13	2.47	0.49
12:FL:64:LEU:HD12	12:FL:65:VAL:N	2.27	0.49
1:AA:1073:TYR:HD2	1:AA:1074:TYR:CE2	2.31	0.49
1:AA:818:THR:CG2	2:AB:780:GLY:HA3	2.42	0.49
2:AB:1053:ASN:ND2	2:AB:1054:SER:H	2.10	0.49
2:AB:1117:VAL:HG21	2:AB:1162:GLY:N	2.28	0.49
2:AB:201:LYS:NZ	2:AB:466:SER:HA	2.27	0.49
2:AB:38:LEU:O	2:AB:41:ALA:N	2.34	0.49
7:AO:286:ILE:C	7:AO:288:ASN:H	2.14	0.49
1:BA:1098:SER:OG	1:BA:1141:GLN:NE2	2.45	0.49
1:BA:123:ARG:HG3	1:BA:193:ILE:HD11	1.94	0.49
1:BA:753:ASN:OD1	1:BA:755:ILE:N	2.45	0.49
1:BA:850:SER:O	1:BA:853:THR:N	2.44	0.49
2:BB:1160:GLU:HG2	2:BB:1166:LYS:HG2	1.94	0.49
2:BB:301:PHE:CD1	2:BB:302:LEU:HD23	2.47	0.49
2:BB:304:ASP:O	2:BB:308:LEU:HG	2.11	0.49

*Continued on next page...*

*Continued from previous page...*

Atom-1	Atom-2	Interatomic distance (Å)	Clash overlap (Å)
3:BC:100:ARG:HH12	3:BC:193:LEU:C	2.14	0.49
5:BE:43:LYS:O	5:BE:47:CYS:HB2	2.12	0.49
7:BG:140:GLN:HB3	7:BG:217:TRP:HD1	1.76	0.49
13:BM:16:GLN:HB3	13:BM:92:LYS:H	1.77	0.49
14:BN:26:PRO:HB2	14:BN:29:PHE:CD1	2.47	0.49
1:CA:476:VAL:HG23	2:CB:1091:ARG:HH21	1.77	0.49
2:CB:628:TYR:HD1	2:CB:640:LEU:HD13	1.76	0.49
5:CE:127:ILE:HD11	5:CE:132:ILE:HD11	1.93	0.49
6:CF:100:GLN:HG2	7:CG:112:PRO:CB	2.42	0.49
11:CK:58:GLY:O	11:CK:60:SER:N	2.45	0.49
13:CM:18:GLN:HG3	13:CM:19:PRO:HD2	1.94	0.49
1:DA:1241:PRO:HG3	1:DA:1540:GLY:CA	2.43	0.49
1:DA:597:LYS:NZ	1:DA:656:GLN:HE22	2.10	0.49
2:DB:1047:ARG:HG3	2:DB:1068:GLY:HA2	1.93	0.49
3:DC:216:HIS:ND1	3:DC:218:LYS:HD2	2.27	0.49
3:DC:277:ARG:HG3	3:DC:291:LEU:HD13	1.95	0.49
9:DI:10:CYS:HB2	9:DI:17:LEU:HD21	1.94	0.49
13:DM:57:ASN:O	13:DM:103:LYS:NZ	2.45	0.49
1:EA:1264:SER:HA	1:EA:1267:ILE:HD12	1.95	0.49
1:EA:1262:LEU:HD12	1:EA:1264:SER:OG	2.12	0.49
1:EA:1559:ARG:O	1:EA:1563:VAL:HG23	2.13	0.49
1:EA:821:ILE:CD1	2:EB:777:SER:HB2	2.42	0.49
1:EA:947:LEU:HB2	1:EA:982:VAL:HG21	1.93	0.49
2:EB:971:ALA:O	2:EB:973:ALA:N	2.45	0.49
3:EC:142:ARG:O	3:EC:144:PRO:HD3	2.13	0.49
3:EC:160:ALA:HA	3:EC:196:LEU:HD12	1.94	0.49
11:EK:128:CYS:O	11:EK:131:VAL:HB	2.11	0.49
1:FA:758:GLU:O	1:FA:761:GLY:N	2.38	0.49
2:FB:917:PHE:HD2	2:FB:1035:ARG:HA	1.77	0.49
2:FB:887:LEU:HB3	2:FB:901:VAL:HG13	1.94	0.49
3:FC:203:SER:O	3:FC:204:LEU:HB3	2.12	0.49
1:AA:753:ASN:OD1	1:AA:755:ILE:N	2.44	0.49
2:AB:751:ILE:HG23	2:AB:752:VAL:HG22	1.94	0.49
5:AE:5:ASN:ND2	5:AE:52:ARG:HH21	2.08	0.49
8:AH:5:LEU:CD2	8:AH:135:LEU:HD23	2.41	0.49
9:AI:33:CYS:HB2	13:AM:60:LEU:CD2	2.43	0.49
1:BA:1104:TYR:HE2	1:BA:1119:LYS:HD2	1.76	0.49
1:BA:1240:LEU:HD23	1:BA:1541:ILE:HG23	1.95	0.49
1:BA:1637:PRO:HG3	1:BA:1647:ASN:HD21	1.76	0.49
1:BA:718:THR:OG1	1:BA:730:GLN:OE1	2.30	0.49
2:BB:380:LYS:HG3	2:BB:637:TYR:CD2	2.47	0.49

*Continued on next page...*



*Continued from previous page...*

Atom-1	Atom-2	Interatomic distance (Å)	Clash overlap (Å)
2:BB:244:THR:HG21	2:BB:414:LYS:HD3	1.95	0.49
2:BB:72:VAL:HA	2:BB:95:LEU:O	2.11	0.49
3:BC:254:GLY:O	3:BC:268:LYS:HB2	2.12	0.49
3:BC:289:VAL:HG12	3:BC:290:LYS:H	1.77	0.49
14:BN:107:MET:SD	14:BN:107:MET:N	2.82	0.49
14:BN:58:PHE:CD1	14:BN:58:PHE:N	2.81	0.49
1:CA:1440:ASN:OD1	1:CA:1440:ASN:N	2.45	0.49
1:CA:1585:ILE:O	1:CA:1588:MET:HB3	2.12	0.49
1:CA:885:ASP:O	1:CA:889:SER:HB3	2.12	0.49
2:CB:304:ASP:O	2:CB:308:LEU:HG	2.12	0.49
3:CC:136:LEU:HD22	3:CC:167:LEU:HA	1.95	0.49
3:CC:69:ARG:HD3	11:CK:71:THR:OG1	2.13	0.49
7:CO:280:PHE:O	7:CO:284:VAL:HG23	2.12	0.49
1:DA:223:PHE:CE2	1:DA:227:LEU:HD11	2.47	0.49
1:DA:468:ARG:HD2	1:DA:1021:ARG:NH1	2.27	0.49
1:DA:809:VAL:HG12	1:DA:810:LEU:N	2.28	0.49
2:DB:878:GLU:OE2	2:DB:907:ILE:HG23	2.12	0.49
3:DC:100:ARG:HH12	3:DC:193:LEU:C	2.16	0.49
3:DC:181:ASP:O	3:DC:183:PRO:HD3	2.13	0.49
3:DC:80:ALA:HA	3:DC:208:CYS:HB3	1.94	0.49
11:DK:58:GLY:O	11:DK:60:SER:N	2.45	0.49
7:DO:290:GLU:OE2	7:DO:291:SER:OG	2.29	0.49
1:EA:1456:PHE:HB3	1:EA:1474:LEU:CD1	2.36	0.49
1:EA:247:GLY:O	1:EA:442:LYS:HG2	2.12	0.49
1:EA:631:ASP:N	1:EA:631:ASP:OD1	2.46	0.49
1:EA:804:GLU:CD	1:EA:804:GLU:H	2.15	0.49
2:EB:1053:ASN:HD22	2:EB:1054:SER:H	1.60	0.49
2:EB:1117:VAL:HG21	2:EB:1162:GLY:N	2.27	0.49
2:EB:45:HIS:CD2	2:EB:45:HIS:H	2.31	0.49
2:EB:834:LYS:C	2:EB:836:TRP:N	2.64	0.49
5:EE:64:PRO:HG2	5:EE:75:MET:HB3	1.95	0.49
12:EL:38:LEU:HD12	12:EL:49:LYS:HD3	1.94	0.49
14:EN:107:MET:N	14:EN:107:MET:SD	2.83	0.49
1:FA:1447:GLN:HE22	1:FA:1459:LYS:HG2	1.77	0.49
2:FB:1038:HIS:CE1	2:FB:1042:ASP:OD2	2.65	0.49
2:FB:1048:SER:OG	2:FB:1049:THR:N	2.46	0.49
2:FB:1043:LYS:HG2	2:FB:1063:ARG:HG2	1.94	0.49
2:FB:1151:ILE:HG22	2:FB:1152:PHE:H	1.78	0.49
3:FC:80:ALA:HA	3:FC:208:CYS:HB3	1.93	0.49
4:FD:36:VAL:HG22	7:FG:38:ILE:HG21	1.94	0.49
1:AA:550:SER:O	1:AA:553:GLN:HG3	2.13	0.49

*Continued on next page...*

*Continued from previous page...*

Atom-1	Atom-2	Interatomic distance (Å)	Clash overlap (Å)
2:AB:324:THR:HG23	2:AB:347:LEU:HD21	1.95	0.49
2:AB:996:PHE:HA	2:AB:999:GLN:HG3	1.94	0.49
6:AF:83:PRO:O	6:AF:151:LEU:HD22	2.13	0.49
6:AF:70:LYS:HG3	7:AG:94:PRO:O	2.12	0.49
10:AJ:54:VAL:HG12	10:AJ:56:LEU:HB2	1.94	0.49
13:AM:39:ASP:C	13:AM:53:LEU:HD12	2.32	0.49
14:AN:107:MET:N	14:AN:107:MET:SD	2.83	0.49
14:AN:31:LYS:O	14:AN:33:LYS:N	2.46	0.49
1:BA:90:PHE:CE1	1:BA:1623:THR:HG23	2.48	0.49
1:BA:315:ILE:HG13	1:BA:319:GLU:HB2	1.93	0.49
1:BA:323:ILE:O	1:BA:327:VAL:HG23	2.12	0.49
2:BB:841:ASP:HB3	2:BB:843:ASP:OD1	2.13	0.49
1:CA:1196:PRO:C	1:CA:1198:THR:H	2.15	0.49
3:CC:224:THR:HB	10:CJ:10:CYS:HB2	1.94	0.49
6:CF:102:SER:HB3	6:CF:117:PRO:HB3	1.94	0.49
6:CF:123:LYS:O	6:CF:126:ALA:HB3	2.13	0.49
3:CC:253:PRO:HB2	14:CN:180:PHE:CD1	2.48	0.49
1:DA:1252:ASP:HA	1:DA:1255:CYS:SG	2.52	0.49
1:DA:1028:GLU:CD	1:DA:1637:PRO:HB2	2.33	0.49
1:DA:253:GLU:O	1:DA:312:SER:HA	2.11	0.49
1:DA:936:SER:O	1:DA:940:VAL:HG23	2.13	0.49
2:DB:242:ASP:OD2	2:DB:414:LYS:NZ	2.36	0.49
2:DB:655:TYR:HD1	2:DB:688:HIS:NE2	2.10	0.49
3:DC:209:ILE:HG12	3:DC:210:LEU:O	2.13	0.49
5:DE:70:SER:OG	5:DE:71:LYS:N	2.43	0.49
5:DE:64:PRO:HG2	5:DE:75:MET:HB3	1.94	0.49
9:DI:122:ARG:HG3	9:DI:122:ARG:O	2.13	0.49
1:EA:1031:HIS:HB2	1:EA:1182:GLY:O	2.12	0.49
1:EA:550:SER:O	1:EA:553:GLN:HG3	2.13	0.49
1:EA:585:ASP:OD1	1:EA:644:ARG:NH1	2.45	0.49
1:EA:669:LEU:H	1:EA:787:GLY:HA2	1.77	0.49
2:EB:1076:ARG:O	2:EB:1080:ILE:HG13	2.11	0.49
2:EB:242:ASP:OD1	2:EB:244:THR:HG23	2.13	0.49
2:EB:67:ASP:O	2:EB:68:ILE:HD13	2.13	0.49
3:EC:85:PHE:CG	3:EC:204:LEU:HD13	2.47	0.49
1:FA:1460:TYR:HA	1:FA:1472:PHE:HB3	1.94	0.49
1:FA:778:CYS:SG	1:FA:779:GLY:N	2.85	0.49
1:FA:806:ALA:O	1:FA:809:VAL:N	2.46	0.49
2:FB:21:ARG:HD3	2:FB:763:ASP:HB3	1.94	0.49
4:FD:89:LEU:HD23	4:FD:92:ILE:HD12	1.93	0.49
9:FI:101:LEU:CD1	9:FI:122:ARG:HH22	2.26	0.49

*Continued on next page...*

*Continued from previous page...*

Atom-1	Atom-2	Interatomic distance (Å)	Clash overlap (Å)
14:FN:110:LEU:CD2	14:FN:121:ILE:HA	2.42	0.49
1:AA:38:LEU:HB2	7:AO:291:SER:HB3	1.94	0.49
1:AA:722:PRO:HD2	8:AH:46:LEU:HD13	1.95	0.49
2:AB:264:TRP:NE1	2:AB:265:ARG:HG2	2.27	0.49
2:AB:972:GLY:CA	2:AB:977:ILE:HG22	2.43	0.49
1:BA:1104:TYR:CE2	1:BA:1119:LYS:HD2	2.48	0.49
1:BA:1590:THR:OG1	5:BE:212:ARG:NH2	2.46	0.49
1:BA:1647:ASN:HD22	1:BA:1648:ASN:N	2.11	0.49
2:BB:1024:ALA:O	2:BB:1026:ILE:N	2.45	0.49
2:BB:886:ASN:O	2:BB:902:SER:N	2.34	0.49
3:BC:86:PHE:CE2	3:BC:205:LYS:HE3	2.47	0.49
1:CA:1073:TYR:CZ	1:CA:1077:LEU:HD22	2.48	0.49
1:CA:1637:PRO:CB	1:CA:1647:ASN:HD21	2.25	0.49
1:CA:467:PHE:O	1:CA:471:MET:HB2	2.13	0.49
1:CA:547:ILE:C	1:CA:549:MET:H	2.16	0.49
1:CA:835:LEU:HG	1:CA:985:ARG:NH1	2.23	0.49
2:CB:774:ALA:HA	2:CB:1028:VAL:CG1	2.43	0.49
2:CB:1143:THR:CG2	2:CB:1150:LYS:N	2.75	0.49
2:CB:728:THR:HG21	2:CB:765:PHE:HA	1.95	0.49
8:CH:42:ILE:HD13	8:CH:95:TYR:CE2	2.48	0.49
1:DA:1485:MET:HA	1:DA:1488:ILE:HD12	1.93	0.49
1:DA:759:TYR:CE1	1:DA:913:PRO:HG3	2.48	0.49
1:DA:478:TYR:N	2:DB:1047:ARG:O	2.45	0.49
2:DB:539:CYS:C	2:DB:541:LEU:H	2.15	0.49
2:DB:542:LEU:C	2:DB:543:ASN:HD22	2.16	0.49
2:DB:380:LYS:HE3	2:DB:637:TYR:CB	2.43	0.49
3:DC:102:GLY:HA3	12:DL:69:ALA:CB	2.43	0.49
3:DC:135:SER:O	3:DC:168:LYS:HG3	2.13	0.49
9:DI:15:ASP:CG	9:DI:32:GLN:HG3	2.33	0.49
1:DA:372:LYS:HZ3	7:DO:297:LEU:HD21	1.78	0.49
1:EA:753:ASN:OD1	1:EA:755:ILE:N	2.42	0.49
1:EA:835:LEU:HD22	1:EA:915:GLY:O	2.13	0.49
1:EA:920:PHE:CD1	1:EA:921:PRO:HA	2.48	0.49
2:EB:744:LEU:HD12	2:EB:745:GLN:H	1.76	0.49
3:EC:77:SER:OG	3:EC:78:VAL:N	2.44	0.49
4:ED:24:ALA:HA	7:EG:43:ILE:HG22	1.94	0.49
11:EK:83:ASN:HB3	11:EK:86:VAL:HG23	1.94	0.49
1:FA:1117:SER:OG	1:FA:1117:SER:O	2.25	0.49
1:FA:1609:SER:O	1:FA:1612:LYS:HB2	2.12	0.49
1:FA:892:LEU:HG	1:FA:893:ASP:OD1	2.11	0.49
1:FA:985:ARG:HD2	1:FA:987:TYR:HB3	1.95	0.49

*Continued on next page...*

*Continued from previous page...*

Atom-1	Atom-2	Interatomic distance (Å)	Clash overlap (Å)
2:FB:1047:ARG:CZ	2:FB:1059:PRO:HB3	2.42	0.49
2:FB:212:ASN:ND2	2:FB:239:VAL:HG22	2.15	0.49
3:FC:160:ALA:HA	3:FC:196:LEU:HD12	1.95	0.49
7:FG:26:ASN:ND2	7:FG:37:CYS:SG	2.86	0.49
1:AA:1637:PRO:CG	1:AA:1647:ASN:HD21	2.25	0.49
1:AA:507:TYR:HB3	1:AA:579:ARG:HH12	1.78	0.49
1:AA:669:LEU:HD23	1:AA:669:LEU:HA	1.60	0.49
1:AA:680:LEU:HD12	1:AA:820:TYR:CG	2.48	0.49
2:AB:917:PHE:HD2	2:AB:1035:ARG:HA	1.78	0.49
2:AB:1047:ARG:CZ	2:AB:1059:PRO:HB3	2.43	0.49
2:AB:19:LEU:HD23	2:AB:19:LEU:N	2.27	0.49
2:AB:52:LEU:HD22	2:AB:61:LEU:HD21	1.95	0.49
2:AB:903:ILE:HD13	2:AB:905:TYR:HE1	1.78	0.49
2:AB:987:ASN:O	2:AB:989:ASP:N	2.46	0.49
2:AB:986:PHE:CD2	2:AB:992:PRO:HG3	2.48	0.49
3:AC:310:PRO:O	3:AC:313:ILE:N	2.46	0.49
8:AH:59:ILE:HG13	8:AH:142:LEU:HA	1.95	0.49
11:AK:58:GLY:O	11:AK:60:SER:N	2.45	0.49
1:BA:1102:LEU:HD12	1:BA:1105:ARG:HE	1.78	0.49
1:BA:1463:ASP:HB2	1:BA:1469:TRP:CD1	2.48	0.49
1:BA:1613:MET:HA	1:BA:1618:THR:HA	1.94	0.49
1:BA:701:ARG:O	1:BA:704:ASP:HB2	2.13	0.49
2:BB:1047:ARG:HG3	2:BB:1068:GLY:HA2	1.95	0.49
3:BC:248:GLN:HG3	3:BC:256:ILE:O	2.12	0.49
1:CA:1344:ILE:H	1:CA:1344:ILE:HD12	1.76	0.49
1:CA:1456:PHE:HB3	1:CA:1474:LEU:CD1	2.39	0.49
2:CB:840:LEU:HD12	2:CB:857:PRO:HB2	1.93	0.49
8:CH:5:LEU:O	8:CH:6:PHE:HB2	2.13	0.49
9:CI:122:ARG:O	9:CI:122:ARG:HG3	2.13	0.49
10:CJ:18:TRP:O	10:CJ:22:LEU:HG	2.12	0.49
14:CN:26:PRO:HB2	14:CN:29:PHE:CD1	2.48	0.49
1:CA:36:THR:HA	7:CO:288:ASN:OD1	2.13	0.49
1:DA:1072:ASN:O	1:DA:1075:ALA:N	2.46	0.49
1:DA:927:ALA:O	1:DA:931:SER:OG	2.14	0.49
2:DB:970:LYS:NZ	2:DB:1028:VAL:O	2.40	0.49
2:DB:1053:ASN:HD22	2:DB:1054:SER:H	1.61	0.49
2:DB:19:LEU:N	2:DB:19:LEU:HD23	2.27	0.49
6:DF:100:GLN:HG2	7:DG:112:PRO:CB	2.42	0.49
13:DM:10:ILE:HD12	14:DN:70:LEU:O	2.12	0.49
14:DN:26:PRO:HB2	14:DN:29:PHE:CE1	2.48	0.49
1:EA:1242:ILE:HD11	1:EA:1517:ARG:HB3	1.95	0.49

*Continued on next page...*

*Continued from previous page...*

Atom-1	Atom-2	Interatomic distance (Å)	Clash overlap (Å)
1:EA:1559:ARG:HD2	1:EA:1587:ASP:OD1	2.12	0.49
1:EA:387:SER:HA	1:EA:390:LEU:HD12	1.94	0.49
1:EA:82:PRO:HG3	1:EA:393:SER:O	2.13	0.49
1:EA:480:ALA:HB1	1:EA:501:PHE:CZ	2.48	0.49
1:EA:956:ARG:HE	1:EA:979:GLY:CA	2.20	0.49
2:EB:132:SER:HA	2:EB:195:ILE:O	2.13	0.49
2:EB:350:GLY:O	2:EB:353:VAL:HB	2.13	0.49
2:EB:38:LEU:H	2:EB:38:LEU:HD22	1.78	0.49
2:EB:744:LEU:HD11	2:EB:799:GLY:HA2	1.95	0.49
2:EB:885:VAL:HA	2:EB:903:ILE:HG22	1.95	0.49
3:EC:245:ARG:HD2	3:EC:245:ARG:H	1.77	0.49
2:EB:934:ILE:HG21	3:EC:73:SER:HB3	1.94	0.49
6:EF:101:ILE:HD13	6:EF:120:ILE:HG22	1.95	0.49
8:EH:103:LYS:O	8:EH:104:PHE:HD1	1.96	0.49
8:EH:40:LEU:HD12	8:EH:41:ASP:N	2.28	0.49
2:EB:345:SER:HA	13:EM:113:ILE:HD11	1.95	0.49
1:FA:1162:ASN:O	1:FA:1165:LYS:HB2	2.13	0.49
1:FA:795:HIS:O	1:FA:798:HIS:HB3	2.13	0.49
2:FB:45:HIS:H	2:FB:45:HIS:CD2	2.31	0.49
2:FB:627:GLY:O	2:FB:641:TYR:N	2.46	0.49
2:FB:940:GLU:HB2	2:FB:1012:PRO:HB2	1.93	0.49
3:FC:85:PHE:CG	3:FC:204:LEU:HD13	2.47	0.49
4:FD:31:VAL:HG23	7:FG:38:ILE:HB	1.95	0.49
1:FA:1658:ALA:HB2	7:FG:107:ILE:HD11	1.94	0.49
8:FH:124:ARG:NH1	8:FH:126:GLU:OE1	2.45	0.49
14:FN:155:VAL:HG13	14:FN:156:PRO:HD2	1.95	0.49
1:AA:1562:ILE:O	1:AA:1566:ILE:HG13	2.13	0.49
1:AA:505:LEU:O	1:AA:581:ILE:HG22	2.13	0.49
1:AA:95:TYR:CZ	1:AA:245:LYS:HB3	2.48	0.49
2:AB:117:VAL:HG12	2:AB:118:GLU:H	1.77	0.49
2:AB:655:TYR:CZ	2:AB:657:PRO:HG2	2.48	0.49
2:AB:662:ASP:OD1	2:AB:663:ILE:N	2.46	0.49
3:AC:216:HIS:CE1	3:AC:218:LYS:HB3	2.48	0.49
1:BA:1162:ASN:H	1:BA:1165:LYS:HD2	1.76	0.49
2:BB:874:TYR:CZ	2:BB:876:SER:HB2	2.48	0.49
5:BE:64:PRO:HG2	5:BE:75:MET:HB3	1.95	0.49
13:BM:57:ASN:O	13:BM:103:LYS:NZ	2.45	0.49
1:CA:113:VAL:HG22	1:CA:182:LYS:CE	2.42	0.49
1:CA:1579:PHE:HA	1:CA:1582:LEU:HG	1.95	0.49
1:CA:939:ASN:O	1:CA:942:GLN:HB2	2.13	0.49
2:CB:349:VAL:O	2:CB:353:VAL:HG23	2.13	0.49

*Continued on next page...*

*Continued from previous page...*

Atom-1	Atom-2	Interatomic distance (Å)	Clash overlap (Å)
5:CE:64:PRO:HG2	5:CE:75:MET:HB3	1.95	0.49
1:DA:1559:ARG:HD2	1:DA:1587:ASP:OD1	2.12	0.49
2:DB:972:GLY:CA	2:DB:977:ILE:HG22	2.43	0.49
2:EB:1144:LYS:HG2	2:EB:1150:LYS:HD2	1.94	0.49
2:EB:550:ARG:O	2:EB:551:ILE:HD13	2.13	0.49
8:EH:116:TYR:HB2	8:EH:123:MET:SD	2.52	0.49
13:EM:10:ILE:HB	14:EN:70:LEU:HD21	1.94	0.49
1:FA:1446:ARG:HH12	1:FA:1462:PHE:HB3	1.77	0.49
1:FA:1257:SER:HA	1:FA:1499:ARG:NH2	2.28	0.49
1:FA:555:LYS:O	1:FA:558:ALA:HB3	2.12	0.49
1:FA:579:ARG:HH11	1:FA:579:ARG:HG3	1.78	0.49
1:FA:816:LEU:HG	1:FA:817:PHE:N	2.26	0.49
2:FB:656:LEU:HG	2:FB:687:THR:O	2.12	0.49
3:FC:133:VAL:HG12	3:FC:170:GLU:HB2	1.93	0.49
3:FC:209:ILE:HG12	3:FC:210:LEU:N	2.28	0.49
1:AA:1060:GLU:O	1:AA:1063:MET:N	2.42	0.49
1:AA:1102:LEU:HD22	1:AA:1141:GLN:HE21	1.77	0.49
1:AA:342:ARG:HB2	1:AA:342:ARG:CZ	2.43	0.49
1:AA:50:TYR:OH	1:AA:370:PRO:HG3	2.13	0.49
2:AB:732:ALA:O	2:AB:736:ARG:HG3	2.13	0.49
2:AB:888:ILE:HD11	12:AL:55:ILE:HB	1.95	0.49
2:AB:974:LEU:O	10:AJ:47:ARG:NH1	2.46	0.49
3:AC:209:ILE:HG12	3:AC:210:LEU:N	2.28	0.49
4:AD:85:SER:O	4:AD:88:GLN:N	2.43	0.49
1:BA:1105:ARG:HH22	1:BA:1138:GLU:CD	2.17	0.49
1:BA:1105:ARG:NH2	1:BA:1138:GLU:OE2	2.46	0.49
1:BA:1325:LEU:HD22	1:BA:1492:ILE:HG21	1.95	0.49
1:BA:416:ARG:O	1:BA:419:ILE:HB	2.13	0.49
1:BA:32:ILE:HG21	1:BA:49:LEU:HD23	1.95	0.49
1:BA:550:SER:O	1:BA:553:GLN:HG3	2.13	0.49
1:BA:631:ASP:OD1	1:BA:631:ASP:N	2.45	0.49
1:BA:966:LEU:HD12	1:BA:967:PRO:HD2	1.94	0.49
1:BA:369:LEU:HD12	2:BB:1054:SER:HB2	1.95	0.49
2:BB:1053:ASN:ND2	2:BB:1054:SER:H	2.11	0.49
2:BB:138:LEU:O	2:BB:139:LEU:HD23	2.13	0.49
2:BB:190:ILE:HG12	2:BB:191:GLY:N	2.27	0.49
2:BB:476:LEU:HA	2:BB:476:LEU:HD23	1.62	0.49
3:BC:147:PRO:O	3:BC:149:GLY:N	2.46	0.49
7:BG:155:ALA:HA	7:BG:245:VAL:HB	1.94	0.49
8:BH:15:VAL:HG22	8:BH:26:ILE:HG12	1.95	0.49
11:BK:135:PHE:CE2	11:BK:139:ILE:HG13	2.48	0.49

*Continued on next page...*

*Continued from previous page...*

Atom-1	Atom-2	Interatomic distance (Å)	Clash overlap (Å)
14:BN:55:LEU:HB2	14:BN:133:PHE:CZ	2.48	0.49
1:CA:1138:GLU:O	1:CA:1141:GLN:HB3	2.13	0.49
1:CA:91:PHE:CD2	1:CA:249:THR:HG22	2.47	0.49
1:CA:669:LEU:HD13	1:CA:673:HIS:CG	2.48	0.49
1:CA:839:GLY:O	1:CA:842:TRP:HB2	2.12	0.49
1:CA:964:LYS:HE2	1:CA:964:LYS:HB3	1.60	0.49
1:CA:96:ILE:HG23	1:CA:228:LEU:HD21	1.95	0.49
2:CB:1047:ARG:HG3	2:CB:1068:GLY:HA2	1.95	0.49
2:CB:655:TYR:CE2	2:CB:657:PRO:HB2	2.47	0.49
3:CC:245:ARG:N	3:CC:245:ARG:HD2	2.28	0.49
7:CG:40:ARG:HB2	7:CG:123:TYR:CE1	2.48	0.49
8:CH:108:SER:O	8:CH:110:ASP:N	2.46	0.49
1:DA:1619:CYS:O	1:DA:1622:LEU:HB3	2.12	0.49
1:DA:369:LEU:HD12	2:DB:1054:SER:HB2	1.95	0.49
2:DB:807:GLU:O	2:DB:902:SER:OG	2.08	0.49
2:DB:94:LYS:O	2:DB:146:ASN:N	2.25	0.49
7:DG:250:ILE:HG22	7:DG:251:SER:H	1.76	0.49
14:DN:149:ASP:O	14:DN:153:VAL:HG12	2.13	0.49
14:DN:70:LEU:HG	14:DN:70:LEU:O	2.13	0.49
1:EA:1310:LYS:O	1:EA:1313:LEU:HB3	2.12	0.49
1:EA:537:GLN:HE21	1:EA:541:GLY:HA2	1.78	0.49
1:EA:591:ARG:HB2	1:EA:633:MET:HG2	1.94	0.49
1:EA:795:HIS:O	1:EA:798:HIS:HB3	2.13	0.49
2:EB:409:TYR:O	2:EB:413:LEU:HB2	2.13	0.49
2:EB:897:GLU:HB3	12:EL:43:THR:HG23	1.94	0.49
2:EB:915:ASP:OD1	2:EB:1038:HIS:ND1	2.46	0.49
5:EE:48:ASP:O	5:EE:50:MET:N	2.46	0.49
1:EA:721:LYS:H	8:EH:96:VAL:HB	1.78	0.49
1:FA:1028:GLU:HA	1:FA:1187:ILE:CG1	2.42	0.49
1:FA:1028:GLU:OE1	1:FA:1638:SER:HB2	2.13	0.49
1:FA:1296:PHE:O	1:FA:1468:LYS:NZ	2.45	0.49
1:FA:1472:PHE:O	1:FA:1473:LYS:HB3	2.13	0.49
2:FB:190:ILE:HG12	2:FB:191:GLY:N	2.26	0.49
2:FB:532:HIS:CD2	2:FB:700:LEU:HD22	2.48	0.49
2:FB:851:TYR:HD1	2:FB:881:TYR:CE1	2.31	0.49
5:FE:3:GLN:O	5:FE:7:ARG:HG2	2.13	0.49
13:FM:10:ILE:HG22	13:FM:11:GLU:N	2.28	0.49
1:AA:1189:ALA:O	1:AA:1193:VAL:HG23	2.13	0.48
1:AA:1263:LEU:C	1:AA:1265:GLU:H	2.17	0.48
1:AA:519:LEU:HD13	1:AA:577:VAL:HB	1.95	0.48
1:AA:855:ARG:NH1	1:AA:868:THR:O	2.43	0.48

*Continued on next page...*

*Continued from previous page...*

Atom-1	Atom-2	Interatomic distance (Å)	Clash overlap (Å)
2:AB:776:ILE:HD12	2:AB:777:SER:H	1.77	0.48
2:AB:898:LEU:HD22	12:AL:46:VAL:CG2	2.43	0.48
2:AB:94:LYS:O	2:AB:146:ASN:N	2.22	0.48
8:AH:103:LYS:O	8:AH:104:PHE:HD1	1.96	0.48
8:AH:101:ALA:HB2	8:AH:116:TYR:CE1	2.48	0.48
8:AH:13:SER:N	8:AH:27:GLU:O	2.42	0.48
1:BA:122:LEU:O	1:BA:126:GLN:HG3	2.12	0.48
1:BA:659:THR:HG22	1:BA:666:VAL:HG22	1.93	0.48
1:BA:896:THR:HG21	1:BA:956:ARG:NH1	2.28	0.48
2:BB:350:GLY:O	2:BB:353:VAL:HB	2.13	0.48
3:BC:325:ALA:O	3:BC:328:LEU:N	2.43	0.48
13:BM:80:LEU:CD1	14:BN:39:PRO:HD2	2.43	0.48
14:BN:97:SER:OG	14:BN:98:SER:N	2.46	0.48
1:CA:1485:MET:O	1:CA:1489:VAL:HG23	2.13	0.48
1:CA:90:PHE:HE1	1:CA:1623:THR:HG23	1.77	0.48
1:CA:1122:PRO:HG3	5:CE:207:ARG:HB3	1.95	0.48
1:DA:1073:TYR:CZ	1:DA:1077:LEU:HD22	2.47	0.48
1:DA:1326:GLU:HG2	1:DA:1456:PHE:HD2	1.77	0.48
1:DA:1238:MET:HG3	1:DA:1524:VAL:HG22	1.95	0.48
1:DA:52:LEU:C	1:DA:54:LEU:H	2.16	0.48
1:DA:1649:VAL:CG1	2:DB:1083:GLY:HA2	2.43	0.48
3:DC:88:ASN:OD1	3:DC:202:ILE:HD11	2.12	0.48
3:DC:68:ARG:O	3:DC:72:ILE:HD12	2.13	0.48
1:EA:1072:ASN:O	1:EA:1075:ALA:N	2.46	0.48
1:EA:1240:LEU:HD23	1:EA:1541:ILE:HG23	1.93	0.48
1:EA:697:TYR:HE1	1:EA:702:PRO:CD	2.26	0.48
2:EB:1047:ARG:CZ	2:EB:1059:PRO:HB3	2.43	0.48
2:EB:533:THR:OG1	2:EB:534:PRO:HD2	2.13	0.48
2:EB:604:ILE:O	2:EB:608:LEU:HG	2.13	0.48
2:EB:787:MET:O	2:EB:788:ILE:HD13	2.12	0.48
3:EC:147:PRO:O	3:EC:149:GLY:N	2.46	0.48
7:EG:66:LEU:HD11	7:EG:87:LEU:HD22	1.94	0.48
8:EH:13:SER:HB2	8:EH:27:GLU:HB2	1.95	0.48
10:EJ:3:VAL:CG1	10:EJ:15:GLY:HA2	2.43	0.48
1:FA:1168:ALA:O	1:FA:1171:GLN:N	2.46	0.48
1:FA:1549:VAL:HG21	1:FA:1561:THR:HG21	1.95	0.48
2:FB:161:LEU:HD12	2:FB:162:PRO:CD	2.41	0.48
2:FB:845:LEU:HD12	12:FL:58:LYS:HD2	1.95	0.48
2:FB:847:TYR:O	2:FB:882:ILE:HD12	2.13	0.48
2:AB:73:ILE:HG13	2:AB:429:ARG:NH2	2.25	0.48
13:AM:112:LYS:O	13:AM:113:ILE:HG13	2.13	0.48

*Continued on next page...*



*Continued from previous page...*

Atom-1	Atom-2	Interatomic distance (Å)	Clash overlap (Å)
1:BA:1326:GLU:O	1:BA:1330:VAL:HG23	2.13	0.48
1:BA:1559:ARG:O	1:BA:1563:VAL:HG23	2.13	0.48
1:BA:659:THR:HG23	1:BA:664:SER:O	2.12	0.48
1:BA:809:VAL:HG12	1:BA:810:LEU:N	2.27	0.48
1:BA:492:THR:HG23	1:BA:811:SER:OG	2.13	0.48
2:BB:1130:ARG:NH2	2:BB:1195:ARG:HD2	2.27	0.48
2:BB:326:VAL:O	2:BB:330:LEU:HG	2.13	0.48
11:BK:118:GLN:O	11:BK:121:LEU:N	2.46	0.48
1:CA:1556:GLU:O	1:CA:1559:ARG:HB3	2.13	0.48
2:CB:501:ARG:NH2	2:CB:546:ALA:O	2.46	0.48
3:CC:245:ARG:H	3:CC:245:ARG:HD2	1.78	0.48
7:CG:66:LEU:HD11	7:CG:87:LEU:HD22	1.94	0.48
10:CJ:43:ARG:NH1	10:CJ:46:CYS:SG	2.86	0.48
1:DA:1104:TYR:HE2	1:DA:1119:LYS:HD2	1.77	0.48
1:DA:532:GLY:O	1:DA:580:HIS:N	2.24	0.48
2:DB:1201:GLU:HG3	2:DB:1203:LYS:H	1.78	0.48
2:DB:323:ARG:O	2:DB:327:LEU:HG	2.13	0.48
5:DE:112:TYR:CE1	5:DE:136:ASN:HB2	2.47	0.48
7:DG:41:VAL:O	7:DG:122:LEU:HB2	2.13	0.48
13:DM:89:GLN:O	13:DM:90:LEU:HD23	2.12	0.48
1:EA:1440:ASN:O	1:EA:1444:ARG:HB3	2.13	0.48
2:EB:586:VAL:O	2:EB:593:ILE:HG22	2.13	0.48
5:EE:48:ASP:OD1	5:EE:48:ASP:N	2.45	0.48
5:EE:64:PRO:HB3	5:EE:68:SER:HB2	1.95	0.48
7:EG:46:TYR:CD1	7:EG:117:TRP:HD1	2.31	0.48
9:EI:99:LEU:HB2	9:EI:111:PHE:CZ	2.44	0.48
10:EJ:45:CYS:O	10:EJ:49:MET:HG2	2.13	0.48
13:EM:16:GLN:CG	13:EM:17:ASP:H	2.25	0.48
13:EM:80:LEU:CD1	14:EN:39:PRO:HG2	2.42	0.48
1:FA:1262:LEU:O	1:FA:1265:GLU:HB2	2.13	0.48
1:FA:1273:THR:N	9:FI:48:VAL:HG13	2.28	0.48
1:FA:1314:GLN:O	1:FA:1318:SER:HB3	2.13	0.48
1:FA:253:GLU:O	1:FA:312:SER:HA	2.13	0.48
1:FA:1053:ASP:HB3	5:FE:205:SER:HB2	1.95	0.48
8:FH:40:LEU:HD12	8:FH:41:ASP:N	2.28	0.48
14:FN:85:HIS:HB3	14:FN:87:TYR:CE1	2.48	0.48
1:AA:1073:TYR:CE1	1:AA:1077:LEU:HD22	2.48	0.48
1:AA:1260:LYS:HA	1:AA:1499:ARG:O	2.13	0.48
1:AA:1446:ARG:HH22	1:AA:1462:PHE:H	1.61	0.48
1:AA:70:LYS:HE2	1:AA:71:PHE:CE1	2.49	0.48
1:AA:96:ILE:HG23	1:AA:228:LEU:HD21	1.94	0.48

*Continued on next page...*

Continued from previous page...

Atom-1	Atom-2	Interatomic distance (Å)	Clash overlap (Å)
2:AB:1060:VAL:HG22	2:AB:1061:LYS:N	2.28	0.48
2:AB:59:GLY:O	2:AB:62:ASN:N	2.46	0.48
2:AB:714:ARG:HG2	2:AB:959:THR:CG2	2.43	0.48
3:AC:227:TYR:CD1	3:AC:298:PHE:HD2	2.31	0.48
4:AD:94:ARG:HD2	4:AD:99:LEU:HD13	1.94	0.48
7:AG:77:VAL:HG11	7:AG:124:VAL:HG21	1.95	0.48
14:AN:26:PRO:HB2	14:AN:29:PHE:CE1	2.48	0.48
7:AO:267:ALA:HA	7:AO:270:LEU:HB2	1.96	0.48
1:BA:1299:ASN:HA	1:BA:1302:TYR:CE2	2.49	0.48
1:BA:1597:ALA:O	1:BA:1602:GLY:HA3	2.13	0.48
1:BA:91:PHE:CD2	1:BA:249:THR:HG22	2.48	0.48
1:BA:937:ASN:O	1:BA:940:VAL:HB	2.13	0.48
2:BB:346:ASP:CG	13:BM:113:ILE:HA	2.33	0.48
14:BN:70:LEU:HG	14:BN:70:LEU:O	2.13	0.48
1:CA:125:LEU:CD1	1:CA:219:LEU:HD12	2.43	0.48
1:CA:555:LYS:O	1:CA:558:ALA:HB3	2.13	0.48
1:CA:806:ALA:O	1:CA:809:VAL:N	2.46	0.48
1:CA:937:ASN:O	1:CA:940:VAL:HB	2.13	0.48
2:CB:1024:ALA:O	2:CB:1026:ILE:N	2.46	0.48
2:CB:548:LYS:HG2	2:CB:550:ARG:NH2	2.27	0.48
2:CB:847:TYR:O	2:CB:882:ILE:HD12	2.13	0.48
2:CB:1060:VAL:HG21	7:CO:311:GLU:OE2	2.13	0.48
1:DA:1117:SER:C	1:DA:1119:LYS:H	2.15	0.48
1:DA:1441:LYS:HA	1:DA:1444:ARG:HD2	1.96	0.48
1:DA:1450:ILE:HG22	1:DA:1457:ILE:HG21	1.95	0.48
1:DA:10:GLU:CG	1:DA:1645:LYS:HE3	2.43	0.48
1:DA:671:GLN:CA	2:DB:952:HIS:HD2	2.27	0.48
2:DB:117:VAL:HG12	2:DB:118:GLU:H	1.79	0.48
1:DA:1010:ALA:HB1	2:DB:536:GLY:HA2	1.94	0.48
2:DB:555:GLN:HE21	2:DB:556:SER:N	2.12	0.48
3:DC:131:THR:HG22	3:DC:132:ILE:H	1.78	0.48
3:DC:245:ARG:HD2	3:DC:245:ARG:H	1.78	0.48
3:DC:77:SER:OG	3:DC:78:VAL:N	2.45	0.48
5:DE:76:GLY:H	5:DE:106:GLN:HG2	1.78	0.48
5:DE:7:ARG:O	5:DE:11:ARG:HG3	2.14	0.48
9:DI:95:ASN:N	9:DI:113:THR:O	2.40	0.48
1:EA:1085:LEU:HD13	6:EF:84:TYR:OH	2.13	0.48
1:EA:1326:GLU:HG2	1:EA:1456:PHE:HD2	1.78	0.48
1:EA:1562:ILE:O	1:EA:1566:ILE:HG13	2.14	0.48
1:EA:507:TYR:HB3	1:EA:579:ARG:HH12	1.77	0.48
2:EB:19:LEU:N	2:EB:19:LEU:HD23	2.29	0.48

Continued on next page...

*Continued from previous page...*

Atom-1	Atom-2	Interatomic distance (Å)	Clash overlap (Å)
2:EB:260:PHE:HD1	2:EB:261:ARG:N	2.11	0.48
2:EB:274:VAL:HG11	2:EB:313:PHE:HB2	1.96	0.48
2:EB:858:ILE:HD11	2:EB:872:LYS:HB3	1.96	0.48
4:ED:22:ILE:HD12	7:EG:45:LEU:HA	1.94	0.48
8:EH:101:ALA:HB2	8:EH:116:TYR:CE1	2.49	0.48
1:FA:1218:GLY:O	1:FA:1222:LEU:HD22	2.13	0.48
1:FA:127:TYR:CE2	1:FA:193:ILE:HD13	2.48	0.48
1:FA:95:TYR:CZ	1:FA:245:LYS:HB3	2.48	0.48
1:FA:934:LYS:HE2	2:FB:956:SER:OG	2.13	0.48
2:FB:108:MET:SD	2:FB:120:LYS:HA	2.53	0.48
2:FB:870:LYS:HE2	2:FB:870:LYS:HB2	1.49	0.48
11:FK:86:VAL:HG13	11:FK:105:ILE:HG23	1.94	0.48
1:AA:1049:MET:HG2	1:AA:1054:ALA:HB2	1.93	0.48
1:AA:127:TYR:CE2	1:AA:193:ILE:HD13	2.49	0.48
1:AA:1450:ILE:HG22	1:AA:1457:ILE:HG21	1.94	0.48
1:AA:416:ARG:O	1:AA:419:ILE:HB	2.14	0.48
2:AB:707:SER:HB2	2:AB:715:ASN:OD1	2.13	0.48
2:AB:837:LEU:HA	2:AB:837:LEU:HD22	1.63	0.48
3:AC:216:HIS:ND1	3:AC:218:LYS:HD2	2.28	0.48
5:AE:76:GLY:H	5:AE:106:GLN:HG2	1.78	0.48
6:AF:67:LYS:O	6:AF:71:GLU:HG3	2.13	0.48
8:AH:116:TYR:HB2	8:AH:123:MET:SD	2.53	0.48
11:AK:135:PHE:CE2	11:AK:139:ILE:HG13	2.49	0.48
2:AB:1060:VAL:HG23	7:AO:314:THR:HB	1.94	0.48
1:BA:1018:TYR:HD2	1:BA:1227:MET:HE1	1.78	0.48
1:BA:1217:LEU:HD13	1:BA:1573:TYR:CE1	2.47	0.48
1:BA:692:TYR:O	1:BA:696:ILE:HG12	2.13	0.48
1:BA:67:LEU:HD13	1:BA:71:PHE:HB3	1.94	0.48
2:BB:302:LEU:HD11	2:BB:379:ARG:CZ	2.42	0.48
2:BB:38:LEU:H	2:BB:38:LEU:HD22	1.77	0.48
2:BB:470:LEU:HD22	2:BB:484:TYR:HE1	1.79	0.48
2:BB:716:MET:O	2:BB:719:CYS:HB2	2.13	0.48
3:BC:136:LEU:HD13	3:BC:166:ASP:O	2.14	0.48
3:BC:97:LEU:O	3:BC:100:ARG:HB2	2.14	0.48
6:BF:83:PRO:O	6:BF:151:LEU:HD22	2.13	0.48
11:BK:46:LYS:HE3	11:BK:66:VAL:O	2.13	0.48
14:BN:56:ILE:HG22	14:BN:57:LYS:H	1.78	0.48
1:CA:1263:LEU:C	1:CA:1265:GLU:H	2.16	0.48
2:CB:132:SER:HA	2:CB:195:ILE:O	2.13	0.48
2:CB:526:GLY:CA	2:CB:696:ILE:HG22	2.44	0.48
2:CB:744:LEU:HD11	2:CB:799:GLY:HA2	1.95	0.48

*Continued on next page...*

*Continued from previous page...*

Atom-1	Atom-2	Interatomic distance (Å)	Clash overlap (Å)
3:CC:133:VAL:HG12	3:CC:170:GLU:HB2	1.96	0.48
4:CD:36:VAL:HG22	7:CG:38:ILE:HG21	1.95	0.48
1:CA:1555:VAL:N	5:CE:182:ASP:OD1	2.33	0.48
6:CF:99:LEU:HB3	7:CG:112:PRO:HD3	1.96	0.48
8:CH:94:ASP:OD1	8:CH:94:ASP:N	2.46	0.48
13:CM:23:VAL:HG13	14:CN:108:THR:O	2.12	0.48
14:CN:110:LEU:CD2	14:CN:121:ILE:HA	2.43	0.48
2:CB:683:ASN:HA	14:CN:150:TYR:CE1	2.48	0.48
2:DB:161:LEU:HD11	2:DB:409:TYR:CE2	2.48	0.48
2:DB:397:THR:HA	2:DB:400:GLN:OE1	2.13	0.48
2:DB:887:LEU:HD22	2:DB:887:LEU:O	2.13	0.48
1:EA:1246:VAL:HG22	1:EA:1250:GLN:HE22	1.76	0.48
1:EA:96:ILE:HG23	1:EA:228:LEU:HD21	1.94	0.48
2:EB:244:THR:O	2:EB:244:THR:OG1	2.31	0.48
2:EB:260:PHE:CD2	2:EB:276:ILE:HG12	2.48	0.48
1:EA:1003:ARG:NH2	2:EB:533:THR:HG21	2.27	0.48
2:EB:655:TYR:HD1	2:EB:688:HIS:NE2	2.11	0.48
14:EN:58:PHE:N	14:EN:58:PHE:CD1	2.80	0.48
1:FA:1530:TRP:O	5:FE:14:ARG:NH2	2.46	0.48
2:FB:345:SER:HA	13:FM:113:ILE:CG1	2.43	0.48
2:FB:629:VAL:HB	2:FB:639:GLY:H	1.78	0.48
11:FK:90:GLY:O	11:FK:103:ILE:HD13	2.13	0.48
1:AA:1545:ASP:CG	1:AA:1546:VAL:N	2.66	0.48
1:AA:456:VAL:O	1:AA:459:ALA:HB3	2.13	0.48
1:AA:732:ILE:H	1:AA:732:ILE:HG12	1.26	0.48
1:AA:808:LYS:O	1:AA:809:VAL:C	2.51	0.48
1:AA:809:VAL:HG13	1:AA:813:LEU:HD11	1.95	0.48
2:AB:655:TYR:HD1	2:AB:688:HIS:NE2	2.11	0.48
2:AB:703:LEU:HD23	2:AB:754:ALA:HB3	1.95	0.48
5:AE:39:LEU:O	5:AE:42:PHE:HB3	2.13	0.48
1:BA:1446:ARG:HG2	1:BA:1450:ILE:HD13	1.94	0.48
1:BA:607:VAL:O	1:BA:608:LEU:HD23	2.14	0.48
1:BA:697:TYR:CE1	1:BA:702:PRO:HD3	2.49	0.48
1:BA:731:ILE:O	1:BA:735:VAL:HG23	2.14	0.48
1:BA:934:LYS:HE2	2:BB:956:SER:OG	2.14	0.48
2:BB:117:VAL:HG12	2:BB:118:GLU:H	1.78	0.48
2:BB:346:ASP:OD2	13:BM:114:LYS:HG3	2.14	0.48
2:BB:162:PRO:HB2	2:BB:409:TYR:OH	2.14	0.48
2:BB:532:HIS:ND1	2:BB:700:LEU:HD13	2.29	0.48
9:BI:20:PRO:C	9:BI:22:ALA:H	2.17	0.48
1:CA:1102:LEU:HD22	1:CA:1141:GLN:HE21	1.78	0.48

*Continued on next page...*

*Continued from previous page...*

Atom-1	Atom-2	Interatomic distance (Å)	Clash overlap (Å)
1:CA:124:LEU:HD12	1:CA:133:SER:HA	1.95	0.48
1:CA:1276:THR:HG23	1:CA:1288:ARG:NH1	2.25	0.48
1:CA:504:LYS:HD3	2:CB:1046:VAL:HG11	1.95	0.48
2:CB:273:VAL:HA	2:CB:276:ILE:HD13	1.95	0.48
3:CC:181:ASP:O	3:CC:183:PRO:HD3	2.14	0.48
8:CH:102:TYR:HE2	8:CH:116:TYR:C	2.17	0.48
14:CN:148:ILE:HD13	14:CN:150:TYR:OH	2.12	0.48
1:DA:1073:TYR:CE1	1:DA:1077:LEU:HD22	2.49	0.48
1:DA:16:PHE:N	1:DA:16:PHE:CD1	2.81	0.48
1:DA:457:LYS:C	1:DA:459:ALA:H	2.15	0.48
1:DA:475:ARG:HB3	1:DA:475:ARG:HH11	1.79	0.48
1:DA:934:LYS:HE2	2:DB:956:SER:OG	2.13	0.48
2:DB:312:GLY:O	2:DB:316:ARG:HB2	2.13	0.48
2:DB:555:GLN:NE2	2:DB:644:GLY:O	2.47	0.48
2:DB:753:LYS:O	2:DB:981:SER:OG	2.12	0.48
2:DB:845:LEU:HD12	12:DL:58:LYS:CD	2.44	0.48
3:DC:147:PRO:O	3:DC:149:GLY:N	2.46	0.48
3:DC:204:LEU:HG	3:DC:204:LEU:O	2.14	0.48
8:DH:101:ALA:HB2	8:DH:116:TYR:CE1	2.48	0.48
1:EA:1027:LEU:O	1:EA:1030:VAL:HB	2.13	0.48
1:EA:1291:VAL:HG22	1:EA:1473:LYS:CD	2.43	0.48
1:EA:118:TYR:CD2	1:EA:223:PHE:HD1	2.31	0.48
2:EB:326:VAL:O	2:EB:330:LEU:HG	2.13	0.48
11:EK:58:GLY:O	11:EK:60:SER:N	2.46	0.48
1:FA:1039:ARG:NH2	5:FE:168:TYR:O	2.44	0.48
1:FA:509:GLU:OE1	1:FA:579:ARG:NH2	2.45	0.48
1:FA:596:HIS:N	1:FA:596:HIS:CD2	2.80	0.48
2:FB:548:LYS:HA	2:FB:550:ARG:HH22	1.78	0.48
2:FB:705:PRO:HG3	2:FB:920:ARG:CZ	2.44	0.48
3:FC:233:ILE:HD11	3:FC:291:LEU:HG	1.96	0.48
5:FE:39:LEU:O	5:FE:42:PHE:HB3	2.13	0.48
8:FH:102:TYR:HE2	8:FH:116:TYR:C	2.16	0.48
9:FI:2:SER:HB2	9:FI:11:LEU:HD21	1.94	0.48
10:FJ:41:LEU:HD22	10:FJ:46:CYS:HB3	1.95	0.48
1:AA:13:SER:OG	1:AA:1631:ARG:NH1	2.47	0.48
1:AA:1288:ARG:HE	1:AA:1480:THR:HB	1.79	0.48
1:AA:681:THR:O	1:AA:729:LYS:NZ	2.22	0.48
1:AA:809:VAL:HG12	1:AA:810:LEU:N	2.29	0.48
1:AA:895:VAL:O	1:AA:899:LYS:HG2	2.13	0.48
2:AB:380:LYS:HE3	2:AB:637:TYR:HB3	1.96	0.48
3:AC:136:LEU:HD13	3:AC:166:ASP:O	2.13	0.48

*Continued on next page...*

*Continued from previous page...*

Atom-1	Atom-2	Interatomic distance (Å)	Clash overlap (Å)
1:AA:1270:VAL:HB	9:AI:51:THR:CG2	2.44	0.48
2:AB:887:LEU:HD13	12:AL:56:LEU:O	2.13	0.48
13:AM:81:PHE:HB2	13:AM:88:ILE:HD13	1.95	0.48
1:BA:1170:MET:HA	1:BA:1173:LYS:HB3	1.94	0.48
1:BA:223:PHE:CE2	1:BA:227:LEU:HD11	2.47	0.48
1:BA:426:ALA:HB2	7:BO:273:VAL:HG21	1.95	0.48
2:BB:132:SER:HA	2:BB:195:ILE:O	2.13	0.48
2:BB:212:ASN:OD1	2:BB:239:VAL:HG13	2.13	0.48
2:BB:290:ASP:OD1	13:BM:28:LYS:HE2	2.13	0.48
2:BB:381:LEU:O	2:BB:385:VAL:HG23	2.13	0.48
2:BB:398:GLN:HB3	2:BB:399:HIS:ND1	2.29	0.48
2:BB:205:MET:HB2	2:BB:502:MET:O	2.13	0.48
8:BH:101:ALA:HB2	8:BH:116:TYR:CE1	2.49	0.48
7:BO:300:VAL:HB	7:BO:308:ILE:HB	1.96	0.48
1:CA:1001:ALA:O	1:CA:1004:GLU:HB2	2.14	0.48
1:CA:1058:THR:C	1:CA:1060:GLU:H	2.17	0.48
1:CA:1136:VAL:HG22	1:CA:1174:TYR:CD1	2.49	0.48
1:CA:1292:ILE:O	1:CA:1292:ILE:HD12	2.12	0.48
1:CA:1649:VAL:O	1:CA:1652:GLY:N	2.42	0.48
1:CA:460:LEU:O	1:CA:466:LEU:HB3	2.13	0.48
1:CA:697:TYR:CE1	1:CA:702:PRO:HD3	2.48	0.48
1:CA:920:PHE:CD1	1:CA:921:PRO:HA	2.49	0.48
2:CB:1044:PHE:O	2:CB:1045:GLN:HB3	2.12	0.48
2:CB:972:GLY:CA	2:CB:977:ILE:HG22	2.41	0.48
6:CF:97:ARG:HA	6:CF:100:GLN:HG3	1.94	0.48
8:CH:12:VAL:HA	8:CH:28:ALA:HB2	1.94	0.48
11:CK:128:CYS:O	11:CK:131:VAL:HB	2.14	0.48
1:DA:476:VAL:HG23	2:DB:1091:ARG:HH21	1.78	0.48
1:DA:896:THR:HG21	1:DA:956:ARG:NH1	2.29	0.48
1:DA:920:PHE:CD1	1:DA:921:PRO:HA	2.48	0.48
2:DB:474:SER:C	2:DB:476:LEU:N	2.67	0.48
2:DB:655:TYR:CZ	2:DB:657:PRO:HG2	2.48	0.48
2:DB:876:SER:O	2:DB:878:GLU:N	2.37	0.48
3:DC:148:LYS:NZ	3:EC:148:LYS:HE2	2.28	0.48
3:DC:70:ILE:O	3:DC:72:ILE:N	2.47	0.48
7:DG:46:TYR:HD1	7:DG:117:TRP:HD1	1.62	0.48
9:DI:2:SER:O	9:DI:9:PHE:N	2.43	0.48
2:DB:796:ARG:HD2	10:DJ:7:CYS:O	2.14	0.48
1:EA:1484:LEU:CG	2:EB:308:LEU:HD11	2.44	0.48
1:EA:93:GLN:HG3	1:EA:1627:LEU:HD13	1.96	0.48
1:EA:589:MET:SD	1:EA:635:MET:HG3	2.53	0.48

*Continued on next page...*

*Continued from previous page...*

Atom-1	Atom-2	Interatomic distance (Å)	Clash overlap (Å)
1:EA:678:VAL:O	1:EA:681:THR:N	2.45	0.48
1:EA:806:ALA:O	1:EA:809:VAL:N	2.46	0.48
2:EB:636:GLN:HB3	2:EB:671:TYR:OH	2.14	0.48
3:EC:329:LYS:CD	11:EK:122:LYS:HE2	2.39	0.48
1:FA:4:SER:HB2	1:FA:573:LEU:CD2	2.43	0.48
2:FB:234:ILE:HB	2:FB:250:LEU:HB2	1.96	0.48
2:FB:586:VAL:HG22	2:FB:640:LEU:HD23	1.96	0.48
2:FB:753:LYS:O	2:FB:981:SER:OG	2.11	0.48
2:FB:792:SER:HB2	2:FB:933:THR:HB	1.96	0.48
3:FC:181:ASP:O	3:FC:183:PRO:HD3	2.13	0.48
6:FF:93:ILE:HA	6:FF:93:ILE:HD13	1.59	0.48
11:FK:117:LEU:O	11:FK:121:LEU:HB2	2.14	0.48
2:FB:888:ILE:HD11	12:FL:55:ILE:HA	1.95	0.48
1:AA:603:HIS:NE2	1:AA:624:TYR:OH	2.46	0.48
1:AA:70:LYS:C	1:AA:71:PHE:HD1	2.17	0.48
1:AA:937:ASN:O	1:AA:940:VAL:HB	2.13	0.48
2:AB:687:THR:OG1	2:AB:688:HIS:ND1	2.47	0.48
2:AB:898:LEU:CD2	12:AL:46:VAL:HG13	2.44	0.48
3:AC:245:ARG:HD2	3:AC:245:ARG:H	1.78	0.48
10:AJ:2:ILE:HG12	10:AJ:3:VAL:HG23	1.95	0.48
1:BA:1028:GLU:CD	1:BA:1637:PRO:HB2	2.33	0.48
1:BA:928:MET:HG3	1:BA:933:ALA:HB3	1.95	0.48
2:BB:209:GLN:OE1	2:BB:237:ARG:HB2	2.13	0.48
2:BB:274:VAL:HG11	2:BB:313:PHE:HB2	1.95	0.48
2:BB:501:ARG:HG3	2:BB:699:ILE:HD12	1.96	0.48
3:BC:227:TYR:HA	3:BC:299:ILE:O	2.14	0.48
13:BM:39:ASP:C	13:BM:53:LEU:HD12	2.34	0.48
1:CA:719:ILE:HG23	1:CA:723:TYR:O	2.13	0.48
1:CA:7:VAL:HG11	2:CB:1175:THR:O	2.13	0.48
2:CB:692:THR:HB	2:CB:693:PRO:HD2	1.96	0.48
3:CC:73:SER:O	3:CC:212:ILE:HD13	2.14	0.48
1:DA:697:TYR:CE1	1:DA:702:PRO:HD3	2.49	0.48
1:DA:713:VAL:HG23	1:DA:738:ASN:OD1	2.13	0.48
2:DB:178:TYR:O	2:DB:182:GLN:HG2	2.13	0.48
2:DB:202:LEU:HD13	2:DB:500:PHE:CE2	2.48	0.48
2:DB:548:LYS:HA	2:DB:550:ARG:HH22	1.78	0.48
1:DA:1270:VAL:HB	9:DI:51:THR:CG2	2.42	0.48
1:EA:1019:LEU:HD21	1:EA:1194:GLY:CA	2.44	0.48
1:EA:596:HIS:CD2	1:EA:596:HIS:N	2.78	0.48
1:EA:1000:MET:SD	2:EB:520:LEU:O	2.72	0.48
2:EB:526:GLY:CA	2:EB:696:ILE:HG22	2.44	0.48

*Continued on next page...*

*Continued from previous page...*

Atom-1	Atom-2	Interatomic distance (Å)	Clash overlap (Å)
2:EB:942:GLY:C	2:EB:943:ILE:HD12	2.34	0.48
2:EB:97:VAL:HG13	2:EB:141:LEU:HD11	1.95	0.48
4:ED:89:LEU:O	4:ED:92:ILE:N	2.43	0.48
7:EO:290:GLU:HA	7:EO:293:LYS:HG3	1.95	0.48
1:FA:1275:THR:HG22	9:FI:46:LYS:HB2	1.94	0.48
1:FA:1446:ARG:HH22	1:FA:1462:PHE:H	1.60	0.48
1:FA:1458:THR:HG21	1:FA:1475:GLU:HG2	1.95	0.48
1:FA:435:ASN:O	1:FA:438:ILE:N	2.47	0.48
1:FA:456:VAL:O	1:FA:460:LEU:HG	2.13	0.48
2:FB:542:LEU:C	2:FB:543:ASN:HD22	2.17	0.48
5:FE:7:ARG:O	5:FE:11:ARG:HG3	2.14	0.48
12:FL:38:LEU:HD12	12:FL:49:LYS:HD3	1.95	0.48
1:AA:1458:THR:HG23	1:AA:1473:LYS:O	2.13	0.48
1:AA:1623:THR:HA	1:AA:1626:VAL:HG22	1.94	0.48
1:AA:223:PHE:CE2	1:AA:227:LEU:HD11	2.48	0.48
1:AA:103:LEU:HD11	1:AA:243:PHE:HZ	1.79	0.48
1:AA:569:SER:OG	1:AA:570:THR:HG23	2.13	0.48
2:AB:141:LEU:HD23	2:AB:450:LEU:HD11	1.96	0.48
2:AB:380:LYS:HG3	2:AB:637:TYR:CD2	2.49	0.48
3:AC:195:LYS:HB2	10:AJ:57:ILE:CD1	2.43	0.48
1:BA:1073:TYR:CZ	1:BA:1077:LEU:HD22	2.49	0.48
1:BA:1218:GLY:O	1:BA:1222:LEU:HD22	2.14	0.48
1:BA:1457:ILE:HA	1:BA:1474:LEU:CD2	2.43	0.48
1:BA:189:VAL:O	1:BA:193:ILE:HG13	2.13	0.48
7:BG:125:TRP:CZ2	7:BG:127:PRO:HG3	2.49	0.48
8:BH:97:MET:N	8:BH:142:LEU:O	2.46	0.48
1:CA:1292:ILE:CD1	1:CA:1473:LYS:H	2.23	0.48
1:CA:936:SER:O	1:CA:940:VAL:HG23	2.13	0.48
2:CB:1186:ASP:O	2:CB:1190:SER:OG	2.31	0.48
4:CD:94:ARG:HD2	4:CD:99:LEU:HD13	1.96	0.48
1:DA:1039:ARG:HB3	1:DA:1044:THR:O	2.14	0.48
1:DA:1458:THR:HG21	1:DA:1475:GLU:HG2	1.95	0.48
1:DA:1562:ILE:O	1:DA:1566:ILE:HG13	2.14	0.48
1:DA:864:LEU:HD11	1:DA:875:LEU:HA	1.95	0.48
1:DA:928:MET:HG3	1:DA:933:ALA:HB3	1.94	0.48
2:DB:12:ARG:HH22	2:DB:17:ARG:NH2	2.08	0.48
2:DB:210:ARG:HH22	2:DB:625:GLU:CD	2.17	0.48
2:DB:67:ASP:O	2:DB:68:ILE:HD13	2.13	0.48
5:DE:80:VAL:HG22	5:DE:109:ILE:HB	1.96	0.48
14:BN:66:LYS:HD3	8:DH:77:ARG:NH1	2.29	0.48
7:DO:300:VAL:O	7:DO:308:ILE:HG13	2.14	0.48

*Continued on next page...*



*Continued from previous page...*

Atom-1	Atom-2	Interatomic distance (Å)	Clash overlap (Å)
1:EA:1656:VAL:HG23	7:EG:107:ILE:HB	1.94	0.48
2:EB:104:ILE:HD12	2:EB:169:ARG:HG3	1.96	0.48
2:EB:125:GLU:O	2:EB:129:ARG:HB2	2.14	0.48
2:EB:825:PHE:HE2	2:EB:899:GLN:HA	1.79	0.48
3:EC:250:CYS:O	3:EC:278:GLU:HB3	2.14	0.48
7:EG:46:TYR:HD1	7:EG:117:TRP:HD1	1.61	0.48
8:EH:5:LEU:O	8:EH:6:PHE:HB2	2.13	0.48
11:EK:115:ASP:O	11:EK:118:GLN:N	2.47	0.48
11:EK:58:GLY:C	11:EK:60:SER:N	2.67	0.48
2:EB:575:HIS:HE2	13:EM:76:TYR:HH	1.48	0.48
1:FA:1619:CYS:O	1:FA:1622:LEU:HB3	2.13	0.48
1:FA:395:LEU:HD13	7:FO:276:LYS:HB3	1.96	0.48
1:FA:657:TYR:O	1:FA:665:PRO:HA	2.14	0.48
1:FA:920:PHE:CD1	1:FA:921:PRO:HA	2.49	0.48
1:FA:992:PRO:HG3	2:FB:984:TRP:CE2	2.48	0.48
2:FB:389:CYS:HB2	2:FB:635:GLY:O	2.14	0.48
1:FA:1007:ILE:HG22	2:FB:515:THR:HG22	1.96	0.48
2:FB:703:LEU:HD21	2:FB:757:TYR:HD2	1.79	0.48
4:FD:90:LYS:HA	4:FD:93:GLN:HG2	1.96	0.48
5:FE:28:TYR:HA	5:FE:64:PRO:HA	1.96	0.48
9:FI:95:ASN:HB2	9:FI:113:THR:HB	1.95	0.48
11:FK:125:MET:HA	11:FK:128:CYS:SG	2.53	0.48
14:FN:149:ASP:O	14:FN:153:VAL:HG12	2.14	0.48
2:AB:312:GLY:O	2:AB:316:ARG:HB2	2.14	0.48
2:AB:876:SER:C	2:AB:878:GLU:H	2.17	0.48
7:AG:18:LYS:O	7:AG:20:HIS:N	2.47	0.48
3:AC:328:LEU:HD11	11:AK:65:ILE:HD11	1.96	0.48
2:BB:161:LEU:HD11	2:BB:409:TYR:CE2	2.48	0.48
2:BB:244:THR:OG1	2:BB:244:THR:O	2.29	0.48
2:BB:986:PHE:CD1	14:BN:160:VAL:HG21	2.48	0.48
3:BC:133:VAL:HG12	3:BC:170:GLU:HB2	1.96	0.48
3:BC:48:ASP:CG	3:BC:49:ALA:N	2.68	0.48
5:BE:178:ILE:HD11	5:BE:182:ASP:HB3	1.96	0.48
8:BH:124:ARG:NH1	8:BH:126:GLU:OE1	2.47	0.48
1:CA:1105:ARG:HH12	1:CA:1138:GLU:CD	2.17	0.48
1:CA:1586:ALA:O	1:CA:1589:MET:N	2.47	0.48
1:CA:480:ALA:HB2	2:CB:1046:VAL:HG23	1.95	0.48
1:CA:759:TYR:CE1	1:CA:913:PRO:HG3	2.49	0.48
1:CA:937:ASN:HB3	9:CI:82:ILE:HD11	1.96	0.48
2:CB:586:VAL:O	2:CB:593:ILE:HG22	2.13	0.48
2:CB:848:ILE:HB	12:CL:60:ARG:HG3	1.95	0.48

*Continued on next page...*

*Continued from previous page...*

Atom-1	Atom-2	Interatomic distance (Å)	Clash overlap (Å)
7:CG:46:TYR:CD1	7:CG:117:TRP:CD1	3.02	0.48
8:CH:97:MET:N	8:CH:142:LEU:O	2.46	0.48
9:CI:13:CYS:HB3	9:CI:33:CYS:HB3	1.95	0.48
13:CM:77:VAL:HG21	14:CN:64:ILE:HD12	1.95	0.48
14:CN:55:LEU:HB2	14:CN:133:PHE:CZ	2.49	0.48
1:DA:1104:TYR:CE2	1:DA:1119:LYS:HD2	2.49	0.48
1:DA:1262:LEU:HD12	1:DA:1264:SER:HG	1.78	0.48
1:DA:1262:LEU:HD12	1:DA:1264:SER:OG	2.14	0.48
1:DA:596:HIS:CD2	1:DA:596:HIS:N	2.82	0.48
1:DA:729:LYS:HE3	1:DA:779:GLY:O	2.14	0.48
2:DB:787:MET:O	2:DB:788:ILE:HD13	2.14	0.48
2:DB:858:ILE:HG12	2:DB:872:LYS:O	2.14	0.48
1:EA:124:LEU:HD12	1:EA:133:SER:HA	1.94	0.48
1:EA:1292:ILE:CD1	1:EA:1473:LYS:H	2.24	0.48
2:EB:655:TYR:CE2	2:EB:657:PRO:HB2	2.49	0.48
3:EC:277:ARG:HG3	3:EC:291:LEU:HD13	1.95	0.48
5:EE:43:LYS:O	5:EE:47:CYS:HB2	2.14	0.48
11:EK:54:THR:HG22	11:EK:61:ALA:CA	2.41	0.48
1:FA:1224:GLU:HB3	1:FA:1233:ILE:HG22	1.96	0.48
1:FA:1260:LYS:HA	1:FA:1499:ARG:O	2.14	0.48
1:FA:1292:ILE:CD1	1:FA:1473:LYS:H	2.21	0.48
1:FA:1564:ASN:O	1:FA:1567:ASN:HB3	2.13	0.48
1:FA:702:PRO:HD2	1:FA:703:GLU:OE2	2.14	0.48
1:FA:699:CYS:O	1:FA:812:VAL:HG22	2.13	0.48
2:FB:381:LEU:O	2:FB:385:VAL:HG23	2.13	0.48
2:FB:205:MET:HB2	2:FB:502:MET:O	2.13	0.48
3:FC:70:ILE:C	3:FC:72:ILE:H	2.17	0.48
10:FJ:2:ILE:HG12	10:FJ:3:VAL:HG23	1.96	0.48
13:FM:12:ILE:CG2	14:FN:68:LYS:HA	2.44	0.48
1:AA:1263:LEU:HA	1:AA:1498:ILE:HD11	1.95	0.48
1:AA:1457:ILE:HA	1:AA:1474:LEU:HD22	1.96	0.48
1:AA:507:TYR:HB2	1:AA:637:PHE:CZ	2.49	0.48
2:AB:1130:ARG:NH2	2:AB:1195:ARG:HD2	2.29	0.48
2:AB:190:ILE:HG12	2:AB:191:GLY:N	2.29	0.48
2:AB:234:ILE:HB	2:AB:250:LEU:HB2	1.96	0.48
2:AB:533:THR:OG1	2:AB:534:PRO:HD2	2.13	0.48
2:AB:871:ILE:HD13	2:AB:873:THR:HG22	1.94	0.48
5:AE:43:LYS:O	5:AE:47:CYS:HB2	2.14	0.48
1:BA:1226:VAL:HG22	1:BA:1598:PHE:CE1	2.49	0.48
1:BA:95:TYR:CZ	1:BA:245:LYS:HB3	2.49	0.48
1:BA:467:PHE:O	1:BA:471:MET:HB2	2.14	0.48

*Continued on next page...*

*Continued from previous page...*

Atom-1	Atom-2	Interatomic distance (Å)	Clash overlap (Å)
1:BA:885:ASP:O	1:BA:889:SER:HB3	2.14	0.48
2:BB:73:ILE:HG23	2:BB:74:PHE:N	2.28	0.48
3:BC:172:GLN:H	3:BC:175:GLN:HB2	1.78	0.48
3:BC:181:ASP:O	3:BC:183:PRO:HD3	2.14	0.48
1:CA:1446:ARG:HH12	1:CA:1462:PHE:HB3	1.79	0.48
1:CA:475:ARG:NH1	2:CB:1068:GLY:O	2.47	0.48
1:CA:818:THR:CG2	2:CB:780:GLY:HA3	2.43	0.48
2:CB:1018:THR:HB	2:CB:1020:GLU:OE1	2.14	0.48
2:CB:151:ASN:N	2:CB:151:ASN:OD1	2.46	0.48
2:CB:409:TYR:O	2:CB:413:LEU:HB2	2.14	0.48
7:CG:41:VAL:O	7:CG:122:LEU:HB2	2.14	0.48
8:CH:35:GLN:O	8:CH:127:GLY:HA2	2.14	0.48
3:CC:83:VAL:N	12:CL:67:PHE:O	2.40	0.48
1:DA:1258:ILE:O	1:DA:1501:ILE:HG13	2.13	0.48
1:DA:484:ILE:HG23	1:DA:631:ASP:O	2.14	0.48
1:DA:70:LYS:C	1:DA:71:PHE:HD1	2.17	0.48
2:DB:615:GLY:C	2:DB:617:THR:H	2.17	0.48
7:DO:272:ILE:HG23	7:DO:275:ASN:HD22	1.77	0.48
1:EA:339:PHE:O	1:EA:1629:ASN:HB2	2.14	0.48
1:EA:624:TYR:O	1:EA:625:ASN:HB3	2.14	0.48
1:EA:659:THR:HG23	1:EA:664:SER:O	2.14	0.48
1:EA:669:LEU:HA	1:EA:669:LEU:HD23	1.55	0.48
1:EA:70:LYS:C	1:EA:71:PHE:HD1	2.17	0.48
2:EB:917:PHE:HD2	2:EB:1035:ARG:HA	1.78	0.48
2:EB:913:ILE:HD11	2:EB:929:ARG:N	2.29	0.48
5:EE:133:GLU:HB3	5:EE:135:PHE:CE1	2.49	0.48
9:EI:101:LEU:O	9:EI:106:GLU:HG2	2.14	0.48
13:EM:14:SER:O	13:EM:90:LEU:N	2.45	0.48
1:FA:1104:TYR:HE2	1:FA:1119:LYS:HD2	1.79	0.48
1:FA:13:SER:OG	1:FA:1631:ARG:NH1	2.46	0.48
2:FB:1117:VAL:HG21	2:FB:1162:GLY:N	2.29	0.48
2:FB:212:ASN:OD1	2:FB:239:VAL:HG13	2.13	0.48
1:FA:1484:LEU:CG	2:FB:308:LEU:HD11	2.39	0.48
2:FB:846:PRO:HG3	2:FB:858:ILE:O	2.14	0.48
2:FB:876:SER:C	2:FB:878:GLU:H	2.15	0.48
2:FB:964:VAL:O	2:FB:966:SER:N	2.47	0.48
3:FC:310:PRO:O	3:FC:313:ILE:N	2.47	0.48
1:AA:1446:ARG:HH12	1:AA:1462:PHE:HB3	1.79	0.47
2:AB:1150:LYS:HZ2	2:AB:1150:LYS:N	2.12	0.47
2:AB:273:VAL:HA	2:AB:276:ILE:HD13	1.96	0.47
3:AC:121:PRO:O	3:AC:125:LYS:HB2	2.14	0.47

*Continued on next page...*

*Continued from previous page...*

Atom-1	Atom-2	Interatomic distance (Å)	Clash overlap (Å)
3:AC:133:VAL:HG12	3:AC:170:GLU:HB2	1.95	0.47
5:AE:178:ILE:HD11	5:AE:182:ASP:HB3	1.96	0.47
6:AF:97:ARG:HG2	6:AF:130:ILE:CD1	2.44	0.47
1:BA:808:LYS:O	1:BA:809:VAL:C	2.51	0.47
2:BB:549:CYS:H	2:BB:550:ARG:NH1	2.12	0.47
8:BH:38:LEU:HD12	8:BH:124:ARG:O	2.14	0.47
1:BA:722:PRO:CD	8:BH:46:LEU:HD13	2.44	0.47
13:BM:85:LYS:C	13:BM:87:SER:H	2.17	0.47
1:CA:719:ILE:HG22	1:CA:725:LEU:H	1.79	0.47
1:CA:892:LEU:HG	1:CA:893:ASP:N	2.29	0.47
5:CE:159:ASP:O	5:CE:163:GLU:HG2	2.14	0.47
6:CF:67:LYS:O	6:CF:71:GLU:HG3	2.14	0.47
1:DA:1162:ASN:H	1:DA:1165:LYS:HD2	1.79	0.47
1:DA:1175:MET:O	1:DA:1178:LEU:HG	2.14	0.47
1:DA:835:LEU:HG	1:DA:985:ARG:NH1	2.26	0.47
1:DA:992:PRO:HG3	2:DB:984:TRP:CE2	2.48	0.47
2:DB:1048:SER:O	2:DB:1049:THR:OG1	2.31	0.47
2:DB:73:ILE:HG23	2:DB:74:PHE:N	2.28	0.47
2:DB:850:THR:O	2:DB:881:TYR:HA	2.14	0.47
2:DB:979:GLN:HA	2:DB:979:GLN:OE1	2.13	0.47
5:DE:33:GLU:O	5:DE:36:GLU:N	2.47	0.47
7:DG:139:ILE:CD1	7:DG:140:GLN:H	2.27	0.47
12:DL:31:CYS:HA	12:DL:56:LEU:HD23	1.95	0.47
1:EA:1006:LEU:O	1:EA:1010:ALA:HB3	2.14	0.47
1:EA:386:LEU:O	1:EA:389:VAL:HB	2.14	0.47
1:EA:498:PRO:O	1:EA:501:PHE:HB2	2.14	0.47
1:EA:670:ILE:HD13	1:EA:670:ILE:N	2.28	0.47
2:EB:1026:ILE:CD1	2:EB:1028:VAL:HG13	2.44	0.47
2:EB:467:THR:HB	2:EB:469:ASN:ND2	2.24	0.47
2:EB:549:CYS:H	2:EB:550:ARG:NH1	2.12	0.47
2:EB:714:ARG:HG2	2:EB:959:THR:CG2	2.44	0.47
3:EC:134:LEU:HD23	3:EC:169:PHE:HA	1.96	0.47
3:EC:67:PHE:CE1	3:EC:318:VAL:HG22	2.49	0.47
1:EA:1130:ALA:HB1	6:EF:82:THR:HB	1.94	0.47
7:EG:80:VAL:HG12	7:EG:82:LEU:HD23	1.95	0.47
8:EH:88:SER:OG	8:EH:89:LEU:N	2.47	0.47
10:EJ:16:ASP:C	10:EJ:18:TRP:H	2.18	0.47
1:FA:1102:LEU:HD22	1:FA:1141:GLN:HE21	1.79	0.47
1:FA:1617:THR:CB	1:FA:1620:GLN:HG2	2.41	0.47
1:FA:52:LEU:C	1:FA:54:LEU:H	2.18	0.47
1:FA:854:GLY:O	1:FA:974:THR:HB	2.13	0.47

*Continued on next page...*

*Continued from previous page...*

Atom-1	Atom-2	Interatomic distance (Å)	Clash overlap (Å)
2:FB:1073:GLU:CD	2:FB:1073:GLU:H	2.17	0.47
2:FB:472:SER:OG	2:FB:473:GLN:N	2.47	0.47
2:FB:772:VAL:HB	2:FB:946:ASP:OD2	2.14	0.47
2:FB:772:VAL:O	2:FB:946:ASP:HB2	2.13	0.47
2:FB:986:PHE:CD1	14:FN:160:VAL:HG21	2.49	0.47
6:FF:72:LYS:HD2	6:FF:141:GLY:C	2.34	0.47
12:FL:63:ARG:HG2	12:FL:64:LEU:N	2.25	0.47
14:FN:97:SER:HA	14:FN:104:LEU:O	2.14	0.47
1:AA:118:TYR:CD2	1:AA:223:PHE:HD1	2.33	0.47
1:AA:1202:LEU:HD22	9:AI:99:LEU:HD13	1.97	0.47
1:AA:1237:GLN:HB2	1:AA:1544:ASN:HB2	1.97	0.47
1:AA:512:THR:O	1:AA:516:ILE:HB	2.14	0.47
2:AB:323:ARG:O	2:AB:327:LEU:HG	2.14	0.47
10:AJ:6:ARG:HB3	10:AJ:11:GLY:O	2.13	0.47
1:BA:1200:MET:HG2	1:BA:1573:TYR:CD2	2.49	0.47
2:BB:1093:LEU:HA	2:BB:1093:LEU:HD12	1.64	0.47
2:BB:577:PHE:HE2	13:BM:26:PHE:O	1.96	0.47
2:BB:853:GLU:HB3	2:BB:879:PRO:HB3	1.95	0.47
2:BB:97:VAL:O	2:BB:421:LEU:HD22	2.14	0.47
3:BC:174:ARG:O	3:BC:178:THR:OG1	2.18	0.47
5:BE:22:MET:HA	5:BE:187:TYR:CZ	2.49	0.47
5:BE:80:VAL:HG22	5:BE:109:ILE:HB	1.96	0.47
7:BG:158:LYS:O	7:BG:162:ILE:HG13	2.14	0.47
11:BK:58:GLY:O	11:BK:60:SER:N	2.47	0.47
1:CA:1080:TYR:HB3	1:CA:1172:LEU:HD21	1.95	0.47
1:CA:1183:GLU:HA	6:CF:88:TYR:OH	2.14	0.47
1:CA:603:HIS:NE2	1:CA:624:TYR:OH	2.44	0.47
1:CA:70:LYS:C	1:CA:71:PHE:HD1	2.17	0.47
1:CA:843:ARG:NE	1:CA:945:CYS:O	2.42	0.47
2:CB:19:LEU:N	2:CB:19:LEU:HD23	2.29	0.47
2:CB:662:ASP:OD1	2:CB:663:ILE:N	2.47	0.47
14:CN:72:VAL:O	14:CN:73:ASP:C	2.53	0.47
1:DA:11:ILE:O	1:DA:11:ILE:HD12	2.14	0.47
1:DA:1248:ASP:O	1:DA:1251:ALA:HB3	2.14	0.47
1:DA:1291:VAL:HG22	1:DA:1473:LYS:CD	2.44	0.47
1:DA:250:LYS:HD3	1:DA:428:VAL:HG22	1.95	0.47
1:DA:498:PRO:HA	1:DA:499:PRO:HD3	1.66	0.47
2:DB:774:ALA:HA	2:DB:1028:VAL:HG12	1.96	0.47
2:DB:219:ARG:HG2	2:DB:221:SER:HB3	1.95	0.47
2:DB:744:LEU:HD12	2:DB:745:GLN:H	1.79	0.47
3:DC:136:LEU:HD13	3:DC:166:ASP:O	2.12	0.47

*Continued on next page...*

*Continued from previous page...*

Atom-1	Atom-2	Interatomic distance (Å)	Clash overlap (Å)
5:DE:177:ARG:HD3	5:DE:215:MET:HB2	1.95	0.47
7:DG:80:VAL:HG12	7:DG:82:LEU:CD2	2.44	0.47
1:DA:1202:LEU:HD11	9:DI:101:LEU:HD21	1.96	0.47
3:DC:321:LEU:HD11	11:DK:124:LEU:HD21	1.97	0.47
2:DB:888:ILE:HG13	12:DL:55:ILE:HA	1.95	0.47
14:DN:82:ILE:HB	14:DN:87:TYR:CE1	2.48	0.47
1:EA:1018:TYR:HD2	1:EA:1227:MET:HE1	1.79	0.47
1:EA:513:ALA:O	1:EA:516:ILE:HG22	2.14	0.47
1:EA:527:PRO:HG3	1:EA:534:THR:HA	1.95	0.47
1:EA:52:LEU:C	1:EA:54:LEU:H	2.18	0.47
3:EC:223:SER:OG	10:EJ:12:LYS:HA	2.14	0.47
7:EO:306:SER:O	7:EO:308:ILE:N	2.47	0.47
1:FA:1105:ARG:NH1	1:FA:1138:GLU:OE1	2.45	0.47
1:FA:261:ILE:HG22	1:FA:265:ARG:HE	1.78	0.47
2:FB:476:LEU:HA	2:FB:476:LEU:HD23	1.55	0.47
2:FB:895:PHE:O	2:FB:896:GLN:C	2.52	0.47
10:FJ:3:VAL:CG1	10:FJ:15:GLY:HA2	2.44	0.47
1:AA:1073:TYR:CZ	1:AA:1077:LEU:HD22	2.49	0.47
1:AA:335:LEU:O	1:AA:339:PHE:HD1	1.98	0.47
1:AA:669:LEU:H	1:AA:787:GLY:HA2	1.79	0.47
2:AB:290:ASP:O	2:AB:292:ILE:N	2.47	0.47
2:AB:660:LYS:HB3	2:AB:661:GLU:H	1.51	0.47
2:AB:70:GLU:HG2	2:AB:97:VAL:C	2.35	0.47
5:AE:64:PRO:HB3	5:AE:68:SER:HB2	1.96	0.47
7:AG:41:VAL:O	7:AG:122:LEU:HB2	2.13	0.47
1:BA:1049:MET:HG2	1:BA:1054:ALA:HB2	1.95	0.47
1:BA:555:LYS:O	1:BA:558:ALA:HB3	2.14	0.47
1:BA:646:GLU:OE1	2:BB:1084:THR:HB	2.14	0.47
2:BB:332:ASP:OD1	13:BM:114:LYS:HB2	2.14	0.47
2:BB:54:GLU:HB3	2:BB:55:GLY:H	1.55	0.47
5:BE:64:PRO:HB3	5:BE:68:SER:HB2	1.95	0.47
13:BM:10:ILE:HG22	13:BM:11:GLU:N	2.28	0.47
1:CA:507:TYR:HB3	1:CA:579:ARG:NH1	2.28	0.47
1:CA:736:LEU:HA	1:CA:736:LEU:HD22	1.61	0.47
1:CA:966:LEU:HD23	1:CA:969:PHE:CD2	2.48	0.47
2:CB:548:LYS:HA	2:CB:550:ARG:HH22	1.79	0.47
2:CB:586:VAL:HG22	2:CB:640:LEU:HD23	1.96	0.47
3:CC:51:GLU:HB3	3:CC:303:GLU:HA	1.96	0.47
5:CE:3:GLN:O	5:CE:7:ARG:HG2	2.14	0.47
11:CK:53:ALA:HB1	11:CK:104:ARG:HH12	1.79	0.47
13:CM:80:LEU:HD22	14:CN:51:GLN:OE1	2.14	0.47

*Continued on next page...*

*Continued from previous page...*

Atom-1	Atom-2	Interatomic distance (Å)	Clash overlap (Å)
1:CA:399:LEU:HD13	7:CO:271:PRO:HG2	1.95	0.47
3:DC:250:CYS:HB3	3:DC:279:VAL:HG13	1.95	0.47
5:DE:28:TYR:HA	5:DE:64:PRO:HA	1.96	0.47
8:DH:30:SER:HG	8:DH:33:GLN:N	2.11	0.47
1:DA:1202:LEU:HD11	9:DI:101:LEU:CG	2.43	0.47
13:DM:30:PHE:CE1	13:DM:62:TYR:HE2	2.33	0.47
1:EA:1148:LEU:HD11	1:EA:1167:ARG:HB2	1.96	0.47
1:EA:1217:LEU:HD11	1:EA:1572:ARG:NE	2.29	0.47
1:EA:1263:LEU:HA	1:EA:1498:ILE:HD11	1.96	0.47
1:EA:1260:LYS:HA	1:EA:1499:ARG:O	2.14	0.47
1:EA:197:LEU:HD23	1:EA:202:THR:O	2.14	0.47
1:EA:250:LYS:HD3	1:EA:428:VAL:HG22	1.95	0.47
1:EA:729:LYS:HE3	1:EA:779:GLY:O	2.14	0.47
2:EB:323:ARG:O	2:EB:327:LEU:HG	2.15	0.47
2:EB:713:PRO:HG3	9:EI:100:GLN:NE2	2.29	0.47
2:EB:956:SER:O	9:EI:107:GLY:HA2	2.13	0.47
2:EB:99:VAL:HG11	2:EB:139:LEU:HD13	1.96	0.47
3:EC:164:ALA:CB	3:EC:191:ILE:HB	2.43	0.47
9:EI:57:PRO:HA	9:EI:61:ARG:HG2	1.96	0.47
11:EK:117:LEU:O	11:EK:121:LEU:HB2	2.14	0.47
13:EM:26:PHE:CZ	13:EM:98:SER:HB2	2.49	0.47
1:FA:1240:LEU:HD23	1:FA:1541:ILE:HG23	1.96	0.47
1:FA:1272:VAL:CG1	1:FA:1273:THR:H	2.26	0.47
1:FA:1516:LYS:O	1:FA:1518:VAL:HB	2.15	0.47
2:FB:376:PHE:HB2	2:FB:592:ILE:HD11	1.97	0.47
2:FB:636:GLN:HG3	2:FB:637:TYR:N	2.29	0.47
3:FC:48:ASP:CG	3:FC:49:ALA:N	2.68	0.47
7:FG:41:VAL:HA	7:FG:42:PRO:HD3	1.78	0.47
13:FM:81:PHE:CD1	13:FM:88:ILE:HB	2.46	0.47
1:AA:1447:GLN:NE2	1:AA:1459:LYS:HG2	2.30	0.47
1:AA:1022:CYS:HA	1:AA:1615:TYR:OH	2.14	0.47
2:AB:1044:PHE:O	2:AB:1045:GLN:HB3	2.14	0.47
2:AB:1051:PRO:HA	7:AO:307:GLU:HB3	1.96	0.47
2:AB:151:ASN:N	2:AB:151:ASN:OD1	2.47	0.47
2:AB:161:LEU:HD12	2:AB:162:PRO:CD	2.41	0.47
2:AB:242:ASP:OD2	2:AB:414:LYS:NZ	2.32	0.47
2:AB:425:ILE:HG22	2:AB:426:ALA:N	2.29	0.47
2:AB:751:ILE:HG22	2:AB:770:ASN:OD1	2.14	0.47
2:AB:886:ASN:N	2:AB:902:SER:O	2.34	0.47
7:AG:29:ASP:O	7:AG:31:LYS:N	2.47	0.47
1:BA:1540:GLY:O	1:BA:1542:THR:N	2.44	0.47

*Continued on next page...*

*Continued from previous page...*

Atom-1	Atom-2	Interatomic distance (Å)	Clash overlap (Å)
1:BA:70:LYS:C	1:BA:71:PHE:HD1	2.18	0.47
4:BD:24:ALA:HA	7:BG:43:ILE:HG22	1.96	0.47
13:BM:26:PHE:CZ	13:BM:98:SER:HB2	2.49	0.47
1:CA:1028:GLU:HB3	1:CA:1187:ILE:HD11	1.95	0.47
1:CA:1472:PHE:O	1:CA:1473:LYS:HB3	2.13	0.47
1:CA:718:THR:O	8:CH:98:TYR:N	2.47	0.47
1:CA:67:LEU:HD13	1:CA:71:PHE:HB3	1.95	0.47
1:CA:719:ILE:O	1:CA:724:PRO:HA	2.14	0.47
1:CA:903:ILE:O	1:CA:907:VAL:HG23	2.14	0.47
1:CA:93:GLN:HG3	1:CA:1627:LEU:HD13	1.96	0.47
2:CB:470:LEU:HD22	2:CB:484:TYR:HE1	1.80	0.47
2:CB:718:GLN:CD	2:CB:920:ARG:HA	2.34	0.47
2:CB:744:LEU:HD12	2:CB:745:GLN:H	1.79	0.47
2:CB:787:MET:O	2:CB:788:ILE:HD13	2.15	0.47
2:CB:913:ILE:HD11	2:CB:929:ARG:N	2.28	0.47
3:CC:195:LYS:HB2	10:CJ:57:ILE:HD11	1.97	0.47
5:CE:5:ASN:ND2	5:CE:52:ARG:HH21	2.06	0.47
4:CD:47:LYS:NZ	7:CG:67:ASN:HD21	2.13	0.47
1:DA:1264:SER:HA	1:DA:1267:ILE:HD12	1.95	0.47
1:DA:1539:ASP:O	5:DE:147:HIS:CD2	2.68	0.47
1:DA:426:ALA:O	1:DA:430:ILE:HG22	2.14	0.47
1:DA:754:LYS:HB2	1:DA:782:ASP:OD2	2.14	0.47
1:DA:960:MET:O	1:DA:963:GLY:N	2.38	0.47
2:DB:627:GLY:O	2:DB:641:TYR:N	2.47	0.47
2:DB:859:CYS:SG	2:DB:860:ALA:N	2.87	0.47
2:DB:985:ILE:O	14:DN:160:VAL:HG22	2.15	0.47
3:DC:59:ILE:HD11	3:DC:63:ILE:HB	1.95	0.47
6:DF:76:LYS:HG3	6:DF:79:ARG:CZ	2.45	0.47
2:DB:300:SER:OG	9:DI:47:VAL:HG12	2.15	0.47
11:DK:58:GLY:C	11:DK:60:SER:N	2.68	0.47
13:DM:81:PHE:CD1	13:DM:88:ILE:HB	2.48	0.47
14:DN:71:PRO:HD2	14:DN:89:ILE:HD11	1.95	0.47
1:EA:103:LEU:HD11	1:EA:243:PHE:HZ	1.79	0.47
1:EA:1060:GLU:O	1:EA:1061:SER:C	2.52	0.47
1:EA:1451:ILE:HA	1:EA:1457:ILE:HB	1.96	0.47
2:EB:1198:TYR:CD2	2:EB:1198:TYR:N	2.82	0.47
2:EB:276:ILE:O	2:EB:280:LEU:HG	2.14	0.47
2:EB:76:GLY:HA3	2:EB:77:LYS:HZ2	1.79	0.47
4:ED:33:THR:O	4:ED:36:VAL:HB	2.14	0.47
5:EE:177:ARG:CZ	5:EE:179:GLN:HE22	2.28	0.47
5:EE:154:ILE:HB	5:EE:197:LYS:HB3	1.95	0.47

*Continued on next page...*



*Continued from previous page...*

Atom-1	Atom-2	Interatomic distance (Å)	Clash overlap (Å)
6:EF:123:LYS:O	6:EF:126:ALA:HB3	2.15	0.47
7:EG:10:ASN:HB3	7:EG:11:ARG:H	1.52	0.47
9:EI:11:LEU:HD12	9:EI:11:LEU:H	1.78	0.47
10:EJ:2:ILE:HG12	10:EJ:3:VAL:HG23	1.97	0.47
1:FA:1325:LEU:HD13	1:FA:1325:LEU:HA	1.72	0.47
1:FA:1485:MET:O	1:FA:1489:VAL:HG23	2.15	0.47
1:FA:1586:ALA:O	1:FA:1589:MET:N	2.46	0.47
1:FA:1589:MET:O	1:FA:1596:LEU:HB2	2.15	0.47
1:FA:533:ALA:HB2	1:FA:579:ARG:HA	1.96	0.47
1:FA:678:VAL:HG22	1:FA:781:LEU:O	2.14	0.47
2:FB:415:GLU:O	2:FB:418:ASP:HB3	2.15	0.47
2:FB:811:LEU:HD13	2:FB:823:GLN:NE2	2.24	0.47
2:FB:72:VAL:HA	2:FB:95:LEU:O	2.14	0.47
3:FC:228:ARG:NH1	14:FN:173:THR:H	2.13	0.47
6:FF:98:ALA:HB2	6:FF:118:LEU:HD13	1.97	0.47
7:FG:80:VAL:HG12	7:FG:82:LEU:HD23	1.96	0.47
8:FH:100:THR:O	8:FH:116:TYR:HA	2.14	0.47
12:FL:63:ARG:HH11	12:FL:63:ARG:HG3	1.80	0.47
2:AB:242:ASP:OD1	2:AB:244:THR:HG23	2.15	0.47
2:AB:359:LEU:HD22	2:AB:361:HIS:CE1	2.49	0.47
5:AE:170:LEU:HD13	5:AE:175:LEU:HD23	1.97	0.47
7:AG:62:MET:HA	7:AG:66:LEU:HB2	1.96	0.47
1:BA:1292:ILE:CD1	1:BA:1473:LYS:H	2.17	0.47
1:BA:1487:ASN:O	1:BA:1490:GLU:N	2.47	0.47
1:BA:480:ALA:HB2	2:BB:1046:VAL:HG23	1.95	0.47
1:BA:712:ILE:HD12	11:BK:88:PHE:CE1	2.50	0.47
2:BB:108:MET:SD	2:BB:120:LYS:HA	2.55	0.47
2:BB:960:ILE:O	2:BB:963:PHE:HB2	2.15	0.47
3:BC:227:TYR:CD1	3:BC:298:PHE:HD2	2.32	0.47
7:BG:50:ALA:HA	7:BG:113:PHE:CE2	2.48	0.47
1:CA:1067:GLU:O	1:CA:1069:CYS:N	2.47	0.47
1:CA:1270:VAL:HB	9:CI:51:THR:CG2	2.45	0.47
1:CA:1538:VAL:HA	1:CA:1541:ILE:HD11	1.96	0.47
1:CA:39:ASP:OD1	1:CA:41:LEU:N	2.46	0.47
1:CA:669:LEU:HA	1:CA:669:LEU:HD23	1.58	0.47
2:CB:622:ILE:H	2:CB:622:ILE:CD1	2.28	0.47
2:CB:891:GLU:HA	12:CL:54:ARG:HH11	1.78	0.47
3:CC:146:ALA:HB2	3:CC:156:LEU:HA	1.96	0.47
3:CC:62:SER:OG	3:CC:63:ILE:HD12	2.14	0.47
3:CC:75:VAL:HA	3:CC:76:PRO:HD3	1.76	0.47
1:CA:1658:ALA:CB	7:CG:107:ILE:HD11	2.45	0.47

*Continued on next page...*

*Continued from previous page...*

Atom-1	Atom-2	Interatomic distance (Å)	Clash overlap (Å)
1:CA:1276:THR:O	9:CI:44:ASN:HB3	2.14	0.47
2:CB:1002:LYS:NZ	14:CN:166:LEU:HD13	2.29	0.47
14:CN:64:ILE:C	14:CN:66:LYS:H	2.18	0.47
1:DA:1058:THR:C	1:DA:1060:GLU:N	2.67	0.47
1:DA:136:LEU:HD13	1:DA:189:VAL:HG23	1.95	0.47
1:DA:533:ALA:HB2	1:DA:579:ARG:HA	1.97	0.47
1:DA:603:HIS:NE2	1:DA:624:TYR:OH	2.46	0.47
1:DA:719:ILE:HG23	1:DA:723:TYR:O	2.14	0.47
1:DA:939:ASN:O	1:DA:942:GLN:HB2	2.14	0.47
2:DB:381:LEU:O	2:DB:385:VAL:HG23	2.15	0.47
3:DC:61:THR:HA	3:DC:298:PHE:CZ	2.50	0.47
7:DG:18:LYS:O	7:DG:20:HIS:N	2.47	0.47
13:DM:59:ARG:HD2	13:DM:60:LEU:HD21	1.97	0.47
1:EA:113:VAL:HG22	1:EA:182:LYS:HZ1	1.79	0.47
1:EA:1136:VAL:HG22	1:EA:1174:TYR:CD1	2.49	0.47
1:EA:659:THR:HG22	1:EA:666:VAL:HG22	1.96	0.47
1:EA:674:ILE:O	1:EA:678:VAL:HG23	2.14	0.47
1:EA:839:GLY:O	1:EA:842:TRP:HB2	2.15	0.47
2:EB:304:ASP:O	2:EB:308:LEU:HG	2.15	0.47
2:EB:205:MET:HB2	2:EB:502:MET:O	2.15	0.47
2:EB:757:TYR:CE2	2:EB:762:MET:HB3	2.49	0.47
4:ED:88:GLN:NE2	4:ED:91:ARG:HH21	2.13	0.47
7:EG:91:ASP:OD2	7:EG:103:LYS:HG2	2.14	0.47
7:EG:40:ARG:HD3	7:EG:123:TYR:HE1	1.79	0.47
14:EN:56:ILE:HG22	14:EN:57:LYS:H	1.80	0.47
1:FA:1117:SER:C	1:FA:1119:LYS:H	2.17	0.47
1:FA:473:GLY:HA2	2:FB:1071:VAL:O	2.15	0.47
1:FA:507:TYR:HB3	1:FA:579:ARG:NH1	2.30	0.47
1:FA:611:GLU:CD	1:FA:615:ARG:HD2	2.35	0.47
1:FA:669:LEU:HD13	1:FA:673:HIS:CG	2.49	0.47
3:FC:199:GLY:HA3	10:FJ:66:LEU:HD22	1.95	0.47
14:FN:55:LEU:HD12	14:FN:56:ILE:N	2.29	0.47
1:AA:1324:LEU:HD22	1:AA:1492:ILE:HG23	1.97	0.47
1:AA:537:GLN:HE21	1:AA:541:GLY:HA2	1.79	0.47
1:AA:589:MET:SD	1:AA:635:MET:HG3	2.55	0.47
1:AA:709:ARG:C	1:AA:711:LYS:H	2.14	0.47
1:AA:816:LEU:HG	1:AA:817:PHE:N	2.27	0.47
1:AA:903:ILE:O	1:AA:907:VAL:HG23	2.14	0.47
1:AA:952:LEU:HD21	1:AA:1000:MET:O	2.15	0.47
2:AB:1136:GLU:HG3	2:AB:1136:GLU:H	1.31	0.47
2:AB:315:LYS:HG3	2:AB:316:ARG:N	2.28	0.47

*Continued on next page...*

*Continued from previous page...*

Atom-1	Atom-2	Interatomic distance (Å)	Clash overlap (Å)
2:AB:728:THR:OG1	2:AB:766:PRO:O	2.20	0.47
2:AB:848:ILE:HD12	2:AB:885:VAL:CG2	2.45	0.47
2:AB:939:SER:OG	2:AB:943:ILE:N	2.48	0.47
7:AG:29:ASP:OD1	7:AG:29:ASP:N	2.41	0.47
8:AH:12:VAL:HB	8:AH:53:ASP:H	1.79	0.47
9:AI:72:LYS:HB2	9:AI:73:LYS:HE3	1.95	0.47
14:AN:71:PRO:HD2	14:AN:89:ILE:HD11	1.95	0.47
2:BB:290:ASP:O	2:BB:292:ILE:N	2.47	0.47
2:BB:848:ILE:HD12	2:BB:885:VAL:HG21	1.96	0.47
2:BB:871:ILE:HD13	2:BB:873:THR:HG22	1.97	0.47
4:BD:14:THR:OG1	4:BD:16:LEU:HB2	2.13	0.47
4:BD:90:LYS:HA	4:BD:93:GLN:HG2	1.97	0.47
14:BN:55:LEU:C	14:BN:56:ILE:HG13	2.34	0.47
1:CA:1555:VAL:HG13	1:CA:1556:GLU:H	1.78	0.47
1:CA:335:LEU:O	1:CA:339:PHE:HD1	1.98	0.47
2:CB:561:ILE:HB	2:CB:562:PRO:HD3	1.97	0.47
3:CC:228:ARG:HG3	3:CC:299:ILE:HD12	1.97	0.47
7:CO:289:LYS:HE2	7:CO:289:LYS:C	2.34	0.47
1:DA:1021:ARG:O	1:DA:1025:LYS:HB2	2.15	0.47
1:DA:1597:ALA:O	1:DA:1602:GLY:HA3	2.14	0.47
1:DA:719:ILE:HG22	1:DA:725:LEU:H	1.78	0.47
1:DA:907:VAL:HG12	1:DA:945:CYS:SG	2.55	0.47
2:DB:1043:LYS:HG2	2:DB:1063:ARG:HG2	1.96	0.47
2:DB:374:LEU:O	2:DB:378:ILE:HG12	2.14	0.47
2:DB:679:GLN:HG3	14:DN:155:VAL:O	2.14	0.47
2:DB:898:LEU:HD22	12:DL:46:VAL:HG22	1.97	0.47
3:DC:203:SER:O	3:DC:204:LEU:HB3	2.14	0.47
5:DE:176:PRO:HB2	5:DE:212:ARG:CD	2.44	0.47
7:DG:41:VAL:HA	7:DG:42:PRO:HD3	1.76	0.47
1:EA:113:VAL:O	1:EA:116:HIS:HB3	2.15	0.47
1:EA:1290:TYR:O	1:EA:1473:LYS:HG3	2.15	0.47
1:EA:335:LEU:O	1:EA:339:PHE:HD1	1.98	0.47
2:EB:1024:ALA:O	2:EB:1026:ILE:N	2.47	0.47
2:EB:141:LEU:HD23	2:EB:450:LEU:HD11	1.95	0.47
2:EB:362:LEU:HB2	2:EB:370:LYS:HE2	1.96	0.47
2:EB:532:HIS:CD2	2:EB:700:LEU:HD22	2.50	0.47
2:EB:73:ILE:HG23	2:EB:74:PHE:N	2.30	0.47
2:EB:931:TRP:HA	2:EB:932:PRO:HD3	1.80	0.47
3:EC:54:PHE:CZ	3:EC:300:PHE:HB3	2.50	0.47
13:EM:16:GLN:HB3	13:EM:92:LYS:H	1.79	0.47
1:FA:10:GLU:CG	1:FA:1645:LYS:HE3	2.44	0.47

*Continued on next page...*

*Continued from previous page...*

Atom-1	Atom-2	Interatomic distance (Å)	Clash overlap (Å)
1:FA:1451:ILE:HA	1:FA:1457:ILE:HB	1.96	0.47
1:FA:819:ASN:O	1:FA:822:THR:OG1	2.32	0.47
2:FB:1150:LYS:HZ2	2:FB:1150:LYS:N	2.11	0.47
2:FB:795:GLU:OE2	3:FC:216:HIS:HA	2.15	0.47
3:FC:48:ASP:OD2	3:FC:50:ARG:N	2.46	0.47
3:FC:54:PHE:CE1	3:FC:300:PHE:HB3	2.49	0.47
5:FE:133:GLU:HB3	5:FE:135:PHE:CE1	2.47	0.47
7:FG:140:GLN:HB3	7:FG:217:TRP:HD1	1.79	0.47
7:FG:95:LEU:HA	7:FG:95:LEU:HD23	1.73	0.47
8:FH:128:ASN:OD1	8:FH:130:ARG:HB2	2.14	0.47
1:AA:1066:PHE:HB3	1:AA:1147:PHE:CE2	2.50	0.47
1:AA:1263:LEU:O	1:AA:1265:GLU:N	2.47	0.47
1:AA:1457:ILE:HA	1:AA:1474:LEU:CD2	2.44	0.47
1:AA:719:ILE:HG23	1:AA:723:TYR:O	2.14	0.47
1:AA:966:LEU:HD11	1:AA:968:SER:HB3	1.95	0.47
2:AB:125:GLU:O	2:AB:129:ARG:HB2	2.14	0.47
2:AB:559:SER:C	2:AB:561:ILE:H	2.18	0.47
3:AC:225:ALA:HB2	3:AC:302:VAL:HG13	1.96	0.47
6:AF:138:LEU:O	6:AF:140:ASP:N	2.42	0.47
11:AK:47:ILE:HD11	11:AK:63:PHE:HB3	1.97	0.47
3:AC:102:GLY:HA3	12:AL:69:ALA:CB	2.44	0.47
1:BA:519:LEU:HD13	1:BA:577:VAL:HB	1.95	0.47
1:BA:674:ILE:HG12	1:BA:783:LYS:HB2	1.95	0.47
2:BB:260:PHE:HD2	2:BB:276:ILE:HG12	1.79	0.47
2:BB:425:ILE:HG22	2:BB:426:ALA:N	2.30	0.47
2:BB:470:LEU:HD22	2:BB:484:TYR:CE1	2.49	0.47
2:BB:548:LYS:HA	2:BB:550:ARG:NH2	2.30	0.47
7:BG:53:TYR:HB3	7:BG:56:ASN:O	2.14	0.47
1:CA:1105:ARG:HH22	1:CA:1138:GLU:CD	2.18	0.47
1:CA:1170:MET:HA	1:CA:1173:LYS:HB3	1.97	0.47
1:CA:1612:LYS:HB3	1:CA:1621:PHE:CG	2.49	0.47
1:CA:93:GLN:HB2	1:CA:355:PHE:HE2	1.78	0.47
2:CB:323:ARG:O	2:CB:327:LEU:HG	2.15	0.47
2:CB:575:HIS:NE2	13:CM:76:TYR:OH	2.40	0.47
3:CC:67:PHE:O	3:CC:70:ILE:HB	2.15	0.47
11:CK:135:PHE:CE2	11:CK:139:ILE:HG13	2.49	0.47
14:CN:58:PHE:CD1	14:CN:58:PHE:N	2.83	0.47
1:DA:1028:GLU:HA	1:DA:1187:ILE:CG1	2.41	0.47
1:DA:1105:ARG:HH12	1:DA:1138:GLU:CD	2.17	0.47
1:DA:885:ASP:O	1:DA:889:SER:HB3	2.14	0.47
2:DB:1093:LEU:HD12	2:DB:1093:LEU:HA	1.62	0.47

*Continued on next page...*

*Continued from previous page...*

Atom-1	Atom-2	Interatomic distance (Å)	Clash overlap (Å)
2:DB:196:VAL:HG13	2:DB:462:GLN:HG2	1.97	0.47
2:DB:468:GLY:O	2:DB:482:SER:HA	2.13	0.47
3:DC:134:LEU:HD23	3:DC:169:PHE:HA	1.97	0.47
6:DF:100:GLN:HG2	7:DG:112:PRO:HB3	1.97	0.47
9:DI:103:SER:HB3	9:DI:104:ALA:H	1.59	0.47
1:EA:1477:ALA:O	1:EA:1480:THR:OG1	2.29	0.47
2:EB:1123:ILE:HD12	2:EB:1124:SER:H	1.79	0.47
2:EB:539:CYS:C	2:EB:541:LEU:H	2.18	0.47
2:EB:379:ARG:CZ	2:EB:580:GLY:HA2	2.45	0.47
2:EB:954:PHE:N	2:EB:955:PRO:HD2	2.30	0.47
2:EB:962:MET:O	2:EB:965:GLU:N	2.47	0.47
1:FA:1539:ASP:O	5:FE:147:HIS:CD2	2.68	0.47
2:FB:774:ALA:HA	2:FB:1028:VAL:CG1	2.45	0.47
2:FB:1052:VAL:HG22	7:FO:307:GLU:O	2.15	0.47
2:FB:209:GLN:OE1	2:FB:237:ARG:HB2	2.15	0.47
1:AA:1170:MET:HA	1:AA:1173:LYS:HB3	1.96	0.47
1:AA:509:GLU:OE1	1:AA:579:ARG:NH2	2.40	0.47
1:AA:896:THR:HG21	1:AA:956:ARG:NH1	2.30	0.47
2:AB:293:ILE:HD12	2:AB:302:LEU:HB3	1.96	0.47
2:AB:870:LYS:HE2	2:AB:870:LYS:HB2	1.50	0.47
3:AC:253:PRO:CG	14:AN:180:PHE:CD1	2.97	0.47
7:AG:158:LYS:HE3	7:AG:246:ASP:OD1	2.15	0.47
11:AK:58:GLY:C	11:AK:60:SER:N	2.67	0.47
12:AL:61:THR:O	12:AL:63:ARG:N	2.48	0.47
1:BA:480:ALA:HB1	1:BA:501:PHE:CZ	2.50	0.47
1:BA:596:HIS:N	1:BA:596:HIS:CD2	2.80	0.47
2:BB:1058:GLN:H	2:BB:1058:GLN:HG3	1.48	0.47
2:BB:656:LEU:HD21	2:BB:689:VAL:HG12	1.97	0.47
5:BE:127:ILE:HD11	5:BE:132:ILE:HD11	1.96	0.47
8:BH:63:LEU:HB3	8:BH:89:LEU:H	1.78	0.47
9:BI:13:CYS:HB3	9:BI:33:CYS:HB3	1.96	0.47
10:BJ:3:VAL:CG1	10:BJ:15:GLY:HA2	2.45	0.47
1:CA:10:GLU:CG	1:CA:1645:LYS:HE3	2.45	0.47
1:CA:1621:PHE:O	1:CA:1624:LYS:HB2	2.15	0.47
1:CA:126:GLN:NE2	1:CA:340:HIS:O	2.48	0.47
1:CA:693:GLN:O	1:CA:696:ILE:HB	2.15	0.47
1:CA:956:ARG:HG2	1:CA:979:GLY:O	2.14	0.47
2:CB:242:ASP:OD1	2:CB:244:THR:HG23	2.15	0.47
2:CB:360:VAL:HA	2:CB:370:LYS:NZ	2.19	0.47
2:CB:534:PRO:O	2:CB:539:CYS:HA	2.14	0.47
2:CB:73:ILE:HG23	2:CB:74:PHE:N	2.30	0.47

*Continued on next page...*

*Continued from previous page...*

Atom-1	Atom-2	Interatomic distance (Å)	Clash overlap (Å)
2:CB:960:ILE:O	2:CB:963:PHE:HB2	2.14	0.47
3:CC:303:GLU:OE1	10:CJ:43:ARG:NH2	2.48	0.47
3:CC:48:ASP:OD2	3:CC:50:ARG:N	2.46	0.47
7:CG:159:LYS:HZ3	7:DO:276:LYS:HA	1.80	0.47
10:CJ:33:GLY:O	10:CJ:47:ARG:NH2	2.48	0.47
2:CB:346:ASP:OD1	13:CM:113:ILE:HG23	2.15	0.47
14:CN:56:ILE:HG22	14:CN:57:LYS:H	1.80	0.47
1:DA:1085:LEU:H	1:DA:1085:LEU:HG	1.50	0.47
1:DA:1229:ALA:CB	1:DA:1597:ALA:HB2	2.45	0.47
1:DA:1446:ARG:HH12	1:DA:1462:PHE:HB3	1.80	0.47
1:DA:735:VAL:O	1:DA:739:VAL:HG22	2.14	0.47
1:DA:804:GLU:H	1:DA:804:GLU:CD	2.16	0.47
2:DB:1077:ASP:O	2:DB:1080:ILE:HB	2.15	0.47
2:DB:716:MET:O	2:DB:719:CYS:HB2	2.14	0.47
3:DC:85:PHE:HA	3:DC:204:LEU:HD13	1.95	0.47
3:DC:237:GLN:NE2	3:DC:288:LYS:HE2	2.29	0.47
6:DF:93:ILE:HA	6:DF:93:ILE:HD13	1.62	0.47
1:DA:888:LYS:HG2	9:DI:67:VAL:HG21	1.97	0.47
14:DN:55:LEU:C	14:DN:56:ILE:HG13	2.34	0.47
1:EA:1056:ASP:OD1	1:EA:1058:THR:HG23	2.15	0.47
1:EA:699:CYS:O	1:EA:812:VAL:HG22	2.14	0.47
1:EA:707:THR:O	1:EA:708:THR:OG1	2.31	0.47
1:EA:67:LEU:HD13	1:EA:71:PHE:HB3	1.97	0.47
2:EB:887:LEU:O	2:EB:887:LEU:HD22	2.14	0.47
4:ED:14:THR:OG1	4:ED:16:LEU:HB2	2.15	0.47
5:EE:170:LEU:HD13	5:EE:175:LEU:HD23	1.96	0.47
4:ED:82:LEU:HD22	7:EG:67:ASN:ND2	2.28	0.47
10:EJ:18:TRP:O	10:EJ:22:LEU:HG	2.15	0.47
1:FA:1617:THR:OG1	1:FA:1617:THR:O	2.33	0.47
1:FA:16:PHE:N	1:FA:16:PHE:CD1	2.83	0.47
1:FA:457:LYS:C	1:FA:459:ALA:N	2.67	0.47
1:FA:498:PRO:HA	1:FA:499:PRO:HD3	1.66	0.47
1:FA:631:ASP:N	1:FA:631:ASP:OD1	2.45	0.47
5:FE:152:LYS:HE3	5:FE:154:ILE:HD11	1.95	0.47
5:FE:178:ILE:HD12	5:FE:179:GLN:N	2.30	0.47
7:FO:296:ASP:CG	7:FO:297:LEU:N	2.68	0.47
1:AA:1054:ALA:O	1:AA:1179:ILE:HG22	2.15	0.47
2:AB:190:ILE:HG12	2:AB:191:GLY:O	2.15	0.47
2:AB:349:VAL:O	2:AB:353:VAL:HG23	2.14	0.47
2:AB:38:LEU:H	2:AB:38:LEU:HD22	1.79	0.47
2:AB:398:GLN:HB3	2:AB:399:HIS:ND1	2.29	0.47

*Continued on next page...*

*Continued from previous page...*

Atom-1	Atom-2	Interatomic distance (Å)	Clash overlap (Å)
2:AB:902:SER:OG	2:AB:903:ILE:N	2.46	0.47
1:BA:1024:THR:O	1:BA:1028:GLU:N	2.48	0.47
1:BA:1553:TYR:CD1	5:BE:144:ILE:HB	2.50	0.47
1:BA:1559:ARG:HD2	1:BA:1587:ASP:OD1	2.15	0.47
2:BB:586:VAL:O	2:BB:593:ILE:HG22	2.15	0.47
3:BC:173:GLY:C	3:BC:175:GLN:H	2.18	0.47
1:CA:113:VAL:HG13	1:CA:182:LYS:CG	2.43	0.47
1:CA:90:PHE:CE1	1:CA:1623:THR:HG23	2.49	0.47
1:CA:431:GLN:O	1:CA:435:ASN:ND2	2.48	0.47
1:CA:604:LYS:HZ2	6:CF:119:ARG:HH22	1.62	0.47
1:CA:484:ILE:HG23	1:CA:631:ASP:O	2.15	0.47
2:CB:234:ILE:HB	2:CB:250:LEU:HB2	1.95	0.47
2:CB:141:LEU:HD23	2:CB:450:LEU:HD11	1.96	0.47
3:CC:77:SER:OG	3:CC:78:VAL:N	2.47	0.47
1:CA:721:LYS:H	8:CH:96:VAL:HB	1.80	0.47
11:CK:117:LEU:O	11:CK:121:LEU:HB2	2.15	0.47
1:DA:1028:GLU:HB3	1:DA:1187:ILE:HD11	1.96	0.47
1:DA:1218:GLY:O	1:DA:1222:LEU:HD22	2.14	0.47
1:DA:1342:PRO:HD2	2:DB:272:PRO:HG3	1.96	0.47
1:DA:699:CYS:SG	1:DA:700:ILE:N	2.88	0.47
2:DB:778:TYR:CE2	2:DB:937:PRO:HD3	2.50	0.47
3:DC:83:VAL:HG22	3:DC:206:ALA:HB1	1.96	0.47
3:DC:216:HIS:CE1	3:DC:218:LYS:HB3	2.50	0.47
3:DC:86:PHE:HE2	3:DC:205:LYS:HE3	1.80	0.47
6:DF:98:ALA:HB2	6:DF:118:LEU:HD13	1.97	0.47
8:DH:128:ASN:OD1	8:DH:130:ARG:HB2	2.14	0.47
8:DH:59:ILE:HG12	8:DH:141:TYR:O	2.15	0.47
12:DL:30:ILE:O	12:DL:57:LEU:HD12	2.14	0.47
2:DB:975:HIS:HE1	14:DN:167:LYS:O	1.98	0.47
1:EA:693:GLN:O	1:EA:696:ILE:HB	2.15	0.47
1:EA:803:PRO:O	1:EA:806:ALA:HB3	2.15	0.47
1:EA:855:ARG:NH1	1:EA:868:THR:O	2.45	0.47
2:EB:470:LEU:HD22	2:EB:484:TYR:CE1	2.50	0.47
2:EB:846:PRO:HG3	2:EB:858:ILE:O	2.14	0.47
3:EC:172:GLN:HB2	3:EC:175:GLN:NE2	2.29	0.47
3:EC:248:GLN:HG3	3:EC:256:ILE:O	2.15	0.47
3:EC:95:GLU:HG2	3:EC:96:VAL:N	2.29	0.47
4:ED:24:ALA:HA	7:EG:43:ILE:HA	1.96	0.47
7:EG:80:VAL:O	7:EG:124:VAL:HG13	2.15	0.47
7:EG:29:ASP:OD1	7:EG:29:ASP:N	2.43	0.47
1:FA:1095:LEU:HD21	1:FA:1134:GLY:HA3	1.97	0.47

*Continued on next page...*

*Continued from previous page...*

Atom-1	Atom-2	Interatomic distance (Å)	Clash overlap (Å)
1:FA:603:HIS:NE2	1:FA:624:TYR:OH	2.43	0.47
1:FA:93:GLN:HG3	1:FA:1627:LEU:HD13	1.97	0.47
2:FB:276:ILE:O	2:FB:280:LEU:HG	2.15	0.47
2:FB:979:GLN:HA	2:FB:979:GLN:OE1	2.15	0.47
10:FJ:6:ARG:HB3	10:FJ:11:GLY:O	2.14	0.47
1:AA:1217:LEU:HD11	1:AA:1572:ARG:CD	2.44	0.47
1:AA:1227:MET:HE2	1:AA:1227:MET:HB3	1.66	0.47
1:AA:914:ASP:O	1:AA:919:LYS:NZ	2.33	0.47
2:AB:913:ILE:HD11	2:AB:929:ARG:N	2.30	0.47
7:AG:105:ILE:HG23	7:AG:115:PHE:O	2.14	0.47
7:AG:82:LEU:HG	7:AG:124:VAL:HA	1.96	0.47
13:AM:65:TYR:O	13:AM:97:VAL:N	2.41	0.47
1:AA:371:SER:HA	7:AO:310:TYR:O	2.15	0.47
1:BA:534:THR:OG1	1:BA:535:GLN:HG2	2.15	0.47
1:BA:947:LEU:HB2	1:BA:982:VAL:HG21	1.96	0.47
2:BB:274:VAL:HA	2:BB:277:LEU:HD12	1.97	0.47
2:BB:728:THR:HG21	2:BB:765:PHE:HA	1.95	0.47
2:BB:843:ASP:HB2	2:BB:845:LEU:HD21	1.97	0.47
7:BG:105:ILE:HG23	7:BG:115:PHE:O	2.13	0.47
7:BG:139:ILE:CD1	7:BG:140:GLN:H	2.27	0.47
2:BB:346:ASP:H	13:BM:113:ILE:HG13	1.79	0.47
1:CA:1067:GLU:C	1:CA:1069:CYS:N	2.68	0.47
1:CA:1168:ALA:O	1:CA:1171:GLN:N	2.48	0.47
1:CA:1543:SER:OG	1:CA:1544:ASN:N	2.48	0.47
1:CA:480:ALA:HB2	2:CB:1046:VAL:HA	1.97	0.47
2:CB:14:ALA:HB2	2:CB:980:ASP:CB	2.44	0.47
2:CB:220:PRO:O	2:CB:223:ALA:HB3	2.15	0.47
2:CB:971:ALA:O	2:CB:973:ALA:N	2.48	0.47
3:CC:131:THR:HG23	3:CC:209:ILE:HG22	1.97	0.47
1:DA:1342:PRO:HG3	2:DB:259:THR:HG22	1.97	0.47
1:DA:513:ALA:O	1:DA:516:ILE:HG22	2.15	0.47
2:DB:169:ARG:HA	2:DB:169:ARG:HD3	1.74	0.47
2:DB:562:PRO:HG3	2:DB:588:ILE:HD13	1.96	0.47
2:DB:652:PRO:O	2:DB:653:VAL:HG13	2.15	0.47
2:DB:872:LYS:HA	2:DB:872:LYS:HD3	1.71	0.47
2:DB:858:ILE:HD13	2:DB:873:THR:O	2.14	0.47
1:DA:644:ARG:HH21	6:DF:118:LEU:HD23	1.79	0.47
8:DH:5:LEU:CD2	8:DH:135:LEU:HD23	2.43	0.47
7:DO:266:GLN:HB3	7:DO:267:ALA:H	1.55	0.47
1:EA:703:GLU:H	1:EA:703:GLU:CD	2.18	0.47
1:EA:713:VAL:HG23	1:EA:738:ASN:OD1	2.15	0.47

*Continued on next page...*



*Continued from previous page...*

Atom-1	Atom-2	Interatomic distance (Å)	Clash overlap (Å)
2:EB:1136:GLU:H	2:EB:1136:GLU:HG3	1.40	0.47
2:EB:611:TRP:C	2:EB:620:LEU:HD21	2.35	0.47
2:EB:59:GLY:O	2:EB:61:LEU:N	2.48	0.47
5:EE:7:ARG:O	5:EE:11:ARG:HG3	2.15	0.47
10:EJ:3:VAL:HG12	10:EJ:15:GLY:HA2	1.95	0.47
11:EK:59:THR:HA	11:EK:107:THR:HG23	1.96	0.47
1:FA:1022:CYS:SG	1:FA:1598:PHE:HB2	2.55	0.47
1:FA:1094:ALA:HB1	1:FA:1135:SER:HB2	1.97	0.47
1:FA:197:LEU:HD23	1:FA:202:THR:O	2.15	0.47
1:FA:32:ILE:HG21	1:FA:49:LEU:HD23	1.97	0.47
1:FA:829:GLY:HA2	2:FB:1027:TYR:CD2	2.50	0.47
2:FB:125:GLU:O	2:FB:129:ARG:HB2	2.14	0.47
3:FC:128:ASP:C	3:FC:130:ASN:H	2.19	0.47
3:FC:174:ARG:O	3:FC:178:THR:OG1	2.14	0.47
3:FC:51:GLU:HB3	3:FC:303:GLU:HA	1.96	0.47
1:FA:510:PRO:HG2	6:FF:102:SER:OG	2.14	0.47
1:AA:1102:LEU:HD12	1:AA:1105:ARG:HE	1.79	0.47
1:AA:670:ILE:HD13	1:AA:670:ILE:H	1.80	0.47
2:AB:1104:CYS:HB2	2:AB:1128:CYS:SG	2.54	0.47
2:AB:274:VAL:HG11	2:AB:313:PHE:HB2	1.97	0.47
2:AB:389:CYS:HB2	2:AB:635:GLY:O	2.15	0.47
2:AB:527:PHE:CE2	2:AB:651:ARG:HD3	2.50	0.47
9:AI:113:THR:HG23	9:AI:120:LYS:HB3	1.97	0.47
2:AB:898:LEU:HD22	12:AL:46:VAL:HG13	1.97	0.47
14:AN:56:ILE:HG22	14:AN:57:LYS:H	1.79	0.47
1:BA:1117:SER:OG	1:BA:1117:SER:O	2.27	0.47
1:BA:1579:PHE:HA	1:BA:1582:LEU:HG	1.96	0.47
1:BA:472:MET:SD	1:BA:1025:LYS:NZ	2.70	0.47
1:BA:879:LEU:HD12	1:BA:972:TYR:HB3	1.97	0.47
3:BC:69:ARG:HD3	11:BK:71:THR:OG1	2.15	0.47
11:BK:75:ALA:O	11:BK:79:VAL:HG23	2.15	0.47
13:BM:62:TYR:O	13:BM:63:GLU:HG3	2.15	0.47
1:CA:1451:ILE:HA	1:CA:1457:ILE:HB	1.96	0.47
1:CA:1559:ARG:O	1:CA:1563:VAL:HG23	2.15	0.47
2:CB:108:MET:SD	2:CB:120:LYS:HA	2.55	0.47
2:CB:104:ILE:HD12	2:CB:169:ARG:HG3	1.96	0.47
2:CB:548:LYS:HA	2:CB:550:ARG:CZ	2.45	0.47
2:CB:626:ILE:N	2:CB:668:GLU:OE2	2.47	0.47
2:CB:821:ILE:HD11	2:CB:899:GLN:OE1	2.15	0.47
3:CC:237:GLN:NE2	3:CC:288:LYS:HE2	2.29	0.47
6:CF:138:LEU:HB3	6:CF:140:ASP:OD1	2.15	0.47

*Continued on next page...*

*Continued from previous page...*

Atom-1	Atom-2	Interatomic distance (Å)	Clash overlap (Å)
8:CH:40:LEU:HD12	8:CH:41:ASP:N	2.30	0.47
13:CM:10:ILE:HG22	13:CM:11:GLU:N	2.30	0.47
14:CN:31:LYS:O	14:CN:33:LYS:N	2.48	0.47
1:DA:93:GLN:HB2	1:DA:355:PHE:HE2	1.80	0.47
1:DA:416:ARG:O	1:DA:419:ILE:HB	2.15	0.47
5:DE:18:THR:HA	5:DE:21:GLU:OE1	2.15	0.47
10:DJ:6:ARG:HB3	10:DJ:11:GLY:O	2.13	0.47
1:EA:1227:MET:HB3	1:EA:1227:MET:HE2	1.71	0.47
1:EA:864:LEU:HD11	1:EA:875:LEU:HA	1.97	0.47
2:EB:523:GLU:H	2:EB:523:GLU:HG2	1.40	0.47
4:ED:94:ARG:HD2	4:ED:99:LEU:HD13	1.96	0.47
7:EG:140:GLN:HB3	7:EG:217:TRP:CD1	2.50	0.47
9:EI:94:MET:SD	9:EI:121:PHE:HE1	2.38	0.47
13:EM:89:GLN:O	13:EM:90:LEU:HD23	2.14	0.47
1:FA:1463:ASP:HB2	1:FA:1469:TRP:CD1	2.49	0.47
1:FA:1484:LEU:HD13	2:FB:305:ARG:CZ	2.44	0.47
1:FA:669:LEU:HD23	1:FA:669:LEU:HA	1.56	0.47
2:FB:1178:ILE:HD12	2:FB:1182:LEU:HB3	1.95	0.47
2:FB:301:PHE:CD1	2:FB:302:LEU:HD23	2.49	0.47
2:FB:859:CYS:SG	2:FB:860:ALA:N	2.88	0.47
3:FC:285:PHE:C	3:FC:287:ASP:H	2.19	0.47
3:FC:81:GLU:HA	3:FC:81:GLU:OE1	2.15	0.47
5:FE:41:ASP:O	5:FE:44:ALA:HB3	2.15	0.47
7:FG:100:THR:C	7:FG:102:GLU:N	2.68	0.47
7:FG:165:ASP:OD2	7:FG:220:SER:HA	2.15	0.47
1:AA:1344:ILE:H	1:AA:1344:ILE:HD12	1.79	0.46
1:AA:1217:LEU:CD1	1:AA:1573:TYR:HE1	2.27	0.46
1:AA:18:ILE:HA	2:AB:1193:GLY:O	2.14	0.46
1:AA:748:ASN:HD22	1:AA:748:ASN:H	1.63	0.46
1:AA:819:ASN:O	1:AA:822:THR:OG1	2.33	0.46
2:AB:1048:SER:OG	2:AB:1049:THR:N	2.49	0.46
2:AB:262:PHE:O	2:AB:268:GLU:HG2	2.15	0.46
3:AC:172:GLN:H	3:AC:175:GLN:HB2	1.80	0.46
4:AD:24:ALA:HA	7:AG:43:ILE:HA	1.97	0.46
8:AH:9:ILE:HD13	8:AH:56:THR:HG23	1.95	0.46
10:AJ:45:CYS:O	10:AJ:49:MET:HG2	2.15	0.46
1:BA:1291:VAL:HG22	1:BA:1473:LYS:CD	2.45	0.46
1:BA:1450:ILE:O	1:BA:1454:HIS:ND1	2.39	0.46
1:BA:1617:THR:OG1	1:BA:1617:THR:O	2.33	0.46
1:BA:498:PRO:HA	1:BA:499:PRO:HD3	1.75	0.46
1:BA:816:LEU:HG	1:BA:817:PHE:N	2.30	0.46

*Continued on next page...*

*Continued from previous page...*

Atom-1	Atom-2	Interatomic distance (Å)	Clash overlap (Å)
1:BA:976:ALA:HB1	1:BA:981:TYR:HB3	1.96	0.46
2:BB:970:LYS:HG2	2:BB:1000:LEU:HD21	1.96	0.46
2:BB:1006:ASN:HB3	2:BB:1010:ASN:O	2.15	0.46
2:BB:497:ILE:HA	2:BB:497:ILE:HD12	1.69	0.46
2:BB:72:VAL:HG13	2:BB:95:LEU:O	2.14	0.46
2:BB:974:LEU:O	10:BJ:47:ARG:NH1	2.48	0.46
3:BC:67:PHE:CE1	3:BC:318:VAL:HG22	2.50	0.46
11:BK:117:LEU:O	11:BK:121:LEU:HB2	2.15	0.46
1:CA:1200:MET:HG2	1:CA:1573:TYR:CD2	2.50	0.46
1:CA:113:VAL:HG11	1:CA:181:LEU:HD23	1.97	0.46
1:CA:223:PHE:CZ	1:CA:227:LEU:HD21	2.50	0.46
2:CB:1073:GLU:O	2:CB:1076:ARG:HB3	2.15	0.46
2:CB:286:ARG:HG2	13:CM:27:PHE:CG	2.50	0.46
2:CB:425:ILE:HG22	2:CB:426:ALA:N	2.30	0.46
1:CA:1137:SER:HB2	5:CE:205:SER:HB2	1.96	0.46
9:CI:99:LEU:HB2	9:CI:111:PHE:CZ	2.43	0.46
13:CM:51:PHE:O	13:CM:66:THR:HG23	2.15	0.46
1:DA:1105:ARG:NH2	1:DA:1138:GLU:OE2	2.46	0.46
1:DA:95:TYR:CZ	1:DA:245:LYS:HB3	2.50	0.46
1:DA:829:GLY:HA2	2:DB:1027:TYR:CD2	2.50	0.46
2:DB:104:ILE:HD12	2:DB:169:ARG:HG3	1.97	0.46
2:DB:211:ARG:N	2:DB:401:GLU:OE2	2.49	0.46
2:DB:276:ILE:O	2:DB:280:LEU:HG	2.14	0.46
2:DB:376:PHE:HB2	2:DB:592:ILE:HD11	1.97	0.46
2:DB:751:ILE:HG22	2:DB:770:ASN:OD1	2.15	0.46
2:DB:954:PHE:H	2:DB:955:PRO:HD2	1.80	0.46
5:DE:143:ASN:HB3	5:DE:146:HIS:CE1	2.50	0.46
1:EA:1269:LYS:HD2	1:EA:1271:ILE:HD11	1.97	0.46
1:EA:1296:PHE:O	1:EA:1468:LYS:NZ	2.44	0.46
1:EA:32:ILE:HG23	1:EA:47:GLY:O	2.15	0.46
1:EA:719:ILE:HG23	1:EA:723:TYR:O	2.14	0.46
2:EB:567:SER:HB2	14:EN:59:PRO:CB	2.43	0.46
2:EB:832:TRP:HE3	2:EB:834:LYS:H	1.63	0.46
2:EB:876:SER:C	2:EB:878:GLU:H	2.15	0.46
3:EC:328:LEU:HD13	3:EC:328:LEU:HA	1.50	0.46
3:EC:48:ASP:CG	3:EC:49:ALA:N	2.68	0.46
5:EE:28:TYR:HA	5:EE:64:PRO:HA	1.97	0.46
11:EK:77:ARG:HG3	11:EK:78:TYR:N	2.30	0.46
1:FA:118:TYR:CD2	1:FA:223:PHE:HD1	2.33	0.46
1:FA:426:ALA:O	1:FA:430:ILE:HG22	2.15	0.46
1:FA:527:PRO:HG3	1:FA:534:THR:HA	1.96	0.46

*Continued on next page...*

*Continued from previous page...*

Atom-1	Atom-2	Interatomic distance (Å)	Clash overlap (Å)
1:FA:719:ILE:HG23	1:FA:723:TYR:O	2.14	0.46
2:FB:428:VAL:O	2:FB:432:ILE:HD12	2.14	0.46
6:FF:106:PRO:HG2	7:FG:55:GLU:HG2	1.97	0.46
13:FM:62:TYR:O	13:FM:63:GLU:HG3	2.15	0.46
14:FN:97:SER:OG	14:FN:98:SER:N	2.48	0.46
1:AA:1220:PRO:O	1:AA:1223:ARG:HB2	2.16	0.46
1:AA:579:ARG:HH11	1:AA:579:ARG:HG3	1.80	0.46
2:AB:1120:ILE:HD11	7:BO:287:GLU:HG3	1.97	0.46
2:AB:138:LEU:O	2:AB:139:LEU:HD23	2.15	0.46
2:AB:260:PHE:HD1	2:AB:261:ARG:N	2.13	0.46
2:AB:275:MET:SD	2:AB:330:LEU:HD21	2.56	0.46
2:AB:906:ARG:HD2	3:AC:93:GLN:HG3	1.96	0.46
5:AE:64:PRO:HG2	5:AE:75:MET:HB3	1.97	0.46
13:AM:81:PHE:HB3	14:AN:52:GLN:O	2.15	0.46
1:BA:1070:LEU:HD11	1:BA:1161:VAL:HG11	1.98	0.46
1:BA:1269:LYS:HD2	1:BA:1271:ILE:HD11	1.97	0.46
1:BA:379:GLU:HB3	7:BO:292:HIS:CD2	2.51	0.46
1:BA:985:ARG:HG2	1:BA:988:SER:H	1.79	0.46
2:BB:1044:PHE:O	2:BB:1045:GLN:HB3	2.16	0.46
1:BA:1622:LEU:HD11	2:BB:1194:ILE:HD13	1.97	0.46
2:BB:397:THR:HA	2:BB:400:GLN:OE1	2.15	0.46
2:BB:379:ARG:CZ	2:BB:580:GLY:HA2	2.45	0.46
3:BC:245:ARG:H	3:BC:245:ARG:HD2	1.81	0.46
4:BD:33:THR:O	4:BD:36:VAL:HB	2.15	0.46
6:BF:97:ARG:HA	6:BF:100:GLN:HG3	1.97	0.46
1:BA:1657:LEU:HA	7:BG:107:ILE:HG12	1.98	0.46
9:BI:20:PRO:O	9:BI:22:ALA:N	2.48	0.46
14:BN:71:PRO:HD2	14:BN:89:ILE:HD11	1.97	0.46
1:CA:1450:ILE:O	1:CA:1454:HIS:ND1	2.41	0.46
1:CA:1564:ASN:O	1:CA:1567:ASN:HB3	2.15	0.46
1:CA:678:VAL:HG22	1:CA:781:LEU:O	2.14	0.46
2:CB:244:THR:OG1	2:CB:244:THR:O	2.32	0.46
2:CB:161:LEU:HD11	2:CB:409:TYR:CE2	2.50	0.46
2:CB:791:LYS:NZ	3:CC:215:ASP:O	2.48	0.46
3:CC:59:ILE:HG12	3:CC:60:ASP:N	2.30	0.46
7:CG:38:ILE:H	7:CG:38:ILE:HG13	1.20	0.46
13:CM:112:LYS:O	13:CM:113:ILE:HG13	2.15	0.46
1:DA:1102:LEU:CD1	1:DA:1105:ARG:HH21	2.29	0.46
2:DB:38:LEU:O	2:DB:40:GLU:N	2.48	0.46
2:DB:415:GLU:O	2:DB:418:ASP:HB3	2.15	0.46
2:DB:532:HIS:CE1	2:DB:544:HIS:CE1	3.03	0.46

*Continued on next page...*

*Continued from previous page...*

Atom-1	Atom-2	Interatomic distance (Å)	Clash overlap (Å)
2:DB:636:GLN:HG3	2:DB:637:TYR:N	2.30	0.46
2:DB:832:TRP:HE3	2:DB:834:LYS:H	1.61	0.46
3:DC:65:ASN:OD1	3:DC:68:ARG:NH1	2.47	0.46
3:DC:85:PHE:CG	3:DC:204:LEU:HD13	2.50	0.46
1:EA:1238:MET:SD	1:EA:1524:VAL:HA	2.56	0.46
1:EA:1240:LEU:HD11	1:EA:1529:MET:SD	2.55	0.46
1:EA:1565:GLU:O	1:EA:1568:ASN:HB3	2.15	0.46
1:EA:188:TYR:O	1:EA:191:MET:N	2.48	0.46
1:EA:754:LYS:HB2	1:EA:782:ASP:OD2	2.15	0.46
1:EA:835:LEU:HG	1:EA:985:ARG:NH1	2.26	0.46
2:EB:492:ASN:OD1	2:EB:494:TYR:HB2	2.14	0.46
2:EB:526:GLY:N	2:EB:696:ILE:HG22	2.31	0.46
3:EC:59:ILE:HG12	3:EC:60:ASP:H	1.79	0.46
12:EL:33:GLU:HG3	12:EL:53:HIS:ND1	2.30	0.46
1:FA:1189:ALA:O	1:FA:1193:VAL:HG23	2.16	0.46
1:FA:1565:GLU:O	1:FA:1568:ASN:HB3	2.14	0.46
1:FA:618:TYR:HB3	1:FA:670:ILE:CD1	2.46	0.46
1:FA:663:GLY:O	1:FA:790:LYS:HE3	2.15	0.46
2:FB:1026:ILE:HG13	2:FB:1026:ILE:O	2.13	0.46
2:FB:1058:GLN:HG3	2:FB:1058:GLN:H	1.48	0.46
2:FB:1093:LEU:HD11	2:FB:1179:PRO:HB3	1.97	0.46
2:FB:122:TYR:CE2	2:FB:183:HIS:CD2	3.03	0.46
2:FB:944:GLN:HA	2:FB:945:PRO:HD3	1.73	0.46
3:FC:73:SER:O	3:FC:212:ILE:HD13	2.15	0.46
1:AA:93:GLN:HB2	1:AA:355:PHE:HE2	1.78	0.46
1:AA:90:PHE:HE1	1:AA:1623:THR:HG23	1.81	0.46
2:AB:420:TYR:CE1	2:AB:424:ILE:HD11	2.50	0.46
1:AA:934:LYS:HB3	2:AB:955:PRO:HG2	1.97	0.46
3:AC:86:PHE:HE2	3:AC:205:LYS:HE3	1.81	0.46
4:AD:36:VAL:HG22	7:AG:38:ILE:HG21	1.96	0.46
8:AH:5:LEU:O	8:AH:6:PHE:HB2	2.15	0.46
1:AA:712:ILE:N	11:AK:106:GLN:OE1	2.39	0.46
7:AO:300:VAL:HG23	7:AO:308:ILE:HB	1.96	0.46
1:BA:132:GLU:OE2	1:BA:201:ARG:NH2	2.49	0.46
1:BA:680:LEU:HD12	1:BA:820:TYR:CD1	2.50	0.46
2:BB:548:LYS:HG2	2:BB:550:ARG:NH2	2.30	0.46
2:BB:661:GLU:HG3	2:BB:662:ASP:N	2.30	0.46
2:BB:821:ILE:HD11	2:BB:899:GLN:OE1	2.16	0.46
4:BD:47:LYS:HD3	4:BD:82:LEU:HD13	1.96	0.46
1:BA:1553:TYR:HB3	5:BE:150:VAL:HG21	1.97	0.46
14:BN:72:VAL:HG22	14:BN:137:PHE:CE1	2.51	0.46

*Continued on next page...*

*Continued from previous page...*

Atom-1	Atom-2	Interatomic distance (Å)	Clash overlap (Å)
1:CA:1237:GLN:H	1:CA:1544:ASN:CB	2.26	0.46
1:CA:1272:VAL:C	9:CI:48:VAL:HG13	2.36	0.46
1:CA:1326:GLU:O	1:CA:1330:VAL:HG23	2.16	0.46
1:CA:1539:ASP:O	5:CE:147:HIS:CD2	2.69	0.46
1:CA:1553:TYR:HD1	5:CE:144:ILE:HB	1.80	0.46
1:CA:197:LEU:HD23	1:CA:202:THR:O	2.14	0.46
1:CA:476:VAL:HG21	2:CB:1091:ARG:HE	1.80	0.46
1:CA:515:ASN:ND2	1:CA:519:LEU:HD11	2.30	0.46
1:CA:596:HIS:CD2	1:CA:596:HIS:N	2.81	0.46
2:CB:219:ARG:HG2	2:CB:221:SER:HB3	1.97	0.46
2:CB:800:TYR:CD1	2:CB:910:THR:HG23	2.49	0.46
3:CC:172:GLN:H	3:CC:175:GLN:HB2	1.79	0.46
5:CE:120:ALA:O	5:CE:123:LEU:HB2	2.16	0.46
1:DA:1450:ILE:O	1:DA:1454:HIS:ND1	2.39	0.46
1:DA:13:SER:OG	1:DA:1631:ARG:NH1	2.49	0.46
1:DA:670:ILE:HD13	1:DA:670:ILE:N	2.31	0.46
1:DA:839:GLY:O	1:DA:842:TRP:HB2	2.16	0.46
2:DB:1047:ARG:CZ	2:DB:1059:PRO:HB3	2.45	0.46
1:DA:1484:LEU:HD21	2:DB:304:ASP:HB3	1.98	0.46
2:DB:876:SER:C	2:DB:878:GLU:H	2.19	0.46
1:DA:928:MET:HG2	2:DB:955:PRO:HG3	1.98	0.46
3:DC:197:ARG:H	3:DC:200:GLN:NE2	2.12	0.46
2:CB:463:TYR:HE2	7:DG:174:GLU:HG3	1.80	0.46
7:DG:46:TYR:CD1	7:DG:117:TRP:HD1	2.34	0.46
8:DH:59:ILE:HG13	8:DH:142:LEU:HA	1.98	0.46
8:DH:5:LEU:CB	8:DH:60:ALA:HA	2.34	0.46
11:DK:80:ILE:HD13	11:DK:105:ILE:HD11	1.97	0.46
11:DK:54:THR:HG22	11:DK:61:ALA:CA	2.43	0.46
1:EA:1095:LEU:HD21	1:EA:1134:GLY:HA3	1.97	0.46
1:EA:505:LEU:HD13	1:EA:637:PHE:HB2	1.97	0.46
1:EA:832:ASP:OD2	1:EA:924:SER:OG	2.20	0.46
1:EA:966:LEU:HD23	1:EA:969:PHE:CD2	2.50	0.46
2:EB:687:THR:HG1	2:EB:688:HIS:CE1	2.33	0.46
14:EN:64:ILE:O	14:EN:66:LYS:N	2.49	0.46
1:FA:1097:TYR:HD2	1:FA:1123:VAL:HG13	1.79	0.46
1:FA:1623:THR:HA	1:FA:1626:VAL:HG22	1.97	0.46
1:FA:642:ASN:HB3	2:FB:1086:PHE:CD1	2.50	0.46
2:FB:156:ARG:HA	2:FB:156:ARG:HD2	1.49	0.46
2:FB:662:ASP:O	2:FB:663:ILE:HB	2.16	0.46
2:FB:837:LEU:HD22	2:FB:837:LEU:HA	1.60	0.46
3:FC:83:VAL:HG13	3:FC:206:ALA:CB	2.42	0.46

*Continued on next page...*

*Continued from previous page...*

Atom-1	Atom-2	Interatomic distance (Å)	Clash overlap (Å)
5:FE:33:GLU:O	5:FE:36:GLU:N	2.49	0.46
7:FG:29:ASP:N	7:FG:29:ASP:OD1	2.40	0.46
7:FG:59:GLN:O	7:FG:62:MET:N	2.48	0.46
8:FH:94:ASP:N	8:FH:94:ASP:OD1	2.48	0.46
9:FI:121:PHE:HD1	9:FI:121:PHE:H	1.63	0.46
13:FM:10:ILE:HG22	13:FM:11:GLU:H	1.81	0.46
1:AA:1003:ARG:NH2	2:AB:533:THR:HG21	2.31	0.46
2:AB:655:TYR:CE2	2:AB:657:PRO:HB2	2.51	0.46
2:AB:841:ASP:HB3	2:AB:843:ASP:OD1	2.15	0.46
2:AB:998:GLU:O	2:AB:1001:ALA:N	2.49	0.46
2:AB:764:ASN:HB3	10:AJ:59:LYS:HZ1	1.81	0.46
1:BA:1076:LEU:HD23	1:BA:1076:LEU:HA	1.77	0.46
1:BA:795:HIS:O	1:BA:798:HIS:HB3	2.15	0.46
2:BB:203:ILE:HD12	2:BB:203:ILE:H	1.80	0.46
2:BB:751:ILE:HG22	2:BB:770:ASN:OD1	2.15	0.46
1:BA:214:ASP:OD2	5:BE:177:ARG:NH2	2.48	0.46
8:BH:14:GLU:HG2	8:BH:15:VAL:N	2.30	0.46
7:BO:288:ASN:O	7:BO:292:HIS:ND1	2.49	0.46
1:CA:1226:VAL:HG22	1:CA:1598:PHE:CE1	2.51	0.46
1:CA:1224:GLU:HB3	1:CA:1233:ILE:HG22	1.97	0.46
1:CA:1440:ASN:C	1:CA:1442:VAL:H	2.18	0.46
1:CA:1454:HIS:HB2	1:CA:1457:ILE:HG13	1.98	0.46
2:CB:1130:ARG:NH2	2:CB:1195:ARG:HD2	2.30	0.46
2:CB:125:GLU:O	2:CB:129:ARG:HB2	2.16	0.46
1:CA:1003:ARG:CZ	2:CB:520:LEU:HD22	2.45	0.46
2:CB:825:PHE:HZ	2:CB:899:GLN:O	1.98	0.46
3:CC:204:LEU:HG	3:CC:204:LEU:O	2.15	0.46
3:CC:66:ALA:O	3:CC:70:ILE:HG13	2.15	0.46
2:CB:187:SER:CB	10:CJ:59:LYS:HZ3	2.28	0.46
11:CK:46:LYS:HE3	11:CK:66:VAL:O	2.16	0.46
1:DA:1124:LEU:HA	1:DA:1124:LEU:HD23	1.71	0.46
1:DA:1031:HIS:HB2	1:DA:1182:GLY:O	2.16	0.46
1:DA:23:GLU:OE1	2:DB:1195:ARG:NH1	2.47	0.46
1:DA:569:SER:OG	1:DA:570:THR:HG23	2.16	0.46
1:DA:571:HIS:CE1	1:DA:572:THR:HG23	2.50	0.46
2:DB:1047:ARG:NH1	2:DB:1050:GLY:H	2.13	0.46
2:DB:871:ILE:HD13	2:DB:873:THR:HG22	1.96	0.46
2:DB:996:PHE:HA	2:DB:999:GLN:HG3	1.98	0.46
4:DD:93:GLN:HG3	4:DD:94:ARG:N	2.30	0.46
10:DJ:54:VAL:C	10:DJ:56:LEU:H	2.19	0.46
13:DM:10:ILE:HG22	13:DM:11:GLU:H	1.80	0.46

*Continued on next page...*

*Continued from previous page...*

Atom-1	Atom-2	Interatomic distance (Å)	Clash overlap (Å)
13:DM:10:ILE:HG22	13:DM:11:GLU:N	2.30	0.46
1:EA:1490:GLU:O	1:EA:1493:CYS:HB2	2.16	0.46
2:EB:1110:ILE:HD13	2:EB:1111:LEU:HD23	1.97	0.46
2:EB:1151:ILE:HG22	2:EB:1152:PHE:N	2.30	0.46
2:EB:1130:ARG:NH2	2:EB:1195:ARG:HD2	2.30	0.46
2:EB:215:MET:O	2:EB:234:ILE:HD13	2.15	0.46
2:EB:264:TRP:NE1	2:EB:265:ARG:HG2	2.30	0.46
2:EB:260:PHE:HD2	2:EB:276:ILE:HG12	1.81	0.46
2:EB:393:ASN:ND2	2:EB:395:ASP:HB2	2.30	0.46
2:EB:636:GLN:HG3	2:EB:637:TYR:N	2.30	0.46
2:EB:843:ASP:OD1	2:EB:845:LEU:HG	2.16	0.46
3:EC:113:LEU:HD11	3:EC:130:ASN:C	2.36	0.46
3:EC:132:ILE:HD13	3:EC:132:ILE:HA	1.65	0.46
6:EF:136:ARG:O	6:EF:143:PHE:HB2	2.15	0.46
6:EF:86:THR:HG23	6:EF:89:GLU:OE1	2.15	0.46
14:EN:71:PRO:HD2	14:EN:89:ILE:HD11	1.96	0.46
1:FA:457:LYS:O	1:FA:459:ALA:N	2.48	0.46
1:FA:53:ALA:O	1:FA:54:LEU:HD23	2.16	0.46
1:FA:729:LYS:HE3	1:FA:779:GLY:O	2.14	0.46
1:FA:90:PHE:HE1	1:FA:1623:THR:HG23	1.80	0.46
1:FA:955:ARG:HB3	1:FA:955:ARG:HH11	1.80	0.46
2:FB:286:ARG:HG2	13:FM:27:PHE:CD1	2.51	0.46
2:FB:280:LEU:O	2:FB:323:ARG:NH2	2.48	0.46
2:FB:582:SER:O	2:FB:598:HIS:NE2	2.49	0.46
2:FB:872:LYS:HA	2:FB:872:LYS:HD3	1.57	0.46
6:FF:118:LEU:HD13	6:FF:118:LEU:HA	1.80	0.46
14:FN:139:VAL:HB	14:FN:140:SER:H	1.27	0.46
1:AA:1101:THR:O	1:AA:1105:ARG:HB2	2.16	0.46
1:AA:1612:LYS:HD3	1:AA:1621:PHE:CD1	2.50	0.46
1:AA:1646:LEU:HD11	2:AB:1085:SER:HB3	1.98	0.46
1:AA:816:LEU:HG	1:AA:817:PHE:HD1	1.80	0.46
2:AB:970:LYS:HG2	2:AB:1000:LEU:HD21	1.97	0.46
2:AB:548:LYS:HA	2:AB:550:ARG:NH2	2.30	0.46
3:AC:173:GLY:C	3:AC:175:GLN:H	2.19	0.46
5:AE:56:LYS:HG3	5:AE:84:ASP:OD2	2.16	0.46
14:AN:109:LEU:O	14:AN:110:LEU:HD23	2.15	0.46
1:BA:1116:GLN:HB3	5:BE:207:ARG:HH21	1.80	0.46
1:BA:1619:CYS:O	1:BA:1622:LEU:HB3	2.15	0.46
1:BA:395:LEU:HB2	7:BO:273:VAL:HG13	1.98	0.46
2:BB:276:ILE:O	2:BB:280:LEU:HG	2.15	0.46
1:BA:683:LYS:HB2	8:BH:20:TYR:CE1	2.51	0.46

*Continued on next page...*



*Continued from previous page...*

Atom-1	Atom-2	Interatomic distance (Å)	Clash overlap (Å)
8:BH:94:ASP:OD1	8:BH:94:ASP:N	2.49	0.46
9:BI:60:LEU:HD23	9:BI:60:LEU:HA	1.77	0.46
1:CA:1101:THR:O	1:CA:1105:ARG:HB2	2.16	0.46
1:CA:1130:ALA:HB1	6:CF:82:THR:HB	1.98	0.46
1:CA:1216:THR:HB	1:CA:1221:ARG:HD3	1.98	0.46
1:CA:197:LEU:HD21	1:CA:203:THR:O	2.16	0.46
1:CA:498:PRO:HA	1:CA:499:PRO:HD3	1.74	0.46
1:CA:4:SER:HB2	1:CA:573:LEU:CD2	2.45	0.46
1:CA:735:VAL:O	1:CA:739:VAL:HG22	2.16	0.46
3:CC:61:THR:HA	3:CC:298:PHE:CZ	2.51	0.46
8:CH:33:GLN:HB2	8:CH:36:CYS:HB2	1.97	0.46
13:CM:85:LYS:C	13:CM:87:SER:H	2.19	0.46
1:DA:1057:ILE:H	1:DA:1057:ILE:HD12	1.80	0.46
1:DA:1260:LYS:HA	1:DA:1499:ARG:O	2.16	0.46
1:DA:1344:ILE:HD12	1:DA:1344:ILE:H	1.80	0.46
1:DA:239:PHE:CG	1:DA:260:GLN:HG2	2.50	0.46
1:DA:456:VAL:O	1:DA:460:LEU:HG	2.16	0.46
3:DC:245:ARG:HD2	3:DC:245:ARG:N	2.30	0.46
5:DE:176:PRO:HB2	5:DE:212:ARG:HD3	1.98	0.46
6:DF:153:VAL:O	6:DF:154:ASP:HB2	2.15	0.46
14:DN:75:GLU:H	14:DN:91:ASP:CG	2.18	0.46
7:DO:302:GLU:HB3	7:DO:303:ASP:H	1.59	0.46
2:EB:693:PRO:HB2	2:EB:984:TRP:CZ3	2.50	0.46
7:EG:87:LEU:HA	7:EG:120:VAL:HG23	1.98	0.46
7:EO:276:LYS:O	7:EO:280:PHE:HB2	2.15	0.46
1:FA:1189:ALA:HA	1:FA:1192:SER:OG	2.16	0.46
1:FA:595:LEU:HA	1:FA:595:LEU:HD22	1.77	0.46
1:FA:497:VAL:HG23	1:FA:606:ARG:O	2.15	0.46
2:FB:1047:ARG:HG3	2:FB:1068:GLY:HA2	1.98	0.46
2:FB:210:ARG:HH22	2:FB:625:GLU:CD	2.19	0.46
1:FA:488:PRO:HD2	2:FB:781:TYR:CZ	2.50	0.46
3:FC:209:ILE:HG12	3:FC:210:LEU:O	2.15	0.46
8:FH:15:VAL:HG22	8:FH:26:ILE:HG12	1.96	0.46
8:FH:12:VAL:HA	8:FH:28:ALA:HB2	1.98	0.46
9:FI:109:THR:HG21	9:FI:122:ARG:NH1	2.30	0.46
9:FI:2:SER:O	9:FI:9:PHE:N	2.43	0.46
1:AA:113:VAL:HG11	1:AA:181:LEU:HD23	1.97	0.46
1:AA:113:VAL:HG13	1:AA:182:LYS:CG	2.44	0.46
1:AA:1148:LEU:CD2	1:AA:1163:GLU:HG2	2.46	0.46
1:AA:1148:LEU:HD21	1:AA:1163:GLU:HG2	1.98	0.46
1:AA:832:ASP:OD2	1:AA:924:SER:OG	2.25	0.46

*Continued on next page...*

*Continued from previous page...*

Atom-1	Atom-2	Interatomic distance (Å)	Clash overlap (Å)
1:AA:850:SER:O	1:AA:853:THR:N	2.46	0.46
2:AB:209:GLN:OE1	2:AB:237:ARG:HB2	2.16	0.46
2:AB:534:PRO:O	2:AB:539:CYS:HA	2.14	0.46
2:AB:850:THR:O	2:AB:881:TYR:HA	2.15	0.46
3:AC:195:LYS:HE3	10:AJ:2:ILE:HD11	1.97	0.46
8:AH:40:LEU:HD12	8:AH:41:ASP:N	2.30	0.46
1:BA:1562:ILE:O	1:BA:1566:ILE:HG13	2.15	0.46
1:BA:93:GLN:HG3	1:BA:1627:LEU:HD13	1.97	0.46
1:BA:748:ASN:ND2	1:BA:748:ASN:N	2.57	0.46
2:BB:1047:ARG:NH2	2:BB:1059:PRO:HB3	2.31	0.46
2:BB:1153:ILE:HD12	2:BB:1154:ASP:H	1.80	0.46
2:BB:211:ARG:NH2	2:BB:243:GLN:OE1	2.36	0.46
2:BB:234:ILE:HB	2:BB:250:LEU:HB2	1.97	0.46
2:BB:262:PHE:O	2:BB:268:GLU:HG2	2.15	0.46
2:BB:705:PRO:HG3	2:BB:920:ARG:CZ	2.45	0.46
2:BB:778:TYR:CE2	2:BB:937:PRO:HD3	2.51	0.46
2:BB:714:ARG:HG2	2:BB:959:THR:CG2	2.45	0.46
7:BG:140:GLN:HB3	7:BG:217:TRP:CD1	2.51	0.46
11:BK:53:ALA:HB1	11:BK:104:ARG:HH12	1.80	0.46
1:CA:1612:LYS:HD3	1:CA:1621:PHE:CD1	2.51	0.46
1:CA:530:TRP:CZ2	1:CA:607:VAL:HG21	2.51	0.46
1:CA:602:GLY:O	1:CA:653:THR:HG22	2.16	0.46
2:CB:770:ASN:O	10:CJ:48:ARG:NE	2.48	0.46
2:CB:850:THR:N	2:CB:882:ILE:HG13	2.20	0.46
3:CC:254:GLY:O	3:CC:268:LYS:HB2	2.15	0.46
3:CC:48:ASP:CG	3:CC:49:ALA:N	2.69	0.46
9:CI:95:ASN:HB2	9:CI:113:THR:HB	1.97	0.46
9:CI:94:MET:SD	9:CI:121:PHE:HE1	2.39	0.46
1:DA:1076:LEU:HD23	1:DA:1076:LEU:HA	1.72	0.46
1:DA:1102:LEU:HD12	1:DA:1102:LEU:HA	1.61	0.46
1:DA:1105:ARG:HH22	1:DA:1138:GLU:CD	2.18	0.46
1:DA:1164:LYS:O	1:DA:1167:ARG:HB3	2.15	0.46
1:DA:1262:LEU:O	1:DA:1265:GLU:HB2	2.16	0.46
2:DB:1060:VAL:HG22	2:DB:1061:LYS:H	1.80	0.46
2:DB:561:ILE:HB	2:DB:562:PRO:HD3	1.98	0.46
2:DB:854:GLU:HG3	2:DB:875:HIS:HA	1.98	0.46
3:DC:223:SER:OG	10:DJ:12:LYS:HA	2.16	0.46
3:DC:97:LEU:O	3:DC:100:ARG:HB2	2.15	0.46
5:DE:56:LYS:HG3	5:DE:84:ASP:OD2	2.16	0.46
7:DG:105:ILE:HG23	7:DG:115:PHE:O	2.16	0.46
10:DJ:2:ILE:HG12	10:DJ:3:VAL:HG23	1.96	0.46

*Continued on next page...*

*Continued from previous page...*

Atom-1	Atom-2	Interatomic distance (Å)	Clash overlap (Å)
1:EA:1003:ARG:CZ	2:EB:520:LEU:HD22	2.46	0.46
1:EA:10:GLU:HG3	1:EA:1645:LYS:HE3	1.97	0.46
1:EA:1555:VAL:HG13	1:EA:1556:GLU:H	1.81	0.46
1:EA:467:PHE:O	1:EA:471:MET:HB2	2.16	0.46
1:EA:727:THR:OG1	1:EA:729:LYS:N	2.44	0.46
1:EA:903:ILE:O	1:EA:907:VAL:HG23	2.16	0.46
1:EA:964:LYS:HE2	1:EA:964:LYS:HB3	1.60	0.46
2:EB:212:ASN:OD1	2:EB:239:VAL:HG13	2.15	0.46
2:EB:257:GLN:HG3	2:EB:316:ARG:HH22	1.81	0.46
2:EB:296:ASP:O	2:EB:298:LYS:N	2.49	0.46
2:EB:306:LEU:HD23	2:EB:310:LEU:HG	1.98	0.46
2:EB:800:TYR:CD1	2:EB:910:THR:HG23	2.51	0.46
2:EB:848:ILE:HD12	2:EB:885:VAL:HG21	1.97	0.46
2:EB:954:PHE:H	2:EB:955:PRO:HD2	1.80	0.46
3:EC:51:GLU:HB3	3:EC:303:GLU:HA	1.96	0.46
1:EA:211:THR:HB	5:EE:173:SER:HB2	1.98	0.46
7:EG:41:VAL:O	7:EG:122:LEU:HB2	2.15	0.46
4:ED:22:ILE:H	7:EG:76:LYS:NZ	2.12	0.46
1:FA:1326:GLU:O	1:FA:1330:VAL:HG23	2.15	0.46
1:FA:475:ARG:NH1	2:FB:1068:GLY:O	2.49	0.46
2:FB:194:PHE:O	2:FB:200:GLU:HA	2.16	0.46
2:FB:850:THR:N	2:FB:882:ILE:HG13	2.17	0.46
3:FC:198:PRO:O	10:FJ:64:ASN:ND2	2.41	0.46
3:FC:230:LEU:HD11	3:FC:270:ALA:HB3	1.97	0.46
3:FC:95:GLU:HG2	3:FC:96:VAL:N	2.31	0.46
7:FG:66:LEU:HD11	7:FG:87:LEU:HD22	1.97	0.46
8:FH:59:ILE:HG13	8:FH:142:LEU:HA	1.97	0.46
10:FJ:48:ARG:HH11	10:FJ:48:ARG:HB3	1.81	0.46
3:FC:103:LEU:HB2	10:FJ:5:VAL:HG11	1.98	0.46
13:FM:70:SER:O	13:FM:74:ASN:HB2	2.16	0.46
7:FO:266:GLN:HB3	7:FO:267:ALA:H	1.52	0.46
1:AA:1021:ARG:O	1:AA:1025:LYS:HB2	2.16	0.46
1:AA:113:VAL:HG22	1:AA:182:LYS:CE	2.45	0.46
1:AA:1321:PHE:HD1	1:AA:1496:SER:OG	1.99	0.46
1:AA:1637:PRO:CB	1:AA:1647:ASN:HD21	2.27	0.46
1:AA:250:LYS:HD3	1:AA:428:VAL:HG22	1.98	0.46
1:AA:369:LEU:HD12	2:AB:1054:SER:HB2	1.98	0.46
2:AB:1178:ILE:HD12	2:AB:1182:LEU:HB3	1.98	0.46
2:AB:459:SER:O	2:AB:462:GLN:N	2.49	0.46
5:AE:20:LYS:NZ	5:AE:34:GLU:O	2.44	0.46
7:AG:58:LEU:HD23	7:AG:58:LEU:HA	1.61	0.46

*Continued on next page...*

*Continued from previous page...*

Atom-1	Atom-2	Interatomic distance (Å)	Clash overlap (Å)
7:AG:80:VAL:HG12	7:AG:82:LEU:HD23	1.96	0.46
8:AH:100:THR:O	8:AH:116:TYR:HA	2.16	0.46
1:AA:372:LYS:CB	7:AO:297:LEU:HD22	2.46	0.46
1:BA:1457:ILE:HA	1:BA:1474:LEU:HD22	1.97	0.46
1:BA:406:LEU:CD2	7:BO:270:LEU:HD11	2.46	0.46
1:BA:804:GLU:CD	1:BA:804:GLU:H	2.15	0.46
1:BA:955:ARG:HB3	1:BA:955:ARG:HH11	1.80	0.46
2:BB:467:THR:HB	2:BB:469:ASN:ND2	2.27	0.46
3:BC:136:LEU:HD22	3:BC:167:LEU:HA	1.97	0.46
3:BC:134:LEU:HD23	3:BC:169:PHE:HA	1.97	0.46
3:BC:245:ARG:HD2	3:BC:245:ARG:N	2.31	0.46
5:BE:133:GLU:HB3	5:BE:135:PHE:CE1	2.49	0.46
1:BA:584:ARG:HD3	6:BF:116:ASP:HB2	1.98	0.46
11:BK:58:GLY:C	11:BK:60:SER:N	2.69	0.46
14:BN:31:LYS:O	14:BN:33:LYS:N	2.49	0.46
1:CA:1073:TYR:HD2	1:CA:1074:TYR:CE2	2.33	0.46
2:CB:559:SER:C	2:CB:561:ILE:H	2.19	0.46
2:CB:999:GLN:NE2	14:CN:166:LEU:HD21	2.31	0.46
3:CC:201:GLU:C	3:CC:202:ILE:HD12	2.36	0.46
3:CC:333:ILE:HA	3:CC:333:ILE:HD12	1.65	0.46
1:CA:1556:GLU:HG3	5:CE:153:HIS:NE2	2.31	0.46
8:CH:100:THR:O	8:CH:116:TYR:HA	2.16	0.46
8:CH:59:ILE:HG13	8:CH:142:LEU:HA	1.98	0.46
14:CN:109:LEU:O	14:CN:110:LEU:HD23	2.15	0.46
1:DA:1238:MET:O	1:DA:1521:THR:HG23	2.16	0.46
1:DA:345:LEU:H	1:DA:345:LEU:HG	1.36	0.46
1:DA:507:TYR:HB3	1:DA:579:ARG:HH12	1.81	0.46
1:DA:62:CYS:HB2	1:DA:72:CYS:SG	2.55	0.46
1:DA:806:ALA:O	1:DA:809:VAL:N	2.49	0.46
2:DB:1136:GLU:HG3	2:DB:1136:GLU:H	1.32	0.46
2:DB:244:THR:O	2:DB:244:THR:OG1	2.29	0.46
2:DB:273:VAL:O	2:DB:277:LEU:HD12	2.15	0.46
2:DB:307:GLU:OE2	2:DB:311:ARG:NH1	2.45	0.46
2:DB:409:TYR:O	2:DB:413:LEU:HB2	2.15	0.46
1:DA:818:THR:CG2	2:DB:780:GLY:HA3	2.46	0.46
2:DB:904:LYS:C	2:DB:905:TYR:CD1	2.87	0.46
2:DB:906:ARG:HD2	3:DC:93:GLN:HG3	1.97	0.46
2:DB:908:ARG:NH2	12:DL:70:ARG:OXT	2.48	0.46
2:DB:295:ASN:HB3	14:DN:104:LEU:HD13	1.98	0.46
7:DO:315:SER:OG	7:DO:315:SER:O	2.32	0.46
1:EA:1184:ALA:O	1:EA:1186:GLY:N	2.49	0.46

*Continued on next page...*

*Continued from previous page...*

Atom-1	Atom-2	Interatomic distance (Å)	Clash overlap (Å)
1:EA:1440:ASN:C	1:EA:1442:VAL:H	2.18	0.46
1:EA:1463:ASP:O	1:EA:1465:GLU:N	2.45	0.46
1:EA:674:ILE:HG12	1:EA:783:LYS:HB2	1.97	0.46
11:EK:68:GLU:HG2	11:EK:72:LEU:HD23	1.98	0.46
14:EN:149:ASP:O	14:EN:153:VAL:HG12	2.16	0.46
14:EN:72:VAL:HG22	14:EN:137:PHE:HE1	1.79	0.46
7:EO:273:VAL:CG1	7:EO:274:SER:N	2.75	0.46
1:FA:1238:MET:HG3	1:FA:1524:VAL:HG22	1.97	0.46
1:FA:50:TYR:OH	1:FA:370:PRO:HG3	2.15	0.46
1:FA:670:ILE:N	1:FA:670:ILE:HD13	2.29	0.46
1:FA:896:THR:HG21	1:FA:956:ARG:NH1	2.30	0.46
2:FB:302:LEU:HD11	2:FB:379:ARG:CZ	2.45	0.46
5:FE:159:ASP:O	5:FE:163:GLU:HG2	2.16	0.46
13:FM:16:GLN:CB	13:FM:91:TYR:HA	2.46	0.46
1:AA:1007:ILE:HG22	2:AB:515:THR:HG22	1.98	0.46
1:AA:1566:ILE:HG13	1:AA:1566:ILE:H	1.15	0.46
1:AA:603:HIS:HE2	1:AA:624:TYR:HH	1.62	0.46
1:AA:659:THR:HG22	1:AA:666:VAL:HG22	1.97	0.46
1:AA:748:ASN:ND2	1:AA:748:ASN:N	2.57	0.46
2:AB:73:ILE:HG23	2:AB:74:PHE:N	2.30	0.46
2:AB:894:LYS:HA	12:AL:54:ARG:NH1	2.30	0.46
2:AB:904:LYS:C	2:AB:905:TYR:CD1	2.88	0.46
1:BA:1094:ALA:HB1	1:BA:1135:SER:HB2	1.98	0.46
1:BA:335:LEU:O	1:BA:339:PHE:HD1	1.98	0.46
2:BB:140:LYS:HE2	2:BB:153:PHE:CD2	2.51	0.46
2:BB:708:ASP:N	2:BB:708:ASP:OD1	2.47	0.46
2:BB:886:ASN:N	2:BB:902:SER:O	2.39	0.46
7:BG:67:ASN:O	7:BG:70:VAL:HG23	2.16	0.46
12:BL:64:LEU:HD12	12:BL:65:VAL:N	2.31	0.46
1:CA:1024:THR:O	1:CA:1028:GLU:N	2.48	0.46
1:CA:1325:LEU:HA	1:CA:1325:LEU:HD13	1.68	0.46
1:CA:127:TYR:HD1	1:CA:202:THR:HG21	1.81	0.46
1:CA:426:ALA:O	1:CA:430:ILE:HG22	2.16	0.46
1:CA:674:ILE:CG2	1:CA:931:SER:HB2	2.46	0.46
1:CA:674:ILE:HG22	1:CA:675:SER:N	2.30	0.46
1:CA:692:TYR:O	1:CA:696:ILE:HG12	2.14	0.46
1:CA:724:PRO:O	1:CA:725:LEU:HD23	2.15	0.46
2:CB:286:ARG:HG2	13:CM:27:PHE:CD1	2.51	0.46
2:CB:660:LYS:HB3	2:CB:661:GLU:H	1.52	0.46
2:CB:731:VAL:HG11	10:CJ:59:LYS:HB3	1.97	0.46
3:CC:172:GLN:HB2	3:CC:175:GLN:NE2	2.31	0.46

*Continued on next page...*

*Continued from previous page...*

Atom-1	Atom-2	Interatomic distance (Å)	Clash overlap (Å)
6:CF:119:ARG:HA	6:CF:122:MET:HG3	1.96	0.46
13:CM:33:PRO:HG2	13:CM:57:ASN:ND2	2.31	0.46
1:CA:429:THR:HG21	7:CO:274:SER:CB	2.46	0.46
1:DA:905:SER:OG	1:DA:906:GLN:N	2.48	0.46
2:DB:1058:GLN:HG3	2:DB:1058:GLN:H	1.46	0.46
2:DB:122:TYR:CE2	2:DB:183:HIS:CD2	3.04	0.46
2:DB:423:ASN:O	2:DB:426:ALA:N	2.49	0.46
2:DB:542:LEU:HD23	2:DB:542:LEU:HA	1.79	0.46
2:DB:744:LEU:HD12	2:DB:800:TYR:O	2.16	0.46
3:DC:133:VAL:HG12	3:DC:170:GLU:HB2	1.97	0.46
3:DC:216:HIS:ND1	3:DC:218:LYS:HB3	2.30	0.46
3:DC:88:ASN:O	12:DL:60:ARG:NH1	2.47	0.46
10:DJ:21:TYR:CZ	10:DJ:25:LEU:HD11	2.51	0.46
14:DN:64:ILE:C	14:DN:66:LYS:H	2.20	0.46
1:EA:1446:ARG:HH12	1:EA:1462:PHE:HB3	1.80	0.46
1:EA:1291:VAL:HA	1:EA:1473:LYS:HB2	1.96	0.46
1:EA:1564:ASN:O	1:EA:1567:ASN:HB3	2.16	0.46
1:EA:95:TYR:CZ	1:EA:245:LYS:HB3	2.50	0.46
1:EA:507:TYR:HB2	1:EA:637:PHE:CZ	2.51	0.46
1:EA:732:ILE:H	1:EA:732:ILE:HG12	1.31	0.46
1:EA:828:CYS:SG	2:EB:963:PHE:HZ	2.39	0.46
3:EC:146:ALA:HB2	3:EC:156:LEU:HA	1.98	0.46
3:EC:203:SER:O	3:EC:204:LEU:HB3	2.16	0.46
3:EC:71:MET:HE3	3:EC:313:ILE:HG22	1.97	0.46
8:EH:14:GLU:HG2	8:EH:15:VAL:N	2.31	0.46
1:FA:1326:GLU:HG2	1:FA:1456:PHE:HD2	1.80	0.46
1:FA:1585:ILE:O	1:FA:1589:MET:HG3	2.15	0.46
2:FB:1060:VAL:HG22	2:FB:1061:LYS:N	2.30	0.46
2:FB:702:ASN:OD1	2:FB:756:LEU:HD13	2.16	0.46
2:FB:778:TYR:CE2	2:FB:937:PRO:HD3	2.51	0.46
3:FC:191:ILE:O	3:FC:193:LEU:HD13	2.16	0.46
3:FC:209:ILE:H	3:FC:209:ILE:HD13	1.80	0.46
5:FE:127:ILE:HD11	5:FE:132:ILE:CD1	2.46	0.46
9:FI:10:CYS:HB2	9:FI:17:LEU:HD21	1.98	0.46
1:AA:1124:LEU:HA	1:AA:1124:LEU:HD23	1.75	0.46
1:AA:1032:VAL:O	1:AA:1182:GLY:N	2.49	0.46
1:AA:1262:LEU:HD12	1:AA:1264:SER:OG	2.15	0.46
1:AA:1451:ILE:HA	1:AA:1457:ILE:HB	1.98	0.46
2:AB:210:ARG:HB2	2:AB:399:HIS:C	2.36	0.46
2:AB:505:ARG:HG3	2:AB:541:LEU:HD23	1.96	0.46
2:AB:526:GLY:CA	2:AB:696:ILE:HG22	2.46	0.46

*Continued on next page...*

*Continued from previous page...*

Atom-1	Atom-2	Interatomic distance (Å)	Clash overlap (Å)
2:AB:787:MET:O	2:AB:788:ILE:HD13	2.16	0.46
1:BA:1324:LEU:HD22	1:BA:1492:ILE:HG23	1.98	0.46
1:BA:527:PRO:HG3	1:BA:534:THR:HA	1.98	0.46
1:BA:507:TYR:HB3	1:BA:579:ARG:NH1	2.31	0.46
2:BB:338:PHE:CZ	2:BB:353:VAL:HG13	2.51	0.46
6:BF:93:ILE:HD13	6:BF:93:ILE:HA	1.63	0.46
13:BM:30:PHE:CE1	13:BM:62:TYR:HE2	2.34	0.46
13:BM:70:SER:O	13:BM:74:ASN:HB2	2.16	0.46
1:CA:1189:ALA:O	1:CA:1193:VAL:HG23	2.16	0.46
1:CA:1603:MET:O	1:CA:1606:SER:N	2.43	0.46
1:CA:1640:ARG:O	1:CA:1643:VAL:N	2.49	0.46
1:CA:727:THR:OG1	1:CA:729:LYS:N	2.43	0.46
1:CA:780:ILE:HG13	1:CA:780:ILE:H	1.62	0.46
2:CB:916:LYS:HE3	2:CB:1040:VAL:HG13	1.97	0.46
2:CB:1077:ASP:O	2:CB:1080:ILE:HB	2.16	0.46
2:CB:201:LYS:NZ	2:CB:466:SER:HA	2.31	0.46
2:CB:604:ILE:O	2:CB:608:LEU:HG	2.15	0.46
2:CB:714:ARG:HG2	2:CB:959:THR:CG2	2.46	0.46
6:CF:69:LEU:O	6:CF:72:LYS:HB2	2.15	0.46
7:CG:163:PRO:HB2	7:CG:166:TRP:CD1	2.51	0.46
7:CG:41:VAL:HA	7:CG:42:PRO:HD3	1.77	0.46
3:CC:228:ARG:HH12	14:CN:172:ALA:HB1	1.80	0.46
1:DA:1229:ALA:HB1	1:DA:1595:TYR:CD2	2.51	0.46
1:DA:669:LEU:H	1:DA:787:GLY:HA2	1.81	0.46
2:DB:326:VAL:O	2:DB:330:LEU:HG	2.16	0.46
2:DB:501:ARG:NH2	2:DB:546:ALA:O	2.49	0.46
2:DB:676:VAL:HG12	2:DB:677:THR:N	2.31	0.46
2:DB:14:ALA:HB3	2:DB:978:ALA:O	2.16	0.46
1:EA:1546:VAL:O	1:EA:1549:VAL:N	2.49	0.46
1:EA:1637:PRO:CB	1:EA:1647:ASN:HD21	2.29	0.46
1:EA:16:PHE:N	1:EA:16:PHE:CD1	2.83	0.46
1:EA:892:LEU:HG	1:EA:893:ASP:N	2.30	0.46
2:EB:286:ARG:HG2	13:EM:27:PHE:CG	2.51	0.46
2:EB:359:LEU:HD23	2:EB:359:LEU:HA	1.58	0.46
2:EB:36:PRO:O	2:EB:39:GLN:HG3	2.16	0.46
2:EB:665:GLY:N	2:EB:668:GLU:OE1	2.48	0.46
3:EC:140:CYS:HB2	3:EC:196:LEU:HD13	1.97	0.46
7:EG:50:ALA:HA	7:EG:113:PHE:CE2	2.51	0.46
9:EI:13:CYS:HB3	9:EI:33:CYS:HB3	1.97	0.46
1:FA:1104:TYR:CE2	1:FA:1119:LYS:HD2	2.51	0.46
1:FA:1196:PRO:C	1:FA:1198:THR:H	2.18	0.46

*Continued on next page...*

*Continued from previous page...*

Atom-1	Atom-2	Interatomic distance (Å)	Clash overlap (Å)
1:FA:1239:THR:HG23	1:FA:1520:VAL:HG13	1.96	0.46
1:FA:1512:PRO:HB3	1:FA:1517:ARG:HA	1.98	0.46
1:FA:1621:PHE:O	1:FA:1624:LYS:HB2	2.16	0.46
1:FA:892:LEU:HG	1:FA:893:ASP:N	2.31	0.46
1:FA:903:ILE:O	1:FA:907:VAL:HG23	2.16	0.46
2:FB:1086:PHE:O	2:FB:1089:GLN:N	2.49	0.46
2:FB:302:LEU:HD11	2:FB:379:ARG:NH1	2.31	0.46
2:FB:54:GLU:HB3	2:FB:55:GLY:H	1.58	0.46
2:FB:571:ALA:HA	2:FB:572:PRO:HD3	1.75	0.46
2:FB:853:GLU:HB3	2:FB:879:PRO:HB3	1.98	0.46
9:FI:20:PRO:C	9:FI:22:ALA:H	2.19	0.46
1:AA:1057:ILE:H	1:AA:1057:ILE:HD12	1.80	0.46
1:AA:1273:THR:HA	9:AI:48:VAL:HG22	1.98	0.46
1:AA:52:LEU:C	1:AA:54:LEU:H	2.18	0.46
1:AA:727:THR:OG1	1:AA:728:GLY:N	2.49	0.46
2:AB:1198:TYR:HD2	2:AB:1198:TYR:H	1.61	0.46
2:AB:214:PRO:HB3	2:AB:377:MET:CE	2.46	0.46
3:AC:136:LEU:HD22	3:AC:167:LEU:HA	1.98	0.46
3:AC:70:ILE:HG21	3:AC:317:SER:HA	1.99	0.46
3:AC:59:ILE:HG12	3:AC:60:ASP:H	1.79	0.46
3:AC:77:SER:OG	3:AC:78:VAL:N	2.49	0.46
7:AG:132:VAL:HG23	7:AG:232:THR:HB	1.96	0.46
4:AD:22:ILE:HD12	7:AG:45:LEU:HA	1.98	0.46
10:AJ:18:TRP:CZ2	10:AJ:53:HIS:HD2	2.34	0.46
1:BA:1117:SER:C	1:BA:1119:LYS:H	2.19	0.46
1:BA:1246:VAL:HG22	1:BA:1250:GLN:NE2	2.30	0.46
2:BB:768:GLY:HA3	2:BB:1032:TYR:CZ	2.51	0.46
2:BB:219:ARG:HG2	2:BB:221:SER:HB3	1.98	0.46
2:BB:323:ARG:O	2:BB:327:LEU:HG	2.15	0.46
2:BB:1007:TYR:CG	3:BC:281:ARG:HD3	2.51	0.46
3:BC:45:SER:HB3	3:BC:53:ASN:HB3	1.97	0.46
1:BA:1264:SER:O	9:BI:56:PHE:HB3	2.16	0.46
2:BB:19:LEU:HD21	10:BJ:25:LEU:HB3	1.98	0.46
3:BC:84:TYR:HB3	12:BL:64:LEU:HD11	1.97	0.46
1:CA:1596:LEU:HD22	1:CA:1602:GLY:HA2	1.97	0.46
1:CA:462:LYS:HD3	1:CA:469:LYS:HZ2	1.81	0.46
1:CA:470:HIS:NE2	7:CO:314:THR:C	2.70	0.46
1:CA:492:THR:HG23	1:CA:811:SER:OG	2.16	0.46
1:CA:11:ILE:CG2	2:CB:1198:TYR:HB2	2.45	0.46
2:CB:381:LEU:O	2:CB:385:VAL:HG23	2.16	0.46
2:CB:642:LEU:HD22	2:CB:642:LEU:HA	1.76	0.46

*Continued on next page...*



*Continued from previous page...*

Atom-1	Atom-2	Interatomic distance (Å)	Clash overlap (Å)
3:CC:82:TYR:O	3:CC:207:HIS:N	2.47	0.46
3:CC:88:ASN:O	12:CL:60:ARG:NH1	2.46	0.46
7:CG:73:TYR:CD2	7:CG:238:THR:HB	2.51	0.46
11:CK:51:THR:O	11:CK:54:THR:OG1	2.32	0.46
14:CN:93:THR:HG22	14:CN:99:LEU:HD11	1.97	0.46
1:DA:1055:ILE:HD13	1:DA:1055:ILE:HA	1.83	0.46
1:DA:472:MET:HB3	2:DB:1076:ARG:HD3	1.98	0.46
1:DA:753:ASN:ND2	1:DA:767:ASN:O	2.49	0.46
2:DB:1073:GLU:CD	2:DB:1073:GLU:H	2.18	0.46
2:DB:1076:ARG:O	2:DB:1080:ILE:HG13	2.15	0.46
2:DB:1119:ARG:HD2	2:DB:1119:ARG:HA	1.52	0.46
2:DB:1178:ILE:HG13	2:DB:1178:ILE:O	2.15	0.46
2:DB:570:VAL:HG13	2:DB:596:VAL:HG13	1.97	0.46
1:DA:826:PHE:H	2:DB:776:ILE:HD11	1.81	0.46
3:DC:316:LYS:O	3:DC:320:ILE:N	2.43	0.46
9:DI:65:SER:OG	9:DI:66:VAL:N	2.48	0.46
1:EA:1262:LEU:O	1:EA:1265:GLU:HB2	2.16	0.46
2:EB:275:MET:SD	2:EB:330:LEU:HD21	2.56	0.46
2:EB:615:GLY:C	2:EB:617:THR:H	2.18	0.46
2:EB:660:LYS:HB3	2:EB:661:GLU:H	1.50	0.46
2:EB:626:ILE:N	2:EB:668:GLU:OE2	2.48	0.46
2:EB:699:ILE:N	2:EB:699:ILE:HD13	2.29	0.46
2:EB:888:ILE:HG13	12:EL:54:ARG:O	2.16	0.46
5:EE:127:ILE:HD11	5:EE:132:ILE:CD1	2.46	0.46
5:EE:40:GLU:HA	5:EE:43:LYS:HE3	1.98	0.46
7:EG:165:ASP:OD2	7:EG:220:SER:HA	2.15	0.46
14:EN:54:TRP:CZ2	14:EN:135:LYS:HD2	2.51	0.46
1:FA:1263:LEU:C	1:FA:1265:GLU:N	2.70	0.46
1:FA:1270:VAL:HB	9:FI:51:THR:CG2	2.46	0.46
1:FA:1271:ILE:HG22	9:FI:48:VAL:HG12	1.98	0.46
1:FA:480:ALA:HB2	2:FB:1046:VAL:HA	1.97	0.46
2:FB:975:HIS:NE2	2:FB:1003:ALA:HB2	2.31	0.46
2:FB:468:GLY:O	2:FB:482:SER:HA	2.16	0.46
2:FB:558:VAL:HA	2:FB:561:ILE:HG13	1.97	0.46
2:FB:642:LEU:HA	2:FB:642:LEU:HD22	1.76	0.46
9:FI:8:ILE:H	9:FI:16:LEU:CD1	2.29	0.46
1:AA:1168:ALA:O	1:AA:1171:GLN:N	2.49	0.45
1:AA:1325:LEU:HD13	1:AA:1325:LEU:HA	1.65	0.45
1:AA:532:GLY:O	1:AA:580:HIS:N	2.25	0.45
1:AA:584:ARG:HD3	6:AF:116:ASP:HB2	1.98	0.45
1:AA:966:LEU:HD23	1:AA:969:PHE:CD2	2.51	0.45

*Continued on next page...*

*Continued from previous page...*

Atom-1	Atom-2	Interatomic distance (Å)	Clash overlap (Å)
2:AB:1026:ILE:CD1	2:AB:1028:VAL:HG13	2.46	0.45
2:AB:169:ARG:HD3	2:AB:169:ARG:HA	1.80	0.45
2:AB:280:LEU:HD12	2:AB:371:PHE:HD1	1.82	0.45
2:AB:716:MET:O	2:AB:719:CYS:HB2	2.16	0.45
3:AC:245:ARG:N	3:AC:245:ARG:HD2	2.31	0.45
10:AJ:60:PHE:O	10:AJ:63:TYR:N	2.47	0.45
1:BA:1078:LYS:HA	1:BA:1078:LYS:HD2	1.69	0.45
1:BA:1251:ALA:O	1:BA:1253:THR:N	2.49	0.45
2:BB:280:LEU:HD12	2:BB:371:PHE:HD1	1.81	0.45
2:BB:347:LEU:HA	2:BB:347:LEU:HD13	1.70	0.45
1:BA:993:GLN:CD	2:BB:676:VAL:HG21	2.37	0.45
2:BB:840:LEU:HD12	2:BB:857:PRO:HB2	1.98	0.45
9:BI:57:PRO:HA	9:BI:61:ARG:HG2	1.97	0.45
12:BL:38:LEU:HD12	12:BL:49:LYS:HD3	1.98	0.45
13:BM:42:LYS:O	14:BN:29:PHE:HA	2.16	0.45
1:CA:1640:ARG:O	1:CA:1644:GLY:N	2.40	0.45
2:CB:1060:VAL:HG22	2:CB:1061:LYS:N	2.31	0.45
2:CB:472:SER:OG	2:CB:473:GLN:N	2.47	0.45
3:CC:71:MET:HE3	3:CC:71:MET:HB3	1.91	0.45
1:CA:1659:LYS:HA	7:CG:104:LEU:HD23	1.98	0.45
8:CH:93:TYR:N	8:CH:93:TYR:CD1	2.84	0.45
11:CK:75:ALA:O	11:CK:79:VAL:HG23	2.16	0.45
14:CN:131:LEU:HG	14:CN:132:GLN:N	2.31	0.45
7:CO:280:PHE:HD1	7:CO:280:PHE:HA	1.72	0.45
1:DA:1158:SER:HB3	1:DA:1159:ASP:H	1.56	0.45
1:DA:1240:LEU:HD23	1:DA:1541:ILE:HG23	1.98	0.45
1:DA:1026:GLN:HA	1:DA:1611:MET:CE	2.46	0.45
1:DA:457:LYS:O	1:DA:459:ALA:N	2.49	0.45
10:DJ:16:ASP:C	10:DJ:18:TRP:H	2.19	0.45
1:EA:1263:LEU:HG	1:EA:1267:ILE:HD11	1.99	0.45
1:EA:1450:ILE:HG22	1:EA:1457:ILE:HG21	1.98	0.45
1:EA:483:VAL:CG2	2:EB:1042:ASP:HA	2.45	0.45
1:EA:602:GLY:O	1:EA:653:THR:HG22	2.16	0.45
1:EA:695:TYR:HE1	1:EA:820:TYR:HA	1.80	0.45
2:EB:359:LEU:HD22	2:EB:361:HIS:CE1	2.51	0.45
3:EC:85:PHE:HA	3:EC:204:LEU:HD13	1.98	0.45
8:EH:5:LEU:CD2	8:EH:135:LEU:HD23	2.43	0.45
1:FA:123:ARG:HG3	1:FA:193:ILE:HD11	1.98	0.45
1:FA:82:PRO:HG3	1:FA:393:SER:O	2.17	0.45
1:FA:460:LEU:O	1:FA:466:LEU:HB3	2.16	0.45
2:FB:264:TRP:NE1	2:FB:265:ARG:HG2	2.31	0.45

*Continued on next page...*

*Continued from previous page...*

Atom-1	Atom-2	Interatomic distance (Å)	Clash overlap (Å)
2:FB:379:ARG:CZ	2:FB:580:GLY:HA2	2.45	0.45
3:FC:188:ASP:O	3:FC:191:ILE:HG13	2.16	0.45
3:FC:235:ILE:H	3:FC:235:ILE:HG12	1.47	0.45
5:FE:112:TYR:CZ	5:FE:136:ASN:HB2	2.51	0.45
1:AA:1058:THR:C	1:AA:1060:GLU:H	2.18	0.45
1:AA:126:GLN:NE2	1:AA:340:HIS:O	2.47	0.45
1:AA:484:ILE:HG23	1:AA:631:ASP:O	2.15	0.45
1:AA:678:VAL:HG22	1:AA:781:LEU:O	2.17	0.45
1:AA:1626:VAL:HG11	2:AB:1194:ILE:HD13	1.98	0.45
2:AB:211:ARG:NH2	2:AB:243:GLN:OE1	2.38	0.45
2:AB:257:GLN:HG3	2:AB:316:ARG:HH22	1.81	0.45
2:AB:359:LEU:HD23	2:AB:359:LEU:HA	1.61	0.45
2:AB:45:HIS:CD2	2:AB:45:HIS:H	2.32	0.45
2:AB:476:LEU:HA	2:AB:476:LEU:HD23	1.57	0.45
3:AC:64:ALA:O	3:AC:67:PHE:HB2	2.16	0.45
7:AG:125:TRP:CZ2	7:AG:127:PRO:HG3	2.50	0.45
11:AK:51:THR:O	11:AK:54:THR:OG1	2.33	0.45
14:AN:55:LEU:C	14:AN:56:ILE:HG13	2.36	0.45
14:AN:87:TYR:HB3	14:AN:139:VAL:CG1	2.43	0.45
1:BA:1291:VAL:HG12	1:BA:1292:ILE:H	1.82	0.45
1:BA:709:ARG:C	1:BA:711:LYS:H	2.15	0.45
1:BA:727:THR:OG1	1:BA:728:GLY:N	2.49	0.45
2:BB:1047:ARG:NH1	2:BB:1050:GLY:H	2.13	0.45
2:BB:656:LEU:HG	2:BB:687:THR:O	2.15	0.45
2:BB:774:ALA:HA	2:BB:1028:VAL:CG1	2.47	0.45
7:BG:134:GLU:O	7:BG:149:ILE:HG23	2.16	0.45
7:BG:218:VAL:HA	7:BG:224:PRO:HA	1.98	0.45
7:BG:38:ILE:HG13	7:BG:38:ILE:H	1.27	0.45
1:CA:1054:ALA:O	1:CA:1179:ILE:HG22	2.16	0.45
1:CA:1142:ASP:O	1:CA:1145:GLU:N	2.49	0.45
1:CA:1173:LYS:O	1:CA:1177:SER:OG	2.14	0.45
1:CA:1287:ALA:HA	1:CA:1478:ALA:CB	2.36	0.45
1:CA:536:ILE:HG12	1:CA:577:VAL:HG22	1.97	0.45
1:CA:595:LEU:HD22	1:CA:595:LEU:HA	1.79	0.45
2:CB:1178:ILE:HD12	2:CB:1182:LEU:HB3	1.98	0.45
2:CB:301:PHE:CD1	2:CB:302:LEU:HD23	2.50	0.45
2:CB:38:LEU:H	2:CB:38:LEU:HD22	1.81	0.45
2:CB:476:LEU:HD23	2:CB:476:LEU:HA	1.52	0.45
2:CB:468:GLY:O	2:CB:482:SER:HA	2.16	0.45
2:CB:571:ALA:HA	2:CB:572:PRO:HD3	1.74	0.45
2:CB:627:GLY:O	2:CB:641:TYR:N	2.49	0.45

*Continued on next page...*

*Continued from previous page...*

Atom-1	Atom-2	Interatomic distance (Å)	Clash overlap (Å)
2:CB:834:LYS:C	2:CB:836:TRP:N	2.65	0.45
3:CC:67:PHE:HE1	3:CC:318:VAL:HA	1.81	0.45
5:CE:143:ASN:O	5:CE:145:THR:N	2.50	0.45
7:CG:67:ASN:O	7:CG:70:VAL:HG23	2.16	0.45
11:CK:138:LYS:O	11:CK:142:MET:HB2	2.15	0.45
11:CK:68:GLU:HG2	11:CK:72:LEU:HD23	1.98	0.45
12:CL:61:THR:O	12:CL:63:ARG:N	2.49	0.45
1:DA:1226:VAL:HG12	1:DA:1227:MET:HG2	1.98	0.45
1:DA:113:VAL:HG11	1:DA:181:LEU:HD23	1.98	0.45
1:DA:713:VAL:HG12	1:DA:714:THR:H	1.80	0.45
2:DB:271:VAL:HB	2:DB:276:ILE:HD11	1.98	0.45
2:DB:290:ASP:O	2:DB:292:ILE:N	2.48	0.45
3:DC:41:GLU:O	3:DC:57:ILE:HD12	2.15	0.45
7:DG:140:GLN:HB3	7:DG:217:TRP:HD1	1.80	0.45
14:DN:58:PHE:CD1	14:DN:58:PHE:N	2.84	0.45
1:EA:1202:LEU:HD21	9:EI:101:LEU:CD2	2.46	0.45
1:EA:1220:PRO:O	1:EA:1223:ARG:HB2	2.16	0.45
1:EA:618:TYR:O	1:EA:620:ASN:N	2.50	0.45
2:EB:1058:GLN:H	2:EB:1058:GLN:HG3	1.51	0.45
2:EB:151:ASN:N	2:EB:151:ASN:OD1	2.48	0.45
2:EB:617:THR:HB	2:EB:620:LEU:HD23	1.98	0.45
3:EC:303:GLU:O	3:EC:304:SER:HB2	2.16	0.45
6:EF:119:ARG:HA	6:EF:122:MET:HG3	1.98	0.45
13:EM:16:GLN:HE21	13:EM:18:GLN:H	1.63	0.45
1:FA:1637:PRO:CB	1:FA:1647:ASN:HD21	2.28	0.45
1:FA:379:GLU:HA	7:FO:292:HIS:NE2	2.31	0.45
1:FA:505:LEU:O	1:FA:581:ILE:HG22	2.17	0.45
1:FA:964:LYS:HB3	1:FA:964:LYS:HE2	1.63	0.45
2:FB:161:LEU:HD11	2:FB:409:TYR:CE2	2.50	0.45
2:FB:326:VAL:O	2:FB:330:LEU:HG	2.15	0.45
2:FB:523:GLU:HG2	2:FB:523:GLU:H	1.39	0.45
2:FB:615:GLY:C	2:FB:617:THR:H	2.20	0.45
5:FE:64:PRO:HB3	5:FE:68:SER:HB2	1.97	0.45
6:FF:69:LEU:O	6:FF:72:LYS:HB2	2.17	0.45
8:FH:93:TYR:CD1	8:FH:93:TYR:N	2.84	0.45
1:AA:843:ARG:NE	1:AA:945:CYS:O	2.44	0.45
2:AB:834:LYS:C	2:AB:836:TRP:N	2.69	0.45
5:AE:159:ASP:O	5:AE:163:GLU:HG2	2.16	0.45
9:AI:13:CYS:HB3	9:AI:33:CYS:HB3	1.97	0.45
9:AI:99:LEU:HB2	9:AI:111:PHE:CZ	2.48	0.45
13:AM:33:PRO:HG2	13:AM:57:ASN:ND2	2.31	0.45

*Continued on next page...*

*Continued from previous page...*

Atom-1	Atom-2	Interatomic distance (Å)	Clash overlap (Å)
9:AI:33:CYS:HB2	13:AM:60:LEU:HD22	1.97	0.45
1:BA:1092:GLU:O	1:BA:1095:LEU:N	2.46	0.45
1:BA:530:TRP:CZ2	1:BA:582:LYS:HA	2.49	0.45
2:BB:210:ARG:HH22	2:BB:625:GLU:CD	2.20	0.45
2:BB:201:LYS:NZ	2:BB:466:SER:HA	2.31	0.45
3:BC:59:ILE:HG12	3:BC:60:ASP:N	2.31	0.45
1:BA:650:LEU:CD2	6:BF:87:LYS:HD3	2.46	0.45
7:BG:18:LYS:O	7:BG:20:HIS:N	2.50	0.45
8:BH:46:LEU:HD23	8:BH:46:LEU:HA	1.78	0.45
9:BI:88:GLN:NE2	9:BI:117:CYS:SG	2.89	0.45
7:BO:265:SER:N	7:BO:268:GLU:OE2	2.49	0.45
1:CA:1220:PRO:O	1:CA:1223:ARG:HB2	2.16	0.45
1:CA:1270:VAL:HB	9:CI:51:THR:HG21	1.99	0.45
2:CB:970:LYS:HG2	2:CB:1000:LEU:HD21	1.98	0.45
2:CB:501:ARG:HG3	2:CB:699:ILE:CD1	2.46	0.45
2:CB:895:PHE:O	2:CB:896:GLN:C	2.54	0.45
2:CB:913:ILE:HD13	2:CB:930:LYS:HG3	1.97	0.45
2:CB:960:ILE:H	2:CB:960:ILE:HG12	1.37	0.45
3:CC:209:ILE:HG12	3:CC:210:LEU:O	2.16	0.45
3:CC:248:GLN:HG3	3:CC:256:ILE:O	2.16	0.45
3:CC:55:ASP:C	3:CC:56:LEU:HD23	2.36	0.45
13:CM:38:PHE:O	14:CN:118:SER:HA	2.17	0.45
1:DA:1245:ASP:OD2	1:DA:1245:ASP:N	2.47	0.45
1:DA:1272:VAL:HG23	9:DI:49:THR:O	2.15	0.45
1:DA:457:LYS:C	1:DA:459:ALA:N	2.70	0.45
2:DB:1117:VAL:HG21	2:DB:1162:GLY:N	2.31	0.45
1:DA:1348:VAL:HG11	2:DB:225:ARG:NH2	2.31	0.45
1:DA:1342:PRO:HD3	2:DB:257:GLN:OE1	2.16	0.45
2:DB:362:LEU:HB2	2:DB:370:LYS:HE2	1.98	0.45
2:DB:964:VAL:O	2:DB:966:SER:N	2.48	0.45
5:DE:15:ALA:HA	5:DE:140:LEU:O	2.17	0.45
5:DE:43:LYS:O	5:DE:47:CYS:HB2	2.17	0.45
8:DH:40:LEU:HD12	8:DH:41:ASP:N	2.30	0.45
1:EA:657:TYR:O	1:EA:665:PRO:HA	2.17	0.45
1:EA:952:LEU:HD11	2:EB:519:LYS:HD2	1.97	0.45
2:EB:1046:VAL:HG22	2:EB:1047:ARG:N	2.31	0.45
2:EB:417:ILE:O	2:EB:420:TYR:HB3	2.17	0.45
3:EC:218:LYS:NZ	12:EL:69:ALA:HB3	2.31	0.45
5:EE:157:SER:OG	5:EE:160:GLU:HG3	2.16	0.45
4:ED:25:THR:OG1	7:EG:42:PRO:HB2	2.16	0.45
8:EH:87:ARG:HB2	8:EH:87:ARG:HE	1.58	0.45

*Continued on next page...*

*Continued from previous page...*

Atom-1	Atom-2	Interatomic distance (Å)	Clash overlap (Å)
13:EM:10:ILE:HD12	14:EN:70:LEU:O	2.16	0.45
13:EM:36:THR:HG23	13:EM:57:ASN:ND2	2.32	0.45
1:FA:1229:ALA:CB	1:FA:1597:ALA:HB2	2.46	0.45
1:FA:1256:LYS:HD3	1:FA:1305:GLU:O	2.16	0.45
1:FA:1549:VAL:HG11	1:FA:1561:THR:OG1	2.16	0.45
1:FA:1601:GLN:C	1:FA:1603:MET:N	2.69	0.45
1:FA:547:ILE:C	1:FA:549:MET:H	2.18	0.45
2:FB:1082:HIS:HB2	2:FB:1084:THR:HG23	1.98	0.45
2:FB:260:PHE:C	2:FB:260:PHE:CD1	2.90	0.45
11:FK:58:GLY:C	11:FK:60:SER:N	2.68	0.45
1:AA:952:LEU:CD1	2:AB:519:LYS:HD2	2.47	0.45
2:AB:1186:ASP:OD2	2:AB:1198:TYR:OH	2.24	0.45
2:AB:675:ALA:HB2	2:AB:686:HIS:CG	2.52	0.45
5:AE:143:ASN:O	5:AE:145:THR:N	2.50	0.45
6:AF:97:ARG:HG3	6:AF:101:ILE:CD1	2.46	0.45
12:AL:33:GLU:HG3	12:AL:53:HIS:ND1	2.32	0.45
13:AM:9:GLU:HG2	14:AN:70:LEU:O	2.16	0.45
1:BA:1217:LEU:HD11	1:BA:1572:ARG:NE	2.32	0.45
1:BA:1294:MET:N	1:BA:1294:MET:SD	2.89	0.45
1:BA:1621:PHE:O	1:BA:1624:LYS:HB2	2.16	0.45
1:BA:835:LEU:HD22	1:BA:915:GLY:O	2.16	0.45
1:BA:934:LYS:HB3	2:BB:955:PRO:HG2	1.97	0.45
2:BB:359:LEU:HA	2:BB:359:LEU:HD23	1.62	0.45
2:BB:374:LEU:O	2:BB:378:ILE:HG12	2.17	0.45
2:BB:215:MET:HE3	2:BB:394:PRO:HB3	1.96	0.45
2:BB:852:VAL:HG22	2:BB:856:ASP:HB3	1.99	0.45
3:BC:230:LEU:HD12	3:BC:231:PRO:HD2	1.99	0.45
3:BC:54:PHE:CZ	3:BC:300:PHE:HB3	2.52	0.45
1:BA:1540:GLY:HA2	5:BE:148:GLU:CD	2.37	0.45
10:BJ:16:ASP:C	10:BJ:18:TRP:H	2.19	0.45
1:CA:1229:ALA:CB	1:CA:1597:ALA:HB2	2.47	0.45
1:CA:1546:VAL:HG21	1:CA:1595:TYR:CE2	2.52	0.45
2:CB:1006:ASN:HB3	2:CB:1010:ASN:O	2.16	0.45
2:CB:389:CYS:HB2	2:CB:635:GLY:O	2.16	0.45
2:CB:532:HIS:CG	2:CB:700:LEU:HD22	2.50	0.45
2:CB:505:ARG:HG3	2:CB:541:LEU:HD23	1.98	0.45
2:CB:741:LEU:HD23	2:CB:741:LEU:HA	1.79	0.45
2:CB:804:TYR:HE1	2:CB:883:GLU:OE2	1.99	0.45
2:CB:964:VAL:C	2:CB:966:SER:N	2.70	0.45
3:CC:209:ILE:HG12	3:CC:210:LEU:N	2.31	0.45
1:DA:1621:PHE:O	1:DA:1624:LYS:HB2	2.16	0.45

*Continued on next page...*

*Continued from previous page...*

Atom-1	Atom-2	Interatomic distance (Å)	Clash overlap (Å)
1:DA:597:LYS:HB2	2:DB:1082:HIS:NE2	2.30	0.45
2:DB:1141:LEU:CD1	7:DG:17:ILE:HG21	2.47	0.45
5:DE:22:MET:HA	5:DE:187:TYR:CZ	2.51	0.45
7:DG:58:LEU:HD23	7:DG:58:LEU:HA	1.64	0.45
8:DH:102:TYR:HE2	8:DH:116:TYR:C	2.20	0.45
1:EA:1175:MET:O	1:EA:1178:LEU:HG	2.17	0.45
1:EA:1195:GLU:O	1:EA:1198:THR:OG1	2.29	0.45
1:EA:1485:MET:O	1:EA:1489:VAL:HG23	2.15	0.45
1:EA:782:ASP:O	1:EA:785:GLN:N	2.33	0.45
2:EB:551:ILE:CD1	2:EB:649:MET:HA	2.47	0.45
2:EB:658:LEU:HB3	2:EB:659:ASP:H	1.50	0.45
2:EB:692:THR:HB	2:EB:693:PRO:HD2	1.98	0.45
5:EE:20:LYS:NZ	5:EE:37:LEU:HD22	2.30	0.45
6:EF:120:ILE:O	6:EF:123:LYS:N	2.50	0.45
6:EF:147:SER:HB3	6:EF:150:GLU:HG2	1.98	0.45
3:EC:328:LEU:HD11	11:EK:65:ILE:HD11	1.97	0.45
1:FA:1026:GLN:HA	1:FA:1611:MET:CE	2.46	0.45
1:FA:1039:ARG:HB3	1:FA:1044:THR:O	2.16	0.45
1:FA:1237:GLN:HB2	1:FA:1544:ASN:HB2	1.98	0.45
1:FA:247:GLY:O	1:FA:442:LYS:HG2	2.17	0.45
1:FA:727:THR:OG1	1:FA:729:LYS:N	2.45	0.45
2:FB:1038:HIS:HE1	2:FB:1042:ASP:OD2	2.00	0.45
2:FB:323:ARG:O	2:FB:327:LEU:HG	2.16	0.45
2:FB:349:VAL:O	2:FB:353:VAL:HG23	2.16	0.45
4:FD:14:THR:OG1	4:FD:16:LEU:HB2	2.16	0.45
4:FD:22:ILE:H	7:FG:76:LYS:NZ	2.14	0.45
7:FG:49:LEU:HG	7:FG:50:ALA:O	2.16	0.45
9:FI:72:LYS:HB2	9:FI:73:LYS:HE3	1.99	0.45
10:FJ:54:VAL:C	10:FJ:56:LEU:H	2.18	0.45
13:FM:36:THR:HG23	13:FM:57:ASN:ND2	2.31	0.45
1:AA:1006:LEU:HD22	9:AI:103:SER:HA	1.97	0.45
1:AA:1247:SER:OG	1:AA:1248:ASP:N	2.49	0.45
1:AA:854:GLY:O	1:AA:974:THR:HB	2.17	0.45
2:AB:1056:THR:HB	2:AB:1058:GLN:HG3	1.98	0.45
2:AB:1198:TYR:CD2	2:AB:1198:TYR:N	2.82	0.45
2:AB:304:ASP:O	2:AB:308:LEU:HG	2.16	0.45
2:AB:383:SER:HB2	2:AB:388:GLU:HB2	1.98	0.45
2:AB:811:LEU:HD13	2:AB:823:GLN:NE2	2.29	0.45
3:AC:216:HIS:ND1	3:AC:218:LYS:HB3	2.32	0.45
1:BA:1260:LYS:HA	1:BA:1499:ARG:O	2.17	0.45
2:BB:1017:ALA:O	3:BC:65:ASN:ND2	2.50	0.45

*Continued on next page...*

*Continued from previous page...*

Atom-1	Atom-2	Interatomic distance (Å)	Clash overlap (Å)
2:BB:462:GLN:O	2:BB:466:SER:N	2.48	0.45
6:BF:98:ALA:HB2	6:BF:118:LEU:HD13	1.99	0.45
14:BN:82:ILE:HB	14:BN:87:TYR:CE1	2.51	0.45
1:CA:118:TYR:CD2	1:CA:223:PHE:HD1	2.35	0.45
1:CA:1516:LYS:O	1:CA:1518:VAL:HB	2.17	0.45
1:CA:1555:VAL:CG1	5:CE:178:ILE:HD13	2.47	0.45
1:CA:253:GLU:O	1:CA:312:SER:HA	2.17	0.45
1:CA:456:VAL:O	1:CA:459:ALA:HB3	2.17	0.45
1:CA:893:ASP:OD2	1:CA:956:ARG:HB2	2.17	0.45
2:CB:1116:SER:OG	2:CB:1159:TRP:HB2	2.16	0.45
2:CB:412:ILE:O	2:CB:416:LYS:HG2	2.16	0.45
2:CB:463:TYR:HE1	2:CB:467:THR:HG21	1.80	0.45
2:CB:655:TYR:HD1	2:CB:688:HIS:HE2	1.65	0.45
2:CB:714:ARG:HA	2:CB:714:ARG:HD3	1.77	0.45
2:CB:843:ASP:HB2	2:CB:845:LEU:HD21	1.98	0.45
2:CB:898:LEU:HA	2:CB:898:LEU:HD13	1.68	0.45
1:CA:830:MET:HE1	2:CB:963:PHE:CD2	2.52	0.45
3:CC:173:GLY:C	3:CC:175:GLN:H	2.19	0.45
5:CE:112:TYR:CE1	5:CE:136:ASN:HB2	2.52	0.45
14:CN:90:MET:HB2	14:CN:92:ASP:OD1	2.16	0.45
1:DA:892:LEU:O	1:DA:896:THR:OG1	2.35	0.45
2:DB:151:ASN:OD1	2:DB:151:ASN:N	2.50	0.45
2:DB:262:PHE:O	2:DB:268:GLU:HG2	2.16	0.45
2:DB:301:PHE:CD1	2:DB:302:LEU:HD23	2.51	0.45
2:DB:626:ILE:N	2:DB:668:GLU:OE2	2.49	0.45
1:DA:1039:ARG:NH2	5:DE:168:TYR:O	2.49	0.45
5:DE:64:PRO:HB3	5:DE:68:SER:HB2	1.97	0.45
1:EA:1117:SER:O	1:EA:1117:SER:OG	2.29	0.45
1:EA:1229:ALA:CB	1:EA:1597:ALA:HB2	2.46	0.45
1:EA:719:ILE:O	1:EA:724:PRO:HA	2.17	0.45
2:EB:1026:ILE:HD11	2:EB:1028:VAL:CG1	2.46	0.45
2:EB:277:LEU:HG	2:EB:374:LEU:HD21	1.99	0.45
2:EB:72:VAL:HG11	2:EB:94:LYS:HE3	1.98	0.45
3:EC:228:ARG:HD3	14:EN:173:THR:CG2	2.47	0.45
11:EK:76:LEU:O	11:EK:80:ILE:HG13	2.16	0.45
1:FA:1006:LEU:O	1:FA:1010:ALA:HB3	2.17	0.45
1:FA:1098:SER:OG	1:FA:1141:GLN:NE2	2.49	0.45
1:FA:1272:VAL:HG12	1:FA:1273:THR:N	2.32	0.45
1:FA:1580:ARG:CZ	5:FE:204:THR:HG23	2.46	0.45
1:FA:572:THR:HA	7:FG:52:MET:SD	2.57	0.45
2:FB:1053:ASN:HD22	2:FB:1054:SER:H	1.63	0.45

*Continued on next page...*



*Continued from previous page...*

Atom-1	Atom-2	Interatomic distance (Å)	Clash overlap (Å)
2:FB:1117:VAL:HB	2:FB:1160:GLU:O	2.16	0.45
13:FM:59:ARG:HD2	13:FM:60:LEU:HD21	1.97	0.45
14:FN:55:LEU:O	14:FN:136:VAL:HA	2.17	0.45
7:FO:267:ALA:C	7:FO:269:SER:N	2.70	0.45
1:AA:1344:ILE:H	1:AA:1344:ILE:CD1	2.25	0.45
1:AA:1463:ASP:HB2	1:AA:1469:TRP:CD1	2.51	0.45
1:AA:505:LEU:HD13	1:AA:637:PHE:HB2	1.99	0.45
1:AA:696:ILE:O	1:AA:700:ILE:HG13	2.17	0.45
1:AA:729:LYS:HE3	1:AA:779:GLY:O	2.17	0.45
1:AA:82:PRO:HG3	1:AA:393:SER:O	2.16	0.45
8:AH:40:LEU:HD13	8:AH:123:MET:CE	2.46	0.45
14:AN:90:MET:O	14:AN:137:PHE:HB3	2.16	0.45
13:AM:43:LYS:HE3	14:AN:27:ASP:O	2.15	0.45
1:BA:1322:ILE:CG2	1:BA:1457:ILE:HD11	2.45	0.45
1:BA:1485:MET:O	1:BA:1489:VAL:HG23	2.17	0.45
1:BA:1555:VAL:HG13	1:BA:1556:GLU:N	2.30	0.45
1:BA:862:THR:HA	9:BI:67:VAL:HG12	1.98	0.45
2:BB:260:PHE:HD1	2:BB:261:ARG:N	2.15	0.45
2:BB:732:ALA:O	2:BB:736:ARG:HG3	2.16	0.45
6:BF:119:ARG:HA	6:BF:122:MET:HG3	1.99	0.45
1:CA:1095:LEU:CD2	1:CA:1134:GLY:HA3	2.47	0.45
1:CA:1457:ILE:HA	1:CA:1474:LEU:HD22	1.97	0.45
1:CA:223:PHE:CE2	1:CA:227:LEU:HD11	2.52	0.45
1:CA:522:ALA:O	1:CA:525:ASN:N	2.49	0.45
1:CA:631:ASP:N	1:CA:631:ASP:OD1	2.45	0.45
1:CA:507:TYR:HB2	1:CA:637:PHE:CZ	2.52	0.45
1:CA:89:LEU:HA	1:CA:89:LEU:HD22	1.76	0.45
2:CB:848:ILE:HD12	2:CB:885:VAL:CG2	2.46	0.45
5:CE:175:LEU:HA	5:CE:175:LEU:HD22	1.63	0.45
1:DA:1543:SER:OG	1:DA:1544:ASN:N	2.48	0.45
1:DA:869:PRO:HG2	1:DA:872:ASP:HB2	1.99	0.45
2:DB:1048:SER:OG	2:DB:1049:THR:N	2.47	0.45
2:DB:565:LEU:HD23	2:DB:565:LEU:HA	1.65	0.45
2:DB:687:THR:OG1	2:DB:688:HIS:ND1	2.49	0.45
2:DB:526:GLY:CA	2:DB:696:ILE:HG22	2.46	0.45
2:DB:847:TYR:O	2:DB:882:ILE:HD12	2.16	0.45
2:DB:800:TYR:CD1	2:DB:910:THR:HG23	2.52	0.45
3:DC:71:MET:HB3	3:DC:71:MET:HE3	1.93	0.45
5:DE:198:ILE:O	5:DE:199:ILE:HD13	2.17	0.45
12:DL:63:ARG:HH11	12:DL:63:ARG:HG3	1.81	0.45
1:EA:1251:ALA:O	1:EA:1253:THR:N	2.49	0.45

*Continued on next page...*

*Continued from previous page...*

Atom-1	Atom-2	Interatomic distance (Å)	Clash overlap (Å)
1:EA:1659:LYS:HA	7:EG:104:LEU:HD23	1.97	0.45
1:EA:20:THR:HG23	1:EA:23:GLU:HG3	1.98	0.45
1:EA:534:THR:OG1	1:EA:535:GLN:HG2	2.17	0.45
1:EA:731:ILE:O	1:EA:735:VAL:HG23	2.17	0.45
1:EA:816:LEU:HG	1:EA:817:PHE:N	2.30	0.45
2:EB:1178:ILE:HG13	2:EB:1178:ILE:O	2.12	0.45
2:EB:260:PHE:CD1	2:EB:260:PHE:C	2.90	0.45
2:EB:460:LYS:O	2:EB:463:TYR:HB3	2.16	0.45
2:EB:751:ILE:HG23	2:EB:752:VAL:CG2	2.46	0.45
3:EC:310:PRO:O	3:EC:313:ILE:N	2.49	0.45
1:EA:214:ASP:OD2	5:EE:177:ARG:NH2	2.50	0.45
3:EC:329:LYS:CE	11:EK:122:LYS:HE2	2.47	0.45
2:FB:1093:LEU:HD12	2:FB:1093:LEU:HA	1.58	0.45
2:FB:158:CYS:O	2:FB:457:ILE:N	2.49	0.45
5:FE:177:ARG:CZ	5:FE:179:GLN:HE22	2.29	0.45
4:FD:36:VAL:CG2	7:FG:38:ILE:HD13	2.46	0.45
9:FI:111:PHE:HA	9:FI:121:PHE:O	2.16	0.45
9:FI:23:VAL:HB	9:FI:39:LYS:HE3	1.98	0.45
12:FL:63:ARG:NH1	12:FL:63:ARG:HG3	2.32	0.45
2:AB:164:MET:HE3	2:AB:194:PHE:CZ	2.52	0.45
2:AB:301:PHE:CD1	2:AB:302:LEU:HD23	2.51	0.45
2:AB:625:GLU:O	2:AB:642:LEU:HD13	2.17	0.45
2:AB:663:ILE:HD12	2:AB:663:ILE:HA	1.61	0.45
2:AB:744:LEU:HD11	2:AB:799:GLY:HA2	1.98	0.45
3:AC:203:SER:O	3:AC:204:LEU:HB3	2.16	0.45
8:AH:93:TYR:CD1	8:AH:93:TYR:N	2.85	0.45
14:AN:58:PHE:CD1	14:AN:58:PHE:N	2.84	0.45
1:BA:1101:THR:O	1:BA:1105:ARG:HB2	2.15	0.45
1:BA:61:LEU:HG	1:BA:67:LEU:O	2.17	0.45
1:BA:713:VAL:HG23	1:BA:738:ASN:OD1	2.17	0.45
1:BA:773:ASP:OD2	1:BA:773:ASP:N	2.49	0.45
2:BB:542:LEU:C	2:BB:543:ASN:HD22	2.19	0.45
2:BB:876:SER:C	2:BB:878:GLU:H	2.19	0.45
3:BC:85:PHE:HA	3:BC:204:LEU:HD13	1.99	0.45
8:BH:12:VAL:HB	8:BH:53:ASP:H	1.82	0.45
14:BN:26:PRO:HB2	14:BN:29:PHE:CE1	2.51	0.45
1:CA:1072:ASN:O	1:CA:1075:ALA:N	2.50	0.45
1:CA:1162:ASN:H	1:CA:1165:LYS:HD2	1.81	0.45
2:CB:203:ILE:CD1	2:CB:203:ILE:H	2.24	0.45
2:CB:210:ARG:HB2	2:CB:399:HIS:C	2.36	0.45
2:CB:840:LEU:HD11	2:CB:858:ILE:C	2.36	0.45

*Continued on next page...*

*Continued from previous page...*

Atom-1	Atom-2	Interatomic distance (Å)	Clash overlap (Å)
2:CB:70:GLU:HG2	2:CB:97:VAL:C	2.37	0.45
8:CH:80:ARG:HB2	11:CK:108:TYR:HE1	1.82	0.45
1:DA:1189:ALA:O	1:DA:1193:VAL:HG23	2.16	0.45
1:DA:1202:LEU:HD11	9:DI:101:LEU:CD1	2.44	0.45
1:DA:1224:GLU:HB3	1:DA:1233:ILE:HG22	1.98	0.45
1:DA:1484:LEU:CD2	2:DB:304:ASP:HB3	2.47	0.45
1:DA:585:ASP:OD1	1:DA:644:ARG:NH1	2.49	0.45
2:DB:1093:LEU:HD11	2:DB:1179:PRO:HB3	1.99	0.45
2:DB:1189:LEU:HA	2:DB:1189:LEU:HD22	1.61	0.45
2:DB:526:GLY:N	2:DB:696:ILE:HG22	2.32	0.45
3:DC:172:GLN:H	3:DC:175:GLN:HB2	1.81	0.45
3:DC:137:ASN:CG	3:DC:203:SER:HB2	2.37	0.45
3:DC:81:GLU:OE1	3:DC:81:GLU:HA	2.17	0.45
9:DI:11:LEU:HD12	9:DI:11:LEU:H	1.82	0.45
10:DJ:60:PHE:O	10:DJ:63:TYR:N	2.46	0.45
13:DM:10:ILE:HD13	14:DN:70:LEU:HG	1.99	0.45
1:EA:253:GLU:O	1:EA:312:SER:HA	2.17	0.45
1:EA:484:ILE:HG23	1:EA:631:ASP:O	2.16	0.45
1:EA:32:ILE:HG21	1:EA:49:LEU:HD23	1.98	0.45
1:EA:621:THR:HG23	1:EA:626:ALA:HB3	1.99	0.45
2:EB:107:PRO:HG2	2:EB:133:TYR:CZ	2.51	0.45
2:EB:161:LEU:HD11	2:EB:409:TYR:CE2	2.51	0.45
2:EB:425:ILE:HG22	2:EB:426:ALA:N	2.32	0.45
2:EB:548:LYS:HG2	2:EB:550:ARG:NH2	2.31	0.45
2:EB:627:GLY:H	2:EB:642:LEU:HD22	1.82	0.45
2:EB:547:HIS:NE2	2:EB:694:THR:O	2.50	0.45
3:EC:285:PHE:C	3:EC:287:ASP:H	2.20	0.45
3:EC:42:VAL:HG22	3:EC:56:LEU:HD22	1.99	0.45
1:EA:935:GLY:N	9:EI:125:ASN:O	2.50	0.45
9:EI:8:ILE:H	9:EI:16:LEU:CD1	2.29	0.45
14:EN:110:LEU:HB3	14:EN:119:LEU:HB3	1.98	0.45
7:EO:272:ILE:HG12	7:EO:273:VAL:N	2.31	0.45
1:FA:1342:PRO:HG3	2:FB:259:THR:HG22	1.98	0.45
1:FA:191:MET:SD	1:FA:191:MET:C	2.95	0.45
3:FC:136:LEU:HD13	3:FC:166:ASP:O	2.17	0.45
3:FC:59:ILE:HG12	3:FC:60:ASP:N	2.31	0.45
6:FF:102:SER:HB3	6:FF:117:PRO:HB3	1.99	0.45
6:FF:97:ARG:HG2	6:FF:130:ILE:HD13	1.98	0.45
9:FI:20:PRO:O	9:FI:22:ALA:N	2.49	0.45
9:FI:57:PRO:HA	9:FI:61:ARG:HG2	1.98	0.45
3:FC:218:LYS:HZ1	12:FL:69:ALA:HB3	1.82	0.45

*Continued on next page...*

*Continued from previous page...*

Atom-1	Atom-2	Interatomic distance (Å)	Clash overlap (Å)
1:AA:674:ILE:HG12	1:AA:783:LYS:HB2	1.98	0.45
2:AB:376:PHE:HB2	2:AB:592:ILE:HD11	1.99	0.45
2:AB:434:ARG:HD3	7:BG:226:ASP:O	2.17	0.45
2:AB:54:GLU:HB3	2:AB:55:GLY:H	1.58	0.45
2:AB:748:GLN:HA	10:AJ:54:VAL:HG23	1.99	0.45
3:AC:142:ARG:O	3:AC:144:PRO:HD3	2.17	0.45
4:AD:82:LEU:HD22	7:AG:67:ASN:ND2	2.30	0.45
4:AD:90:LYS:HA	4:AD:93:GLN:HG2	1.99	0.45
2:AB:717:TYR:HB2	9:AI:104:ALA:HB1	1.99	0.45
11:AK:117:LEU:O	11:AK:121:LEU:HB2	2.17	0.45
11:AK:128:CYS:O	11:AK:131:VAL:HB	2.17	0.45
3:AC:228:ARG:HH12	14:AN:172:ALA:HB1	1.82	0.45
1:BA:50:TYR:OH	1:BA:370:PRO:HG3	2.16	0.45
1:BA:754:LYS:HB2	1:BA:782:ASP:OD2	2.17	0.45
2:BB:1201:GLU:HG3	2:BB:1203:LYS:H	1.81	0.45
2:BB:994:ASP:N	2:BB:994:ASP:OD1	2.50	0.45
7:BG:46:TYR:CD1	7:BG:117:TRP:CD1	3.04	0.45
13:BM:65:TYR:O	13:BM:97:VAL:N	2.45	0.45
1:CA:1239:THR:HG23	1:CA:1520:VAL:HG13	1.98	0.45
1:CA:1322:ILE:CG2	1:CA:1457:ILE:HD11	2.46	0.45
1:CA:1501:ILE:O	1:CA:1504:ILE:N	2.49	0.45
1:CA:1637:PRO:HG3	1:CA:1647:ASN:HD21	1.82	0.45
1:CA:369:LEU:HA	1:CA:370:PRO:HD3	1.86	0.45
1:CA:478:TYR:O	2:CB:1091:ARG:NH2	2.50	0.45
2:CB:350:GLY:O	2:CB:353:VAL:HB	2.17	0.45
2:CB:376:PHE:HB2	2:CB:592:ILE:HD11	1.98	0.45
2:CB:71:LYS:HB3	2:CB:425:ILE:CD1	2.47	0.45
2:CB:772:VAL:O	2:CB:946:ASP:HB2	2.17	0.45
3:CC:100:ARG:HH12	3:CC:193:LEU:CA	2.30	0.45
3:CC:59:ILE:HD11	3:CC:63:ILE:HB	1.98	0.45
1:CA:1039:ARG:NH2	5:CE:168:TYR:O	2.49	0.45
5:CE:182:ASP:OD2	5:CE:184:VAL:HG23	2.16	0.45
5:CE:32:GLN:O	5:CE:35:VAL:HB	2.15	0.45
8:CH:105:GLU:OE2	8:CH:115:TYR:OH	2.25	0.45
8:CH:33:GLN:HB2	8:CH:36:CYS:CB	2.46	0.45
14:CN:72:VAL:HG22	14:CN:137:PHE:HE1	1.82	0.45
1:DA:1637:PRO:CB	1:DA:1647:ASN:HD21	2.30	0.45
1:DA:495:ILE:HB	1:DA:603:HIS:ND1	2.31	0.45
1:DA:855:ARG:NH1	1:DA:868:THR:O	2.46	0.45
2:DB:417:ILE:O	2:DB:420:TYR:HB3	2.17	0.45
2:DB:792:SER:HB2	2:DB:933:THR:HB	1.97	0.45

*Continued on next page...*

*Continued from previous page...*

Atom-1	Atom-2	Interatomic distance (Å)	Clash overlap (Å)
2:DB:858:ILE:HD11	2:DB:872:LYS:HB3	1.98	0.45
1:DA:1122:PRO:HG3	5:DE:207:ARG:HB3	1.98	0.45
7:DG:134:GLU:O	7:DG:149:ILE:HG23	2.16	0.45
14:DN:155:VAL:HG13	14:DN:156:PRO:HD2	1.98	0.45
1:EA:1446:ARG:HG2	1:EA:1450:ILE:HD13	1.99	0.45
1:EA:1612:LYS:HD3	1:EA:1621:PHE:CD1	2.52	0.45
1:EA:597:LYS:HB2	2:EB:1082:HIS:CE1	2.51	0.45
2:EB:570:VAL:HG13	2:EB:596:VAL:HG13	1.98	0.45
2:EB:622:ILE:HD12	2:EB:622:ILE:H	1.81	0.45
3:EC:173:GLY:C	3:EC:175:GLN:H	2.20	0.45
4:ED:40:LEU:HD22	4:ED:93:GLN:HB3	1.99	0.45
7:EG:95:LEU:HD23	7:EG:95:LEU:HA	1.73	0.45
9:EI:2:SER:O	9:EI:9:PHE:N	2.41	0.45
13:EM:85:LYS:C	13:EM:87:SER:H	2.19	0.45
1:FA:1217:LEU:HD11	1:FA:1572:ARG:CD	2.46	0.45
1:FA:505:LEU:HD13	1:FA:637:PHE:HB2	1.99	0.45
1:FA:826:PHE:H	2:FB:776:ILE:HD11	1.82	0.45
2:FB:1150:LYS:HD3	2:FB:1150:LYS:N	2.32	0.45
2:FB:1195:ARG:NH2	2:FB:1197:ARG:HD2	2.31	0.45
2:FB:203:ILE:CD1	2:FB:203:ILE:H	2.26	0.45
2:FB:201:LYS:NZ	2:FB:466:SER:HA	2.32	0.45
2:FB:733:LEU:HD22	10:FJ:60:PHE:HE2	1.82	0.45
2:FB:892:SER:OG	2:FB:893:ASN:N	2.50	0.45
2:FB:949:ILE:HG13	2:FB:950:ASN:N	2.31	0.45
3:FC:97:LEU:HD23	3:FC:97:LEU:HA	1.57	0.45
8:FH:108:SER:O	8:FH:110:ASP:N	2.49	0.45
14:FN:38:PHE:HA	14:FN:39:PRO:HD2	1.50	0.45
1:AA:1239:THR:HG23	1:AA:1520:VAL:HG13	1.98	0.45
1:AA:124:LEU:HD12	1:AA:133:SER:HA	1.98	0.45
1:AA:697:TYR:CE1	1:AA:702:PRO:HD3	2.52	0.45
1:AA:864:LEU:HD11	1:AA:875:LEU:HA	1.99	0.45
1:AA:957:VAL:HG13	1:AA:958:PRO:HD2	1.99	0.45
2:AB:168:ASN:OD1	2:AB:169:ARG:HG2	2.17	0.45
2:AB:47:GLY:HA2	2:AB:50:ASN:HD22	1.82	0.45
2:AB:617:THR:HB	2:AB:620:LEU:HD23	1.98	0.45
2:AB:662:ASP:O	2:AB:663:ILE:HB	2.17	0.45
2:AB:874:TYR:CZ	2:AB:876:SER:HB2	2.52	0.45
3:AC:172:GLN:HB2	3:AC:175:GLN:NE2	2.32	0.45
5:AE:144:ILE:N	5:AE:144:ILE:HD13	2.32	0.45
6:AF:97:ARG:HA	6:AF:100:GLN:HG3	1.99	0.45
7:AG:46:TYR:CD1	7:AG:117:TRP:CD1	3.04	0.45

*Continued on next page...*

*Continued from previous page...*

Atom-1	Atom-2	Interatomic distance (Å)	Clash overlap (Å)
13:AM:70:SER:O	13:AM:74:ASN:HB2	2.17	0.45
1:BA:1317:ILE:HA	1:BA:1321:PHE:HB3	1.98	0.45
1:BA:1484:LEU:HD21	2:BB:304:ASP:HB3	1.98	0.45
1:BA:1545:ASP:CG	1:BA:1546:VAL:N	2.71	0.45
1:BA:1021:ARG:HH12	1:BA:1615:TYR:HA	1.82	0.45
1:BA:1655:ASP:HB2	6:BF:135:ARG:HB3	1.99	0.45
1:BA:536:ILE:HG12	1:BA:577:VAL:HG22	1.98	0.45
2:BB:202:LEU:HD13	2:BB:500:PHE:CE2	2.52	0.45
2:BB:863:ASP:OD2	2:BB:866:LEU:HD12	2.17	0.45
6:BF:100:GLN:HG2	7:BG:112:PRO:CB	2.47	0.45
11:BK:80:ILE:HG22	11:BK:86:VAL:HG21	1.98	0.45
13:BM:23:VAL:HG13	14:BN:108:THR:O	2.17	0.45
1:CA:1102:LEU:HA	1:CA:1102:LEU:HD12	1.65	0.45
1:CA:1102:LEU:HD12	1:CA:1105:ARG:HE	1.82	0.45
1:CA:127:TYR:CE2	1:CA:193:ILE:HD13	2.52	0.45
1:CA:1217:LEU:HD11	1:CA:1572:ARG:CD	2.47	0.45
2:CB:203:ILE:HD12	2:CB:203:ILE:H	1.82	0.45
2:CB:655:TYR:HD1	2:CB:688:HIS:NE2	2.14	0.45
2:CB:832:TRP:HE3	2:CB:834:LYS:H	1.65	0.45
2:CB:858:ILE:HD11	2:CB:872:LYS:HB3	1.98	0.45
8:CH:42:ILE:HG23	8:CH:95:TYR:CE2	2.52	0.45
1:DA:1018:TYR:HD2	1:DA:1227:MET:HE1	1.82	0.45
1:DA:18:ILE:HA	2:DB:1193:GLY:O	2.15	0.45
1:DA:385:LEU:O	1:DA:389:VAL:HG23	2.17	0.45
2:CB:834:LYS:HB2	1:DA:553:GLN:NE2	2.31	0.45
1:DA:595:LEU:HD22	1:DA:595:LEU:HA	1.72	0.45
1:DA:499:PRO:HG3	1:DA:609:PRO:HA	1.98	0.45
1:DA:937:ASN:O	1:DA:940:VAL:HB	2.17	0.45
1:DA:956:ARG:HB3	1:DA:957:VAL:H	1.51	0.45
1:DA:1649:VAL:HG11	2:DB:1080:ILE:O	2.17	0.45
2:DB:460:LYS:O	2:DB:463:TYR:HB3	2.17	0.45
2:DB:840:LEU:HD11	2:DB:858:ILE:C	2.38	0.45
2:DB:825:PHE:HZ	2:DB:899:GLN:O	1.99	0.45
3:DC:45:SER:HB3	3:DC:53:ASN:HB3	1.99	0.45
4:DD:14:THR:OG1	4:DD:16:LEU:HB2	2.17	0.45
5:DE:157:SER:OG	5:DE:160:GLU:HG3	2.16	0.45
7:DG:100:THR:O	7:DG:102:GLU:N	2.49	0.45
8:DH:138:GLU:HB2	8:DH:139:ASN:H	1.59	0.45
1:DA:1490:GLU:HG2	9:DI:55:ALA:HB1	1.98	0.45
9:DI:57:PRO:HA	9:DI:61:ARG:HG2	1.99	0.45
13:DM:85:LYS:C	13:DM:87:SER:H	2.20	0.45

*Continued on next page...*

*Continued from previous page...*

Atom-1	Atom-2	Interatomic distance (Å)	Clash overlap (Å)
13:DM:16:GLN:HB3	13:DM:91:TYR:HA	1.99	0.45
14:DN:110:LEU:CD2	14:DN:121:ILE:HA	2.47	0.45
1:EA:1637:PRO:CG	1:EA:1647:ASN:HD21	2.28	0.45
1:EA:223:PHE:CE2	1:EA:227:LEU:HD11	2.52	0.45
1:EA:426:ALA:O	1:EA:430:ILE:HG22	2.17	0.45
1:EA:62:CYS:HB2	1:EA:72:CYS:SG	2.57	0.45
1:EA:825:ALA:HB1	2:EB:776:ILE:CD1	2.34	0.45
2:EB:1053:ASN:ND2	2:EB:1054:SER:N	2.63	0.45
2:EB:1160:GLU:HG2	2:EB:1166:LYS:HG2	1.98	0.45
2:EB:156:ARG:HD2	2:EB:156:ARG:HA	1.50	0.45
2:EB:347:LEU:HD13	2:EB:347:LEU:HA	1.70	0.45
2:EB:703:LEU:HD21	2:EB:757:TYR:HD2	1.82	0.45
2:EB:874:TYR:CZ	2:EB:876:SER:HB2	2.52	0.45
2:EB:949:ILE:HG13	2:EB:950:ASN:N	2.31	0.45
2:EB:960:ILE:O	2:EB:963:PHE:N	2.50	0.45
5:EE:148:GLU:HG3	5:EE:148:GLU:H	1.53	0.45
6:EF:60:GLN:O	6:EF:64:ILE:HG13	2.16	0.45
7:EG:26:ASN:ND2	7:EG:37:CYS:SG	2.90	0.45
1:FA:1010:ALA:HB1	2:FB:536:GLY:HA2	1.99	0.45
1:FA:1262:LEU:HD12	1:FA:1264:SER:OG	2.17	0.45
1:FA:1310:LYS:O	1:FA:1313:LEU:HB3	2.17	0.45
1:FA:713:VAL:HB	1:FA:738:ASN:HD21	1.82	0.45
1:FA:967:PRO:O	2:FB:674:ILE:N	2.50	0.45
2:FB:1044:PHE:O	2:FB:1045:GLN:HB3	2.17	0.45
2:FB:72:VAL:HG11	2:FB:94:LYS:HE3	1.98	0.45
2:FB:90:TYR:CG	2:FB:91:LEU:N	2.81	0.45
2:FB:95:LEU:HD22	2:FB:440:PHE:CD1	2.52	0.45
5:FE:71:LYS:NZ	5:FE:160:GLU:OE2	2.40	0.45
6:FF:76:LYS:HG3	6:FF:79:ARG:CZ	2.47	0.45
1:AA:10:GLU:CG	1:AA:1645:LYS:HE3	2.47	0.45
1:AA:1139:ASN:HB2	5:AE:205:SER:HA	1.98	0.45
1:AA:1546:VAL:HG21	1:AA:1595:TYR:CE2	2.52	0.45
1:AA:497:VAL:HG23	1:AA:606:ARG:O	2.17	0.45
1:AA:778:CYS:SG	1:AA:779:GLY:N	2.90	0.45
1:AA:858:ALA:O	1:AA:862:THR:OG1	2.33	0.45
1:AA:939:ASN:O	1:AA:942:GLN:HB2	2.17	0.45
3:AC:209:ILE:HG12	3:AC:210:LEU:O	2.16	0.45
8:AH:38:LEU:HD13	8:AH:125:LEU:HB2	1.99	0.45
12:AL:31:CYS:HA	12:AL:56:LEU:HD23	1.99	0.45
13:AM:44:LYS:HA	13:AM:44:LYS:HD2	1.67	0.45
1:BA:1555:VAL:HG13	1:BA:1556:GLU:H	1.82	0.45

*Continued on next page...*

*Continued from previous page...*

Atom-1	Atom-2	Interatomic distance (Å)	Clash overlap (Å)
1:BA:103:LEU:HD11	1:BA:243:PHE:HZ	1.81	0.45
1:BA:324:LEU:HA	1:BA:324:LEU:HD23	1.83	0.45
1:BA:473:GLY:HA2	2:BB:1071:VAL:O	2.17	0.45
2:BB:789:ILE:HA	2:BB:789:ILE:HD13	1.84	0.45
3:BC:131:THR:HG22	3:BC:132:ILE:H	1.82	0.45
3:BC:167:LEU:HD21	3:BC:193:LEU:HD21	1.98	0.45
5:BE:120:ALA:O	5:BE:123:LEU:HB2	2.17	0.45
14:BN:55:LEU:HB3	14:BN:136:VAL:CG2	2.47	0.45
14:BN:66:LYS:HB2	8:DH:77:ARG:HH12	1.82	0.45
1:CA:1317:ILE:HA	1:CA:1321:PHE:HB3	1.99	0.45
1:CA:1242:ILE:CD1	1:CA:1517:ARG:HB3	2.46	0.45
1:CA:1604:GLU:HA	1:CA:1612:LYS:HE2	1.99	0.45
1:CA:646:GLU:OE1	2:CB:1086:PHE:HB2	2.16	0.45
1:CA:729:LYS:HE3	1:CA:779:GLY:O	2.17	0.45
2:CB:1056:THR:HB	2:CB:1058:GLN:HG3	1.99	0.45
2:CB:483:GLY:C	2:CB:484:TYR:HD2	2.20	0.45
3:CC:81:GLU:OE1	3:CC:81:GLU:HA	2.16	0.45
5:CE:56:LYS:HG3	5:CE:84:ASP:OD2	2.17	0.45
1:CA:514:TYR:OH	6:CF:102:SER:HA	2.17	0.45
7:CG:46:TYR:HD1	7:CG:117:TRP:HD1	1.65	0.45
4:CD:22:ILE:HD12	7:CG:45:LEU:HA	1.99	0.45
2:CB:848:ILE:HG13	12:CL:59:ALA:O	2.17	0.45
13:CM:65:TYR:O	13:CM:97:VAL:N	2.45	0.45
14:CN:26:PRO:HB2	14:CN:29:PHE:CE1	2.52	0.45
1:DA:1086:ILE:HD13	1:DA:1086:ILE:HA	1.84	0.45
1:DA:1102:LEU:HD12	1:DA:1105:ARG:HE	1.81	0.45
1:DA:1317:ILE:HA	1:DA:1321:PHE:HB3	1.98	0.45
1:DA:407:GLN:H	1:DA:407:GLN:HG2	1.53	0.45
1:DA:659:THR:HG22	1:DA:666:VAL:HG22	1.99	0.45
2:DB:800:TYR:CD2	2:DB:800:TYR:C	2.90	0.45
3:DC:188:ASP:O	3:DC:191:ILE:HG13	2.17	0.45
5:DE:55:ARG:O	5:DE:58:MET:HB2	2.17	0.45
4:DD:19:PRO:HB3	7:DG:46:TYR:O	2.17	0.45
7:DO:276:LYS:O	7:DO:279:VAL:N	2.50	0.45
2:EB:1052:VAL:HG12	2:EB:1059:PRO:HG3	1.99	0.45
2:EB:1119:ARG:HA	2:EB:1119:ARG:HD2	1.58	0.45
3:EC:277:ARG:NH1	3:EC:291:LEU:HD13	2.32	0.45
9:EI:109:THR:HG21	9:EI:122:ARG:CZ	2.47	0.45
13:EM:51:PHE:O	13:EM:66:THR:HG23	2.17	0.45
1:FA:11:ILE:O	1:FA:11:ILE:HD12	2.17	0.45
1:FA:1640:ARG:O	1:FA:1643:VAL:N	2.50	0.45

*Continued on next page...*



*Continued from previous page...*

Atom-1	Atom-2	Interatomic distance (Å)	Clash overlap (Å)
1:FA:82:PRO:HD3	1:FA:393:SER:OG	2.16	0.45
2:FB:140:LYS:HE2	2:FB:153:PHE:CD2	2.52	0.45
2:FB:548:LYS:HG2	2:FB:550:ARG:NH2	2.31	0.45
2:FB:675:ALA:HB2	2:FB:686:HIS:CG	2.52	0.45
1:FA:615:ARG:NH2	2:FB:928:SER:O	2.50	0.45
3:FC:68:ARG:O	3:FC:70:ILE:N	2.50	0.45
4:FD:19:PRO:HG3	7:FG:47:VAL:CG1	2.47	0.45
5:FE:139:ALA:O	5:FE:141:VAL:N	2.50	0.45
6:FF:123:LYS:O	6:FF:126:ALA:HB3	2.17	0.45
6:FF:67:LYS:O	6:FF:71:GLU:HG3	2.17	0.45
7:FG:168:PHE:HD1	7:FG:217:TRP:CE2	2.35	0.45
7:FG:80:VAL:O	7:FG:124:VAL:HG13	2.17	0.45
2:FB:346:ASP:OD1	13:FM:113:ILE:HG23	2.16	0.45
14:FN:113:SER:OG	14:FN:114:GLU:N	2.50	0.45
1:AA:1162:ASN:O	1:AA:1165:LYS:HB2	2.17	0.44
1:AA:596:HIS:CD2	1:AA:596:HIS:N	2.83	0.44
1:AA:829:GLY:HA2	2:AB:1027:TYR:CD2	2.52	0.44
2:AB:1110:ILE:HD13	2:AB:1111:LEU:HD23	1.99	0.44
2:AB:548:LYS:HG2	2:AB:550:ARG:NH2	2.32	0.44
2:AB:708:ASP:N	2:AB:708:ASP:OD1	2.50	0.44
2:AB:728:THR:HG21	2:AB:765:PHE:HA	1.98	0.44
2:AB:825:PHE:HZ	2:AB:899:GLN:O	1.99	0.44
8:AH:101:ALA:HB2	8:AH:116:TYR:HE1	1.82	0.44
8:AH:50:ALA:O	8:AH:53:ASP:HB2	2.17	0.44
1:BA:1031:HIS:HB2	1:BA:1182:GLY:O	2.17	0.44
1:BA:1440:ASN:O	1:BA:1444:ARG:HB3	2.16	0.44
1:BA:674:ILE:HG22	1:BA:675:SER:N	2.32	0.44
1:BA:729:LYS:HE3	1:BA:779:GLY:O	2.17	0.44
1:BA:821:ILE:CD1	2:BB:777:SER:HB2	2.47	0.44
2:BB:555:GLN:NE2	2:BB:644:GLY:O	2.50	0.44
2:BB:902:SER:OG	2:BB:903:ILE:N	2.50	0.44
2:BB:979:GLN:OE1	2:BB:979:GLN:HA	2.17	0.44
3:BC:237:GLN:NE2	3:BC:288:LYS:HE2	2.32	0.44
3:BC:86:PHE:O	3:BC:87:ASN:HB2	2.17	0.44
5:BE:64:PRO:HB3	5:BE:68:SER:CB	2.48	0.44
5:BE:72:PHE:CZ	5:BE:155:ARG:HG2	2.52	0.44
9:BI:11:LEU:H	9:BI:11:LEU:HD12	1.82	0.44
1:CA:1081:ASN:ND2	1:CA:1084:ALA:HB2	2.33	0.44
1:CA:138:GLU:O	1:CA:139:ILE:HD13	2.18	0.44
1:CA:505:LEU:O	1:CA:581:ILE:HG22	2.17	0.44
1:CA:920:PHE:CG	1:CA:921:PRO:HA	2.52	0.44

*Continued on next page...*

*Continued from previous page...*

Atom-1	Atom-2	Interatomic distance (Å)	Clash overlap (Å)
2:CB:1112:THR:OG1	2:CB:1128:CYS:SG	2.75	0.44
2:CB:878:GLU:HA	2:CB:879:PRO:HD2	1.82	0.44
2:CB:916:LYS:HZ3	2:CB:924:LYS:HE2	1.81	0.44
3:CC:188:ASP:O	3:CC:191:ILE:HG13	2.17	0.44
6:CF:129:LYS:HA	6:CF:129:LYS:HD3	1.69	0.44
1:CA:722:PRO:HD2	8:CH:46:LEU:HD13	1.98	0.44
10:CJ:41:LEU:HD22	10:CJ:46:CYS:HB3	1.98	0.44
10:CJ:18:TRP:CZ2	10:CJ:53:HIS:HD2	2.34	0.44
11:CK:119:LYS:O	11:CK:123:ASP:HB2	2.17	0.44
1:DA:1073:TYR:HD2	1:DA:1074:TYR:CE2	2.34	0.44
1:DA:1095:LEU:CD2	1:DA:1134:GLY:HA3	2.47	0.44
1:DA:1617:THR:O	1:DA:1617:THR:OG1	2.34	0.44
1:DA:669:LEU:HD23	1:DA:669:LEU:HA	1.66	0.44
2:DB:1018:THR:HB	2:DB:1020:GLU:OE1	2.18	0.44
2:DB:696:ILE:HD12	2:DB:697:LEU:HG	2.00	0.44
2:DB:501:ARG:HG3	2:DB:699:ILE:CD1	2.47	0.44
2:DB:728:THR:HG21	2:DB:765:PHE:HA	1.98	0.44
2:DB:837:LEU:HA	2:DB:837:LEU:HD22	1.52	0.44
2:DB:895:PHE:O	2:DB:896:GLN:C	2.55	0.44
7:DG:91:ASP:OD2	7:DG:103:LYS:HG2	2.17	0.44
8:DH:100:THR:O	8:DH:116:TYR:HA	2.16	0.44
1:EA:1189:ALA:O	1:EA:1193:VAL:HG23	2.17	0.44
1:EA:1321:PHE:HD1	1:EA:1496:SER:OG	2.00	0.44
1:EA:1608:SER:OG	1:EA:1636:SER:OG	2.35	0.44
1:EA:197:LEU:HD21	1:EA:203:THR:O	2.17	0.44
2:EB:834:LYS:HD3	2:EB:835:GLU:OE1	2.17	0.44
2:EB:891:GLU:O	2:EB:893:ASN:N	2.50	0.44
5:EE:198:ILE:O	5:EE:199:ILE:HD13	2.16	0.44
6:EF:106:PRO:HG2	7:EG:55:GLU:HG2	1.99	0.44
12:EL:63:ARG:HG2	12:EL:64:LEU:N	2.29	0.44
1:FA:1073:TYR:HD2	1:FA:1074:TYR:CE2	2.34	0.44
1:FA:335:LEU:O	1:FA:339:PHE:HD1	2.00	0.44
2:FB:1011:GLU:HA	2:FB:1012:PRO:HD3	1.87	0.44
2:FB:206:LEU:HD23	2:FB:206:LEU:HA	1.84	0.44
2:FB:999:GLN:NE2	14:FN:166:LEU:HD21	2.32	0.44
3:FC:41:GLU:O	3:FC:57:ILE:HD12	2.17	0.44
3:FC:86:PHE:O	3:FC:87:ASN:HB2	2.17	0.44
13:FM:65:TYR:O	13:FM:97:VAL:N	2.42	0.44
14:FN:71:PRO:HD2	14:FN:89:ILE:HD11	1.98	0.44
1:FA:379:GLU:OE2	7:FO:289:LYS:HG3	2.17	0.44
2:AB:194:PHE:O	2:AB:200:GLU:HA	2.17	0.44

*Continued on next page...*

*Continued from previous page...*

Atom-1	Atom-2	Interatomic distance (Å)	Clash overlap (Å)
2:AB:210:ARG:HH22	2:AB:625:GLU:CD	2.20	0.44
2:AB:887:LEU:O	2:AB:888:ILE:HD12	2.17	0.44
3:AC:97:LEU:HD23	3:AC:97:LEU:HA	1.57	0.44
7:AG:158:LYS:O	7:AG:162:ILE:HG13	2.17	0.44
7:AG:38:ILE:HG13	7:AG:38:ILE:H	1.31	0.44
7:AG:39:VAL:HB	7:AG:126:GLN:HE21	1.82	0.44
13:AM:80:LEU:HD22	14:AN:51:GLN:OE1	2.17	0.44
1:BA:1058:THR:C	1:BA:1060:GLU:H	2.20	0.44
1:BA:1262:LEU:HD12	1:BA:1264:SER:HG	1.82	0.44
1:BA:2:ASP:HB3	1:BA:5:LYS:HD3	1.99	0.44
1:BA:832:ASP:OD2	1:BA:924:SER:OG	2.20	0.44
1:BA:477:ASN:OD1	2:BB:1049:THR:HG23	2.16	0.44
2:BB:472:SER:OG	2:BB:473:GLN:N	2.50	0.44
2:BB:662:ASP:O	2:BB:663:ILE:HB	2.17	0.44
3:BC:203:SER:O	3:BC:204:LEU:HB3	2.17	0.44
5:BE:76:GLY:H	5:BE:106:GLN:HG2	1.83	0.44
8:BH:33:GLN:HG3	8:BH:131:ASN:HD21	1.82	0.44
10:BJ:43:ARG:NH1	10:BJ:46:CYS:SG	2.90	0.44
1:CA:1457:ILE:HA	1:CA:1474:LEU:CD2	2.47	0.44
2:CB:1047:ARG:NH2	2:CB:1059:PRO:HB3	2.32	0.44
2:CB:1053:ASN:HD22	2:CB:1054:SER:H	1.64	0.44
2:CB:372:ARG:HA	2:CB:375:LEU:HD12	1.99	0.44
1:CA:1012:LYS:HE3	2:CB:515:THR:HG23	1.99	0.44
2:CB:59:GLY:O	2:CB:61:LEU:N	2.50	0.44
2:CB:94:LYS:HG2	2:CB:147:ASN:H	1.82	0.44
3:CC:134:LEU:HD23	3:CC:169:PHE:HA	1.99	0.44
9:CI:20:PRO:C	9:CI:22:ALA:H	2.20	0.44
10:CJ:54:VAL:O	10:CJ:56:LEU:N	2.38	0.44
14:CN:171:PHE:CE1	14:CN:180:PHE:HE2	2.34	0.44
1:DA:1325:LEU:HD22	1:DA:1492:ILE:HG21	1.97	0.44
1:DA:854:GLY:O	1:DA:974:THR:HB	2.17	0.44
1:DA:363:PRO:HB3	2:DB:1187:SER:OG	2.17	0.44
2:DB:304:ASP:O	2:DB:308:LEU:HG	2.17	0.44
2:DB:970:LYS:HE3	2:DB:1029:GLY:HA2	1.99	0.44
2:DB:14:ALA:HB2	2:DB:980:ASP:CB	2.46	0.44
1:DA:9:SER:OG	4:DD:20:VAL:HG21	2.18	0.44
1:EA:1566:ILE:HG13	1:EA:1566:ILE:H	1.15	0.44
1:EA:1590:THR:OG1	5:EE:212:ARG:NH2	2.50	0.44
1:EA:50:TYR:OH	1:EA:370:PRO:HG3	2.17	0.44
1:EA:545:SER:C	1:EA:547:ILE:H	2.20	0.44
14:EN:82:ILE:HB	14:EN:87:TYR:CE1	2.53	0.44

*Continued on next page...*

Continued from previous page...

Atom-1	Atom-2	Interatomic distance (Å)	Clash overlap (Å)
1:FA:1045:LEU:O	5:FE:176:PRO:HG3	2.16	0.44
1:FA:49:LEU:HD23	1:FA:49:LEU:HA	1.81	0.44
1:FA:597:LYS:HB2	2:FB:1082:HIS:CE1	2.52	0.44
2:FB:1119:ARG:HD2	2:FB:1119:ARG:HA	1.61	0.44
2:FB:95:LEU:HD21	2:FB:143:TRP:CZ2	2.52	0.44
2:FB:242:ASP:OD2	2:FB:414:LYS:NZ	2.28	0.44
3:FC:312:GLU:O	3:FC:315:PHE:N	2.51	0.44
5:FE:178:ILE:HD11	5:FE:182:ASP:HB3	1.99	0.44
10:FJ:45:CYS:HA	10:FJ:48:ARG:NH1	2.32	0.44
3:FC:215:ASP:OD2	12:FL:70:ARG:NH2	2.49	0.44
1:AA:1105:ARG:NH1	1:AA:1138:GLU:OE1	2.47	0.44
1:AA:1477:ALA:O	1:AA:1480:THR:OG1	2.33	0.44
1:AA:1238:MET:HG3	1:AA:1524:VAL:HG22	1.98	0.44
1:AA:1585:ILE:HG12	1:AA:1585:ILE:H	1.14	0.44
1:AA:703:GLU:H	1:AA:703:GLU:CD	2.19	0.44
1:AA:772:LYS:HE3	1:AA:772:LYS:HB3	1.86	0.44
2:AB:104:ILE:HD12	2:AB:169:ARG:HG3	1.98	0.44
2:AB:1178:ILE:HB	2:AB:1182:LEU:HD23	2.00	0.44
1:AA:1348:VAL:HG13	2:AB:268:GLU:O	2.16	0.44
2:AB:36:PRO:O	2:AB:39:GLN:HG3	2.17	0.44
3:AC:131:THR:HG22	3:AC:132:ILE:H	1.82	0.44
3:AC:83:VAL:HG22	3:AC:206:ALA:HB1	1.99	0.44
6:AF:60:GLN:O	6:AF:64:ILE:HG13	2.17	0.44
7:AG:105:ILE:HG12	7:AG:116:THR:CB	2.43	0.44
8:AH:97:MET:HB3	8:AH:118:PHE:CD1	2.53	0.44
12:AL:30:ILE:HD12	12:AL:59:ALA:HB2	1.99	0.44
14:AN:97:SER:OG	14:AN:98:SER:N	2.49	0.44
2:BB:413:LEU:HD13	2:BB:413:LEU:HA	1.72	0.44
2:BB:642:LEU:HD22	2:BB:642:LEU:HA	1.76	0.44
3:BC:100:ARG:HH12	3:BC:193:LEU:CA	2.29	0.44
8:BH:102:TYR:HE2	8:BH:116:TYR:C	2.21	0.44
8:BH:12:VAL:HG12	8:BH:51:ALA:HA	1.99	0.44
1:CA:1028:GLU:HA	1:CA:1187:ILE:CG1	2.41	0.44
1:CA:1247:SER:OG	1:CA:1248:ASP:N	2.50	0.44
1:CA:349:LEU:HD12	1:CA:351:LYS:HE3	1.98	0.44
1:CA:41:LEU:HB3	1:CA:43:HIS:CE1	2.53	0.44
1:CA:975:ASP:CG	1:CA:976:ALA:N	2.71	0.44
2:CB:1052:VAL:HG22	7:CO:307:GLU:O	2.16	0.44
2:CB:169:ARG:HD3	2:CB:169:ARG:HA	1.78	0.44
2:CB:462:GLN:O	2:CB:466:SER:N	2.51	0.44
2:CB:470:LEU:HD22	2:CB:484:TYR:CE1	2.53	0.44

Continued on next page...

*Continued from previous page...*

Atom-1	Atom-2	Interatomic distance (Å)	Clash overlap (Å)
2:CB:744:LEU:HD12	2:CB:800:TYR:O	2.16	0.44
2:CB:38:LEU:HD21	2:CB:760:TYR:O	2.16	0.44
2:CB:931:TRP:HA	2:CB:932:PRO:HD3	1.87	0.44
7:CG:66:LEU:HB3	7:CG:84:TYR:CE2	2.52	0.44
9:CI:109:THR:HG21	9:CI:122:ARG:NH1	2.32	0.44
14:CN:107:MET:N	14:CN:107:MET:SD	2.88	0.44
1:DA:1138:GLU:O	1:DA:1141:GLN:HB3	2.17	0.44
1:DA:369:LEU:HA	1:DA:370:PRO:HD3	1.84	0.44
2:DB:1046:VAL:HG22	2:DB:1047:ARG:N	2.32	0.44
2:DB:1053:ASN:ND2	2:DB:1054:SER:N	2.64	0.44
2:DB:971:ALA:O	2:DB:973:ALA:N	2.49	0.44
4:DD:88:GLN:NE2	4:DD:91:ARG:HH21	2.15	0.44
5:DE:47:CYS:SG	5:DE:53:PRO:HA	2.57	0.44
9:DI:101:LEU:CD1	9:DI:122:ARG:HH22	2.30	0.44
11:DK:45:GLU:HG3	11:DK:45:GLU:H	1.38	0.44
13:DM:23:VAL:HG13	14:DN:108:THR:O	2.17	0.44
1:EA:663:GLY:O	1:EA:790:LYS:HE3	2.17	0.44
1:EA:939:ASN:O	1:EA:942:GLN:HB2	2.17	0.44
2:EB:768:GLY:HA3	2:EB:1032:TYR:CZ	2.52	0.44
2:EB:76:GLY:C	2:EB:77:LYS:HG2	2.37	0.44
2:EB:944:GLN:HA	2:EB:945:PRO:HD3	1.69	0.44
3:EC:316:LYS:O	3:EC:320:ILE:N	2.42	0.44
5:EE:177:ARG:NH1	5:EE:179:GLN:HE22	2.14	0.44
9:EI:19:ASN:OD1	9:EI:20:PRO:HD2	2.18	0.44
10:EJ:21:TYR:CZ	10:EJ:25:LEU:HD11	2.52	0.44
13:EM:21:VAL:HB	14:EN:109:LEU:HD11	1.99	0.44
13:EM:30:PHE:CE1	13:EM:62:TYR:HE2	2.34	0.44
13:EM:70:SER:O	13:EM:74:ASN:HB2	2.17	0.44
1:FA:1291:VAL:HG22	1:FA:1473:LYS:CD	2.47	0.44
1:FA:1540:GLY:O	1:FA:1542:THR:N	2.48	0.44
1:FA:1579:PHE:HA	1:FA:1582:LEU:HG	1.98	0.44
1:FA:475:ARG:HH11	1:FA:475:ARG:HB3	1.82	0.44
2:FB:1077:ASP:O	2:FB:1080:ILE:HB	2.18	0.44
2:FB:277:LEU:HG	2:FB:374:LEU:HD21	1.99	0.44
3:FC:61:THR:HA	3:FC:298:PHE:CZ	2.52	0.44
4:FD:93:GLN:HG3	4:FD:94:ARG:N	2.31	0.44
11:FK:80:ILE:HG22	11:FK:86:VAL:HG21	1.98	0.44
13:FM:14:SER:O	13:FM:90:LEU:N	2.50	0.44
1:AA:395:LEU:HD21	7:AO:280:PHE:CD2	2.52	0.44
1:AA:247:GLY:O	1:AA:442:LYS:HG2	2.18	0.44
1:AA:899:LYS:O	1:AA:903:ILE:HG12	2.17	0.44

*Continued on next page...*

Continued from previous page...

Atom-1	Atom-2	Interatomic distance (Å)	Clash overlap (Å)
1:AA:947:LEU:HB2	1:AA:982:VAL:HG21	1.98	0.44
2:AB:1107:CYS:O	2:AB:1197:ARG:HG3	2.17	0.44
2:AB:1123:ILE:HD12	2:AB:1124:SER:H	1.82	0.44
2:AB:140:LYS:HE2	2:AB:153:PHE:CD2	2.51	0.44
2:AB:219:ARG:HG2	2:AB:221:SER:HB3	1.99	0.44
2:AB:611:TRP:C	2:AB:620:LEU:HD21	2.37	0.44
2:AB:678:PRO:HB2	2:AB:679:GLN:NE2	2.32	0.44
1:AA:830:MET:HE2	2:AB:967:LEU:HD11	1.99	0.44
3:AC:253:PRO:C	3:AC:255:VAL:H	2.19	0.44
14:AN:54:TRP:CZ2	14:AN:135:LYS:HD2	2.52	0.44
2:BB:393:ASN:ND2	2:BB:395:ASP:HB2	2.33	0.44
2:BB:572:PRO:O	2:BB:576:THR:OG1	2.17	0.44
4:BD:88:GLN:NE2	4:BD:91:ARG:HH21	2.16	0.44
7:BG:46:TYR:HD1	7:BG:117:TRP:HD1	1.65	0.44
9:BI:8:ILE:H	9:BI:16:LEU:CD1	2.30	0.44
1:CA:1291:VAL:HA	1:CA:1473:LYS:HB2	2.00	0.44
1:CA:892:LEU:HD11	1:CA:956:ARG:NH1	2.32	0.44
2:CB:460:LYS:O	2:CB:463:TYR:HB3	2.17	0.44
2:CB:903:ILE:HD13	2:CB:905:TYR:HE1	1.81	0.44
1:DA:813:LEU:O	1:DA:816:LEU:N	2.51	0.44
2:DB:463:TYR:HE1	2:DB:467:THR:HG21	1.82	0.44
2:DB:559:SER:C	2:DB:561:ILE:H	2.20	0.44
2:DB:989:ASP:HB3	2:DB:990:ASP:H	1.62	0.44
3:DC:132:ILE:HA	3:DC:132:ILE:HD13	1.77	0.44
3:DC:233:ILE:HA	3:DC:233:ILE:HD13	1.78	0.44
13:DM:65:TYR:O	13:DM:97:VAL:N	2.44	0.44
1:EA:1195:GLU:HB3	1:EA:1196:PRO:HD3	1.99	0.44
1:EA:1484:LEU:HG	2:EB:308:LEU:HD11	1.98	0.44
1:EA:1555:VAL:HG13	1:EA:1556:GLU:N	2.32	0.44
1:EA:689:ARG:HD2	8:EH:81:PRO:HG3	1.99	0.44
1:EA:952:LEU:HD22	1:EA:952:LEU:HA	1.86	0.44
2:EB:1060:VAL:HG22	2:EB:1061:LYS:N	2.32	0.44
2:EB:1110:ILE:HD13	2:EB:1111:LEU:CD2	2.47	0.44
2:EB:137:LEU:HD23	2:EB:161:LEU:HD23	2.00	0.44
2:EB:392:ASP:HB3	2:EB:399:HIS:NE2	2.32	0.44
2:EB:38:LEU:HD21	2:EB:760:TYR:O	2.17	0.44
3:EC:216:HIS:ND1	3:EC:218:LYS:HB3	2.31	0.44
6:EF:102:SER:HB3	6:EF:117:PRO:HB3	1.98	0.44
1:EA:1202:LEU:HD11	9:EI:101:LEU:HD21	1.98	0.44
1:FA:1060:GLU:O	1:FA:1061:SER:C	2.55	0.44
1:FA:1195:GLU:HB3	1:FA:1196:PRO:HD3	1.99	0.44

Continued on next page...

*Continued from previous page...*

Atom-1	Atom-2	Interatomic distance (Å)	Clash overlap (Å)
1:FA:223:PHE:CE2	1:FA:227:LEU:HD11	2.51	0.44
1:FA:379:GLU:HA	7:FO:292:HIS:CD2	2.53	0.44
1:FA:597:LYS:HB2	2:FB:1082:HIS:NE2	2.33	0.44
2:FB:1104:CYS:SG	2:FB:1106:GLU:HB2	2.57	0.44
2:FB:378:ILE:H	2:FB:378:ILE:HG12	1.62	0.44
2:FB:378:ILE:O	2:FB:381:LEU:HB3	2.16	0.44
3:FC:135:SER:O	3:FC:168:LYS:HG3	2.18	0.44
3:FC:210:LEU:HD12	3:FC:210:LEU:H	1.81	0.44
6:FF:153:VAL:O	6:FF:154:ASP:HB2	2.18	0.44
7:FG:134:GLU:O	7:FG:149:ILE:HG23	2.17	0.44
7:FG:43:ILE:HG13	7:FG:43:ILE:H	1.67	0.44
2:FB:848:ILE:CG1	12:FL:60:ARG:HA	2.47	0.44
1:AA:1317:ILE:HA	1:AA:1321:PHE:HB3	1.98	0.44
1:AA:90:PHE:CE1	1:AA:1623:THR:HG23	2.53	0.44
1:AA:476:VAL:HG23	2:AB:1091:ARG:HH21	1.82	0.44
1:AA:646:GLU:OE1	2:AB:1084:THR:HB	2.17	0.44
2:AB:744:LEU:HD12	2:AB:800:TYR:O	2.16	0.44
3:AC:85:PHE:HA	3:AC:204:LEU:HD13	1.99	0.44
3:AC:285:PHE:C	3:AC:287:ASP:H	2.19	0.44
4:AD:93:GLN:HG3	4:AD:94:ARG:N	2.31	0.44
2:BB:315:LYS:HG3	2:BB:316:ARG:N	2.31	0.44
2:BB:45:HIS:CD2	2:BB:45:HIS:H	2.34	0.44
2:BB:792:SER:HB2	2:BB:933:THR:HB	1.99	0.44
4:BD:89:LEU:O	4:BD:92:ILE:N	2.47	0.44
10:BJ:33:GLY:O	10:BJ:47:ARG:NH2	2.50	0.44
11:BK:59:THR:HA	11:BK:107:THR:HG23	2.00	0.44
13:BM:76:TYR:CE1	14:BN:57:LYS:HG3	2.53	0.44
7:BO:276:LYS:C	7:BO:278:ILE:N	2.70	0.44
7:BO:284:VAL:O	7:BO:288:ASN:HB2	2.17	0.44
1:CA:1238:MET:SD	1:CA:1524:VAL:HA	2.57	0.44
1:CA:16:PHE:CD1	1:CA:16:PHE:N	2.85	0.44
1:CA:416:ARG:O	1:CA:419:ILE:HB	2.18	0.44
1:CA:783:LYS:HE3	1:CA:932:GLY:HA3	1.99	0.44
2:CB:373:MET:O	2:CB:376:PHE:HB3	2.18	0.44
2:CB:651:ARG:O	2:CB:663:ILE:HD12	2.17	0.44
1:DA:1637:PRO:HG3	1:DA:1647:ASN:HD21	1.81	0.44
1:DA:497:VAL:HB	1:DA:607:VAL:HA	1.99	0.44
2:DB:1180:PHE:O	2:DB:1182:LEU:N	2.50	0.44
2:DB:140:LYS:HE2	2:DB:153:PHE:HD2	1.83	0.44
2:DB:215:MET:O	2:DB:234:ILE:HD13	2.18	0.44
2:DB:205:MET:HB2	2:DB:502:MET:O	2.17	0.44

*Continued on next page...*

*Continued from previous page...*

Atom-1	Atom-2	Interatomic distance (Å)	Clash overlap (Å)
2:DB:529:CYS:SG	2:DB:530:PRO:HD2	2.56	0.44
2:DB:59:GLY:O	2:DB:61:LEU:N	2.51	0.44
2:DB:848:ILE:HD12	2:DB:885:VAL:CG2	2.47	0.44
2:DB:858:ILE:HG12	2:DB:859:CYS:N	2.33	0.44
2:DB:893:ASN:ND2	2:DB:895:PHE:CD1	2.86	0.44
3:DC:277:ARG:NH1	3:DC:291:LEU:HD13	2.33	0.44
4:DD:22:ILE:H	7:DG:76:LYS:NZ	2.16	0.44
7:DG:218:VAL:HA	7:DG:224:PRO:HA	1.99	0.44
7:DG:97:LYS:H	7:DG:97:LYS:HG3	1.59	0.44
13:DM:16:GLN:HB3	13:DM:92:LYS:H	1.82	0.44
1:EA:1105:ARG:HH12	1:EA:1138:GLU:CD	2.19	0.44
1:EA:1168:ALA:O	1:EA:1171:GLN:N	2.51	0.44
1:EA:1321:PHE:CD2	1:EA:1321:PHE:C	2.90	0.44
1:EA:1597:ALA:O	1:EA:1602:GLY:HA3	2.18	0.44
1:EA:425:ASN:OD1	7:EO:273:VAL:N	2.49	0.44
1:EA:949:GLN:HA	1:EA:981:TYR:HA	1.98	0.44
1:EA:76:GLN:NE2	2:EB:1111:LEU:HD12	2.32	0.44
2:EB:184:LYS:HE2	2:EB:735:HIS:CD2	2.52	0.44
2:EB:555:GLN:HE21	2:EB:556:SER:N	2.15	0.44
2:EB:858:ILE:HD13	2:EB:873:THR:O	2.18	0.44
4:ED:92:ILE:HG23	7:EG:150:HIS:O	2.18	0.44
8:EH:124:ARG:NH1	8:EH:126:GLU:OE1	2.50	0.44
8:EH:62:SER:HA	8:EH:141:TYR:CD1	2.52	0.44
2:EB:717:TYR:HB2	9:EI:104:ALA:HB1	2.00	0.44
9:EI:101:LEU:CD1	9:EI:122:ARG:HH22	2.30	0.44
1:FA:1325:LEU:HD22	1:FA:1492:ILE:HG21	1.99	0.44
1:FA:1490:GLU:O	1:FA:1493:CYS:HB2	2.18	0.44
1:FA:382:GLN:O	1:FA:386:LEU:HG	2.18	0.44
1:FA:96:ILE:HG23	1:FA:228:LEU:HD21	1.98	0.44
2:FB:848:ILE:HD11	12:FL:58:LYS:HG2	1.99	0.44
7:FG:18:LYS:O	7:FG:20:HIS:N	2.50	0.44
11:FK:59:THR:HA	11:FK:107:THR:HG23	1.98	0.44
3:FC:218:LYS:HZ2	12:FL:69:ALA:HB3	1.83	0.44
14:FN:26:PRO:HB2	14:FN:29:PHE:CE1	2.52	0.44
1:AA:1094:ALA:HB1	1:AA:1135:SER:HB2	2.00	0.44
1:AA:1460:TYR:HA	1:AA:1472:PHE:HB3	2.00	0.44
1:AA:1584:LEU:HD13	1:AA:1584:LEU:HA	1.86	0.44
1:AA:674:ILE:HG22	1:AA:675:SER:N	2.33	0.44
2:AB:212:ASN:OD1	2:AB:239:VAL:HG13	2.17	0.44
2:AB:215:MET:O	2:AB:234:ILE:HD13	2.18	0.44
2:AB:526:GLY:N	2:AB:696:ILE:HG22	2.32	0.44

*Continued on next page...*



*Continued from previous page...*

Atom-1	Atom-2	Interatomic distance (Å)	Clash overlap (Å)
2:AB:832:TRP:HE3	2:AB:834:LYS:H	1.65	0.44
2:AB:778:TYR:CE2	2:AB:937:PRO:HD3	2.53	0.44
2:AB:994:ASP:N	2:AB:994:ASP:OD1	2.51	0.44
2:AB:848:ILE:HG13	12:AL:59:ALA:O	2.18	0.44
13:AM:10:ILE:HD13	14:AN:70:LEU:HG	2.00	0.44
1:AA:429:THR:HG21	7:AO:274:SER:HA	1.99	0.44
1:BA:1062:HIS:HD2	1:BA:1068:PHE:CD1	2.35	0.44
1:BA:1440:ASN:C	1:BA:1442:VAL:H	2.21	0.44
1:BA:1441:LYS:HA	1:BA:1444:ARG:HD2	1.99	0.44
2:BB:312:GLY:O	2:BB:316:ARG:HB2	2.17	0.44
2:BB:526:GLY:N	2:BB:696:ILE:HG22	2.33	0.44
3:BC:121:PRO:O	3:BC:125:LYS:HB2	2.18	0.44
3:BC:83:VAL:HG22	3:BC:206:ALA:HB1	1.99	0.44
7:BG:60:GLY:O	7:BG:64:GLN:HB2	2.17	0.44
1:CA:81:LEU:C	1:CA:83:VAL:H	2.20	0.44
1:CA:896:THR:HG21	1:CA:956:ARG:NH1	2.31	0.44
2:CB:1052:VAL:CG2	7:CO:308:ILE:HD13	2.47	0.44
1:CA:76:GLN:NE2	2:CB:1111:LEU:HD12	2.29	0.44
2:CB:379:ARG:CZ	2:CB:580:GLY:HA2	2.48	0.44
2:CB:45:HIS:H	2:CB:45:HIS:CD2	2.33	0.44
2:CB:548:LYS:HA	2:CB:550:ARG:NH1	2.32	0.44
2:CB:829:ASN:OD1	2:CB:829:ASN:N	2.50	0.44
2:CB:854:GLU:HG3	2:CB:875:HIS:HA	1.99	0.44
2:CB:972:GLY:O	2:CB:976:GLY:N	2.49	0.44
6:CF:100:GLN:HG2	7:CG:112:PRO:HB3	2.00	0.44
10:CJ:45:CYS:O	10:CJ:49:MET:HG2	2.18	0.44
2:CB:887:LEU:HD13	12:CL:56:LEU:O	2.17	0.44
14:CN:157:ARG:HG2	14:CN:158:LYS:O	2.18	0.44
1:DA:1018:TYR:OH	1:DA:1615:TYR:HE1	2.01	0.44
1:DA:1078:LYS:HA	1:DA:1078:LYS:HD2	1.73	0.44
1:DA:1440:ASN:OD1	1:DA:1440:ASN:N	2.50	0.44
1:DA:1446:ARG:HH22	1:DA:1462:PHE:H	1.65	0.44
1:DA:93:GLN:HG3	1:DA:1627:LEU:HD13	1.98	0.44
1:DA:335:LEU:O	1:DA:339:PHE:HD1	2.00	0.44
1:DA:773:ASP:N	1:DA:773:ASP:OD2	2.50	0.44
2:DB:273:VAL:HA	2:DB:276:ILE:HD13	1.98	0.44
2:DB:902:SER:O	2:DB:903:ILE:HG23	2.17	0.44
2:DB:954:PHE:N	2:DB:955:PRO:HD2	2.33	0.44
3:DC:227:TYR:CD1	3:DC:298:PHE:HD2	2.36	0.44
3:DC:37:LYS:HD2	11:DK:130:VAL:HG22	2.00	0.44
4:DD:94:ARG:HD2	4:DD:99:LEU:HD13	1.99	0.44

*Continued on next page...*

*Continued from previous page...*

Atom-1	Atom-2	Interatomic distance (Å)	Clash overlap (Å)
5:DE:80:VAL:HG13	5:DE:109:ILE:HB	1.99	0.44
8:DH:124:ARG:NH1	8:DH:126:GLU:OE1	2.51	0.44
1:DA:1272:VAL:C	9:DI:48:VAL:HG13	2.38	0.44
11:DK:77:ARG:HG3	11:DK:78:TYR:N	2.32	0.44
11:DK:78:TYR:OH	11:DK:82:LYS:NZ	2.38	0.44
11:DK:80:ILE:HG22	11:DK:86:VAL:HG21	2.00	0.44
12:DL:63:ARG:NH1	12:DL:63:ARG:HG3	2.32	0.44
13:DM:23:VAL:HB	13:DM:95:VAL:HG22	2.00	0.44
13:DM:67:ASP:OD2	13:DM:69:SER:OG	2.33	0.44
1:EA:1139:ASN:HB2	5:EE:205:SER:HA	1.99	0.44
2:EB:101:GLN:O	2:EB:139:LEU:HD22	2.18	0.44
1:EA:646:GLU:OE1	2:EB:1086:PHE:HB2	2.17	0.44
2:EB:262:PHE:O	2:EB:268:GLU:HG2	2.18	0.44
2:EB:296:ASP:C	2:EB:298:LYS:H	2.19	0.44
2:EB:38:LEU:HD22	2:EB:38:LEU:N	2.32	0.44
2:EB:476:LEU:HD23	2:EB:476:LEU:HA	1.56	0.44
1:EA:510:PRO:HG2	6:EF:102:SER:OG	2.18	0.44
6:EF:141:GLY:O	6:EF:143:PHE:HD2	2.00	0.44
1:FA:1018:TYR:HD2	1:FA:1227:MET:HE1	1.83	0.44
1:FA:1124:LEU:HA	1:FA:1124:LEU:HD23	1.62	0.44
1:FA:1200:MET:HG2	1:FA:1573:TYR:CD2	2.52	0.44
1:FA:1440:ASN:O	1:FA:1444:ARG:HB3	2.17	0.44
1:FA:1457:ILE:HA	1:FA:1474:LEU:HD22	2.00	0.44
1:FA:1474:LEU:HD22	1:FA:1474:LEU:HA	1.65	0.44
1:FA:113:VAL:HG11	1:FA:181:LEU:HD23	2.00	0.44
1:FA:507:TYR:OH	1:FA:641:GLU:N	2.51	0.44
1:FA:569:SER:OG	1:FA:570:THR:HG23	2.18	0.44
1:FA:644:ARG:HH21	6:FF:118:LEU:HD23	1.82	0.44
1:FA:752:LYS:HA	1:FA:769:VAL:HG23	1.99	0.44
1:FA:899:LYS:O	1:FA:903:ILE:HG12	2.18	0.44
2:FB:101:GLN:O	2:FB:139:LEU:HD22	2.18	0.44
2:FB:1110:ILE:HD13	2:FB:1111:LEU:HD23	1.99	0.44
2:FB:106:LYS:HB3	2:FB:171:HIS:CE1	2.52	0.44
2:FB:132:SER:HA	2:FB:195:ILE:O	2.17	0.44
2:FB:480:GLN:HG2	2:FB:484:TYR:OH	2.18	0.44
2:FB:874:TYR:CZ	2:FB:876:SER:HB2	2.52	0.44
2:FB:1020:GLU:HG3	3:FC:61:THR:OG1	2.18	0.44
6:FF:86:THR:HG23	6:FF:89:GLU:OE1	2.18	0.44
7:FG:57:PRO:O	7:FG:61:VAL:HG23	2.18	0.44
8:FH:40:LEU:HD13	8:FH:123:MET:CE	2.48	0.44
8:FH:33:GLN:HG3	8:FH:131:ASN:HD21	1.82	0.44

*Continued on next page...*

*Continued from previous page...*

Atom-1	Atom-2	Interatomic distance (Å)	Clash overlap (Å)
10:FJ:56:LEU:O	10:FJ:59:LYS:HB2	2.17	0.44
11:FK:45:GLU:HG3	11:FK:45:GLU:H	1.42	0.44
1:AA:1559:ARG:HD2	1:AA:1587:ASP:OD1	2.18	0.44
1:AA:1662:ASN:HB3	7:AG:57:PRO:CD	2.46	0.44
1:AA:4:SER:HB2	1:AA:573:LEU:CD2	2.48	0.44
1:AA:692:TYR:O	1:AA:696:ILE:HG12	2.18	0.44
1:AA:852:ASP:OD1	1:AA:855:ARG:NE	2.51	0.44
1:AA:856:GLU:HG3	1:AA:856:GLU:H	1.56	0.44
2:AB:21:ARG:HD3	2:AB:763:ASP:HB3	1.98	0.44
2:AB:572:PRO:O	2:AB:576:THR:OG1	2.16	0.44
2:AB:617:THR:CB	2:AB:620:LEU:HD23	2.48	0.44
7:AG:218:VAL:HA	7:AG:224:PRO:HA	1.99	0.44
8:AH:128:ASN:OD1	8:AH:130:ARG:HB2	2.17	0.44
9:AI:109:THR:HG21	9:AI:122:ARG:CZ	2.48	0.44
13:AM:18:GLN:HG3	13:AM:19:PRO:HD2	2.00	0.44
1:BA:1011:VAL:HG21	2:BB:518:ARG:CD	2.48	0.44
1:BA:1348:VAL:HG11	2:BB:225:ARG:NH2	2.33	0.44
1:BA:1553:TYR:CE1	5:BE:147:HIS:CD2	3.06	0.44
1:BA:16:PHE:N	1:BA:16:PHE:CD1	2.85	0.44
1:BA:342:ARG:HB2	1:BA:342:ARG:CZ	2.46	0.44
1:BA:621:THR:HG1	1:BA:621:THR:H	1.47	0.44
1:BA:657:TYR:O	1:BA:665:PRO:HA	2.17	0.44
1:BA:663:GLY:O	1:BA:790:LYS:HE3	2.18	0.44
3:BC:134:LEU:HD12	3:BC:208:CYS:SG	2.58	0.44
5:BE:39:LEU:O	5:BE:42:PHE:HB3	2.17	0.44
6:BF:79:ARG:HB3	6:BF:146:TRP:CZ2	2.53	0.44
7:BG:166:TRP:CE2	7:BG:219:ASP:HB2	2.53	0.44
8:BH:100:THR:O	8:BH:116:TYR:HA	2.18	0.44
8:BH:57:VAL:HG13	8:BH:144:ILE:CG1	2.48	0.44
9:BI:65:SER:OG	9:BI:66:VAL:N	2.51	0.44
14:BN:85:HIS:HB3	14:BN:87:TYR:CE1	2.52	0.44
1:CA:1263:LEU:HD12	1:CA:1263:LEU:HA	1.85	0.44
1:CA:261:ILE:HG22	1:CA:265:ARG:HE	1.82	0.44
1:CA:659:THR:HG23	1:CA:664:SER:O	2.17	0.44
1:CA:82:PRO:HG2	1:CA:396:ILE:CD1	2.45	0.44
1:CA:832:ASP:OD2	1:CA:924:SER:OG	2.18	0.44
2:CB:181:VAL:HG22	10:CJ:63:TYR:OH	2.18	0.44
2:CB:703:LEU:HD23	2:CB:703:LEU:HA	1.75	0.44
2:CB:934:ILE:HG21	3:CC:73:SER:CB	2.46	0.44
1:CA:928:MET:HG2	2:CB:955:PRO:HG3	1.99	0.44
5:CE:8:ASN:HA	5:CE:11:ARG:HG3	1.99	0.44

*Continued on next page...*

*Continued from previous page...*

Atom-1	Atom-2	Interatomic distance (Å)	Clash overlap (Å)
5:CE:178:ILE:HD11	5:CE:182:ASP:HB3	1.98	0.44
1:DA:1162:ASN:O	1:DA:1165:LYS:HB2	2.17	0.44
1:DA:1332:GLU:O	1:DA:1336:GLN:HG2	2.18	0.44
1:DA:631:ASP:N	1:DA:631:ASP:OD1	2.45	0.44
2:DB:965:GLU:HB3	2:DB:1031:VAL:HG22	1.99	0.44
2:DB:894:LYS:HB2	2:DB:894:LYS:HE3	1.80	0.44
5:DE:52:ARG:HA	5:DE:53:PRO:HD3	1.80	0.44
7:DG:39:VAL:HB	7:DG:126:GLN:HE21	1.83	0.44
7:DG:67:ASN:O	7:DG:70:VAL:HG23	2.17	0.44
13:DM:16:GLN:CB	13:DM:91:TYR:HA	2.48	0.44
1:EA:10:GLU:CG	1:EA:1645:LYS:HE3	2.47	0.44
1:EA:1162:ASN:H	1:EA:1165:LYS:HD2	1.81	0.44
1:EA:1136:VAL:HG22	1:EA:1174:TYR:CE1	2.51	0.44
1:EA:122:LEU:O	1:EA:126:GLN:HG3	2.17	0.44
1:EA:213:ASN:O	1:EA:216:ARG:HB3	2.18	0.44
1:EA:257:ASN:O	1:EA:261:ILE:HG13	2.18	0.44
1:EA:342:ARG:CZ	1:EA:342:ARG:HB2	2.46	0.44
1:EA:552:GLU:OE2	1:EA:552:GLU:N	2.51	0.44
2:EB:728:THR:HG21	2:EB:765:PHE:HA	1.98	0.44
2:EB:872:LYS:HD3	2:EB:872:LYS:HA	1.66	0.44
2:EB:898:LEU:HA	2:EB:898:LEU:HD13	1.58	0.44
2:EB:74:PHE:CD1	2:EB:94:LYS:HA	2.52	0.44
2:EB:964:VAL:O	2:EB:966:SER:N	2.50	0.44
3:EC:235:ILE:HA	3:EC:289:VAL:HG13	2.00	0.44
8:EH:138:GLU:HB2	8:EH:139:ASN:H	1.62	0.44
11:EK:95:HIS:HA	11:EK:96:PRO:HD3	1.81	0.44
13:EM:104:SER:OG	13:EM:105:SER:N	2.50	0.44
13:EM:18:GLN:CG	13:EM:19:PRO:HD2	2.48	0.44
13:EM:81:PHE:HB2	13:EM:88:ILE:HD13	1.99	0.44
1:FA:127:TYR:CD1	1:FA:202:THR:HG21	2.53	0.44
1:FA:1332:GLU:O	1:FA:1336:GLN:HG2	2.18	0.44
1:FA:1261:VAL:O	1:FA:1498:ILE:HB	2.17	0.44
1:FA:223:PHE:CZ	1:FA:227:LEU:HD21	2.53	0.44
1:FA:956:ARG:HE	1:FA:979:GLY:CA	2.24	0.44
2:FB:273:VAL:O	2:FB:277:LEU:HD12	2.18	0.44
2:FB:858:ILE:HG12	2:FB:872:LYS:O	2.18	0.44
3:FC:136:LEU:HD22	3:FC:167:LEU:HA	2.00	0.44
3:FC:134:LEU:HD12	3:FC:208:CYS:SG	2.58	0.44
6:FF:58:PHE:HZ	7:FG:117:TRP:CH2	2.35	0.44
7:FG:89:ILE:HA	7:FG:118:CYS:SG	2.57	0.44
2:FB:956:SER:O	9:FI:107:GLY:HA2	2.18	0.44

*Continued on next page...*

*Continued from previous page...*

Atom-1	Atom-2	Interatomic distance (Å)	Clash overlap (Å)
1:AA:1018:TYR:HD2	1:AA:1227:MET:HE1	1.83	0.44
1:AA:1485:MET:O	1:AA:1489:VAL:HG23	2.16	0.44
1:AA:16:PHE:CD1	1:AA:16:PHE:N	2.85	0.44
1:AA:127:TYR:HD1	1:AA:202:THR:HG21	1.83	0.44
1:AA:367:PHE:O	2:AB:1055:LEU:HD22	2.18	0.44
2:AB:250:LEU:CD1	2:AB:378:ILE:HD13	2.48	0.44
2:AB:460:LYS:O	2:AB:463:TYR:HB3	2.18	0.44
2:AB:627:GLY:H	2:AB:642:LEU:HD22	1.82	0.44
1:AA:1559:ARG:CZ	5:AE:200:ARG:HD3	2.47	0.44
12:AL:63:ARG:HH11	12:AL:63:ARG:HG3	1.82	0.44
1:BA:1116:GLN:HE21	5:BE:207:ARG:HE	1.65	0.44
1:BA:1028:GLU:OE1	1:BA:1638:SER:HB2	2.17	0.44
1:BA:589:MET:SD	1:BA:635:MET:HG3	2.58	0.44
2:BB:161:LEU:HD12	2:BB:162:PRO:CD	2.42	0.44
2:BB:210:ARG:HB2	2:BB:399:HIS:C	2.38	0.44
3:BC:314:PHE:CD2	11:BK:135:PHE:CZ	3.06	0.44
1:BA:510:PRO:HG2	6:BF:102:SER:OG	2.18	0.44
13:BM:80:LEU:O	13:BM:88:ILE:HD12	2.18	0.44
14:BN:110:LEU:CD2	14:BN:121:ILE:HA	2.48	0.44
1:CA:1092:GLU:O	1:CA:1095:LEU:N	2.50	0.44
1:CA:1597:ALA:O	1:CA:1602:GLY:HA3	2.17	0.44
1:CA:1660:VAL:HA	1:CA:1661:PRO:HD3	1.87	0.44
1:CA:850:SER:O	1:CA:853:THR:N	2.45	0.44
1:CA:952:LEU:HD22	1:CA:952:LEU:HA	1.85	0.44
1:CA:879:LEU:HD12	1:CA:972:TYR:HB3	1.99	0.44
2:CB:359:LEU:HD22	2:CB:361:HIS:CE1	2.53	0.44
2:CB:47:GLY:HA2	2:CB:50:ASN:HD22	1.82	0.44
2:CB:848:ILE:HG12	2:CB:848:ILE:H	1.56	0.44
2:CB:954:PHE:N	2:CB:955:PRO:HD2	2.32	0.44
2:CB:996:PHE:HA	2:CB:999:GLN:HG3	2.00	0.44
3:CC:230:LEU:HD11	3:CC:270:ALA:HB3	1.99	0.44
7:CG:105:ILE:HG23	7:CG:115:PHE:O	2.18	0.44
8:CH:25:ARG:NH2	8:CH:39:THR:HG21	2.32	0.44
9:CI:111:PHE:HA	9:CI:121:PHE:O	2.18	0.44
11:CK:80:ILE:HD13	11:CK:105:ILE:HD11	1.99	0.44
1:CA:422:ARG:HD3	7:CO:272:ILE:HB	1.99	0.44
1:DA:1440:ASN:O	1:DA:1444:ARG:HB3	2.18	0.44
1:DA:856:GLU:HG3	1:DA:856:GLU:H	1.67	0.44
1:DA:11:ILE:CG2	2:DB:1198:TYR:HB2	2.45	0.44
2:DB:378:ILE:O	2:DB:381:LEU:HB3	2.18	0.44
2:DB:210:ARG:NH2	2:DB:625:GLU:OE1	2.51	0.44

*Continued on next page...*

*Continued from previous page...*

Atom-1	Atom-2	Interatomic distance (Å)	Clash overlap (Å)
2:DB:840:LEU:HD12	2:DB:857:PRO:HB2	1.98	0.44
3:DC:53:ASN:ND2	3:DC:300:PHE:O	2.51	0.44
5:DE:127:ILE:HD11	5:DE:132:ILE:CD1	2.47	0.44
6:DF:65:ARG:NH1	6:DF:65:ARG:HB3	2.32	0.44
9:DI:121:PHE:H	9:DI:121:PHE:HD1	1.64	0.44
1:EA:1324:LEU:HD22	1:EA:1492:ILE:HG23	1.99	0.44
1:EA:1237:GLN:HB3	1:EA:1520:VAL:CG1	2.48	0.44
1:EA:1538:VAL:HA	1:EA:1541:ILE:HD11	2.00	0.44
1:EA:475:ARG:HB3	1:EA:475:ARG:HH11	1.83	0.44
1:EA:491:GLU:OE2	1:EA:808:LYS:HE3	2.17	0.44
1:EA:697:TYR:CE1	1:EA:702:PRO:HD3	2.49	0.44
1:EA:821:ILE:HD13	2:EB:777:SER:HB2	1.98	0.44
1:EA:960:MET:O	1:EA:963:GLY:N	2.46	0.44
2:EB:1047:ARG:NH1	2:EB:1050:GLY:H	2.16	0.44
2:EB:1180:PHE:O	2:EB:1182:LEU:N	2.51	0.44
2:EB:463:TYR:HE1	2:EB:467:THR:HG21	1.83	0.44
2:EB:785:ASP:HB3	2:EB:957:ARG:HH22	1.83	0.44
2:EB:902:SER:O	2:EB:903:ILE:HG23	2.18	0.44
3:EC:209:ILE:H	3:EC:209:ILE:HD13	1.83	0.44
3:EC:54:PHE:CD1	3:EC:54:PHE:N	2.86	0.44
13:EM:59:ARG:HD2	13:EM:60:LEU:HD21	2.00	0.44
1:FA:1226:VAL:HG22	1:FA:1598:PHE:CE1	2.53	0.44
1:FA:670:ILE:O	1:FA:673:HIS:HB2	2.18	0.44
2:FB:274:VAL:HG11	2:FB:313:PHE:HB2	1.99	0.44
2:FB:757:TYR:CE2	2:FB:762:MET:HB3	2.52	0.44
2:FB:840:LEU:HD12	2:FB:857:PRO:HB2	2.00	0.44
3:FC:77:SER:OG	3:FC:78:VAL:N	2.51	0.44
5:FE:175:LEU:HA	5:FE:175:LEU:HD22	1.63	0.44
14:FN:64:ILE:C	14:FN:66:LYS:H	2.20	0.44
1:FA:425:ASN:OD1	7:FO:273:VAL:N	2.51	0.44
1:AA:1095:LEU:CD2	1:AA:1134:GLY:HA3	2.47	0.44
1:AA:1450:ILE:O	1:AA:1454:HIS:ND1	2.41	0.44
1:AA:456:VAL:O	1:AA:460:LEU:HG	2.18	0.44
1:AA:547:ILE:C	1:AA:549:MET:H	2.21	0.44
2:AB:260:PHE:CD2	2:AB:276:ILE:HG12	2.52	0.44
2:AB:699:ILE:N	2:AB:699:ILE:HD13	2.29	0.44
3:AC:131:THR:HG23	3:AC:209:ILE:HG22	1.99	0.44
5:AE:26:ARG:NH2	5:AE:133:GLU:OE1	2.44	0.44
4:AD:39:PHE:CD2	7:AG:123:TYR:HD2	2.35	0.44
13:AM:57:ASN:O	13:AM:103:LYS:NZ	2.50	0.44
1:BA:1105:ARG:HH12	1:BA:1138:GLU:CD	2.20	0.44

*Continued on next page...*

*Continued from previous page...*

Atom-1	Atom-2	Interatomic distance (Å)	Clash overlap (Å)
1:BA:1263:LEU:O	1:BA:1265:GLU:N	2.51	0.44
1:BA:1450:ILE:HG22	1:BA:1457:ILE:HG21	2.00	0.44
1:BA:1472:PHE:O	1:BA:1473:LYS:HB3	2.17	0.44
1:BA:1612:LYS:HD3	1:BA:1621:PHE:CD1	2.52	0.44
1:BA:530:TRP:CZ2	1:BA:607:VAL:HG21	2.52	0.44
1:BA:806:ALA:O	1:BA:809:VAL:N	2.51	0.44
2:BB:1046:VAL:HG22	2:BB:1047:ARG:N	2.31	0.44
2:BB:1178:ILE:HD12	2:BB:1182:LEU:HB3	2.00	0.44
2:BB:380:LYS:HE3	2:BB:637:TYR:CB	2.47	0.44
2:BB:533:THR:OG1	2:BB:534:PRO:HD2	2.18	0.44
2:BB:744:LEU:HD12	2:BB:800:TYR:O	2.18	0.44
1:BA:644:ARG:HH21	6:BF:118:LEU:HD23	1.82	0.44
11:BK:50:LEU:O	11:BK:54:THR:HG23	2.18	0.44
14:BN:64:ILE:C	14:BN:66:LYS:H	2.20	0.44
1:CA:1446:ARG:HG2	1:CA:1450:ILE:HD13	2.00	0.44
1:CA:1028:GLU:CD	1:CA:1637:PRO:HB2	2.39	0.44
1:CA:794:VAL:HG23	1:CA:795:HIS:N	2.21	0.44
2:CB:1076:ARG:O	2:CB:1080:ILE:HG13	2.17	0.44
2:CB:212:ASN:OD1	2:CB:239:VAL:HG13	2.18	0.44
13:CM:51:PHE:H	13:CM:66:THR:CG2	2.31	0.44
1:DA:1196:PRO:C	1:DA:1198:THR:H	2.20	0.44
1:DA:1337:LYS:HE2	1:DA:1337:LYS:HB3	1.85	0.44
1:DA:1600:ARG:HB3	1:DA:1601:GLN:OE1	2.17	0.44
2:DB:107:PRO:HG2	2:DB:133:TYR:CZ	2.53	0.44
2:DB:349:VAL:O	2:DB:353:VAL:HG23	2.17	0.44
2:DB:372:ARG:HA	2:DB:375:LEU:HD12	2.00	0.44
3:DC:173:GLY:C	3:DC:175:GLN:H	2.20	0.44
7:DG:106:LYS:O	7:DG:107:ILE:HD13	2.17	0.44
8:DH:57:VAL:HG13	8:DH:144:ILE:CG1	2.45	0.44
11:DK:138:LYS:O	11:DK:142:MET:HB2	2.17	0.44
2:DB:1002:LYS:O	14:DN:168:LEU:HD23	2.17	0.44
7:DO:290:GLU:CD	7:DO:291:SER:N	2.71	0.44
1:EA:674:ILE:HG22	1:EA:675:SER:N	2.32	0.44
1:EA:709:ARG:C	1:EA:711:LYS:H	2.14	0.44
1:EA:751:SER:OG	1:EA:752:LYS:N	2.50	0.44
2:EB:863:ASP:OD2	2:EB:866:LEU:HD12	2.18	0.44
2:EB:961:GLY:HA2	2:EB:964:VAL:HG23	1.99	0.44
1:EA:514:TYR:OH	6:EF:102:SER:HA	2.18	0.44
8:EH:94:ASP:OD1	8:EH:94:ASP:N	2.50	0.44
14:EN:139:VAL:HB	14:EN:140:SER:H	1.33	0.44
1:FA:1056:ASP:OD1	1:FA:1057:ILE:N	2.51	0.44

*Continued on next page...*

*Continued from previous page...*

Atom-1	Atom-2	Interatomic distance (Å)	Clash overlap (Å)
1:FA:773:ASP:N	1:FA:773:ASP:OD2	2.51	0.44
1:FA:808:LYS:O	1:FA:811:SER:N	2.51	0.44
2:FB:1123:ILE:HD12	2:FB:1124:SER:H	1.83	0.44
2:FB:1115:GLN:NE2	2:FB:1124:SER:OG	2.51	0.44
2:FB:586:VAL:HB	2:FB:593:ILE:HG22	2.00	0.44
2:FB:954:PHE:H	2:FB:955:PRO:HD2	1.83	0.44
3:FC:76:PRO:HA	3:FC:211:GLY:O	2.18	0.44
3:FC:216:HIS:ND1	3:FC:218:LYS:HB3	2.32	0.44
3:FC:229:LEU:O	3:FC:231:PRO:HD3	2.18	0.44
3:FC:328:LEU:HA	3:FC:328:LEU:HD13	1.48	0.44
5:FE:143:ASN:HB3	5:FE:146:HIS:CE1	2.53	0.44
7:FG:105:ILE:HG23	7:FG:115:PHE:O	2.17	0.44
7:FG:80:VAL:HG12	7:FG:82:LEU:CD2	2.48	0.44
13:FM:10:ILE:HD12	13:FM:10:ILE:N	2.33	0.44
7:FO:267:ALA:O	7:FO:269:SER:N	2.51	0.44
1:AA:1001:ALA:O	1:AA:1004:GLU:HB2	2.17	0.43
1:AA:1241:PRO:HG3	1:AA:1540:GLY:CA	2.48	0.43
1:AA:1440:ASN:C	1:AA:1442:VAL:H	2.21	0.43
1:AA:1617:THR:OG1	1:AA:1617:THR:O	2.31	0.43
1:AA:462:LYS:HD3	1:AA:469:LYS:HZ2	1.83	0.43
1:AA:491:GLU:OE1	1:AA:815:ARG:NH2	2.28	0.43
1:AA:555:LYS:O	1:AA:558:ALA:HB3	2.18	0.43
2:AB:656:LEU:HG	2:AB:687:THR:O	2.18	0.43
2:AB:744:LEU:HD12	2:AB:745:GLN:H	1.83	0.43
2:AB:898:LEU:HD13	2:AB:898:LEU:HA	1.64	0.43
2:AB:949:ILE:HG13	2:AB:950:ASN:N	2.33	0.43
7:AG:162:ILE:HG13	7:AG:162:ILE:H	1.66	0.43
7:AG:233:VAL:HG13	7:AG:245:VAL:HG13	2.00	0.43
11:AK:138:LYS:O	11:AK:142:MET:HB2	2.18	0.43
1:BA:1102:LEU:HD22	1:BA:1141:GLN:HE21	1.81	0.43
1:BA:1148:LEU:CD2	1:BA:1163:GLU:HG2	2.48	0.43
1:BA:1224:GLU:HB3	1:BA:1233:ILE:HG22	1.99	0.43
1:BA:1447:GLN:HE22	1:BA:1459:LYS:HG2	1.83	0.43
1:BA:113:VAL:HG22	1:BA:182:LYS:CE	2.48	0.43
1:BA:98:LEU:HA	1:BA:324:LEU:HD21	1.99	0.43
1:BA:956:ARG:HB3	1:BA:957:VAL:H	1.47	0.43
2:BB:35:PHE:O	2:BB:38:LEU:HD23	2.18	0.43
3:BC:97:LEU:HD23	3:BC:97:LEU:HA	1.62	0.43
2:BB:748:GLN:HE22	10:BJ:49:MET:HA	1.84	0.43
12:BL:61:THR:O	12:BL:63:ARG:N	2.51	0.43
1:CA:1026:GLN:HA	1:CA:1611:MET:CE	2.47	0.43

*Continued on next page...*



*Continued from previous page...*

Atom-1	Atom-2	Interatomic distance (Å)	Clash overlap (Å)
1:CA:1085:LEU:H	1:CA:1085:LEU:HG	1.55	0.43
1:CA:50:TYR:OH	1:CA:370:PRO:HG3	2.17	0.43
1:CA:32:ILE:HG21	1:CA:49:LEU:HD23	2.00	0.43
2:CB:1007:TYR:C	2:CB:1009:GLY:H	2.22	0.43
2:CB:1048:SER:OG	2:CB:1049:THR:N	2.50	0.43
2:CB:1107:CYS:O	2:CB:1197:ARG:HG3	2.18	0.43
2:CB:565:LEU:HA	2:CB:565:LEU:HD23	1.69	0.43
2:CB:99:VAL:HG11	2:CB:139:LEU:HD13	1.99	0.43
4:CD:19:PRO:HB3	7:CG:46:TYR:O	2.18	0.43
5:CE:80:VAL:HG22	5:CE:109:ILE:HB	1.99	0.43
1:CA:718:THR:HG22	8:CH:98:TYR:O	2.18	0.43
9:CI:20:PRO:O	9:CI:22:ALA:N	2.51	0.43
11:CK:114:VAL:O	11:CK:117:LEU:HB3	2.18	0.43
1:DA:1263:LEU:C	1:DA:1265:GLU:N	2.72	0.43
1:DA:1580:ARG:NH2	5:DE:204:THR:HG23	2.33	0.43
1:DA:1604:GLU:HA	1:DA:1612:LYS:HE2	2.00	0.43
1:DA:527:PRO:HG3	1:DA:534:THR:HA	2.00	0.43
1:DA:808:LYS:O	1:DA:809:VAL:C	2.56	0.43
1:DA:969:PHE:CD2	1:DA:978:ALA:HA	2.53	0.43
2:DB:703:LEU:HD23	2:DB:703:LEU:HA	1.73	0.43
12:DL:33:GLU:HG3	12:DL:53:HIS:ND1	2.33	0.43
13:DM:66:THR:HG22	13:DM:96:LEU:HG	2.00	0.43
14:DN:57:LYS:HD3	14:DN:138:SER:OG	2.18	0.43
1:EA:1022:CYS:HA	1:EA:1615:TYR:OH	2.18	0.43
1:EA:1117:SER:C	1:EA:1119:LYS:H	2.21	0.43
1:EA:1261:VAL:C	1:EA:1498:ILE:HB	2.38	0.43
1:EA:1344:ILE:H	1:EA:1344:ILE:CD1	2.30	0.43
1:EA:1526:PHE:O	1:EA:1528:ALA:N	2.51	0.43
1:EA:670:ILE:H	1:EA:670:ILE:HD13	1.82	0.43
1:EA:810:LEU:O	1:EA:813:LEU:N	2.51	0.43
2:EB:360:VAL:HA	2:EB:370:LYS:NZ	2.15	0.43
1:EA:996:TYR:OH	2:EB:521:LEU:O	2.29	0.43
2:EB:979:GLN:OE1	2:EB:979:GLN:HA	2.18	0.43
3:EC:163:TYR:N	3:EC:166:ASP:OD2	2.47	0.43
3:EC:229:LEU:HD22	3:EC:295:ARG:HA	1.99	0.43
3:EC:289:VAL:HG12	3:EC:290:LYS:H	1.81	0.43
7:EG:92:ALA:O	7:EG:94:PRO:HD3	2.18	0.43
2:EB:898:LEU:HD22	12:EL:46:VAL:HG22	1.99	0.43
12:EL:63:ARG:HG3	12:EL:63:ARG:NH1	2.33	0.43
1:FA:38:LEU:HB2	7:FO:291:SER:HB3	2.00	0.43
1:FA:571:HIS:CE1	1:FA:572:THR:HG23	2.52	0.43

*Continued on next page...*

*Continued from previous page...*

Atom-1	Atom-2	Interatomic distance (Å)	Clash overlap (Å)
1:FA:70:LYS:HE2	1:FA:71:PHE:CE1	2.53	0.43
1:FA:934:LYS:HG3	2:FB:956:SER:HB3	2.00	0.43
2:FB:970:LYS:HG2	2:FB:1000:LEU:HD21	2.00	0.43
2:FB:939:SER:HA	2:FB:1013:MET:SD	2.58	0.43
2:FB:1094:ASN:N	2:FB:1094:ASN:OD1	2.50	0.43
2:FB:586:VAL:O	2:FB:593:ILE:HG22	2.18	0.43
2:FB:850:THR:O	2:FB:881:TYR:HA	2.18	0.43
5:FE:55:ARG:O	5:FE:58:MET:HB2	2.18	0.43
7:FG:31:LYS:O	7:FG:33:GLY:N	2.51	0.43
14:FN:75:GLU:H	14:FN:91:ASP:CG	2.21	0.43
14:FN:87:TYR:HB3	14:FN:139:VAL:CG1	2.41	0.43
1:FA:370:PRO:O	7:FO:310:TYR:HB3	2.18	0.43
1:AA:1623:THR:O	1:AA:1627:LEU:HG	2.19	0.43
1:AA:223:PHE:CZ	1:AA:227:LEU:HD21	2.54	0.43
1:AA:879:LEU:HD12	1:AA:972:TYR:HB3	2.00	0.43
2:AB:203:ILE:HA	2:AB:484:TYR:O	2.18	0.43
2:AB:21:ARG:HB3	2:AB:21:ARG:HE	1.68	0.43
2:AB:347:LEU:HD13	2:AB:347:LEU:HA	1.72	0.43
2:AB:714:ARG:HD3	2:AB:714:ARG:HA	1.77	0.43
2:AB:785:ASP:HB3	2:AB:957:ARG:HH22	1.83	0.43
1:AA:1271:ILE:HG22	9:AI:48:VAL:HG12	1.99	0.43
13:AM:66:THR:HB	13:AM:71:GLN:HG3	2.00	0.43
1:BA:1240:LEU:HD11	1:BA:1529:MET:SD	2.58	0.43
1:BA:1612:LYS:HB3	1:BA:1621:PHE:CG	2.52	0.43
2:BB:286:ARG:HD2	9:BI:9:PHE:CG	2.53	0.43
3:BC:59:ILE:HG12	3:BC:60:ASP:H	1.84	0.43
7:BG:91:ASP:OD2	7:BG:103:LYS:HG2	2.18	0.43
7:BG:26:ASN:HA	7:BG:27:PRO:HD3	1.91	0.43
12:BL:63:ARG:HG2	12:BL:64:LEU:N	2.28	0.43
13:BM:23:VAL:HB	13:BM:95:VAL:HG22	1.99	0.43
1:CA:1323:HIS:CD2	1:CA:1454:HIS:CD2	3.06	0.43
1:CA:1481:GLU:HG2	1:CA:1481:GLU:H	1.59	0.43
1:CA:49:LEU:HA	1:CA:49:LEU:HD23	1.79	0.43
1:CA:918:LYS:O	1:CA:923:ASN:ND2	2.43	0.43
2:CB:416:LYS:HD2	2:CB:460:LYS:HD2	1.99	0.43
2:CB:707:SER:HB2	2:CB:715:ASN:OD1	2.18	0.43
2:CB:728:THR:OG1	2:CB:766:PRO:O	2.18	0.43
2:CB:902:SER:O	2:CB:903:ILE:HG23	2.18	0.43
3:CC:67:PHE:CE1	3:CC:318:VAL:HG22	2.53	0.43
4:CD:21:VAL:O	4:CD:22:ILE:HD13	2.18	0.43
5:CE:170:LEU:HD13	5:CE:175:LEU:HD23	1.99	0.43

*Continued on next page...*

*Continued from previous page...*

Atom-1	Atom-2	Interatomic distance (Å)	Clash overlap (Å)
7:CG:80:VAL:O	7:CG:124:VAL:HG13	2.18	0.43
8:CH:108:SER:O	8:CH:109:LYS:C	2.56	0.43
10:CJ:60:PHE:O	10:CJ:63:TYR:N	2.48	0.43
1:DA:113:VAL:HG22	1:DA:182:LYS:NZ	2.33	0.43
1:DA:1490:GLU:O	1:DA:1493:CYS:HB2	2.19	0.43
1:DA:15:ASP:OD1	1:DA:1631:ARG:HA	2.18	0.43
1:DA:247:GLY:O	1:DA:442:LYS:HG2	2.18	0.43
1:DA:521:GLN:O	1:DA:524:ILE:HB	2.18	0.43
1:DA:719:ILE:HG22	1:DA:725:LEU:HB2	2.00	0.43
1:DA:706:HIS:NE2	1:DA:739:VAL:O	2.49	0.43
1:DA:831:ASP:O	1:DA:918:LYS:HB2	2.17	0.43
1:DA:966:LEU:HG	1:DA:968:SER:N	2.26	0.43
2:DB:393:ASN:HD21	2:DB:395:ASP:HB2	1.81	0.43
2:DB:666:PRO:O	2:DB:670:VAL:HG22	2.18	0.43
5:DE:170:LEU:HD13	5:DE:175:LEU:HD23	2.00	0.43
7:DG:40:ARG:HD3	7:DG:123:TYR:HE1	1.83	0.43
7:DG:144:HIS:HA	7:DG:157:ILE:O	2.18	0.43
7:DG:235:ASN:HB3	7:DG:246:ASP:HB3	2.00	0.43
8:DH:56:THR:O	8:DH:144:ILE:HG23	2.18	0.43
1:EA:1159:ASP:O	1:EA:1161:VAL:N	2.51	0.43
1:EA:1344:ILE:HG22	2:EB:334:PHE:HE2	1.84	0.43
1:EA:457:LYS:C	1:EA:459:ALA:H	2.21	0.43
1:EA:492:THR:HG23	1:EA:811:SER:OG	2.18	0.43
1:EA:498:PRO:HA	1:EA:499:PRO:HD3	1.66	0.43
1:EA:956:ARG:NE	1:EA:979:GLY:HA3	2.24	0.43
2:EB:477:ASP:O	2:EB:478:LEU:HG	2.18	0.43
2:EB:52:LEU:HD22	2:EB:61:LEU:CD2	2.48	0.43
3:EC:209:ILE:HG12	3:EC:210:LEU:O	2.18	0.43
5:EE:64:PRO:HB3	5:EE:68:SER:CB	2.48	0.43
7:EG:218:VAL:HA	7:EG:224:PRO:HA	1.99	0.43
2:EB:975:HIS:HE1	14:EN:167:LYS:O	2.01	0.43
1:EA:36:THR:HA	7:EO:288:ASN:OD1	2.17	0.43
1:FA:1062:HIS:CD2	1:FA:1068:PHE:CD1	3.06	0.43
1:FA:1241:PRO:HG3	1:FA:1540:GLY:CA	2.48	0.43
1:FA:914:ASP:O	1:FA:919:LYS:NZ	2.35	0.43
2:FB:1180:PHE:O	2:FB:1182:LEU:N	2.51	0.43
2:FB:1130:ARG:NH2	2:FB:1195:ARG:HD2	2.33	0.43
2:FB:362:LEU:HD23	2:FB:362:LEU:HA	1.75	0.43
2:FB:470:LEU:HD22	2:FB:484:TYR:HE1	1.83	0.43
2:FB:744:LEU:HD12	2:FB:745:GLN:N	2.33	0.43
2:FB:987:ASN:O	2:FB:989:ASP:N	2.51	0.43

*Continued on next page...*

*Continued from previous page...*

Atom-1	Atom-2	Interatomic distance (Å)	Clash overlap (Å)
8:FH:108:SER:O	8:FH:109:LYS:C	2.57	0.43
14:FN:40:LEU:HD12	14:FN:41:ASN:N	2.26	0.43
1:AA:1237:GLN:H	1:AA:1544:ASN:CB	2.27	0.43
1:AA:1657:LEU:HA	7:AG:107:ILE:HG12	1.99	0.43
1:AA:553:GLN:NE2	2:BB:834:LYS:HB2	2.34	0.43
2:AB:210:ARG:NH2	2:AB:625:GLU:OE1	2.52	0.43
3:AC:135:SER:O	3:AC:168:LYS:HG3	2.18	0.43
5:AE:177:ARG:CZ	5:AE:179:GLN:HE22	2.32	0.43
9:AI:101:LEU:CD1	9:AI:122:ARG:HH22	2.32	0.43
10:AJ:33:GLY:O	10:AJ:47:ARG:NH2	2.51	0.43
3:AC:103:LEU:O	10:AJ:6:ARG:NE	2.51	0.43
13:AM:18:GLN:HB3	14:AN:36:LYS:HE3	2.00	0.43
7:AO:311:GLU:O	7:AO:312:GLU:HB2	2.17	0.43
1:BA:1001:ALA:O	1:BA:1004:GLU:HB2	2.18	0.43
1:BA:1263:LEU:C	1:BA:1265:GLU:H	2.21	0.43
1:BA:668:GLY:HA3	1:BA:787:GLY:C	2.39	0.43
1:BA:839:GLY:O	1:BA:842:TRP:HB2	2.17	0.43
2:BB:1136:GLU:HG3	2:BB:1136:GLU:H	1.35	0.43
2:BB:426:ALA:O	2:BB:429:ARG:HB3	2.18	0.43
3:BC:71:MET:HE3	3:BC:71:MET:HB3	1.93	0.43
5:BE:112:TYR:CE1	5:BE:136:ASN:HB2	2.52	0.43
6:BF:118:LEU:HD13	6:BF:118:LEU:HA	1.82	0.43
6:BF:153:VAL:O	6:BF:154:ASP:HB2	2.18	0.43
1:BA:720:PHE:CZ	8:BH:141:TYR:HE2	2.35	0.43
11:BK:95:HIS:HA	11:BK:96:PRO:HD3	1.81	0.43
7:BO:283:GLU:HA	7:BO:286:ILE:HD12	2.01	0.43
1:CA:1463:ASP:C	1:CA:1465:GLU:N	2.71	0.43
1:CA:483:VAL:N	1:CA:632:GLU:HG2	2.33	0.43
1:DA:1067:GLU:C	1:DA:1069:CYS:N	2.70	0.43
1:DA:1243:TRP:CE3	1:DA:1243:TRP:HA	2.53	0.43
1:DA:1246:VAL:HG22	1:DA:1250:GLN:NE2	2.33	0.43
1:DA:3:ILE:HA	7:DG:111:THR:HG22	2.00	0.43
2:DB:194:PHE:O	2:DB:200:GLU:HA	2.18	0.43
2:DB:347:LEU:HA	2:DB:347:LEU:HD13	1.75	0.43
2:DB:389:CYS:HB2	2:DB:635:GLY:O	2.18	0.43
3:DC:195:LYS:HB2	10:DJ:57:ILE:CD1	2.48	0.43
7:DG:131:ASP:O	7:DG:233:VAL:HG23	2.18	0.43
7:DG:53:TYR:HB3	7:DG:56:ASN:O	2.18	0.43
3:DC:83:VAL:N	12:DL:67:PHE:O	2.41	0.43
1:EA:1441:LYS:HA	1:EA:1444:ARG:HD2	2.00	0.43
1:EA:1546:VAL:HG21	1:EA:1595:TYR:CE2	2.54	0.43

*Continued on next page...*

*Continued from previous page...*

Atom-1	Atom-2	Interatomic distance (Å)	Clash overlap (Å)
1:EA:77:GLY:O	1:EA:78:HIS:HB3	2.18	0.43
2:EB:548:LYS:HA	2:EB:550:ARG:NH2	2.34	0.43
2:EB:909:ARG:O	2:EB:1035:ARG:NH2	2.42	0.43
2:EB:778:TYR:CE2	2:EB:937:PRO:HD3	2.54	0.43
3:EC:147:PRO:HG2	3:EC:150:SER:HB2	1.99	0.43
3:EC:181:ASP:O	3:EC:183:PRO:HD3	2.19	0.43
3:EC:67:PHE:HE1	3:EC:318:VAL:HA	1.83	0.43
3:EC:97:LEU:HD23	3:EC:97:LEU:HA	1.57	0.43
5:EE:178:ILE:HD11	5:EE:182:ASP:HB3	2.00	0.43
11:EK:83:ASN:HA	11:EK:84:PRO:HD2	1.84	0.43
13:EM:66:THR:HB	13:EM:71:GLN:HG3	2.00	0.43
1:EA:399:LEU:HD13	7:EO:271:PRO:HG2	2.00	0.43
7:EO:286:ILE:HG22	7:EO:287:GLU:N	2.33	0.43
1:FA:1584:LEU:HA	1:FA:1584:LEU:HD13	1.89	0.43
1:FA:674:ILE:CG2	1:FA:931:SER:HB2	2.48	0.43
2:FB:350:GLY:O	2:FB:353:VAL:HB	2.18	0.43
2:FB:459:SER:O	2:FB:462:GLN:N	2.51	0.43
2:FB:565:LEU:HA	2:FB:565:LEU:HD23	1.72	0.43
2:FB:622:ILE:H	2:FB:622:ILE:HD12	1.83	0.43
2:FB:98:SER:O	2:FB:141:LEU:HD12	2.18	0.43
8:FH:118:PHE:N	8:FH:118:PHE:CD2	2.86	0.43
14:FN:54:TRP:CZ2	14:FN:135:LYS:HD2	2.53	0.43
1:AA:1078:LYS:HA	1:AA:1078:LYS:HD2	1.75	0.43
1:AA:477:ASN:OD1	2:AB:1049:THR:HG23	2.17	0.43
2:AB:1110:ILE:HD13	2:AB:1111:LEU:CD2	2.49	0.43
2:AB:302:LEU:HD11	2:AB:379:ARG:NH1	2.33	0.43
2:AB:931:TRP:HA	2:AB:932:PRO:HD3	1.82	0.43
2:AB:906:ARG:NE	3:AC:95:GLU:OE2	2.47	0.43
5:AE:82:PHE:CZ	5:AE:111:VAL:HG21	2.54	0.43
6:AF:136:ARG:O	6:AF:143:PHE:HB2	2.18	0.43
7:AO:265:SER:C	7:AO:267:ALA:H	2.16	0.43
1:BA:1238:MET:HG3	1:BA:1524:VAL:HG22	2.00	0.43
1:BA:363:PRO:HB3	2:BB:1187:SER:OG	2.19	0.43
1:BA:759:TYR:HB3	1:BA:920:PHE:CD2	2.53	0.43
1:BA:952:LEU:HD21	1:BA:1000:MET:O	2.18	0.43
2:BB:1117:VAL:HG21	2:BB:1162:GLY:N	2.34	0.43
2:BB:1119:ARG:HA	2:BB:1119:ARG:HD2	1.57	0.43
2:BB:526:GLY:CA	2:BB:696:ILE:HG22	2.48	0.43
2:BB:774:ALA:HA	2:BB:1028:VAL:HG12	2.00	0.43
2:BB:944:GLN:HA	2:BB:945:PRO:HD3	1.75	0.43
2:BB:949:ILE:HG13	2:BB:950:ASN:N	2.33	0.43

*Continued on next page...*

*Continued from previous page...*

Atom-1	Atom-2	Interatomic distance (Å)	Clash overlap (Å)
8:BH:101:ALA:HB2	8:BH:116:TYR:HE1	1.83	0.43
10:BJ:3:VAL:HG12	10:BJ:15:GLY:HA2	2.00	0.43
7:BO:304:ASN:HB2	7:BO:306:SER:HB3	2.00	0.43
1:CA:1184:ALA:O	1:CA:1186:GLY:N	2.51	0.43
1:CA:1546:VAL:O	1:CA:1549:VAL:N	2.51	0.43
1:CA:1022:CYS:SG	1:CA:1615:TYR:OH	2.76	0.43
1:CA:385:LEU:O	1:CA:389:VAL:HG23	2.18	0.43
1:CA:247:GLY:O	1:CA:442:LYS:HG2	2.19	0.43
1:CA:756:LYS:HE3	1:CA:759:TYR:HE2	1.83	0.43
2:CB:636:GLN:HG3	2:CB:637:TYR:N	2.32	0.43
2:CB:662:ASP:O	2:CB:663:ILE:HB	2.19	0.43
2:CB:526:GLY:N	2:CB:696:ILE:HG22	2.33	0.43
2:CB:772:VAL:HB	2:CB:946:ASP:OD2	2.19	0.43
2:CB:825:PHE:CE2	2:CB:899:GLN:HA	2.52	0.43
3:CC:42:VAL:HG22	3:CC:56:LEU:HD22	2.00	0.43
7:CG:166:TRP:CE2	7:CG:219:ASP:HB2	2.54	0.43
8:CH:62:SER:HA	8:CH:141:TYR:CD1	2.53	0.43
8:CH:9:ILE:HD13	8:CH:56:THR:HG23	1.99	0.43
13:CM:51:PHE:H	13:CM:66:THR:HG23	1.82	0.43
1:DA:1623:THR:HA	1:DA:1626:VAL:HG22	1.99	0.43
2:DB:36:PRO:O	2:DB:39:GLN:HG3	2.18	0.43
3:DC:328:LEU:HA	3:DC:328:LEU:HD13	1.59	0.43
6:DF:138:LEU:HB3	6:DF:140:ASP:OD1	2.19	0.43
1:DA:399:LEU:CD1	7:DO:271:PRO:HG2	2.48	0.43
1:EA:1001:ALA:O	1:EA:1004:GLU:HB2	2.17	0.43
1:EA:1006:LEU:HD22	9:EI:103:SER:HA	2.00	0.43
1:EA:1337:LYS:HE2	1:EA:1337:LYS:HB3	1.78	0.43
1:EA:650:LEU:O	1:EA:650:LEU:HD23	2.18	0.43
2:EB:1013:MET:O	2:EB:1022:LEU:HG	2.18	0.43
2:EB:656:LEU:HG	2:EB:687:THR:O	2.18	0.43
1:EA:1051:GLY:O	5:EE:204:THR:HB	2.18	0.43
8:EH:102:TYR:HE2	8:EH:116:TYR:C	2.21	0.43
2:EB:345:SER:HA	13:EM:113:ILE:CG1	2.47	0.43
13:EM:65:TYR:O	13:EM:97:VAL:N	2.47	0.43
13:EM:82:ASN:HA	13:EM:83:PRO:HD2	1.86	0.43
14:EN:145:ILE:H	14:EN:145:ILE:HG13	1.65	0.43
1:FA:1085:LEU:H	1:FA:1085:LEU:HG	1.59	0.43
1:FA:1597:ALA:O	1:FA:1602:GLY:HA3	2.18	0.43
1:FA:554:ARG:O	1:FA:555:LYS:C	2.57	0.43
1:FA:499:PRO:HG3	1:FA:609:PRO:HA	2.00	0.43
2:FB:954:PHE:N	2:FB:955:PRO:HD2	2.34	0.43

*Continued on next page...*

*Continued from previous page...*

Atom-1	Atom-2	Interatomic distance (Å)	Clash overlap (Å)
3:FC:134:LEU:HD23	3:FC:169:PHE:HD1	1.84	0.43
3:FC:83:VAL:HG12	3:FC:204:LEU:HD12	2.00	0.43
7:FG:144:HIS:HA	7:FG:157:ILE:O	2.18	0.43
7:FG:60:GLY:O	7:FG:64:GLN:HB2	2.17	0.43
8:FH:46:LEU:HA	8:FH:46:LEU:HD23	1.83	0.43
7:FO:297:LEU:HD13	7:FO:310:TYR:CD2	2.50	0.43
1:AA:1007:ILE:O	1:AA:1011:VAL:HB	2.17	0.43
1:AA:122:LEU:O	1:AA:126:GLN:HG3	2.18	0.43
1:AA:132:GLU:OE2	1:AA:201:ARG:NH2	2.50	0.43
1:AA:213:ASN:ND2	1:AA:1606:SER:O	2.52	0.43
1:AA:62:CYS:SG	1:AA:64:THR:N	2.88	0.43
1:AA:492:THR:HG23	1:AA:811:SER:OG	2.17	0.43
2:AB:338:PHE:CZ	2:AB:353:VAL:HG13	2.53	0.43
2:AB:523:GLU:HG2	2:AB:523:GLU:H	1.45	0.43
1:AA:821:ILE:CD1	2:AB:777:SER:HB2	2.48	0.43
2:AB:840:LEU:HD11	2:AB:858:ILE:C	2.39	0.43
6:AF:118:LEU:HD13	6:AF:118:LEU:HA	1.78	0.43
6:AF:79:ARG:HB3	6:AF:146:TRP:CZ2	2.53	0.43
13:AM:102:SER:O	13:AM:106:LYS:HB2	2.19	0.43
1:AA:406:LEU:HB3	7:AO:266:GLN:HB2	1.99	0.43
1:BA:1456:PHE:HB3	1:BA:1474:LEU:CD1	2.41	0.43
1:BA:1481:GLU:HG2	1:BA:1481:GLU:H	1.45	0.43
1:BA:1546:VAL:HG21	1:BA:1595:TYR:CE2	2.53	0.43
1:BA:34:ASN:HA	1:BA:35:PRO:HD3	1.88	0.43
1:BA:677:GLY:O	1:BA:681:THR:HG23	2.19	0.43
1:BA:772:LYS:HB3	1:BA:772:LYS:HE3	1.90	0.43
2:BB:917:PHE:CD2	2:BB:1035:ARG:HA	2.53	0.43
2:BB:1111:LEU:HD23	2:BB:1111:LEU:H	1.83	0.43
2:BB:250:LEU:CD1	2:BB:378:ILE:HD13	2.47	0.43
2:BB:772:VAL:HB	2:BB:946:ASP:OD2	2.18	0.43
5:BE:154:ILE:HB	5:BE:197:LYS:HB3	2.00	0.43
10:BJ:48:ARG:HB3	10:BJ:48:ARG:HH11	1.82	0.43
13:BM:16:GLN:CG	13:BM:17:ASP:H	2.31	0.43
14:BN:124:THR:C	14:BN:126:LYS:H	2.22	0.43
14:BN:55:LEU:O	14:BN:136:VAL:HA	2.19	0.43
14:BN:54:TRP:CZ2	14:BN:135:LYS:HD2	2.53	0.43
1:CA:1057:ILE:H	1:CA:1057:ILE:HD12	1.84	0.43
1:CA:1314:GLN:O	1:CA:1318:SER:HB3	2.17	0.43
1:CA:585:ASP:OD1	1:CA:644:ARG:NH1	2.50	0.43
2:CB:1046:VAL:HG22	2:CB:1047:ARG:N	2.33	0.43
2:CB:1057:MET:HB2	2:CB:1097:ASP:HB2	1.99	0.43

*Continued on next page...*

*Continued from previous page...*

Atom-1	Atom-2	Interatomic distance (Å)	Clash overlap (Å)
2:CB:417:ILE:O	2:CB:420:TYR:HB3	2.18	0.43
2:CB:800:TYR:CE1	2:CB:910:THR:HG23	2.53	0.43
2:CB:872:LYS:HD3	2:CB:872:LYS:HA	1.58	0.43
3:CC:199:GLY:HA3	10:CJ:66:LEU:HD13	2.00	0.43
6:CF:128:LYS:NZ	6:CF:149:GLU:HA	2.34	0.43
13:CM:18:GLN:CG	13:CM:19:PRO:HD2	2.49	0.43
1:DA:1191:GLN:C	1:DA:1193:VAL:H	2.20	0.43
1:DA:1264:SER:HB3	9:DI:56:PHE:HD1	1.84	0.43
1:DA:507:TYR:HB3	1:DA:579:ARG:NH1	2.33	0.43
1:DA:671:GLN:HB2	2:DB:783:MET:HG2	2.00	0.43
9:DI:11:LEU:HB3	13:DM:29:GLY:O	2.19	0.43
10:DJ:45:CYS:O	10:DJ:49:MET:HG2	2.18	0.43
10:DJ:48:ARG:HH11	10:DJ:48:ARG:HB3	1.84	0.43
1:EA:1112:PRO:HB2	1:EA:1114:TYR:CE1	2.54	0.43
1:EA:136:LEU:HD13	1:EA:189:VAL:HG23	2.00	0.43
1:EA:1612:LYS:HB3	1:EA:1621:PHE:CG	2.53	0.43
1:EA:515:ASN:ND2	1:EA:519:LEU:HD11	2.33	0.43
1:EA:717:PRO:HB3	1:EA:726:TRP:CZ2	2.53	0.43
2:EB:140:LYS:HE2	2:EB:153:PHE:HD2	1.83	0.43
11:EK:75:ALA:O	11:EK:79:VAL:HG23	2.19	0.43
14:EN:78:THR:OG1	14:EN:89:ILE:O	2.17	0.43
1:FA:1609:SER:HA	1:FA:1612:LYS:HD2	2.00	0.43
2:FB:250:LEU:HA	2:FB:250:LEU:HD23	1.89	0.43
2:FB:863:ASP:OD2	2:FB:866:LEU:HD12	2.19	0.43
3:FC:142:ARG:O	3:FC:144:PRO:HD3	2.19	0.43
3:FC:45:SER:HB3	3:FC:53:ASN:HB3	2.00	0.43
7:FG:100:THR:C	7:FG:102:GLU:H	2.21	0.43
1:AA:1196:PRO:C	1:AA:1198:THR:H	2.21	0.43
1:AA:1543:SER:OG	1:AA:1544:ASN:N	2.50	0.43
1:AA:1582:LEU:HD23	1:AA:1582:LEU:N	2.33	0.43
1:AA:76:GLN:NE2	2:AB:1111:LEU:HD12	2.23	0.43
2:AB:547:HIS:O	2:AB:550:ARG:NH1	2.37	0.43
2:AB:703:LEU:HD23	2:AB:703:LEU:HA	1.88	0.43
2:AB:840:LEU:HD12	2:AB:857:PRO:HB2	1.99	0.43
5:AE:175:LEU:HD22	5:AE:175:LEU:HA	1.61	0.43
6:AF:98:ALA:HB2	6:AF:118:LEU:HD13	1.99	0.43
12:AL:63:ARG:NH1	12:AL:63:ARG:HG3	2.32	0.43
2:BB:878:GLU:OE2	2:BB:907:ILE:HG23	2.19	0.43
2:BB:850:THR:N	2:BB:882:ILE:HG13	2.22	0.43
7:BG:80:VAL:O	7:BG:124:VAL:HG13	2.19	0.43
7:BG:58:LEU:HD23	7:BG:58:LEU:HA	1.59	0.43

*Continued on next page...*



*Continued from previous page...*

Atom-1	Atom-2	Interatomic distance (Å)	Clash overlap (Å)
1:CA:1202:LEU:HD22	9:CI:99:LEU:CD2	2.46	0.43
1:CA:1261:VAL:O	1:CA:1498:ILE:HB	2.18	0.43
2:CB:205:MET:HB2	2:CB:502:MET:O	2.18	0.43
2:CB:262:PHE:O	2:CB:268:GLU:HG2	2.19	0.43
2:CB:965:GLU:HB3	2:CB:1031:VAL:HG22	2.00	0.43
9:CI:57:PRO:HA	9:CI:61:ARG:HG2	2.01	0.43
13:CM:16:GLN:HB3	13:CM:92:LYS:H	1.83	0.43
13:CM:81:PHE:CD1	13:CM:88:ILE:HB	2.51	0.43
1:DA:1323:HIS:CD2	1:DA:1454:HIS:CD2	3.05	0.43
1:DA:1463:ASP:C	1:DA:1465:GLU:N	2.71	0.43
1:DA:1612:LYS:O	1:DA:1615:TYR:N	2.46	0.43
1:DA:831:ASP:OD1	1:DA:831:ASP:N	2.43	0.43
1:DA:88:PRO:HB3	1:DA:435:ASN:OD1	2.19	0.43
1:DA:903:ILE:O	1:DA:907:VAL:HG23	2.18	0.43
2:DB:206:LEU:HD23	2:DB:206:LEU:HA	1.89	0.43
2:DB:306:LEU:HD23	2:DB:310:LEU:HG	1.99	0.43
2:DB:903:ILE:HD13	2:DB:905:TYR:HE1	1.83	0.43
3:DC:209:ILE:H	3:DC:209:ILE:HD13	1.83	0.43
3:DC:269:ASP:OD1	3:DC:272:LYS:HE3	2.18	0.43
3:DC:64:ALA:O	3:DC:67:PHE:HB2	2.19	0.43
3:DC:97:LEU:HD23	3:DC:97:LEU:HA	1.57	0.43
7:DG:163:PRO:HG2	7:DG:166:TRP:CD1	2.54	0.43
8:DH:88:SER:OG	8:DH:89:LEU:N	2.51	0.43
9:DI:20:PRO:C	9:DI:22:ALA:H	2.22	0.43
1:EA:1028:GLU:OE1	1:EA:1638:SER:N	2.46	0.43
1:EA:1094:ALA:HB1	1:EA:1135:SER:HB2	2.01	0.43
1:EA:10:GLU:OE2	2:EB:1176:VAL:HG23	2.19	0.43
1:EA:1613:MET:HA	1:EA:1618:THR:HA	2.01	0.43
1:EA:756:LYS:HG2	9:EI:85:LYS:CE	2.48	0.43
1:EA:780:ILE:H	1:EA:780:ILE:HG13	1.67	0.43
1:EA:966:LEU:HD12	1:EA:967:PRO:CD	2.46	0.43
2:EB:1002:LYS:NZ	14:EN:166:LEU:HD13	2.33	0.43
2:EB:532:HIS:CE1	2:EB:544:HIS:CE1	3.07	0.43
2:EB:555:GLN:NE2	2:EB:644:GLY:O	2.52	0.43
2:EB:501:ARG:HG3	2:EB:699:ILE:CD1	2.48	0.43
3:EC:133:VAL:C	3:EC:134:LEU:HG	2.39	0.43
1:EA:1039:ARG:NH2	5:EE:168:TYR:O	2.51	0.43
6:EF:98:ALA:HB2	6:EF:118:LEU:HD13	2.01	0.43
11:EK:114:VAL:O	11:EK:117:LEU:HB3	2.19	0.43
13:EM:76:TYR:CE1	14:EN:57:LYS:HG3	2.53	0.43
14:EN:75:GLU:H	14:EN:91:ASP:CG	2.22	0.43

*Continued on next page...*

*Continued from previous page...*

Atom-1	Atom-2	Interatomic distance (Å)	Clash overlap (Å)
7:EO:272:ILE:HD13	7:EO:275:ASN:N	2.26	0.43
1:FA:1229:ALA:HB1	1:FA:1595:TYR:CD2	2.53	0.43
1:FA:1261:VAL:HA	1:FA:1265:GLU:OE2	2.18	0.43
1:FA:1450:ILE:HG22	1:FA:1457:ILE:HG21	2.00	0.43
1:FA:62:CYS:HB2	1:FA:72:CYS:SG	2.59	0.43
1:FA:855:ARG:HH12	1:FA:867:ASP:C	2.22	0.43
1:FA:864:LEU:HD12	1:FA:875:LEU:HD13	2.00	0.43
1:FA:87:ASN:HA	1:FA:88:PRO:HD2	1.86	0.43
1:FA:956:ARG:NE	1:FA:979:GLY:HA3	2.27	0.43
2:FB:539:CYS:C	2:FB:541:LEU:H	2.22	0.43
2:FB:821:ILE:HD11	2:FB:899:GLN:OE1	2.18	0.43
2:FB:800:TYR:CE1	2:FB:910:THR:HG23	2.54	0.43
2:FB:931:TRP:HA	2:FB:932:PRO:HD3	1.84	0.43
5:FE:82:PHE:CZ	5:FE:111:VAL:HG21	2.54	0.43
6:FF:119:ARG:HA	6:FF:122:MET:HG3	2.01	0.43
9:FI:94:MET:SD	9:FI:121:PHE:HE1	2.41	0.43
10:FJ:18:TRP:CD2	10:FJ:22:LEU:HD21	2.54	0.43
2:FB:796:ARG:HD2	10:FJ:7:CYS:O	2.18	0.43
11:FK:52:GLN:OE1	11:FK:52:GLN:N	2.37	0.43
1:AA:1011:VAL:HG21	2:AB:518:ARG:CD	2.49	0.43
1:AA:1202:LEU:HD11	9:AI:101:LEU:HD21	2.01	0.43
1:AA:1325:LEU:HD22	1:AA:1492:ILE:HG21	2.00	0.43
1:AA:476:VAL:HG21	2:AB:1091:ARG:HE	1.83	0.43
1:AA:934:LYS:HG3	2:AB:956:SER:HB3	2.00	0.43
1:AA:907:VAL:HG12	1:AA:945:CYS:SG	2.59	0.43
2:AB:1076:ARG:O	2:AB:1080:ILE:HG13	2.19	0.43
1:AA:476:VAL:HG11	2:AB:1091:ARG:O	2.18	0.43
2:AB:203:ILE:H	2:AB:203:ILE:HD12	1.84	0.43
2:AB:68:ILE:HA	2:AB:68:ILE:HD13	1.70	0.43
2:AB:964:VAL:O	2:AB:966:SER:N	2.52	0.43
3:AC:210:LEU:HD12	3:AC:210:LEU:H	1.84	0.43
3:AC:86:PHE:CE2	3:AC:205:LYS:HE3	2.54	0.43
7:AG:106:LYS:HG3	7:AG:107:ILE:N	2.34	0.43
7:AG:40:ARG:HB2	7:AG:123:TYR:CE1	2.54	0.43
10:AJ:3:VAL:CG1	10:AJ:15:GLY:HA2	2.49	0.43
11:AK:115:ASP:O	11:AK:118:GLN:N	2.50	0.43
1:BA:1124:LEU:HD23	1:BA:1124:LEU:HA	1.76	0.43
1:BA:1272:VAL:CG1	1:BA:1273:THR:H	2.28	0.43
1:BA:1490:GLU:O	1:BA:1493:CYS:HB2	2.18	0.43
1:BA:1196:PRO:HB3	1:BA:1575:ILE:HG21	2.00	0.43
1:BA:399:LEU:HD13	7:BO:271:PRO:O	2.19	0.43

*Continued on next page...*

*Continued from previous page...*

Atom-1	Atom-2	Interatomic distance (Å)	Clash overlap (Å)
1:BA:918:LYS:O	1:BA:923:ASN:ND2	2.47	0.43
1:BA:783:LYS:HE3	1:BA:932:GLY:HA3	2.01	0.43
2:BB:1018:THR:HB	2:BB:1020:GLU:OE1	2.19	0.43
2:BB:492:ASN:OD1	2:BB:494:TYR:HB2	2.19	0.43
4:BD:88:GLN:O	4:BD:92:ILE:HG13	2.18	0.43
5:BE:139:ALA:O	5:BE:141:VAL:N	2.51	0.43
1:CA:1018:TYR:HD2	1:CA:1227:MET:HE1	1.84	0.43
1:CA:1262:LEU:O	1:CA:1265:GLU:HB2	2.18	0.43
1:CA:1613:MET:HA	1:CA:1618:THR:HA	2.00	0.43
1:CA:13:SER:OG	1:CA:1631:ARG:NH1	2.51	0.43
1:CA:641:GLU:HB2	6:CF:99:LEU:CD2	2.48	0.43
1:CA:864:LEU:HD12	1:CA:875:LEU:HD13	2.01	0.43
2:CB:271:VAL:HB	2:CB:276:ILE:HD11	2.01	0.43
3:CC:137:ASN:CG	3:CC:203:SER:HB2	2.38	0.43
6:CF:97:ARG:HG2	6:CF:130:ILE:HD13	2.01	0.43
9:CI:86:CYS:HA	9:CI:87:PRO:HD3	1.85	0.43
12:CL:63:ARG:HH11	12:CL:63:ARG:HG3	1.84	0.43
7:CO:272:ILE:CG2	7:CO:275:ASN:HD21	2.27	0.43
7:CO:287:GLU:O	7:CO:288:ASN:C	2.57	0.43
1:DA:1261:VAL:O	1:DA:1498:ILE:HB	2.19	0.43
1:DA:61:LEU:HG	1:DA:67:LEU:O	2.19	0.43
2:DB:1104:CYS:SG	2:DB:1106:GLU:HB2	2.59	0.43
2:DB:219:ARG:HA	2:DB:220:PRO:HD2	1.85	0.43
2:DB:366:GLY:O	2:DB:367:SER:C	2.56	0.43
2:DB:48:SER:C	2:DB:406:GLY:HA3	2.39	0.43
2:DB:551:ILE:CD1	2:DB:649:MET:HA	2.48	0.43
2:DB:845:LEU:HD12	12:DL:58:LYS:CE	2.48	0.43
3:DC:54:PHE:CZ	3:DC:300:PHE:HB3	2.54	0.43
5:DE:213:ILE:HD13	5:DE:214:CYS:N	2.33	0.43
4:DD:19:PRO:HG3	7:DG:47:VAL:CG1	2.48	0.43
8:DH:97:MET:N	8:DH:142:LEU:O	2.48	0.43
8:DH:46:LEU:HA	8:DH:46:LEU:HD23	1.80	0.43
1:EA:718:THR:OG1	1:EA:730:GLN:OE1	2.36	0.43
2:EB:1093:LEU:HD12	2:EB:1093:LEU:HA	1.65	0.43
2:EB:169:ARG:HD3	2:EB:169:ARG:HA	1.77	0.43
2:EB:571:ALA:HA	2:EB:572:PRO:HD3	1.74	0.43
2:EB:683:ASN:ND2	2:EB:683:ASN:H	2.17	0.43
2:EB:905:TYR:N	2:EB:905:TYR:CD1	2.86	0.43
3:EC:216:HIS:ND1	3:EC:218:LYS:HD2	2.34	0.43
3:EC:71:MET:H	3:EC:71:MET:HG2	1.58	0.43
6:EF:129:LYS:HD3	6:EF:129:LYS:HA	1.79	0.43

*Continued on next page...*

*Continued from previous page...*

Atom-1	Atom-2	Interatomic distance (Å)	Clash overlap (Å)
9:EI:65:SER:OG	9:EI:66:VAL:N	2.50	0.43
11:EK:119:LYS:O	11:EK:123:ASP:HB2	2.18	0.43
14:EN:107:MET:O	14:EN:108:THR:HG23	2.19	0.43
14:EN:26:PRO:HB2	14:EN:29:PHE:CE1	2.53	0.43
14:EN:37:ASN:HD22	14:EN:38:PHE:H	1.65	0.43
7:EO:293:LYS:HB3	7:EO:293:LYS:NZ	2.34	0.43
1:FA:1342:PRO:CG	2:FB:259:THR:HG22	2.48	0.43
1:FA:4:SER:HB2	1:FA:573:LEU:HD22	2.00	0.43
2:FB:373:MET:O	2:FB:376:PHE:HB3	2.19	0.43
2:FB:858:ILE:HG12	2:FB:859:CYS:N	2.33	0.43
2:FB:996:PHE:HA	2:FB:999:GLN:HG3	2.01	0.43
3:FC:163:TYR:N	3:FC:166:ASP:OD2	2.48	0.43
7:FG:43:ILE:HD12	7:FG:43:ILE:C	2.39	0.43
2:FB:572:PRO:HG2	13:FM:70:SER:HB2	2.00	0.43
1:AA:1240:LEU:HD11	1:AA:1529:MET:SD	2.58	0.43
1:AA:34:ASN:HA	1:AA:35:PRO:HD3	1.90	0.43
1:AA:467:PHE:O	1:AA:471:MET:HB2	2.19	0.43
1:AA:484:ILE:HG21	1:AA:633:MET:HG3	2.00	0.43
1:AA:93:GLN:HG3	1:AA:1627:LEU:HD13	2.00	0.43
2:AB:409:TYR:O	2:AB:413:LEU:HB2	2.19	0.43
4:AD:14:THR:OG1	4:AD:16:LEU:HB2	2.18	0.43
5:AE:178:ILE:HD12	5:AE:179:GLN:N	2.34	0.43
11:AK:114:VAL:O	11:AK:117:LEU:HB3	2.19	0.43
2:AB:885:VAL:O	12:AL:57:LEU:HB3	2.19	0.43
14:AN:155:VAL:HG13	14:AN:156:PRO:HD2	2.00	0.43
13:AM:10:ILE:HD12	14:AN:70:LEU:O	2.18	0.43
1:BA:1247:SER:OG	1:BA:1248:ASP:N	2.51	0.43
1:BA:124:LEU:HD12	1:BA:133:SER:HA	2.01	0.43
1:BA:1446:ARG:HH12	1:BA:1462:PHE:HB3	1.84	0.43
1:BA:1566:ILE:HG13	1:BA:1566:ILE:H	1.23	0.43
1:BA:380:ASN:O	1:BA:383:ASN:HB2	2.19	0.43
1:BA:457:LYS:C	1:BA:459:ALA:H	2.22	0.43
1:BA:588:LEU:HD12	1:BA:588:LEU:HA	1.88	0.43
1:BA:756:LYS:HE3	1:BA:759:TYR:HE2	1.83	0.43
2:BB:1043:LYS:HG2	2:BB:1063:ARG:HG2	2.01	0.43
2:BB:561:ILE:HB	2:BB:562:PRO:HD3	2.01	0.43
3:BC:240:LYS:HE3	3:BC:240:LYS:HB2	1.89	0.43
3:BC:45:SER:HG	3:BC:271:ARG:HH22	1.58	0.43
7:BG:165:ASP:OD2	7:BG:220:SER:HA	2.18	0.43
8:BH:88:SER:OG	8:BH:89:LEU:N	2.52	0.43
10:BJ:45:CYS:O	10:BJ:49:MET:HG2	2.19	0.43

*Continued on next page...*

*Continued from previous page...*

Atom-1	Atom-2	Interatomic distance (Å)	Clash overlap (Å)
13:BM:77:VAL:O	14:BN:55:LEU:HD12	2.18	0.43
1:CA:1474:LEU:HA	1:CA:1474:LEU:HD22	1.86	0.43
1:CA:1617:THR:OG1	1:CA:1617:THR:O	2.36	0.43
1:CA:616:LEU:HD12	1:CA:617:HIS:N	2.34	0.43
1:CA:657:TYR:O	1:CA:665:PRO:HA	2.18	0.43
2:CB:260:PHE:O	2:CB:270:LEU:HA	2.19	0.43
2:CB:293:ILE:HD12	2:CB:302:LEU:HB3	2.01	0.43
2:CB:262:PHE:CD1	2:CB:357:ILE:HG12	2.54	0.43
3:CC:41:GLU:O	3:CC:57:ILE:HD12	2.19	0.43
4:CD:89:LEU:O	4:CD:92:ILE:N	2.39	0.43
8:CH:47:PHE:O	8:CH:49:VAL:HG23	2.19	0.43
1:DA:1244:ASN:HA	1:DA:1517:ARG:HH11	1.83	0.43
1:DA:1556:GLU:HG3	5:DE:153:HIS:NE2	2.33	0.43
1:DA:912:VAL:HA	1:DA:913:PRO:HA	1.77	0.43
2:DB:467:THR:HB	2:DB:469:ASN:ND2	2.28	0.43
2:DB:47:GLY:HA2	2:DB:50:ASN:HD22	1.84	0.43
2:DB:662:ASP:O	2:DB:663:ILE:HB	2.18	0.43
2:DB:870:LYS:HE2	2:DB:870:LYS:HB2	1.56	0.43
2:DB:944:GLN:HA	2:DB:945:PRO:HD3	1.74	0.43
3:DC:230:LEU:O	3:DC:294:VAL:HG23	2.19	0.43
6:DF:67:LYS:O	6:DF:71:GLU:HG3	2.19	0.43
1:DA:1271:ILE:HG22	9:DI:48:VAL:HG12	2.01	0.43
14:DN:56:ILE:HG22	14:DN:57:LYS:H	1.84	0.43
14:DN:72:VAL:HG22	14:DN:137:PHE:CE1	2.53	0.43
1:EA:1458:THR:HG23	1:EA:1473:LYS:O	2.18	0.43
1:EA:1457:ILE:HA	1:EA:1474:LEU:CD2	2.49	0.43
1:EA:1516:LYS:O	1:EA:1518:VAL:HB	2.19	0.43
1:EA:1229:ALA:HB1	1:EA:1595:TYR:CD2	2.54	0.43
2:EB:14:ALA:HB2	2:EB:980:ASP:HB2	2.00	0.43
2:EB:203:ILE:CD1	2:EB:203:ILE:H	2.27	0.43
2:EB:637:TYR:HA	2:EB:638:PRO:HD3	1.80	0.43
2:EB:895:PHE:O	2:EB:896:GLN:C	2.56	0.43
3:EC:131:THR:HG23	3:EC:209:ILE:HG22	2.01	0.43
3:EC:312:GLU:O	3:EC:315:PHE:N	2.52	0.43
7:EG:73:TYR:CD2	7:EG:238:THR:HB	2.53	0.43
1:FA:1072:ASN:O	1:FA:1075:ALA:N	2.51	0.43
1:FA:1344:ILE:H	1:FA:1344:ILE:HD12	1.83	0.43
1:FA:90:PHE:CE1	1:FA:1623:THR:HG23	2.54	0.43
1:FA:939:ASN:O	1:FA:942:GLN:HB2	2.18	0.43
1:FA:947:LEU:HB2	1:FA:982:VAL:HG21	1.99	0.43
2:FB:1110:ILE:HD13	2:FB:1111:LEU:CD2	2.48	0.43

*Continued on next page...*

*Continued from previous page...*

Atom-1	Atom-2	Interatomic distance (Å)	Clash overlap (Å)
2:FB:1136:GLU:H	2:FB:1136:GLU:HG3	1.36	0.43
2:FB:216:ALA:C	2:FB:217:ILE:HD12	2.39	0.43
2:FB:260:PHE:HD1	2:FB:260:PHE:C	2.22	0.43
2:FB:683:ASN:ND2	2:FB:683:ASN:H	2.16	0.43
2:FB:800:TYR:CD1	2:FB:910:THR:HG23	2.54	0.43
3:FC:131:THR:HG23	3:FC:209:ILE:HG22	2.01	0.43
8:FH:47:PHE:O	8:FH:49:VAL:HG23	2.19	0.43
8:FH:57:VAL:HG13	8:FH:144:ILE:CG1	2.44	0.43
8:FH:9:ILE:HD13	8:FH:56:THR:HG23	2.00	0.43
10:FJ:26:GLN:HA	10:FJ:26:GLN:OE1	2.18	0.43
1:AA:1067:GLU:C	1:AA:1069:CYS:N	2.72	0.43
1:AA:1472:PHE:O	1:AA:1473:LYS:HB3	2.17	0.43
1:AA:395:LEU:HD21	7:AO:280:PHE:CE2	2.53	0.43
1:AA:758:GLU:O	1:AA:761:GLY:N	2.39	0.43
2:AB:219:ARG:HA	2:AB:220:PRO:HD2	1.83	0.43
3:AC:209:ILE:H	3:AC:209:ILE:HD13	1.84	0.43
7:AG:92:ALA:O	7:AG:94:PRO:HD3	2.18	0.43
9:AI:23:VAL:HB	9:AI:39:LYS:HE3	2.01	0.43
1:BA:1227:MET:HE2	1:BA:1227:MET:HB3	1.67	0.43
1:BA:1238:MET:SD	1:BA:1524:VAL:HA	2.59	0.43
1:BA:223:PHE:CZ	1:BA:227:LEU:HD21	2.54	0.43
1:BA:313:THR:HG22	1:BA:314:TYR:N	2.34	0.43
1:BA:498:PRO:O	1:BA:501:PHE:HB2	2.19	0.43
1:BA:88:PRO:HB3	1:BA:435:ASN:OD1	2.19	0.43
2:BB:1006:ASN:HD22	3:BC:277:ARG:HB2	1.84	0.43
2:BB:295:ASN:CB	14:BN:104:LEU:HD13	2.47	0.43
1:CA:121:LYS:HE3	1:CA:219:LEU:HD22	2.01	0.43
1:CA:913:PRO:HB3	1:CA:926:GLN:OE1	2.19	0.43
1:CA:369:LEU:HD12	2:CB:1054:SER:HB2	2.01	0.43
2:CB:196:VAL:HG13	2:CB:462:GLN:HG2	2.00	0.43
3:CC:54:PHE:CZ	3:CC:300:PHE:HB3	2.54	0.43
5:CE:48:ASP:N	5:CE:48:ASP:OD1	2.51	0.43
13:CM:16:GLN:CG	13:CM:17:ASP:H	2.30	0.43
1:DA:122:LEU:O	1:DA:126:GLN:HG3	2.18	0.43
1:DA:127:TYR:CE2	1:DA:193:ILE:HD13	2.54	0.43
1:DA:644:ARG:NH2	6:DF:118:LEU:HD23	2.34	0.43
1:DA:715:LEU:HA	1:DA:715:LEU:HD22	1.87	0.43
1:DA:76:GLN:H	1:DA:76:GLN:HG2	1.59	0.43
2:DB:1026:ILE:CD1	2:DB:1028:VAL:HG13	2.46	0.43
2:DB:125:GLU:O	2:DB:129:ARG:HB2	2.19	0.43
2:DB:220:PRO:O	2:DB:223:ALA:HB3	2.18	0.43

*Continued on next page...*

*Continued from previous page...*

Atom-1	Atom-2	Interatomic distance (Å)	Clash overlap (Å)
2:DB:315:LYS:HG3	2:DB:316:ARG:N	2.34	0.43
2:DB:642:LEU:HD22	2:DB:642:LEU:HA	1.77	0.43
2:DB:949:ILE:HG13	2:DB:950:ASN:N	2.34	0.43
3:DC:121:PRO:O	3:DC:125:LYS:HB2	2.18	0.43
3:DC:128:ASP:HB2	3:DC:129:GLU:H	1.74	0.43
5:DE:176:PRO:HB2	5:DE:212:ARG:NE	2.34	0.43
1:DA:1658:ALA:O	7:DG:104:LEU:HA	2.19	0.43
3:DC:197:ARG:HG2	10:DJ:61:LEU:HB3	1.99	0.43
13:DM:16:GLN:CG	13:DM:17:ASP:H	2.30	0.43
14:DN:118:SER:O	14:DN:119:LEU:HD23	2.19	0.43
1:EA:1108:HIS:ND1	1:EA:1117:SER:HB3	2.33	0.43
1:EA:1191:GLN:C	1:EA:1193:VAL:H	2.21	0.43
1:EA:76:GLN:HB3	1:EA:364:PRO:HD3	2.01	0.43
2:EB:196:VAL:HG13	2:EB:462:GLN:HG2	2.01	0.43
6:EF:138:LEU:HB3	6:EF:140:ASP:OD1	2.18	0.43
7:EG:111:THR:HB	7:EG:112:PRO:HD2	2.01	0.43
1:FA:1585:ILE:H	1:FA:1585:ILE:HG12	1.11	0.43
1:FA:1025:LYS:HE3	1:FA:1638:SER:OG	2.19	0.43
1:FA:505:LEU:HA	1:FA:505:LEU:HD23	1.71	0.43
1:FA:709:ARG:C	1:FA:711:LYS:H	2.18	0.43
2:FB:202:LEU:HD13	2:FB:500:PHE:CE2	2.53	0.43
3:FC:225:ALA:HB2	3:FC:302:VAL:HG13	2.00	0.43
5:FE:198:ILE:HD11	5:FE:212:ARG:CG	2.44	0.43
1:FA:644:ARG:NH2	6:FF:118:LEU:HD23	2.34	0.43
7:FG:87:LEU:HA	7:FG:120:VAL:HG23	2.01	0.43
13:FM:10:ILE:HD13	14:FN:70:LEU:HG	2.00	0.43
13:FM:9:GLU:HG2	14:FN:70:LEU:O	2.19	0.43
1:AA:552:GLU:OE2	1:AA:552:GLU:N	2.51	0.43
1:AA:481:ARG:HA	1:AA:633:MET:O	2.19	0.43
1:AA:719:ILE:O	1:AA:724:PRO:HA	2.18	0.43
1:AA:803:PRO:O	1:AA:806:ALA:HB3	2.19	0.43
2:AB:1026:ILE:O	2:AB:1026:ILE:HG13	2.17	0.43
2:AB:1046:VAL:HG22	2:AB:1047:ARG:N	2.34	0.43
2:AB:474:SER:C	2:AB:476:LEU:N	2.72	0.43
2:AB:14:ALA:HB2	2:AB:980:ASP:CB	2.48	0.43
3:AC:216:HIS:O	3:AC:218:LYS:N	2.52	0.43
3:AC:80:ALA:HA	3:AC:208:CYS:HB3	2.00	0.43
3:AC:97:LEU:O	3:AC:100:ARG:HB2	2.19	0.43
6:AF:86:THR:HG23	6:AF:89:GLU:OE1	2.19	0.43
7:AG:221:ASN:N	7:AG:221:ASN:OD1	2.52	0.43
7:AG:80:VAL:O	7:AG:124:VAL:HG13	2.18	0.43

*Continued on next page...*

*Continued from previous page...*

Atom-1	Atom-2	Interatomic distance (Å)	Clash overlap (Å)
8:AH:12:VAL:HA	8:AH:28:ALA:HB2	2.01	0.43
1:AA:1202:LEU:HD21	9:AI:101:LEU:CD2	2.49	0.43
9:AI:23:VAL:HG21	9:AI:28:VAL:HG22	2.00	0.43
1:BA:1168:ALA:O	1:BA:1171:GLN:N	2.52	0.43
1:BA:121:LYS:HE3	1:BA:219:LEU:HD13	2.01	0.43
1:BA:431:GLN:O	1:BA:435:ASN:ND2	2.52	0.43
1:BA:741:PRO:HA	1:BA:742:PRO:HD3	1.88	0.43
2:BB:1053:ASN:HD22	2:BB:1054:SER:H	1.65	0.43
2:BB:703:LEU:HD21	2:BB:757:TYR:HD2	1.84	0.43
3:BC:116:VAL:HG22	3:BC:130:ASN:OD1	2.19	0.43
3:BC:70:ILE:O	3:BC:72:ILE:N	2.51	0.43
1:CA:132:GLU:OE2	1:CA:201:ARG:NH2	2.51	0.43
1:CA:1493:CYS:C	1:CA:1495:LYS:H	2.22	0.43
1:CA:1611:MET:O	1:CA:1614:SER:OG	2.34	0.43
1:CA:432:ASN:HA	1:CA:435:ASN:HD22	1.83	0.43
1:CA:507:TYR:OH	1:CA:641:GLU:N	2.52	0.43
1:CA:507:TYR:HA	1:CA:508:PRO:HD2	1.87	0.43
1:CA:882:ILE:HD11	9:CI:67:VAL:HG11	1.99	0.43
1:CA:985:ARG:HG2	1:CA:988:SER:H	1.83	0.43
2:CB:774:ALA:HA	2:CB:1028:VAL:HG12	1.99	0.43
2:CB:290:ASP:C	2:CB:292:ILE:H	2.22	0.43
2:CB:704:THR:HA	2:CB:705:PRO:HD2	1.88	0.43
5:CE:55:ARG:HB3	5:CE:82:PHE:HB3	2.01	0.43
7:CG:163:PRO:HG2	7:CG:166:TRP:CD1	2.54	0.43
7:CG:58:LEU:HA	7:CG:58:LEU:HD23	1.67	0.43
7:CG:80:VAL:HG12	7:CG:82:LEU:HD23	2.01	0.43
12:CL:30:ILE:HD12	12:CL:59:ALA:HB2	2.00	0.43
14:CN:58:PHE:HA	14:CN:139:VAL:CG2	2.48	0.43
1:DA:1062:HIS:HD2	1:DA:1068:PHE:CD1	2.37	0.43
1:DA:1114:TYR:O	5:DE:152:LYS:NZ	2.50	0.43
1:DA:1021:ARG:HH12	1:DA:1615:TYR:HA	1.84	0.43
1:DA:488:PRO:HD2	2:DB:781:TYR:CZ	2.54	0.43
1:DA:50:TYR:OH	1:DA:370:PRO:HG3	2.19	0.43
1:DA:985:ARG:HG3	1:DA:987:TYR:H	1.84	0.43
2:DB:1153:ILE:CD1	2:DB:1154:ASP:H	2.31	0.43
2:DB:210:ARG:HH21	2:DB:667:PHE:HB2	1.84	0.43
3:DC:201:GLU:C	3:DC:202:ILE:HD12	2.39	0.43
3:DC:67:PHE:HE1	3:DC:318:VAL:HA	1.84	0.43
7:DG:168:PHE:HD1	7:DG:217:TRP:CE2	2.37	0.43
9:DI:20:PRO:O	9:DI:22:ALA:N	2.50	0.43
13:DM:80:LEU:HD12	13:DM:91:TYR:CE1	2.53	0.43

*Continued on next page...*



*Continued from previous page...*

Atom-1	Atom-2	Interatomic distance (Å)	Clash overlap (Å)
1:EA:1217:LEU:HD13	1:EA:1573:TYR:CE1	2.51	0.43
2:EB:1026:ILE:O	2:EB:1026:ILE:HG13	2.19	0.43
2:EB:1125:THR:HG22	2:EB:1126:VAL:H	1.84	0.43
2:EB:163:VAL:HG12	2:EB:164:MET:N	2.34	0.43
2:EB:290:ASP:C	2:EB:292:ILE:H	2.22	0.43
2:EB:412:ILE:O	2:EB:416:LYS:HG2	2.18	0.43
2:EB:434:ARG:HD3	7:FG:226:ASP:O	2.18	0.43
3:EC:209:ILE:HG12	3:EC:210:LEU:N	2.34	0.43
5:EE:106:GLN:O	5:EE:131:THR:HG23	2.19	0.43
14:EN:155:VAL:HG13	14:EN:156:PRO:HD2	2.01	0.43
7:EO:266:GLN:O	7:EO:267:ALA:C	2.56	0.43
1:FA:1102:LEU:HD12	1:FA:1105:ARG:HE	1.83	0.43
1:FA:197:LEU:HD21	1:FA:203:THR:O	2.19	0.43
2:FB:184:LYS:HE2	2:FB:735:HIS:CD2	2.54	0.43
2:FB:625:GLU:HB2	2:FB:643:PHE:O	2.18	0.43
2:FB:903:ILE:HD13	2:FB:905:TYR:HE1	1.83	0.43
7:FG:97:LYS:H	7:FG:97:LYS:HG3	1.52	0.43
1:FA:718:THR:HG22	8:FH:98:TYR:O	2.19	0.43
10:FJ:3:VAL:HG12	10:FJ:15:GLY:HA2	2.01	0.43
1:AA:1314:GLN:HG3	1:AA:1315:ASN:N	2.34	0.42
1:AA:253:GLU:O	1:AA:312:SER:HA	2.19	0.42
1:AA:3:ILE:HG12	1:AA:3:ILE:H	1.57	0.42
2:AB:1111:LEU:HD23	2:AB:1111:LEU:H	1.84	0.42
2:AB:260:PHE:C	2:AB:260:PHE:CD1	2.92	0.42
2:AB:467:THR:HB	2:AB:469:ASN:ND2	2.31	0.42
2:AB:561:ILE:HB	2:AB:562:PRO:HD3	2.01	0.42
3:AC:81:GLU:OE1	12:AL:70:ARG:NH1	2.52	0.42
5:AE:93:MET:O	5:AE:97:VAL:HG23	2.19	0.42
7:AG:235:ASN:HB3	7:AG:246:ASP:HB3	2.01	0.42
11:AK:59:THR:HA	11:AK:107:THR:HG23	2.01	0.42
14:AN:55:LEU:HB3	14:AN:136:VAL:CG2	2.48	0.42
1:BA:1263:LEU:HA	1:BA:1263:LEU:HD12	1.87	0.42
1:BA:475:ARG:HH11	1:BA:475:ARG:HB3	1.84	0.42
1:BA:703:GLU:CD	1:BA:703:GLU:H	2.22	0.42
1:BA:892:LEU:HG	1:BA:893:ASP:OD1	2.19	0.42
2:BB:328:GLN:NE2	13:BM:111:PRO:O	2.51	0.42
2:BB:615:GLY:C	2:BB:617:THR:H	2.23	0.42
2:BB:848:ILE:HD12	2:BB:885:VAL:CG2	2.49	0.42
2:BB:858:ILE:HG12	2:BB:872:LYS:O	2.19	0.42
3:BC:81:GLU:OE1	3:BC:81:GLU:HA	2.18	0.42
5:BE:28:TYR:HA	5:BE:64:PRO:HA	2.01	0.42

*Continued on next page...*

*Continued from previous page...*

Atom-1	Atom-2	Interatomic distance (Å)	Clash overlap (Å)
7:BG:39:VAL:HB	7:BG:126:GLN:HE21	1.83	0.42
8:BH:128:ASN:OD1	8:BH:130:ARG:HB2	2.19	0.42
8:BH:5:LEU:O	8:BH:6:PHE:HB2	2.18	0.42
1:CA:457:LYS:C	1:CA:459:ALA:H	2.23	0.42
1:CA:530:TRP:CZ2	1:CA:582:LYS:HA	2.53	0.42
2:CB:1086:PHE:O	2:CB:1089:GLN:N	2.52	0.42
2:CB:22:GLU:O	2:CB:26:ILE:HG13	2.18	0.42
2:CB:504:HIS:HB3	2:CB:542:LEU:HD23	2.00	0.42
2:CB:54:GLU:HB3	2:CB:55:GLY:H	1.56	0.42
2:CB:858:ILE:HG12	2:CB:872:LYS:O	2.19	0.42
2:CB:878:GLU:OE2	2:CB:907:ILE:HG23	2.19	0.42
2:CB:894:LYS:HB2	2:CB:894:LYS:HE3	1.84	0.42
2:CB:909:ARG:O	2:CB:1035:ARG:NH2	2.44	0.42
3:CC:133:VAL:C	3:CC:134:LEU:HG	2.38	0.42
3:CC:140:CYS:HB2	3:CC:196:LEU:HD13	2.02	0.42
3:CC:87:ASN:OD1	3:CC:88:ASN:N	2.52	0.42
6:CF:118:LEU:HA	6:CF:118:LEU:HD13	1.82	0.42
7:CG:162:ILE:H	7:CG:162:ILE:HG13	1.64	0.42
7:CG:39:VAL:HB	7:CG:126:GLN:HE21	1.83	0.42
8:CH:101:ALA:HB2	8:CH:116:TYR:CE1	2.53	0.42
13:CM:12:ILE:HA	13:CM:88:ILE:HG23	2.01	0.42
14:CN:171:PHE:CD1	14:CN:180:PHE:HE2	2.36	0.42
1:DA:1237:GLN:H	1:DA:1544:ASN:CB	2.30	0.42
1:DA:342:ARG:CZ	1:DA:342:ARG:HB2	2.48	0.42
1:DA:380:ASN:O	1:DA:383:ASN:HB2	2.19	0.42
1:DA:646:GLU:C	1:DA:648:LEU:H	2.22	0.42
1:DA:678:VAL:HG22	1:DA:781:LEU:O	2.19	0.42
1:DA:756:LYS:HE3	1:DA:759:TYR:HE2	1.84	0.42
1:DA:780:ILE:HG13	1:DA:780:ILE:H	1.75	0.42
1:DA:830:MET:CB	2:DB:1008:HIS:HB3	2.49	0.42
2:DB:362:LEU:HA	2:DB:362:LEU:HD23	1.75	0.42
1:DA:1003:ARG:NH1	2:DB:520:LEU:HD22	2.34	0.42
2:DB:61:LEU:O	2:DB:64:GLY:N	2.51	0.42
2:DB:732:ALA:O	2:DB:736:ARG:HG3	2.19	0.42
2:DB:785:ASP:HB3	2:DB:957:ARG:HH22	1.84	0.42
7:DG:40:ARG:HB2	7:DG:123:TYR:CE1	2.53	0.42
7:DG:60:GLY:O	7:DG:64:GLN:HB2	2.19	0.42
11:DK:115:ASP:O	11:DK:118:GLN:N	2.52	0.42
2:DB:887:LEU:HD13	12:DL:56:LEU:O	2.19	0.42
13:DM:76:TYR:CE1	14:DN:57:LYS:HG3	2.54	0.42
14:DN:124:THR:C	14:DN:126:LYS:H	2.23	0.42

*Continued on next page...*

*Continued from previous page...*

Atom-1	Atom-2	Interatomic distance (Å)	Clash overlap (Å)
7:DO:266:GLN:O	7:DO:268:GLU:N	2.52	0.42
1:EA:1164:LYS:O	1:EA:1167:ARG:HB3	2.19	0.42
1:EA:1033:SER:O	1:EA:1181:PRO:HB3	2.19	0.42
2:EB:296:ASP:C	2:EB:298:LYS:N	2.72	0.42
2:EB:696:ILE:H	2:EB:696:ILE:HG13	1.73	0.42
2:EB:844:GLY:HA2	2:EB:860:ALA:HB3	2.01	0.42
3:EC:61:THR:HA	3:EC:298:PHE:CZ	2.54	0.42
11:EK:138:LYS:O	11:EK:142:MET:HB2	2.19	0.42
13:EM:12:ILE:HA	13:EM:88:ILE:HG23	2.00	0.42
7:EO:304:ASN:HD22	7:EO:306:SER:HB2	1.83	0.42
1:FA:1526:PHE:O	1:FA:1528:ALA:N	2.52	0.42
1:FA:17:GLY:O	2:FB:1194:ILE:HA	2.19	0.42
1:FA:674:ILE:HG12	1:FA:783:LYS:HB2	2.00	0.42
1:FA:780:ILE:H	1:FA:780:ILE:HG13	1.67	0.42
2:FB:420:TYR:CE1	2:FB:424:ILE:HD11	2.54	0.42
2:FB:141:LEU:HD23	2:FB:450:LEU:HD11	2.00	0.42
1:FA:1003:ARG:NH2	2:FB:533:THR:HG21	2.34	0.42
2:FB:570:VAL:HG13	2:FB:596:VAL:HG13	1.99	0.42
2:FB:608:LEU:O	2:FB:612:LYS:N	2.44	0.42
2:FB:90:TYR:CD1	2:FB:91:LEU:N	2.86	0.42
3:FC:172:GLN:H	3:FC:175:GLN:CD	2.22	0.42
10:FJ:36:LEU:HD11	10:FJ:51:LEU:HB2	2.01	0.42
7:FO:308:ILE:HD13	7:FO:308:ILE:HA	1.72	0.42
1:AA:1130:ALA:HB1	6:AF:82:THR:HB	2.00	0.42
1:AA:1193:VAL:O	1:AA:1196:PRO:HD2	2.19	0.42
1:AA:11:ILE:HD12	1:AA:11:ILE:O	2.19	0.42
1:AA:549:MET:SD	1:AA:553:GLN:NE2	2.92	0.42
1:AA:671:GLN:CA	2:AB:952:HIS:HD2	2.33	0.42
1:AA:695:TYR:HE1	1:AA:820:TYR:HA	1.83	0.42
1:AA:865:ASP:HB3	1:AA:868:THR:OG1	2.19	0.42
2:AB:692:THR:HB	2:AB:693:PRO:HD2	2.00	0.42
2:AB:768:GLY:C	2:AB:769:PHE:CD2	2.92	0.42
3:AC:73:SER:O	3:AC:212:ILE:HD13	2.19	0.42
5:AE:127:ILE:HD11	5:AE:132:ILE:CD1	2.48	0.42
6:AF:75:PRO:HG2	6:AF:78:GLN:OE1	2.19	0.42
14:AN:131:LEU:HG	14:AN:132:GLN:N	2.34	0.42
1:BA:1582:LEU:N	1:BA:1582:LEU:HD23	2.34	0.42
1:BA:509:GLU:HA	1:BA:510:PRO:HD3	1.83	0.42
1:BA:713:VAL:HG12	1:BA:714:THR:H	1.82	0.42
1:BA:785:GLN:HB3	1:BA:793:ILE:HG22	2.01	0.42
1:BA:852:ASP:OD1	1:BA:855:ARG:NE	2.49	0.42

*Continued on next page...*

*Continued from previous page...*

Atom-1	Atom-2	Interatomic distance (Å)	Clash overlap (Å)
2:BB:551:ILE:CD1	2:BB:649:MET:HA	2.49	0.42
2:BB:547:HIS:NE2	2:BB:694:THR:O	2.52	0.42
2:BB:699:ILE:HD13	2:BB:699:ILE:N	2.31	0.42
2:BB:895:PHE:O	2:BB:896:GLN:C	2.58	0.42
3:BC:67:PHE:O	3:BC:71:MET:HG2	2.18	0.42
5:BE:47:CYS:SG	5:BE:53:PRO:HA	2.59	0.42
5:BE:82:PHE:CZ	5:BE:111:VAL:HG21	2.54	0.42
7:BG:41:VAL:HA	7:BG:42:PRO:HD3	1.84	0.42
3:BC:321:LEU:HD23	11:BK:128:CYS:HB3	2.00	0.42
1:CA:1055:ILE:HD13	1:CA:1055:ILE:HA	1.92	0.42
1:CA:1647:ASN:HD22	1:CA:1648:ASN:N	2.17	0.42
1:CA:257:ASN:O	1:CA:261:ILE:HG13	2.19	0.42
2:CB:242:ASP:OD2	2:CB:414:LYS:NZ	2.44	0.42
2:CB:280:LEU:O	2:CB:323:ARG:NH2	2.52	0.42
2:CB:547:HIS:NE2	2:CB:694:THR:O	2.51	0.42
2:CB:74:PHE:HB2	2:CB:91:LEU:HB3	2.01	0.42
1:CA:3:ILE:HA	7:CG:111:THR:HG22	2.00	0.42
7:CG:163:PRO:HG2	7:CG:166:TRP:NE1	2.34	0.42
14:CN:55:LEU:C	14:CN:56:ILE:HG13	2.40	0.42
1:DA:1660:VAL:HA	1:DA:1661:PRO:HD3	1.90	0.42
1:DA:32:ILE:HG21	1:DA:49:LEU:HD23	2.00	0.42
1:DA:340:HIS:HB3	1:DA:342:ARG:O	2.20	0.42
1:DA:366:ARG:HG3	1:DA:367:PHE:CD1	2.54	0.42
1:DA:543:LEU:HD23	1:DA:543:LEU:HA	1.78	0.42
1:DA:717:PRO:HB3	1:DA:726:TRP:CZ2	2.54	0.42
1:DA:748:ASN:N	1:DA:748:ASN:ND2	2.60	0.42
2:DB:1103:VAL:CG1	2:DB:1110:ILE:HG22	2.50	0.42
2:DB:70:GLU:HG2	2:DB:97:VAL:C	2.39	0.42
3:DC:227:TYR:HA	3:DC:299:ILE:O	2.19	0.42
5:DE:120:ALA:O	5:DE:123:LEU:HB2	2.20	0.42
9:DI:111:PHE:HA	9:DI:121:PHE:O	2.20	0.42
11:DK:80:ILE:HG13	11:DK:80:ILE:H	1.67	0.42
14:DN:110:LEU:HB3	14:DN:119:LEU:HB3	2.00	0.42
1:EA:1097:TYR:HD2	1:EA:1123:VAL:HG13	1.84	0.42
1:EA:1314:GLN:HG3	1:EA:1315:ASN:N	2.34	0.42
1:EA:1325:LEU:HD22	1:EA:1492:ILE:HG21	2.01	0.42
1:EA:380:ASN:HA	7:EO:312:GLU:OE1	2.19	0.42
1:EA:81:LEU:C	1:EA:83:VAL:H	2.21	0.42
1:EA:907:VAL:HG12	1:EA:945:CYS:SG	2.59	0.42
1:EA:480:ALA:CB	2:EB:1046:VAL:HA	2.49	0.42
2:EB:46:ILE:HG22	2:EB:50:ASN:ND2	2.34	0.42

*Continued on next page...*

*Continued from previous page...*

Atom-1	Atom-2	Interatomic distance (Å)	Clash overlap (Å)
2:EB:529:CYS:SG	2:EB:530:PRO:HD2	2.59	0.42
2:EB:501:ARG:HH21	2:EB:545:PHE:HB2	1.84	0.42
4:ED:93:GLN:HG3	4:ED:94:ARG:N	2.33	0.42
7:EG:38:ILE:H	7:EG:38:ILE:HG13	1.29	0.42
11:EK:52:GLN:OE1	11:EK:52:GLN:N	2.39	0.42
2:EB:887:LEU:HD13	12:EL:56:LEU:O	2.19	0.42
12:EL:64:LEU:HD12	12:EL:65:VAL:N	2.34	0.42
13:EM:81:PHE:CD1	13:EM:88:ILE:HB	2.52	0.42
2:EB:295:ASN:HB3	14:EN:104:LEU:HD13	2.01	0.42
13:EM:80:LEU:HD22	14:EN:51:GLN:OE1	2.18	0.42
1:FA:545:SER:C	1:FA:547:ILE:H	2.22	0.42
1:FA:554:ARG:O	1:FA:556:ALA:N	2.51	0.42
1:FA:507:TYR:HB2	1:FA:637:PHE:CZ	2.54	0.42
3:FC:197:ARG:HB3	3:FC:198:PRO:HD2	2.00	0.42
5:FE:32:GLN:O	5:FE:35:VAL:HB	2.18	0.42
12:FL:61:THR:O	12:FL:63:ARG:N	2.52	0.42
1:AA:1490:GLU:O	1:AA:1493:CYS:HB2	2.19	0.42
2:AB:381:LEU:O	2:AB:385:VAL:HG23	2.20	0.42
3:AC:223:SER:OG	10:AJ:12:LYS:HA	2.18	0.42
5:AE:164:LEU:HD12	5:AE:164:LEU:HA	1.87	0.42
9:AI:10:CYS:HB2	9:AI:17:LEU:HD21	2.00	0.42
10:AJ:66:LEU:HA	12:AL:35:SER:OG	2.18	0.42
14:AN:171:PHE:CD1	14:AN:180:PHE:HE2	2.37	0.42
1:BA:11:ILE:HD11	1:BA:1643:VAL:HG11	2.00	0.42
1:BA:719:ILE:HG22	1:BA:725:LEU:H	1.84	0.42
1:BA:722:PRO:HG2	8:BH:46:LEU:HD13	2.00	0.42
1:BA:808:LYS:O	1:BA:811:SER:N	2.52	0.42
1:BA:831:ASP:N	1:BA:831:ASP:OD1	2.44	0.42
2:BB:1178:ILE:HB	2:BB:1182:LEU:HD23	2.00	0.42
2:BB:288:ILE:HG22	2:BB:289:PHE:N	2.34	0.42
2:BB:351:GLN:O	2:BB:354:LEU:N	2.51	0.42
2:BB:611:TRP:C	2:BB:620:LEU:HD21	2.39	0.42
2:BB:744:LEU:HD12	2:BB:745:GLN:N	2.34	0.42
2:BB:70:GLU:CD	2:BB:96:SER:HB2	2.39	0.42
9:BI:58:SER:H	9:BI:61:ARG:HB3	1.84	0.42
11:BK:69:ASP:HB2	11:BK:70:HIS:H	1.71	0.42
2:BB:566:TYR:HB3	13:BM:74:ASN:OD1	2.20	0.42
1:CA:1226:VAL:HG12	1:CA:1227:MET:N	2.34	0.42
1:CA:1303:SER:O	1:CA:1307:ASP:HA	2.20	0.42
1:CA:659:THR:HG22	1:CA:666:VAL:HG22	2.00	0.42
1:CA:732:ILE:HG12	1:CA:732:ILE:H	1.27	0.42

*Continued on next page...*

*Continued from previous page...*

Atom-1	Atom-2	Interatomic distance (Å)	Clash overlap (Å)
2:CB:1000:LEU:HD13	2:CB:1009:GLY:HA2	2.02	0.42
2:CB:137:LEU:HD23	2:CB:161:LEU:HD23	2.00	0.42
2:CB:783:MET:O	2:CB:784:ASP:C	2.57	0.42
2:CB:994:ASP:OD1	2:CB:994:ASP:N	2.51	0.42
3:CC:128:ASP:C	3:CC:130:ASN:N	2.73	0.42
3:CC:131:THR:HG22	3:CC:132:ILE:H	1.85	0.42
3:CC:195:LYS:HB2	10:CJ:57:ILE:CD1	2.50	0.42
3:CC:216:HIS:ND1	3:CC:218:LYS:HD2	2.34	0.42
3:CC:70:ILE:HG21	3:CC:317:SER:HA	2.01	0.42
4:CD:22:ILE:HG23	7:CG:44:ALA:O	2.18	0.42
6:CF:60:GLN:O	6:CF:64:ILE:HG13	2.20	0.42
7:CG:50:ALA:HB1	7:CG:52:MET:HG2	2.01	0.42
8:CH:42:ILE:HD13	8:CH:95:TYR:HE2	1.83	0.42
11:CK:47:ILE:HD11	11:CK:63:PHE:HB3	2.00	0.42
2:CB:572:PRO:HG2	13:CM:70:SER:HB2	2.01	0.42
1:DA:1056:ASP:OD1	1:DA:1058:THR:HG23	2.20	0.42
1:DA:141:LEU:HG	1:DA:142:GLY:N	2.28	0.42
1:DA:1257:SER:HA	1:DA:1499:ARG:NH2	2.34	0.42
1:DA:1527:GLN:HA	1:DA:1530:TRP:CE3	2.54	0.42
1:DA:703:GLU:CD	1:DA:703:GLU:H	2.23	0.42
1:DA:70:LYS:HE2	1:DA:71:PHE:CE1	2.53	0.42
1:DA:772:LYS:HE3	1:DA:772:LYS:HB3	1.85	0.42
2:DB:161:LEU:HD12	2:DB:162:PRO:CD	2.42	0.42
3:DC:100:ARG:HH12	3:DC:193:LEU:CA	2.33	0.42
3:DC:254:GLY:O	3:DC:268:LYS:HB2	2.19	0.42
3:DC:86:PHE:O	3:DC:87:ASN:HB2	2.19	0.42
8:DH:80:ARG:HB2	11:DK:108:TYR:HE1	1.84	0.42
1:EA:111:LYS:O	1:EA:115:VAL:HG23	2.19	0.42
1:EA:1237:GLN:HB2	1:EA:1544:ASN:HB2	2.02	0.42
1:EA:369:LEU:HD23	1:EA:369:LEU:HA	1.82	0.42
1:EA:37:VAL:HG22	1:EA:49:LEU:HB2	2.02	0.42
1:EA:530:TRP:CZ2	1:EA:607:VAL:HG21	2.53	0.42
1:EA:507:TYR:HB3	1:EA:579:ARG:NH1	2.35	0.42
1:EA:949:GLN:HB2	1:EA:981:TYR:HD1	1.84	0.42
2:EB:260:PHE:HD1	2:EB:260:PHE:C	2.22	0.42
2:EB:463:TYR:CD1	2:EB:463:TYR:C	2.93	0.42
2:EB:527:PHE:HE2	2:EB:669:GLN:NE2	2.17	0.42
2:EB:74:PHE:HB2	2:EB:91:LEU:O	2.19	0.42
2:EB:800:TYR:CE1	2:EB:910:THR:HG23	2.53	0.42
2:EB:989:ASP:HB3	2:EB:990:ASP:H	1.63	0.42
3:EC:254:GLY:O	3:EC:268:LYS:HB2	2.18	0.42

*Continued on next page...*

*Continued from previous page...*

Atom-1	Atom-2	Interatomic distance (Å)	Clash overlap (Å)
5:EE:112:TYR:CE1	5:EE:136:ASN:HB2	2.54	0.42
5:EE:120:ALA:O	5:EE:123:LEU:HB2	2.19	0.42
12:EL:63:ARG:HG3	12:EL:63:ARG:HH11	1.84	0.42
1:FA:1441:LYS:HA	1:FA:1444:ARG:HD2	2.00	0.42
1:FA:1555:VAL:HG11	5:FE:178:ILE:HD13	2.02	0.42
1:FA:262:THR:HA	1:FA:265:ARG:CZ	2.49	0.42
1:FA:856:GLU:HG3	1:FA:856:GLU:H	1.62	0.42
2:FB:1117:VAL:HA	2:FB:1118:PRO:HD3	1.89	0.42
2:FB:168:ASN:OD1	2:FB:169:ARG:HG2	2.18	0.42
2:FB:416:LYS:HZ3	2:FB:471:VAL:CG1	2.32	0.42
2:FB:462:GLN:O	2:FB:466:SER:N	2.52	0.42
2:FB:652:PRO:O	2:FB:653:VAL:HG13	2.19	0.42
2:FB:744:LEU:HD12	2:FB:800:TYR:O	2.18	0.42
2:FB:844:GLY:HA2	2:FB:860:ALA:HB3	2.01	0.42
2:FB:965:GLU:HB3	2:FB:1031:VAL:HG22	2.02	0.42
2:FB:994:ASP:OD1	2:FB:994:ASP:N	2.52	0.42
11:FK:115:ASP:O	11:FK:118:GLN:N	2.52	0.42
13:FM:18:GLN:HG3	13:FM:19:PRO:HD2	2.01	0.42
13:FM:16:GLN:HB3	13:FM:91:TYR:HA	2.02	0.42
7:FO:272:ILE:HG12	7:FO:275:ASN:ND2	2.34	0.42
1:AA:1076:LEU:HD23	1:AA:1076:LEU:HA	1.76	0.42
1:AA:1102:LEU:HD13	1:AA:1105:ARG:HH21	1.84	0.42
1:AA:597:LYS:HB2	2:AB:1082:HIS:NE2	2.35	0.42
1:AA:671:GLN:C	2:AB:952:HIS:CD2	2.93	0.42
1:AA:773:ASP:N	1:AA:773:ASP:OD2	2.52	0.42
1:AA:913:PRO:HB3	1:AA:926:GLN:OE1	2.20	0.42
2:AB:774:ALA:HA	2:AB:1028:VAL:CG1	2.49	0.42
2:AB:1151:ILE:HG22	2:AB:1152:PHE:N	2.34	0.42
2:AB:280:LEU:O	2:AB:323:ARG:NH2	2.53	0.42
2:AB:548:LYS:HA	2:AB:550:ARG:NH1	2.35	0.42
2:AB:853:GLU:HB3	2:AB:879:PRO:HB3	2.02	0.42
3:AC:303:GLU:O	3:AC:304:SER:HB2	2.19	0.42
1:BA:113:VAL:HG13	1:BA:182:LYS:CG	2.47	0.42
1:BA:1333:ILE:CD1	1:BA:1483:LEU:HD21	2.49	0.42
1:BA:1596:LEU:HD23	1:BA:1596:LEU:HA	1.81	0.42
1:BA:713:VAL:HB	1:BA:738:ASN:ND2	2.33	0.42
1:BA:751:SER:OG	1:BA:752:LYS:N	2.52	0.42
1:BA:920:PHE:CG	1:BA:921:PRO:HA	2.55	0.42
2:BB:1178:ILE:HD12	2:BB:1179:PRO:O	2.19	0.42
2:BB:45:HIS:CE1	2:BB:205:MET:SD	3.12	0.42
2:BB:523:GLU:H	2:BB:523:GLU:HG2	1.48	0.42

*Continued on next page...*

*Continued from previous page...*

Atom-1	Atom-2	Interatomic distance (Å)	Clash overlap (Å)
2:BB:622:ILE:H	2:BB:622:ILE:HD12	1.84	0.42
2:BB:531:VAL:O	2:BB:716:MET:HG3	2.19	0.42
3:BC:197:ARG:HB3	3:BC:198:PRO:HD2	2.01	0.42
3:BC:235:ILE:HA	3:BC:289:VAL:HG13	2.02	0.42
3:BC:82:TYR:HB3	3:BC:84:TYR:HE1	1.84	0.42
5:BE:176:PRO:HB2	5:BE:212:ARG:HD3	2.02	0.42
8:BH:103:LYS:O	8:BH:104:PHE:HD1	2.02	0.42
8:BH:12:VAL:HA	8:BH:28:ALA:HB2	2.02	0.42
3:BC:228:ARG:HD3	14:BN:173:THR:CG2	2.49	0.42
1:CA:621:THR:HG23	1:CA:626:ALA:HB3	2.02	0.42
1:CA:795:HIS:O	1:CA:798:HIS:HB3	2.18	0.42
2:CB:898:LEU:HD22	12:CL:46:VAL:HG13	2.01	0.42
2:CB:792:SER:HB2	2:CB:933:THR:HB	2.00	0.42
7:CG:106:LYS:HG3	7:CG:107:ILE:N	2.34	0.42
9:CI:11:LEU:H	9:CI:11:LEU:HD12	1.83	0.42
1:CA:1275:THR:HG22	9:CI:46:LYS:HB2	2.00	0.42
12:CL:63:ARG:HG3	12:CL:63:ARG:NH1	2.34	0.42
1:DA:1049:MET:HG2	1:DA:1054:ALA:HB2	2.01	0.42
1:DA:1226:VAL:HG12	1:DA:1227:MET:N	2.35	0.42
1:DA:1310:LYS:O	1:DA:1313:LEU:HB3	2.19	0.42
1:DA:1507:CYS:SG	1:DA:1508:VAL:N	2.91	0.42
1:DA:1655:ASP:HB2	6:DF:135:ARG:HB3	2.00	0.42
1:DA:481:ARG:HA	1:DA:633:MET:O	2.19	0.42
1:DA:966:LEU:CG	1:DA:968:SER:H	2.23	0.42
2:DB:1110:ILE:O	2:DB:1110:ILE:HG12	2.16	0.42
2:DB:91:LEU:CD1	2:DB:342:PRO:HB2	2.49	0.42
2:DB:649:MET:HE3	2:DB:666:PRO:HG2	2.01	0.42
2:DB:655:TYR:CE2	2:DB:657:PRO:HB2	2.54	0.42
2:DB:825:PHE:CE2	2:DB:899:GLN:HA	2.53	0.42
2:DB:968:ALA:O	2:DB:979:GLN:HG3	2.19	0.42
3:DC:197:ARG:HB3	3:DC:198:PRO:HD2	2.01	0.42
3:DC:73:SER:O	3:DC:212:ILE:HD13	2.19	0.42
1:DA:209:THR:HG21	5:DE:174:GLN:HG3	2.00	0.42
2:DB:1141:LEU:HD13	7:DG:17:ILE:HG21	2.02	0.42
10:DJ:39:LEU:HA	10:DJ:39:LEU:HD23	1.82	0.42
12:DL:61:THR:O	12:DL:63:ARG:N	2.52	0.42
13:DM:44:LYS:HA	13:DM:44:LYS:HD2	1.67	0.42
1:EA:1058:THR:C	1:EA:1060:GLU:H	2.21	0.42
1:EA:1102:LEU:HA	1:EA:1102:LEU:HD12	1.65	0.42
1:EA:1224:GLU:HB3	1:EA:1233:ILE:HG22	2.01	0.42
1:EA:1263:LEU:C	1:EA:1265:GLU:N	2.73	0.42

*Continued on next page...*



*Continued from previous page...*

Atom-1	Atom-2	Interatomic distance (Å)	Clash overlap (Å)
1:EA:1527:GLN:HA	1:EA:1530:TRP:CE3	2.54	0.42
1:EA:1619:CYS:O	1:EA:1622:LEU:HB3	2.19	0.42
1:EA:211:THR:O	1:EA:212:VAL:C	2.58	0.42
1:EA:678:VAL:HG13	1:EA:781:LEU:O	2.19	0.42
2:EB:376:PHE:HB2	2:EB:592:ILE:HD11	2.01	0.42
2:EB:389:CYS:HB2	2:EB:635:GLY:O	2.20	0.42
2:EB:612:LYS:HD2	2:EB:622:ILE:C	2.40	0.42
2:EB:840:LEU:HD12	2:EB:857:PRO:HB2	2.02	0.42
2:EB:878:GLU:HA	2:EB:879:PRO:HD2	1.85	0.42
2:EB:994:ASP:N	2:EB:994:ASP:OD1	2.53	0.42
3:EC:45:SER:HB3	3:EC:53:ASN:HB3	2.00	0.42
3:EC:55:ASP:C	3:EC:56:LEU:HD23	2.40	0.42
7:EG:49:LEU:HD12	7:EG:50:ALA:N	2.34	0.42
8:EH:128:ASN:OD1	8:EH:130:ARG:HB2	2.19	0.42
1:FA:723:TYR:CD1	1:FA:724:PRO:HD2	2.54	0.42
2:FB:1052:VAL:HG12	2:FB:1059:PRO:HG3	2.00	0.42
2:FB:398:GLN:HB3	2:FB:399:HIS:ND1	2.35	0.42
2:FB:492:ASN:OD1	2:FB:494:TYR:HB2	2.19	0.42
1:FA:968:SER:HB2	2:FB:676:VAL:HG23	1.98	0.42
2:FB:800:TYR:CD2	2:FB:800:TYR:C	2.93	0.42
2:FB:832:TRP:HE3	2:FB:834:LYS:H	1.67	0.42
2:FB:971:ALA:O	2:FB:973:ALA:N	2.52	0.42
3:FC:115:TRP:HB3	3:FC:116:VAL:H	1.65	0.42
4:FD:88:GLN:NE2	4:FD:91:ARG:HH21	2.16	0.42
7:FG:168:PHE:HD1	7:FG:217:TRP:CD2	2.38	0.42
8:FH:3:ASN:N	8:FH:61:SER:HG	2.17	0.42
10:FJ:16:ASP:C	10:FJ:18:TRP:H	2.23	0.42
12:FL:30:ILE:HD11	12:FL:37:LYS:NZ	2.35	0.42
1:AA:123:ARG:HG3	1:AA:193:ILE:HD11	2.01	0.42
1:AA:1342:PRO:HD2	2:AB:272:PRO:HG3	2.02	0.42
1:AA:345:LEU:H	1:AA:345:LEU:HG	1.33	0.42
1:AA:530:TRP:CZ2	1:AA:607:VAL:HG21	2.55	0.42
2:AB:452:ARG:HB2	2:AB:452:ARG:HE	1.64	0.42
2:AB:617:THR:OG1	2:AB:620:LEU:HD23	2.19	0.42
2:AB:656:LEU:HD21	2:AB:689:VAL:HG12	2.02	0.42
2:AB:848:ILE:HG12	2:AB:848:ILE:H	1.61	0.42
6:AF:100:GLN:HG2	7:AG:112:PRO:HB2	2.01	0.42
8:AH:47:PHE:O	8:AH:49:VAL:HG23	2.19	0.42
11:AK:89:CYS:HA	11:AK:104:ARG:O	2.20	0.42
14:AN:124:THR:C	14:AN:126:LYS:H	2.23	0.42
1:BA:1073:TYR:CE1	1:BA:1077:LEU:HD22	2.54	0.42

*Continued on next page...*

*Continued from previous page...*

Atom-1	Atom-2	Interatomic distance (Å)	Clash overlap (Å)
1:BA:859:ALA:HB1	1:BA:865:ASP:O	2.20	0.42
1:BA:975:ASP:CG	1:BA:976:ALA:N	2.73	0.42
1:BA:1649:VAL:HG11	2:BB:1080:ILE:O	2.20	0.42
2:BB:1111:LEU:HD23	2:BB:1111:LEU:N	2.35	0.42
2:BB:572:PRO:CG	13:BM:70:SER:HB2	2.50	0.42
2:BB:898:LEU:HD13	2:BB:898:LEU:HA	1.64	0.42
3:BC:142:ARG:O	3:BC:144:PRO:HD3	2.19	0.42
3:BC:67:PHE:HE1	3:BC:318:VAL:HA	1.84	0.42
3:BC:48:ASP:OD2	3:BC:50:ARG:N	2.51	0.42
1:BA:1271:ILE:HG23	9:BI:50:THR:HG22	2.01	0.42
10:BJ:2:ILE:HG13	10:BJ:55:ASP:OD1	2.20	0.42
11:BK:119:LYS:O	11:BK:123:ASP:HB2	2.20	0.42
13:BM:23:VAL:HG11	14:BN:107:MET:HG3	2.01	0.42
1:CA:1342:PRO:HD2	2:CB:272:PRO:HG3	2.02	0.42
1:CA:1441:LYS:HA	1:CA:1444:ARG:HD2	2.00	0.42
1:CA:1646:LEU:HA	1:CA:1646:LEU:HD12	1.89	0.42
1:CA:456:VAL:O	1:CA:460:LEU:HG	2.19	0.42
1:CA:467:PHE:HA	1:CA:471:MET:CE	2.49	0.42
1:CA:545:SER:C	1:CA:547:ILE:H	2.23	0.42
1:CA:670:ILE:HD13	1:CA:670:ILE:N	2.34	0.42
1:CA:729:LYS:HD2	8:CH:120:GLY:CA	2.40	0.42
1:CA:892:LEU:HG	1:CA:893:ASP:OD1	2.19	0.42
2:CB:1158:ILE:HA	2:CB:1167:PHE:O	2.20	0.42
2:CB:347:LEU:HD13	2:CB:347:LEU:HA	1.66	0.42
2:CB:35:PHE:O	2:CB:38:LEU:HD23	2.19	0.42
2:CB:627:GLY:H	2:CB:642:LEU:HD22	1.84	0.42
1:CA:992:PRO:HG3	2:CB:984:TRP:CE2	2.54	0.42
3:CC:67:PHE:O	3:CC:71:MET:HG2	2.19	0.42
7:CG:46:TYR:CD1	7:CG:117:TRP:HD1	2.37	0.42
7:CG:91:ASP:OD2	7:CG:103:LYS:HG2	2.19	0.42
14:CN:139:VAL:HB	14:CN:140:SER:H	1.30	0.42
1:DA:1092:GLU:O	1:DA:1095:LEU:N	2.47	0.42
1:DA:118:TYR:CD2	1:DA:223:PHE:HD1	2.37	0.42
1:DA:1460:TYR:HA	1:DA:1472:PHE:HB3	2.02	0.42
1:DA:1472:PHE:O	1:DA:1473:LYS:HB3	2.18	0.42
2:DB:1153:ILE:HD12	2:DB:1154:ASP:N	2.34	0.42
2:DB:366:GLY:O	2:DB:368:GLN:N	2.53	0.42
2:DB:392:ASP:HB3	2:DB:399:HIS:NE2	2.35	0.42
2:DB:463:TYR:CD1	2:DB:463:TYR:C	2.92	0.42
3:DC:137:ASN:N	3:DC:137:ASN:HD22	2.18	0.42
3:DC:142:ARG:O	3:DC:144:PRO:HD3	2.19	0.42

*Continued on next page...*

*Continued from previous page...*

Atom-1	Atom-2	Interatomic distance (Å)	Clash overlap (Å)
3:DC:228:ARG:HG3	3:DC:299:ILE:HD12	2.01	0.42
4:DD:22:ILE:O	4:DD:23:HIS:ND1	2.52	0.42
5:DE:81:GLU:HG3	5:DE:82:PHE:N	2.34	0.42
7:DG:139:ILE:HD13	7:DG:139:ILE:HA	1.91	0.42
10:DJ:36:LEU:HD11	10:DJ:51:LEU:HB2	2.02	0.42
1:EA:1142:ASP:O	1:EA:1145:GLU:N	2.52	0.42
1:EA:1617:THR:OG1	1:EA:1617:THR:O	2.37	0.42
1:EA:748:ASN:HD22	1:EA:748:ASN:H	1.65	0.42
2:EB:1093:LEU:HD11	2:EB:1179:PRO:HB3	2.00	0.42
2:EB:962:MET:O	2:EB:963:PHE:C	2.58	0.42
3:EC:210:LEU:HD12	3:EC:210:LEU:H	1.85	0.42
5:EE:190:LEU:HA	5:EE:194:GLU:OE1	2.19	0.42
8:EH:100:THR:O	8:EH:116:TYR:HA	2.20	0.42
10:EJ:12:LYS:HD3	10:EJ:13:VAL:O	2.19	0.42
10:EJ:18:TRP:CZ2	10:EJ:53:HIS:HD2	2.38	0.42
1:EA:395:LEU:HD21	7:EO:280:PHE:CE2	2.55	0.42
7:EO:314:THR:HB	7:EO:316:GLU:CD	2.40	0.42
1:FA:1216:THR:HB	1:FA:1221:ARG:HD3	2.01	0.42
1:FA:509:GLU:HG3	1:FA:579:ARG:CZ	2.49	0.42
1:FA:495:ILE:HG22	1:FA:604:LYS:O	2.19	0.42
1:FA:717:PRO:HD3	8:FH:79:TRP:CE3	2.54	0.42
1:FA:810:LEU:O	1:FA:813:LEU:N	2.50	0.42
1:FA:912:VAL:HA	1:FA:913:PRO:HA	1.76	0.42
2:FB:214:PRO:HB3	2:FB:377:MET:CE	2.49	0.42
2:FB:290:ASP:C	2:FB:292:ILE:H	2.22	0.42
2:FB:732:ALA:O	2:FB:736:ARG:HG3	2.19	0.42
3:FC:254:GLY:O	3:FC:268:LYS:HB2	2.18	0.42
5:FE:164:LEU:HD12	5:FE:164:LEU:HA	1.79	0.42
8:FH:5:LEU:CD2	8:FH:135:LEU:HD23	2.47	0.42
3:FC:192:LEU:HD22	10:FJ:19:GLU:HG2	2.02	0.42
12:FL:64:LEU:HD12	12:FL:65:VAL:H	1.84	0.42
13:FM:82:ASN:HA	13:FM:83:PRO:HD2	1.90	0.42
14:FN:58:PHE:N	14:FN:58:PHE:CD1	2.87	0.42
1:AA:1134:GLY:HA2	1:AA:1171:GLN:HG2	2.02	0.42
1:AA:1555:VAL:HG13	1:AA:1556:GLU:H	1.84	0.42
1:AA:39:ASP:OD1	1:AA:41:LEU:N	2.52	0.42
1:AA:588:LEU:HD12	1:AA:588:LEU:HA	1.85	0.42
2:AB:470:LEU:N	2:AB:481:VAL:O	2.53	0.42
2:AB:59:GLY:O	2:AB:61:LEU:N	2.52	0.42
1:AA:967:PRO:O	2:AB:674:ILE:N	2.53	0.42
2:AB:885:VAL:HA	2:AB:903:ILE:HG22	2.01	0.42

*Continued on next page...*

*Continued from previous page...*

Atom-1	Atom-2	Interatomic distance (Å)	Clash overlap (Å)
14:AN:178:GLU:C	14:AN:180:PHE:H	2.23	0.42
14:AN:82:ILE:HB	14:AN:87:TYR:CE1	2.55	0.42
1:BA:1600:ARG:HB3	1:BA:1601:GLN:OE1	2.20	0.42
1:BA:1609:SER:O	1:BA:1612:LYS:HB2	2.19	0.42
1:BA:87:ASN:HA	1:BA:88:PRO:HD2	1.85	0.42
1:BA:913:PRO:HB3	1:BA:926:GLN:OE1	2.19	0.42
2:BB:1026:ILE:HG13	2:BB:1026:ILE:O	2.18	0.42
2:BB:362:LEU:HD23	2:BB:362:LEU:HA	1.77	0.42
2:BB:378:ILE:H	2:BB:378:ILE:HG12	1.56	0.42
2:BB:854:GLU:HG3	2:BB:875:HIS:HA	2.01	0.42
2:BB:94:LYS:HG2	2:BB:147:ASN:H	1.84	0.42
5:BE:20:LYS:NZ	5:BE:37:LEU:HD22	2.34	0.42
3:BC:87:ASN:OD1	12:BL:60:ARG:HD3	2.19	0.42
1:CA:11:ILE:HG13	1:CA:11:ILE:H	1.63	0.42
1:CA:1325:LEU:HD22	1:CA:1492:ILE:HG21	2.01	0.42
1:CA:1582:LEU:HD23	1:CA:1582:LEU:N	2.34	0.42
1:CA:481:ARG:HA	1:CA:633:MET:O	2.19	0.42
1:CA:957:VAL:HG13	1:CA:958:PRO:HD2	2.00	0.42
2:CB:1143:THR:CG2	2:CB:1150:LYS:HD3	2.50	0.42
2:CB:202:LEU:HD13	2:CB:500:PHE:CE2	2.54	0.42
2:CB:480:GLN:OE1	2:CB:506:GLY:HA3	2.20	0.42
2:CB:731:VAL:HG13	10:CJ:60:PHE:CD1	2.55	0.42
2:CB:745:GLN:HA	2:CB:745:GLN:NE2	2.34	0.42
2:CB:979:GLN:HA	2:CB:979:GLN:OE1	2.19	0.42
5:CE:52:ARG:HA	5:CE:53:PRO:HD3	1.82	0.42
6:CF:114:GLU:HG3	6:CF:120:ILE:HG13	2.01	0.42
7:CG:226:ASP:O	2:DB:434:ARG:NH1	2.53	0.42
1:CA:422:ARG:CD	7:CO:272:ILE:HB	2.48	0.42
1:CA:469:LYS:NZ	7:CO:314:THR:O	2.40	0.42
1:DA:1060:GLU:O	1:DA:1063:MET:N	2.47	0.42
1:DA:1446:ARG:HG2	1:DA:1450:ILE:HD13	2.02	0.42
1:DA:1322:ILE:CG2	1:DA:1457:ILE:HD11	2.47	0.42
1:DA:441:THR:C	1:DA:443:ALA:H	2.21	0.42
1:DA:751:SER:OG	1:DA:752:LYS:N	2.53	0.42
2:DB:45:HIS:H	2:DB:45:HIS:CD2	2.35	0.42
2:DB:71:LYS:HB3	2:DB:425:ILE:CD1	2.49	0.42
2:DB:184:LYS:HE2	2:DB:735:HIS:NE2	2.34	0.42
2:DB:824:HIS:O	2:DB:861:TYR:HB2	2.19	0.42
3:DC:128:ASP:C	3:DC:130:ASN:N	2.72	0.42
3:DC:163:TYR:C	3:DC:193:LEU:HD22	2.40	0.42
3:DC:216:HIS:O	3:DC:218:LYS:N	2.53	0.42

*Continued on next page...*

*Continued from previous page...*

Atom-1	Atom-2	Interatomic distance (Å)	Clash overlap (Å)
5:DE:70:SER:O	5:DE:73:PRO:HG3	2.19	0.42
5:DE:82:PHE:CZ	5:DE:111:VAL:HG21	2.54	0.42
1:DA:762:LYS:HE2	8:DH:27:GLU:OE2	2.18	0.42
13:DM:51:PHE:O	13:DM:66:THR:HG23	2.19	0.42
1:EA:1062:HIS:HD2	1:EA:1068:PHE:CD1	2.37	0.42
1:EA:1226:VAL:HG12	1:EA:1227:MET:N	2.35	0.42
1:EA:1307:ASP:O	1:EA:1499:ARG:NH1	2.46	0.42
1:EA:1226:VAL:HG22	1:EA:1598:PHE:CE1	2.55	0.42
1:EA:713:VAL:HB	1:EA:738:ASN:ND2	2.33	0.42
2:EB:214:PRO:HB3	2:EB:377:MET:HE2	2.01	0.42
2:EB:381:LEU:O	2:EB:385:VAL:HG23	2.20	0.42
2:EB:565:LEU:HA	2:EB:565:LEU:HD23	1.71	0.42
2:EB:871:ILE:HD13	2:EB:873:THR:HG22	2.00	0.42
3:EC:132:ILE:HD12	3:EC:132:ILE:HG23	1.79	0.42
3:EC:235:ILE:HG23	3:EC:289:VAL:HG22	2.02	0.42
5:EE:8:ASN:HA	5:EE:11:ARG:HG3	2.02	0.42
8:EH:93:TYR:CD1	8:EH:93:TYR:N	2.87	0.42
9:EI:121:PHE:HD1	9:EI:121:PHE:H	1.65	0.42
11:EK:45:GLU:HG3	11:EK:45:GLU:H	1.35	0.42
14:EN:129:ALA:HA	14:EN:130:PRO:HD3	1.93	0.42
1:FA:1275:THR:HG23	1:FA:1289:SER:OG	2.19	0.42
1:FA:1295:ARG:HA	1:FA:1468:LYS:O	2.20	0.42
2:FB:774:ALA:HA	2:FB:1028:VAL:HG12	2.01	0.42
2:FB:617:THR:HB	2:FB:620:LEU:HD23	2.02	0.42
2:FB:611:TRP:C	2:FB:620:LEU:HD21	2.40	0.42
3:FC:228:ARG:HG3	3:FC:299:ILE:HD12	2.01	0.42
6:FF:79:ARG:HB3	6:FF:146:TRP:CZ2	2.54	0.42
8:FH:103:LYS:O	8:FH:104:PHE:HD1	2.03	0.42
1:FA:888:LYS:HG2	9:FI:67:VAL:CG2	2.49	0.42
12:FL:31:CYS:HA	12:FL:56:LEU:HD23	2.02	0.42
14:FN:124:THR:C	14:FN:126:LYS:H	2.22	0.42
14:FN:57:LYS:HD3	14:FN:138:SER:OG	2.20	0.42
1:AA:1002:GLY:O	1:AA:1006:LEU:HG	2.20	0.42
1:AA:1237:GLN:HB3	1:AA:1520:VAL:CG1	2.49	0.42
1:AA:1262:LEU:HD12	1:AA:1264:SER:HG	1.85	0.42
1:AA:1654:PHE:HE2	6:AF:92:ARG:HD3	1.84	0.42
1:AA:522:ALA:O	1:AA:525:ASN:N	2.53	0.42
1:AA:715:LEU:HD22	1:AA:715:LEU:HA	1.87	0.42
2:AB:492:ASN:OD1	2:AB:494:TYR:HB2	2.19	0.42
2:AB:495:ARG:HA	2:AB:723:LYS:HG2	2.02	0.42
1:AA:993:GLN:CG	2:AB:676:VAL:HG21	2.50	0.42

*Continued on next page...*

*Continued from previous page...*

Atom-1	Atom-2	Interatomic distance (Å)	Clash overlap (Å)
2:AB:795:GLU:O	3:AC:99:HIS:CE1	2.72	0.42
3:AC:53:ASN:ND2	3:AC:300:PHE:O	2.52	0.42
4:AD:88:GLN:NE2	4:AD:91:ARG:HH21	2.17	0.42
7:AG:49:LEU:HG	7:AG:50:ALA:O	2.20	0.42
14:AN:55:LEU:HD22	14:AN:133:PHE:CE2	2.55	0.42
1:AA:59:ARG:CZ	7:AO:298:PRO:HB3	2.50	0.42
1:BA:126:GLN:NE2	1:BA:340:HIS:O	2.48	0.42
1:BA:456:VAL:O	1:BA:459:ALA:HB3	2.19	0.42
1:BA:794:VAL:HG23	1:BA:795:HIS:N	2.26	0.42
2:BB:137:LEU:HD23	2:BB:161:LEU:HD23	2.01	0.42
2:BB:302:LEU:HD11	2:BB:379:ARG:NH1	2.34	0.42
2:BB:745:GLN:HA	2:BB:745:GLN:NE2	2.35	0.42
7:BG:158:LYS:HE3	7:BG:246:ASP:OD1	2.19	0.42
10:BJ:6:ARG:HB3	10:BJ:11:GLY:O	2.19	0.42
11:BK:77:ARG:HG3	11:BK:78:TYR:N	2.35	0.42
7:BO:274:SER:O	7:BO:277:LYS:N	2.52	0.42
1:CA:1060:GLU:O	1:CA:1061:SER:C	2.57	0.42
1:CA:1078:LYS:HA	1:CA:1078:LYS:HD2	1.69	0.42
1:CA:1241:PRO:HG3	1:CA:1540:GLY:CA	2.50	0.42
1:CA:1294:MET:SD	1:CA:1294:MET:N	2.92	0.42
1:CA:362:VAL:HA	1:CA:363:PRO:HD3	1.91	0.42
1:CA:52:LEU:C	1:CA:54:LEU:N	2.72	0.42
1:CA:713:VAL:HG12	1:CA:714:THR:N	2.34	0.42
1:CA:733:THR:HG23	1:CA:774:GLY:O	2.19	0.42
2:CB:161:LEU:HD12	2:CB:162:PRO:CD	2.46	0.42
2:CB:53:THR:HA	2:CB:59:GLY:HA3	2.01	0.42
2:CB:876:SER:C	2:CB:878:GLU:N	2.71	0.42
3:CC:253:PRO:HD2	14:CN:180:PHE:CE1	2.55	0.42
10:CJ:39:LEU:HD23	10:CJ:39:LEU:HA	1.80	0.42
13:CM:23:VAL:HB	13:CM:95:VAL:HG22	2.02	0.42
1:DA:1193:VAL:O	1:DA:1196:PRO:HD2	2.20	0.42
1:DA:1261:VAL:HA	1:DA:1265:GLU:OE2	2.19	0.42
1:DA:1555:VAL:HG13	1:DA:1556:GLU:H	1.85	0.42
1:DA:391:THR:O	1:DA:395:LEU:HG	2.20	0.42
2:DB:472:SER:OG	2:DB:473:GLN:N	2.51	0.42
2:DB:627:GLY:H	2:DB:642:LEU:HD22	1.84	0.42
2:DB:745:GLN:NE2	2:DB:745:GLN:HA	2.33	0.42
2:DB:998:GLU:O	2:DB:1001:ALA:N	2.53	0.42
3:DC:146:ALA:O	3:DC:148:LYS:N	2.52	0.42
5:DE:137:GLU:C	5:DE:139:ALA:N	2.70	0.42
6:DF:129:LYS:HD3	6:DF:129:LYS:HA	1.79	0.42

*Continued on next page...*

*Continued from previous page...*

Atom-1	Atom-2	Interatomic distance (Å)	Clash overlap (Å)
6:DF:99:LEU:HB3	7:DG:112:PRO:HD3	2.02	0.42
1:DA:1006:LEU:HD21	9:DI:100:GLN:HE21	1.85	0.42
7:DO:284:VAL:HG13	7:DO:288:ASN:ND2	2.35	0.42
1:EA:999:CYS:O	1:EA:1003:ARG:HB3	2.20	0.42
1:EA:1273:THR:HA	9:EI:48:VAL:HG22	2.02	0.42
1:EA:1321:PHE:HD2	1:EA:1322:ILE:HD13	1.85	0.42
2:EB:1086:PHE:O	2:EB:1089:GLN:N	2.53	0.42
2:EB:474:SER:C	2:EB:476:LEU:N	2.73	0.42
3:EC:211:GLY:HA3	3:EC:219:PHE:CZ	2.55	0.42
3:EC:253:PRO:C	3:EC:255:VAL:H	2.23	0.42
3:EC:62:SER:HB2	11:EK:74:ASN:OD1	2.20	0.42
7:EG:39:VAL:O	7:EG:123:TYR:HA	2.20	0.42
8:EH:108:SER:O	8:EH:110:ASP:N	2.52	0.42
8:EH:50:ALA:O	8:EH:53:ASP:HB2	2.20	0.42
1:FA:132:GLU:HG2	1:FA:192:ALA:HB1	2.00	0.42
1:FA:1582:LEU:HA	1:FA:1585:ILE:HG13	2.00	0.42
1:FA:780:ILE:C	1:FA:781:LEU:HD23	2.40	0.42
2:FB:164:MET:HE3	2:FB:194:PHE:CZ	2.54	0.42
1:FA:1344:ILE:HG23	2:FB:271:VAL:HG22	2.01	0.42
2:FB:301:PHE:O	2:FB:305:ARG:HG2	2.18	0.42
2:FB:35:PHE:O	2:FB:38:LEU:HD23	2.20	0.42
1:FA:1008:ASP:OD1	2:FB:515:THR:HG21	2.20	0.42
2:FB:915:ASP:OD1	2:FB:1038:HIS:ND1	2.53	0.42
3:FC:136:LEU:HD12	3:FC:137:ASN:N	2.35	0.42
4:FD:19:PRO:HB3	7:FG:46:TYR:O	2.20	0.42
4:FD:85:SER:O	4:FD:88:GLN:N	2.47	0.42
6:FF:136:ARG:O	6:FF:143:PHE:HB2	2.19	0.42
9:FI:95:ASN:O	9:FI:96:TYR:HB3	2.20	0.42
10:FJ:12:LYS:HD3	10:FJ:13:VAL:O	2.20	0.42
11:FK:69:ASP:HB2	11:FK:70:HIS:H	1.72	0.42
1:AA:1056:ASP:OD1	1:AA:1058:THR:HG23	2.20	0.42
1:AA:1242:ILE:CD1	1:AA:1517:ARG:HB3	2.49	0.42
1:AA:121:LYS:O	1:AA:124:LEU:N	2.53	0.42
1:AA:1326:GLU:HG2	1:AA:1456:PHE:HD2	1.85	0.42
1:AA:422:ARG:HD2	7:AO:270:LEU:O	2.20	0.42
1:AA:987:TYR:C	1:AA:987:TYR:HD2	2.22	0.42
2:AB:1189:LEU:HD22	2:AB:1189:LEU:HA	1.66	0.42
2:AB:28:PRO:HA	2:AB:29:PRO:HD3	1.92	0.42
2:AB:665:GLY:N	2:AB:668:GLU:OE1	2.47	0.42
2:AB:894:LYS:HB2	2:AB:894:LYS:HE3	1.86	0.42
3:AC:88:ASN:O	12:AL:60:ARG:NH1	2.46	0.42

*Continued on next page...*

*Continued from previous page...*

Atom-1	Atom-2	Interatomic distance (Å)	Clash overlap (Å)
7:AG:122:LEU:HA	7:AG:122:LEU:HD22	1.87	0.42
7:AG:144:HIS:HA	7:AG:157:ILE:O	2.20	0.42
9:AI:111:PHE:HA	9:AI:121:PHE:O	2.19	0.42
9:AI:20:PRO:C	9:AI:22:ALA:H	2.23	0.42
12:AL:40:LEU:HA	12:AL:40:LEU:HD23	1.84	0.42
13:AM:59:ARG:HG3	13:AM:60:LEU:HG	2.02	0.42
13:AM:85:LYS:C	13:AM:87:SER:H	2.22	0.42
1:BA:1007:ILE:O	1:BA:1011:VAL:HB	2.20	0.42
1:BA:1258:ILE:HD11	1:BA:1507:CYS:CB	2.50	0.42
1:BA:569:SER:OG	1:BA:570:THR:HG23	2.19	0.42
1:BA:505:LEU:HD13	1:BA:637:PHE:HB2	2.00	0.42
1:BA:670:ILE:HD13	1:BA:670:ILE:N	2.34	0.42
2:BB:1076:ARG:O	2:BB:1080:ILE:HG13	2.20	0.42
2:BB:98:SER:O	2:BB:141:LEU:HD12	2.20	0.42
1:BA:1344:ILE:HG22	2:BB:334:PHE:HE2	1.85	0.42
2:BB:550:ARG:O	2:BB:551:ILE:HD13	2.19	0.42
2:BB:649:MET:HE3	2:BB:666:PRO:HG2	2.02	0.42
2:BB:748:GLN:HB3	10:BJ:52:THR:OG1	2.19	0.42
4:BD:23:HIS:O	7:BG:44:ALA:N	2.38	0.42
13:BM:16:GLN:CB	13:BM:91:TYR:HA	2.50	0.42
7:BO:266:GLN:O	7:BO:269:SER:N	2.49	0.42
1:CA:1291:VAL:HG12	1:CA:1292:ILE:H	1.83	0.42
1:CA:1658:ALA:O	7:CG:104:LEU:HA	2.20	0.42
1:CA:36:THR:HG22	1:CA:37:VAL:N	2.35	0.42
1:CA:423:LEU:HD23	1:CA:423:LEU:HA	1.91	0.42
1:CA:462:LYS:HD3	1:CA:469:LYS:NZ	2.34	0.42
1:CA:527:PRO:HG3	1:CA:534:THR:HA	2.01	0.42
2:CB:274:VAL:HG11	2:CB:313:PHE:HB2	2.01	0.42
2:CB:257:GLN:HG3	2:CB:316:ARG:HH22	1.85	0.42
2:CB:322:ASN:O	2:CB:326:VAL:HG23	2.20	0.42
2:CB:415:GLU:O	2:CB:418:ASP:HB3	2.20	0.42
2:CB:573:ALA:HA	2:CB:576:THR:HB	2.02	0.42
2:CB:852:VAL:HG22	2:CB:856:ASP:HB3	2.02	0.42
3:CC:101:ILE:HG12	3:CC:101:ILE:H	1.40	0.42
8:CH:30:SER:OG	8:CH:33:GLN:N	2.43	0.42
1:DA:1007:ILE:O	1:DA:1011:VAL:HB	2.19	0.42
1:DA:1066:PHE:HA	1:DA:1069:CYS:HB2	2.02	0.42
1:DA:1067:GLU:O	1:DA:1069:CYS:N	2.53	0.42
1:DA:1081:ASN:ND2	1:DA:1084:ALA:HB2	2.35	0.42
1:DA:103:LEU:HD11	1:DA:243:PHE:HZ	1.85	0.42
1:DA:702:PRO:HB2	11:DK:53:ALA:HB1	2.01	0.42

*Continued on next page...*



*Continued from previous page...*

Atom-1	Atom-2	Interatomic distance (Å)	Clash overlap (Å)
2:DB:714:ARG:HD3	2:DB:714:ARG:HA	1.74	0.42
2:DB:985:ILE:HG12	2:DB:985:ILE:H	1.56	0.42
3:DC:136:LEU:HD22	3:DC:167:LEU:HA	2.00	0.42
3:DC:193:LEU:HD12	3:DC:193:LEU:HA	1.82	0.42
3:DC:86:PHE:CE2	3:DC:205:LYS:HE3	2.55	0.42
3:DC:67:PHE:CE1	3:DC:318:VAL:HG22	2.55	0.42
5:DE:15:ALA:HB1	5:DE:140:LEU:HB2	2.02	0.42
6:DF:118:LEU:HD13	6:DF:118:LEU:HA	1.73	0.42
13:DM:30:PHE:HE1	13:DM:62:TYR:HE2	1.67	0.42
1:EA:1059:LYS:NZ	1:EA:1178:LEU:O	2.40	0.42
1:EA:1243:TRP:HA	1:EA:1243:TRP:CE3	2.55	0.42
1:EA:324:LEU:HA	1:EA:324:LEU:HD23	1.81	0.42
1:EA:407:GLN:H	1:EA:407:GLN:HG2	1.55	0.42
1:EA:484:ILE:HG21	1:EA:633:MET:HG3	2.02	0.42
1:EA:509:GLU:HG3	1:EA:579:ARG:CZ	2.50	0.42
1:EA:509:GLU:HG3	1:EA:579:ARG:NH2	2.35	0.42
1:EA:773:ASP:N	1:EA:773:ASP:OD2	2.53	0.42
2:EB:1011:GLU:HA	2:EB:1012:PRO:HD3	1.88	0.42
2:EB:774:ALA:HA	2:EB:1028:VAL:CG1	2.50	0.42
2:EB:38:LEU:O	2:EB:40:GLU:N	2.53	0.42
2:EB:480:GLN:OE1	2:EB:506:GLY:HA3	2.20	0.42
2:EB:847:TYR:O	2:EB:882:ILE:HD12	2.19	0.42
3:EC:102:GLY:HA3	12:EL:69:ALA:CB	2.50	0.42
3:EC:201:GLU:C	3:EC:202:ILE:HD12	2.39	0.42
3:EC:67:PHE:O	3:EC:71:MET:HG2	2.20	0.42
5:EE:46:TYR:HD2	5:EE:57:MET:HB2	1.85	0.42
7:EG:106:LYS:O	7:EG:107:ILE:HD13	2.20	0.42
8:EH:46:LEU:HD23	8:EH:46:LEU:HA	1.70	0.42
13:EM:22:ALA:O	14:EN:109:LEU:HD12	2.20	0.42
14:EN:163:VAL:O	14:EN:166:LEU:HD11	2.20	0.42
1:FA:1102:LEU:CD1	1:FA:1105:ARG:HH21	2.32	0.42
1:FA:36:THR:HG22	1:FA:37:VAL:N	2.35	0.42
2:FB:1073:GLU:O	2:FB:1076:ARG:HB3	2.19	0.42
2:FB:219:ARG:HG2	2:FB:221:SER:HB3	2.01	0.42
2:FB:347:LEU:HA	2:FB:347:LEU:HD13	1.75	0.42
2:FB:658:LEU:HB3	2:FB:659:ASP:H	1.44	0.42
2:FB:834:LYS:O	2:FB:837:LEU:N	2.43	0.42
2:FB:898:LEU:HD13	2:FB:898:LEU:HA	1.72	0.42
5:FE:153:HIS:ND1	5:FE:153:HIS:N	2.67	0.42
12:FL:33:GLU:HG3	12:FL:53:HIS:ND1	2.35	0.42
1:AA:1060:GLU:O	1:AA:1061:SER:C	2.59	0.42

*Continued on next page...*

*Continued from previous page...*

Atom-1	Atom-2	Interatomic distance (Å)	Clash overlap (Å)
1:AA:1337:LYS:HB3	1:AA:1337:LYS:HE2	1.76	0.42
1:AA:1621:PHE:O	1:AA:1624:LYS:HB2	2.20	0.42
1:AA:1646:LEU:HD12	1:AA:1646:LEU:HA	1.83	0.42
2:AB:1157:GLN:HB3	2:AB:1168:VAL:HG12	2.00	0.42
2:AB:203:ILE:CD1	2:AB:203:ILE:H	2.26	0.42
2:AB:206:LEU:HD23	2:AB:206:LEU:HA	1.91	0.42
2:AB:22:GLU:O	2:AB:26:ILE:HG13	2.19	0.42
1:AA:1344:ILE:HD13	2:AB:329:TYR:CE2	2.55	0.42
2:AB:542:LEU:HA	2:AB:542:LEU:HD23	1.92	0.42
2:AB:617:THR:O	2:AB:620:LEU:HB3	2.20	0.42
2:AB:944:GLN:HA	2:AB:945:PRO:HD3	1.74	0.42
3:AC:233:ILE:HA	3:AC:233:ILE:HD13	1.72	0.42
7:AG:46:TYR:HD1	7:AG:117:TRP:HD1	1.67	0.42
1:BA:1474:LEU:HD22	1:BA:1474:LEU:HA	1.76	0.42
1:BA:509:GLU:HG3	1:BA:579:ARG:CZ	2.49	0.42
3:BC:209:ILE:HD13	3:BC:209:ILE:H	1.85	0.42
3:BC:228:ARG:HG3	3:BC:299:ILE:HD12	2.01	0.42
6:BF:65:ARG:HB3	6:BF:65:ARG:NH1	2.35	0.42
1:CA:1601:GLN:C	1:CA:1603:MET:N	2.72	0.42
1:CA:589:MET:SD	1:CA:635:MET:HG3	2.59	0.42
1:CA:819:ASN:O	1:CA:822:THR:OG1	2.32	0.42
1:CA:893:ASP:OD2	1:CA:956:ARG:N	2.38	0.42
2:CB:1151:ILE:HG22	2:CB:1152:PHE:N	2.34	0.42
2:CB:260:PHE:CD1	2:CB:260:PHE:C	2.93	0.42
2:CB:501:ARG:HH21	2:CB:545:PHE:HB2	1.84	0.42
2:CB:655:TYR:CZ	2:CB:657:PRO:HG2	2.54	0.42
8:CH:103:LYS:HB3	8:CH:115:TYR:HB2	2.02	0.42
9:CI:37:TYR:HA	9:CI:38:PRO:HD2	1.90	0.42
13:CM:76:TYR:CE1	14:CN:57:LYS:HG3	2.54	0.42
1:DA:113:VAL:O	1:DA:116:HIS:HB3	2.19	0.42
1:DA:1323:HIS:CD2	1:DA:1454:HIS:HD2	2.37	0.42
1:DA:1596:LEU:HD22	1:DA:1602:GLY:HA2	2.01	0.42
1:DA:86:TYR:CE1	1:DA:251:ILE:HD12	2.55	0.42
1:DA:53:ALA:O	1:DA:54:LEU:HD23	2.20	0.42
1:DA:816:LEU:HG	1:DA:817:PHE:HD1	1.84	0.42
1:DA:882:ILE:HD11	9:DI:67:VAL:HG11	2.02	0.42
1:DA:913:PRO:HB3	1:DA:926:GLN:OE1	2.20	0.42
2:DB:768:GLY:HA3	2:DB:1032:TYR:CZ	2.54	0.42
2:DB:184:LYS:HE2	2:DB:735:HIS:CD2	2.55	0.42
2:DB:727:GLY:HA3	2:DB:767:ASN:OD1	2.20	0.42
2:DB:78:PRO:HB3	2:DB:90:TYR:CE2	2.55	0.42

*Continued on next page...*

*Continued from previous page...*

Atom-1	Atom-2	Interatomic distance (Å)	Clash overlap (Å)
7:DG:100:THR:C	7:DG:102:GLU:N	2.72	0.42
13:DM:36:THR:HG23	13:DM:57:ASN:ND2	2.35	0.42
1:EA:1261:VAL:O	1:EA:1498:ILE:HB	2.20	0.42
1:EA:1649:VAL:O	1:EA:1652:GLY:N	2.45	0.42
1:EA:113:VAL:HG22	1:EA:182:LYS:CE	2.50	0.42
1:EA:127:TYR:CD1	1:EA:202:THR:HG21	2.54	0.42
1:EA:603:HIS:NE2	1:EA:624:TYR:OH	2.46	0.42
1:EA:713:VAL:HG12	1:EA:714:THR:H	1.84	0.42
1:EA:912:VAL:HA	1:EA:913:PRO:HA	1.86	0.42
2:EB:1150:LYS:HD3	2:EB:1150:LYS:N	2.35	0.42
2:EB:479:GLN:HG2	2:EB:479:GLN:H	1.71	0.42
2:EB:617:THR:O	2:EB:620:LEU:HB3	2.19	0.42
2:EB:589:ASP:HA	2:EB:643:PHE:HD1	1.85	0.42
2:EB:678:PRO:HB2	2:EB:679:GLN:NE2	2.33	0.42
7:EG:104:LEU:O	7:EG:105:ILE:HD12	2.20	0.42
7:EG:155:ALA:HA	7:EG:245:VAL:HB	2.02	0.42
8:EH:101:ALA:HB2	8:EH:116:TYR:HE1	1.83	0.42
13:EM:38:PHE:O	14:EN:118:SER:HA	2.20	0.42
1:FA:1646:LEU:HD12	1:FA:1646:LEU:HA	1.85	0.42
1:FA:484:ILE:HG13	1:FA:628:PHE:CE1	2.54	0.42
1:FA:585:ASP:HA	1:FA:644:ARG:NH1	2.35	0.42
2:FB:107:PRO:HG2	2:FB:133:TYR:CZ	2.54	0.42
1:FA:363:PRO:HB3	2:FB:1187:SER:OG	2.19	0.42
2:FB:151:ASN:N	2:FB:151:ASN:OD1	2.52	0.42
2:FB:210:ARG:HH21	2:FB:667:PHE:HB2	1.85	0.42
2:FB:262:PHE:CD1	2:FB:357:ILE:HG12	2.55	0.42
2:FB:838:GLU:C	2:FB:840:LEU:H	2.23	0.42
4:FD:94:ARG:NH1	4:FD:100:PRO:HG2	2.34	0.42
5:FE:17:ARG:NH1	5:FE:36:GLU:HA	2.34	0.42
6:FF:116:ASP:OD1	6:FF:118:LEU:N	2.43	0.42
4:FD:24:ALA:HA	7:FG:43:ILE:HG22	2.02	0.42
13:FM:51:PHE:O	13:FM:66:THR:HG23	2.20	0.42
1:AA:1272:VAL:CG1	1:AA:1273:THR:H	2.31	0.42
1:AA:1474:LEU:HA	1:AA:1474:LEU:HD22	1.75	0.42
1:AA:1488:ILE:HG13	1:AA:1488:ILE:H	1.54	0.42
1:AA:1226:VAL:HG22	1:AA:1598:PHE:CE1	2.55	0.42
1:AA:1619:CYS:O	1:AA:1622:LEU:HB3	2.20	0.42
1:AA:314:TYR:CD2	1:AA:424:MET:HG3	2.55	0.42
1:AA:545:SER:C	1:AA:547:ILE:H	2.22	0.42
1:AA:955:ARG:HH11	1:AA:955:ARG:HB3	1.85	0.42
1:AA:985:ARG:HG2	1:AA:988:SER:H	1.85	0.42

*Continued on next page...*

*Continued from previous page...*

Atom-1	Atom-2	Interatomic distance (Å)	Clash overlap (Å)
2:AB:122:TYR:CE2	2:AB:183:HIS:CD2	3.07	0.42
3:AC:181:ASP:O	3:AC:183:PRO:HD3	2.20	0.42
3:AC:222:VAL:C	3:AC:224:THR:H	2.23	0.42
7:AG:50:ALA:HB1	7:AG:52:MET:HG2	2.00	0.42
8:AH:118:PHE:N	8:AH:118:PHE:CD2	2.88	0.42
13:AM:77:VAL:O	14:AN:55:LEU:HD12	2.20	0.42
1:BA:1226:VAL:HG12	1:BA:1227:MET:N	2.35	0.42
1:BA:1323:HIS:CD2	1:BA:1454:HIS:CD2	3.08	0.42
1:BA:1463:ASP:C	1:BA:1465:GLU:N	2.73	0.42
1:BA:1460:TYR:HA	1:BA:1472:PHE:HB3	2.00	0.42
1:BA:1258:ILE:O	1:BA:1501:ILE:HG13	2.19	0.42
1:BA:966:LEU:CG	1:BA:968:SER:H	2.28	0.42
2:BB:1053:ASN:ND2	2:BB:1054:SER:N	2.68	0.42
2:BB:376:PHE:HB2	2:BB:592:ILE:HD11	2.01	0.42
2:BB:527:PHE:CE2	2:BB:651:ARG:HD3	2.55	0.42
2:BB:655:TYR:HD1	2:BB:688:HIS:HE2	1.67	0.42
3:BC:53:ASN:ND2	3:BC:300:PHE:O	2.53	0.42
4:BD:93:GLN:HG3	4:BD:94:ARG:N	2.35	0.42
1:BA:1176:ARG:CD	6:BF:84:TYR:CE1	3.03	0.42
7:BG:80:VAL:HG12	7:BG:82:LEU:CD2	2.49	0.42
1:CA:1007:ILE:O	1:CA:1011:VAL:HB	2.19	0.42
1:CA:82:PRO:HD3	1:CA:393:SER:OG	2.19	0.42
1:CA:597:LYS:HB2	2:CB:1082:HIS:NE2	2.35	0.42
2:CB:716:MET:O	2:CB:719:CYS:HB2	2.19	0.42
2:CB:959:THR:O	2:CB:961:GLY:N	2.53	0.42
3:CC:230:LEU:HD12	3:CC:231:PRO:CD	2.49	0.42
9:CI:113:THR:HG23	9:CI:120:LYS:HB3	2.00	0.42
1:CA:1274:GLU:O	9:CI:46:LYS:HA	2.19	0.42
1:CA:756:LYS:HD3	9:CI:92:GLU:OE1	2.19	0.42
10:CJ:16:ASP:C	10:CJ:18:TRP:H	2.22	0.42
14:CN:63:ASP:OD1	14:CN:65:SER:OG	2.37	0.42
1:DA:1235:THR:HA	1:DA:1236:PRO:HD2	1.95	0.42
1:DA:98:LEU:HA	1:DA:324:LEU:HD21	2.01	0.42
1:DA:484:ILE:HG21	1:DA:633:MET:HG3	2.02	0.42
2:DB:548:LYS:HA	2:DB:550:ARG:CZ	2.50	0.42
2:DB:561:ILE:HD11	2:DB:619:GLY:O	2.19	0.42
2:DB:663:ILE:HA	2:DB:663:ILE:HD12	1.54	0.42
3:DC:248:GLN:HG3	3:DC:256:ILE:O	2.20	0.42
3:DC:333:ILE:HD11	11:DK:49:LEU:N	2.35	0.42
4:DD:21:VAL:O	4:DD:22:ILE:HD13	2.20	0.42
5:DE:159:ASP:O	5:DE:163:GLU:HG2	2.19	0.42

*Continued on next page...*

*Continued from previous page...*

Atom-1	Atom-2	Interatomic distance (Å)	Clash overlap (Å)
5:DE:175:LEU:HA	5:DE:175:LEU:HD22	1.61	0.42
13:DM:14:SER:O	13:DM:90:LEU:N	2.50	0.42
14:DN:55:LEU:HD22	14:DN:133:PHE:CE2	2.54	0.42
1:EA:1457:ILE:HA	1:EA:1474:LEU:HD22	2.02	0.42
1:EA:1662:ASN:HB3	7:EG:57:PRO:CD	2.49	0.42
1:EA:363:PRO:HA	1:EA:364:PRO:HD3	1.91	0.42
1:EA:441:THR:C	1:EA:443:ALA:H	2.23	0.42
1:EA:569:SER:OG	1:EA:570:THR:HG23	2.19	0.42
1:EA:815:ARG:HD2	1:EA:815:ARG:HH11	1.74	0.42
2:EB:203:ILE:H	2:EB:203:ILE:HD12	1.84	0.42
2:EB:206:LEU:HD23	2:EB:206:LEU:HA	1.89	0.42
2:EB:322:ASN:O	2:EB:326:VAL:HG23	2.20	0.42
2:EB:54:GLU:HB3	2:EB:55:GLY:H	1.64	0.42
2:EB:652:PRO:O	2:EB:653:VAL:HG13	2.20	0.42
2:EB:776:ILE:HD12	2:EB:777:SER:H	1.84	0.42
6:EF:83:PRO:O	6:EF:151:LEU:HD22	2.20	0.42
7:EG:158:LYS:O	7:EG:162:ILE:HG13	2.20	0.42
7:EG:132:VAL:CG2	7:EG:232:THR:HB	2.49	0.42
7:EG:67:ASN:O	7:EG:70:VAL:HG23	2.20	0.42
11:EK:50:LEU:O	11:EK:54:THR:HG23	2.20	0.42
13:EM:23:VAL:HG13	14:EN:108:THR:O	2.20	0.42
14:EN:55:LEU:HB3	14:EN:136:VAL:CG2	2.50	0.42
1:FA:1130:ALA:HB1	6:FF:82:THR:HB	2.02	0.42
1:FA:1148:LEU:HD11	1:FA:1167:ARG:HB2	2.00	0.42
1:FA:1321:PHE:HD2	1:FA:1322:ILE:HD13	1.85	0.42
1:FA:425:ASN:HD21	7:FO:274:SER:HB2	1.85	0.42
2:FB:1053:ASN:ND2	2:FB:1054:SER:N	2.67	0.42
2:FB:169:ARG:HD3	2:FB:169:ARG:HA	1.82	0.42
2:FB:286:ARG:NH2	13:FM:28:LYS:HD2	2.34	0.42
2:FB:475:GLY:C	2:FB:477:ASP:N	2.71	0.42
2:FB:68:ILE:HA	2:FB:68:ILE:HD13	1.68	0.42
3:FC:146:ALA:O	3:FC:148:LYS:N	2.52	0.42
5:FE:213:ILE:HD13	5:FE:214:CYS:N	2.35	0.42
7:FG:139:ILE:O	7:FG:140:GLN:HG3	2.20	0.42
7:FG:145:ILE:HB	7:FG:157:ILE:HB	2.02	0.42
8:FH:5:LEU:CB	8:FH:60:ALA:HA	2.41	0.42
13:FM:59:ARG:O	13:FM:60:LEU:HD23	2.20	0.42
13:FM:85:LYS:C	13:FM:87:SER:H	2.22	0.42
1:AA:1159:ASP:O	1:AA:1161:VAL:HG23	2.20	0.41
1:AA:1291:VAL:HA	1:AA:1473:LYS:HB2	2.01	0.41
1:AA:859:ALA:HB1	1:AA:865:ASP:O	2.20	0.41

*Continued on next page...*

*Continued from previous page...*

Atom-1	Atom-2	Interatomic distance (Å)	Clash overlap (Å)
2:AB:1119:ARG:HD2	2:AB:1119:ARG:HA	1.61	0.41
2:AB:23:SER:HA	2:AB:26:ILE:CD1	2.50	0.41
2:AB:290:ASP:C	2:AB:292:ILE:H	2.24	0.41
3:AC:61:THR:HA	3:AC:298:PHE:CZ	2.54	0.41
7:AG:137:ILE:HD11	7:AG:229:LEU:HB2	2.02	0.41
8:AH:138:GLU:HB2	8:AH:139:ASN:H	1.67	0.41
14:AN:75:GLU:H	14:AN:91:ASP:CG	2.23	0.41
7:AO:265:SER:O	7:AO:265:SER:OG	2.37	0.41
1:BA:1038:ILE:HB	1:BA:1047:GLN:HB2	2.01	0.41
1:BA:1102:LEU:HA	1:BA:1102:LEU:HD12	1.65	0.41
1:BA:1546:VAL:O	1:BA:1549:VAL:N	2.53	0.41
1:BA:966:LEU:HD11	1:BA:968:SER:HB3	2.02	0.41
2:BB:1141:LEU:CD1	7:BG:17:ILE:HD13	2.50	0.41
2:BB:215:MET:O	2:BB:234:ILE:HD13	2.19	0.41
2:BB:190:ILE:HD12	2:BB:497:ILE:HD11	2.02	0.41
2:BB:559:SER:C	2:BB:561:ILE:H	2.24	0.41
2:BB:637:TYR:HA	2:BB:638:PRO:HD3	1.83	0.41
2:BB:785:ASP:HB3	2:BB:957:ARG:HH22	1.85	0.41
2:BB:971:ALA:O	2:BB:973:ALA:N	2.53	0.41
3:BC:328:LEU:HD13	3:BC:328:LEU:HA	1.59	0.41
5:BE:135:PHE:HZ	5:BE:186:LEU:O	2.02	0.41
13:BM:82:ASN:HA	13:BM:83:PRO:HD2	1.92	0.41
14:BN:74:PHE:HZ	14:BN:135:LYS:HZ3	1.67	0.41
1:CA:1589:MET:O	1:CA:1596:LEU:HB2	2.19	0.41
1:CA:70:LYS:HE2	1:CA:71:PHE:CE1	2.54	0.41
1:CA:77:GLY:O	1:CA:78:HIS:HB3	2.20	0.41
2:CB:1153:ILE:CG1	2:CB:1154:ASP:H	2.33	0.41
2:CB:1157:GLN:HB3	2:CB:1168:VAL:HG12	2.02	0.41
2:CB:214:PRO:HB3	2:CB:377:MET:CE	2.50	0.41
1:CA:1482:LYS:NZ	2:CB:304:ASP:OD1	2.52	0.41
1:CA:1484:LEU:CG	2:CB:308:LEU:HD11	2.48	0.41
2:CB:378:ILE:HG12	2:CB:378:ILE:H	1.58	0.41
2:CB:673:ASN:HB2	2:CB:687:THR:HG23	2.01	0.41
2:CB:733:LEU:HD22	10:CJ:60:PHE:HE2	1.85	0.41
3:CC:105:PRO:HB2	3:CC:187:ALA:HB3	2.02	0.41
3:CC:255:VAL:HG12	3:CC:256:ILE:CG1	2.48	0.41
3:CC:70:ILE:C	3:CC:72:ILE:N	2.73	0.41
6:CF:72:LYS:HD2	6:CF:141:GLY:C	2.41	0.41
7:CG:233:VAL:HG13	7:CG:245:VAL:HG13	2.02	0.41
9:CI:95:ASN:N	9:CI:113:THR:O	2.46	0.41
11:CK:45:GLU:H	11:CK:45:GLU:HG3	1.34	0.41

*Continued on next page...*

*Continued from previous page...*

Atom-1	Atom-2	Interatomic distance (Å)	Clash overlap (Å)
12:CL:64:LEU:HD12	12:CL:65:VAL:N	2.35	0.41
14:CN:54:TRP:CZ2	14:CN:135:LYS:HD2	2.55	0.41
14:CN:57:LYS:HD3	14:CN:138:SER:OG	2.20	0.41
7:CO:280:PHE:C	7:CO:284:VAL:HG23	2.41	0.41
1:DA:1111:GLU:H	1:DA:1111:GLU:HG2	1.71	0.41
1:DA:1481:GLU:HG2	1:DA:1481:GLU:H	1.44	0.41
1:DA:1540:GLY:O	1:DA:1542:THR:HG22	2.20	0.41
1:DA:2:ASP:HB3	1:DA:5:LYS:HD3	2.00	0.41
1:DA:855:ARG:HH12	1:DA:867:ASP:C	2.24	0.41
1:DA:900:VAL:HB	1:DA:981:TYR:CE1	2.54	0.41
2:DB:98:SER:O	2:DB:141:LEU:HD12	2.20	0.41
2:DB:210:ARG:NH2	2:DB:625:GLU:CD	2.73	0.41
1:DA:1012:LYS:CE	2:DB:515:THR:HG23	2.49	0.41
2:DB:714:ARG:HG2	2:DB:959:THR:CG2	2.51	0.41
2:DB:966:SER:HB3	2:DB:967:LEU:H	1.68	0.41
3:DC:240:LYS:HE3	3:DC:240:LYS:HB2	1.91	0.41
4:DD:89:LEU:HD23	4:DD:92:ILE:HD12	2.02	0.41
7:DG:243:VAL:H	7:DG:243:VAL:HG13	1.43	0.41
8:DH:39:THR:HG22	8:DH:124:ARG:HB3	2.01	0.41
8:DH:47:PHE:O	8:DH:49:VAL:HG23	2.20	0.41
1:EA:1640:ARG:O	1:EA:1643:VAL:N	2.53	0.41
1:EA:509:GLU:HA	1:EA:510:PRO:HD3	1.80	0.41
2:EB:415:GLU:O	2:EB:418:ASP:HB3	2.19	0.41
2:EB:501:ARG:O	2:EB:544:HIS:HA	2.20	0.41
2:EB:959:THR:O	2:EB:961:GLY:N	2.53	0.41
5:EE:196:VAL:O	5:EE:211:TYR:HB3	2.20	0.41
7:EG:105:ILE:HG23	7:EG:115:PHE:O	2.20	0.41
8:EH:9:ILE:HG12	8:EH:9:ILE:H	1.73	0.41
2:EB:187:SER:CB	10:EJ:59:LYS:HZ3	2.32	0.41
14:EN:67:LEU:O	14:EN:68:LYS:HD2	2.20	0.41
1:FA:1596:LEU:HA	1:FA:1596:LEU:HD23	1.93	0.41
1:FA:654:ASP:C	1:FA:656:GLN:N	2.74	0.41
2:FB:624:LEU:HD12	2:FB:625:GLU:H	1.85	0.41
2:FB:716:MET:O	2:FB:719:CYS:HB2	2.20	0.41
2:FB:960:ILE:O	2:FB:963:PHE:N	2.53	0.41
5:FE:15:ALA:HB1	5:FE:140:LEU:HB2	2.02	0.41
5:FE:182:ASP:HA	5:FE:183:PRO:HD3	1.96	0.41
7:FG:162:ILE:HA	7:FG:163:PRO:HD2	1.78	0.41
10:FJ:53:HIS:CG	10:FJ:54:VAL:N	2.88	0.41
2:FB:731:VAL:HA	10:FJ:60:PHE:CZ	2.55	0.41
1:AA:1276:THR:HG23	1:AA:1288:ARG:NH1	2.31	0.41

*Continued on next page...*

*Continued from previous page...*

Atom-1	Atom-2	Interatomic distance (Å)	Clash overlap (Å)
1:AA:41:LEU:HD23	1:AA:41:LEU:HA	1.87	0.41
1:AA:462:LYS:HD3	1:AA:469:LYS:NZ	2.35	0.41
1:AA:507:TYR:HB3	1:AA:579:ARG:NH1	2.34	0.41
1:AA:952:LEU:HA	1:AA:952:LEU:HD22	1.88	0.41
1:AA:956:ARG:HB3	1:AA:957:VAL:H	1.43	0.41
2:AB:1011:GLU:HA	2:AB:1012:PRO:HD3	1.86	0.41
2:AB:1038:HIS:CE1	2:AB:1042:ASP:OD2	2.73	0.41
2:AB:134:ARG:HB2	2:AB:161:LEU:C	2.41	0.41
3:AC:136:LEU:HD12	3:AC:137:ASN:N	2.35	0.41
6:AF:119:ARG:O	6:AF:122:MET:HB2	2.21	0.41
6:AF:153:VAL:O	6:AF:154:ASP:HB2	2.20	0.41
4:AD:24:ALA:HA	7:AG:43:ILE:HG22	2.02	0.41
1:BA:1018:TYR:O	1:BA:1022:CYS:N	2.46	0.41
1:BA:1021:ARG:O	1:BA:1025:LYS:HB2	2.20	0.41
1:BA:1085:LEU:HG	1:BA:1085:LEU:H	1.52	0.41
1:BA:1116:GLN:HE21	5:BE:207:ARG:NE	2.18	0.41
1:BA:1600:ARG:HB2	1:BA:1616:GLU:OE1	2.20	0.41
1:BA:43:HIS:HA	1:BA:44:PRO:HD3	1.91	0.41
1:BA:644:ARG:NH2	6:BF:118:LEU:HD23	2.35	0.41
1:BA:718:THR:HG22	8:BH:98:TYR:O	2.20	0.41
2:BB:219:ARG:HA	2:BB:220:PRO:HD2	1.87	0.41
2:BB:141:LEU:HD23	2:BB:450:LEU:HD11	2.03	0.41
3:BC:285:PHE:C	3:BC:287:ASP:H	2.24	0.41
3:BC:310:PRO:O	3:BC:313:ILE:N	2.53	0.41
6:BF:69:LEU:O	6:BF:72:LYS:HB2	2.20	0.41
8:BH:63:LEU:CB	8:BH:88:SER:HB2	2.49	0.41
7:BO:301:LYS:NZ	7:BO:305:GLY:HA2	2.35	0.41
1:CA:121:LYS:O	1:CA:124:LEU:N	2.53	0.41
1:CA:393:SER:O	1:CA:396:ILE:HB	2.19	0.41
2:CB:467:THR:HB	2:CB:469:ASN:ND2	2.26	0.41
2:CB:492:ASN:OD1	2:CB:494:TYR:HB2	2.19	0.41
2:CB:617:THR:OG1	2:CB:620:LEU:HD23	2.20	0.41
2:CB:665:GLY:N	2:CB:668:GLU:OE1	2.47	0.41
2:CB:755:ASN:C	2:CB:757:TYR:N	2.74	0.41
2:CB:885:VAL:HA	2:CB:903:ILE:CG2	2.50	0.41
2:CB:954:PHE:H	2:CB:955:PRO:HD2	1.85	0.41
3:CC:117:ASP:O	3:CC:125:LYS:HG3	2.20	0.41
3:CC:190:ASP:O	3:CC:192:LEU:N	2.53	0.41
5:CE:198:ILE:HD12	5:CE:210:SER:OG	2.20	0.41
9:CI:103:SER:HB3	9:CI:104:ALA:H	1.63	0.41
3:CC:333:ILE:HD11	11:CK:49:LEU:N	2.35	0.41

*Continued on next page...*



*Continued from previous page...*

Atom-1	Atom-2	Interatomic distance (Å)	Clash overlap (Å)
1:DA:1220:PRO:O	1:DA:1223:ARG:HB2	2.20	0.41
1:DA:1256:LYS:HD3	1:DA:1305:GLU:O	2.21	0.41
1:DA:1462:PHE:HB3	1:DA:1464:ASP:OD1	2.20	0.41
1:DA:1579:PHE:HA	1:DA:1582:LEU:HG	2.02	0.41
1:DA:49:LEU:HA	1:DA:49:LEU:HD23	1.79	0.41
1:DA:4:SER:HB2	1:DA:573:LEU:CD2	2.51	0.41
2:DB:260:PHE:CD2	2:DB:276:ILE:HG12	2.55	0.41
2:DB:637:TYR:HA	2:DB:638:PRO:HD3	1.88	0.41
2:DB:733:LEU:HD12	2:DB:904:LYS:NZ	2.35	0.41
8:DH:101:ALA:HB2	8:DH:116:TYR:HE1	1.85	0.41
8:DH:83:GLN:HB2	8:DH:84:ALA:H	1.53	0.41
8:DH:42:ILE:HD13	8:DH:95:TYR:CE2	2.54	0.41
14:DN:55:LEU:HD12	14:DN:56:ILE:N	2.33	0.41
14:DN:97:SER:OG	14:DN:98:SER:N	2.53	0.41
1:EA:113:VAL:H	1:EA:113:VAL:HG23	1.60	0.41
1:EA:1447:GLN:HE22	1:EA:1459:LYS:HG2	1.84	0.41
1:EA:76:GLN:N	1:EA:364:PRO:HG3	2.35	0.41
1:EA:595:LEU:HD22	1:EA:595:LEU:HA	1.82	0.41
1:EA:495:ILE:HG22	1:EA:604:LYS:O	2.20	0.41
1:EA:678:VAL:HG22	1:EA:781:LEU:O	2.19	0.41
1:EA:899:LYS:O	1:EA:903:ILE:HG12	2.19	0.41
2:EB:21:ARG:HG3	2:EB:763:ASP:HB3	2.02	0.41
2:EB:894:LYS:HB2	2:EB:894:LYS:HE3	1.88	0.41
3:EC:204:LEU:O	3:EC:204:LEU:HG	2.20	0.41
5:EE:17:ARG:O	5:EE:20:LYS:HB2	2.20	0.41
6:EF:97:ARG:HG3	6:EF:101:ILE:CD1	2.50	0.41
7:EG:106:LYS:HG3	7:EG:107:ILE:N	2.35	0.41
9:EI:88:GLN:NE2	9:EI:117:CYS:SG	2.93	0.41
11:EK:93:ILE:HA	11:EK:94:PRO:HD2	1.85	0.41
3:EC:228:ARG:NH1	14:EN:173:THR:H	2.18	0.41
14:EN:80:MET:HB2	14:EN:80:MET:HE3	1.76	0.41
1:EA:425:ASN:OD1	7:EO:272:ILE:HG12	2.21	0.41
7:EO:290:GLU:HA	7:EO:293:LYS:CD	2.50	0.41
1:FA:314:TYR:CD2	1:FA:424:MET:HG3	2.54	0.41
1:FA:457:LYS:O	1:FA:460:LEU:N	2.53	0.41
1:FA:751:SER:O	1:FA:769:VAL:N	2.48	0.41
2:FB:1104:CYS:HB2	2:FB:1128:CYS:HB2	2.03	0.41
2:FB:103:SER:O	2:FB:137:LEU:HD22	2.19	0.41
2:FB:163:VAL:HG12	2:FB:164:MET:N	2.35	0.41
2:FB:214:PRO:HB3	2:FB:377:MET:HE2	2.02	0.41
2:FB:961:GLY:HA2	2:FB:964:VAL:HG23	2.03	0.41

*Continued on next page...*

*Continued from previous page...*

Atom-1	Atom-2	Interatomic distance (Å)	Clash overlap (Å)
4:FD:88:GLN:O	4:FD:92:ILE:HG13	2.20	0.41
7:FG:46:TYR:CD1	7:FG:117:TRP:CD1	3.09	0.41
13:FM:44:LYS:HD2	13:FM:44:LYS:HA	1.62	0.41
14:FN:109:LEU:O	14:FN:110:LEU:HD23	2.20	0.41
14:FN:72:VAL:HG22	14:FN:137:PHE:CE1	2.54	0.41
1:AA:103:LEU:HD11	1:AA:243:PHE:CZ	2.55	0.41
1:AA:731:ILE:O	1:AA:735:VAL:HG23	2.20	0.41
2:AB:107:PRO:HG2	2:AB:133:TYR:CZ	2.55	0.41
1:AA:1344:ILE:HG23	2:AB:271:VAL:HG22	2.02	0.41
2:AB:292:ILE:HD13	2:AB:292:ILE:HA	1.91	0.41
2:AB:417:ILE:O	2:AB:420:TYR:HB3	2.20	0.41
5:AE:186:LEU:HA	5:AE:186:LEU:HD22	1.79	0.41
10:AJ:3:VAL:HG12	10:AJ:15:GLY:HA2	2.02	0.41
12:AL:45:ALA:HB1	12:AL:47:ARG:HG2	2.02	0.41
14:AN:64:ILE:C	14:AN:66:LYS:H	2.22	0.41
1:BA:1637:PRO:CG	1:BA:1647:ASN:HD21	2.32	0.41
2:BB:505:ARG:HG3	2:BB:541:LEU:HD23	2.02	0.41
2:BB:586:VAL:HB	2:BB:593:ILE:HG22	2.01	0.41
3:BC:48:ASP:OD1	3:BC:49:ALA:N	2.52	0.41
3:BC:86:PHE:HB2	3:BC:203:SER:O	2.20	0.41
5:BE:182:ASP:OD2	5:BE:184:VAL:HG23	2.20	0.41
7:BG:162:ILE:HA	7:BG:163:PRO:HD2	1.85	0.41
11:BK:90:GLY:O	11:BK:103:ILE:HD13	2.20	0.41
12:BL:30:ILE:HD12	12:BL:59:ALA:HB2	2.02	0.41
13:BM:112:LYS:O	13:BM:113:ILE:HG13	2.20	0.41
13:BM:80:LEU:HD12	13:BM:91:TYR:CE1	2.56	0.41
13:BM:81:PHE:CD1	13:BM:88:ILE:HB	2.49	0.41
1:CA:1322:ILE:O	1:CA:1325:LEU:N	2.53	0.41
1:CA:345:LEU:H	1:CA:345:LEU:HG	1.25	0.41
1:CA:782:ASP:CG	1:CA:783:LYS:N	2.74	0.41
1:CA:912:VAL:HA	1:CA:913:PRO:HA	1.78	0.41
2:CB:1117:VAL:HG21	2:CB:1162:GLY:CA	2.50	0.41
3:CC:155:GLU:H	3:CC:155:GLU:HG2	1.69	0.41
3:CC:163:TYR:O	3:CC:166:ASP:HB2	2.21	0.41
4:CD:19:PRO:CB	4:CD:22:ILE:HD11	2.50	0.41
13:CM:59:ARG:O	13:CM:60:LEU:HD23	2.21	0.41
1:DA:1095:LEU:HD21	1:DA:1134:GLY:HA3	2.03	0.41
1:DA:213:ASN:ND2	1:DA:1606:SER:O	2.52	0.41
1:DA:804:GLU:O	1:DA:805:VAL:C	2.58	0.41
2:DB:1011:GLU:HA	2:DB:1012:PRO:HD3	1.84	0.41
2:DB:687:THR:HG1	2:DB:688:HIS:CE1	2.38	0.41

*Continued on next page...*

*Continued from previous page...*

Atom-1	Atom-2	Interatomic distance (Å)	Clash overlap (Å)
3:DC:303:GLU:O	3:DC:304:SER:HB2	2.20	0.41
5:DE:17:ARG:NH1	5:DE:36:GLU:HA	2.35	0.41
7:DG:166:TRP:CE2	7:DG:219:ASP:HB2	2.55	0.41
10:DJ:18:TRP:CE2	10:DJ:22:LEU:HD21	2.55	0.41
1:DA:372:LYS:HZ3	7:DO:297:LEU:CD2	2.33	0.41
1:EA:1124:LEU:HD23	1:EA:1124:LEU:HA	1.68	0.41
1:EA:1493:CYS:C	1:EA:1495:LYS:H	2.22	0.41
1:EA:642:ASN:O	1:EA:645:ALA:HB3	2.21	0.41
1:EA:756:LYS:C	1:EA:758:GLU:N	2.73	0.41
1:EA:987:TYR:C	1:EA:987:TYR:HD2	2.24	0.41
2:EB:346:ASP:CG	13:EM:113:ILE:HA	2.41	0.41
2:EB:376:PHE:C	2:EB:376:PHE:CD2	2.92	0.41
2:EB:838:GLU:C	2:EB:840:LEU:H	2.23	0.41
2:EB:848:ILE:HD12	2:EB:885:VAL:CG2	2.50	0.41
3:EC:197:ARG:HB3	3:EC:198:PRO:HD2	2.02	0.41
3:EC:54:PHE:CE1	3:EC:300:PHE:HB3	2.54	0.41
13:EM:80:LEU:HD12	13:EM:91:TYR:CE1	2.55	0.41
1:FA:122:LEU:O	1:FA:126:GLN:HG3	2.20	0.41
1:FA:499:PRO:C	1:FA:501:PHE:N	2.74	0.41
1:FA:549:MET:SD	1:FA:553:GLN:NE2	2.93	0.41
1:FA:552:GLU:O	1:FA:555:LYS:N	2.53	0.41
1:FA:670:ILE:H	1:FA:670:ILE:HD13	1.85	0.41
1:FA:719:ILE:O	1:FA:724:PRO:HA	2.20	0.41
1:FA:750:ILE:H	1:FA:750:ILE:HG13	1.65	0.41
1:FA:987:TYR:C	1:FA:987:TYR:HD2	2.23	0.41
1:FA:830:MET:HB3	2:FB:1008:HIS:HB3	2.02	0.41
2:FB:154:GLU:HG2	2:FB:156:ARG:HD3	2.01	0.41
2:FB:244:THR:HG21	2:FB:414:LYS:HD3	2.02	0.41
2:FB:548:LYS:HA	2:FB:550:ARG:CZ	2.50	0.41
2:FB:59:GLY:O	2:FB:62:ASN:N	2.54	0.41
2:FB:663:ILE:HD12	2:FB:663:ILE:HA	1.49	0.41
2:FB:898:LEU:HD22	12:FL:46:VAL:HG22	2.01	0.41
3:FC:311:GLU:OE2	3:FC:311:GLU:N	2.49	0.41
9:FI:10:CYS:CB	9:FI:13:CYS:SG	3.06	0.41
12:FL:40:LEU:HD23	12:FL:40:LEU:HA	1.85	0.41
13:FM:12:ILE:HA	13:FM:88:ILE:HG23	2.01	0.41
13:FM:66:THR:HG22	13:FM:96:LEU:HG	2.02	0.41
14:FN:99:LEU:HA	14:FN:99:LEU:HD23	1.92	0.41
1:AA:1086:ILE:HD13	1:AA:1086:ILE:HA	1.76	0.41
1:AA:1322:ILE:CG2	1:AA:1457:ILE:HD11	2.46	0.41
1:AA:1601:GLN:C	1:AA:1603:MET:N	2.71	0.41

*Continued on next page...*

*Continued from previous page...*

Atom-1	Atom-2	Interatomic distance (Å)	Clash overlap (Å)
2:AB:954:PHE:N	2:AB:955:PRO:HD2	2.36	0.41
3:AC:48:ASP:CG	3:AC:49:ALA:N	2.74	0.41
1:AA:3:ILE:HA	7:AG:111:THR:HG22	2.02	0.41
8:AH:108:SER:O	8:AH:110:ASP:N	2.52	0.41
7:AO:276:LYS:O	7:AO:279:VAL:HG23	2.20	0.41
1:AA:58:LEU:HD11	7:AO:295:LEU:HD11	2.01	0.41
1:BA:1055:ILE:HD13	1:BA:1055:ILE:HA	1.87	0.41
1:BA:1242:ILE:CD1	1:BA:1517:ARG:HB3	2.51	0.41
1:BA:1516:LYS:O	1:BA:1518:VAL:HB	2.20	0.41
1:BA:10:GLU:CG	1:BA:1645:LYS:HE3	2.50	0.41
1:BA:82:PRO:HD3	1:BA:393:SER:OG	2.20	0.41
1:BA:669:LEU:HD23	1:BA:669:LEU:HA	1.60	0.41
2:BB:262:PHE:CD1	2:BB:357:ILE:HG12	2.54	0.41
2:BB:215:MET:CE	2:BB:394:PRO:HB3	2.50	0.41
2:BB:859:CYS:SG	2:BB:860:ALA:N	2.93	0.41
3:BC:80:ALA:HA	3:BC:208:CYS:HB3	2.02	0.41
10:BJ:68:LYS:NZ	10:BJ:68:LYS:HB2	2.36	0.41
1:CA:750:ILE:H	1:CA:750:ILE:HG13	1.64	0.41
2:CB:1013:MET:O	2:CB:1022:LEU:HG	2.20	0.41
2:CB:107:PRO:HG2	2:CB:133:TYR:CZ	2.54	0.41
2:CB:1178:ILE:HB	2:CB:1182:LEU:HD23	2.02	0.41
2:CB:732:ALA:O	2:CB:736:ARG:HG3	2.20	0.41
2:CB:778:TYR:HB3	2:CB:779:THR:H	1.61	0.41
2:CB:778:TYR:CE2	2:CB:937:PRO:HD3	2.55	0.41
5:CE:106:GLN:O	5:CE:131:THR:HG23	2.20	0.41
7:CG:155:ALA:HA	7:CG:245:VAL:HB	2.02	0.41
11:CK:83:ASN:HA	11:CK:84:PRO:HD2	1.91	0.41
13:CM:20:SER:O	14:CN:112:PRO:HD3	2.21	0.41
7:CO:280:PHE:O	7:CO:281:ASP:C	2.58	0.41
1:DA:1337:LYS:H	1:DA:1337:LYS:HG2	1.73	0.41
1:DA:1447:GLN:HE22	1:DA:1459:LYS:HG2	1.85	0.41
1:DA:1474:LEU:HD22	1:DA:1474:LEU:HA	1.64	0.41
1:DA:1596:LEU:HA	1:DA:1596:LEU:HD23	1.77	0.41
1:DA:1601:GLN:C	1:DA:1603:MET:N	2.71	0.41
1:DA:197:LEU:HD21	1:DA:203:THR:O	2.20	0.41
1:DA:91:PHE:CG	1:DA:249:THR:HG22	2.56	0.41
1:DA:363:PRO:O	1:DA:368:ARG:NE	2.52	0.41
1:DA:467:PHE:O	1:DA:471:MET:HB2	2.20	0.41
1:DA:501:PHE:O	1:DA:504:LYS:N	2.24	0.41
1:DA:657:TYR:O	1:DA:665:PRO:HA	2.21	0.41
1:DA:696:ILE:O	1:DA:700:ILE:HG13	2.20	0.41

*Continued on next page...*

*Continued from previous page...*

Atom-1	Atom-2	Interatomic distance (Å)	Clash overlap (Å)
1:DA:892:LEU:HG	1:DA:893:ASP:OD1	2.20	0.41
1:DA:90:PHE:HE1	1:DA:1623:THR:HG23	1.85	0.41
2:DB:834:LYS:O	2:DB:837:LEU:N	2.46	0.41
3:DC:333:ILE:HD12	3:DC:333:ILE:HA	1.86	0.41
5:DE:178:ILE:HD12	5:DE:179:GLN:N	2.35	0.41
7:DG:105:ILE:HG12	7:DG:116:THR:CB	2.46	0.41
14:DN:58:PHE:HA	14:DN:139:VAL:CG2	2.46	0.41
1:EA:1021:ARG:O	1:EA:1025:LYS:HB2	2.21	0.41
1:EA:1024:THR:O	1:EA:1028:GLU:N	2.54	0.41
1:EA:1073:TYR:CE1	1:EA:1077:LEU:HD22	2.55	0.41
1:EA:1021:ARG:HH12	1:EA:1615:TYR:HA	1.84	0.41
1:EA:345:LEU:H	1:EA:345:LEU:HG	1.34	0.41
1:EA:611:GLU:CD	1:EA:615:ARG:HD2	2.40	0.41
1:EA:28:SER:CB	1:EA:78:HIS:HD1	2.32	0.41
2:EB:1094:ASN:OD1	2:EB:1094:ASN:N	2.53	0.41
2:EB:158:CYS:O	2:EB:457:ILE:N	2.52	0.41
2:EB:250:LEU:CD1	2:EB:378:ILE:HD13	2.51	0.41
2:EB:215:MET:CE	2:EB:394:PRO:HB3	2.49	0.41
2:EB:745:GLN:HA	2:EB:745:GLN:NE2	2.35	0.41
3:EC:233:ILE:HD13	3:EC:233:ILE:HA	1.70	0.41
4:ED:22:ILE:O	4:ED:23:HIS:ND1	2.54	0.41
1:EA:1176:ARG:HD3	6:EF:84:TYR:HE1	1.86	0.41
7:EG:139:ILE:HA	7:EG:139:ILE:HD13	1.94	0.41
6:EF:103:MET:O	7:EG:51:PRO:HG2	2.20	0.41
1:EA:888:LYS:CG	9:EI:69:THR:HG22	2.50	0.41
10:EJ:41:LEU:HD22	10:EJ:46:CYS:HB3	2.02	0.41
10:EJ:8:PHE:HD1	10:EJ:8:PHE:HA	1.67	0.41
1:FA:1527:GLN:HA	1:FA:1530:TRP:CE3	2.55	0.41
1:FA:354:SER:HB2	1:FA:355:PHE:HD1	1.85	0.41
1:FA:431:GLN:O	1:FA:434:VAL:HB	2.20	0.41
1:FA:499:PRO:O	1:FA:501:PHE:N	2.53	0.41
1:FA:62:CYS:SG	1:FA:64:THR:N	2.89	0.41
1:FA:581:ILE:HB	1:FA:637:PHE:CE2	2.56	0.41
2:FB:1151:ILE:HD13	7:FG:21:LYS:HB3	2.02	0.41
2:FB:1189:LEU:HA	2:FB:1189:LEU:HD22	1.55	0.41
2:FB:262:PHE:O	2:FB:268:GLU:HG2	2.20	0.41
2:FB:393:ASN:HD21	2:FB:395:ASP:HB2	1.86	0.41
2:FB:561:ILE:HB	2:FB:562:PRO:HD3	2.02	0.41
2:FB:902:SER:O	2:FB:903:ILE:HG23	2.19	0.41
1:FA:934:LYS:HB3	2:FB:955:PRO:HG2	2.03	0.41
1:FA:1137:SER:HB2	5:FE:205:SER:HB2	2.01	0.41

*Continued on next page...*

*Continued from previous page...*

Atom-1	Atom-2	Interatomic distance (Å)	Clash overlap (Å)
5:FE:55:ARG:HB3	5:FE:82:PHE:HB3	2.02	0.41
7:FG:45:LEU:O	7:FG:117:TRP:HA	2.21	0.41
7:FG:62:MET:HA	7:FG:66:LEU:HB2	2.01	0.41
11:FK:114:VAL:O	11:FK:117:LEU:HB3	2.21	0.41
2:FB:575:HIS:HE2	13:FM:76:TYR:HH	1.54	0.41
14:FN:144:LYS:O	14:FN:146:PRO:HD3	2.20	0.41
1:AA:1170:MET:O	1:AA:1173:LYS:N	2.53	0.41
1:AA:1258:ILE:HB	1:AA:1501:ILE:HD12	2.01	0.41
1:AA:1463:ASP:C	1:AA:1465:GLU:N	2.72	0.41
1:AA:457:LYS:C	1:AA:459:ALA:H	2.23	0.41
1:AA:736:LEU:HA	1:AA:736:LEU:HD22	1.65	0.41
2:AB:1201:GLU:HG3	2:AB:1203:LYS:H	1.84	0.41
2:AB:565:LEU:HD23	2:AB:565:LEU:HA	1.77	0.41
2:AB:628:TYR:HD1	2:AB:640:LEU:HD13	1.85	0.41
2:AB:954:PHE:H	2:AB:955:PRO:HD2	1.85	0.41
3:AC:117:ASP:O	3:AC:125:LYS:HG3	2.21	0.41
7:AG:31:LYS:O	7:AG:33:GLY:N	2.53	0.41
11:AK:77:ARG:HG3	11:AK:78:TYR:N	2.35	0.41
13:AM:21:VAL:HB	14:AN:109:LEU:HD11	2.03	0.41
1:BA:1506:ARG:CZ	1:BA:1506:ARG:HB2	2.48	0.41
1:BA:1543:SER:OG	1:BA:1544:ASN:N	2.52	0.41
1:BA:1564:ASN:O	1:BA:1567:ASN:HB3	2.21	0.41
2:BB:570:VAL:HG13	2:BB:596:VAL:HG13	2.02	0.41
2:BB:687:THR:HG1	2:BB:688:HIS:CE1	2.38	0.41
2:BB:733:LEU:HD22	10:BJ:60:PHE:HE2	1.85	0.41
4:BD:89:LEU:HD23	4:BD:89:LEU:HA	1.79	0.41
7:BG:46:TYR:CD1	7:BG:117:TRP:HD1	2.38	0.41
1:CA:1159:ASP:O	1:CA:1161:VAL:HG23	2.21	0.41
1:CA:1258:ILE:O	1:CA:1501:ILE:HG13	2.21	0.41
1:CA:1348:VAL:HG13	2:CB:268:GLU:O	2.20	0.41
1:CA:41:LEU:HD23	1:CA:41:LEU:HA	1.86	0.41
1:CA:669:LEU:HD13	1:CA:673:HIS:CB	2.47	0.41
1:CA:751:SER:OG	1:CA:752:LYS:N	2.54	0.41
1:CA:855:ARG:HH12	1:CA:867:ASP:C	2.24	0.41
2:CB:164:MET:HE3	2:CB:194:PHE:CZ	2.55	0.41
2:CB:283:THR:OG1	2:CB:284:SER:N	2.54	0.41
2:CB:296:ASP:O	2:CB:298:LYS:N	2.53	0.41
2:CB:637:TYR:HA	2:CB:638:PRO:HD3	1.82	0.41
2:CB:702:ASN:OD1	2:CB:756:LEU:HD13	2.20	0.41
2:CB:792:SER:HB3	2:CB:796:ARG:NH2	2.35	0.41
2:CB:824:HIS:O	2:CB:861:TYR:HB2	2.21	0.41

*Continued on next page...*

*Continued from previous page...*

Atom-1	Atom-2	Interatomic distance (Å)	Clash overlap (Å)
7:CG:100:THR:O	7:CG:102:GLU:N	2.54	0.41
7:CG:58:LEU:HD23	7:CG:89:ILE:HD11	2.02	0.41
13:CM:8:SER:HB2	14:CN:73:ASP:OD1	2.20	0.41
1:DA:1168:ALA:O	1:DA:1171:GLN:N	2.54	0.41
1:DA:1272:VAL:HG12	1:DA:1273:THR:N	2.32	0.41
1:DA:499:PRO:C	1:DA:501:PHE:N	2.73	0.41
1:DA:964:LYS:HE2	1:DA:964:LYS:HB3	1.71	0.41
1:DA:964:LYS:HZ3	1:DA:967:PRO:HA	1.85	0.41
2:DB:128:GLN:NE2	2:DB:735:HIS:HA	2.35	0.41
2:DB:771:ALA:O	2:DB:1030:VAL:HG12	2.20	0.41
3:DC:192:LEU:HA	3:DC:192:LEU:HD12	1.89	0.41
3:DC:235:ILE:H	3:DC:235:ILE:HG12	1.51	0.41
8:DH:30:SER:OG	8:DH:33:GLN:N	2.38	0.41
1:EA:473:GLY:HA2	2:EB:1071:VAL:O	2.19	0.41
1:EA:905:SER:OG	1:EA:906:GLN:N	2.53	0.41
1:EA:98:LEU:HA	1:EA:324:LEU:HD21	2.01	0.41
1:EA:600:MET:SD	2:EB:1079:LEU:HD21	2.61	0.41
2:EB:624:LEU:HD12	2:EB:625:GLU:H	1.85	0.41
2:EB:75:ASP:N	2:EB:75:ASP:OD1	2.52	0.41
2:EB:783:MET:O	2:EB:784:ASP:C	2.59	0.41
2:EB:977:ILE:HD13	2:EB:978:ALA:O	2.20	0.41
2:EB:70:GLU:HG2	2:EB:97:VAL:O	2.20	0.41
3:EC:193:LEU:HA	3:EC:193:LEU:HD12	1.77	0.41
5:EE:37:LEU:HD12	5:EE:37:LEU:HA	1.96	0.41
1:EA:719:ILE:CG1	8:EH:97:MET:HG2	2.42	0.41
1:FA:1459:LYS:HB3	1:FA:1459:LYS:HE3	1.92	0.41
1:FA:1546:VAL:HG21	1:FA:1595:TYR:CE2	2.55	0.41
1:FA:1612:LYS:O	1:FA:1615:TYR:N	2.48	0.41
1:FA:659:THR:HG23	1:FA:664:SER:O	2.19	0.41
2:FB:203:ILE:H	2:FB:203:ILE:HD12	1.85	0.41
2:FB:208:VAL:HG23	2:FB:401:GLU:HG2	2.03	0.41
2:FB:374:LEU:O	2:FB:378:ILE:HG12	2.20	0.41
2:FB:397:THR:HG1	2:FB:523:GLU:C	2.24	0.41
2:FB:483:GLY:C	2:FB:484:TYR:HD2	2.23	0.41
2:FB:658:LEU:HD12	2:FB:658:LEU:HA	1.94	0.41
2:FB:699:ILE:HD13	2:FB:699:ILE:N	2.34	0.41
1:FA:821:ILE:CD1	2:FB:777:SER:HB2	2.51	0.41
2:FB:825:PHE:CE2	2:FB:899:GLN:HA	2.52	0.41
2:FB:785:ASP:HB3	2:FB:957:ARG:HH22	1.85	0.41
3:FC:240:LYS:HE3	3:FC:240:LYS:HB2	1.86	0.41
5:FE:144:ILE:HD13	5:FE:144:ILE:N	2.36	0.41

*Continued on next page...*

*Continued from previous page...*

Atom-1	Atom-2	Interatomic distance (Å)	Clash overlap (Å)
6:FF:100:GLN:HG2	7:FG:112:PRO:CB	2.50	0.41
8:FH:12:VAL:HG12	8:FH:51:ALA:HA	2.03	0.41
13:FM:65:TYR:C	13:FM:65:TYR:CD2	2.94	0.41
13:FM:23:VAL:HB	13:FM:95:VAL:HG22	2.02	0.41
1:AA:1261:VAL:O	1:AA:1498:ILE:HB	2.21	0.41
1:AA:1292:ILE:CD1	1:AA:1473:LYS:H	2.26	0.41
1:AA:98:LEU:HA	1:AA:324:LEU:HD21	2.03	0.41
1:AA:509:GLU:HA	1:AA:510:PRO:HD3	1.82	0.41
1:AA:584:ARG:HD3	6:AF:116:ASP:OD2	2.21	0.41
1:AA:733:THR:HG23	1:AA:774:GLY:O	2.20	0.41
3:AC:67:PHE:HE1	3:AC:318:VAL:HA	1.85	0.41
5:AE:112:TYR:CE1	5:AE:136:ASN:HB2	2.55	0.41
5:AE:72:PHE:CZ	5:AE:155:ARG:HG2	2.54	0.41
7:AG:165:ASP:OD2	7:AG:220:SER:HA	2.20	0.41
8:AH:83:GLN:HB2	8:AH:84:ALA:H	1.57	0.41
8:AH:63:LEU:CB	8:AH:88:SER:HB2	2.48	0.41
13:AM:16:GLN:HB3	13:AM:92:LYS:H	1.84	0.41
1:BA:522:ALA:O	1:BA:525:ASN:N	2.53	0.41
1:BA:706:HIS:CD2	1:BA:739:VAL:HA	2.56	0.41
1:BA:665:PRO:HB2	1:BA:788:ALA:HA	2.02	0.41
1:BA:964:LYS:HB3	1:BA:964:LYS:HE2	1.74	0.41
1:BA:969:PHE:CD2	1:BA:978:ALA:HA	2.56	0.41
2:BB:122:TYR:CE2	2:BB:183:HIS:CD2	3.09	0.41
2:BB:156:ARG:HD2	2:BB:156:ARG:HA	1.52	0.41
2:BB:271:VAL:HB	2:BB:276:ILE:HD11	2.03	0.41
2:BB:345:SER:HA	13:BM:113:ILE:HG13	2.03	0.41
2:BB:416:LYS:HD2	2:BB:460:LYS:HD2	2.01	0.41
1:BA:830:MET:HE2	2:BB:967:LEU:HD11	2.03	0.41
5:BE:26:ARG:NH2	5:BE:133:GLU:OE1	2.52	0.41
5:BE:23:VAL:HG12	5:BE:28:TYR:HB2	2.02	0.41
8:BH:47:PHE:O	8:BH:49:VAL:HG23	2.21	0.41
9:BI:95:ASN:HB2	9:BI:113:THR:HB	2.02	0.41
13:BM:89:GLN:O	13:BM:90:LEU:HD23	2.20	0.41
14:BN:160:VAL:HG23	14:BN:160:VAL:H	1.61	0.41
1:CA:1222:LEU:HA	1:CA:1225:ILE:HD12	2.03	0.41
1:CA:1555:VAL:HG11	5:CE:178:ILE:HD13	2.03	0.41
1:CA:469:LYS:NZ	1:CA:470:HIS:HE1	2.19	0.41
1:CA:696:ILE:O	1:CA:700:ILE:HG13	2.21	0.41
1:CA:790:LYS:C	1:CA:792:GLY:H	2.24	0.41
1:CA:947:LEU:HD13	1:CA:982:VAL:HG11	2.03	0.41
2:CB:1053:ASN:ND2	2:CB:1054:SER:N	2.69	0.41

*Continued on next page...*



Continued from previous page...

Atom-1	Atom-2	Interatomic distance (Å)	Clash overlap (Å)
2:CB:1137:ASP:O	2:CB:1140:LYS:HB2	2.20	0.41
2:CB:966:SER:HB3	2:CB:967:LEU:H	1.63	0.41
3:CC:121:PRO:O	3:CC:125:LYS:HB2	2.21	0.41
3:CC:216:HIS:O	3:CC:218:LYS:N	2.54	0.41
4:CD:94:ARG:NH2	4:CD:100:PRO:HG2	2.36	0.41
8:CH:59:ILE:HG12	8:CH:141:TYR:O	2.21	0.41
1:DA:1168:ALA:HA	1:DA:1171:GLN:OE1	2.21	0.41
1:DA:1589:MET:O	1:DA:1596:LEU:HB2	2.21	0.41
1:DA:31:GLN:NE2	1:DA:32:ILE:O	2.47	0.41
1:DA:495:ILE:HG22	1:DA:604:LYS:O	2.20	0.41
1:DA:821:ILE:CD1	2:DB:777:SER:HB2	2.50	0.41
1:DA:477:ASN:OD1	2:DB:1049:THR:HG23	2.20	0.41
2:DB:210:ARG:HB2	2:DB:399:HIS:C	2.41	0.41
2:DB:359:LEU:HA	2:DB:359:LEU:HD23	1.57	0.41
2:DB:844:GLY:HA2	2:DB:860:ALA:HB3	2.02	0.41
3:DC:229:LEU:O	3:DC:231:PRO:HD3	2.21	0.41
3:DC:253:PRO:C	3:DC:255:VAL:H	2.24	0.41
3:DC:67:PHE:O	3:DC:71:MET:HG2	2.21	0.41
7:DG:38:ILE:HG13	7:DG:38:ILE:H	1.29	0.41
2:DB:848:ILE:HB	12:DL:60:ARG:HG3	2.01	0.41
12:DL:63:ARG:CG	12:DL:64:LEU:H	2.25	0.41
1:EA:1102:LEU:HD12	1:EA:1105:ARG:HE	1.85	0.41
1:EA:1241:PRO:HG3	1:EA:1540:GLY:CA	2.51	0.41
1:EA:1256:LYS:HD3	1:EA:1305:GLU:O	2.20	0.41
1:EA:1507:CYS:SG	1:EA:1519:LEU:HB2	2.60	0.41
1:EA:113:VAL:HG11	1:EA:181:LEU:HD23	2.03	0.41
1:EA:213:ASN:ND2	1:EA:1606:SER:O	2.54	0.41
1:EA:36:THR:HG22	1:EA:37:VAL:N	2.36	0.41
2:EB:15:ASP:O	2:EB:753:LYS:HE3	2.20	0.41
2:EB:731:VAL:HG13	10:EJ:60:PHE:CD1	2.56	0.41
3:EC:136:LEU:HD13	3:EC:166:ASP:O	2.20	0.41
3:EC:70:ILE:HG21	3:EC:317:SER:HA	2.01	0.41
3:EC:82:TYR:HB3	3:EC:84:TYR:HE1	1.85	0.41
7:EG:134:GLU:O	7:EG:149:ILE:HG23	2.19	0.41
1:FA:1032:VAL:O	1:FA:1182:GLY:N	2.54	0.41
1:FA:1237:GLN:HB3	1:FA:1520:VAL:CG1	2.51	0.41
1:FA:759:TYR:CE1	1:FA:913:PRO:HG3	2.55	0.41
1:FA:968:SER:O	1:FA:968:SER:OG	2.36	0.41
2:FB:1076:ARG:O	2:FB:1080:ILE:HG13	2.20	0.41
2:FB:210:ARG:NH2	2:FB:625:GLU:CD	2.74	0.41
2:FB:873:THR:HG1	2:FB:875:HIS:CD2	2.38	0.41

Continued on next page...

*Continued from previous page...*

Atom-1	Atom-2	Interatomic distance (Å)	Clash overlap (Å)
9:FI:109:THR:HG21	9:FI:122:ARG:CZ	2.51	0.41
9:FI:65:SER:OG	9:FI:66:VAL:N	2.54	0.41
13:FM:20:SER:O	14:FN:112:PRO:HD3	2.20	0.41
1:AA:1159:ASP:O	1:AA:1161:VAL:N	2.53	0.41
1:AA:818:THR:O	1:AA:821:ILE:HG22	2.20	0.41
2:AB:46:ILE:HG22	2:AB:50:ASN:HD21	1.84	0.41
2:AB:567:SER:HB2	14:AN:59:PRO:CB	2.44	0.41
2:AB:858:ILE:HD11	2:AB:872:LYS:HB3	2.02	0.41
2:AB:72:VAL:HA	2:AB:95:LEU:O	2.20	0.41
3:AC:254:GLY:O	3:AC:268:LYS:HB2	2.19	0.41
5:AE:154:ILE:HB	5:AE:197:LYS:HB3	2.02	0.41
1:AA:1658:ALA:CB	7:AG:107:ILE:HD11	2.48	0.41
7:AG:237:HIS:O	7:AG:244:SER:HB3	2.21	0.41
13:AM:16:GLN:HE21	13:AM:18:GLN:H	1.69	0.41
1:BA:1222:LEU:HA	1:BA:1225:ILE:HD12	2.02	0.41
1:BA:1585:ILE:H	1:BA:1585:ILE:HG12	1.21	0.41
1:BA:1604:GLU:HA	1:BA:1612:LYS:HE2	2.02	0.41
1:BA:176:THR:HA	1:BA:179:ASN:ND2	2.36	0.41
1:BA:547:ILE:C	1:BA:549:MET:H	2.24	0.41
1:BA:733:THR:HG23	1:BA:774:GLY:O	2.21	0.41
1:BA:949:GLN:HA	1:BA:981:TYR:HA	2.02	0.41
2:BB:1026:ILE:CD1	2:BB:1028:VAL:HG13	2.50	0.41
2:BB:104:ILE:CB	2:BB:169:ARG:HG3	2.47	0.41
2:BB:332:ASP:HB3	13:BM:114:LYS:HE3	2.03	0.41
2:BB:463:TYR:CD1	2:BB:463:TYR:C	2.93	0.41
2:BB:665:GLY:N	2:BB:668:GLU:OE1	2.49	0.41
3:BC:137:ASN:OD1	3:BC:203:SER:HB2	2.20	0.41
3:BC:303:GLU:O	3:BC:304:SER:HB2	2.21	0.41
4:BD:93:GLN:O	4:BD:97:LYS:HE3	2.20	0.41
5:BE:12:LEU:HG	5:BE:58:MET:HE1	2.03	0.41
6:BF:75:PRO:HG2	6:BF:78:GLN:OE1	2.21	0.41
14:BN:84:LYS:HE2	14:BN:84:LYS:HB2	1.93	0.41
1:CA:1008:ASP:OD1	2:CB:515:THR:HG21	2.20	0.41
1:CA:1290:TYR:O	1:CA:1473:LYS:HG3	2.21	0.41
1:CA:1484:LEU:HD23	1:CA:1484:LEU:HA	1.82	0.41
1:CA:1022:CYS:HA	1:CA:1615:TYR:OH	2.20	0.41
1:CA:37:VAL:HG22	1:CA:49:LEU:HB2	2.02	0.41
1:CA:618:TYR:O	1:CA:620:ASN:N	2.53	0.41
2:CB:45:HIS:CE1	2:CB:205:MET:SD	3.14	0.41
2:CB:392:ASP:HB3	2:CB:399:HIS:NE2	2.35	0.41
2:CB:398:GLN:HB3	2:CB:399:HIS:ND1	2.35	0.41

*Continued on next page...*

*Continued from previous page...*

Atom-1	Atom-2	Interatomic distance (Å)	Clash overlap (Å)
2:CB:789:ILE:CD1	2:CB:947:ILE:HG12	2.50	0.41
4:CD:88:GLN:NE2	4:CD:91:ARG:HH21	2.18	0.41
5:CE:82:PHE:CZ	5:CE:111:VAL:HG21	2.56	0.41
5:CE:148:GLU:H	5:CE:148:GLU:HG3	1.53	0.41
6:CF:86:THR:HG23	6:CF:89:GLU:OE1	2.19	0.41
7:CG:97:LYS:HG3	7:CG:97:LYS:H	1.52	0.41
9:CI:95:ASN:O	9:CI:96:TYR:HB3	2.20	0.41
13:CM:66:THR:HB	13:CM:71:GLN:HG3	2.02	0.41
14:CN:75:GLU:C	14:CN:91:ASP:HB3	2.41	0.41
1:DA:1056:ASP:OD1	1:DA:1057:ILE:N	2.54	0.41
1:DA:324:LEU:HA	1:DA:324:LEU:HD23	1.78	0.41
2:DB:35:PHE:O	2:DB:38:LEU:HD23	2.20	0.41
2:DB:559:SER:O	2:DB:561:ILE:N	2.50	0.41
2:DB:604:ILE:O	2:DB:607:THR:HB	2.20	0.41
2:DB:698:SER:O	2:DB:702:ASN:HB2	2.21	0.41
3:DC:222:VAL:C	3:DC:224:THR:H	2.24	0.41
8:DH:107:VAL:HG23	8:DH:107:VAL:H	1.55	0.41
8:DH:12:VAL:HB	8:DH:53:ASP:H	1.86	0.41
8:DH:12:VAL:HG12	8:DH:51:ALA:HA	2.02	0.41
10:DJ:56:LEU:O	10:DJ:59:LYS:HB2	2.21	0.41
12:DL:64:LEU:HD12	12:DL:65:VAL:N	2.36	0.41
1:EA:103:LEU:HD11	1:EA:243:PHE:CZ	2.56	0.41
1:EA:1196:PRO:C	1:EA:1198:THR:H	2.22	0.41
1:EA:11:ILE:HG13	1:EA:11:ILE:H	1.56	0.41
1:EA:1202:LEU:HD21	9:EI:101:LEU:HD21	2.02	0.41
1:EA:1532:GLN:O	1:EA:1535:PHE:HB2	2.21	0.41
1:EA:456:VAL:O	1:EA:459:ALA:HB3	2.20	0.41
1:EA:499:PRO:C	1:EA:501:PHE:N	2.74	0.41
1:EA:778:CYS:SG	1:EA:779:GLY:N	2.93	0.41
2:EB:23:SER:HA	2:EB:26:ILE:CD1	2.50	0.41
2:EB:919:SER:OG	2:EB:920:ARG:N	2.52	0.41
2:EB:972:GLY:O	2:EB:977:ILE:N	2.53	0.41
3:EC:47:LEU:HD23	3:EC:48:ASP:N	2.36	0.41
5:EE:112:TYR:CZ	5:EE:136:ASN:HB2	2.56	0.41
7:EG:31:LYS:O	7:EG:33:GLY:N	2.53	0.41
7:EG:58:LEU:HD23	7:EG:89:ILE:HD11	2.02	0.41
7:EG:97:LYS:H	7:EG:97:LYS:HG3	1.53	0.41
8:EH:57:VAL:HG13	8:EH:144:ILE:CG1	2.45	0.41
1:EA:1264:SER:O	9:EI:56:PHE:HB3	2.20	0.41
10:EJ:2:ILE:HG23	10:EJ:3:VAL:N	2.34	0.41
11:EK:53:ALA:HB1	11:EK:104:ARG:HH12	1.85	0.41

*Continued on next page...*

*Continued from previous page...*

Atom-1	Atom-2	Interatomic distance (Å)	Clash overlap (Å)
1:FA:1182:GLY:O	1:FA:1183:GLU:C	2.59	0.41
1:FA:1481:GLU:O	1:FA:1482:LYS:C	2.58	0.41
1:FA:213:ASN:ND2	1:FA:1606:SER:O	2.54	0.41
1:FA:732:ILE:H	1:FA:732:ILE:HG12	1.27	0.41
1:FA:771:PHE:HE2	1:FA:776:LEU:HB2	1.84	0.41
2:FB:1103:VAL:HG12	2:FB:1110:ILE:HG22	2.03	0.41
1:FA:1347:ALA:HB2	2:FB:269:TYR:CE2	2.55	0.41
2:FB:625:GLU:O	2:FB:642:LEU:HD13	2.20	0.41
1:FA:993:GLN:CD	2:FB:676:VAL:HG21	2.41	0.41
2:FB:809:VAL:HG12	2:FB:901:VAL:HB	2.03	0.41
3:FC:131:THR:HG22	3:FC:132:ILE:H	1.86	0.41
3:FC:132:ILE:HD12	3:FC:132:ILE:HG23	1.82	0.41
3:FC:173:GLY:C	3:FC:175:GLN:H	2.24	0.41
3:FC:204:LEU:HG	3:FC:204:LEU:O	2.21	0.41
5:FE:170:LEU:HD13	5:FE:175:LEU:HD23	2.03	0.41
11:FK:68:GLU:HG2	11:FK:72:LEU:HD23	2.03	0.41
13:FM:30:PHE:CE1	13:FM:62:TYR:HE2	2.38	0.41
1:AA:1264:SER:HA	1:AA:1267:ILE:HD12	2.02	0.41
1:AA:1556:GLU:O	1:AA:1559:ARG:HB3	2.20	0.41
1:AA:447:THR:HG1	1:AA:451:VAL:N	2.18	0.41
1:AA:495:ILE:HG22	1:AA:604:LYS:O	2.21	0.41
1:AA:82:PRO:HD3	1:AA:393:SER:OG	2.21	0.41
2:AB:1053:ASN:HD22	2:AB:1054:SER:H	1.69	0.41
2:AB:1092:LEU:HD22	2:AB:1092:LEU:HA	1.85	0.41
2:AB:1195:ARG:NH2	2:AB:1197:ARG:HD2	2.32	0.41
2:AB:260:PHE:HD2	2:AB:276:ILE:HG12	1.86	0.41
2:AB:306:LEU:HD23	2:AB:310:LEU:HG	2.02	0.41
2:AB:162:PRO:HB2	2:AB:409:TYR:OH	2.19	0.41
2:AB:72:VAL:HG13	2:AB:95:LEU:O	2.20	0.41
3:AC:79:ALA:HB3	3:AC:219:PHE:CE1	2.55	0.41
3:AC:54:PHE:CZ	3:AC:300:PHE:HB3	2.56	0.41
6:AF:138:LEU:HA	6:AF:139:PRO:HD3	1.89	0.41
8:AH:5:LEU:CB	8:AH:60:ALA:HA	2.41	0.41
1:BA:1095:LEU:CD2	1:BA:1134:GLY:HA3	2.50	0.41
1:BA:386:LEU:O	1:BA:389:VAL:HB	2.21	0.41
1:BA:423:LEU:HA	1:BA:423:LEU:HD23	1.77	0.41
1:BA:621:THR:HG23	1:BA:626:ALA:HB3	2.03	0.41
2:BB:1108:GLY:O	2:BB:1198:TYR:HD2	2.04	0.41
2:BB:203:ILE:CD1	2:BB:203:ILE:H	2.22	0.41
2:BB:234:ILE:O	2:BB:249:VAL:HA	2.21	0.41
2:BB:387:GLY:O	2:BB:634:ARG:HG3	2.21	0.41

*Continued on next page...*

*Continued from previous page...*

Atom-1	Atom-2	Interatomic distance (Å)	Clash overlap (Å)
2:BB:542:LEU:HD23	2:BB:542:LEU:HA	1.90	0.41
2:BB:655:TYR:HD1	2:BB:688:HIS:NE2	2.18	0.41
3:BC:269:ASP:OD1	3:BC:272:LYS:HE3	2.20	0.41
5:BE:170:LEU:HD13	5:BE:175:LEU:HD23	2.02	0.41
7:BG:243:VAL:HG13	7:BG:243:VAL:H	1.45	0.41
7:BG:57:PRO:CG	7:BG:58:LEU:H	2.34	0.41
8:BH:63:LEU:HB3	8:BH:89:LEU:N	2.35	0.41
13:BM:30:PHE:HE1	13:BM:62:TYR:HE2	1.69	0.41
1:CA:123:ARG:HH11	1:CA:123:ARG:HG2	1.86	0.41
1:CA:1323:HIS:CD2	1:CA:1454:HIS:HD2	2.39	0.41
1:CA:1532:GLN:O	1:CA:1535:PHE:HB2	2.20	0.41
1:CA:1646:LEU:HD11	2:CB:1085:SER:HB3	2.02	0.41
1:CA:988:SER:O	2:CB:709:PHE:HE2	2.03	0.41
2:CB:452:ARG:HE	2:CB:452:ARG:HB2	1.75	0.41
2:CB:890:ASP:OD2	2:CB:892:SER:OG	2.35	0.41
2:CB:944:GLN:HA	2:CB:945:PRO:HD3	1.72	0.41
2:CB:949:ILE:HG13	2:CB:950:ASN:N	2.35	0.41
8:CH:12:VAL:HB	8:CH:53:ASP:H	1.85	0.41
11:CK:80:ILE:HG22	11:CK:86:VAL:HG21	2.03	0.41
13:CM:14:SER:O	13:CM:90:LEU:N	2.50	0.41
14:CN:160:VAL:HG23	14:CN:160:VAL:H	1.61	0.41
1:DA:1254:PHE:CD1	1:DA:1535:PHE:HD1	2.39	0.41
1:DA:1275:THR:HG22	9:DI:46:LYS:HB2	2.02	0.41
1:DA:1549:VAL:HG21	1:DA:1561:THR:HG21	2.02	0.41
1:DA:1229:ALA:HB2	1:DA:1597:ALA:HB2	2.02	0.41
1:DA:382:GLN:O	1:DA:386:LEU:HG	2.20	0.41
1:DA:706:HIS:CD2	1:DA:739:VAL:HA	2.56	0.41
1:DA:879:LEU:O	1:DA:883:LEU:N	2.46	0.41
2:DB:350:GLY:O	2:DB:353:VAL:HB	2.20	0.41
2:DB:360:VAL:HA	2:DB:370:LYS:NZ	2.16	0.41
2:DB:38:LEU:HA	2:DB:38:LEU:HD13	1.88	0.41
2:DB:910:THR:HA	2:DB:911:PRO:HD3	1.96	0.41
2:DB:913:ILE:HD11	2:DB:929:ARG:N	2.36	0.41
3:DC:225:ALA:HB2	3:DC:302:VAL:HG13	2.03	0.41
5:DE:186:LEU:HA	5:DE:186:LEU:HD22	1.81	0.41
6:DF:86:THR:HG23	6:DF:89:GLU:OE1	2.20	0.41
6:DF:106:PRO:HG2	7:DG:55:GLU:HG2	2.02	0.41
3:DC:40:PHE:CE2	11:DK:131:VAL:HG22	2.55	0.41
2:DB:1002:LYS:HZ2	14:DN:166:LEU:HD13	1.85	0.41
1:EA:114:GLU:O	1:EA:117:ARG:N	2.54	0.41
1:EA:457:LYS:C	1:EA:459:ALA:N	2.73	0.41

*Continued on next page...*

*Continued from previous page...*

Atom-1	Atom-2	Interatomic distance (Å)	Clash overlap (Å)
1:EA:574:ASN:ND2	6:EF:104:ASN:HD21	2.19	0.41
2:EB:824:HIS:O	2:EB:861:TYR:HB2	2.21	0.41
3:EC:325:ALA:O	3:EC:328:LEU:HB2	2.21	0.41
2:EB:929:ARG:HH21	11:EK:95:HIS:HE1	1.68	0.41
1:FA:1032:VAL:HG22	1:FA:1038:ILE:HD12	2.02	0.41
1:FA:1138:GLU:O	1:FA:1141:GLN:HB3	2.20	0.41
1:FA:1456:PHE:HB3	1:FA:1474:LEU:CD1	2.40	0.41
1:FA:1463:ASP:C	1:FA:1465:GLU:N	2.72	0.41
1:FA:1555:VAL:HG13	1:FA:1556:GLU:H	1.84	0.41
1:FA:481:ARG:O	2:FB:1044:PHE:HA	2.19	0.41
1:FA:756:LYS:C	1:FA:758:GLU:N	2.73	0.41
2:FB:1185:LEU:HD23	2:FB:1186:ASP:N	2.36	0.41
1:FA:1484:LEU:CD2	2:FB:304:ASP:HB3	2.50	0.41
2:FB:407:PHE:CD1	2:FB:407:PHE:N	2.89	0.41
2:FB:655:TYR:CE2	2:FB:657:PRO:HB2	2.55	0.41
2:FB:73:ILE:HG13	2:FB:429:ARG:NH2	2.30	0.41
2:FB:964:VAL:C	2:FB:966:SER:N	2.71	0.41
7:FG:111:THR:HB	7:FG:112:PRO:HD2	2.03	0.41
7:FG:77:VAL:HG11	7:FG:124:VAL:HG21	2.01	0.41
7:FG:58:LEU:HA	7:FG:58:LEU:HD23	1.67	0.41
2:FB:888:ILE:HG13	12:FL:55:ILE:HA	2.03	0.41
13:FM:80:LEU:HD12	13:FM:91:TYR:CE1	2.55	0.41
1:AA:1262:LEU:O	1:AA:1265:GLU:HB2	2.20	0.41
1:AA:1539:ASP:O	5:AE:147:HIS:CD2	2.74	0.41
1:AA:1613:MET:HA	1:AA:1618:THR:HA	2.03	0.41
1:AA:369:LEU:HA	1:AA:370:PRO:HD3	1.85	0.41
1:AA:892:LEU:HG	1:AA:893:ASP:OD1	2.20	0.41
2:AB:97:VAL:O	2:AB:421:LEU:HD22	2.21	0.41
2:AB:792:SER:HB2	2:AB:933:THR:HB	2.02	0.41
2:AB:942:GLY:C	2:AB:943:ILE:HD12	2.42	0.41
2:AB:976:GLY:HA3	10:AJ:33:GLY:N	2.35	0.41
3:AC:160:ALA:HA	3:AC:196:LEU:HD12	2.02	0.41
7:AG:159:LYS:HZ3	7:BO:279:VAL:HG23	1.84	0.41
13:AM:59:ARG:O	13:AM:60:LEU:HD23	2.21	0.41
13:AM:77:VAL:O	14:AN:56:ILE:HD12	2.20	0.41
1:AA:41:LEU:HD23	7:AO:294:GLU:OE1	2.19	0.41
1:BA:113:VAL:HG11	1:BA:181:LEU:HD23	2.03	0.41
1:BA:1162:ASN:O	1:BA:1165:LYS:HB2	2.21	0.41
1:BA:1608:SER:OG	1:BA:1632:GLU:OE1	2.39	0.41
1:BA:1650:GLY:HA3	6:BF:88:TYR:CD1	2.55	0.41
1:BA:821:ILE:HD13	2:BB:777:SER:HB2	2.01	0.41

*Continued on next page...*

*Continued from previous page...*

Atom-1	Atom-2	Interatomic distance (Å)	Clash overlap (Å)
2:BB:636:GLN:HG3	2:BB:637:TYR:N	2.35	0.41
2:BB:692:THR:HB	2:BB:693:PRO:HD2	2.03	0.41
2:BB:832:TRP:HE3	2:BB:834:LYS:H	1.69	0.41
2:BB:972:GLY:CA	2:BB:977:ILE:HG22	2.48	0.41
2:BB:14:ALA:HB2	2:BB:980:ASP:CG	2.41	0.41
5:BE:106:GLN:O	5:BE:131:THR:HG23	2.20	0.41
5:BE:176:PRO:HB2	5:BE:212:ARG:CD	2.51	0.41
5:BE:17:ARG:NH1	5:BE:36:GLU:HA	2.36	0.41
7:BG:100:THR:O	7:BG:102:GLU:N	2.54	0.41
8:BH:30:SER:OG	8:BH:33:GLN:N	2.48	0.41
11:BK:54:THR:HG22	11:BK:61:ALA:CA	2.46	0.41
2:BB:345:SER:HA	13:BM:113:ILE:CD1	2.50	0.41
14:BN:110:LEU:O	14:BN:119:LEU:HD22	2.21	0.41
7:BO:275:ASN:OD1	7:BO:275:ASN:N	2.54	0.41
1:CA:1202:LEU:HD21	9:CI:101:LEU:CD2	2.50	0.41
1:CA:124:LEU:HD23	1:CA:124:LEU:HA	1.87	0.41
1:CA:1264:SER:OG	1:CA:1494:ARG:HA	2.20	0.41
1:CA:1504:ILE:HD12	1:CA:1504:ILE:N	2.36	0.41
1:CA:1238:MET:O	1:CA:1521:THR:HG23	2.21	0.41
1:CA:1217:LEU:HD11	1:CA:1572:ARG:NE	2.36	0.41
1:CA:1217:LEU:CD1	1:CA:1573:TYR:HE1	2.29	0.41
1:CA:211:THR:O	1:CA:212:VAL:C	2.59	0.41
1:CA:23:GLU:OE1	2:CB:1195:ARG:NH1	2.54	0.41
1:CA:53:ALA:O	1:CA:54:LEU:HD23	2.21	0.41
1:CA:543:LEU:HA	1:CA:543:LEU:HD23	1.84	0.41
1:CA:922:CYS:O	1:CA:924:SER:N	2.53	0.41
2:CB:152:LEU:HB3	2:CB:443:LYS:HZ1	1.86	0.41
3:CC:136:LEU:HD13	3:CC:166:ASP:O	2.20	0.41
3:CC:191:ILE:O	3:CC:193:LEU:HD13	2.21	0.41
3:CC:197:ARG:H	3:CC:200:GLN:NE2	2.19	0.41
8:CH:83:GLN:HB2	8:CH:84:ALA:H	1.57	0.41
10:CJ:3:VAL:HG12	10:CJ:15:GLY:HA2	2.03	0.41
1:DA:1038:ILE:HB	1:DA:1047:GLN:HB2	2.03	0.41
1:DA:1217:LEU:HD11	1:DA:1572:ARG:CD	2.48	0.41
1:DA:1237:GLN:HB3	1:DA:1520:VAL:CG1	2.50	0.41
1:DA:1493:CYS:C	1:DA:1495:LYS:H	2.23	0.41
1:DA:583:ASN:HA	1:DA:605:VAL:HG12	2.03	0.41
1:DA:57:PHE:CE2	1:DA:58:LEU:HG	2.56	0.41
2:DB:917:PHE:CD2	2:DB:1035:ARG:HA	2.54	0.41
2:DB:286:ARG:HG2	13:DM:27:PHE:CB	2.50	0.41
2:DB:465:LEU:HA	2:DB:465:LEU:HD23	1.92	0.41

*Continued on next page...*

*Continued from previous page...*

Atom-1	Atom-2	Interatomic distance (Å)	Clash overlap (Å)
2:DB:731:VAL:HG11	10:DJ:59:LYS:HB3	2.03	0.41
2:DB:757:TYR:CE2	2:DB:762:MET:HB3	2.56	0.41
3:DC:48:ASP:CG	3:DC:49:ALA:N	2.73	0.41
3:DC:70:ILE:C	3:DC:72:ILE:H	2.23	0.41
8:DH:33:GLN:HG3	8:DH:131:ASN:HD21	1.86	0.41
8:DH:63:LEU:CB	8:DH:88:SER:HB2	2.50	0.41
11:DK:57:ASP:OD1	11:DK:58:GLY:N	2.54	0.41
11:DK:68:GLU:HG2	11:DK:72:LEU:HD23	2.03	0.41
1:EA:1018:TYR:O	1:EA:1022:CYS:N	2.43	0.41
1:EA:1086:ILE:HG22	1:EA:1087:GLU:N	2.35	0.41
1:EA:1168:ALA:O	1:EA:1170:MET:N	2.54	0.41
1:EA:1200:MET:HG2	1:EA:1573:TYR:CD2	2.56	0.41
1:EA:1527:GLN:HG3	1:EA:1530:TRP:CZ3	2.55	0.41
1:EA:1553:TYR:HD1	5:EE:144:ILE:HB	1.86	0.41
1:EA:1582:LEU:HD23	1:EA:1582:LEU:N	2.36	0.41
1:EA:121:LYS:HE3	1:EA:219:LEU:HD13	2.02	0.41
1:EA:391:THR:O	1:EA:395:LEU:HG	2.21	0.41
1:EA:431:GLN:O	1:EA:434:VAL:HB	2.21	0.41
1:EA:551:VAL:HB	1:EA:552:GLU:H	1.70	0.41
1:EA:646:GLU:CD	2:EB:1086:PHE:HB2	2.41	0.41
1:EA:818:THR:O	1:EA:821:ILE:HG22	2.20	0.41
1:EA:896:THR:HG21	1:EA:956:ARG:HH12	1.86	0.41
2:EB:1153:ILE:HD12	2:EB:1154:ASP:H	1.86	0.41
2:EB:161:LEU:HD12	2:EB:162:PRO:CD	2.47	0.41
2:EB:416:LYS:HZ3	2:EB:471:VAL:CG1	2.34	0.41
2:EB:71:LYS:HB3	2:EB:425:ILE:CD1	2.50	0.41
2:EB:837:LEU:HD22	2:EB:837:LEU:HA	1.54	0.41
2:EB:870:LYS:HE2	2:EB:870:LYS:HB2	1.44	0.41
2:EB:996:PHE:HA	2:EB:999:GLN:HG3	2.03	0.41
3:EC:41:GLU:O	3:EC:57:ILE:HD12	2.20	0.41
1:EA:1539:ASP:O	5:EE:147:HIS:NE2	2.54	0.41
5:EE:55:ARG:O	5:EE:58:MET:HB2	2.20	0.41
7:EG:221:ASN:OD1	7:EG:221:ASN:N	2.53	0.41
1:FA:1066:PHE:HB3	1:FA:1147:PHE:CE2	2.56	0.41
1:FA:1335:LYS:HG3	1:FA:1335:LYS:O	2.21	0.41
1:FA:1649:VAL:O	1:FA:1652:GLY:N	2.44	0.41
1:FA:552:GLU:O	1:FA:553:GLN:C	2.59	0.41
1:FA:741:PRO:HA	1:FA:742:PRO:HD3	1.90	0.41
1:FA:657:TYR:HE2	1:FA:795:HIS:HA	1.86	0.41
2:FB:1000:LEU:CD1	2:FB:1009:GLY:HA2	2.51	0.41
2:FB:1091:ARG:HD2	2:FB:1091:ARG:HA	1.69	0.41

*Continued on next page...*



*Continued from previous page...*

Atom-1	Atom-2	Interatomic distance (Å)	Clash overlap (Å)
2:FB:359:LEU:HA	2:FB:359:LEU:HD23	1.53	0.41
2:FB:46:ILE:HG22	2:FB:50:ASN:HD21	1.86	0.41
2:FB:714:ARG:HD3	2:FB:714:ARG:HA	1.69	0.41
3:FC:54:PHE:CD1	3:FC:54:PHE:N	2.88	0.41
5:FE:23:VAL:HG12	5:FE:28:TYR:HB2	2.02	0.41
6:FF:105:ALA:HA	6:FF:106:PRO:HD3	1.93	0.41
8:FH:102:TYR:CD2	8:FH:102:TYR:N	2.89	0.41
2:FB:897:GLU:HB3	12:FL:43:THR:HG23	2.01	0.41
1:AA:1038:ILE:HB	1:AA:1047:GLN:HB2	2.02	0.41
1:AA:1095:LEU:HD21	1:AA:1134:GLY:HA3	2.03	0.41
1:AA:1216:THR:HB	1:AA:1221:ARG:HD3	2.03	0.41
1:AA:1028:GLU:CD	1:AA:1637:PRO:HB2	2.41	0.41
1:AA:244:ARG:HG2	1:AA:245:LYS:H	1.86	0.41
1:AA:474:LYS:HD3	2:AB:1096:SER:OG	2.21	0.41
1:AA:831:ASP:N	1:AA:831:ASP:OD1	2.40	0.41
1:AA:759:TYR:HB3	1:AA:920:PHE:CD2	2.56	0.41
3:AC:253:PRO:HD2	14:AN:180:PHE:CE1	2.55	0.41
3:AC:81:GLU:OE1	3:AC:81:GLU:HA	2.21	0.41
9:AI:8:ILE:H	9:AI:16:LEU:CD1	2.34	0.41
2:AB:848:ILE:HD11	12:AL:58:LYS:HG2	2.02	0.41
13:AM:26:PHE:CZ	13:AM:98:SER:HB2	2.56	0.41
1:BA:1527:GLN:HA	1:BA:1530:TRP:CE3	2.56	0.41
1:BA:188:TYR:O	1:BA:191:MET:N	2.54	0.41
1:BA:484:ILE:HG21	1:BA:633:MET:HG3	2.03	0.41
1:BA:545:SER:C	1:BA:547:ILE:H	2.25	0.41
1:BA:780:ILE:H	1:BA:780:ILE:HG13	1.73	0.41
2:BB:240:ARG:NH1	2:BB:360:VAL:HG11	2.36	0.41
2:BB:301:PHE:O	2:BB:305:ARG:HG2	2.21	0.41
2:BB:501:ARG:HG3	2:BB:699:ILE:CD1	2.51	0.41
2:BB:731:VAL:HG11	10:BJ:59:LYS:HB3	2.03	0.41
2:BB:878:GLU:HA	2:BB:879:PRO:HD2	1.79	0.41
2:BB:954:PHE:N	2:BB:955:PRO:HD2	2.36	0.41
2:BB:95:LEU:HD22	2:BB:440:PHE:CD1	2.56	0.41
5:BE:144:ILE:HD13	5:BE:144:ILE:N	2.36	0.41
5:BE:52:ARG:HA	5:BE:53:PRO:HD3	1.84	0.41
6:BF:70:LYS:HA	7:BG:94:PRO:CG	2.51	0.41
9:BI:33:CYS:O	13:BM:59:ARG:HD3	2.21	0.41
1:BA:905:SER:HB2	9:BI:81:THR:N	2.36	0.41
12:BL:63:ARG:HH11	12:BL:63:ARG:HG3	1.86	0.41
1:CA:1032:VAL:HG22	1:CA:1038:ILE:HD12	2.02	0.41
1:CA:1216:THR:O	1:CA:1217:LEU:HD23	2.20	0.41

*Continued on next page...*

*Continued from previous page...*

Atom-1	Atom-2	Interatomic distance (Å)	Clash overlap (Å)
1:CA:509:GLU:HG3	1:CA:579:ARG:CZ	2.51	0.41
1:CA:771:PHE:CD1	1:CA:793:ILE:HD13	2.56	0.41
2:CB:260:PHE:CD2	2:CB:276:ILE:HG12	2.56	0.41
2:CB:416:LYS:HZ3	2:CB:471:VAL:CG1	2.33	0.41
1:CA:1007:ILE:CG2	2:CB:515:THR:HG22	2.50	0.41
2:CB:870:LYS:HB2	2:CB:870:LYS:HE2	1.50	0.41
3:CC:86:PHE:O	3:CC:87:ASN:HB2	2.20	0.41
5:CE:47:CYS:SG	5:CE:53:PRO:HA	2.61	0.41
1:DA:1584:LEU:HA	1:DA:1584:LEU:HD13	1.91	0.41
1:DA:824:THR:O	2:DB:1022:LEU:HB3	2.21	0.41
1:DA:827:THR:HB	2:DB:1026:ILE:HB	2.03	0.41
3:DC:210:LEU:HD12	3:DC:210:LEU:H	1.86	0.41
5:DE:144:ILE:N	5:DE:144:ILE:HD13	2.36	0.41
7:DG:48:SER:HB3	7:DG:115:PHE:CE1	2.56	0.41
7:DG:95:LEU:HD23	7:DG:95:LEU:HA	1.69	0.41
10:DJ:12:LYS:HD3	10:DJ:13:VAL:O	2.21	0.41
10:DJ:26:GLN:OE1	10:DJ:26:GLN:HA	2.21	0.41
13:DM:66:THR:HB	13:DM:71:GLN:HG3	2.02	0.41
1:EA:1105:ARG:HH22	1:EA:1138:GLU:CD	2.24	0.41
1:EA:1344:ILE:HD12	1:EA:1344:ILE:H	1.85	0.41
2:EB:1018:THR:HB	2:EB:1020:GLU:OE1	2.21	0.41
2:EB:38:LEU:H	2:EB:38:LEU:CD2	2.33	0.41
2:EB:642:LEU:HD22	2:EB:642:LEU:HA	1.76	0.41
2:EB:658:LEU:HD12	2:EB:658:LEU:HA	1.97	0.41
1:EA:934:LYS:HG3	2:EB:956:SER:HB3	2.03	0.41
3:EC:134:LEU:O	3:EC:206:ALA:N	2.49	0.41
5:EE:175:LEU:HA	5:EE:175:LEU:HD22	1.60	0.41
7:EG:230:ARG:O	7:EG:249:LEU:HD21	2.21	0.41
7:EG:29:ASP:C	7:EG:31:LYS:N	2.73	0.41
7:EG:27:PRO:O	7:EG:35:SER:HA	2.21	0.41
1:EA:395:LEU:HD21	7:EO:280:PHE:CD2	2.56	0.41
1:FA:1325:LEU:HD12	1:FA:1329:ILE:HD12	2.03	0.41
1:FA:1238:MET:O	1:FA:1521:THR:HG23	2.20	0.41
1:FA:1584:LEU:O	1:FA:1585:ILE:C	2.59	0.41
1:FA:88:PRO:HB3	1:FA:435:ASN:OD1	2.20	0.41
1:FA:723:TYR:HD1	1:FA:723:TYR:HA	1.74	0.41
1:FA:89:LEU:HD13	1:FA:89:LEU:O	2.20	0.41
1:FA:843:ARG:NH2	1:FA:945:CYS:O	2.53	0.41
2:FB:1153:ILE:CD1	2:FB:1154:ASP:H	2.34	0.41
2:FB:425:ILE:HG22	2:FB:426:ALA:N	2.36	0.41
2:FB:579:ALA:O	2:FB:583:LEU:HD11	2.21	0.41

*Continued on next page...*

*Continued from previous page...*

Atom-1	Atom-2	Interatomic distance (Å)	Clash overlap (Å)
3:FC:63:ILE:O	3:FC:66:ALA:HB3	2.21	0.41
5:FE:182:ASP:OD2	5:FE:184:VAL:HG23	2.21	0.41
8:FH:40:LEU:HG	8:FH:42:ILE:HG12	2.02	0.41
1:AA:1229:ALA:HB1	1:AA:1595:TYR:CD2	2.56	0.41
1:AA:49:LEU:HD23	1:AA:49:LEU:HA	1.82	0.41
2:AB:378:ILE:H	2:AB:378:ILE:HG12	1.61	0.41
2:AB:548:LYS:HA	2:AB:550:ARG:CZ	2.51	0.41
2:AB:71:LYS:HB3	2:AB:425:ILE:CD1	2.51	0.41
2:AB:95:LEU:HD21	2:AB:143:TRP:CZ2	2.56	0.41
6:AF:65:ARG:HB3	6:AF:65:ARG:NH1	2.36	0.41
7:AG:80:VAL:HG12	7:AG:82:LEU:CD2	2.51	0.41
8:AH:97:MET:N	8:AH:142:LEU:O	2.49	0.41
9:AI:95:ASN:HB2	9:AI:113:THR:HB	2.02	0.41
9:AI:77:LYS:HA	9:AI:77:LYS:HD3	1.90	0.41
13:AM:16:GLN:CG	13:AM:17:ASP:H	2.31	0.41
1:BA:1097:TYR:HD2	1:BA:1123:VAL:HG13	1.86	0.41
1:BA:1070:LEU:HD13	1:BA:1166:PHE:CD1	2.56	0.41
1:BA:32:ILE:HG21	1:BA:49:LEU:CD2	2.51	0.41
1:BA:595:LEU:HD22	1:BA:595:LEU:HA	1.68	0.41
2:BB:168:ASN:OD1	2:BB:169:ARG:HG2	2.21	0.41
2:BB:21:ARG:HD3	2:BB:763:ASP:HB3	2.03	0.41
2:BB:273:VAL:O	2:BB:277:LEU:HD12	2.20	0.41
2:BB:669:GLN:HA	2:BB:672:MET:CG	2.51	0.41
2:BB:71:LYS:HB3	2:BB:425:ILE:HG13	2.02	0.41
3:BC:131:THR:HG23	3:BC:209:ILE:HG22	2.03	0.41
3:BC:172:GLN:HB2	3:BC:175:GLN:NE2	2.35	0.41
3:BC:216:HIS:ND1	3:BC:218:LYS:HD2	2.36	0.41
3:BC:253:PRO:C	3:BC:255:VAL:H	2.25	0.41
3:BC:333:ILE:HA	3:BC:333:ILE:HD12	1.80	0.41
1:BA:573:LEU:HD11	4:BD:16:LEU:HD11	2.03	0.41
5:BE:83:CYS:HB2	5:BE:110:PHE:CZ	2.55	0.41
11:BK:138:LYS:O	11:BK:142:MET:HB2	2.20	0.41
14:BN:109:LEU:O	14:BN:110:LEU:HD23	2.20	0.41
1:CA:1148:LEU:HD11	1:CA:1167:ARG:HB2	2.03	0.41
1:CA:560:GLN:O	1:CA:575:LYS:NZ	2.32	0.41
1:CA:872:ASP:OD1	1:CA:873:PRO:HD2	2.21	0.41
1:CA:993:GLN:CD	2:CB:676:VAL:HG21	2.42	0.41
2:CB:624:LEU:HD12	2:CB:625:GLU:H	1.86	0.41
2:CB:674:ILE:HG23	2:CB:688:HIS:CB	2.46	0.41
3:CC:81:GLU:OE1	12:CL:70:ARG:NH1	2.54	0.41
5:CE:20:LYS:NZ	5:CE:37:LEU:HD22	2.36	0.41

*Continued on next page...*

*Continued from previous page...*

Atom-1	Atom-2	Interatomic distance (Å)	Clash overlap (Å)
8:CH:47:PHE:HB2	8:CH:95:TYR:CD1	2.56	0.41
10:CJ:49:MET:HG2	10:CJ:49:MET:H	1.61	0.41
12:CL:33:GLU:HG3	12:CL:53:HIS:ND1	2.36	0.41
14:CN:80:MET:HE3	14:CN:80:MET:HB2	1.76	0.41
2:DB:260:PHE:C	2:DB:260:PHE:CD1	2.94	0.41
2:DB:376:PHE:CD2	2:DB:376:PHE:C	2.94	0.41
2:DB:497:ILE:HD12	2:DB:497:ILE:HA	1.75	0.41
3:DC:117:ASP:O	3:DC:125:LYS:HG3	2.20	0.41
3:DC:105:PRO:HB2	3:DC:187:ALA:HB3	2.02	0.41
7:DG:39:VAL:O	7:DG:123:TYR:HA	2.21	0.41
8:DH:103:LYS:HB3	8:DH:115:TYR:HB2	2.03	0.41
2:DB:286:ARG:HD2	9:DI:9:PHE:CG	2.56	0.41
11:DK:62:SER:HA	11:DK:103:ILE:O	2.21	0.41
11:DK:50:LEU:O	11:DK:54:THR:HG23	2.21	0.41
14:DN:74:PHE:HZ	14:DN:135:LYS:HZ3	1.68	0.41
1:EA:1026:GLN:HA	1:EA:1611:MET:CE	2.51	0.41
1:EA:1242:ILE:HA	1:EA:1536:ILE:HA	2.03	0.41
1:EA:1258:ILE:HG21	1:EA:1258:ILE:HD13	1.84	0.41
1:EA:1459:LYS:HE3	1:EA:1459:LYS:HB3	1.95	0.41
1:EA:39:ASP:OD1	1:EA:41:LEU:N	2.51	0.41
1:EA:422:ARG:HD2	7:EO:271:PRO:O	2.21	0.41
1:EA:423:LEU:HA	1:EA:423:LEU:HD23	1.83	0.41
1:EA:545:SER:CB	1:EA:547:ILE:HG13	2.50	0.41
1:EA:750:ILE:H	1:EA:750:ILE:HG13	1.70	0.41
1:EA:475:ARG:NH1	2:EB:1068:GLY:O	2.54	0.41
2:EB:315:LYS:HG3	2:EB:316:ARG:N	2.35	0.41
2:EB:387:GLY:O	2:EB:634:ARG:HG3	2.21	0.41
2:EB:852:VAL:O	2:EB:879:PRO:HA	2.21	0.41
1:EA:828:CYS:HG	2:EB:963:PHE:HZ	1.67	0.41
3:EC:66:ALA:O	3:EC:70:ILE:HG13	2.20	0.41
6:EF:97:ARG:O	6:EF:100:GLN:HB2	2.21	0.41
8:EH:63:LEU:CB	8:EH:88:SER:HB2	2.48	0.41
12:EL:30:ILE:HD12	12:EL:59:ALA:HB2	2.03	0.41
1:EA:399:LEU:HD11	7:EO:270:LEU:HB3	2.02	0.41
1:FA:1102:LEU:HA	1:FA:1102:LEU:HD12	1.57	0.41
1:FA:1202:LEU:HD22	9:FI:99:LEU:CD2	2.47	0.41
1:FA:1608:SER:OG	1:FA:1632:GLU:OE1	2.39	0.41
1:FA:24:ILE:HD13	1:FA:359:VAL:HG23	2.03	0.41
1:FA:362:VAL:HA	1:FA:363:PRO:HD3	1.94	0.41
1:FA:669:LEU:HD13	1:FA:673:HIS:CB	2.50	0.41
2:FB:1160:GLU:HG2	2:FB:1166:LYS:HG2	2.03	0.41

*Continued on next page...*

*Continued from previous page...*

Atom-1	Atom-2	Interatomic distance (Å)	Clash overlap (Å)
2:FB:1178:ILE:HB	2:FB:1179:PRO:HD2	2.03	0.41
2:FB:275:MET:SD	2:FB:330:LEU:HD21	2.62	0.41
2:FB:38:LEU:H	2:FB:38:LEU:HD22	1.85	0.41
2:FB:789:ILE:HD13	2:FB:789:ILE:HA	1.84	0.41
3:FC:67:PHE:O	3:FC:70:ILE:HB	2.20	0.41
3:FC:333:ILE:HD11	11:FK:49:LEU:N	2.36	0.41
14:FN:110:LEU:HB3	14:FN:119:LEU:HB3	2.03	0.41
1:AA:1316:VAL:HG13	1:AA:1320:GLN:CG	2.51	0.40
1:AA:631:ASP:N	1:AA:631:ASP:OD1	2.47	0.40
1:AA:713:VAL:HB	1:AA:738:ASN:HD21	1.85	0.40
2:AB:1150:LYS:HD3	2:AB:1150:LYS:N	2.36	0.40
2:AB:260:PHE:C	2:AB:260:PHE:HD1	2.24	0.40
2:AB:905:TYR:N	2:AB:905:TYR:CD1	2.89	0.40
3:AC:164:ALA:O	3:AC:167:LEU:HG	2.22	0.40
3:AC:328:LEU:HA	3:AC:328:LEU:HD13	1.57	0.40
3:AC:87:ASN:OD1	3:AC:88:ASN:N	2.54	0.40
5:AE:80:VAL:HG13	5:AE:109:ILE:HB	2.02	0.40
7:AG:10:ASN:HB3	7:AG:11:ARG:H	1.44	0.40
8:AH:33:GLN:HG3	8:AH:131:ASN:HD21	1.86	0.40
9:AI:95:ASN:N	9:AI:113:THR:O	2.47	0.40
9:AI:13:CYS:HA	13:AM:100:VAL:HG11	2.04	0.40
9:AI:60:LEU:HA	9:AI:60:LEU:HD23	1.88	0.40
11:AK:119:LYS:O	11:AK:123:ASP:HB2	2.22	0.40
13:AM:7:VAL:HA	14:AN:73:ASP:OD2	2.21	0.40
1:BA:1271:ILE:HG22	9:BI:48:VAL:HG12	2.02	0.40
1:BA:1239:THR:HG23	1:BA:1520:VAL:HG13	2.03	0.40
1:BA:232:LYS:HE3	1:BA:232:LYS:HB2	1.95	0.40
2:BB:1070:ARG:HD3	2:BB:1072:GLY:HA2	2.04	0.40
2:BB:470:LEU:HA	2:BB:470:LEU:HD12	1.79	0.40
1:BA:968:SER:HB2	2:BB:676:VAL:HG23	2.02	0.40
2:BB:71:LYS:HB3	2:BB:425:ILE:CD1	2.51	0.40
2:BB:800:TYR:C	2:BB:800:TYR:CD2	2.95	0.40
2:BB:852:VAL:O	2:BB:879:PRO:HA	2.22	0.40
2:BB:885:VAL:HA	2:BB:903:ILE:HG22	2.02	0.40
3:BC:51:GLU:HB3	3:BC:303:GLU:HA	2.03	0.40
3:BC:75:VAL:HA	3:BC:76:PRO:HD3	1.81	0.40
5:BE:3:GLN:O	5:BE:7:ARG:HG2	2.21	0.40
1:BA:584:ARG:HD3	6:BF:116:ASP:OD2	2.21	0.40
1:BA:1655:ASP:O	6:BF:134:ILE:HG12	2.21	0.40
6:BF:99:LEU:HB3	7:BG:112:PRO:HD3	2.02	0.40
8:BH:108:SER:O	8:BH:110:ASP:N	2.55	0.40

*Continued on next page...*

*Continued from previous page...*

Atom-1	Atom-2	Interatomic distance (Å)	Clash overlap (Å)
3:BC:197:ARG:HG2	10:BJ:61:LEU:HB3	2.03	0.40
13:BM:21:VAL:HG21	13:BM:78:VAL:HG11	2.03	0.40
13:BM:44:LYS:HD2	13:BM:44:LYS:HA	1.66	0.40
13:BM:59:ARG:O	13:BM:60:LEU:HD23	2.21	0.40
1:CA:1159:ASP:O	1:CA:1161:VAL:N	2.54	0.40
1:CA:1306:TYR:OH	9:CI:60:LEU:HB2	2.21	0.40
1:CA:670:ILE:O	1:CA:673:HIS:HB2	2.21	0.40
1:CA:713:VAL:HB	1:CA:738:ASN:ND2	2.34	0.40
2:CB:260:PHE:HD1	2:CB:260:PHE:C	2.25	0.40
2:CB:296:ASP:C	2:CB:298:LYS:H	2.25	0.40
2:CB:315:LYS:HG3	2:CB:316:ARG:N	2.36	0.40
2:CB:477:ASP:O	2:CB:478:LEU:HG	2.20	0.40
2:CB:539:CYS:C	2:CB:541:LEU:H	2.25	0.40
2:CB:699:ILE:HD13	2:CB:699:ILE:N	2.31	0.40
2:CB:964:VAL:HG23	2:CB:964:VAL:H	1.61	0.40
3:CC:132:ILE:HA	3:CC:132:ILE:HD13	1.71	0.40
5:CE:164:LEU:HA	5:CE:164:LEU:HD12	1.79	0.40
1:DA:1251:ALA:O	1:DA:1253:THR:N	2.54	0.40
1:DA:1237:GLN:CG	1:DA:1544:ASN:HD22	2.33	0.40
1:DA:37:VAL:O	1:DA:38:LEU:HD23	2.21	0.40
1:DA:481:ARG:O	2:DB:1044:PHE:HA	2.21	0.40
1:DA:530:TRP:CZ2	1:DA:607:VAL:HG21	2.56	0.40
1:DA:668:GLY:HA3	1:DA:787:GLY:C	2.41	0.40
1:DA:750:ILE:HG13	1:DA:750:ILE:H	1.69	0.40
1:DA:853:THR:H	1:DA:853:THR:HG1	1.64	0.40
2:DB:286:ARG:HG2	13:DM:27:PHE:CD1	2.56	0.40
2:DB:28:PRO:HA	2:DB:29:PRO:HD3	1.92	0.40
2:DB:795:GLU:OE2	3:DC:216:HIS:HA	2.20	0.40
2:DB:970:LYS:NZ	2:DB:1029:GLY:HA2	2.36	0.40
3:DC:164:ALA:HB3	3:DC:189:PRO:O	2.21	0.40
3:DC:285:PHE:C	3:DC:287:ASP:H	2.24	0.40
6:DF:138:LEU:HA	6:DF:139:PRO:HD3	1.92	0.40
6:DF:141:GLY:O	6:DF:143:PHE:HD2	2.03	0.40
7:DG:163:PRO:HG2	7:DG:166:TRP:NE1	2.36	0.40
8:DH:118:PHE:N	8:DH:118:PHE:CD2	2.88	0.40
1:DA:1006:LEU:HD21	9:DI:100:GLN:NE2	2.36	0.40
9:DI:23:VAL:HB	9:DI:39:LYS:HE3	2.03	0.40
7:DO:272:ILE:O	7:DO:275:ASN:HB3	2.21	0.40
1:EA:1176:ARG:HD3	6:EF:84:TYR:CE1	2.56	0.40
1:EA:522:ALA:O	1:EA:525:ASN:N	2.55	0.40
1:EA:865:ASP:CG	1:EA:866:LYS:N	2.75	0.40

*Continued on next page...*

*Continued from previous page...*

Atom-1	Atom-2	Interatomic distance (Å)	Clash overlap (Å)
1:EA:975:ASP:CG	1:EA:976:ALA:N	2.75	0.40
2:EB:210:ARG:HH21	2:EB:667:PHE:HB2	1.86	0.40
2:EB:586:VAL:HB	2:EB:593:ILE:HG22	2.02	0.40
2:EB:693:PRO:C	2:EB:695:ASN:H	2.25	0.40
2:EB:878:GLU:OE2	2:EB:907:ILE:HG23	2.21	0.40
2:EB:95:LEU:HD22	2:EB:440:PHE:CD1	2.56	0.40
3:EC:104:VAL:HA	3:EC:105:PRO:HD3	1.95	0.40
3:EC:86:PHE:O	3:EC:87:ASN:HB2	2.21	0.40
4:ED:93:GLN:O	4:ED:97:LYS:HE3	2.20	0.40
5:EE:139:ALA:O	5:EE:141:VAL:N	2.53	0.40
6:EF:138:LEU:HA	6:EF:139:PRO:HD3	1.95	0.40
7:EG:163:PRO:HB2	7:EG:166:TRP:CD1	2.56	0.40
10:EJ:13:VAL:O	10:EJ:17:LYS:NZ	2.52	0.40
1:FA:1076:LEU:HA	1:FA:1076:LEU:HD23	1.72	0.40
1:FA:1323:HIS:CD2	1:FA:1454:HIS:CD2	3.08	0.40
1:FA:1458:THR:HG23	1:FA:1473:LYS:O	2.20	0.40
1:FA:1482:LYS:HZ2	9:FI:6:SER:HB3	1.86	0.40
1:FA:509:GLU:HA	1:FA:510:PRO:HD3	1.81	0.40
1:FA:607:VAL:O	1:FA:608:LEU:HD23	2.21	0.40
1:FA:957:VAL:HG13	1:FA:958:PRO:HD2	2.03	0.40
2:FB:1043:LYS:HB3	2:FB:1063:ARG:HH11	1.86	0.40
2:FB:475:GLY:O	2:FB:477:ASP:N	2.54	0.40
2:FB:66:LYS:C	2:FB:68:ILE:N	2.74	0.40
2:FB:878:GLU:HA	2:FB:879:PRO:HD2	1.77	0.40
3:FC:117:ASP:O	3:FC:125:LYS:HG3	2.21	0.40
1:FA:1556:GLU:HG3	5:FE:153:HIS:NE2	2.36	0.40
5:FE:8:ASN:HA	5:FE:11:ARG:HG3	2.03	0.40
7:FG:92:ALA:O	7:FG:94:PRO:HD3	2.20	0.40
2:FB:181:VAL:HG22	10:FJ:63:TYR:OH	2.21	0.40
1:FA:712:ILE:N	11:FK:106:GLN:OE1	2.45	0.40
13:FM:30:PHE:HE1	13:FM:62:TYR:HE2	1.69	0.40
14:FN:59:PRO:HG2	14:FN:62:VAL:HG23	2.02	0.40
1:AA:1102:LEU:HD12	1:AA:1102:LEU:HA	1.62	0.40
1:AA:1183:GLU:HA	6:AF:88:TYR:OH	2.21	0.40
1:AA:1243:TRP:CE3	1:AA:1243:TRP:HA	2.56	0.40
1:AA:1026:GLN:HA	1:AA:1611:MET:CE	2.51	0.40
1:AA:10:GLU:HG3	1:AA:1645:LYS:HE3	2.02	0.40
1:AA:197:LEU:HD23	1:AA:202:THR:O	2.21	0.40
1:AA:388:LYS:HG2	7:AO:281:ASP:OD2	2.20	0.40
1:AA:668:GLY:HA3	1:AA:787:GLY:C	2.41	0.40
1:AA:65:CYS:HB2	2:AB:1115:GLN:HB2	2.03	0.40

*Continued on next page...*

*Continued from previous page...*

Atom-1	Atom-2	Interatomic distance (Å)	Clash overlap (Å)
2:AB:1178:ILE:O	2:AB:1178:ILE:HG13	2.21	0.40
2:AB:156:ARG:HD2	2:AB:156:ARG:HA	1.53	0.40
2:AB:184:LYS:HE2	2:AB:735:HIS:CD2	2.56	0.40
2:AB:532:HIS:CE1	2:AB:544:HIS:CE1	3.10	0.40
2:AB:586:VAL:O	2:AB:593:ILE:HG22	2.21	0.40
2:AB:960:ILE:H	2:AB:960:ILE:HG12	1.39	0.40
3:AC:146:ALA:O	3:AC:148:LYS:N	2.55	0.40
1:AA:9:SER:OG	4:AD:20:VAL:HG21	2.20	0.40
4:AD:33:THR:HG23	4:AD:96:PHE:CD1	2.56	0.40
5:AE:90:VAL:HG13	5:AE:120:ALA:HA	2.04	0.40
5:AE:20:LYS:NZ	5:AE:37:LEU:HD22	2.36	0.40
1:AA:1659:LYS:HA	7:AG:104:LEU:HD23	2.01	0.40
7:AG:166:TRP:CE2	7:AG:219:ASP:HB2	2.56	0.40
7:AG:46:TYR:CD1	7:AG:117:TRP:HD1	2.39	0.40
7:AG:57:PRO:O	7:AG:61:VAL:HG23	2.21	0.40
8:AH:57:VAL:HG13	8:AH:144:ILE:CG1	2.49	0.40
8:AH:81:PRO:HA	8:AH:82:PRO:HD2	1.83	0.40
1:BA:1060:GLU:O	1:BA:1061:SER:C	2.59	0.40
1:BA:1086:ILE:HD13	1:BA:1086:ILE:HA	1.83	0.40
1:BA:11:ILE:HG13	1:BA:11:ILE:H	1.56	0.40
1:BA:1200:MET:SD	1:BA:1218:GLY:HA2	2.61	0.40
1:BA:1264:SER:OG	1:BA:1494:ARG:HA	2.21	0.40
1:BA:1549:VAL:HG21	1:BA:1561:THR:HG21	2.03	0.40
1:BA:1603:MET:O	1:BA:1606:SER:N	2.46	0.40
1:BA:1660:VAL:HA	1:BA:1661:PRO:HD3	1.95	0.40
1:BA:197:LEU:HD21	1:BA:203:THR:O	2.21	0.40
1:BA:899:LYS:O	1:BA:903:ILE:HG12	2.22	0.40
2:BB:970:LYS:NZ	2:BB:1028:VAL:O	2.42	0.40
2:BB:1060:VAL:HG22	2:BB:1061:LYS:H	1.85	0.40
2:BB:1116:SER:HB3	2:BB:1125:THR:H	1.87	0.40
2:BB:324:THR:HG23	2:BB:347:LEU:HD21	2.03	0.40
2:BB:46:ILE:HG22	2:BB:50:ASN:ND2	2.36	0.40
2:BB:474:SER:C	2:BB:476:LEU:N	2.73	0.40
2:BB:468:GLY:O	2:BB:482:SER:HA	2.22	0.40
3:BC:70:ILE:HG21	3:BC:317:SER:HA	2.04	0.40
1:BA:1557:ALA:HA	5:BE:149:LEU:O	2.21	0.40
6:BF:76:LYS:HG3	6:BF:79:ARG:CZ	2.51	0.40
7:BG:122:LEU:HD22	7:BG:122:LEU:HA	1.88	0.40
6:BF:70:LYS:HA	7:BG:94:PRO:HG2	2.03	0.40
8:BH:33:GLN:HB2	8:BH:36:CYS:CB	2.50	0.40
8:BH:83:GLN:HB2	8:BH:84:ALA:H	1.58	0.40

*Continued on next page...*



*Continued from previous page...*

Atom-1	Atom-2	Interatomic distance (Å)	Clash overlap (Å)
11:BK:83:ASN:HA	11:BK:84:PRO:HD2	1.87	0.40
14:BN:97:SER:CB	14:BN:105:SER:HB3	2.50	0.40
14:BN:155:VAL:HG13	14:BN:156:PRO:HD2	2.03	0.40
1:CA:1003:ARG:NH2	2:CB:533:THR:HG21	2.35	0.40
1:CA:1015:ARG:HG3	1:CA:1015:ARG:H	1.76	0.40
1:CA:1062:HIS:HD2	1:CA:1068:PHE:CD1	2.39	0.40
1:CA:1321:PHE:HD1	1:CA:1496:SER:OG	2.04	0.40
1:CA:19:LEU:HA	1:CA:19:LEU:HD23	1.84	0.40
1:CA:382:GLN:O	1:CA:386:LEU:HG	2.22	0.40
1:CA:467:PHE:CD1	1:CA:467:PHE:N	2.90	0.40
1:CA:756:LYS:C	1:CA:758:GLU:N	2.73	0.40
2:CB:104:ILE:CB	2:CB:169:ARG:HG3	2.51	0.40
2:CB:550:ARG:O	2:CB:551:ILE:HD13	2.21	0.40
2:CB:67:ASP:O	2:CB:68:ILE:HD13	2.21	0.40
3:CC:71:MET:H	3:CC:71:MET:HG2	1.52	0.40
1:CA:644:ARG:NH2	6:CF:118:LEU:HD23	2.36	0.40
2:CB:888:ILE:CG1	12:CL:55:ILE:HA	2.51	0.40
7:CO:278:ILE:O	7:CO:281:ASP:HB2	2.22	0.40
1:DA:1067:GLU:C	1:DA:1069:CYS:H	2.25	0.40
1:DA:1102:LEU:HD13	1:DA:1105:ARG:HH21	1.86	0.40
1:DA:1240:LEU:O	1:DA:1518:VAL:HA	2.20	0.40
1:DA:1022:CYS:HA	1:DA:1615:TYR:OH	2.19	0.40
1:DA:187:GLU:HG3	1:DA:188:TYR:N	2.37	0.40
1:DA:659:THR:HG23	1:DA:664:SER:O	2.21	0.40
1:DA:709:ARG:C	1:DA:711:LYS:H	2.19	0.40
1:DA:758:GLU:O	1:DA:761:GLY:N	2.45	0.40
2:DB:1082:HIS:HB2	2:DB:1084:THR:HG23	2.03	0.40
2:DB:1176:VAL:HG22	2:DB:1177:ALA:N	2.36	0.40
2:DB:202:LEU:HD13	2:DB:500:PHE:CD2	2.56	0.40
2:DB:322:ASN:O	2:DB:326:VAL:HG23	2.21	0.40
2:DB:823:GLN:HG3	2:DB:861:TYR:CD2	2.56	0.40
3:DC:115:TRP:HB3	3:DC:116:VAL:H	1.69	0.40
3:DC:87:ASN:OD1	12:DL:60:ARG:HD3	2.21	0.40
1:DA:1657:LEU:HA	7:DG:107:ILE:HG12	2.02	0.40
7:DG:162:ILE:HG13	7:DG:162:ILE:H	1.66	0.40
9:DI:34:LYS:HD3	9:DI:34:LYS:HA	1.92	0.40
10:DJ:8:PHE:HD1	10:DJ:8:PHE:HA	1.68	0.40
1:EA:1105:ARG:NH2	1:EA:1138:GLU:OE2	2.49	0.40
1:EA:1162:ASN:O	1:EA:1165:LYS:HB2	2.22	0.40
1:EA:1170:MET:O	1:EA:1173:LYS:N	2.54	0.40
1:EA:1244:ASN:HA	1:EA:1517:ARG:HH11	1.87	0.40

*Continued on next page...*

*Continued from previous page...*

Atom-1	Atom-2	Interatomic distance (Å)	Clash overlap (Å)
1:EA:1596:LEU:HA	1:EA:1596:LEU:HD23	1.80	0.40
1:EA:646:GLU:C	1:EA:648:LEU:H	2.24	0.40
1:EA:826:PHE:H	2:EB:776:ILE:HD11	1.86	0.40
1:EA:852:ASP:OD1	1:EA:855:ARG:NE	2.52	0.40
1:EA:966:LEU:HD11	1:EA:968:SER:HB3	2.03	0.40
2:EB:215:MET:SD	2:EB:399:HIS:HB3	2.61	0.40
2:EB:22:GLU:O	2:EB:26:ILE:HG13	2.22	0.40
2:EB:559:SER:C	2:EB:561:ILE:H	2.24	0.40
2:EB:568:LEU:C	14:EN:140:SER:HB2	2.41	0.40
2:EB:577:PHE:HD1	2:EB:577:PHE:HA	1.78	0.40
2:EB:845:LEU:HD12	12:EL:58:LYS:CD	2.48	0.40
2:EB:910:THR:HA	2:EB:911:PRO:HD3	1.96	0.40
2:EB:972:GLY:O	2:EB:976:GLY:N	2.52	0.40
3:EC:131:THR:HG22	3:EC:132:ILE:H	1.86	0.40
3:EC:140:CYS:CB	3:EC:196:LEU:HD13	2.51	0.40
3:EC:70:ILE:C	3:EC:72:ILE:N	2.74	0.40
6:EF:116:ASP:OD1	6:EF:118:LEU:N	2.47	0.40
9:EI:82:ILE:N	9:EI:94:MET:O	2.52	0.40
1:FA:1001:ALA:O	1:FA:1004:GLU:HB2	2.20	0.40
1:FA:1238:MET:SD	1:FA:1524:VAL:HA	2.62	0.40
1:FA:1322:ILE:O	1:FA:1325:LEU:N	2.54	0.40
1:FA:522:ALA:O	1:FA:525:ASN:N	2.55	0.40
1:FA:618:TYR:O	1:FA:620:ASN:N	2.54	0.40
1:FA:650:LEU:HD11	6:FF:88:TYR:HD1	1.87	0.40
1:FA:969:PHE:CD2	1:FA:978:ALA:HA	2.56	0.40
2:FB:152:LEU:HA	2:FB:152:LEU:HD23	1.80	0.40
3:FC:245:ARG:HD2	3:FC:245:ARG:N	2.36	0.40
3:FC:75:VAL:HA	3:FC:76:PRO:HD3	1.79	0.40
7:FG:140:GLN:HB3	7:FG:217:TRP:CD1	2.55	0.40
1:FA:937:ASN:HB3	9:FI:82:ILE:HD11	2.03	0.40
2:FB:345:SER:HA	13:FM:113:ILE:HG12	2.04	0.40
1:AA:1028:GLU:HA	1:AA:1187:ILE:CG1	2.50	0.40
1:AA:1155:PHE:CD2	1:AA:1163:GLU:HG3	2.56	0.40
1:AA:1229:ALA:CB	1:AA:1597:ALA:HB2	2.51	0.40
1:AA:1456:PHE:HB3	1:AA:1474:LEU:CD1	2.43	0.40
1:AA:460:LEU:O	1:AA:466:LEU:HB3	2.21	0.40
1:AA:545:SER:CB	1:AA:547:ILE:HG13	2.51	0.40
2:AB:1007:TYR:C	2:AB:1009:GLY:H	2.24	0.40
2:AB:1117:VAL:HA	2:AB:1118:PRO:HD3	1.88	0.40
2:AB:222:PHE:O	2:AB:229:TYR:HB3	2.21	0.40
2:AB:379:ARG:CZ	2:AB:580:GLY:HA2	2.50	0.40

*Continued on next page...*

*Continued from previous page...*

Atom-1	Atom-2	Interatomic distance (Å)	Clash overlap (Å)
2:AB:551:ILE:CD1	2:AB:649:MET:HA	2.51	0.40
3:AC:163:TYR:O	3:AC:166:ASP:HB2	2.21	0.40
3:AC:172:GLN:N	3:AC:175:GLN:HB2	2.36	0.40
7:AG:26:ASN:ND2	7:AG:37:CYS:SG	2.94	0.40
6:AF:103:MET:O	7:AG:51:PRO:HG2	2.21	0.40
1:BA:1057:ILE:HD12	1:BA:1057:ILE:H	1.87	0.40
1:BA:1080:TYR:HB3	1:BA:1172:LEU:HD21	2.03	0.40
1:BA:1220:PRO:O	1:BA:1223:ARG:HB2	2.21	0.40
1:BA:1241:PRO:HG3	1:BA:1540:GLY:C	2.41	0.40
1:BA:1448:SER:HA	1:BA:1451:ILE:HD12	2.04	0.40
1:BA:1459:LYS:HB3	1:BA:1459:LYS:HE3	1.98	0.40
1:BA:892:LEU:HD11	1:BA:956:ARG:NH1	2.35	0.40
2:BB:101:GLN:O	2:BB:139:LEU:HD22	2.22	0.40
2:BB:1112:THR:OG1	2:BB:1128:CYS:SG	2.79	0.40
2:BB:961:GLY:HA2	2:BB:964:VAL:HG23	2.02	0.40
3:BC:140:CYS:HB2	3:BC:196:LEU:HD13	2.04	0.40
3:BC:216:HIS:O	3:BC:218:LYS:N	2.55	0.40
4:BD:40:LEU:HD22	4:BD:93:GLN:HB3	2.02	0.40
6:BF:97:ARG:HG2	6:BF:130:ILE:HD13	2.04	0.40
7:BG:129:VAL:HG12	7:BG:235:ASN:HA	2.04	0.40
7:BG:62:MET:HA	7:BG:66:LEU:HB2	2.02	0.40
7:BG:74:ASN:HB3	7:BG:77:VAL:HG23	2.04	0.40
10:BJ:56:LEU:O	10:BJ:59:LYS:HB2	2.21	0.40
14:BN:113:SER:OG	14:BN:114:GLU:N	2.54	0.40
14:BN:139:VAL:HB	14:BN:140:SER:H	1.33	0.40
1:CA:1095:LEU:HD21	1:CA:1134:GLY:HA3	2.03	0.40
1:CA:569:SER:HB2	4:CD:17:ASN:ND2	2.36	0.40
1:CA:759:TYR:HB3	1:CA:920:PHE:CD2	2.56	0.40
1:CA:771:PHE:HE2	1:CA:776:LEU:HB2	1.86	0.40
1:CA:699:CYS:O	1:CA:812:VAL:HG22	2.21	0.40
2:CB:156:ARG:HA	2:CB:156:ARG:HD2	1.65	0.40
2:CB:796:ARG:HD2	10:CJ:7:CYS:O	2.21	0.40
4:CD:32:SER:O	4:CD:36:VAL:HG23	2.21	0.40
4:CD:85:SER:O	4:CD:88:GLN:N	2.49	0.40
5:CE:127:ILE:HD11	5:CE:132:ILE:CD1	2.51	0.40
7:CG:60:GLY:O	7:CG:64:GLN:HB2	2.21	0.40
7:CG:62:MET:HA	7:CG:66:LEU:HB2	2.04	0.40
7:CG:99:ASP:O	7:CG:100:THR:C	2.59	0.40
9:CI:60:LEU:HD23	9:CI:60:LEU:HA	1.78	0.40
8:CH:81:PRO:HD2	11:CK:108:TYR:OH	2.22	0.40
13:CM:10:ILE:HD12	14:CN:70:LEU:O	2.21	0.40

*Continued on next page...*

*Continued from previous page...*

Atom-1	Atom-2	Interatomic distance (Å)	Clash overlap (Å)
1:DA:1033:SER:O	1:DA:1181:PRO:HB3	2.21	0.40
1:DA:1610:PHE:HA	1:DA:1610:PHE:HD1	1.74	0.40
1:DA:19:LEU:HD23	1:DA:19:LEU:HA	1.89	0.40
1:DA:232:LYS:HB2	1:DA:232:LYS:HE3	1.84	0.40
1:DA:453:ILE:HA	1:DA:454:PRO:HD3	1.94	0.40
1:DA:741:PRO:HA	1:DA:742:PRO:HD3	1.78	0.40
1:DA:865:ASP:OD2	1:DA:867:ASP:N	2.45	0.40
2:DB:1158:ILE:HA	2:DB:1167:PHE:O	2.22	0.40
2:DB:99:VAL:HG11	2:DB:139:LEU:HD13	2.03	0.40
2:DB:274:VAL:HG11	2:DB:313:PHE:HB2	2.03	0.40
2:DB:547:HIS:CD2	2:DB:694:THR:O	2.75	0.40
2:DB:586:VAL:O	2:DB:593:ILE:HG22	2.21	0.40
2:DB:696:ILE:H	2:DB:696:ILE:HG13	1.72	0.40
3:DC:211:GLY:HA3	3:DC:219:PHE:CZ	2.56	0.40
7:DG:163:PRO:HB2	7:DG:166:TRP:CD1	2.57	0.40
8:DH:108:SER:O	8:DH:110:ASP:N	2.54	0.40
8:DH:33:GLN:HB2	8:DH:36:CYS:CB	2.51	0.40
12:DL:45:ALA:HB1	12:DL:47:ARG:HG2	2.02	0.40
12:DL:30:ILE:HD12	12:DL:59:ALA:HB2	2.04	0.40
14:DN:55:LEU:HB3	14:DN:136:VAL:CG2	2.51	0.40
1:EA:1460:TYR:HA	1:EA:1472:PHE:HB3	2.02	0.40
1:EA:456:VAL:O	1:EA:460:LEU:HG	2.20	0.40
1:EA:554:ARG:O	1:EA:555:LYS:C	2.59	0.40
1:EA:675:SER:HB2	2:EB:952:HIS:NE2	2.36	0.40
1:EA:806:ALA:O	1:EA:807:ALA:C	2.60	0.40
1:EA:680:LEU:HD12	1:EA:820:TYR:CG	2.56	0.40
1:EA:918:LYS:O	1:EA:923:ASN:ND2	2.47	0.40
2:EB:1073:GLU:O	2:EB:1076:ARG:HB3	2.22	0.40
2:EB:1178:ILE:HB	2:EB:1182:LEU:HD23	2.04	0.40
2:EB:472:SER:OG	2:EB:473:GLN:N	2.54	0.40
2:EB:53:THR:HA	2:EB:59:GLY:HA3	2.03	0.40
2:EB:690:GLU:HG2	2:EB:690:GLU:H	1.67	0.40
5:EE:52:ARG:HA	5:EE:53:PRO:HD3	1.88	0.40
5:EE:55:ARG:HB3	5:EE:82:PHE:HB3	2.03	0.40
7:EG:48:SER:HB3	7:EG:115:PHE:CE1	2.56	0.40
7:EG:235:ASN:HB3	7:EG:246:ASP:HB3	2.03	0.40
7:EG:60:GLY:O	7:EG:64:GLN:HB2	2.20	0.40
8:EH:33:GLN:HG3	8:EH:131:ASN:HD21	1.86	0.40
1:FA:1229:ALA:HB3	1:FA:1597:ALA:HB2	2.03	0.40
1:FA:1493:CYS:C	1:FA:1495:LYS:H	2.24	0.40
1:FA:763:GLY:HA3	8:FH:25:ARG:NE	2.36	0.40

*Continued on next page...*

*Continued from previous page...*

Atom-1	Atom-2	Interatomic distance (Å)	Clash overlap (Å)
1:FA:839:GLY:O	1:FA:842:TRP:HB2	2.21	0.40
2:FB:1186:ASP:OD2	2:FB:1196:LEU:HD12	2.21	0.40
2:FB:520:LEU:HA	2:FB:520:LEU:HD12	1.95	0.40
2:FB:626:ILE:N	2:FB:668:GLU:OE2	2.54	0.40
2:FB:905:TYR:N	2:FB:905:TYR:CD1	2.89	0.40
3:FC:172:GLN:N	3:FC:175:GLN:HB2	2.37	0.40
3:FC:245:ARG:H	3:FC:245:ARG:HD2	1.86	0.40
3:FC:317:SER:O	3:FC:320:ILE:HB	2.20	0.40
8:FH:33:GLN:HB2	8:FH:36:CYS:CB	2.50	0.40
10:FJ:60:PHE:O	10:FJ:63:TYR:N	2.51	0.40
11:FK:120:GLY:O	11:FK:121:LEU:C	2.59	0.40
14:FN:131:LEU:HG	14:FN:132:GLN:N	2.36	0.40
13:FM:43:LYS:HE3	14:FN:27:ASP:O	2.21	0.40
1:AA:1184:ALA:O	1:AA:1186:GLY:N	2.55	0.40
1:AA:1323:HIS:CD2	1:AA:1454:HIS:CD2	3.10	0.40
1:AA:1565:GLU:O	1:AA:1568:ASN:HB3	2.21	0.40
2:AB:1000:LEU:HD13	2:AB:1009:GLY:HA2	2.03	0.40
2:AB:479:GLN:H	2:AB:479:GLN:HG2	1.67	0.40
1:AA:958:PRO:HG2	2:AB:522:PRO:HG3	2.02	0.40
2:AB:699:ILE:H	2:AB:699:ILE:CD1	2.32	0.40
2:AB:753:LYS:O	2:AB:981:SER:OG	2.14	0.40
3:AC:240:LYS:HB2	3:AC:240:LYS:HE3	1.90	0.40
3:AC:230:LEU:HD11	3:AC:270:ALA:HB3	2.03	0.40
3:AC:85:PHE:HA	3:AC:204:LEU:CB	2.52	0.40
5:AE:17:ARG:O	5:AE:20:LYS:HB2	2.21	0.40
14:AN:118:SER:O	14:AN:119:LEU:HD23	2.20	0.40
7:AO:270:LEU:HD23	7:AO:270:LEU:HA	1.91	0.40
1:BA:111:LYS:HG3	1:BA:234:ASP:OD2	2.21	0.40
1:BA:1237:GLN:HB3	1:BA:1520:VAL:CG1	2.51	0.40
1:BA:597:LYS:HB2	2:BB:1082:HIS:NE2	2.37	0.40
1:BA:81:LEU:C	1:BA:83:VAL:H	2.25	0.40
1:BA:858:ALA:O	1:BA:862:THR:OG1	2.33	0.40
1:BA:476:VAL:HG11	2:BB:1091:ARG:O	2.22	0.40
2:BB:214:PRO:HB3	2:BB:377:MET:CE	2.51	0.40
2:BB:233:GLY:HA2	2:BB:250:LEU:O	2.21	0.40
2:BB:858:ILE:HG12	2:BB:859:CYS:N	2.35	0.40
2:BB:824:HIS:O	2:BB:861:TYR:HB2	2.21	0.40
2:BB:999:GLN:NE2	14:BN:166:LEU:HD21	2.37	0.40
5:BE:139:ALA:C	5:BE:141:VAL:N	2.75	0.40
13:BM:16:GLN:HB3	13:BM:91:TYR:HA	2.03	0.40
14:BN:131:LEU:HG	14:BN:132:GLN:N	2.36	0.40

*Continued on next page...*

*Continued from previous page...*

Atom-1	Atom-2	Interatomic distance (Å)	Clash overlap (Å)
14:BN:75:GLU:H	14:BN:91:ASP:CG	2.24	0.40
1:CA:1158:SER:HB3	1:CA:1159:ASP:H	1.56	0.40
1:CA:1264:SER:HA	1:CA:1267:ILE:HD12	2.03	0.40
1:CA:1450:ILE:HG22	1:CA:1457:ILE:HG21	2.04	0.40
1:CA:470:HIS:CD2	7:CO:314:THR:HG22	2.56	0.40
1:CA:52:LEU:HD23	1:CA:52:LEU:HA	1.82	0.40
2:CB:101:GLN:O	2:CB:139:LEU:HD22	2.22	0.40
2:CB:206:LEU:HA	2:CB:206:LEU:HD23	1.98	0.40
2:CB:501:ARG:O	2:CB:544:HIS:HA	2.22	0.40
2:CB:68:ILE:HD13	2:CB:68:ILE:HA	1.66	0.40
2:CB:70:GLU:HG2	2:CB:97:VAL:O	2.21	0.40
2:CB:789:ILE:HD11	2:CB:947:ILE:HG12	2.03	0.40
2:CB:838:GLU:C	2:CB:840:LEU:H	2.25	0.40
5:CE:213:ILE:HD13	5:CE:214:CYS:N	2.35	0.40
6:CF:105:ALA:HA	6:CF:106:PRO:HD3	1.91	0.40
6:CF:74:ILE:HA	6:CF:75:PRO:HD2	1.95	0.40
7:CG:87:LEU:HA	7:CG:120:VAL:HG23	2.02	0.40
8:CH:128:ASN:OD1	8:CH:130:ARG:HB2	2.21	0.40
3:CC:199:GLY:HA3	10:CJ:66:LEU:HD22	2.03	0.40
2:CB:845:LEU:HD12	12:CL:58:LYS:HE2	2.02	0.40
1:DA:1226:VAL:HG22	1:DA:1598:PHE:CE1	2.56	0.40
1:DA:1529:MET:HG2	1:DA:1529:MET:H	1.66	0.40
1:DA:460:LEU:O	1:DA:466:LEU:HB3	2.21	0.40
1:DA:509:GLU:OE1	1:DA:579:ARG:NH2	2.50	0.40
1:DA:676:ALA:O	1:DA:677:GLY:C	2.60	0.40
1:DA:751:SER:O	1:DA:769:VAL:N	2.47	0.40
1:DA:790:LYS:O	1:DA:792:GLY:N	2.55	0.40
1:DA:892:LEU:HG	1:DA:893:ASP:N	2.35	0.40
1:DA:90:PHE:CE1	1:DA:1623:THR:HG23	2.57	0.40
1:DA:952:LEU:HD22	1:DA:952:LEU:HA	1.86	0.40
2:DB:1026:ILE:HD11	2:DB:1028:VAL:CG1	2.48	0.40
2:DB:96:SER:OG	2:DB:144:SER:O	2.28	0.40
2:DB:383:SER:HB2	2:DB:388:GLU:HB2	2.03	0.40
2:DB:704:THR:HA	2:DB:705:PRO:HD2	1.93	0.40
2:DB:960:ILE:O	2:DB:963:PHE:N	2.54	0.40
5:DE:177:ARG:NH1	5:DE:179:GLN:HE22	2.19	0.40
7:CO:278:ILE:HB	7:DG:159:LYS:NZ	2.36	0.40
7:DG:162:ILE:HA	7:DG:163:PRO:HD2	1.86	0.40
7:DG:221:ASN:OD1	7:DG:221:ASN:N	2.54	0.40
7:DG:137:ILE:HD11	7:DG:229:LEU:HB2	2.03	0.40
7:DG:26:ASN:HA	7:DG:27:PRO:HD3	1.89	0.40

*Continued on next page...*

*Continued from previous page...*

Atom-1	Atom-2	Interatomic distance (Å)	Clash overlap (Å)
9:DI:8:ILE:H	9:DI:16:LEU:CD1	2.35	0.40
10:DJ:45:CYS:HA	10:DJ:48:ARG:NH1	2.37	0.40
3:DC:197:ARG:CG	10:DJ:61:LEU:HB3	2.51	0.40
14:DN:54:TRP:CZ2	14:DN:135:LYS:HD2	2.56	0.40
1:DA:469:LYS:NZ	7:DO:314:THR:O	2.54	0.40
1:EA:1217:LEU:HD11	1:EA:1572:ARG:HE	1.86	0.40
2:EB:617:THR:CB	2:EB:620:LEU:HD23	2.51	0.40
2:EB:184:LYS:HE2	2:EB:735:HIS:NE2	2.37	0.40
2:EB:736:ARG:HB3	2:EB:738:ASP:OD1	2.21	0.40
2:EB:741:LEU:HD23	2:EB:741:LEU:HA	1.76	0.40
2:EB:913:ILE:HD12	2:EB:927:CYS:HB3	2.04	0.40
3:EC:136:LEU:HD22	3:EC:167:LEU:HA	2.04	0.40
3:EC:251:PHE:HB3	3:EC:255:VAL:HG11	2.02	0.40
5:EE:137:GLU:C	5:EE:139:ALA:N	2.74	0.40
7:EG:161:ASN:HB3	7:EG:248:THR:HA	2.04	0.40
9:EI:60:LEU:HD23	9:EI:60:LEU:HA	1.84	0.40
11:EK:72:LEU:HD12	11:EK:72:LEU:HA	1.54	0.40
13:EM:75:GLN:HG2	14:EN:64:ILE:HD11	2.03	0.40
1:FA:1136:VAL:HG11	1:FA:1140:PHE:CD2	2.49	0.40
1:FA:1243:TRP:CE3	1:FA:1243:TRP:HA	2.57	0.40
1:FA:1481:GLU:O	1:FA:1483:LEU:HD23	2.22	0.40
1:FA:530:TRP:CZ2	1:FA:607:VAL:HG21	2.56	0.40
1:FA:70:LYS:C	1:FA:71:PHE:CD1	2.94	0.40
1:FA:736:LEU:HD22	1:FA:736:LEU:HA	1.69	0.40
1:FA:77:GLY:O	1:FA:78:HIS:HB3	2.21	0.40
2:FB:104:ILE:CB	2:FB:169:ARG:HG3	2.51	0.40
2:FB:609:ARG:NH2	2:FB:626:ILE:HG13	2.36	0.40
2:FB:690:GLU:HG2	2:FB:690:GLU:H	1.68	0.40
2:FB:775:VAL:H	2:FB:1028:VAL:CG1	2.33	0.40
2:FB:97:VAL:O	2:FB:421:LEU:HD22	2.21	0.40
5:FE:81:GLU:HG3	5:FE:82:PHE:N	2.35	0.40
2:FB:956:SER:HB2	9:FI:107:GLY:HA3	2.04	0.40
11:FK:53:ALA:HB1	11:FK:104:ARG:HH12	1.87	0.40
13:FM:65:TYR:O	13:FM:97:VAL:HG23	2.22	0.40
14:FN:163:VAL:O	14:FN:166:LEU:HD11	2.22	0.40
1:AA:507:TYR:OH	1:AA:641:GLU:N	2.55	0.40
1:AA:583:ASN:HA	1:AA:605:VAL:HG12	2.03	0.40
1:AA:669:LEU:HG	1:AA:810:LEU:HD11	2.04	0.40
1:AA:689:ARG:O	1:AA:692:TYR:HB3	2.22	0.40
1:AA:646:GLU:OE1	2:AB:1087:LEU:HG	2.22	0.40
2:AB:1094:ASN:N	2:AB:1094:ASN:OD1	2.54	0.40

*Continued on next page...*

*Continued from previous page...*

Atom-1	Atom-2	Interatomic distance (Å)	Clash overlap (Å)
2:AB:215:MET:HE3	2:AB:394:PRO:HB3	2.03	0.40
2:AB:570:VAL:HG13	2:AB:596:VAL:HG13	2.04	0.40
2:AB:771:ALA:O	2:AB:1030:VAL:HG12	2.22	0.40
1:AA:671:GLN:HA	2:AB:952:HIS:HD2	1.86	0.40
6:AF:123:LYS:O	6:AF:126:ALA:HB3	2.22	0.40
7:AG:73:TYR:CD2	7:AG:238:THR:HB	2.56	0.40
8:AH:39:THR:HG22	8:AH:124:ARG:HB3	2.04	0.40
1:AA:763:GLY:HA3	8:AH:25:ARG:NE	2.36	0.40
1:BA:1325:LEU:HA	1:BA:1325:LEU:HD13	1.67	0.40
1:BA:1526:PHE:O	1:BA:1528:ALA:N	2.54	0.40
1:BA:345:LEU:H	1:BA:345:LEU:HG	1.34	0.40
1:BA:809:VAL:CG1	1:BA:810:LEU:N	2.84	0.40
1:BA:1482:LYS:NZ	2:BB:304:ASP:OD1	2.51	0.40
2:BB:389:CYS:HB2	2:BB:635:GLY:O	2.21	0.40
2:BB:655:TYR:CZ	2:BB:657:PRO:HG2	2.57	0.40
2:BB:872:LYS:HD3	2:BB:872:LYS:HA	1.76	0.40
2:BB:913:ILE:HD11	2:BB:929:ARG:N	2.36	0.40
3:BC:70:ILE:C	3:BC:72:ILE:H	2.24	0.40
5:BE:175:LEU:HD22	5:BE:175:LEU:HA	1.70	0.40
7:BG:50:ALA:HB1	7:BG:52:MET:HG2	2.03	0.40
1:CA:1018:TYR:OH	1:CA:1615:TYR:HE1	2.04	0.40
1:CA:1148:LEU:CD2	1:CA:1163:GLU:HG2	2.52	0.40
1:CA:1193:VAL:O	1:CA:1196:PRO:HD2	2.22	0.40
1:CA:1529:MET:HG2	1:CA:1529:MET:H	1.70	0.40
1:CA:1582:LEU:O	1:CA:1583:ASP:C	2.60	0.40
1:CA:1584:LEU:HD13	1:CA:1584:LEU:HA	1.95	0.40
1:CA:191:MET:C	1:CA:191:MET:SD	3.00	0.40
1:CA:538:ASN:HB3	1:CA:539:GLU:H	1.71	0.40
1:CA:731:ILE:O	1:CA:735:VAL:HG23	2.21	0.40
1:CA:76:GLN:H	1:CA:76:GLN:HG2	1.61	0.40
1:CA:780:ILE:C	1:CA:781:LEU:HD23	2.42	0.40
2:CB:1006:ASN:ND2	3:CC:277:ARG:HB2	2.36	0.40
2:CB:128:GLN:NE2	2:CB:735:HIS:HA	2.37	0.40
2:CB:19:LEU:HD21	10:CJ:25:LEU:HB3	2.04	0.40
2:CB:46:ILE:HG22	2:CB:50:ASN:HD21	1.87	0.40
2:CB:555:GLN:NE2	2:CB:644:GLY:O	2.55	0.40
2:CB:751:ILE:HG22	2:CB:770:ASN:OD1	2.21	0.40
2:CB:837:LEU:HA	2:CB:837:LEU:HD22	1.63	0.40
3:CC:303:GLU:O	3:CC:304:SER:HB2	2.22	0.40
8:CH:143:LEU:HD12	8:CH:143:LEU:N	2.36	0.40
8:CH:46:LEU:HA	8:CH:46:LEU:HD23	1.81	0.40

*Continued on next page...*



*Continued from previous page...*

Atom-1	Atom-2	Interatomic distance (Å)	Clash overlap (Å)
9:CI:114:CYS:SG	9:CI:115:THR:N	2.95	0.40
3:CC:329:LYS:CD	11:CK:122:LYS:HE2	2.50	0.40
13:CM:39:ASP:O	13:CM:53:LEU:HD12	2.21	0.40
2:CB:679:GLN:NE2	14:CN:155:VAL:O	2.49	0.40
7:CO:287:GLU:O	7:CO:290:GLU:N	2.52	0.40
1:DA:1195:GLU:HB3	1:DA:1196:PRO:HD3	2.03	0.40
1:DA:1608:SER:OG	1:DA:1636:SER:OG	2.37	0.40
1:DA:510:PRO:HG2	6:DF:102:SER:OG	2.21	0.40
1:DA:52:LEU:HD22	1:DA:56:ALA:HA	2.03	0.40
1:DA:70:LYS:HG2	7:DO:302:GLU:OE2	2.21	0.40
1:DA:975:ASP:CG	1:DA:976:ALA:N	2.74	0.40
2:DB:909:ARG:HH22	2:DB:1038:HIS:CG	2.39	0.40
2:DB:1056:THR:HB	2:DB:1058:GLN:HG3	2.02	0.40
2:DB:1171:ASN:HD22	2:DB:1171:ASN:N	2.20	0.40
2:DB:476:LEU:HD23	2:DB:476:LEU:HA	1.52	0.40
2:DB:71:LYS:HB3	2:DB:425:ILE:HD11	2.04	0.40
4:DD:32:SER:O	4:DD:36:VAL:HG23	2.21	0.40
5:DE:196:VAL:O	5:DE:211:TYR:HB3	2.22	0.40
5:DE:48:ASP:N	5:DE:48:ASP:OD1	2.47	0.40
6:DF:123:LYS:O	6:DF:126:ALA:HB3	2.22	0.40
6:DF:136:ARG:O	6:DF:143:PHE:HB2	2.22	0.40
7:DG:73:TYR:CD2	7:DG:238:THR:HB	2.57	0.40
8:DH:81:PRO:HA	8:DH:82:PRO:HD2	1.87	0.40
11:DK:119:LYS:O	11:DK:123:ASP:HB2	2.21	0.40
1:EA:1085:LEU:HG	1:EA:1085:LEU:H	1.55	0.40
1:EA:1047:GLN:CD	1:EA:1584:LEU:HD13	2.42	0.40
1:EA:11:ILE:HD11	1:EA:1643:VAL:HG11	2.04	0.40
1:EA:488:PRO:HD2	2:EB:781:TYR:CZ	2.56	0.40
1:EA:819:ASN:O	1:EA:822:THR:OG1	2.38	0.40
1:EA:87:ASN:HA	1:EA:88:PRO:HD2	1.90	0.40
2:EB:1111:LEU:HD23	2:EB:1111:LEU:H	1.87	0.40
2:EB:38:LEU:HD13	2:EB:38:LEU:HA	1.78	0.40
2:EB:751:ILE:HG22	2:EB:770:ASN:OD1	2.21	0.40
2:EB:985:ILE:HG12	2:EB:985:ILE:H	1.60	0.40
3:EC:128:ASP:HB2	3:EC:129:GLU:H	1.73	0.40
3:EC:317:SER:O	3:EC:320:ILE:HB	2.22	0.40
5:EE:143:ASN:HB3	5:EE:146:HIS:CE1	2.57	0.40
5:EE:20:LYS:NZ	5:EE:34:GLU:O	2.47	0.40
7:EG:86:GLY:O	7:EG:120:VAL:HG23	2.21	0.40
1:FA:1142:ASP:O	1:FA:1145:GLU:N	2.54	0.40
1:FA:1447:GLN:HE21	1:FA:1459:LYS:HA	1.87	0.40

*Continued on next page...*

Continued from previous page...

Atom-1	Atom-2	Interatomic distance (Å)	Clash overlap (Å)
1:FA:1622:LEU:HD11	2:FB:1194:ILE:HD13	2.03	0.40
1:FA:125:LEU:CD1	1:FA:219:LEU:HD12	2.50	0.40
1:FA:453:ILE:HA	1:FA:454:PRO:HD3	1.98	0.40
2:FB:775:VAL:HG23	2:FB:1028:VAL:HG12	2.03	0.40
2:FB:45:HIS:CE1	2:FB:205:MET:SD	3.15	0.40
2:FB:392:ASP:HB3	2:FB:399:HIS:NE2	2.36	0.40
2:FB:413:LEU:HA	2:FB:413:LEU:HD13	1.74	0.40
2:FB:527:PHE:HE2	2:FB:669:GLN:NE2	2.19	0.40
2:FB:714:ARG:HG2	2:FB:959:THR:CG2	2.52	0.40
2:FB:966:SER:HB3	2:FB:967:LEU:H	1.66	0.40
3:FC:150:SER:OG	3:FC:155:GLU:OE2	2.28	0.40
3:FC:237:GLN:NE2	3:FC:288:LYS:HE2	2.36	0.40
3:FC:303:GLU:O	3:FC:304:SER:HB2	2.21	0.40
1:FA:574:ASN:ND2	6:FF:104:ASN:HD21	2.20	0.40
7:FG:29:ASP:C	7:FG:31:LYS:N	2.73	0.40
9:FI:113:THR:HA	9:FI:120:LYS:HB3	2.02	0.40
9:FI:33:CYS:HB2	13:FM:60:LEU:HD22	2.03	0.40
11:FK:56:GLU:HG3	11:FK:56:GLU:H	1.59	0.40
13:FM:66:THR:HB	13:FM:71:GLN:HG3	2.03	0.40
14:FN:97:SER:CB	14:FN:105:SER:HB3	2.52	0.40

There are no symmetry-related clashes.

## 5.3 Torsion angles [i](#)

### 5.3.1 Protein backbone [i](#)

In the following table, the Percentiles column shows the percent Ramachandran outliers of the chain as a percentile score with respect to all X-ray entries followed by that with respect to entries of similar resolution.

The Analysed column shows the number of residues for which the backbone conformation was analysed, and the total number of residues.

Mol	Chain	Analysed	Favoured	Allowed	Outliers	Percentiles
1	AA	1470/1664 (88%)	1124 (76%)	276 (19%)	70 (5%)	<b>2</b> <b>21</b>
1	BA	1448/1664 (87%)	1124 (78%)	259 (18%)	65 (4%)	<b>2</b> <b>22</b>
1	CA	1469/1664 (88%)	1131 (77%)	268 (18%)	70 (5%)	<b>2</b> <b>21</b>
1	DA	1469/1664 (88%)	1138 (78%)	263 (18%)	68 (5%)	<b>2</b> <b>21</b>

Continued on next page...

*Continued from previous page...*

Mol	Chain	Analysed	Favoured	Allowed	Outliers	Percentiles	
1	EA	1468/1664 (88%)	1127 (77%)	272 (18%)	69 (5%)	2	21
1	FA	1470/1664 (88%)	1127 (77%)	274 (19%)	69 (5%)	2	21
2	AB	1142/1203 (95%)	926 (81%)	158 (14%)	58 (5%)	2	19
2	BB	1141/1203 (95%)	923 (81%)	164 (14%)	54 (5%)	2	21
2	CB	1160/1203 (96%)	921 (79%)	171 (15%)	68 (6%)	1	17
2	DB	1155/1203 (96%)	923 (80%)	172 (15%)	60 (5%)	2	19
2	EB	1154/1203 (96%)	928 (80%)	165 (14%)	61 (5%)	2	19
2	FB	1155/1203 (96%)	925 (80%)	165 (14%)	65 (6%)	2	18
3	AC	302/335 (90%)	231 (76%)	53 (18%)	18 (6%)	1	16
3	BC	302/335 (90%)	232 (77%)	53 (18%)	17 (6%)	2	18
3	CC	302/335 (90%)	234 (78%)	52 (17%)	16 (5%)	2	19
3	DC	302/335 (90%)	233 (77%)	51 (17%)	18 (6%)	1	16
3	EC	302/335 (90%)	233 (77%)	52 (17%)	17 (6%)	2	18
3	FC	302/335 (90%)	233 (77%)	51 (17%)	18 (6%)	1	16
4	AD	54/137 (39%)	49 (91%)	5 (9%)	0	100	100
4	BD	54/137 (39%)	50 (93%)	4 (7%)	0	100	100
4	CD	54/137 (39%)	49 (91%)	5 (9%)	0	100	100
4	DD	54/137 (39%)	50 (93%)	4 (7%)	0	100	100
4	ED	54/137 (39%)	50 (93%)	3 (6%)	1 (2%)	8	38
4	FD	54/137 (39%)	49 (91%)	4 (7%)	1 (2%)	8	38
5	AE	213/215 (99%)	176 (83%)	31 (15%)	6 (3%)	5	30
5	BE	213/215 (99%)	174 (82%)	32 (15%)	7 (3%)	4	26
5	CE	213/215 (99%)	174 (82%)	33 (16%)	6 (3%)	5	30
5	DE	213/215 (99%)	176 (83%)	31 (15%)	6 (3%)	5	30
5	EE	213/215 (99%)	175 (82%)	32 (15%)	6 (3%)	5	30
5	FE	213/215 (99%)	174 (82%)	33 (16%)	6 (3%)	5	30
6	AF	96/155 (62%)	85 (88%)	10 (10%)	1 (1%)	15	53
6	BF	96/155 (62%)	87 (91%)	8 (8%)	1 (1%)	15	53
6	CF	97/155 (63%)	87 (90%)	9 (9%)	1 (1%)	15	53
6	DF	97/155 (63%)	85 (88%)	11 (11%)	1 (1%)	15	53
6	EF	97/155 (63%)	88 (91%)	8 (8%)	1 (1%)	15	53

*Continued on next page...*

Continued from previous page...

Mol	Chain	Analysed	Favoured	Allowed	Outliers	Percentiles	
6	FF	97/155 (63%)	88 (91%)	7 (7%)	2 (2%)	7	36
7	AG	198/326 (61%)	143 (72%)	40 (20%)	15 (8%)	1	13
7	AO	50/326 (15%)	31 (62%)	11 (22%)	8 (16%)	0	3
7	BG	191/326 (59%)	139 (73%)	37 (19%)	15 (8%)	1	12
7	BO	49/326 (15%)	33 (67%)	11 (22%)	5 (10%)	0	8
7	CG	198/326 (61%)	145 (73%)	38 (19%)	15 (8%)	1	13
7	CO	48/326 (15%)	32 (67%)	10 (21%)	6 (12%)	0	5
7	DG	198/326 (61%)	142 (72%)	38 (19%)	18 (9%)	1	11
7	DO	50/326 (15%)	31 (62%)	12 (24%)	7 (14%)	0	4
7	EG	198/326 (61%)	144 (73%)	40 (20%)	14 (7%)	1	14
7	EO	50/326 (15%)	30 (60%)	13 (26%)	7 (14%)	0	4
7	FG	198/326 (61%)	141 (71%)	40 (20%)	17 (9%)	1	11
7	FO	50/326 (15%)	34 (68%)	13 (26%)	3 (6%)	1	16
8	AH	128/146 (88%)	106 (83%)	19 (15%)	3 (2%)	6	34
8	BH	127/146 (87%)	105 (83%)	17 (13%)	5 (4%)	3	23
8	CH	127/146 (87%)	106 (84%)	18 (14%)	3 (2%)	6	33
8	DH	130/146 (89%)	104 (80%)	20 (15%)	6 (5%)	2	21
8	EH	130/146 (89%)	106 (82%)	17 (13%)	7 (5%)	2	19
8	FH	130/146 (89%)	106 (82%)	19 (15%)	5 (4%)	3	24
9	AI	122/125 (98%)	91 (75%)	28 (23%)	3 (2%)	5	32
9	BI	91/125 (73%)	70 (77%)	19 (21%)	2 (2%)	6	35
9	CI	122/125 (98%)	93 (76%)	25 (20%)	4 (3%)	4	26
9	DI	122/125 (98%)	93 (76%)	26 (21%)	3 (2%)	5	32
9	EI	113/125 (90%)	85 (75%)	25 (22%)	3 (3%)	5	31
9	FI	122/125 (98%)	92 (75%)	25 (20%)	5 (4%)	3	22
10	AJ	66/70 (94%)	45 (68%)	16 (24%)	5 (8%)	1	13
10	BJ	67/70 (96%)	45 (67%)	18 (27%)	4 (6%)	1	16
10	CJ	66/70 (94%)	47 (71%)	15 (23%)	4 (6%)	1	16
10	DJ	67/70 (96%)	47 (70%)	16 (24%)	4 (6%)	1	16
10	EJ	66/70 (94%)	47 (71%)	15 (23%)	4 (6%)	1	16
10	FJ	66/70 (94%)	47 (71%)	16 (24%)	3 (4%)	2	22

Continued on next page...

Continued from previous page...

Mol	Chain	Analysed	Favoured	Allowed	Outliers	Percentiles	
11	AK	99/142 (70%)	79 (80%)	17 (17%)	3 (3%)	4	28
11	BK	98/142 (69%)	80 (82%)	15 (15%)	3 (3%)	4	27
11	CK	99/142 (70%)	85 (86%)	11 (11%)	3 (3%)	4	28
11	DK	99/142 (70%)	81 (82%)	14 (14%)	4 (4%)	3	23
11	EK	98/142 (69%)	80 (82%)	14 (14%)	4 (4%)	3	22
11	FK	98/142 (69%)	82 (84%)	13 (13%)	3 (3%)	4	27
12	AL	42/70 (60%)	34 (81%)	5 (12%)	3 (7%)	1	14
12	BL	42/70 (60%)	33 (79%)	6 (14%)	3 (7%)	1	14
12	CL	42/70 (60%)	33 (79%)	6 (14%)	3 (7%)	1	14
12	DL	42/70 (60%)	33 (79%)	6 (14%)	3 (7%)	1	14
12	EL	42/70 (60%)	33 (79%)	6 (14%)	3 (7%)	1	14
12	FL	42/70 (60%)	34 (81%)	5 (12%)	3 (7%)	1	14
13	AM	107/415 (26%)	81 (76%)	17 (16%)	9 (8%)	1	11
13	BM	107/415 (26%)	81 (76%)	17 (16%)	9 (8%)	1	11
13	CM	107/415 (26%)	79 (74%)	19 (18%)	9 (8%)	1	11
13	DM	107/415 (26%)	82 (77%)	15 (14%)	10 (9%)	0	10
13	EM	108/415 (26%)	80 (74%)	18 (17%)	10 (9%)	0	10
13	FM	108/415 (26%)	80 (74%)	18 (17%)	10 (9%)	0	10
14	AN	136/233 (58%)	106 (78%)	17 (12%)	13 (10%)	0	9
14	BN	137/233 (59%)	110 (80%)	16 (12%)	11 (8%)	1	12
14	CN	137/233 (59%)	109 (80%)	17 (12%)	11 (8%)	1	12
14	DN	139/233 (60%)	112 (81%)	16 (12%)	11 (8%)	1	12
14	EN	138/233 (59%)	111 (80%)	15 (11%)	12 (9%)	1	11
14	FN	139/233 (60%)	112 (81%)	15 (11%)	12 (9%)	1	11
All	All	25348/33372 (76%)	19889 (78%)	4164 (16%)	1295 (5%)	2	19

All (1295) Ramachandran outliers are listed below:

Mol	Chain	Res	Type
1	AA	39	ASP
1	AA	547	ILE
1	AA	551	VAL
1	AA	710	SER
1	AA	851	VAL

Continued on next page...

*Continued from previous page...*

<b>Mol</b>	<b>Chain</b>	<b>Res</b>	<b>Type</b>
1	AA	936	SER
1	AA	1061	SER
1	AA	1093	SER
1	AA	1158	SER
1	AA	1215	VAL
1	AA	1251	ALA
1	AA	1252	ASP
1	AA	1264	SER
1	AA	1273	THR
1	AA	1514	ASN
1	AA	1599	ASN
2	AB	663	ILE
2	AB	676	VAL
2	AB	700	LEU
2	AB	755	ASN
2	AB	783	MET
2	AB	784	ASP
2	AB	810	ASP
2	AB	834	LYS
2	AB	896	GLN
2	AB	1025	ASP
2	AB	1042	ASP
2	AB	1044	PHE
3	AC	100	ARG
3	AC	148	LYS
5	AE	138	ALA
7	AG	99	ASP
7	AG	143	SER
7	AG	249	LEU
8	AH	109	LYS
12	AL	54	ARG
12	AL	62	LYS
13	AM	13	GLU
13	AM	85	LYS
14	AN	75	GLU
14	AN	139	VAL
7	AO	266	GLN
7	AO	303	ASP
7	AO	306	SER
7	AO	312	GLU
1	BA	39	ASP
1	BA	547	ILE

*Continued on next page...*

*Continued from previous page...*

<b>Mol</b>	<b>Chain</b>	<b>Res</b>	<b>Type</b>
1	BA	551	VAL
1	BA	710	SER
1	BA	758	GLU
1	BA	851	VAL
1	BA	936	SER
1	BA	1061	SER
1	BA	1093	SER
1	BA	1158	SER
1	BA	1215	VAL
1	BA	1251	ALA
1	BA	1252	ASP
1	BA	1264	SER
1	BA	1273	THR
1	BA	1514	ASN
1	BA	1599	ASN
2	BB	660	LYS
2	BB	663	ILE
2	BB	700	LEU
2	BB	755	ASN
2	BB	783	MET
2	BB	784	ASP
2	BB	834	LYS
2	BB	896	GLN
2	BB	1025	ASP
2	BB	1042	ASP
2	BB	1044	PHE
3	BC	148	LYS
3	BC	279	VAL
5	BE	49	SER
5	BE	138	ALA
7	BG	99	ASP
7	BG	221	ASN
8	BH	109	LYS
11	BK	99	ASN
12	BL	46	VAL
12	BL	54	ARG
12	BL	62	LYS
13	BM	17	ASP
13	BM	85	LYS
14	BN	75	GLU
14	BN	139	VAL
7	BO	313	ASN

*Continued on next page...*

*Continued from previous page...*

<b>Mol</b>	<b>Chain</b>	<b>Res</b>	<b>Type</b>
1	CA	39	ASP
1	CA	547	ILE
1	CA	551	VAL
1	CA	652	ASN
1	CA	710	SER
1	CA	851	VAL
1	CA	936	SER
1	CA	1061	SER
1	CA	1093	SER
1	CA	1158	SER
1	CA	1215	VAL
1	CA	1251	ALA
1	CA	1252	ASP
1	CA	1264	SER
1	CA	1273	THR
1	CA	1514	ASN
1	CA	1599	ASN
2	CB	90	TYR
2	CB	368	GLN
2	CB	559	SER
2	CB	660	LYS
2	CB	663	ILE
2	CB	676	VAL
2	CB	700	LEU
2	CB	755	ASN
2	CB	783	MET
2	CB	784	ASP
2	CB	834	LYS
2	CB	894	LYS
2	CB	896	GLN
2	CB	1025	ASP
2	CB	1042	ASP
2	CB	1044	PHE
3	CC	148	LYS
7	CG	99	ASP
7	CG	143	SER
7	CG	221	ASN
8	CH	109	LYS
12	CL	54	ARG
12	CL	62	LYS
13	CM	85	LYS
14	CN	75	GLU

*Continued on next page...*



*Continued from previous page...*

<b>Mol</b>	<b>Chain</b>	<b>Res</b>	<b>Type</b>
14	CN	139	VAL
7	CO	273	VAL
7	CO	274	SER
1	DA	39	ASP
1	DA	551	VAL
1	DA	710	SER
1	DA	851	VAL
1	DA	936	SER
1	DA	1061	SER
1	DA	1093	SER
1	DA	1158	SER
1	DA	1215	VAL
1	DA	1251	ALA
1	DA	1252	ASP
1	DA	1264	SER
1	DA	1273	THR
1	DA	1514	ASN
1	DA	1599	ASN
2	DB	368	GLN
2	DB	559	SER
2	DB	658	LEU
2	DB	660	LYS
2	DB	663	ILE
2	DB	700	LEU
2	DB	755	ASN
2	DB	783	MET
2	DB	784	ASP
2	DB	834	LYS
2	DB	892	SER
2	DB	893	ASN
2	DB	896	GLN
2	DB	1025	ASP
2	DB	1042	ASP
2	DB	1044	PHE
3	DC	148	LYS
3	DC	279	VAL
5	DE	49	SER
5	DE	138	ALA
7	DG	99	ASP
7	DG	143	SER
7	DG	221	ASN
7	DG	249	LEU

*Continued on next page...*

*Continued from previous page...*

<b>Mol</b>	<b>Chain</b>	<b>Res</b>	<b>Type</b>
8	DH	109	LYS
12	DL	54	ARG
12	DL	62	LYS
13	DM	85	LYS
14	DN	75	GLU
14	DN	139	VAL
7	DO	273	VAL
7	DO	301	LYS
7	DO	302	GLU
7	DO	313	ASN
1	EA	39	ASP
1	EA	255	ALA
1	EA	547	ILE
1	EA	551	VAL
1	EA	710	SER
1	EA	758	GLU
1	EA	851	VAL
1	EA	936	SER
1	EA	1061	SER
1	EA	1093	SER
1	EA	1158	SER
1	EA	1215	VAL
1	EA	1251	ALA
1	EA	1252	ASP
1	EA	1264	SER
1	EA	1273	THR
1	EA	1514	ASN
1	EA	1599	ASN
2	EB	368	GLN
2	EB	658	LEU
2	EB	660	LYS
2	EB	663	ILE
2	EB	676	VAL
2	EB	700	LEU
2	EB	755	ASN
2	EB	783	MET
2	EB	784	ASP
2	EB	810	ASP
2	EB	834	LYS
2	EB	892	SER
2	EB	894	LYS
2	EB	896	GLN

*Continued on next page...*

*Continued from previous page...*

<b>Mol</b>	<b>Chain</b>	<b>Res</b>	<b>Type</b>
2	EB	1042	ASP
2	EB	1044	PHE
3	EC	148	LYS
5	EE	144	ILE
7	EG	99	ASP
7	EG	143	SER
8	EH	109	LYS
12	EL	54	ARG
12	EL	62	LYS
13	EM	85	LYS
14	EN	75	GLU
14	EN	139	VAL
7	EO	266	GLN
7	EO	267	ALA
7	EO	307	GLU
1	FA	39	ASP
1	FA	255	ALA
1	FA	551	VAL
1	FA	652	ASN
1	FA	710	SER
1	FA	758	GLU
1	FA	851	VAL
1	FA	936	SER
1	FA	1061	SER
1	FA	1093	SER
1	FA	1158	SER
1	FA	1215	VAL
1	FA	1251	ALA
1	FA	1252	ASP
1	FA	1264	SER
1	FA	1273	THR
1	FA	1514	ASN
1	FA	1599	ASN
2	FB	90	TYR
2	FB	658	LEU
2	FB	660	LYS
2	FB	663	ILE
2	FB	676	VAL
2	FB	700	LEU
2	FB	755	ASN
2	FB	783	MET
2	FB	784	ASP

*Continued on next page...*

*Continued from previous page...*

<b>Mol</b>	<b>Chain</b>	<b>Res</b>	<b>Type</b>
2	FB	834	LYS
2	FB	892	SER
2	FB	896	GLN
2	FB	1025	ASP
2	FB	1042	ASP
2	FB	1044	PHE
3	FC	148	LYS
5	FE	49	SER
5	FE	138	ALA
7	FG	99	ASP
7	FG	143	SER
7	FG	221	ASN
8	FH	109	LYS
12	FL	54	ARG
12	FL	62	LYS
13	FM	7	VAL
13	FM	85	LYS
14	FN	75	GLU
14	FN	139	VAL
1	AA	255	ALA
1	AA	520	ARG
1	AA	619	ALA
1	AA	652	ASN
1	AA	758	GLU
1	AA	850	SER
1	AA	1272	VAL
1	AA	1464	ASP
1	AA	1482	LYS
1	AA	1503	HIS
1	AA	1650	GLY
2	AB	368	GLN
2	AB	475	GLY
2	AB	559	SER
2	AB	658	LEU
2	AB	660	LYS
2	AB	835	GLU
2	AB	877	SER
2	AB	966	SER
2	AB	971	ALA
2	AB	988	GLU
2	AB	1038	HIS
2	AB	1043	LYS

*Continued on next page...*

*Continued from previous page...*

<b>Mol</b>	<b>Chain</b>	<b>Res</b>	<b>Type</b>
3	AC	129	GLU
3	AC	173	GLY
3	AC	174	ARG
3	AC	191	ILE
3	AC	217	ALA
3	AC	279	VAL
5	AE	49	SER
5	AE	114	ASN
5	AE	144	ILE
7	AG	12	GLU
7	AG	19	LYS
7	AG	20	HIS
7	AG	100	THR
7	AG	152	ALA
7	AG	164	VAL
7	AG	221	ASN
9	AI	5	GLY
9	AI	21	ASN
10	AJ	5	VAL
10	AJ	55	ASP
11	AK	99	ASN
12	AL	46	VAL
13	AM	17	ASP
13	AM	114	LYS
14	AN	32	CYS
14	AN	73	ASP
14	AN	125	ALA
7	AO	301	LYS
7	AO	307	GLU
1	BA	347	ARG
1	BA	520	ARG
1	BA	652	ASN
1	BA	759	TYR
1	BA	850	SER
1	BA	853	THR
1	BA	1272	VAL
1	BA	1464	ASP
1	BA	1482	LYS
1	BA	1541	ILE
1	BA	1650	GLY
2	BB	38	LEU
2	BB	167	SER

*Continued on next page...*

*Continued from previous page...*

<b>Mol</b>	<b>Chain</b>	<b>Res</b>	<b>Type</b>
2	BB	368	GLN
2	BB	475	GLY
2	BB	559	SER
2	BB	658	LEU
2	BB	676	VAL
2	BB	810	ASP
2	BB	835	GLU
2	BB	877	SER
2	BB	971	ALA
2	BB	988	GLU
2	BB	989	ASP
2	BB	1038	HIS
2	BB	1043	LYS
3	BC	100	ARG
3	BC	129	GLU
3	BC	173	GLY
3	BC	303	GLU
5	BE	114	ASN
5	BE	144	ILE
7	BG	19	LYS
7	BG	20	HIS
7	BG	100	THR
7	BG	143	SER
7	BG	152	ALA
7	BG	164	VAL
7	BG	249	LEU
9	BI	5	GLY
9	BI	21	ASN
10	BJ	5	VAL
13	BM	13	GLU
13	BM	114	LYS
14	BN	32	CYS
14	BN	73	ASP
7	BO	277	LYS
7	BO	286	ILE
7	BO	302	GLU
7	BO	308	ILE
1	CA	255	ALA
1	CA	619	ALA
1	CA	704	ASP
1	CA	758	GLU
1	CA	759	TYR

*Continued on next page...*

*Continued from previous page...*

<b>Mol</b>	<b>Chain</b>	<b>Res</b>	<b>Type</b>
1	CA	850	SER
1	CA	853	THR
1	CA	1160	GLY
1	CA	1272	VAL
1	CA	1464	ASP
1	CA	1482	LYS
1	CA	1503	HIS
1	CA	1650	GLY
2	CB	12	ARG
2	CB	38	LEU
2	CB	475	GLY
2	CB	658	LEU
2	CB	756	LEU
2	CB	810	ASP
2	CB	835	GLU
2	CB	877	SER
2	CB	892	SER
2	CB	971	ALA
2	CB	988	GLU
2	CB	1038	HIS
2	CB	1043	LYS
2	CB	1181	VAL
3	CC	100	ARG
3	CC	173	GLY
3	CC	174	ARG
3	CC	191	ILE
3	CC	279	VAL
3	CC	303	GLU
3	CC	307	ALA
5	CE	49	SER
5	CE	114	ASN
5	CE	138	ALA
5	CE	144	ILE
7	CG	12	GLU
7	CG	20	HIS
7	CG	100	THR
7	CG	152	ALA
7	CG	164	VAL
7	CG	249	LEU
9	CI	5	GLY
9	CI	21	ASN
10	CJ	55	ASP

*Continued on next page...*

*Continued from previous page...*

<b>Mol</b>	<b>Chain</b>	<b>Res</b>	<b>Type</b>
11	CK	99	ASN
12	CL	46	VAL
13	CM	13	GLU
13	CM	16	GLN
13	CM	17	ASP
13	CM	114	LYS
14	CN	32	CYS
14	CN	73	ASP
7	CO	304	ASN
1	DA	255	ALA
1	DA	520	ARG
1	DA	547	ILE
1	DA	652	ASN
1	DA	704	ASP
1	DA	758	GLU
1	DA	759	TYR
1	DA	850	SER
1	DA	1160	GLY
1	DA	1272	VAL
1	DA	1464	ASP
1	DA	1482	LYS
1	DA	1503	HIS
1	DA	1541	ILE
1	DA	1650	GLY
2	DB	38	LEU
2	DB	167	SER
2	DB	475	GLY
2	DB	676	VAL
2	DB	810	ASP
2	DB	835	GLU
2	DB	877	SER
2	DB	971	ALA
2	DB	988	GLU
2	DB	1038	HIS
2	DB	1043	LYS
3	DC	100	ARG
3	DC	129	GLU
3	DC	173	GLY
3	DC	217	ALA
5	DE	114	ASN
5	DE	144	ILE
7	DG	12	GLU

*Continued on next page...*



*Continued from previous page...*

<b>Mol</b>	<b>Chain</b>	<b>Res</b>	<b>Type</b>
7	DG	19	LYS
7	DG	20	HIS
7	DG	100	THR
7	DG	152	ALA
7	DG	164	VAL
9	DI	5	GLY
9	DI	21	ASN
10	DJ	5	VAL
11	DK	99	ASN
12	DL	46	VAL
13	DM	13	GLU
13	DM	17	ASP
13	DM	114	LYS
14	DN	32	CYS
14	DN	73	ASP
7	DO	275	ASN
1	EA	652	ASN
1	EA	759	TYR
1	EA	850	SER
1	EA	940	VAL
1	EA	1050	TYR
1	EA	1160	GLY
1	EA	1272	VAL
1	EA	1347	ALA
1	EA	1464	ASP
1	EA	1482	LYS
1	EA	1503	HIS
1	EA	1650	GLY
2	EB	475	GLY
2	EB	559	SER
2	EB	701	ALA
2	EB	756	LEU
2	EB	835	GLU
2	EB	877	SER
2	EB	966	SER
2	EB	971	ALA
2	EB	988	GLU
2	EB	1025	ASP
2	EB	1038	HIS
2	EB	1043	LYS
3	EC	100	ARG
3	EC	129	GLU

*Continued on next page...*

*Continued from previous page...*

<b>Mol</b>	<b>Chain</b>	<b>Res</b>	<b>Type</b>
3	EC	173	GLY
3	EC	191	ILE
3	EC	279	VAL
3	EC	303	GLU
3	EC	307	ALA
5	EE	49	SER
5	EE	114	ASN
5	EE	138	ALA
7	EG	12	GLU
7	EG	19	LYS
7	EG	20	HIS
7	EG	100	THR
7	EG	152	ALA
7	EG	164	VAL
7	EG	221	ASN
7	EG	249	LEU
8	EH	76	THR
9	EI	5	GLY
10	EJ	5	VAL
10	EJ	55	ASP
11	EK	99	ASN
12	EL	46	VAL
13	EM	7	VAL
13	EM	13	GLU
13	EM	16	GLN
13	EM	17	ASP
13	EM	114	LYS
14	EN	73	ASP
1	FA	547	ILE
1	FA	759	TYR
1	FA	850	SER
1	FA	853	THR
1	FA	1160	GLY
1	FA	1272	VAL
1	FA	1347	ALA
1	FA	1464	ASP
1	FA	1482	LYS
1	FA	1503	HIS
1	FA	1650	GLY
2	FB	368	GLN
2	FB	475	GLY
2	FB	559	SER

*Continued on next page...*

*Continued from previous page...*

<b>Mol</b>	<b>Chain</b>	<b>Res</b>	<b>Type</b>
2	FB	810	ASP
2	FB	835	GLU
2	FB	877	SER
2	FB	966	SER
2	FB	971	ALA
2	FB	988	GLU
2	FB	1038	HIS
2	FB	1043	LYS
3	FC	100	ARG
3	FC	173	GLY
3	FC	279	VAL
3	FC	303	GLU
5	FE	114	ASN
5	FE	144	ILE
7	FG	12	GLU
7	FG	19	LYS
7	FG	20	HIS
7	FG	100	THR
7	FG	152	ALA
7	FG	164	VAL
7	FG	249	LEU
8	FH	77	ARG
9	FI	5	GLY
9	FI	21	ASN
9	FI	95	ASN
10	FJ	5	VAL
10	FJ	55	ASP
11	FK	59	THR
11	FK	99	ASN
12	FL	46	VAL
13	FM	13	GLU
13	FM	17	ASP
14	FN	32	CYS
14	FN	66	LYS
14	FN	73	ASP
7	FO	282	ASP
1	AA	216	ARG
1	AA	347	ARG
1	AA	538	ASN
1	AA	552	GLU
1	AA	704	ASP
1	AA	759	TYR

*Continued on next page...*

*Continued from previous page...*

<b>Mol</b>	<b>Chain</b>	<b>Res</b>	<b>Type</b>
1	AA	843	ARG
1	AA	853	THR
1	AA	940	VAL
1	AA	956	ARG
1	AA	1160	GLY
1	AA	1347	ALA
1	AA	1541	ILE
2	AB	38	LEU
2	AB	60	LEU
2	AB	167	SER
2	AB	291	GLY
2	AB	662	ASP
2	AB	756	LEU
2	AB	767	ASN
2	AB	989	ASP
2	AB	1022	LEU
2	AB	1045	GLN
2	AB	1156	SER
2	AB	1181	VAL
3	AC	303	GLU
3	AC	307	ALA
5	AE	2	ASP
9	AI	95	ASN
10	AJ	61	LEU
11	AK	59	THR
13	AM	16	GLN
13	AM	49	ASP
14	AN	65	SER
14	AN	66	LYS
14	AN	115	SER
14	AN	179	ASP
7	AO	304	ASN
1	BA	138	GLU
1	BA	216	ARG
1	BA	442	LYS
1	BA	538	ASN
1	BA	552	GLU
1	BA	619	ALA
1	BA	704	ASP
1	BA	940	VAL
1	BA	1033	SER
1	BA	1050	TYR

*Continued on next page...*

*Continued from previous page...*

<b>Mol</b>	<b>Chain</b>	<b>Res</b>	<b>Type</b>
1	BA	1347	ALA
1	BA	1503	HIS
1	BA	1527	GLN
2	BB	499	HIS
2	BB	756	LEU
2	BB	867	ASN
2	BB	898	LEU
2	BB	966	SER
2	BB	1022	LEU
2	BB	1045	GLN
3	BC	174	ARG
3	BC	191	ILE
3	BC	217	ALA
3	BC	307	ALA
5	BE	206	GLY
8	BH	20	TYR
10	BJ	55	ASP
11	BK	59	THR
13	BM	16	GLN
13	BM	19	PRO
14	BN	66	LYS
14	BN	115	SER
1	CA	211	THR
1	CA	347	ARG
1	CA	442	LYS
1	CA	520	ARG
1	CA	538	ASN
1	CA	1050	TYR
1	CA	1245	ASP
1	CA	1347	ALA
1	CA	1541	ILE
2	CB	10	GLN
2	CB	167	SER
2	CB	291	GLY
2	CB	398	GLN
2	CB	662	ASP
2	CB	767	ASN
2	CB	966	SER
2	CB	1022	LEU
2	CB	1045	GLN
3	CC	129	GLU
7	CG	19	LYS

*Continued on next page...*

*Continued from previous page...*

<b>Mol</b>	<b>Chain</b>	<b>Res</b>	<b>Type</b>
7	CG	101	SER
8	CH	20	TYR
9	CI	95	ASN
10	CJ	5	VAL
11	CK	59	THR
14	CN	66	LYS
14	CN	78	THR
14	CN	115	SER
1	DA	442	LYS
1	DA	619	ALA
1	DA	791	TYR
1	DA	853	THR
1	DA	1033	SER
1	DA	1050	TYR
1	DA	1347	ALA
2	DB	76	GLY
2	DB	212	ASN
2	DB	398	GLN
2	DB	701	ALA
2	DB	756	LEU
2	DB	767	ASN
2	DB	989	ASP
2	DB	1022	LEU
2	DB	1094	ASN
2	DB	1181	VAL
3	DC	174	ARG
3	DC	191	ILE
3	DC	303	GLU
3	DC	307	ALA
5	DE	2	ASP
7	DG	222	GLY
10	DJ	55	ASP
11	DK	59	THR
13	DM	16	GLN
14	DN	66	LYS
14	DN	83	ASP
14	DN	115	SER
14	DN	125	ALA
1	EA	74	GLY
1	EA	211	THR
1	EA	520	ARG
1	EA	538	ASN

*Continued on next page...*

*Continued from previous page...*

<b>Mol</b>	<b>Chain</b>	<b>Res</b>	<b>Type</b>
1	EA	552	GLU
1	EA	558	ALA
1	EA	677	GLY
1	EA	701	ARG
1	EA	704	ASP
1	EA	843	ARG
1	EA	853	THR
1	EA	956	ARG
1	EA	1033	SER
1	EA	1527	GLN
1	EA	1541	ILE
2	EB	38	LEU
2	EB	167	SER
2	EB	291	GLY
2	EB	367	SER
2	EB	767	ASN
2	EB	898	LEU
2	EB	1181	VAL
3	EC	68	ARG
8	EH	77	ARG
9	EI	95	ASN
11	EK	59	THR
13	EM	19	PRO
14	EN	32	CYS
14	EN	66	LYS
14	EN	115	SER
7	EO	291	SER
1	FA	216	ARG
1	FA	347	ARG
1	FA	520	ARG
1	FA	552	GLU
1	FA	677	GLY
1	FA	701	ARG
1	FA	704	ASP
1	FA	956	ARG
1	FA	1050	TYR
1	FA	1527	GLN
2	FB	20	GLU
2	FB	38	LEU
2	FB	60	LEU
2	FB	91	LEU
2	FB	167	SER

*Continued on next page...*

*Continued from previous page...*

<b>Mol</b>	<b>Chain</b>	<b>Res</b>	<b>Type</b>
2	FB	291	GLY
2	FB	349	VAL
2	FB	398	GLN
2	FB	701	ALA
2	FB	756	LEU
2	FB	767	ASN
2	FB	1007	TYR
2	FB	1022	LEU
3	FC	129	GLU
3	FC	174	ARG
3	FC	191	ILE
3	FC	217	ALA
3	FC	307	ALA
5	FE	2	ASP
7	FG	30	GLU
7	FG	32	ASN
7	FG	222	GLY
8	FH	20	TYR
9	FI	83	LYS
13	FM	16	GLN
13	FM	19	PRO
13	FM	114	LYS
14	FN	83	ASP
14	FN	115	SER
14	FN	125	ALA
7	FO	307	GLU
1	AA	211	THR
1	AA	442	LYS
1	AA	627	ASP
1	AA	701	ARG
1	AA	1033	SER
1	AA	1050	TYR
1	AA	1245	ASP
1	AA	1473	LYS
2	AB	212	ASN
2	AB	398	GLN
2	AB	519	LYS
2	AB	532	HIS
2	AB	701	ALA
2	AB	867	ASN
3	AC	87	ASN
5	AE	206	GLY

*Continued on next page...*



*Continued from previous page...*

<b>Mol</b>	<b>Chain</b>	<b>Res</b>	<b>Type</b>
7	AG	32	ASN
7	AG	222	GLY
13	AM	19	PRO
14	AN	78	THR
14	AN	83	ASP
1	BA	211	THR
1	BA	441	THR
1	BA	558	ALA
1	BA	627	ASP
1	BA	701	ARG
1	BA	843	ARG
1	BA	956	ARG
1	BA	987	TYR
1	BA	1245	ASP
1	BA	1473	LYS
2	BB	20	GLU
2	BB	291	GLY
2	BB	398	GLN
2	BB	662	ASP
2	BB	701	ALA
2	BB	767	ASN
2	BB	1094	ASN
2	BB	1156	SER
3	BC	68	ARG
5	BE	2	ASP
7	BG	30	GLU
7	BG	32	ASN
7	BG	222	GLY
10	BJ	17	LYS
13	BM	49	ASP
14	BN	78	THR
14	BN	83	ASP
14	BN	125	ALA
1	CA	22	LYS
1	CA	216	ARG
1	CA	552	GLU
1	CA	627	ASP
1	CA	701	ARG
1	CA	837	ALA
1	CA	956	ARG
1	CA	1441	LYS
1	CA	1473	LYS

*Continued on next page...*

*Continued from previous page...*

<b>Mol</b>	<b>Chain</b>	<b>Res</b>	<b>Type</b>
1	CA	1527	GLN
2	CB	60	LEU
2	CB	212	ASN
2	CB	519	LYS
2	CB	701	ALA
2	CB	867	ASN
2	CB	989	ASP
2	CB	1061	LYS
2	CB	1156	SER
3	CC	99	HIS
7	CG	30	GLU
7	CG	222	GLY
13	CM	19	PRO
14	CN	83	ASP
14	CN	125	ALA
1	DA	211	THR
1	DA	216	ARG
1	DA	347	ARG
1	DA	441	THR
1	DA	538	ASN
1	DA	552	GLU
1	DA	627	ASP
1	DA	701	ARG
1	DA	843	ARG
1	DA	940	VAL
1	DA	956	ARG
1	DA	1245	ASP
1	DA	1441	LYS
1	DA	1473	LYS
1	DA	1527	GLN
2	DB	60	LEU
2	DB	519	LYS
2	DB	616	LYS
2	DB	662	ASP
2	DB	966	SER
2	DB	1045	GLN
2	DB	1156	SER
7	DG	29	ASP
7	DG	30	GLU
7	DG	101	SER
8	DH	6	PHE
8	DH	20	TYR

*Continued on next page...*

*Continued from previous page...*

<b>Mol</b>	<b>Chain</b>	<b>Res</b>	<b>Type</b>
8	DH	145	ARG
9	DI	95	ASN
13	DM	19	PRO
14	DN	65	SER
14	DN	78	THR
7	DO	274	SER
1	EA	138	GLU
1	EA	188	TYR
1	EA	216	ARG
1	EA	347	ARG
1	EA	619	ALA
1	EA	627	ASP
1	EA	1344	ILE
1	EA	1441	LYS
1	EA	1473	LYS
2	EB	77	LYS
2	EB	257	GLN
2	EB	297	VAL
2	EB	662	ASP
2	EB	989	ASP
2	EB	1007	TYR
2	EB	1022	LEU
2	EB	1045	GLN
3	EC	99	HIS
3	EC	174	ARG
7	EG	30	GLU
7	EG	222	GLY
8	EH	6	PHE
13	EM	49	ASP
14	EN	65	SER
14	EN	125	ALA
7	EO	271	PRO
1	FA	442	LYS
1	FA	538	ASN
1	FA	627	ASP
1	FA	923	ASN
1	FA	940	VAL
1	FA	1441	LYS
1	FA	1473	LYS
1	FA	1541	ILE
2	FB	257	GLN
2	FB	494	TYR

*Continued on next page...*

*Continued from previous page...*

<b>Mol</b>	<b>Chain</b>	<b>Res</b>	<b>Type</b>
2	FB	519	LYS
2	FB	867	ASN
2	FB	894	LYS
2	FB	1045	GLN
2	FB	1156	SER
3	FC	68	ARG
7	FG	29	ASP
7	FG	101	SER
8	FH	6	PHE
8	FH	138	GLU
14	FN	65	SER
14	FN	78	THR
7	FO	294	GLU
1	AA	138	GLU
1	AA	322	ASN
1	AA	441	THR
1	AA	987	TYR
1	AA	1441	LYS
1	AA	1527	GLN
1	AA	1586	ALA
2	AB	257	GLN
2	AB	1052	VAL
2	AB	1094	ASN
2	AB	1153	ILE
3	AC	68	ARG
3	AC	304	SER
7	AG	30	GLU
8	AH	20	TYR
10	AJ	17	LYS
13	AM	12	ILE
13	AM	88	ILE
14	AN	140	SER
7	AO	282	ASP
1	BA	791	TYR
1	BA	1025	LYS
1	BA	1344	ILE
1	BA	1441	LYS
2	BB	519	LYS
2	BB	532	HIS
2	BB	1052	VAL
3	BC	87	ASN
3	BC	94	ASP

*Continued on next page...*

*Continued from previous page...*

<b>Mol</b>	<b>Chain</b>	<b>Res</b>	<b>Type</b>
5	BE	102	GLU
7	BG	29	ASP
7	BG	57	PRO
8	BH	6	PHE
8	BH	138	GLU
8	BH	145	ARG
13	BM	12	ILE
1	CA	188	TYR
1	CA	466	LEU
1	CA	623	ALA
1	CA	625	ASN
1	CA	794	VAL
1	CA	887	ASN
1	CA	940	VAL
1	CA	987	TYR
2	CB	349	VAL
2	CB	494	TYR
2	CB	898	LEU
2	CB	965	GLU
2	CB	1052	VAL
2	CB	1094	ASN
2	CB	1153	ILE
3	CC	87	ASN
3	CC	94	ASP
3	CC	217	ALA
5	CE	2	ASP
5	CE	206	GLY
8	CH	6	PHE
10	CJ	17	LYS
13	CM	12	ILE
13	CM	49	ASP
14	CN	65	SER
14	CN	72	VAL
7	CO	281	ASP
1	DA	188	TYR
1	DA	558	ALA
1	DA	623	ALA
1	DA	625	ASN
1	DA	987	TYR
1	DA	1185	VAL
1	DA	1472	PHE
1	DA	1502	PRO

*Continued on next page...*

*Continued from previous page...*

<b>Mol</b>	<b>Chain</b>	<b>Res</b>	<b>Type</b>
2	DB	257	GLN
2	DB	291	GLY
2	DB	349	VAL
2	DB	867	ASN
2	DB	1052	VAL
3	DC	94	ASP
3	DC	286	ALA
3	DC	304	SER
7	DG	32	ASN
7	DG	109	PRO
8	DH	138	GLU
13	DM	88	ILE
7	DO	267	ALA
1	EA	22	LYS
1	EA	623	ALA
1	EA	804	GLU
1	EA	837	ALA
1	EA	1068	PHE
1	EA	1245	ASP
2	EB	20	GLU
2	EB	60	LEU
2	EB	494	TYR
2	EB	519	LYS
2	EB	1052	VAL
2	EB	1061	LYS
2	EB	1094	ASN
2	EB	1156	SER
3	EC	71	MET
3	EC	94	ASP
3	EC	304	SER
4	ED	26	GLN
5	EE	2	ASP
5	EE	206	GLY
7	EG	109	PRO
8	EH	20	TYR
8	EH	138	GLU
10	EJ	17	LYS
14	EN	78	THR
14	EN	83	ASP
7	EO	300	VAL
7	EO	308	ILE
1	FA	141	LEU

*Continued on next page...*

*Continued from previous page...*

<b>Mol</b>	<b>Chain</b>	<b>Res</b>	<b>Type</b>
1	FA	322	ASN
1	FA	558	ALA
1	FA	610	ASN
1	FA	794	VAL
1	FA	843	ARG
1	FA	887	ASN
1	FA	1245	ASP
2	FB	89	GLY
2	FB	662	ASP
2	FB	989	ASP
2	FB	1052	VAL
2	FB	1061	LYS
2	FB	1094	ASN
2	FB	1153	ILE
3	FC	87	ASN
3	FC	94	ASP
3	FC	286	ALA
3	FC	310	PRO
7	FG	109	PRO
9	FI	102	ARG
13	FM	12	ILE
13	FM	88	ILE
1	AA	188	TYR
1	AA	466	LEU
1	AA	623	ALA
1	AA	677	GLY
1	AA	1185	VAL
1	AA	1502	PRO
2	AB	349	VAL
2	AB	657	PRO
2	AB	1061	LYS
3	AC	115	TRP
3	AC	149	GLY
3	AC	310	PRO
7	AG	109	PRO
1	BA	188	TYR
1	BA	623	ALA
1	BA	794	VAL
1	BA	1068	PHE
1	BA	1502	PRO
2	BB	911	PRO
2	BB	913	ILE

*Continued on next page...*

*Continued from previous page...*

<b>Mol</b>	<b>Chain</b>	<b>Res</b>	<b>Type</b>
2	BB	1181	VAL
6	BF	139	PRO
13	BM	88	ILE
14	BN	65	SER
1	CA	53	ALA
1	CA	393	SER
1	CA	677	GLY
1	CA	843	ARG
1	CA	1067	GLU
1	CA	1502	PRO
1	CA	1621	PHE
2	CB	257	GLN
2	CB	499	HIS
2	CB	532	HIS
2	CB	913	ILE
3	CC	149	GLY
6	CF	139	PRO
7	CG	109	PRO
9	CI	102	ARG
13	CM	88	ILE
7	CO	279	VAL
1	DA	677	GLY
1	DA	790	LYS
1	DA	794	VAL
1	DA	1586	ALA
2	DB	657	PRO
2	DB	898	LEU
2	DB	972	GLY
2	DB	1153	ILE
3	DC	87	ASN
3	DC	149	GLY
3	DC	310	PRO
10	DJ	17	LYS
13	DM	49	ASP
1	EA	466	LEU
1	EA	794	VAL
2	EB	491	ILE
2	EB	657	PRO
2	EB	867	ASN
9	EI	83	LYS
13	EM	12	ILE
14	EN	140	SER

*Continued on next page...*



*Continued from previous page...*

<b>Mol</b>	<b>Chain</b>	<b>Res</b>	<b>Type</b>
1	FA	463	LYS
1	FA	564	PRO
1	FA	623	ALA
1	FA	1005	GLY
1	FA	1081	ASN
1	FA	1183	GLU
1	FA	1185	VAL
1	FA	1502	PRO
1	FA	1586	ALA
2	FB	657	PRO
2	FB	913	ILE
2	FB	1093	LEU
2	FB	1120	ILE
2	FB	1181	VAL
4	FD	26	GLN
5	FE	206	GLY
6	FF	112	GLU
6	FF	139	PRO
7	FG	57	PRO
14	FN	140	SER
1	AA	1005	GLY
1	BA	564	PRO
1	BA	677	GLY
3	BC	149	GLY
14	BN	72	VAL
3	CC	252	PRO
7	CO	271	PRO
1	DA	1005	GLY
1	DA	1602	GLY
2	DB	911	PRO
2	DB	913	ILE
5	DE	206	GLY
6	DF	139	PRO
7	DG	57	PRO
11	DK	84	PRO
13	DM	12	ILE
14	DN	72	VAL
1	EA	1005	GLY
1	EA	1502	PRO
2	EB	349	VAL
2	EB	972	GLY
2	EB	1120	ILE

*Continued on next page...*

*Continued from previous page...*

<b>Mol</b>	<b>Chain</b>	<b>Res</b>	<b>Type</b>
2	EB	1153	ILE
3	EC	149	GLY
6	EF	139	PRO
7	EG	57	PRO
11	EK	84	PRO
13	EM	88	ILE
2	FB	76	GLY
2	FB	911	PRO
2	FB	972	GLY
3	FC	149	GLY
3	FC	252	PRO
14	FN	72	VAL
1	AA	564	PRO
1	AA	794	VAL
1	AA	1602	GLY
2	AB	148	GLY
2	AB	911	PRO
2	AB	913	ILE
6	AF	139	PRO
11	AK	109	GLY
1	BA	1160	GLY
1	BA	1185	VAL
2	BB	349	VAL
2	BB	972	GLY
3	BC	132	ILE
7	BG	109	PRO
2	CB	657	PRO
7	CG	57	PRO
1	DA	564	PRO
2	DB	903	ILE
7	DG	86	GLY
1	EA	564	PRO
1	EA	793	ILE
1	EA	1081	ASN
1	EA	1602	GLY
3	EC	147	PRO
8	EH	107	VAL
14	EN	72	VAL
10	FJ	14	VAL
11	FK	109	GLY
1	AA	742	PRO
1	AA	1509	HIS

*Continued on next page...*

*Continued from previous page...*

<b>Mol</b>	<b>Chain</b>	<b>Res</b>	<b>Type</b>
2	AB	297	VAL
7	AG	57	PRO
10	AJ	14	VAL
2	BB	1062	GLY
3	BC	310	PRO
1	CA	564	PRO
1	CA	1081	ASN
1	CA	1344	ILE
2	CB	148	GLY
2	CB	297	VAL
2	CB	491	ILE
2	CB	972	GLY
3	CC	310	PRO
10	CJ	14	VAL
11	CK	109	GLY
2	DB	148	GLY
2	DB	1062	GLY
3	DC	147	PRO
11	DK	109	GLY
1	EA	1185	VAL
2	EB	148	GLY
2	EB	833	PRO
2	EB	1062	GLY
3	EC	132	ILE
1	FA	1602	GLY
2	FB	148	GLY
1	AA	1344	ILE
2	AB	491	ILE
2	AB	1062	GLY
2	AB	1120	ILE
3	AC	147	PRO
8	AH	18	GLY
14	AN	72	VAL
1	BA	1081	ASN
2	BB	148	GLY
2	BB	491	ILE
2	BB	657	PRO
2	BB	1120	ILE
3	BC	147	PRO
10	BJ	14	VAL
11	BK	109	GLY
1	CA	3	ILE

*Continued on next page...*

*Continued from previous page...*

Mol	Chain	Res	Type
2	CB	833	PRO
2	CB	911	PRO
2	CB	960	ILE
1	DA	1322	ILE
2	DB	297	VAL
2	DB	491	ILE
3	DC	252	PRO
8	DH	82	PRO
10	DJ	14	VAL
10	EJ	14	VAL
11	EK	109	GLY
1	FA	323	ILE
1	FA	1344	ILE
1	FA	1509	HIS
2	FB	491	ILE
2	FB	903	ILE
2	FB	1062	GLY
3	FC	147	PRO
13	FM	113	ILE
1	AA	1081	ASN
1	AA	1118	VAL
2	AB	833	PRO
2	AB	972	GLY
3	AC	252	PRO
1	CA	1185	VAL
1	CA	1602	GLY
2	CB	903	ILE
2	CB	1062	GLY
13	DM	113	ILE
1	FA	1118	VAL

### 5.3.2 Protein sidechains [i](#)

In the following table, the Percentiles column shows the percent sidechain outliers of the chain as a percentile score with respect to all X-ray entries followed by that with respect to entries of similar resolution.

The Analysed column shows the number of residues for which the sidechain conformation was analysed, and the total number of residues.

Mol	Chain	Analysed	Rotameric	Outliers	Percentiles
1	AA	1310/1465 (89%)	1024 (78%)	286 (22%)	<b>1</b> <b>6</b>

*Continued on next page...*

*Continued from previous page...*

Mol	Chain	Analysed	Rotameric	Outliers	Percentiles	
1	BA	1290/1465 (88%)	1012 (78%)	278 (22%)	1	6
1	CA	1308/1465 (89%)	1020 (78%)	288 (22%)	1	6
1	DA	1309/1465 (89%)	1019 (78%)	290 (22%)	1	6
1	EA	1309/1465 (89%)	1025 (78%)	284 (22%)	1	6
1	FA	1309/1465 (89%)	1019 (78%)	290 (22%)	1	6
2	AB	1012/1053 (96%)	780 (77%)	232 (23%)	1	5
2	BB	1010/1053 (96%)	783 (78%)	227 (22%)	1	6
2	CB	1024/1053 (97%)	778 (76%)	246 (24%)	0	4
2	DB	1020/1053 (97%)	784 (77%)	236 (23%)	1	5
2	EB	1021/1053 (97%)	782 (77%)	239 (23%)	1	5
2	FB	1021/1053 (97%)	780 (76%)	241 (24%)	1	5
3	AC	268/296 (90%)	217 (81%)	51 (19%)	1	9
3	BC	268/296 (90%)	217 (81%)	51 (19%)	1	9
3	CC	268/296 (90%)	216 (81%)	52 (19%)	1	9
3	DC	268/296 (90%)	217 (81%)	51 (19%)	1	9
3	EC	268/296 (90%)	216 (81%)	52 (19%)	1	9
3	FC	268/296 (90%)	218 (81%)	50 (19%)	1	9
4	AD	55/116 (47%)	47 (86%)	8 (14%)	3	16
4	BD	55/116 (47%)	46 (84%)	9 (16%)	2	13
4	CD	55/116 (47%)	47 (86%)	8 (14%)	3	16
4	DD	55/116 (47%)	46 (84%)	9 (16%)	2	13
4	ED	55/116 (47%)	47 (86%)	8 (14%)	3	16
4	FD	55/116 (47%)	47 (86%)	8 (14%)	3	16
5	AE	197/197 (100%)	158 (80%)	39 (20%)	1	8
5	BE	197/197 (100%)	159 (81%)	38 (19%)	1	9
5	CE	197/197 (100%)	157 (80%)	40 (20%)	1	7
5	DE	197/197 (100%)	157 (80%)	40 (20%)	1	7
5	EE	197/197 (100%)	157 (80%)	40 (20%)	1	7
5	FE	197/197 (100%)	156 (79%)	41 (21%)	1	7
6	AF	88/137 (64%)	75 (85%)	13 (15%)	3	16
6	BF	88/137 (64%)	75 (85%)	13 (15%)	3	16

*Continued on next page...*

*Continued from previous page...*

Mol	Chain	Analysed	Rotameric	Outliers	Percentiles	
6	CF	89/137 (65%)	73 (82%)	16 (18%)	1	10
6	DF	89/137 (65%)	74 (83%)	15 (17%)	2	12
6	EF	89/137 (65%)	75 (84%)	14 (16%)	2	14
6	FF	89/137 (65%)	73 (82%)	16 (18%)	1	10
7	AG	180/291 (62%)	131 (73%)	49 (27%)	0	3
7	AO	50/291 (17%)	29 (58%)	21 (42%)	0	0
7	BG	173/291 (60%)	128 (74%)	45 (26%)	0	3
7	BO	49/291 (17%)	33 (67%)	16 (33%)	0	2
7	CG	180/291 (62%)	131 (73%)	49 (27%)	0	3
7	CO	48/291 (16%)	35 (73%)	13 (27%)	0	3
7	DG	180/291 (62%)	132 (73%)	48 (27%)	0	3
7	DO	50/291 (17%)	32 (64%)	18 (36%)	0	1
7	EG	180/291 (62%)	133 (74%)	47 (26%)	0	3
7	EO	50/291 (17%)	33 (66%)	17 (34%)	0	1
7	FG	180/291 (62%)	130 (72%)	50 (28%)	0	3
7	FO	50/291 (17%)	36 (72%)	14 (28%)	0	3
8	AH	116/128 (91%)	86 (74%)	30 (26%)	0	4
8	BH	115/128 (90%)	87 (76%)	28 (24%)	0	4
8	CH	115/128 (90%)	84 (73%)	31 (27%)	0	3
8	DH	117/128 (91%)	86 (74%)	31 (26%)	0	3
8	EH	117/128 (91%)	84 (72%)	33 (28%)	0	3
8	FH	117/128 (91%)	85 (73%)	32 (27%)	0	3
9	AI	109/110 (99%)	84 (77%)	25 (23%)	1	5
9	BI	86/110 (78%)	67 (78%)	19 (22%)	1	6
9	CI	109/110 (99%)	83 (76%)	26 (24%)	0	4
9	DI	109/110 (99%)	81 (74%)	28 (26%)	0	4
9	EI	104/110 (94%)	79 (76%)	25 (24%)	0	4
9	FI	109/110 (99%)	80 (73%)	29 (27%)	0	3
10	AJ	63/65 (97%)	47 (75%)	16 (25%)	0	4
10	BJ	64/65 (98%)	49 (77%)	15 (23%)	1	5
10	CJ	63/65 (97%)	49 (78%)	14 (22%)	1	6

*Continued on next page...*

Continued from previous page...

Mol	Chain	Analysed	Rotameric	Outliers	Percentiles	
10	DJ	64/65 (98%)	49 (77%)	15 (23%)	1	5
10	EJ	63/65 (97%)	50 (79%)	13 (21%)	1	7
10	FJ	63/65 (97%)	49 (78%)	14 (22%)	1	6
11	AK	91/130 (70%)	66 (72%)	25 (28%)	0	3
11	BK	90/130 (69%)	66 (73%)	24 (27%)	0	3
11	CK	91/130 (70%)	67 (74%)	24 (26%)	0	3
11	DK	91/130 (70%)	66 (72%)	25 (28%)	0	3
11	EK	90/130 (69%)	66 (73%)	24 (27%)	0	3
11	FK	90/130 (69%)	65 (72%)	25 (28%)	0	3
12	AL	39/57 (68%)	27 (69%)	12 (31%)	0	2
12	BL	39/57 (68%)	27 (69%)	12 (31%)	0	2
12	CL	39/57 (68%)	27 (69%)	12 (31%)	0	2
12	DL	39/57 (68%)	27 (69%)	12 (31%)	0	2
12	EL	39/57 (68%)	27 (69%)	12 (31%)	0	2
12	FL	39/57 (68%)	27 (69%)	12 (31%)	0	2
13	AM	99/371 (27%)	73 (74%)	26 (26%)	0	3
13	BM	99/371 (27%)	74 (75%)	25 (25%)	0	4
13	CM	99/371 (27%)	74 (75%)	25 (25%)	0	4
13	DM	99/371 (27%)	74 (75%)	25 (25%)	0	4
13	EM	100/371 (27%)	73 (73%)	27 (27%)	0	3
13	FM	100/371 (27%)	75 (75%)	25 (25%)	0	4
14	AN	132/220 (60%)	96 (73%)	36 (27%)	0	3
14	BN	133/220 (60%)	98 (74%)	35 (26%)	0	3
14	CN	133/220 (60%)	95 (71%)	38 (29%)	0	2
14	DN	135/220 (61%)	97 (72%)	38 (28%)	0	3
14	EN	134/220 (61%)	97 (72%)	37 (28%)	0	3
14	FN	135/220 (61%)	99 (73%)	36 (27%)	0	3
All	All	22843/29562 (77%)	17621 (77%)	5222 (23%)	1	5

All (5222) residues with a non-rotameric sidechain are listed below:

Mol	Chain	Res	Type
1	AA	3	I LE

Continued on next page...

*Continued from previous page...*

<b>Mol</b>	<b>Chain</b>	<b>Res</b>	<b>Type</b>
1	AA	9	SER
1	AA	12	THR
1	AA	18	ILE
1	AA	20	THR
1	AA	31	GLN
1	AA	40	ASN
1	AA	41	LEU
1	AA	83	VAL
1	AA	86	TYR
1	AA	89	LEU
1	AA	107	HIS
1	AA	109	ARG
1	AA	112	SER
1	AA	130	ILE
1	AA	136	LEU
1	AA	176	THR
1	AA	177	LEU
1	AA	179	ASN
1	AA	180	GLU
1	AA	186	SER
1	AA	198	SER
1	AA	199	ASP
1	AA	202	THR
1	AA	203	THR
1	AA	204	GLU
1	AA	205	ARG
1	AA	208	PHE
1	AA	265	ARG
1	AA	267	LYS
1	AA	312	SER
1	AA	315	ILE
1	AA	325	ASP
1	AA	326	THR
1	AA	330	LYS
1	AA	333	CYS
1	AA	345	LEU
1	AA	346	SER
1	AA	347	ARG
1	AA	349	LEU
1	AA	357	MET
1	AA	366	ARG
1	AA	371	SER

*Continued on next page...*



*Continued from previous page...*

<b>Mol</b>	<b>Chain</b>	<b>Res</b>	<b>Type</b>
1	AA	372	LYS
1	AA	373	LEU
1	AA	375	GLU
1	AA	381	SER
1	AA	397	ARG
1	AA	398	ASP
1	AA	403	LEU
1	AA	406	LEU
1	AA	407	GLN
1	AA	409	ASP
1	AA	417	ARG
1	AA	423	LEU
1	AA	429	THR
1	AA	444	GLN
1	AA	453	ILE
1	AA	464	GLU
1	AA	466	LEU
1	AA	475	ARG
1	AA	481	ARG
1	AA	483	VAL
1	AA	484	ILE
1	AA	500	VAL
1	AA	504	LYS
1	AA	505	LEU
1	AA	506	THR
1	AA	512	THR
1	AA	529	LYS
1	AA	534	THR
1	AA	545	SER
1	AA	549	MET
1	AA	553	GLN
1	AA	559	ASN
1	AA	562	LEU
1	AA	565	SER
1	AA	566	SER
1	AA	568	VAL
1	AA	574	ASN
1	AA	575	LYS
1	AA	576	LYS
1	AA	577	VAL
1	AA	581	ILE
1	AA	582	LYS

*Continued on next page...*

*Continued from previous page...*

<b>Mol</b>	<b>Chain</b>	<b>Res</b>	<b>Type</b>
1	AA	583	ASN
1	AA	590	ASN
1	AA	594	THR
1	AA	595	LEU
1	AA	596	HIS
1	AA	599	SER
1	AA	613	THR
1	AA	621	THR
1	AA	627	ASP
1	AA	637	PHE
1	AA	648	LEU
1	AA	653	THR
1	AA	656	GLN
1	AA	659	THR
1	AA	666	VAL
1	AA	670	ILE
1	AA	675	SER
1	AA	678	VAL
1	AA	679	TRP
1	AA	681	THR
1	AA	684	ASP
1	AA	688	THR
1	AA	689	ARG
1	AA	703	GLU
1	AA	706	HIS
1	AA	709	ARG
1	AA	715	LEU
1	AA	718	THR
1	AA	719	ILE
1	AA	723	TYR
1	AA	727	THR
1	AA	732	ILE
1	AA	736	LEU
1	AA	743	ASP
1	AA	748	ASN
1	AA	750	ILE
1	AA	769	VAL
1	AA	773	ASP
1	AA	783	LYS
1	AA	789	SER
1	AA	804	GLU
1	AA	805	VAL

*Continued on next page...*

*Continued from previous page...*

<b>Mol</b>	<b>Chain</b>	<b>Res</b>	<b>Type</b>
1	AA	809	VAL
1	AA	812	VAL
1	AA	816	LEU
1	AA	821	ILE
1	AA	822	THR
1	AA	830	MET
1	AA	831	ASP
1	AA	832	ASP
1	AA	833	LEU
1	AA	836	THR
1	AA	856	GLU
1	AA	862	THR
1	AA	876	LEU
1	AA	878	ARG
1	AA	886	ASN
1	AA	889	SER
1	AA	892	LEU
1	AA	896	THR
1	AA	905	SER
1	AA	917	MET
1	AA	922	CYS
1	AA	924	SER
1	AA	945	CYS
1	AA	952	LEU
1	AA	955	ARG
1	AA	956	ARG
1	AA	959	VAL
1	AA	964	LYS
1	AA	966	LEU
1	AA	973	GLU
1	AA	983	LYS
1	AA	985	ARG
1	AA	986	PHE
1	AA	987	TYR
1	AA	999	CYS
1	AA	1003	ARG
1	AA	1004	GLU
1	AA	1013	THR
1	AA	1015	ARG
1	AA	1019	LEU
1	AA	1021	ARG
1	AA	1022	CYS

*Continued on next page...*

*Continued from previous page...*

<b>Mol</b>	<b>Chain</b>	<b>Res</b>	<b>Type</b>
1	AA	1033	SER
1	AA	1045	LEU
1	AA	1053	ASP
1	AA	1057	ILE
1	AA	1076	LEU
1	AA	1083	SER
1	AA	1085	LEU
1	AA	1087	GLU
1	AA	1096	LYS
1	AA	1102	LEU
1	AA	1104	TYR
1	AA	1111	GLU
1	AA	1117	SER
1	AA	1118	VAL
1	AA	1123	VAL
1	AA	1135	SER
1	AA	1136	VAL
1	AA	1137	SER
1	AA	1146	SER
1	AA	1158	SER
1	AA	1159	ASP
1	AA	1162	ASN
1	AA	1169	LEU
1	AA	1173	LYS
1	AA	1175	MET
1	AA	1199	GLN
1	AA	1202	LEU
1	AA	1214	ASN
1	AA	1217	LEU
1	AA	1222	LEU
1	AA	1227	MET
1	AA	1235	THR
1	AA	1239	THR
1	AA	1243	TRP
1	AA	1245	ASP
1	AA	1247	SER
1	AA	1248	ASP
1	AA	1250	GLN
1	AA	1252	ASP
1	AA	1260	LYS
1	AA	1262	LEU
1	AA	1264	SER

*Continued on next page...*

*Continued from previous page...*

<b>Mol</b>	<b>Chain</b>	<b>Res</b>	<b>Type</b>
1	AA	1271	ILE
1	AA	1273	THR
1	AA	1275	THR
1	AA	1276	THR
1	AA	1278	THR
1	AA	1279	SER
1	AA	1288	ARG
1	AA	1289	SER
1	AA	1292	ILE
1	AA	1294	MET
1	AA	1298	ASP
1	AA	1300	ASN
1	AA	1303	SER
1	AA	1304	GLU
1	AA	1310	LYS
1	AA	1314	GLN
1	AA	1318	SER
1	AA	1324	LEU
1	AA	1325	LEU
1	AA	1326	GLU
1	AA	1343	ASP
1	AA	1344	ILE
1	AA	1437	ASN
1	AA	1439	MET
1	AA	1440	ASN
1	AA	1441	LYS
1	AA	1442	VAL
1	AA	1444	ARG
1	AA	1452	SER
1	AA	1453	HIS
1	AA	1458	THR
1	AA	1459	LYS
1	AA	1465	GLU
1	AA	1466	SER
1	AA	1468	LYS
1	AA	1474	LEU
1	AA	1476	LEU
1	AA	1481	GLU
1	AA	1485	MET
1	AA	1501	ILE
1	AA	1503	HIS
1	AA	1505	ASP

*Continued on next page...*

*Continued from previous page...*

<b>Mol</b>	<b>Chain</b>	<b>Res</b>	<b>Type</b>
1	AA	1506	ARG
1	AA	1513	GLU
1	AA	1514	ASN
1	AA	1519	LEU
1	AA	1529	MET
1	AA	1542	THR
1	AA	1546	VAL
1	AA	1559	ARG
1	AA	1561	THR
1	AA	1562	ILE
1	AA	1566	ILE
1	AA	1568	ASN
1	AA	1583	ASP
1	AA	1584	LEU
1	AA	1585	ILE
1	AA	1590	THR
1	AA	1595	TYR
1	AA	1603	MET
1	AA	1607	THR
1	AA	1609	SER
1	AA	1613	MET
1	AA	1615	TYR
1	AA	1619	CYS
1	AA	1623	THR
1	AA	1628	ASP
1	AA	1629	ASN
1	AA	1632	GLU
1	AA	1633	GLN
1	AA	1635	ASP
1	AA	1638	SER
1	AA	1647	ASN
1	AA	1649	VAL
1	AA	1656	VAL
2	AB	21	ARG
2	AB	22	GLU
2	AB	26	ILE
2	AB	33	SER
2	AB	37	LEU
2	AB	39	GLN
2	AB	53	THR
2	AB	57	ASP
2	AB	65	VAL

*Continued on next page...*

*Continued from previous page...*

<b>Mol</b>	<b>Chain</b>	<b>Res</b>	<b>Type</b>
2	AB	66	LYS
2	AB	68	ILE
2	AB	73	ILE
2	AB	74	PHE
2	AB	93	ASN
2	AB	96	SER
2	AB	101	GLN
2	AB	109	SER
2	AB	110	ASN
2	AB	117	VAL
2	AB	120	LYS
2	AB	124	SER
2	AB	130	LEU
2	AB	134	ARG
2	AB	137	LEU
2	AB	150	GLU
2	AB	151	ASN
2	AB	164	MET
2	AB	170	CYS
2	AB	190	ILE
2	AB	201	LYS
2	AB	202	LEU
2	AB	203	ILE
2	AB	204	ARG
2	AB	206	LEU
2	AB	207	ILE
2	AB	212	ASN
2	AB	217	ILE
2	AB	228	SER
2	AB	231	HIS
2	AB	237	ARG
2	AB	238	SER
2	AB	244	THR
2	AB	245	SER
2	AB	247	THR
2	AB	260	PHE
2	AB	295	ASN
2	AB	306	LEU
2	AB	315	LYS
2	AB	323	ARG
2	AB	328	GLN
2	AB	343	ASP

*Continued on next page...*

*Continued from previous page...*

<b>Mol</b>	<b>Chain</b>	<b>Res</b>	<b>Type</b>
2	AB	347	LEU
2	AB	351	GLN
2	AB	357	ILE
2	AB	377	MET
2	AB	379	ARG
2	AB	381	LEU
2	AB	397	THR
2	AB	398	GLN
2	AB	403	LEU
2	AB	404	LEU
2	AB	409	TYR
2	AB	413	LEU
2	AB	417	ILE
2	AB	422	GLN
2	AB	425	ILE
2	AB	434	ARG
2	AB	452	ARG
2	AB	453	VAL
2	AB	454	ASN
2	AB	460	LYS
2	AB	463	TYR
2	AB	472	SER
2	AB	474	SER
2	AB	476	LEU
2	AB	477	ASP
2	AB	479	GLN
2	AB	497	ILE
2	AB	498	SER
2	AB	505	ARG
2	AB	507	SER
2	AB	519	LYS
2	AB	520	LEU
2	AB	521	LEU
2	AB	523	GLU
2	AB	537	SER
2	AB	541	LEU
2	AB	543	ASN
2	AB	547	HIS
2	AB	577	PHE
2	AB	583	LEU
2	AB	585	CYS
2	AB	593	ILE

*Continued on next page...*



*Continued from previous page...*

<b>Mol</b>	<b>Chain</b>	<b>Res</b>	<b>Type</b>
2	AB	604	ILE
2	AB	616	LYS
2	AB	617	THR
2	AB	622	ILE
2	AB	624	LEU
2	AB	636	GLN
2	AB	642	LEU
2	AB	653	VAL
2	AB	654	ARG
2	AB	658	LEU
2	AB	660	LYS
2	AB	661	GLU
2	AB	663	ILE
2	AB	667	PHE
2	AB	670	VAL
2	AB	674	ILE
2	AB	683	ASN
2	AB	687	THR
2	AB	698	SER
2	AB	699	ILE
2	AB	703	LEU
2	AB	711	GLN
2	AB	714	ARG
2	AB	716	MET
2	AB	724	GLN
2	AB	725	THR
2	AB	733	LEU
2	AB	737	SER
2	AB	738	ASP
2	AB	749	THR
2	AB	751	ILE
2	AB	752	VAL
2	AB	756	LEU
2	AB	762	MET
2	AB	773	VAL
2	AB	777	SER
2	AB	782	ASP
2	AB	783	MET
2	AB	785	ASP
2	AB	798	PHE
2	AB	802	THR
2	AB	806	THR

*Continued on next page...*

*Continued from previous page...*

<b>Mol</b>	<b>Chain</b>	<b>Res</b>	<b>Type</b>
2	AB	808	LYS
2	AB	809	VAL
2	AB	814	ASN
2	AB	823	GLN
2	AB	829	ASN
2	AB	830	ASP
2	AB	833	PRO
2	AB	835	GLU
2	AB	837	LEU
2	AB	838	GLU
2	AB	839	LYS
2	AB	840	LEU
2	AB	842	GLU
2	AB	843	ASP
2	AB	845	LEU
2	AB	858	ILE
2	AB	865	THR
2	AB	870	LYS
2	AB	871	ILE
2	AB	873	THR
2	AB	876	SER
2	AB	882	ILE
2	AB	883	GLU
2	AB	886	ASN
2	AB	887	LEU
2	AB	895	PHE
2	AB	896	GLN
2	AB	897	GLU
2	AB	898	LEU
2	AB	903	ILE
2	AB	904	LYS
2	AB	907	ILE
2	AB	910	THR
2	AB	919	SER
2	AB	927	CYS
2	AB	933	THR
2	AB	944	GLN
2	AB	947	ILE
2	AB	949	ILE
2	AB	958	MET
2	AB	960	ILE
2	AB	962	MET

*Continued on next page...*

*Continued from previous page...*

<b>Mol</b>	<b>Chain</b>	<b>Res</b>	<b>Type</b>
2	AB	965	GLU
2	AB	967	LEU
2	AB	977	ILE
2	AB	985	ILE
2	AB	988	GLU
2	AB	991	THR
2	AB	999	GLN
2	AB	1015	SER
2	AB	1018	THR
2	AB	1026	ILE
2	AB	1027	TYR
2	AB	1028	VAL
2	AB	1030	VAL
2	AB	1033	TYR
2	AB	1034	GLN
2	AB	1036	LEU
2	AB	1040	VAL
2	AB	1043	LYS
2	AB	1044	PHE
2	AB	1045	GLN
2	AB	1047	ARG
2	AB	1058	GLN
2	AB	1070	ARG
2	AB	1075	GLU
2	AB	1077	ASP
2	AB	1085	SER
2	AB	1091	ARG
2	AB	1092	LEU
2	AB	1102	SER
2	AB	1103	VAL
2	AB	1109	SER
2	AB	1110	ILE
2	AB	1111	LEU
2	AB	1112	THR
2	AB	1119	ARG
2	AB	1120	ILE
2	AB	1127	CYS
2	AB	1136	GLU
2	AB	1140	LYS
2	AB	1142	LEU
2	AB	1150	LYS
2	AB	1151	ILE

*Continued on next page...*

*Continued from previous page...*

<b>Mol</b>	<b>Chain</b>	<b>Res</b>	<b>Type</b>
2	AB	1153	ILE
2	AB	1156	SER
2	AB	1157	GLN
2	AB	1163	GLN
2	AB	1168	VAL
2	AB	1173	THR
2	AB	1174	THR
2	AB	1181	VAL
2	AB	1185	LEU
2	AB	1189	LEU
2	AB	1190	SER
2	AB	1198	TYR
2	AB	1201	GLU
3	AC	32	ASN
3	AC	45	SER
3	AC	48	ASP
3	AC	51	GLU
3	AC	57	ILE
3	AC	59	ILE
3	AC	61	THR
3	AC	68	ARG
3	AC	69	ARG
3	AC	71	MET
3	AC	78	VAL
3	AC	82	TYR
3	AC	86	PHE
3	AC	97	LEU
3	AC	101	ILE
3	AC	122	ASP
3	AC	128	ASP
3	AC	129	GLU
3	AC	131	THR
3	AC	132	ILE
3	AC	136	LEU
3	AC	139	LYS
3	AC	151	THR
3	AC	168	LYS
3	AC	177	THR
3	AC	193	LEU
3	AC	196	LEU
3	AC	202	ILE
3	AC	204	LEU

*Continued on next page...*

*Continued from previous page...*

<b>Mol</b>	<b>Chain</b>	<b>Res</b>	<b>Type</b>
3	AC	208	CYS
3	AC	209	ILE
3	AC	210	LEU
3	AC	222	VAL
3	AC	224	THR
3	AC	226	SER
3	AC	228	ARG
3	AC	235	ILE
3	AC	237	GLN
3	AC	262	SER
3	AC	263	ASP
3	AC	264	GLU
3	AC	274	THR
3	AC	277	ARG
3	AC	279	VAL
3	AC	287	ASP
3	AC	289	VAL
3	AC	291	LEU
3	AC	303	GLU
3	AC	315	PHE
3	AC	324	LYS
3	AC	334	THR
4	AD	12	THR
4	AD	14	THR
4	AD	20	VAL
4	AD	82	LEU
4	AD	87	SER
4	AD	88	GLN
4	AD	94	ARG
4	AD	99	LEU
5	AE	4	GLU
5	AE	6	GLU
5	AE	8	ASN
5	AE	10	SER
5	AE	34	GLU
5	AE	41	ASP
5	AE	57	MET
5	AE	60	PHE
5	AE	61	GLN
5	AE	63	ASN
5	AE	66	GLU
5	AE	70	SER

*Continued on next page...*

*Continued from previous page...*

<b>Mol</b>	<b>Chain</b>	<b>Res</b>	<b>Type</b>
5	AE	71	LYS
5	AE	78	LEU
5	AE	81	GLU
5	AE	90	VAL
5	AE	92	THR
5	AE	93	MET
5	AE	106	GLN
5	AE	107	THR
5	AE	123	LEU
5	AE	126	SER
5	AE	127	ILE
5	AE	131	THR
5	AE	141	VAL
5	AE	144	ILE
5	AE	148	GLU
5	AE	150	VAL
5	AE	153	HIS
5	AE	166	LYS
5	AE	175	LEU
5	AE	177	ARG
5	AE	178	ILE
5	AE	186	LEU
5	AE	192	ARG
5	AE	196	VAL
5	AE	202	SER
5	AE	207	ARG
5	AE	213	ILE
6	AF	77	ASP
6	AF	78	GLN
6	AF	82	THR
6	AF	93	ILE
6	AF	96	THR
6	AF	99	LEU
6	AF	109	VAL
6	AF	110	ASP
6	AF	118	LEU
6	AF	148	VAL
6	AF	149	GLU
6	AF	151	LEU
6	AF	154	ASP
7	AG	10	ASN
7	AG	11	ARG

*Continued on next page...*

*Continued from previous page...*

<b>Mol</b>	<b>Chain</b>	<b>Res</b>	<b>Type</b>
7	AG	15	ARG
7	AG	16	PHE
7	AG	19	LYS
7	AG	20	HIS
7	AG	21	LYS
7	AG	24	VAL
7	AG	29	ASP
7	AG	35	SER
7	AG	37	CYS
7	AG	38	ILE
7	AG	39	VAL
7	AG	45	LEU
7	AG	54	LEU
7	AG	64	GLN
7	AG	76	LYS
7	AG	77	VAL
7	AG	95	LEU
7	AG	97	LYS
7	AG	105	ILE
7	AG	106	LYS
7	AG	116	THR
7	AG	120	VAL
7	AG	122	LEU
7	AG	126	GLN
7	AG	128	GLN
7	AG	139	ILE
7	AG	141	SER
7	AG	144	HIS
7	AG	147	LEU
7	AG	149	ILE
7	AG	164	VAL
7	AG	165	ASP
7	AG	169	VAL
7	AG	170	HIS
7	AG	172	ASP
7	AG	173	VAL
7	AG	174	GLU
7	AG	219	ASP
7	AG	221	ASN
7	AG	226	ASP
7	AG	232	THR
7	AG	239	THR

*Continued on next page...*

*Continued from previous page...*

<b>Mol</b>	<b>Chain</b>	<b>Res</b>	<b>Type</b>
7	AG	243	VAL
7	AG	248	THR
7	AG	249	LEU
7	AG	250	ILE
7	AG	251	SER
8	AH	5	LEU
8	AH	7	ASP
8	AH	8	ASP
8	AH	9	ILE
8	AH	13	SER
8	AH	25	ARG
8	AH	30	SER
8	AH	34	ASP
8	AH	35	GLN
8	AH	42	ILE
8	AH	53	ASP
8	AH	54	SER
8	AH	55	LEU
8	AH	59	ILE
8	AH	63	LEU
8	AH	80	ARG
8	AH	83	GLN
8	AH	87	ARG
8	AH	94	ASP
8	AH	108	SER
8	AH	112	ILE
8	AH	114	VAL
8	AH	121	LEU
8	AH	122	LEU
8	AH	123	MET
8	AH	124	ARG
8	AH	133	ASN
8	AH	138	GLU
8	AH	143	LEU
8	AH	145	ARG
9	AI	3	VAL
9	AI	8	ILE
9	AI	11	LEU
9	AI	15	ASP
9	AI	31	SER
9	AI	32	GLN
9	AI	33	CYS

*Continued on next page...*



*Continued from previous page...*

<b>Mol</b>	<b>Chain</b>	<b>Res</b>	<b>Type</b>
9	AI	42	PHE
9	AI	45	LEU
9	AI	47	VAL
9	AI	49	THR
9	AI	53	ASP
9	AI	68	LYS
9	AI	72	LYS
9	AI	73	LYS
9	AI	88	GLN
9	AI	94	MET
9	AI	100	GLN
9	AI	102	ARG
9	AI	106	GLU
9	AI	110	VAL
9	AI	111	PHE
9	AI	120	LYS
9	AI	122	ARG
9	AI	123	THR
10	AJ	1	MET
10	AJ	7	CYS
10	AJ	12	LYS
10	AJ	13	VAL
10	AJ	14	VAL
10	AJ	17	LYS
10	AJ	20	SER
10	AJ	23	ASN
10	AJ	27	GLU
10	AJ	34	THR
10	AJ	38	ARG
10	AJ	44	TYR
10	AJ	48	ARG
10	AJ	66	LEU
10	AJ	67	GLU
10	AJ	68	LYS
11	AK	45	GLU
11	AK	51	THR
11	AK	56	GLU
11	AK	59	THR
11	AK	62	SER
11	AK	63	PHE
11	AK	65	ILE
11	AK	68	GLU

*Continued on next page...*

*Continued from previous page...*

<b>Mol</b>	<b>Chain</b>	<b>Res</b>	<b>Type</b>
11	AK	72	LEU
11	AK	77	ARG
11	AK	89	CYS
11	AK	93	ILE
11	AK	99	ASN
11	AK	103	ILE
11	AK	107	THR
11	AK	110	GLU
11	AK	111	THR
11	AK	112	THR
11	AK	117	LEU
11	AK	123	ASP
11	AK	125	MET
11	AK	128	CYS
11	AK	134	LYS
11	AK	139	ILE
11	AK	142	MET
12	AL	27	LEU
12	AL	35	SER
12	AL	36	SER
12	AL	38	LEU
12	AL	49	LYS
12	AL	53	HIS
12	AL	55	ILE
12	AL	57	LEU
12	AL	58	LYS
12	AL	65	VAL
12	AL	66	GLN
12	AL	68	GLU
13	AM	7	VAL
13	AM	9	GLU
13	AM	10	ILE
13	AM	12	ILE
13	AM	17	ASP
13	AM	18	GLN
13	AM	25	SER
13	AM	28	LYS
13	AM	36	THR
13	AM	42	LYS
13	AM	44	LYS
13	AM	48	LYS
13	AM	54	HIS

*Continued on next page...*

*Continued from previous page...*

<b>Mol</b>	<b>Chain</b>	<b>Res</b>	<b>Type</b>
13	AM	56	GLU
13	AM	57	ASN
13	AM	58	GLU
13	AM	65	TYR
13	AM	70	SER
13	AM	78	VAL
13	AM	88	ILE
13	AM	92	LYS
13	AM	95	VAL
13	AM	98	SER
13	AM	100	VAL
13	AM	104	SER
13	AM	109	ARG
14	AN	25	ILE
14	AN	37	ASN
14	AN	50	GLN
14	AN	56	ILE
14	AN	58	PHE
14	AN	64	ILE
14	AN	70	LEU
14	AN	75	GLU
14	AN	78	THR
14	AN	79	THR
14	AN	80	MET
14	AN	81	THR
14	AN	85	HIS
14	AN	90	MET
14	AN	92	ASP
14	AN	98	SER
14	AN	106	ASN
14	AN	107	MET
14	AN	108	THR
14	AN	118	SER
14	AN	123	SER
14	AN	124	THR
14	AN	126	LYS
14	AN	127	ASP
14	AN	134	ASP
14	AN	138	SER
14	AN	139	VAL
14	AN	141	GLU
14	AN	148	ILE

*Continued on next page...*

*Continued from previous page...*

<b>Mol</b>	<b>Chain</b>	<b>Res</b>	<b>Type</b>
14	AN	151	SER
14	AN	152	LYS
14	AN	157	ARG
14	AN	163	VAL
14	AN	171	PHE
14	AN	179	ASP
14	AN	180	PHE
7	AO	265	SER
7	AO	266	GLN
7	AO	272	ILE
7	AO	275	ASN
7	AO	276	LYS
7	AO	278	ILE
7	AO	279	VAL
7	AO	280	PHE
7	AO	282	ASP
7	AO	283	GLU
7	AO	285	SER
7	AO	290	GLU
7	AO	294	GLU
7	AO	296	ASP
7	AO	297	LEU
7	AO	300	VAL
7	AO	303	ASP
7	AO	304	ASN
7	AO	306	SER
7	AO	308	ILE
7	AO	316	GLU
1	BA	3	ILE
1	BA	9	SER
1	BA	12	THR
1	BA	16	PHE
1	BA	18	ILE
1	BA	20	THR
1	BA	31	GLN
1	BA	40	ASN
1	BA	41	LEU
1	BA	62	CYS
1	BA	83	VAL
1	BA	86	TYR
1	BA	89	LEU
1	BA	107	HIS

*Continued on next page...*

*Continued from previous page...*

<b>Mol</b>	<b>Chain</b>	<b>Res</b>	<b>Type</b>
1	BA	109	ARG
1	BA	112	SER
1	BA	136	LEU
1	BA	176	THR
1	BA	177	LEU
1	BA	179	ASN
1	BA	180	GLU
1	BA	186	SER
1	BA	198	SER
1	BA	199	ASP
1	BA	202	THR
1	BA	203	THR
1	BA	204	GLU
1	BA	205	ARG
1	BA	208	PHE
1	BA	312	SER
1	BA	315	ILE
1	BA	325	ASP
1	BA	326	THR
1	BA	330	LYS
1	BA	333	CYS
1	BA	345	LEU
1	BA	346	SER
1	BA	347	ARG
1	BA	349	LEU
1	BA	365	THR
1	BA	366	ARG
1	BA	371	SER
1	BA	372	LYS
1	BA	373	LEU
1	BA	375	GLU
1	BA	381	SER
1	BA	397	ARG
1	BA	398	ASP
1	BA	403	LEU
1	BA	406	LEU
1	BA	407	GLN
1	BA	409	ASP
1	BA	417	ARG
1	BA	423	LEU
1	BA	429	THR
1	BA	444	GLN

*Continued on next page...*

*Continued from previous page...*

<b>Mol</b>	<b>Chain</b>	<b>Res</b>	<b>Type</b>
1	BA	450	LYS
1	BA	453	ILE
1	BA	464	GLU
1	BA	466	LEU
1	BA	475	ARG
1	BA	481	ARG
1	BA	483	VAL
1	BA	484	ILE
1	BA	485	SER
1	BA	504	LYS
1	BA	506	THR
1	BA	512	THR
1	BA	529	LYS
1	BA	534	THR
1	BA	545	SER
1	BA	549	MET
1	BA	553	GLN
1	BA	559	ASN
1	BA	562	LEU
1	BA	565	SER
1	BA	566	SER
1	BA	568	VAL
1	BA	574	ASN
1	BA	575	LYS
1	BA	576	LYS
1	BA	577	VAL
1	BA	581	ILE
1	BA	582	LYS
1	BA	583	ASN
1	BA	590	ASN
1	BA	594	THR
1	BA	595	LEU
1	BA	596	HIS
1	BA	599	SER
1	BA	613	THR
1	BA	621	THR
1	BA	627	ASP
1	BA	637	PHE
1	BA	648	LEU
1	BA	653	THR
1	BA	659	THR
1	BA	666	VAL

*Continued on next page...*

*Continued from previous page...*

<b>Mol</b>	<b>Chain</b>	<b>Res</b>	<b>Type</b>
1	BA	670	ILE
1	BA	675	SER
1	BA	678	VAL
1	BA	679	TRP
1	BA	684	ASP
1	BA	688	THR
1	BA	689	ARG
1	BA	703	GLU
1	BA	706	HIS
1	BA	709	ARG
1	BA	715	LEU
1	BA	718	THR
1	BA	719	ILE
1	BA	723	TYR
1	BA	727	THR
1	BA	732	ILE
1	BA	736	LEU
1	BA	743	ASP
1	BA	744	MET
1	BA	748	ASN
1	BA	750	ILE
1	BA	769	VAL
1	BA	773	ASP
1	BA	783	LYS
1	BA	789	SER
1	BA	804	GLU
1	BA	805	VAL
1	BA	809	VAL
1	BA	816	LEU
1	BA	821	ILE
1	BA	822	THR
1	BA	830	MET
1	BA	831	ASP
1	BA	832	ASP
1	BA	833	LEU
1	BA	836	THR
1	BA	856	GLU
1	BA	862	THR
1	BA	876	LEU
1	BA	878	ARG
1	BA	886	ASN
1	BA	889	SER

*Continued on next page...*

*Continued from previous page...*

<b>Mol</b>	<b>Chain</b>	<b>Res</b>	<b>Type</b>
1	BA	892	LEU
1	BA	896	THR
1	BA	905	SER
1	BA	909	SER
1	BA	917	MET
1	BA	922	CYS
1	BA	924	SER
1	BA	945	CYS
1	BA	952	LEU
1	BA	955	ARG
1	BA	956	ARG
1	BA	959	VAL
1	BA	966	LEU
1	BA	973	GLU
1	BA	983	LYS
1	BA	985	ARG
1	BA	987	TYR
1	BA	998	HIS
1	BA	1003	ARG
1	BA	1004	GLU
1	BA	1013	THR
1	BA	1015	ARG
1	BA	1019	LEU
1	BA	1021	ARG
1	BA	1033	SER
1	BA	1045	LEU
1	BA	1053	ASP
1	BA	1057	ILE
1	BA	1076	LEU
1	BA	1083	SER
1	BA	1085	LEU
1	BA	1087	GLU
1	BA	1096	LYS
1	BA	1102	LEU
1	BA	1104	TYR
1	BA	1111	GLU
1	BA	1117	SER
1	BA	1118	VAL
1	BA	1123	VAL
1	BA	1135	SER
1	BA	1136	VAL
1	BA	1137	SER

*Continued on next page...*



*Continued from previous page...*

<b>Mol</b>	<b>Chain</b>	<b>Res</b>	<b>Type</b>
1	BA	1146	SER
1	BA	1158	SER
1	BA	1159	ASP
1	BA	1162	ASN
1	BA	1169	LEU
1	BA	1173	LYS
1	BA	1175	MET
1	BA	1192	SER
1	BA	1199	GLN
1	BA	1202	LEU
1	BA	1214	ASN
1	BA	1217	LEU
1	BA	1222	LEU
1	BA	1227	MET
1	BA	1235	THR
1	BA	1239	THR
1	BA	1243	TRP
1	BA	1245	ASP
1	BA	1247	SER
1	BA	1248	ASP
1	BA	1250	GLN
1	BA	1260	LYS
1	BA	1262	LEU
1	BA	1264	SER
1	BA	1268	ASP
1	BA	1271	ILE
1	BA	1273	THR
1	BA	1275	THR
1	BA	1288	ARG
1	BA	1289	SER
1	BA	1292	ILE
1	BA	1294	MET
1	BA	1298	ASP
1	BA	1300	ASN
1	BA	1303	SER
1	BA	1304	GLU
1	BA	1310	LYS
1	BA	1314	GLN
1	BA	1318	SER
1	BA	1324	LEU
1	BA	1325	LEU
1	BA	1326	GLU

*Continued on next page...*

*Continued from previous page...*

<b>Mol</b>	<b>Chain</b>	<b>Res</b>	<b>Type</b>
1	BA	1343	ASP
1	BA	1344	ILE
1	BA	1437	ASN
1	BA	1439	MET
1	BA	1440	ASN
1	BA	1441	LYS
1	BA	1442	VAL
1	BA	1444	ARG
1	BA	1452	SER
1	BA	1453	HIS
1	BA	1458	THR
1	BA	1459	LYS
1	BA	1465	GLU
1	BA	1468	LYS
1	BA	1474	LEU
1	BA	1476	LEU
1	BA	1481	GLU
1	BA	1485	MET
1	BA	1501	ILE
1	BA	1503	HIS
1	BA	1505	ASP
1	BA	1506	ARG
1	BA	1513	GLU
1	BA	1514	ASN
1	BA	1518	VAL
1	BA	1519	LEU
1	BA	1529	MET
1	BA	1542	THR
1	BA	1546	VAL
1	BA	1559	ARG
1	BA	1561	THR
1	BA	1566	ILE
1	BA	1568	ASN
1	BA	1583	ASP
1	BA	1584	LEU
1	BA	1585	ILE
1	BA	1590	THR
1	BA	1595	TYR
1	BA	1603	MET
1	BA	1607	THR
1	BA	1609	SER
1	BA	1613	MET

*Continued on next page...*

*Continued from previous page...*

<b>Mol</b>	<b>Chain</b>	<b>Res</b>	<b>Type</b>
1	BA	1615	TYR
1	BA	1619	CYS
1	BA	1623	THR
1	BA	1628	ASP
1	BA	1629	ASN
1	BA	1632	GLU
1	BA	1633	GLN
1	BA	1635	ASP
1	BA	1638	SER
1	BA	1647	ASN
1	BA	1649	VAL
1	BA	1656	VAL
2	BB	21	ARG
2	BB	22	GLU
2	BB	26	ILE
2	BB	33	SER
2	BB	39	GLN
2	BB	53	THR
2	BB	57	ASP
2	BB	65	VAL
2	BB	68	ILE
2	BB	73	ILE
2	BB	74	PHE
2	BB	90	TYR
2	BB	91	LEU
2	BB	93	ASN
2	BB	96	SER
2	BB	101	GLN
2	BB	103	SER
2	BB	109	SER
2	BB	110	ASN
2	BB	117	VAL
2	BB	120	LYS
2	BB	124	SER
2	BB	130	LEU
2	BB	134	ARG
2	BB	137	LEU
2	BB	150	GLU
2	BB	151	ASN
2	BB	164	MET
2	BB	170	CYS
2	BB	190	ILE

*Continued on next page...*

*Continued from previous page...*

<b>Mol</b>	<b>Chain</b>	<b>Res</b>	<b>Type</b>
2	BB	201	LYS
2	BB	202	LEU
2	BB	203	ILE
2	BB	204	ARG
2	BB	206	LEU
2	BB	207	ILE
2	BB	212	ASN
2	BB	217	ILE
2	BB	228	SER
2	BB	231	HIS
2	BB	237	ARG
2	BB	238	SER
2	BB	244	THR
2	BB	245	SER
2	BB	247	THR
2	BB	260	PHE
2	BB	295	ASN
2	BB	306	LEU
2	BB	315	LYS
2	BB	323	ARG
2	BB	328	GLN
2	BB	343	ASP
2	BB	347	LEU
2	BB	351	GLN
2	BB	357	ILE
2	BB	377	MET
2	BB	379	ARG
2	BB	381	LEU
2	BB	397	THR
2	BB	398	GLN
2	BB	403	LEU
2	BB	404	LEU
2	BB	409	TYR
2	BB	413	LEU
2	BB	422	GLN
2	BB	425	ILE
2	BB	434	ARG
2	BB	452	ARG
2	BB	454	ASN
2	BB	460	LYS
2	BB	463	TYR
2	BB	472	SER

*Continued on next page...*

*Continued from previous page...*

<b>Mol</b>	<b>Chain</b>	<b>Res</b>	<b>Type</b>
2	BB	474	SER
2	BB	476	LEU
2	BB	477	ASP
2	BB	479	GLN
2	BB	497	ILE
2	BB	498	SER
2	BB	505	ARG
2	BB	507	SER
2	BB	519	LYS
2	BB	520	LEU
2	BB	521	LEU
2	BB	523	GLU
2	BB	537	SER
2	BB	541	LEU
2	BB	543	ASN
2	BB	547	HIS
2	BB	577	PHE
2	BB	583	LEU
2	BB	585	CYS
2	BB	593	ILE
2	BB	604	ILE
2	BB	616	LYS
2	BB	617	THR
2	BB	622	ILE
2	BB	624	LEU
2	BB	636	GLN
2	BB	642	LEU
2	BB	653	VAL
2	BB	654	ARG
2	BB	658	LEU
2	BB	660	LYS
2	BB	661	GLU
2	BB	663	ILE
2	BB	667	PHE
2	BB	670	VAL
2	BB	674	ILE
2	BB	683	ASN
2	BB	687	THR
2	BB	698	SER
2	BB	699	ILE
2	BB	703	LEU
2	BB	711	GLN

*Continued on next page...*

*Continued from previous page...*

<b>Mol</b>	<b>Chain</b>	<b>Res</b>	<b>Type</b>
2	BB	714	ARG
2	BB	716	MET
2	BB	724	GLN
2	BB	725	THR
2	BB	733	LEU
2	BB	737	SER
2	BB	738	ASP
2	BB	751	ILE
2	BB	752	VAL
2	BB	756	LEU
2	BB	762	MET
2	BB	773	VAL
2	BB	777	SER
2	BB	779	THR
2	BB	782	ASP
2	BB	783	MET
2	BB	785	ASP
2	BB	798	PHE
2	BB	802	THR
2	BB	808	LYS
2	BB	809	VAL
2	BB	814	ASN
2	BB	823	GLN
2	BB	829	ASN
2	BB	830	ASP
2	BB	833	PRO
2	BB	835	GLU
2	BB	837	LEU
2	BB	838	GLU
2	BB	839	LYS
2	BB	840	LEU
2	BB	842	GLU
2	BB	843	ASP
2	BB	845	LEU
2	BB	858	ILE
2	BB	865	THR
2	BB	870	LYS
2	BB	871	ILE
2	BB	873	THR
2	BB	876	SER
2	BB	882	ILE
2	BB	886	ASN

*Continued on next page...*

*Continued from previous page...*

<b>Mol</b>	<b>Chain</b>	<b>Res</b>	<b>Type</b>
2	BB	887	LEU
2	BB	895	PHE
2	BB	896	GLN
2	BB	897	GLU
2	BB	898	LEU
2	BB	903	ILE
2	BB	904	LYS
2	BB	907	ILE
2	BB	910	THR
2	BB	919	SER
2	BB	927	CYS
2	BB	933	THR
2	BB	944	GLN
2	BB	949	ILE
2	BB	958	MET
2	BB	960	ILE
2	BB	962	MET
2	BB	965	GLU
2	BB	967	LEU
2	BB	977	ILE
2	BB	985	ILE
2	BB	988	GLU
2	BB	991	THR
2	BB	999	GLN
2	BB	1015	SER
2	BB	1018	THR
2	BB	1026	ILE
2	BB	1027	TYR
2	BB	1028	VAL
2	BB	1030	VAL
2	BB	1033	TYR
2	BB	1034	GLN
2	BB	1036	LEU
2	BB	1040	VAL
2	BB	1043	LYS
2	BB	1044	PHE
2	BB	1045	GLN
2	BB	1047	ARG
2	BB	1058	GLN
2	BB	1070	ARG
2	BB	1075	GLU
2	BB	1077	ASP

*Continued on next page...*

*Continued from previous page...*

<b>Mol</b>	<b>Chain</b>	<b>Res</b>	<b>Type</b>
2	BB	1085	SER
2	BB	1091	ARG
2	BB	1092	LEU
2	BB	1094	ASN
2	BB	1102	SER
2	BB	1103	VAL
2	BB	1109	SER
2	BB	1110	ILE
2	BB	1111	LEU
2	BB	1112	THR
2	BB	1119	ARG
2	BB	1120	ILE
2	BB	1127	CYS
2	BB	1136	GLU
2	BB	1140	LYS
2	BB	1142	LEU
2	BB	1153	ILE
2	BB	1156	SER
2	BB	1157	GLN
2	BB	1163	GLN
2	BB	1168	VAL
2	BB	1173	THR
2	BB	1174	THR
2	BB	1181	VAL
2	BB	1185	LEU
2	BB	1189	LEU
2	BB	1190	SER
2	BB	1198	TYR
2	BB	1201	GLU
3	BC	32	ASN
3	BC	45	SER
3	BC	48	ASP
3	BC	51	GLU
3	BC	57	ILE
3	BC	59	ILE
3	BC	61	THR
3	BC	68	ARG
3	BC	69	ARG
3	BC	71	MET
3	BC	78	VAL
3	BC	82	TYR
3	BC	86	PHE

*Continued on next page...*



*Continued from previous page...*

<b>Mol</b>	<b>Chain</b>	<b>Res</b>	<b>Type</b>
3	BC	97	LEU
3	BC	101	ILE
3	BC	122	ASP
3	BC	128	ASP
3	BC	129	GLU
3	BC	131	THR
3	BC	132	ILE
3	BC	136	LEU
3	BC	139	LYS
3	BC	151	THR
3	BC	168	LYS
3	BC	177	THR
3	BC	188	ASP
3	BC	193	LEU
3	BC	196	LEU
3	BC	204	LEU
3	BC	208	CYS
3	BC	209	ILE
3	BC	210	LEU
3	BC	222	VAL
3	BC	224	THR
3	BC	226	SER
3	BC	228	ARG
3	BC	235	ILE
3	BC	237	GLN
3	BC	262	SER
3	BC	263	ASP
3	BC	264	GLU
3	BC	274	THR
3	BC	277	ARG
3	BC	279	VAL
3	BC	287	ASP
3	BC	289	VAL
3	BC	291	LEU
3	BC	303	GLU
3	BC	315	PHE
3	BC	324	LYS
3	BC	334	THR
4	BD	12	THR
4	BD	14	THR
4	BD	20	VAL
4	BD	48	GLU

*Continued on next page...*

*Continued from previous page...*

<b>Mol</b>	<b>Chain</b>	<b>Res</b>	<b>Type</b>
4	BD	82	LEU
4	BD	87	SER
4	BD	88	GLN
4	BD	94	ARG
4	BD	99	LEU
5	BE	4	GLU
5	BE	6	GLU
5	BE	8	ASN
5	BE	10	SER
5	BE	41	ASP
5	BE	57	MET
5	BE	60	PHE
5	BE	61	GLN
5	BE	63	ASN
5	BE	66	GLU
5	BE	70	SER
5	BE	71	LYS
5	BE	78	LEU
5	BE	81	GLU
5	BE	90	VAL
5	BE	92	THR
5	BE	93	MET
5	BE	106	GLN
5	BE	107	THR
5	BE	123	LEU
5	BE	126	SER
5	BE	127	ILE
5	BE	131	THR
5	BE	141	VAL
5	BE	144	ILE
5	BE	148	GLU
5	BE	150	VAL
5	BE	153	HIS
5	BE	166	LYS
5	BE	175	LEU
5	BE	177	ARG
5	BE	178	ILE
5	BE	186	LEU
5	BE	192	ARG
5	BE	196	VAL
5	BE	202	SER
5	BE	207	ARG

*Continued on next page...*

*Continued from previous page...*

<b>Mol</b>	<b>Chain</b>	<b>Res</b>	<b>Type</b>
5	BE	213	ILE
6	BF	77	ASP
6	BF	78	GLN
6	BF	82	THR
6	BF	93	ILE
6	BF	96	THR
6	BF	99	LEU
6	BF	109	VAL
6	BF	110	ASP
6	BF	118	LEU
6	BF	148	VAL
6	BF	149	GLU
6	BF	151	LEU
6	BF	154	ASP
7	BG	15	ARG
7	BG	16	PHE
7	BG	20	HIS
7	BG	21	LYS
7	BG	29	ASP
7	BG	34	THR
7	BG	35	SER
7	BG	37	CYS
7	BG	38	ILE
7	BG	39	VAL
7	BG	45	LEU
7	BG	54	LEU
7	BG	64	GLN
7	BG	76	LYS
7	BG	77	VAL
7	BG	80	VAL
7	BG	95	LEU
7	BG	97	LYS
7	BG	105	ILE
7	BG	106	LYS
7	BG	116	THR
7	BG	120	VAL
7	BG	122	LEU
7	BG	126	GLN
7	BG	128	GLN
7	BG	132	VAL
7	BG	139	ILE
7	BG	141	SER

*Continued on next page...*

*Continued from previous page...*

<b>Mol</b>	<b>Chain</b>	<b>Res</b>	<b>Type</b>
7	BG	144	HIS
7	BG	147	LEU
7	BG	149	ILE
7	BG	164	VAL
7	BG	165	ASP
7	BG	169	VAL
7	BG	170	HIS
7	BG	219	ASP
7	BG	221	ASN
7	BG	226	ASP
7	BG	232	THR
7	BG	239	THR
7	BG	243	VAL
7	BG	248	THR
7	BG	249	LEU
7	BG	250	ILE
7	BG	251	SER
8	BH	5	LEU
8	BH	7	ASP
8	BH	8	ASP
8	BH	9	ILE
8	BH	25	ARG
8	BH	30	SER
8	BH	34	ASP
8	BH	35	GLN
8	BH	42	ILE
8	BH	53	ASP
8	BH	54	SER
8	BH	55	LEU
8	BH	59	ILE
8	BH	63	LEU
8	BH	80	ARG
8	BH	83	GLN
8	BH	87	ARG
8	BH	94	ASP
8	BH	108	SER
8	BH	112	ILE
8	BH	114	VAL
8	BH	121	LEU
8	BH	122	LEU
8	BH	123	MET
8	BH	124	ARG

*Continued on next page...*

*Continued from previous page...*

<b>Mol</b>	<b>Chain</b>	<b>Res</b>	<b>Type</b>
8	BH	133	ASN
8	BH	138	GLU
8	BH	143	LEU
9	BI	3	VAL
9	BI	8	ILE
9	BI	11	LEU
9	BI	15	ASP
9	BI	26	SER
9	BI	31	SER
9	BI	32	GLN
9	BI	42	PHE
9	BI	45	LEU
9	BI	47	VAL
9	BI	49	THR
9	BI	53	ASP
9	BI	66	VAL
9	BI	68	LYS
9	BI	73	LYS
9	BI	88	GLN
9	BI	89	CYS
9	BI	93	GLU
9	BI	94	MET
10	BJ	1	MET
10	BJ	7	CYS
10	BJ	12	LYS
10	BJ	13	VAL
10	BJ	14	VAL
10	BJ	20	SER
10	BJ	23	ASN
10	BJ	27	GLU
10	BJ	34	THR
10	BJ	38	ARG
10	BJ	44	TYR
10	BJ	48	ARG
10	BJ	66	LEU
10	BJ	67	GLU
10	BJ	68	LYS
11	BK	45	GLU
11	BK	51	THR
11	BK	56	GLU
11	BK	59	THR
11	BK	62	SER

*Continued on next page...*

*Continued from previous page...*

<b>Mol</b>	<b>Chain</b>	<b>Res</b>	<b>Type</b>
11	BK	63	PHE
11	BK	65	ILE
11	BK	68	GLU
11	BK	72	LEU
11	BK	77	ARG
11	BK	89	CYS
11	BK	93	ILE
11	BK	99	ASN
11	BK	103	ILE
11	BK	107	THR
11	BK	110	GLU
11	BK	111	THR
11	BK	112	THR
11	BK	117	LEU
11	BK	125	MET
11	BK	128	CYS
11	BK	134	LYS
11	BK	139	ILE
11	BK	142	MET
12	BL	27	LEU
12	BL	35	SER
12	BL	36	SER
12	BL	38	LEU
12	BL	49	LYS
12	BL	53	HIS
12	BL	55	ILE
12	BL	57	LEU
12	BL	58	LYS
12	BL	65	VAL
12	BL	66	GLN
12	BL	68	GLU
13	BM	7	VAL
13	BM	9	GLU
13	BM	12	ILE
13	BM	17	ASP
13	BM	18	GLN
13	BM	25	SER
13	BM	28	LYS
13	BM	36	THR
13	BM	42	LYS
13	BM	44	LYS
13	BM	48	LYS

*Continued on next page...*

*Continued from previous page...*

<b>Mol</b>	<b>Chain</b>	<b>Res</b>	<b>Type</b>
13	BM	54	HIS
13	BM	56	GLU
13	BM	57	ASN
13	BM	58	GLU
13	BM	65	TYR
13	BM	68	SER
13	BM	70	SER
13	BM	78	VAL
13	BM	92	LYS
13	BM	95	VAL
13	BM	98	SER
13	BM	100	VAL
13	BM	104	SER
13	BM	109	ARG
14	BN	25	ILE
14	BN	37	ASN
14	BN	50	GLN
14	BN	56	ILE
14	BN	58	PHE
14	BN	64	ILE
14	BN	70	LEU
14	BN	75	GLU
14	BN	78	THR
14	BN	79	THR
14	BN	80	MET
14	BN	81	THR
14	BN	85	HIS
14	BN	90	MET
14	BN	92	ASP
14	BN	98	SER
14	BN	106	ASN
14	BN	107	MET
14	BN	108	THR
14	BN	118	SER
14	BN	123	SER
14	BN	124	THR
14	BN	126	LYS
14	BN	127	ASP
14	BN	134	ASP
14	BN	138	SER
14	BN	139	VAL
14	BN	141	GLU

*Continued on next page...*

*Continued from previous page...*

<b>Mol</b>	<b>Chain</b>	<b>Res</b>	<b>Type</b>
14	BN	148	ILE
14	BN	151	SER
14	BN	152	LYS
14	BN	157	ARG
14	BN	162	LYS
14	BN	163	VAL
14	BN	171	PHE
7	BO	268	GLU
7	BO	272	ILE
7	BO	274	SER
7	BO	275	ASN
7	BO	280	PHE
7	BO	289	LYS
7	BO	294	GLU
7	BO	295	LEU
7	BO	296	ASP
7	BO	297	LEU
7	BO	301	LYS
7	BO	302	GLU
7	BO	306	SER
7	BO	307	GLU
7	BO	311	GLU
7	BO	314	THR
1	CA	3	ILE
1	CA	9	SER
1	CA	12	THR
1	CA	16	PHE
1	CA	18	ILE
1	CA	20	THR
1	CA	31	GLN
1	CA	40	ASN
1	CA	41	LEU
1	CA	59	ARG
1	CA	62	CYS
1	CA	83	VAL
1	CA	86	TYR
1	CA	89	LEU
1	CA	107	HIS
1	CA	109	ARG
1	CA	112	SER
1	CA	136	LEU
1	CA	176	THR

*Continued on next page...*



*Continued from previous page...*

<b>Mol</b>	<b>Chain</b>	<b>Res</b>	<b>Type</b>
1	CA	177	LEU
1	CA	179	ASN
1	CA	180	GLU
1	CA	183	SER
1	CA	186	SER
1	CA	198	SER
1	CA	199	ASP
1	CA	202	THR
1	CA	203	THR
1	CA	204	GLU
1	CA	205	ARG
1	CA	208	PHE
1	CA	265	ARG
1	CA	267	LYS
1	CA	312	SER
1	CA	315	ILE
1	CA	325	ASP
1	CA	326	THR
1	CA	330	LYS
1	CA	333	CYS
1	CA	345	LEU
1	CA	346	SER
1	CA	347	ARG
1	CA	349	LEU
1	CA	357	MET
1	CA	365	THR
1	CA	366	ARG
1	CA	371	SER
1	CA	372	LYS
1	CA	373	LEU
1	CA	375	GLU
1	CA	381	SER
1	CA	397	ARG
1	CA	398	ASP
1	CA	403	LEU
1	CA	406	LEU
1	CA	407	GLN
1	CA	409	ASP
1	CA	417	ARG
1	CA	423	LEU
1	CA	429	THR
1	CA	444	GLN

*Continued on next page...*

*Continued from previous page...*

<b>Mol</b>	<b>Chain</b>	<b>Res</b>	<b>Type</b>
1	CA	453	ILE
1	CA	464	GLU
1	CA	466	LEU
1	CA	475	ARG
1	CA	481	ARG
1	CA	483	VAL
1	CA	484	ILE
1	CA	485	SER
1	CA	504	LYS
1	CA	505	LEU
1	CA	506	THR
1	CA	509	GLU
1	CA	512	THR
1	CA	529	LYS
1	CA	534	THR
1	CA	545	SER
1	CA	549	MET
1	CA	553	GLN
1	CA	559	ASN
1	CA	562	LEU
1	CA	565	SER
1	CA	566	SER
1	CA	568	VAL
1	CA	574	ASN
1	CA	575	LYS
1	CA	576	LYS
1	CA	577	VAL
1	CA	581	ILE
1	CA	582	LYS
1	CA	583	ASN
1	CA	590	ASN
1	CA	594	THR
1	CA	595	LEU
1	CA	596	HIS
1	CA	599	SER
1	CA	613	THR
1	CA	621	THR
1	CA	627	ASP
1	CA	637	PHE
1	CA	648	LEU
1	CA	653	THR
1	CA	659	THR

*Continued on next page...*

*Continued from previous page...*

<b>Mol</b>	<b>Chain</b>	<b>Res</b>	<b>Type</b>
1	CA	666	VAL
1	CA	670	ILE
1	CA	675	SER
1	CA	678	VAL
1	CA	679	TRP
1	CA	684	ASP
1	CA	688	THR
1	CA	689	ARG
1	CA	703	GLU
1	CA	706	HIS
1	CA	709	ARG
1	CA	714	THR
1	CA	715	LEU
1	CA	718	THR
1	CA	719	ILE
1	CA	723	TYR
1	CA	727	THR
1	CA	732	ILE
1	CA	736	LEU
1	CA	743	ASP
1	CA	748	ASN
1	CA	750	ILE
1	CA	769	VAL
1	CA	772	LYS
1	CA	773	ASP
1	CA	783	LYS
1	CA	789	SER
1	CA	804	GLU
1	CA	805	VAL
1	CA	809	VAL
1	CA	816	LEU
1	CA	821	ILE
1	CA	822	THR
1	CA	830	MET
1	CA	831	ASP
1	CA	832	ASP
1	CA	833	LEU
1	CA	836	THR
1	CA	856	GLU
1	CA	862	THR
1	CA	876	LEU
1	CA	878	ARG

*Continued on next page...*

*Continued from previous page...*

<b>Mol</b>	<b>Chain</b>	<b>Res</b>	<b>Type</b>
1	CA	886	ASN
1	CA	889	SER
1	CA	892	LEU
1	CA	896	THR
1	CA	905	SER
1	CA	917	MET
1	CA	922	CYS
1	CA	924	SER
1	CA	945	CYS
1	CA	952	LEU
1	CA	955	ARG
1	CA	956	ARG
1	CA	959	VAL
1	CA	964	LYS
1	CA	966	LEU
1	CA	973	GLU
1	CA	983	LYS
1	CA	985	ARG
1	CA	987	TYR
1	CA	998	HIS
1	CA	1003	ARG
1	CA	1004	GLU
1	CA	1013	THR
1	CA	1015	ARG
1	CA	1019	LEU
1	CA	1021	ARG
1	CA	1023	LEU
1	CA	1033	SER
1	CA	1045	LEU
1	CA	1053	ASP
1	CA	1057	ILE
1	CA	1076	LEU
1	CA	1083	SER
1	CA	1085	LEU
1	CA	1086	ILE
1	CA	1087	GLU
1	CA	1096	LYS
1	CA	1102	LEU
1	CA	1104	TYR
1	CA	1111	GLU
1	CA	1117	SER
1	CA	1118	VAL

*Continued on next page...*

*Continued from previous page...*

<b>Mol</b>	<b>Chain</b>	<b>Res</b>	<b>Type</b>
1	CA	1123	VAL
1	CA	1135	SER
1	CA	1136	VAL
1	CA	1137	SER
1	CA	1146	SER
1	CA	1158	SER
1	CA	1159	ASP
1	CA	1162	ASN
1	CA	1169	LEU
1	CA	1173	LYS
1	CA	1175	MET
1	CA	1199	GLN
1	CA	1202	LEU
1	CA	1214	ASN
1	CA	1217	LEU
1	CA	1222	LEU
1	CA	1227	MET
1	CA	1235	THR
1	CA	1239	THR
1	CA	1243	TRP
1	CA	1245	ASP
1	CA	1247	SER
1	CA	1248	ASP
1	CA	1250	GLN
1	CA	1260	LYS
1	CA	1262	LEU
1	CA	1264	SER
1	CA	1267	ILE
1	CA	1271	ILE
1	CA	1273	THR
1	CA	1275	THR
1	CA	1276	THR
1	CA	1288	ARG
1	CA	1289	SER
1	CA	1292	ILE
1	CA	1294	MET
1	CA	1298	ASP
1	CA	1300	ASN
1	CA	1303	SER
1	CA	1304	GLU
1	CA	1310	LYS
1	CA	1314	GLN

*Continued on next page...*

*Continued from previous page...*

<b>Mol</b>	<b>Chain</b>	<b>Res</b>	<b>Type</b>
1	CA	1318	SER
1	CA	1324	LEU
1	CA	1325	LEU
1	CA	1343	ASP
1	CA	1344	ILE
1	CA	1437	ASN
1	CA	1439	MET
1	CA	1440	ASN
1	CA	1441	LYS
1	CA	1442	VAL
1	CA	1444	ARG
1	CA	1452	SER
1	CA	1453	HIS
1	CA	1458	THR
1	CA	1459	LYS
1	CA	1465	GLU
1	CA	1466	SER
1	CA	1468	LYS
1	CA	1472	PHE
1	CA	1474	LEU
1	CA	1476	LEU
1	CA	1479	ASP
1	CA	1481	GLU
1	CA	1485	MET
1	CA	1501	ILE
1	CA	1503	HIS
1	CA	1505	ASP
1	CA	1506	ARG
1	CA	1513	GLU
1	CA	1514	ASN
1	CA	1518	VAL
1	CA	1519	LEU
1	CA	1542	THR
1	CA	1546	VAL
1	CA	1559	ARG
1	CA	1561	THR
1	CA	1562	ILE
1	CA	1566	ILE
1	CA	1568	ASN
1	CA	1583	ASP
1	CA	1584	LEU
1	CA	1585	ILE

*Continued on next page...*

*Continued from previous page...*

<b>Mol</b>	<b>Chain</b>	<b>Res</b>	<b>Type</b>
1	CA	1590	THR
1	CA	1595	TYR
1	CA	1603	MET
1	CA	1607	THR
1	CA	1609	SER
1	CA	1613	MET
1	CA	1615	TYR
1	CA	1619	CYS
1	CA	1620	GLN
1	CA	1628	ASP
1	CA	1629	ASN
1	CA	1632	GLU
1	CA	1633	GLN
1	CA	1635	ASP
1	CA	1638	SER
1	CA	1647	ASN
1	CA	1649	VAL
2	CB	21	ARG
2	CB	22	GLU
2	CB	26	ILE
2	CB	33	SER
2	CB	37	LEU
2	CB	39	GLN
2	CB	53	THR
2	CB	57	ASP
2	CB	65	VAL
2	CB	66	LYS
2	CB	68	ILE
2	CB	73	ILE
2	CB	74	PHE
2	CB	75	ASP
2	CB	77	LYS
2	CB	90	TYR
2	CB	91	LEU
2	CB	93	ASN
2	CB	96	SER
2	CB	98	SER
2	CB	101	GLN
2	CB	103	SER
2	CB	109	SER
2	CB	110	ASN
2	CB	117	VAL

*Continued on next page...*

*Continued from previous page...*

<b>Mol</b>	<b>Chain</b>	<b>Res</b>	<b>Type</b>
2	CB	120	LYS
2	CB	124	SER
2	CB	130	LEU
2	CB	134	ARG
2	CB	137	LEU
2	CB	150	GLU
2	CB	151	ASN
2	CB	164	MET
2	CB	170	CYS
2	CB	190	ILE
2	CB	201	LYS
2	CB	202	LEU
2	CB	203	ILE
2	CB	204	ARG
2	CB	206	LEU
2	CB	207	ILE
2	CB	212	ASN
2	CB	217	ILE
2	CB	228	SER
2	CB	231	HIS
2	CB	237	ARG
2	CB	238	SER
2	CB	244	THR
2	CB	245	SER
2	CB	247	THR
2	CB	260	PHE
2	CB	295	ASN
2	CB	306	LEU
2	CB	315	LYS
2	CB	323	ARG
2	CB	328	GLN
2	CB	343	ASP
2	CB	347	LEU
2	CB	351	GLN
2	CB	357	ILE
2	CB	377	MET
2	CB	379	ARG
2	CB	381	LEU
2	CB	397	THR
2	CB	398	GLN
2	CB	403	LEU
2	CB	404	LEU

*Continued on next page...*



*Continued from previous page...*

<b>Mol</b>	<b>Chain</b>	<b>Res</b>	<b>Type</b>
2	CB	409	TYR
2	CB	413	LEU
2	CB	420	TYR
2	CB	422	GLN
2	CB	425	ILE
2	CB	434	ARG
2	CB	452	ARG
2	CB	454	ASN
2	CB	460	LYS
2	CB	463	TYR
2	CB	472	SER
2	CB	474	SER
2	CB	476	LEU
2	CB	477	ASP
2	CB	479	GLN
2	CB	497	ILE
2	CB	498	SER
2	CB	504	HIS
2	CB	505	ARG
2	CB	507	SER
2	CB	519	LYS
2	CB	520	LEU
2	CB	521	LEU
2	CB	523	GLU
2	CB	537	SER
2	CB	541	LEU
2	CB	543	ASN
2	CB	547	HIS
2	CB	574	SER
2	CB	577	PHE
2	CB	583	LEU
2	CB	585	CYS
2	CB	589	ASP
2	CB	593	ILE
2	CB	604	ILE
2	CB	616	LYS
2	CB	617	THR
2	CB	622	ILE
2	CB	624	LEU
2	CB	636	GLN
2	CB	642	LEU
2	CB	653	VAL

*Continued on next page...*

*Continued from previous page...*

<b>Mol</b>	<b>Chain</b>	<b>Res</b>	<b>Type</b>
2	CB	654	ARG
2	CB	658	LEU
2	CB	660	LYS
2	CB	661	GLU
2	CB	663	ILE
2	CB	667	PHE
2	CB	670	VAL
2	CB	674	ILE
2	CB	683	ASN
2	CB	687	THR
2	CB	698	SER
2	CB	699	ILE
2	CB	703	LEU
2	CB	711	GLN
2	CB	714	ARG
2	CB	716	MET
2	CB	724	GLN
2	CB	725	THR
2	CB	733	LEU
2	CB	737	SER
2	CB	738	ASP
2	CB	749	THR
2	CB	751	ILE
2	CB	752	VAL
2	CB	756	LEU
2	CB	762	MET
2	CB	773	VAL
2	CB	777	SER
2	CB	779	THR
2	CB	782	ASP
2	CB	783	MET
2	CB	785	ASP
2	CB	798	PHE
2	CB	802	THR
2	CB	806	THR
2	CB	808	LYS
2	CB	809	VAL
2	CB	814	ASN
2	CB	823	GLN
2	CB	829	ASN
2	CB	830	ASP
2	CB	833	PRO

*Continued on next page...*

*Continued from previous page...*

<b>Mol</b>	<b>Chain</b>	<b>Res</b>	<b>Type</b>
2	CB	835	GLU
2	CB	837	LEU
2	CB	838	GLU
2	CB	839	LYS
2	CB	840	LEU
2	CB	842	GLU
2	CB	843	ASP
2	CB	845	LEU
2	CB	858	ILE
2	CB	865	THR
2	CB	870	LYS
2	CB	871	ILE
2	CB	873	THR
2	CB	876	SER
2	CB	882	ILE
2	CB	883	GLU
2	CB	886	ASN
2	CB	887	LEU
2	CB	892	SER
2	CB	895	PHE
2	CB	896	GLN
2	CB	897	GLU
2	CB	898	LEU
2	CB	903	ILE
2	CB	904	LYS
2	CB	905	TYR
2	CB	907	ILE
2	CB	910	THR
2	CB	919	SER
2	CB	927	CYS
2	CB	933	THR
2	CB	944	GLN
2	CB	947	ILE
2	CB	949	ILE
2	CB	957	ARG
2	CB	958	MET
2	CB	960	ILE
2	CB	962	MET
2	CB	965	GLU
2	CB	967	LEU
2	CB	977	ILE
2	CB	985	ILE

*Continued on next page...*

*Continued from previous page...*

<b>Mol</b>	<b>Chain</b>	<b>Res</b>	<b>Type</b>
2	CB	988	GLU
2	CB	991	THR
2	CB	999	GLN
2	CB	1015	SER
2	CB	1018	THR
2	CB	1026	ILE
2	CB	1027	TYR
2	CB	1028	VAL
2	CB	1030	VAL
2	CB	1033	TYR
2	CB	1034	GLN
2	CB	1036	LEU
2	CB	1040	VAL
2	CB	1043	LYS
2	CB	1044	PHE
2	CB	1045	GLN
2	CB	1047	ARG
2	CB	1058	GLN
2	CB	1070	ARG
2	CB	1075	GLU
2	CB	1077	ASP
2	CB	1085	SER
2	CB	1091	ARG
2	CB	1092	LEU
2	CB	1094	ASN
2	CB	1102	SER
2	CB	1103	VAL
2	CB	1109	SER
2	CB	1110	ILE
2	CB	1111	LEU
2	CB	1112	THR
2	CB	1119	ARG
2	CB	1120	ILE
2	CB	1127	CYS
2	CB	1136	GLU
2	CB	1140	LYS
2	CB	1142	LEU
2	CB	1143	THR
2	CB	1150	LYS
2	CB	1151	ILE
2	CB	1153	ILE
2	CB	1156	SER

*Continued on next page...*

*Continued from previous page...*

<b>Mol</b>	<b>Chain</b>	<b>Res</b>	<b>Type</b>
2	CB	1157	GLN
2	CB	1163	GLN
2	CB	1168	VAL
2	CB	1173	THR
2	CB	1174	THR
2	CB	1181	VAL
2	CB	1185	LEU
2	CB	1189	LEU
2	CB	1190	SER
2	CB	1198	TYR
2	CB	1201	GLU
3	CC	32	ASN
3	CC	45	SER
3	CC	48	ASP
3	CC	51	GLU
3	CC	57	ILE
3	CC	59	ILE
3	CC	61	THR
3	CC	68	ARG
3	CC	69	ARG
3	CC	71	MET
3	CC	78	VAL
3	CC	82	TYR
3	CC	86	PHE
3	CC	97	LEU
3	CC	101	ILE
3	CC	118	SER
3	CC	122	ASP
3	CC	128	ASP
3	CC	129	GLU
3	CC	131	THR
3	CC	132	ILE
3	CC	136	LEU
3	CC	139	LYS
3	CC	151	THR
3	CC	168	LYS
3	CC	177	THR
3	CC	188	ASP
3	CC	193	LEU
3	CC	196	LEU
3	CC	204	LEU
3	CC	208	CYS

*Continued on next page...*

*Continued from previous page...*

<b>Mol</b>	<b>Chain</b>	<b>Res</b>	<b>Type</b>
3	CC	209	ILE
3	CC	210	LEU
3	CC	222	VAL
3	CC	224	THR
3	CC	226	SER
3	CC	228	ARG
3	CC	235	ILE
3	CC	237	GLN
3	CC	262	SER
3	CC	263	ASP
3	CC	264	GLU
3	CC	274	THR
3	CC	277	ARG
3	CC	279	VAL
3	CC	287	ASP
3	CC	289	VAL
3	CC	291	LEU
3	CC	303	GLU
3	CC	315	PHE
3	CC	324	LYS
3	CC	334	THR
4	CD	12	THR
4	CD	14	THR
4	CD	20	VAL
4	CD	82	LEU
4	CD	87	SER
4	CD	88	GLN
4	CD	94	ARG
4	CD	99	LEU
5	CE	4	GLU
5	CE	6	GLU
5	CE	8	ASN
5	CE	10	SER
5	CE	41	ASP
5	CE	52	ARG
5	CE	57	MET
5	CE	60	PHE
5	CE	61	GLN
5	CE	66	GLU
5	CE	70	SER
5	CE	71	LYS
5	CE	78	LEU

*Continued on next page...*

*Continued from previous page...*

<b>Mol</b>	<b>Chain</b>	<b>Res</b>	<b>Type</b>
5	CE	81	GLU
5	CE	90	VAL
5	CE	92	THR
5	CE	93	MET
5	CE	106	GLN
5	CE	107	THR
5	CE	123	LEU
5	CE	126	SER
5	CE	127	ILE
5	CE	131	THR
5	CE	141	VAL
5	CE	144	ILE
5	CE	148	GLU
5	CE	150	VAL
5	CE	153	HIS
5	CE	166	LYS
5	CE	172	GLU
5	CE	175	LEU
5	CE	177	ARG
5	CE	178	ILE
5	CE	186	LEU
5	CE	192	ARG
5	CE	196	VAL
5	CE	202	SER
5	CE	207	ARG
5	CE	208	TYR
5	CE	213	ILE
6	CF	56	GLU
6	CF	59	GLN
6	CF	77	ASP
6	CF	78	GLN
6	CF	82	THR
6	CF	93	ILE
6	CF	96	THR
6	CF	99	LEU
6	CF	109	VAL
6	CF	110	ASP
6	CF	118	LEU
6	CF	123	LYS
6	CF	148	VAL
6	CF	149	GLU
6	CF	151	LEU

*Continued on next page...*

*Continued from previous page...*

<b>Mol</b>	<b>Chain</b>	<b>Res</b>	<b>Type</b>
6	CF	154	ASP
7	CG	10	ASN
7	CG	11	ARG
7	CG	15	ARG
7	CG	16	PHE
7	CG	20	HIS
7	CG	21	LYS
7	CG	29	ASP
7	CG	35	SER
7	CG	37	CYS
7	CG	38	ILE
7	CG	39	VAL
7	CG	45	LEU
7	CG	54	LEU
7	CG	59	GLN
7	CG	64	GLN
7	CG	76	LYS
7	CG	77	VAL
7	CG	80	VAL
7	CG	95	LEU
7	CG	97	LYS
7	CG	105	ILE
7	CG	106	LYS
7	CG	116	THR
7	CG	120	VAL
7	CG	122	LEU
7	CG	126	GLN
7	CG	128	GLN
7	CG	139	ILE
7	CG	141	SER
7	CG	144	HIS
7	CG	147	LEU
7	CG	149	ILE
7	CG	164	VAL
7	CG	165	ASP
7	CG	169	VAL
7	CG	170	HIS
7	CG	172	ASP
7	CG	173	VAL
7	CG	174	GLU
7	CG	219	ASP
7	CG	221	ASN

*Continued on next page...*



*Continued from previous page...*

<b>Mol</b>	<b>Chain</b>	<b>Res</b>	<b>Type</b>
7	CG	226	ASP
7	CG	232	THR
7	CG	239	THR
7	CG	243	VAL
7	CG	248	THR
7	CG	249	LEU
7	CG	250	ILE
7	CG	251	SER
8	CH	5	LEU
8	CH	7	ASP
8	CH	8	ASP
8	CH	9	ILE
8	CH	13	SER
8	CH	25	ARG
8	CH	30	SER
8	CH	32	THR
8	CH	34	ASP
8	CH	35	GLN
8	CH	42	ILE
8	CH	46	LEU
8	CH	53	ASP
8	CH	54	SER
8	CH	55	LEU
8	CH	59	ILE
8	CH	63	LEU
8	CH	80	ARG
8	CH	83	GLN
8	CH	87	ARG
8	CH	94	ASP
8	CH	108	SER
8	CH	112	ILE
8	CH	114	VAL
8	CH	121	LEU
8	CH	122	LEU
8	CH	123	MET
8	CH	124	ARG
8	CH	133	ASN
8	CH	138	GLU
8	CH	143	LEU
9	CI	3	VAL
9	CI	8	ILE
9	CI	11	LEU

*Continued on next page...*

*Continued from previous page...*

<b>Mol</b>	<b>Chain</b>	<b>Res</b>	<b>Type</b>
9	CI	15	ASP
9	CI	26	SER
9	CI	31	SER
9	CI	32	GLN
9	CI	42	PHE
9	CI	45	LEU
9	CI	49	THR
9	CI	53	ASP
9	CI	68	LYS
9	CI	72	LYS
9	CI	73	LYS
9	CI	89	CYS
9	CI	93	GLU
9	CI	97	HIS
9	CI	98	THR
9	CI	100	GLN
9	CI	102	ARG
9	CI	106	GLU
9	CI	110	VAL
9	CI	111	PHE
9	CI	120	LYS
9	CI	122	ARG
9	CI	123	THR
10	CJ	1	MET
10	CJ	12	LYS
10	CJ	13	VAL
10	CJ	14	VAL
10	CJ	20	SER
10	CJ	23	ASN
10	CJ	27	GLU
10	CJ	34	THR
10	CJ	38	ARG
10	CJ	44	TYR
10	CJ	48	ARG
10	CJ	66	LEU
10	CJ	67	GLU
10	CJ	68	LYS
11	CK	45	GLU
11	CK	51	THR
11	CK	56	GLU
11	CK	59	THR
11	CK	62	SER

*Continued on next page...*

*Continued from previous page...*

<b>Mol</b>	<b>Chain</b>	<b>Res</b>	<b>Type</b>
11	CK	63	PHE
11	CK	65	ILE
11	CK	68	GLU
11	CK	72	LEU
11	CK	77	ARG
11	CK	89	CYS
11	CK	93	ILE
11	CK	99	ASN
11	CK	103	ILE
11	CK	107	THR
11	CK	110	GLU
11	CK	111	THR
11	CK	112	THR
11	CK	117	LEU
11	CK	125	MET
11	CK	128	CYS
11	CK	134	LYS
11	CK	139	ILE
11	CK	142	MET
12	CL	27	LEU
12	CL	35	SER
12	CL	36	SER
12	CL	38	LEU
12	CL	49	LYS
12	CL	53	HIS
12	CL	55	ILE
12	CL	57	LEU
12	CL	58	LYS
12	CL	65	VAL
12	CL	66	GLN
12	CL	68	GLU
13	CM	7	VAL
13	CM	9	GLU
13	CM	12	ILE
13	CM	17	ASP
13	CM	18	GLN
13	CM	25	SER
13	CM	28	LYS
13	CM	36	THR
13	CM	42	LYS
13	CM	44	LYS
13	CM	48	LYS

*Continued on next page...*

*Continued from previous page...*

<b>Mol</b>	<b>Chain</b>	<b>Res</b>	<b>Type</b>
13	CM	54	HIS
13	CM	56	GLU
13	CM	57	ASN
13	CM	58	GLU
13	CM	65	TYR
13	CM	70	SER
13	CM	78	VAL
13	CM	88	ILE
13	CM	92	LYS
13	CM	95	VAL
13	CM	98	SER
13	CM	100	VAL
13	CM	104	SER
13	CM	109	ARG
14	CN	25	ILE
14	CN	37	ASN
14	CN	50	GLN
14	CN	56	ILE
14	CN	58	PHE
14	CN	64	ILE
14	CN	70	LEU
14	CN	75	GLU
14	CN	78	THR
14	CN	79	THR
14	CN	80	MET
14	CN	81	THR
14	CN	85	HIS
14	CN	90	MET
14	CN	93	THR
14	CN	106	ASN
14	CN	107	MET
14	CN	108	THR
14	CN	114	GLU
14	CN	118	SER
14	CN	123	SER
14	CN	124	THR
14	CN	126	LYS
14	CN	127	ASP
14	CN	134	ASP
14	CN	138	SER
14	CN	139	VAL
14	CN	141	GLU

*Continued on next page...*

*Continued from previous page...*

<b>Mol</b>	<b>Chain</b>	<b>Res</b>	<b>Type</b>
14	CN	148	ILE
14	CN	151	SER
14	CN	152	LYS
14	CN	157	ARG
14	CN	159	ASP
14	CN	162	LYS
14	CN	163	VAL
14	CN	171	PHE
14	CN	179	ASP
14	CN	180	PHE
7	CO	266	GLN
7	CO	268	GLU
7	CO	272	ILE
7	CO	275	ASN
7	CO	277	LYS
7	CO	280	PHE
7	CO	289	LYS
7	CO	292	HIS
7	CO	295	LEU
7	CO	297	LEU
7	CO	300	VAL
7	CO	302	GLU
7	CO	306	SER
1	DA	3	ILE
1	DA	9	SER
1	DA	12	THR
1	DA	16	PHE
1	DA	18	ILE
1	DA	20	THR
1	DA	31	GLN
1	DA	40	ASN
1	DA	41	LEU
1	DA	62	CYS
1	DA	83	VAL
1	DA	86	TYR
1	DA	89	LEU
1	DA	109	ARG
1	DA	112	SER
1	DA	130	ILE
1	DA	136	LEU
1	DA	143	SER
1	DA	176	THR

*Continued on next page...*

*Continued from previous page...*

<b>Mol</b>	<b>Chain</b>	<b>Res</b>	<b>Type</b>
1	DA	177	LEU
1	DA	180	GLU
1	DA	186	SER
1	DA	198	SER
1	DA	199	ASP
1	DA	202	THR
1	DA	203	THR
1	DA	205	ARG
1	DA	208	PHE
1	DA	265	ARG
1	DA	312	SER
1	DA	315	ILE
1	DA	325	ASP
1	DA	326	THR
1	DA	330	LYS
1	DA	333	CYS
1	DA	345	LEU
1	DA	346	SER
1	DA	347	ARG
1	DA	349	LEU
1	DA	357	MET
1	DA	365	THR
1	DA	366	ARG
1	DA	371	SER
1	DA	372	LYS
1	DA	373	LEU
1	DA	375	GLU
1	DA	381	SER
1	DA	397	ARG
1	DA	398	ASP
1	DA	403	LEU
1	DA	406	LEU
1	DA	407	GLN
1	DA	409	ASP
1	DA	417	ARG
1	DA	423	LEU
1	DA	429	THR
1	DA	444	GLN
1	DA	453	ILE
1	DA	466	LEU
1	DA	475	ARG
1	DA	481	ARG

*Continued on next page...*

*Continued from previous page...*

<b>Mol</b>	<b>Chain</b>	<b>Res</b>	<b>Type</b>
1	DA	483	VAL
1	DA	484	ILE
1	DA	504	LYS
1	DA	505	LEU
1	DA	506	THR
1	DA	509	GLU
1	DA	512	THR
1	DA	529	LYS
1	DA	534	THR
1	DA	549	MET
1	DA	553	GLN
1	DA	559	ASN
1	DA	562	LEU
1	DA	565	SER
1	DA	566	SER
1	DA	568	VAL
1	DA	574	ASN
1	DA	575	LYS
1	DA	576	LYS
1	DA	577	VAL
1	DA	581	ILE
1	DA	582	LYS
1	DA	583	ASN
1	DA	590	ASN
1	DA	594	THR
1	DA	595	LEU
1	DA	596	HIS
1	DA	599	SER
1	DA	613	THR
1	DA	621	THR
1	DA	627	ASP
1	DA	637	PHE
1	DA	642	ASN
1	DA	648	LEU
1	DA	653	THR
1	DA	656	GLN
1	DA	659	THR
1	DA	666	VAL
1	DA	670	ILE
1	DA	675	SER
1	DA	678	VAL
1	DA	679	TRP

*Continued on next page...*

*Continued from previous page...*

<b>Mol</b>	<b>Chain</b>	<b>Res</b>	<b>Type</b>
1	DA	684	ASP
1	DA	688	THR
1	DA	689	ARG
1	DA	703	GLU
1	DA	706	HIS
1	DA	709	ARG
1	DA	714	THR
1	DA	715	LEU
1	DA	718	THR
1	DA	719	ILE
1	DA	723	TYR
1	DA	727	THR
1	DA	732	ILE
1	DA	736	LEU
1	DA	743	ASP
1	DA	748	ASN
1	DA	750	ILE
1	DA	769	VAL
1	DA	773	ASP
1	DA	783	LYS
1	DA	786	TYR
1	DA	789	SER
1	DA	804	GLU
1	DA	805	VAL
1	DA	809	VAL
1	DA	812	VAL
1	DA	816	LEU
1	DA	821	ILE
1	DA	822	THR
1	DA	830	MET
1	DA	831	ASP
1	DA	832	ASP
1	DA	833	LEU
1	DA	836	THR
1	DA	856	GLU
1	DA	862	THR
1	DA	876	LEU
1	DA	878	ARG
1	DA	886	ASN
1	DA	889	SER
1	DA	892	LEU
1	DA	896	THR

*Continued on next page...*



*Continued from previous page...*

<b>Mol</b>	<b>Chain</b>	<b>Res</b>	<b>Type</b>
1	DA	905	SER
1	DA	909	SER
1	DA	917	MET
1	DA	922	CYS
1	DA	924	SER
1	DA	945	CYS
1	DA	952	LEU
1	DA	955	ARG
1	DA	956	ARG
1	DA	959	VAL
1	DA	966	LEU
1	DA	973	GLU
1	DA	983	LYS
1	DA	985	ARG
1	DA	986	PHE
1	DA	987	TYR
1	DA	998	HIS
1	DA	999	CYS
1	DA	1003	ARG
1	DA	1004	GLU
1	DA	1013	THR
1	DA	1015	ARG
1	DA	1019	LEU
1	DA	1021	ARG
1	DA	1033	SER
1	DA	1045	LEU
1	DA	1049	MET
1	DA	1053	ASP
1	DA	1057	ILE
1	DA	1072	ASN
1	DA	1076	LEU
1	DA	1083	SER
1	DA	1085	LEU
1	DA	1087	GLU
1	DA	1096	LYS
1	DA	1102	LEU
1	DA	1104	TYR
1	DA	1111	GLU
1	DA	1117	SER
1	DA	1118	VAL
1	DA	1123	VAL
1	DA	1135	SER

*Continued on next page...*

*Continued from previous page...*

<b>Mol</b>	<b>Chain</b>	<b>Res</b>	<b>Type</b>
1	DA	1136	VAL
1	DA	1137	SER
1	DA	1146	SER
1	DA	1155	PHE
1	DA	1158	SER
1	DA	1159	ASP
1	DA	1162	ASN
1	DA	1169	LEU
1	DA	1173	LYS
1	DA	1175	MET
1	DA	1192	SER
1	DA	1199	GLN
1	DA	1202	LEU
1	DA	1214	ASN
1	DA	1217	LEU
1	DA	1222	LEU
1	DA	1227	MET
1	DA	1235	THR
1	DA	1239	THR
1	DA	1242	ILE
1	DA	1243	TRP
1	DA	1245	ASP
1	DA	1247	SER
1	DA	1248	ASP
1	DA	1250	GLN
1	DA	1260	LYS
1	DA	1262	LEU
1	DA	1264	SER
1	DA	1271	ILE
1	DA	1273	THR
1	DA	1275	THR
1	DA	1276	THR
1	DA	1288	ARG
1	DA	1289	SER
1	DA	1292	ILE
1	DA	1294	MET
1	DA	1298	ASP
1	DA	1300	ASN
1	DA	1303	SER
1	DA	1304	GLU
1	DA	1310	LYS
1	DA	1314	GLN

*Continued on next page...*

*Continued from previous page...*

<b>Mol</b>	<b>Chain</b>	<b>Res</b>	<b>Type</b>
1	DA	1318	SER
1	DA	1324	LEU
1	DA	1325	LEU
1	DA	1326	GLU
1	DA	1343	ASP
1	DA	1344	ILE
1	DA	1434	GLU
1	DA	1437	ASN
1	DA	1439	MET
1	DA	1440	ASN
1	DA	1441	LYS
1	DA	1442	VAL
1	DA	1444	ARG
1	DA	1452	SER
1	DA	1453	HIS
1	DA	1458	THR
1	DA	1459	LYS
1	DA	1465	GLU
1	DA	1468	LYS
1	DA	1474	LEU
1	DA	1476	LEU
1	DA	1479	ASP
1	DA	1481	GLU
1	DA	1485	MET
1	DA	1501	ILE
1	DA	1503	HIS
1	DA	1506	ARG
1	DA	1513	GLU
1	DA	1514	ASN
1	DA	1518	VAL
1	DA	1519	LEU
1	DA	1520	VAL
1	DA	1529	MET
1	DA	1542	THR
1	DA	1543	SER
1	DA	1546	VAL
1	DA	1559	ARG
1	DA	1561	THR
1	DA	1566	ILE
1	DA	1568	ASN
1	DA	1583	ASP
1	DA	1584	LEU

*Continued on next page...*

*Continued from previous page...*

<b>Mol</b>	<b>Chain</b>	<b>Res</b>	<b>Type</b>
1	DA	1585	ILE
1	DA	1590	THR
1	DA	1595	TYR
1	DA	1603	MET
1	DA	1607	THR
1	DA	1609	SER
1	DA	1613	MET
1	DA	1615	TYR
1	DA	1619	CYS
1	DA	1620	GLN
1	DA	1623	THR
1	DA	1628	ASP
1	DA	1629	ASN
1	DA	1632	GLU
1	DA	1633	GLN
1	DA	1635	ASP
1	DA	1638	SER
1	DA	1647	ASN
1	DA	1649	VAL
2	DB	21	ARG
2	DB	22	GLU
2	DB	26	ILE
2	DB	33	SER
2	DB	39	GLN
2	DB	53	THR
2	DB	57	ASP
2	DB	65	VAL
2	DB	68	ILE
2	DB	73	ILE
2	DB	74	PHE
2	DB	90	TYR
2	DB	91	LEU
2	DB	93	ASN
2	DB	96	SER
2	DB	101	GLN
2	DB	103	SER
2	DB	109	SER
2	DB	110	ASN
2	DB	117	VAL
2	DB	120	LYS
2	DB	124	SER
2	DB	130	LEU

*Continued on next page...*

*Continued from previous page...*

<b>Mol</b>	<b>Chain</b>	<b>Res</b>	<b>Type</b>
2	DB	134	ARG
2	DB	137	LEU
2	DB	150	GLU
2	DB	151	ASN
2	DB	164	MET
2	DB	170	CYS
2	DB	190	ILE
2	DB	201	LYS
2	DB	202	LEU
2	DB	203	ILE
2	DB	204	ARG
2	DB	206	LEU
2	DB	207	ILE
2	DB	212	ASN
2	DB	217	ILE
2	DB	228	SER
2	DB	231	HIS
2	DB	237	ARG
2	DB	238	SER
2	DB	244	THR
2	DB	245	SER
2	DB	247	THR
2	DB	260	PHE
2	DB	295	ASN
2	DB	306	LEU
2	DB	315	LYS
2	DB	323	ARG
2	DB	328	GLN
2	DB	343	ASP
2	DB	347	LEU
2	DB	351	GLN
2	DB	357	ILE
2	DB	365	ASP
2	DB	368	GLN
2	DB	377	MET
2	DB	379	ARG
2	DB	381	LEU
2	DB	397	THR
2	DB	398	GLN
2	DB	403	LEU
2	DB	404	LEU
2	DB	409	TYR

*Continued on next page...*

*Continued from previous page...*

<b>Mol</b>	<b>Chain</b>	<b>Res</b>	<b>Type</b>
2	DB	413	LEU
2	DB	422	GLN
2	DB	425	ILE
2	DB	434	ARG
2	DB	452	ARG
2	DB	454	ASN
2	DB	460	LYS
2	DB	463	TYR
2	DB	472	SER
2	DB	474	SER
2	DB	476	LEU
2	DB	477	ASP
2	DB	479	GLN
2	DB	497	ILE
2	DB	498	SER
2	DB	505	ARG
2	DB	507	SER
2	DB	519	LYS
2	DB	520	LEU
2	DB	521	LEU
2	DB	523	GLU
2	DB	537	SER
2	DB	541	LEU
2	DB	543	ASN
2	DB	547	HIS
2	DB	577	PHE
2	DB	583	LEU
2	DB	585	CYS
2	DB	593	ILE
2	DB	604	ILE
2	DB	616	LYS
2	DB	617	THR
2	DB	622	ILE
2	DB	624	LEU
2	DB	636	GLN
2	DB	642	LEU
2	DB	653	VAL
2	DB	654	ARG
2	DB	658	LEU
2	DB	660	LYS
2	DB	661	GLU
2	DB	663	ILE

*Continued on next page...*

*Continued from previous page...*

<b>Mol</b>	<b>Chain</b>	<b>Res</b>	<b>Type</b>
2	DB	667	PHE
2	DB	670	VAL
2	DB	674	ILE
2	DB	683	ASN
2	DB	687	THR
2	DB	698	SER
2	DB	699	ILE
2	DB	703	LEU
2	DB	711	GLN
2	DB	714	ARG
2	DB	716	MET
2	DB	724	GLN
2	DB	725	THR
2	DB	733	LEU
2	DB	737	SER
2	DB	738	ASP
2	DB	751	ILE
2	DB	752	VAL
2	DB	756	LEU
2	DB	762	MET
2	DB	773	VAL
2	DB	777	SER
2	DB	779	THR
2	DB	782	ASP
2	DB	783	MET
2	DB	785	ASP
2	DB	798	PHE
2	DB	802	THR
2	DB	806	THR
2	DB	808	LYS
2	DB	809	VAL
2	DB	814	ASN
2	DB	823	GLN
2	DB	829	ASN
2	DB	830	ASP
2	DB	833	PRO
2	DB	835	GLU
2	DB	837	LEU
2	DB	838	GLU
2	DB	839	LYS
2	DB	840	LEU
2	DB	842	GLU

*Continued on next page...*

*Continued from previous page...*

<b>Mol</b>	<b>Chain</b>	<b>Res</b>	<b>Type</b>
2	DB	843	ASP
2	DB	845	LEU
2	DB	858	ILE
2	DB	865	THR
2	DB	870	LYS
2	DB	871	ILE
2	DB	873	THR
2	DB	876	SER
2	DB	882	ILE
2	DB	883	GLU
2	DB	886	ASN
2	DB	887	LEU
2	DB	895	PHE
2	DB	896	GLN
2	DB	897	GLU
2	DB	898	LEU
2	DB	903	ILE
2	DB	904	LYS
2	DB	905	TYR
2	DB	907	ILE
2	DB	910	THR
2	DB	919	SER
2	DB	927	CYS
2	DB	933	THR
2	DB	944	GLN
2	DB	949	ILE
2	DB	958	MET
2	DB	960	ILE
2	DB	962	MET
2	DB	965	GLU
2	DB	967	LEU
2	DB	977	ILE
2	DB	985	ILE
2	DB	988	GLU
2	DB	991	THR
2	DB	999	GLN
2	DB	1015	SER
2	DB	1018	THR
2	DB	1026	ILE
2	DB	1027	TYR
2	DB	1028	VAL
2	DB	1030	VAL

*Continued on next page...*



*Continued from previous page...*

<b>Mol</b>	<b>Chain</b>	<b>Res</b>	<b>Type</b>
2	DB	1031	VAL
2	DB	1033	TYR
2	DB	1034	GLN
2	DB	1036	LEU
2	DB	1039	MET
2	DB	1040	VAL
2	DB	1043	LYS
2	DB	1044	PHE
2	DB	1045	GLN
2	DB	1047	ARG
2	DB	1056	THR
2	DB	1058	GLN
2	DB	1070	ARG
2	DB	1075	GLU
2	DB	1077	ASP
2	DB	1085	SER
2	DB	1091	ARG
2	DB	1092	LEU
2	DB	1094	ASN
2	DB	1102	SER
2	DB	1103	VAL
2	DB	1109	SER
2	DB	1110	ILE
2	DB	1111	LEU
2	DB	1112	THR
2	DB	1119	ARG
2	DB	1120	ILE
2	DB	1127	CYS
2	DB	1136	GLU
2	DB	1140	LYS
2	DB	1142	LEU
2	DB	1151	ILE
2	DB	1153	ILE
2	DB	1156	SER
2	DB	1157	GLN
2	DB	1163	GLN
2	DB	1168	VAL
2	DB	1173	THR
2	DB	1174	THR
2	DB	1181	VAL
2	DB	1185	LEU
2	DB	1189	LEU

*Continued on next page...*

*Continued from previous page...*

<b>Mol</b>	<b>Chain</b>	<b>Res</b>	<b>Type</b>
2	DB	1190	SER
2	DB	1198	TYR
2	DB	1201	GLU
3	DC	32	ASN
3	DC	45	SER
3	DC	48	ASP
3	DC	51	GLU
3	DC	55	ASP
3	DC	57	ILE
3	DC	59	ILE
3	DC	61	THR
3	DC	68	ARG
3	DC	69	ARG
3	DC	71	MET
3	DC	78	VAL
3	DC	82	TYR
3	DC	86	PHE
3	DC	97	LEU
3	DC	101	ILE
3	DC	118	SER
3	DC	122	ASP
3	DC	128	ASP
3	DC	129	GLU
3	DC	131	THR
3	DC	132	ILE
3	DC	136	LEU
3	DC	139	LYS
3	DC	151	THR
3	DC	168	LYS
3	DC	177	THR
3	DC	193	LEU
3	DC	196	LEU
3	DC	204	LEU
3	DC	208	CYS
3	DC	209	ILE
3	DC	210	LEU
3	DC	222	VAL
3	DC	224	THR
3	DC	226	SER
3	DC	228	ARG
3	DC	235	ILE
3	DC	237	GLN

*Continued on next page...*

*Continued from previous page...*

<b>Mol</b>	<b>Chain</b>	<b>Res</b>	<b>Type</b>
3	DC	262	SER
3	DC	263	ASP
3	DC	264	GLU
3	DC	274	THR
3	DC	277	ARG
3	DC	287	ASP
3	DC	289	VAL
3	DC	291	LEU
3	DC	303	GLU
3	DC	315	PHE
3	DC	324	LYS
3	DC	334	THR
4	DD	12	THR
4	DD	14	THR
4	DD	20	VAL
4	DD	48	GLU
4	DD	82	LEU
4	DD	87	SER
4	DD	88	GLN
4	DD	94	ARG
4	DD	99	LEU
5	DE	4	GLU
5	DE	6	GLU
5	DE	8	ASN
5	DE	10	SER
5	DE	41	ASP
5	DE	52	ARG
5	DE	57	MET
5	DE	60	PHE
5	DE	63	ASN
5	DE	66	GLU
5	DE	70	SER
5	DE	71	LYS
5	DE	78	LEU
5	DE	81	GLU
5	DE	90	VAL
5	DE	92	THR
5	DE	93	MET
5	DE	106	GLN
5	DE	107	THR
5	DE	123	LEU
5	DE	126	SER

*Continued on next page...*

*Continued from previous page...*

<b>Mol</b>	<b>Chain</b>	<b>Res</b>	<b>Type</b>
5	DE	127	ILE
5	DE	131	THR
5	DE	136	ASN
5	DE	141	VAL
5	DE	144	ILE
5	DE	148	GLU
5	DE	150	VAL
5	DE	153	HIS
5	DE	166	LYS
5	DE	172	GLU
5	DE	175	LEU
5	DE	177	ARG
5	DE	178	ILE
5	DE	186	LEU
5	DE	192	ARG
5	DE	196	VAL
5	DE	202	SER
5	DE	207	ARG
5	DE	213	ILE
6	DF	56	GLU
6	DF	59	GLN
6	DF	77	ASP
6	DF	78	GLN
6	DF	82	THR
6	DF	93	ILE
6	DF	96	THR
6	DF	99	LEU
6	DF	109	VAL
6	DF	110	ASP
6	DF	118	LEU
6	DF	148	VAL
6	DF	149	GLU
6	DF	151	LEU
6	DF	154	ASP
7	DG	10	ASN
7	DG	11	ARG
7	DG	15	ARG
7	DG	16	PHE
7	DG	20	HIS
7	DG	29	ASP
7	DG	34	THR
7	DG	35	SER

*Continued on next page...*

*Continued from previous page...*

<b>Mol</b>	<b>Chain</b>	<b>Res</b>	<b>Type</b>
7	DG	37	CYS
7	DG	38	ILE
7	DG	39	VAL
7	DG	45	LEU
7	DG	54	LEU
7	DG	64	GLN
7	DG	70	VAL
7	DG	76	LYS
7	DG	77	VAL
7	DG	95	LEU
7	DG	97	LYS
7	DG	105	ILE
7	DG	106	LYS
7	DG	116	THR
7	DG	120	VAL
7	DG	122	LEU
7	DG	126	GLN
7	DG	128	GLN
7	DG	132	VAL
7	DG	139	ILE
7	DG	141	SER
7	DG	147	LEU
7	DG	149	ILE
7	DG	164	VAL
7	DG	165	ASP
7	DG	169	VAL
7	DG	170	HIS
7	DG	172	ASP
7	DG	173	VAL
7	DG	174	GLU
7	DG	219	ASP
7	DG	221	ASN
7	DG	226	ASP
7	DG	232	THR
7	DG	239	THR
7	DG	243	VAL
7	DG	248	THR
7	DG	249	LEU
7	DG	250	ILE
7	DG	251	SER
8	DH	5	LEU
8	DH	7	ASP

*Continued on next page...*

*Continued from previous page...*

<b>Mol</b>	<b>Chain</b>	<b>Res</b>	<b>Type</b>
8	DH	8	ASP
8	DH	9	ILE
8	DH	13	SER
8	DH	25	ARG
8	DH	30	SER
8	DH	35	GLN
8	DH	42	ILE
8	DH	45	GLU
8	DH	53	ASP
8	DH	54	SER
8	DH	55	LEU
8	DH	59	ILE
8	DH	63	LEU
8	DH	76	THR
8	DH	80	ARG
8	DH	83	GLN
8	DH	87	ARG
8	DH	94	ASP
8	DH	108	SER
8	DH	112	ILE
8	DH	114	VAL
8	DH	121	LEU
8	DH	122	LEU
8	DH	123	MET
8	DH	124	ARG
8	DH	133	ASN
8	DH	138	GLU
8	DH	143	LEU
8	DH	145	ARG
9	DI	3	VAL
9	DI	8	ILE
9	DI	11	LEU
9	DI	15	ASP
9	DI	26	SER
9	DI	31	SER
9	DI	32	GLN
9	DI	42	PHE
9	DI	45	LEU
9	DI	49	THR
9	DI	53	ASP
9	DI	66	VAL
9	DI	68	LYS

*Continued on next page...*

*Continued from previous page...*

<b>Mol</b>	<b>Chain</b>	<b>Res</b>	<b>Type</b>
9	DI	72	LYS
9	DI	73	LYS
9	DI	89	CYS
9	DI	93	GLU
9	DI	94	MET
9	DI	97	HIS
9	DI	100	GLN
9	DI	102	ARG
9	DI	106	GLU
9	DI	110	VAL
9	DI	111	PHE
9	DI	120	LYS
9	DI	121	PHE
9	DI	122	ARG
9	DI	123	THR
10	DJ	1	MET
10	DJ	12	LYS
10	DJ	13	VAL
10	DJ	14	VAL
10	DJ	20	SER
10	DJ	23	ASN
10	DJ	27	GLU
10	DJ	34	THR
10	DJ	38	ARG
10	DJ	44	TYR
10	DJ	48	ARG
10	DJ	66	LEU
10	DJ	67	GLU
10	DJ	68	LYS
10	DJ	69	ARG
11	DK	45	GLU
11	DK	51	THR
11	DK	56	GLU
11	DK	59	THR
11	DK	62	SER
11	DK	63	PHE
11	DK	65	ILE
11	DK	68	GLU
11	DK	72	LEU
11	DK	77	ARG
11	DK	89	CYS
11	DK	93	ILE

*Continued on next page...*

*Continued from previous page...*

<b>Mol</b>	<b>Chain</b>	<b>Res</b>	<b>Type</b>
11	DK	98	GLU
11	DK	99	ASN
11	DK	103	ILE
11	DK	107	THR
11	DK	110	GLU
11	DK	111	THR
11	DK	112	THR
11	DK	117	LEU
11	DK	125	MET
11	DK	128	CYS
11	DK	134	LYS
11	DK	139	ILE
11	DK	142	MET
12	DL	27	LEU
12	DL	35	SER
12	DL	36	SER
12	DL	38	LEU
12	DL	49	LYS
12	DL	53	HIS
12	DL	55	ILE
12	DL	57	LEU
12	DL	58	LYS
12	DL	65	VAL
12	DL	66	GLN
12	DL	68	GLU
13	DM	7	VAL
13	DM	9	GLU
13	DM	12	ILE
13	DM	17	ASP
13	DM	18	GLN
13	DM	25	SER
13	DM	28	LYS
13	DM	36	THR
13	DM	42	LYS
13	DM	44	LYS
13	DM	48	LYS
13	DM	54	HIS
13	DM	56	GLU
13	DM	57	ASN
13	DM	58	GLU
13	DM	65	TYR
13	DM	68	SER

*Continued on next page...*



*Continued from previous page...*

<b>Mol</b>	<b>Chain</b>	<b>Res</b>	<b>Type</b>
13	DM	70	SER
13	DM	78	VAL
13	DM	92	LYS
13	DM	95	VAL
13	DM	98	SER
13	DM	100	VAL
13	DM	104	SER
13	DM	109	ARG
14	DN	25	ILE
14	DN	37	ASN
14	DN	40	LEU
14	DN	50	GLN
14	DN	56	ILE
14	DN	58	PHE
14	DN	64	ILE
14	DN	70	LEU
14	DN	75	GLU
14	DN	78	THR
14	DN	79	THR
14	DN	80	MET
14	DN	81	THR
14	DN	85	HIS
14	DN	90	MET
14	DN	92	ASP
14	DN	94	ASP
14	DN	98	SER
14	DN	106	ASN
14	DN	107	MET
14	DN	108	THR
14	DN	118	SER
14	DN	123	SER
14	DN	124	THR
14	DN	126	LYS
14	DN	127	ASP
14	DN	134	ASP
14	DN	138	SER
14	DN	139	VAL
14	DN	141	GLU
14	DN	148	ILE
14	DN	151	SER
14	DN	152	LYS
14	DN	157	ARG

*Continued on next page...*

*Continued from previous page...*

<b>Mol</b>	<b>Chain</b>	<b>Res</b>	<b>Type</b>
14	DN	159	ASP
14	DN	162	LYS
14	DN	163	VAL
14	DN	171	PHE
7	DO	266	GLN
7	DO	268	GLU
7	DO	270	LEU
7	DO	272	ILE
7	DO	273	VAL
7	DO	276	LYS
7	DO	277	LYS
7	DO	278	ILE
7	DO	280	PHE
7	DO	281	ASP
7	DO	289	LYS
7	DO	295	LEU
7	DO	296	ASP
7	DO	297	LEU
7	DO	299	GLU
7	DO	300	VAL
7	DO	309	VAL
7	DO	315	SER
1	EA	3	ILE
1	EA	9	SER
1	EA	12	THR
1	EA	20	THR
1	EA	31	GLN
1	EA	40	ASN
1	EA	41	LEU
1	EA	62	CYS
1	EA	83	VAL
1	EA	86	TYR
1	EA	89	LEU
1	EA	109	ARG
1	EA	112	SER
1	EA	136	LEU
1	EA	143	SER
1	EA	176	THR
1	EA	177	LEU
1	EA	179	ASN
1	EA	180	GLU
1	EA	183	SER

*Continued on next page...*

*Continued from previous page...*

<b>Mol</b>	<b>Chain</b>	<b>Res</b>	<b>Type</b>
1	EA	186	SER
1	EA	198	SER
1	EA	199	ASP
1	EA	202	THR
1	EA	203	THR
1	EA	204	GLU
1	EA	205	ARG
1	EA	208	PHE
1	EA	265	ARG
1	EA	267	LYS
1	EA	312	SER
1	EA	315	ILE
1	EA	325	ASP
1	EA	326	THR
1	EA	330	LYS
1	EA	333	CYS
1	EA	345	LEU
1	EA	346	SER
1	EA	347	ARG
1	EA	349	LEU
1	EA	357	MET
1	EA	365	THR
1	EA	366	ARG
1	EA	371	SER
1	EA	372	LYS
1	EA	373	LEU
1	EA	375	GLU
1	EA	381	SER
1	EA	397	ARG
1	EA	398	ASP
1	EA	403	LEU
1	EA	406	LEU
1	EA	407	GLN
1	EA	409	ASP
1	EA	417	ARG
1	EA	423	LEU
1	EA	429	THR
1	EA	444	GLN
1	EA	453	ILE
1	EA	464	GLU
1	EA	466	LEU
1	EA	475	ARG

*Continued on next page...*

*Continued from previous page...*

<b>Mol</b>	<b>Chain</b>	<b>Res</b>	<b>Type</b>
1	EA	481	ARG
1	EA	483	VAL
1	EA	484	ILE
1	EA	485	SER
1	EA	504	LYS
1	EA	506	THR
1	EA	512	THR
1	EA	529	LYS
1	EA	534	THR
1	EA	545	SER
1	EA	549	MET
1	EA	553	GLN
1	EA	559	ASN
1	EA	562	LEU
1	EA	565	SER
1	EA	566	SER
1	EA	568	VAL
1	EA	574	ASN
1	EA	575	LYS
1	EA	576	LYS
1	EA	577	VAL
1	EA	581	ILE
1	EA	582	LYS
1	EA	583	ASN
1	EA	590	ASN
1	EA	594	THR
1	EA	595	LEU
1	EA	596	HIS
1	EA	599	SER
1	EA	613	THR
1	EA	621	THR
1	EA	627	ASP
1	EA	637	PHE
1	EA	648	LEU
1	EA	653	THR
1	EA	659	THR
1	EA	666	VAL
1	EA	670	ILE
1	EA	675	SER
1	EA	678	VAL
1	EA	679	TRP
1	EA	684	ASP

*Continued on next page...*

*Continued from previous page...*

<b>Mol</b>	<b>Chain</b>	<b>Res</b>	<b>Type</b>
1	EA	688	THR
1	EA	689	ARG
1	EA	703	GLU
1	EA	706	HIS
1	EA	709	ARG
1	EA	714	THR
1	EA	715	LEU
1	EA	718	THR
1	EA	719	ILE
1	EA	723	TYR
1	EA	727	THR
1	EA	732	ILE
1	EA	736	LEU
1	EA	743	ASP
1	EA	744	MET
1	EA	748	ASN
1	EA	750	ILE
1	EA	769	VAL
1	EA	773	ASP
1	EA	783	LYS
1	EA	789	SER
1	EA	804	GLU
1	EA	805	VAL
1	EA	809	VAL
1	EA	816	LEU
1	EA	821	ILE
1	EA	822	THR
1	EA	830	MET
1	EA	831	ASP
1	EA	832	ASP
1	EA	833	LEU
1	EA	836	THR
1	EA	856	GLU
1	EA	862	THR
1	EA	868	THR
1	EA	876	LEU
1	EA	878	ARG
1	EA	886	ASN
1	EA	889	SER
1	EA	892	LEU
1	EA	896	THR
1	EA	909	SER

*Continued on next page...*

*Continued from previous page...*

<b>Mol</b>	<b>Chain</b>	<b>Res</b>	<b>Type</b>
1	EA	917	MET
1	EA	922	CYS
1	EA	924	SER
1	EA	945	CYS
1	EA	952	LEU
1	EA	956	ARG
1	EA	959	VAL
1	EA	964	LYS
1	EA	966	LEU
1	EA	973	GLU
1	EA	983	LYS
1	EA	985	ARG
1	EA	987	TYR
1	EA	998	HIS
1	EA	999	CYS
1	EA	1003	ARG
1	EA	1004	GLU
1	EA	1013	THR
1	EA	1015	ARG
1	EA	1019	LEU
1	EA	1021	ARG
1	EA	1022	CYS
1	EA	1023	LEU
1	EA	1033	SER
1	EA	1045	LEU
1	EA	1053	ASP
1	EA	1057	ILE
1	EA	1076	LEU
1	EA	1083	SER
1	EA	1085	LEU
1	EA	1087	GLU
1	EA	1096	LYS
1	EA	1102	LEU
1	EA	1104	TYR
1	EA	1111	GLU
1	EA	1117	SER
1	EA	1118	VAL
1	EA	1123	VAL
1	EA	1135	SER
1	EA	1136	VAL
1	EA	1137	SER
1	EA	1146	SER

*Continued on next page...*

*Continued from previous page...*

<b>Mol</b>	<b>Chain</b>	<b>Res</b>	<b>Type</b>
1	EA	1155	PHE
1	EA	1158	SER
1	EA	1159	ASP
1	EA	1162	ASN
1	EA	1169	LEU
1	EA	1173	LYS
1	EA	1175	MET
1	EA	1192	SER
1	EA	1199	GLN
1	EA	1202	LEU
1	EA	1214	ASN
1	EA	1217	LEU
1	EA	1222	LEU
1	EA	1227	MET
1	EA	1235	THR
1	EA	1239	THR
1	EA	1243	TRP
1	EA	1245	ASP
1	EA	1247	SER
1	EA	1248	ASP
1	EA	1250	GLN
1	EA	1260	LYS
1	EA	1262	LEU
1	EA	1264	SER
1	EA	1267	ILE
1	EA	1271	ILE
1	EA	1273	THR
1	EA	1275	THR
1	EA	1276	THR
1	EA	1288	ARG
1	EA	1289	SER
1	EA	1292	ILE
1	EA	1293	HIS
1	EA	1294	MET
1	EA	1298	ASP
1	EA	1303	SER
1	EA	1304	GLU
1	EA	1310	LYS
1	EA	1314	GLN
1	EA	1318	SER
1	EA	1324	LEU
1	EA	1325	LEU

*Continued on next page...*

*Continued from previous page...*

<b>Mol</b>	<b>Chain</b>	<b>Res</b>	<b>Type</b>
1	EA	1326	GLU
1	EA	1343	ASP
1	EA	1344	ILE
1	EA	1437	ASN
1	EA	1439	MET
1	EA	1440	ASN
1	EA	1441	LYS
1	EA	1442	VAL
1	EA	1444	ARG
1	EA	1452	SER
1	EA	1453	HIS
1	EA	1458	THR
1	EA	1459	LYS
1	EA	1465	GLU
1	EA	1468	LYS
1	EA	1474	LEU
1	EA	1476	LEU
1	EA	1481	GLU
1	EA	1485	MET
1	EA	1501	ILE
1	EA	1503	HIS
1	EA	1506	ARG
1	EA	1513	GLU
1	EA	1514	ASN
1	EA	1519	LEU
1	EA	1529	MET
1	EA	1542	THR
1	EA	1543	SER
1	EA	1546	VAL
1	EA	1559	ARG
1	EA	1561	THR
1	EA	1562	ILE
1	EA	1566	ILE
1	EA	1568	ASN
1	EA	1583	ASP
1	EA	1584	LEU
1	EA	1585	ILE
1	EA	1590	THR
1	EA	1595	TYR
1	EA	1603	MET
1	EA	1607	THR
1	EA	1609	SER

*Continued on next page...*



*Continued from previous page...*

<b>Mol</b>	<b>Chain</b>	<b>Res</b>	<b>Type</b>
1	EA	1613	MET
1	EA	1615	TYR
1	EA	1619	CYS
1	EA	1628	ASP
1	EA	1629	ASN
1	EA	1632	GLU
1	EA	1633	GLN
1	EA	1635	ASP
1	EA	1638	SER
1	EA	1647	ASN
1	EA	1649	VAL
1	EA	1656	VAL
2	EB	21	ARG
2	EB	22	GLU
2	EB	26	ILE
2	EB	33	SER
2	EB	39	GLN
2	EB	53	THR
2	EB	57	ASP
2	EB	65	VAL
2	EB	66	LYS
2	EB	67	ASP
2	EB	68	ILE
2	EB	73	ILE
2	EB	74	PHE
2	EB	77	LYS
2	EB	91	LEU
2	EB	93	ASN
2	EB	96	SER
2	EB	98	SER
2	EB	101	GLN
2	EB	109	SER
2	EB	110	ASN
2	EB	117	VAL
2	EB	120	LYS
2	EB	124	SER
2	EB	130	LEU
2	EB	134	ARG
2	EB	137	LEU
2	EB	150	GLU
2	EB	151	ASN
2	EB	164	MET

*Continued on next page...*

*Continued from previous page...*

<b>Mol</b>	<b>Chain</b>	<b>Res</b>	<b>Type</b>
2	EB	170	CYS
2	EB	190	ILE
2	EB	201	LYS
2	EB	202	LEU
2	EB	203	ILE
2	EB	204	ARG
2	EB	206	LEU
2	EB	207	ILE
2	EB	212	ASN
2	EB	217	ILE
2	EB	228	SER
2	EB	231	HIS
2	EB	237	ARG
2	EB	238	SER
2	EB	244	THR
2	EB	245	SER
2	EB	247	THR
2	EB	260	PHE
2	EB	295	ASN
2	EB	306	LEU
2	EB	315	LYS
2	EB	323	ARG
2	EB	328	GLN
2	EB	343	ASP
2	EB	347	LEU
2	EB	351	GLN
2	EB	357	ILE
2	EB	377	MET
2	EB	379	ARG
2	EB	381	LEU
2	EB	395	ASP
2	EB	397	THR
2	EB	398	GLN
2	EB	403	LEU
2	EB	404	LEU
2	EB	409	TYR
2	EB	413	LEU
2	EB	422	GLN
2	EB	425	ILE
2	EB	434	ARG
2	EB	452	ARG
2	EB	454	ASN

*Continued on next page...*

*Continued from previous page...*

<b>Mol</b>	<b>Chain</b>	<b>Res</b>	<b>Type</b>
2	EB	460	LYS
2	EB	463	TYR
2	EB	472	SER
2	EB	474	SER
2	EB	476	LEU
2	EB	477	ASP
2	EB	479	GLN
2	EB	497	ILE
2	EB	498	SER
2	EB	505	ARG
2	EB	507	SER
2	EB	519	LYS
2	EB	520	LEU
2	EB	521	LEU
2	EB	523	GLU
2	EB	537	SER
2	EB	541	LEU
2	EB	543	ASN
2	EB	547	HIS
2	EB	577	PHE
2	EB	583	LEU
2	EB	585	CYS
2	EB	593	ILE
2	EB	604	ILE
2	EB	616	LYS
2	EB	617	THR
2	EB	622	ILE
2	EB	624	LEU
2	EB	636	GLN
2	EB	642	LEU
2	EB	653	VAL
2	EB	654	ARG
2	EB	658	LEU
2	EB	660	LYS
2	EB	661	GLU
2	EB	663	ILE
2	EB	667	PHE
2	EB	670	VAL
2	EB	674	ILE
2	EB	683	ASN
2	EB	687	THR
2	EB	698	SER

*Continued on next page...*

*Continued from previous page...*

<b>Mol</b>	<b>Chain</b>	<b>Res</b>	<b>Type</b>
2	EB	699	ILE
2	EB	703	LEU
2	EB	711	GLN
2	EB	714	ARG
2	EB	716	MET
2	EB	724	GLN
2	EB	725	THR
2	EB	737	SER
2	EB	738	ASP
2	EB	751	ILE
2	EB	752	VAL
2	EB	756	LEU
2	EB	762	MET
2	EB	773	VAL
2	EB	777	SER
2	EB	779	THR
2	EB	782	ASP
2	EB	783	MET
2	EB	785	ASP
2	EB	798	PHE
2	EB	802	THR
2	EB	808	LYS
2	EB	809	VAL
2	EB	811	LEU
2	EB	814	ASN
2	EB	823	GLN
2	EB	829	ASN
2	EB	830	ASP
2	EB	833	PRO
2	EB	835	GLU
2	EB	837	LEU
2	EB	838	GLU
2	EB	839	LYS
2	EB	840	LEU
2	EB	842	GLU
2	EB	843	ASP
2	EB	845	LEU
2	EB	858	ILE
2	EB	865	THR
2	EB	870	LYS
2	EB	871	ILE
2	EB	873	THR

*Continued on next page...*

*Continued from previous page...*

<b>Mol</b>	<b>Chain</b>	<b>Res</b>	<b>Type</b>
2	EB	876	SER
2	EB	882	ILE
2	EB	883	GLU
2	EB	886	ASN
2	EB	887	LEU
2	EB	891	GLU
2	EB	893	ASN
2	EB	895	PHE
2	EB	896	GLN
2	EB	897	GLU
2	EB	898	LEU
2	EB	903	ILE
2	EB	904	LYS
2	EB	905	TYR
2	EB	907	ILE
2	EB	910	THR
2	EB	919	SER
2	EB	927	CYS
2	EB	933	THR
2	EB	944	GLN
2	EB	947	ILE
2	EB	949	ILE
2	EB	958	MET
2	EB	960	ILE
2	EB	962	MET
2	EB	965	GLU
2	EB	967	LEU
2	EB	977	ILE
2	EB	985	ILE
2	EB	988	GLU
2	EB	991	THR
2	EB	999	GLN
2	EB	1015	SER
2	EB	1018	THR
2	EB	1026	ILE
2	EB	1027	TYR
2	EB	1028	VAL
2	EB	1030	VAL
2	EB	1033	TYR
2	EB	1034	GLN
2	EB	1036	LEU
2	EB	1039	MET

*Continued on next page...*

*Continued from previous page...*

<b>Mol</b>	<b>Chain</b>	<b>Res</b>	<b>Type</b>
2	EB	1040	VAL
2	EB	1043	LYS
2	EB	1044	PHE
2	EB	1045	GLN
2	EB	1047	ARG
2	EB	1058	GLN
2	EB	1070	ARG
2	EB	1075	GLU
2	EB	1077	ASP
2	EB	1085	SER
2	EB	1091	ARG
2	EB	1092	LEU
2	EB	1094	ASN
2	EB	1102	SER
2	EB	1103	VAL
2	EB	1109	SER
2	EB	1110	ILE
2	EB	1111	LEU
2	EB	1112	THR
2	EB	1119	ARG
2	EB	1120	ILE
2	EB	1127	CYS
2	EB	1136	GLU
2	EB	1140	LYS
2	EB	1142	LEU
2	EB	1144	LYS
2	EB	1150	LYS
2	EB	1151	ILE
2	EB	1153	ILE
2	EB	1156	SER
2	EB	1157	GLN
2	EB	1163	GLN
2	EB	1168	VAL
2	EB	1173	THR
2	EB	1174	THR
2	EB	1181	VAL
2	EB	1185	LEU
2	EB	1189	LEU
2	EB	1190	SER
2	EB	1198	TYR
2	EB	1201	GLU
3	EC	32	ASN

*Continued on next page...*

*Continued from previous page...*

<b>Mol</b>	<b>Chain</b>	<b>Res</b>	<b>Type</b>
3	EC	45	SER
3	EC	48	ASP
3	EC	51	GLU
3	EC	57	ILE
3	EC	59	ILE
3	EC	61	THR
3	EC	68	ARG
3	EC	69	ARG
3	EC	71	MET
3	EC	78	VAL
3	EC	82	TYR
3	EC	86	PHE
3	EC	97	LEU
3	EC	101	ILE
3	EC	118	SER
3	EC	122	ASP
3	EC	128	ASP
3	EC	129	GLU
3	EC	131	THR
3	EC	132	ILE
3	EC	136	LEU
3	EC	139	LYS
3	EC	151	THR
3	EC	168	LYS
3	EC	177	THR
3	EC	193	LEU
3	EC	196	LEU
3	EC	202	ILE
3	EC	204	LEU
3	EC	208	CYS
3	EC	209	ILE
3	EC	210	LEU
3	EC	222	VAL
3	EC	224	THR
3	EC	226	SER
3	EC	228	ARG
3	EC	235	ILE
3	EC	237	GLN
3	EC	262	SER
3	EC	263	ASP
3	EC	264	GLU
3	EC	272	LYS

*Continued on next page...*

*Continued from previous page...*

<b>Mol</b>	<b>Chain</b>	<b>Res</b>	<b>Type</b>
3	EC	277	ARG
3	EC	279	VAL
3	EC	287	ASP
3	EC	289	VAL
3	EC	291	LEU
3	EC	303	GLU
3	EC	315	PHE
3	EC	324	LYS
3	EC	334	THR
4	ED	12	THR
4	ED	14	THR
4	ED	20	VAL
4	ED	82	LEU
4	ED	87	SER
4	ED	88	GLN
4	ED	94	ARG
4	ED	99	LEU
5	EE	4	GLU
5	EE	6	GLU
5	EE	8	ASN
5	EE	10	SER
5	EE	41	ASP
5	EE	57	MET
5	EE	60	PHE
5	EE	61	GLN
5	EE	63	ASN
5	EE	66	GLU
5	EE	70	SER
5	EE	71	LYS
5	EE	78	LEU
5	EE	81	GLU
5	EE	90	VAL
5	EE	92	THR
5	EE	93	MET
5	EE	106	GLN
5	EE	123	LEU
5	EE	126	SER
5	EE	127	ILE
5	EE	131	THR
5	EE	141	VAL
5	EE	144	ILE
5	EE	148	GLU

*Continued on next page...*



*Continued from previous page...*

<b>Mol</b>	<b>Chain</b>	<b>Res</b>	<b>Type</b>
5	EE	150	VAL
5	EE	153	HIS
5	EE	166	LYS
5	EE	172	GLU
5	EE	173	SER
5	EE	175	LEU
5	EE	177	ARG
5	EE	178	ILE
5	EE	180	ARG
5	EE	186	LEU
5	EE	192	ARG
5	EE	196	VAL
5	EE	202	SER
5	EE	207	ARG
5	EE	213	ILE
6	EF	56	GLU
6	EF	77	ASP
6	EF	78	GLN
6	EF	82	THR
6	EF	93	ILE
6	EF	96	THR
6	EF	99	LEU
6	EF	109	VAL
6	EF	110	ASP
6	EF	118	LEU
6	EF	148	VAL
6	EF	149	GLU
6	EF	151	LEU
6	EF	154	ASP
7	EG	10	ASN
7	EG	11	ARG
7	EG	15	ARG
7	EG	16	PHE
7	EG	20	HIS
7	EG	21	LYS
7	EG	29	ASP
7	EG	35	SER
7	EG	37	CYS
7	EG	38	ILE
7	EG	39	VAL
7	EG	45	LEU
7	EG	54	LEU

*Continued on next page...*

*Continued from previous page...*

<b>Mol</b>	<b>Chain</b>	<b>Res</b>	<b>Type</b>
7	EG	64	GLN
7	EG	76	LYS
7	EG	77	VAL
7	EG	95	LEU
7	EG	97	LYS
7	EG	105	ILE
7	EG	106	LYS
7	EG	116	THR
7	EG	120	VAL
7	EG	122	LEU
7	EG	126	GLN
7	EG	128	GLN
7	EG	139	ILE
7	EG	141	SER
7	EG	144	HIS
7	EG	147	LEU
7	EG	149	ILE
7	EG	164	VAL
7	EG	165	ASP
7	EG	169	VAL
7	EG	170	HIS
7	EG	172	ASP
7	EG	173	VAL
7	EG	174	GLU
7	EG	219	ASP
7	EG	221	ASN
7	EG	226	ASP
7	EG	232	THR
7	EG	239	THR
7	EG	243	VAL
7	EG	248	THR
7	EG	249	LEU
7	EG	250	ILE
7	EG	251	SER
8	EH	5	LEU
8	EH	7	ASP
8	EH	8	ASP
8	EH	9	ILE
8	EH	13	SER
8	EH	25	ARG
8	EH	30	SER
8	EH	34	ASP

*Continued on next page...*

*Continued from previous page...*

<b>Mol</b>	<b>Chain</b>	<b>Res</b>	<b>Type</b>
8	EH	35	GLN
8	EH	37	LYS
8	EH	42	ILE
8	EH	45	GLU
8	EH	46	LEU
8	EH	53	ASP
8	EH	54	SER
8	EH	55	LEU
8	EH	59	ILE
8	EH	63	LEU
8	EH	77	ARG
8	EH	80	ARG
8	EH	83	GLN
8	EH	87	ARG
8	EH	94	ASP
8	EH	108	SER
8	EH	112	ILE
8	EH	114	VAL
8	EH	121	LEU
8	EH	122	LEU
8	EH	123	MET
8	EH	124	ARG
8	EH	133	ASN
8	EH	138	GLU
8	EH	143	LEU
9	EI	3	VAL
9	EI	8	ILE
9	EI	11	LEU
9	EI	15	ASP
9	EI	31	SER
9	EI	32	GLN
9	EI	42	PHE
9	EI	45	LEU
9	EI	49	THR
9	EI	53	ASP
9	EI	68	LYS
9	EI	72	LYS
9	EI	73	LYS
9	EI	89	CYS
9	EI	97	HIS
9	EI	98	THR
9	EI	100	GLN

*Continued on next page...*

*Continued from previous page...*

<b>Mol</b>	<b>Chain</b>	<b>Res</b>	<b>Type</b>
9	EI	102	ARG
9	EI	106	GLU
9	EI	110	VAL
9	EI	111	PHE
9	EI	120	LYS
9	EI	121	PHE
9	EI	122	ARG
9	EI	123	THR
10	EJ	1	MET
10	EJ	12	LYS
10	EJ	13	VAL
10	EJ	14	VAL
10	EJ	20	SER
10	EJ	23	ASN
10	EJ	27	GLU
10	EJ	34	THR
10	EJ	38	ARG
10	EJ	48	ARG
10	EJ	66	LEU
10	EJ	67	GLU
10	EJ	68	LYS
11	EK	45	GLU
11	EK	51	THR
11	EK	56	GLU
11	EK	59	THR
11	EK	62	SER
11	EK	63	PHE
11	EK	65	ILE
11	EK	68	GLU
11	EK	72	LEU
11	EK	77	ARG
11	EK	89	CYS
11	EK	93	ILE
11	EK	99	ASN
11	EK	103	ILE
11	EK	107	THR
11	EK	110	GLU
11	EK	111	THR
11	EK	112	THR
11	EK	117	LEU
11	EK	125	MET
11	EK	128	CYS

*Continued on next page...*

*Continued from previous page...*

<b>Mol</b>	<b>Chain</b>	<b>Res</b>	<b>Type</b>
11	EK	134	LYS
11	EK	139	ILE
11	EK	142	MET
12	EL	27	LEU
12	EL	35	SER
12	EL	36	SER
12	EL	38	LEU
12	EL	49	LYS
12	EL	53	HIS
12	EL	55	ILE
12	EL	57	LEU
12	EL	58	LYS
12	EL	65	VAL
12	EL	66	GLN
12	EL	68	GLU
13	EM	6	SER
13	EM	7	VAL
13	EM	9	GLU
13	EM	12	ILE
13	EM	17	ASP
13	EM	18	GLN
13	EM	20	SER
13	EM	25	SER
13	EM	28	LYS
13	EM	36	THR
13	EM	42	LYS
13	EM	44	LYS
13	EM	48	LYS
13	EM	54	HIS
13	EM	56	GLU
13	EM	57	ASN
13	EM	58	GLU
13	EM	65	TYR
13	EM	68	SER
13	EM	70	SER
13	EM	78	VAL
13	EM	92	LYS
13	EM	95	VAL
13	EM	98	SER
13	EM	100	VAL
13	EM	104	SER
13	EM	109	ARG

*Continued on next page...*

*Continued from previous page...*

<b>Mol</b>	<b>Chain</b>	<b>Res</b>	<b>Type</b>
14	EN	25	ILE
14	EN	37	ASN
14	EN	41	ASN
14	EN	50	GLN
14	EN	56	ILE
14	EN	58	PHE
14	EN	64	ILE
14	EN	70	LEU
14	EN	75	GLU
14	EN	78	THR
14	EN	79	THR
14	EN	80	MET
14	EN	81	THR
14	EN	85	HIS
14	EN	90	MET
14	EN	98	SER
14	EN	106	ASN
14	EN	107	MET
14	EN	108	THR
14	EN	114	GLU
14	EN	118	SER
14	EN	123	SER
14	EN	124	THR
14	EN	126	LYS
14	EN	127	ASP
14	EN	134	ASP
14	EN	138	SER
14	EN	139	VAL
14	EN	141	GLU
14	EN	148	ILE
14	EN	151	SER
14	EN	152	LYS
14	EN	157	ARG
14	EN	159	ASP
14	EN	162	LYS
14	EN	163	VAL
14	EN	171	PHE
7	EO	268	GLU
7	EO	270	LEU
7	EO	272	ILE
7	EO	273	VAL
7	EO	275	ASN

*Continued on next page...*

*Continued from previous page...*

<b>Mol</b>	<b>Chain</b>	<b>Res</b>	<b>Type</b>
7	EO	280	PHE
7	EO	283	GLU
7	EO	292	HIS
7	EO	295	LEU
7	EO	296	ASP
7	EO	297	LEU
7	EO	301	LYS
7	EO	302	GLU
7	EO	303	ASP
7	EO	304	ASN
7	EO	309	VAL
7	EO	315	SER
1	FA	1	MET
1	FA	3	ILE
1	FA	9	SER
1	FA	12	THR
1	FA	18	ILE
1	FA	20	THR
1	FA	31	GLN
1	FA	40	ASN
1	FA	41	LEU
1	FA	62	CYS
1	FA	83	VAL
1	FA	86	TYR
1	FA	89	LEU
1	FA	109	ARG
1	FA	112	SER
1	FA	130	ILE
1	FA	136	LEU
1	FA	176	THR
1	FA	177	LEU
1	FA	179	ASN
1	FA	180	GLU
1	FA	186	SER
1	FA	198	SER
1	FA	199	ASP
1	FA	202	THR
1	FA	203	THR
1	FA	204	GLU
1	FA	205	ARG
1	FA	208	PHE
1	FA	265	ARG

*Continued on next page...*

*Continued from previous page...*

<b>Mol</b>	<b>Chain</b>	<b>Res</b>	<b>Type</b>
1	FA	267	LYS
1	FA	269	PHE
1	FA	312	SER
1	FA	315	ILE
1	FA	325	ASP
1	FA	326	THR
1	FA	330	LYS
1	FA	333	CYS
1	FA	345	LEU
1	FA	346	SER
1	FA	347	ARG
1	FA	349	LEU
1	FA	365	THR
1	FA	366	ARG
1	FA	371	SER
1	FA	372	LYS
1	FA	373	LEU
1	FA	375	GLU
1	FA	381	SER
1	FA	397	ARG
1	FA	398	ASP
1	FA	403	LEU
1	FA	406	LEU
1	FA	407	GLN
1	FA	409	ASP
1	FA	417	ARG
1	FA	423	LEU
1	FA	429	THR
1	FA	444	GLN
1	FA	453	ILE
1	FA	464	GLU
1	FA	466	LEU
1	FA	475	ARG
1	FA	481	ARG
1	FA	483	VAL
1	FA	484	ILE
1	FA	501	PHE
1	FA	504	LYS
1	FA	506	THR
1	FA	509	GLU
1	FA	512	THR
1	FA	529	LYS

*Continued on next page...*



*Continued from previous page...*

<b>Mol</b>	<b>Chain</b>	<b>Res</b>	<b>Type</b>
1	FA	534	THR
1	FA	545	SER
1	FA	549	MET
1	FA	553	GLN
1	FA	559	ASN
1	FA	562	LEU
1	FA	565	SER
1	FA	566	SER
1	FA	568	VAL
1	FA	574	ASN
1	FA	575	LYS
1	FA	576	LYS
1	FA	577	VAL
1	FA	581	ILE
1	FA	582	LYS
1	FA	583	ASN
1	FA	590	ASN
1	FA	594	THR
1	FA	595	LEU
1	FA	596	HIS
1	FA	599	SER
1	FA	613	THR
1	FA	621	THR
1	FA	627	ASP
1	FA	637	PHE
1	FA	648	LEU
1	FA	653	THR
1	FA	659	THR
1	FA	666	VAL
1	FA	670	ILE
1	FA	671	GLN
1	FA	675	SER
1	FA	678	VAL
1	FA	679	TRP
1	FA	684	ASP
1	FA	688	THR
1	FA	689	ARG
1	FA	703	GLU
1	FA	706	HIS
1	FA	709	ARG
1	FA	714	THR
1	FA	715	LEU

*Continued on next page...*

*Continued from previous page...*

<b>Mol</b>	<b>Chain</b>	<b>Res</b>	<b>Type</b>
1	FA	718	THR
1	FA	719	ILE
1	FA	723	TYR
1	FA	727	THR
1	FA	732	ILE
1	FA	736	LEU
1	FA	743	ASP
1	FA	744	MET
1	FA	748	ASN
1	FA	750	ILE
1	FA	769	VAL
1	FA	772	LYS
1	FA	773	ASP
1	FA	783	LYS
1	FA	789	SER
1	FA	804	GLU
1	FA	805	VAL
1	FA	809	VAL
1	FA	816	LEU
1	FA	821	ILE
1	FA	822	THR
1	FA	830	MET
1	FA	831	ASP
1	FA	832	ASP
1	FA	833	LEU
1	FA	836	THR
1	FA	856	GLU
1	FA	862	THR
1	FA	876	LEU
1	FA	878	ARG
1	FA	886	ASN
1	FA	889	SER
1	FA	892	LEU
1	FA	896	THR
1	FA	909	SER
1	FA	917	MET
1	FA	922	CYS
1	FA	924	SER
1	FA	945	CYS
1	FA	952	LEU
1	FA	955	ARG
1	FA	956	ARG

*Continued on next page...*

*Continued from previous page...*

<b>Mol</b>	<b>Chain</b>	<b>Res</b>	<b>Type</b>
1	FA	959	VAL
1	FA	964	LYS
1	FA	966	LEU
1	FA	973	GLU
1	FA	983	LYS
1	FA	985	ARG
1	FA	986	PHE
1	FA	987	TYR
1	FA	998	HIS
1	FA	1003	ARG
1	FA	1004	GLU
1	FA	1013	THR
1	FA	1015	ARG
1	FA	1019	LEU
1	FA	1021	ARG
1	FA	1023	LEU
1	FA	1033	SER
1	FA	1045	LEU
1	FA	1049	MET
1	FA	1053	ASP
1	FA	1057	ILE
1	FA	1072	ASN
1	FA	1076	LEU
1	FA	1083	SER
1	FA	1085	LEU
1	FA	1086	ILE
1	FA	1087	GLU
1	FA	1096	LYS
1	FA	1102	LEU
1	FA	1104	TYR
1	FA	1111	GLU
1	FA	1117	SER
1	FA	1118	VAL
1	FA	1123	VAL
1	FA	1135	SER
1	FA	1137	SER
1	FA	1146	SER
1	FA	1158	SER
1	FA	1159	ASP
1	FA	1169	LEU
1	FA	1173	LYS
1	FA	1175	MET

*Continued on next page...*

*Continued from previous page...*

<b>Mol</b>	<b>Chain</b>	<b>Res</b>	<b>Type</b>
1	FA	1192	SER
1	FA	1199	GLN
1	FA	1202	LEU
1	FA	1214	ASN
1	FA	1217	LEU
1	FA	1222	LEU
1	FA	1227	MET
1	FA	1235	THR
1	FA	1239	THR
1	FA	1242	ILE
1	FA	1243	TRP
1	FA	1245	ASP
1	FA	1247	SER
1	FA	1248	ASP
1	FA	1250	GLN
1	FA	1260	LYS
1	FA	1262	LEU
1	FA	1264	SER
1	FA	1267	ILE
1	FA	1271	ILE
1	FA	1273	THR
1	FA	1275	THR
1	FA	1276	THR
1	FA	1288	ARG
1	FA	1289	SER
1	FA	1292	ILE
1	FA	1294	MET
1	FA	1298	ASP
1	FA	1303	SER
1	FA	1304	GLU
1	FA	1310	LYS
1	FA	1314	GLN
1	FA	1318	SER
1	FA	1324	LEU
1	FA	1325	LEU
1	FA	1326	GLU
1	FA	1343	ASP
1	FA	1344	ILE
1	FA	1437	ASN
1	FA	1439	MET
1	FA	1440	ASN
1	FA	1441	LYS

*Continued on next page...*

*Continued from previous page...*

<b>Mol</b>	<b>Chain</b>	<b>Res</b>	<b>Type</b>
1	FA	1442	VAL
1	FA	1444	ARG
1	FA	1452	SER
1	FA	1453	HIS
1	FA	1458	THR
1	FA	1459	LYS
1	FA	1465	GLU
1	FA	1466	SER
1	FA	1468	LYS
1	FA	1474	LEU
1	FA	1476	LEU
1	FA	1481	GLU
1	FA	1485	MET
1	FA	1501	ILE
1	FA	1503	HIS
1	FA	1505	ASP
1	FA	1506	ARG
1	FA	1513	GLU
1	FA	1514	ASN
1	FA	1519	LEU
1	FA	1529	MET
1	FA	1542	THR
1	FA	1543	SER
1	FA	1546	VAL
1	FA	1559	ARG
1	FA	1561	THR
1	FA	1562	ILE
1	FA	1566	ILE
1	FA	1568	ASN
1	FA	1583	ASP
1	FA	1584	LEU
1	FA	1585	ILE
1	FA	1590	THR
1	FA	1595	TYR
1	FA	1603	MET
1	FA	1607	THR
1	FA	1609	SER
1	FA	1613	MET
1	FA	1615	TYR
1	FA	1619	CYS
1	FA	1623	THR
1	FA	1628	ASP

*Continued on next page...*

*Continued from previous page...*

<b>Mol</b>	<b>Chain</b>	<b>Res</b>	<b>Type</b>
1	FA	1629	ASN
1	FA	1632	GLU
1	FA	1633	GLN
1	FA	1635	ASP
1	FA	1638	SER
1	FA	1647	ASN
1	FA	1649	VAL
1	FA	1656	VAL
2	FB	12	ARG
2	FB	21	ARG
2	FB	22	GLU
2	FB	26	ILE
2	FB	33	SER
2	FB	39	GLN
2	FB	53	THR
2	FB	57	ASP
2	FB	65	VAL
2	FB	66	LYS
2	FB	68	ILE
2	FB	73	ILE
2	FB	74	PHE
2	FB	77	LYS
2	FB	93	ASN
2	FB	96	SER
2	FB	98	SER
2	FB	101	GLN
2	FB	103	SER
2	FB	109	SER
2	FB	110	ASN
2	FB	117	VAL
2	FB	120	LYS
2	FB	124	SER
2	FB	130	LEU
2	FB	134	ARG
2	FB	137	LEU
2	FB	150	GLU
2	FB	151	ASN
2	FB	164	MET
2	FB	170	CYS
2	FB	190	ILE
2	FB	201	LYS
2	FB	202	LEU

*Continued on next page...*

*Continued from previous page...*

<b>Mol</b>	<b>Chain</b>	<b>Res</b>	<b>Type</b>
2	FB	203	ILE
2	FB	204	ARG
2	FB	206	LEU
2	FB	207	ILE
2	FB	212	ASN
2	FB	217	ILE
2	FB	228	SER
2	FB	231	HIS
2	FB	237	ARG
2	FB	238	SER
2	FB	244	THR
2	FB	245	SER
2	FB	247	THR
2	FB	260	PHE
2	FB	295	ASN
2	FB	306	LEU
2	FB	315	LYS
2	FB	323	ARG
2	FB	328	GLN
2	FB	343	ASP
2	FB	347	LEU
2	FB	351	GLN
2	FB	357	ILE
2	FB	365	ASP
2	FB	377	MET
2	FB	379	ARG
2	FB	395	ASP
2	FB	397	THR
2	FB	398	GLN
2	FB	403	LEU
2	FB	404	LEU
2	FB	409	TYR
2	FB	413	LEU
2	FB	422	GLN
2	FB	425	ILE
2	FB	434	ARG
2	FB	452	ARG
2	FB	454	ASN
2	FB	460	LYS
2	FB	463	TYR
2	FB	472	SER
2	FB	474	SER

*Continued on next page...*

*Continued from previous page...*

<b>Mol</b>	<b>Chain</b>	<b>Res</b>	<b>Type</b>
2	FB	476	LEU
2	FB	477	ASP
2	FB	479	GLN
2	FB	497	ILE
2	FB	498	SER
2	FB	504	HIS
2	FB	505	ARG
2	FB	507	SER
2	FB	519	LYS
2	FB	520	LEU
2	FB	521	LEU
2	FB	523	GLU
2	FB	537	SER
2	FB	541	LEU
2	FB	543	ASN
2	FB	547	HIS
2	FB	577	PHE
2	FB	583	LEU
2	FB	585	CYS
2	FB	593	ILE
2	FB	604	ILE
2	FB	616	LYS
2	FB	617	THR
2	FB	622	ILE
2	FB	624	LEU
2	FB	636	GLN
2	FB	642	LEU
2	FB	653	VAL
2	FB	654	ARG
2	FB	658	LEU
2	FB	660	LYS
2	FB	661	GLU
2	FB	663	ILE
2	FB	667	PHE
2	FB	670	VAL
2	FB	674	ILE
2	FB	683	ASN
2	FB	687	THR
2	FB	698	SER
2	FB	699	ILE
2	FB	703	LEU
2	FB	711	GLN

*Continued on next page...*



*Continued from previous page...*

<b>Mol</b>	<b>Chain</b>	<b>Res</b>	<b>Type</b>
2	FB	714	ARG
2	FB	716	MET
2	FB	724	GLN
2	FB	725	THR
2	FB	733	LEU
2	FB	737	SER
2	FB	738	ASP
2	FB	751	ILE
2	FB	752	VAL
2	FB	756	LEU
2	FB	762	MET
2	FB	773	VAL
2	FB	777	SER
2	FB	782	ASP
2	FB	783	MET
2	FB	785	ASP
2	FB	787	MET
2	FB	798	PHE
2	FB	802	THR
2	FB	806	THR
2	FB	808	LYS
2	FB	809	VAL
2	FB	814	ASN
2	FB	823	GLN
2	FB	829	ASN
2	FB	830	ASP
2	FB	833	PRO
2	FB	835	GLU
2	FB	837	LEU
2	FB	838	GLU
2	FB	839	LYS
2	FB	840	LEU
2	FB	842	GLU
2	FB	843	ASP
2	FB	845	LEU
2	FB	858	ILE
2	FB	865	THR
2	FB	870	LYS
2	FB	871	ILE
2	FB	873	THR
2	FB	876	SER
2	FB	882	ILE

*Continued on next page...*

*Continued from previous page...*

<b>Mol</b>	<b>Chain</b>	<b>Res</b>	<b>Type</b>
2	FB	883	GLU
2	FB	886	ASN
2	FB	887	LEU
2	FB	892	SER
2	FB	893	ASN
2	FB	895	PHE
2	FB	896	GLN
2	FB	897	GLU
2	FB	898	LEU
2	FB	903	ILE
2	FB	904	LYS
2	FB	905	TYR
2	FB	907	ILE
2	FB	910	THR
2	FB	919	SER
2	FB	927	CYS
2	FB	944	GLN
2	FB	947	ILE
2	FB	949	ILE
2	FB	958	MET
2	FB	960	ILE
2	FB	962	MET
2	FB	965	GLU
2	FB	967	LEU
2	FB	977	ILE
2	FB	985	ILE
2	FB	988	GLU
2	FB	991	THR
2	FB	999	GLN
2	FB	1015	SER
2	FB	1018	THR
2	FB	1026	ILE
2	FB	1027	TYR
2	FB	1028	VAL
2	FB	1030	VAL
2	FB	1031	VAL
2	FB	1033	TYR
2	FB	1034	GLN
2	FB	1036	LEU
2	FB	1040	VAL
2	FB	1043	LYS
2	FB	1044	PHE

*Continued on next page...*

*Continued from previous page...*

<b>Mol</b>	<b>Chain</b>	<b>Res</b>	<b>Type</b>
2	FB	1045	GLN
2	FB	1047	ARG
2	FB	1058	GLN
2	FB	1070	ARG
2	FB	1075	GLU
2	FB	1077	ASP
2	FB	1085	SER
2	FB	1091	ARG
2	FB	1092	LEU
2	FB	1093	LEU
2	FB	1094	ASN
2	FB	1102	SER
2	FB	1103	VAL
2	FB	1109	SER
2	FB	1110	ILE
2	FB	1111	LEU
2	FB	1112	THR
2	FB	1119	ARG
2	FB	1120	ILE
2	FB	1127	CYS
2	FB	1136	GLU
2	FB	1140	LYS
2	FB	1142	LEU
2	FB	1150	LYS
2	FB	1151	ILE
2	FB	1153	ILE
2	FB	1156	SER
2	FB	1157	GLN
2	FB	1163	GLN
2	FB	1168	VAL
2	FB	1173	THR
2	FB	1174	THR
2	FB	1181	VAL
2	FB	1185	LEU
2	FB	1189	LEU
2	FB	1190	SER
2	FB	1195	ARG
2	FB	1198	TYR
2	FB	1201	GLU
3	FC	32	ASN
3	FC	45	SER
3	FC	48	ASP

*Continued on next page...*

*Continued from previous page...*

<b>Mol</b>	<b>Chain</b>	<b>Res</b>	<b>Type</b>
3	FC	51	GLU
3	FC	57	ILE
3	FC	59	ILE
3	FC	61	THR
3	FC	68	ARG
3	FC	69	ARG
3	FC	71	MET
3	FC	78	VAL
3	FC	82	TYR
3	FC	86	PHE
3	FC	97	LEU
3	FC	101	ILE
3	FC	118	SER
3	FC	122	ASP
3	FC	128	ASP
3	FC	129	GLU
3	FC	131	THR
3	FC	132	ILE
3	FC	136	LEU
3	FC	139	LYS
3	FC	151	THR
3	FC	168	LYS
3	FC	177	THR
3	FC	193	LEU
3	FC	196	LEU
3	FC	202	ILE
3	FC	204	LEU
3	FC	208	CYS
3	FC	209	ILE
3	FC	210	LEU
3	FC	222	VAL
3	FC	224	THR
3	FC	226	SER
3	FC	228	ARG
3	FC	235	ILE
3	FC	237	GLN
3	FC	262	SER
3	FC	263	ASP
3	FC	264	GLU
3	FC	274	THR
3	FC	277	ARG
3	FC	287	ASP

*Continued on next page...*

*Continued from previous page...*

<b>Mol</b>	<b>Chain</b>	<b>Res</b>	<b>Type</b>
3	FC	289	VAL
3	FC	291	LEU
3	FC	303	GLU
3	FC	324	LYS
3	FC	334	THR
4	FD	12	THR
4	FD	14	THR
4	FD	20	VAL
4	FD	82	LEU
4	FD	87	SER
4	FD	88	GLN
4	FD	94	ARG
4	FD	99	LEU
5	FE	4	GLU
5	FE	6	GLU
5	FE	8	ASN
5	FE	10	SER
5	FE	31	THR
5	FE	34	GLU
5	FE	41	ASP
5	FE	57	MET
5	FE	60	PHE
5	FE	61	GLN
5	FE	70	SER
5	FE	71	LYS
5	FE	78	LEU
5	FE	81	GLU
5	FE	90	VAL
5	FE	92	THR
5	FE	93	MET
5	FE	106	GLN
5	FE	107	THR
5	FE	123	LEU
5	FE	126	SER
5	FE	127	ILE
5	FE	131	THR
5	FE	136	ASN
5	FE	141	VAL
5	FE	144	ILE
5	FE	148	GLU
5	FE	150	VAL
5	FE	153	HIS

*Continued on next page...*

*Continued from previous page...*

<b>Mol</b>	<b>Chain</b>	<b>Res</b>	<b>Type</b>
5	FE	166	LYS
5	FE	172	GLU
5	FE	173	SER
5	FE	175	LEU
5	FE	177	ARG
5	FE	178	ILE
5	FE	186	LEU
5	FE	192	ARG
5	FE	196	VAL
5	FE	202	SER
5	FE	207	ARG
5	FE	213	ILE
6	FF	56	GLU
6	FF	59	GLN
6	FF	77	ASP
6	FF	78	GLN
6	FF	82	THR
6	FF	93	ILE
6	FF	96	THR
6	FF	99	LEU
6	FF	109	VAL
6	FF	110	ASP
6	FF	118	LEU
6	FF	148	VAL
6	FF	149	GLU
6	FF	151	LEU
6	FF	152	ILE
6	FF	154	ASP
7	FG	10	ASN
7	FG	11	ARG
7	FG	15	ARG
7	FG	16	PHE
7	FG	20	HIS
7	FG	21	LYS
7	FG	29	ASP
7	FG	34	THR
7	FG	35	SER
7	FG	37	CYS
7	FG	38	ILE
7	FG	39	VAL
7	FG	45	LEU
7	FG	54	LEU

*Continued on next page...*

*Continued from previous page...*

<b>Mol</b>	<b>Chain</b>	<b>Res</b>	<b>Type</b>
7	FG	59	GLN
7	FG	64	GLN
7	FG	76	LYS
7	FG	77	VAL
7	FG	95	LEU
7	FG	97	LYS
7	FG	105	ILE
7	FG	106	LYS
7	FG	116	THR
7	FG	120	VAL
7	FG	122	LEU
7	FG	126	GLN
7	FG	128	GLN
7	FG	132	VAL
7	FG	139	ILE
7	FG	141	SER
7	FG	144	HIS
7	FG	147	LEU
7	FG	149	ILE
7	FG	164	VAL
7	FG	165	ASP
7	FG	169	VAL
7	FG	170	HIS
7	FG	172	ASP
7	FG	173	VAL
7	FG	174	GLU
7	FG	219	ASP
7	FG	221	ASN
7	FG	226	ASP
7	FG	232	THR
7	FG	239	THR
7	FG	243	VAL
7	FG	248	THR
7	FG	249	LEU
7	FG	250	ILE
7	FG	251	SER
8	FH	5	LEU
8	FH	7	ASP
8	FH	8	ASP
8	FH	9	ILE
8	FH	13	SER
8	FH	25	ARG

*Continued on next page...*

*Continued from previous page...*

<b>Mol</b>	<b>Chain</b>	<b>Res</b>	<b>Type</b>
8	FH	30	SER
8	FH	34	ASP
8	FH	35	GLN
8	FH	42	ILE
8	FH	46	LEU
8	FH	53	ASP
8	FH	54	SER
8	FH	55	LEU
8	FH	59	ILE
8	FH	63	LEU
8	FH	76	THR
8	FH	80	ARG
8	FH	83	GLN
8	FH	87	ARG
8	FH	94	ASP
8	FH	108	SER
8	FH	112	ILE
8	FH	114	VAL
8	FH	121	LEU
8	FH	122	LEU
8	FH	123	MET
8	FH	124	ARG
8	FH	133	ASN
8	FH	138	GLU
8	FH	143	LEU
8	FH	145	ARG
9	FI	3	VAL
9	FI	8	ILE
9	FI	11	LEU
9	FI	15	ASP
9	FI	26	SER
9	FI	31	SER
9	FI	32	GLN
9	FI	42	PHE
9	FI	45	LEU
9	FI	47	VAL
9	FI	49	THR
9	FI	53	ASP
9	FI	66	VAL
9	FI	68	LYS
9	FI	72	LYS
9	FI	73	LYS

*Continued on next page...*



*Continued from previous page...*

<b>Mol</b>	<b>Chain</b>	<b>Res</b>	<b>Type</b>
9	FI	93	GLU
9	FI	94	MET
9	FI	97	HIS
9	FI	98	THR
9	FI	100	GLN
9	FI	102	ARG
9	FI	106	GLU
9	FI	110	VAL
9	FI	111	PHE
9	FI	120	LYS
9	FI	121	PHE
9	FI	122	ARG
9	FI	123	THR
10	FJ	1	MET
10	FJ	12	LYS
10	FJ	13	VAL
10	FJ	14	VAL
10	FJ	20	SER
10	FJ	23	ASN
10	FJ	27	GLU
10	FJ	34	THR
10	FJ	38	ARG
10	FJ	44	TYR
10	FJ	48	ARG
10	FJ	66	LEU
10	FJ	67	GLU
10	FJ	68	LYS
11	FK	45	GLU
11	FK	51	THR
11	FK	56	GLU
11	FK	59	THR
11	FK	62	SER
11	FK	63	PHE
11	FK	65	ILE
11	FK	68	GLU
11	FK	72	LEU
11	FK	77	ARG
11	FK	89	CYS
11	FK	93	ILE
11	FK	98	GLU
11	FK	99	ASN
11	FK	107	THR

*Continued on next page...*

*Continued from previous page...*

<b>Mol</b>	<b>Chain</b>	<b>Res</b>	<b>Type</b>
11	FK	110	GLU
11	FK	111	THR
11	FK	112	THR
11	FK	117	LEU
11	FK	123	ASP
11	FK	125	MET
11	FK	128	CYS
11	FK	134	LYS
11	FK	139	ILE
11	FK	142	MET
12	FL	27	LEU
12	FL	35	SER
12	FL	36	SER
12	FL	38	LEU
12	FL	49	LYS
12	FL	53	HIS
12	FL	55	ILE
12	FL	57	LEU
12	FL	58	LYS
12	FL	65	VAL
12	FL	66	GLN
12	FL	68	GLU
13	FM	7	VAL
13	FM	9	GLU
13	FM	10	ILE
13	FM	12	ILE
13	FM	17	ASP
13	FM	18	GLN
13	FM	25	SER
13	FM	28	LYS
13	FM	36	THR
13	FM	42	LYS
13	FM	44	LYS
13	FM	48	LYS
13	FM	54	HIS
13	FM	56	GLU
13	FM	57	ASN
13	FM	58	GLU
13	FM	65	TYR
13	FM	68	SER
13	FM	70	SER
13	FM	92	LYS

*Continued on next page...*

*Continued from previous page...*

<b>Mol</b>	<b>Chain</b>	<b>Res</b>	<b>Type</b>
13	FM	95	VAL
13	FM	98	SER
13	FM	100	VAL
13	FM	104	SER
13	FM	109	ARG
14	FN	25	ILE
14	FN	37	ASN
14	FN	40	LEU
14	FN	50	GLN
14	FN	56	ILE
14	FN	58	PHE
14	FN	64	ILE
14	FN	70	LEU
14	FN	75	GLU
14	FN	78	THR
14	FN	79	THR
14	FN	80	MET
14	FN	81	THR
14	FN	85	HIS
14	FN	90	MET
14	FN	98	SER
14	FN	102	ASP
14	FN	106	ASN
14	FN	107	MET
14	FN	108	THR
14	FN	118	SER
14	FN	123	SER
14	FN	124	THR
14	FN	126	LYS
14	FN	127	ASP
14	FN	134	ASP
14	FN	138	SER
14	FN	139	VAL
14	FN	141	GLU
14	FN	148	ILE
14	FN	151	SER
14	FN	152	LYS
14	FN	157	ARG
14	FN	162	LYS
14	FN	163	VAL
14	FN	171	PHE
7	FO	265	SER

*Continued on next page...*

*Continued from previous page...*

<b>Mol</b>	<b>Chain</b>	<b>Res</b>	<b>Type</b>
7	FO	268	GLU
7	FO	269	SER
7	FO	272	ILE
7	FO	274	SER
7	FO	275	ASN
7	FO	277	LYS
7	FO	279	VAL
7	FO	280	PHE
7	FO	285	SER
7	FO	290	GLU
7	FO	293	LYS
7	FO	300	VAL
7	FO	302	GLU

Some sidechains can be flipped to improve hydrogen bonding and reduce clashes. All (426) such sidechains are listed below:

<b>Mol</b>	<b>Chain</b>	<b>Res</b>	<b>Type</b>
1	AA	26	ASN
1	AA	43	HIS
1	AA	76	GLN
1	AA	470	HIS
1	AA	537	GLN
1	AA	553	GLN
1	AA	590	ASN
1	AA	596	HIS
1	AA	639	GLN
1	AA	649	ASN
1	AA	748	ASN
1	AA	1141	GLN
1	AA	1250	GLN
1	AA	1293	HIS
1	AA	1299	ASN
1	AA	1443	GLN
1	AA	1447	GLN
1	AA	1514	ASN
1	AA	1544	ASN
1	AA	1620	GLN
1	AA	1633	GLN
1	AA	1647	ASN
2	AB	39	GLN
2	AB	45	HIS
2	AB	128	GLN

*Continued on next page...*

*Continued from previous page...*

<b>Mol</b>	<b>Chain</b>	<b>Res</b>	<b>Type</b>
2	AB	351	GLN
2	AB	393	ASN
2	AB	422	GLN
2	AB	427	GLN
2	AB	469	ASN
2	AB	473	GLN
2	AB	543	ASN
2	AB	555	GLN
2	AB	679	GLN
2	AB	720	GLN
2	AB	824	HIS
2	AB	886	ASN
2	AB	921	HIS
2	AB	944	GLN
2	AB	952	HIS
2	AB	1053	ASN
2	AB	1082	HIS
2	AB	1115	GLN
2	AB	1171	ASN
3	AC	32	ASN
3	AC	53	ASN
3	AC	137	ASN
4	AD	26	GLN
5	AE	5	ASN
5	AE	106	GLN
5	AE	179	GLN
6	AF	60	GLN
6	AF	104	ASN
7	AG	59	GLN
7	AG	64	GLN
7	AG	67	ASN
7	AG	150	HIS
8	AH	3	ASN
9	AI	97	HIS
9	AI	124	ASN
10	AJ	53	HIS
11	AK	64	GLN
11	AK	102	ASN
11	AK	118	GLN
13	AM	16	GLN
13	AM	82	ASN
14	AN	37	ASN

*Continued on next page...*

*Continued from previous page...*

<b>Mol</b>	<b>Chain</b>	<b>Res</b>	<b>Type</b>
14	AN	132	GLN
14	AN	170	HIS
7	AO	275	ASN
7	AO	288	ASN
7	AO	304	ASN
1	BA	43	HIS
1	BA	76	GLN
1	BA	407	GLN
1	BA	537	GLN
1	BA	596	HIS
1	BA	639	GLN
1	BA	748	ASN
1	BA	767	ASN
1	BA	1116	GLN
1	BA	1141	GLN
1	BA	1250	GLN
1	BA	1293	HIS
1	BA	1299	ASN
1	BA	1447	GLN
1	BA	1514	ASN
1	BA	1544	ASN
1	BA	1633	GLN
1	BA	1647	ASN
2	BB	39	GLN
2	BB	45	HIS
2	BB	50	ASN
2	BB	93	ASN
2	BB	128	GLN
2	BB	351	GLN
2	BB	393	ASN
2	BB	422	GLN
2	BB	427	GLN
2	BB	469	ASN
2	BB	473	GLN
2	BB	499	HIS
2	BB	543	ASN
2	BB	555	GLN
2	BB	720	GLN
2	BB	824	HIS
2	BB	886	ASN
2	BB	921	HIS
2	BB	944	GLN

*Continued on next page...*

*Continued from previous page...*

<b>Mol</b>	<b>Chain</b>	<b>Res</b>	<b>Type</b>
2	BB	1053	ASN
2	BB	1082	HIS
2	BB	1115	GLN
2	BB	1171	ASN
3	BC	32	ASN
3	BC	53	ASN
3	BC	137	ASN
4	BD	26	GLN
5	BE	5	ASN
5	BE	147	HIS
5	BE	179	GLN
6	BF	60	GLN
6	BF	104	ASN
7	BG	67	ASN
7	BG	150	HIS
8	BH	3	ASN
9	BI	88	GLN
10	BJ	53	HIS
11	BK	64	GLN
11	BK	102	ASN
13	BM	16	GLN
13	BM	57	ASN
13	BM	82	ASN
14	BN	37	ASN
14	BN	132	GLN
1	CA	43	HIS
1	CA	76	GLN
1	CA	431	GLN
1	CA	435	ASN
1	CA	537	GLN
1	CA	596	HIS
1	CA	649	ASN
1	CA	656	GLN
1	CA	671	GLN
1	CA	748	ASN
1	CA	767	ASN
1	CA	880	GLN
1	CA	1081	ASN
1	CA	1141	GLN
1	CA	1250	GLN
1	CA	1293	HIS
1	CA	1299	ASN

*Continued on next page...*

*Continued from previous page...*

<b>Mol</b>	<b>Chain</b>	<b>Res</b>	<b>Type</b>
1	CA	1443	GLN
1	CA	1447	GLN
1	CA	1620	GLN
1	CA	1633	GLN
1	CA	1647	ASN
2	CB	39	GLN
2	CB	45	HIS
2	CB	251	HIS
2	CB	393	ASN
2	CB	422	GLN
2	CB	427	GLN
2	CB	469	ASN
2	CB	473	GLN
2	CB	499	HIS
2	CB	543	ASN
2	CB	555	GLN
2	CB	824	HIS
2	CB	886	ASN
2	CB	893	ASN
2	CB	921	HIS
2	CB	944	GLN
2	CB	1053	ASN
2	CB	1115	GLN
2	CB	1171	ASN
3	CC	32	ASN
3	CC	53	ASN
3	CC	137	ASN
3	CC	200	GLN
4	CD	26	GLN
5	CE	5	ASN
5	CE	106	GLN
5	CE	179	GLN
6	CF	60	GLN
6	CF	104	ASN
7	CG	26	ASN
7	CG	59	GLN
7	CG	67	ASN
7	CG	150	HIS
8	CH	3	ASN
8	CH	133	ASN
9	CI	97	HIS
9	CI	124	ASN

*Continued on next page...*



*Continued from previous page...*

<b>Mol</b>	<b>Chain</b>	<b>Res</b>	<b>Type</b>
10	CJ	53	HIS
11	CK	64	GLN
11	CK	102	ASN
11	CK	118	GLN
13	CM	16	GLN
13	CM	57	ASN
13	CM	82	ASN
14	CN	37	ASN
14	CN	132	GLN
7	CO	292	HIS
1	DA	76	GLN
1	DA	179	ASN
1	DA	537	GLN
1	DA	538	ASN
1	DA	596	HIS
1	DA	617	HIS
1	DA	649	ASN
1	DA	656	GLN
1	DA	748	ASN
1	DA	767	ASN
1	DA	1141	GLN
1	DA	1250	GLN
1	DA	1293	HIS
1	DA	1299	ASN
1	DA	1447	GLN
1	DA	1514	ASN
1	DA	1544	ASN
1	DA	1620	GLN
1	DA	1633	GLN
1	DA	1647	ASN
2	DB	10	GLN
2	DB	39	GLN
2	DB	45	HIS
2	DB	93	ASN
2	DB	128	GLN
2	DB	351	GLN
2	DB	393	ASN
2	DB	422	GLN
2	DB	427	GLN
2	DB	469	ASN
2	DB	473	GLN
2	DB	543	ASN

*Continued on next page...*

*Continued from previous page...*

<b>Mol</b>	<b>Chain</b>	<b>Res</b>	<b>Type</b>
2	DB	555	GLN
2	DB	824	HIS
2	DB	886	ASN
2	DB	893	ASN
2	DB	921	HIS
2	DB	944	GLN
2	DB	952	HIS
2	DB	975	HIS
2	DB	1053	ASN
2	DB	1115	GLN
2	DB	1171	ASN
2	DB	1199	ASN
3	DC	32	ASN
3	DC	53	ASN
3	DC	137	ASN
3	DC	200	GLN
4	DD	26	GLN
4	DD	88	GLN
5	DE	5	ASN
5	DE	54	GLN
5	DE	99	HIS
5	DE	179	GLN
6	DF	60	GLN
6	DF	104	ASN
7	DG	26	ASN
7	DG	67	ASN
7	DG	150	HIS
8	DH	3	ASN
9	DI	97	HIS
9	DI	100	GLN
9	DI	124	ASN
10	DJ	53	HIS
11	DK	64	GLN
11	DK	102	ASN
11	DK	118	GLN
13	DM	16	GLN
13	DM	57	ASN
13	DM	82	ASN
14	DN	37	ASN
14	DN	50	GLN
14	DN	51	GLN
14	DN	132	GLN

*Continued on next page...*

*Continued from previous page...*

<b>Mol</b>	<b>Chain</b>	<b>Res</b>	<b>Type</b>
14	DN	170	HIS
7	DO	275	ASN
7	DO	304	ASN
1	EA	43	HIS
1	EA	76	GLN
1	EA	179	ASN
1	EA	407	GLN
1	EA	431	GLN
1	EA	435	ASN
1	EA	470	HIS
1	EA	537	GLN
1	EA	590	ASN
1	EA	596	HIS
1	EA	617	HIS
1	EA	639	GLN
1	EA	642	ASN
1	EA	649	ASN
1	EA	656	GLN
1	EA	671	GLN
1	EA	748	ASN
1	EA	767	ASN
1	EA	1141	GLN
1	EA	1250	GLN
1	EA	1293	HIS
1	EA	1299	ASN
1	EA	1443	GLN
1	EA	1447	GLN
1	EA	1514	ASN
1	EA	1620	GLN
1	EA	1633	GLN
1	EA	1647	ASN
2	EB	39	GLN
2	EB	45	HIS
2	EB	50	ASN
2	EB	251	HIS
2	EB	351	GLN
2	EB	393	ASN
2	EB	422	GLN
2	EB	427	GLN
2	EB	469	ASN
2	EB	473	GLN
2	EB	499	HIS

*Continued on next page...*

*Continued from previous page...*

<b>Mol</b>	<b>Chain</b>	<b>Res</b>	<b>Type</b>
2	EB	543	ASN
2	EB	555	GLN
2	EB	824	HIS
2	EB	886	ASN
2	EB	893	ASN
2	EB	921	HIS
2	EB	944	GLN
2	EB	1053	ASN
2	EB	1115	GLN
2	EB	1171	ASN
3	EC	32	ASN
3	EC	53	ASN
3	EC	137	ASN
4	ED	26	GLN
4	ED	88	GLN
5	EE	5	ASN
5	EE	99	HIS
5	EE	179	GLN
6	EF	60	GLN
6	EF	104	ASN
7	EG	59	GLN
7	EG	64	GLN
7	EG	67	ASN
8	EH	3	ASN
8	EH	133	ASN
9	EI	88	GLN
9	EI	97	HIS
9	EI	124	ASN
10	EJ	53	HIS
11	EK	64	GLN
11	EK	102	ASN
11	EK	118	GLN
13	EM	16	GLN
13	EM	57	ASN
13	EM	82	ASN
14	EN	37	ASN
14	EN	132	GLN
7	EO	304	ASN
1	FA	43	HIS
1	FA	76	GLN
1	FA	470	HIS
1	FA	537	GLN

*Continued on next page...*

*Continued from previous page...*

<b>Mol</b>	<b>Chain</b>	<b>Res</b>	<b>Type</b>
1	FA	538	ASN
1	FA	590	ASN
1	FA	596	HIS
1	FA	617	HIS
1	FA	639	GLN
1	FA	649	ASN
1	FA	656	GLN
1	FA	748	ASN
1	FA	767	ASN
1	FA	1062	HIS
1	FA	1141	GLN
1	FA	1250	GLN
1	FA	1293	HIS
1	FA	1443	GLN
1	FA	1447	GLN
1	FA	1514	ASN
1	FA	1633	GLN
1	FA	1647	ASN
2	FB	39	GLN
2	FB	45	HIS
2	FB	93	ASN
2	FB	351	GLN
2	FB	393	ASN
2	FB	422	GLN
2	FB	427	GLN
2	FB	469	ASN
2	FB	473	GLN
2	FB	543	ASN
2	FB	555	GLN
2	FB	824	HIS
2	FB	886	ASN
2	FB	893	ASN
2	FB	896	GLN
2	FB	921	HIS
2	FB	944	GLN
2	FB	1053	ASN
2	FB	1082	HIS
2	FB	1115	GLN
2	FB	1171	ASN
2	FB	1199	ASN
3	FC	32	ASN
3	FC	53	ASN

*Continued on next page...*

*Continued from previous page...*

Mol	Chain	Res	Type
3	FC	137	ASN
4	FD	26	GLN
5	FE	5	ASN
5	FE	106	GLN
5	FE	179	GLN
6	FF	60	GLN
6	FF	104	ASN
7	FG	64	GLN
7	FG	67	ASN
7	FG	150	HIS
8	FH	3	ASN
9	FI	97	HIS
9	FI	124	ASN
10	FJ	53	HIS
11	FK	64	GLN
11	FK	102	ASN
11	FK	118	GLN
13	FM	16	GLN
13	FM	57	ASN
13	FM	82	ASN
14	FN	37	ASN
14	FN	132	GLN
7	FO	275	ASN

### 5.3.3 RNA [i](#)

There are no RNA molecules in this entry.

### 5.4 Non-standard residues in protein, DNA, RNA chains [i](#)

There are no non-standard protein/DNA/RNA residues in this entry.

### 5.5 Carbohydrates [i](#)

There are no carbohydrates in this entry.

### 5.6 Ligand geometry [i](#)

Of 42 ligands modelled in this entry, 42 are monoatomic - leaving 0 for Mogul analysis.

There are no bond length outliers.

There are no bond angle outliers.

There are no chirality outliers.

There are no torsion outliers.

There are no ring outliers.

No monomer is involved in short contacts.

## 5.7 Other polymers [i](#)

There are no such residues in this entry.

## 5.8 Polymer linkage issues [i](#)

The following chains have linkage breaks:

Mol	Chain	Number of breaks
1	EA	1

All chain breaks are listed below:

Model	Chain	Residue-1	Atom-1	Residue-2	Atom-2	Distance (Å)
1	EA	1261:VAL	C	1262:LEU	N	2.28

## 6 Fit of model and data i

### 6.1 Protein, DNA and RNA chains i

In the following table, the column labelled '#RSRZ > 2' contains the number (and percentage) of RSRZ outliers, followed by percent RSRZ outliers for the chain as percentile scores relative to all X-ray entries and entries of similar resolution. The OWAB column contains the minimum, median, 95<sup>th</sup> percentile and maximum values of the occupancy-weighted average B-factor per residue. The column labelled 'Q < 0.9' lists the number of (and percentage) of residues with an average occupancy less than 0.9.

Mol	Chain	Analysed	<RSRZ>	#RSRZ > 2	OWAB(Å <sup>2</sup> )	Q < 0.9
1	AA	1484/1664 (89%)	-0.15	10 (0%) 87 82	174, 197, 249, 308	0
1	BA	1462/1664 (87%)	0.05	18 (1%) 79 70	242, 262, 287, 314	0
1	CA	1483/1664 (89%)	-0.24	7 (0%) 91 85	143, 164, 201, 253	0
1	DA	1483/1664 (89%)	-0.25	3 (0%) 95 93	147, 170, 215, 278	0
1	EA	1484/1664 (89%)	-0.24	4 (0%) 94 90	149, 171, 207, 250	0
1	FA	1484/1664 (89%)	-0.28	2 (0%) 95 94	142, 160, 203, 262	0
2	AB	1154/1203 (95%)	-0.17	5 (0%) 92 87	179, 212, 250, 276	0
2	BB	1153/1203 (95%)	-0.09	9 (0%) 86 79	233, 245, 265, 279	0
2	CB	1170/1203 (97%)	-0.28	4 (0%) 94 90	144, 169, 196, 227	0
2	DB	1165/1203 (96%)	-0.22	2 (0%) 95 93	148, 169, 191, 223	0
2	EB	1164/1203 (96%)	-0.33	0 100 100	148, 162, 188, 225	0
2	FB	1165/1203 (96%)	-0.26	1 (0%) 95 94	142, 164, 191, 213	0
3	AC	304/335 (90%)	-0.07	0 100 100	190, 209, 237, 253	0
3	BC	304/335 (90%)	0.20	7 (2%) 60 52	248, 278, 311, 332	0
3	CC	304/335 (90%)	-0.19	0 100 100	162, 175, 191, 207	0
3	DC	304/335 (90%)	-0.14	2 (0%) 87 82	167, 182, 197, 206	0
3	EC	304/335 (90%)	-0.24	0 100 100	158, 173, 190, 203	0
3	FC	304/335 (90%)	-0.21	0 100 100	154, 170, 187, 198	0
4	AD	58/137 (42%)	-0.03	1 (1%) 70 61	207, 243, 266, 270	0
4	BD	58/137 (42%)	0.44	3 (5%) 27 26	262, 281, 301, 303	0
4	CD	58/137 (42%)	-0.24	1 (1%) 70 61	171, 184, 195, 200	0
4	DD	58/137 (42%)	-0.18	1 (1%) 70 61	177, 190, 204, 207	0
4	ED	58/137 (42%)	-0.28	1 (1%) 70 61	185, 202, 214, 215	0
4	FD	58/137 (42%)	-0.26	1 (1%) 70 61	162, 186, 211, 212	0

*Continued on next page...*



Continued from previous page...

Mol	Chain	Analysed	<RSRZ>	#RSRZ>2	OWAB(Å <sup>2</sup> )	Q<0.9
5	AE	215/215 (100%)	-0.42	1 (0%) 91 85	186, 214, 234, 243	0
5	BE	215/215 (100%)	0.05	2 (0%) 84 77	255, 281, 296, 307	0
5	CE	215/215 (100%)	-0.52	0 100 100	152, 178, 194, 206	0
5	DE	215/215 (100%)	-0.37	0 100 100	156, 187, 209, 222	0
5	EE	215/215 (100%)	-0.38	0 100 100	158, 189, 211, 228	0
5	FE	215/215 (100%)	-0.43	0 100 100	149, 179, 199, 212	0
6	AF	98/155 (63%)	-0.37	0 100 100	181, 190, 240, 243	0
6	BF	98/155 (63%)	-0.09	0 100 100	251, 265, 299, 302	0
6	CF	99/155 (63%)	-0.36	0 100 100	148, 157, 185, 188	0
6	DF	99/155 (63%)	-0.36	0 100 100	152, 162, 201, 207	0
6	EF	99/155 (63%)	-0.44	0 100 100	154, 168, 211, 214	0
6	FF	99/155 (63%)	-0.34	0 100 100	144, 152, 209, 213	0
7	AG	202/326 (61%)	-0.02	2 (0%) 82 75	199, 249, 286, 305	0
7	AO	52/326 (15%)	0.16	1 (1%) 66 58	209, 235, 287, 294	0
7	BG	195/326 (59%)	0.42	9 (4%) 32 29	259, 290, 311, 319	0
7	BO	51/326 (15%)	0.00	1 (1%) 65 57	244, 259, 301, 312	0
7	CG	202/326 (61%)	-0.30	0 100 100	171, 186, 215, 221	0
7	CO	50/326 (15%)	-0.05	1 (2%) 65 57	159, 187, 235, 247	0
7	DG	202/326 (61%)	-0.00	1 (0%) 91 85	165, 205, 241, 251	0
7	DO	52/326 (15%)	0.03	1 (1%) 66 58	167, 197, 258, 276	0
7	EG	202/326 (61%)	-0.07	1 (0%) 91 85	181, 209, 227, 234	0
7	EO	52/326 (15%)	-0.24	0 100 100	168, 190, 233, 246	0
7	FG	202/326 (61%)	-0.01	0 100 100	158, 197, 226, 232	0
7	FO	52/326 (15%)	-0.25	0 100 100	163, 191, 241, 257	0
8	AH	132/146 (90%)	-0.28	0 100 100	180, 190, 197, 206	0
8	BH	131/146 (89%)	0.46	1 (0%) 86 79	282, 313, 328, 335	0
8	CH	131/146 (89%)	-0.16	0 100 100	162, 175, 183, 187	0
8	DH	134/146 (91%)	-0.25	0 100 100	167, 182, 196, 231	0
8	EH	134/146 (91%)	-0.21	0 100 100	164, 185, 201, 209	0
8	FH	134/146 (91%)	-0.18	0 100 100	151, 162, 173, 203	0
9	AI	124/125 (99%)	0.08	0 100 100	189, 209, 254, 260	0

Continued on next page...

Continued from previous page...

Mol	Chain	Analysed	<RSRZ>	#RSRZ>2	OWAB(Å <sup>2</sup> )	Q<0.9
9	BI	97/125 (77%)	0.22	1 (1%) 82 75	254, 264, 300, 307	0
9	CI	124/125 (99%)	-0.09	0 100 100	162, 179, 201, 206	0
9	DI	124/125 (99%)	-0.04	0 100 100	166, 187, 207, 214	0
9	EI	117/125 (93%)	-0.16	0 100 100	160, 177, 203, 235	0
9	FI	124/125 (99%)	-0.19	0 100 100	159, 181, 203, 211	0
10	AJ	68/70 (97%)	-0.24	0 100 100	194, 209, 227, 240	0
10	BJ	69/70 (98%)	0.01	2 (2%) 51 43	245, 263, 275, 279	0
10	CJ	68/70 (97%)	-0.31	0 100 100	162, 172, 183, 195	0
10	DJ	69/70 (98%)	-0.33	0 100 100	164, 174, 184, 191	0
10	EJ	68/70 (97%)	-0.42	0 100 100	155, 165, 177, 180	0
10	FJ	68/70 (97%)	-0.38	0 100 100	155, 165, 179, 186	0
11	AK	101/142 (71%)	-0.10	0 100 100	186, 193, 213, 221	0
11	BK	100/142 (70%)	0.03	0 100 100	259, 288, 305, 311	0
11	CK	101/142 (71%)	-0.23	0 100 100	157, 168, 182, 190	0
11	DK	101/142 (71%)	-0.36	0 100 100	161, 175, 190, 197	0
11	EK	100/142 (70%)	-0.38	0 100 100	154, 168, 182, 190	0
11	FK	100/142 (70%)	-0.41	0 100 100	150, 159, 174, 180	0
12	AL	44/70 (62%)	-0.04	0 100 100	201, 238, 253, 256	0
12	BL	44/70 (62%)	-0.08	0 100 100	241, 248, 255, 256	0
12	CL	44/70 (62%)	-0.28	0 100 100	163, 184, 192, 193	0
12	DL	44/70 (62%)	-0.17	0 100 100	167, 184, 191, 195	0
12	EL	44/70 (62%)	-0.40	0 100 100	158, 176, 188, 191	0
12	FL	44/70 (62%)	-0.28	0 100 100	159, 183, 193, 196	0
13	AM	109/415 (26%)	0.15	1 (0%) 84 77	228, 248, 259, 263	0
13	BM	109/415 (26%)	0.26	1 (0%) 84 77	247, 257, 278, 284	0
13	CM	109/415 (26%)	-0.12	1 (0%) 84 77	181, 196, 202, 205	0
13	DM	109/415 (26%)	0.09	1 (0%) 84 77	181, 197, 211, 218	0
13	EM	110/415 (26%)	-0.07	1 (0%) 84 77	173, 189, 198, 203	0
13	FM	110/415 (26%)	0.01	1 (0%) 84 77	177, 191, 198, 200	0
14	AN	142/233 (60%)	0.15	2 (1%) 75 66	194, 234, 266, 270	0
14	BN	143/233 (61%)	0.29	3 (2%) 63 55	254, 266, 283, 297	0

Continued on next page...

*Continued from previous page...*

Mol	Chain	Analysed	<RSRZ>	#RSRZ>2		OWAB(Å <sup>2</sup> )	Q<0.9	
14	CN	143/233 (61%)	-0.24	0	100	100	166, 187, 208, 219	0
14	DN	145/233 (62%)	-0.22	0	100	100	167, 197, 213, 220	0
14	EN	144/233 (61%)	-0.35	0	100	100	160, 184, 203, 214	0
14	FN	145/233 (62%)	-0.27	0	100	100	157, 184, 204, 214	0
All	All	25720/33372 (77%)	-0.18	117 (0%)	91	85	142, 184, 273, 335	0

All (117) RSRZ outliers are listed below:

Mol	Chain	Res	Type	RSRZ
4	BD	12	THR	6.7
3	BC	184	VAL	3.6
1	BA	634	ASN	3.6
2	BB	441	LYS	3.5
3	BC	108	VAL	3.5
1	AA	249	THR	3.4
1	BA	1645	LYS	3.3
1	BA	317	SER	3.3
3	DC	265	ALA	3.2
7	DO	311	GLU	3.2
1	BA	496	GLY	3.2
4	BD	28	PRO	3.1
7	BG	84	TYR	3.1
13	AM	109	ARG	3.0
1	BA	442	LYS	3.0
13	BM	111	PRO	2.9
14	BN	64	ILE	2.8
2	AB	441	LYS	2.8
1	CA	110	LEU	2.8
1	AA	250	LYS	2.7
5	BE	37	LEU	2.7
2	BB	1065	ARG	2.7
2	BB	143	TRP	2.7
14	AN	114	GLU	2.7
1	CA	1460	TYR	2.7
7	BO	311	GLU	2.6
1	BA	239	PHE	2.6
7	CO	311	GLU	2.6
10	BJ	32	GLU	2.6
10	BJ	29	GLU	2.6
13	DM	111	PRO	2.5
1	DA	256	LEU	2.5

*Continued on next page...*

*Continued from previous page...*

<b>Mol</b>	<b>Chain</b>	<b>Res</b>	<b>Type</b>	<b>RSRZ</b>
13	FM	111	PRO	2.5
3	DC	256	ILE	2.5
7	BG	97	LYS	2.5
1	CA	12	THR	2.5
1	BA	635	MET	2.5
1	EA	1461	ASN	2.5
14	AN	31	LYS	2.5
1	AA	118	TYR	2.4
14	BN	71	PRO	2.4
7	AG	215	GLY	2.4
1	BA	1011	VAL	2.4
4	CD	12	THR	2.4
4	DD	12	THR	2.4
1	BA	480	ALA	2.4
3	BC	233	ILE	2.4
1	BA	1012	LYS	2.4
4	BD	27	LEU	2.3
2	AB	154	GLU	2.3
7	EG	24	VAL	2.3
1	BA	1436	ASN	2.3
1	CA	1042	ASP	2.3
1	CA	230	ARG	2.3
8	BH	8	ASP	2.3
2	BB	747	GLY	2.3
14	BN	114	GLU	2.3
2	CB	440	PHE	2.3
7	BG	83	GLY	2.3
1	BA	232	LYS	2.3
2	CB	1060	VAL	2.3
1	BA	406	LEU	2.3
1	EA	1135	SER	2.2
5	AE	30	ILE	2.2
2	BB	767	ASN	2.2
7	BG	78	GLY	2.2
1	AA	12	THR	2.2
3	BC	107	LYS	2.2
2	DB	365	ASP	2.2
4	AD	12	THR	2.2
1	AA	1317	ILE	2.2
7	BG	77	VAL	2.2
3	BC	268	LYS	2.2
2	FB	365	ASP	2.2

*Continued on next page...*

*Continued from previous page...*

<b>Mol</b>	<b>Chain</b>	<b>Res</b>	<b>Type</b>	<b>RSRZ</b>
5	BE	83	CYS	2.2
1	EA	1011	VAL	2.2
2	BB	814	ASN	2.2
7	AG	142	ALA	2.2
1	AA	69	GLU	2.2
2	DB	1199	ASN	2.2
1	BA	636	HIS	2.2
1	BA	1230	SER	2.1
1	FA	1011	VAL	2.1
4	ED	12	THR	2.1
9	BI	85	LYS	2.1
1	CA	13	SER	2.1
1	CA	185	ARG	2.1
3	BC	37	LYS	2.1
2	BB	829	ASN	2.1
2	AB	143	TRP	2.1
1	AA	247	GLY	2.1
2	CB	1068	GLY	2.1
1	BA	251	ILE	2.1
1	FA	249	THR	2.1
7	BG	23	GLN	2.1
1	AA	1135	SER	2.1
3	BC	47	LEU	2.1
7	BG	82	LEU	2.1
1	BA	13	SER	2.1
1	BA	1342	PRO	2.1
1	DA	13	SER	2.1
13	EM	57	ASN	2.0
1	EA	1012	LYS	2.0
1	DA	710	SER	2.0
1	AA	248	PHE	2.0
4	FD	12	THR	2.0
2	BB	1021	GLU	2.0
7	BG	98	GLU	2.0
1	AA	1633	GLN	2.0
7	DG	226	ASP	2.0
13	CM	109	ARG	2.0
2	BB	471	VAL	2.0
7	AO	298	PRO	2.0
2	AB	827	PHE	2.0
2	AB	837	LEU	2.0
7	BG	96	SER	2.0

*Continued on next page...*

*Continued from previous page...*

Mol	Chain	Res	Type	RSRZ
2	CB	1061	LYS	2.0

## 6.2 Non-standard residues in protein, DNA, RNA chains [i](#)

There are no non-standard protein/DNA/RNA residues in this entry.

## 6.3 Carbohydrates [i](#)

There are no carbohydrates in this entry.

## 6.4 Ligands [i](#)

In the following table, the Atoms column lists the number of modelled atoms in the group and the number defined in the chemical component dictionary. The B-factors column lists the minimum, median, 95<sup>th</sup> percentile and maximum values of B factors of atoms in the group. The column labelled 'Q< 0.9' lists the number of atoms with occupancy less than 0.9.

Mol	Type	Chain	Res	Atoms	RSCC	RSR	B-factors( $\text{\AA}^2$ )	Q<0.9
15	ZN	DI	3002	1/1	0.85	0.10	195,195,195,195	0
15	ZN	BJ	3001	1/1	0.88	0.15	267,267,267,267	0
15	ZN	BI	3002	1/1	0.90	0.31	311,311,311,311	0
15	ZN	BA	3002	1/1	0.91	0.16	283,283,283,283	0
15	ZN	AI	3001	1/1	0.92	0.05	247,247,247,247	0
15	ZN	FA	3002	1/1	0.93	0.12	202,202,202,202	0
15	ZN	AJ	3001	1/1	0.93	0.25	197,197,197,197	0
15	ZN	EA	3002	1/1	0.94	0.10	215,215,215,215	0
15	ZN	BA	3001	1/1	0.94	0.11	248,248,248,248	0
15	ZN	AI	3002	1/1	0.95	0.10	213,213,213,213	0
15	ZN	CA	3001	1/1	0.96	0.09	168,168,168,168	0
15	ZN	EI	3002	1/1	0.96	0.06	198,198,198,198	0
15	ZN	CA	3002	1/1	0.96	0.11	205,205,205,205	0
15	ZN	AA	3001	1/1	0.96	0.07	222,222,222,222	0
15	ZN	EB	3001	1/1	0.97	0.16	169,169,169,169	0
15	ZN	CI	3001	1/1	0.97	0.07	194,194,194,194	0
15	ZN	DB	3001	1/1	0.97	0.18	172,172,172,172	0
15	ZN	EI	3001	1/1	0.97	0.08	187,187,187,187	0
15	ZN	CI	3002	1/1	0.97	0.11	195,195,195,195	0
15	ZN	EL	3001	1/1	0.97	0.09	176,176,176,176	0
15	ZN	BL	3001	1/1	0.97	0.07	245,245,245,245	0
15	ZN	DA	3002	1/1	0.97	0.08	211,211,211,211	0

*Continued on next page...*

*Continued from previous page...*

Mol	Type	Chain	Res	Atoms	RSCC	RSR	B-factors( $\text{\AA}^2$ )	Q<0.9
15	ZN	AA	3002	1/1	0.97	0.10	262,262,262,262	0
15	ZN	FB	3001	1/1	0.97	0.19	163,163,163,163	0
15	ZN	AB	3001	1/1	0.97	0.13	214,214,214,214	0
15	ZN	FL	3001	1/1	0.97	0.10	184,184,184,184	0
15	ZN	FI	3001	1/1	0.97	0.09	189,189,189,189	0
15	ZN	DJ	3001	1/1	0.98	0.22	167,167,167,167	0
15	ZN	FA	3001	1/1	0.98	0.12	178,178,178,178	0
15	ZN	DA	3001	1/1	0.98	0.11	177,177,177,177	0
15	ZN	CL	3001	1/1	0.98	0.07	185,185,185,185	0
15	ZN	BI	3001	1/1	0.98	0.09	257,257,257,257	0
15	ZN	EA	3001	1/1	0.98	0.16	171,171,171,171	0
15	ZN	FI	3002	1/1	0.98	0.07	190,190,190,190	0
15	ZN	BB	3001	1/1	0.98	0.17	252,252,252,252	0
15	ZN	AL	3001	1/1	0.98	0.05	241,241,241,241	0
15	ZN	DL	3001	1/1	0.99	0.07	184,184,184,184	0
15	ZN	FJ	3001	1/1	0.99	0.15	157,157,157,157	0
15	ZN	CB	3001	1/1	0.99	0.13	167,167,167,167	0
15	ZN	EJ	3001	1/1	0.99	0.20	159,159,159,159	0
15	ZN	CJ	3001	1/1	0.99	0.25	164,164,164,164	0
15	ZN	DI	3001	1/1	1.00	0.10	195,195,195,195	0

## 6.5 Other polymers [i](#)

There are no such residues in this entry.