



# Full wwPDB X-ray Structure Validation Report ⓘ

Jan 16, 2023 – 12:20 PM JST

PDB ID : 7YNY  
Title : Crystal structure of baculovirus LEF-3 from Helicoverpa armigera nucleopolyhedrovirus  
Authors : Yin, J.; Li, Z.; Cao, S.  
Deposited on : 2022-08-01  
Resolution : 3.51 Å(reported)

This is a Full wwPDB X-ray Structure Validation Report for a publicly released PDB entry.

We welcome your comments at [validation@mail.wwpdb.org](mailto:validation@mail.wwpdb.org)

A user guide is available at

<https://www.wwpdb.org/validation/2017/XrayValidationReportHelp>

with specific help available everywhere you see the ⓘ symbol.

The types of validation reports are described at

<http://www.wwpdb.org/validation/2017/FAQs#types>.

---

The following versions of software and data (see [references ⓘ](#)) were used in the production of this report:

MolProbity : 4.02b-467  
Xtriage (Phenix) : 1.13  
EDS : 2.31.3  
Percentile statistics : 20191225.v01 (using entries in the PDB archive December 25th 2019)  
Refmac : 5.8.0158  
CCP4 : 7.0.044 (Gargrove)  
Ideal geometry (proteins) : Engh & Huber (2001)  
Ideal geometry (DNA, RNA) : Parkinson et al. (1996)  
Validation Pipeline (wwPDB-VP) : 2.31.3

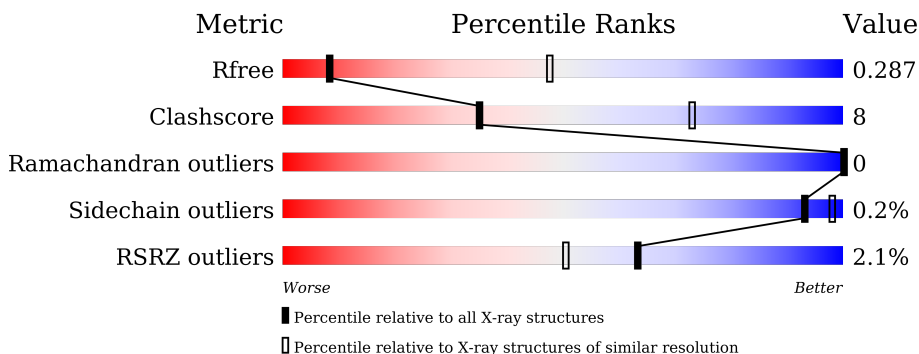
# 1 Overall quality at a glance

The following experimental techniques were used to determine the structure:

*X-RAY DIFFRACTION*

The reported resolution of this entry is 3.51 Å.

Percentile scores (ranging between 0-100) for global validation metrics of the entry are shown in the following graphic. The table shows the number of entries on which the scores are based.



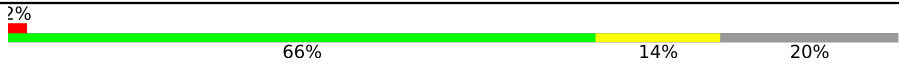

Metric	Whole archive (#Entries)	Similar resolution (#Entries, resolution range(Å))
$R_{free}$	130704	1161 (3.60-3.44)
Clashscore	141614	1244 (3.60-3.44)
Ramachandran outliers	138981	1206 (3.60-3.44)
Sidechain outliers	138945	1207 (3.60-3.44)
RSRZ outliers	127900	1080 (3.60-3.44)

The table below summarises the geometric issues observed across the polymeric chains and their fit to the electron density. The red, orange, yellow and green segments of the lower bar indicate the fraction of residues that contain outliers for  $\geq 3$ , 2, 1 and 0 types of geometric quality criteria respectively. A grey segment represents the fraction of residues that are not modelled. The numeric value for each fraction is indicated below the corresponding segment, with a dot representing fractions  $\leq 5\%$ . The upper red bar (where present) indicates the fraction of residues that have poor fit to the electron density. The numeric value is given above the bar.

Mol	Chain	Length	Quality of chain
1	A	413	 2% 62% 19% 20%
1	B	413	 2% 63% 17% 20%
1	C	413	 62% 17% 21%
1	D	413	 2% 65% 14% 21%
1	E	413	 2% 62% 18% 20%
1	F	413	 2% 61% 20% 20%

*Continued on next page...*

*Continued from previous page...*

Mol	Chain	Length	Quality of chain
1	G	413	 <p>2% 66% 14% 20%</p>
1	H	413	 <p>4% 64% 15% 21%</p>

## 2 Entry composition [i](#)

There is only 1 type of molecule in this entry. The entry contains 21644 atoms, of which 0 are hydrogens and 0 are deuteriums.

In the tables below, the ZeroOcc column contains the number of atoms modelled with zero occupancy, the AltConf column contains the number of residues with at least one atom in alternate conformation and the Trace column contains the number of residues modelled with at most 2 atoms.

- Molecule 1 is a protein called Lef3.

Mol	Chain	Residues	Atoms					ZeroOcc	AltConf	Trace
			Total	C	N	O	S			
1	A	332	2726	1728	444	542	12	0	0	0
1	B	332	2726	1728	444	542	12	0	0	0
1	C	325	2669	1694	437	527	11	0	0	0
1	D	325	2669	1694	437	527	11	0	0	0
1	E	332	2726	1728	444	542	12	0	0	0
1	F	332	2726	1728	444	542	12	0	0	0
1	G	332	2726	1728	444	542	12	0	0	0
1	H	327	2676	1695	438	531	12	0	0	0

There are 272 discrepancies between the modelled and reference sequences:

Chain	Residue	Modelled	Actual	Comment	Reference
A	-33	MET	-	initiating methionine	UNP Q91BW6
A	-32	GLY	-	expression tag	UNP Q91BW6
A	-31	SER	-	expression tag	UNP Q91BW6
A	-30	SER	-	expression tag	UNP Q91BW6
A	-29	HIS	-	expression tag	UNP Q91BW6
A	-28	HIS	-	expression tag	UNP Q91BW6
A	-27	HIS	-	expression tag	UNP Q91BW6
A	-26	HIS	-	expression tag	UNP Q91BW6
A	-25	HIS	-	expression tag	UNP Q91BW6
A	-24	HIS	-	expression tag	UNP Q91BW6
A	-23	SER	-	expression tag	UNP Q91BW6
A	-22	SER	-	expression tag	UNP Q91BW6
A	-21	GLY	-	expression tag	UNP Q91BW6

*Continued on next page...*

*Continued from previous page...*

Chain	Residue	Modelled	Actual	Comment	Reference
A	-20	LEU	-	expression tag	UNP Q91BW6
A	-19	VAL	-	expression tag	UNP Q91BW6
A	-18	PRO	-	expression tag	UNP Q91BW6
A	-17	ARG	-	expression tag	UNP Q91BW6
A	-16	GLY	-	expression tag	UNP Q91BW6
A	-15	SER	-	expression tag	UNP Q91BW6
A	-14	HIS	-	expression tag	UNP Q91BW6
A	-13	MET	-	expression tag	UNP Q91BW6
A	-12	ALA	-	expression tag	UNP Q91BW6
A	-11	SER	-	expression tag	UNP Q91BW6
A	-10	MET	-	expression tag	UNP Q91BW6
A	-9	THR	-	expression tag	UNP Q91BW6
A	-8	GLY	-	expression tag	UNP Q91BW6
A	-7	GLY	-	expression tag	UNP Q91BW6
A	-6	GLN	-	expression tag	UNP Q91BW6
A	-5	GLN	-	expression tag	UNP Q91BW6
A	-4	MET	-	expression tag	UNP Q91BW6
A	-3	GLY	-	expression tag	UNP Q91BW6
A	-2	ARG	-	expression tag	UNP Q91BW6
A	-1	GLY	-	expression tag	UNP Q91BW6
A	0	SER	-	expression tag	UNP Q91BW6
B	-33	MET	-	initiating methionine	UNP Q91BW6
B	-32	GLY	-	expression tag	UNP Q91BW6
B	-31	SER	-	expression tag	UNP Q91BW6
B	-30	SER	-	expression tag	UNP Q91BW6
B	-29	HIS	-	expression tag	UNP Q91BW6
B	-28	HIS	-	expression tag	UNP Q91BW6
B	-27	HIS	-	expression tag	UNP Q91BW6
B	-26	HIS	-	expression tag	UNP Q91BW6
B	-25	HIS	-	expression tag	UNP Q91BW6
B	-24	HIS	-	expression tag	UNP Q91BW6
B	-23	SER	-	expression tag	UNP Q91BW6
B	-22	SER	-	expression tag	UNP Q91BW6
B	-21	GLY	-	expression tag	UNP Q91BW6
B	-20	LEU	-	expression tag	UNP Q91BW6
B	-19	VAL	-	expression tag	UNP Q91BW6
B	-18	PRO	-	expression tag	UNP Q91BW6
B	-17	ARG	-	expression tag	UNP Q91BW6
B	-16	GLY	-	expression tag	UNP Q91BW6
B	-15	SER	-	expression tag	UNP Q91BW6
B	-14	HIS	-	expression tag	UNP Q91BW6
B	-13	MET	-	expression tag	UNP Q91BW6

*Continued on next page...*

*Continued from previous page...*

Chain	Residue	Modelled	Actual	Comment	Reference
B	-12	ALA	-	expression tag	UNP Q91BW6
B	-11	SER	-	expression tag	UNP Q91BW6
B	-10	MET	-	expression tag	UNP Q91BW6
B	-9	THR	-	expression tag	UNP Q91BW6
B	-8	GLY	-	expression tag	UNP Q91BW6
B	-7	GLY	-	expression tag	UNP Q91BW6
B	-6	GLN	-	expression tag	UNP Q91BW6
B	-5	GLN	-	expression tag	UNP Q91BW6
B	-4	MET	-	expression tag	UNP Q91BW6
B	-3	GLY	-	expression tag	UNP Q91BW6
B	-2	ARG	-	expression tag	UNP Q91BW6
B	-1	GLY	-	expression tag	UNP Q91BW6
B	0	SER	-	expression tag	UNP Q91BW6
C	-33	MET	-	initiating methionine	UNP Q91BW6
C	-32	GLY	-	expression tag	UNP Q91BW6
C	-31	SER	-	expression tag	UNP Q91BW6
C	-30	SER	-	expression tag	UNP Q91BW6
C	-29	HIS	-	expression tag	UNP Q91BW6
C	-28	HIS	-	expression tag	UNP Q91BW6
C	-27	HIS	-	expression tag	UNP Q91BW6
C	-26	HIS	-	expression tag	UNP Q91BW6
C	-25	HIS	-	expression tag	UNP Q91BW6
C	-24	HIS	-	expression tag	UNP Q91BW6
C	-23	SER	-	expression tag	UNP Q91BW6
C	-22	SER	-	expression tag	UNP Q91BW6
C	-21	GLY	-	expression tag	UNP Q91BW6
C	-20	LEU	-	expression tag	UNP Q91BW6
C	-19	VAL	-	expression tag	UNP Q91BW6
C	-18	PRO	-	expression tag	UNP Q91BW6
C	-17	ARG	-	expression tag	UNP Q91BW6
C	-16	GLY	-	expression tag	UNP Q91BW6
C	-15	SER	-	expression tag	UNP Q91BW6
C	-14	HIS	-	expression tag	UNP Q91BW6
C	-13	MET	-	expression tag	UNP Q91BW6
C	-12	ALA	-	expression tag	UNP Q91BW6
C	-11	SER	-	expression tag	UNP Q91BW6
C	-10	MET	-	expression tag	UNP Q91BW6
C	-9	THR	-	expression tag	UNP Q91BW6
C	-8	GLY	-	expression tag	UNP Q91BW6
C	-7	GLY	-	expression tag	UNP Q91BW6
C	-6	GLN	-	expression tag	UNP Q91BW6
C	-5	GLN	-	expression tag	UNP Q91BW6

*Continued on next page...*

*Continued from previous page...*

Chain	Residue	Modelled	Actual	Comment	Reference
C	-4	MET	-	expression tag	UNP Q91BW6
C	-3	GLY	-	expression tag	UNP Q91BW6
C	-2	ARG	-	expression tag	UNP Q91BW6
C	-1	GLY	-	expression tag	UNP Q91BW6
C	0	SER	-	expression tag	UNP Q91BW6
D	-33	MET	-	initiating methionine	UNP Q91BW6
D	-32	GLY	-	expression tag	UNP Q91BW6
D	-31	SER	-	expression tag	UNP Q91BW6
D	-30	SER	-	expression tag	UNP Q91BW6
D	-29	HIS	-	expression tag	UNP Q91BW6
D	-28	HIS	-	expression tag	UNP Q91BW6
D	-27	HIS	-	expression tag	UNP Q91BW6
D	-26	HIS	-	expression tag	UNP Q91BW6
D	-25	HIS	-	expression tag	UNP Q91BW6
D	-24	HIS	-	expression tag	UNP Q91BW6
D	-23	SER	-	expression tag	UNP Q91BW6
D	-22	SER	-	expression tag	UNP Q91BW6
D	-21	GLY	-	expression tag	UNP Q91BW6
D	-20	LEU	-	expression tag	UNP Q91BW6
D	-19	VAL	-	expression tag	UNP Q91BW6
D	-18	PRO	-	expression tag	UNP Q91BW6
D	-17	ARG	-	expression tag	UNP Q91BW6
D	-16	GLY	-	expression tag	UNP Q91BW6
D	-15	SER	-	expression tag	UNP Q91BW6
D	-14	HIS	-	expression tag	UNP Q91BW6
D	-13	MET	-	expression tag	UNP Q91BW6
D	-12	ALA	-	expression tag	UNP Q91BW6
D	-11	SER	-	expression tag	UNP Q91BW6
D	-10	MET	-	expression tag	UNP Q91BW6
D	-9	THR	-	expression tag	UNP Q91BW6
D	-8	GLY	-	expression tag	UNP Q91BW6
D	-7	GLY	-	expression tag	UNP Q91BW6
D	-6	GLN	-	expression tag	UNP Q91BW6
D	-5	GLN	-	expression tag	UNP Q91BW6
D	-4	MET	-	expression tag	UNP Q91BW6
D	-3	GLY	-	expression tag	UNP Q91BW6
D	-2	ARG	-	expression tag	UNP Q91BW6
D	-1	GLY	-	expression tag	UNP Q91BW6
D	0	SER	-	expression tag	UNP Q91BW6
E	-33	MET	-	initiating methionine	UNP Q91BW6
E	-32	GLY	-	expression tag	UNP Q91BW6
E	-31	SER	-	expression tag	UNP Q91BW6

*Continued on next page...*

*Continued from previous page...*

Chain	Residue	Modelled	Actual	Comment	Reference
E	-30	SER	-	expression tag	UNP Q91BW6
E	-29	HIS	-	expression tag	UNP Q91BW6
E	-28	HIS	-	expression tag	UNP Q91BW6
E	-27	HIS	-	expression tag	UNP Q91BW6
E	-26	HIS	-	expression tag	UNP Q91BW6
E	-25	HIS	-	expression tag	UNP Q91BW6
E	-24	HIS	-	expression tag	UNP Q91BW6
E	-23	SER	-	expression tag	UNP Q91BW6
E	-22	SER	-	expression tag	UNP Q91BW6
E	-21	GLY	-	expression tag	UNP Q91BW6
E	-20	LEU	-	expression tag	UNP Q91BW6
E	-19	VAL	-	expression tag	UNP Q91BW6
E	-18	PRO	-	expression tag	UNP Q91BW6
E	-17	ARG	-	expression tag	UNP Q91BW6
E	-16	GLY	-	expression tag	UNP Q91BW6
E	-15	SER	-	expression tag	UNP Q91BW6
E	-14	HIS	-	expression tag	UNP Q91BW6
E	-13	MET	-	expression tag	UNP Q91BW6
E	-12	ALA	-	expression tag	UNP Q91BW6
E	-11	SER	-	expression tag	UNP Q91BW6
E	-10	MET	-	expression tag	UNP Q91BW6
E	-9	THR	-	expression tag	UNP Q91BW6
E	-8	GLY	-	expression tag	UNP Q91BW6
E	-7	GLY	-	expression tag	UNP Q91BW6
E	-6	GLN	-	expression tag	UNP Q91BW6
E	-5	GLN	-	expression tag	UNP Q91BW6
E	-4	MET	-	expression tag	UNP Q91BW6
E	-3	GLY	-	expression tag	UNP Q91BW6
E	-2	ARG	-	expression tag	UNP Q91BW6
E	-1	GLY	-	expression tag	UNP Q91BW6
E	0	SER	-	expression tag	UNP Q91BW6
F	-33	MET	-	initiating methionine	UNP Q91BW6
F	-32	GLY	-	expression tag	UNP Q91BW6
F	-31	SER	-	expression tag	UNP Q91BW6
F	-30	SER	-	expression tag	UNP Q91BW6
F	-29	HIS	-	expression tag	UNP Q91BW6
F	-28	HIS	-	expression tag	UNP Q91BW6
F	-27	HIS	-	expression tag	UNP Q91BW6
F	-26	HIS	-	expression tag	UNP Q91BW6
F	-25	HIS	-	expression tag	UNP Q91BW6
F	-24	HIS	-	expression tag	UNP Q91BW6
F	-23	SER	-	expression tag	UNP Q91BW6

*Continued on next page...*



*Continued from previous page...*

Chain	Residue	Modelled	Actual	Comment	Reference
F	-22	SER	-	expression tag	UNP Q91BW6
F	-21	GLY	-	expression tag	UNP Q91BW6
F	-20	LEU	-	expression tag	UNP Q91BW6
F	-19	VAL	-	expression tag	UNP Q91BW6
F	-18	PRO	-	expression tag	UNP Q91BW6
F	-17	ARG	-	expression tag	UNP Q91BW6
F	-16	GLY	-	expression tag	UNP Q91BW6
F	-15	SER	-	expression tag	UNP Q91BW6
F	-14	HIS	-	expression tag	UNP Q91BW6
F	-13	MET	-	expression tag	UNP Q91BW6
F	-12	ALA	-	expression tag	UNP Q91BW6
F	-11	SER	-	expression tag	UNP Q91BW6
F	-10	MET	-	expression tag	UNP Q91BW6
F	-9	THR	-	expression tag	UNP Q91BW6
F	-8	GLY	-	expression tag	UNP Q91BW6
F	-7	GLY	-	expression tag	UNP Q91BW6
F	-6	GLN	-	expression tag	UNP Q91BW6
F	-5	GLN	-	expression tag	UNP Q91BW6
F	-4	MET	-	expression tag	UNP Q91BW6
F	-3	GLY	-	expression tag	UNP Q91BW6
F	-2	ARG	-	expression tag	UNP Q91BW6
F	-1	GLY	-	expression tag	UNP Q91BW6
F	0	SER	-	expression tag	UNP Q91BW6
G	-33	MET	-	initiating methionine	UNP Q91BW6
G	-32	GLY	-	expression tag	UNP Q91BW6
G	-31	SER	-	expression tag	UNP Q91BW6
G	-30	SER	-	expression tag	UNP Q91BW6
G	-29	HIS	-	expression tag	UNP Q91BW6
G	-28	HIS	-	expression tag	UNP Q91BW6
G	-27	HIS	-	expression tag	UNP Q91BW6
G	-26	HIS	-	expression tag	UNP Q91BW6
G	-25	HIS	-	expression tag	UNP Q91BW6
G	-24	HIS	-	expression tag	UNP Q91BW6
G	-23	SER	-	expression tag	UNP Q91BW6
G	-22	SER	-	expression tag	UNP Q91BW6
G	-21	GLY	-	expression tag	UNP Q91BW6
G	-20	LEU	-	expression tag	UNP Q91BW6
G	-19	VAL	-	expression tag	UNP Q91BW6
G	-18	PRO	-	expression tag	UNP Q91BW6
G	-17	ARG	-	expression tag	UNP Q91BW6
G	-16	GLY	-	expression tag	UNP Q91BW6
G	-15	SER	-	expression tag	UNP Q91BW6

*Continued on next page...*

*Continued from previous page...*

Chain	Residue	Modelled	Actual	Comment	Reference
G	-14	HIS	-	expression tag	UNP Q91BW6
G	-13	MET	-	expression tag	UNP Q91BW6
G	-12	ALA	-	expression tag	UNP Q91BW6
G	-11	SER	-	expression tag	UNP Q91BW6
G	-10	MET	-	expression tag	UNP Q91BW6
G	-9	THR	-	expression tag	UNP Q91BW6
G	-8	GLY	-	expression tag	UNP Q91BW6
G	-7	GLY	-	expression tag	UNP Q91BW6
G	-6	GLN	-	expression tag	UNP Q91BW6
G	-5	GLN	-	expression tag	UNP Q91BW6
G	-4	MET	-	expression tag	UNP Q91BW6
G	-3	GLY	-	expression tag	UNP Q91BW6
G	-2	ARG	-	expression tag	UNP Q91BW6
G	-1	GLY	-	expression tag	UNP Q91BW6
G	0	SER	-	expression tag	UNP Q91BW6
H	-33	MET	-	initiating methionine	UNP Q91BW6
H	-32	GLY	-	expression tag	UNP Q91BW6
H	-31	SER	-	expression tag	UNP Q91BW6
H	-30	SER	-	expression tag	UNP Q91BW6
H	-29	HIS	-	expression tag	UNP Q91BW6
H	-28	HIS	-	expression tag	UNP Q91BW6
H	-27	HIS	-	expression tag	UNP Q91BW6
H	-26	HIS	-	expression tag	UNP Q91BW6
H	-25	HIS	-	expression tag	UNP Q91BW6
H	-24	HIS	-	expression tag	UNP Q91BW6
H	-23	SER	-	expression tag	UNP Q91BW6
H	-22	SER	-	expression tag	UNP Q91BW6
H	-21	GLY	-	expression tag	UNP Q91BW6
H	-20	LEU	-	expression tag	UNP Q91BW6
H	-19	VAL	-	expression tag	UNP Q91BW6
H	-18	PRO	-	expression tag	UNP Q91BW6
H	-17	ARG	-	expression tag	UNP Q91BW6
H	-16	GLY	-	expression tag	UNP Q91BW6
H	-15	SER	-	expression tag	UNP Q91BW6
H	-14	HIS	-	expression tag	UNP Q91BW6
H	-13	MET	-	expression tag	UNP Q91BW6
H	-12	ALA	-	expression tag	UNP Q91BW6
H	-11	SER	-	expression tag	UNP Q91BW6
H	-10	MET	-	expression tag	UNP Q91BW6
H	-9	THR	-	expression tag	UNP Q91BW6
H	-8	GLY	-	expression tag	UNP Q91BW6
H	-7	GLY	-	expression tag	UNP Q91BW6

*Continued on next page...*

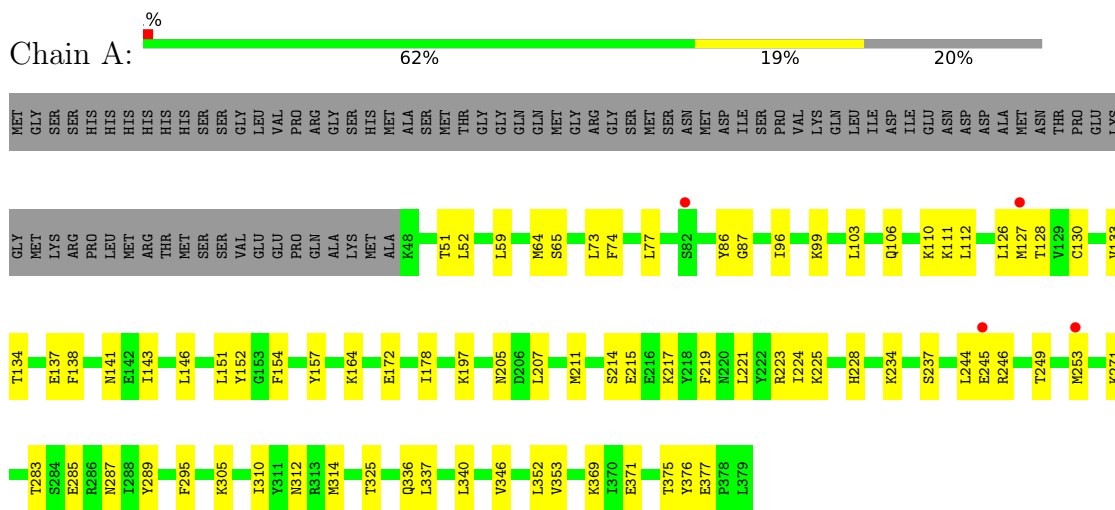
*Continued from previous page...*

<b>Chain</b>	<b>Residue</b>	<b>Modelled</b>	<b>Actual</b>	<b>Comment</b>	<b>Reference</b>
H	-6	GLN	-	expression tag	UNP Q91BW6
H	-5	GLN	-	expression tag	UNP Q91BW6
H	-4	MET	-	expression tag	UNP Q91BW6
H	-3	GLY	-	expression tag	UNP Q91BW6
H	-2	ARG	-	expression tag	UNP Q91BW6
H	-1	GLY	-	expression tag	UNP Q91BW6
H	0	SER	-	expression tag	UNP Q91BW6

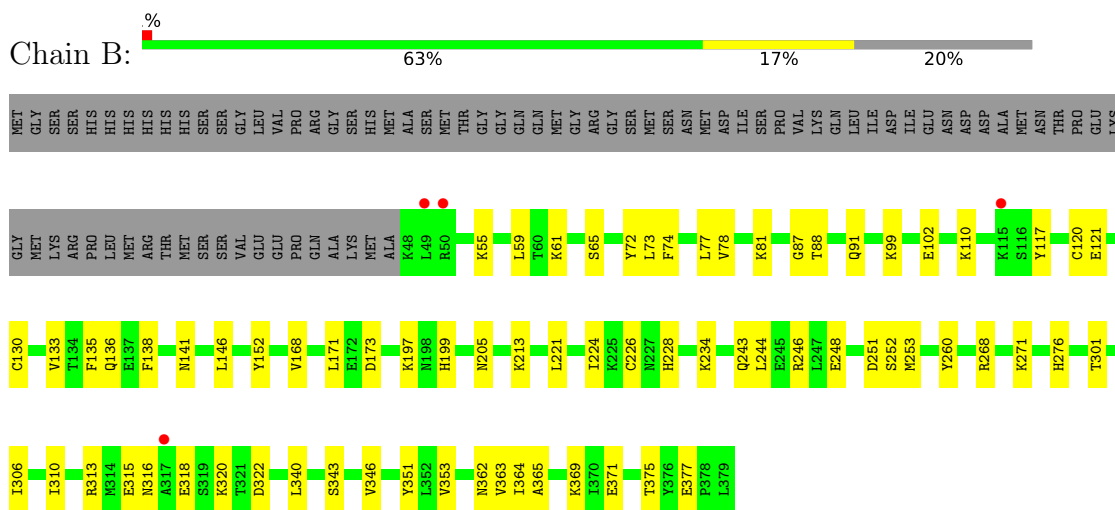
### 3 Residue-property plots [i](#)

These plots are drawn for all protein, RNA, DNA and oligosaccharide chains in the entry. The first graphic for a chain summarises the proportions of the various outlier classes displayed in the second graphic. The second graphic shows the sequence view annotated by issues in geometry and electron density. Residues are color-coded according to the number of geometric quality criteria for which they contain at least one outlier: green = 0, yellow = 1, orange = 2 and red = 3 or more. A red dot above a residue indicates a poor fit to the electron density ( $RSRZ > 2$ ). Stretches of 2 or more consecutive residues without any outlier are shown as a green connector. Residues present in the sample, but not in the model, are shown in grey.


- Molecule 1: Lef3

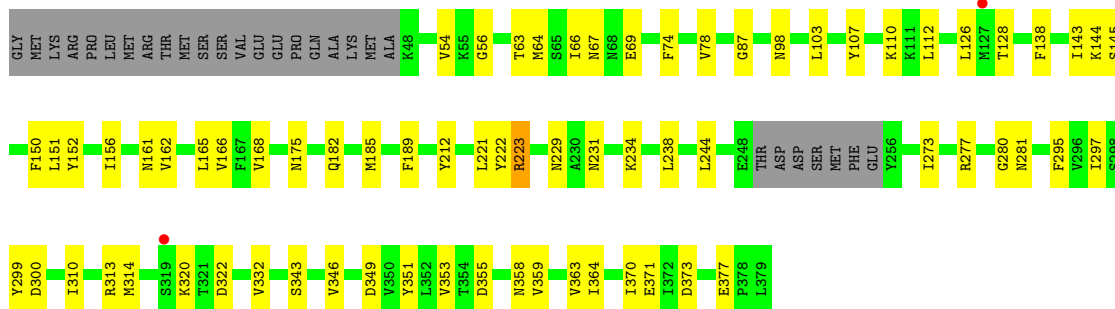


- Molecule 1: Lef3

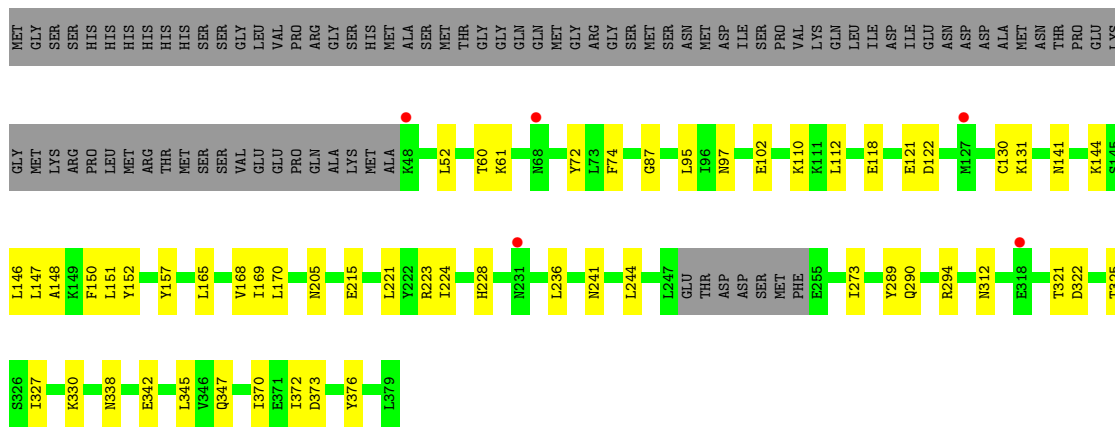


- Molecule 1: Lef3

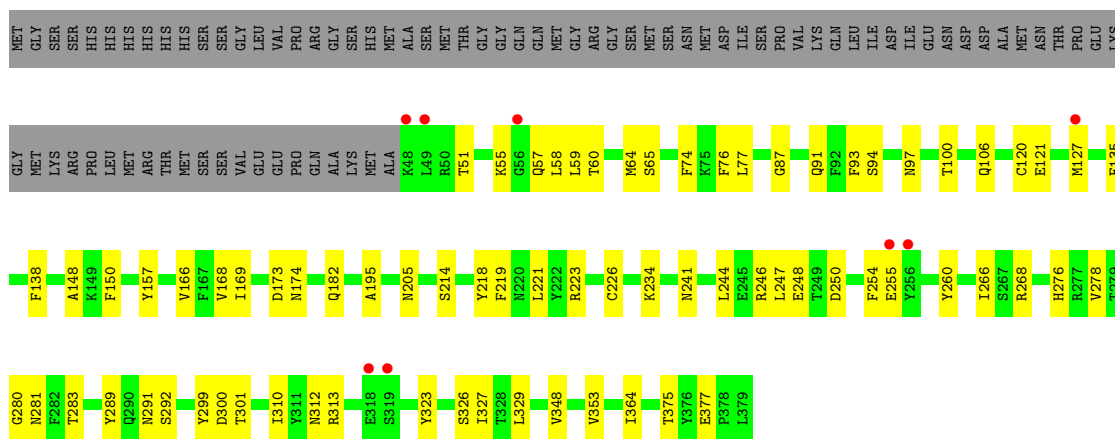




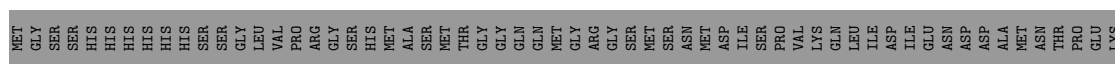
● Molecule 1: Lef3

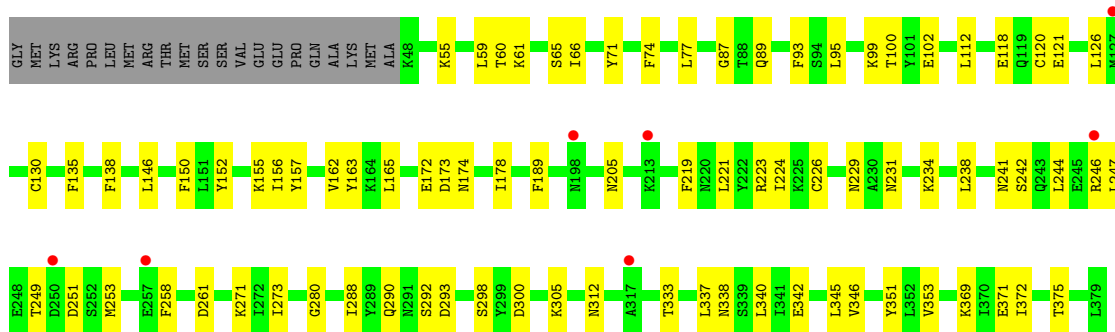


● Molecule 1: Lef3

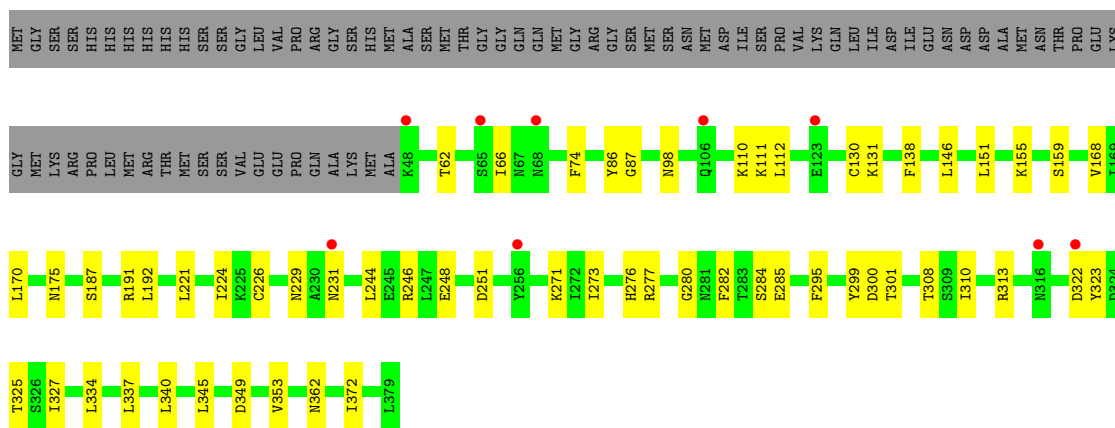


● Molecule 1: Lef3

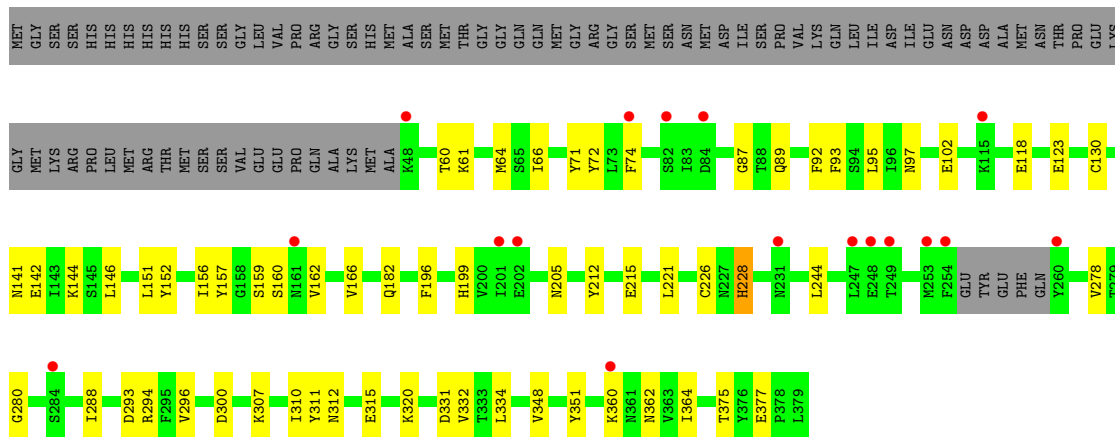




• Molecule 1: Lef3



• Molecule 1: Lef3



## 4 Data and refinement statistics

Property	Value	Source
Space group	C 1 2 1	Depositor
Cell constants a, b, c, $\alpha$ , $\beta$ , $\gamma$	250.06Å 117.74Å 128.47Å 90.00° 108.12° 90.00°	Depositor
Resolution (Å)	48.52 – 3.51 48.52 – 3.51	Depositor EDS
% Data completeness (in resolution range)	99.2 (48.52-3.51) 99.3 (48.52-3.51)	Depositor EDS
$R_{merge}$	0.07	Depositor
$R_{sym}$	(Not available)	Depositor
$\langle I/\sigma(I) \rangle$ <sup>1</sup>	1.23 (at 3.48Å)	Xtrriage
Refinement program	PHENIX 1.18.2_3874	Depositor
R, $R_{free}$	0.236 , 0.287 0.236 , 0.287	Depositor DCC
$R_{free}$ test set	2202 reflections (5.00%)	wwPDB-VP
Wilson B-factor (Å <sup>2</sup> )	133.3	Xtrriage
Anisotropy	0.402	Xtrriage
Bulk solvent $k_{sol}$ (e/Å <sup>3</sup> ), $B_{sol}$ (Å <sup>2</sup> )	0.32 , 89.3	EDS
L-test for twinning <sup>2</sup>	$\langle  L  \rangle = 0.46$ , $\langle L^2 \rangle = 0.29$	Xtrriage
Estimated twinning fraction	No twinning to report.	Xtrriage
$F_o, F_c$ correlation	0.93	EDS
Total number of atoms	21644	wwPDB-VP
Average B, all atoms (Å <sup>2</sup> )	137.0	wwPDB-VP

Xtrriage's analysis on translational NCS is as follows: *The largest off-origin peak in the Patterson function is 2.90% of the height of the origin peak. No significant pseudotranslation is detected.*

<sup>1</sup>Intensities estimated from amplitudes.

<sup>2</sup>Theoretical values of  $\langle |L| \rangle$ ,  $\langle L^2 \rangle$  for acentric reflections are 0.5, 0.333 respectively for untwinned datasets, and 0.375, 0.2 for perfectly twinned datasets.

## 5 Model quality [i](#)

### 5.1 Standard geometry [i](#)

The Z score for a bond length (or angle) is the number of standard deviations the observed value is removed from the expected value. A bond length (or angle) with  $|Z| > 5$  is considered an outlier worth inspection. RMSZ is the root-mean-square of all Z scores of the bond lengths (or angles).

Mol	Chain	Bond lengths		Bond angles	
		RMSZ	# Z  >5	RMSZ	# Z  >5
1	A	0.26	0/2770	0.47	0/3735
1	B	0.26	0/2770	0.48	0/3735
1	C	0.26	0/2711	0.49	0/3654
1	D	0.25	0/2711	0.46	0/3654
1	E	0.27	0/2770	0.49	0/3735
1	F	0.27	0/2770	0.51	0/3735
1	G	0.25	0/2770	0.48	0/3735
1	H	0.28	0/2717	0.49	0/3662
All	All	0.26	0/21989	0.48	0/29645

There are no bond length outliers.

There are no bond angle outliers.

There are no chirality outliers.

There are no planarity outliers.

### 5.2 Too-close contacts [i](#)

In the following table, the Non-H and H(model) columns list the number of non-hydrogen atoms and hydrogen atoms in the chain respectively. The H(added) column lists the number of hydrogen atoms added and optimized by MolProbity. The Clashes column lists the number of clashes within the asymmetric unit, whereas Symm-Clashes lists symmetry-related clashes.

Mol	Chain	Non-H	H(model)	H(added)	Clashes	Symm-Clashes
1	A	2726	0	2686	63	0
1	B	2726	0	2686	52	0
1	C	2669	0	2641	54	0
1	D	2669	0	2641	40	0
1	E	2726	0	2686	50	0
1	F	2726	0	2686	60	0
1	G	2726	0	2686	39	0
1	H	2676	0	2647	41	0

*Continued on next page...*



*Continued from previous page...*

Mol	Chain	Non-H	H(model)	H(added)	Clashes	Symm-Clashes
All	All	21644	0	21359	354	0

The all-atom clashscore is defined as the number of clashes found per 1000 atoms (including hydrogen atoms). The all-atom clashscore for this structure is 8.

All (354) close contacts within the same asymmetric unit are listed below, sorted by their clash magnitude.

Atom-1	Atom-2	Interatomic distance (Å)	Clash overlap (Å)
1:A:287:ASN:ND2	1:A:289:TYR:CE1	2.51	0.79
1:F:99:LYS:HZ3	1:F:121:GLU:HA	1.46	0.79
1:C:166:VAL:HG11	1:C:182:GLN:HE21	1.52	0.75
1:C:151:LEU:HD11	1:C:168:VAL:HG23	1.71	0.73
1:H:205:ASN:HD21	1:H:375:THR:HA	1.56	0.70
1:A:287:ASN:ND2	1:A:289:TYR:CZ	2.60	0.70
1:B:346:VAL:HG12	1:B:371:GLU:HG2	1.74	0.68
1:E:60:THR:HG22	1:H:64:MET:HB3	1.74	0.68
1:C:314:MET:O	1:D:141:ASN:ND2	2.26	0.68
1:A:346:VAL:HG12	1:A:371:GLU:HG2	1.76	0.67
1:C:98:ASN:ND2	1:F:65:SER:O	2.25	0.67
1:G:295:PHE:HB2	1:G:310:ILE:HG22	1.76	0.67
1:G:221:LEU:HD22	1:G:244:LEU:HD22	1.76	0.67
1:A:59:LEU:HD11	1:A:77:LEU:HD13	1.77	0.66
1:D:221:LEU:HB3	1:D:224:ILE:HG13	1.79	0.65
1:F:99:LYS:NZ	1:F:121:GLU:HA	2.11	0.65
1:B:59:LEU:HD11	1:B:77:LEU:HD13	1.79	0.65
1:B:221:LEU:HB3	1:B:224:ILE:HG13	1.79	0.65
1:H:280:GLY:H	1:H:300:ASP:HB2	1.62	0.65
1:A:221:LEU:HB3	1:A:224:ILE:HG13	1.78	0.64
1:C:175:ASN:HA	1:E:283:THR:HG21	1.79	0.64
1:G:273:ILE:HG12	1:G:353:VAL:HG22	1.79	0.64
1:F:205:ASN:HD21	1:F:375:THR:HA	1.62	0.64
1:E:74:PHE:HE2	1:E:87:GLY:HA3	1.63	0.63
1:C:161:ASN:ND2	1:C:189:PHE:H	1.97	0.63
1:C:346:VAL:HG12	1:C:371:GLU:HG2	1.81	0.62
1:B:99:LYS:NZ	1:B:121:GLU:HG2	2.14	0.62
1:A:337:LEU:HD21	1:A:369:LYS:HD2	1.81	0.61
1:D:322:ASP:HA	1:D:325:THR:HG22	1.82	0.61
1:F:247:LEU:HD21	1:F:253:MET:HG2	1.82	0.61
1:H:152:TYR:HB2	1:H:351:TYR:HE1	1.64	0.61
1:A:221:LEU:HD22	1:A:244:LEU:HD22	1.81	0.61
1:F:157:TYR:HE1	1:F:312:ASN:HA	1.64	0.60

*Continued on next page...*

*Continued from previous page...*

Atom-1	Atom-2	Interatomic distance (Å)	Clash overlap (Å)
1:D:74:PHE:HE2	1:D:87:GLY:HA3	1.67	0.60
1:E:214:SER:OG	1:E:246:ARG:NH1	2.35	0.60
1:C:222:TYR:HB3	1:C:223:ARG:HE	1.67	0.59
1:E:51:THR:HG22	1:E:106:GLN:HA	1.83	0.59
1:E:127:MET:HG3	1:E:223:ARG:HH21	1.68	0.59
1:A:130:CYS:H	1:A:146:LEU:HA	1.67	0.59
1:B:251:ASP:OD1	1:B:252:SER:N	2.35	0.59
1:B:320:LYS:HD3	1:B:322:ASP:HB2	1.84	0.59
1:G:221:LEU:HB3	1:G:224:ILE:HG13	1.84	0.59
1:A:295:PHE:HB2	1:A:310:ILE:HG22	1.84	0.58
1:D:121:GLU:HG3	1:D:122:ASP:H	1.68	0.58
1:A:340:LEU:HB3	1:A:346:VAL:HG22	1.85	0.58
1:B:74:PHE:HE2	1:B:87:GLY:HA3	1.68	0.58
1:F:223:ARG:NH1	1:F:241:ASN:O	2.34	0.58
1:E:278:VAL:HB	1:E:348:VAL:HB	1.84	0.58
1:F:61:LYS:NZ	1:F:95:LEU:O	2.29	0.58
1:B:353:VAL:HG23	1:B:365:ALA:HB2	1.86	0.58
1:H:294:ARG:NH1	1:H:311:TYR:OH	2.37	0.58
1:C:353:VAL:HB	1:C:363:VAL:HG23	1.86	0.58
1:C:161:ASN:OD1	1:C:189:PHE:HB2	2.03	0.58
1:A:249:THR:HA	1:A:253:MET:SD	2.44	0.57
1:F:89:GLN:HG2	1:F:93:PHE:CZ	2.39	0.57
1:G:74:PHE:HE2	1:G:87:GLY:HA3	1.68	0.57
1:B:88:THR:HG23	1:B:91:GLN:H	1.69	0.57
1:C:295:PHE:HB2	1:C:310:ILE:HG22	1.87	0.57
1:B:310:ILE:HB	1:B:364:ILE:HB	1.85	0.57
1:F:371:GLU:OE1	1:F:375:THR:OG1	2.23	0.57
1:H:296:VAL:HG13	1:H:307:LYS:HE2	1.86	0.57
1:B:268:ARG:HG3	1:B:271:LYS:HB2	1.86	0.57
1:C:277:ARG:NE	1:C:349:ASP:OD1	2.31	0.57
1:F:346:VAL:HG21	1:F:369:LYS:HD2	1.87	0.57
1:A:64:MET:HB3	1:D:60:THR:HG22	1.86	0.56
1:A:197:LYS:HD3	1:A:245:GLU:HG3	1.88	0.56
1:A:271:LYS:HE3	1:A:353:VAL:HG12	1.87	0.56
1:C:110:LYS:HD3	1:E:377:GLU:HB2	1.87	0.56
1:E:280:GLY:HA3	1:E:300:ASP:HB2	1.87	0.56
1:H:166:VAL:HG11	1:H:182:GLN:HE21	1.70	0.56
1:F:156:ILE:HD12	1:F:156:ILE:H	1.70	0.56
1:F:258:PHE:CE2	1:F:261:ASP:HB3	2.41	0.56
1:G:322:ASP:HA	1:G:325:THR:HG22	1.87	0.56
1:F:155:LYS:HG3	1:F:162:VAL:O	2.06	0.56

*Continued on next page...*

*Continued from previous page...*

Atom-1	Atom-2	Interatomic distance (Å)	Clash overlap (Å)
1:F:221:LEU:HD22	1:F:244:LEU:HD22	1.86	0.56
1:E:59:LEU:HD11	1:E:77:LEU:HB2	1.86	0.56
1:E:289:TYR:O	1:F:174:ASN:ND2	2.37	0.56
1:G:323:TYR:O	1:G:327:ILE:HG12	2.05	0.56
1:G:271:LYS:HE3	1:G:353:VAL:HG12	1.87	0.56
1:A:74:PHE:HE2	1:A:87:GLY:HA3	1.71	0.55
1:G:280:GLY:HA3	1:G:300:ASP:HB2	1.89	0.55
1:A:205:ASN:HD21	1:A:375:THR:HA	1.71	0.55
1:F:288:ILE:HG12	1:G:285:GLU:HG3	1.88	0.55
1:B:102:GLU:HB2	1:B:120:CYS:SG	2.47	0.55
1:E:205:ASN:HD21	1:E:375:THR:HA	1.72	0.55
1:F:172:GLU:HB2	1:F:178:ILE:HG12	1.88	0.55
1:A:285:GLU:HG3	1:H:288:ILE:CG1	2.38	0.54
1:G:313:ARG:HE	1:H:228:HIS:HB3	1.72	0.54
1:H:159:SER:HA	1:H:315:GLU:HB2	1.88	0.54
1:C:182:GLN:NE2	1:C:273:ILE:HB	2.22	0.54
1:B:377:GLU:HG3	1:D:110:LYS:HD3	1.88	0.54
1:C:221:LEU:HD22	1:C:244:LEU:HD22	1.89	0.54
1:A:151:LEU:HB3	1:A:152:TYR:CD1	2.43	0.53
1:A:73:LEU:HD13	1:C:332:VAL:HG21	1.89	0.53
1:F:74:PHE:HE2	1:F:87:GLY:HA3	1.73	0.53
1:A:51:THR:HG22	1:A:106:GLN:HA	1.90	0.53
1:C:98:ASN:OD1	1:D:321:THR:OG1	2.21	0.53
1:C:144:LYS:NZ	1:C:145:SER:O	2.41	0.53
1:A:127:MET:SD	1:A:223:ARG:NH2	2.81	0.53
1:B:205:ASN:HD21	1:B:375:THR:HA	1.73	0.53
1:C:161:ASN:HD21	1:C:189:PHE:H	1.56	0.53
1:D:151:LEU:O	1:D:215:GLU:HA	2.09	0.53
1:A:314:MET:O	1:B:141:ASN:ND2	2.43	0.52
1:E:221:LEU:HD22	1:E:244:LEU:HD22	1.91	0.52
1:G:337:LEU:HD23	1:G:340:LEU:HD12	1.91	0.52
1:C:185:MET:SD	1:C:238:LEU:HD22	2.49	0.52
1:H:74:PHE:HE2	1:H:87:GLY:HA3	1.74	0.52
1:H:160:SER:N	1:H:315:GLU:OE1	2.33	0.52
1:A:141:ASN:HB2	1:B:316:ASN:H	1.74	0.52
1:E:268:ARG:HH21	1:E:353:VAL:HG21	1.73	0.52
1:F:229:ASN:HB2	1:F:231:ASN:O	2.10	0.52
1:F:333:THR:O	1:F:337:LEU:HG	2.10	0.52
1:F:338:ASN:O	1:F:342:GLU:HG2	2.10	0.52
1:A:285:GLU:HG3	1:H:288:ILE:HG13	1.91	0.52
1:G:246:ARG:HG2	1:G:248:GLU:HG2	1.91	0.51

*Continued on next page...*

*Continued from previous page...*

Atom-1	Atom-2	Interatomic distance (Å)	Clash overlap (Å)
1:B:133:VAL:HG23	1:B:171:LEU:HD23	1.93	0.51
1:E:93:PHE:HE1	1:H:93:PHE:HE1	1.56	0.51
1:F:271:LYS:HE3	1:F:353:VAL:HG12	1.92	0.51
1:G:276:HIS:HB3	1:G:301:THR:HG21	1.93	0.51
1:B:213:LYS:O	1:B:246:ARG:NH2	2.43	0.51
1:D:72:TYR:O	1:D:87:GLY:N	2.44	0.51
1:F:138:PHE:CD1	1:F:226:CYS:HB3	2.46	0.51
1:B:221:LEU:HD22	1:B:244:LEU:HD22	1.92	0.51
1:G:345:LEU:O	1:G:372:ILE:HG23	2.11	0.51
1:A:305:LYS:NZ	1:G:175:ASN:HB3	2.25	0.50
1:A:205:ASN:OD1	1:A:376:TYR:HD2	1.95	0.50
1:F:273:ILE:HG12	1:F:353:VAL:HG22	1.93	0.50
1:C:74:PHE:HE2	1:C:87:GLY:HA3	1.76	0.50
1:C:56:GLY:HA3	1:C:78:VAL:HG22	1.94	0.50
1:B:130:CYS:O	1:B:146:LEU:HB2	2.11	0.50
1:D:150:PHE:CZ	1:D:165:LEU:HD22	2.46	0.50
1:F:130:CYS:H	1:F:146:LEU:HA	1.76	0.50
1:G:138:PHE:CD1	1:G:226:CYS:HB3	2.47	0.50
1:A:154:PHE:CZ	1:A:164:LYS:HD2	2.46	0.49
1:D:327:ILE:HD13	1:D:330:LYS:HD2	1.95	0.49
1:H:310:ILE:HB	1:H:364:ILE:HB	1.94	0.49
1:F:221:LEU:HB3	1:F:224:ILE:HG13	1.94	0.49
1:H:278:VAL:HB	1:H:348:VAL:HB	1.94	0.49
1:B:61:LYS:O	1:G:62:THR:HA	2.13	0.49
1:B:138:PHE:CD1	1:B:226:CYS:HB3	2.48	0.49
1:H:221:LEU:HD22	1:H:244:LEU:HD22	1.95	0.49
1:H:331:ASP:HA	1:H:334:LEU:HD12	1.94	0.49
1:D:102:GLU:HB3	1:D:118:GLU:HB2	1.94	0.48
1:F:298:SER:OG	1:F:305:LYS:HE3	2.13	0.48
1:A:157:TYR:HE1	1:A:312:ASN:HA	1.79	0.48
1:A:228:HIS:HD2	1:A:234:LYS:HE3	1.78	0.48
1:A:336:GLN:NE2	1:G:112:LEU:HB2	2.28	0.48
1:B:199:HIS:CE1	1:B:246:ARG:HD3	2.48	0.48
1:B:353:VAL:HB	1:B:363:VAL:HG23	1.94	0.48
1:D:151:LEU:HB3	1:D:152:TYR:CD1	2.48	0.48
1:B:88:THR:HG22	1:B:91:GLN:HG3	1.94	0.48
1:E:310:ILE:HD12	1:E:364:ILE:HB	1.95	0.48
1:C:54:VAL:HG23	1:C:103:LEU:HB2	1.96	0.48
1:E:65:SER:HB2	1:H:97:ASN:HB2	1.95	0.48
1:B:152:TYR:HB2	1:B:351:TYR:HE1	1.79	0.48
1:B:340:LEU:HB3	1:B:346:VAL:HG22	1.96	0.48

*Continued on next page...*

*Continued from previous page...*

Atom-1	Atom-2	Interatomic distance (Å)	Clash overlap (Å)
1:F:152:TYR:HB3	1:F:351:TYR:CE1	2.48	0.48
1:C:373:ASP:OD1	1:C:373:ASP:N	2.46	0.48
1:H:212:TYR:HA	1:H:215:GLU:HG3	1.97	0.47
1:A:228:HIS:O	1:B:313:ARG:NH2	2.34	0.47
1:F:150:PHE:HE2	1:F:165:LEU:HB3	1.78	0.47
1:F:126:LEU:HA	1:F:126:LEU:HD23	1.80	0.47
1:G:98:ASN:HB3	1:H:320:LYS:HD2	1.96	0.47
1:C:128:THR:O	1:C:144:LYS:NZ	2.47	0.47
1:E:276:HIS:HB3	1:E:301:THR:HG21	1.97	0.47
1:C:138:PHE:CD1	1:C:234:LYS:HB3	2.50	0.47
1:C:152:TYR:HB3	1:C:351:TYR:CE1	2.49	0.47
1:C:161:ASN:HD21	1:C:189:PHE:HB3	1.80	0.47
1:D:61:LYS:NZ	1:D:95:LEU:O	2.36	0.47
1:C:182:GLN:HE22	1:C:273:ILE:HB	1.78	0.47
1:A:151:LEU:O	1:A:215:GLU:HG3	2.14	0.47
1:D:221:LEU:HD22	1:D:244:LEU:HD22	1.96	0.46
1:F:300:ASP:OD1	1:F:305:LYS:HD3	2.14	0.46
1:B:78:VAL:O	1:B:81:LYS:HB2	2.15	0.46
1:F:135:PHE:CE2	1:F:173:ASP:HA	2.49	0.46
1:D:131:LYS:O	1:D:170:LEU:HB2	2.15	0.46
1:C:355:ASP:HB3	1:C:358:ASN:O	2.16	0.46
1:E:55:LYS:NZ	1:E:120:CYS:HB2	2.31	0.46
1:F:238:LEU:HD11	1:F:244:LEU:HD21	1.97	0.46
1:H:196:PHE:HB3	1:H:199:HIS:HB2	1.97	0.46
1:A:283:THR:HG21	1:G:175:ASN:HA	1.97	0.46
1:B:168:VAL:HG12	1:B:260:TYR:HD1	1.80	0.46
1:G:86:TYR:CD2	1:G:111:LYS:HB3	2.51	0.46
1:E:138:PHE:CD1	1:E:226:CYS:HB3	2.50	0.46
1:G:130:CYS:H	1:G:146:LEU:HA	1.80	0.46
1:A:207:LEU:O	1:A:211:MET:HG3	2.15	0.46
1:B:99:LYS:HZ1	1:B:121:GLU:HG2	1.81	0.46
1:A:134:THR:OG1	1:A:137:GLU:HG3	2.16	0.45
1:B:306:ILE:HG23	1:B:362:ASN:HD22	1.81	0.45
1:F:59:LEU:HD11	1:F:77:LEU:HD13	1.98	0.45
1:B:248:GLU:O	1:B:248:GLU:HG3	2.16	0.45
1:C:156:ILE:HD12	1:C:162:VAL:HG12	1.98	0.45
1:E:234:LYS:HB3	1:E:266:ILE:HD12	1.98	0.45
1:B:110:LYS:HD3	1:H:377:GLU:HG3	1.98	0.45
1:C:313:ARG:NH2	1:D:228:HIS:O	2.37	0.45
1:C:112:LEU:HD23	1:C:112:LEU:HA	1.87	0.45
1:E:135:PHE:HE2	1:E:174:ASN:H	1.63	0.45

*Continued on next page...*

*Continued from previous page...*

Atom-1	Atom-2	Interatomic distance (Å)	Clash overlap (Å)
1:C:320:LYS:HG3	1:C:322:ASP:H	1.81	0.45
1:D:347:GLN:HB2	1:D:370:ILE:HB	1.98	0.45
1:E:91:GLN:HA	1:E:94:SER:HB2	1.98	0.45
1:A:52:LEU:HD21	1:C:343:SER:HB3	1.98	0.45
1:A:112:LEU:HD23	1:A:112:LEU:HA	1.88	0.45
1:A:225:LYS:HB3	1:A:237:SER:OG	2.17	0.45
1:A:340:LEU:CB	1:A:346:VAL:HG22	2.46	0.45
1:E:157:TYR:HE1	1:E:312:ASN:HA	1.81	0.45
1:G:151:LEU:HD21	1:G:168:VAL:HG23	1.99	0.45
1:C:63:THR:HG23	1:F:61:LYS:HG3	1.99	0.45
1:E:254:PHE:CE1	1:E:255:GLU:HG2	2.52	0.45
1:H:288:ILE:HG22	1:H:293:ASP:OD1	2.17	0.45
1:C:64:MET:HB3	1:F:60:THR:HG22	1.98	0.44
1:E:173:ASP:OD2	1:F:290:GLN:NE2	2.49	0.44
1:B:228:HIS:HD2	1:B:234:LYS:HG2	1.81	0.44
1:B:276:HIS:HB3	1:B:301:THR:HG21	1.99	0.44
1:G:229:ASN:HB2	1:G:231:ASN:O	2.17	0.44
1:D:205:ASN:OD1	1:D:376:TYR:N	2.49	0.44
1:E:214:SER:HB3	1:E:219:PHE:CE2	2.53	0.44
1:F:219:PHE:CE1	1:F:246:ARG:HG2	2.52	0.44
1:F:223:ARG:O	1:F:242:SER:OG	2.32	0.44
1:H:142:GLU:OE2	1:H:144:LYS:HD3	2.18	0.44
1:B:369:LYS:HE2	1:B:377:GLU:HB3	1.98	0.44
1:C:229:ASN:HB2	1:C:231:ASN:O	2.17	0.44
1:E:323:TYR:O	1:E:327:ILE:HG12	2.17	0.44
1:F:102:GLU:N	1:F:118:GLU:O	2.51	0.44
1:A:287:ASN:CG	1:A:289:TYR:CZ	2.91	0.44
1:D:131:LYS:HG2	1:D:147:LEU:HD23	1.99	0.44
1:H:151:LEU:HD12	1:H:166:VAL:HG12	2.00	0.44
1:A:377:GLU:HB2	1:G:110:LYS:HD2	1.99	0.43
1:D:150:PHE:HZ	1:D:165:LEU:HD22	1.83	0.43
1:A:295:PHE:HB2	1:A:310:ILE:CG2	2.48	0.43
1:D:224:ILE:HG22	1:D:236:LEU:HD22	2.01	0.43
1:E:223:ARG:HD2	1:E:241:ASN:O	2.18	0.43
1:F:340:LEU:HB3	1:F:346:VAL:HG22	2.01	0.43
1:E:168:VAL:HG11	1:E:260:TYR:O	2.17	0.43
1:E:246:ARG:HB2	1:E:248:GLU:HG2	2.00	0.43
1:F:288:ILE:HG13	1:F:288:ILE:O	2.17	0.43
1:H:102:GLU:HB3	1:H:118:GLU:HB2	2.01	0.43
1:B:55:LYS:HB2	1:B:102:GLU:HG2	1.99	0.43
1:C:281:ASN:O	1:C:299:TYR:HA	2.18	0.43

*Continued on next page...*

*Continued from previous page...*

Atom-1	Atom-2	Interatomic distance (Å)	Clash overlap (Å)
1:D:289:TYR:HD2	1:D:294:ARG:HG3	1.84	0.43
1:D:289:TYR:CD2	1:D:294:ARG:HG3	2.54	0.43
1:G:277:ARG:NE	1:G:349:ASP:OD1	2.46	0.43
1:C:74:PHE:CE2	1:C:87:GLY:HA3	2.53	0.43
1:C:280:GLY:HA3	1:C:300:ASP:HB2	2.01	0.43
1:D:345:LEU:O	1:D:372:ILE:HG23	2.18	0.43
1:H:360:LYS:O	1:H:362:ASN:N	2.51	0.43
1:C:63:THR:CG2	1:F:61:LYS:HG3	2.48	0.43
1:D:372:ILE:HG13	1:D:373:ASP:N	2.34	0.43
1:E:268:ARG:HE	1:E:353:VAL:HG11	1.83	0.43
1:F:280:GLY:H	1:F:300:ASP:HB2	1.84	0.43
1:G:308:THR:OG1	1:G:362:ASN:HB3	2.19	0.43
1:H:61:LYS:HG2	1:H:74:PHE:HD1	1.84	0.43
1:H:123:GLU:HG2	1:H:123:GLU:O	2.18	0.43
1:H:130:CYS:H	1:H:146:LEU:HA	1.84	0.43
1:H:157:TYR:HE1	1:H:312:ASN:HA	1.83	0.43
1:F:55:LYS:HE3	1:F:100:THR:HG21	2.00	0.43
1:G:191:ARG:HA	1:G:191:ARG:HD3	1.88	0.43
1:H:89:GLN:HG2	1:H:93:PHE:HE2	1.83	0.43
1:A:141:ASN:ND2	1:B:315:GLU:HA	2.34	0.43
1:C:150:PHE:HE2	1:C:165:LEU:HB3	1.84	0.43
1:D:112:LEU:HD23	1:D:112:LEU:HA	1.91	0.43
1:F:219:PHE:CZ	1:F:246:ARG:HG2	2.54	0.43
1:A:151:LEU:HD23	1:A:151:LEU:HA	1.85	0.42
1:B:141:ASN:HA	1:B:226:CYS:O	2.19	0.42
1:E:100:THR:HB	1:E:121:GLU:HA	2.01	0.42
1:A:143:ILE:HG12	1:A:225:LYS:HB2	2.01	0.42
1:B:99:LYS:HD2	1:B:99:LYS:HA	1.82	0.42
1:D:130:CYS:SG	1:D:144:LYS:NZ	2.92	0.42
1:G:284:SER:HB3	1:G:334:LEU:HB3	2.01	0.42
1:A:133:VAL:HG21	1:A:138:PHE:HE2	1.85	0.42
1:C:156:ILE:HD12	1:C:162:VAL:CG1	2.49	0.42
1:A:126:LEU:C	1:A:128:THR:H	2.23	0.42
1:A:214:SER:HB3	1:A:219:PHE:CE2	2.55	0.42
1:E:148:ALA:HB2	1:E:169:ILE:HG22	2.00	0.42
1:F:135:PHE:CD2	1:F:173:ASP:HA	2.54	0.42
1:A:65:SER:HB3	1:D:97:ASN:HB2	2.01	0.42
1:A:96:ILE:HG13	1:A:99:LYS:HG3	2.00	0.42
1:A:110:LYS:HD3	1:C:377:GLU:HB2	2.00	0.42
1:B:228:HIS:CD2	1:B:234:LYS:HE2	2.55	0.42
1:D:151:LEU:HD11	1:D:168:VAL:HG23	2.00	0.42

*Continued on next page...*



*Continued from previous page...*

Atom-1	Atom-2	Interatomic distance (Å)	Clash overlap (Å)
1:D:152:TYR:HE2	1:D:273:ILE:HG22	1.84	0.42
1:E:166:VAL:HG11	1:E:182:GLN:HE21	1.85	0.42
1:F:249:THR:HB	1:F:251:ASP:OD1	2.19	0.42
1:F:346:VAL:HG12	1:F:371:GLU:HG2	2.01	0.42
1:H:66:ILE:HD12	1:H:71:TYR:CE2	2.55	0.42
1:A:217:LYS:NZ	1:A:246:ARG:HH21	2.17	0.42
1:B:65:SER:HB3	1:G:98:ASN:HD22	1.85	0.42
1:F:100:THR:HB	1:F:120:CYS:O	2.20	0.42
1:H:156:ILE:HD12	1:H:162:VAL:HG12	2.02	0.42
1:A:86:TYR:CD2	1:A:111:LYS:HB3	2.55	0.42
1:B:135:PHE:HE2	1:B:173:ASP:HB3	1.83	0.42
1:B:251:ASP:O	1:B:253:MET:N	2.51	0.42
1:C:175:ASN:HD22	1:D:290:GLN:HG2	1.84	0.42
1:D:74:PHE:CE2	1:D:87:GLY:HA3	2.51	0.42
1:D:130:CYS:H	1:D:146:LEU:HA	1.85	0.42
1:E:281:ASN:O	1:E:299:TYR:HA	2.19	0.42
1:F:66:ILE:HD12	1:F:71:TYR:CE2	2.55	0.42
1:F:163:TYR:HE2	1:F:189:PHE:HB2	1.85	0.42
1:D:157:TYR:HE1	1:D:312:ASN:HA	1.84	0.42
1:E:195:ALA:O	1:E:244:LEU:N	2.51	0.42
1:A:217:LYS:HZ2	1:A:246:ARG:HH21	1.68	0.42
1:B:197:LYS:HD2	1:B:243:GLN:OE1	2.20	0.42
1:B:343:SER:OG	1:D:52:LEU:HD11	2.20	0.42
1:D:338:ASN:O	1:D:342:GLU:HG2	2.20	0.42
1:E:135:PHE:CE1	1:F:292:SER:HA	2.55	0.42
1:F:135:PHE:CE1	1:F:234:LYS:NZ	2.88	0.42
1:G:131:LYS:O	1:G:170:LEU:HB2	2.20	0.42
1:A:134:THR:HA	1:A:172:GLU:O	2.20	0.41
1:C:212:TYR:CE1	1:C:370:ILE:HD11	2.55	0.41
1:G:187:SER:HB3	1:G:192:LEU:HG	2.01	0.41
1:E:326:SER:O	1:E:329:LEU:HB3	2.19	0.41
1:G:251:ASP:OD1	1:G:251:ASP:N	2.53	0.41
1:H:72:TYR:HD1	1:H:92:PHE:CD1	2.38	0.41
1:D:148:ALA:HB2	1:D:169:ILE:HG22	2.02	0.41
1:E:74:PHE:CE2	1:E:87:GLY:HA3	2.50	0.41
1:F:99:LYS:HZ1	1:F:121:GLU:HG3	1.84	0.41
1:F:345:LEU:O	1:F:372:ILE:HG23	2.20	0.41
1:C:66:ILE:HG22	1:C:67:ASN:OD1	2.21	0.41
1:E:57:GLN:O	1:E:76:PHE:HA	2.20	0.41
1:E:59:LEU:CD1	1:E:77:LEU:HB2	2.51	0.41
1:A:103:LEU:HD23	1:A:103:LEU:HA	1.89	0.41

*Continued on next page...*



*Continued from previous page...*

Atom-1	Atom-2	Interatomic distance (Å)	Clash overlap (Å)
1:A:285:GLU:HG3	1:H:288:ILE:HG12	2.01	0.41
1:C:126:LEU:HD21	1:C:143:ILE:HG22	2.03	0.41
1:E:58:LEU:HD23	1:E:97:ASN:HA	2.03	0.41
1:E:291:ASN:OD1	1:E:292:SER:N	2.53	0.41
1:C:67:ASN:O	1:C:69:GLU:HG3	2.21	0.41
1:C:107:TYR:CZ	1:C:110:LYS:HA	2.56	0.41
1:C:297:ILE:HD13	1:C:364:ILE:HD12	2.03	0.41
1:A:325:THR:O	1:G:66:ILE:HD11	2.21	0.41
1:C:359:VAL:HG12	1:C:359:VAL:O	2.21	0.41
1:E:247:LEU:HG	1:E:250:ASP:OD2	2.20	0.41
1:F:112:LEU:HD23	1:F:112:LEU:HA	1.87	0.41
1:H:141:ASN:HA	1:H:226:CYS:O	2.21	0.41
1:A:287:ASN:CG	1:A:289:TYR:CE1	2.94	0.41
1:G:138:PHE:CG	1:G:226:CYS:HB3	2.55	0.41
1:A:172:GLU:HB2	1:A:178:ILE:HG12	2.02	0.40
1:A:287:ASN:ND2	1:A:289:TYR:OH	2.54	0.40
1:A:305:LYS:HZ3	1:G:175:ASN:HB3	1.85	0.40
1:B:72:TYR:C	1:B:73:LEU:HD12	2.41	0.40
1:B:73:LEU:HD22	1:H:332:VAL:HG21	2.03	0.40
1:B:135:PHE:HD1	1:B:234:LYS:HZ2	1.66	0.40
1:E:150:PHE:HB2	1:E:219:PHE:CD2	2.57	0.40
1:F:293:ASP:CG	1:F:312:ASN:HD22	2.24	0.40
1:G:155:LYS:HE2	1:G:159:SER:O	2.21	0.40
1:C:110:LYS:HE2	1:E:375:THR:HG21	2.03	0.40
1:E:255:GLU:H	1:E:255:GLU:HG3	1.69	0.40
1:F:126:LEU:HD22	1:F:223:ARG:HG2	2.02	0.40
1:B:318:GLU:H	1:B:320:LYS:NZ	2.19	0.40
1:E:64:MET:HB3	1:H:60:THR:HG22	2.03	0.40
1:E:218:TYR:O	1:E:247:LEU:N	2.52	0.40
1:G:282:PHE:CD2	1:G:299:TYR:HB3	2.56	0.40
1:A:352:LEU:HD12	1:A:352:LEU:HA	1.90	0.40
1:B:91:GLN:HG2	1:B:117:TYR:CE1	2.56	0.40
1:D:223:ARG:HD3	1:D:241:ASN:O	2.21	0.40
1:H:61:LYS:NZ	1:H:95:LEU:O	2.54	0.40

There are no symmetry-related clashes.

## 5.3 Torsion angles [i](#)

### 5.3.1 Protein backbone [i](#)

In the following table, the Percentiles column shows the percent Ramachandran outliers of the chain as a percentile score with respect to all X-ray entries followed by that with respect to entries of similar resolution.

The Analysed column shows the number of residues for which the backbone conformation was analysed, and the total number of residues.

Mol	Chain	Analysed	Favoured	Allowed	Outliers	Percentiles	
1	A	330/413 (80%)	311 (94%)	19 (6%)	0	100	100
1	B	330/413 (80%)	312 (94%)	18 (6%)	0	100	100
1	C	321/413 (78%)	309 (96%)	12 (4%)	0	100	100
1	D	321/413 (78%)	301 (94%)	20 (6%)	0	100	100
1	E	330/413 (80%)	309 (94%)	21 (6%)	0	100	100
1	F	330/413 (80%)	311 (94%)	19 (6%)	0	100	100
1	G	330/413 (80%)	311 (94%)	19 (6%)	0	100	100
1	H	323/413 (78%)	309 (96%)	14 (4%)	0	100	100
All	All	2615/3304 (79%)	2473 (95%)	142 (5%)	0	100	100

There are no Ramachandran outliers to report.

### 5.3.2 Protein sidechains [i](#)

In the following table, the Percentiles column shows the percent sidechain outliers of the chain as a percentile score with respect to all X-ray entries followed by that with respect to entries of similar resolution.

The Analysed column shows the number of residues for which the sidechain conformation was analysed, and the total number of residues.

Mol	Chain	Analysed	Rotameric	Outliers	Percentiles	
1	A	315/384 (82%)	315 (100%)	0	100	100
1	B	315/384 (82%)	314 (100%)	1 (0%)	92	97
1	C	308/384 (80%)	307 (100%)	1 (0%)	92	97
1	D	308/384 (80%)	308 (100%)	0	100	100
1	E	315/384 (82%)	314 (100%)	1 (0%)	92	97
1	F	315/384 (82%)	315 (100%)	0	100	100

*Continued on next page...*

Continued from previous page...

Mol	Chain	Analysed	Rotameric	Outliers	Percentiles	
1	G	315/384 (82%)	315 (100%)	0	100	100
1	H	310/384 (81%)	309 (100%)	1 (0%)	92	97
All	All	2501/3072 (81%)	2497 (100%)	4 (0%)	93	98

All (4) residues with a non-rotameric sidechain are listed below:

Mol	Chain	Res	Type
1	B	136	GLN
1	C	223	ARG
1	E	313	ARG
1	H	228	HIS

Sometimes sidechains can be flipped to improve hydrogen bonding and reduce clashes. All (7) such sidechains are listed below:

Mol	Chain	Res	Type
1	A	287	ASN
1	B	228	HIS
1	C	182	GLN
1	F	182	GLN
1	F	205	ASN
1	F	312	ASN
1	H	182	GLN

### 5.3.3 RNA [i](#)

There are no RNA molecules in this entry.

## 5.4 Non-standard residues in protein, DNA, RNA chains [i](#)

There are no non-standard protein/DNA/RNA residues in this entry.

## 5.5 Carbohydrates [i](#)

There are no monosaccharides in this entry.

## 5.6 Ligand geometry [i](#)

There are no ligands in this entry.

## 5.7 Other polymers [i](#)

There are no such residues in this entry.

## 5.8 Polymer linkage issues [i](#)

There are no chain breaks in this entry.

## 6 Fit of model and data

### 6.1 Protein, DNA and RNA chains

In the following table, the column labelled ‘#RSRZ> 2’ contains the number (and percentage) of RSRZ outliers, followed by percent RSRZ outliers for the chain as percentile scores relative to all X-ray entries and entries of similar resolution. The OWAB column contains the minimum, median, 95<sup>th</sup> percentile and maximum values of the occupancy-weighted average B-factor per residue. The column labelled ‘Q< 0.9’ lists the number of (and percentage) of residues with an average occupancy less than 0.9.

Mol	Chain	Analysed	<RSRZ>	#RSRZ>2	OWAB(Å <sup>2</sup> )	Q<0.9
1	A	332/413 (80%)	0.01	4 (1%) 79 67	89, 126, 160, 182	0
1	B	332/413 (80%)	0.07	4 (1%) 79 67	101, 138, 176, 195	0
1	C	325/413 (78%)	-0.00	2 (0%) 89 81	89, 123, 159, 190	0
1	D	325/413 (78%)	0.05	5 (1%) 73 61	94, 132, 164, 187	0
1	E	332/413 (80%)	0.07	8 (2%) 59 45	86, 129, 172, 198	0
1	F	332/413 (80%)	0.05	7 (2%) 63 50	102, 136, 170, 198	0
1	G	332/413 (80%)	0.13	9 (2%) 54 41	105, 139, 180, 213	0
1	H	327/413 (79%)	0.24	17 (5%) 27 20	129, 158, 184, 212	0
All	All	2637/3304 (79%)	0.08	56 (2%) 63 50	86, 136, 175, 213	0

All (56) RSRZ outliers are listed below:

Mol	Chain	Res	Type	RSRZ
1	E	319	SER	8.0
1	D	127	MET	5.3
1	E	48	LYS	4.6
1	G	48	LYS	4.3
1	H	115	LYS	4.2
1	D	318	GLU	4.2
1	H	254	PHE	3.9
1	E	256	TYR	3.5
1	F	127	MET	3.4
1	G	256	TYR	3.4
1	H	249	THR	3.3
1	C	319	SER	3.2
1	H	82	SER	3.1
1	E	318	GLU	3.1
1	C	127	MET	3.1
1	H	48	LYS	3.1

*Continued on next page...*

*Continued from previous page...*

<b>Mol</b>	<b>Chain</b>	<b>Res</b>	<b>Type</b>	<b>RSRZ</b>
1	B	49	LEU	3.0
1	G	68	ASN	2.8
1	H	248	GLU	2.7
1	H	202	GLU	2.7
1	F	250	ASP	2.7
1	E	255	GLU	2.6
1	D	68	ASN	2.6
1	B	50	ARG	2.6
1	D	48	LYS	2.6
1	A	253	MET	2.6
1	F	213	LYS	2.5
1	A	127	MET	2.5
1	H	231	ASN	2.5
1	H	201	ILE	2.5
1	E	56	GLY	2.5
1	A	245	GLU	2.4
1	H	360	LYS	2.4
1	G	316	ASN	2.4
1	H	247	LEU	2.4
1	F	246	ARG	2.4
1	D	231	ASN	2.3
1	G	65	SER	2.3
1	H	260	TYR	2.3
1	G	231	ASN	2.3
1	A	82	SER	2.3
1	F	257	GLU	2.2
1	H	253	MET	2.2
1	B	115	LYS	2.2
1	G	106	GLN	2.1
1	H	74	PHE	2.1
1	F	198	ASN	2.1
1	H	84	ASP	2.1
1	E	127	MET	2.1
1	G	123	GLU	2.1
1	H	161	ASN	2.1
1	E	49	LEU	2.1
1	F	317	ALA	2.0
1	H	284	SER	2.0
1	B	317	ALA	2.0
1	G	322	ASP	2.0

## 6.2 Non-standard residues in protein, DNA, RNA chains [i](#)

There are no non-standard protein/DNA/RNA residues in this entry.

## 6.3 Carbohydrates [i](#)

There are no monosaccharides in this entry.

## 6.4 Ligands [i](#)

There are no ligands in this entry.

## 6.5 Other polymers [i](#)

There are no such residues in this entry.