



Full wwPDB X-ray Structure Validation Report ⓘ

May 16, 2020 – 02:17 am BST

PDB ID : 2Z3A
Title : Crystal Structure of Bacillus Subtilis CodW, a non-canonical HslV-like peptidase with an impaired catalytic apparatus
Authors : Rho, S.H.; Park, H.H.; Kang, G.B.; Lim, Y.J.; Kang, M.S.; Lim, B.K.; Seong, I.S.; Chung, C.H.; Wang, J.; Eom, S.H.
Deposited on : 2007-06-03
Resolution : 3.00 Å(reported)

This is a Full wwPDB X-ray Structure Validation Report for a publicly released PDB entry.

We welcome your comments at validation@mail.wwpdb.org

A user guide is available at

<https://www.wwpdb.org/validation/2017/XrayValidationReportHelp>

with specific help available everywhere you see the ⓘ symbol.

The following versions of software and data (see [references ⓘ](#)) were used in the production of this report:

MolProbity : 4.02b-467
Xtriage (Phenix) : 1.13
EDS : 2.11
Percentile statistics : 20191225.v01 (using entries in the PDB archive December 25th 2019)
Refmac : 5.8.0158
CCP4 : 7.0.044 (Gargrove)
Ideal geometry (proteins) : Engh & Huber (2001)
Ideal geometry (DNA, RNA) : Parkinson et al. (1996)
Validation Pipeline (wwPDB-VP) : 2.11

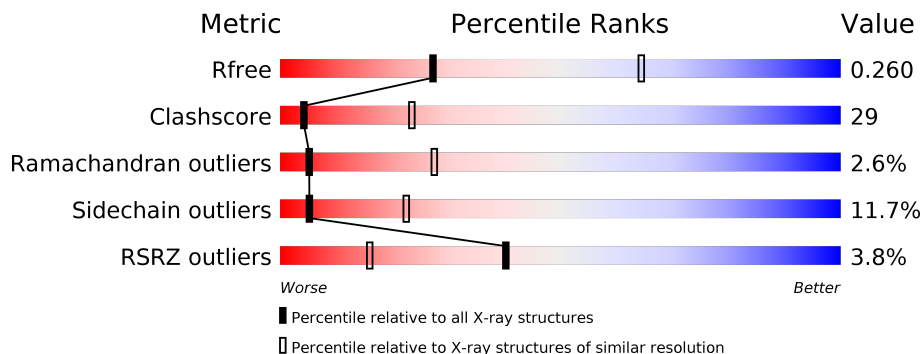
1 Overall quality at a glance i

The following experimental techniques were used to determine the structure:

X-RAY DIFFRACTION

The reported resolution of this entry is 3.00 Å.

Percentile scores (ranging between 0-100) for global validation metrics of the entry are shown in the following graphic. The table shows the number of entries on which the scores are based.






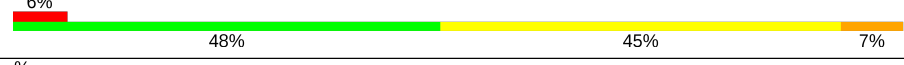
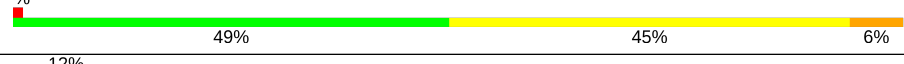

Metric	Whole archive (#Entries)	Similar resolution (#Entries, resolution range(Å))
R_{free}	130704	2092 (3.00-3.00)
Clashscore	141614	2416 (3.00-3.00)
Ramachandran outliers	138981	2333 (3.00-3.00)
Sidechain outliers	138945	2336 (3.00-3.00)
RSRZ outliers	127900	1990 (3.00-3.00)

The table below summarises the geometric issues observed across the polymeric chains and their fit to the electron density. The red, orange, yellow and green segments on the lower bar indicate the fraction of residues that contain outliers for ≥ 3 , 2, 1 and 0 types of geometric quality criteria respectively. A grey segment represents the fraction of residues that are not modelled. The numeric value for each fraction is indicated below the corresponding segment, with a dot representing fractions $\leq 5\%$. The upper red bar (where present) indicates the fraction of residues that have poor fit to the electron density. The numeric value is given above the bar.

Mol	Chain	Length	Quality of chain
1	A	180	
1	B	180	
1	C	180	
1	D	180	
1	E	180	
1	F	180	

Continued on next page...

Continued from previous page...

Mol	Chain	Length	Quality of chain
1	G	180	 2% 49% 44% 6%
1	H	180	 % 46% 47% 7%
1	I	180	 2% 51% 42% 7%
1	J	180	 6% 48% 45% 7%
1	K	180	 % 49% 45% 6%
1	L	180	 12% 48% 46% 6%

2 Entry composition [i](#)

There are 2 unique types of molecules in this entry. The entry contains 16414 atoms, of which 0 are hydrogens and 0 are deuteriums.

In the tables below, the ZeroOcc column contains the number of atoms modelled with zero occupancy, the AltConf column contains the number of residues with at least one atom in alternate conformation and the Trace column contains the number of residues modelled with at most 2 atoms.

- Molecule 1 is a protein called ATP-dependent protease hslV.

Mol	Chain	Residues	Atoms					ZeroOcc	AltConf	Trace
			Total	C	N	O	S			
1	A	180	1359	855	237	261	6	0	0	0
1	B	180	1359	855	237	261	6	0	0	0
1	C	180	1359	855	237	261	6	0	0	0
1	D	180	1359	855	237	261	6	0	0	0
1	E	180	1359	855	237	261	6	0	0	0
1	F	180	1359	855	237	261	6	0	0	0
1	G	180	1359	855	237	261	6	0	0	0
1	H	180	1359	855	237	261	6	0	0	0
1	I	180	1359	855	237	261	6	0	0	0
1	J	180	1359	855	237	261	6	0	0	0
1	K	180	1359	855	237	261	6	0	0	0
1	L	180	1359	855	237	261	6	0	0	0

- Molecule 2 is water.

Mol	Chain	Residues	Atoms		ZeroOcc	AltConf
2	A	18	Total	O	0	0
			18	18		
2	B	3	Total	O	0	0
			3	3		

Continued on next page...

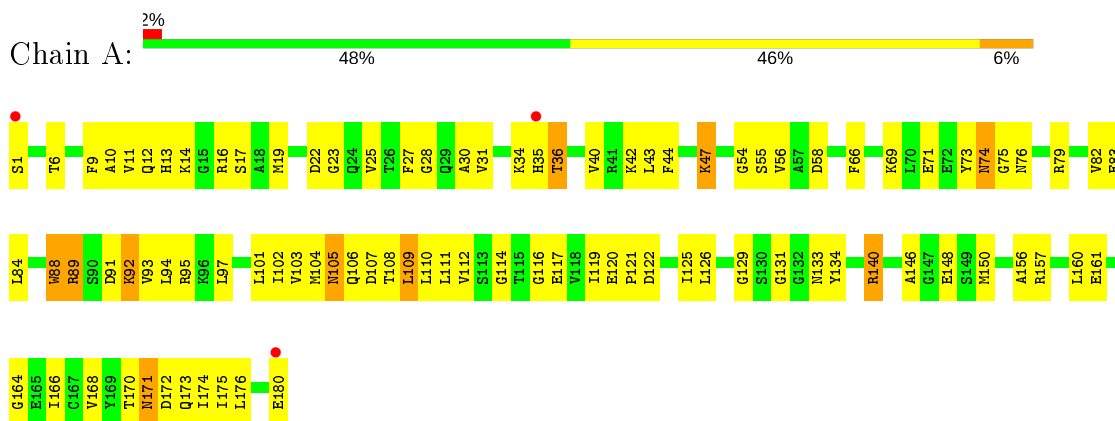
Continued from previous page...

Mol	Chain	Residues	Atoms		ZeroOcc	AltConf
2	C	5	Total 5	O 5	0	0
2	D	5	Total 5	O 5	0	0
2	E	12	Total 12	O 12	0	0
2	F	15	Total 15	O 15	0	0
2	G	10	Total 10	O 10	0	0
2	H	14	Total 14	O 14	0	0
2	I	9	Total 9	O 9	0	0
2	J	3	Total 3	O 3	0	0
2	K	9	Total 9	O 9	0	0
2	L	3	Total 3	O 3	0	0

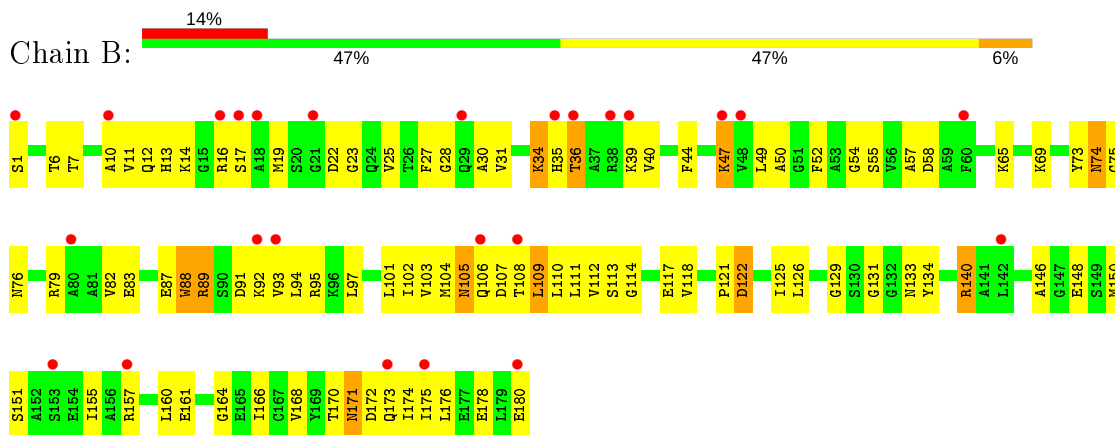
3 Residue-property plots

These plots are drawn for all protein, RNA and DNA chains in the entry. The first graphic for a chain summarises the proportions of the various outlier classes displayed in the second graphic. The second graphic shows the sequence view annotated by issues in geometry and electron density. Residues are color-coded according to the number of geometric quality criteria for which they contain at least one outlier: green = 0, yellow = 1, orange = 2 and red = 3 or more. A red dot above a residue indicates a poor fit to the electron density ($RSRZ > 2$). Stretches of 2 or more consecutive residues without any outlier are shown as a green connector. Residues present in the sample, but not in the model, are shown in grey.

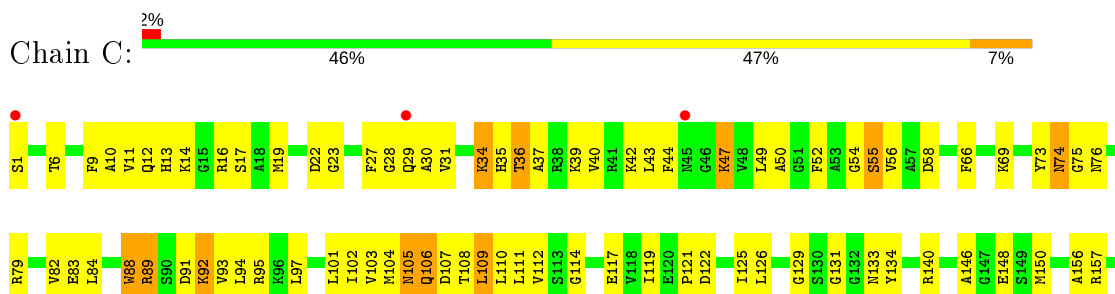
- Molecule 1: ATP-dependent protease hslV



- Molecule 1: ATP-dependent protease hslV

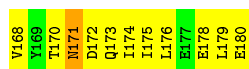
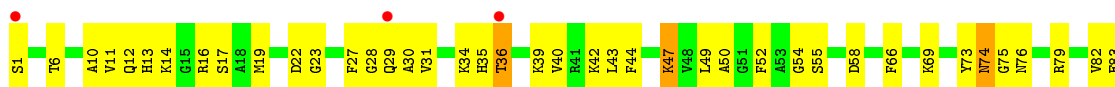


- Molecule 1: ATP-dependent protease hslV

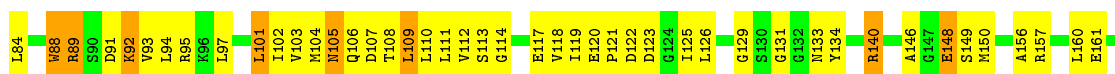
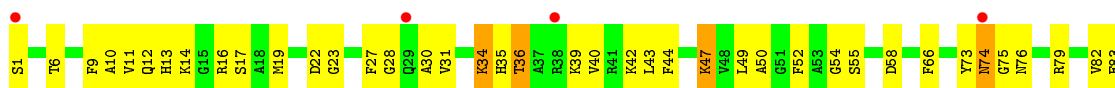




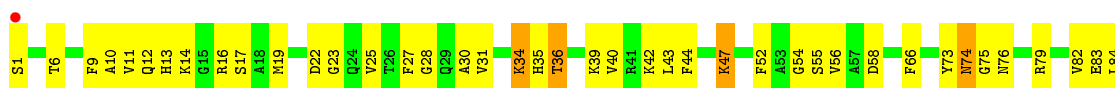
- Molecule 1: ATP-dependent protease hslV



- Molecule 1: ATP-dependent protease hslV

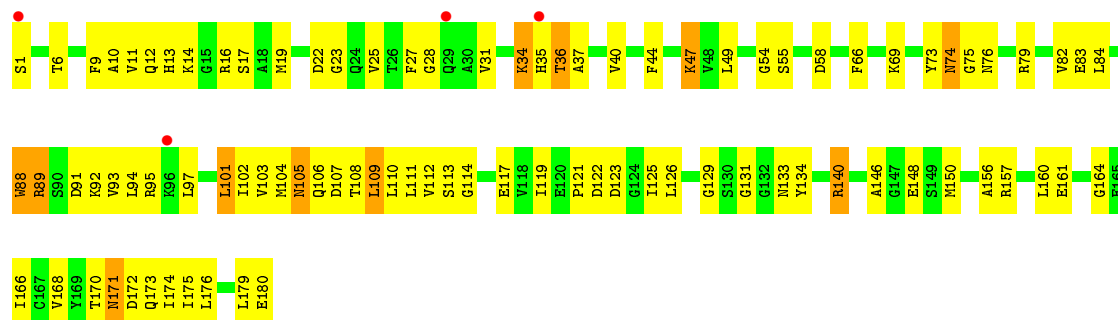


- Molecule 1: ATP-dependent protease hslV

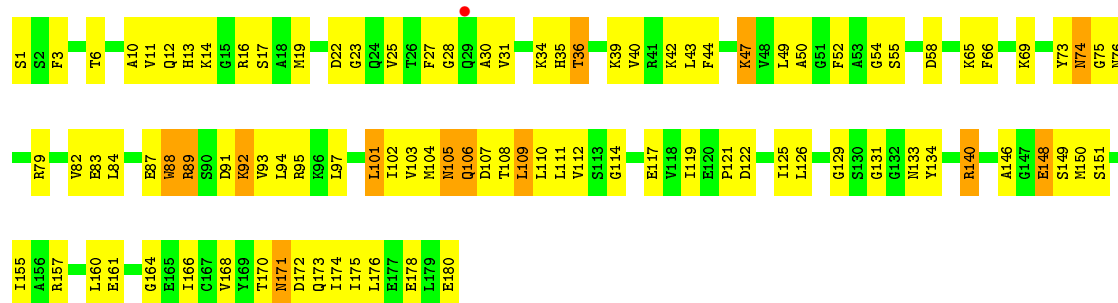


- Molecule 1: ATP-dependent protease hslV

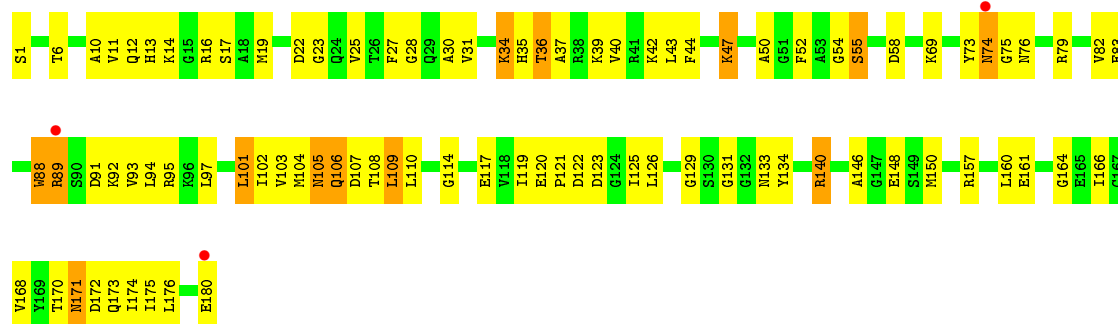




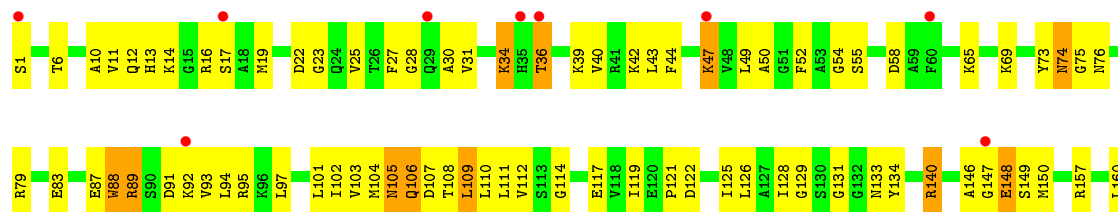
- Molecule 1: ATP-dependent protease hslV




- Molecule 1: ATP-dependent protease hslV

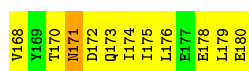
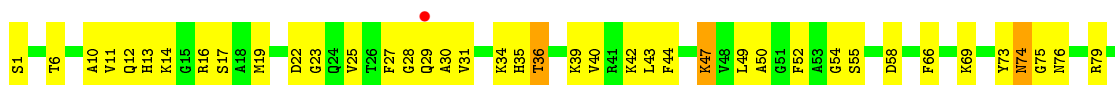


- Molecule 1: ATP-dependent protease hslV

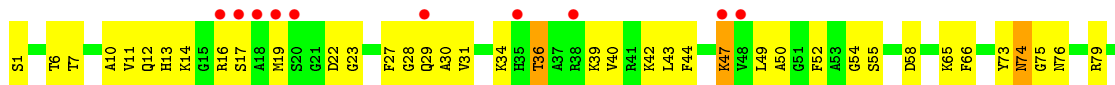




- Molecule 1: ATP-dependent protease hslV



- Molecule 1: ATP-dependent protease hslV



4 Data and refinement statistics

Property	Value	Source
Space group	P 1 21 1	Depositor
Cell constants a, b, c, α , β , γ	78.13Å 164.42Å 95.90Å 90.00° 111.53° 90.00°	Depositor
Resolution (Å)	40.37 – 3.00 40.37 – 3.00	Depositor EDS
% Data completeness (in resolution range)	98.0 (40.37-3.00) 98.1 (40.37-3.00)	Depositor EDS
R_{merge}	0.12	Depositor
R_{sym}	0.09	Depositor
$\langle I/\sigma(I) \rangle$ ¹	2.38 (at 3.01Å)	Xtrriage
Refinement program	CNS	Depositor
R, R_{free}	0.245 , 0.266 0.242 , 0.260	Depositor DCC
R_{free} test set	4438 reflections (10.05%)	wwPDB-VP
Wilson B-factor (Å ²)	50.1	Xtrriage
Anisotropy	0.128	Xtrriage
Bulk solvent k_{sol} (e/Å ³), B_{sol} (Å ²)	0.36 , 68.7	EDS
L-test for twinning ²	$\langle L \rangle = 0.49$, $\langle L^2 \rangle = 0.31$	Xtrriage
Estimated twinning fraction	0.022 for h,-k,-h-l	Xtrriage
F_o, F_c correlation	0.89	EDS
Total number of atoms	16414	wwPDB-VP
Average B, all atoms (Å ²)	46.0	wwPDB-VP

Xtrriage's analysis on translational NCS is as follows: *The largest off-origin peak in the Patterson function is 5.24% of the height of the origin peak. No significant pseudotranslation is detected.*

¹Intensities estimated from amplitudes.

²Theoretical values of $\langle |L| \rangle$, $\langle L^2 \rangle$ for acentric reflections are 0.5, 0.333 respectively for untwinned datasets, and 0.375, 0.2 for perfectly twinned datasets.

5 Model quality [i](#)

5.1 Standard geometry [i](#)

The Z score for a bond length (or angle) is the number of standard deviations the observed value is removed from the expected value. A bond length (or angle) with $|Z| > 5$ is considered an outlier worth inspection. RMSZ is the root-mean-square of all Z scores of the bond lengths (or angles).

Mol	Chain	Bond lengths		Bond angles	
		RMSZ	# Z >5	RMSZ	# Z >5
1	A	0.56	0/1376	0.70	0/1847
1	B	0.58	0/1376	0.69	0/1847
1	C	0.54	0/1376	0.69	0/1847
1	D	0.55	0/1376	0.69	0/1847
1	E	0.54	0/1376	0.70	1/1847 (0.1%)
1	F	0.56	0/1376	0.69	0/1847
1	G	0.55	0/1376	0.70	1/1847 (0.1%)
1	H	0.56	0/1376	0.69	1/1847 (0.1%)
1	I	0.54	0/1376	0.70	1/1847 (0.1%)
1	J	0.54	0/1376	0.69	0/1847
1	K	0.53	0/1376	0.69	0/1847
1	L	0.59	0/1376	0.70	0/1847
All	All	0.55	0/16512	0.69	4/22164 (0.0%)

There are no bond length outliers.

All (4) bond angle outliers are listed below:

Mol	Chain	Res	Type	Atoms	Z	Observed(°)	Ideal(°)
1	E	101	LEU	CA-CB-CG	5.15	127.15	115.30
1	G	101	LEU	CA-CB-CG	5.07	126.96	115.30
1	H	101	LEU	CA-CB-CG	5.06	126.94	115.30
1	I	101	LEU	CA-CB-CG	5.06	126.94	115.30

There are no chirality outliers.

There are no planarity outliers.

5.2 Too-close contacts [i](#)

In the following table, the Non-H and H(model) columns list the number of non-hydrogen atoms and hydrogen atoms in the chain respectively. The H(added) column lists the number of hydrogen atoms added and optimized by MolProbity. The Clashes column lists the number of clashes within the asymmetric unit, whereas Symm-Clashes lists symmetry related clashes.

Mol	Chain	Non-H	H(model)	H(added)	Clashes	Symm-Clashes
1	A	1359	0	1377	88	0
1	B	1359	0	1377	87	0
1	C	1359	0	1377	90	0
1	D	1359	0	1377	86	0
1	E	1359	0	1377	92	0
1	F	1359	0	1377	86	0
1	G	1359	0	1377	87	0
1	H	1359	0	1377	93	0
1	I	1359	0	1377	87	0
1	J	1359	0	1377	87	0
1	K	1359	0	1377	83	0
1	L	1359	0	1377	89	0
2	A	18	0	0	3	0
2	B	3	0	0	0	0
2	C	5	0	0	0	0
2	D	5	0	0	0	0
2	E	12	0	0	2	0
2	F	15	0	0	1	0
2	G	10	0	0	1	0
2	H	14	0	0	2	0
2	I	9	0	0	4	0
2	J	3	0	0	2	0
2	K	9	0	0	0	0
2	L	3	0	0	0	0
All	All	16414	0	16524	965	0

The all-atom clashscore is defined as the number of clashes found per 1000 atoms (including hydrogen atoms). The all-atom clashscore for this structure is 29.

All (965) close contacts within the same asymmetric unit are listed below, sorted by their clash magnitude.

Atom-1	Atom-2	Interatomic distance (Å)	Clash overlap (Å)
1:G:19:MET:HE2	1:G:40:VAL:HG13	1.46	0.96
1:F:19:MET:HE2	1:F:40:VAL:HG13	1.46	0.93
1:A:19:MET:HE2	1:A:40:VAL:HG13	1.49	0.92
1:D:19:MET:HE2	1:D:40:VAL:HG13	1.55	0.88
1:K:19:MET:HE2	1:K:40:VAL:HG13	1.55	0.87
1:I:119:ILE:HG12	1:J:25:VAL:HG11	1.59	0.84
1:B:19:MET:HE2	1:B:40:VAL:HG13	1.59	0.83
1:B:109:LEU:HD22	1:B:126:LEU:HD12	1.61	0.82
1:A:109:LEU:HD22	1:A:126:LEU:HD12	1.62	0.81
1:G:109:LEU:HD22	1:G:126:LEU:HD12	1.62	0.81

Continued on next page...

Continued from previous page...

Atom-1	Atom-2	Interatomic distance (Å)	Clash overlap (Å)
1:E:19:MET:HE2	1:E:40:VAL:HG13	1.62	0.81
1:J:105:ASN:HD22	1:J:105:ASN:C	1.85	0.80
1:J:19:MET:HE2	1:J:40:VAL:HG13	1.62	0.80
1:E:105:ASN:C	1:E:105:ASN:HD22	1.84	0.80
1:G:105:ASN:C	1:G:105:ASN:HD22	1.85	0.80
1:I:109:LEU:HD22	1:I:126:LEU:HD12	1.64	0.79
1:B:92:LYS:NZ	1:B:95:ARG:HG2	1.98	0.78
1:F:109:LEU:HD22	1:F:126:LEU:HD12	1.62	0.78
1:E:92:LYS:NZ	1:E:95:ARG:HG2	1.99	0.78
1:I:105:ASN:C	1:I:105:ASN:HD22	1.84	0.78
1:H:92:LYS:NZ	1:H:95:ARG:HG2	1.99	0.78
1:D:92:LYS:NZ	1:D:95:ARG:HG2	1.98	0.78
1:I:92:LYS:NZ	1:I:95:ARG:HG2	1.99	0.78
1:H:105:ASN:C	1:H:105:ASN:HD22	1.84	0.78
1:I:19:MET:HE2	1:I:40:VAL:HG13	1.64	0.78
1:L:105:ASN:HD22	1:L:105:ASN:C	1.87	0.77
1:A:105:ASN:C	1:A:105:ASN:HD22	1.88	0.77
1:F:92:LYS:NZ	1:F:95:ARG:HG2	2.00	0.77
1:D:109:LEU:HD22	1:D:126:LEU:HD12	1.67	0.77
1:L:19:MET:HE2	1:L:40:VAL:HG13	1.67	0.77
1:A:92:LYS:NZ	1:A:95:ARG:HG2	1.99	0.76
1:C:19:MET:HE2	1:C:40:VAL:HG13	1.67	0.76
1:G:92:LYS:NZ	1:G:95:ARG:HG2	2.00	0.76
1:K:105:ASN:HD22	1:K:105:ASN:C	1.89	0.76
1:F:105:ASN:HD22	1:F:105:ASN:C	1.87	0.76
1:L:92:LYS:NZ	1:L:95:ARG:HG2	2.01	0.76
1:J:109:LEU:HD22	1:J:126:LEU:HD12	1.66	0.76
1:L:109:LEU:HD22	1:L:126:LEU:HD12	1.68	0.75
1:H:109:LEU:HD22	1:H:126:LEU:HD12	1.67	0.75
1:E:109:LEU:HD22	1:E:126:LEU:HD12	1.67	0.75
1:H:105:ASN:ND2	1:H:107:ASP:H	1.84	0.75
1:B:105:ASN:C	1:B:105:ASN:HD22	1.88	0.75
1:C:92:LYS:NZ	1:C:95:ARG:HG2	2.02	0.74
1:A:105:ASN:ND2	1:A:107:ASP:H	1.86	0.74
1:J:92:LYS:NZ	1:J:95:ARG:HG2	2.02	0.74
1:J:105:ASN:ND2	1:J:107:ASP:H	1.85	0.73
1:G:119:ILE:HG12	1:H:25:VAL:HG11	1.70	0.73
1:B:118:VAL:HB	1:C:56:VAL:HG21	1.70	0.73
1:A:119:ILE:HG23	1:B:34:LYS:HG2	1.71	0.73
1:B:105:ASN:ND2	1:B:107:ASP:H	1.86	0.73
1:I:105:ASN:ND2	1:I:107:ASP:H	1.87	0.73

Continued on next page...

Continued from previous page...

Atom-1	Atom-2	Interatomic distance (Å)	Clash overlap (Å)
1:H:19:MET:HE2	1:H:40:VAL:HG13	1.70	0.73
1:K:92:LYS:NZ	1:K:95:ARG:HG2	2.04	0.73
1:C:109:LEU:HD22	1:C:126:LEU:HD12	1.71	0.73
1:H:76:ASN:HD22	1:H:79:ARG:HB2	1.54	0.73
1:G:105:ASN:ND2	1:G:107:ASP:H	1.86	0.73
1:A:119:ILE:HG12	1:B:25:VAL:HG11	1.70	0.72
1:F:105:ASN:ND2	1:F:107:ASP:H	1.86	0.72
1:H:157:ARG:O	1:H:161:GLU:HG3	1.90	0.72
1:G:25:VAL:HG11	1:L:119:ILE:HG12	1.72	0.72
1:D:105:ASN:C	1:D:105:ASN:HD22	1.91	0.72
1:D:19:MET:CE	1:D:40:VAL:HG13	2.19	0.72
1:G:34:LYS:HG2	1:L:119:ILE:HG23	1.71	0.71
1:F:133:ASN:HB3	1:H:134:TYR:CE2	2.24	0.71
1:E:166:ILE:HG12	1:I:140:ARG:HH21	1.55	0.71
1:C:105:ASN:HD22	1:C:105:ASN:C	1.90	0.71
1:F:76:ASN:HD22	1:F:79:ARG:HB2	1.56	0.71
1:G:94:LEU:HA	1:G:97:LEU:HD23	1.74	0.70
1:J:76:ASN:HD22	1:J:79:ARG:HB2	1.56	0.70
1:E:19:MET:CE	1:E:40:VAL:HG13	2.21	0.70
1:G:76:ASN:HD22	1:G:79:ARG:HB2	1.56	0.70
1:L:157:ARG:O	1:L:161:GLU:HG3	1.90	0.70
1:D:105:ASN:ND2	1:D:107:ASP:H	1.89	0.70
1:A:19:MET:CE	1:A:40:VAL:HG13	2.22	0.70
1:H:94:LEU:HA	1:H:97:LEU:HD23	1.74	0.70
1:A:76:ASN:HD22	1:A:79:ARG:HB2	1.57	0.69
1:I:76:ASN:HD22	1:I:79:ARG:HB2	1.57	0.69
1:K:109:LEU:HD22	1:K:126:LEU:HD12	1.75	0.69
1:C:105:ASN:ND2	1:C:108:THR:H	1.90	0.69
1:L:94:LEU:HA	1:L:97:LEU:HD23	1.74	0.69
1:D:76:ASN:HD22	1:D:79:ARG:HB2	1.58	0.69
1:A:166:ILE:HG12	1:G:140:ARG:HH21	1.57	0.69
1:G:19:MET:CE	1:G:40:VAL:HG13	2.20	0.69
1:K:94:LEU:HA	1:K:97:LEU:HD23	1.74	0.69
1:I:120:GLU:O	1:J:34:LYS:HD3	1.92	0.69
1:J:94:LEU:HA	1:J:97:LEU:HD23	1.74	0.68
1:C:76:ASN:HD22	1:C:79:ARG:HB2	1.57	0.68
1:C:94:LEU:HA	1:C:97:LEU:HD23	1.76	0.68
1:E:105:ASN:ND2	1:E:107:ASP:H	1.90	0.68
1:E:76:ASN:HD22	1:E:79:ARG:HB2	1.57	0.68
1:I:94:LEU:HA	1:I:97:LEU:HD23	1.75	0.68
1:C:89:ARG:NH1	1:C:95:ARG:HE	1.92	0.68

Continued on next page...

Continued from previous page...

Atom-1	Atom-2	Interatomic distance (Å)	Clash overlap (Å)
1:A:120:GLU:O	1:B:34:LYS:HD3	1.93	0.68
1:B:94:LEU:HA	1:B:97:LEU:HD23	1.75	0.68
1:K:105:ASN:ND2	1:K:107:ASP:H	1.92	0.68
1:K:19:MET:CE	1:K:40:VAL:HG13	2.24	0.68
1:B:76:ASN:HD22	1:B:79:ARG:HB2	1.59	0.68
1:L:101:LEU:HD11	1:L:103:VAL:HG13	1.73	0.68
1:F:19:MET:CE	1:F:40:VAL:HG13	2.22	0.67
1:A:94:LEU:HA	1:A:97:LEU:HD23	1.75	0.67
1:J:19:MET:CE	1:J:40:VAL:HG13	2.23	0.67
1:J:88:TRP:HZ3	1:J:94:LEU:O	1.76	0.67
1:L:105:ASN:ND2	1:L:107:ASP:H	1.90	0.67
1:D:94:LEU:HA	1:D:97:LEU:HD23	1.77	0.67
1:K:105:ASN:ND2	1:K:108:THR:H	1.92	0.67
1:L:88:TRP:HZ3	1:L:94:LEU:O	1.77	0.67
1:B:19:MET:CE	1:B:40:VAL:HG13	2.23	0.67
1:D:88:TRP:HZ3	1:D:94:LEU:O	1.77	0.67
1:K:89:ARG:NH1	1:K:95:ARG:HE	1.91	0.67
1:C:105:ASN:ND2	1:C:107:ASP:H	1.92	0.67
1:E:105:ASN:ND2	1:E:108:THR:H	1.93	0.67
1:A:105:ASN:ND2	1:A:108:THR:H	1.93	0.66
1:E:94:LEU:HA	1:E:97:LEU:HD23	1.77	0.66
1:I:19:MET:CE	1:I:40:VAL:HG13	2.25	0.66
1:C:105:ASN:HD21	1:C:108:THR:H	1.44	0.66
1:F:105:ASN:ND2	1:F:108:THR:H	1.93	0.66
1:K:76:ASN:HD22	1:K:79:ARG:HB2	1.60	0.66
1:D:105:ASN:ND2	1:D:108:THR:H	1.92	0.66
1:F:94:LEU:HA	1:F:97:LEU:HD23	1.77	0.66
1:L:76:ASN:HD22	1:L:79:ARG:HB2	1.60	0.66
1:F:134:TYR:CE2	1:H:133:ASN:HB3	2.31	0.66
1:C:157:ARG:O	1:C:161:GLU:HG3	1.95	0.66
1:B:88:TRP:HZ3	1:B:94:LEU:O	1.79	0.66
1:A:89:ARG:NH1	1:A:95:ARG:HE	1.94	0.66
1:K:88:TRP:HZ3	1:K:94:LEU:O	1.79	0.66
1:K:157:ARG:O	1:K:161:GLU:HG3	1.96	0.65
1:F:133:ASN:HB3	1:H:134:TYR:HE2	1.60	0.65
1:F:36:THR:HG23	1:F:173:GLN:HE21	1.61	0.65
1:C:88:TRP:HZ3	1:C:94:LEU:O	1.80	0.65
1:E:89:ARG:NH1	1:E:95:ARG:HE	1.95	0.65
1:F:88:TRP:HZ3	1:F:94:LEU:O	1.79	0.65
1:H:19:MET:CE	1:H:40:VAL:HG13	2.26	0.65
1:J:92:LYS:HZ2	1:J:95:ARG:HG2	1.60	0.65

Continued on next page...

Continued from previous page...

Atom-1	Atom-2	Interatomic distance (Å)	Clash overlap (Å)
1:L:89:ARG:NH1	1:L:95:ARG:HE	1.95	0.65
1:E:88:TRP:HZ3	1:E:94:LEU:O	1.78	0.65
1:F:89:ARG:NH1	1:F:95:ARG:HE	1.95	0.65
1:G:105:ASN:ND2	1:G:108:THR:H	1.95	0.65
1:A:140:ARG:HH21	1:G:166:ILE:HG12	1.60	0.65
1:A:168:VAL:HG22	1:H:30:ALA:CB	2.27	0.64
1:I:89:ARG:NH1	1:I:95:ARG:HE	1.94	0.64
1:F:166:ILE:HG12	1:H:140:ARG:HH21	1.63	0.64
1:E:140:ARG:HH21	1:I:166:ILE:HG12	1.62	0.64
1:D:92:LYS:HZ2	1:D:95:ARG:HG2	1.60	0.64
1:H:105:ASN:ND2	1:H:108:THR:H	1.95	0.64
1:B:105:ASN:ND2	1:B:108:THR:H	1.95	0.64
1:G:89:ARG:NH1	1:G:95:ARG:HE	1.96	0.64
1:K:105:ASN:HD21	1:K:108:THR:H	1.46	0.64
1:B:171:ASN:HD22	1:B:171:ASN:H	1.46	0.64
1:I:105:ASN:ND2	1:I:108:THR:H	1.96	0.64
1:E:157:ARG:O	1:E:161:GLU:HG3	1.98	0.63
1:F:105:ASN:HD21	1:F:108:THR:H	1.46	0.63
1:I:88:TRP:HZ3	1:I:94:LEU:O	1.81	0.63
1:D:89:ARG:NH1	1:D:95:ARG:HE	1.95	0.63
1:C:19:MET:CE	1:C:40:VAL:HG13	2.28	0.63
1:G:88:TRP:HZ3	1:G:94:LEU:O	1.82	0.63
1:H:36:THR:HG23	1:H:173:GLN:HE21	1.63	0.63
1:H:88:TRP:HZ3	1:H:94:LEU:O	1.80	0.63
1:A:88:TRP:HZ3	1:A:94:LEU:O	1.81	0.63
1:I:36:THR:HA	2:I:185:HOH:O	1.98	0.63
1:J:105:ASN:ND2	1:J:108:THR:H	1.96	0.63
1:C:16:ARG:HH11	1:C:180:GLU:HA	1.63	0.63
1:H:89:ARG:NH1	1:H:95:ARG:HE	1.97	0.63
1:L:19:MET:CE	1:L:40:VAL:HG13	2.28	0.63
1:B:92:LYS:HZ3	1:B:95:ARG:HG2	1.64	0.63
1:B:36:THR:HG23	1:B:173:GLN:HE21	1.63	0.62
1:C:36:THR:HG23	1:C:173:GLN:HE21	1.64	0.62
1:E:105:ASN:HD21	1:E:108:THR:H	1.46	0.62
1:A:134:TYR:CE2	1:G:133:ASN:HB3	2.34	0.62
1:D:76:ASN:ND2	1:D:79:ARG:H	1.96	0.62
1:D:157:ARG:O	1:D:161:GLU:HG3	2.00	0.62
1:E:92:LYS:HZ2	1:E:95:ARG:HG2	1.63	0.62
1:C:134:TYR:CE2	1:K:133:ASN:HB3	2.35	0.62
1:B:89:ARG:NH1	1:B:95:ARG:HE	1.97	0.62
1:H:92:LYS:HB3	2:H:194:HOH:O	1.98	0.62

Continued on next page...

Continued from previous page...

Atom-1	Atom-2	Interatomic distance (Å)	Clash overlap (Å)
1:J:171:ASN:H	1:J:171:ASN:HD22	1.46	0.62
1:L:16:ARG:HH11	1:L:180:GLU:HA	1.64	0.62
1:A:36:THR:HG23	1:A:173:GLN:HE21	1.64	0.62
1:D:16:ARG:HH11	1:D:180:GLU:HA	1.65	0.62
1:J:157:ARG:O	1:J:161:GLU:HG3	1.99	0.62
1:J:89:ARG:NH1	1:J:95:ARG:HE	1.97	0.62
1:C:168:VAL:HG22	1:L:30:ALA:CB	2.28	0.62
1:I:36:THR:HG23	1:I:173:GLN:HE21	1.65	0.62
1:K:36:THR:HG23	1:K:173:GLN:HE21	1.64	0.62
1:G:157:ARG:O	1:G:161:GLU:HG3	2.00	0.62
1:A:171:ASN:H	1:A:171:ASN:HD22	1.48	0.62
1:L:11:VAL:HG23	1:L:125:ILE:HG12	1.81	0.62
1:G:92:LYS:HZ3	1:G:95:ARG:HG2	1.62	0.61
1:H:105:ASN:HD21	1:H:108:THR:H	1.48	0.61
1:H:171:ASN:HD22	1:H:171:ASN:H	1.48	0.61
1:J:16:ARG:HH11	1:J:180:GLU:HA	1.65	0.61
1:B:11:VAL:HG23	1:B:125:ILE:HG12	1.83	0.61
1:H:76:ASN:ND2	1:H:79:ARG:H	1.97	0.61
1:L:36:THR:HG23	1:L:173:GLN:HE21	1.65	0.61
1:I:76:ASN:ND2	1:I:79:ARG:H	1.99	0.61
1:A:92:LYS:HE3	1:B:93:VAL:HG13	1.82	0.61
1:B:74:ASN:HD22	1:B:74:ASN:C	2.04	0.61
1:D:91:ASP:O	1:D:93:VAL:HG23	2.01	0.61
1:I:164:GLY:HA2	1:I:170:THR:HB	1.83	0.61
1:K:101:LEU:HD11	1:K:103:VAL:HG13	1.81	0.61
1:A:92:LYS:HA	1:A:95:ARG:HB3	1.83	0.61
1:C:121:PRO:HG3	1:C:126:LEU:HG	1.82	0.61
1:E:36:THR:HG23	1:E:173:GLN:HE21	1.65	0.61
1:I:157:ARG:O	1:I:161:GLU:HG3	2.00	0.61
1:E:166:ILE:HG12	1:I:140:ARG:NH2	2.15	0.61
1:F:92:LYS:HZ3	1:F:95:ARG:HG2	1.63	0.61
1:H:16:ARG:HH11	1:H:180:GLU:HA	1.66	0.61
1:J:164:GLY:HA2	1:J:170:THR:HB	1.83	0.61
1:J:36:THR:HG23	1:J:173:GLN:HE21	1.64	0.60
1:A:23:GLY:H	1:A:171:ASN:HD21	1.50	0.60
1:B:16:ARG:HH11	1:B:180:GLU:HA	1.65	0.60
1:D:105:ASN:HD21	1:D:108:THR:H	1.48	0.60
1:D:121:PRO:HG3	1:D:126:LEU:HG	1.83	0.60
1:A:157:ARG:O	1:A:161:GLU:HG3	2.01	0.60
1:B:157:ARG:O	1:B:161:GLU:HG3	2.00	0.60
1:C:101:LEU:HD11	1:C:103:VAL:HG13	1.83	0.60

Continued on next page...

Continued from previous page...

Atom-1	Atom-2	Interatomic distance (Å)	Clash overlap (Å)
1:F:157:ARG:O	1:F:161:GLU:HG3	2.01	0.60
1:F:92:LYS:HA	1:F:95:ARG:HB3	1.84	0.60
1:H:92:LYS:HZ2	1:H:95:ARG:HG2	1.65	0.60
1:C:76:ASN:ND2	1:C:79:ARG:H	1.97	0.60
1:C:91:ASP:O	1:C:93:VAL:HG23	2.01	0.60
1:G:76:ASN:ND2	1:G:79:ARG:H	1.99	0.60
1:J:76:ASN:ND2	1:J:79:ARG:H	1.99	0.60
1:D:36:THR:HG23	1:D:173:GLN:HE21	1.66	0.60
1:D:92:LYS:HA	1:D:95:ARG:HB3	1.84	0.60
1:F:91:ASP:O	1:F:93:VAL:HG23	2.02	0.60
1:K:23:GLY:H	1:K:171:ASN:HD21	1.49	0.60
1:B:91:ASP:O	1:B:93:VAL:HG23	2.02	0.60
1:F:164:GLY:HA2	1:F:170:THR:HB	1.83	0.60
1:C:133:ASN:HB3	1:K:134:TYR:CE2	2.37	0.60
1:L:76:ASN:ND2	1:L:79:ARG:H	1.99	0.60
1:A:105:ASN:HD21	1:A:108:THR:H	1.48	0.60
1:F:76:ASN:ND2	1:F:79:ARG:H	2.00	0.60
1:L:105:ASN:ND2	1:L:108:THR:H	1.98	0.60
1:C:92:LYS:HA	1:C:95:ARG:HB3	1.84	0.59
1:J:36:THR:HG22	2:J:182:HOH:O	2.00	0.59
1:E:76:ASN:ND2	1:E:79:ARG:H	2.00	0.59
1:G:16:ARG:HH11	1:G:180:GLU:HA	1.66	0.59
1:K:121:PRO:HG3	1:K:126:LEU:HG	1.83	0.59
1:L:121:PRO:HG3	1:L:126:LEU:HG	1.84	0.59
1:E:16:ARG:HH11	1:E:180:GLU:HA	1.67	0.59
1:E:171:ASN:H	1:E:171:ASN:HD22	1.49	0.59
1:G:92:LYS:HA	1:G:95:ARG:HB3	1.84	0.59
1:B:76:ASN:ND2	1:B:79:ARG:H	1.99	0.59
1:I:92:LYS:HZ3	1:I:95:ARG:HG2	1.66	0.59
1:B:164:GLY:HA2	1:B:170:THR:HB	1.83	0.59
1:D:101:LEU:HD11	1:D:103:VAL:HG13	1.84	0.59
1:A:166:ILE:HG12	1:G:140:ARG:NH2	2.17	0.59
1:F:16:ARG:HH11	1:F:180:GLU:HA	1.66	0.59
1:G:36:THR:HG23	1:G:173:GLN:HE21	1.67	0.59
1:H:76:ASN:HD22	1:H:79:ARG:CB	2.15	0.59
1:J:92:LYS:HA	1:J:95:ARG:HB3	1.85	0.59
1:L:91:ASP:O	1:L:93:VAL:HG23	2.02	0.59
1:B:92:LYS:HA	1:B:95:ARG:HB3	1.85	0.59
1:C:171:ASN:HD22	1:C:171:ASN:H	1.51	0.59
1:K:76:ASN:ND2	1:K:79:ARG:H	2.01	0.59
1:B:101:LEU:HD11	1:B:103:VAL:HG13	1.83	0.59

Continued on next page...

Continued from previous page...

Atom-1	Atom-2	Interatomic distance (Å)	Clash overlap (Å)
1:D:23:GLY:H	1:D:171:ASN:HD21	1.51	0.59
1:L:92:LYS:HZ2	1:L:95:ARG:HG2	1.67	0.59
1:G:117:GLU:HG3	1:H:3:PHE:CD1	2.37	0.59
1:G:171:ASN:HD22	1:G:171:ASN:H	1.48	0.59
1:I:91:ASP:O	1:I:93:VAL:HG23	2.02	0.59
1:K:164:GLY:HA2	1:K:170:THR:HB	1.85	0.59
1:E:91:ASP:O	1:E:93:VAL:HG23	2.03	0.58
1:F:140:ARG:HH21	1:H:166:ILE:HG12	1.68	0.58
1:I:16:ARG:HH11	1:I:180:GLU:HA	1.68	0.58
1:K:92:LYS:HZ2	1:K:95:ARG:HG2	1.68	0.58
1:L:23:GLY:H	1:L:171:ASN:HD21	1.51	0.58
1:G:105:ASN:HD21	1:G:108:THR:H	1.49	0.58
1:J:105:ASN:HD21	1:J:108:THR:H	1.51	0.58
1:A:91:ASP:O	1:A:93:VAL:HG23	2.03	0.58
1:A:92:LYS:HZ3	1:A:95:ARG:HG2	1.66	0.58
1:F:171:ASN:H	1:F:171:ASN:HD22	1.50	0.58
1:H:164:GLY:HA2	1:H:170:THR:HB	1.84	0.58
1:H:92:LYS:HZ3	1:H:95:ARG:HG2	1.68	0.58
1:L:101:LEU:CD1	1:L:103:VAL:HG13	2.33	0.58
1:B:166:ILE:HG12	1:L:140:ARG:HH21	1.66	0.58
1:A:92:LYS:HZ2	1:A:95:ARG:HG2	1.68	0.58
1:E:164:GLY:HA2	1:E:170:THR:HB	1.86	0.58
1:G:164:GLY:HA2	1:G:170:THR:HB	1.84	0.58
1:A:164:GLY:HA2	1:A:170:THR:HB	1.86	0.58
1:L:92:LYS:HA	1:L:95:ARG:HB3	1.86	0.58
1:C:30:ALA:CB	1:L:168:VAL:HG22	2.34	0.58
1:K:16:ARG:HH11	1:K:180:GLU:HA	1.69	0.58
1:K:92:LYS:HA	1:K:95:ARG:HB3	1.85	0.58
1:A:76:ASN:ND2	1:A:79:ARG:H	2.01	0.58
1:B:23:GLY:H	1:B:171:ASN:HD21	1.49	0.58
1:I:121:PRO:HG3	1:I:126:LEU:HG	1.85	0.58
1:I:23:GLY:H	1:I:171:ASN:HD21	1.52	0.58
1:J:91:ASP:O	1:J:93:VAL:HG23	2.03	0.58
1:K:91:ASP:O	1:K:93:VAL:HG23	2.04	0.58
1:D:168:VAL:HG22	1:K:30:ALA:CB	2.33	0.58
1:I:92:LYS:HB3	2:I:187:HOH:O	2.03	0.58
1:I:92:LYS:HA	1:I:95:ARG:HB3	1.85	0.58
1:C:11:VAL:HG23	1:C:125:ILE:HG12	1.85	0.58
1:F:23:GLY:H	1:F:171:ASN:HD21	1.51	0.58
1:H:92:LYS:HA	1:H:95:ARG:HB3	1.86	0.58
1:B:105:ASN:HD21	1:B:108:THR:H	1.52	0.57

Continued on next page...

Continued from previous page...

Atom-1	Atom-2	Interatomic distance (Å)	Clash overlap (Å)
1:B:92:LYS:HZ2	1:B:95:ARG:HG2	1.67	0.57
1:I:11:VAL:HG23	1:I:125:ILE:HG12	1.86	0.57
1:H:105:ASN:ND2	1:H:105:ASN:C	2.56	0.57
1:H:91:ASP:O	1:H:93:VAL:HG23	2.04	0.57
1:J:121:PRO:HG3	1:J:126:LEU:HG	1.86	0.57
1:C:134:TYR:HE2	1:K:133:ASN:HB3	1.70	0.57
1:G:101:LEU:HD11	1:G:103:VAL:HG13	1.87	0.57
1:I:105:ASN:C	1:I:105:ASN:ND2	2.57	0.57
1:I:105:ASN:HD21	1:I:108:THR:H	1.51	0.57
1:L:101:LEU:HD22	1:L:102:ILE:N	2.19	0.57
1:A:16:ARG:HH11	1:A:180:GLU:HA	1.69	0.57
1:F:11:VAL:HG23	1:F:125:ILE:HG12	1.86	0.57
1:C:164:GLY:HA2	1:C:170:THR:HB	1.86	0.57
1:C:92:LYS:HZ2	1:C:95:ARG:HG2	1.68	0.57
1:G:91:ASP:O	1:G:93:VAL:HG23	2.03	0.57
1:A:121:PRO:HG3	1:A:126:LEU:HG	1.85	0.57
1:D:164:GLY:HA2	1:D:170:THR:HB	1.85	0.57
1:D:29:GLN:HE22	1:K:29:GLN:HE22	1.52	0.57
1:I:76:ASN:HD22	1:I:79:ARG:CB	2.17	0.57
1:L:44:PHE:O	1:L:47:LYS:HB2	2.05	0.57
1:K:1:SER:H2	1:K:28:GLY:HA2	1.68	0.57
1:D:11:VAL:HG23	1:D:125:ILE:HG12	1.85	0.57
1:F:101:LEU:HD11	1:F:103:VAL:HG13	1.86	0.57
1:F:76:ASN:HD22	1:F:79:ARG:CB	2.18	0.57
1:G:105:ASN:C	1:G:105:ASN:ND2	2.57	0.57
1:K:171:ASN:H	1:K:171:ASN:HD22	1.53	0.57
1:K:13:HIS:CE1	1:K:14:LYS:HE2	2.40	0.56
1:I:171:ASN:H	1:I:171:ASN:HD22	1.52	0.56
1:J:11:VAL:HG23	1:J:125:ILE:HG12	1.85	0.56
1:J:76:ASN:HD22	1:J:79:ARG:CB	2.17	0.56
1:A:76:ASN:HD22	1:A:79:ARG:CB	2.18	0.56
1:G:76:ASN:HD22	1:G:79:ARG:CB	2.19	0.56
1:K:101:LEU:CD1	1:K:103:VAL:HG13	2.36	0.56
1:C:76:ASN:HD22	1:C:79:ARG:CB	2.17	0.56
1:J:101:LEU:HD11	1:J:103:VAL:HG13	1.87	0.56
1:E:92:LYS:HA	1:E:95:ARG:HB3	1.86	0.56
1:H:11:VAL:HG23	1:H:125:ILE:HG12	1.87	0.56
1:D:134:TYR:CE2	1:J:133:ASN:HB3	2.40	0.56
1:B:122:ASP:OD2	1:C:34:LYS:HD2	2.05	0.56
1:H:23:GLY:H	1:H:171:ASN:HD21	1.54	0.56
1:J:119:ILE:HG12	1:K:25:VAL:HG11	1.87	0.56

Continued on next page...

Continued from previous page...

Atom-1	Atom-2	Interatomic distance (Å)	Clash overlap (Å)
1:D:133:ASN:HB3	1:J:134:TYR:CE2	2.40	0.56
1:G:23:GLY:H	1:G:171:ASN:HD21	1.54	0.56
1:E:16:ARG:HG2	2:E:189:HOH:O	2.05	0.56
1:F:105:ASN:ND2	1:F:105:ASN:C	2.59	0.56
1:H:101:LEU:HD11	1:H:103:VAL:HG13	1.87	0.56
1:E:11:VAL:HG23	1:E:125:ILE:HG12	1.88	0.56
1:I:101:LEU:HD11	1:I:103:VAL:HG13	1.88	0.56
1:I:58:ASP:OD1	1:I:97:LEU:HD11	2.05	0.56
1:L:13:HIS:CE1	1:L:14:LYS:HE2	2.41	0.56
1:E:76:ASN:HD22	1:E:79:ARG:CB	2.19	0.56
1:C:133:ASN:HB3	1:K:134:TYR:HE2	1.69	0.55
1:E:92:LYS:HZ3	1:E:95:ARG:HG2	1.70	0.55
1:I:92:LYS:HZ2	1:I:95:ARG:HG2	1.68	0.55
1:G:34:LYS:HD3	1:L:120:GLU:O	2.06	0.55
1:J:44:PHE:O	1:J:47:LYS:HB2	2.06	0.55
1:L:171:ASN:H	1:L:171:ASN:HD22	1.54	0.55
1:G:12:GLN:HG2	1:G:17:SER:OG	2.06	0.55
1:J:128:ILE:HB	2:J:181:HOH:O	2.06	0.55
1:D:30:ALA:CB	1:K:168:VAL:HG22	2.36	0.55
1:L:105:ASN:C	1:L:105:ASN:ND2	2.59	0.55
1:B:44:PHE:O	1:B:47:LYS:HB2	2.07	0.55
1:H:25:VAL:HG23	2:H:182:HOH:O	2.05	0.55
1:D:76:ASN:HD22	1:D:79:ARG:CB	2.19	0.55
1:H:58:ASP:OD1	1:H:97:LEU:HD11	2.07	0.55
1:I:12:GLN:HG2	1:I:17:SER:OG	2.06	0.55
1:K:58:ASP:OD1	1:K:97:LEU:HD11	2.07	0.55
1:B:121:PRO:HG3	1:B:126:LEU:HG	1.88	0.55
1:B:76:ASN:HD22	1:B:79:ARG:CB	2.20	0.55
1:D:104:MET:HE1	1:D:109:LEU:HG	1.89	0.55
1:G:74:ASN:C	1:G:74:ASN:HD22	2.10	0.55
1:H:121:PRO:HG3	1:H:126:LEU:HG	1.89	0.55
1:E:121:PRO:HG3	1:E:126:LEU:HG	1.89	0.54
1:L:105:ASN:HD21	1:L:108:THR:H	1.55	0.54
1:E:118:VAL:HB	1:F:56:VAL:HG21	1.88	0.54
1:G:121:PRO:HG3	1:G:126:LEU:HG	1.88	0.54
1:C:105:ASN:ND2	1:C:105:ASN:C	2.61	0.54
1:E:140:ARG:NH2	1:I:166:ILE:HG12	2.22	0.54
1:A:25:VAL:HG11	1:F:119:ILE:HG12	1.89	0.54
1:C:23:GLY:H	1:C:171:ASN:HD21	1.54	0.54
1:D:101:LEU:CD1	1:D:103:VAL:HG13	2.38	0.54
1:L:92:LYS:HZ3	1:L:95:ARG:HG2	1.71	0.54

Continued on next page...

Continued from previous page...

Atom-1	Atom-2	Interatomic distance (Å)	Clash overlap (Å)
1:B:74:ASN:ND2	1:B:74:ASN:C	2.58	0.54
1:F:168:VAL:HG22	1:I:30:ALA:CB	2.38	0.54
1:B:105:ASN:C	1:B:105:ASN:ND2	2.60	0.54
1:E:30:ALA:CB	1:J:168:VAL:HG22	2.38	0.54
1:F:166:ILE:HG12	1:H:140:ARG:NH2	2.23	0.54
1:I:44:PHE:O	1:I:47:LYS:HB2	2.08	0.54
1:C:92:LYS:HZ3	1:C:95:ARG:HG2	1.71	0.54
1:A:133:ASN:HB3	1:G:134:TYR:CE2	2.43	0.54
1:G:92:LYS:HZ2	1:G:95:ARG:HG2	1.73	0.54
1:K:105:ASN:ND2	1:K:105:ASN:C	2.60	0.54
1:L:76:ASN:HD22	1:L:79:ARG:CB	2.20	0.54
1:F:58:ASP:OD1	1:F:97:LEU:HD11	2.07	0.54
1:A:11:VAL:HG23	1:A:125:ILE:HG12	1.90	0.53
1:D:88:TRP:CZ3	1:D:94:LEU:O	2.61	0.53
1:L:12:GLN:HG2	1:L:17:SER:OG	2.07	0.53
1:A:101:LEU:HD11	1:A:103:VAL:HG13	1.89	0.53
1:E:23:GLY:H	1:E:171:ASN:HD21	1.56	0.53
1:K:11:VAL:HG23	1:K:125:ILE:HG12	1.89	0.53
1:K:44:PHE:O	1:K:47:LYS:HB2	2.08	0.53
1:A:58:ASP:OD1	1:A:97:LEU:HD11	2.07	0.53
1:F:140:ARG:NH2	1:H:166:ILE:HG12	2.24	0.53
1:K:76:ASN:HD22	1:K:79:ARG:CB	2.20	0.53
1:D:171:ASN:HD22	1:D:171:ASN:H	1.55	0.53
1:D:92:LYS:HZ3	1:D:95:ARG:HG2	1.73	0.53
1:H:92:LYS:HE3	1:I:93:VAL:HG13	1.91	0.53
1:I:119:ILE:HG23	1:J:34:LYS:HG2	1.91	0.53
1:J:12:GLN:HG2	1:J:17:SER:OG	2.08	0.53
1:B:146:ALA:O	1:B:150:MET:HG2	2.09	0.53
1:D:133:ASN:HB3	1:J:134:TYR:HE2	1.73	0.53
1:E:101:LEU:HD11	1:E:103:VAL:HG13	1.91	0.53
1:G:11:VAL:HG23	1:G:125:ILE:HG12	1.91	0.53
1:L:164:GLY:HA2	1:L:170:THR:HB	1.89	0.53
1:E:133:ASN:HB3	1:I:134:TYR:CE2	2.43	0.53
1:E:146:ALA:O	1:E:150:MET:HG2	2.08	0.53
1:F:121:PRO:HG3	1:F:126:LEU:HG	1.90	0.53
1:C:12:GLN:HG2	1:C:17:SER:OG	2.09	0.52
1:C:92:LYS:HE3	1:D:93:VAL:HG13	1.90	0.52
1:F:92:LYS:HZ2	1:F:95:ARG:HG2	1.72	0.52
1:B:168:VAL:HB	1:G:168:VAL:HB	1.90	0.52
1:J:23:GLY:H	1:J:171:ASN:HD21	1.56	0.52
1:A:44:PHE:O	1:A:47:LYS:HB2	2.09	0.52

Continued on next page...

Continued from previous page...

Atom-1	Atom-2	Interatomic distance (Å)	Clash overlap (Å)
1:B:101:LEU:CD1	1:B:103:VAL:HG13	2.40	0.52
1:K:146:ALA:O	1:K:150:MET:HG2	2.08	0.52
1:H:101:LEU:CD1	1:H:103:VAL:HG13	2.40	0.52
1:D:134:TYR:HE2	1:J:133:ASN:HB3	1.74	0.52
1:H:13:HIS:CE1	1:H:14:LYS:HE2	2.45	0.52
1:B:30:ALA:CB	1:G:168:VAL:HG22	2.40	0.52
1:D:105:ASN:C	1:D:105:ASN:ND2	2.62	0.52
1:I:146:ALA:O	1:I:150:MET:HG2	2.10	0.52
1:C:168:VAL:HG22	1:L:30:ALA:HB1	1.92	0.52
1:D:166:ILE:HG12	1:J:140:ARG:HH21	1.75	0.52
1:F:1:SER:H2	1:F:28:GLY:HA2	1.75	0.52
1:L:22:ASP:HB2	1:L:171:ASN:ND2	2.25	0.52
1:L:88:TRP:CZ3	1:L:94:LEU:O	2.62	0.52
1:I:19:MET:HE1	1:I:50:ALA:C	2.30	0.52
1:L:146:ALA:O	1:L:150:MET:HG2	2.10	0.52
1:J:74:ASN:C	1:J:74:ASN:HD22	2.13	0.52
1:A:171:ASN:N	1:A:171:ASN:HD22	2.06	0.51
1:B:58:ASP:OD1	1:B:97:LEU:HD11	2.09	0.51
1:D:30:ALA:HB1	1:K:168:VAL:HG22	1.92	0.51
1:D:44:PHE:O	1:D:47:LYS:HB2	2.10	0.51
1:H:44:PHE:O	1:H:47:LYS:HB2	2.10	0.51
1:B:12:GLN:HG2	1:B:17:SER:OG	2.10	0.51
1:C:44:PHE:O	1:C:47:LYS:HB2	2.10	0.51
1:H:19:MET:HE1	1:H:50:ALA:C	2.31	0.51
1:A:12:GLN:HG2	1:A:17:SER:OG	2.11	0.51
1:F:101:LEU:CD1	1:F:103:VAL:HG13	2.39	0.51
2:A:194:HOH:O	1:F:119:ILE:HA	2.10	0.51
1:J:76:ASN:ND2	1:J:79:ARG:HG2	2.24	0.51
1:A:134:TYR:HE2	1:G:133:ASN:HB3	1.74	0.51
1:B:101:LEU:HD22	1:B:102:ILE:N	2.26	0.51
1:E:119:ILE:HG12	1:F:25:VAL:HG11	1.93	0.51
1:F:88:TRP:CZ3	1:F:94:LEU:O	2.63	0.51
1:G:101:LEU:CD1	1:G:103:VAL:HG13	2.40	0.51
1:G:146:ALA:O	1:G:150:MET:HG2	2.11	0.51
1:I:13:HIS:CE1	1:I:14:LYS:HE2	2.45	0.51
1:I:123:ASP:HB3	2:I:183:HOH:O	2.09	0.51
1:D:13:HIS:CE1	1:D:14:LYS:HE2	2.46	0.51
1:F:74:ASN:C	1:F:74:ASN:HD22	2.13	0.51
1:F:134:TYR:HE2	1:H:133:ASN:HB3	1.74	0.51
1:H:74:ASN:C	1:H:74:ASN:HD22	2.13	0.51
1:J:101:LEU:CD1	1:J:103:VAL:HG13	2.40	0.51

Continued on next page...

Continued from previous page...

Atom-1	Atom-2	Interatomic distance (Å)	Clash overlap (Å)
1:E:105:ASN:C	1:E:105:ASN:ND2	2.56	0.51
1:G:27:PHE:O	1:G:31:VAL:HB	2.11	0.51
1:G:58:ASP:OD1	1:G:97:LEU:HD11	2.11	0.51
1:H:76:ASN:ND2	1:H:79:ARG:HG2	2.26	0.51
1:I:104:MET:HE1	1:I:109:LEU:HG	1.91	0.51
1:B:88:TRP:CZ3	1:B:94:LEU:O	2.64	0.51
1:H:12:GLN:HG2	1:H:17:SER:OG	2.11	0.51
1:C:30:ALA:HB1	1:L:168:VAL:HG22	1.93	0.51
1:L:58:ASP:OD1	1:L:97:LEU:HD11	2.10	0.51
1:L:111:LEU:HB2	1:L:126:LEU:HD13	1.93	0.51
1:I:23:GLY:HA3	2:I:185:HOH:O	2.10	0.51
1:C:104:MET:HB3	1:C:109:LEU:HD23	1.93	0.50
1:C:13:HIS:CE1	1:C:14:LYS:HE2	2.46	0.50
1:F:146:ALA:O	1:F:150:MET:HG2	2.11	0.50
1:K:104:MET:HB3	1:K:109:LEU:HD23	1.92	0.50
1:C:19:MET:HE1	1:C:50:ALA:C	2.31	0.50
1:F:13:HIS:CE1	1:F:14:LYS:HE2	2.47	0.50
1:F:92:LYS:HB3	2:F:187:HOH:O	2.11	0.50
1:G:13:HIS:CE1	1:G:14:LYS:HE2	2.45	0.50
1:K:88:TRP:CZ3	1:K:94:LEU:O	2.62	0.50
1:L:74:ASN:HD22	1:L:74:ASN:C	2.14	0.50
1:F:12:GLN:HG2	1:F:17:SER:OG	2.12	0.50
1:J:88:TRP:CZ3	1:J:94:LEU:O	2.61	0.50
1:K:92:LYS:HZ3	1:K:95:ARG:HG2	1.74	0.50
1:L:111:LEU:HD23	1:L:112:VAL:N	2.27	0.50
1:J:27:PHE:O	1:J:31:VAL:HB	2.11	0.50
1:B:133:ASN:HB3	1:L:134:TYR:CE2	2.45	0.50
1:B:13:HIS:CE1	1:B:14:LYS:HE2	2.47	0.50
1:E:44:PHE:O	1:E:47:LYS:HB2	2.12	0.50
1:H:88:TRP:CZ3	1:H:94:LEU:O	2.63	0.50
1:L:104:MET:HB3	1:L:109:LEU:HD23	1.93	0.50
1:B:76:ASN:ND2	1:B:79:ARG:HG2	2.27	0.50
1:C:58:ASP:OD1	1:C:97:LEU:HD11	2.12	0.50
1:I:88:TRP:CZ3	1:I:94:LEU:O	2.64	0.50
1:D:168:VAL:HG22	1:K:30:ALA:HB1	1.92	0.50
1:F:44:PHE:O	1:F:47:LYS:HB2	2.12	0.50
1:A:27:PHE:O	1:A:31:VAL:HB	2.12	0.50
1:C:101:LEU:CD1	1:C:103:VAL:HG13	2.41	0.50
1:D:92:LYS:HE3	1:E:93:VAL:HG13	1.93	0.50
1:K:76:ASN:ND2	1:K:79:ARG:HG2	2.27	0.50
1:L:10:ALA:HB1	1:L:104:MET:CE	2.40	0.50

Continued on next page...

Continued from previous page...

Atom-1	Atom-2	Interatomic distance (Å)	Clash overlap (Å)
1:E:88:TRP:CZ3	1:E:94:LEU:O	2.63	0.50
1:H:104:MET:HB3	1:H:109:LEU:HD23	1.93	0.50
1:A:105:ASN:C	1:A:105:ASN:ND2	2.59	0.49
1:A:56:VAL:HG21	1:F:118:VAL:HB	1.94	0.49
1:E:120:GLU:O	1:F:34:LYS:HD3	2.12	0.49
1:A:101:LEU:CD1	1:A:103:VAL:HG13	2.43	0.49
1:C:16:ARG:NH1	1:C:180:GLU:HA	2.27	0.49
1:A:30:ALA:CB	1:H:168:VAL:HG22	2.42	0.49
1:A:168:VAL:HG22	1:H:30:ALA:HB1	1.94	0.49
1:L:19:MET:HE1	1:L:50:ALA:C	2.32	0.49
1:E:6:THR:O	1:E:129:GLY:HA3	2.13	0.49
1:E:27:PHE:O	1:E:31:VAL:HB	2.12	0.49
1:E:74:ASN:C	1:E:74:ASN:HD22	2.14	0.49
1:I:76:ASN:ND2	1:I:79:ARG:HG2	2.27	0.49
1:L:16:ARG:NH1	1:L:180:GLU:HA	2.27	0.49
1:C:22:ASP:HB2	1:C:171:ASN:ND2	2.28	0.49
1:G:104:MET:HE1	1:G:109:LEU:HG	1.92	0.49
1:I:101:LEU:CD1	1:I:103:VAL:HG13	2.42	0.49
1:B:22:ASP:HB2	1:B:171:ASN:ND2	2.26	0.49
1:C:76:ASN:ND2	1:C:79:ARG:HG2	2.28	0.49
1:E:104:MET:HB3	1:E:109:LEU:HD23	1.93	0.49
1:F:74:ASN:ND2	1:F:74:ASN:C	2.65	0.49
1:E:134:TYR:CE2	1:I:133:ASN:HB3	2.48	0.49
1:J:58:ASP:OD1	1:J:97:LEU:HD11	2.13	0.49
1:D:104:MET:HB3	1:D:109:LEU:HD23	1.95	0.49
1:D:111:LEU:HD23	1:D:112:VAL:N	2.28	0.49
1:G:104:MET:HB3	1:G:109:LEU:HD23	1.94	0.49
1:A:140:ARG:NH2	1:G:166:ILE:HG12	2.25	0.49
1:F:171:ASN:N	1:F:171:ASN:HD22	2.09	0.49
1:G:22:ASP:HB2	1:G:171:ASN:ND2	2.27	0.49
1:G:74:ASN:C	1:G:74:ASN:ND2	2.63	0.49
1:C:88:TRP:CZ3	1:C:94:LEU:O	2.63	0.49
1:D:146:ALA:O	1:D:150:MET:HG2	2.13	0.49
1:E:12:GLN:HG2	1:E:17:SER:OG	2.12	0.49
1:E:171:ASN:HD22	1:E:171:ASN:N	2.08	0.49
1:J:146:ALA:O	1:J:150:MET:HG2	2.12	0.49
1:A:76:ASN:ND2	1:A:79:ARG:HG2	2.27	0.49
1:F:36:THR:CG2	1:F:173:GLN:HE21	2.26	0.49
1:J:1:SER:N	1:J:28:GLY:HA2	2.28	0.49
1:K:89:ARG:CZ	1:K:95:ARG:HE	2.26	0.49
1:C:146:ALA:O	1:C:150:MET:HG2	2.13	0.48

Continued on next page...

Continued from previous page...

Atom-1	Atom-2	Interatomic distance (Å)	Clash overlap (Å)
1:E:76:ASN:ND2	1:E:79:ARG:HG2	2.28	0.48
1:F:76:ASN:ND2	1:F:79:ARG:HG2	2.28	0.48
1:H:73:TYR:CZ	1:H:83:GLU:HG3	2.48	0.48
1:L:131:GLY:HA2	1:L:134:TYR:HD1	1.78	0.48
1:C:111:LEU:HD23	1:C:112:VAL:N	2.28	0.48
1:L:6:THR:O	1:L:129:GLY:HA3	2.14	0.48
1:B:27:PHE:O	1:B:31:VAL:HB	2.13	0.48
1:F:104:MET:HB3	1:F:109:LEU:HD23	1.95	0.48
1:J:16:ARG:NH1	1:J:180:GLU:HA	2.29	0.48
1:E:1:SER:H2	1:E:28:GLY:HA2	1.78	0.48
1:E:58:ASP:OD1	1:E:97:LEU:HD11	2.13	0.48
1:H:22:ASP:HB2	1:H:171:ASN:ND2	2.28	0.48
1:B:111:LEU:HD23	1:B:112:VAL:N	2.28	0.48
1:C:89:ARG:CZ	1:C:95:ARG:HE	2.27	0.48
1:D:16:ARG:NH1	1:D:180:GLU:HA	2.27	0.48
1:G:171:ASN:HD22	1:G:171:ASN:N	2.07	0.48
1:G:16:ARG:NH1	1:G:180:GLU:HA	2.29	0.48
1:K:22:ASP:HB2	1:K:171:ASN:ND2	2.28	0.48
1:H:146:ALA:O	1:H:150:MET:HG2	2.14	0.48
1:H:171:ASN:N	1:H:171:ASN:HD22	2.08	0.48
1:A:22:ASP:HB2	1:A:171:ASN:ND2	2.29	0.48
1:A:74:ASN:C	1:A:74:ASN:HD22	2.16	0.48
1:E:74:ASN:C	1:E:74:ASN:ND2	2.67	0.48
1:K:73:TYR:CZ	1:K:83:GLU:HG3	2.49	0.48
1:A:88:TRP:CZ3	1:A:94:LEU:O	2.64	0.48
1:D:27:PHE:O	1:D:31:VAL:HB	2.14	0.48
1:H:74:ASN:C	1:H:74:ASN:ND2	2.67	0.48
1:I:171:ASN:HD22	1:I:171:ASN:N	2.08	0.48
1:I:1:SER:N	1:I:28:GLY:HA2	2.29	0.48
1:J:106:GLN:HE21	1:J:106:GLN:HB3	1.55	0.48
1:K:171:ASN:N	1:K:171:ASN:HD22	2.11	0.48
1:G:44:PHE:O	1:G:47:LYS:HB2	2.14	0.48
1:J:104:MET:HB3	1:J:109:LEU:HD23	1.96	0.48
1:K:27:PHE:O	1:K:31:VAL:HB	2.14	0.48
1:H:16:ARG:NH1	1:H:180:GLU:HA	2.28	0.48
1:J:74:ASN:C	1:J:74:ASN:ND2	2.67	0.48
1:D:76:ASN:ND2	1:D:79:ARG:HG2	2.29	0.47
1:G:1:SER:N	1:G:28:GLY:HA2	2.29	0.47
1:G:93:VAL:HG13	1:L:92:LYS:HE3	1.96	0.47
1:I:91:ASP:OD1	1:I:93:VAL:HB	2.14	0.47
1:J:174:ILE:C	1:J:175:ILE:HD12	2.34	0.47

Continued on next page...

Continued from previous page...

Atom-1	Atom-2	Interatomic distance (Å)	Clash overlap (Å)
1:D:74:ASN:HD22	1:D:74:ASN:C	2.18	0.47
1:B:104:MET:HB3	1:B:109:LEU:HD23	1.96	0.47
1:D:58:ASP:OD1	1:D:97:LEU:HD11	2.14	0.47
1:E:174:ILE:C	1:E:175:ILE:HD12	2.35	0.47
1:E:16:ARG:NH1	1:E:180:GLU:HA	2.29	0.47
1:E:91:ASP:OD1	1:E:93:VAL:HB	2.13	0.47
1:I:27:PHE:O	1:I:31:VAL:HB	2.14	0.47
1:I:6:THR:O	1:I:129:GLY:HA3	2.14	0.47
1:J:6:THR:O	1:J:129:GLY:HA3	2.14	0.47
1:K:74:ASN:HD22	1:K:74:ASN:C	2.18	0.47
1:C:29:GLN:HE22	1:L:29:GLN:HE22	1.62	0.47
1:J:1:SER:H2	1:J:28:GLY:HA2	1.80	0.47
1:L:76:ASN:ND2	1:L:79:ARG:HG2	2.29	0.47
1:A:73:TYR:CZ	1:A:83:GLU:HG3	2.49	0.47
1:F:88:TRP:CD2	1:F:114:GLY:HA2	2.50	0.47
1:B:16:ARG:NH1	1:B:180:GLU:HA	2.28	0.47
1:C:171:ASN:N	1:C:171:ASN:HD22	2.10	0.47
1:G:88:TRP:CZ3	1:G:94:LEU:O	2.65	0.47
1:K:111:LEU:HB2	1:K:126:LEU:HD13	1.96	0.47
1:L:1:SER:H2	1:L:28:GLY:HA2	1.80	0.47
1:B:140:ARG:HH21	1:L:166:ILE:HG12	1.80	0.47
1:D:101:LEU:HD22	1:D:102:ILE:N	2.29	0.47
1:A:105:ASN:ND2	1:A:107:ASP:N	2.61	0.47
1:A:146:ALA:O	1:A:150:MET:HG2	2.15	0.47
1:E:10:ALA:HB1	1:E:104:MET:HE3	1.96	0.47
1:I:74:ASN:ND2	1:I:74:ASN:C	2.68	0.47
1:K:106:GLN:HB3	1:K:106:GLN:HE21	1.52	0.47
1:K:174:ILE:C	1:K:175:ILE:HD12	2.36	0.47
1:L:27:PHE:O	1:L:31:VAL:HB	2.13	0.47
1:C:27:PHE:O	1:C:31:VAL:HB	2.15	0.47
1:C:73:TYR:CZ	1:C:83:GLU:HG3	2.49	0.47
1:E:22:ASP:HB2	1:E:171:ASN:ND2	2.30	0.47
1:H:104:MET:HE1	1:H:109:LEU:HG	1.97	0.47
1:I:117:GLU:HA	1:I:117:GLU:OE1	2.15	0.47
1:L:74:ASN:ND2	1:L:74:ASN:C	2.68	0.47
1:C:104:MET:HE1	1:C:109:LEU:HG	1.97	0.46
1:E:101:LEU:HD22	1:E:102:ILE:N	2.30	0.46
1:E:111:LEU:HD23	1:E:112:VAL:N	2.30	0.46
1:F:22:ASP:HB2	1:F:171:ASN:ND2	2.30	0.46
1:I:10:ALA:HB1	1:I:104:MET:CE	2.45	0.46
1:K:111:LEU:HD23	1:K:112:VAL:N	2.30	0.46

Continued on next page...

Continued from previous page...

Atom-1	Atom-2	Interatomic distance (Å)	Clash overlap (Å)
1:K:88:TRP:CD2	1:K:114:GLY:HA2	2.50	0.46
1:K:6:THR:O	1:K:129:GLY:HA3	2.14	0.46
1:G:76:ASN:ND2	1:G:79:ARG:HG2	2.30	0.46
1:H:119:ILE:HG12	1:I:25:VAL:HG11	1.97	0.46
1:H:27:PHE:O	1:H:31:VAL:HB	2.15	0.46
1:I:106:GLN:HB3	1:I:106:GLN:HE21	1.53	0.46
1:I:22:ASP:HB2	1:I:171:ASN:ND2	2.30	0.46
1:C:174:ILE:C	1:C:175:ILE:HD12	2.36	0.46
1:F:16:ARG:NH1	1:F:180:GLU:HA	2.30	0.46
1:F:27:PHE:O	1:F:31:VAL:HB	2.15	0.46
1:L:79:ARG:O	1:L:82:VAL:HG22	2.15	0.46
1:B:6:THR:O	1:B:129:GLY:HA3	2.16	0.46
1:C:1:SER:H2	1:C:28:GLY:HA2	1.80	0.46
1:E:131:GLY:HA2	1:E:134:TYR:HD1	1.81	0.46
1:A:30:ALA:HB1	1:H:168:VAL:HG22	1.96	0.46
1:I:74:ASN:HD22	1:I:74:ASN:C	2.17	0.46
1:K:117:GLU:HA	1:K:117:GLU:OE1	2.16	0.46
1:L:89:ARG:CZ	1:L:95:ARG:HE	2.28	0.46
1:B:19:MET:HE1	1:B:50:ALA:C	2.36	0.46
1:C:117:GLU:HA	1:C:117:GLU:OE1	2.15	0.46
1:F:23:GLY:O	1:F:35:HIS:C	2.54	0.46
1:J:105:ASN:ND2	1:J:105:ASN:C	2.57	0.46
1:C:1:SER:N	1:C:28:GLY:HA2	2.30	0.46
1:E:10:ALA:HB1	1:E:104:MET:CE	2.46	0.46
1:E:19:MET:HE1	1:E:50:ALA:C	2.36	0.46
1:A:36:THR:CG2	1:A:173:GLN:HE21	2.29	0.46
1:B:117:GLU:OE1	1:B:117:GLU:HA	2.16	0.46
1:D:131:GLY:HA2	1:D:134:TYR:HD1	1.80	0.46
1:E:101:LEU:CD1	1:E:103:VAL:HG13	2.45	0.46
1:F:91:ASP:OD1	1:F:93:VAL:HB	2.16	0.46
1:G:91:ASP:OD1	1:G:93:VAL:HB	2.15	0.46
1:H:65:LYS:HD3	1:H:87:GLU:OE1	2.16	0.46
1:I:10:ALA:HB1	1:I:104:MET:HE2	1.98	0.46
1:L:1:SER:N	1:L:28:GLY:HA2	2.31	0.46
1:B:91:ASP:OD1	1:B:93:VAL:HB	2.16	0.46
1:C:74:ASN:HD22	1:C:74:ASN:C	2.19	0.46
1:D:140:ARG:HH21	1:J:166:ILE:HG12	1.80	0.46
1:I:104:MET:HB3	1:I:109:LEU:HD23	1.96	0.46
1:I:89:ARG:CZ	1:I:95:ARG:HE	2.28	0.46
1:J:22:ASP:HB2	1:J:171:ASN:ND2	2.31	0.46
1:L:66:PHE:HB2	1:L:84:LEU:HD22	1.98	0.46

Continued on next page...

Continued from previous page...

Atom-1	Atom-2	Interatomic distance (Å)	Clash overlap (Å)
1:A:13:HIS:CE1	1:A:14:LYS:HE2	2.51	0.46
1:F:1:SER:N	1:F:28:GLY:HA2	2.31	0.46
1:G:88:TRP:CD2	1:G:114:GLY:HA2	2.51	0.46
1:G:1:SER:H2	1:G:28:GLY:HA2	1.80	0.46
1:H:36:THR:CG2	1:H:173:GLN:HE21	2.29	0.46
1:H:1:SER:H2	1:H:28:GLY:HA2	1.81	0.46
1:J:88:TRP:CD2	1:J:114:GLY:HA2	2.51	0.46
1:K:74:ASN:C	1:K:74:ASN:ND2	2.70	0.46
1:L:73:TYR:CZ	1:L:83:GLU:HG3	2.50	0.46
1:A:89:ARG:CZ	1:A:95:ARG:HE	2.28	0.45
1:E:104:MET:HE1	1:E:109:LEU:HG	1.98	0.45
1:G:123:ASP:HB3	2:G:183:HOH:O	2.16	0.45
1:H:1:SER:N	1:H:28:GLY:HA2	2.31	0.45
1:I:16:ARG:NH1	1:I:180:GLU:HA	2.30	0.45
1:B:171:ASN:HD22	1:B:171:ASN:N	2.08	0.45
1:D:1:SER:N	1:D:28:GLY:HA2	2.30	0.45
1:D:94:LEU:O	1:D:97:LEU:HB2	2.16	0.45
1:F:106:GLN:HB3	1:F:106:GLN:HE21	1.51	0.45
1:C:6:THR:O	1:C:129:GLY:HA3	2.17	0.45
1:E:1:SER:N	1:E:28:GLY:HA2	2.31	0.45
1:K:79:ARG:O	1:K:82:VAL:HG22	2.16	0.45
1:A:104:MET:HB3	1:A:109:LEU:HD23	1.97	0.45
1:A:116:GLY:HA3	1:B:57:ALA:HB3	1.99	0.45
1:A:74:ASN:C	1:A:74:ASN:ND2	2.67	0.45
1:B:1:SER:N	1:B:28:GLY:HA2	2.32	0.45
1:F:6:THR:O	1:F:129:GLY:HA3	2.17	0.45
1:G:6:THR:O	1:G:129:GLY:HA3	2.17	0.45
1:H:131:GLY:HA2	1:H:134:TYR:HD1	1.81	0.45
1:A:1:SER:N	1:A:28:GLY:HA2	2.32	0.45
1:F:111:LEU:HD23	1:F:112:VAL:N	2.32	0.45
1:G:111:LEU:HD23	1:G:112:VAL:N	2.32	0.45
1:A:101:LEU:HD22	1:A:102:ILE:N	2.31	0.45
1:A:6:THR:O	1:A:129:GLY:HA3	2.16	0.45
1:A:16:ARG:NH1	1:A:180:GLU:HA	2.32	0.45
1:C:171:ASN:H	1:C:171:ASN:ND2	2.15	0.45
1:D:91:ASP:OD1	1:D:93:VAL:HB	2.16	0.45
1:E:123:ASP:HB3	2:E:184:HOH:O	2.16	0.45
1:E:79:ARG:O	1:E:82:VAL:HG22	2.17	0.45
1:F:73:TYR:CZ	1:F:83:GLU:HG3	2.52	0.45
1:G:10:ALA:HB1	1:G:104:MET:CE	2.47	0.45
1:H:105:ASN:ND2	1:H:107:ASP:N	2.60	0.45

Continued on next page...

Continued from previous page...

Atom-1	Atom-2	Interatomic distance (Å)	Clash overlap (Å)
1:I:105:ASN:ND2	1:I:107:ASP:N	2.61	0.45
1:K:12:GLN:HG2	1:K:17:SER:OG	2.17	0.45
1:A:88:TRP:CD2	1:A:114:GLY:HA2	2.52	0.45
1:B:89:ARG:CZ	1:B:95:ARG:HE	2.29	0.45
1:C:166:ILE:HG12	1:K:140:ARG:HH21	1.80	0.45
1:B:117:GLU:OE1	1:C:55:SER:HA	2.16	0.45
1:D:74:ASN:C	1:D:74:ASN:ND2	2.70	0.45
1:D:89:ARG:CZ	1:D:95:ARG:HE	2.28	0.45
1:J:89:ARG:CZ	1:J:95:ARG:HE	2.29	0.45
1:D:10:ALA:HB1	1:D:104:MET:CE	2.46	0.45
1:G:174:ILE:C	1:G:175:ILE:HD12	2.37	0.45
1:I:174:ILE:C	1:I:175:ILE:HD12	2.37	0.45
1:J:73:TYR:CZ	1:J:83:GLU:HG3	2.52	0.45
1:L:10:ALA:HB1	1:L:104:MET:HE3	1.99	0.45
1:C:101:LEU:HD22	1:C:102:ILE:N	2.31	0.45
1:D:22:ASP:HB2	1:D:171:ASN:ND2	2.31	0.45
1:H:23:GLY:O	1:H:35:HIS:C	2.55	0.45
1:I:88:TRP:CD2	1:I:114:GLY:HA2	2.52	0.45
1:L:39:LYS:HB3	1:L:52:PHE:O	2.17	0.45
1:H:101:LEU:HD22	1:H:102:ILE:N	2.32	0.45
1:K:16:ARG:NH1	1:K:180:GLU:HA	2.32	0.45
1:C:91:ASP:OD1	1:C:93:VAL:HB	2.16	0.44
1:C:94:LEU:O	1:C:97:LEU:HB2	2.17	0.44
1:F:89:ARG:CZ	1:F:95:ARG:HE	2.30	0.44
1:H:117:GLU:HA	1:H:117:GLU:OE1	2.16	0.44
1:B:88:TRP:CD2	1:B:114:GLY:HA2	2.51	0.44
1:E:117:GLU:HA	1:E:117:GLU:OE1	2.18	0.44
1:E:23:GLY:O	1:E:35:HIS:C	2.56	0.44
1:E:89:ARG:CZ	1:E:95:ARG:HE	2.29	0.44
1:B:133:ASN:HB3	1:L:134:TYR:HE2	1.80	0.44
1:A:117:GLU:HA	1:A:117:GLU:OE1	2.16	0.44
1:F:66:PHE:HB2	1:F:84:LEU:HD22	1.99	0.44
1:J:94:LEU:O	1:J:97:LEU:HB2	2.17	0.44
1:D:12:GLN:HG2	1:D:17:SER:OG	2.17	0.44
1:G:89:ARG:CZ	1:G:95:ARG:HE	2.30	0.44
1:J:148:GLU:OE2	1:J:149:SER:HB2	2.18	0.44
1:H:10:ALA:HB1	1:H:104:MET:CE	2.48	0.44
1:I:101:LEU:HD22	1:I:102:ILE:N	2.32	0.44
1:I:42:LYS:C	1:I:43:LEU:HD12	2.38	0.44
1:A:111:LEU:HD23	1:A:112:VAL:N	2.32	0.44
1:H:174:ILE:C	1:H:175:ILE:HD12	2.38	0.44

Continued on next page...

Continued from previous page...

Atom-1	Atom-2	Interatomic distance (Å)	Clash overlap (Å)
1:I:171:ASN:ND2	1:I:171:ASN:H	2.15	0.44
1:J:19:MET:HE1	1:J:50:ALA:C	2.38	0.44
1:K:91:ASP:OD1	1:K:93:VAL:HB	2.17	0.44
1:L:101:LEU:HD22	1:L:102:ILE:H	1.82	0.44
1:F:10:ALA:HB1	1:F:104:MET:CE	2.48	0.44
1:G:105:ASN:ND2	1:G:107:ASP:N	2.61	0.44
1:I:39:LYS:HB3	1:I:52:PHE:O	2.17	0.44
1:J:13:HIS:CE1	1:J:14:LYS:HE2	2.53	0.44
1:L:171:ASN:HD22	1:L:171:ASN:N	2.12	0.44
1:L:65:LYS:HD3	1:L:87:GLU:OE1	2.18	0.44
1:C:88:TRP:CD2	1:C:114:GLY:HA2	2.52	0.44
1:D:42:LYS:C	1:D:43:LEU:HD12	2.38	0.44
1:K:1:SER:N	1:K:28:GLY:HA2	2.32	0.44
1:A:104:MET:HE1	1:A:109:LEU:HG	2.00	0.44
1:B:174:ILE:C	1:B:175:ILE:HD12	2.38	0.44
1:B:65:LYS:HD3	1:B:87:GLU:OE1	2.18	0.44
1:C:74:ASN:ND2	1:C:74:ASN:C	2.70	0.44
1:D:6:THR:O	1:D:129:GLY:HA3	2.17	0.44
1:H:148:GLU:OE2	1:H:149:SER:HB2	2.18	0.44
1:I:73:TYR:CZ	1:I:83:GLU:HG3	2.53	0.44
1:L:94:LEU:O	1:L:97:LEU:HB2	2.17	0.44
1:A:42:LYS:C	1:A:43:LEU:HD12	2.38	0.43
1:D:88:TRP:CD2	1:D:114:GLY:HA2	2.53	0.43
1:E:42:LYS:C	1:E:43:LEU:HD12	2.38	0.43
1:G:117:GLU:HA	1:G:117:GLU:OE1	2.18	0.43
1:J:105:ASN:ND2	1:J:107:ASP:N	2.60	0.43
1:L:117:GLU:OE1	1:L:117:GLU:HA	2.18	0.43
1:L:42:LYS:C	1:L:43:LEU:HD12	2.38	0.43
1:D:113:SER:OG	1:D:117:GLU:HB2	2.18	0.43
1:D:73:TYR:CZ	1:D:83:GLU:HG3	2.53	0.43
1:D:66:PHE:HB2	1:D:84:LEU:HD22	2.00	0.43
1:A:93:VAL:HG13	1:F:92:LYS:HE3	1.99	0.43
1:H:88:TRP:CD2	1:H:114:GLY:HA2	2.53	0.43
1:G:73:TYR:CZ	1:G:83:GLU:HG3	2.53	0.43
1:H:106:GLN:HE21	1:H:106:GLN:HB3	1.54	0.43
1:K:101:LEU:HD11	1:K:103:VAL:CG1	2.48	0.43
1:K:131:GLY:HA2	1:K:134:TYR:HD1	1.83	0.43
1:A:84:LEU:O	1:A:88:TRP:HB2	2.18	0.43
1:B:131:GLY:HA2	1:B:134:TYR:HD1	1.82	0.43
1:H:89:ARG:CZ	1:H:95:ARG:HE	2.31	0.43
1:H:94:LEU:O	1:H:97:LEU:HB2	2.18	0.43

Continued on next page...

Continued from previous page...

Atom-1	Atom-2	Interatomic distance (Å)	Clash overlap (Å)
1:D:166:ILE:HG12	1:J:140:ARG:NH2	2.33	0.43
1:K:69:LYS:O	1:K:73:TYR:HD1	2.01	0.43
1:B:104:MET:HE1	1:B:109:LEU:HG	2.01	0.43
1:H:79:ARG:O	1:H:82:VAL:HG22	2.17	0.43
1:I:23:GLY:O	1:I:35:HIS:C	2.57	0.43
1:I:88:TRP:CZ3	1:I:94:LEU:HB3	2.54	0.43
1:J:131:GLY:HA2	1:J:134:TYR:HD1	1.84	0.43
1:L:88:TRP:CD2	1:L:114:GLY:HA2	2.54	0.43
1:A:10:ALA:HB1	1:A:104:MET:CE	2.48	0.43
1:A:131:GLY:HA2	1:A:134:TYR:HD1	1.83	0.43
1:A:66:PHE:HB2	1:A:84:LEU:HD22	2.01	0.43
1:B:36:THR:CG2	1:B:173:GLN:HE21	2.31	0.43
1:B:39:LYS:HB3	1:B:52:PHE:O	2.19	0.43
1:C:23:GLY:O	1:C:35:HIS:C	2.57	0.43
1:H:49:LEU:HD11	1:H:178:GLU:HA	2.01	0.43
1:I:131:GLY:HA2	1:I:134:TYR:HD1	1.84	0.43
1:J:171:ASN:H	1:J:171:ASN:ND2	2.14	0.43
1:B:105:ASN:ND2	1:B:107:ASP:N	2.61	0.43
1:H:151:SER:O	1:H:155:ILE:HG13	2.19	0.43
1:J:101:LEU:HD22	1:J:102:ILE:N	2.34	0.43
1:J:42:LYS:C	1:J:43:LEU:HD12	2.38	0.43
1:C:49:LEU:HG	1:C:179:LEU:HD21	2.01	0.43
1:C:9:PHE:CD2	1:C:156:ALA:HA	2.53	0.43
1:G:171:ASN:ND2	1:G:171:ASN:H	2.16	0.43
1:J:111:LEU:HD23	1:J:112:VAL:N	2.34	0.43
1:E:88:TRP:CD2	1:E:114:GLY:HA2	2.54	0.43
1:F:30:ALA:CB	1:I:168:VAL:HG22	2.49	0.43
1:J:117:GLU:HA	1:J:117:GLU:OE1	2.19	0.43
1:C:36:THR:CG2	1:C:173:GLN:HE21	2.31	0.43
1:C:39:LYS:HB3	1:C:52:PHE:O	2.19	0.43
1:C:42:LYS:C	1:C:43:LEU:HD12	2.39	0.43
1:F:131:GLY:HA2	1:F:134:TYR:HD1	1.84	0.43
1:G:101:LEU:HD22	1:G:102:ILE:N	2.34	0.43
1:H:42:LYS:C	1:H:43:LEU:HD12	2.39	0.43
1:K:23:GLY:O	1:K:35:HIS:C	2.57	0.43
1:D:171:ASN:N	1:D:171:ASN:HD22	2.12	0.42
1:H:91:ASP:OD1	1:H:93:VAL:HB	2.18	0.42
1:J:39:LYS:HB3	1:J:52:PHE:O	2.19	0.42
1:K:101:LEU:HD22	1:K:102:ILE:N	2.34	0.42
1:A:16:ARG:HG2	2:A:187:HOH:O	2.19	0.42
1:A:174:ILE:C	1:A:175:ILE:HD12	2.39	0.42

Continued on next page...

Continued from previous page...

Atom-1	Atom-2	Interatomic distance (Å)	Clash overlap (Å)
1:A:23:GLY:O	1:A:35:HIS:C	2.57	0.42
1:E:13:HIS:CE1	1:E:14:LYS:HE2	2.55	0.42
1:F:13:HIS:HE1	1:F:147:GLY:O	2.02	0.42
1:F:174:ILE:C	1:F:175:ILE:HD12	2.39	0.42
1:B:79:ARG:O	1:B:82:VAL:HG22	2.20	0.42
1:B:73:TYR:CZ	1:B:83:GLU:HG3	2.54	0.42
1:E:36:THR:CG2	1:E:173:GLN:HE21	2.32	0.42
1:E:49:LEU:HD11	1:E:178:GLU:HA	2.02	0.42
1:E:30:ALA:HB1	1:J:168:VAL:HG22	2.00	0.42
1:K:42:LYS:C	1:K:43:LEU:HD12	2.39	0.42
1:A:91:ASP:OD1	1:A:93:VAL:HB	2.19	0.42
1:E:39:LYS:HB3	1:E:52:PHE:O	2.20	0.42
1:J:10:ALA:HB1	1:J:104:MET:CE	2.49	0.42
1:E:168:VAL:HB	1:J:168:VAL:HB	2.01	0.42
1:K:39:LYS:HB3	1:K:52:PHE:O	2.19	0.42
1:L:36:THR:CG2	1:L:173:GLN:HE21	2.32	0.42
1:A:71:GLU:HG2	2:A:192:HOH:O	2.19	0.42
1:B:49:LEU:HD11	1:B:178:GLU:HA	2.01	0.42
1:C:131:GLY:HA2	1:C:134:TYR:HD1	1.84	0.42
1:F:117:GLU:HA	1:F:117:GLU:OE1	2.19	0.42
1:G:113:SER:OG	1:G:117:GLU:HB2	2.20	0.42
1:G:49:LEU:HG	1:G:179:LEU:HD21	2.01	0.42
1:H:39:LYS:HB3	1:H:52:PHE:O	2.20	0.42
1:H:66:PHE:HB2	1:H:84:LEU:HD22	2.01	0.42
1:B:113:SER:OG	1:B:117:GLU:HB2	2.20	0.42
1:B:94:LEU:O	1:B:97:LEU:HB2	2.19	0.42
1:C:10:ALA:HB1	1:C:104:MET:CE	2.49	0.42
1:H:111:LEU:HD23	1:H:112:VAL:N	2.34	0.42
1:J:92:LYS:HZ3	1:J:95:ARG:HG2	1.80	0.42
1:C:79:ARG:O	1:C:82:VAL:HG22	2.19	0.42
1:G:94:LEU:O	1:G:97:LEU:HB2	2.20	0.42
1:H:6:THR:O	1:H:129:GLY:HA3	2.20	0.42
1:L:101:LEU:HD11	1:L:103:VAL:CG1	2.43	0.42
1:L:91:ASP:OD1	1:L:93:VAL:HB	2.20	0.42
1:B:134:TYR:CE2	1:L:133:ASN:HB3	2.55	0.42
1:K:94:LEU:O	1:K:97:LEU:HB2	2.19	0.42
1:L:49:LEU:HD11	1:L:178:GLU:HA	2.02	0.42
1:L:22:ASP:HB2	1:L:171:ASN:HD22	1.83	0.42
1:B:22:ASP:HB2	1:B:171:ASN:HD22	1.84	0.42
1:D:117:GLU:OE1	1:D:117:GLU:HA	2.20	0.42
1:E:104:MET:HE2	1:E:109:LEU:HD21	2.00	0.42

Continued on next page...

Continued from previous page...

Atom-1	Atom-2	Interatomic distance (Å)	Clash overlap (Å)
1:E:148:GLU:OE2	1:E:149:SER:HB2	2.20	0.42
1:F:39:LYS:HB3	1:F:52:PHE:O	2.20	0.42
1:G:66:PHE:HB2	1:G:84:LEU:HD22	2.01	0.42
1:J:36:THR:CG2	1:J:173:GLN:HE21	2.30	0.42
1:K:49:LEU:HD11	1:K:178:GLU:HA	2.01	0.42
1:C:111:LEU:HB2	1:C:126:LEU:HD13	2.02	0.41
1:D:49:LEU:HD11	1:D:178:GLU:HA	2.02	0.41
1:D:69:LYS:O	1:D:73:TYR:HD1	2.03	0.41
1:F:9:PHE:CD2	1:F:156:ALA:HA	2.55	0.41
1:B:30:ALA:HB1	1:G:168:VAL:HG22	2.01	0.41
1:I:36:THR:CG2	1:I:173:GLN:HE21	2.31	0.41
1:I:34:LYS:HE2	1:I:37:ALA:HB2	2.02	0.41
1:J:13:HIS:HE1	1:J:147:GLY:O	2.03	0.41
1:B:35:HIS:HB2	1:B:36:THR:H	1.65	0.41
1:D:105:ASN:ND2	1:D:107:ASP:N	2.63	0.41
1:H:69:LYS:O	1:H:73:TYR:HD1	2.03	0.41
1:J:171:ASN:HD22	1:J:171:ASN:N	2.07	0.41
1:J:91:ASP:OD1	1:J:93:VAL:HB	2.19	0.41
1:K:10:ALA:HB1	1:K:104:MET:CE	2.49	0.41
1:D:39:LYS:HB3	1:D:52:PHE:O	2.19	0.41
1:E:171:ASN:ND2	1:E:171:ASN:H	2.15	0.41
1:E:84:LEU:O	1:E:88:TRP:HB2	2.21	0.41
1:J:49:LEU:HD11	1:J:178:GLU:HA	2.02	0.41
1:A:9:PHE:CD2	1:A:156:ALA:HA	2.55	0.41
1:E:105:ASN:ND2	1:E:107:ASP:N	2.65	0.41
1:E:34:LYS:HE3	1:E:36:THR:O	2.21	0.41
1:G:131:GLY:HA2	1:G:134:TYR:HD1	1.84	0.41
1:G:9:PHE:CD2	1:G:156:ALA:HA	2.55	0.41
1:J:69:LYS:O	1:J:73:TYR:HD1	2.03	0.41
1:B:69:LYS:O	1:B:73:TYR:HD1	2.04	0.41
1:D:174:ILE:C	1:D:175:ILE:HD12	2.40	0.41
1:D:49:LEU:HG	1:D:179:LEU:HD21	2.03	0.41
1:D:35:HIS:HB2	1:D:36:THR:H	1.64	0.41
1:F:35:HIS:HB2	1:F:36:THR:H	1.64	0.41
1:F:42:LYS:C	1:F:43:LEU:HD12	2.40	0.41
1:G:23:GLY:HA3	1:G:37:ALA:H	1.85	0.41
1:G:23:GLY:O	1:G:35:HIS:C	2.59	0.41
1:K:104:MET:HE1	1:K:109:LEU:HG	2.03	0.41
1:A:10:ALA:HB1	1:A:104:MET:HE3	2.03	0.41
1:C:117:GLU:HB3	1:C:119:ILE:CD1	2.51	0.41
1:C:49:LEU:HD11	1:C:178:GLU:HA	2.02	0.41

Continued on next page...

Continued from previous page...

Atom-1	Atom-2	Interatomic distance (Å)	Clash overlap (Å)
1:D:104:MET:HE2	1:D:109:LEU:HD21	2.03	0.41
1:H:171:ASN:ND2	1:H:171:ASN:H	2.16	0.41
1:K:49:LEU:HG	1:K:179:LEU:HD21	2.03	0.41
1:K:19:MET:HE1	1:K:50:ALA:C	2.41	0.41
1:L:110:LEU:CD1	1:L:120:GLU:HB2	2.50	0.41
1:A:69:LYS:O	1:A:73:TYR:HD1	2.04	0.41
1:G:22:ASP:HB2	1:G:171:ASN:HD22	1.85	0.41
1:H:10:ALA:HB1	1:H:104:MET:HE2	2.02	0.41
1:J:65:LYS:HD3	1:J:87:GLU:OE1	2.20	0.41
1:C:66:PHE:HB2	1:C:84:LEU:HD22	2.03	0.41
1:D:23:GLY:O	1:D:35:HIS:C	2.59	0.41
1:E:94:LEU:O	1:E:97:LEU:HB2	2.20	0.41
1:C:105:ASN:ND2	1:C:107:ASP:N	2.65	0.41
1:E:113:SER:OG	1:E:117:GLU:HB2	2.21	0.41
1:E:66:PHE:HB2	1:E:84:LEU:HD22	2.02	0.41
1:I:79:ARG:O	1:I:82:VAL:HG22	2.21	0.41
1:E:168:VAL:HG22	1:J:30:ALA:CB	2.51	0.41
1:B:10:ALA:HB1	1:B:104:MET:CE	2.50	0.41
1:B:1:SER:H2	1:B:28:GLY:HA2	1.86	0.41
1:F:104:MET:HE1	1:F:109:LEU:HG	2.03	0.41
1:L:10:ALA:HB1	1:L:104:MET:HE2	2.03	0.41
1:I:55:SER:HB3	1:I:58:ASP:HB2	2.03	0.40
1:L:171:ASN:ND2	1:L:171:ASN:H	2.19	0.40
1:B:151:SER:O	1:B:155:ILE:HG13	2.21	0.40
1:C:106:GLN:HB3	1:C:106:GLN:HE21	1.54	0.40
1:C:34:LYS:HE2	1:C:37:ALA:HB2	2.02	0.40
1:D:79:ARG:O	1:D:82:VAL:HG22	2.22	0.40
1:G:88:TRP:CZ3	1:G:94:LEU:HB3	2.56	0.40
1:H:88:TRP:CZ3	1:H:94:LEU:HB3	2.57	0.40
1:K:22:ASP:HB2	1:K:171:ASN:HD22	1.85	0.40
1:L:105:ASN:ND2	1:L:107:ASP:N	2.65	0.40
1:A:94:LEU:O	1:A:97:LEU:HB2	2.21	0.40
1:C:69:LYS:O	1:C:73:TYR:HD1	2.05	0.40
1:C:88:TRP:CZ3	1:C:94:LEU:HB3	2.57	0.40
1:D:19:MET:HE1	1:D:50:ALA:C	2.42	0.40
1:E:104:MET:HE2	1:E:109:LEU:CD2	2.52	0.40
1:F:94:LEU:O	1:F:97:LEU:HB2	2.21	0.40
1:G:79:ARG:O	1:G:82:VAL:HG22	2.21	0.40
1:A:79:ARG:O	1:A:82:VAL:HG22	2.22	0.40
1:D:35:HIS:O	1:D:36:THR:C	2.60	0.40
1:E:73:TYR:CZ	1:E:83:GLU:HG3	2.56	0.40

Continued on next page...

Continued from previous page...

Atom-1	Atom-2	Interatomic distance (Å)	Clash overlap (Å)
1:E:9:PHE:CD2	1:E:156:ALA:HA	2.56	0.40
1:G:69:LYS:O	1:G:73:TYR:HD1	2.05	0.40
1:I:94:LEU:O	1:I:97:LEU:HB2	2.22	0.40
1:J:111:LEU:HB2	1:J:126:LEU:HD13	2.01	0.40
1:K:66:PHE:HB2	1:K:84:LEU:HD22	2.03	0.40
1:L:174:ILE:C	1:L:175:ILE:HD12	2.42	0.40
1:B:166:ILE:HG12	1:L:140:ARG:NH2	2.34	0.40
1:D:36:THR:CG2	1:D:173:GLN:HE21	2.34	0.40
1:F:79:ARG:O	1:F:82:VAL:HG22	2.21	0.40
1:F:88:TRP:CZ3	1:F:94:LEU:HB3	2.56	0.40
1:I:69:LYS:O	1:I:73:TYR:HD1	2.05	0.40
1:K:104:MET:HE2	1:K:109:LEU:HD21	2.04	0.40

There are no symmetry-related clashes.

5.3 Torsion angles [i](#)

5.3.1 Protein backbone [i](#)

In the following table, the Percentiles column shows the percent Ramachandran outliers of the chain as a percentile score with respect to all X-ray entries followed by that with respect to entries of similar resolution.

The Analysed column shows the number of residues for which the backbone conformation was analysed, and the total number of residues.

Mol	Chain	Analysed	Favoured	Allowed	Outliers	Percentiles	
1	A	178/180 (99%)	163 (92%)	10 (6%)	5 (3%)	5	25
1	B	178/180 (99%)	162 (91%)	12 (7%)	4 (2%)	6	31
1	C	178/180 (99%)	159 (89%)	14 (8%)	5 (3%)	5	25
1	D	178/180 (99%)	161 (90%)	12 (7%)	5 (3%)	5	25
1	E	178/180 (99%)	162 (91%)	11 (6%)	5 (3%)	5	25
1	F	178/180 (99%)	161 (90%)	12 (7%)	5 (3%)	5	25
1	G	178/180 (99%)	161 (90%)	13 (7%)	4 (2%)	6	31
1	H	178/180 (99%)	162 (91%)	11 (6%)	5 (3%)	5	25
1	I	178/180 (99%)	161 (90%)	13 (7%)	4 (2%)	6	31
1	J	178/180 (99%)	162 (91%)	12 (7%)	4 (2%)	6	31

Continued on next page...

Continued from previous page...

Mol	Chain	Analysed	Favoured	Allowed	Outliers	Percentiles	
1	K	178/180 (99%)	161 (90%)	12 (7%)	5 (3%)	5	25
1	L	178/180 (99%)	162 (91%)	11 (6%)	5 (3%)	5	25
All	All	2136/2160 (99%)	1937 (91%)	143 (7%)	56 (3%)	5	27

All (56) Ramachandran outliers are listed below:

Mol	Chain	Res	Type
1	A	36	THR
1	B	36	THR
1	C	36	THR
1	D	36	THR
1	E	36	THR
1	F	36	THR
1	G	36	THR
1	H	36	THR
1	I	36	THR
1	J	36	THR
1	K	36	THR
1	L	36	THR
1	C	75	GLY
1	C	92	LYS
1	D	75	GLY
1	D	92	LYS
1	E	75	GLY
1	F	54	GLY
1	J	54	GLY
1	K	54	GLY
1	K	75	GLY
1	C	54	GLY
1	D	55	SER
1	F	92	LYS
1	H	75	GLY
1	I	54	GLY
1	I	75	GLY
1	K	92	LYS
1	L	75	GLY
1	L	92	LYS
1	A	55	SER
1	B	54	GLY
1	B	55	SER
1	B	75	GLY

Continued on next page...

Continued from previous page...

Mol	Chain	Res	Type
1	C	55	SER
1	E	55	SER
1	E	92	LYS
1	F	55	SER
1	G	54	GLY
1	G	75	GLY
1	H	54	GLY
1	H	55	SER
1	H	92	LYS
1	I	55	SER
1	J	75	GLY
1	K	55	SER
1	L	55	SER
1	A	92	LYS
1	F	75	GLY
1	G	55	SER
1	J	55	SER
1	L	54	GLY
1	A	75	GLY
1	E	54	GLY
1	A	54	GLY
1	D	54	GLY

5.3.2 Protein sidechains [i](#)

In the following table, the Percentiles column shows the percent sidechain outliers of the chain as a percentile score with respect to all X-ray entries followed by that with respect to entries of similar resolution.

The Analysed column shows the number of residues for which the sidechain conformation was analysed, and the total number of residues.

Mol	Chain	Analysed	Rotameric	Outliers	Percentiles
1	A	138/138 (100%)	122 (88%)	16 (12%)	5 23
1	B	138/138 (100%)	121 (88%)	17 (12%)	4 21
1	C	138/138 (100%)	122 (88%)	16 (12%)	5 23
1	D	138/138 (100%)	122 (88%)	16 (12%)	5 23
1	E	138/138 (100%)	122 (88%)	16 (12%)	5 23
1	F	138/138 (100%)	122 (88%)	16 (12%)	5 23
1	G	138/138 (100%)	122 (88%)	16 (12%)	5 23

Continued on next page...

Continued from previous page...

Mol	Chain	Analysed	Rotameric	Outliers	Percentiles	
1	H	138/138 (100%)	122 (88%)	16 (12%)	5	23
1	I	138/138 (100%)	122 (88%)	16 (12%)	5	23
1	J	138/138 (100%)	122 (88%)	16 (12%)	5	23
1	K	138/138 (100%)	122 (88%)	16 (12%)	5	23
1	L	138/138 (100%)	121 (88%)	17 (12%)	4	21
All	All	1656/1656 (100%)	1462 (88%)	194 (12%)	5	22

All (194) residues with a non-rotameric sidechain are listed below:

Mol	Chain	Res	Type
1	A	34	LYS
1	A	47	LYS
1	A	74	ASN
1	A	88	TRP
1	A	89	ARG
1	A	105	ASN
1	A	106	GLN
1	A	109	LEU
1	A	110	LEU
1	A	122	ASP
1	A	140	ARG
1	A	148	GLU
1	A	160	LEU
1	A	171	ASN
1	A	172	ASP
1	A	176	LEU
1	B	7	THR
1	B	34	LYS
1	B	47	LYS
1	B	74	ASN
1	B	88	TRP
1	B	89	ARG
1	B	105	ASN
1	B	106	GLN
1	B	109	LEU
1	B	110	LEU
1	B	122	ASP
1	B	140	ARG
1	B	148	GLU
1	B	160	LEU

Continued on next page...

Continued from previous page...

Mol	Chain	Res	Type
1	B	171	ASN
1	B	172	ASP
1	B	176	LEU
1	C	34	LYS
1	C	47	LYS
1	C	74	ASN
1	C	88	TRP
1	C	89	ARG
1	C	105	ASN
1	C	106	GLN
1	C	109	LEU
1	C	110	LEU
1	C	122	ASP
1	C	140	ARG
1	C	148	GLU
1	C	160	LEU
1	C	171	ASN
1	C	172	ASP
1	C	176	LEU
1	D	34	LYS
1	D	47	LYS
1	D	74	ASN
1	D	88	TRP
1	D	89	ARG
1	D	105	ASN
1	D	106	GLN
1	D	109	LEU
1	D	110	LEU
1	D	122	ASP
1	D	140	ARG
1	D	148	GLU
1	D	160	LEU
1	D	171	ASN
1	D	172	ASP
1	D	176	LEU
1	E	34	LYS
1	E	47	LYS
1	E	74	ASN
1	E	88	TRP
1	E	89	ARG
1	E	105	ASN
1	E	106	GLN

Continued on next page...

Continued from previous page...

Mol	Chain	Res	Type
1	E	109	LEU
1	E	110	LEU
1	E	122	ASP
1	E	140	ARG
1	E	148	GLU
1	E	160	LEU
1	E	171	ASN
1	E	172	ASP
1	E	176	LEU
1	F	34	LYS
1	F	47	LYS
1	F	74	ASN
1	F	88	TRP
1	F	89	ARG
1	F	105	ASN
1	F	106	GLN
1	F	109	LEU
1	F	110	LEU
1	F	122	ASP
1	F	140	ARG
1	F	148	GLU
1	F	160	LEU
1	F	171	ASN
1	F	172	ASP
1	F	176	LEU
1	G	34	LYS
1	G	47	LYS
1	G	74	ASN
1	G	88	TRP
1	G	89	ARG
1	G	105	ASN
1	G	106	GLN
1	G	109	LEU
1	G	110	LEU
1	G	122	ASP
1	G	140	ARG
1	G	148	GLU
1	G	160	LEU
1	G	171	ASN
1	G	172	ASP
1	G	176	LEU
1	H	34	LYS

Continued on next page...

Continued from previous page...

Mol	Chain	Res	Type
1	H	47	LYS
1	H	74	ASN
1	H	88	TRP
1	H	89	ARG
1	H	105	ASN
1	H	106	GLN
1	H	109	LEU
1	H	110	LEU
1	H	122	ASP
1	H	140	ARG
1	H	148	GLU
1	H	160	LEU
1	H	171	ASN
1	H	172	ASP
1	H	176	LEU
1	I	34	LYS
1	I	47	LYS
1	I	74	ASN
1	I	88	TRP
1	I	89	ARG
1	I	105	ASN
1	I	106	GLN
1	I	109	LEU
1	I	110	LEU
1	I	122	ASP
1	I	140	ARG
1	I	148	GLU
1	I	160	LEU
1	I	171	ASN
1	I	172	ASP
1	I	176	LEU
1	J	34	LYS
1	J	47	LYS
1	J	74	ASN
1	J	88	TRP
1	J	89	ARG
1	J	105	ASN
1	J	106	GLN
1	J	109	LEU
1	J	110	LEU
1	J	122	ASP
1	J	140	ARG

Continued on next page...

Continued from previous page...

Mol	Chain	Res	Type
1	J	148	GLU
1	J	160	LEU
1	J	171	ASN
1	J	172	ASP
1	J	176	LEU
1	K	34	LYS
1	K	47	LYS
1	K	74	ASN
1	K	88	TRP
1	K	89	ARG
1	K	105	ASN
1	K	106	GLN
1	K	109	LEU
1	K	110	LEU
1	K	122	ASP
1	K	140	ARG
1	K	148	GLU
1	K	160	LEU
1	K	171	ASN
1	K	172	ASP
1	K	176	LEU
1	L	7	THR
1	L	34	LYS
1	L	47	LYS
1	L	74	ASN
1	L	88	TRP
1	L	89	ARG
1	L	105	ASN
1	L	106	GLN
1	L	109	LEU
1	L	110	LEU
1	L	122	ASP
1	L	140	ARG
1	L	148	GLU
1	L	160	LEU
1	L	171	ASN
1	L	172	ASP
1	L	176	LEU

Some sidechains can be flipped to improve hydrogen bonding and reduce clashes. All (99) such sidechains are listed below:

Mol	Chain	Res	Type
1	A	12	GLN
1	A	13	HIS
1	A	74	ASN
1	A	76	ASN
1	A	105	ASN
1	A	106	GLN
1	A	171	ASN
1	A	173	GLN
1	B	12	GLN
1	B	13	HIS
1	B	35	HIS
1	B	74	ASN
1	B	76	ASN
1	B	105	ASN
1	B	106	GLN
1	B	171	ASN
1	B	173	GLN
1	C	12	GLN
1	C	13	HIS
1	C	29	GLN
1	C	74	ASN
1	C	76	ASN
1	C	105	ASN
1	C	106	GLN
1	C	171	ASN
1	C	173	GLN
1	D	12	GLN
1	D	13	HIS
1	D	74	ASN
1	D	76	ASN
1	D	105	ASN
1	D	106	GLN
1	D	171	ASN
1	D	173	GLN
1	E	13	HIS
1	E	74	ASN
1	E	76	ASN
1	E	105	ASN
1	E	106	GLN
1	E	171	ASN
1	E	173	GLN
1	F	12	GLN
1	F	13	HIS

Continued on next page...

Continued from previous page...

Mol	Chain	Res	Type
1	F	74	ASN
1	F	76	ASN
1	F	105	ASN
1	F	106	GLN
1	F	171	ASN
1	F	173	GLN
1	G	12	GLN
1	G	13	HIS
1	G	74	ASN
1	G	76	ASN
1	G	105	ASN
1	G	106	GLN
1	G	171	ASN
1	G	173	GLN
1	H	12	GLN
1	H	13	HIS
1	H	74	ASN
1	H	76	ASN
1	H	105	ASN
1	H	106	GLN
1	H	171	ASN
1	H	173	GLN
1	I	12	GLN
1	I	13	HIS
1	I	74	ASN
1	I	76	ASN
1	I	105	ASN
1	I	106	GLN
1	I	171	ASN
1	I	173	GLN
1	J	12	GLN
1	J	13	HIS
1	J	74	ASN
1	J	76	ASN
1	J	105	ASN
1	J	106	GLN
1	J	171	ASN
1	J	173	GLN
1	K	12	GLN
1	K	13	HIS
1	K	29	GLN
1	K	74	ASN

Continued on next page...

Continued from previous page...

Mol	Chain	Res	Type
1	K	76	ASN
1	K	105	ASN
1	K	106	GLN
1	K	171	ASN
1	K	173	GLN
1	L	12	GLN
1	L	13	HIS
1	L	29	GLN
1	L	74	ASN
1	L	76	ASN
1	L	105	ASN
1	L	106	GLN
1	L	171	ASN
1	L	173	GLN

5.3.3 RNA [i](#)

There are no RNA molecules in this entry.

5.4 Non-standard residues in protein, DNA, RNA chains [i](#)

There are no non-standard protein/DNA/RNA residues in this entry.

5.5 Carbohydrates [i](#)

There are no carbohydrates in this entry.

5.6 Ligand geometry [i](#)

There are no ligands in this entry.

5.7 Other polymers [i](#)

There are no such residues in this entry.

5.8 Polymer linkage issues [i](#)

There are no chain breaks in this entry.

6 Fit of model and data [i](#)

6.1 Protein, DNA and RNA chains [i](#)

In the following table, the column labelled ‘#RSRZ> 2’ contains the number (and percentage) of RSRZ outliers, followed by percent RSRZ outliers for the chain as percentile scores relative to all X-ray entries and entries of similar resolution. The OWAB column contains the minimum, median, 95th percentile and maximum values of the occupancy-weighted average B-factor per residue. The column labelled ‘Q< 0.9’ lists the number of (and percentage) of residues with an average occupancy less than 0.9.

Mol	Chain	Analysed	<RSRZ>	#RSRZ>2	OWAB(Å ²)	Q<0.9
1	A	180/180 (100%)	-0.16	3 (1%) 70 41	8, 29, 61, 68	0
1	B	180/180 (100%)	0.88	25 (13%) 2 1	47, 70, 90, 107	0
1	C	180/180 (100%)	0.02	3 (1%) 70 41	14, 42, 71, 78	0
1	D	180/180 (100%)	-0.12	5 (2%) 53 25	15, 43, 66, 72	0
1	E	180/180 (100%)	0.00	4 (2%) 62 33	14, 37, 61, 75	0
1	F	180/180 (100%)	-0.11	2 (1%) 80 56	7, 28, 52, 68	0
1	G	180/180 (100%)	-0.03	4 (2%) 62 33	12, 35, 74, 86	0
1	H	180/180 (100%)	-0.14	1 (0%) 89 72	10, 29, 54, 67	0
1	I	180/180 (100%)	-0.02	3 (1%) 70 41	17, 40, 66, 77	0
1	J	180/180 (100%)	0.20	10 (5%) 24 8	17, 49, 75, 88	0
1	K	180/180 (100%)	-0.06	1 (0%) 89 72	15, 41, 70, 77	0
1	L	180/180 (100%)	0.73	21 (11%) 4 1	42, 80, 107, 115	0
All	All	2160/2160 (100%)	0.10	82 (3%) 40 16	7, 41, 84, 115	0

All (82) RSRZ outliers are listed below:

Mol	Chain	Res	Type	RSRZ
1	L	17	SER	5.7
1	E	1	SER	4.8
1	E	29	GLN	4.2
1	B	92	LYS	4.1
1	B	18	ALA	4.1
1	L	38	ARG	3.8
1	G	35	HIS	3.8
1	B	29	GLN	3.8
1	B	10	ALA	3.7
1	B	17	SER	3.6
1	J	1	SER	3.6

Continued on next page...

Continued from previous page...

Mol	Chain	Res	Type	RSRZ
1	L	178	GLU	3.6
1	L	18	ALA	3.5
1	J	47	LYS	3.5
1	L	106	GLN	3.4
1	F	1	SER	3.4
1	C	45	ASN	3.3
1	L	180	GLU	3.3
1	B	93	VAL	3.2
1	D	1	SER	3.2
1	B	39	LYS	3.2
1	C	1	SER	3.1
1	B	48	VAL	3.1
1	B	35	HIS	3.0
1	L	92	LYS	3.0
1	G	29	GLN	2.9
1	B	80	ALA	2.9
1	B	108	THR	2.9
1	L	29	GLN	2.8
1	L	95	ARG	2.8
1	G	1	SER	2.8
1	L	179	LEU	2.7
1	J	29	GLN	2.7
1	A	1	SER	2.7
1	B	142	LEU	2.7
1	E	38	ARG	2.7
1	J	180	GLU	2.7
1	C	29	GLN	2.6
1	L	48	VAL	2.6
1	J	92	LYS	2.6
1	J	35	HIS	2.6
1	J	147	GLY	2.6
1	B	173	GLN	2.5
1	B	36	THR	2.5
1	A	180	GLU	2.5
1	B	157	ARG	2.5
1	L	150	MET	2.4
1	I	180	GLU	2.4
1	H	29	GLN	2.4
1	J	17	SER	2.4
1	F	180	GLU	2.4
1	L	176	LEU	2.3
1	B	106	GLN	2.3

Continued on next page...

Continued from previous page...

Mol	Chain	Res	Type	RSRZ
1	K	29	GLN	2.3
1	L	35	HIS	2.3
1	D	95	ARG	2.2
1	B	1	SER	2.2
1	J	60	PHE	2.2
1	J	36	THR	2.2
1	L	105	ASN	2.2
1	L	16	ARG	2.2
1	D	36	THR	2.2
1	B	180	GLU	2.2
1	B	21	GLY	2.2
1	B	47	LYS	2.2
1	B	38	ARG	2.2
1	L	47	LYS	2.1
1	L	19	MET	2.1
1	L	20	SER	2.1
1	B	175	ILE	2.1
1	D	92	LYS	2.1
1	I	74	ASN	2.1
1	A	35	HIS	2.1
1	L	93	VAL	2.1
1	E	74	ASN	2.1
1	B	16	ARG	2.1
1	B	60	PHE	2.1
1	G	96	LYS	2.1
1	B	153	SER	2.1
1	L	96	LYS	2.0
1	I	89	ARG	2.0
1	D	29	GLN	2.0

6.2 Non-standard residues in protein, DNA, RNA chains [i](#)

There are no non-standard protein/DNA/RNA residues in this entry.

6.3 Carbohydrates [i](#)

There are no carbohydrates in this entry.

6.4 Ligands [i](#)

There are no ligands in this entry.

6.5 Other polymers

There are no such residues in this entry.