



Full wwPDB EM Validation Report ⓘ

Jan 30, 2023 – 01:03 pm GMT

PDB ID : 7Z6Q
EMDB ID : EMD-14528
Title : Cryo-EM structure of the whole photosynthetic complex from the green sulfur bacteria
Authors : Xie, H.; Tsiotis, G.
Deposited on : 2022-03-14
Resolution : 2.50 Å (reported)
Based on initial models : 5V8K, 3ENI

This is a Full wwPDB EM Validation Report for a publicly released PDB entry.

We welcome your comments at validation@mail.wwpdb.org

A user guide is available at

<https://www.wwpdb.org/validation/2017/EMValidationReportHelp>

with specific help available everywhere you see the ⓘ symbol.

The types of validation reports are described at

<http://www.wwpdb.org/validation/2017/FAQs#types>.

The following versions of software and data (see [references ⓘ](#)) were used in the production of this report:

EMDB validation analysis : 0.0.1.dev43
Mogul : 1.8.4, CSD as541be (2020)
MolProbity : 4.02b-467
buster-report : 1.1.7 (2018)
Percentile statistics : 20191225.v01 (using entries in the PDB archive December 25th 2019)
MapQ : 1.9.9
Ideal geometry (proteins) : Engh & Huber (2001)
Ideal geometry (DNA, RNA) : Parkinson et al. (1996)
Validation Pipeline (wwPDB-VP) : 2.31.3

Continued from previous page...

Mol	Chain	Length	Quality of chain
5	H	366	<p>46% 98%</p>
5	I	366	<p>41% 98%</p>
5	J	366	<p>18% 98%</p>

The following table lists non-polymeric compounds, carbohydrate monomers and non-standard residues in protein, DNA, RNA chains that are outliers for geometric or electron-density-fit criteria:

Mol	Type	Chain	Res	Chirality	Geometry	Clashes	Electron density
9	F39	a	816	-	X	-	-

2 Entry composition [i](#)

There are 14 unique types of molecules in this entry. The entry contains 36557 atoms, of which 0 are hydrogens and 0 are deuteriums.

In the tables below, the AltConf column contains the number of residues with at least one atom in alternate conformation and the Trace column contains the number of residues modelled with at most 2 atoms.

- Molecule 1 is a protein called Photosystem P840 reaction center, large subunit.

Mol	Chain	Residues	Atoms					AltConf	Trace
			Total	C	N	O	S		
1	A	667	Total	C	N	O	S	0	0
			5344	3559	858	900	27		
1	a	654	Total	C	N	O	S	0	0
			5230	3487	834	883	26		

- Molecule 2 is a protein called Photosystem P840 reaction center iron-sulfur protein.

Mol	Chain	Residues	Atoms					AltConf	Trace
			Total	C	N	O	S		
2	B	123	Total	C	N	O	S	0	0
			954	605	165	175	9		

- Molecule 3 is a protein called Cytochrome c.

Mol	Chain	Residues	Atoms					AltConf	Trace
			Total	C	N	O	S		
3	C	121	Total	C	N	O	S	0	0
			943	632	148	156	7		
3	c	121	Total	C	N	O	S	0	0
			943	632	148	156	7		

- Molecule 4 is a protein called P840 reaction center 17 kDa protein.

Mol	Chain	Residues	Atoms					AltConf	Trace
			Total	C	N	O	S		
4	D	119	Total	C	N	O	S	0	0
			970	620	168	177	5		

- Molecule 5 is a protein called Bacteriochlorophyll a protein.

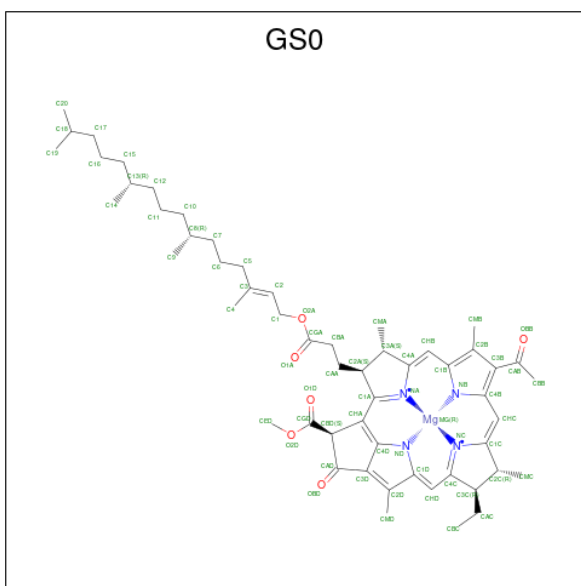
Mol	Chain	Residues	Atoms					AltConf	Trace
			Total	C	N	O	S		
5	E	359	Total	C	N	O	S	0	0
			2798	1774	497	520	7		
5	F	359	Total	C	N	O	S	0	0
			2798	1774	497	520	7		

Continued on next page...

Continued from previous page...

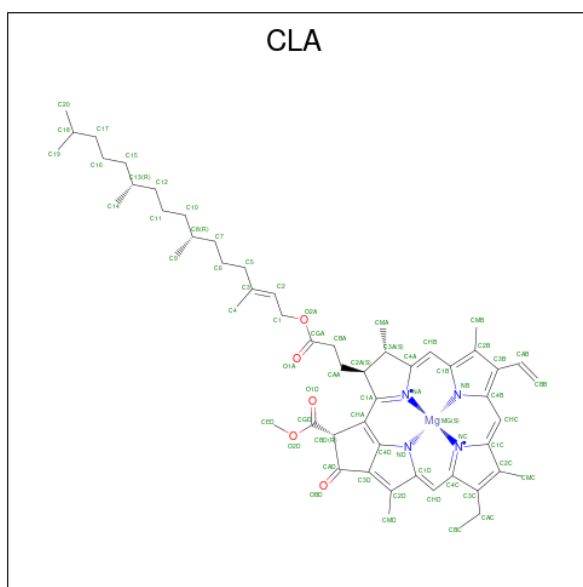
Mol	Chain	Residues	Atoms					AltConf	Trace
5	G	359	Total	C	N	O	S	0	0
			2798	1774	497	520	7		
5	H	358	Total	C	N	O	S	0	0
			2790	1770	496	517	7		
5	I	359	Total	C	N	O	S	0	0
			2798	1774	497	520	7		
5	J	357	Total	C	N	O	S	0	0
			2783	1766	494	516	7		

- Molecule 6 is Bacteriochlorophyll A isomer (three-letter code: GS0) (formula: $C_{55}H_{74}MgN_4O_6$) (labeled as "Ligand of Interest" by depositor).



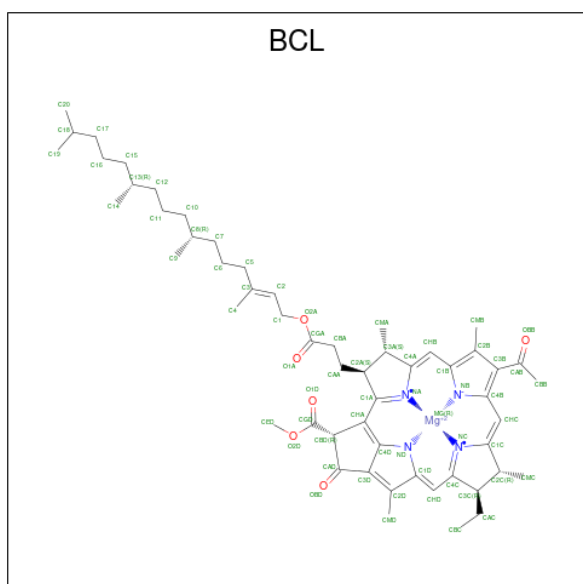
Mol	Chain	Residues	Atoms					AltConf
6	A	1	Total	C	Mg	N	O	0
			66	55	1	4	6	
6	a	1	Total	C	Mg	N	O	0
			66	55	1	4	6	

- Molecule 7 is CHLOROPHYLL A (three-letter code: CLA) (formula: $C_{55}H_{72}MgN_4O_5$) (labeled as "Ligand of Interest" by depositor).



Mol	Chain	Residues	Atoms					AltConf
			Total	C	Mg	N	O	
7	A	1	Total	C	Mg	N	O	0
			130	110	2	8	10	
7	A	1	Total	C	Mg	N	O	0
			130	110	2	8	10	
7	a	1	Total	C	Mg	N	O	0
			130	110	2	8	10	
7	a	1	Total	C	Mg	N	O	0
			130	110	2	8	10	

- Molecule 8 is BACTERIOCHLOROPHYLL A (three-letter code: BCL) (formula: $C_{55}H_{74}MgN_4O_6$) (labeled as "Ligand of Interest" by depositor).



Mol	Chain	Residues	Atoms					AltConf
8	A	1	Total	C	Mg	N	O	1
			752	620	12	48	72	
8	A	1	Total	C	Mg	N	O	0
			752	620	12	48	72	
8	A	1	Total	C	Mg	N	O	0
			752	620	12	48	72	
8	A	1	Total	C	Mg	N	O	0
			752	620	12	48	72	
8	A	1	Total	C	Mg	N	O	1
			752	620	12	48	72	
8	A	1	Total	C	Mg	N	O	0
			752	620	12	48	72	
8	A	1	Total	C	Mg	N	O	0
			752	620	12	48	72	
8	A	1	Total	C	Mg	N	O	0
			752	620	12	48	72	
8	A	1	Total	C	Mg	N	O	0
			752	620	12	48	72	
8	A	1	Total	C	Mg	N	O	0
			752	620	12	48	72	
8	E	1	Total	C	Mg	N	O	0
			574	475	9	36	54	
8	E	1	Total	C	Mg	N	O	0
			574	475	9	36	54	
8	E	1	Total	C	Mg	N	O	0
			574	475	9	36	54	
8	E	1	Total	C	Mg	N	O	0
			574	475	9	36	54	
8	E	1	Total	C	Mg	N	O	0
			574	475	9	36	54	
8	E	1	Total	C	Mg	N	O	0
			574	475	9	36	54	
8	E	1	Total	C	Mg	N	O	1
			574	475	9	36	54	
8	E	1	Total	C	Mg	N	O	0
			574	475	9	36	54	
8	F	1	Total	C	Mg	N	O	0
			554	455	9	36	54	

Continued on next page...

Continued from previous page...

Mol	Chain	Residues	Atoms					AltConf
			Total	C	Mg	N	O	
8	F	1	554	455	9	36	54	0
8	F	1	554	455	9	36	54	0
8	F	1	554	455	9	36	54	0
8	F	1	554	455	9	36	54	0
8	F	1	554	455	9	36	54	0
8	F	1	554	455	9	36	54	0
8	F	1	554	455	9	36	54	1
8	F	1	554	455	9	36	54	1
8	G	1	396	330	6	24	36	0
8	G	1	396	330	6	24	36	0
8	G	1	396	330	6	24	36	0
8	G	1	396	330	6	24	36	0
8	G	1	396	330	6	24	36	0
8	G	1	396	330	6	24	36	0
8	G	1	396	330	6	24	36	0
8	H	1	508	420	8	32	48	0
8	H	1	508	420	8	32	48	0
8	H	1	508	420	8	32	48	0
8	H	1	508	420	8	32	48	0
8	H	1	508	420	8	32	48	0
8	H	1	508	420	8	32	48	0
8	H	1	508	420	8	32	48	0

Continued on next page...

Continued from previous page...

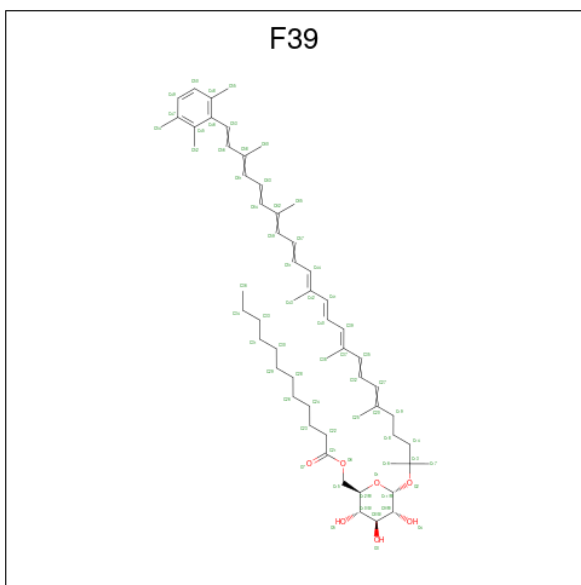
Mol	Chain	Residues	Atoms					AltConf
			Total	C	Mg	N	O	
8	H	1	Total 508	C 420	Mg 8	N 32	O 48	1
8	I	1	Total 554	C 455	Mg 9	N 36	O 54	0
8	I	1	Total 554	C 455	Mg 9	N 36	O 54	0
8	I	1	Total 554	C 455	Mg 9	N 36	O 54	0
8	I	1	Total 554	C 455	Mg 9	N 36	O 54	0
8	I	1	Total 554	C 455	Mg 9	N 36	O 54	0
8	I	1	Total 554	C 455	Mg 9	N 36	O 54	0
8	I	1	Total 554	C 455	Mg 9	N 36	O 54	0
8	I	1	Total 554	C 455	Mg 9	N 36	O 54	1
8	I	1	Total 554	C 455	Mg 9	N 36	O 54	1
8	J	1	Total 462	C 385	Mg 7	N 28	O 42	0
8	J	1	Total 462	C 385	Mg 7	N 28	O 42	0
8	J	1	Total 462	C 385	Mg 7	N 28	O 42	0
8	J	1	Total 462	C 385	Mg 7	N 28	O 42	0
8	J	1	Total 462	C 385	Mg 7	N 28	O 42	0
8	J	1	Total 462	C 385	Mg 7	N 28	O 42	0
8	J	1	Total 462	C 385	Mg 7	N 28	O 42	0
8	J	1	Total 462	C 385	Mg 7	N 28	O 42	0
8	a	1	Total 752	C 620	Mg 12	N 48	O 72	1
8	a	1	Total 752	C 620	Mg 12	N 48	O 72	0
8	a	1	Total 752	C 620	Mg 12	N 48	O 72	0
8	a	1	Total 752	C 620	Mg 12	N 48	O 72	0

Continued on next page...

Continued from previous page...

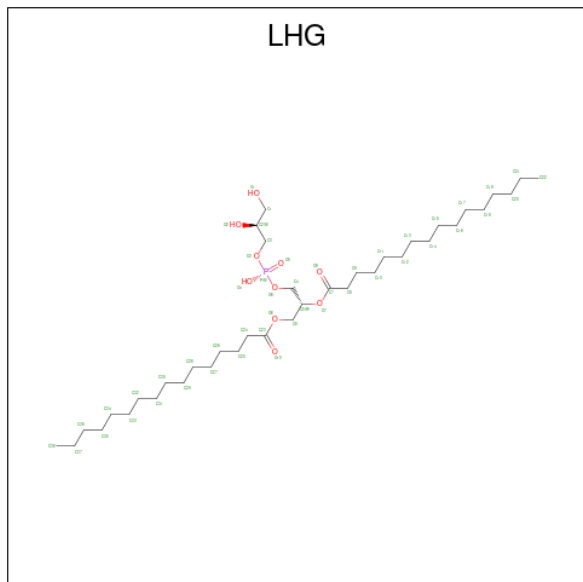
Mol	Chain	Residues	Atoms					AltConf
8	a	1	Total	C	Mg	N	O	0
			752	620	12	48	72	
8	a	1	Total	C	Mg	N	O	1
			752	620	12	48	72	
8	a	1	Total	C	Mg	N	O	0
			752	620	12	48	72	
8	a	1	Total	C	Mg	N	O	0
			752	620	12	48	72	
8	a	1	Total	C	Mg	N	O	0
			752	620	12	48	72	
8	a	1	Total	C	Mg	N	O	0
			752	620	12	48	72	
8	a	1	Total	C	Mg	N	O	0
			752	620	12	48	72	

- Molecule 9 is [(2R,3S,4S,5R,6R)-6-[(10E,12E,14E)-2,6,10,14,19,23-hexamethyl-25-(2,3,6-trimethylphenyl)pentacos-6,8,10,12,14,16,18,20,22,24-decaen-2-yl]oxy-3,4,5-tris(oxidan-yl)oxan-2-yl]methyl dodecanoate (three-letter code: F39) (formula: C₅₈H₈₆O₇) (labeled as "Ligand of Interest" by depositor).



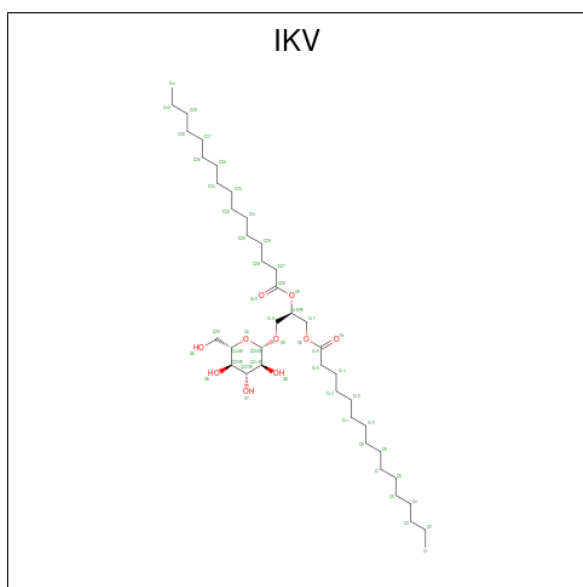
Mol	Chain	Residues	Atoms			AltConf
9	A	1	Total	C	O	0
			65	58	7	
9	a	1	Total	C	O	0
			65	58	7	

- Molecule 10 is 1,2-DIPALMITOYL-PHOSPHATIDYL-GLYCEROLE (three-letter code: LHG) (formula: $C_{38}H_{75}O_{10}P$) (labeled as "Ligand of Interest" by depositor).



Mol	Chain	Residues	Atoms				AltConf
			Total	C	O	P	
10	A	1	98	76	20	2	0
10	A	1	98	76	20	2	0
10	a	1	98	76	20	2	0
10	a	1	98	76	20	2	0

- Molecule 11 is [(2 {R})-2-hexadecanoyloxy-3-[(2 {S},3 {S},4 {R},5 {R},6 {S})-6-(hydroxymethyl)-3,4,5-tris(oxidanyl)oxan-2-yl]oxy-propyl] hexadecanoate (three-letter code: IKV) (formula: $C_{41}H_{78}O_{10}$) (labeled as "Ligand of Interest" by depositor).



Mol	Chain	Residues	Atoms			AltConf
			Total	C	O	
11	A	1	51	41	10	0
11	a	1	51	41	10	0

- Molecule 12 is CALCIUM ION (three-letter code: CA) (formula: Ca) (labeled as "Ligand of Interest" by depositor).

Mol	Chain	Residues	Atoms		AltConf
			Total	Ca	
12	A	1	1	1	0
12	a	1	1	1	0

- Molecule 13 is IRON/SULFUR CLUSTER (three-letter code: SF4) (formula: Fe₄S₄) (labeled as "Ligand of Interest" by depositor).

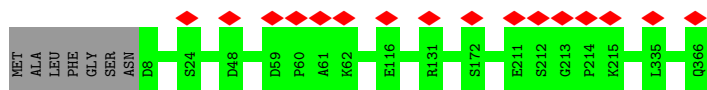


Mol	Chain	Residues	Atoms			AltConf
13	A	1	Total	Fe	S	0
			8	4	4	
13	B	1	Total	Fe	S	0
			16	8	8	
13	B	1	Total	Fe	S	0
			16	8	8	

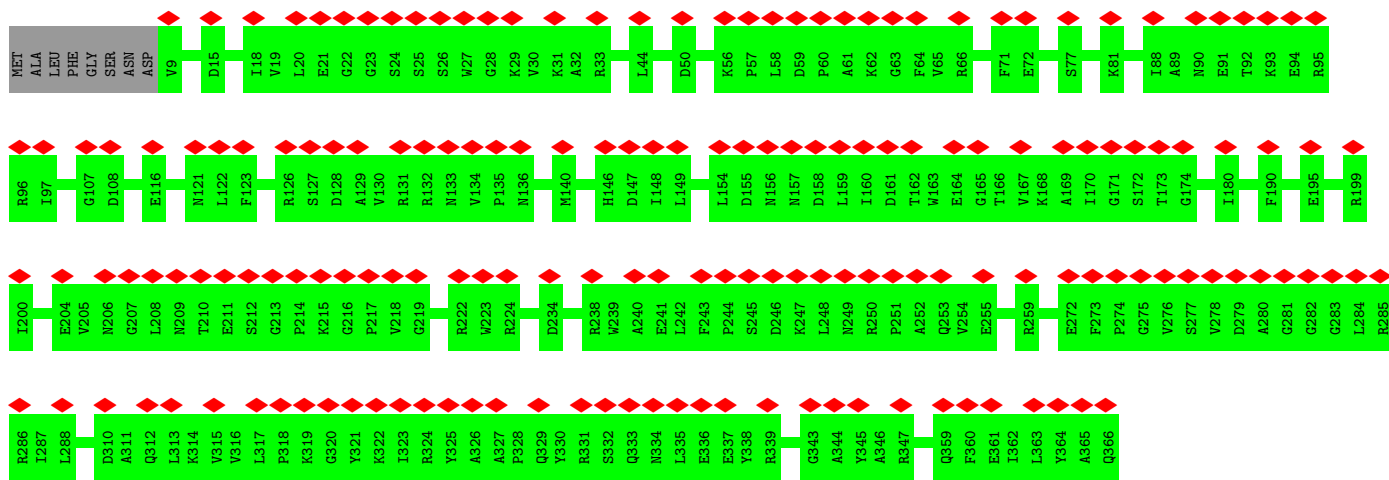
- Molecule 14 is water.

Mol	Chain	Residues	Atoms		AltConf
14	A	2	Total	O	0
			2	2	
14	E	2	Total	O	0
			2	2	
14	F	1	Total	O	0
			1	1	
14	H	1	Total	O	0
			1	1	
14	I	1	Total	O	0
			1	1	
14	J	1	Total	O	0
			1	1	
14	a	2	Total	O	0
			2	2	

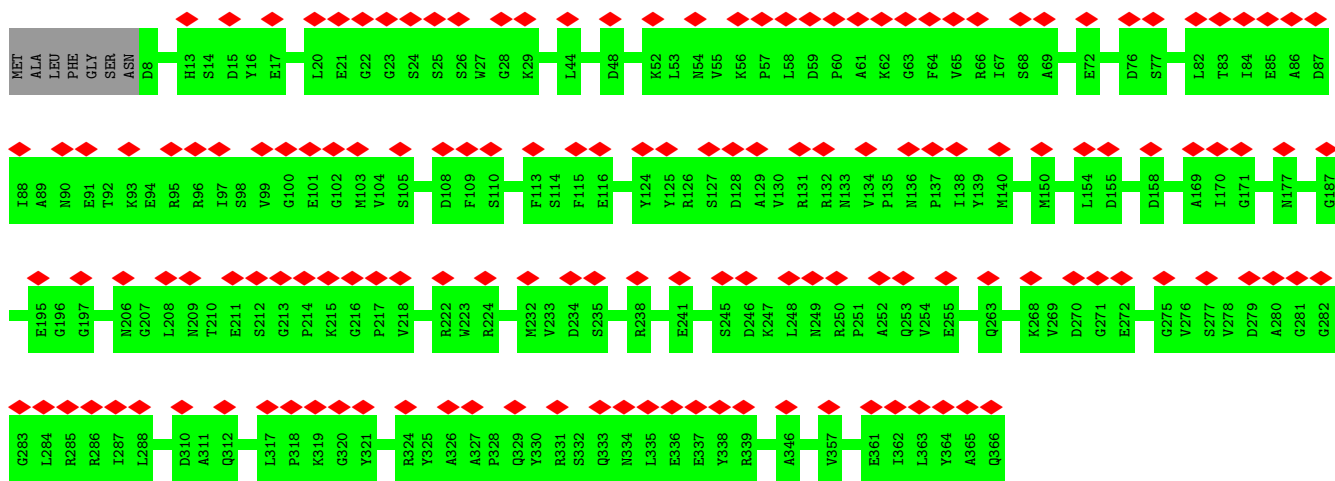
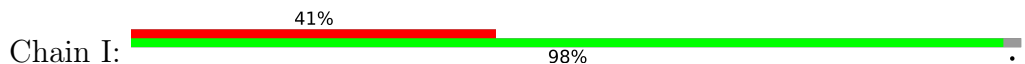
• Molecule 5: Bacteriochlorophyll a protein



• Molecule 5: Bacteriochlorophyll a protein

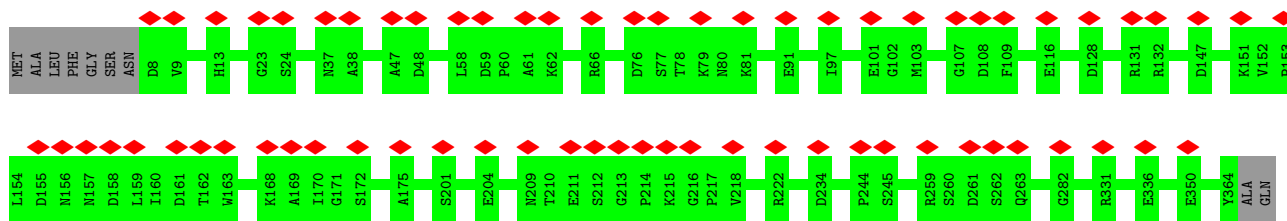


• Molecule 5: Bacteriochlorophyll a protein



• Molecule 5: Bacteriochlorophyll a protein





4 Experimental information

Property	Value	Source
EM reconstruction method	SINGLE PARTICLE	Depositor
Imposed symmetry	POINT, Not provided	
Number of particles used	481095	Depositor
Resolution determination method	FSC 0.143 CUT-OFF	Depositor
CTF correction method	PHASE FLIPPING AND AMPLITUDE CORRECTION	Depositor
Microscope	FEI TITAN KRIOS	Depositor
Voltage (kV)	300	Depositor
Electron dose ($e^-/\text{\AA}^2$)	45	Depositor
Minimum defocus (nm)	1200	Depositor
Maximum defocus (nm)	2500	Depositor
Magnification	105000	Depositor
Image detector	GATAN K3 (6k x 4k)	Depositor
Maximum map value	3.187	Depositor
Minimum map value	-2.014	Depositor
Average map value	0.004	Depositor
Map value standard deviation	0.080	Depositor
Recommended contour level	0.34	Depositor
Map size (\AA)	301.32, 301.32, 301.32	wwPDB
Map dimensions	360, 360, 360	wwPDB
Map angles ($^\circ$)	90.0, 90.0, 90.0	wwPDB
Pixel spacing (\AA)	0.837, 0.837, 0.837	Depositor

5 Model quality [i](#)

5.1 Standard geometry [i](#)

Bond lengths and bond angles in the following residue types are not validated in this section: LHG, BCL, F39, SF4, GS0, CLA, CA, IKV

The Z score for a bond length (or angle) is the number of standard deviations the observed value is removed from the expected value. A bond length (or angle) with $|Z| > 5$ is considered an outlier worth inspection. RMSZ is the root-mean-square of all Z scores of the bond lengths (or angles).

Mol	Chain	Bond lengths		Bond angles	
		RMSZ	# Z >5	RMSZ	# Z >5
1	A	0.48	0/5528	0.57	0/7527
1	a	0.50	0/5412	0.57	0/7374
2	B	0.49	0/975	0.67	0/1312
3	C	0.63	0/967	0.62	0/1307
3	c	0.65	0/967	0.68	0/1307
4	D	0.56	0/990	0.68	0/1331
5	E	0.55	0/2868	0.67	0/3886
5	F	0.54	0/2868	0.67	0/3886
5	G	0.56	0/2868	0.68	0/3886
5	H	0.56	0/2860	0.67	0/3875
5	I	0.55	0/2868	0.68	0/3886
5	J	0.56	0/2853	0.69	0/3867
All	All	0.54	0/32024	0.64	0/43444

There are no bond length outliers.

There are no bond angle outliers.

There are no chirality outliers.

There are no planarity outliers.

5.2 Too-close contacts [i](#)

Due to software issues we are unable to calculate clashes - this section is therefore empty.

5.3 Torsion angles [i](#)

5.3.1 Protein backbone [i](#)

In the following table, the Percentiles column shows the percent Ramachandran outliers of the chain as a percentile score with respect to all PDB entries followed by that with respect to all EM entries.

The Analysed column shows the number of residues for which the backbone conformation was analysed, and the total number of residues.

Mol	Chain	Analysed	Favoured	Allowed	Outliers	Percentiles	
1	A	665/731 (91%)	649 (98%)	16 (2%)	0	100	100
1	a	652/731 (89%)	642 (98%)	10 (2%)	0	100	100
2	B	119/231 (52%)	115 (97%)	4 (3%)	0	100	100
3	C	119/206 (58%)	118 (99%)	1 (1%)	0	100	100
3	c	119/206 (58%)	118 (99%)	1 (1%)	0	100	100
4	D	115/143 (80%)	113 (98%)	2 (2%)	0	100	100
5	E	357/366 (98%)	355 (99%)	2 (1%)	0	100	100
5	F	357/366 (98%)	352 (99%)	5 (1%)	0	100	100
5	G	357/366 (98%)	353 (99%)	4 (1%)	0	100	100
5	H	356/366 (97%)	354 (99%)	2 (1%)	0	100	100
5	I	357/366 (98%)	352 (99%)	5 (1%)	0	100	100
5	J	355/366 (97%)	350 (99%)	5 (1%)	0	100	100
All	All	3928/4444 (88%)	3871 (98%)	57 (2%)	0	100	100

There are no Ramachandran outliers to report.

5.3.2 Protein sidechains [i](#)

In the following table, the Percentiles column shows the percent sidechain outliers of the chain as a percentile score with respect to all PDB entries followed by that with respect to all EM entries.

The Analysed column shows the number of residues for which the sidechain conformation was analysed, and the total number of residues.

Mol	Chain	Analysed	Rotameric	Outliers	Percentiles	
1	A	553/599 (92%)	553 (100%)	0	100	100
1	a	542/599 (90%)	542 (100%)	0	100	100

Continued on next page...

Continued from previous page...

Mol	Chain	Analysed	Rotameric	Outliers	Percentiles	
2	B	103/162 (64%)	103 (100%)	0	100	100
3	C	102/173 (59%)	102 (100%)	0	100	100
3	c	102/173 (59%)	102 (100%)	0	100	100
4	D	105/128 (82%)	105 (100%)	0	100	100
5	E	297/302 (98%)	297 (100%)	0	100	100
5	F	297/302 (98%)	297 (100%)	0	100	100
5	G	297/302 (98%)	297 (100%)	0	100	100
5	H	296/302 (98%)	296 (100%)	0	100	100
5	I	297/302 (98%)	297 (100%)	0	100	100
5	J	296/302 (98%)	296 (100%)	0	100	100
All	All	3287/3646 (90%)	3287 (100%)	0	100	100

There are no protein residues with a non-rotameric sidechain to report.

Sometimes sidechains can be flipped to improve hydrogen bonding and reduce clashes. All (19) such sidechains are listed below:

Mol	Chain	Res	Type
1	A	52	GLN
1	A	266	ASN
1	A	335	GLN
1	A	645	GLN
2	B	166	GLN
3	C	39	HIS
4	D	83	GLN
4	D	122	HIS
5	E	133	ASN
5	F	206	ASN
5	F	305	ASN
5	G	305	ASN
5	I	13	HIS
5	I	305	ASN
5	J	305	ASN
1	a	63	GLN
1	a	74	GLN
1	a	99	GLN
1	a	645	GLN

5.3.3 RNA [i](#)

There are no RNA molecules in this entry.

5.4 Non-standard residues in protein, DNA, RNA chains [i](#)

There are no non-standard protein/DNA/RNA residues in this entry.

5.5 Carbohydrates [i](#)

There are no monosaccharides in this entry.

5.6 Ligand geometry [i](#)

Of 91 ligands modelled in this entry, 2 are monoatomic - leaving 89 for Mogul analysis.

In the following table, the Counts columns list the number of bonds (or angles) for which Mogul statistics could be retrieved, the number of bonds (or angles) that are observed in the model and the number of bonds (or angles) that are defined in the Chemical Component Dictionary. The Link column lists molecule types, if any, to which the group is linked. The Z score for a bond length (or angle) is the number of standard deviations the observed value is removed from the expected value. A bond length (or angle) with $|Z| > 2$ is considered an outlier worth inspection. RMSZ is the root-mean-square of all Z scores of the bond lengths (or angles).

Mol	Type	Chain	Res	Link	Bond lengths			Bond angles		
					Counts	RMSZ	# $ Z > 2$	Counts	RMSZ	# $ Z > 2$
7	CLA	a	803	14	65,73,73	1.64	6 (9%)	76,113,113	1.65	10 (13%)
8	BCL	H	405	5	58,74,74	1.21	5 (8%)	69,115,115	1.33	10 (14%)
8	BCL	F	405	5	58,74,74	1.21	4 (6%)	69,115,115	1.33	10 (14%)
8	BCL	J	403	-	58,74,74	1.24	4 (6%)	69,115,115	1.47	10 (14%)
8	BCL	A	813	1	58,74,74	1.26	3 (5%)	69,115,115	1.30	9 (13%)
11	IKV	A	819	-	51,51,51	0.59	1 (1%)	59,59,59	0.66	3 (5%)
8	BCL	a	814	1	58,74,74	1.22	3 (5%)	69,115,115	1.46	10 (14%)
8	BCL	I	409[B]	5	38,54,74	1.89	6 (15%)	45,91,115	2.18	12 (26%)
8	BCL	I	401	-	58,74,74	1.45	6 (10%)	69,115,115	1.76	16 (23%)
8	BCL	A	807	1	58,74,74	1.38	5 (8%)	69,115,115	1.96	18 (26%)
8	BCL	H	408[B]	5	38,54,74	1.82	5 (13%)	45,91,115	2.08	14 (31%)
8	BCL	E	405	5	58,74,74	1.22	4 (6%)	69,115,115	1.33	10 (14%)
8	BCL	F	407	-	58,74,74	1.38	5 (8%)	69,115,115	1.47	9 (13%)
8	BCL	a	806	-	58,74,74	1.27	4 (6%)	69,115,115	1.45	12 (17%)

Mol	Type	Chain	Res	Link	Bond lengths			Bond angles		
					Counts	RMSZ	# Z > 2	Counts	RMSZ	# Z > 2
10	LHG	a	817	-	48,48,48	0.43	0	51,54,54	0.81	3 (5%)
8	BCL	I	405	5	58,74,74	1.21	4 (6%)	69,115,115	1.33	9 (13%)
8	BCL	F	402	14	58,74,74	1.47	7 (12%)	69,115,115	2.11	17 (24%)
8	BCL	a	810	-	58,74,74	1.32	5 (8%)	69,115,115	1.63	14 (20%)
8	BCL	A	809[B]	1,8	38,54,74	1.48	4 (10%)	45,91,115	1.59	9 (20%)
8	BCL	E	402	14	58,74,74	1.59	6 (10%)	69,115,115	1.75	19 (27%)
8	BCL	H	406	5	58,74,74	1.22	5 (8%)	69,115,115	1.60	12 (17%)
8	BCL	E	406	5	58,74,74	1.22	5 (8%)	69,115,115	1.59	12 (17%)
10	LHG	A	818	-	48,48,48	0.66	1 (2%)	51,54,54	0.87	3 (5%)
8	BCL	a	815	-	58,74,74	1.37	6 (10%)	69,115,115	1.76	12 (17%)
9	F39	A	816	-	66,66,66	5.30	26 (39%)	79,85,85	4.30	29 (36%)
8	BCL	A	805	1,14	58,74,74	1.58	7 (12%)	69,115,115	1.91	12 (17%)
8	BCL	E	408[B]	5	38,54,74	1.81	5 (13%)	45,91,115	2.08	14 (31%)
8	BCL	a	805	1,14,9	58,74,74	1.61	6 (10%)	69,115,115	1.52	10 (14%)
8	BCL	G	404	5	58,74,74	1.21	4 (6%)	69,115,115	1.32	10 (14%)
8	BCL	F	409[B]	5	38,54,74	1.89	6 (15%)	45,91,115	2.18	12 (26%)
8	BCL	I	403	-	58,74,74	1.24	4 (6%)	69,115,115	1.46	10 (14%)
8	BCL	F	406	5	58,74,74	1.23	5 (8%)	69,115,115	1.59	12 (17%)
8	BCL	a	808	-	58,74,74	1.23	4 (6%)	69,115,115	1.41	9 (13%)
8	BCL	A	812	8	58,74,74	1.23	5 (8%)	69,115,115	1.38	10 (14%)
8	BCL	I	407	-	58,74,74	1.38	5 (8%)	69,115,115	1.47	10 (14%)
10	LHG	A	817	-	48,48,48	0.52	0	51,54,54	0.96	3 (5%)
8	BCL	E	401	-	58,74,74	1.45	6 (10%)	69,115,115	1.76	16 (23%)
8	BCL	A	815	-	58,74,74	1.37	6 (10%)	69,115,115	1.75	12 (17%)
8	BCL	I	404	-	58,74,74	1.22	4 (6%)	69,115,115	1.33	10 (14%)
8	BCL	H	402	14	58,74,74	1.59	6 (10%)	69,115,115	1.75	19 (27%)
8	BCL	A	814	1	58,74,74	1.24	3 (5%)	69,115,115	1.46	10 (14%)
8	BCL	E	409	14	58,74,74	1.44	7 (12%)	69,115,115	2.05	16 (23%)
8	BCL	F	401	-	58,74,74	1.45	6 (10%)	69,115,115	1.77	16 (23%)
8	BCL	J	405	5	58,74,74	1.21	4 (6%)	69,115,115	1.33	10 (14%)
8	BCL	G	402	-	58,74,74	1.25	4 (6%)	69,115,115	1.47	10 (14%)
8	BCL	E	407	-	58,74,74	1.38	6 (10%)	69,115,115	1.47	9 (13%)
6	GS0	a	801	6	64,74,74	2.21	14 (21%)	78,115,115	2.36	28 (35%)
8	BCL	H	401	-	58,74,74	1.45	6 (10%)	69,115,115	1.76	16 (23%)
8	BCL	A	808	-	58,74,74	1.23	3 (5%)	69,115,115	1.41	9 (13%)

Mol	Type	Chain	Res	Link	Bond lengths			Bond angles		
					Counts	RMSZ	# Z > 2	Counts	RMSZ	# Z > 2
8	BCL	A	811	1	58,74,74	1.21	4 (6%)	69,115,115	1.61	12 (17%)
8	BCL	a	813	1	58,74,74	1.26	4 (6%)	69,115,115	1.30	9 (13%)
13	SF4	B	302	2	0,12,12	-	-	-		
8	BCL	H	407	-	58,74,74	1.38	5 (8%)	69,115,115	1.47	9 (13%)
8	BCL	G	401	-	58,74,74	1.46	6 (10%)	69,115,115	1.76	16 (23%)
8	BCL	J	406	5	58,74,74	1.18	5 (8%)	69,115,115	1.62	12 (17%)
8	BCL	I	402	14	58,74,74	1.47	7 (12%)	69,115,115	2.11	16 (23%)
13	SF4	A	821	1	0,12,12	-	-	-		
8	BCL	F	408[B]	5	38,54,74	1.92	6 (15%)	45,91,115	1.91	12 (26%)
8	BCL	a	811	1	58,74,74	1.21	4 (6%)	69,115,115	1.51	10 (14%)
8	BCL	E	404	-	58,74,74	1.23	4 (6%)	69,115,115	1.32	10 (14%)
8	BCL	a	812	8,9	58,74,74	1.19	4 (6%)	69,115,115	1.40	11 (15%)
8	BCL	F	403	-	58,74,74	1.24	4 (6%)	69,115,115	1.46	10 (14%)
9	F39	a	816	8	66,66,66	5.36	28 (42%)	79,85,85	4.16	31 (39%)
8	BCL	J	402	14	58,74,74	1.44	7 (12%)	69,115,115	2.05	16 (23%)
8	BCL	I	408[B]	5	38,54,74	1.92	6 (15%)	45,91,115	1.91	12 (26%)
8	BCL	G	405	5	58,74,74	1.18	5 (8%)	69,115,115	1.62	12 (17%)
7	CLA	A	802	-	65,73,73	1.50	5 (7%)	76,113,113	1.53	11 (14%)
8	BCL	J	407	-	58,74,74	1.42	7 (12%)	69,115,115	1.56	14 (20%)
8	BCL	H	404	-	58,74,74	1.22	4 (6%)	69,115,115	1.32	10 (14%)
11	IKV	a	819	-	51,51,51	0.65	1 (1%)	59,59,59	0.70	3 (5%)
8	BCL	G	403	-	58,74,74	1.23	4 (6%)	69,115,115	1.33	10 (14%)
8	BCL	J	404	-	58,74,74	1.24	4 (6%)	69,115,115	1.33	10 (14%)
8	BCL	F	404	-	58,74,74	1.22	4 (6%)	69,115,115	1.33	10 (14%)
8	BCL	A	806	-	58,74,74	1.28	4 (6%)	69,115,115	1.40	12 (17%)
6	GS0	A	801	6	64,74,74	2.20	14 (21%)	78,115,115	2.30	27 (34%)
8	BCL	E	403	-	58,74,74	1.24	5 (8%)	69,115,115	1.46	10 (14%)
8	BCL	a	807	1	58,74,74	1.42	6 (10%)	69,115,115	1.96	19 (27%)
8	BCL	J	401	-	58,74,74	1.46	6 (10%)	69,115,115	1.76	16 (23%)
8	BCL	G	406	-	58,74,74	1.42	6 (10%)	69,115,115	1.56	14 (20%)
8	BCL	a	809[B]	1,8	38,54,74	1.48	4 (10%)	45,91,115	1.59	9 (20%)
8	BCL	A	804[B]	-	38,54,74	1.78	6 (15%)	45,91,115	1.93	11 (24%)
7	CLA	a	802	-	65,73,73	1.56	5 (7%)	76,113,113	1.58	11 (14%)
8	BCL	H	403	-	58,74,74	1.24	5 (8%)	69,115,115	1.46	10 (14%)
7	CLA	A	803	14	65,73,73	1.49	7 (10%)	76,113,113	2.01	14 (18%)

Mol	Type	Chain	Res	Link	Bond lengths			Bond angles		
					Counts	RMSZ	# Z > 2	Counts	RMSZ	# Z > 2
8	BCL	a	804[B]	-	38,54,74	1.75	6 (15%)	45,91,115	1.81	11 (24%)
10	LHG	a	818	-	48,48,48	0.63	1 (2%)	51,54,54	0.81	2 (3%)
8	BCL	A	810	-	58,74,74	1.32	5 (8%)	69,115,115	1.63	14 (20%)
8	BCL	I	406	5	58,74,74	1.22	5 (8%)	69,115,115	1.58	12 (17%)
13	SF4	B	301	2	0,12,12	-	-	-	-	-

In the following table, the Chirals column lists the number of chiral outliers, the number of chiral centers analysed, the number of these observed in the model and the number defined in the Chemical Component Dictionary. Similar counts are reported in the Torsion and Rings columns. '-' means no outliers of that kind were identified.

Mol	Type	Chain	Res	Link	Chirals	Torsions	Rings
7	CLA	a	803	14	-	16/37/115/115	-
8	BCL	H	405	5	-	7/37/137/137	-
8	BCL	F	405	5	-	7/37/137/137	-
8	BCL	J	403	-	-	7/37/137/137	-
8	BCL	A	813	1	-	3/37/137/137	-
11	IKV	A	819	-	-	26/46/66/66	0/1/1/1
8	BCL	a	814	1	-	14/37/137/137	-
8	BCL	I	409[B]	5	-	9/13/113/137	-
8	BCL	I	401	-	-	15/37/137/137	-
8	BCL	A	807	1	-	9/37/137/137	-
8	BCL	H	408[B]	5	-	7/13/113/137	-
8	BCL	E	405	5	-	7/37/137/137	-
8	BCL	F	407	-	-	13/37/137/137	-
8	BCL	a	806	-	-	9/37/137/137	-
10	LHG	a	817	-	-	30/53/53/53	-
8	BCL	I	405	5	-	7/37/137/137	-
8	BCL	F	402	14	-	20/37/137/137	-
8	BCL	a	810	-	-	12/37/137/137	-
8	BCL	A	809[B]	1,8	-	6/13/113/137	-
8	BCL	E	402	14	-	19/37/137/137	-
8	BCL	H	406	5	-	5/37/137/137	-
8	BCL	E	406	5	-	5/37/137/137	-
10	LHG	A	818	-	-	32/53/53/53	-
8	BCL	a	815	-	-	17/37/137/137	-

Continued on next page...

Continued from previous page...

Mol	Type	Chain	Res	Link	Chirals	Torsions	Rings
9	F39	A	816	-	-	34/58/78/78	0/2/2/2
8	BCL	A	805	1,14	-	15/37/137/137	-
8	BCL	E	408[B]	5	-	7/13/113/137	-
8	BCL	a	805	1,14,9	-	18/37/137/137	-
8	BCL	G	404	5	-	7/37/137/137	-
8	BCL	F	409[B]	5	-	9/13/113/137	-
8	BCL	I	403	-	-	7/37/137/137	-
8	BCL	F	406	5	-	5/37/137/137	-
8	BCL	a	808	-	-	7/37/137/137	-
8	BCL	A	812	8	-	7/37/137/137	-
8	BCL	I	407	-	-	13/37/137/137	-
10	LHG	A	817	-	-	25/53/53/53	-
8	BCL	E	401	-	-	15/37/137/137	-
8	BCL	A	815	-	-	17/37/137/137	-
8	BCL	I	404	-	-	3/37/137/137	-
8	BCL	H	402	14	-	19/37/137/137	-
8	BCL	A	814	1	-	17/37/137/137	-
8	BCL	E	409	14	-	19/37/137/137	-
8	BCL	F	401	-	-	15/37/137/137	-
8	BCL	J	405	5	-	7/37/137/137	-
8	BCL	G	402	-	-	7/37/137/137	-
8	BCL	E	407	-	-	13/37/137/137	-
6	GS0	a	801	6	-	5/37/137/137	-
8	BCL	H	401	-	-	15/37/137/137	-
8	BCL	A	808	-	-	7/37/137/137	-
8	BCL	A	811	1	-	10/37/137/137	-
8	BCL	a	813	1	-	3/37/137/137	-
13	SF4	B	302	2	-	-	0/6/5/5
8	BCL	H	407	-	-	13/37/137/137	-
8	BCL	G	401	-	-	15/37/137/137	-
8	BCL	J	406	5	-	5/37/137/137	-
8	BCL	I	402	14	-	20/37/137/137	-
13	SF4	A	821	1	-	-	0/6/5/5
8	BCL	F	408[B]	5	-	7/13/113/137	-

Continued on next page...

Continued from previous page...

Mol	Type	Chain	Res	Link	Chirals	Torsions	Rings
8	BCL	a	811	1	-	11/37/137/137	-
8	BCL	E	404	-	-	3/37/137/137	-
8	BCL	a	812	8,9	-	6/37/137/137	-
8	BCL	F	403	-	-	7/37/137/137	-
9	F39	a	816	8	-	41/58/78/78	0/2/2/2
8	BCL	J	402	14	-	19/37/137/137	-
8	BCL	I	408[B]	5	-	7/13/113/137	-
8	BCL	G	405	5	-	5/37/137/137	-
7	CLA	A	802	-	-	22/37/115/115	-
8	BCL	J	407	-	-	13/37/137/137	-
8	BCL	H	404	-	-	3/37/137/137	-
11	IKV	a	819	-	-	27/46/66/66	0/1/1/1
8	BCL	G	403	-	-	3/37/137/137	-
8	BCL	J	404	-	-	3/37/137/137	-
8	BCL	F	404	-	-	3/37/137/137	-
8	BCL	A	806	-	-	5/37/137/137	-
6	GS0	A	801	6	-	5/37/137/137	-
8	BCL	E	403	-	-	7/37/137/137	-
8	BCL	a	807	1	-	7/37/137/137	-
8	BCL	J	401	-	-	15/37/137/137	-
8	BCL	G	406	-	-	13/37/137/137	-
8	BCL	a	809[B]	1,8	-	6/13/113/137	-
8	BCL	A	804[B]	-	-	3/13/113/137	-
7	CLA	a	802	-	-	22/37/115/115	-
8	BCL	H	403	-	-	7/37/137/137	-
7	CLA	A	803	14	-	16/37/115/115	-
8	BCL	a	804[B]	-	-	5/13/113/137	-
10	LHG	a	818	-	-	32/53/53/53	-
8	BCL	A	810	-	-	12/37/137/137	-
8	BCL	I	406	5	-	5/37/137/137	-
13	SF4	B	301	2	-	-	0/6/5/5

All (469) bond length outliers are listed below:

Continued on next page...

Continued from previous page...

Mol	Chain	Res	Type	Atoms	Z	Observed(Å)	Ideal(Å)
9	a	816	F39	C27-C20	20.61	1.55	1.34
9	A	816	F39	C27-C20	20.46	1.55	1.34
9	a	816	F39	C39-C37	17.44	1.58	1.35
9	A	816	F39	C39-C37	17.25	1.58	1.35
9	a	816	F39	C61-C58	13.43	1.53	1.35
9	A	816	F39	C61-C58	13.14	1.53	1.35
9	a	816	F39	C44-C42	12.26	1.52	1.35
9	A	816	F39	C44-C42	11.96	1.51	1.35
9	A	816	F39	C59-C62	11.45	1.51	1.35
9	a	816	F39	C40-C41	10.75	1.62	1.34
9	A	816	F39	C40-C41	10.55	1.61	1.34
9	a	816	F39	C59-C62	10.48	1.49	1.35
9	a	816	F39	C56-C53	9.99	1.59	1.33
9	A	816	F39	C56-C53	9.87	1.58	1.33
9	a	816	F39	C32-C35	8.90	1.57	1.34
9	A	816	F39	C32-C35	8.73	1.57	1.34
9	a	816	F39	C63-C64	8.69	1.57	1.34
9	A	816	F39	C63-C64	8.47	1.56	1.34
9	a	816	F39	C57-C51	8.46	1.58	1.36
9	A	816	F39	C57-C51	8.36	1.57	1.36
7	A	802	CLA	C4B-NB	7.52	1.41	1.35
7	a	802	CLA	C4B-NB	7.49	1.41	1.35
7	A	803	CLA	C4B-NB	7.27	1.41	1.35
8	a	805	BCL	OBD-CAD	7.17	1.32	1.22
7	a	803	CLA	C4B-NB	7.15	1.41	1.35
8	H	402	BCL	OBD-CAD	6.83	1.31	1.22
8	E	402	BCL	OBD-CAD	6.81	1.31	1.22
7	a	803	CLA	C1D-ND	6.76	1.46	1.37
6	A	801	GS0	O1A-CGA	-6.52	1.03	1.22
6	a	801	GS0	O1A-CGA	-6.51	1.03	1.22
6	a	801	GS0	MG-NA	-6.45	1.90	2.06
6	A	801	GS0	MG-NA	-6.45	1.90	2.06
6	a	801	GS0	MG-ND	-6.23	1.93	2.05
6	A	801	GS0	MG-ND	-6.22	1.93	2.05
7	a	802	CLA	C1D-ND	5.95	1.45	1.37
8	a	815	BCL	C1B-NB	5.81	1.40	1.35
8	A	815	BCL	C1B-NB	5.79	1.40	1.35
8	G	406	BCL	C1B-NB	5.66	1.40	1.35
8	F	407	BCL	C1B-NB	5.64	1.40	1.35
8	I	407	BCL	C1B-NB	5.64	1.40	1.35
8	J	407	BCL	C1B-NB	5.63	1.40	1.35

Continued on next page...

Continued from previous page...

Mol	Chain	Res	Type	Atoms	Z	Observed(Å)	Ideal(Å)
8	E	407	BCL	C1B-NB	5.62	1.40	1.35
8	H	407	BCL	C1B-NB	5.58	1.40	1.35
8	A	807	BCL	MG-NA	5.53	2.19	2.06
8	a	807	BCL	MG-NA	5.51	2.19	2.06
6	a	801	GS0	MG-NC	5.41	2.19	2.06
6	A	801	GS0	MG-NC	5.38	2.19	2.06
8	H	408[B]	BCL	C3B-C2B	5.19	1.48	1.39
8	E	408[B]	BCL	C3B-C2B	5.18	1.48	1.39
8	a	804[B]	BCL	MG-NA	5.18	2.18	2.06
8	F	409[B]	BCL	C3B-C2B	5.17	1.48	1.39
8	J	401	BCL	OBD-CAD	5.16	1.29	1.22
8	F	408[B]	BCL	C3B-C2B	5.16	1.48	1.39
8	I	409[B]	BCL	C3B-C2B	5.16	1.48	1.39
8	a	811	BCL	C1B-NB	5.16	1.39	1.35
8	I	408[B]	BCL	C3B-C2B	5.16	1.48	1.39
8	H	401	BCL	MG-NA	5.15	2.18	2.06
8	F	401	BCL	MG-NA	5.14	2.18	2.06
8	E	401	BCL	MG-NA	5.14	2.18	2.06
8	a	805	BCL	MG-NA	5.14	2.18	2.06
8	J	401	BCL	MG-NA	5.13	2.18	2.06
8	A	814	BCL	C1B-NB	5.13	1.39	1.35
8	I	401	BCL	MG-NA	5.13	2.18	2.06
8	G	401	BCL	MG-NA	5.12	2.18	2.06
8	A	805	BCL	MG-NA	5.12	2.18	2.06
8	a	810	BCL	MG-NA	5.11	2.18	2.06
8	F	401	BCL	OBD-CAD	5.10	1.29	1.22
8	G	401	BCL	OBD-CAD	5.10	1.29	1.22
8	H	401	BCL	OBD-CAD	5.09	1.29	1.22
8	A	804[B]	BCL	MG-NA	5.09	2.18	2.06
8	A	811	BCL	C1B-NB	5.08	1.39	1.35
8	E	401	BCL	OBD-CAD	5.07	1.29	1.22
8	A	810	BCL	MG-NA	5.07	2.18	2.06
8	I	401	BCL	OBD-CAD	5.07	1.29	1.22
8	a	808	BCL	C1B-NB	5.05	1.39	1.35
8	A	808	BCL	C1B-NB	5.04	1.39	1.35
8	A	806	BCL	MG-NA	5.03	2.18	2.06
8	a	814	BCL	C1B-NB	5.03	1.39	1.35
8	a	806	BCL	MG-NA	5.02	2.18	2.06
8	I	402	BCL	C1B-NB	5.02	1.39	1.35
7	A	802	CLA	C1D-ND	4.98	1.43	1.37
8	E	405	BCL	C1B-NB	4.98	1.39	1.35
8	I	403	BCL	MG-NA	4.97	2.18	2.06

Continued on next page...

Continued from previous page...

Mol	Chain	Res	Type	Atoms	Z	Observed(Å)	Ideal(Å)
8	F	405	BCL	C1B-NB	4.97	1.39	1.35
8	G	402	BCL	MG-NA	4.96	2.18	2.06
8	H	403	BCL	MG-NA	4.95	2.18	2.06
8	J	403	BCL	MG-NA	4.95	2.18	2.06
8	H	405	BCL	C1B-NB	4.94	1.39	1.35
8	E	409	BCL	C1B-NB	4.94	1.39	1.35
8	A	809[B]	BCL	MG-NA	4.94	2.18	2.06
8	J	404	BCL	C1B-NB	4.94	1.39	1.35
8	F	402	BCL	C1B-NB	4.94	1.39	1.35
8	F	403	BCL	MG-NA	4.93	2.18	2.06
8	a	809[B]	BCL	MG-NA	4.93	2.18	2.06
8	G	404	BCL	C1B-NB	4.93	1.39	1.35
8	E	403	BCL	MG-NA	4.93	2.18	2.06
8	I	405	BCL	C1B-NB	4.91	1.39	1.35
8	J	405	BCL	C1B-NB	4.90	1.39	1.35
8	A	805	BCL	C1B-NB	4.90	1.39	1.35
8	J	402	BCL	C1B-NB	4.89	1.39	1.35
8	a	805	BCL	C1B-NB	4.88	1.39	1.35
8	a	812	BCL	C1B-NB	4.88	1.39	1.35
8	I	403	BCL	C1B-NB	4.88	1.39	1.35
8	a	813	BCL	MG-NA	4.88	2.17	2.06
8	a	806	BCL	C1B-NB	4.86	1.39	1.35
8	F	403	BCL	C1B-NB	4.85	1.39	1.35
9	a	816	F39	C14-C13	4.85	1.60	1.53
8	a	807	BCL	C1B-NB	4.85	1.39	1.35
8	G	403	BCL	C1B-NB	4.85	1.39	1.35
8	G	402	BCL	C1B-NB	4.85	1.39	1.35
8	A	809[B]	BCL	C1B-NB	4.84	1.39	1.35
8	A	813	BCL	MG-NA	4.84	2.17	2.06
9	A	816	F39	C14-C13	4.83	1.60	1.53
8	A	807	BCL	C1B-NB	4.82	1.39	1.35
8	E	402	BCL	C1B-NB	4.82	1.39	1.35
8	E	403	BCL	C1B-NB	4.81	1.39	1.35
8	E	404	BCL	C1B-NB	4.81	1.39	1.35
8	J	403	BCL	C1B-NB	4.80	1.39	1.35
8	H	402	BCL	C1B-NB	4.80	1.39	1.35
8	a	809[B]	BCL	C1B-NB	4.80	1.39	1.35
8	F	404	BCL	C1B-NB	4.79	1.39	1.35
8	A	805	BCL	OBD-CAD	4.79	1.29	1.22
8	H	404	BCL	C1B-NB	4.79	1.39	1.35
8	A	812	BCL	C1B-NB	4.79	1.39	1.35
8	A	813	BCL	C1B-NB	4.79	1.39	1.35

Continued on next page...

Continued from previous page...

Mol	Chain	Res	Type	Atoms	Z	Observed(Å)	Ideal(Å)
8	I	404	BCL	C1B-NB	4.78	1.39	1.35
8	A	806	BCL	C1B-NB	4.76	1.39	1.35
8	I	404	BCL	MG-NA	4.76	2.17	2.06
8	F	408[B]	BCL	OBD-CAD	4.76	1.29	1.22
9	a	816	F39	C56-C58	4.76	1.56	1.45
8	H	408[B]	BCL	C1B-NB	4.76	1.39	1.35
8	a	813	BCL	C1B-NB	4.75	1.39	1.35
8	A	810	BCL	C1B-NB	4.75	1.39	1.35
8	a	810	BCL	C1B-NB	4.74	1.39	1.35
8	E	404	BCL	MG-NA	4.74	2.17	2.06
8	F	404	BCL	MG-NA	4.74	2.17	2.06
8	F	406	BCL	OBD-CAD	4.74	1.28	1.22
8	H	404	BCL	MG-NA	4.73	2.17	2.06
8	H	403	BCL	C1B-NB	4.73	1.39	1.35
8	I	408[B]	BCL	OBD-CAD	4.73	1.28	1.22
8	J	404	BCL	MG-NA	4.73	2.17	2.06
8	G	403	BCL	MG-NA	4.73	2.17	2.06
8	F	409[B]	BCL	C1B-NB	4.73	1.39	1.35
7	A	803	CLA	C1D-ND	4.72	1.43	1.37
8	I	406	BCL	OBD-CAD	4.72	1.28	1.22
8	I	408[B]	BCL	C1B-NB	4.71	1.39	1.35
8	A	814	BCL	MG-NA	4.71	2.17	2.06
8	I	409[B]	BCL	C1B-NB	4.70	1.39	1.35
6	A	801	GS0	C4D-ND	-4.70	1.31	1.37
6	a	801	GS0	C4D-ND	-4.69	1.31	1.37
8	E	406	BCL	C1B-NB	4.68	1.39	1.35
8	J	406	BCL	C1B-NB	4.68	1.39	1.35
8	H	406	BCL	OBD-CAD	4.67	1.28	1.22
8	F	406	BCL	C1B-NB	4.67	1.39	1.35
8	E	406	BCL	OBD-CAD	4.67	1.28	1.22
8	E	409	BCL	MG-NA	4.66	2.17	2.06
8	G	405	BCL	C1B-NB	4.65	1.39	1.35
8	F	408[B]	BCL	C1B-NB	4.65	1.39	1.35
8	E	408[B]	BCL	C1B-NB	4.65	1.39	1.35
8	H	402	BCL	MG-NA	4.64	2.17	2.06
8	J	402	BCL	MG-NA	4.63	2.17	2.06
8	E	402	BCL	MG-NA	4.63	2.17	2.06
8	F	402	BCL	MG-NA	4.62	2.17	2.06
9	a	816	F39	C38-C37	4.61	1.60	1.50
8	I	402	BCL	MG-NA	4.61	2.17	2.06
8	H	406	BCL	C1B-NB	4.61	1.39	1.35
9	a	816	F39	C57-C59	4.59	1.57	1.43

Continued on next page...

Continued from previous page...

Mol	Chain	Res	Type	Atoms	Z	Observed(Å)	Ideal(Å)
9	A	816	F39	C38-C37	4.59	1.60	1.50
8	I	406	BCL	C1B-NB	4.57	1.39	1.35
8	H	408[B]	BCL	MG-NA	4.57	2.17	2.06
8	I	409[B]	BCL	MG-NA	4.57	2.17	2.06
8	F	409[B]	BCL	MG-NA	4.56	2.17	2.06
8	E	408[B]	BCL	MG-NA	4.56	2.17	2.06
9	A	816	F39	C57-C59	4.55	1.57	1.43
8	G	404	BCL	MG-NA	4.55	2.17	2.06
8	H	407	BCL	MG-NA	4.54	2.17	2.06
8	F	405	BCL	MG-NA	4.54	2.17	2.06
8	E	405	BCL	MG-NA	4.54	2.17	2.06
8	J	405	BCL	MG-NA	4.54	2.17	2.06
8	I	405	BCL	MG-NA	4.53	2.17	2.06
8	G	406	BCL	MG-NA	4.53	2.17	2.06
8	F	407	BCL	MG-NA	4.53	2.17	2.06
6	a	801	GS0	OBD-CAD	4.52	1.30	1.22
8	E	407	BCL	MG-NA	4.52	2.17	2.06
8	H	405	BCL	MG-NA	4.51	2.17	2.06
8	A	811	BCL	MG-NA	4.51	2.17	2.06
8	F	408[B]	BCL	MG-NA	4.51	2.17	2.06
6	A	801	GS0	OBD-CAD	4.50	1.30	1.22
8	F	408[B]	BCL	O2A-CGA	4.50	1.45	1.30
8	J	407	BCL	MG-NA	4.50	2.17	2.06
8	H	408[B]	BCL	O2A-CGA	4.50	1.45	1.30
8	I	408[B]	BCL	MG-NA	4.50	2.17	2.06
8	I	409[B]	BCL	O2A-CGA	4.50	1.45	1.30
8	a	811	BCL	MG-NA	4.49	2.16	2.06
8	E	408[B]	BCL	O2A-CGA	4.49	1.45	1.30
8	I	408[B]	BCL	O2A-CGA	4.49	1.45	1.30
8	I	407	BCL	MG-NA	4.48	2.16	2.06
8	a	804[B]	BCL	O2A-CGA	4.48	1.45	1.30
9	a	816	F39	C64-C62	4.48	1.55	1.45
8	F	409[B]	BCL	O2A-CGA	4.47	1.45	1.30
8	A	804[B]	BCL	O2A-CGA	4.47	1.45	1.30
8	F	409[B]	BCL	OBD-CAD	4.42	1.28	1.22
8	A	804[B]	BCL	C1B-NB	4.42	1.39	1.35
8	F	402	BCL	OBD-CAD	4.42	1.28	1.22
8	I	409[B]	BCL	OBD-CAD	4.40	1.28	1.22
8	a	812	BCL	MG-NA	4.39	2.16	2.06
8	I	402	BCL	OBD-CAD	4.39	1.28	1.22
8	A	812	BCL	MG-NA	4.38	2.16	2.06
8	A	808	BCL	MG-NA	4.38	2.16	2.06

Continued on next page...

Continued from previous page...

Mol	Chain	Res	Type	Atoms	Z	Observed(Å)	Ideal(Å)
8	F	401	BCL	O2A-CGA	4.36	1.46	1.33
9	A	816	F39	C56-C58	4.36	1.55	1.45
8	a	808	BCL	MG-NA	4.35	2.16	2.06
8	J	401	BCL	O2A-CGA	4.35	1.46	1.33
8	E	401	BCL	O2A-CGA	4.35	1.46	1.33
8	G	401	BCL	O2A-CGA	4.34	1.46	1.33
8	I	401	BCL	O2A-CGA	4.33	1.46	1.33
8	H	401	BCL	O2A-CGA	4.33	1.46	1.33
8	I	402	BCL	O2A-CGA	4.31	1.45	1.33
8	a	814	BCL	MG-NA	4.31	2.16	2.06
9	A	816	F39	C64-C62	4.31	1.55	1.45
8	F	402	BCL	O2A-CGA	4.30	1.45	1.33
8	E	402	BCL	O2A-CGA	4.28	1.45	1.33
8	H	402	BCL	O2A-CGA	4.27	1.45	1.33
8	A	805	BCL	C3D-C2D	4.24	1.47	1.39
9	a	816	F39	O1-C11	4.20	1.52	1.41
9	a	816	F39	C41-C42	4.19	1.54	1.45
9	A	816	F39	O1-C11	4.17	1.52	1.41
8	H	407	BCL	O2A-CGA	4.12	1.45	1.33
8	F	407	BCL	O2A-CGA	4.12	1.45	1.33
8	a	804[B]	BCL	C1B-NB	4.11	1.38	1.35
9	A	816	F39	C41-C42	4.10	1.54	1.45
8	E	407	BCL	O2A-CGA	4.10	1.45	1.33
8	I	407	BCL	O2A-CGA	4.10	1.45	1.33
8	J	402	BCL	OBD-CAD	4.10	1.28	1.22
8	E	409	BCL	OBD-CAD	4.09	1.28	1.22
6	a	801	GS0	O1D-CGD	-4.08	1.11	1.21
6	A	801	GS0	O1D-CGD	-4.07	1.11	1.21
8	a	815	BCL	O2A-CGA	4.07	1.45	1.33
8	A	815	BCL	O2A-CGA	4.07	1.45	1.33
8	J	407	BCL	O2A-CGA	4.04	1.45	1.33
8	G	406	BCL	O2A-CGA	4.03	1.45	1.33
9	a	816	F39	C63-C61	3.97	1.55	1.43
8	G	405	BCL	OBD-CAD	3.96	1.27	1.22
8	J	406	BCL	OBD-CAD	3.95	1.27	1.22
8	A	807	BCL	MG-NC	3.95	2.15	2.06
8	a	807	BCL	MG-NC	3.95	2.15	2.06
8	A	810	BCL	MG-NC	3.91	2.15	2.06
8	E	409	BCL	O2A-CGA	3.90	1.44	1.33
8	J	402	BCL	O2A-CGA	3.90	1.44	1.33
9	A	816	F39	C63-C61	3.88	1.55	1.43
8	a	810	BCL	MG-NC	3.87	2.15	2.06

Continued on next page...

Continued from previous page...

Mol	Chain	Res	Type	Atoms	Z	Observed(Å)	Ideal(Å)
8	J	401	BCL	C1B-NB	3.84	1.38	1.35
7	a	803	CLA	OBD-CAD	3.82	1.29	1.22
8	a	805	BCL	MG-NC	3.78	2.15	2.06
8	G	401	BCL	C1B-NB	3.78	1.38	1.35
8	a	815	BCL	C1B-CHB	3.78	1.51	1.41
8	A	815	BCL	C1B-CHB	3.75	1.51	1.41
8	E	401	BCL	C1B-NB	3.73	1.38	1.35
11	a	819	IKV	C35-C34	-3.72	1.30	1.51
8	F	401	BCL	C1B-NB	3.72	1.38	1.35
11	A	819	IKV	C35-C34	-3.72	1.30	1.51
8	I	401	BCL	C1B-NB	3.70	1.38	1.35
8	H	401	BCL	C1B-NB	3.68	1.38	1.35
8	a	808	BCL	MG-NC	3.67	2.15	2.06
8	A	808	BCL	MG-NC	3.66	2.15	2.06
8	A	813	BCL	MG-NC	3.66	2.15	2.06
8	a	813	BCL	MG-NC	3.65	2.14	2.06
8	A	806	BCL	MG-NC	3.65	2.14	2.06
9	a	816	F39	C35-C37	3.63	1.53	1.45
8	A	809[B]	BCL	MG-NC	3.61	2.14	2.06
8	a	806	BCL	MG-NC	3.61	2.14	2.06
8	a	809[B]	BCL	MG-NC	3.60	2.14	2.06
8	I	401	BCL	C4B-NB	3.56	1.38	1.35
8	A	804[B]	BCL	MG-NC	3.55	2.14	2.06
9	a	816	F39	C40-C39	3.55	1.54	1.43
8	a	804[B]	BCL	MG-NC	3.53	2.14	2.06
8	A	815	BCL	MG-NC	3.50	2.14	2.06
8	a	815	BCL	MG-NC	3.49	2.14	2.06
8	G	401	BCL	MG-NC	3.49	2.14	2.06
8	J	401	BCL	MG-NC	3.49	2.14	2.06
8	E	401	BCL	MG-NC	3.49	2.14	2.06
8	A	805	BCL	O2A-CGA	3.49	1.43	1.33
8	F	401	BCL	MG-NC	3.48	2.14	2.06
9	a	816	F39	C46-C53	3.48	1.55	1.47
8	I	401	BCL	MG-NC	3.46	2.14	2.06
8	H	401	BCL	MG-NC	3.46	2.14	2.06
8	F	401	BCL	C4B-NB	3.44	1.38	1.35
9	A	816	F39	C40-C39	3.44	1.54	1.43
9	A	816	F39	C35-C37	3.43	1.53	1.45
8	G	401	BCL	C4B-NB	3.42	1.38	1.35
6	a	801	GS0	O2D-CED	3.42	1.53	1.45
8	J	401	BCL	C4B-NB	3.42	1.38	1.35
9	a	816	F39	C51-C44	3.41	1.54	1.43

Continued on next page...

Continued from previous page...

Mol	Chain	Res	Type	Atoms	Z	Observed(Å)	Ideal(Å)
8	E	401	BCL	C4B-NB	3.40	1.38	1.35
6	A	801	GS0	O2D-CED	3.40	1.53	1.45
8	A	804[B]	BCL	C4B-NB	3.37	1.38	1.35
8	J	407	BCL	MG-NC	3.36	2.14	2.06
8	a	814	BCL	MG-NC	3.35	2.14	2.06
8	I	407	BCL	MG-NC	3.35	2.14	2.06
8	H	401	BCL	C4B-NB	3.35	1.38	1.35
8	F	407	BCL	MG-NC	3.33	2.14	2.06
8	A	814	BCL	MG-NC	3.33	2.14	2.06
9	A	816	F39	C51-C44	3.33	1.53	1.43
8	E	403	BCL	MG-NC	3.32	2.14	2.06
8	E	407	BCL	MG-NC	3.32	2.14	2.06
8	F	403	BCL	MG-NC	3.32	2.14	2.06
8	G	402	BCL	MG-NC	3.32	2.14	2.06
8	J	403	BCL	MG-NC	3.32	2.14	2.06
8	G	406	BCL	MG-NC	3.31	2.14	2.06
8	a	811	BCL	MG-NC	3.31	2.14	2.06
8	H	403	BCL	MG-NC	3.30	2.14	2.06
8	A	811	BCL	MG-NC	3.29	2.14	2.06
8	I	403	BCL	MG-NC	3.29	2.14	2.06
8	H	407	BCL	MG-NC	3.28	2.14	2.06
8	a	804[B]	BCL	C4B-NB	3.28	1.38	1.35
8	E	404	BCL	MG-NC	3.27	2.14	2.06
8	I	404	BCL	MG-NC	3.27	2.14	2.06
8	H	404	BCL	MG-NC	3.27	2.14	2.06
8	G	403	BCL	MG-NC	3.26	2.14	2.06
8	F	404	BCL	MG-NC	3.26	2.14	2.06
8	J	404	BCL	MG-NC	3.24	2.14	2.06
8	J	405	BCL	MG-NC	3.24	2.14	2.06
8	H	405	BCL	MG-NC	3.23	2.13	2.06
8	G	404	BCL	MG-NC	3.22	2.13	2.06
8	F	405	BCL	MG-NC	3.21	2.13	2.06
8	I	405	BCL	MG-NC	3.21	2.13	2.06
8	E	405	BCL	MG-NC	3.20	2.13	2.06
8	A	812	BCL	C4B-NB	-3.15	1.32	1.35
8	F	408[B]	BCL	MG-NC	3.12	2.13	2.06
8	I	409[B]	BCL	MG-NC	3.11	2.13	2.06
8	F	409[B]	BCL	MG-NC	3.11	2.13	2.06
8	I	408[B]	BCL	MG-NC	3.11	2.13	2.06
7	A	803	CLA	CHC-C1C	3.11	1.42	1.35
8	E	408[B]	BCL	MG-NC	3.09	2.13	2.06
7	a	802	CLA	CHC-C1C	3.09	1.42	1.35

Continued on next page...

Continued from previous page...

Mol	Chain	Res	Type	Atoms	Z	Observed(Å)	Ideal(Å)
8	H	408[B]	BCL	MG-NC	3.08	2.13	2.06
7	a	803	CLA	CHC-C1C	3.08	1.42	1.35
9	A	816	F39	C46-C53	3.06	1.54	1.47
8	J	402	BCL	MG-NC	3.06	2.13	2.06
8	a	807	BCL	C1B-CHB	3.06	1.49	1.41
6	a	801	GS0	O2D-CGD	-3.05	1.25	1.33
8	H	402	BCL	MG-NC	3.05	2.13	2.06
7	A	802	CLA	CHC-C1C	3.04	1.42	1.35
8	E	402	BCL	MG-NC	3.04	2.13	2.06
8	F	402	BCL	MG-NC	3.03	2.13	2.06
8	I	402	BCL	MG-NC	3.03	2.13	2.06
6	A	801	GS0	O2D-CGD	-3.02	1.25	1.33
8	E	409	BCL	MG-NC	3.02	2.13	2.06
8	A	805	BCL	C2D-C1D	3.01	1.49	1.42
6	a	801	GS0	O2A-CGA	-3.00	1.24	1.33
6	A	801	GS0	O2A-CGA	-2.99	1.24	1.33
8	a	812	BCL	MG-NC	2.97	2.13	2.06
8	A	812	BCL	MG-NC	2.96	2.13	2.06
9	a	816	F39	O6-C21	2.95	1.41	1.33
8	H	402	BCL	C4B-NB	2.94	1.37	1.35
9	A	816	F39	O6-C21	2.90	1.41	1.33
8	E	402	BCL	C4B-NB	2.88	1.37	1.35
8	F	402	BCL	C4B-NB	2.88	1.37	1.35
8	E	409	BCL	O2D-CGD	2.87	1.40	1.33
8	J	406	BCL	MG-NC	2.86	2.13	2.06
8	J	402	BCL	O2D-CGD	2.85	1.40	1.33
8	H	406	BCL	MG-NC	2.85	2.13	2.06
8	E	406	BCL	MG-NC	2.84	2.13	2.06
8	I	402	BCL	C4B-NB	2.84	1.37	1.35
8	G	405	BCL	MG-NC	2.84	2.13	2.06
8	F	406	BCL	MG-NC	2.81	2.12	2.06
8	I	406	BCL	MG-NC	2.78	2.12	2.06
8	E	409	BCL	C4B-NB	2.76	1.37	1.35
8	J	402	BCL	C4B-NB	2.76	1.37	1.35
9	A	816	F39	C52-C45	2.71	1.57	1.51
10	a	818	LHG	O8-C23	2.69	1.41	1.33
9	a	816	F39	C32-C27	2.67	1.51	1.43
8	a	815	BCL	C4B-NB	2.61	1.37	1.35
8	A	805	BCL	MG-NC	2.61	2.12	2.06
8	A	815	BCL	C4B-NB	2.59	1.37	1.35
8	a	805	BCL	C2D-C1D	2.55	1.48	1.42
7	a	802	CLA	CMB-C2B	-2.54	1.46	1.51

Continued on next page...

Continued from previous page...

Mol	Chain	Res	Type	Atoms	Z	Observed(Å)	Ideal(Å)
6	A	801	GS0	C3D-C4D	-2.53	1.38	1.44
9	A	816	F39	C32-C27	2.53	1.51	1.43
9	a	816	F39	C52-C45	2.53	1.56	1.51
7	A	802	CLA	CMB-C2B	-2.52	1.46	1.51
6	a	801	GS0	C3D-C4D	-2.52	1.38	1.44
9	a	816	F39	C46-C45	2.48	1.44	1.41
7	A	803	CLA	CHD-C1D	2.47	1.43	1.38
6	a	801	GS0	C1D-C2D	-2.42	1.40	1.45
9	a	816	F39	C55-C48	2.40	1.55	1.51
6	A	801	GS0	C1D-C2D	-2.39	1.40	1.45
7	a	803	CLA	CMB-C2B	-2.38	1.46	1.51
7	A	803	CLA	CMB-C2B	-2.36	1.46	1.51
9	A	816	F39	C55-C48	2.36	1.55	1.51
8	A	804[B]	BCL	C3B-C2B	2.35	1.43	1.39
8	a	805	BCL	C3D-C2D	2.35	1.43	1.39
8	F	402	BCL	O2D-CGD	2.34	1.38	1.33
8	I	402	BCL	O2D-CGD	2.34	1.38	1.33
8	a	804[B]	BCL	C3B-C2B	2.30	1.43	1.39
8	J	407	BCL	CBD-CGD	-2.27	1.45	1.52
8	G	406	BCL	CBD-CGD	-2.25	1.45	1.52
10	A	818	LHG	O7-C5	-2.21	1.41	1.46
8	J	406	BCL	C3B-C2B	2.19	1.43	1.39
8	J	404	BCL	OBD-CAD	2.18	1.25	1.22
8	a	807	BCL	C3B-CAB	-2.16	1.43	1.49
8	G	405	BCL	C3B-C2B	2.16	1.43	1.39
8	F	406	BCL	C3B-C2B	2.16	1.43	1.39
8	I	406	BCL	C3B-C2B	2.16	1.43	1.39
8	I	405	BCL	OBD-CAD	2.15	1.25	1.22
8	F	405	BCL	OBD-CAD	2.15	1.25	1.22
8	H	403	BCL	OBD-CAD	2.15	1.25	1.22
8	E	406	BCL	C3B-C2B	2.15	1.43	1.39
8	A	807	BCL	C3B-CAB	-2.14	1.43	1.49
8	H	406	BCL	C3B-C2B	2.14	1.43	1.39
8	A	810	BCL	C4B-NB	2.14	1.37	1.35
8	H	407	BCL	OBD-CAD	2.14	1.25	1.22
8	J	403	BCL	OBD-CAD	2.14	1.25	1.22
8	E	403	BCL	OBD-CAD	2.13	1.25	1.22
8	G	402	BCL	OBD-CAD	2.13	1.25	1.22
8	A	811	BCL	OBD-CAD	2.13	1.25	1.22
8	E	405	BCL	OBD-CAD	2.13	1.25	1.22
8	J	405	BCL	OBD-CAD	2.12	1.25	1.22
8	G	403	BCL	OBD-CAD	2.11	1.25	1.22

Continued on next page...

Continued from previous page...

Mol	Chain	Res	Type	Atoms	Z	Observed(Å)	Ideal(Å)
7	A	803	CLA	CMD-C2D	-2.11	1.46	1.50
8	F	404	BCL	OBD-CAD	2.11	1.25	1.22
7	a	803	CLA	CMD-C2D	-2.11	1.46	1.50
8	E	404	BCL	OBD-CAD	2.11	1.25	1.22
8	G	406	BCL	OBD-CAD	2.10	1.25	1.22
8	G	405	BCL	C1A-CHA	-2.10	1.34	1.43
8	a	815	BCL	OBD-CAD	2.10	1.25	1.22
8	H	406	BCL	C1A-CHA	-2.10	1.34	1.43
8	H	405	BCL	OBD-CAD	2.10	1.25	1.22
8	G	404	BCL	OBD-CAD	2.10	1.25	1.22
8	H	404	BCL	OBD-CAD	2.10	1.25	1.22
8	A	815	BCL	OBD-CAD	2.10	1.25	1.22
8	E	407	BCL	OBD-CAD	2.09	1.25	1.22
6	A	801	GS0	C3D-C2D	-2.09	1.33	1.39
6	a	801	GS0	C3D-C2D	-2.09	1.33	1.39
8	A	807	BCL	OBD-CAD	2.09	1.25	1.22
8	I	404	BCL	OBD-CAD	2.09	1.25	1.22
8	J	406	BCL	C1A-CHA	-2.09	1.34	1.43
8	a	810	BCL	C4B-NB	2.08	1.37	1.35
8	E	406	BCL	C1A-CHA	-2.08	1.34	1.43
8	a	809[B]	BCL	OBD-CAD	2.08	1.25	1.22
8	F	407	BCL	OBD-CAD	2.08	1.25	1.22
6	a	801	GS0	CAA-C2A	-2.08	1.50	1.54
8	I	406	BCL	C1A-CHA	-2.08	1.34	1.43
6	A	801	GS0	CAA-C2A	-2.08	1.50	1.54
8	F	406	BCL	C1A-CHA	-2.08	1.34	1.43
8	A	810	BCL	O1A-CGA	-2.07	1.16	1.22
7	A	803	CLA	C4D-CHA	2.07	1.45	1.38
8	I	403	BCL	OBD-CAD	2.07	1.25	1.22
8	F	403	BCL	OBD-CAD	2.07	1.25	1.22
8	a	811	BCL	OBD-CAD	2.07	1.25	1.22
8	J	407	BCL	OBD-CAD	2.07	1.25	1.22
8	a	810	BCL	O1A-CGA	-2.06	1.16	1.22
8	H	405	BCL	C4B-NB	2.06	1.37	1.35
8	a	808	BCL	OBD-CAD	2.05	1.25	1.22
8	a	807	BCL	OBD-CAD	2.05	1.25	1.22
8	a	813	BCL	OBD-CAD	2.05	1.25	1.22
8	H	403	BCL	C4B-NB	2.04	1.37	1.35
9	a	816	F39	C54-C47	2.04	1.55	1.51
8	a	812	BCL	OBD-CAD	2.04	1.25	1.22
8	A	809[B]	BCL	OBD-CAD	2.04	1.25	1.22
8	A	806	BCL	OBD-CAD	2.04	1.25	1.22

Continued on next page...

Continued from previous page...

Mol	Chain	Res	Type	Atoms	Z	Observed(Å)	Ideal(Å)
7	a	802	CLA	CMD-C2D	-2.04	1.46	1.50
8	A	812	BCL	OBD-CAD	2.04	1.25	1.22
8	a	806	BCL	OBD-CAD	2.02	1.25	1.22
8	E	403	BCL	C4B-NB	2.01	1.37	1.35
8	I	407	BCL	OBD-CAD	2.01	1.25	1.22
8	J	407	BCL	C2D-C1D	2.01	1.47	1.42
8	E	407	BCL	C2D-C1D	2.01	1.47	1.42
7	A	802	CLA	CMD-C2D	-2.00	1.46	1.50

All (1043) bond angle outliers are listed below:

Mol	Chain	Res	Type	Atoms	Z	Observed(°)	Ideal(°)
9	a	816	F39	C65-C62-C59	-12.11	105.97	122.92
9	a	816	F39	C51-C44-C42	-11.53	110.85	127.31
9	A	816	F39	C57-C59-C62	-11.22	111.30	127.31
7	A	803	CLA	C1D-ND-C4D	-10.94	98.56	106.33
9	A	816	F39	C51-C44-C42	-10.75	111.97	127.31
9	A	816	F39	C63-C61-C58	-10.72	112.01	127.31
9	A	816	F39	C40-C39-C37	-10.70	112.05	127.31
8	I	402	BCL	CAD-C3D-C4D	-10.36	102.69	108.47
8	F	402	BCL	CAD-C3D-C4D	-10.35	102.70	108.47
9	a	816	F39	C40-C39-C37	-10.25	112.68	127.31
8	A	805	BCL	C1-C2-C3	-10.09	108.60	126.04
9	a	816	F39	C60-C58-C61	-9.90	109.05	122.92
9	A	816	F39	C65-C62-C59	-9.79	109.20	122.92
9	A	816	F39	C43-C42-C44	-9.76	109.25	122.92
9	a	816	F39	C43-C42-C44	-9.67	109.38	122.92
8	J	402	BCL	CAD-C3D-C4D	-9.65	103.09	108.47
8	E	409	BCL	CAD-C3D-C4D	-9.62	103.11	108.47
9	a	816	F39	C63-C61-C58	-9.59	113.63	127.31
9	a	816	F39	C64-C62-C59	-9.10	104.98	118.94
9	A	816	F39	C60-C58-C61	-9.05	110.25	122.92
9	A	816	F39	C38-C37-C39	-8.28	111.32	122.92
9	A	816	F39	C46-C53-C56	-8.28	109.96	128.63
9	a	816	F39	C38-C37-C39	-8.08	111.61	122.92
9	a	816	F39	C51-C57-C59	-7.81	107.47	123.47
8	a	815	BCL	C4A-NA-C1A	7.61	110.13	106.71
8	A	815	BCL	C4A-NA-C1A	7.52	110.09	106.71
9	A	816	F39	C56-C58-C61	-7.39	107.60	118.94
6	A	801	GS0	C1-C2-C3	6.96	138.07	126.04
6	a	801	GS0	C1-C2-C3	6.93	138.03	126.04
9	A	816	F39	C41-C42-C44	-6.78	108.53	118.94

Continued on next page...

Continued from previous page...

Mol	Chain	Res	Type	Atoms	Z	Observed(°)	Ideal(°)
9	a	816	F39	C57-C59-C62	-6.54	117.98	127.31
7	A	803	CLA	C4A-NA-C1A	6.47	109.62	106.71
7	a	803	CLA	C1D-ND-C4D	-6.40	101.79	106.33
7	a	802	CLA	C4A-NA-C1A	6.37	109.57	106.71
7	a	803	CLA	C4A-NA-C1A	6.36	109.57	106.71
8	G	405	BCL	CAD-C3D-C4D	-6.35	104.93	108.47
9	A	816	F39	C64-C62-C59	-6.31	109.26	118.94
8	J	406	BCL	CAD-C3D-C4D	-6.30	104.96	108.47
6	a	801	GS0	CMB-C2B-C1B	-6.26	118.85	128.46
6	A	801	GS0	CMB-C2B-C1B	-6.24	118.88	128.46
7	A	802	CLA	C4A-NA-C1A	6.23	109.51	106.71
9	a	816	F39	C41-C42-C44	-6.16	109.49	118.94
9	A	816	F39	C57-C51-C44	-6.08	111.01	123.47
8	I	409[B]	BCL	CMB-C2B-C3B	6.08	136.04	124.68
8	A	807	BCL	C1-O2A-CGA	6.04	132.30	116.44
8	a	807	BCL	C1-O2A-CGA	6.02	132.25	116.44
8	F	409[B]	BCL	CMB-C2B-C3B	6.02	135.95	124.68
8	A	811	BCL	C1-C2-C3	-5.96	115.74	126.04
8	a	811	BCL	C1-C2-C3	-5.94	115.78	126.04
9	A	816	F39	C35-C37-C39	-5.78	110.07	118.94
9	A	816	F39	C51-C57-C59	-5.75	111.70	123.47
9	A	816	F39	C65-C62-C64	-5.72	109.06	118.08
9	A	816	F39	C63-C64-C62	-5.61	110.67	126.42
9	A	816	F39	C60-C58-C56	-5.60	109.25	118.08
9	a	816	F39	C56-C58-C61	-5.58	110.39	118.94
8	H	406	BCL	CAD-C3D-C4D	-5.56	105.37	108.47
8	E	406	BCL	CAD-C3D-C4D	-5.53	105.39	108.47
9	a	816	F39	C60-C58-C56	-5.53	109.37	118.08
8	F	406	BCL	CAD-C3D-C4D	-5.46	105.42	108.47
8	I	406	BCL	CAD-C3D-C4D	-5.41	105.45	108.47
8	a	804[B]	BCL	CMB-C2B-C1B	-5.34	120.26	128.46
8	I	409[B]	BCL	CAD-C3D-C4D	-5.32	105.50	108.47
9	a	816	F39	C43-C42-C41	-5.31	109.70	118.08
8	E	401	BCL	C4A-NA-C1A	5.31	109.09	106.71
8	I	401	BCL	C4A-NA-C1A	5.30	109.09	106.71
9	A	816	F39	C43-C42-C41	-5.29	109.73	118.08
8	F	409[B]	BCL	CAD-C3D-C4D	-5.29	105.52	108.47
8	F	401	BCL	C4A-NA-C1A	5.28	109.08	106.71
8	H	401	BCL	C4A-NA-C1A	5.28	109.08	106.71
9	A	816	F39	C32-C35-C37	-5.28	111.59	126.42
8	A	804[B]	BCL	CMB-C2B-C1B	-5.28	120.35	128.46
6	a	801	GS0	O2D-CGD-CBD	5.27	120.63	111.27

Continued on next page...

Continued from previous page...

Mol	Chain	Res	Type	Atoms	Z	Observed(°)	Ideal(°)
8	A	807	BCL	CBA-CAA-C2A	5.26	129.40	113.86
6	A	801	GS0	O2D-CGD-CBD	5.26	120.62	111.27
8	a	807	BCL	CBA-CAA-C2A	5.26	129.40	113.86
9	a	816	F39	C35-C37-C39	-5.26	110.87	118.94
9	A	816	F39	C25-C20-C27	-5.24	109.06	122.59
8	G	401	BCL	C4A-NA-C1A	5.24	109.06	106.71
9	A	816	F39	C40-C41-C42	-5.23	111.72	126.42
8	H	408[B]	BCL	O2D-CGD-CBD	5.21	120.52	111.27
8	E	408[B]	BCL	O2D-CGD-CBD	5.18	120.47	111.27
8	F	409[B]	BCL	O2D-CGD-CBD	5.18	120.46	111.27
8	I	408[B]	BCL	O2D-CGD-CBD	5.17	120.46	111.27
8	F	408[B]	BCL	O2D-CGD-CBD	5.17	120.46	111.27
8	I	409[B]	BCL	O2D-CGD-CBD	5.15	120.42	111.27
8	J	401	BCL	C4A-NA-C1A	5.14	109.02	106.71
9	a	816	F39	C25-C20-C27	-5.12	109.39	122.59
9	a	816	F39	C40-C41-C42	-5.05	112.22	126.42
8	A	808	BCL	C1-C2-C3	-5.05	117.31	126.04
8	A	811	BCL	C11-C10-C8	5.05	132.23	115.92
8	a	808	BCL	C1-C2-C3	-5.03	117.34	126.04
8	A	810	BCL	CAD-C3D-C4D	-5.02	105.67	108.47
9	a	816	F39	C46-C53-C56	-4.99	117.38	128.63
8	J	402	BCL	O2D-CGD-CBD	4.96	120.07	111.27
8	E	409	BCL	O2D-CGD-CBD	4.95	120.06	111.27
8	a	810	BCL	CAD-C3D-C4D	-4.93	105.72	108.47
8	E	408[B]	BCL	CMB-C2B-C3B	4.91	133.86	124.68
9	A	816	F39	C38-C37-C35	-4.88	110.39	118.08
8	I	406	BCL	O2D-CGD-CBD	4.86	119.91	111.27
8	F	406	BCL	O2D-CGD-CBD	4.85	119.88	111.27
8	E	406	BCL	O2D-CGD-CBD	4.84	119.87	111.27
8	H	406	BCL	O2D-CGD-CBD	4.84	119.86	111.27
9	a	816	F39	C32-C35-C37	-4.84	112.83	126.42
8	F	408[B]	BCL	CAD-C3D-C4D	-4.83	105.78	108.47
8	J	406	BCL	O2D-CGD-CBD	4.83	119.84	111.27
8	G	405	BCL	O2D-CGD-CBD	4.82	119.84	111.27
8	A	804[B]	BCL	CBA-CAA-C2A	-4.78	99.75	113.86
8	H	408[B]	BCL	CMB-C2B-C3B	4.77	133.60	124.68
8	I	408[B]	BCL	CAD-C3D-C4D	-4.76	105.82	108.47
9	a	816	F39	C65-C62-C64	-4.71	110.66	118.08
8	I	409[B]	BCL	CMB-C2B-C1B	-4.70	121.24	128.46
8	F	409[B]	BCL	CMB-C2B-C1B	-4.66	121.30	128.46
8	A	807	BCL	CAD-C3D-C4D	-4.64	105.88	108.47
6	A	801	GS0	CAC-C3C-C2C	-4.63	102.69	114.26

Continued on next page...

Continued from previous page...

Mol	Chain	Res	Type	Atoms	Z	Observed(°)	Ideal(°)
6	a	801	GS0	CAC-C3C-C2C	-4.63	102.70	114.26
8	F	401	BCL	CAD-C3D-C4D	-4.61	105.90	108.47
7	a	803	CLA	CHD-C1D-ND	-4.61	120.22	124.45
7	a	802	CLA	C1D-ND-C4D	-4.59	103.07	106.33
8	a	807	BCL	C2A-C1A-CHA	4.58	131.87	123.86
8	A	807	BCL	C2A-C1A-CHA	4.58	131.86	123.86
8	a	807	BCL	CAD-C3D-C4D	-4.57	105.92	108.47
8	G	401	BCL	CAD-C3D-C4D	-4.56	105.93	108.47
8	J	401	BCL	CAD-C3D-C4D	-4.56	105.93	108.47
8	a	815	BCL	CHB-C4A-NA	4.56	130.81	124.51
8	I	401	BCL	CAD-C3D-C4D	-4.55	105.93	108.47
8	A	815	BCL	CHB-C4A-NA	4.53	130.78	124.51
8	E	401	BCL	CAD-C3D-C4D	-4.52	105.95	108.47
8	E	409	BCL	C1-C2-C3	-4.52	118.22	126.04
8	J	402	BCL	C1-C2-C3	-4.52	118.23	126.04
8	H	401	BCL	CAD-C3D-C4D	-4.50	105.96	108.47
8	I	402	BCL	O2D-CGD-CBD	4.48	119.23	111.27
8	F	402	BCL	O2D-CGD-CBD	4.46	119.19	111.27
9	A	816	F39	C19-C20-C27	-4.42	108.61	121.98
6	a	801	GS0	C11-C10-C8	-4.41	101.66	115.92
7	a	802	CLA	CHD-C1D-ND	-4.40	120.41	124.45
8	I	407	BCL	CMB-C2B-C1B	-4.39	121.72	128.46
8	G	406	BCL	CMB-C2B-C1B	-4.39	121.72	128.46
8	F	407	BCL	CMB-C2B-C1B	-4.39	121.72	128.46
8	J	407	BCL	CMB-C2B-C1B	-4.39	121.72	128.46
8	E	407	BCL	CMB-C2B-C1B	-4.38	121.73	128.46
8	H	407	BCL	CMB-C2B-C1B	-4.38	121.73	128.46
8	F	403	BCL	CAD-C3D-C4D	-4.36	106.04	108.47
8	J	403	BCL	CAD-C3D-C4D	-4.35	106.04	108.47
8	I	403	BCL	CAD-C3D-C4D	-4.35	106.05	108.47
8	E	403	BCL	CAD-C3D-C4D	-4.34	106.05	108.47
8	H	403	BCL	CAD-C3D-C4D	-4.34	106.05	108.47
6	A	801	GS0	O2D-CGD-O1D	-4.34	115.35	123.84
6	a	801	GS0	O2D-CGD-O1D	-4.33	115.37	123.84
8	G	402	BCL	CAD-C3D-C4D	-4.33	106.06	108.47
8	a	809[B]	BCL	CAD-C3D-C4D	-4.33	106.06	108.47
8	A	809[B]	BCL	CAD-C3D-C4D	-4.30	106.07	108.47
6	a	801	GS0	C1D-ND-C4D	-4.30	103.28	106.33
7	A	803	CLA	CMB-C2B-C1B	-4.30	121.86	128.46
7	a	803	CLA	CMB-C2B-C1B	-4.28	121.89	128.46
6	A	801	GS0	C1D-ND-C4D	-4.27	103.30	106.33
9	a	816	F39	C63-C64-C62	-4.26	114.45	126.42

Continued on next page...

Continued from previous page...

Mol	Chain	Res	Type	Atoms	Z	Observed(°)	Ideal(°)
8	A	810	BCL	C11-C10-C8	-4.19	102.38	115.92
9	a	816	F39	C57-C51-C44	-4.19	114.90	123.47
8	a	810	BCL	C11-C10-C8	-4.18	102.40	115.92
8	A	813	BCL	CAD-C3D-C4D	-4.18	106.14	108.47
9	a	816	F39	C38-C37-C35	-4.18	111.49	118.08
8	F	401	BCL	O2D-CGD-CBD	4.17	118.68	111.27
8	a	813	BCL	CAD-C3D-C4D	-4.17	106.14	108.47
8	a	812	BCL	C1-O2A-CGA	4.17	127.38	116.44
8	E	401	BCL	O2D-CGD-CBD	4.16	118.67	111.27
8	H	401	BCL	O2D-CGD-CBD	4.16	118.66	111.27
8	I	401	BCL	O2D-CGD-CBD	4.16	118.65	111.27
8	J	401	BCL	O2D-CGD-CBD	4.15	118.65	111.27
8	H	408[B]	BCL	CMC-C2C-C1C	4.15	122.94	111.77
8	G	401	BCL	O2D-CGD-CBD	4.15	118.65	111.27
8	E	408[B]	BCL	CMC-C2C-C1C	4.15	122.93	111.77
8	A	812	BCL	C1-O2A-CGA	4.15	127.33	116.44
7	A	802	CLA	CHD-C1D-ND	-4.15	120.64	124.45
9	a	816	F39	C19-C20-C27	-4.12	109.52	121.98
8	J	403	BCL	C16-C15-C13	4.10	129.17	115.92
8	G	402	BCL	C16-C15-C13	4.10	129.16	115.92
8	E	403	BCL	C16-C15-C13	4.09	129.14	115.92
8	F	403	BCL	C16-C15-C13	4.09	129.14	115.92
8	I	403	BCL	C16-C15-C13	4.09	129.14	115.92
8	H	403	BCL	C16-C15-C13	4.08	129.12	115.92
8	A	805	BCL	CMD-C2D-C3D	4.06	132.27	124.68
8	A	807	BCL	CHA-C1A-NA	-4.06	117.11	126.40
8	E	402	BCL	CMB-C2B-C1B	-4.05	122.23	128.46
6	a	801	GS0	CMB-C2B-C3B	4.05	132.25	124.68
8	a	807	BCL	CHA-C1A-NA	-4.05	117.13	126.40
8	a	814	BCL	CAD-C3D-C4D	-4.05	106.21	108.47
8	E	409	BCL	CMB-C2B-C1B	-4.04	122.25	128.46
8	J	405	BCL	C4A-NA-C1A	4.04	108.52	106.71
6	A	801	GS0	CMB-C2B-C3B	4.04	132.24	124.68
8	A	814	BCL	CAD-C3D-C4D	-4.04	106.22	108.47
8	F	402	BCL	CMB-C2B-C1B	-4.04	122.26	128.46
8	I	402	BCL	CMB-C2B-C1B	-4.03	122.26	128.46
8	J	402	BCL	CMB-C2B-C1B	-4.03	122.27	128.46
8	H	402	BCL	CMB-C2B-C1B	-4.02	122.28	128.46
6	a	801	GS0	C16-C15-C13	-3.99	103.02	115.92
8	H	408[B]	BCL	C4A-NA-C1A	3.99	108.50	106.71
8	I	405	BCL	C4A-NA-C1A	3.97	108.49	106.71
8	F	405	BCL	C4A-NA-C1A	3.96	108.48	106.71

Continued on next page...

Continued from previous page...

Mol	Chain	Res	Type	Atoms	Z	Observed(°)	Ideal(°)
8	A	805	BCL	CHA-C1A-NA	-3.95	117.34	126.40
8	G	404	BCL	C4A-NA-C1A	3.95	108.48	106.71
8	E	405	BCL	C4A-NA-C1A	3.94	108.48	106.71
8	a	805	BCL	CHA-C1A-NA	-3.94	117.37	126.40
8	I	409[B]	BCL	C4A-NA-C1A	3.93	108.47	106.71
10	A	817	LHG	O7-C7-C8	3.93	119.98	111.50
8	H	405	BCL	C4A-NA-C1A	3.93	108.47	106.71
8	a	810	BCL	C4A-NA-C1A	3.93	108.47	106.71
8	A	814	BCL	C1-O2A-CGA	3.92	126.74	116.44
8	a	814	BCL	C1-O2A-CGA	3.90	126.68	116.44
8	F	409[B]	BCL	C4A-NA-C1A	3.89	108.46	106.71
8	A	810	BCL	C4A-NA-C1A	3.89	108.45	106.71
8	E	408[B]	BCL	C4A-NA-C1A	3.88	108.45	106.71
8	H	402	BCL	CAD-C3D-C4D	-3.87	106.31	108.47
8	a	805	BCL	CAD-C3D-C4D	3.87	110.63	108.47
8	A	815	BCL	O2A-CGA-O1A	-3.86	113.84	123.59
8	E	402	BCL	CAD-C3D-C4D	-3.85	106.32	108.47
8	a	815	BCL	O2A-CGA-O1A	-3.85	113.88	123.59
8	A	815	BCL	C1-C2-C3	-3.85	119.39	126.04
8	a	815	BCL	C1-C2-C3	-3.84	119.39	126.04
9	a	816	F39	C61-C63-C64	-3.81	111.33	123.22
8	J	401	BCL	CMB-C2B-C1B	-3.80	122.62	128.46
6	a	801	GS0	C2D-C1D-ND	3.79	112.89	110.10
8	H	401	BCL	CMB-C2B-C1B	-3.79	122.64	128.46
8	E	401	BCL	CMB-C2B-C1B	-3.78	122.65	128.46
8	G	401	BCL	CMB-C2B-C1B	-3.77	122.67	128.46
8	F	401	BCL	CMB-C2B-C1B	-3.77	122.67	128.46
6	A	801	GS0	OBB-CAB-CBB	-3.76	111.71	120.17
6	a	801	GS0	OBB-CAB-CBB	-3.76	111.72	120.17
8	I	401	BCL	CMB-C2B-C1B	-3.75	122.70	128.46
8	I	404	BCL	CMB-C2B-C1B	-3.75	122.70	128.46
8	F	408[B]	BCL	C4A-NA-C1A	3.75	108.39	106.71
6	A	801	GS0	C2D-C1D-ND	3.74	112.86	110.10
8	I	408[B]	BCL	C4A-NA-C1A	3.73	108.38	106.71
8	J	404	BCL	CMB-C2B-C1B	-3.73	122.73	128.46
8	F	404	BCL	CMB-C2B-C1B	-3.72	122.74	128.46
8	G	403	BCL	CMB-C2B-C1B	-3.72	122.75	128.46
8	A	807	BCL	CAA-C2A-C1A	3.72	124.15	111.97
8	a	807	BCL	CAA-C2A-C1A	3.71	124.15	111.97
8	H	404	BCL	CMB-C2B-C1B	-3.70	122.78	128.46
8	E	404	BCL	CMB-C2B-C1B	-3.69	122.79	128.46
8	G	403	BCL	CAD-C3D-C4D	-3.68	106.42	108.47

Continued on next page...

Continued from previous page...

Mol	Chain	Res	Type	Atoms	Z	Observed(°)	Ideal(°)
8	a	808	BCL	C2A-C1A-CHA	3.67	130.28	123.86
8	J	404	BCL	CAD-C3D-C4D	-3.67	106.42	108.47
10	a	817	LHG	O7-C7-C8	3.67	119.41	111.50
8	a	804[B]	BCL	OBB-CAB-C3B	3.66	126.50	119.99
10	A	817	LHG	O4-P-O5	3.66	130.35	112.24
8	I	404	BCL	CAD-C3D-C4D	-3.66	106.43	108.47
6	a	801	GS0	CAA-C2A-C3A	-3.65	102.78	112.78
6	A	801	GS0	CAA-C2A-C3A	-3.65	102.79	112.78
8	A	808	BCL	C2A-C1A-CHA	3.65	130.24	123.86
8	A	804[B]	BCL	OBB-CAB-C3B	3.64	126.46	119.99
8	F	404	BCL	CAD-C3D-C4D	-3.64	106.44	108.47
8	H	404	BCL	CAD-C3D-C4D	-3.63	106.44	108.47
8	E	404	BCL	CAD-C3D-C4D	-3.63	106.45	108.47
9	A	816	F39	C27-C32-C35	-3.62	111.92	123.22
9	A	816	F39	C39-C40-C41	-3.62	111.92	123.22
8	H	402	BCL	CED-O2D-CGD	3.60	124.09	115.94
8	a	814	BCL	OBD-CAD-CBD	-3.60	120.75	125.89
8	E	402	BCL	CED-O2D-CGD	3.59	124.06	115.94
8	E	408[B]	BCL	CAD-C3D-C4D	-3.59	106.47	108.47
8	a	804[B]	BCL	CMB-C2B-C3B	3.58	131.38	124.68
8	J	401	BCL	CAC-C3C-C2C	-3.58	105.31	114.26
8	I	401	BCL	CAC-C3C-C2C	-3.58	105.32	114.26
8	G	401	BCL	CAC-C3C-C2C	-3.58	105.32	114.26
8	F	401	BCL	CAC-C3C-C2C	-3.58	105.32	114.26
8	A	808	BCL	CMB-C2B-C1B	-3.57	122.97	128.46
8	H	401	BCL	CAC-C3C-C2C	-3.57	105.33	114.26
8	E	401	BCL	CAC-C3C-C2C	-3.57	105.34	114.26
8	a	808	BCL	CMB-C2B-C1B	-3.57	122.97	128.46
8	F	402	BCL	C1-C2-C3	-3.57	119.87	126.04
8	a	812	BCL	CMB-C2B-C1B	-3.56	122.99	128.46
8	H	408[B]	BCL	CAD-C3D-C4D	-3.56	106.48	108.47
8	I	402	BCL	C1-C2-C3	-3.56	119.88	126.04
7	A	803	CLA	CMB-C2B-C3B	3.56	131.34	124.68
8	E	402	BCL	C1-C2-C3	-3.56	119.89	126.04
8	H	402	BCL	C1-C2-C3	-3.56	119.89	126.04
8	a	810	BCL	CMB-C2B-C1B	-3.55	123.00	128.46
8	A	814	BCL	OBD-CAD-CBD	-3.55	120.82	125.89
8	A	812	BCL	CMB-C2B-C1B	-3.55	123.01	128.46
7	a	803	CLA	CMB-C2B-C3B	3.53	131.28	124.68
8	A	804[B]	BCL	CMB-C2B-C3B	3.53	131.28	124.68
9	A	816	F39	C61-C63-C64	-3.52	112.23	123.22
8	A	810	BCL	CMB-C2B-C1B	-3.52	123.05	128.46

Continued on next page...

Continued from previous page...

Mol	Chain	Res	Type	Atoms	Z	Observed(°)	Ideal(°)
8	E	401	BCL	C1-C2-C3	-3.52	119.95	126.04
8	H	401	BCL	C1-C2-C3	-3.52	119.95	126.04
7	A	802	CLA	C1D-ND-C4D	-3.51	103.84	106.33
8	F	401	BCL	C1-C2-C3	-3.51	119.98	126.04
8	G	401	BCL	C1-C2-C3	-3.49	120.00	126.04
8	I	401	BCL	C1-C2-C3	-3.48	120.03	126.04
8	a	809[B]	BCL	CMB-C2B-C1B	-3.48	123.12	128.46
8	J	401	BCL	C1-C2-C3	-3.47	120.04	126.04
8	A	809[B]	BCL	CMB-C2B-C1B	-3.46	123.15	128.46
9	a	816	F39	C25-C20-C19	-3.46	109.45	115.27
8	a	805	BCL	C1-C2-C3	-3.46	120.07	126.04
9	a	816	F39	C27-C32-C35	-3.45	112.44	123.22
8	A	804[B]	BCL	C2A-C1A-CHA	3.45	129.89	123.86
8	A	804[B]	BCL	OBD-CAD-CBD	-3.44	120.98	125.89
8	H	407	BCL	OBD-CAD-CBD	-3.43	121.00	125.89
8	A	806	BCL	CMB-C2B-C1B	-3.43	123.20	128.46
8	a	804[B]	BCL	OBD-CAD-CBD	-3.42	121.01	125.89
8	H	402	BCL	CBA-CAA-C2A	-3.42	103.77	113.86
8	A	815	BCL	O2A-CGA-CBA	3.42	122.63	111.91
8	J	403	BCL	OBD-CAD-CBD	-3.41	121.02	125.89
8	G	402	BCL	OBD-CAD-CBD	-3.41	121.02	125.89
8	I	402	BCL	CBA-CAA-C2A	-3.41	103.79	113.86
8	E	402	BCL	CBA-CAA-C2A	-3.41	103.79	113.86
8	H	403	BCL	OBD-CAD-CBD	-3.41	121.02	125.89
8	F	402	BCL	CBA-CAA-C2A	-3.41	103.80	113.86
8	a	815	BCL	O2A-CGA-CBA	3.41	122.61	111.91
10	A	818	LHG	O7-C7-C8	3.40	118.84	111.50
8	a	806	BCL	CMB-C2B-C1B	-3.40	123.23	128.46
8	E	403	BCL	OBD-CAD-CBD	-3.39	121.05	125.89
8	I	403	BCL	OBD-CAD-CBD	-3.39	121.05	125.89
8	a	806	BCL	C4-C3-C5	3.39	120.98	115.27
8	a	804[B]	BCL	C2A-C1A-CHA	3.39	129.79	123.86
8	F	403	BCL	OBD-CAD-CBD	-3.39	121.06	125.89
8	F	407	BCL	OBD-CAD-CBD	-3.38	121.06	125.89
8	I	407	BCL	OBD-CAD-CBD	-3.38	121.07	125.89
8	E	407	BCL	OBD-CAD-CBD	-3.38	121.07	125.89
8	G	406	BCL	OBD-CAD-CBD	-3.37	121.07	125.89
8	A	808	BCL	OBD-CAD-CBD	-3.37	121.08	125.89
9	a	816	F39	C39-C40-C41	-3.37	112.71	123.22
8	J	407	BCL	OBD-CAD-CBD	-3.37	121.09	125.89
8	A	814	BCL	CMB-C2B-C1B	-3.36	123.30	128.46
8	J	404	BCL	OBD-CAD-CBD	-3.36	121.10	125.89

Continued on next page...

Continued from previous page...

Mol	Chain	Res	Type	Atoms	Z	Observed(°)	Ideal(°)
8	A	807	BCL	O2A-C1-C2	-3.36	99.82	108.64
8	a	807	BCL	O2A-C1-C2	-3.35	99.83	108.64
8	a	811	BCL	OBD-CAD-CBD	-3.35	121.11	125.89
8	a	808	BCL	OBD-CAD-CBD	-3.34	121.12	125.89
8	a	806	BCL	C1-C2-C3	-3.34	120.27	126.04
8	A	811	BCL	OBD-CAD-CBD	-3.33	121.13	125.89
8	a	814	BCL	CMB-C2B-C1B	-3.33	123.34	128.46
8	H	403	BCL	CHA-C1A-NA	-3.33	118.77	126.40
8	G	403	BCL	OBD-CAD-CBD	-3.33	121.14	125.89
8	a	807	BCL	C16-C15-C13	3.33	126.68	115.92
8	A	813	BCL	OBD-CAD-CBD	-3.33	121.14	125.89
8	A	812	BCL	OBD-CAD-CBD	-3.33	121.14	125.89
7	a	802	CLA	CMB-C2B-C1B	-3.32	123.36	128.46
8	A	807	BCL	C16-C15-C13	3.32	126.66	115.92
8	I	407	BCL	CHA-C1A-NA	-3.32	118.79	126.40
8	J	403	BCL	CHA-C1A-NA	-3.32	118.80	126.40
8	E	403	BCL	CHA-C1A-NA	-3.32	118.80	126.40
8	a	812	BCL	OBD-CAD-CBD	-3.32	121.15	125.89
8	F	403	BCL	CHA-C1A-NA	-3.32	118.80	126.40
8	E	404	BCL	OBD-CAD-CBD	-3.32	121.16	125.89
8	H	406	BCL	CMB-C2B-C1B	-3.31	123.37	128.46
8	G	402	BCL	CHA-C1A-NA	-3.31	118.82	126.40
8	I	403	BCL	CHA-C1A-NA	-3.31	118.82	126.40
8	a	804[B]	BCL	OBB-CAB-CBB	-3.31	112.73	120.17
8	F	407	BCL	CHA-C1A-NA	-3.30	118.83	126.40
8	A	815	BCL	OBD-CAD-CBD	-3.30	121.18	125.89
8	F	405	BCL	OBD-CAD-CBD	-3.30	121.18	125.89
8	G	406	BCL	CHA-C1A-NA	-3.30	118.84	126.40
8	H	405	BCL	OBD-CAD-CBD	-3.30	121.18	125.89
8	I	404	BCL	OBD-CAD-CBD	-3.30	121.18	125.89
8	A	804[B]	BCL	OBB-CAB-CBB	-3.30	112.74	120.17
7	A	802	CLA	CMB-C2B-C1B	-3.30	123.39	128.46
8	a	813	BCL	OBD-CAD-CBD	-3.30	121.18	125.89
8	E	407	BCL	CHA-C1A-NA	-3.30	118.84	126.40
8	J	407	BCL	CHA-C1A-NA	-3.30	118.84	126.40
8	A	806	BCL	OBD-CAD-CBD	-3.30	121.18	125.89
8	E	406	BCL	CMB-C2B-C1B	-3.30	123.39	128.46
8	F	404	BCL	OBD-CAD-CBD	-3.30	121.19	125.89
8	F	406	BCL	CMB-C2B-C1B	-3.29	123.40	128.46
8	E	408[B]	BCL	CMB-C2B-C1B	-3.29	123.40	128.46
8	J	406	BCL	CMB-C2B-C1B	-3.29	123.41	128.46
8	H	404	BCL	OBD-CAD-CBD	-3.29	121.20	125.89

Continued on next page...

Continued from previous page...

Mol	Chain	Res	Type	Atoms	Z	Observed(°)	Ideal(°)
8	E	405	BCL	OBD-CAD-CBD	-3.29	121.20	125.89
8	I	405	BCL	CAD-C3D-C4D	-3.28	106.64	108.47
8	G	405	BCL	CMB-C2B-C1B	-3.28	123.42	128.46
8	a	815	BCL	OBD-CAD-CBD	-3.28	121.20	125.89
8	H	407	BCL	CHA-C1A-NA	-3.28	118.89	126.40
8	I	405	BCL	OBD-CAD-CBD	-3.28	121.21	125.89
8	I	406	BCL	CMB-C2B-C1B	-3.27	123.43	128.46
8	a	806	BCL	OBD-CAD-CBD	-3.27	121.22	125.89
8	G	404	BCL	OBD-CAD-CBD	-3.27	121.23	125.89
8	J	405	BCL	CAD-C3D-C4D	-3.26	106.65	108.47
8	a	806	BCL	CAD-C3D-C4D	-3.26	106.65	108.47
8	A	805	BCL	CHD-C4C-NC	-3.25	121.46	125.08
8	J	405	BCL	OBD-CAD-CBD	-3.25	121.25	125.89
8	a	815	BCL	C1B-CHB-C4A	-3.25	123.68	130.12
8	A	811	BCL	CAD-C3D-C4D	-3.25	106.66	108.47
8	I	402	BCL	C4-C3-C5	3.24	120.72	115.27
8	G	402	BCL	C2A-C1A-CHA	3.23	129.51	123.86
8	a	814	BCL	CHA-C1A-NA	-3.23	119.00	126.40
8	A	815	BCL	C1B-CHB-C4A	-3.23	123.72	130.12
8	H	402	BCL	C4-C3-C5	3.23	120.70	115.27
8	E	403	BCL	C2A-C1A-CHA	3.22	129.50	123.86
8	A	804[B]	BCL	CAD-C3D-C4D	-3.22	106.67	108.47
8	F	402	BCL	C4-C3-C5	3.22	120.69	115.27
8	E	402	BCL	C4-C3-C5	3.22	120.69	115.27
8	J	403	BCL	C2A-C1A-CHA	3.22	129.49	123.86
8	F	403	BCL	C2A-C1A-CHA	3.22	129.48	123.86
8	I	403	BCL	C2A-C1A-CHA	3.22	129.48	123.86
8	a	811	BCL	CAD-C3D-C4D	-3.22	106.68	108.47
8	H	403	BCL	C2A-C1A-CHA	3.21	129.48	123.86
8	H	407	BCL	C1-C2-C3	-3.21	120.49	126.04
9	A	816	F39	C25-C20-C19	-3.21	109.88	115.27
8	J	403	BCL	CMB-C2B-C1B	-3.21	123.53	128.46
8	J	401	BCL	CHA-C1A-NA	-3.21	119.06	126.40
8	H	408[B]	BCL	CMB-C2B-C1B	-3.21	123.54	128.46
8	E	407	BCL	C1-C2-C3	-3.20	120.51	126.04
6	A	801	GS0	CHA-C1A-NA	-3.20	119.07	126.40
8	G	402	BCL	CMB-C2B-C1B	-3.20	123.55	128.46
8	F	401	BCL	CHA-C1A-NA	-3.20	119.08	126.40
8	I	401	BCL	CHA-C1A-NA	-3.20	119.08	126.40
8	A	805	BCL	C2A-C1A-CHA	3.20	129.45	123.86
8	a	805	BCL	C2A-C1A-CHA	3.19	129.44	123.86
8	G	401	BCL	CHA-C1A-NA	-3.19	119.09	126.40

Continued on next page...

Continued from previous page...

Mol	Chain	Res	Type	Atoms	Z	Observed(°)	Ideal(°)
8	E	401	BCL	CHA-C1A-NA	-3.19	119.09	126.40
6	a	801	GS0	CHA-C1A-NA	-3.19	119.09	126.40
8	H	401	BCL	CHA-C1A-NA	-3.19	119.10	126.40
8	I	407	BCL	C1-C2-C3	-3.19	120.53	126.04
8	F	405	BCL	CAD-C3D-C4D	-3.19	106.69	108.47
8	F	408[B]	BCL	CHA-C1A-NA	-3.18	119.11	126.40
8	E	405	BCL	CAD-C3D-C4D	-3.18	106.69	108.47
8	F	407	BCL	C1-C2-C3	-3.18	120.54	126.04
7	A	803	CLA	C3D-C4D-ND	3.18	115.38	110.24
8	a	805	BCL	CHC-C1C-NC	-3.18	120.11	124.51
8	I	408[B]	BCL	CHA-C1A-NA	-3.18	119.12	126.40
8	A	806	BCL	CAD-C3D-C4D	-3.18	106.70	108.47
8	I	403	BCL	CMB-C2B-C1B	-3.18	123.58	128.46
8	F	403	BCL	CMB-C2B-C1B	-3.18	123.58	128.46
8	a	811	BCL	CMB-C2B-C1B	-3.18	123.58	128.46
8	A	814	BCL	C1-C2-C3	-3.18	120.55	126.04
8	a	814	BCL	C1-C2-C3	-3.17	120.55	126.04
8	A	809[B]	BCL	CHA-C1A-NA	-3.17	119.13	126.40
8	I	409[B]	BCL	CHA-C1A-NA	-3.17	119.14	126.40
8	E	403	BCL	CMB-C2B-C1B	-3.17	123.59	128.46
8	A	804[B]	BCL	CHA-C1A-NA	-3.17	119.14	126.40
8	H	403	BCL	CMB-C2B-C1B	-3.17	123.60	128.46
8	a	809[B]	BCL	CHA-C1A-NA	-3.16	119.15	126.40
8	G	404	BCL	CAD-C3D-C4D	-3.16	106.71	108.47
8	H	408[B]	BCL	CHA-C1A-NA	-3.16	119.16	126.40
8	E	408[B]	BCL	CHA-C1A-NA	-3.16	119.16	126.40
8	F	409[B]	BCL	CHA-C1A-NA	-3.16	119.16	126.40
11	a	819	IKV	O2-C17-C18	3.16	117.63	108.43
8	A	811	BCL	CMB-C2B-C1B	-3.16	123.61	128.46
7	a	802	CLA	O2D-CGD-O1D	-3.16	117.67	123.84
11	A	819	IKV	O2-C17-C18	3.15	117.60	108.43
8	a	804[B]	BCL	CHA-C1A-NA	-3.14	119.20	126.40
8	A	814	BCL	C2A-C1A-CHA	3.14	129.35	123.86
8	A	805	BCL	CGD-CBD-CAD	-3.14	100.57	110.73
8	A	805	BCL	CHC-C1C-NC	-3.13	120.18	124.51
8	J	405	BCL	CMB-C2B-C1B	-3.13	123.65	128.46
8	H	405	BCL	CMB-C2B-C1B	-3.13	123.65	128.46
7	A	802	CLA	O2D-CGD-O1D	-3.13	117.72	123.84
8	a	809[B]	BCL	OBD-CAD-CBD	-3.13	121.43	125.89
8	E	405	BCL	CMB-C2B-C1B	-3.12	123.66	128.46
8	E	402	BCL	O2A-CGA-CBA	3.12	121.71	111.91
8	G	406	BCL	C4-C3-C5	3.12	120.52	115.27

Continued on next page...

Continued from previous page...

Mol	Chain	Res	Type	Atoms	Z	Observed(°)	Ideal(°)
8	F	402	BCL	O2A-CGA-CBA	3.12	121.71	111.91
8	H	402	BCL	O2A-CGA-CBA	3.12	121.70	111.91
8	a	808	BCL	CHA-C1A-NA	-3.12	119.26	126.40
7	A	803	CLA	C4D-CHA-C1A	3.12	125.04	121.25
8	G	404	BCL	CMB-C2B-C1B	-3.11	123.68	128.46
8	F	405	BCL	CMB-C2B-C1B	-3.11	123.68	128.46
8	J	407	BCL	C4-C3-C5	3.11	120.50	115.27
6	a	801	GS0	CHD-C1D-ND	-3.11	121.60	124.45
8	H	405	BCL	CAD-C3D-C4D	-3.11	106.74	108.47
8	I	405	BCL	CMB-C2B-C1B	-3.11	123.69	128.46
8	G	402	BCL	C4A-NA-C1A	3.11	108.10	106.71
8	I	402	BCL	O2A-CGA-CBA	3.11	121.66	111.91
8	a	814	BCL	C2A-C1A-CHA	3.10	129.29	123.86
8	A	808	BCL	CHA-C1A-NA	-3.10	119.29	126.40
6	A	801	GS0	C11-C10-C8	-3.10	105.89	115.92
8	A	814	BCL	CHA-C1A-NA	-3.09	119.31	126.40
8	A	809[B]	BCL	OBD-CAD-CBD	-3.08	121.49	125.89
8	I	403	BCL	C4A-NA-C1A	3.08	108.09	106.71
6	A	801	GS0	CHD-C1D-ND	-3.07	121.63	124.45
10	a	818	LHG	O4-P-O5	3.07	127.43	112.24
7	A	802	CLA	C1-C2-C3	-3.07	120.73	126.04
8	H	408[B]	BCL	OBD-CAD-CBD	-3.07	121.51	125.89
7	a	802	CLA	C1-C2-C3	-3.07	120.74	126.04
6	A	801	GS0	C16-C15-C13	-3.06	106.01	115.92
8	H	402	BCL	C2A-C1A-CHA	3.06	129.21	123.86
8	A	805	BCL	C1C-NC-C4C	-3.06	105.33	106.71
8	J	403	BCL	C4A-NA-C1A	3.05	108.08	106.71
8	E	408[B]	BCL	OBD-CAD-CBD	-3.05	121.53	125.89
8	F	402	BCL	C2A-C1A-CHA	3.05	129.20	123.86
8	E	402	BCL	C2A-C1A-CHA	3.05	129.20	123.86
6	A	801	GS0	C4B-CHC-C1C	-3.04	124.09	130.12
8	A	809[B]	BCL	C2A-C1A-CHA	3.04	129.17	123.86
6	a	801	GS0	C4B-CHC-C1C	-3.03	124.11	130.12
8	I	402	BCL	C2A-C1A-CHA	3.02	129.15	123.86
8	A	806	BCL	C4A-NA-C1A	3.02	108.06	106.71
8	I	408[B]	BCL	CGD-CBD-CAD	-3.02	100.96	110.73
8	I	408[B]	BCL	CMC-C2C-C1C	3.02	119.88	111.77
8	E	402	BCL	CHA-C1A-NA	-3.02	119.49	126.40
8	I	402	BCL	CHA-C1A-NA	-3.01	119.50	126.40
8	F	408[B]	BCL	CMC-C2C-C1C	3.01	119.87	111.77
7	A	803	CLA	O2D-CGD-O1D	-3.01	117.95	123.84
8	F	402	BCL	CHA-C1A-NA	-3.01	119.51	126.40

Continued on next page...

Continued from previous page...

Mol	Chain	Res	Type	Atoms	Z	Observed(°)	Ideal(°)
8	F	408[B]	BCL	CGD-CBD-CAD	-3.01	100.99	110.73
8	A	807	BCL	OBD-CAD-CBD	-3.01	121.60	125.89
8	H	402	BCL	CHA-C1A-NA	-3.01	119.51	126.40
7	a	803	CLA	O2D-CGD-O1D	-3.00	117.96	123.84
8	E	409	BCL	C4A-NA-C1A	3.00	108.06	106.71
8	a	805	BCL	CMB-C2B-C1B	-3.00	123.85	128.46
8	a	810	BCL	CHA-C1A-NA	-3.00	119.53	126.40
8	a	812	BCL	CAD-C3D-C4D	-3.00	106.80	108.47
8	A	805	BCL	CMB-C2B-C1B	-2.99	123.86	128.46
8	A	810	BCL	CHA-C1A-NA	-2.99	119.54	126.40
8	a	807	BCL	OBD-CAD-CBD	-2.99	121.62	125.89
8	a	809[B]	BCL	C2A-C1A-CHA	2.99	129.08	123.86
8	F	403	BCL	C4A-NA-C1A	2.99	108.05	106.71
8	J	402	BCL	C4A-NA-C1A	2.99	108.05	106.71
8	E	409	BCL	CHA-C1A-NA	-2.98	119.57	126.40
8	E	403	BCL	C4A-NA-C1A	2.98	108.05	106.71
8	I	406	BCL	C3D-CAD-CBD	-2.98	103.68	107.61
8	A	808	BCL	CAD-C3D-C4D	-2.98	106.81	108.47
8	a	806	BCL	C6-C7-C8	-2.98	106.30	115.92
10	A	818	LHG	O4-P-O5	2.98	126.95	112.24
8	F	406	BCL	C3D-CAD-CBD	-2.98	103.69	107.61
8	I	409[B]	BCL	CGD-CBD-CAD	-2.97	101.11	110.73
8	J	402	BCL	CHA-C1A-NA	-2.97	119.60	126.40
8	G	406	BCL	CAA-C2A-C1A	-2.97	102.24	111.97
8	J	407	BCL	CAA-C2A-C1A	-2.97	102.26	111.97
8	a	805	BCL	CMD-C2D-C3D	2.96	130.22	124.68
8	F	409[B]	BCL	CGD-CBD-CAD	-2.96	101.14	110.73
8	F	404	BCL	CHA-C1A-NA	-2.96	119.61	126.40
8	F	407	BCL	C2A-C1A-CHA	2.96	129.03	123.86
8	a	813	BCL	CHA-C1A-NA	-2.96	119.62	126.40
8	a	806	BCL	CHA-C1A-NA	-2.96	119.63	126.40
8	E	407	BCL	C2A-C1A-CHA	2.96	129.03	123.86
8	I	407	BCL	C2A-C1A-CHA	2.95	129.02	123.86
8	a	808	BCL	CAD-C3D-C4D	-2.95	106.83	108.47
8	I	404	BCL	C4A-NA-C1A	2.95	108.03	106.71
8	A	813	BCL	CHA-C1A-NA	-2.95	119.65	126.40
8	H	404	BCL	CHA-C1A-NA	-2.95	119.65	126.40
8	A	812	BCL	C1-C2-C3	-2.94	120.95	126.04
8	H	404	BCL	C2A-C1A-CHA	2.94	129.01	123.86
8	J	404	BCL	CHA-C1A-NA	-2.94	119.66	126.40
8	E	406	BCL	C3D-CAD-CBD	-2.94	103.73	107.61
8	H	407	BCL	C2A-C1A-CHA	2.94	129.00	123.86

Continued on next page...

Continued from previous page...

Mol	Chain	Res	Type	Atoms	Z	Observed(°)	Ideal(°)
8	a	812	BCL	C1-C2-C3	-2.94	120.96	126.04
8	H	406	BCL	C3D-CAD-CBD	-2.94	103.74	107.61
8	a	805	BCL	C3D-CAD-CBD	-2.94	103.74	107.61
8	G	403	BCL	C4A-NA-C1A	2.94	108.03	106.71
8	I	404	BCL	CHA-C1A-NA	-2.94	119.67	126.40
8	A	810	BCL	OBD-CAD-CBD	-2.94	121.70	125.89
8	E	404	BCL	CHA-C1A-NA	-2.93	119.68	126.40
8	F	404	BCL	C2A-C1A-CHA	2.93	128.99	123.86
8	A	812	BCL	CAD-C3D-C4D	-2.93	106.83	108.47
8	I	404	BCL	C2A-C1A-CHA	2.93	128.99	123.86
8	A	806	BCL	CHA-C1A-NA	-2.93	119.69	126.40
8	a	810	BCL	OBD-CAD-CBD	-2.93	121.71	125.89
8	F	402	BCL	C4A-NA-C1A	2.92	108.02	106.71
8	H	402	BCL	C4A-NA-C1A	2.92	108.02	106.71
8	G	403	BCL	CHA-C1A-NA	-2.92	119.70	126.40
8	E	402	BCL	C4A-NA-C1A	2.92	108.02	106.71
8	H	403	BCL	C4A-NA-C1A	2.92	108.02	106.71
8	A	813	BCL	CMB-C2B-C1B	-2.92	123.98	128.46
8	E	404	BCL	C4A-NA-C1A	2.92	108.02	106.71
8	a	814	BCL	CMD-C2D-C3D	2.92	130.13	124.68
8	E	404	BCL	C2A-C1A-CHA	2.92	128.96	123.86
8	A	814	BCL	CMD-C2D-C3D	2.90	130.10	124.68
8	a	813	BCL	C4A-NA-C1A	2.89	108.01	106.71
8	a	813	BCL	CMB-C2B-C1B	-2.89	124.02	128.46
8	G	403	BCL	C2A-C1A-CHA	2.89	128.91	123.86
8	J	404	BCL	C2A-C1A-CHA	2.89	128.91	123.86
8	H	401	BCL	CAA-CBA-CGA	-2.89	104.82	113.25
8	F	401	BCL	CAA-CBA-CGA	-2.89	104.82	113.25
8	H	404	BCL	C4A-NA-C1A	2.88	108.00	106.71
8	E	401	BCL	CAA-CBA-CGA	-2.88	104.82	113.25
8	E	407	BCL	O2A-CGA-CBA	2.88	120.95	111.91
8	I	401	BCL	CAA-CBA-CGA	-2.88	104.83	113.25
8	G	401	BCL	CAA-CBA-CGA	-2.88	104.83	113.25
8	a	806	BCL	C4A-NA-C1A	2.88	108.00	106.71
8	H	407	BCL	O2A-CGA-CBA	2.87	120.93	111.91
8	I	407	BCL	C4-C3-C5	2.87	120.11	115.27
8	J	401	BCL	CAA-CBA-CGA	-2.87	104.86	113.25
8	F	407	BCL	O2A-CGA-CBA	2.87	120.92	111.91
8	I	407	BCL	O2A-CGA-CBA	2.87	120.91	111.91
8	J	404	BCL	C4A-NA-C1A	2.87	108.00	106.71
8	F	407	BCL	C4-C3-C5	2.87	120.09	115.27
8	a	812	BCL	CHA-C1A-NA	-2.86	119.85	126.40

Continued on next page...

Continued from previous page...

Mol	Chain	Res	Type	Atoms	Z	Observed(°)	Ideal(°)
8	A	812	BCL	CHA-C1A-NA	-2.85	119.86	126.40
8	I	406	BCL	CHA-C1A-NA	-2.85	119.87	126.40
8	F	404	BCL	C4A-NA-C1A	2.85	107.99	106.71
8	J	406	BCL	CHA-C1A-NA	-2.85	119.88	126.40
8	E	406	BCL	CHA-C1A-NA	-2.85	119.88	126.40
8	F	406	BCL	CHA-C1A-NA	-2.84	119.89	126.40
8	A	813	BCL	C4A-NA-C1A	2.84	107.98	106.71
8	E	407	BCL	C4-C3-C5	2.84	120.05	115.27
8	G	406	BCL	C1-C2-C3	-2.84	121.14	126.04
8	G	405	BCL	CHA-C1A-NA	-2.84	119.90	126.40
8	H	401	BCL	CMB-C2B-C3B	2.83	129.98	124.68
8	J	401	BCL	CMB-C2B-C3B	2.83	129.98	124.68
8	H	407	BCL	C4-C3-C5	2.83	120.03	115.27
8	I	402	BCL	C4A-NA-C1A	2.83	107.98	106.71
8	H	406	BCL	CHA-C1A-NA	-2.83	119.93	126.40
8	G	401	BCL	CMB-C2B-C3B	2.82	129.95	124.68
8	I	409[B]	BCL	CHC-C1C-NC	-2.82	120.61	124.51
8	J	407	BCL	O2A-CGA-CBA	2.82	120.75	111.91
8	G	406	BCL	O2A-CGA-CBA	2.82	120.75	111.91
8	F	401	BCL	CMB-C2B-C3B	2.82	129.95	124.68
8	E	401	BCL	CMB-C2B-C3B	2.81	129.94	124.68
8	E	409	BCL	O2D-CGD-O1D	-2.81	118.35	123.84
8	I	401	BCL	CMB-C2B-C3B	2.81	129.93	124.68
8	E	408[B]	BCL	CHC-C1C-NC	-2.80	120.64	124.51
8	J	402	BCL	O2D-CGD-O1D	-2.80	118.36	123.84
8	J	407	BCL	C1-C2-C3	-2.80	121.20	126.04
7	A	803	CLA	CHA-C4D-ND	-2.80	126.65	132.50
8	F	409[B]	BCL	CHC-C1C-NC	-2.79	120.65	124.51
8	H	406	BCL	C4A-NA-C1A	2.79	107.96	106.71
6	a	801	GS0	O2A-CGA-O1A	-2.79	116.55	123.59
8	F	408[B]	BCL	CHC-C1C-NC	-2.79	120.65	124.51
8	I	408[B]	BCL	CHC-C1C-NC	-2.79	120.65	124.51
7	A	802	CLA	C7-C6-C5	-2.79	105.80	113.36
6	A	801	GS0	O2A-CGA-O1A	-2.78	116.57	123.59
8	G	405	BCL	C4A-NA-C1A	2.78	107.96	106.71
7	a	802	CLA	C7-C6-C5	-2.78	105.81	113.36
8	E	409	BCL	C4-C3-C5	2.78	119.94	115.27
8	H	408[B]	BCL	CHC-C1C-NC	-2.78	120.67	124.51
8	a	811	BCL	CHA-C1A-NA	-2.78	120.04	126.40
8	a	812	BCL	C2A-C1A-CHA	2.77	128.71	123.86
8	A	812	BCL	C2A-C1A-CHA	2.77	128.70	123.86
8	I	406	BCL	CMD-C2D-C3D	2.77	129.86	124.68

Continued on next page...

Continued from previous page...

Mol	Chain	Res	Type	Atoms	Z	Observed(°)	Ideal(°)
8	A	811	BCL	CHA-C1A-NA	-2.77	120.06	126.40
8	J	402	BCL	C4-C3-C5	2.77	119.93	115.27
8	H	401	BCL	O2A-CGA-CBA	2.76	120.58	111.91
8	a	807	BCL	O2A-CGA-CBA	-2.76	103.24	111.91
8	E	401	BCL	O2A-CGA-CBA	2.76	120.57	111.91
8	I	401	BCL	O2A-CGA-CBA	2.76	120.57	111.91
8	G	401	BCL	O2A-CGA-CBA	2.76	120.57	111.91
8	H	406	BCL	CMD-C2D-C3D	2.76	129.84	124.68
8	a	806	BCL	C2A-C1A-CHA	2.76	128.68	123.86
6	a	801	GS0	C12-C11-C10	-2.76	100.57	113.24
8	J	401	BCL	O2A-CGA-CBA	2.76	120.56	111.91
8	F	401	BCL	O2A-CGA-CBA	2.76	120.56	111.91
8	F	406	BCL	CMD-C2D-C3D	2.75	129.83	124.68
8	F	406	BCL	C4A-NA-C1A	2.75	107.94	106.71
8	A	806	BCL	C2A-C1A-CHA	2.75	128.67	123.86
8	A	812	BCL	C4A-NA-C1A	2.75	107.94	106.71
8	A	807	BCL	O2A-CGA-CBA	-2.75	103.28	111.91
8	E	406	BCL	C4A-NA-C1A	2.74	107.94	106.71
8	A	806	BCL	C6-C7-C8	-2.74	107.06	115.92
8	E	406	BCL	CMD-C2D-C3D	2.74	129.80	124.68
8	J	406	BCL	C4A-NA-C1A	2.74	107.94	106.71
9	a	816	F39	O1-C12-C10	2.74	114.66	109.69
8	G	405	BCL	CMD-C2D-C3D	2.73	129.79	124.68
8	a	807	BCL	C1B-CHB-C4A	-2.73	124.71	130.12
8	E	402	BCL	CMB-C2B-C3B	2.73	129.78	124.68
8	J	406	BCL	CMD-C2D-C3D	2.73	129.78	124.68
8	a	812	BCL	C4A-NA-C1A	2.72	107.93	106.71
8	F	402	BCL	CAA-C2A-C1A	2.72	120.88	111.97
8	I	402	BCL	CAA-C2A-C1A	2.71	120.87	111.97
8	F	402	BCL	CMB-C2B-C3B	2.71	129.76	124.68
9	A	816	F39	O6-C21-C22	2.71	120.42	111.91
8	E	402	BCL	CAA-C2A-C1A	2.71	120.86	111.97
8	I	404	BCL	CMB-C2B-C3B	2.71	129.75	124.68
8	I	406	BCL	C4A-NA-C1A	2.71	107.92	106.71
8	I	401	BCL	C2A-C1A-CHA	2.71	128.59	123.86
8	H	402	BCL	CAA-C2A-C1A	2.71	120.84	111.97
8	H	402	BCL	CMB-C2B-C3B	2.70	129.74	124.68
8	F	401	BCL	C2A-C1A-CHA	2.70	128.59	123.86
8	I	402	BCL	CMB-C2B-C3B	2.70	129.73	124.68
8	E	409	BCL	CMB-C2B-C3B	2.70	129.73	124.68
6	A	801	GS0	CMC-C2C-C3C	-2.70	102.95	113.83
8	F	404	BCL	CMB-C2B-C3B	2.70	129.72	124.68

Continued on next page...

Continued from previous page...

Mol	Chain	Res	Type	Atoms	Z	Observed(°)	Ideal(°)
6	a	801	GS0	CMC-C2C-C3C	-2.70	102.95	113.83
8	J	407	BCL	O2D-CGD-O1D	-2.69	118.59	123.84
8	E	401	BCL	C2A-C1A-CHA	2.69	128.56	123.86
8	a	811	BCL	CAA-CBA-CGA	2.69	121.10	113.25
8	J	402	BCL	CMB-C2B-C3B	2.68	129.69	124.68
8	A	811	BCL	CAA-CBA-CGA	2.68	121.08	113.25
8	a	815	BCL	C4-C3-C5	2.68	119.78	115.27
8	G	403	BCL	CMB-C2B-C3B	2.68	129.69	124.68
8	J	404	BCL	CMB-C2B-C3B	2.67	129.68	124.68
8	A	810	BCL	CMD-C2D-C3D	2.67	129.67	124.68
8	F	405	BCL	CHA-C1A-NA	-2.67	120.29	126.40
8	H	401	BCL	C2A-C1A-CHA	2.67	128.52	123.86
9	a	816	F39	O6-C21-C22	2.67	120.28	111.91
8	E	404	BCL	CMB-C2B-C3B	2.66	129.66	124.68
8	F	408[B]	BCL	C2A-C1A-CHA	2.66	128.52	123.86
8	G	404	BCL	CHA-C1A-NA	-2.66	120.30	126.40
8	J	401	BCL	C2A-C1A-CHA	2.66	128.51	123.86
8	H	404	BCL	CMB-C2B-C3B	2.66	129.66	124.68
8	G	401	BCL	C2A-C1A-CHA	2.66	128.51	123.86
10	a	818	LHG	O8-C23-C24	2.66	120.26	111.91
8	G	406	BCL	O2D-CGD-O1D	-2.66	118.64	123.84
8	I	405	BCL	CHA-C1A-NA	-2.66	120.31	126.40
8	a	810	BCL	CMB-C2B-C3B	2.66	129.65	124.68
8	E	405	BCL	CHA-C1A-NA	-2.66	120.31	126.40
8	a	810	BCL	C11-C12-C13	-2.66	107.33	115.92
8	J	405	BCL	CHA-C1A-NA	-2.65	120.32	126.40
8	A	810	BCL	C11-C12-C13	-2.65	107.34	115.92
8	A	810	BCL	CMB-C2B-C3B	2.65	129.64	124.68
8	H	405	BCL	CHA-C1A-NA	-2.65	120.33	126.40
8	a	810	BCL	CMD-C2D-C3D	2.65	129.63	124.68
8	a	810	BCL	C2A-C1A-CHA	2.64	128.48	123.86
8	A	815	BCL	C4-C3-C5	2.64	119.71	115.27
6	A	801	GS0	C3D-C2D-C1D	-2.64	102.23	105.83
8	H	407	BCL	CMB-C2B-C3B	2.64	129.61	124.68
8	A	807	BCL	CMB-C2B-C1B	-2.63	124.42	128.46
8	I	408[B]	BCL	C2A-C1A-CHA	2.63	128.46	123.86
7	a	802	CLA	CMB-C2B-C3B	2.63	129.60	124.68
8	I	407	BCL	CMB-C2B-C3B	2.63	129.60	124.68
8	J	405	BCL	C11-C10-C8	-2.63	107.42	115.92
7	A	802	CLA	CMB-C2B-C3B	2.63	129.59	124.68
8	a	807	BCL	CMB-C2B-C1B	-2.63	124.43	128.46
8	E	407	BCL	CMB-C2B-C3B	2.62	129.59	124.68

Continued on next page...

Continued from previous page...

Mol	Chain	Res	Type	Atoms	Z	Observed(°)	Ideal(°)
8	J	407	BCL	CMB-C2B-C3B	2.62	129.59	124.68
6	a	801	GS0	C3D-C2D-C1D	-2.62	102.25	105.83
8	G	404	BCL	C11-C10-C8	-2.62	107.44	115.92
8	H	405	BCL	C11-C10-C8	-2.62	107.44	115.92
8	G	406	BCL	CMB-C2B-C3B	2.62	129.59	124.68
8	E	405	BCL	C11-C10-C8	-2.62	107.45	115.92
8	F	405	BCL	C11-C10-C8	-2.62	107.45	115.92
8	F	407	BCL	CMB-C2B-C3B	2.62	129.58	124.68
8	F	402	BCL	CGD-CBD-CAD	2.62	119.21	110.73
8	E	402	BCL	CGD-CBD-CAD	2.62	119.21	110.73
8	I	405	BCL	C11-C10-C8	-2.61	107.47	115.92
8	I	402	BCL	CGD-CBD-CAD	2.61	119.20	110.73
8	a	811	BCL	C4A-NA-C1A	2.61	107.88	106.71
8	H	402	BCL	CGD-CBD-CAD	2.61	119.19	110.73
8	A	811	BCL	C4A-NA-C1A	2.61	107.88	106.71
8	A	810	BCL	C2A-C1A-CHA	2.60	128.40	123.86
8	J	402	BCL	C2A-C1A-CHA	2.57	128.36	123.86
8	A	811	BCL	C2A-C1A-CHA	2.57	128.35	123.86
8	E	409	BCL	C2A-C1A-CHA	2.57	128.35	123.86
8	F	403	BCL	CMD-C2D-C3D	2.57	129.48	124.68
8	a	811	BCL	C2A-C1A-CHA	2.57	128.35	123.86
8	G	402	BCL	CMD-C2D-C3D	2.56	129.47	124.68
8	J	403	BCL	CMD-C2D-C3D	2.56	129.47	124.68
8	E	403	BCL	CMD-C2D-C3D	2.56	129.46	124.68
8	J	401	BCL	CMD-C2D-C3D	2.56	129.46	124.68
8	a	808	BCL	CMB-C2B-C3B	2.55	129.46	124.68
8	A	814	BCL	CBA-CAA-C2A	2.55	121.40	113.86
8	a	814	BCL	CBA-CAA-C2A	2.55	121.40	113.86
8	A	808	BCL	CMB-C2B-C3B	2.55	129.45	124.68
8	G	401	BCL	CMD-C2D-C3D	2.55	129.45	124.68
8	A	806	BCL	CMB-C2B-C3B	2.55	129.44	124.68
8	H	408[B]	BCL	O2D-CGD-O1D	-2.54	118.87	123.84
8	I	401	BCL	CMD-C2D-C3D	2.54	129.43	124.68
8	I	403	BCL	CMD-C2D-C3D	2.54	129.43	124.68
8	H	403	BCL	CMD-C2D-C3D	2.54	129.43	124.68
8	F	406	BCL	C11-C10-C8	-2.54	107.72	115.92
8	J	406	BCL	C11-C10-C8	-2.53	107.73	115.92
8	I	406	BCL	C11-C10-C8	-2.53	107.73	115.92
8	A	809[B]	BCL	C4A-NA-C1A	2.53	107.84	106.71
8	E	408[B]	BCL	O2D-CGD-O1D	-2.53	118.89	123.84
8	A	813	BCL	C2A-C1A-CHA	2.53	128.28	123.86
8	E	406	BCL	C11-C10-C8	-2.53	107.74	115.92

Continued on next page...

Continued from previous page...

Mol	Chain	Res	Type	Atoms	Z	Observed(°)	Ideal(°)
8	F	401	BCL	CMD-C2D-C3D	2.53	129.41	124.68
8	G	405	BCL	C11-C10-C8	-2.53	107.75	115.92
8	H	408[B]	BCL	C2A-C1A-CHA	2.52	128.27	123.86
8	I	406	BCL	CMB-C2B-C3B	2.52	129.40	124.68
8	H	406	BCL	CMB-C2B-C3B	2.52	129.40	124.68
8	E	401	BCL	CMD-C2D-C3D	2.52	129.39	124.68
8	F	409[B]	BCL	O2D-CGD-O1D	-2.52	118.91	123.84
8	F	406	BCL	CMB-C2B-C3B	2.52	129.38	124.68
8	I	409[B]	BCL	C2A-C1A-CHA	2.52	128.26	123.86
8	E	406	BCL	CMB-C2B-C3B	2.51	129.38	124.68
8	a	813	BCL	C2A-C1A-CHA	2.51	128.26	123.86
8	F	408[B]	BCL	O2D-CGD-O1D	-2.51	118.93	123.84
8	H	406	BCL	C11-C10-C8	-2.51	107.81	115.92
8	H	401	BCL	CMD-C2D-C3D	2.51	129.37	124.68
8	J	406	BCL	CMB-C2B-C3B	2.51	129.37	124.68
8	E	408[B]	BCL	C2A-C1A-CHA	2.51	128.24	123.86
8	a	809[B]	BCL	C4A-NA-C1A	2.50	107.83	106.71
8	I	404	BCL	CMD-C2D-C3D	2.50	129.35	124.68
8	a	806	BCL	CMB-C2B-C3B	2.50	129.35	124.68
8	J	404	BCL	CMD-C2D-C3D	2.50	129.35	124.68
8	G	403	BCL	CMD-C2D-C3D	2.49	129.34	124.68
8	I	408[B]	BCL	O2D-CGD-O1D	-2.49	118.97	123.84
8	G	405	BCL	CMB-C2B-C3B	2.49	129.34	124.68
8	F	404	BCL	CMD-C2D-C3D	2.49	129.33	124.68
8	I	409[B]	BCL	O2D-CGD-O1D	-2.49	118.98	123.84
8	F	409[B]	BCL	C2A-C1A-CHA	2.48	128.20	123.86
8	H	404	BCL	CMD-C2D-C3D	2.48	129.32	124.68
8	I	402	BCL	CMD-C2D-C3D	2.48	129.32	124.68
8	E	402	BCL	CMD-C2D-C3D	2.48	129.32	124.68
8	E	404	BCL	CMD-C2D-C3D	2.48	129.32	124.68
8	H	402	BCL	CMD-C2D-C3D	2.48	129.32	124.68
7	A	803	CLA	CHD-C1D-ND	-2.47	122.18	124.45
8	A	805	BCL	CAD-C3D-C4D	2.47	109.85	108.47
8	E	409	BCL	O2A-CGA-CBA	2.47	119.66	111.91
8	E	409	BCL	CMD-C2D-C3D	2.47	129.30	124.68
8	F	402	BCL	CMD-C2D-C3D	2.47	129.30	124.68
8	J	402	BCL	O2A-CGA-CBA	2.47	119.65	111.91
6	a	801	GS0	CMA-C3A-C4A	-2.47	105.15	111.77
7	a	802	CLA	C1B-CHB-C4A	-2.46	125.23	130.12
6	A	801	GS0	CMA-C3A-C4A	-2.46	105.15	111.77
8	J	402	BCL	CMD-C2D-C3D	2.46	129.28	124.68
7	A	802	CLA	C1B-CHB-C4A	-2.46	125.25	130.12

Continued on next page...

Continued from previous page...

Mol	Chain	Res	Type	Atoms	Z	Observed(°)	Ideal(°)
8	F	402	BCL	OBB-CAB-CBB	-2.46	114.64	120.17
8	F	408[B]	BCL	CMD-C2D-C3D	2.46	129.27	124.68
8	I	408[B]	BCL	CMD-C2D-C3D	2.45	129.26	124.68
8	E	408[B]	BCL	CMD-C2D-C3D	2.45	129.26	124.68
6	a	801	GS0	C3C-C2C-C1C	2.45	105.82	101.87
8	I	401	BCL	C1-O2A-CGA	2.45	122.87	116.44
8	A	813	BCL	C1-C2-C3	-2.45	121.81	126.04
8	A	812	BCL	CMD-C2D-C3D	2.45	129.25	124.68
6	A	801	GS0	C3C-C2C-C1C	2.44	105.82	101.87
6	a	801	GS0	O2A-C1-C2	2.44	115.06	108.64
8	H	408[B]	BCL	CMD-C2D-C3D	2.44	129.25	124.68
8	I	402	BCL	OBB-CAB-CBB	-2.44	114.67	120.17
6	A	801	GS0	O2A-C1-C2	2.44	115.05	108.64
8	A	808	BCL	CMD-C2D-C3D	2.44	129.24	124.68
8	a	812	BCL	CMD-C2D-C3D	2.44	129.24	124.68
8	F	401	BCL	C1-O2A-CGA	2.44	122.83	116.44
8	G	401	BCL	C1-O2A-CGA	2.43	122.83	116.44
8	J	401	BCL	C1-O2A-CGA	2.43	122.83	116.44
8	E	402	BCL	OBB-CAB-CBB	-2.43	114.70	120.17
8	H	402	BCL	OBB-CAB-CBB	-2.43	114.70	120.17
8	J	402	BCL	OBB-CAB-CBB	-2.43	114.70	120.17
8	E	401	BCL	C1-O2A-CGA	2.43	122.82	116.44
8	a	813	BCL	C1-C2-C3	-2.43	121.84	126.04
8	a	804[B]	BCL	CBA-CAA-C2A	-2.43	106.70	113.86
8	F	405	BCL	CMD-C2D-C3D	2.43	129.22	124.68
7	a	802	CLA	CHB-C4A-NA	2.43	127.87	124.51
8	H	405	BCL	CMD-C2D-C3D	2.42	129.22	124.68
8	a	807	BCL	CMD-C2D-C3D	2.42	129.22	124.68
8	F	409[B]	BCL	CMD-C2D-C3D	2.42	129.21	124.68
8	E	405	BCL	CMD-C2D-C3D	2.42	129.21	124.68
8	J	405	BCL	CMD-C2D-C3D	2.42	129.21	124.68
8	a	809[B]	BCL	CMD-C2D-C3D	2.42	129.21	124.68
8	H	401	BCL	C1-O2A-CGA	2.42	122.80	116.44
8	A	811	BCL	CMD-C2D-C3D	2.42	129.21	124.68
8	A	812	BCL	CMB-C2B-C3B	2.42	129.21	124.68
8	E	409	BCL	OBB-CAB-CBB	-2.42	114.72	120.17
8	A	807	BCL	CMD-C2D-C3D	2.42	129.20	124.68
8	a	808	BCL	CMD-C2D-C3D	2.42	129.20	124.68
7	A	802	CLA	CHB-C4A-NA	2.41	127.84	124.51
8	a	812	BCL	CMB-C2B-C3B	2.41	129.18	124.68
8	J	406	BCL	C16-C15-C13	-2.41	108.14	115.92
8	I	409[B]	BCL	CMD-C2D-C3D	2.41	129.18	124.68

Continued on next page...

Continued from previous page...

Mol	Chain	Res	Type	Atoms	Z	Observed(°)	Ideal(°)
8	E	406	BCL	C16-C15-C13	-2.40	108.15	115.92
8	G	404	BCL	CMD-C2D-C3D	2.40	129.17	124.68
8	I	405	BCL	CMD-C2D-C3D	2.40	129.17	124.68
8	A	809[B]	BCL	CMD-C2D-C3D	2.40	129.17	124.68
8	H	407	BCL	CMD-C2D-C3D	2.40	129.17	124.68
8	G	405	BCL	C16-C15-C13	-2.40	108.17	115.92
8	H	406	BCL	C16-C15-C13	-2.40	108.17	115.92
8	A	815	BCL	CMD-C2D-C3D	2.40	129.16	124.68
8	F	406	BCL	C16-C15-C13	-2.40	108.17	115.92
8	E	407	BCL	CMD-C2D-C3D	2.39	129.16	124.68
8	a	815	BCL	CMD-C2D-C3D	2.39	129.15	124.68
8	J	407	BCL	CMD-C2D-C3D	2.39	129.15	124.68
8	I	406	BCL	C16-C15-C13	-2.39	108.20	115.92
10	a	817	LHG	O4-P-O5	2.39	124.03	112.24
8	G	406	BCL	CMD-C2D-C3D	2.38	129.14	124.68
8	a	809[B]	BCL	CMB-C2B-C3B	2.38	129.13	124.68
8	A	809[B]	BCL	CMB-C2B-C3B	2.38	129.12	124.68
8	a	813	BCL	CMD-C2D-C3D	2.37	129.12	124.68
8	F	407	BCL	CMD-C2D-C3D	2.37	129.11	124.68
8	a	811	BCL	C1C-NC-C4C	2.37	107.77	106.71
6	A	801	GS0	CBB-CAB-C3B	2.37	127.37	120.34
8	I	407	BCL	CMD-C2D-C3D	2.36	129.10	124.68
6	a	801	GS0	CBB-CAB-C3B	2.36	127.33	120.34
8	A	814	BCL	CMB-C2B-C3B	2.35	129.08	124.68
6	A	801	GS0	C20-C18-C19	-2.34	99.70	110.51
8	a	814	BCL	CMB-C2B-C3B	2.34	129.06	124.68
8	a	805	BCL	C4-C3-C5	2.33	119.19	115.27
8	A	813	BCL	CMD-C2D-C3D	2.33	129.03	124.68
8	A	806	BCL	CMD-C2D-C3D	2.33	129.03	124.68
6	a	801	GS0	C4-C3-C5	-2.33	111.36	115.27
6	A	801	GS0	C4-C3-C5	-2.32	111.36	115.27
8	H	408[B]	BCL	CED-O2D-CGD	2.32	121.19	115.94
8	E	408[B]	BCL	CED-O2D-CGD	2.32	121.18	115.94
8	F	405	BCL	C2A-C1A-CHA	2.31	127.91	123.86
8	F	408[B]	BCL	CED-O2D-CGD	2.31	121.17	115.94
8	I	405	BCL	CMB-C2B-C3B	2.31	129.00	124.68
7	A	803	CLA	CHB-C4A-NA	2.31	127.71	124.51
8	H	405	BCL	C2A-C1A-CHA	2.31	127.90	123.86
8	J	405	BCL	C2A-C1A-CHA	2.31	127.90	123.86
8	I	405	BCL	C2A-C1A-CHA	2.31	127.89	123.86
8	a	806	BCL	CMD-C2D-C3D	2.31	129.00	124.68
8	G	404	BCL	C2A-C1A-CHA	2.31	127.89	123.86

Continued on next page...

Continued from previous page...

Mol	Chain	Res	Type	Atoms	Z	Observed(°)	Ideal(°)
8	G	404	BCL	CMB-C2B-C3B	2.31	128.99	124.68
8	F	405	BCL	CMB-C2B-C3B	2.31	128.99	124.68
8	J	405	BCL	CMB-C2B-C3B	2.30	128.99	124.68
8	I	408[B]	BCL	CED-O2D-CGD	2.30	121.14	115.94
8	E	405	BCL	CMB-C2B-C3B	2.30	128.98	124.68
8	A	811	BCL	C1C-NC-C4C	2.30	107.74	106.71
8	E	405	BCL	C2A-C1A-CHA	2.30	127.87	123.86
8	H	405	BCL	CMB-C2B-C3B	2.29	128.97	124.68
8	F	409[B]	BCL	CED-O2D-CGD	2.29	121.13	115.94
8	I	402	BCL	O2D-CGD-O1D	-2.29	119.35	123.84
8	A	815	BCL	CHA-C1A-NA	-2.29	121.15	126.40
8	A	807	BCL	CHC-C1C-NC	-2.29	121.35	124.51
8	A	806	BCL	C17-C16-C15	2.29	123.74	113.24
8	A	806	BCL	C1-C2-C3	2.28	129.99	126.04
7	A	803	CLA	C1B-CHB-C4A	-2.28	125.61	130.12
8	F	402	BCL	O2D-CGD-O1D	-2.27	119.39	123.84
8	a	815	BCL	CHA-C1A-NA	-2.27	121.19	126.40
8	I	409[B]	BCL	CED-O2D-CGD	2.27	121.07	115.94
8	a	807	BCL	CHC-C1C-NC	-2.27	121.38	124.51
8	F	401	BCL	CAA-C2A-C3A	2.27	118.98	112.78
8	I	401	BCL	CAA-C2A-C3A	2.26	118.97	112.78
8	a	804[B]	BCL	CMD-C2D-C3D	2.26	128.91	124.68
6	a	801	GS0	CAA-C2A-C1A	-2.26	104.57	111.97
8	H	401	BCL	CAA-C2A-C3A	2.26	118.96	112.78
7	a	803	CLA	CHB-C4A-NA	2.26	127.63	124.51
6	A	801	GS0	CAA-C2A-C1A	-2.25	104.59	111.97
8	G	406	BCL	C2A-C1A-CHA	2.25	127.80	123.86
8	A	804[B]	BCL	CMD-C2D-C3D	2.25	128.89	124.68
7	a	803	CLA	O2A-CGA-O1A	-2.25	117.91	123.59
8	a	807	BCL	C6-C5-C3	2.25	119.35	113.45
8	a	807	BCL	OBD-CAD-C3D	2.25	131.72	127.98
8	G	401	BCL	CAA-C2A-C3A	2.25	118.93	112.78
8	A	810	BCL	C1-O2A-CGA	2.25	122.33	116.44
8	A	807	BCL	OBD-CAD-C3D	2.24	131.71	127.98
8	E	401	BCL	CAA-C2A-C3A	2.24	118.92	112.78
8	E	402	BCL	OBD-CAD-C3D	2.24	131.70	127.98
8	E	402	BCL	C3D-CAD-CBD	-2.24	104.65	107.61
8	J	407	BCL	C2A-C1A-CHA	2.24	127.78	123.86
7	a	803	CLA	C1B-CHB-C4A	-2.24	125.68	130.12
8	H	406	BCL	O2D-CGD-O1D	-2.24	119.46	123.84
8	G	405	BCL	C3D-CAD-CBD	-2.24	104.66	107.61
8	E	406	BCL	O2D-CGD-O1D	-2.24	119.46	123.84

Continued on next page...

Continued from previous page...

Mol	Chain	Res	Type	Atoms	Z	Observed(°)	Ideal(°)
8	J	401	BCL	CAA-C2A-C3A	2.24	118.90	112.78
8	a	810	BCL	C1-O2A-CGA	2.24	122.31	116.44
7	A	803	CLA	O2A-CGA-O1A	-2.24	117.95	123.59
8	H	402	BCL	OBD-CAD-C3D	2.23	131.69	127.98
8	I	406	BCL	O2D-CGD-O1D	-2.23	119.47	123.84
8	H	402	BCL	C3D-CAD-CBD	-2.23	104.67	107.61
8	J	406	BCL	C3D-CAD-CBD	-2.23	104.67	107.61
8	F	406	BCL	O2D-CGD-O1D	-2.22	119.49	123.84
6	A	801	GS0	C5-C3-C2	2.22	125.62	121.12
8	G	405	BCL	O2D-CGD-O1D	-2.22	119.50	123.84
6	a	801	GS0	C5-C3-C2	2.21	125.58	121.12
8	J	406	BCL	O2D-CGD-O1D	-2.21	119.52	123.84
8	H	402	BCL	C1C-NC-C4C	2.20	107.69	106.71
8	H	408[B]	BCL	CAC-C3C-C4C	-2.20	107.71	112.58
11	A	819	IKV	C36-C35-C34	2.19	125.56	114.42
6	a	801	GS0	C20-C18-C19	-2.19	100.40	110.51
8	E	408[B]	BCL	CAC-C3C-C4C	-2.19	107.72	112.58
11	a	819	IKV	C36-C35-C34	2.19	125.55	114.42
8	a	811	BCL	CMB-C2B-C3B	2.19	128.78	124.68
8	G	406	BCL	C16-C15-C13	-2.19	108.84	115.92
8	J	407	BCL	C16-C15-C13	-2.19	108.84	115.92
8	J	406	BCL	C2A-C1A-CHA	2.19	127.68	123.86
8	G	405	BCL	C2A-C1A-CHA	2.18	127.67	123.86
8	E	402	BCL	C1C-NC-C4C	2.18	107.69	106.71
8	E	406	BCL	C2A-C1A-CHA	2.18	127.67	123.86
8	J	405	BCL	C1C-NC-C4C	2.17	107.68	106.71
8	I	406	BCL	C2A-C1A-CHA	2.17	127.65	123.86
8	A	811	BCL	CMB-C2B-C3B	2.17	128.73	124.68
8	H	406	BCL	C2A-C1A-CHA	2.16	127.64	123.86
8	F	406	BCL	C2A-C1A-CHA	2.16	127.64	123.86
11	A	819	IKV	C35-C34-C33	2.16	125.40	114.42
6	a	801	GS0	CMD-C2D-C1D	2.16	128.52	124.71
8	E	409	BCL	CBA-CAA-C2A	-2.16	107.49	113.86
8	a	807	BCL	C1-C2-C3	-2.15	122.32	126.04
11	a	819	IKV	C35-C34-C33	2.15	125.36	114.42
8	J	402	BCL	CBA-CAA-C2A	-2.15	107.52	113.86
8	J	402	BCL	C1C-NC-C4C	2.15	107.67	106.71
8	a	810	BCL	OBD-CAD-C3D	2.15	131.54	127.98
6	A	801	GS0	CMD-C2D-C1D	2.14	128.49	124.71
8	A	807	BCL	C1-C2-C3	-2.14	122.33	126.04
8	A	806	BCL	O2A-C1-C2	-2.14	103.00	108.64
8	E	409	BCL	C1C-NC-C4C	2.14	107.67	106.71

Continued on next page...

Continued from previous page...

Mol	Chain	Res	Type	Atoms	Z	Observed(°)	Ideal(°)
8	A	810	BCL	OBD-CAD-C3D	2.14	131.53	127.98
8	a	809[B]	BCL	OBB-CAB-CBB	-2.12	115.39	120.17
8	H	405	BCL	C1C-NC-C4C	2.12	107.66	106.71
8	J	404	BCL	OBB-CAB-CBB	-2.12	115.41	120.17
8	G	404	BCL	C1C-NC-C4C	2.12	107.66	106.71
8	a	808	BCL	CHC-C1C-NC	-2.11	121.59	124.51
8	A	805	BCL	C4C-CHD-C1D	2.11	129.00	125.88
8	A	807	BCL	CAA-CBA-CGA	-2.11	107.08	113.25
8	I	408[B]	BCL	CMB-C2B-C3B	2.11	128.63	124.68
8	I	403	BCL	CMB-C2B-C3B	2.11	128.63	124.68
8	a	810	BCL	O2A-C1-C2	-2.11	103.09	108.64
8	F	403	BCL	CMB-C2B-C3B	2.11	128.62	124.68
8	A	809[B]	BCL	OBB-CAB-CBB	-2.11	115.43	120.17
8	G	402	BCL	CMB-C2B-C3B	2.11	128.62	124.68
8	G	403	BCL	OBB-CAB-CBB	-2.11	115.43	120.17
8	E	403	BCL	CMB-C2B-C3B	2.10	128.61	124.68
8	J	403	BCL	CMB-C2B-C3B	2.10	128.61	124.68
8	A	810	BCL	O2A-C1-C2	-2.10	103.12	108.64
8	a	807	BCL	CAA-CBA-CGA	-2.10	107.12	113.25
8	H	403	BCL	CMB-C2B-C3B	2.10	128.60	124.68
8	E	405	BCL	C1C-NC-C4C	2.10	107.65	106.71
8	I	404	BCL	OBB-CAB-CBB	-2.10	115.45	120.17
8	a	804[B]	BCL	CAA-C2A-C3A	2.09	118.51	112.78
8	E	404	BCL	OBB-CAB-CBB	-2.09	115.46	120.17
8	a	810	BCL	C4B-C3B-CAB	-2.09	123.09	127.13
8	H	404	BCL	OBB-CAB-CBB	-2.09	115.47	120.17
8	J	401	BCL	C4-C3-C5	2.08	118.78	115.27
8	F	408[B]	BCL	CMB-C2B-C3B	2.08	128.57	124.68
8	F	404	BCL	OBB-CAB-CBB	-2.08	115.49	120.17
8	a	805	BCL	CMB-C2B-C3B	2.08	128.57	124.68
8	G	401	BCL	C4-C3-C5	2.08	118.77	115.27
8	a	804[B]	BCL	C4A-NA-C1A	2.08	107.64	106.71
8	A	810	BCL	C4B-C3B-CAB	-2.08	123.12	127.13
8	E	401	BCL	C4-C3-C5	2.08	118.76	115.27
8	H	404	BCL	C4B-C3B-CAB	-2.07	123.12	127.13
8	E	404	BCL	C4B-C3B-CAB	-2.07	123.13	127.13
8	F	401	BCL	C4-C3-C5	2.07	118.75	115.27
8	H	401	BCL	C4-C3-C5	2.07	118.75	115.27
8	G	406	BCL	CMA-C3A-C2A	-2.07	105.49	113.83
8	J	407	BCL	CMA-C3A-C2A	-2.07	105.49	113.83
8	J	402	BCL	C4C-CHD-C1D	2.07	128.94	125.88
8	A	815	BCL	C2A-C1A-CHA	2.07	127.47	123.86

Continued on next page...

Continued from previous page...

Mol	Chain	Res	Type	Atoms	Z	Observed(°)	Ideal(°)
8	A	808	BCL	CHC-C1C-NC	-2.07	121.66	124.51
8	a	815	BCL	CMB-C2B-C1B	-2.07	125.29	128.46
8	G	402	BCL	C17-C16-C15	2.06	122.72	113.24
8	a	813	BCL	CMB-C2B-C3B	2.06	128.53	124.68
8	A	815	BCL	CMB-C2B-C1B	-2.06	125.30	128.46
8	A	813	BCL	CMB-C2B-C3B	2.06	128.53	124.68
8	E	403	BCL	C17-C16-C15	2.06	122.70	113.24
8	J	403	BCL	C17-C16-C15	2.06	122.70	113.24
8	H	403	BCL	C17-C16-C15	2.06	122.69	113.24
8	A	805	BCL	CMB-C2B-C3B	2.06	128.53	124.68
8	I	401	BCL	C4-C3-C5	2.05	118.73	115.27
8	I	404	BCL	C4B-C3B-CAB	-2.05	123.16	127.13
10	A	817	LHG	O8-C23-C24	2.05	118.35	111.91
8	F	404	BCL	C4B-C3B-CAB	-2.05	123.16	127.13
8	F	403	BCL	C17-C16-C15	2.05	122.66	113.24
7	a	802	CLA	O2A-CGA-O1A	-2.05	118.42	123.59
8	I	403	BCL	C17-C16-C15	2.05	122.65	113.24
8	E	409	BCL	C4C-CHD-C1D	2.05	128.91	125.88
8	F	402	BCL	C1C-NC-C4C	2.04	107.62	106.71
8	G	403	BCL	C4B-C3B-CAB	-2.04	123.19	127.13
8	J	401	BCL	C4-C3-C2	-2.04	118.45	123.68
7	A	802	CLA	O2A-CGA-O1A	-2.04	118.45	123.59
8	a	815	BCL	C2A-C1A-CHA	2.04	127.42	123.86
8	a	812	BCL	OBB-CAB-CBB	-2.03	115.59	120.17
8	G	401	BCL	C4-C3-C2	-2.03	118.48	123.68
8	I	401	BCL	C4-C3-C2	-2.03	118.48	123.68
10	A	818	LHG	O8-C23-C24	2.03	118.26	111.91
8	J	404	BCL	C4B-C3B-CAB	-2.02	123.22	127.13
9	a	816	F39	O1-C11-C9	2.02	114.63	110.35
8	F	405	BCL	C1C-NC-C4C	2.02	107.61	106.71
8	A	807	BCL	C6-C5-C3	2.02	118.75	113.45
7	A	803	CLA	C2D-C1D-ND	2.02	111.59	110.10
7	A	803	CLA	O2D-CGD-CBD	2.02	114.86	111.27
8	F	401	BCL	C4-C3-C2	-2.02	118.50	123.68
8	a	806	BCL	C6-C5-C3	-2.02	108.17	113.45
7	a	803	CLA	O2D-CGD-CBD	2.02	114.85	111.27
8	A	807	BCL	CMB-C2B-C3B	2.02	128.45	124.68
8	J	407	BCL	O1D-CGD-CBD	2.01	128.60	124.48
8	H	401	BCL	C4-C3-C2	-2.01	118.51	123.68
8	E	402	BCL	C4C-CHD-C1D	2.01	128.86	125.88
8	E	401	BCL	C4-C3-C2	-2.01	118.52	123.68
8	I	407	BCL	CHC-C1C-NC	-2.01	121.73	124.51

Continued on next page...

Continued from previous page...

Mol	Chain	Res	Type	Atoms	Z	Observed(°)	Ideal(°)
8	a	807	BCL	CMB-C2B-C3B	2.01	128.44	124.68
8	H	402	BCL	C4C-CHD-C1D	2.01	128.85	125.88
10	a	817	LHG	O8-C23-C24	2.00	118.20	111.91
8	A	804[B]	BCL	O2A-CGA-CBA	2.00	120.47	114.03
8	G	406	BCL	CHC-C1C-NC	-2.00	121.74	124.51

There are no chirality outliers.

All (1021) torsion outliers are listed below:

Mol	Chain	Res	Type	Atoms
7	A	802	CLA	CAD-CBD-CGD-O1D
7	A	802	CLA	CBD-CGD-O2D-CED
7	A	803	CLA	C1A-C2A-CAA-CBA
7	A	803	CLA	C3A-C2A-CAA-CBA
7	A	803	CLA	CBA-CGA-O2A-C1
7	A	803	CLA	O1A-CGA-O2A-C1
7	A	803	CLA	C2-C3-C5-C6
7	A	803	CLA	C4-C3-C5-C6
7	a	802	CLA	CAD-CBD-CGD-O1D
7	a	802	CLA	CBD-CGD-O2D-CED
7	a	803	CLA	C1A-C2A-CAA-CBA
7	a	803	CLA	C3A-C2A-CAA-CBA
7	a	803	CLA	CBA-CGA-O2A-C1
7	a	803	CLA	O1A-CGA-O2A-C1
7	a	803	CLA	C2-C3-C5-C6
7	a	803	CLA	C4-C3-C5-C6
8	A	804[B]	BCL	C1A-C2A-CAA-CBA
8	A	804[B]	BCL	C3A-C2A-CAA-CBA
8	A	805	BCL	C2C-C3C-CAC-CBC
8	A	805	BCL	C4C-C3C-CAC-CBC
8	A	805	BCL	CHA-CBD-CGD-O1D
8	A	805	BCL	CHA-CBD-CGD-O2D
8	A	808	BCL	C1A-C2A-CAA-CBA
8	A	808	BCL	C2-C3-C5-C6
8	A	808	BCL	C4-C3-C5-C6
8	A	810	BCL	C2-C3-C5-C6
8	A	810	BCL	C4-C3-C5-C6
8	A	811	BCL	C1A-C2A-CAA-CBA
8	A	811	BCL	C3A-C2A-CAA-CBA
8	A	812	BCL	C3A-C2A-CAA-CBA
8	A	812	BCL	CHA-CBD-CGD-O1D
8	A	812	BCL	CHA-CBD-CGD-O2D

Continued on next page...

Continued from previous page...

Mol	Chain	Res	Type	Atoms
8	A	814	BCL	C4C-C3C-CAC-CBC
8	E	401	BCL	C1A-C2A-CAA-CBA
8	E	401	BCL	C3A-C2A-CAA-CBA
8	E	403	BCL	C2C-C3C-CAC-CBC
8	E	403	BCL	C4C-C3C-CAC-CBC
8	E	405	BCL	C2-C3-C5-C6
8	E	405	BCL	C4-C3-C5-C6
8	F	401	BCL	C1A-C2A-CAA-CBA
8	F	401	BCL	C3A-C2A-CAA-CBA
8	F	402	BCL	CBD-CGD-O2D-CED
8	F	403	BCL	C2C-C3C-CAC-CBC
8	F	403	BCL	C4C-C3C-CAC-CBC
8	F	405	BCL	C2-C3-C5-C6
8	F	405	BCL	C4-C3-C5-C6
8	F	409[B]	BCL	C2C-C3C-CAC-CBC
8	F	409[B]	BCL	C4C-C3C-CAC-CBC
8	G	401	BCL	C1A-C2A-CAA-CBA
8	G	401	BCL	C3A-C2A-CAA-CBA
8	G	402	BCL	C2C-C3C-CAC-CBC
8	G	402	BCL	C4C-C3C-CAC-CBC
8	G	404	BCL	C2-C3-C5-C6
8	G	404	BCL	C4-C3-C5-C6
8	H	401	BCL	C1A-C2A-CAA-CBA
8	H	401	BCL	C3A-C2A-CAA-CBA
8	H	403	BCL	C2C-C3C-CAC-CBC
8	H	403	BCL	C4C-C3C-CAC-CBC
8	H	405	BCL	C2-C3-C5-C6
8	H	405	BCL	C4-C3-C5-C6
8	I	401	BCL	C1A-C2A-CAA-CBA
8	I	401	BCL	C3A-C2A-CAA-CBA
8	I	402	BCL	CBD-CGD-O2D-CED
8	I	403	BCL	C2C-C3C-CAC-CBC
8	I	403	BCL	C4C-C3C-CAC-CBC
8	I	405	BCL	C2-C3-C5-C6
8	I	405	BCL	C4-C3-C5-C6
8	I	409[B]	BCL	C2C-C3C-CAC-CBC
8	I	409[B]	BCL	C4C-C3C-CAC-CBC
8	J	401	BCL	C1A-C2A-CAA-CBA
8	J	401	BCL	C3A-C2A-CAA-CBA
8	J	403	BCL	C2C-C3C-CAC-CBC
8	J	403	BCL	C4C-C3C-CAC-CBC
8	J	405	BCL	C2-C3-C5-C6

Continued on next page...

Continued from previous page...

Mol	Chain	Res	Type	Atoms
8	J	405	BCL	C4-C3-C5-C6
8	a	804[B]	BCL	C4C-C3C-CAC-CBC
8	a	805	BCL	C2C-C3C-CAC-CBC
8	a	805	BCL	C4C-C3C-CAC-CBC
8	a	808	BCL	C1A-C2A-CAA-CBA
8	a	808	BCL	C2-C3-C5-C6
8	a	808	BCL	C4-C3-C5-C6
8	a	810	BCL	C2-C3-C5-C6
8	a	810	BCL	C4-C3-C5-C6
8	a	811	BCL	C1A-C2A-CAA-CBA
8	a	811	BCL	C3A-C2A-CAA-CBA
8	a	812	BCL	C3A-C2A-CAA-CBA
8	a	812	BCL	CHA-CBD-CGD-O1D
8	a	812	BCL	CHA-CBD-CGD-O2D
8	a	814	BCL	C4C-C3C-CAC-CBC
9	A	816	F39	C13-C14-C18-C19
9	A	816	F39	C19-C20-C27-C32
9	A	816	F39	C25-C20-C27-C32
9	A	816	F39	C22-C21-O6-C15
9	A	816	F39	O7-C21-O6-C15
9	A	816	F39	C27-C32-C35-C37
9	A	816	F39	C32-C35-C37-C38
9	A	816	F39	C32-C35-C37-C39
9	A	816	F39	C40-C41-C42-C43
9	A	816	F39	C43-C42-C44-C51
9	A	816	F39	C44-C51-C57-C59
9	A	816	F39	C60-C58-C61-C63
9	A	816	F39	C57-C59-C62-C65
9	a	816	F39	C16-C13-C14-C18
9	a	816	F39	C17-C13-C14-C18
9	a	816	F39	C16-C13-O2-C11
9	a	816	F39	C19-C20-C27-C32
9	a	816	F39	C25-C20-C27-C32
9	a	816	F39	C22-C21-O6-C15
9	a	816	F39	O7-C21-O6-C15
9	a	816	F39	C27-C32-C35-C37
9	a	816	F39	C32-C35-C37-C38
9	a	816	F39	C38-C37-C39-C40
9	a	816	F39	C39-C40-C41-C42
9	a	816	F39	C40-C41-C42-C43
9	a	816	F39	C43-C42-C44-C51
9	a	816	F39	C44-C51-C57-C59

Continued on next page...

Continued from previous page...

Mol	Chain	Res	Type	Atoms
9	a	816	F39	C46-C53-C56-C58
9	a	816	F39	C53-C56-C58-C61
9	a	816	F39	C56-C58-C61-C63
9	a	816	F39	C60-C58-C61-C63
9	a	816	F39	C57-C59-C62-C65
9	a	816	F39	C61-C63-C64-C62
10	a	817	LHG	O2-C2-C3-O3
10	a	817	LHG	C3-O3-P-O5
10	a	817	LHG	C4-O6-P-O4
10	a	817	LHG	C4-O6-P-O5
10	a	818	LHG	C1-C2-C3-O3
10	a	818	LHG	C3-O3-P-O5
10	a	818	LHG	C4-O6-P-O5
10	a	818	LHG	C8-C7-O7-C5
8	F	402	BCL	O1D-CGD-O2D-CED
8	I	402	BCL	O1D-CGD-O2D-CED
7	A	802	CLA	O1D-CGD-O2D-CED
7	a	802	CLA	O1D-CGD-O2D-CED
8	E	409	BCL	CBD-CGD-O2D-CED
8	J	402	BCL	CBD-CGD-O2D-CED
8	E	401	BCL	C8-C10-C11-C12
8	F	401	BCL	C8-C10-C11-C12
8	G	401	BCL	C8-C10-C11-C12
8	H	401	BCL	C8-C10-C11-C12
8	I	401	BCL	C8-C10-C11-C12
8	J	401	BCL	C8-C10-C11-C12
10	A	818	LHG	O9-C7-O7-C5
10	a	818	LHG	O9-C7-O7-C5
8	A	815	BCL	C3-C5-C6-C7
8	E	409	BCL	C3-C5-C6-C7
8	J	402	BCL	C3-C5-C6-C7
8	a	805	BCL	C3-C5-C6-C7
8	a	811	BCL	C3-C5-C6-C7
8	a	815	BCL	C3-C5-C6-C7
10	A	818	LHG	C8-C7-O7-C5
8	A	804[B]	BCL	C2A-CAA-CBA-CGA
8	E	408[B]	BCL	C2A-CAA-CBA-CGA
8	F	408[B]	BCL	C2A-CAA-CBA-CGA
8	F	409[B]	BCL	C2A-CAA-CBA-CGA
8	H	408[B]	BCL	C2A-CAA-CBA-CGA
8	I	408[B]	BCL	C2A-CAA-CBA-CGA
8	I	409[B]	BCL	C2A-CAA-CBA-CGA

Continued on next page...

Continued from previous page...

Mol	Chain	Res	Type	Atoms
8	E	407	BCL	C3-C5-C6-C7
8	F	407	BCL	C3-C5-C6-C7
8	H	407	BCL	C3-C5-C6-C7
8	I	407	BCL	C3-C5-C6-C7
10	a	817	LHG	C34-C35-C36-C37
9	A	816	F39	C58-C61-C63-C64
9	a	816	F39	C51-C57-C59-C62
11	A	819	IKV	C23-C24-C25-O5
7	A	803	CLA	CBD-CGD-O2D-CED
7	a	803	CLA	CBD-CGD-O2D-CED
8	E	401	BCL	CBA-CGA-O2A-C1
8	F	401	BCL	CBA-CGA-O2A-C1
8	G	401	BCL	CBA-CGA-O2A-C1
8	H	401	BCL	CBA-CGA-O2A-C1
8	I	401	BCL	CBA-CGA-O2A-C1
8	J	401	BCL	CBA-CGA-O2A-C1
10	a	817	LHG	C18-C19-C20-C21
11	a	819	IKV	C23-C24-C25-O5
10	A	817	LHG	C32-C33-C34-C35
8	F	401	BCL	O1A-CGA-O2A-C1
8	J	401	BCL	O1A-CGA-O2A-C1
10	a	817	LHG	C24-C25-C26-C27
10	a	818	LHG	C34-C35-C36-C37
11	a	819	IKV	C12-C13-C14-C15
10	A	817	LHG	C24-C25-C26-C27
8	E	401	BCL	O1A-CGA-O2A-C1
8	G	401	BCL	O1A-CGA-O2A-C1
8	H	401	BCL	O1A-CGA-O2A-C1
8	I	401	BCL	O1A-CGA-O2A-C1
7	A	802	CLA	C15-C16-C17-C18
7	a	802	CLA	C15-C16-C17-C18
11	A	819	IKV	O4-C24-C25-O5
11	a	819	IKV	O4-C24-C25-O5
8	a	805	BCL	C4-C3-C5-C6
8	a	805	BCL	C2-C3-C5-C6
9	a	816	F39	C18-C19-C20-C27
8	E	409	BCL	O1D-CGD-O2D-CED
8	J	402	BCL	O1D-CGD-O2D-CED
9	a	816	F39	C14-C18-C19-C20
10	a	818	LHG	O2-C2-C3-O3
11	A	819	IKV	O2-C17-C18-O9
11	a	819	IKV	O2-C17-C18-O9

Continued on next page...

Continued from previous page...

Mol	Chain	Res	Type	Atoms
7	A	802	CLA	C14-C13-C15-C16
7	a	802	CLA	C14-C13-C15-C16
8	A	805	BCL	C14-C13-C15-C16
8	A	807	BCL	C6-C7-C8-C9
8	A	814	BCL	C6-C7-C8-C9
8	A	814	BCL	C14-C13-C15-C16
8	E	407	BCL	C6-C7-C8-C9
8	F	407	BCL	C6-C7-C8-C9
8	G	406	BCL	C6-C7-C8-C9
8	H	407	BCL	C6-C7-C8-C9
8	I	407	BCL	C6-C7-C8-C9
8	J	407	BCL	C6-C7-C8-C9
8	a	805	BCL	C11-C10-C8-C9
8	a	806	BCL	C14-C13-C15-C16
8	a	807	BCL	C6-C7-C8-C9
9	A	816	F39	C53-C56-C58-C60
9	A	816	F39	C65-C62-C64-C63
9	a	816	F39	C59-C62-C64-C63
11	A	819	IKV	C34-C35-C36-C37
10	A	818	LHG	C7-C8-C9-C10
10	a	818	LHG	C23-C24-C25-C26
6	A	801	GS0	C10-C11-C12-C13
11	a	819	IKV	C34-C35-C36-C37
8	E	409	BCL	CBA-CGA-O2A-C1
8	J	402	BCL	CBA-CGA-O2A-C1
8	a	806	BCL	C15-C16-C17-C18
8	a	814	BCL	C10-C11-C12-C13
10	a	818	LHG	C7-C8-C9-C10
8	E	409	BCL	C15-C16-C17-C18
8	a	814	BCL	C8-C10-C11-C12
9	A	816	F39	C21-C22-C23-C24
8	J	402	BCL	C15-C16-C17-C18
8	a	814	BCL	C13-C15-C16-C17
8	A	812	BCL	C2-C1-O2A-CGA
8	A	814	BCL	C2-C1-O2A-CGA
8	a	812	BCL	C2-C1-O2A-CGA
8	a	814	BCL	C2-C1-O2A-CGA
8	E	407	BCL	C13-C15-C16-C17
8	F	407	BCL	C13-C15-C16-C17
8	H	407	BCL	C13-C15-C16-C17
8	I	407	BCL	C13-C15-C16-C17
11	A	819	IKV	C13-C14-C15-C16

Continued on next page...

Continued from previous page...

Mol	Chain	Res	Type	Atoms
8	A	814	BCL	C11-C10-C8-C7
8	A	815	BCL	C6-C7-C8-C10
8	a	815	BCL	C6-C7-C8-C10
8	E	409	BCL	O1A-CGA-O2A-C1
8	J	402	BCL	O1A-CGA-O2A-C1
9	a	816	F39	C58-C61-C63-C64
7	A	802	CLA	C2A-CAA-CBA-CGA
7	a	802	CLA	C2A-CAA-CBA-CGA
10	a	817	LHG	C15-C16-C17-C18
9	A	816	F39	C39-C40-C41-C42
9	A	816	F39	C61-C63-C64-C62
8	G	406	BCL	C15-C16-C17-C18
8	J	407	BCL	C15-C16-C17-C18
8	A	805	BCL	C15-C16-C17-C18
8	E	403	BCL	C10-C11-C12-C13
8	F	403	BCL	C10-C11-C12-C13
8	G	402	BCL	C10-C11-C12-C13
8	H	403	BCL	C10-C11-C12-C13
8	I	403	BCL	C10-C11-C12-C13
8	J	403	BCL	C10-C11-C12-C13
7	A	803	CLA	C10-C11-C12-C13
7	a	803	CLA	C10-C11-C12-C13
8	E	402	BCL	C13-C15-C16-C17
8	F	402	BCL	C13-C15-C16-C17
8	H	402	BCL	C13-C15-C16-C17
8	I	402	BCL	C13-C15-C16-C17
10	A	817	LHG	C4-O6-P-O3
10	A	818	LHG	C3-O3-P-O6
10	A	818	LHG	C4-O6-P-O3
10	a	817	LHG	C3-O3-P-O6
10	a	817	LHG	C4-O6-P-O3
10	a	818	LHG	C3-O3-P-O6
10	a	818	LHG	C4-O6-P-O3
8	A	806	BCL	C15-C16-C17-C18
8	A	807	BCL	C2A-CAA-CBA-CGA
8	A	812	BCL	C2A-CAA-CBA-CGA
8	E	401	BCL	C2A-CAA-CBA-CGA
8	F	401	BCL	C2A-CAA-CBA-CGA
8	G	401	BCL	C2A-CAA-CBA-CGA
8	H	401	BCL	C2A-CAA-CBA-CGA
8	I	401	BCL	C2A-CAA-CBA-CGA
8	J	401	BCL	C2A-CAA-CBA-CGA

Continued on next page...

Continued from previous page...

Mol	Chain	Res	Type	Atoms
8	a	807	BCL	C2A-CAA-CBA-CGA
8	a	812	BCL	C2A-CAA-CBA-CGA
10	A	818	LHG	C24-C23-O8-C6
8	E	402	BCL	C15-C16-C17-C18
8	F	402	BCL	C15-C16-C17-C18
8	H	402	BCL	C15-C16-C17-C18
8	I	402	BCL	C15-C16-C17-C18
11	a	819	IKV	C1-C2-C3-C4
9	a	816	F39	C42-C44-C51-C57
10	A	818	LHG	C10-C11-C12-C13
10	a	817	LHG	C26-C27-C28-C29
9	A	816	F39	C38-C37-C39-C40
9	a	816	F39	C24-C26-C28-C29
10	A	817	LHG	C26-C27-C28-C29
10	a	818	LHG	C28-C29-C30-C31
11	a	819	IKV	C4-C5-C6-C7
10	A	818	LHG	C14-C15-C16-C17
10	a	817	LHG	C10-C11-C12-C13
10	A	817	LHG	C16-C17-C18-C19
10	a	817	LHG	C9-C10-C11-C12
10	a	817	LHG	C13-C14-C15-C16
11	a	819	IKV	C2-C3-C4-C5
10	A	818	LHG	C25-C26-C27-C28
10	A	818	LHG	C26-C27-C28-C29
10	a	817	LHG	C7-C8-C9-C10
9	A	816	F39	C35-C37-C39-C40
9	A	816	F39	C57-C59-C62-C64
9	a	816	F39	C57-C59-C62-C64
9	a	816	F39	C22-C23-C24-C26
8	E	406	BCL	C10-C11-C12-C13
8	F	406	BCL	C10-C11-C12-C13
8	G	405	BCL	C10-C11-C12-C13
8	H	406	BCL	C10-C11-C12-C13
8	I	406	BCL	C10-C11-C12-C13
8	J	406	BCL	C10-C11-C12-C13
8	A	806	BCL	C16-C17-C18-C19
8	G	406	BCL	C16-C17-C18-C19
8	J	407	BCL	C16-C17-C18-C19
8	A	814	BCL	C4-C3-C5-C6
8	a	814	BCL	C4-C3-C5-C6
9	A	816	F39	C28-C29-C30-C31
11	A	819	IKV	C32-C33-C34-C35

Continued on next page...

Continued from previous page...

Mol	Chain	Res	Type	Atoms
11	a	819	IKV	C10-C11-C12-C13
11	a	819	IKV	C32-C33-C34-C35
8	E	409	BCL	C6-C7-C8-C9
8	J	402	BCL	C6-C7-C8-C9
9	a	816	F39	C28-C29-C30-C31
10	a	817	LHG	C25-C26-C27-C28
10	a	818	LHG	C14-C15-C16-C17
11	A	819	IKV	C10-C11-C12-C13
11	A	819	IKV	C31-C32-C33-C34
11	a	819	IKV	C31-C32-C33-C34
8	E	409	BCL	C2A-CAA-CBA-CGA
8	J	402	BCL	C2A-CAA-CBA-CGA
9	a	816	F39	C53-C56-C58-C60
9	A	816	F39	C22-C23-C24-C26
10	A	817	LHG	C17-C18-C19-C20
10	A	817	LHG	C33-C34-C35-C36
10	a	818	LHG	C18-C19-C20-C21
10	A	817	LHG	O1-C1-C2-C3
8	A	814	BCL	C13-C15-C16-C17
11	a	819	IKV	C13-C14-C15-C16
9	a	816	F39	C26-C28-C29-C30
10	A	817	LHG	C18-C19-C20-C21
10	A	818	LHG	C32-C33-C34-C35
11	a	819	IKV	C11-C10-C9-C8
8	A	805	BCL	C8-C10-C11-C12
9	A	816	F39	C29-C30-C31-C33
10	a	818	LHG	C24-C25-C26-C27
11	A	819	IKV	C29-C30-C31-C32
11	a	819	IKV	C3-C4-C5-C6
11	a	819	IKV	C29-C30-C31-C32
11	A	819	IKV	C6-C7-C8-C9
8	E	402	BCL	C5-C6-C7-C8
8	F	402	BCL	C5-C6-C7-C8
8	H	402	BCL	C5-C6-C7-C8
8	I	402	BCL	C5-C6-C7-C8
10	A	818	LHG	O10-C23-O8-C6
10	a	817	LHG	C27-C28-C29-C30
8	a	804[B]	BCL	C3A-C2A-CAA-CBA
8	a	811	BCL	C5-C6-C7-C8
10	a	817	LHG	C14-C15-C16-C17
11	A	819	IKV	C9-C10-C11-C12
8	a	814	BCL	C16-C17-C18-C19

Continued on next page...

Continued from previous page...

Mol	Chain	Res	Type	Atoms
8	a	814	BCL	C16-C17-C18-C20
10	a	818	LHG	C13-C14-C15-C16
8	E	409	BCL	O2A-C1-C2-C3
8	J	402	BCL	O2A-C1-C2-C3
8	A	815	BCL	C4-C3-C5-C6
8	E	409	BCL	C4-C3-C5-C6
8	J	402	BCL	C4-C3-C5-C6
8	a	815	BCL	C4-C3-C5-C6
8	E	409	BCL	C2-C3-C5-C6
8	J	402	BCL	C2-C3-C5-C6
11	A	819	IKV	C11-C12-C13-C14
8	E	402	BCL	C2A-CAA-CBA-CGA
8	F	402	BCL	C2A-CAA-CBA-CGA
8	H	402	BCL	C2A-CAA-CBA-CGA
8	I	402	BCL	C2A-CAA-CBA-CGA
7	A	802	CLA	C3-C5-C6-C7
7	a	802	CLA	C3-C5-C6-C7
10	A	817	LHG	C34-C35-C36-C37
6	A	801	GS0	O1A-CGA-O2A-C1
6	a	801	GS0	O1A-CGA-O2A-C1
10	a	818	LHG	C19-C20-C21-C22
8	E	402	BCL	CBA-CGA-O2A-C1
8	E	407	BCL	CBA-CGA-O2A-C1
8	F	402	BCL	CBA-CGA-O2A-C1
8	F	407	BCL	CBA-CGA-O2A-C1
8	H	402	BCL	CBA-CGA-O2A-C1
8	H	407	BCL	CBA-CGA-O2A-C1
8	I	402	BCL	CBA-CGA-O2A-C1
8	I	407	BCL	CBA-CGA-O2A-C1
8	G	406	BCL	C4-C3-C5-C6
8	J	407	BCL	C4-C3-C5-C6
7	A	802	CLA	C11-C10-C8-C7
7	A	802	CLA	C12-C13-C15-C16
7	a	802	CLA	C11-C10-C8-C7
7	a	802	CLA	C12-C13-C15-C16
8	A	805	BCL	C12-C13-C15-C16
8	A	806	BCL	C11-C12-C13-C15
8	A	807	BCL	C6-C7-C8-C10
8	E	401	BCL	C11-C10-C8-C7
8	F	401	BCL	C11-C10-C8-C7
8	G	401	BCL	C11-C10-C8-C7
8	G	406	BCL	C2-C3-C5-C6

Continued on next page...

Continued from previous page...

Mol	Chain	Res	Type	Atoms
8	H	401	BCL	C11-C10-C8-C7
8	I	401	BCL	C11-C10-C8-C7
8	J	401	BCL	C11-C10-C8-C7
8	J	407	BCL	C2-C3-C5-C6
8	a	807	BCL	C6-C7-C8-C10
8	a	806	BCL	C10-C11-C12-C13
10	A	818	LHG	C5-C6-O8-C23
8	A	805	BCL	C16-C17-C18-C19
8	G	406	BCL	C16-C17-C18-C20
8	J	407	BCL	C16-C17-C18-C20
10	a	818	LHG	C24-C23-O8-C6
8	A	811	BCL	C2A-CAA-CBA-CGA
8	a	811	BCL	C2A-CAA-CBA-CGA
7	A	803	CLA	O1D-CGD-O2D-CED
7	a	803	CLA	O1D-CGD-O2D-CED
9	a	816	F39	C31-C33-C34-C36
10	A	817	LHG	C7-C8-C9-C10
10	a	818	LHG	C12-C13-C14-C15
10	a	818	LHG	C25-C26-C27-C28
8	A	806	BCL	C16-C17-C18-C20
10	A	818	LHG	C23-C24-C25-C26
9	A	816	F39	C24-C26-C28-C29
11	A	819	IKV	C21-C20-O3-C19
8	H	407	BCL	O1A-CGA-O2A-C1
8	A	814	BCL	C2-C3-C5-C6
8	A	815	BCL	C2-C3-C5-C6
8	a	814	BCL	C2-C3-C5-C6
8	a	815	BCL	C2-C3-C5-C6
11	A	819	IKV	C5-C6-C7-C8
8	A	806	BCL	C11-C12-C13-C14
8	E	401	BCL	C11-C10-C8-C9
8	F	401	BCL	C11-C10-C8-C9
8	G	401	BCL	C11-C10-C8-C9
8	H	401	BCL	C11-C10-C8-C9
8	I	401	BCL	C11-C10-C8-C9
8	J	401	BCL	C11-C10-C8-C9
8	a	811	BCL	C6-C7-C8-C9
8	E	407	BCL	O1A-CGA-O2A-C1
7	A	803	CLA	C3-C5-C6-C7
7	a	803	CLA	C3-C5-C6-C7
10	A	818	LHG	C15-C16-C17-C18
8	E	402	BCL	O1A-CGA-O2A-C1

Continued on next page...

Continued from previous page...

Mol	Chain	Res	Type	Atoms
8	F	402	BCL	O1A-CGA-O2A-C1
8	F	407	BCL	O1A-CGA-O2A-C1
8	H	402	BCL	O1A-CGA-O2A-C1
8	I	402	BCL	O1A-CGA-O2A-C1
8	I	407	BCL	O1A-CGA-O2A-C1
8	A	812	BCL	C1A-C2A-CAA-CBA
8	a	804[B]	BCL	C1A-C2A-CAA-CBA
8	a	812	BCL	C1A-C2A-CAA-CBA
9	A	816	F39	C31-C33-C34-C36
9	A	816	F39	C20-C27-C32-C35
8	A	810	BCL	C10-C11-C12-C13
8	a	810	BCL	C10-C11-C12-C13
10	A	818	LHG	C30-C31-C32-C33
8	E	402	BCL	C3-C5-C6-C7
8	F	402	BCL	C3-C5-C6-C7
8	H	402	BCL	C3-C5-C6-C7
8	I	402	BCL	C3-C5-C6-C7
8	A	807	BCL	C2C-C3C-CAC-CBC
8	A	809[B]	BCL	C2C-C3C-CAC-CBC
8	A	814	BCL	C2C-C3C-CAC-CBC
8	a	804[B]	BCL	C2C-C3C-CAC-CBC
8	a	809[B]	BCL	C2C-C3C-CAC-CBC
8	a	814	BCL	C2C-C3C-CAC-CBC
10	a	818	LHG	O10-C23-O8-C6
10	A	817	LHG	C28-C29-C30-C31
8	a	804[B]	BCL	C2A-CAA-CBA-CGA
10	A	817	LHG	C14-C15-C16-C17
8	E	407	BCL	C15-C16-C17-C18
8	F	407	BCL	C15-C16-C17-C18
8	H	407	BCL	C15-C16-C17-C18
8	I	407	BCL	C15-C16-C17-C18
10	A	817	LHG	C27-C28-C29-C30
10	a	817	LHG	O1-C1-C2-O2
11	A	819	IKV	C7-C8-C9-C10
8	A	815	BCL	CBA-CGA-O2A-C1
8	a	815	BCL	CBA-CGA-O2A-C1
9	A	816	F39	C56-C58-C61-C63
11	a	819	IKV	C21-C20-O3-C19
10	A	818	LHG	O7-C5-C6-O8
10	A	818	LHG	C28-C29-C30-C31
6	a	801	GS0	C11-C10-C8-C7
7	A	802	CLA	C6-C7-C8-C10

Continued on next page...

Continued from previous page...

Mol	Chain	Res	Type	Atoms
7	a	802	CLA	C6-C7-C8-C10
8	a	805	BCL	C11-C10-C8-C7
8	a	805	BCL	C11-C12-C13-C15
8	a	806	BCL	C11-C12-C13-C15
8	a	806	BCL	C12-C13-C15-C16
6	a	801	GS0	C11-C10-C8-C9
7	A	802	CLA	C6-C7-C8-C9
7	A	802	CLA	C11-C10-C8-C9
7	a	802	CLA	C6-C7-C8-C9
7	a	802	CLA	C11-C10-C8-C9
8	A	814	BCL	C11-C10-C8-C9
8	E	409	BCL	C11-C12-C13-C14
8	G	406	BCL	C11-C10-C8-C9
8	J	402	BCL	C11-C12-C13-C14
8	J	407	BCL	C11-C10-C8-C9
8	a	805	BCL	C11-C12-C13-C14
8	E	403	BCL	C8-C10-C11-C12
8	F	403	BCL	C8-C10-C11-C12
8	G	402	BCL	C8-C10-C11-C12
8	H	403	BCL	C8-C10-C11-C12
8	I	403	BCL	C8-C10-C11-C12
8	J	403	BCL	C8-C10-C11-C12
9	a	816	F39	C32-C35-C37-C39
10	a	817	LHG	C1-C2-C3-O3
10	A	818	LHG	C27-C28-C29-C30
10	A	817	LHG	C29-C30-C31-C32
7	A	802	CLA	C4-C3-C5-C6
7	a	802	CLA	C4-C3-C5-C6
8	E	406	BCL	C4-C3-C5-C6
8	F	406	BCL	C4-C3-C5-C6
8	G	405	BCL	C4-C3-C5-C6
8	H	406	BCL	C4-C3-C5-C6
8	I	406	BCL	C4-C3-C5-C6
8	J	406	BCL	C4-C3-C5-C6
11	A	819	IKV	C26-C27-C28-C29
11	a	819	IKV	C26-C27-C28-C29
10	a	818	LHG	C15-C16-C17-C18
7	A	802	CLA	CBA-CGA-O2A-C1
7	a	802	CLA	CBA-CGA-O2A-C1
8	E	408[B]	BCL	C3A-C2A-CAA-CBA
8	F	408[B]	BCL	C3A-C2A-CAA-CBA
8	F	409[B]	BCL	C3A-C2A-CAA-CBA

Continued on next page...

Continued from previous page...

Mol	Chain	Res	Type	Atoms
8	H	408[B]	BCL	C3A-C2A-CAA-CBA
8	I	408[B]	BCL	C3A-C2A-CAA-CBA
8	I	409[B]	BCL	C3A-C2A-CAA-CBA
10	A	818	LHG	C24-C25-C26-C27
10	A	817	LHG	C35-C36-C37-C38
11	A	819	IKV	O2-C17-C18-C19
11	a	819	IKV	O2-C17-C18-C19
10	A	818	LHG	C9-C10-C11-C12
11	A	819	IKV	C28-C29-C30-C31
11	a	819	IKV	C9-C10-C11-C12
11	a	819	IKV	C28-C29-C30-C31
8	A	805	BCL	C16-C17-C18-C20
11	A	819	IKV	C11-C10-C9-C8
8	E	405	BCL	C2-C1-O2A-CGA
8	F	405	BCL	C2-C1-O2A-CGA
8	G	404	BCL	C2-C1-O2A-CGA
8	H	405	BCL	C2-C1-O2A-CGA
8	I	405	BCL	C2-C1-O2A-CGA
8	J	405	BCL	C2-C1-O2A-CGA
7	A	802	CLA	C2-C3-C5-C6
7	a	802	CLA	C2-C3-C5-C6
8	A	815	BCL	C14-C13-C15-C16
8	E	409	BCL	C14-C13-C15-C16
8	J	402	BCL	C14-C13-C15-C16
8	a	805	BCL	C6-C7-C8-C9
8	a	814	BCL	C6-C7-C8-C9
8	a	815	BCL	C14-C13-C15-C16
7	A	803	CLA	C13-C15-C16-C17
7	a	803	CLA	C13-C15-C16-C17
8	A	814	BCL	C8-C10-C11-C12
8	A	809[B]	BCL	C4C-C3C-CAC-CBC
8	A	815	BCL	C4C-C3C-CAC-CBC
8	a	809[B]	BCL	C4C-C3C-CAC-CBC
8	a	815	BCL	C4C-C3C-CAC-CBC
9	a	816	F39	C40-C41-C42-C44
10	a	818	LHG	C30-C31-C32-C33
9	a	816	F39	C13-C14-C18-C19
8	a	805	BCL	C16-C17-C18-C20
10	A	818	LHG	C12-C13-C14-C15
10	A	817	LHG	O6-C4-C5-C6
8	A	814	BCL	C6-C7-C8-C10
8	E	402	BCL	C6-C7-C8-C10

Continued on next page...

Continued from previous page...

Mol	Chain	Res	Type	Atoms
8	E	409	BCL	C11-C12-C13-C15
8	G	406	BCL	C6-C7-C8-C10
8	G	406	BCL	C11-C10-C8-C7
8	J	402	BCL	C11-C12-C13-C15
8	J	407	BCL	C6-C7-C8-C10
8	J	407	BCL	C11-C10-C8-C7
8	a	805	BCL	C6-C7-C8-C10
8	a	806	BCL	C11-C10-C8-C7
7	A	802	CLA	CAD-CBD-CGD-O2D
7	A	803	CLA	CAD-CBD-CGD-O2D
7	a	802	CLA	CAD-CBD-CGD-O2D
7	a	803	CLA	CAD-CBD-CGD-O2D
8	A	807	BCL	CAD-CBD-CGD-O2D
8	A	808	BCL	CAD-CBD-CGD-O2D
8	A	810	BCL	CAD-CBD-CGD-O2D
8	A	813	BCL	CAD-CBD-CGD-O2D
8	E	402	BCL	CAD-CBD-CGD-O2D
8	H	402	BCL	CAD-CBD-CGD-O2D
8	a	807	BCL	CAD-CBD-CGD-O2D
8	a	808	BCL	CAD-CBD-CGD-O2D
8	a	810	BCL	CAD-CBD-CGD-O2D
8	a	813	BCL	CAD-CBD-CGD-O2D
10	A	818	LHG	C16-C17-C18-C19
10	A	818	LHG	C4-C5-C6-O8
10	a	818	LHG	C2-C3-O3-P
10	A	817	LHG	O6-C4-C5-O7
8	E	409	BCL	C13-C15-C16-C17
8	J	402	BCL	C13-C15-C16-C17
8	A	809[B]	BCL	CHA-CBD-CGD-O1D
8	A	815	BCL	CHA-CBD-CGD-O1D
8	E	406	BCL	CHA-CBD-CGD-O1D
8	E	406	BCL	CHA-CBD-CGD-O2D
8	E	407	BCL	CHA-CBD-CGD-O1D
8	E	407	BCL	CHA-CBD-CGD-O2D
8	E	408[B]	BCL	CHA-CBD-CGD-O1D
8	E	408[B]	BCL	CHA-CBD-CGD-O2D
8	F	406	BCL	CHA-CBD-CGD-O1D
8	F	406	BCL	CHA-CBD-CGD-O2D
8	F	407	BCL	CHA-CBD-CGD-O1D
8	F	407	BCL	CHA-CBD-CGD-O2D
8	F	408[B]	BCL	CHA-CBD-CGD-O1D
8	F	408[B]	BCL	CHA-CBD-CGD-O2D

Continued on next page...

Continued from previous page...

Mol	Chain	Res	Type	Atoms
8	F	409[B]	BCL	CHA-CBD-CGD-O1D
8	F	409[B]	BCL	CHA-CBD-CGD-O2D
8	G	405	BCL	CHA-CBD-CGD-O1D
8	G	405	BCL	CHA-CBD-CGD-O2D
8	G	406	BCL	CHA-CBD-CGD-O1D
8	G	406	BCL	CHA-CBD-CGD-O2D
8	H	406	BCL	CHA-CBD-CGD-O1D
8	H	406	BCL	CHA-CBD-CGD-O2D
8	H	407	BCL	CHA-CBD-CGD-O1D
8	H	407	BCL	CHA-CBD-CGD-O2D
8	H	408[B]	BCL	CHA-CBD-CGD-O1D
8	H	408[B]	BCL	CHA-CBD-CGD-O2D
8	I	406	BCL	CHA-CBD-CGD-O1D
8	I	406	BCL	CHA-CBD-CGD-O2D
8	I	407	BCL	CHA-CBD-CGD-O1D
8	I	407	BCL	CHA-CBD-CGD-O2D
8	I	408[B]	BCL	CHA-CBD-CGD-O1D
8	I	408[B]	BCL	CHA-CBD-CGD-O2D
8	I	409[B]	BCL	CHA-CBD-CGD-O1D
8	I	409[B]	BCL	CHA-CBD-CGD-O2D
8	J	406	BCL	CHA-CBD-CGD-O1D
8	J	406	BCL	CHA-CBD-CGD-O2D
8	J	407	BCL	CHA-CBD-CGD-O1D
8	J	407	BCL	CHA-CBD-CGD-O2D
8	a	805	BCL	CHA-CBD-CGD-O1D
8	a	805	BCL	CHA-CBD-CGD-O2D
8	a	809[B]	BCL	CHA-CBD-CGD-O1D
8	a	815	BCL	CHA-CBD-CGD-O1D
11	A	819	IKV	O9-C18-C19-O3
11	a	819	IKV	O9-C18-C19-O3
9	A	816	F39	C30-C31-C33-C34
6	a	801	GS0	C8-C10-C11-C12
7	A	802	CLA	O1A-CGA-O2A-C1
7	a	802	CLA	O1A-CGA-O2A-C1
8	A	815	BCL	O1A-CGA-O2A-C1
8	a	815	BCL	O1A-CGA-O2A-C1
10	A	817	LHG	O1-C1-C2-O2
7	A	803	CLA	C11-C12-C13-C14
7	a	803	CLA	C11-C12-C13-C14
10	A	818	LHG	C34-C35-C36-C37
9	a	816	F39	C65-C62-C64-C63
10	a	817	LHG	O1-C1-C2-C3

Continued on next page...

Continued from previous page...

Mol	Chain	Res	Type	Atoms
8	A	815	BCL	C1A-C2A-CAA-CBA
8	E	402	BCL	C1A-C2A-CAA-CBA
8	F	402	BCL	C1A-C2A-CAA-CBA
8	H	402	BCL	C1A-C2A-CAA-CBA
8	I	402	BCL	C1A-C2A-CAA-CBA
8	a	815	BCL	C1A-C2A-CAA-CBA
8	E	402	BCL	C16-C17-C18-C20
8	F	402	BCL	C16-C17-C18-C20
8	H	402	BCL	C16-C17-C18-C20
8	I	402	BCL	C16-C17-C18-C20
10	A	817	LHG	C4-O6-P-O5
10	A	818	LHG	C3-O3-P-O5
10	A	818	LHG	C4-O6-P-O4
10	A	818	LHG	C4-O6-P-O5
10	a	817	LHG	C3-O3-P-O4
10	a	818	LHG	C3-O3-P-O4
10	a	818	LHG	C4-O6-P-O4
8	a	805	BCL	C16-C17-C18-C19
10	A	817	LHG	C19-C20-C21-C22
10	a	818	LHG	C9-C10-C11-C12
8	E	401	BCL	C15-C16-C17-C18
8	H	401	BCL	C15-C16-C17-C18
8	J	401	BCL	C15-C16-C17-C18
8	A	810	BCL	C3-C5-C6-C7
8	J	407	BCL	C3-C5-C6-C7
8	a	810	BCL	C3-C5-C6-C7
8	F	401	BCL	C15-C16-C17-C18
8	G	401	BCL	C15-C16-C17-C18
8	I	401	BCL	C15-C16-C17-C18
7	A	802	CLA	C16-C17-C18-C19
8	A	815	BCL	CAD-CBD-CGD-O1D
8	a	815	BCL	CAD-CBD-CGD-O1D
9	a	816	F39	C14-C13-O2-C11
8	G	406	BCL	C3-C5-C6-C7
11	A	819	IKV	C2-C3-C4-C5
7	a	802	CLA	C16-C17-C18-C19
7	A	802	CLA	C11-C12-C13-C15
7	a	802	CLA	C11-C12-C13-C15
8	A	805	BCL	C11-C12-C13-C15
8	A	808	BCL	C11-C10-C8-C7
8	A	810	BCL	C12-C13-C15-C16
8	A	815	BCL	C2C-C3C-CAC-CBC

Continued on next page...

Continued from previous page...

Mol	Chain	Res	Type	Atoms
8	E	402	BCL	C11-C10-C8-C7
8	F	402	BCL	C6-C7-C8-C10
8	F	402	BCL	C11-C10-C8-C7
8	H	402	BCL	C6-C7-C8-C10
8	H	402	BCL	C11-C10-C8-C7
8	I	402	BCL	C6-C7-C8-C10
8	I	402	BCL	C11-C10-C8-C7
8	a	808	BCL	C11-C10-C8-C7
8	a	810	BCL	C12-C13-C15-C16
8	a	814	BCL	C11-C12-C13-C15
8	a	815	BCL	C2C-C3C-CAC-CBC
10	a	818	LHG	O6-C4-C5-O7
9	a	816	F39	O2-C13-C14-C18
11	A	819	IKV	C17-C18-C19-O3
11	a	819	IKV	C17-C18-C19-O3
10	A	817	LHG	O7-C5-C6-O8
7	A	802	CLA	C11-C12-C13-C14
7	a	802	CLA	C11-C12-C13-C14
8	E	402	BCL	C6-C7-C8-C9
8	F	402	BCL	C6-C7-C8-C9
8	H	402	BCL	C6-C7-C8-C9
8	I	402	BCL	C6-C7-C8-C9
8	a	806	BCL	C11-C10-C8-C9
8	E	409	BCL	C5-C6-C7-C8
8	J	402	BCL	C5-C6-C7-C8
8	A	815	BCL	C2A-CAA-CBA-CGA
8	a	815	BCL	C2A-CAA-CBA-CGA
8	E	404	BCL	C2-C1-O2A-CGA
8	F	404	BCL	C2-C1-O2A-CGA
8	G	403	BCL	C2-C1-O2A-CGA
8	H	404	BCL	C2-C1-O2A-CGA
8	I	404	BCL	C2-C1-O2A-CGA
8	J	404	BCL	C2-C1-O2A-CGA
8	H	406	BCL	C2-C3-C5-C6
8	I	406	BCL	C2-C3-C5-C6
8	a	805	BCL	C10-C11-C12-C13
9	A	816	F39	C26-C28-C29-C30
10	A	817	LHG	C4-C5-C6-O8
8	E	406	BCL	C2-C3-C5-C6
8	E	409	BCL	C6-C7-C8-C10
8	F	406	BCL	C2-C3-C5-C6
8	G	405	BCL	C2-C3-C5-C6

Continued on next page...

Continued from previous page...

Mol	Chain	Res	Type	Atoms
8	J	402	BCL	C6-C7-C8-C10
8	J	406	BCL	C2-C3-C5-C6
8	A	810	BCL	C14-C13-C15-C16
8	E	402	BCL	C14-C13-C15-C16
8	F	402	BCL	C14-C13-C15-C16
8	H	402	BCL	C14-C13-C15-C16
8	I	402	BCL	C14-C13-C15-C16
8	a	810	BCL	C14-C13-C15-C16
8	a	811	BCL	C11-C12-C13-C14
8	a	814	BCL	C11-C12-C13-C14
9	A	816	F39	C42-C44-C51-C57
7	A	802	CLA	C16-C17-C18-C20
7	a	802	CLA	C16-C17-C18-C20
10	A	817	LHG	C11-C10-C9-C8
8	A	812	BCL	C10-C11-C12-C13
8	A	815	BCL	C10-C11-C12-C13
8	a	815	BCL	C10-C11-C12-C13
9	a	816	F39	C30-C31-C33-C34
8	A	809[B]	BCL	C2A-CAA-CBA-CGA
8	a	809[B]	BCL	C2A-CAA-CBA-CGA
8	E	402	BCL	C4-C3-C5-C6
8	F	402	BCL	C4-C3-C5-C6
8	H	402	BCL	C4-C3-C5-C6
8	I	402	BCL	C4-C3-C5-C6
11	A	819	IKV	C12-C13-C14-C15
8	A	807	BCL	C8-C10-C11-C12
10	a	817	LHG	C31-C32-C33-C34
8	a	807	BCL	C8-C10-C11-C12
7	A	803	CLA	C2A-CAA-CBA-CGA
7	a	803	CLA	C2A-CAA-CBA-CGA
10	A	818	LHG	C11-C10-C9-C8
8	A	814	BCL	C3A-C2A-CAA-CBA
8	a	814	BCL	C3A-C2A-CAA-CBA
7	A	802	CLA	C10-C11-C12-C13
7	a	802	CLA	C10-C11-C12-C13
8	A	810	BCL	CAA-CBA-CGA-O2A
8	a	810	BCL	CAA-CBA-CGA-O2A
10	a	817	LHG	C30-C31-C32-C33
8	A	808	BCL	C11-C10-C8-C9
8	E	403	BCL	C11-C12-C13-C14
8	F	403	BCL	C11-C12-C13-C14
8	G	402	BCL	C11-C12-C13-C14

Continued on next page...

Continued from previous page...

Mol	Chain	Res	Type	Atoms
8	H	403	BCL	C11-C12-C13-C14
8	I	403	BCL	C11-C12-C13-C14
8	J	403	BCL	C11-C12-C13-C14
8	a	808	BCL	C11-C10-C8-C9
8	A	814	BCL	C16-C17-C18-C20
8	E	408[B]	BCL	C1A-C2A-CAA-CBA
8	F	408[B]	BCL	C1A-C2A-CAA-CBA
8	F	409[B]	BCL	C1A-C2A-CAA-CBA
8	H	408[B]	BCL	C1A-C2A-CAA-CBA
8	I	408[B]	BCL	C1A-C2A-CAA-CBA
8	I	409[B]	BCL	C1A-C2A-CAA-CBA
7	A	803	CLA	C11-C12-C13-C15
7	a	803	CLA	C11-C12-C13-C15
8	a	811	BCL	C11-C12-C13-C15
10	A	818	LHG	C11-C12-C13-C14
8	E	402	BCL	C10-C11-C12-C13
8	F	402	BCL	C10-C11-C12-C13
8	I	402	BCL	C10-C11-C12-C13
8	H	402	BCL	C10-C11-C12-C13
10	a	817	LHG	O6-C4-C5-C6
8	A	811	BCL	C8-C10-C11-C12
9	A	816	F39	C37-C39-C40-C41
11	a	819	IKV	C7-C8-C9-C10
8	a	808	BCL	C13-C15-C16-C17
8	A	805	BCL	C2-C1-O2A-CGA
8	E	407	BCL	C2-C1-O2A-CGA
8	F	407	BCL	C2-C1-O2A-CGA
8	H	407	BCL	C2-C1-O2A-CGA
8	I	407	BCL	C2-C1-O2A-CGA
8	A	815	BCL	C6-C7-C8-C9
8	a	815	BCL	C6-C7-C8-C9
8	A	808	BCL	C13-C15-C16-C17
10	a	817	LHG	O10-C23-O8-C6
8	A	807	BCL	C4C-C3C-CAC-CBC
9	a	816	F39	C17-C13-O2-C11
7	a	803	CLA	C16-C17-C18-C20
8	A	807	BCL	CAA-CBA-CGA-O2A
7	A	803	CLA	C16-C17-C18-C20
8	a	807	BCL	CAA-CBA-CGA-O2A
10	a	817	LHG	C24-C23-O8-C6
11	a	819	IKV	C6-C7-C8-C9
8	A	805	BCL	C11-C12-C13-C14

Continued on next page...

Continued from previous page...

Mol	Chain	Res	Type	Atoms
8	A	811	BCL	C11-C12-C13-C14
8	I	402	BCL	C11-C10-C8-C9
8	A	809[B]	BCL	CAD-CBD-CGD-O2D
8	a	809[B]	BCL	CAD-CBD-CGD-O2D
10	A	818	LHG	C6-C5-O7-C7
8	A	813	BCL	C8-C10-C11-C12
8	a	813	BCL	C8-C10-C11-C12
8	G	406	BCL	C10-C11-C12-C13
11	A	819	IKV	O9-C26-C27-C28
11	a	819	IKV	O9-C26-C27-C28
8	J	407	BCL	C10-C11-C12-C13
8	E	401	BCL	CAA-CBA-CGA-O2A
8	E	404	BCL	CAA-CBA-CGA-O2A
8	E	405	BCL	CAA-CBA-CGA-O2A
8	F	401	BCL	CAA-CBA-CGA-O2A
8	F	405	BCL	CAA-CBA-CGA-O2A
8	G	401	BCL	CAA-CBA-CGA-O2A
8	G	403	BCL	CAA-CBA-CGA-O2A
8	G	404	BCL	CAA-CBA-CGA-O2A
8	H	401	BCL	CAA-CBA-CGA-O2A
8	H	404	BCL	CAA-CBA-CGA-O2A
8	H	405	BCL	CAA-CBA-CGA-O2A
8	I	401	BCL	CAA-CBA-CGA-O2A
8	I	404	BCL	CAA-CBA-CGA-O2A
8	I	405	BCL	CAA-CBA-CGA-O2A
8	J	401	BCL	CAA-CBA-CGA-O2A
8	J	404	BCL	CAA-CBA-CGA-O2A
8	J	405	BCL	CAA-CBA-CGA-O2A
10	a	818	LHG	O8-C23-C24-C25
8	F	404	BCL	CAA-CBA-CGA-O2A
8	E	409	BCL	C16-C17-C18-C19
8	J	402	BCL	C16-C17-C18-C19
11	a	819	IKV	C11-C12-C13-C14
8	A	807	BCL	O2A-C1-C2-C3
8	a	807	BCL	O2A-C1-C2-C3
8	A	811	BCL	CAA-CBA-CGA-O2A
8	a	811	BCL	CAA-CBA-CGA-O2A
11	A	819	IKV	C1-C2-C3-C4
6	A	801	GS0	CHA-CBD-CGD-O1D
6	a	801	GS0	CHA-CBD-CGD-O1D
8	A	809[B]	BCL	CHA-CBD-CGD-O2D
8	A	813	BCL	CHA-CBD-CGD-O2D

Continued on next page...

Continued from previous page...

Mol	Chain	Res	Type	Atoms
8	A	815	BCL	CHA-CBD-CGD-O2D
8	E	401	BCL	CHA-CBD-CGD-O1D
8	E	401	BCL	CHA-CBD-CGD-O2D
8	E	405	BCL	CHA-CBD-CGD-O1D
8	E	405	BCL	CHA-CBD-CGD-O2D
8	F	401	BCL	CHA-CBD-CGD-O1D
8	F	401	BCL	CHA-CBD-CGD-O2D
8	F	405	BCL	CHA-CBD-CGD-O1D
8	F	405	BCL	CHA-CBD-CGD-O2D
8	G	401	BCL	CHA-CBD-CGD-O1D
8	G	401	BCL	CHA-CBD-CGD-O2D
8	G	404	BCL	CHA-CBD-CGD-O1D
8	G	404	BCL	CHA-CBD-CGD-O2D
8	H	401	BCL	CHA-CBD-CGD-O1D
8	H	401	BCL	CHA-CBD-CGD-O2D
8	H	405	BCL	CHA-CBD-CGD-O1D
8	H	405	BCL	CHA-CBD-CGD-O2D
8	I	401	BCL	CHA-CBD-CGD-O1D
8	I	401	BCL	CHA-CBD-CGD-O2D
8	I	405	BCL	CHA-CBD-CGD-O1D
8	I	405	BCL	CHA-CBD-CGD-O2D
8	J	401	BCL	CHA-CBD-CGD-O1D
8	J	401	BCL	CHA-CBD-CGD-O2D
8	J	405	BCL	CHA-CBD-CGD-O1D
8	J	405	BCL	CHA-CBD-CGD-O2D
8	a	809[B]	BCL	CHA-CBD-CGD-O2D
8	a	813	BCL	CHA-CBD-CGD-O2D
8	a	815	BCL	CHA-CBD-CGD-O2D
9	A	816	F39	C18-C19-C20-C25
8	E	403	BCL	CAA-CBA-CGA-O2A
8	H	403	BCL	CAA-CBA-CGA-O2A
10	a	817	LHG	C32-C33-C34-C35
8	F	403	BCL	CAA-CBA-CGA-O2A
8	I	403	BCL	CAA-CBA-CGA-O2A
8	G	402	BCL	CAA-CBA-CGA-O2A
8	J	403	BCL	CAA-CBA-CGA-O2A
8	A	810	BCL	C6-C7-C8-C10
8	E	407	BCL	C2-C3-C5-C6
8	F	407	BCL	C2-C3-C5-C6
8	H	407	BCL	C2-C3-C5-C6
8	I	407	BCL	C2-C3-C5-C6
8	a	810	BCL	C6-C7-C8-C10

Continued on next page...

Continued from previous page...

Mol	Chain	Res	Type	Atoms
8	A	814	BCL	C16-C17-C18-C19
8	E	402	BCL	C11-C10-C8-C9
8	F	402	BCL	C11-C10-C8-C9
8	H	402	BCL	C11-C10-C8-C9
8	a	806	BCL	C11-C12-C13-C14
8	a	810	BCL	C6-C7-C8-C9
8	J	404	BCL	CAA-CBA-CGA-O1A
8	E	404	BCL	CAA-CBA-CGA-O1A
8	G	403	BCL	CAA-CBA-CGA-O1A
8	H	404	BCL	CAA-CBA-CGA-O1A
8	F	404	BCL	CAA-CBA-CGA-O1A
8	E	401	BCL	C2-C3-C5-C6
8	F	401	BCL	C2-C3-C5-C6
8	G	401	BCL	C2-C3-C5-C6
8	H	401	BCL	C2-C3-C5-C6
8	I	401	BCL	C2-C3-C5-C6
8	J	401	BCL	C2-C3-C5-C6
10	a	818	LHG	C17-C18-C19-C20
8	I	404	BCL	CAA-CBA-CGA-O1A
11	A	819	IKV	O10-C26-C27-C28
11	a	819	IKV	O10-C26-C27-C28
8	E	401	BCL	CAA-CBA-CGA-O1A
8	F	401	BCL	CAA-CBA-CGA-O1A
8	G	401	BCL	CAA-CBA-CGA-O1A
8	H	401	BCL	CAA-CBA-CGA-O1A
8	I	401	BCL	CAA-CBA-CGA-O1A
8	J	401	BCL	CAA-CBA-CGA-O1A
8	A	811	BCL	CAA-CBA-CGA-O1A
8	a	811	BCL	CAA-CBA-CGA-O1A
10	a	817	LHG	O8-C23-C24-C25
8	A	805	BCL	C2A-CAA-CBA-CGA
8	a	805	BCL	C2A-CAA-CBA-CGA
10	a	818	LHG	C27-C28-C29-C30
8	G	404	BCL	CAA-CBA-CGA-O1A
8	E	405	BCL	CAA-CBA-CGA-O1A
8	F	405	BCL	CAA-CBA-CGA-O1A
8	H	405	BCL	CAA-CBA-CGA-O1A
8	I	405	BCL	CAA-CBA-CGA-O1A
6	A	801	GS0	C13-C15-C16-C17
8	J	405	BCL	CAA-CBA-CGA-O1A
8	a	806	BCL	C8-C10-C11-C12
8	a	810	BCL	C13-C15-C16-C17

Continued on next page...

Continued from previous page...

Mol	Chain	Res	Type	Atoms
8	E	408[B]	BCL	CAA-CBA-CGA-O2A
8	F	408[B]	BCL	CAA-CBA-CGA-O2A
8	F	409[B]	BCL	CAA-CBA-CGA-O2A
8	H	408[B]	BCL	CAA-CBA-CGA-O2A
8	I	408[B]	BCL	CAA-CBA-CGA-O2A
8	I	409[B]	BCL	CAA-CBA-CGA-O2A
8	A	810	BCL	C13-C15-C16-C17
8	A	811	BCL	CAD-CBD-CGD-O1D
8	E	401	BCL	CAD-CBD-CGD-O1D
8	F	401	BCL	CAD-CBD-CGD-O1D
8	G	401	BCL	CAD-CBD-CGD-O1D
8	H	401	BCL	CAD-CBD-CGD-O1D
8	I	401	BCL	CAD-CBD-CGD-O1D
8	J	401	BCL	CAD-CBD-CGD-O1D
8	a	811	BCL	CAD-CBD-CGD-O1D
10	a	818	LHG	O10-C23-C24-C25
8	A	810	BCL	C6-C7-C8-C9
8	A	814	BCL	C11-C12-C13-C14
8	E	407	BCL	C11-C10-C8-C9
8	F	407	BCL	C11-C10-C8-C9
8	H	407	BCL	C11-C10-C8-C9
8	I	407	BCL	C11-C10-C8-C9
8	a	805	BCL	C15-C16-C17-C18
10	A	817	LHG	O8-C23-C24-C25
8	E	403	BCL	CAA-CBA-CGA-O1A
8	F	403	BCL	CAA-CBA-CGA-O1A
8	G	402	BCL	CAA-CBA-CGA-O1A
8	H	403	BCL	CAA-CBA-CGA-O1A
8	J	403	BCL	CAA-CBA-CGA-O1A
8	A	805	BCL	C4-C3-C5-C6
8	E	407	BCL	C4-C3-C5-C6
8	F	407	BCL	C4-C3-C5-C6
6	A	801	GS0	C12-C13-C15-C16
8	A	811	BCL	C11-C12-C13-C15
8	A	811	BCL	C12-C13-C15-C16
8	A	814	BCL	C12-C13-C15-C16
8	E	402	BCL	C2-C3-C5-C6
8	E	407	BCL	C6-C7-C8-C10
8	E	409	BCL	C12-C13-C15-C16
8	F	402	BCL	C2-C3-C5-C6
8	F	407	BCL	C6-C7-C8-C10
8	H	402	BCL	C2-C3-C5-C6

Continued on next page...

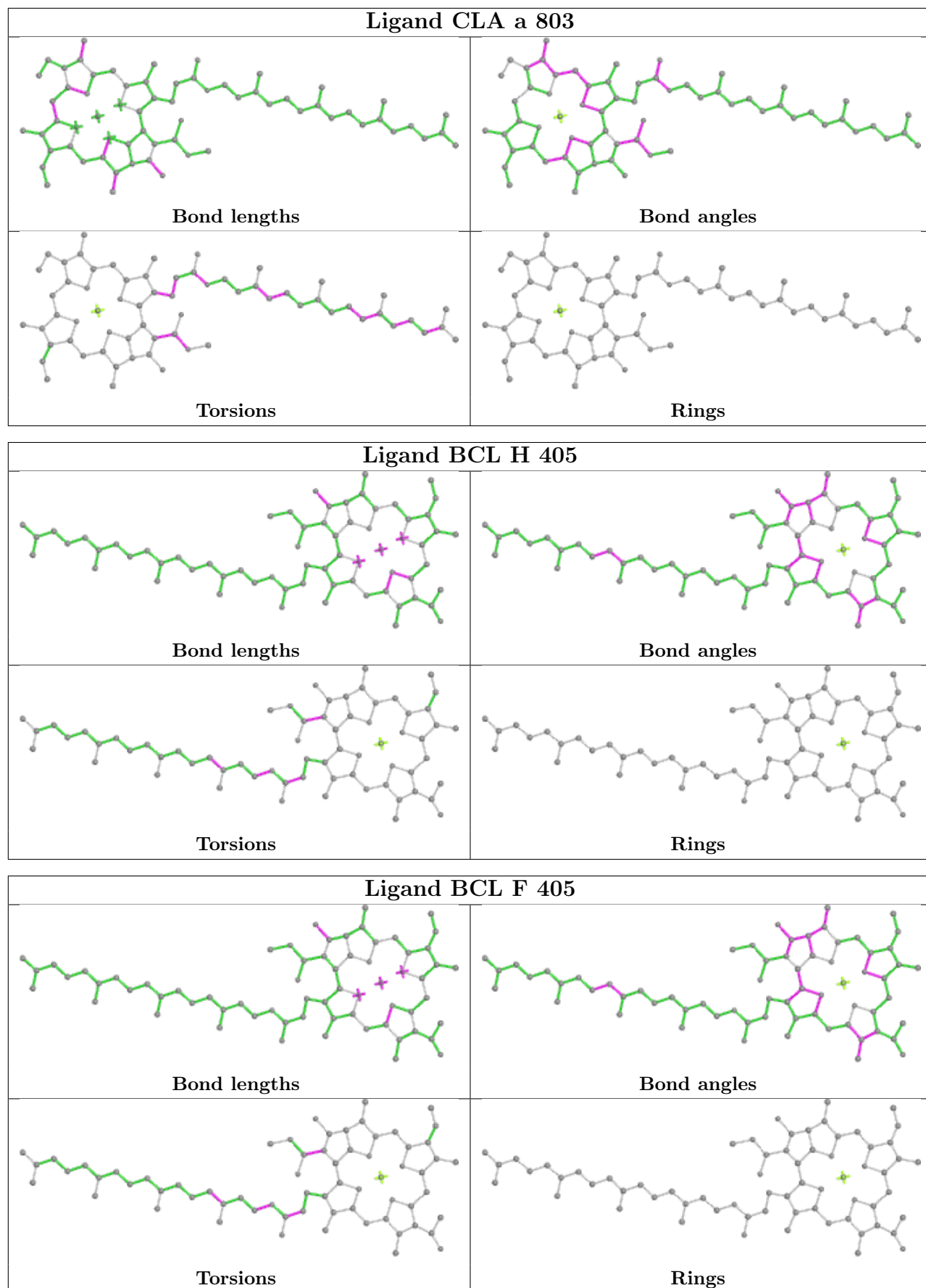
Continued from previous page...

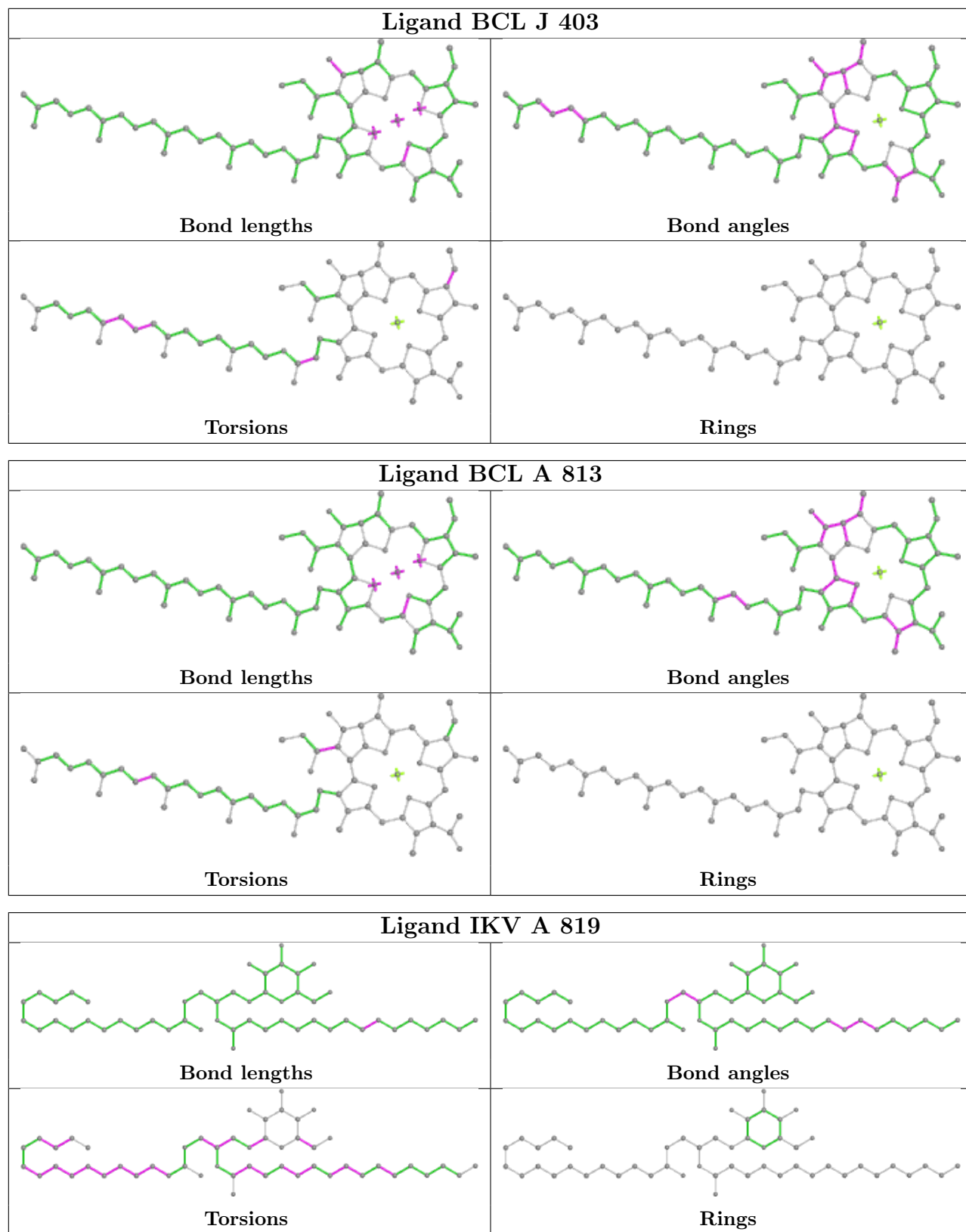
Mol	Chain	Res	Type	Atoms
8	H	407	BCL	C6-C7-C8-C10
8	I	402	BCL	C2-C3-C5-C6
8	I	407	BCL	C6-C7-C8-C10
8	J	402	BCL	C12-C13-C15-C16
8	I	403	BCL	CAA-CBA-CGA-O1A
10	a	817	LHG	O10-C23-C24-C25
8	F	402	BCL	CAA-CBA-CGA-O2A
8	I	402	BCL	CAA-CBA-CGA-O2A
8	E	408[B]	BCL	CAA-CBA-CGA-O1A
8	F	408[B]	BCL	CAA-CBA-CGA-O1A
8	F	409[B]	BCL	CAA-CBA-CGA-O1A
8	H	408[B]	BCL	CAA-CBA-CGA-O1A
8	I	408[B]	BCL	CAA-CBA-CGA-O1A
8	I	409[B]	BCL	CAA-CBA-CGA-O1A
8	E	402	BCL	CAA-CBA-CGA-O2A
8	H	402	BCL	CAA-CBA-CGA-O2A
10	A	818	LHG	O8-C23-C24-C25
8	A	810	BCL	C2A-CAA-CBA-CGA
8	a	810	BCL	C2A-CAA-CBA-CGA
8	A	815	BCL	C8-C10-C11-C12
8	a	815	BCL	C8-C10-C11-C12
8	H	407	BCL	C4-C3-C5-C6
8	I	407	BCL	C4-C3-C5-C6

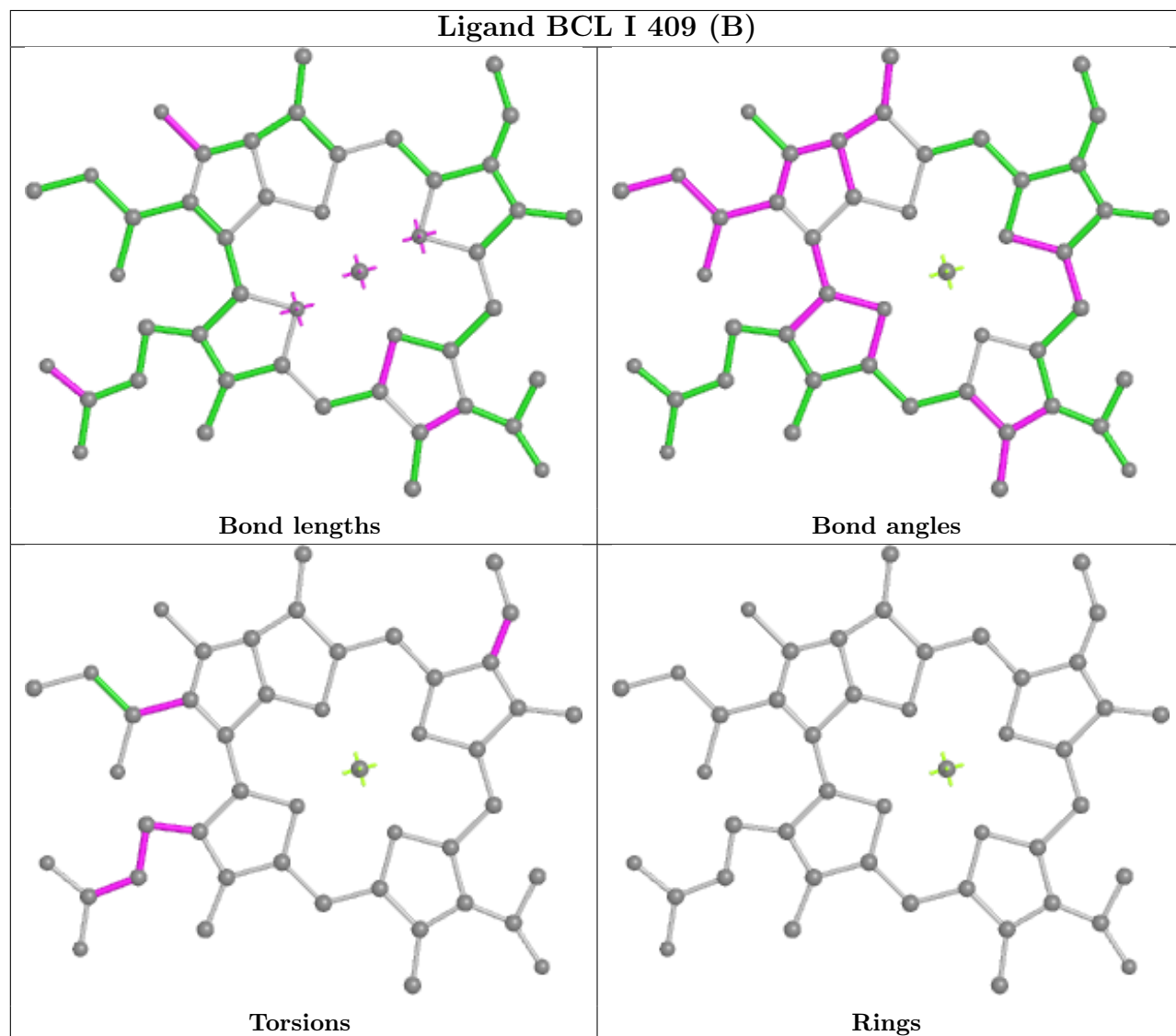
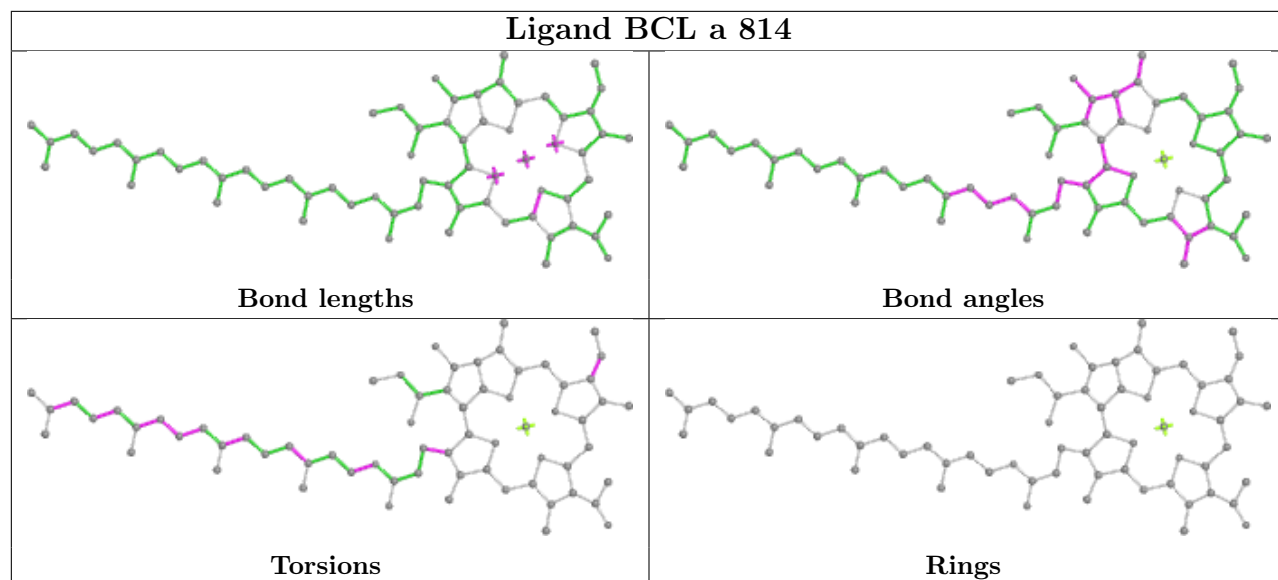
There are no ring outliers.

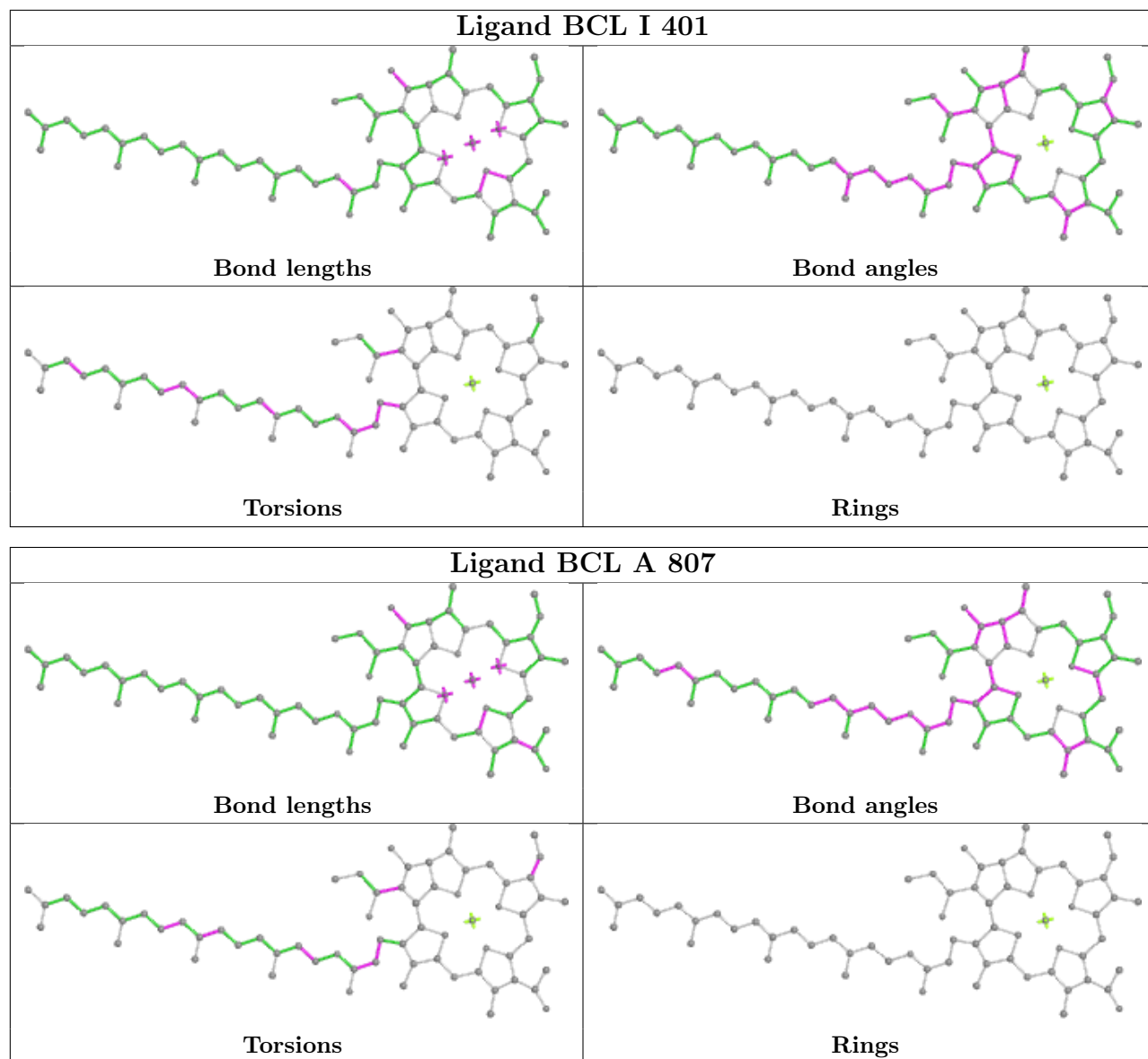
No monomer is involved in short contacts.

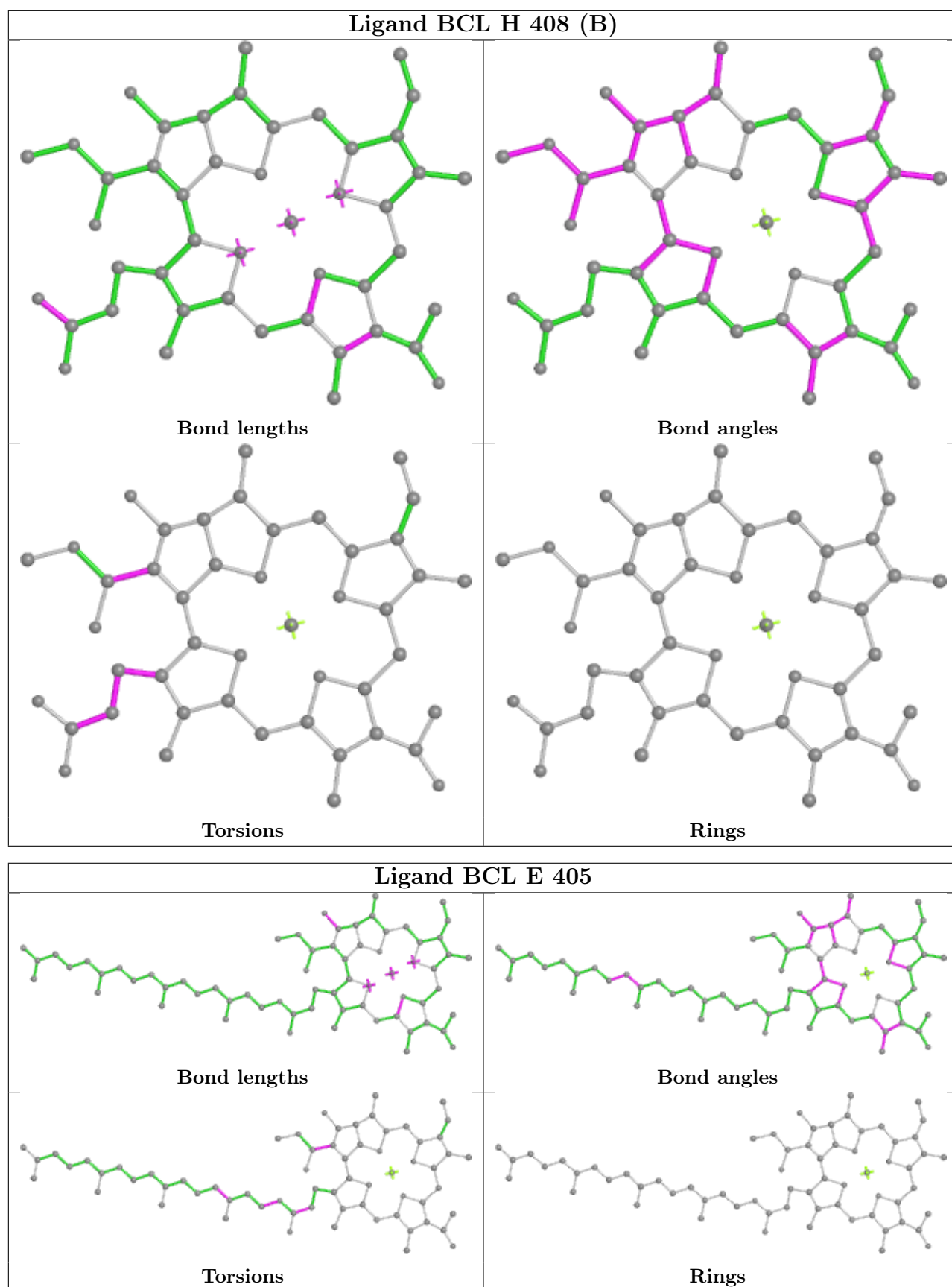
The following is a two-dimensional graphical depiction of Mogul quality analysis of bond lengths, bond angles, torsion angles, and ring geometry for all instances of the Ligand of Interest. In addition, ligands with molecular weight > 250 and outliers as shown on the validation Tables will also be included. For torsion angles, if less than 5% of the Mogul distribution of torsion angles is within 10 degrees of the torsion angle in question, then that torsion angle is considered an outlier. Any bond that is central to one or more torsion angles identified as an outlier by Mogul will be highlighted in the graph. For rings, the root-mean-square deviation (RMSD) between the ring in question and similar rings identified by Mogul is calculated over all ring torsion angles. If the average RMSD is greater than 60 degrees and the minimal RMSD between the ring in question and any Mogul-identified rings is also greater than 60 degrees, then that ring is considered an outlier. The outliers are highlighted in purple. The color gray indicates Mogul did not find sufficient equivalents in the CSD to analyse the geometry.

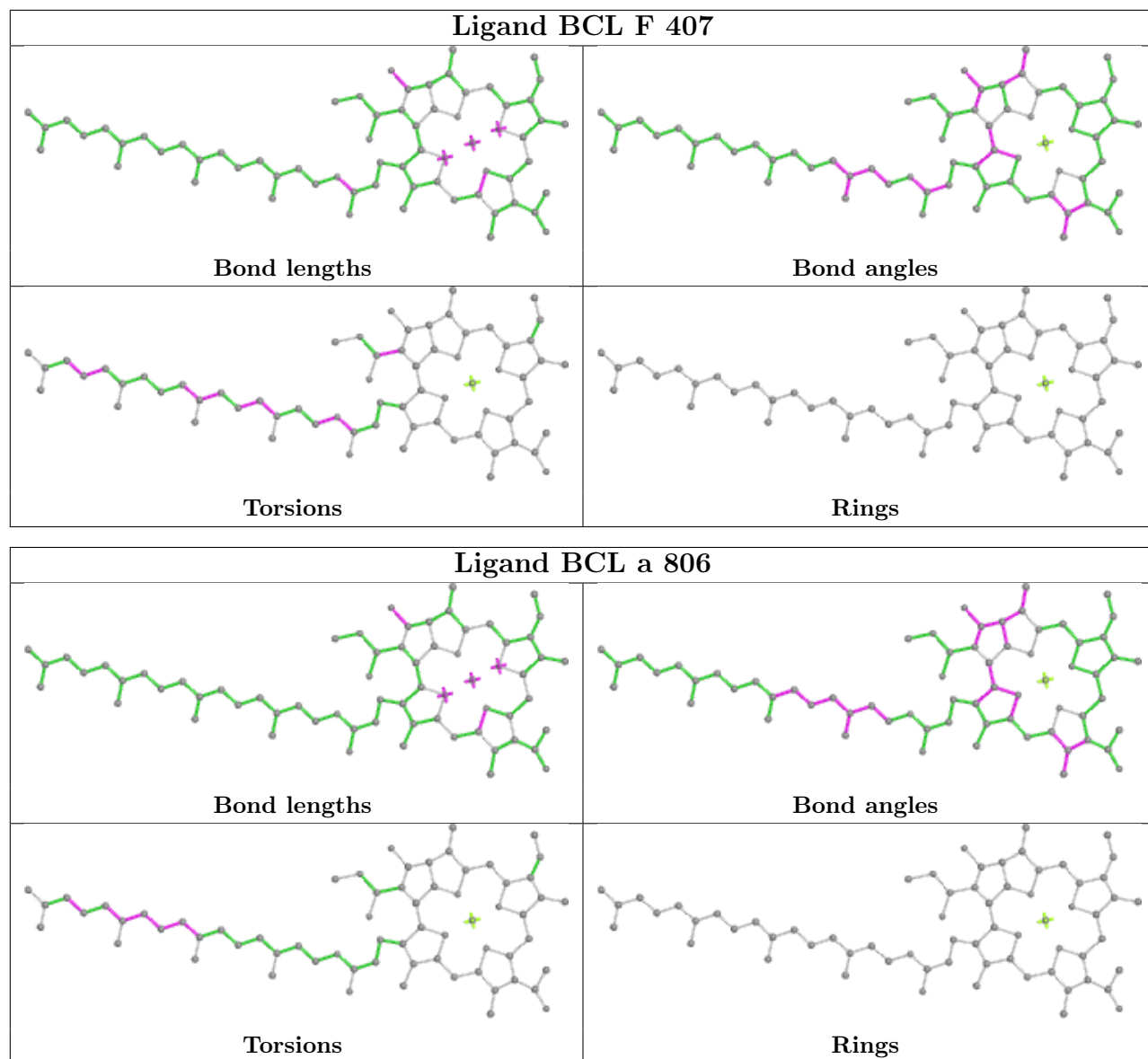


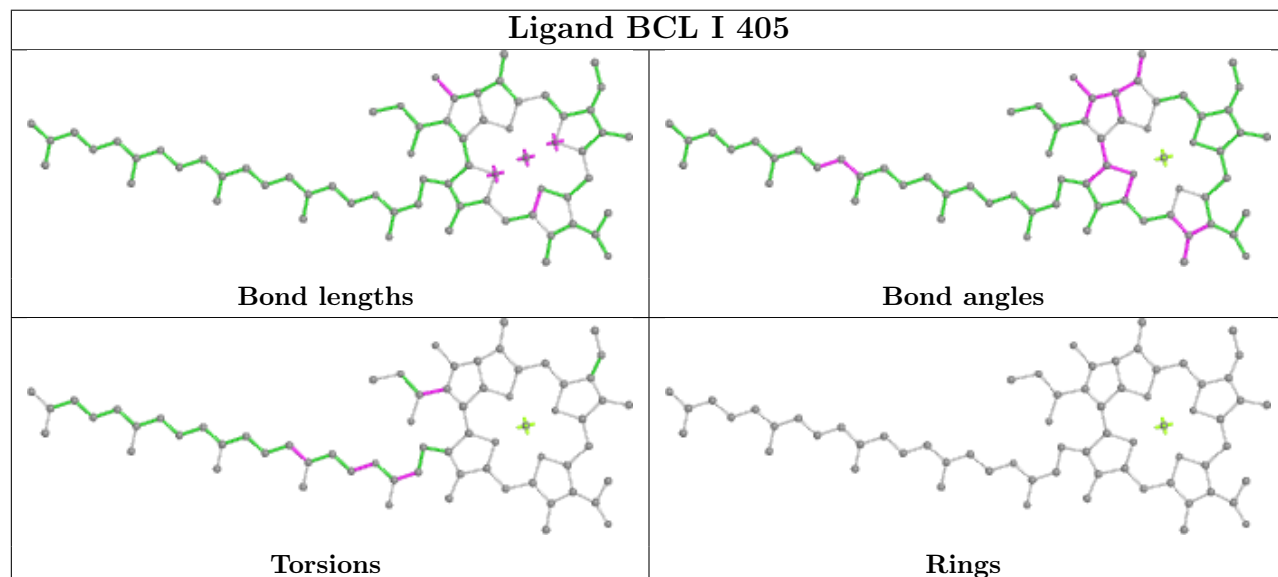
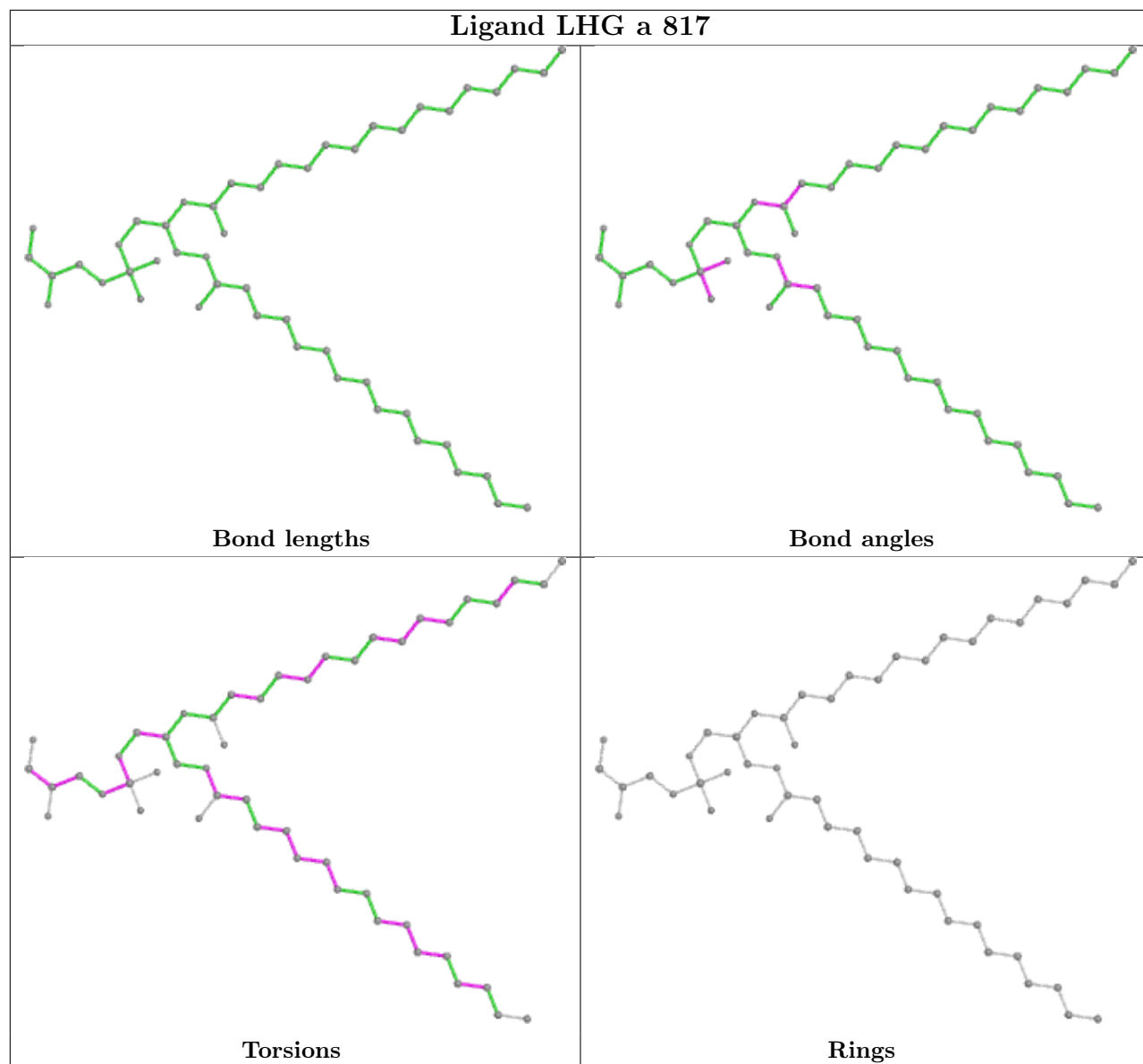


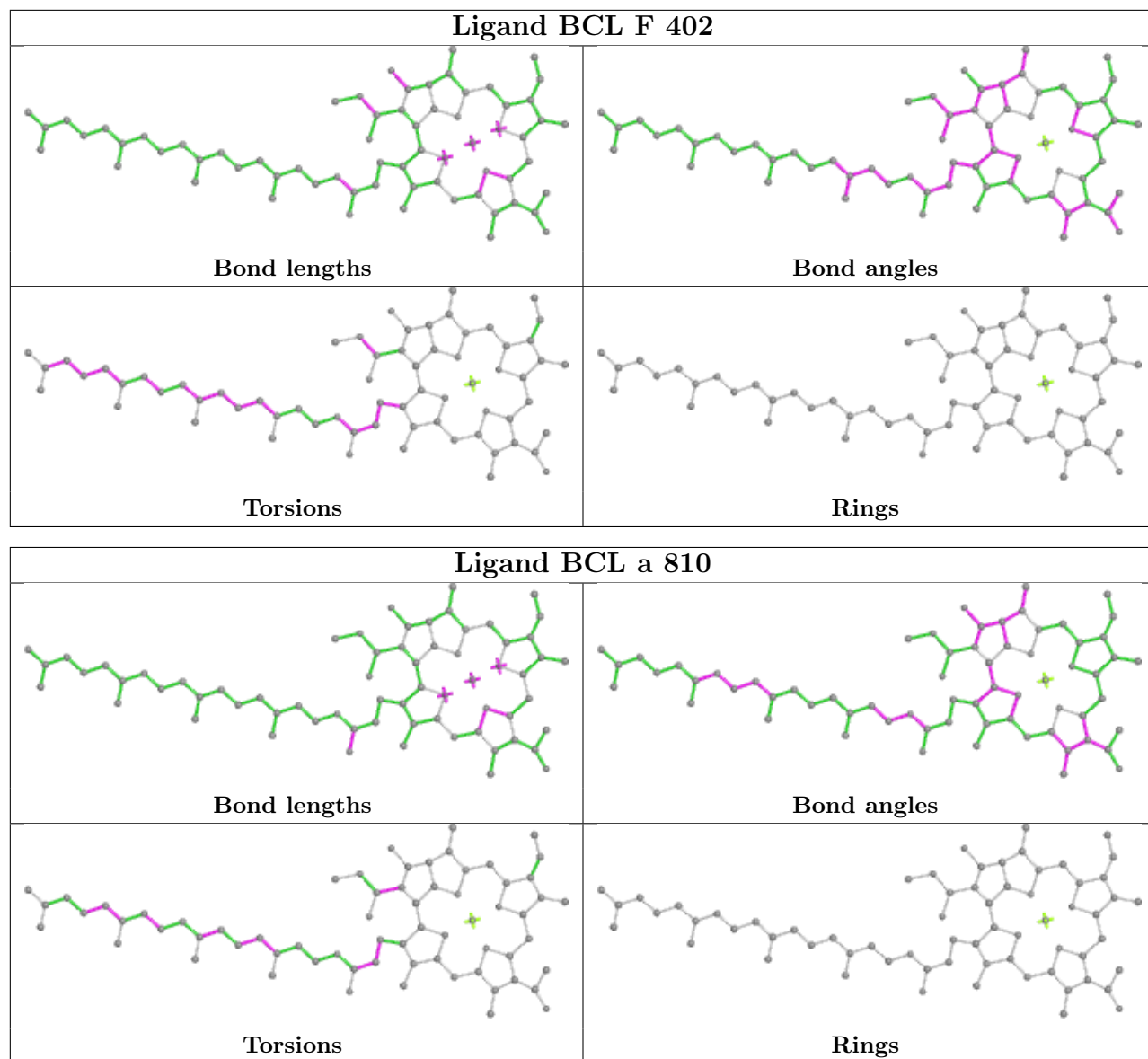


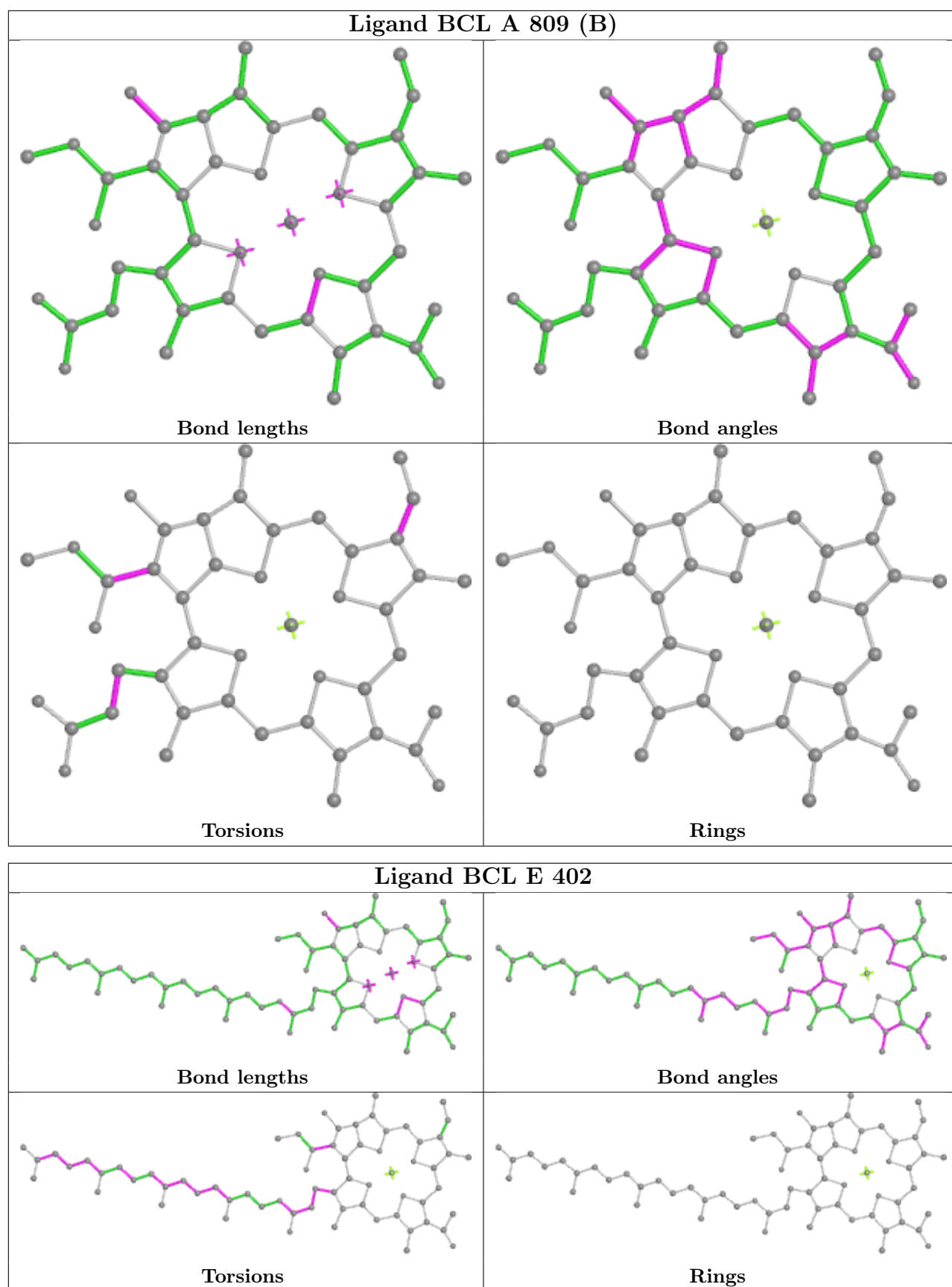


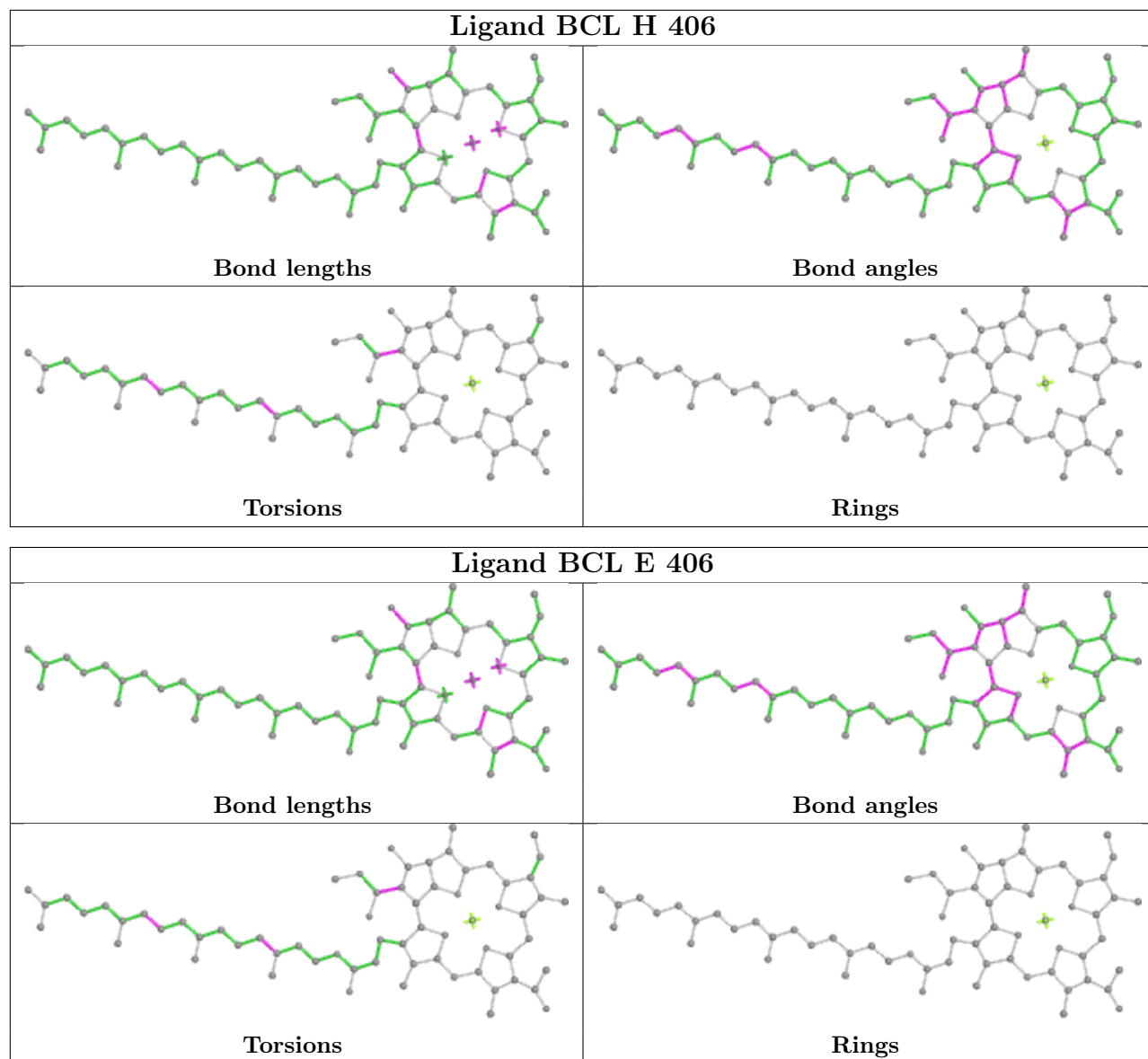


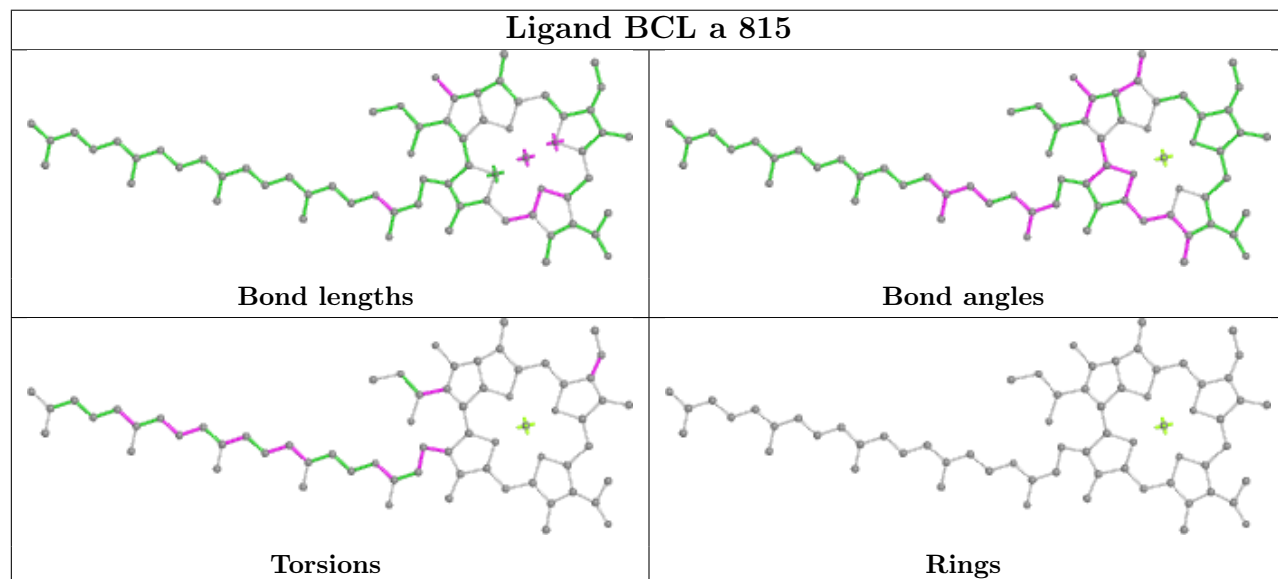
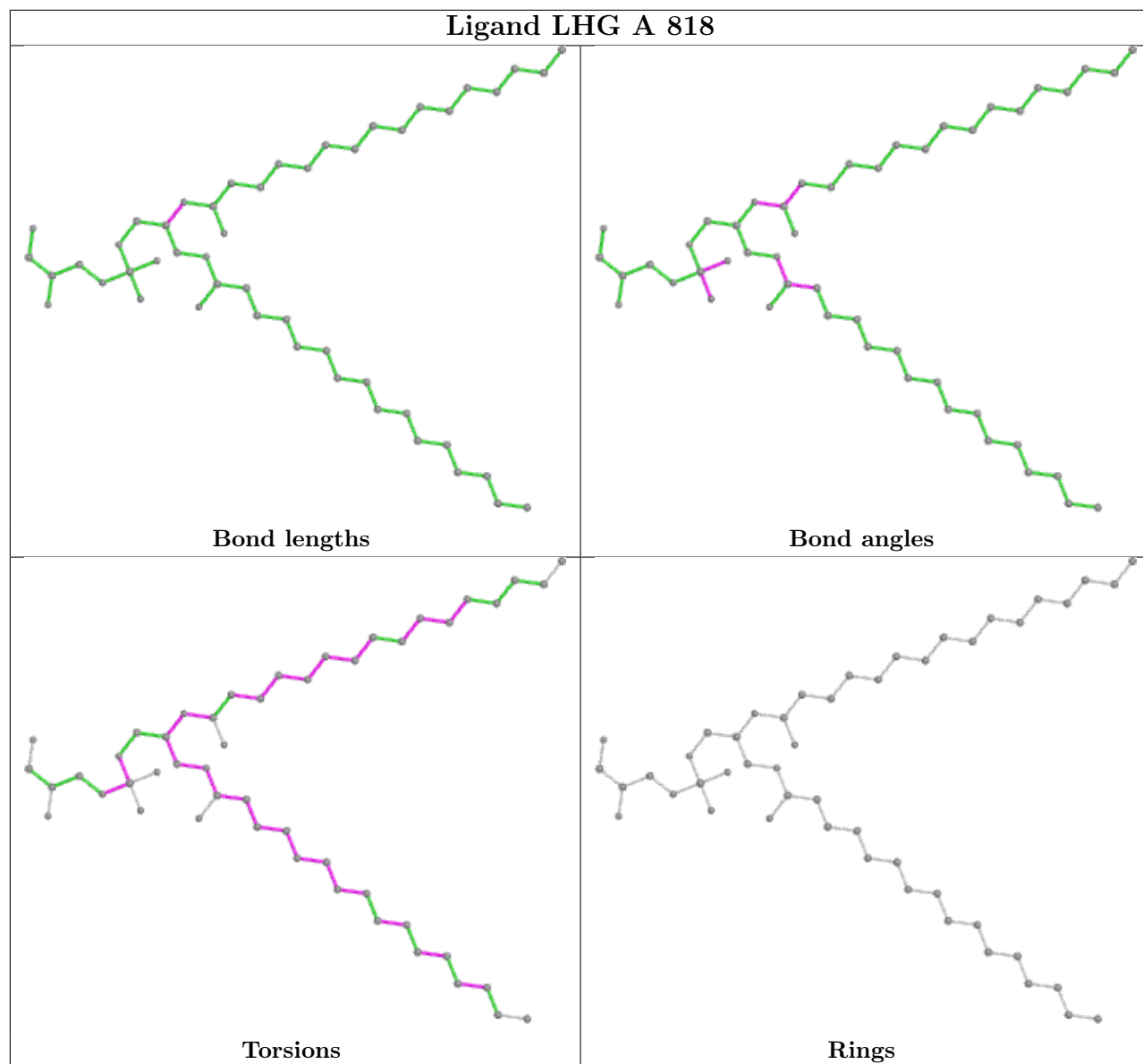


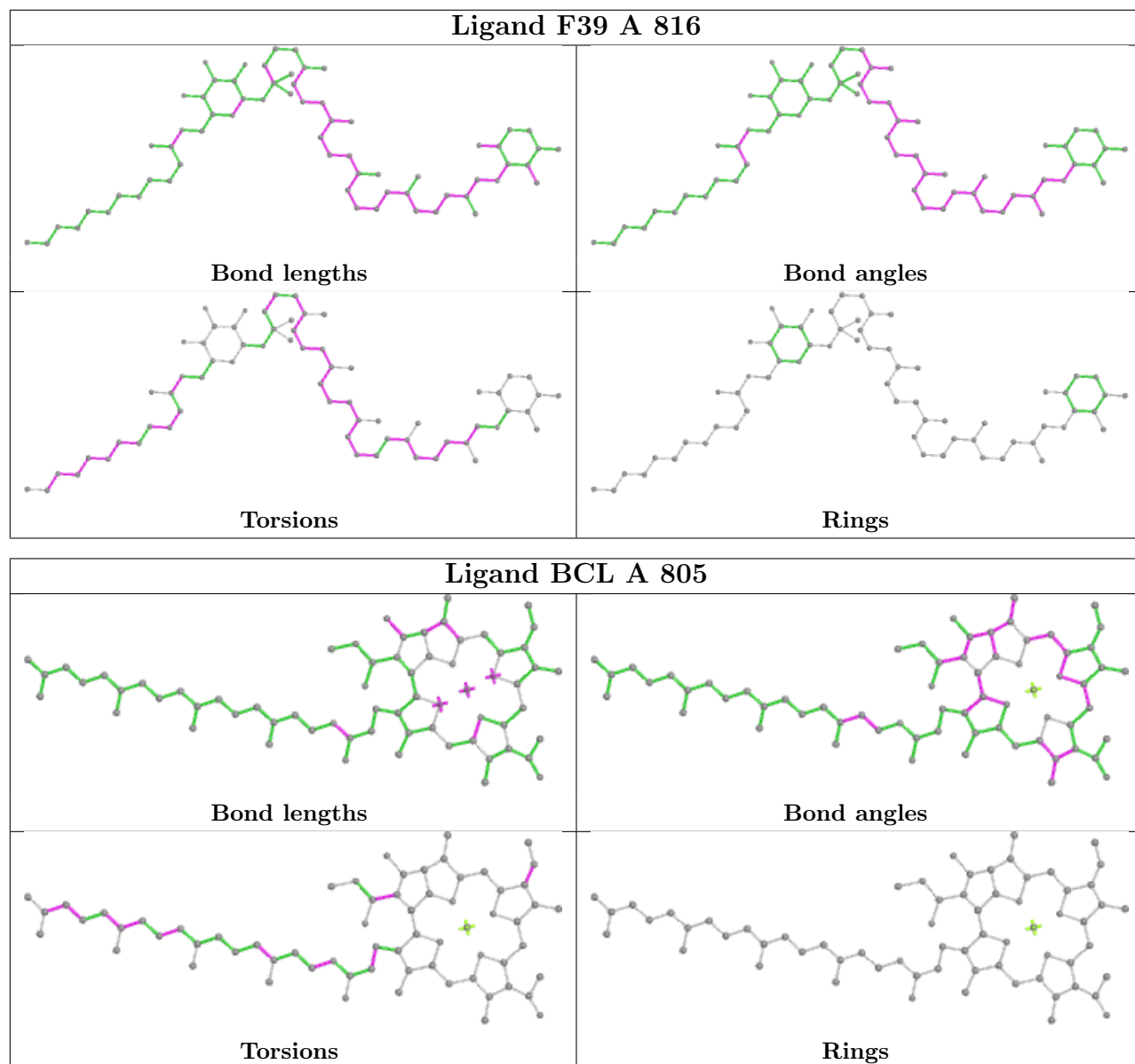


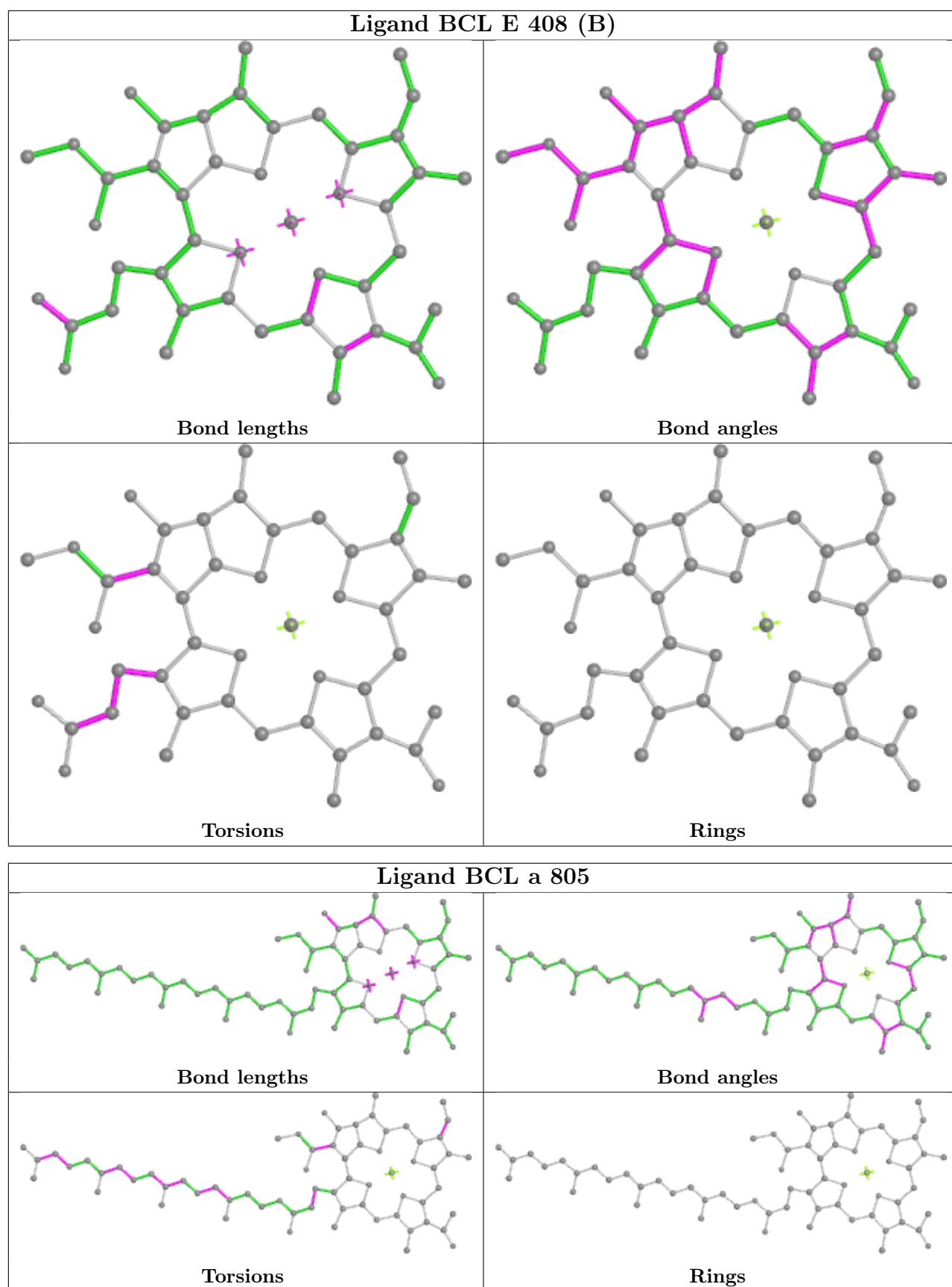


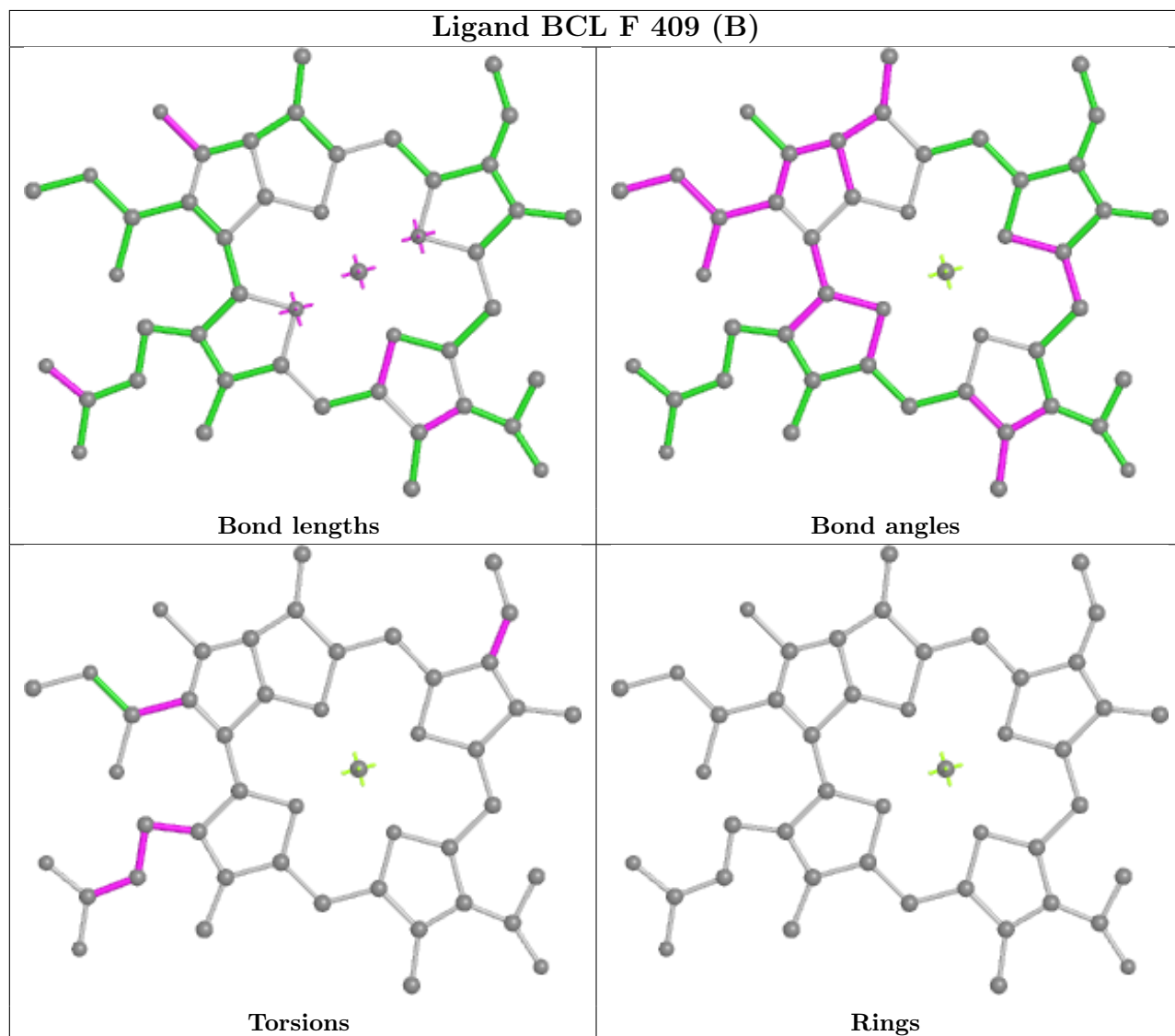
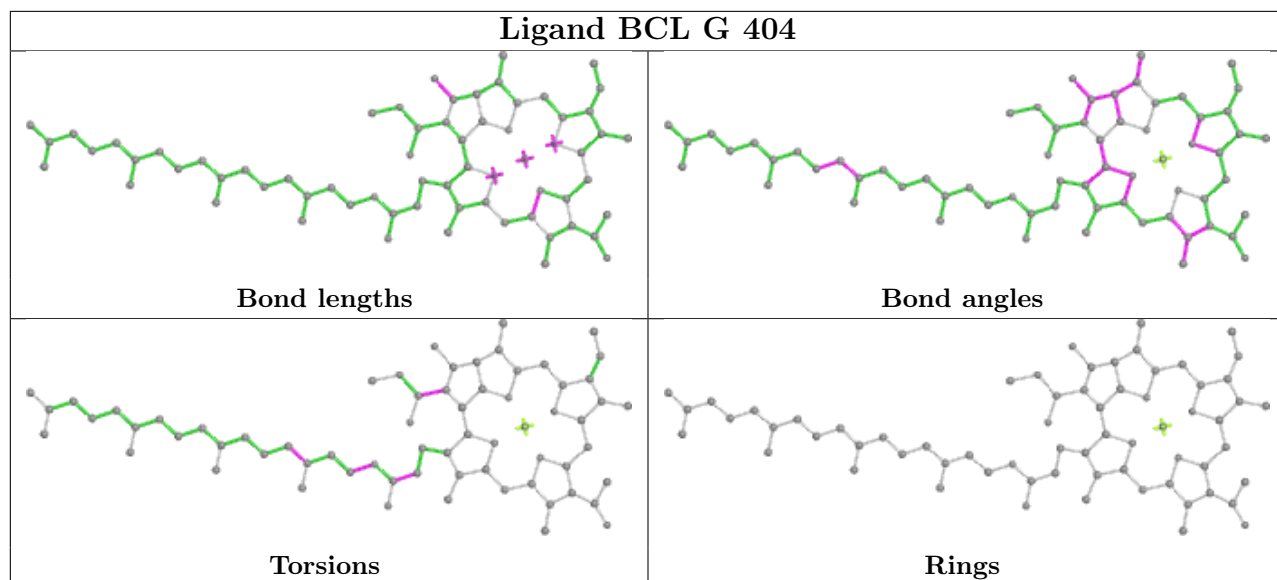


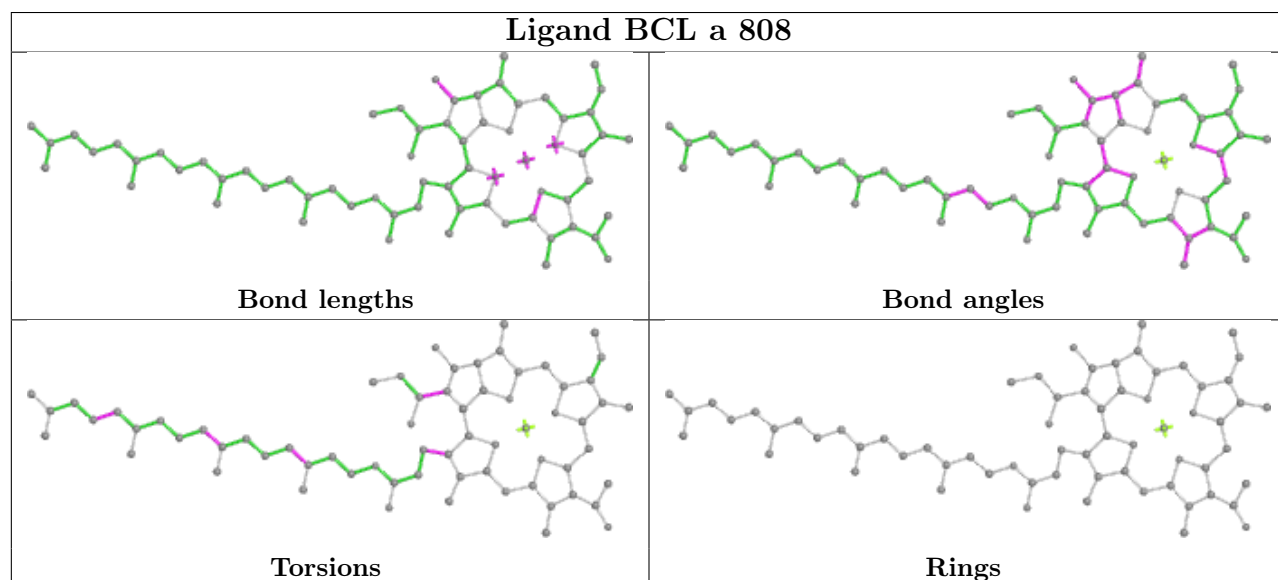
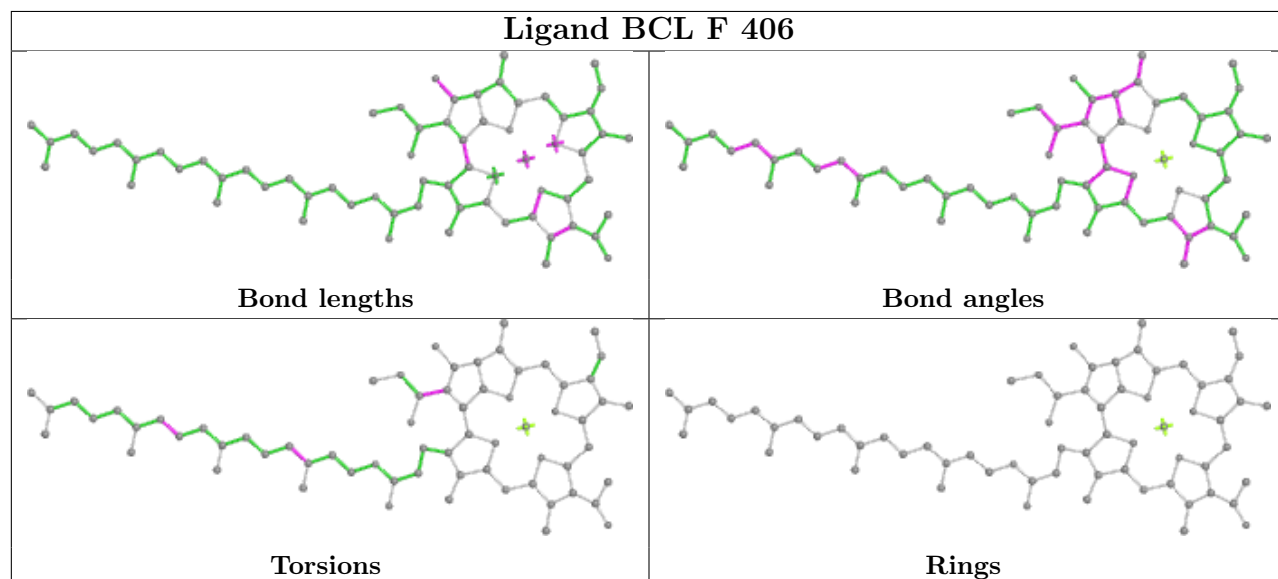
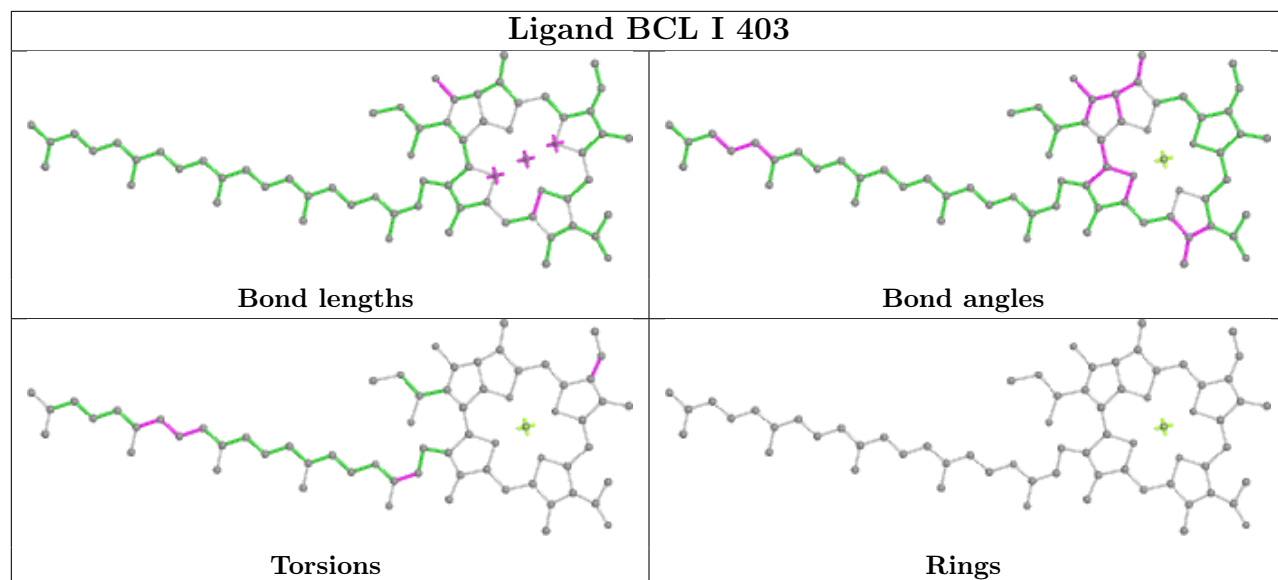


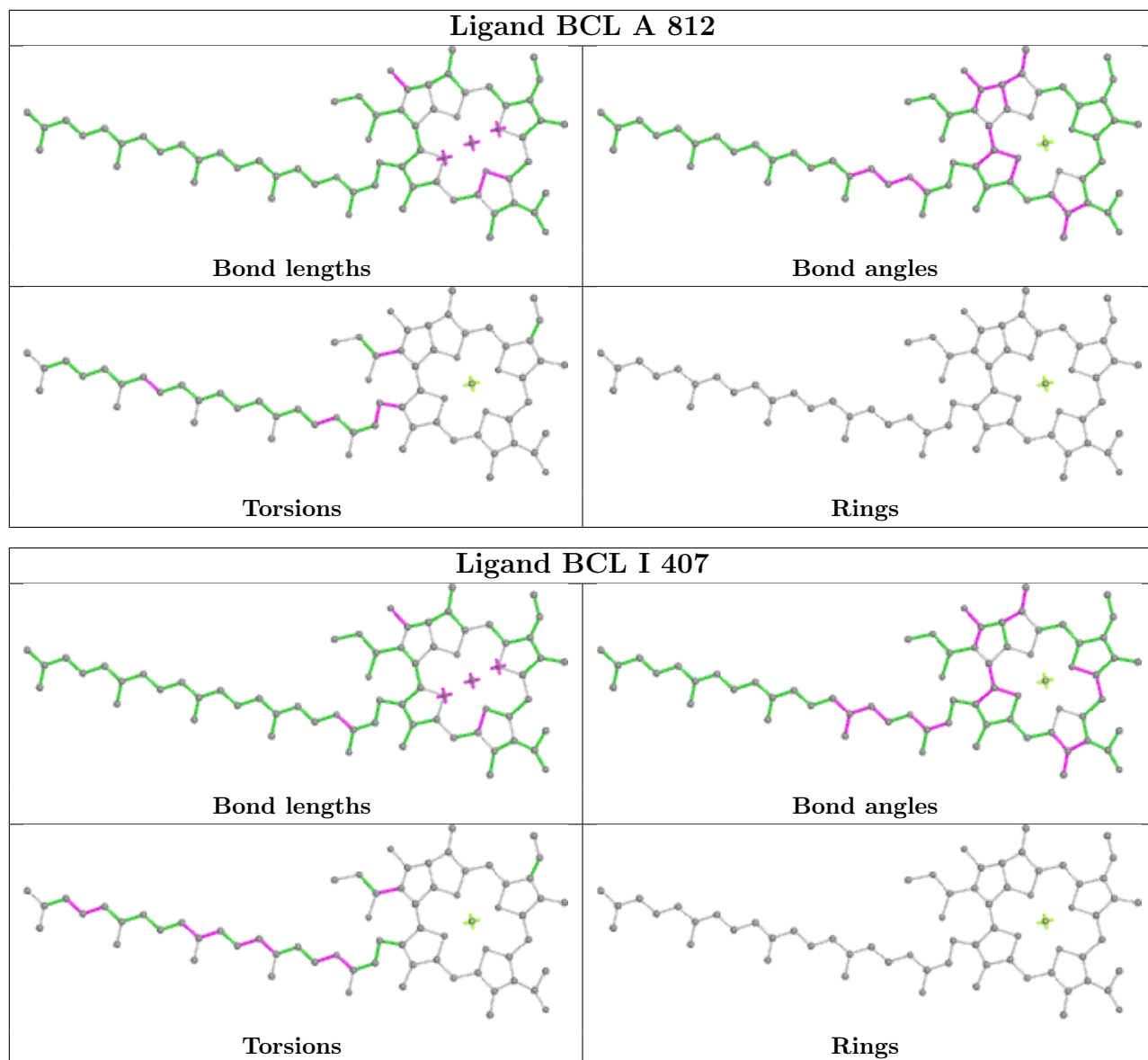


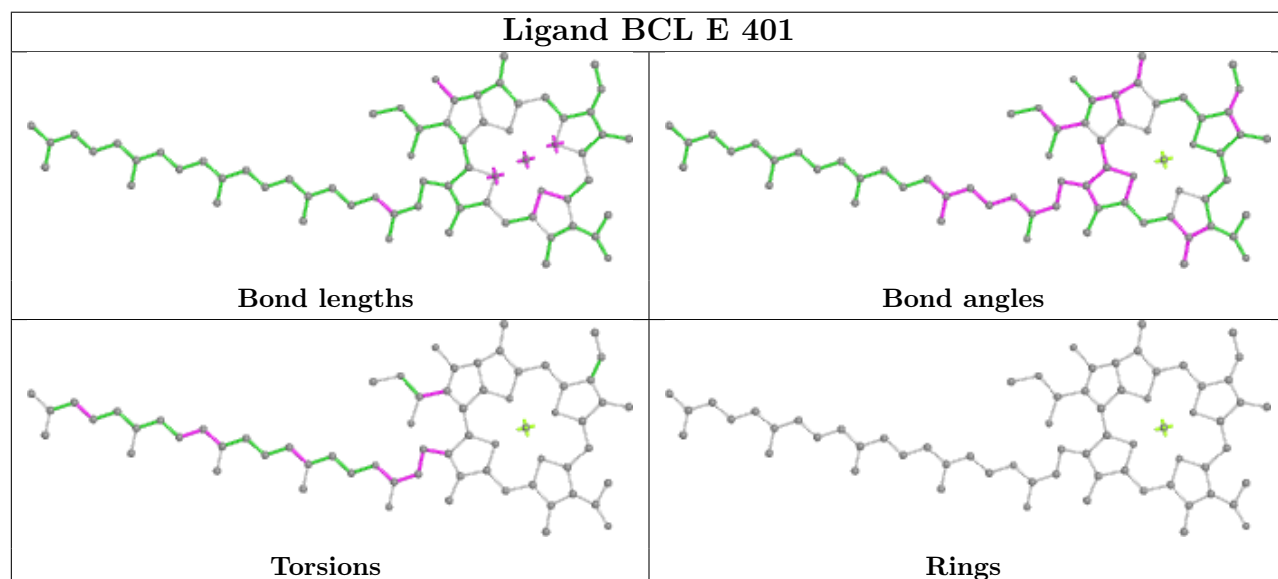
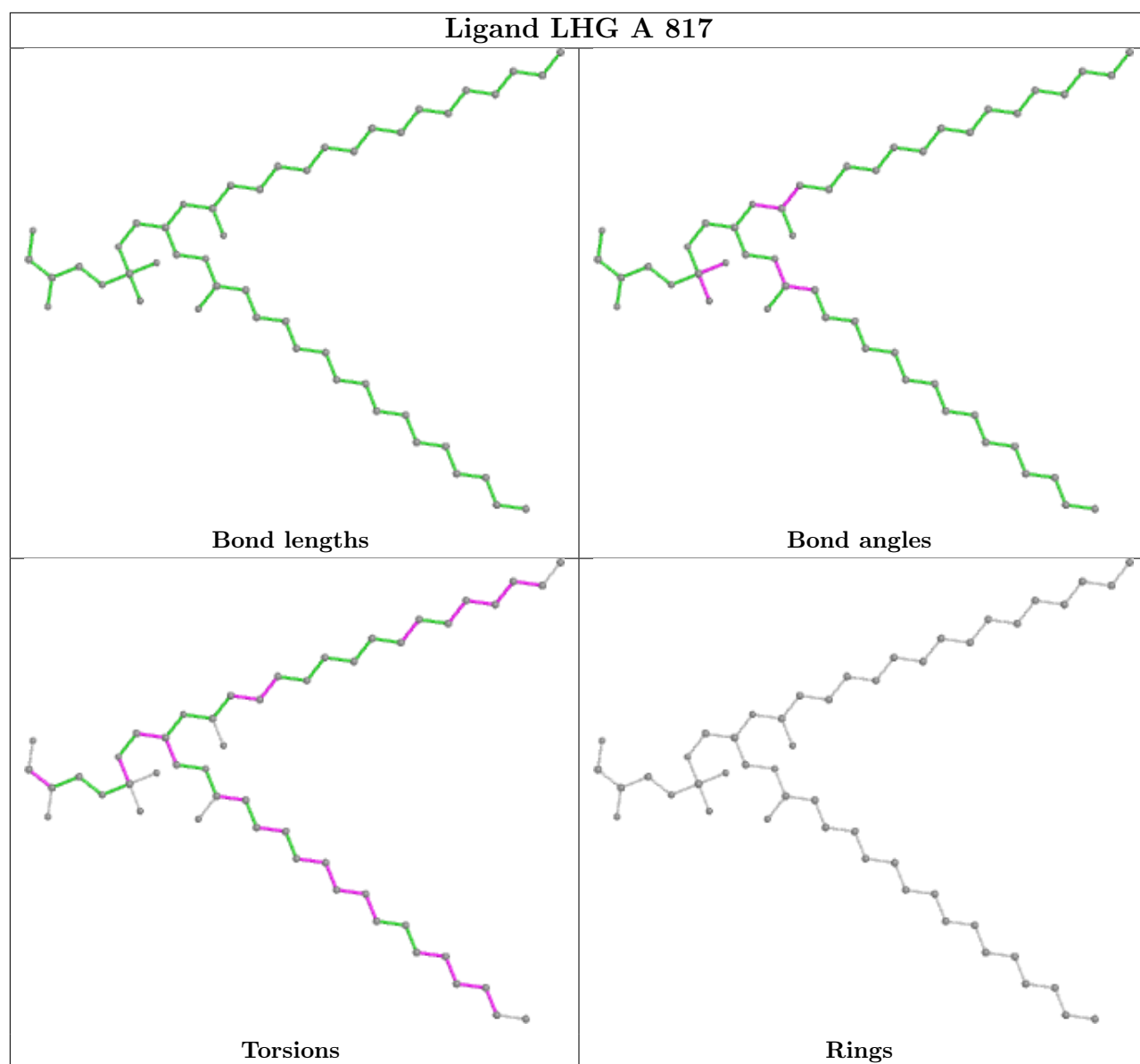


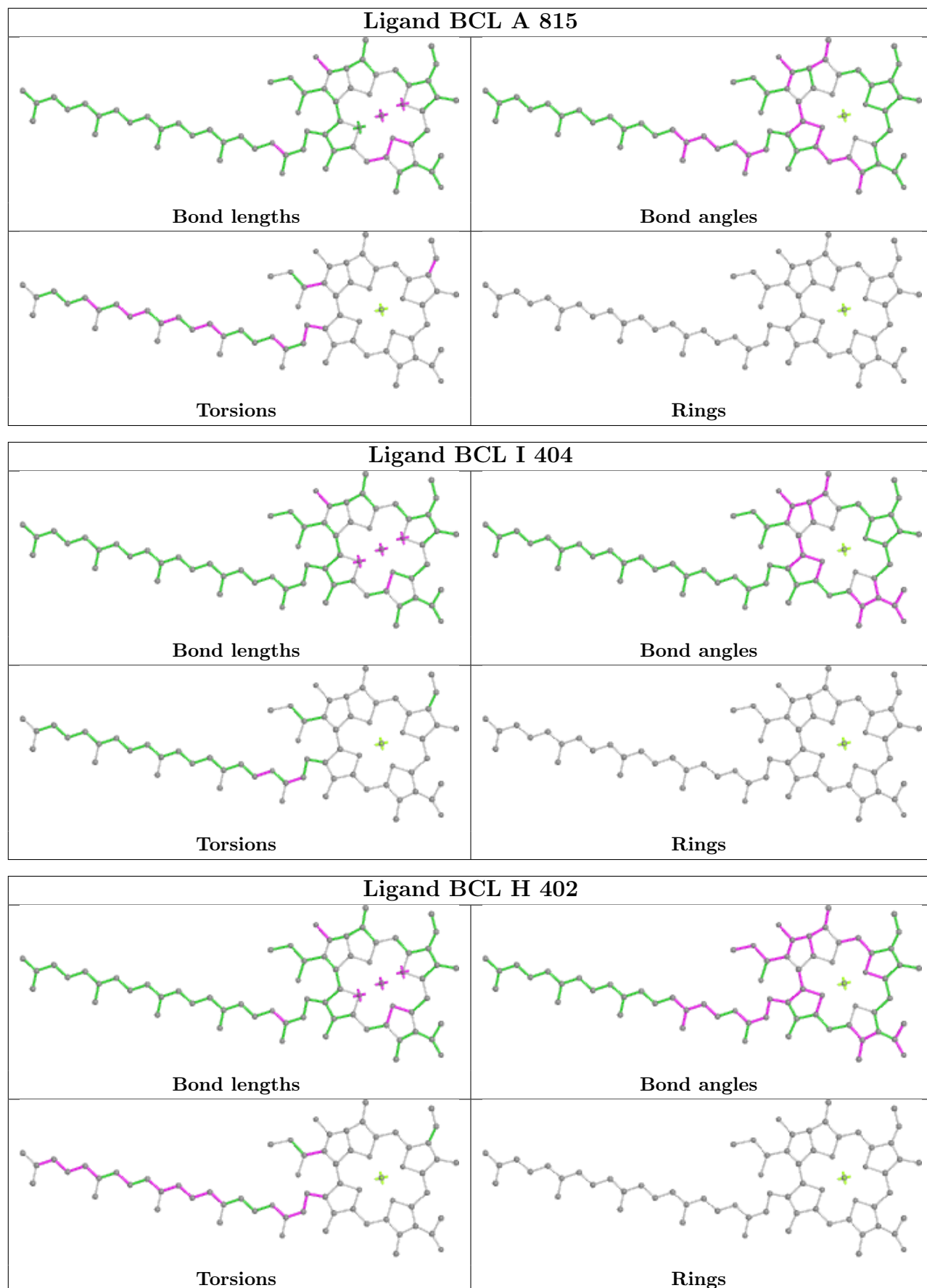


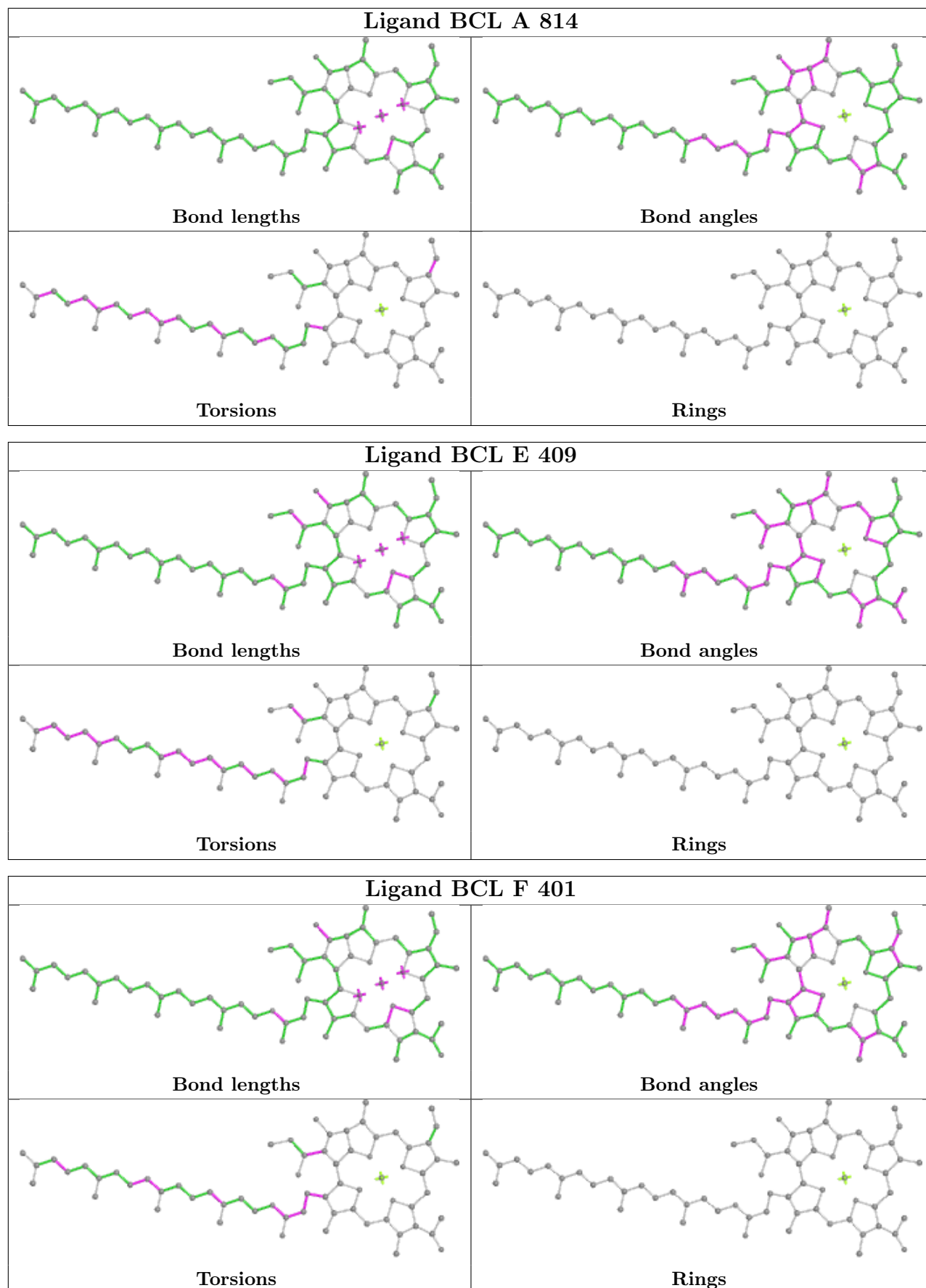


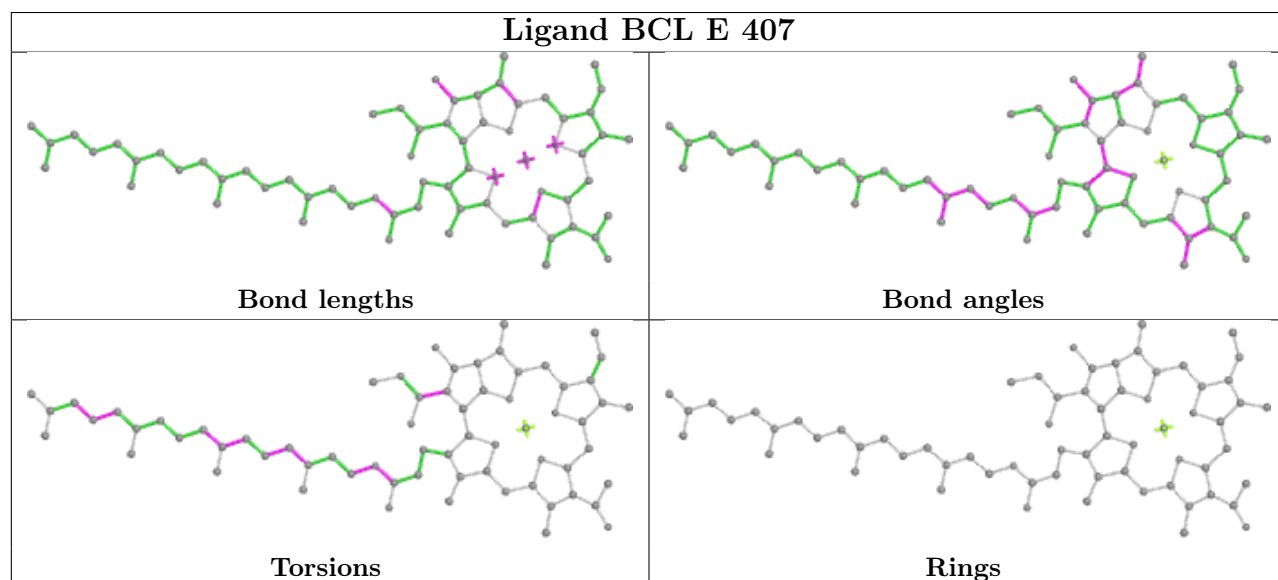
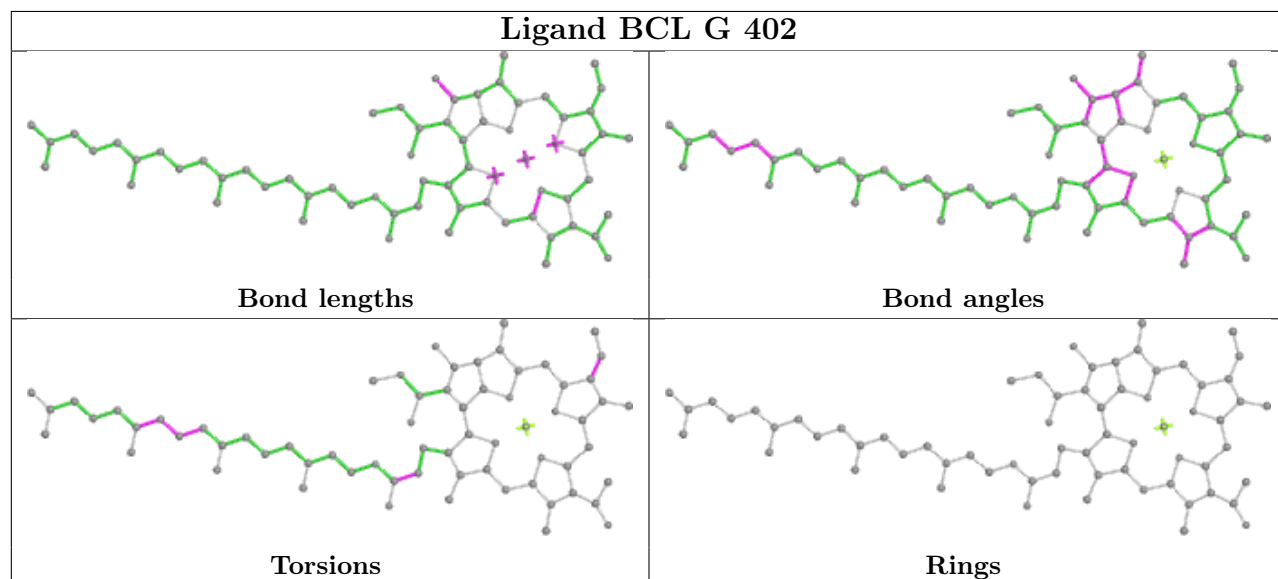
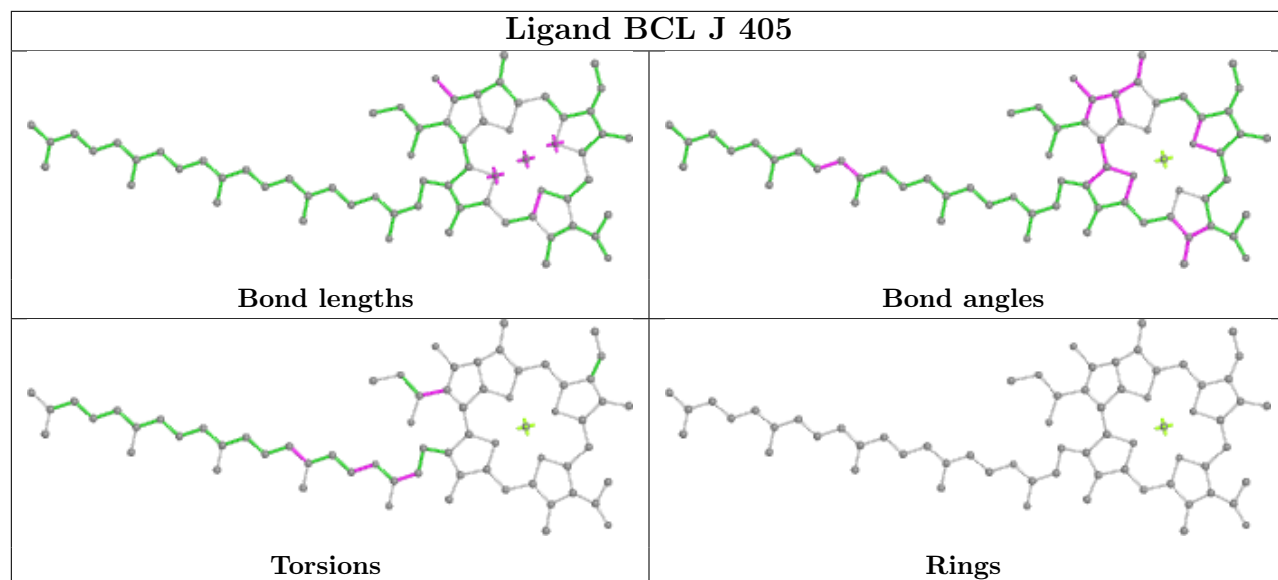





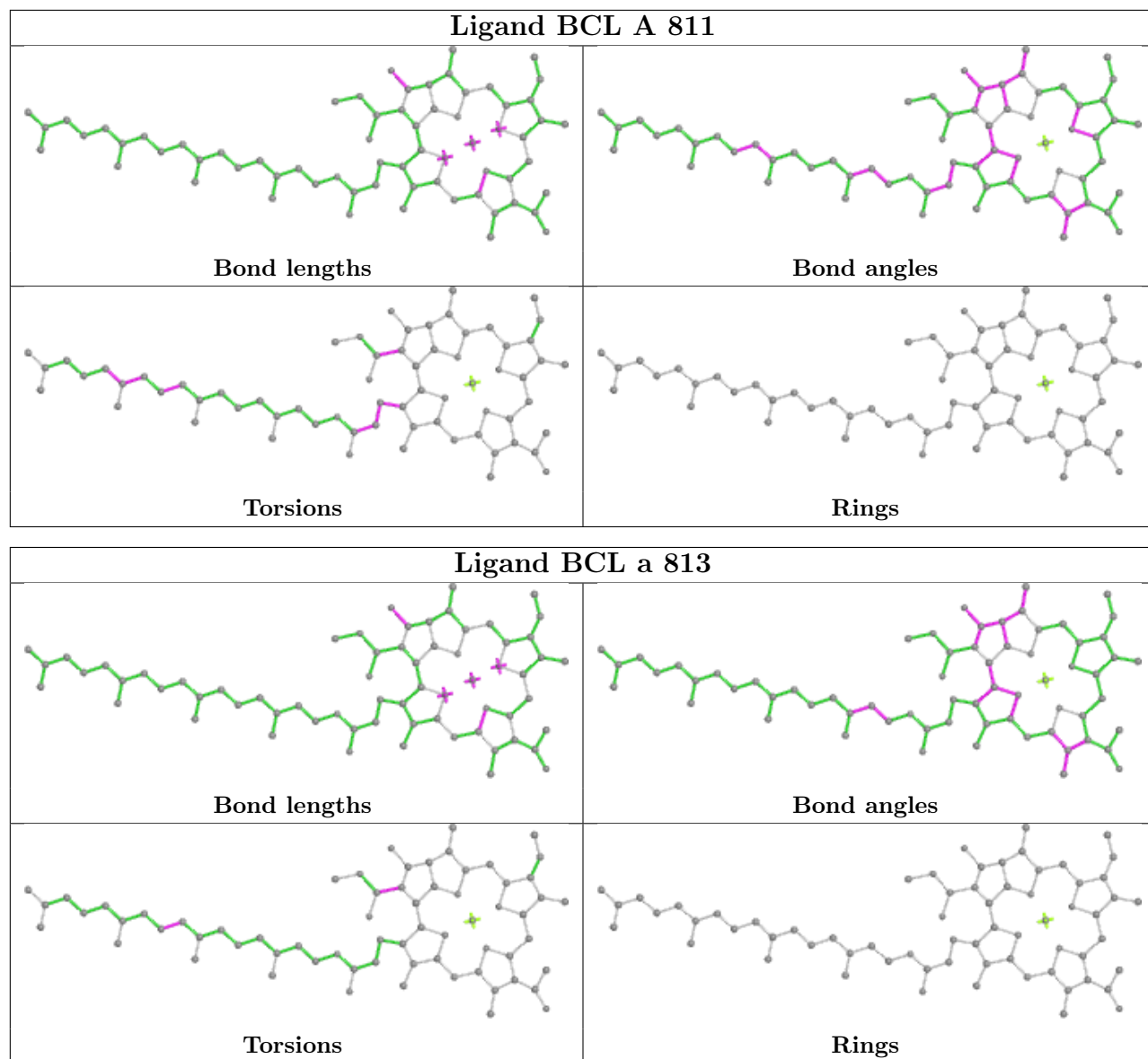


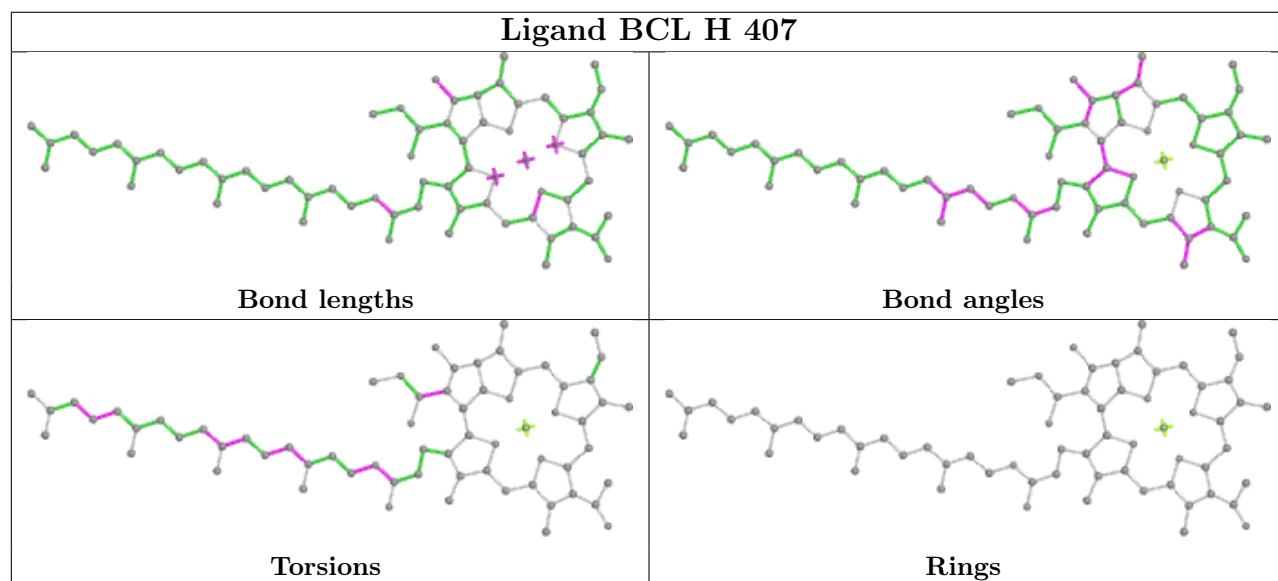
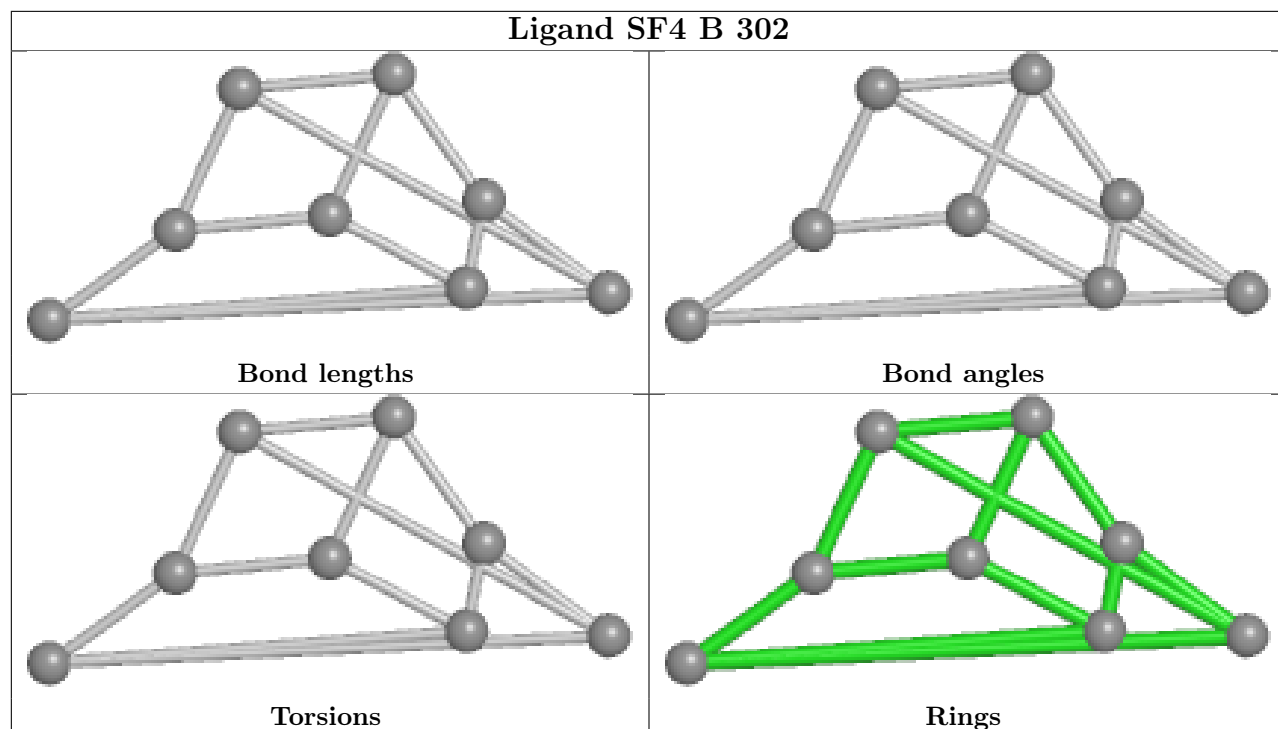


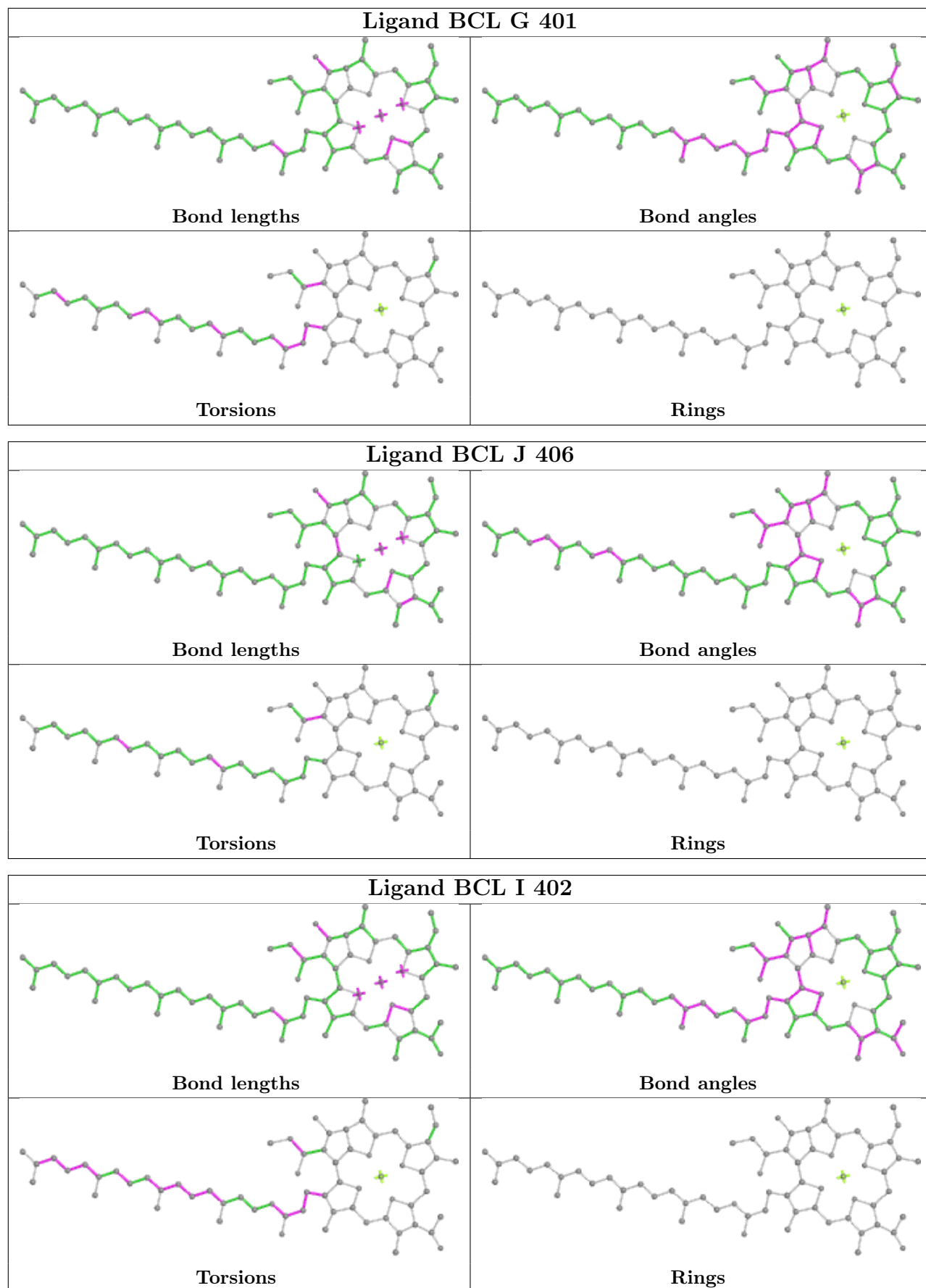


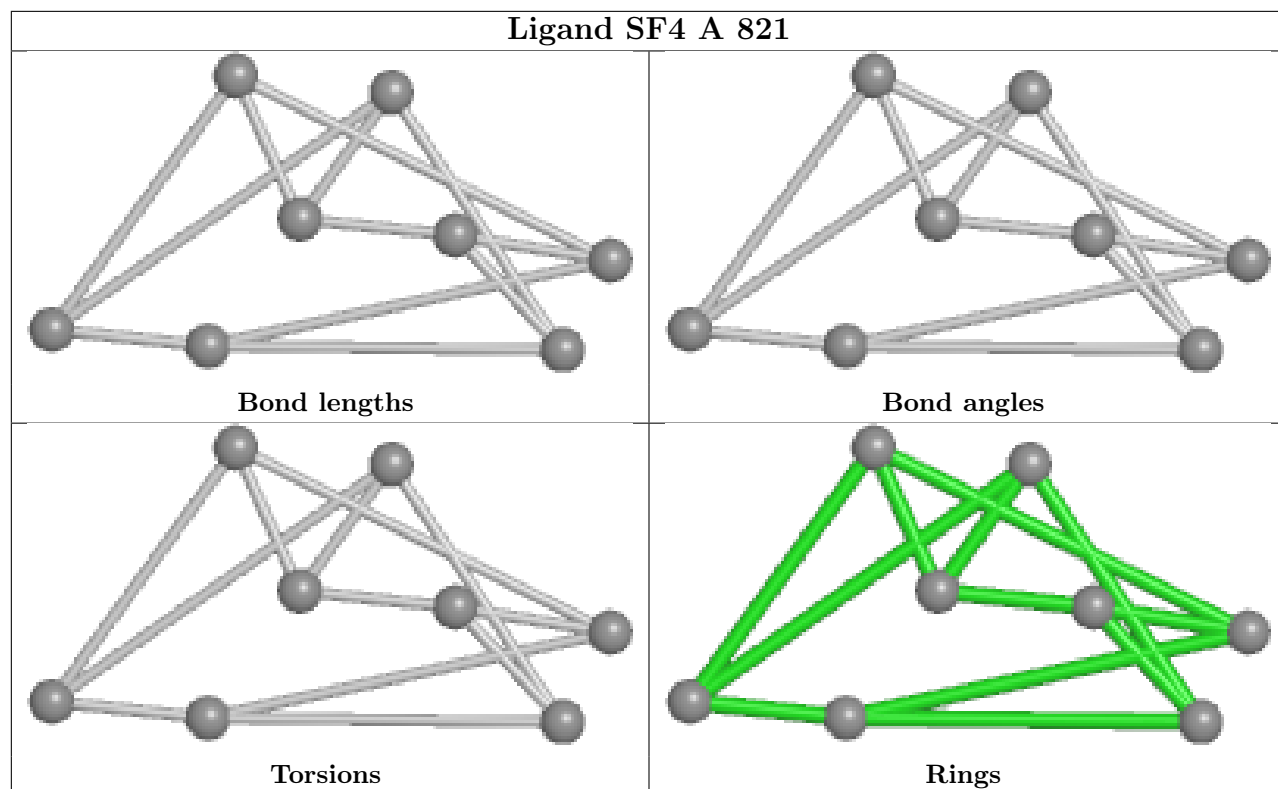


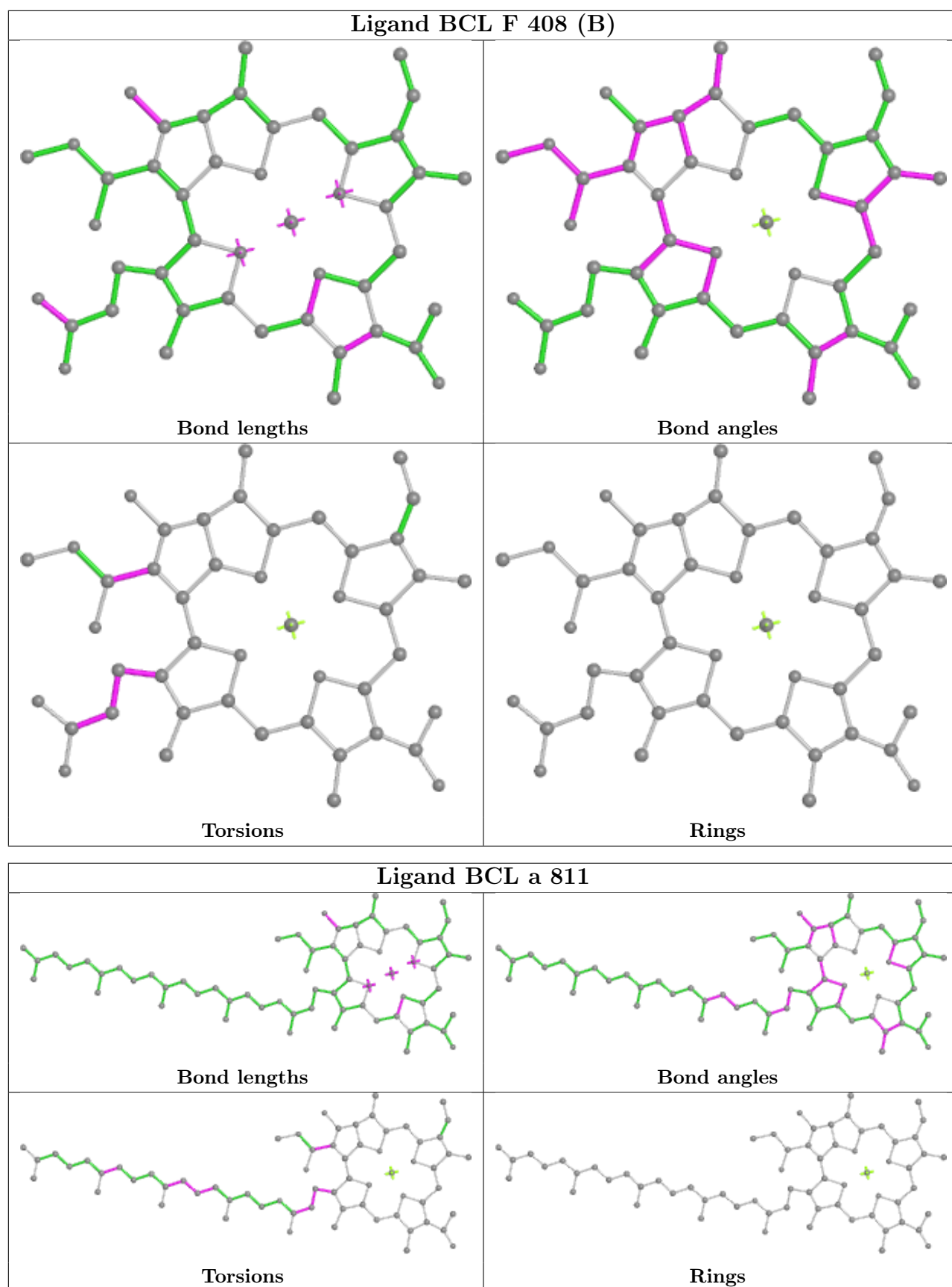


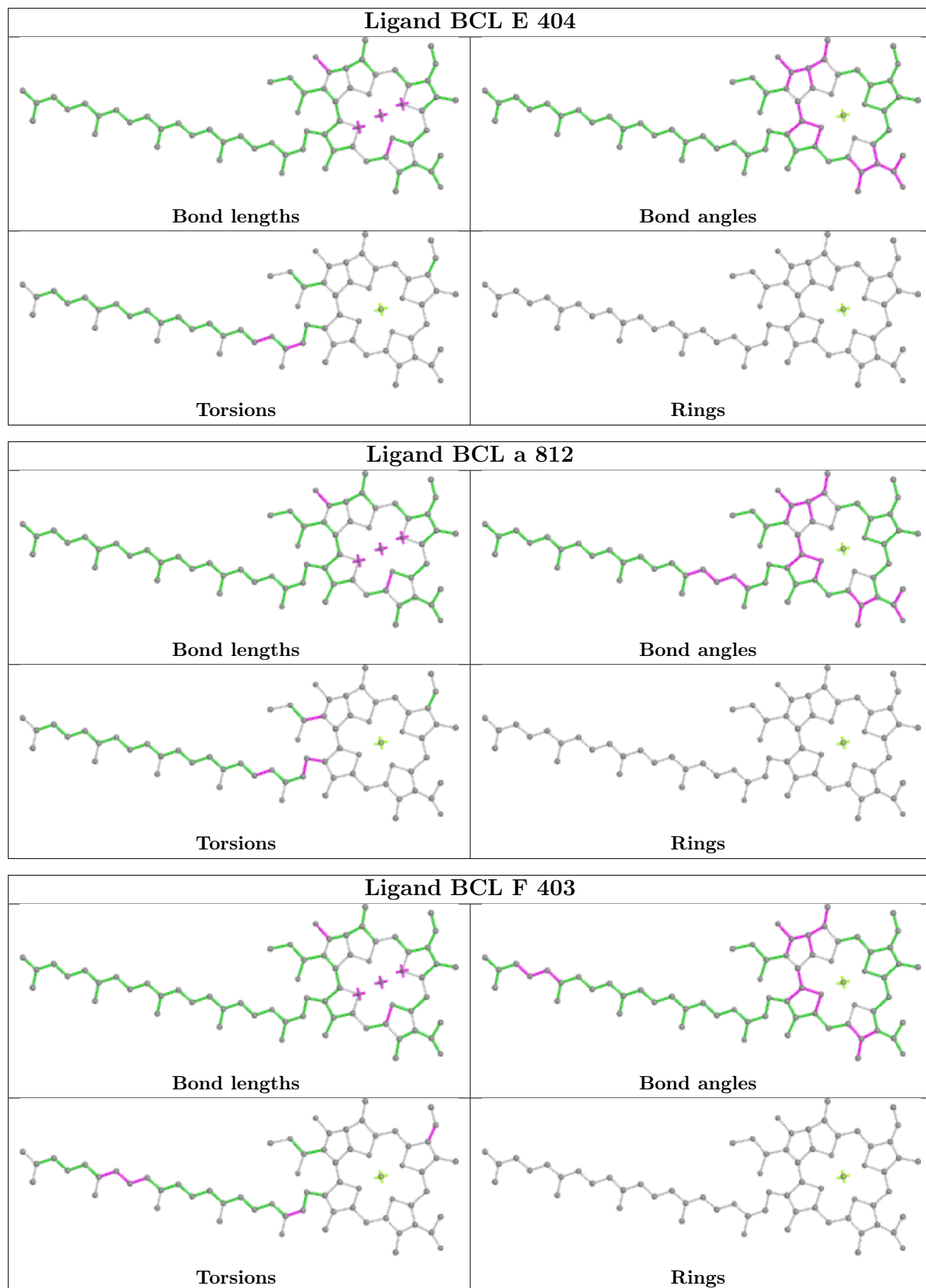


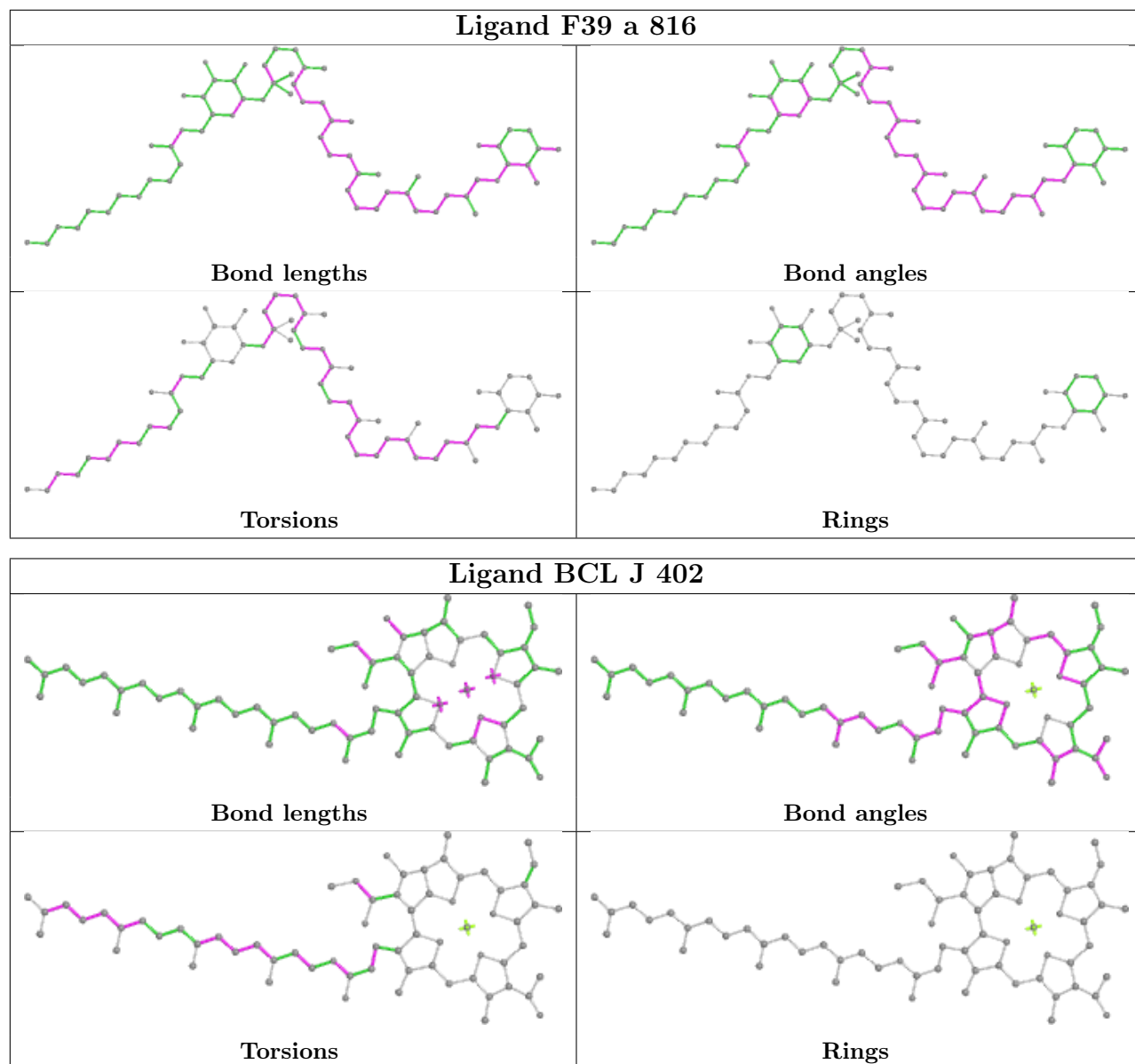


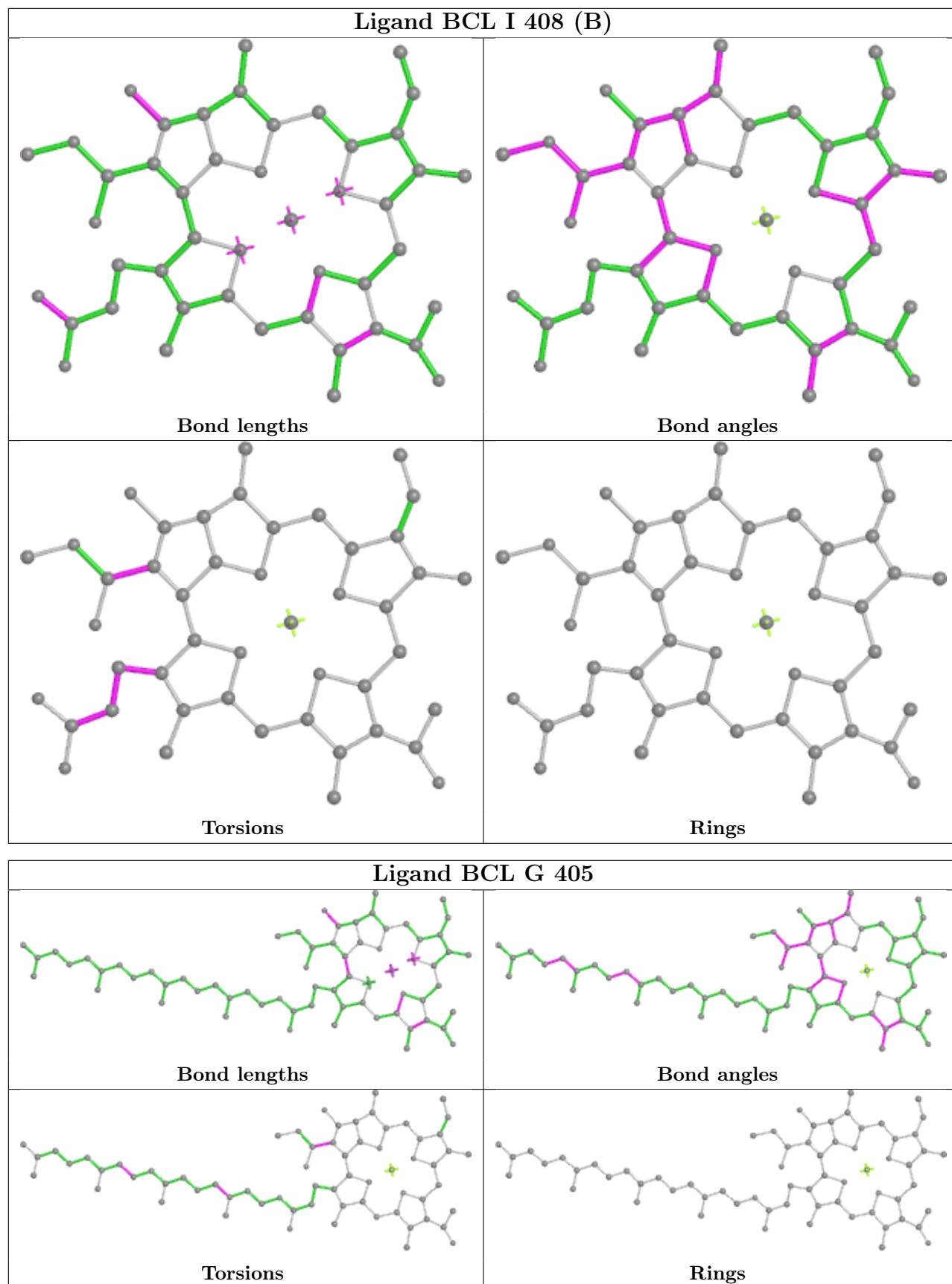


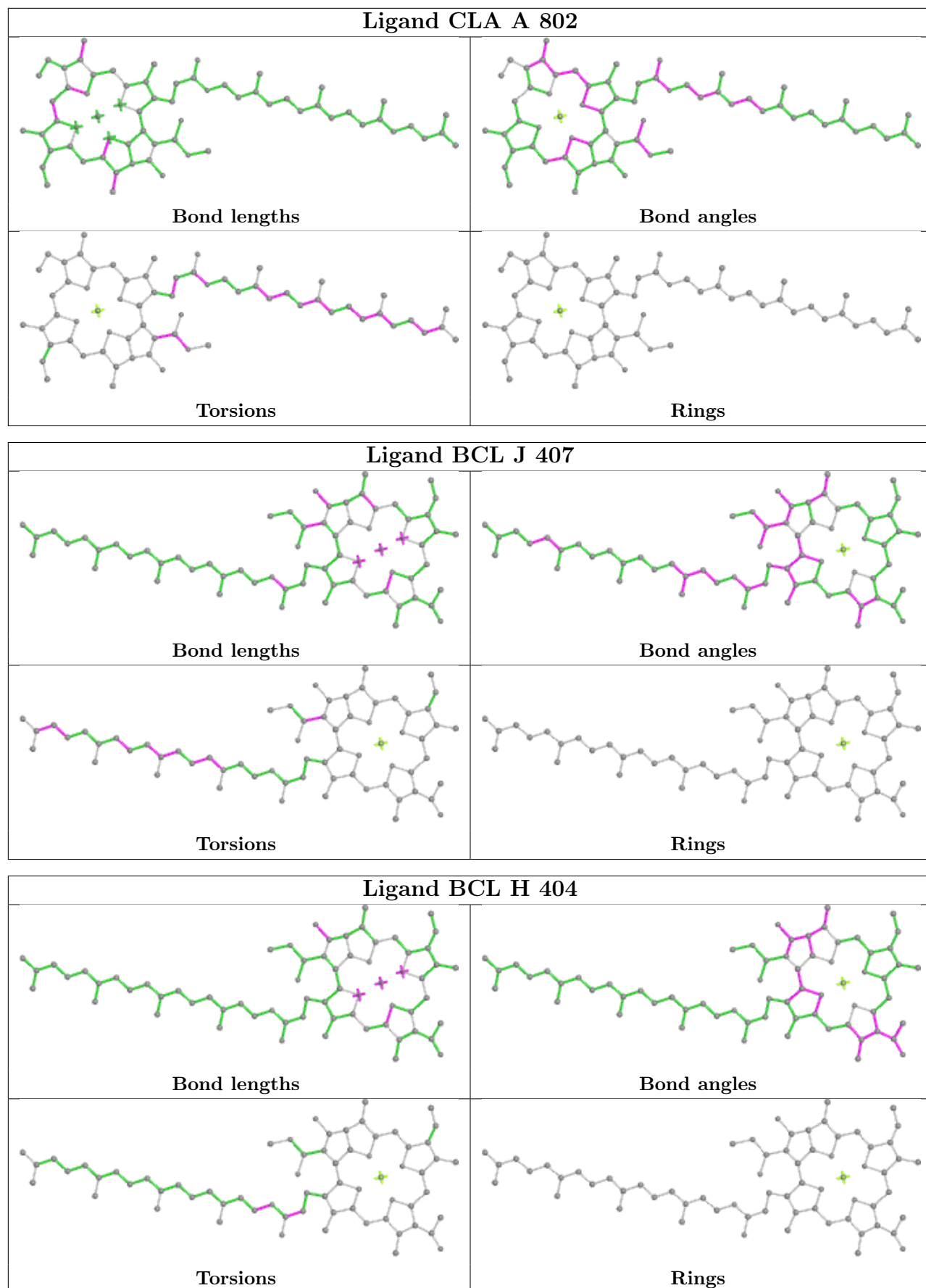


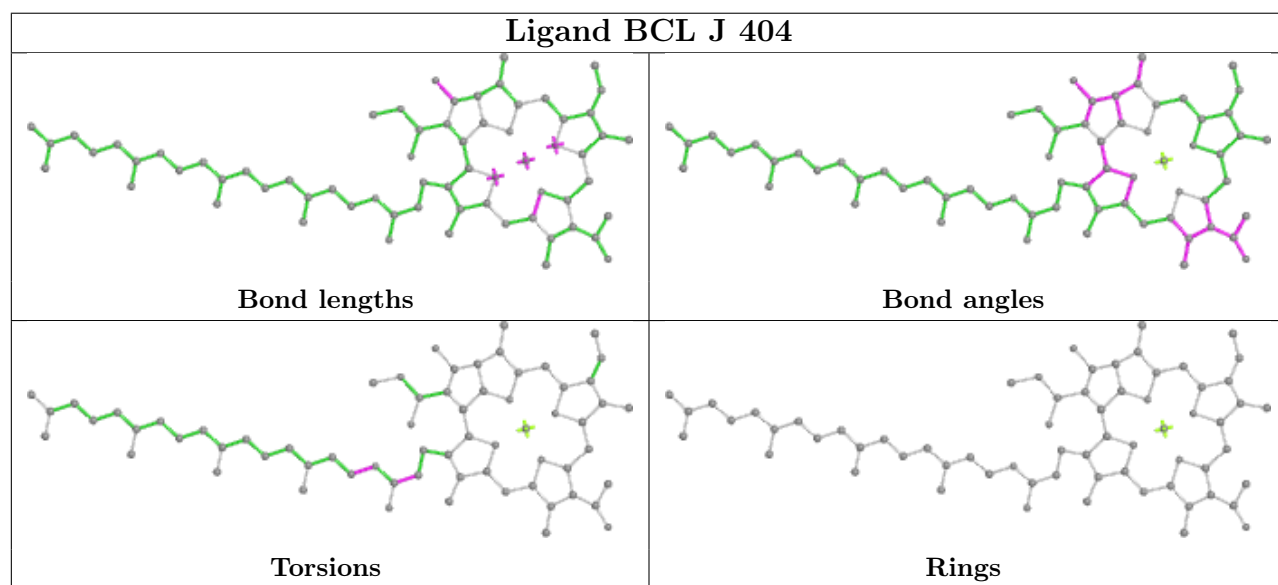
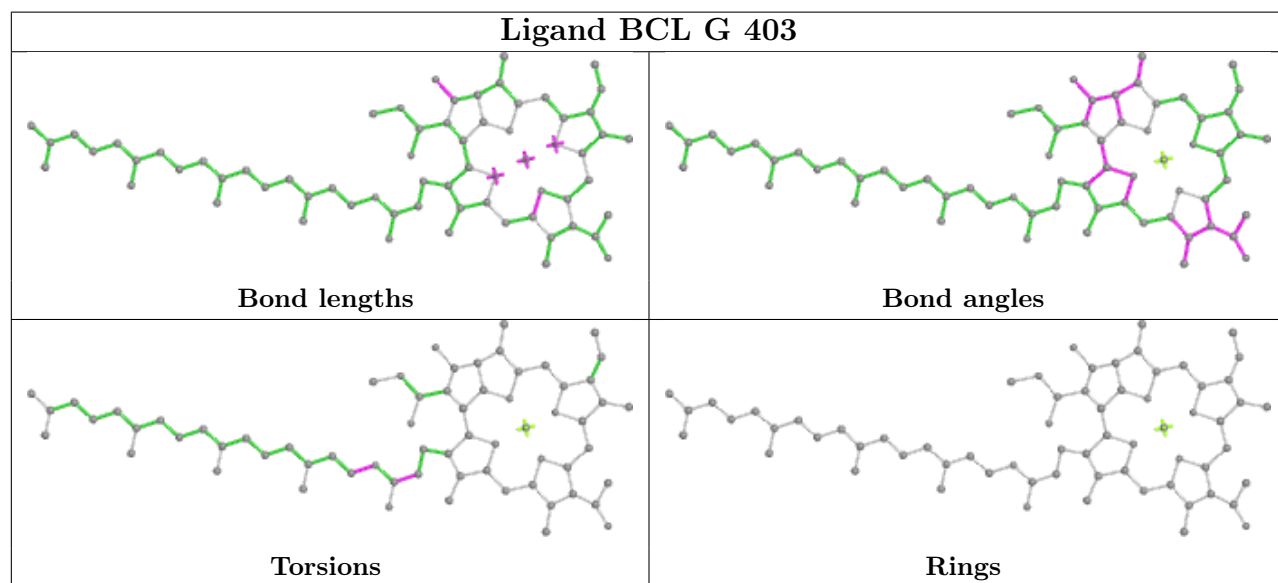
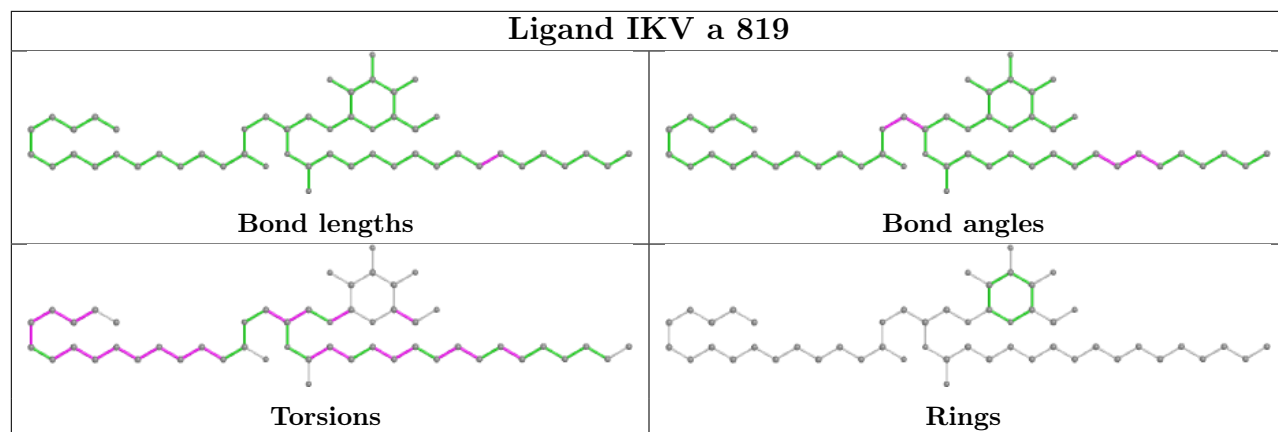


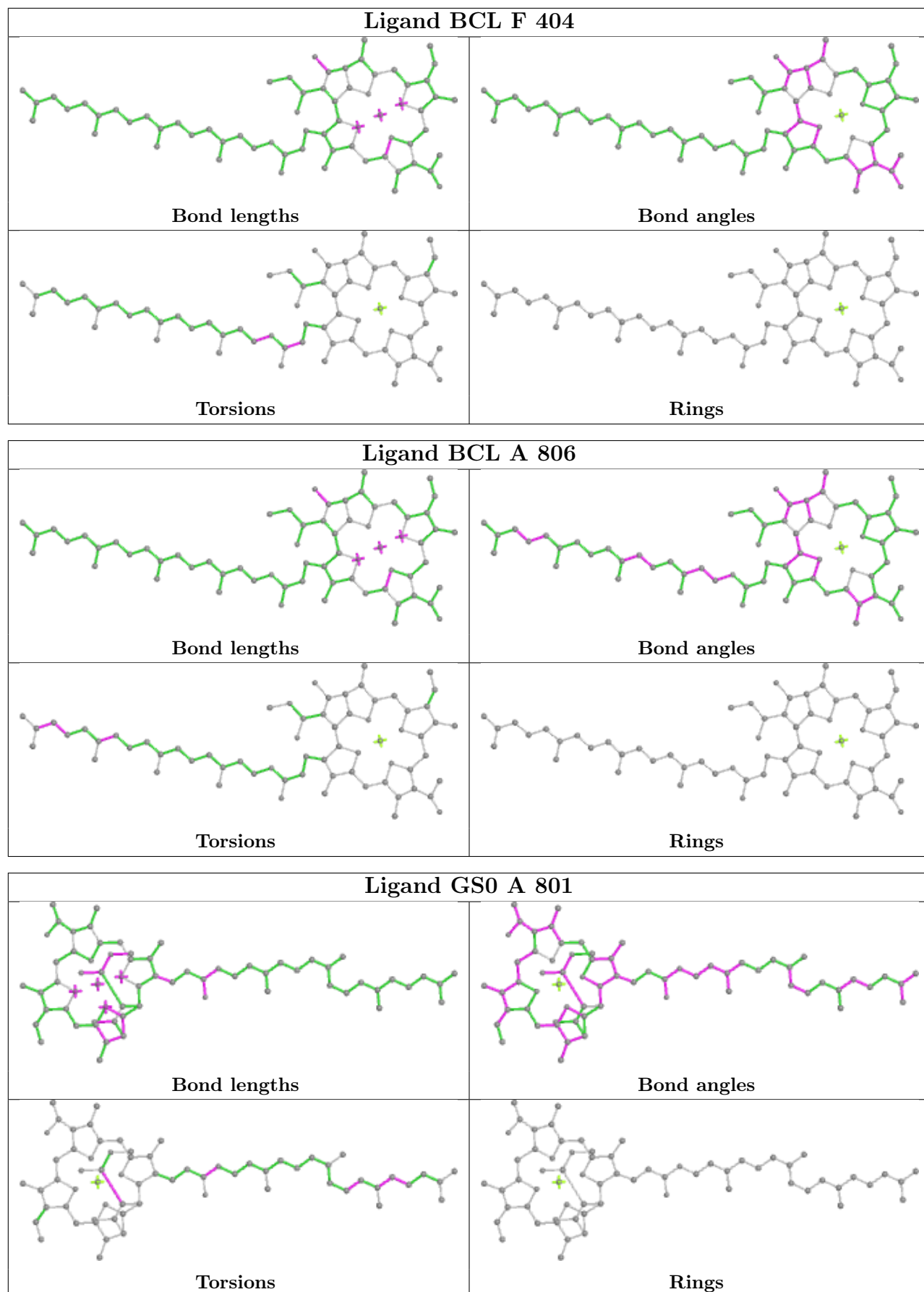


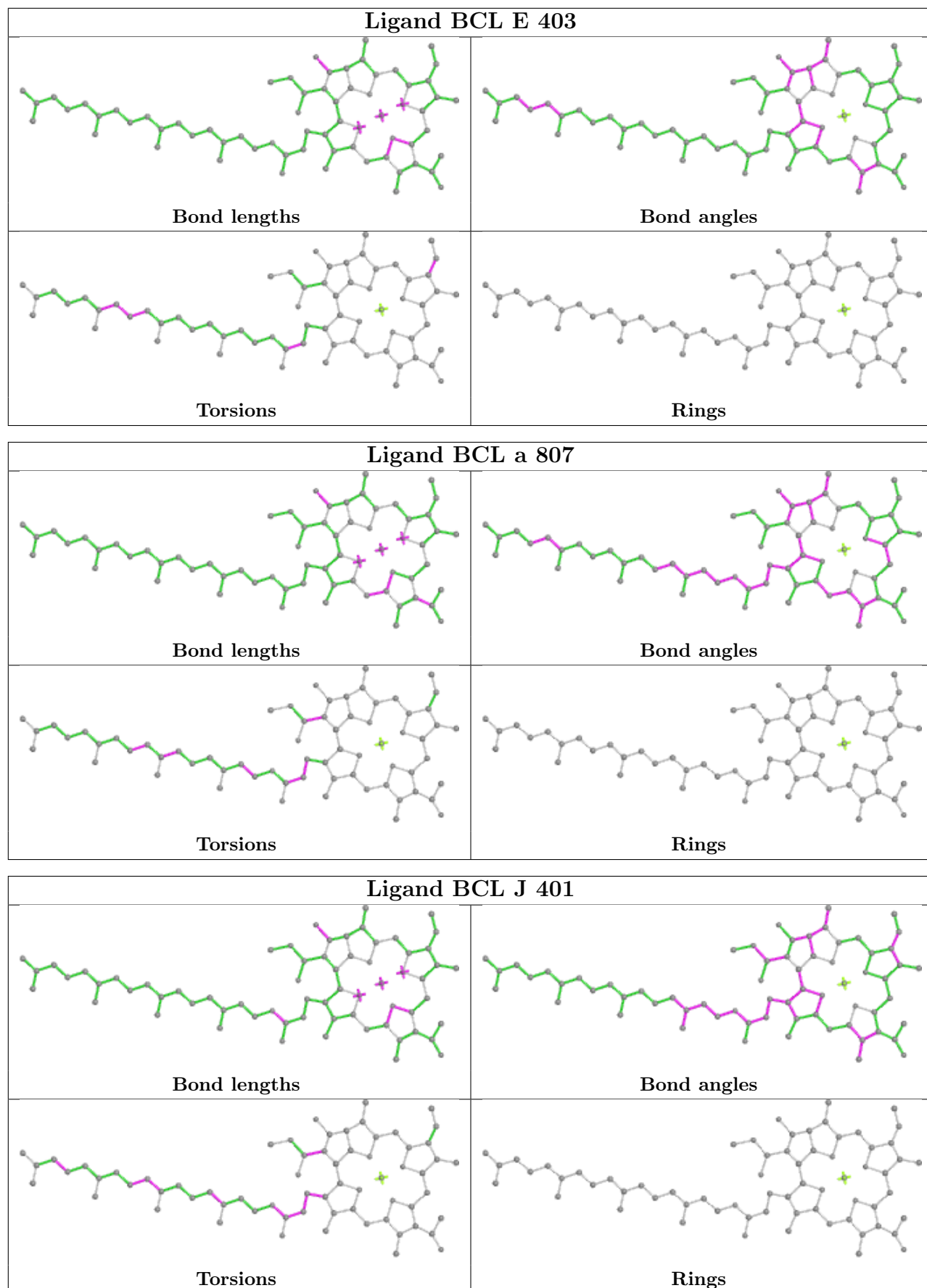


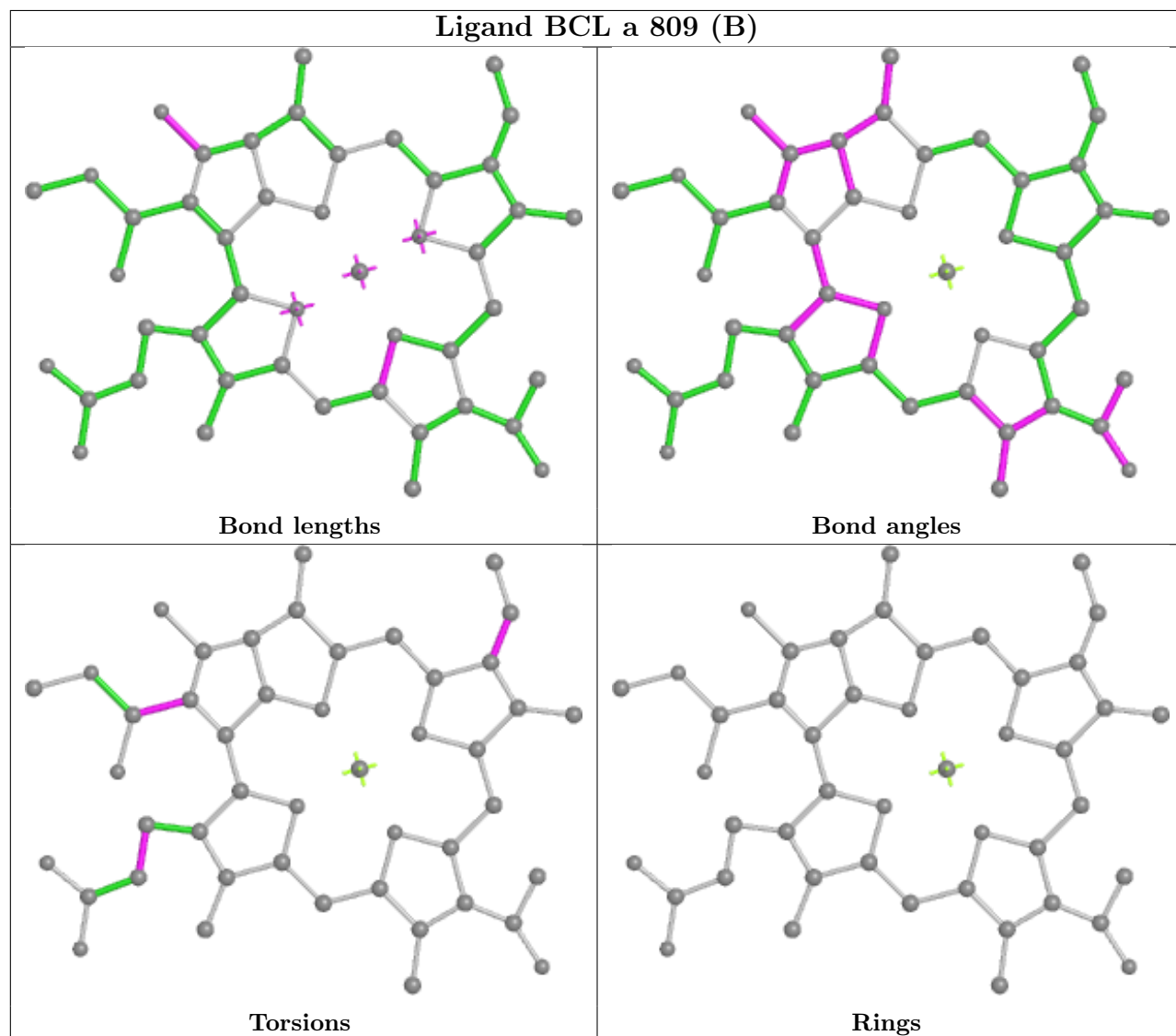
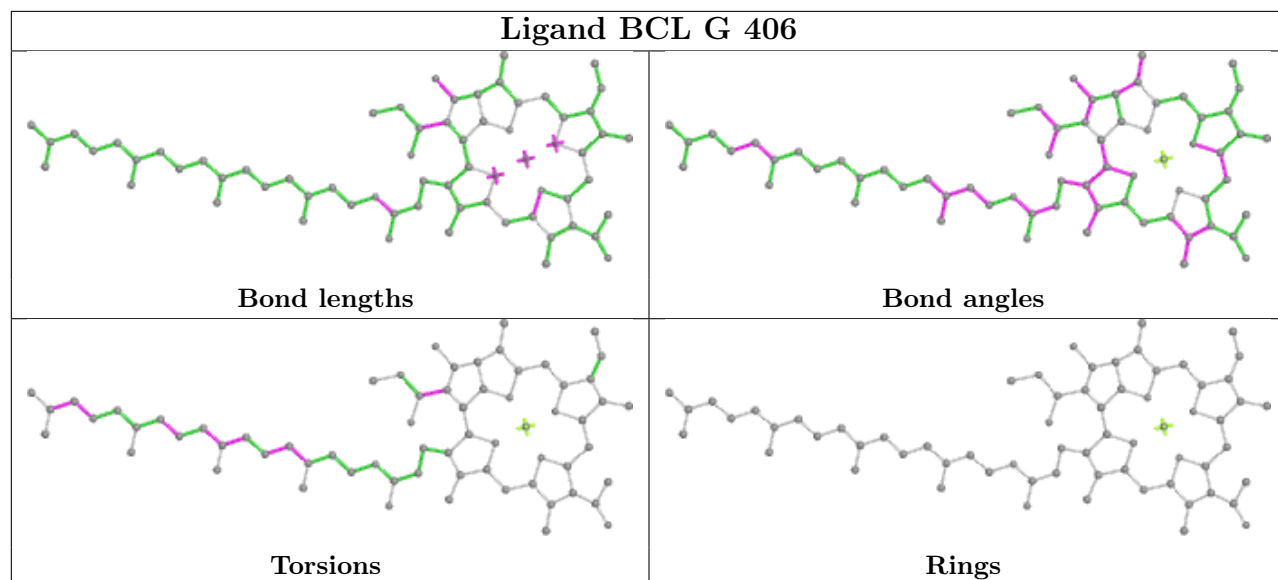


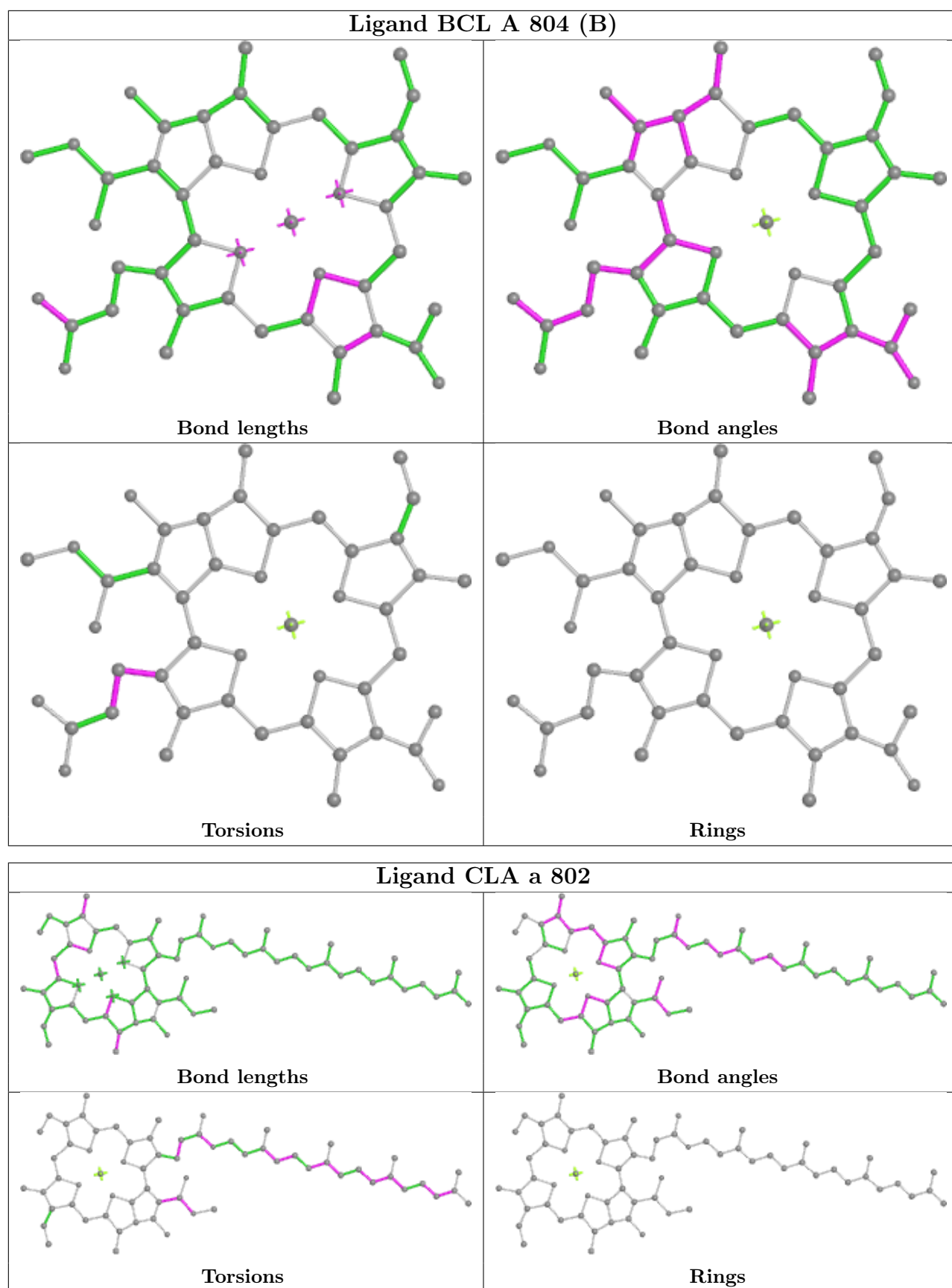


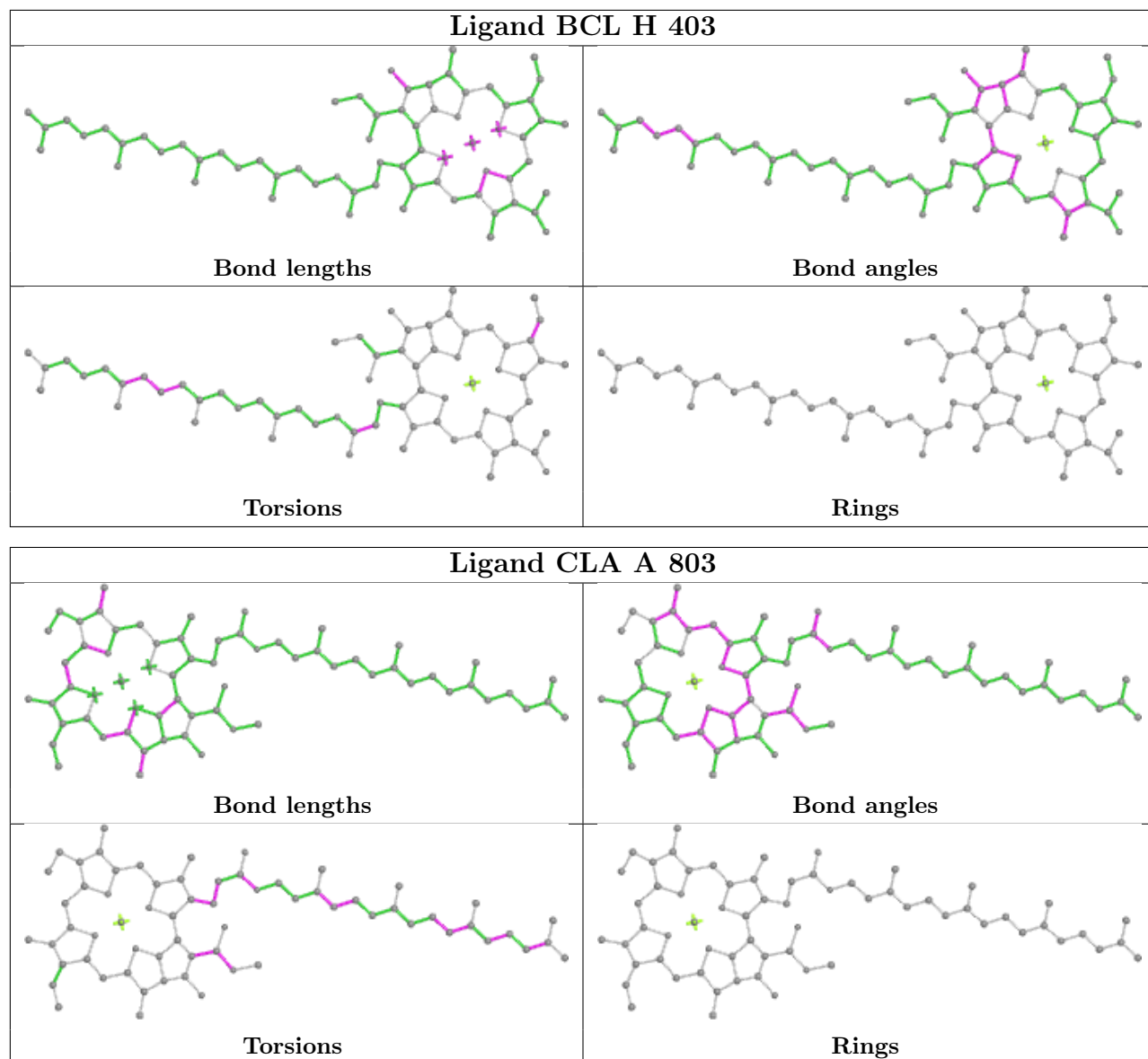


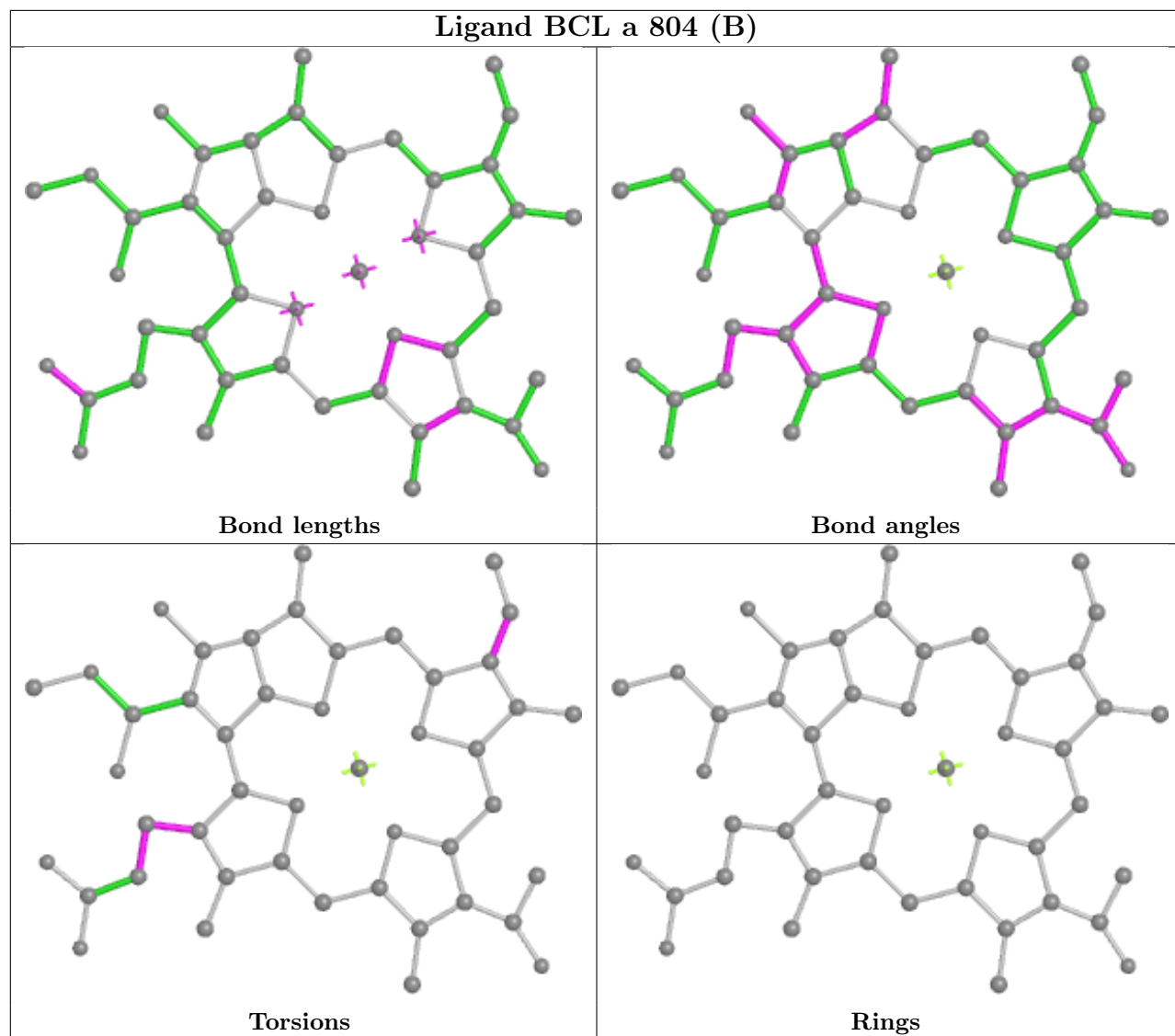


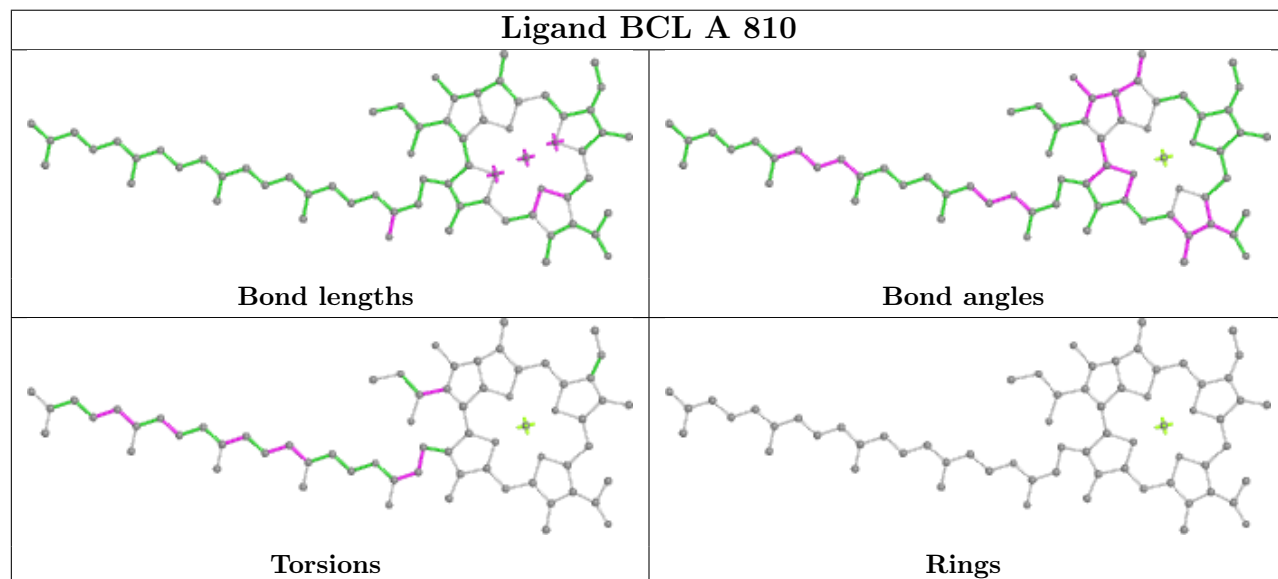
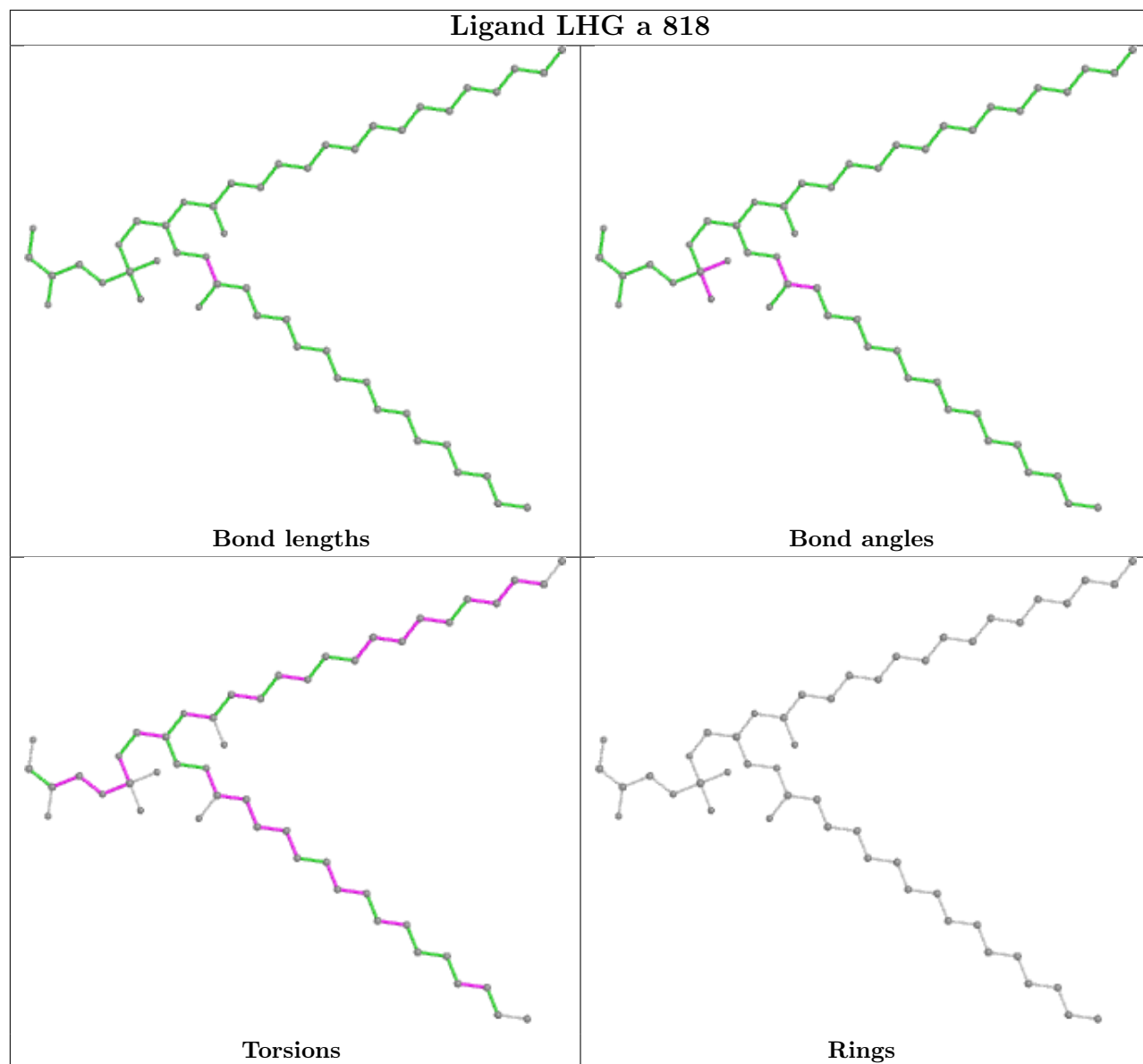


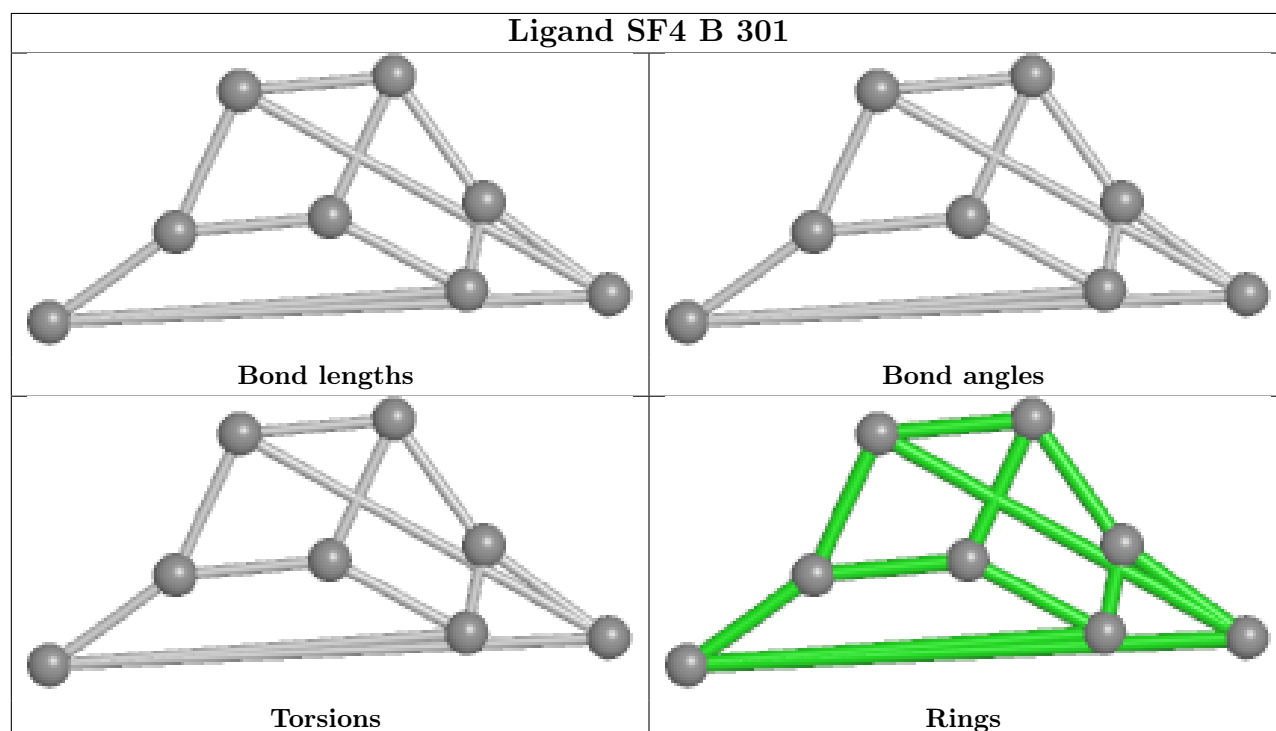
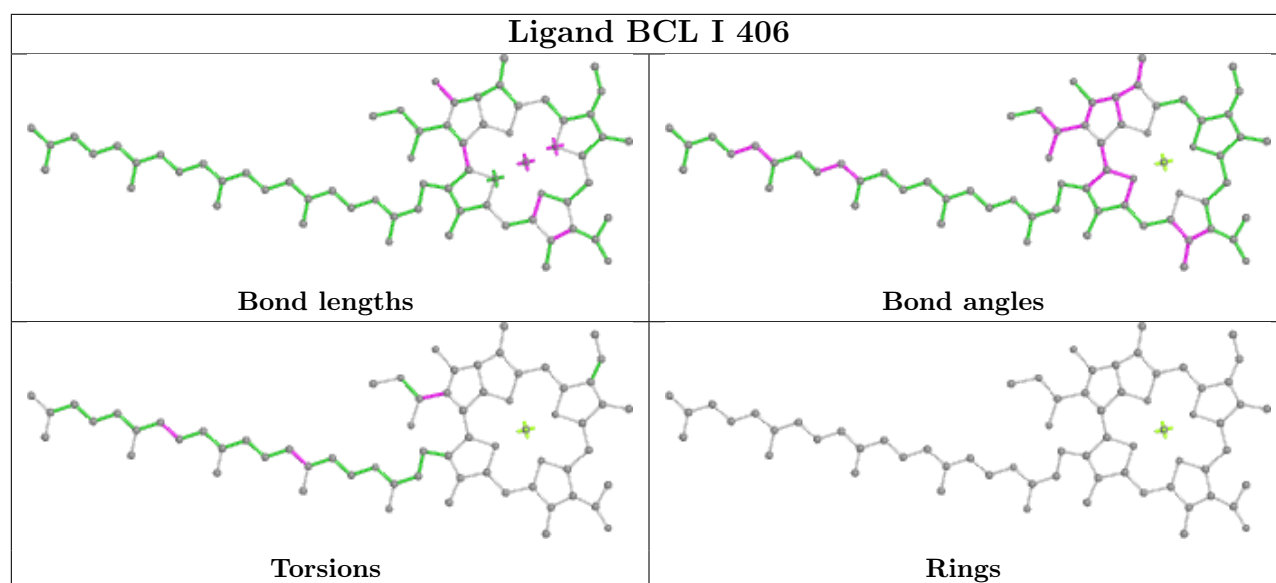












5.7 Other polymers [i](#)

There are no such residues in this entry.

5.8 Polymer linkage issues [i](#)

There are no chain breaks in this entry.

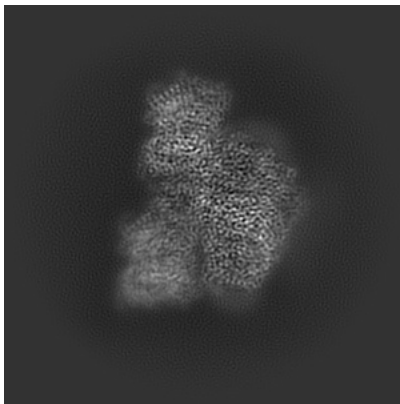
6 Map visualisation [i](#)

This section contains visualisations of the EMDB entry EMD-14528. These allow visual inspection of the internal detail of the map and identification of artifacts.

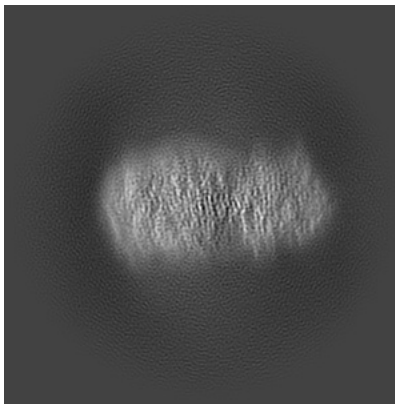
Images derived from a raw map, generated by summing the deposited half-maps, are presented below the corresponding image components of the primary map to allow further visual inspection and comparison with those of the primary map.

6.1 Orthogonal projections [i](#)

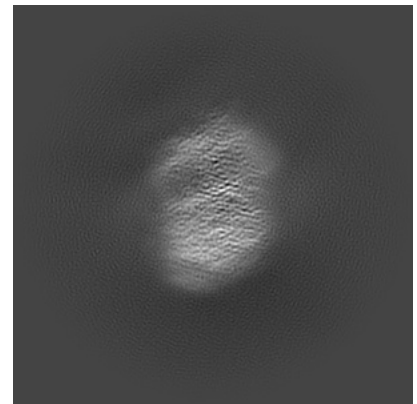
6.1.1 Primary map



X

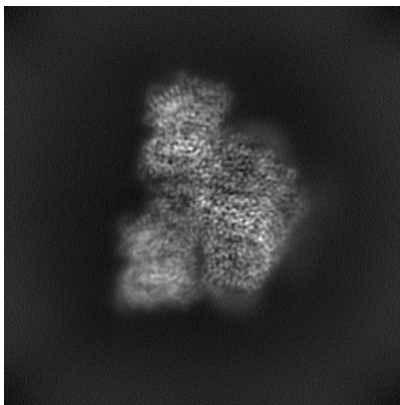


Y

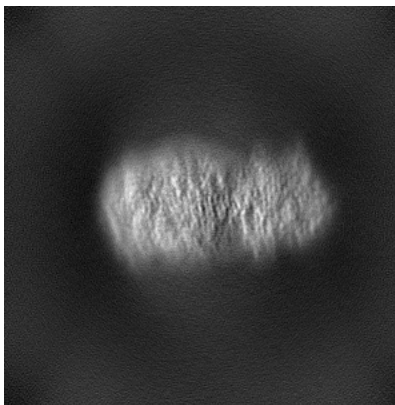


Z

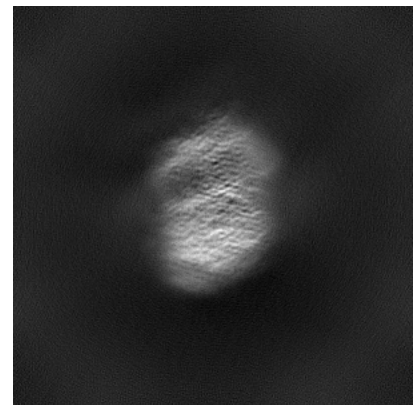
6.1.2 Raw map



X



Y

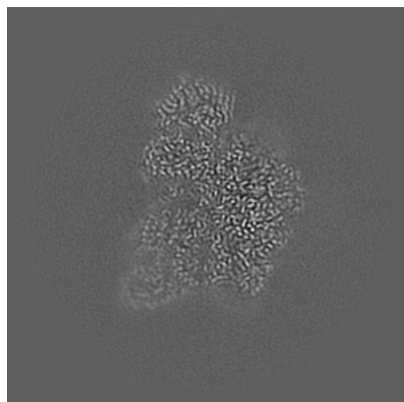


Z

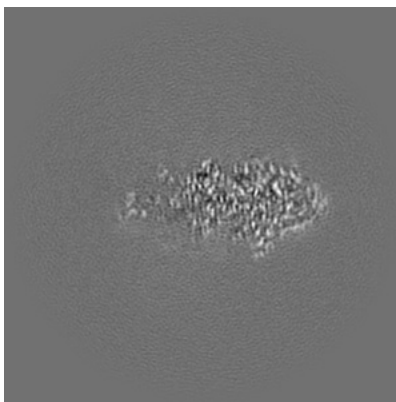
The images above show the map projected in three orthogonal directions.

6.2 Central slices [i](#)

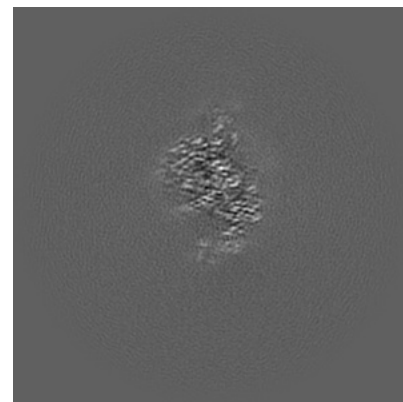
6.2.1 Primary map



X Index: 180

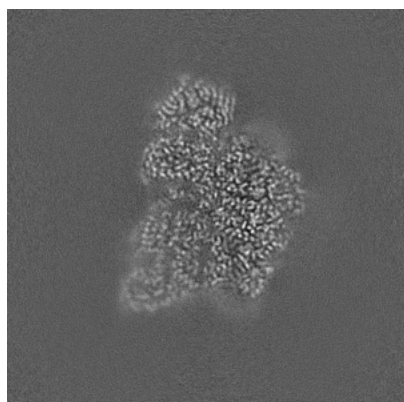


Y Index: 180

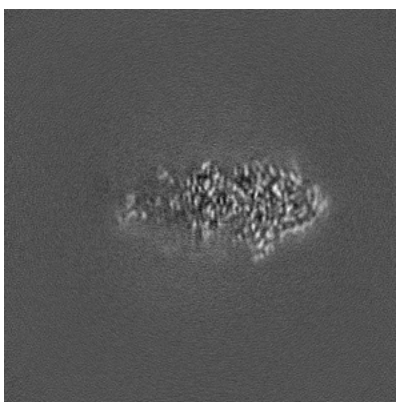


Z Index: 180

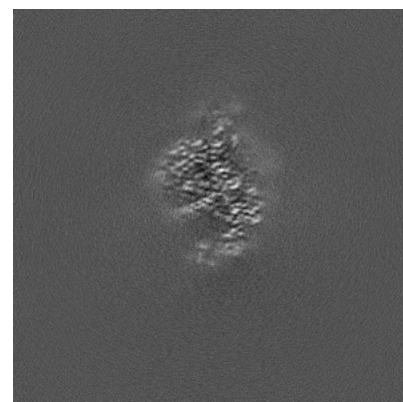
6.2.2 Raw map



X Index: 180



Y Index: 180

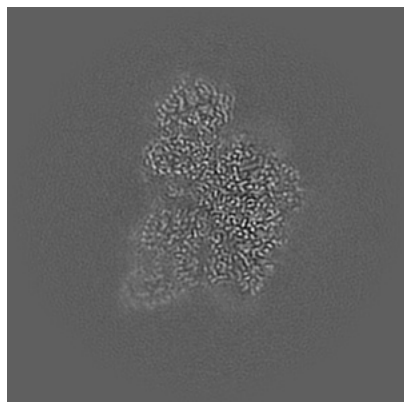


Z Index: 180

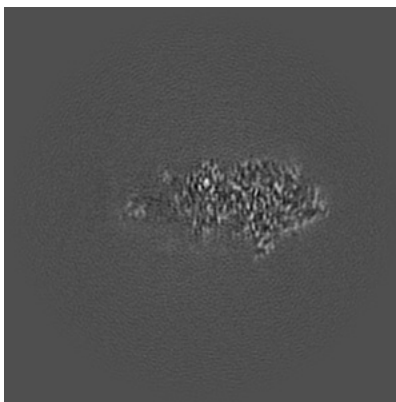
The images above show central slices of the map in three orthogonal directions.

6.3 Largest variance slices [i](#)

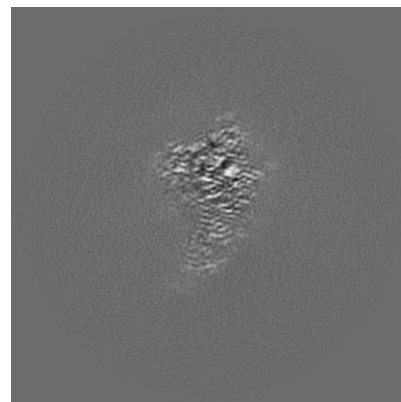
6.3.1 Primary map



X Index: 179

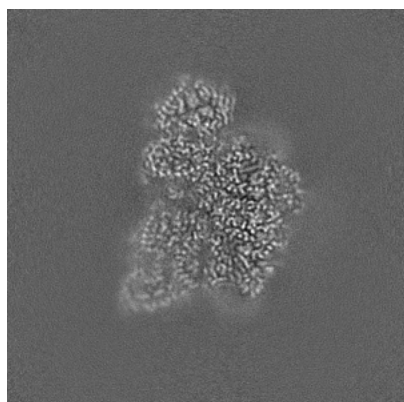


Y Index: 179

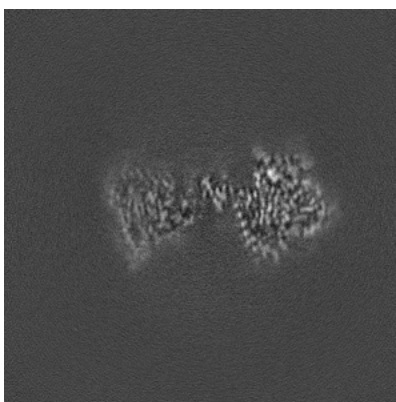


Z Index: 167

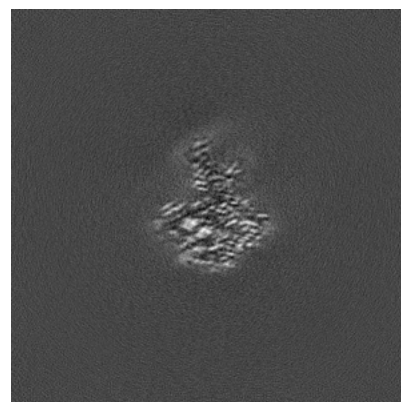
6.3.2 Raw map



X Index: 179



Y Index: 157




Z Index: 231

The images above show the largest variance slices of the map in three orthogonal directions.

6.4 Orthogonal surface views [i](#)

6.4.1 Primary map



The images above show the 3D surface view of the map at the recommended contour level 0.34. These images, in conjunction with the slice images, may facilitate assessment of whether an appropriate contour level has been provided.

6.4.2 Raw map



These images show the 3D surface of the raw map. The raw map's contour level was selected so that its surface encloses the same volume as the primary map does at its recommended contour level.

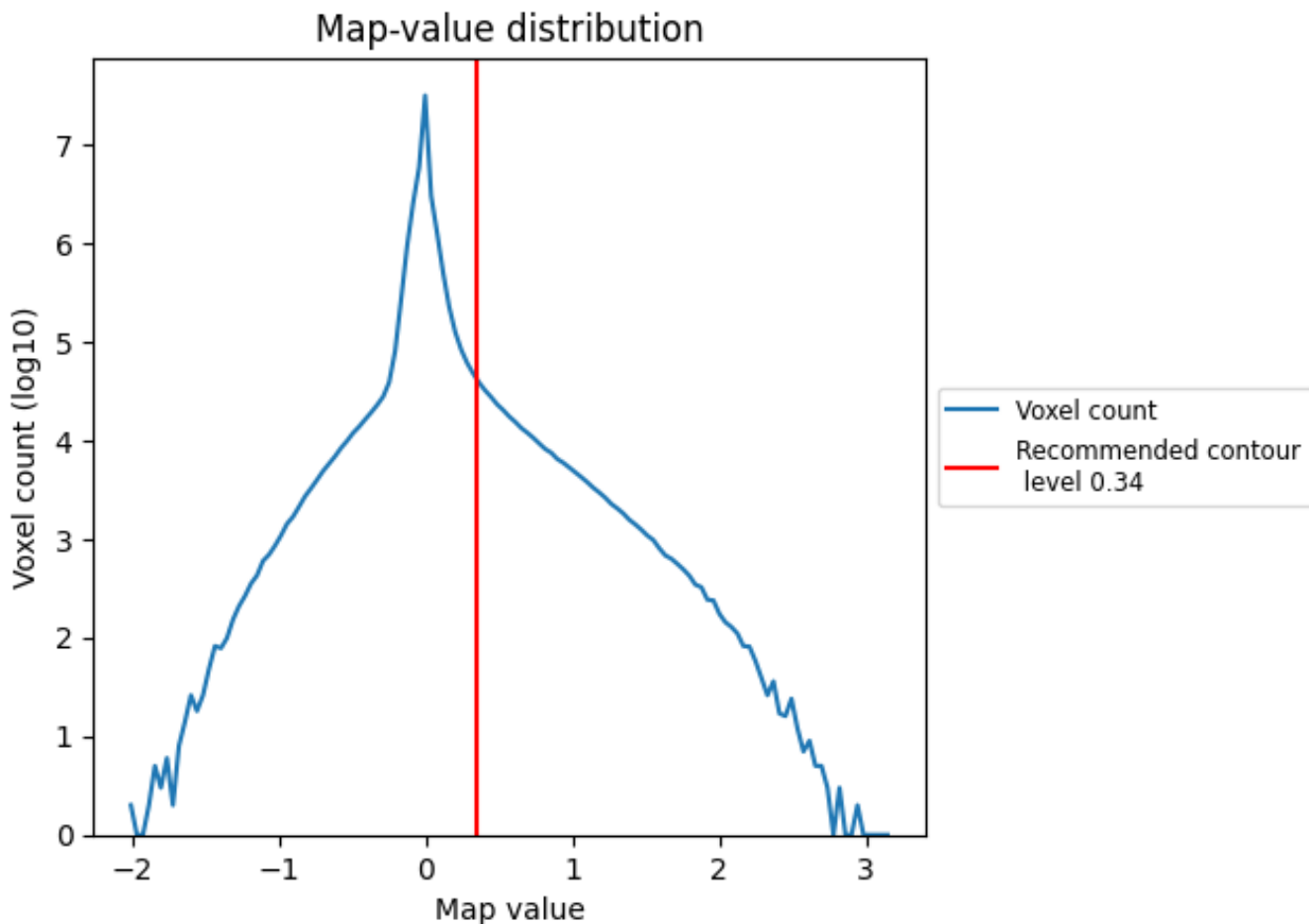
6.5 Mask visualisation [i](#)

This section was not generated. No masks/segmentation were deposited.

7 Map analysis [i](#)

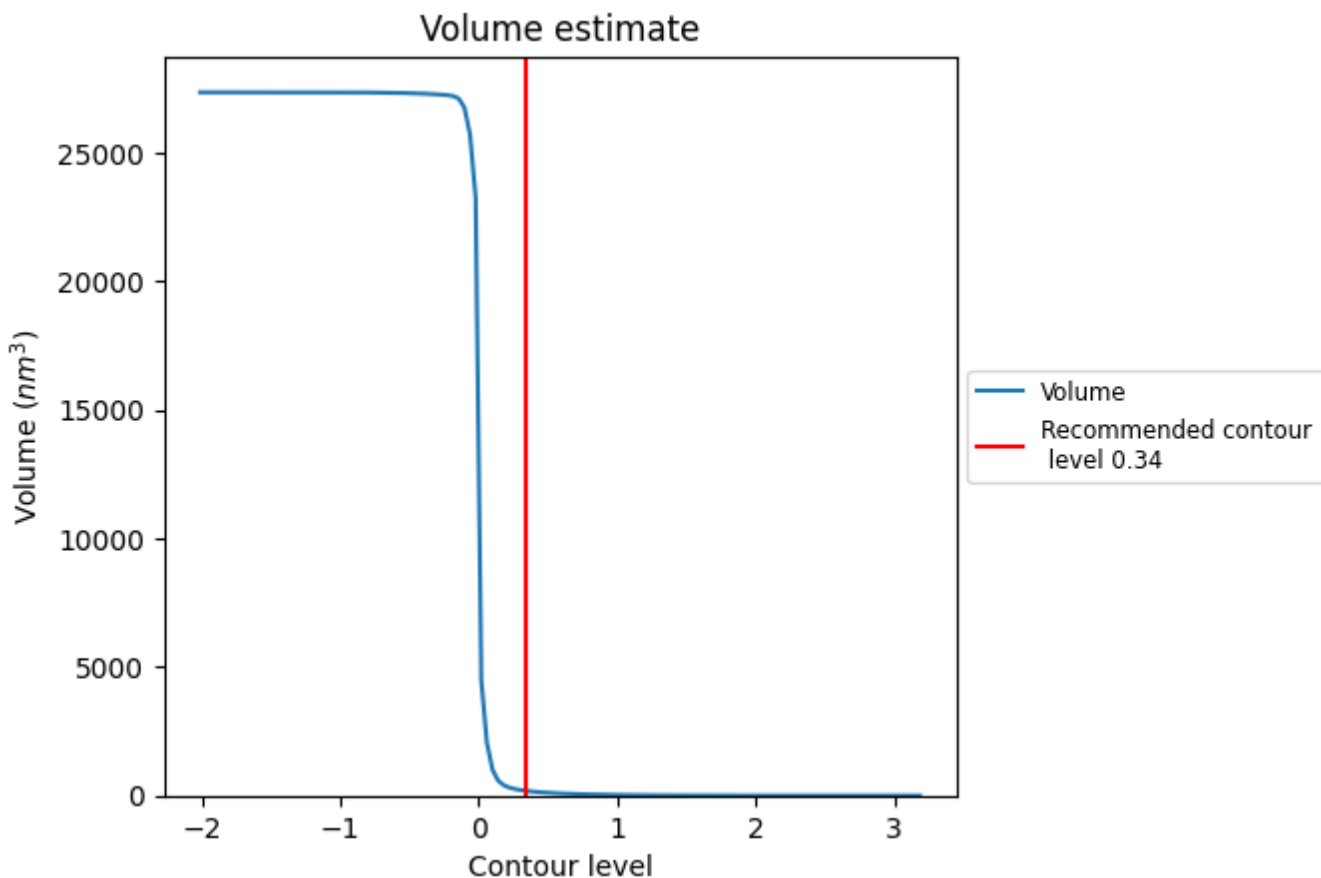
This section contains the results of statistical analysis of the map.

7.1 Map-value distribution [i](#)



The map-value distribution is plotted in 128 intervals along the x-axis. The y-axis is logarithmic. A spike in this graph at zero usually indicates that the volume has been masked.

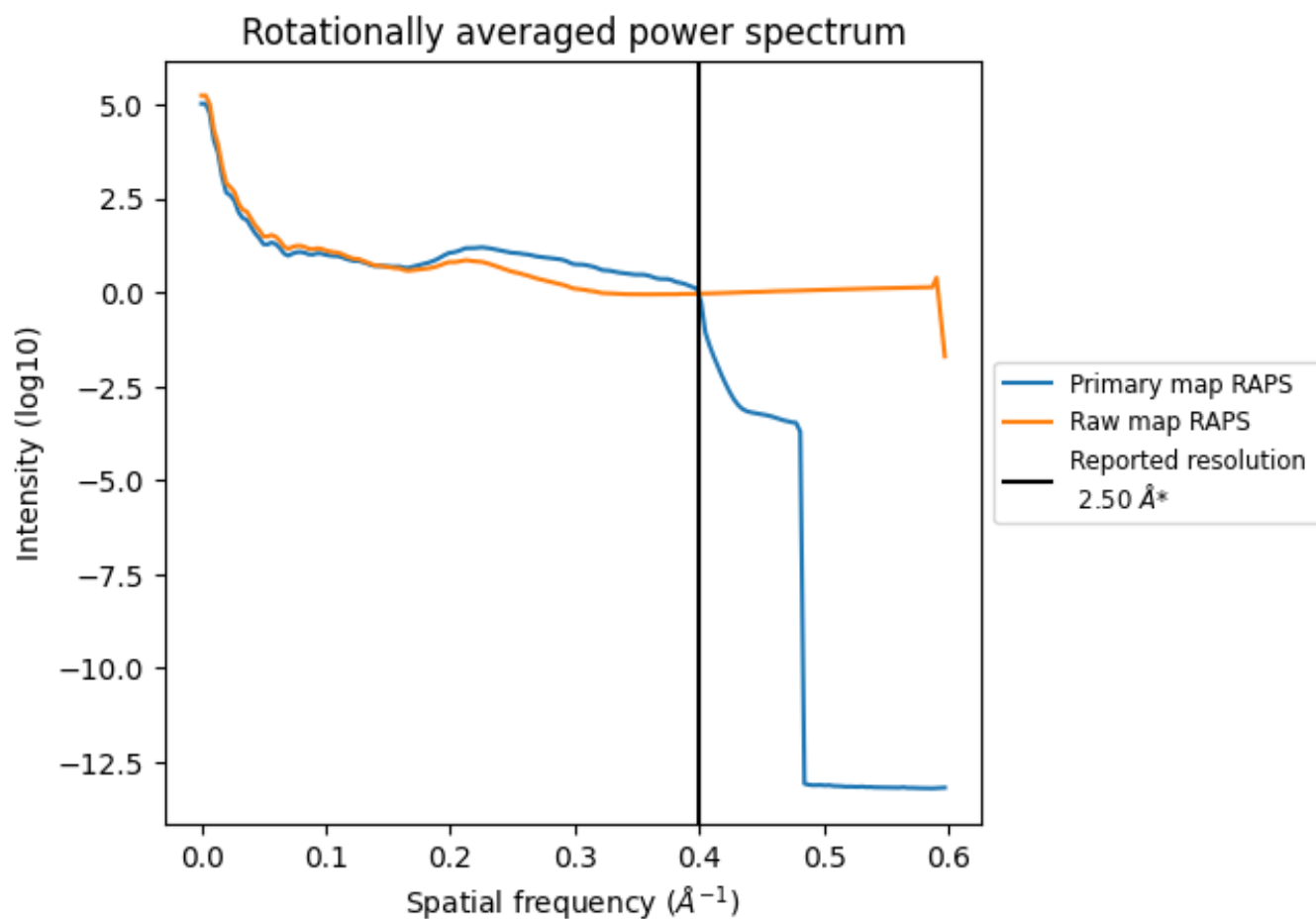
7.2 Volume estimate [i](#)



The volume at the recommended contour level is 185 nm³; this corresponds to an approximate mass of 167 kDa.

The volume estimate graph shows how the enclosed volume varies with the contour level. The recommended contour level is shown as a vertical line and the intersection between the line and the curve gives the volume of the enclosed surface at the given level.

7.3 Rotationally averaged power spectrum [i](#)

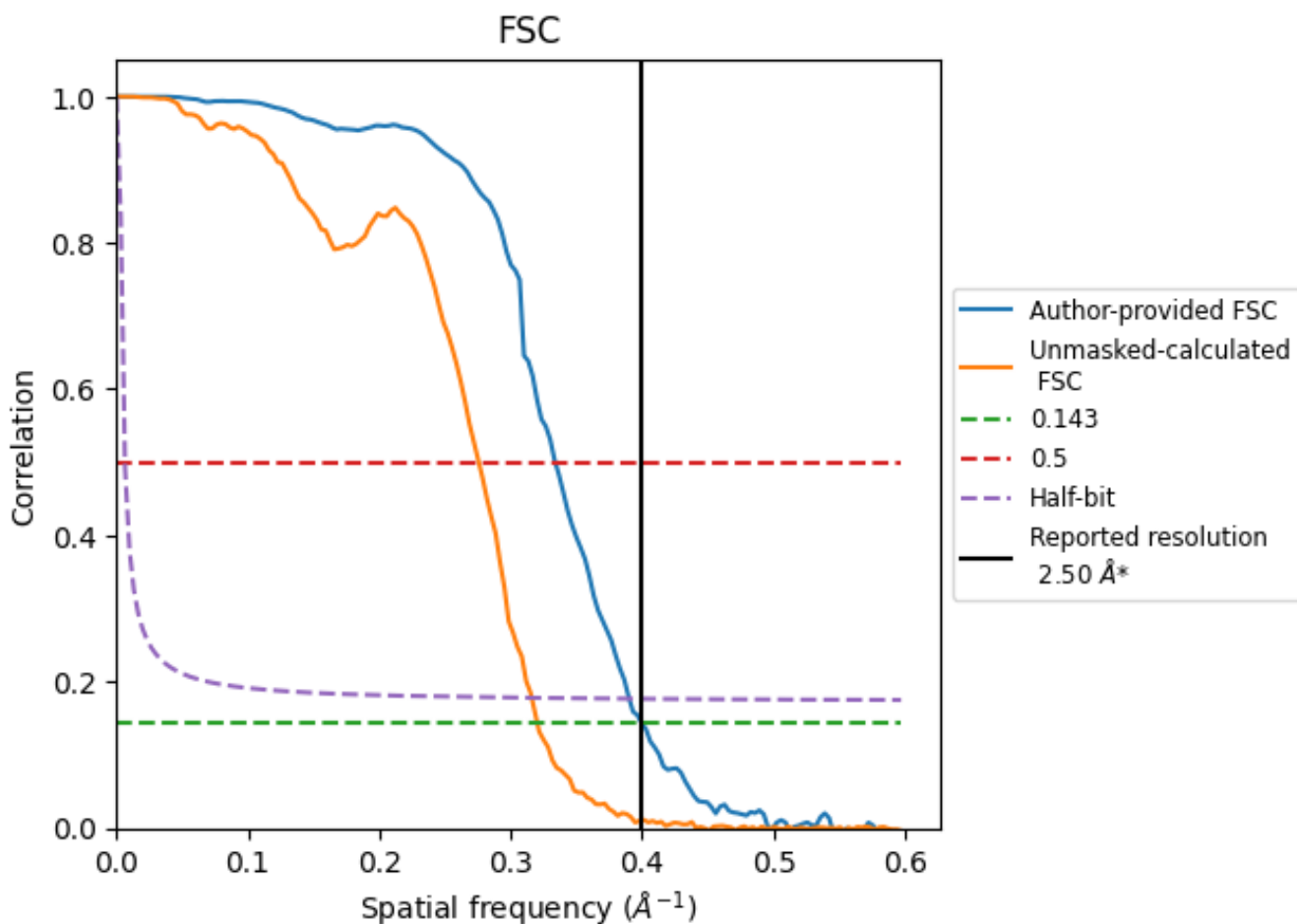


*Reported resolution corresponds to spatial frequency of 0.400 Å⁻¹

8 Fourier-Shell correlation [i](#)

Fourier-Shell Correlation (FSC) is the most commonly used method to estimate the resolution of single-particle and subtomogram-averaged maps. The shape of the curve depends on the imposed symmetry, mask and whether or not the two 3D reconstructions used were processed from a common reference. The reported resolution is shown as a black line. A curve is displayed for the half-bit criterion in addition to lines showing the 0.143 gold standard cut-off and 0.5 cut-off.

8.1 FSC [i](#)



*Reported resolution corresponds to spatial frequency of 0.400 Å⁻¹

8.2 Resolution estimates [i](#)


Resolution estimate (Å)	Estimation criterion (FSC cut-off)		
	0.143	0.5	Half-bit
Reported by author	2.50	-	-
Author-provided FSC curve	2.50	2.99	2.56
Unmasked-calculated*	3.12	3.63	3.16

*Resolution estimate based on FSC curve calculated by comparison of deposited half-maps. The value from deposited half-maps intersecting FSC 0.143 CUT-OFF 3.12 differs from the reported value 2.5 by more than 10 %

9 Map-model fit [i](#)

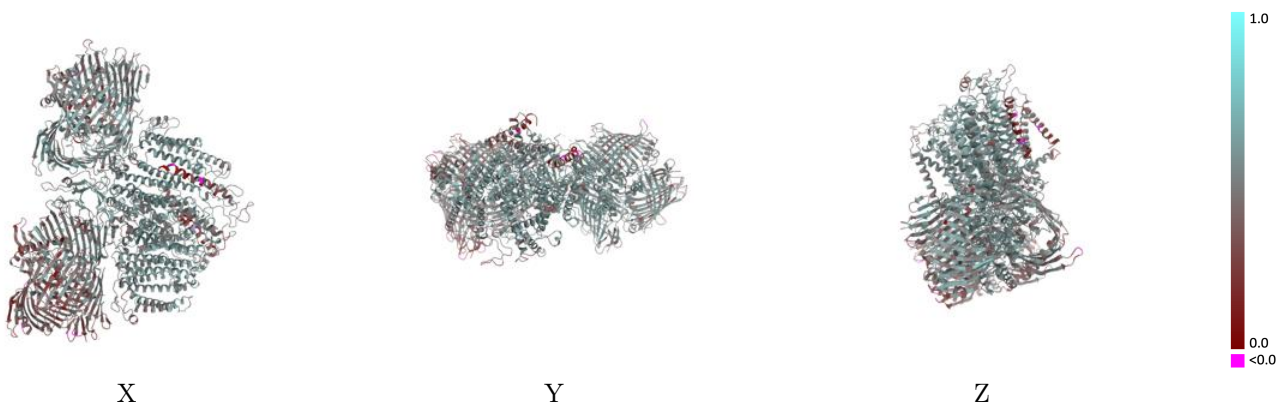
This section contains information regarding the fit between EMDB map EMD-14528 and PDB model 7Z6Q. Per-residue inclusion information can be found in section 3 on page 14.

9.1 Map-model overlay [i](#)



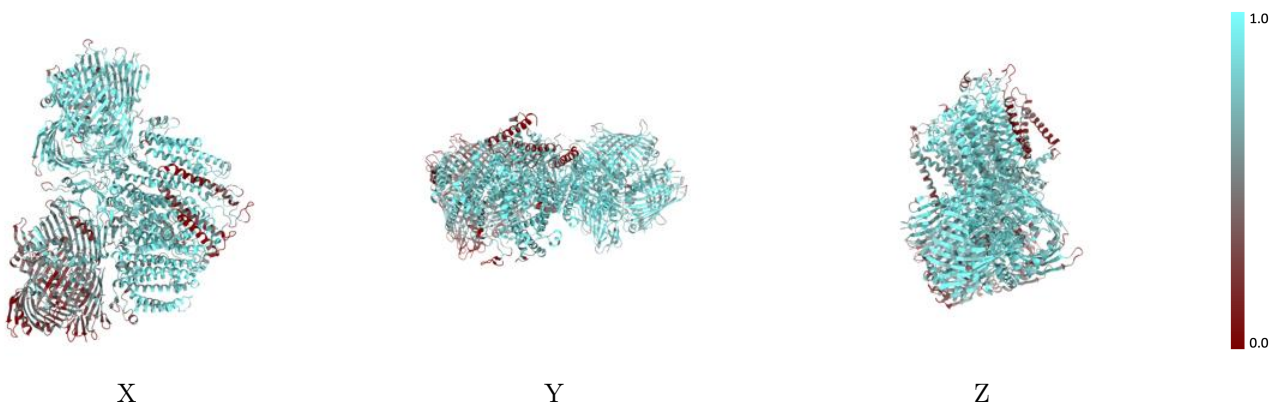
The images above show the 3D surface view of the map at the recommended contour level 0.34 at 50% transparency in yellow overlaid with a ribbon representation of the model coloured in blue. These images allow for the visual assessment of the quality of fit between the atomic model and the map.

9.2 Q-score mapped to coordinate model [i](#)



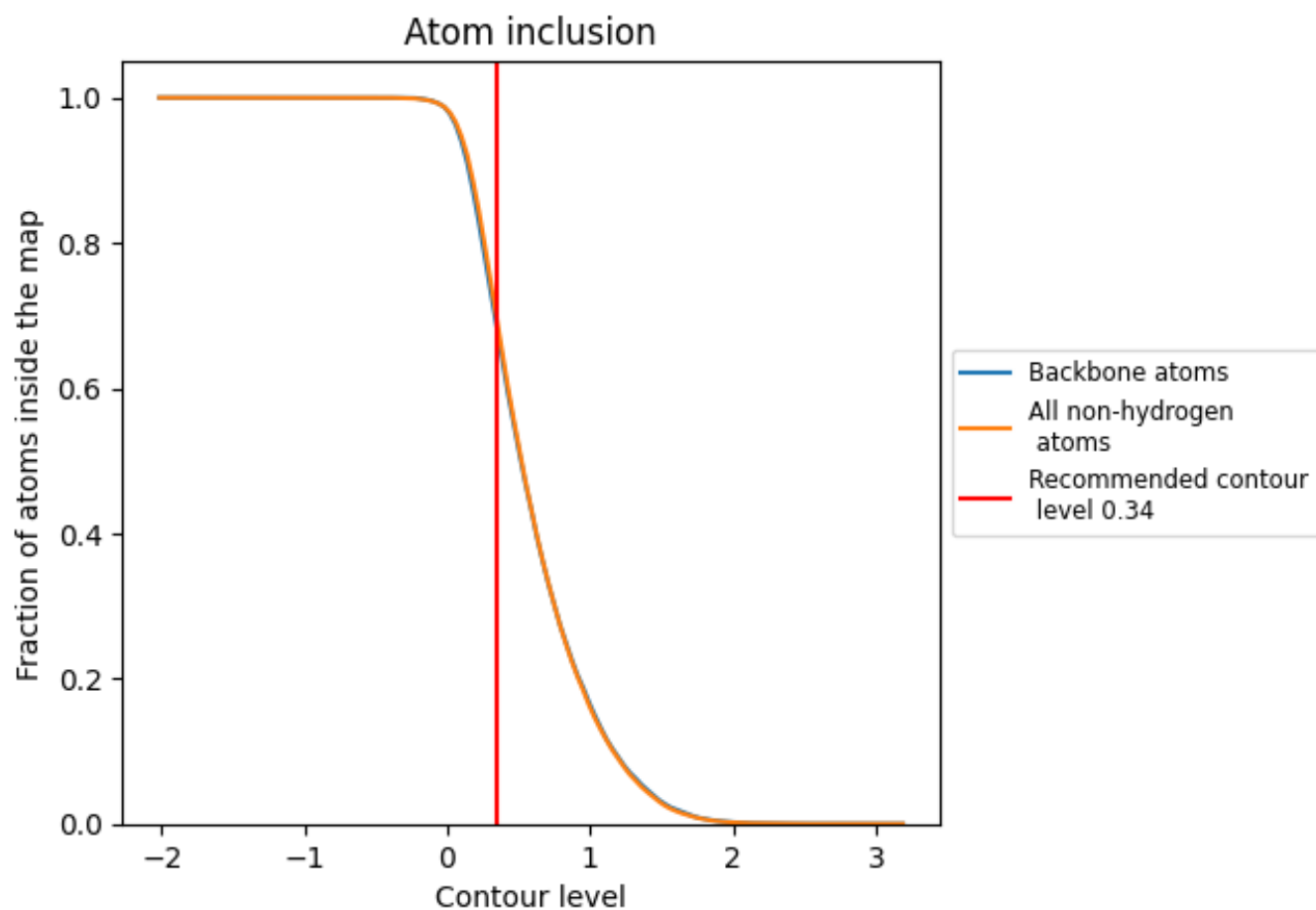
The images above show the model with each residue coloured according to its Q-score. This shows their resolvability in the map with higher Q-score values reflecting better resolvability. Please note: Q-score is calculating the resolvability of atoms, and thus high values are only expected at resolutions at which atoms can be resolved. Low Q-score values may therefore be expected for many entries.

9.3 Atom inclusion mapped to coordinate model [i](#)



The images above show the model with each residue coloured according to its atom inclusion. This shows to what extent they are inside the map at the recommended contour level (0.34).



























9.4 Atom inclusion [i](#)



At the recommended contour level, 69% of all backbone atoms, 70% of all non-hydrogen atoms, are inside the map.

9.5 Map-model fit summary

The table lists the average atom inclusion at the recommended contour level (0.34) and Q-score for the entire model and for each chain.

Chain	Atom inclusion	Q-score
All	 0.7036	 0.4930
A	 0.8418	 0.5570
B	 0.7945	 0.5370
C	 0.5479	 0.4780
D	 0.6431	 0.4970
E	 0.8487	 0.5410
F	 0.8155	 0.5030
G	 0.7944	 0.5010
H	 0.4181	 0.3670
I	 0.4798	 0.4080
J	 0.6120	 0.4590
a	 0.8116	 0.5370
c	 0.2250	 0.3330

