



# Full wwPDB X-ray Structure Validation Report ⓘ

Aug 16, 2023 – 04:41 AM EDT

PDB ID : 1ZCF  
Title : L-asparaginase from *Erwinia carotovora*  
Authors : Kuranova, I.P.; Kislizin, Y.A.; Kravchenko, O.V.; Nikonov, S.V.  
Deposited on : 2005-04-12  
Resolution : 3.00 Å(reported)

This is a Full wwPDB X-ray Structure Validation Report for a publicly released PDB entry.

We welcome your comments at [validation@mail.wwpdb.org](mailto:validation@mail.wwpdb.org)

A user guide is available at

<https://www.wwpdb.org/validation/2017/XrayValidationReportHelp>

with specific help available everywhere you see the ⓘ symbol.

The types of validation reports are described at

<http://www.wwpdb.org/validation/2017/FAQs#types>.

---

The following versions of software and data (see [references ⓘ](#)) were used in the production of this report:

MolProbity : 4.02b-467  
Xtriage (Phenix) : 1.13  
EDS : 2.35  
Percentile statistics : 20191225.v01 (using entries in the PDB archive December 25th 2019)  
Refmac : 5.8.0158  
CCP4 : 7.0.044 (Gargrove)  
Ideal geometry (proteins) : Engh & Huber (2001)  
Ideal geometry (DNA, RNA) : Parkinson et al. (1996)  
Validation Pipeline (wwPDB-VP) : 2.35

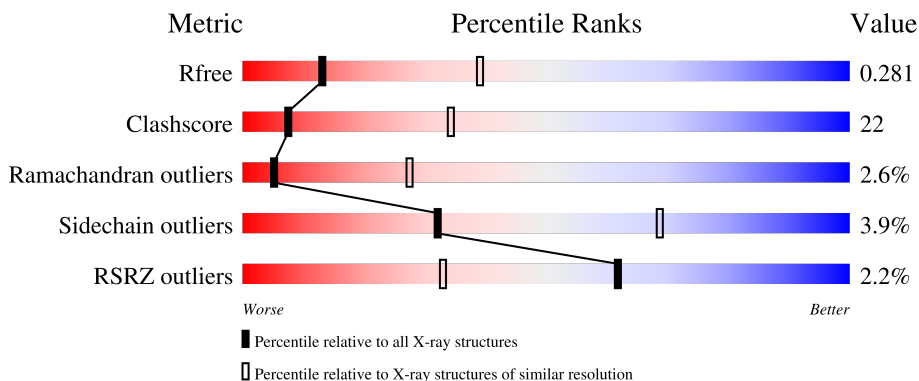
# 1 Overall quality at a glance i

The following experimental techniques were used to determine the structure:

*X-RAY DIFFRACTION*

The reported resolution of this entry is 3.00 Å.

Percentile scores (ranging between 0-100) for global validation metrics of the entry are shown in the following graphic. The table shows the number of entries on which the scores are based.






Metric	Whole archive (#Entries)	Similar resolution (#Entries, resolution range(Å))
$R_{free}$	130704	2092 (3.00-3.00)
Clashscore	141614	2416 (3.00-3.00)
Ramachandran outliers	138981	2333 (3.00-3.00)
Sidechain outliers	138945	2336 (3.00-3.00)
RSRZ outliers	127900	1990 (3.00-3.00)

The table below summarises the geometric issues observed across the polymeric chains and their fit to the electron density. The red, orange, yellow and green segments of the lower bar indicate the fraction of residues that contain outliers for  $\geq 3$ , 2, 1 and 0 types of geometric quality criteria respectively. A grey segment represents the fraction of residues that are not modelled. The numeric value for each fraction is indicated below the corresponding segment, with a dot representing fractions  $\leq 5\%$ . The upper red bar (where present) indicates the fraction of residues that have poor fit to the electron density. The numeric value is given above the bar.

Mol	Chain	Length	Quality of chain
1	A	327	64% (green), 34% (yellow), .. (grey)
1	B	327	2% (red), 67% (green), 30% (yellow), .. (grey)
1	C	327	63% (green), 34% (yellow), .. (grey)
1	D	327	4% (red), 55% (green), 40% (yellow), 5% (orange), .. (grey)
1	E	327	3% (red), 66% (green), 31% (yellow), .. (grey)

*Continued on next page...*

*Continued from previous page...*

Mol	Chain	Length	Quality of chain
1	F	327	 61% 35% . .
1	G	327	 4% 52% 42% 6% .
1	H	327	 4% 56% 40% . .

## 2 Entry composition [i](#)

There is only 1 type of molecule in this entry. The entry contains 19296 atoms, of which 0 are hydrogens and 0 are deuteriums.

In the tables below, the ZeroOcc column contains the number of atoms modelled with zero occupancy, the AltConf column contains the number of residues with at least one atom in alternate conformation and the Trace column contains the number of residues modelled with at most 2 atoms.

- Molecule 1 is a protein called L-asparaginase.

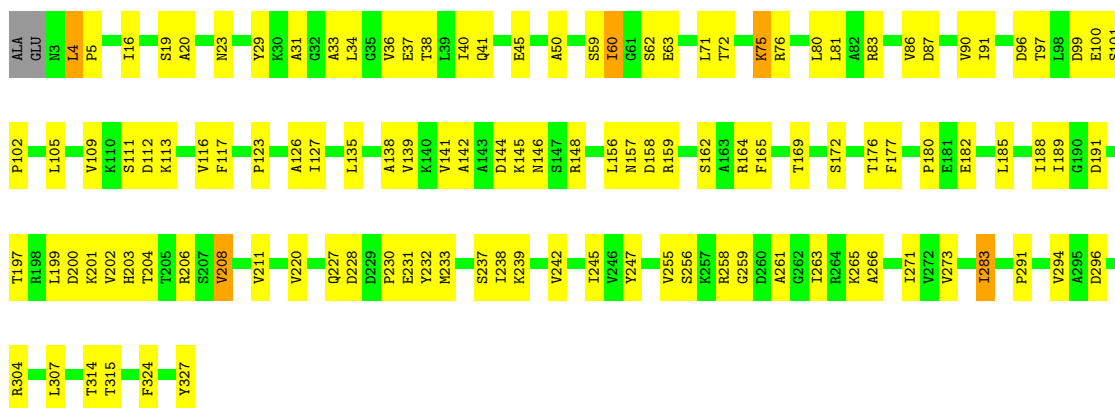
Mol	Chain	Residues	Atoms					ZeroOcc	AltConf	Trace
			Total	C	N	O	S			
1	A	325	2412	1519	415	472	6	0	0	0
1	B	325	2412	1519	415	472	6	0	0	0
1	C	325	2412	1519	415	472	6	0	0	0
1	D	325	2412	1519	415	472	6	0	0	0
1	E	325	2412	1519	415	472	6	0	0	0
1	F	325	2412	1519	415	472	6	0	0	0
1	G	325	2412	1519	415	472	6	0	0	0
1	H	325	2412	1519	415	472	6	0	0	0

### 3 Residue-property plots [i](#)

These plots are drawn for all protein, RNA, DNA and oligosaccharide chains in the entry. The first graphic for a chain summarises the proportions of the various outlier classes displayed in the second graphic. The second graphic shows the sequence view annotated by issues in geometry and electron density. Residues are color-coded according to the number of geometric quality criteria for which they contain at least one outlier: green = 0, yellow = 1, orange = 2 and red = 3 or more. A red dot above a residue indicates a poor fit to the electron density ( $RSRZ > 2$ ). Stretches of 2 or more consecutive residues without any outlier are shown as a green connector. Residues present in the sample, but not in the model, are shown in grey.

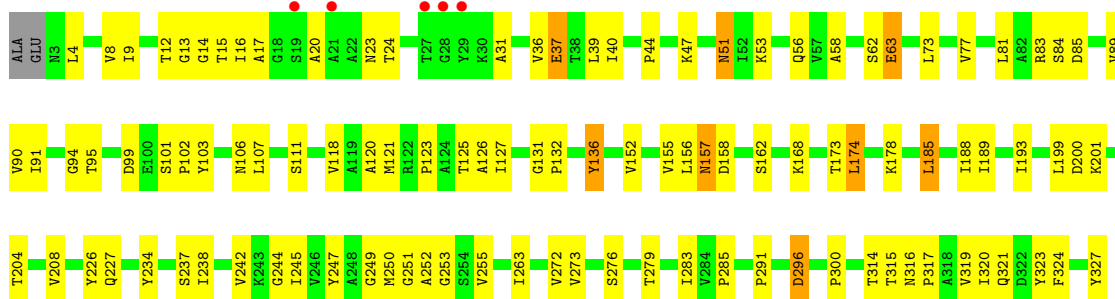
- Molecule 1: L-asparaginase

Chain A: 



- Molecule 1: L-asparaginase

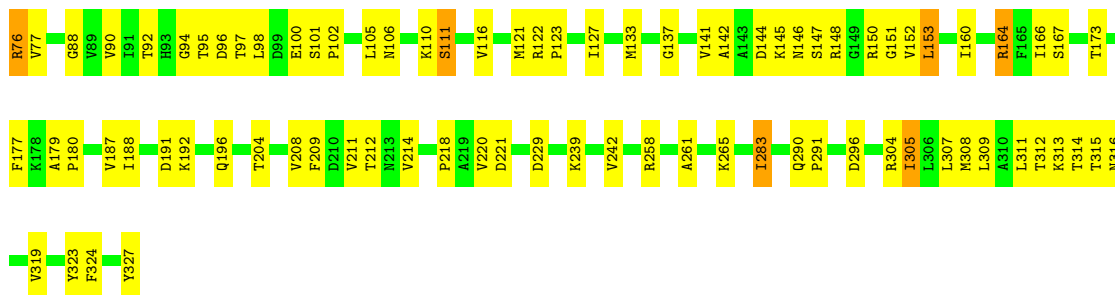
Chain B: 



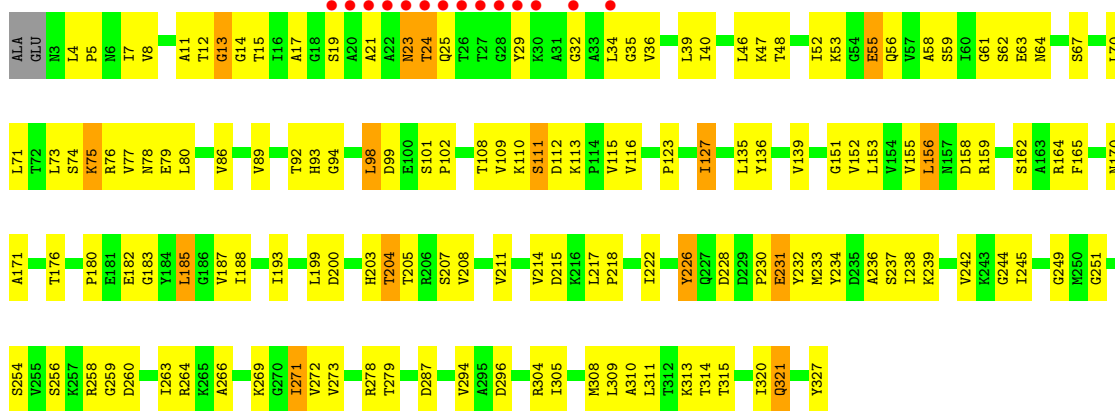
- Molecule 1: L-asparaginase

Chain C: 

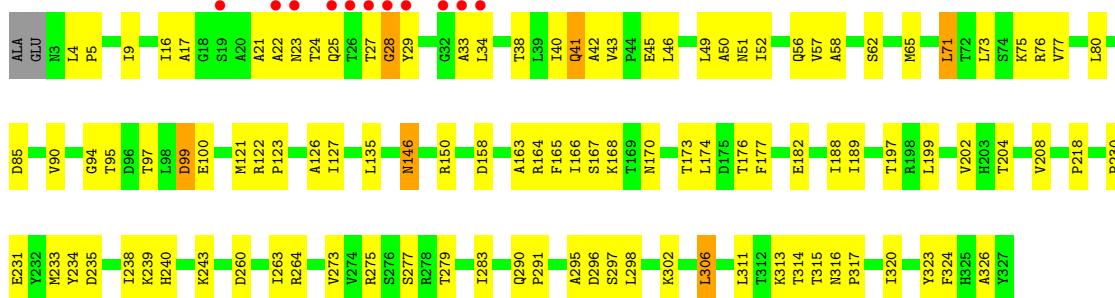




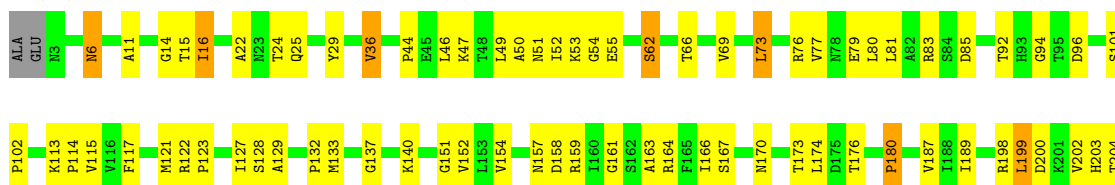
• Molecule 1: L-asparaginase

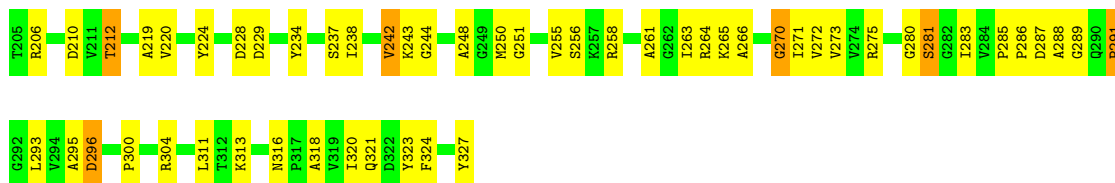


• Molecule 1: L-asparaginase

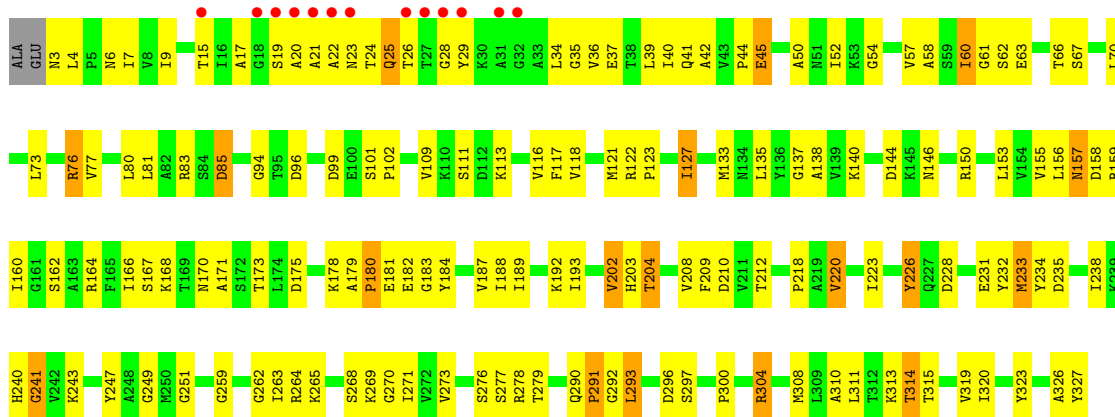


• Molecule 1: L-asparaginase

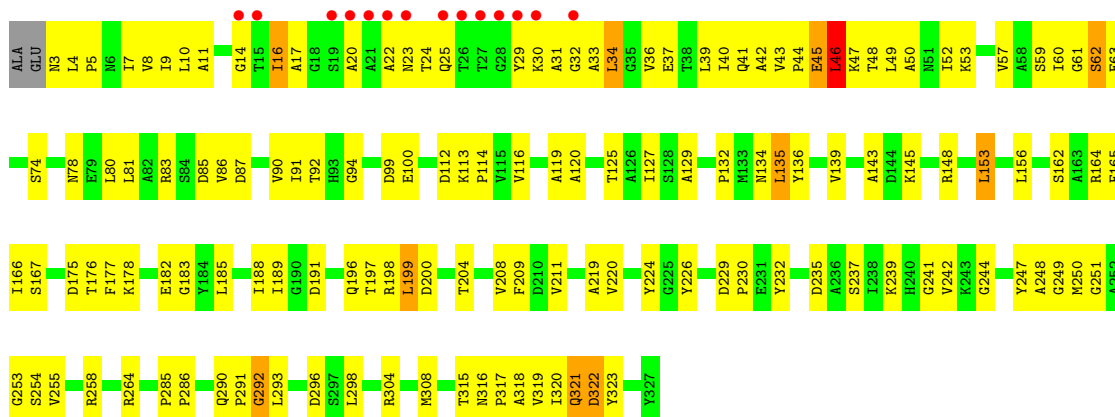




- Molecule 1: L-asparaginase



- Molecule 1: L-asparaginase



## 4 Data and refinement statistics

Property	Value	Source
Space group	P 21 21 21	Depositor
Cell constants a, b, c, $\alpha$ , $\beta$ , $\gamma$	76.64Å 141.99Å 260.39Å 90.00° 90.00° 90.00°	Depositor
Resolution (Å)	19.97 – 3.00 29.31 – 3.00	Depositor EDS
% Data completeness (in resolution range)	95.6 (19.97-3.00) 98.4 (29.31-3.00)	Depositor EDS
$R_{merge}$	0.13	Depositor
$R_{sym}$	(Not available)	Depositor
$\langle I/\sigma(I) \rangle$ <sup>1</sup>	1.93 (at 3.00Å)	Xtrriage
Refinement program	CNS 1.1	Depositor
R, $R_{free}$	0.203 , 0.282 0.203 , 0.281	Depositor DCC
$R_{free}$ test set	2786 reflections (4.91%)	wwPDB-VP
Wilson B-factor (Å <sup>2</sup> )	52.7	Xtrriage
Anisotropy	0.151	Xtrriage
Bulk solvent $k_{sol}$ (e/Å <sup>3</sup> ), $B_{sol}$ (Å <sup>2</sup> )	0.26 , 74.6	EDS
L-test for twinning <sup>2</sup>	$\langle  L  \rangle = 0.46$ , $\langle L^2 \rangle = 0.28$	Xtrriage
Estimated twinning fraction	No twinning to report.	Xtrriage
$F_o, F_c$ correlation	0.93	EDS
Total number of atoms	19296	wwPDB-VP
Average B, all atoms (Å <sup>2</sup> )	45.0	wwPDB-VP

Xtrriage's analysis on translational NCS is as follows: *The analyses of the Patterson function reveals a significant off-origin peak that is 37.78 % of the origin peak, indicating pseudo-translational symmetry. The chance of finding a peak of this or larger height randomly in a structure without pseudo-translational symmetry is equal to 4.0693e-04. The detected translational NCS is most likely also responsible for the elevated intensity ratio.*

<sup>1</sup>Intensities estimated from amplitudes.

<sup>2</sup>Theoretical values of  $\langle |L| \rangle$ ,  $\langle L^2 \rangle$  for acentric reflections are 0.5, 0.333 respectively for untwinned datasets, and 0.375, 0.2 for perfectly twinned datasets.



## 5 Model quality [i](#)

### 5.1 Standard geometry [i](#)

The Z score for a bond length (or angle) is the number of standard deviations the observed value is removed from the expected value. A bond length (or angle) with  $|Z| > 5$  is considered an outlier worth inspection. RMSZ is the root-mean-square of all Z scores of the bond lengths (or angles).

Mol	Chain	Bond lengths		Bond angles	
		RMSZ	# Z  >5	RMSZ	# Z  >5
1	A	0.40	0/2448	0.67	0/3324
1	B	0.38	0/2448	0.68	0/3324
1	C	0.38	0/2448	0.68	0/3324
1	D	0.36	0/2448	0.67	1/3324 (0.0%)
1	E	0.39	0/2448	0.67	1/3324 (0.0%)
1	F	0.41	0/2448	0.69	0/3324
1	G	0.37	0/2448	0.68	0/3324
1	H	0.39	0/2448	0.67	0/3324
All	All	0.38	0/19584	0.68	2/26592 (0.0%)

There are no bond length outliers.

All (2) bond angle outliers are listed below:

Mol	Chain	Res	Type	Atoms	Z	Observed(°)	Ideal(°)
1	E	199	LEU	CA-CB-CG	5.66	128.31	115.30
1	D	98	LEU	CA-CB-CG	5.25	127.37	115.30

There are no chirality outliers.

There are no planarity outliers.

### 5.2 Too-close contacts [i](#)

In the following table, the Non-H and H(model) columns list the number of non-hydrogen atoms and hydrogen atoms in the chain respectively. The H(added) column lists the number of hydrogen atoms added and optimized by MolProbity. The Clashes column lists the number of clashes within the asymmetric unit, whereas Symm-Clashes lists symmetry-related clashes.

Mol	Chain	Non-H	H(model)	H(added)	Clashes	Symm-Clashes
1	A	2412	0	2468	94	0
1	B	2412	0	2468	86	0
1	C	2412	0	2468	122	0

*Continued on next page...*

*Continued from previous page...*

Mol	Chain	Non-H	H(model)	H(added)	Clashes	Symm-Clashes
1	D	2412	0	2468	128	0
1	E	2412	0	2468	94	0
1	F	2412	0	2468	106	0
1	G	2412	0	2468	145	0
1	H	2412	0	2468	134	0
All	All	19296	0	19744	862	0

The all-atom clashscore is defined as the number of clashes found per 1000 atoms (including hydrogen atoms). The all-atom clashscore for this structure is 22.

All (862) close contacts within the same asymmetric unit are listed below, sorted by their clash magnitude.

Atom-1	Atom-2	Interatomic distance (Å)	Clash overlap (Å)
1:G:17:ALA:HB1	1:G:34:LEU:HB3	1.19	1.12
1:H:62:SER:HB3	1:H:94:GLY:HA3	1.34	1.08
1:C:62:SER:HB2	1:C:94:GLY:HA3	1.35	1.06
1:F:283:ILE:HG22	1:F:285:PRO:HD3	1.36	1.05
1:B:174:LEU:H	1:B:174:LEU:HD23	1.20	1.04
1:E:170:ASN:HB3	1:E:176:THR:HG22	1.40	1.01
1:C:164:ARG:HD3	1:C:164:ARG:O	1.62	1.00
1:E:17:ALA:HA	1:E:34:LEU:HD12	1.45	0.99
1:A:228:ASP:HA	1:A:258:ARG:HH12	1.25	0.98
1:A:63:GLU:HA	1:F:250:MET:HE1	1.46	0.97
1:A:283:ILE:HD11	1:E:189:ILE:HG21	1.47	0.95
1:A:4:LEU:HD12	1:A:50:ALA:HA	1.48	0.95
1:C:19:SER:HB2	1:C:30:LYS:HB3	1.46	0.95
1:E:17:ALA:HB1	1:E:34:LEU:HB2	1.46	0.95
1:A:164:ARG:O	1:A:164:ARG:HD3	1.67	0.94
1:E:218:PRO:HB3	1:E:243:LYS:HG3	1.49	0.94
1:A:4:LEU:HD23	1:A:4:LEU:H	1.32	0.94
1:F:16:ILE:HD13	1:F:16:ILE:O	1.67	0.94
1:C:160:ILE:HD11	1:C:188:ILE:HD11	1.50	0.93
1:E:62:SER:HB3	1:E:94:GLY:HA3	1.48	0.92
1:H:9:ILE:HG22	1:H:90:VAL:HB	1.49	0.92
1:H:226:TYR:HA	1:H:250:MET:HE3	1.51	0.91
1:C:314:THR:HG22	1:C:316:ASN:H	1.33	0.90
1:F:62:SER:HB2	1:F:94:GLY:HA3	1.55	0.89
1:C:283:ILE:H	1:C:283:ILE:CD1	1.87	0.88
1:G:188:ILE:HD13	1:G:193:ILE:HG12	1.55	0.88
1:A:189:ILE:HB	1:E:283:ILE:HD11	1.53	0.88
1:B:174:LEU:H	1:B:174:LEU:CD2	1.86	0.88

*Continued on next page...*

*Continued from previous page...*

Atom-1	Atom-2	Interatomic distance (Å)	Clash overlap (Å)
1:D:164:ARG:O	1:D:164:ARG:HD3	1.72	0.87
1:A:63:GLU:HA	1:F:250:MET:CE	2.05	0.87
1:A:245:ILE:HB	1:A:273:VAL:HG22	1.56	0.87
1:G:21:ALA:HB3	1:G:25:GLN:HE22	1.37	0.86
1:D:321:GLN:HE21	1:D:321:GLN:HA	1.42	0.85
1:H:164:ARG:HD3	1:H:164:ARG:O	1.76	0.85
1:B:62:SER:HB2	1:B:94:GLY:HA3	1.57	0.85
1:C:23:ASN:HB3	1:C:127:ILE:HG12	1.59	0.85
1:C:52:ILE:HD13	1:C:52:ILE:H	1.40	0.84
1:B:250:MET:HE2	1:E:97:THR:HG22	1.57	0.84
1:E:22:ALA:HB3	1:E:25:GLN:HB2	1.59	0.83
1:C:229:ASP:H	1:C:258:ARG:HH21	1.25	0.83
1:E:73:LEU:O	1:E:77:VAL:HG23	1.77	0.83
1:C:283:ILE:HD11	1:G:189:ILE:HG13	1.61	0.81
1:G:60:ILE:HD13	1:G:60:ILE:H	1.43	0.81
1:F:121:MET:HB2	1:F:174:LEU:HD12	1.59	0.81
1:D:188:ILE:HG12	1:D:193:ILE:HD13	1.62	0.81
1:C:11:ALA:HB3	1:C:56:GLN:HA	1.62	0.81
1:H:16:ILE:HD13	1:H:16:ILE:O	1.79	0.80
1:G:116:VAL:HG12	1:G:153:LEU:HB2	1.62	0.80
1:C:283:ILE:H	1:C:283:ILE:HD13	1.45	0.80
1:D:8:VAL:HG22	1:D:53:LYS:HB3	1.63	0.80
1:H:165:PHE:CG	1:H:182:GLU:HG2	2.18	0.79
1:D:17:ALA:HB2	1:D:39:LEU:HD11	1.64	0.79
1:D:263:ILE:HG23	1:D:273:VAL:HG11	1.63	0.79
1:C:97:THR:HG22	1:H:250:MET:HE2	1.66	0.78
1:B:249:GLY:HA3	1:B:253:GLY:HA2	1.66	0.77
1:B:73:LEU:O	1:B:77:VAL:HG22	1.85	0.77
1:E:9:ILE:HD13	1:E:90:VAL:HB	1.67	0.76
1:F:77:VAL:O	1:F:81:LEU:HD13	1.86	0.76
1:C:101:SER:HB2	1:C:102:PRO:HD3	1.65	0.76
1:C:36:VAL:HG11	1:C:54:GLY:HA3	1.68	0.76
1:A:4:LEU:H	1:A:4:LEU:CD2	1.98	0.75
1:D:251:GLY:HA3	1:G:96:ASP:OD1	1.87	0.74
1:F:243:LYS:HG3	1:F:311:LEU:HD23	1.69	0.74
1:G:73:LEU:O	1:G:77:VAL:HG23	1.87	0.74
1:G:22:ALA:HB3	1:G:25:GLN:HB3	1.69	0.74
1:H:320:ILE:HA	1:H:323:TYR:HD1	1.52	0.74
1:H:220:VAL:CG2	1:H:304:ARG:HG3	2.18	0.74
1:E:263:ILE:HD12	1:E:273:VAL:HG11	1.68	0.73
1:G:127:ILE:HD13	1:G:127:ILE:H	1.53	0.73

*Continued on next page...*

*Continued from previous page...*

Atom-1	Atom-2	Interatomic distance (Å)	Clash overlap (Å)
1:C:160:ILE:HD11	1:C:188:ILE:CD1	2.19	0.73
1:E:163:ALA:O	1:E:302:LYS:HE2	1.89	0.73
1:A:4:LEU:HD12	1:A:50:ALA:CA	2.18	0.73
1:E:188:ILE:C	1:E:189:ILE:HD12	2.10	0.72
1:B:237:SER:HB3	1:B:242:VAL:HG21	1.69	0.72
1:B:276:SER:OG	1:B:300:PRO:HD3	1.89	0.72
1:A:19:SER:O	1:A:29:TYR:HB2	1.88	0.72
1:D:304:ARG:NH2	1:G:228:ASP:HB2	2.03	0.72
1:C:283:ILE:CD1	1:G:189:ILE:HG13	2.18	0.72
1:A:4:LEU:HD23	1:A:4:LEU:N	2.04	0.72
1:A:80:LEU:O	1:A:86:VAL:HG11	1.89	0.72
1:F:24:THR:HG22	1:F:127:ILE:HD11	1.70	0.72
1:G:62:SER:HB3	1:G:94:GLY:HA3	1.72	0.72
1:D:217:LEU:HD13	1:D:308:MET:HE3	1.72	0.72
1:G:9:ILE:N	1:G:9:ILE:HD12	2.05	0.71
1:G:218:PRO:HB3	1:G:243:LYS:HG3	1.71	0.71
1:A:230:PRO:HB3	1:A:232:TYR:CE2	2.25	0.71
1:E:235:ASP:HA	1:E:238:ILE:HD12	1.71	0.71
1:H:316:ASN:HD21	1:H:318:ALA:HB3	1.55	0.70
1:C:221:ASP:OD2	1:C:242:VAL:HG11	1.91	0.70
1:F:199:LEU:HD22	1:F:200:ASP:N	2.07	0.70
1:D:217:LEU:HD23	1:D:218:PRO:HD2	1.74	0.70
1:H:235:ASP:O	1:H:239:LYS:HG2	1.91	0.70
1:D:21:ALA:HB3	1:D:25:GLN:OE1	1.92	0.70
1:D:200:ASP:OD1	1:H:198:ARG:HD2	1.91	0.69
1:D:237:SER:HB3	1:D:242:VAL:HG21	1.74	0.69
1:F:263:ILE:HG23	1:F:273:VAL:HG11	1.74	0.69
1:B:8:VAL:HG22	1:B:53:LYS:HD3	1.75	0.69
1:F:219:ALA:O	1:F:242:VAL:HG23	1.93	0.69
1:E:17:ALA:CA	1:E:34:LEU:HD12	2.23	0.68
1:D:93:HIS:HB3	1:D:98:LEU:HD23	1.75	0.68
1:A:238:ILE:HD11	1:A:266:ALA:HB2	1.75	0.68
1:E:234:TYR:O	1:E:238:ILE:HG13	1.94	0.68
1:G:202:VAL:HG22	1:G:326:ALA:O	1.94	0.68
1:G:60:ILE:HD13	1:G:60:ILE:N	2.09	0.68
1:A:239:LYS:HG2	1:A:239:LYS:O	1.93	0.67
1:D:19:SER:O	1:D:29:TYR:HB2	1.94	0.67
1:H:316:ASN:ND2	1:H:318:ALA:HB3	2.09	0.67
1:C:71:LEU:HD12	1:C:211:VAL:HG11	1.75	0.67
1:H:220:VAL:HG23	1:H:304:ARG:HG3	1.76	0.67
1:C:98:LEU:HD12	1:C:177:PHE:CE1	2.29	0.67

*Continued on next page...*

*Continued from previous page...*

Atom-1	Atom-2	Interatomic distance (Å)	Clash overlap (Å)
1:H:116:VAL:HG22	1:H:153:LEU:HD21	1.75	0.67
1:H:320:ILE:HA	1:H:323:TYR:CD1	2.29	0.67
1:F:170:ASN:HB3	1:F:173:THR:HG22	1.75	0.67
1:A:283:ILE:HD11	1:E:189:ILE:CG2	2.25	0.67
1:C:100:GLU:HB3	1:C:305:ILE:HD11	1.75	0.66
1:D:116:VAL:HG12	1:D:153:LEU:HB2	1.76	0.66
1:G:9:ILE:HD13	1:G:52:ILE:HG23	1.76	0.66
1:G:36:VAL:HG21	1:G:54:GLY:HA3	1.77	0.66
1:A:228:ASP:HA	1:A:258:ARG:NH1	2.06	0.66
1:B:226:TYR:HA	1:B:250:MET:HE3	1.78	0.66
1:F:73:LEU:O	1:F:77:VAL:HG13	1.95	0.66
1:C:76:ARG:O	1:C:76:ARG:HD3	1.96	0.65
1:G:127:ILE:HD13	1:G:127:ILE:N	2.10	0.65
1:B:283:ILE:HD12	1:F:189:ILE:HD12	1.78	0.65
1:F:157:ASN:O	1:F:158:ASP:HB2	1.97	0.65
1:B:174:LEU:HD23	1:B:174:LEU:N	2.01	0.65
1:D:230:PRO:HB2	1:D:232:TYR:CE2	2.31	0.64
1:F:6:ASN:HB3	1:F:51:ASN:HB2	1.79	0.64
1:C:52:ILE:HD13	1:C:52:ILE:N	2.11	0.64
1:H:165:PHE:CD1	1:H:182:GLU:HG2	2.32	0.64
1:C:98:LEU:HD13	1:C:98:LEU:O	1.98	0.64
1:G:76:ARG:HE	1:G:80:LEU:HG	1.63	0.64
1:C:62:SER:CB	1:C:94:GLY:HA3	2.21	0.64
1:F:244:GLY:H	1:F:271:ILE:CD1	2.10	0.64
1:G:42:ALA:C	1:G:44:PRO:HD3	2.17	0.64
1:C:73:LEU:O	1:C:77:VAL:HG23	1.98	0.64
1:C:16:ILE:HG23	1:C:17:ALA:H	1.62	0.64
1:C:44:PRO:O	1:C:47:LYS:HG2	1.97	0.64
1:H:304:ARG:O	1:H:308:MET:HG3	1.98	0.63
1:B:250:MET:CE	1:E:97:THR:HG22	2.28	0.63
1:C:314:THR:HG22	1:C:316:ASN:N	2.10	0.63
1:C:97:THR:HG22	1:H:250:MET:CE	2.28	0.63
1:D:158:ASP:O	1:D:187:VAL:HG23	1.96	0.63
1:E:173:THR:O	1:E:176:THR:HG23	1.97	0.63
1:F:238:ILE:HD11	1:F:266:ALA:HB2	1.79	0.63
1:G:9:ILE:CD1	1:G:52:ILE:HG23	2.28	0.63
1:A:45:GLU:H	1:A:45:GLU:CD	2.02	0.63
1:G:157:ASN:O	1:G:159:ARG:HG2	1.99	0.63
1:H:17:ALA:HA	1:H:39:LEU:HD11	1.79	0.63
1:H:24:THR:HG22	1:H:127:ILE:HD11	1.79	0.63
1:C:65:MET:SD	1:C:69:VAL:HG11	2.39	0.63

*Continued on next page...*

*Continued from previous page...*

Atom-1	Atom-2	Interatomic distance (Å)	Clash overlap (Å)
1:E:306:LEU:HD13	1:E:324:PHE:CE1	2.33	0.63
1:F:46:LEU:HB3	1:F:52:ILE:HD11	1.80	0.63
1:G:25:GLN:HG2	1:G:26:THR:N	2.14	0.63
1:B:17:ALA:HB2	1:B:39:LEU:HD11	1.80	0.62
1:B:36:VAL:HG13	1:B:37:GLU:H	1.63	0.62
1:F:206:ARG:HH11	1:F:206:ARG:HG2	1.64	0.62
1:F:244:GLY:H	1:F:271:ILE:HD11	1.64	0.62
1:D:75:LYS:HD2	1:D:75:LYS:C	2.18	0.62
1:D:108:THR:HG21	1:D:211:VAL:HG21	1.82	0.62
1:A:101:SER:HB2	1:A:102:PRO:HD3	1.81	0.62
1:D:182:GLU:O	1:H:183:GLY:HA3	1.98	0.62
1:A:188:ILE:C	1:A:189:ILE:HD12	2.20	0.62
1:B:242:VAL:HG12	1:B:244:GLY:H	1.64	0.62
1:E:4:LEU:HD22	1:E:49:LEU:O	1.99	0.62
1:E:76:ARG:O	1:E:80:LEU:HD12	1.99	0.62
1:E:165:PHE:CD1	1:E:182:GLU:HG2	2.35	0.61
1:G:21:ALA:HB3	1:G:25:GLN:NE2	2.12	0.61
1:D:13:GLY:N	1:D:59:SER:HA	2.15	0.61
1:A:197:THR:HG23	1:E:197:THR:OG1	1.99	0.61
1:G:170:ASN:HB3	1:G:173:THR:HG22	1.82	0.61
1:D:230:PRO:HB2	1:D:232:TYR:CD2	2.36	0.61
1:G:188:ILE:HD12	1:G:192:LYS:O	1.99	0.61
1:G:223:ILE:HG21	1:G:234:TYR:HE1	1.64	0.61
1:A:5:PRO:O	1:A:50:ALA:HB1	2.00	0.61
1:C:283:ILE:CD1	1:C:283:ILE:N	2.60	0.61
1:F:55:GLU:CD	1:F:76:ARG:HH21	2.04	0.61
1:H:90:VAL:O	1:H:91:ILE:HD12	2.01	0.61
1:F:280:GLY:O	1:F:281:SER:HB3	2.01	0.61
1:B:174:LEU:CD2	1:B:174:LEU:N	2.60	0.61
1:D:98:LEU:HD13	1:D:98:LEU:O	2.01	0.61
1:F:187:VAL:HG12	1:F:189:ILE:HG13	1.84	0.60
1:B:101:SER:HB2	1:B:102:PRO:HD3	1.83	0.60
1:G:77:VAL:O	1:G:81:LEU:HD13	2.01	0.60
1:F:44:PRO:O	1:F:47:LYS:HG2	2.02	0.60
1:B:189:ILE:HD12	1:F:283:ILE:HD12	1.83	0.60
1:G:310:ALA:HB1	1:G:320:ILE:CD1	2.31	0.60
1:F:229:ASP:O	1:F:258:ARG:NE	2.34	0.60
1:G:276:SER:OG	1:G:300:PRO:HG3	2.01	0.60
1:A:304:ARG:NH2	1:F:228:ASP:HB2	2.17	0.60
1:F:283:ILE:HG22	1:F:285:PRO:CD	2.24	0.60
1:B:251:GLY:C	1:B:253:GLY:H	2.03	0.60

*Continued on next page...*

*Continued from previous page...*

Atom-1	Atom-2	Interatomic distance (Å)	Clash overlap (Å)
1:G:17:ALA:CB	1:G:34:LEU:HB3	2.12	0.60
1:H:46:LEU:HG	1:H:52:ILE:HD11	1.83	0.60
1:H:237:SER:O	1:H:242:VAL:HG23	2.02	0.60
1:D:17:ALA:C	1:D:34:LEU:HD22	2.23	0.59
1:F:83:ARG:HB3	1:F:85:ASP:OD2	2.01	0.59
1:H:17:ALA:HA	1:H:34:LEU:HD23	1.84	0.59
1:C:66:THR:O	1:C:69:VAL:HG12	2.01	0.59
1:E:166:ILE:HG22	1:E:167:SER:N	2.17	0.59
1:E:275:ARG:HH12	1:E:290:GLN:HB2	1.67	0.59
1:E:283:ILE:HG22	1:E:297:SER:HB3	1.83	0.59
1:G:24:THR:HG21	1:H:136:TYR:CE1	2.37	0.59
1:G:162:SER:O	1:G:166:ILE:HG12	2.02	0.59
1:B:162:SER:HB2	1:B:185:LEU:HD21	1.83	0.59
1:C:314:THR:HG22	1:C:315:THR:N	2.17	0.59
1:D:71:LEU:HD11	1:D:217:LEU:CD1	2.32	0.59
1:A:123:PRO:HD2	1:A:126:ALA:HB2	1.85	0.59
1:C:191:ASP:O	1:C:192:LYS:HG3	2.03	0.59
1:A:60:ILE:HD13	1:A:60:ILE:H	1.67	0.59
1:C:34:LEU:HD12	1:C:34:LEU:H	1.67	0.59
1:B:51:ASN:N	1:B:51:ASN:HD22	1.99	0.58
1:H:211:VAL:O	1:H:211:VAL:HG22	2.03	0.58
1:A:189:ILE:HD12	1:A:189:ILE:N	2.17	0.58
1:C:7:ILE:HG23	1:C:88:GLY:O	2.03	0.58
1:E:43:VAL:HG12	1:E:46:LEU:HG	1.84	0.58
1:G:36:VAL:HG13	1:G:37:GLU:H	1.68	0.58
1:D:24:THR:HG22	1:D:127:ILE:HD11	1.84	0.58
1:E:314:THR:OG1	1:E:315:THR:N	2.37	0.58
1:H:81:LEU:HD11	1:H:113:LYS:CB	2.33	0.58
1:H:208:VAL:HG23	1:H:209:PHE:N	2.17	0.58
1:D:80:LEU:O	1:D:86:VAL:HG21	2.03	0.58
1:F:199:LEU:HD22	1:F:200:ASP:H	1.66	0.58
1:B:279:THR:HG22	1:E:168:LYS:O	2.04	0.58
1:C:283:ILE:HD13	1:C:283:ILE:N	2.13	0.58
1:D:249:GLY:O	1:D:278:ARG:HG2	2.04	0.58
1:E:260:ASP:O	1:E:264:ARG:HG3	2.03	0.58
1:G:310:ALA:HB1	1:G:320:ILE:HD12	1.86	0.58
1:A:169:THR:HB	1:A:176:THR:O	2.04	0.58
1:F:11:ALA:HA	1:F:92:THR:OG1	2.03	0.57
1:G:243:LYS:HB3	1:G:311:LEU:HD13	1.86	0.57
1:A:172:SER:HB2	1:B:189:ILE:HD13	1.87	0.57
1:A:105:LEU:O	1:A:109:VAL:HG13	2.04	0.57

*Continued on next page...*

*Continued from previous page...*

Atom-1	Atom-2	Interatomic distance (Å)	Clash overlap (Å)
1:F:243:LYS:HZ2	1:F:271:ILE:HA	1.68	0.57
1:F:115:VAL:HG11	1:F:152:VAL:HG22	1.86	0.57
1:H:34:LEU:HD23	1:H:39:LEU:HD11	1.87	0.57
1:D:304:ARG:HH22	1:G:228:ASP:HB2	1.68	0.57
1:F:243:LYS:NZ	1:F:271:ILE:HA	2.20	0.57
1:H:37:GLU:OE1	1:H:40:ILE:HG13	2.04	0.57
1:G:140:LYS:HG3	1:G:193:ILE:HD11	1.86	0.57
1:C:296:ASP:HB2	1:C:324:PHE:O	2.05	0.57
1:D:238:ILE:HD11	1:D:269:LYS:CG	2.34	0.57
1:G:243:LYS:O	1:G:271:ILE:HG23	2.04	0.57
1:A:71:LEU:HD11	1:A:211:VAL:HB	1.86	0.56
1:B:9:ILE:HG13	1:B:9:ILE:O	2.05	0.56
1:D:233:MET:O	1:D:236:ALA:HB3	2.05	0.56
1:H:220:VAL:HG21	1:H:304:ARG:HG3	1.85	0.56
1:C:145:LYS:HD3	1:C:148:ARG:NH1	2.20	0.56
1:D:315:THR:O	1:D:315:THR:HG22	2.05	0.56
1:A:157:ASN:O	1:A:158:ASP:HB2	2.05	0.56
1:A:208:VAL:HG13	1:A:208:VAL:O	2.04	0.56
1:C:36:VAL:HG11	1:C:54:GLY:CA	2.34	0.56
1:D:32:GLY:HA2	1:D:59:SER:HB3	1.85	0.56
1:D:238:ILE:HD11	1:D:269:LYS:HG2	1.87	0.56
1:F:52:ILE:HG22	1:F:53:LYS:N	2.21	0.56
1:F:244:GLY:N	1:F:271:ILE:HG13	2.21	0.56
1:G:262:GLY:O	1:G:265:LYS:HB3	2.05	0.56
1:H:5:PRO:O	1:H:50:ALA:HB1	2.05	0.56
1:D:311:LEU:C	1:D:313:LYS:H	2.09	0.56
1:G:223:ILE:HG21	1:G:234:TYR:CE1	2.40	0.56
1:G:234:TYR:O	1:G:238:ILE:HG13	2.06	0.56
1:H:42:ALA:O	1:H:44:PRO:HD3	2.05	0.56
1:E:76:ARG:NE	1:E:80:LEU:HD11	2.20	0.56
1:D:321:GLN:HE21	1:D:321:GLN:CA	2.12	0.56
1:A:283:ILE:HD13	1:A:283:ILE:O	2.06	0.56
1:D:151:GLY:HA2	1:D:204:THR:HG23	1.88	0.56
1:B:20:ALA:HB3	1:B:125:THR:OG1	2.06	0.56
1:E:62:SER:CB	1:E:94:GLY:HA3	2.29	0.56
1:G:66:THR:OG1	1:G:67:SER:N	2.40	0.56
1:H:188:ILE:O	1:H:189:ILE:HD13	2.05	0.56
1:A:83:ARG:HB2	1:A:86:VAL:HG12	1.88	0.55
1:F:62:SER:HB3	1:F:96:ASP:HB2	1.88	0.55
1:B:106:ASN:HA	1:B:152:VAL:HG23	1.88	0.55
1:B:199:LEU:HD11	1:B:201:LYS:HB2	1.87	0.55

*Continued on next page...*



*Continued from previous page...*

Atom-1	Atom-2	Interatomic distance (Å)	Clash overlap (Å)
1:F:36:VAL:HG21	1:F:54:GLY:HA3	1.88	0.55
1:G:45:GLU:N	1:G:45:GLU:OE1	2.39	0.55
1:H:153:LEU:HD23	1:H:153:LEU:O	2.06	0.55
1:G:166:ILE:HG22	1:G:167:SER:N	2.21	0.55
1:B:63:GLU:CD	1:B:63:GLU:H	2.09	0.55
1:G:118:VAL:HG22	1:G:138:ALA:CB	2.37	0.55
1:H:81:LEU:HD11	1:H:113:LYS:HB3	1.88	0.55
1:B:4:LEU:HB2	1:B:51:ASN:HD21	1.71	0.55
1:D:217:LEU:HD13	1:D:308:MET:CE	2.36	0.55
1:B:15:THR:HB	1:B:120:ALA:O	2.07	0.55
1:C:147:SER:HA	1:C:150:ARG:HD2	1.88	0.55
1:G:17:ALA:HA	1:G:34:LEU:HD23	1.88	0.55
1:H:52:ILE:HG22	1:H:53:LYS:N	2.22	0.54
1:B:247:TYR:CE2	1:B:255:VAL:HG12	2.41	0.54
1:C:45:GLU:H	1:C:45:GLU:CD	2.11	0.54
1:C:209:PHE:HZ	1:C:323:TYR:CD2	2.25	0.54
1:B:263:ILE:HG21	1:B:291:PRO:HB2	1.90	0.54
1:G:127:ILE:H	1:G:127:ILE:CD1	2.19	0.54
1:H:316:ASN:O	1:H:319:VAL:HG22	2.06	0.54
1:A:36:VAL:O	1:A:40:ILE:HG13	2.08	0.54
1:H:119:ALA:O	1:H:156:LEU:HD21	2.07	0.54
1:H:46:LEU:HD12	1:H:139:VAL:HG21	1.88	0.54
1:E:218:PRO:HB3	1:E:243:LYS:CG	2.28	0.54
1:H:45:GLU:O	1:H:48:THR:HG23	2.08	0.54
1:H:22:ALA:HB3	1:H:25:GLN:HG2	1.90	0.54
1:B:242:VAL:HG11	1:B:245:ILE:HD13	1.90	0.54
1:C:39:LEU:C	1:C:41:GLN:H	2.11	0.54
1:E:316:ASN:O	1:E:320:ILE:HG12	2.08	0.54
1:F:293:LEU:N	1:F:293:LEU:HD12	2.22	0.54
1:C:283:ILE:HG12	1:G:189:ILE:HG21	1.89	0.54
1:B:227:GLN:HE21	1:E:65:MET:HB3	1.73	0.53
1:G:36:VAL:HG13	1:G:37:GLU:N	2.23	0.53
1:E:57:VAL:O	1:E:58:ALA:HB2	2.08	0.53
1:A:304:ARG:HH22	1:F:228:ASP:HB2	1.72	0.53
1:B:81:LEU:HD13	1:B:111:SER:HB3	1.90	0.53
1:F:244:GLY:HA2	1:F:272:VAL:O	2.09	0.53
1:H:11:ALA:O	1:H:57:VAL:HG12	2.08	0.53
1:B:155:VAL:O	1:B:156:LEU:HG	2.08	0.53
1:C:211:VAL:HG13	1:C:214:VAL:HB	1.90	0.53
1:E:127:ILE:HG22	1:F:133:MET:HB2	1.91	0.53
1:G:175:ASP:O	1:G:178:LYS:HE3	2.09	0.53

*Continued on next page...*

*Continued from previous page...*

Atom-1	Atom-2	Interatomic distance (Å)	Clash overlap (Å)
1:G:81:LEU:O	1:G:113:LYS:NZ	2.42	0.53
1:A:159:ARG:NH2	1:B:173:THR:HG21	2.23	0.53
1:D:40:ILE:CG2	1:D:47:LYS:HE3	2.39	0.53
1:G:101:SER:HB2	1:G:102:PRO:HD3	1.89	0.53
1:A:141:VAL:HG23	1:A:142:ALA:N	2.23	0.53
1:C:45:GLU:CD	1:C:45:GLU:N	2.63	0.53
1:D:234:TYR:O	1:D:238:ILE:HG22	2.08	0.53
1:E:208:VAL:HG13	1:E:313:LYS:NZ	2.24	0.53
1:F:80:LEU:HD12	1:F:83:ARG:HD3	1.90	0.53
1:H:11:ALA:HA	1:H:92:THR:OG1	2.09	0.53
1:B:12:THR:HG23	1:B:58:ALA:HB3	1.90	0.53
1:D:71:LEU:HD11	1:D:217:LEU:HD11	1.90	0.53
1:E:38:THR:O	1:E:41:GLN:HG2	2.08	0.53
1:F:316:ASN:O	1:F:320:ILE:HG13	2.09	0.53
1:A:86:VAL:HG13	1:A:86:VAL:O	2.08	0.52
1:C:133:MET:CE	1:D:127:ILE:HB	2.38	0.52
1:D:110:LYS:HE2	1:D:207:SER:O	2.08	0.52
1:G:67:SER:HA	1:G:70:LEU:HB2	1.91	0.52
1:C:69:VAL:HG13	1:C:70:LEU:N	2.23	0.52
1:D:35:GLY:HA2	1:D:56:GLN:OE1	2.09	0.52
1:E:235:ASP:O	1:E:239:LYS:HG3	2.08	0.52
1:F:234:TYR:O	1:F:238:ILE:HG13	2.09	0.52
1:C:141:VAL:HG23	1:C:142:ALA:N	2.24	0.52
1:G:259:GLY:O	1:G:263:ILE:HG12	2.09	0.52
1:D:188:ILE:HG12	1:D:193:ILE:CD1	2.36	0.52
1:F:275:ARG:HB2	1:F:293:LEU:O	2.09	0.52
1:G:314:THR:OG1	1:G:315:THR:N	2.43	0.52
1:A:90:VAL:O	1:A:91:ILE:HD13	2.09	0.52
1:C:23:ASN:HB3	1:C:127:ILE:CG1	2.34	0.52
1:D:15:THR:HG23	1:D:29:TYR:HE2	1.73	0.52
1:D:217:LEU:CD2	1:D:218:PRO:HD2	2.39	0.52
1:H:175:ASP:O	1:H:178:LYS:HE3	2.09	0.52
1:C:208:VAL:HG12	1:C:327:TYR:OH	2.09	0.52
1:D:76:ARG:HG3	1:D:76:ARG:HH11	1.75	0.52
1:H:229:ASP:OD1	1:H:258:ARG:NH2	2.41	0.52
1:D:23:ASN:O	1:D:25:GLN:N	2.42	0.52
1:E:17:ALA:CB	1:E:34:LEU:HB2	2.30	0.52
1:E:146:ASN:O	1:E:150:ARG:NH1	2.42	0.52
1:E:146:ASN:ND2	1:E:150:ARG:HH12	2.08	0.52
1:A:4:LEU:CD1	1:A:50:ALA:HA	2.32	0.52
1:E:27:THR:HG22	1:E:28:GLY:N	2.25	0.52

*Continued on next page...*

*Continued from previous page...*

Atom-1	Atom-2	Interatomic distance (Å)	Clash overlap (Å)
1:H:316:ASN:HB3	1:H:319:VAL:HG22	1.91	0.52
1:H:41:GLN:O	1:H:44:PRO:HG3	2.10	0.52
1:B:103:TYR:O	1:B:107:LEU:HD13	2.10	0.51
1:B:121:MET:HE1	1:B:168:LYS:NZ	2.25	0.51
1:F:210:ASP:OD1	1:F:212:THR:HB	2.10	0.51
1:B:123:PRO:HD2	1:B:126:ALA:HB2	1.92	0.51
1:E:97:THR:C	1:E:99:ASP:H	2.13	0.51
1:E:76:ARG:HG3	1:E:80:LEU:HD11	1.92	0.51
1:G:17:ALA:HB2	1:G:39:LEU:HD11	1.92	0.51
1:G:155:VAL:HG22	1:G:160:ILE:HD13	1.93	0.51
1:H:316:ASN:O	1:H:320:ILE:HG13	2.11	0.51
1:A:62:SER:HB3	1:A:97:THR:H	1.74	0.51
1:G:9:ILE:N	1:G:9:ILE:CD1	2.72	0.51
1:H:20:ALA:HB3	1:H:125:THR:OG1	2.10	0.51
1:C:19:SER:OG	1:C:33:ALA:HB3	2.11	0.51
1:G:220:VAL:CG2	1:G:308:MET:HG2	2.41	0.51
1:B:208:VAL:HG22	1:B:327:TYR:OH	2.10	0.51
1:H:46:LEU:O	1:H:49:LEU:HB2	2.10	0.51
1:A:38:THR:HA	1:A:41:GLN:HG2	1.93	0.51
1:C:209:PHE:HZ	1:C:323:TYR:HD2	1.59	0.51
1:E:5:PRO:O	1:E:50:ALA:HB1	2.10	0.51
1:F:237:SER:O	1:F:242:VAL:HG12	2.10	0.51
1:H:90:VAL:C	1:H:91:ILE:HD12	2.31	0.51
1:C:76:ARG:HD3	1:C:76:ARG:C	2.31	0.51
1:E:45:GLU:OE1	1:E:45:GLU:N	2.33	0.51
1:A:261:ALA:O	1:A:265:LYS:HB2	2.10	0.51
1:G:203:HIS:CD2	1:G:204:THR:OG1	2.64	0.51
1:G:277:SER:HB2	1:G:279:THR:HG23	1.91	0.51
1:E:230:PRO:HG2	1:E:233:MET:HB2	1.93	0.50
1:F:255:VAL:HG12	1:F:256:SER:O	2.11	0.50
1:H:46:LEU:HB2	1:H:49:LEU:HD12	1.93	0.50
1:D:89:VAL:HG12	1:D:115:VAL:HG22	1.94	0.50
1:D:101:SER:HB2	1:D:102:PRO:HD3	1.94	0.50
1:H:7:ILE:HD11	1:H:143:ALA:HA	1.92	0.50
1:H:43:VAL:O	1:H:46:LEU:CD2	2.59	0.50
1:H:166:ILE:HG22	1:H:167:SER:N	2.26	0.50
1:C:19:SER:CB	1:C:30:LYS:HB3	2.32	0.50
1:C:208:VAL:HG22	1:C:313:LYS:HE2	1.93	0.50
1:C:229:ASP:N	1:C:258:ARG:HH21	2.01	0.50
1:F:6:ASN:CB	1:F:51:ASN:HB2	2.42	0.50
1:G:62:SER:HB3	1:G:94:GLY:CA	2.40	0.50

*Continued on next page...*

*Continued from previous page...*

Atom-1	Atom-2	Interatomic distance (Å)	Clash overlap (Å)
1:G:181:GLU:HB3	1:G:182:GLU:OE2	2.11	0.50
1:G:264:ARG:HG2	1:G:264:ARG:HH11	1.76	0.50
1:A:81:LEU:HD22	1:A:113:LYS:HB2	1.93	0.50
1:B:323:TYR:HD2	1:B:327:TYR:HE2	1.60	0.50
1:C:305:ILE:O	1:C:308:MET:HB3	2.11	0.50
1:A:16:ILE:HG12	1:A:16:ILE:O	2.10	0.50
1:A:263:ILE:HD12	1:A:273:VAL:HG11	1.94	0.50
1:E:23:ASN:O	1:E:127:ILE:N	2.44	0.50
1:E:33:ALA:O	1:E:34:LEU:HD23	2.12	0.50
1:D:203:HIS:HD2	1:D:204:THR:HG23	1.76	0.50
1:G:268:SER:C	1:G:270:GLY:H	2.14	0.50
1:H:264:ARG:NE	1:H:291:PRO:HG3	2.27	0.50
1:D:78:ASN:O	1:D:80:LEU:N	2.41	0.50
1:D:111:SER:N	1:D:205:THR:HG22	2.27	0.50
1:G:37:GLU:O	1:G:41:GLN:HG2	2.12	0.50
1:A:237:SER:HB3	1:A:242:VAL:HG21	1.94	0.50
1:F:264:ARG:CZ	1:F:291:PRO:HG3	2.42	0.50
1:C:166:ILE:HG22	1:C:167:SER:N	2.26	0.49
1:D:152:VAL:O	1:D:153:LEU:HD23	2.12	0.49
1:A:96:ASP:OD1	1:F:251:GLY:HA3	2.13	0.49
1:C:187:VAL:HG22	1:C:188:ILE:N	2.27	0.49
1:F:101:SER:HB2	1:F:102:PRO:HD3	1.94	0.49
1:H:36:VAL:HG22	1:H:36:VAL:O	2.12	0.49
1:H:226:TYR:CA	1:H:250:MET:HE3	2.32	0.49
1:D:12:THR:HA	1:D:58:ALA:O	2.12	0.49
1:C:261:ALA:O	1:C:265:LYS:HG3	2.11	0.49
1:D:230:PRO:CB	1:D:232:TYR:CE2	2.94	0.49
1:B:8:VAL:CG2	1:B:53:LYS:HD3	2.42	0.49
1:D:183:GLY:HA3	1:H:182:GLU:O	2.13	0.49
1:D:314:THR:OG1	1:D:315:THR:N	2.46	0.49
1:H:134:ASN:CG	1:H:156:LEU:HD23	2.32	0.49
1:G:23:ASN:HD22	1:H:45:GLU:HG2	1.77	0.49
1:G:29:TYR:CE2	1:G:123:PRO:HG3	2.48	0.49
1:H:60:ILE:HG22	1:H:61:GLY:H	1.78	0.49
1:B:188:ILE:HG12	1:B:193:ILE:CD1	2.43	0.49
1:B:314:THR:OG1	1:B:315:THR:N	2.46	0.49
1:C:71:LEU:HD12	1:C:211:VAL:CG1	2.43	0.49
1:E:167:SER:O	1:E:177:PHE:HA	2.12	0.49
1:G:42:ALA:O	1:G:44:PRO:HD3	2.12	0.49
1:G:118:VAL:HG22	1:G:138:ALA:HB2	1.94	0.49
1:B:315:THR:O	1:B:315:THR:HG22	2.11	0.49

*Continued on next page...*

*Continued from previous page...*

Atom-1	Atom-2	Interatomic distance (Å)	Clash overlap (Å)
1:D:75:LYS:HD2	1:D:76:ARG:N	2.27	0.49
1:G:209:PHE:HZ	1:G:323:TYR:CD2	2.31	0.49
1:A:23:ASN:ND2	1:A:127:ILE:HG12	2.28	0.49
1:B:188:ILE:HG12	1:B:193:ILE:HD13	1.95	0.49
1:C:15:THR:HG23	1:C:29:TYR:OH	2.12	0.49
1:C:63:GLU:CD	1:C:63:GLU:H	2.15	0.49
1:D:89:VAL:CG1	1:D:115:VAL:HG22	2.43	0.49
1:D:93:HIS:CD2	1:D:98:LEU:HD23	2.48	0.49
1:H:85:ASP:OD1	1:H:86:VAL:HG23	2.13	0.49
1:H:321:GLN:HG3	1:H:321:GLN:O	2.13	0.49
1:A:189:ILE:CB	1:E:283:ILE:HD11	2.35	0.48
1:E:43:VAL:CG1	1:E:46:LEU:HG	2.43	0.48
1:E:38:THR:O	1:E:41:GLN:N	2.47	0.48
1:B:24:THR:HG22	1:B:127:ILE:HD11	1.95	0.48
1:D:24:THR:HG22	1:D:127:ILE:CD1	2.43	0.48
1:D:155:VAL:O	1:D:156:LEU:HB2	2.13	0.48
1:E:24:THR:HG22	1:E:127:ILE:HB	1.96	0.48
1:H:319:VAL:HG23	1:H:320:ILE:N	2.28	0.48
1:C:144:ASP:OD1	1:C:146:ASN:N	2.46	0.48
1:D:73:LEU:O	1:D:77:VAL:HG22	2.13	0.48
1:F:320:ILE:HA	1:F:323:TYR:HD2	1.78	0.48
1:B:250:MET:HE2	1:E:97:THR:CG2	2.36	0.48
1:D:258:ARG:HG3	1:D:258:ARG:HH11	1.78	0.48
1:F:15:THR:HG22	1:F:15:THR:O	2.14	0.48
1:G:76:ARG:HD3	1:G:76:ARG:C	2.33	0.48
1:C:116:VAL:HG12	1:C:153:LEU:HB2	1.95	0.48
1:D:228:ASP:HB2	1:G:304:ARG:HH12	1.79	0.48
1:H:44:PRO:HD2	1:H:45:GLU:OE1	2.14	0.48
1:H:285:PRO:HA	1:H:286:PRO:HD3	1.70	0.48
1:B:44:PRO:O	1:B:47:LYS:HG2	2.13	0.48
1:C:164:ARG:HD3	1:C:164:ARG:C	2.31	0.48
1:C:314:THR:HG22	1:C:315:THR:H	1.79	0.48
1:E:306:LEU:HD13	1:E:324:PHE:CD1	2.49	0.48
1:H:16:ILE:HG12	1:H:120:ALA:HB2	1.96	0.48
1:A:76:ARG:O	1:A:80:LEU:HB2	2.14	0.48
1:A:199:LEU:HD23	1:A:203:HIS:CD2	2.49	0.48
1:C:166:ILE:HD13	1:C:179:ALA:HB2	1.95	0.48
1:D:110:LYS:NZ	1:D:207:SER:O	2.45	0.48
1:F:66:THR:OG1	1:F:69:VAL:HG23	2.14	0.48
1:A:162:SER:HB2	1:A:185:LEU:HD11	1.96	0.48
1:B:314:THR:HG23	1:B:320:ILE:HD11	1.96	0.48

*Continued on next page...*

*Continued from previous page...*

Atom-1	Atom-2	Interatomic distance (Å)	Clash overlap (Å)
1:H:319:VAL:O	1:H:322:ASP:HB2	2.14	0.48
1:C:68:ASP:O	1:C:71:LEU:HB3	2.13	0.48
1:D:271:ILE:HD13	1:D:272:VAL:N	2.29	0.48
1:D:310:ALA:HB1	1:D:320:ILE:CD1	2.44	0.48
1:E:275:ARG:NH1	1:E:290:GLN:HB2	2.27	0.48
1:H:224:TYR:HA	1:H:248:ALA:HB3	1.96	0.48
1:C:173:THR:HG21	1:D:159:ARG:CZ	2.44	0.47
1:C:191:ASP:C	1:C:192:LYS:HG3	2.35	0.47
1:D:25:GLN:O	1:D:123:PRO:HG2	2.13	0.47
1:H:219:ALA:O	1:H:242:VAL:HG12	2.14	0.47
1:B:37:GLU:O	1:B:40:ILE:HB	2.13	0.47
1:C:141:VAL:O	1:C:144:ASP:HB3	2.14	0.47
1:D:8:VAL:O	1:D:89:VAL:HG23	2.14	0.47
1:F:321:GLN:HG3	1:F:321:GLN:O	2.15	0.47
1:C:208:VAL:HG13	1:C:208:VAL:O	2.13	0.47
1:D:310:ALA:HB1	1:D:320:ILE:HD13	1.96	0.47
1:A:145:LYS:O	1:A:148:ARG:HD3	2.15	0.47
1:C:229:ASP:OD1	1:C:258:ARG:NH2	2.47	0.47
1:C:283:ILE:H	1:C:283:ILE:HD12	1.75	0.47
1:G:158:ASP:O	1:G:187:VAL:HG23	2.14	0.47
1:H:8:VAL:HG11	1:H:80:LEU:HD21	1.95	0.47
1:H:60:ILE:HG22	1:H:61:GLY:N	2.30	0.47
1:H:185:LEU:HD23	1:H:197:THR:OG1	2.15	0.47
1:B:91:ILE:O	1:B:118:VAL:HG12	2.15	0.47
1:C:6:ASN:HD22	1:C:51:ASN:HB2	1.79	0.47
1:C:52:ILE:N	1:C:52:ILE:CD1	2.77	0.47
1:F:102:PRO:HG3	1:F:117:PHE:CD2	2.50	0.47
1:D:170:ASN:OD1	1:D:171:ALA:N	2.48	0.47
1:G:249:GLY:O	1:G:278:ARG:HG2	2.15	0.47
1:F:115:VAL:CG1	1:F:152:VAL:HG22	2.44	0.47
1:A:230:PRO:HB3	1:A:232:TYR:CZ	2.48	0.47
1:H:46:LEU:HG	1:H:52:ILE:CD1	2.45	0.47
1:C:305:ILE:O	1:C:309:LEU:HD23	2.15	0.47
1:D:46:LEU:HD21	1:D:136:TYR:HA	1.97	0.47
1:F:115:VAL:HG13	1:F:115:VAL:O	2.15	0.47
1:F:137:GLY:O	1:F:140:LYS:HB3	2.15	0.47
1:F:296:ASP:HB2	1:F:324:PHE:O	2.14	0.47
1:H:230:PRO:HB3	1:H:232:TYR:CE2	2.50	0.47
1:C:15:THR:HG21	1:C:95:THR:OG1	2.15	0.46
1:C:220:VAL:O	1:C:304:ARG:HD2	2.16	0.46
1:C:239:LYS:O	1:C:239:LYS:HG3	2.15	0.46

*Continued on next page...*

*Continued from previous page...*

Atom-1	Atom-2	Interatomic distance (Å)	Clash overlap (Å)
1:D:231:GLU:HB3	1:D:258:ARG:HB3	1.96	0.46
1:F:154:VAL:O	1:F:154:VAL:HG13	2.15	0.46
1:G:231:GLU:O	1:G:233:MET:N	2.48	0.46
1:B:36:VAL:HG12	1:B:56:GLN:HG3	1.97	0.46
1:B:251:GLY:C	1:B:253:GLY:N	2.68	0.46
1:D:237:SER:C	1:D:239:LYS:H	2.17	0.46
1:E:121:MET:HB2	1:E:174:LEU:HD23	1.97	0.46
1:A:238:ILE:HD11	1:A:266:ALA:CB	2.44	0.46
1:B:200:ASP:OD1	1:F:198:ARG:HD2	2.15	0.46
1:F:154:VAL:HG12	1:F:161:GLY:O	2.16	0.46
1:F:164:ARG:NH1	1:F:327:TYR:OXT	2.48	0.46
1:G:17:ALA:HA	1:G:34:LEU:CD2	2.45	0.46
1:C:96:ASP:OD1	1:H:251:GLY:HA3	2.15	0.46
1:H:176:THR:HG23	1:H:177:PHE:CD1	2.50	0.46
1:A:87:ASP:O	1:A:113:LYS:HD2	2.16	0.46
1:B:157:ASN:O	1:B:158:ASP:HB2	2.16	0.46
1:B:237:SER:HB3	1:B:242:VAL:CG2	2.44	0.46
1:D:108:THR:HG21	1:D:211:VAL:CG2	2.43	0.46
1:E:29:TYR:CE2	1:E:123:PRO:HG3	2.51	0.46
1:E:123:PRO:HD2	1:E:126:ALA:HB2	1.98	0.46
1:F:264:ARG:NE	1:F:291:PRO:HG3	2.30	0.46
1:G:102:PRO:HG3	1:G:117:PHE:CD2	2.49	0.46
1:D:109:VAL:O	1:D:109:VAL:HG12	2.16	0.46
1:D:162:SER:HB2	1:D:185:LEU:HD21	1.97	0.46
1:F:129:ALA:O	1:F:132:PRO:HD2	2.16	0.46
1:A:165:PHE:CD1	1:A:182:GLU:HG2	2.50	0.46
1:B:234:TYR:O	1:B:238:ILE:HG13	2.15	0.46
1:E:16:ILE:HD11	1:E:135:LEU:HD22	1.97	0.46
1:G:144:ASP:OD1	1:G:146:ASN:HB2	2.16	0.46
1:G:231:GLU:C	1:G:233:MET:H	2.19	0.46
1:C:19:SER:O	1:C:29:TYR:HB2	2.16	0.46
1:E:17:ALA:HB1	1:E:34:LEU:CB	2.32	0.46
1:E:166:ILE:CG2	1:E:167:SER:N	2.79	0.46
1:G:133:MET:CE	1:H:127:ILE:HB	2.46	0.46
1:C:12:THR:HB	1:C:92:THR:O	2.15	0.46
1:D:61:GLY:O	1:D:63:GLU:N	2.49	0.46
1:D:151:GLY:HA2	1:D:204:THR:CG2	2.46	0.46
1:G:3:ASN:C	1:G:4:LEU:HD23	2.36	0.46
1:D:36:VAL:HG11	1:D:55:GLU:H	1.81	0.46
1:F:287:ASP:O	1:F:289:GLY:N	2.49	0.46
1:G:118:VAL:CG2	1:G:138:ALA:CB	2.94	0.46

*Continued on next page...*

*Continued from previous page...*

Atom-1	Atom-2	Interatomic distance (Å)	Clash overlap (Å)
1:B:296:ASP:HB2	1:B:324:PHE:O	2.16	0.45
1:D:226:TYR:N	1:D:226:TYR:CD1	2.84	0.45
1:F:242:VAL:O	1:F:271:ILE:HD12	2.16	0.45
1:H:220:VAL:HG12	1:H:244:GLY:HA3	1.98	0.45
1:B:121:MET:HE1	1:B:168:LYS:HZ1	1.80	0.45
1:D:76:ARG:HG3	1:D:76:ARG:NH1	2.30	0.45
1:F:166:ILE:HG22	1:F:167:SER:N	2.30	0.45
1:C:9:ILE:O	1:C:10:LEU:HD23	2.16	0.45
1:C:290:GLN:HA	1:C:291:PRO:HD3	1.77	0.45
1:E:76:ARG:HG3	1:E:80:LEU:CD1	2.45	0.45
1:F:22:ALA:HB3	1:F:25:GLN:HG3	1.97	0.45
1:H:249:GLY:HA3	1:H:253:GLY:HA2	1.98	0.45
1:H:319:VAL:HG23	1:H:320:ILE:H	1.81	0.45
1:B:199:LEU:HD12	1:B:200:ASP:N	2.30	0.45
1:E:238:ILE:C	1:E:240:HIS:H	2.20	0.45
1:F:15:THR:HG23	1:F:29:TYR:CE1	2.51	0.45
1:E:51:ASN:OD1	1:E:51:ASN:N	2.50	0.45
1:H:29:TYR:CD1	1:H:30:LYS:N	2.85	0.45
1:H:33:ALA:O	1:H:34:LEU:HB2	2.17	0.45
1:H:229:ASP:OD1	1:H:258:ARG:NE	2.50	0.45
1:H:320:ILE:C	1:H:322:ASP:H	2.18	0.45
1:A:20:ALA:HB2	1:A:29:TYR:HB3	1.99	0.45
1:A:90:VAL:HG22	1:A:116:VAL:CG2	2.47	0.45
1:A:138:ALA:O	1:A:141:VAL:HG22	2.17	0.45
1:D:71:LEU:HD11	1:D:217:LEU:HD12	1.99	0.45
1:E:71:LEU:O	1:E:75:LYS:HG3	2.16	0.45
1:E:320:ILE:O	1:E:323:TYR:HB2	2.16	0.45
1:D:23:ASN:HD21	1:D:127:ILE:HG12	1.81	0.45
1:D:237:SER:CB	1:D:242:VAL:HG21	2.46	0.45
1:G:187:VAL:HG22	1:G:188:ILE:N	2.32	0.45
1:H:293:LEU:HD12	1:H:293:LEU:N	2.32	0.45
1:B:226:TYR:CD1	1:B:226:TYR:N	2.85	0.45
1:E:277:SER:OG	1:E:279:THR:HG23	2.16	0.45
1:E:298:LEU:CD1	1:E:306:LEU:HD12	2.47	0.45
1:A:45:GLU:CD	1:A:45:GLU:N	2.70	0.45
1:A:75:LYS:NZ	1:A:75:LYS:HB3	2.32	0.45
1:B:323:TYR:HD2	1:B:327:TYR:CE2	2.35	0.45
1:C:34:LEU:HD12	1:C:34:LEU:N	2.30	0.45
1:D:116:VAL:HG23	1:D:116:VAL:O	2.17	0.45
1:F:29:TYR:CD2	1:F:123:PRO:HG3	2.52	0.45
1:A:263:ILE:HG21	1:A:291:PRO:HB2	1.99	0.44

*Continued on next page...*



*Continued from previous page...*

Atom-1	Atom-2	Interatomic distance (Å)	Clash overlap (Å)
1:D:294:VAL:HG23	1:D:294:VAL:O	2.17	0.44
1:F:73:LEU:O	1:F:73:LEU:HD12	2.16	0.44
1:G:22:ALA:HB3	1:G:25:GLN:CB	2.43	0.44
1:A:72:THR:O	1:A:75:LYS:HG2	2.18	0.44
1:F:62:SER:CB	1:F:96:ASP:HB2	2.47	0.44
1:F:202:VAL:HG12	1:F:203:HIS:N	2.32	0.44
1:F:266:ALA:O	1:F:271:ILE:CG2	2.65	0.44
1:H:63:GLU:CD	1:H:63:GLU:H	2.21	0.44
1:B:162:SER:HB2	1:B:185:LEU:CD2	2.47	0.44
1:E:238:ILE:HG13	1:E:238:ILE:H	1.63	0.44
1:G:15:THR:C	1:G:17:ALA:H	2.20	0.44
1:G:296:ASP:HB3	1:G:297:SER:H	1.60	0.44
1:H:34:LEU:HD21	1:H:39:LEU:HD21	1.99	0.44
1:H:45:GLU:OE1	1:H:45:GLU:N	2.51	0.44
1:A:247:TYR:CE2	1:A:255:VAL:HG12	2.52	0.44
1:G:7:ILE:N	1:G:7:ILE:HD12	2.33	0.44
1:A:245:ILE:HG12	1:A:271:ILE:CD1	2.47	0.44
1:E:40:ILE:HD12	1:E:52:ILE:HD11	1.99	0.44
1:E:56:GLN:NE2	1:E:58:ALA:O	2.50	0.44
1:G:178:LYS:O	1:G:180:PRO:HD3	2.17	0.44
1:H:4:LEU:HB3	1:H:50:ALA:HA	1.99	0.44
1:A:314:THR:OG1	1:A:315:THR:N	2.51	0.44
1:B:315:THR:O	1:B:317:PRO:HD3	2.18	0.44
1:C:220:VAL:HG11	1:C:307:LEU:HD23	2.00	0.44
1:D:111:SER:C	1:D:113:LYS:H	2.21	0.44
1:D:214:VAL:HG12	1:D:215:ASP:N	2.32	0.44
1:G:202:VAL:HG23	1:G:327:TYR:HA	2.00	0.44
1:H:17:ALA:HB1	1:H:34:LEU:HB3	2.00	0.44
1:A:185:LEU:CD2	1:A:197:THR:HG22	2.48	0.44
1:D:266:ALA:HB1	1:D:271:ILE:HG23	2.00	0.44
1:G:61:GLY:HA3	1:G:63:GLU:OE2	2.17	0.44
1:D:40:ILE:HG21	1:D:47:LYS:HE3	1.99	0.44
1:G:28:GLY:O	1:G:29:TYR:HB3	2.18	0.44
1:G:85:ASP:OD1	1:G:85:ASP:N	2.44	0.44
1:C:11:ALA:HB2	1:C:36:VAL:HG23	2.00	0.44
1:D:256:SER:O	1:D:259:GLY:N	2.51	0.44
1:H:164:ARG:NH2	1:H:298:LEU:HG	2.33	0.44
1:A:296:ASP:HB2	1:A:324:PHE:O	2.18	0.43
1:D:244:GLY:C	1:D:245:ILE:HG13	2.38	0.43
1:F:46:LEU:HB3	1:F:52:ILE:CD1	2.45	0.43
1:F:49:LEU:O	1:F:50:ALA:HB2	2.18	0.43

*Continued on next page...*

*Continued from previous page...*

Atom-1	Atom-2	Interatomic distance (Å)	Clash overlap (Å)
1:F:243:LYS:NZ	1:F:270:GLY:O	2.48	0.43
1:H:83:ARG:HD3	1:H:86:VAL:HG21	1.99	0.43
1:C:98:LEU:HD12	1:C:177:PHE:CZ	2.53	0.43
1:C:151:GLY:O	1:C:153:LEU:HD13	2.18	0.43
1:E:170:ASN:O	1:E:176:THR:HG21	2.17	0.43
1:F:283:ILE:O	1:F:285:PRO:HD2	2.17	0.43
1:G:15:THR:C	1:G:17:ALA:N	2.70	0.43
1:G:40:ILE:HD12	1:G:52:ILE:HG21	2.00	0.43
1:G:76:ARG:NE	1:G:80:LEU:HG	2.30	0.43
1:H:315:THR:O	1:H:317:PRO:HD3	2.18	0.43
1:C:5:PRO:O	1:C:50:ALA:HB1	2.18	0.43
1:C:218:PRO:HD3	1:C:312:THR:HG22	2.00	0.43
1:C:283:ILE:CG1	1:G:189:ILE:HG21	2.48	0.43
1:F:313:LYS:HE3	1:F:313:LYS:HB3	1.87	0.43
1:F:321:GLN:O	1:F:321:GLN:NE2	2.48	0.43
1:G:77:VAL:HG12	1:G:81:LEU:HD13	2.00	0.43
1:A:105:LEU:HD12	1:A:117:PHE:CZ	2.53	0.43
1:A:111:SER:OG	1:A:112:ASP:N	2.49	0.43
1:D:165:PHE:CG	1:D:182:GLU:HG2	2.53	0.43
1:D:238:ILE:HD11	1:D:269:LYS:HG3	1.99	0.43
1:F:121:MET:HE2	1:F:176:THR:HG21	2.00	0.43
1:F:224:TYR:HA	1:F:248:ALA:HB3	2.01	0.43
1:G:29:TYR:CZ	1:G:123:PRO:HG3	2.54	0.43
1:G:63:GLU:CD	1:G:63:GLU:H	2.20	0.43
1:G:127:ILE:HG12	1:G:127:ILE:O	2.18	0.43
1:A:256:SER:HB2	1:A:258:ARG:HH21	1.84	0.43
1:E:231:GLU:O	1:E:234:TYR:HB2	2.19	0.43
1:G:220:VAL:HG23	1:G:308:MET:HG2	2.00	0.43
1:H:113:LYS:HA	1:H:114:PRO:HD2	1.65	0.43
1:A:259:GLY:O	1:A:263:ILE:HG12	2.18	0.43
1:B:252:ALA:HB1	1:B:285:PRO:HD2	2.00	0.43
1:D:271:ILE:HD13	1:D:271:ILE:C	2.39	0.43
1:G:164:ARG:NH1	1:G:327:TYR:OXT	2.52	0.43
1:G:220:VAL:O	1:G:304:ARG:HD2	2.18	0.43
1:G:269:LYS:O	1:G:269:LYS:HG3	2.19	0.43
1:G:319:VAL:O	1:G:323:TYR:CD1	2.72	0.43
1:H:74:SER:O	1:H:78:ASN:ND2	2.51	0.43
1:H:196:GLN:HE21	1:H:196:GLN:HB2	1.68	0.43
1:F:285:PRO:HA	1:F:286:PRO:HD2	1.77	0.43
1:G:3:ASN:O	1:G:4:LEU:HD23	2.19	0.43
1:H:162:SER:O	1:H:166:ILE:HG12	2.19	0.43

*Continued on next page...*

*Continued from previous page...*

Atom-1	Atom-2	Interatomic distance (Å)	Clash overlap (Å)
1:H:230:PRO:HB3	1:H:232:TYR:CZ	2.54	0.43
1:B:95:THR:HG21	1:B:121:MET:HE2	2.01	0.43
1:B:136:TYR:CD1	1:B:136:TYR:C	2.91	0.43
1:C:110:LYS:O	1:C:111:SER:HB2	2.19	0.43
1:D:7:ILE:HD11	1:D:139:VAL:HG13	1.99	0.43
1:G:179:ALA:HB3	1:G:183:GLY:O	2.18	0.43
1:A:294:VAL:HG23	1:A:294:VAL:O	2.17	0.43
1:B:89:VAL:HG12	1:B:90:VAL:N	2.34	0.43
1:C:283:ILE:HG13	1:G:189:ILE:HB	2.01	0.43
1:D:305:ILE:O	1:D:309:LEU:HD13	2.19	0.43
1:F:220:VAL:CG1	1:F:304:ARG:HG3	2.49	0.43
1:G:6:ASN:C	1:G:7:ILE:HD12	2.40	0.43
1:D:4:LEU:HA	1:D:5:PRO:HD3	1.76	0.42
1:D:34:LEU:N	1:D:34:LEU:HD12	2.34	0.42
1:E:97:THR:C	1:E:99:ASP:N	2.72	0.42
1:G:20:ALA:HA	1:G:29:TYR:HB3	2.01	0.42
1:A:231:GLU:C	1:A:233:MET:H	2.22	0.42
1:D:266:ALA:O	1:D:271:ILE:HG22	2.20	0.42
1:E:295:ALA:HA	1:E:324:PHE:CD2	2.53	0.42
1:G:188:ILE:HG23	1:G:188:ILE:O	2.19	0.42
1:G:290:GLN:HA	1:G:291:PRO:HD3	1.87	0.42
1:H:43:VAL:O	1:H:46:LEU:HD22	2.19	0.42
1:H:99:ASP:OD2	1:H:167:SER:HB2	2.19	0.42
1:H:153:LEU:N	1:H:153:LEU:CD2	2.82	0.42
1:B:12:THR:HG22	1:B:12:THR:O	2.18	0.42
1:F:52:ILE:CG2	1:F:53:LYS:N	2.82	0.42
1:F:295:ALA:HA	1:F:324:PHE:CD2	2.54	0.42
1:H:52:ILE:HG22	1:H:53:LYS:H	1.83	0.42
1:H:237:SER:HB3	1:H:242:VAL:HG21	2.00	0.42
1:B:321:GLN:HA	1:B:321:GLN:NE2	2.35	0.42
1:C:316:ASN:CG	1:C:319:VAL:HG23	2.40	0.42
1:D:67:SER:O	1:D:70:LEU:HB2	2.20	0.42
1:D:74:SER:O	1:D:78:ASN:ND2	2.52	0.42
1:D:208:VAL:HG22	1:D:327:TYR:OH	2.19	0.42
1:E:208:VAL:HG22	1:E:313:LYS:HZ1	1.83	0.42
1:F:164:ARG:HD2	1:F:164:ARG:O	2.19	0.42
1:B:36:VAL:HG13	1:B:37:GLU:N	2.33	0.42
1:B:83:ARG:C	1:B:85:ASP:H	2.23	0.42
1:C:208:VAL:HG22	1:C:208:VAL:O	2.19	0.42
1:D:260:ASP:O	1:D:264:ARG:HG3	2.19	0.42
1:E:243:LYS:HB3	1:E:311:LEU:HD13	2.00	0.42

*Continued on next page...*

*Continued from previous page...*

Atom-1	Atom-2	Interatomic distance (Å)	Clash overlap (Å)
1:F:122:ARG:HA	1:F:123:PRO:HD3	1.92	0.42
1:G:34:LEU:HD23	1:G:39:LEU:HD21	2.02	0.42
1:A:202:VAL:HG23	1:A:327:TYR:CD2	2.54	0.42
1:B:244:GLY:HA2	1:B:272:VAL:O	2.19	0.42
1:C:90:VAL:HG22	1:C:116:VAL:CG2	2.49	0.42
1:C:211:VAL:O	1:C:211:VAL:HG12	2.19	0.42
1:D:238:ILE:HD12	1:D:266:ALA:HA	2.02	0.42
1:G:57:VAL:O	1:G:58:ALA:HB2	2.19	0.42
1:H:23:ASN:C	1:H:25:GLN:H	2.23	0.42
1:A:189:ILE:HD13	1:E:283:ILE:HD11	2.02	0.42
1:B:227:GLN:OE1	1:E:100:GLU:HB2	2.19	0.42
1:B:245:ILE:O	1:B:273:VAL:HG13	2.19	0.42
1:C:311:LEU:C	1:C:313:LYS:H	2.22	0.42
1:G:264:ARG:O	1:G:265:LYS:C	2.57	0.42
1:H:316:ASN:HD22	1:H:319:VAL:HG13	1.85	0.42
1:B:16:ILE:O	1:B:16:ILE:HG12	2.19	0.42
1:D:11:ALA:HA	1:D:92:THR:OG1	2.19	0.42
1:D:46:LEU:HB3	1:D:52:ILE:HD11	2.01	0.42
1:F:151:GLY:HA2	1:F:203:HIS:CD2	2.54	0.42
1:G:251:GLY:O	1:G:277:SER:HB2	2.19	0.42
1:H:208:VAL:CG2	1:H:209:PHE:N	2.81	0.42
1:A:83:ARG:HB2	1:A:86:VAL:CG1	2.49	0.42
1:A:200:ASP:O	1:A:201:LYS:HG2	2.20	0.42
1:D:71:LEU:N	1:D:71:LEU:HD12	2.34	0.42
1:D:135:LEU:O	1:D:139:VAL:HG23	2.19	0.42
1:E:165:PHE:CE1	1:E:182:GLU:HG2	2.55	0.42
1:G:170:ASN:OD1	1:G:171:ALA:N	2.52	0.42
1:G:234:TYR:N	1:G:234:TYR:CD1	2.88	0.42
1:G:263:ILE:HD12	1:G:273:VAL:HG11	2.01	0.42
1:H:29:TYR:HE1	1:H:31:ALA:HB2	1.84	0.42
1:C:39:LEU:C	1:C:41:GLN:N	2.73	0.42
1:D:110:LYS:CE	1:D:207:SER:O	2.66	0.42
1:D:162:SER:C	1:D:164:ARG:H	2.22	0.42
1:F:14:GLY:C	1:F:16:ILE:H	2.23	0.42
1:F:159:ARG:HG2	1:F:159:ARG:HH11	1.84	0.42
1:G:122:ARG:HA	1:G:123:PRO:HD3	1.84	0.42
1:G:208:VAL:O	1:G:313:LYS:HE3	2.20	0.42
1:H:46:LEU:HA	1:H:49:LEU:HD12	2.02	0.42
1:D:222:ILE:HB	1:G:226:TYR:CE2	2.55	0.41
1:E:260:ASP:OD1	1:E:264:ARG:NH1	2.52	0.41
1:F:6:ASN:N	1:F:6:ASN:ND2	2.68	0.41

*Continued on next page...*

*Continued from previous page...*

Atom-1	Atom-2	Interatomic distance (Å)	Clash overlap (Å)
1:H:145:LYS:O	1:H:148:ARG:HG3	2.20	0.41
1:A:228:ASP:CA	1:A:258:ARG:HH12	2.13	0.41
1:B:123:PRO:C	1:B:125:THR:H	2.23	0.41
1:C:16:ILE:HG23	1:C:17:ALA:N	2.31	0.41
1:D:264:ARG:C	1:D:266:ALA:N	2.74	0.41
1:F:321:GLN:O	1:F:321:GLN:CG	2.68	0.41
1:H:134:ASN:ND2	1:H:156:LEU:CD2	2.83	0.41
1:H:255:VAL:HG22	1:H:290:GLN:HE21	1.85	0.41
1:A:176:THR:HG23	1:A:177:PHE:CD2	2.55	0.41
1:C:315:THR:HG22	1:C:315:THR:O	2.20	0.41
1:E:202:VAL:HG22	1:E:326:ALA:O	2.20	0.41
1:A:144:ASP:OD1	1:A:145:LYS:N	2.54	0.41
1:A:220:VAL:HG11	1:A:307:LEU:HD23	2.03	0.41
1:B:121:MET:CE	1:B:168:LYS:NZ	2.83	0.41
1:C:16:ILE:HD13	1:C:92:THR:HG23	2.03	0.41
1:C:19:SER:OG	1:C:33:ALA:CB	2.68	0.41
1:C:34:LEU:HB3	1:C:38:THR:OG1	2.19	0.41
1:D:61:GLY:O	1:D:64:ASN:N	2.43	0.41
1:E:188:ILE:O	1:E:189:ILE:HD12	2.20	0.41
1:E:275:ARG:NH1	1:E:290:GLN:CB	2.83	0.41
1:G:166:ILE:CG2	1:G:167:SER:N	2.84	0.41
1:G:235:ASP:O	1:G:238:ILE:N	2.53	0.41
1:H:320:ILE:C	1:H:322:ASP:N	2.74	0.41
1:B:106:ASN:HA	1:B:152:VAL:CG2	2.51	0.41
1:C:106:ASN:OD1	1:C:152:VAL:HG23	2.21	0.41
1:F:113:LYS:HA	1:F:114:PRO:HD3	1.86	0.41
1:G:109:VAL:HG12	1:G:111:SER:H	1.85	0.41
1:H:29:TYR:HD1	1:H:30:LYS:N	2.18	0.41
1:H:112:ASP:OD1	1:H:112:ASP:N	2.52	0.41
1:G:293:LEU:N	1:G:293:LEU:HD23	2.36	0.41
1:H:59:SER:C	1:H:60:ILE:HG13	2.40	0.41
1:B:131:GLY:N	1:B:132:PRO:CD	2.83	0.41
1:C:11:ALA:HB2	1:C:36:VAL:CG2	2.51	0.41
1:C:122:ARG:HA	1:C:123:PRO:HD3	1.93	0.41
1:D:46:LEU:O	1:D:48:THR:N	2.45	0.41
1:G:247:TYR:CE2	1:G:249:GLY:HA3	2.56	0.41
1:H:81:LEU:HD21	1:H:113:LYS:HB2	2.02	0.41
1:H:135:LEU:O	1:H:136:TYR:C	2.59	0.41
1:A:135:LEU:O	1:A:139:VAL:HG23	2.21	0.41
1:A:202:VAL:HG23	1:A:327:TYR:CE2	2.56	0.41
1:C:45:GLU:HG2	1:D:23:ASN:HD22	1.86	0.41

*Continued on next page...*

*Continued from previous page...*

Atom-1	Atom-2	Interatomic distance (Å)	Clash overlap (Å)
1:C:105:LEU:HD12	1:C:105:LEU:N	2.35	0.41
1:C:229:ASP:O	1:C:258:ARG:NE	2.52	0.41
1:D:14:GLY:HA2	1:D:94:GLY:CA	2.51	0.41
1:D:21:ALA:HB3	1:D:25:GLN:HE22	1.86	0.41
1:D:78:ASN:C	1:D:80:LEU:H	2.22	0.41
1:E:127:ILE:HD13	1:E:127:ILE:HA	1.88	0.41
1:F:122:ARG:NH1	1:F:128:SER:HB2	2.35	0.41
1:F:261:ALA:O	1:F:265:LYS:HG3	2.21	0.41
1:G:135:LEU:C	1:G:137:GLY:N	2.72	0.41
1:G:210:ASP:OD2	1:G:212:THR:HG23	2.20	0.41
1:H:116:VAL:HG22	1:H:153:LEU:CD2	2.46	0.41
1:A:37:GLU:O	1:A:41:GLN:HG2	2.20	0.41
1:B:14:GLY:O	1:B:31:ALA:HB1	2.20	0.41
1:C:137:GLY:O	1:C:141:VAL:HG13	2.21	0.41
1:C:187:VAL:CG2	1:C:188:ILE:N	2.84	0.41
1:F:15:THR:HG23	1:F:29:TYR:CZ	2.55	0.41
1:F:295:ALA:HA	1:F:324:PHE:HD2	1.86	0.41
1:F:316:ASN:OD1	1:F:318:ALA:HB3	2.21	0.41
1:H:83:ARG:HB3	1:H:85:ASP:OD1	2.21	0.41
1:H:129:ALA:O	1:H:132:PRO:HD2	2.21	0.41
1:C:29:TYR:CD2	1:C:123:PRO:HG3	2.56	0.40
1:E:43:VAL:HG12	1:E:43:VAL:O	2.21	0.40
1:G:220:VAL:HB	1:G:304:ARG:HG2	2.03	0.40
1:G:226:TYR:CD2	1:G:226:TYR:N	2.89	0.40
1:G:234:TYR:N	1:G:234:TYR:HD1	2.19	0.40
1:H:5:PRO:HA	1:H:87:ASP:OD1	2.21	0.40
1:H:45:GLU:O	1:H:47:LYS:N	2.53	0.40
1:B:316:ASN:ND2	1:B:319:VAL:HG23	2.37	0.40
1:C:196:GLN:NE2	1:G:182:GLU:HG3	2.36	0.40
1:C:319:VAL:HG12	1:C:323:TYR:CE1	2.57	0.40
1:D:237:SER:C	1:D:239:LYS:N	2.73	0.40
1:D:321:GLN:CA	1:D:321:GLN:NE2	2.83	0.40
1:F:83:ARG:HG2	1:F:83:ARG:HH11	1.85	0.40
1:G:62:SER:CB	1:G:94:GLY:HA3	2.46	0.40
1:G:109:VAL:HG12	1:G:111:SER:N	2.36	0.40
1:H:46:LEU:HD23	1:H:47:LYS:N	2.35	0.40
1:H:291:PRO:O	1:H:292:GLY:O	2.39	0.40
1:A:202:VAL:HG23	1:A:202:VAL:O	2.19	0.40
1:G:264:ARG:CZ	1:G:291:PRO:HG3	2.52	0.40
1:H:14:GLY:H	1:H:32:GLY:HA2	1.86	0.40
1:H:199:LEU:HD23	1:H:200:ASP:H	1.87	0.40

*Continued on next page...*

Continued from previous page...

Atom-1	Atom-2	Interatomic distance (Å)	Clash overlap (Å)
1:H:293:LEU:N	1:H:293:LEU:CD1	2.85	0.40
1:C:65:MET:HE2	1:C:65:MET:HB2	1.85	0.40
1:E:264:ARG:NH1	1:E:291:PRO:HG3	2.36	0.40
1:G:231:GLU:C	1:G:233:MET:N	2.75	0.40
1:G:240:HIS:CD2	1:G:240:HIS:N	2.87	0.40
1:H:320:ILE:O	1:H:322:ASP:N	2.54	0.40
1:A:31:ALA:C	1:A:33:ALA:H	2.25	0.40
1:A:34:LEU:N	1:A:34:LEU:CD1	2.85	0.40
1:A:71:LEU:CD1	1:A:211:VAL:HB	2.50	0.40
1:D:279:THR:HG22	1:G:168:LYS:O	2.22	0.40
1:E:4:LEU:HD13	1:E:50:ALA:HA	2.04	0.40
1:G:178:LYS:HB3	1:G:184:TYR:OH	2.22	0.40
1:G:238:ILE:O	1:G:241:GLY:N	2.52	0.40
1:H:247:TYR:HE2	1:H:254:SER:O	2.04	0.40

There are no symmetry-related clashes.

## 5.3 Torsion angles [i](#)

### 5.3.1 Protein backbone [i](#)

In the following table, the Percentiles column shows the percent Ramachandran outliers of the chain as a percentile score with respect to all X-ray entries followed by that with respect to entries of similar resolution.

The Analysed column shows the number of residues for which the backbone conformation was analysed, and the total number of residues.

Mol	Chain	Analysed	Favoured	Allowed	Outliers	Percentiles	
1	A	323/327 (99%)	286 (88%)	32 (10%)	5 (2%)	10	42
1	B	323/327 (99%)	282 (87%)	36 (11%)	5 (2%)	10	42
1	C	323/327 (99%)	285 (88%)	32 (10%)	6 (2%)	8	36
1	D	323/327 (99%)	260 (80%)	49 (15%)	14 (4%)	2	15
1	E	323/327 (99%)	285 (88%)	32 (10%)	6 (2%)	8	36
1	F	323/327 (99%)	281 (87%)	31 (10%)	11 (3%)	3	20
1	G	323/327 (99%)	264 (82%)	48 (15%)	11 (3%)	3	20
1	H	323/327 (99%)	264 (82%)	50 (16%)	9 (3%)	5	25
All	All	2584/2616 (99%)	2207 (85%)	310 (12%)	67 (3%)	5	27

All (67) Ramachandran outliers are listed below:

Mol	Chain	Res	Type
1	F	296	ASP
1	H	62	SER
1	H	296	ASP
1	A	204	THR
1	A	206	ARG
1	B	13	GLY
1	B	84	SER
1	B	296	ASP
1	C	204	THR
1	D	62	SER
1	D	111	SER
1	D	112	ASP
1	D	204	THR
1	D	254	SER
1	D	296	ASP
1	E	28	GLY
1	E	42	ALA
1	E	204	THR
1	F	163	ALA
1	F	242	VAL
1	F	288	ALA
1	F	291	PRO
1	G	35	GLY
1	G	232	TYR
1	G	291	PRO
1	G	292	GLY
1	H	46	LEU
1	H	292	GLY
1	C	15	THR
1	D	24	THR
1	D	55	GLU
1	D	176	THR
1	D	287	ASP
1	E	296	ASP
1	F	36	VAL
1	F	62	SER
1	F	281	SER
1	G	83	ARG
1	G	204	THR
1	H	34	LEU
1	A	227	GLN
1	B	37	GLU

*Continued on next page...*



*Continued from previous page...*

Mol	Chain	Res	Type
1	C	111	SER
1	C	212	THR
1	G	19	SER
1	H	191	ASP
1	H	321	GLN
1	A	100	GLU
1	A	180	PRO
1	D	13	GLY
1	D	127	ILE
1	D	180	PRO
1	E	21	ALA
1	E	41	GLN
1	F	180	PRO
1	G	157	ASN
1	H	204	THR
1	H	241	GLY
1	B	204	THR
1	D	23	ASN
1	F	204	THR
1	F	270	GLY
1	G	50	ALA
1	C	305	ILE
1	G	180	PRO
1	G	241	GLY
1	C	180	PRO

### 5.3.2 Protein sidechains [i](#)

In the following table, the Percentiles column shows the percent sidechain outliers of the chain as a percentile score with respect to all X-ray entries followed by that with respect to entries of similar resolution.

The Analysed column shows the number of residues for which the sidechain conformation was analysed, and the total number of residues.

Mol	Chain	Analysed	Rotameric	Outliers	Percentiles	
1	A	260/261 (100%)	250 (96%)	10 (4%)	33	69
1	B	260/261 (100%)	251 (96%)	9 (4%)	36	71
1	C	260/261 (100%)	253 (97%)	7 (3%)	44	77
1	D	260/261 (100%)	250 (96%)	10 (4%)	33	69
1	E	260/261 (100%)	250 (96%)	10 (4%)	33	69

*Continued on next page...*

*Continued from previous page...*

Mol	Chain	Analysed	Rotameric	Outliers	Percentiles	
1	F	260/261 (100%)	252 (97%)	8 (3%)	40	75
1	G	260/261 (100%)	243 (94%)	17 (6%)	17	50
1	H	260/261 (100%)	250 (96%)	10 (4%)	33	69
All	All	2080/2088 (100%)	1999 (96%)	81 (4%)	32	69

All (81) residues with a non-rotameric sidechain are listed below:

Mol	Chain	Res	Type
1	A	4	LEU
1	A	59	SER
1	A	60	ILE
1	A	75	LYS
1	A	99	ASP
1	A	146	ASN
1	A	156	LEU
1	A	191	ASP
1	A	208	VAL
1	A	283	ILE
1	B	23	ASN
1	B	51	ASN
1	B	63	GLU
1	B	99	ASP
1	B	136	TYR
1	B	157	ASN
1	B	174	LEU
1	B	178	LYS
1	B	185	LEU
1	C	45	GLU
1	C	52	ILE
1	C	76	ARG
1	C	121	MET
1	C	153	LEU
1	C	164	ARG
1	C	283	ILE
1	D	75	LYS
1	D	79	GLU
1	D	99	ASP
1	D	156	LEU
1	D	185	LEU
1	D	199	LEU
1	D	226	TYR

*Continued on next page...*

*Continued from previous page...*

<b>Mol</b>	<b>Chain</b>	<b>Res</b>	<b>Type</b>
1	D	231	GLU
1	D	271	ILE
1	D	321	GLN
1	E	71	LEU
1	E	85	ASP
1	E	95	THR
1	E	99	ASP
1	E	122	ARG
1	E	146	ASN
1	E	158	ASP
1	E	164	ARG
1	E	306	LEU
1	E	317	PRO
1	F	6	ASN
1	F	16	ILE
1	F	73	LEU
1	F	79	GLU
1	F	180	PRO
1	F	199	LEU
1	F	212	THR
1	F	300	PRO
1	G	25	GLN
1	G	45	GLU
1	G	60	ILE
1	G	76	ARG
1	G	85	ASP
1	G	99	ASP
1	G	121	MET
1	G	127	ILE
1	G	150	ARG
1	G	156	LEU
1	G	202	VAL
1	G	220	VAL
1	G	226	TYR
1	G	233	MET
1	G	293	LEU
1	G	304	ARG
1	G	314	THR
1	H	3	ASN
1	H	10	LEU
1	H	16	ILE
1	H	45	GLU

*Continued on next page...*

*Continued from previous page...*

Mol	Chain	Res	Type
1	H	46	LEU
1	H	100	GLU
1	H	135	LEU
1	H	153	LEU
1	H	199	LEU
1	H	322	ASP

Sometimes sidechains can be flipped to improve hydrogen bonding and reduce clashes. All (35) such sidechains are listed below:

Mol	Chain	Res	Type
1	A	23	ASN
1	A	93	HIS
1	A	146	ASN
1	B	23	ASN
1	B	51	ASN
1	B	146	ASN
1	B	157	ASN
1	B	203	HIS
1	B	227	GLN
1	C	6	ASN
1	C	23	ASN
1	C	51	ASN
1	C	196	GLN
1	C	203	HIS
1	D	3	ASN
1	D	23	ASN
1	D	56	GLN
1	D	93	HIS
1	D	203	HIS
1	D	321	GLN
1	E	146	ASN
1	E	157	ASN
1	E	203	HIS
1	F	6	ASN
1	F	196	GLN
1	F	203	HIS
1	G	23	ASN
1	G	25	GLN
1	G	203	HIS
1	G	227	GLN
1	H	3	ASN
1	H	196	GLN

*Continued on next page...*

*Continued from previous page...*

Mol	Chain	Res	Type
1	H	203	HIS
1	H	290	GLN
1	H	316	ASN

### 5.3.3 RNA [i](#)

There are no RNA molecules in this entry.

### 5.4 Non-standard residues in protein, DNA, RNA chains [i](#)

There are no non-standard protein/DNA/RNA residues in this entry.

### 5.5 Carbohydrates [i](#)

There are no monosaccharides in this entry.

### 5.6 Ligand geometry [i](#)

There are no ligands in this entry.

### 5.7 Other polymers [i](#)

There are no such residues in this entry.

### 5.8 Polymer linkage issues [i](#)

There are no chain breaks in this entry.

## 6 Fit of model and data

### 6.1 Protein, DNA and RNA chains

In the following table, the column labelled ‘#RSRZ> 2’ contains the number (and percentage) of RSRZ outliers, followed by percent RSRZ outliers for the chain as percentile scores relative to all X-ray entries and entries of similar resolution. The OWAB column contains the minimum, median, 95<sup>th</sup> percentile and maximum values of the occupancy-weighted average B-factor per residue. The column labelled ‘Q< 0.9’ lists the number of (and percentage) of residues with an average occupancy less than 0.9.

Mol	Chain	Analysed	<RSRZ>	#RSRZ>2	OWAB(Å <sup>2</sup> )	Q<0.9
1	A	325/327 (99%)	-0.91	0 <span style="border: 1px solid blue; padding: 2px;">100</span> <span style="border: 1px solid blue; padding: 2px;">100</span>	8, 34, 75, 128	0
1	B	325/327 (99%)	-0.81	5 (1%) <span style="border: 1px solid blue; padding: 2px;">73</span> <span style="border: 1px solid blue; padding: 2px;">46</span>	5, 34, 95, 151	0
1	C	325/327 (99%)	-0.82	0 <span style="border: 1px solid blue; padding: 2px;">100</span> <span style="border: 1px solid blue; padding: 2px;">100</span>	8, 41, 83, 130	0
1	D	325/327 (99%)	-0.52	14 (4%) <span style="border: 1px solid red; padding: 2px;">35</span> <span style="border: 1px solid red; padding: 2px;">13</span>	12, 48, 142, 198	0
1	E	325/327 (99%)	-0.70	11 (3%) <span style="border: 1px solid red; padding: 2px;">45</span> <span style="border: 1px solid red; padding: 2px;">19</span>	10, 33, 114, 192	0
1	F	325/327 (99%)	-0.88	0 <span style="border: 1px solid blue; padding: 2px;">100</span> <span style="border: 1px solid blue; padding: 2px;">100</span>	2, 30, 71, 125	0
1	G	325/327 (99%)	-0.58	13 (4%) <span style="border: 1px solid red; padding: 2px;">38</span> <span style="border: 1px solid red; padding: 2px;">15</span>	10, 44, 127, 200	0
1	H	325/327 (99%)	-0.59	14 (4%) <span style="border: 1px solid red; padding: 2px;">35</span> <span style="border: 1px solid red; padding: 2px;">13</span>	9, 41, 125, 182	0
All	All	2600/2616 (99%)	-0.73	57 (2%) <span style="border: 1px solid blue; padding: 2px;">62</span> <span style="border: 1px solid red; padding: 2px;">33</span>	2, 38, 101, 200	0

All (57) RSRZ outliers are listed below:

Mol	Chain	Res	Type	RSRZ
1	G	27	THR	6.8
1	D	27	THR	6.6
1	D	20	ALA	6.1
1	H	27	THR	5.7
1	E	19	SER	5.6
1	D	23	ASN	5.4
1	G	19	SER	5.3
1	E	22	ALA	4.9
1	H	22	ALA	4.5
1	D	30	LYS	4.4
1	D	19	SER	4.3
1	G	23	ASN	4.3
1	H	28	GLY	4.1
1	H	25	GLN	4.1
1	G	26	THR	4.0
1	D	29	TYR	3.9

*Continued on next page...*

*Continued from previous page...*

<b>Mol</b>	<b>Chain</b>	<b>Res</b>	<b>Type</b>	<b>RSRZ</b>
1	H	26	THR	3.9
1	E	26	THR	3.9
1	G	28	GLY	3.8
1	D	26	THR	3.8
1	E	23	ASN	3.7
1	G	29	TYR	3.7
1	H	29	TYR	3.5
1	H	32	GLY	3.4
1	H	23	ASN	3.4
1	D	28	GLY	3.3
1	E	25	GLN	3.2
1	E	28	GLY	3.2
1	D	22	ALA	3.2
1	D	21	ALA	3.1
1	E	32	GLY	3.1
1	H	20	ALA	3.1
1	E	27	THR	3.0
1	G	21	ALA	3.0
1	B	27	THR	3.0
1	E	29	TYR	2.9
1	E	33	ALA	2.9
1	H	19	SER	2.9
1	B	19	SER	2.8
1	G	32	GLY	2.7
1	G	31	ALA	2.6
1	G	22	ALA	2.6
1	H	21	ALA	2.5
1	G	20	ALA	2.5
1	D	32	GLY	2.4
1	B	28	GLY	2.3
1	G	18	GLY	2.3
1	H	15	THR	2.3
1	D	34	LEU	2.3
1	G	15	THR	2.3
1	E	34	LEU	2.2
1	B	21	ALA	2.2
1	H	14	GLY	2.2
1	D	25	GLN	2.2
1	B	29	TYR	2.1
1	H	30	LYS	2.1
1	D	24	THR	2.0

## 6.2 Non-standard residues in protein, DNA, RNA chains [i](#)

There are no non-standard protein/DNA/RNA residues in this entry.

## 6.3 Carbohydrates [i](#)

There are no monosaccharides in this entry.

## 6.4 Ligands [i](#)

There are no ligands in this entry.

## 6.5 Other polymers [i](#)

There are no such residues in this entry.