



# Full wwPDB X-ray Structure Validation Report ⓘ

Nov 14, 2023 – 03:19 PM JST

PDB ID : 5ZMD  
Title : Crystal structure of FTO in complex with m6dA modified ssDNA  
Authors : Zhang, X.; Wei, L.H.; Luo, J.; Xiao, Y.; Liu, J.; Zhang, W.; Zhang, L.; Jia, G.F.  
Deposited on : 2018-04-02  
Resolution : 3.30 Å(reported)

This is a Full wwPDB X-ray Structure Validation Report for a publicly released PDB entry.

We welcome your comments at [validation@mail.wwpdb.org](mailto:validation@mail.wwpdb.org)

A user guide is available at

<https://www.wwpdb.org/validation/2017/XrayValidationReportHelp>

with specific help available everywhere you see the ⓘ symbol.

The types of validation reports are described at

<http://www.wwpdb.org/validation/2017/FAQs#types>.

---

The following versions of software and data (see [references ⓘ](#)) were used in the production of this report:

MolProbity : 4.02b-467  
Mogul : 1.8.5 (274361), CSD as541be (2020)  
Xtriage (Phenix) : 1.13  
EDS : 2.36  
Percentile statistics : 20191225.v01 (using entries in the PDB archive December 25th 2019)  
Refmac : 5.8.0158  
CCP4 : 7.0.044 (Gargrove)  
Ideal geometry (proteins) : Engh & Huber (2001)  
Ideal geometry (DNA, RNA) : Parkinson et al. (1996)  
Validation Pipeline (wwPDB-VP) : 2.36

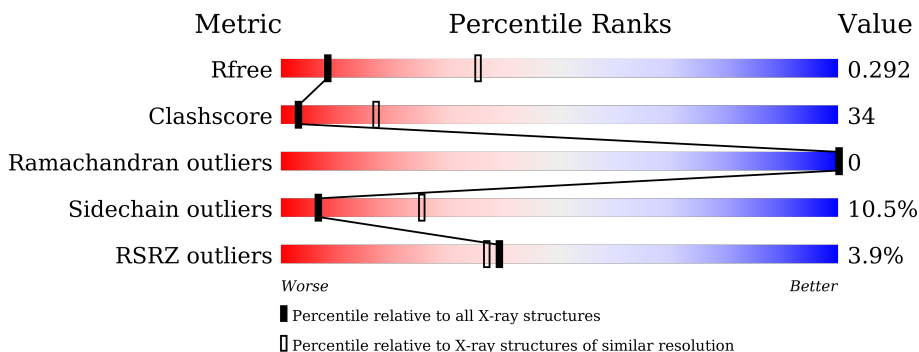
# 1 Overall quality at a glance

The following experimental techniques were used to determine the structure:

*X-RAY DIFFRACTION*

The reported resolution of this entry is 3.30 Å.

Percentile scores (ranging between 0-100) for global validation metrics of the entry are shown in the following graphic. The table shows the number of entries on which the scores are based.



Metric	Whole archive (#Entries)	Similar resolution (#Entries, resolution range(Å))
$R_{free}$	130704	1149 (3.34-3.26)
Clashscore	141614	1205 (3.34-3.26)
Ramachandran outliers	138981	1183 (3.34-3.26)
Sidechain outliers	138945	1182 (3.34-3.26)
RSRZ outliers	127900	1115 (3.34-3.26)

The table below summarises the geometric issues observed across the polymeric chains and their fit to the electron density. The red, orange, yellow and green segments of the lower bar indicate the fraction of residues that contain outliers for  $\geq 3$ , 2, 1 and 0 types of geometric quality criteria respectively. A grey segment represents the fraction of residues that are not modelled. The numeric value for each fraction is indicated below the corresponding segment, with a dot representing fractions  $\leq 5\%$ . The upper red bar (where present) indicates the fraction of residues that have poor fit to the electron density. The numeric value is given above the bar.

Mol	Chain	Length	Quality of chain
1	A	463	 2% 52% 27% 7% • 13%
1	C	463	 5% 38% 37% 10% 15%
1	E	463	 4% 45% 35% 5% • 15%
1	G	463	 3% 47% 34% 5% • 13%
2	B	9	 11% 44% 44%
2	D	9	 44% 44% 11%

*Continued on next page...*

*Continued from previous page...*

Mol	Chain	Length	Quality of chain
2	F	9	
2	H	9	

The following table lists non-polymeric compounds, carbohydrate monomers and non-standard residues in protein, DNA, RNA chains that are outliers for geometric or electron-density-fit criteria:

Mol	Type	Chain	Res	Chirality	Geometry	Clashes	Electron density
4	OGA	C	1002	-	-	X	-
4	OGA	G	1002	-	-	X	-

## 2 Entry composition [i](#)

There are 5 unique types of molecules in this entry. The entry contains 13828 atoms, of which 0 are hydrogens and 0 are deuteriums.

In the tables below, the ZeroOcc column contains the number of atoms modelled with zero occupancy, the AltConf column contains the number of residues with at least one atom in alternate conformation and the Trace column contains the number of residues modelled with at most 2 atoms.

- Molecule 1 is a protein called Alpha-ketoglutarate-dependent dioxygenase FTO.

Mol	Chain	Residues	Atoms					ZeroOcc	AltConf	Trace
			Total	C	N	O	S			
1	A	402	Total 3282	C 2096	N 569	O 596	S 21	0	0	0
1	C	395	Total 3230	C 2063	N 559	O 588	S 20	0	0	0
1	E	395	Total 3228	C 2063	N 558	O 587	S 20	0	0	0
1	G	403	Total 3294	C 2101	N 573	O 600	S 20	0	0	0

There are 8 discrepancies between the modelled and reference sequences:

Chain	Residue	Modelled	Actual	Comment	Reference
A	86	LYS	GLN	engineered mutation	UNP Q9C0B1
A	306	LYS	GLN	engineered mutation	UNP Q9C0B1
C	86	LYS	GLN	engineered mutation	UNP Q9C0B1
C	306	LYS	GLN	engineered mutation	UNP Q9C0B1
E	86	LYS	GLN	engineered mutation	UNP Q9C0B1
E	306	LYS	GLN	engineered mutation	UNP Q9C0B1
G	86	LYS	GLN	engineered mutation	UNP Q9C0B1
G	306	LYS	GLN	engineered mutation	UNP Q9C0B1

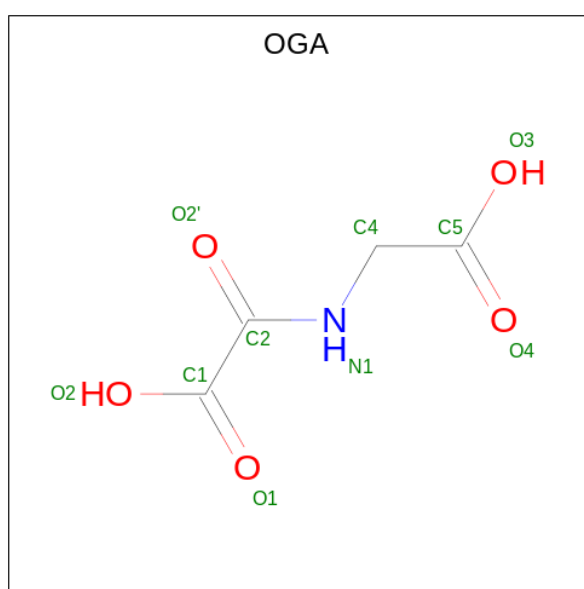
- Molecule 2 is a DNA chain called DNA (5'-D(P\*TP\*CP\*TP\*(6MA)P\*TP\*AP\*TP\*CP\*G)-3').

Mol	Chain	Residues	Atoms					ZeroOcc	AltConf	Trace
			Total	C	N	O	P			
2	B	9	Total 183	C 89	N 29	O 56	P 9	0	0	0
2	D	9	Total 183	C 89	N 29	O 56	P 9	0	0	0
2	F	9	Total 183	C 89	N 29	O 56	P 9	0	0	0
2	H	9	Total 183	C 89	N 29	O 56	P 9	0	0	0

- Molecule 3 is MANGANESE (II) ION (three-letter code: MN) (formula: Mn).

Mol	Chain	Residues	Atoms		ZeroOcc	AltConf
3	A	1	Total	Mn	0	0
			1	1		
3	C	1	Total	Mn	0	0
			1	1		
3	E	1	Total	Mn	0	0
			1	1		
3	G	1	Total	Mn	0	0
			1	1		

- Molecule 4 is N-OXALYLGLYCINE (three-letter code: OGA) (formula: C<sub>4</sub>H<sub>5</sub>NO<sub>5</sub>).



Mol	Chain	Residues	Atoms				ZeroOcc	AltConf
4	A	1	Total	C	N	O	0	0
			10	4	1	5		
4	C	1	Total	C	N	O	0	0
			10	4	1	5		
4	E	1	Total	C	N	O	0	0
			10	4	1	5		
4	G	1	Total	C	N	O	0	0
			10	4	1	5		

- Molecule 5 is water.

Mol	Chain	Residues	Atoms		ZeroOcc	AltConf
5	A	10	Total	O	0	0
			10	10		

*Continued on next page...*

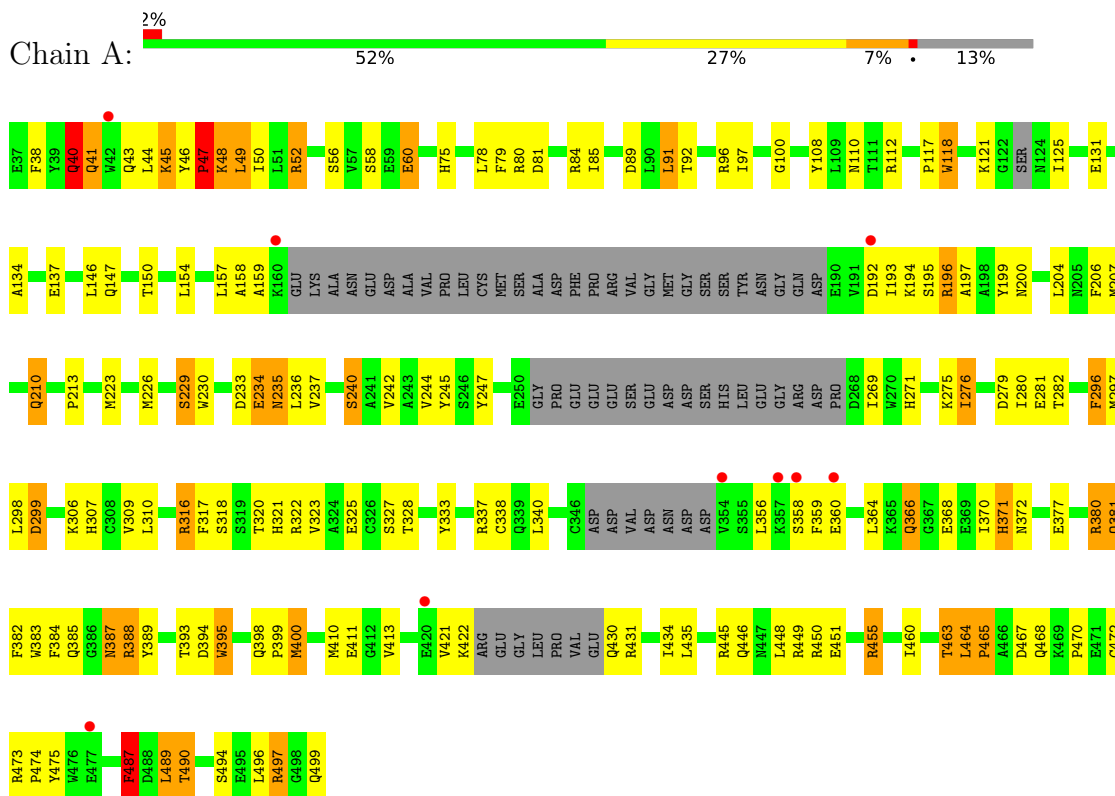
*Continued from previous page...*

<b>Mol</b>	<b>Chain</b>	<b>Residues</b>	<b>Atoms</b>	<b>ZeroOcc</b>	<b>AltConf</b>
5	C	3	Total O 3 3	0	0
5	D	2	Total O 2 2	0	0
5	E	1	Total O 1 1	0	0
5	G	2	Total O 2 2	0	0

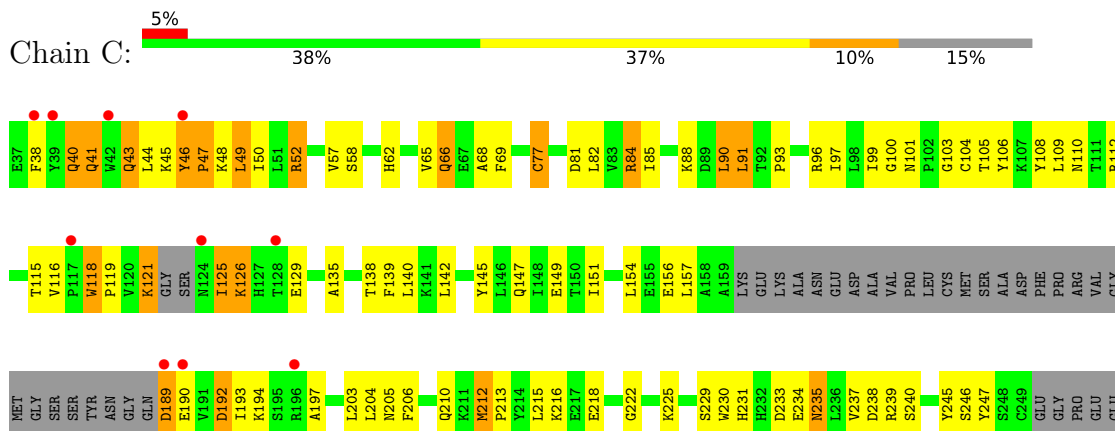
### 3 Residue-property plots i

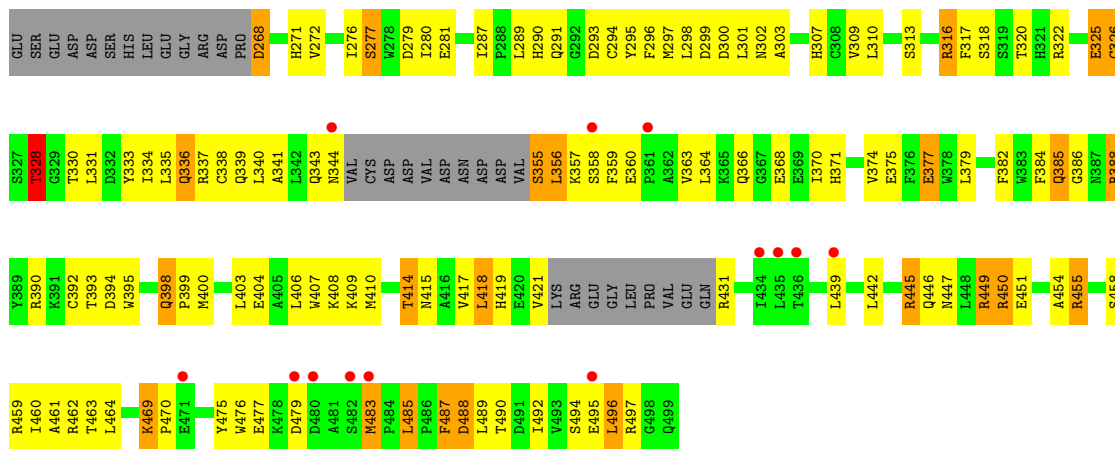
These plots are drawn for all protein, RNA, DNA and oligosaccharide chains in the entry. The first graphic for a chain summarises the proportions of the various outlier classes displayed in the second graphic. The second graphic shows the sequence view annotated by issues in geometry and electron density. Residues are color-coded according to the number of geometric quality criteria for which they contain at least one outlier: green = 0, yellow = 1, orange = 2 and red = 3 or more. A red dot above a residue indicates a poor fit to the electron density ( $RSRZ > 2$ ). Stretches of 2 or more consecutive residues without any outlier are shown as a green connector. Residues present in the sample, but not in the model, are shown in grey.

- Molecule 1: Alpha-ketoglutarate-dependent dioxygenase FTO

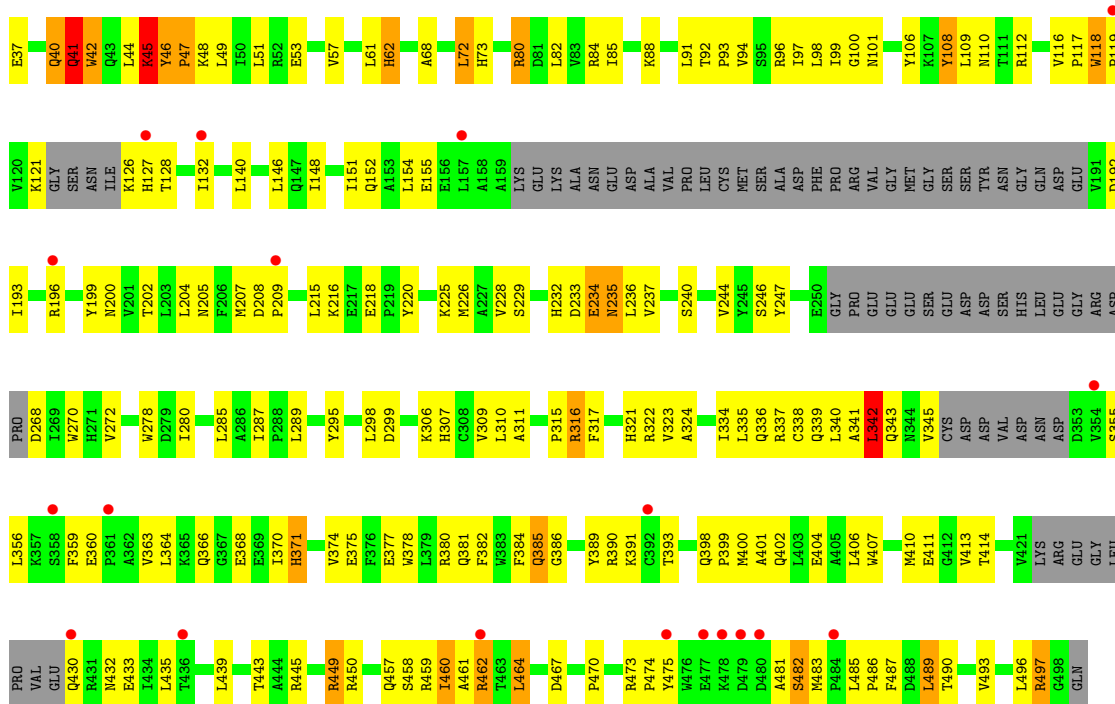


- Molecule 1: Alpha-ketoglutarate-dependent dioxygenase FTO

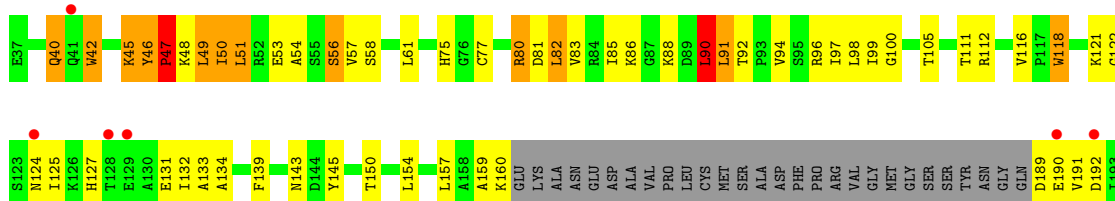




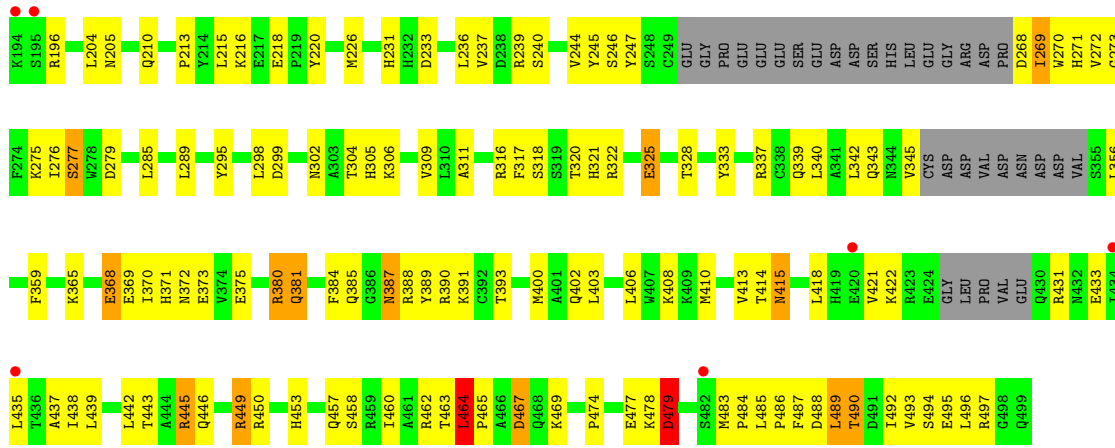
• Molecule 1: Alpha-ketoglutarate-dependent dioxygenase FTO



• Molecule 1: Alpha-ketoglutarate-dependent dioxygenase FTO







- Molecule 2: DNA (5'-D(P\*TP\*CP\*TP\*(6MA)P\*TP\*AP\*TP\*CP\*G)-3')

Chain B: 11% 44% 44%



- Molecule 2: DNA (5'-D(P\*TP\*CP\*TP\*(6MA)P\*TP\*AP\*TP\*CP\*G)-3')

Chain D: 44% 44% 11%



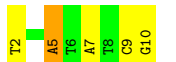
- Molecule 2: DNA (5'-D(P\*TP\*CP\*TP\*(6MA)P\*TP\*AP\*TP\*CP\*G)-3')

Chain F: 33% 44% 22%



- Molecule 2: DNA (5'-D(P\*TP\*CP\*TP\*(6MA)P\*TP\*AP\*TP\*CP\*G)-3')

Chain H: 44% 44% 11%



## 4 Data and refinement statistics i

Property	Value	Source
Space group	I 21 21 21	Depositor
Cell constants a, b, c, $\alpha$ , $\beta$ , $\gamma$	122.74Å 160.03Å 276.76Å 90.00° 90.00° 90.00°	Depositor
Resolution (Å)	35.17 – 3.30 36.90 – 3.30	Depositor EDS
% Data completeness (in resolution range)	99.1 (35.17-3.30) 99.4 (36.90-3.30)	Depositor EDS
$R_{merge}$	0.29	Depositor
$R_{sym}$	0.15	Depositor
$\langle I/\sigma(I) \rangle$ <sup>1</sup>	2.40 (at 3.32Å)	Xtrriage
Refinement program	PHENIX (1.10.1_2155)	Depositor
R, $R_{free}$	0.271 , 0.292 0.273 , 0.292	Depositor DCC
$R_{free}$ test set	2060 reflections (5.01%)	wwPDB-VP
Wilson B-factor (Å <sup>2</sup> )	75.6	Xtrriage
Anisotropy	0.578	Xtrriage
Bulk solvent $k_{sol}$ (e/Å <sup>3</sup> ), $B_{sol}$ (Å <sup>2</sup> )	0.30 , 26.1	EDS
L-test for twinning <sup>2</sup>	$\langle  L  \rangle = 0.47$ , $\langle L^2 \rangle = 0.29$	Xtrriage
Estimated twinning fraction	No twinning to report.	Xtrriage
$F_o, F_c$ correlation	0.90	EDS
Total number of atoms	13828	wwPDB-VP
Average B, all atoms (Å <sup>2</sup> )	31.0	wwPDB-VP

Xtrriage's analysis on translational NCS is as follows: *The analyses of the Patterson function reveals a significant off-origin peak that is 44.81 % of the origin peak, indicating pseudo-translational symmetry. The chance of finding a peak of this or larger height randomly in a structure without pseudo-translational symmetry is equal to 1.4472e-04. The detected translational NCS is most likely also responsible for the elevated intensity ratio.*

<sup>1</sup>Intensities estimated from amplitudes.

<sup>2</sup>Theoretical values of  $\langle |L| \rangle$ ,  $\langle L^2 \rangle$  for acentric reflections are 0.5, 0.333 respectively for untwinned datasets, and 0.375, 0.2 for perfectly twinned datasets.

## 5 Model quality [i](#)

### 5.1 Standard geometry [i](#)

Bond lengths and bond angles in the following residue types are not validated in this section: OGA, 6MA, MN

The Z score for a bond length (or angle) is the number of standard deviations the observed value is removed from the expected value. A bond length (or angle) with  $|Z| > 5$  is considered an outlier worth inspection. RMSZ is the root-mean-square of all Z scores of the bond lengths (or angles).

Mol	Chain	Bond lengths		Bond angles	
		RMSZ	# Z  >5	RMSZ	# Z  >5
1	A	0.88	3/3361 (0.1%)	0.95	11/4550 (0.2%)
1	C	0.88	5/3309 (0.2%)	0.93	9/4482 (0.2%)
1	E	0.63	0/3307	0.86	13/4480 (0.3%)
1	G	0.73	2/3374 (0.1%)	0.95	17/4568 (0.4%)
2	B	1.60	3/177 (1.7%)	1.31	2/268 (0.7%)
2	D	0.61	0/177	1.11	0/268
2	F	0.77	1/177 (0.6%)	1.14	0/268
2	H	0.61	0/177	1.15	0/268
All	All	0.80	14/14059 (0.1%)	0.94	52/19152 (0.3%)

Chiral center outliers are detected by calculating the chiral volume of a chiral center and verifying if the center is modelled as a planar moiety or with the opposite hand. A planarity outlier is detected by checking planarity of atoms in a peptide group, atoms in a mainchain group or atoms of a sidechain that are expected to be planar.

Mol	Chain	#Chirality outliers	#Planarity outliers
1	E	0	1
1	G	0	1
All	All	0	2

All (14) bond length outliers are listed below:

Mol	Chain	Res	Type	Atoms	Z	Observed(Å)	Ideal(Å)
2	B	8	DT	O3'-P	-13.23	1.45	1.61
1	C	395	TRP	CB-CG	-9.39	1.33	1.50
1	C	43	GLN	C-N	8.17	1.52	1.34
1	A	234	GLU	CD-OE1	-6.56	1.18	1.25
1	C	395	TRP	CD2-CE2	-6.08	1.34	1.41
2	F	3	DC	O3'-P	-5.91	1.54	1.61
1	A	395	TRP	CB-CG	-5.90	1.39	1.50
2	B	9	DC	O3'-P	-5.60	1.54	1.61

*Continued on next page...*

*Continued from previous page...*

Mol	Chain	Res	Type	Atoms	Z	Observed(Å)	Ideal(Å)
2	B	6	DT	O3'-P	-5.59	1.54	1.61
1	C	395	TRP	CG-CD1	-5.49	1.29	1.36
1	A	47	PRO	CA-C	-5.46	1.42	1.52
1	G	51	LEU	C-O	-5.34	1.13	1.23
1	C	325	GLU	CG-CD	-5.28	1.44	1.51
1	G	50	ILE	C-O	-5.14	1.13	1.23

All (52) bond angle outliers are listed below:

Mol	Chain	Res	Type	Atoms	Z	Observed(°)	Ideal(°)
1	A	47	PRO	N-CA-C	13.17	146.33	112.10
1	A	47	PRO	CB-CA-C	-10.81	84.98	112.00
1	G	46	TYR	C-N-CD	-9.90	98.83	120.60
1	E	46	TYR	N-CA-C	9.62	136.97	111.00
1	C	485	LEU	C-N-CD	-9.55	99.59	120.60
1	A	48	LYS	N-CA-C	-9.52	85.31	111.00
1	E	482	SER	CB-CA-C	-9.31	92.41	110.10
1	C	46	TYR	N-CA-C	9.29	136.08	111.00
1	G	46	TYR	N-CA-C	9.12	135.62	111.00
1	C	46	TYR	C-N-CD	-9.05	100.69	120.60
1	C	43	GLN	O-C-N	8.86	136.88	122.70
1	E	46	TYR	C-N-CD	-8.73	101.39	120.60
1	G	277	SER	CB-CA-C	-8.45	94.04	110.10
1	E	483	MET	N-CA-CB	8.41	125.73	110.60
1	G	122	GLY	N-CA-C	-8.30	92.34	113.10
1	G	47	PRO	N-CA-C	7.95	132.76	112.10
1	E	128	THR	N-CA-C	7.83	132.13	111.00
2	B	7	DA	O5'-P-OP1	-7.41	99.03	105.70
1	A	490	THR	N-CA-C	7.20	130.43	111.00
1	C	47	PRO	N-CA-C	7.13	130.63	112.10
1	G	464	LEU	CA-CB-CG	6.95	131.29	115.30
1	C	418	LEU	CA-CB-CG	6.92	131.22	115.30
1	E	47	PRO	N-CA-C	6.78	129.72	112.10
1	G	50	ILE	CB-CA-C	-6.76	98.09	111.60
1	A	487	PHE	N-CA-C	-6.47	93.52	111.00
1	E	342	LEU	CA-CB-CG	6.43	130.10	115.30
1	E	483	MET	N-CA-C	-6.37	93.80	111.00
1	C	328	THR	N-CA-CB	6.36	122.39	110.30
1	G	489	LEU	CB-CA-C	6.28	122.13	110.20
2	B	8	DT	C2'-C3'-O3'	-6.09	92.50	112.60
1	G	479	ASP	CB-CA-C	-6.02	98.35	110.40
1	G	277	SER	N-CA-C	6.02	127.25	111.00

*Continued on next page...*

Continued from previous page...

Mol	Chain	Res	Type	Atoms	Z	Observed(°)	Ideal(°)
1	A	47	PRO	CA-C-N	-5.99	104.03	117.20
1	C	43	GLN	CA-C-N	-5.86	104.31	117.20
1	A	47	PRO	C-N-CA	5.78	136.15	121.70
1	G	190	GLU	N-CA-C	-5.69	95.65	111.00
1	A	47	PRO	O-C-N	5.63	131.70	122.70
1	E	128	THR	CB-CA-C	-5.48	96.79	111.60
1	A	236	LEU	CA-CB-CG	5.47	127.87	115.30
1	E	316	ARG	NE-CZ-NH2	-5.37	117.62	120.30
1	A	490	THR	CB-CA-C	-5.34	97.19	111.60
1	G	82	LEU	CB-CG-CD1	5.33	120.06	111.00
1	A	40	GLN	N-CA-C	5.32	125.36	111.00
1	G	489	LEU	N-CA-C	-5.30	96.69	111.00
1	E	41	GLN	CB-CA-C	5.25	120.91	110.40
1	G	236	LEU	CA-CB-CG	5.22	127.31	115.30
1	C	189	ASP	CB-CG-OD2	5.17	122.95	118.30
1	G	47	PRO	N-CA-CB	-5.16	96.92	102.60
1	G	124	ASN	N-CA-C	5.13	124.86	111.00
1	E	236	LEU	CA-CB-CG	5.13	127.09	115.30
1	E	497	ARG	C-N-CA	-5.05	111.69	122.30
1	G	90	LEU	CA-CB-CG	5.01	126.83	115.30

There are no chirality outliers.

All (2) planarity outliers are listed below:

Mol	Chain	Res	Type	Group
1	E	45	LYS	Mainchain
1	G	45	LYS	Mainchain

## 5.2 Too-close contacts [i](#)

In the following table, the Non-H and H(model) columns list the number of non-hydrogen atoms and hydrogen atoms in the chain respectively. The H(added) column lists the number of hydrogen atoms added and optimized by MolProbity. The Clashes column lists the number of clashes within the asymmetric unit, whereas Symm-Clashes lists symmetry-related clashes.

Mol	Chain	Non-H	H(model)	H(added)	Clashes	Symm-Clashes
1	A	3282	0	3226	184	1
1	C	3230	0	3164	287	0
1	E	3228	0	3161	212	0
1	G	3294	0	3237	229	1
2	B	183	0	106	8	0

Continued on next page...

*Continued from previous page...*

Mol	Chain	Non-H	H(model)	H(added)	Clashes	Symm-Clashes
2	D	183	0	106	7	0
2	F	183	0	106	11	0
2	H	183	0	106	10	0
3	A	1	0	0	0	0
3	C	1	0	0	0	0
3	E	1	0	0	0	0
3	G	1	0	0	0	0
4	A	10	0	3	3	0
4	C	10	0	3	4	0
4	E	10	0	3	0	0
4	G	10	0	3	5	0
5	A	10	0	0	1	0
5	C	3	0	0	1	0
5	D	2	0	0	0	0
5	E	1	0	0	0	0
5	G	2	0	0	0	0
All	All	13828	0	13224	912	1

The all-atom clashscore is defined as the number of clashes found per 1000 atoms (including hydrogen atoms). The all-atom clashscore for this structure is 34.

All (912) close contacts within the same asymmetric unit are listed below, sorted by their clash magnitude.

Atom-1	Atom-2	Interatomic distance (Å)	Clash overlap (Å)
1:G:46:TYR:HB3	1:G:47:PRO:CD	1.24	1.56
1:C:46:TYR:CB	1:C:47:PRO:HD3	1.15	1.45
1:G:46:TYR:CB	1:G:47:PRO:HD3	1.27	1.43
1:E:46:TYR:HB3	1:E:47:PRO:CD	1.04	1.41
1:E:46:TYR:CB	1:E:47:PRO:HD3	1.16	1.39
1:E:57:VAL:CG1	1:E:62:HIS:HE1	1.35	1.36
1:C:46:TYR:HB3	1:C:47:PRO:CD	1.07	1.34
1:G:218:GLU:HA	1:G:226:MET:CE	1.58	1.31
1:E:48:LYS:NZ	1:E:299:ASP:OD2	1.60	1.29
1:E:57:VAL:CG1	1:E:62:HIS:CE1	2.16	1.27
1:C:268:ASP:HB3	1:C:313:SER:OG	1.40	1.21
1:E:57:VAL:HG13	1:E:62:HIS:CE1	1.75	1.20
1:G:53:GLU:O	1:G:56:SER:OG	1.60	1.20
1:A:460:ILE:O	1:A:463:THR:HG22	1.42	1.19
1:C:77:CYS:SG	1:C:392:CYS:SG	1.18	1.18
1:G:445:ARG:CD	1:G:449:ARG:HH11	1.61	1.13
1:A:337:ARG:HH21	1:A:370:ILE:HG12	1.15	1.10

*Continued on next page...*

*Continued from previous page...*

Atom-1	Atom-2	Interatomic distance (Å)	Clash overlap (Å)
1:E:46:TYR:HB3	1:E:47:PRO:HD2	1.34	1.08
1:C:81:ASP:OD1	1:C:388:ARG:NH2	1.87	1.08
1:G:218:GLU:HA	1:G:226:MET:HE3	1.15	1.08
1:G:333:TYR:OH	1:G:337:ARG:NH1	1.85	1.07
1:G:400:MET:HE3	1:G:403:LEU:HD12	1.36	1.07
1:E:46:TYR:CG	1:E:47:PRO:HD3	1.92	1.05
1:A:237:VAL:O	1:A:240:SER:OG	1.75	1.04
1:E:48:LYS:NZ	1:E:299:ASP:CG	2.11	1.04
1:G:368:GLU:OE2	1:G:414:THR:OG1	1.76	1.03
1:G:309:VAL:CG2	4:G:1002:OGA:H4C1	1.88	1.03
1:E:462:ARG:HH21	1:E:462:ARG:HB2	1.21	1.01
1:E:458:SER:O	1:E:462:ARG:NH2	1.94	1.00
1:E:462:ARG:HB2	1:E:462:ARG:NH2	1.78	0.99
1:A:112:ARG:H	1:A:381:GLN:HE22	1.00	0.99
1:C:121:LYS:H	1:C:121:LYS:HD2	1.28	0.98
1:C:105:THR:OG1	1:C:112:ARG:NH2	1.97	0.98
1:E:475:TYR:CE1	1:E:487:PHE:CD2	2.52	0.97
1:C:151:ILE:CD1	1:C:194:LYS:HE3	1.94	0.97
1:C:238:ASP:OD1	1:C:239:ARG:HG2	1.65	0.97
1:C:439:LEU:HD13	1:C:496:LEU:HD22	1.44	0.97
1:E:475:TYR:CE1	1:E:487:PHE:CE2	2.53	0.96
1:A:112:ARG:H	1:A:381:GLN:NE2	1.63	0.96
1:G:445:ARG:HG3	1:G:445:ARG:HH11	1.28	0.96
1:A:279:ASP:OD2	1:A:282:THR:HG23	1.65	0.95
1:C:62:HIS:O	1:C:66:GLN:HG3	1.65	0.95
1:G:309:VAL:HG21	4:G:1002:OGA:H4C1	1.48	0.95
1:G:445:ARG:HD2	1:G:449:ARG:HH11	1.30	0.95
1:G:445:ARG:HD3	1:G:449:ARG:HH11	1.29	0.95
1:A:446:GLN:HE22	1:A:490:THR:HG22	1.29	0.95
1:C:38:PHE:O	1:C:40:GLN:HG3	1.65	0.95
1:A:81:ASP:OD1	1:A:388:ARG:NH2	1.99	0.94
1:G:111:THR:HA	1:G:381:GLN:NE2	1.82	0.94
1:A:154:LEU:HD23	1:A:193:ILE:HG23	1.50	0.94
1:E:475:TYR:CD1	1:E:487:PHE:CE2	2.55	0.94
1:G:218:GLU:CA	1:G:226:MET:CE	2.45	0.94
1:A:112:ARG:N	1:A:381:GLN:HE22	1.66	0.94
1:C:46:TYR:CG	1:C:47:PRO:HD3	2.02	0.93
1:C:46:TYR:HB3	1:C:47:PRO:HD2	1.49	0.93
1:C:135:ALA:O	1:C:138:THR:HG22	1.68	0.93
1:G:112:ARG:H	1:G:381:GLN:HE21	1.04	0.93
1:A:210:GLN:HE21	1:A:210:GLN:HA	1.33	0.93

*Continued on next page...*

*Continued from previous page...*

Atom-1	Atom-2	Interatomic distance (Å)	Clash overlap (Å)
1:E:485:LEU:HB3	1:E:486:PRO:CD	1.99	0.93
1:E:485:LEU:HB3	1:E:486:PRO:HD2	1.49	0.93
1:C:475:TYR:CD1	1:C:487:PHE:CE2	2.58	0.92
1:C:213:PRO:O	1:C:225:LYS:NZ	2.03	0.92
1:C:475:TYR:CD1	1:C:487:PHE:CD2	2.58	0.92
1:C:151:ILE:CD1	1:C:194:LYS:CE	2.47	0.92
1:C:57:VAL:CG2	1:C:62:HIS:CE1	2.53	0.91
1:G:112:ARG:H	1:G:381:GLN:NE2	1.67	0.91
1:G:464:LEU:HD13	1:G:464:LEU:H	1.36	0.91
1:E:40:GLN:O	1:E:41:GLN:OE1	1.89	0.91
1:C:151:ILE:HD11	1:C:194:LYS:CE	2.00	0.90
1:G:112:ARG:N	1:G:381:GLN:HE21	1.70	0.90
1:C:125:ILE:HD12	1:C:125:ILE:H	1.34	0.90
1:E:117:PRO:HD2	1:E:127:HIS:HE1	1.35	0.89
1:G:435:LEU:HD11	1:G:496:LEU:HG	1.53	0.89
1:C:309:VAL:CG2	4:C:1002:OGA:H4C1	2.03	0.89
1:A:393:THR:HG22	1:A:395:TRP:H	1.39	0.88
1:E:48:LYS:NZ	1:E:299:ASP:CB	2.37	0.88
1:G:400:MET:CE	1:G:403:LEU:HD12	2.04	0.87
1:G:40:GLN:O	1:G:40:GLN:NE2	2.08	0.87
1:E:37:GLU:N	1:E:37:GLU:OE1	2.08	0.87
1:G:387:ASN:O	1:G:387:ASN:ND2	2.07	0.87
1:G:445:ARG:CD	1:G:449:ARG:NH1	2.36	0.87
1:E:112:ARG:HB3	1:E:381:GLN:HG2	1.54	0.87
1:G:445:ARG:HD3	1:G:449:ARG:NH1	1.89	0.86
1:C:458:SER:O	1:C:462:ARG:HG3	1.75	0.86
1:C:268:ASP:HB3	1:C:313:SER:CB	2.05	0.86
1:E:385:GLN:O	1:E:385:GLN:NE2	2.07	0.86
1:G:218:GLU:CA	1:G:226:MET:HE3	2.03	0.86
1:C:268:ASP:CB	1:C:313:SER:OG	2.24	0.86
1:E:57:VAL:HG11	1:E:62:HIS:HE1	1.41	0.86
1:E:57:VAL:HG12	1:E:62:HIS:HE1	1.38	0.86
1:G:443:THR:HG22	1:G:493:VAL:HG21	1.57	0.85
1:G:218:GLU:HA	1:G:226:MET:HE2	1.55	0.85
1:G:485:LEU:HB3	1:G:486:PRO:CD	2.05	0.85
1:A:337:ARG:HH21	1:A:370:ILE:CG1	1.89	0.85
1:A:497:ARG:HD3	1:C:41:GLN:NE2	1.92	0.85
1:E:119:PRO:O	1:E:140:LEU:HD22	1.77	0.84
1:C:337:ARG:HH21	1:C:370:ILE:CD1	1.89	0.84
1:C:112:ARG:O	1:C:385:GLN:NE2	2.09	0.84
1:A:80:ARG:HG2	1:A:92:THR:O	1.78	0.83

*Continued on next page...*



*Continued from previous page...*

Atom-1	Atom-2	Interatomic distance (Å)	Clash overlap (Å)
1:C:475:TYR:CE1	1:C:487:PHE:HD2	1.96	0.83
1:C:316:ARG:HG2	1:C:317:PHE:N	1.92	0.83
1:A:279:ASP:OD2	1:A:282:THR:CG2	2.26	0.83
1:A:460:ILE:O	1:A:463:THR:CG2	2.27	0.83
1:G:121:LYS:HE3	1:G:121:LYS:O	1.77	0.83
1:E:80:ARG:HG2	1:E:80:ARG:HH21	1.41	0.83
1:G:48:LYS:NZ	1:G:299:ASP:HB3	1.92	0.83
1:A:84:ARG:NH2	1:A:89:ASP:OD1	2.13	0.82
1:E:46:TYR:CB	1:E:47:PRO:CD	1.95	0.82
1:A:464:LEU:HD12	1:A:464:LEU:H	1.43	0.82
1:A:40:GLN:O	1:A:40:GLN:NE2	2.12	0.81
1:G:112:ARG:N	1:G:381:GLN:NE2	2.27	0.81
1:E:475:TYR:CE1	1:E:487:PHE:HD2	1.99	0.81
1:C:475:TYR:CE1	1:C:487:PHE:CD2	2.69	0.81
1:G:121:LYS:CE	1:G:121:LYS:HA	2.10	0.80
1:G:372:ASN:OD1	1:G:445:ARG:NH1	2.14	0.80
1:A:193:ILE:O	1:A:194:LYS:C	2.15	0.80
1:G:408:LYS:HE2	1:G:483:MET:SD	2.21	0.80
1:G:127:HIS:ND1	1:G:133:ALA:HB2	1.95	0.80
1:G:218:GLU:CA	1:G:226:MET:HE2	2.11	0.80
1:E:234:GLU:OE2	2:F:5:6MA:N6	2.12	0.80
1:C:151:ILE:HD11	1:C:194:LYS:NZ	1.97	0.79
1:C:439:LEU:HD13	1:C:496:LEU:CD2	2.13	0.79
1:E:458:SER:C	1:E:462:ARG:HH22	1.85	0.79
1:C:320:THR:CB	1:C:322:ARG:HH21	1.95	0.79
1:G:127:HIS:ND1	1:G:133:ALA:CB	2.46	0.79
1:E:80:ARG:HH22	1:E:93:PRO:HA	1.49	0.78
1:A:213:PRO:HB2	2:B:9:DC:H3'	1.63	0.78
1:G:276:ILE:HG23	1:G:279:ASP:HB3	1.64	0.78
1:E:119:PRO:O	1:E:140:LEU:CD2	2.31	0.78
1:C:49:LEU:HD23	1:C:49:LEU:O	1.84	0.78
1:C:62:HIS:O	1:C:66:GLN:CG	2.31	0.78
1:C:237:VAL:HG12	1:C:240:SER:HB2	1.66	0.78
1:G:125:ILE:O	1:G:125:ILE:HD12	1.83	0.78
1:E:368:GLU:OE2	1:E:445:ARG:NH2	2.16	0.77
1:E:443:THR:HG22	1:E:493:VAL:HG11	1.66	0.77
1:G:237:VAL:HG23	1:G:240:SER:HB3	1.63	0.77
1:G:445:ARG:HG3	1:G:445:ARG:NH1	1.93	0.77
1:A:421:VAL:HG22	1:A:434:ILE:HD11	1.67	0.77
1:E:100:GLY:C	1:E:118:TRP:NE1	2.38	0.77
1:E:116:VAL:HG13	1:E:117:PRO:HD2	1.65	0.77

*Continued on next page...*

*Continued from previous page...*

Atom-1	Atom-2	Interatomic distance (Å)	Clash overlap (Å)
1:G:88:LYS:NZ	2:H:7:DA:OP2	2.16	0.77
1:C:337:ARG:HE	1:C:370:ILE:CD1	1.97	0.77
1:G:40:GLN:HG2	1:G:42:TRP:HB2	1.66	0.77
1:C:151:ILE:HD13	1:C:194:LYS:HE3	1.66	0.77
1:E:48:LYS:NZ	1:E:299:ASP:HB3	2.00	0.77
1:C:290:HIS:HB2	1:C:293:ASP:OD2	1.84	0.77
1:C:450:ARG:HG3	1:C:451:GLU:N	2.00	0.76
1:E:475:TYR:HE1	1:E:487:PHE:CE2	2.00	0.76
1:A:467:ASP:OD1	1:A:468:GLN:HG3	1.86	0.76
1:A:52:ARG:HG2	1:A:52:ARG:HH21	1.51	0.76
1:C:297:MET:HG2	1:C:301:LEU:HD23	1.67	0.76
1:C:449:ARG:HD2	1:C:487:PHE:HE1	1.51	0.76
1:C:483:MET:HA	1:C:483:MET:CE	2.15	0.75
1:A:446:GLN:HE22	1:A:490:THR:CG2	2.00	0.75
1:C:135:ALA:O	1:C:138:THR:CG2	2.34	0.75
1:C:189:ASP:CG	1:C:190:GLU:H	1.89	0.75
1:G:485:LEU:HB3	1:G:486:PRO:HD2	1.68	0.75
1:C:309:VAL:HG22	4:C:1002:OGA:H4C1	1.67	0.75
1:A:84:ARG:O	1:A:110:ASN:ND2	2.19	0.75
1:C:445:ARG:O	1:C:449:ARG:HG2	1.87	0.75
2:F:9:DC:H5	2:H:10:DG:H1	1.35	0.75
1:A:147:GLN:NE2	5:A:1101:HOH:O	2.16	0.75
1:G:233:ASP:HB2	1:G:302:ASN:HD21	1.52	0.75
1:E:82:LEU:HD21	1:E:461:ALA:HB2	1.69	0.75
1:E:116:VAL:HG22	1:E:393:THR:HG21	1.69	0.75
1:E:475:TYR:HD1	1:E:487:PHE:CE2	2.02	0.74
1:G:82:LEU:HD12	1:G:384:PHE:HZ	1.50	0.74
1:A:48:LYS:HE2	1:A:299:ASP:CB	2.17	0.74
1:C:138:THR:HG23	1:C:139:PHE:N	2.00	0.74
1:C:331:LEU:HD12	1:C:334:ILE:CG2	2.17	0.74
1:C:320:THR:OG1	1:C:322:ARG:NH2	2.18	0.74
1:E:100:GLY:O	1:E:118:TRP:CD1	2.41	0.73
1:E:475:TYR:CD1	1:E:487:PHE:CD2	2.76	0.73
1:C:445:ARG:O	1:C:449:ARG:CG	2.36	0.73
1:A:125:ILE:HD12	1:A:125:ILE:O	1.89	0.73
1:G:333:TYR:CZ	1:G:337:ARG:NH1	2.55	0.73
1:E:475:TYR:CE1	1:E:487:PHE:HE2	2.03	0.73
1:E:100:GLY:HA2	1:E:118:TRP:CE2	2.23	0.73
1:G:215:LEU:HD22	1:G:226:MET:O	1.89	0.73
1:C:125:ILE:HD12	1:C:125:ILE:N	2.04	0.72
1:A:337:ARG:NH2	1:A:370:ILE:HG12	1.99	0.72

*Continued on next page...*

*Continued from previous page...*

Atom-1	Atom-2	Interatomic distance (Å)	Clash overlap (Å)
1:A:150:THR:HG21	1:A:199:TYR:OH	1.89	0.72
1:A:233:ASP:OD1	1:A:307:HIS:CE1	2.43	0.72
1:G:445:ARG:HD2	1:G:449:ARG:NH1	2.03	0.71
1:C:400:MET:CE	1:C:403:LEU:HD12	2.20	0.71
1:G:48:LYS:NZ	1:G:299:ASP:OD2	2.23	0.71
1:A:384:PHE:CZ	1:A:455:ARG:HD3	2.25	0.71
1:C:210:GLN:NE2	1:C:313:SER:O	2.23	0.71
1:G:121:LYS:HE3	1:G:121:LYS:HA	1.69	0.71
1:C:400:MET:HE3	1:C:403:LEU:HD12	1.72	0.71
1:G:218:GLU:CB	1:G:226:MET:HE2	2.20	0.71
1:G:375:GLU:OE2	1:G:380:ARG:NH1	2.24	0.71
1:E:215:LEU:HB2	1:E:225:LYS:HD3	1.72	0.71
1:A:464:LEU:HD12	1:A:464:LEU:N	2.01	0.71
1:C:356:LEU:HD23	1:C:356:LEU:N	2.06	0.71
1:C:90:LEU:HD12	1:C:91:LEU:O	1.90	0.70
1:E:117:PRO:HD2	1:E:127:HIS:CE1	2.22	0.70
1:G:233:ASP:HB2	1:G:302:ASN:ND2	2.06	0.70
1:G:460:ILE:O	1:G:463:THR:OG1	2.08	0.70
1:E:117:PRO:CD	1:E:127:HIS:HE1	2.04	0.70
1:C:475:TYR:HD1	1:C:487:PHE:CD2	2.09	0.70
1:G:40:GLN:NE2	1:G:40:GLN:H	1.89	0.70
1:C:268:ASP:N	1:C:268:ASP:OD1	2.24	0.70
1:G:105:THR:OG1	1:G:112:ARG:NH1	2.23	0.70
1:E:108:TYR:HB2	1:E:234:GLU:OE1	1.91	0.70
1:E:404:GLU:OE1	1:E:473:ARG:NH1	2.18	0.70
1:C:57:VAL:HG22	1:C:62:HIS:CE1	2.25	0.70
1:C:431:ARG:HG3	1:C:431:ARG:HH11	1.55	0.70
1:E:46:TYR:CD2	1:E:47:PRO:HD3	2.27	0.70
1:G:483:MET:HG3	1:G:484:PRO:HD2	1.73	0.70
1:G:48:LYS:NZ	1:G:299:ASP:CB	2.54	0.70
1:G:81:ASP:OD1	1:G:388:ARG:NH2	2.25	0.69
1:C:337:ARG:HH21	1:C:370:ILE:HD11	1.56	0.69
1:E:88:LYS:HD2	2:F:6:DT:H1'	1.74	0.69
1:E:237:VAL:HG13	1:E:240:SER:HB3	1.74	0.69
1:A:79:PHE:HB2	1:A:388:ARG:NH1	2.07	0.69
1:A:371:HIS:CD2	1:A:445:ARG:NH2	2.60	0.69
1:C:300:ASP:O	1:C:303:ALA:N	2.23	0.69
1:E:341:ALA:HB2	1:E:370:ILE:HD13	1.74	0.69
1:A:237:VAL:HG23	1:A:240:SER:OG	1.92	0.69
1:C:483:MET:HA	1:C:483:MET:HE2	1.75	0.68
1:C:154:LEU:HD23	1:C:193:ILE:HG23	1.75	0.68

*Continued on next page...*

*Continued from previous page...*

Atom-1	Atom-2	Interatomic distance (Å)	Clash overlap (Å)
1:G:309:VAL:HG22	4:G:1002:OGA:H4C1	1.76	0.68
1:C:121:LYS:HD2	1:C:121:LYS:N	2.07	0.68
1:G:159:ALA:O	1:G:160:LYS:HD2	1.94	0.68
1:A:422:LYS:NZ	1:A:422:LYS:HB3	2.07	0.68
1:G:483:MET:HG3	1:G:484:PRO:CD	2.24	0.68
1:A:112:ARG:O	1:A:385:GLN:NE2	2.27	0.68
1:E:337:ARG:HG3	1:E:370:ILE:HG12	1.75	0.67
1:A:192:ASP:O	1:A:195:SER:HB3	1.94	0.67
1:C:492:ILE:HD12	1:C:492:ILE:N	2.09	0.67
1:C:289:LEU:HD13	1:C:316:ARG:HH11	1.58	0.67
1:A:48:LYS:HE2	1:A:299:ASP:HB3	1.76	0.67
1:A:52:ARG:HH21	1:A:52:ARG:CG	2.07	0.67
1:C:84:ARG:NH2	1:C:84:ARG:HG3	2.08	0.67
1:E:80:ARG:HH21	1:E:80:ARG:CG	2.07	0.67
1:G:40:GLN:HE21	1:G:40:GLN:C	1.98	0.67
1:A:497:ARG:NH1	1:A:497:ARG:HG3	2.09	0.67
1:C:151:ILE:CD1	1:C:194:LYS:CD	2.73	0.67
1:C:407:TRP:O	1:C:410:MET:N	2.27	0.66
1:C:489:LEU:HD23	1:C:489:LEU:O	1.95	0.66
1:E:458:SER:HB3	1:E:461:ALA:HB3	1.76	0.66
1:G:446:GLN:NE2	1:G:450:ARG:HH12	1.92	0.66
1:G:477:GLU:O	1:G:479:ASP:N	2.28	0.66
1:G:48:LYS:HZ2	1:G:299:ASP:CB	2.07	0.66
1:E:445:ARG:O	1:E:449:ARG:HG2	1.95	0.66
1:G:111:THR:HA	1:G:381:GLN:HE21	1.61	0.66
1:E:233:ASP:OD1	1:E:307:HIS:HE1	1.78	0.66
1:C:69:PHE:HE1	1:C:204:LEU:HD22	1.59	0.65
1:E:117:PRO:HG2	1:E:127:HIS:CE1	2.31	0.65
1:G:269:ILE:HG12	1:G:271:HIS:HE1	1.62	0.65
1:A:279:ASP:OD1	1:A:280:ILE:N	2.29	0.65
1:C:96:ARG:HA	1:C:204:LEU:O	1.96	0.65
1:E:146:LEU:HD12	1:E:321:HIS:CD2	2.32	0.65
1:C:289:LEU:CD1	1:C:316:ARG:NH1	2.60	0.65
1:C:415:ASN:HA	1:C:418:LEU:CD2	2.25	0.65
2:F:3:DC:O2	1:G:306:LYS:HE3	1.97	0.65
1:G:121:LYS:HE3	1:G:121:LYS:CA	2.25	0.65
1:C:151:ILE:CD1	1:C:194:LYS:HD2	2.27	0.65
1:C:280:ILE:HG12	1:C:280:ILE:O	1.95	0.65
1:E:41:GLN:OE1	1:E:41:GLN:HA	1.96	0.65
1:C:340:LEU:HD13	1:C:340:LEU:O	1.97	0.65
1:C:45:LYS:CE	1:C:287:ILE:HD11	2.26	0.64

*Continued on next page...*

*Continued from previous page...*

Atom-1	Atom-2	Interatomic distance (Å)	Clash overlap (Å)
1:A:371:HIS:CD2	1:A:445:ARG:HH22	2.15	0.64
1:G:111:THR:CA	1:G:381:GLN:NE2	2.57	0.64
1:A:385:GLN:O	1:A:388:ARG:HG2	1.98	0.64
1:C:52:ARG:HG3	1:C:296:PHE:HE1	1.62	0.64
1:C:268:ASP:HB3	1:C:313:SER:HG	1.58	0.64
1:C:337:ARG:HE	1:C:370:ILE:HD12	1.61	0.64
1:C:390:ARG:HA	1:C:393:THR:O	1.96	0.64
1:C:119:PRO:O	1:C:140:LEU:CD2	2.46	0.64
1:C:475:TYR:CD1	1:C:487:PHE:HE2	2.10	0.64
1:C:331:LEU:HD12	1:C:334:ILE:HG22	1.79	0.64
1:A:384:PHE:CD1	1:A:470:PRO:HB3	2.33	0.64
1:A:147:GLN:O	1:A:150:THR:OG1	2.13	0.64
1:A:44:LEU:HD12	1:A:44:LEU:N	2.13	0.64
1:C:57:VAL:CG2	1:C:62:HIS:NE2	2.61	0.64
1:C:101:ASN:O	1:C:115:THR:HG21	1.98	0.64
1:C:138:THR:HG23	1:C:139:PHE:H	1.63	0.63
1:E:475:TYR:HE1	1:E:487:PHE:CD2	2.06	0.63
1:C:84:ARG:HG3	1:C:84:ARG:HH21	1.61	0.63
1:G:48:LYS:HZ2	1:G:299:ASP:HB3	1.58	0.63
1:G:272:VAL:HG11	1:G:295:TYR:CE2	2.33	0.63
1:E:57:VAL:HG11	1:E:62:HIS:CE1	2.21	0.63
1:G:316:ARG:HH22	4:G:1002:OGA:C5	2.12	0.63
1:A:368:GLU:O	1:A:371:HIS:HB3	1.99	0.63
1:C:289:LEU:HD13	1:C:316:ARG:NH1	2.12	0.63
1:E:228:VAL:HB	1:E:309:VAL:HG22	1.81	0.63
1:C:91:LEU:HG	1:C:460:ILE:HD11	1.79	0.63
1:G:269:ILE:CG1	1:G:271:HIS:CE1	2.81	0.63
1:A:112:ARG:NH1	1:A:377:GLU:HG3	2.14	0.63
1:A:358:SER:OG	1:A:360:GLU:OE2	2.16	0.63
1:C:84:ARG:NH2	1:C:455:ARG:HG3	2.14	0.62
1:C:446:GLN:OE1	1:C:488:ASP:HB3	1.98	0.62
1:E:101:ASN:N	1:E:118:TRP:NE1	2.48	0.62
1:E:80:ARG:HG2	1:E:80:ARG:NH2	2.09	0.62
1:C:338:CYS:O	1:C:341:ALA:HB3	1.98	0.62
1:E:402:GLN:O	1:E:406:LEU:HD13	1.98	0.62
1:C:151:ILE:HD11	1:C:194:LYS:CD	2.29	0.62
1:C:341:ALA:HB2	1:C:370:ILE:HG21	1.82	0.62
1:C:57:VAL:HG22	1:C:62:HIS:NE2	2.15	0.62
1:E:91:LEU:HB2	1:E:460:ILE:HD11	1.82	0.62
1:G:48:LYS:HZ1	1:G:299:ASP:HB3	1.63	0.62
1:G:446:GLN:HE21	1:G:450:ARG:NH1	1.98	0.62

*Continued on next page...*

*Continued from previous page...*

Atom-1	Atom-2	Interatomic distance (Å)	Clash overlap (Å)
1:G:40:GLN:CG	1:G:42:TRP:HB2	2.30	0.61
1:G:131:GLU:O	1:G:134:ALA:N	2.33	0.61
1:A:49:LEU:O	1:A:49:LEU:HG	2.00	0.61
1:C:189:ASP:OD1	1:C:190:GLU:N	2.33	0.61
1:C:415:ASN:HA	1:C:418:LEU:HD22	1.81	0.61
1:G:85:ILE:HG23	1:G:85:ILE:O	1.99	0.61
1:G:309:VAL:HG21	4:G:1002:OGA:C4	2.27	0.61
1:C:205:ASN:HB2	1:C:318:SER:OG	2.00	0.61
1:C:45:LYS:CE	1:C:287:ILE:CD1	2.78	0.61
1:G:213:PRO:HG3	2:H:9:DC:P	2.41	0.61
1:E:94:VAL:HG11	1:E:205:ASN:HB3	1.82	0.61
1:G:100:GLY:HA2	1:G:118:TRP:CE2	2.36	0.60
1:C:337:ARG:NH2	1:C:370:ILE:HD11	2.15	0.60
1:E:85:ILE:HG22	1:E:109:LEU:HD22	1.83	0.60
1:A:421:VAL:HG12	1:A:421:VAL:O	2.00	0.60
1:E:109:LEU:O	1:E:110:ASN:HB2	2.02	0.60
1:A:112:ARG:N	1:A:381:GLN:NE2	2.37	0.60
1:A:112:ARG:HB3	1:A:381:GLN:NE2	2.17	0.60
1:C:356:LEU:HB2	1:C:359:PHE:HE1	1.65	0.60
1:C:400:MET:CE	1:C:403:LEU:CD1	2.80	0.60
1:E:475:TYR:CD1	1:E:487:PHE:HE2	2.14	0.60
1:E:247:TYR:HB3	1:E:317:PHE:HB2	1.84	0.60
1:G:389:TYR:O	1:G:390:ARG:C	2.36	0.60
1:A:309:VAL:CG2	4:A:1002:OGA:H4C1	2.30	0.60
1:C:151:ILE:HD11	1:C:194:LYS:HD2	1.84	0.60
1:C:238:ASP:OD1	1:C:239:ARG:CG	2.47	0.60
1:E:411:GLU:O	1:E:414:THR:OG1	2.17	0.60
1:A:463:THR:O	1:A:463:THR:OG1	2.19	0.60
1:C:407:TRP:O	1:C:408:LYS:C	2.39	0.60
1:E:80:ARG:HG2	1:E:92:THR:O	2.02	0.60
1:G:49:LEU:HG	1:G:49:LEU:O	2.01	0.60
1:E:80:ARG:NH2	1:E:92:THR:O	2.35	0.59
1:A:279:ASP:OD1	1:A:281:GLU:N	2.27	0.59
1:A:384:PHE:CD1	1:A:470:PRO:CB	2.85	0.59
1:A:147:GLN:HG3	1:A:197:ALA:O	2.03	0.59
1:C:46:TYR:CB	1:C:47:PRO:CD	1.98	0.59
1:C:218:GLU:OE1	1:C:230:TRP:NE1	2.35	0.59
1:C:44:LEU:HD12	1:C:44:LEU:N	2.18	0.59
1:G:414:THR:O	1:G:418:LEU:HD13	2.02	0.59
1:C:337:ARG:HE	1:C:370:ILE:HD11	1.66	0.59
1:G:320:THR:OG1	1:G:322:ARG:NH1	2.36	0.59

*Continued on next page...*

*Continued from previous page...*

Atom-1	Atom-2	Interatomic distance (Å)	Clash overlap (Å)
1:A:497:ARG:CD	1:C:41:GLN:NE2	2.66	0.59
1:C:344:ASN:HA	1:C:357:LYS:HB2	1.84	0.59
1:G:410:MET:O	1:G:413:VAL:HG12	2.03	0.59
1:A:497:ARG:HG3	1:A:497:ARG:HH11	1.66	0.58
1:G:368:GLU:HG3	1:G:445:ARG:HH22	1.67	0.58
1:A:279:ASP:OD2	1:A:282:THR:OG1	2.20	0.58
1:C:366:GLN:NE2	5:C:1101:HOH:O	2.35	0.58
1:E:116:VAL:CG1	1:E:117:PRO:HD2	2.33	0.58
1:G:380:ARG:NH2	1:G:474:PRO:O	2.36	0.58
1:E:410:MET:O	1:E:413:VAL:HG22	2.03	0.58
1:C:52:ARG:HG3	1:C:296:PHE:CE1	2.38	0.58
1:E:192:ASP:O	1:E:196:ARG:HG3	2.03	0.58
1:A:58:SER:C	1:A:60:GLU:H	2.06	0.58
1:E:280:ILE:HG12	1:E:280:ILE:O	2.03	0.58
1:G:189:ASP:HB3	1:G:191:VAL:HG23	1.86	0.58
1:A:382:PHE:HB2	1:A:400:MET:HE2	1.85	0.58
1:C:475:TYR:HE1	1:C:487:PHE:HD2	1.49	0.58
1:E:44:LEU:HD12	1:E:44:LEU:N	2.18	0.58
1:A:385:GLN:O	1:A:388:ARG:CG	2.52	0.58
1:E:116:VAL:HG22	1:E:393:THR:CG2	2.34	0.58
1:G:46:TYR:CB	1:G:47:PRO:CD	2.12	0.58
1:A:40:GLN:C	1:A:40:GLN:HE21	2.06	0.58
1:A:421:VAL:CG2	1:A:434:ILE:HD11	2.34	0.57
1:C:41:GLN:O	1:C:41:GLN:HG2	2.04	0.57
1:C:85:ILE:HG22	1:C:90:LEU:HD23	1.85	0.57
1:C:237:VAL:CG1	1:C:240:SER:HB2	2.34	0.57
1:A:193:ILE:O	1:A:195:SER:N	2.37	0.57
1:A:497:ARG:HE	1:C:41:GLN:HE22	1.50	0.57
1:C:492:ILE:HD12	1:C:492:ILE:H	1.68	0.57
1:E:40:GLN:C	1:E:41:GLN:OE1	2.41	0.57
1:G:111:THR:HA	1:G:381:GLN:HE22	1.66	0.57
1:G:159:ALA:O	1:G:160:LYS:CD	2.53	0.57
2:B:6:DT:H4'	2:B:7:DA:OP2	2.05	0.57
1:C:340:LEU:HD13	1:C:340:LEU:C	2.25	0.57
1:E:84:ARG:O	1:E:84:ARG:HG2	2.04	0.57
1:C:415:ASN:O	1:C:418:LEU:HD23	2.05	0.57
1:C:119:PRO:O	1:C:140:LEU:HD22	2.05	0.57
1:C:300:ASP:O	1:C:301:LEU:C	2.42	0.57
1:G:40:GLN:H	1:G:40:GLN:CD	2.07	0.57
1:E:334:ILE:HD11	1:E:374:VAL:HG22	1.86	0.57
1:G:356:LEU:HD13	1:G:359:PHE:CE2	2.40	0.56

*Continued on next page...*

*Continued from previous page...*

Atom-1	Atom-2	Interatomic distance (Å)	Clash overlap (Å)
1:G:94:VAL:HG11	1:G:205:ASN:HB3	1.87	0.56
1:G:449:ARG:HD3	1:G:487:PHE:CE1	2.41	0.56
1:A:146:LEU:HD12	1:A:321:HIS:CD2	2.40	0.56
1:A:422:LYS:HB3	1:A:422:LYS:HZ1	1.69	0.56
1:A:497:ARG:HH11	1:A:497:ARG:CG	2.18	0.56
1:C:382:PHE:O	1:C:386:GLY:CA	2.53	0.56
1:C:398:GLN:N	1:C:399:PRO:HD2	2.19	0.56
1:E:37:GLU:HG3	1:E:42:TRP:HZ3	1.69	0.56
2:F:3:DC:C2	1:G:306:LYS:HE3	2.40	0.56
1:G:477:GLU:O	1:G:478:LYS:C	2.42	0.56
1:G:125:ILE:HD12	1:G:125:ILE:C	2.25	0.56
1:A:134:ALA:O	1:A:137:GLU:HB3	2.04	0.56
1:A:192:ASP:O	1:A:196:ARG:HD3	2.06	0.56
1:E:106:TYR:OH	1:E:322:ARG:NH1	2.39	0.56
1:G:192:ASP:O	1:G:196:ARG:HG3	2.05	0.56
1:A:448:LEU:HD11	1:C:281:GLU:HG2	1.87	0.56
1:G:464:LEU:HD13	1:G:464:LEU:N	2.12	0.56
1:E:100:GLY:C	1:E:118:TRP:CD1	2.79	0.56
1:A:97:ILE:HD12	1:A:389:TYR:CE1	2.40	0.56
1:C:337:ARG:NH2	1:C:370:ILE:CD1	2.64	0.56
1:C:469:LYS:HG3	1:C:469:LYS:O	2.04	0.56
1:C:356:LEU:HB2	1:C:359:PHE:CE1	2.41	0.56
1:E:151:ILE:O	1:E:193:ILE:HD11	2.06	0.56
1:A:322:ARG:HH12	4:A:1002:OGA:C1	2.19	0.55
1:A:337:ARG:O	1:A:340:LEU:N	2.39	0.55
1:A:380:ARG:NH2	1:A:474:PRO:O	2.39	0.55
1:A:383:TRP:NE1	1:A:473:ARG:HD3	2.20	0.55
1:C:475:TYR:CD1	1:C:487:PHE:HD2	2.09	0.55
1:C:492:ILE:H	1:C:492:ILE:CD1	2.19	0.55
1:C:382:PHE:O	1:C:386:GLY:N	2.39	0.55
1:E:146:LEU:HD12	1:E:321:HIS:HD2	1.71	0.55
1:G:90:LEU:HD21	2:H:7:DA:H2'	1.88	0.55
1:G:439:LEU:HD21	1:G:497:ARG:HD3	1.88	0.55
1:A:47:PRO:HA	1:A:49:LEU:H	1.72	0.55
1:C:400:MET:HE3	1:C:400:MET:HA	1.88	0.55
1:C:400:MET:HE1	1:C:403:LEU:CD1	2.36	0.55
1:E:82:LEU:CD2	1:E:461:ALA:HB2	2.36	0.55
1:E:96:ARG:HA	1:E:204:LEU:O	2.06	0.55
1:E:336:GLN:O	1:E:339:GLN:HG3	2.07	0.55
1:A:112:ARG:HH12	1:A:377:GLU:HG3	1.71	0.55
1:C:57:VAL:HG21	1:C:62:HIS:CE1	2.39	0.55

*Continued on next page...*



*Continued from previous page...*

Atom-1	Atom-2	Interatomic distance (Å)	Clash overlap (Å)
1:C:157:LEU:HD23	1:C:157:LEU:O	2.07	0.55
1:E:91:LEU:HB2	1:E:460:ILE:CD1	2.37	0.55
1:G:83:VAL:HG22	1:G:111:THR:HG21	1.88	0.55
1:E:40:GLN:C	1:E:42:TRP:H	2.10	0.55
1:A:328:THR:HA	1:A:333:TYR:CG	2.42	0.55
1:G:269:ILE:HG12	1:G:271:HIS:CE1	2.42	0.55
1:C:189:ASP:CG	1:C:190:GLU:N	2.59	0.55
1:G:400:MET:CE	1:G:403:LEU:CD1	2.80	0.55
1:C:233:ASP:OD1	1:C:307:HIS:HE1	1.85	0.55
1:E:100:GLY:HA2	1:E:118:TRP:CZ2	2.42	0.55
1:E:235:ASN:O	1:E:235:ASN:ND2	2.39	0.55
2:F:3:DC:N3	1:G:306:LYS:CE	2.69	0.55
1:G:75:HIS:NE2	1:G:131:GLU:OE1	2.34	0.55
1:A:325:GLU:OE2	1:A:327:SER:OG	2.14	0.55
1:E:375:GLU:OE2	1:E:380:ARG:NH1	2.39	0.55
1:G:276:ILE:CG2	1:G:279:ASP:HB3	2.36	0.55
1:C:276:ILE:HB	1:C:279:ASP:HB3	1.89	0.54
1:C:459:ARG:O	1:C:463:THR:HG23	2.07	0.54
1:E:42:TRP:CD1	1:E:285:LEU:HD12	2.42	0.54
1:A:445:ARG:O	1:A:449:ARG:HG3	2.07	0.54
1:C:48:LYS:NZ	1:C:299:ASP:OD2	2.40	0.54
2:H:2:DT:H6	2:H:2:DT:H5'	1.73	0.54
1:E:345:VAL:HG23	1:E:355:SER:O	2.07	0.54
1:E:401:ALA:HA	1:E:404:GLU:HG2	1.89	0.54
1:G:111:THR:CA	1:G:381:GLN:HE21	2.20	0.54
1:G:464:LEU:H	1:G:464:LEU:CD1	2.13	0.54
1:A:85:ILE:O	1:A:85:ILE:HG23	2.08	0.54
1:C:84:ARG:HH21	1:C:84:ARG:CG	2.18	0.54
1:E:98:LEU:HD12	1:E:99:ILE:N	2.21	0.54
1:E:244:VAL:HG11	1:E:295:TYR:CZ	2.42	0.54
1:G:304:THR:OG1	1:G:305:HIS:HD2	1.91	0.54
1:G:469:LYS:O	1:G:469:LYS:HG3	2.07	0.54
1:A:210:GLN:HA	1:A:210:GLN:NE2	2.13	0.54
1:E:101:ASN:HA	1:E:118:TRP:HE1	1.72	0.54
1:A:193:ILE:O	1:A:196:ARG:N	2.41	0.54
1:E:68:ALA:O	1:E:72:LEU:HB2	2.08	0.54
1:E:117:PRO:O	1:E:127:HIS:CE1	2.61	0.54
1:E:382:PHE:O	1:E:386:GLY:N	2.40	0.54
1:E:462:ARG:HB2	1:E:462:ARG:CZ	2.38	0.54
1:C:44:LEU:N	1:C:44:LEU:CD1	2.71	0.54
1:E:118:TRP:HD1	1:E:118:TRP:H	1.52	0.54

*Continued on next page...*

*Continued from previous page...*

Atom-1	Atom-2	Interatomic distance (Å)	Clash overlap (Å)
1:C:492:ILE:O	1:C:496:LEU:HB2	2.07	0.54
1:E:118:TRP:CD1	1:E:118:TRP:N	2.73	0.54
1:E:380:ARG:NH2	1:E:474:PRO:O	2.40	0.54
1:E:485:LEU:CB	1:E:486:PRO:CD	2.68	0.54
1:C:50:ILE:HD12	1:C:298:LEU:HD11	1.89	0.54
1:A:79:PHE:HB2	1:A:388:ARG:HH12	1.71	0.53
1:C:45:LYS:HE3	1:C:287:ILE:CD1	2.38	0.53
1:C:357:LYS:O	1:C:358:SER:HB3	2.08	0.53
1:E:57:VAL:HG12	1:E:62:HIS:CE1	2.21	0.53
1:G:421:VAL:HG21	1:G:435:LEU:HD13	1.90	0.53
1:C:334:ILE:HD11	1:C:374:VAL:HG22	1.90	0.53
1:A:431:ARG:HG2	1:A:431:ARG:HH11	1.74	0.53
1:A:50:ILE:HD13	1:A:298:LEU:HD11	1.90	0.53
1:C:109:LEU:O	1:C:110:ASN:HB2	2.08	0.53
1:G:244:VAL:HG21	1:G:295:TYR:CZ	2.44	0.53
1:G:433:GLU:C	1:G:435:LEU:H	2.11	0.53
1:C:447:ASN:O	1:C:450:ARG:HG2	2.09	0.53
1:C:406:LEU:HA	1:C:409:LYS:HD3	1.91	0.53
1:A:44:LEU:N	1:A:44:LEU:CD1	2.72	0.53
1:A:84:ARG:NH2	1:A:89:ASP:CG	2.62	0.53
1:A:337:ARG:O	1:A:338:CYS:C	2.47	0.53
1:E:44:LEU:N	1:E:44:LEU:CD1	2.71	0.53
1:E:148:ILE:O	1:E:151:ILE:HG13	2.08	0.53
1:G:372:ASN:OD1	1:G:445:ARG:HG3	2.09	0.53
1:C:450:ARG:HG3	1:C:451:GLU:H	1.74	0.53
1:C:461:ALA:HB1	1:C:470:PRO:HG3	1.90	0.53
1:E:101:ASN:N	1:E:118:TRP:HE1	2.05	0.53
1:G:80:ARG:HD3	1:G:92:THR:O	2.09	0.52
1:C:68:ALA:HB2	1:C:138:THR:HG21	1.90	0.52
1:C:118:TRP:HD1	1:C:118:TRP:O	1.92	0.52
1:C:316:ARG:HG2	1:C:317:PHE:O	2.09	0.52
1:C:337:ARG:NE	1:C:370:ILE:HD11	2.24	0.52
1:C:339:GLN:NE2	1:C:343:GLN:OE1	2.43	0.52
1:A:233:ASP:OD1	1:A:307:HIS:HE1	1.91	0.52
1:A:446:GLN:NE2	1:A:490:THR:HG22	2.11	0.52
1:C:90:LEU:O	1:C:90:LEU:HG	2.10	0.52
1:A:431:ARG:HG2	1:A:431:ARG:NH1	2.24	0.52
1:E:287:ILE:HG13	1:E:287:ILE:O	2.10	0.52
1:C:272:VAL:HG21	1:C:295:TYR:CE2	2.45	0.52
1:C:483:MET:CE	1:C:483:MET:CA	2.85	0.52
1:G:464:LEU:N	1:G:464:LEU:CD1	2.72	0.52

*Continued on next page...*

*Continued from previous page...*

Atom-1	Atom-2	Interatomic distance (Å)	Clash overlap (Å)
1:A:384:PHE:CZ	1:A:455:ARG:CD	2.92	0.52
1:E:216:LYS:H	2:F:7:DA:H2	1.58	0.52
1:E:496:LEU:N	1:E:496:LEU:CD2	2.73	0.52
1:G:82:LEU:HD12	1:G:384:PHE:CZ	2.40	0.52
1:G:150:THR:O	1:G:154:LEU:HB2	2.09	0.52
1:C:97:ILE:HG22	1:C:204:LEU:HB2	1.91	0.51
1:C:309:VAL:HG21	4:C:1002:OGA:H4C1	1.87	0.51
1:A:333:TYR:O	1:A:337:ARG:HG2	2.11	0.51
1:A:435:LEU:HD11	1:A:496:LEU:HD22	1.93	0.51
1:C:203:LEU:HD12	1:C:322:ARG:CZ	2.40	0.51
1:G:443:THR:CG2	1:G:493:VAL:HG21	2.35	0.51
1:G:467:ASP:OD1	1:G:467:ASP:N	2.27	0.51
1:G:490:THR:O	1:G:490:THR:OG1	2.28	0.51
1:A:247:TYR:HB3	1:A:317:PHE:HB2	1.92	0.51
1:C:356:LEU:N	1:C:356:LEU:CD2	2.73	0.51
1:E:278:TRP:HB2	2:H:2:DT:H4'	1.93	0.51
2:F:5:6MA:H5'	2:F:6:DT:H72	1.91	0.51
1:G:139:PHE:CE2	1:G:204:LEU:HD21	2.45	0.51
1:C:406:LEU:O	1:C:409:LYS:HB2	2.11	0.51
1:C:415:ASN:N	1:C:485:LEU:HD11	2.26	0.51
1:A:410:MET:O	1:A:413:VAL:HG22	2.11	0.51
1:G:485:LEU:HB3	1:G:486:PRO:HD3	1.91	0.51
1:C:112:ARG:NH2	1:C:112:ARG:HG3	2.25	0.51
1:E:485:LEU:HB3	1:E:486:PRO:HD3	1.89	0.51
1:G:213:PRO:HB2	2:H:9:DC:H3'	1.93	0.51
1:C:85:ILE:O	1:C:85:ILE:HG23	2.11	0.51
1:C:377:GLU:O	1:C:377:GLU:HG3	2.11	0.51
1:E:94:VAL:CG1	1:E:205:ASN:HB3	2.41	0.51
1:E:101:ASN:CA	1:E:118:TRP:HE1	2.23	0.51
1:G:82:LEU:HD21	1:G:460:ILE:HG23	1.93	0.51
1:G:339:GLN:O	1:G:343:GLN:HG3	2.11	0.51
1:E:100:GLY:CA	1:E:118:TRP:CE2	2.94	0.50
1:G:431:ARG:HD3	1:G:433:GLU:HG3	1.93	0.50
1:C:82:LEU:HD12	1:C:460:ILE:HG12	1.93	0.50
1:E:48:LYS:HD2	1:E:299:ASP:HB3	1.92	0.50
1:A:48:LYS:HE2	1:A:299:ASP:HB2	1.94	0.50
1:C:216:LYS:HG3	2:D:7:DA:C2	2.47	0.50
1:C:400:MET:HE1	1:C:403:LEU:HD12	1.92	0.50
1:E:460:ILE:HG13	1:E:460:ILE:O	2.11	0.50
1:G:77:CYS:O	1:G:97:ILE:HD13	2.11	0.50
1:A:449:ARG:HD3	1:A:487:PHE:CE1	2.46	0.50

*Continued on next page...*

*Continued from previous page...*

Atom-1	Atom-2	Interatomic distance (Å)	Clash overlap (Å)
1:C:492:ILE:N	1:C:492:ILE:CD1	2.73	0.50
1:G:121:LYS:HE3	1:G:121:LYS:C	2.31	0.50
1:C:151:ILE:HD12	1:C:194:LYS:HD2	1.93	0.50
1:G:80:ARG:HD2	1:G:91:LEU:HD22	1.94	0.50
1:G:273:GLY:HA2	1:G:285:LEU:O	2.11	0.50
1:G:337:ARG:HG3	1:G:370:ILE:HD13	1.94	0.50
1:A:497:ARG:NE	1:C:41:GLN:HE22	2.10	0.50
1:G:269:ILE:HG13	1:G:271:HIS:CE1	2.47	0.50
1:A:78:LEU:HD23	1:A:97:ILE:HG22	1.94	0.50
1:C:100:GLY:HA2	1:C:118:TRP:CE2	2.47	0.50
1:C:414:THR:HG22	1:C:485:LEU:CD1	2.41	0.50
1:C:442:LEU:O	1:C:445:ARG:HB3	2.11	0.50
1:E:57:VAL:HG13	1:E:62:HIS:ND1	2.21	0.50
1:E:246:SER:OG	1:E:316:ARG:NH2	2.43	0.50
1:A:328:THR:HA	1:A:333:TYR:CD2	2.46	0.50
1:G:90:LEU:HD21	2:H:7:DA:H8	1.76	0.50
1:C:151:ILE:HD12	1:C:194:LYS:CD	2.40	0.49
1:G:131:GLU:O	1:G:132:ILE:C	2.48	0.49
1:G:421:VAL:HG13	1:G:422:LYS:HG3	1.94	0.49
1:C:157:LEU:HD23	1:C:157:LEU:C	2.33	0.49
1:C:414:THR:HG22	1:C:485:LEU:HD11	1.94	0.49
1:E:384:PHE:CD1	1:E:470:PRO:CB	2.96	0.49
1:A:157:LEU:O	1:A:158:ALA:C	2.50	0.49
1:A:381:GLN:O	1:A:382:PHE:C	2.48	0.49
1:C:439:LEU:CD1	1:C:496:LEU:HD22	2.30	0.49
1:E:209:PRO:HD3	1:E:315:PRO:HA	1.94	0.49
1:E:235:ASN:C	1:E:235:ASN:HD22	2.15	0.49
1:G:48:LYS:NZ	1:G:299:ASP:CG	2.66	0.49
1:G:494:SER:O	1:G:495:GLU:C	2.46	0.49
1:C:45:LYS:HE2	1:C:287:ILE:CD1	2.43	0.49
1:C:57:VAL:HG12	1:C:145:TYR:HE2	1.77	0.49
1:C:93:PRO:O	1:C:212:MET:CE	2.60	0.49
1:C:247:TYR:HB3	1:C:317:PHE:HB2	1.93	0.49
1:C:445:ARG:O	1:C:449:ARG:HG3	2.11	0.49
1:A:125:ILE:HD12	1:A:125:ILE:C	2.32	0.49
1:A:359:PHE:HA	1:A:364:LEU:HD11	1.93	0.49
1:A:385:GLN:O	1:A:388:ARG:NE	2.45	0.49
1:C:147:GLN:HG3	1:C:197:ALA:O	2.13	0.49
1:C:336:GLN:O	1:C:337:ARG:C	2.49	0.49
1:E:306:LYS:NZ	1:G:86:LYS:NZ	2.61	0.49
1:G:446:GLN:NE2	1:G:450:ARG:NH1	2.56	0.49

*Continued on next page...*

*Continued from previous page...*

Atom-1	Atom-2	Interatomic distance (Å)	Clash overlap (Å)
1:C:46:TYR:CD2	1:C:47:PRO:HD3	2.44	0.49
1:C:375:GLU:OE2	1:C:445:ARG:HD2	2.12	0.49
1:E:366:GLN:O	1:E:370:ILE:HD12	2.12	0.49
1:E:445:ARG:O	1:E:449:ARG:CG	2.60	0.49
1:G:246:SER:CB	1:G:289:LEU:HD13	2.43	0.49
1:C:268:ASP:HB3	1:C:313:SER:HB3	1.91	0.49
1:E:381:GLN:O	1:E:385:GLN:HG3	2.11	0.49
1:C:99:ILE:HG12	1:C:116:VAL:CG2	2.43	0.48
1:C:289:LEU:CD1	1:C:316:ARG:HH11	2.25	0.48
1:C:382:PHE:O	1:C:386:GLY:HA3	2.13	0.48
1:E:109:LEU:HD11	2:F:5:6MA:C8	2.43	0.48
1:A:309:VAL:HG21	4:A:1002:OGA:H4C1	1.93	0.48
1:C:62:HIS:C	1:C:66:GLN:HG3	2.30	0.48
1:C:215:LEU:O	1:C:225:LYS:HG2	2.12	0.48
1:G:127:HIS:ND1	1:G:133:ALA:HA	2.28	0.48
1:G:218:GLU:CD	1:G:220:TYR:H	2.17	0.48
1:A:356:LEU:HD21	1:A:413:VAL:HB	1.94	0.48
1:G:237:VAL:HG12	1:G:325:GLU:HG2	1.95	0.48
1:G:365:LYS:HG3	1:G:437:ALA:O	2.13	0.48
1:A:38:PHE:O	1:A:40:GLN:HG3	2.13	0.48
1:C:69:PHE:CE1	1:C:204:LEU:HD22	2.44	0.48
1:E:458:SER:HB3	1:E:461:ALA:CB	2.43	0.48
1:G:439:LEU:O	1:G:443:THR:HG23	2.14	0.48
1:A:279:ASP:OD2	1:A:282:THR:CB	2.60	0.48
1:A:464:LEU:HB2	1:A:465:PRO:HD2	1.95	0.48
1:C:138:THR:CG2	1:C:139:PHE:N	2.72	0.48
1:G:246:SER:HB2	1:G:289:LEU:HD13	1.94	0.48
1:C:82:LEU:HD23	1:C:82:LEU:O	2.14	0.48
1:C:385:GLN:HG2	1:C:385:GLN:O	2.13	0.48
1:E:112:ARG:NH1	1:E:377:GLU:HG3	2.28	0.48
1:G:272:VAL:HG11	1:G:295:TYR:CZ	2.48	0.48
1:A:213:PRO:HG3	2:B:9:DC:P	2.53	0.48
1:C:104:CYS:SG	1:C:326:CYS:HB3	2.54	0.48
1:C:237:VAL:O	1:C:240:SER:HB3	2.13	0.48
1:C:328:THR:HA	1:C:333:TYR:CD2	2.48	0.48
1:C:337:ARG:NE	1:C:370:ILE:CD1	2.72	0.48
1:E:132:ILE:HD12	1:E:132:ILE:H	1.78	0.48
1:A:80:ARG:HB3	1:A:91:LEU:HD22	1.94	0.48
1:C:45:LYS:HD3	1:C:287:ILE:HD11	1.96	0.48
1:C:81:ASP:CG	1:C:388:ARG:HH22	2.14	0.48
1:C:121:LYS:H	1:C:121:LYS:CD	2.07	0.48

*Continued on next page...*

*Continued from previous page...*

Atom-1	Atom-2	Interatomic distance (Å)	Clash overlap (Å)
1:C:379:LEU:HD21	1:C:404:GLU:HA	1.96	0.48
1:C:483:MET:HA	1:C:483:MET:HE3	1.94	0.48
1:G:247:TYR:HB3	1:G:317:PHE:HB2	1.96	0.48
1:G:269:ILE:CG1	1:G:271:HIS:HE1	2.19	0.47
1:C:126:LYS:HB2	1:C:394:ASP:OD1	2.14	0.47
1:E:334:ILE:HD12	1:E:378:TRP:CD1	2.49	0.47
1:A:237:VAL:HG23	1:A:240:SER:CB	2.43	0.47
1:A:316:ARG:NH2	1:A:318:SER:HB3	2.29	0.47
2:B:5:6MA:O5'	2:B:5:6MA:H8	2.14	0.47
1:C:135:ALA:C	1:C:138:THR:HG22	2.33	0.47
1:C:339:GLN:O	1:C:343:GLN:HG3	2.13	0.47
1:C:475:TYR:CE1	1:C:487:PHE:CE2	2.98	0.47
1:G:368:GLU:O	1:G:371:HIS:N	2.46	0.47
1:C:340:LEU:HD22	1:C:340:LEU:HA	1.54	0.47
1:E:117:PRO:CG	1:E:127:HIS:HE1	2.28	0.47
1:E:306:LYS:HZ1	1:G:86:LYS:NZ	2.12	0.47
1:G:368:GLU:O	1:G:369:GLU:C	2.51	0.47
1:C:245:TYR:HD1	1:C:294:CYS:SG	2.37	0.47
1:E:356:LEU:HD13	1:E:359:PHE:CE1	2.50	0.47
1:G:46:TYR:CG	1:G:47:PRO:HD3	2.30	0.47
1:G:489:LEU:HD12	1:G:489:LEU:N	2.30	0.47
1:C:65:VAL:HG21	1:C:142:LEU:HD22	1.96	0.47
1:E:390:ARG:HA	1:E:393:THR:O	2.15	0.47
1:A:84:ARG:HH22	1:A:89:ASP:CG	2.18	0.47
1:A:96:ARG:HA	1:A:204:LEU:O	2.14	0.47
1:A:306:LYS:HE3	2:D:3:DC:N3	2.29	0.47
2:B:3:DC:H2''	2:B:4:DT:O4'	2.13	0.47
1:E:306:LYS:NZ	1:G:86:LYS:HZ1	2.11	0.47
1:E:496:LEU:N	1:E:496:LEU:HD22	2.30	0.47
1:G:216:LYS:H	2:H:7:DA:H2	1.61	0.47
1:G:270:TRP:CE3	1:G:311:ALA:HA	2.49	0.47
1:A:157:LEU:O	1:A:159:ALA:N	2.47	0.47
1:E:82:LEU:HD13	1:E:460:ILE:HG12	1.97	0.47
1:G:40:GLN:NE2	1:G:40:GLN:N	2.60	0.47
1:G:80:ARG:NH2	1:G:91:LEU:HD13	2.29	0.47
1:G:157:LEU:HG	1:G:157:LEU:O	2.12	0.47
1:A:235:ASN:O	1:A:235:ASN:ND2	2.47	0.47
1:C:45:LYS:HE2	1:C:287:ILE:HD13	1.97	0.47
1:G:233:ASP:H	1:G:302:ASN:HD21	1.63	0.47
1:E:61:LEU:O	1:E:62:HIS:O	2.33	0.46
1:G:94:VAL:CG1	1:G:205:ASN:HB3	2.44	0.46

*Continued on next page...*

*Continued from previous page...*

Atom-1	Atom-2	Interatomic distance (Å)	Clash overlap (Å)
1:A:146:LEU:O	1:A:150:THR:HG23	2.14	0.46
1:E:338:CYS:O	1:E:342:LEU:HD23	2.16	0.46
1:E:382:PHE:CD2	1:E:400:MET:HG2	2.50	0.46
1:G:483:MET:HA	1:G:484:PRO:HD3	1.69	0.46
1:G:494:SER:OG	1:G:495:GLU:N	2.48	0.46
1:C:384:PHE:CE2	1:C:455:ARG:HB3	2.49	0.46
1:G:316:ARG:HG2	1:G:317:PHE:O	2.16	0.46
1:G:333:TYR:CE1	1:G:337:ARG:NH1	2.83	0.46
1:G:116:VAL:HG23	1:G:393:THR:HB	1.98	0.46
1:A:276:ILE:HG21	1:A:279:ASP:HB3	1.96	0.46
1:C:356:LEU:CB	1:C:359:PHE:HE1	2.27	0.46
1:E:117:PRO:HG2	1:E:127:HIS:HE1	1.80	0.46
1:E:384:PHE:CD1	1:E:470:PRO:HB3	2.50	0.46
1:E:430:GLN:O	1:E:432:ASN:N	2.46	0.46
1:G:127:HIS:ND1	1:G:133:ALA:CA	2.78	0.46
1:E:154:LEU:HD11	1:E:298:LEU:HD22	1.97	0.46
1:G:438:ILE:O	1:G:442:LEU:HD13	2.16	0.46
1:C:45:LYS:CE	1:C:287:ILE:HD13	2.46	0.46
1:C:118:TRP:O	1:C:118:TRP:CD1	2.69	0.46
1:E:61:LEU:O	1:E:62:HIS:C	2.51	0.46
1:E:99:ILE:HD13	1:E:116:VAL:HB	1.97	0.46
1:G:40:GLN:HG2	1:G:42:TRP:H	1.81	0.46
1:A:269:ILE:HG23	1:A:271:HIS:CE1	2.51	0.46
1:C:125:ILE:N	1:C:125:ILE:CD1	2.72	0.46
1:G:478:LYS:HE2	1:G:478:LYS:HB3	1.68	0.46
1:E:112:ARG:HH11	1:E:377:GLU:HG3	1.81	0.46
1:G:453:HIS:CE1	1:G:457:GLN:NE2	2.84	0.46
1:G:458:SER:O	1:G:462:ARG:HG3	2.15	0.46
1:E:272:VAL:HG13	1:E:287:ILE:HG12	1.97	0.46
1:E:435:LEU:HD11	1:E:496:LEU:CD1	2.46	0.46
1:C:271:HIS:HB2	1:C:310:LEU:HB2	1.98	0.45
1:C:483:MET:CA	1:C:483:MET:HE3	2.46	0.45
1:E:98:LEU:HD12	1:E:202:THR:O	2.16	0.45
1:A:496:LEU:HD23	1:A:496:LEU:HA	1.63	0.45
1:C:450:ARG:CG	1:C:451:GLU:N	2.77	0.45
1:E:46:TYR:O	1:E:49:LEU:O	2.33	0.45
1:E:117:PRO:CG	1:E:127:HIS:CE1	2.99	0.45
1:E:433:GLU:C	1:E:435:LEU:H	2.18	0.45
1:A:121:LYS:HD3	1:A:121:LYS:HA	1.41	0.45
1:A:472:CYS:O	1:A:475:TYR:HB2	2.16	0.45
1:C:364:LEU:HD23	1:C:364:LEU:HA	1.82	0.45

*Continued on next page...*

*Continued from previous page...*

Atom-1	Atom-2	Interatomic distance (Å)	Clash overlap (Å)
1:C:487:PHE:CD1	1:C:487:PHE:O	2.70	0.45
1:E:100:GLY:C	1:E:118:TRP:CE2	2.90	0.45
1:G:328:THR:HA	1:G:333:TYR:CD2	2.51	0.45
1:C:408:LYS:HE3	1:C:408:LYS:HB3	1.47	0.45
1:E:487:PHE:O	1:E:487:PHE:CD1	2.70	0.45
1:A:75:HIS:NE2	1:A:131:GLU:OE1	2.47	0.45
1:A:91:LEU:HD23	1:A:91:LEU:HA	1.86	0.45
1:G:61:LEU:HD12	1:G:61:LEU:HA	1.72	0.45
1:C:112:ARG:HG3	1:C:112:ARG:HH21	1.80	0.45
1:C:340:LEU:C	1:C:340:LEU:CD1	2.85	0.45
1:G:125:ILE:C	1:G:125:ILE:CD1	2.85	0.45
2:B:9:DC:H4'	2:B:10:DG:O5'	2.17	0.45
1:G:54:ALA:C	1:G:56:SER:H	2.20	0.45
1:G:415:ASN:C	1:G:415:ASN:HD22	2.18	0.45
1:C:125:ILE:HD13	1:C:125:ILE:O	2.17	0.45
1:E:126:LYS:HG3	1:E:127:HIS:H	1.81	0.45
1:G:244:VAL:HG21	1:G:295:TYR:CE2	2.51	0.45
1:A:276:ILE:CG2	1:A:279:ASP:HB3	2.47	0.44
1:C:400:MET:HE3	1:C:403:LEU:CD1	2.43	0.44
1:E:338:CYS:SG	1:E:374:VAL:HG21	2.57	0.44
1:E:359:PHE:HA	1:E:364:LEU:HD11	1.99	0.44
1:A:245:TYR:O	1:A:318:SER:HA	2.17	0.44
1:C:231:HIS:HB3	2:D:5:6MA:O4'	2.16	0.44
1:C:415:ASN:CA	1:C:485:LEU:HD11	2.47	0.44
1:G:48:LYS:HZ1	1:G:299:ASP:CB	2.23	0.44
1:A:117:PRO:O	1:A:117:PRO:HG2	2.17	0.44
1:E:218:GLU:CD	1:E:220:TYR:H	2.21	0.44
1:G:231:HIS:HB3	2:H:5:6MA:O4'	2.18	0.44
1:A:410:MET:O	1:A:411:GLU:C	2.54	0.44
1:E:340:LEU:O	1:E:343:GLN:HG2	2.17	0.44
1:E:435:LEU:CG	1:E:496:LEU:HD12	2.48	0.44
1:A:473:ARG:HG2	1:A:474:PRO:HA	2.00	0.44
1:C:238:ASP:OD1	1:C:239:ARG:N	2.50	0.44
1:C:335:LEU:HD23	1:C:335:LEU:HA	1.65	0.44
1:C:454:ALA:O	1:C:455:ARG:C	2.55	0.44
1:E:48:LYS:CD	1:E:299:ASP:HB3	2.47	0.44
1:E:97:ILE:HD12	1:E:389:TYR:CZ	2.53	0.44
1:E:152:GLN:O	1:E:155:GLU:HG2	2.17	0.44
1:G:40:GLN:CD	1:G:40:GLN:N	2.71	0.44
1:A:193:ILE:C	1:A:195:SER:N	2.70	0.44
1:C:65:VAL:HG13	1:C:139:PHE:CE1	2.53	0.44

*Continued on next page...*



*Continued from previous page...*

Atom-1	Atom-2	Interatomic distance (Å)	Clash overlap (Å)
1:E:464:LEU:HD12	1:E:464:LEU:HA	1.73	0.44
1:A:229:SER:O	1:A:230:TRP:C	2.54	0.44
1:C:88:LYS:HD3	2:D:6:DT:HI'	2.00	0.44
1:C:93:PRO:O	1:C:212:MET:HE2	2.17	0.44
1:E:391:LYS:HB3	1:E:391:LYS:HE3	1.86	0.44
1:G:80:ARG:HH21	1:G:91:LEU:HD13	1.81	0.44
1:G:196:ARG:HH22	1:G:239:ARG:HE	1.66	0.44
1:G:342:LEU:O	1:G:345:VAL:HG12	2.18	0.44
1:G:389:TYR:O	1:G:391:LYS:N	2.50	0.44
1:E:371:HIS:HE1	1:E:407:TRP:NE1	2.16	0.44
1:G:387:ASN:HD22	1:G:387:ASN:C	2.20	0.44
1:A:244:VAL:HG22	1:A:320:THR:HG22	2.00	0.44
1:C:84:ARG:HA	1:C:88:LYS:O	2.18	0.44
1:E:237:VAL:CG1	1:E:240:SER:HB3	2.44	0.44
1:G:154:LEU:HD12	1:G:154:LEU:HA	1.76	0.44
1:C:215:LEU:HD12	1:C:225:LYS:HD3	2.00	0.43
1:G:489:LEU:N	1:G:489:LEU:CD1	2.81	0.43
1:C:40:GLN:N	1:C:40:GLN:CD	2.71	0.43
1:G:96:ARG:HA	1:G:204:LEU:O	2.18	0.43
1:A:499:GLN:O	1:A:499:GLN:HG2	2.17	0.43
1:G:385:GLN:HB2	1:G:388:ARG:NH1	2.32	0.43
1:A:235:ASN:C	1:A:235:ASN:HD22	2.21	0.43
1:E:46:TYR:HB3	1:E:47:PRO:HD3	0.44	0.43
1:G:316:ARG:HG2	1:G:317:PHE:N	2.34	0.43
1:E:80:ARG:HH22	1:E:93:PRO:CA	2.24	0.43
1:E:207:MET:HG2	1:E:208:ASP:H	1.83	0.43
1:G:333:TYR:CE2	1:G:373:GLU:OE2	2.72	0.43
1:A:85:ILE:HD13	1:A:85:ILE:HG21	1.65	0.43
1:C:238:ASP:O	1:C:239:ARG:HB2	2.18	0.43
1:C:337:ARG:CZ	1:C:370:ILE:HD11	2.49	0.43
1:A:108:TYR:O	1:A:108:TYR:CG	2.72	0.43
1:A:372:ASN:OD1	1:A:445:ARG:HB2	2.19	0.43
1:E:310:LEU:H	1:E:310:LEU:HD22	1.84	0.43
1:G:492:ILE:O	1:G:492:ILE:HG22	2.19	0.43
1:C:62:HIS:O	1:C:66:GLN:HG2	2.17	0.43
1:A:489:LEU:HD22	1:A:489:LEU:HA	1.79	0.43
2:B:3:DC:N4	1:C:277:SER:OG	2.52	0.43
1:C:475:TYR:HD1	1:C:487:PHE:CE2	2.27	0.43
1:E:73:HIS:ND1	1:E:73:HIS:C	2.72	0.43
1:E:226:MET:SD	1:E:229:SER:HA	2.59	0.43
1:E:289:LEU:HD23	1:E:289:LEU:HA	1.89	0.43

*Continued on next page...*

*Continued from previous page...*

Atom-1	Atom-2	Interatomic distance (Å)	Clash overlap (Å)
1:G:220:TYR:CD2	1:G:275:LYS:HE3	2.54	0.43
1:A:125:ILE:C	1:A:125:ILE:CD1	2.87	0.43
1:A:223:MET:HB3	1:A:310:LEU:HD13	2.01	0.43
1:A:280:ILE:O	1:A:280:ILE:HG12	2.19	0.43
1:A:340:LEU:HD22	1:A:366:GLN:OE1	2.19	0.43
1:A:450:ARG:HH22	1:C:222:GLY:N	2.17	0.43
1:C:246:SER:OG	1:C:316:ARG:NH1	2.50	0.43
1:G:477:GLU:C	1:G:479:ASP:N	2.70	0.43
1:C:355:SER:O	1:C:355:SER:OG	2.31	0.42
1:E:48:LYS:CE	1:E:299:ASP:HB3	2.49	0.42
1:E:485:LEU:CB	1:E:486:PRO:HD3	2.48	0.42
1:G:328:THR:HA	1:G:333:TYR:CG	2.54	0.42
1:C:96:ARG:CA	1:C:204:LEU:O	2.66	0.42
1:C:206:PHE:HA	1:C:316:ARG:O	2.19	0.42
1:E:384:PHE:CD1	1:E:470:PRO:HB2	2.53	0.42
1:G:196:ARG:NH2	1:G:239:ARG:HE	2.17	0.42
1:A:328:THR:HA	1:A:333:TYR:CD1	2.54	0.42
1:C:229:SER:H	2:D:7:DA:H61	1.67	0.42
1:C:431:ARG:HG3	1:C:431:ARG:NH1	2.28	0.42
1:C:295:TYR:OH	4:C:1002:OGA:H4C2	2.20	0.42
1:E:439:LEU:O	1:E:443:THR:HG23	2.20	0.42
1:A:43:GLN:O	1:A:45:LYS:HG3	2.19	0.42
1:A:384:PHE:CD1	1:A:470:PRO:HB2	2.55	0.42
1:C:45:LYS:CD	1:C:287:ILE:HD11	2.49	0.42
1:C:103:GLY:O	1:C:330:THR:HA	2.19	0.42
1:E:112:ARG:O	1:E:385:GLN:OE1	2.37	0.42
1:E:414:THR:HG21	1:E:445:ARG:HH12	1.84	0.42
1:A:380:ARG:O	1:A:381:GLN:C	2.56	0.42
1:G:96:ARG:NH2	1:G:205:ASN:OD1	2.52	0.42
1:A:435:LEU:HD12	1:A:435:LEU:HA	1.85	0.42
1:C:300:ASP:OD1	1:C:301:LEU:N	2.53	0.42
1:C:475:TYR:CD1	1:C:476:TRP:N	2.88	0.42
1:G:99:ILE:HG12	1:G:116:VAL:CG1	2.48	0.42
1:G:143:ASN:OD1	1:G:321:HIS:ND1	2.37	0.42
1:G:245:TYR:O	1:G:318:SER:HA	2.19	0.42
1:G:439:LEU:CD1	1:G:493:VAL:HG23	2.50	0.42
1:A:242:VAL:HB	1:A:297:MET:HE2	2.02	0.42
1:A:387:ASN:ND2	1:A:387:ASN:O	2.52	0.42
1:E:268:ASP:OD1	1:E:268:ASP:N	2.53	0.42
1:C:331:LEU:HD12	1:C:331:LEU:HA	1.71	0.42
1:E:51:LEU:HD22	1:E:287:ILE:HD12	2.01	0.42

*Continued on next page...*

*Continued from previous page...*

Atom-1	Atom-2	Interatomic distance (Å)	Clash overlap (Å)
1:E:385:GLN:NE2	1:E:385:GLN:C	2.72	0.42
1:G:487:PHE:CG	1:G:487:PHE:O	2.73	0.42
1:A:333:TYR:CE1	1:A:337:ARG:HD3	2.55	0.42
1:G:218:GLU:HB2	1:G:226:MET:HE2	1.98	0.42
1:A:50:ILE:HG12	1:A:296:PHE:HB2	2.02	0.41
1:A:206:PHE:CG	1:A:207:MET:N	2.88	0.41
1:C:43:GLN:O	1:C:45:LYS:HG2	2.19	0.41
1:C:290:HIS:O	1:C:291:GLN:C	2.55	0.41
1:E:40:GLN:H	1:E:40:GLN:HG2	1.63	0.41
1:E:45:LYS:CG	1:E:46:TYR:N	2.81	0.41
1:A:382:PHE:HB3	1:A:400:MET:HE3	2.02	0.41
1:C:106:TYR:CE1	1:C:235:ASN:HB3	2.55	0.41
1:E:84:ARG:HA	1:E:88:LYS:O	2.20	0.41
1:E:398:GLN:N	1:E:399:PRO:HD2	2.35	0.41
1:A:269:ILE:HD12	1:A:269:ILE:HA	1.92	0.41
1:G:154:LEU:HD12	1:G:298:LEU:HD13	2.01	0.41
1:G:333:TYR:HE2	1:G:373:GLU:OE2	2.02	0.41
1:G:445:ARG:HH11	1:G:445:ARG:CG	2.11	0.41
1:A:52:ARG:CG	1:A:52:ARG:NH2	2.71	0.41
1:A:226:MET:CE	1:A:229:SER:HB3	2.51	0.41
2:D:9:DC:H6	2:D:9:DC:H2'	1.62	0.41
1:E:270:TRP:CE3	1:E:311:ALA:HA	2.54	0.41
1:G:289:LEU:HD11	1:G:295:TYR:HE2	1.84	0.41
1:A:489:LEU:HD13	1:A:489:LEU:O	2.20	0.41
1:C:109:LEU:HD11	2:D:5:6MA:C8	2.50	0.41
1:C:368:GLU:OE2	1:C:445:ARG:NH2	2.54	0.41
1:C:417:VAL:O	1:C:421:VAL:HG22	2.20	0.41
1:G:453:HIS:HE1	1:G:457:GLN:NE2	2.19	0.41
1:G:464:LEU:HB3	1:G:465:PRO:HD2	2.02	0.41
1:A:382:PHE:HB2	1:A:400:MET:CE	2.48	0.41
1:C:310:LEU:HD22	1:C:310:LEU:H	1.86	0.41
1:E:481:ALA:O	1:E:482:SER:OG	2.32	0.41
1:A:410:MET:HA	1:A:413:VAL:HG22	2.03	0.41
1:C:100:GLY:HA2	1:C:118:TRP:CD2	2.56	0.41
1:C:192:ASP:O	1:C:193:ILE:C	2.58	0.41
1:C:360:GLU:O	1:C:363:VAL:HG12	2.21	0.41
1:E:40:GLN:C	1:E:42:TRP:N	2.71	0.41
1:A:450:ARG:NH2	1:C:222:GLY:N	2.69	0.41
1:E:489:LEU:HD12	1:E:489:LEU:HA	1.78	0.41
1:G:48:LYS:HZ1	1:G:299:ASP:CG	2.20	0.41
1:A:41:GLN:CG	1:A:41:GLN:O	2.68	0.41

*Continued on next page...*

Continued from previous page...

Atom-1	Atom-2	Interatomic distance (Å)	Clash overlap (Å)
1:C:215:LEU:O	1:C:216:LYS:C	2.58	0.41
1:C:464:LEU:HD23	1:C:464:LEU:HA	1.79	0.41
1:E:41:GLN:OE1	1:E:41:GLN:CA	2.67	0.41
1:E:335:LEU:HD23	1:E:335:LEU:HA	1.89	0.41
1:G:100:GLY:HA2	1:G:118:TRP:CD2	2.56	0.41
1:A:52:ARG:HB3	1:A:52:ARG:CZ	2.51	0.41
1:C:233:ASP:HB2	1:C:302:ASN:OD1	2.21	0.41
1:C:320:THR:HB	1:C:322:ARG:HH21	1.83	0.41
1:E:232:HIS:CE1	1:E:306:LYS:HG2	2.56	0.41
1:G:246:SER:OG	1:G:316:ARG:HD2	2.20	0.41
1:A:100:GLY:HA2	1:A:118:TRP:CE2	2.55	0.40
1:A:398:GLN:N	1:A:399:PRO:HD2	2.36	0.40
1:E:207:MET:HG2	1:E:208:ASP:N	2.35	0.40
1:E:360:GLU:O	1:E:363:VAL:HG12	2.20	0.40
2:F:7:DA:C8	2:F:7:DA:H5''	2.56	0.40
2:F:8:DT:O5'	2:F:8:DT:H6	2.04	0.40
1:G:98:LEU:O	1:G:116:VAL:HG12	2.21	0.40
1:A:52:ARG:NH2	1:A:52:ARG:CB	2.84	0.40
1:A:200:ASN:OD1	1:A:323:VAL:HA	2.21	0.40
1:C:157:LEU:O	1:C:157:LEU:CG	2.69	0.40
1:E:45:LYS:HB2	1:E:285:LEU:HD21	2.03	0.40
1:E:199:TYR:HA	1:E:323:VAL:HB	2.03	0.40
1:C:157:LEU:O	1:C:157:LEU:HG	2.21	0.40
1:A:40:GLN:CD	1:A:40:GLN:H	2.22	0.40
1:A:213:PRO:HG3	2:B:9:DC:OP1	2.20	0.40
1:C:272:VAL:HG21	1:C:295:TYR:CZ	2.56	0.40
1:G:57:VAL:HG13	1:G:145:TYR:CE2	2.57	0.40
1:G:337:ARG:O	1:G:340:LEU:HB3	2.22	0.40
1:A:97:ILE:HD12	1:A:389:TYR:CZ	2.57	0.40
1:A:487:PHE:HD1	1:A:487:PHE:HA	1.72	0.40
1:E:200:ASN:OD1	1:E:324:ALA:N	2.55	0.40
1:G:402:GLN:O	1:G:406:LEU:HG	2.21	0.40
1:G:439:LEU:HD11	1:G:493:VAL:CG2	2.52	0.40
1:G:469:LYS:O	1:G:469:LYS:CG	2.70	0.40

All (1) symmetry-related close contacts are listed below. The label for Atom-2 includes the symmetry operator and encoded unit-cell translations to be applied.

Atom-1	Atom-2	Interatomic distance (Å)	Clash overlap (Å)
1:A:56:SER:O	1:G:58:SER:OG[7_555]	2.01	0.19

## 5.3 Torsion angles [i](#)

### 5.3.1 Protein backbone [i](#)

In the following table, the Percentiles column shows the percent Ramachandran outliers of the chain as a percentile score with respect to all X-ray entries followed by that with respect to entries of similar resolution.

The Analysed column shows the number of residues for which the backbone conformation was analysed, and the total number of residues.

Mol	Chain	Analysed	Favoured	Allowed	Outliers	Percentiles	
1	A	390/463 (84%)	353 (90%)	37 (10%)	0	100	100
1	C	383/463 (83%)	356 (93%)	27 (7%)	0	100	100
1	E	383/463 (83%)	349 (91%)	34 (9%)	0	100	100
1	G	393/463 (85%)	355 (90%)	38 (10%)	0	100	100
All	All	1549/1852 (84%)	1413 (91%)	136 (9%)	0	100	100

There are no Ramachandran outliers to report.

### 5.3.2 Protein sidechains [i](#)

In the following table, the Percentiles column shows the percent sidechain outliers of the chain as a percentile score with respect to all X-ray entries followed by that with respect to entries of similar resolution.

The Analysed column shows the number of residues for which the sidechain conformation was analysed, and the total number of residues.

Mol	Chain	Analysed	Rotameric	Outliers	Percentiles	
1	A	356/408 (87%)	317 (89%)	39 (11%)	6	24
1	C	350/408 (86%)	297 (85%)	53 (15%)	3	13
1	E	350/408 (86%)	323 (92%)	27 (8%)	13	38
1	G	357/408 (88%)	328 (92%)	29 (8%)	11	36
All	All	1413/1632 (87%)	1265 (90%)	148 (10%)	7	25

All (148) residues with a non-rotameric sidechain are listed below:

Mol	Chain	Res	Type
1	A	40	GLN
1	A	41	GLN

*Continued on next page...*

*Continued from previous page...*

<b>Mol</b>	<b>Chain</b>	<b>Res</b>	<b>Type</b>
1	A	45	LYS
1	A	46	TYR
1	A	47	PRO
1	A	49	LEU
1	A	52	ARG
1	A	60	GLU
1	A	91	LEU
1	A	118	TRP
1	A	196	ARG
1	A	210	GLN
1	A	229	SER
1	A	234	GLU
1	A	235	ASN
1	A	240	SER
1	A	275	LYS
1	A	276	ILE
1	A	296	PHE
1	A	299	ASP
1	A	316	ARG
1	A	366	GLN
1	A	371	HIS
1	A	380	ARG
1	A	381	GLN
1	A	387	ASN
1	A	388	ARG
1	A	394	ASP
1	A	400	MET
1	A	430	GLN
1	A	451	GLU
1	A	455	ARG
1	A	463	THR
1	A	464	LEU
1	A	465	PRO
1	A	487	PHE
1	A	489	LEU
1	A	494	SER
1	A	497	ARG
1	C	40	GLN
1	C	41	GLN
1	C	49	LEU
1	C	52	ARG
1	C	58	SER

*Continued on next page...*

*Continued from previous page...*

<b>Mol</b>	<b>Chain</b>	<b>Res</b>	<b>Type</b>
1	C	66	GLN
1	C	77	CYS
1	C	84	ARG
1	C	90	LEU
1	C	91	LEU
1	C	108	TYR
1	C	118	TRP
1	C	121	LYS
1	C	125	ILE
1	C	126	LYS
1	C	129	GLU
1	C	149	GLU
1	C	156	GLU
1	C	192	ASP
1	C	212	MET
1	C	234	GLU
1	C	235	ASN
1	C	268	ASP
1	C	277	SER
1	C	316	ARG
1	C	325	GLU
1	C	326	CYS
1	C	328	THR
1	C	336	GLN
1	C	355	SER
1	C	356	LEU
1	C	371	HIS
1	C	377	GLU
1	C	385	GLN
1	C	388	ARG
1	C	398	GLN
1	C	414	THR
1	C	419	HIS
1	C	445	ARG
1	C	449	ARG
1	C	450	ARG
1	C	455	ARG
1	C	469	LYS
1	C	477	GLU
1	C	479	ASP
1	C	483	MET
1	C	487	PHE

*Continued on next page...*

*Continued from previous page...*

<b>Mol</b>	<b>Chain</b>	<b>Res</b>	<b>Type</b>
1	C	488	ASP
1	C	490	THR
1	C	494	SER
1	C	495	GLU
1	C	496	LEU
1	C	497	ARG
1	E	40	GLN
1	E	41	GLN
1	E	42	TRP
1	E	45	LYS
1	E	53	GLU
1	E	62	HIS
1	E	72	LEU
1	E	80	ARG
1	E	108	TYR
1	E	118	TRP
1	E	121	LYS
1	E	234	GLU
1	E	235	ASN
1	E	342	LEU
1	E	371	HIS
1	E	385	GLN
1	E	449	ARG
1	E	450	ARG
1	E	457	GLN
1	E	459	ARG
1	E	460	ILE
1	E	462	ARG
1	E	464	LEU
1	E	467	ASP
1	E	489	LEU
1	E	490	THR
1	E	497	ARG
1	G	40	GLN
1	G	42	TRP
1	G	45	LYS
1	G	47	PRO
1	G	49	LEU
1	G	50	ILE
1	G	51	LEU
1	G	56	SER
1	G	80	ARG

*Continued on next page...*



*Continued from previous page...*

Mol	Chain	Res	Type
1	G	90	LEU
1	G	91	LEU
1	G	118	TRP
1	G	210	GLN
1	G	268	ASP
1	G	269	ILE
1	G	277	SER
1	G	325	GLU
1	G	368	GLU
1	G	380	ARG
1	G	381	GLN
1	G	387	ASN
1	G	415	ASN
1	G	445	ARG
1	G	449	ARG
1	G	464	LEU
1	G	467	ASP
1	G	479	ASP
1	G	488	ASP
1	G	490	THR

Sometimes sidechains can be flipped to improve hydrogen bonding and reduce clashes. All (20) such sidechains are listed below:

Mol	Chain	Res	Type
1	A	40	GLN
1	A	73	HIS
1	A	210	GLN
1	A	381	GLN
1	A	430	GLN
1	A	446	GLN
1	C	339	GLN
1	C	343	GLN
1	C	366	GLN
1	E	62	HIS
1	E	127	HIS
1	E	385	GLN
1	G	40	GLN
1	G	210	GLN
1	G	302	ASN
1	G	305	HIS
1	G	307	HIS
1	G	381	GLN

*Continued on next page...*

*Continued from previous page...*

Mol	Chain	Res	Type
1	G	446	GLN
1	G	453	HIS

### 5.3.3 RNA [i](#)

There are no RNA molecules in this entry.

## 5.4 Non-standard residues in protein, DNA, RNA chains [i](#)

4 non-standard protein/DNA/RNA residues are modelled in this entry.

In the following table, the Counts columns list the number of bonds (or angles) for which Mogul statistics could be retrieved, the number of bonds (or angles) that are observed in the model and the number of bonds (or angles) that are defined in the Chemical Component Dictionary. The Link column lists molecule types, if any, to which the group is linked. The Z score for a bond length (or angle) is the number of standard deviations the observed value is removed from the expected value. A bond length (or angle) with  $|Z| > 2$  is considered an outlier worth inspection. RMSZ is the root-mean-square of all Z scores of the bond lengths (or angles).

Mol	Type	Chain	Res	Link	Bond lengths			Bond angles		
					Counts	RMSZ	# Z  > 2	Counts	RMSZ	# Z  > 2
2	6MA	B	5	2	18,24,25	0.92	1 (5%)	15,34,37	2.11	4 (26%)
2	6MA	D	5	2	18,24,25	0.93	1 (5%)	15,34,37	2.17	4 (26%)
2	6MA	F	5	2	18,24,25	0.94	1 (5%)	15,34,37	2.08	4 (26%)
2	6MA	H	5	2	18,24,25	0.90	1 (5%)	15,34,37	2.16	4 (26%)

In the following table, the Chirals column lists the number of chiral outliers, the number of chiral centers analysed, the number of these observed in the model and the number defined in the Chemical Component Dictionary. Similar counts are reported in the Torsion and Rings columns. '-' means no outliers of that kind were identified.

Mol	Type	Chain	Res	Link	Chirals	Torsions	Rings
2	6MA	B	5	2	-	0/5/23/24	0/3/3/3
2	6MA	D	5	2	-	0/5/23/24	0/3/3/3
2	6MA	F	5	2	-	0/5/23/24	0/3/3/3
2	6MA	H	5	2	-	0/5/23/24	0/3/3/3

All (4) bond length outliers are listed below:

Mol	Chain	Res	Type	Atoms	Z	Observed(Å)	Ideal(Å)
2	F	5	6MA	C5-C4	2.52	1.47	1.40

*Continued on next page...*

Continued from previous page...

Mol	Chain	Res	Type	Atoms	Z	Observed(Å)	Ideal(Å)
2	D	5	6MA	C5-C4	2.48	1.47	1.40
2	B	5	6MA	C5-C4	2.45	1.47	1.40
2	H	5	6MA	C5-C4	2.42	1.47	1.40

All (16) bond angle outliers are listed below:

Mol	Chain	Res	Type	Atoms	Z	Observed(°)	Ideal(°)
2	H	5	6MA	C2-N1-C6	5.98	121.72	116.59
2	F	5	6MA	C2-N1-C6	5.94	121.68	116.59
2	B	5	6MA	C2-N1-C6	5.92	121.67	116.59
2	D	5	6MA	C2-N1-C6	5.88	121.63	116.59
2	D	5	6MA	C1-N6-C6	-3.60	119.77	122.87
2	B	5	6MA	C1-N6-C6	-3.39	119.95	122.87
2	H	5	6MA	C1-N6-C6	-3.38	119.96	122.87
2	F	5	6MA	C1-N6-C6	-3.31	120.02	122.87
2	H	5	6MA	N3-C2-N1	-3.25	123.59	128.68
2	D	5	6MA	N3-C2-N1	-3.24	123.61	128.68
2	B	5	6MA	N3-C2-N1	-3.23	123.64	128.68
2	F	5	6MA	N3-C2-N1	-3.17	123.72	128.68
2	H	5	6MA	C4-C5-N7	-2.77	106.51	109.40
2	D	5	6MA	C4-C5-N7	-2.74	106.54	109.40
2	F	5	6MA	C4-C5-N7	-2.63	106.65	109.40
2	B	5	6MA	C4-C5-N7	-2.48	106.81	109.40

There are no chirality outliers.

There are no torsion outliers.

There are no ring outliers.

4 monomers are involved in 7 short contacts:

Mol	Chain	Res	Type	Clashes	Symm-Clashes
2	B	5	6MA	1	0
2	D	5	6MA	2	0
2	F	5	6MA	3	0
2	H	5	6MA	1	0

## 5.5 Carbohydrates [i](#)

There are no monosaccharides in this entry.

## 5.6 Ligand geometry

Of 8 ligands modelled in this entry, 4 are monoatomic - leaving 4 for Mogul analysis.

In the following table, the Counts columns list the number of bonds (or angles) for which Mogul statistics could be retrieved, the number of bonds (or angles) that are observed in the model and the number of bonds (or angles) that are defined in the Chemical Component Dictionary. The Link column lists molecule types, if any, to which the group is linked. The Z score for a bond length (or angle) is the number of standard deviations the observed value is removed from the expected value. A bond length (or angle) with  $|Z| > 2$  is considered an outlier worth inspection. RMSZ is the root-mean-square of all Z scores of the bond lengths (or angles).

Mol	Type	Chain	Res	Link	Bond lengths			Bond angles		
					Counts	RMSZ	# Z  > 2	Counts	RMSZ	# Z  > 2
4	OGA	C	1002	3	9,9,9	4.51	3 (33%)	10,11,11	2.24	1 (10%)
4	OGA	E	1002	3	9,9,9	4.48	3 (33%)	10,11,11	2.23	2 (20%)
4	OGA	A	1002	3	9,9,9	4.50	3 (33%)	10,11,11	2.48	3 (30%)
4	OGA	G	1002	3	9,9,9	4.50	3 (33%)	10,11,11	2.47	4 (40%)

In the following table, the Chirals column lists the number of chiral outliers, the number of chiral centers analysed, the number of these observed in the model and the number defined in the Chemical Component Dictionary. Similar counts are reported in the Torsion and Rings columns. '-' means no outliers of that kind were identified.

Mol	Type	Chain	Res	Link	Chirals	Torsions	Rings
4	OGA	C	1002	3	-	0/8/9/9	-
4	OGA	E	1002	3	-	0/8/9/9	-
4	OGA	A	1002	3	-	0/8/9/9	-
4	OGA	G	1002	3	-	0/8/9/9	-

All (12) bond length outliers are listed below:

Mol	Chain	Res	Type	Atoms	Z	Observed(Å)	Ideal(Å)
4	A	1002	OGA	C2-N1	11.17	1.52	1.33
4	C	1002	OGA	C2-N1	11.16	1.52	1.33
4	G	1002	OGA	C2-N1	11.15	1.52	1.33
4	E	1002	OGA	C2-N1	11.09	1.52	1.33
4	G	1002	OGA	C2-C1	-6.47	1.46	1.54
4	C	1002	OGA	C2-C1	-6.40	1.46	1.54
4	A	1002	OGA	C2-C1	-6.40	1.46	1.54
4	E	1002	OGA	C2-C1	-6.28	1.46	1.54
4	A	1002	OGA	C4-N1	3.02	1.53	1.45
4	E	1002	OGA	C4-N1	3.02	1.53	1.45
4	G	1002	OGA	C4-N1	3.01	1.53	1.45

*Continued on next page...*

*Continued from previous page...*

Mol	Chain	Res	Type	Atoms	Z	Observed(Å)	Ideal(Å)
4	C	1002	OGA	C4-N1	3.01	1.53	1.45

All (10) bond angle outliers are listed below:

Mol	Chain	Res	Type	Atoms	Z	Observed(°)	Ideal(°)
4	C	1002	OGA	C4-N1-C2	-6.25	111.47	121.25
4	A	1002	OGA	C4-N1-C2	-6.25	111.47	121.25
4	E	1002	OGA	C4-N1-C2	-6.24	111.49	121.25
4	G	1002	OGA	C4-N1-C2	-6.21	111.52	121.25
4	A	1002	OGA	O2-C1-C2	2.37	120.14	113.15
4	G	1002	OGA	O2-C1-C2	2.35	120.07	113.15
4	A	1002	OGA	O3-C5-C4	2.26	120.60	112.74
4	G	1002	OGA	O3-C5-C4	2.25	120.57	112.74
4	E	1002	OGA	O2'-C2-C1	-2.01	118.48	121.32
4	G	1002	OGA	O2'-C2-C1	-2.01	118.48	121.32

There are no chirality outliers.

There are no torsion outliers.

There are no ring outliers.

3 monomers are involved in 12 short contacts:

Mol	Chain	Res	Type	Clashes	Symm-Clashes
4	C	1002	OGA	4	0
4	A	1002	OGA	3	0
4	G	1002	OGA	5	0

## 5.7 Other polymers [i](#)

There are no such residues in this entry.

## 5.8 Polymer linkage issues [i](#)

There are no chain breaks in this entry.

## 6 Fit of model and data

### 6.1 Protein, DNA and RNA chains

In the following table, the column labelled ‘#RSRZ > 2’ contains the number (and percentage) of RSRZ outliers, followed by percent RSRZ outliers for the chain as percentile scores relative to all X-ray entries and entries of similar resolution. The OWAB column contains the minimum, median, 95<sup>th</sup> percentile and maximum values of the occupancy-weighted average B-factor per residue. The column labelled ‘Q < 0.9’ lists the number of (and percentage) of residues with an average occupancy less than 0.9.

Mol	Chain	Analysed	<RSRZ>	#RSRZ>2	OWAB(Å <sup>2</sup> )	Q<0.9
1	A	402/463 (86%)	0.15	9 (2%) 62 60	13, 27, 52, 64	0
1	C	395/463 (85%)	0.27	23 (5%) 23 22	14, 31, 57, 70	0
1	E	395/463 (85%)	0.34	19 (4%) 30 28	17, 34, 54, 80	0
1	G	403/463 (87%)	0.15	12 (2%) 50 49	11, 26, 52, 75	0
2	B	8/9 (88%)	-0.03	0 100 100	13, 22, 29, 43	0
2	D	8/9 (88%)	0.05	0 100 100	13, 24, 31, 51	0
2	F	8/9 (88%)	0.06	0 100 100	13, 24, 27, 45	0
2	H	8/9 (88%)	0.06	0 100 100	13, 18, 30, 45	0
All	All	1627/1888 (86%)	0.22	63 (3%) 39 37	11, 29, 54, 80	0

All (63) RSRZ outliers are listed below:

Mol	Chain	Res	Type	RSRZ
1	A	354	VAL	4.9
1	C	434	ILE	4.7
1	G	128	THR	4.6
1	G	124	ASN	4.6
1	C	128	THR	4.2
1	C	361	PRO	4.2
1	E	361	PRO	3.4
1	C	39	TYR	3.3
1	C	436	THR	3.3
1	E	480	ASP	3.2
1	G	434	ILE	3.2
1	C	479	ASP	3.1
1	C	358	SER	3.0
1	C	190	GLU	3.0
1	C	46	TYR	3.0
1	C	189	ASP	3.0

*Continued on next page...*

*Continued from previous page...*

<b>Mol</b>	<b>Chain</b>	<b>Res</b>	<b>Type</b>	<b>RSRZ</b>
1	C	480	ASP	2.9
1	G	129	GLU	2.9
1	G	41	GLN	2.9
1	G	192	ASP	2.7
1	E	436	THR	2.7
1	E	119	PRO	2.6
1	E	477	GLU	2.6
1	E	132	ILE	2.6
1	A	360	GLU	2.5
1	A	420	GLU	2.5
1	C	471	GLU	2.5
1	C	483	MET	2.5
1	E	354	VAL	2.5
1	A	192	ASP	2.5
1	C	482	SER	2.5
1	C	124	ASN	2.4
1	C	38	PHE	2.4
1	G	195	SER	2.4
1	A	477	GLU	2.4
1	E	157	LEU	2.3
1	E	196	ARG	2.3
1	E	479	ASP	2.3
1	E	475	TYR	2.2
1	E	478	LYS	2.2
1	E	392	CYS	2.2
1	E	462	ARG	2.2
1	G	194	LYS	2.2
1	C	42	TRP	2.2
1	E	127	HIS	2.2
1	G	420	GLU	2.2
1	E	358	SER	2.2
1	A	160	LYS	2.1
1	C	435	LEU	2.1
1	G	190	GLU	2.1
1	A	358	SER	2.1
1	E	484	PRO	2.1
1	C	196	ARG	2.1
1	A	357	LYS	2.1
1	C	495	GLU	2.1
1	G	482	SER	2.1
1	C	344	ASN	2.1
1	C	439	LEU	2.1

*Continued on next page...*

Continued from previous page...

Mol	Chain	Res	Type	RSRZ
1	E	209	PRO	2.1
1	E	430	GLN	2.1
1	A	42	TRP	2.0
1	G	435	LEU	2.0
1	C	117	PRO	2.0

## 6.2 Non-standard residues in protein, DNA, RNA chains [i](#)

In the following table, the Atoms column lists the number of modelled atoms in the group and the number defined in the chemical component dictionary. The B-factors column lists the minimum, median, 95<sup>th</sup> percentile and maximum values of B factors of atoms in the group. The column labelled 'Q< 0.9' lists the number of atoms with occupancy less than 0.9.

Mol	Type	Chain	Res	Atoms	RSCC	RSR	B-factors(Å <sup>2</sup> )	Q<0.9
2	6MA	D	5	22/23	0.95	0.21	8,16,24,30	0
2	6MA	F	5	22/23	0.95	0.23	6,21,33,40	0
2	6MA	B	5	22/23	0.96	0.28	8,14,21,23	0
2	6MA	H	5	22/23	0.96	0.23	5,12,15,17	0

## 6.3 Carbohydrates [i](#)

There are no monosaccharides in this entry.

## 6.4 Ligands [i](#)

In the following table, the Atoms column lists the number of modelled atoms in the group and the number defined in the chemical component dictionary. The B-factors column lists the minimum, median, 95<sup>th</sup> percentile and maximum values of B factors of atoms in the group. The column labelled 'Q< 0.9' lists the number of atoms with occupancy less than 0.9.

Mol	Type	Chain	Res	Atoms	RSCC	RSR	B-factors(Å <sup>2</sup> )	Q<0.9
3	MN	G	1001	1/1	0.80	0.34	13,13,13,13	0
4	OGA	G	1002	10/10	0.84	0.37	10,12,20,30	0
4	OGA	C	1002	10/10	0.88	0.38	12,18,26,29	0
3	MN	C	1001	1/1	0.88	0.16	17,17,17,17	0
3	MN	E	1001	1/1	0.93	0.21	20,20,20,20	0
3	MN	A	1001	1/1	0.94	0.24	12,12,12,12	0
4	OGA	A	1002	10/10	0.95	0.29	8,16,21,32	0
4	OGA	E	1002	10/10	0.96	0.27	14,22,24,29	0



## 6.5 Other polymers [i](#)

There are no such residues in this entry.