



# Full wwPDB X-ray Structure Validation Report ⓘ

May 25, 2020 – 10:40 pm BST

PDB ID : 1ZXO  
Title : X-ray Crystal Structure of Protein Q8A1P1 from *Bacteroides thetaiotaomicron*. Northeast Structural Genomics Consortium Target BtR25.  
Authors : Kuzin, A.P.; Yong, W.; Forouhar, F.; Vorobiev, S.; Xiao, R.; Ma, C.; Acton, T.; Montelione, G.T.; Hunt, J.; Tong, L.; Northeast Structural Genomics Consortium (NESG)  
Deposited on : 2005-06-08  
Resolution : 3.20 Å(reported)

This is a Full wwPDB X-ray Structure Validation Report for a publicly released PDB entry.

We welcome your comments at [validation@mail.wwpdb.org](mailto:validation@mail.wwpdb.org)

A user guide is available at

<https://www.wwpdb.org/validation/2017/XrayValidationReportHelp>

with specific help available everywhere you see the ⓘ symbol.

---

The following versions of software and data (see [references ⓘ](#)) were used in the production of this report:

MolProbity : 4.02b-467  
Mogul : 1.8.5 (274361), CSD as541be (2020)  
Xtriage (Phenix) : 1.13  
EDS : 2.11  
Percentile statistics : 20191225.v01 (using entries in the PDB archive December 25th 2019)  
Refmac : 5.8.0158  
CCP4 : 7.0.044 (Gargrove)  
Ideal geometry (proteins) : Engh & Huber (2001)  
Ideal geometry (DNA, RNA) : Parkinson et al. (1996)  
Validation Pipeline (wwPDB-VP) : 2.11

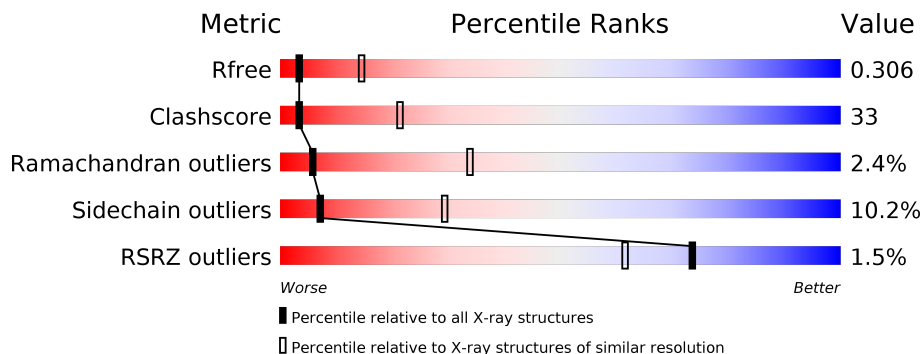
# 1 Overall quality at a glance

The following experimental techniques were used to determine the structure:

*X-RAY DIFFRACTION*

The reported resolution of this entry is 3.20 Å.

Percentile scores (ranging between 0-100) for global validation metrics of the entry are shown in the following graphic. The table shows the number of entries on which the scores are based.



Metric	Whole archive (#Entries)	Similar resolution (#Entries, resolution range(Å))
$R_{free}$	130704	1133 (3.20-3.20)
Clashscore	141614	1253 (3.20-3.20)
Ramachandran outliers	138981	1234 (3.20-3.20)
Sidechain outliers	138945	1233 (3.20-3.20)
RSRZ outliers	127900	1095 (3.20-3.20)

The table below summarises the geometric issues observed across the polymeric chains and their fit to the electron density. The red, orange, yellow and green segments on the lower bar indicate the fraction of residues that contain outliers for  $\geq 3$ , 2, 1 and 0 types of geometric quality criteria respectively. A grey segment represents the fraction of residues that are not modelled. The numeric value for each fraction is indicated below the corresponding segment, with a dot representing fractions  $\leq 5\%$ . The upper red bar (where present) indicates the fraction of residues that have poor fit to the electron density. The numeric value is given above the bar.

Mol	Chain	Length	Quality of chain
1	A	291	
1	B	291	
1	C	291	
1	D	291	
1	E	291	
1	F	291	

## 2 Entry composition

There are 2 unique types of molecules in this entry. The entry contains 13033 atoms, of which 0 are hydrogens and 0 are deuteriums.

In the tables below, the ZeroOcc column contains the number of atoms modelled with zero occupancy, the AltConf column contains the number of residues with at least one atom in alternate conformation and the Trace column contains the number of residues modelled with at most 2 atoms.

- Molecule 1 is a protein called conserved hypothetical protein Q8A1P1.

Mol	Chain	Residues	Atoms						ZeroOcc	AltConf	Trace
			Total	C	N	O	S	Se			
1	A	265	Total 2050	C 1319	N 346	O 375	S 6	Se 4	0	0	0
1	F	274	Total 2124	C 1368	N 358	O 387	S 6	Se 5	0	0	0
1	B	280	Total 2166	C 1395	N 365	O 395	S 6	Se 5	0	0	0
1	D	280	Total 2166	C 1395	N 365	O 395	S 6	Se 5	0	0	0
1	C	280	Total 2166	C 1395	N 365	O 395	S 6	Se 5	0	0	0
1	E	280	Total 2166	C 1395	N 365	O 395	S 6	Se 5	0	0	0

There are 78 discrepancies between the modelled and reference sequences:

Chain	Residue	Modelled	Actual	Comment	Reference
A	1	MSE	MET	MODIFIED RESIDUE	UNP Q8A1P1
A	96	MSE	MET	MODIFIED RESIDUE	UNP Q8A1P1
A	215	MSE	MET	MODIFIED RESIDUE	UNP Q8A1P1
A	227	MSE	MET	MODIFIED RESIDUE	UNP Q8A1P1
A	269	MSE	MET	MODIFIED RESIDUE	UNP Q8A1P1
A	284	LEU	-	EXPRESSION TAG	UNP Q8A1P1
A	285	GLU	-	EXPRESSION TAG	UNP Q8A1P1
A	286	HIS	-	EXPRESSION TAG	UNP Q8A1P1
A	287	HIS	-	EXPRESSION TAG	UNP Q8A1P1
A	288	HIS	-	EXPRESSION TAG	UNP Q8A1P1
A	289	HIS	-	EXPRESSION TAG	UNP Q8A1P1
A	290	HIS	-	EXPRESSION TAG	UNP Q8A1P1
A	291	HIS	-	EXPRESSION TAG	UNP Q8A1P1
B	1	MSE	MET	MODIFIED RESIDUE	UNP Q8A1P1
B	96	MSE	MET	MODIFIED RESIDUE	UNP Q8A1P1
B	215	MSE	MET	MODIFIED RESIDUE	UNP Q8A1P1
B	227	MSE	MET	MODIFIED RESIDUE	UNP Q8A1P1

*Continued on next page...*

*Continued from previous page...*

Chain	Residue	Modelled	Actual	Comment	Reference
B	269	MSE	MET	MODIFIED RESIDUE	UNP Q8A1P1
B	284	LEU	-	EXPRESSION TAG	UNP Q8A1P1
B	285	GLU	-	EXPRESSION TAG	UNP Q8A1P1
B	286	HIS	-	EXPRESSION TAG	UNP Q8A1P1
B	287	HIS	-	EXPRESSION TAG	UNP Q8A1P1
B	288	HIS	-	EXPRESSION TAG	UNP Q8A1P1
B	289	HIS	-	EXPRESSION TAG	UNP Q8A1P1
B	290	HIS	-	EXPRESSION TAG	UNP Q8A1P1
B	291	HIS	-	EXPRESSION TAG	UNP Q8A1P1
C	1	MSE	MET	MODIFIED RESIDUE	UNP Q8A1P1
C	96	MSE	MET	MODIFIED RESIDUE	UNP Q8A1P1
C	215	MSE	MET	MODIFIED RESIDUE	UNP Q8A1P1
C	227	MSE	MET	MODIFIED RESIDUE	UNP Q8A1P1
C	269	MSE	MET	MODIFIED RESIDUE	UNP Q8A1P1
C	284	LEU	-	EXPRESSION TAG	UNP Q8A1P1
C	285	GLU	-	EXPRESSION TAG	UNP Q8A1P1
C	286	HIS	-	EXPRESSION TAG	UNP Q8A1P1
C	287	HIS	-	EXPRESSION TAG	UNP Q8A1P1
C	288	HIS	-	EXPRESSION TAG	UNP Q8A1P1
C	289	HIS	-	EXPRESSION TAG	UNP Q8A1P1
C	290	HIS	-	EXPRESSION TAG	UNP Q8A1P1
C	291	HIS	-	EXPRESSION TAG	UNP Q8A1P1
D	1	MSE	MET	MODIFIED RESIDUE	UNP Q8A1P1
D	96	MSE	MET	MODIFIED RESIDUE	UNP Q8A1P1
D	215	MSE	MET	MODIFIED RESIDUE	UNP Q8A1P1
D	227	MSE	MET	MODIFIED RESIDUE	UNP Q8A1P1
D	269	MSE	MET	MODIFIED RESIDUE	UNP Q8A1P1
D	284	LEU	-	EXPRESSION TAG	UNP Q8A1P1
D	285	GLU	-	EXPRESSION TAG	UNP Q8A1P1
D	286	HIS	-	EXPRESSION TAG	UNP Q8A1P1
D	287	HIS	-	EXPRESSION TAG	UNP Q8A1P1
D	288	HIS	-	EXPRESSION TAG	UNP Q8A1P1
D	289	HIS	-	EXPRESSION TAG	UNP Q8A1P1
D	290	HIS	-	EXPRESSION TAG	UNP Q8A1P1
D	291	HIS	-	EXPRESSION TAG	UNP Q8A1P1
E	1	MSE	MET	MODIFIED RESIDUE	UNP Q8A1P1
E	96	MSE	MET	MODIFIED RESIDUE	UNP Q8A1P1
E	215	MSE	MET	MODIFIED RESIDUE	UNP Q8A1P1
E	227	MSE	MET	MODIFIED RESIDUE	UNP Q8A1P1
E	269	MSE	MET	MODIFIED RESIDUE	UNP Q8A1P1
E	284	LEU	-	EXPRESSION TAG	UNP Q8A1P1
E	285	GLU	-	EXPRESSION TAG	UNP Q8A1P1

*Continued on next page...*

Continued from previous page...

Chain	Residue	Modelled	Actual	Comment	Reference
E	286	HIS	-	EXPRESSION TAG	UNP Q8A1P1
E	287	HIS	-	EXPRESSION TAG	UNP Q8A1P1
E	288	HIS	-	EXPRESSION TAG	UNP Q8A1P1
E	289	HIS	-	EXPRESSION TAG	UNP Q8A1P1
E	290	HIS	-	EXPRESSION TAG	UNP Q8A1P1
E	291	HIS	-	EXPRESSION TAG	UNP Q8A1P1
F	1	MSE	MET	MODIFIED RESIDUE	UNP Q8A1P1
F	96	MSE	MET	MODIFIED RESIDUE	UNP Q8A1P1
F	215	MSE	MET	MODIFIED RESIDUE	UNP Q8A1P1
F	227	MSE	MET	MODIFIED RESIDUE	UNP Q8A1P1
F	269	MSE	MET	MODIFIED RESIDUE	UNP Q8A1P1
F	284	LEU	-	EXPRESSION TAG	UNP Q8A1P1
F	285	GLU	-	EXPRESSION TAG	UNP Q8A1P1
F	286	HIS	-	EXPRESSION TAG	UNP Q8A1P1
F	287	HIS	-	EXPRESSION TAG	UNP Q8A1P1
F	288	HIS	-	EXPRESSION TAG	UNP Q8A1P1
F	289	HIS	-	EXPRESSION TAG	UNP Q8A1P1
F	290	HIS	-	EXPRESSION TAG	UNP Q8A1P1
F	291	HIS	-	EXPRESSION TAG	UNP Q8A1P1

- Molecule 2 is water.


Mol	Chain	Residues	Atoms	ZeroOcc	AltConf
2	A	16	Total O 16 16	0	0
2	F	37	Total O 37 37	0	0
2	B	34	Total O 34 34	0	0
2	D	32	Total O 32 32	0	0
2	C	40	Total O 40 40	0	0
2	E	36	Total O 36 36	0	0



HIS  
HIS  
HIS

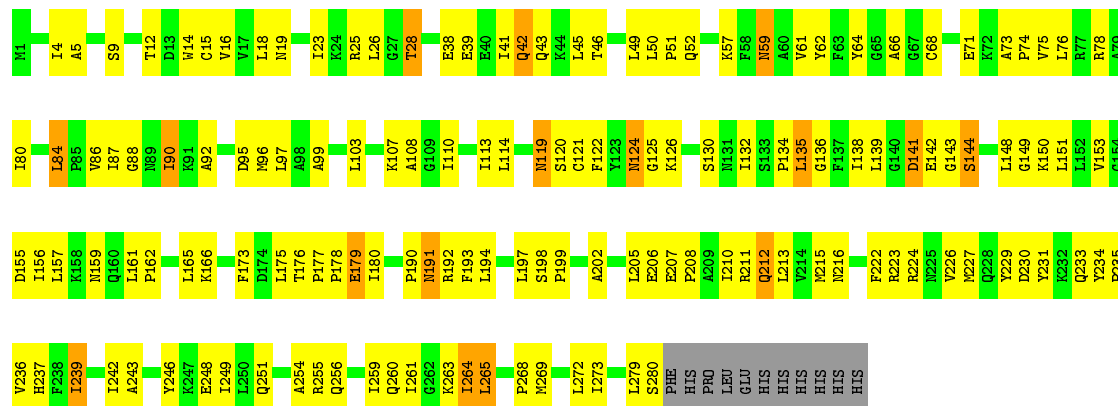
- Molecule 1: conserved hypothetical protein Q8A1P1

Chain B: 



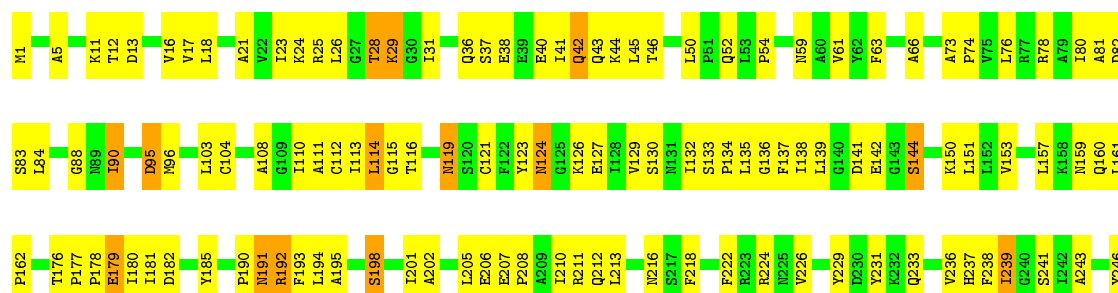
- Molecule 1: conserved hypothetical protein Q8A1P1

Chain D: 



- Molecule 1: conserved hypothetical protein Q8A1P1

Chain C: 







## 4 Data and refinement statistics

Property	Value	Source
Space group	H 3	Depositor
Cell constants a, b, c, $\alpha$ , $\beta$ , $\gamma$	158.15Å 158.15Å 275.53Å 90.00° 90.00° 120.00°	Depositor
Resolution (Å)	25.56 – 3.20 29.89 – 3.00	Depositor EDS
% Data completeness (in resolution range)	92.2 (25.56-3.20) 98.2 (29.89-3.00)	Depositor EDS
$R_{merge}$	0.08	Depositor
$R_{sym}$	(Not available)	Depositor
$\langle I/\sigma(I) \rangle$ <sup>1</sup>	3.00 (at 3.00Å)	Xtriage
Refinement program	CNS 1.1	Depositor
R, $R_{free}$	0.241 , 0.297 0.249 , 0.306	Depositor DCC
$R_{free}$ test set	4558 reflections (4.44%)	wwPDB-VP
Wilson B-factor (Å <sup>2</sup> )	58.8	Xtriage
Anisotropy	0.214	Xtriage
Bulk solvent $k_{sol}$ (e/Å <sup>3</sup> ), $B_{sol}$ (Å <sup>2</sup> )	0.29 , 11.0	EDS
L-test for twinning <sup>2</sup>	$\langle  L  \rangle = 0.49$ , $\langle L^2 \rangle = 0.32$	Xtriage
Estimated twinning fraction	0.447 for h,-h-k,-l	Xtriage
$F_o, F_c$ correlation	0.92	EDS
Total number of atoms	13033	wwPDB-VP
Average B, all atoms (Å <sup>2</sup> )	60.0	wwPDB-VP

Xtriage's analysis on translational NCS is as follows: *The largest off-origin peak in the Patterson function is 4.86% of the height of the origin peak. No significant pseudotranslation is detected.*

<sup>1</sup>Intensities estimated from amplitudes.

<sup>2</sup>Theoretical values of  $\langle |L| \rangle$ ,  $\langle L^2 \rangle$  for acentric reflections are 0.5, 0.333 respectively for untwinned datasets, and 0.375, 0.2 for perfectly twinned datasets.

## 5 Model quality [i](#)

### 5.1 Standard geometry [i](#)

The Z score for a bond length (or angle) is the number of standard deviations the observed value is removed from the expected value. A bond length (or angle) with  $|Z| > 5$  is considered an outlier worth inspection. RMSZ is the root-mean-square of all Z scores of the bond lengths (or angles).

Mol	Chain	Bond lengths		Bond angles	
		RMSZ	# Z  >5	RMSZ	# Z  >5
1	A	0.34	0/2088	0.55	0/2816
1	B	0.48	0/2208	0.65	0/2981
1	C	0.48	0/2208	0.68	0/2981
1	D	0.49	0/2208	0.66	0/2981
1	E	0.50	0/2208	0.68	1/2981 (0.0%)
1	F	0.39	0/2164	0.57	0/2917
All	All	0.45	0/13084	0.64	1/17657 (0.0%)

There are no bond length outliers.

All (1) bond angle outliers are listed below:

Mol	Chain	Res	Type	Atoms	Z	Observed(°)	Ideal(°)
1	E	25	ARG	NE-CZ-NH1	-5.13	117.73	120.30

There are no chirality outliers.

There are no planarity outliers.

### 5.2 Too-close contacts [i](#)

In the following table, the Non-H and H(model) columns list the number of non-hydrogen atoms and hydrogen atoms in the chain respectively. The H(added) column lists the number of hydrogen atoms added and optimized by MolProbity. The Clashes column lists the number of clashes within the asymmetric unit, whereas Symm-Clashes lists symmetry related clashes.

Mol	Chain	Non-H	H(model)	H(added)	Clashes	Symm-Clashes
1	A	2050	0	2076	136	0
1	B	2166	0	2203	152	0
1	C	2166	0	2203	135	0
1	D	2166	0	2203	124	0
1	E	2166	0	2203	164	0
1	F	2124	0	2154	155	0

*Continued on next page...*

*Continued from previous page...*

Mol	Chain	Non-H	H(model)	H(added)	Clashes	Symm-Clashes
2	A	16	0	0	0	0
2	B	34	0	0	3	0
2	C	40	0	0	4	0
2	D	32	0	0	2	0
2	E	36	0	0	5	0
2	F	37	0	0	11	0
All	All	13033	0	13042	842	0

The all-atom clashscore is defined as the number of clashes found per 1000 atoms (including hydrogen atoms). The all-atom clashscore for this structure is 33.

All (842) close contacts within the same asymmetric unit are listed below, sorted by their clash magnitude.

Atom-1	Atom-2	Interatomic distance (Å)	Clash overlap (Å)
1:E:25:ARG:NH1	2:E:295:HOH:O	1.73	1.15
1:E:25:ARG:CZ	2:E:295:HOH:O	1.90	1.11
1:B:1:MSE:HB3	1:B:18:LEU:HD22	1.29	1.08
1:A:135:LEU:H	1:A:135:LEU:HD22	1.24	1.02
1:C:54:PRO:O	2:C:302:HOH:O	1.79	0.98
1:E:151:LEU:HB3	1:E:213:LEU:HD11	1.47	0.94
1:B:119:ASN:HD22	1:B:120:SER:H	1.15	0.94
1:A:90:ILE:HD13	1:A:90:ILE:H	1.33	0.92
1:C:90:ILE:HD13	1:C:90:ILE:H	1.35	0.90
1:E:19:ASN:HA	1:E:280:SER:HB2	1.52	0.90
1:F:191:ASN:HD22	1:F:192:ARG:H	1.22	0.87
1:D:87:ILE:HD12	1:D:88:GLY:N	1.89	0.87
1:B:119:ASN:HD22	1:B:120:SER:N	1.73	0.86
1:E:119:ASN:HD22	1:E:120:SER:H	1.20	0.86
1:E:247:LYS:CE	2:E:308:HOH:O	2.22	0.85
1:B:191:ASN:ND2	1:B:192:ARG:H	1.73	0.85
1:E:11:LYS:HG2	1:E:12:THR:H	1.39	0.84
1:F:77:ARG:HA	1:F:80:ILE:HG22	1.60	0.84
1:D:151:LEU:HB3	1:D:213:LEU:HD11	1.60	0.84
1:B:97:LEU:HD21	1:B:101:HIS:CE1	2.13	0.83
1:A:135:LEU:HD23	1:A:140:GLY:HA3	1.60	0.83
1:F:38:GLU:HG3	1:F:79:ALA:HB2	1.58	0.83
1:E:11:LYS:HG2	1:E:12:THR:N	1.94	0.82
1:E:223:ARG:HA	1:E:227:MSE:HE3	1.61	0.81
1:C:138:ILE:HD11	1:E:138:ILE:HD11	1.60	0.81
1:C:26:LEU:HD13	1:C:52:GLN:HB3	1.63	0.80
1:F:224:ARG:NH2	2:F:313:HOH:O	2.13	0.80

*Continued on next page...*

*Continued from previous page...*

Atom-1	Atom-2	Interatomic distance (Å)	Clash overlap (Å)
1:D:80:ILE:HG23	1:D:84:LEU:HD23	1.64	0.80
1:C:224:ARG:HA	1:E:160:GLN:HE22	1.45	0.80
1:F:191:ASN:HD22	1:F:192:ARG:N	1.80	0.80
1:E:18:LEU:HD23	1:E:23:ILE:HG21	1.63	0.80
1:E:191:ASN:ND2	1:E:192:ARG:H	1.79	0.79
1:A:132:ILE:HG22	1:A:134:PRO:HD3	1.63	0.79
1:F:64:TYR:HB3	1:F:98:ALA:HB2	1.63	0.79
1:D:103:LEU:HD11	1:D:239:ILE:HG22	1.65	0.78
1:F:242:ILE:HD12	1:F:242:ILE:H	1.47	0.78
1:B:213:LEU:HD23	1:B:214:VAL:N	1.98	0.77
1:D:191:ASN:HD22	1:D:191:ASN:H	1.32	0.77
1:F:133:SER:OG	2:F:317:HOH:O	2.00	0.77
1:C:29:LYS:H	1:C:29:LYS:NZ	1.82	0.77
1:B:11:LYS:HG2	1:B:12:THR:N	2.00	0.76
1:C:114:LEU:HB2	1:C:243:ALA:HB2	1.68	0.76
1:F:223:ARG:HE	1:F:257:THR:HG22	1.50	0.76
1:D:231:TYR:HD1	1:D:259:ILE:HD13	1.51	0.75
1:C:29:LYS:H	1:C:29:LYS:HZ2	1.33	0.75
1:B:156:ILE:HD13	1:B:161:LEU:HD12	1.69	0.74
1:A:135:LEU:CD2	1:A:135:LEU:H	2.00	0.74
1:F:216:ASN:HA	1:F:219:ILE:HD12	1.69	0.74
1:C:24:LYS:HD3	1:C:26:LEU:HD21	1.68	0.74
1:E:191:ASN:N	1:E:191:ASN:HD22	1.85	0.73
1:F:90:ILE:H	1:F:90:ILE:HD13	1.53	0.73
1:C:191:ASN:HD22	1:C:191:ASN:N	1.84	0.73
1:B:159:ASN:HD21	1:B:166:LYS:HZ3	1.37	0.72
1:B:90:ILE:HD13	1:B:90:ILE:H	1.54	0.72
1:D:191:ASN:N	1:D:191:ASN:HD22	1.86	0.72
1:E:7:SER:HB3	1:E:65:GLY:HA2	1.72	0.72
1:E:264:ILE:HG12	1:E:264:ILE:O	1.89	0.72
1:B:103:LEU:HD21	1:B:265:LEU:HD11	1.72	0.71
1:D:155:ASP:HB3	2:D:310:HOH:O	1.89	0.71
1:D:269:MSE:O	1:D:273:ILE:HG12	1.90	0.71
1:C:239:ILE:HA	1:C:265:LEU:O	1.91	0.71
1:A:238:PHE:HB2	1:A:264:ILE:HD13	1.71	0.71
1:E:231:TYR:CD1	1:E:259:ILE:HG12	2.25	0.71
1:E:3:LEU:HB3	1:E:61:VAL:HG23	1.72	0.70
1:F:127:GLU:OE2	2:F:320:HOH:O	2.08	0.70
1:B:191:ASN:HD22	1:B:191:ASN:N	1.90	0.70
1:E:124:ASN:ND2	1:E:126:LYS:H	1.88	0.70
1:B:239:ILE:HA	1:B:265:LEU:O	1.91	0.70

*Continued on next page...*

*Continued from previous page...*

Atom-1	Atom-2	Interatomic distance (Å)	Clash overlap (Å)
1:E:119:ASN:HD22	1:E:120:SER:N	1.89	0.70
1:A:183:ARG:HH21	1:A:193:PHE:HD1	1.40	0.70
1:F:121:CYS:HB2	1:F:128:ILE:HG23	1.73	0.70
1:C:224:ARG:HG2	1:E:160:GLN:NE2	2.06	0.70
1:C:80:ILE:HG23	1:C:84:LEU:HD23	1.74	0.70
1:C:90:ILE:H	1:C:90:ILE:CD1	2.04	0.69
1:D:161:LEU:HG	2:D:310:HOH:O	1.91	0.69
1:E:222:PHE:HA	1:E:226:VAL:HG22	1.74	0.69
1:F:119:ASN:ND2	1:F:134:PRO:HD3	2.07	0.69
1:E:268:PRO:O	1:E:272:LEU:HB2	1.93	0.69
1:F:124:ASN:ND2	1:F:127:GLU:H	1.91	0.69
1:A:90:ILE:CD1	1:A:90:ILE:H	2.05	0.69
1:B:14:TRP:HE1	1:B:28:THR:CG2	2.06	0.68
1:D:239:ILE:HA	1:D:265:LEU:O	1.93	0.68
1:F:15:CYS:H	1:F:269:MSE:HE3	1.58	0.68
1:B:247:LYS:HG3	1:B:264:ILE:CD1	2.23	0.68
1:B:215:MSE:HG2	1:B:249:ILE:HG23	1.75	0.68
1:F:58:PHE:HB2	1:F:86:VAL:HG22	1.76	0.68
1:F:212:GLN:HE21	1:F:216:ASN:CG	1.96	0.68
1:B:268:PRO:O	1:B:272:LEU:HB2	1.91	0.68
1:C:141:ASP:O	1:C:144:SER:HB3	1.93	0.68
1:B:3:LEU:HB3	1:B:61:VAL:HG23	1.76	0.68
1:D:14:TRP:HE1	1:D:28:THR:HG21	1.59	0.68
1:A:154:GLY:O	1:A:158:LYS:HB2	1.93	0.68
1:A:3:LEU:HB3	1:A:61:VAL:HG23	1.75	0.68
1:F:153:VAL:HG23	1:F:157:LEU:HD13	1.76	0.67
1:A:118:SER:HB2	1:A:221:PHE:HE2	1.58	0.67
1:E:231:TYR:HB2	1:E:259:ILE:HD11	1.77	0.67
1:C:212:GLN:HG2	1:C:216:ASN:HD21	1.59	0.67
1:B:159:ASN:HD21	1:B:166:LYS:NZ	1.92	0.67
1:D:248:GLU:CD	1:D:248:GLU:H	1.98	0.67
1:B:11:LYS:HG2	1:B:12:THR:H	1.58	0.67
1:E:57:LYS:HD3	1:E:87:ILE:HG23	1.76	0.67
1:D:149:GLY:O	1:D:153:VAL:HG12	1.94	0.67
1:D:259:ILE:HD12	1:D:260:GLN:H	1.60	0.67
1:A:227:MSE:HE1	1:A:257:THR:HB	1.77	0.66
1:A:231:TYR:HB2	1:A:259:ILE:HD13	1.77	0.66
1:B:264:ILE:HG12	1:B:264:ILE:O	1.93	0.66
1:D:231:TYR:CD1	1:D:259:ILE:HD13	2.30	0.66
1:B:154:GLY:O	1:B:158:LYS:HB2	1.96	0.66
1:B:17:VAL:HG23	1:B:21:ALA:O	1.96	0.66

*Continued on next page...*

*Continued from previous page...*

Atom-1	Atom-2	Interatomic distance (Å)	Clash overlap (Å)
1:D:66:ALA:HA	1:D:95:ASP:OD2	1.96	0.66
1:E:247:LYS:NZ	2:E:308:HOH:O	1.90	0.66
1:B:150:LYS:HA	1:B:194:LEU:HD22	1.76	0.66
1:B:103:LEU:HD11	1:B:239:ILE:HG22	1.76	0.66
1:B:114:LEU:HB3	1:B:242:ILE:HG22	1.77	0.65
1:E:239:ILE:HG13	1:E:268:PRO:HD3	1.78	0.65
1:E:84:LEU:H	1:E:84:LEU:HD22	1.61	0.65
1:A:119:ASN:HD22	1:A:120:SER:H	1.43	0.65
1:B:26:LEU:HD22	1:B:52:GLN:HB3	1.77	0.65
1:E:222:PHE:HD2	1:E:226:VAL:HG21	1.60	0.65
1:F:7:SER:OG	1:F:65:GLY:HA3	1.96	0.65
1:C:191:ASN:ND2	1:C:192:ARG:H	1.95	0.65
1:F:127:GLU:HB2	2:F:294:HOH:O	1.97	0.65
1:F:77:ARG:HA	1:F:80:ILE:CG2	2.27	0.65
1:C:264:ILE:HG13	1:C:264:ILE:O	1.97	0.65
1:F:26:LEU:HD13	1:F:52:GLN:HB3	1.78	0.64
1:B:124:ASN:ND2	1:B:126:LYS:H	1.94	0.64
1:C:103:LEU:HD11	1:C:239:ILE:HG22	1.80	0.64
1:F:1:MSE:HB3	1:F:18:LEU:HD12	1.78	0.64
1:C:138:ILE:CD1	1:E:138:ILE:HD11	2.28	0.64
1:B:134:PRO:O	1:B:135:LEU:HB2	1.97	0.64
1:D:113:ILE:O	1:D:114:LEU:HD12	1.98	0.64
1:E:18:LEU:HD23	1:E:23:ILE:HD13	1.78	0.64
1:E:217:SER:O	1:E:220:ALA:HB3	1.98	0.64
1:C:256:GLN:HE21	1:C:256:GLN:HA	1.62	0.64
1:B:19:ASN:HA	1:B:280:SER:HB3	1.79	0.64
1:C:112:CYS:HB3	1:C:238:PHE:CE1	2.32	0.64
1:C:83:SER:HB2	1:C:84:LEU:HD22	1.80	0.63
1:C:11:LYS:HG2	1:C:12:THR:N	2.14	0.63
1:E:119:ASN:ND2	1:E:120:SER:H	1.94	0.63
1:A:116:THR:HG23	1:A:195:ALA:HB2	1.80	0.63
1:A:124:ASN:N	1:A:124:ASN:HD22	1.95	0.63
1:B:77:ARG:O	1:B:80:ILE:HG22	1.99	0.63
1:B:191:ASN:ND2	1:B:192:ARG:N	2.47	0.63
1:B:150:LYS:CA	1:B:194:LEU:HD22	2.28	0.63
1:D:59:ASN:O	1:D:88:GLY:HA3	1.99	0.63
1:C:224:ARG:HG2	1:E:160:GLN:HE21	1.64	0.63
1:B:159:ASN:ND2	1:B:166:LYS:NZ	2.46	0.63
1:D:103:LEU:HD11	1:D:239:ILE:CG2	2.28	0.63
1:D:108:ALA:HB1	1:D:124:ASN:HA	1.81	0.63
1:B:191:ASN:HD22	1:B:192:ARG:H	1.44	0.62

*Continued on next page...*

*Continued from previous page...*

Atom-1	Atom-2	Interatomic distance (Å)	Clash overlap (Å)
1:C:134:PRO:O	1:C:135:LEU:HB2	1.99	0.62
1:F:124:ASN:HD21	1:F:127:GLU:H	1.47	0.62
1:F:26:LEU:HD22	1:F:52:GLN:HB3	1.81	0.62
1:F:77:ARG:HD2	1:F:90:ILE:HG12	1.80	0.62
1:D:14:TRP:HE1	1:D:28:THR:CG2	2.12	0.62
1:E:104:CYS:HB3	1:E:107:LYS:O	1.98	0.62
1:E:159:ASN:HD21	1:E:166:LYS:NZ	1.98	0.62
1:A:222:PHE:HA	1:A:226:VAL:HG22	1.82	0.62
1:B:121:CYS:HA	1:B:229:TYR:OH	1.99	0.62
1:C:59:ASN:O	1:C:88:GLY:HA3	2.00	0.62
1:B:247:LYS:HG3	1:B:264:ILE:HD13	1.80	0.62
1:C:180:ILE:HG23	1:C:193:PHE:HE2	1.63	0.62
1:F:38:GLU:OE1	1:F:78:ARG:HB3	1.99	0.62
1:E:64:TYR:HB3	1:E:98:ALA:HB2	1.81	0.62
1:C:25:ARG:HD2	2:C:325:HOH:O	2.00	0.61
1:D:233:GLN:HG2	1:D:233:GLN:O	2.00	0.61
1:B:256:GLN:O	1:B:256:GLN:HG3	2.00	0.61
1:F:58:PHE:C	1:F:59:ASN:HD22	2.03	0.61
1:A:119:ASN:ND2	1:A:120:SER:H	1.98	0.61
1:C:177:PRO:HB2	1:C:178:PRO:CD	2.31	0.61
1:C:31:ILE:HG21	1:C:76:LEU:HD11	1.82	0.61
1:A:124:ASN:ND2	1:A:125:GLY:H	1.99	0.61
1:A:265:LEU:HD13	1:A:267:SER:O	2.01	0.61
1:D:264:ILE:HG12	1:D:264:ILE:O	2.00	0.61
1:F:36:GLN:HE22	1:F:44:LYS:HE3	1.65	0.61
1:E:247:LYS:HG3	1:E:264:ILE:HD13	1.82	0.61
1:F:2:ILE:HD12	1:F:276:HIS:HB2	1.83	0.61
1:C:191:ASN:HD22	1:C:191:ASN:H	1.48	0.61
1:C:151:LEU:HB3	1:C:213:LEU:HD11	1.83	0.60
1:D:265:LEU:HD12	1:D:265:LEU:H	1.65	0.60
1:E:76:LEU:O	1:E:80:ILE:HB	2.01	0.60
1:F:8:GLY:HA2	1:F:66:ALA:HB2	1.82	0.60
1:D:119:ASN:ND2	1:D:120:SER:H	1.99	0.60
1:F:93:ASN:OD1	2:F:295:HOH:O	2.16	0.60
1:A:37:SER:O	1:A:41:ILE:HG13	2.01	0.60
1:E:150:LYS:N	1:E:194:LEU:HD22	2.16	0.60
1:F:32:ASN:OD1	1:F:67:GLY:HA3	2.01	0.60
1:E:41:ILE:O	1:E:45:LEU:HB2	2.01	0.60
1:B:139:LEU:HD23	1:D:150:LYS:HG3	1.83	0.60
1:E:103:LEU:HD11	1:E:239:ILE:HG22	1.83	0.60
1:E:219:ILE:HG22	1:E:223:ARG:HD2	1.81	0.60

*Continued on next page...*

*Continued from previous page...*

Atom-1	Atom-2	Interatomic distance (Å)	Clash overlap (Å)
1:A:132:ILE:HD13	1:A:229:TYR:CZ	2.37	0.60
1:B:185:TYR:CZ	1:D:136:GLY:HA3	2.37	0.59
1:D:114:LEU:HB2	1:D:243:ALA:HB2	1.85	0.59
1:F:241:SER:HB2	1:F:242:ILE:HD12	1.83	0.59
1:D:226:VAL:HA	1:D:229:TYR:HD2	1.68	0.59
1:D:249:ILE:H	1:D:249:ILE:HD12	1.67	0.59
1:B:1:MSE:HB3	1:B:18:LEU:CD2	2.19	0.59
1:A:7:SER:HB3	1:A:65:GLY:HA2	1.83	0.59
1:B:59:ASN:O	1:B:88:GLY:HA3	2.02	0.59
1:A:118:SER:HB2	1:A:221:PHE:CE2	2.36	0.59
1:E:152:LEU:HD22	1:E:201:ILE:HG13	1.85	0.59
1:A:156:ILE:HG12	1:A:161:LEU:HD12	1.84	0.59
1:B:46:THR:HB	1:B:83:SER:OG	2.03	0.59
1:D:259:ILE:HD12	1:D:260:GLN:N	2.17	0.59
1:E:223:ARG:CA	1:E:227:MSE:HE3	2.32	0.59
1:F:274:GLN:OE1	2:F:298:HOH:O	2.17	0.59
1:E:144:SER:O	1:E:148:LEU:HD12	2.02	0.58
1:E:90:ILE:H	1:E:90:ILE:HD13	1.68	0.58
1:A:135:LEU:HD21	1:F:158:LYS:HD3	1.85	0.58
1:F:14:TRP:O	1:F:25:ARG:HA	2.02	0.58
1:E:159:ASN:HD21	1:E:166:LYS:HZ3	1.48	0.58
1:E:247:LYS:HE3	2:E:308:HOH:O	1.97	0.58
1:C:138:ILE:HD11	1:E:138:ILE:CD1	2.33	0.58
1:E:153:VAL:HG11	1:E:194:LEU:HD21	1.86	0.58
1:F:114:LEU:HG	1:F:143:GLY:O	2.04	0.58
1:A:259:ILE:HD12	1:A:260:GLN:H	1.67	0.58
1:B:124:ASN:ND2	1:B:127:GLU:H	2.02	0.58
1:D:254:ALA:HB1	1:D:259:ILE:HG23	1.85	0.58
1:E:222:PHE:CD2	1:E:226:VAL:HG21	2.39	0.58
1:E:239:ILE:HA	1:E:265:LEU:O	2.04	0.58
1:C:119:ASN:ND2	1:C:134:PRO:HD3	2.19	0.57
1:C:218:PHE:HD2	1:C:250:LEU:HA	1.69	0.57
1:C:248:GLU:CD	1:C:248:GLU:H	2.07	0.57
1:B:159:ASN:ND2	1:B:166:LYS:HZ2	2.03	0.57
1:B:14:TRP:HE1	1:B:28:THR:HG22	1.68	0.57
1:B:41:ILE:O	1:B:45:LEU:HB2	2.04	0.57
1:D:268:PRO:O	1:D:272:LEU:HB2	2.02	0.57
1:A:239:ILE:HD11	1:A:268:PRO:HD3	1.86	0.57
1:B:124:ASN:HD22	1:B:124:ASN:C	2.07	0.57
1:F:41:ILE:HG22	1:F:45:LEU:HD13	1.84	0.57
1:B:213:LEU:HD23	1:B:213:LEU:C	2.24	0.57

*Continued on next page...*



*Continued from previous page...*

Atom-1	Atom-2	Interatomic distance (Å)	Clash overlap (Å)
1:B:3:LEU:HB3	1:B:61:VAL:CG2	2.34	0.57
1:D:229:TYR:O	1:D:231:TYR:N	2.36	0.57
1:B:1:MSE:CB	1:B:18:LEU:HD22	2.20	0.57
1:C:135:LEU:HD11	1:E:157:LEU:HB3	1.87	0.57
1:C:150:LYS:N	1:C:194:LEU:HD22	2.20	0.57
1:F:118:SER:O	1:F:134:PRO:HB3	2.05	0.57
1:A:255:ARG:HH21	1:A:255:ARG:HG2	1.70	0.57
1:B:129:VAL:HG13	1:B:130:SER:N	2.19	0.57
1:A:100:ALA:HA	1:A:111:ALA:HB2	1.85	0.57
1:A:73:ALA:N	1:A:74:PRO:HD2	2.20	0.57
1:B:259:ILE:HD13	1:B:260:GLN:N	2.20	0.57
1:C:104:CYS:HB2	1:C:123:TYR:CD2	2.40	0.57
1:F:189:PHE:N	1:F:190:PRO:HD3	2.20	0.57
1:F:43:GLN:HA	1:F:46:THR:HG22	1.85	0.57
1:A:152:LEU:HD22	1:A:201:ILE:HG13	1.87	0.56
1:C:201:ILE:O	1:C:205:LEU:HD12	2.04	0.56
1:A:147:VAL:O	1:A:151:LEU:HG	2.04	0.56
1:C:153:VAL:HG21	1:C:180:ILE:HG21	1.87	0.56
1:B:19:ASN:HA	1:B:280:SER:CB	2.34	0.56
1:B:255:ARG:HH21	1:B:255:ARG:HG2	1.71	0.56
1:C:108:ALA:CB	1:C:124:ASN:HA	2.35	0.56
1:C:103:LEU:HD13	1:C:237:HIS:HB3	1.87	0.56
1:D:73:ALA:N	1:D:74:PRO:HD2	2.20	0.56
1:B:64:TYR:HE2	1:B:272:LEU:HD11	1.70	0.56
1:D:68:CYS:SG	1:D:92:ALA:HB1	2.46	0.56
1:E:191:ASN:N	1:E:191:ASN:ND2	2.53	0.56
1:D:134:PRO:O	1:D:135:LEU:HB2	2.05	0.56
1:E:238:PHE:C	1:E:239:ILE:HG22	2.26	0.56
1:A:265:LEU:HD12	1:A:265:LEU:O	2.06	0.56
1:F:12:THR:OG1	1:F:30:GLY:HA2	2.06	0.56
1:F:150:LYS:NZ	2:F:300:HOH:O	2.22	0.56
1:F:63:PHE:HE1	2:F:309:HOH:O	1.87	0.56
1:A:124:ASN:HD21	1:A:127:GLU:H	1.53	0.56
1:D:212:GLN:NE2	1:D:216:ASN:HD21	2.04	0.56
1:A:119:ASN:HA	1:A:134:PRO:HG2	1.86	0.56
1:C:269:MSE:O	1:C:273:ILE:HG12	2.04	0.56
1:C:61:VAL:CG1	1:C:90:ILE:HG22	2.36	0.56
1:D:38:GLU:HB2	1:D:75:VAL:HG13	1.88	0.56
1:E:198:SER:N	1:E:199:PRO:CD	2.69	0.56
1:A:66:ALA:HA	1:A:95:ASP:OD2	2.06	0.55
1:B:64:TYR:HB3	1:B:98:ALA:HB2	1.89	0.55

*Continued on next page...*

*Continued from previous page...*

Atom-1	Atom-2	Interatomic distance (Å)	Clash overlap (Å)
1:C:17:VAL:HG23	1:C:21:ALA:O	2.05	0.55
1:E:16:VAL:HG12	1:E:24:LYS:O	2.06	0.55
1:A:29:LYS:HG3	1:A:44:LYS:NZ	2.21	0.55
1:D:14:TRP:NE1	1:D:28:THR:HG21	2.21	0.55
1:D:16:VAL:O	1:D:23:ILE:HG12	2.06	0.55
1:E:118:SER:OG	1:E:141:ASP:HA	2.07	0.55
1:D:114:LEU:O	1:D:242:ILE:HB	2.07	0.55
1:A:241:SER:HA	1:A:266:GLN:HE21	1.72	0.55
1:D:121:CYS:HA	1:D:229:TYR:OH	2.07	0.55
1:D:15:CYS:SG	1:D:25:ARG:HG3	2.46	0.55
1:E:77:ARG:O	1:E:80:ILE:HG22	2.05	0.55
1:F:124:ASN:C	1:F:124:ASN:HD22	2.10	0.55
1:F:238:PHE:HD2	1:F:261:ILE:HD11	1.72	0.55
1:A:137:PHE:CZ	1:A:190:PRO:HB2	2.42	0.55
1:B:150:LYS:HA	1:B:194:LEU:CD2	2.36	0.55
1:E:124:ASN:C	1:E:124:ASN:HD22	2.11	0.55
1:F:4:ILE:O	1:F:269:MSE:HE1	2.07	0.55
1:F:69:THR:HB	1:F:70:PRO:HD2	1.88	0.55
1:C:212:GLN:HG2	1:C:216:ASN:ND2	2.22	0.54
1:D:119:ASN:HD22	1:D:120:SER:H	1.55	0.54
1:A:160:GLN:HG2	1:F:224:ARG:CZ	2.36	0.54
1:B:9:SER:O	1:B:10:THR:HG23	2.07	0.54
1:E:142:GLU:HG2	1:E:224:ARG:HD3	1.88	0.54
1:E:80:ILE:HG21	1:E:90:ILE:HG13	1.89	0.54
1:E:64:TYR:CG	1:E:98:ALA:HB2	2.42	0.54
1:A:249:ILE:H	1:A:249:ILE:HD12	1.72	0.54
1:F:187:GLN:HB3	1:F:188:PRO:HD2	1.89	0.54
1:F:215:MSE:O	1:F:219:ILE:HG13	2.08	0.54
1:F:62:TYR:HA	1:F:91:LYS:O	2.07	0.54
1:E:177:PRO:N	1:E:178:PRO:HD2	2.23	0.54
1:D:18:LEU:O	1:D:280:SER:HB3	2.07	0.54
1:E:191:ASN:ND2	1:E:192:ARG:N	2.52	0.54
1:B:219:ILE:O	1:B:223:ARG:HG3	2.06	0.54
1:F:210:ILE:O	1:F:214:VAL:HG23	2.08	0.54
1:E:17:VAL:HG23	1:E:21:ALA:O	2.08	0.54
1:F:223:ARG:HH11	1:F:257:THR:HG22	1.73	0.54
1:B:103:LEU:HD11	1:B:239:ILE:CG2	2.38	0.54
1:F:29:LYS:HG2	1:F:30:GLY:H	1.71	0.54
1:A:239:ILE:HD13	1:A:240:GLY:N	2.22	0.54
1:B:18:LEU:O	1:B:280:SER:HB3	2.08	0.54
1:E:222:PHE:CZ	1:E:254:ALA:HB2	2.43	0.54

*Continued on next page...*

*Continued from previous page...*

Atom-1	Atom-2	Interatomic distance (Å)	Clash overlap (Å)
1:C:114:LEU:CB	1:C:243:ALA:HB2	2.35	0.54
1:E:18:LEU:CD2	1:E:23:ILE:HD13	2.38	0.54
1:B:26:LEU:HD12	1:B:26:LEU:H	1.72	0.53
1:B:38:GLU:C	1:B:40:GLU:H	2.10	0.53
1:C:177:PRO:HB2	1:C:178:PRO:HD3	1.89	0.53
1:C:211:ARG:HG2	1:C:211:ARG:HH11	1.74	0.53
1:A:110:ILE:HB	1:A:236:VAL:HA	1.88	0.53
1:E:7:SER:HB3	1:E:65:GLY:CA	2.37	0.53
1:F:242:ILE:CD1	1:F:242:ILE:H	2.17	0.53
1:A:124:ASN:HD22	1:A:125:GLY:H	1.55	0.53
1:E:239:ILE:CG1	1:E:268:PRO:HD3	2.37	0.53
1:B:195:ALA:O	1:B:198:SER:HB3	2.08	0.53
1:D:74:PRO:O	1:D:78:ARG:HG3	2.09	0.53
1:A:135:LEU:N	1:A:135:LEU:HD22	2.08	0.53
1:B:61:VAL:CG1	1:B:90:ILE:HG22	2.38	0.53
1:C:185:TYR:CE1	1:E:138:ILE:HB	2.43	0.53
1:C:90:ILE:HD13	1:C:90:ILE:N	2.14	0.53
1:E:215:MSE:HG2	1:E:249:ILE:HG23	1.89	0.53
1:E:219:ILE:HD13	1:E:253:ALA:HB1	1.91	0.53
1:A:170:LEU:HD22	1:A:175:LEU:O	2.08	0.53
1:A:145:GLY:HA2	1:A:242:ILE:HG12	1.89	0.53
1:C:108:ALA:HB1	1:C:124:ASN:HA	1.90	0.53
1:E:50:LEU:HD13	1:E:84:LEU:HA	1.89	0.53
1:E:50:LEU:HD11	1:E:85:PRO:HD3	1.91	0.53
1:C:243:ALA:C	1:C:264:ILE:HD11	2.28	0.53
1:D:41:ILE:O	1:D:45:LEU:HB2	2.08	0.53
1:D:61:VAL:CG1	1:D:90:ILE:HG22	2.39	0.53
1:F:255:ARG:HG2	1:F:255:ARG:HH21	1.74	0.53
1:F:80:ILE:HG23	1:F:90:ILE:HG21	1.91	0.53
1:A:231:TYR:HD1	1:A:259:ILE:HD13	1.73	0.53
1:B:124:ASN:HD22	1:B:126:LYS:H	1.57	0.53
1:B:166:LYS:O	1:B:170:LEU:HD12	2.09	0.53
1:B:64:TYR:CE2	1:B:272:LEU:HD11	2.44	0.53
1:B:73:ALA:N	1:B:74:PRO:HD2	2.24	0.53
1:D:223:ARG:HG2	1:D:227:MSE:SE	2.59	0.53
1:D:191:ASN:N	1:D:191:ASN:ND2	2.55	0.52
1:C:112:CYS:HB2	1:C:237:HIS:O	2.09	0.52
1:E:39:GLU:O	1:E:43:GLN:HG3	2.09	0.52
1:F:137:PHE:HB2	1:F:146:ALA:HB1	1.90	0.52
1:C:191:ASN:ND2	1:C:191:ASN:N	2.56	0.52
1:F:43:GLN:O	1:F:46:THR:HG22	2.08	0.52

*Continued on next page...*

*Continued from previous page...*

Atom-1	Atom-2	Interatomic distance (Å)	Clash overlap (Å)
1:A:96:MSE:HE3	1:A:113:ILE:HG13	1.90	0.52
1:C:180:ILE:HG23	1:C:193:PHE:CE2	2.43	0.52
1:E:218:PHE:HD2	1:E:250:LEU:HA	1.74	0.52
1:E:251:GLN:O	1:E:255:ARG:HB2	2.09	0.52
1:F:45:LEU:O	1:F:49:LEU:HB3	2.09	0.52
1:B:11:LYS:CG	1:B:12:THR:N	2.72	0.52
1:A:138:ILE:HB	1:F:185:TYR:HE1	1.74	0.52
1:C:124:ASN:HD22	1:C:124:ASN:C	2.13	0.52
1:E:191:ASN:HD22	1:E:192:ARG:H	1.58	0.52
1:F:223:ARG:NE	1:F:257:THR:HG22	2.22	0.52
1:F:261:ILE:HD13	1:F:262:GLY:H	1.74	0.52
1:D:211:ARG:HH11	1:D:211:ARG:HG2	1.75	0.52
1:F:242:ILE:HD12	1:F:242:ILE:N	2.23	0.52
1:A:129:VAL:HG13	1:A:130:SER:N	2.25	0.52
1:A:191:ASN:ND2	1:A:192:ARG:N	2.58	0.52
1:A:69:THR:HB	1:A:70:PRO:HD2	1.91	0.52
1:B:204:HIS:C	1:B:206:GLU:H	2.13	0.52
1:D:84:LEU:H	1:D:84:LEU:HD22	1.74	0.52
1:E:141:ASP:O	1:E:144:SER:HB3	2.10	0.52
1:A:64:TYR:CD2	1:A:272:LEU:HD21	2.45	0.51
1:A:6:ASP:O	1:A:12:THR:HG23	2.11	0.51
1:B:42:GLN:O	1:B:46:THR:HG22	2.09	0.51
1:D:202:ALA:HB2	1:D:246:TYR:CE1	2.45	0.51
1:A:190:PRO:O	1:A:194:LEU:HG	2.09	0.51
1:A:16:VAL:HG13	1:A:23:ILE:HG13	1.93	0.51
1:F:269:MSE:O	1:F:273:ILE:HG12	2.10	0.51
1:A:135:LEU:CB	1:A:139:LEU:HB2	2.40	0.51
1:A:12:THR:OG1	1:A:30:GLY:HA2	2.11	0.51
1:C:182:ASP:HB2	2:C:300:HOH:O	2.10	0.51
1:C:222:PHE:HA	1:C:226:VAL:HG22	1.92	0.51
1:A:61:VAL:HG12	1:A:90:ILE:HG22	1.92	0.51
1:C:31:ILE:HD12	1:C:41:ILE:HG23	1.93	0.51
1:C:224:ARG:CA	1:E:160:GLN:HE22	2.19	0.51
1:E:183:ARG:HA	1:E:187:GLN:HB2	1.91	0.51
1:F:73:ALA:N	1:F:74:PRO:HD2	2.25	0.51
1:A:62:TYR:CD2	1:A:91:LYS:HD2	2.46	0.51
1:B:124:ASN:HD21	1:B:127:GLU:H	1.57	0.51
1:B:2:ILE:CG1	1:B:17:VAL:HG13	2.41	0.51
1:E:64:TYR:CD2	1:E:272:LEU:HD21	2.46	0.51
1:C:73:ALA:N	1:C:74:PRO:HD2	2.25	0.51
1:E:261:ILE:O	1:E:261:ILE:HD13	2.10	0.51

*Continued on next page...*

*Continued from previous page...*

Atom-1	Atom-2	Interatomic distance (Å)	Clash overlap (Å)
1:F:134:PRO:O	1:F:140:GLY:HA3	2.11	0.51
1:A:152:LEU:HD22	1:A:201:ILE:CG1	2.41	0.51
1:C:37:SER:OG	1:C:40:GLU:HB2	2.11	0.51
1:D:222:PHE:HA	1:D:226:VAL:HG22	1.92	0.51
1:A:100:ALA:O	1:A:104:CYS:HB2	2.10	0.50
1:A:189:PHE:HB3	1:A:192:ARG:HB2	1.94	0.50
1:A:215:MSE:O	1:A:219:ILE:HG13	2.10	0.50
1:B:261:ILE:HD13	1:B:261:ILE:C	2.31	0.50
1:D:135:LEU:O	1:D:139:LEU:HB2	2.12	0.50
1:D:12:THR:HB	1:D:28:THR:HG23	1.93	0.50
1:F:69:THR:O	1:F:73:ALA:HB2	2.11	0.50
1:D:76:LEU:O	1:D:80:ILE:HG13	2.10	0.50
1:E:83:SER:HB2	1:E:84:LEU:HD22	1.93	0.50
1:B:57:LYS:HD3	1:B:87:ILE:CG2	2.41	0.50
1:B:7:SER:HB3	1:B:65:GLY:HA2	1.92	0.50
1:C:268:PRO:O	1:C:272:LEU:HB2	2.12	0.50
1:C:41:ILE:O	1:C:45:LEU:HB2	2.10	0.50
1:F:80:ILE:CG2	1:F:90:ILE:HG13	2.41	0.50
1:B:150:LYS:N	1:B:194:LEU:HD22	2.27	0.50
1:C:111:ALA:HB3	1:C:121:CYS:SG	2.51	0.50
1:F:143:GLY:HA2	1:F:217:SER:OG	2.12	0.50
1:D:5:ALA:HB2	1:D:14:TRP:CE3	2.46	0.50
1:E:152:LEU:HD11	1:E:156:ILE:CD1	2.41	0.50
1:E:57:LYS:HD3	1:E:87:ILE:CG2	2.41	0.50
1:C:76:LEU:O	1:C:80:ILE:HG13	2.12	0.50
1:E:219:ILE:O	1:E:223:ARG:HG3	2.12	0.50
1:E:73:ALA:N	1:E:74:PRO:HD2	2.25	0.50
1:A:264:ILE:O	1:A:264:ILE:HG13	2.12	0.50
1:B:38:GLU:O	1:B:40:GLU:N	2.43	0.50
1:E:159:ASN:ND2	1:E:166:LYS:NZ	2.59	0.50
1:E:207:GLU:OE1	1:E:208:PRO:HD2	2.11	0.50
1:E:110:ILE:HB	1:E:236:VAL:HA	1.93	0.50
1:F:1:MSE:O	1:F:1:MSE:HG3	2.12	0.50
1:B:138:ILE:HD11	1:D:138:ILE:HD11	1.92	0.50
1:F:193:PHE:O	1:F:194:LEU:C	2.50	0.50
1:A:118:SER:H	1:A:144:SER:HB3	1.75	0.50
1:C:103:LEU:CD1	1:C:239:ILE:HG22	2.41	0.50
1:D:124:ASN:HD22	1:D:124:ASN:C	2.15	0.50
1:E:84:LEU:N	1:E:84:LEU:HD22	2.26	0.50
1:F:17:VAL:HG11	1:F:273:ILE:HG23	1.94	0.50
1:D:61:VAL:HG13	1:D:90:ILE:HB	1.93	0.49

*Continued on next page...*

*Continued from previous page...*

Atom-1	Atom-2	Interatomic distance (Å)	Clash overlap (Å)
1:E:64:TYR:CB	1:E:98:ALA:HB2	2.41	0.49
1:B:198:SER:N	1:B:199:PRO:CD	2.75	0.49
1:D:175:LEU:HD13	1:D:180:ILE:HG12	1.94	0.49
1:D:39:GLU:O	1:D:43:GLN:HG3	2.12	0.49
1:D:90:ILE:H	1:D:90:ILE:HD13	1.76	0.49
1:B:237:HIS:ND1	1:B:263:LYS:HG3	2.27	0.49
1:F:50:LEU:N	1:F:51:PRO:HD2	2.27	0.49
1:B:59:ASN:N	1:B:59:ASN:HD22	2.10	0.49
1:B:75:VAL:HA	1:B:78:ARG:NH1	2.27	0.49
1:C:153:VAL:HG22	1:C:157:LEU:HD22	1.95	0.49
1:C:222:PHE:HD2	1:C:226:VAL:HG21	1.76	0.49
1:F:183:ARG:HG2	2:F:293:HOH:O	2.11	0.49
1:D:26:LEU:CD2	1:D:52:GLN:HB3	2.42	0.49
1:F:58:PHE:HE1	1:F:84:LEU:HD12	1.76	0.49
1:B:59:ASN:N	1:B:59:ASN:ND2	2.61	0.49
1:E:150:LYS:HB2	1:E:194:LEU:HD13	1.94	0.49
1:E:17:VAL:HG23	1:E:21:ALA:C	2.33	0.49
1:F:121:CYS:HB2	1:F:128:ILE:CG2	2.40	0.49
1:B:131:ASN:HA	1:B:229:TYR:OH	2.13	0.49
1:B:219:ILE:HG23	1:B:257:THR:CG2	2.43	0.49
1:C:110:ILE:HB	1:C:236:VAL:HA	1.94	0.49
1:A:223:ARG:O	1:A:224:ARG:HG3	2.13	0.49
1:A:61:VAL:CG1	1:A:90:ILE:HG22	2.42	0.49
1:E:14:TRP:HE1	1:E:28:THR:CG2	2.25	0.49
1:E:259:ILE:HD13	1:E:260:GLN:N	2.26	0.49
1:F:134:PRO:O	1:F:135:LEU:HB2	2.12	0.49
1:A:273:ILE:O	1:A:277:SER:HB3	2.13	0.49
1:B:221:PHE:O	1:B:225:ASN:HB2	2.13	0.49
1:C:159:ASN:ND2	1:C:159:ASN:N	2.60	0.49
1:C:201:ILE:HG23	1:C:210:ILE:CG2	2.43	0.49
1:E:136:GLY:N	1:E:141:ASP:OD1	2.44	0.49
1:F:49:LEU:O	1:F:53:LEU:HG	2.13	0.49
1:B:217:SER:O	1:B:220:ALA:HB3	2.12	0.48
1:B:247:LYS:HA	1:B:264:ILE:HD11	1.95	0.48
1:B:64:TYR:CD1	1:B:93:ASN:HB2	2.48	0.48
1:E:218:PHE:CD2	1:E:250:LEU:HA	2.48	0.48
1:A:80:ILE:O	1:A:84:LEU:HB2	2.13	0.48
1:D:134:PRO:O	1:D:135:LEU:CB	2.61	0.48
1:F:150:LYS:HB2	1:F:194:LEU:HD13	1.94	0.48
1:C:29:LYS:H	1:C:29:LYS:CE	2.25	0.48
1:D:202:ALA:HA	1:D:205:LEU:CD1	2.43	0.48

*Continued on next page...*

*Continued from previous page...*

Atom-1	Atom-2	Interatomic distance (Å)	Clash overlap (Å)
1:C:135:LEU:HD12	1:E:158:LYS:HD3	1.95	0.48
1:F:93:ASN:CB	1:F:97:LEU:HD23	2.44	0.48
1:B:152:LEU:O	1:B:156:ILE:HG12	2.14	0.48
1:C:78:ARG:O	1:C:81:ALA:HB3	2.13	0.48
1:D:14:TRP:NE1	1:D:28:THR:CG2	2.77	0.48
1:F:212:GLN:HG2	1:F:216:ASN:OD1	2.13	0.48
1:A:124:ASN:ND2	1:A:125:GLY:N	2.61	0.48
1:B:97:LEU:HD12	1:B:128:ILE:HG12	1.96	0.48
1:F:189:PHE:HB3	1:F:192:ARG:HB2	1.95	0.48
1:B:134:PRO:O	1:B:135:LEU:CB	2.61	0.48
1:D:124:ASN:ND2	1:D:126:LYS:H	2.12	0.48
1:F:12:THR:HG22	1:F:14:TRP:CD1	2.49	0.48
1:F:149:GLY:O	1:F:153:VAL:HG12	2.14	0.48
1:F:224:ARG:CZ	2:F:313:HOH:O	2.55	0.48
1:F:15:CYS:HB2	1:F:269:MSE:HE3	1.95	0.48
1:B:191:ASN:HD22	1:B:192:ARG:N	2.09	0.48
1:B:201:ILE:HG23	1:B:210:ILE:CG2	2.44	0.48
1:F:94:SER:CB	2:F:311:HOH:O	2.61	0.48
1:A:187:GLN:HB3	1:A:188:PRO:HD2	1.95	0.48
1:B:103:LEU:CD2	1:B:265:LEU:HD11	2.41	0.48
1:C:133:SER:O	1:C:135:LEU:HG	2.13	0.48
1:C:134:PRO:HB2	1:C:141:ASP:OD1	2.14	0.48
1:D:96:MSE:HE3	1:D:99:ALA:HB3	1.96	0.48
1:E:12:THR:OG1	1:E:30:GLY:HA2	2.13	0.48
1:E:50:LEU:N	1:E:51:PRO:HD2	2.29	0.48
1:A:242:ILE:HG23	1:A:246:TYR:HD2	1.78	0.47
1:E:2:ILE:HD11	1:E:17:VAL:HG13	1.96	0.47
1:E:66:ALA:HA	1:E:95:ASP:OD2	2.13	0.47
1:A:61:VAL:HG21	1:A:80:ILE:HD11	1.95	0.47
1:D:206:GLU:O	1:D:208:PRO:HD3	2.14	0.47
1:B:144:SER:OG	1:B:147:VAL:HG23	2.14	0.47
1:C:104:CYS:HB2	1:C:123:TYR:HD2	1.79	0.47
1:D:26:LEU:HD22	1:D:52:GLN:HB3	1.96	0.47
1:A:227:MSE:CE	1:A:257:THR:HB	2.44	0.47
1:A:90:ILE:HD13	1:A:90:ILE:N	2.14	0.47
1:C:124:ASN:ND2	1:C:124:ASN:C	2.67	0.47
1:C:176:THR:OG1	1:C:179:GLU:HB2	2.15	0.47
1:D:234:TYR:HB3	1:D:235:PRO:HD2	1.96	0.47
1:E:121:CYS:HA	1:E:229:TYR:OH	2.15	0.47
1:C:256:GLN:CA	1:C:256:GLN:HE21	2.25	0.47
1:B:124:ASN:ND2	1:B:124:ASN:C	2.66	0.47

*Continued on next page...*

*Continued from previous page...*

Atom-1	Atom-2	Interatomic distance (Å)	Clash overlap (Å)
1:B:16:VAL:O	1:B:23:ILE:HG12	2.15	0.47
1:B:191:ASN:ND2	1:B:191:ASN:N	2.55	0.47
1:E:249:ILE:O	1:E:252:ASP:HB3	2.15	0.47
1:E:261:ILE:O	1:E:261:ILE:HG23	2.14	0.47
1:E:3:LEU:HB3	1:E:61:VAL:CG2	2.40	0.47
1:B:201:ILE:HG23	1:B:210:ILE:HG22	1.96	0.47
1:D:61:VAL:HG12	1:D:90:ILE:HG22	1.97	0.47
1:E:263:LYS:C	1:E:264:ILE:HG22	2.34	0.47
1:F:241:SER:O	1:F:243:ALA:N	2.48	0.47
1:B:118:SER:OG	1:B:141:ASP:HA	2.15	0.47
1:B:121:CYS:HA	1:B:229:TYR:HH	1.79	0.47
1:D:156:ILE:HG23	1:D:166:LYS:HG3	1.96	0.47
1:D:191:ASN:H	1:D:191:ASN:ND2	2.08	0.47
1:F:142:GLU:O	1:F:221:PHE:HB2	2.14	0.47
1:A:119:ASN:HD22	1:A:120:SER:N	2.11	0.47
1:A:231:TYR:CD1	1:A:259:ILE:HD13	2.49	0.47
1:B:50:LEU:C	1:B:52:GLN:H	2.18	0.47
1:B:160:GLN:HE21	1:D:224:ARG:HG2	1.80	0.47
1:A:110:ILE:HD13	1:A:122:PHE:HD1	1.80	0.47
1:A:23:ILE:HD12	1:A:24:LYS:CB	2.45	0.47
1:F:126:LYS:HB3	1:F:127:GLU:OE1	2.15	0.47
1:F:244:TYR:HD1	1:F:265:LEU:HA	1.80	0.47
1:A:149:GLY:O	1:A:153:VAL:HG12	2.15	0.47
1:C:132:ILE:HD13	1:C:229:TYR:CZ	2.50	0.47
1:C:264:ILE:O	1:C:264:ILE:CG1	2.61	0.47
1:E:103:LEU:HD11	1:E:239:ILE:CG2	2.45	0.47
1:F:23:ILE:HG13	1:F:24:LYS:N	2.30	0.47
1:D:110:ILE:HB	1:D:236:VAL:HA	1.97	0.46
1:E:261:ILE:C	1:E:261:ILE:HD13	2.35	0.46
1:D:122:PHE:HB3	1:D:130:SER:HB2	1.98	0.46
1:D:42:GLN:O	1:D:46:THR:HG22	2.16	0.46
1:D:64:TYR:HE1	1:D:97:LEU:HD23	1.79	0.46
1:F:17:VAL:HA	1:F:23:ILE:N	2.29	0.46
1:F:236:VAL:HG21	1:F:259:ILE:HD11	1.97	0.46
1:A:129:VAL:HG13	1:A:130:SER:H	1.80	0.46
1:A:239:ILE:HD13	1:A:239:ILE:C	2.36	0.46
1:A:23:ILE:HD12	1:A:24:LYS:HB3	1.96	0.46
1:B:12:THR:HB	1:B:28:THR:HG23	1.97	0.46
1:C:124:ASN:ND2	1:C:126:LYS:H	2.13	0.46
1:D:49:LEU:O	1:D:52:GLN:HB2	2.15	0.46
1:F:124:ASN:OD1	1:F:129:VAL:HB	2.15	0.46

*Continued on next page...*



*Continued from previous page...*

Atom-1	Atom-2	Interatomic distance (Å)	Clash overlap (Å)
1:A:119:ASN:ND2	1:A:120:SER:N	2.62	0.46
1:C:250:LEU:O	1:C:253:ALA:HB3	2.15	0.46
1:F:69:THR:C	1:F:71:GLU:H	2.17	0.46
1:A:137:PHE:CE2	1:A:138:ILE:HG13	2.51	0.46
1:A:110:ILE:HD13	1:A:122:PHE:CD1	2.50	0.46
1:B:14:TRP:NE1	1:B:28:THR:HG22	2.30	0.46
1:B:177:PRO:N	1:B:178:PRO:HD2	2.30	0.46
1:C:202:ALA:HB2	1:C:246:TYR:CE1	2.51	0.46
1:E:119:ASN:ND2	1:E:120:SER:N	2.60	0.46
1:F:247:LYS:HG3	1:F:264:ILE:HG12	1.97	0.46
1:B:259:ILE:HD13	1:B:259:ILE:C	2.36	0.46
1:B:2:ILE:HG13	1:B:17:VAL:HG13	1.98	0.46
1:D:108:ALA:CB	1:D:124:ASN:HA	2.44	0.46
1:F:177:PRO:N	1:F:178:PRO:HD2	2.31	0.46
1:E:134:PRO:O	1:E:135:LEU:HB2	2.17	0.45
1:E:99:ALA:HB2	1:E:113:ILE:HD11	1.98	0.45
1:B:250:LEU:HD23	1:B:264:ILE:HD12	1.97	0.45
1:D:108:ALA:HB2	1:D:124:ASN:C	2.37	0.45
1:D:144:SER:O	1:D:148:LEU:HG	2.16	0.45
1:D:215:MSE:HE1	1:D:256:GLN:HE21	1.81	0.45
1:F:166:LYS:O	1:F:170:LEU:HG	2.16	0.45
1:F:216:ASN:HA	1:F:219:ILE:CD1	2.44	0.45
1:A:64:TYR:HB3	1:A:98:ALA:HB2	1.98	0.45
1:D:86:VAL:HG11	1:D:90:ILE:HG22	1.98	0.45
1:E:189:PHE:N	1:E:190:PRO:HD3	2.31	0.45
1:F:204:HIS:HA	1:F:206:GLU:OE1	2.16	0.45
1:F:238:PHE:CD2	1:F:250:LEU:HD21	2.51	0.45
1:F:153:VAL:HG21	1:F:180:ILE:HG21	1.98	0.45
1:F:270:GLU:HA	1:F:270:GLU:OE1	2.16	0.45
1:A:201:ILE:HG23	1:A:210:ILE:HG22	1.99	0.45
1:B:37:SER:O	1:B:38:GLU:C	2.55	0.45
1:C:103:LEU:HD21	1:C:265:LEU:HD11	1.98	0.45
1:D:202:ALA:HA	1:D:205:LEU:HD11	1.99	0.45
1:E:100:ALA:O	1:E:104:CYS:HB2	2.17	0.45
1:E:124:ASN:HD22	1:E:125:GLY:N	2.15	0.45
1:F:100:ALA:O	1:F:104:CYS:HB2	2.17	0.45
1:A:177:PRO:N	1:A:178:PRO:HD2	2.30	0.45
1:A:269:MSE:O	1:A:273:ILE:HG13	2.17	0.45
1:B:134:PRO:HB2	1:B:141:ASP:OD1	2.16	0.45
1:C:159:ASN:HD22	1:C:159:ASN:N	2.14	0.45
1:D:141:ASP:O	1:D:144:SER:HB3	2.17	0.45

*Continued on next page...*

*Continued from previous page...*

Atom-1	Atom-2	Interatomic distance (Å)	Clash overlap (Å)
1:E:124:ASN:HD22	1:E:126:LYS:H	1.62	0.45
1:E:18:LEU:O	1:E:20:GLY:N	2.50	0.45
1:F:238:PHE:CE2	1:F:250:LEU:HD21	2.52	0.45
1:A:14:TRP:NE1	1:A:28:THR:HG22	2.30	0.45
1:A:204:HIS:HA	1:A:206:GLU:OE2	2.16	0.45
1:D:57:LYS:HD3	1:D:87:ILE:HG21	1.98	0.45
1:D:62:TYR:OH	1:D:279:LEU:HD23	2.16	0.45
1:E:150:LYS:CA	1:E:194:LEU:HD22	2.47	0.45
1:A:198:SER:HB3	1:A:199:PRO:HD3	1.98	0.45
1:B:270:GLU:C	1:B:272:LEU:H	2.20	0.45
1:D:4:ILE:HG22	1:D:5:ALA:N	2.31	0.45
1:B:168:GLU:O	1:B:169:PHE:C	2.54	0.45
1:C:135:LEU:O	1:C:139:LEU:HB2	2.17	0.45
1:C:84:LEU:N	1:C:84:LEU:HD22	2.32	0.45
1:A:96:MSE:CE	1:A:113:ILE:HG13	2.47	0.44
1:C:16:VAL:O	1:C:23:ILE:HG12	2.17	0.44
1:F:242:ILE:HG23	1:F:246:TYR:CD2	2.52	0.44
1:A:118:SER:HB3	1:A:143:GLY:O	2.17	0.44
1:C:134:PRO:O	1:C:135:LEU:CB	2.65	0.44
1:C:243:ALA:O	1:C:264:ILE:HD11	2.17	0.44
1:E:195:ALA:O	1:E:198:SER:HB3	2.18	0.44
1:E:50:LEU:C	1:E:52:GLN:H	2.20	0.44
1:F:2:ILE:HD13	1:F:276:HIS:O	2.17	0.44
1:A:113:ILE:O	1:A:114:LEU:HD12	2.17	0.44
1:B:110:ILE:N	2:B:315:HOH:O	2.50	0.44
1:C:195:ALA:O	1:C:198:SER:HB3	2.17	0.44
1:E:274:GLN:HB3	1:E:274:GLN:HE21	1.52	0.44
1:F:14:TRP:CD1	1:F:28:THR:HG22	2.52	0.44
1:A:124:ASN:N	1:A:124:ASN:ND2	2.64	0.44
1:B:11:LYS:CG	1:B:12:THR:H	2.26	0.44
1:C:113:ILE:HA	1:C:239:ILE:O	2.16	0.44
1:D:142:GLU:C	1:D:144:SER:H	2.21	0.44
1:F:4:ILE:HD12	1:F:273:ILE:HD13	1.99	0.44
1:A:180:ILE:O	1:A:184:VAL:HG23	2.16	0.44
1:A:63:PHE:HE1	1:A:65:GLY:HA3	1.83	0.44
1:C:249:ILE:HG12	2:C:309:HOH:O	2.18	0.44
1:E:53:LEU:HD13	1:E:58:PHE:CE1	2.53	0.44
1:B:74:PRO:O	1:B:78:ARG:HG3	2.17	0.44
1:E:157:LEU:HD12	1:E:157:LEU:HA	1.71	0.44
1:E:159:ASN:ND2	1:E:166:LYS:HZ2	2.15	0.44
1:E:250:LEU:HD23	1:E:264:ILE:HD12	1.98	0.44

*Continued on next page...*

*Continued from previous page...*

Atom-1	Atom-2	Interatomic distance (Å)	Clash overlap (Å)
1:F:222:PHE:HA	1:F:226:VAL:HG22	2.00	0.44
1:F:68:CYS:O	1:F:94:SER:HA	2.17	0.44
1:A:113:ILE:HG12	1:A:239:ILE:HG23	1.99	0.44
1:E:149:GLY:O	1:E:150:LYS:C	2.56	0.44
1:E:157:LEU:C	1:E:159:ASN:H	2.21	0.44
1:F:119:ASN:HD22	1:F:134:PRO:HD3	1.81	0.44
1:B:99:ALA:HB1	1:B:239:ILE:HG21	1.99	0.44
1:F:261:ILE:HD13	1:F:262:GLY:N	2.32	0.44
1:E:124:ASN:C	1:E:124:ASN:ND2	2.72	0.43
1:B:97:LEU:HD21	1:B:101:HIS:ND1	2.32	0.43
1:C:129:VAL:HG13	1:C:130:SER:H	1.83	0.43
1:C:137:PHE:O	1:C:137:PHE:CD1	2.71	0.43
1:E:131:ASN:O	1:E:131:ASN:CG	2.54	0.43
1:E:2:ILE:CG1	1:E:17:VAL:HG13	2.48	0.43
1:E:15:CYS:SG	1:E:25:ARG:HB3	2.58	0.43
1:F:103:LEU:HD11	1:F:238:PHE:O	2.17	0.43
1:F:38:GLU:C	1:F:40:GLU:H	2.21	0.43
1:F:45:LEU:HD23	1:F:84:LEU:CD2	2.48	0.43
1:A:147:VAL:HG13	1:A:150:LYS:HD3	1.99	0.43
1:B:9:SER:HB3	1:B:192:ARG:CZ	2.48	0.43
1:F:124:ASN:ND2	1:F:126:LYS:H	2.16	0.43
1:F:76:LEU:O	1:F:80:ILE:HB	2.17	0.43
1:F:81:ALA:HB2	1:F:90:ILE:HD12	2.01	0.43
1:A:84:LEU:HA	1:A:85:PRO:HD3	1.79	0.43
1:C:251:GLN:HE21	1:C:251:GLN:HB3	1.55	0.43
1:D:237:HIS:CE1	1:D:263:LYS:H	2.37	0.43
1:E:102:GLY:HA2	1:E:271:GLY:O	2.18	0.43
1:E:189:PHE:HB3	1:E:192:ARG:HD3	2.01	0.43
1:E:197:LEU:C	1:E:199:PRO:HD2	2.38	0.43
1:F:110:ILE:HB	1:F:236:VAL:HG22	2.00	0.43
1:A:114:LEU:O	1:A:242:ILE:HB	2.19	0.43
1:E:145:GLY:HA2	1:E:148:LEU:HD12	2.01	0.43
1:E:146:ALA:N	1:E:195:ALA:HB2	2.33	0.43
1:F:241:SER:HB2	1:F:242:ILE:H	1.65	0.43
1:F:29:LYS:HG2	1:F:30:GLY:N	2.33	0.43
1:A:144:SER:OG	1:A:147:VAL:HG23	2.18	0.43
1:A:112:CYS:O	1:A:239:ILE:HG22	2.18	0.43
1:B:129:VAL:HG13	1:B:130:SER:H	1.84	0.43
1:C:115:GLY:O	1:C:116:THR:C	2.57	0.43
1:D:103:LEU:HD13	1:D:237:HIS:HB3	2.00	0.43
1:D:132:ILE:HG22	1:D:132:ILE:O	2.18	0.43

*Continued on next page...*

*Continued from previous page...*

Atom-1	Atom-2	Interatomic distance (Å)	Clash overlap (Å)
1:A:116:THR:HG22	1:A:146:ALA:HB2	2.00	0.43
1:B:270:GLU:HG2	2:B:314:HOH:O	2.19	0.43
1:B:90:ILE:H	1:B:90:ILE:CD1	2.28	0.43
1:D:177:PRO:N	1:D:178:PRO:HD2	2.34	0.43
1:F:269:MSE:HA	1:F:272:LEU:HB3	2.00	0.43
1:A:226:VAL:HG11	1:A:236:VAL:HG11	1.99	0.43
1:B:76:LEU:O	1:B:80:ILE:HG22	2.19	0.43
1:D:113:ILE:HA	1:D:239:ILE:O	2.19	0.43
1:F:72:LYS:CD	1:F:75:VAL:HG21	2.49	0.43
1:B:170:LEU:HD23	1:B:175:LEU:O	2.19	0.43
1:C:136:GLY:HA3	1:E:185:TYR:CZ	2.54	0.43
1:E:247:LYS:O	1:E:251:GLN:HG2	2.18	0.43
1:F:124:ASN:HD22	1:F:126:LYS:H	1.65	0.43
1:F:72:LYS:HD3	1:F:75:VAL:HG21	2.00	0.43
1:A:85:PRO:O	1:A:86:VAL:HG23	2.19	0.42
1:B:50:LEU:N	1:B:51:PRO:HD2	2.34	0.42
1:B:66:ALA:HA	1:B:95:ASP:OD2	2.19	0.42
1:D:161:LEU:HB3	1:D:162:PRO:CD	2.49	0.42
1:D:9:SER:HB3	1:D:192:ARG:HD2	2.00	0.42
1:D:87:ILE:HD12	1:D:87:ILE:C	2.40	0.42
1:E:150:LYS:HA	1:E:194:LEU:HD22	2.00	0.42
1:E:59:ASN:O	1:E:88:GLY:HA3	2.18	0.42
1:A:137:PHE:CZ	1:A:138:ILE:HG13	2.54	0.42
1:A:18:LEU:HB2	1:A:23:ILE:HG21	2.01	0.42
1:A:244:TYR:HB2	1:A:266:GLN:HB2	2.01	0.42
1:B:239:ILE:HG13	1:B:268:PRO:HD3	2.01	0.42
1:E:16:VAL:O	1:E:23:ILE:HG12	2.19	0.42
1:E:2:ILE:HG13	1:E:17:VAL:HG13	2.02	0.42
1:F:230:ASP:O	1:F:234:TYR:HD1	2.02	0.42
1:B:80:ILE:O	1:B:84:LEU:HD23	2.19	0.42
1:D:159:ASN:ND2	1:D:159:ASN:N	2.65	0.42
1:D:249:ILE:N	1:D:249:ILE:HD12	2.32	0.42
1:F:137:PHE:CD2	1:F:191:ASN:HB3	2.55	0.42
1:A:158:LYS:NZ	1:F:225:ASN:HD21	2.17	0.42
1:F:241:SER:HA	1:F:266:GLN:HE21	1.84	0.42
1:C:265:LEU:HG	1:C:265:LEU:H	1.59	0.42
1:D:173:PHE:O	1:D:175:LEU:HG	2.19	0.42
1:E:9:SER:O	1:E:10:THR:HG23	2.20	0.42
1:A:18:LEU:HD22	1:A:23:ILE:HG21	2.01	0.42
1:D:38:GLU:O	1:D:42:GLN:HB2	2.20	0.42
1:E:103:LEU:HD13	1:E:237:HIS:HB2	2.02	0.42

*Continued on next page...*

*Continued from previous page...*

Atom-1	Atom-2	Interatomic distance (Å)	Clash overlap (Å)
1:E:259:ILE:HD13	1:E:260:GLN:H	1.85	0.42
1:F:191:ASN:ND2	1:F:191:ASN:N	2.66	0.42
1:F:113:ILE:HA	1:F:239:ILE:HG23	2.01	0.42
1:F:2:ILE:HD12	1:F:276:HIS:CB	2.49	0.42
1:B:6:ASP:HB3	1:B:13:ASP:OD1	2.20	0.42
1:D:165:LEU:HD21	1:D:210:ILE:HD11	2.02	0.42
1:A:122:PHE:HB3	1:A:130:SER:OG	2.20	0.42
1:B:7:SER:HB3	1:B:65:GLY:CA	2.50	0.42
1:D:153:VAL:HG11	1:D:194:LEU:HD22	2.02	0.42
1:E:247:LYS:HG3	1:E:264:ILE:CD1	2.49	0.42
1:F:147:VAL:HA	1:F:150:LYS:HE2	2.01	0.42
1:F:156:ILE:HG22	1:F:166:LYS:HG3	2.02	0.42
1:A:249:ILE:HD12	1:A:249:ILE:N	2.34	0.42
1:A:41:ILE:HG22	1:A:45:LEU:HD13	2.02	0.42
1:B:64:TYR:HA	1:B:93:ASN:O	2.20	0.42
1:C:231:TYR:HD1	1:C:259:ILE:HG13	1.85	0.42
1:C:238:PHE:O	1:C:264:ILE:HA	2.20	0.42
1:E:132:ILE:HD13	1:E:229:TYR:CZ	2.55	0.42
1:F:1:MSE:HB3	1:F:18:LEU:CD1	2.48	0.42
1:A:135:LEU:HB2	1:A:139:LEU:HB2	2.00	0.42
1:C:66:ALA:HA	1:C:95:ASP:OD2	2.20	0.42
1:F:26:LEU:HD13	1:F:52:GLN:CB	2.47	0.42
1:A:242:ILE:HG23	1:A:246:TYR:CD2	2.54	0.42
1:B:73:ALA:O	1:B:76:LEU:N	2.52	0.42
1:C:104:CYS:CB	1:C:123:TYR:HD2	2.33	0.42
1:C:207:GLU:OE1	1:C:208:PRO:HD2	2.20	0.42
1:B:139:LEU:CD2	1:D:150:LYS:HG3	2.50	0.42
1:D:197:LEU:C	1:D:199:PRO:HD2	2.40	0.42
1:E:247:LYS:HB2	1:E:264:ILE:HD11	2.02	0.42
1:F:42:GLN:HA	1:F:83:SER:OG	2.20	0.42
1:A:161:LEU:HB3	1:A:162:PRO:HD2	2.02	0.41
1:A:186:ARG:N	1:A:186:ARG:HD2	2.35	0.41
1:A:215:MSE:HG2	1:A:249:ILE:HG23	2.02	0.41
1:C:207:GLU:HA	1:C:208:PRO:HD3	1.94	0.41
1:C:31:ILE:HA	1:C:36:GLN:OE1	2.20	0.41
1:D:124:ASN:ND2	1:D:124:ASN:C	2.74	0.41
1:B:49:LEU:O	1:B:52:GLN:HB2	2.20	0.41
1:C:141:ASP:O	1:C:142:GLU:C	2.59	0.41
1:C:161:LEU:HB3	1:C:162:PRO:HD2	2.02	0.41
1:C:137:PHE:CZ	1:C:190:PRO:HB2	2.55	0.41
1:C:247:LYS:O	1:C:251:GLN:HG2	2.19	0.41

*Continued on next page...*

*Continued from previous page...*

Atom-1	Atom-2	Interatomic distance (Å)	Clash overlap (Å)
1:C:5:ALA:HB3	1:C:63:PHE:HA	2.03	0.41
1:D:222:PHE:HD2	1:D:226:VAL:HG21	1.85	0.41
1:A:135:LEU:HB3	1:A:139:LEU:HB2	2.00	0.41
1:B:189:PHE:N	1:B:190:PRO:HD3	2.35	0.41
1:B:261:ILE:HG23	1:B:261:ILE:O	2.20	0.41
1:C:161:LEU:HB3	1:C:162:PRO:CD	2.50	0.41
1:C:16:VAL:CG1	1:C:24:LYS:HB3	2.50	0.41
1:C:96:MSE:HA	1:C:96:MSE:HE3	2.02	0.41
1:D:107:LYS:O	1:D:125:GLY:HA2	2.20	0.41
1:F:42:GLN:HG3	1:F:83:SER:OG	2.20	0.41
1:A:9:SER:O	1:A:10:THR:HG23	2.21	0.41
1:A:17:VAL:HG22	1:A:18:LEU:N	2.35	0.41
1:B:3:LEU:HD13	1:B:58:PHE:CE2	2.55	0.41
1:B:138:ILE:CD1	1:D:138:ILE:HD11	2.50	0.41
1:D:176:THR:OG1	1:D:179:GLU:HB2	2.20	0.41
1:C:150:LYS:HG3	1:E:139:LEU:HD23	2.02	0.41
1:B:64:TYR:HD1	1:B:93:ASN:HB2	1.85	0.41
1:E:198:SER:O	1:E:201:ILE:HB	2.20	0.41
1:F:181:ILE:HG23	1:F:185:TYR:CE2	2.56	0.41
1:F:74:PRO:O	1:F:78:ARG:HB2	2.20	0.41
1:B:204:HIS:C	1:B:206:GLU:N	2.73	0.41
1:C:1:MSE:HG3	1:C:1:MSE:O	2.21	0.41
1:C:50:LEU:O	1:C:50:LEU:HD12	2.21	0.41
1:F:133:SER:HA	1:F:134:PRO:HD2	1.93	0.41
1:F:69:THR:O	1:F:73:ALA:N	2.54	0.41
1:B:104:CYS:O	1:B:105:GLY:C	2.59	0.41
1:B:158:LYS:HD3	1:D:135:LEU:HD12	2.02	0.41
1:E:265:LEU:HD12	1:E:265:LEU:H	1.86	0.41
1:A:248:GLU:H	1:A:248:GLU:CD	2.24	0.41
1:A:259:ILE:HD12	1:A:260:GLN:N	2.34	0.41
1:C:176:THR:O	1:C:177:PRO:C	2.57	0.41
1:C:110:ILE:HD11	1:C:229:TYR:HB3	2.02	0.41
1:D:222:PHE:CZ	1:D:254:ALA:HB2	2.55	0.41
1:E:144:SER:C	1:E:148:LEU:HD12	2.40	0.41
1:E:23:ILE:O	1:E:24:LYS:HB2	2.21	0.41
1:B:151:LEU:HB3	1:B:213:LEU:HD11	2.02	0.41
1:C:12:THR:N	1:C:28:THR:O	2.49	0.41
1:D:180:ILE:HG23	1:D:193:PHE:CE2	2.55	0.41
1:F:177:PRO:O	1:F:181:ILE:HD13	2.21	0.41
1:F:77:ARG:CA	1:F:80:ILE:HG22	2.40	0.41
1:A:113:ILE:C	1:A:114:LEU:HD12	2.42	0.41

*Continued on next page...*

*Continued from previous page...*

Atom-1	Atom-2	Interatomic distance (Å)	Clash overlap (Å)
1:A:159:ASN:HA	1:A:159:ASN:HD22	1.72	0.41
1:C:141:ASP:HB3	1:C:144:SER:HB3	2.03	0.41
1:E:16:VAL:HG13	1:E:16:VAL:O	2.20	0.41
1:A:198:SER:N	1:A:199:PRO:CD	2.84	0.41
1:B:187:GLN:HB3	1:B:188:PRO:HD2	2.03	0.41
1:C:1:MSE:HB3	1:C:18:LEU:HD13	2.03	0.41
1:F:43:GLN:CA	1:F:46:THR:HG22	2.50	0.41
1:A:223:ARG:C	1:A:224:ARG:HG3	2.41	0.40
1:B:16:VAL:HG13	1:B:16:VAL:O	2.19	0.40
1:D:211:ARG:NH1	1:D:211:ARG:HG2	2.36	0.40
1:D:50:LEU:N	1:D:51:PRO:HD2	2.36	0.40
1:E:114:LEU:HD23	1:E:242:ILE:HG22	2.03	0.40
1:E:261:ILE:HD11	1:E:264:ILE:CG2	2.51	0.40
1:F:124:ASN:C	1:F:124:ASN:ND2	2.72	0.40
1:A:182:ASP:O	1:A:187:GLN:HG2	2.22	0.40
1:A:237:HIS:ND1	1:A:263:LYS:N	2.69	0.40
1:A:31:ILE:HG21	1:A:76:LEU:HD21	2.03	0.40
1:C:191:ASN:CG	1:C:192:ARG:H	2.25	0.40
1:C:239:ILE:HG13	1:C:268:PRO:HD3	2.02	0.40
1:B:138:ILE:HD11	1:D:138:ILE:CD1	2.51	0.40
1:C:129:VAL:HG13	1:C:130:SER:N	2.37	0.40
1:C:211:ARG:NH1	1:C:211:ARG:HG2	2.37	0.40
1:F:12:THR:HB	1:F:29:LYS:O	2.22	0.40
1:B:237:HIS:CD2	2:B:315:HOH:O	2.74	0.40
1:B:4:ILE:HG22	1:B:269:MSE:HE1	2.03	0.40
1:E:12:THR:O	1:E:12:THR:HG22	2.21	0.40
1:E:90:ILE:HD13	1:E:90:ILE:O	2.21	0.40
1:C:103:LEU:HD11	1:C:239:ILE:CG2	2.50	0.40
1:C:261:ILE:HD13	1:C:262:GLY:N	2.37	0.40
1:C:42:GLN:O	1:C:46:THR:HG22	2.21	0.40
1:D:198:SER:HB3	1:D:199:PRO:HD3	2.03	0.40
1:D:90:ILE:HD13	1:D:90:ILE:O	2.22	0.40
1:E:137:PHE:CE1	1:E:138:ILE:HG13	2.57	0.40
1:E:80:ILE:CG2	1:E:90:ILE:HG21	2.52	0.40
1:F:147:VAL:HG12	1:F:147:VAL:O	2.20	0.40
1:F:148:LEU:HD23	1:F:148:LEU:HA	1.84	0.40

There are no symmetry-related clashes.

## 5.3 Torsion angles [i](#)

### 5.3.1 Protein backbone [i](#)

In the following table, the Percentiles column shows the percent Ramachandran outliers of the chain as a percentile score with respect to all X-ray entries followed by that with respect to entries of similar resolution.

The Analysed column shows the number of residues for which the backbone conformation was analysed, and the total number of residues.

Mol	Chain	Analysed	Favoured	Allowed	Outliers	Percentiles	
1	A	261/291 (90%)	206 (79%)	48 (18%)	7 (3%)	5	30
1	B	278/291 (96%)	230 (83%)	39 (14%)	9 (3%)	4	26
1	C	278/291 (96%)	243 (87%)	35 (13%)	0	100	100
1	D	278/291 (96%)	238 (86%)	35 (13%)	5 (2%)	8	41
1	E	278/291 (96%)	232 (84%)	40 (14%)	6 (2%)	6	35
1	F	268/291 (92%)	215 (80%)	41 (15%)	12 (4%)	2	18
All	All	1641/1746 (94%)	1364 (83%)	238 (14%)	39 (2%)	6	34

All (39) Ramachandran outliers are listed below:

Mol	Chain	Res	Type
1	A	10	THR
1	F	241	SER
1	E	264	ILE
1	A	9	SER
1	A	40	GLU
1	F	49	LEU
1	F	242	ILE
1	B	39	GLU
1	B	105	GLY
1	B	262	GLY
1	D	135	LEU
1	D	230	ASP
1	A	20	GLY
1	A	250	LEU
1	F	11	LYS
1	F	250	LEU
1	B	10	THR
1	B	108	ALA
1	E	19	ASN
1	E	239	ILE

*Continued on next page...*



*Continued from previous page...*

Mol	Chain	Res	Type
1	A	162	PRO
1	F	18	LEU
1	F	137	PHE
1	F	270	GLU
1	B	142	GLU
1	B	205	LEU
1	B	264	ILE
1	D	190	PRO
1	D	264	ILE
1	E	105	GLY
1	E	262	GLY
1	F	152	LEU
1	F	251	GLN
1	E	10	THR
1	B	270	GLU
1	F	67	GLY
1	F	88	GLY
1	A	27	GLY
1	D	143	GLY

### 5.3.2 Protein sidechains [i](#)

In the following table, the Percentiles column shows the percent sidechain outliers of the chain as a percentile score with respect to all X-ray entries followed by that with respect to entries of similar resolution.

The Analysed column shows the number of residues for which the sidechain conformation was analysed, and the total number of residues.

Mol	Chain	Analysed	Rotameric	Outliers	Percentiles	
1	A	219/239 (92%)	201 (92%)	18 (8%)	11	41
1	B	233/239 (98%)	207 (89%)	26 (11%)	6	25
1	C	233/239 (98%)	203 (87%)	30 (13%)	4	19
1	D	233/239 (98%)	212 (91%)	21 (9%)	9	34
1	E	233/239 (98%)	202 (87%)	31 (13%)	4	18
1	F	228/239 (95%)	214 (94%)	14 (6%)	18	54
All	All	1379/1434 (96%)	1239 (90%)	140 (10%)	7	29

All (140) residues with a non-rotameric sidechain are listed below:

Mol	Chain	Res	Type
1	A	10	THR
1	A	34	PHE
1	A	37	SER
1	A	42	GLN
1	A	76	LEU
1	A	90	ILE
1	A	119	ASN
1	A	124	ASN
1	A	127	GLU
1	A	134	PRO
1	A	135	LEU
1	A	142	GLU
1	A	159	ASN
1	A	160	GLN
1	A	174	ASP
1	A	191	ASN
1	A	239	ILE
1	A	261	ILE
1	F	34	PHE
1	F	76	LEU
1	F	90	ILE
1	F	95	ASP
1	F	124	ASN
1	F	186	ARG
1	F	191	ASN
1	F	206	GLU
1	F	215	MSE
1	F	227	MSE
1	F	239	ILE
1	F	241	SER
1	F	261	ILE
1	F	265	LEU
1	B	18	LEU
1	B	26	LEU
1	B	29	LYS
1	B	38	GLU
1	B	76	LEU
1	B	82	ASP
1	B	90	ILE
1	B	119	ASN
1	B	124	ASN
1	B	164	THR
1	B	183	ARG

*Continued on next page...*

*Continued from previous page...*

<b>Mol</b>	<b>Chain</b>	<b>Res</b>	<b>Type</b>
1	B	191	ASN
1	B	192	ARG
1	B	198	SER
1	B	203	GLN
1	B	228	GLN
1	B	239	ILE
1	B	242	ILE
1	B	251	GLN
1	B	255	ARG
1	B	256	GLN
1	B	259	ILE
1	B	261	ILE
1	B	264	ILE
1	B	265	LEU
1	B	278	GLN
1	D	19	ASN
1	D	28	THR
1	D	42	GLN
1	D	59	ASN
1	D	71	GLU
1	D	84	LEU
1	D	90	ILE
1	D	119	ASN
1	D	124	ASN
1	D	141	ASP
1	D	144	SER
1	D	157	LEU
1	D	179	GLU
1	D	191	ASN
1	D	207	GLU
1	D	212	GLN
1	D	239	ILE
1	D	251	GLN
1	D	255	ARG
1	D	261	ILE
1	D	265	LEU
1	C	13	ASP
1	C	28	THR
1	C	29	LYS
1	C	38	GLU
1	C	42	GLN
1	C	43	GLN

*Continued on next page...*

*Continued from previous page...*

<b>Mol</b>	<b>Chain</b>	<b>Res</b>	<b>Type</b>
1	C	44	LYS
1	C	82	ASP
1	C	90	ILE
1	C	95	ASP
1	C	114	LEU
1	C	119	ASN
1	C	124	ASN
1	C	127	GLU
1	C	144	SER
1	C	160	GLN
1	C	179	GLU
1	C	181	ILE
1	C	191	ASN
1	C	192	ARG
1	C	198	SER
1	C	206	GLU
1	C	233	GLN
1	C	239	ILE
1	C	241	SER
1	C	251	GLN
1	C	255	ARG
1	C	256	GLN
1	C	261	ILE
1	C	264	ILE
1	E	26	LEU
1	E	28	THR
1	E	29	LYS
1	E	38	GLU
1	E	80	ILE
1	E	84	LEU
1	E	87	ILE
1	E	90	ILE
1	E	119	ASN
1	E	124	ASN
1	E	127	GLU
1	E	141	ASP
1	E	144	SER
1	E	157	LEU
1	E	158	LYS
1	E	160	GLN
1	E	164	THR
1	E	179	GLU

*Continued on next page...*

*Continued from previous page...*

<b>Mol</b>	<b>Chain</b>	<b>Res</b>	<b>Type</b>
1	E	191	ASN
1	E	192	ARG
1	E	198	SER
1	E	207	GLU
1	E	239	ILE
1	E	241	SER
1	E	251	GLN
1	E	255	ARG
1	E	256	GLN
1	E	259	ILE
1	E	261	ILE
1	E	264	ILE
1	E	265	LEU

Some sidechains can be flipped to improve hydrogen bonding and reduce clashes. All (94) such sidechains are listed below:

<b>Mol</b>	<b>Chain</b>	<b>Res</b>	<b>Type</b>
1	A	43	GLN
1	A	119	ASN
1	A	124	ASN
1	A	159	ASN
1	A	160	GLN
1	A	191	ASN
1	A	203	GLN
1	A	228	GLN
1	A	233	GLN
1	A	251	GLN
1	A	260	GLN
1	A	266	GLN
1	A	274	GLN
1	A	276	HIS
1	F	42	GLN
1	F	43	GLN
1	F	59	ASN
1	F	93	ASN
1	F	119	ASN
1	F	124	ASN
1	F	131	ASN
1	F	159	ASN
1	F	191	ASN
1	F	203	GLN
1	F	212	GLN

*Continued on next page...*

*Continued from previous page...*

<b>Mol</b>	<b>Chain</b>	<b>Res</b>	<b>Type</b>
1	F	225	ASN
1	F	228	GLN
1	F	233	GLN
1	F	251	GLN
1	F	256	GLN
1	F	260	GLN
1	F	266	GLN
1	F	274	GLN
1	B	43	GLN
1	B	119	ASN
1	B	124	ASN
1	B	131	ASN
1	B	159	ASN
1	B	160	GLN
1	B	191	ASN
1	B	203	GLN
1	B	251	GLN
1	B	260	GLN
1	B	274	GLN
1	D	43	GLN
1	D	59	ASN
1	D	119	ASN
1	D	124	ASN
1	D	159	ASN
1	D	172	GLN
1	D	191	ASN
1	D	203	GLN
1	D	212	GLN
1	D	228	GLN
1	D	233	GLN
1	D	256	GLN
1	D	260	GLN
1	D	266	GLN
1	D	274	GLN
1	D	276	HIS
1	C	19	ASN
1	C	43	GLN
1	C	59	ASN
1	C	119	ASN
1	C	124	ASN
1	C	131	ASN
1	C	159	ASN

*Continued on next page...*

*Continued from previous page...*

Mol	Chain	Res	Type
1	C	191	ASN
1	C	203	GLN
1	C	216	ASN
1	C	228	GLN
1	C	233	GLN
1	C	251	GLN
1	C	256	GLN
1	C	260	GLN
1	C	274	GLN
1	E	43	GLN
1	E	59	ASN
1	E	119	ASN
1	E	124	ASN
1	E	131	ASN
1	E	159	ASN
1	E	160	GLN
1	E	172	GLN
1	E	191	ASN
1	E	203	GLN
1	E	204	HIS
1	E	216	ASN
1	E	225	ASN
1	E	228	GLN
1	E	251	GLN
1	E	256	GLN
1	E	260	GLN
1	E	274	GLN

### 5.3.3 RNA [i](#)

There are no RNA molecules in this entry.

### 5.4 Non-standard residues in protein, DNA, RNA chains [i](#)

There are no non-standard protein/DNA/RNA residues in this entry.

### 5.5 Carbohydrates [i](#)

There are no carbohydrates in this entry.

## 5.6 Ligand geometry [i](#)

There are no ligands in this entry.

## 5.7 Other polymers [i](#)

There are no such residues in this entry.

## 5.8 Polymer linkage issues [i](#)

There are no chain breaks in this entry.



## 6 Fit of model and data i

### 6.1 Protein, DNA and RNA chains i

In the following table, the column labelled ‘#RSRZ> 2’ contains the number (and percentage) of RSRZ outliers, followed by percent RSRZ outliers for the chain as percentile scores relative to all X-ray entries and entries of similar resolution. The OWAB column contains the minimum, median, 95<sup>th</sup> percentile and maximum values of the occupancy-weighted average B-factor per residue. The column labelled ‘Q< 0.9’ lists the number of (and percentage) of residues with an average occupancy less than 0.9.

Mol	Chain	Analysed	<RSRZ>	#RSRZ>2	OWAB(Å <sup>2</sup> )	Q<0.9
1	A	261/291 (89%)	0.45	17 (6%) 18 11	62, 112, 140, 157	0
1	B	275/291 (94%)	-0.29	1 (0%) 92 89	12, 37, 88, 142	0
1	C	275/291 (94%)	-0.32	0 100 100	4, 34, 65, 114	0
1	D	275/291 (94%)	-0.34	0 100 100	9, 33, 67, 119	0
1	E	275/291 (94%)	-0.32	0 100 100	9, 35, 80, 116	0
1	F	269/291 (92%)	0.22	7 (2%) 56 40	54, 96, 134, 145	0
All	All	1630/1746 (93%)	-0.10	25 (1%) 73 61	4, 49, 129, 157	0

All (25) RSRZ outliers are listed below:

Mol	Chain	Res	Type	RSRZ
1	A	16	VAL	4.3
1	A	280	SER	4.3
1	A	235	PRO	3.5
1	B	18	LEU	3.5
1	F	2	ILE	3.4
1	F	87	ILE	3.2
1	A	17	VAL	3.1
1	A	26	LEU	3.0
1	A	279	LEU	2.9
1	A	241	SER	2.8
1	A	23	ILE	2.7
1	A	226	VAL	2.7
1	A	236	VAL	2.6
1	F	23	ILE	2.5
1	F	107	LYS	2.5
1	A	225	ASN	2.4
1	A	250	LEU	2.4
1	F	90	ILE	2.3
1	A	113	ILE	2.3

*Continued on next page...*

*Continued from previous page...*

Mol	Chain	Res	Type	RSRZ
1	F	108	ALA	2.3
1	A	271	GLY	2.2
1	F	18	LEU	2.2
1	A	27	GLY	2.1
1	A	148	LEU	2.1
1	A	21	ALA	2.0

## 6.2 Non-standard residues in protein, DNA, RNA chains [i](#)

There are no non-standard protein/DNA/RNA residues in this entry.

## 6.3 Carbohydrates [i](#)

There are no carbohydrates in this entry.

## 6.4 Ligands [i](#)

There are no ligands in this entry.

## 6.5 Other polymers [i](#)

There are no such residues in this entry.