



Full wwPDB NMR Structure Validation Report ⓘ

Jun 6, 2023 – 08:22 pm BST

PDB ID : 7ACB
BMRB ID : 34558
Title : Covalent/noncovalent tetramer of Capra hircus Cathelicidin-1 in DPC (dodecylphosphocholine) micelles
Authors : Myshkin, M.Y.; Mironov, P.; Shenkarev, Z.O.
Deposited on : 2020-09-10

This is a Full wwPDB NMR Structure Validation Report for a publicly released PDB entry.

We welcome your comments at validation@mail.wwpdb.org

A user guide is available at

<https://www.wwpdb.org/validation/2017/NMRValidationReportHelp>

with specific help available everywhere you see the ⓘ symbol.

The types of validation reports are described at

<http://www.wwpdb.org/validation/2017/FAQs#types>.

The following versions of software and data (see [references ⓘ](#)) were used in the production of this report:

MolProbity : 4.02b-467
Percentile statistics : 20191225.v01 (using entries in the PDB archive December 25th 2019)
wwPDB-RCI : v_1n_11_5_13_A (Berjanski et al., 2005)
PANAV : Wang et al. (2010)
wwPDB-ShiftChecker : v1.2
BMRB Restraints Analysis : v1.2
Ideal geometry (proteins) : Engh & Huber (2001)
Ideal geometry (DNA, RNA) : Parkinson et al. (1996)
Validation Pipeline (wwPDB-VP) : 2.33

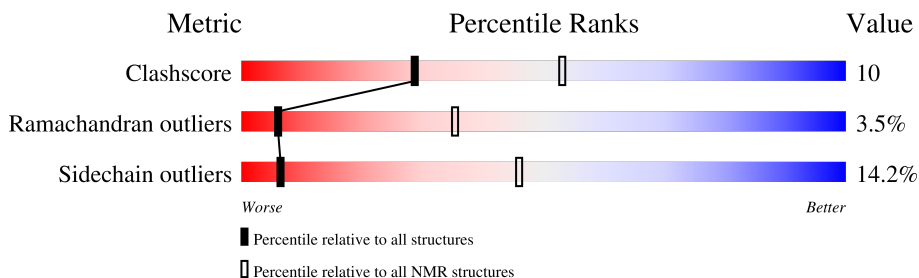
1 Overall quality at a glance

The following experimental techniques were used to determine the structure:

SOLUTION NMR

The overall completeness of chemical shifts assignment is 26%.

Percentile scores (ranging between 0-100) for global validation metrics of the entry are shown in the following graphic. The table shows the number of entries on which the scores are based.



Metric	Whole archive (#Entries)	NMR archive (#Entries)
Clashscore	158937	12864
Ramachandran outliers	154571	11451
Sidechain outliers	154315	11428

The table below summarises the geometric issues observed across the polymeric chains and their fit to the experimental data. The red, orange, yellow and green segments indicate the fraction of residues that contain outliers for ≥ 3 , 2, 1 and 0 types of geometric quality criteria. A cyan segment indicates the fraction of residues that are not part of the well-defined cores, and a grey segment represents the fraction of residues that are not modelled. The numeric value for each fraction is indicated below the corresponding segment, with a dot representing fractions $\leq 5\%$

Mol	Chain	Length	Quality of chain
1	A	12	
1	B	12	
1	C	12	
1	D	12	

2 Ensemble composition and analysis

This entry contains 20 models. Model 1 is the overall representative, medoid model (most similar to other models).

The following residues are included in the computation of the global validation metrics.

Well-defined (core) protein residues			
Well-defined core	Residue range (total)	Backbone RMSD (Å)	Medoid model
1	A:11-A:22, B:111-B:122, C:211-C:222, D:311-D:322 (48)	1.18	1

Ill-defined regions of proteins are excluded from the global statistics.

Ligands and non-protein polymers are included in the analysis.

The models can be grouped into 3 clusters and 2 single-model clusters were found.

Cluster number	Models
1	1, 2, 4, 5, 6, 9, 10, 11, 13, 14, 16, 18, 20
2	3, 17, 19
3	8, 12
Single-model clusters	7; 15

3 Entry composition

There is only 1 type of molecule in this entry. The entry contains 872 atoms, of which 460 are hydrogens and 0 are deuteriums.

- Molecule 1 is a protein called *Capra hircus* Cathelicidin-1 (dodecylphosphocholine).

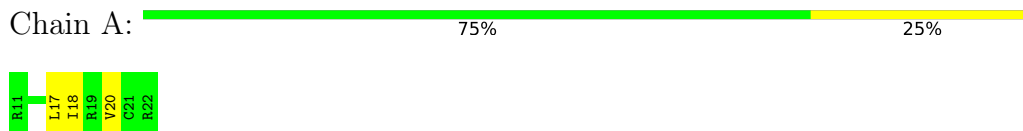
Mol	Chain	Residues	Atoms					Trace	
1	A	12	Total	C	H	N	O	S	0
			218	66	115	22	13	2	
1	B	12	Total	C	H	N	O	S	0
			218	66	115	22	13	2	
1	C	12	Total	C	H	N	O	S	0
			218	66	115	22	13	2	
1	D	12	Total	C	H	N	O	S	0
			218	66	115	22	13	2	

4 Residue-property plots

4.1 Average score per residue in the NMR ensemble

These plots are provided for all protein, RNA, DNA and oligosaccharide chains in the entry. The first graphic is the same as shown in the summary in section 1 of this report. The second graphic shows the sequence where residues are colour-coded according to the number of geometric quality criteria for which they contain at least one outlier: green = 0, yellow = 1, orange = 2 and red = 3 or more. Stretches of 2 or more consecutive residues without any outliers are shown as green connectors. Residues which are classified as ill-defined in the NMR ensemble, are shown in cyan with an underline colour-coded according to the previous scheme. Residues which were present in the experimental sample, but not modelled in the final structure are shown in grey.

- Molecule 1: Capra hircus Cathelicidin-1 (dodecylphosphocholine)



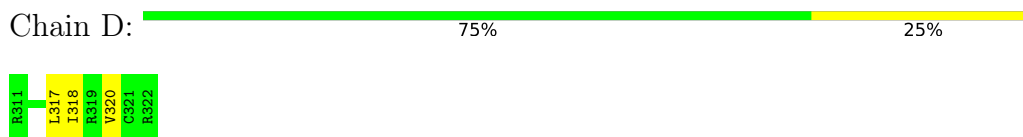
- Molecule 1: Capra hircus Cathelicidin-1 (dodecylphosphocholine)



- Molecule 1: Capra hircus Cathelicidin-1 (dodecylphosphocholine)



- Molecule 1: Capra hircus Cathelicidin-1 (dodecylphosphocholine)



4.2 Scores per residue for each member of the ensemble

Colouring as in section 4.1 above.

4.2.1 Score per residue for model 1 (medoid)

- Molecule 1: Capra hircus Cathelicidin-1 (dodecylphosphocholine)



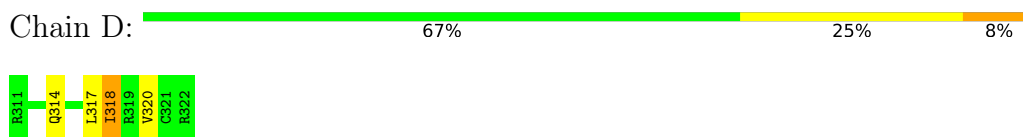
- Molecule 1: Capra hircus Cathelicidin-1 (dodecylphosphocholine)



- Molecule 1: Capra hircus Cathelicidin-1 (dodecylphosphocholine)



- Molecule 1: Capra hircus Cathelicidin-1 (dodecylphosphocholine)



4.2.2 Score per residue for model 2

- Molecule 1: Capra hircus Cathelicidin-1 (dodecylphosphocholine)



- Molecule 1: Capra hircus Cathelicidin-1 (dodecylphosphocholine)



- Molecule 1: Capra hircus Cathelicidin-1 (dodecylphosphocholine)



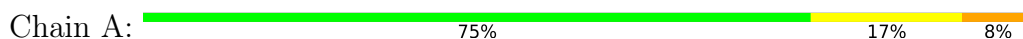


- Molecule 1: Capra hircus Cathelicidin-1 (dodecylphosphocholine)



4.2.3 Score per residue for model 3

- Molecule 1: Capra hircus Cathelicidin-1 (dodecylphosphocholine)



- Molecule 1: Capra hircus Cathelicidin-1 (dodecylphosphocholine)



- Molecule 1: Capra hircus Cathelicidin-1 (dodecylphosphocholine)

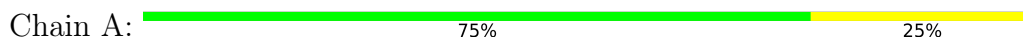


- Molecule 1: Capra hircus Cathelicidin-1 (dodecylphosphocholine)



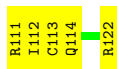
4.2.4 Score per residue for model 4

- Molecule 1: Capra hircus Cathelicidin-1 (dodecylphosphocholine)



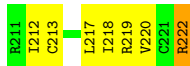
- Molecule 1: *Capra hircus* Cathelicidin-1 (dodecylphosphocholine)

Chain B:  58% 42%




- Molecule 1: *Capra hircus* Cathelicidin-1 (dodecylphosphocholine)

Chain C:  42% 50% 8%



- Molecule 1: *Capra hircus* Cathelicidin-1 (dodecylphosphocholine)

Chain D:  75% 17% 8%



4.2.5 Score per residue for model 5

- Molecule 1: *Capra hircus* Cathelicidin-1 (dodecylphosphocholine)

Chain A:  67% 33%




- Molecule 1: *Capra hircus* Cathelicidin-1 (dodecylphosphocholine)

Chain B:  50% 50%




- Molecule 1: *Capra hircus* Cathelicidin-1 (dodecylphosphocholine)

Chain C:  67% 33%



- Molecule 1: *Capra hircus* Cathelicidin-1 (dodecylphosphocholine)

Chain D:  67% 33%

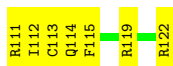


4.2.6 Score per residue for model 6

- Molecule 1: Capra hircus Cathelicidin-1 (dodecylphosphocholine)



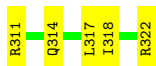
- Molecule 1: Capra hircus Cathelicidin-1 (dodecylphosphocholine)



- Molecule 1: Capra hircus Cathelicidin-1 (dodecylphosphocholine)



- Molecule 1: Capra hircus Cathelicidin-1 (dodecylphosphocholine)



4.2.7 Score per residue for model 7

- Molecule 1: Capra hircus Cathelicidin-1 (dodecylphosphocholine)




- Molecule 1: Capra hircus Cathelicidin-1 (dodecylphosphocholine)




- Molecule 1: Capra hircus Cathelicidin-1 (dodecylphosphocholine)

Chain C:  58% 42%




- Molecule 1: Capra hircus Cathelicidin-1 (dodecylphosphocholine)

Chain D:  83% 17%



4.2.8 Score per residue for model 8

- Molecule 1: Capra hircus Cathelicidin-1 (dodecylphosphocholine)

Chain A:  92% 8%



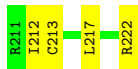
- Molecule 1: Capra hircus Cathelicidin-1 (dodecylphosphocholine)

Chain B:  75% 25%



- Molecule 1: Capra hircus Cathelicidin-1 (dodecylphosphocholine)

Chain C:  67% 33%



- Molecule 1: Capra hircus Cathelicidin-1 (dodecylphosphocholine)

Chain D:  50% 50%



4.2.9 Score per residue for model 9

- Molecule 1: Capra hircus Cathelicidin-1 (dodecylphosphocholine)

Chain A:  75% 25%



- Molecule 1: Capra hircus Cathelicidin-1 (dodecylphosphocholine)

Chain B:  67% 33%



- Molecule 1: Capra hircus Cathelicidin-1 (dodecylphosphocholine)

Chain C:  50% 17% 33%



- Molecule 1: Capra hircus Cathelicidin-1 (dodecylphosphocholine)

Chain D:  58% 42%



4.2.10 Score per residue for model 10

- Molecule 1: Capra hircus Cathelicidin-1 (dodecylphosphocholine)

Chain A:  67% 25% 8%




- Molecule 1: Capra hircus Cathelicidin-1 (dodecylphosphocholine)

Chain B:  67% 33%

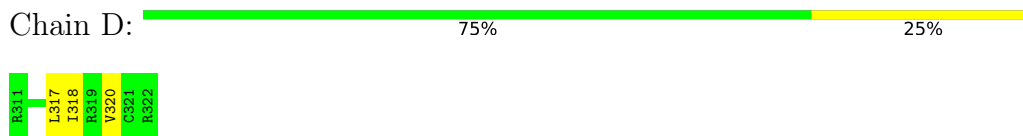


- Molecule 1: Capra hircus Cathelicidin-1 (dodecylphosphocholine)

Chain C:  33% 67%



- Molecule 1: Capra hircus Cathelicidin-1 (dodecylphosphocholine)



4.2.11 Score per residue for model 11

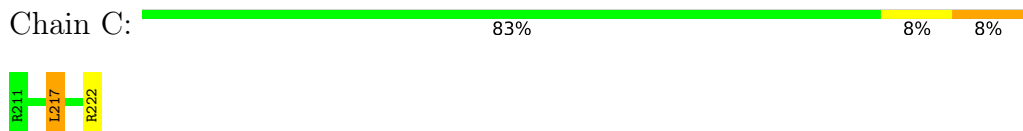
- Molecule 1: Capra hircus Cathelicidin-1 (dodecylphosphocholine)



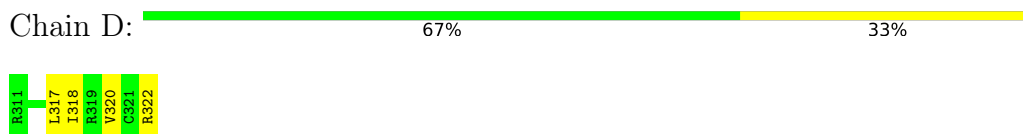
- Molecule 1: Capra hircus Cathelicidin-1 (dodecylphosphocholine)



- Molecule 1: Capra hircus Cathelicidin-1 (dodecylphosphocholine)

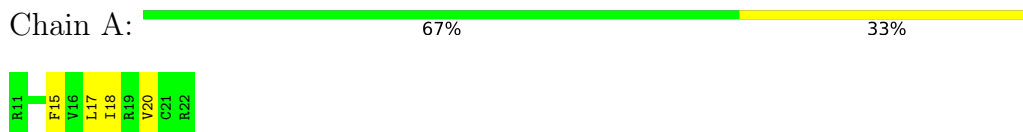


- Molecule 1: Capra hircus Cathelicidin-1 (dodecylphosphocholine)



4.2.12 Score per residue for model 12

- Molecule 1: Capra hircus Cathelicidin-1 (dodecylphosphocholine)



- Molecule 1: Capra hircus Cathelicidin-1 (dodecylphosphocholine)

Chain B:  67% 25% 8%



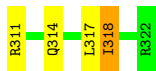
- Molecule 1: Capra hircus Cathelicidin-1 (dodecylphosphocholine)

Chain C:  58% 33% 8%



- Molecule 1: Capra hircus Cathelicidin-1 (dodecylphosphocholine)

Chain D:  67% 25% 8%




4.2.13 Score per residue for model 13

- Molecule 1: Capra hircus Cathelicidin-1 (dodecylphosphocholine)

Chain A:  58% 42%



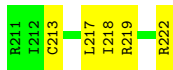
- Molecule 1: Capra hircus Cathelicidin-1 (dodecylphosphocholine)

Chain B:  83% 17%




- Molecule 1: Capra hircus Cathelicidin-1 (dodecylphosphocholine)

Chain C:  58% 42%



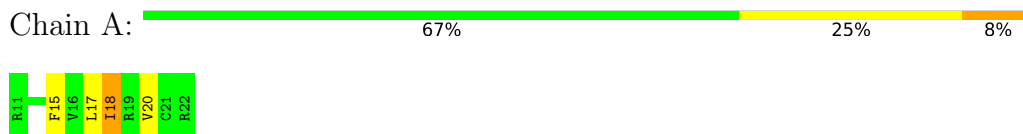
- Molecule 1: Capra hircus Cathelicidin-1 (dodecylphosphocholine)

Chain D:  83% 17%



4.2.14 Score per residue for model 14

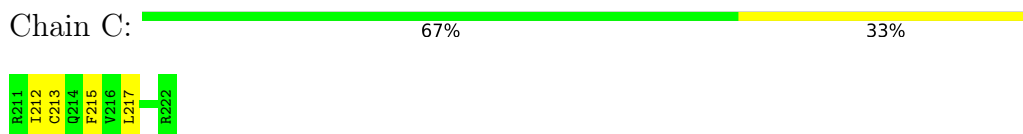
- Molecule 1: Capra hircus Cathelicidin-1 (dodecylphosphocholine)



- Molecule 1: Capra hircus Cathelicidin-1 (dodecylphosphocholine)



- Molecule 1: Capra hircus Cathelicidin-1 (dodecylphosphocholine)

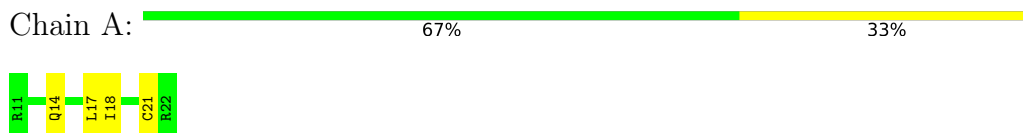


- Molecule 1: Capra hircus Cathelicidin-1 (dodecylphosphocholine)

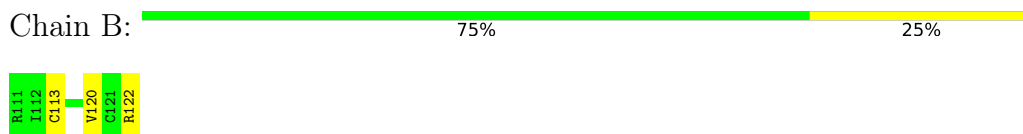


4.2.15 Score per residue for model 15

- Molecule 1: Capra hircus Cathelicidin-1 (dodecylphosphocholine)



- Molecule 1: Capra hircus Cathelicidin-1 (dodecylphosphocholine)

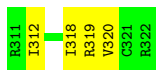


- Molecule 1: Capra hircus Cathelicidin-1 (dodecylphosphocholine)



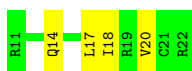


- Molecule 1: *Capra hircus* Cathelicidin-1 (dodecylphosphocholine)



4.2.16 Score per residue for model 16

- Molecule 1: *Capra hircus* Cathelicidin-1 (dodecylphosphocholine)



- Molecule 1: *Capra hircus* Cathelicidin-1 (dodecylphosphocholine)



- Molecule 1: *Capra hircus* Cathelicidin-1 (dodecylphosphocholine)

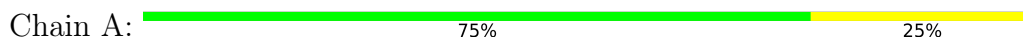


- Molecule 1: *Capra hircus* Cathelicidin-1 (dodecylphosphocholine)




4.2.17 Score per residue for model 17

- Molecule 1: *Capra hircus* Cathelicidin-1 (dodecylphosphocholine)




- Molecule 1: Capra hircus Cathelicidin-1 (dodecylphosphocholine)

Chain B:  83% 17%



- Molecule 1: Capra hircus Cathelicidin-1 (dodecylphosphocholine)

Chain C:  83% 17%



- Molecule 1: Capra hircus Cathelicidin-1 (dodecylphosphocholine)

Chain D:  67% 33%



4.2.18 Score per residue for model 18

- Molecule 1: Capra hircus Cathelicidin-1 (dodecylphosphocholine)

Chain A:  58% 33% 8%



- Molecule 1: Capra hircus Cathelicidin-1 (dodecylphosphocholine)

Chain B:  50% 42% 8%



- Molecule 1: Capra hircus Cathelicidin-1 (dodecylphosphocholine)

Chain C:  67% 25% 8%



- Molecule 1: Capra hircus Cathelicidin-1 (dodecylphosphocholine)

Chain D:  67% 17% 17%



4.2.19 Score per residue for model 19

- Molecule 1: Capra hircus Cathelicidin-1 (dodecylphosphocholine)



- Molecule 1: Capra hircus Cathelicidin-1 (dodecylphosphocholine)



- Molecule 1: Capra hircus Cathelicidin-1 (dodecylphosphocholine)



- Molecule 1: Capra hircus Cathelicidin-1 (dodecylphosphocholine)

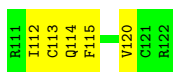


4.2.20 Score per residue for model 20

- Molecule 1: Capra hircus Cathelicidin-1 (dodecylphosphocholine)



- Molecule 1: Capra hircus Cathelicidin-1 (dodecylphosphocholine)



- Molecule 1: Capra hircus Cathelicidin-1 (dodecylphosphocholine)

Chain C:  50% 50%



- Molecule 1: Capra hircus Cathelicidin-1 (dodecylphosphocholine)

Chain D:  67% 33%



5 Refinement protocol and experimental data overview

The models were refined using the following method: *torsion angle dynamics*.

Of the 200 calculated structures, 20 were deposited, based on the following criterion: *structures with the least restraint violations*.

The following table shows the software used for structure solution, optimisation and refinement.

Software name	Classification	Version
CYANA	refinement	3.98.13
CYANA	structure calculation	3.98.13

The following table shows chemical shift validation statistics as aggregates over all chemical shift files. Detailed validation can be found in section 7 of this report.

Chemical shift file(s)	working_cs.cif
Number of chemical shift lists	2
Total number of shifts	207
Number of shifts mapped to atoms	207
Number of unparsed shifts	0
Number of shifts with mapping errors	0
Number of shifts with mapping warnings	0
Assignment completeness (well-defined parts)	26%

6 Model quality

6.1 Standard geometry

There are no covalent bond-length or bond-angle outliers.

There are no bond-length outliers.

There are no bond-angle outliers.

There are no chirality outliers.

There are no planarity outliers.

6.2 Too-close contacts

In the following table, the Non-H and H(model) columns list the number of non-hydrogen atoms and hydrogen atoms in each chain respectively. The H(added) column lists the number of hydrogen atoms added and optimized by MolProbity. The Clashes column lists the number of clashes averaged over the ensemble.

Mol	Chain	Non-H	H(model)	H(added)	Clashes
1	A	103	115	114	5±2
1	B	103	115	114	3±1
1	C	103	115	114	3±2
1	D	103	115	114	5±2
All	All	8240	9200	9120	180

The all-atom clashscore is defined as the number of clashes found per 1000 atoms (including hydrogen atoms). The all-atom clashscore for this structure is 10.

All unique clashes are listed below, sorted by their clash magnitude.

Atom-1	Atom-2	Clash(Å)	Distance(Å)	Models	
				Worst	Total
1:A:17:LEU:HD23	1:D:317:LEU:HD23	0.85	1.48	1	4
1:A:17:LEU:HD23	1:D:317:LEU:HD12	0.72	1.60	19	1
1:C:217:LEU:HD22	1:D:317:LEU:HD13	0.67	1.66	12	1
1:C:217:LEU:HD22	1:D:317:LEU:HD12	0.66	1.68	4	2
1:A:17:LEU:HD22	1:D:317:LEU:HD23	0.66	1.66	20	3
1:A:15:PHE:CZ	1:B:117:LEU:HD22	0.65	2.26	12	1
1:C:217:LEU:HD22	1:D:315:PHE:CE1	0.65	2.27	18	1
1:A:20:VAL:HG23	1:D:314:GLN:NE2	0.64	2.08	16	2
1:A:17:LEU:HD12	1:B:117:LEU:HD22	0.64	1.70	17	4
1:A:18:ILE:HD12	1:D:316:VAL:HG22	0.63	1.71	5	2
1:C:215:PHE:CE2	1:D:317:LEU:HD21	0.63	2.28	18	1

Continued on next page...

Continued from previous page...

Atom-1	Atom-2	Clash(Å)	Distance(Å)	Models	
				Worst	Total
1:C:217:LEU:HD22	1:C:217:LEU:C	0.62	2.15	15	1
1:C:217:LEU:HD13	1:D:315:PHE:CE1	0.62	2.30	9	3
1:A:20:VAL:CG2	1:B:112:ILE:HD12	0.62	2.25	1	9
1:A:15:PHE:CE2	1:B:117:LEU:HD13	0.61	2.30	11	3
1:C:217:LEU:HD13	1:D:315:PHE:CE2	0.61	2.30	16	1
1:A:20:VAL:HG23	1:D:314:GLN:OE1	0.61	1.96	3	3
1:A:17:LEU:HD23	1:D:317:LEU:CD2	0.61	2.25	9	4
1:C:212:ILE:HD12	1:D:320:VAL:CG2	0.61	2.26	1	8
1:A:17:LEU:CD1	1:B:117:LEU:HD22	0.59	2.27	7	1
1:C:217:LEU:HD13	1:C:217:LEU:N	0.59	2.13	11	1
1:A:20:VAL:HG22	1:B:112:ILE:HD12	0.59	1.75	16	7
1:A:14:GLN:NE2	1:D:320:VAL:HG23	0.58	2.13	1	3
1:D:317:LEU:HD22	1:D:318:ILE:N	0.58	2.14	19	2
1:C:215:PHE:CE1	1:D:317:LEU:HD11	0.56	2.35	9	1
1:A:20:VAL:HG13	1:B:114:GLN:OE1	0.56	2.00	20	4
1:A:17:LEU:HD21	1:B:115:PHE:CE2	0.56	2.35	12	1
1:A:17:LEU:CD2	1:D:317:LEU:HD23	0.55	2.30	3	3
1:A:17:LEU:HD23	1:A:18:ILE:N	0.54	2.17	15	6
1:A:17:LEU:HD13	1:A:18:ILE:N	0.54	2.18	11	2
1:C:217:LEU:O	1:C:217:LEU:HD23	0.54	2.03	19	1
1:A:17:LEU:HD13	1:D:317:LEU:HD23	0.54	1.78	10	1
1:D:317:LEU:HD23	1:D:318:ILE:N	0.54	2.17	8	5
1:C:212:ILE:HD12	1:D:320:VAL:HG22	0.53	1.81	3	4
1:A:17:LEU:HB3	1:D:317:LEU:HD12	0.52	1.81	18	1
1:A:17:LEU:HD11	1:B:115:PHE:CE2	0.51	2.40	8	1
1:A:14:GLN:OE1	1:D:320:VAL:HG23	0.51	2.06	15	1
1:D:317:LEU:O	1:D:317:LEU:HD13	0.50	2.06	19	2
1:B:120:VAL:O	1:B:120:VAL:HG13	0.49	2.07	5	4
1:A:17:LEU:HD22	1:A:18:ILE:N	0.49	2.22	12	1
1:A:17:LEU:C	1:A:17:LEU:HD13	0.49	2.27	12	4
1:A:20:VAL:HG13	1:B:114:GLN:HG2	0.49	1.84	18	3
1:A:21:CYS:O	1:D:312:ILE:HG21	0.49	2.07	15	1
1:A:18:ILE:HG23	1:B:116:VAL:HG13	0.48	1.83	3	1
1:A:17:LEU:HD12	1:B:117:LEU:CD2	0.48	2.36	17	1
1:C:217:LEU:CD2	1:D:317:LEU:HD13	0.47	2.38	12	1
1:A:17:LEU:HB3	1:D:317:LEU:HD22	0.47	1.86	11	2
1:C:212:ILE:HD13	1:D:320:VAL:HG22	0.47	1.84	17	1
1:A:17:LEU:HD12	1:A:18:ILE:N	0.47	2.23	19	1
1:D:317:LEU:HD13	1:D:317:LEU:C	0.47	2.29	18	3
1:C:214:GLN:HG2	1:D:320:VAL:HG13	0.47	1.85	10	4
1:C:220:VAL:O	1:C:220:VAL:HG13	0.47	2.10	10	2

Continued on next page...

Continued from previous page...

Atom-1	Atom-2	Clash(Å)	Distance(Å)	Models	
				Worst	Total
1:A:17:LEU:HD22	1:A:18:ILE:H	0.47	1.69	12	1
1:A:17:LEU:HD12	1:D:317:LEU:HB3	0.46	1.88	12	1
1:A:17:LEU:HD23	1:D:317:LEU:HB3	0.46	1.86	8	1
1:B:112:ILE:HD12	1:B:112:ILE:O	0.46	2.11	12	2
1:A:17:LEU:HD13	1:D:317:LEU:CD2	0.46	2.41	10	1
1:A:20:VAL:HG23	1:D:314:GLN:HE22	0.45	1.72	1	3
1:A:12:ILE:HD12	1:D:322:ARG:HG2	0.45	1.89	6	2
1:C:217:LEU:HD22	1:D:315:PHE:CZ	0.45	2.46	9	1
1:A:17:LEU:CD2	1:B:117:LEU:HD22	0.44	2.42	18	1
1:A:17:LEU:HD22	1:D:317:LEU:HD22	0.44	1.88	6	1
1:C:217:LEU:CD2	1:D:317:LEU:HD12	0.44	2.42	6	1
1:C:212:ILE:O	1:C:212:ILE:HD12	0.44	2.13	18	1
1:B:120:VAL:HG11	1:B:122:ARG:NH2	0.43	2.29	14	1
1:D:317:LEU:HD13	1:D:318:ILE:N	0.43	2.29	18	1
1:C:218:ILE:HG22	1:C:219:ARG:N	0.43	2.29	7	4
1:C:217:LEU:O	1:C:218:ILE:HD13	0.42	2.14	10	6
1:C:217:LEU:HD13	1:D:315:PHE:HE2	0.42	1.73	14	1
1:A:17:LEU:HD11	1:B:115:PHE:CZ	0.42	2.50	6	1
1:A:14:GLN:HE22	1:D:320:VAL:HG23	0.42	1.74	17	2
1:B:117:LEU:O	1:B:118:ILE:HD13	0.42	2.14	3	4
1:C:220:VAL:HG12	1:C:222:ARG:HD2	0.42	1.91	4	1
1:A:17:LEU:HD13	1:B:117:LEU:HD23	0.42	1.91	8	1
1:B:118:ILE:HG22	1:B:119:ARG:N	0.42	2.30	3	1
1:D:317:LEU:HD12	1:D:318:ILE:N	0.41	2.31	3	1
1:D:317:LEU:HD12	1:D:318:ILE:H	0.41	1.75	12	1
1:C:217:LEU:HD13	1:D:315:PHE:HE1	0.41	1.75	13	1
1:C:211:ARG:HB3	1:C:212:ILE:HD13	0.41	1.93	9	1
1:C:217:LEU:HD23	1:D:317:LEU:HD13	0.41	1.93	9	1
1:A:17:LEU:HD13	1:A:17:LEU:C	0.41	2.35	11	1
1:C:217:LEU:N	1:C:217:LEU:CD1	0.41	2.83	15	1
1:C:216:VAL:HG13	1:D:318:ILE:HG23	0.41	1.92	1	1
1:A:15:PHE:CZ	1:B:117:LEU:HD13	0.41	2.51	11	1
1:D:317:LEU:HD22	1:D:318:ILE:H	0.40	1.75	18	1
1:A:17:LEU:HD22	1:D:317:LEU:HB3	0.40	1.92	17	1

6.3 Torsion angles

6.3.1 Protein backbone

In the following table, the Percentiles column shows the percent Ramachandran outliers of the chain as a percentile score with respect to all PDB entries followed by that with respect to all NMR

entries. The Analysed column shows the number of residues for which the backbone conformation was analysed and the total number of residues.

Mol	Chain	Analysed	Favoured	Allowed	Outliers	Percentiles	
1	A	10/12 (83%)	9±1 (93±6%)	1±1 (7±6%)	0±0 (0±0%)	100	100
1	B	10/12 (83%)	8±1 (84±7%)	1±1 (8±10%)	1±0 (8±4%)	2	14
1	C	10/12 (83%)	8±1 (78±9%)	2±1 (16±12%)	1±0 (6±5%)	3	20
1	D	10/12 (83%)	9±1 (94±7%)	1±1 (6±7%)	0±0 (0±0%)	100	100
All	All	800/960 (83%)	695 (87%)	77 (10%)	28 (4%)	6	35

All 2 unique Ramachandran outliers are listed below. They are sorted by the frequency of occurrence in the ensemble.

Mol	Chain	Res	Type	Models (Total)
1	B	113	CYS	16
1	C	213	CYS	12

6.3.2 Protein sidechains [i](#)

In the following table, the Percentiles column shows the percent sidechain outliers of the chain as a percentile score with respect to all PDB entries followed by that with respect to all NMR entries. The Analysed column shows the number of residues for which the sidechain conformation was analysed and the total number of residues.

Mol	Chain	Analysed	Rotameric	Outliers	Percentiles	
1	A	12/12 (100%)	11±1 (91±8%)	1±1 (9±8%)	13	59
1	B	12/12 (100%)	10±1 (84±9%)	2±1 (16±9%)	5	41
1	C	12/12 (100%)	10±1 (82±9%)	2±1 (18±9%)	4	37
1	D	12/12 (100%)	10±1 (87±9%)	2±1 (13±9%)	7	49
All	All	960/960 (100%)	824 (86%)	136 (14%)	6	46

All 25 unique residues with a non-rotameric sidechain are listed below. They are sorted by the frequency of occurrence in the ensemble.

Mol	Chain	Res	Type	Models (Total)
1	C	222	ARG	15
1	D	318	ILE	14
1	C	215	PHE	13
1	B	115	PHE	12
1	B	122	ARG	10
1	A	18	ILE	9

Continued on next page...

Continued from previous page...

Mol	Chain	Res	Type	Models (Total)
1	A	22	ARG	8
1	B	117	LEU	6
1	D	322	ARG	5
1	D	311	ARG	5
1	C	217	LEU	5
1	B	111	ARG	4
1	B	119	ARG	4
1	C	212	ILE	3
1	C	211	ARG	3
1	C	214	GLN	3
1	D	315	PHE	3
1	D	319	ARG	3
1	B	112	ILE	2
1	C	219	ARG	2
1	A	19	ARG	2
1	A	15	PHE	2
1	B	114	GLN	1
1	A	11	ARG	1
1	D	317	LEU	1

6.3.3 RNA [i](#)

There are no RNA molecules in this entry.

6.4 Non-standard residues in protein, DNA, RNA chains [i](#)

There are no non-standard protein/DNA/RNA residues in this entry.

6.5 Carbohydrates [i](#)

There are no monosaccharides in this entry.

6.6 Ligand geometry [i](#)

There are no ligands in this entry.

6.7 Other polymers [i](#)

There are no such molecules in this entry.

6.8 Polymer linkage issues

There are no chain breaks in this entry.

7 Chemical shift validation [i](#)

The completeness of assignment taking into account all chemical shift lists is 26% for the well-defined parts and 26% for the entire structure.

7.1 Chemical shift list 1

File name: working_cs.cif

Chemical shift list name: *assigned_chem_shift_list_1*

7.1.1 Bookkeeping [i](#)

The following table shows the results of parsing the chemical shift list and reports the number of nuclei with statistically unusual chemical shifts.

Total number of shifts	109
Number of shifts mapped to atoms	109
Number of unparsed shifts	0
Number of shifts with mapping errors	0
Number of shifts with mapping warnings	0
Number of shift outliers (ShiftChecker)	0

7.1.2 Chemical shift referencing [i](#)

No chemical shift referencing corrections were calculated (not enough data).

7.1.3 Completeness of resonance assignments [i](#)

The following table shows the completeness of the chemical shift assignments for the well-defined regions of the structure. The overall completeness is 13%, i.e. 109 atoms were assigned a chemical shift out of a possible 808. 0 out of 12 assigned methyl groups (LEU and VAL) were assigned stereospecifically.

	Total	¹ H	¹³ C	¹⁵ N
Backbone	34/240 (14%)	23/96 (24%)	0/96 (0%)	11/48 (23%)
Sidechain	73/528 (14%)	69/344 (20%)	0/144 (0%)	4/40 (10%)
Aromatic	2/40 (5%)	2/20 (10%)	0/20 (0%)	0/0 (—%)
Overall	109/808 (13%)	94/460 (20%)	0/260 (0%)	15/88 (17%)

The following table shows the completeness of the chemical shift assignments for the full structure. The overall completeness is 13%, i.e. 109 atoms were assigned a chemical shift out of a possible 808. 0 out of 12 assigned methyl groups (LEU and VAL) were assigned stereospecifically.

	Total	¹ H	¹³ C	¹⁵ N
Backbone	34/240 (14%)	23/96 (24%)	0/96 (0%)	11/48 (23%)
Sidechain	73/528 (14%)	69/344 (20%)	0/144 (0%)	4/40 (10%)
Aromatic	2/40 (5%)	2/20 (10%)	0/20 (0%)	0/0 (—%)
Overall	109/808 (13%)	94/460 (20%)	0/260 (0%)	15/88 (17%)

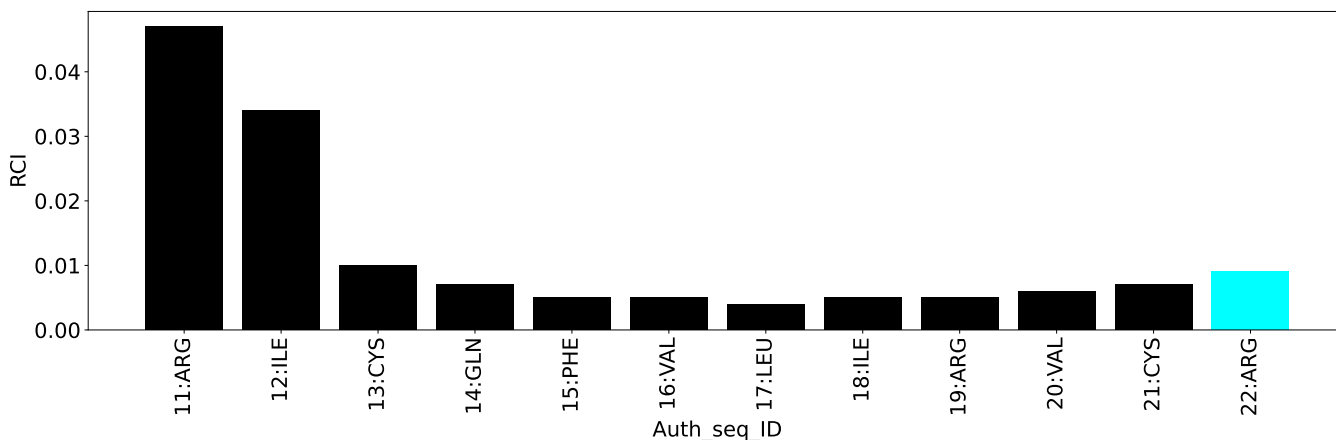
7.1.4 Statistically unusual chemical shifts [i](#)

There are no statistically unusual chemical shifts.

7.1.5 Random Coil Index (RCI) plots [i](#)

The image below reports *random coil index* values for the protein chains in the structure. The height of each bar gives a probability of a given residue to be disordered, as predicted from the available chemical shifts and the amino acid sequence. A value above 0.2 is an indication of significant predicted disorder. The colour of the bar shows whether the residue is in the well-defined core (black) or in the ill-defined residue ranges (cyan), as described in section 2 on ensemble composition. If well-defined core and ill-defined regions are not identified then it is shown as gray bars.

Random coil index (RCI) for chain A:



7.2 Chemical shift list 2

File name: working_cs.cif

Chemical shift list name: *assigned_chem_shift_list_2*

7.2.1 Bookkeeping [i](#)

The following table shows the results of parsing the chemical shift list and reports the number of nuclei with statistically unusual chemical shifts.

Total number of shifts	98
Number of shifts mapped to atoms	98
Number of unparsed shifts	0
Number of shifts with mapping errors	0
Number of shifts with mapping warnings	0
Number of shift outliers (ShiftChecker)	0

7.2.2 Chemical shift referencing [i](#)

No chemical shift referencing corrections were calculated (not enough data).

7.2.3 Completeness of resonance assignments [i](#)

The following table shows the completeness of the chemical shift assignments for the well-defined regions of the structure. The overall completeness is 12%, i.e. 98 atoms were assigned a chemical shift out of a possible 808. 0 out of 12 assigned methyl groups (LEU and VAL) were assigned stereospecifically.

	Total	¹ H	¹³ C	¹⁵ N
Backbone	33/240 (14%)	22/96 (23%)	0/96 (0%)	11/48 (23%)
Sidechain	63/528 (12%)	60/344 (17%)	0/144 (0%)	3/40 (8%)
Aromatic	2/40 (5%)	2/20 (10%)	0/20 (0%)	0/0 (—%)
Overall	98/808 (12%)	84/460 (18%)	0/260 (0%)	14/88 (16%)

The following table shows the completeness of the chemical shift assignments for the full structure. The overall completeness is 12%, i.e. 98 atoms were assigned a chemical shift out of a possible 808. 0 out of 12 assigned methyl groups (LEU and VAL) were assigned stereospecifically.

	Total	¹ H	¹³ C	¹⁵ N
Backbone	33/240 (14%)	22/96 (23%)	0/96 (0%)	11/48 (23%)
Sidechain	63/528 (12%)	60/344 (17%)	0/144 (0%)	3/40 (8%)
Aromatic	2/40 (5%)	2/20 (10%)	0/20 (0%)	0/0 (—%)
Overall	98/808 (12%)	84/460 (18%)	0/260 (0%)	14/88 (16%)

7.2.4 Statistically unusual chemical shifts [i](#)

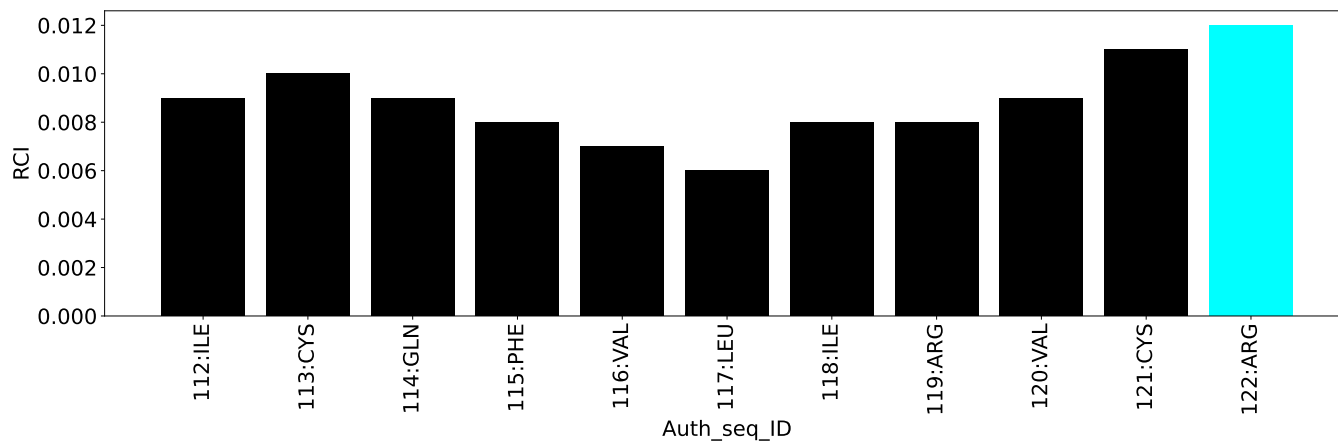
There are no statistically unusual chemical shifts.

7.2.5 Random Coil Index (RCI) plots [i](#)

The image below reports *random coil index* values for the protein chains in the structure. The height of each bar gives a probability of a given residue to be disordered, as predicted from

the available chemical shifts and the amino acid sequence. A value above 0.2 is an indication of significant predicted disorder. The colour of the bar shows whether the residue is in the well-defined core (black) or in the ill-defined residue ranges (cyan), as described in section 2 on ensemble composition. If well-defined core and ill-defined regions are not identified then it is shown as gray bars.

Random coil index (RCI) for chain B:



8 NMR restraints analysis

8.1 Conformationally restricting restraints

The following table provides the summary of experimentally observed NMR restraints in different categories. Restraints are classified into different categories based on the sequence separation of the atoms involved.

Description	Value
Total distance restraints	705
Intra-residue ($ i-j =0$)	298
Sequential ($ i-j =1$)	152
Medium range ($ i-j >1$ and $ i-j <5$)	12
Long range ($ i-j \geq 5$)	0
Inter-chain	107
Hydrogen bond restraints	112
Disulfide bond restraints	24
Total dihedral-angle restraints	0
Number of unmapped restraints	0
Number of restraints per residue	14.7
Number of long range restraints per residue ¹	0.0

¹Long range hydrogen bonds and disulfide bonds are counted as long range restraints while calculating the number of long range restraints per residue

8.2 Residual restraint violations

This section provides the overview of the restraint violations analysis. The violations are binned as small, medium and large violations based on its absolute value. Average number of violations per model is calculated by dividing the total number of violations in each bin by the size of the ensemble.

8.2.1 Average number of distance violations per model

Distance violations less than 0.1 Å are not included in the calculation.

Bins (Å)	Average number of violations per model	Max (Å)
0.1-0.2 (Small)	20.6	0.2
0.2-0.5 (Medium)	19.4	0.5
>0.5 (Large)	25.1	9.92

8.2.2 Average number of dihedral-angle violations per model

Dihedral-angle violations less than 1° are not included in the calculation. There are no dihedral-angle violations

9 Distance violation analysis

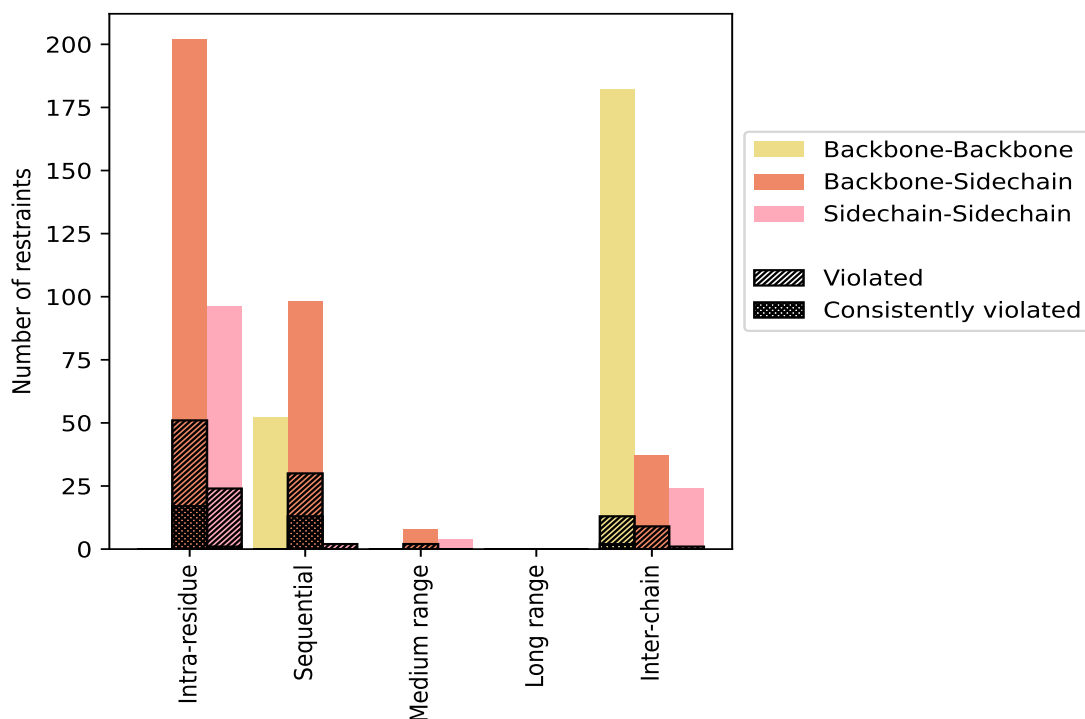
9.1 Summary of distance violations

The following table shows the summary of distance violations in different restraint categories based on the sequence separation of the atoms involved. Each category is further sub-divided into three sub-categories based on the atoms involved. Violations less than 0.1 Å are not included in the statistics.

Restrains type	Count	% ¹	Violated ³			Consistently Violated ⁴		
			Count	% ²	% ¹	Count	% ²	% ¹
Intra-residue ($i-j =0$)	298	42.3	75	25.2	10.6	18	6.0	2.6
Backbone-Backbone	0	0.0	0	0.0	0.0	0	0.0	0.0
Backbone-Sidechain	202	28.7	51	25.2	7.2	17	8.4	2.4
Sidechain-Sidechain	96	13.6	24	25.0	3.4	1	1.0	0.1
Sequential ($i-j =1$)	152	21.6	32	21.1	4.5	13	8.6	1.8
Backbone-Backbone	52	7.4	0	0.0	0.0	0	0.0	0.0
Backbone-Sidechain	98	13.9	30	30.6	4.3	13	13.3	1.8
Sidechain-Sidechain	2	0.3	2	100.0	0.3	0	0.0	0.0
Medium range ($i-j >1$ & $i-j <5$)	12	1.7	2	16.7	0.3	0	0.0	0.0
Backbone-Backbone	0	0.0	0	0.0	0.0	0	0.0	0.0
Backbone-Sidechain	8	1.1	2	25.0	0.3	0	0.0	0.0
Sidechain-Sidechain	4	0.6	0	0.0	0.0	0	0.0	0.0
Long range ($i-j \geq 5$)	0	0.0	0	0.0	0.0	0	0.0	0.0
Backbone-Backbone	0	0.0	0	0.0	0.0	0	0.0	0.0
Backbone-Sidechain	0	0.0	0	0.0	0.0	0	0.0	0.0
Sidechain-Sidechain	0	0.0	0	0.0	0.0	0	0.0	0.0
Inter-chain	107	15.2	19	17.8	2.7	2	1.9	0.3
Backbone-Backbone	70	9.9	10	14.3	1.4	2	2.9	0.3
Backbone-Sidechain	37	5.2	9	24.3	1.3	0	0.0	0.0
Sidechain-Sidechain	0	0.0	0	0.0	0.0	0	0.0	0.0
Hydrogen bond	112	15.9	3	2.7	0.4	0	0.0	0.0
Disulfide bond	24	3.4	1	4.2	0.1	0	0.0	0.0
Total	705	100.0	132	18.7	18.7	33	4.7	4.7
Backbone-Backbone	234	33.2	13	5.6	1.8	2	0.9	0.3
Backbone-Sidechain	345	48.9	92	26.7	13.0	30	8.7	4.3
Sidechain-Sidechain	126	17.9	27	21.4	3.8	1	0.8	0.1

¹ percentage calculated with respect to the total number of distance restraints, ² percentage calculated with respect to the number of restraints in a particular restraint category, ³ violated in at least one model, ⁴ violated in all the models

9.1.1 Bar chart : Distribution of distance restraints and violations [i](#)



Violated and consistently violated restraints are shown using different hatch patterns in their respective categories. The hydrogen bonds and disulfid bonds are counted in their appropriate category on the x-axis

9.2 Distance violation statistics for each model [i](#)

The following table provides the distance violation statistics for each model in the ensemble. Violations less than 0.1 Å are not included in the statistics.

Model ID	Number of violations						Mean (Å)	Max (Å)	SD ⁶ (Å)	Median (Å)
	IR ¹	SQ ²	MR ³	LR ⁴	IC ⁵	Total				
1	41	20	0	0	4	65	1.17	8.99	1.84	0.35
2	37	23	0	0	3	63	1.19	9.52	1.9	0.36
3	37	18	0	0	6	61	1.24	9.45	1.9	0.42
4	41	20	0	0	4	65	1.19	9.0	1.83	0.33
5	37	21	0	0	7	65	1.19	9.02	1.84	0.31
6	40	22	1	0	9	72	1.12	9.27	1.82	0.31
7	40	20	0	0	4	64	1.2	9.92	1.93	0.34
8	41	22	0	0	3	66	1.18	9.28	1.81	0.4
9	36	23	0	0	5	64	1.18	9.05	1.85	0.39
10	39	18	0	0	8	65	1.16	8.82	1.79	0.39
11	38	24	0	0	6	68	1.14	9.56	1.78	0.32

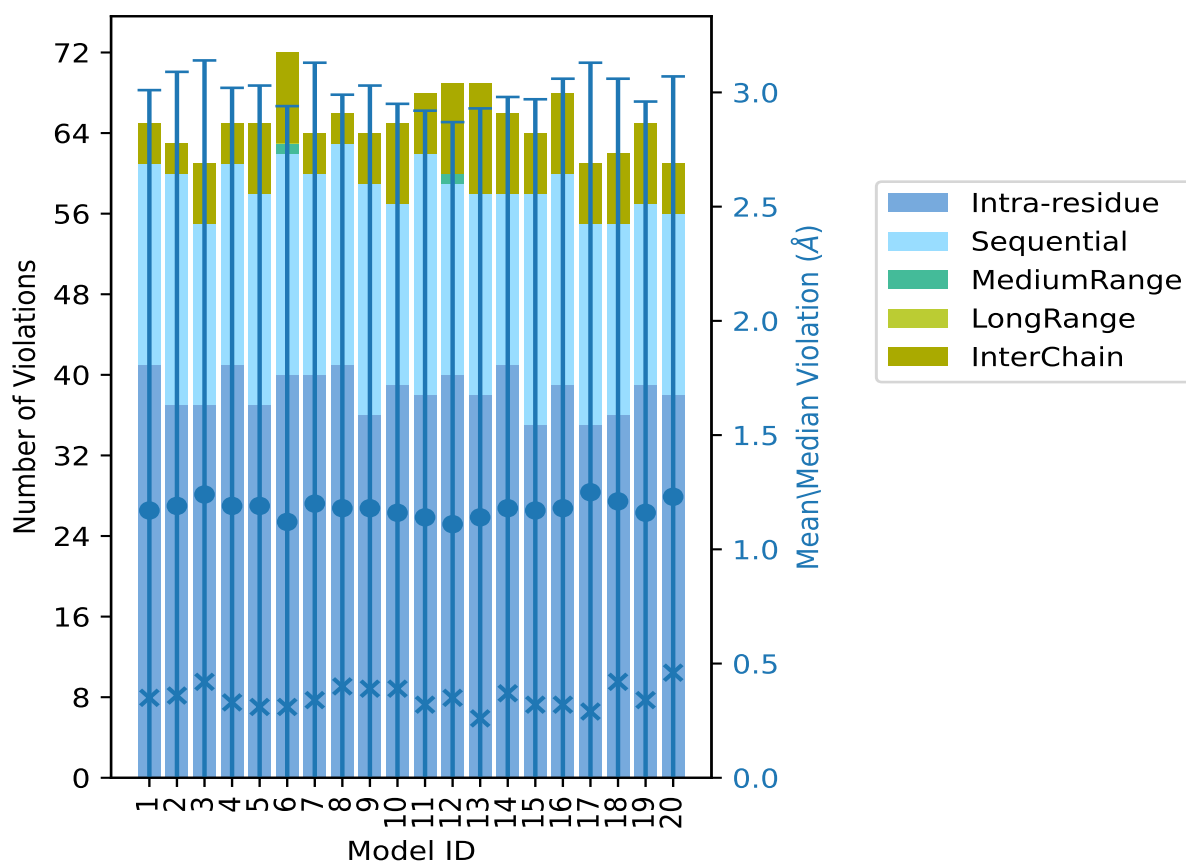
Continued on next page...

Continued from previous page...

Model ID	Number of violations					Total	Mean (Å)	Max (Å)	SD ⁶ (Å)	Median (Å)
	IR ¹	SQ ²	MR ³	LR ⁴	IC ⁵					
12	40	19	1	0	9	69	1.11	9.1	1.76	0.35
13	38	20	0	0	11	69	1.14	9.49	1.79	0.26
14	41	17	0	0	8	66	1.18	9.2	1.8	0.37
15	35	23	0	0	6	64	1.17	8.72	1.8	0.32
16	39	21	0	0	8	68	1.18	9.31	1.88	0.32
17	35	20	0	0	6	61	1.25	8.82	1.88	0.29
18	36	19	0	0	7	62	1.21	9.85	1.85	0.42
19	39	18	0	0	8	65	1.16	8.67	1.8	0.34
20	38	18	0	0	5	61	1.23	9.27	1.84	0.46

¹Intra-residue restraints, ²Sequential restraints, ³Medium range restraints, ⁴Long range restraints, ⁵Inter-chain restraints, ⁶Standard deviation

9.2.1 Bar graph : Distance Violation statistics for each model [\(i\)](#)



The mean(dot), median(x) and the standard deviation are shown in blue with respect to the y axis on the right

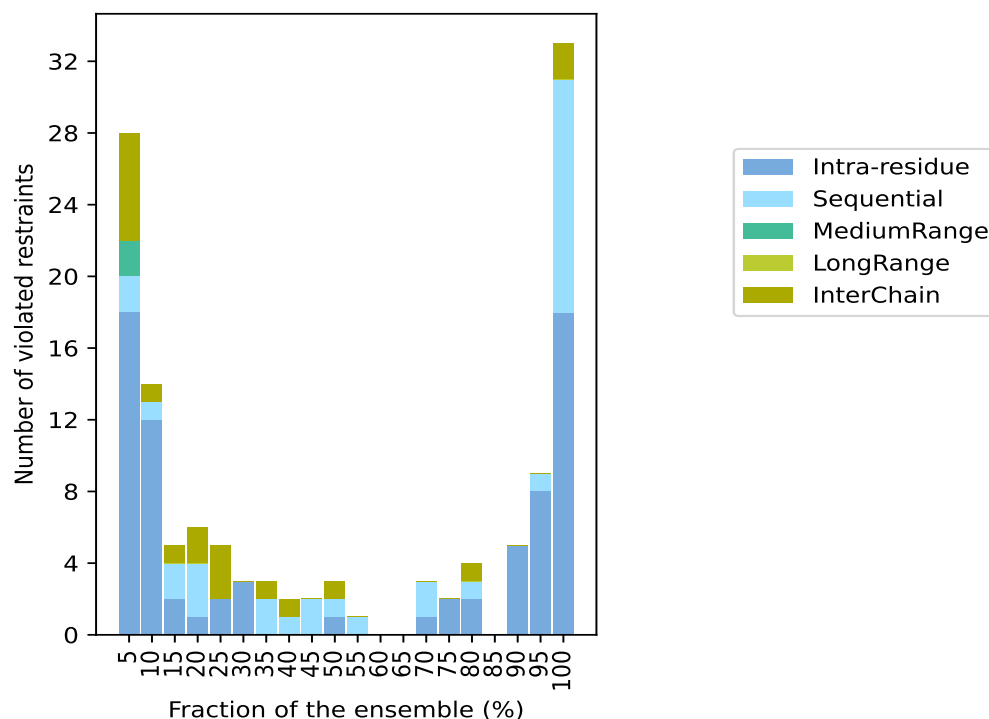
9.3 Distance violation statistics for the ensemble

Violation analysis may find that some restraints are violated in few models and some are violated in most of models. The following table provides this information as number of violated restraints for a given fraction of the ensemble. In total, 441(IR:223, SQ:120, MR:10, LR:0, IC:88) restraints are not violated in the ensemble.

Number of violated restraints						Fraction of the ensemble	
IR ¹	SQ ²	MR ³	LR ⁴	IC ⁵	Total	Count ⁶	%
18	2	2	0	6	28	1	5.0
12	1	0	0	1	14	2	10.0
2	2	0	0	1	5	3	15.0
1	3	0	0	2	6	4	20.0
2	0	0	0	3	5	5	25.0
3	0	0	0	0	3	6	30.0
0	2	0	0	1	3	7	35.0
0	1	0	0	1	2	8	40.0
0	2	0	0	0	2	9	45.0
1	1	0	0	1	3	10	50.0
0	1	0	0	0	1	11	55.0
0	0	0	0	0	0	12	60.0
0	0	0	0	0	0	13	65.0
1	2	0	0	0	3	14	70.0
2	0	0	0	0	2	15	75.0
2	1	0	0	1	4	16	80.0
0	0	0	0	0	0	17	85.0
5	0	0	0	0	5	18	90.0
8	1	0	0	0	9	19	95.0
18	13	0	0	2	33	20	100.0

¹Intra-residue restraints, ²Sequential restraints, ³Medium range restraints, ⁴Long range restraints, ⁵Inter-chain restraints, ⁶ Number of models with violations

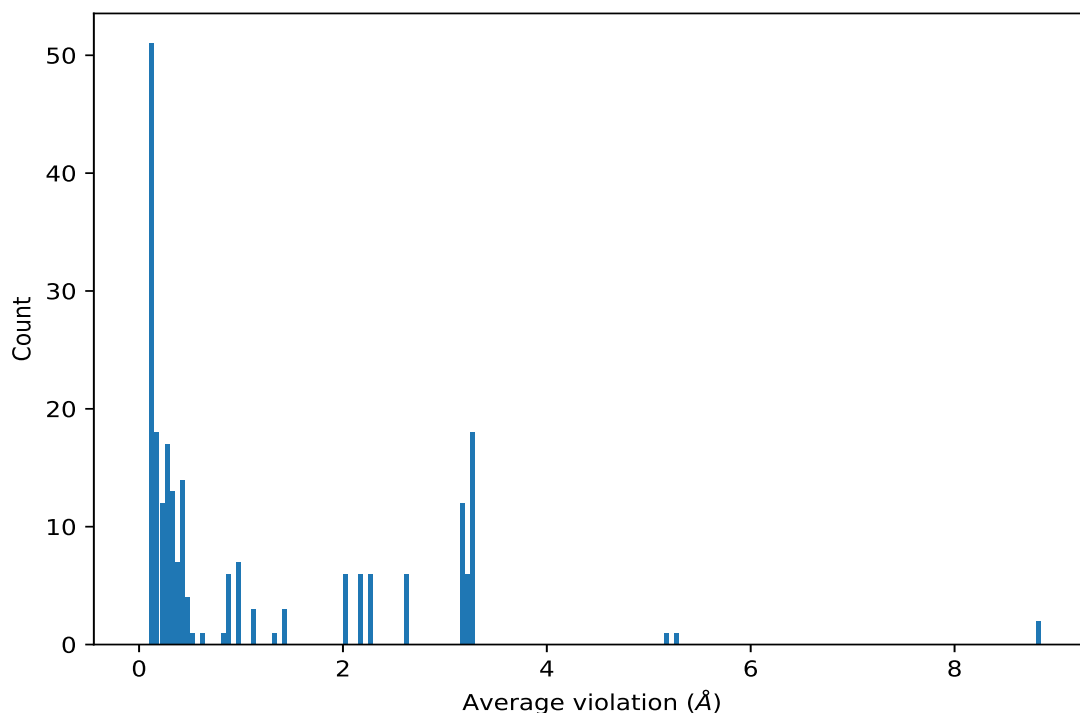
9.3.1 Bar graph : Distance violation statistics for the ensemble [i](#)



9.4 Most violated distance restraints in the ensemble [i](#)

9.4.1 Histogram : Distribution of mean distance violations [i](#)

The following histogram shows the distribution of the average value of the violation. The average is calculated for each restraint that is violated in more than one model over all the violated models in the ensemble



9.4.2 Table: Most violated distance restraints [i](#)

The following table provides the mean and the standard deviation of the violation for each restraint sorted by number of violated models and the mean value. The Key (restraint list ID, restraint ID) is the unique identifier for a given restraint. Rows with same key represent combinatorial or ambiguous restraints and are counted as a single restraint.

Key	Atom-1	Atom-2	Models ¹	Mean (Å)	SD ¹ (Å)	Median (Å)
(1,539)	1:A:13:CYS:H	1:D:321:CYS:HA	20	8.84	0.57	8.96
(1,541)	1:A:21:CYS:HA	1:D:313:CYS:H	20	8.82	0.58	8.83
(1,561)	1:C:221:CYS:HB2	1:C:222:ARG:HA	20	5.28	0.05	5.29
(1,559)	1:B:121:CYS:HB2	1:B:122:ARG:HA	20	5.16	0.1	5.12
(1,547)	1:B:117:LEU:HD11	1:B:118:ILE:H	20	3.27	0.17	3.2
(1,547)	1:B:117:LEU:HD12	1:B:118:ILE:H	20	3.27	0.17	3.2
(1,547)	1:B:117:LEU:HD13	1:B:118:ILE:H	20	3.27	0.17	3.2
(1,547)	1:B:117:LEU:HD21	1:B:118:ILE:H	20	3.27	0.17	3.2
(1,547)	1:B:117:LEU:HD22	1:B:118:ILE:H	20	3.27	0.17	3.2
(1,547)	1:B:117:LEU:HD23	1:B:118:ILE:H	20	3.27	0.17	3.2
(1,551)	1:B:117:LEU:HD11	1:B:118:ILE:H	20	3.27	0.17	3.2
(1,551)	1:B:117:LEU:HD12	1:B:118:ILE:H	20	3.27	0.17	3.2
(1,551)	1:B:117:LEU:HD13	1:B:118:ILE:H	20	3.27	0.17	3.2
(1,551)	1:B:117:LEU:HD21	1:B:118:ILE:H	20	3.27	0.17	3.2
(1,551)	1:B:117:LEU:HD22	1:B:118:ILE:H	20	3.27	0.17	3.2
(1,551)	1:B:117:LEU:HD23	1:B:118:ILE:H	20	3.27	0.17	3.2

Continued on next page...

Continued from previous page...

Key	Atom-1	Atom-2	Models ¹	Mean (Å)	SD ¹ (Å)	Median (Å)
(1,555)	1:C:216:VAL:HG11	1:C:217:LEU:HA	20	3.26	0.07	3.26
(1,555)	1:C:216:VAL:HG12	1:C:217:LEU:HA	20	3.26	0.07	3.26
(1,555)	1:C:216:VAL:HG13	1:C:217:LEU:HA	20	3.26	0.07	3.26
(1,555)	1:C:216:VAL:HG21	1:C:217:LEU:HA	20	3.26	0.07	3.26
(1,555)	1:C:216:VAL:HG22	1:C:217:LEU:HA	20	3.26	0.07	3.26
(1,555)	1:C:216:VAL:HG23	1:C:217:LEU:HA	20	3.26	0.07	3.26
(1,557)	1:B:116:VAL:HG11	1:B:117:LEU:HA	20	3.23	0.06	3.24
(1,557)	1:B:116:VAL:HG12	1:B:117:LEU:HA	20	3.23	0.06	3.24
(1,557)	1:B:116:VAL:HG13	1:B:117:LEU:HA	20	3.23	0.06	3.24
(1,557)	1:B:116:VAL:HG21	1:B:117:LEU:HA	20	3.23	0.06	3.24
(1,557)	1:B:116:VAL:HG22	1:B:117:LEU:HA	20	3.23	0.06	3.24
(1,557)	1:B:116:VAL:HG23	1:B:117:LEU:HA	20	3.23	0.06	3.24
(1,549)	1:C:217:LEU:HD11	1:C:218:ILE:H	20	3.19	0.2	3.18
(1,549)	1:C:217:LEU:HD12	1:C:218:ILE:H	20	3.19	0.2	3.18
(1,549)	1:C:217:LEU:HD13	1:C:218:ILE:H	20	3.19	0.2	3.18
(1,549)	1:C:217:LEU:HD21	1:C:218:ILE:H	20	3.19	0.2	3.18
(1,549)	1:C:217:LEU:HD22	1:C:218:ILE:H	20	3.19	0.2	3.18
(1,549)	1:C:217:LEU:HD23	1:C:218:ILE:H	20	3.19	0.2	3.18
(1,553)	1:C:217:LEU:HD11	1:C:218:ILE:H	20	3.19	0.2	3.18
(1,553)	1:C:217:LEU:HD12	1:C:218:ILE:H	20	3.19	0.2	3.18
(1,553)	1:C:217:LEU:HD13	1:C:218:ILE:H	20	3.19	0.2	3.18
(1,553)	1:C:217:LEU:HD21	1:C:218:ILE:H	20	3.19	0.2	3.18
(1,553)	1:C:217:LEU:HD22	1:C:218:ILE:H	20	3.19	0.2	3.18
(1,553)	1:C:217:LEU:HD23	1:C:218:ILE:H	20	3.19	0.2	3.18
(1,565)	1:D:316:VAL:HG11	1:D:317:LEU:H	20	2.62	0.31	2.67
(1,565)	1:D:316:VAL:HG12	1:D:317:LEU:H	20	2.62	0.31	2.67
(1,565)	1:D:316:VAL:HG13	1:D:317:LEU:H	20	2.62	0.31	2.67
(1,565)	1:D:316:VAL:HG21	1:D:317:LEU:H	20	2.62	0.31	2.67
(1,565)	1:D:316:VAL:HG22	1:D:317:LEU:H	20	2.62	0.31	2.67
(1,565)	1:D:316:VAL:HG23	1:D:317:LEU:H	20	2.62	0.31	2.67
(1,563)	1:C:216:VAL:HG11	1:C:217:LEU:H	20	2.28	0.24	2.26
(1,563)	1:C:216:VAL:HG12	1:C:217:LEU:H	20	2.28	0.24	2.26
(1,563)	1:C:216:VAL:HG13	1:C:217:LEU:H	20	2.28	0.24	2.26
(1,563)	1:C:216:VAL:HG21	1:C:217:LEU:H	20	2.28	0.24	2.26
(1,563)	1:C:216:VAL:HG22	1:C:217:LEU:H	20	2.28	0.24	2.26
(1,563)	1:C:216:VAL:HG23	1:C:217:LEU:H	20	2.28	0.24	2.26
(1,543)	1:A:17:LEU:HD11	1:A:18:ILE:H	20	2.19	0.35	2.04
(1,543)	1:A:17:LEU:HD12	1:A:18:ILE:H	20	2.19	0.35	2.04
(1,543)	1:A:17:LEU:HD13	1:A:18:ILE:H	20	2.19	0.35	2.04
(1,543)	1:A:17:LEU:HD21	1:A:18:ILE:H	20	2.19	0.35	2.04
(1,543)	1:A:17:LEU:HD22	1:A:18:ILE:H	20	2.19	0.35	2.04
(1,543)	1:A:17:LEU:HD23	1:A:18:ILE:H	20	2.19	0.35	2.04

Continued on next page...

Continued from previous page...

Key	Atom-1	Atom-2	Models ¹	Mean (Å)	SD ¹ (Å)	Median (Å)
(1,545)	1:D:317:LEU:HD11	1:D:318:ILE:H	20	2.05	0.22	1.92
(1,545)	1:D:317:LEU:HD12	1:D:318:ILE:H	20	2.05	0.22	1.92
(1,545)	1:D:317:LEU:HD13	1:D:318:ILE:H	20	2.05	0.22	1.92
(1,545)	1:D:317:LEU:HD21	1:D:318:ILE:H	20	2.05	0.22	1.92
(1,545)	1:D:317:LEU:HD22	1:D:318:ILE:H	20	2.05	0.22	1.92
(1,545)	1:D:317:LEU:HD23	1:D:318:ILE:H	20	2.05	0.22	1.92
(1,542)	1:A:18:ILE:H	1:A:18:ILE:HD11	20	1.41	0.51	1.76
(1,542)	1:A:18:ILE:H	1:A:18:ILE:HD12	20	1.41	0.51	1.76
(1,542)	1:A:18:ILE:H	1:A:18:ILE:HD13	20	1.41	0.51	1.76
(1,42)	1:C:213:CYS:H	1:C:214:GLN:HB2	20	1.31	0.06	1.29
(1,544)	1:D:318:ILE:H	1:D:318:ILE:HD11	20	1.15	0.48	0.86
(1,544)	1:D:318:ILE:H	1:D:318:ILE:HD12	20	1.15	0.48	0.86
(1,544)	1:D:318:ILE:H	1:D:318:ILE:HD13	20	1.15	0.48	0.86
(1,550)	1:B:118:ILE:H	1:B:118:ILE:HD11	20	0.99	0.04	1.0
(1,550)	1:B:118:ILE:H	1:B:118:ILE:HD12	20	0.99	0.04	1.0
(1,550)	1:B:118:ILE:H	1:B:118:ILE:HD13	20	0.99	0.04	1.0
(1,552)	1:C:218:ILE:H	1:C:218:ILE:HD11	20	0.98	0.05	0.98
(1,552)	1:C:218:ILE:H	1:C:218:ILE:HD12	20	0.98	0.05	0.98
(1,552)	1:C:218:ILE:H	1:C:218:ILE:HD13	20	0.98	0.05	0.98
(1,250)	1:B:122:ARG:H	1:B:122:ARG:HD2	20	0.96	0.27	0.9
(1,548)	1:C:218:ILE:H	1:C:218:ILE:HG21	20	0.88	0.03	0.87
(1,548)	1:C:218:ILE:H	1:C:218:ILE:HG22	20	0.88	0.03	0.87
(1,548)	1:C:218:ILE:H	1:C:218:ILE:HG23	20	0.88	0.03	0.87
(1,546)	1:B:118:ILE:H	1:B:118:ILE:HG21	20	0.88	0.02	0.87
(1,546)	1:B:118:ILE:H	1:B:118:ILE:HG22	20	0.88	0.02	0.87
(1,546)	1:B:118:ILE:H	1:B:118:ILE:HG23	20	0.88	0.02	0.87
(1,430)	1:B:122:ARG:HB2	1:B:122:ARG:HD2	20	0.61	0.16	0.55
(1,556)	1:B:117:LEU:HA	1:B:117:LEU:HD11	20	0.42	0.05	0.42
(1,556)	1:B:117:LEU:HA	1:B:117:LEU:HD12	20	0.42	0.05	0.42
(1,556)	1:B:117:LEU:HA	1:B:117:LEU:HD13	20	0.42	0.05	0.42
(1,556)	1:B:117:LEU:HA	1:B:117:LEU:HD21	20	0.42	0.05	0.42
(1,556)	1:B:117:LEU:HA	1:B:117:LEU:HD22	20	0.42	0.05	0.42
(1,556)	1:B:117:LEU:HA	1:B:117:LEU:HD23	20	0.42	0.05	0.42
(1,499)	1:A:12:ILE:HA	1:A:12:ILE:HB	20	0.28	0.02	0.29
(1,498)	1:D:312:ILE:HA	1:D:312:ILE:HB	20	0.28	0.02	0.29
(1,385)	1:A:12:ILE:H	1:A:12:ILE:HG21	20	0.27	0.06	0.28
(1,385)	1:A:12:ILE:H	1:A:12:ILE:HG22	20	0.27	0.06	0.28
(1,385)	1:A:12:ILE:H	1:A:12:ILE:HG23	20	0.27	0.06	0.28
(1,281)	1:C:212:ILE:H	1:C:212:ILE:HB	20	0.24	0.01	0.25
(1,280)	1:B:112:ILE:H	1:B:112:ILE:HB	20	0.24	0.01	0.24
(1,505)	1:C:214:GLN:HA	1:C:214:GLN:HG2	20	0.22	0.19	0.15
(1,504)	1:B:114:GLN:HA	1:B:114:GLN:HG2	20	0.2	0.13	0.17

Continued on next page...

Continued from previous page...

Key	Atom-1	Atom-2	Models ¹	Mean (Å)	SD ¹ (Å)	Median (Å)
(1,484)	1:B:122:ARG:HA	1:B:122:ARG:HB2	20	0.18	0.02	0.17
(1,485)	1:C:222:ARG:HA	1:C:222:ARG:HB2	20	0.17	0.01	0.17
(1,251)	1:C:222:ARG:H	1:C:222:ARG:HD2	19	0.85	0.11	0.84
(1,431)	1:C:222:ARG:HB2	1:C:222:ARG:HD2	19	0.52	0.05	0.53
(1,395)	1:C:222:ARG:HB3	1:C:222:ARG:HD2	19	0.42	0.03	0.42
(1,60)	1:C:214:GLN:HB3	1:C:215:PHE:H	19	0.41	0.12	0.43
(1,463)	1:C:214:GLN:HB3	1:C:214:GLN:HG3	19	0.38	0.15	0.48
(1,560)	1:C:222:ARG:HA	1:C:222:ARG:HD3	19	0.34	0.08	0.34
(1,493)	1:C:222:ARG:HA	1:C:222:ARG:HD3	19	0.3	0.08	0.3
(1,384)	1:D:312:ILE:H	1:D:312:ILE:HG21	19	0.26	0.05	0.27
(1,384)	1:D:312:ILE:H	1:D:312:ILE:HG22	19	0.26	0.05	0.27
(1,384)	1:D:312:ILE:H	1:D:312:ILE:HG23	19	0.26	0.05	0.27
(1,442)	1:B:117:LEU:HA	1:B:117:LEU:HG	19	0.14	0.01	0.14
(1,564)	1:D:317:LEU:H	1:D:317:LEU:HD11	18	0.39	0.09	0.43
(1,564)	1:D:317:LEU:H	1:D:317:LEU:HD12	18	0.39	0.09	0.43
(1,564)	1:D:317:LEU:H	1:D:317:LEU:HD13	18	0.39	0.09	0.43
(1,564)	1:D:317:LEU:H	1:D:317:LEU:HD21	18	0.39	0.09	0.43
(1,564)	1:D:317:LEU:H	1:D:317:LEU:HD22	18	0.39	0.09	0.43
(1,564)	1:D:317:LEU:H	1:D:317:LEU:HD23	18	0.39	0.09	0.43
(1,554)	1:C:217:LEU:HA	1:C:217:LEU:HD11	18	0.31	0.05	0.3
(1,554)	1:C:217:LEU:HA	1:C:217:LEU:HD12	18	0.31	0.05	0.3
(1,554)	1:C:217:LEU:HA	1:C:217:LEU:HD13	18	0.31	0.05	0.3
(1,554)	1:C:217:LEU:HA	1:C:217:LEU:HD21	18	0.31	0.05	0.3
(1,554)	1:C:217:LEU:HA	1:C:217:LEU:HD22	18	0.31	0.05	0.3
(1,554)	1:C:217:LEU:HA	1:C:217:LEU:HD23	18	0.31	0.05	0.3
(1,421)	1:C:215:PHE:H	1:C:215:PHE:HB2	18	0.18	0.02	0.18
(1,533)	1:A:12:ILE:HB	1:A:12:ILE:HD11	18	0.14	0.01	0.14
(1,533)	1:A:12:ILE:HB	1:A:12:ILE:HD12	18	0.14	0.01	0.14
(1,533)	1:A:12:ILE:HB	1:A:12:ILE:HD13	18	0.14	0.01	0.14
(1,532)	1:D:312:ILE:HB	1:D:312:ILE:HD11	18	0.14	0.01	0.14
(1,532)	1:D:312:ILE:HB	1:D:312:ILE:HD12	18	0.14	0.01	0.14
(1,532)	1:D:312:ILE:HB	1:D:312:ILE:HD13	18	0.14	0.01	0.14
(1,558)	1:B:122:ARG:HA	1:B:122:ARG:HD3	16	0.33	0.08	0.3
(1,492)	1:B:122:ARG:HA	1:B:122:ARG:HD3	16	0.29	0.08	0.26
(1,121)	1:A:11:ARG:HG2	1:A:12:ILE:H	16	0.16	0.04	0.16
(1,121)	1:A:11:ARG:HG3	1:A:12:ILE:H	16	0.16	0.04	0.16
(1,166)	1:A:14:GLN:H	1:B:121:CYS:H	16	0.14	0.03	0.14
(1,394)	1:B:122:ARG:HB3	1:B:122:ARG:HD2	15	0.42	0.01	0.42
(1,443)	1:C:217:LEU:HA	1:C:217:LEU:HG	15	0.23	0.2	0.16
(1,420)	1:B:115:PHE:H	1:B:115:PHE:HB2	14	0.18	0.02	0.17
(1,317)	1:A:17:LEU:H	1:A:18:ILE:HG21	14	0.15	0.03	0.16
(1,317)	1:A:17:LEU:H	1:A:18:ILE:HG22	14	0.15	0.03	0.16

Continued on next page...

Continued from previous page...

Key	Atom-1	Atom-2	Models ¹	Mean (Å)	SD ¹ (Å)	Median (Å)
(1,317)	1:A:17:LEU:H	1:A:18:ILE:HG23	14	0.15	0.03	0.16
(1,316)	1:D:317:LEU:H	1:D:318:ILE:HG21	14	0.14	0.03	0.12
(1,316)	1:D:317:LEU:H	1:D:318:ILE:HG22	14	0.14	0.03	0.12
(1,316)	1:D:317:LEU:H	1:D:318:ILE:HG23	14	0.14	0.03	0.12
(1,120)	1:D:311:ARG:HG2	1:D:312:ILE:H	11	0.19	0.06	0.16
(1,120)	1:D:311:ARG:HG3	1:D:312:ILE:H	11	0.19	0.06	0.16
(1,502)	1:B:114:GLN:HB2	1:B:114:GLN:HG2	10	0.22	0.0	0.22
(1,262)	1:A:18:ILE:H	1:B:117:LEU:HG	10	0.16	0.05	0.15
(1,304)	1:B:117:LEU:HG	1:B:118:ILE:H	10	0.16	0.06	0.12
(1,305)	1:C:217:LEU:HG	1:C:218:ILE:H	9	0.17	0.06	0.15
(1,125)	1:A:11:ARG:HD2	1:A:12:ILE:H	9	0.16	0.04	0.15
(1,125)	1:A:11:ARG:HD3	1:A:12:ILE:H	9	0.16	0.04	0.15
(1,263)	1:C:217:LEU:HG	1:D:318:ILE:H	8	0.18	0.09	0.14
(3,1)	1:A:12:ILE:H	1:B:122:ARG:O	8	0.14	0.02	0.14
(1,329)	1:A:18:ILE:HD11	1:A:19:ARG:H	8	0.12	0.01	0.12
(1,329)	1:A:18:ILE:HD12	1:A:19:ARG:H	8	0.12	0.01	0.12
(1,329)	1:A:18:ILE:HD13	1:A:19:ARG:H	8	0.12	0.01	0.12
(1,160)	1:B:120:VAL:HG11	1:B:121:CYS:H	7	0.15	0.01	0.16
(1,160)	1:B:120:VAL:HG12	1:B:121:CYS:H	7	0.15	0.01	0.16
(1,160)	1:B:120:VAL:HG13	1:B:121:CYS:H	7	0.15	0.01	0.16
(1,160)	1:B:120:VAL:HG21	1:B:121:CYS:H	7	0.15	0.01	0.16
(1,160)	1:B:120:VAL:HG22	1:B:121:CYS:H	7	0.15	0.01	0.16
(1,160)	1:B:120:VAL:HG23	1:B:121:CYS:H	7	0.15	0.01	0.16
(1,254)	1:A:12:ILE:HA	1:B:122:ARG:H	7	0.15	0.03	0.15
(1,124)	1:D:311:ARG:HD2	1:D:312:ILE:H	7	0.14	0.02	0.14
(1,124)	1:D:311:ARG:HD3	1:D:312:ILE:H	7	0.14	0.02	0.14
(1,398)	1:B:119:ARG:HB3	1:B:119:ARG:HD2	6	0.47	0.07	0.48
(1,398)	1:B:119:ARG:HB3	1:B:119:ARG:HD3	6	0.47	0.07	0.48
(1,399)	1:C:219:ARG:HB3	1:C:219:ARG:HD2	6	0.43	0.05	0.43
(1,399)	1:C:219:ARG:HB3	1:C:219:ARG:HD3	6	0.43	0.05	0.43
(1,81)	1:B:122:ARG:HB2	1:B:122:ARG:HE	6	0.13	0.02	0.12
(1,408)	1:B:122:ARG:HB2	1:B:122:ARG:HD3	5	0.42	0.19	0.33
(1,503)	1:C:214:GLN:HB3	1:C:214:GLN:HG2	5	0.24	0.02	0.23
(1,163)	1:C:221:CYS:H	1:D:313:CYS:HB2	5	0.15	0.03	0.15
(1,167)	1:C:221:CYS:H	1:D:314:GLN:H	5	0.15	0.03	0.13
(1,162)	1:A:13:CYS:HB2	1:B:121:CYS:H	5	0.15	0.04	0.14
(1,66)	1:C:214:GLN:HG2	1:C:215:PHE:H	4	0.28	0.08	0.32
(1,432)	1:B:119:ARG:HA	1:B:119:ARG:HG2	4	0.24	0.04	0.24
(1,257)	1:C:218:ILE:HG21	1:C:219:ARG:HE	4	0.19	0.02	0.19
(1,257)	1:C:218:ILE:HG22	1:C:219:ARG:HE	4	0.19	0.02	0.19
(1,257)	1:C:218:ILE:HG23	1:C:219:ARG:HE	4	0.19	0.02	0.19
(1,301)	1:A:12:ILE:HB	1:A:13:CYS:H	4	0.15	0.04	0.15

Continued on next page...

Continued from previous page...

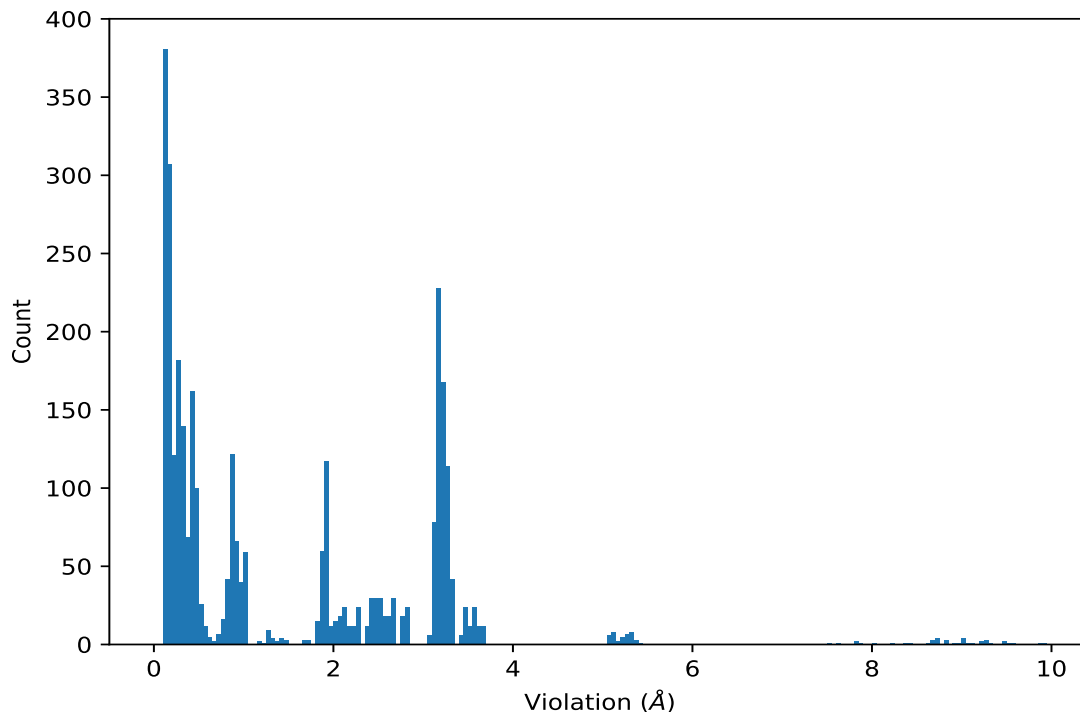
Key	Atom-1	Atom-2	Models ¹	Mean (Å)	SD ¹ (Å)	Median (Å)
(1,255)	1:C:222:ARG:H	1:D:312:ILE:HA	4	0.14	0.01	0.14
(1,194)	1:A:15:PHE:HD1	1:B:119:ARG:H	4	0.13	0.01	0.13
(1,194)	1:A:15:PHE:HD2	1:B:119:ARG:H	4	0.13	0.01	0.13
(1,460)	1:D:319:ARG:HA	1:D:319:ARG:HG3	3	0.2	0.02	0.2
(1,161)	1:C:220:VAL:HG11	1:C:221:CYS:H	3	0.15	0.02	0.15
(1,161)	1:C:220:VAL:HG12	1:C:221:CYS:H	3	0.15	0.02	0.15
(1,161)	1:C:220:VAL:HG13	1:C:221:CYS:H	3	0.15	0.02	0.15
(1,161)	1:C:220:VAL:HG21	1:C:221:CYS:H	3	0.15	0.02	0.15
(1,161)	1:C:220:VAL:HG22	1:C:221:CYS:H	3	0.15	0.02	0.15
(1,161)	1:C:220:VAL:HG23	1:C:221:CYS:H	3	0.15	0.02	0.15
(1,185)	1:A:19:ARG:H	1:A:19:ARG:HE	3	0.15	0.04	0.13
(1,328)	1:D:318:ILE:HD11	1:D:319:ARG:H	3	0.12	0.0	0.12
(1,328)	1:D:318:ILE:HD12	1:D:319:ARG:H	3	0.12	0.0	0.12
(1,328)	1:D:318:ILE:HD13	1:D:319:ARG:H	3	0.12	0.0	0.12
(1,540)	1:C:221:CYS:HA	1:D:313:CYS:H	3	0.12	0.01	0.11
(1,470)	1:D:322:ARG:HA	1:D:322:ARG:HD2	2	0.48	0.0	0.48
(1,470)	1:D:322:ARG:HA	1:D:322:ARG:HD3	2	0.48	0.0	0.48
(1,419)	1:A:22:ARG:HA	1:A:22:ARG:HG2	2	0.43	0.0	0.43
(1,419)	1:A:22:ARG:HA	1:A:22:ARG:HG3	2	0.43	0.0	0.43
(1,462)	1:B:114:GLN:HB2	1:B:114:GLN:HG3	2	0.34	0.16	0.34
(1,401)	1:A:12:ILE:HA	1:A:12:ILE:HD11	2	0.34	0.05	0.34
(1,401)	1:A:12:ILE:HA	1:A:12:ILE:HD12	2	0.34	0.05	0.34
(1,401)	1:A:12:ILE:HA	1:A:12:ILE:HD13	2	0.34	0.05	0.34
(1,72)	1:A:22:ARG:H	1:A:22:ARG:HE	2	0.32	0.0	0.32
(1,433)	1:C:219:ARG:HA	1:C:219:ARG:HG2	2	0.3	0.08	0.3
(1,400)	1:D:312:ILE:HA	1:D:312:ILE:HD11	2	0.3	0.0	0.3
(1,400)	1:D:312:ILE:HA	1:D:312:ILE:HD12	2	0.3	0.0	0.3
(1,400)	1:D:312:ILE:HA	1:D:312:ILE:HD13	2	0.3	0.0	0.3
(1,78)	1:C:222:ARG:HB3	1:C:222:ARG:HE	2	0.26	0.01	0.26
(1,77)	1:B:122:ARG:HB3	1:B:122:ARG:HE	2	0.26	0.01	0.26
(1,256)	1:B:118:ILE:HG21	1:B:119:ARG:HE	2	0.23	0.05	0.23
(1,256)	1:B:118:ILE:HG22	1:B:119:ARG:HE	2	0.23	0.05	0.23
(1,256)	1:B:118:ILE:HG23	1:B:119:ARG:HE	2	0.23	0.05	0.23
(1,71)	1:D:322:ARG:H	1:D:322:ARG:HE	2	0.18	0.0	0.18
(3,47)	1:C:222:ARG:O	1:D:312:ILE:H	2	0.13	0.02	0.13
(1,82)	1:C:222:ARG:HB2	1:C:222:ARG:HE	2	0.12	0.01	0.12
(1,406)	1:B:120:VAL:H	1:B:120:VAL:HB	2	0.12	0.0	0.12
(1,15)	1:A:15:PHE:HD1	1:B:120:VAL:H	2	0.11	0.0	0.11
(1,15)	1:A:15:PHE:HD2	1:B:120:VAL:H	2	0.11	0.0	0.11

¹Number of violated models, ²Standard deviation

9.5 All violated distance restraints [i](#)

9.5.1 Histogram : Distribution of distance violations [i](#)

The following histogram shows the distribution of the absolute value of the violation for all violated restraints in the ensemble.



9.5.2 Table : All distance violations [i](#)

The following table lists the absolute value of the violation for each restraint in the ensemble sorted by its value. The Key (restraint list ID, restraint ID) is the unique identifier for a given restraint. Rows with same key represent combinatorial or ambiguous restraints and are counted as a single restraint.

Key	Atom-1	Atom-2	Model ID	Violation (Å)
(1,541)	1:A:21:CYS:HA	1:D:313:CYS:H	7	9.92
(1,539)	1:A:13:CYS:H	1:D:321:CYS:HA	18	9.85
(1,539)	1:A:13:CYS:H	1:D:321:CYS:HA	11	9.56
(1,539)	1:A:13:CYS:H	1:D:321:CYS:HA	2	9.52
(1,541)	1:A:21:CYS:HA	1:D:313:CYS:H	13	9.49
(1,539)	1:A:13:CYS:H	1:D:321:CYS:HA	3	9.45
(1,541)	1:A:21:CYS:HA	1:D:313:CYS:H	16	9.31
(1,541)	1:A:21:CYS:HA	1:D:313:CYS:H	8	9.28
(1,539)	1:A:13:CYS:H	1:D:321:CYS:HA	6	9.27
(1,539)	1:A:13:CYS:H	1:D:321:CYS:HA	20	9.27

Continued on next page...

Continued from previous page...

Key	Atom-1	Atom-2	Model ID	Violation (Å)
(1,541)	1:A:21:CYS:HA	1:D:313:CYS:H	6	9.22
(1,541)	1:A:21:CYS:HA	1:D:313:CYS:H	14	9.2
(1,541)	1:A:21:CYS:HA	1:D:313:CYS:H	12	9.1
(1,539)	1:A:13:CYS:H	1:D:321:CYS:HA	9	9.05
(1,539)	1:A:13:CYS:H	1:D:321:CYS:HA	7	9.04
(1,539)	1:A:13:CYS:H	1:D:321:CYS:HA	16	9.03
(1,541)	1:A:21:CYS:HA	1:D:313:CYS:H	5	9.02
(1,539)	1:A:13:CYS:H	1:D:321:CYS:HA	4	9.0
(1,541)	1:A:21:CYS:HA	1:D:313:CYS:H	1	8.99
(1,539)	1:A:13:CYS:H	1:D:321:CYS:HA	1	8.91
(1,541)	1:A:21:CYS:HA	1:D:313:CYS:H	2	8.84
(1,541)	1:A:21:CYS:HA	1:D:313:CYS:H	10	8.82
(1,539)	1:A:13:CYS:H	1:D:321:CYS:HA	17	8.82
(1,541)	1:A:21:CYS:HA	1:D:313:CYS:H	15	8.72
(1,541)	1:A:21:CYS:HA	1:D:313:CYS:H	4	8.71
(1,541)	1:A:21:CYS:HA	1:D:313:CYS:H	9	8.71
(1,541)	1:A:21:CYS:HA	1:D:313:CYS:H	17	8.7
(1,541)	1:A:21:CYS:HA	1:D:313:CYS:H	3	8.68
(1,539)	1:A:13:CYS:H	1:D:321:CYS:HA	15	8.68
(1,541)	1:A:21:CYS:HA	1:D:313:CYS:H	19	8.67
(1,539)	1:A:13:CYS:H	1:D:321:CYS:HA	5	8.63
(1,539)	1:A:13:CYS:H	1:D:321:CYS:HA	8	8.42
(1,539)	1:A:13:CYS:H	1:D:321:CYS:HA	19	8.39
(1,539)	1:A:13:CYS:H	1:D:321:CYS:HA	14	8.2
(1,539)	1:A:13:CYS:H	1:D:321:CYS:HA	10	8.04
(1,539)	1:A:13:CYS:H	1:D:321:CYS:HA	12	7.86
(1,541)	1:A:21:CYS:HA	1:D:313:CYS:H	20	7.83
(1,539)	1:A:13:CYS:H	1:D:321:CYS:HA	13	7.8
(1,541)	1:A:21:CYS:HA	1:D:313:CYS:H	11	7.62
(1,541)	1:A:21:CYS:HA	1:D:313:CYS:H	18	7.51
(1,559)	1:B:121:CYS:HB2	1:B:122:ARG:HA	20	5.4
(1,561)	1:C:221:CYS:HB2	1:C:222:ARG:HA	18	5.37
(1,561)	1:C:221:CYS:HB2	1:C:222:ARG:HA	20	5.36
(1,561)	1:C:221:CYS:HB2	1:C:222:ARG:HA	19	5.35
(1,561)	1:C:221:CYS:HB2	1:C:222:ARG:HA	17	5.34
(1,561)	1:C:221:CYS:HB2	1:C:222:ARG:HA	4	5.32
(1,561)	1:C:221:CYS:HB2	1:C:222:ARG:HA	5	5.32
(1,559)	1:B:121:CYS:HB2	1:B:122:ARG:HA	14	5.32
(1,561)	1:C:221:CYS:HB2	1:C:222:ARG:HA	1	5.31
(1,561)	1:C:221:CYS:HB2	1:C:222:ARG:HA	2	5.31
(1,561)	1:C:221:CYS:HB2	1:C:222:ARG:HA	8	5.31
(1,559)	1:B:121:CYS:HB2	1:B:122:ARG:HA	17	5.31

Continued on next page...

Continued from previous page...

Key	Atom-1	Atom-2	Model ID	Violation (Å)
(1,561)	1:C:221:CYS:HB2	1:C:222:ARG:HA	12	5.29
(1,561)	1:C:221:CYS:HB2	1:C:222:ARG:HA	13	5.29
(1,559)	1:B:121:CYS:HB2	1:B:122:ARG:HA	16	5.29
(1,561)	1:C:221:CYS:HB2	1:C:222:ARG:HA	9	5.27
(1,561)	1:C:221:CYS:HB2	1:C:222:ARG:HA	11	5.27
(1,561)	1:C:221:CYS:HB2	1:C:222:ARG:HA	16	5.27
(1,559)	1:B:121:CYS:HB2	1:B:122:ARG:HA	13	5.26
(1,561)	1:C:221:CYS:HB2	1:C:222:ARG:HA	6	5.24
(1,561)	1:C:221:CYS:HB2	1:C:222:ARG:HA	7	5.24
(1,561)	1:C:221:CYS:HB2	1:C:222:ARG:HA	3	5.22
(1,561)	1:C:221:CYS:HB2	1:C:222:ARG:HA	10	5.21
(1,561)	1:C:221:CYS:HB2	1:C:222:ARG:HA	14	5.21
(1,559)	1:B:121:CYS:HB2	1:B:122:ARG:HA	10	5.19
(1,561)	1:C:221:CYS:HB2	1:C:222:ARG:HA	15	5.16
(1,559)	1:B:121:CYS:HB2	1:B:122:ARG:HA	1	5.14
(1,559)	1:B:121:CYS:HB2	1:B:122:ARG:HA	2	5.13
(1,559)	1:B:121:CYS:HB2	1:B:122:ARG:HA	18	5.12
(1,559)	1:B:121:CYS:HB2	1:B:122:ARG:HA	19	5.12
(1,559)	1:B:121:CYS:HB2	1:B:122:ARG:HA	6	5.11
(1,559)	1:B:121:CYS:HB2	1:B:122:ARG:HA	9	5.11
(1,559)	1:B:121:CYS:HB2	1:B:122:ARG:HA	7	5.1
(1,559)	1:B:121:CYS:HB2	1:B:122:ARG:HA	8	5.1
(1,559)	1:B:121:CYS:HB2	1:B:122:ARG:HA	5	5.09
(1,559)	1:B:121:CYS:HB2	1:B:122:ARG:HA	12	5.09
(1,559)	1:B:121:CYS:HB2	1:B:122:ARG:HA	3	5.08
(1,559)	1:B:121:CYS:HB2	1:B:122:ARG:HA	4	5.08
(1,559)	1:B:121:CYS:HB2	1:B:122:ARG:HA	11	5.06
(1,559)	1:B:121:CYS:HB2	1:B:122:ARG:HA	15	5.05
(1,551)	1:B:117:LEU:HD11	1:B:118:ILE:H	16	3.69
(1,551)	1:B:117:LEU:HD12	1:B:118:ILE:H	16	3.69
(1,551)	1:B:117:LEU:HD13	1:B:118:ILE:H	16	3.69
(1,551)	1:B:117:LEU:HD21	1:B:118:ILE:H	16	3.69
(1,551)	1:B:117:LEU:HD22	1:B:118:ILE:H	16	3.69
(1,551)	1:B:117:LEU:HD23	1:B:118:ILE:H	16	3.69
(1,547)	1:B:117:LEU:HD11	1:B:118:ILE:H	16	3.69
(1,547)	1:B:117:LEU:HD12	1:B:118:ILE:H	16	3.69
(1,547)	1:B:117:LEU:HD13	1:B:118:ILE:H	16	3.69
(1,547)	1:B:117:LEU:HD21	1:B:118:ILE:H	16	3.69
(1,547)	1:B:117:LEU:HD22	1:B:118:ILE:H	16	3.69
(1,547)	1:B:117:LEU:HD23	1:B:118:ILE:H	16	3.69
(1,551)	1:B:117:LEU:HD11	1:B:118:ILE:H	18	3.6
(1,551)	1:B:117:LEU:HD12	1:B:118:ILE:H	18	3.6

Continued on next page...

Continued from previous page...

Key	Atom-1	Atom-2	Model ID	Violation (Å)
(1,551)	1:B:117:LEU:HD13	1:B:118:ILE:H	18	3.6
(1,551)	1:B:117:LEU:HD21	1:B:118:ILE:H	18	3.6
(1,551)	1:B:117:LEU:HD22	1:B:118:ILE:H	18	3.6
(1,551)	1:B:117:LEU:HD23	1:B:118:ILE:H	18	3.6
(1,547)	1:B:117:LEU:HD11	1:B:118:ILE:H	18	3.6
(1,547)	1:B:117:LEU:HD12	1:B:118:ILE:H	18	3.6
(1,547)	1:B:117:LEU:HD13	1:B:118:ILE:H	18	3.6
(1,547)	1:B:117:LEU:HD21	1:B:118:ILE:H	18	3.6
(1,547)	1:B:117:LEU:HD22	1:B:118:ILE:H	18	3.6
(1,547)	1:B:117:LEU:HD23	1:B:118:ILE:H	18	3.6
(1,553)	1:C:217:LEU:HD11	1:C:218:ILE:H	19	3.59
(1,553)	1:C:217:LEU:HD12	1:C:218:ILE:H	19	3.59
(1,553)	1:C:217:LEU:HD13	1:C:218:ILE:H	19	3.59
(1,553)	1:C:217:LEU:HD21	1:C:218:ILE:H	19	3.59
(1,553)	1:C:217:LEU:HD22	1:C:218:ILE:H	19	3.59
(1,553)	1:C:217:LEU:HD23	1:C:218:ILE:H	19	3.59
(1,549)	1:C:217:LEU:HD11	1:C:218:ILE:H	19	3.59
(1,549)	1:C:217:LEU:HD12	1:C:218:ILE:H	19	3.59
(1,549)	1:C:217:LEU:HD13	1:C:218:ILE:H	19	3.59
(1,549)	1:C:217:LEU:HD21	1:C:218:ILE:H	19	3.59
(1,549)	1:C:217:LEU:HD22	1:C:218:ILE:H	19	3.59
(1,549)	1:C:217:LEU:HD23	1:C:218:ILE:H	19	3.59
(1,551)	1:B:117:LEU:HD11	1:B:118:ILE:H	10	3.58
(1,551)	1:B:117:LEU:HD12	1:B:118:ILE:H	10	3.58
(1,551)	1:B:117:LEU:HD13	1:B:118:ILE:H	10	3.58
(1,551)	1:B:117:LEU:HD21	1:B:118:ILE:H	10	3.58
(1,551)	1:B:117:LEU:HD22	1:B:118:ILE:H	10	3.58
(1,551)	1:B:117:LEU:HD23	1:B:118:ILE:H	10	3.58
(1,547)	1:B:117:LEU:HD11	1:B:118:ILE:H	10	3.58
(1,547)	1:B:117:LEU:HD12	1:B:118:ILE:H	10	3.58
(1,547)	1:B:117:LEU:HD13	1:B:118:ILE:H	10	3.58
(1,547)	1:B:117:LEU:HD21	1:B:118:ILE:H	10	3.58
(1,547)	1:B:117:LEU:HD22	1:B:118:ILE:H	10	3.58
(1,547)	1:B:117:LEU:HD23	1:B:118:ILE:H	10	3.58
(1,553)	1:C:217:LEU:HD11	1:C:218:ILE:H	12	3.54
(1,553)	1:C:217:LEU:HD12	1:C:218:ILE:H	12	3.54
(1,553)	1:C:217:LEU:HD13	1:C:218:ILE:H	12	3.54
(1,553)	1:C:217:LEU:HD21	1:C:218:ILE:H	12	3.54
(1,553)	1:C:217:LEU:HD22	1:C:218:ILE:H	12	3.54
(1,553)	1:C:217:LEU:HD23	1:C:218:ILE:H	12	3.54
(1,549)	1:C:217:LEU:HD11	1:C:218:ILE:H	12	3.54
(1,549)	1:C:217:LEU:HD12	1:C:218:ILE:H	12	3.54

Continued on next page...

Continued from previous page...

Key	Atom-1	Atom-2	Model ID	Violation (Å)
(1,549)	1:C:217:LEU:HD13	1:C:218:ILE:H	12	3.54
(1,549)	1:C:217:LEU:HD21	1:C:218:ILE:H	12	3.54
(1,549)	1:C:217:LEU:HD22	1:C:218:ILE:H	12	3.54
(1,549)	1:C:217:LEU:HD23	1:C:218:ILE:H	12	3.54
(1,551)	1:B:117:LEU:HD11	1:B:118:ILE:H	5	3.48
(1,551)	1:B:117:LEU:HD12	1:B:118:ILE:H	5	3.48
(1,551)	1:B:117:LEU:HD13	1:B:118:ILE:H	5	3.48
(1,551)	1:B:117:LEU:HD21	1:B:118:ILE:H	5	3.48
(1,551)	1:B:117:LEU:HD22	1:B:118:ILE:H	5	3.48
(1,551)	1:B:117:LEU:HD23	1:B:118:ILE:H	5	3.48
(1,547)	1:B:117:LEU:HD11	1:B:118:ILE:H	5	3.48
(1,547)	1:B:117:LEU:HD12	1:B:118:ILE:H	5	3.48
(1,547)	1:B:117:LEU:HD13	1:B:118:ILE:H	5	3.48
(1,547)	1:B:117:LEU:HD21	1:B:118:ILE:H	5	3.48
(1,547)	1:B:117:LEU:HD22	1:B:118:ILE:H	5	3.48
(1,547)	1:B:117:LEU:HD23	1:B:118:ILE:H	5	3.48
(1,551)	1:B:117:LEU:HD11	1:B:118:ILE:H	9	3.46
(1,551)	1:B:117:LEU:HD12	1:B:118:ILE:H	9	3.46
(1,551)	1:B:117:LEU:HD13	1:B:118:ILE:H	9	3.46
(1,551)	1:B:117:LEU:HD21	1:B:118:ILE:H	9	3.46
(1,551)	1:B:117:LEU:HD22	1:B:118:ILE:H	9	3.46
(1,551)	1:B:117:LEU:HD23	1:B:118:ILE:H	9	3.46
(1,547)	1:B:117:LEU:HD11	1:B:118:ILE:H	9	3.46
(1,547)	1:B:117:LEU:HD12	1:B:118:ILE:H	9	3.46
(1,547)	1:B:117:LEU:HD13	1:B:118:ILE:H	9	3.46
(1,547)	1:B:117:LEU:HD21	1:B:118:ILE:H	9	3.46
(1,547)	1:B:117:LEU:HD22	1:B:118:ILE:H	9	3.46
(1,547)	1:B:117:LEU:HD23	1:B:118:ILE:H	9	3.46
(1,555)	1:C:216:VAL:HG11	1:C:217:LEU:HA	18	3.43
(1,555)	1:C:216:VAL:HG12	1:C:217:LEU:HA	18	3.43
(1,555)	1:C:216:VAL:HG13	1:C:217:LEU:HA	18	3.43
(1,555)	1:C:216:VAL:HG21	1:C:217:LEU:HA	18	3.43
(1,555)	1:C:216:VAL:HG22	1:C:217:LEU:HA	18	3.43
(1,555)	1:C:216:VAL:HG23	1:C:217:LEU:HA	18	3.43
(1,555)	1:C:216:VAL:HG11	1:C:217:LEU:HA	13	3.34
(1,555)	1:C:216:VAL:HG12	1:C:217:LEU:HA	13	3.34
(1,555)	1:C:216:VAL:HG13	1:C:217:LEU:HA	13	3.34
(1,555)	1:C:216:VAL:HG21	1:C:217:LEU:HA	13	3.34
(1,555)	1:C:216:VAL:HG22	1:C:217:LEU:HA	13	3.34
(1,555)	1:C:216:VAL:HG23	1:C:217:LEU:HA	13	3.34
(1,555)	1:C:216:VAL:HG11	1:C:217:LEU:HA	19	3.34
(1,555)	1:C:216:VAL:HG12	1:C:217:LEU:HA	19	3.34

Continued on next page...

Continued from previous page...

Key	Atom-1	Atom-2	Model ID	Violation (Å)
(1,555)	1:C:216:VAL:HG13	1:C:217:LEU:HA	19	3.34
(1,555)	1:C:216:VAL:HG21	1:C:217:LEU:HA	19	3.34
(1,555)	1:C:216:VAL:HG22	1:C:217:LEU:HA	19	3.34
(1,555)	1:C:216:VAL:HG23	1:C:217:LEU:HA	19	3.34
(1,557)	1:B:116:VAL:HG11	1:B:117:LEU:HA	1	3.33
(1,557)	1:B:116:VAL:HG12	1:B:117:LEU:HA	1	3.33
(1,557)	1:B:116:VAL:HG13	1:B:117:LEU:HA	1	3.33
(1,557)	1:B:116:VAL:HG21	1:B:117:LEU:HA	1	3.33
(1,557)	1:B:116:VAL:HG22	1:B:117:LEU:HA	1	3.33
(1,557)	1:B:116:VAL:HG23	1:B:117:LEU:HA	1	3.33
(1,557)	1:B:116:VAL:HG11	1:B:117:LEU:HA	3	3.32
(1,557)	1:B:116:VAL:HG12	1:B:117:LEU:HA	3	3.32
(1,557)	1:B:116:VAL:HG13	1:B:117:LEU:HA	3	3.32
(1,557)	1:B:116:VAL:HG21	1:B:117:LEU:HA	3	3.32
(1,557)	1:B:116:VAL:HG22	1:B:117:LEU:HA	3	3.32
(1,557)	1:B:116:VAL:HG23	1:B:117:LEU:HA	3	3.32
(1,555)	1:C:216:VAL:HG11	1:C:217:LEU:HA	1	3.31
(1,555)	1:C:216:VAL:HG12	1:C:217:LEU:HA	1	3.31
(1,555)	1:C:216:VAL:HG13	1:C:217:LEU:HA	1	3.31
(1,555)	1:C:216:VAL:HG21	1:C:217:LEU:HA	1	3.31
(1,555)	1:C:216:VAL:HG22	1:C:217:LEU:HA	1	3.31
(1,555)	1:C:216:VAL:HG23	1:C:217:LEU:HA	1	3.31
(1,555)	1:C:216:VAL:HG11	1:C:217:LEU:HA	17	3.31
(1,555)	1:C:216:VAL:HG12	1:C:217:LEU:HA	17	3.31
(1,555)	1:C:216:VAL:HG13	1:C:217:LEU:HA	17	3.31
(1,555)	1:C:216:VAL:HG21	1:C:217:LEU:HA	17	3.31
(1,555)	1:C:216:VAL:HG22	1:C:217:LEU:HA	17	3.31
(1,555)	1:C:216:VAL:HG23	1:C:217:LEU:HA	17	3.31
(1,557)	1:B:116:VAL:HG11	1:B:117:LEU:HA	13	3.3
(1,557)	1:B:116:VAL:HG12	1:B:117:LEU:HA	13	3.3
(1,557)	1:B:116:VAL:HG13	1:B:117:LEU:HA	13	3.3
(1,557)	1:B:116:VAL:HG21	1:B:117:LEU:HA	13	3.3
(1,557)	1:B:116:VAL:HG22	1:B:117:LEU:HA	13	3.3
(1,557)	1:B:116:VAL:HG23	1:B:117:LEU:HA	13	3.3
(1,557)	1:B:116:VAL:HG11	1:B:117:LEU:HA	12	3.29
(1,557)	1:B:116:VAL:HG12	1:B:117:LEU:HA	12	3.29
(1,557)	1:B:116:VAL:HG13	1:B:117:LEU:HA	12	3.29
(1,557)	1:B:116:VAL:HG21	1:B:117:LEU:HA	12	3.29
(1,557)	1:B:116:VAL:HG22	1:B:117:LEU:HA	12	3.29
(1,557)	1:B:116:VAL:HG23	1:B:117:LEU:HA	12	3.29
(1,555)	1:C:216:VAL:HG11	1:C:217:LEU:HA	3	3.29
(1,555)	1:C:216:VAL:HG12	1:C:217:LEU:HA	3	3.29

Continued on next page...

Continued from previous page...

Key	Atom-1	Atom-2	Model ID	Violation (Å)
(1,555)	1:C:216:VAL:HG13	1:C:217:LEU:HA	3	3.29
(1,555)	1:C:216:VAL:HG21	1:C:217:LEU:HA	3	3.29
(1,555)	1:C:216:VAL:HG22	1:C:217:LEU:HA	3	3.29
(1,555)	1:C:216:VAL:HG23	1:C:217:LEU:HA	3	3.29
(1,555)	1:C:216:VAL:HG11	1:C:217:LEU:HA	12	3.29
(1,555)	1:C:216:VAL:HG12	1:C:217:LEU:HA	12	3.29
(1,555)	1:C:216:VAL:HG13	1:C:217:LEU:HA	12	3.29
(1,555)	1:C:216:VAL:HG21	1:C:217:LEU:HA	12	3.29
(1,555)	1:C:216:VAL:HG22	1:C:217:LEU:HA	12	3.29
(1,555)	1:C:216:VAL:HG23	1:C:217:LEU:HA	12	3.29
(1,555)	1:C:216:VAL:HG11	1:C:217:LEU:HA	2	3.28
(1,555)	1:C:216:VAL:HG12	1:C:217:LEU:HA	2	3.28
(1,555)	1:C:216:VAL:HG13	1:C:217:LEU:HA	2	3.28
(1,555)	1:C:216:VAL:HG21	1:C:217:LEU:HA	2	3.28
(1,555)	1:C:216:VAL:HG22	1:C:217:LEU:HA	2	3.28
(1,555)	1:C:216:VAL:HG23	1:C:217:LEU:HA	2	3.28
(1,553)	1:C:217:LEU:HD11	1:C:218:ILE:H	11	3.28
(1,553)	1:C:217:LEU:HD12	1:C:218:ILE:H	11	3.28
(1,553)	1:C:217:LEU:HD13	1:C:218:ILE:H	11	3.28
(1,553)	1:C:217:LEU:HD21	1:C:218:ILE:H	11	3.28
(1,553)	1:C:217:LEU:HD22	1:C:218:ILE:H	11	3.28
(1,553)	1:C:217:LEU:HD23	1:C:218:ILE:H	11	3.28
(1,549)	1:C:217:LEU:HD11	1:C:218:ILE:H	11	3.28
(1,549)	1:C:217:LEU:HD12	1:C:218:ILE:H	11	3.28
(1,549)	1:C:217:LEU:HD13	1:C:218:ILE:H	11	3.28
(1,549)	1:C:217:LEU:HD21	1:C:218:ILE:H	11	3.28
(1,549)	1:C:217:LEU:HD22	1:C:218:ILE:H	11	3.28
(1,549)	1:C:217:LEU:HD23	1:C:218:ILE:H	11	3.28
(1,557)	1:B:116:VAL:HG11	1:B:117:LEU:HA	2	3.27
(1,557)	1:B:116:VAL:HG12	1:B:117:LEU:HA	2	3.27
(1,557)	1:B:116:VAL:HG13	1:B:117:LEU:HA	2	3.27
(1,557)	1:B:116:VAL:HG21	1:B:117:LEU:HA	2	3.27
(1,557)	1:B:116:VAL:HG22	1:B:117:LEU:HA	2	3.27
(1,557)	1:B:116:VAL:HG23	1:B:117:LEU:HA	2	3.27
(1,557)	1:B:116:VAL:HG11	1:B:117:LEU:HA	4	3.27
(1,557)	1:B:116:VAL:HG12	1:B:117:LEU:HA	4	3.27
(1,557)	1:B:116:VAL:HG13	1:B:117:LEU:HA	4	3.27
(1,557)	1:B:116:VAL:HG21	1:B:117:LEU:HA	4	3.27
(1,557)	1:B:116:VAL:HG22	1:B:117:LEU:HA	4	3.27
(1,557)	1:B:116:VAL:HG23	1:B:117:LEU:HA	4	3.27
(1,555)	1:C:216:VAL:HG11	1:C:217:LEU:HA	7	3.27
(1,555)	1:C:216:VAL:HG12	1:C:217:LEU:HA	7	3.27

Continued on next page...

Continued from previous page...

Key	Atom-1	Atom-2	Model ID	Violation (Å)
(1,555)	1:C:216:VAL:HG13	1:C:217:LEU:HA	7	3.27
(1,555)	1:C:216:VAL:HG21	1:C:217:LEU:HA	7	3.27
(1,555)	1:C:216:VAL:HG22	1:C:217:LEU:HA	7	3.27
(1,555)	1:C:216:VAL:HG23	1:C:217:LEU:HA	7	3.27
(1,555)	1:C:216:VAL:HG11	1:C:217:LEU:HA	16	3.27
(1,555)	1:C:216:VAL:HG12	1:C:217:LEU:HA	16	3.27
(1,555)	1:C:216:VAL:HG13	1:C:217:LEU:HA	16	3.27
(1,555)	1:C:216:VAL:HG21	1:C:217:LEU:HA	16	3.27
(1,555)	1:C:216:VAL:HG22	1:C:217:LEU:HA	16	3.27
(1,555)	1:C:216:VAL:HG23	1:C:217:LEU:HA	16	3.27
(1,557)	1:B:116:VAL:HG11	1:B:117:LEU:HA	17	3.26
(1,557)	1:B:116:VAL:HG12	1:B:117:LEU:HA	17	3.26
(1,557)	1:B:116:VAL:HG13	1:B:117:LEU:HA	17	3.26
(1,557)	1:B:116:VAL:HG21	1:B:117:LEU:HA	17	3.26
(1,557)	1:B:116:VAL:HG22	1:B:117:LEU:HA	17	3.26
(1,557)	1:B:116:VAL:HG23	1:B:117:LEU:HA	17	3.26
(1,557)	1:B:116:VAL:HG11	1:B:117:LEU:HA	20	3.26
(1,557)	1:B:116:VAL:HG12	1:B:117:LEU:HA	20	3.26
(1,557)	1:B:116:VAL:HG13	1:B:117:LEU:HA	20	3.26
(1,557)	1:B:116:VAL:HG21	1:B:117:LEU:HA	20	3.26
(1,557)	1:B:116:VAL:HG22	1:B:117:LEU:HA	20	3.26
(1,557)	1:B:116:VAL:HG23	1:B:117:LEU:HA	20	3.26
(1,551)	1:B:117:LEU:HD11	1:B:118:ILE:H	13	3.26
(1,551)	1:B:117:LEU:HD12	1:B:118:ILE:H	13	3.26
(1,551)	1:B:117:LEU:HD13	1:B:118:ILE:H	13	3.26
(1,551)	1:B:117:LEU:HD21	1:B:118:ILE:H	13	3.26
(1,551)	1:B:117:LEU:HD22	1:B:118:ILE:H	13	3.26
(1,551)	1:B:117:LEU:HD23	1:B:118:ILE:H	13	3.26
(1,547)	1:B:117:LEU:HD11	1:B:118:ILE:H	13	3.26
(1,547)	1:B:117:LEU:HD12	1:B:118:ILE:H	13	3.26
(1,547)	1:B:117:LEU:HD13	1:B:118:ILE:H	13	3.26
(1,547)	1:B:117:LEU:HD21	1:B:118:ILE:H	13	3.26
(1,547)	1:B:117:LEU:HD22	1:B:118:ILE:H	13	3.26
(1,547)	1:B:117:LEU:HD23	1:B:118:ILE:H	13	3.26
(1,557)	1:B:116:VAL:HG11	1:B:117:LEU:HA	16	3.25
(1,557)	1:B:116:VAL:HG12	1:B:117:LEU:HA	16	3.25
(1,557)	1:B:116:VAL:HG13	1:B:117:LEU:HA	16	3.25
(1,557)	1:B:116:VAL:HG21	1:B:117:LEU:HA	16	3.25
(1,557)	1:B:116:VAL:HG22	1:B:117:LEU:HA	16	3.25
(1,557)	1:B:116:VAL:HG23	1:B:117:LEU:HA	16	3.25
(1,555)	1:C:216:VAL:HG11	1:C:217:LEU:HA	11	3.25
(1,555)	1:C:216:VAL:HG12	1:C:217:LEU:HA	11	3.25

Continued on next page...

Continued from previous page...

Key	Atom-1	Atom-2	Model ID	Violation (Å)
(1,555)	1:C:216:VAL:HG13	1:C:217:LEU:HA	11	3.25
(1,555)	1:C:216:VAL:HG21	1:C:217:LEU:HA	11	3.25
(1,555)	1:C:216:VAL:HG22	1:C:217:LEU:HA	11	3.25
(1,555)	1:C:216:VAL:HG23	1:C:217:LEU:HA	11	3.25
(1,555)	1:C:216:VAL:HG11	1:C:217:LEU:HA	14	3.25
(1,555)	1:C:216:VAL:HG12	1:C:217:LEU:HA	14	3.25
(1,555)	1:C:216:VAL:HG13	1:C:217:LEU:HA	14	3.25
(1,555)	1:C:216:VAL:HG21	1:C:217:LEU:HA	14	3.25
(1,555)	1:C:216:VAL:HG22	1:C:217:LEU:HA	14	3.25
(1,555)	1:C:216:VAL:HG23	1:C:217:LEU:HA	14	3.25
(1,551)	1:B:117:LEU:HD11	1:B:118:ILE:H	7	3.25
(1,551)	1:B:117:LEU:HD12	1:B:118:ILE:H	7	3.25
(1,551)	1:B:117:LEU:HD13	1:B:118:ILE:H	7	3.25
(1,551)	1:B:117:LEU:HD21	1:B:118:ILE:H	7	3.25
(1,551)	1:B:117:LEU:HD22	1:B:118:ILE:H	7	3.25
(1,551)	1:B:117:LEU:HD23	1:B:118:ILE:H	7	3.25
(1,547)	1:B:117:LEU:HD11	1:B:118:ILE:H	7	3.25
(1,547)	1:B:117:LEU:HD12	1:B:118:ILE:H	7	3.25
(1,547)	1:B:117:LEU:HD13	1:B:118:ILE:H	7	3.25
(1,547)	1:B:117:LEU:HD21	1:B:118:ILE:H	7	3.25
(1,547)	1:B:117:LEU:HD22	1:B:118:ILE:H	7	3.25
(1,547)	1:B:117:LEU:HD23	1:B:118:ILE:H	7	3.25
(1,557)	1:B:116:VAL:HG11	1:B:117:LEU:HA	11	3.24
(1,557)	1:B:116:VAL:HG12	1:B:117:LEU:HA	11	3.24
(1,557)	1:B:116:VAL:HG13	1:B:117:LEU:HA	11	3.24
(1,557)	1:B:116:VAL:HG21	1:B:117:LEU:HA	11	3.24
(1,557)	1:B:116:VAL:HG22	1:B:117:LEU:HA	11	3.24
(1,557)	1:B:116:VAL:HG23	1:B:117:LEU:HA	11	3.24
(1,553)	1:C:217:LEU:HD11	1:C:218:ILE:H	7	3.24
(1,553)	1:C:217:LEU:HD12	1:C:218:ILE:H	7	3.24
(1,553)	1:C:217:LEU:HD13	1:C:218:ILE:H	7	3.24
(1,553)	1:C:217:LEU:HD21	1:C:218:ILE:H	7	3.24
(1,553)	1:C:217:LEU:HD22	1:C:218:ILE:H	7	3.24
(1,553)	1:C:217:LEU:HD23	1:C:218:ILE:H	7	3.24
(1,553)	1:C:217:LEU:HD11	1:C:218:ILE:H	13	3.24
(1,553)	1:C:217:LEU:HD12	1:C:218:ILE:H	13	3.24
(1,553)	1:C:217:LEU:HD13	1:C:218:ILE:H	13	3.24
(1,553)	1:C:217:LEU:HD21	1:C:218:ILE:H	13	3.24
(1,553)	1:C:217:LEU:HD22	1:C:218:ILE:H	13	3.24
(1,553)	1:C:217:LEU:HD23	1:C:218:ILE:H	13	3.24
(1,549)	1:C:217:LEU:HD11	1:C:218:ILE:H	7	3.24
(1,549)	1:C:217:LEU:HD12	1:C:218:ILE:H	7	3.24

Continued on next page...

Continued from previous page...

Key	Atom-1	Atom-2	Model ID	Violation (Å)
(1,549)	1:C:217:LEU:HD13	1:C:218:ILE:H	7	3.24
(1,549)	1:C:217:LEU:HD21	1:C:218:ILE:H	7	3.24
(1,549)	1:C:217:LEU:HD22	1:C:218:ILE:H	7	3.24
(1,549)	1:C:217:LEU:HD23	1:C:218:ILE:H	7	3.24
(1,549)	1:C:217:LEU:HD11	1:C:218:ILE:H	13	3.24
(1,549)	1:C:217:LEU:HD12	1:C:218:ILE:H	13	3.24
(1,549)	1:C:217:LEU:HD13	1:C:218:ILE:H	13	3.24
(1,549)	1:C:217:LEU:HD21	1:C:218:ILE:H	13	3.24
(1,549)	1:C:217:LEU:HD22	1:C:218:ILE:H	13	3.24
(1,549)	1:C:217:LEU:HD23	1:C:218:ILE:H	13	3.24
(1,557)	1:B:116:VAL:HG11	1:B:117:LEU:HA	19	3.23
(1,557)	1:B:116:VAL:HG12	1:B:117:LEU:HA	19	3.23
(1,557)	1:B:116:VAL:HG13	1:B:117:LEU:HA	19	3.23
(1,557)	1:B:116:VAL:HG21	1:B:117:LEU:HA	19	3.23
(1,557)	1:B:116:VAL:HG22	1:B:117:LEU:HA	19	3.23
(1,557)	1:B:116:VAL:HG23	1:B:117:LEU:HA	19	3.23
(1,555)	1:C:216:VAL:HG11	1:C:217:LEU:HA	10	3.23
(1,555)	1:C:216:VAL:HG12	1:C:217:LEU:HA	10	3.23
(1,555)	1:C:216:VAL:HG13	1:C:217:LEU:HA	10	3.23
(1,555)	1:C:216:VAL:HG21	1:C:217:LEU:HA	10	3.23
(1,555)	1:C:216:VAL:HG22	1:C:217:LEU:HA	10	3.23
(1,555)	1:C:216:VAL:HG23	1:C:217:LEU:HA	10	3.23
(1,553)	1:C:217:LEU:HD11	1:C:218:ILE:H	14	3.23
(1,553)	1:C:217:LEU:HD12	1:C:218:ILE:H	14	3.23
(1,553)	1:C:217:LEU:HD13	1:C:218:ILE:H	14	3.23
(1,553)	1:C:217:LEU:HD21	1:C:218:ILE:H	14	3.23
(1,553)	1:C:217:LEU:HD22	1:C:218:ILE:H	14	3.23
(1,553)	1:C:217:LEU:HD23	1:C:218:ILE:H	14	3.23
(1,553)	1:C:217:LEU:HD11	1:C:218:ILE:H	18	3.23
(1,553)	1:C:217:LEU:HD12	1:C:218:ILE:H	18	3.23
(1,553)	1:C:217:LEU:HD13	1:C:218:ILE:H	18	3.23
(1,553)	1:C:217:LEU:HD21	1:C:218:ILE:H	18	3.23
(1,553)	1:C:217:LEU:HD22	1:C:218:ILE:H	18	3.23
(1,553)	1:C:217:LEU:HD23	1:C:218:ILE:H	18	3.23
(1,549)	1:C:217:LEU:HD11	1:C:218:ILE:H	14	3.23
(1,549)	1:C:217:LEU:HD12	1:C:218:ILE:H	14	3.23
(1,549)	1:C:217:LEU:HD13	1:C:218:ILE:H	14	3.23
(1,549)	1:C:217:LEU:HD21	1:C:218:ILE:H	14	3.23
(1,549)	1:C:217:LEU:HD22	1:C:218:ILE:H	14	3.23
(1,549)	1:C:217:LEU:HD23	1:C:218:ILE:H	14	3.23
(1,549)	1:C:217:LEU:HD11	1:C:218:ILE:H	18	3.23
(1,549)	1:C:217:LEU:HD12	1:C:218:ILE:H	18	3.23

Continued on next page...

Continued from previous page...

Key	Atom-1	Atom-2	Model ID	Violation (Å)
(1,549)	1:C:217:LEU:HD13	1:C:218:ILE:H	18	3.23
(1,549)	1:C:217:LEU:HD21	1:C:218:ILE:H	18	3.23
(1,549)	1:C:217:LEU:HD22	1:C:218:ILE:H	18	3.23
(1,549)	1:C:217:LEU:HD23	1:C:218:ILE:H	18	3.23
(1,557)	1:B:116:VAL:HG11	1:B:117:LEU:HA	9	3.22
(1,557)	1:B:116:VAL:HG12	1:B:117:LEU:HA	9	3.22
(1,557)	1:B:116:VAL:HG13	1:B:117:LEU:HA	9	3.22
(1,557)	1:B:116:VAL:HG21	1:B:117:LEU:HA	9	3.22
(1,557)	1:B:116:VAL:HG22	1:B:117:LEU:HA	9	3.22
(1,557)	1:B:116:VAL:HG23	1:B:117:LEU:HA	9	3.22
(1,555)	1:C:216:VAL:HG11	1:C:217:LEU:HA	5	3.22
(1,555)	1:C:216:VAL:HG12	1:C:217:LEU:HA	5	3.22
(1,555)	1:C:216:VAL:HG13	1:C:217:LEU:HA	5	3.22
(1,555)	1:C:216:VAL:HG21	1:C:217:LEU:HA	5	3.22
(1,555)	1:C:216:VAL:HG22	1:C:217:LEU:HA	5	3.22
(1,555)	1:C:216:VAL:HG23	1:C:217:LEU:HA	5	3.22
(1,557)	1:B:116:VAL:HG11	1:B:117:LEU:HA	5	3.21
(1,557)	1:B:116:VAL:HG12	1:B:117:LEU:HA	5	3.21
(1,557)	1:B:116:VAL:HG13	1:B:117:LEU:HA	5	3.21
(1,557)	1:B:116:VAL:HG21	1:B:117:LEU:HA	5	3.21
(1,557)	1:B:116:VAL:HG22	1:B:117:LEU:HA	5	3.21
(1,557)	1:B:116:VAL:HG23	1:B:117:LEU:HA	5	3.21
(1,557)	1:B:116:VAL:HG11	1:B:117:LEU:HA	8	3.21
(1,557)	1:B:116:VAL:HG12	1:B:117:LEU:HA	8	3.21
(1,557)	1:B:116:VAL:HG13	1:B:117:LEU:HA	8	3.21
(1,557)	1:B:116:VAL:HG21	1:B:117:LEU:HA	8	3.21
(1,557)	1:B:116:VAL:HG22	1:B:117:LEU:HA	8	3.21
(1,557)	1:B:116:VAL:HG23	1:B:117:LEU:HA	8	3.21
(1,555)	1:C:216:VAL:HG11	1:C:217:LEU:HA	9	3.21
(1,555)	1:C:216:VAL:HG12	1:C:217:LEU:HA	9	3.21
(1,555)	1:C:216:VAL:HG13	1:C:217:LEU:HA	9	3.21
(1,555)	1:C:216:VAL:HG21	1:C:217:LEU:HA	9	3.21
(1,555)	1:C:216:VAL:HG22	1:C:217:LEU:HA	9	3.21
(1,555)	1:C:216:VAL:HG23	1:C:217:LEU:HA	9	3.21
(1,555)	1:C:216:VAL:HG11	1:C:217:LEU:HA	15	3.21
(1,555)	1:C:216:VAL:HG12	1:C:217:LEU:HA	15	3.21
(1,555)	1:C:216:VAL:HG13	1:C:217:LEU:HA	15	3.21
(1,555)	1:C:216:VAL:HG21	1:C:217:LEU:HA	15	3.21
(1,555)	1:C:216:VAL:HG22	1:C:217:LEU:HA	15	3.21
(1,555)	1:C:216:VAL:HG23	1:C:217:LEU:HA	15	3.21
(1,553)	1:C:217:LEU:HD11	1:C:218:ILE:H	16	3.21
(1,553)	1:C:217:LEU:HD12	1:C:218:ILE:H	16	3.21

Continued on next page...

Continued from previous page...

Key	Atom-1	Atom-2	Model ID	Violation (Å)
(1,553)	1:C:217:LEU:HD13	1:C:218:ILE:H	16	3.21
(1,553)	1:C:217:LEU:HD21	1:C:218:ILE:H	16	3.21
(1,553)	1:C:217:LEU:HD22	1:C:218:ILE:H	16	3.21
(1,553)	1:C:217:LEU:HD23	1:C:218:ILE:H	16	3.21
(1,551)	1:B:117:LEU:HD11	1:B:118:ILE:H	8	3.21
(1,551)	1:B:117:LEU:HD12	1:B:118:ILE:H	8	3.21
(1,551)	1:B:117:LEU:HD13	1:B:118:ILE:H	8	3.21
(1,551)	1:B:117:LEU:HD21	1:B:118:ILE:H	8	3.21
(1,551)	1:B:117:LEU:HD22	1:B:118:ILE:H	8	3.21
(1,551)	1:B:117:LEU:HD23	1:B:118:ILE:H	8	3.21
(1,549)	1:C:217:LEU:HD11	1:C:218:ILE:H	16	3.21
(1,549)	1:C:217:LEU:HD12	1:C:218:ILE:H	16	3.21
(1,549)	1:C:217:LEU:HD13	1:C:218:ILE:H	16	3.21
(1,549)	1:C:217:LEU:HD21	1:C:218:ILE:H	16	3.21
(1,549)	1:C:217:LEU:HD22	1:C:218:ILE:H	16	3.21
(1,549)	1:C:217:LEU:HD23	1:C:218:ILE:H	16	3.21
(1,547)	1:B:117:LEU:HD11	1:B:118:ILE:H	8	3.21
(1,547)	1:B:117:LEU:HD12	1:B:118:ILE:H	8	3.21
(1,547)	1:B:117:LEU:HD13	1:B:118:ILE:H	8	3.21
(1,547)	1:B:117:LEU:HD21	1:B:118:ILE:H	8	3.21
(1,547)	1:B:117:LEU:HD22	1:B:118:ILE:H	8	3.21
(1,547)	1:B:117:LEU:HD23	1:B:118:ILE:H	8	3.21
(1,557)	1:B:116:VAL:HG11	1:B:117:LEU:HA	14	3.2
(1,557)	1:B:116:VAL:HG12	1:B:117:LEU:HA	14	3.2
(1,557)	1:B:116:VAL:HG13	1:B:117:LEU:HA	14	3.2
(1,557)	1:B:116:VAL:HG21	1:B:117:LEU:HA	14	3.2
(1,557)	1:B:116:VAL:HG22	1:B:117:LEU:HA	14	3.2
(1,557)	1:B:116:VAL:HG23	1:B:117:LEU:HA	14	3.2
(1,553)	1:C:217:LEU:HD11	1:C:218:ILE:H	10	3.2
(1,553)	1:C:217:LEU:HD12	1:C:218:ILE:H	10	3.2
(1,553)	1:C:217:LEU:HD13	1:C:218:ILE:H	10	3.2
(1,553)	1:C:217:LEU:HD21	1:C:218:ILE:H	10	3.2
(1,553)	1:C:217:LEU:HD22	1:C:218:ILE:H	10	3.2
(1,553)	1:C:217:LEU:HD23	1:C:218:ILE:H	10	3.2
(1,551)	1:B:117:LEU:HD11	1:B:118:ILE:H	3	3.2
(1,551)	1:B:117:LEU:HD12	1:B:118:ILE:H	3	3.2
(1,551)	1:B:117:LEU:HD13	1:B:118:ILE:H	3	3.2
(1,551)	1:B:117:LEU:HD21	1:B:118:ILE:H	3	3.2
(1,551)	1:B:117:LEU:HD22	1:B:118:ILE:H	3	3.2
(1,551)	1:B:117:LEU:HD23	1:B:118:ILE:H	3	3.2
(1,551)	1:B:117:LEU:HD11	1:B:118:ILE:H	6	3.2
(1,551)	1:B:117:LEU:HD12	1:B:118:ILE:H	6	3.2

Continued on next page...

Continued from previous page...

Key	Atom-1	Atom-2	Model ID	Violation (Å)
(1,551)	1:B:117:LEU:HD13	1:B:118:ILE:H	6	3.2
(1,551)	1:B:117:LEU:HD21	1:B:118:ILE:H	6	3.2
(1,551)	1:B:117:LEU:HD22	1:B:118:ILE:H	6	3.2
(1,551)	1:B:117:LEU:HD23	1:B:118:ILE:H	6	3.2
(1,549)	1:C:217:LEU:HD11	1:C:218:ILE:H	10	3.2
(1,549)	1:C:217:LEU:HD12	1:C:218:ILE:H	10	3.2
(1,549)	1:C:217:LEU:HD13	1:C:218:ILE:H	10	3.2
(1,549)	1:C:217:LEU:HD21	1:C:218:ILE:H	10	3.2
(1,549)	1:C:217:LEU:HD22	1:C:218:ILE:H	10	3.2
(1,549)	1:C:217:LEU:HD23	1:C:218:ILE:H	10	3.2
(1,547)	1:B:117:LEU:HD11	1:B:118:ILE:H	3	3.2
(1,547)	1:B:117:LEU:HD12	1:B:118:ILE:H	3	3.2
(1,547)	1:B:117:LEU:HD13	1:B:118:ILE:H	3	3.2
(1,547)	1:B:117:LEU:HD21	1:B:118:ILE:H	3	3.2
(1,547)	1:B:117:LEU:HD22	1:B:118:ILE:H	3	3.2
(1,547)	1:B:117:LEU:HD23	1:B:118:ILE:H	3	3.2
(1,547)	1:B:117:LEU:HD11	1:B:118:ILE:H	6	3.2
(1,547)	1:B:117:LEU:HD12	1:B:118:ILE:H	6	3.2
(1,547)	1:B:117:LEU:HD13	1:B:118:ILE:H	6	3.2
(1,547)	1:B:117:LEU:HD21	1:B:118:ILE:H	6	3.2
(1,547)	1:B:117:LEU:HD22	1:B:118:ILE:H	6	3.2
(1,547)	1:B:117:LEU:HD23	1:B:118:ILE:H	6	3.2
(1,555)	1:C:216:VAL:HG11	1:C:217:LEU:HA	8	3.19
(1,555)	1:C:216:VAL:HG12	1:C:217:LEU:HA	8	3.19
(1,555)	1:C:216:VAL:HG13	1:C:217:LEU:HA	8	3.19
(1,555)	1:C:216:VAL:HG21	1:C:217:LEU:HA	8	3.19
(1,555)	1:C:216:VAL:HG22	1:C:217:LEU:HA	8	3.19
(1,555)	1:C:216:VAL:HG23	1:C:217:LEU:HA	8	3.19
(1,553)	1:C:217:LEU:HD11	1:C:218:ILE:H	5	3.19
(1,553)	1:C:217:LEU:HD12	1:C:218:ILE:H	5	3.19
(1,553)	1:C:217:LEU:HD13	1:C:218:ILE:H	5	3.19
(1,553)	1:C:217:LEU:HD21	1:C:218:ILE:H	5	3.19
(1,553)	1:C:217:LEU:HD22	1:C:218:ILE:H	5	3.19
(1,553)	1:C:217:LEU:HD23	1:C:218:ILE:H	5	3.19
(1,551)	1:B:117:LEU:HD11	1:B:118:ILE:H	1	3.19
(1,551)	1:B:117:LEU:HD12	1:B:118:ILE:H	1	3.19
(1,551)	1:B:117:LEU:HD13	1:B:118:ILE:H	1	3.19
(1,551)	1:B:117:LEU:HD21	1:B:118:ILE:H	1	3.19
(1,551)	1:B:117:LEU:HD22	1:B:118:ILE:H	1	3.19
(1,551)	1:B:117:LEU:HD23	1:B:118:ILE:H	1	3.19
(1,551)	1:B:117:LEU:HD11	1:B:118:ILE:H	19	3.19
(1,551)	1:B:117:LEU:HD12	1:B:118:ILE:H	19	3.19

Continued on next page...

Continued from previous page...

Key	Atom-1	Atom-2	Model ID	Violation (Å)
(1,551)	1:B:117:LEU:HD13	1:B:118:ILE:H	19	3.19
(1,551)	1:B:117:LEU:HD21	1:B:118:ILE:H	19	3.19
(1,551)	1:B:117:LEU:HD22	1:B:118:ILE:H	19	3.19
(1,551)	1:B:117:LEU:HD23	1:B:118:ILE:H	19	3.19
(1,549)	1:C:217:LEU:HD11	1:C:218:ILE:H	5	3.19
(1,549)	1:C:217:LEU:HD12	1:C:218:ILE:H	5	3.19
(1,549)	1:C:217:LEU:HD13	1:C:218:ILE:H	5	3.19
(1,549)	1:C:217:LEU:HD21	1:C:218:ILE:H	5	3.19
(1,549)	1:C:217:LEU:HD22	1:C:218:ILE:H	5	3.19
(1,549)	1:C:217:LEU:HD23	1:C:218:ILE:H	5	3.19
(1,547)	1:B:117:LEU:HD11	1:B:118:ILE:H	1	3.19
(1,547)	1:B:117:LEU:HD12	1:B:118:ILE:H	1	3.19
(1,547)	1:B:117:LEU:HD13	1:B:118:ILE:H	1	3.19
(1,547)	1:B:117:LEU:HD21	1:B:118:ILE:H	1	3.19
(1,547)	1:B:117:LEU:HD22	1:B:118:ILE:H	1	3.19
(1,547)	1:B:117:LEU:HD23	1:B:118:ILE:H	1	3.19
(1,547)	1:B:117:LEU:HD11	1:B:118:ILE:H	19	3.19
(1,547)	1:B:117:LEU:HD12	1:B:118:ILE:H	19	3.19
(1,547)	1:B:117:LEU:HD13	1:B:118:ILE:H	19	3.19
(1,547)	1:B:117:LEU:HD21	1:B:118:ILE:H	19	3.19
(1,547)	1:B:117:LEU:HD22	1:B:118:ILE:H	19	3.19
(1,547)	1:B:117:LEU:HD23	1:B:118:ILE:H	19	3.19
(1,557)	1:B:116:VAL:HG11	1:B:117:LEU:HA	15	3.18
(1,557)	1:B:116:VAL:HG12	1:B:117:LEU:HA	15	3.18
(1,557)	1:B:116:VAL:HG13	1:B:117:LEU:HA	15	3.18
(1,557)	1:B:116:VAL:HG21	1:B:117:LEU:HA	15	3.18
(1,557)	1:B:116:VAL:HG22	1:B:117:LEU:HA	15	3.18
(1,557)	1:B:116:VAL:HG23	1:B:117:LEU:HA	15	3.18
(1,553)	1:C:217:LEU:HD11	1:C:218:ILE:H	1	3.18
(1,553)	1:C:217:LEU:HD12	1:C:218:ILE:H	1	3.18
(1,553)	1:C:217:LEU:HD13	1:C:218:ILE:H	1	3.18
(1,553)	1:C:217:LEU:HD21	1:C:218:ILE:H	1	3.18
(1,553)	1:C:217:LEU:HD22	1:C:218:ILE:H	1	3.18
(1,553)	1:C:217:LEU:HD23	1:C:218:ILE:H	1	3.18
(1,553)	1:C:217:LEU:HD11	1:C:218:ILE:H	4	3.18
(1,553)	1:C:217:LEU:HD12	1:C:218:ILE:H	4	3.18
(1,553)	1:C:217:LEU:HD13	1:C:218:ILE:H	4	3.18
(1,553)	1:C:217:LEU:HD21	1:C:218:ILE:H	4	3.18
(1,553)	1:C:217:LEU:HD22	1:C:218:ILE:H	4	3.18
(1,553)	1:C:217:LEU:HD23	1:C:218:ILE:H	4	3.18
(1,553)	1:C:217:LEU:HD11	1:C:218:ILE:H	20	3.18
(1,553)	1:C:217:LEU:HD12	1:C:218:ILE:H	20	3.18

Continued on next page...

Continued from previous page...

Key	Atom-1	Atom-2	Model ID	Violation (Å)
(1,553)	1:C:217:LEU:HD13	1:C:218:ILE:H	20	3.18
(1,553)	1:C:217:LEU:HD21	1:C:218:ILE:H	20	3.18
(1,553)	1:C:217:LEU:HD22	1:C:218:ILE:H	20	3.18
(1,553)	1:C:217:LEU:HD23	1:C:218:ILE:H	20	3.18
(1,551)	1:B:117:LEU:HD11	1:B:118:ILE:H	12	3.18
(1,551)	1:B:117:LEU:HD12	1:B:118:ILE:H	12	3.18
(1,551)	1:B:117:LEU:HD13	1:B:118:ILE:H	12	3.18
(1,551)	1:B:117:LEU:HD21	1:B:118:ILE:H	12	3.18
(1,551)	1:B:117:LEU:HD22	1:B:118:ILE:H	12	3.18
(1,551)	1:B:117:LEU:HD23	1:B:118:ILE:H	12	3.18
(1,549)	1:C:217:LEU:HD11	1:C:218:ILE:H	1	3.18
(1,549)	1:C:217:LEU:HD12	1:C:218:ILE:H	1	3.18
(1,549)	1:C:217:LEU:HD13	1:C:218:ILE:H	1	3.18
(1,549)	1:C:217:LEU:HD21	1:C:218:ILE:H	1	3.18
(1,549)	1:C:217:LEU:HD22	1:C:218:ILE:H	1	3.18
(1,549)	1:C:217:LEU:HD23	1:C:218:ILE:H	1	3.18
(1,549)	1:C:217:LEU:HD11	1:C:218:ILE:H	4	3.18
(1,549)	1:C:217:LEU:HD12	1:C:218:ILE:H	4	3.18
(1,549)	1:C:217:LEU:HD13	1:C:218:ILE:H	4	3.18
(1,549)	1:C:217:LEU:HD21	1:C:218:ILE:H	4	3.18
(1,549)	1:C:217:LEU:HD22	1:C:218:ILE:H	4	3.18
(1,549)	1:C:217:LEU:HD23	1:C:218:ILE:H	4	3.18
(1,549)	1:C:217:LEU:HD11	1:C:218:ILE:H	20	3.18
(1,549)	1:C:217:LEU:HD12	1:C:218:ILE:H	20	3.18
(1,549)	1:C:217:LEU:HD13	1:C:218:ILE:H	20	3.18
(1,549)	1:C:217:LEU:HD21	1:C:218:ILE:H	20	3.18
(1,549)	1:C:217:LEU:HD22	1:C:218:ILE:H	20	3.18
(1,549)	1:C:217:LEU:HD23	1:C:218:ILE:H	20	3.18
(1,547)	1:B:117:LEU:HD11	1:B:118:ILE:H	12	3.18
(1,547)	1:B:117:LEU:HD12	1:B:118:ILE:H	12	3.18
(1,547)	1:B:117:LEU:HD13	1:B:118:ILE:H	12	3.18
(1,547)	1:B:117:LEU:HD21	1:B:118:ILE:H	12	3.18
(1,547)	1:B:117:LEU:HD22	1:B:118:ILE:H	12	3.18
(1,547)	1:B:117:LEU:HD23	1:B:118:ILE:H	12	3.18
(1,553)	1:C:217:LEU:HD11	1:C:218:ILE:H	2	3.17
(1,553)	1:C:217:LEU:HD12	1:C:218:ILE:H	2	3.17
(1,553)	1:C:217:LEU:HD13	1:C:218:ILE:H	2	3.17
(1,553)	1:C:217:LEU:HD21	1:C:218:ILE:H	2	3.17
(1,553)	1:C:217:LEU:HD22	1:C:218:ILE:H	2	3.17
(1,553)	1:C:217:LEU:HD23	1:C:218:ILE:H	2	3.17
(1,551)	1:B:117:LEU:HD11	1:B:118:ILE:H	17	3.17
(1,551)	1:B:117:LEU:HD12	1:B:118:ILE:H	17	3.17

Continued on next page...

Continued from previous page...

Key	Atom-1	Atom-2	Model ID	Violation (Å)
(1,551)	1:B:117:LEU:HD13	1:B:118:ILE:H	17	3.17
(1,551)	1:B:117:LEU:HD21	1:B:118:ILE:H	17	3.17
(1,551)	1:B:117:LEU:HD22	1:B:118:ILE:H	17	3.17
(1,551)	1:B:117:LEU:HD23	1:B:118:ILE:H	17	3.17
(1,549)	1:C:217:LEU:HD11	1:C:218:ILE:H	2	3.17
(1,549)	1:C:217:LEU:HD12	1:C:218:ILE:H	2	3.17
(1,549)	1:C:217:LEU:HD13	1:C:218:ILE:H	2	3.17
(1,549)	1:C:217:LEU:HD21	1:C:218:ILE:H	2	3.17
(1,549)	1:C:217:LEU:HD22	1:C:218:ILE:H	2	3.17
(1,549)	1:C:217:LEU:HD23	1:C:218:ILE:H	2	3.17
(1,547)	1:B:117:LEU:HD11	1:B:118:ILE:H	17	3.17
(1,547)	1:B:117:LEU:HD12	1:B:118:ILE:H	17	3.17
(1,547)	1:B:117:LEU:HD13	1:B:118:ILE:H	17	3.17
(1,547)	1:B:117:LEU:HD21	1:B:118:ILE:H	17	3.17
(1,547)	1:B:117:LEU:HD22	1:B:118:ILE:H	17	3.17
(1,547)	1:B:117:LEU:HD23	1:B:118:ILE:H	17	3.17
(1,557)	1:B:116:VAL:HG11	1:B:117:LEU:HA	18	3.16
(1,557)	1:B:116:VAL:HG12	1:B:117:LEU:HA	18	3.16
(1,557)	1:B:116:VAL:HG13	1:B:117:LEU:HA	18	3.16
(1,557)	1:B:116:VAL:HG21	1:B:117:LEU:HA	18	3.16
(1,557)	1:B:116:VAL:HG22	1:B:117:LEU:HA	18	3.16
(1,557)	1:B:116:VAL:HG23	1:B:117:LEU:HA	18	3.16
(1,553)	1:C:217:LEU:HD11	1:C:218:ILE:H	3	3.16
(1,553)	1:C:217:LEU:HD12	1:C:218:ILE:H	3	3.16
(1,553)	1:C:217:LEU:HD13	1:C:218:ILE:H	3	3.16
(1,553)	1:C:217:LEU:HD21	1:C:218:ILE:H	3	3.16
(1,553)	1:C:217:LEU:HD22	1:C:218:ILE:H	3	3.16
(1,553)	1:C:217:LEU:HD23	1:C:218:ILE:H	3	3.16
(1,553)	1:C:217:LEU:HD11	1:C:218:ILE:H	6	3.16
(1,553)	1:C:217:LEU:HD12	1:C:218:ILE:H	6	3.16
(1,553)	1:C:217:LEU:HD13	1:C:218:ILE:H	6	3.16
(1,553)	1:C:217:LEU:HD21	1:C:218:ILE:H	6	3.16
(1,553)	1:C:217:LEU:HD22	1:C:218:ILE:H	6	3.16
(1,553)	1:C:217:LEU:HD23	1:C:218:ILE:H	6	3.16
(1,553)	1:C:217:LEU:HD11	1:C:218:ILE:H	9	3.16
(1,553)	1:C:217:LEU:HD12	1:C:218:ILE:H	9	3.16
(1,553)	1:C:217:LEU:HD13	1:C:218:ILE:H	9	3.16
(1,553)	1:C:217:LEU:HD21	1:C:218:ILE:H	9	3.16
(1,553)	1:C:217:LEU:HD22	1:C:218:ILE:H	9	3.16
(1,553)	1:C:217:LEU:HD23	1:C:218:ILE:H	9	3.16
(1,553)	1:C:217:LEU:HD11	1:C:218:ILE:H	17	3.16
(1,553)	1:C:217:LEU:HD12	1:C:218:ILE:H	17	3.16

Continued on next page...

Continued from previous page...

Key	Atom-1	Atom-2	Model ID	Violation (Å)
(1,553)	1:C:217:LEU:HD13	1:C:218:ILE:H	17	3.16
(1,553)	1:C:217:LEU:HD21	1:C:218:ILE:H	17	3.16
(1,553)	1:C:217:LEU:HD22	1:C:218:ILE:H	17	3.16
(1,553)	1:C:217:LEU:HD23	1:C:218:ILE:H	17	3.16
(1,551)	1:B:117:LEU:HD11	1:B:118:ILE:H	11	3.16
(1,551)	1:B:117:LEU:HD12	1:B:118:ILE:H	11	3.16
(1,551)	1:B:117:LEU:HD13	1:B:118:ILE:H	11	3.16
(1,551)	1:B:117:LEU:HD21	1:B:118:ILE:H	11	3.16
(1,551)	1:B:117:LEU:HD22	1:B:118:ILE:H	11	3.16
(1,551)	1:B:117:LEU:HD23	1:B:118:ILE:H	11	3.16
(1,549)	1:C:217:LEU:HD11	1:C:218:ILE:H	3	3.16
(1,549)	1:C:217:LEU:HD12	1:C:218:ILE:H	3	3.16
(1,549)	1:C:217:LEU:HD13	1:C:218:ILE:H	3	3.16
(1,549)	1:C:217:LEU:HD21	1:C:218:ILE:H	3	3.16
(1,549)	1:C:217:LEU:HD22	1:C:218:ILE:H	3	3.16
(1,549)	1:C:217:LEU:HD23	1:C:218:ILE:H	3	3.16
(1,549)	1:C:217:LEU:HD11	1:C:218:ILE:H	6	3.16
(1,549)	1:C:217:LEU:HD12	1:C:218:ILE:H	6	3.16
(1,549)	1:C:217:LEU:HD13	1:C:218:ILE:H	6	3.16
(1,549)	1:C:217:LEU:HD21	1:C:218:ILE:H	6	3.16
(1,549)	1:C:217:LEU:HD22	1:C:218:ILE:H	6	3.16
(1,549)	1:C:217:LEU:HD23	1:C:218:ILE:H	6	3.16
(1,549)	1:C:217:LEU:HD11	1:C:218:ILE:H	9	3.16
(1,549)	1:C:217:LEU:HD12	1:C:218:ILE:H	9	3.16
(1,549)	1:C:217:LEU:HD13	1:C:218:ILE:H	9	3.16
(1,549)	1:C:217:LEU:HD21	1:C:218:ILE:H	9	3.16
(1,549)	1:C:217:LEU:HD22	1:C:218:ILE:H	9	3.16
(1,549)	1:C:217:LEU:HD23	1:C:218:ILE:H	9	3.16
(1,549)	1:C:217:LEU:HD11	1:C:218:ILE:H	17	3.16
(1,549)	1:C:217:LEU:HD12	1:C:218:ILE:H	17	3.16
(1,549)	1:C:217:LEU:HD13	1:C:218:ILE:H	17	3.16
(1,549)	1:C:217:LEU:HD21	1:C:218:ILE:H	17	3.16
(1,549)	1:C:217:LEU:HD22	1:C:218:ILE:H	17	3.16
(1,549)	1:C:217:LEU:HD23	1:C:218:ILE:H	17	3.16
(1,547)	1:B:117:LEU:HD11	1:B:118:ILE:H	11	3.16
(1,547)	1:B:117:LEU:HD12	1:B:118:ILE:H	11	3.16
(1,547)	1:B:117:LEU:HD13	1:B:118:ILE:H	11	3.16
(1,547)	1:B:117:LEU:HD21	1:B:118:ILE:H	11	3.16
(1,547)	1:B:117:LEU:HD22	1:B:118:ILE:H	11	3.16
(1,547)	1:B:117:LEU:HD23	1:B:118:ILE:H	11	3.16
(1,557)	1:B:116:VAL:HG11	1:B:117:LEU:HA	6	3.15
(1,557)	1:B:116:VAL:HG12	1:B:117:LEU:HA	6	3.15

Continued on next page...

Continued from previous page...

Key	Atom-1	Atom-2	Model ID	Violation (Å)
(1,557)	1:B:116:VAL:HG13	1:B:117:LEU:HA	6	3.15
(1,557)	1:B:116:VAL:HG21	1:B:117:LEU:HA	6	3.15
(1,557)	1:B:116:VAL:HG22	1:B:117:LEU:HA	6	3.15
(1,557)	1:B:116:VAL:HG23	1:B:117:LEU:HA	6	3.15
(1,555)	1:C:216:VAL:HG11	1:C:217:LEU:HA	4	3.15
(1,555)	1:C:216:VAL:HG12	1:C:217:LEU:HA	4	3.15
(1,555)	1:C:216:VAL:HG13	1:C:217:LEU:HA	4	3.15
(1,555)	1:C:216:VAL:HG21	1:C:217:LEU:HA	4	3.15
(1,555)	1:C:216:VAL:HG22	1:C:217:LEU:HA	4	3.15
(1,555)	1:C:216:VAL:HG23	1:C:217:LEU:HA	4	3.15
(1,555)	1:C:216:VAL:HG11	1:C:217:LEU:HA	6	3.15
(1,555)	1:C:216:VAL:HG12	1:C:217:LEU:HA	6	3.15
(1,555)	1:C:216:VAL:HG13	1:C:217:LEU:HA	6	3.15
(1,555)	1:C:216:VAL:HG21	1:C:217:LEU:HA	6	3.15
(1,555)	1:C:216:VAL:HG22	1:C:217:LEU:HA	6	3.15
(1,555)	1:C:216:VAL:HG23	1:C:217:LEU:HA	6	3.15
(1,551)	1:B:117:LEU:HD11	1:B:118:ILE:H	2	3.15
(1,551)	1:B:117:LEU:HD12	1:B:118:ILE:H	2	3.15
(1,551)	1:B:117:LEU:HD13	1:B:118:ILE:H	2	3.15
(1,551)	1:B:117:LEU:HD21	1:B:118:ILE:H	2	3.15
(1,551)	1:B:117:LEU:HD22	1:B:118:ILE:H	2	3.15
(1,551)	1:B:117:LEU:HD23	1:B:118:ILE:H	2	3.15
(1,551)	1:B:117:LEU:HD11	1:B:118:ILE:H	14	3.15
(1,551)	1:B:117:LEU:HD12	1:B:118:ILE:H	14	3.15
(1,551)	1:B:117:LEU:HD13	1:B:118:ILE:H	14	3.15
(1,551)	1:B:117:LEU:HD21	1:B:118:ILE:H	14	3.15
(1,551)	1:B:117:LEU:HD22	1:B:118:ILE:H	14	3.15
(1,551)	1:B:117:LEU:HD23	1:B:118:ILE:H	14	3.15
(1,547)	1:B:117:LEU:HD11	1:B:118:ILE:H	2	3.15
(1,547)	1:B:117:LEU:HD12	1:B:118:ILE:H	2	3.15
(1,547)	1:B:117:LEU:HD13	1:B:118:ILE:H	2	3.15
(1,547)	1:B:117:LEU:HD21	1:B:118:ILE:H	2	3.15
(1,547)	1:B:117:LEU:HD22	1:B:118:ILE:H	2	3.15
(1,547)	1:B:117:LEU:HD23	1:B:118:ILE:H	2	3.15
(1,547)	1:B:117:LEU:HD11	1:B:118:ILE:H	14	3.15
(1,547)	1:B:117:LEU:HD12	1:B:118:ILE:H	14	3.15
(1,547)	1:B:117:LEU:HD13	1:B:118:ILE:H	14	3.15
(1,547)	1:B:117:LEU:HD21	1:B:118:ILE:H	14	3.15
(1,547)	1:B:117:LEU:HD22	1:B:118:ILE:H	14	3.15
(1,547)	1:B:117:LEU:HD23	1:B:118:ILE:H	14	3.15
(1,565)	1:D:316:VAL:HG11	1:D:317:LEU:H	15	3.14
(1,565)	1:D:316:VAL:HG12	1:D:317:LEU:H	15	3.14

Continued on next page...

Continued from previous page...

Key	Atom-1	Atom-2	Model ID	Violation (Å)
(1,565)	1:D:316:VAL:HG13	1:D:317:LEU:H	15	3.14
(1,565)	1:D:316:VAL:HG21	1:D:317:LEU:H	15	3.14
(1,565)	1:D:316:VAL:HG22	1:D:317:LEU:H	15	3.14
(1,565)	1:D:316:VAL:HG23	1:D:317:LEU:H	15	3.14
(1,551)	1:B:117:LEU:HD11	1:B:118:ILE:H	20	3.14
(1,551)	1:B:117:LEU:HD12	1:B:118:ILE:H	20	3.14
(1,551)	1:B:117:LEU:HD13	1:B:118:ILE:H	20	3.14
(1,551)	1:B:117:LEU:HD21	1:B:118:ILE:H	20	3.14
(1,551)	1:B:117:LEU:HD22	1:B:118:ILE:H	20	3.14
(1,551)	1:B:117:LEU:HD23	1:B:118:ILE:H	20	3.14
(1,547)	1:B:117:LEU:HD11	1:B:118:ILE:H	20	3.14
(1,547)	1:B:117:LEU:HD12	1:B:118:ILE:H	20	3.14
(1,547)	1:B:117:LEU:HD13	1:B:118:ILE:H	20	3.14
(1,547)	1:B:117:LEU:HD21	1:B:118:ILE:H	20	3.14
(1,547)	1:B:117:LEU:HD22	1:B:118:ILE:H	20	3.14
(1,547)	1:B:117:LEU:HD23	1:B:118:ILE:H	20	3.14
(1,557)	1:B:116:VAL:HG11	1:B:117:LEU:HA	10	3.13
(1,557)	1:B:116:VAL:HG12	1:B:117:LEU:HA	10	3.13
(1,557)	1:B:116:VAL:HG13	1:B:117:LEU:HA	10	3.13
(1,557)	1:B:116:VAL:HG21	1:B:117:LEU:HA	10	3.13
(1,557)	1:B:116:VAL:HG22	1:B:117:LEU:HA	10	3.13
(1,557)	1:B:116:VAL:HG23	1:B:117:LEU:HA	10	3.13
(1,555)	1:C:216:VAL:HG11	1:C:217:LEU:HA	20	3.13
(1,555)	1:C:216:VAL:HG12	1:C:217:LEU:HA	20	3.13
(1,555)	1:C:216:VAL:HG13	1:C:217:LEU:HA	20	3.13
(1,555)	1:C:216:VAL:HG21	1:C:217:LEU:HA	20	3.13
(1,555)	1:C:216:VAL:HG22	1:C:217:LEU:HA	20	3.13
(1,555)	1:C:216:VAL:HG23	1:C:217:LEU:HA	20	3.13
(1,551)	1:B:117:LEU:HD11	1:B:118:ILE:H	4	3.13
(1,551)	1:B:117:LEU:HD12	1:B:118:ILE:H	4	3.13
(1,551)	1:B:117:LEU:HD13	1:B:118:ILE:H	4	3.13
(1,551)	1:B:117:LEU:HD21	1:B:118:ILE:H	4	3.13
(1,551)	1:B:117:LEU:HD22	1:B:118:ILE:H	4	3.13
(1,551)	1:B:117:LEU:HD23	1:B:118:ILE:H	4	3.13
(1,547)	1:B:117:LEU:HD11	1:B:118:ILE:H	4	3.13
(1,547)	1:B:117:LEU:HD12	1:B:118:ILE:H	4	3.13
(1,547)	1:B:117:LEU:HD13	1:B:118:ILE:H	4	3.13
(1,547)	1:B:117:LEU:HD21	1:B:118:ILE:H	4	3.13
(1,547)	1:B:117:LEU:HD22	1:B:118:ILE:H	4	3.13
(1,547)	1:B:117:LEU:HD23	1:B:118:ILE:H	4	3.13
(1,557)	1:B:116:VAL:HG11	1:B:117:LEU:HA	7	3.12
(1,557)	1:B:116:VAL:HG12	1:B:117:LEU:HA	7	3.12

Continued on next page...

Continued from previous page...

Key	Atom-1	Atom-2	Model ID	Violation (Å)
(1,557)	1:B:116:VAL:HG13	1:B:117:LEU:HA	7	3.12
(1,557)	1:B:116:VAL:HG21	1:B:117:LEU:HA	7	3.12
(1,557)	1:B:116:VAL:HG22	1:B:117:LEU:HA	7	3.12
(1,557)	1:B:116:VAL:HG23	1:B:117:LEU:HA	7	3.12
(1,553)	1:C:217:LEU:HD11	1:C:218:ILE:H	8	3.12
(1,553)	1:C:217:LEU:HD12	1:C:218:ILE:H	8	3.12
(1,553)	1:C:217:LEU:HD13	1:C:218:ILE:H	8	3.12
(1,553)	1:C:217:LEU:HD21	1:C:218:ILE:H	8	3.12
(1,553)	1:C:217:LEU:HD22	1:C:218:ILE:H	8	3.12
(1,553)	1:C:217:LEU:HD23	1:C:218:ILE:H	8	3.12
(1,549)	1:C:217:LEU:HD11	1:C:218:ILE:H	8	3.12
(1,549)	1:C:217:LEU:HD12	1:C:218:ILE:H	8	3.12
(1,549)	1:C:217:LEU:HD13	1:C:218:ILE:H	8	3.12
(1,549)	1:C:217:LEU:HD21	1:C:218:ILE:H	8	3.12
(1,549)	1:C:217:LEU:HD22	1:C:218:ILE:H	8	3.12
(1,549)	1:C:217:LEU:HD23	1:C:218:ILE:H	8	3.12
(1,565)	1:D:316:VAL:HG11	1:D:317:LEU:H	16	3.1
(1,565)	1:D:316:VAL:HG12	1:D:317:LEU:H	16	3.1
(1,565)	1:D:316:VAL:HG13	1:D:317:LEU:H	16	3.1
(1,565)	1:D:316:VAL:HG21	1:D:317:LEU:H	16	3.1
(1,565)	1:D:316:VAL:HG22	1:D:317:LEU:H	16	3.1
(1,565)	1:D:316:VAL:HG23	1:D:317:LEU:H	16	3.1
(1,551)	1:B:117:LEU:HD11	1:B:118:ILE:H	15	3.1
(1,551)	1:B:117:LEU:HD12	1:B:118:ILE:H	15	3.1
(1,551)	1:B:117:LEU:HD13	1:B:118:ILE:H	15	3.1
(1,551)	1:B:117:LEU:HD21	1:B:118:ILE:H	15	3.1
(1,551)	1:B:117:LEU:HD22	1:B:118:ILE:H	15	3.1
(1,551)	1:B:117:LEU:HD23	1:B:118:ILE:H	15	3.1
(1,547)	1:B:117:LEU:HD11	1:B:118:ILE:H	15	3.1
(1,547)	1:B:117:LEU:HD12	1:B:118:ILE:H	15	3.1
(1,547)	1:B:117:LEU:HD13	1:B:118:ILE:H	15	3.1
(1,547)	1:B:117:LEU:HD21	1:B:118:ILE:H	15	3.1
(1,547)	1:B:117:LEU:HD22	1:B:118:ILE:H	15	3.1
(1,547)	1:B:117:LEU:HD23	1:B:118:ILE:H	15	3.1
(1,543)	1:A:17:LEU:HD11	1:A:18:ILE:H	6	3.07
(1,543)	1:A:17:LEU:HD12	1:A:18:ILE:H	6	3.07
(1,543)	1:A:17:LEU:HD13	1:A:18:ILE:H	6	3.07
(1,543)	1:A:17:LEU:HD21	1:A:18:ILE:H	6	3.07
(1,543)	1:A:17:LEU:HD22	1:A:18:ILE:H	6	3.07
(1,543)	1:A:17:LEU:HD23	1:A:18:ILE:H	6	3.07
(1,565)	1:D:316:VAL:HG11	1:D:317:LEU:H	3	2.84
(1,565)	1:D:316:VAL:HG12	1:D:317:LEU:H	3	2.84

Continued on next page...

Continued from previous page...

Key	Atom-1	Atom-2	Model ID	Violation (Å)
(1,565)	1:D:316:VAL:HG13	1:D:317:LEU:H	3	2.84
(1,565)	1:D:316:VAL:HG21	1:D:317:LEU:H	3	2.84
(1,565)	1:D:316:VAL:HG22	1:D:317:LEU:H	3	2.84
(1,565)	1:D:316:VAL:HG23	1:D:317:LEU:H	3	2.84
(1,565)	1:D:316:VAL:HG11	1:D:317:LEU:H	17	2.82
(1,565)	1:D:316:VAL:HG12	1:D:317:LEU:H	17	2.82
(1,565)	1:D:316:VAL:HG13	1:D:317:LEU:H	17	2.82
(1,565)	1:D:316:VAL:HG21	1:D:317:LEU:H	17	2.82
(1,565)	1:D:316:VAL:HG22	1:D:317:LEU:H	17	2.82
(1,565)	1:D:316:VAL:HG23	1:D:317:LEU:H	17	2.82
(1,565)	1:D:316:VAL:HG11	1:D:317:LEU:H	6	2.81
(1,565)	1:D:316:VAL:HG12	1:D:317:LEU:H	6	2.81
(1,565)	1:D:316:VAL:HG13	1:D:317:LEU:H	6	2.81
(1,565)	1:D:316:VAL:HG21	1:D:317:LEU:H	6	2.81
(1,565)	1:D:316:VAL:HG22	1:D:317:LEU:H	6	2.81
(1,565)	1:D:316:VAL:HG23	1:D:317:LEU:H	6	2.81
(1,565)	1:D:316:VAL:HG11	1:D:317:LEU:H	5	2.8
(1,565)	1:D:316:VAL:HG12	1:D:317:LEU:H	5	2.8
(1,565)	1:D:316:VAL:HG13	1:D:317:LEU:H	5	2.8
(1,565)	1:D:316:VAL:HG21	1:D:317:LEU:H	5	2.8
(1,565)	1:D:316:VAL:HG22	1:D:317:LEU:H	5	2.8
(1,565)	1:D:316:VAL:HG23	1:D:317:LEU:H	5	2.8
(1,565)	1:D:316:VAL:HG11	1:D:317:LEU:H	4	2.78
(1,565)	1:D:316:VAL:HG12	1:D:317:LEU:H	4	2.78
(1,565)	1:D:316:VAL:HG13	1:D:317:LEU:H	4	2.78
(1,565)	1:D:316:VAL:HG21	1:D:317:LEU:H	4	2.78
(1,565)	1:D:316:VAL:HG22	1:D:317:LEU:H	4	2.78
(1,565)	1:D:316:VAL:HG23	1:D:317:LEU:H	4	2.78
(1,565)	1:D:316:VAL:HG11	1:D:317:LEU:H	11	2.76
(1,565)	1:D:316:VAL:HG12	1:D:317:LEU:H	11	2.76
(1,565)	1:D:316:VAL:HG13	1:D:317:LEU:H	11	2.76
(1,565)	1:D:316:VAL:HG21	1:D:317:LEU:H	11	2.76
(1,565)	1:D:316:VAL:HG22	1:D:317:LEU:H	11	2.76
(1,565)	1:D:316:VAL:HG23	1:D:317:LEU:H	11	2.76
(1,565)	1:D:316:VAL:HG11	1:D:317:LEU:H	7	2.75
(1,565)	1:D:316:VAL:HG12	1:D:317:LEU:H	7	2.75
(1,565)	1:D:316:VAL:HG13	1:D:317:LEU:H	7	2.75
(1,565)	1:D:316:VAL:HG21	1:D:317:LEU:H	7	2.75
(1,565)	1:D:316:VAL:HG22	1:D:317:LEU:H	7	2.75
(1,565)	1:D:316:VAL:HG23	1:D:317:LEU:H	7	2.75
(1,543)	1:A:17:LEU:HD11	1:A:18:ILE:H	7	2.68
(1,543)	1:A:17:LEU:HD12	1:A:18:ILE:H	7	2.68

Continued on next page...

Continued from previous page...

Key	Atom-1	Atom-2	Model ID	Violation (Å)
(1,543)	1:A:17:LEU:HD13	1:A:18:ILE:H	7	2.68
(1,543)	1:A:17:LEU:HD21	1:A:18:ILE:H	7	2.68
(1,543)	1:A:17:LEU:HD22	1:A:18:ILE:H	7	2.68
(1,543)	1:A:17:LEU:HD23	1:A:18:ILE:H	7	2.68
(1,565)	1:D:316:VAL:HG11	1:D:317:LEU:H	2	2.67
(1,565)	1:D:316:VAL:HG12	1:D:317:LEU:H	2	2.67
(1,565)	1:D:316:VAL:HG13	1:D:317:LEU:H	2	2.67
(1,565)	1:D:316:VAL:HG21	1:D:317:LEU:H	2	2.67
(1,565)	1:D:316:VAL:HG22	1:D:317:LEU:H	2	2.67
(1,565)	1:D:316:VAL:HG23	1:D:317:LEU:H	2	2.67
(1,565)	1:D:316:VAL:HG11	1:D:317:LEU:H	12	2.67
(1,565)	1:D:316:VAL:HG12	1:D:317:LEU:H	12	2.67
(1,565)	1:D:316:VAL:HG13	1:D:317:LEU:H	12	2.67
(1,565)	1:D:316:VAL:HG21	1:D:317:LEU:H	12	2.67
(1,565)	1:D:316:VAL:HG22	1:D:317:LEU:H	12	2.67
(1,565)	1:D:316:VAL:HG23	1:D:317:LEU:H	12	2.67
(1,563)	1:C:216:VAL:HG11	1:C:217:LEU:H	3	2.66
(1,563)	1:C:216:VAL:HG12	1:C:217:LEU:H	3	2.66
(1,563)	1:C:216:VAL:HG13	1:C:217:LEU:H	3	2.66
(1,563)	1:C:216:VAL:HG21	1:C:217:LEU:H	3	2.66
(1,563)	1:C:216:VAL:HG22	1:C:217:LEU:H	3	2.66
(1,563)	1:C:216:VAL:HG23	1:C:217:LEU:H	3	2.66
(1,563)	1:C:216:VAL:HG11	1:C:217:LEU:H	10	2.65
(1,563)	1:C:216:VAL:HG12	1:C:217:LEU:H	10	2.65
(1,563)	1:C:216:VAL:HG13	1:C:217:LEU:H	10	2.65
(1,563)	1:C:216:VAL:HG21	1:C:217:LEU:H	10	2.65
(1,563)	1:C:216:VAL:HG22	1:C:217:LEU:H	10	2.65
(1,563)	1:C:216:VAL:HG23	1:C:217:LEU:H	10	2.65
(1,565)	1:D:316:VAL:HG11	1:D:317:LEU:H	8	2.63
(1,565)	1:D:316:VAL:HG12	1:D:317:LEU:H	8	2.63
(1,565)	1:D:316:VAL:HG13	1:D:317:LEU:H	8	2.63
(1,565)	1:D:316:VAL:HG21	1:D:317:LEU:H	8	2.63
(1,565)	1:D:316:VAL:HG22	1:D:317:LEU:H	8	2.63
(1,565)	1:D:316:VAL:HG23	1:D:317:LEU:H	8	2.63
(1,565)	1:D:316:VAL:HG11	1:D:317:LEU:H	1	2.62
(1,565)	1:D:316:VAL:HG12	1:D:317:LEU:H	1	2.62
(1,565)	1:D:316:VAL:HG13	1:D:317:LEU:H	1	2.62
(1,565)	1:D:316:VAL:HG21	1:D:317:LEU:H	1	2.62
(1,565)	1:D:316:VAL:HG22	1:D:317:LEU:H	1	2.62
(1,565)	1:D:316:VAL:HG23	1:D:317:LEU:H	1	2.62
(1,543)	1:A:17:LEU:HD11	1:A:18:ILE:H	13	2.6
(1,543)	1:A:17:LEU:HD12	1:A:18:ILE:H	13	2.6

Continued on next page...

Continued from previous page...

Key	Atom-1	Atom-2	Model ID	Violation (Å)
(1,543)	1:A:17:LEU:HD13	1:A:18:ILE:H	13	2.6
(1,543)	1:A:17:LEU:HD21	1:A:18:ILE:H	13	2.6
(1,543)	1:A:17:LEU:HD22	1:A:18:ILE:H	13	2.6
(1,543)	1:A:17:LEU:HD23	1:A:18:ILE:H	13	2.6
(1,563)	1:C:216:VAL:HG11	1:C:217:LEU:H	17	2.59
(1,563)	1:C:216:VAL:HG12	1:C:217:LEU:H	17	2.59
(1,563)	1:C:216:VAL:HG13	1:C:217:LEU:H	17	2.59
(1,563)	1:C:216:VAL:HG21	1:C:217:LEU:H	17	2.59
(1,563)	1:C:216:VAL:HG22	1:C:217:LEU:H	17	2.59
(1,563)	1:C:216:VAL:HG23	1:C:217:LEU:H	17	2.59
(1,565)	1:D:316:VAL:HG11	1:D:317:LEU:H	10	2.56
(1,565)	1:D:316:VAL:HG12	1:D:317:LEU:H	10	2.56
(1,565)	1:D:316:VAL:HG13	1:D:317:LEU:H	10	2.56
(1,565)	1:D:316:VAL:HG21	1:D:317:LEU:H	10	2.56
(1,565)	1:D:316:VAL:HG22	1:D:317:LEU:H	10	2.56
(1,565)	1:D:316:VAL:HG23	1:D:317:LEU:H	10	2.56
(1,543)	1:A:17:LEU:HD11	1:A:18:ILE:H	16	2.55
(1,543)	1:A:17:LEU:HD12	1:A:18:ILE:H	16	2.55
(1,543)	1:A:17:LEU:HD13	1:A:18:ILE:H	16	2.55
(1,543)	1:A:17:LEU:HD21	1:A:18:ILE:H	16	2.55
(1,543)	1:A:17:LEU:HD22	1:A:18:ILE:H	16	2.55
(1,543)	1:A:17:LEU:HD23	1:A:18:ILE:H	16	2.55
(1,565)	1:D:316:VAL:HG11	1:D:317:LEU:H	9	2.54
(1,565)	1:D:316:VAL:HG12	1:D:317:LEU:H	9	2.54
(1,565)	1:D:316:VAL:HG13	1:D:317:LEU:H	9	2.54
(1,565)	1:D:316:VAL:HG21	1:D:317:LEU:H	9	2.54
(1,565)	1:D:316:VAL:HG22	1:D:317:LEU:H	9	2.54
(1,565)	1:D:316:VAL:HG23	1:D:317:LEU:H	9	2.54
(1,565)	1:D:316:VAL:HG11	1:D:317:LEU:H	20	2.54
(1,565)	1:D:316:VAL:HG12	1:D:317:LEU:H	20	2.54
(1,565)	1:D:316:VAL:HG13	1:D:317:LEU:H	20	2.54
(1,565)	1:D:316:VAL:HG21	1:D:317:LEU:H	20	2.54
(1,565)	1:D:316:VAL:HG22	1:D:317:LEU:H	20	2.54
(1,565)	1:D:316:VAL:HG23	1:D:317:LEU:H	20	2.54
(1,563)	1:C:216:VAL:HG11	1:C:217:LEU:H	13	2.54
(1,563)	1:C:216:VAL:HG12	1:C:217:LEU:H	13	2.54
(1,563)	1:C:216:VAL:HG13	1:C:217:LEU:H	13	2.54
(1,563)	1:C:216:VAL:HG21	1:C:217:LEU:H	13	2.54
(1,563)	1:C:216:VAL:HG22	1:C:217:LEU:H	13	2.54
(1,563)	1:C:216:VAL:HG23	1:C:217:LEU:H	13	2.54
(1,563)	1:C:216:VAL:HG11	1:C:217:LEU:H	1	2.52
(1,563)	1:C:216:VAL:HG12	1:C:217:LEU:H	1	2.52

Continued on next page...

Continued from previous page...

Key	Atom-1	Atom-2	Model ID	Violation (Å)
(1,563)	1:C:216:VAL:HG13	1:C:217:LEU:H	1	2.52
(1,563)	1:C:216:VAL:HG21	1:C:217:LEU:H	1	2.52
(1,563)	1:C:216:VAL:HG22	1:C:217:LEU:H	1	2.52
(1,563)	1:C:216:VAL:HG23	1:C:217:LEU:H	1	2.52
(1,563)	1:C:216:VAL:HG11	1:C:217:LEU:H	4	2.52
(1,563)	1:C:216:VAL:HG12	1:C:217:LEU:H	4	2.52
(1,563)	1:C:216:VAL:HG13	1:C:217:LEU:H	4	2.52
(1,563)	1:C:216:VAL:HG21	1:C:217:LEU:H	4	2.52
(1,563)	1:C:216:VAL:HG22	1:C:217:LEU:H	4	2.52
(1,563)	1:C:216:VAL:HG23	1:C:217:LEU:H	4	2.52
(1,545)	1:D:317:LEU:HD11	1:D:318:ILE:H	4	2.49
(1,545)	1:D:317:LEU:HD12	1:D:318:ILE:H	4	2.49
(1,545)	1:D:317:LEU:HD13	1:D:318:ILE:H	4	2.49
(1,545)	1:D:317:LEU:HD21	1:D:318:ILE:H	4	2.49
(1,545)	1:D:317:LEU:HD22	1:D:318:ILE:H	4	2.49
(1,545)	1:D:317:LEU:HD23	1:D:318:ILE:H	4	2.49
(1,553)	1:C:217:LEU:HD11	1:C:218:ILE:H	15	2.47
(1,553)	1:C:217:LEU:HD12	1:C:218:ILE:H	15	2.47
(1,553)	1:C:217:LEU:HD13	1:C:218:ILE:H	15	2.47
(1,553)	1:C:217:LEU:HD21	1:C:218:ILE:H	15	2.47
(1,553)	1:C:217:LEU:HD22	1:C:218:ILE:H	15	2.47
(1,553)	1:C:217:LEU:HD23	1:C:218:ILE:H	15	2.47
(1,549)	1:C:217:LEU:HD11	1:C:218:ILE:H	15	2.47
(1,549)	1:C:217:LEU:HD12	1:C:218:ILE:H	15	2.47
(1,549)	1:C:217:LEU:HD13	1:C:218:ILE:H	15	2.47
(1,549)	1:C:217:LEU:HD21	1:C:218:ILE:H	15	2.47
(1,549)	1:C:217:LEU:HD22	1:C:218:ILE:H	15	2.47
(1,549)	1:C:217:LEU:HD23	1:C:218:ILE:H	15	2.47
(1,543)	1:A:17:LEU:HD11	1:A:18:ILE:H	17	2.47
(1,543)	1:A:17:LEU:HD12	1:A:18:ILE:H	17	2.47
(1,543)	1:A:17:LEU:HD13	1:A:18:ILE:H	17	2.47
(1,543)	1:A:17:LEU:HD21	1:A:18:ILE:H	17	2.47
(1,543)	1:A:17:LEU:HD22	1:A:18:ILE:H	17	2.47
(1,543)	1:A:17:LEU:HD23	1:A:18:ILE:H	17	2.47
(1,545)	1:D:317:LEU:HD11	1:D:318:ILE:H	14	2.46
(1,545)	1:D:317:LEU:HD12	1:D:318:ILE:H	14	2.46
(1,545)	1:D:317:LEU:HD13	1:D:318:ILE:H	14	2.46
(1,545)	1:D:317:LEU:HD21	1:D:318:ILE:H	14	2.46
(1,545)	1:D:317:LEU:HD22	1:D:318:ILE:H	14	2.46
(1,545)	1:D:317:LEU:HD23	1:D:318:ILE:H	14	2.46
(1,543)	1:A:17:LEU:HD11	1:A:18:ILE:H	10	2.44
(1,543)	1:A:17:LEU:HD12	1:A:18:ILE:H	10	2.44

Continued on next page...

Continued from previous page...

Key	Atom-1	Atom-2	Model ID	Violation (Å)
(1,543)	1:A:17:LEU:HD13	1:A:18:ILE:H	10	2.44
(1,543)	1:A:17:LEU:HD21	1:A:18:ILE:H	10	2.44
(1,543)	1:A:17:LEU:HD22	1:A:18:ILE:H	10	2.44
(1,543)	1:A:17:LEU:HD23	1:A:18:ILE:H	10	2.44
(1,563)	1:C:216:VAL:HG11	1:C:217:LEU:H	2	2.43
(1,563)	1:C:216:VAL:HG12	1:C:217:LEU:H	2	2.43
(1,563)	1:C:216:VAL:HG13	1:C:217:LEU:H	2	2.43
(1,563)	1:C:216:VAL:HG21	1:C:217:LEU:H	2	2.43
(1,563)	1:C:216:VAL:HG22	1:C:217:LEU:H	2	2.43
(1,563)	1:C:216:VAL:HG23	1:C:217:LEU:H	2	2.43
(1,563)	1:C:216:VAL:HG11	1:C:217:LEU:H	16	2.42
(1,563)	1:C:216:VAL:HG12	1:C:217:LEU:H	16	2.42
(1,563)	1:C:216:VAL:HG13	1:C:217:LEU:H	16	2.42
(1,563)	1:C:216:VAL:HG21	1:C:217:LEU:H	16	2.42
(1,563)	1:C:216:VAL:HG22	1:C:217:LEU:H	16	2.42
(1,563)	1:C:216:VAL:HG23	1:C:217:LEU:H	16	2.42
(1,545)	1:D:317:LEU:HD11	1:D:318:ILE:H	11	2.42
(1,545)	1:D:317:LEU:HD12	1:D:318:ILE:H	11	2.42
(1,545)	1:D:317:LEU:HD13	1:D:318:ILE:H	11	2.42
(1,545)	1:D:317:LEU:HD21	1:D:318:ILE:H	11	2.42
(1,545)	1:D:317:LEU:HD22	1:D:318:ILE:H	11	2.42
(1,545)	1:D:317:LEU:HD23	1:D:318:ILE:H	11	2.42
(1,543)	1:A:17:LEU:HD11	1:A:18:ILE:H	20	2.4
(1,543)	1:A:17:LEU:HD12	1:A:18:ILE:H	20	2.4
(1,543)	1:A:17:LEU:HD13	1:A:18:ILE:H	20	2.4
(1,543)	1:A:17:LEU:HD21	1:A:18:ILE:H	20	2.4
(1,543)	1:A:17:LEU:HD22	1:A:18:ILE:H	20	2.4
(1,543)	1:A:17:LEU:HD23	1:A:18:ILE:H	20	2.4
(1,545)	1:D:317:LEU:HD11	1:D:318:ILE:H	6	2.37
(1,545)	1:D:317:LEU:HD12	1:D:318:ILE:H	6	2.37
(1,545)	1:D:317:LEU:HD13	1:D:318:ILE:H	6	2.37
(1,545)	1:D:317:LEU:HD21	1:D:318:ILE:H	6	2.37
(1,545)	1:D:317:LEU:HD22	1:D:318:ILE:H	6	2.37
(1,545)	1:D:317:LEU:HD23	1:D:318:ILE:H	6	2.37
(1,543)	1:A:17:LEU:HD11	1:A:18:ILE:H	14	2.37
(1,543)	1:A:17:LEU:HD12	1:A:18:ILE:H	14	2.37
(1,543)	1:A:17:LEU:HD13	1:A:18:ILE:H	14	2.37
(1,543)	1:A:17:LEU:HD21	1:A:18:ILE:H	14	2.37
(1,543)	1:A:17:LEU:HD22	1:A:18:ILE:H	14	2.37
(1,543)	1:A:17:LEU:HD23	1:A:18:ILE:H	14	2.37
(1,565)	1:D:316:VAL:HG11	1:D:317:LEU:H	13	2.29
(1,565)	1:D:316:VAL:HG12	1:D:317:LEU:H	13	2.29

Continued on next page...

Continued from previous page...

Key	Atom-1	Atom-2	Model ID	Violation (Å)
(1,565)	1:D:316:VAL:HG13	1:D:317:LEU:H	13	2.29
(1,565)	1:D:316:VAL:HG21	1:D:317:LEU:H	13	2.29
(1,565)	1:D:316:VAL:HG22	1:D:317:LEU:H	13	2.29
(1,565)	1:D:316:VAL:HG23	1:D:317:LEU:H	13	2.29
(1,545)	1:D:317:LEU:HD11	1:D:318:ILE:H	5	2.29
(1,545)	1:D:317:LEU:HD12	1:D:318:ILE:H	5	2.29
(1,545)	1:D:317:LEU:HD13	1:D:318:ILE:H	5	2.29
(1,545)	1:D:317:LEU:HD21	1:D:318:ILE:H	5	2.29
(1,545)	1:D:317:LEU:HD22	1:D:318:ILE:H	5	2.29
(1,545)	1:D:317:LEU:HD23	1:D:318:ILE:H	5	2.29
(1,563)	1:C:216:VAL:HG11	1:C:217:LEU:H	7	2.28
(1,563)	1:C:216:VAL:HG12	1:C:217:LEU:H	7	2.28
(1,563)	1:C:216:VAL:HG13	1:C:217:LEU:H	7	2.28
(1,563)	1:C:216:VAL:HG21	1:C:217:LEU:H	7	2.28
(1,563)	1:C:216:VAL:HG22	1:C:217:LEU:H	7	2.28
(1,563)	1:C:216:VAL:HG23	1:C:217:LEU:H	7	2.28
(1,563)	1:C:216:VAL:HG11	1:C:217:LEU:H	14	2.28
(1,563)	1:C:216:VAL:HG12	1:C:217:LEU:H	14	2.28
(1,563)	1:C:216:VAL:HG13	1:C:217:LEU:H	14	2.28
(1,563)	1:C:216:VAL:HG21	1:C:217:LEU:H	14	2.28
(1,563)	1:C:216:VAL:HG22	1:C:217:LEU:H	14	2.28
(1,563)	1:C:216:VAL:HG23	1:C:217:LEU:H	14	2.28
(1,563)	1:C:216:VAL:HG11	1:C:217:LEU:H	19	2.24
(1,563)	1:C:216:VAL:HG12	1:C:217:LEU:H	19	2.24
(1,563)	1:C:216:VAL:HG13	1:C:217:LEU:H	19	2.24
(1,563)	1:C:216:VAL:HG21	1:C:217:LEU:H	19	2.24
(1,563)	1:C:216:VAL:HG22	1:C:217:LEU:H	19	2.24
(1,563)	1:C:216:VAL:HG23	1:C:217:LEU:H	19	2.24
(1,543)	1:A:17:LEU:HD11	1:A:18:ILE:H	15	2.23
(1,543)	1:A:17:LEU:HD12	1:A:18:ILE:H	15	2.23
(1,543)	1:A:17:LEU:HD13	1:A:18:ILE:H	15	2.23
(1,543)	1:A:17:LEU:HD21	1:A:18:ILE:H	15	2.23
(1,543)	1:A:17:LEU:HD22	1:A:18:ILE:H	15	2.23
(1,543)	1:A:17:LEU:HD23	1:A:18:ILE:H	15	2.23
(1,563)	1:C:216:VAL:HG11	1:C:217:LEU:H	20	2.19
(1,563)	1:C:216:VAL:HG12	1:C:217:LEU:H	20	2.19
(1,563)	1:C:216:VAL:HG13	1:C:217:LEU:H	20	2.19
(1,563)	1:C:216:VAL:HG21	1:C:217:LEU:H	20	2.19
(1,563)	1:C:216:VAL:HG22	1:C:217:LEU:H	20	2.19
(1,563)	1:C:216:VAL:HG23	1:C:217:LEU:H	20	2.19
(1,545)	1:D:317:LEU:HD11	1:D:318:ILE:H	19	2.17
(1,545)	1:D:317:LEU:HD12	1:D:318:ILE:H	19	2.17

Continued on next page...

Continued from previous page...

Key	Atom-1	Atom-2	Model ID	Violation (Å)
(1,545)	1:D:317:LEU:HD13	1:D:318:ILE:H	19	2.17
(1,545)	1:D:317:LEU:HD21	1:D:318:ILE:H	19	2.17
(1,545)	1:D:317:LEU:HD22	1:D:318:ILE:H	19	2.17
(1,545)	1:D:317:LEU:HD23	1:D:318:ILE:H	19	2.17
(1,543)	1:A:17:LEU:HD11	1:A:18:ILE:H	5	2.14
(1,543)	1:A:17:LEU:HD12	1:A:18:ILE:H	5	2.14
(1,543)	1:A:17:LEU:HD13	1:A:18:ILE:H	5	2.14
(1,543)	1:A:17:LEU:HD21	1:A:18:ILE:H	5	2.14
(1,543)	1:A:17:LEU:HD22	1:A:18:ILE:H	5	2.14
(1,543)	1:A:17:LEU:HD23	1:A:18:ILE:H	5	2.14
(1,563)	1:C:216:VAL:HG11	1:C:217:LEU:H	8	2.13
(1,563)	1:C:216:VAL:HG12	1:C:217:LEU:H	8	2.13
(1,563)	1:C:216:VAL:HG13	1:C:217:LEU:H	8	2.13
(1,563)	1:C:216:VAL:HG21	1:C:217:LEU:H	8	2.13
(1,563)	1:C:216:VAL:HG22	1:C:217:LEU:H	8	2.13
(1,563)	1:C:216:VAL:HG23	1:C:217:LEU:H	8	2.13
(1,563)	1:C:216:VAL:HG11	1:C:217:LEU:H	12	2.13
(1,563)	1:C:216:VAL:HG12	1:C:217:LEU:H	12	2.13
(1,563)	1:C:216:VAL:HG13	1:C:217:LEU:H	12	2.13
(1,563)	1:C:216:VAL:HG21	1:C:217:LEU:H	12	2.13
(1,563)	1:C:216:VAL:HG22	1:C:217:LEU:H	12	2.13
(1,563)	1:C:216:VAL:HG23	1:C:217:LEU:H	12	2.13
(1,565)	1:D:316:VAL:HG11	1:D:317:LEU:H	19	2.12
(1,565)	1:D:316:VAL:HG12	1:D:317:LEU:H	19	2.12
(1,565)	1:D:316:VAL:HG13	1:D:317:LEU:H	19	2.12
(1,565)	1:D:316:VAL:HG21	1:D:317:LEU:H	19	2.12
(1,565)	1:D:316:VAL:HG22	1:D:317:LEU:H	19	2.12
(1,565)	1:D:316:VAL:HG23	1:D:317:LEU:H	19	2.12
(1,563)	1:C:216:VAL:HG11	1:C:217:LEU:H	15	2.07
(1,563)	1:C:216:VAL:HG12	1:C:217:LEU:H	15	2.07
(1,563)	1:C:216:VAL:HG13	1:C:217:LEU:H	15	2.07
(1,563)	1:C:216:VAL:HG21	1:C:217:LEU:H	15	2.07
(1,563)	1:C:216:VAL:HG22	1:C:217:LEU:H	15	2.07
(1,563)	1:C:216:VAL:HG23	1:C:217:LEU:H	15	2.07
(1,565)	1:D:316:VAL:HG11	1:D:317:LEU:H	14	2.06
(1,565)	1:D:316:VAL:HG12	1:D:317:LEU:H	14	2.06
(1,565)	1:D:316:VAL:HG13	1:D:317:LEU:H	14	2.06
(1,565)	1:D:316:VAL:HG21	1:D:317:LEU:H	14	2.06
(1,565)	1:D:316:VAL:HG22	1:D:317:LEU:H	14	2.06
(1,565)	1:D:316:VAL:HG23	1:D:317:LEU:H	14	2.06
(1,563)	1:C:216:VAL:HG11	1:C:217:LEU:H	5	2.06
(1,563)	1:C:216:VAL:HG12	1:C:217:LEU:H	5	2.06

Continued on next page...

Continued from previous page...

Key	Atom-1	Atom-2	Model ID	Violation (Å)
(1,563)	1:C:216:VAL:HG13	1:C:217:LEU:H	5	2.06
(1,563)	1:C:216:VAL:HG21	1:C:217:LEU:H	5	2.06
(1,563)	1:C:216:VAL:HG22	1:C:217:LEU:H	5	2.06
(1,563)	1:C:216:VAL:HG23	1:C:217:LEU:H	5	2.06
(1,545)	1:D:317:LEU:HD11	1:D:318:ILE:H	8	2.04
(1,545)	1:D:317:LEU:HD12	1:D:318:ILE:H	8	2.04
(1,545)	1:D:317:LEU:HD13	1:D:318:ILE:H	8	2.04
(1,545)	1:D:317:LEU:HD21	1:D:318:ILE:H	8	2.04
(1,545)	1:D:317:LEU:HD22	1:D:318:ILE:H	8	2.04
(1,545)	1:D:317:LEU:HD23	1:D:318:ILE:H	8	2.04
(1,563)	1:C:216:VAL:HG11	1:C:217:LEU:H	6	2.02
(1,563)	1:C:216:VAL:HG12	1:C:217:LEU:H	6	2.02
(1,563)	1:C:216:VAL:HG13	1:C:217:LEU:H	6	2.02
(1,563)	1:C:216:VAL:HG21	1:C:217:LEU:H	6	2.02
(1,563)	1:C:216:VAL:HG22	1:C:217:LEU:H	6	2.02
(1,563)	1:C:216:VAL:HG23	1:C:217:LEU:H	6	2.02
(1,544)	1:D:318:ILE:H	1:D:318:ILE:HD11	8	2.0
(1,544)	1:D:318:ILE:H	1:D:318:ILE:HD12	8	2.0
(1,544)	1:D:318:ILE:H	1:D:318:ILE:HD13	8	2.0
(1,542)	1:A:18:ILE:H	1:A:18:ILE:HD11	17	1.97
(1,542)	1:A:18:ILE:H	1:A:18:ILE:HD12	17	1.97
(1,542)	1:A:18:ILE:H	1:A:18:ILE:HD13	17	1.97
(1,565)	1:D:316:VAL:HG11	1:D:317:LEU:H	18	1.95
(1,565)	1:D:316:VAL:HG12	1:D:317:LEU:H	18	1.95
(1,565)	1:D:316:VAL:HG13	1:D:317:LEU:H	18	1.95
(1,565)	1:D:316:VAL:HG21	1:D:317:LEU:H	18	1.95
(1,565)	1:D:316:VAL:HG22	1:D:317:LEU:H	18	1.95
(1,565)	1:D:316:VAL:HG23	1:D:317:LEU:H	18	1.95
(1,542)	1:A:18:ILE:H	1:A:18:ILE:HD11	16	1.95
(1,542)	1:A:18:ILE:H	1:A:18:ILE:HD12	16	1.95
(1,542)	1:A:18:ILE:H	1:A:18:ILE:HD13	16	1.95
(1,563)	1:C:216:VAL:HG11	1:C:217:LEU:H	11	1.94
(1,563)	1:C:216:VAL:HG12	1:C:217:LEU:H	11	1.94
(1,563)	1:C:216:VAL:HG13	1:C:217:LEU:H	11	1.94
(1,563)	1:C:216:VAL:HG21	1:C:217:LEU:H	11	1.94
(1,563)	1:C:216:VAL:HG22	1:C:217:LEU:H	11	1.94
(1,563)	1:C:216:VAL:HG23	1:C:217:LEU:H	11	1.94
(1,545)	1:D:317:LEU:HD11	1:D:318:ILE:H	13	1.94
(1,545)	1:D:317:LEU:HD12	1:D:318:ILE:H	13	1.94
(1,545)	1:D:317:LEU:HD13	1:D:318:ILE:H	13	1.94
(1,545)	1:D:317:LEU:HD21	1:D:318:ILE:H	13	1.94
(1,545)	1:D:317:LEU:HD22	1:D:318:ILE:H	13	1.94

Continued on next page...

Continued from previous page...

Key	Atom-1	Atom-2	Model ID	Violation (Å)
(1,545)	1:D:317:LEU:HD23	1:D:318:ILE:H	13	1.94
(1,563)	1:C:216:VAL:HG11	1:C:217:LEU:H	9	1.93
(1,563)	1:C:216:VAL:HG12	1:C:217:LEU:H	9	1.93
(1,563)	1:C:216:VAL:HG13	1:C:217:LEU:H	9	1.93
(1,563)	1:C:216:VAL:HG21	1:C:217:LEU:H	9	1.93
(1,563)	1:C:216:VAL:HG22	1:C:217:LEU:H	9	1.93
(1,563)	1:C:216:VAL:HG23	1:C:217:LEU:H	9	1.93
(1,545)	1:D:317:LEU:HD11	1:D:318:ILE:H	16	1.93
(1,545)	1:D:317:LEU:HD12	1:D:318:ILE:H	16	1.93
(1,545)	1:D:317:LEU:HD13	1:D:318:ILE:H	16	1.93
(1,545)	1:D:317:LEU:HD21	1:D:318:ILE:H	16	1.93
(1,545)	1:D:317:LEU:HD22	1:D:318:ILE:H	16	1.93
(1,545)	1:D:317:LEU:HD23	1:D:318:ILE:H	16	1.93
(1,543)	1:A:17:LEU:HD11	1:A:18:ILE:H	9	1.93
(1,543)	1:A:17:LEU:HD12	1:A:18:ILE:H	9	1.93
(1,543)	1:A:17:LEU:HD13	1:A:18:ILE:H	9	1.93
(1,543)	1:A:17:LEU:HD21	1:A:18:ILE:H	9	1.93
(1,543)	1:A:17:LEU:HD22	1:A:18:ILE:H	9	1.93
(1,543)	1:A:17:LEU:HD23	1:A:18:ILE:H	9	1.93
(1,542)	1:A:18:ILE:H	1:A:18:ILE:HD11	15	1.93
(1,542)	1:A:18:ILE:H	1:A:18:ILE:HD12	15	1.93
(1,542)	1:A:18:ILE:H	1:A:18:ILE:HD13	15	1.93
(1,545)	1:D:317:LEU:HD11	1:D:318:ILE:H	1	1.92
(1,545)	1:D:317:LEU:HD12	1:D:318:ILE:H	1	1.92
(1,545)	1:D:317:LEU:HD13	1:D:318:ILE:H	1	1.92
(1,545)	1:D:317:LEU:HD21	1:D:318:ILE:H	1	1.92
(1,545)	1:D:317:LEU:HD22	1:D:318:ILE:H	1	1.92
(1,545)	1:D:317:LEU:HD23	1:D:318:ILE:H	1	1.92
(1,545)	1:D:317:LEU:HD11	1:D:318:ILE:H	7	1.92
(1,545)	1:D:317:LEU:HD12	1:D:318:ILE:H	7	1.92
(1,545)	1:D:317:LEU:HD13	1:D:318:ILE:H	7	1.92
(1,545)	1:D:317:LEU:HD21	1:D:318:ILE:H	7	1.92
(1,545)	1:D:317:LEU:HD22	1:D:318:ILE:H	7	1.92
(1,545)	1:D:317:LEU:HD23	1:D:318:ILE:H	7	1.92
(1,545)	1:D:317:LEU:HD11	1:D:318:ILE:H	20	1.92
(1,545)	1:D:317:LEU:HD12	1:D:318:ILE:H	20	1.92
(1,545)	1:D:317:LEU:HD13	1:D:318:ILE:H	20	1.92
(1,545)	1:D:317:LEU:HD21	1:D:318:ILE:H	20	1.92
(1,545)	1:D:317:LEU:HD22	1:D:318:ILE:H	20	1.92
(1,545)	1:D:317:LEU:HD23	1:D:318:ILE:H	20	1.92
(1,544)	1:D:318:ILE:H	1:D:318:ILE:HD11	6	1.92
(1,544)	1:D:318:ILE:H	1:D:318:ILE:HD12	6	1.92

Continued on next page...

Continued from previous page...

Key	Atom-1	Atom-2	Model ID	Violation (Å)
(1,544)	1:D:318:ILE:H	1:D:318:ILE:HD13	6	1.92
(1,543)	1:A:17:LEU:HD11	1:A:18:ILE:H	1	1.92
(1,543)	1:A:17:LEU:HD12	1:A:18:ILE:H	1	1.92
(1,543)	1:A:17:LEU:HD13	1:A:18:ILE:H	1	1.92
(1,543)	1:A:17:LEU:HD21	1:A:18:ILE:H	1	1.92
(1,543)	1:A:17:LEU:HD22	1:A:18:ILE:H	1	1.92
(1,543)	1:A:17:LEU:HD23	1:A:18:ILE:H	1	1.92
(1,543)	1:A:17:LEU:HD11	1:A:18:ILE:H	2	1.92
(1,543)	1:A:17:LEU:HD12	1:A:18:ILE:H	2	1.92
(1,543)	1:A:17:LEU:HD13	1:A:18:ILE:H	2	1.92
(1,543)	1:A:17:LEU:HD21	1:A:18:ILE:H	2	1.92
(1,543)	1:A:17:LEU:HD22	1:A:18:ILE:H	2	1.92
(1,543)	1:A:17:LEU:HD23	1:A:18:ILE:H	2	1.92
(1,545)	1:D:317:LEU:HD11	1:D:318:ILE:H	3	1.91
(1,545)	1:D:317:LEU:HD12	1:D:318:ILE:H	3	1.91
(1,545)	1:D:317:LEU:HD13	1:D:318:ILE:H	3	1.91
(1,545)	1:D:317:LEU:HD21	1:D:318:ILE:H	3	1.91
(1,545)	1:D:317:LEU:HD22	1:D:318:ILE:H	3	1.91
(1,545)	1:D:317:LEU:HD23	1:D:318:ILE:H	3	1.91
(1,545)	1:D:317:LEU:HD11	1:D:318:ILE:H	10	1.91
(1,545)	1:D:317:LEU:HD12	1:D:318:ILE:H	10	1.91
(1,545)	1:D:317:LEU:HD13	1:D:318:ILE:H	10	1.91
(1,545)	1:D:317:LEU:HD21	1:D:318:ILE:H	10	1.91
(1,545)	1:D:317:LEU:HD22	1:D:318:ILE:H	10	1.91
(1,545)	1:D:317:LEU:HD23	1:D:318:ILE:H	10	1.91
(1,545)	1:D:317:LEU:HD11	1:D:318:ILE:H	15	1.91
(1,545)	1:D:317:LEU:HD12	1:D:318:ILE:H	15	1.91
(1,545)	1:D:317:LEU:HD13	1:D:318:ILE:H	15	1.91
(1,545)	1:D:317:LEU:HD21	1:D:318:ILE:H	15	1.91
(1,545)	1:D:317:LEU:HD22	1:D:318:ILE:H	15	1.91
(1,545)	1:D:317:LEU:HD23	1:D:318:ILE:H	15	1.91
(1,545)	1:D:317:LEU:HD11	1:D:318:ILE:H	17	1.91
(1,545)	1:D:317:LEU:HD12	1:D:318:ILE:H	17	1.91
(1,545)	1:D:317:LEU:HD13	1:D:318:ILE:H	17	1.91
(1,545)	1:D:317:LEU:HD21	1:D:318:ILE:H	17	1.91
(1,545)	1:D:317:LEU:HD22	1:D:318:ILE:H	17	1.91
(1,545)	1:D:317:LEU:HD23	1:D:318:ILE:H	17	1.91
(1,544)	1:D:318:ILE:H	1:D:318:ILE:HD11	11	1.91
(1,544)	1:D:318:ILE:H	1:D:318:ILE:HD12	11	1.91
(1,544)	1:D:318:ILE:H	1:D:318:ILE:HD13	11	1.91
(1,543)	1:A:17:LEU:HD11	1:A:18:ILE:H	3	1.91
(1,543)	1:A:17:LEU:HD12	1:A:18:ILE:H	3	1.91

Continued on next page...

Continued from previous page...

Key	Atom-1	Atom-2	Model ID	Violation (Å)
(1,543)	1:A:17:LEU:HD13	1:A:18:ILE:H	3	1.91
(1,543)	1:A:17:LEU:HD21	1:A:18:ILE:H	3	1.91
(1,543)	1:A:17:LEU:HD22	1:A:18:ILE:H	3	1.91
(1,543)	1:A:17:LEU:HD23	1:A:18:ILE:H	3	1.91
(1,542)	1:A:18:ILE:H	1:A:18:ILE:HD11	11	1.91
(1,542)	1:A:18:ILE:H	1:A:18:ILE:HD12	11	1.91
(1,542)	1:A:18:ILE:H	1:A:18:ILE:HD13	11	1.91
(1,563)	1:C:216:VAL:HG11	1:C:217:LEU:H	18	1.9
(1,563)	1:C:216:VAL:HG12	1:C:217:LEU:H	18	1.9
(1,563)	1:C:216:VAL:HG13	1:C:217:LEU:H	18	1.9
(1,563)	1:C:216:VAL:HG21	1:C:217:LEU:H	18	1.9
(1,563)	1:C:216:VAL:HG22	1:C:217:LEU:H	18	1.9
(1,563)	1:C:216:VAL:HG23	1:C:217:LEU:H	18	1.9
(1,544)	1:D:318:ILE:H	1:D:318:ILE:HD11	14	1.9
(1,544)	1:D:318:ILE:H	1:D:318:ILE:HD12	14	1.9
(1,544)	1:D:318:ILE:H	1:D:318:ILE:HD13	14	1.9
(1,543)	1:A:17:LEU:HD11	1:A:18:ILE:H	19	1.9
(1,543)	1:A:17:LEU:HD12	1:A:18:ILE:H	19	1.9
(1,543)	1:A:17:LEU:HD13	1:A:18:ILE:H	19	1.9
(1,543)	1:A:17:LEU:HD21	1:A:18:ILE:H	19	1.9
(1,543)	1:A:17:LEU:HD22	1:A:18:ILE:H	19	1.9
(1,543)	1:A:17:LEU:HD23	1:A:18:ILE:H	19	1.9
(1,543)	1:A:17:LEU:HD11	1:A:18:ILE:H	4	1.89
(1,543)	1:A:17:LEU:HD12	1:A:18:ILE:H	4	1.89
(1,543)	1:A:17:LEU:HD13	1:A:18:ILE:H	4	1.89
(1,543)	1:A:17:LEU:HD21	1:A:18:ILE:H	4	1.89
(1,543)	1:A:17:LEU:HD22	1:A:18:ILE:H	4	1.89
(1,543)	1:A:17:LEU:HD23	1:A:18:ILE:H	4	1.89
(1,545)	1:D:317:LEU:HD11	1:D:318:ILE:H	12	1.88
(1,545)	1:D:317:LEU:HD12	1:D:318:ILE:H	12	1.88
(1,545)	1:D:317:LEU:HD13	1:D:318:ILE:H	12	1.88
(1,545)	1:D:317:LEU:HD21	1:D:318:ILE:H	12	1.88
(1,545)	1:D:317:LEU:HD22	1:D:318:ILE:H	12	1.88
(1,545)	1:D:317:LEU:HD23	1:D:318:ILE:H	12	1.88
(1,542)	1:A:18:ILE:H	1:A:18:ILE:HD11	9	1.88
(1,542)	1:A:18:ILE:H	1:A:18:ILE:HD12	9	1.88
(1,542)	1:A:18:ILE:H	1:A:18:ILE:HD13	9	1.88
(1,545)	1:D:317:LEU:HD11	1:D:318:ILE:H	2	1.87
(1,545)	1:D:317:LEU:HD12	1:D:318:ILE:H	2	1.87
(1,545)	1:D:317:LEU:HD13	1:D:318:ILE:H	2	1.87
(1,545)	1:D:317:LEU:HD21	1:D:318:ILE:H	2	1.87
(1,545)	1:D:317:LEU:HD22	1:D:318:ILE:H	2	1.87

Continued on next page...

Continued from previous page...

Key	Atom-1	Atom-2	Model ID	Violation (Å)
(1,545)	1:D:317:LEU:HD23	1:D:318:ILE:H	2	1.87
(1,545)	1:D:317:LEU:HD11	1:D:318:ILE:H	9	1.87
(1,545)	1:D:317:LEU:HD12	1:D:318:ILE:H	9	1.87
(1,545)	1:D:317:LEU:HD13	1:D:318:ILE:H	9	1.87
(1,545)	1:D:317:LEU:HD21	1:D:318:ILE:H	9	1.87
(1,545)	1:D:317:LEU:HD22	1:D:318:ILE:H	9	1.87
(1,545)	1:D:317:LEU:HD23	1:D:318:ILE:H	9	1.87
(1,543)	1:A:17:LEU:HD11	1:A:18:ILE:H	8	1.87
(1,543)	1:A:17:LEU:HD12	1:A:18:ILE:H	8	1.87
(1,543)	1:A:17:LEU:HD13	1:A:18:ILE:H	8	1.87
(1,543)	1:A:17:LEU:HD21	1:A:18:ILE:H	8	1.87
(1,543)	1:A:17:LEU:HD22	1:A:18:ILE:H	8	1.87
(1,543)	1:A:17:LEU:HD23	1:A:18:ILE:H	8	1.87
(1,543)	1:A:17:LEU:HD11	1:A:18:ILE:H	18	1.87
(1,543)	1:A:17:LEU:HD12	1:A:18:ILE:H	18	1.87
(1,543)	1:A:17:LEU:HD13	1:A:18:ILE:H	18	1.87
(1,543)	1:A:17:LEU:HD21	1:A:18:ILE:H	18	1.87
(1,543)	1:A:17:LEU:HD22	1:A:18:ILE:H	18	1.87
(1,543)	1:A:17:LEU:HD23	1:A:18:ILE:H	18	1.87
(1,544)	1:D:318:ILE:H	1:D:318:ILE:HD11	13	1.86
(1,544)	1:D:318:ILE:H	1:D:318:ILE:HD12	13	1.86
(1,544)	1:D:318:ILE:H	1:D:318:ILE:HD13	13	1.86
(1,543)	1:A:17:LEU:HD11	1:A:18:ILE:H	11	1.86
(1,543)	1:A:17:LEU:HD12	1:A:18:ILE:H	11	1.86
(1,543)	1:A:17:LEU:HD13	1:A:18:ILE:H	11	1.86
(1,543)	1:A:17:LEU:HD21	1:A:18:ILE:H	11	1.86
(1,543)	1:A:17:LEU:HD22	1:A:18:ILE:H	11	1.86
(1,543)	1:A:17:LEU:HD23	1:A:18:ILE:H	11	1.86
(1,542)	1:A:18:ILE:H	1:A:18:ILE:HD11	6	1.86
(1,542)	1:A:18:ILE:H	1:A:18:ILE:HD12	6	1.86
(1,542)	1:A:18:ILE:H	1:A:18:ILE:HD13	6	1.86
(1,542)	1:A:18:ILE:H	1:A:18:ILE:HD11	13	1.86
(1,542)	1:A:18:ILE:H	1:A:18:ILE:HD12	13	1.86
(1,542)	1:A:18:ILE:H	1:A:18:ILE:HD13	13	1.86
(1,542)	1:A:18:ILE:H	1:A:18:ILE:HD11	4	1.85
(1,542)	1:A:18:ILE:H	1:A:18:ILE:HD12	4	1.85
(1,542)	1:A:18:ILE:H	1:A:18:ILE:HD13	4	1.85
(1,542)	1:A:18:ILE:H	1:A:18:ILE:HD11	8	1.85
(1,542)	1:A:18:ILE:H	1:A:18:ILE:HD12	8	1.85
(1,542)	1:A:18:ILE:H	1:A:18:ILE:HD13	8	1.85
(1,545)	1:D:317:LEU:HD11	1:D:318:ILE:H	18	1.82
(1,545)	1:D:317:LEU:HD12	1:D:318:ILE:H	18	1.82

Continued on next page...

Continued from previous page...

Key	Atom-1	Atom-2	Model ID	Violation (Å)
(1,545)	1:D:317:LEU:HD13	1:D:318:ILE:H	18	1.82
(1,545)	1:D:317:LEU:HD21	1:D:318:ILE:H	18	1.82
(1,545)	1:D:317:LEU:HD22	1:D:318:ILE:H	18	1.82
(1,545)	1:D:317:LEU:HD23	1:D:318:ILE:H	18	1.82
(1,543)	1:A:17:LEU:HD11	1:A:18:ILE:H	12	1.82
(1,543)	1:A:17:LEU:HD12	1:A:18:ILE:H	12	1.82
(1,543)	1:A:17:LEU:HD13	1:A:18:ILE:H	12	1.82
(1,543)	1:A:17:LEU:HD21	1:A:18:ILE:H	12	1.82
(1,543)	1:A:17:LEU:HD22	1:A:18:ILE:H	12	1.82
(1,543)	1:A:17:LEU:HD23	1:A:18:ILE:H	12	1.82
(1,542)	1:A:18:ILE:H	1:A:18:ILE:HD11	12	1.81
(1,542)	1:A:18:ILE:H	1:A:18:ILE:HD12	12	1.81
(1,542)	1:A:18:ILE:H	1:A:18:ILE:HD13	12	1.81
(1,542)	1:A:18:ILE:H	1:A:18:ILE:HD11	5	1.7
(1,542)	1:A:18:ILE:H	1:A:18:ILE:HD12	5	1.7
(1,542)	1:A:18:ILE:H	1:A:18:ILE:HD13	5	1.7
(1,544)	1:D:318:ILE:H	1:D:318:ILE:HD11	5	1.66
(1,544)	1:D:318:ILE:H	1:D:318:ILE:HD12	5	1.66
(1,544)	1:D:318:ILE:H	1:D:318:ILE:HD13	5	1.66
(1,250)	1:B:122:ARG:H	1:B:122:ARG:HD2	14	1.47
(1,250)	1:B:122:ARG:H	1:B:122:ARG:HD2	13	1.46
(1,250)	1:B:122:ARG:H	1:B:122:ARG:HD2	16	1.45
(1,250)	1:B:122:ARG:H	1:B:122:ARG:HD2	17	1.44
(1,42)	1:C:213:CYS:H	1:C:214:GLN:HB2	11	1.41
(1,42)	1:C:213:CYS:H	1:C:214:GLN:HB2	18	1.41
(1,42)	1:C:213:CYS:H	1:C:214:GLN:HB2	19	1.41
(1,42)	1:C:213:CYS:H	1:C:214:GLN:HB2	9	1.39
(1,42)	1:C:213:CYS:H	1:C:214:GLN:HB2	10	1.35
(1,42)	1:C:213:CYS:H	1:C:214:GLN:HB2	16	1.34
(1,42)	1:C:213:CYS:H	1:C:214:GLN:HB2	1	1.32
(1,42)	1:C:213:CYS:H	1:C:214:GLN:HB2	5	1.32
(1,42)	1:C:213:CYS:H	1:C:214:GLN:HB2	17	1.31
(1,42)	1:C:213:CYS:H	1:C:214:GLN:HB2	12	1.29
(1,42)	1:C:213:CYS:H	1:C:214:GLN:HB2	20	1.29
(1,42)	1:C:213:CYS:H	1:C:214:GLN:HB2	4	1.28
(1,42)	1:C:213:CYS:H	1:C:214:GLN:HB2	8	1.28
(1,42)	1:C:213:CYS:H	1:C:214:GLN:HB2	13	1.28
(1,42)	1:C:213:CYS:H	1:C:214:GLN:HB2	3	1.26
(1,42)	1:C:213:CYS:H	1:C:214:GLN:HB2	14	1.26
(1,42)	1:C:213:CYS:H	1:C:214:GLN:HB2	15	1.26
(1,42)	1:C:213:CYS:H	1:C:214:GLN:HB2	2	1.25
(1,42)	1:C:213:CYS:H	1:C:214:GLN:HB2	6	1.23

Continued on next page...

Continued from previous page...

Key	Atom-1	Atom-2	Model ID	Violation (Å)
(1,42)	1:C:213:CYS:H	1:C:214:GLN:HB2	7	1.17
(1,251)	1:C:222:ARG:H	1:C:222:ARG:HD2	15	1.17
(1,250)	1:B:122:ARG:H	1:B:122:ARG:HD2	15	1.04
(1,552)	1:C:218:ILE:H	1:C:218:ILE:HD11	5	1.03
(1,552)	1:C:218:ILE:H	1:C:218:ILE:HD12	5	1.03
(1,552)	1:C:218:ILE:H	1:C:218:ILE:HD13	5	1.03
(1,552)	1:C:218:ILE:H	1:C:218:ILE:HD11	9	1.03
(1,552)	1:C:218:ILE:H	1:C:218:ILE:HD12	9	1.03
(1,552)	1:C:218:ILE:H	1:C:218:ILE:HD13	9	1.03
(1,552)	1:C:218:ILE:H	1:C:218:ILE:HD11	11	1.03
(1,552)	1:C:218:ILE:H	1:C:218:ILE:HD12	11	1.03
(1,552)	1:C:218:ILE:H	1:C:218:ILE:HD13	11	1.03
(1,552)	1:C:218:ILE:H	1:C:218:ILE:HD11	18	1.03
(1,552)	1:C:218:ILE:H	1:C:218:ILE:HD12	18	1.03
(1,552)	1:C:218:ILE:H	1:C:218:ILE:HD13	18	1.03
(1,552)	1:C:218:ILE:H	1:C:218:ILE:HD11	19	1.03
(1,552)	1:C:218:ILE:H	1:C:218:ILE:HD12	19	1.03
(1,552)	1:C:218:ILE:H	1:C:218:ILE:HD13	19	1.03
(1,550)	1:B:118:ILE:H	1:B:118:ILE:HD11	4	1.03
(1,550)	1:B:118:ILE:H	1:B:118:ILE:HD12	4	1.03
(1,550)	1:B:118:ILE:H	1:B:118:ILE:HD13	4	1.03
(1,550)	1:B:118:ILE:H	1:B:118:ILE:HD11	9	1.03
(1,550)	1:B:118:ILE:H	1:B:118:ILE:HD12	9	1.03
(1,550)	1:B:118:ILE:H	1:B:118:ILE:HD13	9	1.03
(1,550)	1:B:118:ILE:H	1:B:118:ILE:HD11	11	1.03
(1,550)	1:B:118:ILE:H	1:B:118:ILE:HD12	11	1.03
(1,550)	1:B:118:ILE:H	1:B:118:ILE:HD13	11	1.03
(1,550)	1:B:118:ILE:H	1:B:118:ILE:HD11	12	1.03
(1,550)	1:B:118:ILE:H	1:B:118:ILE:HD12	12	1.03
(1,550)	1:B:118:ILE:H	1:B:118:ILE:HD13	12	1.03
(1,550)	1:B:118:ILE:H	1:B:118:ILE:HD11	15	1.03
(1,550)	1:B:118:ILE:H	1:B:118:ILE:HD12	15	1.03
(1,550)	1:B:118:ILE:H	1:B:118:ILE:HD13	15	1.03
(1,552)	1:C:218:ILE:H	1:C:218:ILE:HD11	2	1.02
(1,552)	1:C:218:ILE:H	1:C:218:ILE:HD12	2	1.02
(1,552)	1:C:218:ILE:H	1:C:218:ILE:HD13	2	1.02
(1,552)	1:C:218:ILE:H	1:C:218:ILE:HD11	20	1.02
(1,552)	1:C:218:ILE:H	1:C:218:ILE:HD12	20	1.02
(1,552)	1:C:218:ILE:H	1:C:218:ILE:HD13	20	1.02
(1,550)	1:B:118:ILE:H	1:B:118:ILE:HD11	13	1.02
(1,550)	1:B:118:ILE:H	1:B:118:ILE:HD12	13	1.02
(1,550)	1:B:118:ILE:H	1:B:118:ILE:HD13	13	1.02

Continued on next page...

Continued from previous page...

Key	Atom-1	Atom-2	Model ID	Violation (Å)
(1,552)	1:C:218:ILE:H	1:C:218:ILE:HD11	6	1.01
(1,552)	1:C:218:ILE:H	1:C:218:ILE:HD12	6	1.01
(1,552)	1:C:218:ILE:H	1:C:218:ILE:HD13	6	1.01
(1,550)	1:B:118:ILE:H	1:B:118:ILE:HD11	2	1.01
(1,550)	1:B:118:ILE:H	1:B:118:ILE:HD12	2	1.01
(1,550)	1:B:118:ILE:H	1:B:118:ILE:HD13	2	1.01
(1,550)	1:B:118:ILE:H	1:B:118:ILE:HD11	18	1.01
(1,550)	1:B:118:ILE:H	1:B:118:ILE:HD12	18	1.01
(1,550)	1:B:118:ILE:H	1:B:118:ILE:HD13	18	1.01
(1,550)	1:B:118:ILE:H	1:B:118:ILE:HD11	20	1.01
(1,550)	1:B:118:ILE:H	1:B:118:ILE:HD12	20	1.01
(1,550)	1:B:118:ILE:H	1:B:118:ILE:HD13	20	1.01
(1,552)	1:C:218:ILE:H	1:C:218:ILE:HD11	8	1.0
(1,552)	1:C:218:ILE:H	1:C:218:ILE:HD12	8	1.0
(1,552)	1:C:218:ILE:H	1:C:218:ILE:HD13	8	1.0
(1,550)	1:B:118:ILE:H	1:B:118:ILE:HD11	14	1.0
(1,550)	1:B:118:ILE:H	1:B:118:ILE:HD12	14	1.0
(1,550)	1:B:118:ILE:H	1:B:118:ILE:HD13	14	1.0
(1,251)	1:C:222:ARG:H	1:C:222:ARG:HD2	13	1.0
(1,550)	1:B:118:ILE:H	1:B:118:ILE:HD11	5	0.99
(1,550)	1:B:118:ILE:H	1:B:118:ILE:HD12	5	0.99
(1,550)	1:B:118:ILE:H	1:B:118:ILE:HD13	5	0.99
(1,542)	1:A:18:ILE:H	1:A:18:ILE:HD11	14	0.99
(1,542)	1:A:18:ILE:H	1:A:18:ILE:HD12	14	0.99
(1,542)	1:A:18:ILE:H	1:A:18:ILE:HD13	14	0.99
(1,552)	1:C:218:ILE:H	1:C:218:ILE:HD11	12	0.98
(1,552)	1:C:218:ILE:H	1:C:218:ILE:HD12	12	0.98
(1,552)	1:C:218:ILE:H	1:C:218:ILE:HD13	12	0.98
(1,552)	1:C:218:ILE:H	1:C:218:ILE:HD11	14	0.98
(1,552)	1:C:218:ILE:H	1:C:218:ILE:HD12	14	0.98
(1,552)	1:C:218:ILE:H	1:C:218:ILE:HD13	14	0.98
(1,552)	1:C:218:ILE:H	1:C:218:ILE:HD11	15	0.98
(1,552)	1:C:218:ILE:H	1:C:218:ILE:HD12	15	0.98
(1,552)	1:C:218:ILE:H	1:C:218:ILE:HD13	15	0.98
(1,550)	1:B:118:ILE:H	1:B:118:ILE:HD11	6	0.98
(1,550)	1:B:118:ILE:H	1:B:118:ILE:HD12	6	0.98
(1,550)	1:B:118:ILE:H	1:B:118:ILE:HD13	6	0.98
(1,550)	1:B:118:ILE:H	1:B:118:ILE:HD11	8	0.98
(1,550)	1:B:118:ILE:H	1:B:118:ILE:HD12	8	0.98
(1,550)	1:B:118:ILE:H	1:B:118:ILE:HD13	8	0.98
(1,550)	1:B:118:ILE:H	1:B:118:ILE:HD11	10	0.98
(1,550)	1:B:118:ILE:H	1:B:118:ILE:HD12	10	0.98

Continued on next page...

Continued from previous page...

Key	Atom-1	Atom-2	Model ID	Violation (Å)
(1,550)	1:B:118:ILE:H	1:B:118:ILE:HD13	10	0.98
(1,550)	1:B:118:ILE:H	1:B:118:ILE:HD11	16	0.98
(1,550)	1:B:118:ILE:H	1:B:118:ILE:HD12	16	0.98
(1,550)	1:B:118:ILE:H	1:B:118:ILE:HD13	16	0.98
(1,552)	1:C:218:ILE:H	1:C:218:ILE:HD11	3	0.96
(1,552)	1:C:218:ILE:H	1:C:218:ILE:HD12	3	0.96
(1,552)	1:C:218:ILE:H	1:C:218:ILE:HD13	3	0.96
(1,552)	1:C:218:ILE:H	1:C:218:ILE:HD11	17	0.96
(1,552)	1:C:218:ILE:H	1:C:218:ILE:HD12	17	0.96
(1,552)	1:C:218:ILE:H	1:C:218:ILE:HD13	17	0.96
(1,550)	1:B:118:ILE:H	1:B:118:ILE:HD11	17	0.96
(1,550)	1:B:118:ILE:H	1:B:118:ILE:HD12	17	0.96
(1,550)	1:B:118:ILE:H	1:B:118:ILE:HD13	17	0.96
(1,544)	1:D:318:ILE:H	1:D:318:ILE:HD11	4	0.96
(1,544)	1:D:318:ILE:H	1:D:318:ILE:HD12	4	0.96
(1,544)	1:D:318:ILE:H	1:D:318:ILE:HD13	4	0.96
(1,250)	1:B:122:ARG:H	1:B:122:ARG:HD2	4	0.95
(1,251)	1:C:222:ARG:H	1:C:222:ARG:HD2	3	0.94
(1,552)	1:C:218:ILE:H	1:C:218:ILE:HD11	13	0.93
(1,552)	1:C:218:ILE:H	1:C:218:ILE:HD12	13	0.93
(1,552)	1:C:218:ILE:H	1:C:218:ILE:HD13	13	0.93
(1,552)	1:C:218:ILE:H	1:C:218:ILE:HD11	16	0.93
(1,552)	1:C:218:ILE:H	1:C:218:ILE:HD12	16	0.93
(1,552)	1:C:218:ILE:H	1:C:218:ILE:HD13	16	0.93
(1,550)	1:B:118:ILE:H	1:B:118:ILE:HD11	1	0.93
(1,550)	1:B:118:ILE:H	1:B:118:ILE:HD12	1	0.93
(1,550)	1:B:118:ILE:H	1:B:118:ILE:HD13	1	0.93
(1,550)	1:B:118:ILE:H	1:B:118:ILE:HD11	19	0.93
(1,550)	1:B:118:ILE:H	1:B:118:ILE:HD12	19	0.93
(1,550)	1:B:118:ILE:H	1:B:118:ILE:HD13	19	0.93
(1,250)	1:B:122:ARG:H	1:B:122:ARG:HD2	6	0.93
(1,552)	1:C:218:ILE:H	1:C:218:ILE:HD11	4	0.92
(1,552)	1:C:218:ILE:H	1:C:218:ILE:HD12	4	0.92
(1,552)	1:C:218:ILE:H	1:C:218:ILE:HD13	4	0.92
(1,552)	1:C:218:ILE:H	1:C:218:ILE:HD11	7	0.92
(1,552)	1:C:218:ILE:H	1:C:218:ILE:HD12	7	0.92
(1,552)	1:C:218:ILE:H	1:C:218:ILE:HD13	7	0.92
(1,550)	1:B:118:ILE:H	1:B:118:ILE:HD11	7	0.92
(1,550)	1:B:118:ILE:H	1:B:118:ILE:HD12	7	0.92
(1,550)	1:B:118:ILE:H	1:B:118:ILE:HD13	7	0.92
(1,548)	1:C:218:ILE:H	1:C:218:ILE:HG21	7	0.92
(1,548)	1:C:218:ILE:H	1:C:218:ILE:HG22	7	0.92

Continued on next page...

Continued from previous page...

Key	Atom-1	Atom-2	Model ID	Violation (Å)
(1,548)	1:C:218:ILE:H	1:C:218:ILE:HG23	7	0.92
(1,548)	1:C:218:ILE:H	1:C:218:ILE:HG21	10	0.92
(1,548)	1:C:218:ILE:H	1:C:218:ILE:HG22	10	0.92
(1,548)	1:C:218:ILE:H	1:C:218:ILE:HG23	10	0.92
(1,548)	1:C:218:ILE:H	1:C:218:ILE:HG21	13	0.92
(1,548)	1:C:218:ILE:H	1:C:218:ILE:HG22	13	0.92
(1,548)	1:C:218:ILE:H	1:C:218:ILE:HG23	13	0.92
(1,548)	1:C:218:ILE:H	1:C:218:ILE:HG21	16	0.92
(1,548)	1:C:218:ILE:H	1:C:218:ILE:HG22	16	0.92
(1,548)	1:C:218:ILE:H	1:C:218:ILE:HG23	16	0.92
(1,546)	1:B:118:ILE:H	1:B:118:ILE:HG21	3	0.92
(1,546)	1:B:118:ILE:H	1:B:118:ILE:HG22	3	0.92
(1,546)	1:B:118:ILE:H	1:B:118:ILE:HG23	3	0.92
(1,546)	1:B:118:ILE:H	1:B:118:ILE:HG21	7	0.92
(1,546)	1:B:118:ILE:H	1:B:118:ILE:HG22	7	0.92
(1,546)	1:B:118:ILE:H	1:B:118:ILE:HG23	7	0.92
(1,548)	1:C:218:ILE:H	1:C:218:ILE:HG21	1	0.91
(1,548)	1:C:218:ILE:H	1:C:218:ILE:HG22	1	0.91
(1,548)	1:C:218:ILE:H	1:C:218:ILE:HG23	1	0.91
(1,548)	1:C:218:ILE:H	1:C:218:ILE:HG21	4	0.91
(1,548)	1:C:218:ILE:H	1:C:218:ILE:HG22	4	0.91
(1,548)	1:C:218:ILE:H	1:C:218:ILE:HG23	4	0.91
(1,546)	1:B:118:ILE:H	1:B:118:ILE:HG21	1	0.91
(1,546)	1:B:118:ILE:H	1:B:118:ILE:HG22	1	0.91
(1,546)	1:B:118:ILE:H	1:B:118:ILE:HG23	1	0.91
(1,546)	1:B:118:ILE:H	1:B:118:ILE:HG21	19	0.91
(1,546)	1:B:118:ILE:H	1:B:118:ILE:HG22	19	0.91
(1,546)	1:B:118:ILE:H	1:B:118:ILE:HG23	19	0.91
(1,430)	1:B:122:ARG:HB2	1:B:122:ARG:HD2	17	0.91
(1,251)	1:C:222:ARG:H	1:C:222:ARG:HD2	19	0.91
(1,552)	1:C:218:ILE:H	1:C:218:ILE:HD11	1	0.9
(1,552)	1:C:218:ILE:H	1:C:218:ILE:HD12	1	0.9
(1,552)	1:C:218:ILE:H	1:C:218:ILE:HD13	1	0.9
(1,552)	1:C:218:ILE:H	1:C:218:ILE:HD11	10	0.9
(1,552)	1:C:218:ILE:H	1:C:218:ILE:HD12	10	0.9
(1,552)	1:C:218:ILE:H	1:C:218:ILE:HD13	10	0.9
(1,430)	1:B:122:ARG:HB2	1:B:122:ARG:HD2	16	0.9
(1,250)	1:B:122:ARG:H	1:B:122:ARG:HD2	7	0.9
(1,250)	1:B:122:ARG:H	1:B:122:ARG:HD2	9	0.9
(1,250)	1:B:122:ARG:H	1:B:122:ARG:HD2	11	0.9
(1,250)	1:B:122:ARG:H	1:B:122:ARG:HD2	18	0.9
(1,550)	1:B:118:ILE:H	1:B:118:ILE:HD11	3	0.89

Continued on next page...

Continued from previous page...

Key	Atom-1	Atom-2	Model ID	Violation (Å)
(1,550)	1:B:118:ILE:H	1:B:118:ILE:HD12	3	0.89
(1,550)	1:B:118:ILE:H	1:B:118:ILE:HD13	3	0.89
(1,548)	1:C:218:ILE:H	1:C:218:ILE:HG21	3	0.89
(1,548)	1:C:218:ILE:H	1:C:218:ILE:HG22	3	0.89
(1,548)	1:C:218:ILE:H	1:C:218:ILE:HG23	3	0.89
(1,548)	1:C:218:ILE:H	1:C:218:ILE:HG21	17	0.89
(1,548)	1:C:218:ILE:H	1:C:218:ILE:HG22	17	0.89
(1,548)	1:C:218:ILE:H	1:C:218:ILE:HG23	17	0.89
(1,546)	1:B:118:ILE:H	1:B:118:ILE:HG21	8	0.89
(1,546)	1:B:118:ILE:H	1:B:118:ILE:HG22	8	0.89
(1,546)	1:B:118:ILE:H	1:B:118:ILE:HG23	8	0.89
(1,430)	1:B:122:ARG:HB2	1:B:122:ARG:HD2	13	0.89
(1,430)	1:B:122:ARG:HB2	1:B:122:ARG:HD2	14	0.89
(1,251)	1:C:222:ARG:H	1:C:222:ARG:HD2	10	0.89
(1,546)	1:B:118:ILE:H	1:B:118:ILE:HG21	6	0.88
(1,546)	1:B:118:ILE:H	1:B:118:ILE:HG22	6	0.88
(1,546)	1:B:118:ILE:H	1:B:118:ILE:HG23	6	0.88
(1,546)	1:B:118:ILE:H	1:B:118:ILE:HG21	14	0.88
(1,546)	1:B:118:ILE:H	1:B:118:ILE:HG22	14	0.88
(1,546)	1:B:118:ILE:H	1:B:118:ILE:HG23	14	0.88
(1,546)	1:B:118:ILE:H	1:B:118:ILE:HG21	18	0.88
(1,546)	1:B:118:ILE:H	1:B:118:ILE:HG22	18	0.88
(1,546)	1:B:118:ILE:H	1:B:118:ILE:HG23	18	0.88
(1,542)	1:A:18:ILE:H	1:A:18:ILE:HD11	20	0.88
(1,542)	1:A:18:ILE:H	1:A:18:ILE:HD12	20	0.88
(1,542)	1:A:18:ILE:H	1:A:18:ILE:HD13	20	0.88
(1,250)	1:B:122:ARG:H	1:B:122:ARG:HD2	19	0.88
(1,548)	1:C:218:ILE:H	1:C:218:ILE:HG21	2	0.87
(1,548)	1:C:218:ILE:H	1:C:218:ILE:HG22	2	0.87
(1,548)	1:C:218:ILE:H	1:C:218:ILE:HG23	2	0.87
(1,548)	1:C:218:ILE:H	1:C:218:ILE:HG21	6	0.87
(1,548)	1:C:218:ILE:H	1:C:218:ILE:HG22	6	0.87
(1,548)	1:C:218:ILE:H	1:C:218:ILE:HG23	6	0.87
(1,548)	1:C:218:ILE:H	1:C:218:ILE:HG21	8	0.87
(1,548)	1:C:218:ILE:H	1:C:218:ILE:HG22	8	0.87
(1,548)	1:C:218:ILE:H	1:C:218:ILE:HG23	8	0.87
(1,548)	1:C:218:ILE:H	1:C:218:ILE:HG21	20	0.87
(1,548)	1:C:218:ILE:H	1:C:218:ILE:HG22	20	0.87
(1,548)	1:C:218:ILE:H	1:C:218:ILE:HG23	20	0.87
(1,546)	1:B:118:ILE:H	1:B:118:ILE:HG21	2	0.87
(1,546)	1:B:118:ILE:H	1:B:118:ILE:HG22	2	0.87
(1,546)	1:B:118:ILE:H	1:B:118:ILE:HG23	2	0.87

Continued on next page...

Continued from previous page...

Key	Atom-1	Atom-2	Model ID	Violation (Å)
(1,546)	1:B:118:ILE:H	1:B:118:ILE:HG21	11	0.87
(1,546)	1:B:118:ILE:H	1:B:118:ILE:HG22	11	0.87
(1,546)	1:B:118:ILE:H	1:B:118:ILE:HG23	11	0.87
(1,546)	1:B:118:ILE:H	1:B:118:ILE:HG21	17	0.87
(1,546)	1:B:118:ILE:H	1:B:118:ILE:HG22	17	0.87
(1,546)	1:B:118:ILE:H	1:B:118:ILE:HG23	17	0.87
(1,546)	1:B:118:ILE:H	1:B:118:ILE:HG21	20	0.87
(1,546)	1:B:118:ILE:H	1:B:118:ILE:HG22	20	0.87
(1,546)	1:B:118:ILE:H	1:B:118:ILE:HG23	20	0.87
(1,544)	1:D:318:ILE:H	1:D:318:ILE:HD11	1	0.87
(1,544)	1:D:318:ILE:H	1:D:318:ILE:HD12	1	0.87
(1,544)	1:D:318:ILE:H	1:D:318:ILE:HD13	1	0.87
(1,544)	1:D:318:ILE:H	1:D:318:ILE:HD11	15	0.87
(1,544)	1:D:318:ILE:H	1:D:318:ILE:HD12	15	0.87
(1,544)	1:D:318:ILE:H	1:D:318:ILE:HD13	15	0.87
(1,250)	1:B:122:ARG:H	1:B:122:ARG:HD2	5	0.87
(1,250)	1:B:122:ARG:H	1:B:122:ARG:HD2	12	0.87
(1,548)	1:C:218:ILE:H	1:C:218:ILE:HG21	5	0.86
(1,548)	1:C:218:ILE:H	1:C:218:ILE:HG22	5	0.86
(1,548)	1:C:218:ILE:H	1:C:218:ILE:HG23	5	0.86
(1,548)	1:C:218:ILE:H	1:C:218:ILE:HG21	9	0.86
(1,548)	1:C:218:ILE:H	1:C:218:ILE:HG22	9	0.86
(1,548)	1:C:218:ILE:H	1:C:218:ILE:HG23	9	0.86
(1,548)	1:C:218:ILE:H	1:C:218:ILE:HG21	12	0.86
(1,548)	1:C:218:ILE:H	1:C:218:ILE:HG22	12	0.86
(1,548)	1:C:218:ILE:H	1:C:218:ILE:HG23	12	0.86
(1,548)	1:C:218:ILE:H	1:C:218:ILE:HG21	14	0.86
(1,548)	1:C:218:ILE:H	1:C:218:ILE:HG22	14	0.86
(1,548)	1:C:218:ILE:H	1:C:218:ILE:HG23	14	0.86
(1,548)	1:C:218:ILE:H	1:C:218:ILE:HG21	15	0.86
(1,548)	1:C:218:ILE:H	1:C:218:ILE:HG22	15	0.86
(1,548)	1:C:218:ILE:H	1:C:218:ILE:HG23	15	0.86
(1,546)	1:B:118:ILE:H	1:B:118:ILE:HG21	4	0.86
(1,546)	1:B:118:ILE:H	1:B:118:ILE:HG22	4	0.86
(1,546)	1:B:118:ILE:H	1:B:118:ILE:HG23	4	0.86
(1,546)	1:B:118:ILE:H	1:B:118:ILE:HG21	13	0.86
(1,546)	1:B:118:ILE:H	1:B:118:ILE:HG22	13	0.86
(1,546)	1:B:118:ILE:H	1:B:118:ILE:HG23	13	0.86
(1,546)	1:B:118:ILE:H	1:B:118:ILE:HG21	15	0.86
(1,546)	1:B:118:ILE:H	1:B:118:ILE:HG22	15	0.86
(1,546)	1:B:118:ILE:H	1:B:118:ILE:HG23	15	0.86
(1,544)	1:D:318:ILE:H	1:D:318:ILE:HD11	2	0.86

Continued on next page...

Continued from previous page...

Key	Atom-1	Atom-2	Model ID	Violation (Å)
(1,544)	1:D:318:ILE:H	1:D:318:ILE:HD12	2	0.86
(1,544)	1:D:318:ILE:H	1:D:318:ILE:HD13	2	0.86
(1,544)	1:D:318:ILE:H	1:D:318:ILE:HD11	12	0.86
(1,544)	1:D:318:ILE:H	1:D:318:ILE:HD12	12	0.86
(1,544)	1:D:318:ILE:H	1:D:318:ILE:HD13	12	0.86
(1,251)	1:C:222:ARG:H	1:C:222:ARG:HD2	9	0.86
(1,548)	1:C:218:ILE:H	1:C:218:ILE:HG21	11	0.85
(1,548)	1:C:218:ILE:H	1:C:218:ILE:HG22	11	0.85
(1,548)	1:C:218:ILE:H	1:C:218:ILE:HG23	11	0.85
(1,548)	1:C:218:ILE:H	1:C:218:ILE:HG21	18	0.85
(1,548)	1:C:218:ILE:H	1:C:218:ILE:HG22	18	0.85
(1,548)	1:C:218:ILE:H	1:C:218:ILE:HG23	18	0.85
(1,548)	1:C:218:ILE:H	1:C:218:ILE:HG21	19	0.85
(1,548)	1:C:218:ILE:H	1:C:218:ILE:HG22	19	0.85
(1,548)	1:C:218:ILE:H	1:C:218:ILE:HG23	19	0.85
(1,546)	1:B:118:ILE:H	1:B:118:ILE:HG21	5	0.85
(1,546)	1:B:118:ILE:H	1:B:118:ILE:HG22	5	0.85
(1,546)	1:B:118:ILE:H	1:B:118:ILE:HG23	5	0.85
(1,546)	1:B:118:ILE:H	1:B:118:ILE:HG21	9	0.85
(1,546)	1:B:118:ILE:H	1:B:118:ILE:HG22	9	0.85
(1,546)	1:B:118:ILE:H	1:B:118:ILE:HG23	9	0.85
(1,546)	1:B:118:ILE:H	1:B:118:ILE:HG21	10	0.85
(1,546)	1:B:118:ILE:H	1:B:118:ILE:HG22	10	0.85
(1,546)	1:B:118:ILE:H	1:B:118:ILE:HG23	10	0.85
(1,546)	1:B:118:ILE:H	1:B:118:ILE:HG21	12	0.85
(1,546)	1:B:118:ILE:H	1:B:118:ILE:HG22	12	0.85
(1,546)	1:B:118:ILE:H	1:B:118:ILE:HG23	12	0.85
(1,546)	1:B:118:ILE:H	1:B:118:ILE:HG21	16	0.85
(1,546)	1:B:118:ILE:H	1:B:118:ILE:HG22	16	0.85
(1,546)	1:B:118:ILE:H	1:B:118:ILE:HG23	16	0.85
(1,542)	1:A:18:ILE:H	1:A:18:ILE:HD11	3	0.85
(1,542)	1:A:18:ILE:H	1:A:18:ILE:HD12	3	0.85
(1,542)	1:A:18:ILE:H	1:A:18:ILE:HD13	3	0.85
(1,542)	1:A:18:ILE:H	1:A:18:ILE:HD11	19	0.85
(1,542)	1:A:18:ILE:H	1:A:18:ILE:HD12	19	0.85
(1,542)	1:A:18:ILE:H	1:A:18:ILE:HD13	19	0.85
(1,251)	1:C:222:ARG:H	1:C:222:ARG:HD2	11	0.85
(1,544)	1:D:318:ILE:H	1:D:318:ILE:HD11	7	0.84
(1,544)	1:D:318:ILE:H	1:D:318:ILE:HD12	7	0.84
(1,544)	1:D:318:ILE:H	1:D:318:ILE:HD13	7	0.84
(1,544)	1:D:318:ILE:H	1:D:318:ILE:HD11	10	0.84
(1,544)	1:D:318:ILE:H	1:D:318:ILE:HD12	10	0.84

Continued on next page...

Continued from previous page...

Key	Atom-1	Atom-2	Model ID	Violation (Å)
(1,544)	1:D:318:ILE:H	1:D:318:ILE:HD13	10	0.84
(1,251)	1:C:222:ARG:H	1:C:222:ARG:HD2	5	0.84
(1,251)	1:C:222:ARG:H	1:C:222:ARG:HD2	7	0.84
(1,251)	1:C:222:ARG:H	1:C:222:ARG:HD2	18	0.84
(1,542)	1:A:18:ILE:H	1:A:18:ILE:HD11	7	0.83
(1,542)	1:A:18:ILE:H	1:A:18:ILE:HD12	7	0.83
(1,542)	1:A:18:ILE:H	1:A:18:ILE:HD13	7	0.83
(1,542)	1:A:18:ILE:H	1:A:18:ILE:HD11	10	0.83
(1,542)	1:A:18:ILE:H	1:A:18:ILE:HD12	10	0.83
(1,542)	1:A:18:ILE:H	1:A:18:ILE:HD13	10	0.83
(1,251)	1:C:222:ARG:H	1:C:222:ARG:HD2	4	0.83
(1,251)	1:C:222:ARG:H	1:C:222:ARG:HD2	8	0.83
(1,544)	1:D:318:ILE:H	1:D:318:ILE:HD11	17	0.82
(1,544)	1:D:318:ILE:H	1:D:318:ILE:HD12	17	0.82
(1,544)	1:D:318:ILE:H	1:D:318:ILE:HD13	17	0.82
(1,542)	1:A:18:ILE:H	1:A:18:ILE:HD11	18	0.82
(1,542)	1:A:18:ILE:H	1:A:18:ILE:HD12	18	0.82
(1,542)	1:A:18:ILE:H	1:A:18:ILE:HD13	18	0.82
(1,544)	1:D:318:ILE:H	1:D:318:ILE:HD11	3	0.81
(1,544)	1:D:318:ILE:H	1:D:318:ILE:HD12	3	0.81
(1,544)	1:D:318:ILE:H	1:D:318:ILE:HD13	3	0.81
(1,544)	1:D:318:ILE:H	1:D:318:ILE:HD11	9	0.81
(1,544)	1:D:318:ILE:H	1:D:318:ILE:HD12	9	0.81
(1,544)	1:D:318:ILE:H	1:D:318:ILE:HD13	9	0.81
(1,544)	1:D:318:ILE:H	1:D:318:ILE:HD11	16	0.81
(1,544)	1:D:318:ILE:H	1:D:318:ILE:HD12	16	0.81
(1,544)	1:D:318:ILE:H	1:D:318:ILE:HD13	16	0.81
(1,544)	1:D:318:ILE:H	1:D:318:ILE:HD11	20	0.8
(1,544)	1:D:318:ILE:H	1:D:318:ILE:HD12	20	0.8
(1,544)	1:D:318:ILE:H	1:D:318:ILE:HD13	20	0.8
(1,542)	1:A:18:ILE:H	1:A:18:ILE:HD11	1	0.8
(1,542)	1:A:18:ILE:H	1:A:18:ILE:HD12	1	0.8
(1,542)	1:A:18:ILE:H	1:A:18:ILE:HD13	1	0.8
(1,542)	1:A:18:ILE:H	1:A:18:ILE:HD11	2	0.8
(1,542)	1:A:18:ILE:H	1:A:18:ILE:HD12	2	0.8
(1,542)	1:A:18:ILE:H	1:A:18:ILE:HD13	2	0.8
(1,408)	1:B:122:ARG:HB2	1:B:122:ARG:HD3	20	0.8
(1,544)	1:D:318:ILE:H	1:D:318:ILE:HD11	19	0.79
(1,544)	1:D:318:ILE:H	1:D:318:ILE:HD12	19	0.79
(1,544)	1:D:318:ILE:H	1:D:318:ILE:HD13	19	0.79
(1,251)	1:C:222:ARG:H	1:C:222:ARG:HD2	14	0.79
(1,250)	1:B:122:ARG:H	1:B:122:ARG:HD2	3	0.79

Continued on next page...

Continued from previous page...

Key	Atom-1	Atom-2	Model ID	Violation (Å)
(1,544)	1:D:318:ILE:H	1:D:318:ILE:HD11	18	0.78
(1,544)	1:D:318:ILE:H	1:D:318:ILE:HD12	18	0.78
(1,544)	1:D:318:ILE:H	1:D:318:ILE:HD13	18	0.78
(1,251)	1:C:222:ARG:H	1:C:222:ARG:HD2	1	0.78
(1,251)	1:C:222:ARG:H	1:C:222:ARG:HD2	12	0.78
(1,251)	1:C:222:ARG:H	1:C:222:ARG:HD2	20	0.78
(1,505)	1:C:214:GLN:HA	1:C:214:GLN:HG2	6	0.77
(1,251)	1:C:222:ARG:H	1:C:222:ARG:HD2	2	0.77
(1,505)	1:C:214:GLN:HA	1:C:214:GLN:HG2	15	0.75
(1,504)	1:B:114:GLN:HA	1:B:114:GLN:HG2	3	0.75
(1,250)	1:B:122:ARG:H	1:B:122:ARG:HD2	2	0.75
(1,443)	1:C:217:LEU:HA	1:C:217:LEU:HG	11	0.74
(1,443)	1:C:217:LEU:HA	1:C:217:LEU:HG	15	0.74
(1,250)	1:B:122:ARG:H	1:B:122:ARG:HD2	8	0.74
(1,250)	1:B:122:ARG:H	1:B:122:ARG:HD2	1	0.72
(1,250)	1:B:122:ARG:H	1:B:122:ARG:HD2	10	0.72
(1,251)	1:C:222:ARG:H	1:C:222:ARG:HD2	16	0.71
(1,430)	1:B:122:ARG:HB2	1:B:122:ARG:HD2	20	0.7
(1,251)	1:C:222:ARG:H	1:C:222:ARG:HD2	6	0.68
(1,431)	1:C:222:ARG:HB2	1:C:222:ARG:HD2	15	0.65
(1,60)	1:C:214:GLN:HB3	1:C:215:PHE:H	18	0.63
(1,60)	1:C:214:GLN:HB3	1:C:215:PHE:H	7	0.61
(1,478)	1:D:311:ARG:HA	1:D:311:ARG:HD2	19	0.6
(1,478)	1:D:311:ARG:HA	1:D:311:ARG:HD3	19	0.6
(1,430)	1:B:122:ARG:HB2	1:B:122:ARG:HD2	15	0.6
(1,431)	1:C:222:ARG:HB2	1:C:222:ARG:HD2	13	0.58
(1,60)	1:C:214:GLN:HB3	1:C:215:PHE:H	20	0.57
(1,431)	1:C:222:ARG:HB2	1:C:222:ARG:HD2	3	0.57
(1,430)	1:B:122:ARG:HB2	1:B:122:ARG:HD2	7	0.56
(1,430)	1:B:122:ARG:HB2	1:B:122:ARG:HD2	9	0.56
(1,398)	1:B:119:ARG:HB3	1:B:119:ARG:HD2	6	0.56
(1,398)	1:B:119:ARG:HB3	1:B:119:ARG:HD3	6	0.56
(1,431)	1:C:222:ARG:HB2	1:C:222:ARG:HD2	9	0.55
(1,431)	1:C:222:ARG:HB2	1:C:222:ARG:HD2	10	0.55
(1,431)	1:C:222:ARG:HB2	1:C:222:ARG:HD2	19	0.55
(1,430)	1:B:122:ARG:HB2	1:B:122:ARG:HD2	6	0.55
(1,430)	1:B:122:ARG:HB2	1:B:122:ARG:HD2	18	0.55
(1,431)	1:C:222:ARG:HB2	1:C:222:ARG:HD2	11	0.54
(1,430)	1:B:122:ARG:HB2	1:B:122:ARG:HD2	4	0.54
(1,430)	1:B:122:ARG:HB2	1:B:122:ARG:HD2	12	0.54
(1,560)	1:C:222:ARG:HA	1:C:222:ARG:HD3	17	0.53
(1,431)	1:C:222:ARG:HB2	1:C:222:ARG:HD2	5	0.53

Continued on next page...

Continued from previous page...

Key	Atom-1	Atom-2	Model ID	Violation (Å)
(1,431)	1:C:222:ARG:HB2	1:C:222:ARG:HD2	18	0.53
(1,431)	1:C:222:ARG:HB2	1:C:222:ARG:HD2	20	0.53
(1,430)	1:B:122:ARG:HB2	1:B:122:ARG:HD2	19	0.53
(1,431)	1:C:222:ARG:HB2	1:C:222:ARG:HD2	8	0.52
(1,430)	1:B:122:ARG:HB2	1:B:122:ARG:HD2	5	0.52
(1,399)	1:C:219:ARG:HB3	1:C:219:ARG:HD2	4	0.52
(1,399)	1:C:219:ARG:HB3	1:C:219:ARG:HD3	4	0.52
(1,398)	1:B:119:ARG:HB3	1:B:119:ARG:HD2	1	0.52
(1,398)	1:B:119:ARG:HB3	1:B:119:ARG:HD3	1	0.52
(1,398)	1:B:119:ARG:HB3	1:B:119:ARG:HD2	8	0.52
(1,398)	1:B:119:ARG:HB3	1:B:119:ARG:HD3	8	0.52
(1,558)	1:B:122:ARG:HA	1:B:122:ARG:HD3	20	0.51
(1,431)	1:C:222:ARG:HB2	1:C:222:ARG:HD2	1	0.51
(1,431)	1:C:222:ARG:HB2	1:C:222:ARG:HD2	2	0.51
(1,430)	1:B:122:ARG:HB2	1:B:122:ARG:HD2	11	0.51
(1,423)	1:C:222:ARG:HB3	1:C:222:ARG:HD3	17	0.51
(1,60)	1:C:214:GLN:HB3	1:C:215:PHE:H	9	0.5
(1,462)	1:B:114:GLN:HB2	1:B:114:GLN:HG3	3	0.5
(1,431)	1:C:222:ARG:HB2	1:C:222:ARG:HD2	4	0.5
(1,431)	1:C:222:ARG:HB2	1:C:222:ARG:HD2	12	0.5
(1,269)	1:C:217:LEU:HB2	1:D:318:ILE:H	18	0.5
(1,60)	1:C:214:GLN:HB3	1:C:215:PHE:H	4	0.49
(1,564)	1:D:317:LEU:H	1:D:317:LEU:HD11	13	0.49
(1,564)	1:D:317:LEU:H	1:D:317:LEU:HD12	13	0.49
(1,564)	1:D:317:LEU:H	1:D:317:LEU:HD13	13	0.49
(1,564)	1:D:317:LEU:H	1:D:317:LEU:HD21	13	0.49
(1,564)	1:D:317:LEU:H	1:D:317:LEU:HD22	13	0.49
(1,564)	1:D:317:LEU:H	1:D:317:LEU:HD23	13	0.49
(1,564)	1:D:317:LEU:H	1:D:317:LEU:HD11	20	0.49
(1,564)	1:D:317:LEU:H	1:D:317:LEU:HD12	20	0.49
(1,564)	1:D:317:LEU:H	1:D:317:LEU:HD13	20	0.49
(1,564)	1:D:317:LEU:H	1:D:317:LEU:HD21	20	0.49
(1,564)	1:D:317:LEU:H	1:D:317:LEU:HD22	20	0.49
(1,564)	1:D:317:LEU:H	1:D:317:LEU:HD23	20	0.49
(1,493)	1:C:222:ARG:HA	1:C:222:ARG:HD3	17	0.49
(1,431)	1:C:222:ARG:HB2	1:C:222:ARG:HD2	7	0.49
(1,430)	1:B:122:ARG:HB2	1:B:122:ARG:HD2	3	0.49
(1,60)	1:C:214:GLN:HB3	1:C:215:PHE:H	13	0.48
(1,60)	1:C:214:GLN:HB3	1:C:215:PHE:H	17	0.48
(1,556)	1:B:117:LEU:HA	1:B:117:LEU:HD11	11	0.48
(1,556)	1:B:117:LEU:HA	1:B:117:LEU:HD12	11	0.48
(1,556)	1:B:117:LEU:HA	1:B:117:LEU:HD13	11	0.48

Continued on next page...

Continued from previous page...

Key	Atom-1	Atom-2	Model ID	Violation (Å)
(1,556)	1:B:117:LEU:HA	1:B:117:LEU:HD21	11	0.48
(1,556)	1:B:117:LEU:HA	1:B:117:LEU:HD22	11	0.48
(1,556)	1:B:117:LEU:HA	1:B:117:LEU:HD23	11	0.48
(1,556)	1:B:117:LEU:HA	1:B:117:LEU:HD11	14	0.48
(1,556)	1:B:117:LEU:HA	1:B:117:LEU:HD12	14	0.48
(1,556)	1:B:117:LEU:HA	1:B:117:LEU:HD13	14	0.48
(1,556)	1:B:117:LEU:HA	1:B:117:LEU:HD21	14	0.48
(1,556)	1:B:117:LEU:HA	1:B:117:LEU:HD22	14	0.48
(1,556)	1:B:117:LEU:HA	1:B:117:LEU:HD23	14	0.48
(1,470)	1:D:322:ARG:HA	1:D:322:ARG:HD2	8	0.48
(1,470)	1:D:322:ARG:HA	1:D:322:ARG:HD3	8	0.48
(1,470)	1:D:322:ARG:HA	1:D:322:ARG:HD2	14	0.48
(1,470)	1:D:322:ARG:HA	1:D:322:ARG:HD3	14	0.48
(1,463)	1:C:214:GLN:HB3	1:C:214:GLN:HG3	1	0.48
(1,463)	1:C:214:GLN:HB3	1:C:214:GLN:HG3	3	0.48
(1,463)	1:C:214:GLN:HB3	1:C:214:GLN:HG3	5	0.48
(1,463)	1:C:214:GLN:HB3	1:C:214:GLN:HG3	8	0.48
(1,463)	1:C:214:GLN:HB3	1:C:214:GLN:HG3	9	0.48
(1,463)	1:C:214:GLN:HB3	1:C:214:GLN:HG3	10	0.48
(1,463)	1:C:214:GLN:HB3	1:C:214:GLN:HG3	11	0.48
(1,463)	1:C:214:GLN:HB3	1:C:214:GLN:HG3	14	0.48
(1,463)	1:C:214:GLN:HB3	1:C:214:GLN:HG3	16	0.48
(1,463)	1:C:214:GLN:HB3	1:C:214:GLN:HG3	18	0.48
(1,463)	1:C:214:GLN:HB3	1:C:214:GLN:HG3	19	0.48
(1,463)	1:C:214:GLN:HB3	1:C:214:GLN:HG3	20	0.48
(1,430)	1:B:122:ARG:HB2	1:B:122:ARG:HD2	1	0.48
(1,430)	1:B:122:ARG:HB2	1:B:122:ARG:HD2	2	0.48
(1,560)	1:C:222:ARG:HA	1:C:222:ARG:HD3	6	0.47
(1,492)	1:B:122:ARG:HA	1:B:122:ARG:HD3	20	0.47
(1,463)	1:C:214:GLN:HB3	1:C:214:GLN:HG3	12	0.47
(1,431)	1:C:222:ARG:HB2	1:C:222:ARG:HD2	16	0.47
(1,430)	1:B:122:ARG:HB2	1:B:122:ARG:HD2	8	0.47
(1,395)	1:C:222:ARG:HB3	1:C:222:ARG:HD2	4	0.47
(1,394)	1:B:122:ARG:HB3	1:B:122:ARG:HD2	11	0.47
(1,564)	1:D:317:LEU:H	1:D:317:LEU:HD11	7	0.46
(1,564)	1:D:317:LEU:H	1:D:317:LEU:HD12	7	0.46
(1,564)	1:D:317:LEU:H	1:D:317:LEU:HD13	7	0.46
(1,564)	1:D:317:LEU:H	1:D:317:LEU:HD21	7	0.46
(1,564)	1:D:317:LEU:H	1:D:317:LEU:HD22	7	0.46
(1,564)	1:D:317:LEU:H	1:D:317:LEU:HD23	7	0.46
(1,556)	1:B:117:LEU:HA	1:B:117:LEU:HD11	20	0.46
(1,556)	1:B:117:LEU:HA	1:B:117:LEU:HD12	20	0.46

Continued on next page...

Continued from previous page...

Key	Atom-1	Atom-2	Model ID	Violation (Å)
(1,556)	1:B:117:LEU:HA	1:B:117:LEU:HD13	20	0.46
(1,556)	1:B:117:LEU:HA	1:B:117:LEU:HD21	20	0.46
(1,556)	1:B:117:LEU:HA	1:B:117:LEU:HD22	20	0.46
(1,556)	1:B:117:LEU:HA	1:B:117:LEU:HD23	20	0.46
(1,395)	1:C:222:ARG:HB3	1:C:222:ARG:HD2	7	0.46
(1,250)	1:B:122:ARG:H	1:B:122:ARG:HD2	20	0.46
(1,564)	1:D:317:LEU:H	1:D:317:LEU:HD11	1	0.45
(1,564)	1:D:317:LEU:H	1:D:317:LEU:HD12	1	0.45
(1,564)	1:D:317:LEU:H	1:D:317:LEU:HD13	1	0.45
(1,564)	1:D:317:LEU:H	1:D:317:LEU:HD21	1	0.45
(1,564)	1:D:317:LEU:H	1:D:317:LEU:HD22	1	0.45
(1,564)	1:D:317:LEU:H	1:D:317:LEU:HD23	1	0.45
(1,564)	1:D:317:LEU:H	1:D:317:LEU:HD11	9	0.45
(1,564)	1:D:317:LEU:H	1:D:317:LEU:HD12	9	0.45
(1,564)	1:D:317:LEU:H	1:D:317:LEU:HD13	9	0.45
(1,564)	1:D:317:LEU:H	1:D:317:LEU:HD21	9	0.45
(1,564)	1:D:317:LEU:H	1:D:317:LEU:HD22	9	0.45
(1,564)	1:D:317:LEU:H	1:D:317:LEU:HD23	9	0.45
(1,556)	1:B:117:LEU:HA	1:B:117:LEU:HD11	2	0.45
(1,556)	1:B:117:LEU:HA	1:B:117:LEU:HD12	2	0.45
(1,556)	1:B:117:LEU:HA	1:B:117:LEU:HD13	2	0.45
(1,556)	1:B:117:LEU:HA	1:B:117:LEU:HD21	2	0.45
(1,556)	1:B:117:LEU:HA	1:B:117:LEU:HD22	2	0.45
(1,556)	1:B:117:LEU:HA	1:B:117:LEU:HD23	2	0.45
(1,556)	1:B:117:LEU:HA	1:B:117:LEU:HD11	8	0.45
(1,556)	1:B:117:LEU:HA	1:B:117:LEU:HD12	8	0.45
(1,556)	1:B:117:LEU:HA	1:B:117:LEU:HD13	8	0.45
(1,556)	1:B:117:LEU:HA	1:B:117:LEU:HD21	8	0.45
(1,556)	1:B:117:LEU:HA	1:B:117:LEU:HD22	8	0.45
(1,556)	1:B:117:LEU:HA	1:B:117:LEU:HD23	8	0.45
(1,556)	1:B:117:LEU:HA	1:B:117:LEU:HD11	15	0.45
(1,556)	1:B:117:LEU:HA	1:B:117:LEU:HD12	15	0.45
(1,556)	1:B:117:LEU:HA	1:B:117:LEU:HD13	15	0.45
(1,556)	1:B:117:LEU:HA	1:B:117:LEU:HD21	15	0.45
(1,556)	1:B:117:LEU:HA	1:B:117:LEU:HD22	15	0.45
(1,556)	1:B:117:LEU:HA	1:B:117:LEU:HD23	15	0.45
(1,431)	1:C:222:ARG:HB2	1:C:222:ARG:HD2	14	0.45
(1,60)	1:C:214:GLN:HB3	1:C:215:PHE:H	11	0.44
(1,564)	1:D:317:LEU:H	1:D:317:LEU:HD11	10	0.44
(1,564)	1:D:317:LEU:H	1:D:317:LEU:HD12	10	0.44
(1,564)	1:D:317:LEU:H	1:D:317:LEU:HD13	10	0.44
(1,564)	1:D:317:LEU:H	1:D:317:LEU:HD21	10	0.44

Continued on next page...

Continued from previous page...

Key	Atom-1	Atom-2	Model ID	Violation (Å)
(1,564)	1:D:317:LEU:H	1:D:317:LEU:HD22	10	0.44
(1,564)	1:D:317:LEU:H	1:D:317:LEU:HD23	10	0.44
(1,556)	1:B:117:LEU:HA	1:B:117:LEU:HD11	5	0.44
(1,556)	1:B:117:LEU:HA	1:B:117:LEU:HD12	5	0.44
(1,556)	1:B:117:LEU:HA	1:B:117:LEU:HD13	5	0.44
(1,556)	1:B:117:LEU:HA	1:B:117:LEU:HD21	5	0.44
(1,556)	1:B:117:LEU:HA	1:B:117:LEU:HD22	5	0.44
(1,556)	1:B:117:LEU:HA	1:B:117:LEU:HD23	5	0.44
(1,556)	1:B:117:LEU:HA	1:B:117:LEU:HD11	12	0.44
(1,556)	1:B:117:LEU:HA	1:B:117:LEU:HD12	12	0.44
(1,556)	1:B:117:LEU:HA	1:B:117:LEU:HD13	12	0.44
(1,556)	1:B:117:LEU:HA	1:B:117:LEU:HD21	12	0.44
(1,556)	1:B:117:LEU:HA	1:B:117:LEU:HD22	12	0.44
(1,556)	1:B:117:LEU:HA	1:B:117:LEU:HD23	12	0.44
(1,430)	1:B:122:ARG:HB2	1:B:122:ARG:HD2	10	0.44
(1,398)	1:B:119:ARG:HB3	1:B:119:ARG:HD2	18	0.44
(1,398)	1:B:119:ARG:HB3	1:B:119:ARG:HD3	18	0.44
(1,395)	1:C:222:ARG:HB3	1:C:222:ARG:HD2	2	0.44
(1,395)	1:C:222:ARG:HB3	1:C:222:ARG:HD2	8	0.44
(1,394)	1:B:122:ARG:HB3	1:B:122:ARG:HD2	4	0.44
(1,60)	1:C:214:GLN:HB3	1:C:215:PHE:H	2	0.43
(1,60)	1:C:214:GLN:HB3	1:C:215:PHE:H	19	0.43
(1,564)	1:D:317:LEU:H	1:D:317:LEU:HD11	2	0.43
(1,564)	1:D:317:LEU:H	1:D:317:LEU:HD12	2	0.43
(1,564)	1:D:317:LEU:H	1:D:317:LEU:HD13	2	0.43
(1,564)	1:D:317:LEU:H	1:D:317:LEU:HD21	2	0.43
(1,564)	1:D:317:LEU:H	1:D:317:LEU:HD22	2	0.43
(1,564)	1:D:317:LEU:H	1:D:317:LEU:HD23	2	0.43
(1,564)	1:D:317:LEU:H	1:D:317:LEU:HD11	3	0.43
(1,564)	1:D:317:LEU:H	1:D:317:LEU:HD12	3	0.43
(1,564)	1:D:317:LEU:H	1:D:317:LEU:HD13	3	0.43
(1,564)	1:D:317:LEU:H	1:D:317:LEU:HD21	3	0.43
(1,564)	1:D:317:LEU:H	1:D:317:LEU:HD22	3	0.43
(1,564)	1:D:317:LEU:H	1:D:317:LEU:HD23	3	0.43
(1,564)	1:D:317:LEU:H	1:D:317:LEU:HD11	12	0.43
(1,564)	1:D:317:LEU:H	1:D:317:LEU:HD12	12	0.43
(1,564)	1:D:317:LEU:H	1:D:317:LEU:HD13	12	0.43
(1,564)	1:D:317:LEU:H	1:D:317:LEU:HD21	12	0.43
(1,564)	1:D:317:LEU:H	1:D:317:LEU:HD22	12	0.43
(1,564)	1:D:317:LEU:H	1:D:317:LEU:HD23	12	0.43
(1,564)	1:D:317:LEU:H	1:D:317:LEU:HD11	14	0.43
(1,564)	1:D:317:LEU:H	1:D:317:LEU:HD12	14	0.43

Continued on next page...

Continued from previous page...

Key	Atom-1	Atom-2	Model ID	Violation (Å)
(1,564)	1:D:317:LEU:H	1:D:317:LEU:HD13	14	0.43
(1,564)	1:D:317:LEU:H	1:D:317:LEU:HD21	14	0.43
(1,564)	1:D:317:LEU:H	1:D:317:LEU:HD22	14	0.43
(1,564)	1:D:317:LEU:H	1:D:317:LEU:HD23	14	0.43
(1,564)	1:D:317:LEU:H	1:D:317:LEU:HD11	17	0.43
(1,564)	1:D:317:LEU:H	1:D:317:LEU:HD12	17	0.43
(1,564)	1:D:317:LEU:H	1:D:317:LEU:HD13	17	0.43
(1,564)	1:D:317:LEU:H	1:D:317:LEU:HD21	17	0.43
(1,564)	1:D:317:LEU:H	1:D:317:LEU:HD22	17	0.43
(1,564)	1:D:317:LEU:H	1:D:317:LEU:HD23	17	0.43
(1,560)	1:C:222:ARG:HA	1:C:222:ARG:HD3	14	0.43
(1,558)	1:B:122:ARG:HA	1:B:122:ARG:HD3	10	0.43
(1,556)	1:B:117:LEU:HA	1:B:117:LEU:HD11	16	0.43
(1,556)	1:B:117:LEU:HA	1:B:117:LEU:HD12	16	0.43
(1,556)	1:B:117:LEU:HA	1:B:117:LEU:HD13	16	0.43
(1,556)	1:B:117:LEU:HA	1:B:117:LEU:HD21	16	0.43
(1,556)	1:B:117:LEU:HA	1:B:117:LEU:HD22	16	0.43
(1,556)	1:B:117:LEU:HA	1:B:117:LEU:HD23	16	0.43
(1,556)	1:B:117:LEU:HA	1:B:117:LEU:HD11	19	0.43
(1,556)	1:B:117:LEU:HA	1:B:117:LEU:HD12	19	0.43
(1,556)	1:B:117:LEU:HA	1:B:117:LEU:HD13	19	0.43
(1,556)	1:B:117:LEU:HA	1:B:117:LEU:HD21	19	0.43
(1,556)	1:B:117:LEU:HA	1:B:117:LEU:HD22	19	0.43
(1,556)	1:B:117:LEU:HA	1:B:117:LEU:HD23	19	0.43
(1,493)	1:C:222:ARG:HA	1:C:222:ARG:HD3	6	0.43
(1,419)	1:A:22:ARG:HA	1:A:22:ARG:HG2	8	0.43
(1,419)	1:A:22:ARG:HA	1:A:22:ARG:HG3	8	0.43
(1,419)	1:A:22:ARG:HA	1:A:22:ARG:HG2	14	0.43
(1,419)	1:A:22:ARG:HA	1:A:22:ARG:HG3	14	0.43
(1,399)	1:C:219:ARG:HB3	1:C:219:ARG:HD2	7	0.43
(1,399)	1:C:219:ARG:HB3	1:C:219:ARG:HD3	7	0.43
(1,399)	1:C:219:ARG:HB3	1:C:219:ARG:HD2	10	0.43
(1,399)	1:C:219:ARG:HB3	1:C:219:ARG:HD3	10	0.43
(1,399)	1:C:219:ARG:HB3	1:C:219:ARG:HD2	13	0.43
(1,399)	1:C:219:ARG:HB3	1:C:219:ARG:HD3	13	0.43
(1,399)	1:C:219:ARG:HB3	1:C:219:ARG:HD2	16	0.43
(1,399)	1:C:219:ARG:HB3	1:C:219:ARG:HD3	16	0.43
(1,398)	1:B:119:ARG:HB3	1:B:119:ARG:HD2	3	0.43
(1,398)	1:B:119:ARG:HB3	1:B:119:ARG:HD3	3	0.43
(1,395)	1:C:222:ARG:HB3	1:C:222:ARG:HD2	1	0.43
(1,395)	1:C:222:ARG:HB3	1:C:222:ARG:HD2	6	0.43
(1,395)	1:C:222:ARG:HB3	1:C:222:ARG:HD2	13	0.43

Continued on next page...

Continued from previous page...

Key	Atom-1	Atom-2	Model ID	Violation (Å)
(1,395)	1:C:222:ARG:HB3	1:C:222:ARG:HD2	14	0.43
(1,395)	1:C:222:ARG:HB3	1:C:222:ARG:HD2	19	0.43
(1,394)	1:B:122:ARG:HB3	1:B:122:ARG:HD2	8	0.43
(1,394)	1:B:122:ARG:HB3	1:B:122:ARG:HD2	15	0.43
(1,394)	1:B:122:ARG:HB3	1:B:122:ARG:HD2	19	0.43
(1,560)	1:C:222:ARG:HA	1:C:222:ARG:HD3	4	0.42
(1,558)	1:B:122:ARG:HA	1:B:122:ARG:HD3	8	0.42
(1,556)	1:B:117:LEU:HA	1:B:117:LEU:HD11	4	0.42
(1,556)	1:B:117:LEU:HA	1:B:117:LEU:HD12	4	0.42
(1,556)	1:B:117:LEU:HA	1:B:117:LEU:HD13	4	0.42
(1,556)	1:B:117:LEU:HA	1:B:117:LEU:HD21	4	0.42
(1,556)	1:B:117:LEU:HA	1:B:117:LEU:HD22	4	0.42
(1,556)	1:B:117:LEU:HA	1:B:117:LEU:HD23	4	0.42
(1,556)	1:B:117:LEU:HA	1:B:117:LEU:HD11	6	0.42
(1,556)	1:B:117:LEU:HA	1:B:117:LEU:HD12	6	0.42
(1,556)	1:B:117:LEU:HA	1:B:117:LEU:HD13	6	0.42
(1,556)	1:B:117:LEU:HA	1:B:117:LEU:HD21	6	0.42
(1,556)	1:B:117:LEU:HA	1:B:117:LEU:HD22	6	0.42
(1,556)	1:B:117:LEU:HA	1:B:117:LEU:HD23	6	0.42
(1,556)	1:B:117:LEU:HA	1:B:117:LEU:HD11	9	0.42
(1,556)	1:B:117:LEU:HA	1:B:117:LEU:HD12	9	0.42
(1,556)	1:B:117:LEU:HA	1:B:117:LEU:HD13	9	0.42
(1,556)	1:B:117:LEU:HA	1:B:117:LEU:HD21	9	0.42
(1,556)	1:B:117:LEU:HA	1:B:117:LEU:HD22	9	0.42
(1,556)	1:B:117:LEU:HA	1:B:117:LEU:HD23	9	0.42
(1,556)	1:B:117:LEU:HA	1:B:117:LEU:HD11	18	0.42
(1,556)	1:B:117:LEU:HA	1:B:117:LEU:HD12	18	0.42
(1,556)	1:B:117:LEU:HA	1:B:117:LEU:HD13	18	0.42
(1,556)	1:B:117:LEU:HA	1:B:117:LEU:HD21	18	0.42
(1,556)	1:B:117:LEU:HA	1:B:117:LEU:HD22	18	0.42
(1,556)	1:B:117:LEU:HA	1:B:117:LEU:HD23	18	0.42
(1,431)	1:C:222:ARG:HB2	1:C:222:ARG:HD2	6	0.42
(1,395)	1:C:222:ARG:HB3	1:C:222:ARG:HD2	5	0.42
(1,395)	1:C:222:ARG:HB3	1:C:222:ARG:HD2	11	0.42
(1,395)	1:C:222:ARG:HB3	1:C:222:ARG:HD2	12	0.42
(1,395)	1:C:222:ARG:HB3	1:C:222:ARG:HD2	16	0.42
(1,395)	1:C:222:ARG:HB3	1:C:222:ARG:HD2	18	0.42
(1,395)	1:C:222:ARG:HB3	1:C:222:ARG:HD2	20	0.42
(1,394)	1:B:122:ARG:HB3	1:B:122:ARG:HD2	2	0.42
(1,394)	1:B:122:ARG:HB3	1:B:122:ARG:HD2	3	0.42
(1,394)	1:B:122:ARG:HB3	1:B:122:ARG:HD2	6	0.42
(1,394)	1:B:122:ARG:HB3	1:B:122:ARG:HD2	9	0.42

Continued on next page...

Continued from previous page...

Key	Atom-1	Atom-2	Model ID	Violation (Å)
(1,394)	1:B:122:ARG:HB3	1:B:122:ARG:HD2	10	0.42
(1,394)	1:B:122:ARG:HB3	1:B:122:ARG:HD2	12	0.42
(1,394)	1:B:122:ARG:HB3	1:B:122:ARG:HD2	18	0.42
(1,60)	1:C:214:GLN:HB3	1:C:215:PHE:H	6	0.41
(1,560)	1:C:222:ARG:HA	1:C:222:ARG:HD3	7	0.41
(1,560)	1:C:222:ARG:HA	1:C:222:ARG:HD3	16	0.41
(1,556)	1:B:117:LEU:HA	1:B:117:LEU:HD11	17	0.41
(1,556)	1:B:117:LEU:HA	1:B:117:LEU:HD12	17	0.41
(1,556)	1:B:117:LEU:HA	1:B:117:LEU:HD13	17	0.41
(1,556)	1:B:117:LEU:HA	1:B:117:LEU:HD21	17	0.41
(1,556)	1:B:117:LEU:HA	1:B:117:LEU:HD22	17	0.41
(1,556)	1:B:117:LEU:HA	1:B:117:LEU:HD23	17	0.41
(1,395)	1:C:222:ARG:HB3	1:C:222:ARG:HD2	3	0.41
(1,395)	1:C:222:ARG:HB3	1:C:222:ARG:HD2	9	0.41
(1,394)	1:B:122:ARG:HB3	1:B:122:ARG:HD2	1	0.41
(1,394)	1:B:122:ARG:HB3	1:B:122:ARG:HD2	5	0.41
(1,394)	1:B:122:ARG:HB3	1:B:122:ARG:HD2	7	0.41
(1,558)	1:B:122:ARG:HA	1:B:122:ARG:HD3	2	0.4
(1,556)	1:B:117:LEU:HA	1:B:117:LEU:HD11	10	0.4
(1,556)	1:B:117:LEU:HA	1:B:117:LEU:HD12	10	0.4
(1,556)	1:B:117:LEU:HA	1:B:117:LEU:HD13	10	0.4
(1,556)	1:B:117:LEU:HA	1:B:117:LEU:HD21	10	0.4
(1,556)	1:B:117:LEU:HA	1:B:117:LEU:HD22	10	0.4
(1,556)	1:B:117:LEU:HA	1:B:117:LEU:HD23	10	0.4
(1,554)	1:C:217:LEU:HA	1:C:217:LEU:HD11	9	0.4
(1,554)	1:C:217:LEU:HA	1:C:217:LEU:HD12	9	0.4
(1,554)	1:C:217:LEU:HA	1:C:217:LEU:HD13	9	0.4
(1,554)	1:C:217:LEU:HA	1:C:217:LEU:HD21	9	0.4
(1,554)	1:C:217:LEU:HA	1:C:217:LEU:HD22	9	0.4
(1,554)	1:C:217:LEU:HA	1:C:217:LEU:HD23	9	0.4
(1,395)	1:C:222:ARG:HB3	1:C:222:ARG:HD2	10	0.4
(1,564)	1:D:317:LEU:H	1:D:317:LEU:HD11	15	0.39
(1,564)	1:D:317:LEU:H	1:D:317:LEU:HD12	15	0.39
(1,564)	1:D:317:LEU:H	1:D:317:LEU:HD13	15	0.39
(1,564)	1:D:317:LEU:H	1:D:317:LEU:HD21	15	0.39
(1,564)	1:D:317:LEU:H	1:D:317:LEU:HD22	15	0.39
(1,564)	1:D:317:LEU:H	1:D:317:LEU:HD23	15	0.39
(1,558)	1:B:122:ARG:HA	1:B:122:ARG:HD3	1	0.39
(1,558)	1:B:122:ARG:HA	1:B:122:ARG:HD3	3	0.39
(1,554)	1:C:217:LEU:HA	1:C:217:LEU:HD11	8	0.39
(1,554)	1:C:217:LEU:HA	1:C:217:LEU:HD12	8	0.39
(1,554)	1:C:217:LEU:HA	1:C:217:LEU:HD13	8	0.39

Continued on next page...

Continued from previous page...

Key	Atom-1	Atom-2	Model ID	Violation (Å)
(1,554)	1:C:217:LEU:HA	1:C:217:LEU:HD21	8	0.39
(1,554)	1:C:217:LEU:HA	1:C:217:LEU:HD22	8	0.39
(1,554)	1:C:217:LEU:HA	1:C:217:LEU:HD23	8	0.39
(1,493)	1:C:222:ARG:HA	1:C:222:ARG:HD3	14	0.39
(1,492)	1:B:122:ARG:HA	1:B:122:ARG:HD3	10	0.39
(1,65)	1:B:114:GLN:HG2	1:B:115:PHE:H	1	0.38
(1,558)	1:B:122:ARG:HA	1:B:122:ARG:HD3	11	0.38
(1,493)	1:C:222:ARG:HA	1:C:222:ARG:HD3	4	0.38
(1,492)	1:B:122:ARG:HA	1:B:122:ARG:HD3	8	0.38
(1,433)	1:C:219:ARG:HA	1:C:219:ARG:HG2	12	0.38
(1,401)	1:A:12:ILE:HA	1:A:12:ILE:HD11	9	0.38
(1,401)	1:A:12:ILE:HA	1:A:12:ILE:HD12	9	0.38
(1,401)	1:A:12:ILE:HA	1:A:12:ILE:HD13	9	0.38
(1,268)	1:A:18:ILE:H	1:B:117:LEU:HB2	12	0.38
(1,263)	1:C:217:LEU:HG	1:D:318:ILE:H	19	0.38
(1,60)	1:C:214:GLN:HB3	1:C:215:PHE:H	5	0.37
(1,560)	1:C:222:ARG:HA	1:C:222:ARG:HD3	12	0.37
(1,554)	1:C:217:LEU:HA	1:C:217:LEU:HD11	5	0.37
(1,554)	1:C:217:LEU:HA	1:C:217:LEU:HD12	5	0.37
(1,554)	1:C:217:LEU:HA	1:C:217:LEU:HD13	5	0.37
(1,554)	1:C:217:LEU:HA	1:C:217:LEU:HD21	5	0.37
(1,554)	1:C:217:LEU:HA	1:C:217:LEU:HD22	5	0.37
(1,554)	1:C:217:LEU:HA	1:C:217:LEU:HD23	5	0.37
(1,493)	1:C:222:ARG:HA	1:C:222:ARG:HD3	7	0.37
(1,493)	1:C:222:ARG:HA	1:C:222:ARG:HD3	16	0.37
(1,66)	1:C:214:GLN:HG2	1:C:215:PHE:H	12	0.36
(1,564)	1:D:317:LEU:H	1:D:317:LEU:HD11	8	0.36
(1,564)	1:D:317:LEU:H	1:D:317:LEU:HD12	8	0.36
(1,564)	1:D:317:LEU:H	1:D:317:LEU:HD13	8	0.36
(1,564)	1:D:317:LEU:H	1:D:317:LEU:HD21	8	0.36
(1,564)	1:D:317:LEU:H	1:D:317:LEU:HD22	8	0.36
(1,564)	1:D:317:LEU:H	1:D:317:LEU:HD23	8	0.36
(1,560)	1:C:222:ARG:HA	1:C:222:ARG:HD3	2	0.36
(1,492)	1:B:122:ARG:HA	1:B:122:ARG:HD3	2	0.36
(1,398)	1:B:119:ARG:HB3	1:B:119:ARG:HD2	16	0.36
(1,398)	1:B:119:ARG:HB3	1:B:119:ARG:HD3	16	0.36
(1,385)	1:A:12:ILE:H	1:A:12:ILE:HG21	20	0.36
(1,385)	1:A:12:ILE:H	1:A:12:ILE:HG22	20	0.36
(1,385)	1:A:12:ILE:H	1:A:12:ILE:HG23	20	0.36
(1,60)	1:C:214:GLN:HB3	1:C:215:PHE:H	10	0.35
(1,60)	1:C:214:GLN:HB3	1:C:215:PHE:H	14	0.35
(1,560)	1:C:222:ARG:HA	1:C:222:ARG:HD3	1	0.35

Continued on next page...

Continued from previous page...

Key	Atom-1	Atom-2	Model ID	Violation (Å)
(1,556)	1:B:117:LEU:HA	1:B:117:LEU:HD11	1	0.35
(1,556)	1:B:117:LEU:HA	1:B:117:LEU:HD12	1	0.35
(1,556)	1:B:117:LEU:HA	1:B:117:LEU:HD13	1	0.35
(1,556)	1:B:117:LEU:HA	1:B:117:LEU:HD21	1	0.35
(1,556)	1:B:117:LEU:HA	1:B:117:LEU:HD22	1	0.35
(1,556)	1:B:117:LEU:HA	1:B:117:LEU:HD23	1	0.35
(1,554)	1:C:217:LEU:HA	1:C:217:LEU:HD11	2	0.35
(1,554)	1:C:217:LEU:HA	1:C:217:LEU:HD12	2	0.35
(1,554)	1:C:217:LEU:HA	1:C:217:LEU:HD13	2	0.35
(1,554)	1:C:217:LEU:HA	1:C:217:LEU:HD21	2	0.35
(1,554)	1:C:217:LEU:HA	1:C:217:LEU:HD22	2	0.35
(1,554)	1:C:217:LEU:HA	1:C:217:LEU:HD23	2	0.35
(1,492)	1:B:122:ARG:HA	1:B:122:ARG:HD3	1	0.35
(1,492)	1:B:122:ARG:HA	1:B:122:ARG:HD3	3	0.35
(1,399)	1:C:219:ARG:HB3	1:C:219:ARG:HD2	12	0.35
(1,399)	1:C:219:ARG:HB3	1:C:219:ARG:HD3	12	0.35
(1,560)	1:C:222:ARG:HA	1:C:222:ARG:HD3	8	0.34
(1,556)	1:B:117:LEU:HA	1:B:117:LEU:HD11	3	0.34
(1,556)	1:B:117:LEU:HA	1:B:117:LEU:HD12	3	0.34
(1,556)	1:B:117:LEU:HA	1:B:117:LEU:HD13	3	0.34
(1,556)	1:B:117:LEU:HA	1:B:117:LEU:HD21	3	0.34
(1,556)	1:B:117:LEU:HA	1:B:117:LEU:HD22	3	0.34
(1,556)	1:B:117:LEU:HA	1:B:117:LEU:HD23	3	0.34
(1,554)	1:C:217:LEU:HA	1:C:217:LEU:HD11	6	0.34
(1,554)	1:C:217:LEU:HA	1:C:217:LEU:HD12	6	0.34
(1,554)	1:C:217:LEU:HA	1:C:217:LEU:HD13	6	0.34
(1,554)	1:C:217:LEU:HA	1:C:217:LEU:HD21	6	0.34
(1,554)	1:C:217:LEU:HA	1:C:217:LEU:HD22	6	0.34
(1,554)	1:C:217:LEU:HA	1:C:217:LEU:HD23	6	0.34
(1,554)	1:C:217:LEU:HA	1:C:217:LEU:HD11	14	0.34
(1,554)	1:C:217:LEU:HA	1:C:217:LEU:HD12	14	0.34
(1,554)	1:C:217:LEU:HA	1:C:217:LEU:HD13	14	0.34
(1,554)	1:C:217:LEU:HA	1:C:217:LEU:HD21	14	0.34
(1,554)	1:C:217:LEU:HA	1:C:217:LEU:HD22	14	0.34
(1,554)	1:C:217:LEU:HA	1:C:217:LEU:HD23	14	0.34
(1,554)	1:C:217:LEU:HA	1:C:217:LEU:HD11	18	0.34
(1,554)	1:C:217:LEU:HA	1:C:217:LEU:HD12	18	0.34
(1,554)	1:C:217:LEU:HA	1:C:217:LEU:HD13	18	0.34
(1,554)	1:C:217:LEU:HA	1:C:217:LEU:HD21	18	0.34
(1,554)	1:C:217:LEU:HA	1:C:217:LEU:HD22	18	0.34
(1,554)	1:C:217:LEU:HA	1:C:217:LEU:HD23	18	0.34
(1,505)	1:C:214:GLN:HA	1:C:214:GLN:HG2	12	0.34

Continued on next page...

Continued from previous page...

Key	Atom-1	Atom-2	Model ID	Violation (Å)
(1,492)	1:B:122:ARG:HA	1:B:122:ARG:HD3	11	0.34
(1,395)	1:C:222:ARG:HB3	1:C:222:ARG:HD2	15	0.34
(1,385)	1:A:12:ILE:H	1:A:12:ILE:HG21	19	0.34
(1,385)	1:A:12:ILE:H	1:A:12:ILE:HG22	19	0.34
(1,385)	1:A:12:ILE:H	1:A:12:ILE:HG23	19	0.34
(1,556)	1:B:117:LEU:HA	1:B:117:LEU:HD11	13	0.33
(1,556)	1:B:117:LEU:HA	1:B:117:LEU:HD12	13	0.33
(1,556)	1:B:117:LEU:HA	1:B:117:LEU:HD13	13	0.33
(1,556)	1:B:117:LEU:HA	1:B:117:LEU:HD21	13	0.33
(1,556)	1:B:117:LEU:HA	1:B:117:LEU:HD22	13	0.33
(1,556)	1:B:117:LEU:HA	1:B:117:LEU:HD23	13	0.33
(1,504)	1:B:114:GLN:HA	1:B:114:GLN:HG2	1	0.33
(1,493)	1:C:222:ARG:HA	1:C:222:ARG:HD3	12	0.33
(1,408)	1:B:122:ARG:HB2	1:B:122:ARG:HD3	13	0.33
(1,408)	1:B:122:ARG:HB2	1:B:122:ARG:HD3	14	0.33
(1,385)	1:A:12:ILE:H	1:A:12:ILE:HG21	4	0.33
(1,385)	1:A:12:ILE:H	1:A:12:ILE:HG22	4	0.33
(1,385)	1:A:12:ILE:H	1:A:12:ILE:HG23	4	0.33
(1,72)	1:A:22:ARG:H	1:A:22:ARG:HE	8	0.32
(1,72)	1:A:22:ARG:H	1:A:22:ARG:HE	14	0.32
(1,66)	1:C:214:GLN:HG2	1:C:215:PHE:H	6	0.32
(1,60)	1:C:214:GLN:HB3	1:C:215:PHE:H	1	0.32
(1,60)	1:C:214:GLN:HB3	1:C:215:PHE:H	16	0.32
(1,564)	1:D:317:LEU:H	1:D:317:LEU:HD11	4	0.32
(1,564)	1:D:317:LEU:H	1:D:317:LEU:HD12	4	0.32
(1,564)	1:D:317:LEU:H	1:D:317:LEU:HD13	4	0.32
(1,564)	1:D:317:LEU:H	1:D:317:LEU:HD21	4	0.32
(1,564)	1:D:317:LEU:H	1:D:317:LEU:HD22	4	0.32
(1,564)	1:D:317:LEU:H	1:D:317:LEU:HD23	4	0.32
(1,564)	1:D:317:LEU:H	1:D:317:LEU:HD11	11	0.32
(1,564)	1:D:317:LEU:H	1:D:317:LEU:HD12	11	0.32
(1,564)	1:D:317:LEU:H	1:D:317:LEU:HD13	11	0.32
(1,564)	1:D:317:LEU:H	1:D:317:LEU:HD21	11	0.32
(1,564)	1:D:317:LEU:H	1:D:317:LEU:HD22	11	0.32
(1,564)	1:D:317:LEU:H	1:D:317:LEU:HD23	11	0.32
(1,493)	1:C:222:ARG:HA	1:C:222:ARG:HD3	2	0.32
(1,408)	1:B:122:ARG:HB2	1:B:122:ARG:HD3	16	0.32
(1,385)	1:A:12:ILE:H	1:A:12:ILE:HG21	6	0.32
(1,385)	1:A:12:ILE:H	1:A:12:ILE:HG22	6	0.32
(1,385)	1:A:12:ILE:H	1:A:12:ILE:HG23	6	0.32
(1,385)	1:A:12:ILE:H	1:A:12:ILE:HG21	11	0.32
(1,385)	1:A:12:ILE:H	1:A:12:ILE:HG22	11	0.32

Continued on next page...

Continued from previous page...

Key	Atom-1	Atom-2	Model ID	Violation (Å)
(1,385)	1:A:12:ILE:H	1:A:12:ILE:HG23	11	0.32
(1,384)	1:D:312:ILE:H	1:D:312:ILE:HG21	5	0.32
(1,384)	1:D:312:ILE:H	1:D:312:ILE:HG22	5	0.32
(1,384)	1:D:312:ILE:H	1:D:312:ILE:HG23	5	0.32
(1,384)	1:D:312:ILE:H	1:D:312:ILE:HG21	15	0.32
(1,384)	1:D:312:ILE:H	1:D:312:ILE:HG22	15	0.32
(1,384)	1:D:312:ILE:H	1:D:312:ILE:HG23	15	0.32
(1,66)	1:C:214:GLN:HG2	1:C:215:PHE:H	15	0.31
(1,560)	1:C:222:ARG:HA	1:C:222:ARG:HD3	18	0.31
(1,558)	1:B:122:ARG:HA	1:B:122:ARG:HD3	5	0.31
(1,556)	1:B:117:LEU:HA	1:B:117:LEU:HD11	7	0.31
(1,556)	1:B:117:LEU:HA	1:B:117:LEU:HD12	7	0.31
(1,556)	1:B:117:LEU:HA	1:B:117:LEU:HD13	7	0.31
(1,556)	1:B:117:LEU:HA	1:B:117:LEU:HD21	7	0.31
(1,556)	1:B:117:LEU:HA	1:B:117:LEU:HD22	7	0.31
(1,556)	1:B:117:LEU:HA	1:B:117:LEU:HD23	7	0.31
(1,554)	1:C:217:LEU:HA	1:C:217:LEU:HD11	16	0.31
(1,554)	1:C:217:LEU:HA	1:C:217:LEU:HD12	16	0.31
(1,554)	1:C:217:LEU:HA	1:C:217:LEU:HD13	16	0.31
(1,554)	1:C:217:LEU:HA	1:C:217:LEU:HD21	16	0.31
(1,554)	1:C:217:LEU:HA	1:C:217:LEU:HD22	16	0.31
(1,554)	1:C:217:LEU:HA	1:C:217:LEU:HD23	16	0.31
(1,493)	1:C:222:ARG:HA	1:C:222:ARG:HD3	1	0.31
(1,408)	1:B:122:ARG:HB2	1:B:122:ARG:HD3	17	0.31
(1,385)	1:A:12:ILE:H	1:A:12:ILE:HG21	8	0.31
(1,385)	1:A:12:ILE:H	1:A:12:ILE:HG22	8	0.31
(1,385)	1:A:12:ILE:H	1:A:12:ILE:HG23	8	0.31
(1,384)	1:D:312:ILE:H	1:D:312:ILE:HG21	1	0.31
(1,384)	1:D:312:ILE:H	1:D:312:ILE:HG22	1	0.31
(1,384)	1:D:312:ILE:H	1:D:312:ILE:HG23	1	0.31
(1,560)	1:C:222:ARG:HA	1:C:222:ARG:HD3	20	0.3
(1,558)	1:B:122:ARG:HA	1:B:122:ARG:HD3	4	0.3
(1,558)	1:B:122:ARG:HA	1:B:122:ARG:HD3	19	0.3
(1,554)	1:C:217:LEU:HA	1:C:217:LEU:HD11	3	0.3
(1,554)	1:C:217:LEU:HA	1:C:217:LEU:HD12	3	0.3
(1,554)	1:C:217:LEU:HA	1:C:217:LEU:HD13	3	0.3
(1,554)	1:C:217:LEU:HA	1:C:217:LEU:HD21	3	0.3
(1,554)	1:C:217:LEU:HA	1:C:217:LEU:HD22	3	0.3
(1,554)	1:C:217:LEU:HA	1:C:217:LEU:HD23	3	0.3
(1,554)	1:C:217:LEU:HA	1:C:217:LEU:HD11	20	0.3
(1,554)	1:C:217:LEU:HA	1:C:217:LEU:HD12	20	0.3
(1,554)	1:C:217:LEU:HA	1:C:217:LEU:HD13	20	0.3

Continued on next page...

Continued from previous page...

Key	Atom-1	Atom-2	Model ID	Violation (Å)
(1,554)	1:C:217:LEU:HA	1:C:217:LEU:HD21	20	0.3
(1,554)	1:C:217:LEU:HA	1:C:217:LEU:HD22	20	0.3
(1,554)	1:C:217:LEU:HA	1:C:217:LEU:HD23	20	0.3
(1,499)	1:A:12:ILE:HA	1:A:12:ILE:HB	4	0.3
(1,499)	1:A:12:ILE:HA	1:A:12:ILE:HB	6	0.3
(1,499)	1:A:12:ILE:HA	1:A:12:ILE:HB	11	0.3
(1,499)	1:A:12:ILE:HA	1:A:12:ILE:HB	19	0.3
(1,493)	1:C:222:ARG:HA	1:C:222:ARG:HD3	8	0.3
(1,400)	1:D:312:ILE:HA	1:D:312:ILE:HD11	11	0.3
(1,400)	1:D:312:ILE:HA	1:D:312:ILE:HD12	11	0.3
(1,400)	1:D:312:ILE:HA	1:D:312:ILE:HD13	11	0.3
(1,400)	1:D:312:ILE:HA	1:D:312:ILE:HD11	13	0.3
(1,400)	1:D:312:ILE:HA	1:D:312:ILE:HD12	13	0.3
(1,400)	1:D:312:ILE:HA	1:D:312:ILE:HD13	13	0.3
(1,385)	1:A:12:ILE:H	1:A:12:ILE:HG21	18	0.3
(1,385)	1:A:12:ILE:H	1:A:12:ILE:HG22	18	0.3
(1,385)	1:A:12:ILE:H	1:A:12:ILE:HG23	18	0.3
(1,384)	1:D:312:ILE:H	1:D:312:ILE:HG21	2	0.3
(1,384)	1:D:312:ILE:H	1:D:312:ILE:HG22	2	0.3
(1,384)	1:D:312:ILE:H	1:D:312:ILE:HG23	2	0.3
(1,384)	1:D:312:ILE:H	1:D:312:ILE:HG21	10	0.3
(1,384)	1:D:312:ILE:H	1:D:312:ILE:HG22	10	0.3
(1,384)	1:D:312:ILE:H	1:D:312:ILE:HG23	10	0.3
(1,384)	1:D:312:ILE:H	1:D:312:ILE:HG21	20	0.3
(1,384)	1:D:312:ILE:H	1:D:312:ILE:HG22	20	0.3
(1,384)	1:D:312:ILE:H	1:D:312:ILE:HG23	20	0.3
(1,120)	1:D:311:ARG:HG2	1:D:312:ILE:H	4	0.3
(1,120)	1:D:311:ARG:HG3	1:D:312:ILE:H	4	0.3
(1,120)	1:D:311:ARG:HG2	1:D:312:ILE:H	18	0.3
(1,120)	1:D:311:ARG:HG3	1:D:312:ILE:H	18	0.3
(1,564)	1:D:317:LEU:H	1:D:317:LEU:HD11	6	0.29
(1,564)	1:D:317:LEU:H	1:D:317:LEU:HD12	6	0.29
(1,564)	1:D:317:LEU:H	1:D:317:LEU:HD13	6	0.29
(1,564)	1:D:317:LEU:H	1:D:317:LEU:HD21	6	0.29
(1,564)	1:D:317:LEU:H	1:D:317:LEU:HD22	6	0.29
(1,564)	1:D:317:LEU:H	1:D:317:LEU:HD23	6	0.29
(1,560)	1:C:222:ARG:HA	1:C:222:ARG:HD3	5	0.29
(1,560)	1:C:222:ARG:HA	1:C:222:ARG:HD3	11	0.29
(1,554)	1:C:217:LEU:HA	1:C:217:LEU:HD11	17	0.29
(1,554)	1:C:217:LEU:HA	1:C:217:LEU:HD12	17	0.29
(1,554)	1:C:217:LEU:HA	1:C:217:LEU:HD13	17	0.29
(1,554)	1:C:217:LEU:HA	1:C:217:LEU:HD21	17	0.29

Continued on next page...

Continued from previous page...

Key	Atom-1	Atom-2	Model ID	Violation (Å)
(1,554)	1:C:217:LEU:HA	1:C:217:LEU:HD22	17	0.29
(1,554)	1:C:217:LEU:HA	1:C:217:LEU:HD23	17	0.29
(1,499)	1:A:12:ILE:HA	1:A:12:ILE:HB	1	0.29
(1,499)	1:A:12:ILE:HA	1:A:12:ILE:HB	2	0.29
(1,499)	1:A:12:ILE:HA	1:A:12:ILE:HB	3	0.29
(1,499)	1:A:12:ILE:HA	1:A:12:ILE:HB	8	0.29
(1,499)	1:A:12:ILE:HA	1:A:12:ILE:HB	13	0.29
(1,499)	1:A:12:ILE:HA	1:A:12:ILE:HB	20	0.29
(1,498)	1:D:312:ILE:HA	1:D:312:ILE:HB	1	0.29
(1,498)	1:D:312:ILE:HA	1:D:312:ILE:HB	2	0.29
(1,498)	1:D:312:ILE:HA	1:D:312:ILE:HB	4	0.29
(1,498)	1:D:312:ILE:HA	1:D:312:ILE:HB	5	0.29
(1,498)	1:D:312:ILE:HA	1:D:312:ILE:HB	10	0.29
(1,498)	1:D:312:ILE:HA	1:D:312:ILE:HB	12	0.29
(1,498)	1:D:312:ILE:HA	1:D:312:ILE:HB	15	0.29
(1,498)	1:D:312:ILE:HA	1:D:312:ILE:HB	16	0.29
(1,498)	1:D:312:ILE:HA	1:D:312:ILE:HB	18	0.29
(1,498)	1:D:312:ILE:HA	1:D:312:ILE:HB	20	0.29
(1,432)	1:B:119:ARG:HA	1:B:119:ARG:HG2	6	0.29
(1,409)	1:C:222:ARG:HB2	1:C:222:ARG:HD3	17	0.29
(1,401)	1:A:12:ILE:HA	1:A:12:ILE:HD11	14	0.29
(1,401)	1:A:12:ILE:HA	1:A:12:ILE:HD12	14	0.29
(1,401)	1:A:12:ILE:HA	1:A:12:ILE:HD13	14	0.29
(1,385)	1:A:12:ILE:H	1:A:12:ILE:HG21	2	0.29
(1,385)	1:A:12:ILE:H	1:A:12:ILE:HG22	2	0.29
(1,385)	1:A:12:ILE:H	1:A:12:ILE:HG23	2	0.29
(1,385)	1:A:12:ILE:H	1:A:12:ILE:HG21	13	0.29
(1,385)	1:A:12:ILE:H	1:A:12:ILE:HG22	13	0.29
(1,385)	1:A:12:ILE:H	1:A:12:ILE:HG23	13	0.29
(1,384)	1:D:312:ILE:H	1:D:312:ILE:HG21	12	0.29
(1,384)	1:D:312:ILE:H	1:D:312:ILE:HG22	12	0.29
(1,384)	1:D:312:ILE:H	1:D:312:ILE:HG23	12	0.29
(1,384)	1:D:312:ILE:H	1:D:312:ILE:HG21	16	0.29
(1,384)	1:D:312:ILE:H	1:D:312:ILE:HG22	16	0.29
(1,384)	1:D:312:ILE:H	1:D:312:ILE:HG23	16	0.29
(1,558)	1:B:122:ARG:HA	1:B:122:ARG:HD3	6	0.28
(1,558)	1:B:122:ARG:HA	1:B:122:ARG:HD3	12	0.28
(1,554)	1:C:217:LEU:HA	1:C:217:LEU:HD11	19	0.28
(1,554)	1:C:217:LEU:HA	1:C:217:LEU:HD12	19	0.28
(1,554)	1:C:217:LEU:HA	1:C:217:LEU:HD13	19	0.28
(1,554)	1:C:217:LEU:HA	1:C:217:LEU:HD21	19	0.28
(1,554)	1:C:217:LEU:HA	1:C:217:LEU:HD22	19	0.28

Continued on next page...

Continued from previous page...

Key	Atom-1	Atom-2	Model ID	Violation (Å)
(1,554)	1:C:217:LEU:HA	1:C:217:LEU:HD23	19	0.28
(1,499)	1:A:12:ILE:HA	1:A:12:ILE:HB	5	0.28
(1,499)	1:A:12:ILE:HA	1:A:12:ILE:HB	7	0.28
(1,499)	1:A:12:ILE:HA	1:A:12:ILE:HB	17	0.28
(1,499)	1:A:12:ILE:HA	1:A:12:ILE:HB	18	0.28
(1,498)	1:D:312:ILE:HA	1:D:312:ILE:HB	7	0.28
(1,498)	1:D:312:ILE:HA	1:D:312:ILE:HB	9	0.28
(1,385)	1:A:12:ILE:H	1:A:12:ILE:HG21	1	0.28
(1,385)	1:A:12:ILE:H	1:A:12:ILE:HG22	1	0.28
(1,385)	1:A:12:ILE:H	1:A:12:ILE:HG23	1	0.28
(1,384)	1:D:312:ILE:H	1:D:312:ILE:HG21	4	0.28
(1,384)	1:D:312:ILE:H	1:D:312:ILE:HG22	4	0.28
(1,384)	1:D:312:ILE:H	1:D:312:ILE:HG23	4	0.28
(1,305)	1:C:217:LEU:HG	1:C:218:ILE:H	18	0.28
(1,256)	1:B:118:ILE:HG21	1:B:119:ARG:HE	18	0.28
(1,256)	1:B:118:ILE:HG22	1:B:119:ARG:HE	18	0.28
(1,256)	1:B:118:ILE:HG23	1:B:119:ARG:HE	18	0.28
(1,121)	1:A:11:ARG:HG2	1:A:12:ILE:H	3	0.28
(1,121)	1:A:11:ARG:HG3	1:A:12:ILE:H	3	0.28
(1,78)	1:C:222:ARG:HB3	1:C:222:ARG:HE	7	0.27
(1,560)	1:C:222:ARG:HA	1:C:222:ARG:HD3	19	0.27
(1,554)	1:C:217:LEU:HA	1:C:217:LEU:HD11	4	0.27
(1,554)	1:C:217:LEU:HA	1:C:217:LEU:HD12	4	0.27
(1,554)	1:C:217:LEU:HA	1:C:217:LEU:HD13	4	0.27
(1,554)	1:C:217:LEU:HA	1:C:217:LEU:HD21	4	0.27
(1,554)	1:C:217:LEU:HA	1:C:217:LEU:HD22	4	0.27
(1,554)	1:C:217:LEU:HA	1:C:217:LEU:HD23	4	0.27
(1,503)	1:C:214:GLN:HB3	1:C:214:GLN:HG2	7	0.27
(1,499)	1:A:12:ILE:HA	1:A:12:ILE:HB	10	0.27
(1,499)	1:A:12:ILE:HA	1:A:12:ILE:HB	15	0.27
(1,499)	1:A:12:ILE:HA	1:A:12:ILE:HB	16	0.27
(1,498)	1:D:312:ILE:HA	1:D:312:ILE:HB	6	0.27
(1,498)	1:D:312:ILE:HA	1:D:312:ILE:HB	8	0.27
(1,493)	1:C:222:ARG:HA	1:C:222:ARG:HD3	18	0.27
(1,492)	1:B:122:ARG:HA	1:B:122:ARG:HD3	5	0.27
(1,385)	1:A:12:ILE:H	1:A:12:ILE:HG21	7	0.27
(1,385)	1:A:12:ILE:H	1:A:12:ILE:HG22	7	0.27
(1,385)	1:A:12:ILE:H	1:A:12:ILE:HG23	7	0.27
(1,385)	1:A:12:ILE:H	1:A:12:ILE:HG21	17	0.27
(1,385)	1:A:12:ILE:H	1:A:12:ILE:HG22	17	0.27
(1,385)	1:A:12:ILE:H	1:A:12:ILE:HG23	17	0.27
(1,384)	1:D:312:ILE:H	1:D:312:ILE:HG21	18	0.27

Continued on next page...

Continued from previous page...

Key	Atom-1	Atom-2	Model ID	Violation (Å)
(1,384)	1:D:312:ILE:H	1:D:312:ILE:HG22	18	0.27
(1,384)	1:D:312:ILE:H	1:D:312:ILE:HG23	18	0.27
(1,304)	1:B:117:LEU:HG	1:B:118:ILE:H	6	0.27
(1,120)	1:D:311:ARG:HG2	1:D:312:ILE:H	16	0.27
(1,120)	1:D:311:ARG:HG3	1:D:312:ILE:H	16	0.27
(1,78)	1:C:222:ARG:HB3	1:C:222:ARG:HE	4	0.26
(1,77)	1:B:122:ARG:HB3	1:B:122:ARG:HE	5	0.26
(1,558)	1:B:122:ARG:HA	1:B:122:ARG:HD3	9	0.26
(1,558)	1:B:122:ARG:HA	1:B:122:ARG:HD3	18	0.26
(1,554)	1:C:217:LEU:HA	1:C:217:LEU:HD11	1	0.26
(1,554)	1:C:217:LEU:HA	1:C:217:LEU:HD12	1	0.26
(1,554)	1:C:217:LEU:HA	1:C:217:LEU:HD13	1	0.26
(1,554)	1:C:217:LEU:HA	1:C:217:LEU:HD21	1	0.26
(1,554)	1:C:217:LEU:HA	1:C:217:LEU:HD22	1	0.26
(1,554)	1:C:217:LEU:HA	1:C:217:LEU:HD23	1	0.26
(1,554)	1:C:217:LEU:HA	1:C:217:LEU:HD11	10	0.26
(1,554)	1:C:217:LEU:HA	1:C:217:LEU:HD12	10	0.26
(1,554)	1:C:217:LEU:HA	1:C:217:LEU:HD13	10	0.26
(1,554)	1:C:217:LEU:HA	1:C:217:LEU:HD21	10	0.26
(1,554)	1:C:217:LEU:HA	1:C:217:LEU:HD22	10	0.26
(1,554)	1:C:217:LEU:HA	1:C:217:LEU:HD23	10	0.26
(1,554)	1:C:217:LEU:HA	1:C:217:LEU:HD11	13	0.26
(1,554)	1:C:217:LEU:HA	1:C:217:LEU:HD12	13	0.26
(1,554)	1:C:217:LEU:HA	1:C:217:LEU:HD13	13	0.26
(1,554)	1:C:217:LEU:HA	1:C:217:LEU:HD21	13	0.26
(1,554)	1:C:217:LEU:HA	1:C:217:LEU:HD22	13	0.26
(1,554)	1:C:217:LEU:HA	1:C:217:LEU:HD23	13	0.26
(1,499)	1:A:12:ILE:HA	1:A:12:ILE:HB	12	0.26
(1,498)	1:D:312:ILE:HA	1:D:312:ILE:HB	3	0.26
(1,498)	1:D:312:ILE:HA	1:D:312:ILE:HB	14	0.26
(1,498)	1:D:312:ILE:HA	1:D:312:ILE:HB	17	0.26
(1,498)	1:D:312:ILE:HA	1:D:312:ILE:HB	19	0.26
(1,493)	1:C:222:ARG:HA	1:C:222:ARG:HD3	20	0.26
(1,492)	1:B:122:ARG:HA	1:B:122:ARG:HD3	4	0.26
(1,492)	1:B:122:ARG:HA	1:B:122:ARG:HD3	19	0.26
(1,385)	1:A:12:ILE:H	1:A:12:ILE:HG21	3	0.26
(1,385)	1:A:12:ILE:H	1:A:12:ILE:HG22	3	0.26
(1,385)	1:A:12:ILE:H	1:A:12:ILE:HG23	3	0.26
(1,384)	1:D:312:ILE:H	1:D:312:ILE:HG21	6	0.26
(1,384)	1:D:312:ILE:H	1:D:312:ILE:HG22	6	0.26
(1,384)	1:D:312:ILE:H	1:D:312:ILE:HG23	6	0.26
(1,384)	1:D:312:ILE:H	1:D:312:ILE:HG21	9	0.26

Continued on next page...

Continued from previous page...

Key	Atom-1	Atom-2	Model ID	Violation (Å)
(1,384)	1:D:312:ILE:H	1:D:312:ILE:HG22	9	0.26
(1,384)	1:D:312:ILE:H	1:D:312:ILE:HG23	9	0.26
(1,305)	1:C:217:LEU:HG	1:C:218:ILE:H	14	0.26
(1,263)	1:C:217:LEU:HG	1:D:318:ILE:H	12	0.26
(1,77)	1:B:122:ARG:HB3	1:B:122:ARG:HE	11	0.25
(1,60)	1:C:214:GLN:HB3	1:C:215:PHE:H	3	0.25
(1,560)	1:C:222:ARG:HA	1:C:222:ARG:HD3	9	0.25
(1,560)	1:C:222:ARG:HA	1:C:222:ARG:HD3	10	0.25
(1,499)	1:A:12:ILE:HA	1:A:12:ILE:HB	9	0.25
(1,493)	1:C:222:ARG:HA	1:C:222:ARG:HD3	5	0.25
(1,493)	1:C:222:ARG:HA	1:C:222:ARG:HD3	11	0.25
(1,432)	1:B:119:ARG:HA	1:B:119:ARG:HG2	8	0.25
(1,407)	1:C:220:VAL:H	1:C:220:VAL:HB	12	0.25
(1,385)	1:A:12:ILE:H	1:A:12:ILE:HG21	5	0.25
(1,385)	1:A:12:ILE:H	1:A:12:ILE:HG22	5	0.25
(1,385)	1:A:12:ILE:H	1:A:12:ILE:HG23	5	0.25
(1,385)	1:A:12:ILE:H	1:A:12:ILE:HG21	16	0.25
(1,385)	1:A:12:ILE:H	1:A:12:ILE:HG22	16	0.25
(1,385)	1:A:12:ILE:H	1:A:12:ILE:HG23	16	0.25
(1,304)	1:B:117:LEU:HG	1:B:118:ILE:H	12	0.25
(1,281)	1:C:212:ILE:H	1:C:212:ILE:HB	1	0.25
(1,281)	1:C:212:ILE:H	1:C:212:ILE:HB	3	0.25
(1,281)	1:C:212:ILE:H	1:C:212:ILE:HB	5	0.25
(1,281)	1:C:212:ILE:H	1:C:212:ILE:HB	6	0.25
(1,281)	1:C:212:ILE:H	1:C:212:ILE:HB	7	0.25
(1,281)	1:C:212:ILE:H	1:C:212:ILE:HB	8	0.25
(1,281)	1:C:212:ILE:H	1:C:212:ILE:HB	9	0.25
(1,281)	1:C:212:ILE:H	1:C:212:ILE:HB	10	0.25
(1,281)	1:C:212:ILE:H	1:C:212:ILE:HB	11	0.25
(1,281)	1:C:212:ILE:H	1:C:212:ILE:HB	12	0.25
(1,281)	1:C:212:ILE:H	1:C:212:ILE:HB	14	0.25
(1,281)	1:C:212:ILE:H	1:C:212:ILE:HB	15	0.25
(1,281)	1:C:212:ILE:H	1:C:212:ILE:HB	16	0.25
(1,281)	1:C:212:ILE:H	1:C:212:ILE:HB	19	0.25
(1,280)	1:B:112:ILE:H	1:B:112:ILE:HB	1	0.25
(1,280)	1:B:112:ILE:H	1:B:112:ILE:HB	2	0.25
(1,280)	1:B:112:ILE:H	1:B:112:ILE:HB	5	0.25
(1,280)	1:B:112:ILE:H	1:B:112:ILE:HB	6	0.25
(1,280)	1:B:112:ILE:H	1:B:112:ILE:HB	11	0.25
(1,280)	1:B:112:ILE:H	1:B:112:ILE:HB	14	0.25
(1,280)	1:B:112:ILE:H	1:B:112:ILE:HB	18	0.25
(1,280)	1:B:112:ILE:H	1:B:112:ILE:HB	19	0.25

Continued on next page...

Continued from previous page...

Key	Atom-1	Atom-2	Model ID	Violation (Å)
(1,121)	1:A:11:ARG:HG2	1:A:12:ILE:H	13	0.25
(1,121)	1:A:11:ARG:HG3	1:A:12:ILE:H	13	0.25
(1,560)	1:C:222:ARG:HA	1:C:222:ARG:HD3	3	0.24
(1,558)	1:B:122:ARG:HA	1:B:122:ARG:HD3	7	0.24
(1,499)	1:A:12:ILE:HA	1:A:12:ILE:HB	14	0.24
(1,498)	1:D:312:ILE:HA	1:D:312:ILE:HB	11	0.24
(1,498)	1:D:312:ILE:HA	1:D:312:ILE:HB	13	0.24
(1,492)	1:B:122:ARG:HA	1:B:122:ARG:HD3	6	0.24
(1,492)	1:B:122:ARG:HA	1:B:122:ARG:HD3	12	0.24
(1,420)	1:B:115:PHE:H	1:B:115:PHE:HB2	7	0.24
(1,281)	1:C:212:ILE:H	1:C:212:ILE:HB	2	0.24
(1,281)	1:C:212:ILE:H	1:C:212:ILE:HB	4	0.24
(1,281)	1:C:212:ILE:H	1:C:212:ILE:HB	13	0.24
(1,281)	1:C:212:ILE:H	1:C:212:ILE:HB	20	0.24
(1,280)	1:B:112:ILE:H	1:B:112:ILE:HB	4	0.24
(1,280)	1:B:112:ILE:H	1:B:112:ILE:HB	10	0.24
(1,280)	1:B:112:ILE:H	1:B:112:ILE:HB	13	0.24
(1,280)	1:B:112:ILE:H	1:B:112:ILE:HB	15	0.24
(1,280)	1:B:112:ILE:H	1:B:112:ILE:HB	20	0.24
(1,125)	1:A:11:ARG:HD2	1:A:12:ILE:H	10	0.24
(1,125)	1:A:11:ARG:HD3	1:A:12:ILE:H	10	0.24
(1,554)	1:C:217:LEU:HA	1:C:217:LEU:HD11	7	0.23
(1,554)	1:C:217:LEU:HA	1:C:217:LEU:HD12	7	0.23
(1,554)	1:C:217:LEU:HA	1:C:217:LEU:HD13	7	0.23
(1,554)	1:C:217:LEU:HA	1:C:217:LEU:HD21	7	0.23
(1,554)	1:C:217:LEU:HA	1:C:217:LEU:HD22	7	0.23
(1,554)	1:C:217:LEU:HA	1:C:217:LEU:HD23	7	0.23
(1,503)	1:C:214:GLN:HB3	1:C:214:GLN:HG2	2	0.23
(1,503)	1:C:214:GLN:HB3	1:C:214:GLN:HG2	4	0.23
(1,503)	1:C:214:GLN:HB3	1:C:214:GLN:HG2	13	0.23
(1,503)	1:C:214:GLN:HB3	1:C:214:GLN:HG2	17	0.23
(1,493)	1:C:222:ARG:HA	1:C:222:ARG:HD3	19	0.23
(1,460)	1:D:319:ARG:HA	1:D:319:ARG:HG3	15	0.23
(1,433)	1:C:219:ARG:HA	1:C:219:ARG:HG2	4	0.23
(1,432)	1:B:119:ARG:HA	1:B:119:ARG:HG2	1	0.23
(1,421)	1:C:215:PHE:H	1:C:215:PHE:HB2	12	0.23
(1,385)	1:A:12:ILE:H	1:A:12:ILE:HG21	10	0.23
(1,385)	1:A:12:ILE:H	1:A:12:ILE:HG22	10	0.23
(1,385)	1:A:12:ILE:H	1:A:12:ILE:HG23	10	0.23
(1,385)	1:A:12:ILE:H	1:A:12:ILE:HG21	15	0.23
(1,385)	1:A:12:ILE:H	1:A:12:ILE:HG22	15	0.23
(1,385)	1:A:12:ILE:H	1:A:12:ILE:HG23	15	0.23

Continued on next page...

Continued from previous page...

Key	Atom-1	Atom-2	Model ID	Violation (Å)
(1,384)	1:D:312:ILE:H	1:D:312:ILE:HG21	7	0.23
(1,384)	1:D:312:ILE:H	1:D:312:ILE:HG22	7	0.23
(1,384)	1:D:312:ILE:H	1:D:312:ILE:HG23	7	0.23
(1,384)	1:D:312:ILE:H	1:D:312:ILE:HG21	8	0.23
(1,384)	1:D:312:ILE:H	1:D:312:ILE:HG22	8	0.23
(1,384)	1:D:312:ILE:H	1:D:312:ILE:HG23	8	0.23
(1,280)	1:B:112:ILE:H	1:B:112:ILE:HB	3	0.23
(1,280)	1:B:112:ILE:H	1:B:112:ILE:HB	8	0.23
(1,280)	1:B:112:ILE:H	1:B:112:ILE:HB	9	0.23
(1,280)	1:B:112:ILE:H	1:B:112:ILE:HB	16	0.23
(1,280)	1:B:112:ILE:H	1:B:112:ILE:HB	17	0.23
(1,262)	1:A:18:ILE:H	1:B:117:LEU:HG	9	0.23
(1,560)	1:C:222:ARG:HA	1:C:222:ARG:HD3	13	0.22
(1,502)	1:B:114:GLN:HB2	1:B:114:GLN:HG2	6	0.22
(1,502)	1:B:114:GLN:HB2	1:B:114:GLN:HG2	7	0.22
(1,502)	1:B:114:GLN:HB2	1:B:114:GLN:HG2	8	0.22
(1,502)	1:B:114:GLN:HB2	1:B:114:GLN:HG2	11	0.22
(1,502)	1:B:114:GLN:HB2	1:B:114:GLN:HG2	12	0.22
(1,502)	1:B:114:GLN:HB2	1:B:114:GLN:HG2	14	0.22
(1,502)	1:B:114:GLN:HB2	1:B:114:GLN:HG2	16	0.22
(1,502)	1:B:114:GLN:HB2	1:B:114:GLN:HG2	18	0.22
(1,502)	1:B:114:GLN:HB2	1:B:114:GLN:HG2	19	0.22
(1,492)	1:B:122:ARG:HA	1:B:122:ARG:HD3	9	0.22
(1,492)	1:B:122:ARG:HA	1:B:122:ARG:HD3	18	0.22
(1,484)	1:B:122:ARG:HA	1:B:122:ARG:HB2	20	0.22
(1,420)	1:B:115:PHE:H	1:B:115:PHE:HB2	1	0.22
(1,317)	1:A:17:LEU:H	1:A:18:ILE:HG21	5	0.22
(1,317)	1:A:17:LEU:H	1:A:18:ILE:HG22	5	0.22
(1,317)	1:A:17:LEU:H	1:A:18:ILE:HG23	5	0.22
(1,280)	1:B:112:ILE:H	1:B:112:ILE:HB	7	0.22
(1,280)	1:B:112:ILE:H	1:B:112:ILE:HB	12	0.22
(1,262)	1:A:18:ILE:H	1:B:117:LEU:HG	5	0.22
(1,162)	1:A:13:CYS:HB2	1:B:121:CYS:H	13	0.22
(1,554)	1:C:217:LEU:HA	1:C:217:LEU:HD11	12	0.21
(1,554)	1:C:217:LEU:HA	1:C:217:LEU:HD12	12	0.21
(1,554)	1:C:217:LEU:HA	1:C:217:LEU:HD13	12	0.21
(1,554)	1:C:217:LEU:HA	1:C:217:LEU:HD21	12	0.21
(1,554)	1:C:217:LEU:HA	1:C:217:LEU:HD22	12	0.21
(1,554)	1:C:217:LEU:HA	1:C:217:LEU:HD23	12	0.21
(1,502)	1:B:114:GLN:HB2	1:B:114:GLN:HG2	1	0.21
(1,493)	1:C:222:ARG:HA	1:C:222:ARG:HD3	9	0.21
(1,493)	1:C:222:ARG:HA	1:C:222:ARG:HD3	10	0.21

Continued on next page...

Continued from previous page...

Key	Atom-1	Atom-2	Model ID	Violation (Å)
(1,484)	1:B:122:ARG:HA	1:B:122:ARG:HB2	14	0.21
(1,484)	1:B:122:ARG:HA	1:B:122:ARG:HB2	17	0.21
(1,384)	1:D:312:ILE:H	1:D:312:ILE:HG21	3	0.21
(1,384)	1:D:312:ILE:H	1:D:312:ILE:HG22	3	0.21
(1,384)	1:D:312:ILE:H	1:D:312:ILE:HG23	3	0.21
(1,384)	1:D:312:ILE:H	1:D:312:ILE:HG21	19	0.21
(1,384)	1:D:312:ILE:H	1:D:312:ILE:HG22	19	0.21
(1,384)	1:D:312:ILE:H	1:D:312:ILE:HG23	19	0.21
(1,281)	1:C:212:ILE:H	1:C:212:ILE:HB	17	0.21
(1,281)	1:C:212:ILE:H	1:C:212:ILE:HB	18	0.21
(1,262)	1:A:18:ILE:H	1:B:117:LEU:HG	10	0.21
(1,262)	1:A:18:ILE:H	1:B:117:LEU:HG	16	0.21
(1,257)	1:C:218:ILE:HG21	1:C:219:ARG:HE	13	0.21
(1,257)	1:C:218:ILE:HG22	1:C:219:ARG:HE	13	0.21
(1,257)	1:C:218:ILE:HG23	1:C:219:ARG:HE	13	0.21
(1,163)	1:C:221:CYS:H	1:D:313:CYS:HB2	14	0.21
(1,60)	1:C:214:GLN:HB3	1:C:215:PHE:H	8	0.2
(1,60)	1:C:214:GLN:HB3	1:C:215:PHE:H	15	0.2
(1,493)	1:C:222:ARG:HA	1:C:222:ARG:HD3	3	0.2
(1,492)	1:B:122:ARG:HA	1:B:122:ARG:HD3	7	0.2
(1,484)	1:B:122:ARG:HA	1:B:122:ARG:HB2	16	0.2
(1,460)	1:D:319:ARG:HA	1:D:319:ARG:HG3	20	0.2
(1,421)	1:C:215:PHE:H	1:C:215:PHE:HB2	4	0.2
(1,384)	1:D:312:ILE:H	1:D:312:ILE:HG21	14	0.2
(1,384)	1:D:312:ILE:H	1:D:312:ILE:HG22	14	0.2
(1,384)	1:D:312:ILE:H	1:D:312:ILE:HG23	14	0.2
(1,384)	1:D:312:ILE:H	1:D:312:ILE:HG21	17	0.2
(1,384)	1:D:312:ILE:H	1:D:312:ILE:HG22	17	0.2
(1,384)	1:D:312:ILE:H	1:D:312:ILE:HG23	17	0.2
(1,316)	1:D:317:LEU:H	1:D:318:ILE:HG21	15	0.2
(1,316)	1:D:317:LEU:H	1:D:318:ILE:HG22	15	0.2
(1,316)	1:D:317:LEU:H	1:D:318:ILE:HG23	15	0.2
(1,301)	1:A:12:ILE:HB	1:A:13:CYS:H	13	0.2
(1,257)	1:C:218:ILE:HG21	1:C:219:ARG:HE	16	0.2
(1,257)	1:C:218:ILE:HG22	1:C:219:ARG:HE	16	0.2
(1,257)	1:C:218:ILE:HG23	1:C:219:ARG:HE	16	0.2
(1,185)	1:A:19:ARG:H	1:A:19:ARG:HE	12	0.2
(1,125)	1:A:11:ARG:HD2	1:A:12:ILE:H	7	0.2
(1,125)	1:A:11:ARG:HD3	1:A:12:ILE:H	7	0.2
(1,558)	1:B:122:ARG:HA	1:B:122:ARG:HD3	15	0.19
(1,484)	1:B:122:ARG:HA	1:B:122:ARG:HB2	13	0.19
(1,462)	1:B:114:GLN:HB2	1:B:114:GLN:HG3	1	0.19

Continued on next page...

Continued from previous page...

Key	Atom-1	Atom-2	Model ID	Violation (Å)
(1,432)	1:B:119:ARG:HA	1:B:119:ARG:HG2	16	0.19
(1,421)	1:C:215:PHE:H	1:C:215:PHE:HB2	1	0.19
(1,421)	1:C:215:PHE:H	1:C:215:PHE:HB2	3	0.19
(1,421)	1:C:215:PHE:H	1:C:215:PHE:HB2	7	0.19
(1,421)	1:C:215:PHE:H	1:C:215:PHE:HB2	17	0.19
(1,369)	1:C:217:LEU:H	1:C:217:LEU:HG	15	0.19
(1,316)	1:D:317:LEU:H	1:D:318:ILE:HG21	9	0.19
(1,316)	1:D:317:LEU:H	1:D:318:ILE:HG22	9	0.19
(1,316)	1:D:317:LEU:H	1:D:318:ILE:HG23	9	0.19
(1,304)	1:B:117:LEU:HG	1:B:118:ILE:H	8	0.19
(1,301)	1:A:12:ILE:HB	1:A:13:CYS:H	19	0.19
(1,254)	1:A:12:ILE:HA	1:B:122:ARG:H	13	0.19
(1,167)	1:C:221:CYS:H	1:D:314:GLN:H	14	0.19
(1,166)	1:A:14:GLN:H	1:B:121:CYS:H	5	0.19
(1,166)	1:A:14:GLN:H	1:B:121:CYS:H	13	0.19
(1,125)	1:A:11:ARG:HD2	1:A:12:ILE:H	5	0.19
(1,125)	1:A:11:ARG:HD3	1:A:12:ILE:H	5	0.19
(3,1)	1:A:12:ILE:H	1:B:122:ARG:O	10	0.18
(1,71)	1:D:322:ARG:H	1:D:322:ARG:HE	8	0.18
(1,71)	1:D:322:ARG:H	1:D:322:ARG:HE	14	0.18
(1,564)	1:D:317:LEU:H	1:D:317:LEU:HD11	18	0.18
(1,564)	1:D:317:LEU:H	1:D:317:LEU:HD12	18	0.18
(1,564)	1:D:317:LEU:H	1:D:317:LEU:HD13	18	0.18
(1,564)	1:D:317:LEU:H	1:D:317:LEU:HD21	18	0.18
(1,564)	1:D:317:LEU:H	1:D:317:LEU:HD22	18	0.18
(1,564)	1:D:317:LEU:H	1:D:317:LEU:HD23	18	0.18
(1,505)	1:C:214:GLN:HA	1:C:214:GLN:HG2	4	0.18
(1,504)	1:B:114:GLN:HA	1:B:114:GLN:HG2	5	0.18
(1,504)	1:B:114:GLN:HA	1:B:114:GLN:HG2	7	0.18
(1,504)	1:B:114:GLN:HA	1:B:114:GLN:HG2	9	0.18
(1,504)	1:B:114:GLN:HA	1:B:114:GLN:HG2	13	0.18
(1,504)	1:B:114:GLN:HA	1:B:114:GLN:HG2	17	0.18
(1,493)	1:C:222:ARG:HA	1:C:222:ARG:HD3	13	0.18
(1,485)	1:C:222:ARG:HA	1:C:222:ARG:HB2	15	0.18
(1,461)	1:A:19:ARG:HA	1:A:19:ARG:HG3	10	0.18
(1,421)	1:C:215:PHE:H	1:C:215:PHE:HB2	6	0.18
(1,421)	1:C:215:PHE:H	1:C:215:PHE:HB2	9	0.18
(1,421)	1:C:215:PHE:H	1:C:215:PHE:HB2	10	0.18
(1,421)	1:C:215:PHE:H	1:C:215:PHE:HB2	13	0.18
(1,420)	1:B:115:PHE:H	1:B:115:PHE:HB2	10	0.18
(1,420)	1:B:115:PHE:H	1:B:115:PHE:HB2	11	0.18
(1,420)	1:B:115:PHE:H	1:B:115:PHE:HB2	13	0.18

Continued on next page...

Continued from previous page...

Key	Atom-1	Atom-2	Model ID	Violation (Å)
(1,317)	1:A:17:LEU:H	1:A:18:ILE:HG21	10	0.18
(1,317)	1:A:17:LEU:H	1:A:18:ILE:HG22	10	0.18
(1,317)	1:A:17:LEU:H	1:A:18:ILE:HG23	10	0.18
(1,316)	1:D:317:LEU:H	1:D:318:ILE:HG21	5	0.18
(1,316)	1:D:317:LEU:H	1:D:318:ILE:HG22	5	0.18
(1,316)	1:D:317:LEU:H	1:D:318:ILE:HG23	5	0.18
(1,305)	1:C:217:LEU:HG	1:C:218:ILE:H	5	0.18
(1,257)	1:C:218:ILE:HG21	1:C:219:ARG:HE	7	0.18
(1,257)	1:C:218:ILE:HG22	1:C:219:ARG:HE	7	0.18
(1,257)	1:C:218:ILE:HG23	1:C:219:ARG:HE	7	0.18
(1,256)	1:B:118:ILE:HG21	1:B:119:ARG:HE	3	0.18
(1,256)	1:B:118:ILE:HG22	1:B:119:ARG:HE	3	0.18
(1,256)	1:B:118:ILE:HG23	1:B:119:ARG:HE	3	0.18
(1,254)	1:A:12:ILE:HA	1:B:122:ARG:H	4	0.18
(1,121)	1:A:11:ARG:HG2	1:A:12:ILE:H	5	0.18
(1,121)	1:A:11:ARG:HG3	1:A:12:ILE:H	5	0.18
(1,121)	1:A:11:ARG:HG2	1:A:12:ILE:H	9	0.18
(1,121)	1:A:11:ARG:HG3	1:A:12:ILE:H	9	0.18
(1,120)	1:D:311:ARG:HG2	1:D:312:ILE:H	11	0.18
(1,120)	1:D:311:ARG:HG3	1:D:312:ILE:H	11	0.18
(1,81)	1:B:122:ARG:HB2	1:B:122:ARG:HE	5	0.17
(1,505)	1:C:214:GLN:HA	1:C:214:GLN:HG2	18	0.17
(1,504)	1:B:114:GLN:HA	1:B:114:GLN:HG2	8	0.17
(1,504)	1:B:114:GLN:HA	1:B:114:GLN:HG2	10	0.17
(1,504)	1:B:114:GLN:HA	1:B:114:GLN:HG2	12	0.17
(1,504)	1:B:114:GLN:HA	1:B:114:GLN:HG2	15	0.17
(1,485)	1:C:222:ARG:HA	1:C:222:ARG:HB2	1	0.17
(1,485)	1:C:222:ARG:HA	1:C:222:ARG:HB2	2	0.17
(1,485)	1:C:222:ARG:HA	1:C:222:ARG:HB2	3	0.17
(1,485)	1:C:222:ARG:HA	1:C:222:ARG:HB2	4	0.17
(1,485)	1:C:222:ARG:HA	1:C:222:ARG:HB2	5	0.17
(1,485)	1:C:222:ARG:HA	1:C:222:ARG:HB2	7	0.17
(1,485)	1:C:222:ARG:HA	1:C:222:ARG:HB2	8	0.17
(1,485)	1:C:222:ARG:HA	1:C:222:ARG:HB2	9	0.17
(1,485)	1:C:222:ARG:HA	1:C:222:ARG:HB2	10	0.17
(1,485)	1:C:222:ARG:HA	1:C:222:ARG:HB2	11	0.17
(1,485)	1:C:222:ARG:HA	1:C:222:ARG:HB2	12	0.17
(1,485)	1:C:222:ARG:HA	1:C:222:ARG:HB2	13	0.17
(1,485)	1:C:222:ARG:HA	1:C:222:ARG:HB2	16	0.17
(1,485)	1:C:222:ARG:HA	1:C:222:ARG:HB2	18	0.17
(1,485)	1:C:222:ARG:HA	1:C:222:ARG:HB2	19	0.17
(1,485)	1:C:222:ARG:HA	1:C:222:ARG:HB2	20	0.17

Continued on next page...

Continued from previous page...

Key	Atom-1	Atom-2	Model ID	Violation (Å)
(1,484)	1:B:122:ARG:HA	1:B:122:ARG:HB2	1	0.17
(1,484)	1:B:122:ARG:HA	1:B:122:ARG:HB2	2	0.17
(1,484)	1:B:122:ARG:HA	1:B:122:ARG:HB2	3	0.17
(1,484)	1:B:122:ARG:HA	1:B:122:ARG:HB2	4	0.17
(1,484)	1:B:122:ARG:HA	1:B:122:ARG:HB2	5	0.17
(1,484)	1:B:122:ARG:HA	1:B:122:ARG:HB2	6	0.17
(1,484)	1:B:122:ARG:HA	1:B:122:ARG:HB2	7	0.17
(1,484)	1:B:122:ARG:HA	1:B:122:ARG:HB2	8	0.17
(1,484)	1:B:122:ARG:HA	1:B:122:ARG:HB2	9	0.17
(1,484)	1:B:122:ARG:HA	1:B:122:ARG:HB2	11	0.17
(1,484)	1:B:122:ARG:HA	1:B:122:ARG:HB2	12	0.17
(1,484)	1:B:122:ARG:HA	1:B:122:ARG:HB2	15	0.17
(1,484)	1:B:122:ARG:HA	1:B:122:ARG:HB2	18	0.17
(1,484)	1:B:122:ARG:HA	1:B:122:ARG:HB2	19	0.17
(1,460)	1:D:319:ARG:HA	1:D:319:ARG:HG3	19	0.17
(1,443)	1:C:217:LEU:HA	1:C:217:LEU:HG	13	0.17
(1,443)	1:C:217:LEU:HA	1:C:217:LEU:HG	16	0.17
(1,421)	1:C:215:PHE:H	1:C:215:PHE:HB2	5	0.17
(1,421)	1:C:215:PHE:H	1:C:215:PHE:HB2	15	0.17
(1,421)	1:C:215:PHE:H	1:C:215:PHE:HB2	16	0.17
(1,421)	1:C:215:PHE:H	1:C:215:PHE:HB2	20	0.17
(1,420)	1:B:115:PHE:H	1:B:115:PHE:HB2	4	0.17
(1,420)	1:B:115:PHE:H	1:B:115:PHE:HB2	14	0.17
(1,420)	1:B:115:PHE:H	1:B:115:PHE:HB2	16	0.17
(1,420)	1:B:115:PHE:H	1:B:115:PHE:HB2	19	0.17
(1,317)	1:A:17:LEU:H	1:A:18:ILE:HG21	8	0.17
(1,317)	1:A:17:LEU:H	1:A:18:ILE:HG22	8	0.17
(1,317)	1:A:17:LEU:H	1:A:18:ILE:HG23	8	0.17
(1,317)	1:A:17:LEU:H	1:A:18:ILE:HG21	9	0.17
(1,317)	1:A:17:LEU:H	1:A:18:ILE:HG22	9	0.17
(1,317)	1:A:17:LEU:H	1:A:18:ILE:HG23	9	0.17
(1,317)	1:A:17:LEU:H	1:A:18:ILE:HG21	18	0.17
(1,317)	1:A:17:LEU:H	1:A:18:ILE:HG22	18	0.17
(1,317)	1:A:17:LEU:H	1:A:18:ILE:HG23	18	0.17
(1,263)	1:C:217:LEU:HG	1:D:318:ILE:H	18	0.17
(1,257)	1:C:218:ILE:HG21	1:C:219:ARG:HE	10	0.17
(1,257)	1:C:218:ILE:HG22	1:C:219:ARG:HE	10	0.17
(1,257)	1:C:218:ILE:HG23	1:C:219:ARG:HE	10	0.17
(1,254)	1:A:12:ILE:HA	1:B:122:ARG:H	6	0.17
(1,192)	1:B:119:ARG:H	1:B:119:ARG:HG2	6	0.17
(1,167)	1:C:221:CYS:H	1:D:314:GLN:H	6	0.17
(1,166)	1:A:14:GLN:H	1:B:121:CYS:H	17	0.17

Continued on next page...

Continued from previous page...

Key	Atom-1	Atom-2	Model ID	Violation (Å)
(1,163)	1:C:221:CYS:H	1:D:313:CYS:HB2	19	0.17
(1,161)	1:C:220:VAL:HG11	1:C:221:CYS:H	16	0.17
(1,161)	1:C:220:VAL:HG12	1:C:221:CYS:H	16	0.17
(1,161)	1:C:220:VAL:HG13	1:C:221:CYS:H	16	0.17
(1,161)	1:C:220:VAL:HG21	1:C:221:CYS:H	16	0.17
(1,161)	1:C:220:VAL:HG22	1:C:221:CYS:H	16	0.17
(1,161)	1:C:220:VAL:HG23	1:C:221:CYS:H	16	0.17
(1,125)	1:A:11:ARG:HD2	1:A:12:ILE:H	20	0.17
(1,125)	1:A:11:ARG:HD3	1:A:12:ILE:H	20	0.17
(1,124)	1:D:311:ARG:HD2	1:D:312:ILE:H	11	0.17
(1,124)	1:D:311:ARG:HD3	1:D:312:ILE:H	11	0.17
(1,121)	1:A:11:ARG:HG2	1:A:12:ILE:H	7	0.17
(1,121)	1:A:11:ARG:HG3	1:A:12:ILE:H	7	0.17
(3,1)	1:A:12:ILE:H	1:B:122:ARG:O	14	0.16
(3,1)	1:A:12:ILE:H	1:B:122:ARG:O	20	0.16
(1,564)	1:D:317:LEU:H	1:D:317:LEU:HD11	16	0.16
(1,564)	1:D:317:LEU:H	1:D:317:LEU:HD12	16	0.16
(1,564)	1:D:317:LEU:H	1:D:317:LEU:HD13	16	0.16
(1,564)	1:D:317:LEU:H	1:D:317:LEU:HD21	16	0.16
(1,564)	1:D:317:LEU:H	1:D:317:LEU:HD22	16	0.16
(1,564)	1:D:317:LEU:H	1:D:317:LEU:HD23	16	0.16
(1,505)	1:C:214:GLN:HA	1:C:214:GLN:HG2	2	0.16
(1,505)	1:C:214:GLN:HA	1:C:214:GLN:HG2	13	0.16
(1,505)	1:C:214:GLN:HA	1:C:214:GLN:HG2	17	0.16
(1,505)	1:C:214:GLN:HA	1:C:214:GLN:HG2	20	0.16
(1,504)	1:B:114:GLN:HA	1:B:114:GLN:HG2	2	0.16
(1,504)	1:B:114:GLN:HA	1:B:114:GLN:HG2	4	0.16
(1,504)	1:B:114:GLN:HA	1:B:114:GLN:HG2	20	0.16
(1,485)	1:C:222:ARG:HA	1:C:222:ARG:HB2	6	0.16
(1,485)	1:C:222:ARG:HA	1:C:222:ARG:HB2	14	0.16
(1,484)	1:B:122:ARG:HA	1:B:122:ARG:HB2	10	0.16
(1,463)	1:C:214:GLN:HB3	1:C:214:GLN:HG3	2	0.16
(1,463)	1:C:214:GLN:HB3	1:C:214:GLN:HG3	4	0.16
(1,463)	1:C:214:GLN:HB3	1:C:214:GLN:HG3	6	0.16
(1,463)	1:C:214:GLN:HB3	1:C:214:GLN:HG3	13	0.16
(1,463)	1:C:214:GLN:HB3	1:C:214:GLN:HG3	17	0.16
(1,443)	1:C:217:LEU:HA	1:C:217:LEU:HG	1	0.16
(1,443)	1:C:217:LEU:HA	1:C:217:LEU:HG	3	0.16
(1,443)	1:C:217:LEU:HA	1:C:217:LEU:HG	4	0.16
(1,443)	1:C:217:LEU:HA	1:C:217:LEU:HG	7	0.16
(1,443)	1:C:217:LEU:HA	1:C:217:LEU:HG	10	0.16
(1,443)	1:C:217:LEU:HA	1:C:217:LEU:HG	17	0.16

Continued on next page...

Continued from previous page...

Key	Atom-1	Atom-2	Model ID	Violation (Å)
(1,443)	1:C:217:LEU:HA	1:C:217:LEU:HG	20	0.16
(1,442)	1:B:117:LEU:HA	1:B:117:LEU:HG	1	0.16
(1,442)	1:B:117:LEU:HA	1:B:117:LEU:HG	3	0.16
(1,442)	1:B:117:LEU:HA	1:B:117:LEU:HG	7	0.16
(1,442)	1:B:117:LEU:HA	1:B:117:LEU:HG	13	0.16
(1,421)	1:C:215:PHE:H	1:C:215:PHE:HB2	2	0.16
(1,421)	1:C:215:PHE:H	1:C:215:PHE:HB2	14	0.16
(1,421)	1:C:215:PHE:H	1:C:215:PHE:HB2	19	0.16
(1,420)	1:B:115:PHE:H	1:B:115:PHE:HB2	2	0.16
(1,420)	1:B:115:PHE:H	1:B:115:PHE:HB2	5	0.16
(1,420)	1:B:115:PHE:H	1:B:115:PHE:HB2	20	0.16
(1,385)	1:A:12:ILE:H	1:A:12:ILE:HG21	12	0.16
(1,385)	1:A:12:ILE:H	1:A:12:ILE:HG22	12	0.16
(1,385)	1:A:12:ILE:H	1:A:12:ILE:HG23	12	0.16
(1,385)	1:A:12:ILE:H	1:A:12:ILE:HG21	14	0.16
(1,385)	1:A:12:ILE:H	1:A:12:ILE:HG22	14	0.16
(1,385)	1:A:12:ILE:H	1:A:12:ILE:HG23	14	0.16
(1,317)	1:A:17:LEU:H	1:A:18:ILE:HG21	6	0.16
(1,317)	1:A:17:LEU:H	1:A:18:ILE:HG22	6	0.16
(1,317)	1:A:17:LEU:H	1:A:18:ILE:HG23	6	0.16
(1,317)	1:A:17:LEU:H	1:A:18:ILE:HG21	12	0.16
(1,317)	1:A:17:LEU:H	1:A:18:ILE:HG22	12	0.16
(1,317)	1:A:17:LEU:H	1:A:18:ILE:HG23	12	0.16
(1,305)	1:C:217:LEU:HG	1:C:218:ILE:H	13	0.16
(1,304)	1:B:117:LEU:HG	1:B:118:ILE:H	19	0.16
(1,245)	1:C:222:ARG:H	1:C:222:ARG:HG2	15	0.16
(1,245)	1:C:222:ARG:H	1:C:222:ARG:HG3	15	0.16
(1,166)	1:A:14:GLN:H	1:B:121:CYS:H	14	0.16
(1,166)	1:A:14:GLN:H	1:B:121:CYS:H	15	0.16
(1,162)	1:A:13:CYS:HB2	1:B:121:CYS:H	10	0.16
(1,160)	1:B:120:VAL:HG11	1:B:121:CYS:H	1	0.16
(1,160)	1:B:120:VAL:HG12	1:B:121:CYS:H	1	0.16
(1,160)	1:B:120:VAL:HG13	1:B:121:CYS:H	1	0.16
(1,160)	1:B:120:VAL:HG21	1:B:121:CYS:H	1	0.16
(1,160)	1:B:120:VAL:HG22	1:B:121:CYS:H	1	0.16
(1,160)	1:B:120:VAL:HG23	1:B:121:CYS:H	1	0.16
(1,160)	1:B:120:VAL:HG11	1:B:121:CYS:H	3	0.16
(1,160)	1:B:120:VAL:HG12	1:B:121:CYS:H	3	0.16
(1,160)	1:B:120:VAL:HG13	1:B:121:CYS:H	3	0.16
(1,160)	1:B:120:VAL:HG21	1:B:121:CYS:H	3	0.16
(1,160)	1:B:120:VAL:HG22	1:B:121:CYS:H	3	0.16
(1,160)	1:B:120:VAL:HG23	1:B:121:CYS:H	3	0.16

Continued on next page...

Continued from previous page...

Key	Atom-1	Atom-2	Model ID	Violation (Å)
(1,160)	1:B:120:VAL:HG11	1:B:121:CYS:H	8	0.16
(1,160)	1:B:120:VAL:HG12	1:B:121:CYS:H	8	0.16
(1,160)	1:B:120:VAL:HG13	1:B:121:CYS:H	8	0.16
(1,160)	1:B:120:VAL:HG21	1:B:121:CYS:H	8	0.16
(1,160)	1:B:120:VAL:HG22	1:B:121:CYS:H	8	0.16
(1,160)	1:B:120:VAL:HG23	1:B:121:CYS:H	8	0.16
(1,160)	1:B:120:VAL:HG11	1:B:121:CYS:H	11	0.16
(1,160)	1:B:120:VAL:HG12	1:B:121:CYS:H	11	0.16
(1,160)	1:B:120:VAL:HG13	1:B:121:CYS:H	11	0.16
(1,160)	1:B:120:VAL:HG21	1:B:121:CYS:H	11	0.16
(1,160)	1:B:120:VAL:HG22	1:B:121:CYS:H	11	0.16
(1,160)	1:B:120:VAL:HG23	1:B:121:CYS:H	11	0.16
(1,121)	1:A:11:ARG:HG2	1:A:12:ILE:H	2	0.16
(1,121)	1:A:11:ARG:HG3	1:A:12:ILE:H	2	0.16
(1,121)	1:A:11:ARG:HG2	1:A:12:ILE:H	10	0.16
(1,121)	1:A:11:ARG:HG3	1:A:12:ILE:H	10	0.16
(1,121)	1:A:11:ARG:HG2	1:A:12:ILE:H	15	0.16
(1,121)	1:A:11:ARG:HG3	1:A:12:ILE:H	15	0.16
(1,120)	1:D:311:ARG:HG2	1:D:312:ILE:H	1	0.16
(1,120)	1:D:311:ARG:HG3	1:D:312:ILE:H	1	0.16
(1,120)	1:D:311:ARG:HG2	1:D:312:ILE:H	2	0.16
(1,120)	1:D:311:ARG:HG3	1:D:312:ILE:H	2	0.16
(1,120)	1:D:311:ARG:HG2	1:D:312:ILE:H	13	0.16
(1,120)	1:D:311:ARG:HG3	1:D:312:ILE:H	13	0.16
(3,47)	1:C:222:ARG:O	1:D:312:ILE:H	14	0.15
(1,533)	1:A:12:ILE:HB	1:A:12:ILE:HD11	2	0.15
(1,533)	1:A:12:ILE:HB	1:A:12:ILE:HD12	2	0.15
(1,533)	1:A:12:ILE:HB	1:A:12:ILE:HD13	2	0.15
(1,533)	1:A:12:ILE:HB	1:A:12:ILE:HD11	3	0.15
(1,533)	1:A:12:ILE:HB	1:A:12:ILE:HD12	3	0.15
(1,533)	1:A:12:ILE:HB	1:A:12:ILE:HD13	3	0.15
(1,533)	1:A:12:ILE:HB	1:A:12:ILE:HD11	20	0.15
(1,533)	1:A:12:ILE:HB	1:A:12:ILE:HD12	20	0.15
(1,533)	1:A:12:ILE:HB	1:A:12:ILE:HD13	20	0.15
(1,532)	1:D:312:ILE:HB	1:D:312:ILE:HD11	2	0.15
(1,532)	1:D:312:ILE:HB	1:D:312:ILE:HD12	2	0.15
(1,532)	1:D:312:ILE:HB	1:D:312:ILE:HD13	2	0.15
(1,532)	1:D:312:ILE:HB	1:D:312:ILE:HD11	14	0.15
(1,532)	1:D:312:ILE:HB	1:D:312:ILE:HD12	14	0.15
(1,532)	1:D:312:ILE:HB	1:D:312:ILE:HD13	14	0.15
(1,505)	1:C:214:GLN:HA	1:C:214:GLN:HG2	5	0.15
(1,505)	1:C:214:GLN:HA	1:C:214:GLN:HG2	9	0.15

Continued on next page...

Continued from previous page...

Key	Atom-1	Atom-2	Model ID	Violation (Å)
(1,505)	1:C:214:GLN:HA	1:C:214:GLN:HG2	11	0.15
(1,505)	1:C:214:GLN:HA	1:C:214:GLN:HG2	14	0.15
(1,505)	1:C:214:GLN:HA	1:C:214:GLN:HG2	19	0.15
(1,504)	1:B:114:GLN:HA	1:B:114:GLN:HG2	6	0.15
(1,504)	1:B:114:GLN:HA	1:B:114:GLN:HG2	16	0.15
(1,492)	1:B:122:ARG:HA	1:B:122:ARG:HD3	15	0.15
(1,485)	1:C:222:ARG:HA	1:C:222:ARG:HB2	17	0.15
(1,443)	1:C:217:LEU:HA	1:C:217:LEU:HG	6	0.15
(1,442)	1:B:117:LEU:HA	1:B:117:LEU:HG	10	0.15
(1,442)	1:B:117:LEU:HA	1:B:117:LEU:HG	16	0.15
(1,442)	1:B:117:LEU:HA	1:B:117:LEU:HG	17	0.15
(1,442)	1:B:117:LEU:HA	1:B:117:LEU:HG	19	0.15
(1,420)	1:B:115:PHE:H	1:B:115:PHE:HB2	9	0.15
(1,420)	1:B:115:PHE:H	1:B:115:PHE:HB2	18	0.15
(1,334)	1:A:19:ARG:HA	1:B:114:GLN:H	5	0.15
(1,317)	1:A:17:LEU:H	1:A:18:ILE:HG21	2	0.15
(1,317)	1:A:17:LEU:H	1:A:18:ILE:HG22	2	0.15
(1,317)	1:A:17:LEU:H	1:A:18:ILE:HG23	2	0.15
(1,316)	1:D:317:LEU:H	1:D:318:ILE:HG21	11	0.15
(1,316)	1:D:317:LEU:H	1:D:318:ILE:HG22	11	0.15
(1,316)	1:D:317:LEU:H	1:D:318:ILE:HG23	11	0.15
(1,305)	1:C:217:LEU:HG	1:C:218:ILE:H	2	0.15
(1,262)	1:A:18:ILE:H	1:B:117:LEU:HG	6	0.15
(1,255)	1:C:222:ARG:H	1:D:312:ILE:HA	13	0.15
(1,255)	1:C:222:ARG:H	1:D:312:ILE:HA	15	0.15
(1,254)	1:A:12:ILE:HA	1:B:122:ARG:H	11	0.15
(1,166)	1:A:14:GLN:H	1:B:121:CYS:H	6	0.15
(1,163)	1:C:221:CYS:H	1:D:313:CYS:HB2	18	0.15
(1,161)	1:C:220:VAL:HG11	1:C:221:CYS:H	17	0.15
(1,161)	1:C:220:VAL:HG12	1:C:221:CYS:H	17	0.15
(1,161)	1:C:220:VAL:HG13	1:C:221:CYS:H	17	0.15
(1,161)	1:C:220:VAL:HG21	1:C:221:CYS:H	17	0.15
(1,161)	1:C:220:VAL:HG22	1:C:221:CYS:H	17	0.15
(1,161)	1:C:220:VAL:HG23	1:C:221:CYS:H	17	0.15
(1,160)	1:B:120:VAL:HG11	1:B:121:CYS:H	2	0.15
(1,160)	1:B:120:VAL:HG12	1:B:121:CYS:H	2	0.15
(1,160)	1:B:120:VAL:HG13	1:B:121:CYS:H	2	0.15
(1,160)	1:B:120:VAL:HG21	1:B:121:CYS:H	2	0.15
(1,160)	1:B:120:VAL:HG22	1:B:121:CYS:H	2	0.15
(1,160)	1:B:120:VAL:HG23	1:B:121:CYS:H	2	0.15
(1,125)	1:A:11:ARG:HD2	1:A:12:ILE:H	17	0.15
(1,125)	1:A:11:ARG:HD3	1:A:12:ILE:H	17	0.15

Continued on next page...

Continued from previous page...

Key	Atom-1	Atom-2	Model ID	Violation (Å)
(1,124)	1:D:311:ARG:HD2	1:D:312:ILE:H	17	0.15
(1,124)	1:D:311:ARG:HD3	1:D:312:ILE:H	17	0.15
(1,121)	1:A:11:ARG:HG2	1:A:12:ILE:H	8	0.15
(1,121)	1:A:11:ARG:HG3	1:A:12:ILE:H	8	0.15
(1,121)	1:A:11:ARG:HG2	1:A:12:ILE:H	16	0.15
(1,121)	1:A:11:ARG:HG3	1:A:12:ILE:H	16	0.15
(1,120)	1:D:311:ARG:HG2	1:D:312:ILE:H	9	0.15
(1,120)	1:D:311:ARG:HG3	1:D:312:ILE:H	9	0.15
(1,120)	1:D:311:ARG:HG2	1:D:312:ILE:H	14	0.15
(1,120)	1:D:311:ARG:HG3	1:D:312:ILE:H	14	0.15
(3,1)	1:A:12:ILE:H	1:B:122:ARG:O	13	0.14
(1,8)	1:C:214:GLN:H	1:C:214:GLN:HE22	12	0.14
(1,66)	1:C:214:GLN:HG2	1:C:215:PHE:H	9	0.14
(1,533)	1:A:12:ILE:HB	1:A:12:ILE:HD11	1	0.14
(1,533)	1:A:12:ILE:HB	1:A:12:ILE:HD12	1	0.14
(1,533)	1:A:12:ILE:HB	1:A:12:ILE:HD13	1	0.14
(1,533)	1:A:12:ILE:HB	1:A:12:ILE:HD11	4	0.14
(1,533)	1:A:12:ILE:HB	1:A:12:ILE:HD12	4	0.14
(1,533)	1:A:12:ILE:HB	1:A:12:ILE:HD13	4	0.14
(1,533)	1:A:12:ILE:HB	1:A:12:ILE:HD11	5	0.14
(1,533)	1:A:12:ILE:HB	1:A:12:ILE:HD12	5	0.14
(1,533)	1:A:12:ILE:HB	1:A:12:ILE:HD13	5	0.14
(1,533)	1:A:12:ILE:HB	1:A:12:ILE:HD11	6	0.14
(1,533)	1:A:12:ILE:HB	1:A:12:ILE:HD12	6	0.14
(1,533)	1:A:12:ILE:HB	1:A:12:ILE:HD13	6	0.14
(1,533)	1:A:12:ILE:HB	1:A:12:ILE:HD11	7	0.14
(1,533)	1:A:12:ILE:HB	1:A:12:ILE:HD12	7	0.14
(1,533)	1:A:12:ILE:HB	1:A:12:ILE:HD13	7	0.14
(1,533)	1:A:12:ILE:HB	1:A:12:ILE:HD11	8	0.14
(1,533)	1:A:12:ILE:HB	1:A:12:ILE:HD12	8	0.14
(1,533)	1:A:12:ILE:HB	1:A:12:ILE:HD13	8	0.14
(1,533)	1:A:12:ILE:HB	1:A:12:ILE:HD11	10	0.14
(1,533)	1:A:12:ILE:HB	1:A:12:ILE:HD12	10	0.14
(1,533)	1:A:12:ILE:HB	1:A:12:ILE:HD13	10	0.14
(1,533)	1:A:12:ILE:HB	1:A:12:ILE:HD11	11	0.14
(1,533)	1:A:12:ILE:HB	1:A:12:ILE:HD12	11	0.14
(1,533)	1:A:12:ILE:HB	1:A:12:ILE:HD13	11	0.14
(1,533)	1:A:12:ILE:HB	1:A:12:ILE:HD11	16	0.14
(1,533)	1:A:12:ILE:HB	1:A:12:ILE:HD12	16	0.14
(1,533)	1:A:12:ILE:HB	1:A:12:ILE:HD13	16	0.14
(1,533)	1:A:12:ILE:HB	1:A:12:ILE:HD11	18	0.14
(1,533)	1:A:12:ILE:HB	1:A:12:ILE:HD12	18	0.14

Continued on next page...

Continued from previous page...

Key	Atom-1	Atom-2	Model ID	Violation (Å)
(1,533)	1:A:12:ILE:HB	1:A:12:ILE:HD13	18	0.14
(1,533)	1:A:12:ILE:HB	1:A:12:ILE:HD11	19	0.14
(1,533)	1:A:12:ILE:HB	1:A:12:ILE:HD12	19	0.14
(1,533)	1:A:12:ILE:HB	1:A:12:ILE:HD13	19	0.14
(1,532)	1:D:312:ILE:HB	1:D:312:ILE:HD11	1	0.14
(1,532)	1:D:312:ILE:HB	1:D:312:ILE:HD12	1	0.14
(1,532)	1:D:312:ILE:HB	1:D:312:ILE:HD13	1	0.14
(1,532)	1:D:312:ILE:HB	1:D:312:ILE:HD11	4	0.14
(1,532)	1:D:312:ILE:HB	1:D:312:ILE:HD12	4	0.14
(1,532)	1:D:312:ILE:HB	1:D:312:ILE:HD13	4	0.14
(1,532)	1:D:312:ILE:HB	1:D:312:ILE:HD11	5	0.14
(1,532)	1:D:312:ILE:HB	1:D:312:ILE:HD12	5	0.14
(1,532)	1:D:312:ILE:HB	1:D:312:ILE:HD13	5	0.14
(1,532)	1:D:312:ILE:HB	1:D:312:ILE:HD11	6	0.14
(1,532)	1:D:312:ILE:HB	1:D:312:ILE:HD12	6	0.14
(1,532)	1:D:312:ILE:HB	1:D:312:ILE:HD13	6	0.14
(1,532)	1:D:312:ILE:HB	1:D:312:ILE:HD11	8	0.14
(1,532)	1:D:312:ILE:HB	1:D:312:ILE:HD12	8	0.14
(1,532)	1:D:312:ILE:HB	1:D:312:ILE:HD13	8	0.14
(1,532)	1:D:312:ILE:HB	1:D:312:ILE:HD11	9	0.14
(1,532)	1:D:312:ILE:HB	1:D:312:ILE:HD12	9	0.14
(1,532)	1:D:312:ILE:HB	1:D:312:ILE:HD13	9	0.14
(1,532)	1:D:312:ILE:HB	1:D:312:ILE:HD11	10	0.14
(1,532)	1:D:312:ILE:HB	1:D:312:ILE:HD12	10	0.14
(1,532)	1:D:312:ILE:HB	1:D:312:ILE:HD13	10	0.14
(1,532)	1:D:312:ILE:HB	1:D:312:ILE:HD11	12	0.14
(1,532)	1:D:312:ILE:HB	1:D:312:ILE:HD12	12	0.14
(1,532)	1:D:312:ILE:HB	1:D:312:ILE:HD13	12	0.14
(1,532)	1:D:312:ILE:HB	1:D:312:ILE:HD11	15	0.14
(1,532)	1:D:312:ILE:HB	1:D:312:ILE:HD12	15	0.14
(1,532)	1:D:312:ILE:HB	1:D:312:ILE:HD13	15	0.14
(1,532)	1:D:312:ILE:HB	1:D:312:ILE:HD11	16	0.14
(1,532)	1:D:312:ILE:HB	1:D:312:ILE:HD12	16	0.14
(1,532)	1:D:312:ILE:HB	1:D:312:ILE:HD13	16	0.14
(1,532)	1:D:312:ILE:HB	1:D:312:ILE:HD11	18	0.14
(1,532)	1:D:312:ILE:HB	1:D:312:ILE:HD12	18	0.14
(1,532)	1:D:312:ILE:HB	1:D:312:ILE:HD13	18	0.14
(1,532)	1:D:312:ILE:HB	1:D:312:ILE:HD11	20	0.14
(1,532)	1:D:312:ILE:HB	1:D:312:ILE:HD12	20	0.14
(1,532)	1:D:312:ILE:HB	1:D:312:ILE:HD13	20	0.14
(1,505)	1:C:214:GLN:HA	1:C:214:GLN:HG2	1	0.14
(1,505)	1:C:214:GLN:HA	1:C:214:GLN:HG2	3	0.14

Continued on next page...

Continued from previous page...

Key	Atom-1	Atom-2	Model ID	Violation (Å)
(1,505)	1:C:214:GLN:HA	1:C:214:GLN:HG2	8	0.14
(1,505)	1:C:214:GLN:HA	1:C:214:GLN:HG2	10	0.14
(1,505)	1:C:214:GLN:HA	1:C:214:GLN:HG2	16	0.14
(1,504)	1:B:114:GLN:HA	1:B:114:GLN:HG2	11	0.14
(1,504)	1:B:114:GLN:HA	1:B:114:GLN:HG2	14	0.14
(1,504)	1:B:114:GLN:HA	1:B:114:GLN:HG2	18	0.14
(1,504)	1:B:114:GLN:HA	1:B:114:GLN:HG2	19	0.14
(1,443)	1:C:217:LEU:HA	1:C:217:LEU:HG	12	0.14
(1,442)	1:B:117:LEU:HA	1:B:117:LEU:HG	2	0.14
(1,442)	1:B:117:LEU:HA	1:B:117:LEU:HG	9	0.14
(1,442)	1:B:117:LEU:HA	1:B:117:LEU:HG	18	0.14
(1,442)	1:B:117:LEU:HA	1:B:117:LEU:HG	20	0.14
(1,317)	1:A:17:LEU:H	1:A:18:ILE:HG21	15	0.14
(1,317)	1:A:17:LEU:H	1:A:18:ILE:HG22	15	0.14
(1,317)	1:A:17:LEU:H	1:A:18:ILE:HG23	15	0.14
(1,316)	1:D:317:LEU:H	1:D:318:ILE:HG21	19	0.14
(1,316)	1:D:317:LEU:H	1:D:318:ILE:HG22	19	0.14
(1,316)	1:D:317:LEU:H	1:D:318:ILE:HG23	19	0.14
(1,305)	1:C:217:LEU:HG	1:C:218:ILE:H	16	0.14
(1,263)	1:C:217:LEU:HG	1:D:318:ILE:H	5	0.14
(1,263)	1:C:217:LEU:HG	1:D:318:ILE:H	11	0.14
(1,262)	1:A:18:ILE:H	1:B:117:LEU:HG	18	0.14
(1,249)	1:C:222:ARG:H	1:C:222:ARG:HD3	17	0.14
(1,194)	1:A:15:PHE:HD1	1:B:119:ARG:H	16	0.14
(1,194)	1:A:15:PHE:HD2	1:B:119:ARG:H	16	0.14
(1,166)	1:A:14:GLN:H	1:B:121:CYS:H	10	0.14
(1,166)	1:A:14:GLN:H	1:B:121:CYS:H	11	0.14
(1,162)	1:A:13:CYS:HB2	1:B:121:CYS:H	5	0.14
(1,160)	1:B:120:VAL:HG11	1:B:121:CYS:H	6	0.14
(1,160)	1:B:120:VAL:HG12	1:B:121:CYS:H	6	0.14
(1,160)	1:B:120:VAL:HG13	1:B:121:CYS:H	6	0.14
(1,160)	1:B:120:VAL:HG21	1:B:121:CYS:H	6	0.14
(1,160)	1:B:120:VAL:HG22	1:B:121:CYS:H	6	0.14
(1,160)	1:B:120:VAL:HG23	1:B:121:CYS:H	6	0.14
(1,125)	1:A:11:ARG:HD2	1:A:12:ILE:H	9	0.14
(1,125)	1:A:11:ARG:HD3	1:A:12:ILE:H	9	0.14
(1,125)	1:A:11:ARG:HD2	1:A:12:ILE:H	16	0.14
(1,125)	1:A:11:ARG:HD3	1:A:12:ILE:H	16	0.14
(1,124)	1:D:311:ARG:HD2	1:D:312:ILE:H	9	0.14
(1,124)	1:D:311:ARG:HD3	1:D:312:ILE:H	9	0.14
(1,124)	1:D:311:ARG:HD2	1:D:312:ILE:H	14	0.14
(1,124)	1:D:311:ARG:HD3	1:D:312:ILE:H	14	0.14

Continued on next page...

Continued from previous page...

Key	Atom-1	Atom-2	Model ID	Violation (Å)
(1,121)	1:A:11:ARG:HG2	1:A:12:ILE:H	17	0.14
(1,121)	1:A:11:ARG:HG3	1:A:12:ILE:H	17	0.14
(1,120)	1:D:311:ARG:HG2	1:D:312:ILE:H	15	0.14
(1,120)	1:D:311:ARG:HG3	1:D:312:ILE:H	15	0.14
(1,120)	1:D:311:ARG:HG2	1:D:312:ILE:H	17	0.14
(1,120)	1:D:311:ARG:HG3	1:D:312:ILE:H	17	0.14
(3,1)	1:A:12:ILE:H	1:B:122:ARG:O	16	0.13
(3,1)	1:A:12:ILE:H	1:B:122:ARG:O	19	0.13
(1,98)	1:A:21:CYS:H	1:D:314:GLN:HE22	9	0.13
(1,82)	1:C:222:ARG:HB2	1:C:222:ARG:HE	7	0.13
(1,81)	1:B:122:ARG:HB2	1:B:122:ARG:HE	13	0.13
(1,81)	1:B:122:ARG:HB2	1:B:122:ARG:HE	14	0.13
(1,540)	1:C:221:CYS:HA	1:D:313:CYS:H	19	0.13
(1,533)	1:A:12:ILE:HB	1:A:12:ILE:HD11	12	0.13
(1,533)	1:A:12:ILE:HB	1:A:12:ILE:HD12	12	0.13
(1,533)	1:A:12:ILE:HB	1:A:12:ILE:HD13	12	0.13
(1,533)	1:A:12:ILE:HB	1:A:12:ILE:HD11	13	0.13
(1,533)	1:A:12:ILE:HB	1:A:12:ILE:HD12	13	0.13
(1,533)	1:A:12:ILE:HB	1:A:12:ILE:HD13	13	0.13
(1,533)	1:A:12:ILE:HB	1:A:12:ILE:HD11	15	0.13
(1,533)	1:A:12:ILE:HB	1:A:12:ILE:HD12	15	0.13
(1,533)	1:A:12:ILE:HB	1:A:12:ILE:HD13	15	0.13
(1,533)	1:A:12:ILE:HB	1:A:12:ILE:HD11	17	0.13
(1,533)	1:A:12:ILE:HB	1:A:12:ILE:HD12	17	0.13
(1,533)	1:A:12:ILE:HB	1:A:12:ILE:HD13	17	0.13
(1,532)	1:D:312:ILE:HB	1:D:312:ILE:HD11	3	0.13
(1,532)	1:D:312:ILE:HB	1:D:312:ILE:HD12	3	0.13
(1,532)	1:D:312:ILE:HB	1:D:312:ILE:HD13	3	0.13
(1,532)	1:D:312:ILE:HB	1:D:312:ILE:HD11	7	0.13
(1,532)	1:D:312:ILE:HB	1:D:312:ILE:HD12	7	0.13
(1,532)	1:D:312:ILE:HB	1:D:312:ILE:HD13	7	0.13
(1,532)	1:D:312:ILE:HB	1:D:312:ILE:HD11	17	0.13
(1,532)	1:D:312:ILE:HB	1:D:312:ILE:HD12	17	0.13
(1,532)	1:D:312:ILE:HB	1:D:312:ILE:HD13	17	0.13
(1,532)	1:D:312:ILE:HB	1:D:312:ILE:HD11	19	0.13
(1,532)	1:D:312:ILE:HB	1:D:312:ILE:HD12	19	0.13
(1,532)	1:D:312:ILE:HB	1:D:312:ILE:HD13	19	0.13
(1,472)	1:B:119:ARG:HB2	1:B:119:ARG:HG3	6	0.13
(1,463)	1:C:214:GLN:HB3	1:C:214:GLN:HG3	15	0.13
(1,443)	1:C:217:LEU:HA	1:C:217:LEU:HG	2	0.13
(1,443)	1:C:217:LEU:HA	1:C:217:LEU:HG	14	0.13
(1,442)	1:B:117:LEU:HA	1:B:117:LEU:HG	4	0.13

Continued on next page...

Continued from previous page...

Key	Atom-1	Atom-2	Model ID	Violation (Å)
(1,442)	1:B:117:LEU:HA	1:B:117:LEU:HG	5	0.13
(1,442)	1:B:117:LEU:HA	1:B:117:LEU:HG	6	0.13
(1,442)	1:B:117:LEU:HA	1:B:117:LEU:HG	8	0.13
(1,385)	1:A:12:ILE:H	1:A:12:ILE:HG21	9	0.13
(1,385)	1:A:12:ILE:H	1:A:12:ILE:HG22	9	0.13
(1,385)	1:A:12:ILE:H	1:A:12:ILE:HG23	9	0.13
(1,329)	1:A:18:ILE:HD11	1:A:19:ARG:H	5	0.13
(1,329)	1:A:18:ILE:HD12	1:A:19:ARG:H	5	0.13
(1,329)	1:A:18:ILE:HD13	1:A:19:ARG:H	5	0.13
(1,32)	1:C:216:VAL:H	1:D:317:LEU:HA	19	0.13
(1,317)	1:A:17:LEU:H	1:A:18:ILE:HG21	1	0.13
(1,317)	1:A:17:LEU:H	1:A:18:ILE:HG22	1	0.13
(1,317)	1:A:17:LEU:H	1:A:18:ILE:HG23	1	0.13
(1,317)	1:A:17:LEU:H	1:A:18:ILE:HG21	11	0.13
(1,317)	1:A:17:LEU:H	1:A:18:ILE:HG22	11	0.13
(1,317)	1:A:17:LEU:H	1:A:18:ILE:HG23	11	0.13
(1,316)	1:D:317:LEU:H	1:D:318:ILE:HG21	18	0.13
(1,316)	1:D:317:LEU:H	1:D:318:ILE:HG22	18	0.13
(1,316)	1:D:317:LEU:H	1:D:318:ILE:HG23	18	0.13
(1,305)	1:C:217:LEU:HG	1:C:218:ILE:H	9	0.13
(1,304)	1:B:117:LEU:HG	1:B:118:ILE:H	4	0.13
(1,255)	1:C:222:ARG:H	1:D:312:ILE:HA	17	0.13
(1,254)	1:A:12:ILE:HA	1:B:122:ARG:H	20	0.13
(1,194)	1:A:15:PHE:HD1	1:B:119:ARG:H	9	0.13
(1,194)	1:A:15:PHE:HD2	1:B:119:ARG:H	9	0.13
(1,194)	1:A:15:PHE:HD1	1:B:119:ARG:H	10	0.13
(1,194)	1:A:15:PHE:HD2	1:B:119:ARG:H	10	0.13
(1,185)	1:A:19:ARG:H	1:A:19:ARG:HE	10	0.13
(1,184)	1:D:319:ARG:H	1:D:319:ARG:HE	19	0.13
(1,167)	1:C:221:CYS:H	1:D:314:GLN:H	3	0.13
(1,167)	1:C:221:CYS:H	1:D:314:GLN:H	12	0.13
(1,167)	1:C:221:CYS:H	1:D:314:GLN:H	16	0.13
(1,166)	1:A:14:GLN:H	1:B:121:CYS:H	1	0.13
(1,166)	1:A:14:GLN:H	1:B:121:CYS:H	4	0.13
(1,160)	1:B:120:VAL:HG11	1:B:121:CYS:H	4	0.13
(1,160)	1:B:120:VAL:HG12	1:B:121:CYS:H	4	0.13
(1,160)	1:B:120:VAL:HG13	1:B:121:CYS:H	4	0.13
(1,160)	1:B:120:VAL:HG21	1:B:121:CYS:H	4	0.13
(1,160)	1:B:120:VAL:HG22	1:B:121:CYS:H	4	0.13
(1,160)	1:B:120:VAL:HG23	1:B:121:CYS:H	4	0.13
(1,125)	1:A:11:ARG:HD2	1:A:12:ILE:H	8	0.13
(1,125)	1:A:11:ARG:HD3	1:A:12:ILE:H	8	0.13

Continued on next page...

Continued from previous page...

Key	Atom-1	Atom-2	Model ID	Violation (Å)
(1,124)	1:D:311:ARG:HD2	1:D:312:ILE:H	15	0.13
(1,124)	1:D:311:ARG:HD3	1:D:312:ILE:H	15	0.13
(1,121)	1:A:11:ARG:HG2	1:A:12:ILE:H	6	0.13
(1,121)	1:A:11:ARG:HG3	1:A:12:ILE:H	6	0.13
(1,121)	1:A:11:ARG:HG2	1:A:12:ILE:H	11	0.13
(1,121)	1:A:11:ARG:HG3	1:A:12:ILE:H	11	0.13
(1,121)	1:A:11:ARG:HG2	1:A:12:ILE:H	19	0.13
(1,121)	1:A:11:ARG:HG3	1:A:12:ILE:H	19	0.13
(1,121)	1:A:11:ARG:HG2	1:A:12:ILE:H	20	0.13
(1,121)	1:A:11:ARG:HG3	1:A:12:ILE:H	20	0.13
(1,81)	1:B:122:ARG:HB2	1:B:122:ARG:HE	16	0.12
(1,521)	1:A:11:ARG:HA	1:A:11:ARG:HG2	13	0.12
(1,521)	1:A:11:ARG:HA	1:A:11:ARG:HG3	13	0.12
(1,442)	1:B:117:LEU:HA	1:B:117:LEU:HG	14	0.12
(1,442)	1:B:117:LEU:HA	1:B:117:LEU:HG	15	0.12
(1,422)	1:B:122:ARG:HB3	1:B:122:ARG:HD3	20	0.12
(1,421)	1:C:215:PHE:H	1:C:215:PHE:HB2	11	0.12
(1,406)	1:B:120:VAL:H	1:B:120:VAL:HB	1	0.12
(1,406)	1:B:120:VAL:H	1:B:120:VAL:HB	8	0.12
(1,384)	1:D:312:ILE:H	1:D:312:ILE:HG21	13	0.12
(1,384)	1:D:312:ILE:H	1:D:312:ILE:HG22	13	0.12
(1,384)	1:D:312:ILE:H	1:D:312:ILE:HG23	13	0.12
(1,329)	1:A:18:ILE:HD11	1:A:19:ARG:H	6	0.12
(1,329)	1:A:18:ILE:HD12	1:A:19:ARG:H	6	0.12
(1,329)	1:A:18:ILE:HD13	1:A:19:ARG:H	6	0.12
(1,329)	1:A:18:ILE:HD11	1:A:19:ARG:H	8	0.12
(1,329)	1:A:18:ILE:HD12	1:A:19:ARG:H	8	0.12
(1,329)	1:A:18:ILE:HD13	1:A:19:ARG:H	8	0.12
(1,329)	1:A:18:ILE:HD11	1:A:19:ARG:H	12	0.12
(1,329)	1:A:18:ILE:HD12	1:A:19:ARG:H	12	0.12
(1,329)	1:A:18:ILE:HD13	1:A:19:ARG:H	12	0.12
(1,329)	1:A:18:ILE:HD11	1:A:19:ARG:H	15	0.12
(1,329)	1:A:18:ILE:HD12	1:A:19:ARG:H	15	0.12
(1,329)	1:A:18:ILE:HD13	1:A:19:ARG:H	15	0.12
(1,328)	1:D:318:ILE:HD11	1:D:319:ARG:H	5	0.12
(1,328)	1:D:318:ILE:HD12	1:D:319:ARG:H	5	0.12
(1,328)	1:D:318:ILE:HD13	1:D:319:ARG:H	5	0.12
(1,328)	1:D:318:ILE:HD11	1:D:319:ARG:H	6	0.12
(1,328)	1:D:318:ILE:HD12	1:D:319:ARG:H	6	0.12
(1,328)	1:D:318:ILE:HD13	1:D:319:ARG:H	6	0.12
(1,317)	1:A:17:LEU:H	1:A:18:ILE:HG21	4	0.12
(1,317)	1:A:17:LEU:H	1:A:18:ILE:HG22	4	0.12

Continued on next page...

Continued from previous page...

Key	Atom-1	Atom-2	Model ID	Violation (Å)
(1,317)	1:A:17:LEU:H	1:A:18:ILE:HG23	4	0.12
(1,317)	1:A:17:LEU:H	1:A:18:ILE:HG21	7	0.12
(1,317)	1:A:17:LEU:H	1:A:18:ILE:HG22	7	0.12
(1,317)	1:A:17:LEU:H	1:A:18:ILE:HG23	7	0.12
(1,316)	1:D:317:LEU:H	1:D:318:ILE:HG21	7	0.12
(1,316)	1:D:317:LEU:H	1:D:318:ILE:HG22	7	0.12
(1,316)	1:D:317:LEU:H	1:D:318:ILE:HG23	7	0.12
(1,316)	1:D:317:LEU:H	1:D:318:ILE:HG21	8	0.12
(1,316)	1:D:317:LEU:H	1:D:318:ILE:HG22	8	0.12
(1,316)	1:D:317:LEU:H	1:D:318:ILE:HG23	8	0.12
(1,316)	1:D:317:LEU:H	1:D:318:ILE:HG21	12	0.12
(1,316)	1:D:317:LEU:H	1:D:318:ILE:HG22	12	0.12
(1,316)	1:D:317:LEU:H	1:D:318:ILE:HG23	12	0.12
(1,316)	1:D:317:LEU:H	1:D:318:ILE:HG21	20	0.12
(1,316)	1:D:317:LEU:H	1:D:318:ILE:HG22	20	0.12
(1,316)	1:D:317:LEU:H	1:D:318:ILE:HG23	20	0.12
(1,304)	1:B:117:LEU:HG	1:B:118:ILE:H	13	0.12
(1,263)	1:C:217:LEU:HG	1:D:318:ILE:H	15	0.12
(1,262)	1:A:18:ILE:H	1:B:117:LEU:HG	1	0.12
(1,262)	1:A:18:ILE:H	1:B:117:LEU:HG	7	0.12
(1,262)	1:A:18:ILE:H	1:B:117:LEU:HG	12	0.12
(1,260)	1:B:119:ARG:HB3	1:B:119:ARG:HE	19	0.12
(1,255)	1:C:222:ARG:H	1:D:312:ILE:HA	12	0.12
(1,254)	1:A:12:ILE:HA	1:B:122:ARG:H	3	0.12
(1,230)	1:B:120:VAL:HG11	1:B:122:ARG:H	6	0.12
(1,230)	1:B:120:VAL:HG12	1:B:122:ARG:H	6	0.12
(1,230)	1:B:120:VAL:HG13	1:B:122:ARG:H	6	0.12
(1,230)	1:B:120:VAL:HG21	1:B:122:ARG:H	6	0.12
(1,230)	1:B:120:VAL:HG22	1:B:122:ARG:H	6	0.12
(1,230)	1:B:120:VAL:HG23	1:B:122:ARG:H	6	0.12
(1,194)	1:A:15:PHE:HD1	1:B:119:ARG:H	18	0.12
(1,194)	1:A:15:PHE:HD2	1:B:119:ARG:H	18	0.12
(1,166)	1:A:14:GLN:H	1:B:121:CYS:H	2	0.12
(1,166)	1:A:14:GLN:H	1:B:121:CYS:H	3	0.12
(1,166)	1:A:14:GLN:H	1:B:121:CYS:H	16	0.12
(1,166)	1:A:14:GLN:H	1:B:121:CYS:H	19	0.12
(1,163)	1:C:221:CYS:H	1:D:313:CYS:HB2	6	0.12
(1,163)	1:C:221:CYS:H	1:D:313:CYS:HB2	12	0.12
(1,161)	1:C:220:VAL:HG11	1:C:221:CYS:H	12	0.12
(1,161)	1:C:220:VAL:HG12	1:C:221:CYS:H	12	0.12
(1,161)	1:C:220:VAL:HG13	1:C:221:CYS:H	12	0.12
(1,161)	1:C:220:VAL:HG21	1:C:221:CYS:H	12	0.12

Continued on next page...

Continued from previous page...

Key	Atom-1	Atom-2	Model ID	Violation (Å)
(1,161)	1:C:220:VAL:HG22	1:C:221:CYS:H	12	0.12
(1,161)	1:C:220:VAL:HG23	1:C:221:CYS:H	12	0.12
(1,124)	1:D:311:ARG:HD2	1:D:312:ILE:H	2	0.12
(1,124)	1:D:311:ARG:HD3	1:D:312:ILE:H	2	0.12
(1,121)	1:A:11:ARG:HG2	1:A:12:ILE:H	4	0.12
(1,121)	1:A:11:ARG:HG3	1:A:12:ILE:H	4	0.12
(3,9)	1:A:16:VAL:H	1:B:118:ILE:O	16	0.11
(3,47)	1:C:222:ARG:O	1:D:312:ILE:H	13	0.11
(3,1)	1:A:12:ILE:H	1:B:122:ARG:O	15	0.11
(3,1)	1:A:12:ILE:H	1:B:122:ARG:O	17	0.11
(1,82)	1:C:222:ARG:HB2	1:C:222:ARG:HE	4	0.11
(1,81)	1:B:122:ARG:HB2	1:B:122:ARG:HE	11	0.11
(1,81)	1:B:122:ARG:HB2	1:B:122:ARG:HE	17	0.11
(1,572)	1:C:221:CYS:CB	1:D:313:CYS:SG	13	0.11
(1,540)	1:C:221:CYS:HA	1:D:313:CYS:H	13	0.11
(1,540)	1:C:221:CYS:HA	1:D:313:CYS:H	14	0.11
(1,505)	1:C:214:GLN:HA	1:C:214:GLN:HG2	7	0.11
(1,442)	1:B:117:LEU:HA	1:B:117:LEU:HG	11	0.11
(1,393)	1:A:12:ILE:HG21	1:A:12:ILE:HD11	14	0.11
(1,393)	1:A:12:ILE:HG21	1:A:12:ILE:HD12	14	0.11
(1,393)	1:A:12:ILE:HG21	1:A:12:ILE:HD13	14	0.11
(1,393)	1:A:12:ILE:HG22	1:A:12:ILE:HD11	14	0.11
(1,393)	1:A:12:ILE:HG22	1:A:12:ILE:HD12	14	0.11
(1,393)	1:A:12:ILE:HG22	1:A:12:ILE:HD13	14	0.11
(1,393)	1:A:12:ILE:HG23	1:A:12:ILE:HD11	14	0.11
(1,393)	1:A:12:ILE:HG23	1:A:12:ILE:HD12	14	0.11
(1,393)	1:A:12:ILE:HG23	1:A:12:ILE:HD13	14	0.11
(1,392)	1:D:312:ILE:HG21	1:D:312:ILE:HD11	11	0.11
(1,392)	1:D:312:ILE:HG21	1:D:312:ILE:HD12	11	0.11
(1,392)	1:D:312:ILE:HG21	1:D:312:ILE:HD13	11	0.11
(1,392)	1:D:312:ILE:HG22	1:D:312:ILE:HD11	11	0.11
(1,392)	1:D:312:ILE:HG22	1:D:312:ILE:HD12	11	0.11
(1,392)	1:D:312:ILE:HG22	1:D:312:ILE:HD13	11	0.11
(1,392)	1:D:312:ILE:HG23	1:D:312:ILE:HD11	11	0.11
(1,392)	1:D:312:ILE:HG23	1:D:312:ILE:HD12	11	0.11
(1,392)	1:D:312:ILE:HG23	1:D:312:ILE:HD13	11	0.11
(1,335)	1:C:214:GLN:H	1:D:319:ARG:HA	12	0.11
(1,333)	1:A:19:ARG:H	1:A:19:ARG:HG3	9	0.11
(1,329)	1:A:18:ILE:HD11	1:A:19:ARG:H	4	0.11
(1,329)	1:A:18:ILE:HD12	1:A:19:ARG:H	4	0.11
(1,329)	1:A:18:ILE:HD13	1:A:19:ARG:H	4	0.11
(1,329)	1:A:18:ILE:HD11	1:A:19:ARG:H	9	0.11

Continued on next page...

Continued from previous page...

Key	Atom-1	Atom-2	Model ID	Violation (Å)
(1,329)	1:A:18:ILE:HD12	1:A:19:ARG:H	9	0.11
(1,329)	1:A:18:ILE:HD13	1:A:19:ARG:H	9	0.11
(1,329)	1:A:18:ILE:HD11	1:A:19:ARG:H	11	0.11
(1,329)	1:A:18:ILE:HD12	1:A:19:ARG:H	11	0.11
(1,329)	1:A:18:ILE:HD13	1:A:19:ARG:H	11	0.11
(1,328)	1:D:318:ILE:HD11	1:D:319:ARG:H	11	0.11
(1,328)	1:D:318:ILE:HD12	1:D:319:ARG:H	11	0.11
(1,328)	1:D:318:ILE:HD13	1:D:319:ARG:H	11	0.11
(1,317)	1:A:17:LEU:H	1:A:18:ILE:HG21	20	0.11
(1,317)	1:A:17:LEU:H	1:A:18:ILE:HG22	20	0.11
(1,317)	1:A:17:LEU:H	1:A:18:ILE:HG23	20	0.11
(1,316)	1:D:317:LEU:H	1:D:318:ILE:HG21	2	0.11
(1,316)	1:D:317:LEU:H	1:D:318:ILE:HG22	2	0.11
(1,316)	1:D:317:LEU:H	1:D:318:ILE:HG23	2	0.11
(1,316)	1:D:317:LEU:H	1:D:318:ILE:HG21	6	0.11
(1,316)	1:D:317:LEU:H	1:D:318:ILE:HG22	6	0.11
(1,316)	1:D:317:LEU:H	1:D:318:ILE:HG23	6	0.11
(1,316)	1:D:317:LEU:H	1:D:318:ILE:HG21	16	0.11
(1,316)	1:D:317:LEU:H	1:D:318:ILE:HG22	16	0.11
(1,316)	1:D:317:LEU:H	1:D:318:ILE:HG23	16	0.11
(1,316)	1:D:317:LEU:H	1:D:318:ILE:HG21	17	0.11
(1,316)	1:D:317:LEU:H	1:D:318:ILE:HG22	17	0.11
(1,316)	1:D:317:LEU:H	1:D:318:ILE:HG23	17	0.11
(1,305)	1:C:217:LEU:HG	1:C:218:ILE:H	3	0.11
(1,305)	1:C:217:LEU:HG	1:C:218:ILE:H	8	0.11
(1,304)	1:B:117:LEU:HG	1:B:118:ILE:H	1	0.11
(1,304)	1:B:117:LEU:HG	1:B:118:ILE:H	2	0.11
(1,304)	1:B:117:LEU:HG	1:B:118:ILE:H	11	0.11
(1,304)	1:B:117:LEU:HG	1:B:118:ILE:H	15	0.11
(1,301)	1:A:12:ILE:HB	1:A:13:CYS:H	11	0.11
(1,301)	1:A:12:ILE:HB	1:A:13:CYS:H	15	0.11
(1,263)	1:C:217:LEU:HG	1:D:318:ILE:H	7	0.11
(1,263)	1:C:217:LEU:HG	1:D:318:ILE:H	10	0.11
(1,262)	1:A:18:ILE:H	1:B:117:LEU:HG	3	0.11
(1,254)	1:A:12:ILE:HA	1:B:122:ARG:H	17	0.11
(1,231)	1:C:220:VAL:HG11	1:C:222:ARG:H	12	0.11
(1,231)	1:C:220:VAL:HG12	1:C:222:ARG:H	12	0.11
(1,231)	1:C:220:VAL:HG13	1:C:222:ARG:H	12	0.11
(1,231)	1:C:220:VAL:HG21	1:C:222:ARG:H	12	0.11
(1,231)	1:C:220:VAL:HG22	1:C:222:ARG:H	12	0.11
(1,231)	1:C:220:VAL:HG23	1:C:222:ARG:H	12	0.11
(1,212)	1:D:321:CYS:HB3	1:D:322:ARG:H	7	0.11

Continued on next page...

Continued from previous page...

Key	Atom-1	Atom-2	Model ID	Violation (Å)
(1,185)	1:A:19:ARG:H	1:A:19:ARG:HE	5	0.11
(1,166)	1:A:14:GLN:H	1:B:121:CYS:H	8	0.11
(1,166)	1:A:14:GLN:H	1:B:121:CYS:H	20	0.11
(1,162)	1:A:13:CYS:HB2	1:B:121:CYS:H	6	0.11
(1,162)	1:A:13:CYS:HB2	1:B:121:CYS:H	11	0.11
(1,15)	1:A:15:PHE:HD1	1:B:120:VAL:H	6	0.11
(1,15)	1:A:15:PHE:HD2	1:B:120:VAL:H	6	0.11
(1,15)	1:A:15:PHE:HD1	1:B:120:VAL:H	13	0.11
(1,15)	1:A:15:PHE:HD2	1:B:120:VAL:H	13	0.11
(1,125)	1:A:11:ARG:HD2	1:A:12:ILE:H	2	0.11
(1,125)	1:A:11:ARG:HD3	1:A:12:ILE:H	2	0.11
(1,124)	1:D:311:ARG:HD2	1:D:312:ILE:H	1	0.11
(1,124)	1:D:311:ARG:HD3	1:D:312:ILE:H	1	0.11

10 Dihedral-angle violation analysis

Dihedral angle analysis failed due to data error in the dihedral angle restraints, possibly missing target value