



Full wwPDB X-ray Structure Validation Report ⓘ

Jul 26, 2023 – 02:34 AM EDT

PDB ID : 1AON
Title : CRYSTAL STRUCTURE OF THE ASYMMETRIC CHAPERONIN COM-
PLEX GROEL/GROES/(ADP)7
Authors : Xu, Z.; Horwich, A.L.; Sigler, P.B.
Deposited on : 1997-07-08
Resolution : 3.00 Å(reported)

This is a Full wwPDB X-ray Structure Validation Report for a publicly released PDB entry.

We welcome your comments at validation@mail.wwpdb.org

A user guide is available at

<https://www.wwpdb.org/validation/2017/XrayValidationReportHelp>

with specific help available everywhere you see the ⓘ symbol.

The types of validation reports are described at

<http://www.wwpdb.org/validation/2017/FAQs#types>.

The following versions of software and data (see [references ⓘ](#)) were used in the production of this report:

MolProbity : 4.02b-467
Mogul : 1.8.5 (274361), CSD as541be (2020)
Xtrriage (Phenix) : 1.13
EDS : 2.34
buster-report : 1.1.7 (2018)
Percentile statistics : 20191225.v01 (using entries in the PDB archive December 25th 2019)
Refmac : 5.8.0158
CCP4 : 7.0.044 (Gargrove)
Ideal geometry (proteins) : Engh & Huber (2001)
Ideal geometry (DNA, RNA) : Parkinson et al. (1996)
Validation Pipeline (wwPDB-VP) : 2.34

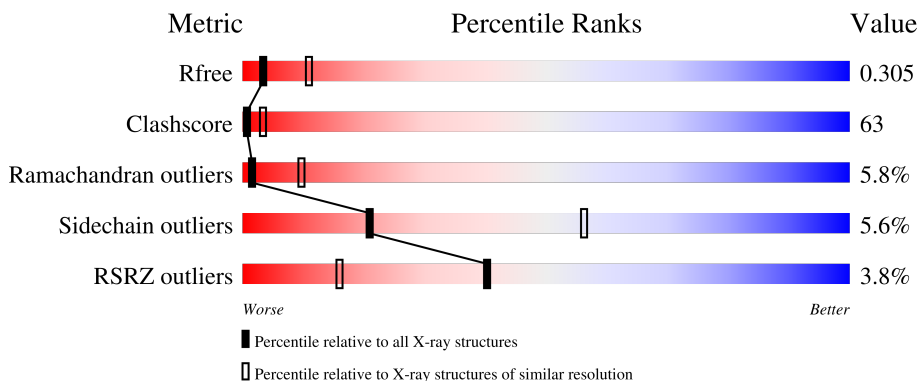
1 Overall quality at a glance

The following experimental techniques were used to determine the structure:

X-RAY DIFFRACTION

The reported resolution of this entry is 3.00 Å.

Percentile scores (ranging between 0-100) for global validation metrics of the entry are shown in the following graphic. The table shows the number of entries on which the scores are based.



Metric	Whole archive (#Entries)	Similar resolution (#Entries, resolution range(Å))
R_{free}	130704	2092 (3.00-3.00)
Clashscore	141614	2416 (3.00-3.00)
Ramachandran outliers	138981	2333 (3.00-3.00)
Sidechain outliers	138945	2336 (3.00-3.00)
RSRZ outliers	127900	1990 (3.00-3.00)

The table below summarises the geometric issues observed across the polymeric chains and their fit to the electron density. The red, orange, yellow and green segments of the lower bar indicate the fraction of residues that contain outliers for ≥ 3 , 2, 1 and 0 types of geometric quality criteria respectively. A grey segment represents the fraction of residues that are not modelled. The numeric value for each fraction is indicated below the corresponding segment, with a dot representing fractions $\leq 5\%$. The upper red bar (where present) indicates the fraction of residues that have poor fit to the electron density. The numeric value is given above the bar.

Mol	Chain	Length	Quality of chain
1	A	547	 3% 29% 58% 8% . .
1	B	547	 3% 29% 58% 8% . .
1	C	547	 3% 29% 57% 9% . .
1	D	547	 3% 30% 58% 8% . .
1	E	547	 6% 28% 59% 9% . .

Continued on next page...

Continued from previous page...

Mol	Chain	Length	Quality of chain
1	F	547	6% 27% 60% 8% . .
1	G	547	5% 27% 59% 9% . .
1	H	547	29% 59% 6% . .
1	I	547	30% 58% 7% .
1	J	547	31% 59% 6% .
1	K	547	2% 28% 61% 6% . .
1	L	547	27% 62% 6% . .
1	M	547	2% 28% 61% 7% .
1	N	547	2% 31% 59% 6% .
2	O	97	18% 33% 59% 8%
2	P	97	13% 34% 57% 9%
2	Q	97	11% 31% 58% 11%
2	R	97	14% 27% 61% 12%
2	S	97	13% 35% 57% 8%
2	T	97	19% 31% 57% 12%
2	U	97	13% 29% 60% 11%

2 Entry composition [i](#)

There are 4 unique types of molecules in this entry. The entry contains 58870 atoms, of which 0 are hydrogens and 0 are deuteriums.

In the tables below, the ZeroOcc column contains the number of atoms modelled with zero occupancy, the AltConf column contains the number of residues with at least one atom in alternate conformation and the Trace column contains the number of residues modelled with at most 2 atoms.

- Molecule 1 is a protein called GROEL.

Mol	Chain	Residues	Atoms					ZeroOcc	AltConf	Trace
			Total	C	N	O	S			
1	A	524	3808	2368	653	767	20	0	0	0
1	B	524	3808	2368	653	767	20	0	0	0
1	C	524	3808	2368	653	767	20	0	0	0
1	D	524	3808	2368	653	767	20	0	0	0
1	E	524	3808	2368	653	767	20	0	0	0
1	F	524	3808	2368	653	767	20	0	0	0
1	G	524	3808	2368	653	767	20	0	0	0
1	H	524	3849	2394	662	773	20	0	0	0
1	I	524	3849	2394	662	773	20	0	0	0
1	J	524	3849	2394	662	773	20	0	0	0
1	K	524	3849	2394	662	773	20	0	0	0
1	L	524	3849	2394	662	773	20	0	0	0
1	M	524	3849	2394	662	773	20	0	0	0
1	N	524	3849	2394	662	773	20	0	0	0

- Molecule 2 is a protein called GROEL/GROES COMPLEX.

Mol	Chain	Residues	Atoms					ZeroOcc	AltConf	Trace
2	O	97	Total	C	N	O	S	0	0	0
			725	452	127	145	1			
2	P	97	Total	C	N	O	S	0	0	0
			725	452	127	145	1			
2	Q	97	Total	C	N	O	S	0	0	0
			725	452	127	145	1			
2	R	97	Total	C	N	O	S	0	0	0
			725	452	127	145	1			
2	S	97	Total	C	N	O	S	0	0	0
			725	452	127	145	1			
2	T	97	Total	C	N	O	S	0	0	0
			725	452	127	145	1			
2	U	97	Total	C	N	O	S	0	0	0
			725	452	127	145	1			

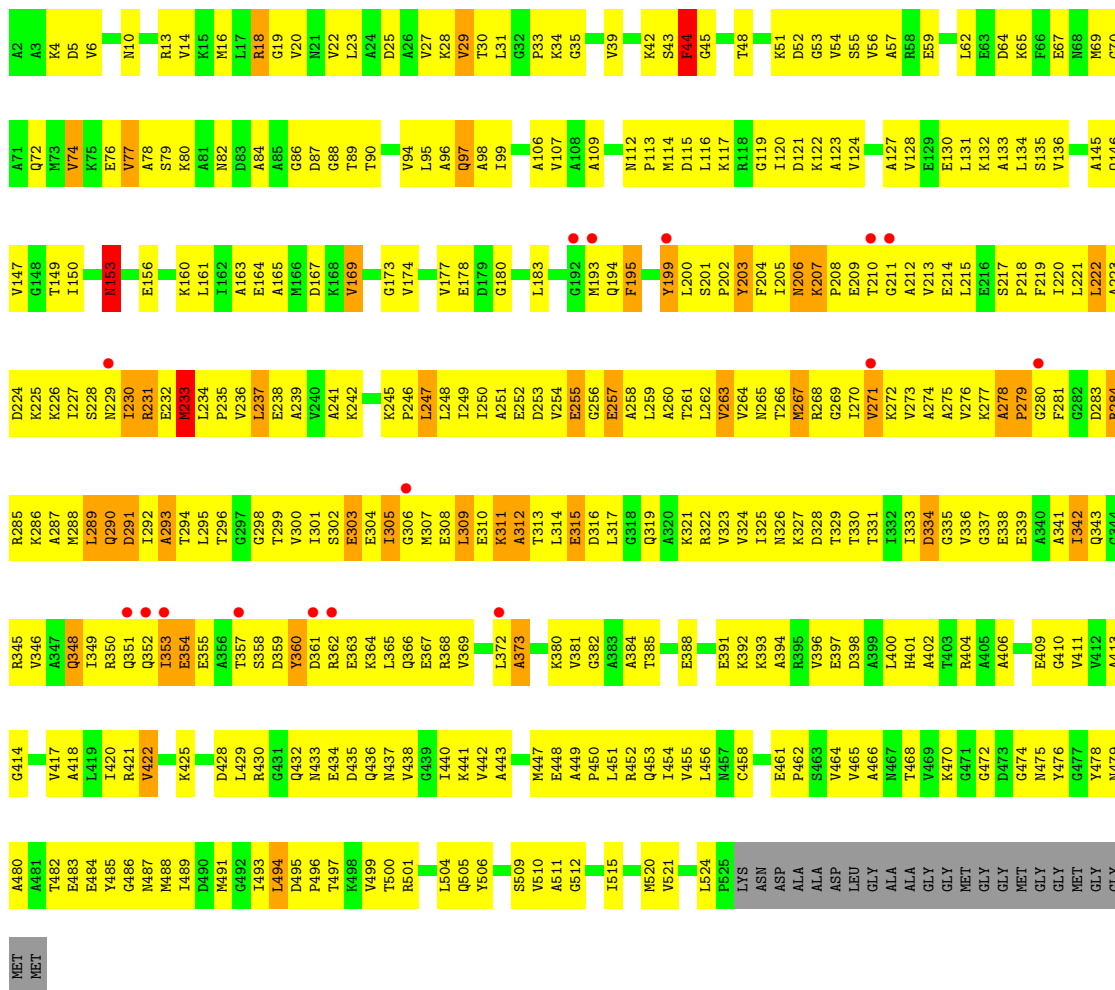
- Molecule 3 is MAGNESIUM ION (three-letter code: MG) (formula: Mg).

Mol	Chain	Residues	Atoms		ZeroOcc	AltConf
3	A	1	Total	Mg	0	0
			1	1		
3	B	1	Total	Mg	0	0
			1	1		
3	C	1	Total	Mg	0	0
			1	1		
3	D	1	Total	Mg	0	0
			1	1		
3	E	1	Total	Mg	0	0
			1	1		
3	F	1	Total	Mg	0	0
			1	1		
3	G	1	Total	Mg	0	0
			1	1		

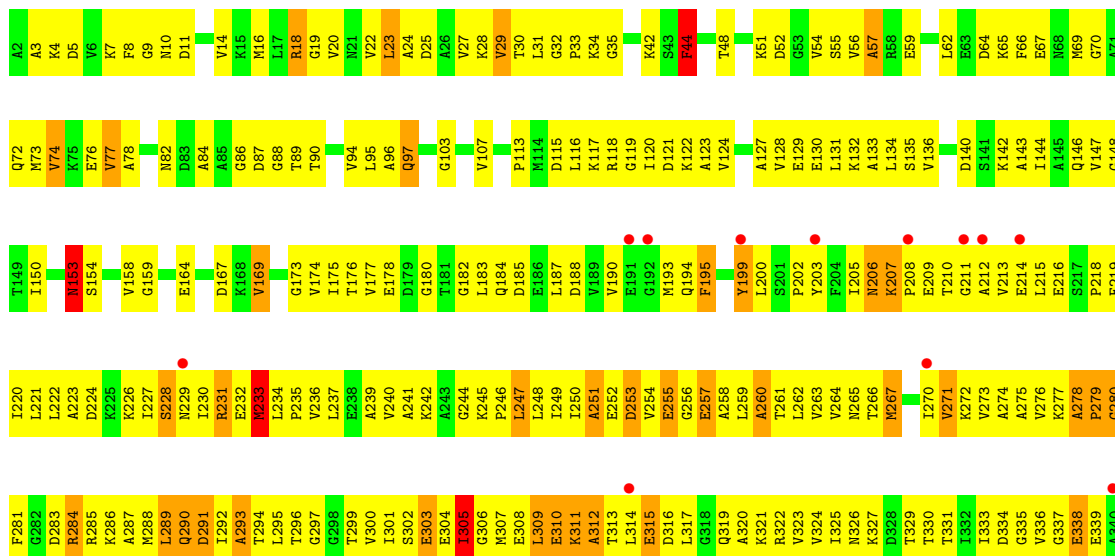
- Molecule 4 is ADENOSINE-5'-DIPHOSPHATE (three-letter code: ADP) (formula: C₁₀H₁₅N₅O₁₀P₂).

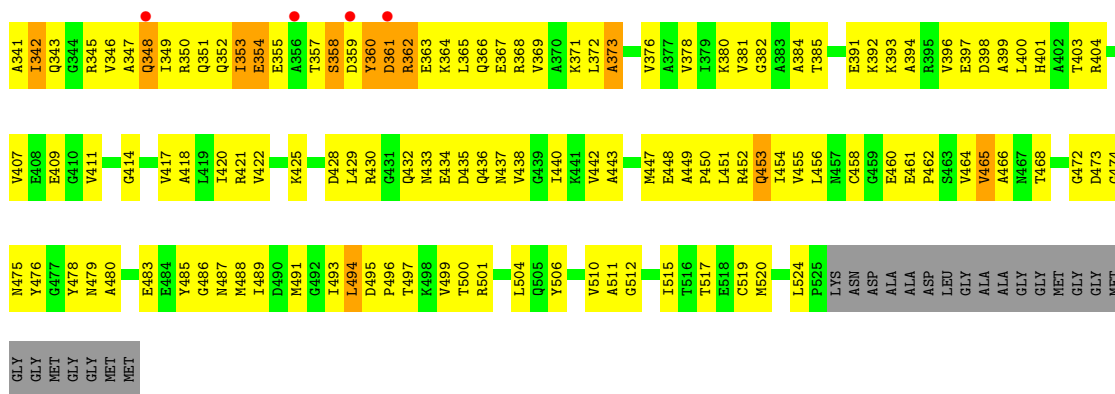


Mol	Chain	Residues	Atoms					ZeroOcc	AltConf
			Total	C	N	O	P		
4	A	1	Total	C	N	O	P	0	0
			27	10	5	10	2		
4	B	1	Total	C	N	O	P	0	0
			27	10	5	10	2		
4	C	1	Total	C	N	O	P	0	0
			27	10	5	10	2		
4	D	1	Total	C	N	O	P	0	0
			27	10	5	10	2		
4	E	1	Total	C	N	O	P	0	0
			27	10	5	10	2		
4	F	1	Total	C	N	O	P	0	0
			27	10	5	10	2		
4	G	1	Total	C	N	O	P	0	0
			27	10	5	10	2		

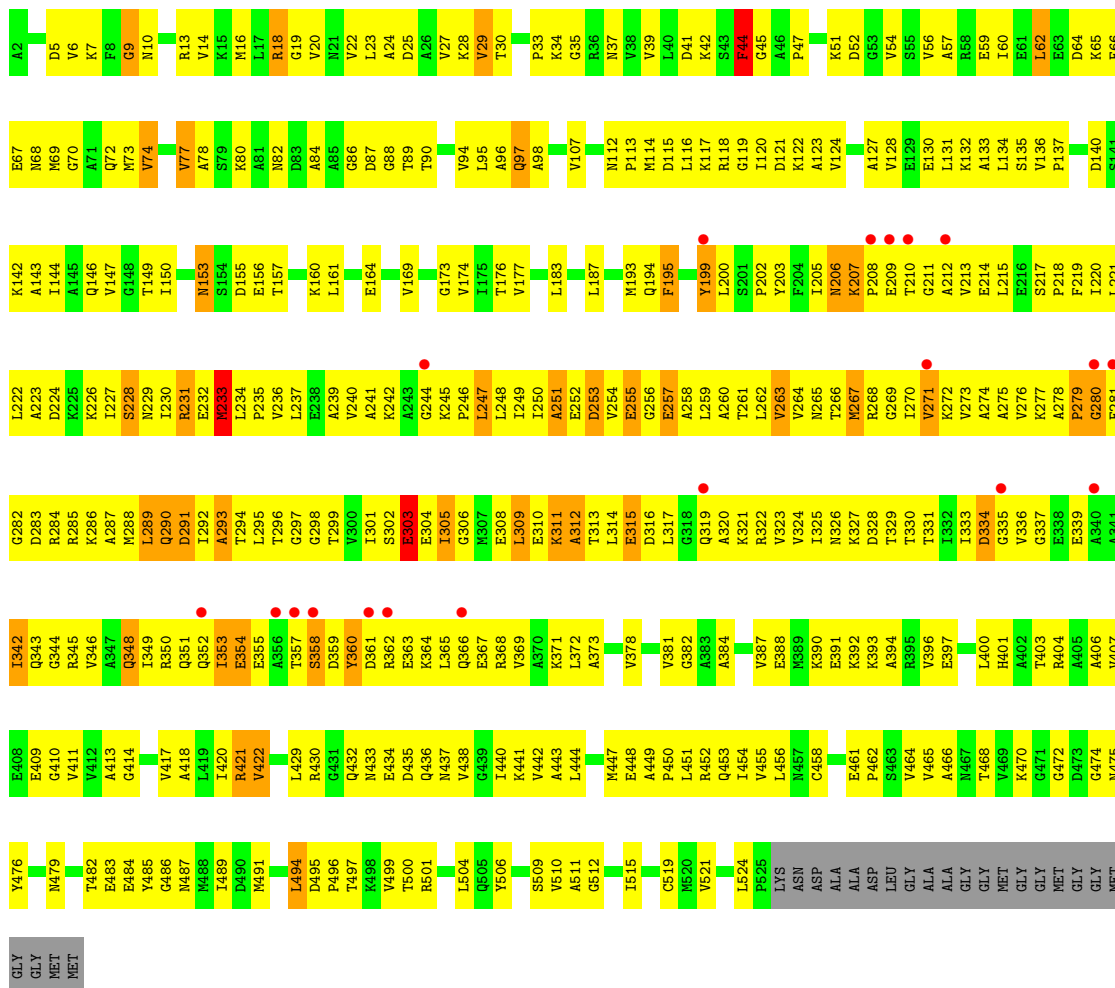


• Molecule 1: GROEL



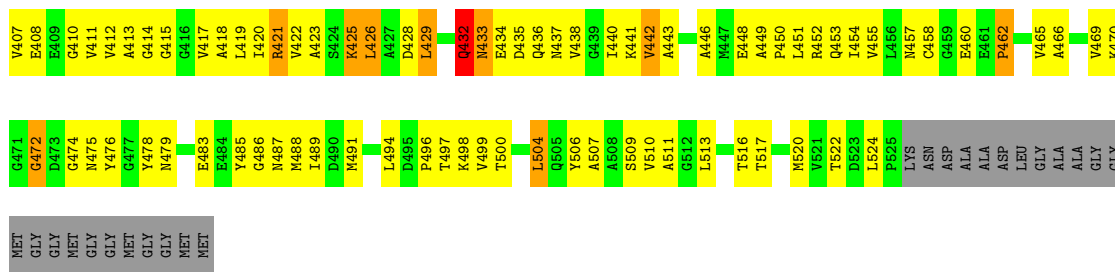


• Molecule 1: GROEL

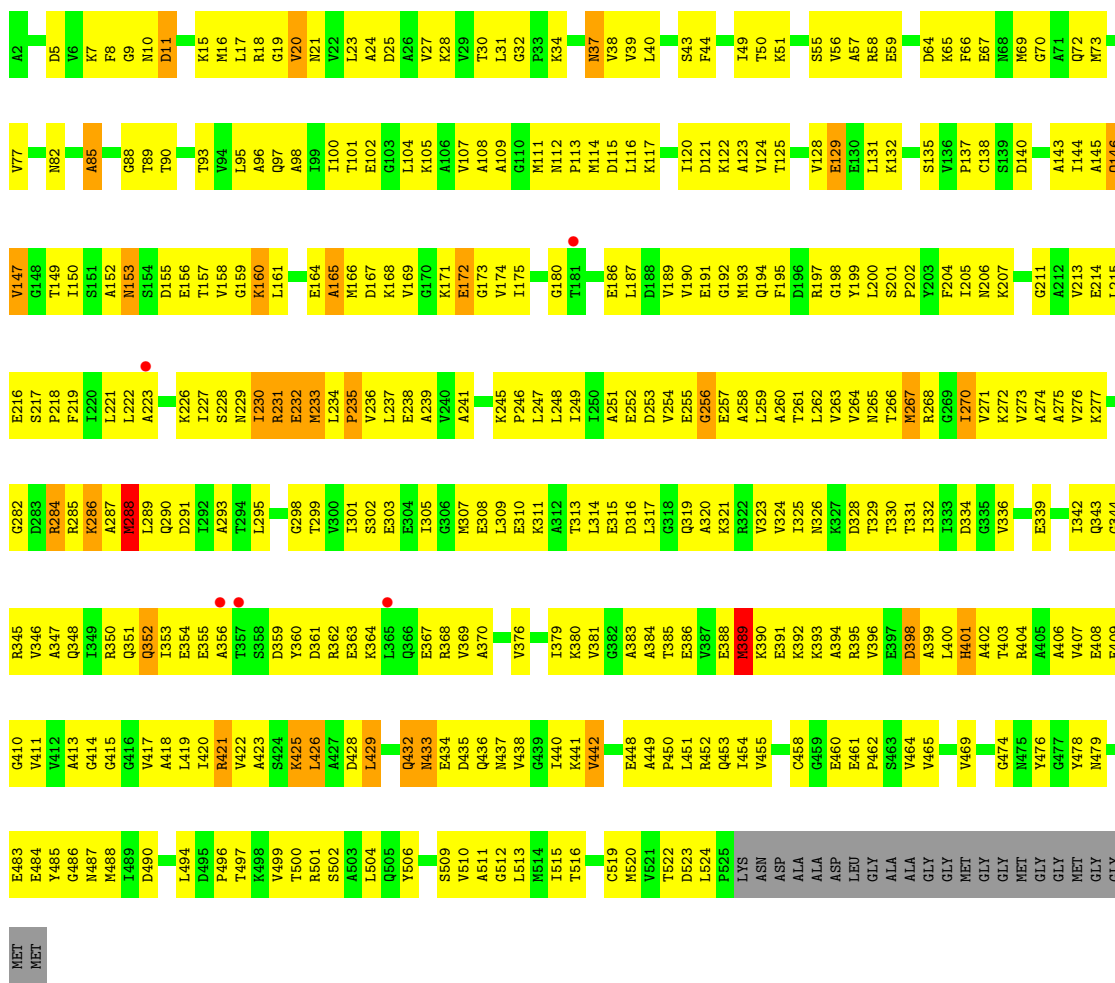


• Molecule 1: GROEL



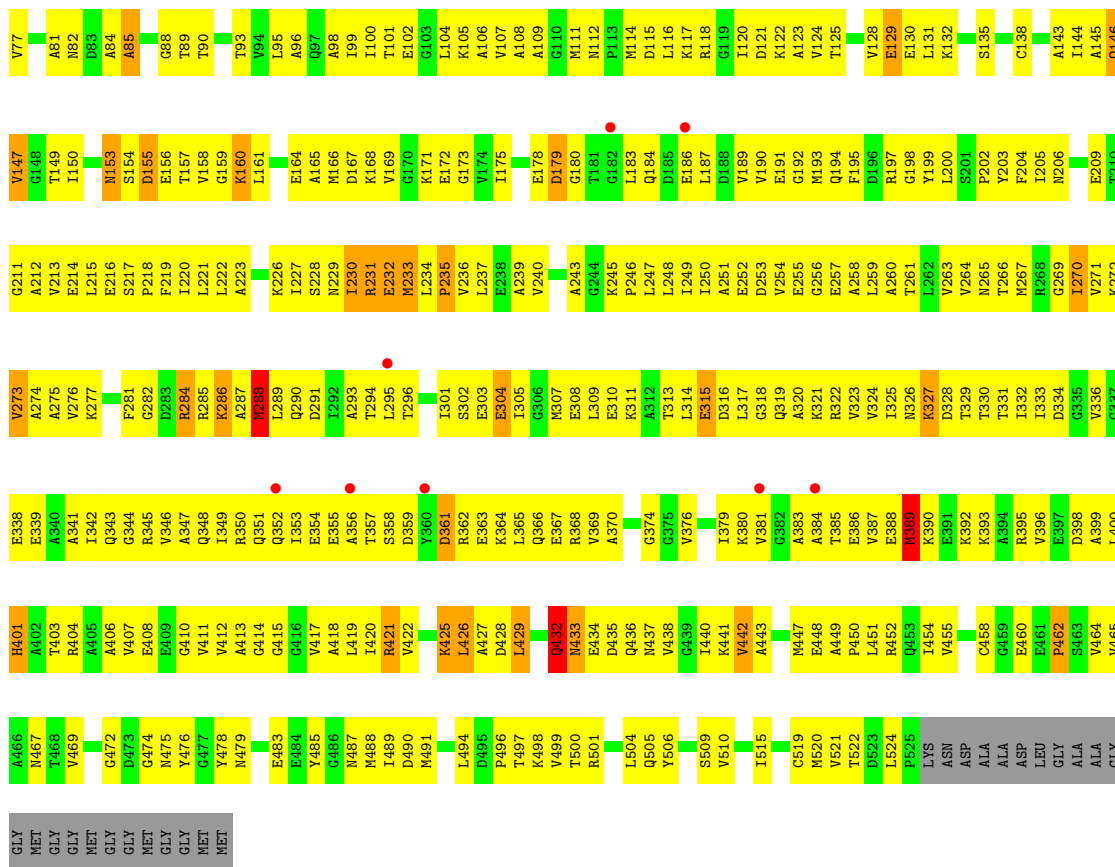


• Molecule 1: GROEL

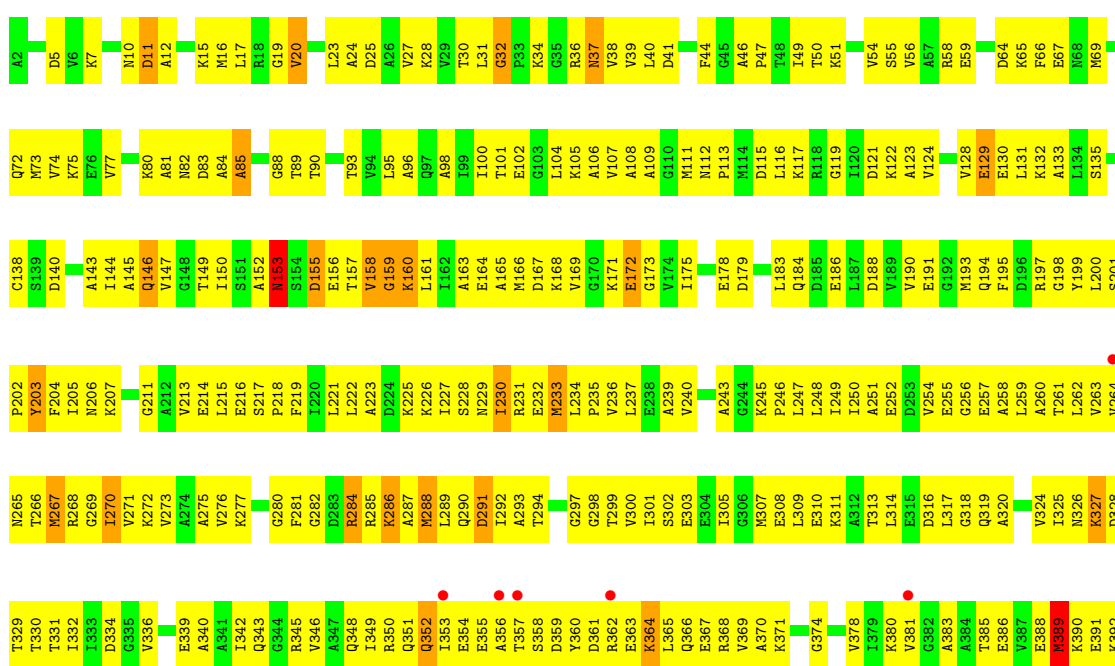


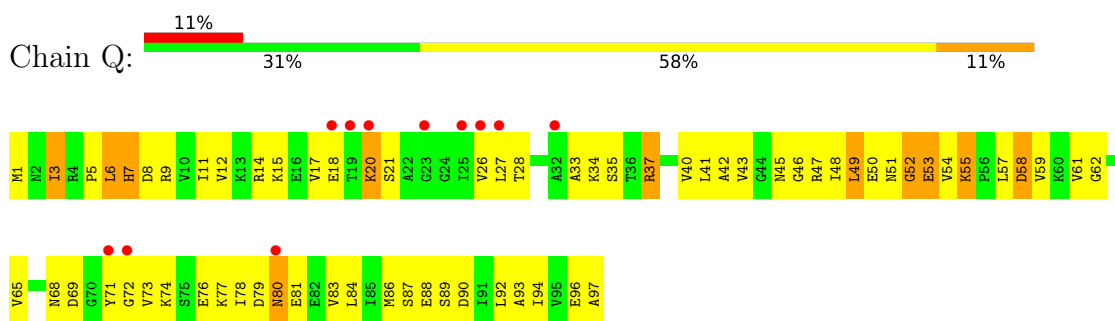
• Molecule 1: GROEL



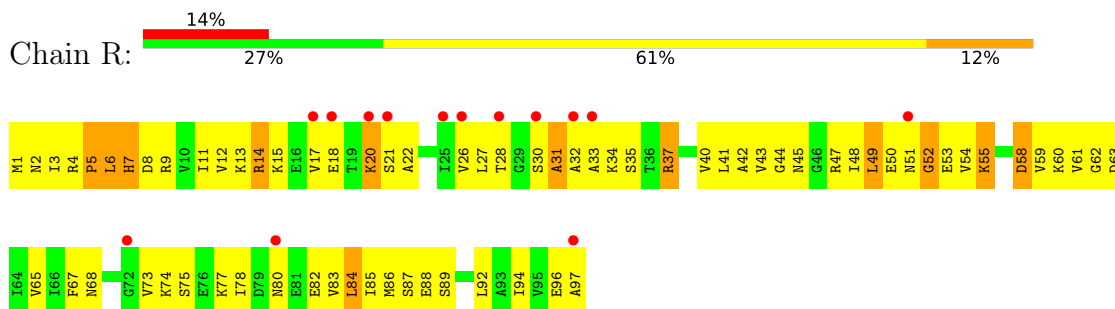


• Molecule 1: GROEL

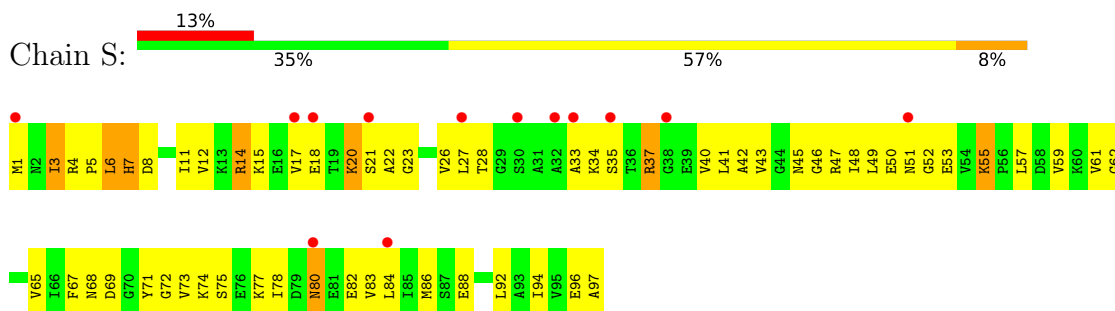




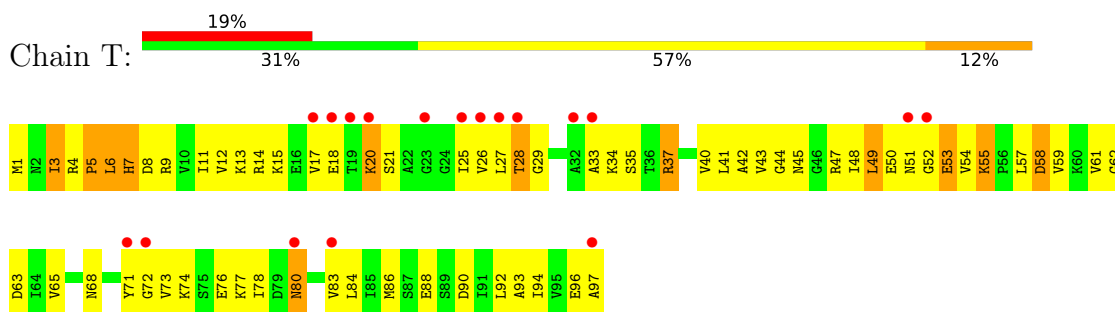
- Molecule 2: GROEL/GROES COMPLEX



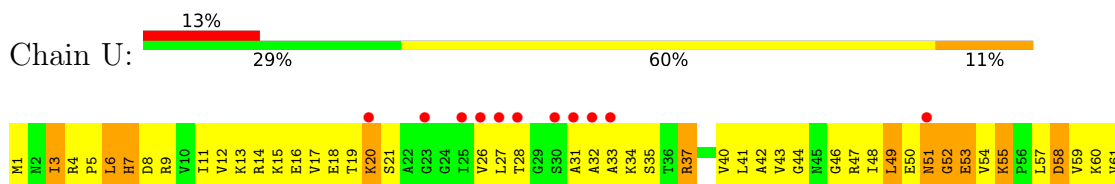
- Molecule 2: GROEL/GROES COMPLEX

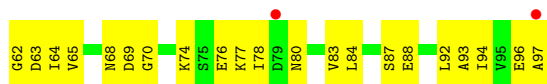


- Molecule 2: GROEL/GROES COMPLEX



- Molecule 2: GROEL/GROES COMPLEX





4 Data and refinement statistics

Property	Value	Source
Space group	P 21 21 2	Depositor
Cell constants a, b, c, α , β , γ	255.26Å 265.25Å 184.40Å 90.00° 90.00° 90.00°	Depositor
Resolution (Å)	40.00 – 3.00 40.07 – 2.99	Depositor EDS
% Data completeness (in resolution range)	79.7 (40.00-3.00) 96.7 (40.07-2.99)	Depositor EDS
R_{merge}	(Not available)	Depositor
R_{sym}	0.12	Depositor
$\langle I/\sigma(I) \rangle$ ¹	2.25 (at 3.01Å)	Xtrriage
Refinement program	X-PLOR	Depositor
R, R_{free}	0.248 , 0.291 0.271 , 0.305	Depositor DCC
R_{free} test set	12081 reflections (4.98%)	wwPDB-VP
Wilson B-factor (Å ²)	50.3	Xtrriage
Anisotropy	0.614	Xtrriage
Bulk solvent k_{sol} (e/Å ³), B_{sol} (Å ²)	0.31 , 70.3	EDS
L-test for twinning ²	$\langle L \rangle = 0.49$, $\langle L^2 \rangle = 0.33$	Xtrriage
Estimated twinning fraction	0.003 for k,h,-l	Xtrriage
F_o, F_c correlation	0.89	EDS
Total number of atoms	58870	wwPDB-VP
Average B, all atoms (Å ²)	61.0	wwPDB-VP

Xtrriage's analysis on translational NCS is as follows: *The largest off-origin peak in the Patterson function is 3.22% of the height of the origin peak. No significant pseudotranslation is detected.*

¹Intensities estimated from amplitudes.

²Theoretical values of $\langle |L| \rangle$, $\langle L^2 \rangle$ for acentric reflections are 0.5, 0.333 respectively for untwinned datasets, and 0.375, 0.2 for perfectly twinned datasets.

5 Model quality

5.1 Standard geometry

Bond lengths and bond angles in the following residue types are not validated in this section: ADP, MG

The Z score for a bond length (or angle) is the number of standard deviations the observed value is removed from the expected value. A bond length (or angle) with $|Z| > 5$ is considered an outlier worth inspection. RMSZ is the root-mean-square of all Z scores of the bond lengths (or angles).

Mol	Chain	Bond lengths		Bond angles	
		RMSZ	# Z >5	RMSZ	# Z >5
1	A	0.52	0/3835	0.76	0/5186
1	B	0.52	0/3835	0.75	0/5186
1	C	0.52	0/3835	0.74	0/5186
1	D	0.53	0/3835	0.74	0/5186
1	E	0.52	0/3835	0.76	0/5186
1	F	0.52	0/3835	0.75	0/5186
1	G	0.52	0/3835	0.75	0/5186
1	H	0.48	0/3877	0.73	0/5236
1	I	0.49	0/3877	0.71	0/5236
1	J	0.47	0/3877	0.72	0/5236
1	K	0.47	0/3877	0.72	0/5236
1	L	0.46	0/3877	0.72	0/5236
1	M	0.47	0/3877	0.71	0/5236
1	N	0.48	0/3877	0.73	0/5236
2	O	0.39	0/729	0.68	0/980
2	P	0.36	0/729	0.68	0/980
2	Q	0.37	0/729	0.69	0/980
2	R	0.40	0/729	0.69	0/980
2	S	0.37	0/729	0.69	0/980
2	T	0.39	0/729	0.69	0/980
2	U	0.36	0/729	0.68	0/980
All	All	0.49	0/59087	0.73	0/79814

There are no bond length outliers.

There are no bond angle outliers.

There are no chirality outliers.

There are no planarity outliers.

5.2 Too-close contacts

In the following table, the Non-H and H(model) columns list the number of non-hydrogen atoms and hydrogen atoms in the chain respectively. The H(added) column lists the number of hydrogen atoms added and optimized by MolProbity. The Clashes column lists the number of clashes within the asymmetric unit, whereas Symm-Clashes lists symmetry-related clashes.

Mol	Chain	Non-H	H(model)	H(added)	Clashes	Symm-Clashes
1	A	3808	0	3890	563	1
1	B	3808	0	3890	513	0
1	C	3808	0	3890	525	0
1	D	3808	0	3890	527	0
1	E	3808	0	3890	537	0
1	F	3808	0	3890	556	0
1	G	3808	0	3890	535	0
1	H	3849	0	3965	479	0
1	I	3849	0	3965	439	0
1	J	3849	0	3965	444	1
1	K	3849	0	3965	479	0
1	L	3849	0	3965	504	0
1	M	3849	0	3965	486	0
1	N	3849	0	3965	435	0
2	O	725	0	755	119	0
2	P	725	0	755	98	0
2	Q	725	0	755	106	0
2	R	725	0	755	104	0
2	S	725	0	755	98	0
2	T	725	0	755	112	0
2	U	725	0	755	101	0
3	A	1	0	0	0	0
3	B	1	0	0	0	0
3	C	1	0	0	0	0
3	D	1	0	0	0	0
3	E	1	0	0	0	0
3	F	1	0	0	0	0
3	G	1	0	0	0	0
4	A	27	0	12	2	0
4	B	27	0	12	5	0
4	C	27	0	12	5	0
4	D	27	0	12	1	0
4	E	27	0	12	1	0
4	F	27	0	12	6	0
4	G	27	0	12	2	0
All	All	58870	0	60354	7568	1

The all-atom clashscore is defined as the number of clashes found per 1000 atoms (including hydrogen atoms). The all-atom clashscore for this structure is 63.

All (7568) close contacts within the same asymmetric unit are listed below, sorted by their clash magnitude.

Atom-1	Atom-2	Interatomic distance (Å)	Clash overlap (Å)
1:G:233:MET:HA	1:G:310:GLU:HG3	1.20	1.19
1:F:322:ARG:HB3	1:F:333:ILE:HD12	1.24	1.18
1:B:228:SER:HA	1:B:255:GLU:HB2	1.27	1.13
1:D:214:GLU:HB3	1:D:322:ARG:HD3	1.30	1.13
2:O:55:LYS:H	2:O:55:LYS:HE2	1.15	1.12
1:B:214:GLU:HB3	1:B:322:ARG:HD3	1.32	1.12
1:H:230:ILE:HG13	1:H:258:ALA:HA	1.32	1.11
1:G:18:ARG:HB3	1:G:18:ARG:HH11	1.15	1.10
1:A:233:MET:HA	1:A:310:GLU:HG3	1.31	1.10
2:U:55:LYS:HE2	2:U:55:LYS:H	1.11	1.10
1:D:305:ILE:HG22	1:D:306:GLY:H	1.10	1.09
1:L:232:GLU:HB3	1:L:309:LEU:HB2	1.25	1.09
1:F:233:MET:HA	1:F:310:GLU:HG3	1.33	1.09
1:H:308:GLU:HB3	1:H:311:LYS:HD3	1.35	1.09
1:A:228:SER:HA	1:A:255:GLU:HB2	1.29	1.08
1:B:18:ARG:HB3	1:B:18:ARG:HH11	1.14	1.08
1:C:18:ARG:HB3	1:C:18:ARG:HH11	1.02	1.08
1:F:228:SER:HA	1:F:255:GLU:HB2	1.32	1.08
1:C:233:MET:HA	1:C:310:GLU:HG3	1.29	1.07
1:C:322:ARG:HB3	1:C:333:ILE:HD12	1.37	1.07
1:B:233:MET:HA	1:B:310:GLU:HG3	1.30	1.07
1:G:214:GLU:HB3	1:G:322:ARG:HD3	1.34	1.07
1:K:359:ASP:HA	1:K:362:ARG:HH12	1.17	1.07
2:Q:55:LYS:H	2:Q:55:LYS:HE2	1.14	1.06
1:E:296:THR:HG22	1:E:335:GLY:HA3	1.35	1.06
1:E:18:ARG:HB3	1:E:18:ARG:HH11	1.16	1.05
1:F:296:THR:HG22	1:F:335:GLY:HA3	1.39	1.05
1:D:18:ARG:HB3	1:D:18:ARG:HH11	1.14	1.05
1:E:228:SER:HA	1:E:255:GLU:HB2	1.33	1.05
1:L:230:ILE:HG13	1:L:258:ALA:HA	1.39	1.05
1:A:18:ARG:HH11	1:A:18:ARG:HB3	1.18	1.04
1:G:322:ARG:HB3	1:G:333:ILE:HD12	1.37	1.04
1:H:232:GLU:HB3	1:H:309:LEU:HB2	1.38	1.04
1:E:322:ARG:HB3	1:E:333:ILE:HD12	1.39	1.04
1:F:18:ARG:HB3	1:F:18:ARG:HH11	1.19	1.04
1:N:230:ILE:H	1:N:230:ILE:HD12	1.17	1.04
1:J:230:ILE:HG13	1:J:258:ALA:HA	1.37	1.03

Continued on next page...

Continued from previous page...

Atom-1	Atom-2	Interatomic distance (Å)	Clash overlap (Å)
1:J:356:ALA:HB1	1:J:362:ARG:HE	1.24	1.03
1:D:322:ARG:HB3	1:D:333:ILE:HD12	1.40	1.03
1:K:223:ALA:HB3	1:K:251:ALA:HB2	1.40	1.02
1:I:308:GLU:HB3	1:I:311:LYS:HD3	1.38	1.02
1:M:239:ALA:HB1	1:M:314:LEU:HD11	1.36	1.02
1:N:223:ALA:HB3	1:N:251:ALA:HB2	1.40	1.02
1:L:359:ASP:HA	1:L:362:ARG:HH12	1.23	1.02
1:D:233:MET:HA	1:D:310:GLU:HG3	1.42	1.01
1:H:230:ILE:H	1:H:230:ILE:HD12	1.21	1.01
1:L:314:LEU:HD12	1:L:314:LEU:H	1.25	1.01
1:B:322:ARG:HB3	1:B:333:ILE:HD12	1.40	1.01
1:G:305:ILE:HG22	1:G:306:GLY:H	1.26	1.01
1:I:230:ILE:H	1:I:230:ILE:HD12	1.17	1.01
1:G:239:ALA:HB1	1:G:314:LEU:HD23	1.43	1.01
1:C:228:SER:HA	1:C:255:GLU:HB2	1.41	1.00
1:J:314:LEU:H	1:J:314:LEU:HD12	1.21	1.00
1:J:239:ALA:HB1	1:J:314:LEU:HD11	1.44	1.00
1:M:230:ILE:H	1:M:230:ILE:HD12	1.20	1.00
1:H:223:ALA:HB3	1:H:251:ALA:HB2	1.43	1.00
1:E:214:GLU:HB3	1:E:322:ARG:HD3	1.44	1.00
1:G:33:PRO:HA	1:G:153:ASN:HD21	1.27	1.00
1:I:232:GLU:HB3	1:I:309:LEU:HB2	1.44	1.00
1:N:65:LYS:O	1:N:66:PHE:HB2	1.61	1.00
1:J:230:ILE:HD12	1:J:230:ILE:H	1.27	0.99
1:F:214:GLU:HB3	1:F:322:ARG:HD3	1.42	0.99
1:K:230:ILE:H	1:K:230:ILE:HD12	1.27	0.99
1:A:265:ASN:HA	1:A:270:ILE:HD12	1.40	0.99
1:L:16:MET:O	1:L:20:VAL:HG12	1.60	0.99
2:Q:47:ARG:HD3	2:Q:49:LEU:HD12	1.42	0.99
1:A:322:ARG:HB3	1:A:333:ILE:HD12	1.43	0.99
1:I:359:ASP:HA	1:I:362:ARG:HH12	1.28	0.98
1:B:33:PRO:HA	1:B:153:ASN:HD21	1.28	0.98
1:E:207:LYS:HB3	1:E:208:PRO:HD3	1.43	0.98
1:G:228:SER:HA	1:G:255:GLU:HB2	1.45	0.98
1:M:235:PRO:HG3	1:M:310:GLU:HA	1.44	0.98
1:I:314:LEU:HD12	1:I:314:LEU:H	1.26	0.98
1:N:426:LEU:HD23	1:N:426:LEU:H	1.28	0.98
2:U:47:ARG:HD3	2:U:49:LEU:HD12	1.40	0.98
1:K:166:MET:HE2	1:K:171:LYS:HA	1.46	0.98
1:K:232:GLU:HB3	1:K:309:LEU:HB2	1.43	0.98
1:K:308:GLU:HB3	1:K:311:LYS:HD3	1.44	0.98

Continued on next page...

Continued from previous page...

Atom-1	Atom-2	Interatomic distance (Å)	Clash overlap (Å)
2:R:17:VAL:HG21	2:R:34:LYS:HD2	1.46	0.98
1:L:149:THR:HG23	1:L:159:GLY:HA3	1.46	0.97
1:L:308:GLU:HG2	1:L:309:LEU:H	1.28	0.97
1:E:273:VAL:HG12	1:E:274:ALA:H	1.29	0.97
1:K:314:LEU:H	1:K:314:LEU:HD12	1.25	0.97
2:U:55:LYS:H	2:U:55:LYS:CE	1.75	0.97
1:B:199:TYR:HA	1:B:276:VAL:HG12	1.46	0.97
1:H:314:LEU:H	1:H:314:LEU:HD12	1.28	0.97
1:I:314:LEU:HA	1:I:317:LEU:HD13	1.45	0.97
1:M:249:ILE:HB	1:M:275:ALA:HB2	1.45	0.97
1:B:322:ARG:HG2	1:B:323:VAL:H	1.27	0.97
1:L:308:GLU:HB3	1:L:311:LYS:HD3	1.43	0.96
1:M:249:ILE:HB	1:M:275:ALA:CB	1.95	0.96
1:F:33:PRO:HA	1:F:153:ASN:HD21	1.30	0.96
1:M:232:GLU:HB3	1:M:309:LEU:HB2	1.48	0.96
1:D:207:LYS:HB3	1:D:208:PRO:HD3	1.42	0.96
1:G:291:ASP:HB3	1:G:345:ARG:HH21	1.30	0.96
2:Q:55:LYS:H	2:Q:55:LYS:CE	1.78	0.96
1:N:239:ALA:HB1	1:N:314:LEU:HD11	1.47	0.96
1:H:381:VAL:HG21	1:H:393:LYS:HA	1.48	0.95
2:R:55:LYS:HE2	2:R:55:LYS:H	1.30	0.95
1:C:245:LYS:HE2	1:C:245:LYS:HA	1.49	0.95
1:J:426:LEU:HD23	1:J:426:LEU:H	1.30	0.95
1:C:18:ARG:HB3	1:C:18:ARG:NH1	1.79	0.95
1:C:207:LYS:HB3	1:C:208:PRO:HD3	1.46	0.95
1:A:207:LYS:HB3	1:A:208:PRO:HD3	1.47	0.95
2:O:17:VAL:HG21	2:O:34:LYS:HD2	1.48	0.95
1:B:452:ARG:HB2	1:B:462:PRO:HB3	1.49	0.95
1:K:426:LEU:HD23	1:K:426:LEU:H	1.30	0.95
1:F:322:ARG:HG2	1:F:323:VAL:H	1.29	0.95
1:M:308:GLU:HB3	1:M:311:LYS:HD3	1.48	0.95
1:M:426:LEU:H	1:M:426:LEU:HD23	1.30	0.95
1:B:245:LYS:HA	1:B:245:LYS:HE2	1.47	0.95
1:A:346:VAL:HG12	1:A:350:ARG:HH22	1.29	0.95
1:J:232:GLU:HB3	1:J:309:LEU:HB2	1.46	0.95
1:N:230:ILE:HG13	1:N:258:ALA:HA	1.47	0.94
1:J:69:MET:HE1	1:J:522:THR:HB	1.49	0.94
1:I:230:ILE:HG13	1:I:258:ALA:HA	1.47	0.94
1:M:449:ALA:HB3	1:M:450:PRO:HD3	1.49	0.94
1:J:308:GLU:HB3	1:J:311:LYS:HD3	1.48	0.94
1:L:239:ALA:HB1	1:L:314:LEU:HD11	1.47	0.94

Continued on next page...

Continued from previous page...

Atom-1	Atom-2	Interatomic distance (Å)	Clash overlap (Å)
1:L:223:ALA:HB3	1:L:251:ALA:HB2	1.47	0.94
1:L:256:GLY:HA2	1:L:259:LEU:HB3	1.49	0.94
2:S:78:ILE:HD13	2:S:83:VAL:HG21	1.51	0.93
1:F:452:ARG:HB2	1:F:462:PRO:HB3	1.49	0.93
1:H:433:ASN:HB3	1:H:436:GLN:HG3	1.50	0.93
1:J:69:MET:CE	1:J:522:THR:HB	1.99	0.93
1:L:249:ILE:HB	1:L:275:ALA:HB2	1.51	0.93
2:P:65:VAL:HG12	2:P:94:ILE:HG12	1.50	0.93
1:D:228:SER:HA	1:D:255:GLU:HB2	1.50	0.93
1:D:277:LYS:HD3	1:D:285:ARG:HH22	1.31	0.93
1:I:65:LYS:O	1:I:66:PHE:HB2	1.65	0.93
1:L:426:LEU:HD23	1:L:426:LEU:H	1.33	0.93
1:D:411:VAL:HG12	1:D:496:PRO:HA	1.51	0.93
1:F:207:LYS:HB3	1:F:208:PRO:HD3	1.50	0.93
1:A:237:LEU:HD22	2:O:26:VAL:HG22	1.50	0.93
1:E:346:VAL:HG12	1:E:350:ARG:HH22	1.31	0.93
1:A:245:LYS:HE2	1:A:245:LYS:HA	1.50	0.92
1:I:449:ALA:HB3	1:I:450:PRO:HD3	1.49	0.92
1:F:360:TYR:O	1:F:364:LYS:HE2	1.69	0.92
1:I:249:ILE:HB	1:I:275:ALA:CB	1.99	0.92
1:J:65:LYS:O	1:J:66:PHE:HB2	1.68	0.92
1:N:356:ALA:HB1	1:N:362:ARG:HE	1.34	0.92
1:G:199:TYR:HA	1:G:276:VAL:HG12	1.50	0.92
1:I:249:ILE:HB	1:I:275:ALA:HB2	1.51	0.92
1:M:65:LYS:O	1:M:66:PHE:HB2	1.67	0.92
1:M:230:ILE:HG13	1:M:258:ALA:HA	1.50	0.92
1:G:322:ARG:HG2	1:G:323:VAL:H	1.31	0.92
1:A:305:ILE:HG22	1:A:306:GLY:H	1.35	0.92
1:C:305:ILE:HG22	1:C:306:GLY:H	1.34	0.92
1:D:452:ARG:HB2	1:D:462:PRO:HB3	1.51	0.92
1:I:426:LEU:HD23	1:I:426:LEU:H	1.35	0.92
2:O:55:LYS:H	2:O:55:LYS:CE	1.83	0.92
2:T:55:LYS:CE	2:T:55:LYS:H	1.82	0.92
1:J:308:GLU:HG2	1:J:309:LEU:H	1.34	0.91
1:I:16:MET:O	1:I:20:VAL:HG12	1.70	0.91
1:C:452:ARG:HB2	1:C:462:PRO:HB3	1.51	0.91
1:D:74:VAL:O	1:D:77:VAL:HG13	1.71	0.91
1:I:359:ASP:HA	1:I:362:ARG:NH1	1.85	0.91
1:L:235:PRO:HG3	1:L:310:GLU:HA	1.50	0.91
1:M:166:MET:HE2	1:M:171:LYS:HA	1.49	0.91
1:E:322:ARG:HG2	1:E:323:VAL:H	1.34	0.91

Continued on next page...

Continued from previous page...

Atom-1	Atom-2	Interatomic distance (Å)	Clash overlap (Å)
1:G:487:ASN:O	1:G:491:MET:HG3	1.69	0.91
1:K:143:ALA:O	1:K:146:GLN:HB3	1.71	0.91
1:K:239:ALA:HB1	1:K:314:LEU:HD11	1.52	0.91
2:R:14:ARG:HD3	2:R:35:SER:HB3	1.53	0.91
1:A:223:ALA:HB3	1:A:251:ALA:HB2	1.53	0.91
1:I:69:MET:CE	1:I:522:THR:HB	2.01	0.91
1:I:239:ALA:HB1	1:I:314:LEU:HD11	1.53	0.91
1:D:245:LYS:HE2	1:D:245:LYS:HA	1.53	0.91
1:M:314:LEU:H	1:M:314:LEU:HD12	1.35	0.91
2:U:65:VAL:HG12	2:U:94:ILE:HG12	1.51	0.91
1:K:230:ILE:HG13	1:K:258:ALA:HA	1.50	0.90
1:B:207:LYS:HB3	1:B:208:PRO:HD3	1.51	0.90
1:C:265:ASN:HA	1:C:270:ILE:HD12	1.53	0.90
1:M:308:GLU:HG2	1:M:309:LEU:H	1.32	0.90
2:O:47:ARG:HD3	2:O:49:LEU:HD12	1.51	0.90
1:D:350:ARG:HD3	1:D:353:ILE:HD12	1.53	0.90
1:M:359:ASP:HA	1:M:362:ARG:HH12	1.37	0.90
1:N:381:VAL:HG21	1:N:393:LYS:HA	1.53	0.90
1:N:286:LYS:HA	1:N:286:LYS:HE2	1.51	0.90
1:B:305:ILE:HG22	1:B:306:GLY:H	1.36	0.90
1:C:273:VAL:HG12	1:C:274:ALA:H	1.37	0.90
1:L:157:THR:O	1:L:160:LYS:HB3	1.70	0.90
1:D:215:LEU:HB3	1:D:246:PRO:HB2	1.54	0.90
1:H:308:GLU:HG2	1:H:309:LEU:H	1.37	0.90
1:I:284:ARG:HH11	1:I:284:ARG:HB2	1.36	0.89
1:K:65:LYS:O	1:K:66:PHE:HB2	1.71	0.89
1:L:284:ARG:HH11	1:L:284:ARG:HB2	1.36	0.89
1:F:314:LEU:HD12	1:F:315:GLU:N	1.86	0.89
1:H:449:ALA:HB3	1:H:450:PRO:HD3	1.53	0.89
1:G:256:GLY:HA2	1:G:259:LEU:HB2	1.54	0.89
1:J:449:ALA:HB3	1:J:450:PRO:HD3	1.54	0.89
1:H:65:LYS:O	1:H:66:PHE:HB2	1.70	0.89
1:H:436:GLN:O	1:H:440:ILE:HG13	1.72	0.89
1:C:487:ASN:O	1:C:491:MET:HG3	1.73	0.89
1:G:349:ILE:HA	1:G:352:GLN:NE2	1.87	0.89
1:F:245:LYS:HE2	1:F:245:LYS:HA	1.54	0.89
1:G:207:LYS:HB3	1:G:208:PRO:HD3	1.52	0.89
1:B:18:ARG:HB3	1:B:18:ARG:NH1	1.86	0.89
2:T:55:LYS:H	2:T:55:LYS:HE2	1.36	0.89
1:L:69:MET:CE	1:L:522:THR:HB	2.03	0.88
1:H:239:ALA:HB1	1:H:314:LEU:HD11	1.56	0.88

Continued on next page...

Continued from previous page...

Atom-1	Atom-2	Interatomic distance (Å)	Clash overlap (Å)
1:I:308:GLU:HG2	1:I:309:LEU:H	1.36	0.88
1:M:143:ALA:O	1:M:146:GLN:HB3	1.72	0.88
1:M:381:VAL:HG21	1:M:393:LYS:HA	1.53	0.88
1:E:215:LEU:O	1:E:218:PRO:HD3	1.73	0.88
1:E:349:ILE:HA	1:E:352:GLN:NE2	1.88	0.88
1:M:149:THR:HG23	1:M:159:GLY:HA3	1.53	0.88
1:A:411:VAL:HG12	1:A:496:PRO:HA	1.56	0.88
1:B:296:THR:HG22	1:B:335:GLY:HA3	1.56	0.88
1:G:414:GLY:O	1:G:417:VAL:HG12	1.72	0.88
2:P:47:ARG:HD3	2:P:49:LEU:HD12	1.55	0.88
1:C:64:ASP:HB3	1:C:67:GLU:HB2	1.55	0.88
1:J:433:ASN:HB3	1:J:436:GLN:HG3	1.54	0.88
1:N:69:MET:HE1	1:N:522:THR:HB	1.56	0.88
2:R:55:LYS:H	2:R:55:LYS:CE	1.87	0.87
2:U:78:ILE:HD13	2:U:83:VAL:HG21	1.56	0.87
1:J:254:VAL:HG12	1:J:259:LEU:HB2	1.56	0.87
1:L:85:ALA:HB1	1:L:499:VAL:HG12	1.56	0.87
1:L:381:VAL:HG21	1:L:393:LYS:HA	1.53	0.87
1:H:143:ALA:O	1:H:146:GLN:HB3	1.73	0.87
1:J:215:LEU:HB3	1:J:218:PRO:HG2	1.54	0.87
1:G:411:VAL:HG12	1:G:496:PRO:HA	1.56	0.87
1:N:308:GLU:HG2	1:N:309:LEU:H	1.39	0.87
1:E:18:ARG:HB3	1:E:18:ARG:NH1	1.89	0.87
1:N:232:GLU:HB3	1:N:309:LEU:HB2	1.56	0.87
1:J:249:ILE:HB	1:J:275:ALA:CB	2.05	0.87
1:M:16:MET:O	1:M:20:VAL:HG12	1.74	0.87
1:N:359:ASP:HA	1:N:362:ARG:HH12	1.39	0.87
1:D:18:ARG:HB3	1:D:18:ARG:NH1	1.90	0.87
1:K:433:ASN:HB3	1:K:436:GLN:HG3	1.56	0.87
2:O:78:ILE:HD13	2:O:83:VAL:HG21	1.57	0.87
1:A:360:TYR:HA	1:A:363:GLU:OE1	1.75	0.87
1:I:235:PRO:HG3	1:I:310:GLU:HA	1.55	0.87
1:D:199:TYR:HA	1:D:276:VAL:HG12	1.57	0.87
1:H:166:MET:HE2	1:H:171:LYS:HA	1.55	0.87
1:J:16:MET:O	1:J:20:VAL:HG12	1.75	0.87
1:K:359:ASP:HA	1:K:362:ARG:NH1	1.88	0.86
1:A:219:PHE:HD1	1:A:319:GLN:HE21	1.22	0.86
1:E:215:LEU:HB3	1:E:246:PRO:HB2	1.57	0.86
1:L:249:ILE:HB	1:L:275:ALA:CB	2.05	0.86
1:D:305:ILE:HG22	1:D:306:GLY:N	1.89	0.86
1:I:69:MET:HE2	1:I:522:THR:HB	1.55	0.86

Continued on next page...

Continued from previous page...

Atom-1	Atom-2	Interatomic distance (Å)	Clash overlap (Å)
1:K:149:THR:HG23	1:K:159:GLY:HA3	1.55	0.86
1:F:82:ASN:ND2	1:F:86:GLY:HA2	1.90	0.86
1:I:256:GLY:HA2	1:I:259:LEU:HB3	1.56	0.86
1:I:266:THR:HG22	1:I:272:LYS:HA	1.58	0.86
1:C:322:ARG:HG2	1:C:323:VAL:H	1.41	0.86
1:F:199:TYR:HA	1:F:276:VAL:HG12	1.58	0.86
1:D:273:VAL:HG12	1:D:274:ALA:H	1.41	0.86
1:B:34:LYS:HD2	1:B:458:CYS:SG	2.14	0.86
2:P:55:LYS:CE	2:P:55:LYS:H	1.89	0.86
2:S:17:VAL:HG21	2:S:34:LYS:HD2	1.57	0.86
1:G:245:LYS:HA	1:G:245:LYS:HE2	1.56	0.86
1:G:273:VAL:HG12	1:G:274:ALA:H	1.40	0.85
1:N:193:MET:HG2	1:N:194:GLN:N	1.91	0.85
1:I:381:VAL:HG21	1:I:393:LYS:HA	1.56	0.85
1:C:256:GLY:HA2	1:C:259:LEU:HB2	1.56	0.85
1:D:360:TYR:HA	1:D:363:GLU:OE1	1.76	0.85
1:H:284:ARG:HB2	1:H:284:ARG:HH11	1.40	0.85
1:L:169:VAL:HG13	1:L:173:GLY:HA3	1.57	0.85
1:C:34:LYS:HD2	1:C:458:CYS:SG	2.16	0.85
1:D:226:LYS:C	1:D:227:ILE:HD12	1.96	0.85
1:K:356:ALA:HB1	1:K:362:ARG:HE	1.41	0.85
1:N:434:GLU:HA	1:N:437:ASN:ND2	1.92	0.85
1:D:349:ILE:HA	1:D:352:GLN:NE2	1.90	0.85
1:M:434:GLU:HA	1:M:437:ASN:ND2	1.91	0.85
1:B:74:VAL:O	1:B:77:VAL:HG13	1.76	0.85
1:C:33:PRO:HA	1:C:153:ASN:HD21	1.42	0.85
1:J:143:ALA:O	1:J:147:VAL:HG12	1.75	0.85
1:J:229:ASN:ND2	1:J:231:ARG:HH12	1.75	0.85
1:L:65:LYS:O	1:L:66:PHE:HB2	1.75	0.85
2:S:14:ARG:HG2	2:S:15:LYS:H	1.40	0.85
1:B:411:VAL:HG12	1:B:496:PRO:HA	1.58	0.85
1:I:284:ARG:HB2	1:I:284:ARG:NH1	1.91	0.85
1:L:222:LEU:HD22	1:L:289:LEU:HD11	1.58	0.85
1:D:265:ASN:HA	1:D:270:ILE:HD12	1.57	0.84
1:G:64:ASP:HB3	1:G:67:GLU:HB2	1.59	0.84
1:L:166:MET:HE2	1:L:171:LYS:HA	1.56	0.84
1:E:314:LEU:HD12	1:E:315:GLU:N	1.92	0.84
1:F:18:ARG:HB3	1:F:18:ARG:NH1	1.92	0.84
1:D:234:LEU:H	1:D:234:LEU:HD12	1.40	0.84
1:B:265:ASN:HA	1:B:270:ILE:HD12	1.58	0.84
1:C:234:LEU:H	1:C:234:LEU:HD12	1.41	0.84

Continued on next page...

Continued from previous page...

Atom-1	Atom-2	Interatomic distance (Å)	Clash overlap (Å)
1:E:224:ASP:HB2	1:E:303:GLU:HB3	1.59	0.84
1:E:131:LEU:CD2	1:E:422:VAL:HG11	2.06	0.84
1:J:247:LEU:O	1:J:273:VAL:HB	1.78	0.84
1:J:284:ARG:HH11	1:J:284:ARG:HB2	1.43	0.84
1:C:249:ILE:HB	1:C:275:ALA:CB	2.07	0.84
1:K:449:ALA:HB3	1:K:450:PRO:HD3	1.58	0.84
1:M:169:VAL:HG13	1:M:173:GLY:HA3	1.58	0.84
2:T:47:ARG:HD3	2:T:49:LEU:HD12	1.60	0.84
1:A:215:LEU:HB3	1:A:246:PRO:HB2	1.58	0.84
1:E:33:PRO:HA	1:E:153:ASN:HD21	1.42	0.84
1:M:359:ASP:HA	1:M:362:ARG:NH1	1.92	0.84
1:N:314:LEU:H	1:N:314:LEU:HD12	1.42	0.84
1:G:452:ARG:HB2	1:G:462:PRO:HB3	1.59	0.84
1:D:233:MET:C	1:D:235:PRO:HD2	1.97	0.84
1:E:305:ILE:HG22	1:E:306:GLY:H	1.43	0.84
1:I:286:LYS:HA	1:I:286:LYS:HE2	1.59	0.84
1:N:230:ILE:HD12	1:N:230:ILE:N	1.93	0.84
1:L:230:ILE:H	1:L:230:ILE:HD12	1.42	0.84
1:A:82:ASN:HD22	1:A:86:GLY:HA2	1.42	0.83
1:E:417:VAL:O	1:E:420:ILE:HG22	1.77	0.83
1:F:34:LYS:HD2	1:F:458:CYS:SG	2.18	0.83
1:N:449:ALA:HB3	1:N:450:PRO:HD3	1.58	0.83
1:A:452:ARG:HB2	1:A:462:PRO:HB3	1.58	0.83
1:B:233:MET:C	1:B:235:PRO:HD2	1.98	0.83
1:H:249:ILE:HB	1:H:275:ALA:CB	2.07	0.83
1:J:381:VAL:HG21	1:J:393:LYS:HA	1.60	0.83
1:N:403:THR:O	1:N:407:VAL:HG23	1.76	0.83
1:E:295:LEU:O	1:E:337:GLY:HA3	1.79	0.83
1:F:414:GLY:O	1:F:417:VAL:HG12	1.78	0.83
1:B:360:TYR:HA	1:B:363:GLU:OE1	1.79	0.83
1:I:415:GLY:H	1:I:417:VAL:HG23	1.43	0.83
1:A:266:THR:HG22	1:A:271:VAL:O	1.78	0.83
1:B:417:VAL:O	1:B:420:ILE:HG22	1.77	0.83
1:E:452:ARG:HB2	1:E:462:PRO:HB3	1.59	0.83
1:F:349:ILE:O	1:F:353:ILE:HG13	1.79	0.83
1:G:18:ARG:HB3	1:G:18:ARG:NH1	1.92	0.83
1:E:273:VAL:HG12	1:E:274:ALA:N	1.93	0.83
1:H:314:LEU:HA	1:H:317:LEU:HD13	1.59	0.83
1:K:69:MET:HE1	1:K:522:THR:HB	1.60	0.83
1:K:198:GLY:HA3	1:K:328:ASP:HA	1.59	0.83
1:D:296:THR:HG22	1:D:335:GLY:HA3	1.60	0.83

Continued on next page...

Continued from previous page...

Atom-1	Atom-2	Interatomic distance (Å)	Clash overlap (Å)
1:H:359:ASP:HA	1:H:362:ARG:HH12	1.44	0.83
1:M:356:ALA:HB1	1:M:362:ARG:HE	1.43	0.83
2:P:55:LYS:H	2:P:55:LYS:HE2	1.44	0.83
1:F:74:VAL:O	1:F:77:VAL:HG13	1.77	0.83
1:G:174:VAL:HG21	1:G:367:GLU:HA	1.61	0.83
1:M:69:MET:CE	1:M:522:THR:HB	2.08	0.83
1:N:308:GLU:HB3	1:N:311:LYS:HD3	1.60	0.83
2:S:14:ARG:HD3	2:S:35:SER:HB3	1.58	0.83
1:C:360:TYR:O	1:C:364:LYS:HE2	1.78	0.83
1:H:100:ILE:O	1:H:104:LEU:HB2	1.79	0.83
1:J:223:ALA:HB3	1:J:251:ALA:HB2	1.61	0.83
1:A:314:LEU:HD12	1:A:315:GLU:N	1.94	0.83
1:H:254:VAL:HG12	1:H:259:LEU:HB2	1.59	0.83
1:I:169:VAL:HG13	1:I:173:GLY:HA3	1.57	0.83
2:Q:68:ASN:HD22	2:R:74:LYS:HE3	1.43	0.83
1:A:64:ASP:HB3	1:A:67:GLU:HB2	1.61	0.82
1:F:346:VAL:HG12	1:F:350:ARG:HH22	1.44	0.82
1:A:174:VAL:HG21	1:A:367:GLU:HA	1.60	0.82
1:A:487:ASN:O	1:A:491:MET:HG3	1.78	0.82
1:F:223:ALA:HB3	1:F:251:ALA:HB2	1.62	0.82
1:H:69:MET:CE	1:H:522:THR:HB	2.09	0.82
1:J:299:THR:N	1:J:316:ASP:O	2.11	0.82
1:K:381:VAL:HG21	1:K:393:LYS:HA	1.60	0.82
1:A:214:GLU:HB3	1:A:322:ARG:HD3	1.61	0.82
1:G:461:GLU:HB2	1:G:464:VAL:HB	1.60	0.82
1:N:16:MET:O	1:N:20:VAL:HG12	1.80	0.82
1:B:277:LYS:HD3	1:B:285:ARG:HH22	1.43	0.82
1:N:433:ASN:HB3	1:N:436:GLN:HG3	1.62	0.82
1:C:249:ILE:HB	1:C:275:ALA:HB2	1.60	0.82
1:I:199:TYR:HA	1:I:276:VAL:HG12	1.61	0.82
1:J:100:ILE:O	1:J:104:LEU:HB2	1.79	0.82
1:H:149:THR:HG23	1:H:159:GLY:HA3	1.61	0.82
1:I:230:ILE:HD12	1:I:230:ILE:N	1.95	0.82
2:O:14:ARG:HG2	2:O:15:LYS:H	1.45	0.82
1:F:33:PRO:HA	1:F:153:ASN:ND2	1.94	0.82
1:N:69:MET:CE	1:N:522:THR:HB	2.09	0.82
1:B:487:ASN:O	1:B:491:MET:HG3	1.80	0.82
1:C:199:TYR:HA	1:C:276:VAL:HG12	1.62	0.82
1:C:226:LYS:C	1:C:227:ILE:HD12	2.01	0.82
1:G:273:VAL:HG12	1:G:274:ALA:N	1.95	0.82
1:H:194:GLN:HG3	1:H:331:THR:HB	1.62	0.82

Continued on next page...

Continued from previous page...

Atom-1	Atom-2	Interatomic distance (Å)	Clash overlap (Å)
1:J:436:GLN:O	1:J:440:ILE:HG13	1.80	0.82
2:T:17:VAL:HG21	2:T:34:LYS:HD2	1.62	0.82
1:A:33:PRO:HA	1:A:153:ASN:HD21	1.45	0.81
1:B:215:LEU:O	1:B:218:PRO:HD3	1.79	0.81
1:E:199:TYR:HA	1:E:276:VAL:HG12	1.61	0.81
1:F:411:VAL:HG12	1:F:496:PRO:HA	1.60	0.81
1:L:314:LEU:HA	1:L:317:LEU:HD13	1.62	0.81
2:T:65:VAL:HG12	2:T:94:ILE:HG12	1.61	0.81
1:G:265:ASN:HA	1:G:270:ILE:HD12	1.61	0.81
1:C:411:VAL:HG12	1:C:496:PRO:HA	1.62	0.81
1:J:249:ILE:HB	1:J:275:ALA:HB2	1.62	0.81
1:M:205:ILE:HA	1:M:213:VAL:HG22	1.61	0.81
2:Q:11:ILE:HB	2:Q:42:ALA:HB3	1.60	0.81
1:A:277:LYS:HD3	1:A:285:ARG:HH22	1.44	0.81
1:C:349:ILE:HA	1:C:352:GLN:NE2	1.95	0.81
1:E:360:TYR:HA	1:E:363:GLU:OE1	1.79	0.81
1:E:414:GLY:O	1:E:417:VAL:HG12	1.80	0.81
1:I:85:ALA:HB1	1:I:499:VAL:HG12	1.60	0.81
1:I:433:ASN:HB3	1:I:436:GLN:HG3	1.60	0.81
1:L:359:ASP:HA	1:L:362:ARG:NH1	1.94	0.81
2:Q:78:ILE:HD13	2:Q:83:VAL:HG21	1.63	0.81
1:D:417:VAL:O	1:D:420:ILE:HG22	1.79	0.81
1:E:233:MET:C	1:E:235:PRO:HD2	2.00	0.81
1:C:461:GLU:HB2	1:C:464:VAL:HB	1.62	0.81
1:D:322:ARG:HB3	1:D:333:ILE:CD1	2.10	0.81
1:G:233:MET:C	1:G:235:PRO:HD2	2.01	0.81
1:H:143:ALA:O	1:H:147:VAL:HG12	1.81	0.81
1:H:426:LEU:HD23	1:H:426:LEU:H	1.44	0.81
1:I:436:GLN:O	1:I:440:ILE:HG13	1.80	0.81
1:M:286:LYS:HE2	1:M:286:LYS:HA	1.60	0.81
1:K:284:ARG:HB2	1:K:284:ARG:NH1	1.95	0.81
1:A:18:ARG:HB3	1:A:18:ARG:NH1	1.94	0.81
1:F:82:ASN:HD22	1:F:86:GLY:HA2	1.45	0.81
1:K:284:ARG:HB2	1:K:284:ARG:HH11	1.44	0.81
1:D:249:ILE:HB	1:D:275:ALA:HB2	1.61	0.81
1:D:291:ASP:OD1	1:D:292:ILE:HG13	1.81	0.81
1:F:368:ARG:HG2	1:F:372:LEU:HG	1.62	0.81
1:J:351:GLN:HG2	1:J:354:GLU:OE2	1.80	0.81
1:M:199:TYR:HA	1:M:276:VAL:HG12	1.63	0.81
2:Q:14:ARG:HG2	2:Q:15:LYS:H	1.44	0.81
1:B:107:VAL:HG13	1:B:113:PRO:HG3	1.63	0.81

Continued on next page...

Continued from previous page...

Atom-1	Atom-2	Interatomic distance (Å)	Clash overlap (Å)
1:B:349:ILE:HA	1:B:352:GLN:NE2	1.95	0.81
1:C:278:ALA:HB1	1:C:279:PRO:CD	2.11	0.81
1:J:494:LEU:HD23	1:J:494:LEU:N	1.95	0.81
1:N:230:ILE:H	1:N:230:ILE:CD1	1.94	0.81
1:L:217:SER:HA	1:L:320:ALA:O	1.80	0.80
1:M:143:ALA:O	1:M:147:VAL:HG12	1.79	0.80
1:B:33:PRO:HA	1:B:153:ASN:ND2	1.94	0.80
1:D:273:VAL:HG12	1:D:274:ALA:N	1.95	0.80
1:F:44:PHE:CD1	1:F:44:PHE:N	2.46	0.80
1:F:280:GLY:HA3	1:F:284:ARG:HH11	1.43	0.80
1:M:385:THR:HG23	1:M:388:GLU:H	1.46	0.80
1:C:449:ALA:HB3	1:C:450:PRO:HD3	1.64	0.80
1:D:64:ASP:HB3	1:D:67:GLU:HB2	1.63	0.80
1:F:215:LEU:HB3	1:F:246:PRO:HB2	1.62	0.80
1:K:249:ILE:HB	1:K:275:ALA:CB	2.10	0.80
1:L:5:ASP:HB2	1:L:524:LEU:HD23	1.62	0.80
2:S:18:GLU:CD	2:S:33:ALA:HB3	2.02	0.80
1:B:273:VAL:HG12	1:B:274:ALA:H	1.45	0.80
1:C:273:VAL:HG12	1:C:274:ALA:N	1.96	0.80
1:E:34:LYS:HD2	1:E:458:CYS:SG	2.22	0.80
1:I:143:ALA:O	1:I:146:GLN:HB3	1.81	0.80
1:C:302:SER:HB2	1:C:305:ILE:HD13	1.62	0.80
1:I:223:ALA:HB3	1:I:251:ALA:HB2	1.64	0.80
1:K:69:MET:CE	1:K:522:THR:HB	2.10	0.80
1:K:254:VAL:HG12	1:K:259:LEU:HB2	1.63	0.80
1:L:34:LYS:HB2	1:L:458:CYS:SG	2.21	0.80
1:L:199:TYR:HA	1:L:276:VAL:HG12	1.64	0.80
1:M:433:ASN:HB3	1:M:436:GLN:HG3	1.62	0.80
2:Q:17:VAL:HG21	2:Q:34:LYS:HD2	1.64	0.80
1:A:417:VAL:O	1:A:420:ILE:HG22	1.81	0.80
1:G:74:VAL:O	1:G:77:VAL:HG13	1.80	0.80
2:O:65:VAL:HG12	2:O:94:ILE:HG12	1.62	0.80
1:G:417:VAL:O	1:G:420:ILE:HG22	1.81	0.80
1:K:215:LEU:HB3	1:K:218:PRO:HG2	1.61	0.80
1:J:308:GLU:HG2	1:J:309:LEU:N	1.95	0.80
1:K:5:ASP:HB2	1:K:524:LEU:HD23	1.63	0.80
1:K:143:ALA:O	1:K:147:VAL:HG12	1.80	0.80
1:L:198:GLY:HA3	1:L:328:ASP:HA	1.64	0.80
1:F:64:ASP:HB3	1:F:67:GLU:HB2	1.64	0.80
2:S:14:ARG:HG2	2:S:15:LYS:N	1.97	0.80
1:A:74:VAL:O	1:A:77:VAL:HG13	1.80	0.80

Continued on next page...

Continued from previous page...

Atom-1	Atom-2	Interatomic distance (Å)	Clash overlap (Å)
1:C:18:ARG:HH11	1:C:18:ARG:CB	1.90	0.80
1:E:33:PRO:HA	1:E:153:ASN:ND2	1.97	0.80
1:G:33:PRO:HA	1:G:153:ASN:ND2	1.95	0.80
1:A:234:LEU:HD12	1:A:234:LEU:H	1.47	0.79
1:B:351:GLN:HG2	1:C:210:THR:OG1	1.82	0.79
1:G:234:LEU:H	1:G:234:LEU:HD12	1.46	0.79
1:C:325:ILE:HG13	1:C:330:THR:HG23	1.64	0.79
1:C:414:GLY:O	1:C:417:VAL:HG12	1.81	0.79
1:F:277:LYS:HD3	1:F:285:ARG:HH22	1.48	0.79
1:H:286:LYS:HE2	1:H:286:LYS:HA	1.64	0.79
1:B:224:ASP:HB2	1:B:303:GLU:HB3	1.64	0.79
1:H:284:ARG:HB2	1:H:284:ARG:NH1	1.97	0.79
1:B:278:ALA:HB1	1:B:279:PRO:CD	2.11	0.79
1:G:34:LYS:HD2	1:G:458:CYS:SG	2.23	0.79
1:G:349:ILE:O	1:G:353:ILE:HG13	1.82	0.79
1:H:85:ALA:HB1	1:H:499:VAL:HG12	1.64	0.79
1:L:161:LEU:H	1:L:161:LEU:HD12	1.47	0.79
2:R:47:ARG:HD3	2:R:49:LEU:HD12	1.64	0.79
1:B:314:LEU:HD12	1:B:315:GLU:N	1.97	0.79
1:D:249:ILE:HB	1:D:275:ALA:CB	2.12	0.79
1:H:266:THR:HG22	1:H:272:LYS:HA	1.63	0.79
1:I:230:ILE:H	1:I:230:ILE:CD1	1.94	0.79
1:J:198:GLY:HA3	1:J:328:ASP:HA	1.63	0.79
1:K:96:ALA:O	1:K:100:ILE:HG13	1.82	0.79
1:M:436:GLN:O	1:M:440:ILE:HG13	1.81	0.79
1:N:287:ALA:HB1	1:N:368:ARG:CZ	2.12	0.79
1:A:82:ASN:ND2	1:A:86:GLY:HA2	1.97	0.79
1:A:273:VAL:HG12	1:A:274:ALA:N	1.98	0.79
1:D:235:PRO:HG3	1:D:310:GLU:HB3	1.62	0.79
1:G:360:TYR:O	1:G:364:LYS:HE2	1.82	0.79
1:J:169:VAL:HG13	1:J:173:GLY:HA3	1.64	0.79
1:J:403:THR:O	1:J:407:VAL:HG23	1.81	0.79
1:K:256:GLY:HA2	1:K:259:LEU:HB3	1.64	0.79
1:K:436:GLN:O	1:K:440:ILE:HG13	1.81	0.79
1:N:85:ALA:HB1	1:N:499:VAL:HG12	1.65	0.79
1:N:100:ILE:O	1:N:104:LEU:HB2	1.82	0.79
2:R:14:ARG:HG2	2:R:15:LYS:H	1.48	0.79
1:A:20:VAL:HG13	1:A:74:VAL:HG11	1.63	0.79
1:C:233:MET:C	1:C:235:PRO:HD2	2.02	0.79
1:E:349:ILE:O	1:E:353:ILE:HG13	1.81	0.79
1:H:233:MET:HE2	1:H:233:MET:HA	1.65	0.79

Continued on next page...

Continued from previous page...

Atom-1	Atom-2	Interatomic distance (Å)	Clash overlap (Å)
1:J:85:ALA:HB1	1:J:499:VAL:HG12	1.63	0.79
1:J:415:GLY:H	1:J:417:VAL:HG23	1.47	0.79
2:S:55:LYS:H	2:S:55:LYS:HE2	1.47	0.79
1:A:131:LEU:CD2	1:A:422:VAL:HG11	2.12	0.79
1:A:322:ARG:HG2	1:A:323:VAL:H	1.46	0.79
1:A:414:GLY:O	1:A:417:VAL:HG12	1.82	0.79
1:E:123:ALA:HB2	1:E:440:ILE:HG23	1.65	0.79
1:J:286:LYS:HE2	1:J:286:LYS:HA	1.65	0.79
1:N:124:VAL:HG13	1:N:504:LEU:CD1	2.13	0.79
1:A:215:LEU:O	1:A:218:PRO:HD3	1.83	0.79
1:A:233:MET:C	1:A:235:PRO:HD2	2.02	0.79
1:B:414:GLY:HA2	1:B:495:ASP:OD2	1.83	0.79
1:C:281:PHE:O	1:C:285:ARG:HG2	1.83	0.79
1:K:221:LEU:HD12	1:K:249:ILE:HG23	1.65	0.79
1:L:308:GLU:HG2	1:L:309:LEU:N	1.97	0.79
1:N:143:ALA:O	1:N:146:GLN:HB3	1.83	0.79
1:B:219:PHE:HD1	1:B:319:GLN:HE21	1.29	0.79
1:B:295:LEU:O	1:B:337:GLY:HA3	1.83	0.79
1:B:461:GLU:HB2	1:B:464:VAL:HB	1.65	0.79
1:C:305:ILE:HD12	1:C:305:ILE:N	1.99	0.79
1:F:234:LEU:HD12	1:F:234:LEU:H	1.46	0.79
1:I:326:ASN:OD1	1:I:329:THR:HB	1.83	0.79
1:A:206:ASN:CB	1:A:214:GLU:H	1.96	0.78
1:D:215:LEU:O	1:D:218:PRO:HD3	1.82	0.78
1:L:415:GLY:H	1:L:417:VAL:HG23	1.46	0.78
1:L:433:ASN:HB3	1:L:436:GLN:HG3	1.64	0.78
1:N:436:GLN:O	1:N:440:ILE:HG13	1.84	0.78
2:U:14:ARG:HG2	2:U:15:LYS:H	1.48	0.78
1:C:214:GLU:HB3	1:C:322:ARG:HD3	1.65	0.78
1:G:295:LEU:O	1:G:337:GLY:HA3	1.84	0.78
1:J:284:ARG:HB2	1:J:284:ARG:NH1	1.98	0.78
1:F:360:TYR:HA	1:F:363:GLU:OE1	1.83	0.78
1:A:199:TYR:HA	1:A:276:VAL:HG12	1.65	0.78
1:E:368:ARG:HG2	1:E:372:LEU:HG	1.63	0.78
1:J:235:PRO:HG3	1:J:310:GLU:HA	1.66	0.78
1:B:414:GLY:O	1:B:417:VAL:HG12	1.83	0.78
1:H:217:SER:HA	1:H:320:ALA:O	1.84	0.78
1:A:350:ARG:HD3	1:A:353:ILE:HD12	1.66	0.78
1:B:273:VAL:HG12	1:B:274:ALA:N	1.99	0.78
1:E:411:VAL:HG12	1:E:496:PRO:HA	1.65	0.78
1:F:222:LEU:HD22	1:F:300:VAL:HG22	1.66	0.78

Continued on next page...

Continued from previous page...

Atom-1	Atom-2	Interatomic distance (Å)	Clash overlap (Å)
2:T:78:ILE:HD13	2:T:83:VAL:HG21	1.66	0.78
1:B:64:ASP:HB3	1:B:67:GLU:HB2	1.65	0.78
1:E:44:PHE:N	1:E:44:PHE:CD1	2.50	0.78
1:M:287:ALA:HB1	1:M:368:ARG:NH2	1.98	0.78
1:D:305:ILE:N	1:D:305:ILE:HD12	1.98	0.78
1:G:314:LEU:HD12	1:G:315:GLU:N	1.99	0.78
1:K:100:ILE:O	1:K:104:LEU:HB2	1.83	0.78
1:N:166:MET:HE2	1:N:171:LYS:HA	1.64	0.78
1:N:415:GLY:H	1:N:417:VAL:HG23	1.48	0.78
2:T:34:LYS:HG3	2:T:35:SER:H	1.47	0.78
1:G:305:ILE:N	1:G:305:ILE:HD12	1.99	0.78
1:A:449:ALA:HB3	1:A:450:PRO:HD3	1.65	0.78
1:G:305:ILE:HG22	1:G:306:GLY:N	1.97	0.78
1:K:16:MET:O	1:K:20:VAL:HG12	1.83	0.78
1:A:322:ARG:HB3	1:A:333:ILE:CD1	2.14	0.77
1:G:360:TYR:HA	1:G:363:GLU:OE1	1.85	0.77
1:N:247:LEU:O	1:N:273:VAL:HB	1.83	0.77
1:N:284:ARG:HB2	1:N:284:ARG:HH11	1.49	0.77
1:N:284:ARG:HB2	1:N:284:ARG:NH1	1.99	0.77
1:B:44:PHE:N	1:B:44:PHE:CD1	2.50	0.77
1:E:245:LYS:HE2	1:E:245:LYS:HA	1.66	0.77
1:E:305:ILE:HD12	1:E:305:ILE:N	1.99	0.77
1:E:322:ARG:HB3	1:E:333:ILE:CD1	2.14	0.77
1:G:322:ARG:HG2	1:G:323:VAL:N	1.98	0.77
1:I:5:ASP:HB2	1:I:524:LEU:HD23	1.64	0.77
1:N:249:ILE:HB	1:N:275:ALA:HB2	1.65	0.77
2:O:14:ARG:HG2	2:O:15:LYS:N	1.99	0.77
2:T:14:ARG:HD3	2:T:35:SER:HB3	1.63	0.77
2:U:55:LYS:HE2	2:U:55:LYS:N	1.94	0.77
1:F:247:LEU:HD12	1:F:249:ILE:HD11	1.67	0.77
1:F:417:VAL:O	1:F:420:ILE:HG22	1.84	0.77
1:G:350:ARG:HD3	1:G:353:ILE:HD12	1.64	0.77
1:I:308:GLU:HG2	1:I:309:LEU:N	1.98	0.77
1:J:5:ASP:HB2	1:J:524:LEU:HD23	1.66	0.77
1:M:219:PHE:HE1	1:M:245:LYS:HB2	1.49	0.77
1:N:235:PRO:HG3	1:N:310:GLU:HA	1.67	0.77
1:A:247:LEU:HD12	1:A:249:ILE:HD11	1.67	0.77
1:A:291:ASP:OD1	1:A:292:ILE:HG13	1.84	0.77
1:A:310:GLU:CD	1:A:310:GLU:H	1.85	0.77
1:K:191:GLU:HB3	1:K:295:LEU:HD11	1.66	0.77
1:M:351:GLN:HG2	1:M:354:GLU:OE2	1.84	0.77

Continued on next page...

Continued from previous page...

Atom-1	Atom-2	Interatomic distance (Å)	Clash overlap (Å)
2:S:20:LYS:HD2	2:S:20:LYS:H	1.49	0.77
1:D:252:GLU:HA	1:D:285:ARG:NH1	2.00	0.77
1:E:487:ASN:O	1:E:491:MET:HG3	1.83	0.77
1:G:237:LEU:HD22	2:U:26:VAL:HG22	1.66	0.77
1:H:206:ASN:OD1	1:H:213:VAL:HA	1.85	0.77
1:M:85:ALA:HB1	1:M:499:VAL:HG12	1.65	0.77
2:S:65:VAL:HG12	2:S:94:ILE:HG12	1.66	0.77
1:F:131:LEU:CD2	1:F:422:VAL:HG11	2.15	0.77
1:H:359:ASP:HA	1:H:362:ARG:NH1	1.99	0.77
2:O:97:ALA:O	2:P:1:MET:HA	1.83	0.77
1:E:233:MET:HA	1:E:310:GLU:HG3	1.64	0.77
1:H:122:LYS:HE2	1:H:429:LEU:HD11	1.67	0.77
1:H:230:ILE:HD12	1:H:230:ILE:N	1.99	0.77
1:M:230:ILE:HD12	1:M:230:ILE:N	2.00	0.77
1:N:143:ALA:O	1:N:147:VAL:HG12	1.84	0.77
2:S:7:HIS:O	2:S:8:ASP:HB3	1.84	0.77
1:A:44:PHE:CD1	1:A:44:PHE:N	2.47	0.77
1:M:122:LYS:HE2	1:M:429:LEU:HD11	1.67	0.77
1:M:248:LEU:HD22	1:M:249:ILE:H	1.49	0.77
1:N:200:LEU:CD1	1:N:276:VAL:HA	2.15	0.77
1:A:289:LEU:HA	1:A:292:ILE:HD12	1.67	0.77
1:L:356:ALA:HB1	1:L:362:ARG:HE	1.50	0.77
1:M:266:THR:HG22	1:M:272:LYS:HA	1.66	0.77
1:M:284:ARG:HB2	1:M:284:ARG:HH11	1.50	0.77
2:O:48:ILE:HG23	2:O:54:VAL:HG22	1.67	0.77
1:A:131:LEU:HD21	1:A:422:VAL:HG11	1.67	0.77
1:C:215:LEU:O	1:C:218:PRO:HD3	1.84	0.77
1:E:74:VAL:O	1:E:77:VAL:HG13	1.84	0.77
1:K:85:ALA:HB1	1:K:499:VAL:HG12	1.66	0.77
1:L:230:ILE:HD12	1:L:230:ILE:N	1.99	0.76
1:B:266:THR:HG22	1:B:271:VAL:O	1.85	0.76
1:H:16:MET:O	1:H:20:VAL:HG12	1.85	0.76
1:H:235:PRO:HG3	1:H:310:GLU:HA	1.66	0.76
1:J:230:ILE:HD12	1:J:230:ILE:N	1.99	0.76
1:M:111:MET:HG2	1:M:435:ASP:OD1	1.85	0.76
1:B:281:PHE:O	1:B:285:ARG:HG2	1.84	0.76
1:H:356:ALA:HB1	1:H:362:ARG:HE	1.49	0.76
1:I:34:LYS:HB2	1:I:458:CYS:SG	2.25	0.76
1:M:124:VAL:O	1:M:128:VAL:HG23	1.84	0.76
1:M:326:ASN:OD1	1:M:329:THR:HB	1.85	0.76
2:Q:48:ILE:HG12	2:Q:54:VAL:HG13	1.68	0.76

Continued on next page...

Continued from previous page...

Atom-1	Atom-2	Interatomic distance (Å)	Clash overlap (Å)
1:A:219:PHE:HB3	1:A:317:LEU:HD13	1.66	0.76
1:A:339:GLU:HB3	1:A:343:GLN:OE1	1.86	0.76
1:B:305:ILE:HG22	1:B:306:GLY:N	2.00	0.76
1:H:169:VAL:HG13	1:H:173:GLY:HA3	1.65	0.76
1:M:308:GLU:HG2	1:M:309:LEU:N	2.01	0.76
2:O:18:GLU:CD	2:O:33:ALA:HB3	2.06	0.76
2:P:78:ILE:HD13	2:P:83:VAL:HG21	1.68	0.76
1:B:342:ILE:O	1:B:346:VAL:HG23	1.85	0.76
1:B:355:GLU:HG3	1:B:357:THR:H	1.48	0.76
1:D:33:PRO:HA	1:D:153:ASN:HD21	1.50	0.76
1:G:215:LEU:O	1:G:218:PRO:HD3	1.85	0.76
1:H:69:MET:HE1	1:H:522:THR:HB	1.67	0.76
1:I:301:ILE:N	1:I:301:ILE:HD12	2.00	0.76
1:E:82:ASN:ND2	1:E:86:GLY:HA2	2.01	0.76
1:A:346:VAL:CG1	1:A:350:ARG:HH22	1.98	0.76
1:D:414:GLY:O	1:D:417:VAL:HG12	1.85	0.76
1:J:166:MET:HE2	1:J:171:LYS:HA	1.67	0.76
1:N:111:MET:HG2	1:N:435:ASP:OD1	1.85	0.76
1:N:200:LEU:HD13	1:N:276:VAL:HA	1.67	0.76
2:R:92:LEU:O	2:S:6:LEU:HB2	1.85	0.76
1:F:20:VAL:HG13	1:F:74:VAL:HG11	1.66	0.76
2:S:47:ARG:HD3	2:S:49:LEU:HD12	1.67	0.76
1:A:411:VAL:HA	1:A:497:THR:H	1.50	0.76
1:B:360:TYR:O	1:B:364:LYS:HE2	1.86	0.76
1:E:234:LEU:H	1:E:234:LEU:HD12	1.48	0.76
1:G:302:SER:HB2	1:G:305:ILE:HD13	1.68	0.76
1:J:434:GLU:HA	1:J:437:ASN:ND2	2.01	0.76
1:L:32:GLY:HA2	1:L:454:ILE:HD12	1.68	0.76
1:L:248:LEU:HD13	1:L:249:ILE:N	2.01	0.76
1:L:284:ARG:HB2	1:L:284:ARG:NH1	2.00	0.76
1:J:199:TYR:HA	1:J:276:VAL:HG12	1.67	0.75
2:Q:55:LYS:HE2	2:Q:55:LYS:N	1.98	0.75
1:F:273:VAL:HG12	1:F:274:ALA:N	1.99	0.75
1:F:281:PHE:O	1:F:285:ARG:HG2	1.87	0.75
1:M:215:LEU:HB3	1:M:218:PRO:HG2	1.67	0.75
1:N:249:ILE:HB	1:N:275:ALA:CB	2.16	0.75
1:D:321:LYS:HD2	1:D:333:ILE:HG22	1.69	0.75
1:G:226:LYS:C	1:G:227:ILE:HD12	2.06	0.75
1:A:346:VAL:HG12	1:A:350:ARG:NH2	2.00	0.75
1:D:199:TYR:HE1	1:D:327:LYS:HG3	1.50	0.75
1:F:273:VAL:HG12	1:F:274:ALA:H	1.49	0.75

Continued on next page...

Continued from previous page...

Atom-1	Atom-2	Interatomic distance (Å)	Clash overlap (Å)
1:G:239:ALA:O	1:G:242:LYS:HB3	1.87	0.75
1:M:256:GLY:HA2	1:M:259:LEU:HB3	1.67	0.75
1:A:234:LEU:N	1:A:235:PRO:HD2	2.02	0.75
1:L:365:LEU:O	1:L:369:VAL:HG23	1.85	0.75
1:B:215:LEU:HB3	1:B:246:PRO:HB2	1.67	0.75
1:D:214:GLU:HA	1:D:323:VAL:O	1.86	0.75
1:E:461:GLU:HB2	1:E:464:VAL:HB	1.68	0.75
1:F:449:ALA:HB3	1:F:450:PRO:HD3	1.68	0.75
1:F:461:GLU:HB2	1:F:464:VAL:HB	1.67	0.75
1:H:5:ASP:HB2	1:H:524:LEU:HD23	1.69	0.75
1:L:124:VAL:O	1:L:128:VAL:HG23	1.87	0.75
1:L:203:TYR:HB2	1:L:263:VAL:HG13	1.68	0.75
1:N:254:VAL:HG12	1:N:259:LEU:HB2	1.68	0.75
1:B:223:ALA:HB3	1:B:251:ALA:HB2	1.69	0.75
1:B:322:ARG:HG2	1:B:323:VAL:N	2.01	0.75
1:C:342:ILE:O	1:C:346:VAL:HG23	1.86	0.75
1:K:169:VAL:HG13	1:K:173:GLY:HA3	1.67	0.75
1:L:434:GLU:HA	1:L:437:ASN:ND2	2.00	0.75
2:O:5:PRO:HD3	2:O:42:ALA:HB1	1.69	0.75
1:C:208:PRO:HB2	1:C:212:ALA:CB	2.16	0.75
1:C:291:ASP:HB3	1:C:345:ARG:HH21	1.52	0.75
1:H:198:GLY:HA3	1:H:328:ASP:HA	1.69	0.75
1:M:100:ILE:O	1:M:104:LEU:HB2	1.86	0.75
2:R:48:ILE:HG23	2:R:54:VAL:HG22	1.69	0.75
1:A:147:VAL:O	1:A:150:ILE:HG22	1.86	0.75
1:B:18:ARG:HH11	1:B:18:ARG:CB	1.97	0.75
1:B:235:PRO:HG3	1:B:310:GLU:HB3	1.69	0.75
1:B:237:LEU:HD22	2:P:26:VAL:HG22	1.69	0.75
1:C:296:THR:HG22	1:C:335:GLY:HA3	1.66	0.75
1:D:44:PHE:CD1	1:D:44:PHE:N	2.50	0.75
1:E:252:GLU:HA	1:E:285:ARG:NH1	2.02	0.75
2:O:7:HIS:O	2:O:8:ASP:HB3	1.85	0.75
1:B:392:LYS:O	1:B:396:VAL:HG23	1.86	0.74
1:D:247:LEU:HD12	1:D:249:ILE:HD11	1.67	0.74
1:E:82:ASN:HD22	1:E:86:GLY:HA2	1.52	0.74
1:I:157:THR:O	1:I:160:LYS:HB3	1.86	0.74
1:K:157:THR:O	1:K:160:LYS:HB3	1.86	0.74
1:L:205:ILE:HD13	1:L:211:GLY:HA2	1.68	0.74
2:O:14:ARG:HD3	2:O:35:SER:HB3	1.68	0.74
2:Q:14:ARG:HD3	2:Q:35:SER:HB3	1.67	0.74
1:A:229:ASN:HA	1:A:257:GLU:OE2	1.87	0.74

Continued on next page...

Continued from previous page...

Atom-1	Atom-2	Interatomic distance (Å)	Clash overlap (Å)
1:B:302:SER:HB2	1:B:305:ILE:HB	1.69	0.74
1:F:322:ARG:HB3	1:F:333:ILE:CD1	2.11	0.74
1:I:415:GLY:N	1:I:417:VAL:HG23	2.02	0.74
1:J:149:THR:HG23	1:J:159:GLY:HA3	1.67	0.74
2:Q:20:LYS:H	2:Q:20:LYS:HD2	1.52	0.74
1:C:235:PRO:HG3	1:C:310:GLU:HB3	1.68	0.74
1:D:461:GLU:HB2	1:D:464:VAL:HB	1.69	0.74
1:E:265:ASN:HA	1:E:270:ILE:HD12	1.69	0.74
1:G:215:LEU:HB3	1:G:246:PRO:HB2	1.68	0.74
2:S:5:PRO:HD3	2:S:42:ALA:HB1	1.70	0.74
1:C:252:GLU:HA	1:C:285:ARG:NH1	2.02	0.74
1:E:449:ALA:HB3	1:E:450:PRO:HD3	1.70	0.74
1:C:360:TYR:HA	1:C:363:GLU:OE1	1.87	0.74
1:D:314:LEU:HD12	1:D:315:GLU:N	2.01	0.74
1:I:351:GLN:HG2	1:I:354:GLU:OE2	1.88	0.74
1:L:287:ALA:HB1	1:L:368:ARG:NH2	2.02	0.74
1:N:359:ASP:HA	1:N:362:ARG:NH1	2.02	0.74
1:E:305:ILE:HG22	1:E:306:GLY:N	2.02	0.74
1:I:100:ILE:O	1:I:104:LEU:HB2	1.87	0.74
1:L:124:VAL:HG13	1:L:504:LEU:CD1	2.18	0.74
1:M:284:ARG:HB2	1:M:284:ARG:NH1	2.03	0.74
2:P:77:LYS:HG3	2:P:80:ASN:HA	1.68	0.74
1:B:202:PRO:O	1:B:205:ILE:HG13	1.87	0.74
1:F:308:GLU:HB2	1:F:311:LYS:HB2	1.68	0.74
1:G:220:ILE:HG23	1:G:248:LEU:HD12	1.68	0.74
1:I:82:ASN:HB2	1:I:89:THR:OG1	1.87	0.74
1:M:345:ARG:HA	1:M:348:GLN:NE2	2.02	0.74
1:N:284:ARG:HH11	1:N:284:ARG:H	1.33	0.74
2:Q:14:ARG:HG2	2:Q:15:LYS:N	2.03	0.74
2:T:11:ILE:HB	2:T:42:ALA:HB3	1.68	0.74
1:B:234:LEU:N	1:B:235:PRO:HD2	2.03	0.74
1:C:74:VAL:O	1:C:77:VAL:HG13	1.88	0.74
1:C:237:LEU:HD22	2:Q:26:VAL:HG22	1.68	0.74
1:E:127:ALA:O	1:E:130:GLU:HB2	1.86	0.74
1:G:44:PHE:N	1:G:44:PHE:CD1	2.48	0.74
1:G:291:ASP:HB3	1:G:345:ARG:NH2	2.03	0.74
1:I:149:THR:CG2	1:I:156:GLU:HA	2.18	0.74
1:J:494:LEU:HD23	1:J:494:LEU:H	1.52	0.74
2:O:6:LEU:HB2	2:U:92:LEU:O	1.88	0.74
2:U:40:VAL:HB	2:U:62:GLY:H	1.51	0.74
1:B:229:ASN:HA	1:B:257:GLU:OE2	1.88	0.74

Continued on next page...

Continued from previous page...

Atom-1	Atom-2	Interatomic distance (Å)	Clash overlap (Å)
1:E:135:SER:HB2	1:E:497:THR:HG21	1.69	0.74
1:E:226:LYS:C	1:E:227:ILE:HD12	2.07	0.74
1:E:360:TYR:O	1:E:364:LYS:HE2	1.87	0.74
1:H:249:ILE:HB	1:H:275:ALA:HB2	1.69	0.74
1:I:339:GLU:O	1:I:343:GLN:HG2	1.88	0.74
1:N:149:THR:HG23	1:N:159:GLY:HA3	1.68	0.74
1:E:321:LYS:HD2	1:E:333:ILE:HG22	1.67	0.74
1:H:256:GLY:HA2	1:H:259:LEU:HB3	1.68	0.74
1:J:66:PHE:H	1:J:69:MET:HG3	1.51	0.74
1:K:124:VAL:HG13	1:K:504:LEU:CD1	2.18	0.74
1:K:124:VAL:O	1:K:128:VAL:HG23	1.88	0.74
1:L:213:VAL:O	1:L:324:VAL:HA	1.88	0.74
1:M:301:ILE:HD12	1:M:301:ILE:N	2.03	0.74
1:N:66:PHE:H	1:N:69:MET:HG3	1.51	0.74
1:C:314:LEU:HD12	1:C:315:GLU:N	2.01	0.73
1:C:325:ILE:HD12	1:C:325:ILE:N	2.03	0.73
1:J:287:ALA:HB1	1:J:368:ARG:NH2	2.02	0.73
1:A:235:PRO:HG3	1:A:310:GLU:HB3	1.70	0.73
1:D:302:SER:HB2	1:D:305:ILE:HB	1.70	0.73
1:K:287:ALA:HB1	1:K:368:ARG:NH2	2.03	0.73
1:N:233:MET:HE2	1:N:233:MET:HA	1.69	0.73
1:A:273:VAL:HG12	1:A:274:ALA:H	1.50	0.73
1:A:308:GLU:HB2	1:A:311:LYS:HB2	1.70	0.73
1:B:131:LEU:CD2	1:B:422:VAL:HG11	2.18	0.73
1:B:449:ALA:HB3	1:B:450:PRO:HD3	1.70	0.73
1:E:280:GLY:HA3	1:E:284:ARG:HH11	1.53	0.73
1:G:414:GLY:HA2	1:G:495:ASP:OD2	1.88	0.73
1:H:230:ILE:H	1:H:230:ILE:CD1	1.97	0.73
1:L:228:SER:O	1:L:257:GLU:HB3	1.88	0.73
1:A:226:LYS:C	1:A:227:ILE:HD12	2.09	0.73
1:A:510:VAL:HG23	1:A:511:ALA:N	2.03	0.73
1:C:346:VAL:HG12	1:C:350:ARG:HH22	1.53	0.73
1:F:233:MET:C	1:F:235:PRO:HD2	2.08	0.73
1:G:281:PHE:O	1:G:285:ARG:HG2	1.87	0.73
1:J:314:LEU:HA	1:J:317:LEU:HD13	1.70	0.73
1:K:249:ILE:HB	1:K:275:ALA:HB2	1.70	0.73
1:M:157:THR:O	1:M:160:LYS:HB3	1.88	0.73
1:N:320:ALA:HA	1:N:334:ASP:O	1.88	0.73
1:D:34:LYS:HD2	1:D:458:CYS:SG	2.29	0.73
1:G:256:GLY:O	1:G:260:ALA:N	2.21	0.73
1:C:33:PRO:HA	1:C:153:ASN:ND2	2.03	0.73

Continued on next page...

Continued from previous page...

Atom-1	Atom-2	Interatomic distance (Å)	Clash overlap (Å)
1:D:266:THR:HG22	1:D:271:VAL:O	1.89	0.73
1:D:351:GLN:HG2	1:E:210:THR:OG1	1.88	0.73
1:E:131:LEU:HD23	1:E:422:VAL:HG11	1.71	0.73
1:E:234:LEU:N	1:E:235:PRO:HD2	2.02	0.73
1:E:291:ASP:HB3	1:E:345:ARG:HH21	1.52	0.73
1:F:310:GLU:CD	1:F:310:GLU:H	1.92	0.73
1:H:215:LEU:HB3	1:H:218:PRO:HG2	1.68	0.73
1:I:434:GLU:HA	1:I:437:ASN:ND2	2.03	0.73
1:E:229:ASN:HA	1:E:257:GLU:OE2	1.89	0.73
1:E:277:LYS:HD3	1:E:285:ARG:HH22	1.53	0.73
1:F:342:ILE:O	1:F:346:VAL:HG23	1.89	0.73
1:N:169:VAL:HG13	1:N:173:GLY:HA3	1.69	0.73
1:N:199:TYR:HA	1:N:276:VAL:HG12	1.69	0.73
2:R:17:VAL:CG2	2:R:34:LYS:HD2	2.18	0.73
1:E:237:LEU:HD22	2:S:26:VAL:HG22	1.68	0.73
1:G:296:THR:HG22	1:G:335:GLY:HA3	1.71	0.73
1:L:100:ILE:O	1:L:104:LEU:HB2	1.87	0.73
1:B:219:PHE:O	1:B:247:LEU:HD22	1.89	0.73
1:C:202:PRO:O	1:C:205:ILE:HG13	1.88	0.73
1:E:20:VAL:HG13	1:E:74:VAL:HG11	1.71	0.73
1:I:32:GLY:HA2	1:I:454:ILE:HD12	1.71	0.73
1:L:107:VAL:HG23	1:L:108:ALA:N	2.04	0.73
1:N:149:THR:CG2	1:N:156:GLU:HA	2.18	0.73
1:D:324:VAL:C	1:D:325:ILE:HD12	2.09	0.73
1:J:385:THR:HG23	1:J:388:GLU:H	1.52	0.73
2:R:14:ARG:HG2	2:R:15:LYS:N	2.04	0.73
2:U:40:VAL:HG21	2:U:63:ASP:HB2	1.71	0.73
1:A:220:ILE:HD12	1:A:220:ILE:N	2.04	0.72
1:A:295:LEU:O	1:A:337:GLY:HA3	1.89	0.72
1:D:229:ASN:HA	1:D:257:GLU:OE2	1.89	0.72
1:H:149:THR:CG2	1:H:156:GLU:HA	2.17	0.72
1:L:494:LEU:N	1:L:494:LEU:HD23	2.04	0.72
1:N:124:VAL:O	1:N:128:VAL:HG23	1.90	0.72
1:A:70:GLY:O	1:A:74:VAL:HG22	1.88	0.72
1:C:249:ILE:HD12	1:C:249:ILE:N	2.04	0.72
1:D:131:LEU:CD2	1:D:422:VAL:HG11	2.19	0.72
1:H:247:LEU:HD22	1:H:248:LEU:H	1.54	0.72
1:J:175:ILE:HD12	1:J:175:ILE:N	2.04	0.72
1:B:291:ASP:HB3	1:B:345:ARG:HH21	1.54	0.72
1:C:82:ASN:ND2	1:C:86:GLY:HA2	2.04	0.72
1:C:305:ILE:HG22	1:C:306:GLY:N	2.03	0.72

Continued on next page...

Continued from previous page...

Atom-1	Atom-2	Interatomic distance (Å)	Clash overlap (Å)
1:D:285:ARG:HG3	1:D:286:LYS:H	1.54	0.72
1:D:291:ASP:HB3	1:D:345:ARG:HH21	1.54	0.72
1:E:219:PHE:HB3	1:E:317:LEU:HD13	1.69	0.72
1:F:305:ILE:HG22	1:F:306:GLY:H	1.51	0.72
1:G:249:ILE:HB	1:G:275:ALA:HB2	1.72	0.72
1:M:411:VAL:HG21	1:M:494:LEU:HD12	1.72	0.72
1:N:494:LEU:N	1:N:494:LEU:HD23	2.04	0.72
2:Q:7:HIS:O	2:Q:8:ASP:HB3	1.88	0.72
1:D:202:PRO:O	1:D:205:ILE:HG13	1.89	0.72
1:G:233:MET:CA	1:G:310:GLU:HG3	2.11	0.72
1:I:217:SER:HA	1:I:320:ALA:O	1.89	0.72
1:K:32:GLY:HA2	1:K:454:ILE:HD12	1.69	0.72
1:L:206:ASN:OD1	1:L:213:VAL:HA	1.88	0.72
2:P:43:VAL:HG23	2:P:61:VAL:HG22	1.71	0.72
1:A:349:ILE:O	1:A:353:ILE:HG13	1.88	0.72
1:C:339:GLU:HB3	1:C:343:GLN:OE1	1.90	0.72
1:F:124:VAL:HG13	1:F:504:LEU:CD1	2.19	0.72
1:F:169:VAL:HB	1:F:173:GLY:HA3	1.72	0.72
1:G:510:VAL:HG23	1:G:511:ALA:N	2.04	0.72
1:K:223:ALA:HB3	1:K:251:ALA:CB	2.19	0.72
1:L:69:MET:HE2	1:L:522:THR:HB	1.71	0.72
1:M:247:LEU:H	1:M:273:VAL:HG12	1.53	0.72
1:N:287:ALA:HB1	1:N:368:ARG:NH2	2.05	0.72
1:F:247:LEU:HD12	1:F:249:ILE:CD1	2.19	0.72
1:L:143:ALA:O	1:L:146:GLN:HB3	1.89	0.72
1:N:308:GLU:HG2	1:N:309:LEU:N	2.04	0.72
2:O:17:VAL:CG2	2:O:34:LYS:HD2	2.18	0.72
1:C:266:THR:HG22	1:C:271:VAL:O	1.89	0.72
1:C:351:GLN:HG2	1:D:210:THR:OG1	1.90	0.72
1:H:494:LEU:N	1:H:494:LEU:HD23	2.05	0.72
1:J:149:THR:CG2	1:J:156:GLU:HA	2.19	0.72
1:C:195:PHE:O	1:C:329:THR:HG23	1.89	0.72
1:D:248:LEU:C	1:D:249:ILE:HD12	2.09	0.72
1:J:124:VAL:HG13	1:J:504:LEU:CD1	2.19	0.72
1:L:248:LEU:HD22	1:L:249:ILE:H	1.53	0.72
1:M:175:ILE:N	1:M:175:ILE:HD12	2.04	0.72
1:A:202:PRO:O	1:A:205:ILE:HG13	1.90	0.72
1:B:234:LEU:H	1:B:234:LEU:HD12	1.54	0.72
1:D:487:ASN:O	1:D:491:MET:HG3	1.89	0.72
1:F:134:LEU:O	1:F:136:VAL:HG13	1.90	0.72
1:J:359:ASP:HA	1:J:362:ARG:NH1	2.05	0.72

Continued on next page...

Continued from previous page...

Atom-1	Atom-2	Interatomic distance (Å)	Clash overlap (Å)
1:N:345:ARG:HA	1:N:348:GLN:NE2	2.04	0.72
1:A:349:ILE:HA	1:A:352:GLN:NE2	2.05	0.72
1:B:291:ASP:OD1	1:B:292:ILE:HG13	1.90	0.72
1:D:219:PHE:HB3	1:D:317:LEU:HD13	1.70	0.72
1:D:346:VAL:HG12	1:D:350:ARG:HH22	1.55	0.72
1:G:228:SER:HA	1:G:255:GLU:CB	2.19	0.72
1:I:221:LEU:HD13	1:I:222:LEU:N	2.05	0.72
1:N:385:THR:HG23	1:N:388:GLU:H	1.54	0.72
1:C:253:ASP:CG	1:C:254:VAL:H	1.93	0.71
1:N:217:SER:HA	1:N:320:ALA:O	1.90	0.71
1:C:44:PHE:N	1:C:44:PHE:CD1	2.46	0.71
1:F:305:ILE:HD12	1:F:305:ILE:N	2.04	0.71
1:K:25:ASP:HA	1:K:28:LYS:HE2	1.72	0.71
1:M:5:ASP:HB2	1:M:524:LEU:HD23	1.72	0.71
1:A:299:THR:HB	1:A:316:ASP:HB3	1.72	0.71
1:E:206:ASN:CB	1:E:214:GLU:H	2.03	0.71
1:I:149:THR:HG23	1:I:159:GLY:HA3	1.69	0.71
1:L:436:GLN:O	1:L:440:ILE:HG13	1.90	0.71
1:N:219:PHE:HE1	1:N:245:LYS:HB2	1.55	0.71
1:A:305:ILE:HD12	1:A:305:ILE:N	2.05	0.71
1:B:310:GLU:H	1:B:310:GLU:CD	1.94	0.71
1:C:228:SER:O	1:C:257:GLU:HB3	1.89	0.71
1:C:350:ARG:HD3	1:C:353:ILE:HD12	1.71	0.71
1:C:392:LYS:O	1:C:396:VAL:HG23	1.89	0.71
1:D:147:VAL:O	1:D:150:ILE:HG22	1.90	0.71
1:F:365:LEU:HD22	1:F:366:GLN:HE22	1.55	0.71
1:K:301:ILE:HD12	1:K:301:ILE:N	2.06	0.71
2:Q:47:ARG:HD3	2:Q:49:LEU:CD1	2.18	0.71
2:U:18:GLU:CD	2:U:33:ALA:HB3	2.10	0.71
1:H:32:GLY:HA2	1:H:454:ILE:HD12	1.72	0.71
1:K:247:LEU:O	1:K:273:VAL:HB	1.90	0.71
2:Q:48:ILE:HG23	2:Q:54:VAL:HG22	1.70	0.71
1:E:235:PRO:HG2	1:E:236:VAL:H	1.55	0.71
1:F:237:LEU:HD22	2:T:26:VAL:HG22	1.72	0.71
1:G:392:LYS:O	1:G:396:VAL:HG23	1.90	0.71
1:J:392:LYS:O	1:J:396:VAL:HG23	1.90	0.71
1:K:161:LEU:H	1:K:161:LEU:HD12	1.55	0.71
1:E:64:ASP:HB3	1:E:67:GLU:HB2	1.73	0.71
1:F:355:GLU:O	1:F:362:ARG:NH2	2.24	0.71
1:M:494:LEU:HD23	1:M:494:LEU:N	2.06	0.71
1:N:215:LEU:HB3	1:N:218:PRO:HG2	1.73	0.71

Continued on next page...

Continued from previous page...

Atom-1	Atom-2	Interatomic distance (Å)	Clash overlap (Å)
2:Q:5:PRO:HD3	2:Q:42:ALA:HB1	1.71	0.71
1:A:5:ASP:HB2	1:A:524:LEU:HD23	1.72	0.71
1:A:252:GLU:O	1:A:253:ASP:HB2	1.89	0.71
1:F:350:ARG:HA	1:F:353:ILE:HD12	1.73	0.71
1:H:116:LEU:HD23	1:H:435:ASP:O	1.89	0.71
1:I:161:LEU:H	1:I:161:LEU:HD12	1.54	0.71
1:K:123:ALA:HB2	1:K:440:ILE:HG23	1.73	0.71
1:K:230:ILE:HD12	1:K:230:ILE:N	2.04	0.71
1:L:194:GLN:HG3	1:L:331:THR:HB	1.72	0.71
1:M:206:ASN:OD1	1:M:213:VAL:HA	1.90	0.71
2:S:40:VAL:HB	2:S:62:GLY:H	1.56	0.71
1:B:368:ARG:HG2	1:B:372:LEU:HG	1.71	0.71
1:G:131:LEU:CD2	1:G:422:VAL:HG11	2.20	0.71
1:G:234:LEU:N	1:G:235:PRO:HD2	2.06	0.71
1:G:247:LEU:HD12	1:G:249:ILE:HD11	1.73	0.71
1:H:193:MET:HG2	1:H:194:GLN:N	2.04	0.71
1:H:308:GLU:HG2	1:H:309:LEU:N	2.04	0.71
1:I:215:LEU:HB3	1:I:218:PRO:HG2	1.73	0.71
1:J:200:LEU:CD1	1:J:276:VAL:HA	2.20	0.71
1:K:240:VAL:HA	1:K:243:ALA:HB3	1.72	0.71
1:K:286:LYS:HE2	1:K:286:LYS:HA	1.72	0.71
2:R:47:ARG:HD2	2:R:55:LYS:HD2	1.72	0.71
1:A:252:GLU:HA	1:A:285:ARG:NH1	2.06	0.71
1:F:248:LEU:C	1:F:249:ILE:HD12	2.11	0.71
2:S:34:LYS:HG3	2:S:35:SER:H	1.55	0.71
1:A:278:ALA:HB1	1:A:279:PRO:CD	2.21	0.70
1:B:195:PHE:O	1:B:329:THR:HG23	1.91	0.70
1:D:277:LYS:HD3	1:D:285:ARG:NH2	2.04	0.70
1:E:266:THR:HG22	1:E:271:VAL:O	1.91	0.70
1:E:349:ILE:HG21	1:E:369:VAL:HG22	1.73	0.70
1:F:322:ARG:HG2	1:F:323:VAL:N	2.04	0.70
1:G:18:ARG:HB2	1:G:67:GLU:HG2	1.73	0.70
1:J:417:VAL:HG21	1:J:488:MET:HG3	1.73	0.70
1:K:230:ILE:H	1:K:230:ILE:CD1	2.03	0.70
1:M:69:MET:HE2	1:M:522:THR:HB	1.71	0.70
1:A:305:ILE:HG22	1:A:306:GLY:N	2.05	0.70
1:D:510:VAL:HG23	1:D:511:ALA:N	2.05	0.70
1:H:265:ASN:O	1:H:269:GLY:HA3	1.91	0.70
1:J:40:LEU:HD22	1:J:40:LEU:N	2.05	0.70
1:L:487:ASN:HB3	1:L:490:ASP:HB2	1.73	0.70
1:M:254:VAL:HG12	1:M:259:LEU:HB2	1.73	0.70

Continued on next page...

Continued from previous page...

Atom-1	Atom-2	Interatomic distance (Å)	Clash overlap (Å)
2:P:7:HIS:HB3	2:P:45:ASN:HD22	1.55	0.70
1:F:77:VAL:HG12	1:F:510:VAL:HG21	1.71	0.70
1:F:324:VAL:C	1:F:325:ILE:HD12	2.12	0.70
1:F:325:ILE:HG13	1:F:330:THR:HG23	1.73	0.70
1:K:219:PHE:HE1	1:K:245:LYS:HB2	1.55	0.70
1:L:175:ILE:HD12	1:L:175:ILE:N	2.05	0.70
1:N:32:GLY:HA2	1:N:454:ILE:HD12	1.71	0.70
1:N:282:GLY:O	1:N:285:ARG:HG2	1.92	0.70
1:C:234:LEU:N	1:C:235:PRO:HD2	2.05	0.70
1:D:449:ALA:HB3	1:D:450:PRO:HD3	1.72	0.70
1:F:44:PHE:H	1:F:44:PHE:HD1	1.35	0.70
1:G:162:ILE:HG21	1:G:403:THR:HG21	1.74	0.70
1:G:252:GLU:O	1:G:253:ASP:HB2	1.91	0.70
1:I:111:MET:HG2	1:I:435:ASP:OD1	1.91	0.70
1:J:404:ARG:O	1:J:408:GLU:HG3	1.91	0.70
1:E:346:VAL:CG1	1:E:350:ARG:HH22	2.03	0.70
1:F:226:LYS:C	1:F:227:ILE:HD12	2.12	0.70
1:F:346:VAL:HG12	1:F:350:ARG:NH2	2.06	0.70
1:F:486:GLY:HA3	1:F:491:MET:CE	2.22	0.70
1:G:322:ARG:HB3	1:G:333:ILE:CD1	2.17	0.70
1:A:16:MET:O	1:A:20:VAL:HG23	1.92	0.70
1:E:339:GLU:HB3	1:E:343:GLN:OE1	1.90	0.70
1:H:257:GLU:OE2	1:N:270:ILE:HA	1.91	0.70
1:J:270:ILE:HG23	1:K:229:ASN:HD21	1.55	0.70
1:L:326:ASN:OD1	1:L:329:THR:HB	1.91	0.70
1:N:116:LEU:HD23	1:N:435:ASP:O	1.91	0.70
2:R:34:LYS:HG3	2:R:35:SER:H	1.56	0.70
2:T:68:ASN:HD22	2:U:74:LYS:HE3	1.56	0.70
1:D:213:VAL:O	1:D:324:VAL:HA	1.91	0.70
1:D:214:GLU:CB	1:D:322:ARG:HD3	2.17	0.70
1:D:237:LEU:HD22	2:R:26:VAL:HG22	1.73	0.70
1:D:411:VAL:HA	1:D:497:THR:H	1.55	0.70
1:E:199:TYR:CZ	1:E:202:PRO:HA	2.27	0.70
1:L:17:LEU:O	1:L:20:VAL:HG13	1.91	0.70
1:L:143:ALA:O	1:L:147:VAL:HG12	1.90	0.70
1:M:263:VAL:O	1:M:267:MET:HG2	1.92	0.70
1:N:93:THR:O	1:N:96:ALA:HB3	1.90	0.70
1:C:510:VAL:HG23	1:C:511:ALA:N	2.07	0.70
1:J:339:GLU:O	1:J:343:GLN:HG2	1.92	0.70
1:L:264:VAL:HA	1:L:267:MET:HG2	1.74	0.70
1:A:218:PRO:HA	1:A:246:PRO:HG2	1.74	0.70

Continued on next page...

Continued from previous page...

Atom-1	Atom-2	Interatomic distance (Å)	Clash overlap (Å)
1:B:249:ILE:HD12	1:B:249:ILE:N	2.07	0.70
1:C:349:ILE:O	1:C:353:ILE:HG13	1.91	0.70
1:D:310:GLU:H	1:D:310:GLU:CD	1.95	0.70
1:H:205:ILE:HD13	1:H:211:GLY:HA2	1.72	0.70
1:J:226:LYS:HD2	1:J:252:GLU:HG3	1.74	0.70
1:J:230:ILE:H	1:J:230:ILE:CD1	2.03	0.70
1:K:116:LEU:HD23	1:K:435:ASP:O	1.90	0.70
1:K:386:GLU:HG2	1:K:390:LYS:HE2	1.73	0.70
1:A:233:MET:CA	1:A:310:GLU:HG3	2.17	0.70
1:F:365:LEU:HD22	1:F:366:GLN:NE2	2.05	0.70
1:F:392:LYS:O	1:F:396:VAL:HG23	1.92	0.70
1:H:398:ASP:O	1:H:401:HIS:HB2	1.92	0.70
1:L:314:LEU:H	1:L:314:LEU:CD1	2.04	0.70
1:M:190:VAL:HG21	1:M:334:ASP:CG	2.11	0.70
1:M:288:MET:HA	1:M:288:MET:CE	2.22	0.70
2:S:17:VAL:HG13	2:S:34:LYS:HA	1.74	0.70
1:B:134:LEU:N	1:B:134:LEU:HD12	2.06	0.69
1:B:305:ILE:N	1:B:305:ILE:HD12	2.07	0.69
1:E:348:GLN:NE2	1:E:352:GLN:NE2	2.40	0.69
1:F:206:ASN:CB	1:F:214:GLU:H	2.04	0.69
1:F:487:ASN:O	1:F:491:MET:HG3	1.92	0.69
1:J:198:GLY:CA	1:J:328:ASP:HA	2.20	0.69
1:J:230:ILE:HD11	1:J:257:GLU:O	1.92	0.69
1:L:115:ASP:HB3	1:L:436:GLN:HG2	1.74	0.69
1:L:215:LEU:HB3	1:L:218:PRO:HG2	1.72	0.69
1:L:219:PHE:HB2	1:L:247:LEU:HD23	1.74	0.69
1:F:249:ILE:HD12	1:F:249:ILE:N	2.08	0.69
1:G:279:PRO:HB3	1:G:288:MET:HE3	1.72	0.69
1:G:449:ALA:HB3	1:G:450:PRO:HD3	1.72	0.69
1:I:219:PHE:HE1	1:I:245:LYS:HB2	1.57	0.69
1:M:325:ILE:HD12	1:M:325:ILE:N	2.07	0.69
1:N:193:MET:HG2	1:N:194:GLN:H	1.55	0.69
2:Q:65:VAL:HG12	2:Q:94:ILE:HG12	1.73	0.69
2:S:5:PRO:CD	2:S:42:ALA:HB1	2.21	0.69
1:A:235:PRO:HG2	1:A:236:VAL:H	1.57	0.69
1:B:325:ILE:HD12	1:B:325:ILE:N	2.07	0.69
1:C:285:ARG:HG3	1:C:286:LYS:H	1.56	0.69
1:E:266:THR:HG22	1:E:273:VAL:H	1.55	0.69
1:E:392:LYS:O	1:E:396:VAL:HG23	1.91	0.69
1:E:486:GLY:HA3	1:E:491:MET:CE	2.22	0.69
1:I:324:VAL:C	1:I:325:ILE:HD12	2.13	0.69

Continued on next page...

Continued from previous page...

Atom-1	Atom-2	Interatomic distance (Å)	Clash overlap (Å)
1:K:155:ASP:OD1	1:K:158:VAL:HG23	1.91	0.69
1:C:194:GLN:HG3	1:C:330:THR:O	1.92	0.69
1:D:219:PHE:HD1	1:D:319:GLN:HE21	1.38	0.69
1:E:169:VAL:HB	1:E:173:GLY:HA3	1.74	0.69
1:G:249:ILE:N	1:G:249:ILE:HD12	2.07	0.69
1:H:301:ILE:HD12	1:H:301:ILE:N	2.06	0.69
1:L:221:LEU:HD13	1:L:222:LEU:N	2.08	0.69
1:M:107:VAL:HG23	1:M:108:ALA:N	2.07	0.69
1:N:198:GLY:HA3	1:N:328:ASP:HA	1.73	0.69
1:E:346:VAL:HG12	1:E:350:ARG:NH2	2.07	0.69
1:I:17:LEU:O	1:I:20:VAL:HG13	1.92	0.69
1:I:206:ASN:OD1	1:I:213:VAL:HA	1.93	0.69
1:J:219:PHE:HB3	1:J:317:LEU:HD23	1.73	0.69
1:L:200:LEU:CD1	1:L:276:VAL:HA	2.23	0.69
1:L:286:LYS:HE2	1:L:286:LYS:HA	1.74	0.69
1:M:277:LYS:HB2	1:M:277:LYS:NZ	2.07	0.69
2:O:20:LYS:HB3	2:O:27:LEU:HG	1.73	0.69
2:O:92:LEU:O	2:P:6:LEU:HB2	1.91	0.69
1:A:264:VAL:HA	1:A:267:MET:HB2	1.72	0.69
1:B:248:LEU:HD13	1:B:249:ILE:N	2.07	0.69
1:C:235:PRO:HG2	1:C:236:VAL:H	1.57	0.69
1:C:365:LEU:HD22	1:C:366:GLN:NE2	2.07	0.69
1:F:350:ARG:O	1:F:354:GLU:HG2	1.93	0.69
1:G:288:MET:HA	1:G:291:ASP:OD2	1.92	0.69
1:H:96:ALA:O	1:H:100:ILE:HG13	1.92	0.69
1:H:205:ILE:HA	1:H:213:VAL:HG22	1.74	0.69
1:H:465:VAL:O	1:H:469:VAL:HG23	1.93	0.69
1:I:247:LEU:O	1:I:273:VAL:HB	1.93	0.69
1:N:239:ALA:CB	1:N:314:LEU:HD11	2.22	0.69
1:A:219:PHE:HB2	1:A:247:LEU:HD22	1.74	0.69
1:C:324:VAL:C	1:C:325:ILE:HD12	2.13	0.69
1:D:123:ALA:HB2	1:D:440:ILE:HG23	1.74	0.69
1:D:234:LEU:H	1:D:234:LEU:CD1	2.05	0.69
1:E:273:VAL:CG1	1:E:274:ALA:H	2.04	0.69
1:F:291:ASP:OD1	1:F:292:ILE:HG13	1.93	0.69
1:J:205:ILE:HD13	1:J:211:GLY:HA2	1.74	0.69
1:J:422:VAL:O	1:J:425:LYS:HB2	1.93	0.69
1:L:69:MET:HE1	1:L:522:THR:HB	1.73	0.69
1:L:122:LYS:HE2	1:L:429:LEU:HD11	1.73	0.69
1:A:404:ARG:HH11	1:A:404:ARG:HG3	1.58	0.69
1:B:134:LEU:O	1:B:136:VAL:HG13	1.93	0.69

Continued on next page...

Continued from previous page...

Atom-1	Atom-2	Interatomic distance (Å)	Clash overlap (Å)
1:B:219:PHE:HB2	1:B:247:LEU:CD2	2.22	0.69
1:B:233:MET:CA	1:B:310:GLU:HG3	2.18	0.69
1:C:169:VAL:HB	1:C:173:GLY:HA3	1.75	0.69
1:D:135:SER:HB2	1:D:497:THR:HG21	1.74	0.69
1:D:278:ALA:HB1	1:D:279:PRO:CD	2.22	0.69
1:F:259:LEU:O	1:F:263:VAL:HG23	1.92	0.69
1:F:291:ASP:HB3	1:F:345:ARG:HH21	1.57	0.69
1:J:116:LEU:HD23	1:J:435:ASP:O	1.92	0.69
1:K:270:ILE:HG23	1:L:229:ASN:ND2	2.08	0.69
1:K:434:GLU:HA	1:K:437:ASN:ND2	2.08	0.69
1:L:403:THR:O	1:L:407:VAL:HG23	1.93	0.69
1:N:34:LYS:HB2	1:N:458:CYS:SG	2.33	0.69
1:N:301:ILE:N	1:N:301:ILE:HD12	2.08	0.69
2:P:7:HIS:O	2:P:8:ASP:HB3	1.93	0.69
1:A:248:LEU:HD13	1:A:249:ILE:N	2.08	0.69
1:C:242:LYS:C	1:C:242:LYS:HD3	2.13	0.69
1:D:325:ILE:HD12	1:D:325:ILE:N	2.08	0.69
1:F:234:LEU:N	1:F:235:PRO:HD2	2.07	0.69
1:F:266:THR:HG22	1:F:271:VAL:O	1.92	0.69
1:H:175:ILE:N	1:H:175:ILE:HD12	2.08	0.69
1:J:32:GLY:HA2	1:J:454:ILE:HD12	1.75	0.69
1:K:345:ARG:HA	1:K:348:GLN:NE2	2.07	0.69
1:K:417:VAL:HG21	1:K:488:MET:HG3	1.75	0.69
1:N:96:ALA:O	1:N:100:ILE:HG13	1.93	0.69
1:A:239:ALA:O	1:A:242:LYS:HB3	1.93	0.69
1:A:256:GLY:HA2	1:A:259:LEU:HB2	1.75	0.69
1:A:296:THR:HG22	1:A:335:GLY:HA3	1.74	0.69
1:B:124:VAL:HG13	1:B:504:LEU:CD1	2.23	0.69
1:E:259:LEU:O	1:E:262:LEU:HB3	1.93	0.69
1:F:305:ILE:HG22	1:F:306:GLY:N	2.08	0.69
1:G:20:VAL:HG13	1:G:74:VAL:HG11	1.74	0.69
1:J:455:VAL:HG13	1:J:460:GLU:HB2	1.75	0.69
2:S:20:LYS:HD2	2:S:20:LYS:N	2.07	0.69
1:B:228:SER:O	1:B:257:GLU:HB3	1.93	0.68
1:D:5:ASP:HB2	1:D:524:LEU:HD23	1.75	0.68
1:D:194:GLN:HG2	1:D:195:PHE:N	2.07	0.68
1:D:264:VAL:HA	1:D:267:MET:HB2	1.74	0.68
1:G:290:GLN:OE1	1:G:290:GLN:N	2.26	0.68
1:H:221:LEU:HD13	1:H:222:LEU:N	2.07	0.68
1:H:345:ARG:HA	1:H:348:GLN:HE21	1.58	0.68
1:I:32:GLY:HA3	1:I:454:ILE:HG23	1.76	0.68

Continued on next page...

Continued from previous page...

Atom-1	Atom-2	Interatomic distance (Å)	Clash overlap (Å)
1:I:66:PHE:H	1:I:69:MET:HG3	1.57	0.68
1:C:82:ASN:HD22	1:C:86:GLY:HA2	1.58	0.68
1:D:199:TYR:CE1	1:D:327:LYS:HG3	2.28	0.68
1:D:234:LEU:N	1:D:235:PRO:HD2	2.07	0.68
1:D:257:GLU:O	1:D:261:THR:HG22	1.94	0.68
1:H:66:PHE:H	1:H:69:MET:HG3	1.58	0.68
1:H:415:GLY:H	1:H:417:VAL:HG23	1.56	0.68
1:K:362:ARG:O	1:K:366:GLN:HB2	1.93	0.68
1:M:149:THR:CG2	1:M:156:GLU:HA	2.22	0.68
1:A:218:PRO:CA	1:A:246:PRO:HG2	2.23	0.68
1:A:247:LEU:HD12	1:A:249:ILE:CD1	2.23	0.68
1:A:325:ILE:N	1:A:325:ILE:HD12	2.09	0.68
1:G:404:ARG:HG3	1:G:404:ARG:HH11	1.58	0.68
1:H:82:ASN:HB2	1:H:89:THR:OG1	1.92	0.68
1:I:248:LEU:HD13	1:I:249:ILE:N	2.09	0.68
1:K:270:ILE:HG23	1:L:229:ASN:HD21	1.58	0.68
1:L:82:ASN:HB2	1:L:89:THR:OG1	1.92	0.68
1:L:254:VAL:HG12	1:L:259:LEU:HB2	1.74	0.68
2:R:7:HIS:O	2:R:8:ASP:HB3	1.93	0.68
1:B:365:LEU:HD22	1:B:366:GLN:NE2	2.08	0.68
1:D:18:ARG:HH11	1:D:18:ARG:CB	2.01	0.68
1:D:256:GLY:HA2	1:D:259:LEU:HB2	1.76	0.68
1:E:249:ILE:HB	1:E:275:ALA:CB	2.24	0.68
1:F:5:ASP:HB2	1:F:524:LEU:HD23	1.75	0.68
1:F:325:ILE:HD12	1:F:325:ILE:N	2.09	0.68
1:K:82:ASN:HB2	1:K:89:THR:OG1	1.93	0.68
1:M:365:LEU:O	1:M:369:VAL:HG23	1.93	0.68
1:N:455:VAL:HG13	1:N:460:GLU:HB2	1.76	0.68
1:A:248:LEU:C	1:A:249:ILE:HD12	2.13	0.68
1:B:123:ALA:HB2	1:B:440:ILE:HG23	1.74	0.68
1:J:247:LEU:H	1:J:273:VAL:HG12	1.58	0.68
1:L:111:MET:HG2	1:L:435:ASP:OD1	1.93	0.68
1:M:225:LYS:HE2	1:M:309:LEU:HD11	1.76	0.68
2:T:20:LYS:N	2:T:20:LYS:HD2	2.07	0.68
1:A:302:SER:HB2	1:A:305:ILE:HD13	1.75	0.68
1:C:219:PHE:HB3	1:C:317:LEU:HD13	1.75	0.68
1:D:220:ILE:HD12	1:D:220:ILE:N	2.08	0.68
1:F:233:MET:CA	1:F:310:GLU:HG3	2.18	0.68
1:A:456:LEU:HD13	1:A:462:PRO:CG	2.24	0.68
1:F:241:ALA:HA	1:F:271:VAL:HG12	1.74	0.68
1:G:278:ALA:HB1	1:G:279:PRO:CD	2.24	0.68

Continued on next page...

Continued from previous page...

Atom-1	Atom-2	Interatomic distance (Å)	Clash overlap (Å)
1:I:115:ASP:HB3	1:I:436:GLN:HG2	1.73	0.68
1:C:44:PHE:H	1:C:44:PHE:HD1	1.35	0.68
1:C:417:VAL:O	1:C:420:ILE:HG22	1.94	0.68
1:D:310:GLU:O	1:D:312:ALA:N	2.26	0.68
1:E:247:LEU:HD12	1:E:249:ILE:HD11	1.76	0.68
1:E:342:ILE:O	1:E:346:VAL:HG23	1.92	0.68
1:F:222:LEU:HD12	1:F:222:LEU:N	2.08	0.68
1:G:273:VAL:CG1	1:G:274:ALA:H	2.05	0.68
1:H:404:ARG:O	1:H:408:GLU:HG3	1.94	0.68
2:Q:68:ASN:ND2	2:R:74:LYS:HE3	2.09	0.68
2:U:34:LYS:HG3	2:U:35:SER:H	1.58	0.68
1:A:177:VAL:HG11	1:A:397:GLU:HG2	1.75	0.68
1:G:247:LEU:HD12	1:G:249:ILE:CD1	2.24	0.68
1:K:199:TYR:HA	1:K:276:VAL:HG12	1.76	0.68
1:L:149:THR:CG2	1:L:156:GLU:HA	2.24	0.68
1:L:301:ILE:N	1:L:301:ILE:HD12	2.09	0.68
1:N:326:ASN:OD1	1:N:329:THR:HB	1.94	0.68
1:N:434:GLU:HA	1:N:437:ASN:HD22	1.58	0.68
2:Q:37:ARG:HG2	2:Q:37:ARG:HH11	1.59	0.68
2:U:17:VAL:HG13	2:U:34:LYS:HA	1.76	0.68
1:A:259:LEU:O	1:A:262:LEU:HB3	1.94	0.68
1:B:146:GLN:NE2	1:B:494:LEU:HD11	2.08	0.68
1:D:404:ARG:HH11	1:D:404:ARG:HG3	1.59	0.68
1:E:27:VAL:HG12	1:E:90:THR:HG23	1.76	0.68
1:E:195:PHE:O	1:E:329:THR:HG23	1.95	0.68
1:G:219:PHE:HB2	1:G:247:LEU:HD22	1.76	0.68
1:G:325:ILE:N	1:G:325:ILE:HD12	2.08	0.68
1:G:475:ASN:HD22	1:G:475:ASN:N	1.91	0.68
1:H:381:VAL:HB	1:H:389:MET:HE3	1.76	0.68
1:I:398:ASP:O	1:I:401:HIS:HB2	1.93	0.68
1:I:417:VAL:HG21	1:I:488:MET:HG3	1.75	0.68
1:J:200:LEU:HD13	1:J:276:VAL:HA	1.76	0.68
1:J:298:GLY:HA2	1:J:317:LEU:O	1.93	0.68
1:L:200:LEU:HD13	1:L:276:VAL:HA	1.76	0.68
1:M:455:VAL:HG13	1:M:460:GLU:HB2	1.76	0.68
1:N:5:ASP:HB2	1:N:524:LEU:HD23	1.76	0.68
1:N:247:LEU:H	1:N:273:VAL:HG12	1.59	0.68
2:U:37:ARG:HG2	2:U:37:ARG:HH11	1.58	0.68
1:A:194:GLN:HG2	1:A:195:PHE:N	2.09	0.67
1:A:224:ASP:HB2	1:A:303:GLU:HB3	1.76	0.67
1:C:234:LEU:H	1:C:234:LEU:CD1	2.06	0.67

Continued on next page...

Continued from previous page...

Atom-1	Atom-2	Interatomic distance (Å)	Clash overlap (Å)
1:E:339:GLU:HA	1:E:342:ILE:HB	1.76	0.67
1:G:194:GLN:HG3	1:G:330:THR:O	1.94	0.67
1:G:219:PHE:HD1	1:G:319:GLN:HE21	1.42	0.67
1:G:277:LYS:HD3	1:G:285:ARG:HH22	1.56	0.67
1:H:157:THR:O	1:H:160:LYS:HB3	1.93	0.67
1:H:413:ALA:HB1	1:H:417:VAL:HB	1.76	0.67
1:D:82:ASN:ND2	1:D:86:GLY:HA2	2.09	0.67
1:D:256:GLY:O	1:D:260:ALA:N	2.26	0.67
1:E:202:PRO:O	1:E:205:ILE:HG13	1.94	0.67
1:F:349:ILE:HA	1:F:352:GLN:NE2	2.08	0.67
1:G:411:VAL:HA	1:G:497:THR:H	1.60	0.67
1:H:267:MET:HG3	1:H:267:MET:O	1.93	0.67
1:I:175:ILE:HD12	1:I:175:ILE:N	2.10	0.67
1:J:157:THR:O	1:J:160:LYS:HB3	1.94	0.67
1:L:219:PHE:CE1	1:L:245:LYS:HD2	2.29	0.67
1:M:229:ASN:ND2	1:M:231:ARG:HH12	1.92	0.67
2:O:49:LEU:O	2:O:55:LYS:NZ	2.27	0.67
1:B:264:VAL:HA	1:B:267:MET:HB2	1.75	0.67
1:B:349:ILE:O	1:B:353:ILE:HG13	1.94	0.67
1:C:273:VAL:CG1	1:C:274:ALA:H	2.07	0.67
1:D:281:PHE:O	1:D:285:ARG:HG2	1.94	0.67
1:D:322:ARG:HG2	1:D:323:VAL:N	2.10	0.67
1:E:247:LEU:HD12	1:E:249:ILE:CD1	2.25	0.67
1:E:309:LEU:HD12	1:E:309:LEU:H	1.58	0.67
1:F:339:GLU:HB3	1:F:343:GLN:OE1	1.93	0.67
1:I:494:LEU:N	1:I:494:LEU:HD23	2.10	0.67
1:J:143:ALA:O	1:J:146:GLN:HB3	1.94	0.67
1:J:206:ASN:ND2	1:J:207:LYS:HE2	2.09	0.67
1:J:270:ILE:HG22	1:J:271:VAL:N	2.09	0.67
1:L:499:VAL:HG23	1:L:500:THR:N	2.10	0.67
1:M:82:ASN:HB2	1:M:89:THR:OG1	1.95	0.67
2:O:40:VAL:HB	2:O:62:GLY:N	2.10	0.67
2:Q:92:LEU:O	2:R:6:LEU:HB2	1.94	0.67
1:B:169:VAL:HB	1:B:173:GLY:HA3	1.75	0.67
1:C:70:GLY:O	1:C:74:VAL:HG22	1.95	0.67
1:C:239:ALA:HB1	1:C:314:LEU:HD23	1.76	0.67
1:D:432:GLN:NE2	1:D:436:GLN:HE22	1.92	0.67
1:G:249:ILE:HB	1:G:275:ALA:CB	2.24	0.67
1:J:359:ASP:HA	1:J:362:ARG:HH12	1.57	0.67
1:L:96:ALA:O	1:L:100:ILE:HG13	1.94	0.67
1:N:175:ILE:HD12	1:N:175:ILE:N	2.09	0.67

Continued on next page...

Continued from previous page...

Atom-1	Atom-2	Interatomic distance (Å)	Clash overlap (Å)
1:N:226:LYS:HD2	1:N:252:GLU:HG3	1.75	0.67
2:U:77:LYS:C	2:U:78:ILE:HD12	2.14	0.67
1:C:248:LEU:C	1:C:249:ILE:HD12	2.15	0.67
1:D:414:GLY:HA2	1:D:495:ASP:OD2	1.95	0.67
1:F:321:LYS:HD2	1:F:333:ILE:HG22	1.76	0.67
1:H:34:LYS:HB2	1:H:458:CYS:SG	2.35	0.67
1:J:221:LEU:HD13	1:J:221:LEU:C	2.14	0.67
1:J:422:VAL:O	1:J:426:LEU:HD23	1.95	0.67
1:K:487:ASN:HB3	1:K:490:ASP:HB2	1.77	0.67
2:O:17:VAL:HG13	2:O:34:LYS:HA	1.76	0.67
1:C:224:ASP:HB2	1:C:303:GLU:HB3	1.75	0.67
1:C:247:LEU:O	1:C:273:VAL:HG13	1.94	0.67
1:E:288:MET:HA	1:E:291:ASP:OD2	1.94	0.67
1:F:123:ALA:HB2	1:F:440:ILE:HG23	1.76	0.67
1:F:208:PRO:HB2	1:F:212:ALA:HB3	1.76	0.67
1:G:456:LEU:HD13	1:G:462:PRO:CG	2.25	0.67
1:K:66:PHE:H	1:K:69:MET:HG3	1.60	0.67
1:K:365:LEU:O	1:K:369:VAL:HG23	1.95	0.67
1:N:247:LEU:C	1:N:247:LEU:HD13	2.15	0.67
1:N:417:VAL:HG21	1:N:488:MET:HG3	1.77	0.67
1:E:350:ARG:O	1:E:354:GLU:HG2	1.95	0.67
1:A:228:SER:O	1:A:257:GLU:HB3	1.94	0.67
1:C:350:ARG:O	1:C:354:GLU:HG2	1.94	0.67
1:E:239:ALA:O	1:E:242:LYS:HB3	1.94	0.67
1:J:326:ASN:OD1	1:J:329:THR:HB	1.94	0.67
1:J:415:GLY:N	1:J:417:VAL:HG23	2.09	0.67
1:K:198:GLY:CA	1:K:328:ASP:HA	2.25	0.67
1:K:233:MET:HE2	1:K:233:MET:HA	1.76	0.67
1:M:339:GLU:O	1:M:343:GLN:HG2	1.95	0.67
1:M:465:VAL:O	1:M:469:VAL:HG23	1.94	0.67
2:R:65:VAL:HG12	2:R:94:ILE:HG12	1.76	0.67
2:U:14:ARG:HG2	2:U:15:LYS:N	2.10	0.67
1:A:220:ILE:HG23	1:A:248:LEU:HD12	1.77	0.67
1:E:325:ILE:HG13	1:E:330:THR:HG23	1.76	0.67
1:F:456:LEU:HD13	1:F:462:PRO:CG	2.24	0.67
1:G:247:LEU:O	1:G:273:VAL:HG13	1.95	0.67
1:I:107:VAL:HG23	1:I:108:ALA:N	2.10	0.67
1:K:111:MET:HG2	1:K:435:ASP:OD1	1.94	0.67
1:L:404:ARG:O	1:L:408:GLU:HG3	1.92	0.67
2:O:47:ARG:O	2:O:55:LYS:HE3	1.94	0.67
2:P:14:ARG:HG2	2:P:15:LYS:N	2.09	0.67

Continued on next page...

Continued from previous page...

Atom-1	Atom-2	Interatomic distance (Å)	Clash overlap (Å)
2:T:14:ARG:HG2	2:T:15:LYS:N	2.10	0.67
1:B:214:GLU:HA	1:B:323:VAL:O	1.95	0.67
1:B:227:ILE:N	1:B:227:ILE:HD12	2.10	0.67
1:B:288:MET:HA	1:B:291:ASP:OD2	1.94	0.67
1:C:219:PHE:HB2	1:C:247:LEU:HD22	1.76	0.67
1:C:247:LEU:HD12	1:C:249:ILE:HD11	1.76	0.67
1:E:291:ASP:HB2	1:E:372:LEU:HD21	1.77	0.67
1:E:325:ILE:HD12	1:E:325:ILE:N	2.09	0.67
1:F:227:ILE:HD12	1:F:227:ILE:N	2.10	0.67
1:H:219:PHE:HE1	1:H:245:LYS:HB2	1.58	0.67
1:J:270:ILE:HG23	1:K:229:ASN:ND2	2.09	0.67
1:K:249:ILE:HB	1:K:275:ALA:HB1	1.77	0.67
1:K:353:ILE:HD11	1:K:369:VAL:HG21	1.75	0.67
1:A:362:ARG:HA	1:A:365:LEU:HD13	1.77	0.66
1:E:472:GLY:HA3	1:E:476:TYR:CD2	2.29	0.66
1:F:248:LEU:HD13	1:F:249:ILE:N	2.10	0.66
1:K:107:VAL:HG23	1:K:108:ALA:N	2.09	0.66
1:L:72:GLN:HA	1:L:72:GLN:NE2	2.10	0.66
1:M:205:ILE:HD13	1:M:211:GLY:HA2	1.76	0.66
1:M:218:PRO:HB3	1:M:246:PRO:C	2.15	0.66
2:R:96:GLU:OE1	2:S:4:ARG:HB2	1.96	0.66
1:B:326:ASN:ND2	1:B:328:ASP:H	1.92	0.66
1:E:220:ILE:N	1:E:220:ILE:HD12	2.10	0.66
1:F:124:VAL:HG13	1:F:504:LEU:HD12	1.77	0.66
1:F:349:ILE:HG21	1:F:369:VAL:HG22	1.77	0.66
1:I:213:VAL:O	1:I:324:VAL:HA	1.95	0.66
1:K:213:VAL:O	1:K:324:VAL:HA	1.96	0.66
2:U:17:VAL:HG21	2:U:34:LYS:HD2	1.77	0.66
1:B:247:LEU:HD13	1:B:248:LEU:N	2.10	0.66
1:C:215:LEU:HB3	1:C:246:PRO:HB2	1.76	0.66
1:C:234:LEU:HD12	1:C:234:LEU:N	2.09	0.66
1:H:229:ASN:ND2	1:N:270:ILE:HG23	2.09	0.66
1:I:266:THR:HB	1:I:272:LYS:HG3	1.77	0.66
1:I:356:ALA:HB1	1:I:362:ARG:HE	1.60	0.66
1:I:385:THR:HG23	1:I:388:GLU:H	1.58	0.66
1:J:247:LEU:HD13	1:J:247:LEU:C	2.15	0.66
1:L:191:GLU:O	1:L:334:ASP:HA	1.96	0.66
1:L:313:THR:HG22	1:L:314:LEU:N	2.10	0.66
1:M:434:GLU:HA	1:M:437:ASN:HD22	1.57	0.66
2:Q:17:VAL:CG2	2:Q:34:LYS:HD2	2.26	0.66
1:A:461:GLU:HB2	1:A:464:VAL:HB	1.78	0.66

Continued on next page...

Continued from previous page...

Atom-1	Atom-2	Interatomic distance (Å)	Clash overlap (Å)
1:F:284:ARG:HG2	1:F:288:MET:HE2	1.76	0.66
1:F:302:SER:HB2	1:F:305:ILE:HB	1.78	0.66
1:F:302:SER:HB2	1:F:305:ILE:HD13	1.76	0.66
1:G:234:LEU:H	1:G:234:LEU:CD1	2.09	0.66
1:K:314:LEU:H	1:K:314:LEU:CD1	2.02	0.66
1:M:161:LEU:HD12	1:M:161:LEU:H	1.60	0.66
1:A:146:GLN:NE2	1:A:494:LEU:HD11	2.10	0.66
1:C:20:VAL:HG13	1:C:74:VAL:HG11	1.78	0.66
1:C:194:GLN:HG2	1:C:195:PHE:N	2.09	0.66
1:F:247:LEU:HB3	1:F:273:VAL:HG13	1.77	0.66
1:H:226:LYS:HA	1:H:252:GLU:HB2	1.76	0.66
1:H:247:LEU:HD22	1:H:248:LEU:N	2.10	0.66
1:I:219:PHE:HB2	1:I:247:LEU:HD23	1.78	0.66
1:I:249:ILE:HB	1:I:275:ALA:HB1	1.77	0.66
1:K:270:ILE:HG22	1:K:271:VAL:N	2.11	0.66
1:L:494:LEU:HD23	1:L:494:LEU:H	1.60	0.66
1:D:233:MET:CE	1:D:237:LEU:HB2	2.25	0.66
1:F:228:SER:HA	1:F:255:GLU:CB	2.18	0.66
1:L:415:GLY:N	1:L:417:VAL:HG23	2.09	0.66
2:P:20:LYS:HG2	2:P:27:LEU:HD23	1.77	0.66
2:Q:84:LEU:HD12	2:Q:84:LEU:N	2.10	0.66
2:T:37:ARG:HG2	2:T:37:ARG:HH11	1.61	0.66
1:A:349:ILE:HG21	1:A:369:VAL:HG22	1.76	0.66
1:E:253:ASP:CG	1:E:254:VAL:H	1.99	0.66
1:E:302:SER:HB2	1:E:305:ILE:HB	1.78	0.66
1:F:131:LEU:HD21	1:F:422:VAL:HG11	1.76	0.66
1:G:18:ARG:HH11	1:G:18:ARG:CB	2.02	0.66
1:G:220:ILE:HD12	1:G:220:ILE:N	2.09	0.66
1:H:270:ILE:HG23	1:I:229:ASN:HD21	1.61	0.66
1:J:249:ILE:HB	1:J:275:ALA:HB1	1.77	0.66
1:M:356:ALA:CB	1:M:362:ARG:HE	2.07	0.66
2:O:20:LYS:HG2	2:O:27:LEU:CD2	2.26	0.66
2:R:84:LEU:N	2:R:84:LEU:HD12	2.11	0.66
1:B:206:ASN:CB	1:B:214:GLU:H	2.09	0.66
1:F:381:VAL:HG21	1:F:393:LYS:HA	1.77	0.66
1:G:246:PRO:HA	1:G:272:LYS:O	1.95	0.66
1:I:124:VAL:O	1:I:128:VAL:HG23	1.94	0.66
1:J:324:VAL:C	1:J:325:ILE:HD12	2.16	0.66
1:N:155:ASP:OD1	1:N:158:VAL:HG23	1.95	0.66
1:N:160:LYS:HG2	1:N:164:GLU:OE2	1.95	0.66
1:N:345:ARG:HA	1:N:348:GLN:HE21	1.60	0.66

Continued on next page...

Continued from previous page...

Atom-1	Atom-2	Interatomic distance (Å)	Clash overlap (Å)
1:A:29:VAL:HG23	1:A:30:THR:HG23	1.78	0.66
1:A:44:PHE:H	1:A:44:PHE:HD1	1.40	0.66
1:F:29:VAL:HG23	1:F:30:THR:HG23	1.78	0.66
1:F:253:ASP:CG	1:F:254:VAL:H	1.99	0.66
1:G:10:ASN:O	1:G:14:VAL:HG23	1.96	0.66
1:K:247:LEU:H	1:K:273:VAL:HG12	1.61	0.66
1:L:256:GLY:CA	1:L:259:LEU:HB3	2.25	0.66
1:M:249:ILE:HB	1:M:275:ALA:HB1	1.76	0.66
2:T:48:ILE:HG23	2:T:54:VAL:HG22	1.78	0.66
1:B:355:GLU:O	1:B:362:ARG:NH2	2.28	0.66
1:D:70:GLY:O	1:D:74:VAL:HG22	1.96	0.66
1:E:219:PHE:HB2	1:E:247:LEU:CD2	2.25	0.66
1:G:124:VAL:HG13	1:G:504:LEU:CD1	2.26	0.66
1:G:169:VAL:HB	1:G:173:GLY:HA3	1.78	0.66
1:H:199:TYR:HA	1:H:276:VAL:HG12	1.77	0.66
1:I:143:ALA:O	1:I:147:VAL:HG12	1.96	0.66
1:J:25:ASP:HA	1:J:28:LYS:HE2	1.78	0.66
1:L:161:LEU:H	1:L:161:LEU:CD1	2.08	0.66
1:L:449:ALA:HB3	1:L:450:PRO:HD3	1.78	0.66
1:M:301:ILE:HG21	1:M:309:LEU:HD23	1.77	0.66
1:A:27:VAL:HG12	1:A:90:THR:HG23	1.78	0.65
1:D:360:TYR:O	1:D:364:LYS:HE2	1.96	0.65
1:E:214:GLU:CB	1:E:322:ARG:HD3	2.23	0.65
1:E:249:ILE:HD12	1:E:249:ILE:N	2.10	0.65
1:F:222:LEU:HD22	1:F:293:ALA:HB2	1.76	0.65
1:L:413:ALA:CB	1:L:417:VAL:HB	2.26	0.65
1:N:301:ILE:HG21	1:N:309:LEU:HD23	1.78	0.65
1:D:223:ALA:HB3	1:D:251:ALA:HB2	1.78	0.65
1:E:146:GLN:NE2	1:E:494:LEU:HD11	2.10	0.65
1:F:35:GLY:HA3	1:F:51:LYS:HE2	1.78	0.65
1:F:218:PRO:CA	1:F:246:PRO:HG2	2.26	0.65
1:F:499:VAL:HG23	1:F:500:THR:N	2.10	0.65
1:G:82:ASN:ND2	1:G:86:GLY:HA2	2.11	0.65
1:G:206:ASN:CB	1:G:214:GLU:H	2.09	0.65
1:J:122:LYS:HE2	1:J:429:LEU:HD11	1.77	0.65
1:K:221:LEU:C	1:K:221:LEU:HD13	2.16	0.65
1:K:385:THR:HG23	1:K:388:GLU:H	1.62	0.65
1:K:494:LEU:N	1:K:494:LEU:HD23	2.11	0.65
1:N:115:ASP:HB3	1:N:436:GLN:HG2	1.77	0.65
1:N:499:VAL:HG23	1:N:500:THR:N	2.10	0.65
2:O:68:ASN:ND2	2:P:74:LYS:HE3	2.12	0.65

Continued on next page...

Continued from previous page...

Atom-1	Atom-2	Interatomic distance (Å)	Clash overlap (Å)
1:B:353:ILE:HG12	1:B:366:GLN:NE2	2.12	0.65
1:D:124:VAL:HG22	1:D:504:LEU:HD11	1.76	0.65
1:F:239:ALA:O	1:F:242:LYS:HB3	1.96	0.65
1:K:191:GLU:OE1	1:K:342:ILE:HG21	1.95	0.65
1:L:247:LEU:C	1:L:247:LEU:HD13	2.16	0.65
1:L:417:VAL:HG21	1:L:488:MET:HG3	1.79	0.65
1:M:123:ALA:HB2	1:M:440:ILE:HG23	1.78	0.65
1:N:494:LEU:HD23	1:N:494:LEU:H	1.60	0.65
2:P:20:LYS:HG2	2:P:27:LEU:CD2	2.26	0.65
2:R:14:ARG:CD	2:R:35:SER:HB3	2.25	0.65
1:B:257:GLU:O	1:B:261:THR:HG22	1.97	0.65
1:B:472:GLY:HA3	1:B:476:TYR:CD2	2.31	0.65
1:C:290:GLN:OE1	1:C:290:GLN:N	2.29	0.65
1:D:10:ASN:O	1:D:14:VAL:HG23	1.97	0.65
1:G:219:PHE:HB2	1:G:247:LEU:CD2	2.26	0.65
1:H:107:VAL:HG23	1:H:108:ALA:N	2.10	0.65
1:H:249:ILE:HB	1:H:275:ALA:HB1	1.78	0.65
1:H:277:LYS:NZ	1:H:277:LYS:HB2	2.11	0.65
1:K:313:THR:HG22	1:K:314:LEU:N	2.11	0.65
1:L:30:THR:HB	1:L:51:LYS:O	1.97	0.65
1:M:417:VAL:HG21	1:M:488:MET:HG3	1.78	0.65
1:N:23:LEU:O	1:N:27:VAL:HG12	1.96	0.65
1:A:348:GLN:NE2	1:A:352:GLN:NE2	2.45	0.65
1:B:456:LEU:HD13	1:B:462:PRO:CG	2.27	0.65
1:C:123:ALA:HB2	1:C:440:ILE:HG23	1.78	0.65
1:F:284:ARG:HG2	1:F:288:MET:CE	2.25	0.65
1:G:205:ILE:CD1	1:G:211:GLY:HA2	2.25	0.65
1:G:248:LEU:C	1:G:249:ILE:HD12	2.17	0.65
1:H:256:GLY:HA2	1:H:260:ALA:H	1.61	0.65
1:K:398:ASP:O	1:K:401:HIS:HB2	1.96	0.65
1:N:256:GLY:HA2	1:N:259:LEU:HB3	1.78	0.65
1:A:265:ASN:HB3	1:A:271:VAL:HG22	1.77	0.65
1:B:247:LEU:HD12	1:B:249:ILE:HD11	1.79	0.65
1:D:131:LEU:HD23	1:D:422:VAL:HG11	1.78	0.65
1:D:249:ILE:HD12	1:D:249:ILE:N	2.11	0.65
1:F:193:MET:O	1:F:331:THR:HG23	1.97	0.65
1:G:326:ASN:ND2	1:G:328:ASP:H	1.95	0.65
1:J:115:ASP:HB3	1:J:436:GLN:HG2	1.77	0.65
1:K:235:PRO:HG3	1:K:310:GLU:HA	1.76	0.65
1:K:308:GLU:HG2	1:K:309:LEU:H	1.62	0.65
1:M:240:VAL:HA	1:M:243:ALA:HB3	1.77	0.65

Continued on next page...

Continued from previous page...

Atom-1	Atom-2	Interatomic distance (Å)	Clash overlap (Å)
1:N:205:ILE:HD13	1:N:211:GLY:HA2	1.78	0.65
1:A:302:SER:HB2	1:A:305:ILE:HB	1.77	0.65
1:A:499:VAL:HG23	1:A:500:THR:N	2.11	0.65
1:C:321:LYS:HD2	1:C:333:ILE:HG22	1.78	0.65
1:F:360:TYR:H	1:F:363:GLU:CD	2.00	0.65
1:G:313:THR:CG2	1:G:315:GLU:HG3	2.27	0.65
1:H:155:ASP:OD1	1:H:158:VAL:HG23	1.97	0.65
1:H:326:ASN:OD1	1:H:329:THR:HB	1.97	0.65
1:I:175:ILE:HD13	1:I:404:ARG:NH2	2.12	0.65
1:I:282:GLY:O	1:I:285:ARG:HG2	1.97	0.65
1:J:193:MET:HG2	1:J:194:GLN:N	2.11	0.65
1:K:303:GLU:C	1:K:305:ILE:H	2.00	0.65
1:K:367:GLU:O	1:K:370:ALA:HB3	1.97	0.65
1:L:66:PHE:H	1:L:69:MET:HG3	1.62	0.65
1:L:325:ILE:N	1:L:325:ILE:HD12	2.11	0.65
1:N:65:LYS:O	1:N:66:PHE:CB	2.38	0.65
1:N:122:LYS:HE2	1:N:429:LEU:HD11	1.79	0.65
2:R:78:ILE:HD13	2:R:83:VAL:HG21	1.78	0.65
2:S:55:LYS:H	2:S:55:LYS:CE	2.09	0.65
2:S:78:ILE:HD13	2:S:83:VAL:CG2	2.26	0.65
2:T:20:LYS:HD2	2:T:20:LYS:H	1.62	0.65
1:A:135:SER:HB2	1:A:497:THR:HG21	1.79	0.65
1:D:222:LEU:N	1:D:222:LEU:HD12	2.12	0.65
1:D:350:ARG:HA	1:D:353:ILE:HD12	1.78	0.65
1:D:368:ARG:CD	1:D:372:LEU:HD11	2.27	0.65
1:E:350:ARG:HA	1:E:353:ILE:HD12	1.78	0.65
1:F:229:ASN:C	1:F:231:ARG:H	1.96	0.65
1:I:160:LYS:HG2	1:I:164:GLU:OE2	1.97	0.65
1:J:325:ILE:HD12	1:J:325:ILE:N	2.11	0.65
1:K:115:ASP:HB3	1:K:436:GLN:HG2	1.79	0.65
1:K:314:LEU:HA	1:K:317:LEU:HD13	1.77	0.65
1:M:217:SER:HA	1:M:320:ALA:O	1.96	0.65
1:N:415:GLY:N	1:N:417:VAL:HG23	2.12	0.65
2:P:20:LYS:HG3	2:P:28:THR:O	1.95	0.65
1:B:228:SER:HA	1:B:255:GLU:CB	2.17	0.65
1:E:353:ILE:HG12	1:E:366:GLN:HE22	1.62	0.65
1:E:499:VAL:HG23	1:E:500:THR:N	2.10	0.65
1:E:510:VAL:HG23	1:E:511:ALA:N	2.10	0.65
1:F:30:THR:HB	1:F:51:LYS:HG3	1.79	0.65
1:F:52:ASP:OD1	1:F:54:VAL:HG12	1.96	0.65
1:F:242:LYS:C	1:F:242:LYS:HD3	2.16	0.65

Continued on next page...

Continued from previous page...

Atom-1	Atom-2	Interatomic distance (Å)	Clash overlap (Å)
1:F:352:GLN:C	1:F:365:LEU:HD11	2.18	0.65
1:F:510:VAL:HG23	1:F:511:ALA:N	2.12	0.65
1:G:235:PRO:HG2	1:G:236:VAL:H	1.60	0.65
1:H:226:LYS:HG3	1:H:252:GLU:HB3	1.78	0.65
1:I:320:ALA:HA	1:I:334:ASP:O	1.96	0.65
1:L:263:VAL:O	1:L:267:MET:HG2	1.97	0.65
2:O:40:VAL:HB	2:O:62:GLY:H	1.61	0.65
1:A:123:ALA:HB2	1:A:440:ILE:HG23	1.77	0.65
1:A:338:GLU:O	1:A:341:ALA:HB3	1.97	0.65
1:A:348:GLN:HE22	1:A:352:GLN:NE2	1.95	0.65
1:B:321:LYS:HD2	1:B:333:ILE:HG22	1.78	0.65
1:C:247:LEU:HD12	1:C:249:ILE:CD1	2.27	0.65
1:D:346:VAL:CG1	1:D:350:ARG:HH22	2.10	0.65
1:D:368:ARG:HG2	1:D:372:LEU:HG	1.79	0.65
1:F:213:VAL:O	1:F:324:VAL:HA	1.97	0.65
1:F:219:PHE:HB2	1:F:247:LEU:HD22	1.77	0.65
1:F:249:ILE:HB	1:F:275:ALA:HB2	1.79	0.65
1:G:279:PRO:HB2	1:G:285:ARG:HA	1.78	0.65
1:I:314:LEU:H	1:I:314:LEU:CD1	2.06	0.65
1:I:359:ASP:CA	1:I:362:ARG:HH12	2.07	0.65
1:I:365:LEU:O	1:I:369:VAL:HG23	1.97	0.65
1:K:325:ILE:HD12	1:K:325:ILE:N	2.12	0.65
1:L:116:LEU:HD23	1:L:435:ASP:O	1.97	0.65
1:N:157:THR:O	1:N:160:LYS:HB3	1.97	0.65
2:O:12:VAL:HG23	2:O:84:LEU:HB2	1.79	0.65
2:S:12:VAL:HG23	2:S:84:LEU:HB2	1.78	0.65
2:T:47:ARG:HD2	2:T:55:LYS:HD2	1.77	0.65
1:B:366:GLN:HA	1:B:369:VAL:CG2	2.27	0.64
1:B:411:VAL:HA	1:B:497:THR:H	1.61	0.64
1:C:262:LEU:HD11	1:C:273:VAL:HB	1.79	0.64
1:C:281:PHE:H	1:C:284:ARG:HD2	1.61	0.64
1:F:214:GLU:HA	1:F:323:VAL:O	1.96	0.64
1:F:326:ASN:ND2	1:F:328:ASP:H	1.94	0.64
1:G:234:LEU:HD12	1:G:234:LEU:N	2.12	0.64
1:I:25:ASP:HA	1:I:28:LYS:HE2	1.78	0.64
1:I:254:VAL:HG12	1:I:259:LEU:HB2	1.79	0.64
1:L:214:GLU:HA	1:L:324:VAL:HG12	1.78	0.64
2:S:84:LEU:HD12	2:S:84:LEU:N	2.12	0.64
1:D:18:ARG:HB2	1:D:67:GLU:HG2	1.80	0.64
1:D:233:MET:HE2	1:D:237:LEU:HB2	1.79	0.64
1:D:234:LEU:HD12	1:D:234:LEU:N	2.11	0.64

Continued on next page...

Continued from previous page...

Atom-1	Atom-2	Interatomic distance (Å)	Clash overlap (Å)
1:D:273:VAL:CG1	1:D:274:ALA:H	2.09	0.64
1:F:346:VAL:CG1	1:F:350:ARG:HH22	2.09	0.64
1:K:205:ILE:HA	1:K:213:VAL:HG22	1.78	0.64
1:L:351:GLN:HG2	1:L:354:GLU:OE2	1.97	0.64
1:L:400:LEU:HD23	1:L:400:LEU:C	2.18	0.64
1:M:34:LYS:HB2	1:M:458:CYS:SG	2.37	0.64
1:A:249:ILE:N	1:A:249:ILE:HD12	2.12	0.64
1:G:207:LYS:HB2	1:G:207:LYS:NZ	2.12	0.64
1:H:417:VAL:HG21	1:H:488:MET:HG3	1.79	0.64
1:I:69:MET:HE1	1:I:522:THR:HB	1.79	0.64
1:I:200:LEU:CD1	1:I:276:VAL:HA	2.27	0.64
1:I:265:ASN:O	1:I:269:GLY:HA3	1.96	0.64
1:I:287:ALA:HB1	1:I:368:ARG:CZ	2.27	0.64
1:M:403:THR:O	1:M:407:VAL:HG23	1.96	0.64
1:B:207:LYS:NZ	1:B:207:LYS:HB2	2.13	0.64
1:B:313:THR:HB	1:B:315:GLU:OE2	1.96	0.64
1:B:472:GLY:HA3	1:B:476:TYR:HD2	1.63	0.64
1:C:368:ARG:HG2	1:C:372:LEU:HG	1.80	0.64
1:E:310:GLU:O	1:E:312:ALA:N	2.30	0.64
1:F:249:ILE:HB	1:F:275:ALA:CB	2.28	0.64
1:K:415:GLY:H	1:K:417:VAL:HG23	1.62	0.64
1:L:155:ASP:OD1	1:L:158:VAL:HG23	1.97	0.64
1:N:123:ALA:HB2	1:N:440:ILE:HG23	1.80	0.64
2:P:20:LYS:HD2	2:P:20:LYS:N	2.12	0.64
1:A:247:LEU:O	1:A:273:VAL:HG13	1.97	0.64
1:B:248:LEU:C	1:B:249:ILE:HD12	2.18	0.64
1:D:247:LEU:HD12	1:D:249:ILE:CD1	2.28	0.64
1:F:207:LYS:CB	1:F:208:PRO:HD3	2.27	0.64
1:F:291:ASP:HB3	1:F:345:ARG:NH2	2.12	0.64
1:F:414:GLY:HA2	1:F:495:ASP:OD2	1.98	0.64
1:G:123:ALA:HB2	1:G:440:ILE:HG23	1.80	0.64
1:I:135:SER:HA	1:I:412:VAL:HG12	1.79	0.64
1:I:256:GLY:CA	1:I:259:LEU:HB3	2.27	0.64
1:I:403:THR:O	1:I:407:VAL:HG23	1.97	0.64
1:L:205:ILE:HA	1:L:213:VAL:HG22	1.78	0.64
1:L:422:VAL:O	1:L:425:LYS:HB2	1.97	0.64
1:M:115:ASP:HB3	1:M:436:GLN:HG2	1.80	0.64
2:O:68:ASN:HD22	2:P:74:LYS:HE3	1.62	0.64
2:Q:20:LYS:HD2	2:Q:20:LYS:N	2.12	0.64
2:R:20:LYS:HG3	2:R:28:THR:O	1.97	0.64
1:B:160:LYS:HE3	1:B:164:GLU:OE2	1.97	0.64

Continued on next page...

Continued from previous page...

Atom-1	Atom-2	Interatomic distance (Å)	Clash overlap (Å)
1:D:206:ASN:CB	1:D:214:GLU:H	2.11	0.64
1:E:219:PHE:HB2	1:E:247:LEU:HD22	1.77	0.64
1:G:229:ASN:HA	1:G:257:GLU:OE2	1.98	0.64
1:K:385:THR:O	1:K:389:MET:HB2	1.97	0.64
1:N:265:ASN:O	1:N:269:GLY:HA3	1.97	0.64
2:O:78:ILE:HD13	2:O:83:VAL:CG2	2.26	0.64
2:Q:50:GLU:OE1	2:R:50:GLU:HA	1.98	0.64
1:A:5:ASP:HB2	1:A:524:LEU:CD2	2.28	0.64
1:A:195:PHE:O	1:A:329:THR:HG23	1.98	0.64
1:B:349:ILE:HG21	1:B:369:VAL:HG22	1.79	0.64
1:C:368:ARG:O	1:C:372:LEU:HG	1.97	0.64
1:D:27:VAL:HG12	1:D:90:THR:HG23	1.78	0.64
1:E:18:ARG:HH11	1:E:18:ARG:CB	2.01	0.64
1:E:130:GLU:O	1:E:134:LEU:HD13	1.97	0.64
1:E:322:ARG:HG2	1:E:323:VAL:N	2.09	0.64
1:G:130:GLU:O	1:G:133:ALA:HB3	1.98	0.64
1:I:267:MET:HG3	1:I:267:MET:O	1.97	0.64
1:J:111:MET:HG2	1:J:435:ASP:OD1	1.98	0.64
1:K:175:ILE:N	1:K:175:ILE:HD12	2.12	0.64
1:K:254:VAL:O	1:K:259:LEU:HD12	1.98	0.64
1:K:339:GLU:O	1:K:343:GLN:HG2	1.98	0.64
1:K:351:GLN:HG2	1:K:354:GLU:OE2	1.98	0.64
2:O:47:ARG:HD3	2:O:49:LEU:CD1	2.26	0.64
2:U:47:ARG:HD3	2:U:49:LEU:CD1	2.20	0.64
1:A:291:ASP:HB3	1:A:345:ARG:NH2	2.13	0.64
1:A:417:VAL:HA	1:A:420:ILE:HG22	1.79	0.64
1:C:280:GLY:HA3	1:C:284:ARG:HH11	1.62	0.64
1:D:320:ALA:HA	1:D:335:GLY:HA2	1.78	0.64
1:D:345:ARG:O	1:D:349:ILE:HG13	1.98	0.64
1:E:228:SER:O	1:E:257:GLU:HB3	1.97	0.64
1:E:291:ASP:OD1	1:E:292:ILE:HG13	1.98	0.64
1:E:499:VAL:CG2	1:E:500:THR:N	2.59	0.64
1:H:32:GLY:HA3	1:H:454:ILE:HG23	1.80	0.64
1:I:222:LEU:HD22	1:I:289:LEU:HD11	1.80	0.64
1:I:302:SER:HB2	1:I:305:ILE:HD12	1.80	0.64
1:J:313:THR:HG22	1:J:314:LEU:N	2.12	0.64
1:K:149:THR:CG2	1:K:156:GLU:HA	2.27	0.64
1:M:25:ASP:HA	1:M:28:LYS:HE2	1.79	0.64
1:N:221:LEU:C	1:N:221:LEU:HD13	2.18	0.64
1:B:20:VAL:HG13	1:B:74:VAL:HG11	1.80	0.64
1:B:31:LEU:HD12	4:B:1:ADP:O1A	1.98	0.64

Continued on next page...

Continued from previous page...

Atom-1	Atom-2	Interatomic distance (Å)	Clash overlap (Å)
1:B:82:ASN:HD22	1:B:86:GLY:HA2	1.63	0.64
1:B:82:ASN:ND2	1:B:86:GLY:HA2	2.12	0.64
1:B:220:ILE:HD12	1:B:220:ILE:N	2.13	0.64
1:D:350:ARG:O	1:D:354:GLU:HG2	1.97	0.64
1:I:66:PHE:HA	1:I:520:MET:HE1	1.80	0.64
1:N:161:LEU:H	1:N:161:LEU:HD12	1.63	0.64
2:Q:5:PRO:CD	2:Q:42:ALA:HB1	2.28	0.64
1:A:33:PRO:HA	1:A:153:ASN:ND2	2.11	0.64
1:A:210:THR:OG1	1:G:351:GLN:HG2	1.97	0.64
1:C:310:GLU:O	1:C:312:ALA:N	2.31	0.64
1:D:20:VAL:HG13	1:D:74:VAL:HG11	1.78	0.64
1:E:391:GLU:O	1:E:394:ALA:HB3	1.98	0.64
1:F:44:PHE:N	1:F:44:PHE:HD1	1.92	0.64
1:F:135:SER:HB2	1:F:497:THR:HG21	1.79	0.64
1:F:264:VAL:HA	1:F:267:MET:HB2	1.79	0.64
1:G:325:ILE:HG13	1:G:330:THR:HG23	1.80	0.64
1:I:499:VAL:HG23	1:I:500:THR:N	2.12	0.64
1:L:385:THR:HG23	1:L:388:GLU:H	1.63	0.64
1:M:198:GLY:HA3	1:M:328:ASP:HA	1.80	0.64
2:S:17:VAL:CG1	2:S:34:LYS:HA	2.27	0.64
1:B:324:VAL:C	1:B:325:ILE:HD12	2.18	0.63
1:D:322:ARG:HG2	1:D:323:VAL:H	1.63	0.63
1:E:247:LEU:HB3	1:E:273:VAL:HG13	1.79	0.63
1:F:18:ARG:HH11	1:F:18:ARG:CB	2.05	0.63
1:I:232:GLU:HB2	1:I:233:MET:HE1	1.80	0.63
1:L:277:LYS:HB2	1:L:277:LYS:NZ	2.12	0.63
1:M:116:LEU:HD23	1:M:435:ASP:O	1.98	0.63
2:P:47:ARG:HG2	2:P:49:LEU:H	1.63	0.63
1:B:29:VAL:HG23	1:B:30:THR:HG23	1.80	0.63
1:B:235:PRO:HG2	1:B:236:VAL:H	1.63	0.63
1:D:248:LEU:HD13	1:D:249:ILE:N	2.13	0.63
1:E:147:VAL:O	1:E:150:ILE:HG22	1.97	0.63
1:F:278:ALA:HB1	1:F:279:PRO:CD	2.27	0.63
1:G:213:VAL:O	1:G:324:VAL:HA	1.98	0.63
1:H:325:ILE:HD12	1:H:325:ILE:N	2.13	0.63
1:I:287:ALA:HB1	1:I:368:ARG:NH2	2.13	0.63
1:J:107:VAL:HG23	1:J:108:ALA:N	2.13	0.63
1:M:265:ASN:O	1:M:269:GLY:HA3	1.99	0.63
2:T:49:LEU:O	2:T:55:LYS:NZ	2.32	0.63
1:B:219:PHE:HB3	1:B:317:LEU:HD13	1.80	0.63
1:B:279:PRO:HG2	1:B:288:MET:HE3	1.81	0.63

Continued on next page...

Continued from previous page...

Atom-1	Atom-2	Interatomic distance (Å)	Clash overlap (Å)
1:C:499:VAL:HG23	1:C:500:THR:N	2.14	0.63
1:D:219:PHE:HB2	1:D:247:LEU:HD22	1.80	0.63
1:D:456:LEU:HD13	1:D:462:PRO:CG	2.28	0.63
1:E:324:VAL:C	1:E:325:ILE:HD12	2.18	0.63
1:F:195:PHE:O	1:F:329:THR:HG23	1.98	0.63
1:F:224:ASP:HB2	1:F:303:GLU:HB3	1.80	0.63
1:H:171:LYS:HD3	1:H:407:VAL:HG11	1.79	0.63
1:J:194:GLN:HG2	1:J:195:PHE:N	2.13	0.63
1:J:213:VAL:O	1:J:324:VAL:HA	1.98	0.63
1:J:499:VAL:HG23	1:J:500:THR:N	2.13	0.63
1:L:363:GLU:O	1:L:366:GLN:HB3	1.97	0.63
1:N:326:ASN:ND2	1:N:328:ASP:H	1.95	0.63
2:P:37:ARG:HG2	2:P:37:ARG:HH11	1.63	0.63
2:S:43:VAL:HG23	2:S:61:VAL:HG22	1.80	0.63
1:A:368:ARG:HG2	1:A:372:LEU:HG	1.81	0.63
1:B:222:LEU:HD12	1:B:222:LEU:N	2.14	0.63
1:C:131:LEU:CD2	1:C:422:VAL:HG11	2.27	0.63
1:E:70:GLY:O	1:E:74:VAL:HG22	1.99	0.63
1:G:228:SER:O	1:G:257:GLU:HB3	1.98	0.63
1:H:422:VAL:O	1:H:426:LEU:HD23	1.98	0.63
1:I:247:LEU:H	1:I:273:VAL:HG12	1.64	0.63
1:J:197:ARG:HG2	1:J:277:LYS:O	1.99	0.63
1:L:282:GLY:O	1:L:285:ARG:HG2	1.98	0.63
1:M:324:VAL:C	1:M:325:ILE:HD12	2.19	0.63
1:M:415:GLY:H	1:M:417:VAL:HG23	1.62	0.63
2:T:17:VAL:CG2	2:T:34:LYS:HD2	2.29	0.63
2:U:14:ARG:HD3	2:U:35:SER:HB3	1.79	0.63
1:D:160:LYS:HE3	1:D:164:GLU:OE2	1.98	0.63
1:D:219:PHE:HB2	1:D:247:LEU:CD2	2.28	0.63
1:D:228:SER:HA	1:D:255:GLU:CB	2.27	0.63
1:D:349:ILE:O	1:D:353:ILE:HG13	1.99	0.63
1:E:310:GLU:H	1:E:310:GLU:CD	2.02	0.63
1:F:280:GLY:HA3	1:F:284:ARG:NH1	2.13	0.63
1:G:235:PRO:HG3	1:G:310:GLU:HB3	1.80	0.63
1:H:145:ALA:HA	1:H:159:GLY:O	1.99	0.63
1:I:124:VAL:HG13	1:I:504:LEU:CD1	2.28	0.63
1:J:218:PRO:HB3	1:J:246:PRO:C	2.18	0.63
1:K:326:ASN:OD1	1:K:329:THR:HB	1.98	0.63
2:P:20:LYS:HD2	2:P:20:LYS:H	1.63	0.63
1:A:199:TYR:HE2	1:A:205:ILE:HG12	1.63	0.63
1:C:288:MET:HA	1:C:291:ASP:OD2	1.99	0.63

Continued on next page...

Continued from previous page...

Atom-1	Atom-2	Interatomic distance (Å)	Clash overlap (Å)
1:C:404:ARG:HH11	1:C:404:ARG:HG3	1.63	0.63
1:D:233:MET:CA	1:D:310:GLU:HG3	2.24	0.63
1:F:229:ASN:HA	1:F:257:GLU:OE2	1.99	0.63
1:F:313:THR:HB	1:F:315:GLU:OE2	1.99	0.63
1:K:200:LEU:CD1	1:K:276:VAL:HA	2.28	0.63
1:N:31:LEU:HG	1:N:454:ILE:HD11	1.81	0.63
1:N:82:ASN:HB2	1:N:89:THR:OG1	1.97	0.63
2:T:84:LEU:N	2:T:84:LEU:HD12	2.13	0.63
1:A:54:VAL:HB	1:A:89:THR:HG21	1.79	0.63
1:A:223:ALA:HB3	1:A:251:ALA:CB	2.28	0.63
1:C:207:LYS:CB	1:C:208:PRO:HD3	2.27	0.63
1:F:208:PRO:HB2	1:F:212:ALA:CB	2.28	0.63
1:F:348:GLN:HE22	1:F:352:GLN:NE2	1.96	0.63
1:H:365:LEU:O	1:H:369:VAL:HG23	1.99	0.63
1:H:413:ALA:CB	1:H:417:VAL:HB	2.28	0.63
1:I:166:MET:HE2	1:I:171:LYS:HA	1.80	0.63
1:I:232:GLU:HB3	1:I:309:LEU:CB	2.26	0.63
1:K:194:GLN:HG2	1:K:195:PHE:N	2.12	0.63
1:K:265:ASN:O	1:K:269:GLY:HA3	1.99	0.63
1:M:385:THR:O	1:M:389:MET:HB2	1.98	0.63
1:M:450:PRO:O	1:M:454:ILE:HG12	1.99	0.63
2:R:77:LYS:HG3	2:R:80:ASN:HA	1.80	0.63
2:T:97:ALA:O	2:U:1:MET:HA	1.99	0.63
1:C:433:ASN:HD21	1:C:435:ASP:HB2	1.63	0.63
1:I:266:THR:CG2	1:I:273:VAL:H	2.12	0.63
1:K:72:GLN:NE2	1:K:72:GLN:HA	2.14	0.63
1:K:478:TYR:HB2	1:K:485:TYR:CD2	2.34	0.63
2:Q:77:LYS:HG3	2:Q:80:ASN:HA	1.81	0.63
2:S:49:LEU:O	2:S:55:LYS:NZ	2.32	0.63
1:A:199:TYR:HE1	1:A:327:LYS:HG3	1.64	0.63
1:B:226:LYS:C	1:B:227:ILE:HD12	2.19	0.63
1:B:291:ASP:HB3	1:B:345:ARG:NH2	2.12	0.63
1:C:365:LEU:HD22	1:C:366:GLN:HE22	1.63	0.63
1:C:499:VAL:CG2	1:C:500:THR:N	2.62	0.63
1:D:309:LEU:H	1:D:309:LEU:HD12	1.64	0.63
1:G:348:GLN:NE2	1:G:352:GLN:NE2	2.45	0.63
1:J:367:GLU:O	1:J:370:ALA:HB3	1.98	0.63
1:K:287:ALA:HB1	1:K:368:ARG:CZ	2.29	0.63
1:K:422:VAL:O	1:K:425:LYS:HB2	1.99	0.63
1:E:353:ILE:HG12	1:E:366:GLN:NE2	2.14	0.62
1:G:365:LEU:O	1:G:369:VAL:HG23	1.99	0.62

Continued on next page...

Continued from previous page...

Atom-1	Atom-2	Interatomic distance (Å)	Clash overlap (Å)
1:H:157:THR:O	1:H:161:LEU:HD13	1.98	0.62
1:H:434:GLU:HA	1:H:437:ASN:ND2	2.14	0.62
1:I:411:VAL:HG21	1:I:494:LEU:HD12	1.80	0.62
1:I:422:VAL:O	1:I:425:LYS:HB2	1.99	0.62
1:J:248:LEU:HD22	1:J:249:ILE:H	1.63	0.62
1:K:217:SER:N	1:K:218:PRO:HD3	2.14	0.62
1:L:265:ASN:O	1:L:269:GLY:HA3	1.98	0.62
1:N:264:VAL:HA	1:N:267:MET:HG2	1.80	0.62
1:E:280:GLY:HA3	1:E:284:ARG:NH1	2.13	0.62
1:F:215:LEU:O	1:F:218:PRO:HD3	1.98	0.62
1:G:242:LYS:C	1:G:242:LYS:HD3	2.20	0.62
1:G:305:ILE:CG2	1:G:306:GLY:H	2.02	0.62
1:I:122:LYS:HE2	1:I:429:LEU:HD11	1.81	0.62
1:J:82:ASN:HB2	1:J:89:THR:OG1	1.98	0.62
1:J:138:CYS:SG	1:J:144:ILE:HD13	2.39	0.62
1:J:478:TYR:HB2	1:J:485:TYR:CD2	2.35	0.62
1:L:37:ASN:H	1:L:37:ASN:ND2	1.96	0.62
1:L:198:GLY:CA	1:L:328:ASP:HA	2.29	0.62
1:L:240:VAL:HA	1:L:243:ALA:HB3	1.80	0.62
1:N:325:ILE:HG13	1:N:330:THR:HG23	1.80	0.62
2:O:7:HIS:HB3	2:O:45:ASN:HD22	1.64	0.62
2:O:55:LYS:HE2	2:O:55:LYS:N	2.00	0.62
1:B:310:GLU:O	1:B:312:ALA:N	2.32	0.62
1:C:220:ILE:N	1:C:220:ILE:HD12	2.14	0.62
1:C:253:ASP:CG	1:C:254:VAL:N	2.53	0.62
1:D:339:GLU:HB3	1:D:343:GLN:OE1	1.99	0.62
1:D:510:VAL:HG23	1:D:511:ALA:H	1.63	0.62
1:H:223:ALA:HB3	1:H:251:ALA:CB	2.25	0.62
1:I:180:GLY:HA2	1:I:380:LYS:HB3	1.80	0.62
1:I:363:GLU:O	1:I:367:GLU:HG3	2.00	0.62
1:J:263:VAL:O	1:J:267:MET:HG2	1.99	0.62
1:J:320:ALA:HA	1:J:334:ASP:O	1.98	0.62
1:N:194:GLN:HG2	1:N:195:PHE:N	2.13	0.62
2:T:55:LYS:HE2	2:T:55:LYS:N	2.11	0.62
1:A:200:LEU:N	1:A:200:LEU:HD12	2.15	0.62
1:A:372:LEU:O	1:A:373:ALA:HB2	2.00	0.62
1:B:135:SER:HB2	1:B:497:THR:HG21	1.81	0.62
1:D:44:PHE:H	1:D:44:PHE:HD1	1.43	0.62
1:D:239:ALA:HB1	1:D:314:LEU:HD23	1.79	0.62
1:D:266:THR:HA	1:D:271:VAL:O	1.99	0.62
1:E:472:GLY:HA3	1:E:476:TYR:HD2	1.64	0.62

Continued on next page...

Continued from previous page...

Atom-1	Atom-2	Interatomic distance (Å)	Clash overlap (Å)
1:F:310:GLU:O	1:F:312:ALA:N	2.32	0.62
1:G:72:GLN:HA	1:G:72:GLN:NE2	2.15	0.62
1:G:214:GLU:CB	1:G:322:ARG:HD3	2.20	0.62
1:H:16:MET:HG3	1:H:520:MET:SD	2.38	0.62
1:K:147:VAL:HA	1:K:150:ILE:HD12	1.81	0.62
2:O:37:ARG:HG2	2:O:37:ARG:HH11	1.64	0.62
1:A:207:LYS:CB	1:A:208:PRO:HD3	2.26	0.62
1:B:218:PRO:HA	1:B:246:PRO:HG2	1.81	0.62
1:C:25:ASP:HA	1:C:28:LYS:HE2	1.79	0.62
1:C:411:VAL:HA	1:C:497:THR:H	1.64	0.62
1:D:247:LEU:O	1:D:273:VAL:HG13	1.99	0.62
1:D:450:PRO:O	1:D:454:ILE:HG13	1.99	0.62
1:E:234:LEU:H	1:E:234:LEU:CD1	2.12	0.62
1:E:291:ASP:HB3	1:E:345:ARG:NH2	2.14	0.62
1:J:10:ASN:O	1:J:11:ASP:C	2.38	0.62
1:K:290:GLN:O	1:K:293:ALA:HB3	1.99	0.62
1:M:239:ALA:CB	1:M:314:LEU:HD11	2.22	0.62
1:N:363:GLU:O	1:N:367:GLU:HG3	1.99	0.62
2:O:22:ALA:O	2:O:26:VAL:HB	1.99	0.62
2:R:18:GLU:CD	2:R:33:ALA:HB3	2.19	0.62
1:A:41:ASP:HB2	1:G:69:MET:SD	2.40	0.62
1:B:35:GLY:HA3	1:B:51:LYS:HE2	1.81	0.62
1:E:131:LEU:HD21	1:E:422:VAL:HG11	1.78	0.62
1:F:219:PHE:HB2	1:F:247:LEU:CD2	2.28	0.62
1:H:31:LEU:HG	1:H:454:ILE:HD11	1.81	0.62
1:I:157:THR:O	1:I:161:LEU:HD13	1.99	0.62
1:K:403:THR:O	1:K:407:VAL:HG23	1.99	0.62
1:M:66:PHE:H	1:M:69:MET:HG3	1.65	0.62
1:N:263:VAL:O	1:N:267:MET:HG2	1.99	0.62
1:N:325:ILE:N	1:N:325:ILE:HD12	2.14	0.62
2:P:17:VAL:HG13	2:P:34:LYS:HA	1.80	0.62
2:Q:50:GLU:O	2:Q:52:GLY:N	2.32	0.62
1:B:218:PRO:CA	1:B:246:PRO:HG2	2.30	0.62
1:B:350:ARG:HD3	1:B:353:ILE:HD12	1.82	0.62
1:C:322:ARG:HB3	1:C:333:ILE:CD1	2.22	0.62
1:F:134:LEU:HD12	1:F:134:LEU:N	2.15	0.62
1:F:221:LEU:HD13	1:F:317:LEU:CD2	2.29	0.62
1:G:241:ALA:HA	1:G:271:VAL:HG12	1.79	0.62
1:I:266:THR:O	1:I:268:ARG:N	2.31	0.62
1:M:32:GLY:HA2	1:M:454:ILE:HD12	1.81	0.62
1:M:302:SER:HB2	1:M:305:ILE:HG13	1.82	0.62

Continued on next page...

Continued from previous page...

Atom-1	Atom-2	Interatomic distance (Å)	Clash overlap (Å)
1:B:70:GLY:O	1:B:74:VAL:HG22	2.00	0.62
1:C:281:PHE:H	1:C:284:ARG:CD	2.13	0.62
1:D:77:VAL:HG12	1:D:510:VAL:HG21	1.82	0.62
1:D:218:PRO:CA	1:D:246:PRO:HG2	2.30	0.62
1:E:218:PRO:CA	1:E:246:PRO:HG2	2.29	0.62
1:E:252:GLU:O	1:E:253:ASP:HB2	1.98	0.62
1:E:512:GLY:O	1:E:515:ILE:HG12	1.98	0.62
1:F:18:ARG:HB2	1:F:67:GLU:HG2	1.80	0.62
1:G:44:PHE:H	1:G:44:PHE:HD1	1.39	0.62
1:G:313:THR:N	1:G:316:ASP:OD2	2.33	0.62
1:I:205:ILE:HA	1:I:213:VAL:HG22	1.82	0.62
1:I:404:ARG:O	1:I:408:GLU:HG3	1.99	0.62
1:K:122:LYS:HE2	1:K:429:LEU:HD11	1.81	0.62
1:K:308:GLU:HG2	1:K:309:LEU:N	2.13	0.62
1:K:363:GLU:O	1:K:367:GLU:HG3	2.00	0.62
1:M:149:THR:CG2	1:M:159:GLY:HA3	2.30	0.62
1:M:287:ALA:HB1	1:M:368:ARG:CZ	2.30	0.62
1:N:386:GLU:HG2	1:N:390:LYS:HE2	1.81	0.62
2:O:40:VAL:CG1	2:O:61:VAL:HA	2.30	0.62
2:P:48:ILE:HG12	2:P:54:VAL:HG13	1.82	0.62
1:A:277:LYS:HD3	1:A:285:ARG:NH2	2.13	0.62
1:B:381:VAL:HG21	1:B:393:LYS:HA	1.82	0.62
1:C:193:MET:SD	1:C:371:LYS:HB3	2.40	0.62
1:C:219:PHE:HD1	1:C:319:GLN:HE21	1.48	0.62
1:C:223:ALA:HB3	1:C:251:ALA:HB2	1.80	0.62
1:D:259:LEU:O	1:D:263:VAL:HG23	1.98	0.62
1:D:283:ASP:O	1:D:287:ALA:HB2	1.98	0.62
1:E:414:GLY:HA2	1:E:495:ASP:OD2	2.00	0.62
1:F:257:GLU:O	1:F:261:THR:HG22	2.00	0.62
1:G:450:PRO:O	1:G:454:ILE:HG13	1.99	0.62
1:H:302:SER:HB2	1:H:305:ILE:HD12	1.82	0.62
1:H:345:ARG:HA	1:H:348:GLN:NE2	2.14	0.62
1:I:385:THR:O	1:I:389:MET:HB2	1.99	0.62
1:K:413:ALA:CB	1:K:417:VAL:HB	2.30	0.62
1:L:472:GLY:HA3	1:L:476:TYR:HD2	1.63	0.62
1:M:164:GLU:O	1:M:167:ASP:HB3	1.99	0.62
2:O:6:LEU:O	2:O:7:HIS:O	2.16	0.62
1:A:342:ILE:O	1:A:346:VAL:HG23	1.98	0.62
1:A:360:TYR:O	1:A:364:LYS:HE2	1.99	0.62
1:B:214:GLU:CB	1:B:322:ARG:HD3	2.21	0.62
1:E:94:VAL:HG12	1:E:449:ALA:HB1	1.81	0.62

Continued on next page...

Continued from previous page...

Atom-1	Atom-2	Interatomic distance (Å)	Clash overlap (Å)
1:F:18:ARG:O	1:F:22:VAL:HG23	2.00	0.62
1:F:202:PRO:O	1:F:205:ILE:HG13	2.00	0.62
1:H:32:GLY:CA	1:H:454:ILE:HG23	2.30	0.62
1:H:200:LEU:CD1	1:H:276:VAL:HA	2.29	0.62
1:K:277:LYS:HB2	1:K:277:LYS:NZ	2.15	0.62
1:L:194:GLN:HG2	1:L:195:PHE:N	2.13	0.62
1:M:270:ILE:HG22	1:M:271:VAL:N	2.15	0.62
1:M:314:LEU:H	1:M:314:LEU:CD1	2.10	0.62
1:N:264:VAL:HA	1:N:267:MET:CG	2.29	0.62
2:U:78:ILE:HD13	2:U:83:VAL:CG2	2.27	0.62
1:B:5:ASP:HB2	1:B:524:LEU:HD23	1.82	0.61
1:B:177:VAL:HG11	1:B:397:GLU:HG2	1.80	0.61
1:B:201:SER:HB3	1:B:259:LEU:HD22	1.82	0.61
1:D:44:PHE:N	1:D:44:PHE:HD1	1.97	0.61
1:D:65:LYS:O	1:D:69:MET:HG3	2.00	0.61
1:F:472:GLY:HA3	1:F:476:TYR:CD2	2.35	0.61
1:J:301:ILE:HD12	1:J:301:ILE:N	2.15	0.61
1:K:135:SER:HA	1:K:412:VAL:HG12	1.82	0.61
1:K:194:GLN:HG3	1:K:331:THR:HB	1.81	0.61
1:L:413:ALA:HB1	1:L:417:VAL:HB	1.81	0.61
1:M:247:LEU:O	1:M:273:VAL:HB	1.98	0.61
2:P:77:LYS:C	2:P:78:ILE:HD12	2.20	0.61
1:B:249:ILE:HB	1:B:275:ALA:CB	2.31	0.61
1:B:504:LEU:HD13	1:B:504:LEU:C	2.21	0.61
1:C:76:GLU:OE1	1:D:387:VAL:HG13	2.00	0.61
1:D:33:PRO:HA	1:D:153:ASN:ND2	2.15	0.61
1:D:266:THR:CG2	1:D:273:VAL:H	2.12	0.61
1:F:25:ASP:HA	1:F:28:LYS:HE2	1.82	0.61
1:F:219:PHE:HB3	1:F:317:LEU:HD13	1.80	0.61
1:F:448:GLU:O	1:F:452:ARG:HG2	2.00	0.61
1:H:270:ILE:HG23	1:I:229:ASN:ND2	2.15	0.61
1:I:314:LEU:CA	1:I:317:LEU:HD13	2.24	0.61
1:J:219:PHE:CB	1:J:317:LEU:HD23	2.31	0.61
1:N:219:PHE:CE1	1:N:245:LYS:HB2	2.33	0.61
2:S:37:ARG:HH11	2:S:37:ARG:HG2	1.66	0.61
1:A:222:LEU:N	1:A:222:LEU:HD12	2.15	0.61
1:A:259:LEU:O	1:A:263:VAL:HG23	2.00	0.61
1:B:52:ASP:OD1	1:B:54:VAL:HG12	2.00	0.61
1:C:194:GLN:HB2	1:C:331:THR:HG23	1.83	0.61
1:C:322:ARG:HG2	1:C:323:VAL:N	2.13	0.61
1:D:496:PRO:HG2	1:D:499:VAL:HG13	1.81	0.61

Continued on next page...

Continued from previous page...

Atom-1	Atom-2	Interatomic distance (Å)	Clash overlap (Å)
1:E:285:ARG:HG3	1:E:286:LYS:H	1.64	0.61
1:E:295:LEU:HD23	1:E:295:LEU:C	2.21	0.61
1:G:273:VAL:CG1	1:G:274:ALA:N	2.64	0.61
1:G:299:THR:HB	1:G:316:ASP:HB3	1.82	0.61
1:G:339:GLU:HB3	1:G:343:GLN:OE1	1.99	0.61
1:H:155:ASP:CG	1:H:158:VAL:HG23	2.20	0.61
1:J:450:PRO:O	1:J:454:ILE:HG12	2.01	0.61
1:L:223:ALA:HB3	1:L:251:ALA:CB	2.25	0.61
1:L:385:THR:O	1:L:389:MET:HB2	2.00	0.61
1:M:248:LEU:HD13	1:M:249:ILE:N	2.15	0.61
1:N:319:GLN:O	1:N:336:VAL:HG23	2.00	0.61
1:B:229:ASN:C	1:B:231:ARG:H	2.03	0.61
1:B:510:VAL:HG23	1:B:511:ALA:N	2.16	0.61
1:D:169:VAL:HB	1:D:173:GLY:HA3	1.81	0.61
1:G:227:ILE:HD12	1:G:227:ILE:N	2.15	0.61
1:J:266:THR:HG22	1:J:272:LYS:HA	1.82	0.61
1:J:270:ILE:HA	1:K:257:GLU:OE2	2.00	0.61
1:K:235:PRO:HG2	1:K:236:VAL:H	1.66	0.61
1:L:123:ALA:HB2	1:L:440:ILE:HG23	1.82	0.61
1:M:426:LEU:H	1:M:426:LEU:CD2	2.10	0.61
2:P:97:ALA:O	2:Q:1:MET:HA	2.01	0.61
1:B:247:LEU:HD12	1:B:249:ILE:CD1	2.30	0.61
1:B:325:ILE:HG13	1:B:330:THR:HG23	1.82	0.61
1:B:475:ASN:HD22	1:B:475:ASN:N	1.97	0.61
1:D:30:THR:HB	1:D:51:LYS:HG3	1.82	0.61
1:E:69:MET:SD	1:F:41:ASP:HB2	2.41	0.61
1:E:278:ALA:HB1	1:E:279:PRO:CD	2.30	0.61
1:E:313:THR:N	1:E:316:ASP:OD2	2.33	0.61
1:F:127:ALA:O	1:F:130:GLU:HB2	1.99	0.61
1:F:200:LEU:HD12	1:F:200:LEU:N	2.15	0.61
1:F:233:MET:HE3	1:F:236:VAL:HB	1.80	0.61
1:G:417:VAL:HA	1:G:420:ILE:HG22	1.82	0.61
1:G:448:GLU:O	1:G:452:ARG:HG2	2.00	0.61
1:H:247:LEU:H	1:H:273:VAL:HG12	1.64	0.61
1:J:236:VAL:HG23	1:J:237:LEU:N	2.16	0.61
1:M:359:ASP:CA	1:M:362:ARG:HH12	2.12	0.61
1:M:400:LEU:C	1:M:400:LEU:HD23	2.21	0.61
2:P:7:HIS:HB3	2:P:45:ASN:ND2	2.14	0.61
2:T:43:VAL:HG23	2:T:61:VAL:HG22	1.82	0.61
1:A:360:TYR:HA	1:A:363:GLU:CD	2.19	0.61
1:B:199:TYR:CA	1:B:276:VAL:HG12	2.27	0.61

Continued on next page...

Continued from previous page...

Atom-1	Atom-2	Interatomic distance (Å)	Clash overlap (Å)
1:F:146:GLN:NE2	1:F:494:LEU:HD11	2.15	0.61
1:G:5:ASP:HB2	1:G:524:LEU:HD23	1.83	0.61
1:G:291:ASP:OD1	1:G:292:ILE:HG13	2.01	0.61
1:I:270:ILE:HA	1:J:257:GLU:OE2	1.99	0.61
1:N:107:VAL:HG23	1:N:108:ALA:N	2.15	0.61
1:N:191:GLU:HB3	1:N:295:LEU:HD11	1.82	0.61
1:N:448:GLU:HB3	1:N:452:ARG:HD2	1.82	0.61
1:B:413:ALA:HB1	1:B:417:VAL:HG11	1.83	0.61
1:C:291:ASP:OD1	1:C:292:ILE:HG13	2.00	0.61
1:D:84:ALA:HB2	1:D:506:TYR:HE2	1.66	0.61
1:D:116:LEU:O	1:D:120:ILE:HG13	1.99	0.61
1:D:299:THR:HB	1:D:316:ASP:HB3	1.81	0.61
1:E:207:LYS:CB	1:E:208:PRO:HD3	2.24	0.61
1:F:265:ASN:HA	1:F:270:ILE:HD12	1.81	0.61
1:G:472:GLY:HA3	1:G:476:TYR:CD2	2.36	0.61
1:H:217:SER:HB3	1:H:321:LYS:HA	1.82	0.61
1:K:320:ALA:HA	1:K:334:ASP:O	2.00	0.61
1:L:25:ASP:HA	1:L:28:LYS:HE2	1.81	0.61
1:L:161:LEU:HD12	1:L:161:LEU:N	2.16	0.61
1:L:266:THR:HG22	1:L:273:VAL:H	1.65	0.61
1:N:191:GLU:HB3	1:N:295:LEU:CD1	2.29	0.61
2:S:17:VAL:CG2	2:S:34:LYS:HD2	2.28	0.61
2:T:68:ASN:ND2	2:U:74:LYS:HE3	2.16	0.61
1:A:34:LYS:HD2	1:A:458:CYS:SG	2.41	0.61
1:A:227:ILE:HD12	1:A:227:ILE:N	2.15	0.61
1:B:266:THR:CG2	1:B:273:VAL:H	2.12	0.61
1:C:368:ARG:CD	1:C:372:LEU:HD11	2.31	0.61
1:D:142:LYS:HE2	1:D:146:GLN:OE1	2.00	0.61
1:E:234:LEU:HD12	1:E:234:LEU:N	2.14	0.61
1:F:223:ALA:HB3	1:F:251:ALA:CB	2.31	0.61
1:F:259:LEU:O	1:F:262:LEU:HB3	1.99	0.61
1:H:219:PHE:HB3	1:H:317:LEU:HD23	1.82	0.61
1:J:232:GLU:HA	1:J:310:GLU:HG2	1.82	0.61
1:J:248:LEU:HD13	1:J:249:ILE:N	2.16	0.61
1:L:202:PRO:C	1:L:204:PHE:H	2.03	0.61
1:L:221:LEU:HD13	1:L:221:LEU:C	2.21	0.61
1:N:186:GLU:HB2	1:N:380:LYS:HB2	1.83	0.61
2:Q:18:GLU:CD	2:Q:33:ALA:HB3	2.21	0.61
1:A:146:GLN:HE21	1:A:494:LEU:HD11	1.65	0.61
1:B:25:ASP:HA	1:B:28:LYS:HE2	1.82	0.61
1:B:131:LEU:HD21	1:B:422:VAL:HG11	1.83	0.61

Continued on next page...

Continued from previous page...

Atom-1	Atom-2	Interatomic distance (Å)	Clash overlap (Å)
1:B:247:LEU:O	1:B:273:VAL:HG13	2.01	0.61
1:C:248:LEU:HD13	1:C:249:ILE:N	2.16	0.61
1:D:339:GLU:CD	1:D:339:GLU:H	2.04	0.61
1:E:239:ALA:HB1	1:E:314:LEU:HD23	1.83	0.61
1:E:264:VAL:HA	1:E:267:MET:HB2	1.82	0.61
1:I:455:VAL:HG13	1:I:460:GLU:HB2	1.83	0.61
1:K:226:LYS:HG3	1:K:252:GLU:HB3	1.83	0.61
1:K:267:MET:HG3	1:K:267:MET:O	2.00	0.61
1:L:363:GLU:O	1:L:367:GLU:HG3	2.01	0.61
1:M:135:SER:HA	1:M:412:VAL:HG12	1.82	0.61
1:M:219:PHE:HB2	1:M:247:LEU:HD23	1.82	0.61
1:M:219:PHE:HB3	1:M:317:LEU:HD23	1.82	0.61
1:M:411:VAL:HG21	1:M:494:LEU:CD1	2.31	0.61
1:N:179:ASP:OD2	1:N:390:LYS:HG2	2.01	0.61
1:N:313:THR:HB	1:N:315:GLU:HG2	1.82	0.61
2:O:20:LYS:N	2:O:20:LYS:HD2	2.16	0.61
2:O:27:LEU:HD23	2:O:27:LEU:O	2.01	0.61
2:R:6:LEU:O	2:R:7:HIS:O	2.19	0.61
1:C:475:ASN:HD22	1:C:475:ASN:N	1.97	0.61
1:D:339:GLU:CD	1:D:339:GLU:N	2.55	0.61
1:E:222:LEU:HD12	1:E:222:LEU:N	2.15	0.61
1:F:234:LEU:H	1:F:234:LEU:CD1	2.12	0.61
1:F:247:LEU:O	1:F:273:VAL:HG13	2.01	0.61
1:F:381:VAL:CG1	1:F:392:LYS:CG	2.79	0.61
1:H:221:LEU:HD13	1:H:221:LEU:C	2.22	0.61
1:H:257:GLU:O	1:H:261:THR:HG23	2.01	0.61
1:I:178:GLU:O	1:I:380:LYS:HA	2.00	0.61
1:L:266:THR:HG21	1:L:273:VAL:O	2.01	0.61
1:L:350:ARG:HE	1:L:369:VAL:HG11	1.66	0.61
1:M:69:MET:HE1	1:M:522:THR:HB	1.80	0.61
1:M:124:VAL:HG13	1:M:504:LEU:CD1	2.31	0.61
1:M:180:GLY:HA2	1:M:380:LYS:HB3	1.83	0.61
1:M:499:VAL:HG23	1:M:500:THR:N	2.15	0.61
1:N:247:LEU:HD22	1:N:248:LEU:H	1.65	0.61
2:P:14:ARG:HD3	2:P:35:SER:HB3	1.81	0.61
2:Q:34:LYS:HG3	2:Q:35:SER:H	1.63	0.61
2:Q:77:LYS:C	2:Q:78:ILE:HD12	2.21	0.61
2:T:77:LYS:HG3	2:T:80:ASN:HA	1.82	0.61
1:A:134:LEU:N	1:A:134:LEU:HD12	2.15	0.60
1:B:273:VAL:CG1	1:B:274:ALA:H	2.12	0.60
1:C:256:GLY:O	1:C:260:ALA:N	2.31	0.60

Continued on next page...

Continued from previous page...

Atom-1	Atom-2	Interatomic distance (Å)	Clash overlap (Å)
1:E:235:PRO:HG3	1:E:310:GLU:HB3	1.83	0.60
1:F:194:GLN:HB2	1:F:331:THR:HG23	1.83	0.60
1:G:272:LYS:NZ	1:G:272:LYS:HB2	2.16	0.60
1:G:399:ALA:O	1:G:403:THR:HG23	1.99	0.60
1:I:228:SER:O	1:I:257:GLU:HB3	2.01	0.60
1:I:284:ARG:HH11	1:I:284:ARG:CB	2.11	0.60
1:J:17:LEU:O	1:J:20:VAL:HG13	2.01	0.60
1:K:191:GLU:HB3	1:K:295:LEU:CD1	2.30	0.60
1:L:232:GLU:HA	1:L:310:GLU:CG	2.31	0.60
1:N:155:ASP:CG	1:N:158:VAL:HG23	2.21	0.60
1:A:291:ASP:HB3	1:A:345:ARG:HH21	1.66	0.60
1:C:310:GLU:CD	1:C:310:GLU:H	2.04	0.60
1:E:413:ALA:HB1	1:E:417:VAL:HG11	1.83	0.60
1:G:224:ASP:HB2	1:G:303:GLU:HB3	1.81	0.60
1:K:359:ASP:CA	1:K:362:ARG:HH12	2.05	0.60
1:M:124:VAL:HG13	1:M:504:LEU:HD13	1.82	0.60
1:M:353:ILE:HD11	1:M:369:VAL:HG21	1.82	0.60
1:N:221:LEU:HD13	1:N:222:LEU:N	2.15	0.60
2:R:68:ASN:HD22	2:S:74:LYS:HE3	1.66	0.60
2:U:17:VAL:CG2	2:U:34:LYS:HD2	2.32	0.60
1:A:10:ASN:O	1:A:14:VAL:HG23	2.01	0.60
1:A:124:VAL:HG22	1:A:504:LEU:HD11	1.83	0.60
1:B:28:LYS:O	1:B:30:THR:N	2.34	0.60
1:D:271:VAL:O	1:D:271:VAL:HG23	2.02	0.60
1:G:194:GLN:HB2	1:G:331:THR:HG23	1.82	0.60
1:G:433:ASN:HD21	1:G:435:ASP:HB2	1.65	0.60
1:I:343:GLN:O	1:I:346:VAL:HB	2.01	0.60
1:J:216:GLU:OE1	1:J:216:GLU:HA	2.00	0.60
1:J:277:LYS:HB2	1:J:277:LYS:NZ	2.16	0.60
1:J:325:ILE:HG13	1:J:330:THR:HG23	1.84	0.60
1:K:392:LYS:O	1:K:396:VAL:HG23	2.02	0.60
1:M:264:VAL:HA	1:M:267:MET:HG2	1.83	0.60
1:N:10:ASN:O	1:N:11:ASP:C	2.40	0.60
2:U:84:LEU:HD12	2:U:84:LEU:N	2.16	0.60
1:A:160:LYS:HE3	1:A:164:GLU:OE2	2.01	0.60
1:A:228:SER:HA	1:A:255:GLU:CB	2.19	0.60
1:A:339:GLU:CD	1:A:339:GLU:N	2.54	0.60
1:B:10:ASN:O	1:B:14:VAL:HG23	2.01	0.60
1:C:308:GLU:HB2	1:C:311:LYS:HB2	1.81	0.60
1:C:487:ASN:OD1	1:C:489:ILE:N	2.35	0.60
1:D:346:VAL:HG12	1:D:350:ARG:NH2	2.15	0.60

Continued on next page...

Continued from previous page...

Atom-1	Atom-2	Interatomic distance (Å)	Clash overlap (Å)
1:E:44:PHE:H	1:E:44:PHE:HD1	1.47	0.60
1:G:184:GLN:OE1	1:G:184:GLN:N	2.32	0.60
1:G:285:ARG:HG3	1:G:286:LYS:H	1.67	0.60
1:J:314:LEU:H	1:J:314:LEU:CD1	2.02	0.60
1:M:290:GLN:OE1	1:M:290:GLN:HA	2.00	0.60
1:N:214:GLU:HA	1:N:324:VAL:HG12	1.84	0.60
2:R:48:ILE:HG12	2:R:54:VAL:HG13	1.82	0.60
1:A:313:THR:HB	1:A:315:GLU:OE2	2.00	0.60
1:B:193:MET:O	1:B:331:THR:HG23	2.01	0.60
1:C:259:LEU:O	1:C:262:LEU:HB3	2.01	0.60
1:C:320:ALA:HA	1:C:334:ASP:O	2.02	0.60
1:C:472:GLY:HA3	1:C:476:TYR:CD2	2.36	0.60
1:D:433:ASN:HD21	1:D:435:ASP:HB2	1.65	0.60
1:F:206:ASN:HB3	1:F:214:GLU:H	1.65	0.60
1:G:131:LEU:HD23	1:G:422:VAL:HG11	1.83	0.60
1:G:349:ILE:HG21	1:G:369:VAL:HG22	1.82	0.60
1:I:161:LEU:HD12	1:I:161:LEU:N	2.17	0.60
1:J:214:GLU:HA	1:J:324:VAL:HG12	1.84	0.60
2:R:49:LEU:O	2:R:55:LYS:NZ	2.35	0.60
2:T:20:LYS:HG2	2:T:27:LEU:CD2	2.32	0.60
1:A:372:LEU:O	1:A:373:ALA:CB	2.49	0.60
1:C:52:ASP:OD1	1:C:54:VAL:HG12	2.02	0.60
1:C:228:SER:HA	1:C:255:GLU:CB	2.25	0.60
1:C:241:ALA:HA	1:C:271:VAL:HG12	1.83	0.60
1:D:207:LYS:CB	1:D:208:PRO:HD3	2.24	0.60
1:D:270:ILE:HD13	2:R:27:LEU:HB2	1.83	0.60
1:D:295:LEU:O	1:D:337:GLY:HA3	2.00	0.60
1:E:146:GLN:HE21	1:E:494:LEU:HD11	1.66	0.60
1:E:296:THR:CG2	1:E:335:GLY:HA3	2.24	0.60
1:K:66:PHE:HA	1:K:520:MET:HE1	1.84	0.60
1:K:124:VAL:HG13	1:K:504:LEU:HD11	1.83	0.60
1:K:206:ASN:OD1	1:K:213:VAL:HA	2.01	0.60
1:M:302:SER:HB2	1:M:305:ILE:CD1	2.31	0.60
2:O:20:LYS:HG3	2:O:28:THR:O	2.02	0.60
2:Q:76:GLU:O	2:Q:83:VAL:HG22	2.00	0.60
2:R:17:VAL:HG22	2:R:35:SER:N	2.16	0.60
1:A:270:ILE:HD13	2:O:27:LEU:HB2	1.84	0.60
1:B:18:ARG:O	1:B:22:VAL:HG23	2.01	0.60
1:C:213:VAL:HB	1:C:325:ILE:HD13	1.84	0.60
1:C:219:PHE:CE2	1:C:245:LYS:HB2	2.37	0.60
1:C:249:ILE:HB	1:C:275:ALA:HB1	1.84	0.60

Continued on next page...

Continued from previous page...

Atom-1	Atom-2	Interatomic distance (Å)	Clash overlap (Å)
1:C:252:GLU:OE1	1:C:252:GLU:N	2.35	0.60
1:F:122:LYS:HE2	1:F:429:LEU:HD11	1.83	0.60
1:G:499:VAL:CG2	1:G:500:THR:N	2.65	0.60
1:H:200:LEU:HD13	1:H:276:VAL:HA	1.84	0.60
1:H:385:THR:HG23	1:H:388:GLU:HB3	1.83	0.60
1:H:400:LEU:C	1:H:400:LEU:HD23	2.22	0.60
1:H:499:VAL:HG23	1:H:500:THR:N	2.17	0.60
1:I:465:VAL:O	1:I:469:VAL:HG23	2.02	0.60
1:J:383:ALA:CB	1:J:389:MET:HA	2.31	0.60
1:K:270:ILE:HA	1:L:257:GLU:OE2	2.02	0.60
1:K:426:LEU:H	1:K:426:LEU:CD2	2.09	0.60
1:L:112:ASN:O	1:L:116:LEU:HG	2.02	0.60
1:M:219:PHE:CE1	1:M:245:LYS:HB2	2.34	0.60
2:R:20:LYS:HD2	2:R:20:LYS:N	2.17	0.60
2:S:77:LYS:HG3	2:S:80:ASN:HA	1.83	0.60
1:A:169:VAL:HB	1:A:173:GLY:HA3	1.84	0.60
1:D:193:MET:O	1:D:331:THR:HG23	2.02	0.60
1:E:84:ALA:HB2	1:E:506:TYR:HE2	1.66	0.60
1:E:352:GLN:C	1:E:365:LEU:HD11	2.22	0.60
1:E:355:GLU:O	1:E:362:ARG:NH2	2.35	0.60
1:F:499:VAL:CG2	1:F:500:THR:N	2.65	0.60
1:G:247:LEU:HD13	1:G:248:LEU:N	2.16	0.60
1:G:499:VAL:HG23	1:G:500:THR:N	2.17	0.60
1:H:411:VAL:HG21	1:H:494:LEU:HD12	1.83	0.60
1:I:319:GLN:O	1:I:336:VAL:HG23	2.02	0.60
1:J:101:THR:O	1:J:105:LYS:HG3	2.01	0.60
1:L:235:PRO:HG2	1:L:236:VAL:H	1.66	0.60
1:L:236:VAL:HG23	1:L:237:LEU:N	2.16	0.60
1:N:351:GLN:HG2	1:N:354:GLU:OE2	2.00	0.60
1:N:398:ASP:O	1:N:401:HIS:HB2	2.02	0.60
2:O:34:LYS:HG3	2:O:35:SER:H	1.66	0.60
2:P:92:LEU:O	2:Q:6:LEU:HB2	2.02	0.60
1:B:245:LYS:HA	1:B:245:LYS:CE	2.28	0.60
1:C:199:TYR:CZ	1:C:202:PRO:HA	2.36	0.60
1:G:82:ASN:HD22	1:G:86:GLY:HA2	1.67	0.60
1:G:368:ARG:HG2	1:G:372:LEU:HG	1.83	0.60
1:H:169:VAL:HG22	1:H:169:VAL:O	2.01	0.60
1:J:226:LYS:HA	1:J:252:GLU:HB2	1.84	0.60
1:K:395:ARG:O	1:K:398:ASP:HB2	2.02	0.60
1:L:147:VAL:HA	1:L:150:ILE:HD12	1.84	0.60
1:N:302:SER:HB2	1:N:305:ILE:HD12	1.84	0.60

Continued on next page...

Continued from previous page...

Atom-1	Atom-2	Interatomic distance (Å)	Clash overlap (Å)
1:N:358:SER:O	1:N:362:ARG:HB2	2.02	0.60
2:O:73:VAL:HG22	2:O:86:MET:HB3	1.84	0.60
1:A:256:GLY:O	1:A:260:ALA:N	2.30	0.60
1:A:355:GLU:HG3	1:A:357:THR:H	1.67	0.60
1:B:499:VAL:HG23	1:B:500:THR:N	2.16	0.60
1:D:195:PHE:O	1:D:329:THR:HG23	2.02	0.60
1:D:252:GLU:O	1:D:253:ASP:HB2	2.01	0.60
1:E:18:ARG:HB2	1:E:67:GLU:HG2	1.83	0.60
1:E:29:VAL:HG23	1:E:30:THR:HG23	1.84	0.60
1:E:219:PHE:HD1	1:E:319:GLN:HE21	1.50	0.60
1:H:115:ASP:HB3	1:H:436:GLN:HG2	1.83	0.60
1:H:219:PHE:HB2	1:H:247:LEU:HD23	1.83	0.60
1:H:359:ASP:CA	1:H:362:ARG:HH12	2.15	0.60
1:I:55:SER:O	1:I:58:ARG:HB3	2.02	0.60
1:K:155:ASP:CG	1:K:158:VAL:HG23	2.22	0.60
1:L:5:ASP:HB2	1:L:524:LEU:CD2	2.31	0.60
1:L:314:LEU:HD12	1:L:314:LEU:N	2.07	0.60
1:M:36:ARG:HB3	1:N:516:THR:O	2.02	0.60
1:M:55:SER:HA	1:M:58:ARG:NH1	2.17	0.60
1:N:101:THR:O	1:N:105:LYS:HG3	2.02	0.60
1:N:395:ARG:O	1:N:398:ASP:HB2	2.01	0.60
1:N:426:LEU:H	1:N:426:LEU:CD2	2.09	0.60
1:A:234:LEU:HD12	1:A:234:LEU:N	2.16	0.59
1:A:333:ILE:O	1:A:334:ASP:HB2	2.02	0.59
1:B:242:LYS:HD3	1:B:242:LYS:C	2.23	0.59
1:B:512:GLY:O	1:B:515:ILE:HG12	2.00	0.59
1:C:28:LYS:O	1:C:30:THR:N	2.35	0.59
1:C:44:PHE:N	1:C:44:PHE:HD1	1.93	0.59
1:F:350:ARG:HD3	1:F:353:ILE:HD12	1.84	0.59
1:H:124:VAL:O	1:H:128:VAL:HG23	2.02	0.59
1:H:264:VAL:HA	1:H:267:MET:HG2	1.84	0.59
1:I:232:GLU:CB	1:I:309:LEU:HD12	2.32	0.59
1:I:233:MET:HA	1:I:233:MET:HE3	1.83	0.59
1:I:264:VAL:HA	1:I:267:MET:HG2	1.84	0.59
1:J:23:LEU:O	1:J:27:VAL:HG12	2.02	0.59
1:K:222:LEU:HD11	1:K:293:ALA:HA	1.84	0.59
1:L:37:ASN:H	1:L:37:ASN:HD22	1.50	0.59
1:L:233:MET:HE2	1:L:233:MET:HA	1.83	0.59
1:L:287:ALA:HB1	1:L:368:ARG:CZ	2.32	0.59
1:L:499:VAL:CG2	1:L:500:THR:N	2.65	0.59
1:M:478:TYR:CE1	1:M:483:GLU:HA	2.37	0.59

Continued on next page...

Continued from previous page...

Atom-1	Atom-2	Interatomic distance (Å)	Clash overlap (Å)
1:N:25:ASP:HA	1:N:28:LYS:HE2	1.84	0.59
1:N:277:LYS:HB2	1:N:277:LYS:NZ	2.17	0.59
2:R:14:ARG:NH1	2:R:14:ARG:HB2	2.17	0.59
1:B:44:PHE:N	1:B:44:PHE:HD1	1.95	0.59
1:B:208:PRO:HB2	1:B:212:ALA:CB	2.33	0.59
1:C:266:THR:CG2	1:C:273:VAL:H	2.14	0.59
1:G:140:ASP:OD1	1:G:142:LYS:HB3	2.02	0.59
1:H:385:THR:O	1:H:389:MET:HB2	2.02	0.59
1:L:228:SER:HA	1:L:255:GLU:HB2	1.84	0.59
1:M:216:GLU:OE1	1:M:216:GLU:HA	2.02	0.59
1:N:270:ILE:HG22	1:N:271:VAL:N	2.17	0.59
2:P:50:GLU:O	2:P:52:GLY:N	2.35	0.59
2:S:20:LYS:HG2	2:S:27:LEU:CD2	2.32	0.59
1:A:234:LEU:H	1:A:234:LEU:CD1	2.14	0.59
1:A:313:THR:N	1:A:316:ASP:OD2	2.35	0.59
1:A:350:ARG:HA	1:A:353:ILE:HD12	1.84	0.59
1:B:327:LYS:H	1:B:327:LYS:HD3	1.67	0.59
1:F:486:GLY:HA3	1:F:491:MET:HE2	1.83	0.59
1:G:229:ASN:C	1:G:231:ARG:H	2.06	0.59
1:H:314:LEU:H	1:H:314:LEU:CD1	2.06	0.59
1:I:504:LEU:O	1:I:504:LEU:HD22	2.02	0.59
1:K:146:GLN:O	1:K:150:ILE:HG13	2.02	0.59
1:L:72:GLN:HA	1:L:72:GLN:HE21	1.68	0.59
1:N:31:LEU:HG	1:N:454:ILE:CD1	2.32	0.59
1:N:226:LYS:HG3	1:N:252:GLU:HB3	1.85	0.59
2:O:17:VAL:CG1	2:O:34:LYS:HA	2.32	0.59
2:O:40:VAL:HG12	2:O:61:VAL:HA	1.84	0.59
1:A:353:ILE:HG12	1:A:366:GLN:HE22	1.67	0.59
1:C:84:ALA:HB2	1:C:506:TYR:HE2	1.68	0.59
1:C:205:ILE:CD1	1:C:211:GLY:HA2	2.32	0.59
1:C:259:LEU:O	1:C:263:VAL:HG23	2.03	0.59
1:D:218:PRO:HA	1:D:246:PRO:HG2	1.83	0.59
1:F:218:PRO:HA	1:F:246:PRO:HG2	1.82	0.59
1:I:116:LEU:HD23	1:I:435:ASP:O	2.02	0.59
1:I:345:ARG:HA	1:I:348:GLN:NE2	2.18	0.59
1:J:217:SER:N	1:J:218:PRO:HD3	2.17	0.59
1:K:169:VAL:O	1:K:169:VAL:HG22	2.02	0.59
1:K:383:ALA:CB	1:K:389:MET:HA	2.31	0.59
1:L:135:SER:HA	1:L:412:VAL:HG12	1.83	0.59
1:N:313:THR:HG22	1:N:314:LEU:N	2.17	0.59
1:B:94:VAL:HG12	1:B:449:ALA:HB1	1.84	0.59

Continued on next page...

Continued from previous page...

Atom-1	Atom-2	Interatomic distance (Å)	Clash overlap (Å)
1:D:281:PHE:O	1:D:284:ARG:HB3	2.01	0.59
1:D:325:ILE:HG13	1:D:330:THR:HG23	1.82	0.59
1:D:392:LYS:O	1:D:396:VAL:HG23	2.02	0.59
1:D:499:VAL:HG23	1:D:500:THR:N	2.17	0.59
1:E:124:VAL:HG13	1:E:504:LEU:CD1	2.33	0.59
1:E:247:LEU:O	1:E:273:VAL:HG13	2.02	0.59
1:E:326:ASN:ND2	1:E:328:ASP:H	1.99	0.59
1:F:84:ALA:HB2	1:F:506:TYR:HE2	1.67	0.59
1:F:348:GLN:NE2	1:F:352:GLN:NE2	2.49	0.59
1:G:54:VAL:HB	1:G:89:THR:HG21	1.83	0.59
1:I:194:GLN:HG2	1:I:195:PHE:N	2.17	0.59
1:I:358:SER:HB3	1:I:361:ASP:OD1	2.03	0.59
1:J:175:ILE:HD13	1:J:404:ARG:NH2	2.18	0.59
1:L:232:GLU:HA	1:L:310:GLU:HG2	1.84	0.59
1:M:313:THR:HG22	1:M:314:LEU:N	2.18	0.59
1:N:324:VAL:C	1:N:325:ILE:HD12	2.22	0.59
2:O:43:VAL:HG23	2:O:61:VAL:HG22	1.84	0.59
1:A:160:LYS:O	1:A:164:GLU:HG3	2.03	0.59
1:A:219:PHE:HB2	1:A:247:LEU:CD2	2.32	0.59
1:A:242:LYS:C	1:A:242:LYS:HD3	2.23	0.59
1:A:273:VAL:CG1	1:A:274:ALA:H	2.15	0.59
1:A:310:GLU:O	1:A:312:ALA:N	2.35	0.59
1:D:25:ASP:HA	1:D:28:LYS:HE2	1.84	0.59
1:D:305:ILE:N	1:D:305:ILE:CD1	2.66	0.59
1:E:35:GLY:HA3	1:E:51:LYS:HE2	1.84	0.59
1:E:285:ARG:HG3	1:E:286:LYS:N	2.18	0.59
1:E:381:VAL:HG21	1:E:393:LYS:HA	1.85	0.59
1:F:289:LEU:HD23	1:F:292:ILE:HD12	1.82	0.59
1:H:31:LEU:HG	1:H:454:ILE:CD1	2.31	0.59
1:I:198:GLY:HA3	1:I:328:ASP:HA	1.85	0.59
1:K:384:ALA:O	1:L:281:PHE:HZ	1.85	0.59
1:N:223:ALA:HB3	1:N:251:ALA:CB	2.25	0.59
1:N:365:LEU:O	1:N:369:VAL:HG23	2.02	0.59
1:A:339:GLU:CD	1:A:339:GLU:H	2.06	0.59
1:A:387:VAL:HG13	1:G:76:GLU:OE1	2.03	0.59
1:B:346:VAL:HG12	1:B:350:ARG:HH22	1.66	0.59
1:B:348:GLN:NE2	1:B:352:GLN:NE2	2.49	0.59
1:E:448:GLU:O	1:E:452:ARG:HG2	2.03	0.59
1:G:19:GLY:HA3	1:G:67:GLU:O	2.02	0.59
1:G:214:GLU:HA	1:G:323:VAL:O	2.03	0.59
1:H:359:ASP:O	1:H:363:GLU:HB2	2.02	0.59

Continued on next page...

Continued from previous page...

Atom-1	Atom-2	Interatomic distance (Å)	Clash overlap (Å)
1:H:422:VAL:O	1:H:425:LYS:HB2	2.03	0.59
1:I:124:VAL:HG13	1:I:504:LEU:HD13	1.84	0.59
1:I:161:LEU:H	1:I:161:LEU:CD1	2.16	0.59
1:I:205:ILE:HD13	1:I:211:GLY:HA2	1.84	0.59
1:K:101:THR:O	1:K:105:LYS:HG3	2.01	0.59
1:K:422:VAL:O	1:K:426:LEU:HD23	2.02	0.59
1:L:31:LEU:HG	1:L:454:ILE:HD11	1.84	0.59
2:R:17:VAL:HG13	2:R:34:LYS:HA	1.84	0.59
2:S:11:ILE:HB	2:S:42:ALA:HB3	1.85	0.59
1:B:77:VAL:HG12	1:B:510:VAL:HG21	1.84	0.59
1:C:131:LEU:HD21	1:C:422:VAL:HG11	1.83	0.59
1:C:349:ILE:HG21	1:C:369:VAL:HG22	1.84	0.59
1:E:302:SER:HB2	1:E:305:ILE:HD13	1.85	0.59
1:G:207:LYS:CB	1:G:208:PRO:HD3	2.30	0.59
1:G:322:ARG:CG	1:G:323:VAL:H	2.10	0.59
1:J:124:VAL:HG13	1:J:504:LEU:HD13	1.83	0.59
1:L:10:ASN:O	1:L:11:ASP:C	2.41	0.59
1:A:215:LEU:O	1:A:322:ARG:HG3	2.03	0.59
1:B:124:VAL:HG13	1:B:504:LEU:HD12	1.83	0.59
1:B:278:ALA:HB1	1:B:279:PRO:HD3	1.84	0.59
1:B:482:THR:OG1	1:B:484:GLU:HG2	2.02	0.59
1:F:313:THR:N	1:F:316:ASP:OD2	2.32	0.59
1:G:253:ASP:CG	1:G:254:VAL:H	2.05	0.59
1:G:348:GLN:HE22	1:G:352:GLN:NE2	2.01	0.59
1:H:17:LEU:O	1:H:20:VAL:HG13	2.03	0.59
1:H:219:PHE:CE1	1:H:245:LYS:HB2	2.38	0.59
1:H:232:GLU:HA	1:H:310:GLU:CG	2.33	0.59
1:H:266:THR:CG2	1:H:273:VAL:H	2.16	0.59
1:H:266:THR:HB	1:H:272:LYS:HG3	1.84	0.59
1:I:277:LYS:HB2	1:I:277:LYS:NZ	2.17	0.59
1:J:217:SER:HA	1:J:320:ALA:O	2.03	0.59
1:J:247:LEU:HB3	1:J:273:VAL:HG11	1.83	0.59
1:K:31:LEU:HG	1:K:454:ILE:HD11	1.85	0.59
1:K:149:THR:CG2	1:K:159:GLY:HA3	2.30	0.59
1:M:277:LYS:HB2	1:M:277:LYS:HZ2	1.67	0.59
1:N:228:SER:HA	1:N:255:GLU:HB2	1.85	0.59
2:U:40:VAL:CG2	2:U:63:ASP:HB2	2.33	0.59
2:U:64:ILE:O	2:U:94:ILE:HG23	2.03	0.59
1:A:44:PHE:N	1:A:44:PHE:HD1	1.94	0.59
1:A:177:VAL:HG11	1:A:397:GLU:CG	2.31	0.59
1:A:305:ILE:CG2	1:A:306:GLY:H	2.10	0.59

Continued on next page...

Continued from previous page...

Atom-1	Atom-2	Interatomic distance (Å)	Clash overlap (Å)
1:B:266:THR:HG22	1:B:273:VAL:H	1.68	0.59
1:B:360:TYR:HA	1:B:363:GLU:CD	2.23	0.59
1:D:199:TYR:HE2	1:D:205:ILE:HG12	1.67	0.59
1:F:16:MET:O	1:F:20:VAL:HG23	2.03	0.59
1:H:111:MET:HG2	1:H:435:ASP:OD1	2.02	0.59
1:N:206:ASN:OD1	1:N:213:VAL:HA	2.03	0.59
1:N:314:LEU:HD12	1:N:314:LEU:N	2.15	0.59
2:Q:6:LEU:O	2:Q:7:HIS:O	2.21	0.59
1:A:219:PHE:CE2	1:A:245:LYS:HB2	2.38	0.58
1:A:237:LEU:CD2	2:O:26:VAL:HG22	2.29	0.58
1:A:499:VAL:CG2	1:A:500:THR:N	2.66	0.58
1:B:346:VAL:CG1	1:B:350:ARG:HH22	2.16	0.58
1:C:295:LEU:O	1:C:337:GLY:HA3	2.02	0.58
1:D:266:THR:HG22	1:D:273:VAL:H	1.68	0.58
1:F:455:VAL:HG12	1:F:460:GLU:O	2.03	0.58
1:H:123:ALA:HB2	1:H:440:ILE:HG23	1.85	0.58
1:K:231:ARG:O	1:K:234:LEU:HG	2.03	0.58
1:K:314:LEU:HD12	1:K:314:LEU:N	2.06	0.58
1:L:217:SER:N	1:L:218:PRO:HD3	2.18	0.58
1:M:266:THR:CG2	1:M:273:VAL:H	2.16	0.58
2:O:77:LYS:HG3	2:O:80:ASN:HA	1.85	0.58
2:R:97:ALA:O	2:S:1:MET:HA	2.03	0.58
1:A:84:ALA:HB2	1:A:506:TYR:HE2	1.68	0.58
1:B:130:GLU:O	1:B:133:ALA:HB3	2.03	0.58
1:B:350:ARG:O	1:B:354:GLU:HG2	2.02	0.58
1:C:177:VAL:HG11	1:C:397:GLU:HG2	1.84	0.58
1:C:266:THR:HG22	1:C:273:VAL:H	1.67	0.58
1:D:321:LYS:HB2	1:D:333:ILE:HB	1.85	0.58
1:F:288:MET:HA	1:F:291:ASP:OD2	2.03	0.58
1:F:472:GLY:HA3	1:F:476:TYR:HD2	1.68	0.58
1:G:84:ALA:HB2	1:G:506:TYR:HE2	1.68	0.58
1:G:180:GLY:CA	1:G:380:LYS:HB3	2.33	0.58
1:H:124:VAL:HG13	1:H:504:LEU:CD1	2.33	0.58
1:H:270:ILE:HG22	1:H:271:VAL:N	2.17	0.58
1:H:282:GLY:O	1:H:285:ARG:HG2	2.02	0.58
1:I:270:ILE:HG22	1:I:271:VAL:N	2.18	0.58
1:J:314:LEU:HD12	1:J:314:LEU:N	2.05	0.58
1:K:221:LEU:HD13	1:K:222:LEU:N	2.18	0.58
1:K:499:VAL:HG23	1:K:500:THR:N	2.18	0.58
1:L:222:LEU:HD22	1:L:289:LEU:CD1	2.32	0.58
1:L:232:GLU:HB3	1:L:309:LEU:CB	2.17	0.58

Continued on next page...

Continued from previous page...

Atom-1	Atom-2	Interatomic distance (Å)	Clash overlap (Å)
2:S:14:ARG:CG	2:S:15:LYS:H	2.15	0.58
2:T:7:HIS:O	2:T:8:ASP:HB3	2.02	0.58
1:A:28:LYS:O	1:A:30:THR:N	2.36	0.58
1:A:281:PHE:O	1:A:285:ARG:HG2	2.03	0.58
1:B:16:MET:O	1:B:20:VAL:HG23	2.04	0.58
1:B:434:GLU:OE2	1:B:438:VAL:HG23	2.03	0.58
1:C:177:VAL:HG11	1:C:397:GLU:CG	2.33	0.58
1:E:247:LEU:HD13	1:E:248:LEU:N	2.17	0.58
1:E:339:GLU:N	1:E:339:GLU:CD	2.57	0.58
1:F:247:LEU:HD13	1:F:248:LEU:N	2.18	0.58
1:G:237:LEU:HD22	2:U:26:VAL:CG2	2.33	0.58
1:G:357:THR:HB	1:G:361:ASP:CB	2.33	0.58
1:H:385:THR:HG23	1:H:388:GLU:H	1.68	0.58
1:I:157:THR:O	1:I:161:LEU:CD1	2.51	0.58
1:J:146:GLN:O	1:J:150:ILE:HG13	2.03	0.58
1:K:219:PHE:HB3	1:K:317:LEU:HD23	1.85	0.58
1:K:415:GLY:N	1:K:417:VAL:HG23	2.16	0.58
1:A:475:ASN:N	1:A:475:ASN:HD22	2.01	0.58
1:C:233:MET:HE3	1:C:236:VAL:HB	1.83	0.58
1:D:242:LYS:C	1:D:242:LYS:HD3	2.24	0.58
1:E:434:GLU:O	1:E:435:ASP:C	2.42	0.58
1:F:285:ARG:HG3	1:F:286:LYS:H	1.68	0.58
1:H:487:ASN:HB3	1:H:490:ASP:HB2	1.85	0.58
1:I:263:VAL:O	1:I:267:MET:HG2	2.03	0.58
1:J:161:LEU:HD12	1:J:161:LEU:H	1.68	0.58
1:L:107:VAL:HG23	1:L:108:ALA:H	1.67	0.58
1:L:149:THR:HG23	1:L:159:GLY:CA	2.28	0.58
2:O:84:LEU:N	2:O:84:LEU:HD12	2.18	0.58
2:P:18:GLU:CD	2:P:33:ALA:HB3	2.24	0.58
2:S:50:GLU:OE1	2:T:50:GLU:HA	2.02	0.58
1:A:18:ARG:HH11	1:A:18:ARG:CB	2.04	0.58
1:A:273:VAL:CG1	1:A:274:ALA:N	2.67	0.58
1:C:219:PHE:HB2	1:C:247:LEU:CD2	2.33	0.58
1:D:229:ASN:C	1:D:231:ARG:H	2.07	0.58
1:D:512:GLY:O	1:D:515:ILE:HG12	2.03	0.58
1:E:72:GLN:HA	1:E:72:GLN:NE2	2.18	0.58
1:F:308:GLU:H	1:F:311:LYS:HB3	1.68	0.58
1:G:342:ILE:O	1:G:346:VAL:HG23	2.04	0.58
1:I:303:GLU:C	1:I:305:ILE:H	2.05	0.58
1:J:149:THR:HG22	1:J:156:GLU:HA	1.85	0.58
1:L:193:MET:HB3	1:L:332:ILE:HD11	1.86	0.58

Continued on next page...

Continued from previous page...

Atom-1	Atom-2	Interatomic distance (Å)	Clash overlap (Å)
1:M:358:SER:O	1:M:362:ARG:HB2	2.03	0.58
2:T:20:LYS:HG2	2:T:27:LEU:HD23	1.86	0.58
2:U:7:HIS:O	2:U:8:ASP:HB3	2.02	0.58
1:A:80:LYS:HD2	1:A:506:TYR:CZ	2.39	0.58
1:A:327:LYS:H	1:A:327:LYS:HD3	1.69	0.58
1:C:124:VAL:HG13	1:C:504:LEU:CD1	2.33	0.58
1:C:221:LEU:HD13	1:C:317:LEU:CD2	2.33	0.58
1:C:299:THR:HB	1:C:316:ASP:HB3	1.85	0.58
1:D:80:LYS:HD2	1:D:506:TYR:CZ	2.38	0.58
1:E:292:ILE:O	1:E:295:LEU:HB3	2.02	0.58
1:E:434:GLU:OE2	1:E:438:VAL:HG23	2.03	0.58
1:F:177:VAL:HG11	1:F:397:GLU:CG	2.34	0.58
1:G:264:VAL:HA	1:G:267:MET:HB2	1.85	0.58
1:G:310:GLU:O	1:G:312:ALA:N	2.36	0.58
1:I:392:LYS:O	1:I:396:VAL:HG23	2.04	0.58
1:J:221:LEU:HD13	1:J:222:LEU:N	2.18	0.58
1:J:299:THR:HB	1:J:316:ASP:HB3	1.86	0.58
1:J:360:TYR:O	1:J:364:LYS:HB2	2.04	0.58
1:K:219:PHE:CE1	1:K:245:LYS:HB2	2.39	0.58
1:K:282:GLY:O	1:K:285:ARG:HG2	2.04	0.58
1:L:195:PHE:CE1	1:L:330:THR:HB	2.38	0.58
1:L:230:ILE:CD1	1:L:257:GLU:HG2	2.33	0.58
2:Q:17:VAL:HG13	2:Q:34:LYS:HA	1.84	0.58
2:S:47:ARG:HG2	2:S:49:LEU:H	1.68	0.58
1:B:253:ASP:CG	1:B:254:VAL:H	2.07	0.58
1:D:82:ASN:HD22	1:D:86:GLY:HA2	1.68	0.58
1:D:279:PRO:HD2	1:D:285:ARG:HA	1.85	0.58
1:E:162:ILE:HG21	1:E:403:THR:HG21	1.86	0.58
1:E:246:PRO:HA	1:E:272:LYS:O	2.04	0.58
1:F:273:VAL:CG1	1:F:274:ALA:H	2.15	0.58
1:G:199:TYR:CA	1:G:276:VAL:HG12	2.29	0.58
1:G:266:THR:CG2	1:G:273:VAL:H	2.17	0.58
1:H:69:MET:HE2	1:H:522:THR:HB	1.84	0.58
1:J:219:PHE:HB2	1:J:247:LEU:HD23	1.85	0.58
1:J:233:MET:CE	1:J:309:LEU:HD13	2.34	0.58
1:K:191:GLU:O	1:K:334:ASP:HA	2.04	0.58
1:L:193:MET:HG2	1:L:194:GLN:N	2.18	0.58
1:L:231:ARG:O	1:L:234:LEU:HG	2.04	0.58
1:M:221:LEU:HD13	1:M:222:LEU:N	2.19	0.58
1:M:386:GLU:O	1:M:389:MET:HB3	2.04	0.58
1:N:247:LEU:HD22	1:N:248:LEU:N	2.19	0.58

Continued on next page...

Continued from previous page...

Atom-1	Atom-2	Interatomic distance (Å)	Clash overlap (Å)
1:A:206:ASN:H	1:A:213:VAL:HA	1.68	0.58
1:A:253:ASP:CG	1:A:254:VAL:H	2.07	0.58
1:B:199:TYR:CZ	1:B:202:PRO:HA	2.38	0.58
1:C:213:VAL:O	1:C:324:VAL:HA	2.04	0.58
1:D:227:ILE:HD12	1:D:227:ILE:N	2.18	0.58
1:D:499:VAL:CG2	1:D:500:THR:N	2.66	0.58
1:F:234:LEU:HD12	1:F:234:LEU:N	2.15	0.58
1:H:228:SER:O	1:H:257:GLU:HB3	2.04	0.58
1:H:367:GLU:O	1:H:370:ALA:HB3	2.04	0.58
1:H:415:GLY:N	1:H:417:VAL:HG23	2.17	0.58
1:J:236:VAL:HG23	1:J:237:LEU:H	1.69	0.58
1:M:17:LEU:O	1:M:20:VAL:HG13	2.04	0.58
2:U:6:LEU:O	2:U:7:HIS:O	2.20	0.58
2:U:57:LEU:HD22	2:U:88:GLU:HB2	1.85	0.58
1:A:206:ASN:HB3	1:A:214:GLU:H	1.69	0.58
1:A:215:LEU:C	1:A:322:ARG:HG3	2.24	0.58
1:A:351:GLN:HG2	1:B:210:THR:OG1	2.04	0.58
1:B:146:GLN:HE21	1:B:494:LEU:HD11	1.68	0.58
1:C:147:VAL:O	1:C:150:ILE:HG22	2.04	0.58
1:C:418:ALA:O	1:C:422:VAL:HG13	2.04	0.58
1:D:215:LEU:C	1:D:322:ARG:HG3	2.23	0.58
1:D:232:GLU:O	1:D:233:MET:HB3	2.03	0.58
1:D:304:GLU:HB2	1:D:305:ILE:HD12	1.84	0.58
1:E:174:VAL:HG21	1:E:367:GLU:HA	1.86	0.58
1:F:147:VAL:O	1:F:150:ILE:HG22	2.04	0.58
1:F:232:GLU:O	1:F:233:MET:HB3	2.02	0.58
1:F:365:LEU:O	1:F:369:VAL:HG23	2.04	0.58
1:G:18:ARG:O	1:G:22:VAL:HG23	2.04	0.58
1:G:266:THR:HG22	1:G:271:VAL:O	2.03	0.58
1:G:293:ALA:HB1	1:G:298:GLY:O	2.04	0.58
1:I:146:GLN:HE21	1:I:150:ILE:HD11	1.68	0.58
1:K:233:MET:CE	1:K:309:LEU:HD13	2.34	0.58
1:M:247:LEU:HD13	1:M:247:LEU:C	2.24	0.58
2:T:50:GLU:O	2:T:52:GLY:N	2.36	0.58
1:A:227:ILE:O	1:A:227:ILE:HG22	2.03	0.58
1:A:285:ARG:HG3	1:A:286:LYS:H	1.69	0.58
1:B:249:ILE:HB	1:B:275:ALA:HB2	1.85	0.58
1:C:18:ARG:HB2	1:C:67:GLU:HG2	1.86	0.58
1:D:237:LEU:HD23	1:D:237:LEU:C	2.24	0.58
1:E:177:VAL:HG11	1:E:397:GLU:HG2	1.86	0.58
1:E:248:LEU:C	1:E:249:ILE:HD12	2.25	0.58

Continued on next page...

Continued from previous page...

Atom-1	Atom-2	Interatomic distance (Å)	Clash overlap (Å)
1:E:351:GLN:HG2	1:F:210:THR:OG1	2.04	0.58
1:F:230:ILE:O	1:F:232:GLU:N	2.37	0.58
1:G:44:PHE:N	1:G:44:PHE:HD1	1.94	0.58
1:H:226:LYS:HD2	1:H:252:GLU:HG3	1.86	0.58
1:J:123:ALA:HB2	1:J:440:ILE:HG23	1.86	0.58
1:L:205:ILE:HD13	1:L:211:GLY:CA	2.34	0.58
1:M:219:PHE:CE1	1:M:245:LYS:HD2	2.39	0.58
1:M:221:LEU:HD13	1:M:223:ALA:H	1.67	0.58
1:M:230:ILE:H	1:M:230:ILE:CD1	1.97	0.58
1:M:415:GLY:N	1:M:417:VAL:HG23	2.18	0.58
1:N:413:ALA:CB	1:N:417:VAL:HB	2.34	0.58
2:Q:86:MET:HB2	2:Q:90:ASP:OD2	2.04	0.58
1:B:234:LEU:N	1:B:234:LEU:HD12	2.17	0.57
1:C:232:GLU:O	1:C:233:MET:HB3	2.03	0.57
1:D:278:ALA:HB1	1:D:279:PRO:HD2	1.86	0.57
1:E:366:GLN:O	1:E:369:VAL:HB	2.03	0.57
1:F:403:THR:O	1:F:407:VAL:HG23	2.03	0.57
1:G:222:LEU:N	1:G:222:LEU:HD12	2.19	0.57
1:H:161:LEU:H	1:H:161:LEU:HD12	1.69	0.57
1:H:302:SER:HB2	1:H:305:ILE:CD1	2.34	0.57
1:J:39:VAL:HG22	1:J:49:ILE:HG12	1.85	0.57
1:J:64:ASP:OD1	1:J:65:LYS:O	2.21	0.57
1:J:160:LYS:HG2	1:J:164:GLU:OE2	2.03	0.57
1:J:385:THR:O	1:J:389:MET:HB2	2.04	0.57
1:K:434:GLU:HA	1:K:437:ASN:HD22	1.67	0.57
1:M:10:ASN:O	1:M:11:ASP:C	2.42	0.57
2:O:50:GLU:HA	2:U:50:GLU:OE1	2.03	0.57
1:B:96:ALA:O	1:B:97:GLN:C	2.42	0.57
1:B:285:ARG:HG3	1:B:286:LYS:H	1.69	0.57
1:B:418:ALA:O	1:B:422:VAL:HG13	2.04	0.57
1:C:29:VAL:HG23	1:C:30:THR:HG23	1.86	0.57
1:C:227:ILE:HD12	1:C:227:ILE:N	2.19	0.57
1:C:414:GLY:HA2	1:C:495:ASP:OD2	2.04	0.57
1:D:29:VAL:HG23	1:D:30:THR:HG23	1.87	0.57
1:D:124:VAL:HG13	1:D:504:LEU:CD1	2.33	0.57
1:E:381:VAL:CG1	1:E:392:LYS:CG	2.81	0.57
1:I:32:GLY:CA	1:I:454:ILE:HG23	2.32	0.57
1:J:166:MET:CE	1:J:171:LYS:HA	2.33	0.57
1:J:221:LEU:HD12	1:J:249:ILE:HG23	1.86	0.57
1:J:235:PRO:HG2	1:J:236:VAL:H	1.69	0.57
1:K:214:GLU:HA	1:K:324:VAL:HG12	1.84	0.57

Continued on next page...

Continued from previous page...

Atom-1	Atom-2	Interatomic distance (Å)	Clash overlap (Å)
1:K:291:ASP:O	1:K:294:THR:HB	2.04	0.57
1:K:324:VAL:C	1:K:325:ILE:HD12	2.24	0.57
1:L:264:VAL:HA	1:L:267:MET:CG	2.33	0.57
1:L:472:GLY:HA3	1:L:476:TYR:CD2	2.39	0.57
1:L:475:ASN:ND2	1:L:489:ILE:HD12	2.18	0.57
1:B:287:ALA:O	1:B:290:GLN:NE2	2.36	0.57
1:E:5:ASP:HB2	1:E:524:LEU:HD23	1.86	0.57
1:E:248:LEU:HD13	1:E:249:ILE:N	2.18	0.57
1:E:266:THR:CG2	1:E:273:VAL:H	2.17	0.57
1:E:409:GLU:CD	1:E:501:ARG:HH21	2.08	0.57
1:F:130:GLU:O	1:F:134:LEU:HD13	2.05	0.57
1:F:199:TYR:CA	1:F:276:VAL:HG12	2.32	0.57
1:F:372:LEU:O	1:F:373:ALA:HB2	2.03	0.57
1:G:35:GLY:HA3	1:G:51:LYS:HE2	1.86	0.57
1:G:326:ASN:ND2	1:G:328:ASP:N	2.52	0.57
1:G:417:VAL:HG13	1:G:418:ALA:N	2.20	0.57
1:H:27:VAL:HG11	1:H:93:THR:HG21	1.87	0.57
1:K:281:PHE:O	1:K:284:ARG:NH1	2.37	0.57
1:L:367:GLU:O	1:L:370:ALA:HB3	2.05	0.57
1:M:66:PHE:HD1	1:M:520:MET:HE2	1.69	0.57
1:M:478:TYR:HB2	1:M:485:TYR:CE2	2.39	0.57
1:N:400:LEU:HD23	1:N:400:LEU:C	2.24	0.57
1:N:422:VAL:O	1:N:425:LYS:HB2	2.04	0.57
2:S:5:PRO:HD3	2:S:42:ALA:CB	2.34	0.57
1:A:288:MET:HA	1:A:291:ASP:OD2	2.04	0.57
1:A:289:LEU:N	1:A:290:GLN:OE1	2.33	0.57
1:B:259:LEU:O	1:B:263:VAL:HG23	2.04	0.57
1:B:322:ARG:CG	1:B:323:VAL:H	2.11	0.57
1:D:224:ASP:HB2	1:D:303:GLU:HB3	1.87	0.57
1:E:218:PRO:HA	1:E:246:PRO:HG2	1.85	0.57
1:E:265:ASN:HB3	1:E:271:VAL:HG22	1.87	0.57
1:F:199:TYR:CZ	1:F:202:PRO:HA	2.39	0.57
1:F:266:THR:CG2	1:F:273:VAL:H	2.18	0.57
1:F:475:ASN:HD22	1:F:475:ASN:N	2.02	0.57
1:G:219:PHE:CE2	1:G:245:LYS:HB2	2.39	0.57
1:J:356:ALA:CB	1:J:362:ARG:HE	2.07	0.57
1:J:478:TYR:CE1	1:J:483:GLU:HA	2.40	0.57
1:K:218:PRO:HB3	1:K:246:PRO:C	2.25	0.57
1:L:227:ILE:O	1:L:254:VAL:HA	2.04	0.57
1:A:229:ASN:C	1:A:231:ARG:H	2.06	0.57
1:A:290:GLN:OE1	1:A:290:GLN:N	2.37	0.57

Continued on next page...

Continued from previous page...

Atom-1	Atom-2	Interatomic distance (Å)	Clash overlap (Å)
1:B:290:GLN:OE1	1:B:290:GLN:N	2.37	0.57
1:D:228:SER:O	1:D:257:GLU:HB3	2.04	0.57
1:D:285:ARG:HG3	1:D:286:LYS:N	2.20	0.57
1:E:249:ILE:HB	1:E:275:ALA:HB2	1.86	0.57
1:E:308:GLU:HB2	1:E:311:LYS:HB2	1.87	0.57
1:E:404:ARG:HH11	1:E:404:ARG:HG3	1.69	0.57
1:F:309:LEU:H	1:F:309:LEU:HD12	1.70	0.57
1:G:472:GLY:HA3	1:G:476:TYR:HD2	1.68	0.57
1:H:256:GLY:O	1:H:260:ALA:N	2.37	0.57
1:K:263:VAL:O	1:K:267:MET:HG2	2.04	0.57
1:L:303:GLU:C	1:L:305:ILE:H	2.08	0.57
1:A:289:LEU:O	1:A:292:ILE:HB	2.04	0.57
1:A:325:ILE:HG13	1:A:330:THR:HG23	1.86	0.57
1:C:18:ARG:O	1:C:22:VAL:HG23	2.04	0.57
1:C:365:LEU:O	1:C:369:VAL:HG23	2.04	0.57
1:D:107:VAL:HG13	1:D:113:PRO:HG3	1.85	0.57
1:D:227:ILE:O	1:D:227:ILE:HG22	2.04	0.57
1:D:259:LEU:O	1:D:262:LEU:HB3	2.05	0.57
1:E:327:LYS:H	1:E:327:LYS:HD3	1.68	0.57
1:G:223:ALA:HB3	1:G:251:ALA:HB2	1.85	0.57
1:G:280:GLY:HA3	1:G:284:ARG:HH11	1.69	0.57
1:G:310:GLU:H	1:G:310:GLU:CD	2.07	0.57
1:H:494:LEU:HD23	1:H:494:LEU:H	1.67	0.57
1:I:31:LEU:HG	1:I:454:ILE:CD1	2.34	0.57
1:I:96:ALA:O	1:I:100:ILE:HG13	2.05	0.57
1:J:66:PHE:HA	1:J:520:MET:HE1	1.87	0.57
1:K:34:LYS:HB2	1:K:458:CYS:SG	2.44	0.57
1:K:362:ARG:NH1	1:K:362:ARG:HB3	2.19	0.57
1:K:433:ASN:HD22	1:K:434:GLU:N	2.02	0.57
1:L:32:GLY:HA3	1:L:454:ILE:HG23	1.87	0.57
1:L:284:ARG:HH11	1:L:284:ARG:CB	2.15	0.57
1:M:160:LYS:HG2	1:M:164:GLU:OE2	2.04	0.57
1:M:235:PRO:HG2	1:M:236:VAL:H	1.70	0.57
2:R:47:ARG:HB3	2:R:55:LYS:HG2	1.87	0.57
2:U:20:LYS:HG2	2:U:27:LEU:CD2	2.34	0.57
1:B:299:THR:HB	1:B:316:ASP:HB3	1.86	0.57
1:C:207:LYS:HB2	1:C:207:LYS:NZ	2.20	0.57
1:C:233:MET:CA	1:C:310:GLU:HG3	2.21	0.57
1:C:288:MET:O	1:C:289:LEU:HG	2.04	0.57
1:C:346:VAL:HG12	1:C:350:ARG:NH2	2.18	0.57
1:C:472:GLY:HA3	1:C:476:TYR:HD2	1.70	0.57

Continued on next page...

Continued from previous page...

Atom-1	Atom-2	Interatomic distance (Å)	Clash overlap (Å)
1:D:194:GLN:NE2	1:D:329:THR:HG21	2.20	0.57
1:D:350:ARG:O	1:D:353:ILE:HB	2.05	0.57
1:E:52:ASP:OD1	1:E:54:VAL:HG12	2.04	0.57
1:H:138:CYS:SG	1:H:144:ILE:HD13	2.45	0.57
1:J:34:LYS:HB2	1:J:458:CYS:SG	2.44	0.57
1:K:161:LEU:H	1:K:161:LEU:CD1	2.17	0.57
1:N:478:TYR:HB2	1:N:485:TYR:CD2	2.40	0.57
1:A:130:GLU:O	1:A:134:LEU:HD13	2.04	0.57
1:B:236:VAL:O	1:B:239:ALA:HB3	2.05	0.57
1:C:144:ILE:O	1:C:147:VAL:HG22	2.05	0.57
1:C:215:LEU:C	1:C:322:ARG:HG3	2.24	0.57
1:E:314:LEU:HD12	1:E:314:LEU:C	2.25	0.57
1:G:281:PHE:O	1:G:284:ARG:HB3	2.05	0.57
1:H:215:LEU:CB	1:H:218:PRO:HG2	2.35	0.57
1:H:216:GLU:OE1	1:H:216:GLU:HA	2.05	0.57
1:H:392:LYS:O	1:H:396:VAL:HG23	2.05	0.57
1:H:499:VAL:CG2	1:H:500:THR:N	2.68	0.57
1:J:386:GLU:HG2	1:J:390:LYS:HE2	1.86	0.57
1:L:55:SER:HA	1:L:58:ARG:NH1	2.20	0.57
1:M:193:MET:HG2	1:M:194:GLN:N	2.19	0.57
2:O:5:PRO:CD	2:O:42:ALA:HB1	2.33	0.57
1:A:249:ILE:HB	1:A:275:ALA:HB2	1.86	0.57
1:A:357:THR:HB	1:A:361:ASP:CB	2.35	0.57
1:B:291:ASP:HB2	1:B:372:LEU:HD21	1.85	0.57
1:B:450:PRO:O	1:B:454:ILE:HG13	2.05	0.57
1:C:417:VAL:HA	1:C:420:ILE:HG22	1.86	0.57
1:D:245:LYS:HA	1:D:245:LYS:CE	2.32	0.57
1:E:123:ALA:CB	1:E:440:ILE:HG23	2.34	0.57
1:E:456:LEU:HD13	1:E:462:PRO:CG	2.34	0.57
1:F:96:ALA:O	1:F:97:GLN:C	2.43	0.57
1:G:23:LEU:HD13	1:G:23:LEU:C	2.25	0.57
1:G:247:LEU:HB3	1:G:273:VAL:HG13	1.87	0.57
1:G:266:THR:HG22	1:G:273:VAL:H	1.69	0.57
1:G:487:ASN:OD1	1:G:489:ILE:N	2.36	0.57
1:H:124:VAL:HG13	1:H:504:LEU:HD11	1.87	0.57
1:H:171:LYS:HD3	1:H:407:VAL:CG1	2.35	0.57
1:I:147:VAL:HA	1:I:150:ILE:HD12	1.87	0.57
1:I:406:ALA:O	1:I:410:GLY:N	2.36	0.57
1:K:247:LEU:HD22	1:K:248:LEU:N	2.20	0.57
1:K:411:VAL:HG21	1:K:494:LEU:HD12	1.86	0.57
1:L:336:VAL:O	1:L:336:VAL:HG12	2.05	0.57

Continued on next page...

Continued from previous page...

Atom-1	Atom-2	Interatomic distance (Å)	Clash overlap (Å)
1:M:31:LEU:HG	1:M:454:ILE:CD1	2.35	0.57
1:M:202:PRO:C	1:M:204:PHE:H	2.08	0.57
1:M:203:TYR:HB2	1:M:263:VAL:HG13	1.85	0.57
1:M:233:MET:HE2	1:M:233:MET:HA	1.87	0.57
1:M:248:LEU:HD22	1:M:249:ILE:N	2.18	0.57
2:P:6:LEU:O	2:P:7:HIS:O	2.23	0.57
1:A:266:THR:CG2	1:A:273:VAL:H	2.17	0.57
1:B:273:VAL:CG1	1:B:274:ALA:N	2.67	0.57
1:C:278:ALA:HB1	1:C:279:PRO:HD3	1.85	0.57
1:D:240:VAL:O	1:D:244:GLY:N	2.35	0.57
1:D:286:LYS:HA	1:D:289:LEU:HD12	1.87	0.57
1:E:200:LEU:HD12	1:E:200:LEU:N	2.20	0.57
1:E:350:ARG:HD3	1:E:353:ILE:HD12	1.86	0.57
1:F:237:LEU:C	1:F:237:LEU:HD23	2.25	0.57
1:G:456:LEU:HD13	1:G:462:PRO:HG2	1.87	0.57
1:H:281:PHE:HZ	1:N:384:ALA:O	1.88	0.57
1:K:64:ASP:OD1	1:K:65:LYS:O	2.22	0.57
1:K:413:ALA:HB1	1:K:417:VAL:HB	1.85	0.57
1:M:31:LEU:HG	1:M:454:ILE:HD11	1.86	0.57
1:N:55:SER:HA	1:N:58:ARG:NH1	2.20	0.57
1:N:138:CYS:SG	1:N:144:ILE:HD13	2.45	0.57
2:Q:20:LYS:HG2	2:Q:27:LEU:CD2	2.35	0.57
2:Q:59:VAL:O	2:Q:59:VAL:HG23	2.05	0.57
2:S:6:LEU:O	2:S:7:HIS:O	2.21	0.57
2:S:17:VAL:HG13	2:S:34:LYS:CA	2.34	0.57
1:A:177:VAL:CG1	1:A:397:GLU:HG2	2.35	0.56
1:A:206:ASN:HB2	1:A:214:GLU:H	1.70	0.56
1:A:350:ARG:O	1:A:354:GLU:HG2	2.04	0.56
1:A:510:VAL:HG23	1:A:511:ALA:H	1.68	0.56
1:A:510:VAL:CG2	1:A:511:ALA:N	2.68	0.56
1:B:333:ILE:O	1:B:334:ASP:HB2	2.05	0.56
1:C:247:LEU:HD13	1:C:248:LEU:N	2.19	0.56
1:D:272:LYS:HB2	1:D:272:LYS:NZ	2.20	0.56
1:F:227:ILE:O	1:F:227:ILE:HG22	2.05	0.56
1:F:450:PRO:O	1:F:454:ILE:HG13	2.05	0.56
1:H:351:GLN:O	1:H:354:GLU:N	2.34	0.56
1:K:284:ARG:HH11	1:K:284:ARG:CB	2.17	0.56
1:L:27:VAL:HG11	1:L:93:THR:HG21	1.87	0.56
1:L:55:SER:O	1:L:58:ARG:HB3	2.05	0.56
1:M:226:LYS:HD2	1:M:252:GLU:HG3	1.86	0.56
1:N:222:LEU:HD22	1:N:289:LEU:HD11	1.87	0.56

Continued on next page...

Continued from previous page...

Atom-1	Atom-2	Interatomic distance (Å)	Clash overlap (Å)
1:N:314:LEU:H	1:N:314:LEU:CD1	2.14	0.56
1:N:339:GLU:O	1:N:343:GLN:HG2	2.04	0.56
2:T:86:MET:HB2	2:T:90:ASP:OD2	2.05	0.56
1:A:232:GLU:O	1:A:233:MET:HB3	2.05	0.56
1:A:348:GLN:NE2	1:A:352:GLN:HE21	2.04	0.56
1:B:219:PHE:HD1	1:B:319:GLN:NE2	2.02	0.56
1:C:252:GLU:O	1:C:253:ASP:HB2	2.04	0.56
1:C:295:LEU:HD23	1:C:295:LEU:C	2.26	0.56
1:C:368:ARG:HD2	1:C:372:LEU:HD11	1.87	0.56
1:D:475:ASN:N	1:D:475:ASN:HD22	2.03	0.56
1:E:25:ASP:HA	1:E:28:LYS:HE2	1.87	0.56
1:E:232:GLU:O	1:E:233:MET:HB3	2.05	0.56
1:E:308:GLU:H	1:E:311:LYS:HB3	1.70	0.56
1:E:311:LYS:O	1:E:312:ALA:HB2	2.05	0.56
1:G:134:LEU:O	1:G:136:VAL:HG13	2.04	0.56
1:G:266:THR:HA	1:G:271:VAL:O	2.05	0.56
1:H:248:LEU:HD22	1:H:249:ILE:H	1.69	0.56
1:H:419:LEU:HD21	1:H:500:THR:HG23	1.87	0.56
1:I:362:ARG:NH1	1:I:362:ARG:HB3	2.21	0.56
1:J:434:GLU:HA	1:J:437:ASN:HD22	1.69	0.56
1:K:247:LEU:HD22	1:K:248:LEU:H	1.70	0.56
1:L:146:GLN:O	1:L:150:ILE:HG13	2.04	0.56
1:N:161:LEU:H	1:N:161:LEU:CD1	2.18	0.56
1:N:421:ARG:HD2	1:N:474:GLY:O	2.05	0.56
2:U:77:LYS:HG3	2:U:80:ASN:HA	1.87	0.56
1:A:265:ASN:OD1	2:O:27:LEU:HB3	2.06	0.56
1:B:327:LYS:HD3	1:B:327:LYS:N	2.21	0.56
1:C:4:LYS:HG3	1:D:59:GLU:O	2.05	0.56
1:C:218:PRO:HA	1:C:246:PRO:HG2	1.87	0.56
1:C:304:GLU:HB2	1:C:305:ILE:HD12	1.86	0.56
1:C:517:THR:HG23	1:D:39:VAL:HG23	1.87	0.56
1:D:150:ILE:HD11	4:D:1:ADP:N7	2.20	0.56
1:D:326:ASN:ND2	1:D:328:ASP:H	2.03	0.56
1:D:342:ILE:O	1:D:346:VAL:HG23	2.05	0.56
1:D:368:ARG:HG2	1:D:372:LEU:CG	2.36	0.56
1:D:418:ALA:O	1:D:422:VAL:HG13	2.06	0.56
1:E:19:GLY:HA3	1:E:67:GLU:O	2.05	0.56
1:F:266:THR:HG22	1:F:273:VAL:H	1.70	0.56
1:F:368:ARG:HG2	1:F:372:LEU:CG	2.35	0.56
1:F:381:VAL:CG1	1:F:392:LYS:HG3	2.36	0.56
1:I:30:THR:HB	1:I:51:LYS:O	2.05	0.56

Continued on next page...

Continued from previous page...

Atom-1	Atom-2	Interatomic distance (Å)	Clash overlap (Å)
1:I:166:MET:CE	1:I:171:LYS:HA	2.35	0.56
1:I:432:GLN:OE1	1:I:432:GLN:N	2.38	0.56
1:J:264:VAL:HA	1:J:267:MET:CG	2.36	0.56
1:K:219:PHE:HB2	1:K:247:LEU:HD23	1.85	0.56
1:L:54:VAL:HG22	1:L:89:THR:HG21	1.88	0.56
1:L:362:ARG:HB3	1:L:362:ARG:HH11	1.71	0.56
1:L:385:THR:HG23	1:L:388:GLU:HB3	1.85	0.56
1:N:169:VAL:O	1:N:169:VAL:HG22	2.05	0.56
1:N:266:THR:HG22	1:N:272:LYS:HA	1.88	0.56
1:N:383:ALA:CB	1:N:389:MET:HA	2.35	0.56
1:N:499:VAL:CG2	1:N:500:THR:N	2.67	0.56
2:Q:12:VAL:HG12	2:Q:40:VAL:HA	1.86	0.56
2:Q:78:ILE:HD13	2:Q:83:VAL:CG2	2.34	0.56
2:R:47:ARG:HG2	2:R:49:LEU:H	1.69	0.56
2:T:55:LYS:H	2:T:55:LYS:HE3	1.70	0.56
2:U:40:VAL:HG23	2:U:63:ASP:O	2.05	0.56
1:A:219:PHE:O	1:A:247:LEU:HD22	2.05	0.56
1:A:324:VAL:C	1:A:325:ILE:HD12	2.24	0.56
1:B:241:ALA:HA	1:B:271:VAL:HG12	1.88	0.56
1:D:256:GLY:O	1:D:257:GLU:C	2.43	0.56
1:G:41:ASP:O	1:G:42:LYS:HG3	2.06	0.56
1:H:248:LEU:HD13	1:H:249:ILE:N	2.21	0.56
1:H:317:LEU:N	1:H:317:LEU:HD12	2.20	0.56
1:I:193:MET:HG2	1:I:194:GLN:N	2.18	0.56
1:I:499:VAL:CG2	1:I:500:THR:N	2.69	0.56
1:J:256:GLY:HA2	1:J:259:LEU:HB3	1.86	0.56
1:J:350:ARG:HE	1:J:369:VAL:HG11	1.70	0.56
1:J:356:ALA:HB1	1:J:362:ARG:NE	2.08	0.56
1:K:200:LEU:HD12	1:K:200:LEU:N	2.21	0.56
1:L:428:ASP:O	1:L:429:LEU:C	2.44	0.56
2:S:48:ILE:O	2:S:48:ILE:HG22	2.05	0.56
1:A:237:LEU:HD23	1:A:237:LEU:C	2.26	0.56
1:A:433:ASN:OD1	1:A:436:GLN:HB2	2.05	0.56
1:B:289:LEU:N	1:B:290:GLN:OE1	2.37	0.56
1:B:339:GLU:HB3	1:B:343:GLN:OE1	2.05	0.56
1:C:229:ASN:HA	1:C:257:GLU:OE2	2.06	0.56
1:E:296:THR:HG22	1:E:335:GLY:CA	2.24	0.56
1:E:411:VAL:HA	1:E:497:THR:H	1.68	0.56
1:F:404:ARG:HH11	1:F:404:ARG:HG3	1.71	0.56
1:H:284:ARG:HH11	1:H:284:ARG:CB	2.14	0.56
1:I:197:ARG:HG3	1:I:277:LYS:NZ	2.20	0.56

Continued on next page...

Continued from previous page...

Atom-1	Atom-2	Interatomic distance (Å)	Clash overlap (Å)
1:I:317:LEU:HD12	1:I:317:LEU:N	2.20	0.56
1:J:284:ARG:HH11	1:J:284:ARG:CB	2.15	0.56
1:J:400:LEU:HD23	1:J:400:LEU:C	2.25	0.56
1:K:302:SER:HB2	1:K:305:ILE:HD12	1.87	0.56
1:L:262:LEU:HA	1:L:265:ASN:HB3	1.88	0.56
1:N:124:VAL:HG13	1:N:504:LEU:HD11	1.84	0.56
1:N:247:LEU:HB3	1:N:273:VAL:HG11	1.87	0.56
1:A:52:ASP:OD1	1:A:54:VAL:HG12	2.05	0.56
1:A:309:LEU:H	1:A:309:LEU:HD12	1.70	0.56
1:C:208:PRO:HB2	1:C:212:ALA:HB3	1.85	0.56
1:C:346:VAL:CG1	1:C:350:ARG:HH22	2.16	0.56
1:D:327:LYS:HD3	1:D:327:LYS:N	2.21	0.56
1:E:278:ALA:HB1	1:E:279:PRO:HD2	1.86	0.56
1:E:455:VAL:HG12	1:E:460:GLU:O	2.05	0.56
1:F:272:LYS:HB2	1:F:272:LYS:NZ	2.20	0.56
1:I:155:ASP:OD1	1:I:158:VAL:HG23	2.05	0.56
1:I:353:ILE:HD11	1:I:369:VAL:HG21	1.87	0.56
1:J:229:ASN:HD21	1:J:231:ARG:HH12	1.52	0.56
1:J:247:LEU:N	1:J:273:VAL:HG12	2.20	0.56
1:J:264:VAL:HA	1:J:267:MET:HG2	1.87	0.56
1:L:506:TYR:O	1:L:509:SER:HB3	2.05	0.56
2:P:43:VAL:HG13	2:P:57:LEU:HD12	1.87	0.56
2:Q:20:LYS:HG3	2:Q:28:THR:O	2.05	0.56
2:Q:97:ALA:O	2:R:1:MET:HA	2.04	0.56
2:R:68:ASN:ND2	2:S:74:LYS:HE3	2.20	0.56
1:A:65:LYS:O	1:A:69:MET:HG3	2.06	0.56
1:D:247:LEU:HD13	1:D:248:LEU:N	2.20	0.56
1:D:489:ILE:HD12	1:D:494:LEU:HD22	1.86	0.56
1:E:208:PRO:O	1:E:212:ALA:HB3	2.06	0.56
1:E:219:PHE:O	1:E:247:LEU:HD22	2.06	0.56
1:G:232:GLU:O	1:G:233:MET:HB3	2.06	0.56
1:I:169:VAL:CG1	1:I:173:GLY:HA3	2.34	0.56
1:I:221:LEU:HD13	1:I:221:LEU:C	2.26	0.56
1:J:426:LEU:H	1:J:426:LEU:CD2	2.09	0.56
1:M:264:VAL:HA	1:M:267:MET:CG	2.35	0.56
1:N:134:LEU:HD11	1:N:475:ASN:OD1	2.06	0.56
1:N:235:PRO:HG2	1:N:236:VAL:H	1.70	0.56
2:S:20:LYS:HG3	2:S:28:THR:O	2.06	0.56
1:A:30:THR:HG22	1:A:36:ARG:O	2.05	0.56
1:A:249:ILE:HB	1:A:275:ALA:CB	2.36	0.56
1:A:381:VAL:HG21	1:A:393:LYS:HA	1.87	0.56

Continued on next page...

Continued from previous page...

Atom-1	Atom-2	Interatomic distance (Å)	Clash overlap (Å)
1:B:23:LEU:C	1:B:23:LEU:HD13	2.26	0.56
1:B:134:LEU:N	1:B:134:LEU:CD1	2.68	0.56
1:B:145:ALA:HB2	1:B:163:ALA:HB2	1.87	0.56
1:B:338:GLU:O	1:B:341:ALA:HB3	2.06	0.56
1:B:432:GLN:NE2	1:B:436:GLN:HE22	2.04	0.56
1:C:184:GLN:OE1	1:C:184:GLN:N	2.38	0.56
1:D:279:PRO:HD2	1:D:285:ARG:CB	2.35	0.56
1:D:305:ILE:HD11	1:E:203:TYR:OH	2.06	0.56
1:D:368:ARG:O	1:D:372:LEU:HG	2.04	0.56
1:E:18:ARG:O	1:E:22:VAL:HG23	2.05	0.56
1:E:227:ILE:HD12	1:E:227:ILE:N	2.20	0.56
1:H:324:VAL:C	1:H:325:ILE:HD12	2.26	0.56
1:H:428:ASP:O	1:H:429:LEU:C	2.43	0.56
1:K:506:TYR:O	1:K:509:SER:HB3	2.05	0.56
1:L:257:GLU:O	1:L:261:THR:HG23	2.06	0.56
1:N:149:THR:HG22	1:N:156:GLU:HA	1.87	0.56
2:P:40:VAL:HB	2:P:62:GLY:H	1.71	0.56
2:S:20:LYS:HA	2:S:28:THR:HG23	1.88	0.56
1:B:262:LEU:HD11	1:B:273:VAL:HB	1.88	0.56
1:B:406:ALA:O	1:B:410:GLY:N	2.38	0.56
1:C:291:ASP:HB3	1:C:345:ARG:NH2	2.19	0.56
1:D:194:GLN:HG3	1:D:331:THR:OG1	2.06	0.56
1:E:237:LEU:HD23	1:E:237:LEU:C	2.26	0.56
1:E:496:PRO:HG2	1:E:499:VAL:HG13	1.87	0.56
1:F:164:GLU:O	1:F:167:ASP:HB3	2.06	0.56
1:F:351:GLN:HG2	1:G:210:THR:OG1	2.06	0.56
1:G:205:ILE:HG12	1:G:211:GLY:HA2	1.86	0.56
1:I:169:VAL:O	1:I:169:VAL:HG22	2.06	0.56
1:J:359:ASP:O	1:J:363:GLU:HB2	2.05	0.56
1:J:499:VAL:CG2	1:J:500:THR:N	2.69	0.56
1:M:6:VAL:HG22	1:M:521:VAL:HG22	1.86	0.56
2:O:57:LEU:HD22	2:O:88:GLU:HB2	1.88	0.56
2:O:86:MET:HB2	2:O:90:ASP:OD2	2.06	0.56
2:P:65:VAL:CG1	2:P:94:ILE:HG12	2.30	0.56
1:A:261:THR:O	1:A:265:ASN:ND2	2.39	0.56
1:A:266:THR:HG22	1:A:273:VAL:H	1.71	0.56
1:B:134:LEU:HD11	1:B:425:LYS:NZ	2.21	0.56
1:C:134:LEU:O	1:C:136:VAL:HG13	2.06	0.56
1:C:448:GLU:O	1:C:452:ARG:HG2	2.06	0.56
1:D:5:ASP:HB2	1:D:524:LEU:CD2	2.36	0.56
1:E:348:GLN:HE22	1:E:352:GLN:NE2	2.04	0.56

Continued on next page...

Continued from previous page...

Atom-1	Atom-2	Interatomic distance (Å)	Clash overlap (Å)
1:E:358:SER:HA	1:E:362:ARG:CD	2.36	0.56
1:E:366:GLN:HA	1:E:369:VAL:CG2	2.36	0.56
1:F:248:LEU:C	1:F:248:LEU:HD13	2.27	0.56
1:H:247:LEU:HD13	1:H:247:LEU:C	2.26	0.56
1:H:351:GLN:HG2	1:H:354:GLU:OE2	2.06	0.56
1:I:209:GLU:OE1	1:I:209:GLU:HA	2.06	0.56
1:I:248:LEU:HD13	1:I:248:LEU:C	2.26	0.56
1:I:449:ALA:HB3	1:I:450:PRO:CD	2.31	0.56
1:J:287:ALA:HB1	1:J:368:ARG:CZ	2.36	0.56
1:J:398:ASP:O	1:J:401:HIS:HB2	2.06	0.56
1:K:179:ASP:OD2	1:K:390:LYS:HG2	2.06	0.56
1:K:180:GLY:HA2	1:K:380:LYS:HB3	1.87	0.56
1:K:362:ARG:HB3	1:K:362:ARG:HH11	1.71	0.56
1:L:249:ILE:HB	1:L:275:ALA:HB1	1.88	0.56
1:N:129:GLU:O	1:N:132:LYS:N	2.39	0.56
1:N:193:MET:CG	1:N:194:GLN:N	2.67	0.56
2:P:48:ILE:O	2:P:48:ILE:HG22	2.06	0.56
2:P:84:LEU:HD12	2:P:84:LEU:N	2.20	0.56
2:R:20:LYS:HG2	2:R:27:LEU:CD2	2.35	0.56
2:R:40:VAL:HG21	2:R:63:ASP:HB2	1.87	0.56
1:A:237:LEU:HD22	2:O:26:VAL:CG2	2.29	0.55
1:A:283:ASP:O	1:A:287:ALA:HB2	2.05	0.55
1:A:322:ARG:HG2	1:A:323:VAL:N	2.19	0.55
1:C:240:VAL:HG21	1:C:247:LEU:HD23	1.88	0.55
1:C:285:ARG:HG3	1:C:286:LYS:N	2.21	0.55
1:F:285:ARG:HG3	1:F:286:LYS:N	2.21	0.55
1:G:80:LYS:HD2	1:G:506:TYR:CZ	2.41	0.55
1:G:324:VAL:C	1:G:325:ILE:HD12	2.26	0.55
1:G:349:ILE:HA	1:G:352:GLN:CD	2.26	0.55
1:J:228:SER:O	1:J:257:GLU:HB3	2.07	0.55
1:K:15:LYS:HD2	1:K:67:GLU:HG3	1.87	0.55
1:K:232:GLU:HB3	1:K:309:LEU:CB	2.27	0.55
1:K:428:ASP:O	1:K:429:LEU:C	2.45	0.55
2:O:46:GLY:HA3	2:O:55:LYS:O	2.06	0.55
2:U:48:ILE:HG12	2:U:54:VAL:HG13	1.88	0.55
1:B:234:LEU:H	1:B:234:LEU:CD1	2.17	0.55
1:C:319:GLN:O	1:C:335:GLY:HA2	2.07	0.55
1:D:202:PRO:HG2	1:D:203:TYR:CD1	2.41	0.55
1:D:233:MET:CE	1:D:233:MET:O	2.54	0.55
1:E:281:PHE:O	1:E:284:ARG:HB3	2.07	0.55
1:E:365:LEU:O	1:E:369:VAL:HG23	2.06	0.55

Continued on next page...

Continued from previous page...

Atom-1	Atom-2	Interatomic distance (Å)	Clash overlap (Å)
1:F:236:VAL:O	1:F:239:ALA:HB3	2.06	0.55
1:G:496:PRO:HG2	1:G:499:VAL:HG13	1.88	0.55
1:G:510:VAL:HG23	1:G:511:ALA:H	1.69	0.55
1:H:254:VAL:O	1:H:259:LEU:HD12	2.06	0.55
1:H:313:THR:HG22	1:H:314:LEU:N	2.21	0.55
1:I:325:ILE:HD12	1:I:325:ILE:N	2.20	0.55
1:I:406:ALA:O	1:I:410:GLY:CA	2.54	0.55
1:L:17:LEU:HA	1:L:20:VAL:CG1	2.36	0.55
1:M:218:PRO:HB3	1:M:246:PRO:HB2	1.88	0.55
1:N:288:MET:HA	1:N:288:MET:CE	2.36	0.55
1:N:356:ALA:CB	1:N:362:ARG:HE	2.12	0.55
2:P:78:ILE:HD12	2:P:78:ILE:N	2.22	0.55
2:S:50:GLU:O	2:S:52:GLY:N	2.39	0.55
1:A:106:ALA:O	1:A:109:ALA:HB3	2.07	0.55
1:A:130:GLU:O	1:A:133:ALA:HB3	2.06	0.55
1:A:295:LEU:C	1:A:295:LEU:HD23	2.26	0.55
1:A:472:GLY:HA3	1:A:476:TYR:CD2	2.42	0.55
1:D:174:VAL:HG21	1:D:367:GLU:HA	1.89	0.55
1:D:346:VAL:HA	1:D:349:ILE:HD12	1.88	0.55
1:E:130:GLU:O	1:E:133:ALA:HB3	2.06	0.55
1:F:94:VAL:HG12	1:F:449:ALA:HB1	1.88	0.55
1:I:55:SER:HA	1:I:58:ARG:NH1	2.21	0.55
1:I:219:PHE:HB3	1:I:317:LEU:HD23	1.88	0.55
1:I:318:GLY:O	1:I:319:GLN:HG3	2.05	0.55
1:J:299:THR:OG1	1:J:316:ASP:HA	2.06	0.55
1:K:236:VAL:HG23	1:K:237:LEU:N	2.22	0.55
1:L:157:THR:O	1:L:161:LEU:HD13	2.06	0.55
1:L:362:ARG:NH1	1:L:362:ARG:HB3	2.21	0.55
1:M:428:ASP:O	1:M:429:LEU:C	2.44	0.55
1:N:217:SER:N	1:N:218:PRO:HD3	2.20	0.55
2:U:37:ARG:HG2	2:U:37:ARG:NH1	2.20	0.55
1:B:203:TYR:H	1:B:203:TYR:HD1	1.54	0.55
1:C:127:ALA:O	1:C:130:GLU:HB2	2.05	0.55
1:C:353:ILE:HG12	1:C:366:GLN:NE2	2.21	0.55
1:C:357:THR:CG2	1:C:361:ASP:HB2	2.36	0.55
1:D:28:LYS:O	1:D:30:THR:N	2.39	0.55
1:D:233:MET:C	1:D:235:PRO:CD	2.73	0.55
1:D:247:LEU:HB3	1:D:273:VAL:HG13	1.88	0.55
1:E:221:LEU:C	1:E:222:LEU:HD12	2.26	0.55
1:F:381:VAL:HG13	1:F:392:LYS:HG3	1.89	0.55
1:F:486:GLY:CA	1:F:491:MET:CE	2.84	0.55

Continued on next page...

Continued from previous page...

Atom-1	Atom-2	Interatomic distance (Å)	Clash overlap (Å)
1:G:195:PHE:O	1:G:329:THR:HG23	2.07	0.55
1:G:289:LEU:HD23	1:G:292:ILE:HD12	1.89	0.55
1:G:339:GLU:CD	1:G:339:GLU:N	2.60	0.55
1:H:217:SER:N	1:H:218:PRO:HD3	2.20	0.55
1:J:69:MET:HE2	1:J:522:THR:HB	1.85	0.55
1:J:284:ARG:HH11	1:J:284:ARG:H	1.54	0.55
1:M:161:LEU:H	1:M:161:LEU:CD1	2.20	0.55
2:O:20:LYS:HD2	2:O:20:LYS:H	1.71	0.55
2:U:20:LYS:HB3	2:U:27:LEU:HG	1.89	0.55
1:A:285:ARG:HG3	1:A:286:LYS:N	2.21	0.55
1:B:134:LEU:CD1	1:B:134:LEU:H	2.19	0.55
1:B:194:GLN:HB2	1:B:331:THR:HG23	1.87	0.55
1:C:222:LEU:HD12	1:C:222:LEU:N	2.21	0.55
1:C:381:VAL:HG21	1:C:393:LYS:HA	1.88	0.55
1:D:302:SER:HB2	1:D:305:ILE:HD13	1.87	0.55
1:E:504:LEU:HD13	1:E:504:LEU:C	2.26	0.55
1:F:7:LYS:HD2	1:F:66:PHE:CE2	2.42	0.55
1:F:290:GLN:OE1	1:F:290:GLN:N	2.39	0.55
1:G:160:LYS:O	1:G:164:GLU:HG3	2.06	0.55
1:H:363:GLU:O	1:H:367:GLU:HG3	2.06	0.55
1:K:193:MET:HG2	1:K:194:GLN:N	2.21	0.55
1:L:215:LEU:CB	1:L:218:PRO:HG2	2.37	0.55
1:M:345:ARG:HA	1:M:348:GLN:HE21	1.69	0.55
1:M:385:THR:HG23	1:M:388:GLU:N	2.17	0.55
1:N:66:PHE:N	1:N:69:MET:HG3	2.20	0.55
2:R:37:ARG:HG2	2:R:37:ARG:HH11	1.71	0.55
2:T:40:VAL:HB	2:T:62:GLY:H	1.72	0.55
2:U:43:VAL:CG1	2:U:57:LEU:HD12	2.36	0.55
1:A:25:ASP:HA	1:A:28:LYS:HE2	1.87	0.55
1:B:404:ARG:HG3	1:B:404:ARG:HH11	1.71	0.55
1:C:16:MET:O	1:C:20:VAL:HG23	2.07	0.55
1:C:248:LEU:C	1:C:248:LEU:HD13	2.26	0.55
1:E:134:LEU:HD12	1:E:134:LEU:N	2.21	0.55
1:G:311:LYS:O	1:G:312:ALA:HB2	2.07	0.55
1:I:345:ARG:O	1:I:348:GLN:HB2	2.07	0.55
1:J:421:ARG:HD2	1:J:474:GLY:O	2.06	0.55
1:K:10:ASN:O	1:K:11:ASP:C	2.45	0.55
1:K:149:THR:HG22	1:K:156:GLU:HA	1.89	0.55
1:K:205:ILE:HD13	1:K:211:GLY:HA2	1.89	0.55
1:K:215:LEU:CB	1:K:218:PRO:HG2	2.33	0.55
1:K:478:TYR:HB2	1:K:485:TYR:CE2	2.42	0.55

Continued on next page...

Continued from previous page...

Atom-1	Atom-2	Interatomic distance (Å)	Clash overlap (Å)
1:L:36:ARG:HB3	1:M:516:THR:O	2.06	0.55
1:L:107:VAL:CG2	1:L:108:ALA:N	2.68	0.55
1:L:226:LYS:HD2	1:L:252:GLU:HG3	1.88	0.55
1:L:448:GLU:HB3	1:L:452:ARG:HD2	1.89	0.55
1:M:219:PHE:CB	1:M:317:LEU:HD23	2.37	0.55
1:N:37:ASN:ND2	1:N:37:ASN:H	2.05	0.55
1:N:389:MET:HE1	1:N:393:LYS:HB2	1.89	0.55
1:A:245:LYS:HA	1:A:245:LYS:CE	2.30	0.55
1:B:18:ARG:HB2	1:B:67:GLU:HG2	1.88	0.55
1:B:205:ILE:CD1	1:B:211:GLY:HA2	2.37	0.55
1:B:401:HIS:O	1:B:404:ARG:HB2	2.05	0.55
1:D:436:GLN:O	1:D:440:ILE:HG13	2.06	0.55
1:E:42:LYS:HE2	1:E:48:THR:HB	1.88	0.55
1:E:65:LYS:O	1:E:69:MET:HG3	2.07	0.55
1:E:220:ILE:HG23	1:E:248:LEU:HD12	1.89	0.55
1:E:368:ARG:HG2	1:E:372:LEU:CG	2.36	0.55
1:E:486:GLY:CA	1:E:491:MET:CE	2.85	0.55
1:G:29:VAL:HG23	1:G:30:THR:HG23	1.88	0.55
1:H:303:GLU:C	1:H:305:ILE:H	2.07	0.55
1:I:31:LEU:HG	1:I:454:ILE:HD11	1.89	0.55
1:J:494:LEU:N	1:J:494:LEU:CD2	2.66	0.55
1:K:406:ALA:O	1:K:410:GLY:N	2.34	0.55
1:K:478:TYR:CE1	1:K:483:GLU:HA	2.42	0.55
1:L:140:ASP:O	1:L:144:ILE:HG12	2.06	0.55
1:L:455:VAL:HG13	1:L:460:GLU:HB2	1.89	0.55
1:A:220:ILE:N	1:A:220:ILE:CD1	2.70	0.55
1:A:308:GLU:H	1:A:311:LYS:HB3	1.72	0.55
1:A:381:VAL:CG1	1:A:392:LYS:CG	2.84	0.55
1:A:434:GLU:O	1:A:435:ASP:C	2.44	0.55
1:C:23:LEU:C	1:C:23:LEU:HD13	2.27	0.55
1:D:305:ILE:CG2	1:D:306:GLY:H	1.93	0.55
1:D:452:ARG:HB2	1:D:462:PRO:CB	2.33	0.55
1:G:271:VAL:O	1:G:271:VAL:HG23	2.07	0.55
1:H:66:PHE:N	1:H:69:MET:HG3	2.21	0.55
1:H:184:GLN:OE1	1:H:184:GLN:HA	2.07	0.55
1:H:213:VAL:O	1:H:324:VAL:HA	2.06	0.55
1:H:226:LYS:CA	1:H:252:GLU:HB2	2.36	0.55
1:J:226:LYS:HG3	1:J:252:GLU:HB3	1.88	0.55
1:J:363:GLU:O	1:J:367:GLU:HG3	2.07	0.55
1:M:112:ASN:O	1:M:116:LEU:HG	2.06	0.55
1:M:214:GLU:HA	1:M:324:VAL:HG12	1.88	0.55

Continued on next page...

Continued from previous page...

Atom-1	Atom-2	Interatomic distance (Å)	Clash overlap (Å)
1:N:32:GLY:HA3	1:N:454:ILE:HG23	1.89	0.55
2:O:1:MET:HA	2:U:97:ALA:O	2.07	0.55
2:O:48:ILE:HG22	2:O:48:ILE:O	2.06	0.55
2:Q:47:ARG:HG2	2:Q:49:LEU:H	1.71	0.55
2:T:3:ILE:H	2:T:3:ILE:HD12	1.72	0.55
1:A:59:GLU:O	1:G:4:LYS:HG3	2.07	0.55
1:B:150:ILE:HD11	4:B:1:ADP:N7	2.22	0.55
1:C:215:LEU:O	1:C:322:ARG:HG3	2.07	0.55
1:E:242:LYS:HD3	1:E:242:LYS:C	2.26	0.55
1:F:409:GLU:CD	1:F:501:ARG:HH21	2.11	0.55
1:G:25:ASP:HA	1:G:28:LYS:HE2	1.88	0.55
1:I:236:VAL:HG23	1:I:237:LEU:N	2.22	0.55
1:I:288:MET:HA	1:I:288:MET:CE	2.37	0.55
1:J:406:ALA:O	1:J:410:GLY:N	2.36	0.55
1:K:39:VAL:HG22	1:K:49:ILE:HG12	1.87	0.55
1:K:305:ILE:HG22	1:K:307:MET:HG3	1.88	0.55
1:K:325:ILE:HG13	1:K:330:THR:HG23	1.88	0.55
1:K:417:VAL:O	1:K:418:ALA:C	2.44	0.55
1:L:339:GLU:O	1:L:343:GLN:HG2	2.07	0.55
1:M:230:ILE:CD1	1:M:257:GLU:HG2	2.37	0.55
1:N:215:LEU:CB	1:N:218:PRO:HG2	2.37	0.55
2:P:47:ARG:O	2:P:54:VAL:HG13	2.07	0.55
1:A:417:VAL:HA	1:A:420:ILE:CG2	2.37	0.55
1:A:512:GLY:O	1:A:515:ILE:HG12	2.06	0.55
1:B:219:PHE:HB2	1:B:247:LEU:HD22	1.88	0.55
1:C:130:GLU:O	1:C:133:ALA:HB3	2.08	0.55
1:F:177:VAL:HG11	1:F:397:GLU:HG2	1.89	0.55
1:F:207:LYS:HB2	1:F:207:LYS:NZ	2.22	0.55
1:F:235:PRO:HG3	1:F:310:GLU:HB3	1.87	0.55
1:G:352:GLN:C	1:G:365:LEU:HD11	2.28	0.55
1:G:510:VAL:CG2	1:G:511:ALA:N	2.69	0.55
1:H:7:LYS:HG3	1:H:66:PHE:CE2	2.41	0.55
1:H:175:ILE:HD13	1:H:404:ARG:NH2	2.22	0.55
1:H:221:LEU:HD22	1:H:222:LEU:H	1.72	0.55
1:K:219:PHE:CB	1:K:317:LEU:HD23	2.37	0.55
1:K:433:ASN:HD22	1:K:434:GLU:H	1.54	0.55
1:L:254:VAL:O	1:L:259:LEU:HD12	2.07	0.55
1:L:398:ASP:O	1:L:401:HIS:HB2	2.07	0.55
1:M:40:LEU:HD22	1:M:40:LEU:N	2.22	0.55
1:N:413:ALA:HB1	1:N:417:VAL:HB	1.87	0.55
2:P:14:ARG:HG2	2:P:15:LYS:H	1.69	0.55

Continued on next page...

Continued from previous page...

Atom-1	Atom-2	Interatomic distance (Å)	Clash overlap (Å)
2:R:14:ARG:CB	2:R:14:ARG:HH11	2.18	0.55
1:A:270:ILE:HD11	2:O:27:LEU:CD1	2.38	0.54
1:C:206:ASN:CB	1:C:214:GLU:H	2.20	0.54
1:C:494:LEU:N	1:C:494:LEU:HD23	2.21	0.54
1:E:119:GLY:O	1:E:440:ILE:HG12	2.06	0.54
1:F:70:GLY:O	1:F:74:VAL:HG22	2.07	0.54
1:G:486:GLY:HA3	1:G:491:MET:CE	2.36	0.54
1:H:112:ASN:O	1:H:116:LEU:HG	2.06	0.54
1:I:301:ILE:N	1:I:301:ILE:CD1	2.69	0.54
1:I:415:GLY:H	1:I:417:VAL:CG2	2.17	0.54
1:I:421:ARG:NH2	1:I:469:VAL:O	2.39	0.54
1:J:259:LEU:O	1:J:263:VAL:HG23	2.08	0.54
1:K:229:ASN:ND2	1:K:231:ARG:HH12	2.05	0.54
1:K:356:ALA:HB1	1:K:362:ARG:NE	2.18	0.54
1:K:465:VAL:O	1:K:469:VAL:HG23	2.08	0.54
1:K:478:TYR:HA	1:K:485:TYR:HA	1.89	0.54
1:L:392:LYS:O	1:L:396:VAL:HG23	2.06	0.54
1:M:288:MET:HA	1:M:288:MET:HE2	1.89	0.54
1:M:411:VAL:HA	1:M:497:THR:H	1.71	0.54
1:N:55:SER:O	1:N:58:ARG:HB3	2.07	0.54
1:N:186:GLU:O	1:N:379:ILE:HA	2.07	0.54
2:S:20:LYS:HG2	2:S:27:LEU:HD23	1.89	0.54
1:A:368:ARG:CD	1:A:372:LEU:HD11	2.37	0.54
1:B:232:GLU:O	1:B:233:MET:HB3	2.07	0.54
1:B:322:ARG:HB3	1:B:333:ILE:CD1	2.26	0.54
1:D:112:ASN:HD21	1:D:114:MET:HB3	1.71	0.54
1:D:252:GLU:O	1:D:277:LYS:HE2	2.07	0.54
1:D:434:GLU:O	1:D:435:ASP:C	2.45	0.54
1:E:161:LEU:O	1:E:164:GLU:HB2	2.08	0.54
1:E:417:VAL:HA	1:E:420:ILE:HG22	1.87	0.54
1:G:193:MET:O	1:G:331:THR:HG23	2.07	0.54
1:G:353:ILE:HG22	1:G:354:GLU:N	2.22	0.54
1:H:345:ARG:HH22	1:H:368:ARG:HH22	1.53	0.54
1:J:40:LEU:HD23	1:J:50:THR:HG22	1.88	0.54
1:M:175:ILE:HD13	1:M:404:ARG:NH2	2.21	0.54
1:M:217:SER:N	1:M:218:PRO:HD3	2.21	0.54
1:M:345:ARG:O	1:M:348:GLN:HB2	2.07	0.54
1:M:352:GLN:O	1:M:355:GLU:OE1	2.25	0.54
2:R:50:GLU:OE1	2:S:50:GLU:HA	2.07	0.54
2:S:50:GLU:O	2:S:50:GLU:HG2	2.06	0.54
2:T:14:ARG:CD	2:T:35:SER:HB3	2.33	0.54

Continued on next page...

Continued from previous page...

Atom-1	Atom-2	Interatomic distance (Å)	Clash overlap (Å)
2:T:48:ILE:HG12	2:T:54:VAL:HG13	1.89	0.54
1:B:44:PHE:HD1	1:B:44:PHE:H	1.40	0.54
1:C:135:SER:HB2	1:C:497:THR:HG21	1.89	0.54
1:D:54:VAL:HB	1:D:89:THR:HG21	1.88	0.54
1:D:258:ALA:O	1:D:261:THR:HG23	2.07	0.54
1:D:357:THR:HB	1:D:361:ASP:CB	2.37	0.54
1:E:134:LEU:O	1:E:136:VAL:HG13	2.08	0.54
1:G:200:LEU:O	1:G:202:PRO:HD2	2.07	0.54
1:G:259:LEU:O	1:G:263:VAL:HG23	2.07	0.54
1:G:326:ASN:OD1	1:G:329:THR:N	2.39	0.54
1:G:357:THR:CG2	1:G:361:ASP:HB2	2.37	0.54
1:H:214:GLU:HA	1:H:324:VAL:HG12	1.88	0.54
1:I:494:LEU:HD23	1:I:494:LEU:H	1.71	0.54
1:J:428:ASP:O	1:J:429:LEU:C	2.45	0.54
1:L:465:VAL:O	1:L:469:VAL:HG23	2.07	0.54
1:M:266:THR:HG22	1:M:273:VAL:H	1.72	0.54
1:M:506:TYR:O	1:M:509:SER:HB3	2.08	0.54
1:N:218:PRO:HB3	1:N:246:PRO:C	2.28	0.54
1:A:199:TYR:CE2	1:A:205:ILE:HG12	2.41	0.54
1:A:357:THR:CG2	1:A:361:ASP:HB2	2.37	0.54
1:C:277:LYS:HD3	1:C:285:ARG:HH22	1.72	0.54
1:C:279:PRO:HB3	1:C:288:MET:HE1	1.88	0.54
1:C:368:ARG:HG2	1:C:372:LEU:CG	2.37	0.54
1:D:203:TYR:HD1	1:D:203:TYR:H	1.55	0.54
1:D:489:ILE:CD1	1:D:494:LEU:HD22	2.37	0.54
1:E:349:ILE:HA	1:E:352:GLN:CD	2.27	0.54
1:E:475:ASN:HD22	1:E:475:ASN:N	2.05	0.54
1:G:77:VAL:HG12	1:G:510:VAL:HG21	1.89	0.54
1:H:235:PRO:HG2	1:H:236:VAL:H	1.72	0.54
1:J:206:ASN:OD1	1:J:213:VAL:HA	2.07	0.54
1:J:233:MET:HA	1:J:233:MET:HE2	1.90	0.54
1:K:84:ALA:O	1:K:498:LYS:HE2	2.08	0.54
1:L:219:PHE:O	1:L:247:LEU:HD22	2.07	0.54
1:L:350:ARG:HH11	1:L:350:ARG:HG3	1.73	0.54
1:M:247:LEU:N	1:M:273:VAL:HG12	2.23	0.54
1:M:267:MET:O	1:M:267:MET:HG3	2.07	0.54
1:N:302:SER:HB2	1:N:305:ILE:CD1	2.37	0.54
1:N:385:THR:O	1:N:389:MET:HB2	2.08	0.54
1:B:122:LYS:HE2	1:B:429:LEU:HD11	1.90	0.54
1:B:127:ALA:O	1:B:130:GLU:HB2	2.08	0.54
1:C:227:ILE:HG22	1:C:227:ILE:O	2.06	0.54

Continued on next page...

Continued from previous page...

Atom-1	Atom-2	Interatomic distance (Å)	Clash overlap (Å)
1:C:313:THR:HG22	1:C:314:LEU:N	2.22	0.54
1:D:220:ILE:HG23	1:D:248:LEU:HD12	1.88	0.54
1:D:339:GLU:HA	1:D:342:ILE:HB	1.89	0.54
1:D:362:ARG:O	1:D:366:GLN:OE1	2.26	0.54
1:E:464:VAL:CG2	1:K:464:VAL:HA	2.38	0.54
1:F:19:GLY:HA3	1:F:67:GLU:O	2.07	0.54
1:F:311:LYS:O	1:F:312:ALA:HB2	2.07	0.54
1:F:339:GLU:CD	1:F:339:GLU:N	2.61	0.54
1:F:347:ALA:O	1:F:350:ARG:HG2	2.06	0.54
1:G:204:PHE:CB	1:G:274:ALA:HB2	2.37	0.54
1:G:257:GLU:O	1:G:261:THR:HG22	2.07	0.54
1:H:222:LEU:CD1	1:H:293:ALA:HA	2.38	0.54
1:H:232:GLU:HA	1:H:310:GLU:HG3	1.90	0.54
1:H:319:GLN:O	1:H:336:VAL:HG23	2.07	0.54
1:I:10:ASN:O	1:I:11:ASP:C	2.46	0.54
1:I:218:PRO:HB3	1:I:246:PRO:C	2.28	0.54
1:J:302:SER:HB2	1:J:305:ILE:CD1	2.37	0.54
1:J:384:ALA:O	1:K:281:PHE:HZ	1.90	0.54
1:M:419:LEU:O	1:M:422:VAL:HG22	2.08	0.54
1:M:422:VAL:O	1:M:425:LYS:HB2	2.07	0.54
1:M:422:VAL:O	1:M:426:LEU:HD23	2.08	0.54
1:N:284:ARG:HH11	1:N:284:ARG:CB	2.18	0.54
2:P:43:VAL:CG1	2:P:57:LEU:HD12	2.37	0.54
2:S:47:ARG:HD2	2:S:55:LYS:HD2	1.88	0.54
1:A:204:PHE:CB	1:A:274:ALA:HB2	2.37	0.54
1:B:205:ILE:HD13	1:B:211:GLY:HA2	1.90	0.54
1:B:417:VAL:HG13	1:B:418:ALA:N	2.22	0.54
1:C:278:ALA:HB1	1:C:279:PRO:HD2	1.89	0.54
1:D:451:LEU:C	1:D:451:LEU:HD23	2.27	0.54
1:F:149:THR:HG23	1:F:155:ASP:C	2.28	0.54
1:G:208:PRO:HB2	1:G:212:ALA:CB	2.37	0.54
1:H:287:ALA:HB1	1:H:368:ARG:NH2	2.22	0.54
1:I:198:GLY:CA	1:I:328:ASP:HA	2.37	0.54
1:J:232:GLU:HA	1:J:310:GLU:CG	2.36	0.54
1:K:31:LEU:HG	1:K:454:ILE:CD1	2.38	0.54
1:K:266:THR:HG22	1:K:273:VAL:H	1.72	0.54
1:K:400:LEU:HD23	1:K:400:LEU:C	2.27	0.54
1:L:183:LEU:HD22	1:M:360:TYR:CE2	2.43	0.54
1:L:190:VAL:HG22	1:L:191:GLU:N	2.23	0.54
1:L:302:SER:HB2	1:L:305:ILE:HD12	1.89	0.54
2:Q:40:VAL:HB	2:Q:62:GLY:H	1.73	0.54

Continued on next page...

Continued from previous page...

Atom-1	Atom-2	Interatomic distance (Å)	Clash overlap (Å)
1:A:266:THR:HA	1:A:271:VAL:O	2.07	0.54
1:B:417:VAL:HA	1:B:420:ILE:HG22	1.89	0.54
1:C:510:VAL:CG2	1:C:511:ALA:N	2.70	0.54
1:D:94:VAL:HG12	1:D:449:ALA:HB1	1.89	0.54
1:D:208:PRO:HB2	1:D:212:ALA:CB	2.38	0.54
1:D:327:LYS:HD3	1:D:327:LYS:H	1.72	0.54
1:E:130:GLU:HA	1:E:130:GLU:OE1	2.07	0.54
1:I:219:PHE:CE1	1:I:245:LYS:HB2	2.40	0.54
1:I:453:GLN:NE2	1:I:457:ASN:OD1	2.40	0.54
1:J:102:GLU:HB2	1:J:442:VAL:HG13	1.89	0.54
1:K:69:MET:O	1:K:73:MET:HG3	2.08	0.54
1:K:161:LEU:HD12	1:K:161:LEU:N	2.23	0.54
1:M:287:ALA:O	1:M:290:GLN:HB3	2.07	0.54
1:M:434:GLU:O	1:M:438:VAL:HG23	2.08	0.54
1:N:166:MET:CE	1:N:171:LYS:HA	2.36	0.54
2:O:40:VAL:HG21	2:O:63:ASP:HB2	1.90	0.54
1:A:199:TYR:CE1	1:A:327:LYS:HG3	2.43	0.54
1:B:372:LEU:O	1:B:373:ALA:HB2	2.07	0.54
1:D:510:VAL:CG2	1:D:511:ALA:N	2.70	0.54
1:E:381:VAL:CG1	1:E:392:LYS:HG3	2.37	0.54
1:F:161:LEU:O	1:F:164:GLU:HB2	2.08	0.54
1:G:177:VAL:HG11	1:G:397:GLU:CG	2.37	0.54
1:H:198:GLY:CA	1:H:328:ASP:HA	2.38	0.54
1:H:221:LEU:HD11	1:H:223:ALA:HB2	1.90	0.54
1:I:433:ASN:HD22	1:I:434:GLU:H	1.56	0.54
1:K:264:VAL:HA	1:K:267:MET:HG2	1.90	0.54
1:L:107:VAL:CG2	1:L:108:ALA:H	2.21	0.54
1:M:107:VAL:CG2	1:M:108:ALA:N	2.71	0.54
1:M:200:LEU:HD13	1:M:276:VAL:HA	1.89	0.54
1:N:222:LEU:CD1	1:N:293:ALA:HA	2.37	0.54
1:N:222:LEU:HD11	1:N:293:ALA:HA	1.89	0.54
2:S:14:ARG:CG	2:S:15:LYS:N	2.70	0.54
2:S:92:LEU:O	2:T:6:LEU:HB2	2.08	0.54
1:A:326:ASN:ND2	1:A:328:ASP:H	2.05	0.54
1:B:180:GLY:CA	1:B:380:LYS:HB3	2.38	0.54
1:B:381:VAL:CG1	1:B:392:LYS:CG	2.86	0.54
1:C:124:VAL:HG13	1:C:504:LEU:HD12	1.90	0.54
1:C:271:VAL:O	1:C:271:VAL:HG23	2.08	0.54
1:E:249:ILE:HG22	1:E:250:ILE:N	2.23	0.54
1:G:131:LEU:HD21	1:G:422:VAL:HG11	1.88	0.54
1:G:372:LEU:O	1:G:373:ALA:HB2	2.08	0.54

Continued on next page...

Continued from previous page...

Atom-1	Atom-2	Interatomic distance (Å)	Clash overlap (Å)
1:H:357:THR:HG22	1:H:357:THR:O	2.07	0.54
1:I:217:SER:N	1:I:218:PRO:HD3	2.23	0.54
1:J:38:VAL:HG13	1:K:519:CYS:HB3	1.89	0.54
1:J:420:ILE:HG13	1:J:451:LEU:HD22	1.90	0.54
1:L:16:MET:HG3	1:L:520:MET:SD	2.47	0.54
1:L:155:ASP:CG	1:L:158:VAL:HG23	2.28	0.54
1:L:342:ILE:O	1:L:346:VAL:HG23	2.08	0.54
1:L:370:ALA:O	1:L:374:GLY:N	2.37	0.54
1:M:322:ARG:O	1:M:323:VAL:HB	2.08	0.54
2:O:77:LYS:C	2:O:78:ILE:HD12	2.28	0.54
2:P:3:ILE:H	2:P:3:ILE:HD12	1.73	0.54
1:B:124:VAL:HG22	1:B:504:LEU:HD11	1.90	0.54
1:B:246:PRO:HA	1:B:272:LYS:O	2.07	0.54
1:B:256:GLY:O	1:B:260:ALA:N	2.38	0.54
1:C:220:ILE:HG23	1:C:248:LEU:HD12	1.89	0.54
1:C:245:LYS:HA	1:C:245:LYS:CE	2.31	0.54
1:C:305:ILE:N	1:C:305:ILE:CD1	2.68	0.54
1:C:475:ASN:N	1:C:475:ASN:ND2	2.56	0.54
1:D:35:GLY:HA3	1:D:51:LYS:HE2	1.90	0.54
1:F:295:LEU:O	1:F:337:GLY:HA3	2.07	0.54
1:G:346:VAL:HG12	1:G:350:ARG:HH22	1.73	0.54
1:H:406:ALA:O	1:H:410:GLY:N	2.39	0.54
1:I:225:LYS:HE2	1:I:309:LEU:HD11	1.88	0.54
1:J:112:ASN:O	1:J:116:LEU:HG	2.07	0.54
1:K:359:ASP:O	1:K:363:GLU:HB2	2.08	0.54
1:L:40:LEU:N	1:L:40:LEU:HD22	2.23	0.54
1:N:226:LYS:HG3	1:N:252:GLU:CB	2.37	0.54
1:N:478:TYR:CE1	1:N:483:GLU:HA	2.42	0.54
2:R:17:VAL:CG1	2:R:34:LYS:HA	2.38	0.54
2:S:20:LYS:H	2:S:20:LYS:CD	2.18	0.54
2:S:77:LYS:C	2:S:78:ILE:HD12	2.28	0.54
2:U:41:LEU:O	2:U:61:VAL:HG13	2.07	0.54
1:A:271:VAL:O	1:A:271:VAL:HG23	2.08	0.53
1:A:381:VAL:CG1	1:A:392:LYS:HG2	2.38	0.53
1:B:237:LEU:HD23	1:B:237:LEU:C	2.27	0.53
1:B:499:VAL:CG2	1:B:500:THR:N	2.70	0.53
1:C:177:VAL:HG22	1:C:393:LYS:HG3	1.89	0.53
1:C:302:SER:HB2	1:C:305:ILE:HB	1.90	0.53
1:D:130:GLU:O	1:D:134:LEU:HD13	2.07	0.53
1:D:417:VAL:HA	1:D:420:ILE:HG22	1.88	0.53
1:E:44:PHE:N	1:E:44:PHE:HD1	1.99	0.53

Continued on next page...

Continued from previous page...

Atom-1	Atom-2	Interatomic distance (Å)	Clash overlap (Å)
1:E:107:VAL:HG13	1:E:113:PRO:HG3	1.89	0.53
1:E:468:THR:OG1	1:E:485:TYR:CE2	2.61	0.53
1:F:252:GLU:HA	1:F:285:ARG:NH1	2.23	0.53
1:F:277:LYS:HD3	1:F:285:ARG:NH2	2.22	0.53
1:F:362:ARG:O	1:F:366:GLN:OE1	2.27	0.53
1:H:152:ALA:O	1:H:153:ASN:HB3	2.08	0.53
1:H:263:VAL:O	1:H:267:MET:HG2	2.08	0.53
1:I:84:ALA:O	1:I:498:LYS:HE2	2.08	0.53
1:I:247:LEU:N	1:I:273:VAL:HG12	2.22	0.53
1:I:395:ARG:O	1:I:398:ASP:HB2	2.07	0.53
1:I:421:ARG:HD2	1:I:474:GLY:O	2.08	0.53
1:J:395:ARG:O	1:J:398:ASP:HB2	2.08	0.53
1:K:143:ALA:C	1:K:146:GLN:HB3	2.29	0.53
1:K:247:LEU:N	1:K:273:VAL:HG12	2.23	0.53
1:K:479:ASN:O	1:K:483:GLU:N	2.41	0.53
1:N:213:VAL:O	1:N:324:VAL:HA	2.07	0.53
2:P:77:LYS:HA	2:P:81:GLU:O	2.08	0.53
2:R:14:ARG:CG	2:R:15:LYS:H	2.21	0.53
2:R:20:LYS:HB3	2:R:27:LEU:HG	1.89	0.53
2:R:27:LEU:O	2:R:27:LEU:HD23	2.07	0.53
1:B:285:ARG:HG3	1:B:286:LYS:N	2.23	0.53
1:D:261:THR:O	1:D:265:ASN:ND2	2.41	0.53
1:D:322:ARG:O	1:D:333:ILE:HG13	2.08	0.53
1:D:510:VAL:CG2	1:D:511:ALA:H	2.21	0.53
1:E:277:LYS:HD3	1:E:285:ARG:NH2	2.23	0.53
1:E:313:THR:HG22	1:E:314:LEU:N	2.24	0.53
1:F:6:VAL:HG12	1:F:521:VAL:HG22	1.89	0.53
1:F:194:GLN:NE2	1:F:329:THR:HG21	2.22	0.53
1:F:221:LEU:HD13	1:F:317:LEU:HD21	1.89	0.53
1:F:357:THR:O	1:F:359:ASP:N	2.41	0.53
1:F:368:ARG:O	1:F:372:LEU:HG	2.07	0.53
1:F:391:GLU:O	1:F:394:ALA:HB3	2.08	0.53
1:G:237:LEU:HD23	1:G:237:LEU:C	2.29	0.53
1:I:112:ASN:O	1:I:116:LEU:HG	2.08	0.53
1:I:428:ASP:O	1:I:429:LEU:C	2.45	0.53
1:J:30:THR:HB	1:J:51:LYS:O	2.07	0.53
1:J:233:MET:HE1	1:J:309:LEU:HD13	1.89	0.53
1:J:465:VAL:O	1:J:469:VAL:HG23	2.08	0.53
1:K:256:GLY:O	1:K:260:ALA:N	2.41	0.53
1:L:164:GLU:O	1:L:167:ASP:HB3	2.07	0.53
1:L:256:GLY:O	1:L:260:ALA:N	2.41	0.53

Continued on next page...

Continued from previous page...

Atom-1	Atom-2	Interatomic distance (Å)	Clash overlap (Å)
1:M:282:GLY:O	1:M:285:ARG:HG2	2.06	0.53
1:N:411:VAL:HA	1:N:497:THR:H	1.73	0.53
2:O:14:ARG:CG	2:O:15:LYS:H	2.20	0.53
2:O:17:VAL:HG11	2:O:33:ALA:O	2.08	0.53
2:P:68:ASN:HD22	2:Q:74:LYS:HE3	1.73	0.53
2:T:47:ARG:HG2	2:T:49:LEU:H	1.73	0.53
1:A:288:MET:O	1:A:289:LEU:HG	2.08	0.53
1:C:391:GLU:O	1:C:394:ALA:HB3	2.08	0.53
1:D:384:ALA:N	1:D:388:GLU:OE1	2.40	0.53
1:E:206:ASN:HB3	1:E:214:GLU:H	1.72	0.53
1:F:205:ILE:CD1	1:F:211:GLY:HA2	2.38	0.53
1:G:95:LEU:O	1:G:98:ALA:HB3	2.08	0.53
1:H:227:ILE:O	1:H:254:VAL:HA	2.08	0.53
1:H:266:THR:HG22	1:H:273:VAL:H	1.72	0.53
1:I:266:THR:HG22	1:I:273:VAL:H	1.73	0.53
1:I:433:ASN:HD22	1:I:434:GLU:N	2.06	0.53
1:K:17:LEU:O	1:K:20:VAL:HG13	2.08	0.53
1:K:370:ALA:O	1:K:374:GLY:N	2.40	0.53
1:L:129:GLU:O	1:L:132:LYS:N	2.41	0.53
1:L:230:ILE:HD12	1:L:257:GLU:HG2	1.90	0.53
1:L:434:GLU:HA	1:L:437:ASN:HD22	1.73	0.53
1:N:385:THR:CG2	1:N:388:GLU:HB3	2.39	0.53
2:S:73:VAL:O	2:S:74:LYS:HD3	2.07	0.53
1:A:200:LEU:CD1	1:A:276:VAL:HA	2.39	0.53
1:B:296:THR:HG22	1:B:335:GLY:CA	2.32	0.53
1:B:313:THR:N	1:B:316:ASP:OD2	2.42	0.53
1:C:409:GLU:CD	1:C:501:ARG:HH21	2.11	0.53
1:D:302:SER:CB	1:D:305:ILE:HB	2.36	0.53
1:E:115:ASP:HB3	1:E:436:GLN:HG3	1.90	0.53
1:G:278:ALA:HB1	1:G:279:PRO:HD2	1.89	0.53
1:K:226:LYS:HA	1:K:252:GLU:HB2	1.89	0.53
1:L:24:ALA:HA	1:L:27:VAL:HG12	1.89	0.53
1:L:32:GLY:CA	1:L:454:ILE:HG23	2.38	0.53
1:L:158:VAL:O	1:L:160:LYS:N	2.42	0.53
1:L:259:LEU:HD23	1:L:259:LEU:C	2.28	0.53
2:T:92:LEU:O	2:U:6:LEU:HB2	2.08	0.53
1:A:207:LYS:HB3	1:A:208:PRO:CD	2.32	0.53
1:B:147:VAL:HA	1:B:150:ILE:HG22	1.90	0.53
1:C:202:PRO:HG2	1:C:203:TYR:CD1	2.44	0.53
1:C:208:PRO:C	1:C:212:ALA:HB3	2.29	0.53
1:D:143:ALA:HA	1:D:146:GLN:NE2	2.23	0.53

Continued on next page...

Continued from previous page...

Atom-1	Atom-2	Interatomic distance (Å)	Clash overlap (Å)
1:D:349:ILE:HG21	1:D:369:VAL:HG22	1.90	0.53
1:E:177:VAL:HG11	1:E:397:GLU:CG	2.39	0.53
1:F:346:VAL:O	1:F:349:ILE:HB	2.09	0.53
1:F:368:ARG:CD	1:F:372:LEU:HD11	2.39	0.53
1:F:418:ALA:O	1:F:422:VAL:HG13	2.09	0.53
1:G:278:ALA:O	1:G:279:PRO:O	2.27	0.53
1:H:222:LEU:HD11	1:H:293:ALA:HA	1.90	0.53
1:I:256:GLY:O	1:I:260:ALA:N	2.42	0.53
1:J:180:GLY:HA2	1:J:380:LYS:HB3	1.89	0.53
1:L:214:GLU:HG2	1:L:324:VAL:CG1	2.38	0.53
1:L:356:ALA:HB1	1:L:362:ARG:NE	2.19	0.53
1:M:314:LEU:HA	1:M:317:LEU:HD13	1.90	0.53
1:M:499:VAL:CG2	1:M:500:THR:N	2.71	0.53
1:N:219:PHE:HB2	1:N:247:LEU:HD23	1.90	0.53
2:P:55:LYS:H	2:P:55:LYS:HE3	1.72	0.53
2:T:43:VAL:HG13	2:T:57:LEU:HD12	1.90	0.53
1:A:313:THR:HG22	1:A:314:LEU:N	2.24	0.53
1:C:257:GLU:O	1:C:261:THR:HG22	2.09	0.53
1:D:235:PRO:HG2	1:D:236:VAL:H	1.73	0.53
1:D:346:VAL:O	1:D:349:ILE:HB	2.08	0.53
1:E:10:ASN:O	1:E:14:VAL:HG23	2.08	0.53
1:E:234:LEU:N	1:E:235:PRO:CD	2.72	0.53
1:E:299:THR:HB	1:E:316:ASP:HB3	1.90	0.53
1:F:349:ILE:HG22	1:F:353:ILE:HG13	1.89	0.53
1:G:200:LEU:O	1:G:202:PRO:CD	2.56	0.53
1:G:219:PHE:O	1:G:247:LEU:HD22	2.09	0.53
1:I:383:ALA:CB	1:I:389:MET:HA	2.38	0.53
1:I:478:TYR:CE1	1:I:483:GLU:HA	2.43	0.53
1:J:222:LEU:HD22	1:J:289:LEU:HD11	1.89	0.53
1:J:308:GLU:OE2	1:J:310:GLU:HG3	2.09	0.53
1:L:256:GLY:HA2	1:L:260:ALA:H	1.73	0.53
1:M:320:ALA:HA	1:M:334:ASP:O	2.08	0.53
1:N:359:ASP:CA	1:N:362:ARG:HH12	2.16	0.53
1:N:428:ASP:O	1:N:429:LEU:C	2.46	0.53
2:U:12:VAL:HG12	2:U:40:VAL:HA	1.91	0.53
1:B:84:ALA:HB2	1:B:506:TYR:HE2	1.72	0.53
1:C:240:VAL:O	1:C:244:GLY:N	2.42	0.53
1:C:381:VAL:CG1	1:C:392:LYS:HG2	2.38	0.53
1:D:311:LYS:O	1:D:312:ALA:HB2	2.09	0.53
1:D:448:GLU:O	1:D:452:ARG:HG2	2.08	0.53
1:F:28:LYS:O	1:F:30:THR:N	2.41	0.53

Continued on next page...

Continued from previous page...

Atom-1	Atom-2	Interatomic distance (Å)	Clash overlap (Å)
1:F:177:VAL:CG1	1:F:397:GLU:HG2	2.39	0.53
1:F:253:ASP:CG	1:F:254:VAL:N	2.63	0.53
1:H:314:LEU:HD12	1:H:314:LEU:N	2.11	0.53
1:L:31:LEU:HG	1:L:454:ILE:CD1	2.39	0.53
1:M:230:ILE:HD11	1:M:257:GLU:HG2	1.91	0.53
1:M:270:ILE:HA	1:N:257:GLU:OE2	2.08	0.53
1:M:421:ARG:NH2	1:M:469:VAL:O	2.42	0.53
2:O:11:ILE:HB	2:O:42:ALA:HB3	1.89	0.53
2:O:74:LYS:HE3	2:U:68:ASN:HD22	1.74	0.53
2:O:78:ILE:HD12	2:O:78:ILE:N	2.24	0.53
2:P:34:LYS:HG3	2:P:35:SER:H	1.73	0.53
2:Q:14:ARG:CG	2:Q:15:LYS:H	2.17	0.53
2:R:55:LYS:HE2	2:R:55:LYS:N	2.12	0.53
2:S:78:ILE:HD12	2:S:78:ILE:N	2.24	0.53
1:C:88:GLY:HA2	4:C:1:ADP:O2B	2.09	0.53
1:C:200:LEU:HD12	1:C:200:LEU:N	2.24	0.53
1:C:230:ILE:O	1:C:232:GLU:N	2.42	0.53
1:D:319:GLN:O	1:D:335:GLY:HA2	2.08	0.53
1:D:357:THR:O	1:D:359:ASP:N	2.42	0.53
1:E:183:LEU:O	1:E:382:GLY:HA3	2.08	0.53
1:F:256:GLY:O	1:F:260:ALA:N	2.40	0.53
1:F:349:ILE:HD13	1:F:369:VAL:HG22	1.89	0.53
1:F:402:ALA:O	1:F:405:ALA:HB3	2.09	0.53
1:F:417:VAL:HA	1:F:420:ILE:HG22	1.90	0.53
1:H:25:ASP:HA	1:H:28:LYS:HE2	1.91	0.53
1:H:395:ARG:O	1:H:398:ASP:HB2	2.09	0.53
1:H:421:ARG:HD2	1:H:474:GLY:O	2.08	0.53
1:H:504:LEU:HD13	1:H:504:LEU:C	2.29	0.53
1:I:406:ALA:O	1:I:410:GLY:HA2	2.09	0.53
1:J:96:ALA:O	1:J:100:ILE:HG13	2.09	0.53
1:K:305:ILE:HG22	1:K:305:ILE:O	2.09	0.53
1:K:455:VAL:HG13	1:K:460:GLU:HB2	1.90	0.53
1:L:15:LYS:HD2	1:L:67:GLU:HG3	1.90	0.53
1:L:64:ASP:C	1:L:65:LYS:O	2.43	0.53
1:N:157:THR:O	1:N:161:LEU:HD13	2.08	0.53
1:N:204:PHE:CD2	1:N:274:ALA:HB1	2.43	0.53
1:N:301:ILE:N	1:N:301:ILE:CD1	2.72	0.53
2:Q:43:VAL:CG1	2:Q:57:LEU:HD12	2.39	0.53
2:T:14:ARG:HG2	2:T:15:LYS:H	1.74	0.53
1:B:222:LEU:HD22	1:B:293:ALA:HB2	1.91	0.53
1:C:96:ALA:O	1:C:97:GLN:C	2.46	0.53

Continued on next page...

Continued from previous page...

Atom-1	Atom-2	Interatomic distance (Å)	Clash overlap (Å)
1:C:329:THR:CG2	1:C:330:THR:N	2.71	0.53
1:E:432:GLN:NE2	1:E:436:GLN:HE22	2.06	0.53
1:G:381:VAL:HG21	1:G:393:LYS:HA	1.90	0.53
1:G:475:ASN:N	1:G:475:ASN:ND2	2.56	0.53
1:K:494:LEU:HD23	1:K:494:LEU:H	1.73	0.53
1:L:385:THR:CG2	1:L:388:GLU:HB3	2.39	0.53
1:M:194:GLN:HG3	1:M:331:THR:HB	1.91	0.53
1:N:152:ALA:O	1:N:153:ASN:HB3	2.09	0.53
1:N:406:ALA:O	1:N:410:GLY:N	2.35	0.53
1:B:284:ARG:HG2	1:B:288:MET:HE2	1.91	0.53
1:D:289:LEU:O	1:D:292:ILE:HB	2.09	0.53
1:E:54:VAL:HB	1:E:89:THR:HG21	1.90	0.53
1:E:486:GLY:HA3	1:E:491:MET:HE2	1.90	0.53
1:E:509:SER:CB	1:F:385:THR:HG23	2.40	0.53
1:F:452:ARG:HB2	1:F:462:PRO:CB	2.32	0.53
1:G:96:ALA:O	1:G:97:GLN:C	2.47	0.53
1:G:346:VAL:HA	1:G:349:ILE:HD12	1.90	0.53
1:H:107:VAL:CG2	1:H:108:ALA:N	2.72	0.53
1:H:145:ALA:O	1:H:149:THR:HG23	2.08	0.53
1:H:193:MET:CG	1:H:194:GLN:N	2.71	0.53
1:H:285:ARG:O	1:H:288:MET:HB2	2.09	0.53
1:I:247:LEU:C	1:I:247:LEU:HD13	2.29	0.53
1:I:381:VAL:HB	1:I:389:MET:HE3	1.91	0.53
1:J:385:THR:HG23	1:J:388:GLU:HB3	1.91	0.53
1:K:499:VAL:CG2	1:K:500:THR:N	2.71	0.53
1:M:398:ASP:O	1:M:401:HIS:HB2	2.08	0.53
1:M:494:LEU:O	1:M:495:ASP:OD1	2.27	0.53
1:N:101:THR:HG22	1:N:105:LYS:HE3	1.89	0.53
1:N:262:LEU:HA	1:N:265:ASN:HB3	1.91	0.53
2:O:47:ARG:O	2:O:54:VAL:HG13	2.09	0.53
2:Q:14:ARG:CD	2:Q:35:SER:HB3	2.39	0.53
2:Q:49:LEU:O	2:Q:55:LYS:NZ	2.41	0.53
2:T:20:LYS:HB3	2:T:27:LEU:HG	1.91	0.53
1:A:112:ASN:HD21	1:A:114:MET:HB3	1.73	0.52
1:A:360:TYR:H	1:A:363:GLU:HG3	1.74	0.52
1:C:403:THR:O	1:C:407:VAL:HG23	2.09	0.52
1:C:436:GLN:O	1:C:440:ILE:HG13	2.09	0.52
1:D:400:LEU:O	1:D:400:LEU:HD13	2.09	0.52
1:E:368:ARG:CD	1:E:372:LEU:HD11	2.39	0.52
1:F:77:VAL:CG1	1:F:510:VAL:HG21	2.39	0.52
1:F:273:VAL:CG1	1:F:274:ALA:N	2.68	0.52

Continued on next page...

Continued from previous page...

Atom-1	Atom-2	Interatomic distance (Å)	Clash overlap (Å)
1:F:510:VAL:O	1:F:511:ALA:C	2.48	0.52
1:G:202:PRO:HG2	1:G:203:TYR:CD1	2.44	0.52
1:G:381:VAL:CG1	1:G:392:LYS:CG	2.87	0.52
1:H:219:PHE:CB	1:H:317:LEU:HD23	2.39	0.52
1:I:195:PHE:CE1	1:I:330:THR:HB	2.44	0.52
1:I:422:VAL:O	1:I:426:LEU:HD23	2.08	0.52
1:J:218:PRO:HB3	1:J:246:PRO:HB2	1.90	0.52
1:K:145:ALA:O	1:K:149:THR:HG23	2.10	0.52
1:K:217:SER:HA	1:K:320:ALA:O	2.09	0.52
1:K:230:ILE:HD11	1:K:257:GLU:O	2.09	0.52
1:K:247:LEU:HB3	1:K:273:VAL:HG11	1.91	0.52
1:K:256:GLY:CA	1:K:259:LEU:HB3	2.38	0.52
1:K:353:ILE:HA	1:K:365:LEU:HD12	1.91	0.52
1:K:404:ARG:O	1:K:408:GLU:HG3	2.09	0.52
1:K:455:VAL:HG11	1:K:462:PRO:HA	1.91	0.52
1:L:248:LEU:HD13	1:L:248:LEU:C	2.28	0.52
1:L:358:SER:HB3	1:L:361:ASP:OD1	2.09	0.52
1:M:198:GLY:CA	1:M:328:ASP:HA	2.38	0.52
1:M:231:ARG:O	1:M:234:LEU:HG	2.09	0.52
1:N:95:LEU:O	1:N:98:ALA:HB3	2.09	0.52
1:N:164:GLU:O	1:N:167:ASP:HB3	2.08	0.52
1:N:450:PRO:O	1:N:454:ILE:HG12	2.09	0.52
2:O:47:ARG:HD2	2:O:55:LYS:HD2	1.90	0.52
2:R:34:LYS:HG3	2:R:35:SER:N	2.21	0.52
2:R:48:ILE:O	2:R:48:ILE:HG22	2.08	0.52
1:B:420:ILE:HD11	1:B:470:LYS:CG	2.39	0.52
1:C:486:GLY:HA3	1:C:491:MET:CE	2.39	0.52
1:D:19:GLY:HA3	1:D:67:GLU:O	2.09	0.52
1:D:199:TYR:CE2	1:D:205:ILE:HG12	2.44	0.52
1:F:107:VAL:HG13	1:F:113:PRO:HG3	1.90	0.52
1:F:327:LYS:HD3	1:F:327:LYS:H	1.73	0.52
1:F:417:VAL:HG13	1:F:418:ALA:N	2.24	0.52
1:G:218:PRO:HA	1:G:246:PRO:HG2	1.91	0.52
1:G:235:PRO:HG2	1:G:236:VAL:HG23	1.91	0.52
1:H:161:LEU:H	1:H:161:LEU:CD1	2.22	0.52
1:H:411:VAL:HA	1:H:497:THR:H	1.74	0.52
1:I:77:VAL:HG22	1:I:506:TYR:HB3	1.91	0.52
1:K:129:GLU:O	1:K:132:LYS:N	2.41	0.52
1:K:160:LYS:HG2	1:K:164:GLU:OE2	2.08	0.52
1:L:226:LYS:HG3	1:L:252:GLU:HB3	1.91	0.52
1:M:161:LEU:HD12	1:M:161:LEU:N	2.23	0.52

Continued on next page...

Continued from previous page...

Atom-1	Atom-2	Interatomic distance (Å)	Clash overlap (Å)
1:M:247:LEU:HB3	1:M:273:VAL:HG11	1.90	0.52
1:M:325:ILE:HG13	1:M:330:THR:HG23	1.89	0.52
1:N:404:ARG:O	1:N:408:GLU:HG3	2.10	0.52
2:O:4:ARG:HD2	2:O:5:PRO:HD2	1.90	0.52
1:A:233:MET:C	1:A:235:PRO:CD	2.75	0.52
1:B:283:ASP:O	1:B:287:ALA:HB2	2.09	0.52
1:B:486:GLY:HA3	1:B:491:MET:CE	2.39	0.52
1:D:56:VAL:O	1:D:57:ALA:C	2.48	0.52
1:D:295:LEU:C	1:D:295:LEU:HD23	2.29	0.52
1:E:253:ASP:CG	1:E:254:VAL:N	2.62	0.52
1:E:265:ASN:OD1	2:S:27:LEU:HB3	2.10	0.52
1:E:510:VAL:HG23	1:E:511:ALA:H	1.73	0.52
1:F:5:ASP:HB2	1:F:524:LEU:CD2	2.39	0.52
1:F:124:VAL:HG22	1:F:504:LEU:HD11	1.91	0.52
1:F:143:ALA:O	1:F:146:GLN:HB2	2.10	0.52
1:F:220:ILE:N	1:F:220:ILE:HD12	2.24	0.52
1:F:305:ILE:CG2	1:F:306:GLY:H	2.19	0.52
1:F:479:ASN:HB3	1:F:482:THR:OG1	2.09	0.52
1:H:109:ALA:HB3	1:H:111:MET:CE	2.39	0.52
1:H:240:VAL:HA	1:H:243:ALA:HB3	1.90	0.52
1:H:287:ALA:HB1	1:H:368:ARG:CZ	2.39	0.52
1:J:221:LEU:HD11	1:J:223:ALA:HB2	1.91	0.52
1:K:232:GLU:HB2	1:K:233:MET:HE3	1.91	0.52
1:L:90:THR:O	1:L:93:THR:HB	2.09	0.52
1:L:117:LYS:HG2	1:L:121:ASP:OD2	2.10	0.52
1:L:313:THR:CG2	1:L:314:LEU:N	2.72	0.52
1:L:359:ASP:CA	1:L:362:ARG:HH12	2.10	0.52
1:L:455:VAL:HG11	1:L:462:PRO:HA	1.91	0.52
1:M:205:ILE:HA	1:M:213:VAL:CG2	2.36	0.52
1:N:221:LEU:HD22	1:N:222:LEU:H	1.75	0.52
1:A:78:ALA:O	1:A:89:THR:HG22	2.10	0.52
1:B:134:LEU:HD12	1:B:134:LEU:H	1.75	0.52
1:B:199:TYR:HE2	1:B:205:ILE:HG12	1.75	0.52
1:B:280:GLY:HA3	1:B:284:ARG:HH11	1.73	0.52
1:B:284:ARG:O	1:B:287:ALA:HB3	2.10	0.52
1:B:311:LYS:O	1:B:312:ALA:HB2	2.09	0.52
1:B:329:THR:CG2	1:B:330:THR:N	2.72	0.52
1:C:233:MET:C	1:C:235:PRO:CD	2.76	0.52
1:C:352:GLN:C	1:C:365:LEU:HD11	2.30	0.52
1:C:455:VAL:O	1:C:458:CYS:HB2	2.09	0.52
1:C:468:THR:OG1	1:C:485:TYR:CE2	2.62	0.52

Continued on next page...

Continued from previous page...

Atom-1	Atom-2	Interatomic distance (Å)	Clash overlap (Å)
1:D:215:LEU:O	1:D:322:ARG:HG3	2.09	0.52
1:E:7:LYS:HD2	1:E:66:PHE:CE2	2.45	0.52
1:E:412:VAL:HG13	1:E:497:THR:OG1	2.10	0.52
1:F:184:GLN:OE1	1:F:184:GLN:N	2.39	0.52
1:F:361:ASP:C	1:F:363:GLU:H	2.13	0.52
1:G:206:ASN:HB3	1:G:214:GLU:H	1.73	0.52
1:I:190:VAL:HG21	1:I:334:ASP:CG	2.30	0.52
1:I:258:ALA:O	1:I:261:THR:OG1	2.25	0.52
1:I:302:SER:HB2	1:I:305:ILE:CD1	2.39	0.52
1:I:479:ASN:O	1:I:483:GLU:N	2.42	0.52
1:J:66:PHE:N	1:J:69:MET:HG3	2.21	0.52
1:J:302:SER:HB2	1:J:305:ILE:HD12	1.91	0.52
1:M:299:THR:HB	1:M:316:ASP:HB3	1.90	0.52
1:M:383:ALA:CB	1:M:389:MET:HA	2.39	0.52
1:N:230:ILE:HD11	1:N:257:GLU:O	2.10	0.52
2:P:78:ILE:HD13	2:P:83:VAL:CG2	2.38	0.52
2:R:8:ASP:O	2:R:87:SER:HA	2.09	0.52
2:U:55:LYS:CE	2:U:55:LYS:N	2.60	0.52
1:A:124:VAL:HG13	1:A:504:LEU:CD1	2.39	0.52
1:A:308:GLU:HB2	1:A:311:LYS:CB	2.39	0.52
1:B:232:GLU:O	1:B:233:MET:CB	2.57	0.52
1:C:54:VAL:HB	1:C:89:THR:HG21	1.91	0.52
1:C:264:VAL:HA	1:C:267:MET:HB2	1.91	0.52
1:C:348:GLN:HE22	1:C:352:GLN:NE2	2.07	0.52
1:D:16:MET:O	1:D:20:VAL:HG23	2.10	0.52
1:D:124:VAL:HG13	1:D:504:LEU:HD12	1.92	0.52
1:E:14:VAL:O	1:E:18:ARG:HG3	2.09	0.52
1:E:87:ASP:OD1	1:E:88:GLY:N	2.42	0.52
1:E:305:ILE:N	1:E:305:ILE:CD1	2.69	0.52
1:E:433:ASN:HD21	1:E:435:ASP:HB2	1.74	0.52
1:F:411:VAL:HA	1:F:497:THR:H	1.73	0.52
1:F:433:ASN:OD1	1:F:436:GLN:HB2	2.09	0.52
1:F:477:GLY:HA3	1:F:488:MET:SD	2.48	0.52
1:H:77:VAL:HG22	1:H:506:TYR:HB3	1.91	0.52
1:H:147:VAL:HA	1:H:150:ILE:HD12	1.91	0.52
1:I:131:LEU:CD1	1:I:422:VAL:HG11	2.39	0.52
1:I:149:THR:HG22	1:I:156:GLU:HA	1.90	0.52
1:K:23:LEU:O	1:K:27:VAL:HG12	2.09	0.52
1:K:284:ARG:HH11	1:K:284:ARG:H	1.57	0.52
1:K:358:SER:HB3	1:K:361:ASP:OD1	2.10	0.52
1:L:249:ILE:HG22	1:L:250:ILE:N	2.25	0.52

Continued on next page...

Continued from previous page...

Atom-1	Atom-2	Interatomic distance (Å)	Clash overlap (Å)
1:M:104:LEU:O	1:M:107:VAL:HG22	2.09	0.52
1:M:392:LYS:O	1:M:396:VAL:HG23	2.08	0.52
1:N:420:ILE:CD1	1:N:448:GLU:HA	2.38	0.52
2:O:50:GLU:O	2:O:52:GLY:N	2.43	0.52
2:P:14:ARG:CG	2:P:15:LYS:N	2.72	0.52
2:U:20:LYS:HD2	2:U:20:LYS:N	2.23	0.52
1:B:87:ASP:OD1	1:B:88:GLY:N	2.42	0.52
1:B:200:LEU:N	1:B:200:LEU:HD12	2.24	0.52
1:C:451:LEU:HD23	1:C:451:LEU:C	2.30	0.52
1:D:127:ALA:O	1:D:130:GLU:HB2	2.08	0.52
1:E:509:SER:OG	1:F:385:THR:HG23	2.10	0.52
1:G:7:LYS:HD2	1:G:66:PHE:CE2	2.45	0.52
1:G:418:ALA:O	1:G:422:VAL:HG13	2.09	0.52
1:G:510:VAL:CG2	1:G:511:ALA:H	2.23	0.52
1:H:103:GLY:O	1:H:107:VAL:HG13	2.09	0.52
1:H:129:GLU:O	1:H:132:LYS:N	2.42	0.52
1:H:301:ILE:N	1:H:301:ILE:CD1	2.73	0.52
1:H:345:ARG:HH22	1:H:368:ARG:NH2	2.07	0.52
1:H:350:ARG:HE	1:H:369:VAL:HG11	1.75	0.52
1:H:386:GLU:HG2	1:H:390:LYS:HE2	1.90	0.52
1:I:349:ILE:O	1:I:350:ARG:C	2.48	0.52
1:K:487:ASN:O	1:K:491:MET:HG3	2.09	0.52
1:L:149:THR:HG22	1:L:156:GLU:O	2.09	0.52
1:L:230:ILE:HD11	1:L:257:GLU:O	2.09	0.52
1:M:155:ASP:CG	1:M:158:VAL:HG23	2.30	0.52
1:M:221:LEU:HD13	1:M:221:LEU:C	2.30	0.52
1:M:419:LEU:HD21	1:M:500:THR:HG23	1.92	0.52
1:N:72:GLN:NE2	1:N:72:GLN:HA	2.24	0.52
2:Q:27:LEU:HD23	2:Q:27:LEU:O	2.09	0.52
1:A:134:LEU:O	1:A:136:VAL:HG13	2.10	0.52
1:A:161:LEU:O	1:A:164:GLU:HB2	2.10	0.52
1:C:229:ASN:C	1:C:231:ARG:H	2.13	0.52
1:C:265:ASN:HB3	1:C:271:VAL:HG22	1.92	0.52
1:D:72:GLN:HA	1:D:72:GLN:NE2	2.25	0.52
1:D:366:GLN:O	1:D:369:VAL:HB	2.09	0.52
1:D:368:ARG:HD2	1:D:372:LEU:HD11	1.91	0.52
1:E:124:VAL:HG13	1:E:504:LEU:HD12	1.91	0.52
1:E:213:VAL:O	1:E:324:VAL:HA	2.10	0.52
1:E:234:LEU:HD23	2:S:23:GLY:HA3	1.91	0.52
1:E:281:PHE:O	1:E:285:ARG:HG2	2.10	0.52
1:F:338:GLU:O	1:F:341:ALA:HB3	2.08	0.52

Continued on next page...

Continued from previous page...

Atom-1	Atom-2	Interatomic distance (Å)	Clash overlap (Å)
1:F:420:ILE:HD11	1:F:470:LYS:CG	2.40	0.52
1:H:193:MET:HG2	1:H:194:GLN:H	1.74	0.52
1:I:232:GLU:CB	1:I:233:MET:HE1	2.39	0.52
1:L:64:ASP:OD1	1:L:65:LYS:O	2.27	0.52
1:L:145:ALA:HA	1:L:159:GLY:O	2.09	0.52
1:L:214:GLU:HG2	1:L:324:VAL:HG12	1.91	0.52
1:M:321:LYS:HD2	1:M:334:ASP:OD2	2.09	0.52
1:N:40:LEU:HD22	1:N:40:LEU:N	2.25	0.52
1:A:322:ARG:CB	1:A:333:ILE:HD12	2.28	0.52
1:A:417:VAL:CA	1:A:420:ILE:HG22	2.39	0.52
1:A:510:VAL:CG2	1:A:511:ALA:H	2.23	0.52
1:B:278:ALA:CB	1:B:279:PRO:CD	2.85	0.52
1:C:7:LYS:HD2	1:C:66:PHE:CE2	2.44	0.52
1:D:472:GLY:HA3	1:D:476:TYR:CD2	2.44	0.52
1:E:59:GLU:OE1	1:E:59:GLU:HA	2.10	0.52
1:E:215:LEU:HB3	1:E:246:PRO:CB	2.35	0.52
1:E:496:PRO:HG2	1:E:499:VAL:CG1	2.40	0.52
1:G:253:ASP:CG	1:G:254:VAL:N	2.63	0.52
1:H:229:ASN:HD21	1:N:270:ILE:HG23	1.74	0.52
1:I:200:LEU:HD13	1:I:276:VAL:HA	1.90	0.52
1:I:386:GLU:O	1:I:389:MET:HB3	2.10	0.52
1:J:285:ARG:HG2	1:J:285:ARG:HH11	1.75	0.52
1:J:287:ALA:O	1:J:290:GLN:N	2.43	0.52
1:K:222:LEU:HD22	1:K:289:LEU:HD11	1.90	0.52
1:L:420:ILE:CD1	1:L:448:GLU:HA	2.40	0.52
1:M:200:LEU:CD1	1:M:276:VAL:HA	2.40	0.52
1:N:222:LEU:HD13	1:N:293:ALA:HB2	1.92	0.52
2:Q:20:LYS:HG2	2:Q:27:LEU:HD23	1.91	0.52
2:R:78:ILE:N	2:R:78:ILE:HD12	2.25	0.52
1:A:47:PRO:HD3	1:G:72:GLN:HB3	1.92	0.52
1:A:262:LEU:HD11	1:A:273:VAL:HB	1.92	0.52
1:C:281:PHE:H	1:C:284:ARG:NE	2.07	0.52
1:C:327:LYS:HD3	1:C:327:LYS:H	1.75	0.52
1:D:122:LYS:HE2	1:D:429:LEU:HD11	1.92	0.52
1:E:177:VAL:HG22	1:E:393:LYS:HG3	1.90	0.52
1:F:512:GLY:O	1:F:515:ILE:HG12	2.10	0.52
1:G:41:ASP:O	1:G:42:LYS:CG	2.57	0.52
1:H:320:ALA:HA	1:H:334:ASP:O	2.10	0.52
1:H:403:THR:O	1:H:407:VAL:HG23	2.10	0.52
1:I:257:GLU:O	1:I:261:THR:HG23	2.09	0.52
1:J:169:VAL:HG22	1:J:169:VAL:O	2.10	0.52

Continued on next page...

Continued from previous page...

Atom-1	Atom-2	Interatomic distance (Å)	Clash overlap (Å)
1:K:157:THR:O	1:K:161:LEU:HD13	2.10	0.52
1:L:353:ILE:HA	1:L:365:LEU:CD1	2.40	0.52
1:L:450:PRO:O	1:L:454:ILE:HG12	2.09	0.52
1:M:55:SER:O	1:M:58:ARG:HB3	2.10	0.52
1:M:175:ILE:N	1:M:175:ILE:CD1	2.73	0.52
1:M:351:GLN:O	1:M:354:GLU:N	2.36	0.52
1:N:266:THR:HG22	1:N:273:VAL:H	1.75	0.52
1:N:420:ILE:HD13	1:N:448:GLU:HA	1.92	0.52
2:R:77:LYS:C	2:R:78:ILE:HD12	2.30	0.52
2:T:78:ILE:HD12	2:T:78:ILE:N	2.25	0.52
1:C:164:GLU:O	1:C:167:ASP:HB3	2.09	0.52
1:C:381:VAL:CG1	1:C:392:LYS:CG	2.88	0.52
1:C:432:GLN:NE2	1:C:436:GLN:HE22	2.08	0.52
1:D:200:LEU:N	1:D:200:LEU:HD12	2.25	0.52
1:D:266:THR:HG22	1:D:273:VAL:N	2.24	0.52
1:D:381:VAL:CG1	1:D:392:LYS:HG2	2.39	0.52
1:E:417:VAL:HG13	1:E:418:ALA:N	2.23	0.52
1:F:177:VAL:HG22	1:F:393:LYS:HG3	1.91	0.52
1:F:406:ALA:O	1:F:410:GLY:N	2.43	0.52
1:G:482:THR:OG1	1:G:484:GLU:HG2	2.09	0.52
1:H:264:VAL:HA	1:H:267:MET:CG	2.39	0.52
1:I:256:GLY:O	1:I:257:GLU:C	2.46	0.52
1:I:313:THR:HG22	1:I:314:LEU:N	2.24	0.52
1:I:400:LEU:HD23	1:I:400:LEU:C	2.29	0.52
1:J:385:THR:CG2	1:J:388:GLU:HB3	2.40	0.52
1:L:124:VAL:HG13	1:L:504:LEU:HD13	1.90	0.52
1:L:219:PHE:HE1	1:L:245:LYS:HD2	1.73	0.52
1:L:395:ARG:O	1:L:398:ASP:HB2	2.10	0.52
1:L:478:TYR:HB2	1:L:485:TYR:CD2	2.45	0.52
1:M:259:LEU:HD23	1:M:259:LEU:C	2.31	0.52
1:M:314:LEU:HD12	1:M:314:LEU:N	2.15	0.52
2:Q:20:LYS:HB3	2:Q:27:LEU:HG	1.92	0.52
2:R:14:ARG:NH1	2:R:14:ARG:CB	2.73	0.52
1:A:403:THR:O	1:A:407:VAL:HG23	2.09	0.51
1:B:308:GLU:HB2	1:B:311:LYS:HB2	1.92	0.51
1:C:56:VAL:O	1:C:57:ALA:C	2.49	0.51
1:C:218:PRO:HD2	1:C:320:ALA:O	2.09	0.51
1:D:14:VAL:O	1:D:18:ARG:HG3	2.09	0.51
1:E:77:VAL:HG12	1:E:510:VAL:HG21	1.92	0.51
1:E:228:SER:HA	1:E:255:GLU:CB	2.22	0.51
1:E:338:GLU:O	1:E:342:ILE:HG13	2.10	0.51

Continued on next page...

Continued from previous page...

Atom-1	Atom-2	Interatomic distance (Å)	Clash overlap (Å)
1:F:247:LEU:HB3	1:F:273:VAL:CG1	2.40	0.51
1:G:127:ALA:O	1:G:130:GLU:HB2	2.10	0.51
1:G:222:LEU:HD21	1:G:292:ILE:HB	1.90	0.51
1:G:232:GLU:O	1:G:310:GLU:OE2	2.28	0.51
1:G:325:ILE:CG1	1:G:330:THR:HG23	2.40	0.51
1:G:325:ILE:HA	1:G:329:THR:O	2.10	0.51
1:G:417:VAL:CA	1:G:420:ILE:HG22	2.40	0.51
1:H:385:THR:CG2	1:H:388:GLU:HB3	2.39	0.51
1:I:72:GLN:HA	1:I:72:GLN:NE2	2.26	0.51
1:I:301:ILE:HD12	1:I:301:ILE:H	1.73	0.51
1:J:27:VAL:HG11	1:J:93:THR:HG21	1.93	0.51
1:J:218:PRO:CG	1:J:246:PRO:HB2	2.40	0.51
1:K:7:LYS:HG3	1:K:66:PHE:CE2	2.45	0.51
1:K:190:VAL:HG22	1:K:191:GLU:N	2.25	0.51
1:L:221:LEU:HD12	1:L:249:ILE:HG23	1.92	0.51
1:L:288:MET:HA	1:L:288:MET:CE	2.40	0.51
1:L:293:ALA:HB1	1:L:298:GLY:O	2.10	0.51
1:M:101:THR:HG22	1:M:105:LYS:HE3	1.90	0.51
1:N:487:ASN:HB3	1:N:490:ASP:HB2	1.90	0.51
2:P:5:PRO:CD	2:P:42:ALA:HB1	2.39	0.51
2:R:83:VAL:C	2:R:84:LEU:HD12	2.30	0.51
2:U:20:LYS:HG3	2:U:28:THR:O	2.10	0.51
1:A:289:LEU:HD23	1:A:292:ILE:HD12	1.92	0.51
1:B:304:GLU:HB2	1:B:305:ILE:HD12	1.91	0.51
1:C:69:MET:CE	1:D:39:VAL:HG12	2.40	0.51
1:C:211:GLY:O	1:C:325:ILE:O	2.28	0.51
1:C:366:GLN:HA	1:C:369:VAL:CG2	2.39	0.51
1:D:289:LEU:HA	1:D:292:ILE:HD12	1.91	0.51
1:D:510:VAL:O	1:D:511:ALA:C	2.47	0.51
1:E:200:LEU:CD1	1:E:276:VAL:HA	2.40	0.51
1:F:501:ARG:O	1:F:505:GLN:HG3	2.10	0.51
1:G:180:GLY:HA3	1:G:380:LYS:HB3	1.92	0.51
1:G:233:MET:C	1:G:235:PRO:CD	2.77	0.51
1:G:261:THR:O	1:G:265:ASN:ND2	2.43	0.51
1:G:468:THR:OG1	1:G:485:TYR:CE2	2.61	0.51
1:H:10:ASN:O	1:H:11:ASP:C	2.49	0.51
1:H:104:LEU:O	1:H:107:VAL:HG22	2.09	0.51
1:I:37:ASN:ND2	1:I:37:ASN:H	2.08	0.51
1:I:354:GLU:CG	1:I:355:GLU:N	2.73	0.51
1:K:197:ARG:HG2	1:K:277:LYS:O	2.11	0.51
1:K:302:SER:HB2	1:K:305:ILE:CD1	2.40	0.51

Continued on next page...

Continued from previous page...

Atom-1	Atom-2	Interatomic distance (Å)	Clash overlap (Å)
1:L:248:LEU:HD22	1:L:249:ILE:N	2.25	0.51
1:M:147:VAL:HA	1:M:150:ILE:HD12	1.91	0.51
1:M:284:ARG:HH11	1:M:284:ARG:H	1.56	0.51
1:M:354:GLU:CG	1:M:355:GLU:N	2.73	0.51
1:N:266:THR:HG21	1:N:273:VAL:O	2.10	0.51
1:N:286:LYS:HA	1:N:286:LYS:CE	2.33	0.51
2:Q:37:ARG:HG2	2:Q:37:ARG:NH1	2.25	0.51
1:A:239:ALA:HB1	1:A:314:LEU:HD23	1.92	0.51
1:A:292:ILE:O	1:A:295:LEU:HB3	2.11	0.51
1:B:130:GLU:O	1:B:134:LEU:HD13	2.11	0.51
1:B:131:LEU:HD23	1:B:422:VAL:HG11	1.90	0.51
1:B:309:LEU:H	1:B:309:LEU:HD12	1.75	0.51
1:C:366:GLN:O	1:C:369:VAL:HB	2.10	0.51
1:D:147:VAL:HA	1:D:150:ILE:HG22	1.90	0.51
1:D:176:THR:OG1	1:D:378:VAL:HG22	2.10	0.51
1:D:430:ARG:HG2	1:D:430:ARG:HH11	1.76	0.51
1:F:261:THR:HB	2:T:29:GLY:HA3	1.92	0.51
1:F:320:ALA:HA	1:F:335:GLY:HA2	1.91	0.51
1:F:357:THR:CG2	1:F:361:ASP:HB2	2.40	0.51
1:G:177:VAL:HG11	1:G:397:GLU:HG2	1.92	0.51
1:G:248:LEU:HD13	1:G:249:ILE:N	2.25	0.51
1:H:30:THR:HB	1:H:51:LYS:O	2.10	0.51
1:H:219:PHE:CE1	1:H:245:LYS:HD2	2.44	0.51
1:H:360:TYR:O	1:H:364:LYS:HB2	2.10	0.51
1:J:101:THR:HG22	1:J:105:LYS:HE3	1.92	0.51
1:K:27:VAL:HG11	1:K:93:THR:HG21	1.93	0.51
1:K:205:ILE:HG23	1:K:212:ALA:O	2.10	0.51
1:L:157:THR:O	1:L:161:LEU:CD1	2.58	0.51
1:L:478:TYR:CE1	1:L:483:GLU:HA	2.46	0.51
1:M:40:LEU:HD23	1:M:50:THR:HG22	1.93	0.51
1:M:363:GLU:O	1:M:367:GLU:HG3	2.11	0.51
1:N:17:LEU:O	1:N:20:VAL:HG13	2.10	0.51
2:T:78:ILE:HD13	2:T:83:VAL:CG2	2.39	0.51
1:A:256:GLY:HA2	1:A:259:LEU:HD12	1.91	0.51
1:A:313:THR:CG2	1:A:315:GLU:HG3	2.40	0.51
1:A:321:LYS:HD2	1:A:333:ILE:HG22	1.92	0.51
1:C:401:HIS:O	1:C:404:ARG:HB2	2.10	0.51
1:D:160:LYS:O	1:D:164:GLU:HG3	2.10	0.51
1:E:16:MET:O	1:E:20:VAL:HG23	2.10	0.51
1:F:111:MET:CE	1:F:438:VAL:HG21	2.41	0.51
1:F:357:THR:HB	1:F:361:ASP:CB	2.41	0.51

Continued on next page...

Continued from previous page...

Atom-1	Atom-2	Interatomic distance (Å)	Clash overlap (Å)
1:G:256:GLY:O	1:G:257:GLU:C	2.49	0.51
1:H:65:LYS:O	1:H:66:PHE:CB	2.46	0.51
1:I:351:GLN:O	1:I:354:GLU:N	2.32	0.51
1:J:161:LEU:H	1:J:161:LEU:CD1	2.24	0.51
1:K:107:VAL:CG2	1:K:108:ALA:N	2.74	0.51
1:K:200:LEU:HD13	1:K:276:VAL:HA	1.91	0.51
1:L:206:ASN:ND2	1:L:207:LYS:HE2	2.25	0.51
1:L:230:ILE:H	1:L:230:ILE:CD1	2.16	0.51
1:L:494:LEU:N	1:L:494:LEU:CD2	2.72	0.51
1:M:23:LEU:O	1:M:27:VAL:HG12	2.10	0.51
1:M:302:SER:HB2	1:M:305:ILE:CG1	2.39	0.51
2:O:20:LYS:HG2	2:O:27:LEU:HD23	1.91	0.51
2:R:14:ARG:CG	2:R:35:SER:HB3	2.39	0.51
2:T:20:LYS:HG3	2:T:28:THR:O	2.10	0.51
1:B:65:LYS:O	1:B:69:MET:HG3	2.09	0.51
1:B:475:ASN:N	1:B:475:ASN:ND2	2.57	0.51
1:C:272:LYS:HB2	1:C:272:LYS:HZ2	1.75	0.51
1:C:292:ILE:O	1:C:295:LEU:HB3	2.10	0.51
1:C:434:GLU:OE2	1:C:438:VAL:HG23	2.11	0.51
1:D:249:ILE:HG22	1:D:250:ILE:N	2.24	0.51
1:D:253:ASP:CG	1:D:254:VAL:H	2.13	0.51
1:E:357:THR:HB	1:E:361:ASP:CB	2.41	0.51
1:F:54:VAL:HB	1:F:89:THR:HG21	1.91	0.51
1:F:229:ASN:C	1:F:231:ARG:N	2.64	0.51
1:H:73:MET:HE3	1:N:49:ILE:HD11	1.93	0.51
1:H:190:VAL:HG22	1:H:191:GLU:N	2.26	0.51
1:I:218:PRO:HB3	1:I:246:PRO:HB2	1.91	0.51
1:J:169:VAL:CG1	1:J:173:GLY:HA3	2.39	0.51
1:J:478:TYR:HB2	1:J:485:TYR:CE2	2.46	0.51
1:K:222:LEU:CD1	1:K:293:ALA:HA	2.41	0.51
1:K:232:GLU:HA	1:K:310:GLU:CG	2.41	0.51
1:L:158:VAL:C	1:L:160:LYS:N	2.64	0.51
1:L:285:ARG:HA	1:L:288:MET:HB2	1.92	0.51
1:N:426:LEU:HD23	1:N:426:LEU:N	2.12	0.51
2:T:14:ARG:CG	2:T:15:LYS:N	2.74	0.51
2:T:48:ILE:HG22	2:T:48:ILE:O	2.11	0.51
1:B:249:ILE:HG22	1:B:250:ILE:N	2.26	0.51
1:B:278:ALA:HB1	1:B:279:PRO:HD2	1.89	0.51
1:B:313:THR:HG22	1:B:314:LEU:N	2.25	0.51
1:C:237:LEU:C	1:C:237:LEU:HD23	2.31	0.51
1:C:272:LYS:HB2	1:C:272:LYS:NZ	2.24	0.51

Continued on next page...

Continued from previous page...

Atom-1	Atom-2	Interatomic distance (Å)	Clash overlap (Å)
1:D:366:GLN:HA	1:D:369:VAL:CG2	2.41	0.51
1:E:27:VAL:HG13	1:E:53:GLY:HA2	1.92	0.51
1:F:145:ALA:O	1:F:159:GLY:HA3	2.11	0.51
1:F:194:GLN:HG3	1:F:330:THR:O	2.11	0.51
1:F:262:LEU:HD11	1:F:273:VAL:HB	1.92	0.51
1:F:456:LEU:HD13	1:F:462:PRO:HG2	1.93	0.51
1:J:302:SER:HB2	1:J:305:ILE:HG13	1.92	0.51
1:K:248:LEU:HD13	1:K:249:ILE:N	2.25	0.51
1:K:248:LEU:HD22	1:K:249:ILE:H	1.76	0.51
1:K:313:THR:HB	1:K:315:GLU:HG2	1.93	0.51
1:L:109:ALA:HB3	1:L:111:MET:HE3	1.93	0.51
1:L:138:CYS:SG	1:L:144:ILE:HD13	2.51	0.51
1:N:308:GLU:OE2	1:N:310:GLU:HG3	2.10	0.51
2:S:17:VAL:HG22	2:S:35:SER:N	2.26	0.51
2:S:47:ARG:HD3	2:S:49:LEU:CD1	2.37	0.51
1:A:23:LEU:HD13	1:A:23:LEU:C	2.31	0.51
1:A:131:LEU:HD23	1:A:422:VAL:HG11	1.91	0.51
1:A:249:ILE:HG22	1:A:250:ILE:N	2.26	0.51
1:A:496:PRO:HG2	1:A:499:VAL:HG13	1.91	0.51
1:B:252:GLU:HA	1:B:285:ARG:NH1	2.26	0.51
1:B:346:VAL:HG12	1:B:350:ARG:NH2	2.26	0.51
1:C:235:PRO:HG2	1:C:236:VAL:HG23	1.92	0.51
1:C:333:ILE:O	1:C:334:ASP:HB2	2.11	0.51
1:D:357:THR:CG2	1:D:361:ASP:HB2	2.40	0.51
1:G:221:LEU:C	1:G:222:LEU:HD12	2.31	0.51
1:G:283:ASP:O	1:G:287:ALA:HB2	2.11	0.51
1:H:180:GLY:HA2	1:H:380:LYS:HB3	1.93	0.51
1:H:231:ARG:O	1:H:234:LEU:HG	2.11	0.51
1:H:256:GLY:CA	1:H:259:LEU:HB3	2.39	0.51
1:H:259:LEU:HD23	1:H:259:LEU:C	2.31	0.51
1:I:40:LEU:HD22	1:I:40:LEU:N	2.24	0.51
1:I:321:LYS:HD2	1:I:334:ASP:OD2	2.11	0.51
1:K:16:MET:HG3	1:K:520:MET:SD	2.50	0.51
1:K:40:LEU:HD22	1:K:40:LEU:N	2.25	0.51
1:L:320:ALA:HA	1:L:334:ASP:O	2.10	0.51
1:M:93:THR:O	1:M:96:ALA:HB3	2.10	0.51
2:R:7:HIS:C	2:R:9:ARG:H	2.14	0.51
2:T:14:ARG:NH1	2:T:14:ARG:HB2	2.26	0.51
2:T:47:ARG:HB3	2:T:55:LYS:HG2	1.92	0.51
1:A:234:LEU:HA	1:A:237:LEU:HB3	1.93	0.51
1:B:147:VAL:O	1:B:150:ILE:HG22	2.11	0.51

Continued on next page...

Continued from previous page...

Atom-1	Atom-2	Interatomic distance (Å)	Clash overlap (Å)
1:C:252:GLU:O	1:C:277:LYS:HE2	2.11	0.51
1:D:78:ALA:O	1:D:89:THR:HG22	2.11	0.51
1:D:267:MET:O	1:D:269:GLY:N	2.44	0.51
1:F:279:PRO:HB3	1:F:288:MET:HE1	1.93	0.51
1:F:436:GLN:O	1:F:440:ILE:HG13	2.10	0.51
1:G:309:LEU:H	1:G:309:LEU:HD12	1.75	0.51
1:H:343:GLN:O	1:H:346:VAL:HB	2.10	0.51
1:I:166:MET:HE2	1:I:171:LYS:HG2	1.92	0.51
1:I:235:PRO:HG2	1:I:236:VAL:H	1.76	0.51
1:J:191:GLU:O	1:J:334:ASP:HA	2.11	0.51
1:L:351:GLN:O	1:L:354:GLU:N	2.27	0.51
1:M:72:GLN:HA	1:M:72:GLN:NE2	2.24	0.51
1:M:149:THR:HG22	1:M:156:GLU:O	2.11	0.51
1:M:178:GLU:O	1:M:380:LYS:HA	2.11	0.51
1:M:311:LYS:N	1:M:311:LYS:HD2	2.26	0.51
1:N:66:PHE:HD1	1:N:520:MET:HE2	1.73	0.51
2:S:7:HIS:HB2	2:S:46:GLY:O	2.11	0.51
1:A:130:GLU:OE1	1:A:130:GLU:HA	2.11	0.51
1:A:194:GLN:NE2	1:A:329:THR:HG21	2.26	0.51
1:A:357:THR:HB	1:A:361:ASP:HB2	1.92	0.51
1:B:301:ILE:HG12	1:B:307:MET:HE2	1.93	0.51
1:C:290:GLN:O	1:C:294:THR:N	2.40	0.51
1:C:309:LEU:H	1:C:309:LEU:HD12	1.76	0.51
1:D:279:PRO:HD2	1:D:285:ARG:CA	2.41	0.51
1:D:333:ILE:O	1:D:334:ASP:HB2	2.09	0.51
1:D:482:THR:OG1	1:D:484:GLU:HG2	2.11	0.51
1:E:160:LYS:HE3	1:E:164:GLU:OE2	2.10	0.51
1:E:320:ALA:HA	1:E:335:GLY:HA2	1.92	0.51
1:E:357:THR:CG2	1:E:361:ASP:HB2	2.41	0.51
1:F:80:LYS:HD2	1:F:506:TYR:CZ	2.46	0.51
1:G:207:LYS:HB2	1:G:207:LYS:HZ2	1.75	0.51
1:G:305:ILE:N	1:G:305:ILE:CD1	2.69	0.51
1:G:434:GLU:OE2	1:G:438:VAL:HG23	2.10	0.51
1:H:266:THR:HG21	1:H:273:VAL:O	2.10	0.51
1:J:385:THR:HG23	1:J:388:GLU:N	2.24	0.51
1:J:413:ALA:CB	1:J:417:VAL:HB	2.41	0.51
1:K:95:LEU:O	1:K:98:ALA:HB3	2.11	0.51
1:K:425:LYS:O	1:K:427:ALA:N	2.44	0.51
1:M:247:LEU:HD22	1:M:248:LEU:H	1.76	0.51
1:M:355:GLU:O	1:M:357:THR:N	2.44	0.51
1:M:421:ARG:HA	1:M:421:ARG:HE	1.75	0.51

Continued on next page...

Continued from previous page...

Atom-1	Atom-2	Interatomic distance (Å)	Clash overlap (Å)
1:N:465:VAL:O	1:N:469:VAL:HG23	2.11	0.51
2:O:17:VAL:HG13	2:O:34:LYS:CA	2.39	0.51
2:S:14:ARG:NH1	2:S:14:ARG:HB2	2.26	0.51
1:A:213:VAL:O	1:A:324:VAL:HA	2.11	0.51
1:A:240:VAL:O	1:A:244:GLY:N	2.41	0.51
1:A:366:GLN:HA	1:A:369:VAL:CG2	2.41	0.51
1:B:174:VAL:HG21	1:B:367:GLU:HA	1.91	0.51
1:B:194:GLN:HG3	1:B:330:THR:O	2.10	0.51
1:B:195:PHE:CE1	1:B:330:THR:HB	2.45	0.51
1:C:308:GLU:H	1:C:311:LYS:HB3	1.76	0.51
1:D:205:ILE:CD1	1:D:211:GLY:HA2	2.41	0.51
1:D:291:ASP:O	1:D:295:LEU:HB2	2.10	0.51
1:D:381:VAL:CG1	1:D:392:LYS:CG	2.89	0.51
1:D:403:THR:O	1:D:407:VAL:HG23	2.10	0.51
1:E:279:PRO:HG2	1:E:288:MET:HE3	1.92	0.51
1:G:242:LYS:HD3	1:G:243:ALA:N	2.26	0.51
1:G:289:LEU:N	1:G:290:GLN:OE1	2.36	0.51
1:G:325:ILE:HG22	1:G:326:ASN:O	2.11	0.51
1:G:353:ILE:O	1:G:355:GLU:N	2.44	0.51
1:H:149:THR:HG22	1:H:156:GLU:HA	1.90	0.51
1:I:216:GLU:OE1	1:I:216:GLU:HA	2.10	0.51
1:J:232:GLU:HB3	1:J:309:LEU:CB	2.31	0.51
1:J:313:THR:CG2	1:J:314:LEU:N	2.73	0.51
1:K:313:THR:CG2	1:K:314:LEU:N	2.74	0.51
1:M:109:ALA:HB3	1:M:111:MET:HE3	1.93	0.51
1:M:169:VAL:CG1	1:M:173:GLY:HA3	2.37	0.51
1:M:221:LEU:CD1	1:M:223:ALA:H	2.24	0.51
1:M:284:ARG:HH11	1:M:284:ARG:CB	2.19	0.51
1:M:288:MET:HA	1:M:288:MET:HE3	1.93	0.51
1:M:478:TYR:HB2	1:M:485:TYR:CD2	2.46	0.51
1:N:149:THR:HG22	1:N:156:GLU:O	2.11	0.51
1:N:161:LEU:HD12	1:N:161:LEU:N	2.24	0.51
2:P:7:HIS:HA	2:P:45:ASN:N	2.24	0.51
1:A:279:PRO:HD2	1:A:285:ARG:HA	1.94	0.50
1:A:362:ARG:HA	1:A:365:LEU:CD1	2.40	0.50
1:B:42:LYS:HE2	1:B:48:THR:HB	1.92	0.50
1:B:180:GLY:HA2	1:B:380:LYS:HB3	1.92	0.50
1:B:194:GLN:NE2	1:B:329:THR:HG21	2.26	0.50
1:B:215:LEU:C	1:B:322:ARG:HG3	2.31	0.50
1:B:510:VAL:O	1:B:511:ALA:C	2.49	0.50
1:D:381:VAL:HG21	1:D:393:LYS:HA	1.92	0.50

Continued on next page...

Continued from previous page...

Atom-1	Atom-2	Interatomic distance (Å)	Clash overlap (Å)
1:D:443:ALA:O	1:D:447:MET:HG3	2.10	0.50
1:E:95:LEU:O	1:E:99:ILE:HG13	2.10	0.50
1:E:142:LYS:HE2	1:E:146:GLN:OE1	2.11	0.50
1:E:227:ILE:HG22	1:E:227:ILE:O	2.11	0.50
1:G:135:SER:HB2	1:G:497:THR:HG21	1.93	0.50
1:G:391:GLU:O	1:G:394:ALA:HB3	2.11	0.50
1:H:425:LYS:O	1:H:427:ALA:N	2.43	0.50
1:J:253:ASP:OD1	1:J:254:VAL:N	2.33	0.50
1:J:476:TYR:HA	1:J:486:GLY:O	2.11	0.50
1:J:478:TYR:HA	1:J:485:TYR:HA	1.92	0.50
1:K:145:ALA:HA	1:K:159:GLY:O	2.11	0.50
1:K:233:MET:HE3	1:K:309:LEU:HD13	1.93	0.50
1:K:236:VAL:O	1:K:239:ALA:N	2.43	0.50
1:K:366:GLN:O	1:K:369:VAL:HB	2.10	0.50
1:L:37:ASN:ND2	1:L:37:ASN:N	2.56	0.50
1:M:236:VAL:HG23	1:M:237:LEU:N	2.26	0.50
1:M:496:PRO:O	1:M:497:THR:C	2.48	0.50
1:N:299:THR:HB	1:N:316:ASP:HB3	1.93	0.50
1:N:464:VAL:O	1:N:467:ASN:HB3	2.11	0.50
2:R:75:SER:OG	2:R:82:GLU:OE1	2.29	0.50
2:U:14:ARG:CG	2:U:15:LYS:H	2.22	0.50
1:A:72:GLN:HA	1:A:72:GLN:NE2	2.26	0.50
1:A:417:VAL:C	1:A:420:ILE:HG22	2.31	0.50
1:B:211:GLY:O	1:B:325:ILE:O	2.30	0.50
1:B:361:ASP:O	1:B:365:LEU:HB2	2.11	0.50
1:D:200:LEU:CD1	1:D:276:VAL:HA	2.41	0.50
1:E:112:ASN:HD21	1:E:114:MET:HB3	1.76	0.50
1:F:134:LEU:N	1:F:134:LEU:CD1	2.74	0.50
1:F:230:ILE:C	1:F:232:GLU:N	2.64	0.50
1:F:329:THR:CG2	1:F:330:THR:N	2.74	0.50
1:G:5:ASP:HB2	1:G:524:LEU:CD2	2.40	0.50
1:G:350:ARG:HA	1:G:353:ILE:HD12	1.93	0.50
1:G:401:HIS:O	1:G:404:ARG:HB2	2.11	0.50
1:H:247:LEU:O	1:H:273:VAL:HB	2.11	0.50
1:I:140:ASP:O	1:I:144:ILE:HG12	2.11	0.50
1:J:301:ILE:HG21	1:J:309:LEU:HD23	1.93	0.50
1:L:152:ALA:O	1:L:153:ASN:HB3	2.11	0.50
1:L:169:VAL:O	1:L:169:VAL:HG22	2.11	0.50
1:L:301:ILE:HG21	1:L:309:LEU:HD23	1.94	0.50
1:M:41:ASP:HB2	1:N:69:MET:CE	2.41	0.50
1:M:413:ALA:CB	1:M:417:VAL:HB	2.41	0.50

Continued on next page...

Continued from previous page...

Atom-1	Atom-2	Interatomic distance (Å)	Clash overlap (Å)
1:M:420:ILE:HG23	1:M:470:LYS:HD3	1.92	0.50
1:N:32:GLY:CA	1:N:454:ILE:HG23	2.41	0.50
1:N:140:ASP:O	1:N:144:ILE:HG12	2.11	0.50
1:N:200:LEU:HD11	1:N:277:LYS:H	1.76	0.50
1:N:205:ILE:HA	1:N:213:VAL:HG22	1.93	0.50
2:O:20:LYS:CB	2:O:27:LEU:HG	2.40	0.50
2:R:40:VAL:HB	2:R:62:GLY:H	1.77	0.50
1:A:311:LYS:O	1:A:312:ALA:HB2	2.11	0.50
1:B:207:LYS:CB	1:B:208:PRO:HD3	2.32	0.50
1:B:501:ARG:O	1:B:505:GLN:HG3	2.11	0.50
1:C:270:ILE:HD13	2:Q:27:LEU:HB2	1.92	0.50
1:C:311:LYS:O	1:C:312:ALA:HB2	2.12	0.50
1:C:355:GLU:C	1:C:357:THR:H	2.15	0.50
1:D:267:MET:C	1:D:269:GLY:N	2.64	0.50
1:D:267:MET:N	1:D:267:MET:HE3	2.27	0.50
1:D:361:ASP:O	1:D:365:LEU:HB2	2.11	0.50
1:F:33:PRO:HG2	1:F:34:LYS:H	1.76	0.50
1:F:510:VAL:HG23	1:F:511:ALA:H	1.75	0.50
1:G:134:LEU:HD11	1:G:425:LYS:NZ	2.27	0.50
1:G:147:VAL:O	1:G:150:ILE:HG22	2.12	0.50
1:G:451:LEU:HD23	1:G:451:LEU:C	2.32	0.50
1:H:362:ARG:O	1:H:366:GLN:HB2	2.12	0.50
1:I:64:ASP:OD1	1:I:65:LYS:O	2.29	0.50
1:I:189:VAL:O	1:I:189:VAL:HG23	2.10	0.50
1:K:55:SER:HA	1:K:58:ARG:NH1	2.26	0.50
1:L:219:PHE:HB3	1:L:317:LEU:HD23	1.92	0.50
1:L:222:LEU:CD2	1:L:289:LEU:HD11	2.38	0.50
1:L:247:LEU:HD22	1:L:248:LEU:N	2.26	0.50
1:L:479:ASN:OD1	1:L:481:ALA:HB3	2.11	0.50
1:M:47:PRO:HG3	1:N:73:MET:HG3	1.93	0.50
1:M:215:LEU:CB	1:M:218:PRO:HG2	2.40	0.50
1:M:290:GLN:CG	1:M:345:ARG:HH21	2.25	0.50
1:N:194:GLN:HG3	1:N:331:THR:HB	1.92	0.50
1:N:247:LEU:N	1:N:273:VAL:HG12	2.26	0.50
1:N:290:GLN:OE1	1:N:290:GLN:HA	2.11	0.50
2:Q:9:ARG:NH1	2:Q:86:MET:HA	2.26	0.50
2:T:18:GLU:CD	2:T:33:ALA:HB3	2.31	0.50
1:A:257:GLU:O	1:A:261:THR:HG22	2.10	0.50
1:A:281:PHE:O	1:A:284:ARG:HB3	2.12	0.50
1:A:290:GLN:O	1:A:294:THR:N	2.43	0.50
1:A:327:LYS:HD3	1:A:327:LYS:N	2.25	0.50

Continued on next page...

Continued from previous page...

Atom-1	Atom-2	Interatomic distance (Å)	Clash overlap (Å)
1:A:346:VAL:O	1:A:349:ILE:HB	2.11	0.50
1:C:19:GLY:HA3	1:C:67:GLU:O	2.12	0.50
1:C:450:PRO:O	1:C:454:ILE:HG13	2.11	0.50
1:E:150:ILE:HD11	4:E:1:ADP:N7	2.25	0.50
1:E:249:ILE:HB	1:E:275:ALA:HB1	1.93	0.50
1:F:134:LEU:CD1	1:F:134:LEU:H	2.24	0.50
1:F:339:GLU:CD	1:F:339:GLU:H	2.15	0.50
1:F:349:ILE:HG21	1:F:369:VAL:CG2	2.40	0.50
1:G:134:LEU:N	1:G:134:LEU:HD12	2.26	0.50
1:I:256:GLY:HA2	1:I:260:ALA:H	1.75	0.50
1:I:346:VAL:O	1:I:350:ARG:HG2	2.11	0.50
1:J:55:SER:HA	1:J:58:ARG:NH1	2.26	0.50
1:J:219:PHE:CE1	1:J:245:LYS:HD2	2.46	0.50
1:J:222:LEU:CD1	1:J:293:ALA:HA	2.42	0.50
1:K:30:THR:HB	1:K:51:LYS:O	2.10	0.50
1:K:383:ALA:HB3	1:K:389:MET:HA	1.94	0.50
1:L:169:VAL:CG1	1:L:173:GLY:HA3	2.37	0.50
1:L:383:ALA:CB	1:L:389:MET:HA	2.41	0.50
1:L:419:LEU:HD12	1:L:447:MET:HB3	1.93	0.50
1:M:259:LEU:HD23	1:M:260:ALA:N	2.26	0.50
1:N:64:ASP:OD1	1:N:65:LYS:O	2.30	0.50
1:N:385:THR:HG23	1:N:388:GLU:N	2.25	0.50
2:P:47:ARG:HD3	2:P:49:LEU:CD1	2.36	0.50
2:P:47:ARG:HB3	2:P:55:LYS:HG2	1.94	0.50
2:R:12:VAL:HA	2:R:41:LEU:HG	1.94	0.50
2:T:14:ARG:CG	2:T:35:SER:HB3	2.42	0.50
1:A:6:VAL:HG12	1:A:521:VAL:HG13	1.94	0.50
1:D:221:LEU:C	1:D:222:LEU:HD12	2.32	0.50
1:D:486:GLY:HA3	1:D:491:MET:CE	2.42	0.50
1:E:207:LYS:HB3	1:E:208:PRO:CD	2.30	0.50
1:E:305:ILE:CG2	1:E:306:GLY:H	2.12	0.50
1:G:240:VAL:O	1:G:244:GLY:N	2.37	0.50
1:H:143:ALA:C	1:H:146:GLN:HB3	2.31	0.50
1:H:262:LEU:HA	1:H:265:ASN:HB3	1.94	0.50
1:H:391:GLU:O	1:H:394:ALA:HB3	2.12	0.50
1:H:419:LEU:HD21	1:H:500:THR:CG2	2.41	0.50
1:I:240:VAL:HA	1:I:243:ALA:HB3	1.94	0.50
1:I:420:ILE:HG13	1:I:451:LEU:HD22	1.92	0.50
1:K:301:ILE:N	1:K:301:ILE:CD1	2.73	0.50
1:K:450:PRO:O	1:K:454:ILE:HG12	2.11	0.50
1:M:222:LEU:CD1	1:M:293:ALA:HA	2.41	0.50

Continued on next page...

Continued from previous page...

Atom-1	Atom-2	Interatomic distance (Å)	Clash overlap (Å)
1:M:266:THR:HG21	1:M:273:VAL:O	2.12	0.50
1:M:367:GLU:O	1:M:370:ALA:HB3	2.11	0.50
1:M:479:ASN:O	1:M:483:GLU:N	2.42	0.50
1:M:494:LEU:HD23	1:M:494:LEU:H	1.72	0.50
1:N:117:LYS:HG2	1:N:121:ASP:OD2	2.11	0.50
2:T:43:VAL:CG1	2:T:57:LEU:HD12	2.42	0.50
1:A:302:SER:HB2	1:A:305:ILE:CD1	2.41	0.50
1:A:302:SER:CB	1:A:305:ILE:HB	2.41	0.50
1:A:361:ASP:O	1:A:365:LEU:HB2	2.12	0.50
1:D:220:ILE:N	1:D:220:ILE:CD1	2.74	0.50
1:E:256:GLY:O	1:E:260:ALA:N	2.38	0.50
1:E:372:LEU:O	1:E:373:ALA:HB2	2.11	0.50
1:F:10:ASN:O	1:F:14:VAL:HG23	2.11	0.50
1:F:292:ILE:O	1:F:295:LEU:HB3	2.11	0.50
1:F:358:SER:HA	1:F:362:ARG:CD	2.42	0.50
1:G:252:GLU:O	1:G:277:LYS:HE2	2.11	0.50
1:I:15:LYS:HD2	1:I:67:GLU:HG3	1.93	0.50
1:I:107:VAL:CG2	1:I:108:ALA:N	2.75	0.50
1:I:179:ASP:OD2	1:I:390:LYS:HG2	2.12	0.50
1:I:233:MET:CE	1:I:309:LEU:HD13	2.42	0.50
1:J:107:VAL:CG2	1:J:108:ALA:N	2.75	0.50
1:K:345:ARG:HA	1:K:348:GLN:HE21	1.73	0.50
1:M:256:GLY:CA	1:M:259:LEU:HB3	2.41	0.50
1:N:135:SER:HA	1:N:412:VAL:HG12	1.94	0.50
2:O:60:LYS:HG2	2:O:63:ASP:OD2	2.12	0.50
1:A:77:VAL:HG12	1:A:510:VAL:HG21	1.94	0.50
1:A:270:ILE:HD11	2:O:27:LEU:HD13	1.94	0.50
1:A:279:PRO:HB3	1:A:288:MET:HE3	1.93	0.50
1:A:339:GLU:HA	1:A:342:ILE:HB	1.93	0.50
1:A:392:LYS:O	1:A:396:VAL:HG23	2.11	0.50
1:B:225:LYS:C	1:B:252:GLU:HB2	2.31	0.50
1:B:353:ILE:O	1:B:355:GLU:N	2.45	0.50
1:C:510:VAL:HG23	1:C:511:ALA:H	1.75	0.50
1:E:200:LEU:O	1:E:202:PRO:HD2	2.12	0.50
1:E:233:MET:C	1:E:235:PRO:CD	2.76	0.50
1:E:461:GLU:OE2	1:K:452:ARG:NH2	2.45	0.50
1:G:199:TYR:HE1	1:G:327:LYS:HG3	1.76	0.50
1:G:199:TYR:CZ	1:G:202:PRO:HA	2.47	0.50
1:G:247:LEU:HB3	1:G:273:VAL:CG1	2.42	0.50
1:H:74:VAL:O	1:H:75:LYS:C	2.50	0.50
1:H:218:PRO:HB3	1:H:246:PRO:HB2	1.92	0.50

Continued on next page...

Continued from previous page...

Atom-1	Atom-2	Interatomic distance (Å)	Clash overlap (Å)
1:H:236:VAL:HG23	1:H:237:LEU:N	2.26	0.50
1:H:288:MET:HA	1:H:288:MET:CE	2.41	0.50
1:H:353:ILE:HG12	1:H:365:LEU:CB	2.41	0.50
1:J:190:VAL:HG21	1:J:334:ASP:CG	2.31	0.50
1:J:323:VAL:CG2	1:J:332:ILE:HG22	2.41	0.50
1:K:112:ASN:O	1:K:116:LEU:HG	2.12	0.50
1:L:109:ALA:HB3	1:L:111:MET:CE	2.42	0.50
1:L:302:SER:HB2	1:L:305:ILE:CD1	2.42	0.50
1:L:314:LEU:CA	1:L:317:LEU:HD13	2.40	0.50
1:L:354:GLU:CG	1:L:355:GLU:N	2.75	0.50
1:M:16:MET:HG3	1:M:520:MET:SD	2.51	0.50
1:M:129:GLU:O	1:M:132:LYS:N	2.44	0.50
1:M:487:ASN:HB3	1:M:490:ASP:HB2	1.94	0.50
1:N:193:MET:CG	1:N:194:GLN:H	2.24	0.50
1:N:198:GLY:CA	1:N:328:ASP:HA	2.41	0.50
1:A:234:LEU:N	1:A:235:PRO:CD	2.73	0.50
1:B:149:THR:OG1	1:B:156:GLU:HA	2.11	0.50
1:B:199:TYR:HD1	1:B:199:TYR:O	1.95	0.50
1:B:202:PRO:HG2	1:B:203:TYR:CD1	2.47	0.50
1:B:349:ILE:HA	1:B:352:GLN:CD	2.32	0.50
1:B:434:GLU:O	1:B:437:ASN:N	2.45	0.50
1:C:35:GLY:HA3	1:C:51:LYS:HE2	1.93	0.50
1:D:234:LEU:HA	1:D:237:LEU:HB3	1.94	0.50
1:D:404:ARG:HG3	1:D:404:ARG:NH1	2.26	0.50
1:F:59:GLU:OE1	1:F:59:GLU:HA	2.11	0.50
1:F:315:GLU:OE1	1:F:316:ASP:N	2.45	0.50
1:G:262:LEU:HD11	1:G:273:VAL:HB	1.92	0.50
1:G:313:THR:HB	1:G:315:GLU:OE2	2.12	0.50
1:H:353:ILE:HG12	1:H:365:LEU:HB3	1.94	0.50
1:H:448:GLU:HB3	1:H:452:ARG:HD2	1.93	0.50
1:I:286:LYS:HA	1:I:286:LYS:CE	2.36	0.50
1:I:434:GLU:HA	1:I:437:ASN:HD22	1.75	0.50
1:I:476:TYR:HA	1:I:486:GLY:O	2.12	0.50
1:J:124:VAL:O	1:J:128:VAL:HG23	2.11	0.50
1:J:149:THR:CG2	1:J:159:GLY:HA3	2.41	0.50
1:J:422:VAL:O	1:J:426:LEU:CD2	2.59	0.50
1:L:23:LEU:O	1:L:27:VAL:HG12	2.11	0.50
1:M:232:GLU:HB2	1:M:233:MET:HE3	1.93	0.50
2:R:58:ASP:N	2:R:88:GLU:OE2	2.40	0.50
2:S:40:VAL:HB	2:S:62:GLY:N	2.26	0.50
2:T:6:LEU:O	2:T:7:HIS:O	2.29	0.50

Continued on next page...

Continued from previous page...

Atom-1	Atom-2	Interatomic distance (Å)	Clash overlap (Å)
1:C:302:SER:HB2	1:C:305:ILE:CD1	2.36	0.50
1:D:267:MET:C	1:D:269:GLY:H	2.15	0.50
1:D:290:GLN:OE1	1:D:290:GLN:N	2.40	0.50
1:E:279:PRO:HB2	1:E:285:ARG:HA	1.94	0.50
1:E:291:ASP:O	1:E:295:LEU:HB2	2.12	0.50
1:F:329:THR:HG22	1:F:330:THR:N	2.27	0.50
1:F:451:LEU:HD23	1:F:451:LEU:C	2.32	0.50
1:G:346:VAL:O	1:G:349:ILE:HB	2.12	0.50
1:G:351:GLN:NE2	1:G:351:GLN:O	2.45	0.50
1:G:417:VAL:C	1:G:420:ILE:HG22	2.32	0.50
1:G:432:GLN:NE2	1:G:436:GLN:HE22	2.10	0.50
1:H:230:ILE:HD11	1:H:257:GLU:O	2.11	0.50
1:I:202:PRO:C	1:I:204:PHE:H	2.15	0.50
1:J:7:LYS:HG3	1:J:66:PHE:CE2	2.47	0.50
1:L:266:THR:O	1:L:268:ARG:N	2.45	0.50
1:M:69:MET:O	1:M:73:MET:HG3	2.12	0.50
2:S:14:ARG:CD	2:S:35:SER:HB3	2.36	0.50
1:A:232:GLU:O	1:A:233:MET:CB	2.60	0.49
1:B:77:VAL:HG22	1:B:78:ALA:N	2.27	0.49
1:B:452:ARG:HB2	1:B:462:PRO:CB	2.33	0.49
1:C:143:ALA:O	1:C:146:GLN:HB2	2.12	0.49
1:C:246:PRO:HA	1:C:272:LYS:O	2.12	0.49
1:D:134:LEU:O	1:D:136:VAL:HG13	2.11	0.49
1:D:211:GLY:O	1:D:325:ILE:O	2.30	0.49
1:E:509:SER:HB3	1:F:385:THR:HG23	1.94	0.49
1:F:14:VAL:O	1:F:18:ARG:HG3	2.11	0.49
1:F:130:GLU:O	1:F:133:ALA:HB3	2.11	0.49
1:F:210:THR:O	1:F:210:THR:HG22	2.12	0.49
1:F:325:ILE:HG22	1:F:326:ASN:N	2.26	0.49
1:F:443:ALA:O	1:F:447:MET:HG3	2.12	0.49
1:G:203:TYR:HD1	1:G:203:TYR:H	1.59	0.49
1:G:218:PRO:CA	1:G:246:PRO:HG2	2.42	0.49
1:G:279:PRO:CB	1:G:288:MET:HE3	2.41	0.49
1:G:326:ASN:HD21	1:G:328:ASP:HB2	1.77	0.49
1:G:352:GLN:O	1:G:355:GLU:HB2	2.12	0.49
1:H:93:THR:O	1:H:96:ALA:HB3	2.11	0.49
1:H:109:ALA:HB3	1:H:111:MET:HE3	1.93	0.49
1:H:232:GLU:HA	1:H:310:GLU:HG2	1.94	0.49
1:I:370:ALA:O	1:I:371:LYS:C	2.50	0.49
1:J:32:GLY:HA3	1:J:454:ILE:HG23	1.94	0.49
1:K:288:MET:HA	1:K:288:MET:CE	2.41	0.49

Continued on next page...

Continued from previous page...

Atom-1	Atom-2	Interatomic distance (Å)	Clash overlap (Å)
1:M:186:GLU:HB2	1:M:380:LYS:HB2	1.94	0.49
1:M:186:GLU:O	1:M:379:ILE:HA	2.11	0.49
1:M:299:THR:OG1	1:M:316:ASP:HA	2.12	0.49
1:M:343:GLN:O	1:M:346:VAL:HB	2.12	0.49
1:N:15:LYS:HD2	1:N:67:GLU:HG3	1.94	0.49
2:P:14:ARG:NH1	2:P:14:ARG:HB2	2.26	0.49
1:A:234:LEU:O	1:A:238:GLU:N	2.38	0.49
1:A:409:GLU:CD	1:A:501:ARG:HH21	2.14	0.49
1:B:19:GLY:HA3	1:B:67:GLU:O	2.12	0.49
1:D:207:LYS:HB3	1:D:208:PRO:CD	2.29	0.49
1:D:352:GLN:O	1:D:355:GLU:HB2	2.12	0.49
1:D:406:ALA:O	1:D:410:GLY:N	2.44	0.49
1:E:360:TYR:H	1:E:363:GLU:HG3	1.77	0.49
1:F:23:LEU:HD13	1:F:23:LEU:C	2.32	0.49
1:F:381:VAL:CG1	1:F:392:LYS:HG2	2.42	0.49
1:F:468:THR:OG1	1:F:485:TYR:CE2	2.65	0.49
1:H:36:ARG:HB3	1:I:516:THR:O	2.12	0.49
1:H:256:GLY:O	1:H:257:GLU:C	2.50	0.49
1:H:434:GLU:O	1:H:438:VAL:HG23	2.11	0.49
1:I:266:THR:HG21	1:I:273:VAL:O	2.11	0.49
1:J:40:LEU:N	1:J:40:LEU:CD2	2.74	0.49
1:J:200:LEU:HD13	1:J:275:ALA:O	2.12	0.49
1:J:256:GLY:O	1:J:260:ALA:N	2.44	0.49
1:K:381:VAL:HB	1:K:389:MET:HE3	1.93	0.49
1:L:270:ILE:HG23	1:M:229:ASN:HD21	1.77	0.49
1:M:95:LEU:O	1:M:98:ALA:HB3	2.12	0.49
1:M:107:VAL:HG23	1:M:108:ALA:H	1.77	0.49
2:P:68:ASN:ND2	2:Q:74:LYS:HE3	2.26	0.49
1:A:352:GLN:O	1:A:355:GLU:HB2	2.11	0.49
1:A:353:ILE:O	1:A:355:GLU:N	2.46	0.49
1:A:385:THR:OG1	1:A:388:GLU:HB2	2.12	0.49
1:B:247:LEU:HB3	1:B:273:VAL:HG13	1.93	0.49
1:D:305:ILE:CG2	1:D:306:GLY:N	2.61	0.49
1:E:160:LYS:O	1:E:164:GLU:HG3	2.12	0.49
1:E:208:PRO:HB2	1:E:212:ALA:CB	2.42	0.49
1:F:232:GLU:O	1:F:233:MET:CB	2.60	0.49
1:G:164:GLU:O	1:G:167:ASP:HB3	2.12	0.49
1:G:285:ARG:HG3	1:G:286:LYS:N	2.27	0.49
1:H:233:MET:HE1	1:H:309:LEU:HD13	1.94	0.49
1:H:399:ALA:O	1:H:400:LEU:C	2.51	0.49
1:I:217:SER:HB3	1:I:321:LYS:HA	1.94	0.49

Continued on next page...

Continued from previous page...

Atom-1	Atom-2	Interatomic distance (Å)	Clash overlap (Å)
1:J:31:LEU:HG	1:J:454:ILE:HD11	1.94	0.49
1:J:129:GLU:O	1:J:132:LYS:N	2.46	0.49
1:J:189:VAL:HG23	1:J:189:VAL:O	2.12	0.49
1:K:6:VAL:HG22	1:K:521:VAL:HG22	1.93	0.49
1:K:385:THR:HG23	1:K:388:GLU:N	2.27	0.49
1:L:95:LEU:O	1:L:98:ALA:HB3	2.12	0.49
1:L:152:ALA:HB2	1:L:158:VAL:HG11	1.93	0.49
1:L:225:LYS:HG3	1:L:227:ILE:HD13	1.94	0.49
1:L:288:MET:HA	1:L:288:MET:HE3	1.94	0.49
1:L:301:ILE:N	1:L:301:ILE:CD1	2.76	0.49
1:L:305:ILE:HG22	1:L:307:MET:HG3	1.93	0.49
1:L:357:THR:O	1:L:357:THR:HG22	2.11	0.49
1:L:362:ARG:O	1:L:366:GLN:HB2	2.12	0.49
1:M:197:ARG:HG3	1:M:277:LYS:NZ	2.28	0.49
1:N:422:VAL:O	1:N:426:LEU:HD23	2.13	0.49
1:N:433:ASN:HD22	1:N:434:GLU:N	2.10	0.49
1:N:484:GLU:O	1:N:491:MET:HE1	2.12	0.49
2:P:37:ARG:HG2	2:P:37:ARG:NH1	2.27	0.49
2:Q:57:LEU:HD22	2:Q:88:GLU:HB2	1.95	0.49
2:T:83:VAL:C	2:T:84:LEU:HD12	2.32	0.49
1:A:177:VAL:HG22	1:A:393:LYS:HG3	1.93	0.49
1:A:233:MET:HE3	1:A:236:VAL:HB	1.95	0.49
1:A:293:ALA:O	1:A:294:THR:C	2.51	0.49
1:A:434:GLU:OE2	1:A:438:VAL:HG23	2.11	0.49
1:A:456:LEU:HD13	1:A:462:PRO:HG3	1.93	0.49
1:B:177:VAL:CG1	1:B:397:GLU:HG2	2.43	0.49
1:C:266:THR:HG22	1:C:273:VAL:N	2.27	0.49
1:D:277:LYS:HG2	1:D:278:ALA:N	2.27	0.49
1:E:28:LYS:O	1:E:30:THR:N	2.45	0.49
1:E:219:PHE:CE2	1:E:245:LYS:HB2	2.48	0.49
1:E:237:LEU:HD22	2:S:26:VAL:CG2	2.42	0.49
1:E:247:LEU:HB3	1:E:273:VAL:CG1	2.42	0.49
1:E:309:LEU:HD12	1:E:309:LEU:N	2.25	0.49
1:E:309:LEU:H	1:E:309:LEU:CD1	2.25	0.49
1:F:112:ASN:HD22	1:F:115:ASP:CG	2.15	0.49
1:F:265:ASN:HB3	1:F:271:VAL:HG22	1.92	0.49
1:G:27:VAL:HG12	1:G:90:THR:HG23	1.93	0.49
1:G:56:VAL:O	1:G:57:ALA:C	2.50	0.49
1:G:272:LYS:NZ	1:G:272:LYS:CB	2.75	0.49
1:G:357:THR:HB	1:G:361:ASP:HB2	1.94	0.49
1:G:496:PRO:HG2	1:G:499:VAL:CG1	2.43	0.49

Continued on next page...

Continued from previous page...

Atom-1	Atom-2	Interatomic distance (Å)	Clash overlap (Å)
1:H:233:MET:HB3	1:H:237:LEU:HB2	1.94	0.49
1:H:349:ILE:HA	1:H:352:GLN:NE2	2.27	0.49
1:H:455:VAL:HG13	1:H:460:GLU:HB2	1.94	0.49
1:I:370:ALA:O	1:I:374:GLY:N	2.36	0.49
1:J:381:VAL:HB	1:J:389:MET:HE3	1.94	0.49
1:K:19:GLY:HA3	1:K:67:GLU:O	2.12	0.49
1:K:203:TYR:HB2	1:K:263:VAL:HG13	1.95	0.49
1:M:174:VAL:C	1:M:175:ILE:HD12	2.32	0.49
1:N:112:ASN:O	1:N:116:LEU:HG	2.11	0.49
1:N:367:GLU:O	1:N:370:ALA:HB3	2.12	0.49
2:U:17:VAL:HG13	2:U:34:LYS:CA	2.41	0.49
1:A:115:ASP:HB3	1:A:436:GLN:HG3	1.93	0.49
1:B:234:LEU:N	1:B:235:PRO:CD	2.73	0.49
1:B:249:ILE:N	1:B:249:ILE:CD1	2.76	0.49
1:C:153:ASN:O	1:C:154:SER:HB2	2.13	0.49
1:D:353:ILE:O	1:D:355:GLU:N	2.45	0.49
1:E:247:LEU:HD13	1:E:248:LEU:O	2.12	0.49
1:E:413:ALA:HB1	1:E:417:VAL:CG1	2.42	0.49
1:F:207:LYS:HB2	1:F:207:LYS:HZ2	1.77	0.49
1:F:320:ALA:HA	1:F:334:ASP:O	2.13	0.49
1:H:232:GLU:OE1	1:H:232:GLU:N	2.33	0.49
1:H:314:LEU:C	1:H:316:ASP:H	2.16	0.49
1:H:381:VAL:HB	1:H:389:MET:CE	2.41	0.49
1:I:131:LEU:HD12	1:I:422:VAL:HG11	1.95	0.49
1:I:149:THR:HG21	1:I:156:GLU:HA	1.93	0.49
1:I:413:ALA:CB	1:I:417:VAL:HB	2.42	0.49
1:I:506:TYR:O	1:I:509:SER:HB3	2.13	0.49
1:J:290:GLN:OE1	1:J:293:ALA:HB3	2.12	0.49
1:K:434:GLU:O	1:K:438:VAL:HG23	2.12	0.49
1:K:441:LYS:O	1:K:442:VAL:C	2.49	0.49
1:L:106:ALA:HA	1:L:111:MET:HE1	1.94	0.49
1:L:411:VAL:HA	1:L:497:THR:H	1.76	0.49
1:M:420:ILE:HG13	1:M:451:LEU:HD22	1.94	0.49
1:N:190:VAL:HG21	1:N:334:ASP:CG	2.33	0.49
2:O:17:VAL:HG22	2:O:35:SER:N	2.27	0.49
2:Q:5:PRO:HD3	2:Q:42:ALA:CB	2.39	0.49
1:A:278:ALA:HB1	1:A:279:PRO:HD2	1.93	0.49
1:A:418:ALA:O	1:A:422:VAL:HG13	2.11	0.49
1:B:429:LEU:HG	1:B:440:ILE:HD13	1.95	0.49
1:C:87:ASP:OD1	1:C:88:GLY:N	2.46	0.49
1:C:200:LEU:CD1	1:C:276:VAL:HA	2.42	0.49

Continued on next page...

Continued from previous page...

Atom-1	Atom-2	Interatomic distance (Å)	Clash overlap (Å)
1:C:252:GLU:HG3	1:C:285:ARG:HH11	1.78	0.49
1:E:232:GLU:O	1:E:233:MET:CB	2.60	0.49
1:E:241:ALA:HA	1:E:271:VAL:HG12	1.93	0.49
1:E:409:GLU:OE1	1:E:501:ARG:NH2	2.46	0.49
1:F:228:SER:O	1:F:257:GLU:HB3	2.12	0.49
1:F:434:GLU:O	1:F:435:ASP:C	2.49	0.49
1:G:319:GLN:O	1:G:335:GLY:HA2	2.12	0.49
1:G:383:ALA:HB3	1:G:389:MET:CE	2.43	0.49
1:H:221:LEU:HD13	1:H:223:ALA:N	2.28	0.49
1:I:301:ILE:HG21	1:I:309:LEU:HD23	1.93	0.49
1:I:449:ALA:CB	1:I:450:PRO:HD3	2.31	0.49
1:J:354:GLU:CG	1:J:355:GLU:N	2.76	0.49
1:J:409:GLU:O	1:J:497:THR:HB	2.12	0.49
1:J:510:VAL:HG13	1:J:511:ALA:N	2.28	0.49
1:M:146:GLN:HE21	1:M:150:ILE:HD11	1.77	0.49
1:M:223:ALA:HB3	1:M:251:ALA:HB2	1.94	0.49
1:M:441:LYS:O	1:M:442:VAL:C	2.50	0.49
1:N:37:ASN:HB3	1:N:51:LYS:CG	2.43	0.49
2:Q:43:VAL:HG12	2:Q:57:LEU:HD12	1.94	0.49
2:R:50:GLU:O	2:R:52:GLY:N	2.46	0.49
2:T:12:VAL:HG12	2:T:40:VAL:HA	1.93	0.49
1:A:242:LYS:HD3	1:A:243:ALA:N	2.28	0.49
1:A:501:ARG:O	1:A:505:GLN:HG3	2.12	0.49
1:B:256:GLY:HA2	1:B:259:LEU:HB2	1.94	0.49
1:D:233:MET:HE2	1:D:233:MET:O	2.13	0.49
1:D:434:GLU:OE2	1:D:438:VAL:HG23	2.12	0.49
1:E:357:THR:HB	1:E:361:ASP:HB2	1.94	0.49
1:E:358:SER:HA	1:E:362:ARG:HD2	1.94	0.49
1:F:147:VAL:HA	1:F:150:ILE:HG22	1.95	0.49
1:G:281:PHE:H	1:G:284:ARG:HD2	1.78	0.49
1:G:358:SER:HA	1:G:362:ARG:HD2	1.94	0.49
1:G:404:ARG:HG3	1:G:404:ARG:NH1	2.26	0.49
1:H:130:GLU:HG3	1:H:426:LEU:HD22	1.95	0.49
1:H:149:THR:CG2	1:H:159:GLY:HA3	2.37	0.49
1:H:221:LEU:O	1:H:222:LEU:HD23	2.12	0.49
1:H:233:MET:HA	1:H:233:MET:CE	2.40	0.49
1:H:247:LEU:N	1:H:273:VAL:HG12	2.28	0.49
1:H:472:GLY:HA3	1:H:476:TYR:CD2	2.47	0.49
1:H:472:GLY:HA3	1:H:476:TYR:HD2	1.77	0.49
1:I:72:GLN:NE2	1:I:75:LYS:HD3	2.28	0.49
1:J:93:THR:O	1:J:96:ALA:HB3	2.13	0.49

Continued on next page...

Continued from previous page...

Atom-1	Atom-2	Interatomic distance (Å)	Clash overlap (Å)
1:M:191:GLU:O	1:M:334:ASP:HA	2.13	0.49
1:M:422:VAL:HG23	1:M:423:ALA:N	2.26	0.49
1:N:494:LEU:N	1:N:494:LEU:CD2	2.73	0.49
2:Q:48:ILE:HG22	2:Q:48:ILE:O	2.12	0.49
1:A:240:VAL:C	1:A:242:LYS:N	2.64	0.49
1:A:329:THR:CG2	1:A:330:THR:N	2.76	0.49
1:A:346:VAL:HA	1:A:349:ILE:HD12	1.94	0.49
1:A:400:LEU:O	1:A:400:LEU:HD13	2.12	0.49
1:B:54:VAL:HB	1:B:89:THR:HG21	1.93	0.49
1:B:272:LYS:HB2	1:B:272:LYS:NZ	2.28	0.49
1:B:496:PRO:O	1:B:499:VAL:HG22	2.13	0.49
1:C:345:ARG:O	1:C:349:ILE:HG13	2.11	0.49
1:C:397:GLU:O	1:C:400:LEU:HB3	2.13	0.49
1:D:23:LEU:HD22	1:D:60:ILE:HG13	1.95	0.49
1:D:199:TYR:OH	1:D:211:GLY:HA3	2.13	0.49
1:D:249:ILE:C	1:D:250:ILE:HG13	2.32	0.49
1:D:270:ILE:CD1	2:R:27:LEU:HB2	2.42	0.49
1:D:288:MET:HA	1:D:291:ASP:OD2	2.12	0.49
1:D:309:LEU:HD12	1:D:309:LEU:N	2.27	0.49
1:E:355:GLU:HG3	1:E:357:THR:H	1.78	0.49
1:E:417:VAL:O	1:E:420:ILE:CG2	2.57	0.49
1:E:511:ALA:O	1:E:515:ILE:HG23	2.12	0.49
1:F:31:LEU:HD12	4:F:1:ADP:O1A	2.12	0.49
1:F:256:GLY:HA2	1:F:259:LEU:HB2	1.94	0.49
1:F:287:ALA:O	1:F:290:GLN:NE2	2.39	0.49
1:G:234:LEU:N	1:G:235:PRO:CD	2.76	0.49
1:G:417:VAL:HA	1:G:420:ILE:CG2	2.41	0.49
1:H:285:ARG:HA	1:H:288:MET:HB2	1.95	0.49
1:I:152:ALA:O	1:I:153:ASN:HB3	2.13	0.49
1:I:164:GLU:O	1:I:167:ASP:HB3	2.13	0.49
1:J:448:GLU:HB3	1:J:452:ARG:HD2	1.95	0.49
1:J:487:ASN:HB3	1:J:490:ASP:HB2	1.95	0.49
1:K:247:LEU:HD13	1:K:247:LEU:C	2.32	0.49
1:K:357:THR:HG22	1:K:357:THR:O	2.13	0.49
1:L:219:PHE:HE1	1:L:245:LYS:HB2	1.76	0.49
1:M:96:ALA:O	1:M:100:ILE:HG13	2.13	0.49
1:M:346:VAL:O	1:M:350:ARG:HG2	2.13	0.49
1:A:96:ALA:O	1:A:97:GLN:C	2.49	0.49
1:A:127:ALA:O	1:A:130:GLU:HB2	2.12	0.49
1:A:284:ARG:HG2	1:A:288:MET:HE1	1.94	0.49
1:A:433:ASN:HD21	1:A:435:ASP:HB2	1.78	0.49

Continued on next page...

Continued from previous page...

Atom-1	Atom-2	Interatomic distance (Å)	Clash overlap (Å)
1:B:106:ALA:O	1:B:109:ALA:HB3	2.13	0.49
1:C:199:TYR:CA	1:C:276:VAL:HG12	2.39	0.49
1:C:285:ARG:O	1:C:288:MET:N	2.43	0.49
1:D:44:PHE:HB2	1:D:45:GLY:H	1.49	0.49
1:D:265:ASN:HB3	1:D:271:VAL:HG22	1.95	0.49
1:E:443:ALA:O	1:E:447:MET:HG3	2.12	0.49
1:F:220:ILE:HG23	1:F:248:LEU:HD12	1.93	0.49
1:F:357:THR:HB	1:F:361:ASP:HB2	1.94	0.49
1:G:205:ILE:CG1	1:G:211:GLY:HA2	2.43	0.49
1:G:381:VAL:CG1	1:G:392:LYS:HG2	2.43	0.49
1:H:179:ASP:OD2	1:H:390:LYS:HG2	2.13	0.49
1:I:419:LEU:HD21	1:I:500:THR:HG23	1.95	0.49
1:J:145:ALA:O	1:J:149:THR:HG23	2.12	0.49
1:J:354:GLU:HG2	1:J:355:GLU:H	1.77	0.49
1:K:287:ALA:O	1:K:288:MET:C	2.51	0.49
1:L:184:GLN:HA	1:L:184:GLN:OE1	2.12	0.49
1:L:415:GLY:H	1:L:417:VAL:CG2	2.23	0.49
1:N:226:LYS:HA	1:N:252:GLU:HB2	1.93	0.49
2:R:5:PRO:HB2	2:R:9:ARG:O	2.12	0.49
2:R:14:ARG:CG	2:R:15:LYS:N	2.76	0.49
2:U:11:ILE:HB	2:U:42:ALA:HB3	1.95	0.49
1:A:206:ASN:HB3	1:A:214:GLU:N	2.26	0.49
1:A:448:GLU:O	1:A:452:ARG:HG2	2.13	0.49
1:B:353:ILE:HG12	1:B:366:GLN:HE22	1.78	0.49
1:C:107:VAL:HG13	1:C:113:PRO:HG3	1.94	0.49
1:C:134:LEU:HD12	1:C:134:LEU:N	2.28	0.49
1:C:496:PRO:HG2	1:C:499:VAL:HG13	1.93	0.49
1:D:146:GLN:NE2	1:D:494:LEU:HD11	2.28	0.49
1:E:249:ILE:HD13	1:E:274:ALA:O	2.13	0.49
1:E:383:ALA:HB3	1:E:389:MET:HE2	1.94	0.49
1:F:195:PHE:CE1	1:F:330:THR:HB	2.48	0.49
1:F:305:ILE:N	1:F:305:ILE:CD1	2.74	0.49
1:G:77:VAL:HG22	1:G:78:ALA:N	2.28	0.49
1:G:199:TYR:CE1	1:G:327:LYS:HG3	2.48	0.49
1:H:64:ASP:OD1	1:H:65:LYS:O	2.30	0.49
1:H:353:ILE:O	1:H:353:ILE:HG22	2.13	0.49
1:H:426:LEU:H	1:H:426:LEU:CD2	2.22	0.49
1:H:433:ASN:HD22	1:H:434:GLU:N	2.11	0.49
1:I:448:GLU:HB3	1:I:452:ARG:HD2	1.95	0.49
1:J:157:THR:O	1:J:161:LEU:HD13	2.12	0.49
1:J:175:ILE:N	1:J:175:ILE:CD1	2.73	0.49

Continued on next page...

Continued from previous page...

Atom-1	Atom-2	Interatomic distance (Å)	Clash overlap (Å)
1:J:186:GLU:HB2	1:J:380:LYS:HB2	1.95	0.49
1:K:311:LYS:N	1:K:311:LYS:HD2	2.28	0.49
1:L:199:TYR:CZ	1:L:327:LYS:HA	2.48	0.49
1:M:214:GLU:HG2	1:M:324:VAL:HG12	1.94	0.49
1:M:215:LEU:HB3	1:M:218:PRO:CG	2.42	0.49
1:M:350:ARG:HE	1:M:369:VAL:CG1	2.26	0.49
1:N:259:LEU:O	1:N:263:VAL:HG23	2.13	0.49
1:N:392:LYS:O	1:N:396:VAL:HG23	2.11	0.49
2:O:59:VAL:HG23	2:O:59:VAL:O	2.13	0.49
1:B:468:THR:OG1	1:B:485:TYR:CE2	2.64	0.48
1:C:77:VAL:HG12	1:C:510:VAL:HG21	1.93	0.48
1:E:199:TYR:HE1	1:E:327:LYS:HG3	1.78	0.48
1:E:261:THR:O	1:E:265:ASN:ND2	2.46	0.48
1:F:200:LEU:CD1	1:F:276:VAL:HA	2.43	0.48
1:F:245:LYS:HA	1:F:245:LYS:CE	2.34	0.48
1:G:220:ILE:N	1:G:220:ILE:CD1	2.76	0.48
1:G:279:PRO:HB2	1:G:285:ARG:CA	2.42	0.48
1:G:327:LYS:H	1:G:327:LYS:HD3	1.78	0.48
1:H:90:THR:O	1:H:93:THR:HB	2.12	0.48
1:H:449:ALA:HB3	1:H:450:PRO:CD	2.34	0.48
1:I:228:SER:O	1:I:258:ALA:N	2.46	0.48
1:J:132:LYS:O	1:J:135:SER:HB3	2.13	0.48
1:J:267:MET:O	1:J:267:MET:HG3	2.12	0.48
1:J:353:ILE:O	1:J:353:ILE:HG22	2.13	0.48
1:K:314:LEU:C	1:K:316:ASP:H	2.16	0.48
1:L:119:GLY:O	1:L:440:ILE:HG12	2.13	0.48
1:L:411:VAL:HG21	1:L:494:LEU:HD12	1.95	0.48
1:L:413:ALA:HB3	1:L:417:VAL:HB	1.95	0.48
1:L:422:VAL:O	1:L:426:LEU:HD23	2.12	0.48
1:N:232:GLU:HA	1:N:310:GLU:HG2	1.94	0.48
1:A:194:GLN:O	1:A:371:LYS:NZ	2.40	0.48
1:A:391:GLU:O	1:A:394:ALA:HB3	2.12	0.48
1:A:486:GLY:HA3	1:A:491:MET:HE2	1.95	0.48
1:B:183:LEU:O	1:B:382:GLY:HA3	2.12	0.48
1:B:301:ILE:HG12	1:B:307:MET:CE	2.43	0.48
1:B:362:ARG:O	1:B:366:GLN:OE1	2.30	0.48
1:B:413:ALA:HB1	1:B:417:VAL:CG1	2.42	0.48
1:C:180:GLY:CA	1:C:380:LYS:HB3	2.43	0.48
1:C:247:LEU:HB3	1:C:273:VAL:HG13	1.94	0.48
1:D:9:GLY:HA2	1:D:13:ARG:NH1	2.27	0.48
1:D:96:ALA:O	1:D:97:GLN:C	2.52	0.48

Continued on next page...

Continued from previous page...

Atom-1	Atom-2	Interatomic distance (Å)	Clash overlap (Å)
1:D:215:LEU:O	1:D:322:ARG:HA	2.13	0.48
1:D:219:PHE:HB3	1:D:317:LEU:CD1	2.42	0.48
1:D:390:LYS:O	1:D:391:GLU:C	2.52	0.48
1:E:168:LYS:O	1:E:170:GLY:N	2.45	0.48
1:F:252:GLU:OE1	1:F:252:GLU:N	2.47	0.48
1:G:174:VAL:HG23	1:G:370:ALA:HB2	1.95	0.48
1:G:194:GLN:NE2	1:G:329:THR:HG21	2.27	0.48
1:H:207:LYS:HG3	1:H:214:GLU:OE2	2.13	0.48
1:I:266:THR:HG21	1:I:273:VAL:H	1.77	0.48
1:J:238:GLU:O	1:J:241:ALA:HB3	2.13	0.48
1:J:319:GLN:O	1:J:336:VAL:HG23	2.13	0.48
1:K:344:GLY:O	1:K:347:ALA:HB3	2.13	0.48
1:L:77:VAL:HG11	1:L:510:VAL:HB	1.94	0.48
1:L:289:LEU:O	1:L:292:ILE:HB	2.13	0.48
1:L:386:GLU:O	1:L:389:MET:HB3	2.13	0.48
1:M:494:LEU:N	1:M:494:LEU:CD2	2.76	0.48
1:N:496:PRO:O	1:N:497:THR:C	2.51	0.48
2:P:20:LYS:CG	2:P:27:LEU:HD23	2.44	0.48
2:T:57:LEU:HD22	2:T:88:GLU:HB2	1.95	0.48
1:A:308:GLU:O	1:A:309:LEU:O	2.31	0.48
1:A:466:ALA:O	1:A:470:LYS:HG3	2.13	0.48
1:B:200:LEU:O	1:B:202:PRO:HD2	2.13	0.48
1:B:233:MET:C	1:B:235:PRO:CD	2.76	0.48
1:B:305:ILE:N	1:B:305:ILE:CD1	2.76	0.48
1:B:434:GLU:O	1:B:435:ASP:C	2.50	0.48
1:C:115:ASP:HB3	1:C:436:GLN:HG3	1.95	0.48
1:C:417:VAL:HG13	1:C:418:ALA:N	2.28	0.48
1:D:131:LEU:HD21	1:D:422:VAL:HG11	1.92	0.48
1:D:455:VAL:O	1:D:458:CYS:HB2	2.13	0.48
1:E:420:ILE:HD11	1:E:470:LYS:CG	2.44	0.48
1:F:217:SER:N	1:F:218:PRO:CD	2.76	0.48
1:H:72:GLN:NE2	1:H:72:GLN:HA	2.29	0.48
1:H:102:GLU:HB2	1:H:442:VAL:HG13	1.94	0.48
1:H:501:ARG:O	1:H:502:SER:C	2.52	0.48
1:I:129:GLU:O	1:I:132:LYS:N	2.46	0.48
1:I:230:ILE:CD1	1:I:257:GLU:HG2	2.44	0.48
1:J:217:SER:HB3	1:J:321:LYS:HA	1.95	0.48
1:J:290:GLN:O	1:J:293:ALA:HB3	2.13	0.48
1:J:353:ILE:HD11	1:J:369:VAL:HG21	1.95	0.48
1:K:432:GLN:OE1	1:K:432:GLN:N	2.47	0.48
1:M:81:ALA:HA	1:M:506:TYR:CD2	2.48	0.48

Continued on next page...

Continued from previous page...

Atom-1	Atom-2	Interatomic distance (Å)	Clash overlap (Å)
1:M:413:ALA:HB1	1:M:417:VAL:HB	1.93	0.48
1:N:294:THR:HG21	1:N:345:ARG:HB2	1.94	0.48
2:Q:7:HIS:O	2:Q:7:HIS:ND1	2.46	0.48
2:Q:48:ILE:HG12	2:Q:54:VAL:CG1	2.38	0.48
1:A:37:ASN:OD1	1:A:51:LYS:HB2	2.13	0.48
1:A:360:TYR:N	1:A:363:GLU:HG3	2.28	0.48
1:B:208:PRO:HB2	1:B:212:ALA:HB3	1.94	0.48
1:C:27:VAL:HG12	1:C:90:THR:HG23	1.94	0.48
1:C:272:LYS:NZ	1:C:272:LYS:CB	2.76	0.48
1:E:78:ALA:O	1:E:89:THR:HG22	2.12	0.48
1:G:333:ILE:O	1:G:334:ASP:HB2	2.14	0.48
1:H:225:LYS:HG3	1:H:227:ILE:HD13	1.94	0.48
1:H:455:VAL:HG11	1:H:461:GLU:O	2.13	0.48
1:I:352:GLN:O	1:I:355:GLU:OE1	2.31	0.48
1:J:90:THR:O	1:J:93:THR:HB	2.14	0.48
1:J:229:ASN:ND2	1:J:231:ARG:NH1	2.55	0.48
1:K:422:VAL:O	1:K:426:LEU:CD2	2.61	0.48
1:L:285:ARG:O	1:L:288:MET:HB2	2.14	0.48
1:M:266:THR:HB	1:M:272:LYS:HG3	1.95	0.48
1:M:302:SER:HB2	1:M:305:ILE:HD12	1.96	0.48
1:M:366:GLN:O	1:M:369:VAL:HB	2.13	0.48
1:N:221:LEU:HD11	1:N:223:ALA:HB2	1.96	0.48
1:N:441:LYS:O	1:N:442:VAL:C	2.51	0.48
2:R:6:LEU:H	2:R:9:ARG:HB2	1.78	0.48
1:B:200:LEU:CD1	1:B:276:VAL:HA	2.44	0.48
1:B:295:LEU:HD23	1:B:295:LEU:C	2.34	0.48
1:B:448:GLU:O	1:B:452:ARG:HG2	2.13	0.48
1:C:305:ILE:CG2	1:C:306:GLY:H	2.07	0.48
1:C:409:GLU:OE1	1:C:501:ARG:NH2	2.47	0.48
1:C:417:VAL:O	1:C:421:ARG:HB2	2.13	0.48
1:D:291:ASP:HB3	1:D:345:ARG:NH2	2.25	0.48
1:E:271:VAL:O	1:E:271:VAL:HG23	2.13	0.48
1:E:283:ASP:O	1:E:287:ALA:HB2	2.14	0.48
1:E:465:VAL:O	1:E:466:ALA:C	2.52	0.48
1:F:381:VAL:HG13	1:F:392:LYS:CG	2.43	0.48
1:F:504:LEU:C	1:F:504:LEU:HD13	2.33	0.48
1:G:252:GLU:HA	1:G:285:ARG:NH1	2.28	0.48
1:G:465:VAL:O	1:G:466:ALA:C	2.52	0.48
1:G:510:VAL:O	1:G:511:ALA:C	2.51	0.48
1:H:7:LYS:HG3	1:H:66:PHE:CZ	2.49	0.48
1:J:97:GLN:O	1:J:98:ALA:C	2.52	0.48

Continued on next page...

Continued from previous page...

Atom-1	Atom-2	Interatomic distance (Å)	Clash overlap (Å)
1:K:221:LEU:HD11	1:K:223:ALA:HB2	1.96	0.48
1:K:302:SER:HB2	1:K:305:ILE:CG1	2.43	0.48
1:K:472:GLY:HA3	1:K:476:TYR:HD2	1.78	0.48
1:L:66:PHE:N	1:L:69:MET:HG3	2.27	0.48
1:L:80:LYS:O	1:L:83:ASP:HB2	2.13	0.48
1:L:256:GLY:O	1:L:257:GLU:C	2.52	0.48
1:L:267:MET:HG3	1:L:267:MET:O	2.14	0.48
1:M:179:ASP:OD2	1:M:390:LYS:HG2	2.14	0.48
1:M:404:ARG:O	1:M:408:GLU:HG3	2.13	0.48
1:M:421:ARG:HD2	1:M:474:GLY:O	2.12	0.48
2:P:14:ARG:NH2	2:P:84:LEU:HD21	2.28	0.48
2:S:83:VAL:C	2:S:84:LEU:HD12	2.33	0.48
2:T:94:ILE:N	2:U:4:ARG:O	2.45	0.48
1:A:326:ASN:OD1	1:A:329:THR:N	2.43	0.48
1:A:413:ALA:HB1	1:A:417:VAL:HG11	1.96	0.48
1:B:285:ARG:HG3	1:B:286:LYS:HG3	1.96	0.48
1:B:365:LEU:O	1:B:369:VAL:HG23	2.13	0.48
1:C:124:VAL:HG22	1:C:504:LEU:HD11	1.95	0.48
1:C:174:VAL:HG12	1:C:175:ILE:N	2.29	0.48
1:C:234:LEU:N	1:C:235:PRO:CD	2.75	0.48
1:D:23:LEU:HD13	1:D:23:LEU:C	2.34	0.48
1:D:208:PRO:HB2	1:D:212:ALA:HB3	1.96	0.48
1:D:302:SER:C	1:D:304:GLU:N	2.66	0.48
1:D:360:TYR:HA	1:D:363:GLU:CD	2.33	0.48
1:E:208:PRO:C	1:E:212:ALA:HB3	2.34	0.48
1:E:290:GLN:OE1	1:E:290:GLN:N	2.42	0.48
1:E:295:LEU:HD23	1:E:335:GLY:O	2.13	0.48
1:E:383:ALA:HB3	1:E:389:MET:CE	2.43	0.48
1:F:249:ILE:CD1	1:F:249:ILE:N	2.77	0.48
1:G:232:GLU:O	1:G:233:MET:CB	2.61	0.48
1:G:279:PRO:HD2	1:G:285:ARG:HB2	1.95	0.48
1:G:320:ALA:HA	1:G:334:ASP:O	2.13	0.48
1:G:325:ILE:HG13	1:G:330:THR:HA	1.95	0.48
1:G:400:LEU:O	1:G:400:LEU:HD13	2.14	0.48
1:G:512:GLY:O	1:G:515:ILE:HG12	2.13	0.48
1:H:101:THR:O	1:H:105:LYS:HG3	2.12	0.48
1:H:122:LYS:O	1:H:125:THR:HB	2.13	0.48
1:I:426:LEU:H	1:I:426:LEU:CD2	2.14	0.48
1:J:417:VAL:O	1:J:418:ALA:C	2.51	0.48
1:L:37:ASN:O	1:M:517:THR:HA	2.14	0.48
1:L:93:THR:O	1:L:96:ALA:HB3	2.13	0.48

Continued on next page...

Continued from previous page...

Atom-1	Atom-2	Interatomic distance (Å)	Clash overlap (Å)
1:M:102:GLU:HB2	1:M:442:VAL:HG13	1.94	0.48
1:M:266:THR:O	1:M:268:ARG:N	2.46	0.48
1:N:190:VAL:HG22	1:N:191:GLU:N	2.28	0.48
2:P:48:ILE:HG23	2:P:54:VAL:HG22	1.94	0.48
2:R:44:GLY:O	2:R:45:ASN:C	2.51	0.48
2:R:84:LEU:N	2:R:84:LEU:CD1	2.77	0.48
2:S:14:ARG:CB	2:S:14:ARG:HH11	2.26	0.48
2:U:83:VAL:C	2:U:84:LEU:HD12	2.33	0.48
1:A:147:VAL:HG23	1:A:148:GLY:N	2.29	0.48
1:A:153:ASN:O	1:A:154:SER:HB2	2.14	0.48
1:B:160:LYS:O	1:B:164:GLU:HG3	2.13	0.48
1:B:248:LEU:HD13	1:B:248:LEU:C	2.33	0.48
1:B:304:GLU:C	1:B:305:ILE:HD12	2.33	0.48
1:C:208:PRO:O	1:C:212:ALA:HB3	2.13	0.48
1:D:194:GLN:O	1:D:371:LYS:NZ	2.44	0.48
1:D:302:SER:O	1:D:305:ILE:N	2.45	0.48
1:E:381:VAL:HG13	1:E:392:LYS:HG3	1.95	0.48
1:F:235:PRO:HG2	1:F:236:VAL:H	1.79	0.48
1:F:432:GLN:NE2	1:F:436:GLN:HE22	2.12	0.48
1:F:496:PRO:O	1:F:499:VAL:HG22	2.14	0.48
1:G:321:LYS:HD2	1:G:333:ILE:HG22	1.95	0.48
1:H:417:VAL:O	1:H:418:ALA:C	2.52	0.48
1:I:187:LEU:HD23	1:I:187:LEU:C	2.33	0.48
1:J:413:ALA:HB1	1:J:417:VAL:HB	1.95	0.48
1:K:66:PHE:HA	1:K:520:MET:CE	2.43	0.48
1:K:93:THR:O	1:K:96:ALA:HB3	2.14	0.48
1:K:218:PRO:HB3	1:K:246:PRO:HB2	1.95	0.48
1:K:411:VAL:HA	1:K:497:THR:H	1.79	0.48
1:L:49:ILE:HD11	1:M:73:MET:HE3	1.95	0.48
1:M:7:LYS:HG3	1:M:66:PHE:CE2	2.49	0.48
1:M:364:LYS:HA	1:M:367:GLU:OE1	2.13	0.48
1:N:248:LEU:HD22	1:N:249:ILE:H	1.78	0.48
1:N:253:ASP:OD1	1:N:254:VAL:N	2.30	0.48
2:T:37:ARG:HG2	2:T:37:ARG:NH1	2.28	0.48
2:U:17:VAL:CG1	2:U:34:LYS:HA	2.43	0.48
2:U:78:ILE:HD12	2:U:78:ILE:N	2.29	0.48
1:A:7:LYS:HD2	1:A:66:PHE:CE2	2.49	0.48
1:A:41:ASP:O	1:A:42:LYS:HG3	2.13	0.48
1:A:417:VAL:O	1:A:420:ILE:CG2	2.59	0.48
1:B:119:GLY:O	1:B:440:ILE:HG12	2.14	0.48
1:B:302:SER:O	1:B:305:ILE:N	2.44	0.48

Continued on next page...

Continued from previous page...

Atom-1	Atom-2	Interatomic distance (Å)	Clash overlap (Å)
1:C:31:LEU:HD12	4:C:1:ADP:O1A	2.13	0.48
1:C:203:TYR:H	1:C:203:TYR:HD1	1.61	0.48
1:C:221:LEU:HD13	1:C:317:LEU:HD21	1.94	0.48
1:C:465:VAL:O	1:C:466:ALA:C	2.52	0.48
1:E:147:VAL:HA	1:E:150:ILE:HG22	1.94	0.48
1:E:177:VAL:CG2	1:E:393:LYS:HG3	2.44	0.48
1:E:254:VAL:HG12	1:E:259:LEU:HG	1.95	0.48
1:F:69:MET:SD	1:F:522:THR:HB	2.54	0.48
1:F:246:PRO:HA	1:F:272:LYS:O	2.14	0.48
1:H:258:ALA:O	1:H:261:THR:OG1	2.30	0.48
1:H:281:PHE:CZ	1:N:384:ALA:O	2.67	0.48
1:H:383:ALA:CB	1:H:389:MET:HA	2.43	0.48
1:I:221:LEU:O	1:I:222:LEU:HD23	2.14	0.48
1:I:293:ALA:HB2	1:I:300:VAL:HG13	1.96	0.48
1:J:216:GLU:C	1:J:218:PRO:HD3	2.34	0.48
1:K:302:SER:HB2	1:K:305:ILE:HG13	1.96	0.48
1:K:420:ILE:CD1	1:K:448:GLU:HA	2.44	0.48
1:L:47:PRO:HG3	1:M:73:MET:HG3	1.95	0.48
1:L:345:ARG:HA	1:L:348:GLN:NE2	2.29	0.48
1:M:27:VAL:HG11	1:M:93:THR:HG21	1.94	0.48
1:N:305:ILE:HG22	1:N:305:ILE:O	2.13	0.48
1:N:352:GLN:O	1:N:355:GLU:OE1	2.32	0.48
2:P:14:ARG:CG	2:P:15:LYS:H	2.26	0.48
1:A:207:LYS:HB2	1:A:207:LYS:NZ	2.29	0.48
1:A:366:GLN:HA	1:A:369:VAL:HB	1.94	0.48
1:B:123:ALA:CB	1:B:440:ILE:HG23	2.44	0.48
1:B:222:LEU:HD22	1:B:300:VAL:HG22	1.96	0.48
1:B:259:LEU:O	1:B:262:LEU:HB3	2.13	0.48
1:B:465:VAL:O	1:B:466:ALA:C	2.51	0.48
1:B:504:LEU:HD13	1:B:504:LEU:O	2.13	0.48
1:C:339:GLU:CD	1:C:339:GLU:N	2.67	0.48
1:D:357:THR:HB	1:D:361:ASP:HB2	1.95	0.48
1:F:162:ILE:HG21	1:F:403:THR:HG21	1.96	0.48
1:H:204:PHE:CD2	1:H:274:ALA:HB1	2.49	0.48
1:H:233:MET:CE	1:H:309:LEU:HD13	2.44	0.48
1:I:36:ARG:HB3	1:J:516:THR:O	2.13	0.48
1:I:386:GLU:HG2	1:I:390:LYS:HE2	1.96	0.48
1:J:352:GLN:O	1:J:355:GLU:OE1	2.31	0.48
1:J:419:LEU:HA	1:J:422:VAL:HG22	1.96	0.48
1:K:166:MET:HE2	1:K:171:LYS:CA	2.30	0.48
1:K:216:GLU:C	1:K:218:PRO:HD3	2.34	0.48

Continued on next page...

Continued from previous page...

Atom-1	Atom-2	Interatomic distance (Å)	Clash overlap (Å)
1:K:277:LYS:HB2	1:K:277:LYS:HZ2	1.79	0.48
1:K:350:ARG:HE	1:K:369:VAL:HG11	1.79	0.48
1:L:247:LEU:HD22	1:L:248:LEU:H	1.79	0.48
1:L:247:LEU:O	1:L:273:VAL:HB	2.14	0.48
1:L:293:ALA:O	1:L:297:GLY:N	2.47	0.48
1:L:389:MET:HE1	1:L:393:LYS:HB2	1.96	0.48
1:M:19:GLY:HA3	1:M:67:GLU:O	2.14	0.48
1:M:213:VAL:O	1:M:324:VAL:HA	2.13	0.48
1:M:248:LEU:HD13	1:M:248:LEU:C	2.33	0.48
1:M:513:LEU:HD12	1:M:513:LEU:HA	1.72	0.48
2:R:11:ILE:HG12	2:R:85:ILE:HG12	1.96	0.48
2:S:20:LYS:HA	2:S:28:THR:CG2	2.44	0.48
2:U:49:LEU:O	2:U:55:LYS:NZ	2.45	0.48
1:A:19:GLY:HA3	1:A:67:GLU:O	2.13	0.48
1:A:194:GLN:HG3	1:A:330:THR:O	2.14	0.48
1:B:365:LEU:HD22	1:B:366:GLN:HE22	1.78	0.48
1:B:368:ARG:O	1:B:372:LEU:N	2.47	0.48
1:C:94:VAL:HG12	1:C:449:ALA:HB1	1.96	0.48
1:C:281:PHE:N	1:C:284:ARG:HD2	2.29	0.48
1:D:23:LEU:HD23	1:D:60:ILE:HB	1.96	0.48
1:D:161:LEU:O	1:D:164:GLU:HB2	2.14	0.48
1:D:400:LEU:HD13	1:D:400:LEU:C	2.34	0.48
1:E:220:ILE:N	1:E:220:ILE:CD1	2.76	0.48
1:F:479:ASN:O	1:F:483:GLU:N	2.46	0.48
1:G:147:VAL:HA	1:G:150:ILE:HG22	1.96	0.48
1:G:216:GLU:O	1:G:246:PRO:HG3	2.14	0.48
1:G:295:LEU:HD23	1:G:295:LEU:C	2.34	0.48
1:H:55:SER:HA	1:H:58:ARG:NH1	2.29	0.48
1:H:215:LEU:HB3	1:H:218:PRO:CG	2.41	0.48
1:H:215:LEU:HB2	1:H:323:VAL:HG13	1.96	0.48
1:H:420:ILE:HG13	1:H:451:LEU:HD22	1.95	0.48
1:I:362:ARG:HB3	1:I:362:ARG:HH11	1.79	0.48
1:J:145:ALA:HA	1:J:159:GLY:O	2.13	0.48
1:J:187:LEU:C	1:J:187:LEU:HD23	2.34	0.48
1:L:40:LEU:HD23	1:L:50:THR:HG22	1.95	0.48
1:M:194:GLN:HG2	1:M:195:PHE:N	2.29	0.48
1:M:370:ALA:O	1:M:371:LYS:C	2.51	0.48
1:N:107:VAL:CG2	1:N:108:ALA:N	2.77	0.48
1:N:284:ARG:NH1	1:N:284:ARG:H	2.05	0.48
1:A:220:ILE:HD12	1:A:220:ILE:H	1.78	0.47
1:A:496:PRO:O	1:A:497:THR:C	2.53	0.47

Continued on next page...

Continued from previous page...

Atom-1	Atom-2	Interatomic distance (Å)	Clash overlap (Å)
1:C:77:VAL:HG22	1:C:78:ALA:N	2.29	0.47
1:C:147:VAL:HA	1:C:150:ILE:HG22	1.95	0.47
1:C:207:LYS:HB3	1:C:208:PRO:CD	2.32	0.47
1:C:353:ILE:HG12	1:C:366:GLN:HE22	1.77	0.47
1:D:37:ASN:OD1	1:D:51:LYS:HB2	2.14	0.47
1:D:149:THR:OG1	1:D:156:GLU:HA	2.14	0.47
1:D:309:LEU:H	1:D:309:LEU:CD1	2.26	0.47
1:D:496:PRO:HG2	1:D:499:VAL:CG1	2.44	0.47
1:G:33:PRO:HD3	4:G:1:ADP:N7	2.29	0.47
1:G:116:LEU:O	1:G:120:ILE:HG13	2.15	0.47
1:G:124:VAL:HG13	1:G:504:LEU:HD12	1.95	0.47
1:H:23:LEU:O	1:H:27:VAL:HG12	2.13	0.47
1:H:90:THR:O	1:H:94:VAL:HG23	2.14	0.47
1:H:194:GLN:HG2	1:H:195:PHE:N	2.28	0.47
1:H:476:TYR:HA	1:H:486:GLY:O	2.14	0.47
1:I:305:ILE:O	1:I:305:ILE:HG22	2.13	0.47
1:J:391:GLU:O	1:J:394:ALA:HB3	2.13	0.47
1:K:40:LEU:HD23	1:K:50:THR:HG22	1.96	0.47
1:K:218:PRO:CG	1:K:246:PRO:HB2	2.44	0.47
1:L:496:PRO:O	1:L:497:THR:C	2.51	0.47
1:M:169:VAL:HG22	1:M:169:VAL:O	2.14	0.47
1:M:262:LEU:HA	1:M:265:ASN:HB3	1.96	0.47
1:N:479:ASN:OD1	1:N:481:ALA:HB3	2.14	0.47
2:O:47:ARG:HG2	2:O:49:LEU:H	1.79	0.47
2:P:46:GLY:HA3	2:P:55:LYS:O	2.14	0.47
2:Q:7:HIS:HA	2:Q:45:ASN:N	2.29	0.47
2:R:87:SER:OG	2:R:89:SER:HB2	2.13	0.47
1:A:18:ARG:O	1:A:22:VAL:HG23	2.14	0.47
1:B:215:LEU:O	1:B:322:ARG:HG3	2.14	0.47
1:B:235:PRO:HG2	1:B:236:VAL:HG23	1.94	0.47
1:B:247:LEU:HD13	1:B:248:LEU:O	2.13	0.47
1:B:357:THR:O	1:B:359:ASP:N	2.47	0.47
1:C:23:LEU:C	1:C:23:LEU:CD1	2.82	0.47
1:C:219:PHE:O	1:C:247:LEU:HD22	2.15	0.47
1:E:122:LYS:HE2	1:E:429:LEU:HD11	1.96	0.47
1:E:256:GLY:O	1:E:257:GLU:C	2.52	0.47
1:E:487:ASN:HB3	1:E:490:ASP:OD2	2.15	0.47
1:F:39:VAL:HA	1:F:48:THR:O	2.15	0.47
1:F:160:LYS:O	1:F:164:GLU:HG3	2.14	0.47
1:F:215:LEU:O	1:F:322:ARG:HG3	2.14	0.47
1:F:221:LEU:C	1:F:222:LEU:HD12	2.34	0.47

Continued on next page...

Continued from previous page...

Atom-1	Atom-2	Interatomic distance (Å)	Clash overlap (Å)
1:F:302:SER:CB	1:F:305:ILE:HB	2.42	0.47
1:G:23:LEU:C	1:G:23:LEU:CD1	2.82	0.47
1:G:72:GLN:NE2	1:G:72:GLN:CA	2.75	0.47
1:G:161:LEU:O	1:G:164:GLU:HB2	2.14	0.47
1:G:248:LEU:C	1:G:248:LEU:HD13	2.34	0.47
1:H:353:ILE:HD11	1:H:369:VAL:HG21	1.95	0.47
1:H:358:SER:HB3	1:H:361:ASP:OD1	2.14	0.47
1:H:440:ILE:O	1:H:443:ALA:HB3	2.14	0.47
1:H:494:LEU:N	1:H:494:LEU:CD2	2.74	0.47
1:I:80:LYS:O	1:I:83:ASP:HB2	2.14	0.47
1:I:353:ILE:HA	1:I:365:LEU:CD1	2.44	0.47
1:J:219:PHE:O	1:J:247:LEU:HD22	2.14	0.47
1:L:299:THR:HB	1:L:316:ASP:HB3	1.97	0.47
1:M:285:ARG:HG2	1:M:285:ARG:HH11	1.78	0.47
1:N:249:ILE:HB	1:N:275:ALA:HB1	1.93	0.47
1:N:411:VAL:HG21	1:N:494:LEU:HD12	1.96	0.47
2:S:17:VAL:HG11	2:S:33:ALA:O	2.14	0.47
1:A:209:GLU:CD	1:A:209:GLU:N	2.68	0.47
1:A:237:LEU:CD2	1:A:237:LEU:C	2.83	0.47
1:A:475:ASN:N	1:A:475:ASN:ND2	2.62	0.47
1:B:88:GLY:HA2	4:B:1:ADP:O2B	2.14	0.47
1:B:115:ASP:HB3	1:B:436:GLN:HG3	1.95	0.47
1:C:177:VAL:CG1	1:C:397:GLU:HG2	2.43	0.47
1:C:253:ASP:HB2	1:C:277:LYS:HE2	1.95	0.47
1:C:280:GLY:HA3	1:C:284:ARG:NH1	2.30	0.47
1:C:295:LEU:O	1:C:295:LEU:HD23	2.14	0.47
1:D:233:MET:O	1:D:233:MET:HE3	2.14	0.47
1:D:438:VAL:O	1:D:442:VAL:HG23	2.14	0.47
1:E:349:ILE:O	1:E:349:ILE:HG22	2.14	0.47
1:F:240:VAL:O	1:F:244:GLY:N	2.45	0.47
1:G:252:GLU:O	1:G:253:ASP:CB	2.61	0.47
1:H:38:VAL:HG12	1:H:39:VAL:N	2.29	0.47
1:H:348:GLN:O	1:H:352:GLN:HG3	2.15	0.47
1:J:38:VAL:HG12	1:J:39:VAL:N	2.29	0.47
1:J:190:VAL:HG22	1:J:191:GLU:N	2.29	0.47
1:J:288:MET:CE	1:J:288:MET:HA	2.44	0.47
1:J:314:LEU:O	1:J:316:ASP:N	2.47	0.47
1:J:314:LEU:C	1:J:316:ASP:H	2.17	0.47
1:K:131:LEU:CD1	1:K:422:VAL:HG11	2.43	0.47
1:L:240:VAL:HA	1:L:243:ALA:CB	2.43	0.47
1:L:515:ILE:O	1:L:515:ILE:HG22	2.13	0.47

Continued on next page...

Continued from previous page...

Atom-1	Atom-2	Interatomic distance (Å)	Clash overlap (Å)
1:M:88:GLY:O	1:M:89:THR:C	2.53	0.47
1:N:74:VAL:O	1:N:75:LYS:C	2.52	0.47
1:N:381:VAL:HB	1:N:389:MET:HE3	1.95	0.47
2:R:43:VAL:HG23	2:R:61:VAL:HG22	1.96	0.47
1:B:207:LYS:NZ	1:B:207:LYS:CB	2.77	0.47
1:C:30:THR:HB	1:C:51:LYS:HG3	1.95	0.47
1:D:270:ILE:HD11	2:R:27:LEU:CD1	2.45	0.47
1:D:519:CYS:HB3	1:E:38:VAL:HG13	1.97	0.47
1:E:161:LEU:HD12	1:E:161:LEU:HA	1.73	0.47
1:E:220:ILE:N	1:E:318:GLY:O	2.37	0.47
1:E:322:ARG:CG	1:E:323:VAL:H	2.14	0.47
1:F:56:VAL:O	1:F:57:ALA:C	2.53	0.47
1:F:212:ALA:HA	1:F:325:ILE:O	2.14	0.47
1:G:436:GLN:O	1:G:440:ILE:HG13	2.14	0.47
1:I:222:LEU:CD1	1:I:293:ALA:HA	2.44	0.47
1:I:299:THR:HB	1:I:316:ASP:HB3	1.97	0.47
1:J:496:PRO:O	1:J:499:VAL:HG22	2.13	0.47
1:K:109:ALA:HB3	1:K:111:MET:HE3	1.95	0.47
1:L:124:VAL:HG13	1:L:504:LEU:HD11	1.96	0.47
1:L:487:ASN:O	1:L:491:MET:HG3	2.14	0.47
1:M:355:GLU:C	1:M:357:THR:N	2.67	0.47
1:N:284:ARG:HH11	1:N:284:ARG:N	2.06	0.47
2:P:48:ILE:HG12	2:P:54:VAL:CG1	2.42	0.47
2:Q:47:ARG:HD2	2:Q:55:LYS:HD2	1.95	0.47
2:T:20:LYS:H	2:T:20:LYS:CD	2.26	0.47
1:A:468:THR:OG1	1:A:485:TYR:CE2	2.68	0.47
1:B:288:MET:O	1:B:289:LEU:HG	2.14	0.47
1:B:429:LEU:O	1:B:430:ARG:NH1	2.40	0.47
1:D:409:GLU:CD	1:D:501:ARG:HH21	2.18	0.47
1:D:417:VAL:HG13	1:D:418:ALA:N	2.29	0.47
1:E:478:TYR:CE2	1:E:480:ALA:HA	2.49	0.47
1:F:237:LEU:C	1:F:237:LEU:CD2	2.83	0.47
1:F:313:THR:HG22	1:F:314:LEU:N	2.30	0.47
1:F:355:GLU:HG3	1:F:357:THR:H	1.78	0.47
1:F:413:ALA:HB1	1:F:417:VAL:HG11	1.96	0.47
1:F:510:VAL:CG2	1:F:511:ALA:N	2.75	0.47
1:G:259:LEU:O	1:G:262:LEU:HB3	2.15	0.47
1:G:353:ILE:HG12	1:G:366:GLN:HE22	1.79	0.47
1:H:161:LEU:HD12	1:H:161:LEU:N	2.28	0.47
1:H:175:ILE:N	1:H:175:ILE:CD1	2.77	0.47
1:I:102:GLU:HB2	1:I:442:VAL:HG13	1.96	0.47

Continued on next page...

Continued from previous page...

Atom-1	Atom-2	Interatomic distance (Å)	Clash overlap (Å)
1:I:222:LEU:HD22	1:I:289:LEU:CD1	2.44	0.47
1:I:385:THR:HG23	1:I:388:GLU:HB3	1.96	0.47
1:J:16:MET:HG3	1:J:520:MET:SD	2.54	0.47
1:J:186:GLU:O	1:J:379:ILE:HA	2.14	0.47
1:J:214:GLU:HG2	1:J:324:VAL:HG12	1.97	0.47
1:J:364:LYS:HA	1:J:367:GLU:OE1	2.15	0.47
1:K:228:SER:O	1:K:257:GLU:HB3	2.14	0.47
1:K:313:THR:HG22	1:K:314:LEU:H	1.79	0.47
1:L:32:GLY:CA	1:L:454:ILE:HD12	2.42	0.47
1:L:350:ARG:HG3	1:L:350:ARG:NH1	2.29	0.47
1:N:353:ILE:HD11	1:N:369:VAL:HG21	1.97	0.47
2:R:48:ILE:HG12	2:R:54:VAL:CG1	2.43	0.47
2:T:17:VAL:HG13	2:T:34:LYS:HA	1.95	0.47
1:A:18:ARG:HB2	1:A:67:GLU:HG2	1.95	0.47
1:A:263:VAL:HG12	1:A:267:MET:SD	2.54	0.47
1:A:265:ASN:HB3	1:A:271:VAL:CG2	2.45	0.47
1:B:262:LEU:O	1:B:266:THR:HG23	2.15	0.47
1:C:256:GLY:HA2	1:C:259:LEU:HD12	1.97	0.47
1:C:348:GLN:NE2	1:C:352:GLN:NE2	2.62	0.47
1:C:355:GLU:O	1:C:362:ARG:NH2	2.46	0.47
1:D:234:LEU:N	1:D:235:PRO:CD	2.78	0.47
1:F:44:PHE:HB2	1:F:45:GLY:H	1.57	0.47
1:F:124:VAL:O	1:F:128:VAL:HG23	2.15	0.47
1:F:280:GLY:CA	1:F:284:ARG:HD2	2.45	0.47
1:G:519:CYS:SG	1:G:520:MET:N	2.88	0.47
1:I:38:VAL:HG12	1:I:39:VAL:N	2.30	0.47
1:I:66:PHE:HA	1:I:520:MET:CE	2.44	0.47
1:I:233:MET:HE2	1:I:309:LEU:HD13	1.96	0.47
1:I:419:LEU:O	1:I:422:VAL:HG22	2.14	0.47
1:J:31:LEU:HG	1:J:454:ILE:CD1	2.44	0.47
1:K:55:SER:O	1:K:58:ARG:HB3	2.14	0.47
1:K:124:VAL:HG13	1:K:504:LEU:HD13	1.95	0.47
1:K:138:CYS:SG	1:K:144:ILE:HD13	2.55	0.47
1:K:353:ILE:HA	1:K:365:LEU:CD1	2.45	0.47
1:K:443:ALA:O	1:K:447:MET:HG3	2.14	0.47
1:L:277:LYS:HB2	1:L:277:LYS:HZ3	1.78	0.47
1:L:291:ASP:O	1:L:294:THR:HB	2.15	0.47
1:L:420:ILE:HD13	1:L:448:GLU:HA	1.97	0.47
1:L:432:GLN:OE1	1:L:432:GLN:N	2.47	0.47
1:M:131:LEU:CD1	1:M:422:VAL:HG11	2.45	0.47
1:N:73:MET:HE1	1:N:514:MET:HG2	1.97	0.47

Continued on next page...

Continued from previous page...

Atom-1	Atom-2	Interatomic distance (Å)	Clash overlap (Å)
1:N:287:ALA:HB1	1:N:368:ARG:NH1	2.30	0.47
2:O:5:PRO:HD3	2:O:42:ALA:CB	2.42	0.47
2:O:14:ARG:CD	2:O:35:SER:HB3	2.42	0.47
2:U:59:VAL:HG23	2:U:59:VAL:O	2.14	0.47
1:A:119:GLY:O	1:A:440:ILE:HG12	2.14	0.47
1:A:266:THR:HG22	1:A:273:VAL:N	2.28	0.47
1:A:482:THR:OG1	1:A:484:GLU:HG2	2.15	0.47
1:B:195:PHE:CD1	1:B:195:PHE:C	2.88	0.47
1:B:204:PHE:CB	1:B:274:ALA:HB2	2.45	0.47
1:B:252:GLU:O	1:B:277:LYS:HE2	2.15	0.47
1:B:260:ALA:O	1:B:263:VAL:HB	2.14	0.47
1:B:391:GLU:O	1:B:394:ALA:HB3	2.15	0.47
1:B:411:VAL:HG12	1:B:496:PRO:CA	2.37	0.47
1:B:455:VAL:O	1:B:458:CYS:HB2	2.15	0.47
1:B:510:VAL:CG2	1:B:511:ALA:N	2.78	0.47
1:C:5:ASP:HB2	1:C:524:LEU:HD23	1.96	0.47
1:C:72:GLN:HB3	1:D:47:PRO:HD3	1.96	0.47
1:C:195:PHE:HD1	1:C:195:PHE:C	2.17	0.47
1:C:221:LEU:C	1:C:222:LEU:HD12	2.35	0.47
1:C:368:ARG:O	1:C:372:LEU:N	2.46	0.47
1:D:7:LYS:HD2	1:D:66:PHE:CE2	2.50	0.47
1:D:256:GLY:HA2	1:D:259:LEU:HD12	1.96	0.47
1:D:472:GLY:HA3	1:D:476:TYR:HD2	1.80	0.47
1:E:112:ASN:N	1:E:435:ASP:OD2	2.43	0.47
1:E:206:ASN:HB2	1:E:214:GLU:H	1.78	0.47
1:E:257:GLU:O	1:E:261:THR:HG22	2.15	0.47
1:E:339:GLU:CD	1:E:339:GLU:H	2.18	0.47
1:E:418:ALA:O	1:E:422:VAL:HG13	2.15	0.47
1:E:428:ASP:HA	1:E:430:ARG:HH12	1.80	0.47
1:E:510:VAL:CG2	1:E:511:ALA:N	2.76	0.47
1:F:76:GLU:OE1	1:G:387:VAL:HG13	2.14	0.47
1:F:100:ILE:O	1:F:101:THR:C	2.53	0.47
1:F:146:GLN:HE21	1:F:494:LEU:HD11	1.80	0.47
1:F:174:VAL:C	1:F:175:ILE:HG13	2.34	0.47
1:F:202:PRO:HG2	1:F:203:TYR:CD1	2.50	0.47
1:F:225:LYS:C	1:F:252:GLU:HB2	2.35	0.47
1:F:233:MET:C	1:F:235:PRO:CD	2.81	0.47
1:F:281:PHE:H	1:F:284:ARG:CZ	2.28	0.47
1:F:304:GLU:HB2	1:F:305:ILE:HD12	1.96	0.47
1:F:368:ARG:O	1:F:372:LEU:N	2.46	0.47
1:F:475:ASN:N	1:F:475:ASN:ND2	2.63	0.47

Continued on next page...

Continued from previous page...

Atom-1	Atom-2	Interatomic distance (Å)	Clash overlap (Å)
1:F:510:VAL:CG2	1:F:511:ALA:H	2.28	0.47
1:G:346:VAL:CG1	1:G:350:ARG:HH22	2.27	0.47
1:G:428:ASP:C	1:G:430:ARG:NH1	2.68	0.47
1:H:15:LYS:HD2	1:H:67:GLU:HG3	1.97	0.47
1:H:84:ALA:O	1:H:498:LYS:HE2	2.14	0.47
1:H:293:ALA:O	1:H:297:GLY:N	2.47	0.47
1:H:513:LEU:HD12	1:H:513:LEU:HA	1.66	0.47
1:I:41:ASP:HB2	1:J:69:MET:CE	2.45	0.47
1:I:231:ARG:O	1:I:234:LEU:HG	2.15	0.47
1:J:65:LYS:O	1:J:66:PHE:CB	2.44	0.47
1:J:270:ILE:HG22	1:J:271:VAL:H	1.77	0.47
1:J:461:GLU:HB3	1:J:464:VAL:HB	1.95	0.47
1:K:107:VAL:HG23	1:K:108:ALA:H	1.78	0.47
1:K:107:VAL:HG11	1:K:515:ILE:HG23	1.96	0.47
1:K:187:LEU:HD23	1:K:187:LEU:C	2.35	0.47
1:K:221:LEU:HB3	1:K:249:ILE:HA	1.96	0.47
1:L:391:GLU:O	1:L:394:ALA:HB3	2.14	0.47
1:L:476:TYR:HA	1:L:486:GLY:O	2.14	0.47
1:M:109:ALA:HB3	1:M:111:MET:CE	2.44	0.47
1:M:145:ALA:HA	1:M:159:GLY:O	2.15	0.47
1:M:149:THR:HG22	1:M:156:GLU:HA	1.95	0.47
1:M:214:GLU:HG2	1:M:324:VAL:CG1	2.45	0.47
1:M:449:ALA:CB	1:M:450:PRO:HD3	2.29	0.47
1:N:501:ARG:O	1:N:502:SER:C	2.52	0.47
2:O:48:ILE:HG12	2:O:54:VAL:HG13	1.96	0.47
2:O:83:VAL:C	2:O:84:LEU:HD12	2.35	0.47
2:Q:84:LEU:N	2:Q:84:LEU:CD1	2.76	0.47
2:R:40:VAL:CG2	2:R:63:ASP:HB2	2.44	0.47
2:R:47:ARG:O	2:R:54:VAL:HG13	2.14	0.47
2:S:37:ARG:HG2	2:S:37:ARG:NH1	2.30	0.47
2:U:3:ILE:H	2:U:3:ILE:HD12	1.79	0.47
2:U:43:VAL:HG12	2:U:57:LEU:HD12	1.95	0.47
2:U:52:GLY:O	2:U:53:GLU:HB2	2.13	0.47
2:U:60:LYS:N	2:U:63:ASP:OD2	2.48	0.47
1:A:293:ALA:O	1:A:297:GLY:N	2.47	0.47
1:A:383:ALA:N	1:A:389:MET:HE1	2.29	0.47
1:B:239:ALA:O	1:B:242:LYS:HB3	2.15	0.47
1:B:409:GLU:CD	1:B:501:ARG:HH21	2.18	0.47
1:E:289:LEU:N	1:E:290:GLN:OE1	2.43	0.47
1:E:308:GLU:O	1:E:309:LEU:O	2.33	0.47
1:E:411:VAL:HG12	1:E:496:PRO:CA	2.40	0.47

Continued on next page...

Continued from previous page...

Atom-1	Atom-2	Interatomic distance (Å)	Clash overlap (Å)
1:E:417:VAL:C	1:E:420:ILE:HG22	2.34	0.47
1:F:222:LEU:CD2	1:F:300:VAL:HG22	2.40	0.47
1:G:117:LYS:HG2	1:G:121:ASP:OD2	2.14	0.47
1:G:130:GLU:O	1:G:134:LEU:HD13	2.15	0.47
1:G:234:LEU:HA	1:G:237:LEU:HB3	1.96	0.47
1:H:17:LEU:HA	1:H:20:VAL:CG1	2.45	0.47
1:H:218:PRO:HB3	1:H:246:PRO:C	2.35	0.47
1:I:69:MET:O	1:I:73:MET:HG3	2.14	0.47
1:I:402:ALA:HA	1:I:496:PRO:HG2	1.96	0.47
1:I:441:LYS:O	1:I:442:VAL:C	2.51	0.47
1:I:450:PRO:O	1:I:454:ILE:HG12	2.15	0.47
1:J:161:LEU:HD12	1:J:161:LEU:N	2.30	0.47
1:J:228:SER:HA	1:J:255:GLU:HB2	1.96	0.47
1:J:266:THR:HB	1:J:272:LYS:HG3	1.96	0.47
1:K:38:VAL:HG12	1:K:39:VAL:N	2.30	0.47
1:K:193:MET:HB3	1:K:332:ILE:HD11	1.96	0.47
1:K:290:GLN:OE1	1:K:290:GLN:HA	2.15	0.47
1:K:385:THR:CG2	1:K:388:GLU:HB3	2.44	0.47
1:L:270:ILE:HG23	1:M:229:ASN:ND2	2.29	0.47
1:L:305:ILE:HG22	1:L:305:ILE:O	2.15	0.47
1:M:308:GLU:OE2	1:M:310:GLU:HG3	2.15	0.47
1:M:336:VAL:O	1:M:336:VAL:HG12	2.15	0.47
1:M:501:ARG:NH1	1:M:505:GLN:OE1	2.48	0.47
1:N:64:ASP:C	1:N:65:LYS:O	2.51	0.47
2:Q:78:ILE:HD12	2:Q:78:ILE:N	2.30	0.47
1:A:417:VAL:HG13	1:A:418:ALA:N	2.28	0.47
1:A:479:ASN:O	1:A:483:GLU:N	2.47	0.47
1:B:234:LEU:HA	1:B:237:LEU:HB3	1.96	0.47
1:B:366:GLN:HA	1:B:369:VAL:HG21	1.97	0.47
1:C:194:GLN:NE2	1:C:329:THR:HG21	2.30	0.47
1:C:256:GLY:O	1:C:257:GLU:C	2.53	0.47
1:C:358:SER:HA	1:C:362:ARG:CD	2.45	0.47
1:C:434:GLU:O	1:C:435:ASP:C	2.53	0.47
1:C:456:LEU:HD13	1:C:462:PRO:CG	2.45	0.47
1:E:326:ASN:OD1	1:E:329:THR:N	2.48	0.47
1:F:73:MET:O	1:F:74:VAL:C	2.53	0.47
1:F:421:ARG:HD3	1:F:421:ARG:HA	1.74	0.47
1:F:428:ASP:HA	1:F:430:ARG:HH12	1.80	0.47
1:G:266:THR:HG22	1:G:273:VAL:N	2.30	0.47
1:G:272:LYS:HB2	1:G:272:LYS:HZ2	1.80	0.47
1:G:417:VAL:O	1:G:420:ILE:CG2	2.56	0.47

Continued on next page...

Continued from previous page...

Atom-1	Atom-2	Interatomic distance (Å)	Clash overlap (Å)
1:H:160:LYS:HG2	1:H:164:GLU:OE2	2.14	0.47
1:H:266:THR:O	1:H:268:ARG:N	2.48	0.47
1:H:301:ILE:HG21	1:H:309:LEU:HD23	1.96	0.47
1:H:317:LEU:N	1:H:317:LEU:CD1	2.78	0.47
1:I:5:ASP:HB2	1:I:524:LEU:CD2	2.41	0.47
1:I:74:VAL:O	1:I:75:LYS:C	2.54	0.47
1:I:247:LEU:HB3	1:I:273:VAL:HG11	1.96	0.47
1:I:336:VAL:O	1:I:336:VAL:HG12	2.14	0.47
1:I:357:THR:O	1:I:357:THR:HG22	2.15	0.47
1:I:478:TYR:HB2	1:I:485:TYR:CE2	2.50	0.47
1:J:230:ILE:HG12	1:J:261:THR:HG21	1.97	0.47
1:J:419:LEU:HD21	1:J:500:THR:CG2	2.45	0.47
1:K:36:ARG:HB3	1:L:516:THR:O	2.13	0.47
1:K:288:MET:HA	1:K:288:MET:HE3	1.97	0.47
1:L:106:ALA:HA	1:L:111:MET:CE	2.45	0.47
1:L:131:LEU:HD12	1:L:422:VAL:HG11	1.97	0.47
1:L:202:PRO:C	1:L:204:PHE:N	2.68	0.47
1:M:189:VAL:HG23	1:M:189:VAL:O	2.15	0.47
1:N:163:ALA:O	1:N:167:ASP:HB2	2.15	0.47
1:N:230:ILE:CD1	1:N:257:GLU:HG2	2.44	0.47
2:P:20:LYS:H	2:P:20:LYS:CD	2.28	0.47
2:P:50:GLU:OE1	2:Q:50:GLU:HA	2.15	0.47
2:T:71:TYR:O	2:T:73:VAL:N	2.48	0.47
1:A:218:PRO:HA	1:A:246:PRO:O	2.15	0.47
1:A:247:LEU:HD13	1:A:248:LEU:N	2.29	0.47
1:A:329:THR:HG22	1:A:330:THR:N	2.30	0.47
1:A:414:GLY:HA2	1:A:495:ASP:OD2	2.14	0.47
1:B:199:TYR:O	1:B:199:TYR:CD1	2.68	0.47
1:B:271:VAL:O	1:B:271:VAL:HG23	2.14	0.47
1:C:187:LEU:HD12	1:C:188:ASP:N	2.30	0.47
1:C:352:GLN:HB3	1:C:365:LEU:HD11	1.97	0.47
1:C:486:GLY:CA	1:C:491:MET:CE	2.93	0.47
1:D:237:LEU:C	1:D:237:LEU:CD2	2.83	0.47
1:E:272:LYS:HB2	1:E:272:LYS:NZ	2.30	0.47
1:E:277:LYS:HG2	1:E:278:ALA:N	2.30	0.47
1:E:353:ILE:HG22	1:E:354:GLU:N	2.30	0.47
1:F:260:ALA:O	1:F:263:VAL:HB	2.15	0.47
1:F:278:ALA:HB1	1:F:279:PRO:HD2	1.96	0.47
1:F:308:GLU:O	1:F:309:LEU:O	2.33	0.47
1:F:400:LEU:O	1:F:400:LEU:HD13	2.15	0.47
1:H:37:ASN:ND2	1:H:37:ASN:H	2.13	0.47

Continued on next page...

Continued from previous page...

Atom-1	Atom-2	Interatomic distance (Å)	Clash overlap (Å)
1:J:254:VAL:O	1:J:259:LEU:HD12	2.15	0.47
1:K:153:ASN:O	1:K:154:SER:HB2	2.15	0.47
1:K:199:TYR:C	1:K:200:LEU:HD12	2.35	0.47
1:K:228:SER:O	1:K:258:ALA:N	2.47	0.47
1:K:322:ARG:HB2	1:K:333:ILE:HB	1.97	0.47
1:L:290:GLN:HG3	1:L:345:ARG:HE	1.79	0.47
1:M:66:PHE:N	1:M:69:MET:HG3	2.28	0.47
1:M:414:GLY:N	1:M:494:LEU:HA	2.31	0.47
1:N:191:GLU:O	1:N:334:ASP:HA	2.15	0.47
1:N:345:ARG:O	1:N:348:GLN:HB2	2.15	0.47
1:N:420:ILE:CD1	1:N:448:GLU:HG2	2.45	0.47
2:Q:47:ARG:HD3	2:Q:49:LEU:CG	2.45	0.47
2:Q:71:TYR:O	2:Q:73:VAL:N	2.48	0.47
2:S:47:ARG:HG2	2:S:48:ILE:N	2.30	0.47
2:U:4:ARG:HD2	2:U:5:PRO:HD2	1.96	0.47
1:A:30:THR:HB	1:A:51:LYS:HG3	1.96	0.46
1:A:210:THR:O	1:A:210:THR:HG22	2.15	0.46
1:A:249:ILE:C	1:A:250:ILE:HG13	2.35	0.46
1:A:346:VAL:O	1:A:350:ARG:NH1	2.47	0.46
1:A:404:ARG:HG3	1:A:404:ARG:NH1	2.28	0.46
1:B:127:ALA:O	1:B:131:LEU:HG	2.15	0.46
1:B:195:PHE:C	1:B:195:PHE:HD1	2.18	0.46
1:B:221:LEU:C	1:B:222:LEU:HD12	2.36	0.46
1:E:111:MET:CE	1:E:438:VAL:HG21	2.44	0.46
1:E:206:ASN:HB3	1:E:214:GLU:N	2.30	0.46
1:E:353:ILE:O	1:E:355:GLU:N	2.47	0.46
1:F:54:VAL:HG13	1:F:55:SER:N	2.29	0.46
1:F:127:ALA:O	1:F:131:LEU:HG	2.14	0.46
1:F:314:LEU:HD12	1:F:314:LEU:C	2.33	0.46
1:F:444:LEU:HD23	1:F:447:MET:HE3	1.97	0.46
1:G:94:VAL:HG12	1:G:449:ALA:HB1	1.97	0.46
1:H:353:ILE:HA	1:H:365:LEU:CD1	2.45	0.46
1:K:222:LEU:HD22	1:K:289:LEU:CD1	2.46	0.46
1:K:285:ARG:HG2	1:K:285:ARG:HH11	1.80	0.46
1:K:352:GLN:O	1:K:355:GLU:OE1	2.33	0.46
1:L:144:ILE:HG21	1:L:163:ALA:HA	1.96	0.46
1:L:233:MET:HB3	1:L:237:LEU:HB2	1.98	0.46
1:M:157:THR:O	1:M:161:LEU:HD13	2.15	0.46
1:N:206:ASN:ND2	1:N:207:LYS:HE2	2.30	0.46
1:N:267:MET:HG3	1:N:267:MET:O	2.15	0.46
1:N:298:GLY:HA2	1:N:317:LEU:O	2.15	0.46

Continued on next page...

Continued from previous page...

Atom-1	Atom-2	Interatomic distance (Å)	Clash overlap (Å)
1:N:325:ILE:HG22	1:N:326:ASN:N	2.29	0.46
2:O:73:VAL:O	2:O:74:LYS:HD3	2.15	0.46
2:Q:47:ARG:O	2:Q:55:LYS:HE3	2.15	0.46
2:Q:47:ARG:HB3	2:Q:55:LYS:HG2	1.97	0.46
2:Q:87:SER:C	2:Q:89:SER:N	2.67	0.46
2:R:11:ILE:HB	2:R:42:ALA:HB3	1.98	0.46
2:R:59:VAL:HG23	2:R:59:VAL:O	2.15	0.46
2:T:17:VAL:CG1	2:T:34:LYS:HA	2.45	0.46
2:U:5:PRO:HD3	2:U:42:ALA:HB1	1.96	0.46
1:A:299:THR:N	1:A:316:ASP:O	2.48	0.46
1:A:315:GLU:OE1	1:A:316:ASP:N	2.49	0.46
1:B:4:LYS:HG3	1:C:59:GLU:O	2.14	0.46
1:B:112:ASN:HD21	1:B:114:MET:HB3	1.79	0.46
1:C:10:ASN:O	1:C:14:VAL:HG23	2.15	0.46
1:C:195:PHE:C	1:C:195:PHE:CD1	2.88	0.46
1:D:84:ALA:HB2	1:D:506:TYR:CE2	2.49	0.46
1:D:205:ILE:HD13	1:D:211:GLY:HA2	1.96	0.46
1:D:245:LYS:HE2	1:D:245:LYS:CA	2.36	0.46
1:E:96:ALA:O	1:E:97:GLN:C	2.54	0.46
1:F:131:LEU:HD23	1:F:422:VAL:HG11	1.94	0.46
1:G:52:ASP:OD1	1:G:54:VAL:HG12	2.16	0.46
1:G:302:SER:C	1:G:304:GLU:N	2.68	0.46
1:G:327:LYS:HD3	1:G:327:LYS:N	2.30	0.46
1:G:403:THR:O	1:G:404:ARG:C	2.54	0.46
1:G:433:ASN:OD1	1:G:436:GLN:HB2	2.15	0.46
1:H:402:ALA:O	1:H:406:ALA:N	2.32	0.46
1:I:417:VAL:O	1:I:418:ALA:C	2.53	0.46
1:J:222:LEU:HD11	1:J:293:ALA:HA	1.97	0.46
1:J:336:VAL:O	1:J:336:VAL:HG12	2.14	0.46
1:L:7:LYS:HG3	1:L:66:PHE:CE2	2.50	0.46
1:L:175:ILE:HD13	1:L:404:ARG:NH2	2.30	0.46
1:L:188:ASP:O	1:L:378:VAL:HG22	2.15	0.46
1:M:112:ASN:HA	1:M:113:PRO:HD3	1.67	0.46
1:N:180:GLY:HA2	1:N:380:LYS:HB3	1.97	0.46
1:N:433:ASN:HD22	1:N:434:GLU:H	1.63	0.46
2:P:5:PRO:HD3	2:P:42:ALA:HB1	1.97	0.46
2:P:69:ASP:HA	2:P:73:VAL:HG21	1.98	0.46
1:A:134:LEU:N	1:A:134:LEU:CD1	2.78	0.46
1:A:253:ASP:CG	1:A:254:VAL:N	2.69	0.46
1:A:510:VAL:O	1:A:511:ALA:C	2.53	0.46
1:B:95:LEU:O	1:B:99:ILE:HG13	2.16	0.46

Continued on next page...

Continued from previous page...

Atom-1	Atom-2	Interatomic distance (Å)	Clash overlap (Å)
1:B:223:ALA:HB3	1:B:251:ALA:CB	2.42	0.46
1:B:227:ILE:O	1:B:227:ILE:HG22	2.14	0.46
1:C:329:THR:HG22	1:C:330:THR:N	2.30	0.46
1:D:74:VAL:O	1:D:77:VAL:CG1	2.54	0.46
1:D:280:GLY:CA	1:D:284:ARG:HD2	2.46	0.46
1:D:309:LEU:O	1:D:310:GLU:C	2.53	0.46
1:D:313:THR:HG22	1:D:314:LEU:N	2.30	0.46
1:D:358:SER:HA	1:D:362:ARG:HD2	1.96	0.46
1:D:468:THR:OG1	1:D:485:TYR:CE2	2.68	0.46
1:E:62:LEU:N	1:E:62:LEU:CD1	2.79	0.46
1:E:208:PRO:HD2	1:E:212:ALA:HB1	1.96	0.46
1:F:325:ILE:N	1:F:325:ILE:CD1	2.78	0.46
1:F:366:GLN:HA	1:F:369:VAL:HB	1.98	0.46
1:G:200:LEU:HD21	1:G:253:ASP:OD1	2.16	0.46
1:G:501:ARG:O	1:G:505:GLN:HG3	2.15	0.46
1:I:66:PHE:N	1:I:69:MET:HG3	2.27	0.46
1:I:353:ILE:HA	1:I:365:LEU:HD12	1.97	0.46
1:J:15:LYS:HD2	1:J:67:GLU:HG3	1.98	0.46
1:J:186:GLU:OE1	1:J:380:LYS:HD2	2.14	0.46
1:J:302:SER:HB2	1:J:305:ILE:CG1	2.45	0.46
1:J:314:LEU:C	1:J:316:ASP:N	2.69	0.46
1:J:317:LEU:HD12	1:J:317:LEU:N	2.30	0.46
1:J:433:ASN:HD22	1:J:434:GLU:H	1.63	0.46
1:K:72:GLN:HA	1:K:72:GLN:HE21	1.78	0.46
1:L:112:ASN:HA	1:L:113:PRO:HD3	1.73	0.46
1:L:360:TYR:O	1:L:364:LYS:HB2	2.15	0.46
1:L:399:ALA:O	1:L:400:LEU:C	2.54	0.46
1:M:84:ALA:O	1:M:498:LYS:HE2	2.14	0.46
1:M:284:ARG:HE	1:M:364:LYS:NZ	2.14	0.46
1:M:350:ARG:HE	1:M:369:VAL:HG11	1.80	0.46
1:N:220:ILE:N	1:N:318:GLY:O	2.48	0.46
1:A:326:ASN:HD21	1:A:328:ASP:HB2	1.79	0.46
1:A:421:ARG:HD3	1:A:421:ARG:HA	1.76	0.46
1:B:199:TYR:CE2	1:B:205:ILE:HG12	2.50	0.46
1:C:290:GLN:O	1:C:294:THR:HG23	2.15	0.46
1:C:357:THR:O	1:C:359:ASP:N	2.48	0.46
1:C:357:THR:HB	1:C:361:ASP:CB	2.45	0.46
1:C:438:VAL:O	1:C:442:VAL:HG23	2.16	0.46
1:D:87:ASP:OD1	1:D:88:GLY:N	2.46	0.46
1:D:140:ASP:OD1	1:D:142:LYS:HB3	2.15	0.46
1:D:475:ASN:N	1:D:475:ASN:ND2	2.63	0.46

Continued on next page...

Continued from previous page...

Atom-1	Atom-2	Interatomic distance (Å)	Clash overlap (Å)
1:E:134:LEU:N	1:E:134:LEU:CD1	2.79	0.46
1:E:240:VAL:O	1:E:244:GLY:N	2.45	0.46
1:F:295:LEU:HD23	1:F:295:LEU:C	2.36	0.46
1:F:381:VAL:HG21	1:F:393:LYS:CA	2.45	0.46
1:G:28:LYS:O	1:G:30:THR:N	2.49	0.46
1:G:219:PHE:HB3	1:G:317:LEU:HD13	1.96	0.46
1:G:284:ARG:HG2	1:G:288:MET:HE1	1.97	0.46
1:I:236:VAL:HG23	1:I:237:LEU:H	1.79	0.46
1:K:421:ARG:HD2	1:K:474:GLY:O	2.16	0.46
1:L:203:TYR:CB	1:L:263:VAL:HG13	2.43	0.46
1:L:325:ILE:HG13	1:L:330:THR:HG23	1.97	0.46
1:L:478:TYR:HA	1:L:485:TYR:HA	1.98	0.46
1:M:247:LEU:HD22	1:M:248:LEU:N	2.30	0.46
1:M:301:ILE:N	1:M:301:ILE:CD1	2.71	0.46
1:M:433:ASN:HD22	1:M:434:GLU:H	1.63	0.46
1:N:363:GLU:O	1:N:366:GLN:HB3	2.15	0.46
1:N:494:LEU:O	1:N:495:ASP:OD1	2.34	0.46
2:O:40:VAL:CG2	2:O:63:ASP:HB2	2.44	0.46
2:Q:53:GLU:N	2:Q:53:GLU:OE1	2.49	0.46
1:A:208:PRO:HB2	1:A:212:ALA:CB	2.45	0.46
1:A:215:LEU:HB3	1:A:246:PRO:CB	2.40	0.46
1:A:233:MET:HE2	1:A:237:LEU:HB2	1.98	0.46
1:B:209:GLU:CD	1:B:209:GLU:N	2.69	0.46
1:C:430:ARG:HG2	1:C:430:ARG:HH11	1.80	0.46
1:D:183:LEU:O	1:D:382:GLY:HA3	2.16	0.46
1:D:199:TYR:OH	1:D:211:GLY:CA	2.64	0.46
1:D:413:ALA:HB1	1:D:417:VAL:HG11	1.98	0.46
1:D:456:LEU:HD13	1:D:462:PRO:HG2	1.97	0.46
1:E:72:GLN:CA	1:E:72:GLN:HE21	2.28	0.46
1:F:219:PHE:CE2	1:F:245:LYS:HB2	2.51	0.46
1:F:271:VAL:O	1:F:271:VAL:HG23	2.16	0.46
1:F:353:ILE:HG22	1:F:354:GLU:N	2.31	0.46
1:G:256:GLY:HA2	1:G:259:LEU:HD12	1.96	0.46
1:H:305:ILE:HG22	1:H:305:ILE:O	2.16	0.46
1:H:314:LEU:C	1:H:316:ASP:N	2.69	0.46
1:H:433:ASN:HD22	1:H:434:GLU:H	1.62	0.46
1:H:487:ASN:O	1:H:491:MET:HG3	2.15	0.46
1:H:496:PRO:O	1:H:497:THR:C	2.53	0.46
1:I:494:LEU:N	1:I:494:LEU:CD2	2.78	0.46
1:I:496:PRO:O	1:I:497:THR:C	2.54	0.46
1:J:202:PRO:C	1:J:204:PHE:H	2.19	0.46

Continued on next page...

Continued from previous page...

Atom-1	Atom-2	Interatomic distance (Å)	Clash overlap (Å)
1:J:214:GLU:HG2	1:J:324:VAL:CG1	2.45	0.46
1:K:420:ILE:HD13	1:K:448:GLU:HA	1.98	0.46
1:L:270:ILE:HA	1:M:257:GLU:OE2	2.16	0.46
1:L:287:ALA:O	1:L:290:GLN:N	2.49	0.46
1:L:433:ASN:HD22	1:L:434:GLU:H	1.64	0.46
1:M:287:ALA:HB1	1:M:368:ARG:HH22	1.77	0.46
1:M:353:ILE:O	1:M:353:ILE:HG22	2.16	0.46
1:N:69:MET:HE2	1:N:522:THR:HB	1.95	0.46
1:N:102:GLU:HB2	1:N:442:VAL:HG13	1.96	0.46
1:N:478:TYR:HB2	1:N:485:TYR:CE2	2.50	0.46
2:Q:14:ARG:NH2	2:Q:69:ASP:OD2	2.44	0.46
2:Q:86:MET:HG3	2:Q:90:ASP:HB2	1.97	0.46
2:S:75:SER:OG	2:S:82:GLU:OE1	2.34	0.46
2:T:84:LEU:N	2:T:84:LEU:CD1	2.79	0.46
2:U:68:ASN:O	2:U:70:GLY:N	2.47	0.46
1:C:3:ALA:HB3	1:C:524:LEU:HD12	1.98	0.46
1:C:200:LEU:O	1:C:202:PRO:CD	2.63	0.46
1:C:421:ARG:HD3	1:C:421:ARG:HA	1.76	0.46
1:C:510:VAL:CG2	1:C:511:ALA:H	2.28	0.46
1:D:241:ALA:HA	1:D:271:VAL:HG12	1.97	0.46
1:D:417:VAL:C	1:D:420:ILE:HG22	2.36	0.46
1:E:128:VAL:HG12	1:E:132:LYS:HE2	1.97	0.46
1:E:365:LEU:HD22	1:E:366:GLN:NE2	2.30	0.46
1:E:417:VAL:O	1:E:418:ALA:C	2.54	0.46
1:E:452:ARG:HB2	1:E:462:PRO:CB	2.40	0.46
1:F:346:VAL:HA	1:F:349:ILE:HD12	1.97	0.46
1:G:428:ASP:HA	1:G:430:ARG:HH12	1.81	0.46
1:H:197:ARG:HG2	1:H:277:LYS:O	2.14	0.46
1:H:487:ASN:OD1	1:H:489:ILE:HB	2.16	0.46
1:I:287:ALA:O	1:I:290:GLN:N	2.48	0.46
1:J:226:LYS:CA	1:J:252:GLU:HB2	2.46	0.46
1:J:441:LYS:O	1:J:442:VAL:C	2.53	0.46
1:K:41:ASP:HB2	1:L:69:MET:HE2	1.98	0.46
1:K:248:LEU:HD11	1:K:250:ILE:HG13	1.98	0.46
1:K:314:LEU:C	1:K:316:ASP:N	2.69	0.46
1:L:66:PHE:HA	1:L:520:MET:HE1	1.97	0.46
1:L:149:THR:CG2	1:L:159:GLY:HA3	2.30	0.46
1:M:197:ARG:NE	1:M:277:LYS:HZ3	2.14	0.46
1:M:205:ILE:HG23	1:M:212:ALA:O	2.16	0.46
1:N:128:VAL:O	1:N:132:LYS:HG3	2.16	0.46
1:N:419:LEU:HD21	1:N:500:THR:HG23	1.96	0.46

Continued on next page...

Continued from previous page...

Atom-1	Atom-2	Interatomic distance (Å)	Clash overlap (Å)
2:P:11:ILE:HB	2:P:42:ALA:HB3	1.97	0.46
2:R:13:LYS:HB3	2:R:41:LEU:HD11	1.97	0.46
2:R:73:VAL:O	2:R:74:LYS:HD3	2.16	0.46
1:A:56:VAL:O	1:A:57:ALA:C	2.54	0.46
1:A:116:LEU:O	1:A:120:ILE:HG13	2.16	0.46
1:A:179:ASP:OD1	1:A:389:MET:HG3	2.15	0.46
1:B:272:LYS:HB2	1:B:272:LYS:HZ2	1.81	0.46
1:B:284:ARG:HG2	1:B:288:MET:CE	2.46	0.46
1:B:433:ASN:HD21	1:B:435:ASP:HB2	1.81	0.46
1:C:54:VAL:HG13	1:C:55:SER:N	2.31	0.46
1:C:177:VAL:CG2	1:C:393:LYS:HG3	2.45	0.46
1:C:326:ASN:OD1	1:C:329:THR:N	2.49	0.46
1:C:495:ASP:CG	4:C:1:ADP:HO2'	2.18	0.46
1:D:219:PHE:O	1:D:247:LEU:HD22	2.15	0.46
1:E:321:LYS:HB2	1:E:333:ILE:HB	1.96	0.46
1:F:87:ASP:OD1	1:F:88:GLY:N	2.47	0.46
1:F:258:ALA:O	1:F:261:THR:HG23	2.16	0.46
1:F:449:ALA:O	1:F:450:PRO:C	2.51	0.46
1:G:249:ILE:HG22	1:G:250:ILE:N	2.31	0.46
1:G:255:GLU:O	1:G:259:LEU:HG	2.15	0.46
1:G:345:ARG:O	1:G:349:ILE:HG13	2.16	0.46
1:G:355:GLU:C	1:G:357:THR:H	2.18	0.46
1:H:39:VAL:HG22	1:H:49:ILE:HG12	1.97	0.46
1:H:72:GLN:NE2	1:H:75:LYS:HD3	2.31	0.46
1:H:270:ILE:HA	1:I:257:GLU:OE2	2.16	0.46
1:I:255:GLU:O	1:I:256:GLY:C	2.53	0.46
1:I:434:GLU:O	1:I:438:VAL:HG23	2.15	0.46
1:I:466:ALA:O	1:I:470:LYS:HG2	2.15	0.46
1:J:239:ALA:CB	1:J:314:LEU:HD11	2.30	0.46
1:K:317:LEU:N	1:K:317:LEU:HD12	2.31	0.46
1:L:421:ARG:HD2	1:L:474:GLY:O	2.15	0.46
1:M:15:LYS:HD2	1:M:67:GLU:HG3	1.97	0.46
1:M:197:ARG:H	1:M:329:THR:HA	1.81	0.46
1:M:225:LYS:HE2	1:M:309:LEU:CD1	2.43	0.46
1:M:232:GLU:HA	1:M:310:GLU:CG	2.46	0.46
1:M:422:VAL:O	1:M:426:LEU:CD2	2.63	0.46
1:N:203:TYR:HB2	1:N:263:VAL:HG13	1.98	0.46
1:N:362:ARG:HB3	1:N:362:ARG:HH11	1.80	0.46
1:N:434:GLU:O	1:N:438:VAL:HG23	2.16	0.46
2:P:78:ILE:N	2:P:78:ILE:CD1	2.79	0.46
2:R:17:VAL:HG11	2:R:33:ALA:O	2.16	0.46

Continued on next page...

Continued from previous page...

Atom-1	Atom-2	Interatomic distance (Å)	Clash overlap (Å)
1:A:206:ASN:CB	1:A:213:VAL:HA	2.46	0.46
1:A:219:PHE:CB	1:A:317:LEU:HD13	2.42	0.46
1:A:385:THR:OG1	1:A:388:GLU:CB	2.64	0.46
1:B:433:ASN:OD1	1:B:436:GLN:HB2	2.15	0.46
1:C:284:ARG:O	1:C:287:ALA:HB3	2.16	0.46
1:D:52:ASP:OD1	1:D:54:VAL:HG12	2.16	0.46
1:D:69:MET:O	1:D:73:MET:HG3	2.16	0.46
1:D:95:LEU:O	1:D:98:ALA:HB3	2.15	0.46
1:E:206:ASN:H	1:E:213:VAL:HA	1.80	0.46
1:E:229:ASN:C	1:E:231:ARG:H	2.19	0.46
1:E:304:GLU:HB2	1:E:305:ILE:HD12	1.97	0.46
1:F:256:GLY:O	1:F:257:GLU:C	2.53	0.46
1:F:277:LYS:HG2	1:F:278:ALA:N	2.30	0.46
1:F:281:PHE:H	1:F:284:ARG:HD2	1.81	0.46
1:F:411:VAL:HG12	1:F:496:PRO:CA	2.39	0.46
1:G:16:MET:O	1:G:20:VAL:HG23	2.16	0.46
1:G:194:GLN:HG3	1:G:331:THR:OG1	2.16	0.46
1:G:210:THR:O	1:G:210:THR:HG22	2.15	0.46
1:G:287:ALA:O	1:G:290:GLN:NE2	2.44	0.46
1:G:409:GLU:CD	1:G:501:ARG:HH21	2.18	0.46
1:H:277:LYS:HB2	1:H:277:LYS:HZ2	1.79	0.46
1:I:69:MET:HE2	1:I:522:THR:CB	2.38	0.46
1:I:112:ASN:HA	1:I:113:PRO:HD3	1.73	0.46
1:I:317:LEU:N	1:I:317:LEU:CD1	2.79	0.46
1:K:69:MET:HE2	1:K:522:THR:HB	1.94	0.46
1:K:303:GLU:C	1:K:305:ILE:N	2.68	0.46
1:L:88:GLY:O	1:L:89:THR:C	2.55	0.46
1:L:130:GLU:OE2	1:L:425:LYS:HB3	2.15	0.46
1:L:317:LEU:HD12	1:L:317:LEU:N	2.31	0.46
1:L:479:ASN:O	1:L:483:GLU:N	2.48	0.46
1:M:270:ILE:HG23	1:N:229:ASN:ND2	2.31	0.46
1:N:221:LEU:HD13	1:N:223:ALA:N	2.30	0.46
1:N:247:LEU:HD13	1:N:248:LEU:N	2.30	0.46
1:N:277:LYS:HB2	1:N:277:LYS:HZ3	1.81	0.46
1:N:478:TYR:HA	1:N:485:TYR:HA	1.98	0.46
2:P:58:ASP:N	2:P:88:GLU:OE2	2.45	0.46
1:A:211:GLY:O	1:A:325:ILE:O	2.34	0.46
1:A:449:ALA:HB3	1:A:450:PRO:CD	2.43	0.46
1:A:449:ALA:O	1:A:450:PRO:C	2.54	0.46
1:A:496:PRO:HG2	1:A:499:VAL:CG1	2.45	0.46
1:B:177:VAL:HG22	1:B:393:LYS:HG3	1.97	0.46

Continued on next page...

Continued from previous page...

Atom-1	Atom-2	Interatomic distance (Å)	Clash overlap (Å)
1:B:210:THR:HG22	1:B:210:THR:O	2.16	0.46
1:B:234:LEU:O	1:B:238:GLU:N	2.47	0.46
1:C:183:LEU:O	1:C:382:GLY:HA3	2.15	0.46
1:C:262:LEU:O	1:C:266:THR:HG23	2.16	0.46
1:C:281:PHE:HB2	1:C:284:ARG:NH2	2.31	0.46
1:C:449:ALA:HB3	1:C:450:PRO:CD	2.41	0.46
1:D:128:VAL:HG12	1:D:132:LYS:HE2	1.98	0.46
1:D:200:LEU:O	1:D:202:PRO:HD2	2.16	0.46
1:D:320:ALA:HA	1:D:334:ASP:O	2.16	0.46
1:D:474:GLY:C	1:D:475:ASN:HD22	2.19	0.46
1:E:116:LEU:O	1:E:120:ILE:HG13	2.16	0.46
1:E:366:GLN:HA	1:E:369:VAL:HG21	1.98	0.46
1:E:430:ARG:HH11	1:E:430:ARG:HG2	1.80	0.46
1:F:5:ASP:O	1:F:66:PHE:HZ	1.99	0.46
1:F:77:VAL:HG22	1:F:78:ALA:N	2.31	0.46
1:F:88:GLY:C	4:F:1:ADP:O2B	2.54	0.46
1:F:428:ASP:C	1:F:430:ARG:NH1	2.70	0.46
1:F:434:GLU:OE2	1:F:438:VAL:HG23	2.15	0.46
1:G:115:ASP:HB3	1:G:436:GLN:HG3	1.96	0.46
1:G:209:GLU:O	1:G:210:THR:HB	2.16	0.46
1:G:350:ARG:O	1:G:354:GLU:HG2	2.16	0.46
1:H:64:ASP:C	1:H:65:LYS:O	2.50	0.46
1:H:131:LEU:CD1	1:H:422:VAL:HG11	2.45	0.46
1:H:414:GLY:N	1:H:494:LEU:HA	2.30	0.46
1:H:422:VAL:O	1:H:426:LEU:CD2	2.64	0.46
1:J:193:MET:CG	1:J:194:GLN:N	2.78	0.46
1:J:200:LEU:N	1:J:200:LEU:HD12	2.31	0.46
1:K:122:LYS:O	1:K:125:THR:HB	2.15	0.46
1:K:184:GLN:OE1	1:K:184:GLN:HA	2.15	0.46
1:K:189:VAL:HG23	1:K:189:VAL:O	2.15	0.46
1:K:296:THR:HB	1:K:319:GLN:N	2.31	0.46
1:K:353:ILE:HD11	1:K:369:VAL:CG2	2.46	0.46
1:L:102:GLU:HB2	1:L:442:VAL:HG13	1.97	0.46
1:L:131:LEU:CD1	1:L:422:VAL:HG11	2.46	0.46
1:L:352:GLN:O	1:L:355:GLU:OE1	2.34	0.46
1:M:227:ILE:HD12	1:M:309:LEU:HD11	1.97	0.46
1:M:391:GLU:O	1:M:394:ALA:HB3	2.16	0.46
2:O:14:ARG:CB	2:O:14:ARG:HH11	2.29	0.46
2:O:48:ILE:HG12	2:O:54:VAL:CG1	2.45	0.46
2:S:7:HIS:HA	2:S:45:ASN:N	2.30	0.46
2:S:12:VAL:CG2	2:S:84:LEU:HB2	2.45	0.46

Continued on next page...

Continued from previous page...

Atom-1	Atom-2	Interatomic distance (Å)	Clash overlap (Å)
1:A:279:PRO:HD2	1:A:285:ARG:CB	2.46	0.46
1:A:305:ILE:N	1:A:305:ILE:CD1	2.75	0.46
1:A:355:GLU:HG2	1:A:361:ASP:OD2	2.15	0.46
1:A:385:THR:HG23	1:G:509:SER:OG	2.16	0.46
1:D:134:LEU:N	1:D:134:LEU:HD12	2.31	0.46
1:E:267:MET:N	1:E:267:MET:HE3	2.31	0.46
1:E:368:ARG:HD3	1:E:372:LEU:HD11	1.98	0.46
1:E:381:VAL:CG1	1:E:392:LYS:HG2	2.45	0.46
1:E:417:VAL:CA	1:E:420:ILE:HG22	2.46	0.46
1:F:144:ILE:O	1:F:147:VAL:HG22	2.16	0.46
1:F:433:ASN:HD21	1:F:435:ASP:HB2	1.81	0.46
1:G:124:VAL:HG22	1:G:504:LEU:HD11	1.98	0.46
1:H:221:LEU:HD13	1:H:223:ALA:H	1.80	0.46
1:H:301:ILE:HD12	1:H:301:ILE:H	1.80	0.46
1:H:353:ILE:HA	1:H:365:LEU:HD12	1.98	0.46
1:H:362:ARG:NH1	1:H:362:ARG:HB3	2.31	0.46
1:J:506:TYR:O	1:J:509:SER:HB3	2.16	0.46
1:K:302:SER:O	1:K:305:ILE:HB	2.16	0.46
1:L:72:GLN:NE2	1:L:75:LYS:HD3	2.30	0.46
1:L:218:PRO:HB3	1:L:246:PRO:HB2	1.98	0.46
1:M:363:GLU:O	1:M:366:GLN:HB3	2.15	0.46
1:M:385:THR:CG2	1:M:388:GLU:H	2.22	0.46
1:M:419:LEU:HD21	1:M:500:THR:CG2	2.46	0.46
1:N:432:GLN:OE1	1:N:432:GLN:N	2.49	0.46
2:P:49:LEU:O	2:P:55:LYS:NZ	2.48	0.46
2:P:78:ILE:HG22	2:P:79:ASP:OD2	2.17	0.46
2:S:96:GLU:OE1	2:T:4:ARG:HB2	2.16	0.46
1:A:289:LEU:O	1:A:290:GLN:C	2.55	0.45
1:A:450:PRO:O	1:A:454:ILE:HG13	2.16	0.45
1:B:177:VAL:HG11	1:B:397:GLU:CG	2.44	0.45
1:B:256:GLY:O	1:B:257:GLU:C	2.55	0.45
1:B:313:THR:CG2	1:B:315:GLU:HG3	2.46	0.45
1:B:421:ARG:HA	1:B:421:ARG:HD3	1.78	0.45
1:D:77:VAL:HG22	1:D:78:ALA:N	2.30	0.45
1:D:358:SER:HA	1:D:362:ARG:CD	2.46	0.45
1:F:183:LEU:O	1:F:382:GLY:HA3	2.16	0.45
1:F:235:PRO:O	1:F:239:ALA:HB2	2.17	0.45
1:F:262:LEU:O	1:F:266:THR:HG23	2.15	0.45
1:F:281:PHE:O	1:F:284:ARG:HB3	2.16	0.45
1:F:434:GLU:O	1:F:437:ASN:N	2.50	0.45
1:G:199:TYR:HE2	1:G:205:ILE:HG12	1.79	0.45

Continued on next page...

Continued from previous page...

Atom-1	Atom-2	Interatomic distance (Å)	Clash overlap (Å)
1:G:434:GLU:O	1:G:435:ASP:C	2.54	0.45
1:H:126:ALA:HB1	1:H:426:LEU:HD13	1.97	0.45
1:H:286:LYS:HA	1:H:286:LYS:CE	2.40	0.45
1:I:101:THR:HG22	1:I:105:LYS:HE3	1.98	0.45
1:I:130:GLU:OE2	1:I:425:LYS:HB3	2.16	0.45
1:I:292:ILE:O	1:I:293:ALA:C	2.54	0.45
1:I:411:VAL:HG21	1:I:494:LEU:CD1	2.44	0.45
1:J:17:LEU:HA	1:J:20:VAL:CG1	2.46	0.45
1:J:28:LYS:HD2	1:J:453:GLN:OE1	2.15	0.45
1:J:257:GLU:O	1:J:261:THR:HG23	2.16	0.45
1:K:32:GLY:CA	1:K:454:ILE:HG23	2.46	0.45
1:K:65:LYS:O	1:K:66:PHE:CB	2.46	0.45
1:K:364:LYS:O	1:K:365:LEU:C	2.52	0.45
1:L:81:ALA:HA	1:L:506:TYR:CD2	2.51	0.45
1:L:175:ILE:N	1:L:175:ILE:CD1	2.75	0.45
1:M:107:VAL:CG2	1:M:108:ALA:H	2.29	0.45
1:M:225:LYS:HG3	1:M:227:ILE:HD13	1.97	0.45
1:M:256:GLY:HA2	1:M:260:ALA:H	1.80	0.45
1:N:16:MET:HG3	1:N:520:MET:SD	2.56	0.45
1:N:95:LEU:O	1:N:96:ALA:C	2.54	0.45
2:Q:41:LEU:O	2:Q:61:VAL:HG13	2.16	0.45
2:T:50:GLU:OE2	2:U:51:ASN:HB3	2.16	0.45
1:A:314:LEU:HD12	1:A:315:GLU:H	1.75	0.45
1:A:368:ARG:O	1:A:372:LEU:HG	2.15	0.45
1:B:112:ASN:ND2	1:B:115:ASP:H	2.14	0.45
1:B:270:ILE:HD13	2:P:27:LEU:HB2	1.98	0.45
1:B:413:ALA:CB	1:B:417:VAL:CG1	2.94	0.45
1:B:417:VAL:C	1:B:420:ILE:HG22	2.35	0.45
1:B:487:ASN:OD1	1:B:489:ILE:N	2.48	0.45
1:C:183:LEU:HD22	1:C:384:ALA:HA	1.98	0.45
1:C:397:GLU:O	1:C:398:ASP:C	2.54	0.45
1:C:443:ALA:O	1:C:447:MET:HG3	2.16	0.45
1:D:209:GLU:O	1:D:210:THR:HB	2.16	0.45
1:D:321:LYS:HD2	1:D:333:ILE:CG2	2.43	0.45
1:E:77:VAL:HG22	1:E:78:ALA:N	2.30	0.45
1:E:130:GLU:HB3	1:E:422:VAL:HB	1.98	0.45
1:E:248:LEU:C	1:E:248:LEU:HD13	2.36	0.45
1:E:326:ASN:ND2	1:E:328:ASP:N	2.63	0.45
1:E:482:THR:OG1	1:E:484:GLU:HG2	2.16	0.45
1:F:281:PHE:H	1:F:284:ARG:NE	2.14	0.45
1:F:406:ALA:HB2	1:F:496:PRO:HB3	1.99	0.45

Continued on next page...

Continued from previous page...

Atom-1	Atom-2	Interatomic distance (Å)	Clash overlap (Å)
1:G:31:LEU:HD12	4:G:1:ADP:O1A	2.16	0.45
1:G:421:ARG:HA	1:G:421:ARG:HD3	1.78	0.45
1:H:55:SER:O	1:H:58:ARG:HB3	2.16	0.45
1:H:221:LEU:HB3	1:H:249:ILE:HA	1.96	0.45
1:J:512:GLY:HA2	1:J:515:ILE:HD12	1.98	0.45
1:K:253:ASP:OD1	1:K:254:VAL:N	2.38	0.45
1:K:472:GLY:HA3	1:K:476:TYR:CD2	2.51	0.45
1:L:326:ASN:O	1:L:327:LYS:C	2.55	0.45
1:M:117:LYS:HG2	1:M:121:ASP:OD2	2.17	0.45
1:M:197:ARG:HE	1:M:277:LYS:HB2	1.81	0.45
1:M:232:GLU:CB	1:M:309:LEU:HD12	2.45	0.45
1:M:425:LYS:O	1:M:427:ALA:N	2.48	0.45
1:N:37:ASN:HB3	1:N:51:LYS:HG3	1.97	0.45
2:O:43:VAL:CG1	2:O:57:LEU:HD12	2.46	0.45
2:Q:83:VAL:C	2:Q:84:LEU:HD12	2.36	0.45
2:R:13:LYS:HG3	2:R:13:LYS:O	2.16	0.45
2:R:20:LYS:HA	2:R:28:THR:CG2	2.46	0.45
2:S:27:LEU:HD23	2:S:27:LEU:O	2.16	0.45
1:B:56:VAL:O	1:B:57:ALA:C	2.53	0.45
1:B:295:LEU:O	1:B:337:GLY:CA	2.62	0.45
1:B:381:VAL:CG1	1:B:392:LYS:HG3	2.46	0.45
1:C:218:PRO:CA	1:C:246:PRO:HG2	2.45	0.45
1:C:512:GLY:O	1:C:515:ILE:HG12	2.15	0.45
1:D:289:LEU:N	1:D:290:GLN:OE1	2.44	0.45
1:E:9:GLY:HA2	1:E:13:ARG:NH1	2.32	0.45
1:E:207:LYS:HB2	1:E:207:LYS:NZ	2.31	0.45
1:E:333:ILE:O	1:E:334:ASP:HB2	2.17	0.45
1:E:413:ALA:CB	1:E:417:VAL:CG1	2.94	0.45
1:F:434:GLU:HA	1:F:437:ASN:HD22	1.80	0.45
1:G:194:GLN:HG2	1:G:195:PHE:N	2.31	0.45
1:G:302:SER:HB2	1:G:305:ILE:HB	1.98	0.45
1:G:420:ILE:HD11	1:G:470:LYS:CG	2.47	0.45
1:H:149:THR:HG22	1:H:156:GLU:O	2.16	0.45
1:I:65:LYS:O	1:I:66:PHE:CB	2.42	0.45
1:I:385:THR:CG2	1:I:388:GLU:HB3	2.47	0.45
1:J:449:ALA:HB3	1:J:450:PRO:CD	2.38	0.45
1:K:494:LEU:N	1:K:494:LEU:CD2	2.78	0.45
1:L:191:GLU:OE1	1:L:342:ILE:HG21	2.17	0.45
1:M:227:ILE:O	1:M:254:VAL:HA	2.17	0.45
1:M:228:SER:HA	1:M:255:GLU:HB2	1.98	0.45
1:M:358:SER:HB3	1:M:361:ASP:HB2	1.98	0.45

Continued on next page...

Continued from previous page...

Atom-1	Atom-2	Interatomic distance (Å)	Clash overlap (Å)
2:R:22:ALA:O	2:R:26:VAL:HB	2.16	0.45
2:R:47:ARG:HB3	2:R:55:LYS:CG	2.46	0.45
2:U:5:PRO:CD	2:U:42:ALA:HB1	2.45	0.45
2:U:8:ASP:O	2:U:87:SER:HA	2.16	0.45
2:U:76:GLU:O	2:U:83:VAL:HG22	2.16	0.45
1:A:209:GLU:O	1:A:210:THR:HB	2.16	0.45
1:B:352:GLN:C	1:B:365:LEU:HD11	2.37	0.45
1:B:381:VAL:CG1	1:B:392:LYS:HG2	2.45	0.45
1:C:193:MET:O	1:C:331:THR:HG23	2.17	0.45
1:C:215:LEU:O	1:C:322:ARG:HA	2.17	0.45
1:C:510:VAL:O	1:C:511:ALA:C	2.53	0.45
1:D:430:ARG:HG2	1:D:430:ARG:NH1	2.32	0.45
1:E:128:VAL:CG1	1:E:132:LYS:HE2	2.46	0.45
1:E:455:VAL:O	1:E:458:CYS:HB2	2.16	0.45
1:G:366:GLN:O	1:G:369:VAL:HB	2.16	0.45
1:G:383:ALA:N	1:G:389:MET:HE1	2.31	0.45
1:H:190:VAL:HG21	1:H:334:ASP:CG	2.37	0.45
1:I:219:PHE:CB	1:I:317:LEU:HD23	2.46	0.45
1:J:399:ALA:O	1:J:400:LEU:C	2.54	0.45
1:K:175:ILE:HD13	1:K:404:ARG:NH2	2.31	0.45
1:K:220:ILE:HG23	1:K:248:LEU:HD12	1.97	0.45
1:K:364:LYS:HD2	1:K:367:GLU:OE1	2.15	0.45
1:L:69:MET:O	1:L:73:MET:HG3	2.16	0.45
1:L:222:LEU:HD11	1:L:293:ALA:HA	1.99	0.45
1:M:286:LYS:HA	1:M:286:LYS:CE	2.39	0.45
1:A:162:ILE:HG21	1:A:403:THR:HG21	1.97	0.45
1:A:472:GLY:HA3	1:A:476:TYR:HD2	1.80	0.45
1:B:88:GLY:C	4:B:1:ADP:O2B	2.55	0.45
1:B:339:GLU:HA	1:B:342:ILE:HB	1.97	0.45
1:C:347:ALA:O	1:C:350:ARG:HG2	2.15	0.45
1:C:474:GLY:C	1:C:475:ASN:HD22	2.20	0.45
1:D:233:MET:HE1	1:D:237:LEU:HB2	1.98	0.45
1:D:239:ALA:HB1	1:D:314:LEU:HB3	1.99	0.45
1:D:451:LEU:O	1:D:454:ILE:HB	2.17	0.45
1:E:194:GLN:HG2	1:E:195:PHE:N	2.30	0.45
1:E:221:LEU:HD13	1:E:317:LEU:CD2	2.46	0.45
1:E:417:VAL:HA	1:E:420:ILE:CG2	2.46	0.45
1:F:147:VAL:HG12	1:F:494:LEU:HB2	1.98	0.45
1:F:216:GLU:O	1:F:246:PRO:HG3	2.17	0.45
1:F:465:VAL:O	1:F:466:ALA:C	2.55	0.45
1:F:485:TYR:CD1	1:F:485:TYR:N	2.85	0.45

Continued on next page...

Continued from previous page...

Atom-1	Atom-2	Interatomic distance (Å)	Clash overlap (Å)
1:G:37:ASN:OD1	1:G:51:LYS:HB2	2.17	0.45
1:H:24:ALA:HA	1:H:27:VAL:HG12	1.97	0.45
1:I:16:MET:HG3	1:I:520:MET:SD	2.57	0.45
1:I:123:ALA:HB2	1:I:440:ILE:HG23	1.99	0.45
1:I:288:MET:HA	1:I:288:MET:HE3	1.97	0.45
1:J:165:ALA:O	1:J:168:LYS:HB2	2.16	0.45
1:J:301:ILE:N	1:J:301:ILE:CD1	2.80	0.45
1:K:226:LYS:CA	1:K:252:GLU:HB2	2.45	0.45
1:L:233:MET:HE1	1:L:309:LEU:HD13	1.99	0.45
1:L:302:SER:HB2	1:L:305:ILE:HG13	1.99	0.45
1:L:362:ARG:NH1	1:L:362:ARG:CB	2.79	0.45
1:M:106:ALA:HA	1:M:111:MET:HE1	1.99	0.45
1:M:204:PHE:CD2	1:M:274:ALA:HB1	2.52	0.45
1:M:232:GLU:OE1	1:M:232:GLU:N	2.35	0.45
1:M:360:TYR:O	1:M:364:LYS:HB2	2.16	0.45
1:N:80:LYS:O	1:N:83:ASP:HB2	2.17	0.45
1:N:178:GLU:O	1:N:380:LYS:HA	2.17	0.45
2:O:50:GLU:OE1	2:P:50:GLU:HA	2.16	0.45
2:O:58:ASP:N	2:O:88:GLU:OE2	2.39	0.45
2:P:11:ILE:HG12	2:P:85:ILE:HG12	1.99	0.45
2:R:60:LYS:N	2:R:63:ASP:OD2	2.50	0.45
2:T:14:ARG:NH1	2:T:14:ARG:CB	2.80	0.45
2:T:68:ASN:HD22	2:U:74:LYS:CE	2.27	0.45
1:A:232:GLU:O	1:A:310:GLU:OE2	2.35	0.45
1:B:23:LEU:C	1:B:23:LEU:CD1	2.84	0.45
1:C:302:SER:O	1:C:305:ILE:N	2.47	0.45
1:D:308:GLU:O	1:D:309:LEU:O	2.35	0.45
1:E:295:LEU:C	1:E:295:LEU:CD2	2.84	0.45
1:E:348:GLN:NE2	1:E:352:GLN:HE22	2.12	0.45
1:E:499:VAL:CG2	1:E:500:THR:H	2.30	0.45
1:F:250:ILE:O	1:F:251:ALA:HB2	2.17	0.45
1:F:321:LYS:HG3	1:F:334:ASP:HB3	1.98	0.45
1:H:354:GLU:CG	1:H:355:GLU:N	2.79	0.45
1:I:219:PHE:HA	1:I:319:GLN:HG2	1.99	0.45
1:I:228:SER:HA	1:I:255:GLU:HB2	1.97	0.45
1:J:227:ILE:HD12	1:J:309:LEU:HD11	1.98	0.45
1:J:323:VAL:HG23	1:J:331:THR:O	2.16	0.45
1:K:363:GLU:O	1:K:366:GLN:HB3	2.17	0.45
1:K:475:ASN:ND2	1:K:489:ILE:HD12	2.31	0.45
1:L:84:ALA:O	1:L:498:LYS:HE2	2.16	0.45
1:M:30:THR:HB	1:M:51:LYS:O	2.16	0.45

Continued on next page...

Continued from previous page...

Atom-1	Atom-2	Interatomic distance (Å)	Clash overlap (Å)
1:N:77:VAL:HG11	1:N:510:VAL:HB	1.99	0.45
1:N:192:GLY:C	1:N:376:VAL:HG23	2.37	0.45
2:O:14:ARG:CB	2:O:14:ARG:NH1	2.80	0.45
2:O:37:ARG:HG2	2:O:37:ARG:NH1	2.29	0.45
2:R:37:ARG:HG2	2:R:37:ARG:NH1	2.32	0.45
2:S:57:LEU:HD22	2:S:88:GLU:HB2	1.98	0.45
1:A:150:ILE:HG23	1:A:151:SER:N	2.32	0.45
1:A:285:ARG:HG3	1:A:286:LYS:HG3	1.99	0.45
1:B:285:ARG:O	1:B:289:LEU:HG	2.17	0.45
1:B:309:LEU:HD12	1:B:309:LEU:N	2.31	0.45
1:B:417:VAL:CA	1:B:420:ILE:HG22	2.47	0.45
1:C:304:GLU:C	1:C:305:ILE:HD12	2.36	0.45
1:D:219:PHE:CE2	1:D:245:LYS:HB2	2.52	0.45
1:D:434:GLU:O	1:D:437:ASN:N	2.49	0.45
1:E:267:MET:CE	1:E:267:MET:HA	2.46	0.45
1:E:329:THR:CG2	1:E:330:THR:N	2.80	0.45
1:E:400:LEU:O	1:E:400:LEU:HD13	2.16	0.45
1:F:215:LEU:C	1:F:322:ARG:HG3	2.37	0.45
1:F:219:PHE:O	1:F:247:LEU:HD22	2.17	0.45
1:G:178:GLU:CD	1:G:378:VAL:HG11	2.36	0.45
1:G:183:LEU:HD22	1:G:384:ALA:HA	1.99	0.45
1:G:315:GLU:OE1	1:G:316:ASP:N	2.49	0.45
1:G:362:ARG:O	1:G:366:GLN:OE1	2.34	0.45
1:H:104:LEU:HA	1:H:104:LEU:HD12	1.72	0.45
1:H:230:ILE:CG1	1:H:258:ALA:HA	2.23	0.45
1:I:259:LEU:HD23	1:I:259:LEU:C	2.37	0.45
1:I:422:VAL:HG23	1:I:423:ALA:N	2.32	0.45
1:J:303:GLU:C	1:J:305:ILE:H	2.20	0.45
1:J:324:VAL:HG22	1:J:331:THR:HG23	1.98	0.45
1:K:191:GLU:HG3	1:K:339:GLU:OE2	2.17	0.45
1:K:214:GLU:HG2	1:K:324:VAL:HG12	1.99	0.45
1:L:65:LYS:O	1:L:66:PHE:CB	2.51	0.45
1:M:205:ILE:CA	1:M:213:VAL:HG22	2.39	0.45
1:M:233:MET:HE1	1:M:309:LEU:HD13	1.98	0.45
1:M:385:THR:CG2	1:M:388:GLU:HB3	2.47	0.45
2:P:12:VAL:HG23	2:P:84:LEU:HB2	1.98	0.45
2:P:17:VAL:CG2	2:P:34:LYS:HD2	2.46	0.45
2:P:60:LYS:N	2:P:63:ASP:OD2	2.50	0.45
2:R:17:VAL:CG1	2:R:33:ALA:O	2.64	0.45
2:R:40:VAL:HG12	2:R:61:VAL:HA	1.99	0.45
1:A:39:VAL:HG23	1:G:517:THR:HG23	1.99	0.45

Continued on next page...

Continued from previous page...

Atom-1	Atom-2	Interatomic distance (Å)	Clash overlap (Å)
1:A:214:GLU:HA	1:A:323:VAL:O	2.16	0.45
1:A:310:GLU:CD	1:A:310:GLU:N	2.63	0.45
1:B:95:LEU:O	1:B:98:ALA:HB3	2.17	0.45
1:C:205:ILE:HD13	1:C:211:GLY:HA2	1.97	0.45
1:C:249:ILE:HD13	1:C:274:ALA:O	2.16	0.45
1:C:325:ILE:CG1	1:C:330:THR:HG23	2.40	0.45
1:D:9:GLY:HA2	1:D:13:ARG:HH12	1.82	0.45
1:D:302:SER:O	1:D:304:GLU:N	2.49	0.45
1:D:360:TYR:CE1	1:D:364:LYS:HD3	2.52	0.45
1:E:198:GLY:HA3	1:E:327:LYS:C	2.38	0.45
1:F:160:LYS:HE3	1:F:164:GLU:OE2	2.16	0.45
1:F:266:THR:HG22	1:F:273:VAL:N	2.31	0.45
1:F:326:ASN:ND2	1:F:328:ASP:N	2.65	0.45
1:G:113:PRO:O	1:G:116:LEU:HB2	2.17	0.45
1:G:183:LEU:O	1:G:382:GLY:HA3	2.17	0.45
1:G:478:TYR:CE2	1:G:480:ALA:HA	2.52	0.45
1:H:187:LEU:HD23	1:H:187:LEU:C	2.37	0.45
1:H:233:MET:N	1:H:233:MET:SD	2.90	0.45
1:H:516:THR:O	1:N:36:ARG:HB3	2.17	0.45
1:I:298:GLY:HA2	1:I:317:LEU:O	2.17	0.45
1:I:513:LEU:HD12	1:I:513:LEU:HA	1.70	0.45
1:J:55:SER:O	1:J:58:ARG:HB3	2.16	0.45
1:K:74:VAL:O	1:K:75:LYS:C	2.54	0.45
1:K:88:GLY:O	1:K:89:THR:C	2.55	0.45
1:K:183:LEU:HD22	1:L:360:TYR:CE2	2.51	0.45
1:K:204:PHE:CD2	1:K:274:ALA:HB1	2.52	0.45
1:K:336:VAL:HG12	1:K:336:VAL:O	2.16	0.45
1:K:448:GLU:HB3	1:K:452:ARG:HD2	1.99	0.45
1:L:37:ASN:HB3	1:L:51:LYS:CG	2.47	0.45
1:L:219:PHE:CB	1:L:317:LEU:HD23	2.47	0.45
1:M:17:LEU:HA	1:M:20:VAL:CG1	2.47	0.45
1:M:209:GLU:HA	1:M:209:GLU:OE1	2.17	0.45
1:M:272:LYS:HE3	1:M:272:LYS:HB2	1.78	0.45
1:N:389:MET:C	1:N:389:MET:CE	2.85	0.45
2:O:7:HIS:O	2:O:8:ASP:CB	2.60	0.45
2:S:34:LYS:HG3	2:S:35:SER:N	2.29	0.45
2:U:53:GLU:OE1	2:U:53:GLU:N	2.50	0.45
1:A:74:VAL:O	1:A:77:VAL:CG1	2.59	0.45
1:A:352:GLN:C	1:A:365:LEU:HD11	2.37	0.45
1:A:365:LEU:O	1:A:369:VAL:HG23	2.16	0.45
1:A:486:GLY:HA3	1:A:491:MET:CE	2.46	0.45

Continued on next page...

Continued from previous page...

Atom-1	Atom-2	Interatomic distance (Å)	Clash overlap (Å)
1:B:293:ALA:HB1	1:B:298:GLY:O	2.17	0.45
1:B:305:ILE:CG2	1:B:306:GLY:H	2.09	0.45
1:B:353:ILE:HG22	1:B:354:GLU:N	2.32	0.45
1:C:158:VAL:O	1:C:159:GLY:C	2.55	0.45
1:D:421:ARG:HD3	1:D:421:ARG:HA	1.73	0.45
1:E:150:ILE:HD13	1:E:493:ILE:HA	1.99	0.45
1:E:385:THR:OG1	1:E:388:GLU:HB2	2.16	0.45
1:E:449:ALA:O	1:E:450:PRO:C	2.53	0.45
1:F:69:MET:SD	1:G:41:ASP:HB2	2.57	0.45
1:F:227:ILE:N	1:F:227:ILE:CD1	2.78	0.45
1:G:215:LEU:C	1:G:322:ARG:HG3	2.37	0.45
1:G:486:GLY:CA	1:G:491:MET:CE	2.94	0.45
1:J:64:ASP:C	1:J:65:LYS:O	2.51	0.45
1:J:104:LEU:HD12	1:J:104:LEU:HA	1.75	0.45
1:J:128:VAL:O	1:J:132:LYS:HG3	2.17	0.45
1:J:287:ALA:O	1:J:288:MET:C	2.55	0.45
1:J:433:ASN:HD22	1:J:434:GLU:N	2.14	0.45
1:K:186:GLU:OE1	1:K:380:LYS:HD2	2.17	0.45
1:K:190:VAL:HG21	1:K:334:ASP:CG	2.36	0.45
1:K:219:PHE:CE1	1:K:245:LYS:HD2	2.52	0.45
1:K:232:GLU:HA	1:K:310:GLU:HG3	1.99	0.45
1:L:104:LEU:O	1:L:107:VAL:HG22	2.16	0.45
1:L:130:GLU:O	1:L:133:ALA:HB3	2.16	0.45
1:M:191:GLU:HB3	1:M:295:LEU:HD11	1.98	0.45
1:M:287:ALA:O	1:M:290:GLN:N	2.50	0.45
1:M:325:ILE:N	1:M:325:ILE:CD1	2.78	0.45
1:M:411:VAL:CG2	1:M:494:LEU:HD12	2.42	0.45
1:N:299:THR:N	1:N:316:ASP:O	2.32	0.45
2:U:5:PRO:HB2	2:U:9:ARG:O	2.17	0.45
1:A:267:MET:O	1:A:269:GLY:N	2.50	0.45
1:A:347:ALA:O	1:A:350:ARG:HG2	2.16	0.45
1:B:117:LYS:HG2	1:B:121:ASP:OD2	2.17	0.45
1:B:397:GLU:O	1:B:398:ASP:C	2.55	0.45
1:C:72:GLN:NE2	1:C:72:GLN:HA	2.31	0.45
1:C:84:ALA:CB	1:C:506:TYR:HE2	2.29	0.45
1:D:203:TYR:CD1	1:D:203:TYR:N	2.80	0.45
1:D:232:GLU:O	1:D:310:GLU:OE2	2.35	0.45
1:E:56:VAL:O	1:E:57:ALA:C	2.55	0.45
1:E:66:PHE:O	1:E:67:GLU:C	2.55	0.45
1:F:240:VAL:C	1:F:242:LYS:N	2.69	0.45
1:F:409:GLU:OE1	1:F:501:ARG:NH2	2.50	0.45

Continued on next page...

Continued from previous page...

Atom-1	Atom-2	Interatomic distance (Å)	Clash overlap (Å)
1:F:478:TYR:CE2	1:F:480:ALA:HA	2.52	0.45
1:G:216:GLU:HA	1:G:216:GLU:OE1	2.17	0.45
1:H:222:LEU:HD22	1:H:289:LEU:HD11	1.97	0.45
1:H:384:ALA:O	1:I:281:PHE:HZ	1.99	0.45
1:I:166:MET:O	1:I:170:GLY:CA	2.65	0.45
1:J:37:ASN:HB3	1:J:51:LYS:HG2	1.99	0.45
1:K:426:LEU:HD23	1:K:426:LEU:N	2.14	0.45
1:L:37:ASN:HD22	1:L:37:ASN:N	2.12	0.45
1:L:186:GLU:HB2	1:L:380:LYS:HB2	1.99	0.45
1:L:197:ARG:HG2	1:L:277:LYS:O	2.17	0.45
1:M:232:GLU:HA	1:M:310:GLU:HG2	1.99	0.45
1:M:420:ILE:CD1	1:M:448:GLU:HG2	2.47	0.45
1:N:77:VAL:HG22	1:N:506:TYR:HB3	1.98	0.45
1:A:54:VAL:HG13	1:A:55:SER:N	2.32	0.44
1:A:112:ASN:ND2	1:A:115:ASP:H	2.15	0.44
1:A:112:ASN:N	1:A:435:ASP:OD2	2.40	0.44
1:A:180:GLY:HA2	1:A:380:LYS:HB3	1.98	0.44
1:A:219:PHE:HE2	1:A:245:LYS:HB2	1.80	0.44
1:A:438:VAL:O	1:A:442:VAL:HG23	2.17	0.44
1:B:88:GLY:CA	4:B:1:ADP:O2B	2.64	0.44
1:B:509:SER:CB	1:C:385:THR:HG23	2.47	0.44
1:C:148:GLY:HA2	1:C:399:ALA:HB1	1.99	0.44
1:C:452:ARG:HB2	1:C:462:PRO:CB	2.36	0.44
1:C:493:ILE:C	1:C:494:LEU:HD23	2.37	0.44
1:D:6:VAL:HG12	1:D:521:VAL:HG22	2.00	0.44
1:D:41:ASP:O	1:D:42:LYS:HG3	2.16	0.44
1:D:86:GLY:O	1:D:87:ASP:HB2	2.16	0.44
1:D:496:PRO:CG	1:D:499:VAL:HG13	2.47	0.44
1:E:368:ARG:O	1:E:372:LEU:N	2.46	0.44
1:F:84:ALA:HB2	1:F:506:TYR:CE2	2.51	0.44
1:F:302:SER:O	1:F:304:GLU:N	2.50	0.44
1:F:409:GLU:OE2	1:F:498:LYS:HA	2.17	0.44
1:G:207:LYS:NZ	1:G:207:LYS:CB	2.77	0.44
1:G:304:GLU:HB2	1:G:305:ILE:HD12	1.99	0.44
1:G:346:VAL:HG12	1:G:350:ARG:NH2	2.31	0.44
1:G:357:THR:HG21	1:G:361:ASP:HB2	1.98	0.44
1:H:126:ALA:CB	1:H:426:LEU:HD13	2.47	0.44
1:H:217:SER:N	1:H:321:LYS:O	2.48	0.44
1:H:265:ASN:OD1	1:H:271:VAL:O	2.34	0.44
1:H:308:GLU:OE2	1:H:310:GLU:HG3	2.17	0.44
1:I:223:ALA:HB3	1:I:251:ALA:CB	2.41	0.44

Continued on next page...

Continued from previous page...

Atom-1	Atom-2	Interatomic distance (Å)	Clash overlap (Å)
1:I:264:VAL:HA	1:I:267:MET:CG	2.47	0.44
1:J:305:ILE:O	1:J:305:ILE:HG22	2.16	0.44
1:K:102:GLU:HB2	1:K:442:VAL:HG13	1.98	0.44
1:K:216:GLU:OE1	1:K:216:GLU:HA	2.17	0.44
1:K:449:ALA:HB3	1:K:450:PRO:CD	2.39	0.44
1:L:324:VAL:C	1:L:325:ILE:HD12	2.36	0.44
1:L:422:VAL:O	1:L:426:LEU:CD2	2.64	0.44
1:L:441:LYS:O	1:L:442:VAL:C	2.54	0.44
1:M:64:ASP:OD1	1:M:65:LYS:O	2.35	0.44
1:M:222:LEU:HD22	1:M:289:LEU:HD11	1.99	0.44
1:N:175:ILE:N	1:N:175:ILE:CD1	2.78	0.44
2:O:64:ILE:O	2:O:94:ILE:HG23	2.17	0.44
2:P:14:ARG:NH1	2:P:14:ARG:CB	2.80	0.44
2:P:67:PHE:C	2:P:67:PHE:CD1	2.90	0.44
1:A:59:GLU:OE1	1:A:59:GLU:HA	2.17	0.44
1:A:127:ALA:O	1:A:131:LEU:HG	2.17	0.44
1:A:153:ASN:C	1:A:153:ASN:HD22	2.20	0.44
1:A:263:VAL:O	1:A:267:MET:SD	2.75	0.44
1:A:313:THR:HG22	1:A:315:GLU:HG3	1.99	0.44
1:B:74:VAL:O	1:B:77:VAL:CG1	2.59	0.44
1:B:206:ASN:HB2	1:B:214:GLU:H	1.80	0.44
1:B:438:VAL:O	1:B:442:VAL:HG23	2.17	0.44
1:C:280:GLY:CA	1:C:284:ARG:HD2	2.47	0.44
1:D:325:ILE:HG22	1:D:326:ASN:O	2.17	0.44
1:F:281:PHE:H	1:F:284:ARG:CD	2.29	0.44
1:F:325:ILE:CG1	1:F:330:THR:HG23	2.44	0.44
1:F:358:SER:HA	1:F:362:ARG:HG3	2.00	0.44
1:G:72:GLN:CA	1:G:72:GLN:HE21	2.30	0.44
1:G:174:VAL:HG23	1:G:370:ALA:CB	2.48	0.44
1:G:185:ASP:HA	1:G:380:LYS:O	2.17	0.44
1:G:313:THR:HG22	1:G:314:LEU:N	2.31	0.44
1:G:364:LYS:O	1:G:367:GLU:HB3	2.16	0.44
1:H:434:GLU:HA	1:H:437:ASN:HD22	1.81	0.44
1:I:47:PRO:HG3	1:J:73:MET:HG3	1.99	0.44
1:I:77:VAL:HG11	1:I:510:VAL:HB	1.99	0.44
1:I:155:ASP:CG	1:I:158:VAL:HG23	2.38	0.44
1:I:194:GLN:HG3	1:I:331:THR:HB	1.98	0.44
1:J:164:GLU:O	1:J:167:ASP:HB3	2.16	0.44
1:J:226:LYS:HG3	1:J:252:GLU:CB	2.47	0.44
1:J:317:LEU:N	1:J:317:LEU:CD1	2.80	0.44
1:K:117:LYS:HG2	1:K:121:ASP:OD2	2.16	0.44

Continued on next page...

Continued from previous page...

Atom-1	Atom-2	Interatomic distance (Å)	Clash overlap (Å)
1:K:157:THR:O	1:K:161:LEU:CD1	2.65	0.44
1:K:199:TYR:CZ	1:K:327:LYS:HA	2.52	0.44
1:L:101:THR:HG22	1:L:105:LYS:HE3	1.98	0.44
1:L:247:LEU:HB3	1:L:273:VAL:HG11	1.99	0.44
1:L:313:THR:HG22	1:L:314:LEU:H	1.83	0.44
1:L:370:ALA:O	1:L:371:LYS:C	2.56	0.44
1:L:417:VAL:O	1:L:418:ALA:C	2.55	0.44
1:M:106:ALA:HA	1:M:111:MET:CE	2.48	0.44
1:M:128:VAL:O	1:M:132:LYS:HG3	2.17	0.44
1:M:349:ILE:O	1:M:352:GLN:HB2	2.17	0.44
1:N:200:LEU:HD13	1:N:275:ALA:O	2.17	0.44
2:O:17:VAL:CG1	2:O:33:ALA:O	2.65	0.44
2:O:48:ILE:HG23	2:O:54:VAL:CG2	2.42	0.44
2:R:20:LYS:HG2	2:R:27:LEU:HD23	1.98	0.44
2:S:14:ARG:NH2	2:S:69:ASP:OD2	2.50	0.44
2:T:14:ARG:CG	2:T:15:LYS:H	2.29	0.44
1:A:94:VAL:HG12	1:A:449:ALA:HB1	1.98	0.44
1:A:128:VAL:HG12	1:A:132:LYS:HE2	1.98	0.44
1:A:208:PRO:C	1:A:212:ALA:HB3	2.38	0.44
1:A:238:GLU:CB	2:O:23:GLY:O	2.65	0.44
1:A:417:VAL:O	1:A:418:ALA:C	2.56	0.44
1:A:509:SER:CB	1:B:385:THR:HG23	2.47	0.44
1:B:199:TYR:HE1	1:B:327:LYS:HG3	1.82	0.44
1:B:417:VAL:O	1:B:420:ILE:CG2	2.58	0.44
1:C:147:VAL:CG2	1:C:403:THR:HG22	2.48	0.44
1:C:210:THR:O	1:C:210:THR:HG22	2.17	0.44
1:C:216:GLU:O	1:C:246:PRO:HG3	2.16	0.44
1:C:338:GLU:O	1:C:341:ALA:HB3	2.17	0.44
1:C:349:ILE:O	1:C:349:ILE:HG22	2.16	0.44
1:D:209:GLU:O	1:D:210:THR:CB	2.65	0.44
1:D:249:ILE:CG2	1:D:250:ILE:N	2.80	0.44
1:D:325:ILE:CG1	1:D:330:THR:HG23	2.48	0.44
1:E:134:LEU:HD11	1:E:425:LYS:NZ	2.33	0.44
1:E:225:LYS:C	1:E:252:GLU:HB2	2.38	0.44
1:E:436:GLN:O	1:E:440:ILE:HG13	2.17	0.44
1:E:466:ALA:O	1:E:470:LYS:HG3	2.18	0.44
1:E:510:VAL:CG2	1:E:511:ALA:H	2.30	0.44
1:F:302:SER:HB2	1:F:305:ILE:CD1	2.44	0.44
1:G:78:ALA:O	1:G:89:THR:HG22	2.18	0.44
1:G:368:ARG:CD	1:G:372:LEU:HD11	2.48	0.44
1:H:40:LEU:HD22	1:H:40:LEU:N	2.32	0.44

Continued on next page...

Continued from previous page...

Atom-1	Atom-2	Interatomic distance (Å)	Clash overlap (Å)
1:H:95:LEU:O	1:H:98:ALA:HB3	2.17	0.44
1:H:131:LEU:HD12	1:H:422:VAL:HG11	1.98	0.44
1:H:193:MET:CG	1:H:194:GLN:H	2.29	0.44
1:H:496:PRO:HB2	1:H:499:VAL:HG13	1.99	0.44
1:J:117:LYS:HG2	1:J:121:ASP:OD2	2.17	0.44
1:J:247:LEU:HD22	1:J:248:LEU:N	2.32	0.44
1:J:325:ILE:N	1:J:325:ILE:CD1	2.80	0.44
1:J:344:GLY:O	1:J:347:ALA:HB3	2.18	0.44
1:K:90:THR:O	1:K:93:THR:HB	2.17	0.44
1:K:214:GLU:HG2	1:K:324:VAL:CG1	2.47	0.44
1:K:248:LEU:HD13	1:K:248:LEU:C	2.37	0.44
1:L:149:THR:HG21	1:L:156:GLU:HA	2.00	0.44
1:L:158:VAL:O	1:L:159:GLY:C	2.56	0.44
1:L:308:GLU:CB	1:L:311:LYS:HD3	2.32	0.44
1:L:345:ARG:O	1:L:348:GLN:HB2	2.17	0.44
1:M:66:PHE:HA	1:M:520:MET:HE1	1.99	0.44
1:M:66:PHE:CD1	1:M:520:MET:HE2	2.49	0.44
1:M:200:LEU:HD12	1:M:200:LEU:N	2.32	0.44
1:M:421:ARG:HA	1:M:421:ARG:NE	2.32	0.44
1:N:240:VAL:HA	1:N:243:ALA:HB3	2.00	0.44
2:P:4:ARG:HA	2:P:5:PRO:HD2	1.88	0.44
2:Q:69:ASP:HA	2:Q:73:VAL:HG21	1.99	0.44
2:T:58:ASP:N	2:T:88:GLU:OE2	2.36	0.44
1:A:24:ALA:O	1:A:28:LYS:HG3	2.18	0.44
1:A:62:LEU:CD1	1:A:62:LEU:N	2.81	0.44
1:A:144:ILE:O	1:A:147:VAL:HG22	2.16	0.44
1:B:290:GLN:O	1:B:294:THR:N	2.49	0.44
1:C:219:PHE:HE2	1:C:245:LYS:HB2	1.81	0.44
1:C:270:ILE:HD11	2:Q:27:LEU:HD13	1.98	0.44
1:D:368:ARG:O	1:D:372:LEU:N	2.50	0.44
1:D:417:VAL:CA	1:D:420:ILE:HG22	2.47	0.44
1:D:420:ILE:HD11	1:D:470:LYS:CG	2.47	0.44
1:E:86:GLY:O	1:E:87:ASP:HB2	2.18	0.44
1:E:291:ASP:HB2	1:E:372:LEU:CD2	2.46	0.44
1:E:325:ILE:HG22	1:E:326:ASN:N	2.31	0.44
1:F:65:LYS:O	1:F:69:MET:HG3	2.17	0.44
1:F:128:VAL:HG12	1:F:132:LYS:HE2	1.98	0.44
1:F:218:PRO:HA	1:F:246:PRO:O	2.18	0.44
1:F:417:VAL:O	1:F:420:ILE:CG2	2.60	0.44
1:G:70:GLY:O	1:G:74:VAL:HG22	2.18	0.44
1:G:202:PRO:O	1:G:205:ILE:HG13	2.17	0.44

Continued on next page...

Continued from previous page...

Atom-1	Atom-2	Interatomic distance (Å)	Clash overlap (Å)
1:G:221:LEU:HD13	1:G:317:LEU:CD2	2.47	0.44
1:G:430:ARG:HG2	1:G:430:ARG:HH11	1.82	0.44
1:H:443:ALA:O	1:H:447:MET:HG3	2.17	0.44
1:I:175:ILE:N	1:I:175:ILE:CD1	2.78	0.44
1:I:214:GLU:HA	1:I:324:VAL:HG12	1.99	0.44
1:J:231:ARG:O	1:J:234:LEU:HG	2.18	0.44
1:K:66:PHE:N	1:K:69:MET:HG3	2.29	0.44
1:L:101:THR:O	1:L:105:LYS:HG3	2.17	0.44
1:L:349:ILE:O	1:L:352:GLN:HB2	2.17	0.44
1:L:421:ARG:NH2	1:L:469:VAL:O	2.48	0.44
1:N:37:ASN:ND2	1:N:37:ASN:N	2.64	0.44
1:N:194:GLN:HG3	1:N:330:THR:O	2.18	0.44
1:N:391:GLU:O	1:N:394:ALA:HB3	2.18	0.44
1:N:420:ILE:HG23	1:N:470:LYS:HD3	1.99	0.44
1:N:449:ALA:HB3	1:N:450:PRO:CD	2.39	0.44
2:O:37:ARG:HD2	2:O:37:ARG:N	2.32	0.44
2:Q:86:MET:N	2:Q:86:MET:SD	2.91	0.44
1:A:219:PHE:HB3	1:A:317:LEU:CD1	2.44	0.44
1:B:72:GLN:HA	1:B:72:GLN:NE2	2.31	0.44
1:B:232:GLU:C	1:B:310:GLU:OE2	2.56	0.44
1:B:326:ASN:HD21	1:B:328:ASP:HB2	1.82	0.44
1:B:357:THR:HB	1:B:361:ASP:HB2	1.98	0.44
1:C:327:LYS:HD3	1:C:327:LYS:N	2.32	0.44
1:C:404:ARG:HG3	1:C:404:ARG:NH1	2.30	0.44
1:D:77:VAL:CG1	1:D:510:VAL:HG21	2.47	0.44
1:D:287:ALA:O	1:D:290:GLN:NE2	2.50	0.44
1:E:72:GLN:NE2	1:E:72:GLN:CA	2.79	0.44
1:E:199:TYR:CE2	1:E:202:PRO:HA	2.52	0.44
1:E:479:ASN:O	1:E:483:GLU:N	2.50	0.44
1:F:23:LEU:C	1:F:23:LEU:CD1	2.86	0.44
1:F:302:SER:C	1:F:304:GLU:N	2.70	0.44
1:F:406:ALA:HB1	1:F:411:VAL:HG13	1.99	0.44
1:G:87:ASP:OD1	1:G:88:GLY:N	2.50	0.44
1:H:178:GLU:O	1:H:380:LYS:HA	2.17	0.44
1:H:217:SER:CB	1:H:321:LYS:HA	2.47	0.44
1:H:230:ILE:CD1	1:H:257:GLU:HG2	2.48	0.44
1:H:441:LYS:O	1:H:442:VAL:C	2.55	0.44
1:H:475:ASN:ND2	1:H:489:ILE:HD12	2.32	0.44
1:I:226:LYS:HD2	1:I:252:GLU:HG3	2.00	0.44
1:J:112:ASN:HA	1:J:113:PRO:HD3	1.70	0.44
1:J:174:VAL:C	1:J:175:ILE:HD12	2.37	0.44

Continued on next page...

Continued from previous page...

Atom-1	Atom-2	Interatomic distance (Å)	Clash overlap (Å)
1:J:343:GLN:O	1:J:346:VAL:HB	2.18	0.44
1:J:351:GLN:O	1:J:354:GLU:N	2.34	0.44
1:J:422:VAL:HG23	1:J:423:ALA:N	2.32	0.44
1:L:221:LEU:HD11	1:L:223:ALA:HB2	1.98	0.44
1:L:443:ALA:O	1:L:447:MET:HG3	2.16	0.44
1:M:153:ASN:O	1:M:154:SER:HB2	2.17	0.44
1:N:40:LEU:HD23	1:N:50:THR:HG22	1.99	0.44
1:N:290:GLN:HG3	1:N:345:ARG:HE	1.82	0.44
2:O:14:ARG:HH11	2:O:14:ARG:HB3	1.82	0.44
2:R:20:LYS:HD2	2:R:20:LYS:H	1.83	0.44
2:S:47:ARG:CD	2:S:49:LEU:HB2	2.48	0.44
2:T:14:ARG:CB	2:T:14:ARG:HH11	2.30	0.44
1:A:88:GLY:C	4:A:1:ADP:O2B	2.56	0.44
1:A:143:ALA:O	1:A:146:GLN:HB2	2.17	0.44
1:A:194:GLN:HG3	1:A:331:THR:OG1	2.18	0.44
1:A:279:PRO:HB2	1:A:285:ARG:HA	1.99	0.44
1:A:519:CYS:SG	1:A:520:MET:N	2.91	0.44
1:B:207:LYS:HB3	1:B:208:PRO:CD	2.36	0.44
1:B:348:GLN:HE22	1:B:352:GLN:NE2	2.14	0.44
1:B:401:HIS:O	1:B:402:ALA:C	2.56	0.44
1:B:451:LEU:O	1:B:454:ILE:HB	2.18	0.44
1:C:116:LEU:O	1:C:120:ILE:HG13	2.17	0.44
1:D:183:LEU:HD22	1:D:384:ALA:HA	2.00	0.44
1:E:267:MET:O	1:E:269:GLY:N	2.50	0.44
1:E:494:LEU:N	1:E:494:LEU:HD23	2.31	0.44
1:F:95:LEU:HD23	1:F:450:PRO:HD3	1.98	0.44
1:F:325:ILE:HG22	1:F:326:ASN:O	2.18	0.44
1:G:30:THR:HB	1:G:51:LYS:HG3	1.98	0.44
1:H:64:ASP:HB3	1:H:67:GLU:HB2	2.00	0.44
1:H:165:ALA:O	1:H:168:LYS:HB2	2.18	0.44
1:H:199:TYR:HD1	1:H:201:SER:H	1.64	0.44
1:H:450:PRO:O	1:H:454:ILE:HG12	2.17	0.44
1:I:158:VAL:O	1:I:162:ILE:HG13	2.17	0.44
1:J:152:ALA:O	1:J:153:ASN:HB3	2.18	0.44
1:J:286:LYS:HA	1:J:286:LYS:CE	2.42	0.44
1:J:351:GLN:O	1:J:353:ILE:N	2.51	0.44
1:K:165:ALA:O	1:K:168:LYS:HB2	2.17	0.44
1:K:233:MET:HE1	1:K:309:LEU:HD13	1.99	0.44
1:K:314:LEU:O	1:K:316:ASP:N	2.51	0.44
1:K:384:ALA:O	1:L:281:PHE:CZ	2.69	0.44
1:L:343:GLN:O	1:L:346:VAL:HB	2.18	0.44

Continued on next page...

Continued from previous page...

Atom-1	Atom-2	Interatomic distance (Å)	Clash overlap (Å)
1:L:512:GLY:HA2	1:L:515:ILE:HD12	2.00	0.44
1:M:38:VAL:HG22	1:N:519:CYS:HB3	2.00	0.44
1:M:120:ILE:HG22	1:M:121:ASP:N	2.33	0.44
1:M:233:MET:CE	1:M:309:LEU:HD13	2.47	0.44
1:N:130:GLU:OE2	1:N:425:LYS:HB3	2.18	0.44
1:N:149:THR:CG2	1:N:159:GLY:HA3	2.45	0.44
1:N:165:ALA:O	1:N:168:LYS:N	2.35	0.44
1:N:187:LEU:HD23	1:N:187:LEU:C	2.37	0.44
1:N:221:LEU:HD13	1:N:223:ALA:H	1.82	0.44
1:N:266:THR:O	1:N:268:ARG:N	2.50	0.44
1:N:496:PRO:O	1:N:499:VAL:HG22	2.17	0.44
2:O:4:ARG:O	2:U:93:ALA:HB1	2.17	0.44
2:Q:96:GLU:O	2:Q:97:ALA:C	2.55	0.44
2:U:47:ARG:HB3	2:U:55:LYS:HG2	1.99	0.44
1:A:147:VAL:CG2	1:A:403:THR:HG22	2.48	0.44
1:A:150:ILE:CG2	1:A:151:SER:N	2.80	0.44
1:B:221:LEU:HD13	1:B:317:LEU:CD2	2.47	0.44
1:C:194:GLN:NE2	1:C:331:THR:OG1	2.51	0.44
1:C:199:TYR:CE1	1:C:202:PRO:HA	2.53	0.44
1:D:200:LEU:O	1:D:202:PRO:CD	2.66	0.44
1:D:451:LEU:HD23	1:D:451:LEU:O	2.17	0.44
1:F:207:LYS:CB	1:F:207:LYS:NZ	2.81	0.44
1:G:176:THR:O	1:G:378:VAL:HA	2.18	0.44
1:G:200:LEU:N	1:G:200:LEU:HD12	2.32	0.44
1:G:237:LEU:C	1:G:237:LEU:CD2	2.85	0.44
1:G:309:LEU:HD12	1:G:309:LEU:N	2.33	0.44
1:H:314:LEU:O	1:H:316:ASP:N	2.50	0.44
1:H:326:ASN:O	1:H:327:LYS:C	2.55	0.44
1:H:356:ALA:C	1:H:358:SER:H	2.21	0.44
1:H:455:VAL:HG11	1:H:462:PRO:HA	1.99	0.44
1:I:285:ARG:HG2	1:I:285:ARG:HH11	1.82	0.44
1:I:351:GLN:O	1:I:353:ILE:N	2.51	0.44
1:I:413:ALA:HB1	1:I:417:VAL:HB	1.99	0.44
1:J:32:GLY:CA	1:J:454:ILE:HG23	2.48	0.44
1:J:122:LYS:O	1:J:125:THR:HB	2.17	0.44
1:K:343:GLN:O	1:K:346:VAL:HB	2.18	0.44
1:K:381:VAL:HB	1:K:389:MET:CE	2.47	0.44
1:L:190:VAL:HG21	1:L:334:ASP:CG	2.38	0.44
1:L:221:LEU:HD13	1:L:223:ALA:N	2.33	0.44
1:M:95:LEU:O	1:M:96:ALA:C	2.54	0.44
1:M:229:ASN:HA	1:M:257:GLU:CD	2.38	0.44

Continued on next page...

Continued from previous page...

Atom-1	Atom-2	Interatomic distance (Å)	Clash overlap (Å)
1:M:504:LEU:O	1:M:504:LEU:HD22	2.18	0.44
2:R:11:ILE:HG22	2:R:41:LEU:HB2	1.98	0.44
2:S:47:ARG:HD3	2:S:49:LEU:CG	2.48	0.44
2:U:58:ASP:N	2:U:88:GLU:OE2	2.44	0.44
1:A:147:VAL:CG2	1:A:148:GLY:N	2.80	0.44
1:A:400:LEU:HD13	1:A:400:LEU:C	2.39	0.44
1:B:308:GLU:H	1:B:311:LYS:HB3	1.83	0.44
1:B:309:LEU:H	1:B:309:LEU:CD1	2.30	0.44
1:C:417:VAL:CA	1:C:420:ILE:HG22	2.47	0.44
1:D:486:GLY:CA	1:D:491:MET:CE	2.96	0.44
1:E:204:PHE:O	1:E:213:VAL:HG22	2.18	0.44
1:E:262:LEU:HD11	1:E:273:VAL:HB	2.00	0.44
1:E:344:GLY:C	1:E:346:VAL:N	2.71	0.44
1:E:346:VAL:O	1:E:350:ARG:NH1	2.51	0.44
1:F:400:LEU:HD13	1:F:400:LEU:C	2.38	0.44
1:F:417:VAL:C	1:F:420:ILE:HG22	2.37	0.44
1:G:44:PHE:HB2	1:G:45:GLY:H	1.57	0.44
1:G:127:ALA:O	1:G:131:LEU:HG	2.18	0.44
1:G:220:ILE:HD12	1:G:220:ILE:H	1.80	0.44
1:H:24:ALA:O	1:H:28:LYS:HG2	2.17	0.44
1:H:321:LYS:HD2	1:H:334:ASP:OD2	2.17	0.44
1:H:478:TYR:HB2	1:H:485:TYR:CD2	2.53	0.44
1:H:521:VAL:HB	1:N:40:LEU:HD13	1.99	0.44
1:I:19:GLY:HA3	1:I:67:GLU:O	2.17	0.44
1:I:255:GLU:O	1:I:257:GLU:N	2.51	0.44
1:I:350:ARG:HE	1:I:369:VAL:HG11	1.82	0.44
1:I:399:ALA:O	1:I:400:LEU:C	2.53	0.44
1:J:77:VAL:HG22	1:J:506:TYR:HB3	1.99	0.44
1:K:256:GLY:HA2	1:K:260:ALA:H	1.82	0.44
1:L:201:SER:HA	1:L:202:PRO:HD3	1.87	0.44
1:L:218:PRO:HB3	1:L:246:PRO:C	2.38	0.44
1:L:232:GLU:HA	1:L:310:GLU:HG3	1.99	0.44
1:L:354:GLU:HG2	1:L:355:GLU:H	1.82	0.44
1:M:122:LYS:NZ	1:M:430:ARG:O	2.39	0.44
1:M:155:ASP:OD1	1:M:158:VAL:HG23	2.17	0.44
1:M:313:THR:CG2	1:M:314:LEU:N	2.80	0.44
1:M:381:VAL:HG21	1:M:393:LYS:CA	2.38	0.44
1:N:15:LYS:HD3	1:N:15:LYS:HA	1.85	0.44
1:N:88:GLY:O	1:N:89:THR:C	2.56	0.44
2:O:20:LYS:HG2	2:O:27:LEU:HD21	1.99	0.44
2:O:47:ARG:HB3	2:O:55:LYS:HG2	1.99	0.44

Continued on next page...

Continued from previous page...

Atom-1	Atom-2	Interatomic distance (Å)	Clash overlap (Å)
2:P:79:ASP:HB2	2:P:81:GLU:OE1	2.18	0.44
2:Q:97:ALA:HB3	2:R:2:ASN:H	1.83	0.44
2:T:86:MET:HG3	2:T:90:ASP:HB2	1.99	0.44
2:U:7:HIS:HB2	2:U:46:GLY:O	2.18	0.44
1:A:199:TYR:OH	1:A:211:GLY:HA2	2.17	0.44
1:A:235:PRO:HG2	1:A:236:VAL:HG23	1.99	0.44
1:A:345:ARG:O	1:A:349:ILE:HG13	2.18	0.44
1:A:434:GLU:O	1:A:437:ASN:N	2.50	0.44
1:A:465:VAL:O	1:A:466:ALA:C	2.55	0.44
1:B:44:PHE:HB2	1:B:45:GLY:H	1.50	0.44
1:B:165:ALA:O	1:B:169:VAL:HG22	2.17	0.44
1:B:183:LEU:HD22	1:B:384:ALA:HA	2.00	0.44
1:B:217:SER:N	1:B:218:PRO:CD	2.80	0.44
1:C:84:ALA:HB2	1:C:506:TYR:CE2	2.49	0.44
1:D:176:THR:O	1:D:378:VAL:HA	2.18	0.44
1:D:272:LYS:NZ	1:D:272:LYS:CB	2.81	0.44
1:D:289:LEU:HD23	1:D:292:ILE:HD12	1.99	0.44
1:D:391:GLU:O	1:D:394:ALA:HB3	2.18	0.44
1:E:106:ALA:O	1:E:109:ALA:HB3	2.17	0.44
1:E:211:GLY:O	1:E:325:ILE:O	2.36	0.44
1:E:302:SER:C	1:E:304:GLU:N	2.71	0.44
1:E:325:ILE:N	1:E:325:ILE:CD1	2.79	0.44
1:E:358:SER:HA	1:E:362:ARG:HG3	2.00	0.44
1:F:130:GLU:OE1	1:F:130:GLU:HA	2.18	0.44
1:F:308:GLU:HB2	1:F:311:LYS:CB	2.43	0.44
1:G:145:ALA:O	1:G:159:GLY:HA3	2.18	0.44
1:G:325:ILE:HG22	1:G:326:ASN:N	2.33	0.44
1:H:153:ASN:O	1:H:154:SER:HB2	2.18	0.44
1:H:479:ASN:O	1:H:483:GLU:N	2.49	0.44
1:I:478:TYR:HA	1:I:485:TYR:HA	1.99	0.44
1:J:262:LEU:HA	1:J:265:ASN:HB3	1.99	0.44
1:L:160:LYS:HG2	1:L:164:GLU:OE2	2.17	0.44
1:L:308:GLU:OE2	1:L:310:GLU:HG3	2.18	0.44
1:M:104:LEU:HA	1:M:104:LEU:HD12	1.69	0.44
1:M:140:ASP:O	1:M:144:ILE:HG12	2.18	0.44
1:N:175:ILE:HD13	1:N:404:ARG:NH2	2.33	0.44
1:N:353:ILE:HA	1:N:365:LEU:CD1	2.48	0.44
2:O:74:LYS:HE3	2:U:68:ASN:ND2	2.33	0.44
2:Q:43:VAL:HG23	2:Q:61:VAL:HG22	2.00	0.44
2:R:7:HIS:O	2:R:7:HIS:ND1	2.50	0.44
2:R:67:PHE:CD1	2:R:67:PHE:C	2.91	0.44

Continued on next page...

Continued from previous page...

Atom-1	Atom-2	Interatomic distance (Å)	Clash overlap (Å)
2:T:68:ASN:ND2	2:U:74:LYS:CE	2.79	0.44
1:A:39:VAL:HG12	1:G:69:MET:CE	2.48	0.43
1:A:219:PHE:HA	1:A:318:GLY:O	2.18	0.43
1:A:344:GLY:C	1:A:346:VAL:N	2.71	0.43
1:A:430:ARG:HG2	1:A:430:ARG:HH11	1.82	0.43
1:B:194:GLN:HG2	1:B:195:PHE:N	2.33	0.43
1:B:206:ASN:HB3	1:B:214:GLU:H	1.83	0.43
1:B:219:PHE:CE2	1:B:245:LYS:HB2	2.52	0.43
1:B:305:ILE:HD11	1:C:203:TYR:OH	2.17	0.43
1:B:350:ARG:HA	1:B:353:ILE:HD12	2.00	0.43
1:B:360:TYR:H	1:B:363:GLU:HG3	1.83	0.43
1:C:8:PHE:CD1	1:C:8:PHE:N	2.85	0.43
1:C:190:VAL:HB	1:C:376:VAL:HB	1.99	0.43
1:C:283:ASP:O	1:C:287:ALA:HB2	2.18	0.43
1:C:308:GLU:O	1:C:309:LEU:O	2.36	0.43
1:C:456:LEU:HD22	1:C:462:PRO:HG2	2.00	0.43
1:E:290:GLN:O	1:E:294:THR:N	2.50	0.43
1:F:180:GLY:CA	1:F:380:LYS:HB3	2.47	0.43
1:F:518:GLU:OE1	1:F:518:GLU:HA	2.18	0.43
1:G:290:GLN:O	1:G:294:THR:HG23	2.17	0.43
1:G:313:THR:HG22	1:G:315:GLU:H	1.83	0.43
1:G:406:ALA:O	1:G:410:GLY:N	2.51	0.43
1:I:37:ASN:ND2	1:I:37:ASN:N	2.65	0.43
1:J:420:ILE:CD1	1:J:448:GLU:HA	2.47	0.43
1:J:522:THR:OG1	1:J:523:ASP:N	2.51	0.43
1:K:227:ILE:HD12	1:K:309:LEU:HD11	1.98	0.43
1:K:256:GLY:O	1:K:257:GLU:C	2.57	0.43
1:L:389:MET:HE1	1:L:389:MET:O	2.18	0.43
1:L:433:ASN:OD1	1:L:435:ASP:HB2	2.18	0.43
1:N:256:GLY:O	1:N:257:GLU:C	2.55	0.43
1:N:362:ARG:NH1	1:N:362:ARG:CB	2.81	0.43
2:P:68:ASN:O	2:P:70:GLY:N	2.50	0.43
2:T:47:ARG:HB3	2:T:55:LYS:CG	2.48	0.43
1:A:200:LEU:O	1:A:202:PRO:HD2	2.18	0.43
1:A:208:PRO:O	1:A:212:ALA:HB3	2.18	0.43
1:A:213:VAL:HB	1:A:325:ILE:HD13	1.99	0.43
1:A:216:GLU:O	1:A:246:PRO:HG3	2.19	0.43
1:B:237:LEU:C	1:B:237:LEU:CD2	2.87	0.43
1:B:474:GLY:C	1:B:475:ASN:HD22	2.20	0.43
1:C:200:LEU:O	1:C:202:PRO:HD2	2.18	0.43
1:C:293:ALA:O	1:C:294:THR:C	2.56	0.43

Continued on next page...

Continued from previous page...

Atom-1	Atom-2	Interatomic distance (Å)	Clash overlap (Å)
1:C:362:ARG:O	1:C:366:GLN:OE1	2.36	0.43
1:D:325:ILE:HG22	1:D:326:ASN:N	2.32	0.43
1:D:451:LEU:C	1:D:451:LEU:CD2	2.86	0.43
1:D:465:VAL:O	1:D:466:ALA:C	2.57	0.43
1:E:9:GLY:HA2	1:E:13:ARG:HH12	1.82	0.43
1:E:284:ARG:HG2	1:E:288:MET:HE2	2.00	0.43
1:F:29:VAL:HG23	1:F:30:THR:CG2	2.45	0.43
1:F:155:ASP:HB3	1:F:158:VAL:CG2	2.47	0.43
1:F:207:LYS:CB	1:F:208:PRO:CD	2.96	0.43
1:G:217:SER:N	1:G:218:PRO:CD	2.82	0.43
1:G:284:ARG:O	1:G:287:ALA:HB3	2.18	0.43
1:G:413:ALA:HB1	1:G:417:VAL:HG11	2.01	0.43
1:H:287:ALA:O	1:H:288:MET:C	2.56	0.43
1:I:38:VAL:HG22	1:J:519:CYS:HB3	1.99	0.43
1:I:215:LEU:CB	1:I:218:PRO:HG2	2.46	0.43
1:J:49:ILE:HD11	1:K:73:MET:HE2	2.00	0.43
1:J:131:LEU:HD12	1:J:422:VAL:HG11	2.00	0.43
1:J:301:ILE:O	1:J:301:ILE:HG22	2.17	0.43
1:J:345:ARG:O	1:J:348:GLN:HB2	2.17	0.43
1:K:248:LEU:CD1	1:K:250:ILE:HG13	2.47	0.43
1:K:362:ARG:NH1	1:K:362:ARG:CB	2.81	0.43
1:K:413:ALA:HB3	1:K:417:VAL:HB	1.98	0.43
1:M:80:LYS:O	1:M:83:ASP:HB2	2.18	0.43
1:M:203:TYR:HD1	1:M:203:TYR:H	1.66	0.43
1:M:448:GLU:HB3	1:M:452:ARG:HD2	1.99	0.43
1:N:165:ALA:O	1:N:168:LYS:HB2	2.18	0.43
1:N:313:THR:CG2	1:N:314:LEU:N	2.81	0.43
1:N:317:LEU:N	1:N:317:LEU:CD1	2.81	0.43
1:N:513:LEU:HD12	1:N:513:LEU:HA	1.73	0.43
2:P:20:LYS:HA	2:P:28:THR:HG23	1.99	0.43
2:P:47:ARG:HG2	2:P:48:ILE:N	2.33	0.43
2:R:31:ALA:O	2:R:32:ALA:HB3	2.18	0.43
2:T:7:HIS:HB3	2:T:45:ASN:HD22	1.82	0.43
1:A:248:LEU:HD13	1:A:248:LEU:C	2.38	0.43
1:A:321:LYS:HB2	1:A:333:ILE:HB	1.99	0.43
1:B:116:LEU:O	1:B:120:ILE:HG13	2.19	0.43
1:B:249:ILE:HB	1:B:275:ALA:HB1	1.99	0.43
1:C:266:THR:HA	1:C:271:VAL:O	2.18	0.43
1:C:303:GLU:C	1:C:303:GLU:OE1	2.57	0.43
1:C:346:VAL:O	1:C:349:ILE:HB	2.18	0.43
1:D:246:PRO:HA	1:D:272:LYS:O	2.19	0.43

Continued on next page...

Continued from previous page...

Atom-1	Atom-2	Interatomic distance (Å)	Clash overlap (Å)
1:E:325:ILE:CG1	1:E:330:THR:HG23	2.45	0.43
1:F:112:ASN:HA	1:F:113:PRO:HD3	1.73	0.43
1:F:150:ILE:HG23	1:F:151:SER:N	2.32	0.43
1:G:111:MET:CE	1:G:438:VAL:HG21	2.48	0.43
1:G:285:ARG:O	1:G:288:MET:N	2.48	0.43
1:G:295:LEU:HD23	1:G:335:GLY:O	2.18	0.43
1:G:456:LEU:HD12	1:G:456:LEU:HA	1.84	0.43
1:H:32:GLY:HA2	1:H:454:ILE:HG23	2.01	0.43
1:I:186:GLU:O	1:I:379:ILE:HA	2.18	0.43
1:I:259:LEU:HD23	1:I:260:ALA:N	2.33	0.43
1:I:290:GLN:HG3	1:I:345:ARG:HE	1.83	0.43
1:J:259:LEU:HD23	1:J:259:LEU:C	2.38	0.43
1:J:287:ALA:O	1:J:290:GLN:HB3	2.17	0.43
1:K:120:ILE:O	1:K:121:ASP:C	2.57	0.43
1:K:226:LYS:HD2	1:K:252:GLU:HG3	2.00	0.43
1:K:227:ILE:O	1:K:254:VAL:HA	2.17	0.43
1:K:232:GLU:CB	1:K:309:LEU:HD12	2.49	0.43
1:K:296:THR:HB	1:K:319:GLN:H	1.82	0.43
1:K:353:ILE:HG12	1:K:365:LEU:CB	2.48	0.43
1:L:293:ALA:HB2	1:L:300:VAL:HG13	1.99	0.43
1:L:433:ASN:HD22	1:L:434:GLU:N	2.15	0.43
1:N:21:ASN:HD22	1:N:21:ASN:HA	1.59	0.43
1:N:385:THR:HG23	1:N:388:GLU:HB3	1.99	0.43
2:O:13:LYS:O	2:O:13:LYS:HG3	2.17	0.43
2:S:97:ALA:O	2:T:1:MET:HA	2.18	0.43
1:A:233:MET:HE2	1:A:233:MET:O	2.19	0.43
1:A:279:PRO:CB	1:A:288:MET:HE3	2.49	0.43
1:B:153:ASN:HD22	1:B:153:ASN:C	2.20	0.43
1:C:103:GLY:O	1:C:107:VAL:HG23	2.18	0.43
1:C:302:SER:CB	1:C:305:ILE:HB	2.48	0.43
1:C:315:GLU:OE1	1:C:316:ASP:N	2.51	0.43
1:C:451:LEU:HD23	1:C:451:LEU:O	2.19	0.43
1:C:451:LEU:C	1:C:451:LEU:CD2	2.86	0.43
1:D:128:VAL:CG1	1:D:132:LYS:HE2	2.48	0.43
1:D:232:GLU:O	1:D:233:MET:CB	2.67	0.43
1:D:272:LYS:HB2	1:D:272:LYS:HZ2	1.82	0.43
1:F:27:VAL:HG13	1:F:53:GLY:HA2	2.00	0.43
1:F:309:LEU:O	1:F:310:GLU:C	2.56	0.43
1:F:417:VAL:CA	1:F:420:ILE:HG22	2.48	0.43
1:G:134:LEU:CD1	1:G:134:LEU:H	2.32	0.43
1:G:313:THR:HG22	1:G:315:GLU:HG3	1.99	0.43

Continued on next page...

Continued from previous page...

Atom-1	Atom-2	Interatomic distance (Å)	Clash overlap (Å)
1:G:361:ASP:C	1:G:363:GLU:H	2.22	0.43
1:H:314:LEU:CA	1:H:317:LEU:HD13	2.41	0.43
1:H:420:ILE:CD1	1:H:448:GLU:HA	2.48	0.43
1:I:478:TYR:HB2	1:I:485:TYR:CD2	2.52	0.43
1:J:88:GLY:O	1:J:89:THR:C	2.56	0.43
1:J:248:LEU:HD13	1:J:248:LEU:C	2.38	0.43
1:J:321:LYS:HD2	1:J:334:ASP:OD2	2.18	0.43
1:K:178:GLU:O	1:K:380:LYS:HA	2.18	0.43
1:K:200:LEU:CD1	1:K:200:LEU:N	2.82	0.43
1:K:325:ILE:N	1:K:325:ILE:CD1	2.80	0.43
1:L:47:PRO:HG3	1:M:73:MET:CG	2.48	0.43
1:L:149:THR:HG22	1:L:156:GLU:HA	1.99	0.43
1:L:152:ALA:CB	1:L:158:VAL:HG11	2.48	0.43
1:M:303:GLU:C	1:M:305:ILE:H	2.19	0.43
1:M:461:GLU:HB3	1:M:464:VAL:HB	2.00	0.43
1:N:104:LEU:HD12	1:N:104:LEU:HA	1.72	0.43
1:N:202:PRO:C	1:N:204:PHE:H	2.22	0.43
1:N:227:ILE:O	1:N:254:VAL:HA	2.18	0.43
1:N:259:LEU:C	1:N:259:LEU:HD23	2.38	0.43
1:N:323:VAL:HG23	1:N:332:ILE:HG22	2.00	0.43
1:N:351:GLN:O	1:N:354:GLU:HB3	2.19	0.43
1:N:364:LYS:HD2	1:N:367:GLU:OE1	2.17	0.43
1:N:420:ILE:HG13	1:N:451:LEU:HD22	2.01	0.43
2:Q:93:ALA:HB1	2:R:4:ARG:O	2.17	0.43
2:S:84:LEU:N	2:S:84:LEU:CD1	2.81	0.43
2:T:5:PRO:HD3	2:T:42:ALA:HB1	2.01	0.43
1:A:6:VAL:O	1:A:6:VAL:HG23	2.18	0.43
1:A:451:LEU:C	1:A:451:LEU:HD23	2.39	0.43
1:B:325:ILE:N	1:B:325:ILE:CD1	2.77	0.43
1:B:339:GLU:HG3	1:B:342:ILE:HD12	1.99	0.43
1:B:428:ASP:C	1:B:430:ARG:NH1	2.71	0.43
1:C:65:LYS:O	1:C:69:MET:HG3	2.18	0.43
1:C:122:LYS:HE2	1:C:429:LEU:HD11	1.99	0.43
1:C:365:LEU:C	1:C:367:GLU:N	2.71	0.43
1:C:519:CYS:SG	1:C:520:MET:N	2.92	0.43
1:D:30:THR:HB	1:D:51:LYS:CG	2.47	0.43
1:D:207:LYS:HB2	1:D:207:LYS:NZ	2.34	0.43
1:D:348:GLN:NE2	1:D:352:GLN:NE2	2.66	0.43
1:D:381:VAL:HG13	1:D:392:LYS:CG	2.48	0.43
1:D:411:VAL:HG12	1:D:496:PRO:CA	2.35	0.43
1:E:73:MET:O	1:E:74:VAL:C	2.56	0.43

Continued on next page...

Continued from previous page...

Atom-1	Atom-2	Interatomic distance (Å)	Clash overlap (Å)
1:E:164:GLU:O	1:E:167:ASP:HB3	2.18	0.43
1:E:201:SER:HB3	1:E:259:LEU:HD22	2.00	0.43
1:F:222:LEU:N	1:F:222:LEU:CD1	2.78	0.43
1:F:265:ASN:HB3	1:F:271:VAL:CG2	2.48	0.43
1:F:279:PRO:HD2	1:F:285:ARG:CB	2.48	0.43
1:F:499:VAL:CG2	1:F:500:THR:H	2.31	0.43
1:G:240:VAL:C	1:G:242:LYS:N	2.68	0.43
1:H:81:ALA:HA	1:H:506:TYR:CD2	2.54	0.43
1:H:149:THR:HG21	1:H:156:GLU:HA	1.99	0.43
1:I:97:GLN:O	1:I:98:ALA:C	2.57	0.43
1:I:104:LEU:HD12	1:I:104:LEU:HA	1.80	0.43
1:I:385:THR:HG23	1:I:388:GLU:N	2.30	0.43
1:I:472:GLY:HA3	1:I:476:TYR:CD2	2.54	0.43
1:J:192:GLY:C	1:J:376:VAL:HG23	2.38	0.43
1:J:266:THR:O	1:J:268:ARG:N	2.51	0.43
1:J:282:GLY:O	1:J:285:ARG:HG2	2.19	0.43
1:J:414:GLY:N	1:J:494:LEU:HA	2.33	0.43
1:K:186:GLU:HB2	1:K:380:LYS:HB2	2.00	0.43
1:K:202:PRO:C	1:K:204:PHE:H	2.22	0.43
1:L:38:VAL:HG12	1:L:39:VAL:N	2.33	0.43
1:L:302:SER:HB2	1:L:305:ILE:CG1	2.48	0.43
1:M:184:GLN:OE1	1:M:184:GLN:HA	2.18	0.43
1:M:221:LEU:HD13	1:M:223:ALA:N	2.34	0.43
1:N:37:ASN:H	1:N:37:ASN:HD22	1.65	0.43
2:O:14:ARG:NH1	2:O:14:ARG:HB2	2.33	0.43
2:Q:58:ASP:N	2:Q:88:GLU:OE2	2.47	0.43
2:T:76:GLU:O	2:T:83:VAL:HG22	2.17	0.43
2:U:44:GLY:O	2:U:57:LEU:HD12	2.19	0.43
2:U:84:LEU:N	2:U:84:LEU:CD1	2.81	0.43
1:A:284:ARG:HG2	1:A:288:MET:CE	2.48	0.43
1:A:360:TYR:H	1:A:363:GLU:CG	2.32	0.43
1:B:229:ASN:C	1:B:231:ARG:N	2.70	0.43
1:B:239:ALA:HB1	1:B:314:LEU:HB3	2.00	0.43
1:B:279:PRO:CG	1:B:288:MET:HE3	2.46	0.43
1:C:185:ASP:HA	1:C:380:LYS:O	2.19	0.43
1:C:270:ILE:HD11	2:Q:27:LEU:CD1	2.49	0.43
1:C:281:PHE:O	1:C:284:ARG:HB3	2.19	0.43
1:C:309:LEU:O	1:C:311:LYS:N	2.51	0.43
1:E:237:LEU:C	1:E:237:LEU:CD2	2.87	0.43
1:F:165:ALA:O	1:F:169:VAL:HG22	2.19	0.43
1:F:179:ASP:OD1	1:F:389:MET:HG3	2.18	0.43

Continued on next page...

Continued from previous page...

Atom-1	Atom-2	Interatomic distance (Å)	Clash overlap (Å)
1:F:183:LEU:HD22	1:F:384:ALA:HA	2.01	0.43
1:F:229:ASN:O	1:F:231:ARG:N	2.51	0.43
1:F:326:ASN:OD1	1:F:329:THR:N	2.51	0.43
1:F:348:GLN:NE2	1:F:352:GLN:HE21	2.17	0.43
1:H:121:ASP:O	1:H:125:THR:OG1	2.32	0.43
1:I:233:MET:N	1:I:233:MET:SD	2.91	0.43
1:I:290:GLN:OE1	1:I:290:GLN:HA	2.18	0.43
1:J:8:PHE:O	1:J:9:GLY:C	2.57	0.43
1:J:69:MET:O	1:J:70:GLY:C	2.57	0.43
1:J:288:MET:HA	1:J:288:MET:HE3	2.01	0.43
1:L:398:ASP:O	1:L:401:HIS:N	2.51	0.43
1:L:413:ALA:HB1	1:L:417:VAL:CB	2.48	0.43
1:M:247:LEU:HD13	1:M:248:LEU:N	2.33	0.43
1:M:472:GLY:HA3	1:M:476:TYR:CD2	2.54	0.43
1:N:255:GLU:O	1:N:256:GLY:C	2.56	0.43
2:O:76:GLU:O	2:O:83:VAL:HG22	2.18	0.43
2:T:37:ARG:N	2:T:37:ARG:HD2	2.34	0.43
2:U:13:LYS:HG3	2:U:13:LYS:O	2.19	0.43
1:A:38:VAL:HG12	1:A:39:VAL:N	2.34	0.43
1:A:272:LYS:HB2	1:A:272:LYS:NZ	2.34	0.43
1:B:5:ASP:HB2	1:B:524:LEU:CD2	2.46	0.43
1:B:436:GLN:O	1:B:440:ILE:HG13	2.18	0.43
1:B:510:VAL:HG23	1:B:511:ALA:H	1.82	0.43
1:C:140:ASP:OD1	1:C:142:LYS:HB3	2.18	0.43
1:C:237:LEU:HD22	2:Q:26:VAL:CG2	2.42	0.43
1:D:177:VAL:HG11	1:D:397:GLU:CG	2.49	0.43
1:D:219:PHE:CB	1:D:317:LEU:HD13	2.45	0.43
1:D:299:THR:N	1:D:316:ASP:O	2.52	0.43
1:D:355:GLU:O	1:D:362:ARG:NH2	2.52	0.43
1:D:417:VAL:O	1:D:420:ILE:CG2	2.59	0.43
1:D:519:CYS:HB3	1:E:38:VAL:HG22	1.99	0.43
1:E:207:LYS:CB	1:E:208:PRO:CD	2.93	0.43
1:E:266:THR:HA	1:E:271:VAL:O	2.18	0.43
1:E:451:LEU:HD23	1:E:451:LEU:C	2.39	0.43
1:F:200:LEU:N	1:F:200:LEU:CD1	2.82	0.43
1:F:262:LEU:HA	1:F:265:ASN:HD22	1.82	0.43
1:F:362:ARG:HA	1:F:365:LEU:HD13	2.01	0.43
1:G:31:LEU:HD23	1:G:453:GLN:HB3	2.00	0.43
1:G:183:LEU:CD2	1:G:384:ALA:HA	2.49	0.43
1:G:228:SER:HA	1:G:255:GLU:CG	2.48	0.43
1:G:279:PRO:HD2	1:G:285:ARG:CB	2.49	0.43

Continued on next page...

Continued from previous page...

Atom-1	Atom-2	Interatomic distance (Å)	Clash overlap (Å)
1:G:280:GLY:CA	1:G:284:ARG:HD2	2.49	0.43
1:G:281:PHE:CG	1:G:282:GLY:N	2.86	0.43
1:G:384:ALA:N	1:G:388:GLU:OE1	2.50	0.43
1:H:336:VAL:O	1:H:336:VAL:HG12	2.18	0.43
1:I:27:VAL:HG11	1:I:93:THR:HG21	2.01	0.43
1:I:318:GLY:O	1:I:319:GLN:CG	2.67	0.43
1:I:353:ILE:HG22	1:I:353:ILE:O	2.18	0.43
1:J:120:ILE:O	1:J:121:ASP:C	2.56	0.43
1:K:15:LYS:HD3	1:K:15:LYS:HA	1.88	0.43
1:K:135:SER:HA	1:K:412:VAL:CG1	2.48	0.43
1:K:323:VAL:HG23	1:K:331:THR:O	2.18	0.43
1:K:323:VAL:O	1:K:323:VAL:HG13	2.18	0.43
1:L:171:LYS:HD3	1:L:407:VAL:HG11	2.01	0.43
1:L:326:ASN:O	1:L:328:ASP:N	2.51	0.43
1:L:353:ILE:HA	1:L:365:LEU:HD13	2.01	0.43
1:M:202:PRO:C	1:M:204:PHE:N	2.72	0.43
1:M:291:ASP:OD1	1:M:368:ARG:NH2	2.51	0.43
1:M:364:LYS:O	1:M:365:LEU:C	2.56	0.43
1:N:56:VAL:O	1:N:57:ALA:C	2.55	0.43
1:N:479:ASN:O	1:N:483:GLU:N	2.51	0.43
2:O:55:LYS:CE	2:O:55:LYS:N	2.67	0.43
2:R:14:ARG:HH11	2:R:14:ARG:HB3	1.82	0.43
2:S:68:ASN:HD22	2:T:74:LYS:HE3	1.83	0.43
2:U:43:VAL:HG13	2:U:57:LEU:HD12	2.01	0.43
1:A:95:LEU:HD13	1:A:504:LEU:HD23	2.01	0.43
1:A:176:THR:OG1	1:A:378:VAL:HG22	2.18	0.43
1:A:397:GLU:O	1:A:398:ASP:C	2.55	0.43
1:B:39:VAL:HA	1:B:48:THR:O	2.18	0.43
1:B:206:ASN:CB	1:B:213:VAL:HA	2.49	0.43
1:B:220:ILE:HG23	1:B:248:LEU:HD12	2.01	0.43
1:C:222:LEU:HD22	1:C:293:ALA:HB2	2.01	0.43
1:C:279:PRO:HD2	1:C:285:ARG:CB	2.49	0.43
1:C:346:VAL:HA	1:C:349:ILE:HD12	2.00	0.43
1:C:496:PRO:HG2	1:C:499:VAL:CG1	2.49	0.43
1:D:136:VAL:HA	1:D:137:PRO:HD3	1.79	0.43
1:D:302:SER:HB2	1:D:305:ILE:CB	2.46	0.43
1:D:349:ILE:HG12	1:D:352:GLN:HE22	1.82	0.43
1:D:479:ASN:O	1:D:483:GLU:N	2.51	0.43
1:E:456:LEU:HD22	1:E:462:PRO:HG2	1.99	0.43
1:F:233:MET:CE	1:F:237:LEU:HB2	2.49	0.43
1:F:240:VAL:O	1:F:241:ALA:C	2.57	0.43

Continued on next page...

Continued from previous page...

Atom-1	Atom-2	Interatomic distance (Å)	Clash overlap (Å)
1:F:249:ILE:HB	1:F:275:ALA:HB1	2.00	0.43
1:F:520:MET:HB3	1:F:520:MET:HE2	1.94	0.43
1:G:215:LEU:O	1:G:322:ARG:HG3	2.18	0.43
1:H:69:MET:O	1:H:70:GLY:C	2.56	0.43
1:H:157:THR:O	1:H:161:LEU:CD1	2.64	0.43
1:H:202:PRO:C	1:H:204:PHE:H	2.21	0.43
1:H:247:LEU:HB3	1:H:273:VAL:HG11	2.00	0.43
1:H:249:ILE:HD12	1:H:275:ALA:HB2	2.00	0.43
1:H:384:ALA:O	1:I:281:PHE:CZ	2.71	0.43
1:I:401:HIS:O	1:I:402:ALA:C	2.57	0.43
1:J:231:ARG:HB3	1:J:231:ARG:HH11	1.83	0.43
1:J:311:LYS:N	1:J:311:LYS:HD2	2.34	0.43
1:K:418:ALA:O	1:K:421:ARG:HB3	2.19	0.43
1:K:496:PRO:O	1:K:499:VAL:HG22	2.18	0.43
1:L:37:ASN:HB3	1:L:51:LYS:HG3	2.00	0.43
1:L:318:GLY:O	1:L:319:GLN:HG3	2.18	0.43
1:L:385:THR:HG23	1:L:388:GLU:N	2.31	0.43
1:L:440:ILE:O	1:L:443:ALA:HB3	2.18	0.43
1:M:193:MET:CG	1:M:194:GLN:N	2.81	0.43
1:M:221:LEU:HD11	1:M:223:ALA:HB2	2.00	0.43
1:N:81:ALA:HA	1:N:506:TYR:CD2	2.54	0.43
1:N:112:ASN:C	1:N:112:ASN:OD1	2.57	0.43
1:N:214:GLU:HG2	1:N:324:VAL:CG1	2.48	0.43
1:N:220:ILE:HG23	1:N:248:LEU:HD12	2.01	0.43
1:N:302:SER:HB2	1:N:305:ILE:CG1	2.48	0.43
2:P:4:ARG:O	2:P:5:PRO:O	2.37	0.43
2:T:20:LYS:HA	2:T:28:THR:HG23	2.01	0.43
2:T:47:ARG:HD3	2:T:49:LEU:HB2	2.01	0.43
2:T:73:VAL:O	2:T:74:LYS:HD3	2.19	0.43
1:A:401:HIS:O	1:A:404:ARG:HB2	2.18	0.43
1:C:200:LEU:HD12	1:C:200:LEU:H	1.84	0.43
1:C:249:ILE:HG22	1:C:250:ILE:N	2.34	0.43
1:C:254:VAL:HG12	1:C:259:LEU:HG	2.01	0.43
1:C:289:LEU:O	1:C:290:GLN:C	2.57	0.43
1:C:302:SER:C	1:C:304:GLU:N	2.72	0.43
1:C:350:ARG:HA	1:C:353:ILE:HD12	2.00	0.43
1:C:488:MET:HE3	1:C:493:ILE:HB	1.99	0.43
1:D:401:HIS:O	1:D:404:ARG:HB2	2.19	0.43
1:D:486:GLY:HA3	1:D:491:MET:HE2	2.00	0.43
1:E:293:ALA:O	1:E:294:THR:C	2.56	0.43
1:E:321:LYS:HD2	1:E:333:ILE:CG2	2.42	0.43

Continued on next page...

Continued from previous page...

Atom-1	Atom-2	Interatomic distance (Å)	Clash overlap (Å)
1:E:519:CYS:SG	1:E:520:MET:N	2.92	0.43
1:F:241:ALA:HB3	2:T:25:ILE:HD12	2.01	0.43
1:F:482:THR:OG1	1:F:484:GLU:HG2	2.19	0.43
1:G:7:LYS:HD2	1:G:66:PHE:CD2	2.53	0.43
1:G:215:LEU:O	1:G:322:ARG:HA	2.19	0.43
1:H:80:LYS:O	1:H:83:ASP:HB2	2.19	0.43
1:H:169:VAL:CG1	1:H:173:GLY:HA3	2.42	0.43
1:I:109:ALA:HB3	1:I:111:MET:CE	2.49	0.43
1:I:130:GLU:HG3	1:I:426:LEU:HD22	2.01	0.43
1:I:391:GLU:O	1:I:394:ALA:HB3	2.19	0.43
1:I:487:ASN:O	1:I:491:MET:HG3	2.19	0.43
1:J:72:GLN:HA	1:J:72:GLN:NE2	2.34	0.43
1:J:109:ALA:HB3	1:J:111:MET:CE	2.48	0.43
1:J:221:LEU:C	1:J:221:LEU:CD1	2.85	0.43
1:J:383:ALA:HB3	1:J:389:MET:HA	2.00	0.43
1:J:411:VAL:HG21	1:J:494:LEU:HD12	2.00	0.43
1:L:34:LYS:HB2	1:L:458:CYS:HG	1.79	0.43
1:L:41:ASP:HB2	1:M:69:MET:HE2	2.00	0.43
1:L:130:GLU:HG3	1:L:426:LEU:HD22	2.01	0.43
1:L:249:ILE:CG2	1:L:250:ILE:N	2.81	0.43
1:L:272:LYS:HE3	1:L:272:LYS:HB2	1.87	0.43
1:L:286:LYS:HA	1:L:286:LYS:CE	2.45	0.43
1:M:138:CYS:SG	1:M:144:ILE:HD13	2.59	0.43
1:M:328:ASP:OD1	1:M:328:ASP:N	2.52	0.43
1:M:351:GLN:O	1:M:354:GLU:CB	2.67	0.43
1:N:112:ASN:OD1	1:N:114:MET:N	2.52	0.43
1:N:221:LEU:HD22	1:N:222:LEU:N	2.33	0.43
1:N:228:SER:O	1:N:257:GLU:HB3	2.19	0.43
1:N:351:GLN:O	1:N:354:GLU:CB	2.67	0.43
1:N:401:HIS:O	1:N:404:ARG:N	2.52	0.43
2:S:47:ARG:HD3	2:S:49:LEU:HB2	2.01	0.43
2:S:67:PHE:HE1	2:S:69:ASP:HB2	1.84	0.43
2:T:40:VAL:CG2	2:T:63:ASP:HB2	2.49	0.43
2:T:50:GLU:OE1	2:U:50:GLU:HA	2.18	0.43
2:T:59:VAL:HG23	2:T:59:VAL:O	2.18	0.43
1:A:220:ILE:N	1:A:318:GLY:O	2.48	0.43
1:A:267:MET:C	1:A:269:GLY:N	2.71	0.43
1:A:456:LEU:HD13	1:A:462:PRO:HG2	1.98	0.43
1:B:76:GLU:HA	1:B:79:SER:HB3	2.01	0.43
1:B:213:VAL:O	1:B:324:VAL:HA	2.18	0.43
1:B:220:ILE:N	1:B:220:ILE:CD1	2.81	0.43

Continued on next page...

Continued from previous page...

Atom-1	Atom-2	Interatomic distance (Å)	Clash overlap (Å)
1:B:239:ALA:HB1	1:B:314:LEU:HD23	2.01	0.43
1:B:266:THR:HA	1:B:271:VAL:O	2.19	0.43
1:C:73:MET:O	1:C:74:VAL:C	2.57	0.43
1:C:456:LEU:C	1:C:458:CYS:H	2.21	0.43
1:D:130:GLU:O	1:D:133:ALA:HB3	2.19	0.43
1:D:322:ARG:CB	1:D:333:ILE:HD12	2.29	0.43
1:D:456:LEU:C	1:D:458:CYS:H	2.23	0.43
1:E:438:VAL:O	1:E:442:VAL:HG23	2.19	0.43
1:F:222:LEU:CD2	1:F:293:ALA:HB2	2.47	0.43
1:G:84:ALA:HB2	1:G:506:TYR:CE2	2.51	0.43
1:H:49:ILE:HD11	1:I:73:MET:HE3	2.01	0.43
1:H:349:ILE:O	1:H:352:GLN:HB2	2.17	0.43
1:H:356:ALA:HB1	1:H:362:ARG:NE	2.26	0.43
1:I:203:TYR:HB2	1:I:263:VAL:HG13	2.00	0.43
1:J:124:VAL:HG13	1:J:504:LEU:HD11	1.99	0.43
1:J:227:ILE:O	1:J:254:VAL:HA	2.19	0.43
1:K:233:MET:HE2	1:K:233:MET:CA	2.46	0.43
1:L:414:GLY:HA2	1:L:495:ASP:OD2	2.19	0.43
1:M:15:LYS:HD3	1:M:15:LYS:HA	1.83	0.43
1:M:90:THR:O	1:M:94:VAL:HG23	2.18	0.43
1:M:101:THR:O	1:M:105:LYS:HG3	2.18	0.43
1:M:351:GLN:O	1:M:354:GLU:HB3	2.19	0.43
1:M:354:GLU:O	1:M:355:GLU:C	2.56	0.43
1:M:391:GLU:OE1	1:M:395:ARG:HD3	2.18	0.43
1:N:302:SER:HB2	1:N:305:ILE:HG13	2.00	0.43
1:N:343:GLN:O	1:N:346:VAL:HB	2.19	0.43
1:N:385:THR:HG22	1:N:388:GLU:HB3	2.01	0.43
2:O:94:ILE:N	2:P:4:ARG:O	2.51	0.43
2:P:5:PRO:HD3	2:P:42:ALA:CB	2.48	0.43
2:R:12:VAL:HG12	2:R:40:VAL:HA	2.01	0.43
2:S:14:ARG:NH1	2:S:14:ARG:CB	2.82	0.43
2:U:27:LEU:O	2:U:27:LEU:HD23	2.19	0.43
2:U:65:VAL:CG1	2:U:94:ILE:HG12	2.35	0.43
1:A:87:ASP:OD1	1:A:88:GLY:N	2.51	0.42
1:A:155:ASP:OD1	1:A:157:THR:HB	2.19	0.42
1:A:214:GLU:O	1:A:322:ARG:HD3	2.19	0.42
1:A:353:ILE:HG22	1:A:354:GLU:N	2.34	0.42
1:B:59:GLU:OE1	1:B:59:GLU:HA	2.19	0.42
1:B:362:ARG:HA	1:B:365:LEU:HD13	2.01	0.42
1:B:368:ARG:HG2	1:B:372:LEU:CG	2.46	0.42
1:B:385:THR:OG1	1:B:388:GLU:HB2	2.18	0.42

Continued on next page...

Continued from previous page...

Atom-1	Atom-2	Interatomic distance (Å)	Clash overlap (Å)
1:B:488:MET:CE	1:B:493:ILE:HG21	2.49	0.42
1:C:222:LEU:HD22	1:C:300:VAL:HG22	1.99	0.42
1:C:250:ILE:O	1:C:251:ALA:HB2	2.19	0.42
1:C:289:LEU:N	1:C:290:GLN:OE1	2.45	0.42
1:D:95:LEU:HD13	1:D:504:LEU:HD23	2.01	0.42
1:D:249:ILE:HB	1:D:275:ALA:HB1	1.96	0.42
1:D:259:LEU:O	1:D:263:VAL:N	2.48	0.42
1:D:409:GLU:O	1:D:409:GLU:HG2	2.18	0.42
1:E:267:MET:C	1:E:269:GLY:H	2.23	0.42
1:E:309:LEU:O	1:E:310:GLU:C	2.57	0.42
1:F:150:ILE:HD11	4:F:1:ADP:C8	2.54	0.42
1:F:219:PHE:HD1	1:F:319:GLN:HE21	1.66	0.42
1:F:279:PRO:CB	1:F:288:MET:HE1	2.48	0.42
1:F:291:ASP:O	1:F:295:LEU:HB2	2.18	0.42
1:F:353:ILE:O	1:F:355:GLU:N	2.52	0.42
1:F:456:LEU:HD12	1:F:456:LEU:HA	1.86	0.42
1:G:14:VAL:O	1:G:15:LYS:C	2.57	0.42
1:G:114:MET:O	1:G:118:ARG:HG3	2.19	0.42
1:G:211:GLY:O	1:G:325:ILE:O	2.37	0.42
1:G:233:MET:HE2	1:G:237:LEU:HB2	2.01	0.42
1:G:479:ASN:HB3	1:G:482:THR:OG1	2.19	0.42
1:H:158:VAL:C	1:H:160:LYS:N	2.71	0.42
1:H:205:ILE:HD13	1:H:211:GLY:CA	2.42	0.42
1:H:362:ARG:HB3	1:H:362:ARG:HH11	1.84	0.42
1:H:364:LYS:O	1:H:365:LEU:C	2.57	0.42
1:H:389:MET:HE1	1:H:393:LYS:HB2	2.00	0.42
1:I:226:LYS:HG3	1:I:252:GLU:HB3	2.01	0.42
1:I:472:GLY:HA3	1:I:476:TYR:HD2	1.84	0.42
1:J:266:THR:HG22	1:J:273:VAL:H	1.84	0.42
1:K:17:LEU:HA	1:K:20:VAL:CG1	2.49	0.42
1:K:200:LEU:HD11	1:K:276:VAL:HA	1.99	0.42
1:M:107:VAL:HG11	1:M:515:ILE:HG23	2.00	0.42
1:M:402:ALA:O	1:M:405:ALA:HB3	2.19	0.42
1:M:432:GLN:OE1	1:M:432:GLN:N	2.52	0.42
1:M:465:VAL:HG11	1:M:478:TYR:CD2	2.54	0.42
1:N:508:ALA:O	1:N:509:SER:C	2.56	0.42
2:S:3:ILE:H	2:S:3:ILE:HD12	1.83	0.42
2:T:3:ILE:HD12	2:T:3:ILE:N	2.34	0.42
1:B:27:VAL:HG13	1:B:53:GLY:HA2	2.00	0.42
1:B:277:LYS:HD3	1:B:285:ARG:NH2	2.20	0.42
1:B:292:ILE:O	1:B:295:LEU:HB3	2.19	0.42

Continued on next page...

Continued from previous page...

Atom-1	Atom-2	Interatomic distance (Å)	Clash overlap (Å)
1:B:449:ALA:O	1:B:450:PRO:C	2.57	0.42
1:C:128:VAL:O	1:C:129:GLU:C	2.57	0.42
1:C:178:GLU:O	1:C:380:LYS:HA	2.18	0.42
1:C:232:GLU:O	1:C:310:GLU:OE2	2.37	0.42
1:C:261:THR:O	1:C:265:ASN:ND2	2.52	0.42
1:C:288:MET:HG2	1:C:368:ARG:HE	1.83	0.42
1:C:433:ASN:ND2	1:C:435:ASP:HB2	2.31	0.42
1:D:293:ALA:O	1:D:297:GLY:N	2.52	0.42
1:E:41:ASP:O	1:E:42:LYS:CG	2.67	0.42
1:E:88:GLY:O	1:E:91:THR:HB	2.19	0.42
1:E:266:THR:HG22	1:E:273:VAL:N	2.29	0.42
1:E:302:SER:CB	1:E:305:ILE:HB	2.47	0.42
1:E:487:ASN:OD1	1:E:489:ILE:N	2.52	0.42
1:F:150:ILE:HD11	4:F:1:ADP:N7	2.34	0.42
1:G:245:LYS:HE2	1:G:245:LYS:CA	2.38	0.42
1:H:349:ILE:O	1:H:350:ARG:C	2.58	0.42
1:I:354:GLU:HG3	1:I:355:GLU:N	2.33	0.42
1:J:326:ASN:ND2	1:J:328:ASP:H	2.17	0.42
1:K:107:VAL:CG2	1:K:108:ALA:H	2.32	0.42
1:K:192:GLY:C	1:K:376:VAL:HG23	2.39	0.42
1:K:194:GLN:CG	1:K:331:THR:HB	2.48	0.42
1:K:350:ARG:HE	1:K:369:VAL:CG1	2.33	0.42
1:K:420:ILE:HG13	1:K:451:LEU:HD22	2.01	0.42
1:L:95:LEU:O	1:L:96:ALA:C	2.56	0.42
1:L:172:GLU:N	1:L:172:GLU:OE1	2.52	0.42
1:L:299:THR:OG1	1:L:316:ASP:HA	2.19	0.42
1:L:339:GLU:O	1:L:340:ALA:C	2.58	0.42
1:L:420:ILE:HG23	1:L:470:LYS:HD3	2.01	0.42
1:M:90:THR:O	1:M:93:THR:HB	2.19	0.42
1:M:197:ARG:HG2	1:M:277:LYS:O	2.19	0.42
1:M:400:LEU:HD23	1:M:400:LEU:O	2.19	0.42
1:N:57:ALA:O	1:N:58:ARG:C	2.58	0.42
1:N:420:ILE:CG2	1:N:470:LYS:HD3	2.50	0.42
1:A:14:VAL:O	1:A:18:ARG:HG3	2.19	0.42
1:A:219:PHE:HD1	1:A:319:GLN:NE2	2.03	0.42
1:A:325:ILE:N	1:A:325:ILE:CD1	2.79	0.42
1:B:266:THR:HG22	1:B:273:VAL:N	2.31	0.42
1:B:456:LEU:HD13	1:B:462:PRO:HG2	2.00	0.42
1:B:494:LEU:HD23	1:B:494:LEU:N	2.34	0.42
1:B:509:SER:HB3	1:C:385:THR:HG23	2.01	0.42
1:C:205:ILE:HG12	1:C:211:GLY:HA2	2.01	0.42

Continued on next page...

Continued from previous page...

Atom-1	Atom-2	Interatomic distance (Å)	Clash overlap (Å)
1:C:230:ILE:C	1:C:232:GLU:N	2.71	0.42
1:C:305:ILE:HG21	1:D:263:VAL:HG11	2.01	0.42
1:D:302:SER:C	1:D:304:GLU:H	2.23	0.42
1:E:136:VAL:HA	1:E:137:PRO:HD3	1.86	0.42
1:E:235:PRO:HG2	1:E:236:VAL:HG23	2.01	0.42
1:F:203:TYR:H	1:F:203:TYR:HD1	1.65	0.42
1:F:206:ASN:HB3	1:F:214:GLU:N	2.33	0.42
1:F:455:VAL:HG11	1:F:462:PRO:HA	2.02	0.42
1:G:40:LEU:HD13	1:G:59:GLU:HG3	2.01	0.42
1:G:411:VAL:HG12	1:G:496:PRO:CA	2.39	0.42
1:H:221:LEU:CD1	1:H:223:ALA:H	2.33	0.42
1:I:17:LEU:HA	1:I:20:VAL:CG1	2.49	0.42
1:J:218:PRO:CB	1:J:246:PRO:HB2	2.49	0.42
1:J:415:GLY:H	1:J:417:VAL:CG2	2.26	0.42
1:J:420:ILE:CD1	1:J:448:GLU:HG2	2.50	0.42
1:K:130:GLU:HG3	1:K:426:LEU:HD22	2.01	0.42
1:K:399:ALA:O	1:K:400:LEU:C	2.58	0.42
1:L:24:ALA:O	1:L:28:LYS:HG2	2.20	0.42
1:L:77:VAL:HG22	1:L:506:TYR:HB3	2.01	0.42
1:L:149:THR:H	1:L:159:GLY:HA3	1.83	0.42
1:L:325:ILE:N	1:L:325:ILE:CD1	2.82	0.42
1:M:37:ASN:HB3	1:M:51:LYS:CG	2.49	0.42
1:M:66:PHE:HA	1:M:520:MET:CE	2.49	0.42
1:M:233:MET:O	1:M:234:LEU:C	2.57	0.42
1:M:258:ALA:O	1:M:261:THR:OG1	2.36	0.42
1:N:72:GLN:HA	1:N:72:GLN:HE21	1.84	0.42
1:N:290:GLN:HB3	1:N:345:ARG:HH21	1.84	0.42
1:N:501:ARG:NH1	1:N:505:GLN:OE1	2.51	0.42
2:O:20:LYS:CG	2:O:27:LEU:HD23	2.49	0.42
2:T:34:LYS:HG3	2:T:35:SER:N	2.26	0.42
2:T:40:VAL:HG21	2:T:63:ASP:HB2	2.00	0.42
1:A:23:LEU:HD23	1:A:60:ILE:HB	2.01	0.42
1:A:220:ILE:CD1	1:A:220:ILE:H	2.31	0.42
1:A:262:LEU:O	1:A:266:THR:HG23	2.19	0.42
1:B:224:ASP:HB2	1:B:303:GLU:CB	2.42	0.42
1:C:42:LYS:HE2	1:C:48:THR:HB	2.00	0.42
1:D:278:ALA:CB	1:D:279:PRO:CD	2.95	0.42
1:E:5:ASP:HB2	1:E:524:LEU:CD2	2.47	0.42
1:E:38:VAL:HG12	1:E:39:VAL:N	2.34	0.42
1:E:256:GLY:HA2	1:E:259:LEU:HB2	2.01	0.42
1:F:7:LYS:HD2	1:F:66:PHE:CD2	2.55	0.42

Continued on next page...

Continued from previous page...

Atom-1	Atom-2	Interatomic distance (Å)	Clash overlap (Å)
1:F:309:LEU:HD12	1:F:309:LEU:N	2.34	0.42
1:G:54:VAL:O	1:G:58:ARG:HG3	2.19	0.42
1:G:59:GLU:OE1	1:G:59:GLU:HA	2.19	0.42
1:G:299:THR:N	1:G:316:ASP:O	2.52	0.42
1:H:112:ASN:HA	1:H:113:PRO:HD3	1.73	0.42
1:I:95:LEU:O	1:I:96:ALA:C	2.58	0.42
1:I:184:GLN:HA	1:I:184:GLN:OE1	2.19	0.42
1:I:187:LEU:HD23	1:I:188:ASP:N	2.34	0.42
1:I:414:GLY:N	1:I:494:LEU:HA	2.33	0.42
1:J:248:LEU:HD22	1:J:249:ILE:N	2.32	0.42
1:K:164:GLU:O	1:K:167:ASP:HB3	2.18	0.42
1:L:74:VAL:O	1:L:75:LYS:C	2.57	0.42
1:L:178:GLU:O	1:L:380:LYS:HA	2.19	0.42
1:L:412:VAL:O	1:L:494:LEU:HB2	2.20	0.42
2:S:7:HIS:O	2:S:8:ASP:CB	2.57	0.42
1:A:7:LYS:HD2	1:A:66:PHE:CD2	2.55	0.42
1:A:221:LEU:HD13	1:A:317:LEU:CD2	2.49	0.42
1:A:247:LEU:HD13	1:A:248:LEU:O	2.18	0.42
1:A:302:SER:HB2	1:A:305:ILE:CB	2.48	0.42
1:B:29:VAL:HG23	1:B:30:THR:CG2	2.47	0.42
1:B:235:PRO:O	1:B:239:ALA:HB2	2.20	0.42
1:C:131:LEU:HD23	1:C:422:VAL:HG11	2.00	0.42
1:D:291:ASP:OD1	1:D:292:ILE:N	2.52	0.42
1:D:352:GLN:C	1:D:365:LEU:HD11	2.39	0.42
1:D:401:HIS:O	1:D:404:ARG:N	2.52	0.42
1:E:54:VAL:HG13	1:E:55:SER:N	2.35	0.42
1:E:80:LYS:HD2	1:E:506:TYR:CZ	2.54	0.42
1:E:183:LEU:HD22	1:E:384:ALA:HA	2.02	0.42
1:E:193:MET:O	1:E:331:THR:HG23	2.19	0.42
1:E:199:TYR:CE1	1:E:327:LYS:HG3	2.54	0.42
1:E:265:ASN:HB3	1:E:271:VAL:CG2	2.47	0.42
1:E:349:ILE:CG2	1:E:365:LEU:HD21	2.50	0.42
1:E:405:ALA:HA	1:E:408:GLU:HG2	2.01	0.42
1:E:450:PRO:O	1:E:454:ILE:HG13	2.18	0.42
1:F:150:ILE:HG21	1:F:494:LEU:O	2.18	0.42
1:F:194:GLN:HG3	1:F:331:THR:OG1	2.20	0.42
1:F:216:GLU:OE1	1:F:216:GLU:HA	2.19	0.42
1:G:203:TYR:CD1	1:G:203:TYR:N	2.87	0.42
1:H:37:ASN:O	1:I:517:THR:HA	2.20	0.42
1:H:40:LEU:HD23	1:H:50:THR:HG22	2.00	0.42
1:H:128:VAL:O	1:H:132:LYS:HG3	2.19	0.42

Continued on next page...

Continued from previous page...

Atom-1	Atom-2	Interatomic distance (Å)	Clash overlap (Å)
1:H:149:THR:H	1:H:159:GLY:HA3	1.84	0.42
1:I:200:LEU:N	1:I:200:LEU:HD12	2.35	0.42
1:I:323:VAL:HG13	1:I:323:VAL:O	2.20	0.42
1:I:520:MET:HE2	1:I:520:MET:HB3	1.84	0.42
1:J:155:ASP:CG	1:J:158:VAL:HG23	2.39	0.42
1:J:172:GLU:OE1	1:J:172:GLU:N	2.53	0.42
1:K:221:LEU:C	1:K:221:LEU:CD1	2.87	0.42
1:K:236:VAL:HG23	1:K:237:LEU:H	1.85	0.42
1:K:414:GLY:N	1:K:494:LEU:HA	2.35	0.42
1:M:218:PRO:CG	1:M:246:PRO:HB2	2.48	0.42
1:M:222:LEU:HD11	1:M:293:ALA:HA	2.02	0.42
1:M:386:GLU:HG2	1:M:390:LYS:HE2	2.01	0.42
1:M:433:ASN:HD22	1:M:434:GLU:N	2.15	0.42
1:N:126:ALA:HB1	1:N:426:LEU:HD13	2.00	0.42
1:N:130:GLU:HB3	1:N:422:VAL:HG12	2.01	0.42
1:N:149:THR:HG21	1:N:156:GLU:HA	1.99	0.42
1:N:185:ASP:HA	1:N:380:LYS:O	2.20	0.42
1:N:354:GLU:CG	1:N:355:GLU:N	2.83	0.42
2:O:4:ARG:HA	2:O:5:PRO:HD2	1.86	0.42
2:Q:17:VAL:CG1	2:Q:34:LYS:HA	2.49	0.42
2:R:78:ILE:N	2:R:78:ILE:CD1	2.82	0.42
2:U:43:VAL:HG23	2:U:61:VAL:HG22	2.02	0.42
1:A:41:ASP:O	1:A:42:LYS:CG	2.67	0.42
1:A:278:ALA:O	1:A:279:PRO:O	2.37	0.42
1:A:350:ARG:HD3	1:A:350:ARG:HA	1.83	0.42
1:B:259:LEU:O	1:B:260:ALA:C	2.57	0.42
1:B:314:LEU:HD12	1:B:314:LEU:C	2.39	0.42
1:C:5:ASP:O	1:C:66:PHE:HZ	2.02	0.42
1:C:263:VAL:HG12	1:C:267:MET:SD	2.59	0.42
1:C:296:THR:HG22	1:C:335:GLY:CA	2.42	0.42
1:C:430:ARG:HG2	1:C:430:ARG:NH1	2.35	0.42
1:D:147:VAL:CA	1:D:150:ILE:HG22	2.50	0.42
1:D:206:ASN:HB3	1:D:214:GLU:H	1.85	0.42
1:D:288:MET:O	1:D:289:LEU:HG	2.20	0.42
1:D:361:ASP:C	1:D:363:GLU:H	2.22	0.42
1:E:113:PRO:O	1:E:116:LEU:HB2	2.20	0.42
1:E:288:MET:O	1:E:289:LEU:HG	2.19	0.42
1:E:434:GLU:HA	1:E:437:ASN:HD22	1.85	0.42
1:F:72:GLN:NE2	1:F:72:GLN:HA	2.34	0.42
1:F:116:LEU:O	1:F:120:ILE:HG13	2.19	0.42
1:F:349:ILE:HG23	1:F:365:LEU:HD21	2.00	0.42

Continued on next page...

Continued from previous page...

Atom-1	Atom-2	Interatomic distance (Å)	Clash overlap (Å)
1:G:177:VAL:CG1	1:G:397:GLU:HG2	2.48	0.42
1:G:180:GLY:HA2	1:G:380:LYS:HB3	2.00	0.42
1:G:206:ASN:HB3	1:G:214:GLU:N	2.33	0.42
1:H:66:PHE:HD1	1:H:520:MET:HE2	1.83	0.42
1:H:200:LEU:HD12	1:H:200:LEU:N	2.34	0.42
1:H:253:ASP:OD2	1:H:277:LYS:HD3	2.19	0.42
1:H:313:THR:CG2	1:H:314:LEU:N	2.83	0.42
1:H:361:ASP:O	1:H:365:LEU:HG	2.19	0.42
1:I:112:ASN:OD1	1:I:114:MET:N	2.52	0.42
1:I:130:GLU:O	1:I:133:ALA:HB3	2.19	0.42
1:I:233:MET:O	1:I:234:LEU:C	2.58	0.42
1:I:277:LYS:HB2	1:I:277:LYS:HZ2	1.83	0.42
1:J:95:LEU:O	1:J:96:ALA:C	2.58	0.42
1:J:419:LEU:O	1:J:422:VAL:HG22	2.20	0.42
1:K:266:THR:CG2	1:K:273:VAL:H	2.32	0.42
1:K:419:LEU:HD21	1:K:500:THR:HG23	2.00	0.42
1:K:419:LEU:HA	1:K:422:VAL:HG22	2.01	0.42
1:K:433:ASN:ND2	1:K:434:GLU:N	2.67	0.42
1:L:66:PHE:HA	1:L:520:MET:CE	2.49	0.42
1:L:171:LYS:HD3	1:L:407:VAL:CG1	2.49	0.42
1:L:381:VAL:HB	1:L:389:MET:HE3	2.02	0.42
1:L:419:LEU:O	1:L:422:VAL:HG22	2.20	0.42
1:N:19:GLY:HA3	1:N:67:GLU:O	2.20	0.42
1:N:104:LEU:O	1:N:107:VAL:HG22	2.19	0.42
1:N:476:TYR:HA	1:N:486:GLY:O	2.19	0.42
2:O:5:PRO:HG3	2:O:43:VAL:C	2.39	0.42
2:P:47:ARG:HD2	2:P:55:LYS:HD2	2.01	0.42
1:A:200:LEU:HD12	1:A:200:LEU:H	1.85	0.42
1:A:236:VAL:O	1:A:239:ALA:HB3	2.20	0.42
1:A:252:GLU:O	1:A:277:LYS:HE2	2.20	0.42
1:A:456:LEU:HD12	1:A:456:LEU:HA	1.86	0.42
1:B:134:LEU:HD11	1:B:425:LYS:HZ1	1.82	0.42
1:B:207:LYS:HB2	1:B:207:LYS:HZ2	1.83	0.42
1:C:220:ILE:N	1:C:220:ILE:CD1	2.82	0.42
1:C:301:ILE:HG12	1:C:307:MET:CE	2.50	0.42
1:C:411:VAL:HG12	1:C:496:PRO:CA	2.43	0.42
1:D:496:PRO:O	1:D:497:THR:C	2.56	0.42
1:E:339:GLU:HA	1:E:342:ILE:CB	2.48	0.42
1:E:357:THR:O	1:E:359:ASP:N	2.53	0.42
1:F:88:GLY:HA2	4:F:1:ADP:O2B	2.20	0.42
1:F:128:VAL:CG1	1:F:132:LYS:HE2	2.49	0.42

Continued on next page...

Continued from previous page...

Atom-1	Atom-2	Interatomic distance (Å)	Clash overlap (Å)
1:G:339:GLU:O	1:G:343:GLN:OE1	2.36	0.42
1:G:348:GLN:NE2	1:G:352:GLN:HE21	2.15	0.42
1:G:473:ASP:O	1:G:474:GLY:C	2.58	0.42
1:H:432:GLN:OE1	1:H:432:GLN:N	2.53	0.42
1:I:165:ALA:O	1:I:168:LYS:HB2	2.20	0.42
1:I:433:ASN:ND2	1:I:434:GLU:N	2.68	0.42
1:J:140:ASP:O	1:J:144:ILE:HG12	2.19	0.42
1:K:37:ASN:HB3	1:K:51:LYS:CG	2.50	0.42
1:K:37:ASN:ND2	1:K:37:ASN:H	2.18	0.42
1:K:77:VAL:HG11	1:K:510:VAL:HB	2.00	0.42
1:K:230:ILE:O	1:K:231:ARG:C	2.58	0.42
1:L:349:ILE:HA	1:L:352:GLN:NE2	2.35	0.42
1:L:478:TYR:HB2	1:L:485:TYR:CE2	2.55	0.42
1:M:203:TYR:N	1:M:203:TYR:CD1	2.88	0.42
1:M:353:ILE:HA	1:M:365:LEU:HD12	2.00	0.42
1:N:30:THR:HB	1:N:51:LYS:O	2.19	0.42
1:N:232:GLU:OE1	1:N:232:GLU:N	2.37	0.42
1:N:272:LYS:HB2	1:N:272:LYS:HE3	1.68	0.42
1:N:348:GLN:O	1:N:351:GLN:HB3	2.19	0.42
1:N:349:ILE:O	1:N:350:ARG:C	2.58	0.42
2:S:7:HIS:O	2:S:7:HIS:ND1	2.52	0.42
2:S:41:LEU:O	2:S:61:VAL:HG13	2.19	0.42
2:T:44:GLY:O	2:T:45:ASN:C	2.58	0.42
2:U:20:LYS:HG2	2:U:27:LEU:HD23	2.00	0.42
2:U:31:ALA:O	2:U:32:ALA:HB3	2.20	0.42
1:A:147:VAL:HA	1:A:150:ILE:HG22	2.01	0.42
1:A:241:ALA:HA	1:A:271:VAL:HG12	2.01	0.42
1:A:290:GLN:O	1:A:294:THR:HG23	2.19	0.42
1:A:409:GLU:OE1	1:A:501:ARG:NH2	2.52	0.42
1:B:267:MET:C	1:B:269:GLY:H	2.21	0.42
1:B:272:LYS:NZ	1:B:272:LYS:CB	2.83	0.42
1:C:195:PHE:CE1	1:C:330:THR:HB	2.55	0.42
1:C:417:VAL:HA	1:C:420:ILE:CG2	2.49	0.42
1:D:349:ILE:HA	1:D:352:GLN:HE21	1.76	0.42
1:D:368:ARG:O	1:D:369:VAL:C	2.58	0.42
1:D:433:ASN:OD1	1:D:436:GLN:HB2	2.20	0.42
1:D:434:GLU:HA	1:D:437:ASN:HD22	1.85	0.42
1:E:7:LYS:HD2	1:E:66:PHE:CD2	2.55	0.42
1:E:326:ASN:HD21	1:E:328:ASP:HB2	1.83	0.42
1:E:345:ARG:O	1:E:349:ILE:HG13	2.19	0.42
1:E:441:LYS:HA	1:E:441:LYS:HD2	1.80	0.42

Continued on next page...

Continued from previous page...

Atom-1	Atom-2	Interatomic distance (Å)	Clash overlap (Å)
1:E:475:ASN:N	1:E:475:ASN:ND2	2.67	0.42
1:F:23:LEU:HD23	1:F:60:ILE:HB	2.02	0.42
1:F:185:ASP:HA	1:F:380:LYS:O	2.20	0.42
1:F:302:SER:O	1:F:305:ILE:N	2.50	0.42
1:G:273:VAL:O	1:G:274:ALA:HB2	2.20	0.42
1:G:279:PRO:CB	1:G:285:ARG:HA	2.47	0.42
1:G:430:ARG:NH1	1:G:430:ARG:HG2	2.35	0.42
1:H:130:GLU:O	1:H:133:ALA:HB3	2.19	0.42
1:I:44:PHE:CD1	1:I:44:PHE:N	2.88	0.42
1:J:455:VAL:CG1	1:J:460:GLU:HB2	2.48	0.42
1:K:112:ASN:OD1	1:K:114:MET:N	2.52	0.42
1:K:226:LYS:HG3	1:K:252:GLU:CB	2.48	0.42
1:L:152:ALA:HB1	1:L:158:VAL:HG21	2.02	0.42
1:L:270:ILE:HG22	1:L:271:VAL:N	2.34	0.42
1:L:349:ILE:O	1:L:350:ARG:C	2.57	0.42
1:M:152:ALA:O	1:M:153:ASN:HB3	2.20	0.42
1:M:192:GLY:C	1:M:376:VAL:HG23	2.39	0.42
1:M:218:PRO:HB3	1:M:246:PRO:O	2.19	0.42
1:M:402:ALA:O	1:M:406:ALA:N	2.40	0.42
1:N:44:PHE:CD1	1:N:44:PHE:N	2.87	0.42
1:N:354:GLU:HG2	1:N:355:GLU:H	1.85	0.42
1:N:475:ASN:ND2	1:N:489:ILE:HD12	2.35	0.42
2:Q:7:HIS:HB3	2:Q:45:ASN:HD22	1.85	0.42
2:T:9:ARG:NH1	2:T:86:MET:HA	2.35	0.42
2:U:8:ASP:OD2	2:U:87:SER:HB2	2.20	0.42
1:A:222:LEU:HD22	1:A:293:ALA:HB2	2.02	0.42
1:A:451:LEU:O	1:A:454:ILE:HB	2.19	0.42
1:B:227:ILE:N	1:B:227:ILE:CD1	2.79	0.42
1:B:246:PRO:HB3	1:B:272:LYS:HZ2	1.84	0.42
1:B:357:THR:HB	1:B:361:ASP:CB	2.49	0.42
1:B:456:LEU:HD13	1:B:462:PRO:HG3	1.99	0.42
1:C:117:LYS:HG2	1:C:121:ASP:OD2	2.19	0.42
1:C:206:ASN:HB2	1:C:214:GLU:H	1.84	0.42
1:C:278:ALA:CB	1:C:279:PRO:CD	2.87	0.42
1:C:301:ILE:O	1:C:303:GLU:N	2.47	0.42
1:D:147:VAL:C	1:D:150:ILE:HG22	2.41	0.42
1:E:218:PRO:HA	1:E:246:PRO:O	2.20	0.42
1:E:517:THR:HG23	1:F:39:VAL:HG23	2.01	0.42
1:F:177:VAL:CG1	1:F:397:GLU:CG	2.97	0.42
1:G:158:VAL:O	1:G:159:GLY:C	2.58	0.42
1:G:177:VAL:HG22	1:G:393:LYS:HG3	2.01	0.42

Continued on next page...

Continued from previous page...

Atom-1	Atom-2	Interatomic distance (Å)	Clash overlap (Å)
1:G:208:PRO:HB2	1:G:212:ALA:HB3	2.01	0.42
1:G:270:ILE:HD11	2:U:27:LEU:HD13	2.00	0.42
1:G:349:ILE:O	1:G:349:ILE:HG22	2.19	0.42
1:G:383:ALA:HB3	1:G:389:MET:HE1	2.00	0.42
1:G:451:LEU:C	1:G:451:LEU:CD2	2.89	0.42
1:G:496:PRO:O	1:G:497:THR:C	2.58	0.42
1:I:158:VAL:O	1:I:159:GLY:C	2.56	0.42
1:I:233:MET:HB3	1:I:237:LEU:HB2	2.01	0.42
1:J:345:ARG:HH22	1:J:368:ARG:HH22	1.67	0.42
1:J:359:ASP:O	1:J:363:GLU:CB	2.68	0.42
1:J:384:ALA:O	1:K:281:PHE:CZ	2.72	0.42
1:K:354:GLU:CG	1:K:355:GLU:N	2.83	0.42
1:L:7:LYS:HG3	1:L:66:PHE:CZ	2.54	0.42
1:L:19:GLY:HA3	1:L:67:GLU:O	2.19	0.42
1:L:345:ARG:HA	1:L:348:GLN:HE21	1.84	0.42
1:L:453:GLN:O	1:L:456:LEU:HB3	2.20	0.42
1:M:201:SER:HA	1:M:202:PRO:HD3	1.90	0.42
1:N:17:LEU:HA	1:N:20:VAL:CG1	2.50	0.42
1:N:38:VAL:HG12	1:N:39:VAL:N	2.34	0.42
1:N:214:GLU:HG2	1:N:324:VAL:HG12	2.00	0.42
1:N:323:VAL:CG2	1:N:332:ILE:HG22	2.49	0.42
2:P:14:ARG:CB	2:P:14:ARG:HH11	2.33	0.42
2:P:55:LYS:HE2	2:P:55:LYS:N	2.23	0.42
2:Q:11:ILE:CB	2:Q:42:ALA:HB3	2.42	0.42
2:Q:20:LYS:HA	2:Q:28:THR:CG2	2.50	0.42
2:Q:46:GLY:HA3	2:Q:55:LYS:O	2.19	0.42
2:R:47:ARG:HD3	2:R:49:LEU:CD1	2.43	0.42
2:U:7:HIS:O	2:U:7:HIS:ND1	2.53	0.42
2:U:16:GLU:CB	2:U:19:THR:OG1	2.67	0.42
1:A:168:LYS:O	1:A:170:GLY:N	2.53	0.42
1:A:295:LEU:C	1:A:295:LEU:CD2	2.88	0.42
1:B:479:ASN:O	1:B:483:GLU:N	2.53	0.42
1:C:7:LYS:HD2	1:C:66:PHE:CD2	2.55	0.42
1:C:232:GLU:O	1:C:233:MET:CB	2.66	0.42
1:C:233:MET:HE2	1:C:233:MET:O	2.20	0.42
1:C:293:ALA:O	1:C:296:THR:N	2.53	0.42
1:D:202:PRO:HG2	1:D:203:TYR:CE1	2.54	0.42
1:D:262:LEU:HD11	1:D:273:VAL:HB	2.01	0.42
1:D:279:PRO:HB2	1:D:285:ARG:HA	2.02	0.42
1:D:296:THR:HA	1:D:335:GLY:HA3	2.02	0.42
1:E:234:LEU:HA	1:E:237:LEU:HB3	2.01	0.42

Continued on next page...

Continued from previous page...

Atom-1	Atom-2	Interatomic distance (Å)	Clash overlap (Å)
1:E:240:VAL:C	1:E:242:LYS:N	2.73	0.42
1:E:325:ILE:HG22	1:E:326:ASN:O	2.20	0.42
1:E:404:ARG:HG3	1:E:404:ARG:NH1	2.34	0.42
1:F:30:THR:HB	1:F:51:LYS:CG	2.46	0.42
1:F:194:GLN:HG2	1:F:195:PHE:N	2.34	0.42
1:F:259:LEU:O	1:F:263:VAL:N	2.50	0.42
1:G:161:LEU:HD12	1:G:161:LEU:HA	1.82	0.42
1:G:301:ILE:HG12	1:G:307:MET:CE	2.50	0.42
1:H:81:ALA:O	1:H:82:ASN:C	2.57	0.42
1:H:130:GLU:HB3	1:H:422:VAL:HG12	2.02	0.42
1:H:389:MET:CE	1:H:389:MET:C	2.87	0.42
1:I:420:ILE:CD1	1:I:448:GLU:HG2	2.50	0.42
1:J:228:SER:O	1:J:258:ALA:N	2.53	0.42
1:J:449:ALA:CB	1:J:450:PRO:HD3	2.35	0.42
1:J:513:LEU:HD12	1:J:513:LEU:HA	1.65	0.42
1:K:37:ASN:O	1:L:517:THR:HA	2.19	0.42
1:L:193:MET:CG	1:L:194:GLN:N	2.81	0.42
1:M:56:VAL:O	1:M:57:ALA:C	2.58	0.42
1:M:64:ASP:C	1:M:65:LYS:O	2.52	0.42
1:M:283:ASP:O	1:M:286:LYS:HB2	2.20	0.42
1:N:232:GLU:HA	1:N:310:GLU:CG	2.50	0.42
2:T:93:ALA:HB1	2:U:4:ARG:O	2.20	0.42
2:T:96:GLU:O	2:T:97:ALA:C	2.57	0.42
1:A:66:PHE:HD1	1:A:520:MET:HE2	1.84	0.41
1:A:200:LEU:N	1:A:200:LEU:CD1	2.82	0.41
1:A:291:ASP:O	1:A:295:LEU:HB2	2.20	0.41
1:C:10:ASN:O	1:C:11:ASP:C	2.58	0.41
1:C:486:GLY:HA3	1:C:491:MET:HE2	2.00	0.41
1:D:255:GLU:O	1:D:259:LEU:HG	2.20	0.41
1:D:487:ASN:OD1	1:D:487:ASN:C	2.59	0.41
1:E:199:TYR:CE1	1:E:202:PRO:HA	2.54	0.41
1:E:215:LEU:O	1:E:322:ARG:HA	2.20	0.41
1:E:235:PRO:CG	1:E:236:VAL:H	2.28	0.41
1:E:249:ILE:CD1	1:E:249:ILE:N	2.79	0.41
1:E:252:GLU:O	1:E:277:LYS:HE2	2.20	0.41
1:E:305:ILE:HD12	1:E:305:ILE:H	1.82	0.41
1:E:430:ARG:HG2	1:E:430:ARG:NH1	2.35	0.41
1:F:115:ASP:HB3	1:F:436:GLN:HG3	2.02	0.41
1:F:309:LEU:H	1:F:309:LEU:CD1	2.31	0.41
1:G:354:GLU:HG3	1:G:354:GLU:O	2.20	0.41
1:G:368:ARG:HG2	1:G:372:LEU:CG	2.49	0.41

Continued on next page...

Continued from previous page...

Atom-1	Atom-2	Interatomic distance (Å)	Clash overlap (Å)
1:H:37:ASN:HB3	1:H:51:LYS:CG	2.50	0.41
1:H:81:ALA:HA	1:H:506:TYR:CE2	2.55	0.41
1:I:411:VAL:HA	1:I:497:THR:H	1.83	0.41
1:I:455:VAL:HG12	1:I:460:GLU:O	2.20	0.41
1:I:496:PRO:O	1:I:499:VAL:HG22	2.20	0.41
1:J:104:LEU:O	1:J:107:VAL:HG22	2.19	0.41
1:J:520:MET:HE2	1:J:520:MET:HB3	1.88	0.41
1:K:286:LYS:HA	1:K:286:LYS:CE	2.47	0.41
1:L:81:ALA:HA	1:L:506:TYR:CE2	2.54	0.41
1:L:146:GLN:HE21	1:L:150:ILE:HD11	1.85	0.41
1:L:236:VAL:HG23	1:L:237:LEU:H	1.83	0.41
1:L:313:THR:CG2	1:L:314:LEU:H	2.32	0.41
1:M:37:ASN:ND2	1:M:37:ASN:H	2.19	0.41
1:M:172:GLU:OE1	1:M:172:GLU:N	2.52	0.41
1:M:256:GLY:O	1:M:257:GLU:C	2.59	0.41
1:M:406:ALA:O	1:M:410:GLY:N	2.52	0.41
1:M:417:VAL:O	1:M:418:ALA:C	2.59	0.41
1:M:449:ALA:HB3	1:M:450:PRO:CD	2.32	0.41
1:N:112:ASN:HA	1:N:113:PRO:HD3	1.79	0.41
1:N:236:VAL:HG23	1:N:237:LEU:N	2.34	0.41
2:T:5:PRO:CD	2:T:42:ALA:HB1	2.50	0.41
1:A:313:THR:HB	1:A:315:GLU:CD	2.40	0.41
1:A:430:ARG:HG2	1:A:430:ARG:NH1	2.35	0.41
1:A:494:LEU:N	1:A:494:LEU:HD23	2.35	0.41
1:A:499:VAL:CG2	1:A:500:THR:H	2.33	0.41
1:B:6:VAL:HG12	1:B:521:VAL:HG13	2.01	0.41
1:B:28:LYS:C	1:B:30:THR:N	2.74	0.41
1:B:215:LEU:O	1:B:322:ARG:HA	2.20	0.41
1:B:361:ASP:C	1:B:363:GLU:H	2.24	0.41
1:B:451:LEU:HD23	1:B:451:LEU:C	2.40	0.41
1:C:209:GLU:CD	1:C:209:GLU:N	2.73	0.41
1:C:293:ALA:O	1:C:297:GLY:N	2.53	0.41
1:E:84:ALA:HB2	1:E:506:TYR:CE2	2.51	0.41
1:E:428:ASP:C	1:E:430:ARG:NH1	2.74	0.41
1:F:215:LEU:O	1:F:322:ARG:HA	2.20	0.41
1:F:464:VAL:CG2	1:L:464:VAL:HA	2.51	0.41
1:G:150:ILE:CG2	1:G:151:SER:N	2.83	0.41
1:G:304:GLU:C	1:G:305:ILE:HD12	2.40	0.41
1:H:130:GLU:HG3	1:H:426:LEU:CD2	2.49	0.41
1:H:149:THR:N	1:H:159:GLY:HA3	2.35	0.41
1:H:233:MET:CE	1:H:233:MET:CA	2.98	0.41

Continued on next page...

Continued from previous page...

Atom-1	Atom-2	Interatomic distance (Å)	Clash overlap (Å)
1:I:228:SER:CB	1:I:255:GLU:HB2	2.51	0.41
1:J:7:LYS:HG3	1:J:66:PHE:CZ	2.54	0.41
1:J:201:SER:HA	1:J:202:PRO:HD3	1.91	0.41
1:K:217:SER:HB3	1:K:321:LYS:HA	2.02	0.41
1:K:464:VAL:O	1:K:467:ASN:HB3	2.20	0.41
1:L:414:GLY:N	1:L:494:LEU:HA	2.35	0.41
1:L:513:LEU:HA	1:L:513:LEU:HD12	1.71	0.41
1:M:191:GLU:HB3	1:M:295:LEU:CD1	2.50	0.41
1:N:81:ALA:HA	1:N:506:TYR:CE2	2.55	0.41
1:N:383:ALA:HB3	1:N:389:MET:HA	2.02	0.41
2:O:45:ASN:HB2	2:O:46:GLY:H	1.73	0.41
2:Q:34:LYS:HG3	2:Q:35:SER:N	2.33	0.41
2:T:86:MET:N	2:T:86:MET:SD	2.94	0.41
1:A:39:VAL:HG12	1:G:69:MET:HE3	2.02	0.41
1:A:124:VAL:HG13	1:A:504:LEU:HD12	2.02	0.41
1:A:293:ALA:O	1:A:296:THR:N	2.53	0.41
1:B:178:GLU:O	1:B:380:LYS:HA	2.21	0.41
1:B:305:ILE:CG2	1:B:306:GLY:N	2.70	0.41
1:C:240:VAL:CG1	1:C:245:LYS:O	2.68	0.41
1:C:240:VAL:HG12	1:C:245:LYS:O	2.20	0.41
1:C:252:GLU:HG3	1:C:285:ARG:NH1	2.35	0.41
1:C:355:GLU:HB3	1:C:361:ASP:OD2	2.20	0.41
1:C:372:LEU:O	1:C:373:ALA:HB2	2.20	0.41
1:D:206:ASN:CB	1:D:213:VAL:HA	2.50	0.41
1:D:293:ALA:HB1	1:D:298:GLY:O	2.19	0.41
1:E:223:ALA:HB3	1:E:251:ALA:HB2	2.02	0.41
1:E:349:ILE:HG21	1:E:369:VAL:CG2	2.47	0.41
1:E:350:ARG:O	1:E:353:ILE:HB	2.20	0.41
1:E:464:VAL:HG22	1:K:464:VAL:HA	2.01	0.41
1:F:4:LYS:HG3	1:G:59:GLU:O	2.20	0.41
1:F:477:GLY:HA3	1:F:488:MET:CG	2.50	0.41
1:H:272:LYS:HE3	1:H:272:LYS:HB2	1.82	0.41
1:H:385:THR:HG23	1:H:388:GLU:CB	2.50	0.41
1:I:23:LEU:O	1:I:27:VAL:HG12	2.21	0.41
1:I:232:GLU:HB3	1:I:309:LEU:HD12	2.01	0.41
1:I:322:ARG:HB2	1:I:333:ILE:HB	2.02	0.41
1:I:455:VAL:HG11	1:I:462:PRO:HA	2.03	0.41
1:I:510:VAL:HG13	1:I:511:ALA:N	2.35	0.41
1:J:43:SER:HB2	1:J:44:PHE:CD1	2.55	0.41
1:J:434:GLU:O	1:J:438:VAL:HG23	2.19	0.41
1:K:81:ALA:HA	1:K:506:TYR:CD2	2.55	0.41

Continued on next page...

Continued from previous page...

Atom-1	Atom-2	Interatomic distance (Å)	Clash overlap (Å)
1:K:99:ILE:O	1:K:100:ILE:C	2.58	0.41
1:K:231:ARG:HG2	1:K:310:GLU:OE2	2.19	0.41
1:K:301:ILE:HD12	1:K:301:ILE:H	1.79	0.41
1:L:179:ASP:OD2	1:L:390:LYS:HG2	2.20	0.41
1:L:235:PRO:HG3	1:L:310:GLU:CA	2.35	0.41
1:L:247:LEU:C	1:L:247:LEU:CD1	2.88	0.41
1:M:228:SER:O	1:M:258:ALA:HB2	2.21	0.41
1:M:290:GLN:HB3	1:M:345:ARG:HH21	1.85	0.41
1:M:296:THR:HB	1:M:319:GLN:N	2.34	0.41
1:N:194:GLN:CG	1:N:195:PHE:N	2.82	0.41
2:O:4:ARG:HB2	2:U:96:GLU:OE1	2.20	0.41
2:O:8:ASP:OD1	2:O:87:SER:HB2	2.21	0.41
2:P:14:ARG:CD	2:P:35:SER:HB3	2.49	0.41
2:P:22:ALA:O	2:P:26:VAL:HB	2.20	0.41
2:Q:7:HIS:C	2:Q:9:ARG:H	2.23	0.41
2:S:20:LYS:CG	2:S:27:LEU:HD23	2.50	0.41
2:T:13:LYS:HG3	2:T:13:LYS:O	2.19	0.41
2:T:77:LYS:C	2:T:78:ILE:HD12	2.41	0.41
1:A:100:ILE:O	1:A:101:THR:C	2.59	0.41
1:A:235:PRO:CG	1:A:236:VAL:H	2.29	0.41
1:A:287:ALA:O	1:A:290:GLN:NE2	2.51	0.41
1:A:509:SER:OG	1:B:385:THR:HG23	2.20	0.41
1:C:134:LEU:HD11	1:C:425:LYS:NZ	2.35	0.41
1:C:216:GLU:OE1	1:C:216:GLU:HA	2.20	0.41
1:C:348:GLN:NE2	1:C:348:GLN:O	2.54	0.41
1:D:118:ARG:O	1:D:119:GLY:C	2.59	0.41
1:D:144:ILE:O	1:D:147:VAL:HG22	2.19	0.41
1:D:195:PHE:CD1	1:D:195:PHE:C	2.93	0.41
1:D:281:PHE:H	1:D:284:ARG:HD2	1.85	0.41
1:D:350:ARG:HD3	1:D:350:ARG:HA	1.82	0.41
1:E:41:ASP:O	1:E:42:LYS:HG3	2.20	0.41
1:E:72:GLN:HA	1:E:72:GLN:HE21	1.84	0.41
1:E:158:VAL:O	1:E:159:GLY:C	2.59	0.41
1:E:281:PHE:HE2	1:E:283:ASP:OD2	2.04	0.41
1:E:288:MET:HG2	1:E:368:ARG:HE	1.85	0.41
1:E:289:LEU:HD23	1:E:292:ILE:HD12	2.01	0.41
1:E:397:GLU:O	1:E:398:ASP:C	2.58	0.41
1:E:421:ARG:HD3	1:E:421:ARG:HA	1.76	0.41
1:E:456:LEU:HD13	1:E:462:PRO:HG3	2.02	0.41
1:F:234:LEU:N	1:F:235:PRO:CD	2.78	0.41
1:G:160:LYS:HE3	1:G:164:GLU:OE2	2.21	0.41

Continued on next page...

Continued from previous page...

Atom-1	Atom-2	Interatomic distance (Å)	Clash overlap (Å)
1:G:325:ILE:N	1:G:325:ILE:CD1	2.78	0.41
1:G:443:ALA:O	1:G:447:MET:HG3	2.20	0.41
1:H:352:GLN:O	1:H:355:GLU:OE1	2.38	0.41
1:H:385:THR:HG23	1:H:388:GLU:N	2.35	0.41
1:I:120:ILE:O	1:I:123:ALA:N	2.53	0.41
1:I:254:VAL:O	1:I:259:LEU:HD12	2.21	0.41
1:J:155:ASP:OD1	1:J:158:VAL:HG23	2.20	0.41
1:J:204:PHE:CD2	1:J:274:ALA:HB1	2.55	0.41
1:K:115:ASP:O	1:K:118:ARG:HB3	2.21	0.41
1:K:342:ILE:O	1:K:346:VAL:HG23	2.20	0.41
1:L:115:ASP:O	1:L:116:LEU:C	2.58	0.41
1:M:37:ASN:O	1:N:517:THR:HA	2.20	0.41
1:M:166:MET:O	1:M:170:GLY:CA	2.68	0.41
1:M:508:ALA:O	1:M:509:SER:C	2.58	0.41
1:N:227:ILE:HD12	1:N:309:LEU:HD11	2.02	0.41
1:N:472:GLY:HA3	1:N:476:TYR:CD2	2.55	0.41
2:O:7:HIS:HA	2:O:45:ASN:N	2.36	0.41
2:Q:55:LYS:CE	2:Q:55:LYS:N	2.63	0.41
2:T:13:LYS:HB3	2:T:41:LEU:HD11	2.02	0.41
1:A:23:LEU:C	1:A:23:LEU:CD1	2.89	0.41
1:A:290:GLN:NE2	1:A:345:ARG:HH12	2.18	0.41
1:A:487:ASN:OD1	1:A:489:ILE:N	2.53	0.41
1:A:509:SER:HB3	1:B:385:THR:HG23	2.02	0.41
1:B:265:ASN:HB3	1:B:271:VAL:HG22	2.03	0.41
1:B:486:GLY:CA	1:B:491:MET:CE	2.98	0.41
1:C:295:LEU:C	1:C:295:LEU:CD2	2.89	0.41
1:C:327:LYS:HE2	1:C:327:LYS:HB2	1.92	0.41
1:D:301:ILE:O	1:D:301:ILE:HG22	2.21	0.41
1:D:353:ILE:HG22	1:D:354:GLU:N	2.36	0.41
1:D:355:GLU:HG2	1:D:361:ASP:OD2	2.20	0.41
1:E:8:PHE:HE2	1:F:26:ALA:HA	1.85	0.41
1:E:124:VAL:HG22	1:E:504:LEU:HD11	2.02	0.41
1:E:147:VAL:C	1:E:150:ILE:HG22	2.41	0.41
1:E:252:GLU:HA	1:E:285:ARG:HH12	1.81	0.41
1:E:350:ARG:HA	1:E:350:ARG:HD3	1.95	0.41
1:G:13:ARG:O	1:G:16:MET:HB3	2.21	0.41
1:G:168:LYS:O	1:G:170:GLY:N	2.52	0.41
1:G:229:ASN:C	1:G:231:ARG:N	2.73	0.41
1:G:293:ALA:O	1:G:297:GLY:N	2.52	0.41
1:G:298:GLY:HA2	1:G:316:ASP:O	2.19	0.41
1:H:56:VAL:O	1:H:57:ALA:C	2.58	0.41

Continued on next page...

Continued from previous page...

Atom-1	Atom-2	Interatomic distance (Å)	Clash overlap (Å)
1:H:287:ALA:O	1:H:290:GLN:HB3	2.20	0.41
1:H:366:GLN:O	1:H:369:VAL:HB	2.20	0.41
1:I:199:TYR:HD1	1:I:201:SER:H	1.67	0.41
1:I:230:ILE:HD12	1:I:257:GLU:HG2	2.03	0.41
1:I:350:ARG:HE	1:I:369:VAL:CG1	2.33	0.41
1:J:131:LEU:CD1	1:J:422:VAL:HG11	2.50	0.41
1:J:215:LEU:CB	1:J:218:PRO:HG2	2.37	0.41
1:K:313:THR:CG2	1:K:314:LEU:H	2.31	0.41
1:K:349:ILE:O	1:K:353:ILE:HG13	2.20	0.41
1:L:106:ALA:O	1:L:107:VAL:C	2.59	0.41
1:L:226:LYS:HA	1:L:252:GLU:HB2	2.02	0.41
1:M:77:VAL:HG11	1:M:510:VAL:HB	2.01	0.41
1:M:326:ASN:ND2	1:M:328:ASP:OD1	2.54	0.41
1:N:290:GLN:CG	1:N:345:ARG:HH21	2.34	0.41
1:N:350:ARG:HE	1:N:369:VAL:HG11	1.86	0.41
2:Q:20:LYS:HA	2:Q:28:THR:HG23	2.01	0.41
2:Q:79:ASP:HB2	2:Q:81:GLU:OE1	2.20	0.41
1:A:88:GLY:HA2	4:A:1:ADP:O2B	2.21	0.41
1:A:184:GLN:OE1	1:A:184:GLN:N	2.49	0.41
1:A:205:ILE:HA	1:A:213:VAL:HG22	2.02	0.41
1:A:432:GLN:NE2	1:A:436:GLN:HE22	2.18	0.41
1:B:400:LEU:O	1:B:404:ARG:HG2	2.21	0.41
1:C:237:LEU:C	1:C:237:LEU:CD2	2.89	0.41
1:C:258:ALA:O	1:C:261:THR:HG23	2.20	0.41
1:C:433:ASN:OD1	1:C:436:GLN:HB2	2.20	0.41
1:D:6:VAL:HG12	1:D:521:VAL:HG13	2.02	0.41
1:E:153:ASN:O	1:E:154:SER:HB2	2.20	0.41
1:E:195:PHE:C	1:E:195:PHE:CD1	2.93	0.41
1:E:386:GLU:C	1:E:388:GLU:H	2.23	0.41
1:E:413:ALA:HB3	1:E:417:VAL:HG13	2.02	0.41
1:F:88:GLY:CA	4:F:1:ADP:O2B	2.69	0.41
1:F:199:TYR:CE1	1:F:202:PRO:HA	2.55	0.41
1:F:233:MET:CE	1:F:233:MET:O	2.68	0.41
1:F:233:MET:HE2	1:F:237:LEU:HB2	2.02	0.41
1:F:281:PHE:CG	1:F:282:GLY:N	2.89	0.41
1:F:461:GLU:OE2	1:L:452:ARG:NH2	2.52	0.41
1:F:519:CYS:O	1:G:38:VAL:HA	2.21	0.41
1:G:95:LEU:HD13	1:G:504:LEU:HD23	2.03	0.41
1:G:235:PRO:CG	1:G:236:VAL:H	2.32	0.41
1:G:357:THR:CB	1:G:361:ASP:HB2	2.50	0.41
1:H:37:ASN:ND2	1:H:37:ASN:N	2.69	0.41

Continued on next page...

Continued from previous page...

Atom-1	Atom-2	Interatomic distance (Å)	Clash overlap (Å)
1:H:318:GLY:O	1:H:319:GLN:HG3	2.21	0.41
1:I:166:MET:HA	1:I:170:GLY:O	2.21	0.41
1:I:172:GLU:OE1	1:I:172:GLU:N	2.53	0.41
1:I:186:GLU:HB2	1:I:380:LYS:HB2	2.01	0.41
1:I:233:MET:HE3	1:I:233:MET:CA	2.50	0.41
1:J:219:PHE:HE1	1:J:245:LYS:HB2	1.86	0.41
1:J:285:ARG:O	1:J:288:MET:HB2	2.20	0.41
1:K:5:ASP:HB2	1:K:524:LEU:CD2	2.42	0.41
1:K:66:PHE:CD1	1:K:69:MET:HE3	2.56	0.41
1:K:109:ALA:HB3	1:K:111:MET:CE	2.50	0.41
1:K:305:ILE:CG2	1:K:307:MET:HG3	2.50	0.41
1:L:216:GLU:HA	1:L:216:GLU:OE1	2.20	0.41
1:L:351:GLN:HG2	1:L:354:GLU:CD	2.40	0.41
1:L:353:ILE:HD11	1:L:369:VAL:HG21	2.02	0.41
1:M:130:GLU:O	1:M:133:ALA:HB3	2.19	0.41
1:N:215:LEU:HB3	1:N:218:PRO:CG	2.46	0.41
1:N:364:LYS:O	1:N:365:LEU:C	2.59	0.41
1:N:399:ALA:O	1:N:400:LEU:C	2.59	0.41
2:O:27:LEU:CD2	2:O:27:LEU:O	2.68	0.41
2:P:50:GLU:O	2:P:50:GLU:HG2	2.21	0.41
2:P:55:LYS:HA	2:P:56:PRO:HD2	1.88	0.41
2:Q:71:TYR:C	2:Q:73:VAL:N	2.74	0.41
2:U:11:ILE:HG22	2:U:41:LEU:HD12	2.02	0.41
1:A:174:VAL:HG23	1:A:370:ALA:CB	2.51	0.41
1:A:195:PHE:CE1	1:A:330:THR:HB	2.56	0.41
1:A:216:GLU:OE1	1:A:216:GLU:HA	2.21	0.41
1:A:283:ASP:O	1:A:287:ALA:CB	2.68	0.41
1:A:321:LYS:HG3	1:A:334:ASP:HB3	2.03	0.41
1:A:385:THR:HG21	1:G:510:VAL:HG13	2.01	0.41
1:A:489:ILE:CD1	1:A:494:LEU:HD22	2.50	0.41
1:B:124:VAL:O	1:B:128:VAL:HG23	2.21	0.41
1:B:258:ALA:O	1:B:261:THR:HG23	2.20	0.41
1:B:428:ASP:HA	1:B:430:ARG:HH12	1.84	0.41
1:B:509:SER:OG	1:C:385:THR:HG23	2.21	0.41
1:D:24:ALA:O	1:D:28:LYS:HG3	2.20	0.41
1:D:28:LYS:C	1:D:30:THR:N	2.74	0.41
1:D:153:ASN:HD22	1:D:153:ASN:C	2.24	0.41
1:D:213:VAL:HB	1:D:325:ILE:HD13	2.01	0.41
1:D:247:LEU:HB3	1:D:273:VAL:CG1	2.50	0.41
1:D:344:GLY:C	1:D:346:VAL:N	2.74	0.41
1:D:456:LEU:HD22	1:D:462:PRO:HG2	2.03	0.41

Continued on next page...

Continued from previous page...

Atom-1	Atom-2	Interatomic distance (Å)	Clash overlap (Å)
1:D:466:ALA:O	1:D:470:LYS:HG3	2.21	0.41
1:F:174:VAL:HG12	1:F:175:ILE:N	2.35	0.41
1:F:214:GLU:CB	1:F:322:ARG:HD3	2.31	0.41
1:F:326:ASN:CG	1:F:329:THR:H	2.24	0.41
1:F:438:VAL:O	1:F:442:VAL:HG23	2.20	0.41
1:F:464:VAL:HG22	1:L:464:VAL:HA	2.03	0.41
1:G:134:LEU:N	1:G:134:LEU:CD1	2.83	0.41
1:G:218:PRO:HD2	1:G:320:ALA:O	2.21	0.41
1:H:88:GLY:O	1:H:89:THR:C	2.59	0.41
1:H:166:MET:HE2	1:H:171:LYS:CA	2.40	0.41
1:H:251:ALA:O	1:H:252:GLU:C	2.58	0.41
1:H:262:LEU:O	1:H:265:ASN:HB3	2.20	0.41
1:I:40:LEU:HD23	1:I:50:THR:HG22	2.03	0.41
1:I:64:ASP:C	1:I:65:LYS:O	2.54	0.41
1:I:202:PRO:C	1:I:204:PHE:N	2.74	0.41
1:J:478:TYR:CZ	1:J:483:GLU:HA	2.55	0.41
1:K:193:MET:CG	1:K:194:GLN:N	2.84	0.41
1:K:232:GLU:HA	1:K:310:GLU:HG2	2.03	0.41
1:K:338:GLU:O	1:K:341:ALA:HB3	2.21	0.41
1:L:165:ALA:O	1:L:168:LYS:HB2	2.21	0.41
1:M:65:LYS:O	1:M:66:PHE:CB	2.43	0.41
1:M:254:VAL:O	1:M:259:LEU:HD12	2.21	0.41
1:N:218:PRO:HB3	1:N:246:PRO:HB2	2.02	0.41
1:N:353:ILE:HG12	1:N:365:LEU:HB3	2.03	0.41
2:O:12:VAL:CG2	2:O:84:LEU:HB2	2.48	0.41
2:O:78:ILE:N	2:O:78:ILE:CD1	2.83	0.41
2:S:59:VAL:O	2:S:59:VAL:HG23	2.21	0.41
1:A:518:GLU:OE1	1:A:518:GLU:HA	2.21	0.41
1:B:14:VAL:O	1:B:18:ARG:HG3	2.21	0.41
1:B:161:LEU:HD12	1:B:161:LEU:HA	1.74	0.41
1:B:209:GLU:O	1:B:210:THR:HB	2.21	0.41
1:B:284:ARG:O	1:B:287:ALA:N	2.54	0.41
1:C:176:THR:O	1:C:378:VAL:HA	2.21	0.41
1:C:428:ASP:HA	1:C:430:ARG:HH12	1.86	0.41
1:C:455:VAL:HG12	1:C:460:GLU:O	2.21	0.41
1:C:479:ASN:O	1:C:483:GLU:N	2.54	0.41
1:C:499:VAL:CG2	1:C:500:THR:H	2.33	0.41
1:D:62:LEU:HB2	1:D:68:ASN:HA	2.02	0.41
1:D:143:ALA:O	1:D:146:GLN:HB2	2.21	0.41
1:E:30:THR:HB	1:E:51:LYS:HG3	2.02	0.41
1:E:199:TYR:HE2	1:E:205:ILE:HG12	1.85	0.41

Continued on next page...

Continued from previous page...

Atom-1	Atom-2	Interatomic distance (Å)	Clash overlap (Å)
1:E:200:LEU:HD22	1:E:254:VAL:HB	2.02	0.41
1:E:401:HIS:O	1:E:402:ALA:C	2.58	0.41
1:F:134:LEU:HD12	1:F:134:LEU:H	1.81	0.41
1:F:200:LEU:O	1:F:202:PRO:HD2	2.20	0.41
1:G:249:ILE:N	1:G:249:ILE:CD1	2.77	0.41
1:G:309:LEU:H	1:G:309:LEU:CD1	2.33	0.41
1:G:314:LEU:HD12	1:G:314:LEU:C	2.41	0.41
1:G:479:ASN:O	1:G:483:GLU:N	2.51	0.41
1:H:355:GLU:O	1:H:357:THR:N	2.54	0.41
1:H:510:VAL:HG13	1:H:511:ALA:N	2.35	0.41
1:I:270:ILE:HG23	1:J:229:ASN:ND2	2.35	0.41
1:J:95:LEU:O	1:J:98:ALA:HB3	2.21	0.41
1:J:305:ILE:CG2	1:J:307:MET:HG3	2.51	0.41
1:K:37:ASN:HB3	1:K:51:LYS:HG2	2.02	0.41
1:K:231:ARG:O	1:K:233:MET:N	2.54	0.41
1:K:287:ALA:O	1:K:290:GLN:N	2.54	0.41
1:L:262:LEU:O	1:L:266:THR:HG23	2.21	0.41
1:L:420:ILE:CD1	1:L:448:GLU:HG2	2.51	0.41
1:L:461:GLU:HB3	1:L:464:VAL:HB	2.02	0.41
1:M:105:LYS:O	1:M:109:ALA:N	2.53	0.41
1:M:293:ALA:HB2	1:M:300:VAL:HG13	2.02	0.41
1:M:313:THR:HB	1:M:315:GLU:HG2	2.02	0.41
1:M:419:LEU:HD22	1:M:419:LEU:N	2.35	0.41
1:M:420:ILE:HD13	1:M:448:GLU:HG2	2.03	0.41
1:M:476:TYR:HA	1:M:486:GLY:O	2.20	0.41
1:N:366:GLN:O	1:N:369:VAL:HB	2.20	0.41
2:Q:14:ARG:CG	2:Q:35:SER:HB3	2.51	0.41
2:Q:74:LYS:O	2:Q:84:LEU:HA	2.21	0.41
2:S:22:ALA:O	2:S:26:VAL:HB	2.21	0.41
1:A:150:ILE:HD11	1:A:493:ILE:HG23	2.03	0.41
1:A:168:LYS:C	1:A:170:GLY:N	2.74	0.41
1:A:214:GLU:CB	1:A:322:ARG:HD3	2.43	0.41
1:A:252:GLU:O	1:A:253:ASP:CB	2.62	0.41
1:A:284:ARG:O	1:A:287:ALA:N	2.54	0.41
1:A:302:SER:C	1:A:304:GLU:N	2.74	0.41
1:A:323:VAL:HA	1:A:331:THR:O	2.21	0.41
1:A:496:PRO:O	1:A:499:VAL:HG22	2.20	0.41
1:B:13:ARG:O	1:B:16:MET:HB3	2.21	0.41
1:B:80:LYS:HD2	1:B:506:TYR:CZ	2.55	0.41
1:B:164:GLU:O	1:B:167:ASP:HB3	2.19	0.41
1:B:230:ILE:O	1:B:232:GLU:N	2.53	0.41

Continued on next page...

Continued from previous page...

Atom-1	Atom-2	Interatomic distance (Å)	Clash overlap (Å)
1:B:237:LEU:CD2	1:B:238:GLU:N	2.84	0.41
1:B:329:THR:HG22	1:B:330:THR:N	2.36	0.41
1:B:398:ASP:O	1:B:401:HIS:HB2	2.21	0.41
1:C:23:LEU:O	1:C:24:ALA:C	2.59	0.41
1:C:95:LEU:HD23	1:C:450:PRO:HD3	2.02	0.41
1:C:128:VAL:CG1	1:C:132:LYS:HE2	2.51	0.41
1:C:150:ILE:HD11	4:C:1:ADP:N7	2.35	0.41
1:C:199:TYR:CE2	1:C:205:ILE:HG12	2.56	0.41
1:C:359:ASP:C	1:C:361:ASP:H	2.22	0.41
1:C:429:LEU:HG	1:C:440:ILE:HD13	2.02	0.41
1:D:161:LEU:HA	1:D:161:LEU:HD12	1.85	0.41
1:D:187:LEU:HD12	1:D:378:VAL:O	2.21	0.41
1:D:199:TYR:O	1:D:199:TYR:HD1	2.04	0.41
1:D:222:LEU:N	1:D:222:LEU:CD1	2.82	0.41
1:D:285:ARG:CG	1:D:286:LYS:H	2.30	0.41
1:E:62:LEU:HB2	1:E:68:ASN:HA	2.03	0.41
1:E:177:VAL:CG1	1:E:397:GLU:HG2	2.50	0.41
1:E:183:LEU:CD2	1:E:384:ALA:HA	2.51	0.41
1:E:329:THR:HG22	1:E:330:THR:N	2.35	0.41
1:E:344:GLY:C	1:E:346:VAL:H	2.25	0.41
1:F:114:MET:O	1:F:118:ARG:HG3	2.21	0.41
1:F:249:ILE:HG22	1:F:250:ILE:N	2.35	0.41
1:F:385:THR:OG1	1:F:388:GLU:HB2	2.21	0.41
1:F:456:LEU:HD13	1:F:462:PRO:HG3	2.02	0.41
1:G:30:THR:HB	1:G:51:LYS:CG	2.51	0.41
1:G:100:ILE:O	1:G:101:THR:C	2.59	0.41
1:G:252:GLU:OE1	1:G:252:GLU:N	2.54	0.41
1:G:258:ALA:O	1:G:261:THR:HG23	2.21	0.41
1:G:485:TYR:CD1	1:G:485:TYR:N	2.89	0.41
1:H:21:ASN:HD22	1:H:21:ASN:HA	1.65	0.41
1:H:31:LEU:HD22	1:H:94:VAL:HG21	2.03	0.41
1:H:107:VAL:HG11	1:H:515:ILE:HG23	2.02	0.41
1:H:187:LEU:HD23	1:H:188:ASP:N	2.36	0.41
1:H:228:SER:HA	1:H:255:GLU:HB2	2.02	0.41
1:H:330:THR:HG22	1:H:331:THR:N	2.35	0.41
1:H:342:ILE:O	1:H:346:VAL:HG23	2.21	0.41
1:H:401:HIS:O	1:H:402:ALA:C	2.59	0.41
1:H:478:TYR:HB2	1:H:485:TYR:CE2	2.56	0.41
1:I:49:ILE:HD11	1:J:73:MET:HE3	2.03	0.41
1:I:95:LEU:O	1:I:98:ALA:HB3	2.20	0.41
1:I:229:ASN:ND2	1:I:231:ARG:HH12	2.19	0.41

Continued on next page...

Continued from previous page...

Atom-1	Atom-2	Interatomic distance (Å)	Clash overlap (Å)
1:I:389:MET:CE	1:I:389:MET:C	2.90	0.41
1:J:21:ASN:HD22	1:J:21:ASN:HA	1.60	0.41
1:J:158:VAL:C	1:J:160:LYS:N	2.74	0.41
1:J:233:MET:O	1:J:237:LEU:N	2.44	0.41
1:J:359:ASP:CA	1:J:362:ARG:HH12	2.28	0.41
1:J:455:VAL:HG11	1:J:461:GLU:O	2.20	0.41
1:J:479:ASN:O	1:J:483:GLU:N	2.53	0.41
1:K:49:ILE:HD11	1:L:73:MET:HE2	2.01	0.41
1:K:64:ASP:C	1:K:65:LYS:O	2.59	0.41
1:K:77:VAL:HG22	1:K:506:TYR:HB3	2.02	0.41
1:K:146:GLN:HE21	1:K:150:ILE:HD11	1.86	0.41
1:K:158:VAL:C	1:K:160:LYS:N	2.74	0.41
1:K:186:GLU:O	1:K:379:ILE:HA	2.21	0.41
1:L:44:PHE:CD1	1:L:44:PHE:N	2.88	0.41
1:L:190:VAL:CG2	1:L:191:GLU:N	2.84	0.41
1:L:202:PRO:O	1:L:204:PHE:N	2.53	0.41
1:L:303:GLU:C	1:L:305:ILE:N	2.74	0.41
1:M:38:VAL:HG12	1:M:39:VAL:N	2.36	0.41
1:M:218:PRO:CB	1:M:246:PRO:HB2	2.51	0.41
1:M:222:LEU:HD13	1:M:293:ALA:HB2	2.02	0.41
1:M:224:ASP:O	1:M:224:ASP:CG	2.59	0.41
1:M:487:ASN:OD1	1:M:489:ILE:HB	2.21	0.41
1:N:107:VAL:HG11	1:N:515:ILE:HG23	2.02	0.41
1:N:126:ALA:CB	1:N:426:LEU:HD13	2.50	0.41
1:N:326:ASN:OD1	1:N:329:THR:N	2.53	0.41
2:P:14:ARG:CG	2:P:35:SER:HB3	2.50	0.41
2:Q:20:LYS:H	2:Q:20:LYS:CD	2.25	0.41
2:Q:96:GLU:OE1	2:R:4:ARG:HB2	2.21	0.41
2:S:4:ARG:HA	2:S:5:PRO:HD2	1.90	0.41
2:S:43:VAL:CG1	2:S:57:LEU:HD12	2.51	0.41
2:T:74:LYS:O	2:T:84:LEU:HA	2.20	0.41
1:A:77:VAL:HG22	1:A:78:ALA:N	2.36	0.41
1:A:290:GLN:O	1:A:291:ASP:C	2.60	0.41
1:A:357:THR:CB	1:A:361:ASP:HB2	2.51	0.41
1:B:267:MET:C	1:B:269:GLY:N	2.75	0.41
1:B:289:LEU:HD23	1:B:292:ILE:HD12	2.03	0.41
1:B:510:VAL:CG2	1:B:511:ALA:H	2.34	0.41
1:C:223:ALA:HB3	1:C:251:ALA:CB	2.49	0.41
1:C:473:ASP:O	1:C:474:GLY:C	2.59	0.41
1:D:155:ASP:OD1	1:D:157:THR:HB	2.21	0.41
1:D:224:ASP:OD1	1:D:301:ILE:O	2.39	0.41

Continued on next page...

Continued from previous page...

Atom-1	Atom-2	Interatomic distance (Å)	Clash overlap (Å)
1:D:441:LYS:HA	1:D:441:LYS:HD2	1.86	0.41
1:E:69:MET:SD	1:E:522:THR:HB	2.61	0.41
1:E:149:THR:OG1	1:E:156:GLU:HA	2.21	0.41
1:E:293:ALA:O	1:E:295:LEU:N	2.54	0.41
1:F:155:ASP:HB3	1:F:158:VAL:HG21	2.03	0.41
1:F:284:ARG:CG	1:F:288:MET:HE2	2.49	0.41
1:F:290:GLN:O	1:F:294:THR:HG23	2.21	0.41
1:F:314:LEU:HD12	1:F:315:GLU:CA	2.50	0.41
1:F:455:VAL:O	1:F:458:CYS:HB2	2.20	0.41
1:G:21:ASN:O	1:G:22:VAL:C	2.58	0.41
1:G:42:LYS:HE2	1:G:48:THR:HB	2.03	0.41
1:G:124:VAL:O	1:G:125:THR:C	2.57	0.41
1:G:194:GLN:O	1:G:371:LYS:NZ	2.49	0.41
1:G:199:TYR:O	1:G:199:TYR:HD1	2.04	0.41
1:G:403:THR:OG1	1:G:404:ARG:N	2.54	0.41
1:G:455:VAL:HG11	1:G:462:PRO:HA	2.03	0.41
1:H:172:GLU:OE1	1:H:172:GLU:N	2.54	0.41
1:H:183:LEU:HD22	1:I:360:TYR:CE2	2.57	0.41
1:H:257:GLU:O	1:H:261:THR:CG2	2.69	0.41
1:H:345:ARG:O	1:H:348:GLN:HB2	2.21	0.41
1:I:449:ALA:CB	1:I:450:PRO:CD	2.97	0.41
1:I:507:ALA:O	1:I:510:VAL:HG12	2.21	0.41
1:J:112:ASN:OD1	1:J:114:MET:N	2.54	0.41
1:J:290:GLN:OE1	1:J:290:GLN:HA	2.20	0.41
1:J:419:LEU:HD21	1:J:500:THR:HG23	2.02	0.41
1:K:290:GLN:OE1	1:K:293:ALA:HB3	2.21	0.41
1:K:296:THR:OG1	1:K:318:GLY:HA3	2.21	0.41
1:K:389:MET:HE1	1:K:393:LYS:HB2	2.02	0.41
1:L:129:GLU:O	1:L:130:GLU:C	2.59	0.41
1:L:305:ILE:CG2	1:L:307:MET:HG3	2.51	0.41
1:L:364:LYS:O	1:L:365:LEU:C	2.59	0.41
1:L:420:ILE:HG13	1:L:451:LEU:HD22	2.03	0.41
1:L:434:GLU:O	1:L:438:VAL:HG23	2.20	0.41
1:M:224:ASP:HB3	1:M:302:SER:HA	2.03	0.41
1:M:472:GLY:HA3	1:M:476:TYR:HD2	1.86	0.41
1:N:472:GLY:HA3	1:N:476:TYR:HD2	1.86	0.41
2:O:93:ALA:HB1	2:P:4:ARG:O	2.21	0.41
2:S:73:VAL:HG13	2:S:86:MET:HE3	2.03	0.41
2:U:3:ILE:H	2:U:3:ILE:CD1	2.33	0.41
2:U:14:ARG:CG	2:U:15:LYS:N	2.79	0.41
1:A:177:VAL:CG2	1:A:393:LYS:HG3	2.51	0.40

Continued on next page...

Continued from previous page...

Atom-1	Atom-2	Interatomic distance (Å)	Clash overlap (Å)
1:A:309:LEU:H	1:A:309:LEU:CD1	2.34	0.40
1:A:368:ARG:HG2	1:A:372:LEU:CG	2.49	0.40
1:A:368:ARG:O	1:A:372:LEU:N	2.53	0.40
1:A:411:VAL:HG12	1:A:496:PRO:CA	2.38	0.40
1:B:54:VAL:HG13	1:B:55:SER:N	2.36	0.40
1:B:478:TYR:CE2	1:B:480:ALA:HA	2.56	0.40
1:B:520:MET:HB3	1:B:520:MET:HE2	1.90	0.40
1:C:31:LEU:HD23	1:C:453:GLN:HB3	2.02	0.40
1:C:130:GLU:O	1:C:134:LEU:HD13	2.21	0.40
1:C:153:ASN:O	1:C:154:SER:CB	2.67	0.40
1:C:199:TYR:OH	1:C:205:ILE:HD11	2.21	0.40
1:C:366:GLN:HA	1:C:369:VAL:HB	2.03	0.40
1:D:360:TYR:H	1:D:363:GLU:CD	2.24	0.40
1:D:509:SER:CB	1:E:385:THR:HG23	2.51	0.40
1:E:255:GLU:OE1	1:E:255:GLU:N	2.54	0.40
1:E:320:ALA:HA	1:E:334:ASP:O	2.21	0.40
1:F:206:ASN:H	1:F:213:VAL:HA	1.85	0.40
1:F:254:VAL:HG12	1:F:259:LEU:HG	2.03	0.40
1:G:128:VAL:CG1	1:G:132:LYS:HE2	2.51	0.40
1:G:284:ARG:HG2	1:G:288:MET:CE	2.50	0.40
1:G:358:SER:HA	1:G:362:ARG:CD	2.51	0.40
1:G:433:ASN:ND2	1:G:435:ASP:HB2	2.33	0.40
1:H:248:LEU:HD13	1:H:248:LEU:C	2.41	0.40
1:H:290:GLN:O	1:H:291:ASP:C	2.58	0.40
1:H:301:ILE:CD1	1:H:301:ILE:H	2.34	0.40
1:I:41:ASP:HB2	1:J:69:MET:HE2	2.03	0.40
1:I:188:ASP:O	1:I:378:VAL:HG22	2.21	0.40
1:I:225:LYS:HE2	1:I:309:LEU:CD1	2.50	0.40
1:I:320:ALA:HB1	1:I:333:ILE:O	2.21	0.40
1:I:443:ALA:O	1:I:446:ALA:HB3	2.21	0.40
1:J:166:MET:HE2	1:J:166:MET:HB3	1.93	0.40
1:J:191:GLU:HB3	1:J:295:LEU:CD1	2.51	0.40
1:K:106:ALA:O	1:K:107:VAL:C	2.59	0.40
1:K:227:ILE:CD1	1:K:309:LEU:HD11	2.51	0.40
1:L:46:ALA:CB	1:M:76:GLU:OE1	2.69	0.40
1:L:501:ARG:O	1:L:502:SER:C	2.59	0.40
1:M:190:VAL:O	1:M:191:GLU:C	2.59	0.40
1:M:379:ILE:HG22	1:M:380:LYS:N	2.36	0.40
1:M:395:ARG:O	1:M:398:ASP:HB2	2.22	0.40
1:N:27:VAL:HG23	1:N:53:GLY:HA2	2.01	0.40
1:N:303:GLU:C	1:N:305:ILE:H	2.24	0.40

Continued on next page...

Continued from previous page...

Atom-1	Atom-2	Interatomic distance (Å)	Clash overlap (Å)
2:S:78:ILE:N	2:S:78:ILE:CD1	2.83	0.40
2:T:17:VAL:HG13	2:T:34:LYS:CA	2.50	0.40
2:T:17:VAL:HG11	2:T:33:ALA:O	2.21	0.40
2:T:20:LYS:CB	2:T:27:LEU:HG	2.50	0.40
2:T:27:LEU:HD23	2:T:27:LEU:O	2.20	0.40
2:U:50:GLU:O	2:U:52:GLY:N	2.53	0.40
1:A:153:ASN:ND2	1:A:153:ASN:O	2.54	0.40
1:B:27:VAL:HG12	1:B:90:THR:HG23	2.03	0.40
1:B:267:MET:O	1:B:269:GLY:N	2.54	0.40
1:C:118:ARG:O	1:C:119:GLY:C	2.57	0.40
1:C:199:TYR:HE2	1:C:205:ILE:HG12	1.86	0.40
1:C:357:THR:HB	1:C:361:ASP:HB2	2.03	0.40
1:C:361:ASP:C	1:C:363:GLU:H	2.25	0.40
1:D:18:ARG:O	1:D:22:VAL:HG23	2.21	0.40
1:D:217:SER:N	1:D:218:PRO:CD	2.83	0.40
1:D:279:PRO:CD	1:D:285:ARG:HA	2.51	0.40
1:D:409:GLU:OE1	1:D:501:ARG:NH2	2.55	0.40
1:E:195:PHE:C	1:E:195:PHE:HD1	2.24	0.40
1:E:219:PHE:CB	1:E:247:LEU:HD22	2.49	0.40
1:E:434:GLU:O	1:E:437:ASN:N	2.53	0.40
1:F:13:ARG:HD2	1:F:104:LEU:HD22	2.02	0.40
1:F:21:ASN:O	1:F:22:VAL:C	2.58	0.40
1:F:43:SER:O	1:F:44:PHE:O	2.39	0.40
1:G:85:ALA:HB2	1:G:498:LYS:HE2	2.04	0.40
1:G:406:ALA:HB2	1:G:496:PRO:HB3	2.03	0.40
1:H:106:ALA:O	1:H:109:ALA:N	2.49	0.40
1:H:158:VAL:O	1:H:159:GLY:C	2.60	0.40
1:H:221:LEU:CD1	1:H:223:ALA:N	2.83	0.40
1:I:90:THR:O	1:I:94:VAL:HG23	2.21	0.40
1:I:344:GLY:O	1:I:345:ARG:C	2.60	0.40
1:J:24:ALA:HA	1:J:27:VAL:HG12	2.02	0.40
1:J:501:ARG:O	1:J:502:SER:C	2.60	0.40
1:K:106:ALA:HA	1:K:111:MET:CE	2.51	0.40
1:K:106:ALA:HA	1:K:111:MET:HE1	2.02	0.40
1:K:131:LEU:HD12	1:K:422:VAL:HG11	2.02	0.40
1:K:158:VAL:O	1:K:159:GLY:C	2.60	0.40
1:K:272:LYS:HE3	1:K:272:LYS:HB2	1.79	0.40
1:K:286:LYS:NZ	1:K:304:GLU:OE2	2.47	0.40
1:L:10:ASN:O	1:L:12:ALA:N	2.54	0.40
1:L:104:LEU:HD12	1:L:104:LEU:HA	1.80	0.40
1:L:308:GLU:CG	1:L:309:LEU:N	2.75	0.40

Continued on next page...

Continued from previous page...

Atom-1	Atom-2	Interatomic distance (Å)	Clash overlap (Å)
1:L:443:ALA:O	1:L:446:ALA:HB3	2.21	0.40
1:M:317:LEU:HD12	1:M:317:LEU:N	2.37	0.40
1:N:24:ALA:HA	1:N:27:VAL:HG12	2.02	0.40
1:N:76:GLU:O	1:N:80:LYS:HG3	2.21	0.40
1:N:288:MET:HA	1:N:288:MET:HE2	2.01	0.40
1:N:301:ILE:O	1:N:301:ILE:HG22	2.21	0.40
1:N:313:THR:HG22	1:N:314:LEU:H	1.86	0.40
1:N:419:LEU:HD21	1:N:500:THR:CG2	2.52	0.40
2:P:72:GLY:O	2:P:74:LYS:HE2	2.22	0.40
2:U:3:ILE:HD12	2:U:3:ILE:N	2.36	0.40
2:U:7:HIS:C	2:U:9:ARG:H	2.25	0.40
1:A:128:VAL:CG1	1:A:132:LYS:HE2	2.51	0.40
1:A:153:ASN:O	1:A:154:SER:CB	2.69	0.40
1:A:278:ALA:CB	1:A:279:PRO:CD	2.94	0.40
1:A:284:ARG:CG	1:A:288:MET:HE1	2.51	0.40
1:A:308:GLU:O	1:A:311:LYS:HB3	2.21	0.40
1:A:358:SER:HA	1:A:362:ARG:CD	2.51	0.40
1:B:253:ASP:CG	1:B:254:VAL:N	2.72	0.40
1:B:441:LYS:HA	1:B:441:LYS:HD2	1.87	0.40
1:B:443:ALA:O	1:B:447:MET:HG3	2.22	0.40
1:C:32:GLY:N	4:C:1:ADP:O1A	2.29	0.40
1:C:59:GLU:OE1	1:C:59:GLU:HA	2.21	0.40
1:C:339:GLU:HA	1:C:342:ILE:HB	2.04	0.40
1:D:281:PHE:H	1:D:284:ARG:CD	2.34	0.40
1:D:329:THR:HG22	1:D:330:THR:N	2.36	0.40
1:D:364:LYS:O	1:D:367:GLU:HB3	2.21	0.40
1:D:461:GLU:OE2	1:J:452:ARG:NH2	2.54	0.40
1:E:134:LEU:CD1	1:E:134:LEU:H	2.34	0.40
1:E:230:ILE:O	1:E:232:GLU:N	2.55	0.40
1:E:362:ARG:O	1:E:366:GLN:OE1	2.39	0.40
1:F:10:ASN:O	1:F:11:ASP:C	2.59	0.40
1:F:178:GLU:O	1:F:380:LYS:HA	2.22	0.40
1:F:205:ILE:HG12	1:F:211:GLY:HA2	2.02	0.40
1:F:322:ARG:CB	1:F:333:ILE:HD12	2.18	0.40
1:F:349:ILE:O	1:F:349:ILE:HG22	2.20	0.40
1:G:254:VAL:HG12	1:G:259:LEU:HG	2.04	0.40
1:G:288:MET:O	1:G:289:LEU:HD23	2.22	0.40
1:G:309:LEU:O	1:G:310:GLU:C	2.60	0.40
1:H:194:GLN:CG	1:H:331:THR:HB	2.41	0.40
1:H:221:LEU:N	1:H:248:LEU:O	2.53	0.40
1:H:226:LYS:HG3	1:H:252:GLU:CB	2.47	0.40

Continued on next page...

Continued from previous page...

Atom-1	Atom-2	Interatomic distance (Å)	Clash overlap (Å)
1:I:140:ASP:C	1:I:142:LYS:N	2.75	0.40
1:I:353:ILE:HD11	1:I:369:VAL:CG2	2.50	0.40
1:I:379:ILE:HG22	1:I:380:LYS:N	2.36	0.40
1:I:475:ASN:ND2	1:I:489:ILE:HD12	2.36	0.40
1:J:66:PHE:HA	1:J:520:MET:CE	2.51	0.40
1:J:124:VAL:O	1:J:125:THR:C	2.60	0.40
1:J:194:GLN:HG3	1:J:331:THR:HB	2.02	0.40
1:J:231:ARG:HG2	1:J:310:GLU:OE2	2.21	0.40
1:K:257:GLU:O	1:K:261:THR:HG23	2.21	0.40
1:K:501:ARG:O	1:K:505:GLN:HG3	2.20	0.40
1:L:389:MET:CE	1:L:389:MET:C	2.90	0.40
1:L:404:ARG:O	1:L:407:VAL:HB	2.21	0.40
1:M:322:ARG:HB3	1:M:333:ILE:HD12	2.03	0.40
1:N:66:PHE:CD1	1:N:520:MET:HE2	2.55	0.40
1:N:381:VAL:HB	1:N:389:MET:CE	2.52	0.40
2:P:86:MET:N	2:P:86:MET:SD	2.94	0.40
2:Q:3:ILE:HD13	2:Q:11:ILE:CD1	2.51	0.40
2:T:7:HIS:O	2:T:7:HIS:ND1	2.55	0.40
2:T:9:ARG:HD3	2:T:9:ARG:HA	1.89	0.40
1:A:26:ALA:HA	1:G:8:PHE:CE2	2.56	0.40
1:A:42:LYS:HE2	1:A:48:THR:HB	2.04	0.40
1:A:112:ASN:HA	1:A:113:PRO:HD3	1.86	0.40
1:A:266:THR:HG21	1:A:273:VAL:O	2.22	0.40
1:A:307:MET:C	1:A:308:GLU:HG3	2.42	0.40
1:B:43:SER:O	1:B:44:PHE:O	2.40	0.40
1:B:128:VAL:HG12	1:B:132:LYS:HE2	2.02	0.40
1:B:261:THR:O	1:B:265:ASN:ND2	2.55	0.40
1:B:339:GLU:CD	1:B:339:GLU:N	2.75	0.40
1:C:146:GLN:HE21	1:C:494:LEU:HD11	1.85	0.40
1:D:66:PHE:O	1:D:67:GLU:C	2.59	0.40
1:D:115:ASP:HB3	1:D:436:GLN:HG3	2.02	0.40
1:D:117:LYS:HG2	1:D:121:ASP:OD2	2.22	0.40
1:D:229:ASN:C	1:D:231:ARG:N	2.74	0.40
1:D:279:PRO:HB3	1:D:288:MET:HE3	2.03	0.40
1:E:150:ILE:CG2	1:E:151:SER:N	2.84	0.40
1:E:174:VAL:HG23	1:E:370:ALA:CB	2.51	0.40
1:F:149:THR:HG23	1:F:156:GLU:N	2.37	0.40
1:F:195:PHE:CD1	1:F:195:PHE:C	2.95	0.40
1:F:261:THR:O	1:F:265:ASN:ND2	2.55	0.40
1:F:270:ILE:HG23	2:T:25:ILE:HG22	2.03	0.40
1:F:296:THR:CG2	1:F:335:GLY:HA3	2.29	0.40

Continued on next page...

Continued from previous page...

Atom-1	Atom-2	Interatomic distance (Å)	Clash overlap (Å)
1:G:199:TYR:O	1:G:199:TYR:CD1	2.73	0.40
1:G:249:ILE:HB	1:G:275:ALA:HB1	2.01	0.40
1:G:270:ILE:O	1:G:271:VAL:HG13	2.20	0.40
1:G:359:ASP:O	1:G:360:TYR:CB	2.69	0.40
1:G:486:GLY:HA3	1:G:491:MET:HE2	2.03	0.40
1:H:8:PHE:O	1:H:9:GLY:C	2.59	0.40
1:H:501:ARG:O	1:H:505:GLN:HG3	2.22	0.40
1:I:166:MET:HE1	1:I:407:VAL:HG21	2.04	0.40
1:I:201:SER:O	1:I:204:PHE:HB2	2.21	0.40
1:I:347:ALA:O	1:I:350:ARG:HB2	2.22	0.40
1:I:354:GLU:CG	1:I:355:GLU:H	2.34	0.40
1:J:37:ASN:HB3	1:J:51:LYS:CG	2.50	0.40
1:J:56:VAL:O	1:J:57:ALA:C	2.59	0.40
1:J:115:ASP:O	1:J:116:LEU:C	2.60	0.40
1:J:401:HIS:O	1:J:402:ALA:C	2.58	0.40
1:M:142:LYS:O	1:M:146:GLN:HB2	2.22	0.40
1:M:257:GLU:O	1:M:261:THR:HG23	2.21	0.40
1:M:401:HIS:O	1:M:402:ALA:C	2.59	0.40
1:M:501:ARG:O	1:M:505:GLN:HG3	2.22	0.40
1:N:166:MET:HE2	1:N:171:LYS:HG2	2.04	0.40
1:N:231:ARG:O	1:N:233:MET:N	2.54	0.40
2:O:74:LYS:CE	2:U:68:ASN:HD22	2.34	0.40
2:P:7:HIS:O	2:P:8:ASP:CB	2.64	0.40
2:Q:8:ASP:O	2:Q:87:SER:HA	2.21	0.40
2:R:47:ARG:HD3	2:R:49:LEU:HB2	2.03	0.40
2:T:3:ILE:H	2:T:3:ILE:CD1	2.27	0.40
2:T:7:HIS:C	2:T:9:ARG:H	2.25	0.40
2:T:37:ARG:NE	2:U:76:GLU:OE1	2.44	0.40
2:T:47:ARG:CD	2:T:49:LEU:HB2	2.51	0.40
1:A:112:ASN:HD22	1:A:115:ASP:CG	2.25	0.40
1:A:203:TYR:H	1:A:203:TYR:HD1	1.68	0.40
1:A:284:ARG:O	1:A:285:ARG:C	2.59	0.40
1:A:320:ALA:HA	1:A:334:ASP:O	2.20	0.40
1:A:406:ALA:O	1:A:410:GLY:N	2.53	0.40
1:B:208:PRO:O	1:B:212:ALA:HB3	2.22	0.40
1:B:261:THR:HG23	1:B:262:LEU:H	1.87	0.40
1:B:349:ILE:O	1:B:349:ILE:HG22	2.21	0.40
1:B:368:ARG:CD	1:B:372:LEU:HD11	2.51	0.40
1:C:207:LYS:CB	1:C:208:PRO:CD	2.96	0.40
1:C:207:LYS:CB	1:C:207:LYS:NZ	2.83	0.40
1:C:207:LYS:HB2	1:C:207:LYS:HZ2	1.86	0.40

Continued on next page...

Continued from previous page...

Atom-1	Atom-2	Interatomic distance (Å)	Clash overlap (Å)
1:C:321:LYS:HG3	1:C:334:ASP:HB3	2.03	0.40
1:C:434:GLU:HA	1:C:437:ASN:HD22	1.87	0.40
1:C:478:TYR:CE2	1:C:480:ALA:HA	2.56	0.40
1:D:443:ALA:O	1:D:444:LEU:C	2.59	0.40
1:F:290:GLN:O	1:F:294:THR:N	2.54	0.40
1:G:14:VAL:O	1:G:18:ARG:HG3	2.20	0.40
1:G:128:VAL:HG12	1:G:132:LYS:HE2	2.02	0.40
1:H:219:PHE:O	1:H:247:LEU:HD22	2.21	0.40
1:I:81:ALA:HA	1:I:506:TYR:CD2	2.56	0.40
1:J:18:ARG:O	1:J:19:GLY:C	2.60	0.40
1:J:216:GLU:O	1:J:217:SER:C	2.59	0.40
1:J:226:LYS:HD2	1:J:226:LYS:N	2.36	0.40
1:J:231:ARG:HH11	1:J:231:ARG:CB	2.35	0.40
1:K:32:GLY:HA2	1:K:454:ILE:HG23	2.02	0.40
1:K:128:VAL:O	1:K:132:LYS:HG3	2.22	0.40
1:K:209:GLU:OE1	1:K:209:GLU:HA	2.22	0.40
1:K:228:SER:HA	1:K:255:GLU:HB2	2.03	0.40
1:K:421:ARG:O	1:K:422:VAL:C	2.59	0.40
1:L:222:LEU:CD1	1:L:293:ALA:HA	2.51	0.40
1:L:236:VAL:CG2	1:L:237:LEU:N	2.82	0.40
1:L:351:GLN:O	1:L:354:GLU:HB3	2.21	0.40
1:M:7:LYS:HG3	1:M:66:PHE:CZ	2.57	0.40
1:M:227:ILE:CD1	1:M:309:LEU:HD11	2.51	0.40
1:M:323:VAL:CG2	1:M:332:ILE:HG22	2.52	0.40
1:M:445:ARG:HE	1:M:445:ARG:HB3	1.73	0.40
1:N:201:SER:HA	1:N:202:PRO:HD3	1.90	0.40
2:S:71:TYR:O	2:S:73:VAL:N	2.54	0.40
2:T:20:LYS:HA	2:T:28:THR:CG2	2.52	0.40

All (1) symmetry-related close contacts are listed below. The label for Atom-2 includes the symmetry operator and encoded unit-cell translations to be applied.

Atom-1	Atom-2	Interatomic distance (Å)	Clash overlap (Å)
1:A:425:LYS:NZ	1:J:484:GLU:OE2[4_445]	2.13	0.07

5.3 Torsion angles [i](#)

5.3.1 Protein backbone [i](#)

In the following table, the Percentiles column shows the percent Ramachandran outliers of the chain as a percentile score with respect to all X-ray entries followed by that with respect to entries of similar resolution.

The Analysed column shows the number of residues for which the backbone conformation was analysed, and the total number of residues.

Mol	Chain	Analysed	Favoured	Allowed	Outliers	Percentiles	
1	A	522/547 (95%)	396 (76%)	92 (18%)	34 (6%)	1	7
1	B	522/547 (95%)	399 (76%)	94 (18%)	29 (6%)	2	10
1	C	522/547 (95%)	397 (76%)	88 (17%)	37 (7%)	1	5
1	D	522/547 (95%)	395 (76%)	95 (18%)	32 (6%)	1	8
1	E	522/547 (95%)	390 (75%)	98 (19%)	34 (6%)	1	7
1	F	522/547 (95%)	399 (76%)	93 (18%)	30 (6%)	1	10
1	G	522/547 (95%)	390 (75%)	98 (19%)	34 (6%)	1	7
1	H	522/547 (95%)	377 (72%)	115 (22%)	30 (6%)	1	10
1	I	522/547 (95%)	384 (74%)	113 (22%)	25 (5%)	2	13
1	J	522/547 (95%)	387 (74%)	110 (21%)	25 (5%)	2	13
1	K	522/547 (95%)	376 (72%)	121 (23%)	25 (5%)	2	13
1	L	522/547 (95%)	372 (71%)	124 (24%)	26 (5%)	2	12
1	M	522/547 (95%)	383 (73%)	110 (21%)	29 (6%)	2	10
1	N	522/547 (95%)	384 (74%)	112 (22%)	26 (5%)	2	12
2	O	95/97 (98%)	69 (73%)	20 (21%)	6 (6%)	1	7
2	P	95/97 (98%)	65 (68%)	24 (25%)	6 (6%)	1	7
2	Q	95/97 (98%)	67 (70%)	21 (22%)	7 (7%)	1	5
2	R	95/97 (98%)	68 (72%)	18 (19%)	9 (10%)	0	3
2	S	95/97 (98%)	73 (77%)	16 (17%)	6 (6%)	1	7
2	T	95/97 (98%)	67 (70%)	20 (21%)	8 (8%)	1	4
2	U	95/97 (98%)	64 (67%)	25 (26%)	6 (6%)	1	7
All	All	7973/8337 (96%)	5902 (74%)	1607 (20%)	464 (6%)	1	10

All (464) Ramachandran outliers are listed below:

Mol	Chain	Res	Type
1	A	29	VAL
1	A	44	PHE
1	A	233	MET
1	A	279	PRO
1	A	309	LEU
1	A	311	LYS
1	A	353	ILE
1	A	358	SER
1	B	29	VAL
1	B	44	PHE
1	B	206	ASN
1	B	233	MET
1	B	279	PRO
1	B	309	LEU
1	B	311	LYS
1	B	353	ILE
1	B	354	GLU
1	B	358	SER
1	B	373	ALA
1	C	29	VAL
1	C	44	PHE
1	C	206	ASN
1	C	233	MET
1	C	279	PRO
1	C	309	LEU
1	C	311	LYS
1	C	353	ILE
1	C	358	SER
1	D	44	PHE
1	D	206	ASN
1	D	233	MET
1	D	309	LEU
1	D	311	LYS
1	D	342	ILE
1	D	353	ILE
1	D	354	GLU
1	D	358	SER
1	E	44	PHE
1	E	233	MET
1	E	279	PRO
1	E	309	LEU
1	E	311	LYS
1	E	312	ALA

Continued on next page...

Continued from previous page...

Mol	Chain	Res	Type
1	E	353	ILE
1	E	354	GLU
1	F	29	VAL
1	F	44	PHE
1	F	233	MET
1	F	279	PRO
1	F	309	LEU
1	F	311	LYS
1	F	353	ILE
1	F	358	SER
1	G	44	PHE
1	G	233	MET
1	G	279	PRO
1	G	309	LEU
1	G	311	LYS
1	G	336	VAL
1	G	353	ILE
1	H	146	GLN
1	H	270	ILE
1	H	401	HIS
1	H	425	LYS
1	I	146	GLN
1	I	267	MET
1	I	270	ILE
1	I	401	HIS
1	J	270	ILE
1	K	270	ILE
1	K	425	LYS
1	L	146	GLN
1	L	270	ILE
1	L	425	LYS
1	M	146	GLN
1	M	270	ILE
1	M	323	VAL
1	M	425	LYS
1	N	270	ILE
2	O	7	HIS
2	P	7	HIS
2	P	51	ASN
2	Q	7	HIS
2	Q	49	LEU
2	Q	51	ASN

Continued on next page...

Continued from previous page...

Mol	Chain	Res	Type
2	R	7	HIS
2	S	7	HIS
2	S	51	ASN
2	T	7	HIS
2	U	7	HIS
2	U	49	LEU
1	A	206	ASN
1	A	253	ASP
1	A	293	ALA
1	A	336	VAL
1	A	342	ILE
1	A	354	GLU
1	A	373	ALA
1	B	284	ARG
1	B	312	ALA
1	B	334	ASP
1	B	342	ILE
1	C	228	SER
1	C	231	ARG
1	C	284	ARG
1	C	354	GLU
1	C	373	ALA
1	D	29	VAL
1	D	279	PRO
1	D	312	ALA
1	D	373	ALA
1	E	29	VAL
1	E	169	VAL
1	E	206	ASN
1	E	231	ARG
1	E	293	ALA
1	E	305	ILE
1	E	336	VAL
1	E	342	ILE
1	E	373	ALA
1	F	206	ASN
1	F	228	SER
1	F	231	ARG
1	F	305	ILE
1	F	312	ALA
1	F	354	GLU
1	F	373	ALA

Continued on next page...

Continued from previous page...

Mol	Chain	Res	Type
1	G	9	GLY
1	G	29	VAL
1	G	253	ASP
1	G	293	ALA
1	G	312	ALA
1	G	338	GLU
1	G	342	ILE
1	G	354	GLU
1	G	358	SER
1	G	373	ALA
1	H	389	MET
1	H	429	LEU
1	I	85	ALA
1	I	256	GLY
1	I	352	GLN
1	I	389	MET
1	I	425	LYS
1	I	429	LEU
1	J	85	ALA
1	J	146	GLN
1	J	267	MET
1	J	352	GLN
1	J	389	MET
1	J	425	LYS
1	J	429	LEU
1	J	432	GLN
1	K	85	ALA
1	K	146	GLN
1	K	160	LYS
1	K	286	LYS
1	K	389	MET
1	K	401	HIS
1	K	429	LEU
1	K	432	GLN
1	L	85	ALA
1	L	267	MET
1	L	286	LYS
1	L	389	MET
1	L	398	ASP
1	L	429	LEU
1	L	432	GLN
1	M	223	ALA

Continued on next page...

Continued from previous page...

Mol	Chain	Res	Type
1	M	267	MET
1	M	356	ALA
1	M	389	MET
1	M	401	HIS
1	M	429	LEU
1	M	432	GLN
1	N	85	ALA
1	N	146	GLN
1	N	155	ASP
1	N	232	GLU
1	N	267	MET
1	N	401	HIS
1	N	425	LYS
1	N	429	LEU
1	N	432	GLN
2	O	51	ASN
2	P	5	PRO
2	P	21	SER
2	Q	80	ASN
2	R	14	ARG
2	R	51	ASN
2	S	14	ARG
2	T	21	SER
2	T	51	ASN
2	T	72	GLY
2	U	21	SER
2	U	52	GLY
1	A	228	SER
1	A	268	ARG
1	A	282	GLY
1	A	284	ARG
1	A	289	LEU
1	A	312	ALA
1	A	334	ASP
1	A	363	GLU
1	A	390	LYS
1	B	231	ARG
1	B	237	LEU
1	B	263	VAL
1	B	293	ALA
1	C	9	GLY
1	C	153	ASN

Continued on next page...

Continued from previous page...

Mol	Chain	Res	Type
1	C	293	ALA
1	C	312	ALA
1	C	336	VAL
1	C	338	GLU
1	C	342	ILE
1	D	231	ARG
1	D	268	ARG
1	D	334	ASP
1	E	153	ASN
1	E	228	SER
1	E	268	ARG
1	E	280	GLY
1	E	358	SER
1	F	251	ALA
1	F	284	ARG
1	F	362	ARG
1	G	206	ASN
1	G	360	TYR
1	G	362	ARG
1	H	85	ALA
1	H	155	ASP
1	H	232	GLU
1	H	267	MET
1	H	327	LYS
1	H	352	GLN
1	H	356	ALA
1	H	421	ARG
1	H	432	GLN
1	H	462	PRO
1	I	277	LYS
1	I	323	VAL
1	I	432	GLN
1	J	286	LYS
1	J	401	HIS
1	J	462	PRO
1	K	231	ARG
1	K	232	GLU
1	K	273	VAL
1	K	327	LYS
1	L	160	LYS
1	L	203	TYR
1	L	327	LYS

Continued on next page...

Continued from previous page...

Mol	Chain	Res	Type
1	L	401	HIS
1	L	421	ARG
1	M	85	ALA
1	M	203	TYR
1	M	231	ARG
1	M	232	GLU
1	M	277	LYS
1	M	421	ARG
1	M	462	PRO
1	M	509	SER
1	N	66	PHE
1	N	203	TYR
1	N	252	GLU
1	N	286	LYS
1	N	389	MET
1	N	421	ARG
1	N	509	SER
2	O	14	ARG
2	O	21	SER
2	O	45	ASN
2	Q	21	SER
2	R	21	SER
2	R	30	SER
2	S	21	SER
2	T	49	LEU
2	T	80	ASN
2	U	51	ASN
1	A	207	LYS
1	A	231	ARG
1	A	360	TYR
1	A	361	ASP
1	B	153	ASN
1	B	230	ILE
1	B	268	ARG
1	B	278	ALA
1	B	289	LEU
1	B	305	ILE
1	C	253	ASP
1	C	260	ALA
1	C	280	GLY
1	C	289	LEU
1	C	362	ARG

Continued on next page...

Continued from previous page...

Mol	Chain	Res	Type
1	D	228	SER
1	D	251	ALA
1	D	253	ASP
1	D	293	ALA
1	D	303	GLU
1	D	305	ILE
1	E	253	ASP
1	E	284	ARG
1	E	294	THR
1	E	390	LYS
1	F	207	LYS
1	F	293	ALA
1	F	303	GLU
1	G	207	LYS
1	G	228	SER
1	G	230	ILE
1	H	203	TYR
1	I	66	PHE
1	I	155	ASP
1	I	160	LYS
1	I	165	ALA
1	I	260	ALA
1	I	421	ARG
1	J	165	ALA
1	J	256	GLY
1	J	315	GLU
1	J	421	ARG
1	K	66	PHE
1	K	155	ASP
1	K	235	PRO
1	K	288	MET
1	K	304	GLU
1	K	421	ARG
1	K	462	PRO
1	L	352	GLN
1	L	462	PRO
1	M	89	THR
1	M	155	ASP
1	M	160	LYS
1	M	252	GLU
1	M	370	ALA
1	N	231	ARG

Continued on next page...

Continued from previous page...

Mol	Chain	Res	Type
1	N	442	VAL
1	N	462	PRO
2	Q	72	GLY
2	T	5	PRO
2	T	53	GLU
1	A	260	ALA
1	A	294	THR
1	A	305	ILE
1	A	392	LYS
1	C	57	ALA
1	C	182	GLY
1	C	305	ILE
1	D	230	ILE
1	D	263	VAL
1	D	289	LEU
1	D	294	THR
1	E	158	VAL
1	E	207	LYS
1	E	260	ALA
1	E	289	LEU
1	E	334	ASP
1	E	363	GLU
1	E	392	LYS
1	F	230	ILE
1	F	342	ILE
1	F	392	LYS
1	G	169	VAL
1	G	294	THR
1	G	305	ILE
1	G	392	LYS
1	H	153	ASN
1	H	160	LYS
1	H	231	ARG
1	H	288	MET
1	H	315	GLU
1	H	398	ASP
1	H	509	SER
1	I	235	PRO
1	I	259	LEU
1	I	442	VAL
1	I	462	PRO
1	J	160	LYS

Continued on next page...

Continued from previous page...

Mol	Chain	Res	Type
1	J	231	ARG
1	J	232	GLU
1	J	235	PRO
1	J	288	MET
1	J	398	ASP
1	L	158	VAL
1	L	407	VAL
1	L	442	VAL
1	M	66	PHE
1	M	442	VAL
1	N	160	LYS
2	O	52	GLY
2	P	69	ASP
2	R	5	PRO
2	S	80	ASN
2	U	69	ASP
1	B	169	VAL
1	B	207	LYS
1	C	207	LYS
1	C	251	ALA
1	C	278	ALA
1	C	310	GLU
1	C	361	ASP
1	D	207	LYS
1	D	336	VAL
1	E	237	LEU
1	F	158	VAL
1	G	231	ARG
1	G	466	ALA
1	H	165	ALA
1	K	315	GLU
1	K	442	VAL
1	L	153	ASN
1	L	155	ASP
1	L	159	GLY
1	M	286	LYS
1	N	342	ILE
2	Q	52	GLY
2	R	31	ALA
2	R	49	LEU
1	A	278	ALA
1	F	474	GLY

Continued on next page...

Continued from previous page...

Mol	Chain	Res	Type
1	H	323	VAL
1	I	472	GLY
1	J	137	PRO
1	L	280	GLY
1	M	235	PRO
1	N	256	GLY
1	N	323	VAL
2	P	72	GLY
2	S	72	GLY
1	A	9	GLY
1	B	336	VAL
1	D	9	GLY
1	D	280	GLY
1	G	201	SER
1	G	282	GLY
1	L	56	VAL
1	N	32	GLY
1	C	169	VAL
1	F	9	GLY
1	F	280	GLY
1	F	336	VAL
1	G	158	VAL
1	H	442	VAL
1	L	32	GLY
2	R	52	GLY
1	C	271	VAL
1	C	465	VAL
1	D	271	VAL
1	D	282	GLY
1	G	271	VAL
1	G	465	VAL
1	H	235	PRO
1	I	234	LEU
1	J	342	ILE
1	J	442	VAL
1	K	56	VAL
1	K	387	VAL
1	M	234	LEU
1	B	271	VAL
1	F	271	VAL
1	H	387	VAL
1	H	472	GLY

Continued on next page...

Continued from previous page...

Mol	Chain	Res	Type
1	N	56	VAL

5.3.2 Protein sidechains [i](#)

In the following table, the Percentiles column shows the percent sidechain outliers of the chain as a percentile score with respect to all X-ray entries followed by that with respect to entries of similar resolution.

The Analysed column shows the number of residues for which the sidechain conformation was analysed, and the total number of residues.

Mol	Chain	Analysed	Rotameric	Outliers	Percentiles	
1	A	393/414 (95%)	369 (94%)	24 (6%)	18	53
1	B	393/414 (95%)	368 (94%)	25 (6%)	17	51
1	C	393/414 (95%)	369 (94%)	24 (6%)	18	53
1	D	393/414 (95%)	369 (94%)	24 (6%)	18	53
1	E	393/414 (95%)	368 (94%)	25 (6%)	17	51
1	F	393/414 (95%)	368 (94%)	25 (6%)	17	51
1	G	393/414 (95%)	367 (93%)	26 (7%)	16	49
1	H	403/414 (97%)	385 (96%)	18 (4%)	27	64
1	I	403/414 (97%)	383 (95%)	20 (5%)	24	60
1	J	403/414 (97%)	385 (96%)	18 (4%)	27	64
1	K	403/414 (97%)	387 (96%)	16 (4%)	31	68
1	L	403/414 (97%)	386 (96%)	17 (4%)	30	66
1	M	403/414 (97%)	386 (96%)	17 (4%)	30	66
1	N	403/414 (97%)	386 (96%)	17 (4%)	30	66
2	O	79/80 (99%)	73 (92%)	6 (8%)	13	43
2	P	79/80 (99%)	74 (94%)	5 (6%)	18	51
2	Q	79/80 (99%)	72 (91%)	7 (9%)	9	35
2	R	79/80 (99%)	70 (89%)	9 (11%)	5	24
2	S	79/80 (99%)	73 (92%)	6 (8%)	13	43
2	T	79/80 (99%)	71 (90%)	8 (10%)	7	29
2	U	79/80 (99%)	72 (91%)	7 (9%)	9	35
All	All	6125/6356 (96%)	5781 (94%)	344 (6%)	21	56

All (344) residues with a non-rotameric sidechain are listed below:

Mol	Chain	Res	Type
1	A	18	ARG
1	A	44	PHE
1	A	62	LEU
1	A	74	VAL
1	A	77	VAL
1	A	97	GLN
1	A	153	ASN
1	A	195	PHE
1	A	199	TYR
1	A	233	MET
1	A	247	LEU
1	A	252	GLU
1	A	255	GLU
1	A	257	GLU
1	A	267	MET
1	A	290	GLN
1	A	291	ASP
1	A	303	GLU
1	A	315	GLU
1	A	348	GLN
1	A	360	TYR
1	A	422	VAL
1	A	453	GLN
1	A	494	LEU
1	B	18	ARG
1	B	44	PHE
1	B	62	LEU
1	B	74	VAL
1	B	77	VAL
1	B	97	GLN
1	B	153	ASN
1	B	195	PHE
1	B	199	TYR
1	B	203	TYR
1	B	222	LEU
1	B	233	MET
1	B	247	LEU
1	B	255	GLU
1	B	257	GLU
1	B	267	MET
1	B	290	GLN
1	B	291	ASP

Continued on next page...

Continued from previous page...

Mol	Chain	Res	Type
1	B	303	GLU
1	B	315	GLU
1	B	348	GLN
1	B	360	TYR
1	B	422	VAL
1	B	453	GLN
1	B	494	LEU
1	C	18	ARG
1	C	23	LEU
1	C	44	PHE
1	C	62	LEU
1	C	74	VAL
1	C	77	VAL
1	C	97	GLN
1	C	153	ASN
1	C	195	PHE
1	C	199	TYR
1	C	233	MET
1	C	247	LEU
1	C	255	GLU
1	C	257	GLU
1	C	267	MET
1	C	290	GLN
1	C	291	ASP
1	C	303	GLU
1	C	305	ILE
1	C	315	GLU
1	C	348	GLN
1	C	360	TYR
1	C	453	GLN
1	C	494	LEU
1	D	18	ARG
1	D	44	PHE
1	D	62	LEU
1	D	74	VAL
1	D	77	VAL
1	D	97	GLN
1	D	153	ASN
1	D	195	PHE
1	D	199	TYR
1	D	233	MET
1	D	247	LEU

Continued on next page...

Continued from previous page...

Mol	Chain	Res	Type
1	D	255	GLU
1	D	257	GLU
1	D	267	MET
1	D	290	GLN
1	D	291	ASP
1	D	303	GLU
1	D	315	GLU
1	D	348	GLN
1	D	360	TYR
1	D	421	ARG
1	D	422	VAL
1	D	453	GLN
1	D	494	LEU
1	E	18	ARG
1	E	23	LEU
1	E	44	PHE
1	E	62	LEU
1	E	74	VAL
1	E	77	VAL
1	E	97	GLN
1	E	153	ASN
1	E	195	PHE
1	E	199	TYR
1	E	247	LEU
1	E	255	GLU
1	E	257	GLU
1	E	267	MET
1	E	279	PRO
1	E	290	GLN
1	E	291	ASP
1	E	303	GLU
1	E	315	GLU
1	E	348	GLN
1	E	360	TYR
1	E	422	VAL
1	E	453	GLN
1	E	461	GLU
1	E	494	LEU
1	F	18	ARG
1	F	23	LEU
1	F	44	PHE
1	F	62	LEU

Continued on next page...

Continued from previous page...

Mol	Chain	Res	Type
1	F	74	VAL
1	F	97	GLN
1	F	153	ASN
1	F	195	PHE
1	F	199	TYR
1	F	233	MET
1	F	247	LEU
1	F	252	GLU
1	F	255	GLU
1	F	257	GLU
1	F	267	MET
1	F	290	GLN
1	F	291	ASP
1	F	303	GLU
1	F	315	GLU
1	F	348	GLN
1	F	360	TYR
1	F	421	ARG
1	F	422	VAL
1	F	453	GLN
1	F	494	LEU
1	G	18	ARG
1	G	23	LEU
1	G	44	PHE
1	G	62	LEU
1	G	74	VAL
1	G	77	VAL
1	G	97	GLN
1	G	153	ASN
1	G	195	PHE
1	G	199	TYR
1	G	203	TYR
1	G	233	MET
1	G	247	LEU
1	G	255	GLU
1	G	257	GLU
1	G	267	MET
1	G	290	GLN
1	G	291	ASP
1	G	303	GLU
1	G	315	GLU
1	G	348	GLN

Continued on next page...

Continued from previous page...

Mol	Chain	Res	Type
1	G	360	TYR
1	G	422	VAL
1	G	453	GLN
1	G	475	ASN
1	G	494	LEU
1	H	20	VAL
1	H	37	ASN
1	H	59	GLU
1	H	129	GLU
1	H	153	ASN
1	H	172	GLU
1	H	197	ARG
1	H	230	ILE
1	H	233	MET
1	H	284	ARG
1	H	288	MET
1	H	291	ASP
1	H	331	THR
1	H	364	LYS
1	H	389	MET
1	H	426	LEU
1	H	432	GLN
1	H	433	ASN
1	I	11	ASP
1	I	20	VAL
1	I	37	ASN
1	I	59	GLU
1	I	129	GLU
1	I	147	VAL
1	I	153	ASN
1	I	172	GLU
1	I	230	ILE
1	I	233	MET
1	I	284	ARG
1	I	288	MET
1	I	291	ASP
1	I	331	THR
1	I	361	ASP
1	I	389	MET
1	I	426	LEU
1	I	432	GLN
1	I	433	ASN

Continued on next page...

Continued from previous page...

Mol	Chain	Res	Type
1	I	504	LEU
1	J	11	ASP
1	J	20	VAL
1	J	37	ASN
1	J	59	GLU
1	J	129	GLU
1	J	147	VAL
1	J	153	ASN
1	J	172	GLU
1	J	230	ILE
1	J	233	MET
1	J	284	ARG
1	J	288	MET
1	J	291	ASP
1	J	361	ASP
1	J	389	MET
1	J	426	LEU
1	J	432	GLN
1	J	433	ASN
1	K	37	ASN
1	K	59	GLU
1	K	129	GLU
1	K	147	VAL
1	K	153	ASN
1	K	172	GLU
1	K	179	ASP
1	K	230	ILE
1	K	233	MET
1	K	284	ARG
1	K	288	MET
1	K	361	ASP
1	K	389	MET
1	K	426	LEU
1	K	432	GLN
1	K	433	ASN
1	L	11	ASP
1	L	20	VAL
1	L	37	ASN
1	L	59	GLU
1	L	129	GLU
1	L	153	ASN
1	L	172	GLU

Continued on next page...

Continued from previous page...

Mol	Chain	Res	Type
1	L	230	ILE
1	L	233	MET
1	L	284	ARG
1	L	288	MET
1	L	291	ASP
1	L	364	LYS
1	L	389	MET
1	L	426	LEU
1	L	432	GLN
1	L	433	ASN
1	M	11	ASP
1	M	20	VAL
1	M	37	ASN
1	M	59	GLU
1	M	129	GLU
1	M	147	VAL
1	M	153	ASN
1	M	172	GLU
1	M	230	ILE
1	M	233	MET
1	M	284	ARG
1	M	288	MET
1	M	307	MET
1	M	389	MET
1	M	426	LEU
1	M	432	GLN
1	M	433	ASN
1	N	11	ASP
1	N	20	VAL
1	N	37	ASN
1	N	59	GLU
1	N	129	GLU
1	N	153	ASN
1	N	172	GLU
1	N	230	ILE
1	N	233	MET
1	N	284	ARG
1	N	288	MET
1	N	291	ASP
1	N	361	ASP
1	N	389	MET
1	N	426	LEU

Continued on next page...

Continued from previous page...

Mol	Chain	Res	Type
1	N	432	GLN
1	N	433	ASN
2	O	3	ILE
2	O	6	LEU
2	O	20	LYS
2	O	37	ARG
2	O	53	GLU
2	O	55	LYS
2	P	3	ILE
2	P	6	LEU
2	P	20	LYS
2	P	37	ARG
2	P	55	LYS
2	Q	3	ILE
2	Q	6	LEU
2	Q	20	LYS
2	Q	37	ARG
2	Q	53	GLU
2	Q	55	LYS
2	Q	58	ASP
2	R	3	ILE
2	R	6	LEU
2	R	20	LYS
2	R	37	ARG
2	R	53	GLU
2	R	55	LYS
2	R	58	ASP
2	R	84	LEU
2	R	86	MET
2	S	3	ILE
2	S	6	LEU
2	S	20	LYS
2	S	37	ARG
2	S	53	GLU
2	S	55	LYS
2	T	3	ILE
2	T	6	LEU
2	T	20	LYS
2	T	28	THR
2	T	37	ARG
2	T	53	GLU
2	T	55	LYS

Continued on next page...

Continued from previous page...

Mol	Chain	Res	Type
2	T	58	ASP
2	U	3	ILE
2	U	6	LEU
2	U	20	LYS
2	U	37	ARG
2	U	53	GLU
2	U	55	LYS
2	U	58	ASP

Sometimes sidechains can be flipped to improve hydrogen bonding and reduce clashes. All (187) such sidechains are listed below:

Mol	Chain	Res	Type
1	A	21	ASN
1	A	82	ASN
1	A	112	ASN
1	A	146	GLN
1	A	153	ASN
1	A	194	GLN
1	A	319	GLN
1	A	348	GLN
1	A	352	GLN
1	A	366	GLN
1	A	432	GLN
1	A	457	ASN
1	A	475	ASN
1	B	21	ASN
1	B	82	ASN
1	B	112	ASN
1	B	146	GLN
1	B	153	ASN
1	B	194	GLN
1	B	319	GLN
1	B	348	GLN
1	B	351	GLN
1	B	352	GLN
1	B	366	GLN
1	B	432	GLN
1	B	457	ASN
1	B	475	ASN
1	C	21	ASN
1	C	82	ASN
1	C	112	ASN

Continued on next page...

Continued from previous page...

Mol	Chain	Res	Type
1	C	146	GLN
1	C	153	ASN
1	C	194	GLN
1	C	319	GLN
1	C	348	GLN
1	C	351	GLN
1	C	352	GLN
1	C	366	GLN
1	C	432	GLN
1	C	457	ASN
1	C	475	ASN
1	D	21	ASN
1	D	82	ASN
1	D	112	ASN
1	D	146	GLN
1	D	153	ASN
1	D	194	GLN
1	D	319	GLN
1	D	348	GLN
1	D	351	GLN
1	D	352	GLN
1	D	366	GLN
1	D	432	GLN
1	D	457	ASN
1	D	475	ASN
1	E	21	ASN
1	E	82	ASN
1	E	112	ASN
1	E	146	GLN
1	E	153	ASN
1	E	194	GLN
1	E	319	GLN
1	E	348	GLN
1	E	351	GLN
1	E	352	GLN
1	E	366	GLN
1	E	432	GLN
1	E	457	ASN
1	F	21	ASN
1	F	82	ASN
1	F	112	ASN
1	F	146	GLN

Continued on next page...

Continued from previous page...

Mol	Chain	Res	Type
1	F	153	ASN
1	F	194	GLN
1	F	265	ASN
1	F	319	GLN
1	F	348	GLN
1	F	351	GLN
1	F	352	GLN
1	F	366	GLN
1	F	432	GLN
1	F	457	ASN
1	G	21	ASN
1	G	72	GLN
1	G	82	ASN
1	G	112	ASN
1	G	146	GLN
1	G	153	ASN
1	G	194	GLN
1	G	319	GLN
1	G	348	GLN
1	G	351	GLN
1	G	352	GLN
1	G	366	GLN
1	G	432	GLN
1	G	457	ASN
1	H	21	ASN
1	H	37	ASN
1	H	72	GLN
1	H	97	GLN
1	H	153	ASN
1	H	319	GLN
1	H	348	GLN
1	H	352	GLN
1	H	433	ASN
1	H	436	GLN
1	I	21	ASN
1	I	37	ASN
1	I	72	GLN
1	I	97	GLN
1	I	146	GLN
1	I	153	ASN
1	I	319	GLN
1	I	348	GLN

Continued on next page...

Continued from previous page...

Mol	Chain	Res	Type
1	I	352	GLN
1	I	433	ASN
1	I	436	GLN
1	J	21	ASN
1	J	37	ASN
1	J	72	GLN
1	J	97	GLN
1	J	153	ASN
1	J	319	GLN
1	J	348	GLN
1	J	433	ASN
1	J	436	GLN
1	K	21	ASN
1	K	37	ASN
1	K	72	GLN
1	K	97	GLN
1	K	146	GLN
1	K	153	ASN
1	K	319	GLN
1	K	348	GLN
1	K	352	GLN
1	K	433	ASN
1	K	436	GLN
1	L	21	ASN
1	L	37	ASN
1	L	72	GLN
1	L	97	GLN
1	L	153	ASN
1	L	319	GLN
1	L	348	GLN
1	L	352	GLN
1	L	433	ASN
1	L	436	GLN
1	M	21	ASN
1	M	72	GLN
1	M	97	GLN
1	M	146	GLN
1	M	153	ASN
1	M	319	GLN
1	M	348	GLN
1	M	433	ASN
1	M	436	GLN

Continued on next page...

Continued from previous page...

Mol	Chain	Res	Type
1	N	21	ASN
1	N	37	ASN
1	N	72	GLN
1	N	97	GLN
1	N	146	GLN
1	N	153	ASN
1	N	319	GLN
1	N	348	GLN
1	N	433	ASN
1	N	436	GLN
2	O	45	ASN
2	O	68	ASN
2	O	80	ASN
2	P	45	ASN
2	P	68	ASN
2	P	80	ASN
2	Q	45	ASN
2	Q	68	ASN
2	Q	80	ASN
2	R	45	ASN
2	R	68	ASN
2	R	80	ASN
2	S	45	ASN
2	S	68	ASN
2	S	80	ASN
2	T	45	ASN
2	T	68	ASN
2	T	80	ASN
2	U	45	ASN
2	U	68	ASN
2	U	80	ASN

5.3.3 RNA ⓘ

There are no RNA molecules in this entry.

5.4 Non-standard residues in protein, DNA, RNA chains ⓘ

There are no non-standard protein/DNA/RNA residues in this entry.

5.5 Carbohydrates [i](#)

There are no monosaccharides in this entry.

5.6 Ligand geometry [i](#)

Of 14 ligands modelled in this entry, 7 are monoatomic - leaving 7 for Mogul analysis.

In the following table, the Counts columns list the number of bonds (or angles) for which Mogul statistics could be retrieved, the number of bonds (or angles) that are observed in the model and the number of bonds (or angles) that are defined in the Chemical Component Dictionary. The Link column lists molecule types, if any, to which the group is linked. The Z score for a bond length (or angle) is the number of standard deviations the observed value is removed from the expected value. A bond length (or angle) with $|Z| > 2$ is considered an outlier worth inspection. RMSZ is the root-mean-square of all Z scores of the bond lengths (or angles).

Mol	Type	Chain	Res	Link	Bond lengths			Bond angles		
					Counts	RMSZ	# Z > 2	Counts	RMSZ	# Z > 2
4	ADP	D	1	3	24,29,29	0.79	1 (4%)	29,45,45	1.26	4 (13%)
4	ADP	G	1	3	24,29,29	0.76	0	29,45,45	1.20	3 (10%)
4	ADP	A	1	3	24,29,29	0.76	0	29,45,45	1.24	4 (13%)
4	ADP	F	1	3	24,29,29	0.75	0	29,45,45	1.19	3 (10%)
4	ADP	B	1	3	24,29,29	0.77	0	29,45,45	1.23	3 (10%)
4	ADP	C	1	3	24,29,29	0.75	0	29,45,45	1.19	3 (10%)
4	ADP	E	1	3	24,29,29	0.76	0	29,45,45	1.32	4 (13%)

In the following table, the Chirals column lists the number of chiral outliers, the number of chiral centers analysed, the number of these observed in the model and the number defined in the Chemical Component Dictionary. Similar counts are reported in the Torsion and Rings columns. '-' means no outliers of that kind were identified.

Mol	Type	Chain	Res	Link	Chirals	Torsions	Rings
4	ADP	D	1	3	-	4/12/32/32	0/3/3/3
4	ADP	G	1	3	-	4/12/32/32	0/3/3/3
4	ADP	A	1	3	-	4/12/32/32	0/3/3/3
4	ADP	F	1	3	-	3/12/32/32	0/3/3/3
4	ADP	B	1	3	-	3/12/32/32	0/3/3/3
4	ADP	C	1	3	-	4/12/32/32	0/3/3/3
4	ADP	E	1	3	-	2/12/32/32	0/3/3/3

All (1) bond length outliers are listed below:

Mol	Chain	Res	Type	Atoms	Z	Observed(Å)	Ideal(Å)
4	D	1	ADP	PB-O2B	-2.08	1.46	1.54

All (24) bond angle outliers are listed below:

Mol	Chain	Res	Type	Atoms	Z	Observed(°)	Ideal(°)
4	D	1	ADP	PA-O3A-PB	-3.80	119.78	132.83
4	A	1	ADP	PA-O3A-PB	-3.63	120.37	132.83
4	B	1	ADP	PA-O3A-PB	-3.24	121.71	132.83
4	G	1	ADP	PA-O3A-PB	-3.23	121.74	132.83
4	E	1	ADP	PA-O3A-PB	-3.14	122.05	132.83
4	C	1	ADP	PA-O3A-PB	-3.14	122.06	132.83
4	F	1	ADP	PA-O3A-PB	-3.02	122.48	132.83
4	G	1	ADP	C5-C6-N6	2.64	124.37	120.35
4	F	1	ADP	C5-C6-N6	2.63	124.36	120.35
4	C	1	ADP	C5-C6-N6	2.61	124.31	120.35
4	E	1	ADP	C5'-C4'-C3'	2.43	124.30	115.18
4	D	1	ADP	O3B-PB-O2B	2.43	116.92	107.64
4	B	1	ADP	C5-C6-N6	2.42	124.03	120.35
4	E	1	ADP	C5-C6-N6	2.38	123.97	120.35
4	D	1	ADP	O2B-PB-O3A	-2.36	96.71	104.64
4	A	1	ADP	C5-C6-N6	2.29	123.83	120.35
4	G	1	ADP	O3B-PB-O2B	2.26	116.29	107.64
4	A	1	ADP	O3B-PB-O2B	2.23	116.16	107.64
4	B	1	ADP	O3B-PB-O2B	2.20	116.03	107.64
4	C	1	ADP	O3B-PB-O2B	2.17	115.93	107.64
4	F	1	ADP	O3B-PB-O2B	2.14	115.82	107.64
4	A	1	ADP	O3A-PB-O1B	-2.11	99.50	111.19
4	D	1	ADP	C5-C6-N6	2.07	123.50	120.35
4	E	1	ADP	O3B-PB-O2B	2.06	115.49	107.64

There are no chirality outliers.

All (24) torsion outliers are listed below:

Mol	Chain	Res	Type	Atoms
4	A	1	ADP	C5'-O5'-PA-O1A
4	A	1	ADP	C5'-O5'-PA-O2A
4	B	1	ADP	C5'-O5'-PA-O2A
4	B	1	ADP	C5'-O5'-PA-O3A
4	C	1	ADP	C5'-O5'-PA-O1A
4	C	1	ADP	C5'-O5'-PA-O2A
4	D	1	ADP	C5'-O5'-PA-O1A
4	E	1	ADP	C5'-O5'-PA-O1A

Continued on next page...

Continued from previous page...

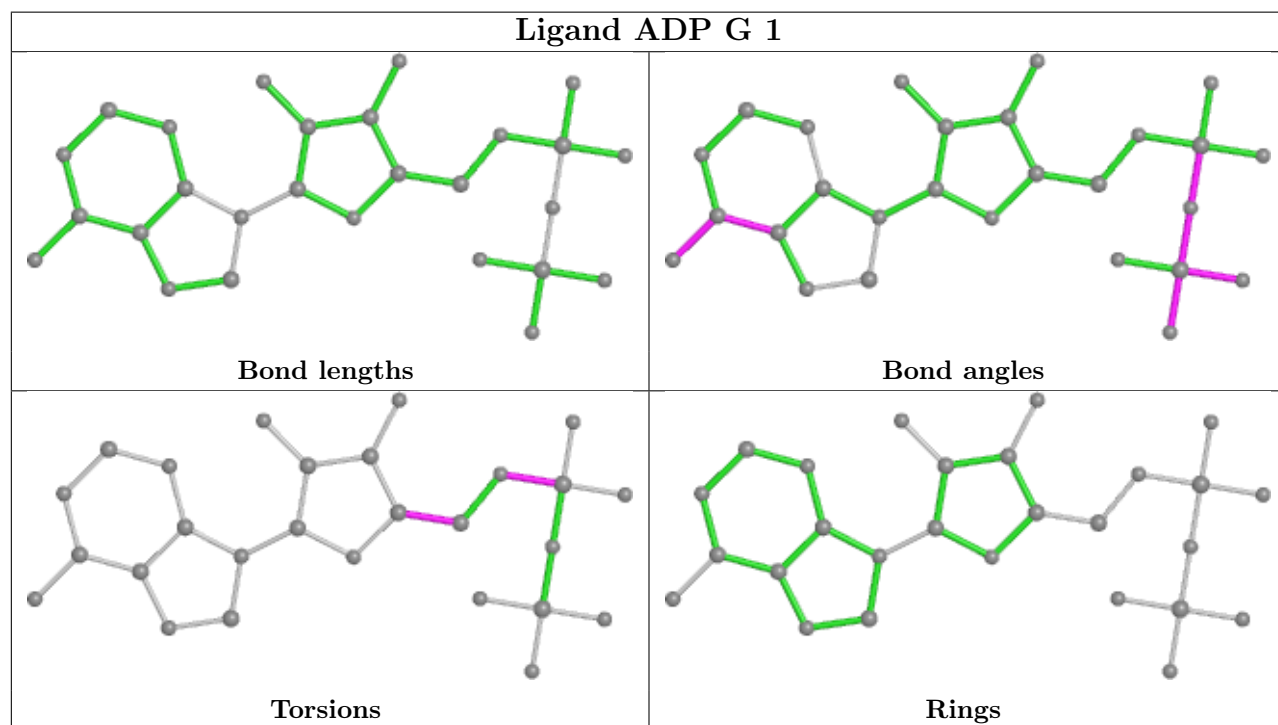
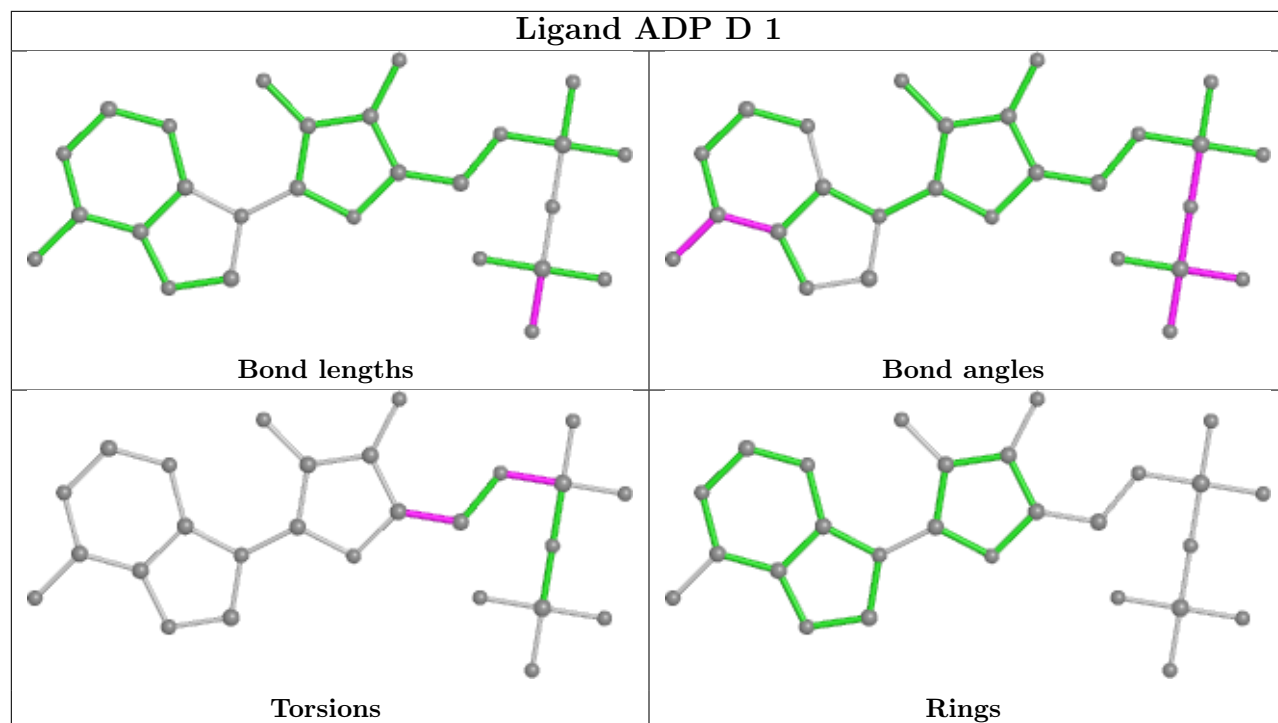
Mol	Chain	Res	Type	Atoms
4	E	1	ADP	C5'-O5'-PA-O3A
4	F	1	ADP	C5'-O5'-PA-O2A
4	F	1	ADP	C5'-O5'-PA-O3A
4	G	1	ADP	C5'-O5'-PA-O1A
4	G	1	ADP	C5'-O5'-PA-O2A
4	D	1	ADP	C5'-O5'-PA-O2A
4	C	1	ADP	O4'-C4'-C5'-O5'
4	G	1	ADP	O4'-C4'-C5'-O5'
4	A	1	ADP	C5'-O5'-PA-O3A
4	C	1	ADP	C5'-O5'-PA-O3A
4	D	1	ADP	C5'-O5'-PA-O3A
4	G	1	ADP	C5'-O5'-PA-O3A
4	A	1	ADP	O4'-C4'-C5'-O5'
4	B	1	ADP	O4'-C4'-C5'-O5'
4	D	1	ADP	O4'-C4'-C5'-O5'
4	F	1	ADP	O4'-C4'-C5'-O5'

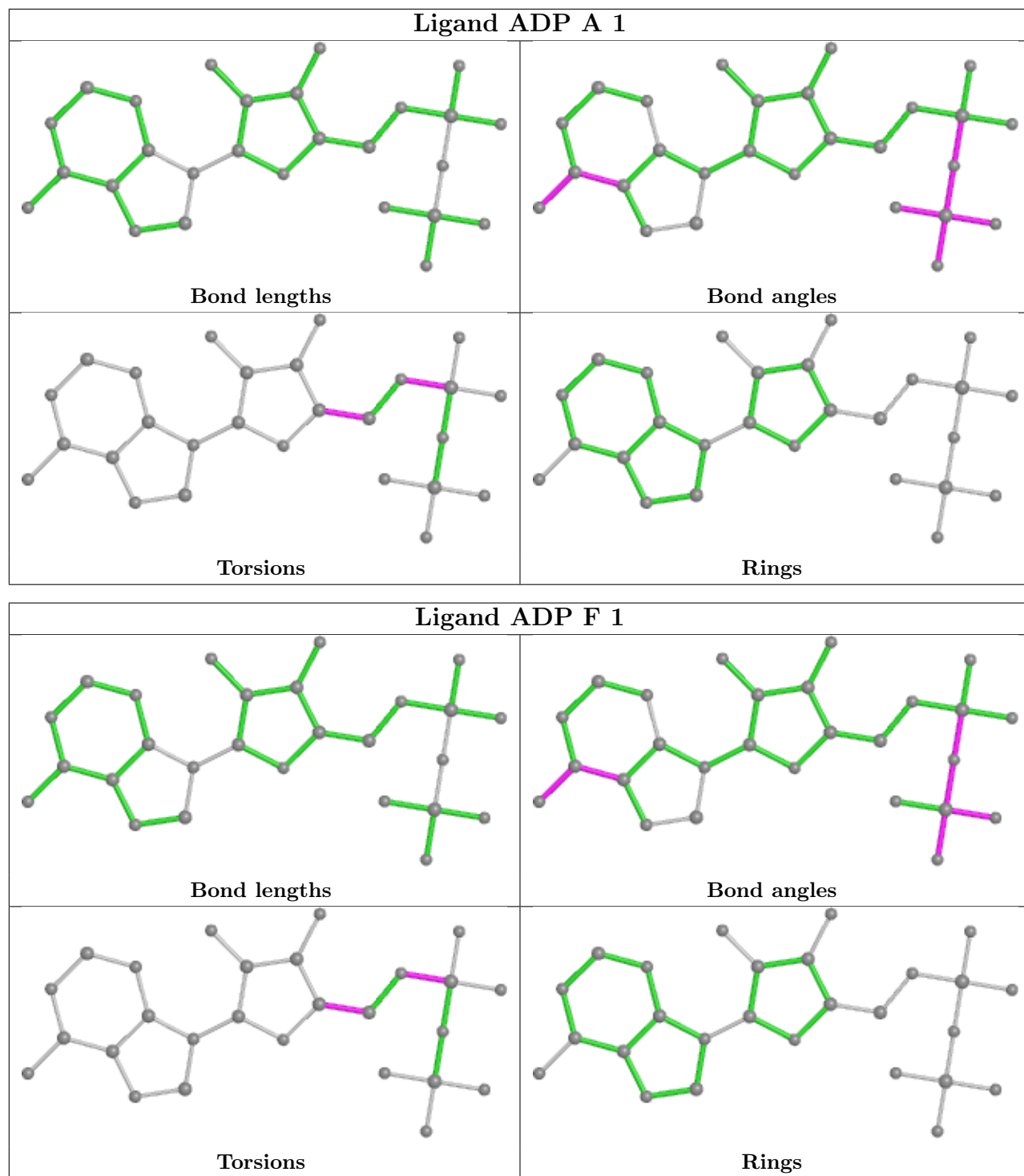
There are no ring outliers.

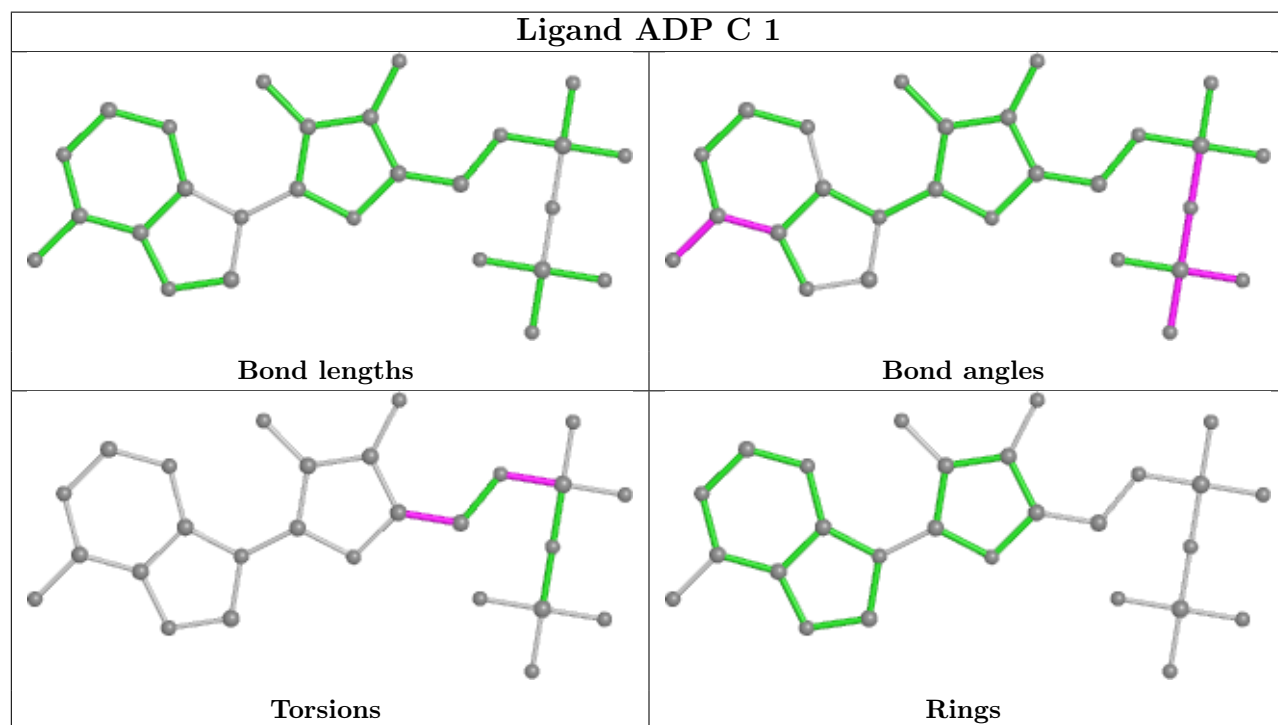
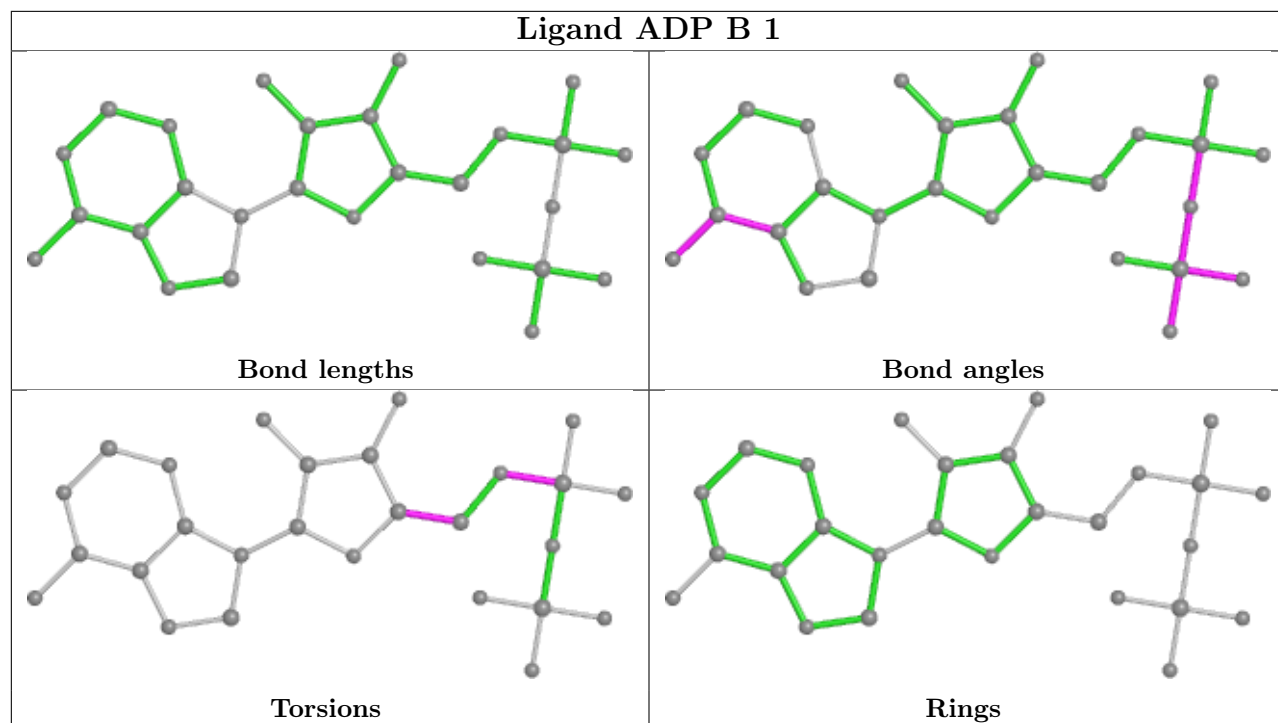
7 monomers are involved in 22 short contacts:

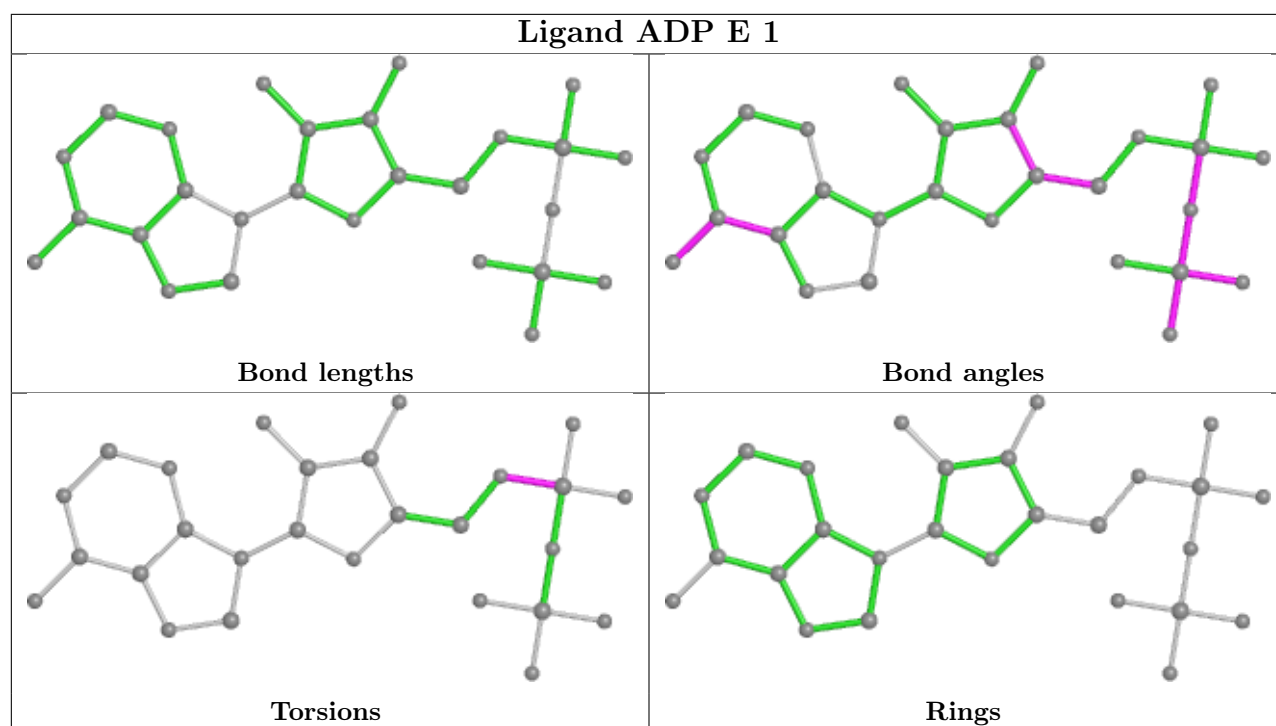
Mol	Chain	Res	Type	Clashes	Symm-Clashes
4	D	1	ADP	1	0
4	G	1	ADP	2	0
4	A	1	ADP	2	0
4	F	1	ADP	6	0
4	B	1	ADP	5	0
4	C	1	ADP	5	0
4	E	1	ADP	1	0

The following is a two-dimensional graphical depiction of Mogul quality analysis of bond lengths, bond angles, torsion angles, and ring geometry for all instances of the Ligand of Interest. In addition, ligands with molecular weight > 250 and outliers as shown on the validation Tables will also be included. For torsion angles, if less than 5% of the Mogul distribution of torsion angles is within 10 degrees of the torsion angle in question, then that torsion angle is considered an outlier. Any bond that is central to one or more torsion angles identified as an outlier by Mogul will be highlighted in the graph. For rings, the root-mean-square deviation (RMSD) between the ring in question and similar rings identified by Mogul is calculated over all ring torsion angles. If the average RMSD is greater than 60 degrees and the minimal RMSD between the ring in question and any Mogul-identified rings is also greater than 60 degrees, then that ring is considered an outlier. The outliers are highlighted in purple. The color gray indicates Mogul did not find sufficient equivalents in the CSD to analyse the geometry.









5.7 Other polymers [i](#)

There are no such residues in this entry.

5.8 Polymer linkage issues [i](#)

There are no chain breaks in this entry.

6 Fit of model and data i

6.1 Protein, DNA and RNA chains i

In the following table, the column labelled ‘#RSRZ > 2’ contains the number (and percentage) of RSRZ outliers, followed by percent RSRZ outliers for the chain as percentile scores relative to all X-ray entries and entries of similar resolution. The OWAB column contains the minimum, median, 95th percentile and maximum values of the occupancy-weighted average B-factor per residue. The column labelled ‘Q < 0.9’ lists the number of (and percentage) of residues with an average occupancy less than 0.9.

Mol	Chain	Analysed	<RSRZ>	#RSRZ>2	OWAB(Å ²)	Q<0.9
1	A	524/547 (95%)	0.11	19 (3%) 42 17	4, 43, 100, 100	0
1	B	524/547 (95%)	0.08	16 (3%) 49 21	6, 44, 100, 100	0
1	C	524/547 (95%)	0.03	16 (3%) 49 21	3, 44, 100, 100	0
1	D	524/547 (95%)	0.09	19 (3%) 42 17	5, 43, 100, 100	0
1	E	524/547 (95%)	0.18	32 (6%) 21 7	6, 46, 100, 100	0
1	F	524/547 (95%)	0.20	32 (6%) 21 7	6, 47, 100, 100	0
1	G	524/547 (95%)	0.12	26 (4%) 28 10	6, 44, 100, 100	0
1	H	524/547 (95%)	-0.07	1 (0%) 95 87	6, 61, 99, 100	0
1	I	524/547 (95%)	-0.07	1 (0%) 95 87	6, 61, 99, 100	0
1	J	524/547 (95%)	-0.02	5 (0%) 82 59	7, 61, 99, 100	0
1	K	524/547 (95%)	-0.00	9 (1%) 70 41	7, 63, 99, 100	0
1	L	524/547 (95%)	0.03	6 (1%) 80 56	9, 64, 99, 100	0
1	M	524/547 (95%)	0.03	12 (2%) 60 31	7, 63, 99, 100	0
1	N	524/547 (95%)	0.07	10 (1%) 66 37	6, 62, 99, 100	0
2	O	97/97 (100%)	0.93	17 (17%) 1 0	74, 96, 100, 100	0
2	P	97/97 (100%)	0.80	13 (13%) 3 1	71, 96, 100, 100	0
2	Q	97/97 (100%)	0.68	11 (11%) 5 1	71, 96, 100, 100	0
2	R	97/97 (100%)	0.84	14 (14%) 2 1	73, 96, 100, 100	0
2	S	97/97 (100%)	0.79	13 (13%) 3 1	72, 96, 100, 100	0
2	T	97/97 (100%)	0.89	18 (18%) 1 0	74, 96, 100, 100	0
2	U	97/97 (100%)	0.68	13 (13%) 3 1	73, 96, 100, 100	0
All	All	8015/8337 (96%)	0.12	303 (3%) 40 16	3, 64, 100, 100	0

All (303) RSRZ outliers are listed below:

Mol	Chain	Res	Type	RSRZ
1	D	212	ALA	5.6
1	F	211	GLY	5.2
1	A	361	ASP	5.0
2	T	27	LEU	4.9
2	R	33	ALA	4.8
2	O	33	ALA	4.8
2	O	80	ASN	4.8
1	G	199	TYR	4.7
1	C	199	TYR	4.7
1	G	372	LEU	4.7
2	R	25	ILE	4.6
2	O	25	ILE	4.6
2	U	33	ALA	4.4
2	T	18	GLU	4.4
1	F	212	ALA	4.4
1	E	270	ILE	4.3
1	E	361	ASP	4.3
2	Q	25	ILE	4.2
2	P	23	GLY	4.2
1	G	198	GLY	4.1
1	G	210	THR	4.1
1	B	361	ASP	4.1
1	B	192	GLY	4.0
2	T	72	GLY	4.0
2	O	23	GLY	4.0
1	C	208	PRO	3.9
1	F	214	GLU	3.9
1	C	361	ASP	3.9
2	T	25	ILE	3.9
2	S	33	ALA	3.9
1	C	214	GLU	3.9
1	G	214	GLU	3.8
2	R	17	VAL	3.8
2	U	32	ALA	3.8
1	D	356	ALA	3.7
2	U	26	VAL	3.7
2	R	80	ASN	3.7
1	D	208	PRO	3.6
2	Q	72	GLY	3.5
2	U	27	LEU	3.5
1	E	306	GLY	3.5
1	C	211	GLY	3.5
1	G	251	ALA	3.5

Continued on next page...

Continued from previous page...

Mol	Chain	Res	Type	RSRZ
2	R	97	ALA	3.5
1	N	361	ASP	3.5
2	P	32	ALA	3.5
1	F	352	GLN	3.5
1	A	271	VAL	3.5
1	D	361	ASP	3.5
1	G	195	PHE	3.4
2	T	28	THR	3.4
2	R	30	SER	3.4
1	G	208	PRO	3.4
2	Q	26	VAL	3.4
1	F	208	PRO	3.4
2	O	26	VAL	3.4
1	C	192	GLY	3.4
1	E	375	GLY	3.3
2	O	32	ALA	3.3
1	M	357	THR	3.3
1	N	181	THR	3.3
1	G	348	GLN	3.3
1	E	372	LEU	3.3
1	A	208	PRO	3.3
1	A	314	LEU	3.2
1	L	264	VAL	3.2
2	Q	23	GLY	3.2
2	O	18	GLU	3.2
1	G	212	ALA	3.2
2	S	32	ALA	3.2
2	R	20	LYS	3.2
1	G	353	ILE	3.2
2	S	80	ASN	3.2
1	F	323	VAL	3.2
1	F	229	ASN	3.1
2	T	20	LYS	3.1
1	E	353	ILE	3.1
1	B	211	GLY	3.1
1	B	353	ILE	3.1
1	F	353	ILE	3.1
1	K	186	GLU	3.1
2	T	97	ALA	3.1
1	F	210	THR	3.1
1	N	186	GLU	3.1
2	O	72	GLY	3.0

Continued on next page...

Continued from previous page...

Mol	Chain	Res	Type	RSRZ
1	F	172	GLU	3.0
1	L	381	VAL	3.0
1	M	358	SER	3.0
1	E	340	ALA	3.0
1	G	270	ILE	3.0
2	R	18	GLU	3.0
1	J	357	THR	3.0
1	G	203	TYR	3.0
1	E	303	GLU	3.0
2	Q	71	TYR	3.0
2	T	32	ALA	3.0
2	R	26	VAL	2.9
1	G	271	VAL	2.9
1	C	348	GLN	2.9
1	A	212	ALA	2.9
1	E	359	ASP	2.9
1	F	171	LYS	2.9
1	L	356	ALA	2.9
1	B	372	LEU	2.9
1	A	358	SER	2.8
1	M	362	ARG	2.8
1	F	191	GLU	2.8
1	G	361	ASP	2.8
2	P	33	ALA	2.8
2	P	25	ILE	2.8
2	S	30	SER	2.8
1	F	193	MET	2.8
1	B	352	GLN	2.8
1	B	199	TYR	2.8
1	G	211	GLY	2.8
2	T	71	TYR	2.8
1	K	360	TYR	2.8
2	T	80	ASN	2.8
1	B	357	THR	2.8
1	E	354	GLU	2.7
1	E	272	LYS	2.7
1	E	351	GLN	2.7
2	O	97	ALA	2.7
1	C	191	GLU	2.7
1	C	203	TYR	2.7
1	L	362	ARG	2.7
1	I	264	VAL	2.7

Continued on next page...

Continued from previous page...

Mol	Chain	Res	Type	RSRZ
1	M	264	VAL	2.7
1	D	366	GLN	2.7
1	A	229	ASN	2.7
1	F	361	ASP	2.7
1	F	387	VAL	2.7
1	F	348	GLN	2.7
2	Q	80	ASN	2.6
1	A	362	ARG	2.6
1	F	270	ILE	2.6
1	D	319	GLN	2.6
1	G	172	GLU	2.6
2	P	18	GLU	2.6
2	P	20	LYS	2.6
2	T	26	VAL	2.6
1	K	295	LEU	2.6
2	T	51	ASN	2.6
2	O	22	ALA	2.6
2	S	51	ASN	2.6
2	P	35	SER	2.6
1	D	244	GLY	2.6
2	U	23	GLY	2.6
2	P	51	ASN	2.6
1	B	351	GLN	2.6
1	D	340	ALA	2.5
1	A	356	ALA	2.5
1	F	215	LEU	2.5
1	J	356	ALA	2.5
1	C	270	ILE	2.5
2	P	82	GLU	2.5
1	E	199	TYR	2.5
1	E	271	VAL	2.5
1	K	384	ALA	2.5
2	S	17	VAL	2.5
2	O	27	LEU	2.5
2	R	51	ASN	2.5
1	C	212	ALA	2.5
2	R	32	ALA	2.5
1	F	357	THR	2.5
1	G	371	LYS	2.5
1	N	357	THR	2.5
1	D	280	GLY	2.5
1	E	341	ALA	2.5

Continued on next page...

Continued from previous page...

Mol	Chain	Res	Type	RSRZ
2	O	83	VAL	2.5
1	G	362	ARG	2.5
2	U	28	THR	2.5
1	E	307	MET	2.5
1	E	177	VAL	2.5
1	A	353	ILE	2.5
2	O	30	SER	2.5
1	G	215	LEU	2.4
2	Q	27	LEU	2.4
2	T	19	THR	2.4
2	U	51	ASN	2.4
2	T	17	VAL	2.4
2	T	52	GLY	2.4
2	S	21	SER	2.4
1	L	357	THR	2.4
1	B	306	GLY	2.4
1	M	365	LEU	2.4
2	P	31	ALA	2.4
2	U	31	ALA	2.4
2	U	97	ALA	2.4
1	N	333	ILE	2.4
1	N	267	MET	2.4
1	E	211	GLY	2.4
1	F	351	GLN	2.4
2	R	28	THR	2.4
2	S	1	MET	2.4
1	D	209	GLU	2.4
1	L	353	ILE	2.4
1	A	270	ILE	2.4
1	E	333	ILE	2.4
2	S	84	LEU	2.4
2	O	82	GLU	2.3
2	U	30	SER	2.3
1	F	356	ALA	2.3
2	T	33	ALA	2.3
1	F	174	VAL	2.3
1	H	288	MET	2.3
1	D	210	THR	2.3
1	E	210	THR	2.3
1	M	361	ASP	2.3
2	S	38	GLY	2.3
1	D	362	ARG	2.3

Continued on next page...

Continued from previous page...

Mol	Chain	Res	Type	RSRZ
1	E	208	PRO	2.3
1	A	211	GLY	2.3
1	B	210	THR	2.3
1	B	362	ARG	2.3
1	A	280	GLY	2.3
1	G	207	LYS	2.3
1	A	223	ALA	2.3
1	E	212	ALA	2.3
2	Q	32	ALA	2.3
1	D	357	THR	2.3
1	E	195	PHE	2.3
1	F	190	VAL	2.3
1	F	182	GLY	2.2
1	J	181	THR	2.2
1	D	281	PHE	2.2
1	K	352	GLN	2.2
1	K	44	PHE	2.2
2	P	85	ILE	2.2
1	D	352	GLN	2.2
2	R	21	SER	2.2
1	E	174	VAL	2.2
1	G	320	ALA	2.2
1	N	360	TYR	2.2
2	S	35	SER	2.2
1	C	359	ASP	2.2
1	E	327	LYS	2.2
1	N	180	GLY	2.2
2	R	72	GLY	2.2
1	N	266	THR	2.2
2	O	21	SER	2.2
2	Q	18	GLU	2.2
1	D	358	SER	2.2
1	J	365	LEU	2.2
1	A	357	THR	2.2
1	F	333	ILE	2.2
2	T	23	GLY	2.2
1	C	356	ALA	2.2
1	J	223	ALA	2.2
1	M	360	TYR	2.1
1	F	354	GLU	2.1
2	T	83	VAL	2.1
1	D	335	GLY	2.1

Continued on next page...

Continued from previous page...

Mol	Chain	Res	Type	RSRZ
1	M	382	GLY	2.1
1	C	229	ASN	2.1
1	C	340	ALA	2.1
2	O	17	VAL	2.1
1	D	199	TYR	2.1
1	A	227	ILE	2.1
1	D	271	VAL	2.1
1	B	193	MET	2.1
1	E	284	ARG	2.1
1	F	390	LYS	2.1
1	G	373	ALA	2.1
1	K	356	ALA	2.1
2	P	80	ASN	2.1
1	A	351	GLN	2.1
1	B	271	VAL	2.1
1	M	285	ARG	2.1
1	E	358	SER	2.1
1	E	363	GLU	2.1
1	E	280	GLY	2.1
2	U	20	LYS	2.1
1	E	196	ASP	2.1
1	F	170	GLY	2.1
1	E	357	THR	2.1
1	F	385	THR	2.1
1	G	269	GLY	2.1
1	F	386	GLU	2.1
1	F	177	VAL	2.1
1	B	229	ASN	2.1
1	A	348	GLN	2.0
1	C	314	LEU	2.0
1	E	477	GLY	2.0
1	M	180	GLY	2.0
2	S	18	GLU	2.0
1	G	229	ASN	2.0
1	M	280	GLY	2.0
2	Q	20	LYS	2.0
1	M	263	VAL	2.0
1	G	244	GLY	2.0
1	K	182	GLY	2.0
2	O	45	ASN	2.0
1	N	189	VAL	2.0
2	P	17	VAL	2.0

Continued on next page...

Continued from previous page...

Mol	Chain	Res	Type	RSRZ
1	F	372	LEU	2.0
2	S	27	LEU	2.0
1	B	280	GLY	2.0
2	Q	19	THR	2.0
2	U	79	ASP	2.0
1	A	337	GLY	2.0
2	U	25	ILE	2.0
1	K	381	VAL	2.0

6.2 Non-standard residues in protein, DNA, RNA chains [i](#)

There are no non-standard protein/DNA/RNA residues in this entry.

6.3 Carbohydrates [i](#)

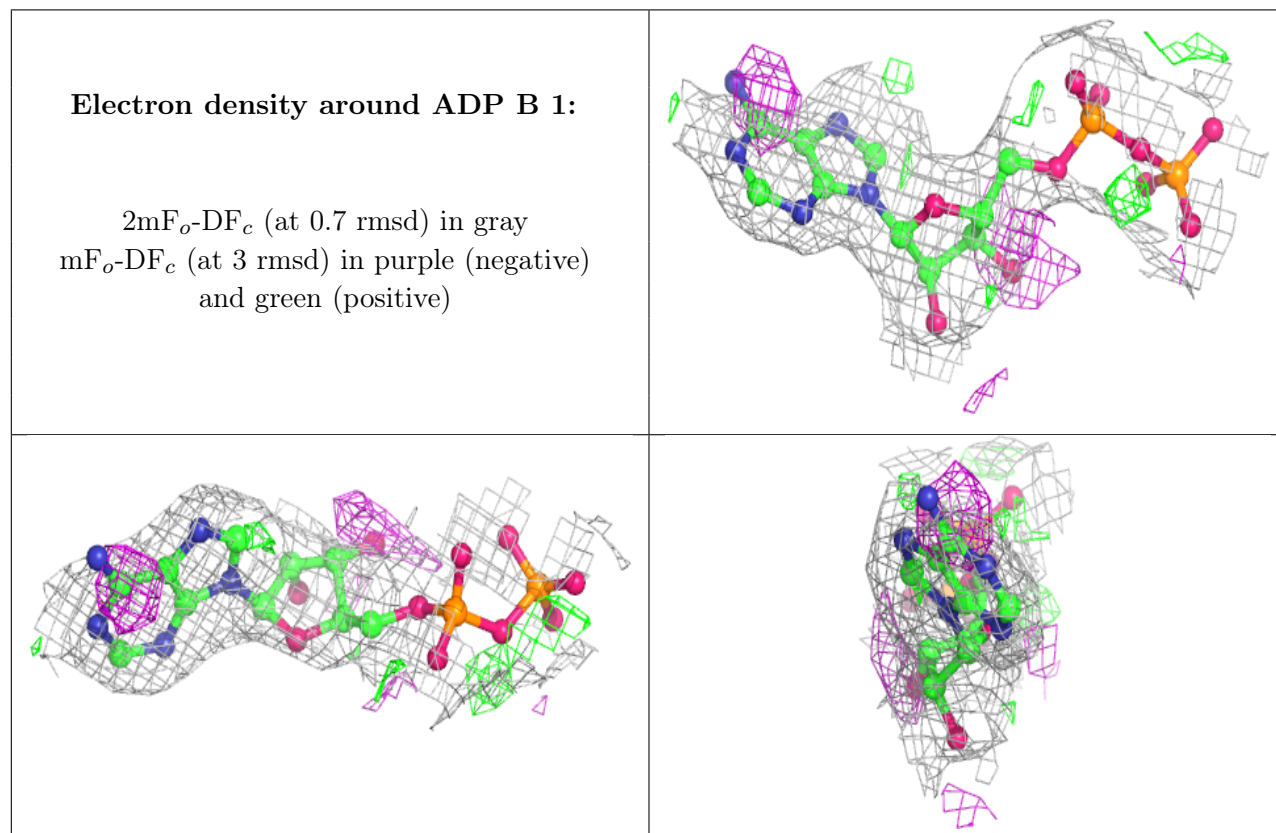
There are no monosaccharides in this entry.

6.4 Ligands [i](#)

In the following table, the Atoms column lists the number of modelled atoms in the group and the number defined in the chemical component dictionary. The B-factors column lists the minimum, median, 95th percentile and maximum values of B factors of atoms in the group. The column labelled 'Q<0.9' lists the number of atoms with occupancy less than 0.9.

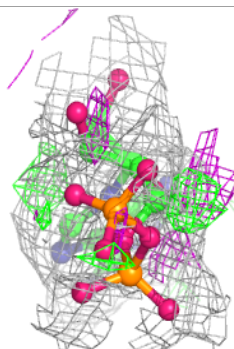
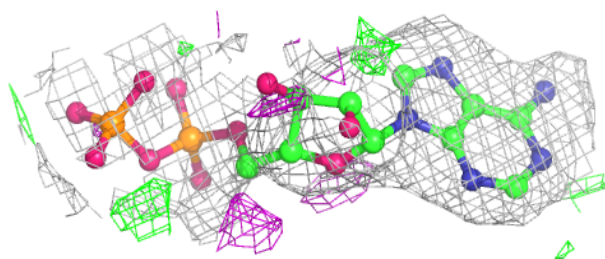
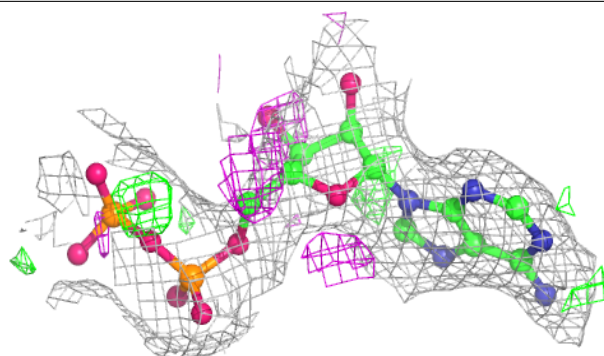
Mol	Type	Chain	Res	Atoms	RSCC	RSR	B-factors(Å ²)	Q<0.9
3	MG	D	550	1/1	0.77	0.32	5,5,5,5	0
3	MG	F	550	1/1	0.82	0.35	13,13,13,13	0
4	ADP	B	1	27/27	0.89	0.29	13,34,39,49	0
3	MG	G	550	1/1	0.90	0.27	12,12,12,12	0
3	MG	C	550	1/1	0.90	0.32	13,13,13,13	0
4	ADP	E	1	27/27	0.90	0.26	8,32,39,50	0
4	ADP	F	1	27/27	0.90	0.26	20,35,41,47	0
3	MG	A	550	1/1	0.92	0.33	2,2,2,2	0
4	ADP	D	1	27/27	0.92	0.26	11,31,36,48	0
3	MG	E	550	1/1	0.92	0.30	9,9,9,9	0
4	ADP	A	1	27/27	0.92	0.29	14,31,39,48	0
4	ADP	C	1	27/27	0.93	0.26	16,31,38,47	0
3	MG	B	550	1/1	0.93	0.28	14,14,14,14	0
4	ADP	G	1	27/27	0.94	0.26	15,31,39,49	0

The following is a graphical depiction of the model fit to experimental electron density of all instances of the Ligand of Interest. In addition, ligands with molecular weight > 250 and outliers as shown on the geometry validation Tables will also be included. Each fit is shown from different orientation to approximate a three-dimensional view.

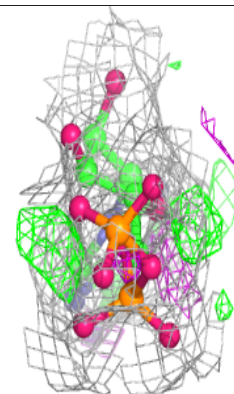
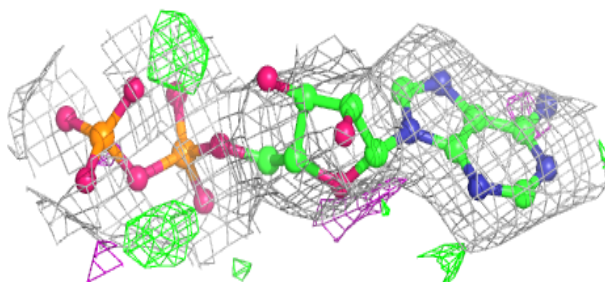
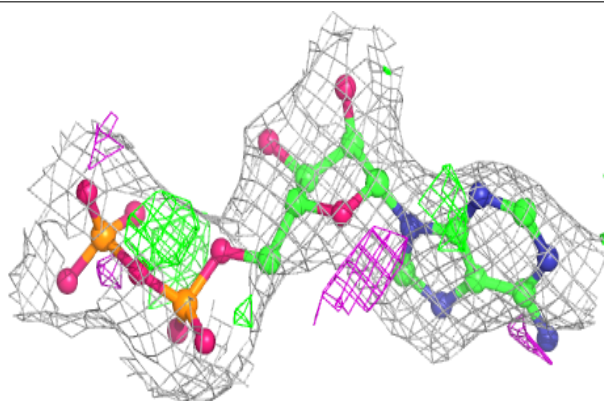


Electron density around ADP E 1:

$2mF_o-DF_c$ (at 0.7 rmsd) in gray
 mF_o-DF_c (at 3 rmsd) in purple (negative)
and green (positive)

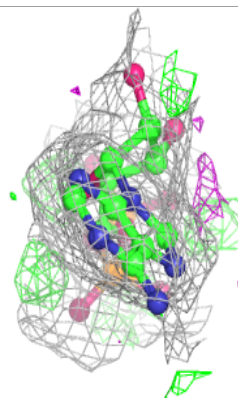
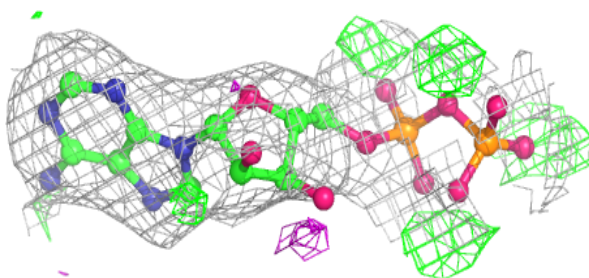
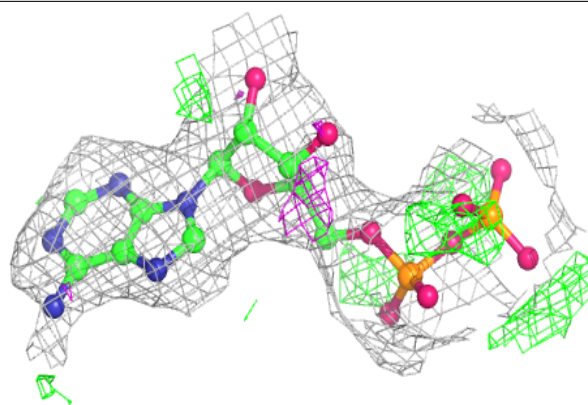
**Electron density around ADP F 1:**

$2mF_o-DF_c$ (at 0.7 rmsd) in gray
 mF_o-DF_c (at 3 rmsd) in purple (negative)
and green (positive)

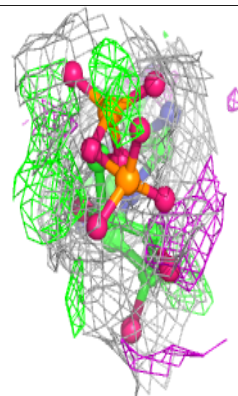
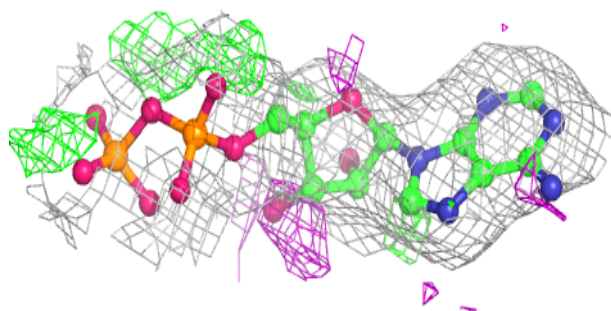
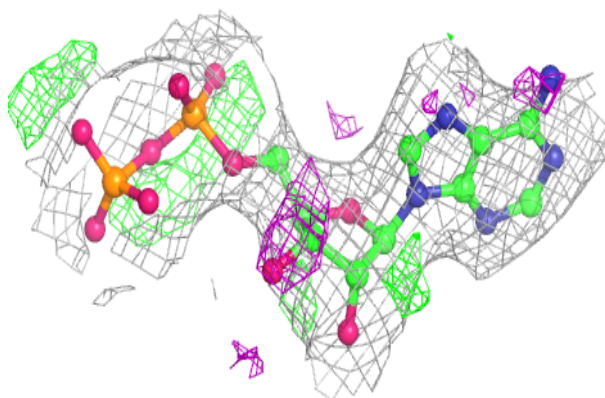


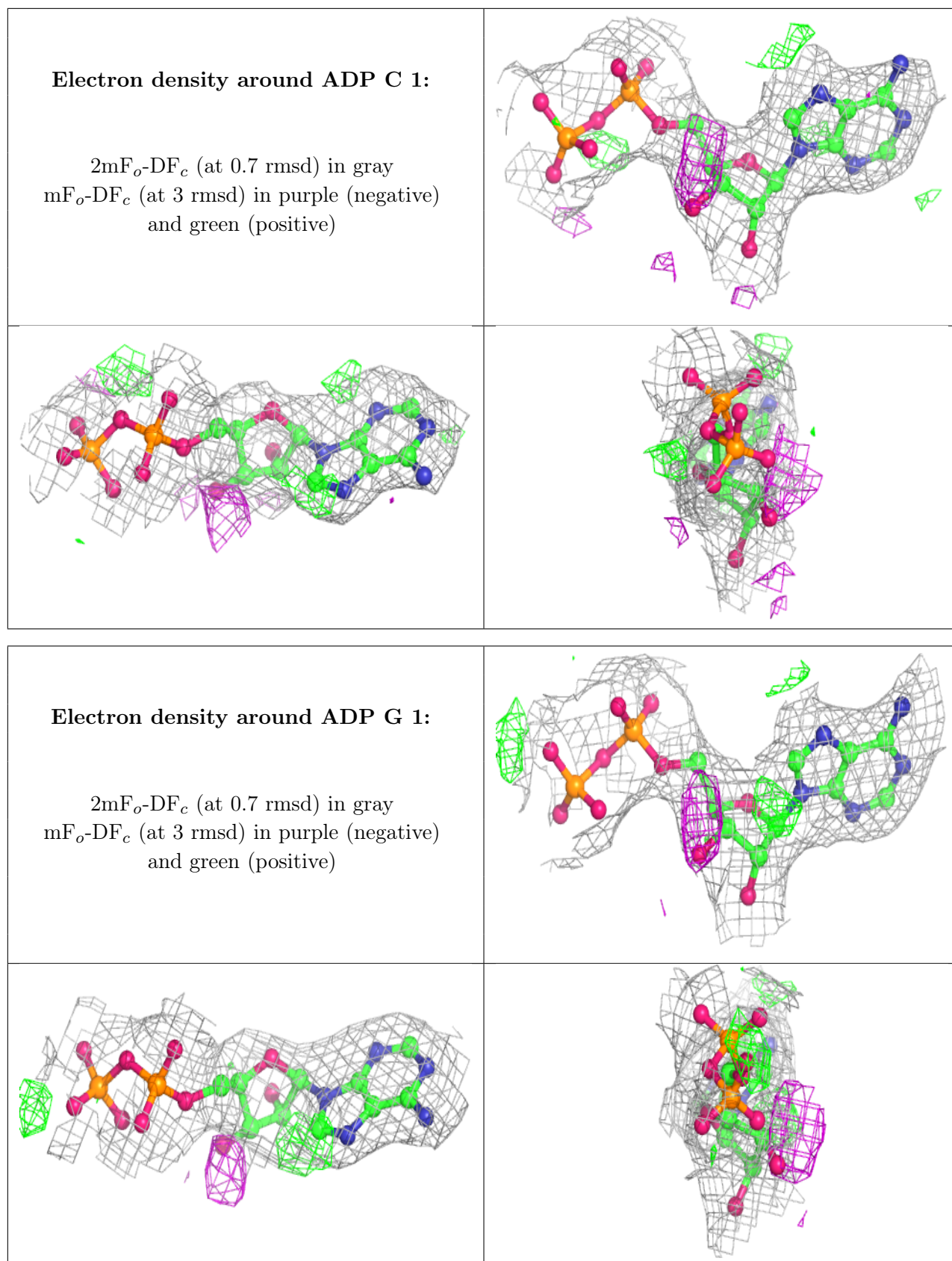
Electron density around ADP D 1:

$2mF_o-DF_c$ (at 0.7 rmsd) in gray
 mF_o-DF_c (at 3 rmsd) in purple (negative)
and green (positive)

**Electron density around ADP A 1:**

$2mF_o-DF_c$ (at 0.7 rmsd) in gray
 mF_o-DF_c (at 3 rmsd) in purple (negative)
and green (positive)





6.5 Other polymers [i](#)

There are no such residues in this entry.