



Full wwPDB X-ray Structure Validation Report ⓘ

Aug 16, 2023 – 10:30 PM EDT

PDB ID : 2AYI
Title : Wild-type AmpT from *Thermus thermophilus*
Authors : Odintsov, S.G.; Sabala, I.; Bourenkov, G.; Rybin, V.; Bochtler, M.
Deposited on : 2005-09-07
Resolution : 3.70 Å(reported)

This is a Full wwPDB X-ray Structure Validation Report for a publicly released PDB entry.

We welcome your comments at validation@mail.wwpdb.org

A user guide is available at

<https://www.wwpdb.org/validation/2017/XrayValidationReportHelp>

with specific help available everywhere you see the ⓘ symbol.

The types of validation reports are described at

<http://www.wwpdb.org/validation/2017/FAQs#types>.

The following versions of software and data (see [references ⓘ](#)) were used in the production of this report:

MolProbity : 4.02b-467
Xtriage (Phenix) : 1.13
EDS : 2.35
Percentile statistics : 20191225.v01 (using entries in the PDB archive December 25th 2019)
Refmac : 5.8.0158
CCP4 : 7.0.044 (Gargrove)
Ideal geometry (proteins) : Engh & Huber (2001)
Ideal geometry (DNA, RNA) : Parkinson et al. (1996)
Validation Pipeline (wwPDB-VP) : 2.35

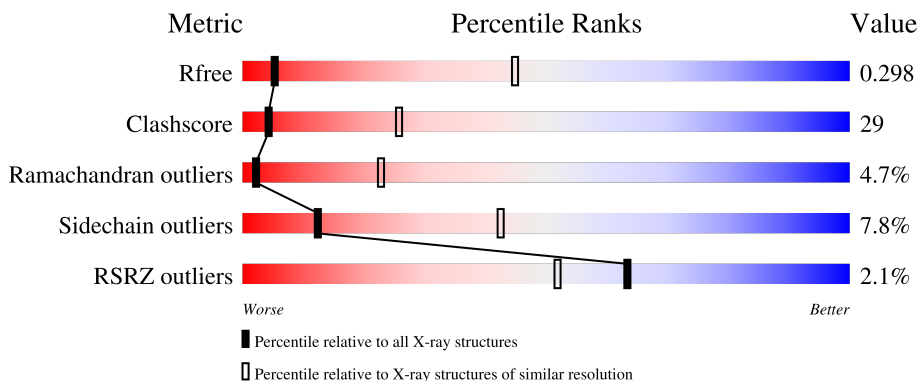
1 Overall quality at a glance

The following experimental techniques were used to determine the structure:

X-RAY DIFFRACTION

The reported resolution of this entry is 3.70 Å.

Percentile scores (ranging between 0-100) for global validation metrics of the entry are shown in the following graphic. The table shows the number of entries on which the scores are based.



Metric	Whole archive (#Entries)	Similar resolution (#Entries, resolution range(Å))
R_{free}	130704	1049 (3.88-3.52)
Clashscore	141614	1027 (3.86-3.54)
Ramachandran outliers	138981	1069 (3.88-3.52)
Sidechain outliers	138945	1065 (3.88-3.52)
RSRZ outliers	127900	1578 (3.90-3.50)

The table below summarises the geometric issues observed across the polymeric chains and their fit to the electron density. The red, orange, yellow and green segments of the lower bar indicate the fraction of residues that contain outliers for ≥ 3 , 2, 1 and 0 types of geometric quality criteria respectively. A grey segment represents the fraction of residues that are not modelled. The numeric value for each fraction is indicated below the corresponding segment, with a dot representing fractions $\leq 5\%$. The upper red bar (where present) indicates the fraction of residues that have poor fit to the electron density. The numeric value is given above the bar.

Mol	Chain	Length	Quality of chain
1	A	408	
1	B	408	
1	C	408	
1	D	408	
1	E	408	

2 Entry composition [i](#)

There are 2 unique types of molecules in this entry. The entry contains 15475 atoms, of which 0 are hydrogens and 0 are deuteriums.

In the tables below, the ZeroOcc column contains the number of atoms modelled with zero occupancy, the AltConf column contains the number of residues with at least one atom in alternate conformation and the Trace column contains the number of residues modelled with at most 2 atoms.

- Molecule 1 is a protein called Aminopeptidase T.

Mol	Chain	Residues	Atoms					ZeroOcc	AltConf	Trace
			Total	C	N	O	S			
1	A	397	3093	1963	563	562	5	0	0	0
1	B	397	3093	1963	563	562	5	0	0	0
1	C	397	3093	1963	563	562	5	0	0	0
1	D	397	3093	1963	563	562	5	0	0	0
1	E	397	3093	1963	563	562	5	0	0	0

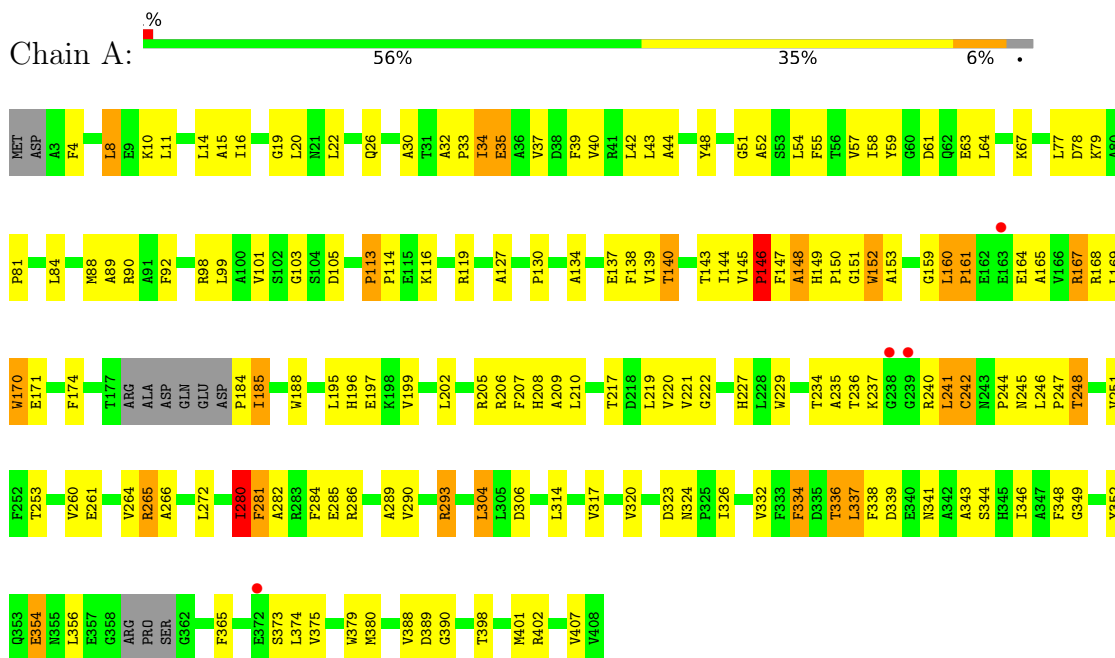
- Molecule 2 is ZINC ION (three-letter code: ZN) (formula: Zn).

Mol	Chain	Residues	Atoms		ZeroOcc	AltConf
2	A	2	Total	Zn	0	0
			2	2		
2	B	2	Total	Zn	0	0
			2	2		
2	C	2	Total	Zn	0	0
			2	2		
2	D	2	Total	Zn	0	0
			2	2		
2	E	2	Total	Zn	0	0
			2	2		

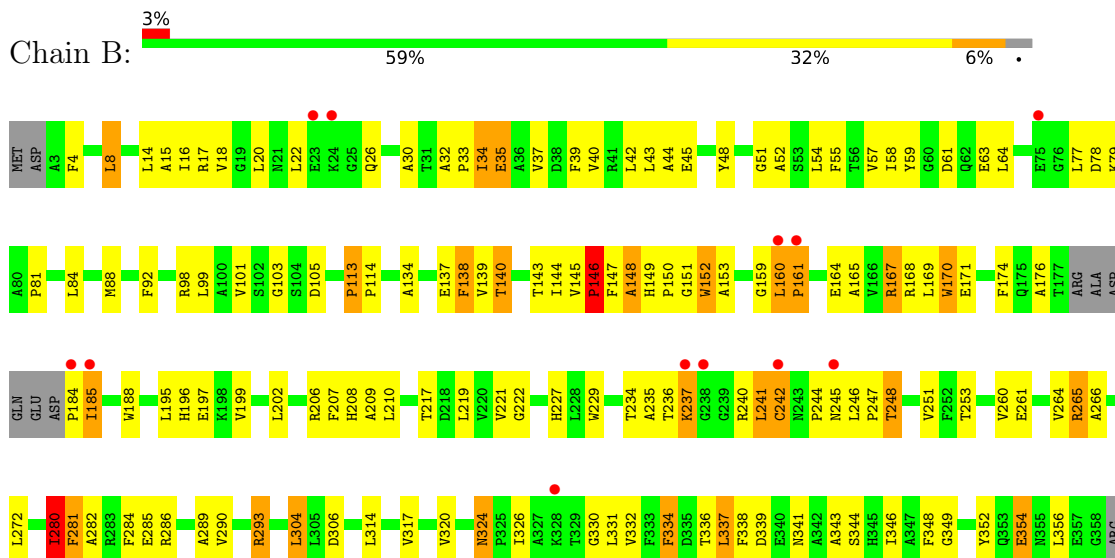
3 Residue-property plots

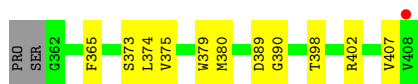
These plots are drawn for all protein, RNA, DNA and oligosaccharide chains in the entry. The first graphic for a chain summarises the proportions of the various outlier classes displayed in the second graphic. The second graphic shows the sequence view annotated by issues in geometry and electron density. Residues are color-coded according to the number of geometric quality criteria for which they contain at least one outlier: green = 0, yellow = 1, orange = 2 and red = 3 or more. A red dot above a residue indicates a poor fit to the electron density ($RSRZ > 2$). Stretches of 2 or more consecutive residues without any outlier are shown as a green connector. Residues present in the sample, but not in the model, are shown in grey.

- Molecule 1: Aminopeptidase T

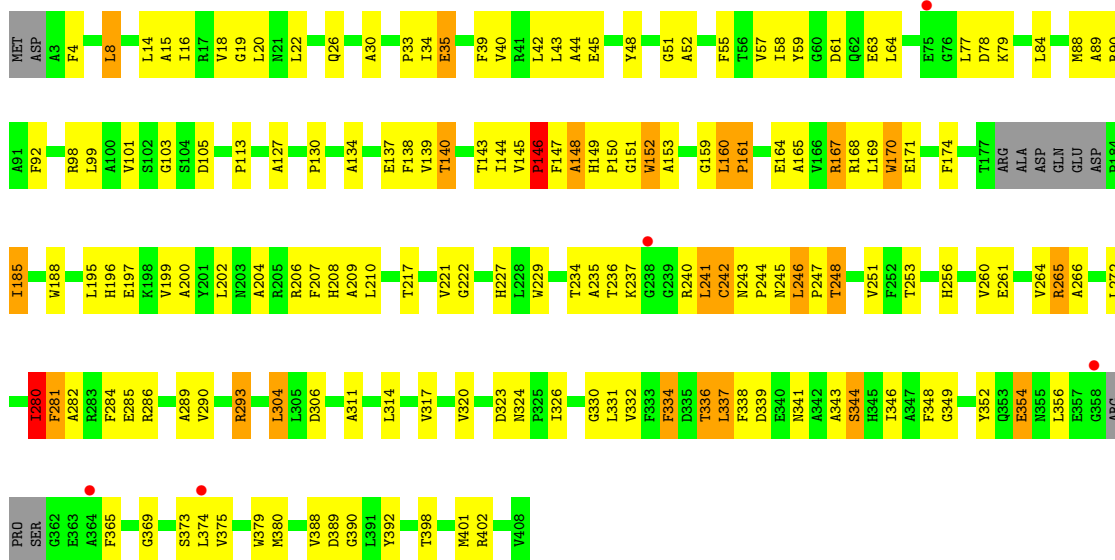


- Molecule 1: Aminopeptidase T

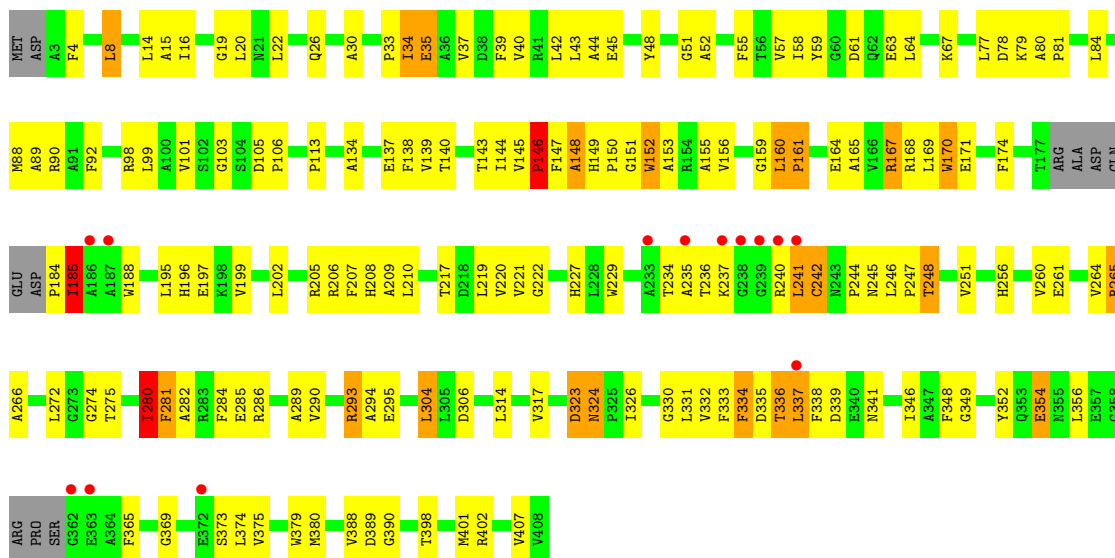




- Molecule 1: Aminopeptidase T

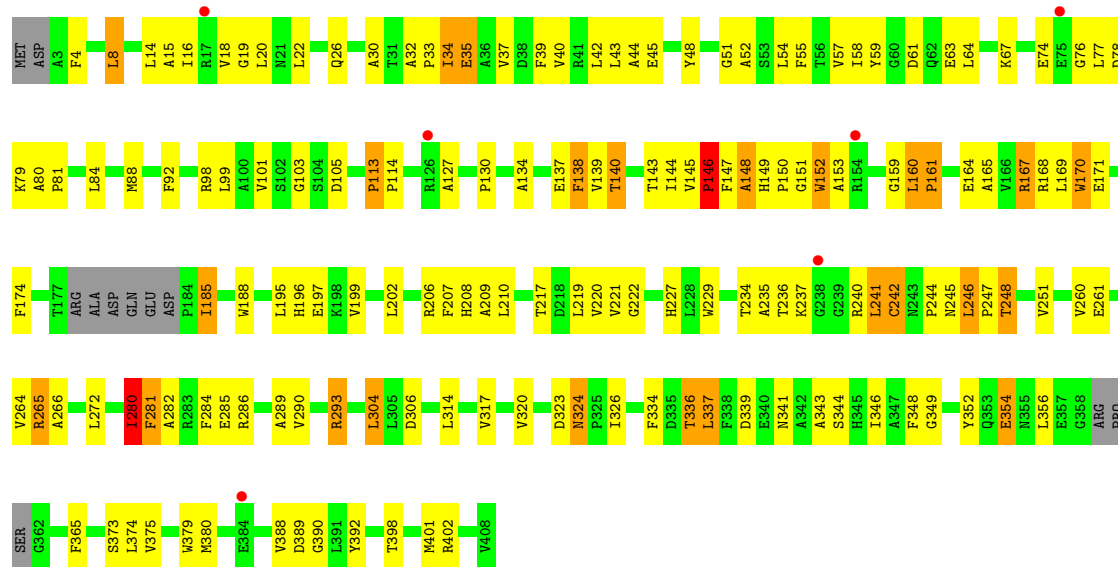


- Molecule 1: Aminopeptidase T



- Molecule 1: Aminopeptidase T





4 Data and refinement statistics i

Property	Value	Source
Space group	P 42	Depositor
Cell constants a, b, c, α , β , γ	246.47Å 246.47Å 51.13Å 90.00° 90.00° 90.00°	Depositor
Resolution (Å)	20.00 – 3.70 19.91 – 3.71	Depositor EDS
% Data completeness (in resolution range)	(Not available) (20.00-3.70) 98.5 (19.91-3.71)	Depositor EDS
R_{merge}	0.05	Depositor
R_{sym}	0.05	Depositor
$\langle I/\sigma(I) \rangle$ ¹	4.84 (at 3.71Å)	Xtrriage
Refinement program	CNS	Depositor
R, R_{free}	0.308 , 0.321 0.293 , 0.298	Depositor DCC
R_{free} test set	1629 reflections (4.94%)	wwPDB-VP
Wilson B-factor (Å ²)	131.5	Xtrriage
Anisotropy	0.213	Xtrriage
Bulk solvent k_{sol} (e/Å ³), B_{sol} (Å ²)	0.28 , 46.0	EDS
L-test for twinning ²	$\langle L \rangle = 0.49$, $\langle L^2 \rangle = 0.32$	Xtrriage
Estimated twinning fraction	0.022 for h,-k,-l	Xtrriage
F_o, F_c correlation	0.90	EDS
Total number of atoms	15475	wwPDB-VP
Average B, all atoms (Å ²)	120.0	wwPDB-VP

Xtrriage's analysis on translational NCS is as follows: *The largest off-origin peak in the Patterson function is 3.18% of the height of the origin peak. No significant pseudotranslation is detected.*

¹Intensities estimated from amplitudes.

²Theoretical values of $\langle |L| \rangle$, $\langle L^2 \rangle$ for acentric reflections are 0.5, 0.333 respectively for untwinned datasets, and 0.375, 0.2 for perfectly twinned datasets.

5 Model quality [i](#)

5.1 Standard geometry [i](#)

Bond lengths and bond angles in the following residue types are not validated in this section:
ZN

The Z score for a bond length (or angle) is the number of standard deviations the observed value is removed from the expected value. A bond length (or angle) with $|Z| > 5$ is considered an outlier worth inspection. RMSZ is the root-mean-square of all Z scores of the bond lengths (or angles).

Mol	Chain	Bond lengths		Bond angles	
		RMSZ	# Z >5	RMSZ	# Z >5
1	A	0.59	0/3161	0.69	0/4277
1	B	0.61	0/3161	0.69	0/4277
1	C	0.59	0/3161	0.68	0/4277
1	D	0.61	0/3161	0.68	0/4277
1	E	0.61	0/3161	0.69	0/4277
All	All	0.60	0/15805	0.69	0/21385

There are no bond length outliers.

There are no bond angle outliers.

There are no chirality outliers.

There are no planarity outliers.

5.2 Too-close contacts [i](#)

In the following table, the Non-H and H(model) columns list the number of non-hydrogen atoms and hydrogen atoms in the chain respectively. The H(added) column lists the number of hydrogen atoms added and optimized by MolProbity. The Clashes column lists the number of clashes within the asymmetric unit, whereas Symm-Clashes lists symmetry-related clashes.

Mol	Chain	Non-H	H(model)	H(added)	Clashes	Symm-Clashes
1	A	3093	0	3067	178	0
1	B	3093	0	3067	189	0
1	C	3093	0	3067	177	0
1	D	3093	0	3067	213	1
1	E	3093	0	3067	185	1
2	A	2	0	0	0	0
2	B	2	0	0	0	0
2	C	2	0	0	0	0

Continued on next page...

Continued from previous page...

Mol	Chain	Non-H	H(model)	H(added)	Clashes	Symm-Clashes
2	D	2	0	0	0	0
2	E	2	0	0	0	0
All	All	15475	0	15335	901	1

The all-atom clashscore is defined as the number of clashes found per 1000 atoms (including hydrogen atoms). The all-atom clashscore for this structure is 29.

All (901) close contacts within the same asymmetric unit are listed below, sorted by their clash magnitude.

Atom-1	Atom-2	Interatomic distance (Å)	Clash overlap (Å)
1:C:206:ARG:HH21	1:D:293:ARG:NE	1.40	1.19
1:D:152:TRP:NE1	1:D:333:PHE:O	1.81	1.14
1:D:156:VAL:HG13	1:D:331:LEU:HB3	1.20	1.14
1:C:206:ARG:NH2	1:D:293:ARG:NE	1.96	1.11
1:A:105:ASP:HB2	1:A:151:GLY:HA3	1.33	1.10
1:C:105:ASP:HB2	1:C:151:GLY:HA3	1.34	1.10
1:D:105:ASP:HB2	1:D:151:GLY:HA3	1.35	1.06
1:D:184:PRO:HD2	1:D:185:ILE:HD12	1.35	1.04
1:B:105:ASP:HB2	1:B:151:GLY:HA3	1.37	1.03
1:D:152:TRP:CZ2	1:D:333:PHE:HB3	1.94	1.01
1:B:138:PHE:HB3	1:B:236:THR:HA	1.41	1.01
1:E:105:ASP:HB2	1:E:151:GLY:HA3	1.39	1.00
1:D:14:LEU:HD21	1:D:246:LEU:HD11	1.43	1.00
1:B:17:ARG:HB3	1:B:185:ILE:HG21	1.44	0.96
1:D:106:PRO:O	1:D:274:GLY:HA2	1.63	0.96
1:A:164:GLU:HA	1:A:167:ARG:HB2	1.48	0.95
1:D:164:GLU:HA	1:D:167:ARG:HB2	1.49	0.94
1:B:164:GLU:HA	1:B:167:ARG:HB2	1.49	0.94
1:C:164:GLU:HA	1:C:167:ARG:HB2	1.49	0.93
1:B:140:THR:O	1:B:236:THR:HG21	1.67	0.93
1:B:17:ARG:HB3	1:B:185:ILE:CG2	2.00	0.91
1:C:206:ARG:HH21	1:D:293:ARG:HE	1.19	0.90
1:B:140:THR:C	1:B:236:THR:HG21	1.92	0.90
1:E:164:GLU:HA	1:E:167:ARG:HB2	1.51	0.90
1:B:152:TRP:HE3	1:B:169:LEU:HD21	1.39	0.88
1:A:152:TRP:HE3	1:A:169:LEU:HD21	1.38	0.86
1:D:152:TRP:HE3	1:D:169:LEU:HD21	1.38	0.86
1:D:184:PRO:HD2	1:D:185:ILE:CD1	2.04	0.86
1:B:143:THR:HG22	1:B:144:ILE:N	1.92	0.85
1:E:147:PHE:CZ	1:E:170:TRP:HB2	2.11	0.85
1:B:147:PHE:CZ	1:B:170:TRP:HB2	2.12	0.85

Continued on next page...

Continued from previous page...

Atom-1	Atom-2	Interatomic distance (Å)	Clash overlap (Å)
1:C:147:PHE:CZ	1:C:170:TRP:HB2	2.12	0.84
1:A:147:PHE:CZ	1:A:170:TRP:HB2	2.12	0.84
1:B:143:THR:HG22	1:B:144:ILE:H	1.41	0.84
1:E:152:TRP:HE3	1:E:169:LEU:HD21	1.40	0.84
1:D:143:THR:HG22	1:D:144:ILE:H	1.42	0.84
1:C:143:THR:HG22	1:C:144:ILE:N	1.91	0.84
1:C:143:THR:HG22	1:C:144:ILE:H	1.43	0.84
1:D:147:PHE:CZ	1:D:170:TRP:HB2	2.13	0.83
1:D:156:VAL:HG13	1:D:331:LEU:CB	2.07	0.83
1:C:152:TRP:HE3	1:C:169:LEU:HD21	1.41	0.83
1:E:143:THR:HG22	1:E:144:ILE:N	1.93	0.83
1:E:143:THR:HG22	1:E:144:ILE:H	1.45	0.82
1:A:143:THR:HG22	1:A:144:ILE:N	1.94	0.82
1:A:143:THR:HG22	1:A:144:ILE:H	1.45	0.82
1:D:143:THR:HG22	1:D:144:ILE:N	1.94	0.81
1:B:138:PHE:CB	1:B:236:THR:HA	2.11	0.80
1:D:156:VAL:HG11	1:D:331:LEU:HD13	1.64	0.80
1:B:134:ALA:O	1:B:139:VAL:HG22	1.83	0.79
1:B:144:ILE:O	1:B:246:LEU:HD23	1.82	0.79
1:C:185:ILE:HD12	1:C:185:ILE:H	1.47	0.79
1:E:61:ASP:HB3	1:E:64:LEU:HD12	1.65	0.78
1:D:61:ASP:HB3	1:D:64:LEU:HD12	1.66	0.77
1:D:134:ALA:O	1:D:139:VAL:HG22	1.85	0.77
1:E:134:ALA:O	1:E:139:VAL:HG22	1.84	0.77
1:B:139:VAL:HA	1:B:237:LYS:HB2	1.65	0.76
1:C:206:ARG:NH2	1:D:293:ARG:CZ	2.48	0.76
1:D:161:PRO:HB2	1:D:164:GLU:HB3	1.67	0.76
1:E:161:PRO:HB2	1:E:164:GLU:HB3	1.67	0.76
1:A:293:ARG:NE	1:E:206:ARG:HH21	1.83	0.76
1:A:61:ASP:HB3	1:A:64:LEU:HD12	1.66	0.76
1:C:293:ARG:NH1	1:C:293:ARG:HB3	2.01	0.76
1:A:261:GLU:HG2	1:A:286:ARG:H	1.50	0.76
1:B:161:PRO:HB2	1:B:164:GLU:HB3	1.67	0.76
1:C:61:ASP:HB3	1:C:64:LEU:HD12	1.66	0.76
1:D:247:PRO:HD2	1:D:337:LEU:HD11	1.68	0.75
1:A:161:PRO:HB2	1:A:164:GLU:HB3	1.68	0.75
1:D:152:TRP:CE3	1:D:169:LEU:HD21	2.22	0.75
1:C:134:ALA:O	1:C:139:VAL:HG22	1.86	0.75
1:C:161:PRO:HB2	1:C:164:GLU:HB3	1.69	0.74
1:B:61:ASP:HB3	1:B:64:LEU:HD12	1.68	0.74
1:A:134:ALA:O	1:A:139:VAL:HG22	1.87	0.74

Continued on next page...

Continued from previous page...

Atom-1	Atom-2	Interatomic distance (Å)	Clash overlap (Å)
1:B:18:VAL:HG23	1:B:185:ILE:HG23	1.70	0.74
1:B:293:ARG:HB3	1:B:293:ARG:NH1	2.01	0.74
1:D:14:LEU:C	1:D:14:LEU:HD23	2.08	0.74
1:A:293:ARG:NH1	1:A:293:ARG:HB3	2.03	0.73
1:C:105:ASP:CB	1:C:151:GLY:HA3	2.17	0.73
1:B:152:TRP:CE3	1:B:169:LEU:HD21	2.22	0.73
1:E:293:ARG:HB3	1:E:293:ARG:NH1	2.04	0.73
1:E:152:TRP:CE3	1:E:169:LEU:HD21	2.23	0.73
1:B:261:GLU:HG2	1:B:286:ARG:H	1.54	0.73
1:D:293:ARG:HB3	1:D:293:ARG:NH1	2.04	0.73
1:A:185:ILE:H	1:A:185:ILE:HD12	1.53	0.73
1:B:185:ILE:HD12	1:B:185:ILE:H	1.53	0.73
1:E:261:GLU:HG2	1:E:286:ARG:H	1.52	0.73
1:A:152:TRP:CE3	1:A:169:LEU:HD21	2.22	0.72
1:C:261:GLU:HG2	1:C:286:ARG:H	1.54	0.72
1:A:105:ASP:CB	1:A:151:GLY:HA3	2.18	0.72
1:B:266:ALA:HB2	1:B:280:ILE:HG23	1.72	0.72
1:E:241:LEU:HD12	1:E:241:LEU:H	1.55	0.72
1:C:247:PRO:HD2	1:C:337:LEU:HD11	1.70	0.72
1:C:14:LEU:C	1:C:14:LEU:HD23	2.11	0.72
1:E:147:PHE:HZ	1:E:170:TRP:HB2	1.53	0.71
1:C:314:LEU:HD22	1:C:346:ILE:HG13	1.72	0.71
1:A:314:LEU:HD22	1:A:346:ILE:HG13	1.72	0.71
1:B:15:ALA:CB	1:B:145:VAL:HG21	2.21	0.71
1:B:138:PHE:HB3	1:B:236:THR:CA	2.20	0.71
1:C:206:ARG:HH21	1:D:293:ARG:CD	2.04	0.71
1:D:261:GLU:HG2	1:D:286:ARG:H	1.56	0.70
1:A:40:VAL:HG21	1:A:59:TYR:HE1	1.56	0.70
1:A:247:PRO:HD2	1:A:337:LEU:HD11	1.73	0.70
1:C:147:PHE:HZ	1:C:170:TRP:HB2	1.56	0.70
1:D:248:THR:HA	1:D:341:ASN:OD1	1.91	0.70
1:A:266:ALA:HB2	1:A:280:ILE:HG23	1.73	0.70
1:D:105:ASP:CB	1:D:151:GLY:HA3	2.19	0.70
1:B:170:TRP:HD1	1:B:171:GLU:N	1.90	0.70
1:B:241:LEU:HD12	1:B:241:LEU:H	1.56	0.70
1:A:147:PHE:HZ	1:A:170:TRP:HB2	1.56	0.70
1:C:266:ALA:HB2	1:C:280:ILE:HG23	1.74	0.70
1:C:248:THR:HA	1:C:341:ASN:OD1	1.92	0.69
1:B:14:LEU:HD23	1:B:14:LEU:C	2.13	0.69
1:E:15:ALA:CB	1:E:145:VAL:HG21	2.21	0.69
1:A:241:LEU:HD12	1:A:241:LEU:H	1.57	0.69

Continued on next page...

Continued from previous page...

Atom-1	Atom-2	Interatomic distance (Å)	Clash overlap (Å)
1:D:106:PRO:HG3	1:D:334:PHE:CG	2.28	0.69
1:C:209:ALA:HB2	1:C:222:GLY:HA2	1.75	0.69
1:C:152:TRP:CE3	1:C:169:LEU:HD21	2.25	0.69
1:C:170:TRP:HD1	1:C:171:GLU:N	1.91	0.69
1:E:40:VAL:HG21	1:E:59:TYR:HE1	1.58	0.69
1:D:314:LEU:HD22	1:D:346:ILE:HG13	1.74	0.69
1:D:15:ALA:CB	1:D:145:VAL:HG21	2.23	0.69
1:E:314:LEU:HD22	1:E:346:ILE:HG13	1.75	0.68
1:A:349:GLY:HA3	1:A:375:VAL:O	1.92	0.68
1:D:144:ILE:HG22	1:D:337:LEU:HD22	1.76	0.68
1:B:314:LEU:HD22	1:B:346:ILE:HG13	1.74	0.68
1:D:147:PHE:HZ	1:D:170:TRP:HB2	1.57	0.68
1:E:14:LEU:C	1:E:14:LEU:HD23	2.14	0.68
1:C:40:VAL:HG21	1:C:59:TYR:HE1	1.59	0.68
1:C:143:THR:CG2	1:C:246:LEU:CD2	2.71	0.68
1:D:40:VAL:HG21	1:D:59:TYR:HE1	1.56	0.68
1:D:156:VAL:CG1	1:D:331:LEU:HB3	2.11	0.68
1:B:349:GLY:HA3	1:B:375:VAL:O	1.93	0.68
1:A:14:LEU:C	1:A:14:LEU:HD23	2.14	0.68
1:B:105:ASP:CB	1:B:151:GLY:HA3	2.20	0.68
1:C:15:ALA:CB	1:C:145:VAL:HG21	2.23	0.68
1:D:170:TRP:HD1	1:D:171:GLU:N	1.91	0.68
1:A:293:ARG:NE	1:E:206:ARG:NH2	2.42	0.68
1:A:352:TYR:HB3	1:A:354:GLU:HG3	1.76	0.68
1:B:147:PHE:HZ	1:B:170:TRP:HB2	1.55	0.68
1:D:209:ALA:HB2	1:D:222:GLY:HA2	1.75	0.68
1:E:352:TYR:HB3	1:E:354:GLU:HG3	1.76	0.68
1:A:15:ALA:CB	1:A:145:VAL:HG21	2.23	0.67
1:B:209:ALA:HB2	1:B:222:GLY:HA2	1.76	0.67
1:C:209:ALA:CB	1:C:222:GLY:HA2	2.24	0.67
1:B:40:VAL:HG21	1:B:59:TYR:HE1	1.59	0.67
1:E:266:ALA:HB2	1:E:280:ILE:HG23	1.75	0.67
1:E:43:LEU:HD13	1:E:99:LEU:HD21	1.77	0.67
1:E:247:PRO:HD2	1:E:337:LEU:HD11	1.76	0.67
1:E:221:VAL:HA	1:E:260:VAL:HG13	1.77	0.67
1:C:43:LEU:HD13	1:C:99:LEU:HD21	1.76	0.67
1:A:170:TRP:HD1	1:A:171:GLU:N	1.92	0.67
1:C:221:VAL:HA	1:C:260:VAL:HG13	1.77	0.67
1:E:170:TRP:HD1	1:E:171:GLU:N	1.92	0.67
1:B:209:ALA:CB	1:B:222:GLY:HA2	2.25	0.67
1:B:143:THR:CG2	1:B:144:ILE:H	2.08	0.67

Continued on next page...

Continued from previous page...

Atom-1	Atom-2	Interatomic distance (Å)	Clash overlap (Å)
1:D:106:PRO:HG3	1:D:334:PHE:CD1	2.29	0.67
1:D:209:ALA:CB	1:D:222:GLY:HA2	2.24	0.67
1:E:105:ASP:CB	1:E:151:GLY:HA3	2.22	0.67
1:B:43:LEU:HD13	1:B:99:LEU:HD21	1.76	0.66
1:D:43:LEU:HD13	1:D:99:LEU:HD21	1.76	0.66
1:E:209:ALA:HB2	1:E:222:GLY:HA2	1.77	0.66
1:B:138:PHE:O	1:B:237:LYS:N	2.28	0.66
1:A:248:THR:HA	1:A:341:ASN:OD1	1.96	0.66
1:D:352:TYR:HB3	1:D:354:GLU:HG3	1.77	0.66
1:C:349:GLY:HA3	1:C:375:VAL:O	1.93	0.66
1:B:18:VAL:HG11	1:B:188:TRP:HB3	1.77	0.66
1:B:247:PRO:HD2	1:B:337:LEU:HD11	1.78	0.66
1:C:352:TYR:HB3	1:C:354:GLU:HG3	1.78	0.66
1:E:161:PRO:CB	1:E:164:GLU:HB3	2.26	0.66
1:D:241:LEU:H	1:D:241:LEU:HD12	1.59	0.66
1:A:43:LEU:HD13	1:A:99:LEU:HD21	1.76	0.65
1:C:241:LEU:HD12	1:C:241:LEU:H	1.60	0.65
1:E:349:GLY:HA3	1:E:375:VAL:O	1.95	0.65
1:A:209:ALA:HB2	1:A:222:GLY:HA2	1.78	0.65
1:B:352:TYR:HB3	1:B:354:GLU:HG3	1.79	0.65
1:D:349:GLY:HA3	1:D:375:VAL:O	1.96	0.65
1:A:265:ARG:NH1	1:E:392:TYR:CD2	2.65	0.65
1:D:143:THR:CG2	1:D:144:ILE:H	2.09	0.65
1:B:161:PRO:CB	1:B:164:GLU:HB3	2.27	0.65
1:C:147:PHE:O	1:C:148:ALA:O	2.15	0.65
1:D:156:VAL:CG1	1:D:331:LEU:HD13	2.27	0.65
1:D:147:PHE:O	1:D:148:ALA:O	2.15	0.64
1:A:209:ALA:CB	1:A:222:GLY:HA2	2.28	0.64
1:B:147:PHE:O	1:B:148:ALA:O	2.14	0.64
1:D:266:ALA:HB2	1:D:280:ILE:HG23	1.78	0.64
1:A:221:VAL:HA	1:A:260:VAL:HG13	1.80	0.64
1:E:248:THR:HA	1:E:341:ASN:OD1	1.98	0.64
1:E:209:ALA:CB	1:E:222:GLY:HA2	2.27	0.64
1:C:143:THR:CG2	1:C:144:ILE:N	2.61	0.64
1:C:143:THR:CG2	1:C:144:ILE:H	2.10	0.64
1:E:185:ILE:HD12	1:E:185:ILE:H	1.62	0.64
1:A:161:PRO:CB	1:A:164:GLU:HB3	2.28	0.63
1:A:147:PHE:O	1:A:148:ALA:O	2.16	0.63
1:D:161:PRO:CB	1:D:164:GLU:HB3	2.28	0.63
1:A:92:PHE:CZ	1:A:98:ARG:HG3	2.34	0.63
1:E:147:PHE:O	1:E:148:ALA:O	2.16	0.63

Continued on next page...

Continued from previous page...

Atom-1	Atom-2	Interatomic distance (Å)	Clash overlap (Å)
1:C:161:PRO:CB	1:C:164:GLU:HB3	2.29	0.62
1:D:221:VAL:HA	1:D:260:VAL:HG13	1.81	0.62
1:E:40:VAL:CG1	1:E:57:VAL:HG11	2.30	0.62
1:A:143:THR:CG2	1:A:144:ILE:N	2.63	0.61
1:A:207:PHE:CE2	1:A:390:GLY:HA3	2.35	0.61
1:B:15:ALA:HB1	1:B:145:VAL:HG21	1.81	0.61
1:B:138:PHE:CE2	1:B:234:THR:HG21	2.35	0.61
1:B:248:THR:HA	1:B:341:ASN:OD1	2.00	0.61
1:A:285:GLU:O	1:A:286:ARG:HG2	2.01	0.61
1:B:40:VAL:CG1	1:B:57:VAL:HG11	2.31	0.61
1:E:58:ILE:CD1	1:E:84:LEU:HD11	2.30	0.61
1:E:143:THR:CG2	1:E:144:ILE:H	2.11	0.61
1:D:15:ALA:HB1	1:D:145:VAL:HG21	1.83	0.61
1:A:143:THR:CG2	1:A:144:ILE:H	2.11	0.61
1:C:40:VAL:CG1	1:C:57:VAL:HG11	2.31	0.61
1:C:153:ALA:HB1	1:C:165:ALA:CB	2.31	0.61
1:E:18:VAL:CG2	1:E:185:ILE:HG23	2.30	0.61
1:B:221:VAL:HA	1:B:260:VAL:HG13	1.81	0.61
1:D:207:PHE:CE2	1:D:390:GLY:HA3	2.36	0.61
1:C:58:ILE:CD1	1:C:84:LEU:HD11	2.31	0.61
1:A:15:ALA:HB1	1:A:145:VAL:HG21	1.82	0.60
1:A:40:VAL:CG1	1:A:57:VAL:HG11	2.31	0.60
1:B:58:ILE:CD1	1:B:84:LEU:HD11	2.30	0.60
1:D:242:CYS:O	1:D:244:PRO:HD3	2.01	0.60
1:B:138:PHE:C	1:B:236:THR:HG23	2.21	0.60
1:A:153:ALA:HB1	1:A:165:ALA:CB	2.32	0.60
1:D:40:VAL:CG1	1:D:57:VAL:HG11	2.32	0.60
1:B:14:LEU:HD11	1:B:188:TRP:NE1	2.17	0.60
1:D:67:LYS:HD3	1:E:45:GLU:HB2	1.82	0.60
1:C:14:LEU:HD21	1:C:246:LEU:HD11	1.84	0.60
1:B:176:ALA:CB	1:B:338:PHE:CZ	2.84	0.60
1:C:242:CYS:O	1:C:244:PRO:HD3	2.01	0.60
1:D:156:VAL:HG22	1:D:332:VAL:O	2.02	0.60
1:E:15:ALA:HB2	1:E:145:VAL:HG21	1.83	0.60
1:A:260:VAL:O	1:A:284:PHE:HB3	2.01	0.59
1:E:285:GLU:O	1:E:286:ARG:HG2	2.01	0.59
1:B:236:THR:HB	1:B:240:ARG:HB3	1.85	0.59
1:E:92:PHE:CZ	1:E:98:ARG:HG3	2.37	0.59
1:A:242:CYS:O	1:A:244:PRO:HD3	2.01	0.59
1:B:92:PHE:CZ	1:B:98:ARG:HG3	2.37	0.59
1:C:15:ALA:HB1	1:C:145:VAL:HG21	1.83	0.59

Continued on next page...

Continued from previous page...

Atom-1	Atom-2	Interatomic distance (Å)	Clash overlap (Å)
1:D:153:ALA:HB1	1:D:165:ALA:CB	2.32	0.59
1:E:149:HIS:C	1:E:151:GLY:H	2.06	0.59
1:D:40:VAL:HG21	1:D:59:TYR:CE1	2.38	0.59
1:C:92:PHE:CZ	1:C:98:ARG:HG3	2.38	0.59
1:C:392:TYR:CD2	1:D:265:ARG:NH1	2.71	0.59
1:E:207:PHE:CE2	1:E:390:GLY:HA3	2.37	0.59
1:B:14:LEU:HD11	1:B:188:TRP:CD1	2.38	0.59
1:C:260:VAL:O	1:C:284:PHE:HB3	2.03	0.59
1:E:236:THR:HB	1:E:240:ARG:HB3	1.85	0.59
1:B:293:ARG:HB3	1:B:293:ARG:HH11	1.67	0.59
1:D:152:TRP:CE2	1:D:333:PHE:O	2.55	0.59
1:D:184:PRO:CD	1:D:185:ILE:HD12	2.20	0.59
1:A:143:THR:CG2	1:A:246:LEU:CD2	2.81	0.58
1:A:160:LEU:HB2	1:A:161:PRO:HD3	1.85	0.58
1:D:92:PHE:CZ	1:D:98:ARG:HG3	2.37	0.58
1:D:106:PRO:HB3	1:D:334:PHE:HB3	1.85	0.58
1:D:260:VAL:O	1:D:284:PHE:HB3	2.03	0.58
1:E:15:ALA:HB1	1:E:145:VAL:HG21	1.84	0.58
1:D:58:ILE:CD1	1:D:84:LEU:HD11	2.33	0.58
1:B:15:ALA:HB2	1:B:145:VAL:HG21	1.85	0.58
1:C:98:ARG:O	1:C:98:ARG:HD3	2.03	0.58
1:B:242:CYS:O	1:B:244:PRO:HD3	2.03	0.58
1:C:207:PHE:CE2	1:C:390:GLY:HA3	2.39	0.58
1:A:58:ILE:CD1	1:A:84:LEU:HD11	2.34	0.58
1:B:98:ARG:HD3	1:B:98:ARG:O	2.04	0.58
1:D:14:LEU:HD21	1:D:246:LEU:CD1	2.28	0.58
1:B:207:PHE:CE2	1:B:390:GLY:HA3	2.38	0.58
1:B:217:THR:HG23	1:B:264:VAL:HA	1.86	0.58
1:E:40:VAL:HG21	1:E:59:TYR:CE1	2.39	0.58
1:A:40:VAL:HG21	1:A:59:TYR:CE1	2.36	0.57
1:B:260:VAL:O	1:B:284:PHE:HB3	2.04	0.57
1:D:236:THR:HB	1:D:240:ARG:HB3	1.85	0.57
1:E:242:CYS:O	1:E:244:PRO:HD3	2.04	0.57
1:C:206:ARG:HH11	1:C:227:HIS:CE1	2.22	0.57
1:C:293:ARG:HB3	1:C:293:ARG:HH11	1.68	0.57
1:C:77:LEU:H	1:C:77:LEU:HD12	1.68	0.57
1:E:217:THR:HG23	1:E:264:VAL:HA	1.86	0.57
1:A:236:THR:HB	1:A:240:ARG:HB3	1.86	0.57
1:C:285:GLU:O	1:C:286:ARG:HG2	2.04	0.57
1:E:153:ALA:HB1	1:E:165:ALA:CB	2.34	0.57
1:D:34:ILE:HD12	1:E:59:TYR:HE2	1.70	0.57

Continued on next page...

Continued from previous page...

Atom-1	Atom-2	Interatomic distance (Å)	Clash overlap (Å)
1:C:160:LEU:HB2	1:C:161:PRO:HD3	1.87	0.57
1:C:236:THR:HB	1:C:240:ARG:HB3	1.86	0.57
1:A:77:LEU:HD12	1:A:77:LEU:H	1.70	0.57
1:B:153:ALA:HB1	1:B:165:ALA:CB	2.34	0.57
1:A:84:LEU:O	1:A:88:MET:HG3	2.04	0.57
1:A:48:TYR:HA	1:A:52:ALA:HB3	1.87	0.56
1:A:380:MET:SD	1:A:380:MET:N	2.78	0.56
1:B:149:HIS:C	1:B:151:GLY:H	2.07	0.56
1:D:380:MET:SD	1:D:380:MET:N	2.78	0.56
1:E:293:ARG:HB3	1:E:293:ARG:HH11	1.69	0.56
1:A:293:ARG:HB3	1:A:293:ARG:HH11	1.69	0.56
1:D:84:LEU:O	1:D:88:MET:HG3	2.05	0.56
1:D:144:ILE:CG2	1:D:337:LEU:HD22	2.35	0.56
1:D:217:THR:HG23	1:D:264:VAL:HA	1.88	0.56
1:C:40:VAL:HG21	1:C:59:TYR:CE1	2.39	0.56
1:D:234:THR:HG22	1:D:235:ALA:N	2.21	0.56
1:E:84:LEU:O	1:E:88:MET:HG3	2.06	0.56
1:A:348:PHE:CE1	1:A:379:TRP:NE1	2.74	0.56
1:E:48:TYR:HA	1:E:52:ALA:HB3	1.88	0.56
1:B:206:ARG:HH11	1:B:227:HIS:CE1	2.24	0.56
1:B:285:GLU:O	1:B:286:ARG:HG2	2.06	0.56
1:D:77:LEU:HD12	1:D:77:LEU:H	1.71	0.56
1:A:98:ARG:O	1:A:98:ARG:HD3	2.05	0.56
1:A:293:ARG:HE	1:E:206:ARG:HH21	1.52	0.56
1:B:139:VAL:C	1:B:236:THR:HG22	2.26	0.56
1:B:170:TRP:CD1	1:B:171:GLU:N	2.73	0.56
1:A:234:THR:HG22	1:A:235:ALA:N	2.21	0.55
1:B:40:VAL:HG21	1:B:59:TYR:CE1	2.39	0.55
1:B:160:LEU:HB2	1:B:161:PRO:HD3	1.88	0.55
1:E:206:ARG:HH11	1:E:227:HIS:CE1	2.24	0.55
1:B:77:LEU:HD12	1:B:77:LEU:H	1.70	0.55
1:C:15:ALA:HB2	1:C:145:VAL:HG21	1.87	0.55
1:E:260:VAL:O	1:E:284:PHE:HB3	2.05	0.55
1:A:149:HIS:C	1:A:151:GLY:H	2.09	0.55
1:D:293:ARG:HB3	1:D:293:ARG:HH11	1.71	0.55
1:E:160:LEU:HB2	1:E:161:PRO:HD3	1.88	0.55
1:D:149:HIS:C	1:D:151:GLY:H	2.10	0.55
1:A:217:THR:HG23	1:A:264:VAL:HA	1.88	0.55
1:B:18:VAL:CG2	1:B:185:ILE:HG23	2.36	0.55
1:C:77:LEU:HD12	1:C:77:LEU:N	2.22	0.55
1:D:160:LEU:HB2	1:D:161:PRO:HD3	1.87	0.55

Continued on next page...

Continued from previous page...

Atom-1	Atom-2	Interatomic distance (Å)	Clash overlap (Å)
1:D:245:ASN:HB2	1:D:248:THR:OG1	2.07	0.55
1:D:15:ALA:HB2	1:D:145:VAL:HG21	1.87	0.55
1:A:185:ILE:H	1:A:185:ILE:CD1	2.13	0.55
1:B:8:LEU:HD13	1:B:8:LEU:O	2.07	0.55
1:D:48:TYR:HA	1:D:52:ALA:HB3	1.88	0.55
1:C:380:MET:SD	1:C:380:MET:N	2.80	0.55
1:B:167:ARG:HA	1:B:170:TRP:CE2	2.42	0.54
1:C:84:LEU:O	1:C:88:MET:HG3	2.07	0.54
1:E:77:LEU:HD12	1:E:77:LEU:H	1.73	0.54
1:A:265:ARG:HD2	1:E:392:TYR:HE2	1.72	0.54
1:B:176:ALA:HB3	1:B:338:PHE:CZ	2.42	0.54
1:D:206:ARG:HH11	1:D:227:HIS:CE1	2.25	0.54
1:E:98:ARG:O	1:E:98:ARG:HD3	2.07	0.54
1:C:339:ASP:HB3	1:C:380:MET:CE	2.37	0.54
1:D:285:GLU:O	1:D:286:ARG:HG2	2.08	0.54
1:D:348:PHE:CE1	1:D:379:TRP:NE1	2.76	0.54
1:C:149:HIS:C	1:C:151:GLY:H	2.11	0.54
1:D:143:THR:HA	1:D:244:PRO:O	2.07	0.54
1:E:147:PHE:CZ	1:E:170:TRP:CB	2.89	0.54
1:A:143:THR:CG2	1:A:246:LEU:HD23	2.38	0.54
1:B:48:TYR:HA	1:B:52:ALA:HB3	1.89	0.54
1:C:348:PHE:CE1	1:C:379:TRP:NE1	2.76	0.54
1:A:15:ALA:HB2	1:A:145:VAL:HG21	1.88	0.54
1:C:206:ARG:NH2	1:D:293:ARG:HE	1.85	0.54
1:C:392:TYR:HE2	1:D:265:ARG:HD2	1.71	0.54
1:E:40:VAL:HG11	1:E:57:VAL:HG11	1.90	0.54
1:E:167:ARG:HA	1:E:170:TRP:CE2	2.43	0.54
1:B:140:THR:O	1:B:236:THR:CG2	2.50	0.53
1:C:167:ARG:HA	1:C:170:TRP:CE2	2.43	0.53
1:E:77:LEU:C	1:E:79:LYS:H	2.11	0.53
1:E:241:LEU:HD12	1:E:241:LEU:N	2.22	0.53
1:D:37:VAL:HG13	1:E:34:ILE:HD11	1.90	0.53
1:E:170:TRP:CD1	1:E:171:GLU:N	2.76	0.53
1:E:380:MET:SD	1:E:380:MET:N	2.81	0.53
1:A:339:ASP:HB3	1:A:380:MET:CE	2.39	0.53
1:D:98:ARG:O	1:D:98:ARG:HD3	2.06	0.53
1:A:206:ARG:HH11	1:A:227:HIS:CE1	2.26	0.53
1:D:16:ILE:HD12	1:D:16:ILE:N	2.23	0.53
1:D:170:TRP:CD1	1:D:171:GLU:N	2.75	0.53
1:E:348:PHE:CE1	1:E:379:TRP:NE1	2.77	0.53
1:B:348:PHE:CE1	1:B:379:TRP:NE1	2.77	0.53

Continued on next page...

Continued from previous page...

Atom-1	Atom-2	Interatomic distance (Å)	Clash overlap (Å)
1:C:30:ALA:HB3	1:C:57:VAL:HG12	1.91	0.53
1:A:285:GLU:O	1:A:286:ARG:CG	2.57	0.53
1:C:77:LEU:C	1:C:79:LYS:H	2.12	0.53
1:A:77:LEU:HD12	1:A:77:LEU:N	2.24	0.53
1:C:170:TRP:CD1	1:C:171:GLU:N	2.75	0.53
1:A:14:LEU:HD21	1:A:246:LEU:HD11	1.91	0.53
1:C:147:PHE:CD2	1:C:148:ALA:N	2.77	0.53
1:D:37:VAL:CG1	1:E:34:ILE:HD11	2.39	0.53
1:C:143:THR:CG2	1:C:246:LEU:HD23	2.38	0.52
1:D:40:VAL:HG11	1:D:57:VAL:HG11	1.92	0.52
1:D:146:PRO:HG3	1:D:338:PHE:HE1	1.72	0.52
1:B:159:GLY:O	1:B:160:LEU:C	2.47	0.52
1:B:234:THR:HG22	1:B:235:ALA:N	2.25	0.52
1:A:170:TRP:CD1	1:A:171:GLU:N	2.76	0.52
1:E:245:ASN:ND2	1:E:337:LEU:HD13	2.25	0.52
1:E:284:PHE:CE1	1:E:289:ALA:HB2	2.44	0.52
1:E:339:ASP:HB3	1:E:380:MET:CE	2.39	0.52
1:D:184:PRO:C	1:D:185:ILE:HG13	2.30	0.52
1:D:339:ASP:HB3	1:D:380:MET:CE	2.39	0.52
1:E:22:LEU:HD12	1:E:26:GLN:OE1	2.09	0.52
1:A:40:VAL:HG11	1:A:57:VAL:HG11	1.91	0.52
1:B:40:VAL:HG11	1:B:57:VAL:HG11	1.90	0.52
1:B:84:LEU:O	1:B:88:MET:HG3	2.08	0.52
1:C:8:LEU:HD13	1:C:8:LEU:O	2.10	0.52
1:C:200:ALA:HB1	1:D:295:GLU:O	2.09	0.52
1:E:245:ASN:HB2	1:E:248:THR:OG1	2.10	0.52
1:A:265:ARG:NH1	1:E:392:TYR:CE2	2.78	0.52
1:A:265:ARG:CZ	1:E:392:TYR:HD2	2.23	0.52
1:A:167:ARG:HA	1:A:170:TRP:CE2	2.45	0.52
1:C:22:LEU:HD12	1:C:26:GLN:OE1	2.09	0.52
1:C:61:ASP:OD1	1:C:63:GLU:N	2.42	0.52
1:C:339:ASP:HB3	1:C:380:MET:HE3	1.90	0.52
1:D:317:VAL:HA	1:D:346:ILE:HD12	1.92	0.52
1:A:61:ASP:OD1	1:A:63:GLU:N	2.43	0.52
1:A:241:LEU:HD12	1:A:241:LEU:N	2.24	0.52
1:B:339:ASP:HB3	1:B:380:MET:CE	2.40	0.52
1:C:245:ASN:HB2	1:C:248:THR:OG1	2.09	0.52
1:A:81:PRO:HG3	1:B:54:LEU:HD21	1.92	0.52
1:A:245:ASN:HB2	1:A:248:THR:OG1	2.09	0.52
1:E:281:PHE:CD1	1:E:282:ALA:N	2.78	0.52
1:D:77:LEU:HD12	1:D:77:LEU:N	2.25	0.51

Continued on next page...

Continued from previous page...

Atom-1	Atom-2	Interatomic distance (Å)	Clash overlap (Å)
1:E:234:THR:HG22	1:E:235:ALA:N	2.25	0.51
1:A:30:ALA:HB3	1:A:57:VAL:HG12	1.93	0.51
1:C:217:THR:HG23	1:C:264:VAL:HA	1.91	0.51
1:D:61:ASP:OD1	1:D:63:GLU:N	2.43	0.51
1:B:147:PHE:CZ	1:B:170:TRP:CB	2.90	0.51
1:C:234:THR:HG22	1:C:235:ALA:N	2.24	0.51
1:C:206:ARG:NH2	1:D:293:ARG:CD	2.69	0.51
1:E:16:ILE:N	1:E:16:ILE:HD12	2.26	0.51
1:B:61:ASP:OD1	1:B:63:GLU:N	2.43	0.51
1:B:147:PHE:CD2	1:B:148:ALA:N	2.79	0.51
1:C:40:VAL:HG11	1:C:57:VAL:HG11	1.91	0.51
1:C:147:PHE:CZ	1:C:170:TRP:CB	2.90	0.51
1:D:167:ARG:HA	1:D:170:TRP:CE2	2.46	0.51
1:B:22:LEU:HD12	1:B:26:GLN:OE1	2.10	0.51
1:B:137:GLU:O	1:B:139:VAL:HG13	2.11	0.51
1:C:48:TYR:HA	1:C:52:ALA:HB3	1.92	0.51
1:D:22:LEU:HD12	1:D:26:GLN:OE1	2.11	0.51
1:B:380:MET:SD	1:B:380:MET:N	2.84	0.51
1:C:245:ASN:ND2	1:C:337:LEU:HD13	2.26	0.51
1:B:317:VAL:HA	1:B:346:ILE:HD12	1.93	0.51
1:C:247:PRO:HB3	1:C:326:ILE:HD11	1.92	0.51
1:D:77:LEU:C	1:D:79:LYS:H	2.15	0.51
1:D:143:THR:CG2	1:D:144:ILE:N	2.64	0.51
1:B:77:LEU:HD12	1:B:77:LEU:N	2.25	0.50
1:B:373:SER:OG	1:B:374:LEU:N	2.44	0.50
1:C:392:TYR:HD2	1:D:265:ARG:CZ	2.24	0.50
1:E:247:PRO:HB3	1:E:326:ILE:HD11	1.94	0.50
1:E:265:ARG:HG3	1:E:281:PHE:HB2	1.93	0.50
1:A:77:LEU:C	1:A:79:LYS:H	2.13	0.50
1:A:147:PHE:CD2	1:A:148:ALA:N	2.79	0.50
1:B:281:PHE:CD1	1:B:282:ALA:N	2.79	0.50
1:A:22:LEU:HD12	1:A:26:GLN:OE1	2.11	0.50
1:A:159:GLY:O	1:A:160:LEU:C	2.49	0.50
1:A:247:PRO:HB3	1:A:326:ILE:HD11	1.92	0.50
1:B:284:PHE:CE1	1:B:289:ALA:HB2	2.46	0.50
1:A:245:ASN:ND2	1:A:337:LEU:HD13	2.27	0.50
1:C:16:ILE:N	1:C:16:ILE:HD12	2.26	0.50
1:D:159:GLY:O	1:D:160:LEU:C	2.50	0.50
1:A:266:ALA:CB	1:A:280:ILE:HG23	2.42	0.50
1:D:101:VAL:HA	1:D:145:VAL:O	2.11	0.50
1:E:143:THR:CG2	1:E:246:LEU:HD21	2.42	0.50

Continued on next page...

Continued from previous page...

Atom-1	Atom-2	Interatomic distance (Å)	Clash overlap (Å)
1:E:159:GLY:O	1:E:160:LEU:C	2.49	0.50
1:B:77:LEU:C	1:B:79:LYS:H	2.15	0.50
1:B:153:ALA:HB1	1:B:165:ALA:C	2.32	0.50
1:B:241:LEU:HD12	1:B:241:LEU:N	2.24	0.50
1:C:101:VAL:HA	1:C:145:VAL:O	2.12	0.50
1:C:285:GLU:O	1:C:286:ARG:CG	2.60	0.50
1:E:61:ASP:OD1	1:E:63:GLU:N	2.45	0.50
1:E:147:PHE:CD2	1:E:148:ALA:N	2.80	0.50
1:D:290:VAL:HG12	1:D:290:VAL:O	2.11	0.50
1:A:147:PHE:CZ	1:A:170:TRP:CB	2.91	0.50
1:A:160:LEU:CB	1:A:161:PRO:HD3	2.42	0.50
1:B:164:GLU:CA	1:B:167:ARG:HB2	2.33	0.50
1:B:265:ARG:HG3	1:B:281:PHE:HB2	1.94	0.50
1:D:284:PHE:CE1	1:D:289:ALA:HB2	2.47	0.50
1:E:30:ALA:HB3	1:E:57:VAL:HG12	1.93	0.50
1:A:101:VAL:HA	1:A:145:VAL:O	2.12	0.49
1:B:171:GLU:HA	1:B:174:PHE:HD2	1.77	0.49
1:D:147:PHE:CD2	1:D:148:ALA:N	2.80	0.49
1:D:153:ALA:HB1	1:D:165:ALA:HB1	1.94	0.49
1:E:245:ASN:HD22	1:E:337:LEU:HD13	1.77	0.49
1:C:153:ALA:O	1:C:165:ALA:HB1	2.12	0.49
1:C:392:TYR:CD2	1:D:265:ARG:CZ	2.96	0.49
1:B:290:VAL:HG12	1:B:290:VAL:O	2.13	0.49
1:C:153:ALA:HB1	1:C:165:ALA:HB1	1.94	0.49
1:D:30:ALA:HB3	1:D:57:VAL:HG12	1.94	0.49
1:B:245:ASN:HB2	1:B:248:THR:OG1	2.13	0.49
1:C:195:LEU:O	1:C:199:VAL:HG23	2.13	0.49
1:A:339:ASP:HB3	1:A:380:MET:HE1	1.93	0.49
1:B:266:ALA:CB	1:B:280:ILE:HG23	2.40	0.49
1:D:195:LEU:O	1:D:199:VAL:HG23	2.12	0.49
1:E:8:LEU:HD13	1:E:8:LEU:O	2.12	0.49
1:B:16:ILE:N	1:B:16:ILE:HD12	2.28	0.49
1:B:245:ASN:ND2	1:B:337:LEU:HD13	2.27	0.49
1:C:143:THR:HG21	1:C:246:LEU:CD2	2.43	0.49
1:D:281:PHE:CD1	1:D:282:ALA:N	2.81	0.49
1:E:77:LEU:HD12	1:E:77:LEU:N	2.26	0.49
1:E:285:GLU:O	1:E:286:ARG:CG	2.60	0.49
1:E:317:VAL:HA	1:E:346:ILE:HD12	1.93	0.49
1:B:247:PRO:HB3	1:B:326:ILE:HD11	1.94	0.49
1:C:245:ASN:HD22	1:C:337:LEU:HD13	1.78	0.49
1:B:30:ALA:HB3	1:B:57:VAL:HG12	1.95	0.49

Continued on next page...

Continued from previous page...

Atom-1	Atom-2	Interatomic distance (Å)	Clash overlap (Å)
1:C:153:ALA:HB1	1:C:165:ALA:C	2.33	0.49
1:A:265:ARG:HG3	1:A:281:PHE:HB2	1.93	0.49
1:A:281:PHE:CD1	1:A:282:ALA:N	2.81	0.49
1:E:77:LEU:O	1:E:79:LYS:N	2.46	0.49
1:D:241:LEU:HD12	1:D:241:LEU:N	2.26	0.48
1:B:17:ARG:HB3	1:B:185:ILE:HG23	1.87	0.48
1:D:247:PRO:HB3	1:D:326:ILE:HD11	1.95	0.48
1:E:185:ILE:HD12	1:E:185:ILE:N	2.28	0.48
1:A:16:ILE:HD12	1:A:16:ILE:N	2.26	0.48
1:B:101:VAL:HA	1:B:145:VAL:O	2.13	0.48
1:C:281:PHE:CD1	1:C:282:ALA:N	2.81	0.48
1:E:373:SER:OG	1:E:374:LEU:N	2.46	0.48
1:B:188:TRP:CH2	1:B:246:LEU:O	2.67	0.48
1:B:245:ASN:HD22	1:B:337:LEU:HD13	1.78	0.48
1:D:153:ALA:HB1	1:D:165:ALA:C	2.33	0.48
1:D:245:ASN:ND2	1:D:337:LEU:HD13	2.28	0.48
1:E:171:GLU:HA	1:E:174:PHE:HD2	1.77	0.48
1:E:290:VAL:HG12	1:E:290:VAL:O	2.12	0.48
1:C:171:GLU:HA	1:C:174:PHE:HD2	1.77	0.48
1:D:184:PRO:HG2	1:D:185:ILE:HD11	1.96	0.48
1:D:184:PRO:O	1:D:185:ILE:HG13	2.12	0.48
1:E:101:VAL:HA	1:E:145:VAL:O	2.13	0.48
1:A:77:LEU:O	1:A:79:LYS:N	2.46	0.48
1:E:164:GLU:CA	1:E:167:ARG:HB2	2.35	0.48
1:A:290:VAL:HG12	1:A:290:VAL:O	2.13	0.48
1:A:373:SER:OG	1:A:374:LEU:N	2.47	0.48
1:C:77:LEU:O	1:C:79:LYS:N	2.46	0.48
1:C:164:GLU:CA	1:C:167:ARG:HB2	2.34	0.48
1:C:266:ALA:CB	1:C:280:ILE:HG23	2.43	0.48
1:D:171:GLU:HA	1:D:174:PHE:HD2	1.79	0.48
1:E:153:ALA:HB1	1:E:165:ALA:HB1	1.96	0.48
1:A:317:VAL:HA	1:A:346:ILE:HD12	1.95	0.48
1:D:147:PHE:CZ	1:D:170:TRP:CB	2.92	0.48
1:D:219:LEU:HD11	1:D:260:VAL:HG12	1.96	0.48
1:E:58:ILE:HD13	1:E:84:LEU:HD11	1.95	0.48
1:E:160:LEU:CB	1:E:161:PRO:HD3	2.44	0.48
1:A:153:ALA:HB1	1:A:165:ALA:HB1	1.94	0.48
1:A:265:ARG:CZ	1:E:392:TYR:CD2	2.97	0.48
1:C:265:ARG:HG3	1:C:281:PHE:HB2	1.95	0.48
1:D:265:ARG:HG3	1:D:281:PHE:HB2	1.96	0.48
1:A:153:ALA:HB1	1:A:165:ALA:C	2.34	0.47

Continued on next page...

Continued from previous page...

Atom-1	Atom-2	Interatomic distance (Å)	Clash overlap (Å)
1:B:280:ILE:HG12	1:B:379:TRP:CZ3	2.49	0.47
1:C:159:GLY:O	1:C:160:LEU:C	2.52	0.47
1:A:37:VAL:HG13	1:B:34:ILE:HD11	1.96	0.47
1:C:392:TYR:CE2	1:D:265:ARG:NH1	2.82	0.47
1:E:152:TRP:CZ3	1:E:169:LEU:HD11	2.49	0.47
1:A:348:PHE:HE1	1:A:379:TRP:NE1	2.12	0.47
1:C:143:THR:HG21	1:C:246:LEU:HD21	1.94	0.47
1:C:284:PHE:CE1	1:C:289:ALA:HB2	2.49	0.47
1:E:153:ALA:HB1	1:E:165:ALA:C	2.35	0.47
1:A:251:VAL:HG23	1:A:251:VAL:O	2.15	0.47
1:E:346:ILE:HD12	1:E:346:ILE:HA	1.74	0.47
1:A:245:ASN:HD22	1:A:337:LEU:HD13	1.80	0.47
1:B:17:ARG:CB	1:B:185:ILE:HG21	2.29	0.47
1:D:264:VAL:HG13	1:D:264:VAL:O	2.15	0.47
1:D:373:SER:OG	1:D:374:LEU:N	2.48	0.47
1:A:8:LEU:O	1:A:8:LEU:HD13	2.14	0.47
1:A:55:PHE:CE2	1:A:57:VAL:CG1	2.98	0.47
1:A:210:LEU:HD12	1:A:317:VAL:HG11	1.97	0.47
1:B:293:ARG:HH11	1:B:293:ARG:CB	2.28	0.47
1:C:264:VAL:HG13	1:C:264:VAL:O	2.14	0.47
1:D:137:GLU:O	1:D:139:VAL:HG13	2.14	0.47
1:D:153:ALA:O	1:D:165:ALA:HB1	2.15	0.47
1:E:144:ILE:O	1:E:246:LEU:HD23	2.14	0.47
1:A:164:GLU:CA	1:A:167:ARG:HB2	2.34	0.47
1:C:317:VAL:HA	1:C:346:ILE:HD12	1.95	0.47
1:C:373:SER:OG	1:C:374:LEU:N	2.48	0.47
1:D:184:PRO:CD	1:D:185:ILE:CD1	2.86	0.47
1:B:139:VAL:C	1:B:236:THR:CG2	2.83	0.47
1:C:137:GLU:O	1:C:139:VAL:HG13	2.15	0.47
1:D:160:LEU:CB	1:D:161:PRO:HD3	2.45	0.47
1:E:188:TRP:CH2	1:E:246:LEU:O	2.68	0.47
1:C:160:LEU:CB	1:C:161:PRO:HD3	2.45	0.47
1:C:241:LEU:HD12	1:C:241:LEU:N	2.27	0.47
1:A:137:GLU:O	1:A:139:VAL:HG13	2.15	0.46
1:A:284:PHE:CE1	1:A:289:ALA:HB2	2.50	0.46
1:B:58:ILE:HD13	1:B:84:LEU:HD11	1.96	0.46
1:D:8:LEU:HD13	1:D:8:LEU:O	2.15	0.46
1:C:33:PRO:O	1:C:35:GLU:N	2.48	0.46
1:C:290:VAL:HG12	1:C:290:VAL:O	2.16	0.46
1:D:356:LEU:HD12	1:D:365:PHE:CE1	2.50	0.46
1:E:185:ILE:H	1:E:185:ILE:CD1	2.22	0.46

Continued on next page...

Continued from previous page...

Atom-1	Atom-2	Interatomic distance (Å)	Clash overlap (Å)
1:A:37:VAL:CG1	1:B:34:ILE:HD11	2.45	0.46
1:E:137:GLU:O	1:E:139:VAL:HG13	2.15	0.46
1:B:153:ALA:HB1	1:B:165:ALA:HB1	1.97	0.46
1:C:293:ARG:HH11	1:C:293:ARG:CB	2.28	0.46
1:D:220:VAL:HG12	1:D:220:VAL:O	2.15	0.46
1:E:266:ALA:CB	1:E:280:ILE:HG23	2.43	0.46
1:A:43:LEU:O	1:A:44:ALA:C	2.54	0.46
1:A:152:TRP:CZ3	1:A:169:LEU:HD11	2.49	0.46
1:D:146:PRO:HG3	1:D:338:PHE:CE1	2.50	0.46
1:D:285:GLU:O	1:D:286:ARG:CG	2.64	0.46
1:E:22:LEU:HD11	1:E:26:GLN:HB3	1.97	0.46
1:B:43:LEU:O	1:B:44:ALA:C	2.53	0.46
1:B:143:THR:CG2	1:B:144:ILE:N	2.61	0.46
1:D:14:LEU:C	1:D:14:LEU:CD2	2.80	0.46
1:B:160:LEU:CB	1:B:161:PRO:HD3	2.45	0.46
1:D:106:PRO:HD3	1:D:334:PHE:HB2	1.97	0.46
1:D:143:THR:HG23	1:D:244:PRO:O	2.16	0.46
1:E:264:VAL:HG13	1:E:264:VAL:O	2.16	0.46
1:A:195:LEU:O	1:A:199:VAL:HG23	2.16	0.46
1:B:152:TRP:CZ3	1:B:169:LEU:HD11	2.51	0.46
1:B:195:LEU:O	1:B:199:VAL:HG23	2.16	0.46
1:B:195:LEU:O	1:B:197:GLU:N	2.49	0.46
1:B:195:LEU:C	1:B:197:GLU:N	2.69	0.46
1:C:43:LEU:O	1:C:44:ALA:C	2.54	0.46
1:E:195:LEU:C	1:E:197:GLU:N	2.69	0.46
1:A:195:LEU:O	1:A:197:GLU:N	2.49	0.45
1:B:210:LEU:HD12	1:B:317:VAL:HG11	1.97	0.45
1:D:188:TRP:CH2	1:D:246:LEU:O	2.69	0.45
1:E:51:GLY:O	1:E:52:ALA:C	2.54	0.45
1:A:51:GLY:O	1:A:52:ALA:C	2.55	0.45
1:D:155:ALA:HB1	1:D:334:PHE:CE2	2.51	0.45
1:D:164:GLU:CA	1:D:167:ARG:HB2	2.33	0.45
1:A:264:VAL:HG13	1:A:264:VAL:O	2.15	0.45
1:B:285:GLU:O	1:B:286:ARG:CG	2.63	0.45
1:C:22:LEU:HD11	1:C:26:GLN:HB3	1.98	0.45
1:C:356:LEU:HD12	1:C:365:PHE:CE1	2.51	0.45
1:D:58:ILE:HD13	1:D:84:LEU:HD11	1.98	0.45
1:D:251:VAL:HG23	1:D:251:VAL:O	2.15	0.45
1:A:195:LEU:C	1:A:197:GLU:N	2.69	0.45
1:A:280:ILE:HG13	1:A:281:PHE:N	2.32	0.45
1:D:339:ASP:HB3	1:D:380:MET:HE3	1.98	0.45

Continued on next page...

Continued from previous page...

Atom-1	Atom-2	Interatomic distance (Å)	Clash overlap (Å)
1:C:241:LEU:O	1:C:242:CYS:HB3	2.16	0.45
1:D:77:LEU:O	1:D:79:LYS:N	2.49	0.45
1:E:195:LEU:O	1:E:197:GLU:N	2.49	0.45
1:E:356:LEU:HD12	1:E:365:PHE:CE1	2.52	0.45
1:B:208:HIS:O	1:B:209:ALA:HB2	2.16	0.45
1:C:58:ILE:HD13	1:C:84:LEU:HD11	1.97	0.45
1:C:210:LEU:HD12	1:C:317:VAL:HG11	1.99	0.45
1:B:33:PRO:O	1:B:35:GLU:N	2.50	0.45
1:B:51:GLY:O	1:B:52:ALA:C	2.54	0.45
1:C:51:GLY:O	1:C:52:ALA:C	2.55	0.45
1:C:188:TRP:CH2	1:C:246:LEU:O	2.70	0.45
1:E:33:PRO:O	1:E:35:GLU:N	2.50	0.45
1:E:149:HIS:O	1:E:151:GLY:N	2.50	0.45
1:A:265:ARG:NH1	1:E:392:TYR:HD2	2.13	0.45
1:A:293:ARG:HH11	1:A:293:ARG:CB	2.29	0.45
1:B:241:LEU:O	1:B:242:CYS:HB3	2.15	0.45
1:D:22:LEU:HD11	1:D:26:GLN:HB3	1.98	0.45
1:D:34:ILE:HD11	1:E:37:VAL:HG13	1.99	0.45
1:A:171:GLU:HA	1:A:174:PHE:HD2	1.80	0.45
1:A:92:PHE:CE2	1:A:98:ARG:HB2	2.51	0.45
1:B:22:LEU:HD11	1:B:26:GLN:HB3	1.98	0.45
1:B:35:GLU:H	1:B:35:GLU:HG2	1.48	0.45
1:B:251:VAL:O	1:B:251:VAL:HG23	2.16	0.45
1:C:152:TRP:CZ3	1:C:169:LEU:HD11	2.51	0.45
1:D:152:TRP:CZ3	1:D:169:LEU:HD11	2.52	0.45
1:A:188:TRP:CH2	1:A:246:LEU:O	2.70	0.44
1:B:77:LEU:O	1:B:79:LYS:N	2.50	0.44
1:B:346:ILE:HD12	1:B:346:ILE:HA	1.72	0.44
1:C:39:PHE:O	1:C:40:VAL:C	2.55	0.44
1:C:208:HIS:O	1:C:209:ALA:HB2	2.18	0.44
1:E:143:THR:CG2	1:E:246:LEU:CD2	2.96	0.44
1:E:280:ILE:HG12	1:E:379:TRP:CZ3	2.52	0.44
1:C:148:ALA:O	1:C:149:HIS:HB2	2.18	0.44
1:E:32:ALA:HA	1:E:33:PRO:HD3	1.82	0.44
1:E:43:LEU:O	1:E:44:ALA:C	2.56	0.44
1:A:272:LEU:HD11	1:A:304:LEU:HD22	2.00	0.44
1:A:346:ILE:HD12	1:A:346:ILE:HA	1.73	0.44
1:D:39:PHE:O	1:D:40:VAL:C	2.55	0.44
1:A:113:PRO:HA	1:A:114:PRO:HD3	1.82	0.44
1:A:148:ALA:O	1:A:149:HIS:HB2	2.17	0.44
1:A:153:ALA:O	1:A:165:ALA:HB1	2.18	0.44

Continued on next page...

Continued from previous page...

Atom-1	Atom-2	Interatomic distance (Å)	Clash overlap (Å)
1:C:20:LEU:HD23	1:C:143:THR:OG1	2.18	0.44
1:C:77:LEU:H	1:C:77:LEU:CD1	2.31	0.44
1:C:280:ILE:HG12	1:C:379:TRP:CZ3	2.52	0.44
1:E:145:VAL:HG12	1:E:146:PRO:N	2.32	0.44
1:E:195:LEU:O	1:E:199:VAL:HG23	2.18	0.44
1:C:280:ILE:HG13	1:C:281:PHE:N	2.32	0.44
1:D:43:LEU:O	1:D:44:ALA:C	2.56	0.44
1:D:51:GLY:O	1:D:52:ALA:C	2.56	0.44
1:E:14:LEU:C	1:E:14:LEU:CD2	2.84	0.44
1:E:20:LEU:HD23	1:E:143:THR:OG1	2.18	0.44
1:B:32:ALA:HA	1:B:33:PRO:HD3	1.81	0.44
1:B:153:ALA:O	1:B:165:ALA:HB1	2.18	0.44
1:D:356:LEU:HD23	1:D:356:LEU:HA	1.75	0.44
1:B:140:THR:N	1:B:236:THR:CG2	2.80	0.44
1:B:356:LEU:HD12	1:B:365:PHE:CE1	2.53	0.44
1:C:206:ARG:HG2	1:D:281:PHE:CE2	2.53	0.44
1:D:348:PHE:HE1	1:D:379:TRP:NE1	2.15	0.44
1:E:161:PRO:O	1:E:165:ALA:N	2.51	0.44
1:A:265:ARG:CD	1:E:392:TYR:HE2	2.31	0.44
1:A:388:VAL:HB	1:A:401:MET:HB2	2.00	0.44
1:B:149:HIS:O	1:B:151:GLY:N	2.51	0.44
1:E:220:VAL:HG12	1:E:220:VAL:O	2.17	0.44
1:A:20:LEU:HD23	1:A:143:THR:OG1	2.17	0.43
1:D:185:ILE:HD12	1:D:185:ILE:N	2.33	0.43
1:C:195:LEU:O	1:C:197:GLU:N	2.51	0.43
1:D:202:LEU:HD13	1:D:229:TRP:CZ3	2.54	0.43
1:D:208:HIS:O	1:D:209:ALA:HB2	2.18	0.43
1:D:245:ASN:HD22	1:D:337:LEU:HD13	1.83	0.43
1:D:332:VAL:O	1:D:334:PHE:CE2	2.71	0.43
1:D:389:ASP:OD1	1:D:402:ARG:NH2	2.48	0.43
1:E:210:LEU:HD12	1:E:317:VAL:HG11	2.00	0.43
1:E:293:ARG:HH11	1:E:293:ARG:CB	2.31	0.43
1:B:139:VAL:N	1:B:236:THR:HG23	2.33	0.43
1:B:272:LEU:HD11	1:B:304:LEU:HD22	2.00	0.43
1:A:33:PRO:O	1:A:35:GLU:N	2.52	0.43
1:B:161:PRO:O	1:B:165:ALA:N	2.51	0.43
1:C:348:PHE:HE1	1:C:379:TRP:NE1	2.16	0.43
1:D:330:GLY:O	1:D:331:LEU:HD23	2.18	0.43
1:A:352:TYR:HB3	1:A:354:GLU:CG	2.47	0.43
1:B:14:LEU:C	1:B:14:LEU:CD2	2.82	0.43
1:B:332:VAL:O	1:B:334:PHE:CE2	2.71	0.43

Continued on next page...

Continued from previous page...

Atom-1	Atom-2	Interatomic distance (Å)	Clash overlap (Å)
1:C:330:GLY:O	1:C:331:LEU:HD23	2.18	0.43
1:D:333:PHE:O	1:D:335:ASP:N	2.51	0.43
1:E:143:THR:CG2	1:E:144:ILE:N	2.62	0.43
1:E:188:TRP:CZ2	1:E:246:LEU:O	2.71	0.43
1:E:208:HIS:O	1:E:209:ALA:HB2	2.18	0.43
1:E:348:PHE:HE1	1:E:379:TRP:NE1	2.15	0.43
1:B:160:LEU:O	1:B:161:PRO:C	2.57	0.43
1:D:234:THR:CG2	1:D:235:ALA:N	2.81	0.43
1:E:39:PHE:O	1:E:40:VAL:C	2.56	0.43
1:A:145:VAL:HG12	1:A:146:PRO:N	2.34	0.43
1:B:324:ASN:OD1	1:B:326:ILE:N	2.52	0.43
1:C:55:PHE:CE2	1:C:57:VAL:CG1	3.01	0.43
1:C:188:TRP:CZ2	1:C:246:LEU:O	2.72	0.43
1:C:195:LEU:C	1:C:197:GLU:N	2.70	0.43
1:D:152:TRP:HB3	1:D:169:LEU:HD21	2.00	0.43
1:D:195:LEU:C	1:D:197:GLU:N	2.71	0.43
1:D:324:ASN:OD1	1:D:326:ILE:N	2.52	0.43
1:D:388:VAL:HB	1:D:401:MET:HB2	2.01	0.43
1:E:152:TRP:HB3	1:E:169:LEU:HD21	2.00	0.43
1:E:152:TRP:HB3	1:E:169:LEU:CD2	2.49	0.43
1:A:39:PHE:O	1:A:40:VAL:C	2.57	0.43
1:A:234:THR:CG2	1:A:235:ALA:N	2.82	0.43
1:B:55:PHE:CE2	1:B:57:VAL:CG1	3.02	0.43
1:C:346:ILE:HD12	1:C:346:ILE:HA	1.72	0.43
1:D:33:PRO:O	1:D:35:GLU:N	2.51	0.43
1:D:81:PRO:HG3	1:E:54:LEU:HD21	2.00	0.43
1:E:55:PHE:CE2	1:E:57:VAL:CG1	3.01	0.43
1:E:261:GLU:HG2	1:E:286:ARG:N	2.28	0.43
1:A:208:HIS:O	1:A:209:ALA:HB2	2.18	0.43
1:A:229:TRP:HA	1:A:253:THR:HB	2.01	0.43
1:D:20:LEU:HD23	1:D:143:THR:OG1	2.18	0.43
1:E:148:ALA:O	1:E:149:HIS:HB2	2.19	0.43
1:C:127:ALA:O	1:C:130:PRO:HD2	2.19	0.42
1:E:241:LEU:O	1:E:242:CYS:HB3	2.18	0.42
1:A:22:LEU:HD11	1:A:26:GLN:HB3	2.01	0.42
1:A:336:THR:O	1:A:337:LEU:C	2.58	0.42
1:B:20:LEU:HD23	1:B:143:THR:OG1	2.19	0.42
1:B:143:THR:CG2	1:B:246:LEU:HD21	2.49	0.42
1:B:202:LEU:HD13	1:B:229:TRP:CZ3	2.54	0.42
1:C:246:LEU:HD13	1:C:246:LEU:HA	1.73	0.42
1:D:16:ILE:N	1:D:16:ILE:CD1	2.82	0.42

Continued on next page...

Continued from previous page...

Atom-1	Atom-2	Interatomic distance (Å)	Clash overlap (Å)
1:D:55:PHE:CE2	1:D:57:VAL:CG1	3.02	0.42
1:E:153:ALA:O	1:E:165:ALA:HB1	2.19	0.42
1:B:39:PHE:O	1:B:40:VAL:C	2.56	0.42
1:B:176:ALA:O	1:B:247:PRO:HA	2.19	0.42
1:B:188:TRP:CZ2	1:B:246:LEU:O	2.71	0.42
1:C:356:LEU:HA	1:C:356:LEU:HD23	1.76	0.42
1:E:44:ALA:O	1:E:45:GLU:C	2.58	0.42
1:E:92:PHE:CE2	1:E:98:ARG:HB2	2.55	0.42
1:E:280:ILE:HG13	1:E:281:PHE:N	2.34	0.42
1:A:30:ALA:HA	1:A:99:LEU:O	2.19	0.42
1:A:67:LYS:HD3	1:B:45:GLU:HB2	2.01	0.42
1:B:44:ALA:O	1:B:45:GLU:C	2.58	0.42
1:C:336:THR:O	1:C:337:LEU:C	2.55	0.42
1:D:80:ALA:HA	1:D:81:PRO:HD3	1.84	0.42
1:D:161:PRO:O	1:D:165:ALA:N	2.52	0.42
1:E:152:TRP:CE3	1:E:169:LEU:HD11	2.55	0.42
1:E:245:ASN:HD22	1:E:337:LEU:CD1	2.33	0.42
1:A:77:LEU:H	1:A:77:LEU:CD1	2.33	0.42
1:A:407:VAL:HG12	1:A:407:VAL:O	2.20	0.42
1:C:18:VAL:HG12	1:C:243:ASN:HD22	1.83	0.42
1:C:332:VAL:O	1:C:334:PHE:CE2	2.71	0.42
1:D:19:GLY:C	1:D:143:THR:OG1	2.58	0.42
1:D:323:ASP:OD1	1:D:323:ASP:O	2.38	0.42
1:D:352:TYR:HB3	1:D:354:GLU:CG	2.48	0.42
1:E:336:THR:O	1:E:337:LEU:C	2.58	0.42
1:A:220:VAL:O	1:A:220:VAL:HG12	2.19	0.42
1:A:246:LEU:HD13	1:A:246:LEU:HA	1.87	0.42
1:A:280:ILE:HG12	1:A:379:TRP:CZ3	2.55	0.42
1:A:356:LEU:HD12	1:A:365:PHE:CE1	2.54	0.42
1:B:92:PHE:CE2	1:B:98:ARG:HB2	2.54	0.42
1:C:139:VAL:HG23	1:C:140:THR:N	2.34	0.42
1:C:202:LEU:HD13	1:C:229:TRP:CZ3	2.55	0.42
1:D:14:LEU:HD23	1:D:15:ALA:N	2.35	0.42
1:E:80:ALA:HA	1:E:81:PRO:HD3	1.84	0.42
1:E:241:LEU:H	1:E:241:LEU:CD1	2.30	0.42
1:B:320:VAL:HG23	1:B:344:SER:HA	2.01	0.42
1:B:330:GLY:O	1:B:331:LEU:HD23	2.19	0.42
1:B:348:PHE:HE1	1:B:379:TRP:NE1	2.17	0.42
1:C:204:ALA:HB2	1:D:294:ALA:C	2.39	0.42
1:C:389:ASP:OD1	1:C:402:ARG:NH2	2.52	0.42
1:D:148:ALA:O	1:D:149:HIS:HB2	2.19	0.42

Continued on next page...

Continued from previous page...

Atom-1	Atom-2	Interatomic distance (Å)	Clash overlap (Å)
1:A:202:LEU:HD13	1:A:229:TRP:CZ3	2.55	0.42
1:D:210:LEU:HD12	1:D:317:VAL:HG11	2.01	0.42
1:E:251:VAL:HG23	1:E:251:VAL:O	2.19	0.42
1:A:139:VAL:HG23	1:A:140:THR:N	2.34	0.42
1:A:402:ARG:HA	1:A:402:ARG:HD3	1.85	0.42
1:B:30:ALA:HA	1:B:99:LEU:O	2.20	0.42
1:D:195:LEU:O	1:D:197:GLU:N	2.53	0.42
1:D:241:LEU:O	1:D:242:CYS:HB3	2.19	0.42
1:A:188:TRP:CZ2	1:A:246:LEU:O	2.73	0.42
1:B:407:VAL:HG12	1:B:407:VAL:O	2.18	0.42
1:C:35:GLU:H	1:C:35:GLU:HG2	1.47	0.42
1:C:152:TRP:HB3	1:C:169:LEU:HD21	2.01	0.42
1:D:152:TRP:HB3	1:D:169:LEU:CD2	2.50	0.42
1:D:407:VAL:HG12	1:D:407:VAL:O	2.20	0.42
1:E:127:ALA:O	1:E:130:PRO:HD2	2.20	0.42
1:E:202:LEU:HD13	1:E:229:TRP:CE3	2.55	0.42
1:E:281:PHE:CD1	1:E:281:PHE:C	2.93	0.42
1:E:388:VAL:HB	1:E:401:MET:HB2	2.01	0.42
1:B:264:VAL:HG13	1:B:264:VAL:O	2.19	0.41
1:B:320:VAL:HB	1:B:344:SER:N	2.35	0.41
1:C:202:LEU:HD13	1:C:229:TRP:CE3	2.55	0.41
1:C:245:ASN:HD22	1:C:337:LEU:CD1	2.33	0.41
1:D:145:VAL:HG12	1:D:146:PRO:N	2.35	0.41
1:E:352:TYR:HB3	1:E:354:GLU:CG	2.48	0.41
1:A:58:ILE:HD13	1:A:84:LEU:HD11	2.00	0.41
1:A:202:LEU:HD13	1:A:229:TRP:CE3	2.55	0.41
1:A:245:ASN:HD22	1:A:337:LEU:CD1	2.34	0.41
1:B:148:ALA:O	1:B:149:HIS:HB2	2.20	0.41
1:B:167:ARG:O	1:B:170:TRP:NE1	2.54	0.41
1:C:256:HIS:ND1	1:C:369:GLY:HA3	2.35	0.41
1:E:202:LEU:HD13	1:E:229:TRP:CZ3	2.55	0.41
1:E:285:GLU:C	1:E:286:ARG:HG2	2.40	0.41
1:A:48:TYR:HD1	1:A:52:ALA:O	2.02	0.41
1:C:145:VAL:HG12	1:C:146:PRO:N	2.35	0.41
1:D:188:TRP:CZ2	1:D:246:LEU:O	2.72	0.41
1:D:280:ILE:HG13	1:D:281:PHE:N	2.36	0.41
1:B:145:VAL:HG12	1:B:146:PRO:N	2.34	0.41
1:B:169:LEU:HD12	1:B:169:LEU:O	2.21	0.41
1:B:171:GLU:HA	1:B:174:PHE:CD2	2.56	0.41
1:B:202:LEU:HD13	1:B:229:TRP:CE3	2.56	0.41
1:B:317:VAL:HG22	1:B:346:ILE:HD11	2.03	0.41

Continued on next page...

Continued from previous page...

Atom-1	Atom-2	Interatomic distance (Å)	Clash overlap (Å)
1:C:272:LEU:HD11	1:C:304:LEU:HD22	2.02	0.41
1:D:293:ARG:HH11	1:D:293:ARG:CB	2.32	0.41
1:C:48:TYR:HD1	1:C:52:ALA:O	2.03	0.41
1:C:143:THR:HG22	1:C:246:LEU:HD23	2.02	0.41
1:C:281:PHE:CD1	1:C:281:PHE:C	2.94	0.41
1:D:333:PHE:O	1:D:334:PHE:C	2.58	0.41
1:A:19:GLY:C	1:A:143:THR:OG1	2.59	0.41
1:A:34:ILE:HD11	1:B:37:VAL:HG13	2.02	0.41
1:A:89:ALA:O	1:A:90:ARG:C	2.59	0.41
1:A:127:ALA:O	1:A:130:PRO:HD2	2.20	0.41
1:B:77:LEU:H	1:B:77:LEU:CD1	2.33	0.41
1:B:152:TRP:HB3	1:B:169:LEU:HD21	2.02	0.41
1:B:402:ARG:HA	1:B:402:ARG:HD3	1.84	0.41
1:D:30:ALA:HA	1:D:99:LEU:O	2.21	0.41
1:D:144:ILE:HG22	1:D:337:LEU:CD2	2.49	0.41
1:D:272:LEU:HD11	1:D:304:LEU:HD22	2.01	0.41
1:E:48:TYR:HD1	1:E:52:ALA:O	2.04	0.41
1:E:160:LEU:O	1:E:161:PRO:C	2.59	0.41
1:E:389:ASP:OD1	1:E:402:ARG:NH2	2.49	0.41
1:A:320:VAL:HG23	1:A:344:SER:HA	2.03	0.41
1:A:389:ASP:OD1	1:A:402:ARG:NH2	2.52	0.41
1:B:280:ILE:HG13	1:B:281:PHE:N	2.36	0.41
1:C:320:VAL:HG23	1:C:344:SER:HA	2.03	0.41
1:D:160:LEU:O	1:D:161:PRO:C	2.59	0.41
1:A:32:ALA:HA	1:A:33:PRO:HD3	1.82	0.41
1:A:54:LEU:HD21	1:B:81:PRO:HG3	2.03	0.41
1:A:205:ARG:HB2	1:A:207:PHE:CE1	2.56	0.41
1:A:332:VAL:O	1:A:334:PHE:CE2	2.73	0.41
1:B:320:VAL:HB	1:B:343:ALA:HA	2.02	0.41
1:C:89:ALA:O	1:C:90:ARG:C	2.59	0.41
1:C:320:VAL:HB	1:C:344:SER:N	2.35	0.41
1:C:388:VAL:HB	1:C:401:MET:HB2	2.02	0.41
1:D:202:LEU:HD13	1:D:229:TRP:CE3	2.56	0.41
1:D:317:VAL:HG22	1:D:346:ILE:HD11	2.02	0.41
1:E:324:ASN:OD1	1:E:326:ILE:N	2.54	0.41
1:A:185:ILE:HD12	1:A:185:ILE:N	2.27	0.41
1:A:219:LEU:HD11	1:A:260:VAL:HG12	2.01	0.41
1:B:229:TRP:HA	1:B:253:THR:HB	2.03	0.41
1:C:14:LEU:C	1:C:14:LEU:CD2	2.82	0.41
1:C:19:GLY:C	1:C:143:THR:OG1	2.59	0.41
1:C:44:ALA:O	1:C:45:GLU:C	2.59	0.41

Continued on next page...

Continued from previous page...

Atom-1	Atom-2	Interatomic distance (Å)	Clash overlap (Å)
1:C:392:TYR:HE2	1:D:265:ARG:CD	2.33	0.41
1:D:34:ILE:CD1	1:E:59:TYR:CE2	3.03	0.41
1:D:48:TYR:HD1	1:D:52:ALA:O	2.04	0.41
1:D:77:LEU:H	1:D:77:LEU:CD1	2.33	0.41
1:D:281:PHE:CD1	1:D:281:PHE:C	2.93	0.41
1:E:19:GLY:C	1:E:143:THR:OG1	2.59	0.41
1:E:113:PRO:HA	1:E:114:PRO:HD3	1.83	0.41
1:E:219:LEU:HD22	1:E:264:VAL:HB	2.02	0.41
1:A:116:LYS:O	1:A:119:ARG:N	2.54	0.41
1:A:149:HIS:O	1:A:151:GLY:N	2.53	0.41
1:A:161:PRO:O	1:A:165:ALA:N	2.53	0.41
1:B:113:PRO:HA	1:B:114:PRO:HD3	1.82	0.41
1:B:389:ASP:OD1	1:B:402:ARG:NH2	2.50	0.41
1:C:92:PHE:CE2	1:C:98:ARG:HB2	2.56	0.41
1:C:171:GLU:HA	1:C:174:PHE:CD2	2.55	0.41
1:D:34:ILE:CD1	1:E:59:TYR:HE2	2.33	0.41
1:E:320:VAL:HB	1:E:343:ALA:HA	2.03	0.41
1:B:33:PRO:C	1:B:35:GLU:H	2.24	0.40
1:B:138:PHE:HB3	1:B:236:THR:CB	2.51	0.40
1:C:320:VAL:HB	1:C:343:ALA:HA	2.03	0.40
1:E:58:ILE:HD11	1:E:84:LEU:HD11	2.03	0.40
1:E:139:VAL:HG23	1:E:140:THR:N	2.36	0.40
1:B:219:LEU:HD22	1:B:264:VAL:HB	2.02	0.40
1:C:152:TRP:HB3	1:C:169:LEU:CD2	2.52	0.40
1:D:92:PHE:CE2	1:D:98:ARG:HB2	2.56	0.40
1:D:336:THR:O	1:D:337:LEU:C	2.59	0.40
1:E:171:GLU:HA	1:E:174:PHE:CD2	2.55	0.40
1:E:246:LEU:HD13	1:E:246:LEU:HA	1.80	0.40
1:A:160:LEU:O	1:A:161:PRO:C	2.60	0.40
1:A:320:VAL:HB	1:A:343:ALA:HA	2.03	0.40
1:C:229:TRP:HA	1:C:253:THR:HB	2.04	0.40
1:C:251:VAL:HG23	1:C:251:VAL:O	2.21	0.40
1:D:45:GLU:HB2	1:E:67:LYS:HD3	2.04	0.40
1:E:149:HIS:C	1:E:151:GLY:N	2.72	0.40
1:E:339:ASP:HB3	1:E:380:MET:HE1	2.03	0.40
1:A:10:LYS:O	1:A:11:LEU:C	2.58	0.40
1:B:58:ILE:HD11	1:B:84:LEU:HD11	2.03	0.40
1:B:352:TYR:HB3	1:B:354:GLU:CG	2.50	0.40
1:C:285:GLU:C	1:C:286:ARG:HG2	2.41	0.40
1:C:311:ALA:O	1:C:348:PHE:HB3	2.22	0.40
1:D:89:ALA:O	1:D:90:ARG:C	2.59	0.40

Continued on next page...

Continued from previous page...

Atom-1	Atom-2	Interatomic distance (Å)	Clash overlap (Å)
1:D:169:LEU:HD12	1:D:169:LEU:O	2.21	0.40
1:D:256:HIS:ND1	1:D:369:GLY:HA3	2.37	0.40
1:D:280:ILE:HG12	1:D:379:TRP:CZ3	2.56	0.40
1:E:272:LEU:HD11	1:E:304:LEU:HD22	2.02	0.40
1:A:281:PHE:CD1	1:A:281:PHE:C	2.95	0.40
1:A:320:VAL:HB	1:A:344:SER:N	2.37	0.40
1:D:266:ALA:CB	1:D:280:ILE:HG23	2.47	0.40
1:E:74:GLU:C	1:E:76:GLY:N	2.75	0.40
1:E:138:PHE:CE2	1:E:234:THR:HG21	2.57	0.40

All (1) symmetry-related close contacts are listed below. The label for Atom-2 includes the symmetry operator and encoded unit-cell translations to be applied.

Atom-1	Atom-2	Interatomic distance (Å)	Clash overlap (Å)
1:D:205:ARG:O	1:E:265:ARG:NH1[3_554]	2.19	0.01

5.3 Torsion angles [i](#)

5.3.1 Protein backbone [i](#)

In the following table, the Percentiles column shows the percent Ramachandran outliers of the chain as a percentile score with respect to all X-ray entries followed by that with respect to entries of similar resolution.

The Analysed column shows the number of residues for which the backbone conformation was analysed, and the total number of residues.

Mol	Chain	Analysed	Favoured	Allowed	Outliers	Percentiles	
1	A	391/408 (96%)	316 (81%)	57 (15%)	18 (5%)	2	23
1	B	391/408 (96%)	317 (81%)	56 (14%)	18 (5%)	2	23
1	C	391/408 (96%)	314 (80%)	59 (15%)	18 (5%)	2	23
1	D	391/408 (96%)	315 (81%)	57 (15%)	19 (5%)	2	22
1	E	391/408 (96%)	314 (80%)	59 (15%)	18 (5%)	2	23
All	All	1955/2040 (96%)	1576 (81%)	288 (15%)	91 (5%)	2	23

All (91) Ramachandran outliers are listed below:

Mol	Chain	Res	Type
1	A	78	ASP
1	A	146	PRO
1	A	148	ALA
1	A	160	LEU
1	A	248	THR
1	B	146	PRO
1	B	148	ALA
1	B	160	LEU
1	B	248	THR
1	C	146	PRO
1	C	148	ALA
1	C	160	LEU
1	C	248	THR
1	D	146	PRO
1	D	148	ALA
1	D	160	LEU
1	D	248	THR
1	E	146	PRO
1	E	148	ALA
1	E	160	LEU
1	E	248	THR
1	A	138	PHE
1	A	237	LYS
1	A	336	THR
1	B	34	ILE
1	B	78	ASP
1	B	237	LYS
1	B	336	THR
1	C	34	ILE
1	C	78	ASP
1	C	138	PHE
1	C	237	LYS
1	C	336	THR
1	D	34	ILE
1	D	78	ASP
1	D	138	PHE
1	D	237	LYS
1	D	336	THR
1	E	34	ILE
1	E	78	ASP
1	E	237	LYS
1	E	336	THR
1	A	34	ILE

Continued on next page...

Continued from previous page...

Mol	Chain	Res	Type
1	A	337	LEU
1	B	138	PHE
1	B	337	LEU
1	C	337	LEU
1	D	337	LEU
1	E	138	PHE
1	E	337	LEU
1	A	161	PRO
1	A	196	HIS
1	A	242	CYS
1	B	161	PRO
1	B	196	HIS
1	B	242	CYS
1	B	334	PHE
1	C	161	PRO
1	C	242	CYS
1	D	161	PRO
1	D	242	CYS
1	D	280	ILE
1	D	334	PHE
1	E	161	PRO
1	E	196	HIS
1	E	242	CYS
1	E	280	ILE
1	E	334	PHE
1	A	150	PRO
1	A	280	ILE
1	A	334	PHE
1	B	150	PRO
1	C	150	PRO
1	C	280	ILE
1	D	150	PRO
1	D	185	ILE
1	D	196	HIS
1	E	150	PRO
1	B	280	ILE
1	C	196	HIS
1	C	334	PHE
1	C	113	PRO
1	D	113	PRO
1	A	113	PRO
1	B	113	PRO

Continued on next page...

Continued from previous page...

Mol	Chain	Res	Type
1	C	103	GLY
1	E	103	GLY
1	E	113	PRO
1	A	103	GLY
1	B	103	GLY
1	D	103	GLY

5.3.2 Protein sidechains [i](#)

In the following table, the Percentiles column shows the percent sidechain outliers of the chain as a percentile score with respect to all X-ray entries followed by that with respect to entries of similar resolution.

The Analysed column shows the number of residues for which the sidechain conformation was analysed, and the total number of residues.

Mol	Chain	Analysed	Rotameric	Outliers	Percentiles	
1	A	302/312 (97%)	278 (92%)	24 (8%)	12	42
1	B	302/312 (97%)	280 (93%)	22 (7%)	14	44
1	C	302/312 (97%)	277 (92%)	25 (8%)	11	40
1	D	302/312 (97%)	279 (92%)	23 (8%)	13	43
1	E	302/312 (97%)	278 (92%)	24 (8%)	12	42
All	All	1510/1560 (97%)	1392 (92%)	118 (8%)	12	42

All (118) residues with a non-rotameric sidechain are listed below:

Mol	Chain	Res	Type
1	A	4	PHE
1	A	8	LEU
1	A	35	GLU
1	A	42	LEU
1	A	140	THR
1	A	146	PRO
1	A	152	TRP
1	A	167	ARG
1	A	168	ARG
1	A	170	TRP
1	A	184	PRO
1	A	185	ILE
1	A	241	LEU

Continued on next page...

Continued from previous page...

Mol	Chain	Res	Type
1	A	265	ARG
1	A	280	ILE
1	A	281	PHE
1	A	293	ARG
1	A	304	LEU
1	A	306	ASP
1	A	323	ASP
1	A	324	ASN
1	A	338	PHE
1	A	354	GLU
1	A	398	THR
1	B	4	PHE
1	B	8	LEU
1	B	35	GLU
1	B	42	LEU
1	B	140	THR
1	B	146	PRO
1	B	152	TRP
1	B	167	ARG
1	B	168	ARG
1	B	170	TRP
1	B	184	PRO
1	B	185	ILE
1	B	241	LEU
1	B	265	ARG
1	B	280	ILE
1	B	281	PHE
1	B	293	ARG
1	B	304	LEU
1	B	306	ASP
1	B	324	ASN
1	B	354	GLU
1	B	398	THR
1	C	4	PHE
1	C	8	LEU
1	C	35	GLU
1	C	42	LEU
1	C	140	THR
1	C	146	PRO
1	C	152	TRP
1	C	167	ARG
1	C	168	ARG

Continued on next page...

Continued from previous page...

Mol	Chain	Res	Type
1	C	170	TRP
1	C	185	ILE
1	C	241	LEU
1	C	246	LEU
1	C	265	ARG
1	C	280	ILE
1	C	281	PHE
1	C	293	ARG
1	C	304	LEU
1	C	306	ASP
1	C	323	ASP
1	C	324	ASN
1	C	338	PHE
1	C	344	SER
1	C	354	GLU
1	C	398	THR
1	D	4	PHE
1	D	8	LEU
1	D	35	GLU
1	D	42	LEU
1	D	140	THR
1	D	146	PRO
1	D	152	TRP
1	D	167	ARG
1	D	168	ARG
1	D	170	TRP
1	D	185	ILE
1	D	241	LEU
1	D	265	ARG
1	D	275	THR
1	D	280	ILE
1	D	281	PHE
1	D	293	ARG
1	D	304	LEU
1	D	306	ASP
1	D	323	ASP
1	D	324	ASN
1	D	354	GLU
1	D	398	THR
1	E	4	PHE
1	E	8	LEU
1	E	35	GLU

Continued on next page...

Continued from previous page...

Mol	Chain	Res	Type
1	E	42	LEU
1	E	140	THR
1	E	146	PRO
1	E	152	TRP
1	E	167	ARG
1	E	168	ARG
1	E	170	TRP
1	E	185	ILE
1	E	241	LEU
1	E	246	LEU
1	E	265	ARG
1	E	280	ILE
1	E	281	PHE
1	E	293	ARG
1	E	304	LEU
1	E	306	ASP
1	E	323	ASP
1	E	324	ASN
1	E	344	SER
1	E	354	GLU
1	E	398	THR

Sometimes sidechains can be flipped to improve hydrogen bonding and reduce clashes. All (43) such sidechains are listed below:

Mol	Chain	Res	Type
1	A	7	ASN
1	A	62	GLN
1	A	149	HIS
1	A	192	ASN
1	A	227	HIS
1	A	243	ASN
1	A	245	ASN
1	A	353	GLN
1	A	355	ASN
1	B	7	ASN
1	B	62	GLN
1	B	149	HIS
1	B	191	HIS
1	B	192	ASN
1	B	227	HIS
1	B	243	ASN
1	B	245	ASN

Continued on next page...

Continued from previous page...

Mol	Chain	Res	Type
1	B	353	GLN
1	C	7	ASN
1	C	62	GLN
1	C	149	HIS
1	C	192	ASN
1	C	227	HIS
1	C	243	ASN
1	C	245	ASN
1	C	353	GLN
1	D	7	ASN
1	D	62	GLN
1	D	149	HIS
1	D	192	ASN
1	D	227	HIS
1	D	243	ASN
1	D	353	GLN
1	D	355	ASN
1	E	7	ASN
1	E	62	GLN
1	E	149	HIS
1	E	192	ASN
1	E	227	HIS
1	E	243	ASN
1	E	245	ASN
1	E	353	GLN
1	E	355	ASN

5.3.3 RNA [i](#)

There are no RNA molecules in this entry.

5.4 Non-standard residues in protein, DNA, RNA chains [i](#)

There are no non-standard protein/DNA/RNA residues in this entry.

5.5 Carbohydrates [i](#)

There are no monosaccharides in this entry.

5.6 Ligand geometry

Of 10 ligands modelled in this entry, 10 are monoatomic - leaving 0 for Mogul analysis.

There are no bond length outliers.

There are no bond angle outliers.

There are no chirality outliers.

There are no torsion outliers.

There are no ring outliers.

No monomer is involved in short contacts.

5.7 Other polymers

There are no such residues in this entry.

5.8 Polymer linkage issues

There are no chain breaks in this entry.

6 Fit of model and data

6.1 Protein, DNA and RNA chains

In the following table, the column labelled ‘#RSRZ > 2’ contains the number (and percentage) of RSRZ outliers, followed by percent RSRZ outliers for the chain as percentile scores relative to all X-ray entries and entries of similar resolution. The OWAB column contains the minimum, median, 95th percentile and maximum values of the occupancy-weighted average B-factor per residue. The column labelled ‘Q < 0.9’ lists the number of (and percentage) of residues with an average occupancy less than 0.9.

Mol	Chain	Analysed	<RSRZ>	#RSRZ>2	OWAB(Å ²)	Q<0.9
1	A	397/408 (97%)	-0.20	4 (1%) 82 73	101, 128, 129, 129	0
1	B	397/408 (97%)	0.00	13 (3%) 46 35	101, 128, 129, 129	0
1	C	397/408 (97%)	-0.19	5 (1%) 77 67	101, 128, 129, 129	0
1	D	397/408 (97%)	-0.03	13 (3%) 46 35	101, 128, 129, 129	0
1	E	397/408 (97%)	-0.11	6 (1%) 73 63	101, 128, 129, 129	0
All	All	1985/2040 (97%)	-0.10	41 (2%) 63 52	101, 128, 129, 129	0

All (41) RSRZ outliers are listed below:

Mol	Chain	Res	Type	RSRZ
1	D	238	GLY	6.2
1	D	239	GLY	5.8
1	D	186	ALA	4.9
1	D	187	ALA	4.1
1	B	75	GLU	3.8
1	B	328	LYS	3.2
1	D	241	LEU	3.2
1	C	238	GLY	3.2
1	B	161	PRO	3.0
1	B	237	LYS	2.9
1	D	237	LYS	2.9
1	E	75	GLU	2.9
1	B	24	LYS	2.9
1	D	240	ARG	2.9
1	B	184	PRO	2.8
1	A	372	GLU	2.8
1	A	239	GLY	2.7
1	C	358	GLY	2.6
1	B	185	ILE	2.6
1	C	374	LEU	2.6

Continued on next page...

Continued from previous page...

Mol	Chain	Res	Type	RSRZ
1	D	363	GLU	2.5
1	B	23	GLU	2.5
1	D	337	LEU	2.5
1	B	238	GLY	2.5
1	B	408	VAL	2.4
1	E	384	GLU	2.4
1	C	75	GLU	2.3
1	E	238	GLY	2.3
1	D	233	ALA	2.3
1	D	362	GLY	2.3
1	B	245	ASN	2.2
1	B	242	CYS	2.2
1	A	163	GLU	2.2
1	B	160	LEU	2.2
1	A	238	GLY	2.2
1	E	126	ARG	2.2
1	C	364	ALA	2.2
1	E	17	ARG	2.2
1	E	154	ARG	2.1
1	D	235	ALA	2.1
1	D	372	GLU	2.0

6.2 Non-standard residues in protein, DNA, RNA chains [i](#)

There are no non-standard protein/DNA/RNA residues in this entry.

6.3 Carbohydrates [i](#)

There are no monosaccharides in this entry.

6.4 Ligands [i](#)

In the following table, the Atoms column lists the number of modelled atoms in the group and the number defined in the chemical component dictionary. The B-factors column lists the minimum, median, 95th percentile and maximum values of B factors of atoms in the group. The column labelled 'Q< 0.9' lists the number of atoms with occupancy less than 0.9.

Mol	Type	Chain	Res	Atoms	RSCC	RSR	B-factors(Å ²)	Q<0.9
2	ZN	A	500	1/1	0.88	0.04	128,128,128,128	0
2	ZN	A	501	1/1	0.89	0.09	128,128,128,128	0

Continued on next page...

Continued from previous page...

Mol	Type	Chain	Res	Atoms	RSCC	RSR	B-factors(\AA^2)	Q<0.9
2	ZN	C	700	1/1	0.95	0.04	128,128,128,128	0
2	ZN	C	701	1/1	0.96	0.08	128,128,128,128	0
2	ZN	E	900	1/1	0.96	0.06	128,128,128,128	0
2	ZN	D	801	1/1	0.97	0.06	128,128,128,128	0
2	ZN	B	600	1/1	0.97	0.05	128,128,128,128	0
2	ZN	B	601	1/1	0.98	0.09	128,128,128,128	0
2	ZN	D	800	1/1	0.98	0.07	128,128,128,128	0
2	ZN	E	901	1/1	0.99	0.09	128,128,128,128	0

6.5 Other polymers [i](#)

There are no such residues in this entry.