



Full wwPDB X-ray Structure Validation Report ⓘ

Feb 6, 2024 – 05:55 PM EST

PDB ID : 2BA0
Title : Archaeal exosome core
Authors : Buttner, K.; Wenig, K.; Hopfner, K.P.
Deposited on : 2005-10-13
Resolution : 2.70 Å(reported)

This is a Full wwPDB X-ray Structure Validation Report for a publicly released PDB entry.

We welcome your comments at validation@mail.wwpdb.org

A user guide is available at

<https://www.wwpdb.org/validation/2017/XrayValidationReportHelp>

with specific help available everywhere you see the ⓘ symbol.

The types of validation reports are described at

<http://www.wwpdb.org/validation/2017/FAQs#types>.

The following versions of software and data (see [references ⓘ](#)) were used in the production of this report:

MolProbity : 4.02b-467
Xtrriage (Phenix) : **NOT EXECUTED**
EDS : **NOT EXECUTED**
Percentile statistics : 20191225.v01 (using entries in the PDB archive December 25th 2019)
Ideal geometry (proteins) : Engh & Huber (2001)
Ideal geometry (DNA, RNA) : Parkinson et al. (1996)
Validation Pipeline (wwPDB-VP) : 2.36

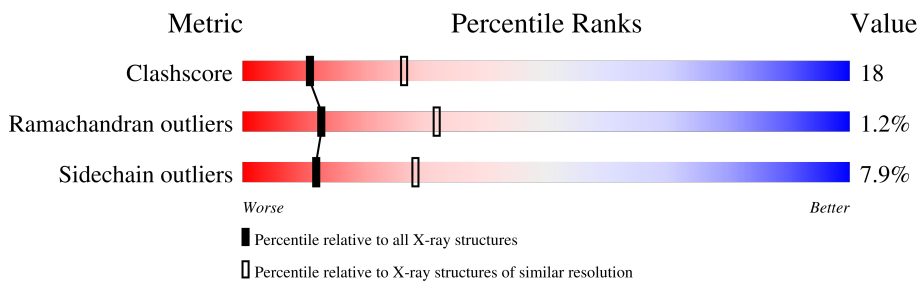
1 Overall quality at a glance

The following experimental techniques were used to determine the structure:

X-RAY DIFFRACTION

The reported resolution of this entry is 2.70 Å.

Percentile scores (ranging between 0-100) for global validation metrics of the entry are shown in the following graphic. The table shows the number of entries on which the scores are based.



Metric	Whole archive (#Entries)	Similar resolution (#Entries, resolution range(Å))
Clashscore	141614	3122 (2.70-2.70)
Ramachandran outliers	138981	3069 (2.70-2.70)
Sidechain outliers	138945	3069 (2.70-2.70)


The table below summarises the geometric issues observed across the polymeric chains and their fit to the electron density. The red, orange, yellow and green segments of the lower bar indicate the fraction of residues that contain outliers for ≥ 3 , 2, 1 and 0 types of geometric quality criteria respectively. A grey segment represents the fraction of residues that are not modelled. The numeric value for each fraction is indicated below the corresponding segment, with a dot representing fractions $\leq 5\%$.

Note EDS was not executed.

Mol	Chain	Length	Quality of chain
1	A	229	
1	B	229	
1	C	229	
2	D	258	
2	E	258	
2	F	258	
3	G	259	
3	H	259	

Continued on next page...

Continued from previous page...

Mol	Chain	Length	Quality of chain
3	I	259	 68% 25% 5%

2 Entry composition

There are 4 unique types of molecules in this entry. The entry contains 16910 atoms, of which 0 are hydrogens and 0 are deuteriums.

In the tables below, the ZeroOcc column contains the number of atoms modelled with zero occupancy, the AltConf column contains the number of residues with at least one atom in alternate conformation and the Trace column contains the number of residues modelled with at most 2 atoms.

- Molecule 1 is a protein called Archaeal exosome RNA binding protein RRP4.

Mol	Chain	Residues	Atoms					ZeroOcc	AltConf	Trace
			Total	C	N	O	S			
1	A	218	Total 1703	C 1089	N 304	O 305	S 5	68	0	0
1	B	222	Total 1731	C 1107	N 309	O 310	S 5	122	0	0
1	C	218	Total 1703	C 1089	N 304	O 305	S 5	101	0	0

There are 18 discrepancies between the modelled and reference sequences:

Chain	Residue	Modelled	Actual	Comment	Reference
A	224	HIS	-	expression tag	UNP O29758
A	225	HIS	-	expression tag	UNP O29758
A	226	HIS	-	expression tag	UNP O29758
A	227	HIS	-	expression tag	UNP O29758
A	228	HIS	-	expression tag	UNP O29758
A	229	HIS	-	expression tag	UNP O29758
B	224	HIS	-	expression tag	UNP O29758
B	225	HIS	-	expression tag	UNP O29758
B	226	HIS	-	expression tag	UNP O29758
B	227	HIS	-	expression tag	UNP O29758
B	228	HIS	-	expression tag	UNP O29758
B	229	HIS	-	expression tag	UNP O29758
C	224	HIS	-	expression tag	UNP O29758
C	225	HIS	-	expression tag	UNP O29758
C	226	HIS	-	expression tag	UNP O29758
C	227	HIS	-	expression tag	UNP O29758
C	228	HIS	-	expression tag	UNP O29758
C	229	HIS	-	expression tag	UNP O29758

- Molecule 2 is a protein called Archaeal exosome RNA binding protein RRP41.

Mol	Chain	Residues	Atoms					ZeroOcc	AltConf	Trace
2	F	246	Total	C	N	O	S	55	0	0
			1928	1215	341	359	13			
2	E	243	Total	C	N	O	S	46	0	0
			1903	1199	337	354	13			
2	D	243	Total	C	N	O	S	57	0	0
			1903	1199	337	354	13			

- Molecule 3 is a protein called Archaeal exosome RNA binding protein RRP42.

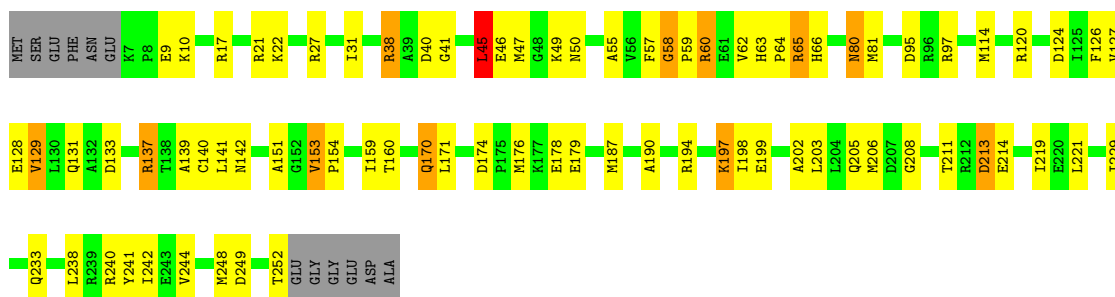
Mol	Chain	Residues	Atoms					ZeroOcc	AltConf	Trace
3	I	253	Total	C	N	O	S	63	0	0
			1969	1243	326	395	5			
3	H	256	Total	C	N	O	S	84	0	0
			1989	1255	329	400	5			
3	G	255	Total	C	N	O	S	60	0	0
			1980	1250	328	397	5			

- Molecule 4 is water.

Mol	Chain	Residues	Atoms		ZeroOcc	AltConf
4	A	12	Total	O	0	0
			12	12		
4	B	10	Total	O	0	0
			10	10		
4	C	6	Total	O	0	0
			6	6		
4	F	9	Total	O	0	0
			9	9		
4	E	8	Total	O	0	0
			8	8		
4	D	13	Total	O	0	0
			13	13		
4	I	15	Total	O	0	0
			15	15		
4	H	12	Total	O	0	0
			12	12		
4	G	16	Total	O	0	0
			16	16		

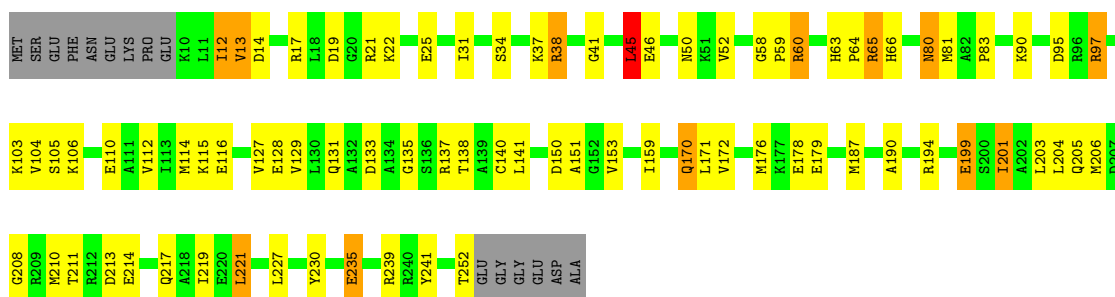
- Molecule 2: Archaeal exosome RNA binding protein RRP41

Chain F:  64% 26% 5%



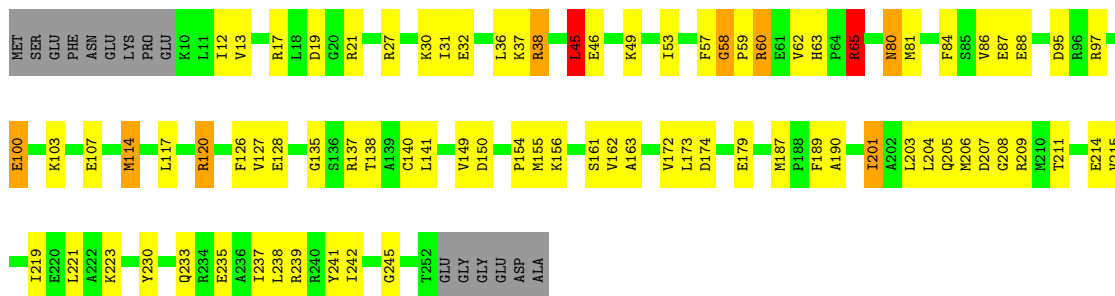
- Molecule 2: Archaeal exosome RNA binding protein RRP41

Chain E:  62% 27% 5% 6%



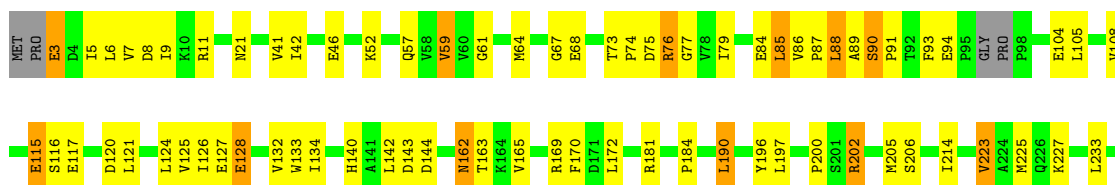
- Molecule 2: Archaeal exosome RNA binding protein RRP41

Chain D:  62% 28% 6%



- Molecule 3: Archaeal exosome RNA binding protein RRP42

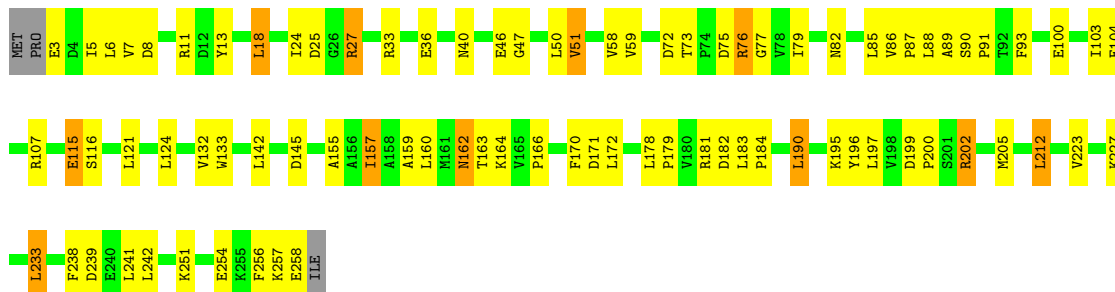
Chain I:  68% 25% 5%





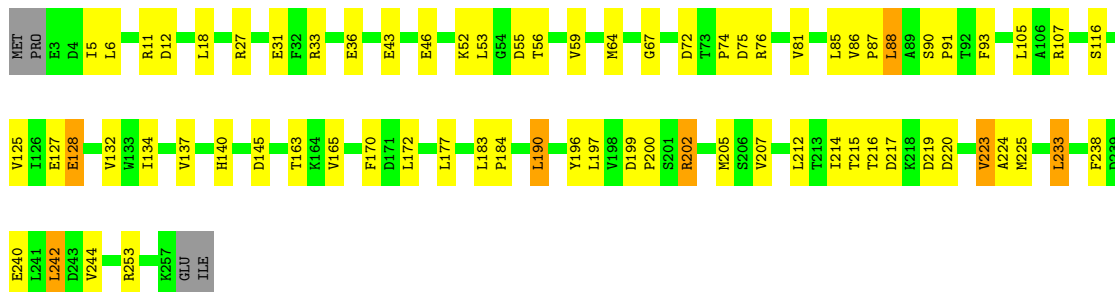
- Molecule 3: Archaeal exosome RNA binding protein RRP42

Chain H: 66% 29%



- Molecule 3: Archaeal exosome RNA binding protein RRP42

Chain G: 71% 25%



4 Data and refinement statistics

Xtrriage (Phenix) and EDS were not executed - this section is therefore incomplete.

Property	Value	Source
Space group	P 1 21 1	Depositor
Cell constants a, b, c, α , β , γ	101.57Å 129.59Å 102.33Å 90.00° 101.56° 90.00°	Depositor
Resolution (Å)	20.00 – 2.70	Depositor
% Data completeness (in resolution range)	(Not available) (20.00-2.70)	Depositor
R_{merge}	(Not available)	Depositor
R_{sym}	0.10	Depositor
Refinement program	CNS 1.1	Depositor
R, R_{free}	0.216 , 0.264	Depositor
Estimated twinning fraction	No twinning to report.	Xtrriage
Total number of atoms	16910	wwPDB-VP
Average B, all atoms (Å ²)	51.0	wwPDB-VP

5 Model quality [i](#)

5.1 Standard geometry [i](#)

The Z score for a bond length (or angle) is the number of standard deviations the observed value is removed from the expected value. A bond length (or angle) with $|Z| > 5$ is considered an outlier worth inspection. RMSZ is the root-mean-square of all Z scores of the bond lengths (or angles).

Mol	Chain	Bond lengths		Bond angles	
		RMSZ	# Z >5	RMSZ	# Z >5
1	A	0.35	0/1732	0.63	0/2343
1	B	0.33	0/1760	0.61	0/2381
1	C	0.32	0/1732	0.59	0/2343
2	D	0.41	0/1929	0.68	1/2588 (0.0%)
2	E	0.40	0/1929	0.66	1/2588 (0.0%)
2	F	0.41	0/1955	0.66	1/2623 (0.0%)
3	G	0.39	0/2008	0.63	0/2725
3	H	0.40	0/2017	0.66	0/2737
3	I	0.38	0/1995	0.65	1/2704 (0.0%)
All	All	0.38	0/17057	0.64	4/23032 (0.0%)

There are no bond length outliers.

All (4) bond angle outliers are listed below:

Mol	Chain	Res	Type	Atoms	Z	Observed($^{\circ}$)	Ideal($^{\circ}$)
2	D	45	LEU	CA-CB-CG	5.78	128.60	115.30
2	E	45	LEU	CA-CB-CG	5.67	128.34	115.30
2	F	45	LEU	CA-CB-CG	5.35	127.61	115.30
3	I	88	LEU	CA-CB-CG	5.18	127.21	115.30

There are no chirality outliers.

There are no planarity outliers.

5.2 Too-close contacts [i](#)

In the following table, the Non-H and H(model) columns list the number of non-hydrogen atoms and hydrogen atoms in the chain respectively. The H(added) column lists the number of hydrogen atoms added and optimized by MolProbity. The Clashes column lists the number of clashes within the asymmetric unit, whereas Symm-Clashes lists symmetry-related clashes.

Mol	Chain	Non-H	H(model)	H(added)	Clashes	Symm-Clashes
1	A	1703	0	1794	55	0
1	B	1731	0	1825	44	0
1	C	1703	0	1794	61	0
2	D	1903	0	1959	85	0
2	E	1903	0	1959	79	0
2	F	1928	0	1985	82	0
3	G	1980	0	2000	67	0
3	H	1989	0	2006	96	0
3	I	1969	0	1990	88	0
4	A	12	0	0	1	0
4	B	10	0	0	0	0
4	C	6	0	0	0	0
4	D	13	0	0	1	0
4	E	8	0	0	1	0
4	F	9	0	0	1	0
4	G	16	0	0	1	0
4	H	12	0	0	0	0
4	I	15	0	0	2	0
All	All	16910	0	17312	590	0

The all-atom clashscore is defined as the number of clashes found per 1000 atoms (including hydrogen atoms). The all-atom clashscore for this structure is 18.

All (590) close contacts within the same asymmetric unit are listed below, sorted by their clash magnitude.

Atom-1	Atom-2	Interatomic distance (Å)	Clash overlap (Å)
2:E:38:ARG:HG2	3:G:202:ARG:NH2	1.73	1.03
1:C:110:ILE:HD11	1:C:170:VAL:HG11	1.44	0.99
3:I:6:LEU:HD22	3:I:6:LEU:H	1.24	0.97
3:I:89:ALA:CB	3:I:143:ASP:HA	1.94	0.97
3:I:115:GLU:HB3	3:I:223:VAL:HG22	1.44	0.96
1:C:75:VAL:HG11	1:C:124:LEU:HD22	1.46	0.96
3:I:3:GLU:HA	3:I:6:LEU:HD23	1.48	0.93
3:G:200:PRO:HB2	3:G:205:MET:HE3	1.53	0.89
2:F:38:ARG:CG	3:H:202:ARG:HH22	1.87	0.87
2:E:38:ARG:HG2	3:G:202:ARG:HH22	1.40	0.87
3:H:47:GLY:HA3	3:H:163:THR:HG22	1.57	0.87
3:I:64:MET:HE3	3:I:165:VAL:HA	1.57	0.85
3:H:77:GLY:HA2	3:H:132:VAL:CG1	2.07	0.85
2:D:38:ARG:HG2	3:I:202:ARG:NH2	1.93	0.83
2:E:128:GLU:HG2	3:G:140:HIS:CE1	2.14	0.83
2:E:201:ILE:CD1	2:E:204:LEU:HB2	2.08	0.82

Continued on next page...

Continued from previous page...

Atom-1	Atom-2	Interatomic distance (Å)	Clash overlap (Å)
3:G:64:MET:HE3	3:G:165:VAL:HA	1.62	0.82
1:B:62:ILE:HG23	1:B:176:LEU:HB2	1.62	0.81
3:I:89:ALA:HB1	3:I:143:ASP:HA	1.62	0.81
1:B:110:ILE:HD12	1:B:170:VAL:HG11	1.63	0.81
2:D:38:ARG:HH22	3:I:202:ARG:HD2	1.45	0.80
2:E:187:MET:HE3	2:E:206:MET:HG3	1.62	0.80
2:F:127:VAL:HG11	2:F:140:CYS:HB3	1.64	0.79
2:F:176:MET:HG2	2:F:179:GLU:HG3	1.64	0.79
1:C:119:LYS:HE3	1:C:121:LYS:HE3	1.64	0.79
2:D:38:ARG:NH2	3:I:202:ARG:HD2	1.97	0.79
3:I:6:LEU:HD22	3:I:6:LEU:N	1.96	0.79
1:B:116:ILE:HG12	1:B:122:VAL:HG22	1.64	0.78
3:I:6:LEU:H	3:I:6:LEU:CD2	1.96	0.77
3:H:3:GLU:HB3	3:H:6:LEU:HB3	1.65	0.77
1:A:110:ILE:HD11	1:A:130:ILE:O	1.84	0.77
1:B:141:ALA:HB1	3:G:6:LEU:HD22	1.64	0.77
1:C:75:VAL:HG11	1:C:124:LEU:CD2	2.15	0.77
2:D:80:ASN:HD22	2:D:81:MET:N	1.83	0.77
1:B:110:ILE:HG23	1:B:132:ARG:H	1.50	0.76
2:F:80:ASN:HD22	2:F:81:MET:N	1.83	0.76
3:G:190:LEU:HG	3:G:205:MET:HE2	1.66	0.76
2:E:201:ILE:HD12	2:E:204:LEU:HB2	1.68	0.76
3:H:190:LEU:HG	3:H:205:MET:HE1	1.68	0.76
2:D:190:ALA:HB3	2:D:203:LEU:HB3	1.68	0.75
1:C:164:GLU:HB3	1:C:213:ILE:HG21	1.68	0.75
2:E:176:MET:HG2	2:E:179:GLU:HG3	1.69	0.75
3:I:77:GLY:HA2	3:I:132:VAL:CG1	2.16	0.75
3:I:89:ALA:O	3:I:144:ASP:HB3	1.87	0.75
3:I:75:ASP:C	3:I:76:ARG:HD2	2.07	0.75
1:A:174:ASN:HD22	1:A:174:ASN:N	1.85	0.74
3:I:170:PHE:O	3:I:172:LEU:HD12	1.87	0.74
3:I:7:VAL:O	3:I:11:ARG:HB2	1.86	0.74
3:I:120:ASP:HB2	3:I:181:ARG:HD3	1.70	0.73
1:A:203:GLU:CD	1:A:204:GLY:H	1.92	0.73
3:H:200:PRO:HB2	3:H:205:MET:HE2	1.69	0.73
1:B:114:LEU:HB2	1:B:125:THR:OG1	1.89	0.73
2:D:201:ILE:HD12	2:D:204:LEU:HB2	1.70	0.73
3:H:75:ASP:C	3:H:76:ARG:HD2	2.09	0.73
3:H:6:LEU:O	3:H:6:LEU:HD13	1.88	0.73
3:H:40:ASN:OD1	3:H:162:ASN:ND2	2.22	0.72
2:D:17:ARG:HD2	2:D:179:GLU:OE1	1.88	0.72

Continued on next page...

Continued from previous page...

Atom-1	Atom-2	Interatomic distance (Å)	Clash overlap (Å)
2:F:47:MET:HE1	2:F:139:ALA:HA	1.72	0.72
3:I:169:ARG:HD2	4:I:270:HOH:O	1.91	0.71
3:I:190:LEU:HG	3:I:205:MET:CE	2.20	0.71
1:A:174:ASN:HD22	1:A:174:ASN:H	1.38	0.70
3:G:170:PHE:O	3:G:172:LEU:HD13	1.90	0.70
1:A:50:LYS:HD3	2:D:150:ASP:O	1.91	0.70
2:D:173:LEU:HD13	2:D:221:LEU:HD22	1.73	0.70
1:C:119:LYS:HG2	1:C:121:LYS:HE2	1.73	0.70
2:D:201:ILE:CD1	2:D:204:LEU:HB2	2.21	0.70
3:G:55:ASP:HB2	3:G:145:ASP:OD1	1.91	0.70
3:H:159:ALA:O	3:H:163:THR:HG23	1.92	0.70
2:E:116:GLU:HB2	4:E:262:HOH:O	1.91	0.69
1:C:110:ILE:HG22	1:C:132:ARG:O	1.92	0.69
2:F:194:ARG:HD2	2:F:199:GLU:OE2	1.92	0.69
2:F:31:ILE:HG12	2:F:45:LEU:CD2	2.22	0.69
3:H:75:ASP:O	3:H:76:ARG:HD2	1.92	0.69
3:I:74:PRO:O	3:I:128:GLU:O	2.11	0.69
3:G:200:PRO:CB	3:G:205:MET:HE3	2.22	0.69
2:E:37:LYS:HE2	2:E:38:ARG:HE	1.57	0.68
3:H:178:LEU:HD12	3:H:179:PRO:HD2	1.75	0.68
3:H:77:GLY:HA2	3:H:132:VAL:HG11	1.76	0.68
3:G:190:LEU:HG	3:G:205:MET:CE	2.22	0.68
2:F:213:ASP:OD2	2:F:213:ASP:N	2.25	0.68
1:C:67:GLU:HB3	1:C:74:ALA:HB3	1.76	0.67
3:H:116:SER:OG	3:H:184:PRO:HG3	1.95	0.67
1:C:210:ALA:O	1:C:214:LYS:HD3	1.94	0.67
2:D:36:LEU:HD21	2:D:53:ILE:HD11	1.77	0.67
3:H:51:VAL:CG1	3:H:155:ALA:HB2	2.25	0.67
3:G:5:ILE:O	3:G:6:LEU:HD23	1.94	0.67
2:F:127:VAL:HG11	2:F:140:CYS:CB	2.25	0.66
2:F:38:ARG:HG3	3:H:202:ARG:HH22	1.58	0.66
1:B:125:THR:HG22	1:B:127:LYS:H	1.59	0.66
3:H:86:VAL:HG23	3:H:87:PRO:HD2	1.76	0.66
1:A:151:ILE:HG23	1:A:158:ILE:HD11	1.78	0.66
1:C:199:GLU:HG2	1:C:205:LEU:HD13	1.78	0.66
2:F:190:ALA:HB3	2:F:203:LEU:HB3	1.77	0.66
1:B:110:ILE:HG22	1:B:132:ARG:O	1.95	0.66
2:D:63:HIS:O	2:D:65:ARG:N	2.29	0.66
3:H:202:ARG:HH21	3:H:202:ARG:HG3	1.59	0.66
1:A:213:ILE:HG22	1:A:217:LYS:HE2	1.78	0.65
2:F:208:GLY:H	3:I:115:GLU:HG3	1.59	0.65

Continued on next page...

Continued from previous page...

Atom-1	Atom-2	Interatomic distance (Å)	Clash overlap (Å)
3:H:115:GLU:HB3	3:H:223:VAL:HG22	1.77	0.65
3:H:170:PHE:O	3:H:172:LEU:HD13	1.96	0.65
1:B:47:ILE:HD13	2:E:252:THR:HG21	1.78	0.65
2:E:31:ILE:HG12	2:E:45:LEU:HD22	1.77	0.65
2:F:47:MET:O	2:F:50:ASN:HB2	1.97	0.65
3:I:77:GLY:HA2	3:I:132:VAL:HG13	1.79	0.65
2:F:31:ILE:HG12	2:F:45:LEU:HD22	1.78	0.64
2:F:81:MET:HA	2:F:129:VAL:HG13	1.78	0.64
1:A:50:LYS:HD2	2:D:241:TYR:OH	1.97	0.64
1:B:38:ASP:OD2	1:B:45:ARG:NH1	2.27	0.64
2:E:208:GLY:N	3:H:115:GLU:HG2	2.13	0.64
3:I:7:VAL:HG13	3:I:206:SER:HB2	1.79	0.64
3:I:200:PRO:HG3	3:I:205:MET:HE3	1.79	0.64
2:E:38:ARG:NH1	3:G:202:ARG:HD2	2.13	0.64
1:C:144:PRO:O	1:C:147:VAL:HG22	1.98	0.64
2:F:198:ILE:O	2:F:198:ILE:HG22	1.98	0.64
2:E:112:VAL:HG21	2:E:159:ILE:HD11	1.80	0.64
2:F:208:GLY:N	3:I:115:GLU:HG3	2.12	0.63
3:H:8:ASP:HA	3:H:11:ARG:HB3	1.79	0.63
3:G:27:ARG:NH1	3:G:199:ASP:O	2.31	0.63
1:C:50:LYS:HD2	2:F:241:TYR:OH	1.99	0.63
2:F:41:GLY:HA3	2:F:151:ALA:HB2	1.81	0.63
2:E:206:MET:HE3	2:E:210:MET:HG3	1.81	0.63
3:I:79:ILE:HG13	3:I:121:LEU:HD21	1.80	0.63
1:A:184:ARG:HH21	1:A:184:ARG:HB2	1.64	0.63
2:D:12:ILE:CD1	2:D:17:ARG:HG2	2.29	0.63
2:D:211:THR:OG1	2:D:214:GLU:HG3	1.99	0.63
1:B:141:ALA:CB	3:G:6:LEU:HD22	2.29	0.62
2:E:208:GLY:H	3:H:115:GLU:HG2	1.64	0.62
2:E:106:LYS:HE2	2:E:110:GLU:OE2	1.99	0.62
3:I:190:LEU:HG	3:I:205:MET:HE1	1.82	0.62
2:E:127:VAL:HG11	2:E:140:CYS:HB3	1.81	0.62
1:A:52:ARG:HD3	4:A:232:HOH:O	1.99	0.62
1:A:203:GLU:OE2	1:A:208:ARG:HD2	2.00	0.62
2:E:211:THR:OG1	2:E:214:GLU:HG3	2.00	0.62
2:D:80:ASN:HD22	2:D:81:MET:H	1.46	0.62
2:F:124:ASP:HB3	2:F:126:PHE:CE1	2.35	0.61
2:D:100:GLU:OE1	3:G:107:ARG:HD3	1.99	0.61
3:I:41:VAL:HG23	3:I:42:ILE:HG12	1.82	0.61
3:I:126:ILE:HD13	3:I:172:LEU:HD21	1.81	0.61
3:I:3:GLU:CA	3:I:6:LEU:HD23	2.25	0.61

Continued on next page...

Continued from previous page...

Atom-1	Atom-2	Interatomic distance (Å)	Clash overlap (Å)
1:C:83:ALA:HB1	1:C:124:LEU:HD13	1.81	0.61
2:D:238:LEU:O	2:D:242:ILE:HG13	2.00	0.61
3:I:214:ILE:HG12	3:I:225:MET:HE2	1.80	0.61
3:H:59:VAL:CG2	3:H:142:LEU:HD11	2.31	0.61
2:E:127:VAL:HG11	2:E:140:CYS:CB	2.30	0.61
3:G:27:ARG:HB2	3:G:31:GLU:CD	2.21	0.61
1:A:77:ILE:O	1:A:78:TYR:HB3	1.99	0.61
1:C:162:LYS:HE2	1:C:169:ILE:H	1.65	0.61
2:D:127:VAL:HG11	2:D:140:CYS:SG	2.40	0.61
3:I:5:ILE:O	3:I:9:ILE:N	2.32	0.61
3:I:85:LEU:HD11	3:I:105:LEU:HD13	1.83	0.61
1:C:75:VAL:CG1	1:C:124:LEU:HD22	2.28	0.60
2:E:38:ARG:HH12	3:G:202:ARG:HD2	1.66	0.60
2:D:141:LEU:HD11	2:D:203:LEU:HD13	1.83	0.60
3:G:214:ILE:HG12	3:G:225:MET:HE3	1.83	0.60
2:E:213:ASP:O	2:E:217:GLN:HG3	2.02	0.60
2:D:38:ARG:HG2	3:I:202:ARG:HH22	1.65	0.60
1:C:213:ILE:O	1:C:217:LYS:HB2	2.01	0.60
3:I:190:LEU:HG	3:I:205:MET:HE2	1.83	0.60
3:H:89:ALA:HB3	3:H:93:PHE:CE1	2.37	0.60
3:G:75:ASP:O	3:G:76:ARG:HD3	2.01	0.60
2:F:80:ASN:HD22	2:F:81:MET:H	1.50	0.60
2:D:19:ASP:CG	2:D:21:ARG:HH21	2.05	0.59
1:B:199:GLU:OE1	1:B:208:ARG:NH1	2.35	0.59
1:C:140:VAL:HG22	1:C:177:ILE:HB	1.84	0.59
1:C:189:ALA:O	1:C:193:ILE:HG13	2.03	0.59
2:F:176:MET:HB2	4:F:264:HOH:O	2.02	0.59
3:I:75:ASP:O	3:I:76:ARG:HD2	2.02	0.59
3:G:11:ARG:HG3	3:G:207:VAL:HA	1.83	0.59
2:E:201:ILE:HD13	2:E:204:LEU:HD12	1.83	0.59
3:G:90:SER:HB2	3:G:202:ARG:HH12	1.68	0.59
3:G:33:ARG:HD3	3:G:199:ASP:OD1	2.03	0.59
2:F:141:LEU:HD11	2:F:203:LEU:HD13	1.83	0.59
2:D:190:ALA:CB	2:D:203:LEU:HB3	2.33	0.58
3:H:212:LEU:HD12	3:H:241:LEU:HD23	1.85	0.58
3:G:216:THR:HG21	4:G:262:HOH:O	2.03	0.58
1:C:205:LEU:O	1:C:209:VAL:HG23	2.03	0.58
2:F:248:MET:O	2:F:252:THR:HB	2.03	0.58
1:B:98:LYS:O	1:B:101:GLU:HG2	2.03	0.58
1:C:216:ARG:HG2	1:C:216:ARG:HH21	1.69	0.58
2:E:131:GLN:OE1	3:G:43:GLU:HG2	2.03	0.58

Continued on next page...

Continued from previous page...

Atom-1	Atom-2	Interatomic distance (Å)	Clash overlap (Å)
2:E:190:ALA:HB3	2:E:203:LEU:HB3	1.85	0.58
2:F:50:ASN:HD21	2:F:133:ASP:H	1.49	0.58
1:B:213:ILE:O	1:B:217:LYS:HB2	2.04	0.58
1:C:117:ASP:HB2	1:C:118:PRO:CD	2.34	0.58
3:H:116:SER:HB3	3:H:223:VAL:HG21	1.86	0.57
1:B:187:SER:O	1:B:191:GLU:HG3	2.03	0.57
2:D:80:ASN:ND2	2:D:81:MET:N	2.50	0.57
3:G:116:SER:OG	3:G:184:PRO:HG3	2.03	0.57
1:B:158:ILE:O	1:B:162:LYS:HG3	2.05	0.57
1:C:65:ILE:HG22	1:C:105:ILE:HA	1.86	0.57
2:E:63:HIS:O	2:E:65:ARG:N	2.38	0.57
1:A:114:LEU:HD23	1:A:114:LEU:O	2.04	0.57
2:E:219:ILE:HD11	3:H:238:PHE:HE2	1.70	0.57
2:D:86:VAL:HG12	2:D:87:GLU:N	2.20	0.57
3:I:87:PRO:HA	3:I:93:PHE:HB2	1.86	0.57
2:D:13:VAL:O	2:D:13:VAL:HG23	2.04	0.57
2:E:103:LYS:HD2	3:H:100:GLU:HG2	1.87	0.56
1:A:151:ILE:HA	1:A:158:ILE:HG12	1.86	0.56
1:C:119:LYS:HE3	1:C:121:LYS:CE	2.35	0.56
3:G:5:ILE:HG22	3:G:6:LEU:HG	1.87	0.56
1:B:160:LEU:HD12	1:B:206:THR:HG22	1.87	0.56
2:F:128:GLU:OE1	3:H:88:LEU:HD13	2.05	0.56
2:E:81:MET:HA	2:E:129:VAL:CG1	2.35	0.56
2:D:173:LEU:HD13	2:D:221:LEU:CD2	2.36	0.56
1:C:110:ILE:HG23	1:C:131:CYS:HA	1.88	0.56
1:C:147:VAL:N	1:C:148:PRO:HD2	2.21	0.56
2:E:12:ILE:HD13	2:E:12:ILE:C	2.26	0.56
2:E:19:ASP:H	2:E:176:MET:HE1	1.70	0.56
2:E:127:VAL:HG11	2:E:140:CYS:SG	2.45	0.56
2:F:170:GLN:NE2	2:F:171:LEU:O	2.38	0.56
2:D:127:VAL:HG11	2:D:140:CYS:HB3	1.88	0.56
3:I:77:GLY:HA2	3:I:132:VAL:HG11	1.86	0.56
1:C:37:PHE:HE1	1:C:44:VAL:HG13	1.71	0.56
1:A:87:VAL:HG13	1:A:93:MET:CE	2.36	0.55
3:I:116:SER:OG	3:I:184:PRO:HG3	2.06	0.55
2:E:64:PRO:O	2:E:66:HIS:N	2.39	0.55
3:H:13:TYR:CE1	3:H:24:ILE:HD12	2.41	0.55
1:A:209:VAL:O	1:A:213:ILE:HG13	2.06	0.55
1:A:117:ASP:OD1	1:A:121:LYS:N	2.40	0.55
1:C:153:LYS:O	1:C:156:SER:HB2	2.07	0.55
2:E:194:ARG:HD2	2:E:199:GLU:OE2	2.06	0.55

Continued on next page...

Continued from previous page...

Atom-1	Atom-2	Interatomic distance (Å)	Clash overlap (Å)
2:D:84:PHE:CD1	3:I:61:GLY:HA3	2.42	0.55
3:H:86:VAL:HG22	3:H:88:LEU:H	1.71	0.55
3:H:202:ARG:HG3	3:H:202:ARG:NH2	2.21	0.55
1:A:174:ASN:H	1:A:174:ASN:ND2	2.03	0.55
3:H:124:LEU:HB3	3:H:133:TRP:HB2	1.89	0.55
1:C:117:ASP:HB2	1:C:118:PRO:HD2	1.88	0.55
2:E:81:MET:HA	2:E:129:VAL:HG13	1.89	0.55
2:D:86:VAL:HG12	2:D:88:GLU:H	1.72	0.55
1:C:14:ASN:HD21	1:C:16:ARG:HB2	1.72	0.55
3:I:88:LEU:O	3:I:89:ALA:HB3	2.06	0.54
3:H:182:ASP:C	3:H:183:LEU:HD12	2.27	0.54
1:A:89:GLU:HA	1:A:127:LYS:HE3	1.88	0.54
2:D:208:GLY:O	3:G:223:VAL:HG22	2.06	0.54
2:E:13:VAL:O	2:E:14:ASP:HB2	2.06	0.54
2:F:127:VAL:HG11	2:F:140:CYS:SG	2.47	0.54
2:E:201:ILE:HD11	3:H:227:LYS:HD3	1.89	0.54
2:D:95:ASP:OD2	2:D:97:ARG:HB3	2.06	0.54
2:D:209:ARG:NE	4:D:261:HOH:O	2.34	0.54
3:I:89:ALA:HB1	3:I:144:ASP:H	1.72	0.54
2:F:65:ARG:NH1	2:F:120:ARG:HH12	2.05	0.54
3:G:216:THR:HG22	3:G:217:ASP:O	2.07	0.54
1:B:209:VAL:O	1:B:213:ILE:HG13	2.08	0.54
1:C:147:VAL:HG23	1:C:148:PRO:HD3	1.90	0.54
2:D:235:GLU:OE2	2:D:239:ARG:HD3	2.07	0.54
3:H:212:LEU:HD12	3:H:241:LEU:CD2	2.38	0.54
2:E:201:ILE:HG12	3:H:233:LEU:HB3	1.90	0.53
3:G:214:ILE:HD13	3:G:242:LEU:HD23	1.89	0.53
2:E:103:LYS:HD3	3:H:104:GLU:OE2	2.08	0.53
2:E:219:ILE:HD11	3:H:238:PHE:CE2	2.43	0.53
3:I:7:VAL:CG1	3:I:206:SER:HB2	2.38	0.53
3:G:27:ARG:HB2	3:G:31:GLU:CG	2.39	0.53
1:A:174:ASN:N	1:A:174:ASN:ND2	2.56	0.53
3:I:90:SER:HB3	3:I:93:PHE:CD2	2.44	0.53
2:F:81:MET:HG2	2:F:129:VAL:HG11	1.90	0.53
2:D:127:VAL:CG1	2:D:140:CYS:SG	2.97	0.53
2:D:173:LEU:HB2	2:D:221:LEU:HD21	1.90	0.53
3:H:50:LEU:HD12	3:H:58:VAL:O	2.09	0.53
2:D:137:ARG:NH2	2:D:205:GLN:OE1	2.41	0.53
3:G:219:ASP:O	3:G:220:ASP:HB2	2.09	0.53
1:B:89:GLU:HB3	1:B:125:THR:HG23	1.90	0.52
1:B:184:ARG:O	1:B:188:ILE:HD13	2.09	0.52

Continued on next page...

Continued from previous page...

Atom-1	Atom-2	Interatomic distance (Å)	Clash overlap (Å)
1:C:167:VAL:HG13	1:C:180:ASN:O	2.09	0.52
2:D:201:ILE:HG12	3:G:233:LEU:HB3	1.90	0.52
3:I:84:GLU:HG2	4:I:263:HOH:O	2.09	0.52
1:B:110:ILE:CD1	1:B:170:VAL:HG11	2.37	0.52
2:E:128:GLU:HG2	3:G:140:HIS:HE1	1.69	0.52
3:I:64:MET:HE3	3:I:165:VAL:CA	2.35	0.52
2:F:199:GLU:HA	2:F:199:GLU:OE1	2.09	0.52
2:E:37:LYS:HE2	2:E:38:ARG:HH21	1.75	0.52
3:I:237:LEU:O	3:I:237:LEU:HD23	2.09	0.52
2:F:21:ARG:NH1	2:F:174:ASP:O	2.41	0.52
2:E:80:ASN:HD22	2:E:81:MET:N	2.06	0.52
2:D:219:ILE:HD11	3:G:238:PHE:CE2	2.45	0.52
3:I:125:VAL:HA	3:I:132:VAL:HG22	1.92	0.52
2:F:38:ARG:HG2	3:H:202:ARG:HH22	1.73	0.52
2:F:219:ILE:HD11	3:I:238:PHE:CE2	2.45	0.52
2:D:128:GLU:HG2	3:I:140:HIS:CE1	2.45	0.52
3:I:67:GLY:HA3	3:I:134:ILE:CD1	2.39	0.52
2:E:45:LEU:HD13	2:E:46:GLU:N	2.25	0.52
2:E:112:VAL:CG2	2:E:159:ILE:HD11	2.39	0.52
2:F:9:GLU:O	2:F:10:LYS:HB2	2.09	0.52
1:A:135:ARG:HH21	1:A:135:ARG:HG3	1.74	0.52
1:C:35:GLY:HA2	1:C:49:LEU:HG	1.93	0.52
2:F:47:MET:HE1	2:F:142:ASN:HD22	1.74	0.52
3:H:59:VAL:HG23	3:H:142:LEU:HD11	1.91	0.52
3:H:200:PRO:CB	3:H:205:MET:HE2	2.38	0.52
3:G:125:VAL:HA	3:G:132:VAL:HG12	1.91	0.52
1:C:36:LEU:HD21	2:F:249:ASP:HB2	1.91	0.51
2:F:238:LEU:O	2:F:242:ILE:HG13	2.10	0.51
2:E:17:ARG:HD3	2:E:172:VAL:HG11	1.91	0.51
2:D:219:ILE:HD11	3:G:238:PHE:HE2	1.75	0.51
2:E:12:ILE:HD13	2:E:12:ILE:O	2.10	0.51
2:E:110:GLU:O	2:E:115:LYS:HE2	2.10	0.51
2:D:127:VAL:HG11	2:D:140:CYS:CB	2.40	0.51
3:H:25:ASP:OD1	3:H:27:ARG:HD3	2.10	0.51
3:H:25:ASP:OD2	3:H:27:ARG:CG	2.58	0.51
1:B:64:ILE:HD12	1:B:78:TYR:OH	2.10	0.51
3:H:6:LEU:HD13	3:H:6:LEU:C	2.29	0.51
3:G:240:GLU:O	3:G:244:VAL:HG23	2.11	0.51
2:D:38:ARG:N	2:D:38:ARG:HD2	2.25	0.51
3:I:89:ALA:HB2	3:I:143:ASP:HA	1.90	0.51
3:H:90:SER:HB2	3:H:202:ARG:HH12	1.74	0.51

Continued on next page...

Continued from previous page...

Atom-1	Atom-2	Interatomic distance (Å)	Clash overlap (Å)
3:G:87:PRO:HA	3:G:93:PHE:HB2	1.93	0.51
2:F:60:ARG:HH12	3:H:91:PRO:HA	1.76	0.51
2:D:30:LYS:HE3	2:D:32:GLU:OE2	2.11	0.51
2:D:31:ILE:HG12	2:D:45:LEU:HD22	1.92	0.51
3:I:88:LEU:HD12	3:I:142:LEU:O	2.10	0.51
3:H:33:ARG:HD3	3:H:199:ASP:OD1	2.11	0.51
1:A:144:PRO:HA	1:A:147:VAL:HG23	1.93	0.51
1:A:165:LEU:HD21	1:A:213:ILE:HG23	1.92	0.51
3:I:115:GLU:CB	3:I:223:VAL:HG22	2.30	0.51
1:C:62:ILE:O	1:C:176:LEU:HD12	2.10	0.51
2:F:57:PHE:O	2:F:58:GLY:O	2.29	0.51
2:F:64:PRO:O	2:F:66:HIS:N	2.43	0.51
2:D:215:VAL:O	2:D:219:ILE:HG13	2.10	0.51
1:A:160:LEU:O	1:A:164:GLU:HB2	2.11	0.50
1:C:111:ALA:HA	1:C:131:CYS:SG	2.51	0.50
2:F:81:MET:HG2	2:F:129:VAL:CG1	2.40	0.50
2:E:97:ARG:HB3	3:H:107:ARG:NH1	2.26	0.50
3:H:182:ASP:OD2	3:H:183:LEU:N	2.44	0.50
1:B:62:ILE:HG23	1:B:176:LEU:CB	2.39	0.50
1:C:110:ILE:CG2	1:C:132:ARG:H	2.24	0.50
1:C:110:ILE:HG23	1:C:110:ILE:O	2.11	0.50
1:C:209:VAL:O	1:C:213:ILE:HG12	2.11	0.50
2:F:40:ASP:O	2:F:151:ALA:HA	2.11	0.50
2:E:150:ASP:OD2	2:E:241:TYR:OH	2.26	0.50
2:D:103:LYS:O	2:D:107:GLU:HG3	2.12	0.50
3:G:81:VAL:HG22	3:G:137:VAL:HB	1.93	0.50
1:C:164:GLU:O	1:C:217:LYS:NZ	2.42	0.50
1:B:91:PRO:HD3	1:B:127:LYS:HG2	1.94	0.50
3:H:90:SER:HB2	3:H:91:PRO:HD2	1.94	0.50
2:F:47:MET:CE	2:F:139:ALA:HA	2.40	0.50
3:H:196:TYR:C	3:H:197:LEU:HD12	2.32	0.49
1:B:189:ALA:O	1:B:193:ILE:HG13	2.13	0.49
1:A:87:VAL:HG13	1:A:93:MET:HE1	1.94	0.49
1:C:152:GLY:HA3	1:C:157:MET:HB2	1.95	0.49
2:D:45:LEU:HD13	2:D:46:GLU:N	2.27	0.49
2:F:176:MET:CG	2:F:179:GLU:HG3	2.36	0.49
2:D:201:ILE:CD1	2:D:204:LEU:HD12	2.43	0.49
2:E:187:MET:HE2	2:E:206:MET:HB2	1.95	0.49
2:E:208:GLY:O	3:H:223:VAL:HA	2.13	0.49
3:I:105:LEU:C	3:I:105:LEU:HD23	2.34	0.49
3:G:67:GLY:HA3	3:G:134:ILE:CD1	2.43	0.49

Continued on next page...

Continued from previous page...

Atom-1	Atom-2	Interatomic distance (Å)	Clash overlap (Å)
1:A:150:VAL:O	1:A:157:MET:HB3	2.13	0.48
2:F:95:ASP:N	2:F:95:ASP:OD2	2.45	0.48
2:D:138:THR:HG21	2:D:162:VAL:HA	1.94	0.48
1:C:216:ARG:HG2	1:C:216:ARG:NH2	2.28	0.48
3:G:67:GLY:HA3	3:G:134:ILE:HD11	1.96	0.48
1:B:151:ILE:O	1:B:152:GLY:O	2.32	0.48
2:F:17:ARG:HD3	2:F:179:GLU:OE1	2.13	0.48
2:E:37:LYS:HE2	2:E:38:ARG:NE	2.26	0.48
1:C:130:ILE:HD11	1:C:170:VAL:HG13	1.95	0.48
1:C:138:ARG:HH22	3:H:13:TYR:HA	1.77	0.48
1:B:146:ARG:HG2	1:B:197:GLU:HA	1.95	0.48
1:B:202:THR:O	1:B:203:GLU:C	2.51	0.48
1:C:165:LEU:O	1:C:167:VAL:HG23	2.14	0.48
2:D:86:VAL:CG1	2:D:87:GLU:N	2.76	0.48
1:B:140:VAL:HG13	1:B:194:TYR:CE2	2.49	0.48
2:D:31:ILE:HG12	2:D:45:LEU:CD2	2.44	0.48
1:A:93:MET:CB	1:A:102:VAL:HG21	2.43	0.48
2:D:38:ARG:HG2	3:I:202:ARG:HH21	1.74	0.48
2:D:206:MET:HB3	3:G:225:MET:HB2	1.96	0.48
3:I:67:GLY:HA3	3:I:134:ILE:HD12	1.96	0.48
3:H:47:GLY:HA2	3:H:162:ASN:OD1	2.14	0.48
3:H:190:LEU:HG	3:H:205:MET:CE	2.39	0.48
2:F:60:ARG:HH11	3:H:91:PRO:HB3	1.79	0.47
2:F:170:GLN:HE21	2:F:171:LEU:N	2.12	0.47
3:G:105:LEU:C	3:G:105:LEU:HD23	2.34	0.47
1:A:77:ILE:O	1:A:77:ILE:CG2	2.61	0.47
3:H:25:ASP:OD2	3:H:27:ARG:HG3	2.14	0.47
3:G:216:THR:HG22	3:G:217:ASP:N	2.29	0.47
2:F:55:ALA:HB2	3:H:88:LEU:HD12	1.96	0.47
2:F:128:GLU:OE2	3:H:86:VAL:HG21	2.14	0.47
2:E:201:ILE:HD11	2:E:204:LEU:HB2	1.92	0.47
2:F:50:ASN:ND2	2:F:133:ASP:H	2.11	0.47
3:G:105:LEU:HD23	3:G:105:LEU:O	2.15	0.47
2:D:38:ARG:CG	3:I:202:ARG:NH2	2.70	0.47
3:I:89:ALA:O	3:I:90:SER:HB2	2.13	0.47
3:H:89:ALA:HB3	3:H:93:PHE:HE1	1.77	0.47
3:H:103:ILE:O	3:H:107:ARG:HG3	2.14	0.47
2:D:37:LYS:HG2	2:D:38:ARG:HE	1.80	0.47
1:B:151:ILE:O	1:B:151:ILE:HG22	2.13	0.47
1:C:182:ASP:O	1:C:183:ARG:C	2.53	0.47
2:F:62:VAL:HG12	2:F:120:ARG:O	2.14	0.47

Continued on next page...

Continued from previous page...

Atom-1	Atom-2	Interatomic distance (Å)	Clash overlap (Å)
2:E:38:ARG:HH11	3:G:202:ARG:HH21	1.62	0.47
2:D:17:ARG:NH2	2:D:172:VAL:HB	2.29	0.47
2:D:21:ARG:NH1	2:D:27:ARG:HG3	2.29	0.47
1:B:205:LEU:HD22	1:B:209:VAL:HG23	1.96	0.47
2:D:57:PHE:O	2:D:58:GLY:O	2.33	0.47
3:I:124:LEU:HB3	3:I:133:TRP:HB2	1.96	0.47
1:C:164:GLU:CB	1:C:213:ILE:HG21	2.44	0.47
2:F:170:GLN:NE2	2:F:171:LEU:N	2.62	0.47
2:E:141:LEU:HD11	2:E:203:LEU:HD13	1.97	0.47
3:H:40:ASN:CG	3:H:162:ASN:HD21	2.18	0.47
3:H:46:GLU:O	3:H:163:THR:HA	2.15	0.47
3:G:90:SER:HB2	3:G:202:ARG:NH1	2.30	0.47
1:B:56:SER:O	1:B:113:VAL:HG11	2.15	0.47
2:F:45:LEU:HD13	2:F:46:GLU:N	2.30	0.47
2:D:62:VAL:HG12	2:D:120:ARG:O	2.15	0.46
3:I:86:VAL:O	3:I:93:PHE:HD2	1.98	0.46
3:H:159:ALA:O	3:H:163:THR:CG2	2.62	0.46
1:B:11:LEU:HD22	1:B:37:PHE:CD1	2.50	0.46
1:C:117:ASP:CB	1:C:118:PRO:CD	2.94	0.46
2:E:104:VAL:HG21	2:E:205:GLN:NE2	2.30	0.46
2:D:173:LEU:HB2	2:D:221:LEU:CD2	2.44	0.46
3:G:183:LEU:HD13	3:G:253:ARG:HG3	1.97	0.46
3:H:87:PRO:HA	3:H:93:PHE:HB2	1.96	0.46
1:A:147:VAL:N	1:A:148:PRO:HD2	2.31	0.46
3:H:5:ILE:O	3:H:8:ASP:N	2.48	0.46
3:G:190:LEU:HB2	3:G:200:PRO:HB3	1.98	0.46
2:F:38:ARG:NH2	3:H:145:ASP:OD2	2.49	0.46
2:E:52:VAL:HG21	2:E:140:CYS:SG	2.55	0.46
2:D:201:ILE:HD11	2:D:204:LEU:HB2	1.98	0.46
1:A:165:LEU:O	1:A:185:LYS:HD3	2.16	0.46
2:D:117:LEU:HD12	2:D:154:PRO:HG2	1.98	0.46
3:H:46:GLU:HG2	3:H:166:PRO:HD3	1.97	0.46
1:C:114:LEU:HD12	1:C:125:THR:HB	1.97	0.46
3:I:200:PRO:CG	3:I:205:MET:HE3	2.45	0.46
3:H:51:VAL:HG13	3:H:155:ALA:HB2	1.96	0.46
3:G:215:THR:HB	3:G:224:ALA:HB3	1.98	0.46
3:I:197:LEU:N	3:I:197:LEU:HD12	2.31	0.45
2:E:83:PRO:HB3	2:E:90:LYS:O	2.16	0.45
1:B:111:ALA:HA	1:B:131:CYS:SG	2.57	0.45
1:B:165:LEU:HD13	1:B:189:ALA:HB2	1.98	0.45
1:B:205:LEU:HD22	1:B:209:VAL:CG2	2.47	0.45

Continued on next page...

Continued from previous page...

Atom-1	Atom-2	Interatomic distance (Å)	Clash overlap (Å)
1:A:14:ASN:H	1:A:14:ASN:HD22	1.63	0.45
1:A:61:VAL:HG11	1:A:77:ILE:HG12	1.97	0.45
1:B:190:GLU:HG2	1:B:194:TYR:CE1	2.51	0.45
2:E:204:LEU:HD23	2:E:205:GLN:N	2.32	0.45
2:E:17:ARG:HD2	2:E:179:GLU:OE1	2.16	0.45
1:B:146:ARG:HD3	1:B:149:ARG:CZ	2.46	0.45
2:D:114:MET:HE3	2:D:156:LYS:HG2	1.98	0.45
3:I:90:SER:HB3	3:I:93:PHE:CE2	2.52	0.45
3:I:196:TYR:CD2	3:I:241:LEU:HD13	2.52	0.45
1:A:108:ALA:HB1	1:A:134:ILE:HD12	1.98	0.45
1:B:135:ARG:HH21	1:B:135:ARG:HG3	1.82	0.45
3:I:104:GLU:O	3:I:108:VAL:HG23	2.17	0.45
3:H:86:VAL:CG2	3:H:87:PRO:HD2	2.45	0.45
1:A:119:LYS:HG2	2:D:120:ARG:HH22	1.82	0.45
1:C:216:ARG:HD3	1:C:216:ARG:HA	1.84	0.45
2:D:81:MET:HE1	2:D:97:ARG:NH2	2.32	0.45
3:I:59:VAL:CG2	3:I:142:LEU:HD11	2.47	0.45
3:H:251:LYS:O	3:H:254:GLU:HB3	2.17	0.45
1:B:2:ARG:HH22	2:E:252:THR:HG22	1.80	0.45
2:F:197:LYS:HB3	2:F:197:LYS:HE3	1.69	0.45
3:I:76:ARG:HG2	3:I:76:ARG:HH21	1.82	0.45
1:A:212:PHE:O	1:A:216:ARG:HB2	2.16	0.44
2:D:126:PHE:CE2	3:I:87:PRO:CG	3.00	0.44
3:G:86:VAL:CG2	3:G:88:LEU:HG	2.47	0.44
1:A:87:VAL:HG13	1:A:93:MET:HE3	1.99	0.44
2:F:128:GLU:OE2	3:H:86:VAL:HG11	2.17	0.44
1:A:119:LYS:O	1:A:120:MET:HB2	2.17	0.44
2:D:62:VAL:O	2:D:62:VAL:HG13	2.17	0.44
3:G:36:GLU:HB2	3:G:52:LYS:HB2	1.99	0.44
2:D:126:PHE:CE2	3:I:87:PRO:HG3	2.53	0.44
1:A:14:ASN:HA	1:A:15:PRO:HD2	1.73	0.44
2:F:229:ILE:O	2:F:233:GLN:HG3	2.18	0.44
3:H:79:ILE:HG13	3:H:121:LEU:HD21	2.00	0.44
2:F:137:ARG:NH2	2:F:205:GLN:OE1	2.51	0.44
2:F:202:ALA:O	3:I:227:LYS:HE3	2.18	0.44
2:E:41:GLY:HA3	2:E:151:ALA:HB2	1.99	0.44
2:D:60:ARG:HH11	3:I:91:PRO:HB2	1.82	0.44
2:D:230:TYR:HA	2:D:233:GLN:HE21	1.83	0.44
3:H:25:ASP:OD2	3:H:27:ARG:HG2	2.18	0.44
3:G:183:LEU:HD13	3:G:253:ARG:CG	2.48	0.44
1:A:179:VAL:CG1	1:A:186:VAL:HG13	2.48	0.44

Continued on next page...

Continued from previous page...

Atom-1	Atom-2	Interatomic distance (Å)	Clash overlap (Å)
1:C:17:ALA:HB1	1:C:44:VAL:HG23	2.00	0.44
3:H:157:ILE:HG21	3:H:184:PRO:HD2	2.00	0.44
1:A:157:MET:HE3	1:A:205:LEU:HD12	1.99	0.44
2:D:138:THR:HG23	2:D:161:SER:O	2.18	0.44
3:G:74:PRO:O	3:G:128:GLU:O	2.36	0.44
1:C:62:ILE:HB	1:C:176:LEU:HB2	2.00	0.44
1:A:165:LEU:O	1:A:167:VAL:HG13	2.18	0.43
2:F:127:VAL:CG1	2:F:140:CYS:SG	3.06	0.43
3:H:7:VAL:O	3:H:11:ARG:N	2.51	0.43
2:F:170:GLN:HE21	2:F:170:GLN:C	2.21	0.43
3:I:64:MET:CE	3:I:163:THR:HG22	2.48	0.43
3:H:183:LEU:HD12	3:H:183:LEU:N	2.32	0.43
1:A:199:GLU:HG2	1:A:205:LEU:CD2	2.49	0.43
2:F:60:ARG:NH2	2:F:124:ASP:OD1	2.50	0.43
2:E:80:ASN:ND2	2:E:81:MET:N	2.66	0.43
2:D:37:LYS:HG2	2:D:38:ARG:NE	2.33	0.43
1:B:108:ALA:HB3	1:B:134:ILE:HB	2.00	0.43
3:I:162:ASN:O	3:I:162:ASN:CG	2.57	0.43
3:G:64:MET:CE	3:G:165:VAL:HA	2.40	0.43
1:A:189:ALA:O	1:A:193:ILE:HG13	2.19	0.43
1:B:192:ALA:O	1:B:196:ILE:HG13	2.18	0.43
2:F:22:LYS:HE2	2:F:22:LYS:HB3	1.78	0.43
3:H:160:LEU:HA	3:H:163:THR:HG23	2.00	0.43
2:F:219:ILE:HD11	3:I:238:PHE:HE2	1.84	0.43
1:C:104:ASP:O	1:C:106:GLY:N	2.46	0.43
1:C:147:VAL:N	1:C:148:PRO:CD	2.82	0.43
2:F:65:ARG:NH1	2:F:120:ARG:NH1	2.67	0.43
1:A:14:ASN:HD22	1:A:14:ASN:N	2.17	0.42
2:F:38:ARG:CD	3:H:202:ARG:NH2	2.82	0.42
2:F:153:VAL:HA	2:F:154:PRO:HD3	1.90	0.42
2:F:211:THR:OG1	2:F:214:GLU:HG3	2.19	0.42
2:D:135:GLY:O	2:D:138:THR:HB	2.19	0.42
1:A:114:LEU:HD23	1:A:114:LEU:C	2.39	0.42
2:E:80:ASN:O	2:E:129:VAL:HG12	2.19	0.42
3:I:64:MET:HE2	3:I:163:THR:CG2	2.48	0.42
3:G:86:VAL:O	3:G:93:PHE:HD1	2.01	0.42
2:F:38:ARG:CG	3:H:202:ARG:NH2	2.69	0.42
2:F:176:MET:HG2	2:F:179:GLU:CG	2.42	0.42
2:F:194:ARG:HD2	2:F:199:GLU:HG3	2.00	0.42
2:D:21:ARG:NH1	2:D:174:ASP:O	2.52	0.42
3:G:127:GLU:O	3:G:128:GLU:C	2.58	0.42

Continued on next page...

Continued from previous page...

Atom-1	Atom-2	Interatomic distance (Å)	Clash overlap (Å)
2:D:201:ILE:HD13	2:D:204:LEU:HD12	2.00	0.42
2:E:22:LYS:HB2	2:E:25:GLU:HG3	2.01	0.42
3:G:212:LEU:C	3:G:212:LEU:HD13	2.39	0.42
1:A:90:ASN:HA	1:A:91:PRO:HD2	1.93	0.42
1:A:93:MET:HB2	1:A:102:VAL:HG21	2.01	0.42
1:B:85:LEU:HD21	1:B:126:MET:HG3	2.01	0.42
2:E:137:ARG:HE	2:E:137:ARG:HB2	1.52	0.42
2:E:104:VAL:HG13	2:E:105:SER:N	2.35	0.42
3:I:86:VAL:HG23	3:I:88:LEU:HG	2.00	0.42
3:H:257:LYS:O	3:H:258:GLU:HB3	2.20	0.42
3:G:53:LEU:O	3:G:56:THR:HB	2.19	0.42
2:E:50:ASN:OD1	2:E:133:ASP:HB3	2.20	0.42
2:E:60:ARG:HH12	3:G:91:PRO:HA	1.85	0.42
2:D:187:MET:HG2	2:D:189:PHE:CE1	2.55	0.42
3:I:126:ILE:HD13	3:I:172:LEU:CD2	2.48	0.42
2:D:149:VAL:HG23	2:D:155:MET:HE1	2.02	0.42
3:H:18:LEU:CD1	3:H:195:LYS:HD2	2.50	0.42
2:F:49:LYS:O	2:F:131:GLN:HG2	2.19	0.42
3:H:27:ARG:NH1	3:H:199:ASP:O	2.50	0.42
1:C:7:PRO:HB3	1:C:32:LYS:C	2.41	0.41
2:E:46:GLU:HA	2:E:50:ASN:O	2.19	0.41
2:E:135:GLY:O	2:E:138:THR:HB	2.19	0.41
2:E:170:GLN:NE2	2:E:171:LEU:O	2.53	0.41
2:D:45:LEU:HD13	2:D:45:LEU:C	2.40	0.41
1:C:90:ASN:C	1:C:90:ASN:HD22	2.23	0.41
1:C:153:LYS:O	1:C:156:SER:CB	2.68	0.41
2:F:63:HIS:O	2:F:65:ARG:N	2.52	0.41
3:I:76:ARG:HD2	3:I:76:ARG:N	2.35	0.41
3:G:85:LEU:O	3:G:93:PHE:CD1	2.74	0.41
1:A:4:ILE:HD11	2:D:245:GLY:HA3	2.02	0.41
1:A:184:ARG:O	1:A:188:ILE:HG13	2.20	0.41
1:C:7:PRO:HB3	1:C:32:LYS:O	2.20	0.41
2:E:221:LEU:HA	2:E:221:LEU:HD23	1.84	0.41
2:D:30:LYS:CE	2:D:32:GLU:OE2	2.68	0.41
3:I:127:GLU:O	3:I:128:GLU:C	2.59	0.41
2:F:21:ARG:CZ	2:F:27:ARG:HG3	2.50	0.41
3:H:76:ARG:O	3:H:132:VAL:HG11	2.20	0.41
2:E:81:MET:HG2	2:E:129:VAL:HG11	2.02	0.41
3:G:163:THR:O	3:G:177:LEU:HD23	2.20	0.41
1:A:114:LEU:HD12	1:A:125:THR:HB	2.03	0.41
2:D:149:VAL:HG11	2:D:237:ILE:HD13	2.02	0.41

Continued on next page...

Continued from previous page...

Atom-1	Atom-2	Interatomic distance (Å)	Clash overlap (Å)
1:A:179:VAL:HG12	1:A:186:VAL:HG13	2.03	0.41
1:C:184:ARG:HA	1:C:184:ARG:HD3	1.73	0.41
2:E:227:LEU:O	2:E:230:TYR:HB3	2.20	0.41
3:I:117:GLU:HB3	3:I:181:ARG:HH21	1.85	0.41
3:G:196:TYR:C	3:G:197:LEU:HD12	2.41	0.41
1:A:88:SER:O	1:A:127:LYS:HE3	2.21	0.41
2:F:160:THR:HG23	2:F:233:GLN:NE2	2.35	0.41
2:E:80:ASN:HD22	2:E:80:ASN:C	2.24	0.41
2:D:126:PHE:CD2	3:I:87:PRO:HG2	2.56	0.41
3:I:5:ILE:O	3:I:8:ASP:N	2.54	0.41
3:I:7:VAL:HG13	3:I:206:SER:CB	2.49	0.41
3:H:59:VAL:HG23	3:H:142:LEU:CD1	2.51	0.41
2:F:49:LYS:HB2	2:F:133:ASP:HB2	2.02	0.41
2:F:50:ASN:ND2	2:F:133:ASP:N	2.68	0.41
2:F:187:MET:HE2	2:F:206:MET:HB2	2.02	0.41
3:I:52:LYS:HG2	3:I:57:GLN:HG2	2.02	0.41
3:I:68:GLU:H	3:I:68:GLU:HG2	1.68	0.41
3:I:91:PRO:HD2	3:I:202:ARG:HH12	1.85	0.41
3:H:256:PHE:C	3:H:258:GLU:H	2.24	0.41
3:G:86:VAL:HG23	3:G:88:LEU:HG	2.03	0.41
1:A:97:LYS:HE2	1:A:97:LYS:HB3	1.97	0.41
1:C:128:ASP:OD2	1:C:130:ILE:HG22	2.21	0.40
1:C:167:VAL:HG12	1:C:168:GLN:N	2.35	0.40
2:F:60:ARG:NH1	3:H:91:PRO:CB	2.83	0.40
2:D:219:ILE:O	2:D:223:LYS:HG3	2.21	0.40
3:H:116:SER:CB	3:H:223:VAL:HG21	2.50	0.40
3:H:190:LEU:CG	3:H:205:MET:HE1	2.45	0.40
2:E:201:ILE:HG12	3:H:233:LEU:CB	2.52	0.40
1:A:110:ILE:O	1:A:110:ILE:CG1	2.69	0.40
2:F:240:ARG:HA	2:F:240:ARG:HD2	1.95	0.40
2:E:235:GLU:OE1	2:E:239:ARG:NH1	2.54	0.40
2:D:162:VAL:HG22	2:D:163:ALA:N	2.36	0.40
3:H:36:GLU:O	3:H:51:VAL:HA	2.21	0.40
3:G:216:THR:CG2	3:G:217:ASP:N	2.85	0.40
1:A:108:ALA:HB3	1:A:134:ILE:HB	2.02	0.40
1:B:110:ILE:HG23	1:B:132:ARG:N	2.29	0.40
1:C:85:LEU:HD23	1:C:124:LEU:HB3	2.03	0.40
3:H:86:VAL:O	3:H:93:PHE:HD1	2.05	0.40
3:I:237:LEU:HD23	3:I:237:LEU:C	2.42	0.40
3:H:18:LEU:HD13	3:H:195:LYS:HD2	2.04	0.40
3:G:64:MET:HE2	3:G:163:THR:CG2	2.51	0.40

There are no symmetry-related clashes.

5.3 Torsion angles [i](#)

5.3.1 Protein backbone [i](#)

In the following table, the Percentiles column shows the percent Ramachandran outliers of the chain as a percentile score with respect to all X-ray entries followed by that with respect to entries of similar resolution.

The Analysed column shows the number of residues for which the backbone conformation was analysed, and the total number of residues.

Mol	Chain	Analysed	Favoured	Allowed	Outliers	Percentiles	
1	A	216/229 (94%)	199 (92%)	15 (7%)	2 (1%)	17	40
1	B	220/229 (96%)	199 (90%)	15 (7%)	6 (3%)	5	12
1	C	216/229 (94%)	198 (92%)	14 (6%)	4 (2%)	8	20
2	D	241/258 (93%)	233 (97%)	5 (2%)	3 (1%)	13	32
2	E	241/258 (93%)	225 (93%)	12 (5%)	4 (2%)	9	23
2	F	244/258 (95%)	230 (94%)	11 (4%)	3 (1%)	13	32
3	G	253/259 (98%)	235 (93%)	17 (7%)	1 (0%)	34	60
3	H	254/259 (98%)	241 (95%)	13 (5%)	0	100	100
3	I	249/259 (96%)	238 (96%)	9 (4%)	2 (1%)	19	43
All	All	2134/2238 (95%)	1998 (94%)	111 (5%)	25 (1%)	13	32

All (25) Ramachandran outliers are listed below:

Mol	Chain	Res	Type
1	B	95	PRO
1	B	203	GLU
1	C	105	ILE
2	F	58	GLY
2	F	65	ARG
2	E	58	GLY
2	E	65	ARG
2	D	58	GLY
2	D	65	ARG
3	I	128	GLU
3	G	128	GLU
1	B	152	GLY
1	C	183	ARG

Continued on next page...

Continued from previous page...

Mol	Chain	Res	Type
1	B	92	GLU
1	B	222	ILE
1	C	96	ASN
2	E	34	SER
2	E	59	PRO
3	I	90	SER
1	C	106	GLY
1	A	95	PRO
1	B	91	PRO
2	D	59	PRO
2	F	59	PRO
1	A	99	PRO

5.3.2 Protein sidechains [i](#)

In the following table, the Percentiles column shows the percent sidechain outliers of the chain as a percentile score with respect to all X-ray entries followed by that with respect to entries of similar resolution.

The Analysed column shows the number of residues for which the sidechain conformation was analysed, and the total number of residues.

Mol	Chain	Analysed	Rotameric	Outliers	Percentiles	
1	A	184/194 (95%)	167 (91%)	17 (9%)	9	21
1	B	187/194 (96%)	167 (89%)	20 (11%)	6	15
1	C	184/194 (95%)	167 (91%)	17 (9%)	9	21
2	D	202/214 (94%)	191 (95%)	11 (5%)	22	47
2	E	202/214 (94%)	185 (92%)	17 (8%)	11	25
2	F	205/214 (96%)	189 (92%)	16 (8%)	12	29
3	G	223/227 (98%)	212 (95%)	11 (5%)	25	52
3	H	224/227 (99%)	204 (91%)	20 (9%)	9	22
3	I	222/227 (98%)	207 (93%)	15 (7%)	16	36
All	All	1833/1905 (96%)	1689 (92%)	144 (8%)	12	28

All (144) residues with a non-rotameric sidechain are listed below:

Mol	Chain	Res	Type
1	A	14	ASN
1	A	42	THR

Continued on next page...

Continued from previous page...

Mol	Chain	Res	Type
1	A	54	THR
1	A	87	VAL
1	A	95	PRO
1	A	110	ILE
1	A	132	ARG
1	A	158	ILE
1	A	161	LEU
1	A	164	GLU
1	A	166	ASP
1	A	174	ASN
1	A	176	LEU
1	A	184	ARG
1	A	202	THR
1	A	203	GLU
1	A	205	LEU
1	B	25	GLU
1	B	36	LEU
1	B	44	VAL
1	B	45	ARG
1	B	57	VAL
1	B	62	ILE
1	B	79	SER
1	B	82	GLN
1	B	87	VAL
1	B	95	PRO
1	B	110	ILE
1	B	130	ILE
1	B	132	ARG
1	B	136	PHE
1	B	146	ARG
1	B	160	LEU
1	B	174	ASN
1	B	195	LEU
1	B	205	LEU
1	B	206	THR
1	C	16	ARG
1	C	71	ASN
1	C	82	GLN
1	C	85	LEU
1	C	89	GLU
1	C	90	ASN
1	C	104	ASP

Continued on next page...

Continued from previous page...

Mol	Chain	Res	Type
1	C	116	ILE
1	C	120	MET
1	C	132	ARG
1	C	140	VAL
1	C	146	ARG
1	C	157	MET
1	C	161	LEU
1	C	164	GLU
1	C	180	ASN
1	C	187	SER
2	F	38	ARG
2	F	45	LEU
2	F	60	ARG
2	F	80	ASN
2	F	97	ARG
2	F	114	MET
2	F	129	VAL
2	F	137	ARG
2	F	153	VAL
2	F	159	ILE
2	F	170	GLN
2	F	178	GLU
2	F	197	LYS
2	F	213	ASP
2	F	221	LEU
2	F	244	VAL
2	E	12	ILE
2	E	13	VAL
2	E	21	ARG
2	E	38	ARG
2	E	45	LEU
2	E	60	ARG
2	E	80	ASN
2	E	95	ASP
2	E	97	ARG
2	E	114	MET
2	E	153	VAL
2	E	170	GLN
2	E	178	GLU
2	E	199	GLU
2	E	201	ILE
2	E	221	LEU

Continued on next page...

Continued from previous page...

Mol	Chain	Res	Type
2	E	235	GLU
2	D	38	ARG
2	D	45	LEU
2	D	49	LYS
2	D	60	ARG
2	D	65	ARG
2	D	80	ASN
2	D	100	GLU
2	D	114	MET
2	D	120	ARG
2	D	201	ILE
2	D	207	ASP
3	I	3	GLU
3	I	21	ASN
3	I	46	GLU
3	I	59	VAL
3	I	73	THR
3	I	76	ARG
3	I	85	LEU
3	I	94	GLU
3	I	115	GLU
3	I	162	ASN
3	I	190	LEU
3	I	202	ARG
3	I	223	VAL
3	I	233	LEU
3	I	242	LEU
3	H	18	LEU
3	H	27	ARG
3	H	51	VAL
3	H	72	ASP
3	H	73	THR
3	H	76	ARG
3	H	82	ASN
3	H	85	LEU
3	H	115	GLU
3	H	157	ILE
3	H	162	ASN
3	H	164	LYS
3	H	171	ASP
3	H	181	ARG
3	H	190	LEU

Continued on next page...

Continued from previous page...

Mol	Chain	Res	Type
3	H	202	ARG
3	H	212	LEU
3	H	233	LEU
3	H	239	ASP
3	H	242	LEU
3	G	12	ASP
3	G	18	LEU
3	G	46	GLU
3	G	59	VAL
3	G	72	ASP
3	G	88	LEU
3	G	190	LEU
3	G	202	ARG
3	G	223	VAL
3	G	233	LEU
3	G	242	LEU

Sometimes sidechains can be flipped to improve hydrogen bonding and reduce clashes. All (25) such sidechains are listed below:

Mol	Chain	Res	Type
1	A	14	ASN
1	A	43	HIS
1	A	82	GLN
1	A	174	ASN
1	B	90	ASN
1	C	14	ASN
1	C	90	ASN
2	F	50	ASN
2	F	80	ASN
2	F	170	GLN
2	F	217	GLN
2	F	233	GLN
2	E	80	ASN
2	E	170	GLN
2	E	217	GLN
2	E	233	GLN
2	D	50	ASN
2	D	80	ASN
2	D	233	GLN
3	I	65	GLN
3	I	226	GLN
3	H	65	GLN

Continued on next page...

Continued from previous page...

Mol	Chain	Res	Type
3	G	140	HIS
3	G	221	ASN
3	G	226	GLN

5.3.3 RNA [i](#)

There are no RNA molecules in this entry.

5.4 Non-standard residues in protein, DNA, RNA chains [i](#)

There are no non-standard protein/DNA/RNA residues in this entry.

5.5 Carbohydrates [i](#)

There are no monosaccharides in this entry.

5.6 Ligand geometry [i](#)

There are no ligands in this entry.

5.7 Other polymers [i](#)

There are no such residues in this entry.

5.8 Polymer linkage issues [i](#)

There are no chain breaks in this entry.

6 Fit of model and data

6.1 Protein, DNA and RNA chains

EDS was not executed - this section is therefore empty.

6.2 Non-standard residues in protein, DNA, RNA chains

EDS was not executed - this section is therefore empty.

6.3 Carbohydrates

EDS was not executed - this section is therefore empty.

6.4 Ligands

EDS was not executed - this section is therefore empty.

6.5 Other polymers

EDS was not executed - this section is therefore empty.