



Full wwPDB X-ray Structure Validation Report ⓘ

Jun 22, 2024 – 05:43 PM EDT

PDB ID : 6BBG
Title : The CRAC channel Orai in an unlatched-closed conformation
Authors : Long, S.B.; Hou, X.; Burstein, S.
Deposited on : 2017-10-18
Resolution : 6.90 Å(reported)

This is a Full wwPDB X-ray Structure Validation Report for a publicly released PDB entry.

We welcome your comments at validation@mail.wwpdb.org

A user guide is available at

<https://www.wwpdb.org/validation/2017/XrayValidationReportHelp>

with specific help available everywhere you see the ⓘ symbol.

The types of validation reports are described at

<http://www.wwpdb.org/validation/2017/FAQs#types>.

The following versions of software and data (see [references ⓘ](#)) were used in the production of this report:

MolProbity : 4.02b-467
Xtriage (Phenix) : 1.20.1
EDS : 2.37.1
Percentile statistics : 20191225.v01 (using entries in the PDB archive December 25th 2019)
Refmac : 5.8.0158
CCP4 : 7.0.044 (Gargrove)
Ideal geometry (proteins) : Engh & Huber (2001)
Ideal geometry (DNA, RNA) : Parkinson et al. (1996)
Validation Pipeline (wwPDB-VP) : 2.37.1

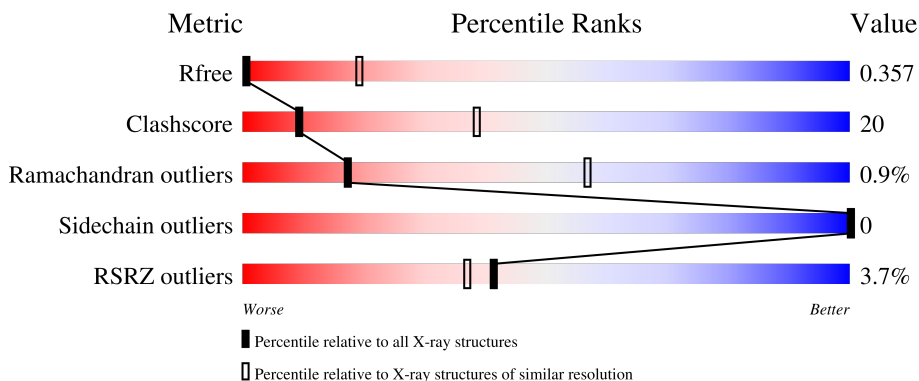
1 Overall quality at a glance i

The following experimental techniques were used to determine the structure:

X-RAY DIFFRACTION

The reported resolution of this entry is 6.90 Å.

Percentile scores (ranging between 0-100) for global validation metrics of the entry are shown in the following graphic. The table shows the number of entries on which the scores are based.







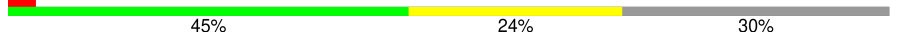











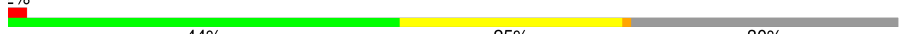


Metric	Whole archive (#Entries)	Similar resolution (#Entries, resolution range(Å))
R_{free}	130704	1003 (9.70-3.90)
Clashscore	141614	1067 (9.70-3.90)
Ramachandran outliers	138981	1001 (9.70-3.90)
Sidechain outliers	138945	1001 (9.70-3.86)
RSRZ outliers	127900	1004 (9.50-3.80)

The table below summarises the geometric issues observed across the polymeric chains and their fit to the electron density. The red, orange, yellow and green segments of the lower bar indicate the fraction of residues that contain outliers for ≥ 3 , 2, 1 and 0 types of geometric quality criteria respectively. A grey segment represents the fraction of residues that are not modelled. The numeric value for each fraction is indicated below the corresponding segment, with a dot representing fractions $\leq 5\%$. The upper red bar (where present) indicates the fraction of residues that have poor fit to the electron density. The numeric value is given above the bar.

Mol	Chain	Length	Quality of chain
1	A	214	<div style="display: flex; align-items: center;"> <div style="width: 3%; height: 10px; background-color: red; margin-right: 5px;"></div> <div style="width: 45%; height: 10px; background-color: green; margin-right: 5px;"></div> <div style="width: 25%; height: 10px; background-color: yellow; margin-right: 5px;"></div> <div style="width: 30%; height: 10px; background-color: grey;"></div> </div> <p style="margin-left: 10px;">3% 45% 25% 30%</p>
1	B	214	<div style="display: flex; align-items: center;"> <div style="width: 42%; height: 10px; background-color: green; margin-right: 5px;"></div> <div style="width: 28%; height: 10px; background-color: yellow; margin-right: 5px;"></div> <div style="width: 30%; height: 10px; background-color: grey;"></div> </div> <p style="margin-left: 10px;">42% 28% 30%</p>
1	C	214	<div style="display: flex; align-items: center;"> <div style="width: 1%; height: 10px; background-color: red; margin-right: 5px;"></div> <div style="width: 47%; height: 10px; background-color: green; margin-right: 5px;"></div> <div style="width: 22%; height: 10px; background-color: yellow; margin-right: 5px;"></div> <div style="width: 30%; height: 10px; background-color: grey;"></div> </div> <p style="margin-left: 10px;">.1% 47% 22% 30%</p>
1	D	214	<div style="display: flex; align-items: center;"> <div style="width: 1%; height: 10px; background-color: red; margin-right: 5px;"></div> <div style="width: 45%; height: 10px; background-color: green; margin-right: 5px;"></div> <div style="width: 24%; height: 10px; background-color: yellow; margin-right: 5px;"></div> <div style="width: 30%; height: 10px; background-color: grey;"></div> </div> <p style="margin-left: 10px;">.1% 45% 24% 30%</p>
1	E	214	<div style="display: flex; align-items: center;"> <div style="width: 43%; height: 10px; background-color: green; margin-right: 5px;"></div> <div style="width: 27%; height: 10px; background-color: yellow; margin-right: 5px;"></div> <div style="width: 30%; height: 10px; background-color: grey;"></div> </div> <p style="margin-left: 10px;">43% 27% 30%</p>

Continued on next page...

Continued from previous page...

Mol	Chain	Length	Quality of chain
1	F	214	 43% 27% 30%
1	G	214	 4% 44% 26% 30%
1	H	214	 3% 43% 27% 30%
1	I	214	 3% 45% 24% 30%
1	J	214	 % 45% 25% 30%
1	K	214	 2% 44% 25% 30%
1	L	214	 4% 43% 27% 30%
1	M	214	 9% 43% 26% 30%
1	N	214	 % 40% 29% 30%
1	O	214	 2% 43% 26% 30%
1	P	214	 4% 45% 25% 30%
1	Q	214	 2% 43% 27% 30%
1	R	214	 2% 44% 25% 30%
1	S	214	 2% 43% 26% 30%
1	T	214	 % 43% 26% 30%
1	U	214	 5% 40% 29% 30%
1	V	214	 4% 44% 26% 30%
1	W	214	 2% 43% 27% 30%
1	X	214	 2% 43% 27% 30%

2 Entry composition [i](#)

There is only 1 type of molecule in this entry. The entry contains 27240 atoms, of which 0 are hydrogens and 0 are deuteriums.

In the tables below, the ZeroOcc column contains the number of atoms modelled with zero occupancy, the AltConf column contains the number of residues with at least one atom in alternate conformation and the Trace column contains the number of residues modelled with at most 2 atoms.

- Molecule 1 is a protein called Calcium release-activated calcium channel protein 1.

Mol	Chain	Residues	Atoms					ZeroOcc	AltConf	Trace
			Total	C	N	O	S			
1	A	150	1135	756	178	190	11	0	0	0
1	B	150	1135	756	178	190	11	0	0	0
1	C	150	1135	756	178	190	11	0	0	0
1	D	150	1135	756	178	190	11	0	0	0
1	E	150	1135	756	178	190	11	0	0	0
1	F	150	1135	756	178	190	11	0	0	0
1	G	150	1135	756	178	190	11	0	0	0
1	H	150	1135	756	178	190	11	0	0	0
1	I	150	1135	756	178	190	11	0	0	0
1	J	150	1135	756	178	190	11	0	0	0
1	K	150	1135	756	178	190	11	0	0	0
1	L	150	1135	756	178	190	11	0	0	0
1	M	150	1135	756	178	190	11	0	0	0
1	N	150	1135	756	178	190	11	0	0	0
1	O	150	1135	756	178	190	11	0	0	0
1	P	150	1135	756	178	190	11	0	0	0

Continued on next page...

Continued from previous page...

Mol	Chain	Residues	Atoms					ZeroOcc	AltConf	Trace
1	Q	150	Total	C	N	O	S	0	0	0
			1135	756	178	190	11			
1	R	150	Total	C	N	O	S	0	0	0
			1135	756	178	190	11			
1	S	150	Total	C	N	O	S	0	0	0
			1135	756	178	190	11			
1	T	150	Total	C	N	O	S	0	0	0
			1135	756	178	190	11			
1	U	150	Total	C	N	O	S	0	0	0
			1135	756	178	190	11			
1	V	150	Total	C	N	O	S	0	0	0
			1135	756	178	190	11			
1	W	150	Total	C	N	O	S	0	0	0
			1135	756	178	190	11			
1	X	150	Total	C	N	O	S	0	0	0
			1135	756	178	190	11			

There are 168 discrepancies between the modelled and reference sequences:

Chain	Residue	Modelled	Actual	Comment	Reference
A	224	SER	CYS	engineered mutation	UNP Q9U6B8
A	283	THR	CYS	engineered mutation	UNP Q9U6B8
A	342	GLU	-	expression tag	UNP Q9U6B8
A	343	GLY	-	expression tag	UNP Q9U6B8
A	344	GLU	-	expression tag	UNP Q9U6B8
A	345	GLU	-	expression tag	UNP Q9U6B8
A	346	PHE	-	expression tag	UNP Q9U6B8
B	224	SER	CYS	engineered mutation	UNP Q9U6B8
B	283	THR	CYS	engineered mutation	UNP Q9U6B8
B	342	GLU	-	expression tag	UNP Q9U6B8
B	343	GLY	-	expression tag	UNP Q9U6B8
B	344	GLU	-	expression tag	UNP Q9U6B8
B	345	GLU	-	expression tag	UNP Q9U6B8
B	346	PHE	-	expression tag	UNP Q9U6B8
C	224	SER	CYS	engineered mutation	UNP Q9U6B8
C	283	THR	CYS	engineered mutation	UNP Q9U6B8
C	342	GLU	-	expression tag	UNP Q9U6B8
C	343	GLY	-	expression tag	UNP Q9U6B8
C	344	GLU	-	expression tag	UNP Q9U6B8
C	345	GLU	-	expression tag	UNP Q9U6B8
C	346	PHE	-	expression tag	UNP Q9U6B8
D	224	SER	CYS	engineered mutation	UNP Q9U6B8
D	283	THR	CYS	engineered mutation	UNP Q9U6B8

Continued on next page...

Continued from previous page...

Chain	Residue	Modelled	Actual	Comment	Reference
D	342	GLU	-	expression tag	UNP Q9U6B8
D	343	GLY	-	expression tag	UNP Q9U6B8
D	344	GLU	-	expression tag	UNP Q9U6B8
D	345	GLU	-	expression tag	UNP Q9U6B8
D	346	PHE	-	expression tag	UNP Q9U6B8
E	224	SER	CYS	engineered mutation	UNP Q9U6B8
E	283	THR	CYS	engineered mutation	UNP Q9U6B8
E	342	GLU	-	expression tag	UNP Q9U6B8
E	343	GLY	-	expression tag	UNP Q9U6B8
E	344	GLU	-	expression tag	UNP Q9U6B8
E	345	GLU	-	expression tag	UNP Q9U6B8
E	346	PHE	-	expression tag	UNP Q9U6B8
F	224	SER	CYS	engineered mutation	UNP Q9U6B8
F	283	THR	CYS	engineered mutation	UNP Q9U6B8
F	342	GLU	-	expression tag	UNP Q9U6B8
F	343	GLY	-	expression tag	UNP Q9U6B8
F	344	GLU	-	expression tag	UNP Q9U6B8
F	345	GLU	-	expression tag	UNP Q9U6B8
F	346	PHE	-	expression tag	UNP Q9U6B8
G	224	SER	CYS	engineered mutation	UNP Q9U6B8
G	283	THR	CYS	engineered mutation	UNP Q9U6B8
G	342	GLU	-	expression tag	UNP Q9U6B8
G	343	GLY	-	expression tag	UNP Q9U6B8
G	344	GLU	-	expression tag	UNP Q9U6B8
G	345	GLU	-	expression tag	UNP Q9U6B8
G	346	PHE	-	expression tag	UNP Q9U6B8
H	224	SER	CYS	engineered mutation	UNP Q9U6B8
H	283	THR	CYS	engineered mutation	UNP Q9U6B8
H	342	GLU	-	expression tag	UNP Q9U6B8
H	343	GLY	-	expression tag	UNP Q9U6B8
H	344	GLU	-	expression tag	UNP Q9U6B8
H	345	GLU	-	expression tag	UNP Q9U6B8
H	346	PHE	-	expression tag	UNP Q9U6B8
I	224	SER	CYS	engineered mutation	UNP Q9U6B8
I	283	THR	CYS	engineered mutation	UNP Q9U6B8
I	342	GLU	-	expression tag	UNP Q9U6B8
I	343	GLY	-	expression tag	UNP Q9U6B8
I	344	GLU	-	expression tag	UNP Q9U6B8
I	345	GLU	-	expression tag	UNP Q9U6B8
I	346	PHE	-	expression tag	UNP Q9U6B8
J	224	SER	CYS	engineered mutation	UNP Q9U6B8
J	283	THR	CYS	engineered mutation	UNP Q9U6B8

Continued on next page...

Continued from previous page...

Chain	Residue	Modelled	Actual	Comment	Reference
J	342	GLU	-	expression tag	UNP Q9U6B8
J	343	GLY	-	expression tag	UNP Q9U6B8
J	344	GLU	-	expression tag	UNP Q9U6B8
J	345	GLU	-	expression tag	UNP Q9U6B8
J	346	PHE	-	expression tag	UNP Q9U6B8
K	224	SER	CYS	engineered mutation	UNP Q9U6B8
K	283	THR	CYS	engineered mutation	UNP Q9U6B8
K	342	GLU	-	expression tag	UNP Q9U6B8
K	343	GLY	-	expression tag	UNP Q9U6B8
K	344	GLU	-	expression tag	UNP Q9U6B8
K	345	GLU	-	expression tag	UNP Q9U6B8
K	346	PHE	-	expression tag	UNP Q9U6B8
L	224	SER	CYS	engineered mutation	UNP Q9U6B8
L	283	THR	CYS	engineered mutation	UNP Q9U6B8
L	342	GLU	-	expression tag	UNP Q9U6B8
L	343	GLY	-	expression tag	UNP Q9U6B8
L	344	GLU	-	expression tag	UNP Q9U6B8
L	345	GLU	-	expression tag	UNP Q9U6B8
L	346	PHE	-	expression tag	UNP Q9U6B8
M	224	SER	CYS	engineered mutation	UNP Q9U6B8
M	283	THR	CYS	engineered mutation	UNP Q9U6B8
M	342	GLU	-	expression tag	UNP Q9U6B8
M	343	GLY	-	expression tag	UNP Q9U6B8
M	344	GLU	-	expression tag	UNP Q9U6B8
M	345	GLU	-	expression tag	UNP Q9U6B8
M	346	PHE	-	expression tag	UNP Q9U6B8
N	224	SER	CYS	engineered mutation	UNP Q9U6B8
N	283	THR	CYS	engineered mutation	UNP Q9U6B8
N	342	GLU	-	expression tag	UNP Q9U6B8
N	343	GLY	-	expression tag	UNP Q9U6B8
N	344	GLU	-	expression tag	UNP Q9U6B8
N	345	GLU	-	expression tag	UNP Q9U6B8
N	346	PHE	-	expression tag	UNP Q9U6B8
O	224	SER	CYS	engineered mutation	UNP Q9U6B8
O	283	THR	CYS	engineered mutation	UNP Q9U6B8
O	342	GLU	-	expression tag	UNP Q9U6B8
O	343	GLY	-	expression tag	UNP Q9U6B8
O	344	GLU	-	expression tag	UNP Q9U6B8
O	345	GLU	-	expression tag	UNP Q9U6B8
O	346	PHE	-	expression tag	UNP Q9U6B8
P	224	SER	CYS	engineered mutation	UNP Q9U6B8
P	283	THR	CYS	engineered mutation	UNP Q9U6B8

Continued on next page...

Continued from previous page...

Chain	Residue	Modelled	Actual	Comment	Reference
P	342	GLU	-	expression tag	UNP Q9U6B8
P	343	GLY	-	expression tag	UNP Q9U6B8
P	344	GLU	-	expression tag	UNP Q9U6B8
P	345	GLU	-	expression tag	UNP Q9U6B8
P	346	PHE	-	expression tag	UNP Q9U6B8
Q	224	SER	CYS	engineered mutation	UNP Q9U6B8
Q	283	THR	CYS	engineered mutation	UNP Q9U6B8
Q	342	GLU	-	expression tag	UNP Q9U6B8
Q	343	GLY	-	expression tag	UNP Q9U6B8
Q	344	GLU	-	expression tag	UNP Q9U6B8
Q	345	GLU	-	expression tag	UNP Q9U6B8
Q	346	PHE	-	expression tag	UNP Q9U6B8
R	224	SER	CYS	engineered mutation	UNP Q9U6B8
R	283	THR	CYS	engineered mutation	UNP Q9U6B8
R	342	GLU	-	expression tag	UNP Q9U6B8
R	343	GLY	-	expression tag	UNP Q9U6B8
R	344	GLU	-	expression tag	UNP Q9U6B8
R	345	GLU	-	expression tag	UNP Q9U6B8
R	346	PHE	-	expression tag	UNP Q9U6B8
S	224	SER	CYS	engineered mutation	UNP Q9U6B8
S	283	THR	CYS	engineered mutation	UNP Q9U6B8
S	342	GLU	-	expression tag	UNP Q9U6B8
S	343	GLY	-	expression tag	UNP Q9U6B8
S	344	GLU	-	expression tag	UNP Q9U6B8
S	345	GLU	-	expression tag	UNP Q9U6B8
S	346	PHE	-	expression tag	UNP Q9U6B8
T	224	SER	CYS	engineered mutation	UNP Q9U6B8
T	283	THR	CYS	engineered mutation	UNP Q9U6B8
T	342	GLU	-	expression tag	UNP Q9U6B8
T	343	GLY	-	expression tag	UNP Q9U6B8
T	344	GLU	-	expression tag	UNP Q9U6B8
T	345	GLU	-	expression tag	UNP Q9U6B8
T	346	PHE	-	expression tag	UNP Q9U6B8
U	224	SER	CYS	engineered mutation	UNP Q9U6B8
U	283	THR	CYS	engineered mutation	UNP Q9U6B8
U	342	GLU	-	expression tag	UNP Q9U6B8
U	343	GLY	-	expression tag	UNP Q9U6B8
U	344	GLU	-	expression tag	UNP Q9U6B8
U	345	GLU	-	expression tag	UNP Q9U6B8
U	346	PHE	-	expression tag	UNP Q9U6B8
V	224	SER	CYS	engineered mutation	UNP Q9U6B8
V	283	THR	CYS	engineered mutation	UNP Q9U6B8

Continued on next page...

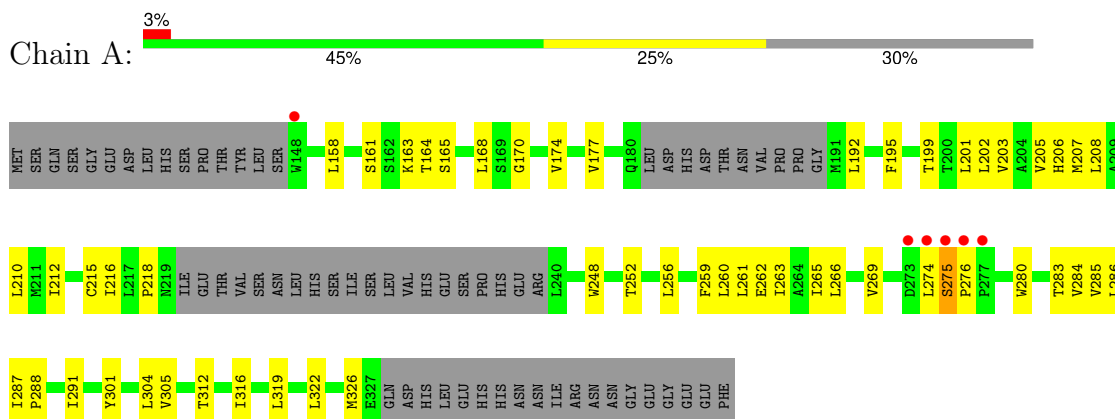
Continued from previous page...

Chain	Residue	Modelled	Actual	Comment	Reference
V	342	GLU	-	expression tag	UNP Q9U6B8
V	343	GLY	-	expression tag	UNP Q9U6B8
V	344	GLU	-	expression tag	UNP Q9U6B8
V	345	GLU	-	expression tag	UNP Q9U6B8
V	346	PHE	-	expression tag	UNP Q9U6B8
W	224	SER	CYS	engineered mutation	UNP Q9U6B8
W	283	THR	CYS	engineered mutation	UNP Q9U6B8
W	342	GLU	-	expression tag	UNP Q9U6B8
W	343	GLY	-	expression tag	UNP Q9U6B8
W	344	GLU	-	expression tag	UNP Q9U6B8
W	345	GLU	-	expression tag	UNP Q9U6B8
W	346	PHE	-	expression tag	UNP Q9U6B8
X	224	SER	CYS	engineered mutation	UNP Q9U6B8
X	283	THR	CYS	engineered mutation	UNP Q9U6B8
X	342	GLU	-	expression tag	UNP Q9U6B8
X	343	GLY	-	expression tag	UNP Q9U6B8
X	344	GLU	-	expression tag	UNP Q9U6B8
X	345	GLU	-	expression tag	UNP Q9U6B8
X	346	PHE	-	expression tag	UNP Q9U6B8


3 Residue-property plots [i](#)

These plots are drawn for all protein, RNA, DNA and oligosaccharide chains in the entry. The first graphic for a chain summarises the proportions of the various outlier classes displayed in the second graphic. The second graphic shows the sequence view annotated by issues in geometry and electron density. Residues are color-coded according to the number of geometric quality criteria for which they contain at least one outlier: green = 0, yellow = 1, orange = 2 and red = 3 or more. A red dot above a residue indicates a poor fit to the electron density ($RSRZ > 2$). Stretches of 2 or more consecutive residues without any outlier are shown as a green connector. Residues present in the sample, but not in the model, are shown in grey.

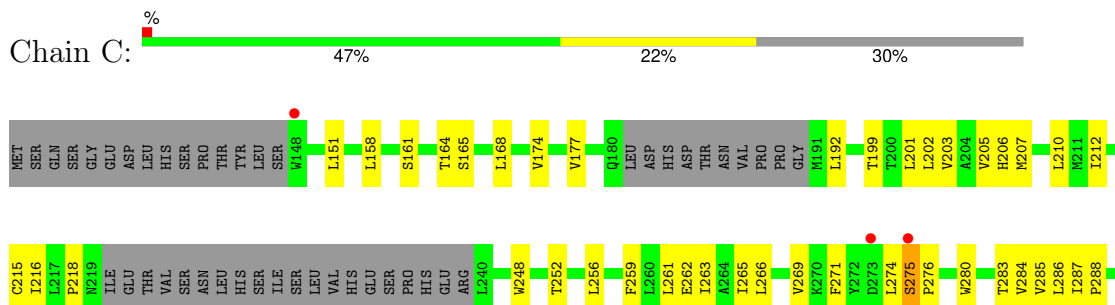
- Molecule 1: Calcium release-activated calcium channel protein 1

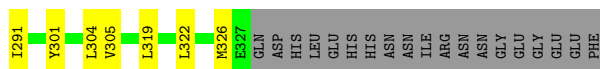


- Molecule 1: Calcium release-activated calcium channel protein 1

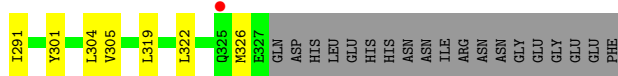


- Molecule 1: Calcium release-activated calcium channel protein 1

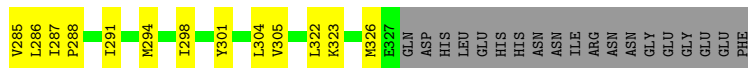
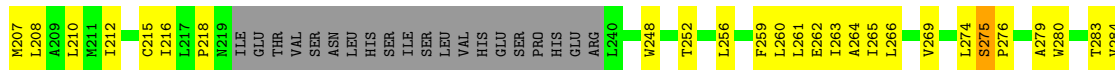




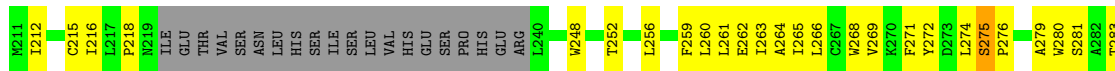
- Molecule 1: Calcium release-activated calcium channel protein 1



- Molecule 1: Calcium release-activated calcium channel protein 1

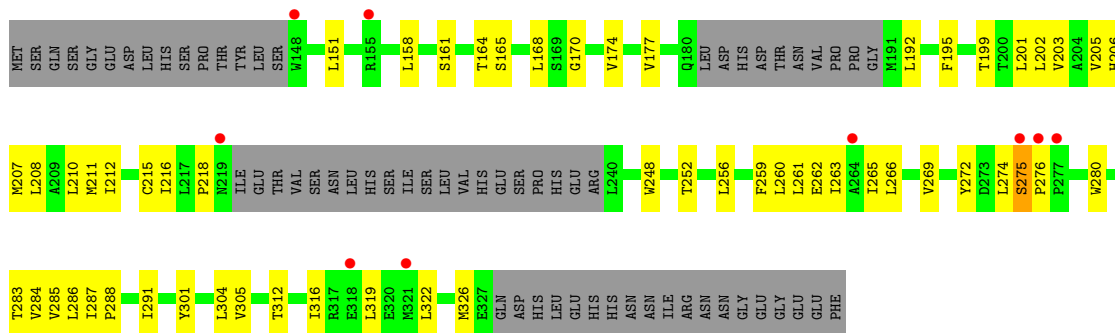


- Molecule 1: Calcium release-activated calcium channel protein 1

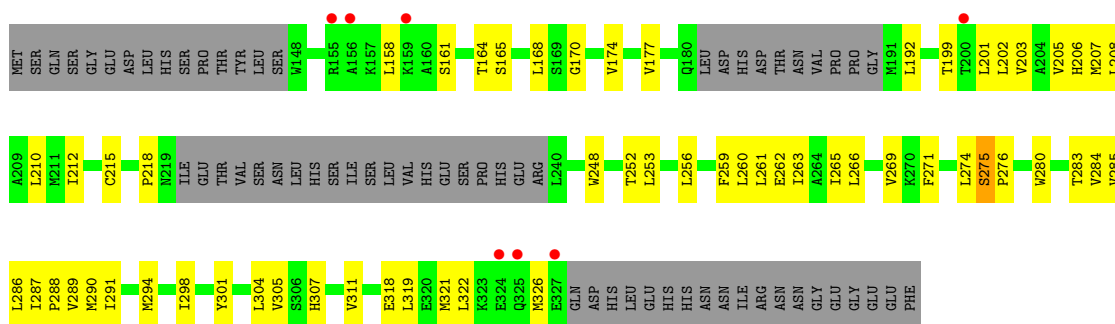
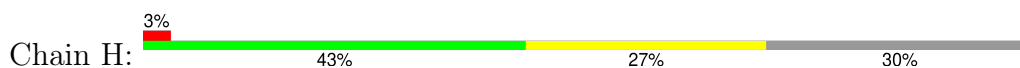


- Molecule 1: Calcium release-activated calcium channel protein 1

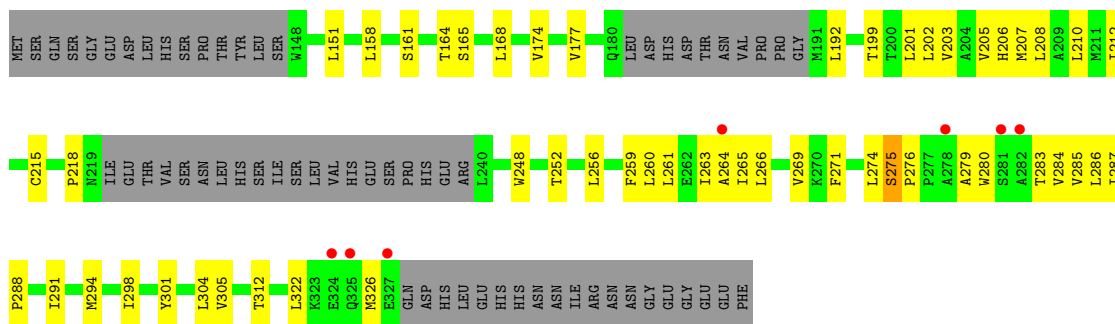
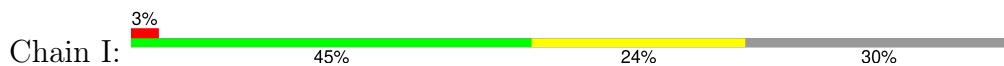




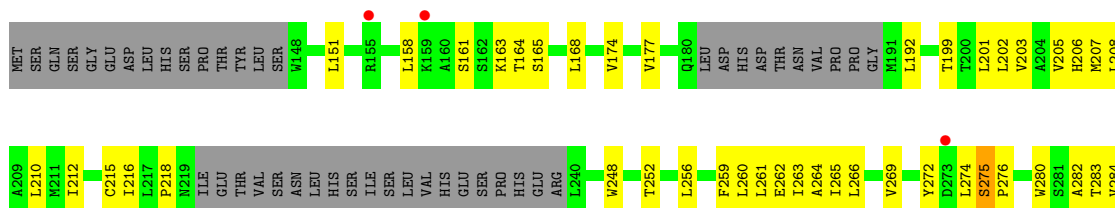
- Molecule 1: Calcium release-activated calcium channel protein 1




- Molecule 1: Calcium release-activated calcium channel protein 1

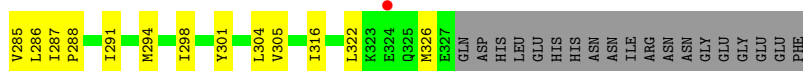
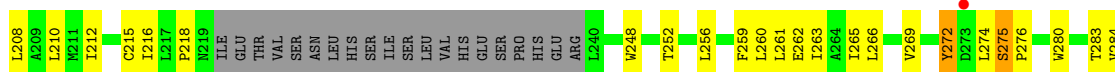


- Molecule 1: Calcium release-activated calcium channel protein 1

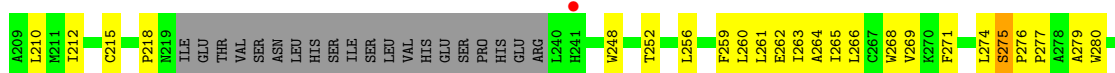




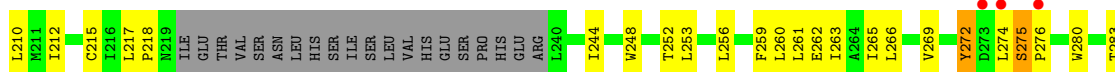
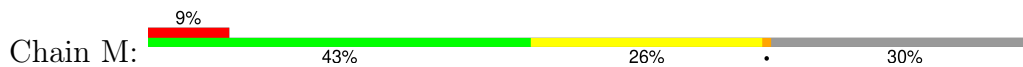
• Molecule 1: Calcium release-activated calcium channel protein 1



• Molecule 1: Calcium release-activated calcium channel protein 1

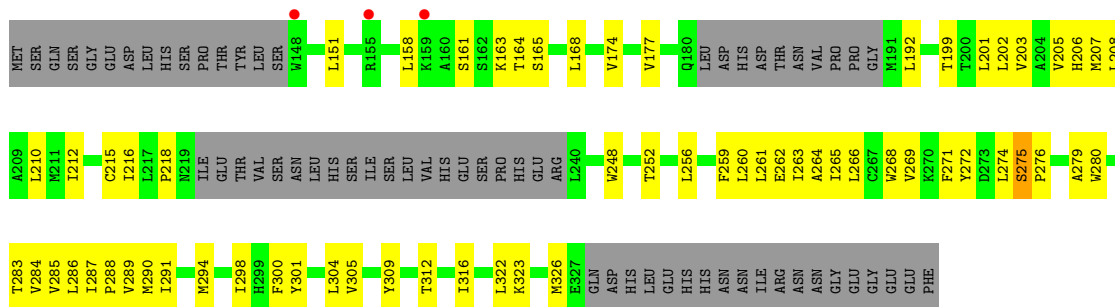


• Molecule 1: Calcium release-activated calcium channel protein 1

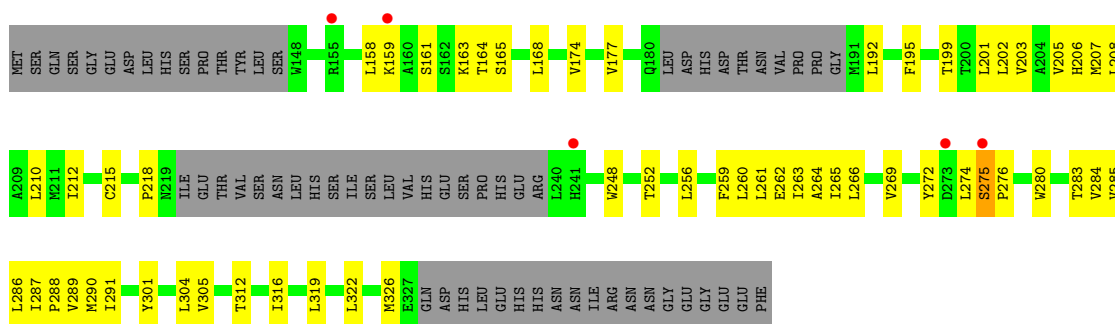
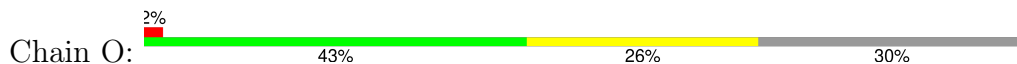


• Molecule 1: Calcium release-activated calcium channel protein 1

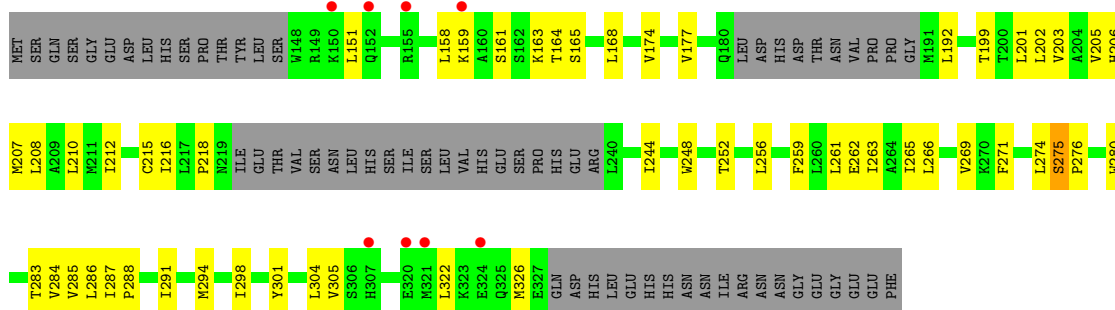




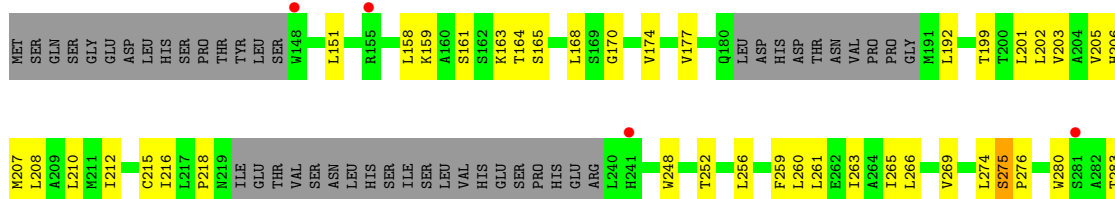
• Molecule 1: Calcium release-activated calcium channel protein 1

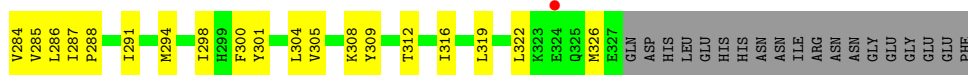


• Molecule 1: Calcium release-activated calcium channel protein 1

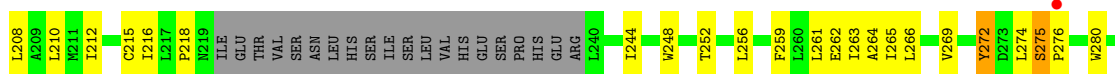


• Molecule 1: Calcium release-activated calcium channel protein 1

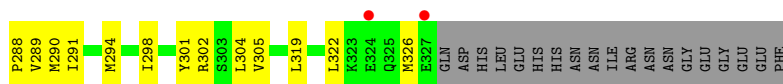
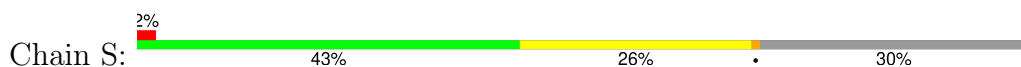




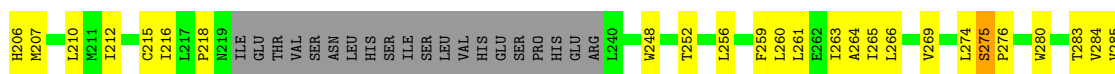
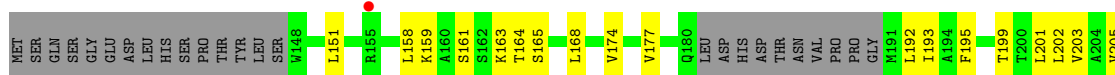
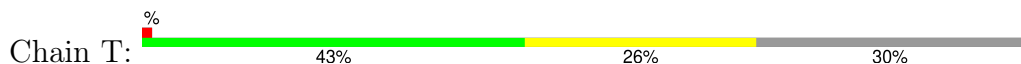
- Molecule 1: Calcium release-activated calcium channel protein 1



- Molecule 1: Calcium release-activated calcium channel protein 1

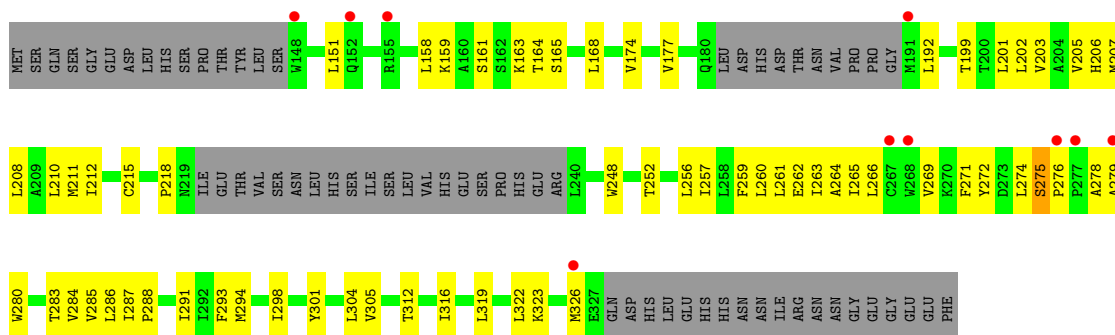


- Molecule 1: Calcium release-activated calcium channel protein 1

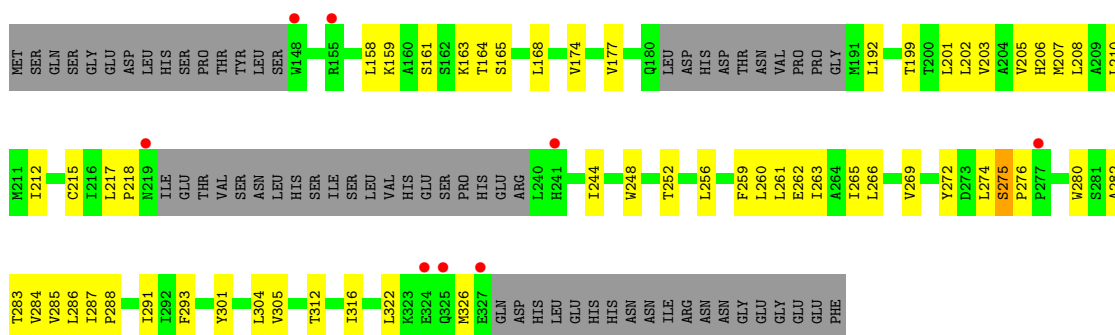
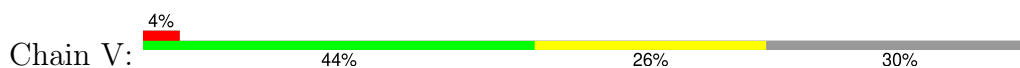


- Molecule 1: Calcium release-activated calcium channel protein 1

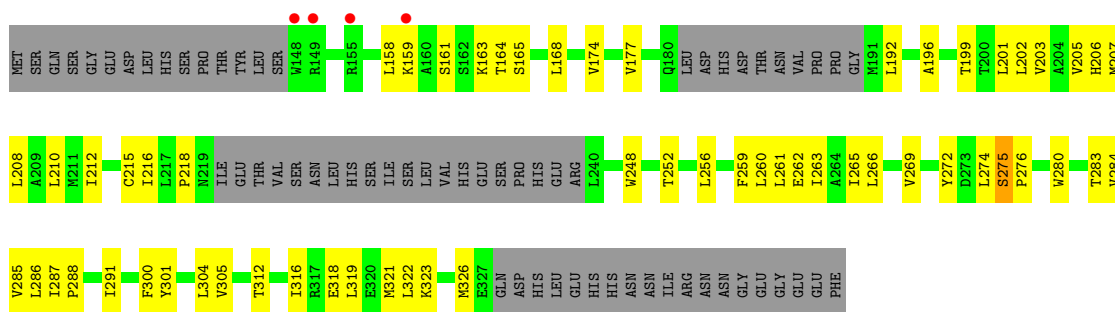




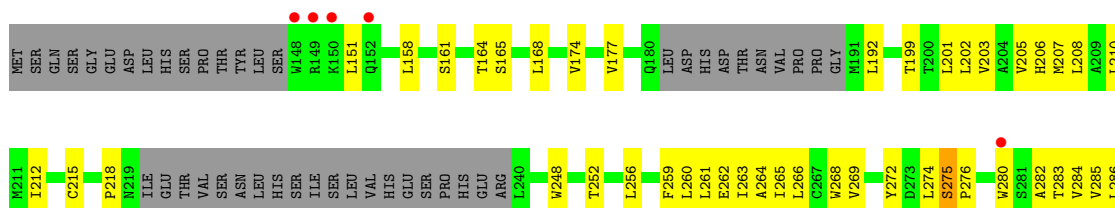
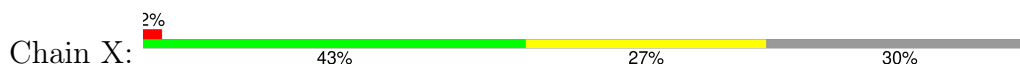
• Molecule 1: Calcium release-activated calcium channel protein 1



• Molecule 1: Calcium release-activated calcium channel protein 1



• Molecule 1: Calcium release-activated calcium channel protein 1



4 Data and refinement statistics

Property	Value	Source
Space group	I 41	Depositor
Cell constants a, b, c, α , β , γ	250.38Å 250.38Å 210.38Å 90.00° 90.00° 90.00°	Depositor
Resolution (Å)	19.98 – 6.90 19.98 – 6.90	Depositor EDS
% Data completeness (in resolution range)	99.7 (19.98-6.90) 100.0 (19.98-6.90)	Depositor EDS
R_{merge}	(Not available)	Depositor
R_{sym}	0.09	Depositor
$\langle I/\sigma(I) \rangle$ ¹	1.36 (at 6.98Å)	Xtrriage
Refinement program	PHENIX 1.12_2829	Depositor
R, R_{free}	0.334 , 0.354 0.340 , 0.357	Depositor DCC
R_{free} test set	1071 reflections (10.38%)	wwPDB-VP
Wilson B-factor (Å ²)	657.4	Xtrriage
Anisotropy	0.116	Xtrriage
Bulk solvent k_{sol} (e/Å ³), B_{sol} (Å ²)	0.25 , 509.7	EDS
L-test for twinning ²	$\langle L \rangle = 0.45$, $\langle L^2 \rangle = 0.28$	Xtrriage
Estimated twinning fraction	0.037 for -k,-h,-l	Xtrriage
F_o, F_c correlation	0.84	EDS
Total number of atoms	27240	wwPDB-VP
Average B, all atoms (Å ²)	599.0	wwPDB-VP

Xtrriage's analysis on translational NCS is as follows: *The largest off-origin peak in the Patterson function is 4.84% of the height of the origin peak. No significant pseudotranslation is detected.*

¹Intensities estimated from amplitudes.

²Theoretical values of $\langle |L| \rangle$, $\langle L^2 \rangle$ for acentric reflections are 0.5, 0.333 respectively for untwinned datasets, and 0.375, 0.2 for perfectly twinned datasets.

5 Model quality

5.1 Standard geometry

The Z score for a bond length (or angle) is the number of standard deviations the observed value is removed from the expected value. A bond length (or angle) with $|Z| > 5$ is considered an outlier worth inspection. RMSZ is the root-mean-square of all Z scores of the bond lengths (or angles).

Mol	Chain	Bond lengths		Bond angles	
		RMSZ	# Z >5	RMSZ	# Z >5
1	A	0.26	0/1161	0.44	0/1579
1	B	0.26	0/1161	0.43	0/1579
1	C	0.26	0/1161	0.43	0/1579
1	D	0.26	0/1161	0.43	0/1579
1	E	0.26	0/1161	0.43	0/1579
1	F	0.26	0/1161	0.44	0/1579
1	G	0.26	0/1161	0.43	0/1579
1	H	0.26	0/1161	0.43	0/1579
1	I	0.26	0/1161	0.43	0/1579
1	J	0.26	0/1161	0.43	0/1579
1	K	0.26	0/1161	0.43	0/1579
1	L	0.26	0/1161	0.44	0/1579
1	M	0.26	0/1161	0.44	0/1579
1	N	0.26	0/1161	0.44	0/1579
1	O	0.26	0/1161	0.43	0/1579
1	P	0.26	0/1161	0.43	0/1579
1	Q	0.26	0/1161	0.44	0/1579
1	R	0.26	0/1161	0.43	0/1579
1	S	0.26	0/1161	0.43	0/1579
1	T	0.26	0/1161	0.43	0/1579
1	U	0.26	0/1161	0.44	0/1579
1	V	0.26	0/1161	0.43	0/1579
1	W	0.26	0/1161	0.44	0/1579
1	X	0.26	0/1161	0.44	0/1579
All	All	0.26	0/27864	0.44	0/37896

There are no bond length outliers.

There are no bond angle outliers.

There are no chirality outliers.

There are no planarity outliers.

5.2 Too-close contacts [i](#)

In the following table, the Non-H and H(model) columns list the number of non-hydrogen atoms and hydrogen atoms in the chain respectively. The H(added) column lists the number of hydrogen atoms added and optimized by MolProbity. The Clashes column lists the number of clashes within the asymmetric unit, whereas Symm-Clashes lists symmetry-related clashes.

Mol	Chain	Non-H	H(model)	H(added)	Clashes	Symm-Clashes
1	A	1135	0	1143	54	0
1	B	1135	0	1143	53	0
1	C	1135	0	1143	41	0
1	D	1135	0	1143	40	0
1	E	1135	0	1143	45	0
1	F	1135	0	1143	56	0
1	G	1135	0	1143	47	0
1	H	1135	0	1143	44	0
1	I	1135	0	1143	41	0
1	J	1135	0	1143	42	0
1	K	1135	0	1143	44	0
1	L	1135	0	1143	60	0
1	M	1135	0	1143	46	0
1	N	1135	0	1143	63	0
1	O	1135	0	1143	53	0
1	P	1135	0	1143	41	0
1	Q	1135	0	1143	54	0
1	R	1135	0	1143	43	0
1	S	1135	0	1143	48	0
1	T	1135	0	1143	45	0
1	U	1135	0	1143	58	0
1	V	1135	0	1143	45	0
1	W	1135	0	1143	57	0
1	X	1135	0	1143	61	0
All	All	27240	0	27432	1080	0

The all-atom clashscore is defined as the number of clashes found per 1000 atoms (including hydrogen atoms). The all-atom clashscore for this structure is 20.

All (1080) close contacts within the same asymmetric unit are listed below, sorted by their clash magnitude.

Atom-1	Atom-2	Interatomic distance (Å)	Clash overlap (Å)
1:L:280:TRP:CE3	1:X:317:ARG:NH2	2.47	0.83
1:O:319:LEU:HD22	1:W:312:THR:HA	1.60	0.83
1:Q:308:LYS:HE3	1:U:322:LEU:HD21	1.61	0.83

Continued on next page...

Continued from previous page...

Atom-1	Atom-2	Interatomic distance (Å)	Clash overlap (Å)
1:L:268:TRP:HA	1:L:279:ALA:HB1	1.62	0.81
1:B:319:LEU:HD22	1:L:312:THR:HA	1.62	0.80
1:Q:312:THR:HG21	1:U:323:LYS:HB2	1.62	0.80
1:Q:312:THR:HG23	1:U:319:LEU:HB3	1.63	0.79
1:L:260:LEU:HG	1:L:286:LEU:HD11	1.67	0.77
1:B:319:LEU:HB3	1:L:312:THR:HG23	1.66	0.76
1:L:277:PRO:HG3	1:X:310:GLU:OE1	1.86	0.74
1:L:277:PRO:HB3	1:X:313:VAL:HG11	1.71	0.73
1:Q:319:LEU:HD12	1:U:316:ILE:HG23	1.71	0.72
1:I:264:ALA:CB	1:I:286:LEU:HD22	2.19	0.72
1:M:316:ILE:HG23	1:S:319:LEU:CD1	2.20	0.72
1:F:264:ALA:CB	1:F:286:LEU:HD22	2.20	0.71
1:X:264:ALA:CB	1:X:286:LEU:HD22	2.21	0.70
1:M:316:ILE:HG23	1:S:319:LEU:HD13	1.75	0.69
1:F:271:PHE:HB2	1:F:279:ALA:HB2	1.75	0.68
1:L:260:LEU:HG	1:L:286:LEU:CD1	2.24	0.66
1:Q:319:LEU:CD1	1:U:316:ILE:HG23	2.25	0.65
1:T:215:CYS:O	1:T:218:PRO:HD2	1.96	0.65
1:X:215:CYS:O	1:X:218:PRO:HD2	1.97	0.64
1:W:215:CYS:O	1:W:218:PRO:HD2	1.98	0.64
1:N:215:CYS:O	1:N:218:PRO:HD2	1.98	0.64
1:Q:308:LYS:HB2	1:U:326:MET:HE3	1.79	0.64
1:Q:215:CYS:O	1:Q:218:PRO:HD2	1.99	0.63
1:O:319:LEU:CD1	1:W:316:ILE:HG23	2.28	0.63
1:F:215:CYS:O	1:F:218:PRO:HD2	1.99	0.63
1:C:215:CYS:O	1:C:218:PRO:HD2	1.99	0.63
1:U:215:CYS:O	1:U:218:PRO:HD2	1.99	0.63
1:V:215:CYS:O	1:V:218:PRO:HD2	1.99	0.62
1:D:215:CYS:O	1:D:218:PRO:HD2	1.99	0.62
1:N:316:ILE:HG22	1:X:316:ILE:HA	1.81	0.62
1:D:174:VAL:O	1:D:177:VAL:HG22	2.00	0.62
1:E:174:VAL:O	1:E:177:VAL:HG22	2.00	0.62
1:R:215:CYS:O	1:R:218:PRO:HD2	2.00	0.61
1:E:215:CYS:O	1:E:218:PRO:HD2	2.00	0.61
1:O:316:ILE:HA	1:W:316:ILE:HG22	1.82	0.61
1:O:319:LEU:HD12	1:W:316:ILE:HG23	1.82	0.61
1:J:215:CYS:O	1:J:218:PRO:HD2	2.00	0.61
1:A:319:LEU:HB3	1:G:312:THR:HG23	1.83	0.61
1:V:244:ILE:HD11	1:W:300:PHE:CD1	2.36	0.61
1:W:174:VAL:O	1:W:177:VAL:HG22	2.00	0.61
1:P:174:VAL:O	1:P:177:VAL:HG22	2.01	0.60

Continued on next page...

Continued from previous page...

Atom-1	Atom-2	Interatomic distance (Å)	Clash overlap (Å)
1:A:174:VAL:O	1:A:177:VAL:HG22	2.01	0.60
1:B:215:CYS:O	1:B:218:PRO:HD2	2.01	0.60
1:F:174:VAL:O	1:F:177:VAL:HG22	2.01	0.60
1:H:215:CYS:O	1:H:218:PRO:HD2	2.00	0.60
1:M:174:VAL:O	1:M:177:VAL:HG22	2.01	0.60
1:Q:308:LYS:HB2	1:U:326:MET:CE	2.31	0.60
1:S:264:ALA:CB	1:S:286:LEU:HD22	2.32	0.60
1:P:287:ILE:HB	1:P:288:PRO:HD3	1.84	0.60
1:R:265:ILE:O	1:R:269:VAL:HG23	2.01	0.60
1:J:265:ILE:O	1:J:269:VAL:HG23	2.02	0.60
1:G:174:VAL:O	1:G:177:VAL:HG22	2.02	0.60
1:G:215:CYS:O	1:G:218:PRO:HD2	2.02	0.60
1:K:215:CYS:O	1:K:218:PRO:HD2	2.02	0.60
1:M:287:ILE:HB	1:M:288:PRO:HD3	1.84	0.60
1:C:265:ILE:O	1:C:269:VAL:HG23	2.02	0.59
1:I:215:CYS:O	1:I:218:PRO:HD2	2.02	0.59
1:S:287:ILE:HB	1:S:288:PRO:HD3	1.84	0.59
1:S:174:VAL:O	1:S:177:VAL:HG22	2.02	0.59
1:U:174:VAL:O	1:U:177:VAL:HG22	2.02	0.59
1:M:215:CYS:O	1:M:218:PRO:HD2	2.03	0.59
1:O:215:CYS:O	1:O:218:PRO:HD2	2.02	0.59
1:T:287:ILE:HB	1:T:288:PRO:HD3	1.84	0.59
1:L:201:LEU:O	1:L:205:VAL:HG23	2.03	0.59
1:N:312:THR:HA	1:X:319:LEU:HD22	1.83	0.59
1:S:215:CYS:O	1:S:218:PRO:HD2	2.02	0.59
1:V:174:VAL:O	1:V:177:VAL:HG22	2.03	0.59
1:T:174:VAL:O	1:T:177:VAL:HG22	2.03	0.59
1:X:260:LEU:HG	1:X:286:LEU:HD11	1.85	0.59
1:Q:174:VAL:O	1:Q:177:VAL:HG22	2.02	0.59
1:Q:287:ILE:HB	1:Q:288:PRO:HD3	1.84	0.59
1:X:174:VAL:O	1:X:177:VAL:HG22	2.03	0.59
1:H:201:LEU:O	1:H:205:VAL:HG23	2.03	0.59
1:Q:265:ILE:O	1:Q:269:VAL:HG23	2.03	0.59
1:C:174:VAL:O	1:C:177:VAL:HG22	2.03	0.59
1:J:174:VAL:O	1:J:177:VAL:HG22	2.03	0.59
1:B:287:ILE:HB	1:B:288:PRO:HD3	1.85	0.58
1:G:287:ILE:HB	1:G:288:PRO:HD3	1.85	0.58
1:H:174:VAL:O	1:H:177:VAL:HG22	2.02	0.58
1:F:265:ILE:O	1:F:269:VAL:HG23	2.03	0.58
1:I:287:ILE:HB	1:I:288:PRO:HD3	1.85	0.58
1:K:287:ILE:HB	1:K:288:PRO:HD3	1.86	0.58

Continued on next page...

Continued from previous page...

Atom-1	Atom-2	Interatomic distance (Å)	Clash overlap (Å)
1:M:201:LEU:O	1:M:205:VAL:HG23	2.03	0.58
1:R:174:VAL:O	1:R:177:VAL:HG22	2.02	0.58
1:V:201:LEU:O	1:V:205:VAL:HG23	2.04	0.58
1:H:265:ILE:O	1:H:269:VAL:HG23	2.03	0.58
1:W:287:ILE:HB	1:W:288:PRO:HD3	1.85	0.58
1:C:201:LEU:O	1:C:205:VAL:HG23	2.03	0.58
1:K:174:VAL:O	1:K:177:VAL:HG22	2.03	0.58
1:K:201:LEU:O	1:K:205:VAL:HG23	2.04	0.58
1:L:287:ILE:HB	1:L:288:PRO:HD3	1.85	0.58
1:A:215:CYS:O	1:A:218:PRO:HD2	2.01	0.58
1:A:265:ILE:O	1:A:269:VAL:HG23	2.03	0.58
1:H:287:ILE:HB	1:H:288:PRO:HD3	1.85	0.58
1:N:287:ILE:HB	1:N:288:PRO:HD3	1.85	0.58
1:S:265:ILE:O	1:S:269:VAL:HG23	2.04	0.58
1:V:287:ILE:HB	1:V:288:PRO:HD3	1.84	0.58
1:G:201:LEU:O	1:G:205:VAL:HG23	2.04	0.58
1:I:174:VAL:O	1:I:177:VAL:HG22	2.02	0.58
1:M:265:ILE:O	1:M:269:VAL:HG23	2.03	0.58
1:O:287:ILE:HB	1:O:288:PRO:HD3	1.86	0.58
1:N:174:VAL:O	1:N:177:VAL:HG22	2.04	0.58
1:W:212:ILE:HA	1:W:215:CYS:SG	2.44	0.58
1:R:212:ILE:HA	1:R:215:CYS:SG	2.44	0.58
1:R:287:ILE:HB	1:R:288:PRO:HD3	1.86	0.58
1:A:287:ILE:HB	1:A:288:PRO:HD3	1.84	0.58
1:N:260:LEU:HG	1:N:286:LEU:HD11	1.84	0.58
1:L:215:CYS:O	1:L:218:PRO:HD2	2.03	0.58
1:M:244:ILE:HD11	1:N:300:PHE:CD1	2.38	0.58
1:B:265:ILE:O	1:B:269:VAL:HG23	2.04	0.57
1:L:212:ILE:HA	1:L:215:CYS:SG	2.44	0.57
1:D:265:ILE:O	1:D:269:VAL:HG23	2.05	0.57
1:E:287:ILE:HB	1:E:288:PRO:HD3	1.85	0.57
1:O:174:VAL:O	1:O:177:VAL:HG22	2.04	0.57
1:X:265:ILE:O	1:X:269:VAL:HG23	2.04	0.57
1:O:265:ILE:O	1:O:269:VAL:HG23	2.04	0.57
1:P:265:ILE:O	1:P:269:VAL:HG23	2.05	0.57
1:U:287:ILE:HB	1:U:288:PRO:HD3	1.87	0.57
1:A:316:ILE:HG23	1:G:319:LEU:HD12	1.86	0.57
1:G:265:ILE:O	1:G:269:VAL:HG23	2.05	0.57
1:Q:316:ILE:HG22	1:U:316:ILE:HG22	1.85	0.57
1:S:201:LEU:O	1:S:205:VAL:HG23	2.04	0.57
1:X:201:LEU:O	1:X:205:VAL:HG23	2.05	0.57

Continued on next page...

Continued from previous page...

Atom-1	Atom-2	Interatomic distance (Å)	Clash overlap (Å)
1:E:265:ILE:O	1:E:269:VAL:HG23	2.04	0.57
1:L:174:VAL:O	1:L:177:VAL:HG22	2.05	0.57
1:N:201:LEU:O	1:N:205:VAL:HG23	2.05	0.57
1:N:316:ILE:HG23	1:X:319:LEU:HB2	1.86	0.57
1:D:287:ILE:HB	1:D:288:PRO:HD3	1.86	0.57
1:O:201:LEU:O	1:O:205:VAL:HG23	2.04	0.57
1:R:201:LEU:O	1:R:205:VAL:HG23	2.04	0.57
1:B:174:VAL:O	1:B:177:VAL:HG22	2.04	0.57
1:X:287:ILE:HB	1:X:288:PRO:HD3	1.87	0.57
1:C:287:ILE:HB	1:C:288:PRO:HD3	1.86	0.57
1:P:215:CYS:O	1:P:218:PRO:HD2	2.04	0.57
1:L:268:TRP:CZ3	1:L:280:TRP:HA	2.39	0.56
1:L:265:ILE:O	1:L:269:VAL:HG23	2.05	0.56
1:E:201:LEU:O	1:E:205:VAL:HG23	2.04	0.56
1:F:287:ILE:HB	1:F:288:PRO:HD3	1.86	0.56
1:J:287:ILE:HB	1:J:288:PRO:HD3	1.87	0.56
1:T:265:ILE:O	1:T:269:VAL:HG23	2.06	0.56
1:A:201:LEU:HD21	1:B:285:VAL:HG22	1.88	0.56
1:A:316:ILE:HG23	1:G:319:LEU:CD1	2.35	0.56
1:I:265:ILE:O	1:I:269:VAL:HG23	2.05	0.56
1:K:265:ILE:O	1:K:269:VAL:HG23	2.05	0.56
1:W:265:ILE:O	1:W:269:VAL:HG23	2.06	0.56
1:N:285:VAL:C	1:N:288:PRO:HD2	2.26	0.56
1:W:201:LEU:O	1:W:205:VAL:HG23	2.06	0.56
1:B:201:LEU:O	1:B:205:VAL:HG23	2.06	0.56
1:D:201:LEU:O	1:D:205:VAL:HG23	2.04	0.56
1:U:265:ILE:O	1:U:269:VAL:HG23	2.05	0.56
1:A:201:LEU:O	1:A:205:VAL:HG23	2.05	0.56
1:F:285:VAL:C	1:F:288:PRO:HD2	2.27	0.56
1:I:260:LEU:HG	1:I:286:LEU:HD11	1.88	0.56
1:M:212:ILE:HA	1:M:215:CYS:SG	2.45	0.56
1:P:201:LEU:O	1:P:205:VAL:HG23	2.05	0.56
1:A:312:THR:HA	1:G:319:LEU:HD22	1.86	0.56
1:E:212:ILE:HA	1:E:215:CYS:SG	2.46	0.56
1:F:201:LEU:O	1:F:205:VAL:HG23	2.05	0.56
1:A:201:LEU:HD21	1:B:285:VAL:CG2	2.36	0.55
1:U:201:LEU:O	1:U:205:VAL:HG23	2.05	0.55
1:V:265:ILE:O	1:V:269:VAL:HG23	2.05	0.55
1:J:212:ILE:HA	1:J:215:CYS:SG	2.47	0.55
1:Q:201:LEU:O	1:Q:205:VAL:HG23	2.06	0.55
1:R:285:VAL:C	1:R:288:PRO:HD2	2.26	0.55

Continued on next page...

Continued from previous page...

Atom-1	Atom-2	Interatomic distance (Å)	Clash overlap (Å)
1:T:264:ALA:CB	1:T:286:LEU:HD22	2.36	0.55
1:L:261:LEU:O	1:L:265:ILE:HG12	2.05	0.55
1:T:201:LEU:O	1:T:205:VAL:HG23	2.06	0.55
1:A:212:ILE:HA	1:A:215:CYS:SG	2.47	0.55
1:B:316:ILE:HG23	1:L:319:LEU:HD12	1.88	0.55
1:U:285:VAL:C	1:U:288:PRO:HD2	2.27	0.55
1:I:201:LEU:O	1:I:205:VAL:HG23	2.06	0.55
1:D:261:LEU:O	1:D:265:ILE:HG12	2.07	0.55
1:G:287:ILE:O	1:G:291:ILE:HG13	2.07	0.55
1:J:201:LEU:O	1:J:205:VAL:HG23	2.07	0.55
1:K:280:TRP:O	1:K:284:VAL:HG23	2.07	0.55
1:N:261:LEU:O	1:N:265:ILE:HG12	2.07	0.55
1:D:285:VAL:C	1:D:288:PRO:HD2	2.27	0.54
1:V:287:ILE:O	1:V:291:ILE:HG13	2.07	0.54
1:X:212:ILE:HA	1:X:215:CYS:SG	2.46	0.54
1:C:212:ILE:HA	1:C:215:CYS:SG	2.47	0.54
1:S:261:LEU:O	1:S:265:ILE:HG12	2.08	0.54
1:V:261:LEU:O	1:V:265:ILE:HG12	2.07	0.54
1:P:280:TRP:O	1:P:284:VAL:HG23	2.08	0.54
1:V:280:TRP:O	1:V:284:VAL:HG23	2.07	0.54
1:X:285:VAL:C	1:X:288:PRO:HD2	2.27	0.54
1:M:261:LEU:O	1:M:265:ILE:HG12	2.08	0.54
1:P:244:ILE:HD11	1:Q:300:PHE:CD1	2.43	0.54
1:R:261:LEU:O	1:R:265:ILE:HG12	2.07	0.54
1:C:285:VAL:C	1:C:288:PRO:HD2	2.28	0.54
1:Q:212:ILE:HA	1:Q:215:CYS:SG	2.47	0.54
1:F:212:ILE:HA	1:F:215:CYS:SG	2.48	0.54
1:I:271:PHE:HB2	1:I:279:ALA:HB2	1.89	0.54
1:O:280:TRP:O	1:O:284:VAL:HG23	2.08	0.54
1:O:285:VAL:C	1:O:288:PRO:HD2	2.28	0.54
1:S:212:ILE:HA	1:S:215:CYS:SG	2.47	0.54
1:W:261:LEU:O	1:W:265:ILE:HG12	2.07	0.54
1:U:287:ILE:O	1:U:291:ILE:HG13	2.07	0.54
1:B:212:ILE:HA	1:B:215:CYS:SG	2.47	0.54
1:I:285:VAL:C	1:I:288:PRO:HD2	2.29	0.53
1:N:285:VAL:O	1:N:288:PRO:HD2	2.08	0.53
1:W:280:TRP:O	1:W:284:VAL:HG23	2.08	0.53
1:B:287:ILE:O	1:B:291:ILE:HG13	2.09	0.53
1:A:261:LEU:O	1:A:265:ILE:HG12	2.08	0.53
1:C:261:LEU:O	1:C:265:ILE:HG12	2.09	0.53
1:D:212:ILE:HA	1:D:215:CYS:SG	2.48	0.53

Continued on next page...

Continued from previous page...

Atom-1	Atom-2	Interatomic distance (Å)	Clash overlap (Å)
1:E:285:VAL:C	1:E:288:PRO:HD2	2.29	0.53
1:L:263:ILE:HA	1:L:266:LEU:HD12	1.90	0.53
1:N:265:ILE:O	1:N:269:VAL:HG23	2.07	0.53
1:P:263:ILE:HA	1:P:266:LEU:HD12	1.90	0.53
1:A:260:LEU:HG	1:A:286:LEU:HD11	1.90	0.53
1:U:261:LEU:O	1:U:265:ILE:HG12	2.09	0.53
1:X:261:LEU:O	1:X:265:ILE:HG12	2.09	0.53
1:B:261:LEU:O	1:B:265:ILE:HG12	2.07	0.53
1:O:261:LEU:O	1:O:265:ILE:HG12	2.08	0.53
1:A:312:THR:HG23	1:G:319:LEU:HB3	1.91	0.53
1:G:261:LEU:O	1:G:265:ILE:HG12	2.09	0.53
1:H:261:LEU:O	1:H:265:ILE:HG12	2.09	0.53
1:S:283:THR:O	1:S:286:LEU:HB3	2.09	0.53
1:H:164:THR:O	1:H:168:LEU:HG	2.09	0.53
1:E:287:ILE:O	1:E:291:ILE:HG13	2.09	0.53
1:T:287:ILE:O	1:T:291:ILE:HG13	2.09	0.53
1:A:319:LEU:HD22	1:G:312:THR:HA	1.89	0.53
1:E:261:LEU:O	1:E:265:ILE:HG12	2.09	0.53
1:L:283:THR:O	1:L:286:LEU:HB3	2.09	0.53
1:N:312:THR:OG1	1:X:322:LEU:HD23	2.09	0.53
1:Q:261:LEU:O	1:Q:265:ILE:HG12	2.08	0.53
1:D:283:THR:O	1:D:286:LEU:HB3	2.10	0.52
1:F:261:LEU:O	1:F:265:ILE:HG12	2.09	0.52
1:W:285:VAL:C	1:W:288:PRO:HD2	2.30	0.52
1:L:285:VAL:C	1:L:288:PRO:HD2	2.30	0.52
1:T:261:LEU:O	1:T:265:ILE:HG12	2.09	0.52
1:W:283:THR:O	1:W:286:LEU:HB3	2.09	0.52
1:K:261:LEU:O	1:K:265:ILE:HG12	2.10	0.52
1:M:287:ILE:O	1:M:291:ILE:HG13	2.10	0.52
1:P:261:LEU:O	1:P:265:ILE:HG12	2.10	0.52
1:W:164:THR:O	1:W:168:LEU:HG	2.09	0.52
1:K:285:VAL:C	1:K:288:PRO:HD2	2.29	0.52
1:M:197:ILE:HG23	1:N:285:VAL:HG21	1.91	0.52
1:Q:285:VAL:C	1:Q:288:PRO:HD2	2.30	0.52
1:A:287:ILE:O	1:A:291:ILE:HG13	2.10	0.52
1:B:283:THR:O	1:B:286:LEU:HB3	2.09	0.52
1:N:212:ILE:HA	1:N:215:CYS:SG	2.48	0.52
1:K:252:THR:O	1:K:256:LEU:HG	2.10	0.52
1:C:319:LEU:HD13	1:K:316:ILE:HG23	1.92	0.52
1:G:252:THR:O	1:G:256:LEU:HG	2.10	0.52
1:I:261:LEU:O	1:I:265:ILE:HG12	2.09	0.52

Continued on next page...

Continued from previous page...

Atom-1	Atom-2	Interatomic distance (Å)	Clash overlap (Å)
1:Q:309:TYR:HE1	1:U:323:LYS:HG3	1.72	0.52
1:S:164:THR:O	1:S:168:LEU:HG	2.10	0.52
1:D:252:THR:O	1:D:256:LEU:HG	2.10	0.52
1:G:212:ILE:HA	1:G:215:CYS:SG	2.50	0.52
1:J:285:VAL:C	1:J:288:PRO:HD2	2.30	0.52
1:M:263:ILE:HA	1:M:266:LEU:HD12	1.92	0.52
1:R:283:THR:O	1:R:286:LEU:HB3	2.10	0.52
1:O:287:ILE:O	1:O:291:ILE:HG13	2.10	0.52
1:A:195:PHE:CD2	1:B:271:PHE:HZ	2.28	0.51
1:Q:287:ILE:O	1:Q:291:ILE:HG13	2.10	0.51
1:R:252:THR:O	1:R:256:LEU:HG	2.10	0.51
1:A:252:THR:O	1:A:256:LEU:HG	2.09	0.51
1:F:283:THR:O	1:F:286:LEU:HB3	2.10	0.51
1:C:283:THR:O	1:C:286:LEU:HB3	2.10	0.51
1:H:287:ILE:O	1:H:291:ILE:HG13	2.10	0.51
1:M:280:TRP:O	1:M:284:VAL:HG23	2.10	0.51
1:O:319:LEU:HB3	1:W:312:THR:HG23	1.91	0.51
1:R:263:ILE:HA	1:R:266:LEU:HD12	1.93	0.51
1:W:287:ILE:O	1:W:291:ILE:HG13	2.10	0.51
1:C:287:ILE:O	1:C:291:ILE:HG13	2.10	0.51
1:F:271:PHE:O	1:F:276:PRO:HD3	2.09	0.51
1:I:283:THR:O	1:I:286:LEU:HB3	2.10	0.51
1:P:206:HIS:O	1:P:210:LEU:HG	2.11	0.51
1:R:285:VAL:O	1:R:288:PRO:HD2	2.11	0.51
1:L:280:TRP:O	1:L:284:VAL:HG23	2.10	0.51
1:N:280:TRP:O	1:N:284:VAL:HG23	2.09	0.51
1:Q:164:THR:O	1:Q:168:LEU:HG	2.10	0.51
1:T:164:THR:O	1:T:168:LEU:HG	2.11	0.51
1:U:164:THR:O	1:U:168:LEU:HG	2.10	0.51
1:V:260:LEU:HG	1:V:286:LEU:HD11	1.92	0.51
1:B:312:THR:HG23	1:L:319:LEU:HB3	1.93	0.51
1:F:285:VAL:O	1:F:288:PRO:HD2	2.10	0.51
1:J:287:ILE:O	1:J:291:ILE:HG13	2.10	0.51
1:V:164:THR:O	1:V:168:LEU:HG	2.11	0.51
1:B:164:THR:O	1:B:168:LEU:HG	2.11	0.51
1:J:252:THR:O	1:J:256:LEU:HG	2.11	0.51
1:K:283:THR:O	1:K:286:LEU:HB3	2.10	0.51
1:L:164:THR:O	1:L:168:LEU:HG	2.11	0.51
1:M:164:THR:O	1:M:168:LEU:HG	2.11	0.51
1:R:164:THR:O	1:R:168:LEU:HG	2.10	0.51
1:T:285:VAL:C	1:T:288:PRO:HD2	2.31	0.51

Continued on next page...

Continued from previous page...

Atom-1	Atom-2	Interatomic distance (Å)	Clash overlap (Å)
1:A:283:THR:O	1:A:286:LEU:HB3	2.11	0.51
1:A:304:LEU:C	1:A:304:LEU:HD23	2.31	0.51
1:D:263:ILE:HA	1:D:266:LEU:HD12	1.92	0.51
1:X:164:THR:O	1:X:168:LEU:HG	2.10	0.51
1:X:264:ALA:HB2	1:X:286:LEU:HD22	1.93	0.51
1:K:164:THR:O	1:K:168:LEU:HG	2.11	0.51
1:M:283:THR:O	1:M:286:LEU:HB3	2.11	0.51
1:O:264:ALA:CB	1:O:286:LEU:HD22	2.41	0.51
1:A:285:VAL:C	1:A:288:PRO:HD2	2.31	0.51
1:C:252:THR:O	1:C:256:LEU:HG	2.11	0.51
1:L:192:LEU:HD12	1:L:192:LEU:H	1.76	0.51
1:P:212:ILE:HA	1:P:215:CYS:SG	2.51	0.51
1:E:263:ILE:HA	1:E:266:LEU:HD12	1.93	0.50
1:J:261:LEU:O	1:J:265:ILE:HG12	2.10	0.50
1:T:212:ILE:HA	1:T:215:CYS:SG	2.51	0.50
1:B:285:VAL:C	1:B:288:PRO:HD2	2.31	0.50
1:F:263:ILE:HA	1:F:266:LEU:HD12	1.92	0.50
1:H:285:VAL:C	1:H:288:PRO:HD2	2.31	0.50
1:M:285:VAL:C	1:M:288:PRO:HD2	2.32	0.50
1:C:164:THR:O	1:C:168:LEU:HG	2.11	0.50
1:G:283:THR:O	1:G:286:LEU:HB3	2.11	0.50
1:I:304:LEU:C	1:I:304:LEU:HD23	2.32	0.50
1:K:263:ILE:HA	1:K:266:LEU:HD12	1.93	0.50
1:M:316:ILE:HG23	1:S:319:LEU:HD12	1.90	0.50
1:S:285:VAL:C	1:S:288:PRO:HD2	2.32	0.50
1:U:263:ILE:HA	1:U:266:LEU:HD12	1.94	0.50
1:U:283:THR:O	1:U:286:LEU:HB3	2.11	0.50
1:V:252:THR:O	1:V:256:LEU:HG	2.11	0.50
1:X:287:ILE:O	1:X:291:ILE:HG13	2.11	0.50
1:M:252:THR:O	1:M:256:LEU:HG	2.12	0.50
1:N:316:ILE:HG23	1:X:319:LEU:CD1	2.41	0.50
1:S:252:THR:O	1:S:256:LEU:HG	2.11	0.50
1:X:280:TRP:O	1:X:284:VAL:HG23	2.12	0.50
1:X:301:TYR:O	1:X:305:VAL:HG23	2.11	0.50
1:A:164:THR:O	1:A:168:LEU:HG	2.12	0.50
1:E:164:THR:O	1:E:168:LEU:HG	2.11	0.50
1:G:164:THR:O	1:G:168:LEU:HG	2.12	0.50
1:I:164:THR:O	1:I:168:LEU:HG	2.10	0.50
1:I:287:ILE:O	1:I:291:ILE:HG13	2.11	0.50
1:O:252:THR:O	1:O:256:LEU:HG	2.11	0.50
1:Q:319:LEU:HD12	1:U:316:ILE:CG2	2.39	0.50

Continued on next page...

Continued from previous page...

Atom-1	Atom-2	Interatomic distance (Å)	Clash overlap (Å)
1:W:304:LEU:C	1:W:304:LEU:HD23	2.31	0.50
1:X:283:THR:O	1:X:286:LEU:HB3	2.12	0.50
1:J:283:THR:O	1:J:286:LEU:HB3	2.12	0.50
1:K:287:ILE:O	1:K:291:ILE:HG13	2.10	0.50
1:N:192:LEU:HD12	1:N:192:LEU:H	1.77	0.50
1:O:164:THR:O	1:O:168:LEU:HG	2.11	0.50
1:P:285:VAL:C	1:P:288:PRO:HD2	2.31	0.50
1:Q:260:LEU:HG	1:Q:286:LEU:HD11	1.93	0.50
1:R:264:ALA:CB	1:R:286:LEU:HD22	2.42	0.50
1:S:287:ILE:O	1:S:291:ILE:HG13	2.12	0.50
1:B:316:ILE:HG23	1:L:319:LEU:CD1	2.42	0.50
1:B:316:ILE:HA	1:L:316:ILE:HG22	1.94	0.50
1:D:164:THR:O	1:D:168:LEU:HG	2.12	0.50
1:G:263:ILE:HA	1:G:266:LEU:HD12	1.94	0.50
1:I:212:ILE:HA	1:I:215:CYS:SG	2.52	0.50
1:N:252:THR:O	1:N:256:LEU:HG	2.12	0.50
1:O:192:LEU:HD12	1:O:192:LEU:N	2.27	0.50
1:U:212:ILE:HA	1:U:215:CYS:SG	2.51	0.50
1:V:304:LEU:C	1:V:304:LEU:HD23	2.32	0.50
1:I:280:TRP:O	1:I:284:VAL:HG23	2.11	0.50
1:K:212:ILE:HA	1:K:215:CYS:SG	2.51	0.50
1:O:206:HIS:O	1:O:210:LEU:HG	2.12	0.50
1:B:252:THR:O	1:B:256:LEU:HG	2.12	0.50
1:C:280:TRP:O	1:C:284:VAL:HG23	2.12	0.50
1:P:287:ILE:O	1:P:291:ILE:HG13	2.11	0.50
1:V:212:ILE:HA	1:V:215:CYS:SG	2.52	0.50
1:F:192:LEU:HD12	1:F:192:LEU:H	1.78	0.49
1:F:206:HIS:O	1:F:210:LEU:HG	2.12	0.49
1:H:206:HIS:O	1:H:210:LEU:HG	2.12	0.49
1:K:301:TYR:O	1:K:305:VAL:HG23	2.12	0.49
1:A:280:TRP:O	1:A:284:VAL:HG23	2.13	0.49
1:B:323:LYS:HG3	1:L:309:TYR:HE1	1.77	0.49
1:D:285:VAL:O	1:D:288:PRO:HD2	2.12	0.49
1:N:164:THR:O	1:N:168:LEU:HG	2.12	0.49
1:U:192:LEU:N	1:U:192:LEU:HD12	2.27	0.49
1:U:285:VAL:O	1:U:288:PRO:HD2	2.11	0.49
1:W:206:HIS:O	1:W:210:LEU:HG	2.13	0.49
1:W:252:THR:O	1:W:256:LEU:HG	2.10	0.49
1:F:287:ILE:O	1:F:291:ILE:HG13	2.12	0.49
1:N:323:LYS:HB2	1:X:312:THR:HG21	1.95	0.49
1:P:164:THR:O	1:P:168:LEU:HG	2.11	0.49

Continued on next page...

Continued from previous page...

Atom-1	Atom-2	Interatomic distance (Å)	Clash overlap (Å)
1:P:252:THR:O	1:P:256:LEU:HG	2.11	0.49
1:A:163:LYS:HD2	1:F:163:LYS:HE2	1.93	0.49
1:A:195:PHE:HD2	1:B:271:PHE:HZ	1.59	0.49
1:B:206:HIS:O	1:B:210:LEU:HG	2.12	0.49
1:D:287:ILE:O	1:D:291:ILE:HG13	2.12	0.49
1:N:192:LEU:HD12	1:N:192:LEU:N	2.27	0.49
1:V:159:LYS:HE2	1:W:159:LYS:HD2	1.94	0.49
1:X:192:LEU:HD12	1:X:192:LEU:H	1.77	0.49
1:X:192:LEU:HD12	1:X:192:LEU:N	2.28	0.49
1:B:304:LEU:C	1:B:304:LEU:HD23	2.33	0.49
1:E:280:TRP:O	1:E:284:VAL:HG23	2.12	0.49
1:L:192:LEU:HD12	1:L:192:LEU:N	2.26	0.49
1:O:283:THR:O	1:O:286:LEU:HB3	2.12	0.49
1:Q:252:THR:O	1:Q:256:LEU:HG	2.12	0.49
1:R:206:HIS:O	1:R:210:LEU:HG	2.12	0.49
1:A:192:LEU:HD12	1:A:192:LEU:N	2.28	0.49
1:B:319:LEU:HD12	1:L:316:ILE:HG23	1.94	0.49
1:F:164:THR:O	1:F:168:LEU:HG	2.13	0.49
1:F:192:LEU:HD12	1:F:192:LEU:N	2.28	0.49
1:J:164:THR:O	1:J:168:LEU:HG	2.12	0.49
1:L:252:THR:O	1:L:256:LEU:HG	2.12	0.49
1:G:285:VAL:C	1:G:288:PRO:HD2	2.33	0.49
1:O:192:LEU:HD12	1:O:192:LEU:H	1.77	0.49
1:S:192:LEU:HD12	1:S:192:LEU:H	1.76	0.49
1:T:192:LEU:HD12	1:T:192:LEU:N	2.28	0.49
1:U:206:HIS:O	1:U:210:LEU:HG	2.13	0.49
1:C:263:ILE:HA	1:C:266:LEU:HD12	1.93	0.49
1:G:206:HIS:O	1:G:210:LEU:HG	2.13	0.49
1:J:280:TRP:O	1:J:284:VAL:HG23	2.13	0.49
1:J:304:LEU:C	1:J:304:LEU:HD23	2.32	0.49
1:L:304:LEU:C	1:L:304:LEU:HD23	2.32	0.49
1:P:192:LEU:HD12	1:P:192:LEU:H	1.78	0.49
1:T:192:LEU:HD12	1:T:192:LEU:H	1.78	0.49
1:U:280:TRP:O	1:U:284:VAL:HG23	2.13	0.49
1:V:283:THR:O	1:V:286:LEU:HB3	2.12	0.49
1:F:252:THR:O	1:F:256:LEU:HG	2.12	0.49
1:H:252:THR:O	1:H:256:LEU:HG	2.12	0.49
1:H:280:TRP:O	1:H:284:VAL:HG23	2.12	0.49
1:N:283:THR:O	1:N:286:LEU:HB3	2.13	0.49
1:O:312:THR:HG21	1:W:323:LYS:HB2	1.94	0.49
1:A:203:VAL:O	1:A:207:MET:HG2	2.13	0.49

Continued on next page...

Continued from previous page...

Atom-1	Atom-2	Interatomic distance (Å)	Clash overlap (Å)
1:I:192:LEU:HD12	1:I:192:LEU:H	1.78	0.49
1:I:252:THR:O	1:I:256:LEU:HG	2.12	0.49
1:N:304:LEU:C	1:N:304:LEU:HD23	2.33	0.49
1:S:192:LEU:HD12	1:S:192:LEU:N	2.28	0.49
1:S:280:TRP:O	1:S:284:VAL:HG23	2.12	0.49
1:T:283:THR:O	1:T:286:LEU:HB3	2.13	0.49
1:U:199:THR:O	1:U:203:VAL:HG23	2.13	0.49
1:X:252:THR:O	1:X:256:LEU:HG	2.12	0.49
1:X:263:ILE:HA	1:X:266:LEU:HD12	1.95	0.49
1:C:192:LEU:HD12	1:C:192:LEU:N	2.28	0.48
1:G:195:PHE:CD2	1:H:271:PHE:HZ	2.30	0.48
1:G:301:TYR:O	1:G:305:VAL:HG23	2.13	0.48
1:J:301:TYR:O	1:J:305:VAL:HG23	2.13	0.48
1:O:304:LEU:HD23	1:O:304:LEU:C	2.34	0.48
1:O:319:LEU:CD1	1:W:316:ILE:N	2.76	0.48
1:P:283:THR:O	1:P:286:LEU:HB3	2.12	0.48
1:Q:199:THR:O	1:Q:203:VAL:HG23	2.13	0.48
1:S:301:TYR:O	1:S:305:VAL:HG23	2.13	0.48
1:W:192:LEU:HD12	1:W:192:LEU:H	1.78	0.48
1:C:199:THR:O	1:C:203:VAL:HG23	2.12	0.48
1:D:192:LEU:N	1:D:192:LEU:HD12	2.29	0.48
1:E:192:LEU:H	1:E:192:LEU:HD12	1.78	0.48
1:E:192:LEU:HD12	1:E:192:LEU:N	2.29	0.48
1:E:252:THR:O	1:E:256:LEU:HG	2.13	0.48
1:J:206:HIS:O	1:J:210:LEU:HG	2.13	0.48
1:L:206:HIS:O	1:L:210:LEU:HG	2.13	0.48
1:N:301:TYR:O	1:N:305:VAL:HG23	2.13	0.48
1:Q:280:TRP:O	1:Q:284:VAL:HG23	2.13	0.48
1:V:263:ILE:HA	1:V:266:LEU:HD12	1.94	0.48
1:V:274:LEU:C	1:V:276:PRO:CD	2.82	0.48
1:D:280:TRP:O	1:D:284:VAL:HG23	2.13	0.48
1:F:203:VAL:O	1:F:207:MET:HG2	2.13	0.48
1:P:203:VAL:O	1:P:207:MET:HG2	2.13	0.48
1:S:263:ILE:HA	1:S:266:LEU:HD12	1.95	0.48
1:A:263:ILE:HA	1:A:266:LEU:HD12	1.94	0.48
1:K:272:TYR:O	1:K:276:PRO:HG3	2.13	0.48
1:M:192:LEU:HD12	1:M:192:LEU:N	2.29	0.48
1:O:212:ILE:HA	1:O:215:CYS:SG	2.53	0.48
1:V:301:TYR:O	1:V:305:VAL:HG23	2.13	0.48
1:E:201:LEU:HD21	1:F:285:VAL:CG2	2.42	0.48
1:F:199:THR:O	1:F:203:VAL:HG23	2.14	0.48

Continued on next page...

Continued from previous page...

Atom-1	Atom-2	Interatomic distance (Å)	Clash overlap (Å)
1:R:280:TRP:O	1:R:284:VAL:HG23	2.13	0.48
1:T:280:TRP:O	1:T:284:VAL:HG23	2.13	0.48
1:V:206:HIS:O	1:V:210:LEU:HG	2.14	0.48
1:W:192:LEU:HD12	1:W:192:LEU:N	2.28	0.48
1:X:304:LEU:C	1:X:304:LEU:HD23	2.34	0.48
1:H:283:THR:O	1:H:286:LEU:HB3	2.12	0.48
1:I:192:LEU:HD12	1:I:192:LEU:N	2.28	0.48
1:I:285:VAL:O	1:I:288:PRO:HD2	2.14	0.48
1:J:192:LEU:N	1:J:192:LEU:HD12	2.29	0.48
1:M:316:ILE:CG2	1:S:319:LEU:HD12	2.43	0.48
1:N:203:VAL:O	1:N:207:MET:HG2	2.14	0.48
1:O:203:VAL:O	1:O:207:MET:HG2	2.14	0.48
1:T:206:HIS:O	1:T:210:LEU:HG	2.14	0.48
1:T:252:THR:O	1:T:256:LEU:HG	2.13	0.48
1:X:285:VAL:O	1:X:288:PRO:HD2	2.14	0.48
1:G:280:TRP:O	1:G:284:VAL:HG23	2.13	0.48
1:H:301:TYR:O	1:H:305:VAL:HG23	2.14	0.48
1:P:192:LEU:HD12	1:P:192:LEU:N	2.29	0.48
1:Q:192:LEU:N	1:Q:192:LEU:HD12	2.29	0.48
1:W:260:LEU:HG	1:W:286:LEU:HD11	1.96	0.48
1:B:192:LEU:N	1:B:192:LEU:HD12	2.29	0.48
1:B:301:TYR:O	1:B:305:VAL:HG23	2.13	0.48
1:C:192:LEU:HD12	1:C:192:LEU:H	1.79	0.48
1:I:199:THR:O	1:I:203:VAL:HG23	2.14	0.48
1:K:192:LEU:HD12	1:K:192:LEU:N	2.29	0.48
1:M:304:LEU:HD23	1:M:304:LEU:C	2.34	0.48
1:Q:301:TYR:O	1:Q:305:VAL:HG23	2.14	0.48
1:Q:304:LEU:C	1:Q:304:LEU:HD23	2.34	0.48
1:T:274:LEU:C	1:T:276:PRO:CD	2.82	0.48
1:U:252:THR:O	1:U:256:LEU:HG	2.13	0.48
1:V:192:LEU:N	1:V:192:LEU:HD12	2.28	0.48
1:X:268:TRP:HE3	1:X:283:THR:HG1	1.61	0.48
1:A:192:LEU:HD12	1:A:192:LEU:H	1.79	0.48
1:E:206:HIS:O	1:E:210:LEU:HG	2.14	0.48
1:F:304:LEU:C	1:F:304:LEU:HD23	2.34	0.48
1:O:285:VAL:O	1:O:288:PRO:HD2	2.13	0.48
1:G:192:LEU:N	1:G:192:LEU:HD12	2.28	0.47
1:C:206:HIS:O	1:C:210:LEU:HG	2.14	0.47
1:E:283:THR:O	1:E:286:LEU:HB3	2.13	0.47
1:H:263:ILE:HA	1:H:266:LEU:HD12	1.94	0.47
1:H:304:LEU:HD23	1:H:304:LEU:C	2.34	0.47

Continued on next page...

Continued from previous page...

Atom-1	Atom-2	Interatomic distance (Å)	Clash overlap (Å)
1:J:203:VAL:O	1:J:207:MET:HG2	2.14	0.47
1:M:206:HIS:O	1:M:210:LEU:HG	2.14	0.47
1:N:206:HIS:O	1:N:210:LEU:HG	2.14	0.47
1:O:322:LEU:O	1:O:326:MET:HB2	2.14	0.47
1:R:192:LEU:HD12	1:R:192:LEU:N	2.28	0.47
1:R:287:ILE:O	1:R:291:ILE:HG13	2.13	0.47
1:R:304:LEU:HD23	1:R:304:LEU:C	2.34	0.47
1:B:192:LEU:HD12	1:B:192:LEU:H	1.79	0.47
1:G:304:LEU:C	1:G:304:LEU:HD23	2.34	0.47
1:H:212:ILE:HA	1:H:215:CYS:SG	2.55	0.47
1:Q:283:THR:O	1:Q:286:LEU:HB3	2.13	0.47
1:S:203:VAL:O	1:S:207:MET:HG2	2.14	0.47
1:S:206:HIS:O	1:S:210:LEU:HG	2.14	0.47
1:U:192:LEU:HD12	1:U:192:LEU:H	1.79	0.47
1:X:206:HIS:O	1:X:210:LEU:HG	2.14	0.47
1:E:304:LEU:C	1:E:304:LEU:HD23	2.35	0.47
1:M:192:LEU:HD12	1:M:192:LEU:H	1.78	0.47
1:N:316:ILE:HG23	1:X:319:LEU:CB	2.43	0.47
1:O:312:THR:HG23	1:W:319:LEU:HB3	1.96	0.47
1:Q:203:VAL:O	1:Q:207:MET:HG2	2.14	0.47
1:Q:263:ILE:HA	1:Q:266:LEU:HD12	1.97	0.47
1:Q:274:LEU:C	1:Q:276:PRO:CD	2.83	0.47
1:R:301:TYR:O	1:R:305:VAL:HG23	2.15	0.47
1:W:285:VAL:O	1:W:288:PRO:HD2	2.15	0.47
1:E:285:VAL:O	1:E:288:PRO:HD2	2.14	0.47
1:G:203:VAL:O	1:G:207:MET:HG2	2.14	0.47
1:H:203:VAL:O	1:H:207:MET:HG2	2.14	0.47
1:K:285:VAL:O	1:K:288:PRO:HD2	2.14	0.47
1:L:268:TRP:HA	1:L:279:ALA:CB	2.38	0.47
1:P:199:THR:O	1:P:203:VAL:HG23	2.14	0.47
1:B:263:ILE:HA	1:B:266:LEU:HD12	1.96	0.47
1:C:285:VAL:O	1:C:288:PRO:HD2	2.14	0.47
1:D:206:HIS:O	1:D:210:LEU:HG	2.15	0.47
1:H:199:THR:O	1:H:203:VAL:HG23	2.15	0.47
1:L:199:THR:O	1:L:203:VAL:HG23	2.15	0.47
1:L:301:TYR:O	1:L:305:VAL:HG23	2.15	0.47
1:N:316:ILE:N	1:X:319:LEU:CD1	2.78	0.47
1:O:312:THR:HA	1:W:319:LEU:HD22	1.96	0.47
1:C:301:TYR:O	1:C:305:VAL:HG23	2.15	0.47
1:E:276:PRO:O	1:E:279:ALA:HB3	2.14	0.47
1:G:195:PHE:HD2	1:H:271:PHE:HZ	1.62	0.47

Continued on next page...

Continued from previous page...

Atom-1	Atom-2	Interatomic distance (Å)	Clash overlap (Å)
1:K:304:LEU:C	1:K:304:LEU:HD23	2.34	0.47
1:N:199:THR:O	1:N:203:VAL:HG23	2.15	0.47
1:N:316:ILE:N	1:X:319:LEU:HD13	2.29	0.47
1:U:294:MET:O	1:U:298:ILE:HG13	2.15	0.47
1:V:199:THR:O	1:V:203:VAL:HG23	2.15	0.47
1:V:203:VAL:O	1:V:207:MET:HG2	2.15	0.47
1:K:192:LEU:HD12	1:K:192:LEU:H	1.80	0.47
1:L:287:ILE:O	1:L:291:ILE:HG13	2.14	0.47
1:R:192:LEU:HD12	1:R:192:LEU:H	1.79	0.47
1:U:304:LEU:C	1:U:304:LEU:HD23	2.35	0.47
1:V:285:VAL:C	1:V:288:PRO:HD2	2.35	0.47
1:F:268:TRP:HE3	1:F:283:THR:HG1	1.58	0.47
1:G:192:LEU:HD12	1:G:192:LEU:H	1.80	0.47
1:H:202:LEU:C	1:H:202:LEU:HD23	2.35	0.47
1:N:316:ILE:CG2	1:X:319:LEU:HB2	2.45	0.47
1:Q:202:LEU:HD23	1:Q:202:LEU:C	2.35	0.47
1:Q:285:VAL:O	1:Q:288:PRO:HD2	2.15	0.47
1:D:264:ALA:CB	1:D:286:LEU:HD22	2.45	0.47
1:O:263:ILE:HA	1:O:266:LEU:HD12	1.97	0.47
1:S:158:LEU:C	1:S:158:LEU:HD23	2.35	0.47
1:T:203:VAL:O	1:T:207:MET:HG2	2.15	0.47
1:B:280:TRP:O	1:B:284:VAL:HG23	2.15	0.46
1:I:158:LEU:C	1:I:158:LEU:HD23	2.36	0.46
1:J:264:ALA:CB	1:J:286:LEU:HD22	2.45	0.46
1:N:202:LEU:C	1:N:202:LEU:HD23	2.35	0.46
1:N:287:ILE:O	1:N:291:ILE:HG13	2.14	0.46
1:I:271:PHE:O	1:I:276:PRO:HD3	2.16	0.46
1:J:202:LEU:C	1:J:202:LEU:HD23	2.36	0.46
1:J:263:ILE:HA	1:J:266:LEU:HD12	1.96	0.46
1:M:274:LEU:C	1:M:276:PRO:CD	2.84	0.46
1:M:301:TYR:O	1:M:305:VAL:HG23	2.14	0.46
1:T:193:ILE:HA	1:U:278:ALA:HB1	1.97	0.46
1:T:199:THR:O	1:T:203:VAL:HG23	2.15	0.46
1:U:274:LEU:C	1:U:276:PRO:CD	2.83	0.46
1:W:263:ILE:HA	1:W:266:LEU:HD12	1.96	0.46
1:W:301:TYR:O	1:W:305:VAL:HG23	2.15	0.46
1:X:203:VAL:O	1:X:207:MET:HG2	2.16	0.46
1:G:199:THR:O	1:G:203:VAL:HG23	2.15	0.46
1:I:263:ILE:HA	1:I:266:LEU:HD12	1.97	0.46
1:K:206:HIS:O	1:K:210:LEU:HG	2.15	0.46
1:O:301:TYR:O	1:O:305:VAL:HG23	2.14	0.46

Continued on next page...

Continued from previous page...

Atom-1	Atom-2	Interatomic distance (Å)	Clash overlap (Å)
1:B:158:LEU:C	1:B:158:LEU:HD23	2.36	0.46
1:E:199:THR:O	1:E:203:VAL:HG23	2.15	0.46
1:M:203:VAL:O	1:M:207:MET:HG2	2.16	0.46
1:D:199:THR:O	1:D:203:VAL:HG23	2.16	0.46
1:D:304:LEU:C	1:D:304:LEU:HD23	2.35	0.46
1:I:203:VAL:O	1:I:207:MET:HG2	2.15	0.46
1:U:257:ILE:HG12	1:U:293:PHE:CE1	2.51	0.46
1:W:322:LEU:O	1:W:326:MET:HB2	2.16	0.46
1:B:199:THR:O	1:B:203:VAL:HG23	2.15	0.46
1:B:322:LEU:O	1:B:326:MET:HB2	2.15	0.46
1:C:158:LEU:C	1:C:158:LEU:HD23	2.35	0.46
1:L:203:VAL:O	1:L:207:MET:HG2	2.15	0.46
1:T:263:ILE:HA	1:T:266:LEU:HD12	1.97	0.46
1:X:322:LEU:O	1:X:326:MET:HB2	2.16	0.46
1:G:202:LEU:HD23	1:G:202:LEU:C	2.36	0.46
1:H:192:LEU:HD12	1:H:192:LEU:N	2.30	0.46
1:I:206:HIS:O	1:I:210:LEU:HG	2.16	0.46
1:K:203:VAL:O	1:K:207:MET:HG2	2.16	0.46
1:T:301:TYR:O	1:T:305:VAL:HG23	2.15	0.46
1:F:280:TRP:O	1:F:284:VAL:HG23	2.15	0.46
1:K:199:THR:O	1:K:203:VAL:HG23	2.16	0.46
1:M:199:THR:O	1:M:203:VAL:HG23	2.16	0.46
1:O:199:THR:O	1:O:203:VAL:HG23	2.16	0.46
1:P:322:LEU:O	1:P:326:MET:HB2	2.15	0.46
1:T:158:LEU:C	1:T:158:LEU:HD23	2.36	0.46
1:U:202:LEU:C	1:U:202:LEU:HD23	2.36	0.46
1:U:202:LEU:HD11	1:U:259:PHE:HA	1.98	0.46
1:B:274:LEU:C	1:B:276:PRO:CD	2.84	0.46
1:D:274:LEU:C	1:D:276:PRO:CD	2.85	0.46
1:F:165:SER:HB2	1:F:210:LEU:HD21	1.97	0.46
1:J:199:THR:O	1:J:203:VAL:HG23	2.15	0.46
1:N:268:TRP:HA	1:N:279:ALA:HB1	1.98	0.46
1:N:316:ILE:HG23	1:X:319:LEU:HD12	1.98	0.46
1:O:274:LEU:C	1:O:276:PRO:CD	2.84	0.46
1:W:203:VAL:O	1:W:207:MET:HG2	2.16	0.46
1:W:274:LEU:C	1:W:276:PRO:CD	2.84	0.46
1:X:274:LEU:C	1:X:276:PRO:CD	2.84	0.46
1:D:301:TYR:O	1:D:305:VAL:HG23	2.16	0.46
1:L:158:LEU:HD23	1:L:158:LEU:C	2.37	0.46
1:P:158:LEU:C	1:P:158:LEU:HD23	2.37	0.46
1:Q:192:LEU:HD12	1:Q:192:LEU:H	1.80	0.46

Continued on next page...

Continued from previous page...

Atom-1	Atom-2	Interatomic distance (Å)	Clash overlap (Å)
1:Q:206:HIS:O	1:Q:210:LEU:HG	2.16	0.46
1:R:199:THR:O	1:R:203:VAL:HG23	2.16	0.46
1:U:211:MET:SD	1:V:293:PHE:CE1	3.09	0.46
1:X:199:THR:O	1:X:203:VAL:HG23	2.16	0.46
1:F:158:LEU:C	1:F:158:LEU:HD23	2.37	0.45
1:J:165:SER:HB2	1:J:210:LEU:HD21	1.98	0.45
1:K:195:PHE:CD2	1:L:271:PHE:HZ	2.34	0.45
1:N:212:ILE:O	1:N:216:ILE:HG13	2.17	0.45
1:N:263:ILE:HA	1:N:266:LEU:HD12	1.97	0.45
1:P:304:LEU:C	1:P:304:LEU:HD23	2.36	0.45
1:E:274:LEU:C	1:E:276:PRO:CD	2.85	0.45
1:L:202:LEU:HD23	1:L:202:LEU:C	2.36	0.45
1:P:161:SER:CB	1:P:248:TRP:HE1	2.29	0.45
1:S:199:THR:O	1:S:203:VAL:HG23	2.15	0.45
1:D:192:LEU:HD12	1:D:192:LEU:H	1.80	0.45
1:F:275:SER:N	1:F:276:PRO:HD3	2.30	0.45
1:J:158:LEU:HD23	1:J:158:LEU:C	2.36	0.45
1:L:274:LEU:C	1:L:276:PRO:CD	2.84	0.45
1:L:285:VAL:O	1:L:288:PRO:HD2	2.15	0.45
1:Q:319:LEU:HB3	1:U:312:THR:HG23	1.98	0.45
1:S:161:SER:CB	1:S:248:TRP:HE1	2.29	0.45
1:W:202:LEU:C	1:W:202:LEU:HD23	2.36	0.45
1:C:304:LEU:HD23	1:C:304:LEU:C	2.37	0.45
1:J:163:LYS:HE2	1:K:163:LYS:HD2	1.98	0.45
1:N:275:SER:N	1:N:276:PRO:HD3	2.32	0.45
1:D:319:LEU:HD13	1:J:316:ILE:HG23	1.98	0.45
1:E:323:LYS:HB2	1:I:312:THR:HG21	1.99	0.45
1:L:322:LEU:O	1:L:326:MET:HB2	2.16	0.45
1:R:323:LYS:HB2	1:T:312:THR:HG21	1.98	0.45
1:T:304:LEU:HD23	1:T:304:LEU:C	2.37	0.45
1:A:199:THR:O	1:A:203:VAL:HG23	2.16	0.45
1:D:158:LEU:C	1:D:158:LEU:HD23	2.37	0.45
1:H:274:LEU:C	1:H:276:PRO:CD	2.84	0.45
1:M:253:LEU:HD11	1:M:293:PHE:HE1	1.82	0.45
1:R:158:LEU:C	1:R:158:LEU:HD23	2.36	0.45
1:V:192:LEU:HD12	1:V:192:LEU:H	1.81	0.45
1:I:301:TYR:O	1:I:305:VAL:HG23	2.16	0.45
1:J:192:LEU:HD12	1:J:192:LEU:H	1.81	0.45
1:M:202:LEU:C	1:M:202:LEU:HD23	2.36	0.45
1:U:208:LEU:HA	1:V:293:PHE:CE2	2.52	0.45
1:C:202:LEU:C	1:C:202:LEU:HD23	2.36	0.45

Continued on next page...

Continued from previous page...

Atom-1	Atom-2	Interatomic distance (Å)	Clash overlap (Å)
1:D:202:LEU:C	1:D:202:LEU:HD23	2.36	0.45
1:F:202:LEU:C	1:F:202:LEU:HD23	2.37	0.45
1:H:192:LEU:HD12	1:H:192:LEU:H	1.82	0.45
1:N:158:LEU:C	1:N:158:LEU:HD23	2.36	0.45
1:P:274:LEU:C	1:P:276:PRO:CD	2.85	0.45
1:Q:322:LEU:O	1:Q:326:MET:HB2	2.17	0.45
1:W:199:THR:O	1:W:203:VAL:HG23	2.17	0.45
1:A:158:LEU:C	1:A:158:LEU:HD23	2.37	0.45
1:D:271:PHE:O	1:D:276:PRO:HD3	2.17	0.45
1:G:161:SER:CB	1:G:248:TRP:HE1	2.30	0.45
1:U:275:SER:N	1:U:276:PRO:HD3	2.32	0.45
1:E:301:TYR:O	1:E:305:VAL:HG23	2.17	0.45
1:K:275:SER:N	1:K:276:PRO:CD	2.80	0.45
1:Q:165:SER:HB3	1:Q:206:HIS:HB3	1.99	0.45
1:R:203:VAL:O	1:R:207:MET:HG2	2.17	0.45
1:S:275:SER:N	1:S:276:PRO:CD	2.80	0.45
1:T:322:LEU:O	1:T:326:MET:HB2	2.17	0.45
1:V:202:LEU:HD23	1:V:202:LEU:C	2.38	0.45
1:A:202:LEU:HD11	1:A:259:PHE:HA	1.99	0.44
1:A:274:LEU:C	1:A:276:PRO:CD	2.86	0.44
1:C:275:SER:N	1:C:276:PRO:HD3	2.32	0.44
1:F:294:MET:O	1:F:298:ILE:HG13	2.17	0.44
1:G:274:LEU:C	1:G:276:PRO:CD	2.85	0.44
1:G:275:SER:N	1:G:276:PRO:HD3	2.32	0.44
1:H:275:SER:N	1:H:276:PRO:HD3	2.32	0.44
1:K:202:LEU:C	1:K:202:LEU:HD23	2.38	0.44
1:M:322:LEU:O	1:M:326:MET:HB2	2.17	0.44
1:N:294:MET:O	1:N:298:ILE:HG13	2.17	0.44
1:O:158:LEU:HD23	1:O:158:LEU:C	2.37	0.44
1:O:202:LEU:HD11	1:O:259:PHE:HA	1.99	0.44
1:A:322:LEU:O	1:A:326:MET:HB2	2.17	0.44
1:C:165:SER:HB3	1:C:206:HIS:HB3	2.00	0.44
1:D:275:SER:N	1:D:276:PRO:HD3	2.32	0.44
1:H:275:SER:N	1:H:276:PRO:CD	2.80	0.44
1:I:202:LEU:C	1:I:202:LEU:HD23	2.38	0.44
1:J:275:SER:N	1:J:276:PRO:CD	2.80	0.44
1:J:275:SER:N	1:J:276:PRO:HD3	2.32	0.44
1:L:277:PRO:CG	1:X:310:GLU:OE1	2.61	0.44
1:M:300:PHE:CD1	1:R:244:ILE:HD11	2.51	0.44
1:R:319:LEU:CD1	1:T:316:ILE:HG23	2.47	0.44
1:S:274:LEU:C	1:S:276:PRO:CD	2.86	0.44

Continued on next page...

Continued from previous page...

Atom-1	Atom-2	Interatomic distance (Å)	Clash overlap (Å)
1:U:264:ALA:CB	1:U:286:LEU:HD22	2.47	0.44
1:V:275:SER:N	1:V:276:PRO:CD	2.80	0.44
1:X:158:LEU:C	1:X:158:LEU:HD23	2.38	0.44
1:X:275:SER:N	1:X:276:PRO:CD	2.80	0.44
1:B:202:LEU:HD23	1:B:202:LEU:C	2.37	0.44
1:B:319:LEU:CD1	1:L:316:ILE:HG23	2.47	0.44
1:F:274:LEU:C	1:F:276:PRO:CD	2.85	0.44
1:G:158:LEU:C	1:G:158:LEU:HD23	2.37	0.44
1:M:275:SER:N	1:M:276:PRO:HD3	2.32	0.44
1:S:302:ARG:HG2	1:S:302:ARG:HH11	1.82	0.44
1:S:304:LEU:C	1:S:304:LEU:HD23	2.38	0.44
1:V:275:SER:N	1:V:276:PRO:HD3	2.32	0.44
1:A:275:SER:N	1:A:276:PRO:CD	2.81	0.44
1:A:301:TYR:O	1:A:305:VAL:HG23	2.17	0.44
1:B:275:SER:N	1:B:276:PRO:HD3	2.32	0.44
1:F:202:LEU:HD11	1:F:259:PHE:HA	1.99	0.44
1:F:322:LEU:O	1:F:326:MET:HB2	2.18	0.44
1:G:275:SER:N	1:G:276:PRO:CD	2.80	0.44
1:L:275:SER:N	1:L:276:PRO:HD3	2.32	0.44
1:M:165:SER:HB2	1:M:210:LEU:HD21	1.99	0.44
1:X:165:SER:HB3	1:X:206:HIS:HB3	2.00	0.44
1:A:275:SER:N	1:A:276:PRO:HD3	2.32	0.44
1:F:260:LEU:O	1:F:263:ILE:HG22	2.18	0.44
1:K:274:LEU:C	1:K:276:PRO:CD	2.86	0.44
1:P:275:SER:N	1:P:276:PRO:HD3	2.32	0.44
1:P:301:TYR:O	1:P:305:VAL:HG23	2.17	0.44
1:R:202:LEU:HD11	1:R:259:PHE:HA	1.99	0.44
1:S:275:SER:N	1:S:276:PRO:HD3	2.33	0.44
1:T:161:SER:CB	1:T:248:TRP:HE1	2.31	0.44
1:U:161:SER:CB	1:U:248:TRP:HE1	2.30	0.44
1:X:275:SER:N	1:X:276:PRO:HD3	2.32	0.44
1:B:275:SER:N	1:B:276:PRO:CD	2.81	0.44
1:C:203:VAL:O	1:C:207:MET:HG2	2.18	0.44
1:F:275:SER:N	1:F:276:PRO:CD	2.81	0.44
1:J:322:LEU:O	1:J:326:MET:HB2	2.18	0.44
1:M:202:LEU:HD11	1:M:259:PHE:HA	2.00	0.44
1:Q:305:VAL:HG13	1:U:326:MET:SD	2.58	0.44
1:R:202:LEU:C	1:R:202:LEU:HD23	2.37	0.44
1:R:274:LEU:C	1:R:276:PRO:CD	2.86	0.44
1:R:275:SER:N	1:R:276:PRO:CD	2.80	0.44
1:R:275:SER:N	1:R:276:PRO:HD3	2.32	0.44

Continued on next page...

Continued from previous page...

Atom-1	Atom-2	Interatomic distance (Å)	Clash overlap (Å)
1:V:202:LEU:HD11	1:V:259:PHE:HA	1.99	0.44
1:X:202:LEU:HD23	1:X:202:LEU:C	2.38	0.44
1:E:158:LEU:HD23	1:E:158:LEU:C	2.38	0.44
1:E:202:LEU:HD23	1:E:202:LEU:C	2.37	0.44
1:L:275:SER:N	1:L:276:PRO:CD	2.81	0.44
1:R:276:PRO:O	1:R:280:TRP:HD1	2.01	0.44
1:U:158:LEU:C	1:U:158:LEU:HD23	2.37	0.44
1:W:161:SER:CB	1:W:248:TRP:HE1	2.31	0.44
1:A:165:SER:HB3	1:A:206:HIS:HB3	2.00	0.44
1:A:285:VAL:HG22	1:F:201:LEU:HD21	1.98	0.44
1:E:202:LEU:HD11	1:E:259:PHE:HA	2.00	0.44
1:I:275:SER:N	1:I:276:PRO:HD3	2.32	0.44
1:K:161:SER:CB	1:K:248:TRP:HE1	2.30	0.44
1:K:275:SER:N	1:K:276:PRO:HD3	2.32	0.44
1:O:161:SER:CB	1:O:248:TRP:HE1	2.31	0.44
1:Q:158:LEU:HD23	1:Q:158:LEU:C	2.38	0.44
1:Q:275:SER:N	1:Q:276:PRO:CD	2.81	0.44
1:Q:275:SER:N	1:Q:276:PRO:HD3	2.33	0.44
1:S:202:LEU:HD11	1:S:259:PHE:HA	1.99	0.44
1:T:285:VAL:O	1:T:288:PRO:HD2	2.17	0.44
1:U:262:GLU:O	1:U:266:LEU:HG	2.18	0.44
1:A:206:HIS:O	1:A:210:LEU:HG	2.17	0.44
1:C:275:SER:N	1:C:276:PRO:CD	2.81	0.44
1:E:275:SER:N	1:E:276:PRO:HD3	2.32	0.44
1:F:260:LEU:HG	1:F:286:LEU:HD11	1.99	0.44
1:H:322:LEU:O	1:H:326:MET:HB2	2.18	0.44
1:I:202:LEU:HD11	1:I:259:PHE:HA	1.99	0.44
1:K:158:LEU:C	1:K:158:LEU:HD23	2.38	0.44
1:M:165:SER:HB3	1:M:206:HIS:HB3	2.00	0.44
1:N:322:LEU:O	1:N:326:MET:HB2	2.18	0.44
1:O:275:SER:N	1:O:276:PRO:HD3	2.32	0.44
1:Q:161:SER:CB	1:Q:248:TRP:HE1	2.30	0.44
1:R:272:TYR:O	1:R:276:PRO:HG3	2.18	0.44
1:S:165:SER:HB2	1:S:210:LEU:HD21	1.99	0.44
1:S:202:LEU:HD23	1:S:202:LEU:C	2.38	0.44
1:T:202:LEU:C	1:T:202:LEU:HD23	2.37	0.44
1:C:202:LEU:HD11	1:C:259:PHE:HA	2.00	0.43
1:E:275:SER:N	1:E:276:PRO:CD	2.81	0.43
1:I:322:LEU:O	1:I:326:MET:HB2	2.18	0.43
1:M:158:LEU:C	1:M:158:LEU:HD23	2.37	0.43
1:P:275:SER:N	1:P:276:PRO:CD	2.81	0.43

Continued on next page...

Continued from previous page...

Atom-1	Atom-2	Interatomic distance (Å)	Clash overlap (Å)
1:V:161:SER:CB	1:V:248:TRP:HE1	2.31	0.43
1:W:275:SER:N	1:W:276:PRO:HD3	2.32	0.43
1:A:161:SER:CB	1:A:248:TRP:HE1	2.32	0.43
1:A:202:LEU:C	1:A:202:LEU:HD23	2.38	0.43
1:B:285:VAL:O	1:B:288:PRO:HD2	2.18	0.43
1:D:165:SER:HB2	1:D:210:LEU:HD21	2.00	0.43
1:D:275:SER:N	1:D:276:PRO:CD	2.81	0.43
1:E:262:GLU:O	1:E:266:LEU:HG	2.18	0.43
1:O:165:SER:HB2	1:O:210:LEU:HD21	1.99	0.43
1:P:202:LEU:C	1:P:202:LEU:HD23	2.37	0.43
1:P:212:ILE:O	1:P:216:ILE:HG13	2.18	0.43
1:R:262:GLU:O	1:R:266:LEU:HG	2.17	0.43
1:T:275:SER:N	1:T:276:PRO:CD	2.81	0.43
1:F:301:TYR:O	1:F:305:VAL:HG23	2.16	0.43
1:I:161:SER:CB	1:I:248:TRP:HE1	2.32	0.43
1:L:161:SER:CB	1:L:248:TRP:HE1	2.30	0.43
1:M:275:SER:N	1:M:276:PRO:CD	2.80	0.43
1:N:271:PHE:O	1:N:276:PRO:HD3	2.18	0.43
1:P:202:LEU:HD11	1:P:259:PHE:HA	2.00	0.43
1:S:322:LEU:O	1:S:326:MET:HB2	2.17	0.43
1:T:275:SER:N	1:T:276:PRO:HD3	2.32	0.43
1:X:202:LEU:HD11	1:X:259:PHE:HA	2.00	0.43
1:E:203:VAL:O	1:E:207:MET:HG2	2.18	0.43
1:K:208:LEU:HA	1:L:293:PHE:CE2	2.53	0.43
1:N:275:SER:N	1:N:276:PRO:CD	2.81	0.43
1:T:195:PHE:CD2	1:U:271:PHE:HZ	2.36	0.43
1:U:301:TYR:O	1:U:305:VAL:HG23	2.18	0.43
1:W:275:SER:N	1:W:276:PRO:CD	2.81	0.43
1:A:285:VAL:O	1:A:288:PRO:HD2	2.18	0.43
1:F:161:SER:CB	1:F:248:TRP:HE1	2.32	0.43
1:H:165:SER:HB2	1:H:210:LEU:HD21	2.00	0.43
1:I:275:SER:N	1:I:276:PRO:CD	2.81	0.43
1:J:161:SER:CB	1:J:248:TRP:HE1	2.31	0.43
1:J:274:LEU:C	1:J:276:PRO:CD	2.87	0.43
1:M:285:VAL:O	1:M:288:PRO:HD2	2.18	0.43
1:N:260:LEU:O	1:N:263:ILE:HG22	2.19	0.43
1:N:309:TYR:HE1	1:X:323:LYS:HG3	1.83	0.43
1:R:165:SER:HB3	1:R:206:HIS:HB3	2.00	0.43
1:W:158:LEU:C	1:W:158:LEU:HD23	2.38	0.43
1:F:170:GLY:O	1:F:174:VAL:HG23	2.19	0.43
1:G:165:SER:HB3	1:G:206:HIS:HB3	2.00	0.43

Continued on next page...

Continued from previous page...

Atom-1	Atom-2	Interatomic distance (Å)	Clash overlap (Å)
1:O:260:LEU:O	1:O:263:ILE:HG22	2.18	0.43
1:U:275:SER:N	1:U:276:PRO:CD	2.81	0.43
1:A:260:LEU:HG	1:A:286:LEU:CD1	2.49	0.43
1:H:165:SER:HB3	1:H:206:HIS:HB3	1.99	0.43
1:M:161:SER:CB	1:M:248:TRP:HE1	2.31	0.43
1:O:275:SER:N	1:O:276:PRO:CD	2.81	0.43
1:V:158:LEU:HD23	1:V:158:LEU:C	2.38	0.43
1:C:161:SER:CB	1:C:248:TRP:HE1	2.31	0.43
1:O:322:LEU:HD23	1:W:312:THR:OG1	2.19	0.43
1:R:322:LEU:O	1:R:326:MET:HB2	2.19	0.43
1:B:202:LEU:HD11	1:B:259:PHE:HA	2.00	0.43
1:E:161:SER:CB	1:E:248:TRP:HE1	2.32	0.43
1:E:165:SER:HB2	1:E:210:LEU:HD21	2.01	0.43
1:I:165:SER:HB3	1:I:206:HIS:HB3	2.01	0.43
1:L:268:TRP:CH2	1:L:280:TRP:CD2	3.07	0.43
1:L:294:MET:O	1:L:298:ILE:HG13	2.19	0.43
1:M:262:GLU:O	1:M:266:LEU:HG	2.19	0.43
1:O:202:LEU:C	1:O:202:LEU:HD23	2.38	0.43
1:V:208:LEU:O	1:V:212:ILE:HG13	2.19	0.43
1:X:161:SER:CB	1:X:248:TRP:HE1	2.31	0.43
1:D:161:SER:CB	1:D:248:TRP:HE1	2.31	0.43
1:M:294:MET:O	1:M:298:ILE:HG13	2.18	0.43
1:B:294:MET:O	1:B:298:ILE:HG13	2.19	0.42
1:E:294:MET:O	1:E:298:ILE:HG13	2.19	0.42
1:G:208:LEU:O	1:G:212:ILE:HG13	2.19	0.42
1:L:202:LEU:HD11	1:L:259:PHE:HA	2.00	0.42
1:O:272:TYR:O	1:O:276:PRO:HG3	2.19	0.42
1:Q:165:SER:HB2	1:Q:210:LEU:HD21	2.01	0.42
1:S:294:MET:O	1:S:298:ILE:HG13	2.19	0.42
1:V:163:LYS:HE2	1:W:163:LYS:HD2	2.01	0.42
1:W:212:ILE:O	1:W:216:ILE:HG13	2.18	0.42
1:A:262:GLU:O	1:A:266:LEU:HG	2.19	0.42
1:C:322:LEU:O	1:C:326:MET:HB2	2.19	0.42
1:D:322:LEU:O	1:D:326:MET:HB2	2.18	0.42
1:E:196:ALA:HB3	1:F:281:SER:OG	2.19	0.42
1:K:202:LEU:HD11	1:K:259:PHE:HA	2.00	0.42
1:K:294:MET:O	1:K:298:ILE:HG13	2.19	0.42
1:P:262:GLU:O	1:P:266:LEU:HG	2.19	0.42
1:V:262:GLU:O	1:V:266:LEU:HG	2.19	0.42
1:A:285:VAL:CG2	1:F:201:LEU:HD21	2.48	0.42
1:B:203:VAL:O	1:B:207:MET:HG2	2.19	0.42

Continued on next page...

Continued from previous page...

Atom-1	Atom-2	Interatomic distance (Å)	Clash overlap (Å)
1:H:208:LEU:O	1:H:212:ILE:HG13	2.18	0.42
1:K:322:LEU:O	1:K:326:MET:HB2	2.19	0.42
1:L:165:SER:HB3	1:L:206:HIS:HB3	2.01	0.42
1:L:192:LEU:H	1:L:192:LEU:CD1	2.32	0.42
1:O:165:SER:HB3	1:O:206:HIS:HB3	2.00	0.42
1:T:294:MET:O	1:T:298:ILE:HG13	2.19	0.42
1:E:151:LEU:C	1:E:151:LEU:HD23	2.40	0.42
1:F:316:ILE:HG23	1:H:319:LEU:HD13	2.00	0.42
1:G:260:LEU:O	1:G:263:ILE:HG22	2.20	0.42
1:H:158:LEU:C	1:H:158:LEU:HD23	2.39	0.42
1:L:264:ALA:CB	1:L:286:LEU:HD22	2.49	0.42
1:N:165:SER:HB2	1:N:210:LEU:HD21	2.01	0.42
1:S:285:VAL:O	1:S:288:PRO:HD2	2.18	0.42
1:T:202:LEU:HD11	1:T:259:PHE:HA	2.00	0.42
1:T:260:LEU:HG	1:T:286:LEU:HD11	2.00	0.42
1:G:322:LEU:O	1:G:326:MET:HB2	2.19	0.42
1:I:274:LEU:C	1:I:276:PRO:CD	2.88	0.42
1:J:285:VAL:O	1:J:288:PRO:HD2	2.19	0.42
1:K:262:GLU:O	1:K:266:LEU:HG	2.20	0.42
1:N:264:ALA:CB	1:N:286:LEU:HD22	2.50	0.42
1:N:272:TYR:O	1:N:276:PRO:HG3	2.19	0.42
1:N:274:LEU:C	1:N:276:PRO:CD	2.87	0.42
1:P:165:SER:HB3	1:P:206:HIS:HB3	2.02	0.42
1:Q:159:LYS:O	1:Q:163:LYS:HG2	2.20	0.42
1:U:165:SER:HB2	1:U:210:LEU:HD21	2.01	0.42
1:B:260:LEU:O	1:B:263:ILE:HG22	2.19	0.42
1:D:203:VAL:O	1:D:207:MET:HG2	2.19	0.42
1:E:165:SER:HB3	1:E:206:HIS:HB3	2.02	0.42
1:F:268:TRP:HE3	1:F:283:THR:OG1	2.02	0.42
1:H:260:LEU:O	1:H:263:ILE:HG22	2.20	0.42
1:H:307:HIS:O	1:H:311:VAL:HG23	2.20	0.42
1:U:208:LEU:O	1:U:212:ILE:HG13	2.20	0.42
1:W:202:LEU:HD11	1:W:259:PHE:HA	2.02	0.42
1:A:319:LEU:HD12	1:G:316:ILE:HG23	2.02	0.42
1:C:212:ILE:O	1:C:216:ILE:HG13	2.20	0.42
1:F:268:TRP:CE3	1:F:283:THR:OG1	2.71	0.42
1:H:202:LEU:HD11	1:H:259:PHE:HA	2.01	0.42
1:J:202:LEU:HD11	1:J:259:PHE:HA	2.02	0.42
1:R:208:LEU:O	1:R:212:ILE:HG13	2.20	0.42
1:V:282:ALA:O	1:V:285:VAL:HG12	2.20	0.42
1:H:285:VAL:O	1:H:288:PRO:HD2	2.19	0.42

Continued on next page...

Continued from previous page...

Atom-1	Atom-2	Interatomic distance (Å)	Clash overlap (Å)
1:I:208:LEU:O	1:I:212:ILE:HG13	2.19	0.42
1:J:262:GLU:O	1:J:266:LEU:HG	2.20	0.42
1:L:262:GLU:O	1:L:266:LEU:HG	2.20	0.42
1:Q:309:TYR:CE1	1:U:323:LYS:HG3	2.52	0.42
1:U:260:LEU:O	1:U:263:ILE:HG22	2.20	0.42
1:B:165:SER:HB3	1:B:206:HIS:HB3	2.02	0.42
1:C:151:LEU:HD23	1:C:151:LEU:C	2.40	0.42
1:D:208:LEU:O	1:D:212:ILE:HG13	2.20	0.42
1:F:271:PHE:O	1:F:276:PRO:CD	2.68	0.42
1:J:165:SER:HB3	1:J:206:HIS:HB3	2.02	0.42
1:N:165:SER:HB3	1:N:206:HIS:HB3	2.02	0.42
1:O:319:LEU:HD12	1:W:316:ILE:CG2	2.47	0.42
1:P:285:VAL:O	1:P:288:PRO:HD2	2.19	0.42
1:U:203:VAL:O	1:U:207:MET:HG2	2.19	0.42
1:X:262:GLU:O	1:X:266:LEU:HG	2.19	0.42
1:B:212:ILE:O	1:B:216:ILE:HG13	2.20	0.42
1:C:274:LEU:C	1:C:276:PRO:CD	2.89	0.42
1:E:322:LEU:O	1:E:326:MET:HB2	2.20	0.42
1:H:294:MET:O	1:H:298:ILE:HG13	2.20	0.42
1:I:260:LEU:O	1:I:263:ILE:HG22	2.20	0.42
1:N:161:SER:CB	1:N:248:TRP:HE1	2.32	0.42
1:N:289:VAL:HG23	1:N:290:MET:N	2.35	0.42
1:O:208:LEU:O	1:O:212:ILE:HG13	2.19	0.42
1:Q:202:LEU:HD11	1:Q:259:PHE:HA	2.02	0.42
1:S:165:SER:HB3	1:S:206:HIS:HB3	2.02	0.42
1:V:159:LYS:O	1:V:163:LYS:HG2	2.20	0.42
1:B:161:SER:CB	1:B:248:TRP:HE1	2.33	0.41
1:D:165:SER:HB3	1:D:206:HIS:HB3	2.02	0.41
1:K:151:LEU:C	1:K:151:LEU:HD23	2.41	0.41
1:K:260:LEU:O	1:K:263:ILE:HG22	2.20	0.41
1:N:262:GLU:O	1:N:266:LEU:HG	2.20	0.41
1:P:165:SER:HB2	1:P:210:LEU:HD21	2.00	0.41
1:R:294:MET:O	1:R:298:ILE:HG13	2.20	0.41
1:S:262:GLU:O	1:S:266:LEU:HG	2.20	0.41
1:F:151:LEU:C	1:F:151:LEU:HD23	2.41	0.41
1:H:161:SER:CB	1:H:248:TRP:HE1	2.32	0.41
1:N:202:LEU:HD11	1:N:259:PHE:HA	2.01	0.41
1:T:151:LEU:HD23	1:T:151:LEU:C	2.40	0.41
1:T:260:LEU:O	1:T:263:ILE:HG22	2.20	0.41
1:U:165:SER:HB3	1:U:206:HIS:HB3	2.01	0.41
1:B:165:SER:HB2	1:B:210:LEU:HD21	2.01	0.41

Continued on next page...

Continued from previous page...

Atom-1	Atom-2	Interatomic distance (Å)	Clash overlap (Å)
1:P:294:MET:O	1:P:298:ILE:HG13	2.21	0.41
1:Q:208:LEU:O	1:Q:212:ILE:HG13	2.19	0.41
1:R:161:SER:CB	1:R:248:TRP:HE1	2.33	0.41
1:S:212:ILE:O	1:S:216:ILE:HG13	2.20	0.41
1:W:272:TYR:O	1:W:276:PRO:HG3	2.20	0.41
1:W:318:GLU:O	1:W:321:MET:HB2	2.21	0.41
1:C:165:SER:HB2	1:C:210:LEU:HD21	2.02	0.41
1:E:212:ILE:O	1:E:216:ILE:HG13	2.20	0.41
1:J:260:LEU:O	1:J:263:ILE:HG22	2.21	0.41
1:L:260:LEU:O	1:L:263:ILE:HG22	2.21	0.41
1:U:322:LEU:O	1:U:326:MET:HB2	2.21	0.41
1:W:165:SER:HB2	1:W:210:LEU:HD21	2.02	0.41
1:W:262:GLU:O	1:W:266:LEU:HG	2.20	0.41
1:A:212:ILE:O	1:A:216:ILE:HG13	2.21	0.41
1:B:170:GLY:O	1:B:174:VAL:HG23	2.21	0.41
1:C:271:PHE:O	1:C:276:PRO:HD3	2.20	0.41
1:E:264:ALA:CB	1:E:286:LEU:HD22	2.51	0.41
1:G:212:ILE:O	1:G:216:ILE:HG13	2.21	0.41
1:H:318:GLU:O	1:H:321:MET:HB2	2.20	0.41
1:M:208:LEU:O	1:M:212:ILE:HG13	2.20	0.41
1:R:165:SER:HB2	1:R:210:LEU:HD21	2.01	0.41
1:T:165:SER:HB3	1:T:206:HIS:HB3	2.02	0.41
1:W:159:LYS:O	1:W:163:LYS:HG2	2.21	0.41
1:D:262:GLU:O	1:D:266:LEU:HG	2.20	0.41
1:E:260:LEU:O	1:E:263:ILE:HG22	2.20	0.41
1:G:202:LEU:HD11	1:G:259:PHE:HA	2.01	0.41
1:I:294:MET:O	1:I:298:ILE:HG13	2.21	0.41
1:J:272:TYR:O	1:J:276:PRO:HG3	2.21	0.41
1:K:208:LEU:O	1:K:212:ILE:HG13	2.20	0.41
1:L:165:SER:HB2	1:L:210:LEU:HD21	2.02	0.41
1:N:312:THR:HG23	1:X:319:LEU:HB3	2.02	0.41
1:P:271:PHE:O	1:P:276:PRO:HD3	2.20	0.41
1:U:159:LYS:O	1:U:163:LYS:HG2	2.21	0.41
1:V:244:ILE:HD11	1:W:300:PHE:CE1	2.55	0.41
1:V:272:TYR:O	1:V:276:PRO:HG3	2.20	0.41
1:V:322:LEU:O	1:V:326:MET:HB2	2.20	0.41
1:B:262:GLU:O	1:B:266:LEU:HG	2.21	0.41
1:C:271:PHE:O	1:C:275:SER:N	2.54	0.41
1:F:165:SER:HB3	1:F:206:HIS:HB3	2.03	0.41
1:F:212:ILE:O	1:F:216:ILE:HG13	2.20	0.41
1:G:211:MET:HG3	1:H:253:LEU:HD13	2.01	0.41

Continued on next page...

Continued from previous page...

Atom-1	Atom-2	Interatomic distance (Å)	Clash overlap (Å)
1:J:151:LEU:HD23	1:J:151:LEU:C	2.41	0.41
1:V:165:SER:HB3	1:V:206:HIS:HB3	2.03	0.41
1:W:165:SER:HB3	1:W:206:HIS:HB3	2.02	0.41
1:X:276:PRO:O	1:X:280:TRP:HD1	2.04	0.41
1:E:170:GLY:O	1:E:174:VAL:HG23	2.21	0.41
1:E:208:LEU:O	1:E:212:ILE:HG13	2.21	0.41
1:F:262:GLU:O	1:F:266:LEU:HG	2.21	0.41
1:G:170:GLY:O	1:G:174:VAL:HG23	2.20	0.41
1:H:170:GLY:O	1:H:174:VAL:HG23	2.20	0.41
1:M:272:TYR:O	1:M:276:PRO:HG3	2.20	0.41
1:N:208:LEU:O	1:N:212:ILE:HG13	2.21	0.41
1:Q:260:LEU:HG	1:Q:286:LEU:CD1	2.51	0.41
1:S:192:LEU:H	1:S:192:LEU:CD1	2.34	0.41
1:S:289:VAL:HG23	1:S:290:MET:N	2.36	0.41
1:T:212:ILE:O	1:T:216:ILE:HG13	2.21	0.41
1:V:165:SER:HB2	1:V:210:LEU:HD21	2.03	0.41
1:B:208:LEU:O	1:B:212:ILE:HG13	2.21	0.41
1:C:319:LEU:CD1	1:K:316:ILE:HG23	2.51	0.41
1:F:151:LEU:HD23	1:F:151:LEU:O	2.21	0.41
1:F:272:TYR:O	1:F:276:PRO:HG3	2.21	0.41
1:G:151:LEU:C	1:G:151:LEU:HD23	2.41	0.41
1:G:262:GLU:O	1:G:266:LEU:HG	2.21	0.41
1:J:212:ILE:O	1:J:216:ILE:HG13	2.21	0.41
1:K:260:LEU:HG	1:K:286:LEU:HD11	2.03	0.41
1:N:151:LEU:C	1:N:151:LEU:HD23	2.41	0.41
1:N:192:LEU:H	1:N:192:LEU:CD1	2.33	0.41
1:O:192:LEU:H	1:O:192:LEU:CD1	2.34	0.41
1:O:262:GLU:O	1:O:266:LEU:HG	2.21	0.41
1:O:289:VAL:HG23	1:O:290:MET:N	2.36	0.41
1:P:159:LYS:O	1:P:163:LYS:HG2	2.21	0.41
1:Q:151:LEU:HD23	1:Q:151:LEU:C	2.41	0.41
1:S:272:TYR:O	1:S:276:PRO:HG3	2.21	0.41
1:T:165:SER:HB2	1:T:210:LEU:HD21	2.03	0.41
1:U:276:PRO:O	1:U:279:ALA:HB3	2.21	0.41
1:W:208:LEU:O	1:W:212:ILE:HG13	2.21	0.41
1:X:151:LEU:C	1:X:151:LEU:HD23	2.41	0.41
1:X:192:LEU:H	1:X:192:LEU:CD1	2.34	0.41
1:X:208:LEU:C	1:X:208:LEU:HD23	2.41	0.41
1:X:260:LEU:O	1:X:263:ILE:HG22	2.20	0.41
1:H:262:GLU:O	1:H:266:LEU:HG	2.21	0.41
1:L:280:TRP:CG	1:X:317:ARG:NH1	2.88	0.41

Continued on next page...

Continued from previous page...

Atom-1	Atom-2	Interatomic distance (Å)	Clash overlap (Å)
1:R:170:GLY:O	1:R:174:VAL:HG23	2.21	0.41
1:S:281:SER:O	1:S:285:VAL:HG12	2.21	0.41
1:T:159:LYS:O	1:T:163:LYS:HG2	2.20	0.41
1:W:196:ALA:HB1	1:X:282:ALA:HB2	2.02	0.41
1:B:159:LYS:O	1:B:163:LYS:HG2	2.21	0.40
1:D:212:ILE:O	1:D:216:ILE:HG13	2.21	0.40
1:M:217:LEU:CB	1:M:218:PRO:HD3	2.51	0.40
1:R:212:ILE:O	1:R:216:ILE:HG13	2.22	0.40
1:W:260:LEU:O	1:W:263:ILE:HG22	2.21	0.40
1:A:170:GLY:O	1:A:174:VAL:HG23	2.22	0.40
1:A:208:LEU:O	1:A:212:ILE:HG13	2.21	0.40
1:B:289:VAL:HG23	1:B:290:MET:N	2.36	0.40
1:D:159:LYS:O	1:D:163:LYS:HG2	2.22	0.40
1:D:202:LEU:HD11	1:D:259:PHE:HA	2.02	0.40
1:F:271:PHE:HB3	1:F:275:SER:C	2.41	0.40
1:I:260:LEU:HG	1:I:286:LEU:CD1	2.50	0.40
1:J:208:LEU:O	1:J:212:ILE:HG13	2.21	0.40
1:L:208:LEU:O	1:L:212:ILE:HG13	2.20	0.40
1:Q:170:GLY:O	1:Q:174:VAL:HG23	2.22	0.40
1:Q:212:ILE:O	1:Q:216:ILE:HG13	2.22	0.40
1:Q:294:MET:O	1:Q:298:ILE:HG13	2.21	0.40
1:S:151:LEU:C	1:S:151:LEU:HD23	2.42	0.40
1:T:302:ARG:HG2	1:T:302:ARG:HH11	1.86	0.40
1:V:217:LEU:CB	1:V:218:PRO:HD3	2.52	0.40
1:C:151:LEU:HD23	1:C:151:LEU:O	2.21	0.40
1:C:158:LEU:HD23	1:C:158:LEU:O	2.22	0.40
1:E:159:LYS:O	1:E:163:LYS:HG2	2.21	0.40
1:H:289:VAL:HG23	1:H:290:MET:N	2.36	0.40
1:I:151:LEU:HD23	1:I:151:LEU:C	2.42	0.40
1:P:151:LEU:HD23	1:P:151:LEU:C	2.42	0.40
1:T:151:LEU:HD23	1:T:151:LEU:O	2.21	0.40
1:W:192:LEU:H	1:W:192:LEU:CD1	2.34	0.40
1:A:312:THR:O	1:A:316:ILE:HG12	2.22	0.40
1:D:260:LEU:HG	1:D:286:LEU:HD11	2.03	0.40
1:J:282:ALA:O	1:J:285:VAL:HG12	2.21	0.40
1:K:165:SER:HB3	1:K:206:HIS:HB3	2.03	0.40
1:M:260:LEU:O	1:M:263:ILE:HG22	2.22	0.40
1:N:312:THR:O	1:N:316:ILE:HG12	2.21	0.40
1:O:159:LYS:O	1:O:163:LYS:HG2	2.22	0.40
1:S:208:LEU:O	1:S:212:ILE:HG13	2.21	0.40
1:A:163:LYS:CD	1:F:163:LYS:HE2	2.52	0.40

Continued on next page...

Continued from previous page...

Atom-1	Atom-2	Interatomic distance (Å)	Clash overlap (Å)
1:A:319:LEU:CD1	1:G:316:ILE:HG23	2.51	0.40
1:C:262:GLU:O	1:C:266:LEU:HG	2.21	0.40
1:K:212:ILE:O	1:K:216:ILE:HG13	2.21	0.40
1:N:163:LYS:HE2	1:O:163:LYS:HD2	2.02	0.40
1:N:260:LEU:HG	1:N:286:LEU:CD1	2.50	0.40
1:O:195:PHE:CD2	1:P:271:PHE:HZ	2.39	0.40
1:P:208:LEU:O	1:P:212:ILE:HG13	2.21	0.40
1:S:260:LEU:O	1:S:263:ILE:HG22	2.22	0.40
1:U:151:LEU:HD23	1:U:151:LEU:C	2.42	0.40
1:V:312:THR:O	1:V:316:ILE:HG12	2.21	0.40
1:X:165:SER:HB2	1:X:210:LEU:HD21	2.02	0.40

There are no symmetry-related clashes.

5.3 Torsion angles [i](#)

5.3.1 Protein backbone [i](#)

In the following table, the Percentiles column shows the percent Ramachandran outliers of the chain as a percentile score with respect to all X-ray entries followed by that with respect to entries of similar resolution.

The Analysed column shows the number of residues for which the backbone conformation was analysed, and the total number of residues.

Mol	Chain	Analysed	Favoured	Allowed	Outliers	Percentiles
1	A	144/214 (67%)	139 (96%)	4 (3%)	1 (1%)	22 63
1	B	144/214 (67%)	139 (96%)	3 (2%)	2 (1%)	11 46
1	C	144/214 (67%)	139 (96%)	4 (3%)	1 (1%)	22 63
1	D	144/214 (67%)	139 (96%)	4 (3%)	1 (1%)	22 63
1	E	144/214 (67%)	139 (96%)	4 (3%)	1 (1%)	22 63
1	F	144/214 (67%)	139 (96%)	4 (3%)	1 (1%)	22 63
1	G	144/214 (67%)	139 (96%)	3 (2%)	2 (1%)	11 46
1	H	144/214 (67%)	139 (96%)	4 (3%)	1 (1%)	22 63
1	I	144/214 (67%)	139 (96%)	4 (3%)	1 (1%)	22 63
1	J	144/214 (67%)	139 (96%)	4 (3%)	1 (1%)	22 63
1	K	144/214 (67%)	139 (96%)	3 (2%)	2 (1%)	11 46

Continued on next page...

Continued from previous page...

Mol	Chain	Analysed	Favoured	Allowed	Outliers	Percentiles	
1	L	144/214 (67%)	139 (96%)	4 (3%)	1 (1%)	22	63
1	M	144/214 (67%)	139 (96%)	3 (2%)	2 (1%)	11	46
1	N	144/214 (67%)	140 (97%)	3 (2%)	1 (1%)	22	63
1	O	144/214 (67%)	140 (97%)	3 (2%)	1 (1%)	22	63
1	P	144/214 (67%)	139 (96%)	4 (3%)	1 (1%)	22	63
1	Q	144/214 (67%)	139 (96%)	4 (3%)	1 (1%)	22	63
1	R	144/214 (67%)	139 (96%)	3 (2%)	2 (1%)	11	46
1	S	144/214 (67%)	139 (96%)	3 (2%)	2 (1%)	11	46
1	T	144/214 (67%)	139 (96%)	4 (3%)	1 (1%)	22	63
1	U	144/214 (67%)	138 (96%)	4 (3%)	2 (1%)	11	46
1	V	144/214 (67%)	139 (96%)	4 (3%)	1 (1%)	22	63
1	W	144/214 (67%)	139 (96%)	4 (3%)	1 (1%)	22	63
1	X	144/214 (67%)	139 (96%)	3 (2%)	2 (1%)	11	46
All	All	3456/5136 (67%)	3337 (97%)	87 (2%)	32 (1%)	17	57

All (32) Ramachandran outliers are listed below:

Mol	Chain	Res	Type
1	G	272	TYR
1	S	272	TYR
1	X	272	TYR
1	B	272	TYR
1	B	275	SER
1	D	275	SER
1	E	275	SER
1	F	275	SER
1	G	275	SER
1	H	275	SER
1	L	275	SER
1	M	272	TYR
1	M	275	SER
1	O	275	SER
1	P	275	SER
1	Q	275	SER
1	R	272	TYR
1	T	275	SER
1	U	272	TYR

Continued on next page...

Continued from previous page...

Mol	Chain	Res	Type
1	U	275	SER
1	V	275	SER
1	W	275	SER
1	X	275	SER
1	A	275	SER
1	C	275	SER
1	I	275	SER
1	J	275	SER
1	K	275	SER
1	N	275	SER
1	R	275	SER
1	S	275	SER
1	K	272	TYR

5.3.2 Protein sidechains [i](#)

In the following table, the Percentiles column shows the percent sidechain outliers of the chain as a percentile score with respect to all X-ray entries followed by that with respect to entries of similar resolution.

The Analysed column shows the number of residues for which the sidechain conformation was analysed, and the total number of residues.

Mol	Chain	Analysed	Rotameric	Outliers	Percentiles	
1	A	116/190 (61%)	116 (100%)	0	100	100
1	B	116/190 (61%)	116 (100%)	0	100	100
1	C	116/190 (61%)	116 (100%)	0	100	100
1	D	116/190 (61%)	116 (100%)	0	100	100
1	E	116/190 (61%)	116 (100%)	0	100	100
1	F	116/190 (61%)	116 (100%)	0	100	100
1	G	116/190 (61%)	116 (100%)	0	100	100
1	H	116/190 (61%)	116 (100%)	0	100	100
1	I	116/190 (61%)	116 (100%)	0	100	100
1	J	116/190 (61%)	116 (100%)	0	100	100
1	K	116/190 (61%)	116 (100%)	0	100	100
1	L	116/190 (61%)	116 (100%)	0	100	100
1	M	116/190 (61%)	116 (100%)	0	100	100
1	N	116/190 (61%)	116 (100%)	0	100	100

Continued on next page...

Continued from previous page...

Mol	Chain	Analysed	Rotameric	Outliers	Percentiles	
1	O	116/190 (61%)	116 (100%)	0	100	100
1	P	116/190 (61%)	116 (100%)	0	100	100
1	Q	116/190 (61%)	116 (100%)	0	100	100
1	R	116/190 (61%)	116 (100%)	0	100	100
1	S	116/190 (61%)	116 (100%)	0	100	100
1	T	116/190 (61%)	116 (100%)	0	100	100
1	U	116/190 (61%)	116 (100%)	0	100	100
1	V	116/190 (61%)	116 (100%)	0	100	100
1	W	116/190 (61%)	116 (100%)	0	100	100
1	X	116/190 (61%)	116 (100%)	0	100	100
All	All	2784/4560 (61%)	2784 (100%)	0	100	100

There are no protein residues with a non-rotameric sidechain to report.

Sometimes sidechains can be flipped to improve hydrogen bonding and reduce clashes. There are no such sidechains identified.

5.3.3 RNA [i](#)

There are no RNA molecules in this entry.

5.4 Non-standard residues in protein, DNA, RNA chains [i](#)

There are no non-standard protein/DNA/RNA residues in this entry.

5.5 Carbohydrates [i](#)

There are no monosaccharides in this entry.

5.6 Ligand geometry [i](#)

There are no ligands in this entry.

5.7 Other polymers [i](#)

There are no such residues in this entry.

5.8 Polymer linkage issues

There are no chain breaks in this entry.

6 Fit of model and data

6.1 Protein, DNA and RNA chains

In the following table, the column labelled ‘#RSRZ> 2’ contains the number (and percentage) of RSRZ outliers, followed by percent RSRZ outliers for the chain as percentile scores relative to all X-ray entries and entries of similar resolution. The OWAB column contains the minimum, median, 95th percentile and maximum values of the occupancy-weighted average B-factor per residue. The column labelled ‘Q< 0.9’ lists the number of (and percentage) of residues with an average occupancy less than 0.9.

Mol	Chain	Analysed	<RSRZ>	#RSRZ>2	OWAB(Å ²)	Q<0.9
1	A	150/214 (70%)	-0.04	6 (4%) 38 34	554, 570, 607, 617	0
1	B	150/214 (70%)	-0.12	0 100 100	551, 565, 583, 588	0
1	C	150/214 (70%)	0.08	3 (2%) 65 58	551, 568, 583, 589	0
1	D	150/214 (70%)	-0.08	3 (2%) 65 58	557, 578, 606, 619	0
1	E	150/214 (70%)	-0.11	1 (0%) 87 82	562, 584, 628, 645	0
1	F	150/214 (70%)	0.03	1 (0%) 87 82	558, 579, 628, 644	0
1	G	150/214 (70%)	0.15	9 (6%) 21 21	586, 599, 609, 612	0
1	H	150/214 (70%)	0.21	7 (4%) 31 30	591, 616, 627, 631	0
1	I	150/214 (70%)	0.34	7 (4%) 31 30	590, 617, 634, 637	0
1	J	150/214 (70%)	0.09	3 (2%) 65 58	582, 600, 619, 622	0
1	K	150/214 (70%)	0.01	5 (3%) 46 41	578, 586, 595, 597	0
1	L	150/214 (70%)	0.25	8 (5%) 26 26	576, 585, 592, 595	0
1	M	150/214 (70%)	0.43	19 (12%) 3 7	591, 614, 659, 673	0
1	N	150/214 (70%)	0.04	3 (2%) 65 58	585, 607, 645, 657	0
1	O	150/214 (70%)	0.09	5 (3%) 46 41	594, 617, 646, 656	0
1	P	150/214 (70%)	0.18	8 (5%) 26 26	597, 631, 666, 674	0
1	Q	150/214 (70%)	0.18	5 (3%) 46 41	595, 629, 675, 686	0
1	R	150/214 (70%)	0.10	5 (3%) 46 41	582, 620, 668, 683	0
1	S	150/214 (70%)	0.11	4 (2%) 54 48	581, 591, 611, 617	0
1	T	150/214 (70%)	-0.03	3 (2%) 65 58	579, 585, 602, 610	0
1	U	150/214 (70%)	0.35	10 (6%) 17 18	580, 591, 606, 623	0
1	V	150/214 (70%)	0.34	8 (5%) 26 26	588, 604, 626, 645	0
1	W	150/214 (70%)	-0.05	4 (2%) 54 48	585, 604, 623, 630	0
1	X	150/214 (70%)	0.15	5 (3%) 46 41	583, 591, 617, 625	0

Continued on next page...

Continued from previous page...

Mol	Chain	Analysed	<RSRZ>	#RSRZ>2	OWAB(Å ²)	Q<0.9
All	All	3600/5136 (70%)	0.11	132 (3%) 41 37	551, 596, 644, 686	0

All (132) RSRZ outliers are listed below:

Mol	Chain	Res	Type	RSRZ
1	M	273	ASP	5.0
1	H	155	ARG	4.9
1	M	310	GLU	4.4
1	M	311	VAL	4.2
1	O	159	LYS	4.0
1	I	327	GLU	3.7
1	I	264	ALA	3.7
1	W	148	TRP	3.5
1	W	159	LYS	3.4
1	I	325	GLN	3.3
1	V	277	PRO	3.3
1	V	327	GLU	3.3
1	I	324	GLU	3.3
1	S	327	GLU	3.2
1	V	155	ARG	3.2
1	M	324	GLU	3.2
1	H	200	THR	3.2
1	Q	148	TRP	3.2
1	A	273	ASP	3.1
1	J	155	ARG	3.1
1	O	155	ARG	3.1
1	P	155	ARG	3.1
1	V	148	TRP	3.0
1	N	155	ARG	3.0
1	U	267	CYS	3.0
1	A	275	SER	3.0
1	M	274	LEU	3.0
1	M	276	PRO	2.9
1	U	277	PRO	2.9
1	V	324	GLU	2.9
1	R	148	TRP	2.9
1	M	314	SER	2.9
1	V	325	GLN	2.9
1	A	148	TRP	2.9
1	R	155	ARG	2.8
1	M	159	LYS	2.8
1	M	307	HIS	2.7

Continued on next page...

Continued from previous page...

Mol	Chain	Res	Type	RSRZ
1	L	152	GLN	2.7
1	A	274	LEU	2.7
1	S	209	ALA	2.7
1	H	325	GLN	2.7
1	U	191	MET	2.7
1	K	155	ARG	2.7
1	L	148	TRP	2.7
1	M	325	GLN	2.7
1	U	279	ALA	2.6
1	U	148	TRP	2.6
1	X	149	ARG	2.6
1	L	327	GLU	2.6
1	M	148	TRP	2.6
1	L	241	HIS	2.6
1	H	327	GLU	2.5
1	T	317	ARG	2.5
1	D	163	LYS	2.5
1	X	148	TRP	2.5
1	L	155	ARG	2.5
1	G	219	ASN	2.5
1	I	281	SER	2.5
1	G	275	SER	2.5
1	T	155	ARG	2.4
1	W	155	ARG	2.4
1	U	268	TRP	2.4
1	A	277	PRO	2.4
1	D	325	GLN	2.4
1	M	192	LEU	2.4
1	M	312	THR	2.4
1	Q	281	SER	2.4
1	U	152	GLN	2.4
1	H	159	LYS	2.4
1	C	275	SER	2.4
1	P	324	GLU	2.4
1	M	309	TYR	2.4
1	H	324	GLU	2.4
1	Q	155	ARG	2.3
1	M	327	GLU	2.3
1	Q	241	HIS	2.3
1	J	159	LYS	2.3
1	L	150	LYS	2.3
1	L	308	LYS	2.3

Continued on next page...

Continued from previous page...

Mol	Chain	Res	Type	RSRZ
1	C	273	ASP	2.3
1	K	273	ASP	2.3
1	O	273	ASP	2.3
1	S	324	GLU	2.3
1	O	241	HIS	2.3
1	U	276	PRO	2.3
1	G	276	PRO	2.3
1	D	159	LYS	2.2
1	M	155	ARG	2.2
1	K	148	TRP	2.2
1	K	191	MET	2.2
1	G	148	TRP	2.2
1	G	264	ALA	2.2
1	U	326	MET	2.2
1	N	159	LYS	2.2
1	N	148	TRP	2.2
1	G	321	MET	2.2
1	O	275	SER	2.2
1	W	149	ARG	2.2
1	X	150	LYS	2.2
1	M	180	GLN	2.2
1	P	320	GLU	2.1
1	P	321	MET	2.1
1	G	277	PRO	2.1
1	E	159	LYS	2.1
1	X	152	GLN	2.1
1	V	219	ASN	2.1
1	X	280	TRP	2.1
1	T	318	GLU	2.1
1	R	152	GLN	2.1
1	G	318	GLU	2.1
1	K	324	GLU	2.1
1	L	312	THR	2.1
1	P	307	HIS	2.1
1	V	241	HIS	2.1
1	P	152	GLN	2.1
1	S	149	ARG	2.1
1	U	155	ARG	2.1
1	J	273	ASP	2.1
1	H	156	ALA	2.1
1	G	155	ARG	2.1
1	Q	324	GLU	2.0

Continued on next page...

Continued from previous page...

Mol	Chain	Res	Type	RSRZ
1	P	150	LYS	2.0
1	P	159	LYS	2.0
1	R	276	PRO	2.0
1	I	282	ALA	2.0
1	R	159	LYS	2.0
1	I	278	ALA	2.0
1	A	276	PRO	2.0
1	M	308	LYS	2.0
1	F	310	GLU	2.0
1	C	148	TRP	2.0
1	M	313	VAL	2.0

6.2 Non-standard residues in protein, DNA, RNA chains [i](#)

There are no non-standard protein/DNA/RNA residues in this entry.

6.3 Carbohydrates [i](#)

There are no monosaccharides in this entry.

6.4 Ligands [i](#)

There are no ligands in this entry.

6.5 Other polymers [i](#)

There are no such residues in this entry.