



Full wwPDB EM Validation Report ⓘ

Apr 28, 2024 – 05:16 am BST

PDB ID : 4BIL
EMDB ID : EMD-2356
Title : Threading model of the T7 large terminase within the gp8gp19 complex
Authors : Dauden, M.I.; Martin-Benito, J.; Sanchez-Ferrero, J.C.; Pulido-Cid, M.; Valpuesta, J.M.; Carrascosa, J.L.
Deposited on : 2013-04-10
Resolution : 29.00 Å(reported)
Based on initial model : 3CPE

This is a Full wwPDB EM Validation Report for a publicly released PDB entry.

We welcome your comments at validation@mail.wwpdb.org

A user guide is available at

<https://www.wwpdb.org/validation/2017/EMValidationReportHelp>

with specific help available everywhere you see the ⓘ symbol.

The types of validation reports are described at

<http://www.wwpdb.org/validation/2017/FAQs#types>.

The following versions of software and data (see [references ⓘ](#)) were used in the production of this report:

EMDB validation analysis : 0.0.1.dev92
MolProbity : 4.02b-467
Percentile statistics : 20191225.v01 (using entries in the PDB archive December 25th 2019)
MapQ : 1.9.13
Ideal geometry (proteins) : Engh & Huber (2001)
Ideal geometry (DNA, RNA) : Parkinson et al. (1996)
Validation Pipeline (wwPDB-VP) : 2.36.2

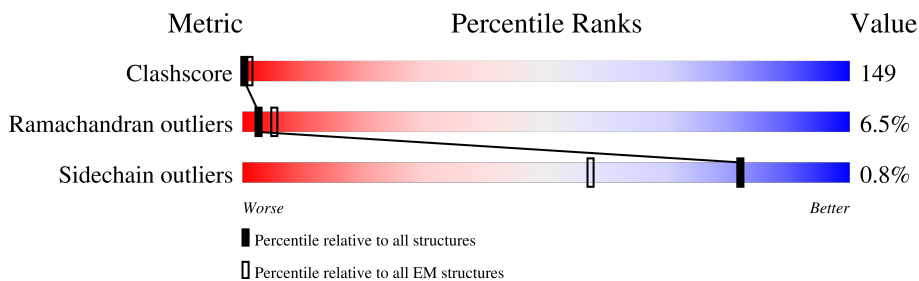
1 Overall quality at a glance

The following experimental techniques were used to determine the structure:

ELECTRON MICROSCOPY

The reported resolution of this entry is 29.00 Å.

Percentile scores (ranging between 0-100) for global validation metrics of the entry are shown in the following graphic. The table shows the number of entries on which the scores are based.



Metric	Whole archive (#Entries)	EM structures (#Entries)
Clashscore	158937	4297
Ramachandran outliers	154571	4023
Sidechain outliers	154315	3826

The table below summarises the geometric issues observed across the polymeric chains and their fit to the map. The red, orange, yellow and green segments of the bar indicate the fraction of residues that contain outliers for ≥ 3 , 2, 1 and 0 types of geometric quality criteria respectively. A grey segment represents the fraction of residues that are not modelled. The numeric value for each fraction is indicated below the corresponding segment, with a dot representing fractions $\leq 5\%$. The upper red bar (where present) indicates the fraction of residues that have poor fit to the EM map (all-atom inclusion $< 40\%$). The numeric value is given above the bar.

Mol	Chain	Length	Quality of chain
1	A	476	 6% 22% 61% 12% .
1	B	476	 6% 19% 64% 13% .
1	C	476	 6% 19% 64% 13% .
1	D	476	 6% 19% 64% 12% 5%
1	E	476	 6% 19% 64% 13% .

2 Entry composition [i](#)

There is only 1 type of molecule in this entry. The entry contains 18925 atoms, of which 0 are hydrogens and 0 are deuteriums.

In the tables below, the AltConf column contains the number of residues with at least one atom in alternate conformation and the Trace column contains the number of residues modelled with at most 2 atoms.


- Molecule 1 is a protein called DNA MATURASE B.

Mol	Chain	Residues	Atoms					AltConf	Trace
			Total	C	N	O	S		
1	A	476	3785	2412	650	705	18	0	0
1	B	476	3785	2412	650	705	18	0	0
1	C	476	3785	2412	650	705	18	0	0
1	D	476	3785	2412	650	705	18	0	0
1	E	476	3785	2412	650	705	18	0	0

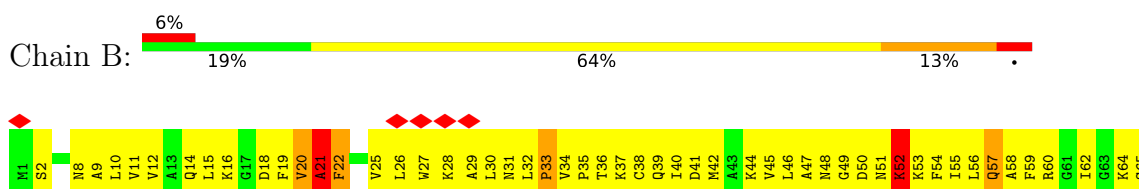
3 Residue-property plots

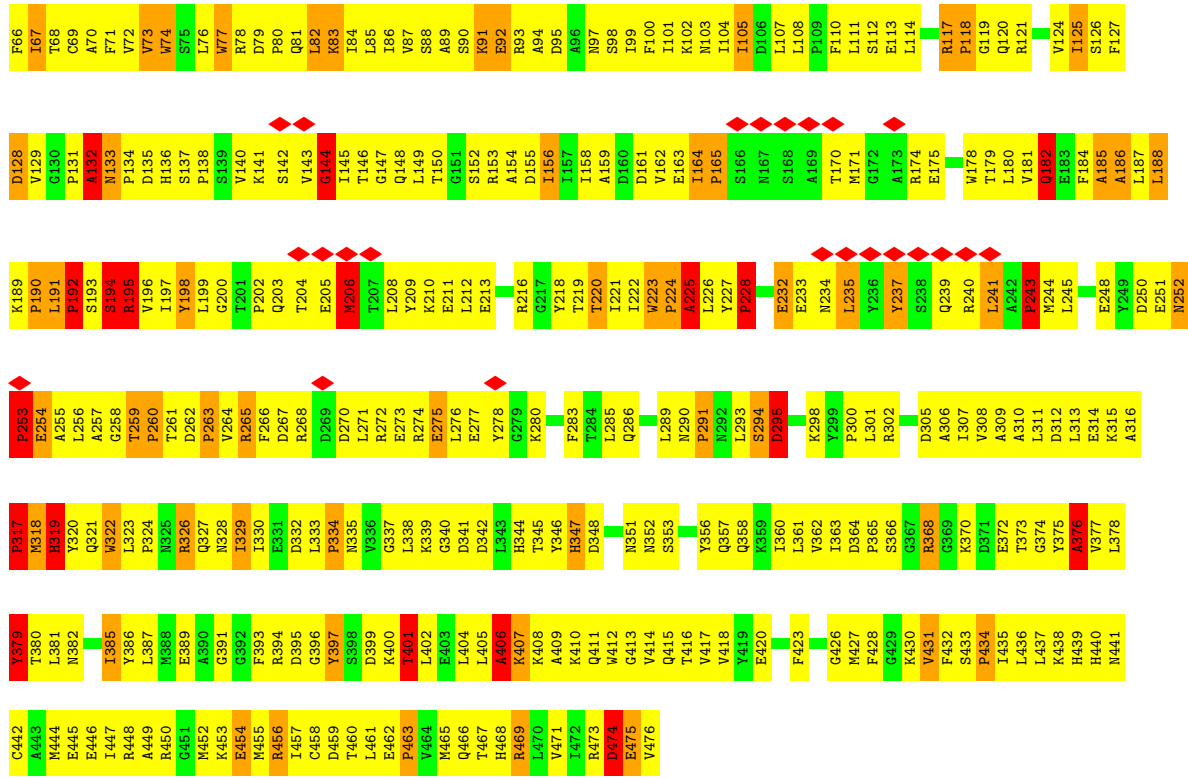
These plots are drawn for all protein, RNA, DNA and oligosaccharide chains in the entry. The first graphic for a chain summarises the proportions of the various outlier classes displayed in the second graphic. The second graphic shows the sequence view annotated by issues in geometry and atom inclusion in map density. Residues are color-coded according to the number of geometric quality criteria for which they contain at least one outlier: green = 0, yellow = 1, orange = 2 and red = 3 or more. A red diamond above a residue indicates a poor fit to the EM map for this residue (all-atom inclusion < 40%). Stretches of 2 or more consecutive residues without any outlier are shown as a green connector. Residues present in the sample, but not in the model, are shown in grey.

• Molecule 1: DNA MATURASE B

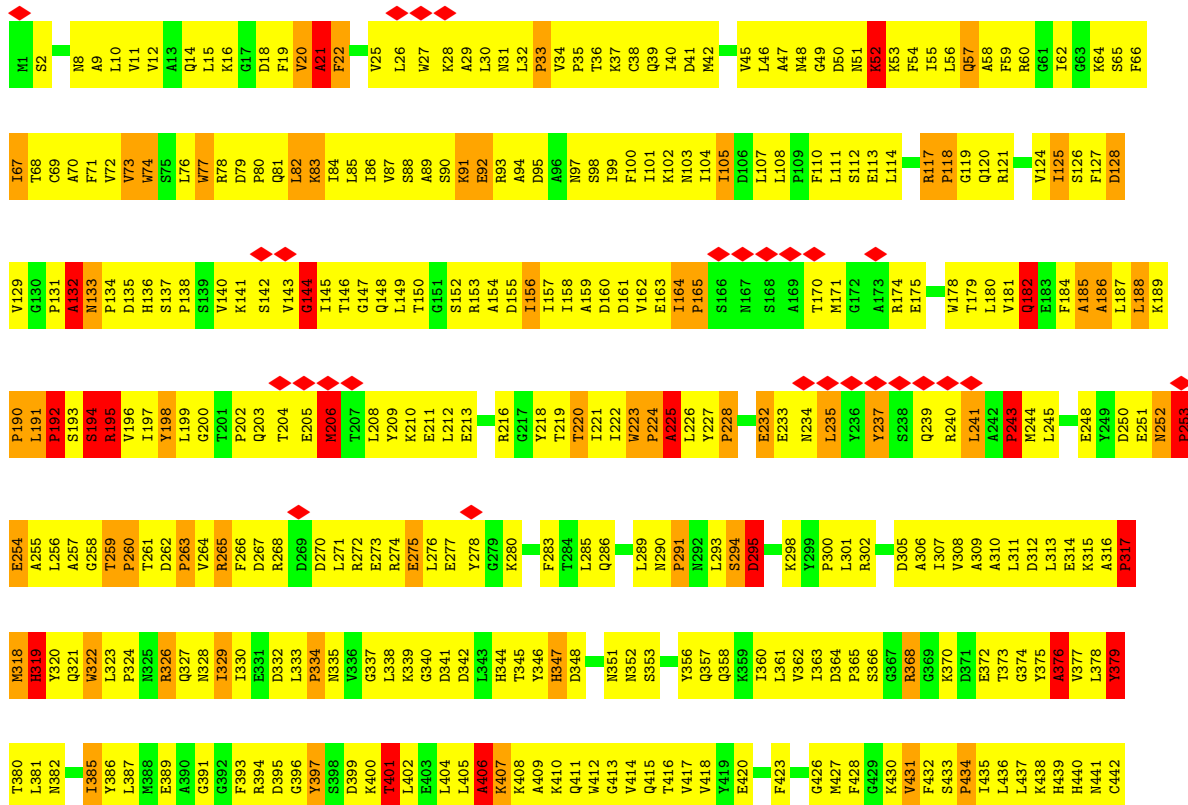


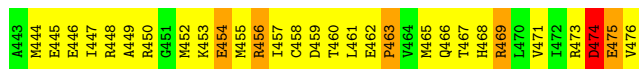
• Molecule 1: DNA MATURASE B



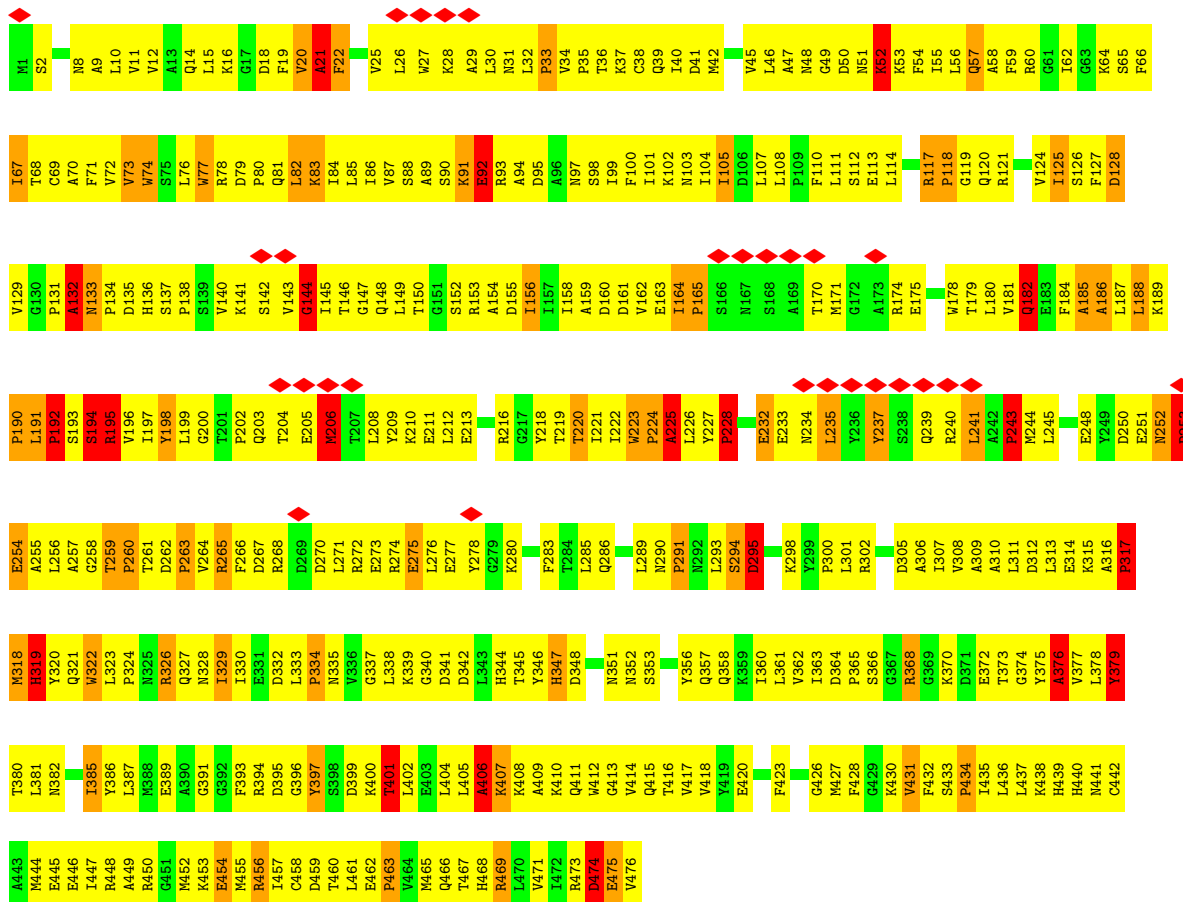


• Molecule 1: DNA MATURASE B

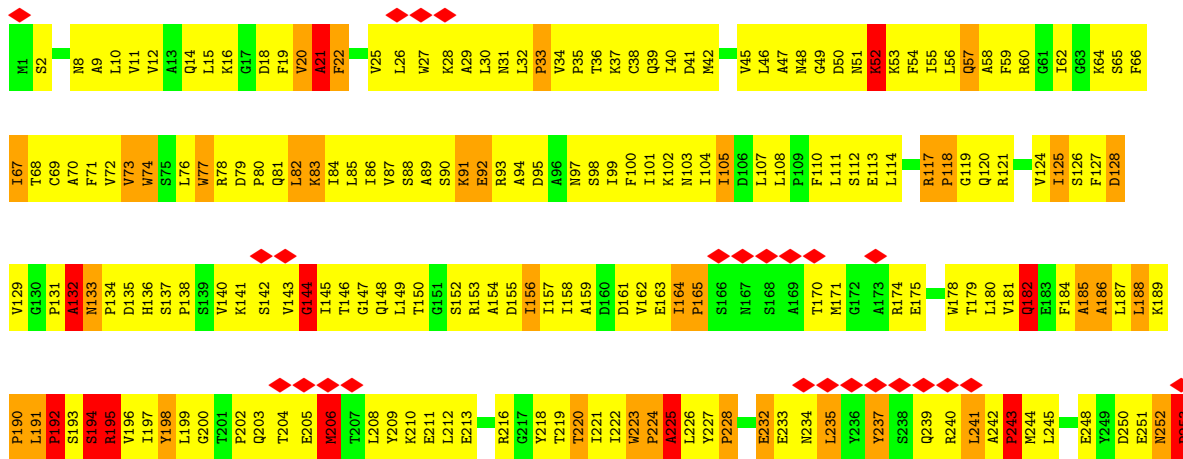


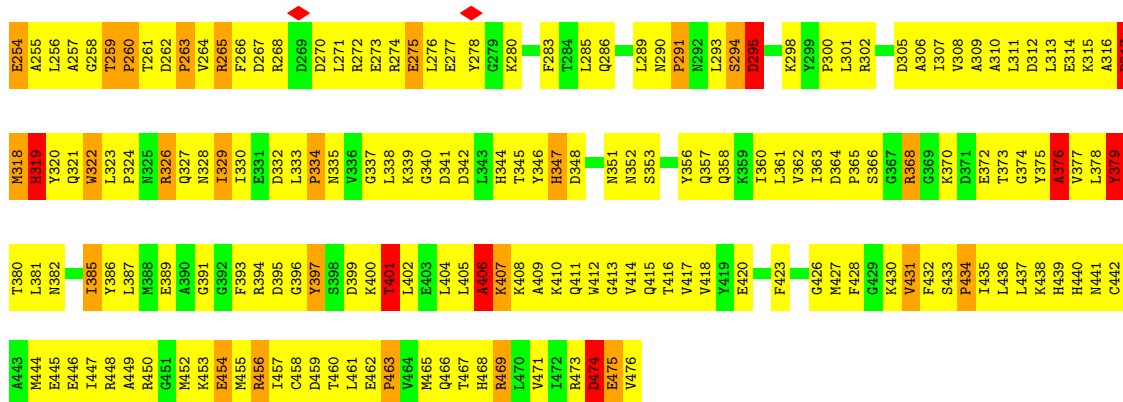


• Molecule 1: DNA MATURASE B



• Molecule 1: DNA MATURASE B





4 Experimental information

Property	Value	Source
EM reconstruction method	SINGLE PARTICLE	Depositor
Imposed symmetry	POINT, C5	Depositor
Number of particles used	837	Depositor
Resolution determination method	Not provided	
CTF correction method	EACH PLATE	Depositor
Microscope	FEI TECNAI F20	Depositor
Voltage (kV)	200	Depositor
Electron dose ($e^-/\text{\AA}^2$)	Not provided	
Minimum defocus (nm)	1500	Depositor
Maximum defocus (nm)	3200	Depositor
Magnification	67000	Depositor
Image detector	FEI EAGLE (4k x 4k)	Depositor
Maximum map value	0.068	Depositor
Minimum map value	-0.027	Depositor
Average map value	-0.001	Depositor
Map value standard deviation	0.006	Depositor
Recommended contour level	0.0248	Depositor
Map size (\AA)	470.39996, 470.39996, 470.39996	wwPDB
Map dimensions	112, 112, 112	wwPDB
Map angles ($^\circ$)	90.0, 90.0, 90.0	wwPDB
Pixel spacing (\AA)	4.2, 4.2, 4.2	Depositor

5 Model quality i

5.1 Standard geometry i

The Z score for a bond length (or angle) is the number of standard deviations the observed value is removed from the expected value. A bond length (or angle) with $|Z| > 5$ is considered an outlier worth inspection. RMSZ is the root-mean-square of all Z scores of the bond lengths (or angles).

Mol	Chain	Bond lengths		Bond angles	
		RMSZ	# Z >5	RMSZ	# Z >5
1	A	0.86	13/3868 (0.3%)	1.52	86/5242 (1.6%)
1	B	0.86	13/3868 (0.3%)	1.52	85/5242 (1.6%)
1	C	0.86	13/3868 (0.3%)	1.52	85/5242 (1.6%)
1	D	0.86	13/3868 (0.3%)	1.52	86/5242 (1.6%)
1	E	0.86	12/3868 (0.3%)	1.52	84/5242 (1.6%)
All	All	0.86	64/19340 (0.3%)	1.52	426/26210 (1.6%)

Chiral center outliers are detected by calculating the chiral volume of a chiral center and verifying if the center is modelled as a planar moiety or with the opposite hand. A planarity outlier is detected by checking planarity of atoms in a peptide group, atoms in a mainchain group or atoms of a sidechain that are expected to be planar.

Mol	Chain	#Chirality outliers	#Planarity outliers
1	A	0	14
1	B	0	13
1	C	0	14
1	D	0	14
1	E	0	14
All	All	0	69

All (64) bond length outliers are listed below:

Mol	Chain	Res	Type	Atoms	Z	Observed(Å)	Ideal(Å)
1	D	223	TRP	NE1-CE2	-7.16	1.28	1.37
1	A	223	TRP	NE1-CE2	-7.11	1.28	1.37
1	E	223	TRP	NE1-CE2	-7.10	1.28	1.37
1	C	223	TRP	NE1-CE2	-7.10	1.28	1.37
1	B	223	TRP	NE1-CE2	-7.07	1.28	1.37
1	D	77	TRP	CD2-CE2	-6.95	1.33	1.41
1	E	77	TRP	CD2-CE2	-6.92	1.33	1.41
1	C	77	TRP	CD2-CE2	-6.91	1.33	1.41
1	B	77	TRP	CD2-CE2	-6.89	1.33	1.41
1	A	77	TRP	CD2-CE2	-6.87	1.33	1.41

Continued on next page...

Continued from previous page...

Mol	Chain	Res	Type	Atoms	Z	Observed(Å)	Ideal(Å)
1	C	260	PRO	N-CD	-6.70	1.38	1.47
1	A	260	PRO	N-CD	-6.63	1.38	1.47
1	B	260	PRO	N-CD	-6.61	1.38	1.47
1	E	260	PRO	N-CD	-6.59	1.38	1.47
1	D	260	PRO	N-CD	-6.59	1.38	1.47
1	D	77	TRP	NE1-CE2	-6.14	1.29	1.37
1	C	77	TRP	NE1-CE2	-6.10	1.29	1.37
1	E	77	TRP	NE1-CE2	-6.08	1.29	1.37
1	B	77	TRP	NE1-CE2	-6.08	1.29	1.37
1	A	77	TRP	NE1-CE2	-6.06	1.29	1.37
1	B	190	PRO	N-CD	-6.06	1.39	1.47
1	D	190	PRO	N-CD	-6.04	1.39	1.47
1	C	190	PRO	N-CD	-6.01	1.39	1.47
1	A	190	PRO	N-CD	-6.00	1.39	1.47
1	D	194	SER	CA-CB	-5.97	1.44	1.52
1	A	194	SER	CA-CB	-5.96	1.44	1.52
1	E	190	PRO	N-CD	-5.95	1.39	1.47
1	B	194	SER	CA-CB	-5.94	1.44	1.52
1	C	194	SER	CA-CB	-5.94	1.44	1.52
1	E	194	SER	CA-CB	-5.88	1.44	1.52
1	C	379	TYR	CE2-CZ	-5.74	1.31	1.38
1	A	379	TYR	CE2-CZ	-5.73	1.31	1.38
1	B	379	TYR	CE2-CZ	-5.73	1.31	1.38
1	E	379	TYR	CE2-CZ	-5.73	1.31	1.38
1	D	379	TYR	CE2-CZ	-5.73	1.31	1.38
1	E	77	TRP	CZ3-CH2	-5.55	1.31	1.40
1	A	77	TRP	CZ3-CH2	-5.53	1.31	1.40
1	D	77	TRP	CZ3-CH2	-5.52	1.31	1.40
1	C	33	PRO	N-CD	-5.51	1.40	1.47
1	A	33	PRO	N-CD	-5.50	1.40	1.47
1	B	77	TRP	CZ3-CH2	-5.50	1.31	1.40
1	C	77	TRP	CZ3-CH2	-5.50	1.31	1.40
1	D	33	PRO	N-CD	-5.50	1.40	1.47
1	E	33	PRO	N-CD	-5.49	1.40	1.47
1	B	33	PRO	N-CD	-5.47	1.40	1.47
1	D	223	TRP	CD1-NE1	-5.46	1.28	1.38
1	E	223	TRP	CD1-NE1	-5.46	1.28	1.38
1	C	223	TRP	CD1-NE1	-5.46	1.28	1.38
1	A	223	TRP	CD1-NE1	-5.45	1.28	1.38
1	B	223	TRP	CD1-NE1	-5.44	1.28	1.38
1	B	77	TRP	CD1-NE1	-5.20	1.29	1.38
1	E	77	TRP	CD1-NE1	-5.19	1.29	1.38

Continued on next page...

Continued from previous page...

Mol	Chain	Res	Type	Atoms	Z	Observed(Å)	Ideal(Å)
1	E	192	PRO	N-CA	-5.19	1.38	1.47
1	A	77	TRP	CD1-NE1	-5.18	1.29	1.38
1	D	77	TRP	CD1-NE1	-5.17	1.29	1.38
1	C	77	TRP	CD1-NE1	-5.16	1.29	1.38
1	B	192	PRO	N-CA	-5.16	1.38	1.47
1	C	192	PRO	N-CA	-5.14	1.38	1.47
1	D	192	PRO	N-CA	-5.10	1.38	1.47
1	A	192	PRO	N-CA	-5.09	1.38	1.47
1	C	322	TRP	NE1-CE2	-5.08	1.30	1.37
1	D	322	TRP	NE1-CE2	-5.04	1.30	1.37
1	B	322	TRP	NE1-CE2	-5.04	1.31	1.37
1	A	322	TRP	NE1-CE2	-5.02	1.31	1.37

All (426) bond angle outliers are listed below:

Mol	Chain	Res	Type	Atoms	Z	Observed(°)	Ideal(°)
1	D	77	TRP	CH2-CZ2-CE2	14.72	132.12	117.40
1	A	77	TRP	CH2-CZ2-CE2	14.68	132.08	117.40
1	E	77	TRP	CH2-CZ2-CE2	14.66	132.06	117.40
1	B	77	TRP	CH2-CZ2-CE2	14.65	132.05	117.40
1	C	77	TRP	CH2-CZ2-CE2	14.63	132.03	117.40
1	D	379	TYR	CZ-CE2-CD2	13.89	132.30	119.80
1	B	379	TYR	CZ-CE2-CD2	13.88	132.29	119.80
1	A	379	TYR	CZ-CE2-CD2	13.82	132.24	119.80
1	C	379	TYR	CZ-CE2-CD2	13.80	132.22	119.80
1	E	379	TYR	CZ-CE2-CD2	13.79	132.21	119.80
1	E	192	PRO	N-CD-CG	12.91	122.56	103.20
1	B	192	PRO	N-CD-CG	12.88	122.53	103.20
1	C	192	PRO	N-CD-CG	12.88	122.53	103.20
1	A	192	PRO	N-CD-CG	12.88	122.52	103.20
1	D	192	PRO	N-CD-CG	12.86	122.49	103.20
1	D	77	TRP	CZ3-CH2-CZ2	-12.66	106.41	121.60
1	E	77	TRP	CZ3-CH2-CZ2	-12.63	106.44	121.60
1	A	77	TRP	CZ3-CH2-CZ2	-12.61	106.47	121.60
1	C	77	TRP	CZ3-CH2-CZ2	-12.61	106.47	121.60
1	B	77	TRP	CZ3-CH2-CZ2	-12.61	106.47	121.60
1	D	379	TYR	CG-CD2-CE2	-10.66	112.77	121.30
1	B	379	TYR	CG-CD2-CE2	-10.64	112.78	121.30
1	A	379	TYR	CG-CD2-CE2	-10.64	112.79	121.30
1	C	379	TYR	CG-CD2-CE2	-10.64	112.79	121.30
1	E	379	TYR	CG-CD2-CE2	-10.58	112.83	121.30
1	E	73	VAL	CG1-CB-CG2	-10.06	94.80	110.90

Continued on next page...

Continued from previous page...

Mol	Chain	Res	Type	Atoms	Z	Observed(°)	Ideal(°)
1	A	73	VAL	CG1-CB-CG2	-10.05	94.82	110.90
1	D	73	VAL	CG1-CB-CG2	-10.05	94.82	110.90
1	C	73	VAL	CG1-CB-CG2	-10.05	94.82	110.90
1	B	73	VAL	CG1-CB-CG2	-10.03	94.85	110.90
1	B	188	LEU	CB-CG-CD1	-9.67	94.56	111.00
1	C	188	LEU	CB-CG-CD1	-9.65	94.59	111.00
1	D	188	LEU	CB-CG-CD1	-9.64	94.61	111.00
1	A	188	LEU	CB-CG-CD1	-9.64	94.61	111.00
1	E	188	LEU	CB-CG-CD1	-9.64	94.61	111.00
1	E	192	PRO	CA-N-CD	-9.63	98.01	111.50
1	C	192	PRO	CA-N-CD	-9.62	98.03	111.50
1	A	192	PRO	CA-N-CD	-9.61	98.04	111.50
1	D	192	PRO	CA-N-CD	-9.60	98.06	111.50
1	B	192	PRO	CA-N-CD	-9.58	98.08	111.50
1	D	195	ARG	NE-CZ-NH2	-9.52	115.54	120.30
1	B	195	ARG	NE-CZ-NH2	-9.42	115.59	120.30
1	C	195	ARG	NE-CZ-NH2	-9.40	115.60	120.30
1	E	195	ARG	NE-CZ-NH2	-9.40	115.60	120.30
1	A	195	ARG	NE-CZ-NH2	-9.38	115.61	120.30
1	C	225	ALA	N-CA-CB	9.37	123.22	110.10
1	E	431	VAL	CG1-CB-CG2	-9.37	95.92	110.90
1	A	225	ALA	N-CA-CB	9.36	123.21	110.10
1	A	431	VAL	CG1-CB-CG2	-9.36	95.92	110.90
1	B	225	ALA	N-CA-CB	9.36	123.20	110.10
1	B	431	VAL	CG1-CB-CG2	-9.35	95.94	110.90
1	D	431	VAL	CG1-CB-CG2	-9.35	95.94	110.90
1	C	431	VAL	CG1-CB-CG2	-9.34	95.95	110.90
1	D	225	ALA	N-CA-CB	9.34	123.18	110.10
1	E	225	ALA	N-CA-CB	9.32	123.15	110.10
1	B	368	ARG	NE-CZ-NH2	9.13	124.86	120.30
1	A	368	ARG	NE-CZ-NH2	9.06	124.83	120.30
1	C	368	ARG	NE-CZ-NH2	9.04	124.82	120.30
1	E	368	ARG	NE-CZ-NH2	8.97	124.79	120.30
1	D	368	ARG	NE-CZ-NH2	8.92	124.76	120.30
1	C	237	TYR	CB-CG-CD1	-8.55	115.87	121.00
1	E	237	TYR	CB-CG-CD1	-8.54	115.87	121.00
1	D	319	HIS	N-CA-CB	-8.54	95.23	110.60
1	A	319	HIS	N-CA-CB	-8.53	95.24	110.60
1	E	319	HIS	N-CA-CB	-8.53	95.24	110.60
1	B	319	HIS	N-CA-CB	-8.53	95.25	110.60
1	D	237	TYR	CB-CG-CD1	-8.53	115.89	121.00
1	C	319	HIS	N-CA-CB	-8.50	95.31	110.60

Continued on next page...

Continued from previous page...

Mol	Chain	Res	Type	Atoms	Z	Observed(°)	Ideal(°)
1	B	237	TYR	CB-CG-CD1	-8.49	115.91	121.00
1	B	376	ALA	CB-CA-C	8.46	122.78	110.10
1	E	376	ALA	CB-CA-C	8.44	122.77	110.10
1	A	237	TYR	CB-CG-CD1	-8.44	115.94	121.00
1	A	376	ALA	CB-CA-C	8.44	122.76	110.10
1	C	376	ALA	CB-CA-C	8.43	122.75	110.10
1	D	376	ALA	CB-CA-C	8.42	122.73	110.10
1	B	190	PRO	N-CD-CG	8.30	115.65	103.20
1	A	190	PRO	N-CD-CG	8.27	115.61	103.20
1	C	190	PRO	N-CD-CG	8.26	115.59	103.20
1	D	190	PRO	N-CD-CG	8.26	115.59	103.20
1	E	190	PRO	N-CD-CG	8.26	115.58	103.20
1	D	132	ALA	CB-CA-C	-8.04	98.04	110.10
1	B	132	ALA	CB-CA-C	-8.03	98.05	110.10
1	C	132	ALA	CB-CA-C	-8.03	98.06	110.10
1	E	132	ALA	CB-CA-C	-8.02	98.06	110.10
1	A	132	ALA	CB-CA-C	-8.02	98.07	110.10
1	A	128	ASP	CB-CG-OD2	-7.96	111.14	118.30
1	E	128	ASP	CB-CG-OD2	-7.93	111.16	118.30
1	C	128	ASP	CB-CG-OD2	-7.93	111.16	118.30
1	B	128	ASP	CB-CG-OD2	-7.91	111.18	118.30
1	C	182	GLN	N-CA-CB	7.88	124.79	110.60
1	E	182	GLN	N-CA-CB	7.88	124.79	110.60
1	B	182	GLN	N-CA-CB	7.88	124.79	110.60
1	D	128	ASP	CB-CG-OD2	-7.88	111.21	118.30
1	D	182	GLN	N-CA-CB	7.88	124.79	110.60
1	A	182	GLN	N-CA-CB	7.88	124.78	110.60
1	E	259	THR	O-C-N	-7.70	106.47	121.10
1	E	194	SER	CB-CA-C	7.69	124.71	110.10
1	C	194	SER	CB-CA-C	7.68	124.70	110.10
1	A	259	THR	O-C-N	-7.68	106.51	121.10
1	A	194	SER	CB-CA-C	7.67	124.68	110.10
1	B	259	THR	O-C-N	-7.66	106.54	121.10
1	D	259	THR	O-C-N	-7.66	106.54	121.10
1	C	259	THR	O-C-N	-7.66	106.55	121.10
1	D	194	SER	CB-CA-C	7.66	124.65	110.10
1	B	194	SER	CB-CA-C	7.65	124.63	110.10
1	D	105	ILE	CG1-CB-CG2	7.49	127.88	111.40
1	A	105	ILE	CG1-CB-CG2	7.49	127.88	111.40
1	B	105	ILE	CG1-CB-CG2	7.48	127.86	111.40
1	E	105	ILE	CG1-CB-CG2	7.48	127.86	111.40
1	C	105	ILE	CG1-CB-CG2	7.45	127.79	111.40

Continued on next page...

Continued from previous page...

Mol	Chain	Res	Type	Atoms	Z	Observed(°)	Ideal(°)
1	E	322	TRP	CG-CD1-NE1	7.40	117.50	110.10
1	B	322	TRP	CG-CD1-NE1	7.35	117.45	110.10
1	A	322	TRP	CG-CD1-NE1	7.34	117.44	110.10
1	C	322	TRP	CG-CD1-NE1	7.31	117.41	110.10
1	E	434	PRO	N-CD-CG	7.26	114.09	103.20
1	D	322	TRP	CG-CD1-NE1	7.26	117.36	110.10
1	C	434	PRO	N-CD-CG	7.25	114.08	103.20
1	A	434	PRO	N-CD-CG	7.25	114.07	103.20
1	D	434	PRO	N-CD-CG	7.25	114.07	103.20
1	E	186	ALA	CA-C-O	-7.24	104.89	120.10
1	B	186	ALA	CA-C-O	-7.24	104.89	120.10
1	B	434	PRO	N-CD-CG	7.24	114.06	103.20
1	D	186	ALA	CA-C-O	-7.23	104.91	120.10
1	D	456	ARG	NE-CZ-NH1	-7.23	116.68	120.30
1	C	186	ALA	CA-C-O	-7.23	104.92	120.10
1	A	186	ALA	CA-C-O	-7.22	104.95	120.10
1	E	291	PRO	CA-N-CD	-7.15	101.49	111.50
1	A	291	PRO	CA-N-CD	-7.12	101.53	111.50
1	B	456	ARG	NE-CZ-NH1	-7.12	116.74	120.30
1	B	291	PRO	CA-N-CD	-7.11	101.55	111.50
1	D	291	PRO	CA-N-CD	-7.10	101.56	111.50
1	C	291	PRO	CA-N-CD	-7.09	101.57	111.50
1	C	456	ARG	NE-CZ-NH1	-7.07	116.77	120.30
1	B	294	SER	N-CA-CB	-7.07	99.90	110.50
1	E	294	SER	N-CA-CB	-7.06	99.91	110.50
1	C	294	SER	N-CA-CB	-7.06	99.91	110.50
1	A	463	PRO	N-CD-CG	7.05	113.78	103.20
1	D	294	SER	N-CA-CB	-7.05	99.92	110.50
1	A	294	SER	N-CA-CB	-7.05	99.92	110.50
1	D	463	PRO	N-CD-CG	7.04	113.76	103.20
1	E	463	PRO	N-CD-CG	7.03	113.75	103.20
1	C	463	PRO	N-CD-CG	7.03	113.74	103.20
1	B	463	PRO	N-CD-CG	7.02	113.73	103.20
1	A	456	ARG	NE-CZ-NH1	-7.01	116.80	120.30
1	A	469	ARG	CB-CA-C	-7.01	96.39	110.40
1	D	469	ARG	CB-CA-C	-7.00	96.39	110.40
1	B	469	ARG	CB-CA-C	-7.00	96.40	110.40
1	C	469	ARG	CB-CA-C	-6.99	96.41	110.40
1	E	456	ARG	NE-CZ-NH1	-6.99	116.81	120.30
1	E	469	ARG	CB-CA-C	-6.98	96.45	110.40
1	D	77	TRP	CE3-CZ3-CH2	6.82	128.70	121.20
1	E	77	TRP	CE3-CZ3-CH2	6.80	128.68	121.20

Continued on next page...

Continued from previous page...

Mol	Chain	Res	Type	Atoms	Z	Observed(°)	Ideal(°)
1	A	77	TRP	CE3-CZ3-CH2	6.79	128.67	121.20
1	B	206	MET	CG-SD-CE	-6.79	89.34	100.20
1	A	206	MET	CG-SD-CE	-6.79	89.34	100.20
1	C	206	MET	CG-SD-CE	-6.78	89.35	100.20
1	C	77	TRP	CE3-CZ3-CH2	6.78	128.66	121.20
1	B	77	TRP	CE3-CZ3-CH2	6.77	128.65	121.20
1	D	206	MET	CG-SD-CE	-6.77	89.36	100.20
1	E	206	MET	CG-SD-CE	-6.76	89.39	100.20
1	C	401	THR	CA-CB-CG2	-6.72	102.99	112.40
1	D	401	THR	CA-CB-CG2	-6.71	103.01	112.40
1	B	225	ALA	O-C-N	-6.69	111.99	122.70
1	E	401	THR	CA-CB-CG2	-6.69	103.03	112.40
1	A	401	THR	CA-CB-CG2	-6.69	103.03	112.40
1	B	182	GLN	CB-CA-C	-6.68	97.03	110.40
1	B	401	THR	CA-CB-CG2	-6.68	103.05	112.40
1	C	182	GLN	CB-CA-C	-6.67	97.05	110.40
1	A	182	GLN	CB-CA-C	-6.67	97.06	110.40
1	D	182	GLN	CB-CA-C	-6.67	97.06	110.40
1	E	182	GLN	CB-CA-C	-6.66	97.08	110.40
1	A	225	ALA	O-C-N	-6.66	112.05	122.70
1	C	295	ASP	O-C-N	-6.64	112.08	122.70
1	D	295	ASP	O-C-N	-6.64	112.08	122.70
1	E	225	ALA	O-C-N	-6.64	112.08	122.70
1	A	295	ASP	O-C-N	-6.63	112.08	122.70
1	D	225	ALA	O-C-N	-6.62	112.10	122.70
1	E	295	ASP	O-C-N	-6.62	112.11	122.70
1	B	295	ASP	O-C-N	-6.60	112.14	122.70
1	C	225	ALA	O-C-N	-6.58	112.17	122.70
1	E	165	PRO	N-CD-CG	6.58	113.08	103.20
1	A	165	PRO	N-CD-CG	6.57	113.05	103.20
1	C	33	PRO	N-CD-CG	6.57	113.05	103.20
1	D	33	PRO	N-CD-CG	6.56	113.04	103.20
1	D	165	PRO	N-CD-CG	6.55	113.03	103.20
1	B	33	PRO	N-CD-CG	6.55	113.02	103.20
1	C	165	PRO	N-CD-CG	6.55	113.02	103.20
1	A	33	PRO	N-CD-CG	6.54	113.02	103.20
1	E	33	PRO	N-CD-CG	6.54	113.01	103.20
1	B	165	PRO	N-CD-CG	6.53	112.99	103.20
1	C	241	LEU	CB-CG-CD2	6.51	122.07	111.00
1	A	241	LEU	CB-CG-CD2	6.49	122.04	111.00
1	E	241	LEU	CB-CG-CD2	6.49	122.03	111.00
1	B	241	LEU	CB-CG-CD2	6.47	121.99	111.00

Continued on next page...

Continued from previous page...

Mol	Chain	Res	Type	Atoms	Z	Observed(°)	Ideal(°)
1	D	241	LEU	CB-CG-CD2	6.46	121.98	111.00
1	D	319	HIS	CA-CB-CG	6.45	124.57	113.60
1	E	319	HIS	CA-CB-CG	6.44	124.55	113.60
1	B	319	HIS	CA-CB-CG	6.44	124.55	113.60
1	A	319	HIS	CA-CB-CG	6.43	124.54	113.60
1	C	319	HIS	CA-CB-CG	6.43	124.52	113.60
1	B	117	ARG	NE-CZ-NH1	-6.39	117.10	120.30
1	D	368	ARG	NE-CZ-NH1	-6.38	117.11	120.30
1	C	368	ARG	NE-CZ-NH1	-6.37	117.11	120.30
1	E	117	ARG	NE-CZ-NH1	-6.37	117.11	120.30
1	A	117	ARG	NE-CZ-NH1	-6.36	117.12	120.30
1	B	368	ARG	NE-CZ-NH1	-6.34	117.13	120.30
1	C	67	ILE	CA-CB-CG2	-6.30	98.30	110.90
1	C	117	ARG	NE-CZ-NH1	-6.30	117.15	120.30
1	A	67	ILE	CA-CB-CG2	-6.29	98.33	110.90
1	D	67	ILE	CA-CB-CG2	-6.28	98.33	110.90
1	A	368	ARG	NE-CZ-NH1	-6.28	117.16	120.30
1	B	67	ILE	CA-CB-CG2	-6.28	98.34	110.90
1	D	117	ARG	NE-CZ-NH1	-6.28	117.16	120.30
1	E	67	ILE	CA-CB-CG2	-6.27	98.35	110.90
1	B	397	TYR	CD1-CE1-CZ	6.26	125.44	119.80
1	A	260	PRO	N-CD-CG	6.24	112.55	103.20
1	A	397	TYR	CD1-CE1-CZ	6.21	125.39	119.80
1	C	260	PRO	N-CD-CG	6.20	112.50	103.20
1	A	220	THR	CA-CB-CG2	-6.20	103.72	112.40
1	B	260	PRO	N-CD-CG	6.19	112.49	103.20
1	D	397	TYR	CD1-CE1-CZ	6.19	125.37	119.80
1	D	260	PRO	N-CD-CG	6.18	112.48	103.20
1	D	220	THR	CA-CB-CG2	-6.18	103.75	112.40
1	E	397	TYR	CD1-CE1-CZ	6.17	125.36	119.80
1	E	220	THR	CA-CB-CG2	-6.17	103.77	112.40
1	E	260	PRO	N-CD-CG	6.16	112.44	103.20
1	C	397	TYR	CD1-CE1-CZ	6.15	125.34	119.80
1	C	220	THR	CA-CB-CG2	-6.14	103.80	112.40
1	E	368	ARG	NE-CZ-NH1	-6.14	117.23	120.30
1	B	220	THR	CA-CB-CG2	-6.14	103.81	112.40
1	D	232	GLU	OE1-CD-OE2	6.13	130.66	123.30
1	C	232	GLU	OE1-CD-OE2	6.13	130.65	123.30
1	A	232	GLU	OE1-CD-OE2	6.08	130.59	123.30
1	D	376	ALA	O-C-N	-6.07	112.98	122.70
1	B	376	ALA	O-C-N	-6.07	112.99	122.70
1	B	232	GLU	OE1-CD-OE2	6.06	130.57	123.30

Continued on next page...

Continued from previous page...

Mol	Chain	Res	Type	Atoms	Z	Observed(°)	Ideal(°)
1	C	401	THR	OG1-CB-CG2	6.05	123.93	110.00
1	E	376	ALA	O-C-N	-6.05	113.01	122.70
1	E	401	THR	OG1-CB-CG2	6.05	123.92	110.00
1	D	401	THR	OG1-CB-CG2	6.05	123.92	110.00
1	A	401	THR	OG1-CB-CG2	6.04	123.90	110.00
1	B	401	THR	OG1-CB-CG2	6.04	123.90	110.00
1	E	232	GLU	OE1-CD-OE2	6.04	130.55	123.30
1	A	376	ALA	O-C-N	-6.02	113.06	122.70
1	C	376	ALA	O-C-N	-5.99	113.11	122.70
1	C	463	PRO	CA-N-CD	-5.99	103.11	111.50
1	A	463	PRO	CA-N-CD	-5.98	103.12	111.50
1	D	52	LYS	N-CA-CB	-5.98	99.83	110.60
1	D	463	PRO	CA-N-CD	-5.98	103.12	111.50
1	E	52	LYS	N-CA-CB	-5.98	99.84	110.60
1	E	463	PRO	CA-N-CD	-5.98	103.13	111.50
1	A	52	LYS	N-CA-CB	-5.97	99.84	110.60
1	D	22	PHE	CG-CD1-CE1	5.97	127.37	120.80
1	C	52	LYS	N-CA-CB	-5.97	99.85	110.60
1	E	22	PHE	CG-CD1-CE1	5.97	127.37	120.80
1	B	463	PRO	CA-N-CD	-5.97	103.15	111.50
1	B	52	LYS	N-CA-CB	-5.96	99.86	110.60
1	B	22	PHE	CG-CD1-CE1	5.95	127.35	120.80
1	A	22	PHE	CG-CD1-CE1	5.94	127.34	120.80
1	C	22	PHE	CG-CD1-CE1	5.92	127.32	120.80
1	B	228	PRO	CA-N-CD	-5.88	103.27	111.50
1	A	195	ARG	N-CA-CB	5.87	121.17	110.60
1	B	195	ARG	N-CA-CB	5.86	121.16	110.60
1	C	195	ARG	N-CA-CB	5.86	121.15	110.60
1	D	198	TYR	CB-CG-CD2	5.86	124.52	121.00
1	C	195	ARG	CD-NE-CZ	-5.85	115.41	123.60
1	D	195	ARG	N-CA-CB	5.85	121.14	110.60
1	D	195	ARG	CD-NE-CZ	-5.85	115.41	123.60
1	E	144	GLY	CA-C-O	-5.83	110.11	120.60
1	A	144	GLY	CA-C-O	-5.83	110.11	120.60
1	C	228	PRO	CA-N-CD	-5.83	103.34	111.50
1	B	195	ARG	CD-NE-CZ	-5.82	115.45	123.60
1	E	195	ARG	CD-NE-CZ	-5.82	115.45	123.60
1	E	195	ARG	N-CA-CB	5.82	121.08	110.60
1	E	228	PRO	CA-N-CD	-5.81	103.37	111.50
1	A	195	ARG	CD-NE-CZ	-5.81	115.47	123.60
1	A	228	PRO	CA-N-CD	-5.81	103.37	111.50
1	D	228	PRO	CA-N-CD	-5.80	103.37	111.50

Continued on next page...

Continued from previous page...

Mol	Chain	Res	Type	Atoms	Z	Observed(°)	Ideal(°)
1	B	144	GLY	CA-C-O	-5.80	110.16	120.60
1	D	144	GLY	CA-C-O	-5.80	110.16	120.60
1	E	265	ARG	CD-NE-CZ	5.80	131.72	123.60
1	C	144	GLY	CA-C-O	-5.78	110.20	120.60
1	B	456	ARG	CD-NE-CZ	5.77	131.68	123.60
1	A	198	TYR	CB-CG-CD2	5.77	124.46	121.00
1	A	265	ARG	CD-NE-CZ	5.77	131.67	123.60
1	D	456	ARG	CD-NE-CZ	5.77	131.67	123.60
1	B	198	TYR	CB-CG-CD2	5.75	124.45	121.00
1	C	198	TYR	CB-CG-CD2	5.75	124.45	121.00
1	C	456	ARG	CD-NE-CZ	5.75	131.65	123.60
1	B	20	VAL	CG1-CB-CG2	-5.75	101.71	110.90
1	C	265	ARG	CD-NE-CZ	5.75	131.65	123.60
1	D	265	ARG	CD-NE-CZ	5.75	131.65	123.60
1	E	322	TRP	CD1-NE1-CE2	-5.75	103.83	109.00
1	E	20	VAL	CG1-CB-CG2	-5.74	101.71	110.90
1	D	20	VAL	CG1-CB-CG2	-5.74	101.72	110.90
1	A	20	VAL	CG1-CB-CG2	-5.73	101.73	110.90
1	A	322	TRP	CD1-NE1-CE2	-5.73	103.84	109.00
1	A	456	ARG	CD-NE-CZ	5.73	131.62	123.60
1	B	322	TRP	CD1-NE1-CE2	-5.71	103.86	109.00
1	E	198	TYR	CB-CG-CD2	5.71	124.42	121.00
1	A	454	GLU	CG-CD-OE1	-5.70	106.90	118.30
1	B	265	ARG	CD-NE-CZ	5.70	131.58	123.60
1	C	20	VAL	CG1-CB-CG2	-5.70	101.78	110.90
1	C	454	GLU	CG-CD-OE1	-5.70	106.90	118.30
1	E	456	ARG	CD-NE-CZ	5.70	131.57	123.60
1	B	454	GLU	CG-CD-OE1	-5.69	106.92	118.30
1	C	322	TRP	CD1-NE1-CE2	-5.69	103.88	109.00
1	E	454	GLU	CG-CD-OE1	-5.68	106.94	118.30
1	D	454	GLU	CG-CD-OE1	-5.67	106.95	118.30
1	D	182	GLN	CG-CD-OE1	5.66	132.93	121.60
1	C	235	LEU	CD1-CG-CD2	5.65	127.46	110.50
1	D	322	TRP	CD1-NE1-CE2	-5.65	103.91	109.00
1	B	456	ARG	NE-CZ-NH2	5.65	123.12	120.30
1	D	235	LEU	CD1-CG-CD2	5.64	127.43	110.50
1	E	182	GLN	CG-CD-OE1	5.64	132.88	121.60
1	E	74	TRP	CH2-CZ2-CE2	5.64	123.04	117.40
1	A	235	LEU	CD1-CG-CD2	5.63	127.40	110.50
1	B	182	GLN	CG-CD-OE1	5.63	132.86	121.60
1	B	235	LEU	CD1-CG-CD2	5.63	127.39	110.50
1	E	235	LEU	CD1-CG-CD2	5.63	127.38	110.50

Continued on next page...

Continued from previous page...

Mol	Chain	Res	Type	Atoms	Z	Observed(°)	Ideal(°)
1	C	182	GLN	CG-CD-OE1	5.62	132.84	121.60
1	A	182	GLN	CG-CD-OE1	5.61	132.82	121.60
1	D	456	ARG	NE-CZ-NH2	5.61	123.10	120.30
1	A	74	TRP	CH2-CZ2-CE2	5.61	123.00	117.40
1	A	456	ARG	NE-CZ-NH2	5.59	123.10	120.30
1	C	456	ARG	NE-CZ-NH2	5.58	123.09	120.30
1	D	74	TRP	CH2-CZ2-CE2	5.58	122.98	117.40
1	B	379	TYR	CB-CG-CD1	5.57	124.34	121.00
1	C	74	TRP	CH2-CZ2-CE2	5.57	122.97	117.40
1	B	74	TRP	CH2-CZ2-CE2	5.56	122.96	117.40
1	E	379	TYR	CB-CG-CD1	5.56	124.34	121.00
1	C	326	ARG	NE-CZ-NH2	5.55	123.08	120.30
1	A	326	ARG	NE-CZ-NH2	5.55	123.08	120.30
1	B	198	TYR	CB-CG-CD1	-5.55	117.67	121.00
1	A	185	ALA	CB-CA-C	-5.55	101.78	110.10
1	B	185	ALA	CB-CA-C	-5.54	101.79	110.10
1	C	185	ALA	CB-CA-C	-5.54	101.80	110.10
1	E	185	ALA	CB-CA-C	-5.54	101.80	110.10
1	A	379	TYR	CB-CG-CD1	5.52	124.31	121.00
1	E	326	ARG	NE-CZ-NH2	5.50	123.05	120.30
1	D	185	ALA	CB-CA-C	-5.50	101.85	110.10
1	D	326	ARG	NE-CZ-NH2	5.50	123.05	120.30
1	B	253	PRO	CA-N-CD	-5.49	103.81	111.50
1	C	253	PRO	CA-N-CD	-5.49	103.82	111.50
1	E	253	PRO	CA-N-CD	-5.48	103.82	111.50
1	D	253	PRO	CA-N-CD	-5.48	103.83	111.50
1	A	253	PRO	CA-N-CD	-5.47	103.84	111.50
1	C	52	LYS	CA-CB-CG	5.47	125.44	113.40
1	C	379	TYR	CB-CG-CD1	5.47	124.28	121.00
1	A	52	LYS	CA-CB-CG	5.47	125.44	113.40
1	B	326	ARG	NE-CZ-NH2	5.47	123.03	120.30
1	D	379	TYR	CB-CG-CD1	5.47	124.28	121.00
1	E	52	LYS	CA-CB-CG	5.47	125.43	113.40
1	B	52	LYS	CA-CB-CG	5.47	125.43	113.40
1	D	198	TYR	CB-CG-CD1	-5.46	117.72	121.00
1	D	52	LYS	CA-CB-CG	5.45	125.40	113.40
1	A	198	TYR	CB-CG-CD1	-5.45	117.73	121.00
1	E	456	ARG	NE-CZ-NH2	5.43	123.02	120.30
1	C	198	TYR	CB-CG-CD1	-5.42	117.75	121.00
1	B	376	ALA	CA-C-O	5.40	131.45	120.10
1	E	190	PRO	CA-N-CD	-5.40	103.94	111.50
1	E	198	TYR	CB-CG-CD1	-5.40	117.76	121.00

Continued on next page...

Continued from previous page...

Mol	Chain	Res	Type	Atoms	Z	Observed(°)	Ideal(°)
1	C	190	PRO	CA-N-CD	-5.39	103.95	111.50
1	A	190	PRO	CA-N-CD	-5.38	103.96	111.50
1	B	190	PRO	CA-N-CD	-5.38	103.96	111.50
1	D	190	PRO	CA-N-CD	-5.38	103.97	111.50
1	E	376	ALA	CA-C-O	5.38	131.39	120.10
1	D	376	ALA	CA-C-O	5.35	131.33	120.10
1	A	376	ALA	CA-C-O	5.34	131.32	120.10
1	B	243	PRO	N-CD-CG	5.33	111.19	103.20
1	C	376	ALA	CA-C-O	5.33	131.29	120.10
1	D	57	GLN	CG-CD-OE1	-5.32	110.97	121.60
1	C	243	PRO	N-CD-CG	5.31	111.17	103.20
1	A	243	PRO	N-CD-CG	5.31	111.17	103.20
1	B	228	PRO	N-CD-CG	5.30	111.16	103.20
1	D	243	PRO	N-CD-CG	5.30	111.16	103.20
1	A	57	GLN	CG-CD-OE1	-5.30	111.00	121.60
1	E	57	GLN	CG-CD-OE1	-5.30	111.00	121.60
1	E	243	PRO	N-CD-CG	5.29	111.14	103.20
1	B	57	GLN	CG-CD-OE1	-5.29	111.02	121.60
1	D	228	PRO	N-CD-CG	5.29	111.14	103.20
1	C	228	PRO	N-CD-CG	5.29	111.14	103.20
1	E	228	PRO	N-CD-CG	5.29	111.13	103.20
1	A	228	PRO	N-CD-CG	5.28	111.12	103.20
1	C	57	GLN	CG-CD-OE1	-5.28	111.04	121.60
1	B	186	ALA	O-C-N	5.27	131.13	122.70
1	C	156	ILE	CG1-CB-CG2	5.26	122.97	111.40
1	D	156	ILE	CG1-CB-CG2	5.26	122.97	111.40
1	E	186	ALA	O-C-N	5.24	131.09	122.70
1	A	186	ALA	O-C-N	5.24	131.08	122.70
1	A	156	ILE	CG1-CB-CG2	5.24	122.92	111.40
1	D	186	ALA	O-C-N	5.22	131.06	122.70
1	B	156	ILE	CG1-CB-CG2	5.22	122.89	111.40
1	E	156	ILE	CG1-CB-CG2	5.21	122.87	111.40
1	C	186	ALA	O-C-N	5.21	131.03	122.70
1	E	322	TRP	CD1-CG-CD2	-5.17	102.17	106.30
1	E	275	GLU	OE1-CD-OE2	5.16	129.50	123.30
1	A	275	GLU	OE1-CD-OE2	5.16	129.49	123.30
1	C	322	TRP	CD1-CG-CD2	-5.16	102.18	106.30
1	B	379	TYR	CE1-CZ-CE2	-5.15	111.56	119.80
1	D	379	TYR	CE1-CZ-CE2	-5.14	111.57	119.80
1	C	275	GLU	OE1-CD-OE2	5.13	129.46	123.30
1	D	275	GLU	OE1-CD-OE2	5.13	129.46	123.30
1	A	379	TYR	CE1-CZ-CE2	-5.13	111.59	119.80

Continued on next page...

Continued from previous page...

Mol	Chain	Res	Type	Atoms	Z	Observed(°)	Ideal(°)
1	A	21	ALA	CA-C-O	-5.12	109.34	120.10
1	C	21	ALA	CA-C-O	-5.12	109.35	120.10
1	D	21	ALA	CA-C-O	-5.12	109.35	120.10
1	B	275	GLU	OE1-CD-OE2	5.12	129.44	123.30
1	E	21	ALA	CA-C-O	-5.12	109.36	120.10
1	C	379	TYR	CE1-CZ-CE2	-5.11	111.63	119.80
1	E	379	TYR	CE1-CZ-CE2	-5.11	111.63	119.80
1	B	21	ALA	CA-C-O	-5.10	109.40	120.10
1	A	322	TRP	CD1-CG-CD2	-5.09	102.22	106.30
1	D	322	TRP	CD1-CG-CD2	-5.09	102.23	106.30
1	B	368	ARG	CD-NE-CZ	5.08	130.72	123.60
1	B	322	TRP	CD1-CG-CD2	-5.08	102.24	106.30
1	C	368	ARG	CD-NE-CZ	5.04	130.66	123.60
1	C	22	PHE	CB-CG-CD2	5.03	124.32	120.80
1	A	92	GLU	OE1-CD-OE2	5.03	129.34	123.30
1	A	368	ARG	CD-NE-CZ	5.03	130.64	123.60
1	D	92	GLU	OE1-CD-OE2	5.03	129.33	123.30
1	D	22	PHE	CB-CG-CD2	5.02	124.31	120.80
1	D	368	ARG	CD-NE-CZ	5.01	130.62	123.60
1	A	256	LEU	CA-C-O	-5.01	109.58	120.10
1	B	22	PHE	CB-CG-CD2	5.00	124.30	120.80
1	E	22	PHE	CB-CG-CD2	5.00	124.30	120.80

There are no chirality outliers.

All (69) planarity outliers are listed below:

Mol	Chain	Res	Type	Group
1	A	144	GLY	Peptide
1	A	194	SER	Mainchain
1	A	21	ALA	Mainchain
1	A	225	ALA	Mainchain
1	A	295	ASP	Mainchain
1	A	319	HIS	Sidechain
1	A	347	HIS	Peptide
1	A	379	TYR	Sidechain
1	A	406	ALA	Peptide,Mainchain
1	A	474	ASP	Peptide,Mainchain
1	A	82	LEU	Peptide
1	A	91	LYS	Peptide
1	B	144	GLY	Peptide
1	B	194	SER	Mainchain
1	B	21	ALA	Mainchain

Continued on next page...

Continued from previous page...

Mol	Chain	Res	Type	Group
1	B	225	ALA	Mainchain
1	B	295	ASP	Mainchain
1	B	319	HIS	Sidechain
1	B	347	HIS	Peptide
1	B	379	TYR	Sidechain
1	B	406	ALA	Peptide,Mainchain
1	B	474	ASP	Peptide
1	B	82	LEU	Peptide
1	B	91	LYS	Peptide
1	C	144	GLY	Peptide
1	C	194	SER	Mainchain
1	C	21	ALA	Mainchain
1	C	225	ALA	Mainchain
1	C	295	ASP	Mainchain
1	C	319	HIS	Sidechain
1	C	347	HIS	Peptide
1	C	379	TYR	Sidechain
1	C	406	ALA	Peptide,Mainchain
1	C	474	ASP	Peptide,Mainchain
1	C	82	LEU	Peptide
1	C	91	LYS	Peptide
1	D	144	GLY	Peptide
1	D	194	SER	Mainchain
1	D	21	ALA	Mainchain
1	D	225	ALA	Mainchain
1	D	295	ASP	Mainchain
1	D	319	HIS	Sidechain
1	D	347	HIS	Peptide
1	D	379	TYR	Sidechain
1	D	406	ALA	Peptide,Mainchain
1	D	474	ASP	Peptide,Mainchain
1	D	82	LEU	Peptide
1	D	91	LYS	Peptide
1	E	144	GLY	Peptide
1	E	194	SER	Mainchain
1	E	21	ALA	Mainchain
1	E	225	ALA	Mainchain
1	E	295	ASP	Mainchain
1	E	319	HIS	Sidechain
1	E	347	HIS	Peptide
1	E	379	TYR	Sidechain
1	E	406	ALA	Peptide,Mainchain

Continued on next page...

Continued from previous page...

Mol	Chain	Res	Type	Group
1	E	474	ASP	Peptide,Mainchain
1	E	82	LEU	Peptide
1	E	91	LYS	Peptide

5.2 Too-close contacts [i](#)

In the following table, the Non-H and H(model) columns list the number of non-hydrogen atoms and hydrogen atoms in the chain respectively. The H(added) column lists the number of hydrogen atoms added and optimized by MolProbity. The Clashes column lists the number of clashes within the asymmetric unit, whereas Symm-Clashes lists symmetry-related clashes.

Mol	Chain	Non-H	H(model)	H(added)	Clashes	Symm-Clashes
1	A	3785	0	3794	1055	0
1	B	3785	0	3794	1141	0
1	C	3785	0	3794	1131	0
1	D	3785	0	3794	1139	0
1	E	3785	0	3794	1143	0
All	All	18925	0	18970	5609	0

The all-atom clashscore is defined as the number of clashes found per 1000 atoms (including hydrogen atoms). The all-atom clashscore for this structure is 149.

All (5609) close contacts within the same asymmetric unit are listed below, sorted by their clash magnitude.

Atom-1	Atom-2	Interatomic distance (Å)	Clash overlap (Å)
1:E:83:LYS:CE	1:E:192:PRO:HA	1.71	1.20
1:B:83:LYS:CE	1:B:192:PRO:HA	1.71	1.19
1:D:83:LYS:CE	1:D:192:PRO:HA	1.71	1.18
1:C:83:LYS:CE	1:C:192:PRO:HA	1.71	1.18
1:B:124:VAL:HB	1:B:125:ILE:HB	1.18	1.17
1:E:52:LYS:HB2	1:E:184:PHE:HZ	1.04	1.17
1:C:124:VAL:HB	1:C:125:ILE:HB	1.18	1.16
1:C:417:VAL:HB	1:C:465:MET:HG3	1.21	1.16
1:A:280:LYS:HE2	1:A:438:LYS:HA	1.28	1.16
1:A:433:SER:HA	1:A:457:ILE:HD12	1.27	1.16
1:C:433:SER:HA	1:C:457:ILE:HD12	1.27	1.15
1:D:433:SER:HA	1:D:457:ILE:HD12	1.27	1.15
1:E:280:LYS:HE2	1:E:438:LYS:HA	1.28	1.14
1:B:280:LYS:HE2	1:B:438:LYS:HA	1.28	1.14
1:C:280:LYS:HE2	1:C:438:LYS:HA	1.28	1.14

Continued on next page...

Continued from previous page...

Atom-1	Atom-2	Interatomic distance (Å)	Clash overlap (Å)
1:E:433:SER:HA	1:E:457:ILE:HD12	1.27	1.13
1:A:291:PRO:HG2	1:A:295:ASP:HB3	1.30	1.13
1:B:52:LYS:HB2	1:B:184:PHE:HZ	1.04	1.13
1:A:202:PRO:HD3	1:A:265:ARG:HD2	1.14	1.13
1:D:124:VAL:HB	1:D:125:ILE:HB	1.18	1.13
1:D:202:PRO:HD3	1:D:265:ARG:HD2	1.14	1.13
1:B:433:SER:HA	1:B:457:ILE:HD12	1.27	1.12
1:D:280:LYS:HE2	1:D:438:LYS:HA	1.28	1.12
1:A:52:LYS:HB2	1:A:184:PHE:HZ	1.04	1.12
1:B:202:PRO:HD3	1:B:265:ARG:HD2	1.14	1.12
1:C:52:LYS:HB2	1:C:184:PHE:HZ	1.04	1.12
1:D:52:LYS:HB2	1:D:184:PHE:HZ	1.04	1.12
1:A:124:VAL:HB	1:A:125:ILE:HB	1.18	1.12
1:A:417:VAL:HB	1:A:465:MET:HG3	1.21	1.12
1:C:202:PRO:HD3	1:C:265:ARG:HD2	1.14	1.11
1:A:182:GLN:HE21	1:A:185:ALA:HB2	1.06	1.11
1:E:202:PRO:HD3	1:E:265:ARG:HD2	1.14	1.11
1:B:83:LYS:HE3	1:B:192:PRO:HA	1.33	1.10
1:D:52:LYS:HB2	1:D:184:PHE:CZ	1.86	1.10
1:E:52:LYS:HB2	1:E:184:PHE:CZ	1.86	1.10
1:E:417:VAL:HB	1:E:465:MET:HG3	1.21	1.10
1:D:83:LYS:HE3	1:D:192:PRO:HA	1.33	1.10
1:D:51:ASN:HB3	1:D:54:PHE:CZ	1.87	1.09
1:C:182:GLN:HE21	1:C:185:ALA:HB2	1.06	1.09
1:D:326:ARG:HH11	1:D:335:ASN:HB2	1.17	1.09
1:D:417:VAL:HB	1:D:465:MET:HG3	1.21	1.09
1:B:417:VAL:HA	1:B:465:MET:SD	1.92	1.09
1:C:51:ASN:HB3	1:C:54:PHE:CZ	1.87	1.09
1:E:51:ASN:HB3	1:E:54:PHE:CZ	1.87	1.09
1:E:124:VAL:HB	1:E:125:ILE:HB	1.18	1.09
1:A:52:LYS:HB2	1:A:184:PHE:CZ	1.86	1.09
1:D:417:VAL:HA	1:D:465:MET:SD	1.92	1.09
1:A:417:VAL:HA	1:A:465:MET:SD	1.92	1.08
1:B:52:LYS:HB2	1:B:184:PHE:CZ	1.86	1.08
1:B:182:GLN:HE21	1:B:185:ALA:HB2	1.06	1.08
1:B:417:VAL:HB	1:B:465:MET:HG3	1.22	1.08
1:C:417:VAL:HA	1:C:465:MET:SD	1.92	1.08
1:E:417:VAL:HA	1:E:465:MET:SD	1.92	1.08
1:C:52:LYS:HB2	1:C:184:PHE:CZ	1.86	1.08
1:A:220:THR:HG21	1:A:446:GLU:HG2	1.34	1.08
1:C:326:ARG:HH11	1:C:335:ASN:HB2	1.17	1.08

Continued on next page...

Continued from previous page...

Atom-1	Atom-2	Interatomic distance (Å)	Clash overlap (Å)
1:A:433:SER:HA	1:A:457:ILE:CD1	1.84	1.08
1:D:368:ARG:O	1:D:401:THR:HB	1.54	1.08
1:E:313:LEU:HD12	1:E:374:GLY:HA2	1.35	1.08
1:B:433:SER:HA	1:B:457:ILE:CD1	1.84	1.08
1:E:182:GLN:HE21	1:E:185:ALA:HB2	1.06	1.07
1:B:291:PRO:HG2	1:B:295:ASP:HB3	1.30	1.07
1:B:368:ARG:NE	1:B:378:LEU:HD23	1.70	1.07
1:C:368:ARG:O	1:C:401:THR:HB	1.54	1.07
1:D:368:ARG:NE	1:D:378:LEU:HD23	1.70	1.07
1:E:220:THR:HG21	1:E:446:GLU:HG2	1.34	1.07
1:E:291:PRO:HG2	1:E:295:ASP:HB3	1.30	1.07
1:C:83:LYS:HE3	1:C:192:PRO:HA	1.33	1.07
1:C:433:SER:HA	1:C:457:ILE:CD1	1.84	1.07
1:E:433:SER:HA	1:E:457:ILE:CD1	1.84	1.07
1:B:51:ASN:HB3	1:B:54:PHE:CZ	1.87	1.07
1:C:368:ARG:NE	1:C:378:LEU:HD23	1.70	1.07
1:E:368:ARG:O	1:E:401:THR:HB	1.54	1.07
1:A:368:ARG:NE	1:A:378:LEU:HD23	1.70	1.06
1:D:182:GLN:HE21	1:D:185:ALA:HB2	1.05	1.06
1:B:89:ALA:O	1:B:140:VAL:HA	1.55	1.06
1:B:368:ARG:O	1:B:401:THR:HB	1.54	1.06
1:C:52:LYS:HD2	1:C:184:PHE:HE2	1.20	1.06
1:E:52:LYS:HD2	1:E:184:PHE:HE2	1.20	1.06
1:E:89:ALA:O	1:E:140:VAL:HA	1.55	1.06
1:E:368:ARG:NE	1:E:378:LEU:HD23	1.70	1.06
1:A:326:ARG:HH11	1:A:335:ASN:HB2	1.17	1.06
1:D:184:PHE:CE2	1:D:188:LEU:HD11	1.91	1.06
1:D:433:SER:HA	1:D:457:ILE:CD1	1.84	1.06
1:A:89:ALA:O	1:A:140:VAL:HA	1.55	1.05
1:A:233:GLU:HA	1:A:243:PRO:HD3	1.38	1.05
1:B:313:LEU:HD12	1:B:374:GLY:HA2	1.35	1.05
1:C:291:PRO:HG2	1:C:295:ASP:HB3	1.30	1.05
1:D:52:LYS:HD2	1:D:184:PHE:HE2	1.20	1.05
1:E:184:PHE:CE2	1:E:188:LEU:HD11	1.91	1.05
1:A:163:GLU:HG3	1:A:203:GLN:HB3	1.38	1.05
1:C:220:THR:HG21	1:C:446:GLU:HG2	1.34	1.05
1:D:83:LYS:HE2	1:D:193:SER:H	1.22	1.05
1:C:83:LYS:HE2	1:C:193:SER:H	1.22	1.05
1:C:184:PHE:CE2	1:C:188:LEU:HD11	1.91	1.05
1:D:220:THR:HG21	1:D:446:GLU:HG2	1.34	1.05
1:A:313:LEU:HD12	1:A:374:GLY:HA2	1.35	1.05

Continued on next page...

Continued from previous page...

Atom-1	Atom-2	Interatomic distance (Å)	Clash overlap (Å)
1:A:368:ARG:O	1:A:401:THR:HB	1.54	1.05
1:E:163:GLU:HG3	1:E:203:GLN:HB3	1.38	1.05
1:B:52:LYS:HD2	1:B:184:PHE:HE2	1.20	1.04
1:B:184:PHE:CE2	1:B:188:LEU:HD11	1.91	1.04
1:D:291:PRO:HG2	1:D:295:ASP:HB3	1.30	1.04
1:C:89:ALA:O	1:C:140:VAL:HA	1.55	1.04
1:A:52:LYS:HD2	1:A:184:PHE:HE2	1.20	1.04
1:B:220:THR:HG21	1:B:446:GLU:HG2	1.34	1.04
1:B:233:GLU:HA	1:B:243:PRO:HD3	1.38	1.04
1:E:83:LYS:HE3	1:E:192:PRO:HA	1.33	1.04
1:E:375:TYR:HA	1:E:378:LEU:HD12	1.40	1.04
1:B:326:ARG:HH11	1:B:335:ASN:HB2	1.17	1.03
1:C:313:LEU:HD12	1:C:374:GLY:HA2	1.35	1.03
1:D:89:ALA:O	1:D:140:VAL:HA	1.55	1.03
1:E:233:GLU:HA	1:E:243:PRO:HD3	1.39	1.03
1:C:375:TYR:HA	1:C:378:LEU:HD12	1.40	1.03
1:E:326:ARG:HH11	1:E:335:ASN:HB2	1.18	1.03
1:D:163:GLU:HG3	1:D:203:GLN:HB3	1.38	1.03
1:D:375:TYR:HA	1:D:378:LEU:HD12	1.40	1.03
1:B:83:LYS:HE2	1:B:193:SER:H	1.21	1.03
1:B:22:PHE:HA	1:B:33:PRO:HD3	1.41	1.03
1:A:285:LEU:HD13	1:A:431:VAL:HA	1.41	1.02
1:B:375:TYR:HA	1:B:378:LEU:HD12	1.40	1.02
1:C:163:GLU:HB2	1:C:208:LEU:HD13	1.41	1.02
1:C:163:GLU:HG3	1:C:203:GLN:HB3	1.38	1.02
1:D:285:LEU:HD13	1:D:431:VAL:HA	1.42	1.02
1:D:313:LEU:HD12	1:D:374:GLY:HA2	1.35	1.02
1:C:22:PHE:HA	1:C:33:PRO:HD3	1.41	1.02
1:C:291:PRO:HD3	1:C:295:ASP:O	1.60	1.02
1:E:285:LEU:HD13	1:E:431:VAL:HA	1.41	1.02
1:B:77:TRP:CZ3	1:B:113:GLU:HA	1.95	1.02
1:C:233:GLU:HA	1:C:243:PRO:HD3	1.38	1.02
1:A:375:TYR:HA	1:A:378:LEU:HD12	1.40	1.01
1:D:77:TRP:CZ3	1:D:113:GLU:HA	1.95	1.01
1:E:77:TRP:CZ3	1:E:113:GLU:HA	1.95	1.01
1:B:285:LEU:HD13	1:B:431:VAL:HA	1.41	1.01
1:C:56:LEU:HD23	1:C:222:ILE:HB	1.42	1.01
1:A:77:TRP:CZ3	1:A:113:GLU:HA	1.95	1.01
1:B:468:HIS:HA	1:B:473:ARG:HD3	1.42	1.01
1:D:163:GLU:HB2	1:D:208:LEU:HD13	1.41	1.01
1:E:83:LYS:HE2	1:E:193:SER:H	1.22	1.01

Continued on next page...

Continued from previous page...

Atom-1	Atom-2	Interatomic distance (Å)	Clash overlap (Å)
1:B:163:GLU:HG3	1:B:203:GLN:HB3	1.38	1.01
1:C:77:TRP:CZ3	1:C:113:GLU:HA	1.95	1.01
1:A:468:HIS:HA	1:A:473:ARG:HD3	1.42	1.01
1:B:204:THR:HG22	1:B:205:GLU:H	1.26	1.01
1:C:204:THR:HG22	1:C:205:GLU:H	1.26	1.01
1:D:233:GLU:HA	1:D:243:PRO:HD3	1.38	1.01
1:D:468:HIS:HA	1:D:473:ARG:HD3	1.42	1.01
1:E:291:PRO:HD3	1:E:295:ASP:O	1.60	1.01
1:B:56:LEU:HD23	1:B:222:ILE:HB	1.42	1.00
1:E:163:GLU:HB2	1:E:208:LEU:HD13	1.42	1.00
1:C:59:PHE:CD1	1:C:225:ALA:HA	1.97	1.00
1:C:77:TRP:HE1	1:C:105:ILE:HG12	1.26	1.00
1:B:163:GLU:HB2	1:B:208:LEU:HD13	1.41	1.00
1:B:291:PRO:HD3	1:B:295:ASP:O	1.60	1.00
1:E:59:PHE:CD1	1:E:225:ALA:HA	1.96	1.00
1:B:256:LEU:O	1:B:260:PRO:HD3	1.60	1.00
1:D:59:PHE:CD1	1:D:225:ALA:HA	1.96	1.00
1:D:256:LEU:O	1:D:260:PRO:HD3	1.60	1.00
1:E:22:PHE:HA	1:E:33:PRO:HD3	1.41	1.00
1:E:256:LEU:O	1:E:260:PRO:HD3	1.60	1.00
1:C:285:LEU:HD13	1:C:431:VAL:HA	1.41	1.00
1:D:291:PRO:HD3	1:D:295:ASP:O	1.60	1.00
1:B:376:ALA:HA	1:B:379:TYR:CE2	1.97	0.99
1:D:28:LYS:HB2	1:D:31:ASN:HD21	1.27	0.99
1:A:256:LEU:O	1:A:260:PRO:HD3	1.60	0.99
1:C:28:LYS:HB2	1:C:31:ASN:HD21	1.28	0.99
1:C:468:HIS:HA	1:C:473:ARG:HD3	1.42	0.99
1:D:77:TRP:HE1	1:D:105:ILE:HG12	1.26	0.99
1:D:376:ALA:HA	1:D:379:TYR:CE2	1.97	0.99
1:A:370:LYS:HE3	1:A:375:TYR:CE1	1.97	0.99
1:C:256:LEU:O	1:C:260:PRO:HD3	1.60	0.99
1:E:376:ALA:HA	1:E:379:TYR:CE2	1.97	0.99
1:A:291:PRO:HD3	1:A:295:ASP:O	1.60	0.99
1:A:376:ALA:HA	1:A:379:TYR:CE2	1.97	0.99
1:D:22:PHE:HA	1:D:33:PRO:HD3	1.41	0.99
1:E:370:LYS:HE3	1:E:375:TYR:CE1	1.97	0.99
1:D:370:LYS:HE3	1:D:375:TYR:CE1	1.97	0.99
1:E:28:LYS:HB2	1:E:31:ASN:HD21	1.27	0.99
1:C:376:ALA:HA	1:C:379:TYR:CE2	1.97	0.99
1:E:468:HIS:HA	1:E:473:ARG:HD3	1.42	0.99
1:A:22:PHE:HA	1:A:33:PRO:HD3	1.41	0.98

Continued on next page...

Continued from previous page...

Atom-1	Atom-2	Interatomic distance (Å)	Clash overlap (Å)
1:A:59:PHE:CD1	1:A:225:ALA:HA	1.96	0.98
1:D:204:THR:HG22	1:D:205:GLU:H	1.26	0.98
1:A:376:ALA:HA	1:A:379:TYR:CD2	1.98	0.98
1:B:28:LYS:HB2	1:B:31:ASN:HD21	1.27	0.98
1:B:59:PHE:CD1	1:B:225:ALA:HA	1.96	0.98
1:E:194:SER:HA	1:E:195:ARG:CB	1.93	0.98
1:A:9:ALA:HB1	1:A:16:LYS:HD3	1.44	0.98
1:C:376:ALA:HA	1:C:379:TYR:CD2	1.98	0.98
1:E:56:LEU:HD23	1:E:222:ILE:HB	1.42	0.98
1:A:56:LEU:HD23	1:A:222:ILE:HB	1.42	0.98
1:B:370:LYS:HE3	1:B:375:TYR:CE1	1.98	0.98
1:A:204:THR:HG22	1:A:205:GLU:H	1.26	0.98
1:D:376:ALA:HA	1:D:379:TYR:CD2	1.98	0.98
1:A:77:TRP:HE1	1:A:105:ILE:HG12	1.26	0.98
1:B:376:ALA:HA	1:B:379:TYR:CD2	1.98	0.98
1:D:56:LEU:HD23	1:D:222:ILE:HB	1.42	0.98
1:C:370:LYS:HE3	1:C:375:TYR:CE1	1.97	0.98
1:E:376:ALA:HA	1:E:379:TYR:CD2	1.98	0.98
1:B:227:TYR:CD2	1:B:228:PRO:HD3	1.99	0.97
1:C:51:ASN:OD1	1:C:52:LYS:HG2	1.64	0.97
1:C:227:TYR:CD2	1:C:228:PRO:HD3	1.99	0.97
1:B:77:TRP:HE1	1:B:105:ILE:HG12	1.26	0.97
1:D:9:ALA:HB1	1:D:16:LYS:HD3	1.44	0.97
1:A:163:GLU:HB2	1:A:208:LEU:HD13	1.41	0.97
1:E:227:TYR:CD2	1:E:228:PRO:HD3	1.99	0.97
1:A:28:LYS:HB2	1:A:31:ASN:HD21	1.27	0.97
1:D:194:SER:HA	1:D:195:ARG:CB	1.93	0.97
1:C:83:LYS:HA	1:C:155:ASP:OD2	1.65	0.97
1:D:83:LYS:HA	1:D:155:ASP:OD2	1.65	0.97
1:D:51:ASN:OD1	1:D:52:LYS:HG2	1.64	0.97
1:D:227:TYR:CD2	1:D:228:PRO:HD3	1.99	0.97
1:E:9:ALA:HB1	1:E:16:LYS:HD3	1.44	0.97
1:A:227:TYR:CD2	1:A:228:PRO:HD3	1.99	0.97
1:D:181:VAL:HA	1:D:182:GLN:HG2	1.47	0.97
1:E:181:VAL:HA	1:E:182:GLN:HG2	1.47	0.97
1:E:83:LYS:HA	1:E:155:ASP:OD2	1.65	0.97
1:C:9:ALA:HB1	1:C:16:LYS:HD3	1.44	0.96
1:C:223:TRP:HE1	1:C:265:ARG:HB3	1.29	0.96
1:E:83:LYS:HE2	1:E:193:SER:N	1.80	0.96
1:E:300:PRO:HG2	1:E:302:ARG:HH22	1.30	0.96
1:C:83:LYS:HE2	1:C:193:SER:N	1.81	0.96

Continued on next page...

Continued from previous page...

Atom-1	Atom-2	Interatomic distance (Å)	Clash overlap (Å)
1:B:51:ASN:OD1	1:B:52:LYS:HG2	1.64	0.96
1:D:300:PRO:HG2	1:D:302:ARG:HH22	1.30	0.96
1:E:77:TRP:HE1	1:E:105:ILE:HG12	1.26	0.96
1:B:83:LYS:HE2	1:B:193:SER:N	1.80	0.96
1:E:52:LYS:HD2	1:E:184:PHE:CE2	2.01	0.96
1:E:204:THR:HG22	1:E:205:GLU:H	1.26	0.96
1:B:83:LYS:HA	1:B:155:ASP:OD2	1.65	0.96
1:A:52:LYS:HD2	1:A:184:PHE:CE2	2.01	0.95
1:A:83:LYS:HA	1:A:155:ASP:OD2	1.65	0.95
1:B:223:TRP:HE1	1:B:265:ARG:HB3	1.29	0.95
1:C:194:SER:HA	1:C:195:ARG:CB	1.93	0.95
1:E:51:ASN:OD1	1:E:52:LYS:HG2	1.64	0.95
1:D:83:LYS:HE2	1:D:193:SER:N	1.81	0.95
1:B:9:ALA:HB1	1:B:16:LYS:HD3	1.44	0.95
1:E:182:GLN:NE2	1:E:185:ALA:HB2	1.82	0.95
1:C:52:LYS:HD2	1:C:184:PHE:CE2	2.01	0.95
1:A:300:PRO:HG2	1:A:302:ARG:HH22	1.30	0.95
1:D:326:ARG:NH1	1:D:335:ASN:HB2	1.82	0.95
1:E:76:LEU:HG	1:E:134:PRO:HB2	1.49	0.95
1:A:182:GLN:NE2	1:A:185:ALA:HB2	1.82	0.94
1:B:52:LYS:HD2	1:B:184:PHE:CE2	2.01	0.94
1:D:52:LYS:HD2	1:D:184:PHE:CE2	2.01	0.94
1:A:76:LEU:HG	1:A:134:PRO:HB2	1.49	0.94
1:D:76:LEU:HG	1:D:134:PRO:HB2	1.49	0.94
1:E:326:ARG:NH1	1:E:335:ASN:HB2	1.82	0.94
1:B:194:SER:HA	1:B:195:ARG:CB	1.93	0.94
1:B:181:VAL:HA	1:B:182:GLN:HG2	1.47	0.94
1:C:182:GLN:NE2	1:C:185:ALA:HB2	1.82	0.94
1:C:439:HIS:CG	1:C:453:LYS:HD3	2.03	0.94
1:A:223:TRP:HE1	1:A:265:ARG:HB3	1.29	0.94
1:C:300:PRO:HG2	1:C:302:ARG:HH22	1.30	0.94
1:D:182:GLN:NE2	1:D:185:ALA:HB2	1.81	0.94
1:D:439:HIS:CG	1:D:453:LYS:HD3	2.03	0.94
1:A:439:HIS:CG	1:A:453:LYS:HD3	2.03	0.94
1:B:76:LEU:HG	1:B:134:PRO:HB2	1.49	0.94
1:B:180:LEU:HD23	1:B:181:VAL:HG12	1.50	0.94
1:B:326:ARG:NH1	1:B:335:ASN:HB2	1.82	0.94
1:B:91:LYS:HB2	1:B:93:ARG:HB2	1.50	0.94
1:B:439:HIS:CG	1:B:453:LYS:HD3	2.03	0.94
1:D:180:LEU:HD23	1:D:181:VAL:HG12	1.50	0.94
1:A:449:ALA:H	1:A:455:MET:HE1	1.30	0.94

Continued on next page...

Continued from previous page...

Atom-1	Atom-2	Interatomic distance (Å)	Clash overlap (Å)
1:C:180:LEU:HD23	1:C:181:VAL:HG12	1.50	0.94
1:C:326:ARG:NH1	1:C:335:ASN:HB2	1.82	0.93
1:A:181:VAL:HA	1:A:182:GLN:HG2	1.47	0.93
1:E:322:TRP:CH2	1:E:338:LEU:HD23	2.04	0.93
1:E:368:ARG:HE	1:E:378:LEU:HD23	1.33	0.93
1:A:319:HIS:CB	1:A:456:ARG:HE	1.82	0.93
1:B:182:GLN:NE2	1:B:185:ALA:HB2	1.82	0.93
1:B:300:PRO:HG2	1:B:302:ARG:HH22	1.30	0.93
1:D:223:TRP:HE1	1:D:265:ARG:HB3	1.29	0.93
1:B:21:ALA:O	1:B:33:PRO:HD2	1.68	0.93
1:D:322:TRP:CH2	1:D:338:LEU:HD23	2.04	0.93
1:E:223:TRP:HE1	1:E:265:ARG:HB3	1.29	0.93
1:B:319:HIS:CB	1:B:456:ARG:HE	1.82	0.93
1:C:181:VAL:HA	1:C:182:GLN:HG2	1.47	0.93
1:C:412:TRP:CZ3	1:C:469:ARG:HB2	2.04	0.93
1:E:439:HIS:CG	1:E:453:LYS:HD3	2.03	0.93
1:C:378:LEU:HD22	1:C:400:LYS:O	1.68	0.93
1:E:180:LEU:HD23	1:E:181:VAL:HG12	1.50	0.93
1:B:378:LEU:HD22	1:B:400:LYS:O	1.68	0.92
1:A:21:ALA:O	1:A:33:PRO:HD2	1.68	0.92
1:A:322:TRP:CH2	1:A:338:LEU:HD23	2.04	0.92
1:D:285:LEU:HD21	1:D:434:PRO:HG3	1.51	0.92
1:E:319:HIS:CB	1:E:456:ARG:HE	1.82	0.92
1:C:162:VAL:HG13	1:C:208:LEU:HD12	1.50	0.92
1:D:378:LEU:HD22	1:D:400:LYS:O	1.68	0.92
1:E:162:VAL:HG13	1:E:208:LEU:HD12	1.50	0.92
1:A:80:PRO:HD2	1:A:83:LYS:HZ2	1.30	0.92
1:A:326:ARG:NH1	1:A:335:ASN:HB2	1.82	0.92
1:C:322:TRP:CH2	1:C:338:LEU:HD23	2.04	0.92
1:E:91:LYS:HB2	1:E:93:ARG:HB2	1.50	0.92
1:B:368:ARG:HE	1:B:378:LEU:HD23	1.33	0.92
1:C:21:ALA:O	1:C:33:PRO:HD2	1.68	0.92
1:D:91:LYS:HB2	1:D:93:ARG:HB2	1.50	0.92
1:A:180:LEU:HD23	1:A:181:VAL:HG12	1.50	0.92
1:A:412:TRP:CH2	1:A:469:ARG:HB2	2.05	0.92
1:C:2:SER:HB3	1:C:111:LEU:HD11	1.52	0.92
1:C:76:LEU:HG	1:C:134:PRO:HB2	1.49	0.92
1:D:319:HIS:HB3	1:D:456:ARG:HE	1.34	0.92
1:D:412:TRP:CH2	1:D:469:ARG:HB2	2.05	0.92
1:D:431:VAL:HG23	1:D:432:PHE:CD1	2.04	0.92
1:E:378:LEU:HD22	1:E:400:LYS:O	1.68	0.92

Continued on next page...

Continued from previous page...

Atom-1	Atom-2	Interatomic distance (Å)	Clash overlap (Å)
1:E:431:VAL:HG23	1:E:432:PHE:CD1	2.04	0.92
1:A:412:TRP:CZ3	1:A:469:ARG:HB2	2.04	0.92
1:C:319:HIS:CB	1:C:456:ARG:HE	1.82	0.92
1:D:52:LYS:HE3	1:D:53:LYS:HZ3	1.34	0.92
1:B:322:TRP:CH2	1:B:338:LEU:HD23	2.04	0.92
1:B:412:TRP:CZ3	1:B:469:ARG:HB2	2.04	0.92
1:B:412:TRP:CH2	1:B:469:ARG:HB2	2.05	0.92
1:E:21:ALA:O	1:E:33:PRO:HD2	1.68	0.92
1:A:319:HIS:HB3	1:A:456:ARG:HE	1.34	0.91
1:A:431:VAL:HG23	1:A:432:PHE:CD1	2.04	0.91
1:B:2:SER:HB3	1:B:111:LEU:HD11	1.52	0.91
1:B:431:VAL:HG23	1:B:432:PHE:CD1	2.04	0.91
1:C:285:LEU:HD21	1:C:434:PRO:HG3	1.51	0.91
1:C:319:HIS:HB3	1:C:456:ARG:HE	1.34	0.91
1:D:275:GLU:OE2	1:D:418:VAL:HA	1.70	0.91
1:D:21:ALA:O	1:D:33:PRO:HD2	1.68	0.91
1:E:412:TRP:CH2	1:E:469:ARG:HB2	2.05	0.91
1:A:132:ALA:N	1:A:133:ASN:HA	1.86	0.91
1:A:378:LEU:HD22	1:A:400:LYS:O	1.68	0.91
1:D:412:TRP:CZ3	1:D:469:ARG:HB2	2.04	0.91
1:A:275:GLU:OE2	1:A:418:VAL:HA	1.70	0.91
1:B:56:LEU:CD2	1:B:222:ILE:HB	2.01	0.91
1:B:162:VAL:HG13	1:B:208:LEU:HD12	1.50	0.91
1:A:56:LEU:CD2	1:A:222:ILE:HB	2.01	0.91
1:C:80:PRO:HD2	1:C:83:LYS:NZ	1.86	0.91
1:D:319:HIS:CB	1:D:456:ARG:HE	1.82	0.91
1:B:368:ARG:NH2	1:B:378:LEU:HA	1.86	0.91
1:A:80:PRO:HD2	1:A:83:LYS:NZ	1.86	0.91
1:E:275:GLU:OE2	1:E:418:VAL:HA	1.70	0.91
1:D:162:VAL:HG13	1:D:208:LEU:HD12	1.50	0.91
1:E:80:PRO:HD2	1:E:83:LYS:NZ	1.86	0.91
1:B:80:PRO:HD2	1:B:83:LYS:NZ	1.86	0.91
1:C:275:GLU:OE2	1:C:418:VAL:HA	1.70	0.91
1:C:328:ASN:HA	1:C:333:LEU:CD2	2.01	0.91
1:E:412:TRP:CZ3	1:E:469:ARG:HB2	2.04	0.91
1:A:118:PRO:HD2	1:A:128:ASP:HA	1.54	0.90
1:C:412:TRP:CH2	1:C:469:ARG:HB2	2.05	0.90
1:E:132:ALA:N	1:E:133:ASN:HA	1.86	0.90
1:A:162:VAL:HG13	1:A:208:LEU:HD12	1.51	0.90
1:C:368:ARG:NH2	1:C:378:LEU:HA	1.86	0.90
1:E:328:ASN:HA	1:E:333:LEU:CD2	2.01	0.90

Continued on next page...

Continued from previous page...

Atom-1	Atom-2	Interatomic distance (Å)	Clash overlap (Å)
1:E:368:ARG:NH2	1:E:378:LEU:HA	1.86	0.90
1:A:322:TRP:CE3	1:A:457:ILE:HG22	2.07	0.90
1:A:328:ASN:HA	1:A:333:LEU:CD2	2.01	0.90
1:B:275:GLU:OE2	1:B:418:VAL:HA	1.70	0.90
1:B:285:LEU:HD21	1:B:434:PRO:HG3	1.51	0.90
1:C:124:VAL:CB	1:C:125:ILE:HB	2.01	0.90
1:D:2:SER:HB3	1:D:111:LEU:HD11	1.52	0.90
1:B:118:PRO:HD2	1:B:128:ASP:HA	1.54	0.90
1:C:301:LEU:HB2	1:C:361:LEU:HD23	1.53	0.90
1:C:431:VAL:HG23	1:C:432:PHE:CD1	2.04	0.90
1:D:328:ASN:HA	1:D:333:LEU:CD2	2.01	0.90
1:E:56:LEU:CD2	1:E:222:ILE:HB	2.01	0.90
1:E:308:VAL:HG13	1:E:328:ASN:HD22	1.37	0.90
1:E:322:TRP:CE3	1:E:457:ILE:HG22	2.07	0.90
1:A:124:VAL:CB	1:A:125:ILE:HB	2.01	0.90
1:A:308:VAL:HG13	1:A:328:ASN:HD22	1.37	0.90
1:D:56:LEU:CD2	1:D:222:ILE:HB	2.00	0.90
1:D:308:VAL:HG13	1:D:328:ASN:HD22	1.37	0.90
1:D:368:ARG:NH2	1:D:378:LEU:HA	1.86	0.90
1:A:301:LEU:HB2	1:A:361:LEU:HD23	1.53	0.90
1:C:322:TRP:CE3	1:C:457:ILE:HG22	2.07	0.90
1:D:80:PRO:HD2	1:D:83:LYS:NZ	1.85	0.90
1:A:285:LEU:HD21	1:A:434:PRO:HG3	1.51	0.90
1:A:368:ARG:NH2	1:A:378:LEU:HA	1.86	0.90
1:B:8:ASN:O	1:B:12:VAL:HG12	1.72	0.90
1:B:322:TRP:CE3	1:B:457:ILE:HG22	2.07	0.90
1:C:91:LYS:HB2	1:C:93:ARG:HB2	1.50	0.90
1:E:124:VAL:CB	1:E:125:ILE:HB	2.01	0.90
1:E:301:LEU:HB2	1:E:361:LEU:HD23	1.53	0.90
1:C:308:VAL:HG13	1:C:328:ASN:HD22	1.37	0.90
1:B:124:VAL:CB	1:B:125:ILE:HB	2.01	0.89
1:B:328:ASN:HA	1:B:333:LEU:CD2	2.01	0.89
1:D:322:TRP:CE3	1:D:457:ILE:HG22	2.07	0.89
1:B:274:ARG:NH2	1:B:437:LEU:HG	1.88	0.89
1:B:335:ASN:HD21	1:B:338:LEU:HD11	1.38	0.89
1:C:132:ALA:N	1:C:133:ASN:HA	1.86	0.89
1:D:45:VAL:HG13	1:D:46:LEU:HD12	1.54	0.89
1:E:285:LEU:HD21	1:E:434:PRO:HG3	1.51	0.89
1:A:2:SER:HB3	1:A:111:LEU:HD11	1.52	0.89
1:A:156:ILE:HB	1:A:194:SER:CB	2.03	0.89
1:A:221:ILE:HB	1:A:222:ILE:HG13	1.54	0.89

Continued on next page...

Continued from previous page...

Atom-1	Atom-2	Interatomic distance (Å)	Clash overlap (Å)
1:A:91:LYS:HB2	1:A:93:ARG:HB2	1.50	0.89
1:B:45:VAL:HG21	1:B:222:ILE:HD11	1.55	0.89
1:D:118:PRO:HD2	1:D:128:ASP:HA	1.54	0.89
1:D:124:VAL:CB	1:D:125:ILE:HB	2.01	0.89
1:E:8:ASN:O	1:E:12:VAL:HG12	1.72	0.89
1:A:45:VAL:HG21	1:A:222:ILE:HD11	1.55	0.89
1:D:132:ALA:N	1:D:133:ASN:HA	1.86	0.89
1:E:156:ILE:HB	1:E:194:SER:CB	2.02	0.89
1:C:56:LEU:CD2	1:C:222:ILE:HB	2.01	0.89
1:E:45:VAL:HG21	1:E:222:ILE:HD11	1.55	0.89
1:A:90:SER:HA	1:A:140:VAL:HG23	1.55	0.89
1:E:118:PRO:HD2	1:E:128:ASP:HA	1.54	0.89
1:D:335:ASN:HD21	1:D:338:LEU:HD11	1.38	0.89
1:D:412:TRP:CE2	1:D:469:ARG:HD3	2.08	0.89
1:E:45:VAL:HG13	1:E:46:LEU:HD12	1.54	0.89
1:E:379:TYR:O	1:E:385:ILE:HB	1.73	0.89
1:D:8:ASN:O	1:D:12:VAL:HG12	1.72	0.89
1:D:156:ILE:HB	1:D:194:SER:CB	2.03	0.89
1:E:144:GLY:HA2	1:E:146:THR:N	1.88	0.89
1:E:335:ASN:ND2	1:E:338:LEU:HD11	1.88	0.89
1:B:221:ILE:HB	1:B:222:ILE:HG13	1.54	0.89
1:C:45:VAL:HG13	1:C:46:LEU:HD12	1.54	0.89
1:B:335:ASN:ND2	1:B:338:LEU:HD11	1.88	0.88
1:C:45:VAL:HG21	1:C:222:ILE:HD11	1.55	0.88
1:C:144:GLY:HA2	1:C:146:THR:N	1.88	0.88
1:C:274:ARG:NH2	1:C:437:LEU:HG	1.88	0.88
1:E:2:SER:HB3	1:E:111:LEU:HD11	1.52	0.88
1:B:412:TRP:CE2	1:B:469:ARG:HD3	2.08	0.88
1:C:335:ASN:ND2	1:C:338:LEU:HD11	1.88	0.88
1:C:379:TYR:O	1:C:385:ILE:HB	1.73	0.88
1:C:412:TRP:CE2	1:C:469:ARG:HD3	2.08	0.88
1:C:8:ASN:O	1:C:12:VAL:HG12	1.72	0.88
1:C:459:ASP:O	1:C:463:PRO:HD3	1.74	0.88
1:D:301:LEU:HB2	1:D:361:LEU:HD23	1.53	0.88
1:E:459:ASP:O	1:E:463:PRO:HD3	1.74	0.88
1:B:144:GLY:HA2	1:B:146:THR:N	1.88	0.88
1:C:156:ILE:HB	1:C:194:SER:CB	2.03	0.88
1:A:274:ARG:NH2	1:A:437:LEU:HG	1.88	0.88
1:A:379:TYR:O	1:A:385:ILE:HB	1.73	0.88
1:C:368:ARG:HE	1:C:378:LEU:HD23	1.33	0.88
1:D:335:ASN:ND2	1:D:338:LEU:HD11	1.88	0.88

Continued on next page...

Continued from previous page...

Atom-1	Atom-2	Interatomic distance (Å)	Clash overlap (Å)
1:A:295:ASP:HB2	1:A:339:LYS:HZ2	1.38	0.88
1:D:45:VAL:HG21	1:D:222:ILE:HD11	1.55	0.88
1:D:90:SER:HA	1:D:140:VAL:HG23	1.55	0.88
1:D:144:GLY:HA2	1:D:146:THR:N	1.88	0.88
1:D:221:ILE:HB	1:D:222:ILE:HG13	1.54	0.88
1:E:90:SER:HA	1:E:140:VAL:HG23	1.55	0.88
1:B:156:ILE:HB	1:B:194:SER:CB	2.03	0.88
1:C:118:PRO:HD2	1:C:128:ASP:HA	1.53	0.88
1:C:368:ARG:CZ	1:C:378:LEU:HA	2.04	0.88
1:D:368:ARG:CZ	1:D:378:LEU:HA	2.04	0.88
1:E:412:TRP:CE2	1:E:469:ARG:HD3	2.08	0.88
1:A:8:ASN:O	1:A:12:VAL:HG12	1.72	0.88
1:A:335:ASN:HD21	1:A:338:LEU:HD11	1.38	0.88
1:A:368:ARG:HE	1:A:378:LEU:HD23	1.33	0.88
1:B:301:LEU:HB2	1:B:361:LEU:HD23	1.53	0.88
1:E:319:HIS:HB3	1:E:456:ARG:HE	1.34	0.88
1:B:368:ARG:CZ	1:B:378:LEU:HA	2.04	0.88
1:E:221:ILE:HB	1:E:222:ILE:HG13	1.54	0.88
1:A:335:ASN:ND2	1:A:338:LEU:HD11	1.88	0.87
1:B:132:ALA:N	1:B:133:ASN:HA	1.86	0.87
1:E:274:ARG:NH2	1:E:437:LEU:HG	1.88	0.87
1:E:428:PHE:CE2	1:E:461:LEU:HD13	2.10	0.87
1:B:319:HIS:HB3	1:B:456:ARG:HE	1.34	0.87
1:B:459:ASP:O	1:B:463:PRO:HD3	1.74	0.87
1:A:368:ARG:CZ	1:A:378:LEU:HA	2.04	0.87
1:C:449:ALA:H	1:C:455:MET:HE1	1.39	0.87
1:D:274:ARG:NH2	1:D:437:LEU:HG	1.88	0.87
1:D:379:TYR:O	1:D:385:ILE:HB	1.73	0.87
1:E:368:ARG:CZ	1:E:378:LEU:HA	2.04	0.87
1:A:412:TRP:CE2	1:A:469:ARG:HD3	2.08	0.87
1:A:430:LYS:O	1:A:434:PRO:HD3	1.75	0.87
1:D:428:PHE:CE2	1:D:461:LEU:HD13	2.09	0.87
1:A:428:PHE:CE2	1:A:461:LEU:HD13	2.09	0.87
1:E:235:LEU:HD21	1:E:241:LEU:HD22	1.56	0.87
1:E:374:GLY:O	1:E:378:LEU:HG	1.75	0.87
1:B:430:LYS:O	1:B:434:PRO:HD3	1.75	0.87
1:C:76:LEU:HA	1:C:79:ASP:OD2	1.75	0.87
1:C:374:GLY:O	1:C:378:LEU:HG	1.75	0.87
1:D:45:VAL:HG22	1:D:54:PHE:CD1	2.10	0.87
1:D:430:LYS:O	1:D:434:PRO:HD3	1.75	0.87
1:E:45:VAL:HG22	1:E:54:PHE:CD1	2.10	0.87

Continued on next page...

Continued from previous page...

Atom-1	Atom-2	Interatomic distance (Å)	Clash overlap (Å)
1:A:45:VAL:HG13	1:A:46:LEU:HD12	1.55	0.87
1:A:45:VAL:HG22	1:A:54:PHE:CD1	2.10	0.87
1:D:95:ASP:O	1:D:99:ILE:HG12	1.75	0.87
1:D:459:ASP:O	1:D:463:PRO:HD3	1.74	0.87
1:A:144:GLY:HA2	1:A:146:THR:N	1.88	0.86
1:B:90:SER:HA	1:B:140:VAL:HG23	1.55	0.86
1:B:379:TYR:O	1:B:385:ILE:HB	1.73	0.86
1:C:95:ASP:O	1:C:99:ILE:HG12	1.75	0.86
1:E:148:GLN:NE2	1:E:171:MET:SD	2.48	0.86
1:B:45:VAL:HG13	1:B:46:LEU:HD12	1.55	0.86
1:B:148:GLN:NE2	1:B:171:MET:SD	2.48	0.86
1:B:156:ILE:HB	1:B:194:SER:OG	1.76	0.86
1:C:428:PHE:CE2	1:C:461:LEU:HD13	2.09	0.86
1:A:459:ASP:O	1:A:463:PRO:HD3	1.74	0.86
1:C:8:ASN:OD1	1:C:15:LEU:HD23	1.75	0.86
1:C:221:ILE:HB	1:C:222:ILE:HG13	1.54	0.86
1:C:45:VAL:HG22	1:C:54:PHE:CD1	2.10	0.86
1:D:148:GLN:NE2	1:D:171:MET:SD	2.48	0.86
1:D:156:ILE:HB	1:D:194:SER:OG	1.75	0.86
1:E:8:ASN:OD1	1:E:15:LEU:HD23	1.76	0.86
1:E:76:LEU:HA	1:E:79:ASP:OD2	1.75	0.86
1:C:295:ASP:HB2	1:C:339:LYS:HZ2	1.39	0.86
1:B:374:GLY:O	1:B:378:LEU:HG	1.75	0.86
1:B:428:PHE:CE2	1:B:461:LEU:HD13	2.10	0.86
1:A:235:LEU:HD21	1:A:241:LEU:HD22	1.57	0.86
1:B:45:VAL:HG22	1:B:54:PHE:CD1	2.10	0.86
1:B:308:VAL:HG13	1:B:328:ASN:HD22	1.37	0.86
1:A:76:LEU:HA	1:A:79:ASP:OD2	1.75	0.86
1:B:76:LEU:HA	1:B:79:ASP:OD2	1.75	0.86
1:D:76:LEU:HA	1:D:79:ASP:OD2	1.75	0.86
1:D:449:ALA:H	1:D:455:MET:HE1	1.41	0.86
1:E:95:ASP:O	1:E:99:ILE:HG12	1.75	0.86
1:E:430:LYS:O	1:E:434:PRO:HD3	1.75	0.86
1:B:449:ALA:H	1:B:455:MET:HE1	1.41	0.86
1:C:208:LEU:O	1:C:211:GLU:HG2	1.76	0.86
1:C:241:LEU:CD2	1:C:244:MET:HB2	2.06	0.86
1:D:8:ASN:OD1	1:D:15:LEU:HD23	1.75	0.86
1:E:208:LEU:O	1:E:211:GLU:HG2	1.76	0.86
1:E:335:ASN:HD21	1:E:338:LEU:HD11	1.38	0.86
1:B:83:LYS:HE2	1:B:192:PRO:HA	1.57	0.85
1:B:235:LEU:HD21	1:B:241:LEU:HD22	1.56	0.85

Continued on next page...

Continued from previous page...

Atom-1	Atom-2	Interatomic distance (Å)	Clash overlap (Å)
1:B:300:PRO:HG2	1:B:302:ARG:NH2	1.91	0.85
1:C:90:SER:HA	1:C:140:VAL:HG23	1.55	0.85
1:D:300:PRO:HG2	1:D:302:ARG:NH2	1.91	0.85
1:B:8:ASN:OD1	1:B:15:LEU:HD23	1.75	0.85
1:C:64:LYS:O	1:C:67:ILE:HG12	1.77	0.85
1:C:148:GLN:NE2	1:C:171:MET:SD	2.48	0.85
1:C:156:ILE:HB	1:C:194:SER:OG	1.75	0.85
1:D:241:LEU:CD2	1:D:244:MET:HB2	2.06	0.85
1:A:95:ASP:O	1:A:99:ILE:HG12	1.75	0.85
1:A:148:GLN:NE2	1:A:171:MET:SD	2.48	0.85
1:A:300:PRO:HG2	1:A:302:ARG:NH2	1.91	0.85
1:A:374:GLY:O	1:A:378:LEU:HG	1.75	0.85
1:E:329:ILE:HG13	1:E:330:ILE:H	1.42	0.85
1:C:235:LEU:HD21	1:C:241:LEU:HD22	1.56	0.85
1:D:83:LYS:HE3	1:D:192:PRO:CA	2.07	0.85
1:A:156:ILE:HB	1:A:194:SER:OG	1.75	0.85
1:C:430:LYS:O	1:C:434:PRO:HD3	1.75	0.85
1:E:241:LEU:CD2	1:E:244:MET:HB2	2.06	0.85
1:A:8:ASN:OD1	1:A:15:LEU:HD23	1.76	0.85
1:B:208:LEU:O	1:B:211:GLU:HG2	1.76	0.85
1:C:22:PHE:HD2	1:C:30:LEU:HG	1.42	0.85
1:C:335:ASN:HD21	1:C:338:LEU:HD11	1.38	0.85
1:E:300:PRO:HG2	1:E:302:ARG:NH2	1.91	0.85
1:B:95:ASP:O	1:B:99:ILE:HG12	1.75	0.85
1:D:374:GLY:O	1:D:378:LEU:HG	1.75	0.85
1:B:241:LEU:CD2	1:B:244:MET:HB2	2.06	0.85
1:E:156:ILE:HB	1:E:194:SER:OG	1.75	0.85
1:A:235:LEU:HD13	1:A:241:LEU:HB3	1.59	0.85
1:A:329:ILE:HG13	1:A:330:ILE:H	1.42	0.85
1:D:72:VAL:HG23	1:D:85:LEU:HD13	1.58	0.85
1:D:368:ARG:HE	1:D:378:LEU:HD23	1.33	0.85
1:E:368:ARG:HB2	1:E:378:LEU:HD21	1.58	0.85
1:A:64:LYS:O	1:A:67:ILE:HG12	1.77	0.84
1:A:233:GLU:CA	1:A:243:PRO:HD3	2.07	0.84
1:B:233:GLU:CA	1:B:243:PRO:HD3	2.07	0.84
1:C:300:PRO:HG2	1:C:302:ARG:NH2	1.91	0.84
1:E:22:PHE:HD2	1:E:30:LEU:HG	1.42	0.84
1:B:83:LYS:HE3	1:B:192:PRO:CA	2.07	0.84
1:A:235:LEU:HG	1:A:245:LEU:HB3	1.60	0.84
1:D:208:LEU:O	1:D:211:GLU:HG2	1.76	0.84
1:A:72:VAL:HG23	1:A:85:LEU:HD13	1.58	0.84

Continued on next page...

Continued from previous page...

Atom-1	Atom-2	Interatomic distance (Å)	Clash overlap (Å)
1:B:368:ARG:HB2	1:B:378:LEU:HD21	1.58	0.84
1:D:235:LEU:HG	1:D:245:LEU:HB3	1.60	0.84
1:A:125:ILE:O	1:A:138:PRO:HD2	1.77	0.84
1:A:208:LEU:O	1:A:211:GLU:HG2	1.76	0.84
1:B:22:PHE:HD2	1:B:30:LEU:HG	1.42	0.84
1:C:368:ARG:HB2	1:C:378:LEU:HD21	1.59	0.84
1:E:125:ILE:O	1:E:138:PRO:HD2	1.77	0.84
1:C:52:LYS:HE3	1:C:53:LYS:HZ3	1.42	0.84
1:C:72:VAL:HG23	1:C:85:LEU:HD13	1.58	0.84
1:C:83:LYS:HE3	1:C:192:PRO:CA	2.07	0.84
1:C:444:MET:SD	1:C:445:GLU:HA	2.18	0.84
1:A:22:PHE:HD2	1:A:30:LEU:HG	1.42	0.84
1:B:444:MET:SD	1:B:445:GLU:HA	2.18	0.84
1:D:235:LEU:HD21	1:D:241:LEU:HD22	1.57	0.84
1:E:235:LEU:HD13	1:E:241:LEU:HB3	1.59	0.84
1:A:241:LEU:CD2	1:A:244:MET:HB2	2.06	0.84
1:B:64:LYS:O	1:B:67:ILE:HG12	1.77	0.84
1:C:83:LYS:HE2	1:C:192:PRO:HA	1.57	0.84
1:A:118:PRO:CG	1:A:129:VAL:H	1.91	0.84
1:C:233:GLU:CA	1:C:243:PRO:HD3	2.07	0.84
1:D:64:LYS:O	1:D:67:ILE:HG12	1.77	0.84
1:E:64:LYS:O	1:E:67:ILE:HG12	1.77	0.84
1:D:125:ILE:O	1:D:138:PRO:HD2	1.77	0.84
1:B:118:PRO:CG	1:B:129:VAL:H	1.91	0.83
1:B:235:LEU:HD13	1:B:241:LEU:HB3	1.59	0.83
1:A:439:HIS:CE1	1:A:453:LYS:HB3	2.13	0.83
1:B:439:HIS:CE1	1:B:453:LYS:HB3	2.13	0.83
1:C:125:ILE:O	1:C:138:PRO:HD2	1.77	0.83
1:D:80:PRO:HD2	1:D:83:LYS:HZ2	1.42	0.83
1:E:233:GLU:CA	1:E:243:PRO:HD3	2.07	0.83
1:E:439:HIS:CE1	1:E:453:LYS:HB3	2.13	0.83
1:A:444:MET:SD	1:A:445:GLU:HA	2.18	0.83
1:B:125:ILE:O	1:B:138:PRO:HD2	1.77	0.83
1:B:235:LEU:HG	1:B:245:LEU:HB3	1.60	0.83
1:B:329:ILE:HG13	1:B:330:ILE:H	1.42	0.83
1:B:365:PRO:HG3	1:B:476:VAL:HG22	1.61	0.83
1:C:439:HIS:CE1	1:C:453:LYS:HB3	2.13	0.83
1:D:98:SER:O	1:D:101:ILE:HG12	1.78	0.83
1:C:329:ILE:HG13	1:C:330:ILE:H	1.42	0.83
1:A:368:ARG:HB2	1:A:378:LEU:HD21	1.58	0.83
1:D:329:ILE:HG13	1:D:330:ILE:H	1.42	0.83

Continued on next page...

Continued from previous page...

Atom-1	Atom-2	Interatomic distance (Å)	Clash overlap (Å)
1:B:220:THR:CG2	1:B:446:GLU:HG2	2.09	0.83
1:C:220:THR:CG2	1:C:446:GLU:HG2	2.09	0.83
1:D:22:PHE:HD2	1:D:30:LEU:HG	1.42	0.83
1:D:368:ARG:HB2	1:D:378:LEU:HD21	1.58	0.83
1:E:83:LYS:HE3	1:E:192:PRO:CA	2.07	0.83
1:E:365:PRO:HG3	1:E:476:VAL:HG22	1.61	0.83
1:B:80:PRO:HD2	1:B:83:LYS:HZ2	1.40	0.83
1:D:233:GLU:CA	1:D:243:PRO:HD3	2.07	0.83
1:B:322:TRP:CZ2	1:B:338:LEU:HD23	2.14	0.83
1:C:98:SER:O	1:C:101:ILE:HG12	1.78	0.83
1:C:235:LEU:HD13	1:C:241:LEU:HB3	1.59	0.83
1:E:72:VAL:HG23	1:E:85:LEU:HD13	1.58	0.83
1:B:98:SER:O	1:B:101:ILE:HG12	1.78	0.83
1:C:80:PRO:CG	1:C:83:LYS:HZ3	1.92	0.83
1:C:235:LEU:HG	1:C:245:LEU:HB3	1.60	0.83
1:C:322:TRP:CZ2	1:C:338:LEU:HD23	2.14	0.83
1:D:83:LYS:HE2	1:D:192:PRO:HA	1.57	0.83
1:E:83:LYS:HE2	1:E:192:PRO:HA	1.57	0.83
1:E:118:PRO:CG	1:E:129:VAL:H	1.91	0.83
1:B:80:PRO:CG	1:B:83:LYS:HZ3	1.92	0.83
1:D:295:ASP:HB2	1:D:339:LYS:HZ2	1.41	0.83
1:D:444:MET:SD	1:D:445:GLU:HA	2.18	0.83
1:C:118:PRO:CG	1:C:129:VAL:H	1.91	0.82
1:D:80:PRO:CG	1:D:83:LYS:HZ3	1.92	0.82
1:D:322:TRP:CZ2	1:D:457:ILE:HB	2.15	0.82
1:D:439:HIS:CE1	1:D:453:LYS:HB3	2.13	0.82
1:E:80:PRO:CG	1:E:83:LYS:HZ3	1.92	0.82
1:B:370:LYS:HB3	1:B:375:TYR:CZ	2.15	0.82
1:A:365:PRO:HG3	1:A:476:VAL:HG22	1.61	0.82
1:B:337:GLY:C	1:B:338:LEU:HD12	2.00	0.82
1:C:370:LYS:HB3	1:C:375:TYR:CZ	2.15	0.82
1:D:322:TRP:CZ2	1:D:338:LEU:HD23	2.14	0.82
1:A:337:GLY:C	1:A:338:LEU:HD12	2.00	0.82
1:A:370:LYS:HB3	1:A:375:TYR:CZ	2.15	0.82
1:B:72:VAL:HG23	1:B:85:LEU:HD13	1.58	0.82
1:C:322:TRP:CZ2	1:C:457:ILE:HB	2.15	0.82
1:C:337:GLY:C	1:C:338:LEU:HD12	2.00	0.82
1:D:76:LEU:HG	1:D:134:PRO:CB	2.10	0.82
1:D:235:LEU:HD13	1:D:241:LEU:HB3	1.59	0.82
1:E:295:ASP:HB2	1:E:339:LYS:HZ2	1.41	0.82
1:E:337:GLY:C	1:E:338:LEU:HD12	2.00	0.82

Continued on next page...

Continued from previous page...

Atom-1	Atom-2	Interatomic distance (Å)	Clash overlap (Å)
1:E:444:MET:SD	1:E:445:GLU:HA	2.18	0.82
1:A:55:ILE:HD12	1:A:198:TYR:HB2	1.61	0.82
1:B:55:ILE:HD12	1:B:198:TYR:HB2	1.61	0.82
1:D:118:PRO:CG	1:D:129:VAL:H	1.91	0.82
1:D:220:THR:CG2	1:D:446:GLU:HG2	2.09	0.82
1:E:98:SER:O	1:E:101:ILE:HG12	1.78	0.82
1:E:322:TRP:CZ2	1:E:338:LEU:HD23	2.14	0.82
1:A:98:SER:O	1:A:101:ILE:HG12	1.78	0.82
1:A:118:PRO:HG3	1:A:129:VAL:H	1.45	0.82
1:A:322:TRP:CZ2	1:A:338:LEU:HD23	2.14	0.82
1:A:368:ARG:H	1:A:401:THR:CG2	1.93	0.82
1:B:18:ASP:OD1	1:B:35:PRO:HG3	1.80	0.82
1:D:194:SER:HA	1:D:195:ARG:HB2	1.62	0.82
1:E:368:ARG:H	1:E:401:THR:CG2	1.93	0.82
1:B:409:ALA:HA	1:B:466:GLN:NE2	1.95	0.81
1:D:18:ASP:OD1	1:D:35:PRO:HG3	1.80	0.81
1:A:52:LYS:HE3	1:A:53:LYS:HZ3	1.45	0.81
1:D:368:ARG:H	1:D:401:THR:CG2	1.93	0.81
1:E:181:VAL:HA	1:E:182:GLN:CG	2.10	0.81
1:E:202:PRO:HD3	1:E:265:ARG:CD	2.07	0.81
1:A:39:GLN:HG2	1:A:67:ILE:HG21	1.62	0.81
1:C:194:SER:HA	1:C:195:ARG:HB2	1.62	0.81
1:C:365:PRO:HG3	1:C:476:VAL:HG22	1.61	0.81
1:D:181:VAL:HA	1:D:182:GLN:CG	2.10	0.81
1:E:235:LEU:HG	1:E:245:LEU:HB3	1.60	0.81
1:A:181:VAL:HA	1:A:182:GLN:CG	2.10	0.81
1:B:322:TRP:CZ2	1:B:457:ILE:HB	2.15	0.81
1:D:55:ILE:HD12	1:D:198:TYR:HB2	1.61	0.81
1:E:449:ALA:H	1:E:455:MET:HE1	1.45	0.81
1:A:220:THR:CG2	1:A:446:GLU:HG2	2.09	0.81
1:B:76:LEU:HG	1:B:134:PRO:CB	2.10	0.81
1:B:194:SER:HA	1:B:195:ARG:HB2	1.63	0.81
1:C:76:LEU:HG	1:C:134:PRO:CB	2.10	0.81
1:C:285:LEU:CD1	1:C:431:VAL:HA	2.11	0.81
1:D:203:GLN:O	1:D:206:MET:HE2	1.79	0.81
1:E:322:TRP:CZ2	1:E:457:ILE:HB	2.15	0.81
1:A:162:VAL:O	1:A:165:PRO:HD2	1.81	0.81
1:A:322:TRP:CZ2	1:A:457:ILE:HB	2.15	0.81
1:A:409:ALA:HA	1:A:466:GLN:NE2	1.95	0.81
1:B:368:ARG:H	1:B:401:THR:CG2	1.93	0.81
1:C:181:VAL:HA	1:C:182:GLN:CG	2.10	0.81

Continued on next page...

Continued from previous page...

Atom-1	Atom-2	Interatomic distance (Å)	Clash overlap (Å)
1:C:368:ARG:H	1:C:401:THR:CG2	1.93	0.81
1:D:370:LYS:HB3	1:D:375:TYR:CZ	2.15	0.81
1:E:194:SER:HA	1:E:195:ARG:HB2	1.63	0.81
1:A:328:ASN:HA	1:A:333:LEU:HD22	1.63	0.81
1:B:285:LEU:CD1	1:B:431:VAL:HA	2.11	0.81
1:C:80:PRO:HD2	1:C:83:LYS:HZ2	1.44	0.81
1:C:162:VAL:O	1:C:165:PRO:HD2	1.81	0.81
1:E:370:LYS:HB3	1:E:375:TYR:CZ	2.15	0.81
1:A:12:VAL:HG13	1:A:15:LEU:HB3	1.63	0.81
1:A:18:ASP:OD1	1:A:35:PRO:HG3	1.80	0.81
1:D:337:GLY:C	1:D:338:LEU:HD12	2.00	0.81
1:E:55:ILE:HD12	1:E:198:TYR:HB2	1.61	0.81
1:B:118:PRO:HG3	1:B:129:VAL:H	1.45	0.81
1:C:18:ASP:OD1	1:C:35:PRO:HG3	1.80	0.81
1:D:223:TRP:CB	1:D:444:MET:HG2	2.11	0.81
1:E:235:LEU:CD1	1:E:241:LEU:HB3	2.11	0.81
1:C:235:LEU:CD1	1:C:241:LEU:HB3	2.11	0.81
1:D:162:VAL:O	1:D:165:PRO:HD2	1.81	0.81
1:D:409:ALA:HA	1:D:466:GLN:NE2	1.95	0.81
1:E:182:GLN:HE21	1:E:185:ALA:CB	1.92	0.81
1:C:409:ALA:HA	1:C:466:GLN:NE2	1.95	0.80
1:D:235:LEU:CD1	1:D:241:LEU:HB3	2.11	0.80
1:E:294:SER:HB2	1:E:340:GLY:O	1.81	0.80
1:B:235:LEU:CD1	1:B:241:LEU:HB3	2.11	0.80
1:D:285:LEU:CD1	1:D:431:VAL:HA	2.11	0.80
1:E:162:VAL:O	1:E:165:PRO:HD2	1.81	0.80
1:B:12:VAL:HG13	1:B:15:LEU:HB3	1.63	0.80
1:C:294:SER:HB2	1:C:340:GLY:O	1.81	0.80
1:D:52:LYS:HE3	1:D:53:LYS:NZ	1.96	0.80
1:D:118:PRO:HG3	1:D:129:VAL:H	1.45	0.80
1:E:39:GLN:HG2	1:E:67:ILE:HG21	1.63	0.80
1:E:460:THR:C	1:E:463:PRO:HD2	2.02	0.80
1:A:76:LEU:HG	1:A:134:PRO:CB	2.10	0.80
1:A:91:LYS:HB2	1:A:93:ARG:CB	2.12	0.80
1:A:285:LEU:CD1	1:A:431:VAL:HA	2.11	0.80
1:B:328:ASN:HA	1:B:333:LEU:HD22	1.63	0.80
1:C:55:ILE:HD12	1:C:198:TYR:HB2	1.61	0.80
1:D:91:LYS:HB3	1:D:92:GLU:CG	2.12	0.80
1:D:280:LYS:CE	1:D:438:LYS:HA	2.11	0.80
1:D:365:PRO:HG3	1:D:476:VAL:HG22	1.61	0.80
1:E:91:LYS:HB2	1:E:93:ARG:CB	2.12	0.80

Continued on next page...

Continued from previous page...

Atom-1	Atom-2	Interatomic distance (Å)	Clash overlap (Å)
1:A:273:GLU:OE1	1:A:280:LYS:HD3	1.82	0.80
1:A:460:THR:C	1:A:463:PRO:HD2	2.02	0.80
1:B:181:VAL:HA	1:B:182:GLN:CG	2.10	0.80
1:B:285:LEU:HD13	1:B:431:VAL:CA	2.11	0.80
1:D:39:GLN:HG2	1:D:67:ILE:HG21	1.63	0.80
1:E:273:GLU:OE1	1:E:280:LYS:HD3	1.82	0.80
1:A:80:PRO:CG	1:A:83:LYS:HZ3	1.93	0.80
1:C:39:GLN:HG2	1:C:67:ILE:HG21	1.62	0.80
1:C:91:LYS:HB3	1:C:92:GLU:CG	2.12	0.80
1:E:18:ASP:OD1	1:E:35:PRO:HG3	1.80	0.80
1:E:220:THR:CG2	1:E:446:GLU:HG2	2.09	0.80
1:B:39:GLN:HG2	1:B:67:ILE:HG21	1.62	0.80
1:B:84:ILE:HA	1:B:135:ASP:OD1	1.82	0.80
1:E:52:LYS:HE3	1:E:53:LYS:NZ	1.96	0.80
1:E:76:LEU:HG	1:E:134:PRO:CB	2.10	0.80
1:A:294:SER:HB2	1:A:340:GLY:O	1.81	0.80
1:A:417:VAL:HB	1:A:465:MET:CG	2.08	0.80
1:B:202:PRO:HB3	1:B:265:ARG:NH1	1.97	0.80
1:C:223:TRP:CD1	1:C:265:ARG:HG2	2.17	0.80
1:C:273:GLU:OE1	1:C:280:LYS:HD3	1.82	0.80
1:A:84:ILE:HA	1:A:135:ASP:OD1	1.82	0.80
1:A:235:LEU:CD1	1:A:241:LEU:HB3	2.11	0.80
1:D:460:THR:C	1:D:463:PRO:HD2	2.02	0.80
1:E:91:LYS:HB3	1:E:92:GLU:CG	2.12	0.80
1:E:223:TRP:CD1	1:E:265:ARG:HG2	2.17	0.80
1:B:162:VAL:O	1:B:165:PRO:HD2	1.81	0.80
1:C:202:PRO:HB3	1:C:265:ARG:NH1	1.97	0.80
1:D:436:LEU:HB2	1:D:457:ILE:HD11	1.64	0.80
1:E:84:ILE:CG2	1:E:154:ALA:HA	2.12	0.80
1:E:285:LEU:CD1	1:E:431:VAL:HA	2.11	0.80
1:A:202:PRO:HB3	1:A:265:ARG:NH1	1.97	0.79
1:A:285:LEU:HD13	1:A:431:VAL:CA	2.12	0.79
1:B:91:LYS:HB3	1:B:92:GLU:CG	2.12	0.79
1:B:202:PRO:HD3	1:B:265:ARG:CD	2.07	0.79
1:B:273:GLU:OE1	1:B:280:LYS:HD3	1.82	0.79
1:C:220:THR:HG21	1:C:446:GLU:CG	2.12	0.79
1:C:285:LEU:HD13	1:C:431:VAL:CA	2.12	0.79
1:E:202:PRO:HB3	1:E:265:ARG:NH1	1.97	0.79
1:E:381:LEU:HD23	1:E:381:LEU:O	1.82	0.79
1:A:182:GLN:HE21	1:A:185:ALA:CB	1.92	0.79
1:A:223:TRP:CD1	1:A:265:ARG:HG2	2.17	0.79

Continued on next page...

Continued from previous page...

Atom-1	Atom-2	Interatomic distance (Å)	Clash overlap (Å)
1:B:223:TRP:CB	1:B:444:MET:HG2	2.11	0.79
1:B:291:PRO:CG	1:B:295:ASP:HB3	2.12	0.79
1:B:414:VAL:HA	1:B:417:VAL:HG12	1.64	0.79
1:C:84:ILE:HA	1:C:135:ASP:OD1	1.82	0.79
1:C:91:LYS:HB2	1:C:93:ARG:CB	2.12	0.79
1:D:223:TRP:HE1	1:D:265:ARG:CB	1.96	0.79
1:D:294:SER:HB2	1:D:340:GLY:O	1.82	0.79
1:A:77:TRP:NE1	1:A:105:ILE:HG12	1.97	0.79
1:C:280:LYS:CE	1:C:438:LYS:HA	2.11	0.79
1:E:223:TRP:CB	1:E:444:MET:HG2	2.11	0.79
1:E:328:ASN:HA	1:E:333:LEU:HD22	1.63	0.79
1:E:409:ALA:HA	1:E:466:GLN:NE2	1.95	0.79
1:A:52:LYS:HE3	1:A:53:LYS:NZ	1.96	0.79
1:A:91:LYS:HB3	1:A:92:GLU:CG	2.12	0.79
1:A:223:TRP:CB	1:A:444:MET:HG2	2.11	0.79
1:A:414:VAL:HA	1:A:417:VAL:HG12	1.64	0.79
1:B:321:GLN:HB3	1:B:341:ASP:OD1	1.83	0.79
1:C:414:VAL:HA	1:C:417:VAL:HG12	1.65	0.79
1:D:84:ILE:CG2	1:D:154:ALA:HA	2.13	0.79
1:B:52:LYS:HE3	1:B:53:LYS:NZ	1.96	0.79
1:B:223:TRP:HE1	1:B:265:ARG:CB	1.96	0.79
1:B:223:TRP:CD1	1:B:265:ARG:HG2	2.17	0.79
1:C:12:VAL:HG13	1:C:15:LEU:HB3	1.63	0.79
1:C:84:ILE:CG2	1:C:154:ALA:HA	2.12	0.79
1:A:322:TRP:CD1	1:A:457:ILE:HA	2.17	0.79
1:C:381:LEU:O	1:C:381:LEU:HD23	1.82	0.79
1:D:91:LYS:HB2	1:D:93:ARG:CB	2.12	0.79
1:E:80:PRO:HD2	1:E:83:LYS:HZ2	1.45	0.79
1:B:294:SER:HB2	1:B:340:GLY:O	1.81	0.79
1:C:52:LYS:HE3	1:C:53:LYS:NZ	1.96	0.79
1:C:436:LEU:HB2	1:C:457:ILE:HD11	1.64	0.79
1:C:460:THR:C	1:C:463:PRO:HD2	2.02	0.79
1:D:12:VAL:HG13	1:D:15:LEU:HB3	1.63	0.79
1:D:220:THR:HG21	1:D:446:GLU:CG	2.12	0.79
1:E:223:TRP:HE1	1:E:265:ARG:CB	1.96	0.79
1:E:417:VAL:HB	1:E:465:MET:CG	2.08	0.79
1:E:436:LEU:HB2	1:E:457:ILE:HD11	1.64	0.79
1:A:220:THR:HG21	1:A:446:GLU:CG	2.12	0.79
1:B:144:GLY:HA2	1:B:147:GLY:H	1.48	0.79
1:B:417:VAL:HB	1:B:465:MET:CG	2.08	0.79
1:D:202:PRO:HB3	1:D:265:ARG:NH1	1.97	0.79

Continued on next page...

Continued from previous page...

Atom-1	Atom-2	Interatomic distance (Å)	Clash overlap (Å)
1:D:285:LEU:HD13	1:D:431:VAL:CA	2.12	0.79
1:E:285:LEU:HD13	1:E:431:VAL:CA	2.12	0.79
1:E:313:LEU:HD12	1:E:374:GLY:CA	2.12	0.79
1:E:321:GLN:HB3	1:E:341:ASP:OD1	1.83	0.79
1:B:84:ILE:CG2	1:B:154:ALA:HA	2.13	0.79
1:C:144:GLY:HA2	1:C:147:GLY:H	1.48	0.79
1:C:300:PRO:HG2	1:C:302:ARG:HH12	1.48	0.79
1:D:84:ILE:HA	1:D:135:ASP:OD1	1.82	0.79
1:A:376:ALA:O	1:A:379:TYR:CD2	2.36	0.79
1:B:45:VAL:HG13	1:B:46:LEU:CD1	2.13	0.79
1:B:295:ASP:HB2	1:B:339:LYS:HZ2	1.45	0.79
1:D:223:TRP:CD1	1:D:265:ARG:HG2	2.17	0.79
1:D:300:PRO:HG2	1:D:302:ARG:HH12	1.48	0.79
1:D:328:ASN:HA	1:D:333:LEU:HD22	1.63	0.79
1:E:84:ILE:HA	1:E:135:ASP:OD1	1.82	0.79
1:E:291:PRO:CG	1:E:295:ASP:HB3	2.12	0.79
1:E:322:TRP:CD1	1:E:457:ILE:HA	2.17	0.79
1:A:42:MET:SD	1:A:56:LEU:HD13	2.23	0.78
1:A:45:VAL:HG13	1:A:46:LEU:CD1	2.13	0.78
1:B:300:PRO:HG2	1:B:302:ARG:HH12	1.48	0.78
1:B:322:TRP:CD1	1:B:457:ILE:HA	2.17	0.78
1:C:77:TRP:NE1	1:C:105:ILE:HG12	1.98	0.78
1:C:118:PRO:HG3	1:C:129:VAL:H	1.45	0.78
1:C:223:TRP:CB	1:C:444:MET:HG2	2.11	0.78
1:D:182:GLN:HE21	1:D:185:ALA:CB	1.92	0.78
1:E:280:LYS:CE	1:E:438:LYS:HA	2.11	0.78
1:D:315:LYS:HZ2	1:D:372:GLU:HG2	1.48	0.78
1:D:381:LEU:HD23	1:D:381:LEU:O	1.82	0.78
1:E:42:MET:SD	1:E:56:LEU:HD13	2.23	0.78
1:E:118:PRO:HG3	1:E:129:VAL:H	1.45	0.78
1:B:77:TRP:NE1	1:B:105:ILE:HG12	1.98	0.78
1:B:431:VAL:HG23	1:B:432:PHE:HD1	1.47	0.78
1:C:202:PRO:HD3	1:C:265:ARG:CD	2.07	0.78
1:C:328:ASN:HA	1:C:333:LEU:HD22	1.63	0.78
1:C:417:VAL:HB	1:C:465:MET:CG	2.08	0.78
1:D:42:MET:SD	1:D:56:LEU:HD13	2.23	0.78
1:E:412:TRP:CZ2	1:E:469:ARG:HD3	2.19	0.78
1:A:449:ALA:N	1:A:455:MET:HE1	1.99	0.78
1:B:42:MET:SD	1:B:56:LEU:HD13	2.23	0.78
1:B:91:LYS:HB2	1:B:93:ARG:CB	2.12	0.78
1:B:182:GLN:HE21	1:B:185:ALA:CB	1.92	0.78

Continued on next page...

Continued from previous page...

Atom-1	Atom-2	Interatomic distance (Å)	Clash overlap (Å)
1:C:321:GLN:HB3	1:C:341:ASP:OD1	1.83	0.78
1:D:376:ALA:O	1:D:379:TYR:CD2	2.36	0.78
1:B:376:ALA:O	1:B:379:TYR:CD2	2.36	0.78
1:C:376:ALA:O	1:C:379:TYR:CD2	2.36	0.78
1:E:77:TRP:NE1	1:E:105:ILE:HG12	1.98	0.78
1:A:144:GLY:HA2	1:A:147:GLY:H	1.48	0.78
1:A:321:GLN:HB3	1:A:341:ASP:OD1	1.83	0.78
1:B:412:TRP:CZ2	1:B:469:ARG:HD3	2.19	0.78
1:C:223:TRP:HE1	1:C:265:ARG:CB	1.96	0.78
1:D:273:GLU:OE1	1:D:280:LYS:HD3	1.82	0.78
1:D:321:GLN:HB3	1:D:341:ASP:OD1	1.83	0.78
1:D:412:TRP:CZ2	1:D:469:ARG:HD3	2.19	0.78
1:A:179:THR:HG21	1:A:196:VAL:HG21	1.66	0.78
1:C:223:TRP:CZ2	1:C:225:ALA:HB2	2.19	0.78
1:E:45:VAL:HG13	1:E:46:LEU:CD1	2.13	0.78
1:E:222:ILE:HA	1:E:445:GLU:OE2	1.83	0.78
1:B:460:THR:C	1:B:463:PRO:HD2	2.02	0.78
1:C:45:VAL:HG13	1:C:46:LEU:CD1	2.13	0.78
1:D:144:GLY:HA2	1:D:147:GLY:H	1.48	0.78
1:D:414:VAL:HA	1:D:417:VAL:HG12	1.64	0.78
1:E:12:VAL:HG13	1:E:15:LEU:HB3	1.63	0.78
1:E:300:PRO:HG2	1:E:302:ARG:HH12	1.48	0.78
1:E:376:ALA:O	1:E:379:TYR:CD2	2.36	0.78
1:A:121:ARG:O	1:A:124:VAL:HG22	1.84	0.78
1:A:223:TRP:HE1	1:A:265:ARG:CB	1.96	0.78
1:A:300:PRO:HG2	1:A:302:ARG:HH12	1.48	0.78
1:A:291:PRO:CG	1:A:295:ASP:HB3	2.12	0.78
1:B:121:ARG:O	1:B:124:VAL:HG22	1.84	0.78
1:B:179:THR:HG21	1:B:196:VAL:HG21	1.66	0.78
1:C:42:MET:SD	1:C:56:LEU:HD13	2.23	0.78
1:C:222:ILE:HA	1:C:445:GLU:OE2	1.83	0.78
1:D:222:ILE:HA	1:D:445:GLU:OE2	1.84	0.78
1:B:223:TRP:CZ2	1:B:225:ALA:HB2	2.19	0.77
1:C:313:LEU:HD12	1:C:374:GLY:CA	2.12	0.77
1:D:45:VAL:HG13	1:D:46:LEU:CD1	2.13	0.77
1:A:73:VAL:HG11	1:A:104:ILE:HG21	1.66	0.77
1:A:280:LYS:CE	1:A:438:LYS:HA	2.11	0.77
1:B:222:ILE:HA	1:B:445:GLU:OE2	1.83	0.77
1:B:280:LYS:CE	1:B:438:LYS:HA	2.11	0.77
1:B:381:LEU:HD23	1:B:381:LEU:O	1.83	0.77
1:B:436:LEU:HB2	1:B:457:ILE:HD11	1.64	0.77

Continued on next page...

Continued from previous page...

Atom-1	Atom-2	Interatomic distance (Å)	Clash overlap (Å)
1:D:223:TRP:CZ2	1:D:225:ALA:HB2	2.19	0.77
1:D:322:TRP:CD1	1:D:457:ILE:HA	2.17	0.77
1:E:121:ARG:O	1:E:124:VAL:HG22	1.84	0.77
1:A:404:LEU:O	1:A:404:LEU:HD23	1.85	0.77
1:B:52:LYS:HE3	1:B:53:LYS:HZ3	1.49	0.77
1:B:404:LEU:HD23	1:B:404:LEU:O	1.85	0.77
1:C:412:TRP:CZ2	1:C:469:ARG:HD3	2.19	0.77
1:D:156:ILE:CA	1:D:194:SER:HB3	2.15	0.77
1:E:179:THR:HG21	1:E:196:VAL:HG21	1.66	0.77
1:B:156:ILE:CA	1:B:194:SER:HB3	2.15	0.77
1:D:124:VAL:HA	1:D:125:ILE:HG13	1.66	0.77
1:E:124:VAL:HA	1:E:125:ILE:HG13	1.66	0.77
1:A:381:LEU:O	1:A:381:LEU:HD23	1.82	0.77
1:C:124:VAL:HA	1:C:125:ILE:HG13	1.66	0.77
1:C:179:THR:HG21	1:C:196:VAL:HG21	1.66	0.77
1:D:121:ARG:O	1:D:124:VAL:HG22	1.84	0.77
1:E:223:TRP:CZ2	1:E:225:ALA:HB2	2.19	0.77
1:E:414:VAL:HA	1:E:417:VAL:HG12	1.64	0.77
1:B:313:LEU:HD12	1:B:374:GLY:CA	2.12	0.77
1:C:322:TRP:CD1	1:C:457:ILE:HA	2.18	0.77
1:D:25:VAL:HG13	1:D:28:LYS:H	1.49	0.77
1:E:52:LYS:HE3	1:E:53:LYS:HZ3	1.47	0.77
1:E:345:THR:HG23	1:E:346:TYR:CD1	2.20	0.77
1:E:404:LEU:HD23	1:E:404:LEU:O	1.85	0.77
1:A:222:ILE:HA	1:A:445:GLU:OE2	1.83	0.77
1:A:223:TRP:CZ2	1:A:225:ALA:HB2	2.19	0.77
1:A:412:TRP:CZ2	1:A:469:ARG:HD3	2.19	0.77
1:A:431:VAL:HG23	1:A:432:PHE:HD1	1.47	0.77
1:D:202:PRO:HD3	1:D:265:ARG:CD	2.07	0.77
1:D:313:LEU:HD12	1:D:374:GLY:CA	2.12	0.77
1:D:417:VAL:HB	1:D:465:MET:CG	2.08	0.77
1:A:64:LYS:HG3	1:A:65:SER:N	2.00	0.77
1:B:84:ILE:HG23	1:B:154:ALA:HA	1.67	0.77
1:B:225:ALA:O	1:B:228:PRO:HD2	1.85	0.77
1:D:291:PRO:CG	1:D:295:ASP:HB3	2.13	0.77
1:A:156:ILE:CA	1:A:194:SER:HB3	2.15	0.77
1:A:370:LYS:HE2	1:A:399:ASP:HA	1.67	0.77
1:D:221:ILE:HB	1:D:222:ILE:CG1	2.15	0.77
1:B:124:VAL:HA	1:B:125:ILE:HG13	1.66	0.77
1:B:345:THR:HG23	1:B:346:TYR:CD1	2.20	0.77
1:C:225:ALA:O	1:C:228:PRO:HD2	1.85	0.77

Continued on next page...

Continued from previous page...

Atom-1	Atom-2	Interatomic distance (Å)	Clash overlap (Å)
1:C:404:LEU:O	1:C:404:LEU:HD23	1.85	0.77
1:D:77:TRP:NE1	1:D:105:ILE:HG12	1.98	0.77
1:D:368:ARG:H	1:D:401:THR:HG22	1.51	0.77
1:E:25:VAL:HG13	1:E:28:LYS:H	1.49	0.77
1:E:45:VAL:HG11	1:E:222:ILE:CD1	2.15	0.77
1:E:144:GLY:HA2	1:E:147:GLY:H	1.48	0.77
1:A:436:LEU:HB2	1:A:457:ILE:HD11	1.64	0.76
1:B:73:VAL:HG11	1:B:104:ILE:HG21	1.66	0.76
1:E:80:PRO:CD	1:E:83:LYS:HZ3	1.97	0.76
1:B:302:ARG:HB2	1:B:305:ASP:OD2	1.86	0.76
1:C:25:VAL:HG13	1:C:28:LYS:H	1.49	0.76
1:C:121:ARG:O	1:C:124:VAL:HG22	1.84	0.76
1:C:302:ARG:HB2	1:C:305:ASP:OD2	1.86	0.76
1:D:45:VAL:O	1:D:54:PHE:CZ	2.39	0.76
1:D:225:ALA:O	1:D:228:PRO:HD2	1.84	0.76
1:D:302:ARG:HB2	1:D:305:ASP:OD2	1.86	0.76
1:D:431:VAL:HG23	1:D:432:PHE:HD1	1.47	0.76
1:A:221:ILE:HB	1:A:222:ILE:CG1	2.15	0.76
1:C:45:VAL:HG11	1:C:222:ILE:CD1	2.16	0.76
1:D:91:LYS:CB	1:D:93:ARG:H	1.99	0.76
1:D:179:THR:HG21	1:D:196:VAL:HG21	1.66	0.76
1:D:404:LEU:O	1:D:404:LEU:HD23	1.85	0.76
1:E:73:VAL:HG11	1:E:104:ILE:HG21	1.66	0.76
1:E:156:ILE:CA	1:E:194:SER:HB3	2.15	0.76
1:E:221:ILE:HB	1:E:222:ILE:CG1	2.15	0.76
1:E:313:LEU:CD2	1:E:321:GLN:HE21	1.99	0.76
1:A:450:ARG:NH2	1:A:453:LYS:HE2	2.00	0.76
1:C:156:ILE:CA	1:C:194:SER:HB3	2.15	0.76
1:E:45:VAL:O	1:E:54:PHE:CZ	2.39	0.76
1:E:91:LYS:CB	1:E:93:ARG:H	1.99	0.76
1:E:187:LEU:O	1:E:190:PRO:HD2	1.85	0.76
1:E:220:THR:HG21	1:E:446:GLU:CG	2.13	0.76
1:A:225:ALA:O	1:A:228:PRO:HD2	1.85	0.76
1:B:45:VAL:HG11	1:B:222:ILE:CD1	2.16	0.76
1:C:345:THR:HG23	1:C:346:TYR:CD1	2.20	0.76
1:C:368:ARG:H	1:C:401:THR:HG22	1.50	0.76
1:E:225:ALA:O	1:E:228:PRO:HD2	1.84	0.76
1:E:302:ARG:HB2	1:E:305:ASP:OD2	1.86	0.76
1:A:22:PHE:CE1	1:A:32:LEU:HD23	2.21	0.76
1:A:91:LYS:CB	1:A:93:ARG:H	1.99	0.76
1:A:202:PRO:HD3	1:A:265:ARG:CD	2.07	0.76

Continued on next page...

Continued from previous page...

Atom-1	Atom-2	Interatomic distance (Å)	Clash overlap (Å)
1:E:64:LYS:HG3	1:E:65:SER:N	2.00	0.76
1:E:80:PRO:CD	1:E:83:LYS:NZ	2.49	0.76
1:A:45:VAL:HG11	1:A:222:ILE:CD1	2.16	0.76
1:A:415:GLN:O	1:A:418:VAL:HG12	1.86	0.76
1:B:64:LYS:HG3	1:B:65:SER:N	2.00	0.76
1:C:182:GLN:HE21	1:C:185:ALA:CB	1.92	0.76
1:C:221:ILE:HB	1:C:222:ILE:CG1	2.15	0.76
1:D:45:VAL:HG11	1:D:222:ILE:CD1	2.16	0.76
1:E:461:LEU:O	1:E:465:MET:HG2	1.86	0.76
1:A:45:VAL:O	1:A:54:PHE:CZ	2.39	0.76
1:A:461:LEU:O	1:A:465:MET:HG2	1.86	0.76
1:B:220:THR:HG21	1:B:446:GLU:CG	2.12	0.76
1:B:221:ILE:HB	1:B:222:ILE:CG1	2.15	0.76
1:B:313:LEU:CD2	1:B:321:GLN:HE21	1.99	0.76
1:E:450:ARG:NH2	1:E:453:LYS:HE2	2.00	0.76
1:C:450:ARG:NH2	1:C:453:LYS:HE2	2.00	0.76
1:D:313:LEU:CD2	1:D:321:GLN:HE21	1.99	0.76
1:D:376:ALA:HA	1:D:379:TYR:HE2	1.50	0.76
1:E:368:ARG:H	1:E:401:THR:HG22	1.51	0.76
1:C:91:LYS:CB	1:C:93:ARG:H	1.99	0.76
1:C:351:ASN:ND2	1:C:377:VAL:HG13	2.01	0.76
1:D:73:VAL:HG11	1:D:104:ILE:HG21	1.66	0.76
1:D:84:ILE:HG23	1:D:154:ALA:HA	1.67	0.76
1:D:187:LEU:O	1:D:190:PRO:HD2	1.85	0.76
1:A:313:LEU:CD2	1:A:321:GLN:HE21	1.99	0.75
1:B:80:PRO:CD	1:B:83:LYS:NZ	2.49	0.75
1:B:91:LYS:CB	1:B:93:ARG:H	1.99	0.75
1:C:187:LEU:O	1:C:190:PRO:HD2	1.85	0.75
1:B:25:VAL:HG13	1:B:28:LYS:H	1.49	0.75
1:B:51:ASN:O	1:B:52:LYS:HB3	1.87	0.75
1:C:80:PRO:CD	1:C:83:LYS:HZ3	1.99	0.75
1:D:450:ARG:NH2	1:D:453:LYS:HE2	2.00	0.75
1:E:370:LYS:HE2	1:E:399:ASP:HA	1.68	0.75
1:E:415:GLN:O	1:E:418:VAL:HG12	1.86	0.75
1:B:370:LYS:HE3	1:B:375:TYR:HE1	1.52	0.75
1:C:370:LYS:HE2	1:C:399:ASP:HA	1.67	0.75
1:D:64:LYS:HG3	1:D:65:SER:N	2.00	0.75
1:D:80:PRO:CD	1:D:83:LYS:NZ	2.49	0.75
1:D:461:LEU:O	1:D:465:MET:HG2	1.86	0.75
1:E:117:ARG:HB2	1:E:118:PRO:HD3	1.69	0.75
1:E:322:TRP:CG	1:E:457:ILE:HA	2.22	0.75

Continued on next page...

Continued from previous page...

Atom-1	Atom-2	Interatomic distance (Å)	Clash overlap (Å)
1:A:313:LEU:HD12	1:A:374:GLY:CA	2.12	0.75
1:A:368:ARG:H	1:A:401:THR:HG22	1.51	0.75
1:C:45:VAL:O	1:C:54:PHE:CZ	2.39	0.75
1:C:64:LYS:HG3	1:C:65:SER:N	2.00	0.75
1:D:322:TRP:CG	1:D:457:ILE:HA	2.22	0.75
1:D:370:LYS:HE2	1:D:399:ASP:HA	1.67	0.75
1:A:302:ARG:HB2	1:A:305:ASP:OD2	1.86	0.75
1:A:351:ASN:ND2	1:A:377:VAL:HG13	2.01	0.75
1:A:376:ALA:HA	1:A:379:TYR:HE2	1.50	0.75
1:B:45:VAL:O	1:B:54:PHE:CZ	2.39	0.75
1:B:368:ARG:H	1:B:401:THR:HG22	1.50	0.75
1:B:461:LEU:O	1:B:465:MET:HG2	1.86	0.75
1:C:73:VAL:HG11	1:C:104:ILE:HG21	1.67	0.75
1:D:345:THR:HG23	1:D:346:TYR:CD1	2.20	0.75
1:E:22:PHE:CE1	1:E:32:LEU:HD23	2.21	0.75
1:A:25:VAL:HG13	1:A:28:LYS:H	1.49	0.75
1:A:133:ASN:H	1:A:134:PRO:CD	2.00	0.75
1:B:22:PHE:CE1	1:B:32:LEU:HD23	2.21	0.75
1:C:322:TRP:CG	1:C:457:ILE:HA	2.22	0.75
1:C:370:LYS:HE3	1:C:375:TYR:HE1	1.51	0.75
1:D:22:PHE:CE1	1:D:32:LEU:HD23	2.21	0.75
1:A:322:TRP:HD1	1:A:460:THR:HB	1.52	0.75
1:B:80:PRO:CG	1:B:83:LYS:NZ	2.50	0.75
1:B:187:LEU:O	1:B:190:PRO:HD2	1.85	0.75
1:B:351:ASN:ND2	1:B:377:VAL:HG13	2.01	0.75
1:C:80:PRO:CD	1:C:83:LYS:NZ	2.49	0.75
1:C:461:LEU:O	1:C:465:MET:HG2	1.86	0.75
1:A:80:PRO:CG	1:A:83:LYS:NZ	2.50	0.75
1:B:322:TRP:CG	1:B:457:ILE:HA	2.22	0.75
1:B:370:LYS:HE2	1:B:399:ASP:HA	1.67	0.75
1:B:415:GLN:O	1:B:418:VAL:HG12	1.86	0.75
1:C:84:ILE:HG23	1:C:154:ALA:HA	1.67	0.75
1:C:295:ASP:HA	1:C:339:LYS:HD2	1.69	0.75
1:C:313:LEU:CD2	1:C:321:GLN:HE21	1.99	0.75
1:E:84:ILE:HG23	1:E:154:ALA:HA	1.67	0.75
1:E:351:ASN:ND2	1:E:377:VAL:HG13	2.01	0.75
1:E:431:VAL:HG23	1:E:432:PHE:HD1	1.47	0.75
1:A:80:PRO:CD	1:A:83:LYS:NZ	2.49	0.75
1:A:370:LYS:HE3	1:A:375:TYR:HE1	1.51	0.75
1:B:431:VAL:O	1:B:435:ILE:HG23	1.87	0.75
1:B:22:PHE:HA	1:B:33:PRO:CD	2.17	0.74

Continued on next page...

Continued from previous page...

Atom-1	Atom-2	Interatomic distance (Å)	Clash overlap (Å)
1:B:450:ARG:NH2	1:B:453:LYS:HE2	2.00	0.74
1:C:431:VAL:O	1:C:435:ILE:HG23	1.87	0.74
1:C:22:PHE:CE1	1:C:32:LEU:HD23	2.21	0.74
1:C:322:TRP:HD1	1:C:460:THR:HB	1.52	0.74
1:C:431:VAL:HG23	1:C:432:PHE:HD1	1.47	0.74
1:D:351:ASN:ND2	1:D:377:VAL:HG13	2.02	0.74
1:D:415:GLN:O	1:D:418:VAL:HG12	1.86	0.74
1:E:338:LEU:HD22	1:E:430:LYS:HB2	1.70	0.74
1:E:439:HIS:HE1	1:E:454:GLU:O	1.70	0.74
1:A:117:ARG:HB2	1:A:118:PRO:HD3	1.69	0.74
1:A:322:TRP:CG	1:A:457:ILE:HA	2.22	0.74
1:A:439:HIS:HE1	1:A:454:GLU:O	1.71	0.74
1:C:164:ILE:HG12	1:C:203:GLN:OE1	1.88	0.74
1:C:376:ALA:HA	1:C:379:TYR:HE2	1.50	0.74
1:D:80:PRO:CD	1:D:83:LYS:HZ3	1.99	0.74
1:D:117:ARG:HB2	1:D:118:PRO:HD3	1.69	0.74
1:D:433:SER:CA	1:D:457:ILE:HD12	2.14	0.74
1:E:431:VAL:O	1:E:435:ILE:HG23	1.87	0.74
1:B:295:ASP:HA	1:B:339:LYS:HD2	1.69	0.74
1:C:22:PHE:HA	1:C:33:PRO:CD	2.17	0.74
1:E:133:ASN:H	1:E:134:PRO:CD	2.00	0.74
1:E:315:LYS:HZ2	1:E:372:GLU:HG2	1.53	0.74
1:A:431:VAL:O	1:A:435:ILE:HG23	1.87	0.74
1:B:439:HIS:HE1	1:B:454:GLU:O	1.71	0.74
1:C:80:PRO:CG	1:C:83:LYS:NZ	2.50	0.74
1:C:163:GLU:HG3	1:C:203:GLN:CB	2.17	0.74
1:E:376:ALA:HA	1:E:379:TYR:HE2	1.50	0.74
1:C:51:ASN:O	1:C:52:LYS:HB3	1.87	0.74
1:D:439:HIS:HE1	1:D:454:GLU:O	1.71	0.74
1:B:164:ILE:HG12	1:B:203:GLN:OE1	1.88	0.74
1:C:73:VAL:HG23	1:C:105:ILE:HG12	1.70	0.74
1:C:415:GLN:O	1:C:418:VAL:HG12	1.86	0.74
1:D:322:TRP:HD1	1:D:460:THR:HB	1.52	0.74
1:D:338:LEU:HD22	1:D:430:LYS:HB2	1.69	0.74
1:A:338:LEU:HD22	1:A:430:LYS:HB2	1.69	0.74
1:A:368:ARG:HB2	1:A:401:THR:HG21	1.70	0.74
1:B:133:ASN:H	1:B:134:PRO:CD	2.00	0.74
1:D:51:ASN:O	1:D:52:LYS:HB3	1.86	0.74
1:D:431:VAL:O	1:D:435:ILE:HG23	1.87	0.74
1:E:84:ILE:HG13	1:E:135:ASP:OD2	1.88	0.74
1:E:433:SER:CA	1:E:457:ILE:HD12	2.15	0.74

Continued on next page...

Continued from previous page...

Atom-1	Atom-2	Interatomic distance (Å)	Clash overlap (Å)
1:B:368:ARG:HB2	1:B:401:THR:HG21	1.70	0.74
1:D:80:PRO:CG	1:D:83:LYS:NZ	2.50	0.74
1:E:80:PRO:CG	1:E:83:LYS:NZ	2.50	0.74
1:A:144:GLY:CA	1:A:147:GLY:H	2.01	0.74
1:E:45:VAL:HG11	1:E:222:ILE:HD12	1.70	0.74
1:E:368:ARG:HB2	1:E:401:THR:HG21	1.70	0.74
1:A:22:PHE:HA	1:A:33:PRO:CD	2.17	0.73
1:B:84:ILE:HG13	1:B:135:ASP:OD2	1.88	0.73
1:B:144:GLY:CA	1:B:147:GLY:H	2.01	0.73
1:D:159:ALA:HB3	1:D:198:TYR:CD1	2.23	0.73
1:D:164:ILE:HG12	1:D:203:GLN:OE1	1.88	0.73
1:A:164:ILE:HG12	1:A:203:GLN:OE1	1.88	0.73
1:B:159:ALA:HB3	1:B:198:TYR:CD1	2.23	0.73
1:B:161:ASP:O	1:B:165:PRO:HD3	1.88	0.73
1:C:161:ASP:O	1:C:165:PRO:HD3	1.88	0.73
1:C:376:ALA:CA	1:C:379:TYR:CE2	2.71	0.73
1:D:84:ILE:HG13	1:D:135:ASP:OD2	1.88	0.73
1:D:295:ASP:HA	1:D:339:LYS:HD2	1.69	0.73
1:E:159:ALA:HB3	1:E:198:TYR:CD1	2.23	0.73
1:E:161:ASP:O	1:E:165:PRO:HD3	1.88	0.73
1:A:295:ASP:HA	1:A:339:LYS:HD2	1.69	0.73
1:B:376:ALA:CA	1:B:379:TYR:CE2	2.71	0.73
1:D:22:PHE:HA	1:D:33:PRO:CD	2.17	0.73
1:D:45:VAL:HG11	1:D:222:ILE:HD12	1.71	0.73
1:D:144:GLY:CA	1:D:147:GLY:H	2.01	0.73
1:E:322:TRP:HD1	1:E:460:THR:HB	1.52	0.73
1:C:84:ILE:HG13	1:C:135:ASP:OD2	1.88	0.73
1:C:128:ASP:O	1:C:135:ASP:HB3	1.89	0.73
1:C:144:GLY:CA	1:C:147:GLY:H	2.01	0.73
1:A:45:VAL:HG11	1:A:222:ILE:HD12	1.71	0.73
1:A:433:SER:CA	1:A:457:ILE:HD12	2.15	0.73
1:B:300:PRO:HG2	1:B:302:ARG:NH1	2.04	0.73
1:B:338:LEU:HD22	1:B:430:LYS:HB2	1.70	0.73
1:C:241:LEU:HD21	1:C:244:MET:HB2	1.70	0.73
1:A:144:GLY:O	1:A:171:MET:SD	2.47	0.73
1:B:117:ARG:HB2	1:B:118:PRO:HD3	1.69	0.73
1:B:128:ASP:O	1:B:135:ASP:HB3	1.89	0.73
1:B:272:ARG:HB3	1:B:442:CYS:H	1.53	0.73
1:B:322:TRP:HD1	1:B:460:THR:HB	1.52	0.73
1:C:141:LYS:HZ1	1:C:171:MET:HB3	1.53	0.73
1:C:291:PRO:CG	1:C:295:ASP:HB3	2.12	0.73

Continued on next page...

Continued from previous page...

Atom-1	Atom-2	Interatomic distance (Å)	Clash overlap (Å)
1:D:133:ASN:H	1:D:134:PRO:CD	2.00	0.73
1:D:368:ARG:HB2	1:D:401:THR:HG21	1.70	0.73
1:E:25:VAL:HG12	1:E:29:ALA:O	1.89	0.73
1:E:128:ASP:O	1:E:135:ASP:HB3	1.89	0.73
1:C:133:ASN:H	1:C:134:PRO:CD	2.00	0.73
1:C:300:PRO:HG2	1:C:302:ARG:NH1	2.04	0.73
1:C:368:ARG:HB2	1:C:401:THR:HG21	1.70	0.73
1:C:460:THR:O	1:C:463:PRO:HD2	1.89	0.73
1:D:73:VAL:HG23	1:D:105:ILE:HG12	1.70	0.73
1:D:117:ARG:HD2	1:D:132:ALA:HB2	1.70	0.73
1:D:241:LEU:HD21	1:D:244:MET:HB2	1.70	0.73
1:A:272:ARG:HB3	1:A:442:CYS:H	1.54	0.73
1:B:73:VAL:HG23	1:B:105:ILE:HG12	1.70	0.73
1:C:91:LYS:HB3	1:C:92:GLU:HG2	1.71	0.73
1:C:117:ARG:HB2	1:C:118:PRO:HD3	1.69	0.73
1:C:159:ALA:HB3	1:C:198:TYR:CD1	2.23	0.73
1:C:449:ALA:H	1:C:455:MET:CE	2.02	0.73
1:E:144:GLY:O	1:E:171:MET:SD	2.47	0.73
1:E:164:ILE:HG12	1:E:203:GLN:OE1	1.88	0.73
1:E:417:VAL:CB	1:E:465:MET:HG3	2.13	0.73
1:A:356:TYR:O	1:A:360:ILE:HG13	1.89	0.73
1:B:163:GLU:HG3	1:B:203:GLN:CB	2.17	0.73
1:C:25:VAL:HG12	1:C:29:ALA:O	1.89	0.73
1:A:161:ASP:O	1:A:165:PRO:HD3	1.88	0.73
1:A:373:THR:O	1:A:376:ALA:HB3	1.89	0.73
1:B:45:VAL:HG11	1:B:222:ILE:HD12	1.70	0.73
1:B:373:THR:O	1:B:376:ALA:HB3	1.89	0.73
1:C:45:VAL:HG11	1:C:222:ILE:HD12	1.71	0.73
1:D:370:LYS:HB3	1:D:375:TYR:CE1	2.24	0.73
1:D:449:ALA:H	1:D:455:MET:CE	2.02	0.73
1:E:51:ASN:O	1:E:52:LYS:HB3	1.87	0.73
1:E:163:GLU:HG3	1:E:203:GLN:CB	2.17	0.73
1:A:59:PHE:HD1	1:A:225:ALA:HA	1.53	0.72
1:A:300:PRO:HG2	1:A:302:ARG:NH1	2.04	0.72
1:B:25:VAL:HG12	1:B:29:ALA:O	1.89	0.72
1:B:315:LYS:HZ2	1:B:372:GLU:HG2	1.54	0.72
1:C:144:GLY:O	1:C:171:MET:SD	2.47	0.72
1:C:327:GLN:HB3	1:C:334:PRO:HD2	1.71	0.72
1:C:338:LEU:HD22	1:C:430:LYS:HB2	1.70	0.72
1:D:25:VAL:HG12	1:D:29:ALA:O	1.89	0.72
1:D:161:ASP:O	1:D:165:PRO:HD3	1.88	0.72

Continued on next page...

Continued from previous page...

Atom-1	Atom-2	Interatomic distance (Å)	Clash overlap (Å)
1:D:194:SER:N	1:D:195:ARG:HD3	2.04	0.72
1:D:272:ARG:HB3	1:D:442:CYS:H	1.54	0.72
1:D:356:TYR:O	1:D:360:ILE:HG13	1.89	0.72
1:E:22:PHE:HA	1:E:33:PRO:CD	2.17	0.72
1:A:460:THR:O	1:A:463:PRO:HD2	1.89	0.72
1:B:272:ARG:HB2	1:B:441:ASN:HB2	1.70	0.72
1:C:439:HIS:HE1	1:C:454:GLU:O	1.71	0.72
1:D:128:ASP:O	1:D:135:ASP:HB3	1.88	0.72
1:D:301:LEU:HD22	1:D:360:ILE:O	1.90	0.72
1:D:373:THR:O	1:D:376:ALA:HB3	1.89	0.72
1:D:376:ALA:CA	1:D:379:TYR:CE2	2.71	0.72
1:E:141:LYS:HZ1	1:E:171:MET:HB3	1.54	0.72
1:E:144:GLY:CA	1:E:147:GLY:H	2.01	0.72
1:E:295:ASP:HA	1:E:339:LYS:HD2	1.69	0.72
1:E:376:ALA:CA	1:E:379:TYR:CE2	2.71	0.72
1:A:117:ARG:HD2	1:A:132:ALA:HB2	1.70	0.72
1:A:301:LEU:HD22	1:A:360:ILE:O	1.90	0.72
1:B:356:TYR:O	1:B:360:ILE:HG13	1.89	0.72
1:C:433:SER:CA	1:C:457:ILE:HD12	2.15	0.72
1:D:144:GLY:O	1:D:171:MET:SD	2.47	0.72
1:E:59:PHE:HD1	1:E:225:ALA:HA	1.53	0.72
1:E:272:ARG:HB3	1:E:442:CYS:H	1.54	0.72
1:E:370:LYS:HB3	1:E:375:TYR:CE1	2.24	0.72
1:A:84:ILE:HG13	1:A:135:ASP:OD2	1.88	0.72
1:A:272:ARG:HB2	1:A:441:ASN:HB2	1.70	0.72
1:C:59:PHE:HD1	1:C:225:ALA:HA	1.53	0.72
1:C:194:SER:N	1:C:195:ARG:HD3	2.04	0.72
1:C:329:ILE:HG13	1:C:330:ILE:N	2.05	0.72
1:C:356:TYR:O	1:C:360:ILE:HG13	1.89	0.72
1:E:370:LYS:HE3	1:E:375:TYR:HE1	1.51	0.72
1:E:373:THR:O	1:E:376:ALA:HB3	1.89	0.72
1:A:42:MET:O	1:A:45:VAL:HG12	1.90	0.72
1:A:118:PRO:HG3	1:A:129:VAL:N	2.05	0.72
1:A:128:ASP:O	1:A:135:ASP:HB3	1.89	0.72
1:A:132:ALA:H	1:A:133:ASN:HA	1.55	0.72
1:A:433:SER:O	1:A:437:LEU:HD13	1.90	0.72
1:B:83:LYS:CE	1:B:192:PRO:CA	2.61	0.72
1:C:272:ARG:HB2	1:C:441:ASN:HB2	1.70	0.72
1:C:315:LYS:HZ2	1:C:372:GLU:HG2	1.53	0.72
1:C:373:THR:O	1:C:376:ALA:HB3	1.89	0.72
1:D:329:ILE:HG13	1:D:330:ILE:N	2.05	0.72

Continued on next page...

Continued from previous page...

Atom-1	Atom-2	Interatomic distance (Å)	Clash overlap (Å)
1:E:73:VAL:HG23	1:E:105:ILE:HG12	1.70	0.72
1:E:356:TYR:O	1:E:360:ILE:HG13	1.89	0.72
1:B:433:SER:O	1:B:437:LEU:HD13	1.90	0.72
1:C:272:ARG:HB3	1:C:442:CYS:H	1.53	0.72
1:D:300:PRO:HG2	1:D:302:ARG:NH1	2.04	0.72
1:E:301:LEU:HD22	1:E:360:ILE:O	1.89	0.72
1:E:433:SER:O	1:E:437:LEU:HD13	1.90	0.72
1:A:376:ALA:CA	1:A:379:TYR:CE2	2.71	0.72
1:C:442:CYS:HA	1:C:447:ILE:HD13	1.72	0.72
1:D:59:PHE:HD1	1:D:225:ALA:HA	1.53	0.72
1:E:300:PRO:HG2	1:E:302:ARG:NH1	2.04	0.72
1:A:73:VAL:HG23	1:A:105:ILE:HG12	1.70	0.72
1:A:73:VAL:HG23	1:A:77:TRP:NE1	2.05	0.72
1:A:315:LYS:HZ2	1:A:372:GLU:HG2	1.55	0.72
1:B:80:PRO:CD	1:B:83:LYS:HZ3	2.02	0.72
1:B:156:ILE:HA	1:B:194:SER:HB3	1.71	0.72
1:C:39:GLN:CG	1:C:67:ILE:HG21	2.20	0.72
1:C:156:ILE:HA	1:C:194:SER:HB3	1.71	0.72
1:C:433:SER:O	1:C:437:LEU:HD13	1.89	0.72
1:D:42:MET:O	1:D:45:VAL:HG12	1.90	0.72
1:D:118:PRO:HA	1:D:121:ARG:HE	1.55	0.72
1:D:272:ARG:HB2	1:D:441:ASN:HB2	1.70	0.72
1:D:460:THR:O	1:D:463:PRO:HD2	1.89	0.72
1:E:156:ILE:HB	1:E:194:SER:HB3	1.72	0.72
1:B:156:ILE:HB	1:B:194:SER:HB3	1.72	0.72
1:B:442:CYS:HA	1:B:447:ILE:HD13	1.72	0.72
1:B:449:ALA:H	1:B:455:MET:CE	2.02	0.72
1:C:301:LEU:HD22	1:C:360:ILE:O	1.89	0.72
1:C:370:LYS:HB3	1:C:375:TYR:CE1	2.24	0.72
1:D:223:TRP:NE1	1:D:265:ARG:HB3	2.05	0.72
1:E:42:MET:O	1:E:45:VAL:HG12	1.90	0.72
1:E:118:PRO:HG3	1:E:129:VAL:N	2.05	0.72
1:E:449:ALA:H	1:E:455:MET:CE	2.02	0.72
1:A:140:VAL:HG13	1:A:143:VAL:HG12	1.71	0.72
1:A:159:ALA:HB3	1:A:198:TYR:CD1	2.23	0.72
1:B:118:PRO:HG3	1:B:129:VAL:N	2.05	0.72
1:B:144:GLY:O	1:B:171:MET:SD	2.47	0.72
1:A:25:VAL:HG12	1:A:29:ALA:O	1.89	0.71
1:A:241:LEU:HD21	1:A:244:MET:HB2	1.70	0.71
1:B:265:ARG:HG3	1:B:265:ARG:O	1.90	0.71
1:B:301:LEU:HD22	1:B:360:ILE:O	1.89	0.71

Continued on next page...

Continued from previous page...

Atom-1	Atom-2	Interatomic distance (Å)	Clash overlap (Å)
1:B:329:ILE:HG13	1:B:330:ILE:N	2.05	0.71
1:E:223:TRP:NE1	1:E:265:ARG:HB3	2.05	0.71
1:E:442:CYS:HA	1:E:447:ILE:HD13	1.72	0.71
1:B:194:SER:N	1:B:195:ARG:HD3	2.04	0.71
1:B:241:LEU:HD21	1:B:244:MET:HB2	1.70	0.71
1:C:140:VAL:HG13	1:C:143:VAL:HG12	1.71	0.71
1:D:140:VAL:HG13	1:D:143:VAL:HG12	1.71	0.71
1:E:194:SER:N	1:E:195:ARG:HD3	2.04	0.71
1:A:370:LYS:HB3	1:A:375:TYR:CE1	2.24	0.71
1:B:47:ALA:HB3	1:B:50:ASP:OD1	1.90	0.71
1:B:117:ARG:HD2	1:B:132:ALA:HB2	1.70	0.71
1:B:370:LYS:HB3	1:B:375:TYR:CE1	2.25	0.71
1:B:433:SER:CA	1:B:457:ILE:HD12	2.15	0.71
1:E:216:ARG:NH2	1:E:444:MET:SD	2.63	0.71
1:A:449:ALA:H	1:A:455:MET:CE	2.02	0.71
1:B:42:MET:O	1:B:45:VAL:HG12	1.90	0.71
1:B:190:PRO:HB2	1:B:192:PRO:CD	2.21	0.71
1:C:42:MET:O	1:C:45:VAL:HG12	1.90	0.71
1:D:216:ARG:NH2	1:D:444:MET:SD	2.63	0.71
1:D:433:SER:O	1:D:437:LEU:HD13	1.90	0.71
1:E:156:ILE:HA	1:E:194:SER:HB3	1.71	0.71
1:E:272:ARG:HB2	1:E:441:ASN:HB2	1.70	0.71
1:A:329:ILE:HG13	1:A:330:ILE:N	2.05	0.71
1:B:59:PHE:HD1	1:B:225:ALA:HA	1.53	0.71
1:B:460:THR:O	1:B:463:PRO:HD2	1.89	0.71
1:C:223:TRP:NE1	1:C:265:ARG:HB3	2.05	0.71
1:C:265:ARG:O	1:C:265:ARG:HG3	1.90	0.71
1:D:39:GLN:CG	1:D:67:ILE:HG21	2.20	0.71
1:E:73:VAL:HG23	1:E:77:TRP:NE1	2.05	0.71
1:E:140:VAL:HG13	1:E:143:VAL:HG12	1.71	0.71
1:E:241:LEU:HD21	1:E:244:MET:HB2	1.70	0.71
1:A:223:TRP:NE1	1:A:265:ARG:HB3	2.05	0.71
1:B:140:VAL:HG13	1:B:143:VAL:HG12	1.71	0.71
1:B:319:HIS:CD2	1:B:454:GLU:OE1	2.43	0.71
1:C:241:LEU:O	1:C:244:MET:HG3	1.90	0.71
1:D:118:PRO:HG3	1:D:129:VAL:N	2.05	0.71
1:D:132:ALA:H	1:D:133:ASN:HA	1.55	0.71
1:D:319:HIS:CD2	1:D:454:GLU:OE1	2.43	0.71
1:D:327:GLN:HB3	1:D:334:PRO:HD2	1.71	0.71
1:E:47:ALA:HB3	1:E:50:ASP:OD1	1.90	0.71
1:B:25:VAL:HG11	1:B:28:LYS:HB2	1.72	0.71

Continued on next page...

Continued from previous page...

Atom-1	Atom-2	Interatomic distance (Å)	Clash overlap (Å)
1:B:91:LYS:HB3	1:B:92:GLU:HG2	1.71	0.71
1:B:241:LEU:O	1:B:244:MET:HG3	1.90	0.71
1:C:73:VAL:HG23	1:C:77:TRP:NE1	2.05	0.71
1:C:118:PRO:HG3	1:C:129:VAL:N	2.05	0.71
1:A:216:ARG:NH2	1:A:444:MET:SD	2.63	0.71
1:B:223:TRP:NE1	1:B:265:ARG:HB3	2.05	0.71
1:C:117:ARG:HD2	1:C:132:ALA:HB2	1.70	0.71
1:C:163:GLU:HG2	1:C:203:GLN:N	2.06	0.71
1:D:73:VAL:HG23	1:D:77:TRP:NE1	2.05	0.71
1:D:190:PRO:HB2	1:D:192:PRO:CD	2.21	0.71
1:D:241:LEU:O	1:D:244:MET:HG3	1.90	0.71
1:E:110:PHE:HA	1:E:113:GLU:HG2	1.73	0.71
1:E:319:HIS:CD2	1:E:454:GLU:OE1	2.43	0.71
1:B:73:VAL:HG23	1:B:77:TRP:NE1	2.05	0.71
1:C:25:VAL:HG11	1:C:28:LYS:HB2	1.72	0.71
1:C:118:PRO:HA	1:C:121:ARG:HE	1.55	0.71
1:D:442:CYS:HA	1:D:447:ILE:HD13	1.72	0.71
1:E:117:ARG:HD2	1:E:132:ALA:HB2	1.70	0.71
1:E:265:ARG:HG3	1:E:265:ARG:O	1.90	0.71
1:A:25:VAL:HG11	1:A:28:LYS:HB2	1.72	0.71
1:C:47:ALA:HB3	1:C:50:ASP:OD1	1.90	0.71
1:D:91:LYS:HB3	1:D:92:GLU:HG2	1.71	0.71
1:A:156:ILE:HA	1:A:194:SER:HB3	1.71	0.70
1:A:163:GLU:HG3	1:A:203:GLN:CB	2.17	0.70
1:B:39:GLN:CG	1:B:67:ILE:HG21	2.20	0.70
1:B:417:VAL:CB	1:B:465:MET:HG3	2.13	0.70
1:C:190:PRO:HB2	1:C:192:PRO:CD	2.21	0.70
1:D:156:ILE:HA	1:D:194:SER:HB3	1.71	0.70
1:D:468:HIS:HA	1:D:473:ARG:CD	2.21	0.70
1:E:460:THR:O	1:E:463:PRO:HD2	1.89	0.70
1:A:156:ILE:HB	1:A:194:SER:HB3	1.72	0.70
1:A:319:HIS:CD2	1:A:454:GLU:OE1	2.43	0.70
1:A:327:GLN:HB3	1:A:334:PRO:HD2	1.71	0.70
1:B:59:PHE:CZ	1:B:62:ILE:HB	2.26	0.70
1:B:163:GLU:HG2	1:B:203:GLN:N	2.06	0.70
1:C:59:PHE:CZ	1:C:62:ILE:HB	2.26	0.70
1:C:319:HIS:CD2	1:C:454:GLU:OE1	2.43	0.70
1:C:439:HIS:HA	1:C:450:ARG:NH1	2.06	0.70
1:E:118:PRO:HA	1:E:121:ARG:HE	1.55	0.70
1:E:329:ILE:HG13	1:E:330:ILE:N	2.05	0.70
1:A:39:GLN:CG	1:A:67:ILE:HG21	2.20	0.70

Continued on next page...

Continued from previous page...

Atom-1	Atom-2	Interatomic distance (Å)	Clash overlap (Å)
1:A:91:LYS:HB3	1:A:92:GLU:HG2	1.71	0.70
1:B:407:LYS:O	1:B:411:GLN:HG2	1.92	0.70
1:D:141:LYS:HZ1	1:D:171:MET:HB3	1.56	0.70
1:D:368:ARG:CZ	1:D:378:LEU:HD23	2.21	0.70
1:E:181:VAL:N	1:E:182:GLN:HB3	2.07	0.70
1:E:327:GLN:HB3	1:E:334:PRO:HD2	1.71	0.70
1:E:368:ARG:CZ	1:E:378:LEU:HD23	2.21	0.70
1:A:181:VAL:N	1:A:182:GLN:HB3	2.07	0.70
1:B:85:LEU:HD12	1:B:156:ILE:HG21	1.74	0.70
1:B:432:PHE:O	1:B:436:LEU:HD13	1.91	0.70
1:B:468:HIS:HA	1:B:473:ARG:CD	2.21	0.70
1:C:156:ILE:HB	1:C:194:SER:HB3	1.72	0.70
1:C:181:VAL:N	1:C:182:GLN:HB3	2.07	0.70
1:C:432:PHE:O	1:C:436:LEU:HD13	1.91	0.70
1:D:85:LEU:HD12	1:D:156:ILE:HG21	1.74	0.70
1:D:163:GLU:HG2	1:D:203:GLN:N	2.06	0.70
1:D:417:VAL:CA	1:D:465:MET:SD	2.78	0.70
1:E:39:GLN:CG	1:E:67:ILE:HG21	2.20	0.70
1:E:59:PHE:CZ	1:E:62:ILE:HB	2.26	0.70
1:E:163:GLU:HG2	1:E:203:GLN:N	2.06	0.70
1:E:407:LYS:O	1:E:411:GLN:HG2	1.92	0.70
1:A:241:LEU:O	1:A:244:MET:HG3	1.90	0.70
1:A:280:LYS:HZ1	1:A:438:LYS:N	1.89	0.70
1:A:407:LYS:O	1:A:411:GLN:HG2	1.92	0.70
1:B:181:VAL:N	1:B:182:GLN:HB3	2.07	0.70
1:C:216:ARG:NH2	1:C:444:MET:SD	2.63	0.70
1:D:407:LYS:O	1:D:411:GLN:HG2	1.92	0.70
1:D:439:HIS:HA	1:D:450:ARG:NH1	2.06	0.70
1:E:45:VAL:CG2	1:E:222:ILE:HD11	2.22	0.70
1:E:190:PRO:HB2	1:E:192:PRO:CD	2.21	0.70
1:E:241:LEU:O	1:E:244:MET:HG3	1.90	0.70
1:A:59:PHE:CD1	1:A:225:ALA:CA	2.75	0.70
1:A:432:PHE:O	1:A:436:LEU:HD13	1.91	0.70
1:B:85:LEU:HD13	1:B:136:HIS:CE1	2.27	0.70
1:B:376:ALA:HA	1:B:379:TYR:HE2	1.50	0.70
1:C:80:PRO:O	1:C:81:GLN:HG2	1.92	0.70
1:D:110:PHE:HA	1:D:113:GLU:HG2	1.73	0.70
1:D:181:VAL:N	1:D:182:GLN:HB3	2.07	0.70
1:E:85:LEU:HD12	1:E:156:ILE:HG21	1.74	0.70
1:A:118:PRO:HA	1:A:121:ARG:HE	1.55	0.70
1:A:216:ARG:HA	1:A:219:THR:O	1.92	0.70

Continued on next page...

Continued from previous page...

Atom-1	Atom-2	Interatomic distance (Å)	Clash overlap (Å)
1:A:439:HIS:HA	1:A:450:ARG:NH1	2.06	0.70
1:B:110:PHE:HA	1:B:113:GLU:HG2	1.73	0.70
1:B:118:PRO:HA	1:B:121:ARG:HE	1.55	0.70
1:B:131:PRO:HA	1:B:133:ASN:ND2	2.07	0.70
1:C:83:LYS:CE	1:C:192:PRO:CA	2.61	0.70
1:C:85:LEU:HD12	1:C:156:ILE:HG21	1.74	0.70
1:D:47:ALA:HB3	1:D:50:ASP:OD1	1.90	0.70
1:D:216:ARG:HA	1:D:219:THR:O	1.92	0.70
1:E:91:LYS:HB3	1:E:92:GLU:HG2	1.71	0.70
1:A:45:VAL:CG2	1:A:222:ILE:HD11	2.22	0.70
1:A:409:ALA:HA	1:A:466:GLN:HE21	1.56	0.70
1:C:368:ARG:CZ	1:C:378:LEU:HD23	2.21	0.70
1:A:85:LEU:HD12	1:A:156:ILE:HG21	1.74	0.70
1:A:163:GLU:HG2	1:A:203:GLN:N	2.06	0.70
1:A:335:ASN:CG	1:A:338:LEU:HD11	2.12	0.70
1:B:216:ARG:NH2	1:B:444:MET:SD	2.63	0.70
1:C:85:LEU:HD13	1:C:136:HIS:CE1	2.27	0.70
1:C:335:ASN:CG	1:C:338:LEU:HD11	2.12	0.70
1:D:59:PHE:CZ	1:D:62:ILE:HB	2.26	0.70
1:D:85:LEU:HD13	1:D:136:HIS:CE1	2.27	0.70
1:E:85:LEU:HD13	1:E:136:HIS:CE1	2.27	0.70
1:E:187:LEU:O	1:E:192:PRO:HD2	1.91	0.70
1:A:80:PRO:O	1:A:81:GLN:HG2	1.92	0.70
1:B:327:GLN:HB3	1:B:334:PRO:HD2	1.71	0.70
1:C:468:HIS:HA	1:C:473:ARG:CD	2.21	0.70
1:D:80:PRO:O	1:D:81:GLN:HG2	1.92	0.70
1:D:117:ARG:HB2	1:D:118:PRO:CD	2.22	0.70
1:D:131:PRO:HA	1:D:133:ASN:ND2	2.07	0.70
1:D:370:LYS:HE3	1:D:375:TYR:HE1	1.51	0.70
1:E:59:PHE:CE1	1:E:225:ALA:O	2.45	0.70
1:E:80:PRO:O	1:E:81:GLN:HG2	1.92	0.70
1:A:85:LEU:HD13	1:A:136:HIS:CE1	2.27	0.69
1:A:163:GLU:O	1:A:206:MET:HE1	1.92	0.69
1:A:265:ARG:HG3	1:A:265:ARG:O	1.90	0.69
1:A:316:ALA:HB1	1:A:317:PRO:HD2	1.74	0.69
1:B:45:VAL:CG2	1:B:222:ILE:HD11	2.22	0.69
1:B:80:PRO:O	1:B:81:GLN:HG2	1.92	0.69
1:E:117:ARG:HB2	1:E:118:PRO:CD	2.22	0.69
1:E:132:ALA:H	1:E:133:ASN:HA	1.55	0.69
1:B:141:LYS:HZ1	1:B:171:MET:HB3	1.57	0.69
1:B:163:GLU:O	1:B:206:MET:HE1	1.92	0.69

Continued on next page...

Continued from previous page...

Atom-1	Atom-2	Interatomic distance (Å)	Clash overlap (Å)
1:B:368:ARG:CZ	1:B:378:LEU:HD23	2.21	0.69
1:D:265:ARG:HG3	1:D:265:ARG:O	1.91	0.69
1:E:216:ARG:HA	1:E:219:THR:O	1.92	0.69
1:E:439:HIS:HA	1:E:450:ARG:NH1	2.06	0.69
1:A:368:ARG:CZ	1:A:378:LEU:HD23	2.21	0.69
1:A:442:CYS:HA	1:A:447:ILE:HD13	1.72	0.69
1:C:59:PHE:CD1	1:C:225:ALA:CA	2.75	0.69
1:C:59:PHE:CE1	1:C:225:ALA:O	2.45	0.69
1:C:163:GLU:O	1:C:206:MET:HE3	1.93	0.69
1:D:45:VAL:CG2	1:D:222:ILE:HD11	2.22	0.69
1:E:131:PRO:HA	1:E:133:ASN:ND2	2.07	0.69
1:E:345:THR:HG23	1:E:346:TYR:HD1	1.56	0.69
1:A:117:ARG:HB2	1:A:118:PRO:CD	2.22	0.69
1:C:110:PHE:HA	1:C:113:GLU:HG2	1.74	0.69
1:D:335:ASN:CG	1:D:338:LEU:HD11	2.12	0.69
1:E:409:ALA:HA	1:E:466:GLN:HE21	1.56	0.69
1:A:152:SER:O	1:A:153:ARG:HG2	1.92	0.69
1:B:20:VAL:HG12	1:B:108:LEU:HD23	1.75	0.69
1:B:368:ARG:NE	1:B:378:LEU:HA	2.08	0.69
1:C:77:TRP:HZ3	1:C:114:LEU:N	1.91	0.69
1:C:187:LEU:O	1:C:192:PRO:HD2	1.91	0.69
1:D:187:LEU:O	1:D:192:PRO:HD2	1.91	0.69
1:D:432:PHE:O	1:D:436:LEU:HD13	1.91	0.69
1:E:25:VAL:HG11	1:E:28:LYS:HB2	1.73	0.69
1:A:59:PHE:CE1	1:A:225:ALA:O	2.45	0.69
1:C:132:ALA:H	1:C:133:ASN:HA	1.55	0.69
1:C:323:LEU:HB3	1:C:339:LYS:HB2	1.74	0.69
1:D:25:VAL:HG11	1:D:28:LYS:HB2	1.72	0.69
1:E:152:SER:O	1:E:153:ARG:HG2	1.92	0.69
1:A:417:VAL:CA	1:A:465:MET:SD	2.78	0.69
1:B:54:PHE:O	1:B:55:ILE:HD13	1.93	0.69
1:B:474:ASP:O	1:B:475:GLU:HG3	1.93	0.69
1:C:45:VAL:CG2	1:C:222:ILE:HD11	2.22	0.69
1:C:72:VAL:HG11	1:C:101:ILE:CG2	2.23	0.69
1:C:407:LYS:O	1:C:411:GLN:HG2	1.92	0.69
1:D:163:GLU:HG3	1:D:203:GLN:CB	2.18	0.69
1:D:432:PHE:HA	1:D:435:ILE:HG12	1.74	0.69
1:A:110:PHE:HA	1:A:113:GLU:HG2	1.73	0.69
1:A:131:PRO:HA	1:A:133:ASN:ND2	2.07	0.69
1:B:187:LEU:O	1:B:192:PRO:HD2	1.91	0.69
1:B:216:ARG:HA	1:B:219:THR:O	1.92	0.69

Continued on next page...

Continued from previous page...

Atom-1	Atom-2	Interatomic distance (Å)	Clash overlap (Å)
1:C:54:PHE:O	1:C:55:ILE:HD13	1.93	0.69
1:C:345:THR:HG23	1:C:346:TYR:HD1	1.56	0.69
1:D:20:VAL:HG12	1:D:108:LEU:HD23	1.75	0.69
1:D:156:ILE:HB	1:D:194:SER:HB3	1.73	0.69
1:D:326:ARG:HD2	1:D:335:ASN:HA	1.75	0.69
1:E:20:VAL:HG12	1:E:108:LEU:HD23	1.75	0.69
1:E:91:LYS:HB3	1:E:92:GLU:HG3	1.75	0.69
1:E:212:LEU:HD11	1:E:444:MET:HE1	1.75	0.69
1:E:368:ARG:NE	1:E:378:LEU:HA	2.08	0.69
1:E:432:PHE:O	1:E:436:LEU:HD13	1.91	0.69
1:E:432:PHE:HA	1:E:435:ILE:HG12	1.74	0.69
1:E:474:ASP:O	1:E:475:GLU:HG3	1.93	0.69
1:A:326:ARG:HD2	1:A:335:ASN:HA	1.75	0.69
1:B:132:ALA:H	1:B:133:ASN:HA	1.55	0.69
1:B:409:ALA:HA	1:B:466:GLN:HE21	1.56	0.69
1:C:131:PRO:HA	1:C:133:ASN:ND2	2.07	0.69
1:D:368:ARG:NE	1:D:378:LEU:HA	2.08	0.69
1:A:72:VAL:HG11	1:A:101:ILE:CG2	2.23	0.69
1:B:69:CYS:HA	1:B:101:ILE:HG22	1.75	0.69
1:B:335:ASN:CG	1:B:338:LEU:HD11	2.12	0.69
1:C:117:ARG:HB2	1:C:118:PRO:CD	2.22	0.69
1:D:77:TRP:HE1	1:D:105:ILE:CG1	2.05	0.69
1:D:83:LYS:CE	1:D:192:PRO:CA	2.62	0.69
1:D:91:LYS:HB3	1:D:92:GLU:HG3	1.74	0.69
1:D:152:SER:O	1:D:153:ARG:HG2	1.92	0.69
1:E:326:ARG:HD2	1:E:335:ASN:HA	1.75	0.69
1:A:59:PHE:CZ	1:A:62:ILE:HB	2.26	0.68
1:A:69:CYS:HA	1:A:101:ILE:HG22	1.75	0.68
1:A:226:LEU:HD11	1:A:232:GLU:OE2	1.93	0.68
1:A:468:HIS:HA	1:A:473:ARG:CD	2.21	0.68
1:B:59:PHE:CE1	1:B:225:ALA:O	2.45	0.68
1:B:77:TRP:HZ3	1:B:114:LEU:N	1.91	0.68
1:C:97:ASN:O	1:C:101:ILE:HG23	1.93	0.68
1:C:216:ARG:HA	1:C:219:THR:O	1.92	0.68
1:D:212:LEU:HD11	1:D:444:MET:HE1	1.75	0.68
1:E:335:ASN:CG	1:E:338:LEU:HD11	2.12	0.68
1:A:368:ARG:NE	1:A:378:LEU:HA	2.08	0.68
1:B:77:TRP:CZ3	1:B:113:GLU:CA	2.76	0.68
1:B:97:ASN:O	1:B:101:ILE:HG23	1.93	0.68
1:B:417:VAL:CA	1:B:465:MET:SD	2.78	0.68
1:C:77:TRP:CZ3	1:C:113:GLU:CA	2.76	0.68

Continued on next page...

Continued from previous page...

Atom-1	Atom-2	Interatomic distance (Å)	Clash overlap (Å)
1:C:91:LYS:HB3	1:C:92:GLU:HG3	1.75	0.68
1:C:474:ASP:O	1:C:475:GLU:HG3	1.93	0.68
1:D:409:ALA:HA	1:D:466:GLN:HE21	1.56	0.68
1:A:28:LYS:CB	1:A:31:ASN:HD21	2.04	0.68
1:A:323:LEU:HB3	1:A:339:LYS:HB2	1.74	0.68
1:A:432:PHE:HA	1:A:435:ILE:HG12	1.74	0.68
1:A:474:ASP:O	1:A:475:GLU:HG3	1.93	0.68
1:B:455:MET:HB2	1:B:458:CYS:SG	2.33	0.68
1:C:226:LEU:HD11	1:C:232:GLU:OE2	1.94	0.68
1:D:28:LYS:CB	1:D:31:ASN:HD21	2.04	0.68
1:D:59:PHE:CE1	1:D:225:ALA:O	2.45	0.68
1:D:69:CYS:HA	1:D:101:ILE:HG22	1.75	0.68
1:D:97:ASN:O	1:D:101:ILE:HG23	1.93	0.68
1:D:316:ALA:HB1	1:D:317:PRO:HD2	1.74	0.68
1:D:345:THR:HG23	1:D:346:TYR:HD1	1.56	0.68
1:E:448:ARG:HB3	1:E:455:MET:HE1	1.74	0.68
1:B:28:LYS:CB	1:B:31:ASN:HD21	2.04	0.68
1:C:77:TRP:CZ2	1:C:105:ILE:HG23	2.29	0.68
1:D:72:VAL:HG11	1:D:101:ILE:CG2	2.23	0.68
1:D:77:TRP:HZ3	1:D:114:LEU:N	1.91	0.68
1:D:323:LEU:HB3	1:D:339:LYS:HB2	1.74	0.68
1:E:69:CYS:HA	1:E:101:ILE:HG22	1.75	0.68
1:E:72:VAL:HG11	1:E:101:ILE:CG2	2.23	0.68
1:E:83:LYS:CE	1:E:192:PRO:CA	2.61	0.68
1:E:163:GLU:O	1:E:206:MET:HE1	1.94	0.68
1:E:226:LEU:HD11	1:E:232:GLU:OE2	1.93	0.68
1:E:316:ALA:HB1	1:E:317:PRO:HD2	1.74	0.68
1:A:54:PHE:O	1:A:55:ILE:HD13	1.93	0.68
1:B:117:ARG:HB2	1:B:118:PRO:CD	2.22	0.68
1:B:439:HIS:HA	1:B:450:ARG:NH1	2.06	0.68
1:C:316:ALA:HB1	1:C:317:PRO:HD2	1.74	0.68
1:C:368:ARG:NE	1:C:378:LEU:HA	2.08	0.68
1:C:409:ALA:HA	1:C:466:GLN:HE21	1.57	0.68
1:A:202:PRO:CD	1:A:265:ARG:HD2	2.09	0.68
1:E:77:TRP:HE1	1:E:105:ILE:CG1	2.05	0.68
1:A:77:TRP:HZ3	1:A:114:LEU:N	1.91	0.68
1:B:72:VAL:HG11	1:B:101:ILE:CG2	2.23	0.68
1:B:73:VAL:HG23	1:B:77:TRP:HE1	1.58	0.68
1:B:212:LEU:HD11	1:B:444:MET:HE1	1.75	0.68
1:C:152:SER:O	1:C:153:ARG:HG2	1.92	0.68
1:C:432:PHE:HA	1:C:435:ILE:HG12	1.74	0.68

Continued on next page...

Continued from previous page...

Atom-1	Atom-2	Interatomic distance (Å)	Clash overlap (Å)
1:D:460:THR:HA	1:D:463:PRO:HG2	1.75	0.68
1:A:77:TRP:HE1	1:A:105:ILE:CG1	2.05	0.68
1:A:86:ILE:HD12	1:A:137:SER:HB2	1.76	0.68
1:A:368:ARG:HH21	1:A:378:LEU:HA	1.58	0.68
1:A:455:MET:HB2	1:A:458:CYS:SG	2.33	0.68
1:B:59:PHE:CD1	1:B:225:ALA:CA	2.75	0.68
1:B:152:SER:O	1:B:153:ARG:HG2	1.92	0.68
1:B:300:PRO:HG2	1:B:302:ARG:CZ	2.24	0.68
1:B:345:THR:HG23	1:B:346:TYR:HD1	1.56	0.68
1:B:444:MET:CE	1:B:445:GLU:HG3	2.24	0.68
1:D:202:PRO:CD	1:D:265:ARG:HD2	2.09	0.68
1:D:203:GLN:CD	1:D:206:MET:HE1	2.14	0.68
1:D:326:ARG:HH11	1:D:335:ASN:CB	2.03	0.68
1:E:77:TRP:HZ3	1:E:114:LEU:N	1.91	0.68
1:A:77:TRP:CZ2	1:A:105:ILE:HG23	2.29	0.68
1:B:460:THR:HA	1:B:463:PRO:HG2	1.76	0.68
1:C:20:VAL:HG12	1:C:108:LEU:HD23	1.75	0.68
1:C:28:LYS:CB	1:C:31:ASN:HD21	2.04	0.68
1:D:54:PHE:O	1:D:55:ILE:HD13	1.93	0.68
1:E:15:LEU:HD11	1:E:19:PHE:CE2	2.29	0.68
1:E:28:LYS:CB	1:E:31:ASN:HD21	2.04	0.68
1:E:54:PHE:O	1:E:55:ILE:HD13	1.93	0.68
1:E:468:HIS:HA	1:E:473:ARG:CD	2.21	0.68
1:A:20:VAL:HG12	1:A:108:LEU:HD23	1.75	0.68
1:A:300:PRO:CG	1:A:302:ARG:HH12	2.07	0.68
1:B:15:LEU:HD11	1:B:19:PHE:CE2	2.29	0.68
1:B:86:ILE:CD1	1:B:137:SER:HB2	2.24	0.68
1:B:226:LEU:HD11	1:B:232:GLU:OE2	1.93	0.68
1:C:73:VAL:HG23	1:C:77:TRP:HE1	1.58	0.68
1:C:326:ARG:HD2	1:C:335:ASN:HA	1.75	0.68
1:D:300:PRO:HG2	1:D:302:ARG:CZ	2.24	0.68
1:E:444:MET:CE	1:E:445:GLU:HG3	2.24	0.68
1:B:37:LYS:O	1:B:40:ILE:HG12	1.94	0.67
1:D:234:ASN:HD21	1:D:240:ARG:CD	2.08	0.67
1:D:455:MET:HB2	1:D:458:CYS:SG	2.33	0.67
1:E:220:THR:CA	1:E:445:GLU:HB2	2.24	0.67
1:E:300:PRO:CG	1:E:302:ARG:HH12	2.07	0.67
1:E:323:LEU:HB3	1:E:339:LYS:HB2	1.74	0.67
1:A:91:LYS:C	1:A:93:ARG:H	1.97	0.67
1:A:220:THR:CA	1:A:445:GLU:HB2	2.24	0.67
1:B:432:PHE:HA	1:B:435:ILE:HG12	1.74	0.67

Continued on next page...

Continued from previous page...

Atom-1	Atom-2	Interatomic distance (Å)	Clash overlap (Å)
1:C:69:CYS:HA	1:C:101:ILE:HG22	1.75	0.67
1:C:86:ILE:CD1	1:C:137:SER:HB2	2.25	0.67
1:D:194:SER:HA	1:D:195:ARG:CG	2.24	0.67
1:D:400:LYS:O	1:D:401:THR:HG23	1.94	0.67
1:E:73:VAL:HG23	1:E:77:TRP:HE1	1.58	0.67
1:A:91:LYS:HB3	1:A:92:GLU:HG3	1.75	0.67
1:A:234:ASN:HD21	1:A:240:ARG:CD	2.08	0.67
1:A:300:PRO:HG2	1:A:302:ARG:CZ	2.24	0.67
1:A:417:VAL:CB	1:A:465:MET:HG3	2.13	0.67
1:B:234:ASN:HD21	1:B:240:ARG:CD	2.08	0.67
1:C:77:TRP:HE1	1:C:105:ILE:CG1	2.05	0.67
1:D:86:ILE:CD1	1:D:137:SER:HB2	2.25	0.67
1:D:474:ASP:O	1:D:475:GLU:HG3	1.93	0.67
1:E:86:ILE:CD1	1:E:137:SER:HB2	2.24	0.67
1:E:400:LYS:O	1:E:401:THR:HG23	1.94	0.67
1:A:86:ILE:CD1	1:A:137:SER:HB2	2.25	0.67
1:A:400:LYS:O	1:A:401:THR:HG23	1.94	0.67
1:B:77:TRP:CE3	1:B:113:GLU:HA	2.29	0.67
1:B:77:TRP:CZ2	1:B:105:ILE:HG23	2.29	0.67
1:B:204:THR:CG2	1:B:205:GLU:H	2.03	0.67
1:B:300:PRO:CG	1:B:302:ARG:HH12	2.07	0.67
1:B:323:LEU:HB3	1:B:339:LYS:HB2	1.74	0.67
1:B:433:SER:HA	1:B:457:ILE:HD11	1.76	0.67
1:C:78:ARG:HH22	1:C:112:SER:CB	2.07	0.67
1:C:455:MET:HB2	1:C:458:CYS:SG	2.33	0.67
1:E:77:TRP:CZ2	1:E:105:ILE:HG23	2.29	0.67
1:E:91:LYS:C	1:E:93:ARG:H	1.98	0.67
1:E:194:SER:HA	1:E:195:ARG:CG	2.24	0.67
1:A:444:MET:CE	1:A:445:GLU:HG3	2.24	0.67
1:B:316:ALA:HB1	1:B:317:PRO:HD2	1.74	0.67
1:C:37:LYS:O	1:C:40:ILE:HG12	1.94	0.67
1:D:77:TRP:CE3	1:D:113:GLU:HA	2.29	0.67
1:D:77:TRP:CZ2	1:D:105:ILE:HG23	2.29	0.67
1:E:37:LYS:O	1:E:40:ILE:HG12	1.94	0.67
1:E:234:ASN:HD21	1:E:240:ARG:CD	2.08	0.67
1:E:300:PRO:HG2	1:E:302:ARG:CZ	2.24	0.67
1:A:97:ASN:O	1:A:101:ILE:HG23	1.93	0.67
1:A:394:ARG:HD3	1:A:400:LYS:HZ3	1.59	0.67
1:A:468:HIS:CA	1:A:473:ARG:HD3	2.24	0.67
1:B:91:LYS:HB3	1:B:92:GLU:HG3	1.75	0.67
1:B:190:PRO:HB2	1:B:192:PRO:HD2	1.77	0.67

Continued on next page...

Continued from previous page...

Atom-1	Atom-2	Interatomic distance (Å)	Clash overlap (Å)
1:C:460:THR:HA	1:C:463:PRO:HG2	1.76	0.67
1:D:444:MET:CE	1:D:445:GLU:HG3	2.24	0.67
1:C:220:THR:CA	1:C:445:GLU:HB2	2.24	0.67
1:C:444:MET:CE	1:C:445:GLU:HG3	2.24	0.67
1:D:226:LEU:HD11	1:D:232:GLU:OE2	1.93	0.67
1:E:218:TYR:CE1	1:E:408:LYS:HE2	2.30	0.67
1:E:455:MET:HB2	1:E:458:CYS:SG	2.33	0.67
1:B:86:ILE:HD12	1:B:137:SER:HB2	1.76	0.67
1:B:194:SER:HA	1:B:195:ARG:CG	2.24	0.67
1:B:400:LYS:O	1:B:401:THR:HG23	1.94	0.67
1:B:448:ARG:HB3	1:B:455:MET:HE1	1.77	0.67
1:C:15:LEU:HD11	1:C:19:PHE:CE2	2.29	0.67
1:C:400:LYS:O	1:C:401:THR:HG23	1.94	0.67
1:D:15:LEU:HD11	1:D:19:PHE:CE2	2.29	0.67
1:D:73:VAL:HG23	1:D:77:TRP:HE1	1.58	0.67
1:D:220:THR:CA	1:D:445:GLU:HB2	2.24	0.67
1:B:326:ARG:HD2	1:B:335:ASN:HA	1.75	0.67
1:E:190:PRO:HB2	1:E:192:PRO:HD2	1.77	0.67
1:A:77:TRP:CE3	1:A:113:GLU:HA	2.29	0.67
1:A:218:TYR:CE1	1:A:408:LYS:HE2	2.30	0.67
1:A:310:ALA:O	1:A:324:PRO:HD2	1.95	0.67
1:B:91:LYS:C	1:B:93:ARG:H	1.97	0.67
1:C:91:LYS:C	1:C:93:ARG:H	1.98	0.67
1:C:300:PRO:HG2	1:C:302:ARG:CZ	2.24	0.67
1:D:78:ARG:HH22	1:D:112:SER:CB	2.08	0.67
1:A:460:THR:HA	1:A:463:PRO:HG2	1.76	0.66
1:B:57:GLN:HB2	1:B:265:ARG:CZ	2.25	0.66
1:B:220:THR:CA	1:B:445:GLU:HB2	2.24	0.66
1:D:218:TYR:CE1	1:D:408:LYS:HE2	2.30	0.66
1:E:463:PRO:O	1:E:467:THR:HG23	1.96	0.66
1:A:15:LEU:HD11	1:A:19:PHE:CE2	2.29	0.66
1:A:57:GLN:HB2	1:A:265:ARG:CZ	2.25	0.66
1:B:463:PRO:O	1:B:467:THR:HG23	1.95	0.66
1:C:86:ILE:HD12	1:C:137:SER:HB2	1.76	0.66
1:C:194:SER:HA	1:C:195:ARG:CG	2.24	0.66
1:C:218:TYR:CE1	1:C:408:LYS:HE2	2.30	0.66
1:C:300:PRO:CG	1:C:302:ARG:HH12	2.07	0.66
1:C:417:VAL:CB	1:C:465:MET:HG3	2.13	0.66
1:D:300:PRO:CG	1:D:302:ARG:HH12	2.07	0.66
1:E:78:ARG:HH22	1:E:112:SER:CB	2.07	0.66
1:E:86:ILE:HD12	1:E:137:SER:HB2	1.76	0.66

Continued on next page...

Continued from previous page...

Atom-1	Atom-2	Interatomic distance (Å)	Clash overlap (Å)
1:E:97:ASN:O	1:E:101:ILE:HG23	1.93	0.66
1:E:439:HIS:HA	1:E:450:ARG:HH12	1.60	0.66
1:A:37:LYS:O	1:A:40:ILE:HG12	1.94	0.66
1:A:448:ARG:CZ	1:A:455:MET:SD	2.84	0.66
1:A:463:PRO:O	1:A:467:THR:HG23	1.96	0.66
1:B:78:ARG:HH22	1:B:112:SER:CB	2.08	0.66
1:C:52:LYS:CD	1:C:184:PHE:HE2	2.05	0.66
1:C:163:GLU:HB2	1:C:208:LEU:CD1	2.23	0.66
1:C:234:ASN:HD21	1:C:240:ARG:CD	2.08	0.66
1:D:59:PHE:CD1	1:D:225:ALA:CA	2.75	0.66
1:D:91:LYS:C	1:D:93:ARG:H	1.98	0.66
1:D:163:GLU:HB2	1:D:208:LEU:CD1	2.23	0.66
1:D:310:ALA:O	1:D:324:PRO:HD2	1.95	0.66
1:E:220:THR:C	1:E:445:GLU:HB2	2.16	0.66
1:B:82:LEU:O	1:B:134:PRO:HG3	1.95	0.66
1:B:272:ARG:CB	1:B:441:ASN:HB2	2.25	0.66
1:B:274:ARG:CD	1:B:440:HIS:HD2	2.09	0.66
1:E:82:LEU:O	1:E:134:PRO:HG3	1.96	0.66
1:E:433:SER:HA	1:E:457:ILE:HD11	1.76	0.66
1:A:220:THR:C	1:A:445:GLU:HB2	2.16	0.66
1:C:77:TRP:CE3	1:C:113:GLU:HA	2.29	0.66
1:C:241:LEU:O	1:C:241:LEU:HG	1.96	0.66
1:C:261:THR:HG23	1:C:268:ARG:NH2	2.11	0.66
1:C:449:ALA:N	1:C:455:MET:HE1	2.09	0.66
1:D:37:LYS:O	1:D:40:ILE:HG12	1.94	0.66
1:D:128:ASP:HB3	1:D:134:PRO:O	1.96	0.66
1:D:204:THR:CG2	1:D:205:GLU:H	2.03	0.66
1:E:310:ALA:O	1:E:324:PRO:HD2	1.95	0.66
1:E:460:THR:HA	1:E:463:PRO:HG2	1.76	0.66
1:B:128:ASP:HB3	1:B:134:PRO:O	1.96	0.66
1:C:448:ARG:CZ	1:C:455:MET:SD	2.84	0.66
1:D:368:ARG:HH21	1:D:378:LEU:CA	2.09	0.66
1:E:59:PHE:CD1	1:E:225:ALA:CA	2.75	0.66
1:E:77:TRP:CE3	1:E:113:GLU:HA	2.29	0.66
1:E:128:ASP:HB3	1:E:134:PRO:O	1.96	0.66
1:E:261:THR:HG23	1:E:268:ARG:NH2	2.11	0.66
1:A:78:ARG:HH22	1:A:112:SER:CB	2.08	0.66
1:D:220:THR:C	1:D:445:GLU:HB2	2.16	0.66
1:A:54:PHE:HD1	1:A:221:ILE:HD12	1.61	0.66
1:A:272:ARG:CB	1:A:441:ASN:HB2	2.26	0.66
1:B:218:TYR:CE1	1:B:408:LYS:HE2	2.30	0.66

Continued on next page...

Continued from previous page...

Atom-1	Atom-2	Interatomic distance (Å)	Clash overlap (Å)
1:B:368:ARG:HH21	1:B:378:LEU:HA	1.58	0.66
1:C:57:GLN:HB2	1:C:265:ARG:CZ	2.25	0.66
1:C:204:THR:CG2	1:C:205:GLU:H	2.03	0.66
1:C:274:ARG:CD	1:C:440:HIS:HD2	2.09	0.66
1:C:322:TRP:NE1	1:C:324:PRO:HG3	2.11	0.66
1:C:368:ARG:HH21	1:C:378:LEU:CA	2.09	0.66
1:C:368:ARG:HH21	1:C:378:LEU:HA	1.58	0.66
1:D:57:GLN:HB2	1:D:265:ARG:CZ	2.25	0.66
1:D:79:ASP:OD1	1:D:83:LYS:HD2	1.96	0.66
1:D:82:LEU:O	1:D:134:PRO:HG3	1.96	0.66
1:D:261:THR:HG23	1:D:268:ARG:NH2	2.10	0.66
1:D:448:ARG:CZ	1:D:455:MET:SD	2.84	0.66
1:E:272:ARG:CB	1:E:441:ASN:HB2	2.25	0.66
1:A:73:VAL:HG23	1:A:77:TRP:HE1	1.58	0.66
1:A:368:ARG:HH21	1:A:378:LEU:CA	2.09	0.66
1:B:310:ALA:O	1:B:324:PRO:HD2	1.95	0.66
1:C:272:ARG:CB	1:C:441:ASN:HB2	2.25	0.66
1:C:306:ALA:H	1:C:329:ILE:HG22	1.61	0.66
1:C:313:LEU:HD11	1:C:377:VAL:HB	1.78	0.66
1:D:86:ILE:HD12	1:D:137:SER:HB2	1.76	0.66
1:D:252:ASN:HB3	1:D:253:PRO:HD2	1.78	0.66
1:D:280:LYS:HZ3	1:D:437:LEU:C	1.99	0.66
1:D:294:SER:HB3	1:D:341:ASP:HB3	1.78	0.66
1:E:448:ARG:CZ	1:E:455:MET:SD	2.84	0.66
1:A:294:SER:HB3	1:A:341:ASP:HB3	1.78	0.66
1:B:322:TRP:NE1	1:B:324:PRO:HG3	2.11	0.66
1:C:79:ASP:OD1	1:C:83:LYS:HD2	1.96	0.66
1:D:322:TRP:NE1	1:D:324:PRO:HG3	2.11	0.66
1:D:449:ALA:N	1:D:455:MET:HE1	2.11	0.66
1:E:57:GLN:HB2	1:E:265:ARG:CZ	2.25	0.66
1:E:77:TRP:CZ3	1:E:113:GLU:CA	2.76	0.66
1:E:306:ALA:H	1:E:329:ILE:HG22	1.61	0.66
1:B:57:GLN:HB2	1:B:265:ARG:NE	2.11	0.65
1:B:241:LEU:O	1:B:241:LEU:HG	1.96	0.65
1:B:449:ALA:N	1:B:455:MET:HE1	2.11	0.65
1:C:190:PRO:HB2	1:C:192:PRO:HD2	1.77	0.65
1:C:326:ARG:HH11	1:C:335:ASN:CB	2.03	0.65
1:D:52:LYS:CE	1:D:53:LYS:HZ3	2.08	0.65
1:D:57:GLN:HB2	1:D:265:ARG:NE	2.12	0.65
1:D:439:HIS:HA	1:D:450:ARG:HH12	1.60	0.65
1:E:79:ASP:OD1	1:E:83:LYS:HD2	1.96	0.65

Continued on next page...

Continued from previous page...

Atom-1	Atom-2	Interatomic distance (Å)	Clash overlap (Å)
1:A:274:ARG:CD	1:A:440:HIS:HD2	2.09	0.65
1:A:432:PHE:O	1:A:435:ILE:HG12	1.97	0.65
1:B:79:ASP:OD1	1:B:83:LYS:HD2	1.96	0.65
1:B:326:ARG:HH11	1:B:335:ASN:CB	2.03	0.65
1:B:448:ARG:CZ	1:B:455:MET:SD	2.84	0.65
1:D:203:GLN:NE2	1:D:206:MET:HE1	2.11	0.65
1:D:233:GLU:CB	1:D:243:PRO:HD3	2.27	0.65
1:D:306:ALA:H	1:D:329:ILE:HG22	1.61	0.65
1:D:412:TRP:CH2	1:D:469:ARG:CB	2.80	0.65
1:E:252:ASN:HB3	1:E:253:PRO:HD2	1.78	0.65
1:E:322:TRP:NE1	1:E:324:PRO:HG3	2.11	0.65
1:A:252:ASN:HB3	1:A:253:PRO:HD2	1.78	0.65
1:A:307:ILE:HD13	1:A:327:GLN:HA	1.79	0.65
1:A:439:HIS:HA	1:A:450:ARG:HH12	1.60	0.65
1:B:220:THR:C	1:B:445:GLU:HB2	2.16	0.65
1:B:233:GLU:CB	1:B:243:PRO:HD3	2.27	0.65
1:B:300:PRO:CG	1:B:302:ARG:HH22	2.08	0.65
1:C:82:LEU:O	1:C:134:PRO:HG3	1.96	0.65
1:C:119:GLY:HA2	1:C:127:PHE:HD1	1.62	0.65
1:C:412:TRP:CH2	1:C:469:ARG:CB	2.80	0.65
1:D:132:ALA:H	1:D:133:ASN:CA	2.10	0.65
1:D:272:ARG:CB	1:D:441:ASN:HB2	2.26	0.65
1:D:300:PRO:CB	1:D:302:ARG:HH12	2.10	0.65
1:D:379:TYR:HA	1:D:385:ILE:HG13	1.78	0.65
1:D:463:PRO:O	1:D:467:THR:HG23	1.95	0.65
1:E:52:LYS:CD	1:E:184:PHE:HE2	2.05	0.65
1:E:57:GLN:O	1:E:223:TRP:CD1	2.50	0.65
1:E:432:PHE:O	1:E:435:ILE:HG12	1.97	0.65
1:A:77:TRP:CZ3	1:A:114:LEU:N	2.65	0.65
1:A:79:ASP:OD1	1:A:83:LYS:HD2	1.96	0.65
1:A:261:THR:HG23	1:A:268:ARG:NH2	2.11	0.65
1:A:379:TYR:HA	1:A:385:ILE:HG13	1.78	0.65
1:B:54:PHE:HD1	1:B:221:ILE:HD12	1.61	0.65
1:B:261:THR:HG23	1:B:268:ARG:NH2	2.11	0.65
1:B:432:PHE:HA	1:B:435:ILE:CD1	2.27	0.65
1:C:54:PHE:HD1	1:C:221:ILE:HD12	1.61	0.65
1:C:57:GLN:HB2	1:C:265:ARG:NE	2.12	0.65
1:C:57:GLN:O	1:C:223:TRP:CD1	2.50	0.65
1:C:310:ALA:O	1:C:324:PRO:HD2	1.95	0.65
1:C:379:TYR:HA	1:C:385:ILE:HG13	1.79	0.65
1:C:432:PHE:HA	1:C:435:ILE:CD1	2.27	0.65

Continued on next page...

Continued from previous page...

Atom-1	Atom-2	Interatomic distance (Å)	Clash overlap (Å)
1:D:54:PHE:HD1	1:D:221:ILE:HD12	1.61	0.65
1:D:57:GLN:OE1	1:D:212:LEU:HD21	1.97	0.65
1:A:57:GLN:OE1	1:A:212:LEU:HD21	1.97	0.65
1:B:234:ASN:ND2	1:B:240:ARG:HD3	2.12	0.65
1:B:235:LEU:CD2	1:B:241:LEU:HD22	2.27	0.65
1:B:394:ARG:HD3	1:B:400:LYS:NZ	2.12	0.65
1:B:468:HIS:CA	1:B:473:ARG:HD3	2.24	0.65
1:D:274:ARG:CD	1:D:440:HIS:HD2	2.09	0.65
1:E:274:ARG:CD	1:E:440:HIS:HD2	2.09	0.65
1:E:300:PRO:CB	1:E:302:ARG:HH12	2.09	0.65
1:A:57:GLN:HB2	1:A:265:ARG:NE	2.12	0.65
1:A:57:GLN:OE1	1:A:444:MET:HE1	1.97	0.65
1:A:234:ASN:ND2	1:A:240:ARG:HD3	2.12	0.65
1:B:57:GLN:O	1:B:223:TRP:CD1	2.50	0.65
1:D:132:ALA:N	1:D:133:ASN:CA	2.59	0.65
1:D:379:TYR:CE1	1:D:380:THR:OG1	2.50	0.65
1:E:57:GLN:OE1	1:E:212:LEU:HD21	1.97	0.65
1:E:233:GLU:CB	1:E:243:PRO:HD3	2.27	0.65
1:E:307:ILE:HD13	1:E:327:GLN:HA	1.79	0.65
1:A:432:PHE:HA	1:A:435:ILE:CD1	2.27	0.65
1:B:313:LEU:HD11	1:B:377:VAL:HB	1.78	0.65
1:C:128:ASP:HB3	1:C:134:PRO:O	1.96	0.65
1:C:132:ALA:H	1:C:133:ASN:CA	2.10	0.65
1:C:294:SER:HB3	1:C:341:ASP:HB3	1.78	0.65
1:C:463:PRO:O	1:C:467:THR:HG23	1.95	0.65
1:D:57:GLN:O	1:D:223:TRP:CD1	2.50	0.65
1:D:190:PRO:HB2	1:D:192:PRO:HD2	1.77	0.65
1:D:241:LEU:O	1:D:241:LEU:HG	1.96	0.65
1:D:313:LEU:HD11	1:D:377:VAL:HB	1.79	0.65
1:D:432:PHE:O	1:D:435:ILE:HG12	1.97	0.65
1:E:234:ASN:ND2	1:E:240:ARG:HD3	2.12	0.65
1:E:368:ARG:HH21	1:E:378:LEU:HA	1.58	0.65
1:E:376:ALA:C	1:E:379:TYR:CE2	2.70	0.65
1:E:432:PHE:HA	1:E:435:ILE:CD1	2.27	0.65
1:A:119:GLY:HA2	1:A:127:PHE:HD1	1.62	0.65
1:A:223:TRP:CH2	1:A:225:ALA:HB2	2.32	0.65
1:A:326:ARG:HH11	1:A:335:ASN:CB	2.03	0.65
1:B:220:THR:HB	1:B:445:GLU:HB2	1.79	0.65
1:B:375:TYR:HA	1:B:378:LEU:CD1	2.23	0.65
1:C:220:THR:C	1:C:445:GLU:HB2	2.16	0.65
1:C:252:ASN:HB3	1:C:253:PRO:HD2	1.78	0.65

Continued on next page...

Continued from previous page...

Atom-1	Atom-2	Interatomic distance (Å)	Clash overlap (Å)
1:C:300:PRO:CB	1:C:302:ARG:HH12	2.09	0.65
1:C:468:HIS:CA	1:C:473:ARG:HD3	2.24	0.65
1:D:448:ARG:HB3	1:D:455:MET:HE1	1.77	0.65
1:E:54:PHE:HD1	1:E:221:ILE:HD12	1.61	0.65
1:E:57:GLN:HB2	1:E:265:ARG:NE	2.12	0.65
1:E:223:TRP:CH2	1:E:225:ALA:HB2	2.32	0.65
1:E:241:LEU:O	1:E:241:LEU:HG	1.96	0.65
1:E:320:TYR:H	1:E:456:ARG:HG3	1.62	0.65
1:E:417:VAL:CA	1:E:465:MET:SD	2.78	0.65
1:A:132:ALA:N	1:A:133:ASN:CA	2.59	0.65
1:A:132:ALA:H	1:A:133:ASN:CA	2.10	0.65
1:A:306:ALA:H	1:A:329:ILE:HG22	1.61	0.65
1:B:322:TRP:CE2	1:B:457:ILE:HB	2.32	0.65
1:C:57:GLN:OE1	1:C:212:LEU:HD21	1.97	0.65
1:D:417:VAL:CB	1:D:465:MET:HG3	2.13	0.65
1:E:77:TRP:CZ3	1:E:114:LEU:N	2.65	0.65
1:E:163:GLU:HB2	1:E:208:LEU:CD1	2.23	0.65
1:A:128:ASP:HB3	1:A:134:PRO:O	1.96	0.65
1:A:241:LEU:O	1:A:241:LEU:HG	1.96	0.65
1:A:300:PRO:CB	1:A:302:ARG:HH12	2.09	0.65
1:A:394:ARG:HD3	1:A:400:LYS:NZ	2.12	0.65
1:B:252:ASN:HB3	1:B:253:PRO:HD2	1.78	0.65
1:B:280:LYS:HZ1	1:B:438:LYS:N	1.95	0.65
1:B:439:HIS:CB	1:B:453:LYS:HD3	2.27	0.65
1:C:77:TRP:CZ3	1:C:114:LEU:N	2.65	0.65
1:C:234:ASN:ND2	1:C:240:ARG:HD3	2.12	0.65
1:C:322:TRP:CE2	1:C:457:ILE:HB	2.32	0.65
1:C:394:ARG:HD3	1:C:400:LYS:NZ	2.12	0.65
1:D:77:TRP:CZ3	1:D:113:GLU:CA	2.76	0.65
1:D:368:ARG:HH21	1:D:378:LEU:HA	1.58	0.65
1:E:220:THR:HB	1:E:445:GLU:HB2	1.79	0.65
1:E:294:SER:HB3	1:E:341:ASP:HB3	1.78	0.65
1:E:379:TYR:CE1	1:E:380:THR:OG1	2.50	0.65
1:A:376:ALA:C	1:A:379:TYR:CE2	2.71	0.64
1:B:163:GLU:HB2	1:B:208:LEU:CD1	2.23	0.64
1:B:376:ALA:C	1:B:379:TYR:CE2	2.70	0.64
1:B:432:PHE:O	1:B:435:ILE:HG12	1.97	0.64
1:C:370:LYS:HE2	1:C:399:ASP:CA	2.27	0.64
1:C:439:HIS:HA	1:C:450:ARG:HH12	1.60	0.64
1:C:448:ARG:HB3	1:C:455:MET:HE1	1.78	0.64
1:D:189:LYS:HB2	1:D:190:PRO:HD3	1.80	0.64

Continued on next page...

Continued from previous page...

Atom-1	Atom-2	Interatomic distance (Å)	Clash overlap (Å)
1:D:220:THR:HB	1:D:445:GLU:HB2	1.79	0.64
1:D:234:ASN:ND2	1:D:240:ARG:HD3	2.12	0.64
1:D:235:LEU:CD2	1:D:241:LEU:HD22	2.27	0.64
1:D:300:PRO:CG	1:D:302:ARG:HH22	2.08	0.64
1:D:322:TRP:CE2	1:D:457:ILE:HB	2.32	0.64
1:D:376:ALA:C	1:D:379:TYR:CE2	2.71	0.64
1:E:132:ALA:N	1:E:133:ASN:CA	2.59	0.64
1:E:301:LEU:HD13	1:E:361:LEU:HA	1.80	0.64
1:A:57:GLN:O	1:A:223:TRP:CD1	2.50	0.64
1:B:308:VAL:HG13	1:B:328:ASN:ND2	2.11	0.64
1:B:320:TYR:H	1:B:456:ARG:HG3	1.62	0.64
1:B:368:ARG:HH21	1:B:378:LEU:CA	2.09	0.64
1:C:189:LYS:HB2	1:C:190:PRO:HD3	1.80	0.64
1:C:220:THR:HB	1:C:445:GLU:HB2	1.79	0.64
1:C:235:LEU:CD2	1:C:241:LEU:HD22	2.27	0.64
1:D:52:LYS:CD	1:D:184:PHE:HE2	2.05	0.64
1:D:301:LEU:HD13	1:D:361:LEU:HA	1.79	0.64
1:D:307:ILE:HD13	1:D:327:GLN:HA	1.79	0.64
1:E:241:LEU:HG	1:E:244:MET:HB2	1.80	0.64
1:E:368:ARG:HH21	1:E:378:LEU:CA	2.09	0.64
1:E:412:TRP:CH2	1:E:469:ARG:CB	2.80	0.64
1:A:322:TRP:CE2	1:A:457:ILE:HB	2.32	0.64
1:A:370:LYS:HE2	1:A:399:ASP:CA	2.27	0.64
1:A:379:TYR:CE1	1:A:380:THR:OG1	2.50	0.64
1:B:295:ASP:CA	1:B:339:LYS:HD2	2.27	0.64
1:C:47:ALA:N	1:C:195:ARG:HH22	1.96	0.64
1:C:252:ASN:CB	1:C:253:PRO:HD2	2.28	0.64
1:C:376:ALA:C	1:C:379:TYR:CE2	2.71	0.64
1:D:83:LYS:CE	1:D:193:SER:N	2.60	0.64
1:E:101:ILE:O	1:E:105:ILE:HG13	1.98	0.64
1:E:252:ASN:CB	1:E:253:PRO:HD2	2.28	0.64
1:A:220:THR:HB	1:A:445:GLU:HB2	1.79	0.64
1:A:233:GLU:CB	1:A:243:PRO:HD3	2.27	0.64
1:B:57:GLN:OE1	1:B:212:LEU:HD21	1.97	0.64
1:C:295:ASP:CA	1:C:339:LYS:HD2	2.27	0.64
1:D:468:HIS:CA	1:D:473:ARG:HD3	2.24	0.64
1:E:119:GLY:HA2	1:E:127:PHE:HD1	1.62	0.64
1:E:235:LEU:CD2	1:E:241:LEU:HD22	2.27	0.64
1:E:322:TRP:CE2	1:E:457:ILE:HB	2.32	0.64
1:B:77:TRP:HE1	1:B:105:ILE:CG1	2.05	0.64
1:B:156:ILE:CB	1:B:194:SER:HB3	2.28	0.64

Continued on next page...

Continued from previous page...

Atom-1	Atom-2	Interatomic distance (Å)	Clash overlap (Å)
1:B:306:ALA:H	1:B:329:ILE:HG22	1.62	0.64
1:B:370:LYS:HE2	1:B:399:ASP:CA	2.27	0.64
1:C:156:ILE:CB	1:C:194:SER:HB3	2.28	0.64
1:C:223:TRP:CH2	1:C:225:ALA:HB2	2.32	0.64
1:C:233:GLU:CB	1:C:243:PRO:HD3	2.27	0.64
1:C:468:HIS:CD2	1:C:473:ARG:NH1	2.66	0.64
1:D:47:ALA:N	1:D:195:ARG:HH22	1.96	0.64
1:D:77:TRP:CZ3	1:D:114:LEU:N	2.65	0.64
1:D:306:ALA:H	1:D:329:ILE:CG2	2.11	0.64
1:D:320:TYR:H	1:D:456:ARG:HG3	1.62	0.64
1:E:72:VAL:HG23	1:E:85:LEU:CD1	2.27	0.64
1:E:300:PRO:CG	1:E:302:ARG:HH22	2.08	0.64
1:E:379:TYR:HA	1:E:385:ILE:HG13	1.79	0.64
1:A:280:LYS:HZ3	1:A:437:LEU:HB3	1.63	0.64
1:A:322:TRP:NE1	1:A:324:PRO:HG3	2.11	0.64
1:A:468:HIS:CD2	1:A:473:ARG:NH1	2.66	0.64
1:B:119:GLY:HA2	1:B:127:PHE:HD1	1.62	0.64
1:B:439:HIS:HA	1:B:450:ARG:HH12	1.60	0.64
1:D:394:ARG:HD3	1:D:400:LYS:NZ	2.12	0.64
1:D:432:PHE:HA	1:D:435:ILE:CD1	2.27	0.64
1:E:45:VAL:HG21	1:E:222:ILE:CD1	2.28	0.64
1:A:36:THR:HG22	1:A:39:GLN:CD	2.18	0.64
1:A:101:ILE:O	1:A:105:ILE:HG13	1.98	0.64
1:B:15:LEU:HD11	1:B:19:PHE:CZ	2.33	0.64
1:B:77:TRP:CZ3	1:B:114:LEU:N	2.65	0.64
1:B:132:ALA:H	1:B:133:ASN:CA	2.10	0.64
1:B:307:ILE:HD13	1:B:327:GLN:HA	1.79	0.64
1:C:300:PRO:CG	1:C:302:ARG:HH22	2.08	0.64
1:C:379:TYR:CE1	1:C:380:THR:OG1	2.50	0.64
1:D:72:VAL:HG23	1:D:85:LEU:CD1	2.27	0.64
1:E:47:ALA:N	1:E:195:ARG:HH22	1.96	0.64
1:E:156:ILE:CB	1:E:194:SER:HB3	2.28	0.64
1:E:189:LYS:HB2	1:E:190:PRO:HD3	1.80	0.64
1:E:394:ARG:HD3	1:E:400:LYS:NZ	2.12	0.64
1:A:274:ARG:HD3	1:A:440:HIS:CD2	2.33	0.64
1:A:412:TRP:CH2	1:A:469:ARG:CB	2.80	0.64
1:B:300:PRO:CB	1:B:302:ARG:HH12	2.10	0.64
1:B:379:TYR:HA	1:B:385:ILE:HG13	1.79	0.64
1:D:156:ILE:CB	1:D:194:SER:HB3	2.28	0.64
1:D:295:ASP:CA	1:D:339:LYS:HD2	2.28	0.64
1:E:148:GLN:HE21	1:E:171:MET:CE	2.11	0.64

Continued on next page...

Continued from previous page...

Atom-1	Atom-2	Interatomic distance (Å)	Clash overlap (Å)
1:E:280:LYS:HZ1	1:E:438:LYS:N	1.95	0.64
1:E:306:ALA:H	1:E:329:ILE:CG2	2.11	0.64
1:E:376:ALA:CA	1:E:379:TYR:HE2	2.11	0.64
1:A:306:ALA:H	1:A:329:ILE:CG2	2.11	0.64
1:B:223:TRP:CH2	1:B:225:ALA:HB2	2.32	0.64
1:B:412:TRP:CG	1:B:469:ARG:NH1	2.66	0.64
1:C:15:LEU:HD11	1:C:19:PHE:CZ	2.33	0.64
1:C:307:ILE:HD13	1:C:327:GLN:HA	1.78	0.64
1:C:320:TYR:H	1:C:456:ARG:HG3	1.62	0.64
1:D:15:LEU:HD11	1:D:19:PHE:CZ	2.33	0.64
1:D:148:GLN:HE21	1:D:171:MET:CE	2.11	0.64
1:D:241:LEU:HG	1:D:244:MET:HB2	1.80	0.64
1:D:370:LYS:HE2	1:D:399:ASP:CA	2.27	0.64
1:D:468:HIS:CD2	1:D:473:ARG:NH1	2.66	0.64
1:E:132:ALA:H	1:E:133:ASN:CA	2.10	0.64
1:E:308:VAL:HG13	1:E:328:ASN:ND2	2.11	0.64
1:A:87:VAL:HG23	1:A:158:ILE:O	1.98	0.64
1:A:233:GLU:HA	1:A:243:PRO:CD	2.23	0.64
1:B:132:ALA:N	1:B:133:ASN:CA	2.59	0.64
1:B:294:SER:HB3	1:B:341:ASP:HB3	1.78	0.64
1:B:301:LEU:HD13	1:B:361:LEU:HA	1.80	0.64
1:C:45:VAL:HG21	1:C:222:ILE:CD1	2.28	0.64
1:C:83:LYS:CE	1:C:193:SER:N	2.60	0.64
1:C:212:LEU:HD11	1:C:444:MET:HE1	1.80	0.64
1:D:85:LEU:HB3	1:D:136:HIS:ND1	2.13	0.64
1:E:15:LEU:HD11	1:E:19:PHE:CZ	2.33	0.64
1:E:36:THR:HG22	1:E:39:GLN:CD	2.18	0.64
1:E:439:HIS:CB	1:E:453:LYS:HD3	2.27	0.64
1:A:15:LEU:HD11	1:A:19:PHE:CZ	2.33	0.63
1:A:156:ILE:CB	1:A:194:SER:HB3	2.28	0.63
1:A:241:LEU:HG	1:A:244:MET:HB2	1.80	0.63
1:A:375:TYR:HA	1:A:378:LEU:CD1	2.23	0.63
1:B:83:LYS:CE	1:B:193:SER:N	2.60	0.63
1:B:252:ASN:CB	1:B:253:PRO:HD2	2.28	0.63
1:B:412:TRP:CH2	1:B:469:ARG:CB	2.80	0.63
1:C:85:LEU:HB3	1:C:136:HIS:ND1	2.13	0.63
1:E:274:ARG:HD3	1:E:440:HIS:CD2	2.33	0.63
1:E:295:ASP:CA	1:E:339:LYS:HD2	2.28	0.63
1:E:313:LEU:HD11	1:E:377:VAL:HB	1.79	0.63
1:A:252:ASN:CB	1:A:253:PRO:HD2	2.28	0.63
1:A:313:LEU:HD11	1:A:377:VAL:HB	1.78	0.63

Continued on next page...

Continued from previous page...

Atom-1	Atom-2	Interatomic distance (Å)	Clash overlap (Å)
1:B:47:ALA:N	1:B:195:ARG:HH22	1.96	0.63
1:C:132:ALA:N	1:C:133:ASN:CA	2.59	0.63
1:C:274:ARG:HD3	1:C:440:HIS:CD2	2.33	0.63
1:C:432:PHE:O	1:C:435:ILE:HG12	1.97	0.63
1:D:194:SER:N	1:D:195:ARG:CD	2.62	0.63
1:D:252:ASN:CB	1:D:253:PRO:HD2	2.28	0.63
1:D:412:TRP:CG	1:D:469:ARG:NH1	2.66	0.63
1:E:370:LYS:HE2	1:E:399:ASP:CA	2.27	0.63
1:B:189:LYS:HB2	1:B:190:PRO:HD3	1.80	0.63
1:B:274:ARG:HD3	1:B:440:HIS:CD2	2.33	0.63
1:B:301:LEU:HD22	1:B:361:LEU:HA	1.81	0.63
1:B:368:ARG:NH2	1:B:378:LEU:CA	2.61	0.63
1:C:57:GLN:OE1	1:C:444:MET:HE1	1.98	0.63
1:C:420:GLU:OE2	1:C:465:MET:SD	2.57	0.63
1:E:420:GLU:OE2	1:E:465:MET:SD	2.57	0.63
1:E:468:HIS:CD2	1:E:473:ARG:NH1	2.66	0.63
1:A:72:VAL:HG23	1:A:85:LEU:CD1	2.27	0.63
1:A:274:ARG:NH2	1:A:437:LEU:CG	2.62	0.63
1:A:295:ASP:CA	1:A:339:LYS:HD2	2.27	0.63
1:A:301:LEU:HD13	1:A:361:LEU:HA	1.80	0.63
1:B:233:GLU:HG2	1:B:243:PRO:CG	2.28	0.63
1:B:420:GLU:OE2	1:B:465:MET:SD	2.57	0.63
1:D:119:GLY:HA2	1:D:127:PHE:HD1	1.62	0.63
1:D:433:SER:HA	1:D:457:ILE:HD11	1.76	0.63
1:D:439:HIS:CB	1:D:453:LYS:HD3	2.27	0.63
1:E:274:ARG:NH2	1:E:437:LEU:CG	2.62	0.63
1:A:47:ALA:N	1:A:195:ARG:HH22	1.96	0.63
1:A:414:VAL:CA	1:A:417:VAL:HG12	2.29	0.63
1:B:72:VAL:HG23	1:B:85:LEU:CD1	2.27	0.63
1:B:85:LEU:HA	1:B:156:ILE:HG23	1.80	0.63
1:B:124:VAL:HA	1:B:125:ILE:CG1	2.28	0.63
1:C:58:ALA:O	1:C:265:ARG:HD3	1.99	0.63
1:C:77:TRP:HZ2	1:C:105:ILE:HG23	1.64	0.63
1:C:412:TRP:CG	1:C:469:ARG:NH1	2.66	0.63
1:D:233:GLU:HG2	1:D:243:PRO:CG	2.29	0.63
1:D:274:ARG:HD3	1:D:440:HIS:CD2	2.33	0.63
1:E:85:LEU:HB3	1:E:136:HIS:ND1	2.13	0.63
1:E:145:ILE:HB	1:E:174:ARG:HG3	1.81	0.63
1:E:468:HIS:CA	1:E:473:ARG:HD3	2.24	0.63
1:A:25:VAL:HG11	1:A:31:ASN:ND2	2.14	0.63
1:A:300:PRO:CG	1:A:302:ARG:HH22	2.08	0.63

Continued on next page...

Continued from previous page...

Atom-1	Atom-2	Interatomic distance (Å)	Clash overlap (Å)
1:A:301:LEU:HD22	1:A:361:LEU:HA	1.81	0.63
1:A:439:HIS:CB	1:A:453:LYS:HD3	2.27	0.63
1:B:87:VAL:HG23	1:B:158:ILE:O	1.98	0.63
1:C:118:PRO:CG	1:C:129:VAL:N	2.62	0.63
1:C:194:SER:N	1:C:195:ARG:CD	2.62	0.63
1:C:233:GLU:HA	1:C:243:PRO:CD	2.23	0.63
1:C:233:GLU:HG2	1:C:243:PRO:CG	2.29	0.63
1:C:306:ALA:H	1:C:329:ILE:CG2	2.11	0.63
1:C:433:SER:HA	1:C:457:ILE:HD11	1.76	0.63
1:C:439:HIS:CB	1:C:453:LYS:HD3	2.27	0.63
1:D:322:TRP:HD1	1:D:460:THR:CB	2.11	0.63
1:D:368:ARG:NH2	1:D:378:LEU:CA	2.61	0.63
1:E:58:ALA:O	1:E:265:ARG:HD3	1.99	0.63
1:E:118:PRO:CG	1:E:129:VAL:N	2.62	0.63
1:E:203:GLN:CG	1:E:206:MET:HE2	2.28	0.63
1:A:80:PRO:CD	1:A:83:LYS:HZ3	2.10	0.63
1:A:148:GLN:HE21	1:A:171:MET:CE	2.11	0.63
1:A:250:ASP:O	1:A:254:GLU:HG2	1.99	0.63
1:A:319:HIS:HB3	1:A:456:ARG:NE	2.12	0.63
1:A:420:GLU:OE2	1:A:465:MET:SD	2.57	0.63
1:B:36:THR:HG22	1:B:39:GLN:CG	2.29	0.63
1:B:145:ILE:HB	1:B:174:ARG:HG3	1.81	0.63
1:C:124:VAL:HA	1:C:125:ILE:CG1	2.28	0.63
1:D:223:TRP:CH2	1:D:225:ALA:HB2	2.32	0.63
1:E:414:VAL:CA	1:E:417:VAL:HG12	2.29	0.63
1:A:233:GLU:HG2	1:A:243:PRO:CG	2.29	0.63
1:B:148:GLN:HE21	1:B:171:MET:CE	2.11	0.63
1:C:235:LEU:HD21	1:C:241:LEU:CD2	2.29	0.63
1:C:322:TRP:HD1	1:C:460:THR:CB	2.11	0.63
1:D:124:VAL:HA	1:D:125:ILE:CG1	2.28	0.63
1:D:145:ILE:HB	1:D:174:ARG:HG3	1.81	0.63
1:E:233:GLU:HG2	1:E:243:PRO:CD	2.29	0.63
1:E:233:GLU:HG2	1:E:243:PRO:CG	2.29	0.63
1:E:412:TRP:CG	1:E:469:ARG:NH1	2.66	0.63
1:A:80:PRO:HG2	1:A:83:LYS:NZ	2.14	0.63
1:A:145:ILE:HB	1:A:174:ARG:HG3	1.81	0.63
1:B:36:THR:HG22	1:B:39:GLN:CD	2.18	0.63
1:B:80:PRO:HG2	1:B:83:LYS:NZ	2.14	0.63
1:B:101:ILE:O	1:B:105:ILE:HG13	1.98	0.63
1:B:194:SER:N	1:B:195:ARG:CD	2.62	0.63
1:B:241:LEU:HG	1:B:244:MET:HB2	1.80	0.63

Continued on next page...

Continued from previous page...

Atom-1	Atom-2	Interatomic distance (Å)	Clash overlap (Å)
1:C:87:VAL:HG23	1:C:158:ILE:O	1.99	0.63
1:C:227:TYR:CG	1:C:228:PRO:HD3	2.34	0.63
1:D:36:THR:HG22	1:D:39:GLN:CD	2.18	0.63
1:E:322:TRP:HD1	1:E:460:THR:CB	2.12	0.63
1:A:45:VAL:HG21	1:A:222:ILE:CD1	2.28	0.62
1:A:85:LEU:HA	1:A:156:ILE:HG23	1.80	0.62
1:B:250:ASP:O	1:B:254:GLU:HG2	1.99	0.62
1:B:306:ALA:H	1:B:329:ILE:CG2	2.11	0.62
1:C:36:THR:HG22	1:C:39:GLN:CD	2.18	0.62
1:C:72:VAL:HG23	1:C:85:LEU:CD1	2.27	0.62
1:C:145:ILE:HB	1:C:174:ARG:HG3	1.81	0.62
1:C:241:LEU:HG	1:C:244:MET:HB2	1.80	0.62
1:C:301:LEU:HD13	1:C:361:LEU:HA	1.80	0.62
1:C:308:VAL:HG13	1:C:328:ASN:ND2	2.12	0.62
1:D:58:ALA:O	1:D:265:ARG:HD3	1.99	0.62
1:D:414:VAL:CA	1:D:417:VAL:HG12	2.29	0.62
1:A:52:LYS:CD	1:A:184:PHE:HE2	2.05	0.62
1:A:223:TRP:HE1	1:A:265:ARG:CG	2.12	0.62
1:A:285:LEU:HD22	1:A:430:LYS:C	2.20	0.62
1:A:333:LEU:CD1	1:A:473:ARG:HH22	2.12	0.62
1:A:376:ALA:CA	1:A:379:TYR:HE2	2.11	0.62
1:B:85:LEU:HB3	1:B:136:HIS:ND1	2.13	0.62
1:B:233:GLU:HG2	1:B:243:PRO:CD	2.29	0.62
1:B:333:LEU:CD1	1:B:473:ARG:HH22	2.12	0.62
1:B:414:VAL:CA	1:B:417:VAL:HG12	2.29	0.62
1:B:468:HIS:CD2	1:B:473:ARG:NH1	2.66	0.62
1:C:25:VAL:HG11	1:C:31:ASN:ND2	2.14	0.62
1:C:101:ILE:O	1:C:105:ILE:HG13	1.98	0.62
1:C:141:LYS:CG	1:C:171:MET:HG2	2.29	0.62
1:C:144:GLY:C	1:C:171:MET:SD	2.78	0.62
1:C:223:TRP:HE1	1:C:265:ARG:CG	2.12	0.62
1:C:417:VAL:CA	1:C:465:MET:SD	2.78	0.62
1:D:87:VAL:HG23	1:D:158:ILE:O	1.98	0.62
1:E:87:VAL:HG23	1:E:158:ILE:O	1.98	0.62
1:E:187:LEU:C	1:E:190:PRO:HD2	2.19	0.62
1:E:250:ASP:O	1:E:254:GLU:HG2	1.99	0.62
1:E:333:LEU:CD1	1:E:473:ARG:HH22	2.12	0.62
1:A:320:TYR:H	1:A:456:ARG:HG3	1.62	0.62
1:A:322:TRP:HD1	1:A:460:THR:CB	2.11	0.62
1:B:25:VAL:HG11	1:B:31:ASN:ND2	2.14	0.62
1:B:280:LYS:HZ3	1:B:437:LEU:HB3	1.64	0.62

Continued on next page...

Continued from previous page...

Atom-1	Atom-2	Interatomic distance (Å)	Clash overlap (Å)
1:C:148:GLN:HE21	1:C:171:MET:CE	2.11	0.62
1:D:101:ILE:O	1:D:105:ILE:HG13	1.98	0.62
1:D:235:LEU:HD21	1:D:241:LEU:CD2	2.29	0.62
1:A:311:LEU:HD21	1:A:313:LEU:HD21	1.81	0.62
1:A:319:HIS:CB	1:A:456:ARG:NE	2.61	0.62
1:B:58:ALA:O	1:B:265:ARG:HD3	1.99	0.62
1:B:77:TRP:HZ2	1:B:105:ILE:HG23	1.64	0.62
1:B:223:TRP:HE1	1:B:265:ARG:CG	2.12	0.62
1:C:233:GLU:HG2	1:C:243:PRO:CD	2.29	0.62
1:C:319:HIS:CB	1:C:456:ARG:NE	2.61	0.62
1:C:414:VAL:CA	1:C:417:VAL:HG12	2.29	0.62
1:C:439:HIS:CD2	1:C:453:LYS:HD3	2.35	0.62
1:D:36:THR:HG22	1:D:39:GLN:CG	2.29	0.62
1:D:141:LYS:CG	1:D:171:MET:HG2	2.29	0.62
1:D:187:LEU:C	1:D:190:PRO:HD2	2.19	0.62
1:D:250:ASP:O	1:D:254:GLU:HG2	1.99	0.62
1:D:274:ARG:NH2	1:D:437:LEU:CG	2.62	0.62
1:E:141:LYS:CG	1:E:171:MET:HG2	2.29	0.62
1:E:435:ILE:HG13	1:E:436:LEU:HD12	1.82	0.62
1:A:77:TRP:HZ2	1:A:105:ILE:HG23	1.64	0.62
1:A:305:ASP:O	1:A:362:VAL:HG11	2.00	0.62
1:A:370:LYS:HE2	1:A:399:ASP:CB	2.30	0.62
1:A:412:TRP:CG	1:A:469:ARG:NH1	2.66	0.62
1:B:57:GLN:HG3	1:B:223:TRP:CD1	2.35	0.62
1:B:144:GLY:C	1:B:171:MET:SD	2.78	0.62
1:B:227:TYR:CG	1:B:228:PRO:HD3	2.34	0.62
1:B:274:ARG:NH2	1:B:437:LEU:CG	2.62	0.62
1:C:250:ASP:O	1:C:254:GLU:HG2	1.99	0.62
1:C:272:ARG:HB3	1:C:442:CYS:N	2.14	0.62
1:D:76:LEU:HB2	1:D:136:HIS:NE2	2.15	0.62
1:D:285:LEU:HD13	1:D:431:VAL:CB	2.30	0.62
1:D:305:ASP:O	1:D:362:VAL:HG11	2.00	0.62
1:D:337:GLY:O	1:D:338:LEU:HD12	1.99	0.62
1:D:420:GLU:OE2	1:D:465:MET:SD	2.57	0.62
1:D:435:ILE:HG13	1:D:436:LEU:HD12	1.82	0.62
1:E:57:GLN:HG3	1:E:223:TRP:CD1	2.35	0.62
1:A:9:ALA:CB	1:A:16:LYS:HD3	2.27	0.62
1:A:57:GLN:HG3	1:A:223:TRP:CD1	2.35	0.62
1:A:144:GLY:C	1:A:171:MET:SD	2.78	0.62
1:A:312:ASP:HB3	1:A:460:THR:OG1	2.00	0.62
1:B:141:LYS:CG	1:B:171:MET:HG2	2.29	0.62

Continued on next page...

Continued from previous page...

Atom-1	Atom-2	Interatomic distance (Å)	Clash overlap (Å)
1:B:285:LEU:HD22	1:B:430:LYS:C	2.20	0.62
1:B:305:ASP:O	1:B:362:VAL:HG11	2.00	0.62
1:B:322:TRP:HD1	1:B:460:THR:CB	2.12	0.62
1:B:337:GLY:O	1:B:338:LEU:HD12	2.00	0.62
1:C:80:PRO:HG2	1:C:83:LYS:NZ	2.14	0.62
1:D:57:GLN:HG3	1:D:223:TRP:CD1	2.35	0.62
1:D:333:LEU:CD1	1:D:473:ARG:HH22	2.12	0.62
1:E:124:VAL:HA	1:E:125:ILE:CG1	2.28	0.62
1:E:285:LEU:HD13	1:E:431:VAL:CB	2.30	0.62
1:A:36:THR:HG22	1:A:39:GLN:CG	2.29	0.62
1:A:76:LEU:HB2	1:A:136:HIS:NE2	2.15	0.62
1:A:85:LEU:HB3	1:A:136:HIS:ND1	2.13	0.62
1:A:235:LEU:CD2	1:A:241:LEU:HD22	2.27	0.62
1:A:433:SER:HA	1:A:457:ILE:HD11	1.76	0.62
1:B:311:LEU:HD21	1:B:313:LEU:HD21	1.82	0.62
1:B:379:TYR:CE1	1:B:380:THR:OG1	2.50	0.62
1:C:57:GLN:HG3	1:C:223:TRP:CD1	2.35	0.62
1:C:187:LEU:C	1:C:190:PRO:HD2	2.19	0.62
1:C:305:ASP:O	1:C:362:VAL:HG11	2.00	0.62
1:C:333:LEU:CD1	1:C:473:ARG:HH22	2.12	0.62
1:D:80:PRO:HG2	1:D:83:LYS:NZ	2.14	0.62
1:D:144:GLY:C	1:D:171:MET:SD	2.78	0.62
1:D:186:ALA:O	1:D:190:PRO:CD	2.48	0.62
1:D:233:GLU:HG2	1:D:243:PRO:CD	2.29	0.62
1:D:301:LEU:HD22	1:D:361:LEU:HA	1.81	0.62
1:E:25:VAL:HG11	1:E:31:ASN:ND2	2.14	0.62
1:E:36:THR:HG22	1:E:39:GLN:CG	2.29	0.62
1:E:57:GLN:HG3	1:E:223:TRP:HB2	1.81	0.62
1:E:194:SER:N	1:E:195:ARG:CD	2.62	0.62
1:E:235:LEU:HD21	1:E:241:LEU:CD2	2.29	0.62
1:E:272:ARG:HB3	1:E:442:CYS:N	2.14	0.62
1:E:285:LEU:HD22	1:E:430:LYS:C	2.20	0.62
1:E:337:GLY:O	1:E:338:LEU:HD12	2.00	0.62
1:A:272:ARG:HB3	1:A:442:CYS:N	2.14	0.62
1:A:435:ILE:HG13	1:A:436:LEU:HD12	1.82	0.62
1:B:187:LEU:C	1:B:190:PRO:HD2	2.19	0.62
1:B:233:GLU:HA	1:B:243:PRO:CD	2.23	0.62
1:C:57:GLN:HG3	1:C:223:TRP:HB2	1.81	0.62
1:C:285:LEU:HD22	1:C:430:LYS:C	2.20	0.62
1:C:442:CYS:HA	1:C:447:ILE:CD1	2.30	0.62
1:D:25:VAL:HG11	1:D:31:ASN:ND2	2.14	0.62

Continued on next page...

Continued from previous page...

Atom-1	Atom-2	Interatomic distance (Å)	Clash overlap (Å)
1:D:233:GLU:HA	1:D:243:PRO:CD	2.23	0.62
1:E:76:LEU:HB2	1:E:136:HIS:NE2	2.15	0.62
1:E:144:GLY:C	1:E:171:MET:SD	2.78	0.62
1:E:280:LYS:HZ3	1:E:437:LEU:HB3	1.65	0.62
1:A:212:LEU:HD11	1:A:444:MET:HE1	1.82	0.62
1:A:337:GLY:O	1:A:338:LEU:HD12	2.00	0.62
1:B:57:GLN:HG3	1:B:223:TRP:HB2	1.81	0.62
1:B:312:ASP:HB3	1:B:460:THR:OG1	2.00	0.62
1:C:223:TRP:NE1	1:C:265:ARG:HG2	2.15	0.62
1:D:272:ARG:HB3	1:D:442:CYS:N	2.14	0.62
1:D:439:HIS:CD2	1:D:453:LYS:HD3	2.35	0.62
1:E:358:GLN:NE2	1:E:366:SER:HB2	2.15	0.62
1:E:439:HIS:CD2	1:E:453:LYS:HD3	2.35	0.62
1:A:221:ILE:CA	1:A:445:GLU:HG2	2.30	0.62
1:B:194:SER:H	1:B:195:ARG:CD	2.13	0.62
1:C:376:ALA:CA	1:C:379:TYR:HE2	2.11	0.62
1:D:9:ALA:CB	1:D:16:LYS:HD3	2.27	0.62
1:D:187:LEU:HB3	1:D:192:PRO:HB2	1.81	0.62
1:D:223:TRP:HE1	1:D:265:ARG:CG	2.12	0.62
1:D:227:TYR:CG	1:D:228:PRO:HD3	2.34	0.62
1:D:285:LEU:HD22	1:D:430:LYS:C	2.20	0.62
1:E:305:ASP:O	1:E:362:VAL:HG11	1.99	0.62
1:E:375:TYR:HA	1:E:378:LEU:CD1	2.23	0.62
1:B:435:ILE:HG13	1:B:436:LEU:HD12	1.82	0.61
1:C:186:ALA:O	1:C:190:PRO:CD	2.48	0.61
1:C:312:ASP:HB3	1:C:460:THR:OG1	2.00	0.61
1:C:368:ARG:NH2	1:C:378:LEU:CA	2.61	0.61
1:E:187:LEU:HB3	1:E:192:PRO:HB2	1.81	0.61
1:A:77:TRP:CZ3	1:A:113:GLU:CA	2.76	0.61
1:A:439:HIS:CD2	1:A:453:LYS:HD3	2.35	0.61
1:B:221:ILE:CA	1:B:445:GLU:HG2	2.30	0.61
1:B:370:LYS:HE2	1:B:399:ASP:CB	2.30	0.61
1:C:280:LYS:HZ3	1:C:437:LEU:HB3	1.66	0.61
1:C:301:LEU:HD22	1:C:361:LEU:HA	1.81	0.61
1:D:118:PRO:CG	1:D:129:VAL:N	2.62	0.61
1:E:85:LEU:HA	1:E:156:ILE:HG23	1.80	0.61
1:E:221:ILE:CA	1:E:445:GLU:HG2	2.30	0.61
1:E:442:CYS:HA	1:E:447:ILE:CD1	2.30	0.61
1:A:58:ALA:O	1:A:265:ARG:HD3	1.99	0.61
1:A:285:LEU:HD13	1:A:431:VAL:CB	2.30	0.61
1:B:187:LEU:HB3	1:B:192:PRO:HB2	1.82	0.61

Continued on next page...

Continued from previous page...

Atom-1	Atom-2	Interatomic distance (Å)	Clash overlap (Å)
1:B:223:TRP:NE1	1:B:265:ARG:HG2	2.15	0.61
1:B:272:ARG:HB3	1:B:442:CYS:N	2.14	0.61
1:B:285:LEU:HD13	1:B:431:VAL:CB	2.30	0.61
1:C:36:THR:HG22	1:C:39:GLN:CG	2.29	0.61
1:C:280:LYS:HZ1	1:C:438:LYS:N	1.97	0.61
1:D:70:ALA:O	1:D:73:VAL:HG12	2.01	0.61
1:E:186:ALA:O	1:E:190:PRO:CD	2.48	0.61
1:E:194:SER:H	1:E:195:ARG:CD	2.13	0.61
1:E:301:LEU:HD22	1:E:361:LEU:HA	1.81	0.61
1:E:312:ASP:HB3	1:E:460:THR:OG1	2.00	0.61
1:A:223:TRP:NE1	1:A:265:ARG:HG2	2.14	0.61
1:A:233:GLU:HG2	1:A:243:PRO:CD	2.29	0.61
1:B:244:MET:O	1:B:248:GLU:HG3	2.01	0.61
1:C:85:LEU:HA	1:C:156:ILE:HG23	1.80	0.61
1:C:358:GLN:NE2	1:C:366:SER:HB2	2.15	0.61
1:C:370:LYS:HE2	1:C:399:ASP:CB	2.30	0.61
1:D:77:TRP:HZ2	1:D:105:ILE:HG23	1.64	0.61
1:D:223:TRP:NE1	1:D:265:ARG:HG2	2.14	0.61
1:E:80:PRO:HG2	1:E:83:LYS:NZ	2.14	0.61
1:E:83:LYS:CE	1:E:193:SER:N	2.60	0.61
1:A:59:PHE:CE1	1:A:225:ALA:C	2.74	0.61
1:A:358:GLN:NE2	1:A:366:SER:HB2	2.15	0.61
1:B:163:GLU:OE1	1:B:208:LEU:HB3	2.01	0.61
1:C:76:LEU:HB2	1:C:136:HIS:NE2	2.15	0.61
1:D:319:HIS:CB	1:D:456:ARG:NE	2.61	0.61
1:E:202:PRO:CD	1:E:265:ARG:HD2	2.09	0.61
1:A:235:LEU:HD21	1:A:241:LEU:CD2	2.29	0.61
1:C:45:VAL:CG2	1:C:54:PHE:CD1	2.84	0.61
1:C:187:LEU:HB3	1:C:192:PRO:HB2	1.81	0.61
1:C:311:LEU:HD21	1:C:313:LEU:HD21	1.81	0.61
1:C:435:ILE:HG13	1:C:436:LEU:HD12	1.82	0.61
1:D:221:ILE:CA	1:D:445:GLU:HG2	2.30	0.61
1:D:311:LEU:HD21	1:D:313:LEU:HD21	1.81	0.61
1:D:358:GLN:NE2	1:D:366:SER:HB2	2.15	0.61
1:E:163:GLU:OE1	1:E:208:LEU:HB3	2.01	0.61
1:E:223:TRP:NE1	1:E:265:ARG:HG2	2.15	0.61
1:A:376:ALA:O	1:A:379:TYR:CE2	2.54	0.61
1:B:21:ALA:C	1:B:22:PHE:HD1	2.04	0.61
1:B:308:VAL:CG2	1:B:326:ARG:HB2	2.31	0.61
1:B:368:ARG:HE	1:B:378:LEU:HA	1.66	0.61
1:C:221:ILE:CA	1:C:445:GLU:HG2	2.30	0.61

Continued on next page...

Continued from previous page...

Atom-1	Atom-2	Interatomic distance (Å)	Clash overlap (Å)
1:C:259:THR:O	1:C:263:PRO:HD2	2.01	0.61
1:D:57:GLN:HG3	1:D:223:TRP:HB2	1.81	0.61
1:D:442:CYS:HA	1:D:447:ILE:CD1	2.30	0.61
1:E:227:TYR:CG	1:E:228:PRO:HD3	2.34	0.61
1:A:45:VAL:O	1:A:54:PHE:CE2	2.54	0.61
1:A:163:GLU:OE1	1:A:208:LEU:HB3	2.01	0.61
1:A:259:THR:O	1:A:263:PRO:HD2	2.01	0.61
1:A:368:ARG:CB	1:A:401:THR:HG21	2.31	0.61
1:A:442:CYS:HA	1:A:447:ILE:CD1	2.30	0.61
1:B:70:ALA:O	1:B:73:VAL:HG12	2.01	0.61
1:B:100:PHE:HA	1:B:103:ASN:HD22	1.66	0.61
1:B:118:PRO:CG	1:B:129:VAL:N	2.62	0.61
1:B:223:TRP:CH2	1:B:225:ALA:CB	2.84	0.61
1:B:442:CYS:HA	1:B:447:ILE:CD1	2.30	0.61
1:C:163:GLU:OE1	1:C:208:LEU:HB3	2.01	0.61
1:C:244:MET:O	1:C:248:GLU:HG3	2.01	0.61
1:D:45:VAL:HG21	1:D:222:ILE:CD1	2.28	0.61
1:D:285:LEU:CD2	1:D:434:PRO:HG3	2.28	0.61
1:D:308:VAL:CG2	1:D:326:ARG:HB2	2.31	0.61
1:D:312:ASP:HB3	1:D:460:THR:OG1	2.00	0.61
1:E:45:VAL:O	1:E:54:PHE:CE2	2.54	0.61
1:E:223:TRP:HE1	1:E:265:ARG:CG	2.12	0.61
1:A:223:TRP:CH2	1:A:225:ALA:CB	2.84	0.61
1:A:430:LYS:O	1:A:434:PRO:CD	2.49	0.61
1:B:186:ALA:O	1:B:190:PRO:CD	2.48	0.61
1:B:439:HIS:CD2	1:B:453:LYS:HD3	2.35	0.61
1:C:308:VAL:CG2	1:C:326:ARG:HB2	2.31	0.61
1:C:376:ALA:O	1:C:379:TYR:CE2	2.54	0.61
1:D:85:LEU:HA	1:D:156:ILE:HG23	1.80	0.61
1:D:368:ARG:HE	1:D:378:LEU:HA	1.66	0.61
1:E:120:GLN:HA	1:E:124:VAL:O	2.01	0.61
1:E:223:TRP:CH2	1:E:225:ALA:CB	2.84	0.61
1:E:376:ALA:O	1:E:379:TYR:CE2	2.54	0.61
1:A:227:TYR:CG	1:A:228:PRO:HD3	2.34	0.61
1:A:315:LYS:NZ	1:A:372:GLU:HG2	2.16	0.61
1:B:76:LEU:HB2	1:B:136:HIS:NE2	2.15	0.61
1:B:233:GLU:HG2	1:B:243:PRO:HG3	1.83	0.61
1:B:347:HIS:CE1	1:B:376:ALA:HB1	2.36	0.61
1:B:358:GLN:NE2	1:B:366:SER:HB2	2.15	0.61
1:C:21:ALA:C	1:C:22:PHE:HD1	2.04	0.61
1:C:100:PHE:HA	1:C:103:ASN:HD22	1.66	0.61

Continued on next page...

Continued from previous page...

Atom-1	Atom-2	Interatomic distance (Å)	Clash overlap (Å)
1:C:368:ARG:HE	1:C:378:LEU:HA	1.66	0.61
1:D:436:LEU:HA	1:D:439:HIS:NE2	2.16	0.61
1:E:21:ALA:C	1:E:22:PHE:HD1	2.03	0.61
1:E:311:LEU:HD21	1:E:313:LEU:HD21	1.81	0.61
1:A:21:ALA:C	1:A:22:PHE:HD1	2.03	0.60
1:A:368:ARG:HE	1:A:378:LEU:HA	1.66	0.60
1:B:436:LEU:HA	1:B:439:HIS:NE2	2.16	0.60
1:C:194:SER:H	1:C:195:ARG:CD	2.14	0.60
1:C:285:LEU:HD13	1:C:431:VAL:CB	2.30	0.60
1:D:59:PHE:CE1	1:D:225:ALA:C	2.74	0.60
1:D:100:PHE:HA	1:D:103:ASN:HD22	1.66	0.60
1:E:233:GLU:HA	1:E:243:PRO:CD	2.23	0.60
1:E:368:ARG:HE	1:E:378:LEU:HA	1.66	0.60
1:A:57:GLN:HG3	1:A:223:TRP:HB2	1.81	0.60
1:A:100:PHE:HA	1:A:103:ASN:HD22	1.66	0.60
1:A:227:TYR:CE2	1:A:228:PRO:HD3	2.36	0.60
1:A:244:MET:O	1:A:248:GLU:HG3	2.01	0.60
1:B:223:TRP:HB3	1:B:444:MET:HG2	1.83	0.60
1:B:368:ARG:CB	1:B:401:THR:HG21	2.31	0.60
1:C:57:GLN:OE1	1:C:212:LEU:HD11	2.01	0.60
1:D:21:ALA:C	1:D:22:PHE:HD1	2.04	0.60
1:D:42:MET:SD	1:D:67:ILE:CD1	2.89	0.60
1:D:120:GLN:HA	1:D:124:VAL:O	2.01	0.60
1:E:100:PHE:HA	1:E:103:ASN:HD22	1.66	0.60
1:E:308:VAL:CG2	1:E:326:ARG:HB2	2.31	0.60
1:E:351:ASN:CG	1:E:380:THR:HB	2.21	0.60
1:E:370:LYS:HE2	1:E:399:ASP:CB	2.30	0.60
1:A:36:THR:CG2	1:A:39:GLN:HG3	2.32	0.60
1:A:70:ALA:O	1:A:73:VAL:HG12	2.01	0.60
1:A:308:VAL:HG13	1:A:328:ASN:ND2	2.12	0.60
1:A:308:VAL:CG2	1:A:326:ARG:HB2	2.31	0.60
1:A:436:LEU:HA	1:A:439:HIS:NE2	2.16	0.60
1:B:57:GLN:OE1	1:B:212:LEU:HD11	2.01	0.60
1:B:202:PRO:CD	1:B:265:ARG:HD2	2.09	0.60
1:B:274:ARG:HD3	1:B:440:HIS:HD2	1.66	0.60
1:C:233:GLU:HG2	1:C:243:PRO:HG3	1.83	0.60
1:D:45:VAL:CG2	1:D:54:PHE:CD1	2.84	0.60
1:D:57:GLN:OE1	1:D:212:LEU:HD11	2.02	0.60
1:D:194:SER:H	1:D:195:ARG:CD	2.13	0.60
1:D:370:LYS:HE2	1:D:399:ASP:CB	2.30	0.60
1:E:315:LYS:NZ	1:E:372:GLU:HG2	2.16	0.60

Continued on next page...

Continued from previous page...

Atom-1	Atom-2	Interatomic distance (Å)	Clash overlap (Å)
1:E:368:ARG:CB	1:E:401:THR:HG21	2.31	0.60
1:B:42:MET:SD	1:B:67:ILE:CD1	2.89	0.60
1:B:45:VAL:HG21	1:B:222:ILE:CD1	2.28	0.60
1:C:42:MET:SD	1:C:67:ILE:CD1	2.89	0.60
1:C:59:PHE:CE1	1:C:225:ALA:C	2.74	0.60
1:C:70:ALA:O	1:C:73:VAL:HG12	2.01	0.60
1:C:337:GLY:O	1:C:338:LEU:HD12	2.00	0.60
1:C:347:HIS:CE1	1:C:376:ALA:HB1	2.36	0.60
1:C:351:ASN:CG	1:C:380:THR:HB	2.21	0.60
1:D:45:VAL:O	1:D:54:PHE:CE2	2.54	0.60
1:D:308:VAL:HG13	1:D:328:ASN:ND2	2.11	0.60
1:D:375:TYR:HA	1:D:378:LEU:CD1	2.23	0.60
1:D:376:ALA:O	1:D:379:TYR:CE2	2.54	0.60
1:E:227:TYR:CE2	1:E:228:PRO:HD3	2.36	0.60
1:A:42:MET:SD	1:A:67:ILE:CD1	2.89	0.60
1:B:36:THR:CG2	1:B:39:GLN:HG3	2.32	0.60
1:B:59:PHE:CE1	1:B:225:ALA:C	2.74	0.60
1:B:259:THR:O	1:B:263:PRO:HD2	2.01	0.60
1:C:36:THR:CG2	1:C:39:GLN:HG3	2.32	0.60
1:C:274:ARG:NH2	1:C:437:LEU:CG	2.62	0.60
1:E:45:VAL:CG2	1:E:54:PHE:CD1	2.84	0.60
1:E:59:PHE:CE1	1:E:225:ALA:C	2.74	0.60
1:E:259:THR:O	1:E:263:PRO:HD2	2.01	0.60
1:E:319:HIS:CB	1:E:456:ARG:NE	2.61	0.60
1:E:347:HIS:CE1	1:E:376:ALA:HB1	2.36	0.60
1:B:45:VAL:O	1:B:54:PHE:CE2	2.54	0.60
1:B:315:LYS:NZ	1:B:372:GLU:HG2	2.16	0.60
1:B:376:ALA:O	1:B:379:TYR:CE2	2.54	0.60
1:C:120:GLN:HG2	1:C:120:GLN:O	2.02	0.60
1:C:237:TYR:HB3	1:C:239:GLN:OE1	2.02	0.60
1:C:300:PRO:HB2	1:C:302:ARG:HH12	1.67	0.60
1:D:223:TRP:CH2	1:D:225:ALA:CB	2.84	0.60
1:D:351:ASN:CG	1:D:380:THR:HB	2.21	0.60
1:E:42:MET:SD	1:E:67:ILE:CD1	2.89	0.60
1:E:274:ARG:HD3	1:E:440:HIS:HD2	1.66	0.60
1:C:45:VAL:O	1:C:54:PHE:CE2	2.54	0.60
1:E:57:GLN:OE1	1:E:212:LEU:HD11	2.01	0.60
1:E:218:TYR:CD2	1:E:219:THR:HG23	2.37	0.60
1:E:436:LEU:HA	1:E:439:HIS:NE2	2.16	0.60
1:A:120:GLN:O	1:A:120:GLN:HG2	2.02	0.60
1:A:347:HIS:CE1	1:A:376:ALA:HB1	2.36	0.60

Continued on next page...

Continued from previous page...

Atom-1	Atom-2	Interatomic distance (Å)	Clash overlap (Å)
1:B:77:TRP:HZ2	1:B:105:ILE:CG2	2.15	0.60
1:B:227:TYR:CE2	1:B:228:PRO:HD3	2.36	0.60
1:B:319:HIS:CB	1:B:456:ARG:NE	2.61	0.60
1:B:394:ARG:HD3	1:B:400:LYS:HZ3	1.67	0.60
1:C:223:TRP:CH2	1:C:225:ALA:CB	2.84	0.60
1:D:184:PHE:CZ	1:D:188:LEU:HD11	2.37	0.60
1:E:326:ARG:HH11	1:E:335:ASN:CB	2.03	0.60
1:A:218:TYR:CD2	1:A:219:THR:HG23	2.37	0.60
1:A:351:ASN:CG	1:A:380:THR:HB	2.21	0.60
1:C:227:TYR:CE2	1:C:228:PRO:HD3	2.36	0.60
1:C:280:LYS:HZ3	1:C:437:LEU:CB	2.15	0.60
1:D:205:GLU:OE1	1:D:209:TYR:CG	2.55	0.60
1:D:347:HIS:CE1	1:D:376:ALA:HB1	2.36	0.60
1:E:205:GLU:OE1	1:E:209:TYR:CG	2.55	0.60
1:E:208:LEU:HG	1:E:211:GLU:OE2	2.02	0.60
1:E:262:ASP:HB3	1:E:263:PRO:HD3	1.84	0.60
1:E:285:LEU:CD2	1:E:434:PRO:HG3	2.27	0.60
1:B:89:ALA:HB3	1:B:94:ALA:HB2	1.84	0.60
1:B:120:GLN:HA	1:B:124:VAL:O	2.01	0.60
1:B:280:LYS:HZ3	1:B:437:LEU:CB	2.15	0.60
1:C:315:LYS:NZ	1:C:372:GLU:HG2	2.16	0.60
1:C:322:TRP:CD1	1:C:460:THR:HB	2.36	0.60
1:D:57:GLN:HG3	1:D:223:TRP:HD1	1.67	0.60
1:D:120:GLN:O	1:D:120:GLN:HG2	2.02	0.60
1:D:149:LEU:HD11	1:D:174:ARG:HD2	1.84	0.60
1:D:163:GLU:OE1	1:D:208:LEU:HB3	2.01	0.60
1:D:244:MET:O	1:D:248:GLU:HG3	2.01	0.60
1:D:368:ARG:CB	1:D:401:THR:HG21	2.31	0.60
1:E:36:THR:CG2	1:E:39:GLN:HG3	2.32	0.60
1:A:57:GLN:HE22	1:A:216:ARG:NH2	2.00	0.59
1:A:77:TRP:HZ2	1:A:105:ILE:CG2	2.15	0.59
1:C:57:GLN:HG3	1:C:223:TRP:HD1	1.67	0.59
1:C:57:GLN:HE22	1:C:216:ARG:NH2	2.00	0.59
1:C:72:VAL:HG11	1:C:101:ILE:HG21	1.84	0.59
1:C:218:TYR:CD2	1:C:219:THR:HG23	2.37	0.59
1:C:262:ASP:HB3	1:C:263:PRO:HD3	1.83	0.59
1:C:285:LEU:CD2	1:C:434:PRO:HG3	2.27	0.59
1:C:430:LYS:O	1:C:434:PRO:CD	2.49	0.59
1:C:436:LEU:HA	1:C:439:HIS:NE2	2.16	0.59
1:D:77:TRP:HZ2	1:D:105:ILE:CG2	2.15	0.59
1:D:218:TYR:CD2	1:D:219:THR:HG23	2.37	0.59

Continued on next page...

Continued from previous page...

Atom-1	Atom-2	Interatomic distance (Å)	Clash overlap (Å)
1:E:57:GLN:HE22	1:E:216:ARG:NH2	2.00	0.59
1:E:233:GLU:HG2	1:E:243:PRO:HG3	1.83	0.59
1:E:300:PRO:HB2	1:E:302:ARG:HH12	1.67	0.59
1:A:205:GLU:OE1	1:A:209:TYR:CG	2.55	0.59
1:A:208:LEU:HG	1:A:211:GLU:OE2	2.02	0.59
1:B:262:ASP:HB3	1:B:263:PRO:HD3	1.84	0.59
1:C:77:TRP:HZ2	1:C:105:ILE:CG2	2.15	0.59
1:C:202:PRO:CD	1:C:265:ARG:HD2	2.09	0.59
1:D:259:THR:O	1:D:263:PRO:HD2	2.01	0.59
1:D:300:PRO:HB2	1:D:302:ARG:HH12	1.67	0.59
1:D:322:TRP:CD1	1:D:460:THR:HB	2.36	0.59
1:E:204:THR:HG22	1:E:205:GLU:N	2.09	0.59
1:E:244:MET:O	1:E:248:GLU:HG3	2.01	0.59
1:A:163:GLU:HB2	1:A:208:LEU:CD1	2.23	0.59
1:A:223:TRP:HB3	1:A:444:MET:HG2	1.83	0.59
1:B:120:GLN:O	1:B:120:GLN:HG2	2.02	0.59
1:B:235:LEU:HD21	1:B:241:LEU:CD2	2.29	0.59
1:B:327:GLN:OE1	1:B:329:ILE:HG23	2.03	0.59
1:C:327:GLN:OE1	1:C:329:ILE:HG23	2.02	0.59
1:D:237:TYR:HB3	1:D:239:GLN:OE1	2.02	0.59
1:E:77:TRP:HZ2	1:E:105:ILE:HG23	1.64	0.59
1:A:110:PHE:HA	1:A:113:GLU:CG	2.32	0.59
1:A:327:GLN:OE1	1:A:329:ILE:HG23	2.03	0.59
1:B:351:ASN:CG	1:B:380:THR:HB	2.21	0.59
1:C:205:GLU:OE1	1:C:209:TYR:CG	2.55	0.59
1:C:368:ARG:CB	1:C:401:THR:HG21	2.31	0.59
1:D:208:LEU:HG	1:D:211:GLU:OE2	2.02	0.59
1:E:70:ALA:O	1:E:73:VAL:HG12	2.01	0.59
1:E:77:TRP:HZ2	1:E:105:ILE:CG2	2.15	0.59
1:E:120:GLN:O	1:E:120:GLN:HG2	2.02	0.59
1:E:186:ALA:O	1:E:190:PRO:HD3	2.03	0.59
1:A:118:PRO:CG	1:A:129:VAL:N	2.62	0.59
1:B:205:GLU:OE1	1:B:209:TYR:CG	2.55	0.59
1:B:237:TYR:HB3	1:B:239:GLN:OE1	2.02	0.59
1:C:120:GLN:HA	1:C:124:VAL:O	2.01	0.59
1:C:149:LEU:HD11	1:C:174:ARG:HD2	1.84	0.59
1:C:184:PHE:CZ	1:C:188:LEU:HD11	2.37	0.59
1:C:190:PRO:HB2	1:C:192:PRO:CG	2.32	0.59
1:C:218:TYR:HD2	1:C:219:THR:HG23	1.68	0.59
1:D:190:PRO:HB2	1:D:192:PRO:CG	2.33	0.59
1:D:315:LYS:NZ	1:D:372:GLU:HG2	2.16	0.59

Continued on next page...

Continued from previous page...

Atom-1	Atom-2	Interatomic distance (Å)	Clash overlap (Å)
1:C:186:ALA:O	1:C:190:PRO:HD3	2.02	0.59
1:D:89:ALA:HB3	1:D:94:ALA:HB2	1.84	0.59
1:D:186:ALA:O	1:D:190:PRO:HD3	2.02	0.59
1:D:319:HIS:HB3	1:D:456:ARG:NE	2.12	0.59
1:D:327:GLN:OE1	1:D:329:ILE:HG23	2.03	0.59
1:D:436:LEU:HD22	1:D:457:ILE:HG12	1.85	0.59
1:E:430:LYS:O	1:E:434:PRO:CD	2.49	0.59
1:A:57:GLN:OE1	1:A:212:LEU:HD11	2.01	0.59
1:A:300:PRO:HB2	1:A:302:ARG:HH12	1.67	0.59
1:A:368:ARG:H	1:A:401:THR:HG21	1.67	0.59
1:B:110:PHE:HA	1:B:113:GLU:CG	2.32	0.59
1:B:208:LEU:HG	1:B:211:GLU:OE2	2.02	0.59
1:B:218:TYR:CD2	1:B:219:THR:HG23	2.37	0.59
1:C:77:TRP:CH2	1:C:105:ILE:HG23	2.38	0.59
1:C:208:LEU:HG	1:C:211:GLU:OE2	2.02	0.59
1:C:319:HIS:HB3	1:C:456:ARG:NE	2.12	0.59
1:D:218:TYR:HD2	1:D:219:THR:HG23	1.68	0.59
1:D:368:ARG:HB2	1:D:378:LEU:CD2	2.32	0.59
1:E:110:PHE:HA	1:E:113:GLU:CG	2.32	0.59
1:E:327:GLN:OE1	1:E:329:ILE:HG23	2.03	0.59
1:E:368:ARG:HB2	1:E:378:LEU:CD2	2.32	0.59
1:A:237:TYR:HB3	1:A:239:GLN:OE1	2.02	0.59
1:B:57:GLN:HE22	1:B:216:ARG:NH2	2.00	0.59
1:B:300:PRO:HB2	1:B:302:ARG:HH12	1.67	0.59
1:C:223:TRP:HB3	1:C:444:MET:HG2	1.83	0.59
1:D:57:GLN:HE22	1:D:216:ARG:NH2	2.00	0.59
1:D:227:TYR:CE2	1:D:228:PRO:HD3	2.36	0.59
1:E:76:LEU:CG	1:E:134:PRO:HB2	2.30	0.59
1:A:52:LYS:CE	1:A:53:LYS:HZ3	2.15	0.59
1:B:66:PHE:O	1:B:69:CYS:SG	2.61	0.59
1:B:335:ASN:OD1	1:B:338:LEU:HD11	2.03	0.59
1:B:430:LYS:O	1:B:434:PRO:CD	2.49	0.59
1:C:436:LEU:HD22	1:C:457:ILE:HG12	1.85	0.59
1:D:233:GLU:HG2	1:D:243:PRO:HG3	1.83	0.59
1:D:262:ASP:HB3	1:D:263:PRO:HD3	1.84	0.59
1:D:313:LEU:CD1	1:D:374:GLY:HA2	2.24	0.59
1:D:430:LYS:O	1:D:434:PRO:CD	2.49	0.59
1:E:149:LEU:HD11	1:E:174:ARG:HD2	1.84	0.59
1:E:237:TYR:HB3	1:E:239:GLN:OE1	2.02	0.59
1:E:449:ALA:N	1:E:455:MET:HE1	2.16	0.59
1:B:57:GLN:HG3	1:B:223:TRP:HD1	1.67	0.59

Continued on next page...

Continued from previous page...

Atom-1	Atom-2	Interatomic distance (Å)	Clash overlap (Å)
1:B:285:LEU:CD2	1:B:434:PRO:HG3	2.27	0.59
1:B:376:ALA:CA	1:B:379:TYR:HE2	2.11	0.59
1:D:36:THR:CG2	1:D:39:GLN:HG3	2.32	0.59
1:D:110:PHE:HA	1:D:113:GLU:CG	2.32	0.59
1:E:223:TRP:HB2	1:E:444:MET:HG2	1.85	0.59
1:E:368:ARG:NH2	1:E:378:LEU:CA	2.61	0.59
1:A:262:ASP:HB3	1:A:263:PRO:HD3	1.84	0.58
1:B:9:ALA:CB	1:B:16:LYS:HD3	2.27	0.58
1:B:322:TRP:CD2	1:B:457:ILE:HA	2.38	0.58
1:B:368:ARG:H	1:B:401:THR:HG21	1.67	0.58
1:C:322:TRP:CD2	1:C:457:ILE:HA	2.38	0.58
1:D:76:LEU:CG	1:D:134:PRO:HB2	2.30	0.58
1:D:368:ARG:H	1:D:401:THR:HG21	1.67	0.58
1:E:280:LYS:HZ3	1:E:437:LEU:CB	2.15	0.58
1:A:77:TRP:CH2	1:A:105:ILE:HG23	2.38	0.58
1:A:118:PRO:HG2	1:A:129:VAL:H	1.67	0.58
1:B:52:LYS:CE	1:B:53:LYS:NZ	2.66	0.58
1:B:120:GLN:HG3	1:B:124:VAL:O	2.03	0.58
1:C:368:ARG:H	1:C:401:THR:HG21	1.67	0.58
1:D:223:TRP:HB3	1:D:444:MET:HG2	1.83	0.58
1:E:368:ARG:H	1:E:401:THR:HG21	1.67	0.58
1:A:233:GLU:HG2	1:A:243:PRO:HG3	1.83	0.58
1:A:335:ASN:OD1	1:A:338:LEU:HD11	2.03	0.58
1:B:436:LEU:HD22	1:B:457:ILE:CG1	2.33	0.58
1:D:77:TRP:CH2	1:D:105:ILE:HG23	2.38	0.58
1:D:274:ARG:HD3	1:D:440:HIS:HD2	1.66	0.58
1:E:335:ASN:OD1	1:E:338:LEU:HD11	2.03	0.58
1:A:322:TRP:CD1	1:A:460:THR:HB	2.36	0.58
1:B:15:LEU:CD1	1:B:19:PHE:CZ	2.87	0.58
1:B:118:PRO:HG2	1:B:129:VAL:H	1.67	0.58
1:B:322:TRP:CD1	1:B:460:THR:HB	2.37	0.58
1:C:52:LYS:CE	1:C:53:LYS:HZ3	2.13	0.58
1:C:110:PHE:HA	1:C:113:GLU:CG	2.33	0.58
1:C:120:GLN:HG3	1:C:124:VAL:O	2.03	0.58
1:D:66:PHE:O	1:D:69:CYS:SG	2.61	0.58
1:E:57:GLN:HA	1:E:265:ARG:HE	1.68	0.58
1:E:89:ALA:HB3	1:E:94:ALA:HB2	1.85	0.58
1:E:120:GLN:HG3	1:E:124:VAL:O	2.03	0.58
1:E:436:LEU:HD22	1:E:457:ILE:HG12	1.85	0.58
1:A:368:ARG:HB2	1:A:378:LEU:CD2	2.32	0.58
1:B:77:TRP:CH2	1:B:105:ILE:HG23	2.38	0.58

Continued on next page...

Continued from previous page...

Atom-1	Atom-2	Interatomic distance (Å)	Clash overlap (Å)
1:B:149:LEU:HD11	1:B:174:ARG:HD2	1.84	0.58
1:B:218:TYR:HD2	1:B:219:THR:HG23	1.68	0.58
1:D:280:LYS:HZ3	1:D:437:LEU:CB	2.16	0.58
1:D:335:ASN:OD1	1:D:338:LEU:HD11	2.03	0.58
1:E:66:PHE:O	1:E:69:CYS:SG	2.61	0.58
1:E:77:TRP:CH2	1:E:105:ILE:HG23	2.38	0.58
1:E:190:PRO:HB2	1:E:192:PRO:CG	2.32	0.58
1:A:15:LEU:CD1	1:A:19:PHE:CZ	2.87	0.58
1:A:66:PHE:O	1:A:69:CYS:SG	2.61	0.58
1:A:76:LEU:CG	1:A:134:PRO:HB2	2.30	0.58
1:A:274:ARG:HD3	1:A:440:HIS:HD2	1.66	0.58
1:A:322:TRP:CD2	1:A:457:ILE:HA	2.38	0.58
1:B:163:GLU:CG	1:B:203:GLN:HB3	2.25	0.58
1:B:164:ILE:O	1:B:164:ILE:HG22	2.03	0.58
1:B:190:PRO:HB2	1:B:192:PRO:CG	2.32	0.58
1:C:66:PHE:O	1:C:69:CYS:SG	2.61	0.58
1:C:89:ALA:HB3	1:C:94:ALA:HB2	1.84	0.58
1:C:335:ASN:OD1	1:C:338:LEU:HD11	2.03	0.58
1:E:322:TRP:CD2	1:E:457:ILE:HA	2.38	0.58
1:A:57:GLN:HA	1:A:265:ARG:HE	1.68	0.58
1:A:143:VAL:HG13	1:A:144:GLY:H	1.69	0.58
1:A:218:TYR:HD2	1:A:219:THR:HG23	1.68	0.58
1:A:436:LEU:HD22	1:A:457:ILE:CG1	2.33	0.58
1:B:436:LEU:HD22	1:B:457:ILE:HG12	1.85	0.58
1:C:87:VAL:HA	1:C:158:ILE:O	2.04	0.58
1:C:274:ARG:HD3	1:C:440:HIS:HD2	1.66	0.58
1:C:309:ALA:HB2	1:C:364:ASP:OD2	2.04	0.58
1:C:375:TYR:HA	1:C:378:LEU:CD1	2.23	0.58
1:C:436:LEU:HD22	1:C:457:ILE:CG1	2.33	0.58
1:D:376:ALA:CA	1:D:379:TYR:HE2	2.11	0.58
1:D:436:LEU:HD22	1:D:457:ILE:CG1	2.33	0.58
1:E:10:LEU:O	1:E:74:TRP:CZ2	2.57	0.58
1:E:15:LEU:CD1	1:E:19:PHE:CZ	2.87	0.58
1:A:204:THR:CG2	1:A:205:GLU:H	2.03	0.58
1:A:433:SER:N	1:A:434:PRO:HD2	2.19	0.58
1:D:143:VAL:HG13	1:D:144:GLY:H	1.69	0.58
1:D:309:ALA:HB2	1:D:364:ASP:OD2	2.04	0.58
1:E:72:VAL:HG11	1:E:101:ILE:HG21	1.84	0.58
1:E:184:PHE:CZ	1:E:188:LEU:HD11	2.37	0.58
1:E:218:TYR:HD2	1:E:219:THR:HG23	1.68	0.58
1:A:89:ALA:HB3	1:A:94:ALA:HB2	1.85	0.58

Continued on next page...

Continued from previous page...

Atom-1	Atom-2	Interatomic distance (Å)	Clash overlap (Å)
1:A:164:ILE:HG22	1:A:164:ILE:O	2.03	0.58
1:B:45:VAL:CG2	1:B:54:PHE:CD1	2.84	0.58
1:B:87:VAL:HA	1:B:158:ILE:O	2.04	0.58
1:D:120:GLN:HG3	1:D:124:VAL:O	2.03	0.58
1:D:274:ARG:NE	1:D:440:HIS:HD2	2.02	0.58
1:D:394:ARG:NH2	1:D:397:TYR:HE1	2.02	0.58
1:E:102:LYS:NZ	1:E:120:GLN:HB2	2.19	0.58
1:E:143:VAL:HG13	1:E:144:GLY:H	1.69	0.58
1:E:163:GLU:CG	1:E:203:GLN:HB3	2.25	0.58
1:E:309:ALA:HB2	1:E:364:ASP:OD2	2.04	0.58
1:A:102:LYS:NZ	1:A:120:GLN:HB2	2.19	0.58
1:A:436:LEU:HD22	1:A:457:ILE:HG12	1.85	0.58
1:B:52:LYS:CD	1:B:184:PHE:HE2	2.05	0.58
1:B:186:ALA:O	1:B:190:PRO:HD3	2.03	0.58
1:C:143:VAL:HG13	1:C:144:GLY:H	1.69	0.58
1:D:433:SER:N	1:D:434:PRO:HD2	2.19	0.58
1:E:87:VAL:HA	1:E:158:ILE:O	2.04	0.58
1:E:394:ARG:NH2	1:E:397:TYR:HE1	2.02	0.58
1:E:436:LEU:HD22	1:E:457:ILE:CG1	2.33	0.58
1:A:45:VAL:CB	1:A:222:ILE:HD11	2.34	0.57
1:A:149:LEU:HD11	1:A:174:ARG:HD2	1.84	0.57
1:A:272:ARG:HD2	1:A:442:CYS:HB2	1.86	0.57
1:A:280:LYS:HZ3	1:A:437:LEU:CB	2.15	0.57
1:A:368:ARG:NH2	1:A:378:LEU:CA	2.61	0.57
1:B:102:LYS:NZ	1:B:120:GLN:HB2	2.19	0.57
1:B:319:HIS:HB3	1:B:456:ARG:NE	2.12	0.57
1:B:433:SER:N	1:B:434:PRO:HD2	2.19	0.57
1:D:45:VAL:CB	1:D:222:ILE:HD11	2.34	0.57
1:D:102:LYS:HZ2	1:D:120:GLN:HB2	1.69	0.57
1:D:164:ILE:HG22	1:D:164:ILE:O	2.03	0.57
1:D:322:TRP:CD2	1:D:457:ILE:HA	2.38	0.57
1:E:45:VAL:CB	1:E:222:ILE:HD11	2.34	0.57
1:E:57:GLN:OE1	1:E:444:MET:HE1	2.04	0.57
1:E:272:ARG:HD2	1:E:442:CYS:HB2	1.86	0.57
1:A:285:LEU:CD2	1:A:434:PRO:HG3	2.27	0.57
1:B:76:LEU:CG	1:B:134:PRO:HB2	2.30	0.57
1:C:15:LEU:CD1	1:C:19:PHE:CZ	2.87	0.57
1:C:52:LYS:CE	1:C:53:LYS:NZ	2.66	0.57
1:D:102:LYS:NZ	1:D:120:GLN:HB2	2.19	0.57
1:E:9:ALA:CB	1:E:16:LYS:HD3	2.27	0.57
1:E:52:LYS:CE	1:E:53:LYS:HZ3	2.16	0.57

Continued on next page...

Continued from previous page...

Atom-1	Atom-2	Interatomic distance (Å)	Clash overlap (Å)
1:E:57:GLN:HG3	1:E:223:TRP:HD1	1.67	0.57
1:E:118:PRO:HG2	1:E:129:VAL:H	1.67	0.57
1:A:10:LEU:O	1:A:74:TRP:CZ2	2.57	0.57
1:B:133:ASN:N	1:B:134:PRO:CD	2.67	0.57
1:B:272:ARG:HD2	1:B:442:CYS:HB2	1.86	0.57
1:B:274:ARG:NE	1:B:440:HIS:HD2	2.02	0.57
1:C:9:ALA:CB	1:C:16:LYS:HD3	2.27	0.57
1:C:199:LEU:HD23	1:C:200:GLY:N	2.20	0.57
1:D:22:PHE:CD2	1:D:30:LEU:HG	2.33	0.57
1:D:57:GLN:OE1	1:D:444:MET:HE1	2.04	0.57
1:D:199:LEU:HD23	1:D:200:GLY:N	2.19	0.57
1:D:394:ARG:HH21	1:D:397:TYR:HE1	1.52	0.57
1:E:394:ARG:HH21	1:E:397:TYR:HE1	1.52	0.57
1:B:42:MET:SD	1:B:56:LEU:CD1	2.93	0.57
1:B:46:LEU:HD21	1:B:197:ILE:HG21	1.87	0.57
1:C:223:TRP:HB2	1:C:444:MET:HG2	1.85	0.57
1:D:10:LEU:O	1:D:74:TRP:CZ2	2.57	0.57
1:D:70:ALA:C	1:D:73:VAL:HG12	2.25	0.57
1:D:72:VAL:HG11	1:D:101:ILE:HG21	1.84	0.57
1:E:204:THR:CG2	1:E:205:GLU:H	2.03	0.57
1:A:45:VAL:CG2	1:A:54:PHE:CD1	2.84	0.57
1:A:72:VAL:HG11	1:A:101:ILE:HG21	1.84	0.57
1:B:57:GLN:OE1	1:B:444:MET:HE1	2.04	0.57
1:C:10:LEU:O	1:C:74:TRP:CZ2	2.57	0.57
1:C:22:PHE:CD2	1:C:30:LEU:HG	2.33	0.57
1:C:46:LEU:HD21	1:C:197:ILE:HG21	1.87	0.57
1:C:148:GLN:HG3	1:C:171:MET:HE1	1.85	0.57
1:D:414:VAL:O	1:D:417:VAL:HG12	2.04	0.57
1:E:70:ALA:C	1:E:73:VAL:HG12	2.25	0.57
1:E:322:TRP:CD1	1:E:460:THR:HB	2.36	0.57
1:A:148:GLN:O	1:A:178:TRP:CZ2	2.58	0.57
1:A:274:ARG:NE	1:A:440:HIS:HD2	2.02	0.57
1:B:22:PHE:CE1	1:B:32:LEU:CD2	2.88	0.57
1:B:141:LYS:HG3	1:B:171:MET:HG2	1.86	0.57
1:C:45:VAL:CB	1:C:222:ILE:HD11	2.34	0.57
1:C:70:ALA:C	1:C:73:VAL:HG12	2.25	0.57
1:C:102:LYS:NZ	1:C:120:GLN:HB2	2.19	0.57
1:C:203:GLN:O	1:C:206:MET:HE1	2.05	0.57
1:C:274:ARG:NE	1:C:440:HIS:HD2	2.02	0.57
1:C:394:ARG:NH2	1:C:397:TYR:HE1	2.02	0.57
1:C:433:SER:N	1:C:434:PRO:HD2	2.19	0.57

Continued on next page...

Continued from previous page...

Atom-1	Atom-2	Interatomic distance (Å)	Clash overlap (Å)
1:D:87:VAL:HA	1:D:158:ILE:O	2.04	0.57
1:D:91:LYS:HB2	1:D:93:ARG:H	1.70	0.57
1:E:414:VAL:O	1:E:417:VAL:HG12	2.04	0.57
1:E:449:ALA:HB2	1:E:455:MET:HB3	1.87	0.57
1:A:57:GLN:HG3	1:A:223:TRP:HD1	1.67	0.57
1:A:394:ARG:NH2	1:A:397:TYR:HE1	2.02	0.57
1:A:449:ALA:HB2	1:A:455:MET:HB3	1.87	0.57
1:B:10:LEU:O	1:B:74:TRP:CZ2	2.57	0.57
1:B:45:VAL:CB	1:B:222:ILE:HD11	2.34	0.57
1:B:449:ALA:HB2	1:B:455:MET:HB3	1.87	0.57
1:C:118:PRO:HG2	1:C:129:VAL:H	1.67	0.57
1:C:148:GLN:O	1:C:178:TRP:CZ2	2.58	0.57
1:C:295:ASP:CB	1:C:339:LYS:HZ2	2.16	0.57
1:D:76:LEU:HD13	1:D:136:HIS:CD2	2.40	0.57
1:D:223:TRP:HB2	1:D:444:MET:HG2	1.85	0.57
1:D:413:GLY:HA3	1:D:462:GLU:OE2	2.04	0.57
1:E:199:LEU:HD23	1:E:200:GLY:N	2.20	0.57
1:E:319:HIS:HB2	1:E:456:ARG:HH21	1.70	0.57
1:E:409:ALA:CA	1:E:466:GLN:HE21	2.17	0.57
1:A:12:VAL:HG13	1:A:12:VAL:O	2.05	0.57
1:A:52:LYS:CE	1:A:53:LYS:NZ	2.67	0.57
1:A:76:LEU:HD13	1:A:136:HIS:CD2	2.40	0.57
1:B:70:ALA:C	1:B:73:VAL:HG12	2.25	0.57
1:B:365:PRO:HA	1:B:391:GLY:O	2.05	0.57
1:B:414:VAL:O	1:B:417:VAL:HG12	2.04	0.57
1:C:21:ALA:O	1:C:22:PHE:HD1	1.88	0.57
1:C:42:MET:SD	1:C:56:LEU:CD1	2.93	0.57
1:D:15:LEU:CD1	1:D:19:PHE:CZ	2.87	0.57
1:D:57:GLN:HA	1:D:265:ARG:HE	1.68	0.57
1:D:335:ASN:HD21	1:D:338:LEU:HD21	1.69	0.57
1:E:208:LEU:HG	1:E:211:GLU:CD	2.25	0.57
1:E:223:TRP:HB3	1:E:444:MET:HG2	1.83	0.57
1:E:352:ASN:HD21	1:E:387:LEU:HD21	1.70	0.57
1:A:22:PHE:CE1	1:A:32:LEU:CD2	2.88	0.57
1:A:87:VAL:HA	1:A:158:ILE:O	2.04	0.57
1:A:352:ASN:HD21	1:A:387:LEU:HD21	1.70	0.57
1:A:414:VAL:O	1:A:417:VAL:HG12	2.04	0.57
1:B:51:ASN:HB3	1:B:54:PHE:HZ	1.65	0.57
1:B:226:LEU:HB2	1:B:263:PRO:HB2	1.87	0.57
1:B:254:GLU:HG3	1:B:255:ALA:N	2.20	0.57
1:C:57:GLN:HA	1:C:265:ARG:HE	1.68	0.57

Continued on next page...

Continued from previous page...

Atom-1	Atom-2	Interatomic distance (Å)	Clash overlap (Å)
1:C:272:ARG:HD2	1:C:442:CYS:HB2	1.86	0.57
1:C:327:GLN:HG3	1:C:329:ILE:HG12	1.87	0.57
1:C:368:ARG:HB2	1:C:378:LEU:CD2	2.32	0.57
1:C:413:GLY:HA3	1:C:462:GLU:OE2	2.04	0.57
1:D:148:GLN:O	1:D:178:TRP:CZ2	2.58	0.57
1:D:272:ARG:HD2	1:D:442:CYS:HB2	1.86	0.57
1:D:319:HIS:HB2	1:D:456:ARG:HH21	1.70	0.57
1:A:21:ALA:O	1:A:22:PHE:HD1	1.88	0.57
1:A:70:ALA:C	1:A:73:VAL:HG12	2.25	0.57
1:A:208:LEU:HG	1:A:211:GLU:CD	2.26	0.57
1:A:319:HIS:HB2	1:A:456:ARG:HH21	1.70	0.57
1:B:72:VAL:HG11	1:B:101:ILE:HG21	1.84	0.57
1:B:143:VAL:HG13	1:B:144:GLY:H	1.69	0.57
1:D:10:LEU:O	1:D:10:LEU:HD23	2.05	0.57
1:D:12:VAL:HG13	1:D:12:VAL:O	2.05	0.57
1:E:21:ALA:O	1:E:22:PHE:HD1	1.88	0.57
1:E:52:LYS:CE	1:E:53:LYS:NZ	2.66	0.57
1:E:413:GLY:HA3	1:E:462:GLU:OE2	2.04	0.57
1:E:439:HIS:CA	1:E:450:ARG:NH1	2.67	0.57
1:A:326:ARG:HH22	1:A:427:MET:N	2.03	0.56
1:A:448:ARG:HB3	1:A:455:MET:HE1	1.87	0.56
1:B:21:ALA:O	1:B:22:PHE:HD1	1.88	0.56
1:B:57:GLN:HA	1:B:265:ARG:HE	1.68	0.56
1:B:118:PRO:HG2	1:B:128:ASP:N	2.20	0.56
1:B:148:GLN:HG3	1:B:171:MET:HE1	1.86	0.56
1:B:184:PHE:CZ	1:B:188:LEU:HD11	2.37	0.56
1:B:309:ALA:HB2	1:B:364:ASP:OD2	2.04	0.56
1:B:409:ALA:CA	1:B:466:GLN:HE21	2.17	0.56
1:C:254:GLU:HG3	1:C:255:ALA:N	2.20	0.56
1:C:449:ALA:HB2	1:C:455:MET:HB3	1.87	0.56
1:E:148:GLN:O	1:E:178:TRP:CZ2	2.58	0.56
1:E:164:ILE:O	1:E:164:ILE:HG22	2.03	0.56
1:E:274:ARG:NE	1:E:440:HIS:HD2	2.02	0.56
1:A:46:LEU:HD21	1:A:197:ILE:HG21	1.87	0.56
1:A:126:SER:OG	1:A:129:VAL:HG22	2.06	0.56
1:A:365:PRO:HA	1:A:391:GLY:O	2.05	0.56
1:A:439:HIS:CA	1:A:450:ARG:NH1	2.67	0.56
1:B:125:ILE:C	1:B:138:PRO:HD2	2.26	0.56
1:B:352:ASN:HD21	1:B:387:LEU:HD21	1.70	0.56
1:C:208:LEU:HG	1:C:211:GLU:CD	2.26	0.56
1:D:118:PRO:HG2	1:D:129:VAL:H	1.67	0.56

Continued on next page...

Continued from previous page...

Atom-1	Atom-2	Interatomic distance (Å)	Clash overlap (Å)
1:D:241:LEU:CG	1:D:244:MET:HB2	2.35	0.56
1:D:327:GLN:HG3	1:D:329:ILE:HG12	1.87	0.56
1:E:326:ARG:HH22	1:E:427:MET:N	2.03	0.56
1:E:335:ASN:HD21	1:E:338:LEU:HD21	1.69	0.56
1:A:91:LYS:C	1:A:93:ARG:N	2.59	0.56
1:A:205:GLU:OE1	1:A:209:TYR:CD2	2.59	0.56
1:B:76:LEU:HD13	1:B:136:HIS:CD2	2.40	0.56
1:B:223:TRP:HB2	1:B:444:MET:HG2	1.85	0.56
1:B:335:ASN:HD21	1:B:338:LEU:HD21	1.69	0.56
1:B:379:TYR:HB2	1:B:385:ILE:HG21	1.87	0.56
1:B:394:ARG:HH21	1:B:397:TYR:HE1	1.52	0.56
1:B:394:ARG:NH2	1:B:397:TYR:HE1	2.02	0.56
1:C:10:LEU:O	1:C:10:LEU:HD23	2.05	0.56
1:C:12:VAL:HG13	1:C:12:VAL:O	2.05	0.56
1:C:91:LYS:HB2	1:C:93:ARG:H	1.70	0.56
1:C:126:SER:OG	1:C:129:VAL:HG22	2.05	0.56
1:C:319:HIS:HB2	1:C:456:ARG:HH21	1.70	0.56
1:C:414:VAL:O	1:C:417:VAL:HG12	2.04	0.56
1:D:46:LEU:HD21	1:D:197:ILE:HG21	1.87	0.56
1:D:220:THR:CG2	1:D:411:GLN:NE2	2.69	0.56
1:D:365:PRO:HA	1:D:391:GLY:O	2.05	0.56
1:D:449:ALA:HB2	1:D:455:MET:HB3	1.87	0.56
1:E:12:VAL:HG13	1:E:12:VAL:O	2.05	0.56
1:E:220:THR:CG2	1:E:411:GLN:NE2	2.69	0.56
1:E:241:LEU:CG	1:E:244:MET:HB2	2.35	0.56
1:E:327:GLN:HG3	1:E:329:ILE:HG12	1.87	0.56
1:E:433:SER:N	1:E:434:PRO:HD2	2.19	0.56
1:A:379:TYR:HB2	1:A:385:ILE:HG21	1.87	0.56
1:B:148:GLN:O	1:B:178:TRP:CZ2	2.58	0.56
1:B:199:LEU:HD23	1:B:200:GLY:N	2.20	0.56
1:B:225:ALA:O	1:B:228:PRO:CD	2.54	0.56
1:B:439:HIS:CA	1:B:450:ARG:NH1	2.67	0.56
1:C:335:ASN:HD21	1:C:338:LEU:HD21	1.69	0.56
1:D:125:ILE:C	1:D:138:PRO:HD2	2.26	0.56
1:D:127:PHE:CD2	1:D:128:ASP:OD2	2.59	0.56
1:D:295:ASP:CB	1:D:339:LYS:HZ2	2.16	0.56
1:D:326:ARG:HH22	1:D:427:MET:N	2.03	0.56
1:E:22:PHE:CE1	1:E:32:LEU:CD2	2.88	0.56
1:A:118:PRO:HG2	1:A:128:ASP:N	2.20	0.56
1:A:254:GLU:HG3	1:A:255:ALA:N	2.20	0.56
1:A:413:GLY:HA3	1:A:462:GLU:OE2	2.04	0.56

Continued on next page...

Continued from previous page...

Atom-1	Atom-2	Interatomic distance (Å)	Clash overlap (Å)
1:B:12:VAL:HG13	1:B:12:VAL:O	2.05	0.56
1:B:84:ILE:HG22	1:B:153:ARG:O	2.06	0.56
1:C:164:ILE:O	1:C:164:ILE:HG22	2.03	0.56
1:C:409:ALA:CA	1:C:466:GLN:HE21	2.17	0.56
1:D:28:LYS:HB2	1:D:31:ASN:ND2	2.11	0.56
1:D:208:LEU:HG	1:D:211:GLU:CD	2.25	0.56
1:E:133:ASN:H	1:E:134:PRO:HD2	1.71	0.56
1:E:431:VAL:O	1:E:434:PRO:HD2	2.06	0.56
1:A:125:ILE:C	1:A:138:PRO:HD2	2.26	0.56
1:A:223:TRP:HB2	1:A:444:MET:HG2	1.85	0.56
1:A:309:ALA:HB2	1:A:364:ASP:OD2	2.04	0.56
1:A:394:ARG:HH21	1:A:397:TYR:HE1	1.52	0.56
1:A:409:ALA:CA	1:A:466:GLN:HE21	2.17	0.56
1:B:208:LEU:HG	1:B:211:GLU:CD	2.25	0.56
1:C:91:LYS:C	1:C:93:ARG:N	2.59	0.56
1:C:439:HIS:CA	1:C:450:ARG:NH1	2.67	0.56
1:D:439:HIS:CA	1:D:450:ARG:NH1	2.67	0.56
1:E:10:LEU:O	1:E:10:LEU:HD23	2.05	0.56
1:E:76:LEU:HD13	1:E:136:HIS:CD2	2.40	0.56
1:E:280:LYS:NZ	1:E:438:LYS:N	2.54	0.56
1:A:199:LEU:HD23	1:A:200:GLY:N	2.20	0.56
1:A:226:LEU:HB2	1:A:263:PRO:HB2	1.87	0.56
1:A:335:ASN:HD21	1:A:338:LEU:HD21	1.69	0.56
1:B:91:LYS:HB2	1:B:93:ARG:H	1.70	0.56
1:B:126:SER:OG	1:B:129:VAL:HG22	2.06	0.56
1:B:133:ASN:H	1:B:134:PRO:HD2	1.71	0.56
1:B:203:GLN:O	1:B:206:MET:HE2	2.06	0.56
1:B:413:GLY:HA3	1:B:462:GLU:OE2	2.04	0.56
1:C:22:PHE:CE1	1:C:32:LEU:CD2	2.88	0.56
1:C:141:LYS:HG3	1:C:171:MET:HG2	1.87	0.56
1:C:205:GLU:OE1	1:C:209:TYR:CD2	2.58	0.56
1:C:220:THR:CG2	1:C:411:GLN:NE2	2.69	0.56
1:C:365:PRO:HA	1:C:391:GLY:O	2.05	0.56
1:D:118:PRO:HG2	1:D:128:ASP:N	2.20	0.56
1:D:254:GLU:HG3	1:D:255:ALA:N	2.20	0.56
1:D:432:PHE:HA	1:D:435:ILE:CG1	2.36	0.56
1:E:91:LYS:HB2	1:E:93:ARG:H	1.70	0.56
1:A:84:ILE:HG22	1:A:153:ARG:O	2.06	0.56
1:B:25:VAL:CG1	1:B:31:ASN:ND2	2.69	0.56
1:B:276:LEU:HG	1:B:278:TYR:H	1.71	0.56
1:B:319:HIS:HB2	1:B:456:ARG:HH21	1.70	0.56

Continued on next page...

Continued from previous page...

Atom-1	Atom-2	Interatomic distance (Å)	Clash overlap (Å)
1:C:76:LEU:HD13	1:C:136:HIS:CD2	2.40	0.56
1:D:79:ASP:HB3	1:D:82:LEU:O	2.06	0.56
1:E:127:PHE:CD2	1:E:128:ASP:OD2	2.59	0.56
1:E:226:LEU:HB2	1:E:263:PRO:HB2	1.87	0.56
1:A:327:GLN:HG3	1:A:329:ILE:HG12	1.87	0.56
1:B:266:PHE:CZ	1:B:270:ASP:O	2.59	0.56
1:C:25:VAL:CG1	1:C:31:ASN:ND2	2.69	0.56
1:C:394:ARG:HH21	1:C:397:TYR:HE1	1.52	0.56
1:D:126:SER:OG	1:D:129:VAL:HG22	2.06	0.56
1:D:127:PHE:CE2	1:D:128:ASP:OD2	2.59	0.56
1:D:226:LEU:HB2	1:D:263:PRO:HB2	1.87	0.56
1:E:118:PRO:HG2	1:E:128:ASP:N	2.20	0.56
1:E:127:PHE:CE2	1:E:128:ASP:OD2	2.59	0.56
1:E:254:GLU:HG3	1:E:255:ALA:N	2.20	0.56
1:E:365:PRO:HA	1:E:391:GLY:O	2.05	0.56
1:A:25:VAL:CG1	1:A:31:ASN:ND2	2.69	0.56
1:A:91:LYS:HB2	1:A:93:ARG:H	1.70	0.56
1:B:127:PHE:CE2	1:B:128:ASP:OD2	2.59	0.56
1:D:280:LYS:NZ	1:D:438:LYS:N	2.54	0.56
1:E:205:GLU:OE1	1:E:209:TYR:CD2	2.59	0.56
1:E:266:PHE:CZ	1:E:270:ASP:O	2.59	0.56
1:E:319:HIS:HB3	1:E:456:ARG:NE	2.12	0.56
1:A:241:LEU:CG	1:A:244:MET:HB2	2.35	0.55
1:B:241:LEU:CG	1:B:244:MET:HB2	2.35	0.55
1:B:293:LEU:CB	1:B:339:LYS:HZ1	2.19	0.55
1:B:432:PHE:HA	1:B:435:ILE:CG1	2.36	0.55
1:C:125:ILE:C	1:C:138:PRO:HD2	2.26	0.55
1:C:352:ASN:HD21	1:C:387:LEU:HD21	1.70	0.55
1:D:22:PHE:CE1	1:D:32:LEU:CD2	2.88	0.55
1:D:266:PHE:CZ	1:D:270:ASP:O	2.59	0.55
1:D:352:ASN:HD21	1:D:387:LEU:HD21	1.70	0.55
1:E:46:LEU:HD21	1:E:197:ILE:HG21	1.87	0.55
1:E:141:LYS:HG3	1:E:171:MET:HG2	1.87	0.55
1:E:319:HIS:CG	1:E:456:ARG:HE	2.24	0.55
1:E:432:PHE:CA	1:E:435:ILE:HG12	2.36	0.55
1:A:204:THR:HG22	1:A:205:GLU:N	2.09	0.55
1:A:319:HIS:CG	1:A:456:ARG:HE	2.24	0.55
1:A:431:VAL:O	1:A:434:PRO:HD2	2.06	0.55
1:A:432:PHE:HA	1:A:435:ILE:CG1	2.36	0.55
1:A:432:PHE:CA	1:A:435:ILE:HG12	2.36	0.55
1:B:127:PHE:CD2	1:B:128:ASP:OD2	2.59	0.55

Continued on next page...

Continued from previous page...

Atom-1	Atom-2	Interatomic distance (Å)	Clash overlap (Å)
1:B:319:HIS:CG	1:B:456:ARG:HE	2.24	0.55
1:B:326:ARG:HH22	1:B:427:MET:N	2.03	0.55
1:B:327:GLN:HG3	1:B:329:ILE:HG12	1.87	0.55
1:D:25:VAL:CG1	1:D:31:ASN:ND2	2.69	0.55
1:D:42:MET:SD	1:D:56:LEU:CD1	2.93	0.55
1:D:379:TYR:HB2	1:D:385:ILE:HG21	1.87	0.55
1:D:439:HIS:CE1	1:D:454:GLU:O	2.57	0.55
1:E:276:LEU:HG	1:E:278:TYR:H	1.71	0.55
1:E:379:TYR:HB2	1:E:385:ILE:HG21	1.87	0.55
1:A:80:PRO:CD	1:A:83:LYS:HZ2	2.11	0.55
1:A:280:LYS:NZ	1:A:438:LYS:N	2.54	0.55
1:A:368:ARG:HE	1:A:378:LEU:CD2	2.15	0.55
1:B:205:GLU:OE1	1:B:209:TYR:CD2	2.59	0.55
1:B:220:THR:CG2	1:B:411:GLN:NE2	2.69	0.55
1:C:84:ILE:HG22	1:C:153:ARG:O	2.06	0.55
1:C:241:LEU:CG	1:C:244:MET:HB2	2.35	0.55
1:C:266:PHE:CZ	1:C:270:ASP:O	2.59	0.55
1:C:432:PHE:CA	1:C:435:ILE:HG12	2.36	0.55
1:D:15:LEU:HD12	1:D:19:PHE:CE1	2.42	0.55
1:D:21:ALA:O	1:D:22:PHE:HD1	1.88	0.55
1:D:280:LYS:HZ3	1:D:437:LEU:HB3	1.72	0.55
1:D:431:VAL:O	1:D:434:PRO:HD2	2.06	0.55
1:A:127:PHE:CD2	1:A:128:ASP:OD2	2.59	0.55
1:B:10:LEU:O	1:B:10:LEU:HD23	2.06	0.55
1:B:36:THR:HG23	1:B:38:CYS:SG	2.47	0.55
1:C:163:GLU:CG	1:C:203:GLN:HB3	2.25	0.55
1:C:319:HIS:CG	1:C:456:ARG:HE	2.24	0.55
1:C:326:ARG:HH22	1:C:427:MET:N	2.03	0.55
1:D:91:LYS:C	1:D:93:ARG:N	2.59	0.55
1:D:145:ILE:CB	1:D:174:ARG:HG3	2.36	0.55
1:E:25:VAL:CG1	1:E:31:ASN:ND2	2.69	0.55
1:E:125:ILE:C	1:E:138:PRO:HD2	2.26	0.55
1:A:220:THR:CG2	1:A:411:GLN:NE2	2.69	0.55
1:A:266:PHE:CZ	1:A:270:ASP:O	2.59	0.55
1:A:295:ASP:CB	1:A:339:LYS:HZ2	2.16	0.55
1:B:79:ASP:HB3	1:B:82:LEU:O	2.06	0.55
1:B:145:ILE:CB	1:B:174:ARG:HG3	2.36	0.55
1:B:163:GLU:CB	1:B:208:LEU:HD13	2.28	0.55
1:B:208:LEU:HD21	1:B:265:ARG:NH2	2.21	0.55
1:B:274:ARG:HG3	1:B:275:GLU:N	2.22	0.55
1:B:432:PHE:CA	1:B:435:ILE:HG12	2.36	0.55

Continued on next page...

Continued from previous page...

Atom-1	Atom-2	Interatomic distance (Å)	Clash overlap (Å)
1:C:15:LEU:HD12	1:C:19:PHE:CE1	2.42	0.55
1:C:118:PRO:HG2	1:C:128:ASP:N	2.20	0.55
1:C:143:VAL:HG13	1:C:144:GLY:N	2.22	0.55
1:C:226:LEU:HB2	1:C:263:PRO:HB2	1.87	0.55
1:C:431:VAL:O	1:C:434:PRO:HD2	2.06	0.55
1:C:431:VAL:C	1:C:434:PRO:HD2	2.27	0.55
1:D:319:HIS:CG	1:D:456:ARG:HE	2.24	0.55
1:E:15:LEU:HD12	1:E:19:PHE:CE1	2.42	0.55
1:E:79:ASP:HB3	1:E:82:LEU:O	2.06	0.55
1:E:84:ILE:HG22	1:E:153:ARG:O	2.06	0.55
1:E:322:TRP:CZ3	1:E:457:ILE:HG22	2.42	0.55
1:E:432:PHE:HA	1:E:435:ILE:CG1	2.36	0.55
1:B:91:LYS:C	1:B:93:ARG:N	2.59	0.55
1:B:220:THR:HG22	1:B:411:GLN:NE2	2.22	0.55
1:C:78:ARG:HH22	1:C:112:SER:HB3	1.72	0.55
1:C:127:PHE:CD2	1:C:128:ASP:OD2	2.59	0.55
1:C:276:LEU:HG	1:C:278:TYR:H	1.71	0.55
1:C:379:TYR:HB2	1:C:385:ILE:HG21	1.87	0.55
1:C:432:PHE:HA	1:C:435:ILE:CG1	2.36	0.55
1:D:52:LYS:CE	1:D:53:LYS:NZ	2.66	0.55
1:D:205:GLU:OE1	1:D:209:TYR:CD2	2.59	0.55
1:D:409:ALA:CA	1:D:466:GLN:HE21	2.17	0.55
1:D:431:VAL:C	1:D:434:PRO:HD2	2.27	0.55
1:E:85:LEU:HG	1:E:156:ILE:HG23	1.89	0.55
1:E:274:ARG:HG3	1:E:275:GLU:N	2.21	0.55
1:A:10:LEU:O	1:A:10:LEU:HD23	2.06	0.55
1:A:77:TRP:HZ2	1:A:105:ILE:CB	2.20	0.55
1:A:145:ILE:CB	1:A:174:ARG:HG3	2.36	0.55
1:B:77:TRP:HZ2	1:B:105:ILE:CB	2.20	0.55
1:B:436:LEU:HD22	1:B:457:ILE:HD13	1.89	0.55
1:C:79:ASP:HB3	1:C:82:LEU:O	2.06	0.55
1:C:225:ALA:O	1:C:228:PRO:CD	2.53	0.55
1:C:259:THR:O	1:C:263:PRO:HG2	2.07	0.55
1:D:259:THR:O	1:D:263:PRO:HG2	2.07	0.55
1:D:432:PHE:CA	1:D:435:ILE:HG12	2.36	0.55
1:E:42:MET:SD	1:E:56:LEU:CD1	2.93	0.55
1:E:126:SER:OG	1:E:129:VAL:HG22	2.06	0.55
1:E:143:VAL:HG13	1:E:144:GLY:N	2.22	0.55
1:A:127:PHE:CE2	1:A:128:ASP:OD2	2.59	0.55
1:A:313:LEU:CD1	1:A:374:GLY:HA2	2.24	0.55
1:B:431:VAL:O	1:B:434:PRO:HD2	2.06	0.55

Continued on next page...

Continued from previous page...

Atom-1	Atom-2	Interatomic distance (Å)	Clash overlap (Å)
1:C:280:LYS:NZ	1:C:438:LYS:N	2.54	0.55
1:C:322:TRP:CZ3	1:C:457:ILE:HG22	2.42	0.55
1:D:42:MET:SD	1:D:67:ILE:HD11	2.47	0.55
1:D:78:ARG:HH22	1:D:112:SER:HB3	1.72	0.55
1:E:77:TRP:HZ2	1:E:105:ILE:CB	2.20	0.55
1:A:259:THR:O	1:A:263:PRO:HG2	2.07	0.55
1:B:85:LEU:HG	1:B:156:ILE:HG23	1.89	0.55
1:B:259:THR:O	1:B:263:PRO:HG2	2.07	0.55
1:B:326:ARG:NH1	1:B:335:ASN:CB	2.64	0.55
1:C:127:PHE:CE2	1:C:128:ASP:OD2	2.59	0.55
1:C:145:ILE:CB	1:C:174:ARG:HG3	2.36	0.55
1:C:274:ARG:HG3	1:C:275:GLU:N	2.22	0.55
1:E:36:THR:HG23	1:E:38:CYS:SG	2.47	0.55
1:E:78:ARG:HH22	1:E:112:SER:HB3	1.72	0.55
1:E:225:ALA:O	1:E:228:PRO:CD	2.54	0.55
1:A:36:THR:HG23	1:A:38:CYS:SG	2.47	0.55
1:A:42:MET:SD	1:A:67:ILE:HD11	2.47	0.55
1:A:375:TYR:O	1:A:378:LEU:HB2	2.07	0.55
1:A:431:VAL:C	1:A:434:PRO:HD2	2.27	0.55
1:B:110:PHE:CA	1:B:113:GLU:HG2	2.37	0.55
1:D:141:LYS:HG3	1:D:171:MET:HG2	1.87	0.55
1:D:274:ARG:HG3	1:D:275:GLU:N	2.22	0.55
1:E:414:VAL:HA	1:E:417:VAL:CG1	2.37	0.55
1:A:15:LEU:HD12	1:A:19:PHE:CE1	2.42	0.54
1:A:87:VAL:HB	1:A:158:ILE:HG13	1.89	0.54
1:A:450:ARG:NE	1:A:453:LYS:NZ	2.55	0.54
1:B:15:LEU:HD12	1:B:19:PHE:CE1	2.42	0.54
1:B:39:GLN:CB	1:B:67:ILE:HG21	2.37	0.54
1:D:77:TRP:HZ2	1:D:105:ILE:CB	2.20	0.54
1:E:87:VAL:HB	1:E:158:ILE:HG13	1.89	0.54
1:A:85:LEU:HG	1:A:156:ILE:HG23	1.89	0.54
1:A:203:GLN:CG	1:A:206:MET:HE2	2.37	0.54
1:A:293:LEU:CB	1:A:339:LYS:NZ	2.71	0.54
1:A:322:TRP:CZ3	1:A:457:ILE:HG22	2.42	0.54
1:B:78:ARG:HH22	1:B:112:SER:HB3	1.72	0.54
1:B:375:TYR:O	1:B:378:LEU:HB2	2.07	0.54
1:B:431:VAL:C	1:B:434:PRO:HD2	2.27	0.54
1:C:83:LYS:O	1:C:134:PRO:HA	2.08	0.54
1:D:46:LEU:HD21	1:D:197:ILE:CG2	2.37	0.54
1:D:322:TRP:CZ3	1:D:457:ILE:HG22	2.42	0.54
1:E:39:GLN:CB	1:E:67:ILE:HG21	2.37	0.54

Continued on next page...

Continued from previous page...

Atom-1	Atom-2	Interatomic distance (Å)	Clash overlap (Å)
1:E:46:LEU:HD21	1:E:197:ILE:CG2	2.37	0.54
1:E:145:ILE:CB	1:E:174:ARG:HG3	2.36	0.54
1:E:220:THR:HG22	1:E:411:GLN:NE2	2.22	0.54
1:A:276:LEU:HG	1:A:278:TYR:H	1.71	0.54
1:C:36:THR:HG23	1:C:38:CYS:SG	2.47	0.54
1:C:204:THR:HG22	1:C:205:GLU:N	2.09	0.54
1:D:39:GLN:CB	1:D:67:ILE:HG21	2.37	0.54
1:D:208:LEU:HD21	1:D:265:ARG:NH2	2.21	0.54
1:D:220:THR:CB	1:D:445:GLU:HB2	2.38	0.54
1:E:208:LEU:HD21	1:E:265:ARG:NH2	2.21	0.54
1:A:46:LEU:HD21	1:A:197:ILE:CG2	2.37	0.54
1:A:326:ARG:NH1	1:A:335:ASN:CB	2.64	0.54
1:A:436:LEU:HD22	1:A:457:ILE:HD13	1.89	0.54
1:B:143:VAL:HG13	1:B:144:GLY:N	2.22	0.54
1:B:280:LYS:NZ	1:B:438:LYS:N	2.54	0.54
1:C:77:TRP:HZ2	1:C:105:ILE:CB	2.20	0.54
1:D:83:LYS:O	1:D:134:PRO:HA	2.08	0.54
1:D:414:VAL:HA	1:D:417:VAL:CG1	2.37	0.54
1:E:52:LYS:HG3	1:E:53:LYS:HG3	1.89	0.54
1:E:91:LYS:C	1:E:93:ARG:N	2.59	0.54
1:E:431:VAL:C	1:E:434:PRO:HD2	2.27	0.54
1:A:143:VAL:HG13	1:A:144:GLY:N	2.22	0.54
1:A:220:THR:HG22	1:A:411:GLN:NE2	2.22	0.54
1:A:225:ALA:O	1:A:228:PRO:CD	2.54	0.54
1:A:274:ARG:HG3	1:A:275:GLU:N	2.21	0.54
1:B:83:LYS:O	1:B:134:PRO:HA	2.08	0.54
1:B:293:LEU:CB	1:B:339:LYS:NZ	2.71	0.54
1:B:295:ASP:HB2	1:B:339:LYS:NZ	2.21	0.54
1:D:84:ILE:HG22	1:D:153:ARG:O	2.06	0.54
1:D:293:LEU:CB	1:D:339:LYS:NZ	2.71	0.54
1:E:42:MET:SD	1:E:67:ILE:HD11	2.47	0.54
1:E:259:THR:O	1:E:263:PRO:HG2	2.07	0.54
1:A:42:MET:SD	1:A:56:LEU:CD1	2.93	0.54
1:A:83:LYS:O	1:A:134:PRO:HA	2.08	0.54
1:B:87:VAL:HB	1:B:158:ILE:HG13	1.89	0.54
1:B:338:LEU:HD12	1:B:338:LEU:N	2.22	0.54
1:C:110:PHE:CA	1:C:113:GLU:HG2	2.37	0.54
1:C:208:LEU:HD21	1:C:265:ARG:NH2	2.21	0.54
1:C:220:THR:HG22	1:C:411:GLN:NE2	2.22	0.54
1:C:436:LEU:HD22	1:C:457:ILE:HD13	1.89	0.54
1:D:220:THR:HG22	1:D:411:GLN:NE2	2.22	0.54

Continued on next page...

Continued from previous page...

Atom-1	Atom-2	Interatomic distance (Å)	Clash overlap (Å)
1:D:326:ARG:NH1	1:D:335:ASN:CB	2.64	0.54
1:A:37:LYS:HA	1:A:40:ILE:CD1	2.38	0.54
1:A:208:LEU:HD21	1:A:265:ARG:NH2	2.21	0.54
1:A:235:LEU:HD13	1:A:241:LEU:CB	2.36	0.54
1:A:406:ALA:O	1:A:408:LYS:N	2.41	0.54
1:C:76:LEU:CG	1:C:134:PRO:HB2	2.30	0.54
1:C:280:LYS:HZ3	1:C:437:LEU:C	2.11	0.54
1:C:376:ALA:C	1:C:379:TYR:CD2	2.81	0.54
1:D:163:GLU:CG	1:D:203:GLN:HB3	2.25	0.54
1:D:276:LEU:HG	1:D:278:TYR:H	1.71	0.54
1:E:37:LYS:HA	1:E:40:ILE:CD1	2.38	0.54
1:A:338:LEU:HD12	1:A:338:LEU:N	2.22	0.54
1:B:235:LEU:HD13	1:B:241:LEU:CB	2.36	0.54
1:B:376:ALA:C	1:B:379:TYR:CD2	2.81	0.54
1:C:439:HIS:CE1	1:C:454:GLU:O	2.57	0.54
1:D:36:THR:HG23	1:D:38:CYS:SG	2.47	0.54
1:D:85:LEU:HG	1:D:156:ILE:HG23	1.89	0.54
1:D:368:ARG:HE	1:D:378:LEU:CD2	2.15	0.54
1:D:436:LEU:HD22	1:D:457:ILE:HD13	1.89	0.54
1:D:450:ARG:NE	1:D:453:LYS:NZ	2.55	0.54
1:A:110:PHE:CA	1:A:113:GLU:HG2	2.37	0.54
1:A:235:LEU:HD11	1:A:241:LEU:HB3	1.90	0.54
1:A:280:LYS:HE3	1:A:438:LYS:HG2	1.90	0.54
1:B:450:ARG:NE	1:B:453:LYS:NZ	2.55	0.54
1:C:141:LYS:O	1:C:144:GLY:O	2.26	0.54
1:C:382:ASN:HB3	1:C:385:ILE:HB	1.90	0.54
1:D:141:LYS:O	1:D:144:GLY:O	2.26	0.54
1:D:406:ALA:O	1:D:408:LYS:N	2.41	0.54
1:E:406:ALA:O	1:E:408:LYS:N	2.41	0.54
1:A:39:GLN:CB	1:A:67:ILE:HG21	2.37	0.54
1:A:351:ASN:OD1	1:A:380:THR:HB	2.08	0.54
1:A:414:VAL:HA	1:A:417:VAL:CG1	2.37	0.54
1:B:42:MET:SD	1:B:67:ILE:HD11	2.47	0.54
1:B:52:LYS:HG3	1:B:53:LYS:HG3	1.89	0.54
1:B:368:ARG:HB2	1:B:378:LEU:CD2	2.32	0.54
1:C:52:LYS:HG3	1:C:53:LYS:HG3	1.89	0.54
1:C:235:LEU:HD11	1:C:241:LEU:HD23	1.90	0.54
1:C:293:LEU:CB	1:C:339:LYS:NZ	2.71	0.54
1:E:83:LYS:O	1:E:134:PRO:HA	2.08	0.54
1:E:382:ASN:HB3	1:E:385:ILE:HB	1.90	0.54
1:A:376:ALA:C	1:A:379:TYR:CD2	2.81	0.53

Continued on next page...

Continued from previous page...

Atom-1	Atom-2	Interatomic distance (Å)	Clash overlap (Å)
1:B:46:LEU:HD21	1:B:197:ILE:CG2	2.37	0.53
1:B:51:ASN:HB3	1:B:54:PHE:CE2	2.42	0.53
1:B:141:LYS:NZ	1:B:171:MET:HB3	2.23	0.53
1:B:365:PRO:HG3	1:B:476:VAL:CG2	2.36	0.53
1:B:414:VAL:HA	1:B:417:VAL:CG1	2.37	0.53
1:C:85:LEU:HG	1:C:156:ILE:HG23	1.89	0.53
1:C:87:VAL:HB	1:C:158:ILE:HG13	1.89	0.53
1:C:141:LYS:NZ	1:C:171:MET:HB3	2.23	0.53
1:C:191:LEU:N	1:C:192:PRO:HD2	2.24	0.53
1:D:143:VAL:HG13	1:D:144:GLY:N	2.22	0.53
1:D:223:TRP:HB3	1:D:444:MET:CG	2.39	0.53
1:E:376:ALA:C	1:E:379:TYR:CD2	2.81	0.53
1:B:55:ILE:CD1	1:B:198:TYR:HB2	2.37	0.53
1:B:280:LYS:HE3	1:B:438:LYS:HG2	1.90	0.53
1:C:133:ASN:H	1:C:134:PRO:HD2	1.71	0.53
1:C:450:ARG:NE	1:C:453:LYS:NZ	2.55	0.53
1:D:45:VAL:HG22	1:D:54:PHE:CE1	2.44	0.53
1:D:87:VAL:HB	1:D:158:ILE:HG13	1.89	0.53
1:D:235:LEU:HD11	1:D:241:LEU:HD23	1.90	0.53
1:E:42:MET:SD	1:E:67:ILE:HD12	2.48	0.53
1:E:51:ASN:HB3	1:E:54:PHE:CE2	2.42	0.53
1:E:293:LEU:CB	1:E:339:LYS:NZ	2.71	0.53
1:A:444:MET:HE2	1:A:445:GLU:HG3	1.91	0.53
1:B:37:LYS:HA	1:B:40:ILE:CD1	2.38	0.53
1:B:141:LYS:O	1:B:144:GLY:O	2.26	0.53
1:B:191:LEU:N	1:B:192:PRO:HD2	2.24	0.53
1:B:293:LEU:HB3	1:B:339:LYS:HZ1	1.74	0.53
1:B:382:ASN:HB3	1:B:385:ILE:HB	1.90	0.53
1:B:385:ILE:HG22	1:B:386:TYR:CG	2.44	0.53
1:B:406:ALA:O	1:B:408:LYS:N	2.41	0.53
1:D:235:LEU:HD11	1:D:241:LEU:HB3	1.90	0.53
1:D:376:ALA:C	1:D:379:TYR:CD2	2.81	0.53
1:E:141:LYS:O	1:E:144:GLY:O	2.26	0.53
1:A:52:LYS:HG3	1:A:53:LYS:HG3	1.89	0.53
1:A:293:LEU:HB2	1:A:339:LYS:HZ3	1.73	0.53
1:B:59:PHE:HD2	1:B:60:ARG:O	1.92	0.53
1:C:10:LEU:O	1:C:74:TRP:HZ2	1.92	0.53
1:C:42:MET:SD	1:C:67:ILE:HD11	2.47	0.53
1:C:46:LEU:HD21	1:C:197:ILE:CG2	2.37	0.53
1:C:220:THR:CB	1:C:445:GLU:HB2	2.37	0.53
1:C:375:TYR:O	1:C:378:LEU:HB2	2.07	0.53

Continued on next page...

Continued from previous page...

Atom-1	Atom-2	Interatomic distance (Å)	Clash overlap (Å)
1:C:385:ILE:HG22	1:C:386:TYR:CG	2.44	0.53
1:D:42:MET:C	1:D:45:VAL:HG12	2.29	0.53
1:D:64:LYS:HG3	1:D:65:SER:H	1.74	0.53
1:D:225:ALA:O	1:D:228:PRO:CD	2.53	0.53
1:E:220:THR:CB	1:E:445:GLU:HB2	2.38	0.53
1:A:42:MET:SD	1:A:67:ILE:HD12	2.48	0.53
1:A:133:ASN:N	1:A:134:PRO:CD	2.67	0.53
1:A:235:LEU:HD11	1:A:241:LEU:HD23	1.90	0.53
1:C:45:VAL:HG22	1:C:54:PHE:CE1	2.44	0.53
1:C:368:ARG:N	1:C:401:THR:CG2	2.70	0.53
1:D:88:SER:HB3	1:D:141:LYS:CG	2.39	0.53
1:D:163:GLU:OE1	1:D:163:GLU:HA	2.09	0.53
1:E:110:PHE:CA	1:E:113:GLU:HG2	2.37	0.53
1:E:280:LYS:HE3	1:E:438:LYS:HG2	1.91	0.53
1:E:365:PRO:HG3	1:E:476:VAL:CG2	2.36	0.53
1:E:436:LEU:HD22	1:E:457:ILE:HD13	1.89	0.53
1:B:203:GLN:CG	1:B:206:MET:HE2	2.39	0.53
1:C:28:LYS:HB2	1:C:31:ASN:ND2	2.11	0.53
1:C:55:ILE:CD1	1:C:198:TYR:HB2	2.37	0.53
1:C:184:PHE:HE1	1:C:195:ARG:HA	1.74	0.53
1:C:338:LEU:HD12	1:C:338:LEU:N	2.22	0.53
1:D:37:LYS:HA	1:D:40:ILE:CD1	2.38	0.53
1:D:190:PRO:C	1:D:192:PRO:CD	2.77	0.53
1:D:271:LEU:HG	1:D:272:ARG:N	2.24	0.53
1:D:338:LEU:HD12	1:D:338:LEU:N	2.22	0.53
1:D:385:ILE:HG22	1:D:386:TYR:CG	2.44	0.53
1:E:190:PRO:HB2	1:E:192:PRO:HG2	1.90	0.53
1:E:271:LEU:HG	1:E:272:ARG:N	2.24	0.53
1:A:162:VAL:C	1:A:165:PRO:HD2	2.29	0.53
1:A:220:THR:CB	1:A:445:GLU:HB2	2.37	0.53
1:A:313:LEU:HD13	1:A:373:THR:HG22	1.91	0.53
1:A:385:ILE:HG22	1:A:386:TYR:CG	2.44	0.53
1:B:322:TRP:CZ3	1:B:457:ILE:HG22	2.42	0.53
1:C:306:ALA:HB3	1:C:328:ASN:OD1	2.09	0.53
1:D:338:LEU:HD22	1:D:430:LYS:CB	2.39	0.53
1:E:306:ALA:HB3	1:E:328:ASN:OD1	2.09	0.53
1:E:351:ASN:OD1	1:E:380:THR:HB	2.08	0.53
1:E:385:ILE:HG22	1:E:386:TYR:CG	2.44	0.53
1:A:133:ASN:H	1:A:134:PRO:HD3	1.74	0.53
1:A:203:GLN:O	1:A:206:MET:HE2	2.09	0.53
1:A:379:TYR:CD1	1:A:380:THR:N	2.77	0.53

Continued on next page...

Continued from previous page...

Atom-1	Atom-2	Interatomic distance (Å)	Clash overlap (Å)
1:B:163:GLU:OE1	1:B:163:GLU:HA	2.09	0.53
1:B:190:PRO:C	1:B:192:PRO:CD	2.77	0.53
1:B:235:LEU:HD11	1:B:241:LEU:HD23	1.90	0.53
1:B:235:LEU:HD11	1:B:241:LEU:HB3	1.90	0.53
1:B:351:ASN:OD1	1:B:380:THR:HB	2.08	0.53
1:C:39:GLN:CB	1:C:67:ILE:HG21	2.37	0.53
1:C:42:MET:SD	1:C:67:ILE:HD12	2.48	0.53
1:C:88:SER:HB3	1:C:141:LYS:CG	2.39	0.53
1:C:190:PRO:C	1:C:192:PRO:CD	2.77	0.53
1:D:52:LYS:HG3	1:D:53:LYS:HG3	1.89	0.53
1:D:59:PHE:HD2	1:D:60:ARG:O	1.92	0.53
1:D:329:ILE:HG13	1:D:330:ILE:HG23	1.91	0.53
1:D:375:TYR:O	1:D:378:LEU:HB2	2.07	0.53
1:E:88:SER:HB3	1:E:141:LYS:CG	2.39	0.53
1:A:78:ARG:HH22	1:A:112:SER:HB3	1.72	0.53
1:A:133:ASN:H	1:A:134:PRO:HD2	1.71	0.53
1:A:329:ILE:HG13	1:A:330:ILE:HG23	1.91	0.53
1:A:370:LYS:CE	1:A:399:ASP:HA	2.38	0.53
1:B:59:PHE:CD2	1:B:60:ARG:O	2.62	0.53
1:B:220:THR:CB	1:B:445:GLU:HB2	2.37	0.53
1:C:190:PRO:HB2	1:C:192:PRO:HG2	1.90	0.53
1:C:313:LEU:CD1	1:C:374:GLY:HA2	2.24	0.53
1:C:379:TYR:CD1	1:C:380:THR:N	2.77	0.53
1:D:42:MET:SD	1:D:67:ILE:HD12	2.48	0.53
1:D:141:LYS:NZ	1:D:171:MET:HB3	2.23	0.53
1:D:162:VAL:C	1:D:165:PRO:HD2	2.29	0.53
1:E:45:VAL:HG22	1:E:54:PHE:CE1	2.44	0.53
1:E:59:PHE:CD2	1:E:60:ARG:O	2.62	0.53
1:E:375:TYR:O	1:E:378:LEU:HB2	2.08	0.53
1:E:450:ARG:NE	1:E:453:LYS:NZ	2.55	0.53
1:A:376:ALA:O	1:A:377:VAL:C	2.47	0.53
1:A:431:VAL:HG23	1:A:432:PHE:CE1	2.44	0.53
1:A:439:HIS:CE1	1:A:454:GLU:O	2.57	0.53
1:B:52:LYS:CD	1:B:184:PHE:CE2	2.86	0.53
1:B:271:LEU:HG	1:B:272:ARG:N	2.24	0.53
1:B:294:SER:HB2	1:B:340:GLY:C	2.30	0.53
1:B:329:ILE:HG13	1:B:330:ILE:HG23	1.91	0.53
1:C:42:MET:C	1:C:45:VAL:HG12	2.29	0.53
1:C:223:TRP:HB3	1:C:444:MET:CG	2.39	0.53
1:C:345:THR:HG23	1:C:346:TYR:CE1	2.44	0.53
1:D:293:LEU:HB2	1:D:339:LYS:NZ	2.24	0.53

Continued on next page...

Continued from previous page...

Atom-1	Atom-2	Interatomic distance (Å)	Clash overlap (Å)
1:E:22:PHE:CD2	1:E:30:LEU:HG	2.33	0.53
1:E:42:MET:C	1:E:45:VAL:HG12	2.29	0.53
1:E:141:LYS:NZ	1:E:171:MET:HB3	2.23	0.53
1:E:190:PRO:C	1:E:192:PRO:CD	2.77	0.53
1:E:235:LEU:HD11	1:E:241:LEU:HB3	1.90	0.53
1:E:293:LEU:HB2	1:E:339:LYS:NZ	2.24	0.53
1:A:306:ALA:HB3	1:A:328:ASN:OD1	2.09	0.52
1:C:406:ALA:O	1:C:408:LYS:N	2.41	0.52
1:C:414:VAL:HA	1:C:417:VAL:CG1	2.37	0.52
1:D:191:LEU:N	1:D:192:PRO:HD2	2.24	0.52
1:E:163:GLU:OE1	1:E:163:GLU:HA	2.09	0.52
1:E:164:ILE:N	1:E:165:PRO:HD3	2.24	0.52
1:E:293:LEU:HD13	1:E:353:SER:HB2	1.91	0.52
1:E:370:LYS:O	1:E:375:TYR:CE2	2.62	0.52
1:A:42:MET:C	1:A:45:VAL:HG12	2.29	0.52
1:A:59:PHE:HD2	1:A:60:ARG:O	1.92	0.52
1:A:111:LEU:HD23	1:A:111:LEU:O	2.09	0.52
1:B:42:MET:C	1:B:45:VAL:HG12	2.29	0.52
1:B:52:LYS:CE	1:B:53:LYS:HZ3	2.18	0.52
1:B:345:THR:HG23	1:B:346:TYR:CE1	2.44	0.52
1:C:280:LYS:HE3	1:C:438:LYS:HG2	1.90	0.52
1:C:293:LEU:HB2	1:C:339:LYS:NZ	2.24	0.52
1:C:293:LEU:HD13	1:C:353:SER:HB2	1.91	0.52
1:C:294:SER:HB2	1:C:340:GLY:C	2.30	0.52
1:C:368:ARG:HH21	1:C:378:LEU:CB	2.23	0.52
1:D:111:LEU:HD23	1:D:111:LEU:O	2.09	0.52
1:D:133:ASN:H	1:D:134:PRO:HD3	1.74	0.52
1:D:199:LEU:HD23	1:D:199:LEU:C	2.29	0.52
1:D:370:LYS:O	1:D:375:TYR:CE2	2.62	0.52
1:D:394:ARG:HD2	1:D:396:GLY:O	2.09	0.52
1:E:223:TRP:HB3	1:E:444:MET:CG	2.39	0.52
1:E:235:LEU:HD11	1:E:241:LEU:HD23	1.90	0.52
1:A:164:ILE:N	1:A:165:PRO:HD3	2.24	0.52
1:A:271:LEU:HG	1:A:272:ARG:N	2.24	0.52
1:B:64:LYS:HG3	1:B:65:SER:H	1.74	0.52
1:B:370:LYS:HG3	1:B:401:THR:OG1	2.10	0.52
1:B:394:ARG:HD2	1:B:396:GLY:O	2.09	0.52
1:B:431:VAL:HG23	1:B:432:PHE:CE1	2.44	0.52
1:C:111:LEU:O	1:C:111:LEU:HD23	2.09	0.52
1:C:117:ARG:CD	1:C:132:ALA:HB2	2.39	0.52
1:D:202:PRO:CB	1:D:265:ARG:NH1	2.71	0.52

Continued on next page...

Continued from previous page...

Atom-1	Atom-2	Interatomic distance (Å)	Clash overlap (Å)
1:E:148:GLN:HG3	1:E:171:MET:HE1	1.90	0.52
1:E:199:LEU:HD23	1:E:199:LEU:C	2.30	0.52
1:A:10:LEU:O	1:A:74:TRP:HZ2	1.92	0.52
1:A:22:PHE:CD2	1:A:30:LEU:HG	2.33	0.52
1:B:88:SER:HB3	1:B:141:LYS:CG	2.39	0.52
1:B:162:VAL:C	1:B:165:PRO:HD2	2.29	0.52
1:B:164:ILE:N	1:B:165:PRO:CD	2.73	0.52
1:C:37:LYS:HA	1:C:40:ILE:CD1	2.38	0.52
1:C:59:PHE:HD2	1:C:60:ARG:O	1.92	0.52
1:C:162:VAL:C	1:C:165:PRO:HD2	2.29	0.52
1:C:394:ARG:HD2	1:C:396:GLY:O	2.09	0.52
1:D:110:PHE:CA	1:D:113:GLU:HG2	2.37	0.52
1:D:382:ASN:HB3	1:D:385:ILE:HB	1.90	0.52
1:E:36:THR:HG22	1:E:39:GLN:HG3	1.91	0.52
1:E:313:LEU:CD1	1:E:374:GLY:HA2	2.24	0.52
1:A:55:ILE:CD1	1:A:198:TYR:CD2	2.93	0.52
1:A:294:SER:HB2	1:A:340:GLY:C	2.30	0.52
1:B:46:LEU:HD23	1:B:197:ILE:HG12	1.91	0.52
1:B:184:PHE:HE1	1:B:195:ARG:HA	1.73	0.52
1:C:59:PHE:CD2	1:C:60:ARG:O	2.62	0.52
1:C:164:ILE:N	1:C:165:PRO:HD3	2.24	0.52
1:C:326:ARG:NH1	1:C:335:ASN:CB	2.64	0.52
1:D:10:LEU:O	1:D:74:TRP:HZ2	1.92	0.52
1:D:306:ALA:HB3	1:D:328:ASN:OD1	2.09	0.52
1:D:345:THR:HG23	1:D:346:TYR:CE1	2.44	0.52
1:E:46:LEU:HD23	1:E:197:ILE:HG12	1.91	0.52
1:E:64:LYS:HG3	1:E:65:SER:H	1.74	0.52
1:E:164:ILE:N	1:E:165:PRO:CD	2.73	0.52
1:E:338:LEU:HD12	1:E:338:LEU:N	2.22	0.52
1:E:368:ARG:HH21	1:E:378:LEU:CB	2.23	0.52
1:E:379:TYR:CD1	1:E:380:THR:N	2.77	0.52
1:A:163:GLU:OE1	1:A:163:GLU:HA	2.09	0.52
1:A:250:ASP:O	1:A:254:GLU:CG	2.58	0.52
1:A:338:LEU:HD22	1:A:430:LYS:CB	2.39	0.52
1:A:370:LYS:O	1:A:375:TYR:CE2	2.63	0.52
1:A:394:ARG:HD2	1:A:396:GLY:O	2.09	0.52
1:B:190:PRO:HB2	1:B:192:PRO:HG2	1.90	0.52
1:B:295:ASP:CB	1:B:339:LYS:HZ2	2.17	0.52
1:B:306:ALA:HB3	1:B:328:ASN:OD1	2.09	0.52
1:C:163:GLU:OE1	1:C:163:GLU:HA	2.09	0.52
1:C:235:LEU:HD11	1:C:241:LEU:HB3	1.90	0.52

Continued on next page...

Continued from previous page...

Atom-1	Atom-2	Interatomic distance (Å)	Clash overlap (Å)
1:D:36:THR:HG22	1:D:39:GLN:HG3	1.91	0.52
1:D:143:VAL:HG22	1:D:146:THR:OG1	2.10	0.52
1:E:21:ALA:O	1:E:22:PHE:CD1	2.63	0.52
1:E:133:ASN:N	1:E:134:PRO:CD	2.67	0.52
1:A:59:PHE:CD2	1:A:60:ARG:O	2.62	0.52
1:A:234:ASN:HD21	1:A:240:ARG:NE	2.08	0.52
1:A:234:ASN:ND2	1:A:240:ARG:CD	2.72	0.52
1:A:428:PHE:CE2	1:A:461:LEU:CD1	2.90	0.52
1:B:42:MET:SD	1:B:67:ILE:HD12	2.48	0.52
1:B:55:ILE:CD1	1:B:198:TYR:CD2	2.93	0.52
1:B:223:TRP:HB3	1:B:444:MET:CG	2.39	0.52
1:B:293:LEU:HD13	1:B:353:SER:HB2	1.91	0.52
1:B:368:ARG:HH21	1:B:378:LEU:CB	2.23	0.52
1:B:379:TYR:CD1	1:B:380:THR:N	2.77	0.52
1:C:36:THR:HG22	1:C:39:GLN:HG3	1.91	0.52
1:C:46:LEU:HD23	1:C:197:ILE:HG12	1.91	0.52
1:C:164:ILE:N	1:C:165:PRO:CD	2.73	0.52
1:C:250:ASP:O	1:C:254:GLU:CG	2.58	0.52
1:C:459:ASP:O	1:C:463:PRO:CD	2.55	0.52
1:D:184:PHE:HE1	1:D:195:ARG:HA	1.74	0.52
1:D:313:LEU:HD13	1:D:373:THR:HG22	1.91	0.52
1:D:316:ALA:O	1:D:318:MET:HB2	2.10	0.52
1:E:162:VAL:C	1:E:165:PRO:HD2	2.29	0.52
1:E:341:ASP:OD2	1:E:344:HIS:CE1	2.63	0.52
1:A:223:TRP:HB3	1:A:444:MET:CG	2.39	0.52
1:A:259:THR:C	1:A:263:PRO:HD2	2.31	0.52
1:A:316:ALA:O	1:A:318:MET:HB2	2.10	0.52
1:A:368:ARG:HH21	1:A:378:LEU:CB	2.23	0.52
1:B:45:VAL:HG22	1:B:54:PHE:CE1	2.43	0.52
1:B:234:ASN:HD21	1:B:240:ARG:NE	2.08	0.52
1:B:414:VAL:C	1:B:417:VAL:HG12	2.30	0.52
1:C:322:TRP:HE1	1:C:324:PRO:HG3	1.74	0.52
1:C:370:LYS:HG3	1:C:401:THR:OG1	2.10	0.52
1:D:21:ALA:O	1:D:22:PHE:CD1	2.63	0.52
1:D:259:THR:C	1:D:263:PRO:HD2	2.30	0.52
1:D:368:ARG:HH21	1:D:378:LEU:CB	2.23	0.52
1:E:28:LYS:HB2	1:E:31:ASN:ND2	2.11	0.52
1:E:133:ASN:H	1:E:134:PRO:HD3	1.74	0.52
1:E:234:ASN:HD21	1:E:240:ARG:NE	2.08	0.52
1:E:370:LYS:HG3	1:E:401:THR:OG1	2.10	0.52
1:A:46:LEU:HD23	1:A:197:ILE:HG12	1.91	0.52

Continued on next page...

Continued from previous page...

Atom-1	Atom-2	Interatomic distance (Å)	Clash overlap (Å)
1:A:293:LEU:HD13	1:A:353:SER:HB2	1.91	0.52
1:A:363:ILE:O	1:A:363:ILE:HG13	2.10	0.52
1:B:199:LEU:HD23	1:B:199:LEU:C	2.30	0.52
1:B:293:LEU:HB2	1:B:339:LYS:NZ	2.24	0.52
1:B:370:LYS:O	1:B:375:TYR:CE2	2.63	0.52
1:B:428:PHE:CE2	1:B:461:LEU:CD1	2.90	0.52
1:C:184:PHE:O	1:C:188:LEU:HG	2.10	0.52
1:C:313:LEU:HD13	1:C:373:THR:HG22	1.91	0.52
1:C:341:ASP:OD2	1:C:344:HIS:CE1	2.63	0.52
1:C:351:ASN:OD1	1:C:380:THR:HB	2.08	0.52
1:D:59:PHE:CD2	1:D:60:ARG:O	2.62	0.52
1:D:164:ILE:N	1:D:165:PRO:HD3	2.24	0.52
1:D:190:PRO:HB2	1:D:192:PRO:HG2	1.90	0.52
1:D:280:LYS:HE3	1:D:438:LYS:HG2	1.90	0.52
1:D:285:LEU:CB	1:D:431:VAL:HG12	2.40	0.52
1:D:351:ASN:HD21	1:D:377:VAL:HG13	1.75	0.52
1:D:379:TYR:CD1	1:D:380:THR:N	2.77	0.52
1:E:191:LEU:N	1:E:192:PRO:HD2	2.24	0.52
1:E:394:ARG:HD2	1:E:396:GLY:O	2.09	0.52
1:A:21:ALA:O	1:A:22:PHE:CD1	2.63	0.52
1:A:184:PHE:HE1	1:A:195:ARG:HA	1.74	0.52
1:A:293:LEU:HB2	1:A:339:LYS:NZ	2.24	0.52
1:A:341:ASP:OD2	1:A:344:HIS:CE1	2.63	0.52
1:A:370:LYS:HG3	1:A:401:THR:OG1	2.10	0.52
1:B:10:LEU:O	1:B:74:TRP:HZ2	1.92	0.52
1:B:73:VAL:O	1:B:77:TRP:HD1	1.94	0.52
1:C:203:GLN:CG	1:C:206:MET:HE1	2.40	0.52
1:C:285:LEU:CB	1:C:431:VAL:HG12	2.40	0.52
1:D:164:ILE:N	1:D:165:PRO:CD	2.73	0.52
1:D:181:VAL:N	1:D:182:GLN:CB	2.73	0.52
1:D:234:ASN:HD21	1:D:240:ARG:NE	2.08	0.52
1:D:326:ARG:NH1	1:D:335:ASN:N	2.58	0.52
1:E:117:ARG:CD	1:E:132:ALA:HB2	2.39	0.52
1:E:143:VAL:HG22	1:E:146:THR:OG1	2.10	0.52
1:E:259:THR:C	1:E:263:PRO:HD2	2.30	0.52
1:E:329:ILE:HG13	1:E:330:ILE:HG23	1.91	0.52
1:E:414:VAL:C	1:E:417:VAL:HG12	2.31	0.52
1:E:431:VAL:HG23	1:E:432:PHE:CE1	2.44	0.52
1:A:73:VAL:O	1:A:77:TRP:HD1	1.94	0.51
1:A:164:ILE:N	1:A:165:PRO:CD	2.73	0.51
1:A:326:ARG:NH1	1:A:335:ASN:N	2.58	0.51

Continued on next page...

Continued from previous page...

Atom-1	Atom-2	Interatomic distance (Å)	Clash overlap (Å)
1:B:111:LEU:O	1:B:111:LEU:HD23	2.09	0.51
1:B:259:THR:C	1:B:263:PRO:HD2	2.30	0.51
1:B:313:LEU:HD13	1:B:373:THR:HG22	1.91	0.51
1:B:326:ARG:NH1	1:B:335:ASN:N	2.58	0.51
1:B:370:LYS:CE	1:B:399:ASP:HA	2.38	0.51
1:C:233:GLU:HG2	1:C:243:PRO:HD3	1.92	0.51
1:C:316:ALA:O	1:C:318:MET:HB2	2.10	0.51
1:C:414:VAL:C	1:C:417:VAL:HG12	2.31	0.51
1:D:51:ASN:HB3	1:D:54:PHE:HZ	1.65	0.51
1:D:55:ILE:CD1	1:D:198:TYR:CD2	2.93	0.51
1:D:117:ARG:CD	1:D:132:ALA:HB2	2.39	0.51
1:D:293:LEU:HD13	1:D:353:SER:HB2	1.91	0.51
1:D:394:ARG:HH11	1:D:400:LYS:HZ1	1.58	0.51
1:D:428:PHE:CE2	1:D:461:LEU:CD1	2.90	0.51
1:A:143:VAL:HG22	1:A:146:THR:OG1	2.10	0.51
1:B:21:ALA:O	1:B:22:PHE:CD1	2.63	0.51
1:B:439:HIS:CB	1:B:450:ARG:NH1	2.74	0.51
1:C:55:ILE:CD1	1:C:198:TYR:CD2	2.93	0.51
1:C:59:PHE:CE2	1:C:62:ILE:HB	2.45	0.51
1:C:133:ASN:H	1:C:134:PRO:HD3	1.74	0.51
1:C:338:LEU:HD22	1:C:430:LYS:CB	2.39	0.51
1:C:370:LYS:O	1:C:375:TYR:CE2	2.63	0.51
1:D:184:PHE:O	1:D:188:LEU:HG	2.10	0.51
1:D:233:GLU:HG2	1:D:243:PRO:HD3	1.92	0.51
1:D:295:ASP:HB2	1:D:339:LYS:NZ	2.21	0.51
1:D:376:ALA:CA	1:D:379:TYR:CD2	2.85	0.51
1:D:436:LEU:HD22	1:D:457:ILE:CD1	2.40	0.51
1:D:459:ASP:O	1:D:463:PRO:CD	2.55	0.51
1:E:111:LEU:O	1:E:111:LEU:HD23	2.09	0.51
1:E:181:VAL:N	1:E:182:GLN:CB	2.72	0.51
1:E:234:ASN:ND2	1:E:240:ARG:CD	2.72	0.51
1:E:280:LYS:HZ3	1:E:437:LEU:C	2.14	0.51
1:E:285:LEU:CB	1:E:431:VAL:HG12	2.40	0.51
1:E:295:ASP:CB	1:E:339:LYS:HZ2	2.16	0.51
1:E:322:TRP:CE2	1:E:457:ILE:HA	2.45	0.51
1:E:326:ARG:NH1	1:E:335:ASN:N	2.58	0.51
1:E:345:THR:HG23	1:E:346:TYR:CE1	2.44	0.51
1:E:370:LYS:CE	1:E:399:ASP:HA	2.38	0.51
1:E:439:HIS:CB	1:E:450:ARG:NH1	2.74	0.51
1:A:45:VAL:HG22	1:A:54:PHE:CE1	2.44	0.51
1:B:184:PHE:O	1:B:188:LEU:HG	2.10	0.51

Continued on next page...

Continued from previous page...

Atom-1	Atom-2	Interatomic distance (Å)	Clash overlap (Å)
1:B:250:ASP:O	1:B:254:GLU:CG	2.58	0.51
1:C:73:VAL:O	1:C:77:TRP:HD1	1.93	0.51
1:C:143:VAL:HG22	1:C:146:THR:OG1	2.10	0.51
1:C:220:THR:HG22	1:C:411:GLN:HE22	1.76	0.51
1:C:363:ILE:O	1:C:363:ILE:HG13	2.10	0.51
1:C:439:HIS:CB	1:C:450:ARG:NH1	2.73	0.51
1:D:322:TRP:HE1	1:D:324:PRO:HG3	1.74	0.51
1:E:220:THR:HG22	1:E:411:GLN:HE22	1.76	0.51
1:E:250:ASP:O	1:E:254:GLU:CG	2.58	0.51
1:E:294:SER:HB2	1:E:340:GLY:C	2.30	0.51
1:B:76:LEU:CB	1:B:136:HIS:HE2	2.24	0.51
1:B:143:VAL:HG22	1:B:146:THR:OG1	2.10	0.51
1:B:341:ASP:OD2	1:B:344:HIS:CE1	2.63	0.51
1:B:351:ASN:HD21	1:B:377:VAL:HG13	1.75	0.51
1:C:21:ALA:O	1:C:22:PHE:CD1	2.63	0.51
1:C:199:LEU:HD23	1:C:199:LEU:C	2.30	0.51
1:C:234:ASN:HD21	1:C:240:ARG:NE	2.08	0.51
1:C:271:LEU:HG	1:C:272:ARG:N	2.24	0.51
1:C:431:VAL:HG23	1:C:432:PHE:CE1	2.44	0.51
1:C:436:LEU:HD22	1:C:457:ILE:CD1	2.40	0.51
1:C:444:MET:SD	1:C:445:GLU:CA	2.97	0.51
1:D:59:PHE:CE2	1:D:62:ILE:HB	2.45	0.51
1:D:76:LEU:CB	1:D:136:HIS:HE2	2.24	0.51
1:D:250:ASP:O	1:D:254:GLU:CD	2.49	0.51
1:D:365:PRO:HG3	1:D:476:VAL:CG2	2.36	0.51
1:E:59:PHE:CE2	1:E:62:ILE:HB	2.45	0.51
1:E:184:PHE:O	1:E:188:LEU:HG	2.10	0.51
1:E:313:LEU:HD13	1:E:373:THR:HG22	1.91	0.51
1:E:316:ALA:O	1:E:318:MET:HB2	2.10	0.51
1:A:76:LEU:CB	1:A:136:HIS:HE2	2.24	0.51
1:A:181:VAL:N	1:A:182:GLN:CB	2.73	0.51
1:A:220:THR:HG22	1:A:411:GLN:HE22	1.76	0.51
1:A:317:PRO:O	1:A:319:HIS:N	2.44	0.51
1:A:414:VAL:C	1:A:417:VAL:HG12	2.31	0.51
1:A:439:HIS:CB	1:A:450:ARG:NH1	2.74	0.51
1:B:59:PHE:CE2	1:B:62:ILE:HB	2.45	0.51
1:B:144:GLY:HA2	1:B:147:GLY:N	2.23	0.51
1:B:164:ILE:N	1:B:165:PRO:HD3	2.24	0.51
1:B:285:LEU:CB	1:B:431:VAL:HG12	2.40	0.51
1:B:322:TRP:HE1	1:B:324:PRO:HG3	1.74	0.51
1:C:329:ILE:HG13	1:C:330:ILE:HG23	1.91	0.51

Continued on next page...

Continued from previous page...

Atom-1	Atom-2	Interatomic distance (Å)	Clash overlap (Å)
1:D:46:LEU:HD23	1:D:197:ILE:HG12	1.91	0.51
1:D:133:ASN:H	1:D:134:PRO:HD2	1.71	0.51
1:D:220:THR:HG22	1:D:411:GLN:HE22	1.76	0.51
1:D:294:SER:HB2	1:D:340:GLY:C	2.30	0.51
1:D:322:TRP:CE2	1:D:457:ILE:HA	2.45	0.51
1:D:341:ASP:OD2	1:D:344:HIS:CE1	2.63	0.51
1:E:10:LEU:O	1:E:74:TRP:HZ2	1.92	0.51
1:E:59:PHE:HD2	1:E:60:ARG:O	1.92	0.51
1:E:76:LEU:CB	1:E:136:HIS:HE2	2.24	0.51
1:E:317:PRO:O	1:E:319:HIS:N	2.43	0.51
1:E:351:ASN:HD21	1:E:377:VAL:HG13	1.75	0.51
1:A:199:LEU:HD23	1:A:199:LEU:C	2.30	0.51
1:A:250:ASP:O	1:A:254:GLU:CD	2.49	0.51
1:B:73:VAL:HG11	1:B:104:ILE:CG2	2.40	0.51
1:B:220:THR:HG22	1:B:411:GLN:HE22	1.76	0.51
1:B:439:HIS:CE1	1:B:454:GLU:O	2.57	0.51
1:C:76:LEU:CB	1:C:136:HIS:HE2	2.24	0.51
1:C:332:ASP:O	1:C:334:PRO:HD3	2.11	0.51
1:D:73:VAL:O	1:D:77:TRP:HD1	1.93	0.51
1:A:59:PHE:CE2	1:A:62:ILE:HB	2.45	0.51
1:A:285:LEU:CB	1:A:431:VAL:HG12	2.40	0.51
1:C:317:PRO:O	1:C:319:HIS:N	2.44	0.51
1:C:365:PRO:HG3	1:C:476:VAL:CG2	2.36	0.51
1:D:40:ILE:HG13	1:D:41:ASP:N	2.26	0.51
1:D:439:HIS:CA	1:D:450:ARG:HH12	2.24	0.51
1:E:250:ASP:O	1:E:254:GLU:CD	2.49	0.51
1:E:459:ASP:O	1:E:463:PRO:CD	2.55	0.51
1:A:170:THR:O	1:A:174:ARG:HG2	2.11	0.51
1:A:332:ASP:O	1:A:334:PRO:HD3	2.11	0.51
1:B:181:VAL:N	1:B:182:GLN:CB	2.73	0.51
1:B:250:ASP:O	1:B:254:GLU:CD	2.49	0.51
1:C:294:SER:N	1:C:339:LYS:HZ1	2.08	0.51
1:D:250:ASP:O	1:D:254:GLU:CG	2.58	0.51
1:D:370:LYS:HG3	1:D:401:THR:OG1	2.10	0.51
1:D:439:HIS:CB	1:D:450:ARG:NH1	2.74	0.51
1:E:40:ILE:HG13	1:E:41:ASP:N	2.26	0.51
1:E:55:ILE:CD1	1:E:198:TYR:CD2	2.93	0.51
1:E:202:PRO:CB	1:E:265:ARG:NH1	2.71	0.51
1:E:259:THR:O	1:E:263:PRO:CD	2.59	0.51
1:E:368:ARG:N	1:E:401:THR:CG2	2.70	0.51
1:A:40:ILE:HG13	1:A:41:ASP:N	2.26	0.51

Continued on next page...

Continued from previous page...

Atom-1	Atom-2	Interatomic distance (Å)	Clash overlap (Å)
1:B:233:GLU:HG2	1:B:243:PRO:HD3	1.92	0.51
1:B:280:LYS:HZ3	1:B:437:LEU:C	2.14	0.51
1:B:322:TRP:CE2	1:B:457:ILE:HA	2.45	0.51
1:B:376:ALA:O	1:B:377:VAL:C	2.47	0.51
1:B:436:LEU:HD22	1:B:457:ILE:CD1	2.40	0.51
1:C:326:ARG:NH1	1:C:335:ASN:N	2.58	0.51
1:C:439:HIS:CA	1:C:450:ARG:HH12	2.24	0.51
1:D:317:PRO:O	1:D:319:HIS:N	2.44	0.51
1:E:73:VAL:O	1:E:77:TRP:HD1	1.93	0.51
1:A:202:PRO:CB	1:A:265:ARG:NH1	2.71	0.51
1:A:294:SER:N	1:A:339:LYS:HZ1	2.07	0.51
1:A:376:ALA:HA	1:A:379:TYR:HD2	1.69	0.51
1:B:204:THR:HG22	1:B:205:GLU:N	2.09	0.51
1:B:316:ALA:O	1:B:318:MET:HB2	2.10	0.51
1:B:363:ILE:HG13	1:B:363:ILE:O	2.10	0.51
1:C:234:ASN:ND2	1:C:240:ARG:CD	2.72	0.51
1:C:250:ASP:O	1:C:254:GLU:CD	2.49	0.51
1:C:259:THR:C	1:C:263:PRO:HD2	2.30	0.51
1:C:322:TRP:CE2	1:C:457:ILE:HA	2.45	0.51
1:C:416:THR:O	1:C:420:GLU:HG3	2.11	0.51
1:D:295:ASP:HB2	1:D:339:LYS:CD	2.41	0.51
1:D:332:ASP:O	1:D:334:PRO:HD3	2.11	0.51
1:E:184:PHE:HE1	1:E:195:ARG:HA	1.74	0.51
1:E:376:ALA:O	1:E:377:VAL:C	2.47	0.51
1:E:416:THR:O	1:E:420:GLU:HG3	2.11	0.51
1:A:436:LEU:HD22	1:A:457:ILE:CD1	2.40	0.50
1:B:148:GLN:HG3	1:B:171:MET:CE	2.41	0.50
1:B:234:ASN:ND2	1:B:240:ARG:CD	2.72	0.50
1:B:332:ASP:O	1:B:334:PRO:HD3	2.11	0.50
1:C:124:VAL:CA	1:C:125:ILE:HB	2.41	0.50
1:C:148:GLN:HG3	1:C:171:MET:CE	2.42	0.50
1:C:293:LEU:HB2	1:C:339:LYS:HZ3	1.76	0.50
1:C:444:MET:HE2	1:C:445:GLU:HG3	1.93	0.50
1:D:170:THR:O	1:D:174:ARG:HG2	2.11	0.50
1:D:259:THR:O	1:D:263:PRO:CD	2.59	0.50
1:D:414:VAL:C	1:D:417:VAL:HG12	2.31	0.50
1:D:431:VAL:HG23	1:D:432:PHE:CE1	2.44	0.50
1:E:182:GLN:HG3	1:E:185:ALA:H	1.76	0.50
1:E:436:LEU:HD22	1:E:457:ILE:CD1	2.40	0.50
1:A:102:LYS:HZ1	1:A:120:GLN:HB2	1.76	0.50
1:A:259:THR:O	1:A:263:PRO:CD	2.59	0.50

Continued on next page...

Continued from previous page...

Atom-1	Atom-2	Interatomic distance (Å)	Clash overlap (Å)
1:B:124:VAL:CA	1:B:125:ILE:HB	2.41	0.50
1:B:295:ASP:HB2	1:B:339:LYS:CD	2.42	0.50
1:B:416:THR:O	1:B:420:GLU:HG3	2.11	0.50
1:C:181:VAL:N	1:C:182:GLN:CB	2.73	0.50
1:C:410:LYS:O	1:C:414:VAL:HG23	2.11	0.50
1:D:294:SER:N	1:D:339:LYS:HZ1	2.09	0.50
1:D:351:ASN:OD1	1:D:380:THR:HB	2.09	0.50
1:D:368:ARG:N	1:D:401:THR:CG2	2.70	0.50
1:D:452:MET:O	1:D:452:MET:HG3	2.12	0.50
1:E:144:GLY:HA2	1:E:147:GLY:N	2.23	0.50
1:E:313:LEU:HD23	1:E:321:GLN:HE21	1.75	0.50
1:E:439:HIS:CA	1:E:450:ARG:HH12	2.24	0.50
1:A:163:GLU:CG	1:A:203:GLN:HB3	2.25	0.50
1:B:170:THR:O	1:B:174:ARG:HG2	2.11	0.50
1:B:315:LYS:NZ	1:B:372:GLU:CG	2.75	0.50
1:B:317:PRO:O	1:B:319:HIS:N	2.44	0.50
1:B:376:ALA:CA	1:B:379:TYR:CD2	2.85	0.50
1:D:148:GLN:HG3	1:D:171:MET:CE	2.41	0.50
1:D:191:LEU:N	1:D:192:PRO:CD	2.74	0.50
1:D:410:LYS:O	1:D:414:VAL:HG23	2.11	0.50
1:E:191:LEU:N	1:E:192:PRO:CD	2.74	0.50
1:E:313:LEU:HD11	1:E:377:VAL:CB	2.42	0.50
1:E:450:ARG:NE	1:E:453:LYS:HZ3	2.10	0.50
1:A:273:GLU:OE2	1:A:277:GLU:HB2	2.12	0.50
1:A:315:LYS:NZ	1:A:372:GLU:CG	2.75	0.50
1:A:471:VAL:O	1:A:474:ASP:CG	2.50	0.50
1:B:202:PRO:CB	1:B:265:ARG:NH1	2.71	0.50
1:B:294:SER:CB	1:B:341:ASP:HB3	2.41	0.50
1:B:410:LYS:O	1:B:414:VAL:HG23	2.11	0.50
1:B:471:VAL:O	1:B:474:ASP:CG	2.50	0.50
1:C:40:ILE:HG13	1:C:41:ASP:N	2.26	0.50
1:C:368:ARG:HE	1:C:378:LEU:CD2	2.15	0.50
1:D:363:ILE:HG13	1:D:363:ILE:O	2.10	0.50
1:E:233:GLU:HG2	1:E:243:PRO:HD3	1.92	0.50
1:E:274:ARG:HE	1:E:440:HIS:HD2	1.60	0.50
1:E:319:HIS:HB2	1:E:456:ARG:NH2	2.27	0.50
1:E:322:TRP:HE1	1:E:324:PRO:HG3	1.74	0.50
1:A:117:ARG:CD	1:A:132:ALA:HB2	2.39	0.50
1:A:322:TRP:CE2	1:A:457:ILE:HA	2.45	0.50
1:A:410:LYS:O	1:A:414:VAL:HG23	2.11	0.50
1:B:182:GLN:HG3	1:B:185:ALA:H	1.76	0.50

Continued on next page...

Continued from previous page...

Atom-1	Atom-2	Interatomic distance (Å)	Clash overlap (Å)
1:B:191:LEU:N	1:B:192:PRO:CD	2.74	0.50
1:B:259:THR:O	1:B:263:PRO:CD	2.59	0.50
1:B:439:HIS:CA	1:B:450:ARG:HH12	2.24	0.50
1:C:259:THR:O	1:C:263:PRO:CD	2.59	0.50
1:C:289:LEU:HD23	1:C:290:ASN:O	2.12	0.50
1:C:295:ASP:HB2	1:C:339:LYS:CD	2.42	0.50
1:D:144:GLY:HA2	1:D:147:GLY:N	2.23	0.50
1:E:47:ALA:C	1:E:195:ARG:HH12	2.15	0.50
1:E:82:LEU:HG	1:E:83:LYS:N	2.27	0.50
1:E:338:LEU:HD22	1:E:430:LYS:CB	2.39	0.50
1:E:363:ILE:HG13	1:E:363:ILE:O	2.10	0.50
1:E:448:ARG:CB	1:E:455:MET:HE1	2.40	0.50
1:A:36:THR:HG22	1:A:39:GLN:HG3	1.91	0.50
1:A:313:LEU:HD11	1:A:377:VAL:CB	2.42	0.50
1:A:319:HIS:HB2	1:A:456:ARG:NH2	2.27	0.50
1:B:83:LYS:HE2	1:B:192:PRO:C	2.32	0.50
1:B:148:GLN:OE1	1:B:175:GLU:HB2	2.11	0.50
1:D:274:ARG:HE	1:D:440:HIS:HD2	1.60	0.50
1:D:436:LEU:HB2	1:D:457:ILE:CD1	2.39	0.50
1:E:439:HIS:CE1	1:E:454:GLU:O	2.57	0.50
1:A:280:LYS:HA	1:A:283:PHE:CD2	2.47	0.50
1:A:314:GLU:O	1:A:314:GLU:HG3	2.12	0.50
1:B:125:ILE:O	1:B:125:ILE:HG22	2.12	0.50
1:B:436:LEU:HB2	1:B:457:ILE:CD1	2.39	0.50
1:B:459:ASP:O	1:B:463:PRO:CD	2.54	0.50
1:C:351:ASN:HD21	1:C:377:VAL:HG13	1.75	0.50
1:D:252:ASN:HB3	1:D:253:PRO:CD	2.41	0.50
1:D:314:GLU:O	1:D:314:GLU:HG3	2.12	0.50
1:D:416:THR:O	1:D:420:GLU:HG3	2.11	0.50
1:D:471:VAL:O	1:D:474:ASP:CG	2.50	0.50
1:E:235:LEU:HD13	1:E:241:LEU:CB	2.36	0.50
1:E:295:ASP:HB2	1:E:339:LYS:CD	2.42	0.50
1:E:315:LYS:NZ	1:E:372:GLU:CG	2.75	0.50
1:A:148:GLN:HG3	1:A:171:MET:CE	2.42	0.50
1:A:180:LEU:HD23	1:A:180:LEU:O	2.12	0.50
1:B:36:THR:HG22	1:B:39:GLN:OE1	2.12	0.50
1:B:40:ILE:HG13	1:B:41:ASP:N	2.26	0.50
1:B:190:PRO:C	1:B:192:PRO:HD2	2.33	0.50
1:B:379:TYR:O	1:B:385:ILE:CB	2.55	0.50
1:C:394:ARG:HH11	1:C:400:LYS:HZ2	1.59	0.50
1:D:293:LEU:CB	1:D:339:LYS:HZ1	2.25	0.50

Continued on next page...

Continued from previous page...

Atom-1	Atom-2	Interatomic distance (Å)	Clash overlap (Å)
1:D:376:ALA:O	1:D:377:VAL:C	2.47	0.50
1:E:170:THR:O	1:E:174:ARG:HG2	2.11	0.50
1:A:368:ARG:NH1	1:A:381:LEU:HD22	2.27	0.50
1:A:416:THR:O	1:A:420:GLU:HG3	2.11	0.50
1:B:22:PHE:CD2	1:B:30:LEU:HG	2.33	0.50
1:B:143:VAL:CG1	1:B:144:GLY:H	2.25	0.50
1:B:271:LEU:HG	1:B:272:ARG:H	1.77	0.50
1:B:319:HIS:HB2	1:B:456:ARG:NH2	2.27	0.50
1:C:148:GLN:OE1	1:C:175:GLU:HB2	2.11	0.50
1:C:191:LEU:N	1:C:192:PRO:CD	2.74	0.50
1:C:428:PHE:CE2	1:C:461:LEU:CD1	2.90	0.50
1:C:452:MET:HG3	1:C:452:MET:O	2.12	0.50
1:E:252:ASN:HB3	1:E:253:PRO:CD	2.41	0.50
1:E:271:LEU:HG	1:E:272:ARG:H	1.77	0.50
1:E:273:GLU:OE2	1:E:277:GLU:HB2	2.12	0.50
1:E:332:ASP:O	1:E:334:PRO:HD3	2.11	0.50
1:E:420:GLU:CD	1:E:465:MET:SD	2.90	0.50
1:A:294:SER:CB	1:A:341:ASP:HB3	2.42	0.49
1:A:313:LEU:HD23	1:A:321:GLN:HE21	1.75	0.49
1:A:322:TRP:HE1	1:A:324:PRO:HG3	1.74	0.49
1:A:328:ASN:HA	1:A:333:LEU:HD23	1.93	0.49
1:A:365:PRO:HG3	1:A:476:VAL:CG2	2.36	0.49
1:A:412:TRP:CZ2	1:A:416:THR:OG1	2.65	0.49
1:B:273:GLU:OE2	1:B:277:GLU:HB2	2.12	0.49
1:C:370:LYS:CE	1:C:399:ASP:HA	2.38	0.49
1:C:389:GLU:CD	1:C:391:GLY:H	2.16	0.49
1:D:124:VAL:CA	1:D:125:ILE:HB	2.41	0.49
1:D:289:LEU:HD23	1:D:290:ASN:O	2.12	0.49
1:D:315:LYS:NZ	1:D:372:GLU:CG	2.75	0.49
1:D:428:PHE:CZ	1:D:461:LEU:HD13	2.46	0.49
1:E:258:GLY:C	1:E:260:PRO:HD2	2.33	0.49
1:E:376:ALA:HA	1:E:379:TYR:HD2	1.69	0.49
1:E:389:GLU:CD	1:E:391:GLY:H	2.15	0.49
1:E:412:TRP:CZ2	1:E:416:THR:OG1	2.65	0.49
1:A:47:ALA:C	1:A:195:ARG:HH12	2.15	0.49
1:A:143:VAL:CG1	1:A:144:GLY:H	2.25	0.49
1:A:182:GLN:HG3	1:A:185:ALA:H	1.76	0.49
1:A:266:PHE:CE2	1:A:267:ASP:O	2.66	0.49
1:A:289:LEU:HD23	1:A:290:ASN:O	2.12	0.49
1:A:432:PHE:C	1:A:435:ILE:HG12	2.33	0.49
1:B:261:THR:HG23	1:B:268:ARG:HH21	1.77	0.49

Continued on next page...

Continued from previous page...

Atom-1	Atom-2	Interatomic distance (Å)	Clash overlap (Å)
1:B:289:LEU:HD23	1:B:290:ASN:O	2.12	0.49
1:B:420:GLU:CD	1:B:465:MET:SD	2.90	0.49
1:C:83:LYS:HE2	1:C:192:PRO:C	2.32	0.49
1:C:133:ASN:N	1:C:134:PRO:CD	2.67	0.49
1:C:368:ARG:NH1	1:C:381:LEU:HD22	2.27	0.49
1:C:376:ALA:O	1:C:377:VAL:C	2.47	0.49
1:C:420:GLU:CD	1:C:465:MET:SD	2.90	0.49
1:C:432:PHE:C	1:C:435:ILE:HG12	2.33	0.49
1:D:148:GLN:OE1	1:D:175:GLU:HB2	2.11	0.49
1:D:155:ASP:C	1:D:194:SER:HB2	2.33	0.49
1:D:182:GLN:HG3	1:D:185:ALA:H	1.76	0.49
1:D:266:PHE:CE2	1:D:267:ASP:O	2.66	0.49
1:D:370:LYS:CE	1:D:399:ASP:HA	2.38	0.49
1:D:370:LYS:CG	1:D:401:THR:OG1	2.60	0.49
1:E:69:CYS:O	1:E:72:VAL:HG12	2.12	0.49
1:E:80:PRO:HD2	1:E:83:LYS:HZ3	1.62	0.49
1:E:148:GLN:OE1	1:E:175:GLU:HB2	2.11	0.49
1:E:444:MET:SD	1:E:445:GLU:CA	2.97	0.49
1:E:452:MET:HG3	1:E:452:MET:O	2.12	0.49
1:A:420:GLU:CD	1:A:465:MET:SD	2.90	0.49
1:B:280:LYS:HA	1:B:283:PHE:CD2	2.47	0.49
1:C:73:VAL:HG11	1:C:104:ILE:CG2	2.40	0.49
1:C:280:LYS:HA	1:C:283:PHE:CD2	2.47	0.49
1:C:294:SER:CB	1:C:341:ASP:HB3	2.41	0.49
1:C:315:LYS:NZ	1:C:372:GLU:CG	2.75	0.49
1:C:410:LYS:HA	1:C:462:GLU:OE2	2.13	0.49
1:C:428:PHE:CZ	1:C:461:LEU:HD13	2.46	0.49
1:D:90:SER:CA	1:D:140:VAL:HG23	2.37	0.49
1:D:190:PRO:C	1:D:192:PRO:HD2	2.33	0.49
1:D:280:LYS:HA	1:D:283:PHE:CD2	2.47	0.49
1:D:368:ARG:NH1	1:D:381:LEU:HD22	2.27	0.49
1:D:389:GLU:CD	1:D:391:GLY:H	2.16	0.49
1:D:410:LYS:HA	1:D:462:GLU:OE2	2.12	0.49
1:E:80:PRO:C	1:E:81:GLN:HG2	2.33	0.49
1:E:124:VAL:CA	1:E:125:ILE:HB	2.41	0.49
1:E:262:ASP:HB3	1:E:263:PRO:CD	2.42	0.49
1:A:233:GLU:HG2	1:A:243:PRO:HD3	1.92	0.49
1:A:280:LYS:NZ	1:A:437:LEU:C	2.65	0.49
1:B:28:LYS:HB2	1:B:31:ASN:ND2	2.11	0.49
1:B:155:ASP:C	1:B:194:SER:HB2	2.33	0.49
1:B:180:LEU:HD23	1:B:180:LEU:O	2.12	0.49

Continued on next page...

Continued from previous page...

Atom-1	Atom-2	Interatomic distance (Å)	Clash overlap (Å)
1:B:368:ARG:NH1	1:B:381:LEU:HD22	2.27	0.49
1:B:370:LYS:CG	1:B:401:THR:OG1	2.60	0.49
1:C:47:ALA:C	1:C:195:ARG:HH12	2.15	0.49
1:C:64:LYS:HG3	1:C:65:SER:H	1.74	0.49
1:C:125:ILE:O	1:C:125:ILE:HG22	2.12	0.49
1:C:471:VAL:O	1:C:474:ASP:CG	2.50	0.49
1:D:77:TRP:HZ3	1:D:113:GLU:CA	2.25	0.49
1:D:225:ALA:C	1:D:228:PRO:HD2	2.32	0.49
1:E:180:LEU:HD23	1:E:180:LEU:O	2.12	0.49
1:E:326:ARG:HH22	1:E:427:MET:H	1.60	0.49
1:E:394:ARG:HH11	1:E:400:LYS:HZ1	1.58	0.49
1:E:432:PHE:C	1:E:435:ILE:HG12	2.32	0.49
1:A:87:VAL:HG23	1:A:158:ILE:HG13	1.95	0.49
1:A:155:ASP:C	1:A:194:SER:HB2	2.33	0.49
1:A:271:LEU:HG	1:A:272:ARG:H	1.77	0.49
1:B:52:LYS:HE3	1:B:53:LYS:HZ1	1.75	0.49
1:B:80:PRO:C	1:B:81:GLN:HG2	2.33	0.49
1:B:82:LEU:HG	1:B:83:LYS:N	2.27	0.49
1:B:210:LYS:HA	1:B:213:GLU:CD	2.33	0.49
1:B:266:PHE:CE2	1:B:267:ASP:O	2.66	0.49
1:C:124:VAL:HG12	1:C:125:ILE:HD12	1.95	0.49
1:C:170:THR:O	1:C:174:ARG:HG2	2.11	0.49
1:C:235:LEU:HD13	1:C:241:LEU:CB	2.36	0.49
1:C:280:LYS:NZ	1:C:437:LEU:C	2.65	0.49
1:C:394:ARG:HD3	1:C:400:LYS:HZ3	1.77	0.49
1:D:57:GLN:NE2	1:D:223:TRP:CD1	2.77	0.49
1:D:273:GLU:OE2	1:D:277:GLU:HB2	2.12	0.49
1:D:319:HIS:HB2	1:D:456:ARG:NH2	2.27	0.49
1:D:412:TRP:CZ2	1:D:416:THR:OG1	2.65	0.49
1:E:36:THR:HG22	1:E:39:GLN:OE1	2.12	0.49
1:E:125:ILE:O	1:E:125:ILE:HG22	2.12	0.49
1:E:190:PRO:C	1:E:192:PRO:HD2	2.33	0.49
1:E:280:LYS:NZ	1:E:437:LEU:C	2.65	0.49
1:E:370:LYS:CG	1:E:401:THR:OG1	2.60	0.49
1:E:471:VAL:O	1:E:474:ASP:CG	2.50	0.49
1:A:73:VAL:HG11	1:A:104:ILE:CG2	2.40	0.49
1:A:144:GLY:HA2	1:A:147:GLY:N	2.23	0.49
1:A:261:THR:HG23	1:A:268:ARG:HH21	1.77	0.49
1:A:452:MET:O	1:A:452:MET:HG3	2.11	0.49
1:B:258:GLY:C	1:B:260:PRO:HD2	2.33	0.49
1:B:313:LEU:CD1	1:B:374:GLY:HA2	2.24	0.49

Continued on next page...

Continued from previous page...

Atom-1	Atom-2	Interatomic distance (Å)	Clash overlap (Å)
1:B:448:ARG:CB	1:B:455:MET:HE1	2.42	0.49
1:B:452:MET:HG3	1:B:452:MET:O	2.11	0.49
1:C:210:LYS:HA	1:C:213:GLU:CD	2.33	0.49
1:C:258:GLY:C	1:C:260:PRO:HD2	2.33	0.49
1:D:87:VAL:HG23	1:D:158:ILE:HG13	1.94	0.49
1:D:180:LEU:HD23	1:D:180:LEU:O	2.12	0.49
1:D:420:GLU:CD	1:D:465:MET:SD	2.90	0.49
1:D:432:PHE:C	1:D:435:ILE:HG12	2.33	0.49
1:E:87:VAL:HG23	1:E:158:ILE:HG13	1.95	0.49
1:E:148:GLN:HG3	1:E:171:MET:CE	2.42	0.49
1:A:125:ILE:O	1:A:125:ILE:HG22	2.12	0.49
1:A:227:TYR:CG	1:A:228:PRO:CD	2.95	0.49
1:A:295:ASP:HB2	1:A:339:LYS:CD	2.42	0.49
1:A:389:GLU:CD	1:A:391:GLY:H	2.16	0.49
1:B:133:ASN:H	1:B:134:PRO:HD3	1.74	0.49
1:C:155:ASP:C	1:C:194:SER:HB2	2.33	0.49
1:C:180:LEU:HD23	1:C:180:LEU:O	2.12	0.49
1:C:182:GLN:HG3	1:C:185:ALA:H	1.76	0.49
1:C:273:GLU:OE2	1:C:277:GLU:HB2	2.12	0.49
1:C:308:VAL:HG23	1:C:326:ARG:HB2	1.95	0.49
1:C:314:GLU:HG3	1:C:314:GLU:O	2.12	0.49
1:C:319:HIS:HB2	1:C:456:ARG:NH2	2.27	0.49
1:D:69:CYS:O	1:D:72:VAL:HG12	2.13	0.49
1:D:227:TYR:CG	1:D:228:PRO:CD	2.95	0.49
1:D:258:GLY:C	1:D:260:PRO:HD2	2.33	0.49
1:D:262:ASP:HB3	1:D:263:PRO:CD	2.42	0.49
1:E:155:ASP:C	1:E:194:SER:HB2	2.33	0.49
1:E:280:LYS:HA	1:E:283:PHE:CD2	2.47	0.49
1:E:410:LYS:O	1:E:414:VAL:HG23	2.11	0.49
1:A:37:LYS:C	1:A:40:ILE:HG12	2.33	0.49
1:A:98:SER:C	1:A:101:ILE:HG12	2.33	0.49
1:A:210:LYS:HA	1:A:213:GLU:CD	2.33	0.49
1:A:320:TYR:CZ	1:A:342:ASP:OD2	2.66	0.49
1:A:370:LYS:CG	1:A:401:THR:OG1	2.60	0.49
1:A:459:ASP:O	1:A:463:PRO:CD	2.55	0.49
1:B:280:LYS:NZ	1:B:437:LEU:C	2.66	0.49
1:B:326:ARG:HH22	1:B:427:MET:H	1.60	0.49
1:B:432:PHE:C	1:B:435:ILE:HG12	2.33	0.49
1:C:271:LEU:HG	1:C:272:ARG:H	1.77	0.49
1:C:370:LYS:CG	1:C:401:THR:OG1	2.60	0.49
1:D:47:ALA:C	1:D:195:ARG:HH12	2.15	0.49

Continued on next page...

Continued from previous page...

Atom-1	Atom-2	Interatomic distance (Å)	Clash overlap (Å)
1:D:125:ILE:O	1:D:125:ILE:HG22	2.12	0.49
1:D:313:LEU:HD23	1:D:321:GLN:HE21	1.75	0.49
1:E:83:LYS:HE2	1:E:192:PRO:C	2.32	0.49
1:E:223:TRP:NE1	1:E:265:ARG:CG	2.75	0.49
1:E:225:ALA:C	1:E:228:PRO:HD2	2.32	0.49
1:E:293:LEU:CB	1:E:339:LYS:HZ1	2.26	0.49
1:E:294:SER:N	1:E:339:LYS:HZ1	2.09	0.49
1:E:368:ARG:NH1	1:E:381:LEU:HD22	2.27	0.49
1:A:11:VAL:HG22	1:A:11:VAL:O	2.13	0.49
1:A:69:CYS:O	1:A:72:VAL:HG12	2.13	0.49
1:A:148:GLN:OE1	1:A:175:GLU:HB2	2.11	0.49
1:B:124:VAL:HG12	1:B:125:ILE:HD12	1.95	0.49
1:B:227:TYR:CG	1:B:228:PRO:CD	2.95	0.49
1:B:308:VAL:HG23	1:B:326:ARG:HB2	1.95	0.49
1:B:428:PHE:CZ	1:B:461:LEU:HD13	2.46	0.49
1:C:190:PRO:C	1:C:192:PRO:HD2	2.33	0.49
1:C:235:LEU:HG	1:C:245:LEU:CB	2.39	0.49
1:C:273:GLU:HA	1:C:441:ASN:HA	1.95	0.49
1:C:450:ARG:HE	1:C:453:LYS:NZ	2.11	0.49
1:D:143:VAL:CG1	1:D:144:GLY:H	2.25	0.49
1:D:235:LEU:HD13	1:D:241:LEU:CB	2.36	0.49
1:D:313:LEU:HD11	1:D:377:VAL:CB	2.42	0.49
1:D:326:ARG:HH22	1:D:427:MET:H	1.60	0.49
1:E:266:PHE:CE2	1:E:267:ASP:O	2.66	0.49
1:A:80:PRO:C	1:A:81:GLN:HG2	2.33	0.49
1:A:163:GLU:CB	1:A:208:LEU:HD13	2.28	0.49
1:A:428:PHE:CZ	1:A:461:LEU:HD13	2.46	0.49
1:A:439:HIS:CA	1:A:450:ARG:HH12	2.24	0.49
1:B:322:TRP:CD2	1:B:457:ILE:HG22	2.48	0.49
1:C:45:VAL:CG2	1:C:54:PHE:CE1	2.96	0.49
1:C:82:LEU:HG	1:C:83:LYS:N	2.27	0.49
1:C:261:THR:HG23	1:C:268:ARG:HH21	1.77	0.49
1:D:45:VAL:CG2	1:D:54:PHE:CE1	2.96	0.49
1:A:20:VAL:HG12	1:A:108:LEU:CD2	2.42	0.48
1:A:87:VAL:CG1	1:A:94:ALA:HB1	2.43	0.48
1:A:262:ASP:HB3	1:A:263:PRO:CD	2.42	0.48
1:B:410:LYS:HA	1:B:462:GLU:OE2	2.12	0.48
1:C:227:TYR:CG	1:C:228:PRO:CD	2.95	0.48
1:D:82:LEU:HG	1:D:83:LYS:N	2.27	0.48
1:D:98:SER:C	1:D:101:ILE:HG12	2.33	0.48
1:D:163:GLU:OE1	1:D:208:LEU:CB	2.61	0.48

Continued on next page...

Continued from previous page...

Atom-1	Atom-2	Interatomic distance (Å)	Clash overlap (Å)
1:E:98:SER:C	1:E:101:ILE:HG12	2.33	0.48
1:E:210:LYS:HA	1:E:213:GLU:CD	2.33	0.48
1:E:289:LEU:HD23	1:E:290:ASN:O	2.12	0.48
1:E:328:ASN:HA	1:E:333:LEU:HD23	1.93	0.48
1:E:410:LYS:HA	1:E:462:GLU:OE2	2.12	0.48
1:A:368:ARG:N	1:A:401:THR:CG2	2.70	0.48
1:B:47:ALA:C	1:B:195:ARG:HH12	2.15	0.48
1:B:155:ASP:O	1:B:194:SER:C	2.52	0.48
1:B:262:ASP:HB3	1:B:263:PRO:CD	2.42	0.48
1:B:313:LEU:HD11	1:B:377:VAL:CB	2.42	0.48
1:B:320:TYR:CZ	1:B:342:ASP:OD2	2.66	0.48
1:C:36:THR:HG22	1:C:39:GLN:OE1	2.12	0.48
1:C:266:PHE:CE2	1:C:267:ASP:O	2.66	0.48
1:D:80:PRO:C	1:D:81:GLN:HG2	2.33	0.48
1:D:210:LYS:HA	1:D:213:GLU:CD	2.33	0.48
1:E:59:PHE:HB2	1:E:263:PRO:HA	1.95	0.48
1:E:227:TYR:CG	1:E:228:PRO:CD	2.95	0.48
1:E:368:ARG:HE	1:E:378:LEU:CD2	2.15	0.48
1:E:428:PHE:CZ	1:E:461:LEU:HD13	2.46	0.48
1:A:258:GLY:C	1:A:260:PRO:HD2	2.33	0.48
1:A:410:LYS:HA	1:A:462:GLU:OE2	2.12	0.48
1:B:11:VAL:O	1:B:11:VAL:HG22	2.13	0.48
1:B:338:LEU:HD22	1:B:430:LYS:CB	2.39	0.48
1:B:389:GLU:CD	1:B:391:GLY:H	2.16	0.48
1:B:444:MET:HA	1:B:445:GLU:HA	1.56	0.48
1:B:455:MET:HG3	1:B:459:ASP:OD2	2.14	0.48
1:C:91:LYS:CA	1:C:93:ARG:H	2.27	0.48
1:C:180:LEU:CD2	1:C:181:VAL:HG12	2.34	0.48
1:D:37:LYS:C	1:D:40:ILE:HG12	2.33	0.48
1:D:82:LEU:HG	1:D:83:LYS:CG	2.44	0.48
1:D:83:LYS:HE2	1:D:192:PRO:C	2.32	0.48
1:D:294:SER:CB	1:D:341:ASP:HB3	2.41	0.48
1:E:82:LEU:HG	1:E:83:LYS:CG	2.44	0.48
1:E:87:VAL:CG1	1:E:94:ALA:HB1	2.43	0.48
1:E:163:GLU:OE1	1:E:208:LEU:CB	2.61	0.48
1:E:314:GLU:HG3	1:E:314:GLU:O	2.12	0.48
1:E:450:ARG:HE	1:E:453:LYS:NZ	2.11	0.48
1:E:455:MET:HG3	1:E:459:ASP:OD2	2.14	0.48
1:A:91:LYS:CB	1:A:92:GLU:HG2	2.43	0.48
1:A:370:LYS:NZ	1:A:375:TYR:CD1	2.82	0.48
1:A:450:ARG:HE	1:A:453:LYS:NZ	2.11	0.48

Continued on next page...

Continued from previous page...

Atom-1	Atom-2	Interatomic distance (Å)	Clash overlap (Å)
1:B:117:ARG:CD	1:B:132:ALA:HB2	2.39	0.48
1:B:273:GLU:HA	1:B:441:ASN:HA	1.95	0.48
1:C:144:GLY:HA2	1:C:147:GLY:N	2.23	0.48
1:C:225:ALA:C	1:C:228:PRO:HD2	2.32	0.48
1:C:436:LEU:HB2	1:C:457:ILE:CD1	2.39	0.48
1:D:184:PHE:HE1	1:D:195:ARG:N	2.11	0.48
1:D:455:MET:HG3	1:D:459:ASP:OD2	2.13	0.48
1:E:11:VAL:O	1:E:11:VAL:HG22	2.13	0.48
1:E:261:THR:HG23	1:E:268:ARG:HH21	1.77	0.48
1:E:301:LEU:HD22	1:E:361:LEU:CA	2.43	0.48
1:A:36:THR:HG22	1:A:39:GLN:OE1	2.12	0.48
1:A:76:LEU:HB2	1:A:136:HIS:HE2	1.79	0.48
1:A:163:GLU:OE1	1:A:208:LEU:CB	2.61	0.48
1:A:235:LEU:HG	1:A:245:LEU:CB	2.39	0.48
1:A:273:GLU:HA	1:A:441:ASN:HA	1.95	0.48
1:B:87:VAL:HG23	1:B:158:ILE:HG13	1.94	0.48
1:B:87:VAL:HB	1:B:158:ILE:CG1	2.44	0.48
1:B:98:SER:C	1:B:101:ILE:HG12	2.33	0.48
1:B:309:ALA:HB3	1:B:358:GLN:HE22	1.79	0.48
1:B:314:GLU:HG3	1:B:314:GLU:O	2.12	0.48
1:B:455:MET:O	1:B:458:CYS:SG	2.66	0.48
1:C:57:GLN:NE2	1:C:223:TRP:CD1	2.77	0.48
1:C:87:VAL:HB	1:C:158:ILE:CG1	2.44	0.48
1:C:163:GLU:CB	1:C:208:LEU:HD13	2.28	0.48
1:D:55:ILE:CD1	1:D:198:TYR:HB2	2.37	0.48
1:D:309:ALA:HB3	1:D:358:GLN:HE22	1.79	0.48
1:E:143:VAL:CG1	1:E:144:GLY:H	2.25	0.48
1:E:197:ILE:N	1:E:197:ILE:HD12	2.29	0.48
1:E:293:LEU:HB2	1:E:339:LYS:HZ3	1.78	0.48
1:E:307:ILE:C	1:E:364:ASP:OD1	2.52	0.48
1:E:376:ALA:CA	1:E:379:TYR:CD2	2.85	0.48
1:A:16:LYS:HZ3	1:A:108:LEU:HD22	1.77	0.48
1:A:55:ILE:HD12	1:A:198:TYR:CD2	2.49	0.48
1:A:274:ARG:HE	1:A:440:HIS:HD2	1.60	0.48
1:A:326:ARG:HH22	1:A:427:MET:H	1.60	0.48
1:B:55:ILE:HD12	1:B:198:TYR:CD2	2.49	0.48
1:B:69:CYS:O	1:B:72:VAL:HG12	2.13	0.48
1:B:76:LEU:HG	1:B:134:PRO:HB3	1.94	0.48
1:B:91:LYS:CA	1:B:93:ARG:H	2.27	0.48
1:B:394:ARG:HH11	1:B:400:LYS:HZ2	1.61	0.48
1:C:91:LYS:CB	1:C:93:ARG:N	2.74	0.48

Continued on next page...

Continued from previous page...

Atom-1	Atom-2	Interatomic distance (Å)	Clash overlap (Å)
1:C:274:ARG:HE	1:C:440:HIS:HD2	1.60	0.48
1:C:286:GLN:O	1:C:298:LYS:HE3	2.14	0.48
1:C:295:ASP:HB2	1:C:339:LYS:NZ	2.21	0.48
1:C:307:ILE:C	1:C:364:ASP:OD1	2.52	0.48
1:C:313:LEU:HD11	1:C:377:VAL:CB	2.41	0.48
1:C:320:TYR:CZ	1:C:342:ASP:OD2	2.66	0.48
1:C:385:ILE:O	1:C:386:TYR:CD1	2.67	0.48
1:C:448:ARG:CB	1:C:455:MET:HE1	2.43	0.48
1:D:155:ASP:O	1:D:194:SER:C	2.52	0.48
1:D:271:LEU:HG	1:D:272:ARG:H	1.77	0.48
1:E:37:LYS:C	1:E:40:ILE:HG12	2.33	0.48
1:E:45:VAL:CG2	1:E:54:PHE:CE1	2.96	0.48
1:A:64:LYS:HG3	1:A:65:SER:H	1.74	0.48
1:A:100:PHE:O	1:A:104:ILE:HG12	2.14	0.48
1:A:225:ALA:C	1:A:228:PRO:HD2	2.33	0.48
1:B:16:LYS:HZ3	1:B:108:LEU:HD22	1.78	0.48
1:B:20:VAL:HG12	1:B:108:LEU:CD2	2.42	0.48
1:B:45:VAL:CG2	1:B:54:PHE:CE1	2.96	0.48
1:B:59:PHE:HB2	1:B:263:PRO:HA	1.95	0.48
1:B:77:TRP:HZ3	1:B:113:GLU:HA	1.70	0.48
1:C:82:LEU:HG	1:C:83:LYS:CG	2.44	0.48
1:C:87:VAL:CG1	1:C:94:ALA:HB1	2.43	0.48
1:C:143:VAL:CG1	1:C:144:GLY:H	2.25	0.48
1:C:313:LEU:HD23	1:C:321:GLN:HE21	1.75	0.48
1:C:322:TRP:CD2	1:C:457:ILE:HG22	2.48	0.48
1:D:320:TYR:CZ	1:D:342:ASP:OD2	2.66	0.48
1:E:52:LYS:CD	1:E:184:PHE:CE2	2.86	0.48
1:E:326:ARG:NH1	1:E:335:ASN:CB	2.65	0.48
1:A:91:LYS:CA	1:A:93:ARG:H	2.27	0.48
1:A:436:LEU:HA	1:A:439:HIS:CD2	2.49	0.48
1:A:444:MET:SD	1:A:445:GLU:CA	2.97	0.48
1:A:450:ARG:NE	1:A:453:LYS:HZ3	2.11	0.48
1:B:324:PRO:HD3	1:B:460:THR:HG21	1.96	0.48
1:B:385:ILE:O	1:B:386:TYR:CD1	2.67	0.48
1:B:439:HIS:ND1	1:B:453:LYS:HB3	2.29	0.48
1:C:37:LYS:C	1:C:40:ILE:HG12	2.33	0.48
1:C:69:CYS:O	1:C:72:VAL:HG12	2.13	0.48
1:C:155:ASP:O	1:C:194:SER:C	2.52	0.48
1:C:262:ASP:HB3	1:C:263:PRO:CD	2.42	0.48
1:C:324:PRO:HD3	1:C:460:THR:HG21	1.96	0.48
1:D:36:THR:HG22	1:D:39:GLN:OE1	2.12	0.48

Continued on next page...

Continued from previous page...

Atom-1	Atom-2	Interatomic distance (Å)	Clash overlap (Å)
1:D:42:MET:HA	1:D:45:VAL:HG12	1.96	0.48
1:D:307:ILE:C	1:D:364:ASP:OD1	2.52	0.48
1:E:91:LYS:CB	1:E:92:GLU:HG2	2.43	0.48
1:E:294:SER:CB	1:E:341:ASP:HB3	2.42	0.48
1:E:322:TRP:CD2	1:E:457:ILE:HG22	2.48	0.48
1:B:2:SER:HB3	1:B:111:LEU:CD1	2.35	0.48
1:B:37:LYS:C	1:B:40:ILE:HG12	2.33	0.48
1:B:76:LEU:HB2	1:B:136:HIS:HE2	1.79	0.48
1:B:94:ALA:HA	1:B:97:ASN:HD22	1.79	0.48
1:C:2:SER:HB3	1:C:111:LEU:CD1	2.35	0.48
1:C:80:PRO:C	1:C:81:GLN:HG2	2.33	0.48
1:C:87:VAL:HG23	1:C:158:ILE:HG13	1.94	0.48
1:C:379:TYR:O	1:C:385:ILE:CB	2.55	0.48
1:C:444:MET:HA	1:C:445:GLU:HA	1.56	0.48
1:C:455:MET:HG3	1:C:459:ASP:OD2	2.14	0.48
1:D:91:LYS:CA	1:D:93:ARG:H	2.27	0.48
1:D:100:PHE:O	1:D:104:ILE:HG12	2.14	0.48
1:D:124:VAL:HG12	1:D:125:ILE:HD12	1.95	0.48
1:D:149:LEU:CD1	1:D:174:ARG:HD2	2.44	0.48
1:D:301:LEU:HD22	1:D:361:LEU:CA	2.43	0.48
1:D:322:TRP:CD2	1:D:457:ILE:HG22	2.48	0.48
1:E:52:LYS:HE3	1:E:53:LYS:HZ1	1.78	0.48
1:E:76:LEU:HB2	1:E:136:HIS:HE2	1.79	0.48
1:E:77:TRP:HZ3	1:E:113:GLU:CA	2.25	0.48
1:A:59:PHE:HB2	1:A:263:PRO:HA	1.95	0.48
1:A:84:ILE:CA	1:A:135:ASP:OD1	2.60	0.48
1:B:100:PHE:O	1:B:104:ILE:HG12	2.14	0.48
1:B:146:THR:O	1:B:150:THR:HG23	2.14	0.48
1:B:286:GLN:O	1:B:298:LYS:HE3	2.14	0.48
1:B:301:LEU:HD22	1:B:361:LEU:CA	2.43	0.48
1:B:313:LEU:HD23	1:B:321:GLN:HE21	1.75	0.48
1:C:252:ASN:HB3	1:C:253:PRO:CD	2.41	0.48
1:D:87:VAL:CG1	1:D:94:ALA:HB1	2.43	0.48
1:D:197:ILE:HD12	1:D:197:ILE:N	2.29	0.48
1:D:273:GLU:HA	1:D:441:ASN:HA	1.95	0.48
1:D:280:LYS:NZ	1:D:437:LEU:C	2.65	0.48
1:D:385:ILE:O	1:D:386:TYR:CD1	2.67	0.48
1:E:203:GLN:NE2	1:E:206:MET:SD	2.87	0.48
1:A:295:ASP:OD2	1:A:357:GLN:CD	2.53	0.47
1:A:385:ILE:O	1:A:386:TYR:CD1	2.67	0.47
1:B:82:LEU:HG	1:B:83:LYS:CG	2.44	0.47

Continued on next page...

Continued from previous page...

Atom-1	Atom-2	Interatomic distance (Å)	Clash overlap (Å)
1:B:149:LEU:CD1	1:B:174:ARG:HD2	2.44	0.47
1:B:184:PHE:HE1	1:B:195:ARG:N	2.11	0.47
1:B:368:ARG:HE	1:B:378:LEU:CD2	2.15	0.47
1:C:146:THR:O	1:C:150:THR:HG23	2.14	0.47
1:C:163:GLU:OE1	1:C:208:LEU:CB	2.62	0.47
1:D:156:ILE:CB	1:D:194:SER:CB	2.83	0.47
1:D:204:THR:HG22	1:D:205:GLU:N	2.09	0.47
1:D:450:ARG:HE	1:D:453:LYS:NZ	2.11	0.47
1:E:76:LEU:HG	1:E:134:PRO:HB3	1.94	0.47
1:E:146:THR:O	1:E:150:THR:HG23	2.14	0.47
1:E:235:LEU:HG	1:E:245:LEU:CB	2.39	0.47
1:E:385:ILE:O	1:E:386:TYR:CD1	2.67	0.47
1:E:439:HIS:ND1	1:E:453:LYS:HB3	2.29	0.47
1:A:52:LYS:CD	1:A:184:PHE:CE2	2.86	0.47
1:A:87:VAL:HB	1:A:158:ILE:CG1	2.44	0.47
1:A:436:LEU:HB2	1:A:457:ILE:CD1	2.39	0.47
1:B:57:GLN:NE2	1:B:223:TRP:CD1	2.77	0.47
1:B:225:ALA:C	1:B:228:PRO:HD2	2.32	0.47
1:B:235:LEU:HG	1:B:245:LEU:CB	2.39	0.47
1:C:42:MET:HA	1:C:45:VAL:HG12	1.96	0.47
1:C:326:ARG:HH22	1:C:427:MET:H	1.60	0.47
1:D:11:VAL:HG22	1:D:11:VAL:O	2.13	0.47
1:D:87:VAL:HB	1:D:158:ILE:CG1	2.44	0.47
1:D:133:ASN:N	1:D:134:PRO:CD	2.67	0.47
1:D:146:THR:O	1:D:150:THR:HG23	2.14	0.47
1:E:39:GLN:HG2	1:E:67:ILE:CG2	2.41	0.47
1:E:55:ILE:HD12	1:E:198:TYR:CD2	2.49	0.47
1:E:94:ALA:HA	1:E:97:ASN:HD22	1.79	0.47
1:E:149:LEU:CD1	1:E:174:ARG:HD2	2.44	0.47
1:E:273:GLU:HA	1:E:441:ASN:HA	1.95	0.47
1:E:295:ASP:OD2	1:E:357:GLN:CD	2.53	0.47
1:E:320:TYR:CZ	1:E:342:ASP:OD2	2.66	0.47
1:A:45:VAL:CG2	1:A:54:PHE:CE1	2.96	0.47
1:A:309:ALA:HB3	1:A:358:GLN:HE22	1.79	0.47
1:B:42:MET:HA	1:B:45:VAL:HG12	1.96	0.47
1:B:91:LYS:CB	1:B:92:GLU:HG2	2.43	0.47
1:B:163:GLU:OE1	1:B:208:LEU:CB	2.62	0.47
1:B:197:ILE:N	1:B:197:ILE:HD12	2.29	0.47
1:B:261:THR:HA	1:B:268:ARG:HH22	1.79	0.47
1:B:307:ILE:C	1:B:364:ASP:OD1	2.52	0.47
1:B:335:ASN:HD21	1:B:338:LEU:CD1	2.20	0.47

Continued on next page...

Continued from previous page...

Atom-1	Atom-2	Interatomic distance (Å)	Clash overlap (Å)
1:C:59:PHE:HB2	1:C:263:PRO:HA	1.95	0.47
1:C:73:VAL:HG21	1:C:104:ILE:HG22	1.96	0.47
1:C:179:THR:HG21	1:C:196:VAL:CG2	2.42	0.47
1:C:328:ASN:HA	1:C:333:LEU:HD23	1.93	0.47
1:D:276:LEU:HD23	1:D:278:TYR:HB3	1.97	0.47
1:D:286:GLN:O	1:D:298:LYS:HE3	2.14	0.47
1:D:308:VAL:HG23	1:D:326:ARG:HB2	1.95	0.47
1:E:285:LEU:HD13	1:E:431:VAL:HG12	1.97	0.47
1:A:55:ILE:CD1	1:A:198:TYR:HB2	2.37	0.47
1:A:276:LEU:HD23	1:A:278:TYR:HB3	1.97	0.47
1:A:307:ILE:C	1:A:364:ASP:OD1	2.52	0.47
1:A:376:ALA:CA	1:A:379:TYR:CD2	2.85	0.47
1:B:87:VAL:CG1	1:B:94:ALA:HB1	2.43	0.47
1:C:91:LYS:CB	1:C:92:GLU:HG2	2.43	0.47
1:C:184:PHE:HE1	1:C:195:ARG:N	2.11	0.47
1:C:197:ILE:HD12	1:C:197:ILE:N	2.29	0.47
1:C:216:ARG:O	1:C:411:GLN:NE2	2.47	0.47
1:C:370:LYS:NZ	1:C:375:TYR:CD1	2.82	0.47
1:C:412:TRP:CZ2	1:C:416:THR:OG1	2.65	0.47
1:D:76:LEU:HG	1:D:134:PRO:HB3	1.94	0.47
1:D:203:GLN:NE2	1:D:206:MET:SD	2.87	0.47
1:D:450:ARG:NE	1:D:453:LYS:HZ3	2.13	0.47
1:E:42:MET:HA	1:E:45:VAL:HG12	1.96	0.47
1:E:124:VAL:HG12	1:E:125:ILE:HD12	1.95	0.47
1:E:128:ASP:HB2	1:E:135:ASP:HA	1.97	0.47
1:E:155:ASP:O	1:E:194:SER:C	2.52	0.47
1:E:261:THR:HA	1:E:268:ARG:HH22	1.80	0.47
1:E:280:LYS:NZ	1:E:437:LEU:CB	2.77	0.47
1:A:42:MET:HA	1:A:45:VAL:HG12	1.96	0.47
1:A:128:ASP:HB2	1:A:135:ASP:HA	1.97	0.47
1:A:301:LEU:HD22	1:A:361:LEU:CA	2.44	0.47
1:A:439:HIS:ND1	1:A:453:LYS:HB3	2.29	0.47
1:B:274:ARG:HE	1:B:440:HIS:HD2	1.59	0.47
1:B:450:ARG:HE	1:B:453:LYS:NZ	2.11	0.47
1:C:305:ASP:HA	1:C:329:ILE:HG21	1.97	0.47
1:C:309:ALA:HB3	1:C:358:GLN:HE22	1.79	0.47
1:C:436:LEU:HA	1:C:439:HIS:CD2	2.49	0.47
1:D:280:LYS:CE	1:D:438:LYS:HG2	2.45	0.47
1:D:285:LEU:HD11	1:D:434:PRO:HG3	1.97	0.47
1:E:148:GLN:NE2	1:E:171:MET:HG3	2.30	0.47
1:E:203:GLN:HG2	1:E:206:MET:HE2	1.96	0.47

Continued on next page...

Continued from previous page...

Atom-1	Atom-2	Interatomic distance (Å)	Clash overlap (Å)
1:A:76:LEU:HG	1:A:134:PRO:HB3	1.94	0.47
1:A:149:LEU:CD1	1:A:174:ARG:HD2	2.44	0.47
1:A:181:VAL:CA	1:A:182:GLN:CG	2.90	0.47
1:A:252:ASN:HB3	1:A:253:PRO:CD	2.41	0.47
1:A:257:ALA:O	1:A:260:PRO:HD2	2.15	0.47
1:A:308:VAL:HG23	1:A:326:ARG:HB2	1.95	0.47
1:A:322:TRP:CD2	1:A:457:ILE:HG22	2.48	0.47
1:A:324:PRO:HD3	1:A:460:THR:HG21	1.96	0.47
1:B:285:LEU:HD11	1:B:434:PRO:HG3	1.97	0.47
1:B:295:ASP:OD2	1:B:357:GLN:CD	2.53	0.47
1:C:34:VAL:O	1:C:34:VAL:HG13	2.15	0.47
1:C:51:ASN:HB3	1:C:54:PHE:CE2	2.42	0.47
1:C:55:ILE:HD12	1:C:198:TYR:CD2	2.49	0.47
1:C:128:ASP:HB2	1:C:135:ASP:HA	1.97	0.47
1:D:91:LYS:CB	1:D:93:ARG:N	2.74	0.47
1:D:148:GLN:NE2	1:D:171:MET:HG3	2.30	0.47
1:D:261:THR:HG23	1:D:268:ARG:HH21	1.77	0.47
1:D:293:LEU:HB2	1:D:339:LYS:HZ3	1.79	0.47
1:D:295:ASP:OD2	1:D:357:GLN:CD	2.53	0.47
1:E:100:PHE:O	1:E:104:ILE:HG12	2.14	0.47
1:E:370:LYS:NZ	1:E:375:TYR:CD1	2.82	0.47
1:A:118:PRO:O	1:A:127:PHE:CD1	2.68	0.47
1:A:124:VAL:HG12	1:A:125:ILE:HD12	1.95	0.47
1:A:184:PHE:HE1	1:A:195:ARG:N	2.11	0.47
1:A:216:ARG:O	1:A:411:GLN:NE2	2.47	0.47
1:A:280:LYS:NZ	1:A:437:LEU:CB	2.77	0.47
1:A:286:GLN:O	1:A:298:LYS:HE3	2.14	0.47
1:A:370:LYS:C	1:A:375:TYR:CE2	2.88	0.47
1:B:91:LYS:CB	1:B:93:ARG:N	2.74	0.47
1:B:118:PRO:O	1:B:127:PHE:CD1	2.68	0.47
1:B:257:ALA:O	1:B:260:PRO:HD2	2.15	0.47
1:B:280:LYS:CE	1:B:438:LYS:HG2	2.45	0.47
1:B:294:SER:N	1:B:339:LYS:HZ1	2.12	0.47
1:B:370:LYS:NZ	1:B:375:TYR:CD1	2.82	0.47
1:B:436:LEU:HA	1:B:439:HIS:CD2	2.49	0.47
1:C:16:LYS:HZ3	1:C:108:LEU:HD22	1.79	0.47
1:C:20:VAL:HG12	1:C:108:LEU:CD2	2.42	0.47
1:C:59:PHE:CE1	1:C:225:ALA:CA	2.98	0.47
1:C:100:PHE:O	1:C:104:ILE:HG12	2.14	0.47
1:C:149:LEU:CD1	1:C:174:ARG:HD2	2.44	0.47
1:C:202:PRO:CB	1:C:265:ARG:NH1	2.71	0.47

Continued on next page...

Continued from previous page...

Atom-1	Atom-2	Interatomic distance (Å)	Clash overlap (Å)
1:C:203:GLN:NE2	1:C:206:MET:SD	2.87	0.47
1:C:285:LEU:HD13	1:C:431:VAL:HG12	1.97	0.47
1:C:439:HIS:ND1	1:C:453:LYS:HB3	2.29	0.47
1:D:55:ILE:HD12	1:D:198:TYR:CD2	2.49	0.47
1:D:59:PHE:CE1	1:D:225:ALA:CA	2.98	0.47
1:D:59:PHE:HB2	1:D:263:PRO:HA	1.95	0.47
1:D:83:LYS:HE2	1:D:192:PRO:CA	2.37	0.47
1:D:128:ASP:HB2	1:D:135:ASP:HA	1.97	0.47
1:D:148:GLN:HG3	1:D:171:MET:HE1	1.95	0.47
1:D:261:THR:HA	1:D:268:ARG:HH22	1.80	0.47
1:D:280:LYS:NZ	1:D:437:LEU:CB	2.77	0.47
1:D:280:LYS:HZ1	1:D:438:LYS:N	2.11	0.47
1:D:324:PRO:HD3	1:D:460:THR:HG21	1.96	0.47
1:D:370:LYS:C	1:D:375:TYR:CE2	2.88	0.47
1:D:379:TYR:O	1:D:385:ILE:CB	2.55	0.47
1:D:436:LEU:HA	1:D:439:HIS:CD2	2.49	0.47
1:E:12:VAL:CG1	1:E:15:LEU:HB3	2.41	0.47
1:E:59:PHE:CE1	1:E:225:ALA:CA	2.98	0.47
1:E:87:VAL:HB	1:E:158:ILE:CG1	2.44	0.47
1:E:180:LEU:CD2	1:E:181:VAL:HG12	2.34	0.47
1:E:216:ARG:O	1:E:411:GLN:NE2	2.47	0.47
1:E:428:PHE:CE2	1:E:461:LEU:CD1	2.90	0.47
1:A:47:ALA:N	1:A:195:ARG:NH2	2.63	0.47
1:A:163:GLU:CG	1:A:203:GLN:N	2.78	0.47
1:A:180:LEU:CD2	1:A:181:VAL:HG12	2.34	0.47
1:A:197:ILE:HD12	1:A:197:ILE:N	2.29	0.47
1:A:455:MET:HG3	1:A:459:ASP:OD2	2.14	0.47
1:C:57:GLN:CG	1:C:223:TRP:HB2	2.45	0.47
1:C:98:SER:C	1:C:101:ILE:HG12	2.33	0.47
1:D:42:MET:O	1:D:45:VAL:CG1	2.62	0.47
1:D:448:ARG:CB	1:D:455:MET:HE1	2.42	0.47
1:E:2:SER:HB3	1:E:111:LEU:CD1	2.35	0.47
1:E:88:SER:HB3	1:E:141:LYS:HD2	1.97	0.47
1:E:119:GLY:HA2	1:E:127:PHE:CD1	2.48	0.47
1:A:57:GLN:NE2	1:A:223:TRP:CD1	2.77	0.47
1:A:57:GLN:CG	1:A:223:TRP:HB2	2.45	0.47
1:B:8:ASN:OD1	1:B:12:VAL:HG11	2.15	0.47
1:B:128:ASP:HB2	1:B:135:ASP:HA	1.97	0.47
1:C:11:VAL:O	1:C:11:VAL:HG22	2.13	0.47
1:C:26:LEU:O	1:C:26:LEU:HD23	2.15	0.47
1:C:148:GLN:NE2	1:C:171:MET:HG3	2.30	0.47

Continued on next page...

Continued from previous page...

Atom-1	Atom-2	Interatomic distance (Å)	Clash overlap (Å)
1:C:370:LYS:C	1:C:375:TYR:CE2	2.88	0.47
1:D:34:VAL:O	1:D:34:VAL:HG13	2.15	0.47
1:D:73:VAL:HG21	1:D:104:ILE:HG22	1.97	0.47
1:D:87:VAL:HG13	1:D:94:ALA:HB1	1.97	0.47
1:D:118:PRO:O	1:D:127:PHE:CD1	2.68	0.47
1:D:216:ARG:O	1:D:411:GLN:NE2	2.47	0.47
1:D:285:LEU:HD13	1:D:431:VAL:HG12	1.97	0.47
1:D:305:ASP:HA	1:D:329:ILE:HG21	1.97	0.47
1:E:73:VAL:HG11	1:E:104:ILE:CG2	2.40	0.47
1:E:73:VAL:HG21	1:E:104:ILE:HG22	1.97	0.47
1:E:91:LYS:CB	1:E:93:ARG:N	2.74	0.47
1:E:91:LYS:CA	1:E:93:ARG:H	2.27	0.47
1:E:184:PHE:HE1	1:E:195:ARG:N	2.11	0.47
1:E:274:ARG:HG3	1:E:275:GLU:H	1.80	0.47
1:E:308:VAL:HG23	1:E:326:ARG:HB2	1.94	0.47
1:E:444:MET:SD	1:E:445:GLU:HG3	2.55	0.47
1:A:87:VAL:HG13	1:A:94:ALA:HB1	1.97	0.47
1:A:146:THR:O	1:A:150:THR:HG23	2.14	0.47
1:A:203:GLN:NE2	1:A:206:MET:SD	2.87	0.47
1:B:26:LEU:O	1:B:26:LEU:HD23	2.15	0.47
1:B:252:ASN:HB3	1:B:253:PRO:CD	2.41	0.47
1:B:449:ALA:N	1:B:455:MET:CE	2.75	0.47
1:B:450:ARG:HE	1:B:453:LYS:HZ1	1.63	0.47
1:C:8:ASN:OD1	1:C:12:VAL:HG11	2.15	0.47
1:C:118:PRO:O	1:C:127:PHE:CD1	2.68	0.47
1:C:256:LEU:O	1:C:260:PRO:CD	2.49	0.47
1:C:276:LEU:HD23	1:C:278:TYR:HB3	1.97	0.47
1:D:318:MET:HB3	1:D:319:HIS:ND1	2.30	0.47
1:D:370:LYS:HZ2	1:D:375:TYR:HD1	1.57	0.47
1:E:346:TYR:HB3	1:E:348:ASP:HB2	1.97	0.47
1:A:95:ASP:OD1	1:A:138:PRO:HB2	2.16	0.46
1:A:148:GLN:NE2	1:A:171:MET:HG3	2.30	0.46
1:A:280:LYS:CE	1:A:438:LYS:HG2	2.45	0.46
1:A:318:MET:HB3	1:A:319:HIS:ND1	2.30	0.46
1:A:444:MET:SD	1:A:445:GLU:HG3	2.55	0.46
1:B:47:ALA:N	1:B:195:ARG:NH2	2.63	0.46
1:B:156:ILE:CB	1:B:194:SER:CB	2.83	0.46
1:B:202:PRO:HB3	1:B:265:ARG:HH12	1.78	0.46
1:B:305:ASP:HA	1:B:329:ILE:HG21	1.97	0.46
1:B:444:MET:SD	1:B:445:GLU:HG3	2.55	0.46
1:C:301:LEU:HD22	1:C:361:LEU:CA	2.43	0.46

Continued on next page...

Continued from previous page...

Atom-1	Atom-2	Interatomic distance (Å)	Clash overlap (Å)
1:C:444:MET:CG	1:C:445:GLU:HA	2.45	0.46
1:D:8:ASN:OD1	1:D:12:VAL:HG11	2.15	0.46
1:D:16:LYS:HZ3	1:D:108:LEU:HD22	1.79	0.46
1:D:20:VAL:HG12	1:D:108:LEU:CD2	2.42	0.46
1:D:26:LEU:HD23	1:D:26:LEU:O	2.15	0.46
1:D:94:ALA:HA	1:D:97:ASN:HD22	1.79	0.46
1:D:223:TRP:NE1	1:D:265:ARG:CG	2.75	0.46
1:E:257:ALA:O	1:E:260:PRO:HD2	2.15	0.46
1:E:318:MET:HB3	1:E:319:HIS:ND1	2.31	0.46
1:E:324:PRO:HD3	1:E:460:THR:HG21	1.96	0.46
1:E:436:LEU:HA	1:E:439:HIS:CD2	2.49	0.46
1:A:216:ARG:HG3	1:A:445:GLU:O	2.16	0.46
1:A:441:ASN:C	1:A:447:ILE:HG23	2.36	0.46
1:B:88:SER:HB3	1:B:141:LYS:HD2	1.97	0.46
1:B:90:SER:CA	1:B:140:VAL:HG23	2.37	0.46
1:B:102:LYS:HZ1	1:B:120:GLN:HB2	1.79	0.46
1:B:148:GLN:NE2	1:B:171:MET:HG3	2.30	0.46
1:B:216:ARG:O	1:B:411:GLN:NE2	2.47	0.46
1:B:280:LYS:NZ	1:B:437:LEU:CB	2.77	0.46
1:B:370:LYS:C	1:B:375:TYR:CE2	2.88	0.46
1:B:405:LEU:HD23	1:B:406:ALA:HB2	1.98	0.46
1:C:87:VAL:HG13	1:C:94:ALA:HB1	1.97	0.46
1:C:94:ALA:HA	1:C:97:ASN:HD22	1.79	0.46
1:C:216:ARG:HG3	1:C:445:GLU:O	2.16	0.46
1:C:318:MET:HB3	1:C:319:HIS:ND1	2.31	0.46
1:D:216:ARG:HG3	1:D:445:GLU:O	2.16	0.46
1:D:319:HIS:CG	1:D:456:ARG:HH21	2.34	0.46
1:D:327:GLN:O	1:D:334:PRO:HD2	2.15	0.46
1:D:444:MET:SD	1:D:445:GLU:HG3	2.55	0.46
1:E:95:ASP:OD1	1:E:138:PRO:HB2	2.16	0.46
1:E:118:PRO:O	1:E:127:PHE:CD1	2.68	0.46
1:E:216:ARG:HG3	1:E:445:GLU:O	2.16	0.46
1:E:309:ALA:HB3	1:E:358:GLN:HE22	1.79	0.46
1:E:368:ARG:HH21	1:E:378:LEU:HB3	1.81	0.46
1:E:370:LYS:C	1:E:375:TYR:CE2	2.88	0.46
1:E:441:ASN:C	1:E:447:ILE:HG23	2.36	0.46
1:A:67:ILE:HG13	1:A:68:THR:N	2.31	0.46
1:A:319:HIS:CG	1:A:456:ARG:HH21	2.34	0.46
1:A:327:GLN:O	1:A:334:PRO:HD2	2.15	0.46
1:B:117:ARG:CB	1:B:118:PRO:CD	2.94	0.46
1:B:203:GLN:NE2	1:B:206:MET:SD	2.87	0.46

Continued on next page...

Continued from previous page...

Atom-1	Atom-2	Interatomic distance (Å)	Clash overlap (Å)
1:B:318:MET:HB3	1:B:319:HIS:ND1	2.31	0.46
1:B:319:HIS:CG	1:B:456:ARG:HH21	2.34	0.46
1:B:376:ALA:HA	1:B:379:TYR:HD2	1.69	0.46
1:C:117:ARG:CB	1:C:118:PRO:CD	2.93	0.46
1:C:194:SER:CA	1:C:195:ARG:CG	2.92	0.46
1:C:280:LYS:CE	1:C:438:LYS:HG2	2.45	0.46
1:C:295:ASP:OD2	1:C:357:GLN:CD	2.53	0.46
1:C:444:MET:SD	1:C:445:GLU:HG3	2.55	0.46
1:D:88:SER:HB3	1:D:141:LYS:HD2	1.97	0.46
1:D:257:ALA:O	1:D:260:PRO:HD2	2.15	0.46
1:D:439:HIS:ND1	1:D:453:LYS:HB3	2.29	0.46
1:E:55:ILE:CD1	1:E:198:TYR:HB2	2.37	0.46
1:E:319:HIS:CG	1:E:456:ARG:HH21	2.34	0.46
1:E:327:GLN:O	1:E:334:PRO:HD2	2.16	0.46
1:E:444:MET:HA	1:E:445:GLU:HA	1.56	0.46
1:A:59:PHE:CE1	1:A:225:ALA:CA	2.98	0.46
1:A:163:GLU:HG2	1:A:203:GLN:H	1.80	0.46
1:B:346:TYR:HB3	1:B:348:ASP:HB2	1.97	0.46
1:B:441:ASN:C	1:B:447:ILE:HG23	2.36	0.46
1:C:82:LEU:C	1:C:83:LYS:HG3	2.36	0.46
1:C:376:ALA:CA	1:C:379:TYR:CD2	2.85	0.46
1:D:82:LEU:C	1:D:83:LYS:HG3	2.36	0.46
1:D:140:VAL:O	1:D:143:VAL:HG12	2.16	0.46
1:D:202:PRO:HB3	1:D:265:ARG:HH12	1.78	0.46
1:D:259:THR:N	1:D:260:PRO:CD	2.79	0.46
1:D:274:ARG:HG3	1:D:275:GLU:H	1.80	0.46
1:D:444:MET:SD	1:D:445:GLU:CA	2.97	0.46
1:E:82:LEU:C	1:E:83:LYS:HG3	2.36	0.46
1:E:233:GLU:CG	1:E:243:PRO:HD3	2.46	0.46
1:E:286:GLN:O	1:E:298:LYS:HE3	2.14	0.46
1:E:436:LEU:HB2	1:E:457:ILE:CD1	2.39	0.46
1:A:26:LEU:HD23	1:A:26:LEU:O	2.15	0.46
1:A:223:TRP:NE1	1:A:265:ARG:CG	2.75	0.46
1:A:285:LEU:HD11	1:A:434:PRO:HG3	1.97	0.46
1:A:351:ASN:HD21	1:A:377:VAL:HG13	1.75	0.46
1:B:34:VAL:HG13	1:B:34:VAL:O	2.15	0.46
1:B:59:PHE:CE1	1:B:225:ALA:CA	2.98	0.46
1:B:87:VAL:HG13	1:B:94:ALA:HB1	1.97	0.46
1:B:216:ARG:HG3	1:B:445:GLU:O	2.16	0.46
1:B:257:ALA:C	1:B:260:PRO:HD2	2.36	0.46
1:B:276:LEU:HD23	1:B:278:TYR:HB3	1.97	0.46

Continued on next page...

Continued from previous page...

Atom-1	Atom-2	Interatomic distance (Å)	Clash overlap (Å)
1:B:368:ARG:N	1:B:401:THR:HG21	2.31	0.46
1:B:444:MET:CG	1:B:445:GLU:HA	2.45	0.46
1:C:319:HIS:CG	1:C:456:ARG:HH21	2.34	0.46
1:D:194:SER:CA	1:D:195:ARG:CG	2.92	0.46
1:D:368:ARG:HH21	1:D:378:LEU:HB3	1.81	0.46
1:D:370:LYS:NZ	1:D:375:TYR:CD1	2.82	0.46
1:E:285:LEU:HD11	1:E:434:PRO:HG3	1.97	0.46
1:A:274:ARG:HG3	1:A:275:GLU:H	1.80	0.46
1:B:163:GLU:CG	1:B:203:GLN:N	2.78	0.46
1:B:274:ARG:HE	1:B:440:HIS:CD2	2.33	0.46
1:B:327:GLN:O	1:B:334:PRO:HD2	2.16	0.46
1:C:280:LYS:NZ	1:C:437:LEU:CB	2.77	0.46
1:C:293:LEU:HB3	1:C:339:LYS:NZ	2.31	0.46
1:C:434:PRO:O	1:C:438:LYS:HG3	2.16	0.46
1:D:51:ASN:HB3	1:D:54:PHE:CE2	2.42	0.46
1:D:119:GLY:HA2	1:D:127:PHE:CD1	2.48	0.46
1:D:280:LYS:HE2	1:D:438:LYS:CA	2.21	0.46
1:D:346:TYR:HB3	1:D:348:ASP:HB2	1.97	0.46
1:E:84:ILE:CA	1:E:135:ASP:OD1	2.60	0.46
1:E:163:GLU:CG	1:E:203:GLN:N	2.78	0.46
1:E:163:GLU:CB	1:E:208:LEU:HD13	2.28	0.46
1:E:280:LYS:CE	1:E:438:LYS:HG2	2.45	0.46
1:E:293:LEU:HB3	1:E:339:LYS:NZ	2.31	0.46
1:E:305:ASP:HA	1:E:329:ILE:HG21	1.97	0.46
1:A:2:SER:HB3	1:A:111:LEU:CD1	2.35	0.46
1:A:73:VAL:HG21	1:A:104:ILE:HG22	1.97	0.46
1:A:94:ALA:HA	1:A:97:ASN:HD22	1.79	0.46
1:A:285:LEU:HD13	1:A:431:VAL:HG12	1.97	0.46
1:A:379:TYR:O	1:A:385:ILE:CB	2.55	0.46
1:B:82:LEU:HG	1:B:83:LYS:HG3	1.98	0.46
1:B:98:SER:HA	1:B:101:ILE:HG12	1.98	0.46
1:C:98:SER:HA	1:C:101:ILE:HG12	1.98	0.46
1:D:67:ILE:HG13	1:D:68:THR:N	2.31	0.46
1:D:233:GLU:CG	1:D:243:PRO:HD3	2.46	0.46
1:D:444:MET:CG	1:D:445:GLU:HA	2.45	0.46
1:E:8:ASN:OD1	1:E:12:VAL:HG11	2.15	0.46
1:E:46:LEU:CD2	1:E:197:ILE:HG12	2.46	0.46
1:E:140:VAL:O	1:E:143:VAL:HG12	2.16	0.46
1:E:148:GLN:NE2	1:E:171:MET:O	2.48	0.46
1:A:8:ASN:OD1	1:A:12:VAL:HG11	2.15	0.46
1:A:98:SER:HA	1:A:101:ILE:HG12	1.98	0.46

Continued on next page...

Continued from previous page...

Atom-1	Atom-2	Interatomic distance (Å)	Clash overlap (Å)
1:A:259:THR:N	1:A:260:PRO:CD	2.79	0.46
1:A:293:LEU:HB3	1:A:339:LYS:NZ	2.31	0.46
1:A:444:MET:CG	1:A:445:GLU:HA	2.45	0.46
1:B:87:VAL:CG2	1:B:158:ILE:HG13	2.46	0.46
1:B:95:ASP:OD1	1:B:138:PRO:HB2	2.16	0.46
1:B:179:THR:HG21	1:B:196:VAL:CG2	2.42	0.46
1:B:184:PHE:CE1	1:B:195:ARG:HA	2.51	0.46
1:B:285:LEU:HD13	1:B:431:VAL:HG12	1.97	0.46
1:C:83:LYS:HE2	1:C:192:PRO:CA	2.37	0.46
1:C:84:ILE:CA	1:C:135:ASP:OD1	2.60	0.46
1:C:88:SER:HB3	1:C:141:LYS:HD2	1.97	0.46
1:C:261:THR:HA	1:C:268:ARG:HH22	1.80	0.46
1:D:47:ALA:N	1:D:195:ARG:NH2	2.63	0.46
1:D:293:LEU:HB3	1:D:339:LYS:HZ1	1.80	0.46
1:E:257:ALA:C	1:E:260:PRO:HD2	2.36	0.46
1:E:323:LEU:O	1:E:338:LEU:HA	2.16	0.46
1:A:54:PHE:CD1	1:A:221:ILE:HD12	2.48	0.46
1:A:77:TRP:HZ3	1:A:113:GLU:CA	2.25	0.46
1:A:233:GLU:CG	1:A:243:PRO:HD3	2.46	0.46
1:A:434:PRO:O	1:A:438:LYS:HG3	2.16	0.46
1:B:46:LEU:CD2	1:B:197:ILE:HG12	2.46	0.46
1:B:117:ARG:CB	1:B:118:PRO:HD3	2.43	0.46
1:B:181:VAL:CA	1:B:182:GLN:CG	2.90	0.46
1:B:259:THR:N	1:B:260:PRO:CD	2.79	0.46
1:B:412:TRP:CZ3	1:B:466:GLN:HA	2.51	0.46
1:C:51:ASN:HB3	1:C:54:PHE:HZ	1.65	0.46
1:D:91:LYS:CB	1:D:92:GLU:HG2	2.43	0.46
1:D:223:TRP:CG	1:D:444:MET:HG2	2.51	0.46
1:D:274:ARG:HE	1:D:440:HIS:CD2	2.34	0.46
1:E:117:ARG:HE	1:E:132:ALA:CB	2.29	0.46
1:E:194:SER:CA	1:E:195:ARG:CG	2.92	0.46
1:E:203:GLN:CB	1:E:206:MET:HE2	2.46	0.46
1:E:223:TRP:CG	1:E:444:MET:HG2	2.51	0.46
1:E:259:THR:N	1:E:260:PRO:CD	2.79	0.46
1:E:276:LEU:HD23	1:E:278:TYR:HB3	1.96	0.46
1:E:449:ALA:N	1:E:455:MET:CE	2.75	0.46
1:A:34:VAL:O	1:A:34:VAL:HG13	2.15	0.46
1:A:91:LYS:CB	1:A:93:ARG:N	2.74	0.46
1:A:140:VAL:O	1:A:143:VAL:HG12	2.16	0.46
1:A:261:THR:HA	1:A:268:ARG:HH22	1.79	0.46
1:A:305:ASP:HA	1:A:329:ILE:HG21	1.97	0.46

Continued on next page...

Continued from previous page...

Atom-1	Atom-2	Interatomic distance (Å)	Clash overlap (Å)
1:B:36:THR:HG22	1:B:39:GLN:HG3	1.91	0.46
1:B:67:ILE:HG13	1:B:68:THR:N	2.31	0.46
1:B:140:VAL:O	1:B:143:VAL:HG12	2.16	0.46
1:C:47:ALA:N	1:C:195:ARG:NH2	2.63	0.46
1:C:257:ALA:C	1:C:260:PRO:HD2	2.36	0.46
1:C:257:ALA:O	1:C:260:PRO:HD2	2.15	0.46
1:D:163:GLU:HG2	1:D:203:GLN:H	1.80	0.46
1:D:257:ALA:C	1:D:260:PRO:HD2	2.36	0.46
1:D:293:LEU:HB3	1:D:339:LYS:NZ	2.31	0.46
1:A:119:GLY:HA2	1:A:127:PHE:CD1	2.48	0.45
1:A:140:VAL:HG13	1:A:143:VAL:CG1	2.43	0.45
1:A:204:THR:CG2	1:A:205:GLU:N	2.77	0.45
1:A:307:ILE:HG22	1:A:364:ASP:OD1	2.17	0.45
1:A:412:TRP:CZ3	1:A:466:GLN:HA	2.51	0.45
1:B:233:GLU:CG	1:B:243:PRO:HD3	2.46	0.45
1:B:235:LEU:N	1:B:235:LEU:HD12	2.32	0.45
1:C:57:GLN:HE22	1:C:216:ARG:HH22	1.64	0.45
1:C:87:VAL:CG2	1:C:158:ILE:HG13	2.46	0.45
1:D:57:GLN:HE22	1:D:216:ARG:HH22	1.64	0.45
1:D:117:ARG:HE	1:D:132:ALA:CB	2.29	0.45
1:D:405:LEU:HD23	1:D:406:ALA:HB2	1.98	0.45
1:E:26:LEU:O	1:E:26:LEU:HD23	2.15	0.45
1:E:59:PHE:CZ	1:E:225:ALA:O	2.69	0.45
1:E:87:VAL:HG13	1:E:94:ALA:HB1	1.97	0.45
1:E:148:GLN:HE21	1:E:171:MET:CG	2.28	0.45
1:E:273:GLU:OE1	1:E:280:LYS:CD	2.61	0.45
1:E:307:ILE:HG22	1:E:364:ASP:OD1	2.17	0.45
1:E:412:TRP:CZ3	1:E:466:GLN:HA	2.51	0.45
1:E:444:MET:CG	1:E:445:GLU:HA	2.45	0.45
1:A:39:GLN:CG	1:A:67:ILE:CG2	2.94	0.45
1:A:87:VAL:CG2	1:A:158:ILE:HG13	2.46	0.45
1:A:90:SER:CA	1:A:140:VAL:HG23	2.37	0.45
1:A:257:ALA:C	1:A:260:PRO:HD2	2.36	0.45
1:A:260:PRO:HA	1:A:264:VAL:HB	1.98	0.45
1:A:307:ILE:HD11	1:A:327:GLN:NE2	2.32	0.45
1:A:368:ARG:HH21	1:A:378:LEU:HB3	1.81	0.45
1:A:394:ARG:HH11	1:A:400:LYS:HZ2	1.65	0.45
1:A:441:ASN:O	1:A:447:ILE:HG23	2.17	0.45
1:C:82:LEU:HG	1:C:83:LYS:HG3	1.98	0.45
1:C:405:LEU:HD23	1:C:406:ALA:HB2	1.98	0.45
1:C:448:ARG:CA	1:C:455:MET:HE1	2.47	0.45

Continued on next page...

Continued from previous page...

Atom-1	Atom-2	Interatomic distance (Å)	Clash overlap (Å)
1:D:46:LEU:CD2	1:D:197:ILE:HG12	2.46	0.45
1:D:193:SER:O	1:D:194:SER:HB2	2.17	0.45
1:D:444:MET:HA	1:D:445:GLU:HA	1.56	0.45
1:E:20:VAL:HG12	1:E:108:LEU:CD2	2.42	0.45
1:E:34:VAL:HG13	1:E:34:VAL:O	2.15	0.45
1:E:90:SER:CA	1:E:140:VAL:HG23	2.37	0.45
1:E:260:PRO:HA	1:E:264:VAL:HB	1.98	0.45
1:E:351:ASN:HD21	1:E:377:VAL:CG1	2.30	0.45
1:E:370:LYS:HG2	1:E:378:LEU:HD11	1.98	0.45
1:E:434:PRO:O	1:E:438:LYS:HG3	2.16	0.45
1:A:59:PHE:CZ	1:A:225:ALA:O	2.69	0.45
1:A:148:GLN:HE21	1:A:171:MET:CG	2.28	0.45
1:A:184:PHE:CE1	1:A:195:ARG:HA	2.51	0.45
1:A:208:LEU:HD21	1:A:265:ARG:HH22	1.82	0.45
1:A:274:ARG:HE	1:A:440:HIS:CD2	2.34	0.45
1:B:307:ILE:HD11	1:B:327:GLN:NE2	2.32	0.45
1:B:441:ASN:O	1:B:447:ILE:HG23	2.17	0.45
1:C:233:GLU:CG	1:C:243:PRO:HD3	2.46	0.45
1:C:274:ARG:HG3	1:C:275:GLU:H	1.80	0.45
1:C:346:TYR:HB3	1:C:348:ASP:HB2	1.97	0.45
1:C:441:ASN:C	1:C:447:ILE:HG23	2.36	0.45
1:C:450:ARG:HE	1:C:453:LYS:HZ1	1.64	0.45
1:D:2:SER:HB3	1:D:111:LEU:CD1	2.35	0.45
1:D:87:VAL:CG2	1:D:158:ILE:HG13	2.46	0.45
1:D:95:ASP:OD1	1:D:138:PRO:HB2	2.16	0.45
1:D:368:ARG:N	1:D:401:THR:HG21	2.31	0.45
1:E:82:LEU:HG	1:E:83:LYS:HG3	1.98	0.45
1:E:274:ARG:HE	1:E:440:HIS:CD2	2.34	0.45
1:A:323:LEU:O	1:A:338:LEU:HA	2.16	0.45
1:A:431:VAL:O	1:A:434:PRO:HG2	2.17	0.45
1:B:39:GLN:HG2	1:B:67:ILE:CG2	2.41	0.45
1:B:117:ARG:HE	1:B:132:ALA:CB	2.29	0.45
1:B:204:THR:CG2	1:B:205:GLU:N	2.77	0.45
1:B:239:GLN:OE1	1:B:239:GLN:N	2.50	0.45
1:B:368:ARG:HH21	1:B:378:LEU:HB3	1.81	0.45
1:B:412:TRP:CZ2	1:B:416:THR:OG1	2.65	0.45
1:C:76:LEU:HG	1:C:134:PRO:HB3	1.94	0.45
1:C:76:LEU:HB2	1:C:136:HIS:HE2	1.79	0.45
1:C:87:VAL:CB	1:C:158:ILE:HG13	2.47	0.45
1:C:193:SER:O	1:C:194:SER:CB	2.64	0.45
1:C:208:LEU:HD21	1:C:265:ARG:HH22	1.82	0.45

Continued on next page...

Continued from previous page...

Atom-1	Atom-2	Interatomic distance (Å)	Clash overlap (Å)
1:C:223:TRP:CG	1:C:444:MET:HG2	2.51	0.45
1:C:235:LEU:HD12	1:C:235:LEU:N	2.32	0.45
1:C:259:THR:N	1:C:260:PRO:CD	2.79	0.45
1:C:285:LEU:HD11	1:C:434:PRO:HG3	1.97	0.45
1:C:293:LEU:CB	1:C:339:LYS:HZ1	2.30	0.45
1:C:370:LYS:HZ2	1:C:375:TYR:HD1	1.59	0.45
1:C:431:VAL:O	1:C:434:PRO:HG2	2.17	0.45
1:D:162:VAL:HG13	1:D:208:LEU:CD1	2.36	0.45
1:D:235:LEU:HG	1:D:245:LEU:CB	2.39	0.45
1:D:239:GLN:OE1	1:D:239:GLN:N	2.50	0.45
1:D:405:LEU:HD23	1:D:405:LEU:C	2.37	0.45
1:E:193:SER:O	1:E:194:SER:HB2	2.17	0.45
1:E:239:GLN:OE1	1:E:239:GLN:N	2.50	0.45
1:E:295:ASP:HB2	1:E:339:LYS:NZ	2.21	0.45
1:B:25:VAL:HG11	1:B:31:ASN:HD21	1.82	0.45
1:B:59:PHE:CZ	1:B:225:ALA:O	2.69	0.45
1:B:73:VAL:HG21	1:B:104:ILE:HG22	1.97	0.45
1:B:82:LEU:C	1:B:83:LYS:HG3	2.36	0.45
1:B:193:SER:O	1:B:194:SER:CB	2.64	0.45
1:B:194:SER:CA	1:B:195:ARG:CG	2.92	0.45
1:B:370:LYS:HG2	1:B:378:LEU:HD11	1.98	0.45
1:B:434:PRO:O	1:B:438:LYS:HG3	2.16	0.45
1:C:25:VAL:HG11	1:C:31:ASN:HD21	1.82	0.45
1:C:117:ARG:HE	1:C:132:ALA:CB	2.29	0.45
1:C:140:VAL:O	1:C:143:VAL:HG12	2.16	0.45
1:C:239:GLN:OE1	1:C:239:GLN:N	2.50	0.45
1:C:405:LEU:HD23	1:C:405:LEU:C	2.37	0.45
1:D:328:ASN:HA	1:D:333:LEU:HD23	1.93	0.45
1:E:57:GLN:CG	1:E:223:TRP:HD1	2.30	0.45
1:E:117:ARG:CB	1:E:118:PRO:HD3	2.43	0.45
1:A:117:ARG:HE	1:A:132:ALA:CB	2.29	0.45
1:A:251:GLU:OE2	1:A:256:LEU:HD12	2.17	0.45
1:A:322:TRP:CZ2	1:A:338:LEU:CD2	2.94	0.45
1:A:351:ASN:HD21	1:A:377:VAL:CG1	2.30	0.45
1:A:448:ARG:CA	1:A:455:MET:HE1	2.46	0.45
1:B:77:TRP:HZ3	1:B:113:GLU:CA	2.25	0.45
1:B:119:GLY:HA2	1:B:127:PHE:CD1	2.48	0.45
1:B:307:ILE:HG22	1:B:364:ASP:OD1	2.16	0.45
1:B:368:ARG:N	1:B:401:THR:CG2	2.70	0.45
1:B:405:LEU:HD23	1:B:405:LEU:C	2.37	0.45
1:C:67:ILE:HG13	1:C:68:THR:N	2.31	0.45

Continued on next page...

Continued from previous page...

Atom-1	Atom-2	Interatomic distance (Å)	Clash overlap (Å)
1:C:79:ASP:CB	1:C:82:LEU:O	2.65	0.45
1:C:102:LYS:HZ1	1:C:120:GLN:HB2	1.82	0.45
1:C:274:ARG:HE	1:C:440:HIS:CD2	2.34	0.45
1:C:327:GLN:O	1:C:334:PRO:HD2	2.16	0.45
1:C:368:ARG:HH21	1:C:378:LEU:HB3	1.81	0.45
1:C:412:TRP:CZ3	1:C:466:GLN:HA	2.51	0.45
1:D:10:LEU:HD23	1:D:10:LEU:C	2.37	0.45
1:D:98:SER:HA	1:D:101:ILE:HG12	1.98	0.45
1:D:394:ARG:HD3	1:D:400:LYS:HZ2	1.81	0.45
1:D:434:PRO:O	1:D:438:LYS:HG3	2.16	0.45
1:D:441:ASN:C	1:D:447:ILE:HG23	2.36	0.45
1:E:307:ILE:HD11	1:E:327:GLN:NE2	2.32	0.45
1:E:441:ASN:O	1:E:447:ILE:HG23	2.17	0.45
1:A:28:LYS:HB2	1:A:31:ASN:ND2	2.11	0.45
1:A:57:GLN:CG	1:A:223:TRP:HD1	2.30	0.45
1:A:235:LEU:HD12	1:A:235:LEU:N	2.32	0.45
1:A:370:LYS:HG2	1:A:378:LEU:HD11	1.98	0.45
1:B:251:GLU:OE2	1:B:256:LEU:HD12	2.17	0.45
1:B:448:ARG:CA	1:B:455:MET:HE1	2.47	0.45
1:D:301:LEU:HD13	1:D:361:LEU:CA	2.46	0.45
1:E:39:GLN:CG	1:E:67:ILE:CG2	2.94	0.45
1:E:47:ALA:N	1:E:195:ARG:NH2	2.63	0.45
1:E:57:GLN:CG	1:E:223:TRP:HB2	2.45	0.45
1:E:67:ILE:HG13	1:E:68:THR:N	2.31	0.45
1:E:79:ASP:CB	1:E:82:LEU:O	2.65	0.45
1:E:87:VAL:CG2	1:E:158:ILE:HG13	2.46	0.45
1:E:293:LEU:HB3	1:E:339:LYS:HZ1	1.81	0.45
1:E:405:LEU:HD23	1:E:405:LEU:C	2.37	0.45
1:A:87:VAL:CB	1:A:158:ILE:HG13	2.47	0.45
1:A:368:ARG:N	1:A:401:THR:HG21	2.31	0.45
1:A:402:LEU:HD23	1:A:402:LEU:C	2.38	0.45
1:B:36:THR:CG2	1:B:38:CYS:SG	3.05	0.45
1:B:260:PRO:HA	1:B:264:VAL:HB	1.98	0.45
1:C:46:LEU:CD2	1:C:197:ILE:HG12	2.46	0.45
1:D:39:GLN:HG2	1:D:67:ILE:CG2	2.41	0.45
1:D:59:PHE:CZ	1:D:225:ALA:O	2.69	0.45
1:D:84:ILE:CA	1:D:135:ASP:OD1	2.60	0.45
1:D:196:VAL:C	1:D:197:ILE:HD12	2.37	0.45
1:D:260:PRO:HA	1:D:264:VAL:HB	1.98	0.45
1:D:307:ILE:HG22	1:D:364:ASP:OD1	2.17	0.45
1:D:323:LEU:O	1:D:338:LEU:HA	2.16	0.45

Continued on next page...

Continued from previous page...

Atom-1	Atom-2	Interatomic distance (Å)	Clash overlap (Å)
1:D:376:ALA:HA	1:D:379:TYR:HD2	1.68	0.45
1:D:448:ARG:CA	1:D:455:MET:HE1	2.47	0.45
1:E:83:LYS:HE2	1:E:192:PRO:CA	2.37	0.45
1:E:149:LEU:HD11	1:E:174:ARG:CD	2.46	0.45
1:E:301:LEU:HD13	1:E:361:LEU:CA	2.46	0.45
1:A:12:VAL:CG1	1:A:15:LEU:HB3	2.41	0.45
1:A:39:GLN:HG2	1:A:67:ILE:CG2	2.41	0.45
1:A:118:PRO:HD2	1:A:128:ASP:CA	2.37	0.45
1:B:10:LEU:HD23	1:B:10:LEU:C	2.37	0.45
1:B:57:GLN:CG	1:B:223:TRP:HB2	2.45	0.45
1:B:446:GLU:O	1:B:447:ILE:HD13	2.17	0.45
1:C:70:ALA:HA	1:C:73:VAL:HG12	1.99	0.45
1:C:148:GLN:NE2	1:C:171:MET:O	2.48	0.45
1:C:184:PHE:CE1	1:C:195:ARG:N	2.85	0.45
1:C:193:SER:O	1:C:194:SER:HB2	2.17	0.45
1:C:323:LEU:O	1:C:338:LEU:HA	2.16	0.45
1:C:351:ASN:HD21	1:C:377:VAL:CG1	2.30	0.45
1:D:25:VAL:HG11	1:D:31:ASN:HD21	1.82	0.45
1:D:52:LYS:CB	1:D:184:PHE:CZ	2.79	0.45
1:D:57:GLN:CG	1:D:223:TRP:HB2	2.45	0.45
1:D:117:ARG:CB	1:D:118:PRO:HD3	2.43	0.45
1:D:118:PRO:HD2	1:D:128:ASP:CA	2.37	0.45
1:D:148:GLN:NE2	1:D:171:MET:O	2.48	0.45
1:D:184:PHE:CE1	1:D:195:ARG:N	2.85	0.45
1:D:307:ILE:HD11	1:D:327:GLN:NE2	2.31	0.45
1:D:412:TRP:CZ3	1:D:466:GLN:HA	2.51	0.45
1:D:431:VAL:O	1:D:434:PRO:HG2	2.17	0.45
1:D:455:MET:O	1:D:458:CYS:SG	2.66	0.45
1:E:57:GLN:OE1	1:E:216:ARG:NH2	2.50	0.45
1:E:322:TRP:CE2	1:E:457:ILE:CB	3.00	0.45
1:E:368:ARG:HE	1:E:378:LEU:CA	2.30	0.45
1:A:46:LEU:CD2	1:A:197:ILE:HG12	2.46	0.45
1:A:196:VAL:C	1:A:197:ILE:HD12	2.37	0.45
1:A:223:TRP:CG	1:A:444:MET:HG2	2.51	0.45
1:B:184:PHE:CE1	1:B:195:ARG:N	2.85	0.45
1:B:196:VAL:C	1:B:197:ILE:HD12	2.37	0.45
1:B:223:TRP:CG	1:B:444:MET:HG2	2.51	0.45
1:C:59:PHE:CZ	1:C:225:ALA:O	2.69	0.45
1:C:307:ILE:HD11	1:C:327:GLN:NE2	2.32	0.45
1:C:446:GLU:O	1:C:447:ILE:HD13	2.17	0.45
1:D:57:GLN:CG	1:D:223:TRP:HD1	2.30	0.45

Continued on next page...

Continued from previous page...

Atom-1	Atom-2	Interatomic distance (Å)	Clash overlap (Å)
1:D:79:ASP:CB	1:D:82:LEU:O	2.65	0.45
1:D:203:GLN:CG	1:D:206:MET:HE1	2.46	0.45
1:D:335:ASN:HD21	1:D:338:LEU:CD1	2.20	0.45
1:E:118:PRO:HA	1:E:121:ARG:NE	2.29	0.45
1:E:184:PHE:CE1	1:E:195:ARG:HA	2.51	0.45
1:E:184:PHE:CE1	1:E:195:ARG:N	2.85	0.45
1:E:370:LYS:HZ2	1:E:375:TYR:HD1	1.59	0.45
1:E:402:LEU:HD23	1:E:402:LEU:C	2.38	0.45
1:E:405:LEU:HD23	1:E:406:ALA:HB2	1.98	0.45
1:A:10:LEU:HD23	1:A:10:LEU:C	2.37	0.44
1:B:87:VAL:CB	1:B:158:ILE:HG13	2.47	0.44
1:B:208:LEU:HD21	1:B:265:ARG:HH22	1.82	0.44
1:B:274:ARG:HG3	1:B:275:GLU:H	1.80	0.44
1:B:323:LEU:O	1:B:338:LEU:HA	2.16	0.44
1:D:149:LEU:HD11	1:D:174:ARG:CD	2.46	0.44
1:E:10:LEU:HD23	1:E:10:LEU:C	2.37	0.44
1:E:87:VAL:CB	1:E:158:ILE:HG13	2.47	0.44
1:E:196:VAL:C	1:E:197:ILE:HD12	2.37	0.44
1:E:368:ARG:HH12	1:E:381:LEU:HD22	1.83	0.44
1:E:379:TYR:O	1:E:385:ILE:CB	2.55	0.44
1:A:117:ARG:CB	1:A:118:PRO:HD3	2.43	0.44
1:A:149:LEU:HD11	1:A:174:ARG:CD	2.46	0.44
1:A:184:PHE:CE1	1:A:195:ARG:N	2.85	0.44
1:A:239:GLN:OE1	1:A:239:GLN:N	2.50	0.44
1:A:256:LEU:O	1:A:260:PRO:CD	2.49	0.44
1:A:324:PRO:CD	1:A:460:THR:HG21	2.47	0.44
1:B:12:VAL:CG1	1:B:15:LEU:HB3	2.41	0.44
1:B:301:LEU:HG	1:B:302:ARG:N	2.32	0.44
1:B:402:LEU:HD23	1:B:402:LEU:C	2.38	0.44
1:C:10:LEU:HD23	1:C:10:LEU:C	2.37	0.44
1:C:260:PRO:HA	1:C:264:VAL:HB	1.98	0.44
1:D:70:ALA:HA	1:D:73:VAL:HG12	1.99	0.44
1:D:210:LYS:HA	1:D:213:GLU:HG2	2.00	0.44
1:D:402:LEU:HD23	1:D:402:LEU:C	2.38	0.44
1:E:102:LYS:HZ1	1:E:120:GLN:HB2	1.79	0.44
1:E:208:LEU:HD21	1:E:265:ARG:HH22	1.82	0.44
1:E:251:GLU:OE2	1:E:256:LEU:HD12	2.17	0.44
1:A:25:VAL:HG11	1:A:31:ASN:HD21	1.82	0.44
1:A:52:LYS:HE3	1:A:53:LYS:HZ1	1.81	0.44
1:A:206:MET:HB2	1:A:206:MET:HE3	1.52	0.44
1:A:280:LYS:HZ3	1:A:437:LEU:C	2.21	0.44

Continued on next page...

Continued from previous page...

Atom-1	Atom-2	Interatomic distance (Å)	Clash overlap (Å)
1:A:313:LEU:HD23	1:A:321:GLN:HG3	1.99	0.44
1:B:79:ASP:CB	1:B:82:LEU:O	2.65	0.44
1:B:84:ILE:CA	1:B:135:ASP:OD1	2.60	0.44
1:B:273:GLU:OE1	1:B:280:LYS:CD	2.61	0.44
1:B:280:LYS:HE2	1:B:438:LYS:CA	2.21	0.44
1:B:324:PRO:CD	1:B:460:THR:HG21	2.47	0.44
1:B:444:MET:SD	1:B:445:GLU:CA	2.97	0.44
1:C:39:GLN:HG2	1:C:67:ILE:CG2	2.41	0.44
1:C:95:ASP:OD1	1:C:138:PRO:HB2	2.16	0.44
1:C:368:ARG:HH12	1:C:381:LEU:HD22	1.83	0.44
1:D:73:VAL:HG11	1:D:104:ILE:CG2	2.40	0.44
1:D:149:LEU:CG	1:D:174:ARG:HD2	2.48	0.44
1:E:88:SER:HB3	1:E:141:LYS:HB2	2.00	0.44
1:E:140:VAL:HG22	1:E:142:SER:H	1.83	0.44
1:A:149:LEU:CG	1:A:174:ARG:HD2	2.48	0.44
1:B:54:PHE:CD1	1:B:221:ILE:HD12	2.48	0.44
1:B:140:VAL:HG13	1:B:143:VAL:CG1	2.44	0.44
1:B:149:LEU:HD11	1:B:174:ARG:CD	2.46	0.44
1:B:208:LEU:HD23	1:B:208:LEU:C	2.38	0.44
1:B:262:ASP:CB	1:B:263:PRO:HD3	2.48	0.44
1:B:351:ASN:HD21	1:B:377:VAL:CG1	2.30	0.44
1:B:431:VAL:O	1:B:434:PRO:HG2	2.17	0.44
1:C:163:GLU:CG	1:C:203:GLN:N	2.78	0.44
1:C:181:VAL:CA	1:C:182:GLN:CG	2.90	0.44
1:C:441:ASN:O	1:C:447:ILE:HG23	2.17	0.44
1:D:208:LEU:HD21	1:D:265:ARG:HH22	1.82	0.44
1:D:351:ASN:HD21	1:D:377:VAL:CG1	2.30	0.44
1:D:441:ASN:O	1:D:447:ILE:HG23	2.17	0.44
1:E:156:ILE:CB	1:E:194:SER:CB	2.83	0.44
1:E:226:LEU:HG	1:E:232:GLU:OE1	2.18	0.44
1:E:301:LEU:HG	1:E:302:ARG:N	2.32	0.44
1:E:322:TRP:CZ2	1:E:338:LEU:CD2	2.94	0.44
1:E:432:PHE:HD1	1:E:432:PHE:N	2.16	0.44
1:E:446:GLU:O	1:E:447:ILE:HD13	2.17	0.44
1:A:127:PHE:CE2	1:A:128:ASP:CG	2.91	0.44
1:A:293:LEU:CB	1:A:339:LYS:HZ3	2.29	0.44
1:A:322:TRP:CE2	1:A:457:ILE:CB	3.00	0.44
1:B:149:LEU:CG	1:B:174:ARG:HD2	2.48	0.44
1:B:193:SER:O	1:B:194:SER:HB2	2.17	0.44
1:B:295:ASP:N	1:B:339:LYS:HZ2	2.15	0.44
1:B:432:PHE:HD1	1:B:432:PHE:N	2.16	0.44

Continued on next page...

Continued from previous page...

Atom-1	Atom-2	Interatomic distance (Å)	Clash overlap (Å)
1:C:140:VAL:HG22	1:C:142:SER:H	1.83	0.44
1:C:301:LEU:CD1	1:C:361:LEU:HA	2.46	0.44
1:C:370:LYS:HG2	1:C:378:LEU:HD11	1.98	0.44
1:D:21:ALA:C	1:D:33:PRO:HG2	2.38	0.44
1:D:57:GLN:OE1	1:D:216:ARG:NH2	2.50	0.44
1:D:413:GLY:O	1:D:465:MET:CB	2.66	0.44
1:E:52:LYS:CB	1:E:184:PHE:CZ	2.79	0.44
1:E:85:LEU:CG	1:E:156:ILE:HG23	2.48	0.44
1:E:85:LEU:CB	1:E:156:ILE:HG23	2.48	0.44
1:E:98:SER:HA	1:E:101:ILE:HG12	1.98	0.44
1:E:140:VAL:HG13	1:E:143:VAL:CG1	2.43	0.44
1:E:210:LYS:HA	1:E:213:GLU:HG2	2.00	0.44
1:A:220:THR:CG2	1:A:411:GLN:CD	2.86	0.44
1:B:70:ALA:HA	1:B:73:VAL:HG12	1.99	0.44
1:B:85:LEU:CG	1:B:156:ILE:HG23	2.48	0.44
1:B:148:GLN:NE2	1:B:171:MET:CG	2.81	0.44
1:B:221:ILE:C	1:B:445:GLU:HG2	2.38	0.44
1:B:322:TRP:CZ2	1:B:338:LEU:CD2	2.94	0.44
1:C:149:LEU:HD11	1:C:174:ARG:CD	2.46	0.44
1:C:149:LEU:CG	1:C:174:ARG:HD2	2.48	0.44
1:C:196:VAL:C	1:C:197:ILE:HD12	2.37	0.44
1:C:206:MET:HE2	1:C:206:MET:HB2	1.52	0.44
1:C:307:ILE:HG22	1:C:364:ASP:OD1	2.16	0.44
1:C:324:PRO:CD	1:C:460:THR:HG21	2.47	0.44
1:D:52:LYS:CD	1:D:184:PHE:CE2	2.86	0.44
1:D:82:LEU:HG	1:D:83:LYS:HG3	1.98	0.44
1:D:235:LEU:N	1:D:235:LEU:HD12	2.32	0.44
1:D:370:LYS:HG2	1:D:378:LEU:HD11	1.98	0.44
1:D:462:GLU:N	1:D:463:PRO:CD	2.81	0.44
1:A:36:THR:CG2	1:A:38:CYS:SG	3.05	0.44
1:B:85:LEU:CB	1:B:156:ILE:HG23	2.48	0.44
1:B:293:LEU:HB3	1:B:339:LYS:NZ	2.31	0.44
1:B:351:ASN:ND2	1:B:377:VAL:CG1	2.79	0.44
1:C:21:ALA:C	1:C:33:PRO:HG2	2.38	0.44
1:C:117:ARG:CB	1:C:118:PRO:HD3	2.43	0.44
1:C:208:LEU:HD23	1:C:208:LEU:C	2.38	0.44
1:C:220:THR:CG2	1:C:411:GLN:CD	2.86	0.44
1:D:301:LEU:CD2	1:D:361:LEU:HA	2.47	0.44
1:D:432:PHE:HD1	1:D:432:PHE:N	2.16	0.44
1:E:83:LYS:CE	1:E:192:PRO:C	2.86	0.44
1:E:235:LEU:HD12	1:E:235:LEU:N	2.32	0.44

Continued on next page...

Continued from previous page...

Atom-1	Atom-2	Interatomic distance (Å)	Clash overlap (Å)
1:E:301:LEU:CD1	1:E:361:LEU:HA	2.46	0.44
1:E:372:GLU:HG3	1:E:373:THR:N	2.33	0.44
1:A:70:ALA:HA	1:A:73:VAL:HG12	1.99	0.44
1:A:208:LEU:HA	1:A:211:GLU:HG2	2.00	0.44
1:A:301:LEU:HD13	1:A:361:LEU:CA	2.46	0.44
1:A:301:LEU:HG	1:A:302:ARG:N	2.32	0.44
1:A:462:GLU:N	1:A:463:PRO:CD	2.81	0.44
1:B:39:GLN:CG	1:B:67:ILE:CG2	2.94	0.44
1:B:42:MET:O	1:B:45:VAL:CG1	2.62	0.44
1:B:88:SER:HB3	1:B:141:LYS:HB2	2.00	0.44
1:B:301:LEU:CD1	1:B:361:LEU:HA	2.46	0.44
1:C:301:LEU:HG	1:C:302:ARG:N	2.32	0.44
1:C:313:LEU:HD23	1:C:321:GLN:HG3	1.99	0.44
1:C:368:ARG:N	1:C:401:THR:HG21	2.31	0.44
1:C:413:GLY:O	1:C:465:MET:CB	2.66	0.44
1:D:85:LEU:HD13	1:D:136:HIS:ND1	2.32	0.44
1:D:148:GLN:NE2	1:D:171:MET:CG	2.81	0.44
1:D:152:SER:C	1:D:153:ARG:HG2	2.39	0.44
1:D:251:GLU:OE2	1:D:256:LEU:HD12	2.17	0.44
1:D:259:THR:N	1:D:260:PRO:HD2	2.33	0.44
1:E:25:VAL:HG11	1:E:31:ASN:HD21	1.82	0.44
1:E:37:LYS:HA	1:E:40:ILE:HG12	2.00	0.44
1:E:221:ILE:C	1:E:445:GLU:HG2	2.38	0.44
1:E:455:MET:O	1:E:458:CYS:SG	2.66	0.44
1:E:462:GLU:N	1:E:463:PRO:CD	2.81	0.44
1:A:85:LEU:HD13	1:A:136:HIS:ND1	2.33	0.44
1:A:368:ARG:HE	1:A:378:LEU:CA	2.30	0.44
1:B:21:ALA:C	1:B:33:PRO:HG2	2.38	0.44
1:B:57:GLN:HE22	1:B:216:ARG:HH22	1.64	0.44
1:B:127:PHE:CE2	1:B:128:ASP:CG	2.91	0.44
1:B:462:GLU:N	1:B:463:PRO:CD	2.81	0.44
1:C:36:THR:CG2	1:C:38:CYS:SG	3.05	0.44
1:C:260:PRO:CD	1:C:261:THR:H	2.31	0.44
1:C:450:ARG:NE	1:C:453:LYS:HZ3	2.15	0.44
1:D:140:VAL:HG22	1:D:142:SER:H	1.83	0.44
1:D:180:LEU:CD2	1:D:181:VAL:HG12	2.34	0.44
1:D:226:LEU:HG	1:D:232:GLU:OE1	2.18	0.44
1:E:127:PHE:CE2	1:E:128:ASP:CG	2.91	0.44
1:E:193:SER:O	1:E:194:SER:CB	2.64	0.44
1:E:208:LEU:HD23	1:E:208:LEU:C	2.38	0.44
1:E:313:LEU:HD23	1:E:321:GLN:HG3	1.99	0.44

Continued on next page...

Continued from previous page...

Atom-1	Atom-2	Interatomic distance (Å)	Clash overlap (Å)
1:A:21:ALA:C	1:A:33:PRO:HG2	2.38	0.43
1:A:413:GLY:O	1:A:465:MET:CB	2.66	0.43
1:A:444:MET:HG3	1:A:445:GLU:HG3	2.00	0.43
1:A:446:GLU:O	1:A:447:ILE:HD13	2.17	0.43
1:B:372:GLU:HG3	1:B:373:THR:N	2.33	0.43
1:B:444:MET:HE3	1:B:445:GLU:CG	2.48	0.43
1:C:12:VAL:CG1	1:C:15:LEU:HB3	2.41	0.43
1:C:46:LEU:O	1:C:71:PHE:CE1	2.71	0.43
1:C:100:PHE:N	1:C:100:PHE:CD1	2.86	0.43
1:C:127:PHE:CE2	1:C:128:ASP:CG	2.91	0.43
1:C:221:ILE:HB	1:C:222:ILE:HG12	1.98	0.43
1:C:346:TYR:HD1	1:C:346:TYR:N	2.16	0.43
1:C:462:GLU:N	1:C:463:PRO:CD	2.81	0.43
1:D:30:LEU:HD11	1:D:107:LEU:HG	2.00	0.43
1:D:85:LEU:CG	1:D:156:ILE:HG23	2.48	0.43
1:D:87:VAL:CB	1:D:158:ILE:HG13	2.47	0.43
1:D:148:GLN:HE21	1:D:171:MET:CG	2.28	0.43
1:D:260:PRO:CD	1:D:261:THR:H	2.31	0.43
1:E:141:LYS:HZ1	1:E:171:MET:CB	2.28	0.43
1:E:144:GLY:HA2	1:E:146:THR:H	1.79	0.43
1:E:149:LEU:CG	1:E:174:ARG:HD2	2.48	0.43
1:E:221:ILE:HB	1:E:222:ILE:HG12	1.98	0.43
1:E:301:LEU:CD2	1:E:361:LEU:HA	2.47	0.43
1:E:431:VAL:O	1:E:434:PRO:HG2	2.17	0.43
1:A:208:LEU:HD23	1:A:208:LEU:C	2.38	0.43
1:A:221:ILE:C	1:A:445:GLU:HG2	2.38	0.43
1:A:335:ASN:HD21	1:A:338:LEU:CD1	2.20	0.43
1:C:77:TRP:HZ3	1:C:113:GLU:CA	2.25	0.43
1:C:119:GLY:HA2	1:C:127:PHE:CD1	2.48	0.43
1:C:148:GLN:NE2	1:C:171:MET:CG	2.81	0.43
1:C:235:LEU:CD1	1:C:235:LEU:N	2.82	0.43
1:D:208:LEU:HA	1:D:211:GLU:HG2	2.00	0.43
1:D:220:THR:CG2	1:D:411:GLN:CD	2.86	0.43
1:D:259:THR:O	1:D:263:PRO:CG	2.67	0.43
1:D:372:GLU:HG3	1:D:373:THR:N	2.33	0.43
1:D:376:ALA:CB	1:D:379:TYR:HE2	2.31	0.43
1:E:57:GLN:NE2	1:E:223:TRP:CD1	2.77	0.43
1:E:100:PHE:N	1:E:100:PHE:HD1	2.16	0.43
1:E:152:SER:C	1:E:153:ARG:HG2	2.39	0.43
1:A:85:LEU:CB	1:A:156:ILE:HG23	2.48	0.43
1:A:179:THR:HG21	1:A:196:VAL:CG2	2.43	0.43

Continued on next page...

Continued from previous page...

Atom-1	Atom-2	Interatomic distance (Å)	Clash overlap (Å)
1:A:226:LEU:HG	1:A:232:GLU:OE1	2.18	0.43
1:A:295:ASP:HB2	1:A:339:LYS:NZ	2.21	0.43
1:B:37:LYS:HA	1:B:40:ILE:HG12	2.00	0.43
1:B:83:LYS:CE	1:B:192:PRO:C	2.86	0.43
1:B:85:LEU:HD13	1:B:136:HIS:ND1	2.33	0.43
1:B:148:GLN:HE21	1:B:171:MET:CG	2.28	0.43
1:B:235:LEU:CD1	1:B:235:LEU:N	2.82	0.43
1:B:322:TRP:CE2	1:B:457:ILE:CB	3.00	0.43
1:B:362:VAL:HG13	1:B:362:VAL:O	2.19	0.43
1:B:444:MET:HG3	1:B:445:GLU:HG3	2.00	0.43
1:C:30:LEU:HD11	1:C:107:LEU:HG	2.00	0.43
1:C:37:LYS:HA	1:C:40:ILE:HG12	2.00	0.43
1:C:85:LEU:CG	1:C:156:ILE:HG23	2.48	0.43
1:C:140:VAL:HG13	1:C:143:VAL:CG1	2.43	0.43
1:C:141:LYS:HZ1	1:C:171:MET:CB	2.26	0.43
1:C:402:LEU:C	1:C:402:LEU:HD23	2.38	0.43
1:D:37:LYS:HA	1:D:40:ILE:HG12	2.00	0.43
1:D:83:LYS:CE	1:D:192:PRO:C	2.86	0.43
1:D:100:PHE:N	1:D:100:PHE:CD1	2.86	0.43
1:D:221:ILE:C	1:D:445:GLU:HG2	2.38	0.43
1:D:324:PRO:CD	1:D:460:THR:HG21	2.47	0.43
1:D:444:MET:HE3	1:D:445:GLU:CG	2.48	0.43
1:D:446:GLU:O	1:D:447:ILE:HD13	2.17	0.43
1:E:21:ALA:O	1:E:33:PRO:CD	2.54	0.43
1:E:36:THR:CG2	1:E:38:CYS:SG	3.05	0.43
1:E:259:THR:N	1:E:260:PRO:HD2	2.33	0.43
1:E:260:PRO:CD	1:E:261:THR:H	2.31	0.43
1:E:314:GLU:HB3	1:E:320:TYR:C	2.39	0.43
1:E:324:PRO:CD	1:E:460:THR:HG21	2.47	0.43
1:E:364:ASP:HA	1:E:365:PRO:HD2	1.83	0.43
1:A:100:PHE:N	1:A:100:PHE:HD1	2.16	0.43
1:A:148:GLN:NE2	1:A:171:MET:O	2.48	0.43
1:A:235:LEU:CD1	1:A:235:LEU:N	2.82	0.43
1:A:322:TRP:CZ3	1:A:457:ILE:CG2	3.02	0.43
1:A:362:VAL:O	1:A:362:VAL:HG13	2.19	0.43
1:B:57:GLN:OE1	1:B:216:ARG:NH2	2.50	0.43
1:B:368:ARG:HH12	1:B:381:LEU:HD22	1.83	0.43
1:B:413:GLY:O	1:B:465:MET:CB	2.66	0.43
1:C:47:ALA:O	1:C:50:ASP:O	2.37	0.43
1:C:251:GLU:OE2	1:C:256:LEU:HD12	2.17	0.43
1:C:259:THR:N	1:C:260:PRO:HD2	2.33	0.43

Continued on next page...

Continued from previous page...

Atom-1	Atom-2	Interatomic distance (Å)	Clash overlap (Å)
1:C:266:PHE:HZ	1:C:271:LEU:HA	1.84	0.43
1:D:184:PHE:CE1	1:D:195:ARG:HA	2.51	0.43
1:D:301:LEU:HG	1:D:302:ARG:N	2.32	0.43
1:D:465:MET:O	1:D:468:HIS:HB3	2.18	0.43
1:E:30:LEU:HD11	1:E:107:LEU:HG	2.00	0.43
1:E:70:ALA:HA	1:E:73:VAL:HG12	1.99	0.43
1:E:72:VAL:HG11	1:E:101:ILE:HG22	2.00	0.43
1:E:362:VAL:HG13	1:E:362:VAL:O	2.19	0.43
1:E:368:ARG:N	1:E:401:THR:HG21	2.31	0.43
1:E:444:MET:CE	1:E:445:GLU:CG	2.95	0.43
1:A:73:VAL:CG2	1:A:77:TRP:CD1	3.02	0.43
1:A:314:GLU:HB3	1:A:320:TYR:C	2.39	0.43
1:B:208:LEU:HA	1:B:211:GLU:HG2	2.00	0.43
1:B:210:LYS:HA	1:B:213:GLU:HG2	2.00	0.43
1:B:260:PRO:CD	1:B:261:THR:H	2.31	0.43
1:B:313:LEU:HD23	1:B:321:GLN:HG3	1.99	0.43
1:B:376:ALA:CB	1:B:379:TYR:HE2	2.31	0.43
1:C:57:GLN:CG	1:C:223:TRP:HD1	2.30	0.43
1:C:65:SER:HA	1:C:68:THR:OG1	2.19	0.43
1:C:85:LEU:C	1:C:85:LEU:HD23	2.39	0.43
1:C:100:PHE:N	1:C:100:PHE:HD1	2.16	0.43
1:C:152:SER:C	1:C:153:ARG:HG2	2.39	0.43
1:C:203:GLN:NE2	1:C:206:MET:CE	2.82	0.43
1:C:376:ALA:CB	1:C:379:TYR:HE2	2.31	0.43
1:C:465:MET:O	1:C:468:HIS:HB3	2.18	0.43
1:D:47:ALA:O	1:D:50:ASP:O	2.37	0.43
1:D:85:LEU:CA	1:D:156:ILE:HG23	2.48	0.43
1:D:85:LEU:CB	1:D:156:ILE:HG23	2.48	0.43
1:D:362:VAL:HG13	1:D:362:VAL:O	2.19	0.43
1:E:21:ALA:C	1:E:33:PRO:HG2	2.38	0.43
1:E:48:ASN:OD1	1:E:49:GLY:N	2.52	0.43
1:E:148:GLN:NE2	1:E:171:MET:CG	2.81	0.43
1:E:148:GLN:OE1	1:E:175:GLU:CA	2.67	0.43
1:E:413:GLY:O	1:E:465:MET:CB	2.66	0.43
1:E:444:MET:HG3	1:E:445:GLU:HG3	2.00	0.43
1:E:465:MET:O	1:E:468:HIS:HB3	2.18	0.43
1:A:76:LEU:CB	1:A:136:HIS:NE2	2.81	0.43
1:A:259:THR:N	1:A:260:PRO:HD2	2.33	0.43
1:A:372:GLU:HG3	1:A:373:THR:N	2.33	0.43
1:B:47:ALA:O	1:B:50:ASP:O	2.37	0.43
1:B:100:PHE:N	1:B:100:PHE:CD1	2.86	0.43

Continued on next page...

Continued from previous page...

Atom-1	Atom-2	Interatomic distance (Å)	Clash overlap (Å)
1:B:148:GLN:NE2	1:B:171:MET:O	2.48	0.43
1:B:180:LEU:CD2	1:B:181:VAL:HG12	2.34	0.43
1:B:203:GLN:NE2	1:B:206:MET:CE	2.82	0.43
1:B:220:THR:CG2	1:B:411:GLN:CD	2.86	0.43
1:B:293:LEU:HB2	1:B:339:LYS:HZ3	1.84	0.43
1:C:83:LYS:CE	1:C:192:PRO:C	2.86	0.43
1:C:85:LEU:CB	1:C:156:ILE:HG23	2.48	0.43
1:C:362:VAL:O	1:C:362:VAL:HG13	2.19	0.43
1:D:36:THR:CG2	1:D:38:CYS:SG	3.05	0.43
1:D:70:ALA:CA	1:D:73:VAL:HG12	2.49	0.43
1:D:163:GLU:CB	1:D:208:LEU:HD13	2.28	0.43
1:D:193:SER:O	1:D:194:SER:CB	2.64	0.43
1:D:208:LEU:C	1:D:208:LEU:HD23	2.38	0.43
1:D:346:TYR:HD1	1:D:346:TYR:N	2.17	0.43
1:D:444:MET:CE	1:D:445:GLU:CG	2.95	0.43
1:E:73:VAL:CG2	1:E:77:TRP:CD1	3.02	0.43
1:E:256:LEU:O	1:E:260:PRO:CD	2.49	0.43
1:A:42:MET:O	1:A:45:VAL:CG1	2.62	0.43
1:A:57:GLN:OE1	1:A:216:ARG:NH2	2.50	0.43
1:A:85:LEU:O	1:A:86:ILE:HD13	2.19	0.43
1:A:203:GLN:HG2	1:A:206:MET:HE2	2.00	0.43
1:A:210:LYS:HA	1:A:213:GLU:HG2	1.99	0.43
1:A:225:ALA:HB3	1:A:227:TYR:CE1	2.54	0.43
1:A:301:LEU:CD1	1:A:361:LEU:HA	2.46	0.43
1:B:21:ALA:O	1:B:33:PRO:CD	2.54	0.43
1:B:46:LEU:O	1:B:71:PHE:CE1	2.71	0.43
1:B:72:VAL:HG13	1:B:73:VAL:N	2.34	0.43
1:B:85:LEU:HD23	1:B:85:LEU:C	2.39	0.43
1:B:148:GLN:OE1	1:B:175:GLU:CA	2.67	0.43
1:B:289:LEU:HD23	1:B:289:LEU:C	2.39	0.43
1:B:301:LEU:HD13	1:B:361:LEU:CA	2.46	0.43
1:B:328:ASN:HA	1:B:333:LEU:HD23	1.93	0.43
1:B:410:LYS:NZ	1:B:448:ARG:HD3	2.34	0.43
1:C:85:LEU:HD13	1:C:136:HIS:ND1	2.33	0.43
1:C:85:LEU:O	1:C:86:ILE:HD13	2.19	0.43
1:C:202:PRO:HB3	1:C:265:ARG:HH12	1.78	0.43
1:C:208:LEU:HA	1:C:211:GLU:HG2	2.00	0.43
1:C:225:ALA:HB3	1:C:227:TYR:CE1	2.54	0.43
1:C:301:LEU:HD13	1:C:361:LEU:CA	2.46	0.43
1:C:314:GLU:HB3	1:C:320:TYR:C	2.39	0.43
1:C:372:GLU:HG3	1:C:373:THR:N	2.33	0.43

Continued on next page...

Continued from previous page...

Atom-1	Atom-2	Interatomic distance (Å)	Clash overlap (Å)
1:D:48:ASN:OD1	1:D:49:GLY:N	2.52	0.43
1:D:55:ILE:HD12	1:D:198:TYR:CB	2.42	0.43
1:D:85:LEU:HD23	1:D:85:LEU:C	2.39	0.43
1:D:225:ALA:HB3	1:D:227:TYR:CE1	2.54	0.43
1:D:313:LEU:HD23	1:D:321:GLN:HG3	1.99	0.43
1:D:322:TRP:CE2	1:D:457:ILE:CB	3.00	0.43
1:E:85:LEU:HD23	1:E:85:LEU:C	2.39	0.43
1:E:203:GLN:NE2	1:E:206:MET:CE	2.82	0.43
1:E:259:THR:O	1:E:263:PRO:CG	2.67	0.43
1:E:266:PHE:HZ	1:E:271:LEU:HA	1.84	0.43
1:E:430:LYS:HZ2	1:E:432:PHE:H	1.67	0.43
1:A:37:LYS:HA	1:A:40:ILE:HG12	2.00	0.43
1:A:237:TYR:CD2	1:A:237:TYR:O	2.72	0.43
1:A:351:ASN:HD21	1:A:377:VAL:CA	2.32	0.43
1:A:370:LYS:HE3	1:A:375:TYR:CD1	2.52	0.43
1:B:70:ALA:CA	1:B:73:VAL:HG12	2.49	0.43
1:B:72:VAL:HG11	1:B:101:ILE:HG22	2.00	0.43
1:B:221:ILE:HB	1:B:222:ILE:HG12	1.98	0.43
1:B:252:ASN:CB	1:B:253:PRO:CD	2.97	0.43
1:B:314:GLU:HB3	1:B:320:TYR:C	2.39	0.43
1:C:70:ALA:CA	1:C:73:VAL:HG12	2.49	0.43
1:C:88:SER:HB3	1:C:141:LYS:HB2	2.00	0.43
1:C:223:TRP:CH2	1:C:225:ALA:HB3	2.54	0.43
1:D:65:SER:HA	1:D:68:THR:OG1	2.19	0.43
1:D:88:SER:HB3	1:D:141:LYS:HB2	2.00	0.43
1:D:127:PHE:CE2	1:D:128:ASP:CG	2.91	0.43
1:D:148:GLN:OE1	1:D:175:GLU:CA	2.67	0.43
1:D:235:LEU:CD1	1:D:235:LEU:N	2.82	0.43
1:D:314:GLU:HB3	1:D:320:TYR:C	2.39	0.43
1:D:439:HIS:CB	1:D:453:LYS:CD	2.96	0.43
1:E:47:ALA:O	1:E:50:ASP:O	2.37	0.43
1:E:51:ASN:HB3	1:E:54:PHE:HZ	1.65	0.43
1:E:51:ASN:ND2	1:E:53:LYS:O	2.52	0.43
1:E:59:PHE:HD1	1:E:224:PRO:O	2.02	0.43
1:E:72:VAL:HG13	1:E:73:VAL:N	2.34	0.43
1:E:84:ILE:CG2	1:E:153:ARG:O	2.67	0.43
1:E:118:PRO:HG3	1:E:129:VAL:HB	2.01	0.43
1:E:220:THR:CG2	1:E:411:GLN:CD	2.86	0.43
1:E:237:TYR:CD2	1:E:237:TYR:O	2.72	0.43
1:E:289:LEU:HD23	1:E:289:LEU:C	2.39	0.43
1:E:322:TRP:CZ3	1:E:457:ILE:CG2	3.02	0.43

Continued on next page...

Continued from previous page...

Atom-1	Atom-2	Interatomic distance (Å)	Clash overlap (Å)
1:E:401:THR:HB	1:E:402:LEU:H	1.66	0.43
1:E:457:ILE:CG1	1:E:458:CYS:N	2.82	0.43
1:A:77:TRP:HZ3	1:A:113:GLU:C	2.22	0.43
1:A:152:SER:C	1:A:153:ARG:HG2	2.38	0.43
1:A:203:GLN:NE2	1:A:206:MET:CE	2.82	0.43
1:A:432:PHE:HD1	1:A:432:PHE:N	2.16	0.43
1:B:45:VAL:HA	1:B:50:ASP:OD2	2.19	0.43
1:B:73:VAL:CG2	1:B:77:TRP:CD1	3.02	0.43
1:B:73:VAL:C	1:B:77:TRP:HD1	2.22	0.43
1:B:140:VAL:HG22	1:B:142:SER:H	1.83	0.43
1:B:266:PHE:HZ	1:B:271:LEU:HA	1.84	0.43
1:B:285:LEU:HD11	1:B:434:PRO:CG	2.49	0.43
1:B:346:TYR:HD1	1:B:346:TYR:N	2.16	0.43
1:B:430:LYS:HZ2	1:B:432:PHE:H	1.67	0.43
1:C:59:PHE:HD1	1:C:224:PRO:O	2.02	0.43
1:C:90:SER:CA	1:C:140:VAL:HG23	2.37	0.43
1:C:148:GLN:OE1	1:C:175:GLU:CA	2.67	0.43
1:C:432:PHE:HD1	1:C:432:PHE:N	2.16	0.43
1:D:45:VAL:HA	1:D:50:ASP:OD2	2.19	0.43
1:D:59:PHE:HD1	1:D:224:PRO:O	2.02	0.43
1:D:76:LEU:CB	1:D:136:HIS:NE2	2.81	0.43
1:D:77:TRP:HZ3	1:D:113:GLU:C	2.22	0.43
1:D:84:ILE:CG2	1:D:153:ARG:O	2.67	0.43
1:D:256:LEU:O	1:D:260:PRO:CD	2.49	0.43
1:D:289:LEU:HD23	1:D:289:LEU:C	2.39	0.43
1:D:301:LEU:CD1	1:D:361:LEU:HA	2.46	0.43
1:E:77:TRP:HZ3	1:E:113:GLU:C	2.22	0.43
1:E:210:LYS:O	1:E:213:GLU:HG2	2.19	0.43
1:A:85:LEU:HD23	1:A:85:LEU:C	2.39	0.43
1:A:410:LYS:NZ	1:A:448:ARG:HD3	2.34	0.43
1:A:465:MET:O	1:A:468:HIS:HB3	2.18	0.43
1:B:59:PHE:HD1	1:B:224:PRO:O	2.02	0.43
1:B:155:ASP:C	1:B:194:SER:CB	2.88	0.43
1:B:223:TRP:CH2	1:B:225:ALA:HB3	2.54	0.43
1:C:39:GLN:CG	1:C:67:ILE:CG2	2.94	0.43
1:C:51:ASN:ND2	1:C:53:LYS:O	2.52	0.43
1:C:410:LYS:NZ	1:C:448:ARG:HD3	2.34	0.43
1:C:412:TRP:HZ3	1:C:466:GLN:HA	1.84	0.43
1:D:57:GLN:CA	1:D:265:ARG:HE	2.32	0.43
1:D:444:MET:HG3	1:D:445:GLU:HG3	2.00	0.43
1:E:16:LYS:HZ3	1:E:108:LEU:HD22	1.83	0.43

Continued on next page...

Continued from previous page...

Atom-1	Atom-2	Interatomic distance (Å)	Clash overlap (Å)
1:E:57:GLN:CA	1:E:265:ARG:HE	2.32	0.43
1:E:73:VAL:C	1:E:77:TRP:HD1	2.22	0.43
1:E:85:LEU:HD13	1:E:136:HIS:ND1	2.33	0.43
1:E:85:LEU:O	1:E:86:ILE:HD13	2.19	0.43
1:E:100:PHE:N	1:E:100:PHE:CD1	2.86	0.43
1:E:190:PRO:O	1:E:191:LEU:HB2	2.19	0.43
1:E:295:ASP:HB2	1:E:339:LYS:HD3	2.01	0.43
1:E:346:TYR:HD1	1:E:346:TYR:N	2.17	0.43
1:E:448:ARG:CA	1:E:455:MET:HE1	2.48	0.43
1:A:57:GLN:HE22	1:A:216:ARG:HH22	1.64	0.42
1:A:57:GLN:CA	1:A:265:ARG:HE	2.32	0.42
1:A:262:ASP:CB	1:A:263:PRO:HD3	2.48	0.42
1:A:376:ALA:CB	1:A:379:TYR:HE2	2.31	0.42
1:B:85:LEU:O	1:B:86:ILE:HD13	2.19	0.42
1:B:113:GLU:HG3	1:B:113:GLU:O	2.19	0.42
1:B:152:SER:C	1:B:153:ARG:HG2	2.38	0.42
1:B:237:TYR:CD2	1:B:237:TYR:O	2.72	0.42
1:B:322:TRP:CZ3	1:B:457:ILE:CG2	3.02	0.42
1:B:368:ARG:HE	1:B:378:LEU:CA	2.30	0.42
1:C:73:VAL:C	1:C:77:TRP:HD1	2.22	0.42
1:C:226:LEU:HG	1:C:232:GLU:OE1	2.18	0.42
1:C:237:TYR:O	1:C:237:TYR:CD2	2.72	0.42
1:C:254:GLU:HG3	1:C:255:ALA:H	1.84	0.42
1:C:285:LEU:HD11	1:C:434:PRO:CG	2.49	0.42
1:C:322:TRP:CZ2	1:C:338:LEU:CD2	2.94	0.42
1:C:444:MET:HG3	1:C:445:GLU:HG3	2.00	0.42
1:D:51:ASN:ND2	1:D:53:LYS:O	2.52	0.42
1:D:73:VAL:C	1:D:77:TRP:HD1	2.22	0.42
1:D:76:LEU:HB2	1:D:136:HIS:HE2	1.79	0.42
1:D:379:TYR:C	1:D:385:ILE:HG21	2.40	0.42
1:D:410:LYS:NZ	1:D:448:ARG:HD3	2.34	0.42
1:D:450:ARG:HE	1:D:453:LYS:HZ1	1.67	0.42
1:E:64:LYS:CD	1:E:199:LEU:HD22	2.49	0.42
1:E:208:LEU:HA	1:E:211:GLU:HG2	2.00	0.42
1:E:379:TYR:C	1:E:385:ILE:HG21	2.40	0.42
1:E:394:ARG:HD3	1:E:400:LYS:HZ2	1.80	0.42
1:E:410:LYS:NZ	1:E:448:ARG:HD3	2.34	0.42
1:E:423:PHE:N	1:E:423:PHE:HD1	2.17	0.42
1:A:46:LEU:O	1:A:71:PHE:CE1	2.71	0.42
1:A:59:PHE:HD1	1:A:224:PRO:O	2.02	0.42
1:A:266:PHE:HZ	1:A:271:LEU:HA	1.84	0.42

Continued on next page...

Continued from previous page...

Atom-1	Atom-2	Interatomic distance (Å)	Clash overlap (Å)
1:A:285:LEU:HD11	1:A:434:PRO:CG	2.49	0.42
1:A:379:TYR:C	1:A:385:ILE:HG21	2.40	0.42
1:A:444:MET:CE	1:A:445:GLU:CG	2.95	0.42
1:B:30:LEU:HD11	1:B:107:LEU:HG	2.00	0.42
1:B:51:ASN:ND2	1:B:53:LYS:O	2.52	0.42
1:B:65:SER:HA	1:B:68:THR:OG1	2.19	0.42
1:B:203:GLN:HG2	1:B:206:MET:HE2	2.01	0.42
1:B:226:LEU:HG	1:B:232:GLU:OE1	2.18	0.42
1:B:465:MET:O	1:B:468:HIS:HB3	2.18	0.42
1:C:57:GLN:OE1	1:C:216:ARG:NH2	2.50	0.42
1:C:184:PHE:CE1	1:C:195:ARG:HA	2.51	0.42
1:C:436:LEU:HD13	1:C:457:ILE:HD13	2.02	0.42
1:D:57:GLN:HG2	1:D:444:MET:CE	2.50	0.42
1:D:223:TRP:CH2	1:D:225:ALA:HB3	2.54	0.42
1:D:368:ARG:HH12	1:D:381:LEU:HD22	1.83	0.42
1:D:436:LEU:HD13	1:D:457:ILE:HD13	2.02	0.42
1:E:55:ILE:HD11	1:E:198:TYR:CD2	2.55	0.42
1:E:70:ALA:CA	1:E:73:VAL:HG12	2.49	0.42
1:E:225:ALA:HB3	1:E:227:TYR:CE1	2.54	0.42
1:E:254:GLU:HG3	1:E:255:ALA:H	1.84	0.42
1:E:285:LEU:HD11	1:E:434:PRO:CG	2.49	0.42
1:E:351:ASN:ND2	1:E:377:VAL:CG1	2.79	0.42
1:E:376:ALA:CB	1:E:379:TYR:HE2	2.31	0.42
1:E:444:MET:HE3	1:E:445:GLU:CG	2.48	0.42
1:A:73:VAL:C	1:A:77:TRP:HD1	2.22	0.42
1:A:84:ILE:CG2	1:A:153:ARG:O	2.67	0.42
1:A:155:ASP:C	1:A:194:SER:CB	2.88	0.42
1:A:259:THR:O	1:A:263:PRO:CG	2.67	0.42
1:B:64:LYS:CD	1:B:199:LEU:HD22	2.49	0.42
1:B:118:PRO:HD2	1:B:128:ASP:CA	2.37	0.42
1:B:206:MET:HB2	1:B:206:MET:HE3	1.52	0.42
1:B:210:LYS:O	1:B:213:GLU:HG2	2.19	0.42
1:C:55:ILE:HD12	1:C:198:TYR:CB	2.42	0.42
1:C:72:VAL:HG13	1:C:73:VAL:N	2.34	0.42
1:C:77:TRP:HZ3	1:C:113:GLU:C	2.22	0.42
1:C:190:PRO:O	1:C:191:LEU:HB2	2.19	0.42
1:C:322:TRP:CZ3	1:C:457:ILE:CG2	3.02	0.42
1:C:439:HIS:CB	1:C:453:LYS:CD	2.96	0.42
1:D:64:LYS:CD	1:D:199:LEU:HD22	2.49	0.42
1:D:100:PHE:N	1:D:100:PHE:HD1	2.16	0.42
1:D:262:ASP:CB	1:D:263:PRO:HD3	2.48	0.42

Continued on next page...

Continued from previous page...

Atom-1	Atom-2	Interatomic distance (Å)	Clash overlap (Å)
1:E:22:PHE:CZ	1:E:32:LEU:CD2	3.03	0.42
1:E:46:LEU:O	1:E:71:PHE:CE1	2.71	0.42
1:E:163:GLU:HG2	1:E:203:GLN:H	1.80	0.42
1:E:262:ASP:CB	1:E:263:PRO:HD3	2.48	0.42
1:E:439:HIS:CB	1:E:453:LYS:CD	2.96	0.42
1:A:57:GLN:CB	1:A:265:ARG:NE	2.82	0.42
1:A:72:VAL:HG13	1:A:73:VAL:N	2.34	0.42
1:A:85:LEU:CG	1:A:156:ILE:HG23	2.48	0.42
1:A:100:PHE:N	1:A:100:PHE:CD1	2.86	0.42
1:A:128:ASP:CB	1:A:134:PRO:O	2.66	0.42
1:A:148:GLN:NE2	1:A:171:MET:CG	2.81	0.42
1:A:210:LYS:O	1:A:213:GLU:HG2	2.19	0.42
1:A:260:PRO:CD	1:A:261:THR:H	2.31	0.42
1:B:25:VAL:CG1	1:B:28:LYS:HB2	2.47	0.42
1:B:48:ASN:OD1	1:B:49:GLY:N	2.52	0.42
1:B:57:GLN:CA	1:B:265:ARG:HE	2.32	0.42
1:B:77:TRP:HZ3	1:B:113:GLU:C	2.22	0.42
1:B:100:PHE:N	1:B:100:PHE:HD1	2.16	0.42
1:B:190:PRO:O	1:B:191:LEU:HB2	2.19	0.42
1:B:370:LYS:HZ2	1:B:375:TYR:HD1	1.64	0.42
1:B:432:PHE:CD1	1:B:432:PHE:N	2.87	0.42
1:B:433:SER:N	1:B:434:PRO:CD	2.82	0.42
1:C:72:VAL:HG11	1:C:101:ILE:HG22	2.00	0.42
1:C:73:VAL:CG2	1:C:77:TRP:CD1	3.02	0.42
1:C:155:ASP:C	1:C:194:SER:CB	2.88	0.42
1:C:210:LYS:HA	1:C:213:GLU:HG2	2.00	0.42
1:C:210:LYS:O	1:C:213:GLU:HG2	2.19	0.42
1:C:221:ILE:C	1:C:445:GLU:HG2	2.38	0.42
1:C:262:ASP:CB	1:C:263:PRO:HD3	2.48	0.42
1:C:379:TYR:C	1:C:385:ILE:HG21	2.40	0.42
1:C:410:LYS:HZ2	1:C:448:ARG:HD3	1.84	0.42
1:D:118:PRO:HG3	1:D:129:VAL:HB	2.01	0.42
1:D:128:ASP:CB	1:D:134:PRO:O	2.66	0.42
1:D:163:GLU:CG	1:D:203:GLN:N	2.78	0.42
1:D:221:ILE:HB	1:D:222:ILE:HG12	1.98	0.42
1:D:322:TRP:CZ2	1:D:338:LEU:CD2	2.94	0.42
1:D:394:ARG:HD3	1:D:400:LYS:HZ1	1.84	0.42
1:D:436:LEU:HD22	1:D:457:ILE:HG23	2.02	0.42
1:A:241:LEU:HG	1:A:244:MET:CB	2.49	0.42
1:A:289:LEU:HD23	1:A:289:LEU:C	2.39	0.42
1:A:301:LEU:CD2	1:A:361:LEU:HA	2.47	0.42

Continued on next page...

Continued from previous page...

Atom-1	Atom-2	Interatomic distance (Å)	Clash overlap (Å)
1:A:432:PHE:CD1	1:A:432:PHE:N	2.87	0.42
1:B:57:GLN:HG2	1:B:444:MET:CE	2.50	0.42
1:B:259:THR:N	1:B:260:PRO:HD2	2.33	0.42
1:B:370:LYS:HE3	1:B:375:TYR:CD1	2.52	0.42
1:B:412:TRP:HZ3	1:B:466:GLN:HA	1.84	0.42
1:C:48:ASN:OD1	1:C:49:GLY:N	2.52	0.42
1:C:54:PHE:CD1	1:C:221:ILE:HD12	2.48	0.42
1:C:57:GLN:OE1	1:C:212:LEU:CD2	2.67	0.42
1:C:64:LYS:CD	1:C:199:LEU:HD22	2.50	0.42
1:C:289:LEU:HD23	1:C:289:LEU:C	2.39	0.42
1:C:376:ALA:HA	1:C:379:TYR:HD2	1.68	0.42
1:C:457:ILE:CG1	1:C:458:CYS:N	2.82	0.42
1:D:46:LEU:O	1:D:71:PHE:CE1	2.71	0.42
1:D:72:VAL:HG11	1:D:101:ILE:HG22	2.00	0.42
1:E:155:ASP:C	1:E:194:SER:CB	2.88	0.42
1:E:223:TRP:CH2	1:E:225:ALA:HB3	2.54	0.42
1:E:423:PHE:N	1:E:423:PHE:CD1	2.88	0.42
1:E:433:SER:N	1:E:434:PRO:CD	2.82	0.42
1:A:30:LEU:HD11	1:A:107:LEU:HG	2.00	0.42
1:A:295:ASP:HB2	1:A:339:LYS:HD3	2.01	0.42
1:A:394:ARG:NE	1:A:397:TYR:CE1	2.88	0.42
1:A:433:SER:N	1:A:434:PRO:CD	2.82	0.42
1:B:14:GLN:HE21	1:B:18:ASP:CG	2.23	0.42
1:B:47:ALA:C	1:B:195:ARG:NH1	2.73	0.42
1:B:83:LYS:HE2	1:B:192:PRO:CA	2.37	0.42
1:B:118:PRO:HG3	1:B:129:VAL:HB	2.01	0.42
1:B:208:LEU:C	1:B:211:GLU:HG2	2.40	0.42
1:B:351:ASN:HD21	1:B:377:VAL:CA	2.32	0.42
1:C:45:VAL:HA	1:C:50:ASP:OD2	2.19	0.42
1:C:57:GLN:HG2	1:C:444:MET:CE	2.50	0.42
1:C:118:PRO:HG3	1:C:129:VAL:HB	2.01	0.42
1:C:432:PHE:CD1	1:C:432:PHE:N	2.87	0.42
1:D:55:ILE:HD11	1:D:198:TYR:CD2	2.55	0.42
1:D:85:LEU:O	1:D:86:ILE:HD13	2.19	0.42
1:D:322:TRP:CZ3	1:D:457:ILE:CG2	3.02	0.42
1:E:16:LYS:NZ	1:E:108:LEU:HD22	2.35	0.42
1:E:45:VAL:HA	1:E:50:ASP:OD2	2.19	0.42
1:E:54:PHE:CD1	1:E:221:ILE:HD12	2.48	0.42
1:E:190:PRO:O	1:E:192:PRO:HD3	2.20	0.42
1:E:335:ASN:HD21	1:E:338:LEU:CD1	2.20	0.42
1:A:22:PHE:CZ	1:A:32:LEU:CD2	3.03	0.42

Continued on next page...

Continued from previous page...

Atom-1	Atom-2	Interatomic distance (Å)	Clash overlap (Å)
1:A:57:GLN:OE1	1:A:212:LEU:CD2	2.67	0.42
1:A:368:ARG:HH12	1:A:381:LEU:HD22	1.83	0.42
1:A:423:PHE:N	1:A:423:PHE:HD1	2.17	0.42
1:A:436:LEU:HD13	1:A:457:ILE:HD13	2.01	0.42
1:B:33:PRO:O	1:B:35:PRO:HD3	2.20	0.42
1:B:259:THR:O	1:B:263:PRO:CG	2.67	0.42
1:B:261:THR:HA	1:B:268:ARG:NH2	2.35	0.42
1:B:301:LEU:CD2	1:B:361:LEU:HA	2.47	0.42
1:B:423:PHE:N	1:B:423:PHE:CD1	2.88	0.42
1:C:20:VAL:O	1:C:22:PHE:CD1	2.73	0.42
1:C:163:GLU:HG2	1:C:203:GLN:H	1.80	0.42
1:C:259:THR:O	1:C:263:PRO:CG	2.67	0.42
1:C:351:ASN:HD21	1:C:377:VAL:CA	2.32	0.42
1:C:444:MET:CE	1:C:445:GLU:CG	2.95	0.42
1:D:73:VAL:CG2	1:D:77:TRP:CD1	3.02	0.42
1:D:190:PRO:O	1:D:191:LEU:HB2	2.19	0.42
1:D:210:LYS:O	1:D:213:GLU:HG2	2.19	0.42
1:D:412:TRP:HZ3	1:D:466:GLN:HA	1.84	0.42
1:E:235:LEU:CD1	1:E:235:LEU:N	2.82	0.42
1:E:393:PHE:O	1:E:401:THR:HA	2.20	0.42
1:A:65:SER:HA	1:A:68:THR:OG1	2.19	0.42
1:A:70:ALA:O	1:A:73:VAL:CG1	2.68	0.42
1:A:118:PRO:HG3	1:A:129:VAL:HB	2.00	0.42
1:A:321:GLN:OE1	1:A:344:HIS:CE1	2.73	0.42
1:A:423:PHE:N	1:A:423:PHE:CD1	2.88	0.42
1:B:20:VAL:O	1:B:22:PHE:CD1	2.73	0.42
1:B:22:PHE:CZ	1:B:32:LEU:CD2	3.03	0.42
1:B:76:LEU:CB	1:B:136:HIS:NE2	2.81	0.42
1:B:84:ILE:CG2	1:B:153:ARG:O	2.67	0.42
1:B:225:ALA:HB3	1:B:227:TYR:CE1	2.54	0.42
1:B:252:ASN:C	1:B:254:GLU:N	2.73	0.42
1:B:274:ARG:CD	1:B:440:HIS:CD2	2.94	0.42
1:B:295:ASP:HB2	1:B:339:LYS:HD3	2.01	0.42
1:B:379:TYR:C	1:B:385:ILE:HG21	2.40	0.42
1:B:436:LEU:HD13	1:B:457:ILE:HD13	2.02	0.42
1:B:457:ILE:CG1	1:B:458:CYS:N	2.82	0.42
1:C:22:PHE:CZ	1:C:32:LEU:CD2	3.03	0.42
1:C:252:ASN:C	1:C:254:GLU:N	2.73	0.42
1:C:261:THR:HA	1:C:268:ARG:NH2	2.35	0.42
1:C:436:LEU:HD22	1:C:457:ILE:HG23	2.02	0.42
1:D:22:PHE:CZ	1:D:32:LEU:CD2	3.03	0.42

Continued on next page...

Continued from previous page...

Atom-1	Atom-2	Interatomic distance (Å)	Clash overlap (Å)
1:D:57:GLN:CB	1:D:265:ARG:NE	2.82	0.42
1:D:143:VAL:CG1	1:D:144:GLY:N	2.83	0.42
1:D:190:PRO:C	1:D:192:PRO:HD3	2.40	0.42
1:D:393:PHE:O	1:D:401:THR:HA	2.20	0.42
1:D:423:PHE:N	1:D:423:PHE:HD1	2.18	0.42
1:D:430:LYS:HZ2	1:D:432:PHE:H	1.67	0.42
1:E:65:SER:HA	1:E:68:THR:OG1	2.19	0.42
1:E:149:LEU:HA	1:E:178:TRP:HZ2	1.85	0.42
1:E:179:THR:HG21	1:E:196:VAL:CG2	2.43	0.42
1:E:220:THR:C	1:E:445:GLU:CB	2.87	0.42
1:E:321:GLN:OE1	1:E:344:HIS:CE1	2.73	0.42
1:E:351:ASN:HD21	1:E:377:VAL:CA	2.32	0.42
1:E:394:ARG:NE	1:E:397:TYR:CE1	2.88	0.42
1:E:436:LEU:HD13	1:E:457:ILE:HD13	2.02	0.42
1:A:21:ALA:O	1:A:33:PRO:CD	2.54	0.42
1:A:64:LYS:CD	1:A:199:LEU:HD22	2.50	0.42
1:A:76:LEU:HB2	1:A:136:HIS:CE1	2.55	0.42
1:A:252:ASN:C	1:A:254:GLU:N	2.73	0.42
1:B:57:GLN:O	1:B:57:GLN:HG3	2.20	0.42
1:B:436:LEU:HD22	1:B:457:ILE:HG23	2.02	0.42
1:C:14:GLN:HE21	1:C:18:ASP:CG	2.23	0.42
1:C:39:GLN:HB3	1:C:67:ILE:HG21	2.02	0.42
1:C:70:ALA:O	1:C:73:VAL:CG1	2.68	0.42
1:C:113:GLU:HG3	1:C:113:GLU:O	2.19	0.42
1:C:118:PRO:HA	1:C:121:ARG:NE	2.29	0.42
1:D:39:GLN:CG	1:D:67:ILE:CG2	2.94	0.42
1:D:155:ASP:C	1:D:194:SER:CB	2.88	0.42
1:D:155:ASP:O	1:D:194:SER:CB	2.68	0.42
1:D:285:LEU:HD11	1:D:434:PRO:CG	2.49	0.42
1:D:295:ASP:HB2	1:D:339:LYS:HD3	2.01	0.42
1:D:351:ASN:HD21	1:D:377:VAL:CA	2.32	0.42
1:D:433:SER:N	1:D:434:PRO:CD	2.82	0.42
1:E:155:ASP:O	1:E:194:SER:CB	2.68	0.42
1:E:412:TRP:HZ3	1:E:466:GLN:HA	1.84	0.42
1:A:20:VAL:O	1:A:22:PHE:CD1	2.73	0.42
1:A:22:PHE:CB	1:A:30:LEU:HD11	2.50	0.42
1:A:57:GLN:O	1:A:57:GLN:HG3	2.20	0.42
1:A:70:ALA:CA	1:A:73:VAL:HG12	2.49	0.42
1:A:72:VAL:HG11	1:A:101:ILE:HG22	2.00	0.42
1:A:148:GLN:OE1	1:A:175:GLU:CA	2.67	0.42
1:A:220:THR:C	1:A:445:GLU:CB	2.87	0.42

Continued on next page...

Continued from previous page...

Atom-1	Atom-2	Interatomic distance (Å)	Clash overlap (Å)
1:A:457:ILE:CG1	1:A:458:CYS:N	2.82	0.42
1:B:76:LEU:HB2	1:B:136:HIS:CE1	2.55	0.42
1:B:76:LEU:HD23	1:B:76:LEU:C	2.41	0.42
1:B:448:ARG:NH1	1:B:455:MET:SD	2.93	0.42
1:C:42:MET:O	1:C:45:VAL:CG1	2.62	0.42
1:C:52:LYS:CD	1:C:184:PHE:CE2	2.86	0.42
1:C:153:ARG:O	1:C:153:ARG:HG3	2.20	0.42
1:C:190:PRO:O	1:C:192:PRO:HD3	2.20	0.42
1:C:293:LEU:CB	1:C:339:LYS:HZ3	2.32	0.42
1:C:321:GLN:OE1	1:C:344:HIS:CE1	2.73	0.42
1:C:423:PHE:N	1:C:423:PHE:HD1	2.17	0.42
1:D:140:VAL:HG13	1:D:143:VAL:CG1	2.43	0.42
1:D:237:TYR:CD2	1:D:237:TYR:O	2.72	0.42
1:E:57:GLN:HE22	1:E:216:ARG:HH22	1.64	0.42
1:E:57:GLN:HG2	1:E:444:MET:CE	2.49	0.42
1:E:85:LEU:CA	1:E:156:ILE:HG23	2.48	0.42
1:E:242:ALA:HA	1:E:243:PRO:HD2	1.82	0.42
1:A:22:PHE:CZ	1:A:32:LEU:HD23	2.55	0.41
1:A:113:GLU:O	1:A:113:GLU:HG3	2.19	0.41
1:A:448:ARG:NH1	1:A:455:MET:SD	2.93	0.41
1:B:45:VAL:HG11	1:B:222:ILE:HD11	1.99	0.41
1:B:57:GLN:OE1	1:B:212:LEU:CD2	2.67	0.41
1:B:57:GLN:CG	1:B:223:TRP:HD1	2.30	0.41
1:B:162:VAL:HA	1:B:165:PRO:HG2	2.02	0.41
1:D:149:LEU:HA	1:D:178:TRP:HZ2	1.85	0.41
1:D:261:THR:HA	1:D:268:ARG:NH2	2.35	0.41
1:D:266:PHE:HZ	1:D:271:LEU:HA	1.84	0.41
1:D:280:LYS:CE	1:D:438:LYS:CA	2.93	0.41
1:E:20:VAL:O	1:E:22:PHE:CD1	2.73	0.41
1:E:33:PRO:O	1:E:35:PRO:HD3	2.20	0.41
1:A:33:PRO:O	1:A:35:PRO:HD3	2.20	0.41
1:A:39:GLN:HB3	1:A:67:ILE:HG21	2.02	0.41
1:A:55:ILE:HD11	1:A:198:TYR:CD2	2.55	0.41
1:A:155:ASP:O	1:A:194:SER:CB	2.68	0.41
1:A:301:LEU:CD2	1:A:360:ILE:O	2.65	0.41
1:A:308:VAL:HG12	1:A:476:VAL:HG13	2.02	0.41
1:A:333:LEU:O	1:A:426:GLY:HA2	2.21	0.41
1:A:393:PHE:O	1:A:401:THR:HA	2.20	0.41
1:A:412:TRP:HZ3	1:A:466:GLN:HA	1.84	0.41
1:A:436:LEU:HD22	1:A:457:ILE:HG23	2.02	0.41
1:B:66:PHE:N	1:B:66:PHE:CD1	2.89	0.41

Continued on next page...

Continued from previous page...

Atom-1	Atom-2	Interatomic distance (Å)	Clash overlap (Å)
1:B:412:TRP:CD2	1:B:469:ARG:NH1	2.88	0.41
1:C:21:ALA:O	1:C:33:PRO:CD	2.55	0.41
1:C:33:PRO:O	1:C:35:PRO:HD3	2.20	0.41
1:C:57:GLN:O	1:C:57:GLN:HG3	2.20	0.41
1:C:155:ASP:O	1:C:194:SER:CB	2.68	0.41
1:C:368:ARG:HE	1:C:378:LEU:CA	2.30	0.41
1:C:370:LYS:HE3	1:C:375:TYR:CD1	2.51	0.41
1:C:393:PHE:O	1:C:401:THR:HA	2.20	0.41
1:D:162:VAL:HA	1:D:165:PRO:HG2	2.01	0.41
1:D:257:ALA:O	1:D:260:PRO:HG2	2.20	0.41
1:D:416:THR:HB	1:D:465:MET:HB3	2.02	0.41
1:D:457:ILE:CG1	1:D:458:CYS:N	2.82	0.41
1:E:22:PHE:CZ	1:E:32:LEU:HD23	2.55	0.41
1:E:57:GLN:O	1:E:57:GLN:HG3	2.20	0.41
1:E:203:GLN:HB3	1:E:206:MET:HE2	2.02	0.41
1:E:205:GLU:OE1	1:E:209:TYR:CD1	2.73	0.41
1:E:448:ARG:NH1	1:E:455:MET:SD	2.93	0.41
1:A:26:LEU:HD23	1:A:27:TRP:HD1	1.85	0.41
1:A:47:ALA:C	1:A:195:ARG:NH1	2.73	0.41
1:A:76:LEU:C	1:A:76:LEU:HD23	2.41	0.41
1:A:98:SER:CA	1:A:101:ILE:HG12	2.51	0.41
1:A:440:HIS:CE1	1:A:447:ILE:HG22	2.56	0.41
1:B:55:ILE:HD11	1:B:198:TYR:CD2	2.55	0.41
1:B:85:LEU:CA	1:B:156:ILE:HG23	2.48	0.41
1:B:321:GLN:OE1	1:B:344:HIS:CE1	2.73	0.41
1:C:57:GLN:CA	1:C:265:ARG:HE	2.32	0.41
1:C:208:LEU:C	1:C:211:GLU:HG2	2.40	0.41
1:C:346:TYR:CD1	1:C:346:TYR:N	2.89	0.41
1:C:430:LYS:HZ2	1:C:432:PHE:H	1.67	0.41
1:D:76:LEU:HD23	1:D:76:LEU:C	2.41	0.41
1:D:181:VAL:CA	1:D:182:GLN:CG	2.90	0.41
1:D:205:GLU:OE1	1:D:209:TYR:CD1	2.73	0.41
1:D:321:GLN:OE1	1:D:344:HIS:CE1	2.73	0.41
1:E:66:PHE:N	1:E:66:PHE:CD1	2.89	0.41
1:E:128:ASP:CB	1:E:134:PRO:O	2.66	0.41
1:A:57:GLN:HG2	1:A:444:MET:HE1	2.01	0.41
1:A:85:LEU:CA	1:A:156:ILE:HG23	2.48	0.41
1:A:125:ILE:O	1:A:125:ILE:CG2	2.69	0.41
1:A:205:GLU:OE1	1:A:209:TYR:CD1	2.73	0.41
1:A:208:LEU:C	1:A:211:GLU:HG2	2.40	0.41
1:B:16:LYS:NZ	1:B:108:LEU:HD22	2.35	0.41

Continued on next page...

Continued from previous page...

Atom-1	Atom-2	Interatomic distance (Å)	Clash overlap (Å)
1:B:22:PHE:CB	1:B:30:LEU:HD11	2.50	0.41
1:B:118:PRO:HA	1:B:121:ARG:NE	2.29	0.41
1:B:155:ASP:O	1:B:194:SER:CB	2.68	0.41
1:B:190:PRO:CB	1:B:192:PRO:HD2	2.49	0.41
1:B:241:LEU:HG	1:B:244:MET:CB	2.49	0.41
1:B:305:ASP:HA	1:B:329:ILE:CG2	2.51	0.41
1:B:440:HIS:CE1	1:B:447:ILE:HG22	2.56	0.41
1:C:16:LYS:NZ	1:C:108:LEU:HD22	2.35	0.41
1:C:333:LEU:O	1:C:426:GLY:HA2	2.21	0.41
1:C:341:ASP:OD1	1:C:341:ASP:O	2.39	0.41
1:C:416:THR:HB	1:C:465:MET:HB3	2.02	0.41
1:C:448:ARG:NH1	1:C:455:MET:SD	2.93	0.41
1:D:45:VAL:HG11	1:D:222:ILE:HD11	1.99	0.41
1:D:85:LEU:CB	1:D:136:HIS:ND1	2.83	0.41
1:D:208:LEU:C	1:D:211:GLU:HG2	2.40	0.41
1:D:449:ALA:N	1:D:455:MET:CE	2.75	0.41
1:E:26:LEU:HD23	1:E:27:TRP:HD1	1.85	0.41
1:E:76:LEU:HB2	1:E:136:HIS:CE1	2.55	0.41
1:E:153:ARG:O	1:E:153:ARG:HG3	2.20	0.41
1:E:280:LYS:HE2	1:E:438:LYS:CA	2.21	0.41
1:E:436:LEU:HD22	1:E:457:ILE:HG23	2.02	0.41
1:A:16:LYS:NZ	1:A:108:LEU:HD22	2.35	0.41
1:A:37:LYS:O	1:A:40:ILE:CG1	2.66	0.41
1:A:257:ALA:O	1:A:260:PRO:HG2	2.21	0.41
1:B:118:PRO:HG3	1:B:129:VAL:CB	2.51	0.41
1:B:125:ILE:O	1:B:125:ILE:CG2	2.68	0.41
1:B:190:PRO:O	1:B:192:PRO:HD3	2.20	0.41
1:B:333:LEU:O	1:B:426:GLY:HA2	2.20	0.41
1:B:393:PHE:O	1:B:401:THR:HA	2.20	0.41
1:C:22:PHE:CB	1:C:30:LEU:HD11	2.50	0.41
1:C:143:VAL:CG1	1:C:144:GLY:N	2.83	0.41
1:C:148:GLN:HE21	1:C:171:MET:CG	2.28	0.41
1:C:162:VAL:HA	1:C:165:PRO:HG2	2.02	0.41
1:C:257:ALA:O	1:C:260:PRO:HG2	2.21	0.41
1:C:305:ASP:HA	1:C:329:ILE:CG2	2.51	0.41
1:C:322:TRP:CE2	1:C:457:ILE:CB	3.00	0.41
1:C:423:PHE:N	1:C:423:PHE:CD1	2.88	0.41
1:D:22:PHE:CZ	1:D:32:LEU:HD23	2.55	0.41
1:D:76:LEU:HB2	1:D:136:HIS:CE1	2.55	0.41
1:D:113:GLU:O	1:D:113:GLU:HG3	2.19	0.41
1:D:125:ILE:O	1:D:125:ILE:CG2	2.69	0.41

Continued on next page...

Continued from previous page...

Atom-1	Atom-2	Interatomic distance (Å)	Clash overlap (Å)
1:D:423:PHE:N	1:D:423:PHE:CD1	2.88	0.41
1:E:85:LEU:CB	1:E:136:HIS:ND1	2.83	0.41
1:E:143:VAL:CG1	1:E:144:GLY:N	2.83	0.41
1:E:162:VAL:C	1:E:165:PRO:CD	2.89	0.41
1:E:187:LEU:O	1:E:192:PRO:CD	2.65	0.41
1:E:202:PRO:HB3	1:E:265:ARG:HH12	1.78	0.41
1:E:252:ASN:C	1:E:254:GLU:N	2.73	0.41
1:E:261:THR:HA	1:E:268:ARG:NH2	2.35	0.41
1:E:341:ASP:OD1	1:E:341:ASP:O	2.39	0.41
1:A:143:VAL:CG1	1:A:144:GLY:N	2.83	0.41
1:A:149:LEU:HA	1:A:178:TRP:HZ2	1.85	0.41
1:A:203:GLN:CB	1:A:206:MET:HE2	2.51	0.41
1:A:261:THR:HA	1:A:268:ARG:NH2	2.35	0.41
1:A:280:LYS:HE3	1:A:280:LYS:HB3	1.85	0.41
1:B:21:ALA:C	1:B:33:PRO:HD2	2.39	0.41
1:B:128:ASP:CB	1:B:134:PRO:O	2.66	0.41
1:B:205:GLU:OE1	1:B:209:TYR:CD1	2.73	0.41
1:B:257:ALA:O	1:B:260:PRO:HG2	2.20	0.41
1:C:76:LEU:HB2	1:C:136:HIS:CE1	2.55	0.41
1:C:312:ASP:CB	1:C:460:THR:OG1	2.68	0.41
1:C:412:TRP:CD2	1:C:469:ARG:NH1	2.88	0.41
1:D:12:VAL:CG1	1:D:15:LEU:HB3	2.41	0.41
1:D:57:GLN:O	1:D:57:GLN:HG3	2.20	0.41
1:D:203:GLN:NE2	1:D:206:MET:CE	2.82	0.41
1:D:237:TYR:CB	1:D:239:GLN:OE1	2.69	0.41
1:D:252:ASN:C	1:D:254:GLU:N	2.73	0.41
1:D:333:LEU:O	1:D:426:GLY:HA2	2.21	0.41
1:E:47:ALA:C	1:E:195:ARG:NH1	2.73	0.41
1:E:113:GLU:HG3	1:E:113:GLU:O	2.19	0.41
1:E:316:ALA:O	1:E:317:PRO:O	2.39	0.41
1:E:412:TRP:CD2	1:E:469:ARG:NH1	2.88	0.41
1:A:118:PRO:HA	1:A:121:ARG:NE	2.29	0.41
1:A:180:LEU:HD23	1:A:180:LEU:C	2.41	0.41
1:A:223:TRP:CH2	1:A:225:ALA:HB3	2.54	0.41
1:A:254:GLU:HG3	1:A:255:ALA:H	1.84	0.41
1:A:266:PHE:CD2	1:A:267:ASP:O	2.74	0.41
1:A:416:THR:HG22	1:A:420:GLU:OE2	2.21	0.41
1:A:439:HIS:CB	1:A:453:LYS:CD	2.96	0.41
1:A:444:MET:HA	1:A:445:GLU:HA	1.56	0.41
1:B:423:PHE:N	1:B:423:PHE:HD1	2.17	0.41
1:C:118:PRO:HG3	1:C:129:VAL:CB	2.51	0.41

Continued on next page...

Continued from previous page...

Atom-1	Atom-2	Interatomic distance (Å)	Clash overlap (Å)
1:C:190:PRO:C	1:C:192:PRO:HD3	2.40	0.41
1:C:203:GLN:HG2	1:C:206:MET:HE1	2.02	0.41
1:C:205:GLU:OE1	1:C:209:TYR:CD1	2.73	0.41
1:D:26:LEU:HD23	1:D:27:TRP:HD1	1.85	0.41
1:D:70:ALA:O	1:D:73:VAL:CG1	2.68	0.41
1:D:153:ARG:O	1:D:153:ARG:HG3	2.20	0.41
1:D:266:PHE:CD2	1:D:267:ASP:O	2.74	0.41
1:D:346:TYR:CD1	1:D:346:TYR:N	2.89	0.41
1:D:448:ARG:NH1	1:D:455:MET:SD	2.93	0.41
1:E:21:ALA:C	1:E:33:PRO:HD2	2.39	0.41
1:E:22:PHE:CB	1:E:30:LEU:HD11	2.50	0.41
1:E:76:LEU:HD23	1:E:76:LEU:C	2.41	0.41
1:E:98:SER:CA	1:E:101:ILE:HG12	2.51	0.41
1:E:280:LYS:HE3	1:E:280:LYS:HB3	1.85	0.41
1:E:305:ASP:HA	1:E:329:ILE:CG2	2.51	0.41
1:E:308:VAL:HG12	1:E:476:VAL:HG13	2.02	0.41
1:E:370:LYS:CE	1:E:375:TYR:CE1	2.88	0.41
1:E:382:ASN:ND2	1:E:385:ILE:HG12	2.36	0.41
1:A:118:PRO:HG3	1:A:129:VAL:CB	2.51	0.41
1:A:153:ARG:O	1:A:153:ARG:HG3	2.20	0.41
1:A:162:VAL:C	1:A:165:PRO:CD	2.89	0.41
1:A:316:ALA:O	1:A:317:PRO:O	2.39	0.41
1:A:361:LEU:O	1:A:362:VAL:HG12	2.21	0.41
1:A:370:LYS:HZ2	1:A:375:TYR:HD1	1.65	0.41
1:B:57:GLN:HG2	1:B:444:MET:HE2	2.03	0.41
1:C:26:LEU:HD23	1:C:27:TRP:HD1	1.85	0.41
1:C:47:ALA:C	1:C:195:ARG:NH1	2.73	0.41
1:C:125:ILE:O	1:C:125:ILE:CG2	2.68	0.41
1:C:149:LEU:HA	1:C:178:TRP:HZ2	1.85	0.41
1:D:14:GLN:HE21	1:D:18:ASP:CG	2.23	0.41
1:D:20:VAL:O	1:D:22:PHE:CD1	2.73	0.41
1:D:33:PRO:O	1:D:35:PRO:HD3	2.20	0.41
1:D:118:PRO:HA	1:D:121:ARG:NE	2.29	0.41
1:D:124:VAL:CA	1:D:125:ILE:CB	2.99	0.41
1:D:190:PRO:O	1:D:192:PRO:HD3	2.20	0.41
1:D:316:ALA:O	1:D:317:PRO:O	2.39	0.41
1:D:341:ASP:OD1	1:D:341:ASP:O	2.39	0.41
1:D:351:ASN:ND2	1:D:377:VAL:O	2.54	0.41
1:D:450:ARG:CZ	1:D:453:LYS:HE2	2.51	0.41
1:E:14:GLN:HE21	1:E:18:ASP:CG	2.23	0.41
1:E:20:VAL:C	1:E:22:PHE:CE1	2.94	0.41

Continued on next page...

Continued from previous page...

Atom-1	Atom-2	Interatomic distance (Å)	Clash overlap (Å)
1:E:86:ILE:O	1:E:157:ILE:HA	2.21	0.41
1:E:266:PHE:CD2	1:E:267:ASP:O	2.74	0.41
1:E:346:TYR:CD1	1:E:346:TYR:N	2.89	0.41
1:E:351:ASN:ND2	1:E:377:VAL:O	2.54	0.41
1:E:432:PHE:CD1	1:E:432:PHE:N	2.87	0.41
1:A:14:GLN:HE21	1:A:18:ASP:CG	2.23	0.41
1:A:73:VAL:HG13	1:A:74:TRP:N	2.36	0.41
1:A:162:VAL:HA	1:A:165:PRO:HG2	2.01	0.41
1:A:202:PRO:HB3	1:A:265:ARG:HH12	1.78	0.41
1:A:222:ILE:HG21	1:A:222:ILE:HD13	1.80	0.41
1:A:341:ASP:OD1	1:A:341:ASP:O	2.39	0.41
1:A:364:ASP:HA	1:A:365:PRO:HD2	1.84	0.41
1:A:412:TRP:CD2	1:A:469:ARG:NH1	2.88	0.41
1:B:57:GLN:CB	1:B:265:ARG:NE	2.82	0.41
1:B:162:VAL:C	1:B:165:PRO:CD	2.89	0.41
1:B:180:LEU:HD23	1:B:180:LEU:C	2.41	0.41
1:B:190:PRO:C	1:B:192:PRO:HD3	2.41	0.41
1:B:266:PHE:CD2	1:B:267:ASP:O	2.74	0.41
1:B:316:ALA:O	1:B:317:PRO:O	2.39	0.41
1:B:341:ASP:OD1	1:B:341:ASP:O	2.39	0.41
1:B:346:TYR:CD1	1:B:346:TYR:N	2.89	0.41
1:B:416:THR:HB	1:B:465:MET:HB3	2.02	0.41
1:B:439:HIS:CB	1:B:453:LYS:CD	2.96	0.41
1:B:450:ARG:NE	1:B:453:LYS:HZ3	2.17	0.41
1:C:57:GLN:HG2	1:C:444:MET:HE1	2.03	0.41
1:C:57:GLN:CB	1:C:265:ARG:NE	2.82	0.41
1:C:84:ILE:CG2	1:C:153:ARG:O	2.67	0.41
1:C:86:ILE:O	1:C:157:ILE:HA	2.21	0.41
1:C:202:PRO:HG3	1:C:265:ARG:HH11	1.86	0.41
1:C:252:ASN:CB	1:C:253:PRO:CD	2.97	0.41
1:D:16:LYS:NZ	1:D:108:LEU:HD22	2.35	0.41
1:D:42:MET:CA	1:D:45:VAL:HG12	2.51	0.41
1:D:57:GLN:HG2	1:D:444:MET:HE2	2.03	0.41
1:D:72:VAL:HG13	1:D:73:VAL:N	2.34	0.41
1:D:234:ASN:ND2	1:D:240:ARG:CD	2.72	0.41
1:D:266:PHE:CE2	1:D:270:ASP:O	2.74	0.41
1:D:301:LEU:CD2	1:D:360:ILE:O	2.65	0.41
1:D:382:ASN:ND2	1:D:385:ILE:HG12	2.36	0.41
1:D:412:TRP:CD2	1:D:469:ARG:NH1	2.88	0.41
1:D:440:HIS:CE1	1:D:447:ILE:HG22	2.56	0.41
1:E:57:GLN:HG2	1:E:444:MET:HE2	2.03	0.41

Continued on next page...

Continued from previous page...

Atom-1	Atom-2	Interatomic distance (Å)	Clash overlap (Å)
1:E:125:ILE:O	1:E:125:ILE:CG2	2.69	0.41
1:E:180:LEU:HD23	1:E:180:LEU:C	2.41	0.41
1:E:208:LEU:C	1:E:211:GLU:HG2	2.40	0.41
1:E:368:ARG:CA	1:E:401:THR:HG21	2.51	0.41
1:E:440:HIS:CE1	1:E:447:ILE:HG22	2.56	0.41
1:A:57:GLN:OE1	1:A:212:LEU:CD1	2.69	0.41
1:A:57:GLN:HG2	1:A:444:MET:CE	2.50	0.41
1:A:64:LYS:HD3	1:A:199:LEU:CD2	2.51	0.41
1:A:117:ARG:NE	1:A:132:ALA:CB	2.84	0.41
1:A:163:GLU:CD	1:A:208:LEU:HB3	2.42	0.41
1:A:305:ASP:HA	1:A:329:ILE:CG2	2.51	0.41
1:B:20:VAL:C	1:B:22:PHE:CE1	2.94	0.41
1:B:66:PHE:N	1:B:66:PHE:HD1	2.19	0.41
1:B:308:VAL:HG12	1:B:476:VAL:HG13	2.02	0.41
1:C:117:ARG:NE	1:C:132:ALA:CB	2.84	0.41
1:C:286:GLN:HB3	1:C:298:LYS:HD2	2.03	0.41
1:C:291:PRO:HG2	1:C:295:ASP:CB	2.23	0.41
1:C:301:LEU:CD2	1:C:360:ILE:O	2.65	0.41
1:D:57:GLN:OE1	1:D:212:LEU:CD2	2.67	0.41
1:D:66:PHE:N	1:D:66:PHE:CD1	2.89	0.41
1:D:98:SER:CA	1:D:101:ILE:HG12	2.51	0.41
1:D:180:LEU:HD23	1:D:180:LEU:C	2.41	0.41
1:D:252:ASN:CB	1:D:253:PRO:CD	2.97	0.41
1:D:305:ASP:HA	1:D:329:ILE:CG2	2.51	0.41
1:D:308:VAL:HG22	1:D:326:ARG:HB2	2.03	0.41
1:E:55:ILE:HD12	1:E:198:TYR:CB	2.42	0.41
1:E:57:GLN:OE1	1:E:212:LEU:CD2	2.67	0.41
1:E:66:PHE:N	1:E:66:PHE:HD1	2.19	0.41
1:E:70:ALA:O	1:E:73:VAL:CG1	2.68	0.41
1:E:162:VAL:HA	1:E:165:PRO:HG2	2.02	0.41
1:E:416:THR:HG22	1:E:420:GLU:OE2	2.21	0.41
1:A:66:PHE:N	1:A:66:PHE:CD1	2.89	0.40
1:B:39:GLN:HB3	1:B:67:ILE:HG21	2.02	0.40
1:B:44:LYS:O	1:B:50:ASP:OD2	2.39	0.40
1:B:141:LYS:HG2	1:B:171:MET:HG2	2.04	0.40
1:B:194:SER:CA	1:B:195:ARG:HD3	2.51	0.40
1:B:382:ASN:ND2	1:B:385:ILE:HG12	2.36	0.40
1:C:20:VAL:C	1:C:22:PHE:CE1	2.95	0.40
1:C:55:ILE:HD11	1:C:198:TYR:CD2	2.55	0.40
1:C:266:PHE:CD2	1:C:267:ASP:O	2.74	0.40
1:C:295:ASP:CB	1:C:339:LYS:HD2	2.51	0.40

Continued on next page...

Continued from previous page...

Atom-1	Atom-2	Interatomic distance (Å)	Clash overlap (Å)
1:C:301:LEU:CD2	1:C:361:LEU:HA	2.48	0.40
1:D:47:ALA:C	1:D:195:ARG:NH1	2.73	0.40
1:D:117:ARG:NE	1:D:132:ALA:CB	2.84	0.40
1:D:416:THR:HG22	1:D:420:GLU:OE2	2.21	0.40
1:D:432:PHE:CD1	1:D:432:PHE:N	2.87	0.40
1:E:124:VAL:CA	1:E:125:ILE:CB	2.99	0.40
1:E:190:PRO:CB	1:E:192:PRO:HD2	2.49	0.40
1:E:285:LEU:HD13	1:E:431:VAL:CG1	2.51	0.40
1:E:333:LEU:O	1:E:426:GLY:HA2	2.21	0.40
1:A:66:PHE:N	1:A:66:PHE:HD1	2.19	0.40
1:A:156:ILE:CB	1:A:194:SER:CB	2.83	0.40
1:A:160:ASP:OD1	1:A:161:ASP:N	2.55	0.40
1:A:266:PHE:CE2	1:A:270:ASP:O	2.74	0.40
1:A:351:ASN:ND2	1:A:377:VAL:CG1	2.79	0.40
1:A:416:THR:HB	1:A:465:MET:HB3	2.02	0.40
1:B:98:SER:CA	1:B:101:ILE:HG12	2.51	0.40
1:B:301:LEU:CD2	1:B:360:ILE:O	2.65	0.40
1:B:351:ASN:ND2	1:B:377:VAL:O	2.54	0.40
1:B:361:LEU:O	1:B:362:VAL:HG12	2.21	0.40
1:C:160:ASP:OD1	1:C:161:ASP:N	2.55	0.40
1:C:187:LEU:O	1:C:192:PRO:CD	2.65	0.40
1:C:220:THR:HG23	1:C:411:GLN:NE2	2.37	0.40
1:C:237:TYR:CB	1:C:239:GLN:OE1	2.69	0.40
1:C:316:ALA:O	1:C:317:PRO:O	2.39	0.40
1:C:416:THR:HG22	1:C:420:GLU:OE2	2.21	0.40
1:D:163:GLU:CD	1:D:208:LEU:HB3	2.42	0.40
1:D:194:SER:CA	1:D:195:ARG:HD3	2.51	0.40
1:D:285:LEU:HD13	1:D:431:VAL:CG1	2.51	0.40
1:D:368:ARG:CA	1:D:401:THR:HG21	2.52	0.40
1:E:117:ARG:NE	1:E:132:ALA:CB	2.84	0.40
1:E:416:THR:HB	1:E:465:MET:HB3	2.02	0.40
1:E:450:ARG:CZ	1:E:453:LYS:HE2	2.51	0.40
1:A:86:ILE:O	1:A:157:ILE:HA	2.21	0.40
1:A:368:ARG:CA	1:A:401:THR:HG21	2.52	0.40
1:A:450:ARG:HE	1:A:453:LYS:HZ1	1.68	0.40
1:B:26:LEU:HD23	1:B:27:TRP:HD1	1.85	0.40
1:B:70:ALA:O	1:B:73:VAL:CG1	2.67	0.40
1:B:117:ARG:NE	1:B:132:ALA:CB	2.84	0.40
1:B:143:VAL:CG1	1:B:144:GLY:N	2.83	0.40
1:B:149:LEU:HA	1:B:178:TRP:HZ2	1.85	0.40
1:B:266:PHE:CE2	1:B:270:ASP:O	2.74	0.40

Continued on next page...

Continued from previous page...

Atom-1	Atom-2	Interatomic distance (Å)	Clash overlap (Å)
1:B:275:GLU:HG3	1:B:437:LEU:HD23	2.04	0.40
1:B:285:LEU:HD13	1:B:431:VAL:CG1	2.51	0.40
1:B:394:ARG:NE	1:B:397:TYR:CE1	2.88	0.40
1:B:416:THR:HG22	1:B:420:GLU:OE2	2.21	0.40
1:C:76:LEU:HD23	1:C:76:LEU:C	2.41	0.40
1:C:180:LEU:HD23	1:C:180:LEU:C	2.41	0.40
1:C:308:VAL:HG22	1:C:326:ARG:HB2	2.04	0.40
1:C:382:ASN:ND2	1:C:385:ILE:HG12	2.36	0.40
1:C:449:ALA:N	1:C:455:MET:CE	2.75	0.40
1:D:57:GLN:NE2	1:D:216:ARG:NH2	2.69	0.40
1:D:58:ALA:N	1:D:265:ARG:HD3	2.37	0.40
1:D:64:LYS:HD3	1:D:199:LEU:CD2	2.51	0.40
1:D:308:VAL:HG12	1:D:476:VAL:HG13	2.02	0.40
1:D:329:ILE:CG1	1:D:330:ILE:N	2.79	0.40
1:D:368:ARG:HE	1:D:378:LEU:CA	2.30	0.40
1:E:76:LEU:CB	1:E:136:HIS:NE2	2.81	0.40
1:E:159:ALA:CB	1:E:198:TYR:CD1	3.02	0.40
1:E:295:ASP:CB	1:E:339:LYS:HD2	2.52	0.40
1:A:20:VAL:HA	1:A:22:PHE:HE1	1.86	0.40
1:A:220:THR:HG23	1:A:411:GLN:NE2	2.36	0.40
1:A:237:TYR:C	1:A:239:GLN:OE1	2.60	0.40
1:A:351:ASN:ND2	1:A:377:VAL:O	2.54	0.40
1:B:64:LYS:HD3	1:B:199:LEU:CD2	2.51	0.40
1:B:153:ARG:O	1:B:153:ARG:HG3	2.20	0.40
1:B:401:THR:HB	1:B:402:LEU:H	1.66	0.40
1:C:37:LYS:O	1:C:40:ILE:CG1	2.66	0.40
1:C:85:LEU:CB	1:C:136:HIS:ND1	2.83	0.40
1:C:102:LYS:HZ2	1:C:120:GLN:HB2	1.85	0.40
1:C:237:TYR:C	1:C:239:GLN:OE1	2.60	0.40
1:C:295:ASP:HB2	1:C:339:LYS:HD3	2.01	0.40
1:C:361:LEU:O	1:C:362:VAL:HG12	2.21	0.40
1:D:20:VAL:C	1:D:22:PHE:CE1	2.94	0.40
1:D:37:LYS:O	1:D:40:ILE:CG1	2.66	0.40
1:D:252:ASN:C	1:D:254:GLU:H	2.25	0.40
1:D:254:GLU:HG3	1:D:255:ALA:H	1.84	0.40
1:E:194:SER:CA	1:E:195:ARG:HD3	2.52	0.40
1:E:370:LYS:HE3	1:E:375:TYR:CD1	2.52	0.40
1:A:20:VAL:C	1:A:22:PHE:CE1	2.94	0.40
1:A:293:LEU:CB	1:A:339:LYS:HZ1	2.33	0.40
1:A:295:ASP:CB	1:A:339:LYS:CD	3.00	0.40
1:A:430:LYS:HZ2	1:A:432:PHE:H	1.68	0.40

Continued on next page...

Continued from previous page...

Atom-1	Atom-2	Interatomic distance (Å)	Clash overlap (Å)
1:B:223:TRP:NE1	1:B:265:ARG:CG	2.75	0.40
1:B:237:TYR:CB	1:B:239:GLN:OE1	2.69	0.40
1:C:76:LEU:CB	1:C:136:HIS:NE2	2.81	0.40
1:C:241:LEU:HG	1:C:244:MET:CB	2.49	0.40
1:C:252:ASN:C	1:C:254:GLU:H	2.25	0.40
1:C:335:ASN:HD21	1:C:338:LEU:CD1	2.20	0.40
1:C:351:ASN:ND2	1:C:377:VAL:O	2.54	0.40
1:C:368:ARG:CA	1:C:401:THR:HG21	2.52	0.40
1:C:440:HIS:CE1	1:C:447:ILE:HG22	2.56	0.40
1:D:22:PHE:CB	1:D:30:LEU:HD11	2.50	0.40
1:D:160:ASP:OD1	1:D:161:ASP:N	2.55	0.40
1:D:275:GLU:HG3	1:D:437:LEU:HD23	2.04	0.40
1:D:394:ARG:NE	1:D:397:TYR:CE1	2.88	0.40
1:E:190:PRO:C	1:E:192:PRO:HD3	2.40	0.40
1:E:241:LEU:HG	1:E:244:MET:CB	2.49	0.40
1:E:257:ALA:O	1:E:260:PRO:HG2	2.21	0.40
1:E:400:LYS:O	1:E:401:THR:CG2	2.68	0.40
1:E:444:MET:SD	1:E:445:GLU:CB	3.10	0.40

There are no symmetry-related clashes.

5.3 Torsion angles

5.3.1 Protein backbone

In the following table, the Percentiles column shows the percent Ramachandran outliers of the chain as a percentile score with respect to all PDB entries followed by that with respect to all EM entries.

The Analysed column shows the number of residues for which the backbone conformation was analysed, and the total number of residues.

Mol	Chain	Analysed	Favoured	Allowed	Outliers	Percentiles	
1	A	474/476 (100%)	396 (84%)	47 (10%)	31 (6%)	1	16
1	B	474/476 (100%)	396 (84%)	47 (10%)	31 (6%)	1	16
1	C	474/476 (100%)	396 (84%)	47 (10%)	31 (6%)	1	16
1	D	474/476 (100%)	396 (84%)	47 (10%)	31 (6%)	1	16
1	E	474/476 (100%)	396 (84%)	47 (10%)	31 (6%)	1	16
All	All	2370/2380 (100%)	1980 (84%)	235 (10%)	155 (6%)	2	16

All (155) Ramachandran outliers are listed below:

Mol	Chain	Res	Type
1	A	83	LYS
1	A	92	GLU
1	A	125	ILE
1	A	132	ALA
1	A	182	GLN
1	A	191	LEU
1	A	194	SER
1	A	195	ARG
1	A	243	PRO
1	A	252	ASN
1	A	253	PRO
1	A	317	PRO
1	A	376	ALA
1	A	401	THR
1	A	407	LYS
1	A	475	GLU
1	B	83	LYS
1	B	92	GLU
1	B	125	ILE
1	B	132	ALA
1	B	182	GLN
1	B	191	LEU
1	B	194	SER
1	B	195	ARG
1	B	243	PRO
1	B	252	ASN
1	B	253	PRO
1	B	317	PRO
1	B	376	ALA
1	B	401	THR
1	B	407	LYS
1	B	475	GLU
1	C	83	LYS
1	C	92	GLU
1	C	125	ILE
1	C	132	ALA
1	C	182	GLN
1	C	191	LEU
1	C	194	SER
1	C	195	ARG
1	C	243	PRO
1	C	252	ASN

Continued on next page...

Continued from previous page...

Mol	Chain	Res	Type
1	C	253	PRO
1	C	317	PRO
1	C	376	ALA
1	C	401	THR
1	C	407	LYS
1	C	475	GLU
1	D	83	LYS
1	D	92	GLU
1	D	125	ILE
1	D	132	ALA
1	D	182	GLN
1	D	191	LEU
1	D	194	SER
1	D	195	ARG
1	D	243	PRO
1	D	252	ASN
1	D	253	PRO
1	D	317	PRO
1	D	376	ALA
1	D	401	THR
1	D	407	LYS
1	D	475	GLU
1	E	83	LYS
1	E	92	GLU
1	E	125	ILE
1	E	132	ALA
1	E	182	GLN
1	E	191	LEU
1	E	194	SER
1	E	195	ARG
1	E	243	PRO
1	E	252	ASN
1	E	253	PRO
1	E	317	PRO
1	E	376	ALA
1	E	401	THR
1	E	407	LYS
1	E	475	GLU
1	A	52	LYS
1	A	318	MET
1	A	474	ASP
1	B	52	LYS

Continued on next page...

Continued from previous page...

Mol	Chain	Res	Type
1	B	318	MET
1	B	474	ASP
1	C	52	LYS
1	C	318	MET
1	C	474	ASP
1	D	52	LYS
1	D	318	MET
1	D	474	ASP
1	E	52	LYS
1	E	318	MET
1	E	474	ASP
1	A	192	PRO
1	B	192	PRO
1	C	192	PRO
1	D	192	PRO
1	E	192	PRO
1	A	133	ASN
1	A	206	MET
1	A	224	PRO
1	A	254	GLU
1	B	133	ASN
1	B	206	MET
1	B	224	PRO
1	B	254	GLU
1	C	133	ASN
1	C	206	MET
1	C	224	PRO
1	C	254	GLU
1	D	133	ASN
1	D	206	MET
1	D	224	PRO
1	D	254	GLU
1	E	133	ASN
1	E	206	MET
1	E	224	PRO
1	E	254	GLU
1	A	164	ILE
1	A	385	ILE
1	A	406	ALA
1	B	164	ILE
1	B	385	ILE
1	B	406	ALA

Continued on next page...

Continued from previous page...

Mol	Chain	Res	Type
1	C	164	ILE
1	C	385	ILE
1	C	406	ALA
1	D	164	ILE
1	D	385	ILE
1	D	406	ALA
1	E	164	ILE
1	E	385	ILE
1	E	406	ALA
1	A	334	PRO
1	B	334	PRO
1	C	334	PRO
1	D	334	PRO
1	E	334	PRO
1	A	118	PRO
1	A	329	ILE
1	B	118	PRO
1	B	329	ILE
1	C	118	PRO
1	C	329	ILE
1	D	118	PRO
1	D	329	ILE
1	E	118	PRO
1	E	329	ILE
1	A	263	PRO
1	B	263	PRO
1	C	263	PRO
1	D	263	PRO
1	E	263	PRO

5.3.2 Protein sidechains [i](#)

In the following table, the Percentiles column shows the percent sidechain outliers of the chain as a percentile score with respect to all PDB entries followed by that with respect to all EM entries.

The Analysed column shows the number of residues for which the sidechain conformation was analysed, and the total number of residues.

Mol	Chain	Analysed	Rotameric	Outliers	Percentiles	
1	A	411/411 (100%)	408 (99%)	3 (1%)	84	90
1	B	411/411 (100%)	407 (99%)	4 (1%)	76	86

Continued on next page...

Continued from previous page...

Mol	Chain	Analysed	Rotameric	Outliers	Percentiles	
1	C	411/411 (100%)	408 (99%)	3 (1%)	84	90
1	D	411/411 (100%)	407 (99%)	4 (1%)	76	86
1	E	411/411 (100%)	408 (99%)	3 (1%)	84	90
All	All	2055/2055 (100%)	2038 (99%)	17 (1%)	82	89

All (17) residues with a non-rotameric sidechain are listed below:

Mol	Chain	Res	Type
1	A	192	PRO
1	A	317	PRO
1	A	395	ASP
1	B	192	PRO
1	B	228	PRO
1	B	317	PRO
1	B	395	ASP
1	C	192	PRO
1	C	317	PRO
1	C	395	ASP
1	D	192	PRO
1	D	228	PRO
1	D	317	PRO
1	D	395	ASP
1	E	192	PRO
1	E	317	PRO
1	E	395	ASP

Sometimes sidechains can be flipped to improve hydrogen bonding and reduce clashes. All (67) such sidechains are listed below:

Mol	Chain	Res	Type
1	A	31	ASN
1	A	97	ASN
1	A	103	ASN
1	A	234	ASN
1	A	321	GLN
1	A	335	ASN
1	A	344	HIS
1	A	347	HIS
1	A	351	ASN
1	A	352	ASN
1	A	355	GLN

Continued on next page...

Continued from previous page...

Mol	Chain	Res	Type
1	A	411	GLN
1	A	439	HIS
1	A	440	HIS
1	B	31	ASN
1	B	97	ASN
1	B	103	ASN
1	B	234	ASN
1	B	321	GLN
1	B	344	HIS
1	B	347	HIS
1	B	351	ASN
1	B	352	ASN
1	B	355	GLN
1	B	411	GLN
1	B	439	HIS
1	B	440	HIS
1	C	31	ASN
1	C	97	ASN
1	C	103	ASN
1	C	234	ASN
1	C	321	GLN
1	C	335	ASN
1	C	344	HIS
1	C	347	HIS
1	C	351	ASN
1	C	352	ASN
1	C	355	GLN
1	C	411	GLN
1	C	439	HIS
1	C	440	HIS
1	D	31	ASN
1	D	97	ASN
1	D	103	ASN
1	D	234	ASN
1	D	321	GLN
1	D	344	HIS
1	D	347	HIS
1	D	351	ASN
1	D	352	ASN
1	D	355	GLN
1	D	411	GLN
1	D	439	HIS

Continued on next page...

Continued from previous page...

Mol	Chain	Res	Type
1	D	440	HIS
1	E	31	ASN
1	E	97	ASN
1	E	103	ASN
1	E	234	ASN
1	E	321	GLN
1	E	344	HIS
1	E	347	HIS
1	E	351	ASN
1	E	352	ASN
1	E	355	GLN
1	E	411	GLN
1	E	439	HIS
1	E	440	HIS

5.3.3 RNA [i](#)

There are no RNA molecules in this entry.

5.4 Non-standard residues in protein, DNA, RNA chains [i](#)

There are no non-standard protein/DNA/RNA residues in this entry.

5.5 Carbohydrates [i](#)

There are no monosaccharides in this entry.

5.6 Ligand geometry [i](#)

There are no ligands in this entry.

5.7 Other polymers [i](#)

There are no such residues in this entry.

5.8 Polymer linkage issues [i](#)

There are no chain breaks in this entry.


6 Map visualisation [i](#)

This section contains visualisations of the EMDB entry EMD-2356. These allow visual inspection of the internal detail of the map and identification of artifacts.

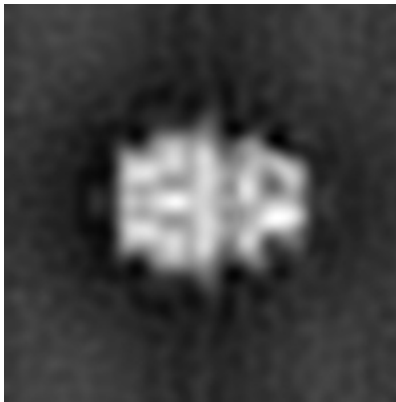
No raw map or half-maps were deposited for this entry and therefore no images, graphs, etc. pertaining to the raw map can be shown.

6.1 Orthogonal projections [i](#)


6.1.1 Primary map



X



Y

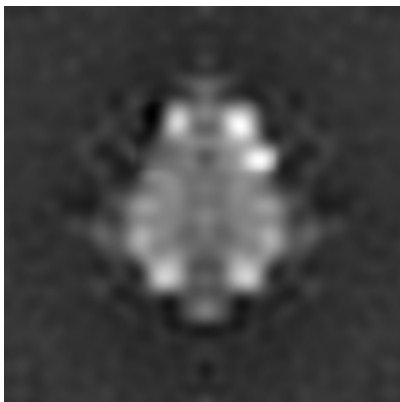


Z


The images above show the map projected in three orthogonal directions.

6.2 Central slices [i](#)


6.2.1 Primary map



X Index: 56



Y Index: 56




Z Index: 56


The images above show central slices of the map in three orthogonal directions.

6.3 Largest variance slices [\(i\)](#)


6.3.1 Primary map



X Index: 64



Y Index: 47

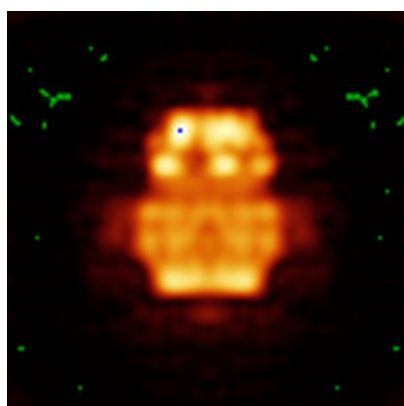


Z Index: 36

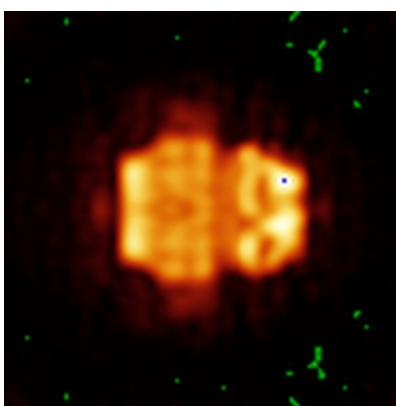
The images above show the largest variance slices of the map in three orthogonal directions.

6.4 Orthogonal standard-deviation projections (False-color) [\(i\)](#)


6.4.1 Primary map



X



Y

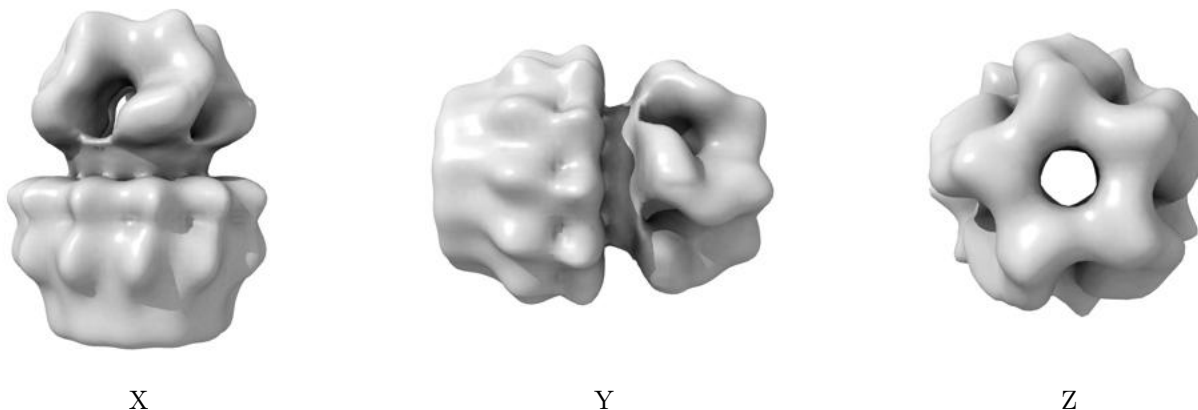


Z

The images above show the map standard deviation projections with false color in three orthogonal directions. Minimum values are shown in green, max in blue, and dark to light orange shades represent small to large values respectively.

6.5 Orthogonal surface views [i](#)

6.5.1 Primary map



The images above show the 3D surface view of the map at the recommended contour level 0.0248. These images, in conjunction with the slice images, may facilitate assessment of whether an appropriate contour level has been provided.

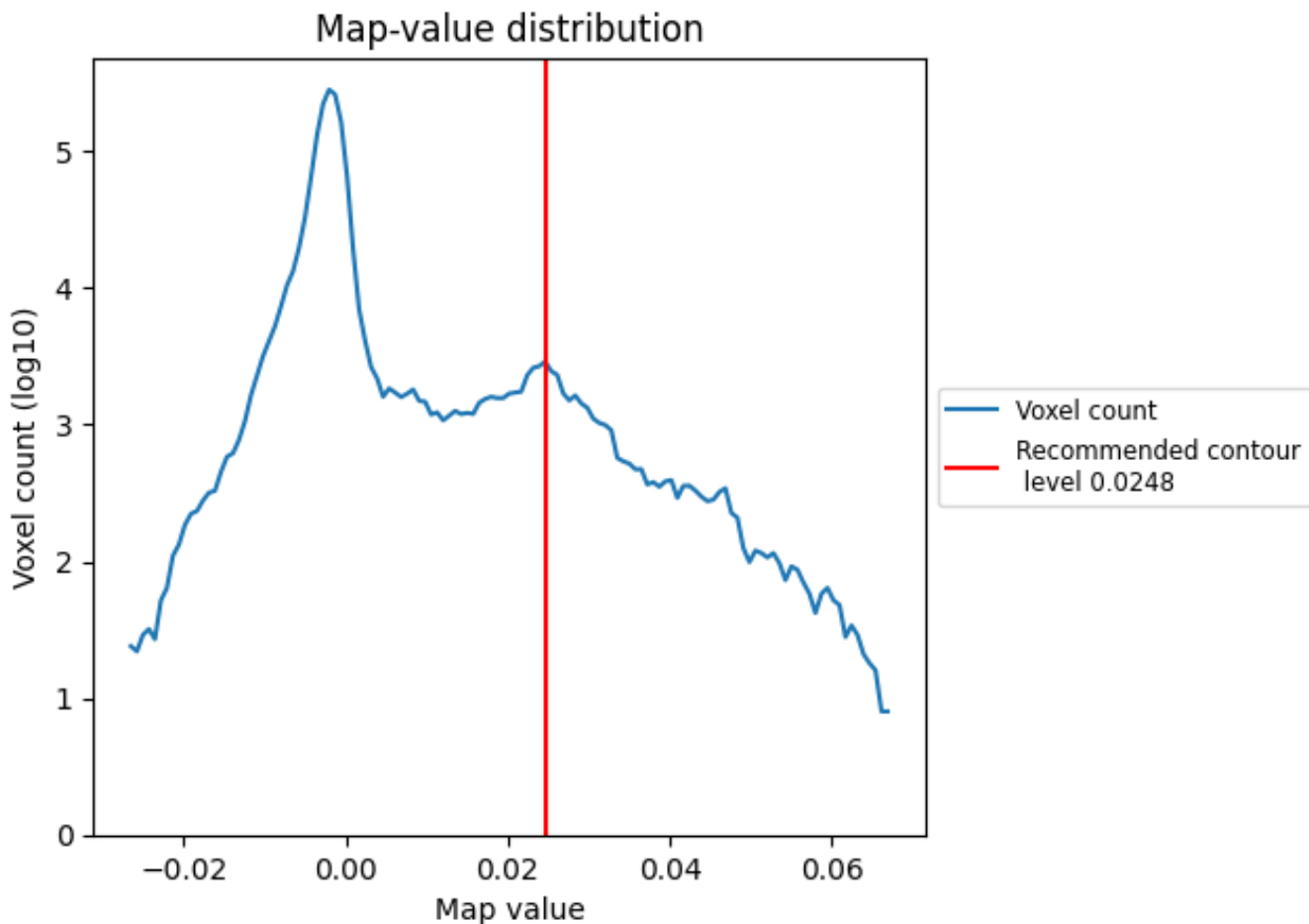
6.6 Mask visualisation [i](#)

This section was not generated. No masks/segmentation were deposited.

7 Map analysis [i](#)

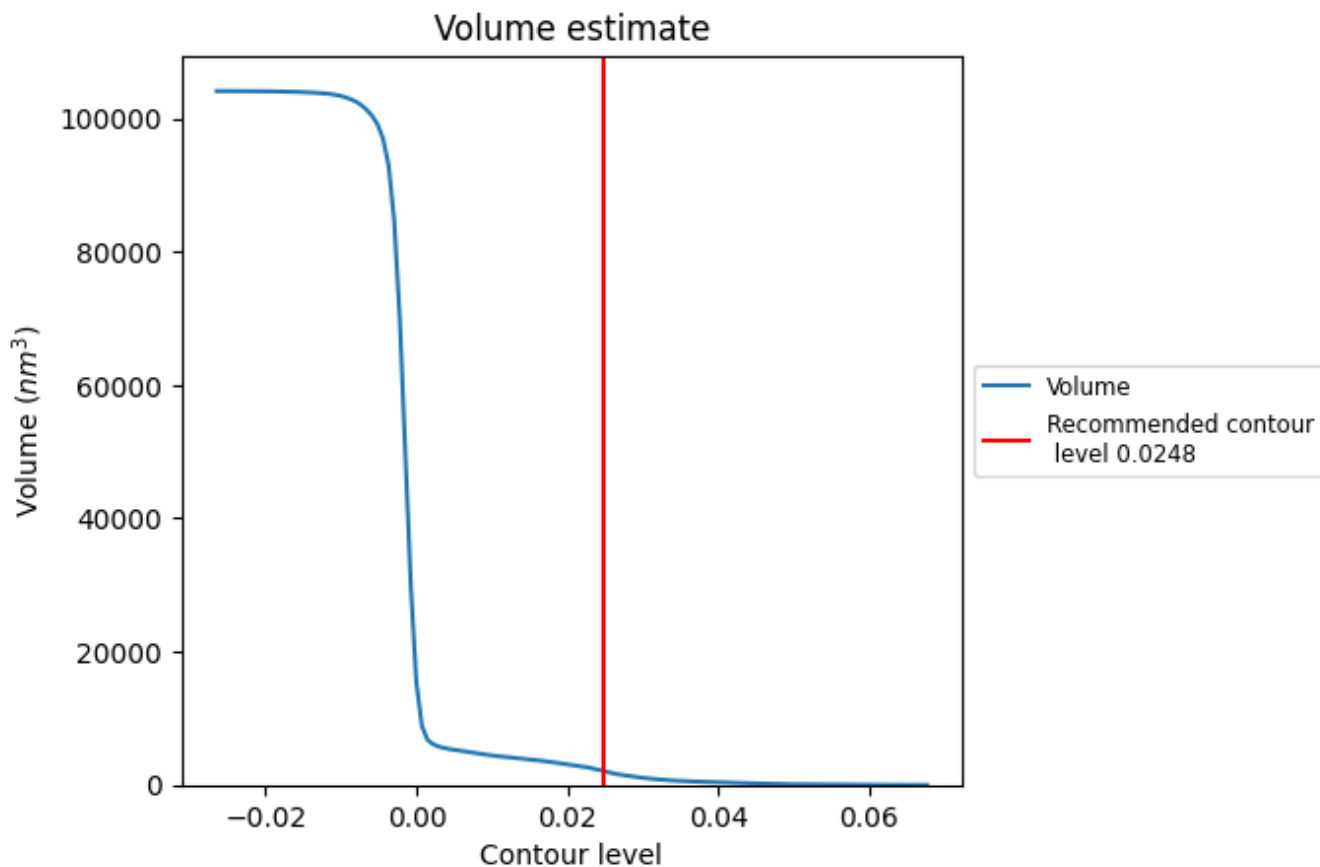
This section contains the results of statistical analysis of the map.

7.1 Map-value distribution [i](#)



The map-value distribution is plotted in 128 intervals along the x-axis. The y-axis is logarithmic. A spike in this graph at zero usually indicates that the volume has been masked.

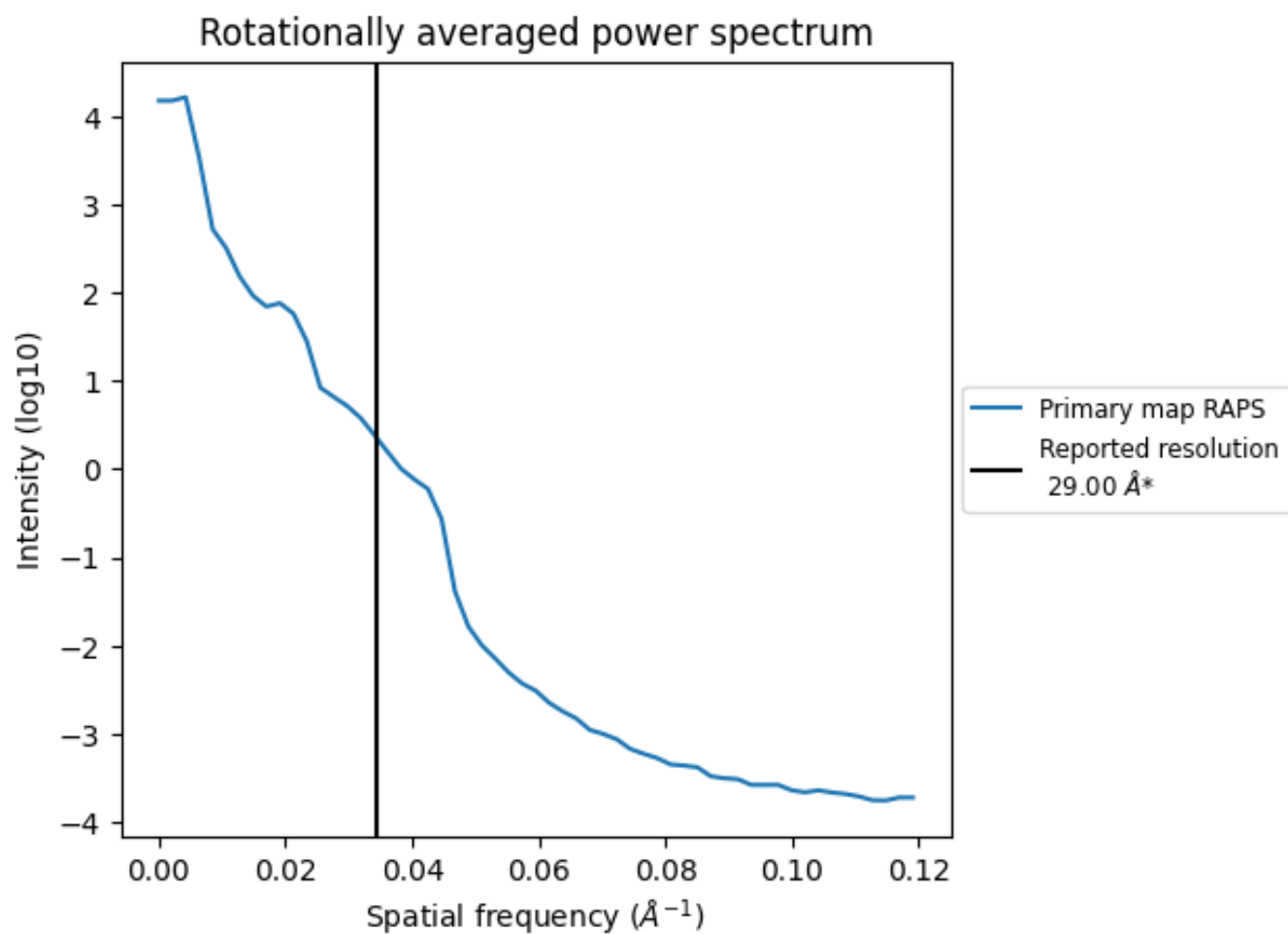
7.2 Volume estimate [\(i\)](#)



The volume at the recommended contour level is 2076 nm^3 ; this corresponds to an approximate mass of 1875 kDa.

The volume estimate graph shows how the enclosed volume varies with the contour level. The recommended contour level is shown as a vertical line and the intersection between the line and the curve gives the volume of the enclosed surface at the given level.

7.3 Rotationally averaged power spectrum [i](#)



*Reported resolution corresponds to spatial frequency of 0.034 Å⁻¹

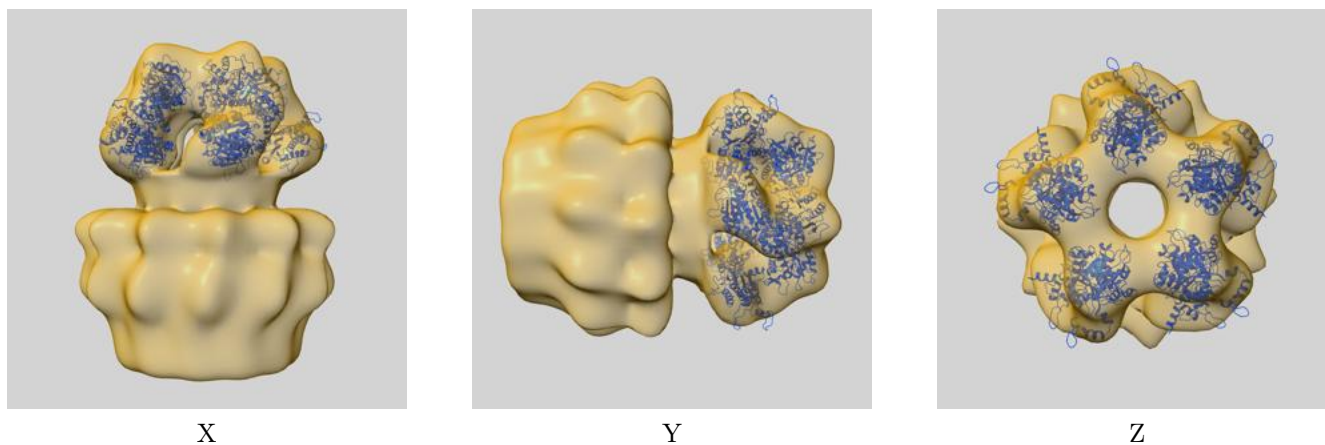
8 Fourier-Shell correlation

This section was not generated. No FSC curve or half-maps provided.

9 Map-model fit [i](#)

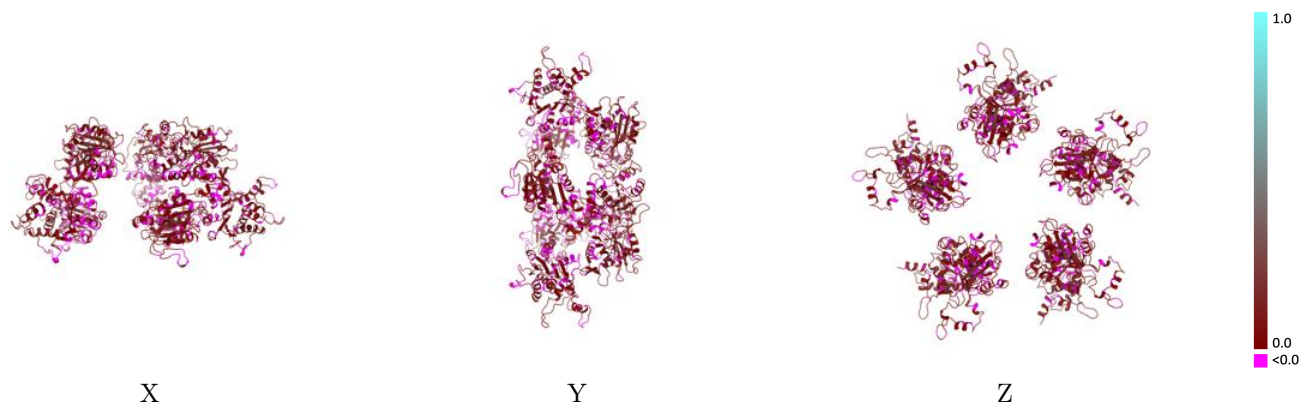
This section contains information regarding the fit between EMDB map EMD-2356 and PDB model 4BIL. Per-residue inclusion information can be found in section 3 on page 4.

9.1 Map-model overlay [i](#)



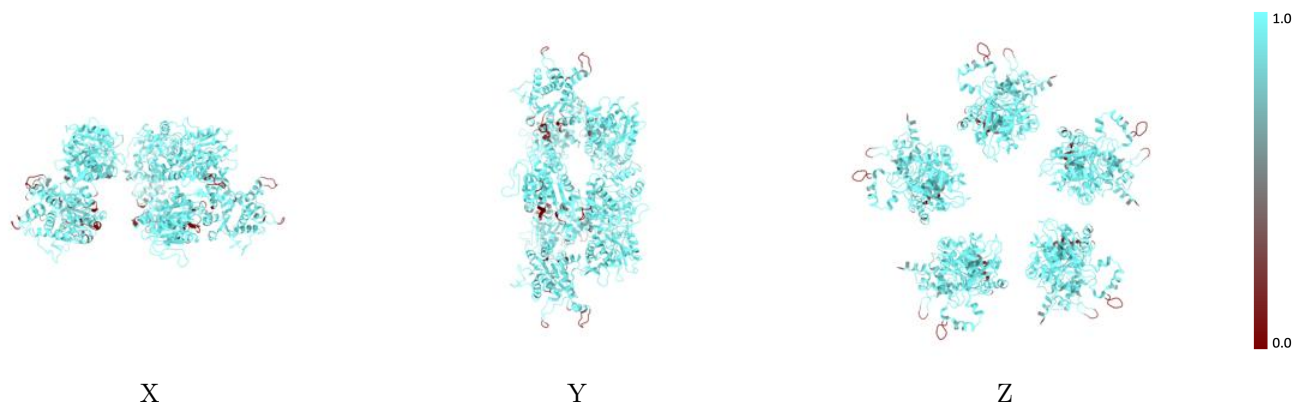
The images above show the 3D surface view of the map at the recommended contour level 0.0248 at 50% transparency in yellow overlaid with a ribbon representation of the model coloured in blue. These images allow for the visual assessment of the quality of fit between the atomic model and the map.

9.2 Q-score mapped to coordinate model [i](#)



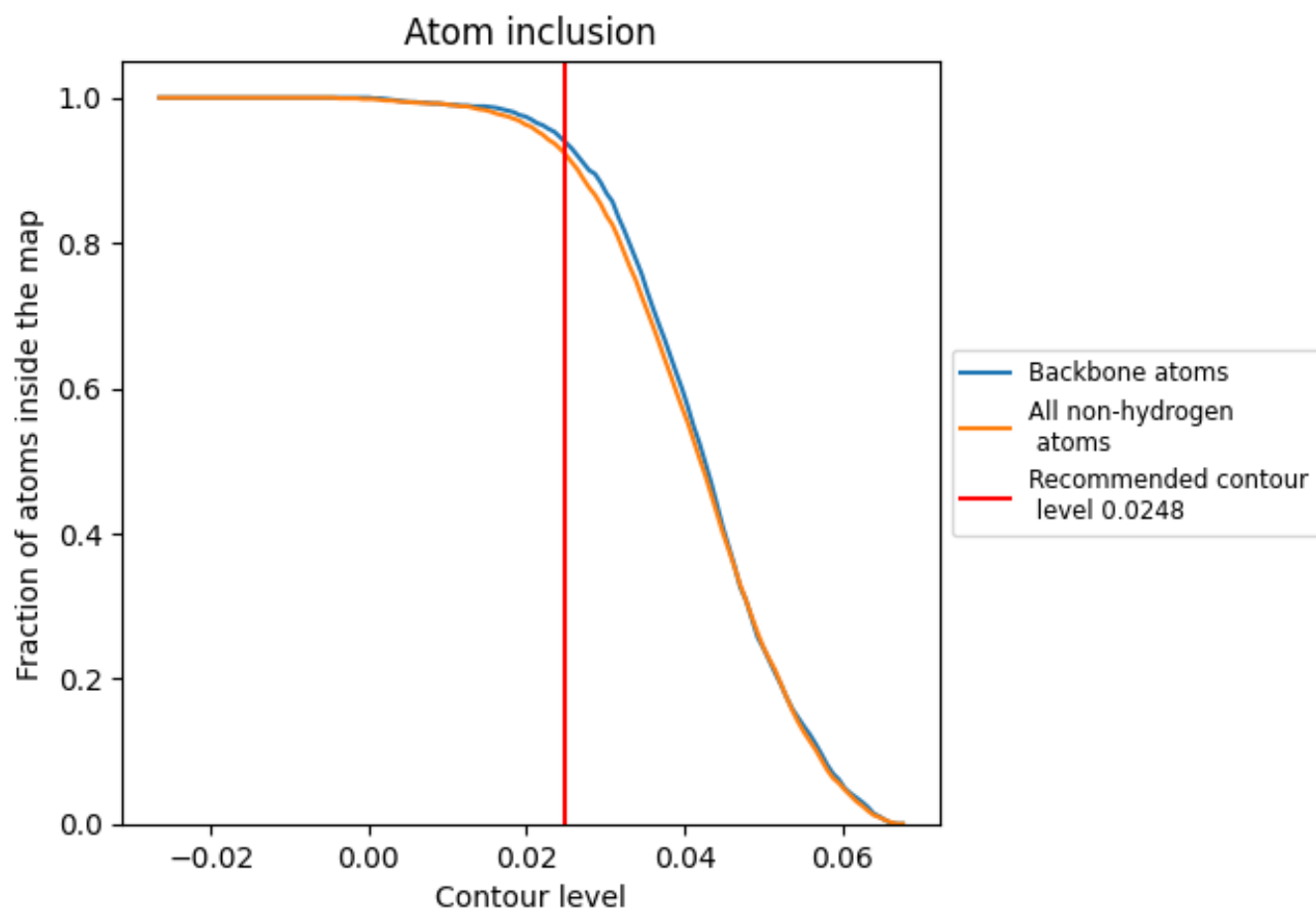
The images above show the model with each residue coloured according to its Q-score. This shows their resolvability in the map with higher Q-score values reflecting better resolvability. Please note: Q-score is calculating the resolvability of atoms, and thus high values are only expected at resolutions at which atoms can be resolved. Low Q-score values may therefore be expected for many entries.

9.3 Atom inclusion mapped to coordinate model [i](#)



The images above show the model with each residue coloured according to its atom inclusion. This shows to what extent they are inside the map at the recommended contour level (0.0248).













9.4 Atom inclusion [i](#)



At the recommended contour level, 94% of all backbone atoms, 92% of all non-hydrogen atoms, are inside the map.

9.5 Map-model fit summary [i](#)

The table lists the average atom inclusion at the recommended contour level (0.0248) and Q-score for the entire model and for each chain.

Chain	Atom inclusion	Q-score
All	 0.9240	 0.0510
A	 0.9240	 0.0500
B	 0.9240	 0.0520
C	 0.9240	 0.0520
D	 0.9240	 0.0520
E	 0.9230	 0.0490

