



Full wwPDB X-ray Structure Validation Report ⓘ

May 21, 2020 – 07:18 pm BST

PDB ID : 1BR8
Title : IMPLICATIONS FOR FUNCTION AND THERAPY OF A 2.9A STRUCTURE OF BINARY-COMPLEXED ANTITHROMBIN
Authors : Skinner, R.; Chang, W.S.W.; Jin, L.; Pei, X.Y.; Huntington, J.A.; Abrahams, J.P.; Carrell, R.W.; Lomas, D.A.
Deposited on : 1998-08-26
Resolution : 2.90 Å(reported)

This is a Full wwPDB X-ray Structure Validation Report for a publicly released PDB entry.

We welcome your comments at validation@mail.wwpdb.org

A user guide is available at

<https://www.wwpdb.org/validation/2017/XrayValidationReportHelp>

with specific help available everywhere you see the ⓘ symbol.

The following versions of software and data (see [references ⓘ](#)) were used in the production of this report:

MolProbity : 4.02b-467
Xtrriage (Phenix) : **NOT EXECUTED**
EDS : **NOT EXECUTED**
Percentile statistics : 20191225.v01 (using entries in the PDB archive December 25th 2019)
Ideal geometry (proteins) : Engh & Huber (2001)
Ideal geometry (DNA, RNA) : Parkinson et al. (1996)
Validation Pipeline (wwPDB-VP) : 2.11

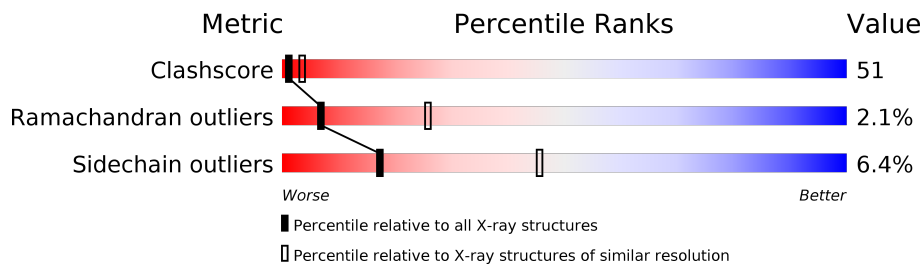
1 Overall quality at a glance

The following experimental techniques were used to determine the structure:

X-RAY DIFFRACTION

The reported resolution of this entry is 2.90 Å.

Percentile scores (ranging between 0-100) for global validation metrics of the entry are shown in the following graphic. The table shows the number of entries on which the scores are based.



Metric	Whole archive (#Entries)	Similar resolution (#Entries, resolution range(Å))
Clashscore	141614	2172 (2.90-2.90)
Ramachandran outliers	138981	2115 (2.90-2.90)
Sidechain outliers	138945	2117 (2.90-2.90)

The table below summarises the geometric issues observed across the polymeric chains and their fit to the electron density. The red, orange, yellow and green segments on the lower bar indicate the fraction of residues that contain outliers for ≥ 3 , 2, 1 and 0 types of geometric quality criteria respectively. A grey segment represents the fraction of residues that are not modelled. The numeric value for each fraction is indicated below the corresponding segment, with a dot representing fractions $\leq 5\%$.

Note EDS was not executed.

Mol	Chain	Length	Quality of chain
1	I	432	
1	L	432	
2	P	12	

2 Entry composition

There are 3 unique types of molecules in this entry. The entry contains 6526 atoms, of which 0 are hydrogens and 0 are deuteriums.

In the tables below, the ZeroOcc column contains the number of atoms modelled with zero occupancy, the AltConf column contains the number of residues with at least one atom in alternate conformation and the Trace column contains the number of residues modelled with at most 2 atoms.

- Molecule 1 is a protein called PROTEIN (ANTITHROMBIN-III).

Mol	Chain	Residues	Atoms					ZeroOcc	AltConf	Trace
			Total	C	N	O	S			
1	L	398	Total 3182	C 2028	N 536	O 600	S 18	0	0	0
1	I	404	Total 3245	C 2071	N 548	O 608	S 18	0	0	0

- Molecule 2 is a protein called PROTEIN (PEPTIDE).

Mol	Chain	Residues	Atoms				ZeroOcc	AltConf	Trace
			Total	C	N	O			
2	P	12	Total 76	C 46	N 12	O 18	0	0	0

- Molecule 3 is water.

Mol	Chain	Residues	Atoms		ZeroOcc	AltConf
			Total	O		
3	L	5	Total 5	O 5	0	0
3	I	18	Total 18	O 18	0	0

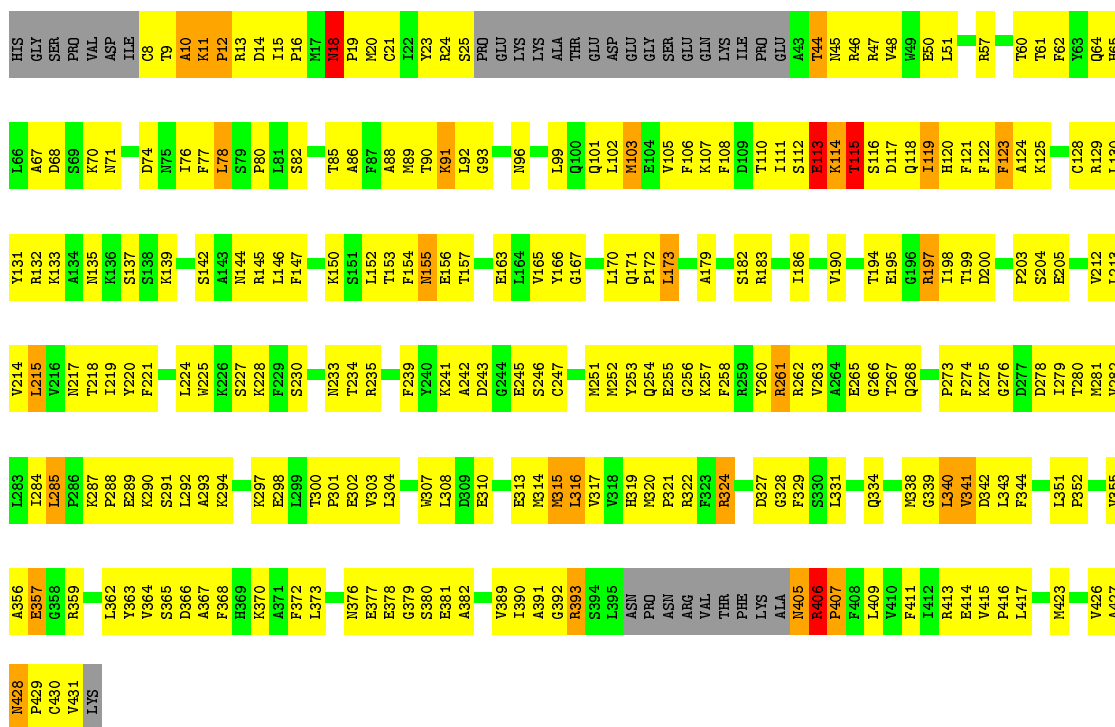
3 Residue-property plots

These plots are drawn for all protein, RNA and DNA chains in the entry. The first graphic for a chain summarises the proportions of the various outlier classes displayed in the second graphic. The second graphic shows the sequence view annotated by issues in geometry. Residues are color-coded according to the number of geometric quality criteria for which they contain at least one outlier: green = 0, yellow = 1, orange = 2 and red = 3 or more. Stretches of 2 or more consecutive residues without any outlier are shown as a green connector. Residues present in the sample, but not in the model, are shown in grey.

Note EDS was not executed.


• Molecule 1: PROTEIN (ANTITHROMBIN-III)

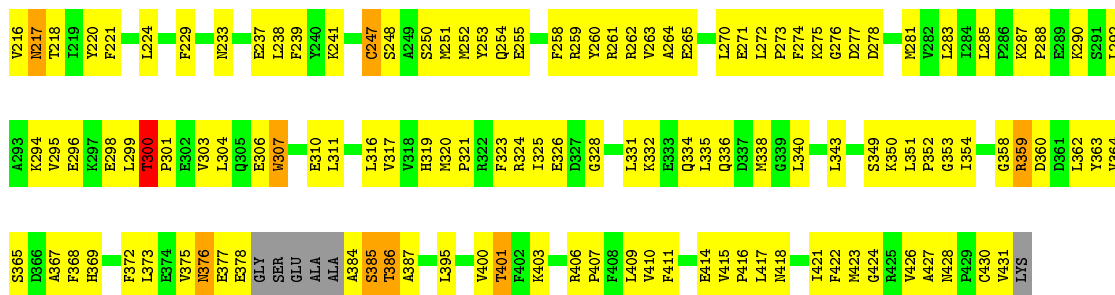
Chain L: 



• Molecule 1: PROTEIN (ANTITHROMBIN-III)

Chain I: 





- Molecule 2: PROTEIN (PEPTIDE)



4 Data and refinement statistics

Xtrriage (Phenix) and EDS were not executed - this section is therefore incomplete.

Property	Value	Source
Space group	P 1 21 1	Depositor
Cell constants a, b, c, α , β , γ	69.12Å 101.69Å 87.02Å 90.00° 104.36° 90.00°	Depositor
Resolution (Å)	6.00 – 2.90	Depositor
% Data completeness (in resolution range)	87.8 (6.00-2.90)	Depositor
R_{merge}	0.05	Depositor
R_{sym}	(Not available)	Depositor
Refinement program	TNT 5.0	Depositor
R, R_{free}	0.230 , (Not available)	Depositor
Estimated twinning fraction	No twinning to report.	Xtrriage
Total number of atoms	6526	wwPDB-VP
Average B, all atoms (Å ²)	35.0	wwPDB-VP

5 Model quality [i](#)

5.1 Standard geometry [i](#)

The Z score for a bond length (or angle) is the number of standard deviations the observed value is removed from the expected value. A bond length (or angle) with $|Z| > 5$ is considered an outlier worth inspection. RMSZ is the root-mean-square of all Z scores of the bond lengths (or angles).

Mol	Chain	Bond lengths		Bond angles	
		RMSZ	# Z >5	RMSZ	# Z >5
1	I	0.48	0/3309	0.63	1/4465 (0.0%)
1	L	0.45	0/3243	0.66	2/4374 (0.0%)
2	P	0.50	0/75	0.48	0/101
All	All	0.47	0/6627	0.64	3/8940 (0.0%)

There are no bond length outliers.

All (3) bond angle outliers are listed below:

Mol	Chain	Res	Type	Atoms	Z	Observed(°)	Ideal(°)
1	L	406	ARG	NE-CZ-NH2	6.33	123.46	120.30
1	I	247	CYS	CA-CB-SG	-5.40	104.28	114.00
1	L	407	PRO	O-C-N	5.08	130.83	122.70

There are no chirality outliers.

There are no planarity outliers.

5.2 Too-close contacts [i](#)

In the following table, the Non-H and H(model) columns list the number of non-hydrogen atoms and hydrogen atoms in the chain respectively. The H(added) column lists the number of hydrogen atoms added and optimized by MolProbity. The Clashes column lists the number of clashes within the asymmetric unit, whereas Symm-Clashes lists symmetry related clashes.

Mol	Chain	Non-H	H(model)	H(added)	Clashes	Symm-Clashes
1	I	3245	0	3252	311	1
1	L	3182	0	3182	357	0
2	P	76	0	79	12	0
3	I	18	0	0	1	0
3	L	5	0	0	0	0
All	All	6526	0	6513	666	1

The all-atom clashscore is defined as the number of clashes found per 1000 atoms (including hydrogen atoms). The all-atom clashscore for this structure is 51.

All (666) close contacts within the same asymmetric unit are listed below, sorted by their clash magnitude.

Atom-1	Atom-2	Interatomic distance (Å)	Clash overlap (Å)
1:I:7:ILE:HD13	1:I:8:CYS:H	1.04	1.11
1:L:60:THR:HG21	1:L:301:PRO:HD3	1.32	1.08
1:L:257:LYS:HE2	1:L:313:GLU:HB3	1.37	1.06
1:I:263:VAL:HG11	1:I:307:TRP:CZ3	1.92	1.03
1:L:111:ILE:HG22	1:L:112:SER:H	1.18	1.02
1:I:7:ILE:CD1	1:I:8:CYS:H	1.73	1.01
1:L:273:PRO:HA	1:L:280:THR:HG22	1.44	0.99
1:L:62:PHE:HA	1:L:338:MET:HE1	1.45	0.98
1:I:7:ILE:HD13	1:I:8:CYS:N	1.79	0.98
1:L:262:ARG:HE	1:L:266:GLY:HA2	1.28	0.98
1:I:111:ILE:HG21	1:I:114:LYS:HD2	1.47	0.97
1:I:129:ARG:HD3	1:I:417:LEU:HD21	1.45	0.97
1:I:7:ILE:HD11	1:I:11:LYS:HG2	1.44	0.96
1:L:257:LYS:HA	1:L:314:MET:O	1.66	0.95
1:L:102:LEU:HD23	1:L:340:LEU:HD11	1.45	0.95
1:I:334:GLN:HG2	3:I:439:HOH:O	1.66	0.95
1:I:205:GLU:HG3	1:I:206:ALA:H	1.32	0.93
1:L:300:THR:CG2	1:L:302:GLU:HG2	1.99	0.93
1:I:263:VAL:HG12	1:I:264:ALA:H	1.34	0.93
1:I:319:HIS:HB2	1:I:403:LYS:HA	1.52	0.91
1:I:224:LEU:HD12	1:I:275:LYS:HD2	1.49	0.91
1:L:14:ASP:HB3	1:L:121:PHE:CE2	2.07	0.90
1:I:316:LEU:HD23	1:I:400:VAL:HG13	1.51	0.90
1:L:60:THR:CG2	1:L:301:PRO:HD3	2.01	0.90
1:L:300:THR:HG22	1:L:302:GLU:H	1.37	0.89
1:L:102:LEU:CD2	1:L:340:LEU:HD11	2.02	0.88
1:L:252:MET:HE3	1:L:376:ASN:HA	1.56	0.87
1:I:323:PHE:HE1	1:I:373:LEU:HD23	1.39	0.87
1:L:103:MET:HE1	1:L:116:SER:HA	1.55	0.87
1:L:252:MET:CE	1:L:322:ARG:HB2	2.05	0.87
1:L:62:PHE:HA	1:L:338:MET:CE	2.04	0.87
1:I:108:PHE:HB3	1:I:119:ILE:CD1	2.06	0.86
1:L:263:VAL:HG23	1:L:267:THR:HB	1.59	0.85
1:L:62:PHE:CZ	1:L:331:LEU:HD22	2.12	0.84
1:I:159:GLN:HG3	1:I:170:LEU:HD23	1.59	0.84
1:I:108:PHE:HB3	1:I:119:ILE:HD13	1.59	0.84
1:L:428:ASN:HD21	1:L:430:CYS:HB2	1.42	0.83

Continued on next page...

Continued from previous page...

Atom-1	Atom-2	Interatomic distance (Å)	Clash overlap (Å)
1:I:316:LEU:CD2	1:I:400:VAL:HG13	2.08	0.83
1:I:212:VAL:HG23	1:I:213:LEU:H	1.41	0.82
1:L:405:ASN:N	1:L:405:ASN:HD22	1.74	0.82
1:L:47:ARG:HD3	1:L:122:PHE:CZ	2.13	0.82
1:L:273:PRO:CA	1:L:280:THR:HG22	2.10	0.82
1:I:22:ILE:HG23	1:I:115:THR:CG2	2.10	0.81
1:I:238:LEU:HA	1:I:247:CYS:O	1.80	0.81
1:I:102:LEU:HD23	1:I:340:LEU:HD11	1.63	0.81
1:L:24:ARG:HG3	1:L:114:LYS:CA	2.10	0.81
1:L:190:VAL:HG13	1:L:218:THR:CG2	2.11	0.80
1:I:306:GLU:O	1:I:310:GLU:HG3	1.81	0.80
1:I:129:ARG:CD	1:I:417:LEU:HD21	2.11	0.80
1:I:17:MET:O	1:I:19:PRO:HD3	1.82	0.80
1:L:86:ALA:HA	1:L:89:MET:HE2	1.62	0.80
1:L:234:THR:O	1:L:235:ARG:HD2	1.81	0.80
1:L:212:VAL:HG11	1:L:362:LEU:HD21	1.63	0.79
1:L:252:MET:CE	1:L:376:ASN:HA	2.11	0.79
1:L:257:LYS:CE	1:L:313:GLU:HB3	2.11	0.79
1:L:173:LEU:HD23	1:L:182:SER:HB3	1.65	0.79
1:L:24:ARG:HG3	1:L:114:LYS:HA	1.63	0.79
1:I:259:ARG:HB3	1:I:311:LEU:HB3	1.65	0.78
1:I:7:ILE:HD11	1:I:11:LYS:CG	2.13	0.78
1:L:152:LEU:HD22	1:L:359:ARG:H	1.49	0.78
1:I:132:ARG:NH2	1:I:278:ASP:OD1	2.17	0.77
1:I:205:GLU:HG3	1:I:206:ALA:N	2.00	0.77
1:I:212:VAL:HG23	1:I:213:LEU:N	1.99	0.77
1:L:252:MET:HE2	1:L:322:ARG:HB2	1.65	0.77
1:I:11:LYS:HD2	1:I:15:ILE:HD12	1.66	0.77
1:I:415:VAL:HB	1:I:416:PRO:HD3	1.67	0.77
1:L:406:ARG:HG3	1:L:406:ARG:O	1.83	0.77
1:I:111:ILE:CG2	1:I:114:LYS:HD2	2.15	0.77
1:L:300:THR:HG21	1:L:302:GLU:HG2	1.66	0.77
1:I:60:THR:O	1:I:64:GLN:HG3	1.85	0.77
1:I:263:VAL:HG12	1:I:264:ALA:N	2.00	0.76
1:I:144:ASN:O	1:I:168:ALA:HA	1.85	0.76
1:I:22:ILE:HG23	1:I:115:THR:HG23	1.66	0.76
1:I:224:LEU:CD1	1:I:275:LYS:HD2	2.15	0.76
1:L:254:GLN:NE2	1:L:258:PHE:HZ	1.83	0.76
1:I:384:ALA:O	1:I:385:SER:HB3	1.86	0.76
1:I:365:SER:HB2	2:P:10:VAL:HG23	1.68	0.76
1:L:263:VAL:CG2	1:L:267:THR:HB	2.14	0.76

Continued on next page...

Continued from previous page...

Atom-1	Atom-2	Interatomic distance (Å)	Clash overlap (Å)
1:I:130:LEU:HD23	1:I:417:LEU:HD12	1.66	0.75
1:L:103:MET:CE	1:L:116:SER:HA	2.17	0.75
1:L:215:LEU:H	1:L:215:LEU:HD12	1.50	0.74
1:L:405:ASN:O	1:L:407:PRO:HD3	1.87	0.74
1:I:215:LEU:H	1:I:215:LEU:HD12	1.51	0.74
1:L:57:ARG:HD3	1:L:107:LYS:HE2	1.70	0.74
1:I:304:LEU:O	1:I:307:TRP:HB2	1.87	0.73
1:L:24:ARG:CD	1:L:114:LYS:HB3	2.17	0.73
1:L:285:LEU:HD23	1:L:285:LEU:N	2.04	0.73
1:I:378:GLU:CD	1:I:385:SER:HB2	2.07	0.73
1:L:14:ASP:HB3	1:L:121:PHE:CZ	2.24	0.73
1:L:190:VAL:HG13	1:L:218:THR:HG22	1.70	0.73
1:L:60:THR:HG21	1:L:301:PRO:CD	2.17	0.73
1:L:428:ASN:ND2	1:L:430:CYS:HB2	2.03	0.72
1:L:252:MET:HE1	1:L:377:GLU:N	2.04	0.72
1:L:62:PHE:HZ	1:L:331:LEU:HD22	1.53	0.72
1:I:57:ARG:CB	1:I:107:LYS:HG3	2.19	0.72
1:L:255:GLU:HG3	1:L:316:LEU:O	1.89	0.72
1:I:292:LEU:O	1:I:296:GLU:HG3	1.89	0.72
1:I:9:THR:HG23	1:I:46:ARG:HH12	1.55	0.71
1:I:11:LYS:CD	1:I:15:ILE:HD12	2.18	0.71
1:L:111:ILE:HG22	1:L:112:SER:N	2.00	0.71
1:L:405:ASN:HB3	1:L:427:ALA:O	1.91	0.71
1:I:316:LEU:HD23	1:I:400:VAL:O	1.89	0.71
1:L:173:LEU:HD23	1:L:182:SER:CB	2.21	0.71
1:L:300:THR:HG22	1:L:302:GLU:HG2	1.72	0.70
1:I:47:ARG:HD3	1:I:114:LYS:NZ	2.07	0.70
1:L:406:ARG:C	1:L:406:ARG:HD2	2.12	0.70
1:L:153:THR:HB	1:L:357:GLU:O	1.91	0.70
1:I:215:LEU:N	1:I:215:LEU:HD12	2.06	0.70
1:I:114:LYS:HD3	1:I:122:PHE:CE1	2.28	0.69
1:L:71:ASN:HB3	1:L:74:ASP:HB2	1.74	0.69
1:I:94:ALA:HA	1:I:351:LEU:HD23	1.75	0.69
1:I:147:PHE:CE2	1:I:171:GLN:OE1	2.45	0.69
1:I:428:ASN:OD1	1:I:430:CYS:HB2	1.93	0.69
1:L:406:ARG:CG	1:L:406:ARG:O	2.40	0.69
1:I:114:LYS:HD3	1:I:122:PHE:HE1	1.56	0.69
1:L:362:LEU:HD23	1:L:390:ILE:HG21	1.74	0.69
1:L:128:CYS:O	1:L:132:ARG:HB2	1.92	0.69
1:I:130:LEU:HD23	1:I:417:LEU:CD1	2.22	0.69
1:I:263:VAL:CG1	1:I:264:ALA:H	2.05	0.68

Continued on next page...

Continued from previous page...

Atom-1	Atom-2	Interatomic distance (Å)	Clash overlap (Å)
1:I:91:LYS:NZ	1:I:120:HIS:CE1	2.60	0.68
1:L:339:GLY:O	1:L:341:VAL:HG22	1.93	0.68
1:L:78:LEU:HD22	1:L:80:PRO:HD3	1.76	0.68
1:I:212:VAL:CG2	2:P:11:ILE:HG22	2.24	0.68
1:L:23:TYR:CG	1:L:24:ARG:N	2.61	0.68
1:L:197:ARG:NH1	1:L:381:GLU:OE1	2.26	0.68
1:I:183:ARG:CZ	1:I:204:SER:HA	2.25	0.67
1:I:287:LYS:HB2	1:I:288:PRO:HD2	1.76	0.67
1:I:274:PHE:HE2	2:P:1:SER:HB3	1.60	0.67
1:I:177:GLU:C	1:I:178:ASN:HD22	1.98	0.67
1:I:129:ARG:HD3	1:I:417:LEU:CD2	2.23	0.67
1:L:203:PRO:HG2	1:L:368:PHE:CZ	2.29	0.67
1:I:90:THR:OG1	1:I:215:LEU:HD22	1.94	0.67
1:I:136:LYS:NZ	1:I:278:ASP:OD1	2.27	0.66
1:L:114:LYS:O	1:L:115:THR:HG23	1.95	0.66
1:L:62:PHE:CA	1:L:338:MET:HE1	2.21	0.66
1:L:263:VAL:HG11	1:L:307:TRP:CD1	2.30	0.66
1:I:199:THR:HG22	1:I:200:ASP:N	2.10	0.66
1:I:294:LYS:O	1:I:298:GLU:HG3	1.94	0.66
1:I:254:GLN:NE2	1:I:258:PHE:HZ	1.94	0.65
1:I:263:VAL:HG11	1:I:307:TRP:CH2	2.31	0.65
1:I:120:HIS:HD2	1:I:166:TYR:OH	1.79	0.65
1:L:103:MET:CE	1:L:119:ILE:HG21	2.27	0.65
1:L:414:GLU:OE1	1:L:416:PRO:HD2	1.97	0.65
1:L:300:THR:HG22	1:L:302:GLU:N	2.09	0.65
1:L:405:ASN:N	1:L:405:ASN:ND2	2.43	0.65
1:L:8:CYS:C	1:L:10:ALA:H	2.01	0.64
1:L:114:LYS:HG3	1:L:114:LYS:O	1.97	0.64
1:L:80:PRO:HG3	1:L:423:MET:SD	2.37	0.64
1:I:199:THR:HG22	1:I:200:ASP:CG	2.18	0.64
1:I:172:PRO:O	1:I:173:LEU:HD23	1.97	0.64
1:I:415:VAL:HB	1:I:416:PRO:CD	2.27	0.64
1:L:365:SER:HB3	1:L:392:GLY:H	1.63	0.64
1:L:13:ARG:HB2	1:L:15:ILE:HG12	1.78	0.64
1:L:183:ARG:CZ	1:L:204:SER:HA	2.27	0.64
1:I:247:CYS:SG	1:I:248:SER:N	2.71	0.63
1:I:78:LEU:HD12	1:I:80:PRO:HD3	1.80	0.63
1:I:365:SER:HB2	2:P:10:VAL:CG2	2.28	0.63
1:L:108:PHE:CG	1:L:119:ILE:HD12	2.33	0.63
1:I:57:ARG:HB2	1:I:107:LYS:HG3	1.78	0.63
1:L:284:ILE:C	1:L:285:LEU:HD23	2.18	0.63

Continued on next page...

Continued from previous page...

Atom-1	Atom-2	Interatomic distance (Å)	Clash overlap (Å)
1:I:298:GLU:O	1:I:300:THR:HG22	1.98	0.63
1:I:274:PHE:CE2	2:P:1:SER:HB3	2.33	0.63
1:I:11:LYS:HG3	1:I:11:LYS:O	2.00	0.62
1:I:132:ARG:O	1:I:133:LYS:HB3	1.98	0.62
1:L:293:ALA:O	1:L:297:LYS:HG3	1.99	0.62
1:I:290:LYS:HE2	1:I:295:VAL:CG2	2.29	0.62
1:I:9:THR:HG23	1:I:46:ARG:NH1	2.13	0.62
1:I:78:LEU:HD11	1:I:80:PRO:HG3	1.82	0.62
1:L:203:PRO:HD2	1:L:368:PHE:CE1	2.34	0.62
1:L:86:ALA:HA	1:L:89:MET:CE	2.28	0.62
1:L:163:GLU:O	1:L:167:GLY:HA2	2.00	0.62
1:L:365:SER:HB3	1:L:392:GLY:N	2.15	0.62
1:I:212:VAL:CG2	1:I:213:LEU:H	2.13	0.62
1:L:253:TYR:CE1	1:L:317:VAL:HG13	2.35	0.62
1:L:199:THR:O	1:L:200:ASP:HB3	1.98	0.61
1:L:407:PRO:HA	1:L:426:VAL:O	2.00	0.61
1:I:206:ALA:O	1:I:207:ILE:HB	2.00	0.61
1:L:186:ILE:O	1:L:190:VAL:HG23	2.00	0.61
1:L:287:LYS:HG3	1:L:288:PRO:HD2	1.82	0.61
1:I:253:TYR:HE1	1:I:319:HIS:NE2	1.98	0.61
1:L:300:THR:HG23	1:L:301:PRO:HD2	1.82	0.61
1:I:91:LYS:HZ1	1:I:120:HIS:CE1	2.18	0.61
1:I:140:LEU:HD11	1:I:421:ILE:HD13	1.83	0.61
1:L:10:ALA:O	1:L:11:LYS:HG3	2.00	0.61
1:L:242:ALA:H	1:L:405:ASN:N	1.99	0.61
1:L:107:LYS:HE3	1:L:110:THR:HG21	1.83	0.61
1:L:147:PHE:HB3	1:L:173:LEU:HD13	1.83	0.61
1:L:314:MET:HG2	1:L:315:MET:O	2.00	0.61
1:I:411:PHE:CE2	1:I:423:MET:HE3	2.36	0.60
1:L:263:VAL:N	1:L:267:THR:O	2.33	0.60
1:L:70:LYS:HD2	1:L:76:ILE:HG12	1.82	0.60
1:L:103:MET:HE1	1:L:119:ILE:HG21	1.83	0.60
1:I:299:LEU:C	1:I:300:THR:HG22	2.22	0.60
1:I:103:MET:SD	1:I:119:ILE:HD12	2.41	0.60
1:I:202:ILE:HG21	1:I:207:ILE:CD1	2.31	0.60
1:I:323:PHE:CE1	1:I:373:LEU:HD23	2.29	0.60
1:L:252:MET:HE3	1:L:322:ARG:HB2	1.81	0.60
1:L:24:ARG:HG3	1:L:114:LYS:CB	2.32	0.60
1:L:290:LYS:HG2	1:L:291:SER:N	2.16	0.60
1:L:91:LYS:HD2	1:L:99:LEU:CD1	2.33	0.59
1:I:178:ASN:N	1:I:178:ASN:HD22	1.99	0.59

Continued on next page...

Continued from previous page...

Atom-1	Atom-2	Interatomic distance (Å)	Clash overlap (Å)
1:I:203:PRO:HB2	1:I:205:GLU:HG2	1.84	0.59
1:L:316:LEU:N	1:L:316:LEU:HD23	2.18	0.59
1:L:324:ARG:HG3	1:L:324:ARG:O	2.02	0.59
1:I:129:ARG:CG	1:I:417:LEU:HD21	2.33	0.59
1:I:149:ASP:OD2	1:I:176:LYS:HG3	2.03	0.59
1:I:290:LYS:HE2	1:I:295:VAL:HG22	1.85	0.58
1:L:406:ARG:NH1	1:L:407:PRO:O	2.35	0.58
1:L:85:THR:O	1:L:89:MET:HG3	2.03	0.58
1:L:203:PRO:CG	1:L:368:PHE:CE2	2.86	0.58
1:I:81:LEU:HD21	1:I:130:LEU:HD13	1.85	0.58
1:I:281:MET:HE2	1:I:283:LEU:HD21	1.84	0.58
1:I:47:ARG:NH1	1:I:114:LYS:HE2	2.18	0.58
1:L:273:PRO:CB	1:L:280:THR:HG22	2.33	0.58
1:I:203:PRO:HG2	1:I:368:PHE:CE1	2.39	0.58
1:I:407:PRO:HA	1:I:426:VAL:O	2.04	0.58
1:L:343:LEU:CD1	1:L:364:VAL:HG23	2.34	0.58
1:I:11:LYS:HG3	1:I:125:LYS:HZ1	1.69	0.58
1:L:172:PRO:HG2	1:I:69:SER:O	2.04	0.58
1:I:328:GLY:HA2	1:I:369:HIS:O	2.04	0.58
1:L:18:ASN:N	1:L:19:PRO:HD3	2.19	0.57
1:L:203:PRO:CG	1:L:368:PHE:CZ	2.87	0.57
1:I:292:LEU:HD11	1:I:409:LEU:HG	1.87	0.57
1:L:147:PHE:HA	1:L:171:GLN:O	2.02	0.57
1:I:131:TYR:CE2	1:I:142:SER:HB2	2.39	0.57
1:L:24:ARG:NE	1:L:114:LYS:HB3	2.20	0.57
1:L:150:LYS:NZ	1:I:68:ASP:OD1	2.37	0.57
1:I:85:THR:O	1:I:89:MET:HG3	2.04	0.57
1:I:17:MET:O	1:I:19:PRO:CD	2.52	0.57
1:L:8:CYS:O	1:L:12:PRO:HD3	2.04	0.57
1:I:237:GLU:HB2	1:I:251:MET:HG3	1.86	0.57
1:L:121:PHE:CE2	1:L:125:LYS:HE3	2.40	0.57
1:L:18:ASN:H	1:L:19:PRO:HD3	1.70	0.57
1:L:92:LEU:HD23	1:L:120:HIS:CE1	2.40	0.57
1:L:93:GLY:O	1:L:351:LEU:HA	2.05	0.57
1:L:108:PHE:CD1	1:L:119:ILE:HD12	2.40	0.57
1:I:264:ALA:O	1:I:265:GLU:HB2	2.05	0.56
1:I:78:LEU:HD12	1:I:80:PRO:CD	2.34	0.56
1:L:253:TYR:HD1	1:L:319:HIS:NE2	2.03	0.56
1:L:341:VAL:HG23	1:L:342:ASP:H	1.70	0.56
1:L:242:ALA:HB2	1:L:405:ASN:N	2.20	0.56
1:I:147:PHE:HE2	1:I:171:GLN:OE1	1.86	0.56

Continued on next page...

Continued from previous page...

Atom-1	Atom-2	Interatomic distance (Å)	Clash overlap (Å)
1:I:213:LEU:HD22	1:I:354:ILE:CG2	2.35	0.56
1:I:343:LEU:HG	1:I:364:VAL:CG2	2.36	0.56
1:L:200:ASP:O	1:L:370:LYS:HD2	2.04	0.56
1:L:273:PRO:HA	1:L:280:THR:CG2	2.28	0.56
1:I:124:ALA:HB2	1:I:165:VAL:HG13	1.85	0.56
1:I:376:ASN:HD22	1:I:376:ASN:N	2.03	0.56
1:L:15:ILE:N	1:L:16:PRO:CD	2.69	0.56
1:L:217:ASN:HD21	1:L:219:ILE:HG13	1.70	0.56
1:I:155:ASN:O	1:I:158:TYR:N	2.38	0.56
1:I:46:ARG:HE	1:I:129:ARG:HH11	1.53	0.56
1:I:7:ILE:HG13	1:I:11:LYS:HB3	1.87	0.56
1:I:7:ILE:CG1	1:I:8:CYS:H	2.10	0.56
1:L:121:PHE:CZ	1:L:125:LYS:HE2	2.41	0.56
1:I:281:MET:HE2	1:I:320:MET:HE3	1.88	0.56
1:I:376:ASN:ND2	1:I:376:ASN:N	2.54	0.56
1:L:377:GLU:OE1	1:L:377:GLU:N	2.28	0.56
1:I:11:LYS:HE3	1:I:121:PHE:CE1	2.41	0.56
1:I:17:MET:C	1:I:19:PRO:HD3	2.25	0.56
1:I:373:LEU:HD12	2:P:3:ALA:HB2	1.88	0.56
1:I:97:ASP:O	1:I:101:GLN:HG3	2.06	0.56
1:I:7:ILE:HD11	1:I:11:LYS:CD	2.35	0.55
1:L:111:ILE:CG2	1:L:112:SER:H	2.01	0.55
1:L:254:GLN:NE2	1:L:258:PHE:CZ	2.71	0.55
1:I:11:LYS:HE3	1:I:125:LYS:HE2	1.88	0.55
1:L:115:THR:HB	1:L:118:GLN:HB2	1.87	0.55
1:L:152:LEU:CD1	1:L:212:VAL:HG13	2.36	0.55
1:I:195:GLU:HG3	1:I:220:TYR:CZ	2.40	0.55
1:I:78:LEU:CD1	1:I:80:PRO:HG3	2.36	0.55
1:I:103:MET:CE	1:I:119:ILE:HD11	2.37	0.55
1:L:112:SER:O	1:L:113:GLU:HB2	2.04	0.55
1:L:12:PRO:C	1:L:14:ASP:H	2.10	0.55
1:I:250:SER:O	1:I:321:PRO:HA	2.06	0.55
1:I:7:ILE:HG23	1:I:8:CYS:N	2.22	0.55
1:I:108:PHE:HB3	1:I:119:ILE:HD11	1.87	0.55
1:I:139:LYS:O	1:I:221:PHE:HA	2.05	0.55
1:L:124:ALA:HB2	1:L:165:VAL:HG13	1.89	0.55
1:I:253:TYR:CZ	1:I:317:VAL:HG13	2.41	0.55
1:L:262:ARG:NE	1:L:266:GLY:HA2	2.11	0.55
1:L:317:VAL:HG12	1:L:319:HIS:CE1	2.42	0.55
1:L:366:ASP:OD1	1:L:367:ALA:N	2.39	0.55
1:L:406:ARG:C	1:L:406:ARG:CD	2.74	0.55

Continued on next page...

Continued from previous page...

Atom-1	Atom-2	Interatomic distance (Å)	Clash overlap (Å)
1:L:82:SER:HB2	1:L:217:ASN:ND2	2.22	0.55
1:I:101:GLN:O	1:I:105:VAL:HG23	2.07	0.55
1:I:22:ILE:CG2	1:I:115:THR:HG23	2.35	0.55
1:I:22:ILE:HD12	1:I:115:THR:HG21	1.88	0.55
1:I:7:ILE:HD13	1:I:8:CYS:CA	2.37	0.55
1:I:57:ARG:HB3	1:I:107:LYS:HG3	1.87	0.55
1:L:62:PHE:CD1	1:L:338:MET:HE1	2.42	0.55
1:L:120:HIS:HB3	1:L:165:VAL:HG11	1.88	0.54
1:L:343:LEU:HG	1:L:364:VAL:CG2	2.37	0.54
1:I:414:GLU:OE1	1:I:417:LEU:HB2	2.06	0.54
1:L:228:LYS:HB3	1:L:377:GLU:O	2.06	0.54
1:L:90:THR:HA	1:L:215:LEU:CD2	2.38	0.54
1:I:161:ILE:O	1:I:165:VAL:HG23	2.07	0.54
1:L:282:VAL:HB	1:L:411:PHE:HB2	1.89	0.54
1:I:8:CYS:C	1:I:10:ALA:H	2.10	0.54
1:I:22:ILE:HD12	1:I:115:THR:CG2	2.36	0.54
1:L:256:GLY:O	1:L:316:LEU:HD23	2.08	0.54
1:I:215:LEU:H	1:I:215:LEU:CD1	2.19	0.54
1:I:47:ARG:HD3	1:I:114:LYS:HZ1	1.73	0.54
1:L:183:ARG:NH1	1:L:204:SER:HA	2.23	0.54
1:L:260:TYR:CG	1:L:261:ARG:N	2.75	0.54
1:L:152:LEU:HD21	1:L:359:ARG:HG3	1.89	0.54
1:I:17:MET:HA	1:I:161:ILE:HD11	1.90	0.54
1:I:212:VAL:HG21	1:I:362:LEU:HD22	1.89	0.54
1:L:45:ASN:O	1:L:48:VAL:N	2.41	0.54
1:I:326:GLU:HG2	1:I:372:PHE:HD1	1.73	0.53
1:L:343:LEU:HD11	1:L:364:VAL:HG23	1.90	0.53
1:L:101:GLN:OE1	1:L:341:VAL:HG23	2.08	0.53
1:L:124:ALA:O	1:L:128:CYS:SG	2.66	0.53
1:L:130:LEU:HD23	1:L:417:LEU:HD12	1.88	0.53
1:L:131:TYR:CZ	1:L:142:SER:HB2	2.44	0.53
1:L:103:MET:O	1:L:108:PHE:N	2.41	0.53
1:L:78:LEU:HD11	1:L:423:MET:HG3	1.89	0.53
1:I:410:VAL:O	1:I:423:MET:HA	2.09	0.53
1:L:281:MET:HA	1:L:411:PHE:O	2.08	0.53
1:I:143:ALA:HB3	1:I:218:THR:OG1	2.08	0.53
1:L:154:PHE:HA	1:L:355:VAL:HA	1.89	0.53
1:I:93:GLY:O	1:I:351:LEU:HA	2.07	0.53
1:I:421:ILE:HG22	1:I:422:PHE:CE1	2.44	0.53
1:I:76:ILE:O	1:I:424:GLY:HA3	2.09	0.53
1:L:78:LEU:N	1:L:78:LEU:HD13	2.24	0.53

Continued on next page...

Continued from previous page...

Atom-1	Atom-2	Interatomic distance (Å)	Clash overlap (Å)
1:L:212:VAL:HG11	1:L:362:LEU:CD2	2.36	0.53
1:I:216:VAL:HG12	1:I:217:ASN:N	2.24	0.53
1:L:102:LEU:HD23	1:L:340:LEU:CD1	2.31	0.53
1:I:331:LEU:HD12	1:I:367:ALA:HB1	1.91	0.52
1:I:141:VAL:HG12	1:I:142:SER:N	2.23	0.52
1:I:385:SER:O	1:I:386:THR:HG23	2.08	0.52
1:I:90:THR:HA	1:I:215:LEU:CD2	2.39	0.52
1:L:274:PHE:CZ	1:L:380:SER:HB3	2.44	0.52
1:I:285:LEU:HD21	1:I:403:LYS:O	2.07	0.52
1:L:114:LYS:CG	1:L:114:LYS:O	2.57	0.52
1:L:113:GLU:O	1:L:115:THR:OG1	2.27	0.52
1:L:239:PHE:O	1:L:246:SER:HA	2.09	0.52
1:L:45:ASN:HD22	1:L:129:ARG:HH12	1.56	0.52
1:L:47:ARG:HD3	1:L:122:PHE:CE1	2.43	0.52
1:L:146:LEU:HB2	1:L:170:LEU:HA	1.92	0.52
1:L:304:LEU:O	1:L:308:LEU:HG	2.09	0.52
1:L:77:PHE:CE2	1:L:373:LEU:HB2	2.45	0.52
1:L:101:GLN:O	1:L:105:VAL:HG23	2.10	0.52
1:L:287:LYS:CG	1:L:288:PRO:HD2	2.40	0.52
1:L:91:LYS:HG3	1:L:102:LEU:HB3	1.92	0.52
1:L:203:PRO:HG3	1:L:368:PHE:CE2	2.45	0.52
1:L:154:PHE:CD2	1:L:355:VAL:HG22	2.46	0.51
1:I:324:ARG:HA	1:I:373:LEU:O	2.10	0.51
1:L:121:PHE:CE2	1:L:125:LYS:CE	2.94	0.51
1:L:284:ILE:HD13	1:L:307:TRP:CZ3	2.46	0.51
1:L:253:TYR:CE1	1:L:317:VAL:CG1	2.93	0.51
1:L:152:LEU:HD12	1:L:212:VAL:HG13	1.93	0.51
1:L:263:VAL:HG22	1:L:267:THR:O	2.10	0.51
1:L:224:LEU:HB3	1:L:275:LYS:HE3	1.93	0.51
1:I:115:THR:HG22	1:I:116:SER:N	2.26	0.51
1:L:182:SER:O	1:L:186:ILE:HG13	2.11	0.51
1:I:11:LYS:CG	1:I:125:LYS:HZ1	2.22	0.51
1:L:173:LEU:HD23	1:L:182:SER:CA	2.41	0.51
1:L:291:SER:HB2	1:L:294:LYS:HG3	1.93	0.51
1:L:253:TYR:CD1	1:L:319:HIS:NE2	2.79	0.51
1:I:197:ARG:HG3	1:I:372:PHE:CE2	2.46	0.51
1:I:384:ALA:O	1:I:385:SER:CB	2.59	0.51
1:L:288:PRO:O	1:L:289:GLU:HB2	2.11	0.51
1:I:253:TYR:HE1	1:I:319:HIS:CE1	2.29	0.51
1:I:334:GLN:O	1:I:338:MET:HG3	2.11	0.51
1:L:62:PHE:HA	1:L:338:MET:HE2	1.91	0.51

Continued on next page...

Continued from previous page...

Atom-1	Atom-2	Interatomic distance (Å)	Clash overlap (Å)
1:I:281:MET:HA	1:I:411:PHE:O	2.10	0.50
1:I:7:ILE:CG1	1:I:8:CYS:N	2.73	0.50
1:L:274:PHE:CE1	1:L:380:SER:HB3	2.46	0.50
1:L:88:ALA:HB1	1:L:166:TYR:OH	2.11	0.50
1:I:132:ARG:HH22	1:I:278:ASP:CB	2.24	0.50
1:I:103:MET:HE1	1:I:119:ILE:HD11	1.92	0.50
1:L:429:PRO:O	1:L:431:VAL:HG22	2.10	0.50
1:L:190:VAL:HG13	1:L:218:THR:HG21	1.90	0.50
1:L:205:GLU:O	1:L:393:ARG:CB	2.60	0.50
1:L:24:ARG:HG3	1:L:114:LYS:HB3	1.94	0.50
1:I:214:VAL:HA	2:P:9:VAL:O	2.11	0.50
1:I:77:PHE:CE1	1:I:422:PHE:HB3	2.46	0.50
1:L:133:LYS:C	1:L:135:ASN:H	2.14	0.50
1:I:149:ASP:HA	1:I:173:LEU:O	2.11	0.50
1:I:11:LYS:HD3	1:I:15:ILE:HD12	1.92	0.50
1:L:70:LYS:NZ	1:L:327:ASP:OD1	2.44	0.50
1:L:205:GLU:O	1:L:393:ARG:HB2	2.12	0.50
1:L:252:MET:HE1	1:L:377:GLU:OE1	2.12	0.50
1:L:406:ARG:HD2	1:L:407:PRO:O	2.12	0.50
1:I:229:PHE:CD2	1:I:252:MET:HB3	2.47	0.50
1:L:406:ARG:HD2	1:L:406:ARG:O	2.11	0.50
1:L:78:LEU:CD1	1:L:423:MET:HG3	2.41	0.50
1:I:421:ILE:HG22	1:I:422:PHE:CD1	2.47	0.49
1:L:195:GLU:HB2	1:L:220:TYR:CE1	2.46	0.49
1:I:184:ALA:O	1:I:188:LYS:HG3	2.11	0.49
1:I:207:ILE:O	1:I:207:ILE:HG22	2.11	0.49
1:L:179:ALA:O	1:L:182:SER:HB2	2.11	0.49
1:I:75:ASN:OD1	1:I:427:ALA:N	2.35	0.49
1:L:102:LEU:HD21	1:L:340:LEU:HD11	1.88	0.49
1:L:284:ILE:HB	1:L:409:LEU:HB2	1.93	0.49
1:I:11:LYS:CG	1:I:125:LYS:NZ	2.75	0.49
1:I:260:TYR:CG	1:I:316:LEU:HD11	2.47	0.49
1:L:24:ARG:HD2	1:L:114:LYS:HB3	1.94	0.49
1:L:125:LYS:O	1:L:129:ARG:HG3	2.12	0.49
1:L:273:PRO:HB3	1:L:280:THR:HG22	1.95	0.49
1:L:378:GLU:N	1:L:378:GLU:CD	2.66	0.49
1:I:253:TYR:CE1	1:I:319:HIS:NE2	2.79	0.49
1:I:260:TYR:CB	1:I:316:LEU:HD11	2.42	0.49
1:L:47:ARG:HG2	1:L:112:SER:OG	2.13	0.49
1:L:106:PHE:HE1	1:L:340:LEU:HD12	1.76	0.49
1:L:414:GLU:CD	1:L:416:PRO:HD2	2.33	0.49

Continued on next page...

Continued from previous page...

Atom-1	Atom-2	Interatomic distance (Å)	Clash overlap (Å)
1:L:103:MET:HE2	1:L:119:ILE:HG21	1.94	0.49
1:I:300:THR:HG23	1:I:303:VAL:HB	1.95	0.49
1:L:155:ASN:HD22	1:L:156:GLU:N	2.10	0.49
1:I:108:PHE:CB	1:I:119:ILE:HD13	2.36	0.49
1:I:233:ASN:HB3	1:I:253:TYR:HB3	1.94	0.49
1:L:298:GLU:O	1:L:303:VAL:HG21	2.13	0.49
1:I:87:PHE:CB	1:I:106:PHE:CZ	2.96	0.49
1:I:375:VAL:C	1:I:376:ASN:HD22	2.16	0.48
1:I:7:ILE:CD1	1:I:8:CYS:N	2.56	0.48
1:I:90:THR:HA	1:I:215:LEU:HD21	1.93	0.48
1:L:362:LEU:HD12	1:L:362:LEU:N	2.28	0.48
1:L:145:ARG:HG2	1:L:147:PHE:CE1	2.47	0.48
1:L:124:ALA:HB2	1:L:165:VAL:CG1	2.43	0.48
1:L:197:ARG:N	1:L:197:ARG:HD2	2.29	0.48
1:L:77:PHE:O	1:L:327:ASP:HB3	2.12	0.48
1:I:255:GLU:OE1	1:I:395:LEU:HD12	2.13	0.48
1:L:90:THR:HA	1:L:215:LEU:HD22	1.94	0.48
1:L:317:VAL:CG1	1:L:319:HIS:CE1	2.96	0.48
1:I:11:LYS:HG2	1:I:125:LYS:NZ	2.28	0.48
1:I:152:LEU:HD11	1:I:212:VAL:HG12	1.95	0.48
1:I:7:ILE:HG12	1:I:10:ALA:O	2.13	0.48
1:L:252:MET:HB2	1:L:320:MET:O	2.14	0.48
1:I:385:SER:O	1:I:386:THR:CG2	2.61	0.48
1:L:112:SER:O	1:L:113:GLU:CB	2.61	0.48
1:L:46:ARG:O	1:L:50:GLU:HG3	2.12	0.48
1:I:203:PRO:CG	1:I:368:PHE:CE1	2.96	0.48
1:L:252:MET:HE1	1:L:376:ASN:HA	1.96	0.48
1:I:331:LEU:HD21	1:I:369:HIS:HB2	1.95	0.48
1:I:142:SER:HA	1:I:218:THR:O	2.13	0.48
1:L:125:LYS:O	1:L:128:CYS:HB2	2.13	0.48
1:I:274:PHE:HE2	2:P:1:SER:CB	2.27	0.48
1:L:115:THR:C	1:L:117:ASP:N	2.67	0.48
1:I:81:LEU:HD21	1:I:130:LEU:CD1	2.44	0.47
1:L:225:TRP:CD1	1:L:379:GLY:HA2	2.48	0.47
1:L:372:PHE:O	1:L:382:ALA:HA	2.13	0.47
1:I:307:TRP:CE3	1:I:307:TRP:HA	2.49	0.47
1:I:253:TYR:CE1	1:I:319:HIS:CE1	3.02	0.47
1:I:323:PHE:CZ	1:I:375:VAL:HG21	2.49	0.47
1:I:92:LEU:HD23	1:I:120:HIS:CE1	2.49	0.47
1:L:24:ARG:CG	1:L:114:LYS:HB3	2.43	0.47
1:I:343:LEU:HD21	1:I:364:VAL:HG21	1.95	0.47

Continued on next page...

Continued from previous page...

Atom-1	Atom-2	Interatomic distance (Å)	Clash overlap (Å)
1:L:273:PRO:HB3	1:L:280:THR:CG2	2.44	0.47
1:L:241:LYS:HE3	1:L:247:CYS:SG	2.55	0.47
1:L:51:LEU:CD2	1:L:123:PHE:HA	2.45	0.47
1:I:239:PHE:CE1	1:I:406:ARG:N	2.83	0.47
1:L:18:ASN:N	1:L:19:PRO:CD	2.78	0.47
1:L:62:PHE:CD1	1:L:338:MET:CE	2.98	0.47
1:L:78:LEU:N	1:L:78:LEU:CD1	2.78	0.47
1:I:351:LEU:N	1:I:352:PRO:CD	2.78	0.47
1:L:118:GLN:O	1:L:121:PHE:HB3	2.14	0.47
1:I:203:PRO:O	1:I:205:GLU:N	2.45	0.47
1:I:362:LEU:HA	2:P:12:ALA:OXT	2.15	0.47
1:L:108:PHE:CD1	1:L:119:ILE:CD1	2.98	0.47
1:L:253:TYR:HD1	1:L:319:HIS:CD2	2.33	0.47
1:I:100:GLN:O	1:I:104:GLU:HG3	2.14	0.46
1:I:414:GLU:O	1:I:418:ASN:N	2.48	0.46
1:L:123:PHE:O	1:L:123:PHE:HD2	1.98	0.46
1:L:44:THR:C	1:L:46:ARG:N	2.68	0.46
1:I:154:PHE:CE2	1:I:213:LEU:HD13	2.50	0.46
1:L:252:MET:HE1	1:L:376:ASN:C	2.34	0.46
1:I:158:TYR:HB2	1:I:353:GLY:O	2.15	0.46
1:I:373:LEU:CD1	2:P:3:ALA:HB2	2.44	0.46
1:L:145:ARG:NH1	1:L:171:GLN:OE1	2.48	0.46
1:I:112:SER:O	1:I:113:GLU:HB2	2.15	0.46
1:I:147:PHE:O	1:I:213:LEU:HD12	2.15	0.46
1:L:146:LEU:HB3	1:L:213:LEU:HD11	1.98	0.46
1:L:214:VAL:O	1:L:214:VAL:HG12	2.16	0.46
1:L:23:TYR:OH	1:L:25:SER:HA	2.16	0.46
1:L:279:ILE:HG23	1:L:413:ARG:O	2.15	0.46
1:L:406:ARG:CD	1:L:406:ARG:O	2.62	0.46
1:L:96:ASN:O	1:L:99:LEU:HB3	2.16	0.46
1:I:183:ARG:NH1	1:I:204:SER:HA	2.30	0.46
1:L:155:ASN:ND2	1:L:157:THR:H	2.13	0.46
1:L:314:MET:CG	1:L:315:MET:N	2.79	0.46
1:L:213:LEU:H	1:L:390:ILE:HB	1.81	0.46
1:L:363:TYR:CZ	1:L:391:ALA:HA	2.50	0.46
1:L:413:ARG:CZ	1:L:415:VAL:HG22	2.45	0.46
1:L:8:CYS:C	1:L:10:ALA:N	2.68	0.46
1:I:323:PHE:HE1	1:I:373:LEU:CD2	2.20	0.46
1:L:217:ASN:ND2	1:L:218:THR:N	2.64	0.46
1:L:62:PHE:HD1	1:L:338:MET:HE1	1.80	0.46
1:L:92:LEU:CD2	1:L:120:HIS:CE1	2.99	0.46

Continued on next page...

Continued from previous page...

Atom-1	Atom-2	Interatomic distance (Å)	Clash overlap (Å)
1:L:284:ILE:CD1	1:L:307:TRP:CZ3	2.98	0.46
1:I:203:PRO:C	1:I:205:GLU:H	2.18	0.46
1:L:234:THR:HG23	1:L:251:MET:O	2.16	0.46
1:I:22:ILE:CG2	1:I:115:THR:CG2	2.87	0.46
1:I:7:ILE:CD1	1:I:11:LYS:HD3	2.45	0.46
1:I:9:THR:C	1:I:125:LYS:HZ2	2.19	0.46
1:L:61:THR:O	1:L:65:HIS:HD2	1.98	0.46
1:I:87:PHE:CG	1:I:106:PHE:CZ	3.04	0.45
1:L:314:MET:HG2	1:L:315:MET:N	2.30	0.45
1:L:322:ARG:HH11	1:L:376:ASN:HB2	1.81	0.45
1:L:51:LEU:HD21	1:L:123:PHE:HA	1.99	0.45
1:I:217:ASN:ND2	1:I:218:THR:N	2.65	0.45
1:I:276:GLY:O	1:I:277:ASP:HB2	2.16	0.45
1:I:300:THR:HG23	1:I:303:VAL:CG2	2.46	0.45
1:L:147:PHE:CD2	1:L:173:LEU:HD13	2.51	0.45
1:I:132:ARG:HH22	1:I:278:ASP:CG	2.19	0.45
1:L:103:MET:HE1	1:L:119:ILE:CG2	2.45	0.45
1:L:155:ASN:HD22	1:L:157:THR:H	1.64	0.45
1:L:260:TYR:OH	1:L:268:GLN:HG2	2.16	0.45
1:I:103:MET:SD	1:I:119:ILE:CD1	3.05	0.45
1:I:91:LYS:NZ	1:I:120:HIS:NE2	2.64	0.45
1:I:79:SER:H	1:I:369:HIS:CE1	2.35	0.45
1:I:7:ILE:O	1:I:8:CYS:HB2	2.16	0.45
1:I:7:ILE:HG23	1:I:8:CYS:H	1.80	0.45
1:I:213:LEU:HD22	1:I:354:ILE:HG21	1.97	0.45
1:L:62:PHE:HD1	1:L:338:MET:CE	2.29	0.45
1:L:48:VAL:O	1:L:51:LEU:HB3	2.17	0.45
1:L:64:GLN:O	1:L:67:ALA:HB3	2.17	0.45
1:L:80:PRO:HD3	1:L:423:MET:HG2	1.97	0.45
1:L:90:THR:CA	1:L:215:LEU:HD22	2.47	0.45
1:L:365:SER:O	1:L:366:ASP:HB2	2.17	0.45
1:I:271:GLU:O	1:I:273:PRO:HD3	2.17	0.45
1:I:45:ASN:N	1:I:45:ASN:OD1	2.50	0.45
1:I:46:ARG:HE	1:I:129:ARG:NH1	2.15	0.45
1:I:47:ARG:HD3	1:I:114:LYS:HZ3	1.82	0.45
1:L:121:PHE:CZ	1:L:125:LYS:CE	2.99	0.45
1:I:197:ARG:HG3	1:I:372:PHE:CD2	2.52	0.45
1:L:147:PHE:HD2	1:L:173:LEU:HD13	1.81	0.45
1:L:70:LYS:NZ	1:L:327:ASP:OD2	2.50	0.45
1:I:175:PHE:O	1:I:209:GLU:HA	2.17	0.44
1:I:290:LYS:HE2	1:I:295:VAL:HG23	1.98	0.44

Continued on next page...

Continued from previous page...

Atom-1	Atom-2	Interatomic distance (Å)	Clash overlap (Å)
1:I:431:VAL:HG23	1:I:431:VAL:O	2.16	0.44
1:L:13:ARG:C	1:L:14:ASP:OD1	2.55	0.44
1:I:134:ALA:C	1:I:136:LYS:H	2.21	0.44
1:I:163:GLU:O	1:I:167:GLY:HA2	2.16	0.44
1:L:200:ASP:O	1:L:200:ASP:CG	2.55	0.44
1:I:7:ILE:CD1	1:I:11:LYS:CD	2.95	0.44
1:I:77:PHE:CZ	1:I:422:PHE:HB3	2.52	0.44
1:L:300:THR:CG2	1:L:301:PRO:N	2.80	0.44
1:I:385:SER:C	1:I:386:THR:HG23	2.38	0.44
1:I:8:CYS:O	1:I:10:ALA:N	2.50	0.44
1:L:373:LEU:CD1	1:L:382:ALA:HB2	2.47	0.44
1:L:292:LEU:HD23	1:L:407:PRO:HB2	1.99	0.44
1:L:45:ASN:C	1:L:47:ARG:N	2.71	0.44
1:I:237:GLU:HB2	1:I:251:MET:CG	2.46	0.44
1:I:102:LEU:CD2	1:I:340:LEU:HD11	2.39	0.44
1:I:175:PHE:O	1:I:179:ALA:HB2	2.17	0.44
1:I:281:MET:CE	1:I:283:LEU:HD21	2.47	0.44
1:L:265:GLU:CD	1:L:290:LYS:HZ2	2.21	0.44
1:L:340:LEU:HD22	1:L:343:LEU:HB3	2.00	0.44
1:I:213:LEU:HA	1:I:213:LEU:HD12	1.82	0.44
1:I:111:ILE:O	1:I:112:SER:HB3	2.17	0.44
1:L:115:THR:C	1:L:117:ASP:H	2.20	0.44
1:L:265:GLU:OE1	1:L:290:LYS:NZ	2.48	0.43
1:L:8:CYS:HB3	1:L:9:THR:H	1.53	0.43
1:L:183:ARG:HD2	1:L:203:PRO:O	2.18	0.43
1:L:91:LYS:NZ	1:L:116:SER:O	2.52	0.43
1:L:276:GLY:C	1:L:278:ASP:H	2.20	0.43
1:I:325:ILE:N	1:I:373:LEU:O	2.46	0.43
1:L:89:MET:SD	1:L:144:ASN:HB3	2.58	0.43
1:L:362:LEU:HD12	1:L:362:LEU:H	1.84	0.43
1:L:414:GLU:OE1	1:L:417:LEU:N	2.45	0.43
1:L:44:THR:C	1:L:46:ARG:H	2.20	0.43
1:I:350:LYS:HD2	1:I:360:ASP:OD2	2.19	0.43
1:I:386:THR:HB	1:I:387:ALA:H	1.44	0.43
1:L:45:ASN:HB3	1:L:129:ARG:HH22	1.83	0.43
1:L:215:LEU:N	1:L:215:LEU:HD12	2.27	0.43
1:L:91:LYS:HE3	1:L:91:LYS:HB3	1.28	0.43
1:I:121:PHE:O	1:I:125:LYS:HG2	2.19	0.43
1:I:210:LEU:N	1:I:210:LEU:HD12	2.34	0.43
1:L:194:THR:HG21	1:L:198:ILE:HB	2.00	0.43
1:L:340:LEU:O	1:L:344:PHE:CE1	2.72	0.43

Continued on next page...

Continued from previous page...

Atom-1	Atom-2	Interatomic distance (Å)	Clash overlap (Å)
1:I:203:PRO:HG2	1:I:368:PHE:CZ	2.54	0.43
1:I:210:LEU:N	1:I:210:LEU:CD1	2.81	0.43
1:I:331:LEU:HB3	1:I:335:LEU:HD12	2.01	0.43
1:I:349:SER:OG	1:I:363:TYR:HA	2.18	0.43
1:L:363:TYR:CE2	1:L:391:ALA:HA	2.54	0.43
1:L:373:LEU:HD12	1:L:382:ALA:HB2	2.00	0.43
1:L:414:GLU:OE1	1:L:417:LEU:HB2	2.19	0.43
1:I:281:MET:CE	1:I:320:MET:HE3	2.49	0.43
1:I:332:LYS:HE2	1:I:336:GLN:OE1	2.18	0.43
1:L:285:LEU:CD2	1:L:285:LEU:N	2.75	0.43
1:L:107:LYS:HE3	1:L:110:THR:CG2	2.49	0.42
1:L:153:THR:HG22	1:L:356:ALA:HB3	2.00	0.42
1:L:290:LYS:CG	1:L:291:SER:N	2.82	0.42
1:L:415:VAL:N	1:L:416:PRO:CD	2.82	0.42
1:I:174:ASP:OD2	1:I:177:GLU:HB2	2.19	0.42
1:I:299:LEU:HD11	1:I:304:LEU:HD13	2.00	0.42
1:L:91:LYS:NZ	1:L:103:MET:CE	2.82	0.42
1:L:260:TYR:O	1:L:261:ARG:HB2	2.19	0.42
1:L:329:PHE:HE1	1:L:331:LEU:CD2	2.33	0.42
1:L:170:LEU:HD23	1:L:170:LEU:C	2.39	0.42
1:L:351:LEU:N	1:L:352:PRO:CD	2.83	0.42
1:I:261:ARG:HG3	1:I:263:VAL:HG22	2.01	0.42
1:I:299:LEU:O	1:I:300:THR:HG22	2.19	0.42
1:I:358:GLY:O	1:I:359:ARG:HB2	2.19	0.42
1:L:197:ARG:NH1	1:L:381:GLU:CD	2.73	0.42
1:L:321:PRO:HB2	1:L:429:PRO:HB3	2.02	0.42
1:I:108:PHE:CG	1:I:119:ILE:HD13	2.55	0.42
1:I:11:LYS:HG3	1:I:125:LYS:NZ	2.34	0.42
1:I:307:TRP:HA	1:I:307:TRP:HE3	1.83	0.42
1:I:317:VAL:HB	1:I:401:THR:HB	2.01	0.42
1:I:51:LEU:HD22	1:I:122:PHE:HB2	2.02	0.42
1:I:7:ILE:O	1:I:8:CYS:CB	2.66	0.42
1:L:147:PHE:HD2	1:L:173:LEU:CD1	2.32	0.42
1:I:255:GLU:HA	1:I:316:LEU:O	2.19	0.42
1:L:145:ARG:HG3	1:L:146:LEU:N	2.34	0.42
1:L:194:THR:O	1:L:197:ARG:HB2	2.19	0.42
1:L:343:LEU:HD21	1:L:364:VAL:HG21	2.02	0.42
1:L:343:LEU:CG	1:L:364:VAL:CG2	2.97	0.42
1:L:428:ASN:O	1:L:431:VAL:HG13	2.20	0.42
1:I:351:LEU:N	1:I:352:PRO:HD3	2.34	0.42
1:L:315:MET:C	1:L:316:LEU:HD23	2.39	0.42

Continued on next page...

Continued from previous page...

Atom-1	Atom-2	Interatomic distance (Å)	Clash overlap (Å)
1:L:65:HIS:O	1:L:68:ASP:HB2	2.19	0.42
1:L:324:ARG:HA	1:L:373:LEU:O	2.20	0.42
1:I:216:VAL:CG1	1:I:217:ASN:N	2.83	0.41
1:I:270:LEU:HD21	1:I:272:LEU:HD21	2.02	0.41
1:I:281:MET:CE	1:I:320:MET:CE	2.97	0.41
1:I:71:ASN:O	1:I:74:ASP:HB2	2.20	0.41
1:L:327:ASP:OD1	1:L:328:GLY:N	2.53	0.41
1:L:200:ASP:HB3	1:L:370:LYS:HZ3	1.85	0.41
1:L:91:LYS:NZ	1:L:103:MET:HE3	2.35	0.41
1:I:377:GLU:C	1:I:378:GLU:HG3	2.41	0.41
1:L:14:ASP:HA	1:L:121:PHE:CE1	2.55	0.41
1:L:9:THR:O	1:L:10:ALA:HB2	2.20	0.41
1:I:241:LYS:CE	1:I:428:ASN:ND2	2.83	0.41
1:L:257:LYS:HE2	1:L:313:GLU:CB	2.28	0.41
1:L:343:LEU:HD11	1:L:364:VAL:CG2	2.50	0.41
1:I:154:PHE:HD2	1:I:354:ILE:HG22	1.84	0.41
1:I:183:ARG:CZ	1:I:204:SER:CA	2.95	0.41
1:I:140:LEU:CD1	1:I:421:ILE:HD13	2.50	0.41
1:I:79:SER:HB2	1:I:422:PHE:CE2	2.55	0.41
1:L:8:CYS:O	1:L:10:ALA:N	2.53	0.41
1:L:91:LYS:HZ3	1:L:103:MET:CE	2.33	0.41
1:I:212:VAL:HG22	2:P:11:ILE:O	2.20	0.41
1:I:270:LEU:O	1:I:283:LEU:N	2.49	0.41
1:L:80:PRO:CG	1:L:423:MET:SD	3.08	0.41
1:L:24:ARG:CG	1:L:114:LYS:CB	2.97	0.41
1:L:139:LYS:O	1:L:221:PHE:HA	2.20	0.41
1:L:329:PHE:CE1	1:L:331:LEU:CD2	3.03	0.41
1:L:78:LEU:CD2	1:L:80:PRO:HD3	2.48	0.41
1:L:91:LYS:HD3	1:L:103:MET:HG2	2.02	0.41
1:I:215:LEU:N	1:I:215:LEU:CD1	2.77	0.41
1:L:252:MET:HE1	1:L:376:ASN:CA	2.51	0.41
1:I:87:PHE:CG	1:I:106:PHE:HZ	2.39	0.41
1:L:230:SER:HB2	1:L:233:ASN:ND2	2.35	0.41
1:I:11:LYS:HG2	1:I:125:LYS:HZ3	1.86	0.41
1:I:199:THR:CG2	1:I:200:ASP:N	2.78	0.40
1:I:49:TRP:O	1:I:53:LYS:HB2	2.20	0.40
1:L:213:LEU:HD12	1:L:214:VAL:H	1.86	0.40
1:I:331:LEU:HB3	1:I:335:LEU:CD1	2.51	0.40
1:L:107:LYS:O	1:L:110:THR:HG23	2.22	0.40
1:L:241:LYS:CE	1:L:247:CYS:SG	3.10	0.40
1:I:218:THR:HG22	2:P:6:SER:HB2	2.03	0.40

Continued on next page...

Continued from previous page...

Atom-1	Atom-2	Interatomic distance (Å)	Clash overlap (Å)
1:I:51:LEU:HA	1:I:111:ILE:HD11	2.02	0.40
1:I:206:ALA:O	1:I:207:ILE:CB	2.67	0.40
1:L:145:ARG:CG	1:L:146:LEU:N	2.83	0.40
1:L:261:ARG:HD3	1:L:310:GLU:O	2.22	0.40
1:I:165:VAL:HB	1:I:166:TYR:CD1	2.57	0.40
1:I:254:GLN:NE2	1:I:258:PHE:CZ	2.82	0.40
1:I:263:VAL:CG1	1:I:264:ALA:N	2.69	0.40
1:L:217:ASN:C	1:L:217:ASN:ND2	2.74	0.40
1:L:247:CYS:O	1:L:430:CYS:SG	2.80	0.40
1:L:340:LEU:O	1:L:344:PHE:HE1	2.05	0.40
1:I:175:PHE:HB3	1:I:211:THR:HB	2.04	0.40
1:I:57:ARG:HG2	1:I:301:PRO:HG2	2.03	0.40
1:L:300:THR:HG23	1:L:301:PRO:CD	2.51	0.40
1:L:89:MET:HB2	1:L:89:MET:HE2	1.92	0.40

All (1) symmetry-related close contacts are listed below. The label for Atom-2 includes the symmetry operator and encoded unit-cell translations to be applied.

Atom-1	Atom-2	Interatomic distance (Å)	Clash overlap (Å)
1:I:160:ASP:OD1	1:I:262:ARG:NH2[2_657]	2.08	0.12

5.3 Torsion angles [i](#)

5.3.1 Protein backbone [i](#)

In the following table, the Percentiles column shows the percent Ramachandran outliers of the chain as a percentile score with respect to all X-ray entries followed by that with respect to entries of similar resolution.

The Analysed column shows the number of residues for which the backbone conformation was analysed, and the total number of residues.

Mol	Chain	Analysed	Favoured	Allowed	Outliers	Percentiles	
1	I	398/432 (92%)	344 (86%)	46 (12%)	8 (2%)	7	27
1	L	392/432 (91%)	345 (88%)	38 (10%)	9 (2%)	6	23
2	P	10/12 (83%)	10 (100%)	0	0	100	100
All	All	800/876 (91%)	699 (87%)	84 (10%)	17 (2%)	7	26

All (17) Ramachandran outliers are listed below:

Mol	Chain	Res	Type
1	L	11	LYS
1	L	115	THR
1	L	137	SER
1	I	207	ILE
1	I	359	ARG
1	I	385	SER
1	L	10	ALA
1	L	21	CYS
1	L	114	LYS
1	I	204	SER
1	I	18	ASN
1	I	386	THR
1	L	261	ARG
1	I	8	CYS
1	L	18	ASN
1	L	113	GLU
1	I	300	THR

5.3.2 Protein sidechains [i](#)

In the following table, the Percentiles column shows the percent sidechain outliers of the chain as a percentile score with respect to all X-ray entries followed by that with respect to entries of similar resolution.

The Analysed column shows the number of residues for which the sidechain conformation was analysed, and the total number of residues.

Mol	Chain	Analysed	Rotameric	Outliers	Percentiles	
1	I	362/383 (94%)	347 (96%)	15 (4%)	30	64
1	L	353/383 (92%)	322 (91%)	31 (9%)	10	30
2	P	7/7 (100%)	7 (100%)	0	100	100
All	All	722/773 (93%)	676 (94%)	46 (6%)	17	45

All (46) residues with a non-rotameric sidechain are listed below:

Mol	Chain	Res	Type
1	L	12	PRO
1	L	18	ASN
1	L	20	MET
1	L	44	THR
1	L	78	LEU
1	L	91	LYS

Continued on next page...

Continued from previous page...

Mol	Chain	Res	Type
1	L	103	MET
1	L	113	GLU
1	L	115	THR
1	L	119	ILE
1	L	123	PHE
1	L	155	ASN
1	L	173	LEU
1	L	197	ARG
1	L	215	LEU
1	L	227	SER
1	L	243	ASP
1	L	245	GLU
1	L	285	LEU
1	L	315	MET
1	L	316	LEU
1	L	324	ARG
1	L	334	GLN
1	L	340	LEU
1	L	341	VAL
1	L	357	GLU
1	L	389	VAL
1	L	393	ARG
1	L	405	ASN
1	L	406	ARG
1	L	428	ASN
1	I	7	ILE
1	I	8	CYS
1	I	45	ASN
1	I	46	ARG
1	I	91	LYS
1	I	123	PHE
1	I	170	LEU
1	I	178	ASN
1	I	183	ARG
1	I	197	ARG
1	I	217	ASN
1	I	300	THR
1	I	307	TRP
1	I	376	ASN
1	I	401	THR

Some sidechains can be flipped to improve hydrogen bonding and reduce clashes. All (16) such sidechains are listed below:

Mol	Chain	Res	Type
1	L	65	HIS
1	L	75	ASN
1	L	135	ASN
1	L	155	ASN
1	L	217	ASN
1	L	254	GLN
1	L	428	ASN
1	I	100	GLN
1	I	120	HIS
1	I	127	ASN
1	I	178	ASN
1	I	187	ASN
1	I	217	ASN
1	I	254	GLN
1	I	369	HIS
1	I	376	ASN

5.3.3 RNA [i](#)

There are no RNA molecules in this entry.

5.4 Non-standard residues in protein, DNA, RNA chains [i](#)

There are no non-standard protein/DNA/RNA residues in this entry.

5.5 Carbohydrates [i](#)

There are no carbohydrates in this entry.

5.6 Ligand geometry [i](#)

There are no ligands in this entry.

5.7 Other polymers [i](#)

There are no such residues in this entry.

5.8 Polymer linkage issues [i](#)

There are no chain breaks in this entry.

6 Fit of model and data

6.1 Protein, DNA and RNA chains

EDS was not executed - this section is therefore empty.

6.2 Non-standard residues in protein, DNA, RNA chains

EDS was not executed - this section is therefore empty.

6.3 Carbohydrates

EDS was not executed - this section is therefore empty.

6.4 Ligands

EDS was not executed - this section is therefore empty.

6.5 Other polymers

EDS was not executed - this section is therefore empty.