



Full wwPDB X-ray Structure Validation Report ⓘ

May 25, 2020 – 04:46 am BST

PDB ID : 1BVP
Title : THE CRYSTAL STRUCTURE OF BLUETONGUE VIRUS VP7
Authors : Stuart, D.; Grimes, J.
Deposited on : 1995-02-17
Resolution : 2.60 Å(reported)

This is a Full wwPDB X-ray Structure Validation Report for a publicly released PDB entry.

We welcome your comments at validation@mail.wwpdb.org

A user guide is available at

<https://www.wwpdb.org/validation/2017/XrayValidationReportHelp>

with specific help available everywhere you see the ⓘ symbol.

The following versions of software and data (see [references ⓘ](#)) were used in the production of this report:

MolProbity : 4.02b-467
Xtrriage (Phenix) : **NOT EXECUTED**
EDS : **NOT EXECUTED**
Percentile statistics : 20191225.v01 (using entries in the PDB archive December 25th 2019)
Ideal geometry (proteins) : Engh & Huber (2001)
Ideal geometry (DNA, RNA) : Parkinson et al. (1996)
Validation Pipeline (wwPDB-VP) : 2.11

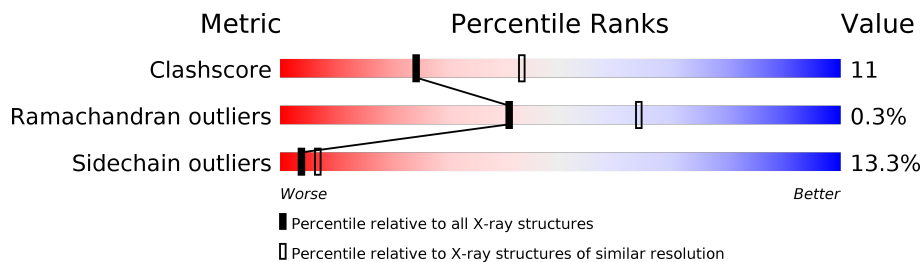
1 Overall quality at a glance

The following experimental techniques were used to determine the structure:

X-RAY DIFFRACTION

The reported resolution of this entry is 2.60 Å.

Percentile scores (ranging between 0-100) for global validation metrics of the entry are shown in the following graphic. The table shows the number of entries on which the scores are based.



Metric	Whole archive (#Entries)	Similar resolution (#Entries, resolution range(Å))
Clashscore	141614	3518 (2.60-2.60)
Ramachandran outliers	138981	3455 (2.60-2.60)
Sidechain outliers	138945	3455 (2.60-2.60)

The table below summarises the geometric issues observed across the polymeric chains and their fit to the electron density. The red, orange, yellow and green segments on the lower bar indicate the fraction of residues that contain outliers for ≥ 3 , 2, 1 and 0 types of geometric quality criteria respectively. A grey segment represents the fraction of residues that are not modelled. The numeric value for each fraction is indicated below the corresponding segment, with a dot representing fractions $\leq 5\%$.

Note EDS was not executed.

Mol	Chain	Length	Quality of chain
1	1	349	72% 22% 5%
1	2	349	72% 23% 5%
1	3	349	74% 21% 5%
1	4	349	73% 21% 5%
1	5	349	72% 22% 5%
1	6	349	74% 21% 5%

2 Entry composition

There is only 1 type of molecule in this entry. The entry contains 16218 atoms, of which 0 are hydrogens and 0 are deuteriums.

In the tables below, the ZeroOcc column contains the number of atoms modelled with zero occupancy, the AltConf column contains the number of residues with at least one atom in alternate conformation and the Trace column contains the number of residues modelled with at most 2 atoms.

- Molecule 1 is a protein called BLUETONGUE VIRUS COAT PROTEIN VP7.

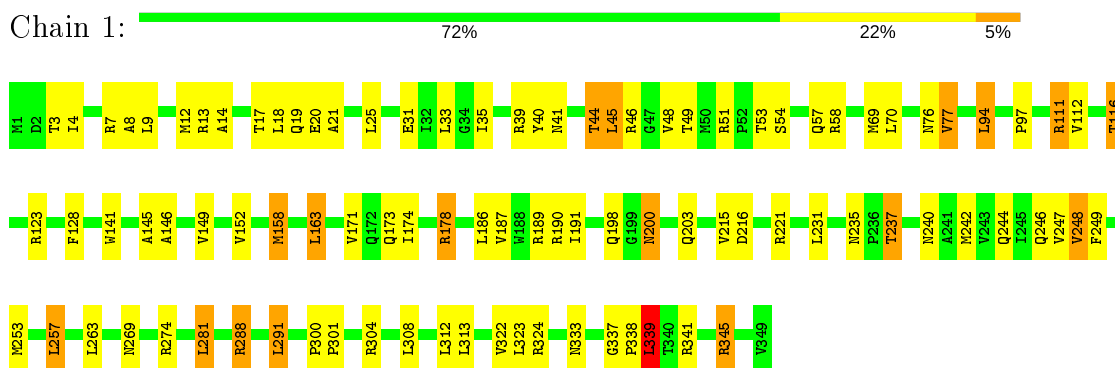
Mol	Chain	Residues	Atoms					ZeroOcc	AltConf	Trace
			Total	C	N	O	S			
1	1	349	2703	1712	477	492	22	9	0	0
1	2	349	2703	1712	477	492	22	9	0	0
1	3	349	2703	1712	477	492	22	9	0	0
1	4	349	2703	1712	477	492	22	9	0	0
1	5	349	2703	1712	477	492	22	9	0	0
1	6	349	2703	1712	477	492	22	9	0	0

3 Residue-property plots

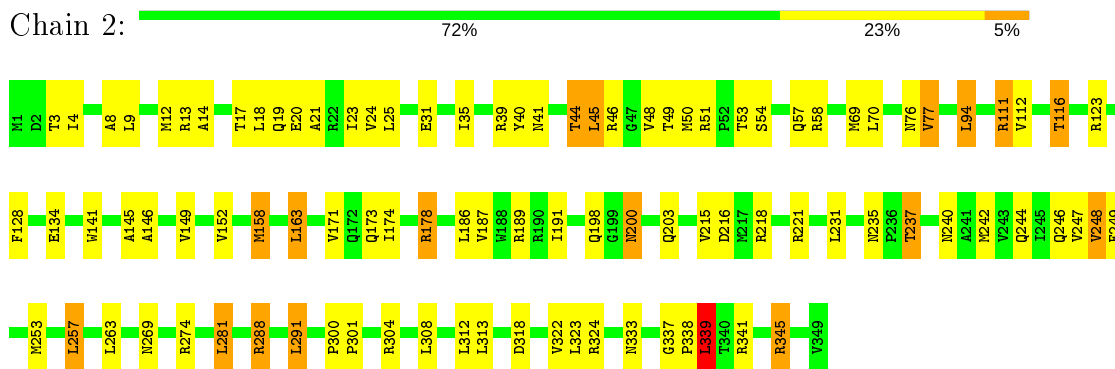
These plots are drawn for all protein, RNA and DNA chains in the entry. The first graphic for a chain summarises the proportions of the various outlier classes displayed in the second graphic. The second graphic shows the sequence view annotated by issues in geometry. Residues are color-coded according to the number of geometric quality criteria for which they contain at least one outlier: green = 0, yellow = 1, orange = 2 and red = 3 or more. Stretches of 2 or more consecutive residues without any outlier are shown as a green connector. Residues present in the sample, but not in the model, are shown in grey.

Note EDS was not executed.

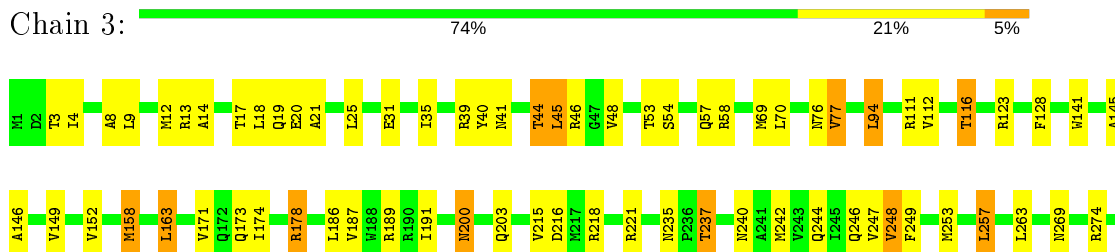
- Molecule 1: BLUETONGUE VIRUS COAT PROTEIN VP7

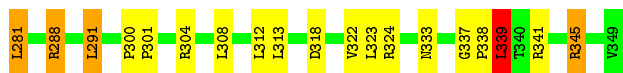


- Molecule 1: BLUETONGUE VIRUS COAT PROTEIN VP7

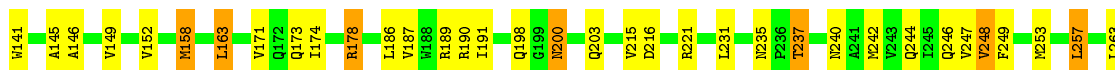


- Molecule 1: BLUETONGUE VIRUS COAT PROTEIN VP7





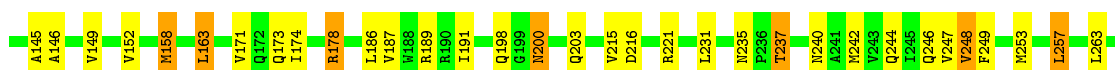
• Molecule 1: BLUETONGUE VIRUS COAT PROTEIN VP7



• Molecule 1: BLUETONGUE VIRUS COAT PROTEIN VP7



• Molecule 1: BLUETONGUE VIRUS COAT PROTEIN VP7



4 Data and refinement statistics

Xtrriage (Phenix) and EDS were not executed - this section is therefore incomplete.

Property	Value	Source
Space group	P 1 21 1	Depositor
Cell constants a, b, c, α , β , γ	83.60Å 110.20Å 129.80Å 90.00° 103.10° 90.00°	Depositor
Resolution (Å)	15.00 – 2.60	Depositor
% Data completeness (in resolution range)	(Not available) (15.00-2.60)	Depositor
R_{merge}	0.10	Depositor
R_{sym}	(Not available)	Depositor
Refinement program	X-PLOR	Depositor
R, R_{free}	0.184 , (Not available)	Depositor
Estimated twinning fraction	No twinning to report.	Xtrriage
Total number of atoms	16218	wwPDB-VP
Average B, all atoms (Å ²)	26.0	wwPDB-VP

5 Model quality i

5.1 Standard geometry i

The Z score for a bond length (or angle) is the number of standard deviations the observed value is removed from the expected value. A bond length (or angle) with $|Z| > 5$ is considered an outlier worth inspection. RMSZ is the root-mean-square of all Z scores of the bond lengths (or angles).

Mol	Chain	Bond lengths		Bond angles	
		RMSZ	# Z >5	RMSZ	# Z >5
1	1	0.72	0/2762	0.90	3/3765 (0.1%)
1	2	0.72	0/2762	0.90	3/3765 (0.1%)
1	3	0.72	0/2762	0.90	3/3765 (0.1%)
1	4	0.72	0/2762	0.90	3/3765 (0.1%)
1	5	0.72	0/2762	0.90	3/3765 (0.1%)
1	6	0.72	0/2762	0.90	3/3765 (0.1%)
All	All	0.72	0/16572	0.90	18/22590 (0.1%)

There are no bond length outliers.

All (18) bond angle outliers are listed below:

Mol	Chain	Res	Type	Atoms	Z	Observed(°)	Ideal(°)
1	2	163	LEU	CA-CB-CG	6.78	130.89	115.30
1	3	163	LEU	CA-CB-CG	6.77	130.88	115.30
1	4	163	LEU	CA-CB-CG	6.77	130.88	115.30
1	1	163	LEU	CA-CB-CG	6.77	130.87	115.30
1	5	163	LEU	CA-CB-CG	6.75	130.83	115.30
1	6	163	LEU	CA-CB-CG	6.75	130.81	115.30
1	2	291	LEU	CA-CB-CG	5.52	128.00	115.30
1	3	291	LEU	CA-CB-CG	5.52	127.99	115.30
1	6	291	LEU	CA-CB-CG	5.52	128.00	115.30
1	1	291	LEU	CA-CB-CG	5.51	127.98	115.30
1	4	291	LEU	CA-CB-CG	5.51	127.98	115.30
1	5	291	LEU	CA-CB-CG	5.50	127.95	115.30
1	2	281	LEU	CA-CB-CG	5.10	127.03	115.30
1	5	281	LEU	CA-CB-CG	5.09	127.01	115.30
1	3	281	LEU	CA-CB-CG	5.08	126.99	115.30
1	6	281	LEU	CA-CB-CG	5.08	126.99	115.30
1	1	281	LEU	CA-CB-CG	5.08	126.98	115.30
1	4	281	LEU	CA-CB-CG	5.08	126.97	115.30

There are no chirality outliers.

There are no planarity outliers.

5.2 Too-close contacts

In the following table, the Non-H and H(model) columns list the number of non-hydrogen atoms and hydrogen atoms in the chain respectively. The H(added) column lists the number of hydrogen atoms added and optimized by MolProbity. The Clashes column lists the number of clashes within the asymmetric unit, whereas Symm-Clashes lists symmetry related clashes.

Mol	Chain	Non-H	H(model)	H(added)	Clashes	Symm-Clashes
1	1	2703	0	2703	64	2
1	2	2703	0	2703	70	0
1	3	2703	0	2703	60	2
1	4	2703	0	2703	69	0
1	5	2703	0	2703	62	0
1	6	2703	0	2703	60	0
All	All	16218	0	16218	357	2

The all-atom clashscore is defined as the number of clashes found per 1000 atoms (including hydrogen atoms). The all-atom clashscore for this structure is 11.

All (357) close contacts within the same asymmetric unit are listed below, sorted by their clash magnitude.

Atom-1	Atom-2	Interatomic distance (Å)	Clash overlap (Å)
1:2:198:GLN:OE1	1:4:198:GLN:O	1.86	0.93
1:2:198:GLN:O	1:4:198:GLN:OE1	1.89	0.90
1:1:112:VAL:O	1:1:116:THR:HB	1.84	0.78
1:3:112:VAL:O	1:3:116:THR:HB	1.84	0.77
1:4:112:VAL:O	1:4:116:THR:HB	1.85	0.77
1:5:112:VAL:O	1:5:116:THR:HB	1.84	0.77
1:6:112:VAL:O	1:6:116:THR:HB	1.84	0.77
1:2:112:VAL:O	1:2:116:THR:HB	1.84	0.77
1:1:269:ASN:HD21	1:1:274:ARG:HH22	1.36	0.73
1:4:269:ASN:HD21	1:4:274:ARG:HH22	1.36	0.73
1:6:257:LEU:HD13	1:6:300:PRO:HB3	1.71	0.72
1:1:189:ARG:HD2	1:1:244:GLN:HE21	1.55	0.72
1:3:257:LEU:HD13	1:3:300:PRO:HB3	1.71	0.72
1:2:189:ARG:HD2	1:2:244:GLN:HE21	1.55	0.72
1:2:269:ASN:HD21	1:2:274:ARG:HH22	1.36	0.72
1:4:257:LEU:HD13	1:4:300:PRO:HB3	1.71	0.72
1:1:257:LEU:HD13	1:1:300:PRO:HB3	1.71	0.72
1:3:189:ARG:HD2	1:3:244:GLN:HE21	1.55	0.72

Continued on next page...

Continued from previous page...

Atom-1	Atom-2	Interatomic distance (Å)	Clash overlap (Å)
1:5:257:LEU:HD13	1:5:300:PRO:HB3	1.71	0.71
1:5:269:ASN:HD21	1:5:274:ARG:HH22	1.36	0.71
1:2:257:LEU:HD13	1:2:300:PRO:HB3	1.71	0.71
1:3:116:THR:HG21	1:3:304:ARG:HB2	1.72	0.71
1:5:189:ARG:HD2	1:5:244:GLN:HE21	1.55	0.71
1:6:189:ARG:HD2	1:6:244:GLN:HE21	1.55	0.71
1:6:116:THR:HG21	1:6:304:ARG:HB2	1.72	0.71
1:4:288:ARG:NH1	1:4:288:ARG:HG3	2.05	0.71
1:1:288:ARG:HG3	1:1:288:ARG:NH1	2.05	0.71
1:2:288:ARG:NH1	1:2:288:ARG:HG3	2.05	0.71
1:4:116:THR:HG21	1:4:304:ARG:HB2	1.72	0.71
1:1:116:THR:HG21	1:1:304:ARG:HB2	1.72	0.71
1:4:189:ARG:HD2	1:4:244:GLN:HE21	1.54	0.71
1:2:14:ALA:O	1:2:17:THR:HB	1.91	0.71
1:6:14:ALA:O	1:6:17:THR:HB	1.91	0.70
1:2:288:ARG:HH11	1:2:288:ARG:HG3	1.57	0.70
1:3:14:ALA:O	1:3:17:THR:HB	1.91	0.70
1:5:288:ARG:HH11	1:5:288:ARG:HG3	1.57	0.70
1:5:288:ARG:NH1	1:5:288:ARG:HG3	2.05	0.70
1:1:288:ARG:HG3	1:1:288:ARG:HH11	1.57	0.70
1:4:14:ALA:O	1:4:17:THR:HB	1.91	0.70
1:6:288:ARG:HG3	1:6:288:ARG:HH11	1.57	0.70
1:3:269:ASN:HD21	1:3:274:ARG:HH22	1.36	0.70
1:2:116:THR:HG21	1:2:304:ARG:HB2	1.72	0.70
1:5:116:THR:HG21	1:5:304:ARG:HB2	1.72	0.70
1:5:14:ALA:O	1:5:17:THR:HB	1.91	0.69
1:6:269:ASN:HD21	1:6:274:ARG:HH22	1.36	0.69
1:3:288:ARG:HG3	1:3:288:ARG:NH1	2.05	0.69
1:1:123:ARG:HH11	1:1:123:ARG:HG3	1.57	0.69
1:4:123:ARG:HG3	1:4:123:ARG:HH11	1.58	0.69
1:5:44:THR:HG22	1:5:46:ARG:H	1.58	0.69
1:3:288:ARG:HG3	1:3:288:ARG:HH11	1.57	0.69
1:5:20:GLU:HG2	1:5:21:ALA:N	2.08	0.69
1:3:20:GLU:HG2	1:3:21:ALA:N	2.08	0.69
1:4:288:ARG:HG3	1:4:288:ARG:HH11	1.57	0.69
1:6:20:GLU:HG2	1:6:21:ALA:N	2.08	0.69
1:1:14:ALA:O	1:1:17:THR:HB	1.91	0.69
1:4:20:GLU:HG2	1:4:21:ALA:N	2.08	0.69
1:6:44:THR:HG22	1:6:46:ARG:H	1.58	0.69
1:3:123:ARG:HH11	1:3:123:ARG:HG3	1.57	0.69
1:6:123:ARG:HG3	1:6:123:ARG:HH11	1.58	0.69

Continued on next page...

Continued from previous page...

Atom-1	Atom-2	Interatomic distance (Å)	Clash overlap (Å)
1:1:20:GLU:HG2	1:1:21:ALA:N	2.08	0.68
1:6:288:ARG:HG3	1:6:288:ARG:NH1	2.05	0.68
1:3:44:THR:HG22	1:3:46:ARG:H	1.58	0.68
1:2:20:GLU:HG2	1:2:21:ALA:N	2.08	0.68
1:2:44:THR:HG22	1:2:46:ARG:H	1.58	0.68
1:1:44:THR:HG22	1:1:46:ARG:H	1.58	0.67
1:5:123:ARG:HG3	1:5:123:ARG:HH11	1.57	0.67
1:4:44:THR:HG22	1:4:46:ARG:H	1.58	0.67
1:2:123:ARG:HG3	1:2:123:ARG:HH11	1.57	0.67
1:5:253:MET:HE3	1:6:341:ARG:HG3	1.79	0.65
1:4:40:TYR:O	1:4:44:THR:HB	1.97	0.65
1:1:40:TYR:O	1:1:44:THR:HB	1.97	0.65
1:1:235:ASN:OD1	1:1:237:THR:HB	1.97	0.64
1:5:235:ASN:OD1	1:5:237:THR:HB	1.97	0.64
1:3:53:THR:H	1:3:57:GLN:NE2	1.96	0.64
1:6:235:ASN:OD1	1:6:237:THR:HB	1.97	0.64
1:3:235:ASN:OD1	1:3:237:THR:HB	1.98	0.64
1:4:53:THR:H	1:4:57:GLN:NE2	1.96	0.64
1:1:53:THR:H	1:1:57:GLN:NE2	1.96	0.64
1:2:235:ASN:OD1	1:2:237:THR:HB	1.97	0.64
1:3:40:TYR:O	1:3:44:THR:HB	1.97	0.64
1:4:235:ASN:OD1	1:4:237:THR:HB	1.97	0.64
1:6:53:THR:H	1:6:57:GLN:NE2	1.96	0.64
1:5:40:TYR:O	1:5:44:THR:HB	1.97	0.64
1:6:20:GLU:HG2	1:6:21:ALA:H	1.63	0.64
1:6:40:TYR:O	1:6:44:THR:HB	1.97	0.64
1:2:40:TYR:O	1:2:44:THR:HB	1.97	0.63
1:4:253:MET:HE3	1:5:341:ARG:HG3	1.80	0.63
1:5:20:GLU:HG2	1:5:21:ALA:H	1.63	0.63
1:2:53:THR:H	1:2:57:GLN:NE2	1.96	0.63
1:5:53:THR:H	1:5:57:GLN:NE2	1.96	0.63
1:2:158:MET:HE3	1:2:246:GLN:HB2	1.81	0.62
1:3:20:GLU:HG2	1:3:21:ALA:H	1.63	0.62
1:1:20:GLU:HG2	1:1:21:ALA:H	1.63	0.61
1:3:158:MET:HE3	1:3:246:GLN:HB2	1.82	0.61
1:6:158:MET:HE3	1:6:246:GLN:HB2	1.83	0.61
1:4:20:GLU:HG2	1:4:21:ALA:H	1.63	0.61
1:5:338:PRO:O	1:5:339:LEU:HB2	2.01	0.61
1:2:31:GLU:O	1:2:35:ILE:HG13	2.01	0.61
1:1:158:MET:HE3	1:1:246:GLN:HB2	1.81	0.61
1:1:31:GLU:O	1:1:35:ILE:HG13	2.01	0.61

Continued on next page...

Continued from previous page...

Atom-1	Atom-2	Interatomic distance (Å)	Clash overlap (Å)
1:3:31:GLU:O	1:3:35:ILE:HG13	2.01	0.61
1:4:31:GLU:O	1:4:35:ILE:HG13	2.01	0.60
1:6:31:GLU:O	1:6:35:ILE:HG13	2.01	0.60
1:2:253:MET:HE3	1:3:341:ARG:HG3	1.83	0.60
1:2:20:GLU:HG2	1:2:21:ALA:H	1.63	0.60
1:2:338:PRO:O	1:2:339:LEU:HB2	2.01	0.60
1:1:341:ARG:HG3	1:3:253:MET:HE3	1.83	0.60
1:6:158:MET:CE	1:6:246:GLN:HB2	2.32	0.60
1:5:31:GLU:O	1:5:35:ILE:HG13	2.01	0.59
1:3:338:PRO:O	1:3:339:LEU:HB2	2.01	0.59
1:6:338:PRO:O	1:6:339:LEU:HB2	2.01	0.59
1:4:158:MET:HE3	1:4:246:GLN:HB2	1.82	0.59
1:1:338:PRO:O	1:1:339:LEU:HB2	2.01	0.59
1:1:158:MET:CE	1:1:246:GLN:HB2	2.32	0.59
1:4:158:MET:CE	1:4:246:GLN:HB2	2.32	0.59
1:3:158:MET:CE	1:3:246:GLN:HB2	2.32	0.58
1:5:158:MET:CE	1:5:246:GLN:HB2	2.32	0.58
1:2:158:MET:CE	1:2:246:GLN:HB2	2.32	0.58
1:5:158:MET:HE3	1:5:246:GLN:HB2	1.85	0.58
1:4:338:PRO:O	1:4:339:LEU:HB2	2.01	0.58
1:4:341:ARG:HG3	1:6:253:MET:HE3	1.84	0.58
1:1:4:ILE:HG23	1:1:94:LEU:HB3	1.86	0.58
1:2:4:ILE:HG23	1:2:94:LEU:HB3	1.86	0.58
1:5:4:ILE:HG23	1:5:94:LEU:HB3	1.86	0.58
1:4:4:ILE:HG23	1:4:94:LEU:HB3	1.86	0.57
1:5:141:TRP:CZ3	1:5:240:ASN:HB3	2.39	0.57
1:2:141:TRP:CZ3	1:2:240:ASN:HB3	2.39	0.57
1:6:141:TRP:CZ3	1:6:240:ASN:HB3	2.39	0.57
1:3:141:TRP:CZ3	1:3:240:ASN:HB3	2.39	0.57
1:3:4:ILE:HG23	1:3:94:LEU:HB3	1.86	0.56
1:1:141:TRP:CZ3	1:1:240:ASN:HB3	2.39	0.56
1:6:4:ILE:HG23	1:6:94:LEU:HB3	1.86	0.56
1:4:41:ASN:HD21	1:4:48:VAL:H	1.53	0.56
1:5:41:ASN:HD21	1:5:48:VAL:H	1.54	0.56
1:1:41:ASN:HD21	1:1:48:VAL:H	1.54	0.56
1:2:41:ASN:HD21	1:2:48:VAL:H	1.54	0.56
1:4:141:TRP:CZ3	1:4:240:ASN:HB3	2.39	0.55
1:4:97:PRO:O	1:5:24:VAL:HG13	2.05	0.55
1:5:171:VAL:O	1:5:174:ILE:HG22	2.07	0.55
1:1:44:THR:HG22	1:1:46:ARG:N	2.22	0.55
1:3:44:THR:HG22	1:3:46:ARG:N	2.22	0.55

Continued on next page...

Continued from previous page...

Atom-1	Atom-2	Interatomic distance (Å)	Clash overlap (Å)
1:1:97:PRO:O	1:2:24:VAL:HG13	2.06	0.55
1:6:44:THR:HG22	1:6:46:ARG:N	2.22	0.55
1:2:171:VAL:O	1:2:174:ILE:HG22	2.07	0.55
1:2:44:THR:HG22	1:2:46:ARG:N	2.22	0.54
1:6:41:ASN:HD21	1:6:48:VAL:H	1.54	0.54
1:3:200:ASN:HD22	1:3:200:ASN:H	1.56	0.54
1:3:41:ASN:HD21	1:3:48:VAL:H	1.54	0.54
1:4:288:ARG:CG	1:4:288:ARG:HH11	2.21	0.54
1:1:345:ARG:HH11	1:1:345:ARG:HG3	1.73	0.54
1:4:171:VAL:O	1:4:174:ILE:HG22	2.07	0.54
1:6:200:ASN:H	1:6:200:ASN:HD22	1.56	0.54
1:2:288:ARG:HH11	1:2:288:ARG:CG	2.21	0.54
1:3:345:ARG:HG3	1:3:345:ARG:HH11	1.73	0.54
1:6:171:VAL:O	1:6:174:ILE:HG22	2.07	0.54
1:1:253:MET:HE3	1:2:341:ARG:HG3	1.90	0.54
1:2:345:ARG:HH11	1:2:345:ARG:HG3	1.73	0.53
1:4:44:THR:HG22	1:4:46:ARG:N	2.22	0.53
1:1:171:VAL:O	1:1:174:ILE:HG22	2.07	0.53
1:2:200:ASN:H	1:2:200:ASN:HD22	1.55	0.53
1:3:171:VAL:O	1:3:174:ILE:HG22	2.07	0.53
1:4:200:ASN:H	1:4:200:ASN:HD22	1.56	0.53
1:5:200:ASN:HD22	1:5:200:ASN:H	1.56	0.53
1:5:288:ARG:CG	1:5:288:ARG:HH11	2.21	0.53
1:6:145:ALA:O	1:6:146:ALA:HB3	2.09	0.53
1:1:200:ASN:HD22	1:1:200:ASN:H	1.56	0.53
1:5:253:MET:CE	1:6:341:ARG:HG3	2.37	0.53
1:4:145:ALA:O	1:4:146:ALA:HB3	2.09	0.53
1:6:345:ARG:HG3	1:6:345:ARG:HH11	1.73	0.53
1:1:145:ALA:O	1:1:146:ALA:HB3	2.09	0.53
1:1:288:ARG:CG	1:1:288:ARG:HH11	2.21	0.52
1:3:145:ALA:O	1:3:146:ALA:HB3	2.09	0.52
1:5:145:ALA:O	1:5:146:ALA:HB3	2.09	0.52
1:2:145:ALA:O	1:2:146:ALA:HB3	2.09	0.52
1:5:345:ARG:HG3	1:5:345:ARG:HH11	1.73	0.52
1:4:345:ARG:HH11	1:4:345:ARG:HG3	1.73	0.52
1:1:111:ARG:NH1	1:2:318:ASP:OD2	2.42	0.52
1:3:288:ARG:HH11	1:3:288:ARG:CG	2.21	0.52
1:6:288:ARG:CG	1:6:288:ARG:HH11	2.21	0.52
1:5:44:THR:HG22	1:5:46:ARG:N	2.22	0.51
1:3:200:ASN:H	1:3:200:ASN:ND2	2.09	0.51
1:6:200:ASN:H	1:6:200:ASN:ND2	2.09	0.51

Continued on next page...

Continued from previous page...

Atom-1	Atom-2	Interatomic distance (Å)	Clash overlap (Å)
1:4:111:ARG:NH1	1:5:318:ASP:OD2	2.44	0.51
1:4:341:ARG:HG3	1:6:253:MET:CE	2.41	0.51
1:2:200:ASN:H	1:2:200:ASN:ND2	2.09	0.51
1:2:253:MET:CE	1:3:341:ARG:HG3	2.39	0.51
1:1:200:ASN:ND2	1:1:200:ASN:H	2.09	0.50
1:3:248:VAL:HG22	1:3:249:PHE:HD1	1.77	0.50
1:5:200:ASN:H	1:5:200:ASN:ND2	2.09	0.50
1:2:248:VAL:HG22	1:2:249:PHE:HD1	1.77	0.50
1:5:248:VAL:HG22	1:5:249:PHE:HD1	1.77	0.50
1:4:200:ASN:H	1:4:200:ASN:ND2	2.09	0.50
1:4:253:MET:CE	1:5:341:ARG:HG3	2.40	0.50
1:4:248:VAL:HG22	1:4:249:PHE:HD1	1.77	0.50
1:6:248:VAL:HG22	1:6:249:PHE:HD1	1.77	0.49
1:2:158:MET:HE3	1:2:246:GLN:CB	2.42	0.49
1:1:158:MET:HE3	1:1:246:GLN:CB	2.42	0.49
1:1:248:VAL:HG22	1:1:249:PHE:HD1	1.77	0.49
1:3:158:MET:HE3	1:3:246:GLN:CB	2.43	0.49
1:6:158:MET:HE3	1:6:246:GLN:CB	2.43	0.48
1:6:191:ILE:HD12	1:6:242:MET:HB3	1.96	0.48
1:1:191:ILE:HD12	1:1:242:MET:HB3	1.96	0.48
1:3:191:ILE:HD12	1:3:242:MET:HB3	1.96	0.48
1:4:190:ARG:NH1	1:5:134:GLU:HG2	2.29	0.48
1:4:191:ILE:HD12	1:4:242:MET:HB3	1.96	0.48
1:4:158:MET:HE3	1:4:246:GLN:CB	2.43	0.48
1:6:158:MET:HE3	1:6:246:GLN:CA	2.44	0.47
1:2:198:GLN:O	1:4:198:GLN:CD	2.51	0.47
1:2:158:MET:HE3	1:2:246:GLN:CA	2.44	0.47
1:3:158:MET:HE3	1:3:246:GLN:CA	2.44	0.47
1:1:158:MET:HE3	1:1:246:GLN:CA	2.44	0.47
1:4:7:ARG:NH2	1:5:23:ILE:HG22	2.30	0.47
1:5:191:ILE:HD12	1:5:242:MET:HB3	1.96	0.47
1:1:341:ARG:HG3	1:3:253:MET:CE	2.44	0.47
1:2:191:ILE:HD12	1:2:242:MET:HB3	1.96	0.47
1:1:300:PRO:HA	1:1:301:PRO:HD3	1.83	0.47
1:2:9:LEU:O	1:2:13:ARG:HG3	2.15	0.47
1:1:9:LEU:O	1:1:13:ARG:HG3	2.15	0.46
1:4:9:LEU:O	1:4:13:ARG:HG3	2.15	0.46
1:5:9:LEU:O	1:5:13:ARG:HG3	2.15	0.46
1:2:300:PRO:HA	1:2:301:PRO:HD3	1.83	0.46
1:2:53:THR:H	1:2:57:GLN:HE21	1.62	0.46
1:4:158:MET:HE3	1:4:246:GLN:CA	2.44	0.46

Continued on next page...

Continued from previous page...

Atom-1	Atom-2	Interatomic distance (Å)	Clash overlap (Å)
1:1:53:THR:H	1:1:57:GLN:HE21	1.62	0.46
1:3:9:LEU:O	1:3:13:ARG:HG3	2.15	0.46
1:3:53:THR:H	1:3:57:GLN:HE21	1.61	0.46
1:5:158:MET:HE3	1:5:246:GLN:CA	2.45	0.46
1:4:300:PRO:HA	1:4:301:PRO:HD3	1.83	0.46
1:5:231:LEU:HD12	1:5:231:LEU:HA	1.76	0.46
1:2:70:LEU:HD13	1:2:77:VAL:HG22	1.97	0.46
1:5:158:MET:HE3	1:5:246:GLN:CB	2.45	0.46
1:5:300:PRO:HA	1:5:301:PRO:HD3	1.83	0.46
1:5:70:LEU:HD13	1:5:77:VAL:HG22	1.98	0.46
1:6:9:LEU:O	1:6:13:ARG:HG3	2.15	0.46
1:6:53:THR:H	1:6:57:GLN:HE21	1.61	0.46
1:3:218:ARG:HE	1:3:218:ARG:HB3	1.63	0.46
1:4:70:LEU:HD13	1:4:77:VAL:HG22	1.97	0.46
1:2:345:ARG:NH1	1:2:345:ARG:HG3	2.31	0.45
1:5:53:THR:H	1:5:57:GLN:HE21	1.62	0.45
1:6:70:LEU:HD13	1:6:77:VAL:HG22	1.97	0.45
1:3:70:LEU:HD13	1:3:77:VAL:HG22	1.98	0.45
1:2:111:ARG:NH1	1:3:318:ASP:OD2	2.49	0.45
1:1:190:ARG:NH1	1:2:134:GLU:HG2	2.31	0.45
1:4:345:ARG:HG3	1:4:345:ARG:NH1	2.31	0.45
1:6:345:ARG:NH1	1:6:345:ARG:HG3	2.31	0.45
1:1:173:GLN:CD	1:1:173:GLN:H	2.20	0.45
1:1:70:LEU:HD13	1:1:77:VAL:HG22	1.98	0.45
1:2:178:ARG:CZ	1:2:178:ARG:HB3	2.47	0.45
1:4:173:GLN:CD	1:4:173:GLN:H	2.20	0.45
1:6:173:GLN:CD	1:6:173:GLN:H	2.20	0.45
1:3:173:GLN:CD	1:3:173:GLN:H	2.20	0.45
1:3:345:ARG:NH1	1:3:345:ARG:HG3	2.31	0.45
1:5:178:ARG:CZ	1:5:178:ARG:HB3	2.47	0.45
1:1:178:ARG:HB3	1:1:178:ARG:CZ	2.47	0.45
1:5:345:ARG:HG3	1:5:345:ARG:NH1	2.31	0.45
1:1:345:ARG:NH1	1:1:345:ARG:HG3	2.31	0.45
1:4:53:THR:H	1:4:57:GLN:HE21	1.61	0.45
1:2:198:GLN:NE2	1:6:198:GLN:O	2.50	0.45
1:3:178:ARG:CZ	1:3:178:ARG:HB3	2.47	0.45
1:3:123:ARG:NH1	1:3:123:ARG:HG3	2.30	0.45
1:3:300:PRO:HA	1:3:301:PRO:HD3	1.83	0.45
1:6:149:VAL:HB	1:6:163:LEU:HD13	1.99	0.44
1:6:178:ARG:CZ	1:6:178:ARG:HB3	2.47	0.44
1:1:149:VAL:HB	1:1:163:LEU:HD13	1.99	0.44

Continued on next page...

Continued from previous page...

Atom-1	Atom-2	Interatomic distance (Å)	Clash overlap (Å)
1:5:149:VAL:HB	1:5:163:LEU:HD13	1.99	0.44
1:5:337:GLY:CA	1:5:339:LEU:H	2.31	0.44
1:6:337:GLY:CA	1:6:339:LEU:H	2.31	0.44
1:1:123:ARG:NH1	1:1:123:ARG:HG3	2.30	0.44
1:2:173:GLN:H	1:2:173:GLN:CD	2.20	0.44
1:3:149:VAL:HB	1:3:163:LEU:HD13	1.99	0.44
1:3:337:GLY:CA	1:3:339:LEU:H	2.31	0.44
1:4:337:GLY:CA	1:4:339:LEU:H	2.31	0.44
1:4:149:VAL:HB	1:4:163:LEU:HD13	1.99	0.44
1:4:178:ARG:CZ	1:4:178:ARG:HB3	2.47	0.44
1:4:44:THR:O	1:4:45:LEU:HB2	2.18	0.44
1:5:173:GLN:H	1:5:173:GLN:CD	2.20	0.44
1:1:231:LEU:HA	1:1:231:LEU:HD12	1.76	0.44
1:2:149:VAL:HB	1:2:163:LEU:HD13	1.99	0.44
1:4:123:ARG:HG3	1:4:123:ARG:NH1	2.30	0.44
1:1:54:SER:H	1:1:57:GLN:HE21	1.66	0.44
1:1:7:ARG:NH2	1:2:23:ILE:HG22	2.33	0.44
1:4:54:SER:H	1:4:57:GLN:HE21	1.66	0.44
1:3:44:THR:O	1:3:45:LEU:HB2	2.18	0.43
1:6:231:LEU:HA	1:6:231:LEU:HD12	1.76	0.43
1:1:337:GLY:CA	1:1:339:LEU:H	2.31	0.43
1:2:44:THR:O	1:2:45:LEU:HB2	2.18	0.43
1:5:44:THR:O	1:5:45:LEU:HB2	2.18	0.43
1:6:8:ALA:O	1:6:12:MET:HG3	2.19	0.43
1:6:41:ASN:ND2	1:6:48:VAL:H	2.16	0.43
1:4:8:ALA:O	1:4:12:MET:HG3	2.18	0.43
1:6:44:THR:O	1:6:45:LEU:HB2	2.18	0.43
1:1:44:THR:O	1:1:45:LEU:HB2	2.18	0.43
1:2:8:ALA:O	1:2:12:MET:HG3	2.19	0.43
1:2:41:ASN:ND2	1:2:48:VAL:H	2.16	0.43
1:5:111:ARG:NH1	1:6:318:ASP:OD2	2.51	0.43
1:1:8:ALA:O	1:1:12:MET:HG3	2.19	0.43
1:5:41:ASN:ND2	1:5:48:VAL:H	2.16	0.43
1:5:54:SER:H	1:5:57:GLN:HE21	1.66	0.43
1:2:337:GLY:CA	1:2:339:LEU:H	2.31	0.43
1:2:54:SER:H	1:2:57:GLN:HE21	1.66	0.43
1:2:218:ARG:HE	1:2:218:ARG:HB3	1.63	0.43
1:4:231:LEU:HA	1:4:231:LEU:HD12	1.76	0.43
1:3:41:ASN:ND2	1:3:48:VAL:H	2.16	0.42
1:5:8:ALA:O	1:5:12:MET:HG3	2.19	0.42
1:6:54:SER:H	1:6:57:GLN:HE21	1.66	0.42

Continued on next page...

Continued from previous page...

Atom-1	Atom-2	Interatomic distance (Å)	Clash overlap (Å)
1:6:123:ARG:HG3	1:6:123:ARG:NH1	2.30	0.42
1:2:116:THR:HG21	1:2:304:ARG:CB	2.47	0.42
1:1:33:LEU:HD23	1:1:33:LEU:HA	1.84	0.42
1:2:231:LEU:HA	1:2:231:LEU:HD12	1.76	0.42
1:3:41:ASN:HD21	1:3:48:VAL:HG23	1.85	0.42
1:6:116:THR:CG2	1:6:304:ARG:HB2	2.46	0.42
1:6:41:ASN:HD21	1:6:48:VAL:HG23	1.85	0.42
1:1:253:MET:CE	1:2:341:ARG:HG3	2.48	0.42
1:1:41:ASN:HD21	1:1:48:VAL:HG23	1.85	0.42
1:3:8:ALA:O	1:3:12:MET:HG3	2.19	0.42
1:4:116:THR:HG21	1:4:304:ARG:CB	2.47	0.42
1:4:41:ASN:ND2	1:4:48:VAL:H	2.16	0.42
1:3:54:SER:H	1:3:57:GLN:HE21	1.66	0.42
1:5:41:ASN:HD21	1:5:48:VAL:HG23	1.85	0.42
1:6:128:PHE:HB2	1:6:247:VAL:HG11	2.02	0.42
1:1:41:ASN:ND2	1:1:48:VAL:H	2.16	0.42
1:2:116:THR:CG2	1:2:304:ARG:HB2	2.46	0.42
1:3:128:PHE:HB2	1:3:247:VAL:HG11	2.02	0.42
1:5:97:PRO:O	1:6:24:VAL:HG13	2.19	0.42
1:4:116:THR:CG2	1:4:304:ARG:HB2	2.46	0.42
1:4:41:ASN:HD21	1:4:48:VAL:HG23	1.85	0.42
1:2:41:ASN:HD21	1:2:48:VAL:HG23	1.85	0.41
1:5:158:MET:HE1	1:5:246:GLN:HB2	2.02	0.41
1:2:128:PHE:HB2	1:2:247:VAL:HG11	2.02	0.41
1:4:58:ARG:HD2	1:4:323:LEU:O	2.20	0.41
1:5:128:PHE:HB2	1:5:247:VAL:HG11	2.02	0.41
1:5:58:ARG:HD2	1:5:323:LEU:O	2.21	0.41
1:3:116:THR:CG2	1:3:304:ARG:HB2	2.46	0.41
1:1:128:PHE:HB2	1:1:247:VAL:HG11	2.02	0.41
1:1:198:GLN:O	1:4:198:GLN:NE2	2.53	0.41
1:4:54:SER:H	1:4:57:GLN:NE2	2.19	0.41
1:1:49:THR:HG22	1:1:51:ARG:H	1.86	0.41
1:2:58:ARG:HD2	1:2:323:LEU:O	2.21	0.41
1:1:58:ARG:HD2	1:1:323:LEU:O	2.20	0.41
1:2:54:SER:H	1:2:57:GLN:NE2	2.19	0.41
1:4:128:PHE:HB2	1:4:247:VAL:HG11	2.02	0.41
1:6:50:MET:HB3	1:6:50:MET:HE3	1.92	0.41
1:2:50:MET:HB3	1:2:50:MET:HE3	1.87	0.41
1:6:54:SER:H	1:6:57:GLN:NE2	2.19	0.41
1:1:116:THR:CG2	1:1:304:ARG:HB2	2.46	0.41
1:2:337:GLY:HA3	1:2:339:LEU:N	2.36	0.41

Continued on next page...

Continued from previous page...

Atom-1	Atom-2	Interatomic distance (Å)	Clash overlap (Å)
1:2:49:THR:HG22	1:2:51:ARG:H	1.86	0.40
1:3:337:GLY:HA3	1:3:339:LEU:N	2.36	0.40
1:4:337:GLY:HA3	1:4:339:LEU:N	2.36	0.40
1:3:248:VAL:HG22	1:3:249:PHE:CD1	2.55	0.40
1:3:54:SER:H	1:3:57:GLN:NE2	2.19	0.40
1:5:49:THR:HG22	1:5:51:ARG:H	1.86	0.40
1:3:58:ARG:HD2	1:3:323:LEU:O	2.20	0.40
1:6:248:VAL:HG22	1:6:249:PHE:CD1	2.55	0.40
1:1:248:VAL:HG22	1:1:249:PHE:CD1	2.55	0.40
1:4:248:VAL:HG22	1:4:249:PHE:CD1	2.55	0.40
1:4:35:ILE:H	1:4:35:ILE:HG13	1.72	0.40

All (2) symmetry-related close contacts are listed below. The label for Atom-2 includes the symmetry operator and encoded unit-cell translations to be applied.

Atom-1	Atom-2	Interatomic distance (Å)	Clash overlap (Å)
1:1:288:ARG:NH1	1:3:288:ARG:NH1[2_457]	1.94	0.26
1:1:288:ARG:CZ	1:3:288:ARG:NH1[2_457]	2.17	0.03

5.3 Torsion angles [i](#)

5.3.1 Protein backbone [i](#)

In the following table, the Percentiles column shows the percent Ramachandran outliers of the chain as a percentile score with respect to all X-ray entries followed by that with respect to entries of similar resolution.

The Analysed column shows the number of residues for which the backbone conformation was analysed, and the total number of residues.

Mol	Chain	Analysed	Favoured	Allowed	Outliers	Percentiles	
1	1	347/349 (99%)	330 (95%)	16 (5%)	1 (0%)	41	64
1	2	347/349 (99%)	330 (95%)	16 (5%)	1 (0%)	41	64
1	3	347/349 (99%)	330 (95%)	16 (5%)	1 (0%)	41	64
1	4	347/349 (99%)	330 (95%)	16 (5%)	1 (0%)	41	64
1	5	347/349 (99%)	330 (95%)	16 (5%)	1 (0%)	41	64
1	6	347/349 (99%)	330 (95%)	16 (5%)	1 (0%)	41	64
All	All	2082/2094 (99%)	1980 (95%)	96 (5%)	6 (0%)	41	64

All (6) Ramachandran outliers are listed below:

Mol	Chain	Res	Type
1	1	339	LEU
1	2	339	LEU
1	3	339	LEU
1	4	339	LEU
1	5	339	LEU
1	6	339	LEU

5.3.2 Protein sidechains [i](#)

In the following table, the Percentiles column shows the percent sidechain outliers of the chain as a percentile score with respect to all X-ray entries followed by that with respect to entries of similar resolution.

The Analysed column shows the number of residues for which the sidechain conformation was analysed, and the total number of residues.

Mol	Chain	Analysed	Rotameric	Outliers	Percentiles
1	1	286/286 (100%)	248 (87%)	38 (13%)	4 7
1	2	286/286 (100%)	248 (87%)	38 (13%)	4 7
1	3	286/286 (100%)	248 (87%)	38 (13%)	4 7
1	4	286/286 (100%)	248 (87%)	38 (13%)	4 7
1	5	286/286 (100%)	248 (87%)	38 (13%)	4 7
1	6	286/286 (100%)	248 (87%)	38 (13%)	4 7
All	All	1716/1716 (100%)	1488 (87%)	228 (13%)	4 7

All (228) residues with a non-rotameric sidechain are listed below:

Mol	Chain	Res	Type
1	1	3	THR
1	1	18	LEU
1	1	19	GLN
1	1	25	LEU
1	1	39	ARG
1	1	44	THR
1	1	45	LEU
1	1	69	MET
1	1	76	ASN
1	1	77	VAL
1	1	94	LEU

Continued on next page...

Continued from previous page...

Mol	Chain	Res	Type
1	1	111	ARG
1	1	116	THR
1	1	152	VAL
1	1	158	MET
1	1	178	ARG
1	1	186	LEU
1	1	187	VAL
1	1	200	ASN
1	1	203	GLN
1	1	215	VAL
1	1	216	ASP
1	1	221	ARG
1	1	237	THR
1	1	248	VAL
1	1	257	LEU
1	1	263	LEU
1	1	281	LEU
1	1	288	ARG
1	1	291	LEU
1	1	308	LEU
1	1	312	LEU
1	1	313	LEU
1	1	322	VAL
1	1	324	ARG
1	1	333	ASN
1	1	339	LEU
1	1	345	ARG
1	2	3	THR
1	2	18	LEU
1	2	19	GLN
1	2	25	LEU
1	2	39	ARG
1	2	44	THR
1	2	45	LEU
1	2	69	MET
1	2	76	ASN
1	2	77	VAL
1	2	94	LEU
1	2	111	ARG
1	2	116	THR
1	2	152	VAL
1	2	158	MET

Continued on next page...

Continued from previous page...

Mol	Chain	Res	Type
1	2	178	ARG
1	2	186	LEU
1	2	187	VAL
1	2	200	ASN
1	2	203	GLN
1	2	215	VAL
1	2	216	ASP
1	2	221	ARG
1	2	237	THR
1	2	248	VAL
1	2	257	LEU
1	2	263	LEU
1	2	281	LEU
1	2	288	ARG
1	2	291	LEU
1	2	308	LEU
1	2	312	LEU
1	2	313	LEU
1	2	322	VAL
1	2	324	ARG
1	2	333	ASN
1	2	339	LEU
1	2	345	ARG
1	3	3	THR
1	3	18	LEU
1	3	19	GLN
1	3	25	LEU
1	3	39	ARG
1	3	44	THR
1	3	45	LEU
1	3	69	MET
1	3	76	ASN
1	3	77	VAL
1	3	94	LEU
1	3	111	ARG
1	3	116	THR
1	3	152	VAL
1	3	158	MET
1	3	178	ARG
1	3	186	LEU
1	3	187	VAL
1	3	200	ASN

Continued on next page...

Continued from previous page...

Mol	Chain	Res	Type
1	3	203	GLN
1	3	215	VAL
1	3	216	ASP
1	3	221	ARG
1	3	237	THR
1	3	248	VAL
1	3	257	LEU
1	3	263	LEU
1	3	281	LEU
1	3	288	ARG
1	3	291	LEU
1	3	308	LEU
1	3	312	LEU
1	3	313	LEU
1	3	322	VAL
1	3	324	ARG
1	3	333	ASN
1	3	339	LEU
1	3	345	ARG
1	4	3	THR
1	4	18	LEU
1	4	19	GLN
1	4	25	LEU
1	4	39	ARG
1	4	44	THR
1	4	45	LEU
1	4	69	MET
1	4	76	ASN
1	4	77	VAL
1	4	94	LEU
1	4	111	ARG
1	4	116	THR
1	4	152	VAL
1	4	158	MET
1	4	178	ARG
1	4	186	LEU
1	4	187	VAL
1	4	200	ASN
1	4	203	GLN
1	4	215	VAL
1	4	216	ASP
1	4	221	ARG

Continued on next page...

Continued from previous page...

Mol	Chain	Res	Type
1	4	237	THR
1	4	248	VAL
1	4	257	LEU
1	4	263	LEU
1	4	281	LEU
1	4	288	ARG
1	4	291	LEU
1	4	308	LEU
1	4	312	LEU
1	4	313	LEU
1	4	322	VAL
1	4	324	ARG
1	4	333	ASN
1	4	339	LEU
1	4	345	ARG
1	5	3	THR
1	5	18	LEU
1	5	19	GLN
1	5	25	LEU
1	5	39	ARG
1	5	44	THR
1	5	45	LEU
1	5	69	MET
1	5	76	ASN
1	5	77	VAL
1	5	94	LEU
1	5	111	ARG
1	5	116	THR
1	5	152	VAL
1	5	158	MET
1	5	178	ARG
1	5	186	LEU
1	5	187	VAL
1	5	200	ASN
1	5	203	GLN
1	5	215	VAL
1	5	216	ASP
1	5	221	ARG
1	5	237	THR
1	5	248	VAL
1	5	257	LEU
1	5	263	LEU

Continued on next page...

Continued from previous page...

Mol	Chain	Res	Type
1	5	281	LEU
1	5	288	ARG
1	5	291	LEU
1	5	308	LEU
1	5	312	LEU
1	5	313	LEU
1	5	322	VAL
1	5	324	ARG
1	5	333	ASN
1	5	339	LEU
1	5	345	ARG
1	6	3	THR
1	6	18	LEU
1	6	19	GLN
1	6	25	LEU
1	6	39	ARG
1	6	44	THR
1	6	45	LEU
1	6	69	MET
1	6	76	ASN
1	6	77	VAL
1	6	94	LEU
1	6	111	ARG
1	6	116	THR
1	6	152	VAL
1	6	158	MET
1	6	178	ARG
1	6	186	LEU
1	6	187	VAL
1	6	200	ASN
1	6	203	GLN
1	6	215	VAL
1	6	216	ASP
1	6	221	ARG
1	6	237	THR
1	6	248	VAL
1	6	257	LEU
1	6	263	LEU
1	6	281	LEU
1	6	288	ARG
1	6	291	LEU
1	6	308	LEU

Continued on next page...

Continued from previous page...

Mol	Chain	Res	Type
1	6	312	LEU
1	6	313	LEU
1	6	322	VAL
1	6	324	ARG
1	6	333	ASN
1	6	339	LEU
1	6	345	ARG

Some sidechains can be flipped to improve hydrogen bonding and reduce clashes. All (49) such sidechains are listed below:

Mol	Chain	Res	Type
1	1	41	ASN
1	1	57	GLN
1	1	76	ASN
1	1	147	GLN
1	1	200	ASN
1	1	244	GLN
1	1	269	ASN
1	1	302	ASN
1	2	41	ASN
1	2	57	GLN
1	2	76	ASN
1	2	147	GLN
1	2	198	GLN
1	2	200	ASN
1	2	244	GLN
1	2	269	ASN
1	2	302	ASN
1	3	41	ASN
1	3	57	GLN
1	3	76	ASN
1	3	147	GLN
1	3	200	ASN
1	3	244	GLN
1	3	269	ASN
1	3	302	ASN
1	4	41	ASN
1	4	57	GLN
1	4	76	ASN
1	4	147	GLN
1	4	200	ASN
1	4	244	GLN

Continued on next page...

Continued from previous page...

Mol	Chain	Res	Type
1	4	269	ASN
1	4	302	ASN
1	5	41	ASN
1	5	57	GLN
1	5	76	ASN
1	5	147	GLN
1	5	200	ASN
1	5	244	GLN
1	5	269	ASN
1	5	302	ASN
1	6	41	ASN
1	6	57	GLN
1	6	76	ASN
1	6	147	GLN
1	6	200	ASN
1	6	244	GLN
1	6	269	ASN
1	6	302	ASN

5.3.3 RNA [i](#)

There are no RNA molecules in this entry.

5.4 Non-standard residues in protein, DNA, RNA chains [i](#)

There are no non-standard protein/DNA/RNA residues in this entry.

5.5 Carbohydrates [i](#)

There are no carbohydrates in this entry.

5.6 Ligand geometry [i](#)

There are no ligands in this entry.

5.7 Other polymers [i](#)

There are no such residues in this entry.

5.8 Polymer linkage issues

There are no chain breaks in this entry.

6 Fit of model and data

6.1 Protein, DNA and RNA chains

EDS was not executed - this section is therefore empty.

6.2 Non-standard residues in protein, DNA, RNA chains

EDS was not executed - this section is therefore empty.

6.3 Carbohydrates

EDS was not executed - this section is therefore empty.

6.4 Ligands

EDS was not executed - this section is therefore empty.

6.5 Other polymers

EDS was not executed - this section is therefore empty.