



Full wwPDB NMR Structure Validation Report ⓘ

Jun 6, 2023 – 07:45 pm BST

PDB ID : 2C06
BMRB ID : 6925
Title : NMR-based model of the complex of the toxin Kid and a 5-nucleotide substrate RNA fragment (AUACA)
Authors : Kamphuis, M.B.; Bonvin, A.M.J.J.; Monti, M.C.; Lemonnier, M.; Munoz-Gomez, A.; Van Den Heuvel, R.H.H.; Diaz-Orejas, R.; Boelens, R.
Deposited on : 2005-08-25

This is a Full wwPDB NMR Structure Validation Report for a publicly released PDB entry.

We welcome your comments at validation@mail.wwpdb.org

A user guide is available at

<https://www.wwpdb.org/validation/2017/NMRValidationReportHelp>

with specific help available everywhere you see the ⓘ symbol.

The types of validation reports are described at

<http://www.wwpdb.org/validation/2017/FAQs#types>.

The following versions of software and data (see [references ⓘ](#)) were used in the production of this report:

MolProbity : 4.02b-467
Percentile statistics : 20191225.v01 (using entries in the PDB archive December 25th 2019)
wwPDB-RCI : v_1n_11_5_13_A (Berjanski et al., 2005)
PANAV : Wang et al. (2010)
wwPDB-ShiftChecker : v1.2
BMRB Restraints Analysis : v1.2
Ideal geometry (proteins) : Engh & Huber (2001)
Ideal geometry (DNA, RNA) : Parkinson et al. (1996)
Validation Pipeline (wwPDB-VP) : 2.33

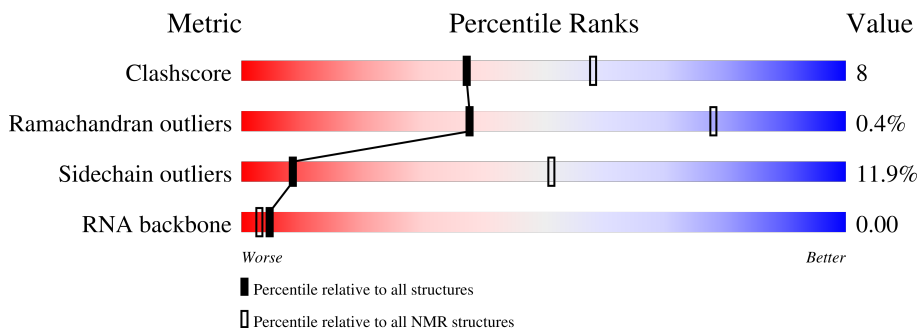
1 Overall quality at a glance

The following experimental techniques were used to determine the structure:

SOLUTION NMR

The overall completeness of chemical shifts assignment is 25%.

Percentile scores (ranging between 0-100) for global validation metrics of the entry are shown in the following graphic. The table shows the number of entries on which the scores are based.



Metric	Whole archive (#Entries)	NMR archive (#Entries)
Clashscore	158937	12864
Ramachandran outliers	154571	11451
Sidechain outliers	154315	11428
RNA backbone	4643	676

The table below summarises the geometric issues observed across the polymeric chains and their fit to the experimental data. The red, orange, yellow and green segments indicate the fraction of residues that contain outliers for ≥ 3 , 2, 1 and 0 types of geometric quality criteria. A cyan segment indicates the fraction of residues that are not part of the well-defined cores, and a grey segment represents the fraction of residues that are not modelled. The numeric value for each fraction is indicated below the corresponding segment, with a dot representing fractions $\leq 5\%$

Mol	Chain	Length	Quality of chain
1	A	110	75% (green), 16% (yellow), 8% (cyan)
1	B	110	78% (green), 15% (yellow), 6% (cyan)
2	C	5	20% (green), 80% (orange)

2 Ensemble composition and analysis

This entry contains 10 models. Model 7 is the overall representative, medoid model (most similar to other models). The authors have identified model 1 as representative.

The following residues are included in the computation of the global validation metrics.

Well-defined (core) protein residues			
Well-defined core	Residue range (total)	Backbone RMSD (Å)	Medoid model
1	A:1-A:46, A:56-A:110, B:1-B:47, B:55-B:110 (204)	1.14	7

Ill-defined regions of proteins are excluded from the global statistics.

Ligands and non-protein polymers are included in the analysis.

The models can be grouped into 2 clusters. No single-model clusters were found.

Cluster number	Models
1	1, 3, 6, 7, 8, 9
2	2, 4, 5, 10

3 Entry composition

There are 2 unique types of molecules in this entry. The entry contains 2227 atoms, of which 459 are hydrogens and 0 are deuteriums.

- Molecule 1 is a protein called KID TOXIN PROTEIN.

Mol	Chain	Residues	Atoms						Trace
			Total	C	H	N	O	S	
1	A	110	1035	519	203	157	152	4	0
1	B	110	1034	519	201	157	153	4	0

- Molecule 2 is a RNA chain called 5'-R(*AP*UP*AP*CP*AP)-3'.

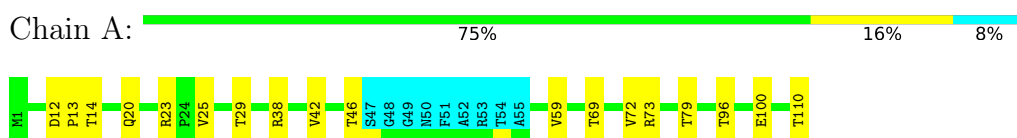
Mol	Chain	Residues	Atoms						Trace
			Total	C	H	N	O	P	
2	C	5	158	48	55	20	31	4	0

4 Residue-property plots [i](#)

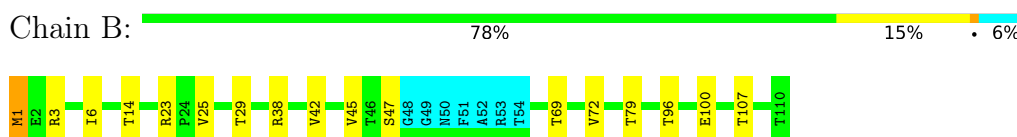
4.1 Average score per residue in the NMR ensemble

These plots are provided for all protein, RNA, DNA and oligosaccharide chains in the entry. The first graphic is the same as shown in the summary in section 1 of this report. The second graphic shows the sequence where residues are colour-coded according to the number of geometric quality criteria for which they contain at least one outlier: green = 0, yellow = 1, orange = 2 and red = 3 or more. Stretches of 2 or more consecutive residues without any outliers are shown as green connectors. Residues which are classified as ill-defined in the NMR ensemble, are shown in cyan with an underline colour-coded according to the previous scheme. Residues which were present in the experimental sample, but not modelled in the final structure are shown in grey.

- Molecule 1: KID TOXIN PROTEIN



- Molecule 1: KID TOXIN PROTEIN



- Molecule 2: 5'-R(*AP*UP*AP*CP*AP)-3'




4.2 Scores per residue for each member of the ensemble

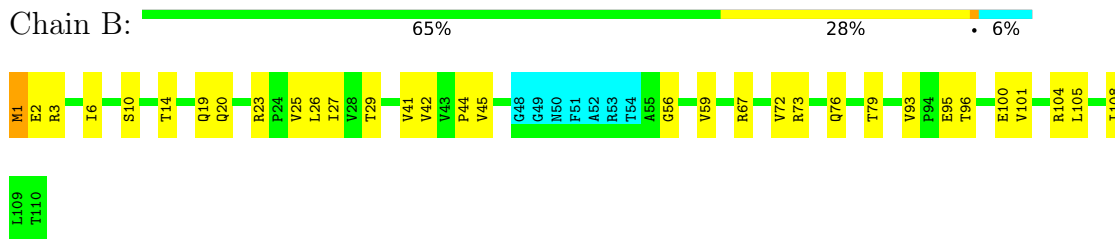
Colouring as in section 4.1 above.

4.2.1 Score per residue for model 1

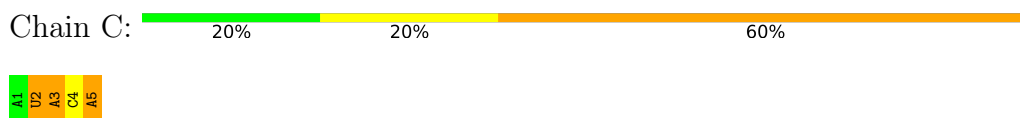
- Molecule 1: KID TOXIN PROTEIN



- Molecule 1: KID TOXIN PROTEIN




- Molecule 2: 5'-R(*AP*UP*AP*CP*AP)-3'

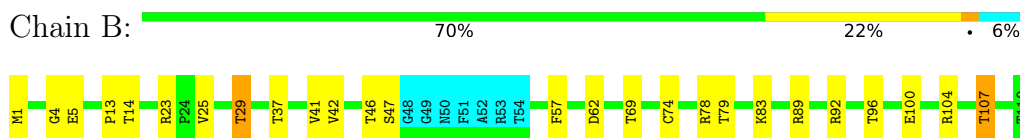


4.2.2 Score per residue for model 2

- Molecule 1: KID TOXIN PROTEIN



- Molecule 1: KID TOXIN PROTEIN

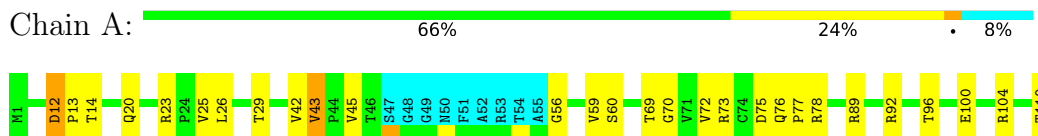


- Molecule 2: 5'-R(*AP*UP*AP*CP*AP)-3'




4.2.3 Score per residue for model 3

- Molecule 1: KID TOXIN PROTEIN



- Molecule 1: KID TOXIN PROTEIN



L109
T110


- Molecule 2: 5'-R(*AP*UP*AP*CP*AP)-3'



A1
U2
A3
C4
A5

4.2.4 Score per residue for model 4

- Molecule 1: KID TOXIN PROTEIN



- Molecule 1: KID TOXIN PROTEIN



I108
L109
T110

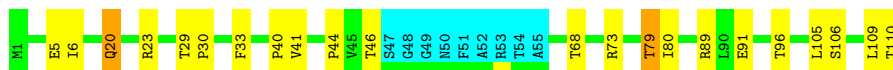
- Molecule 2: 5'-R(*AP*UP*AP*CP*AP)-3'



A1
U2
A3
C4
A5

4.2.5 Score per residue for model 5

- Molecule 1: KID TOXIN PROTEIN



- Molecule 1: KID TOXIN PROTEIN

Chain B:  74% 17% 6%



- Molecule 2: 5'-R(*AP*UP*AP*CP*AP)-3'

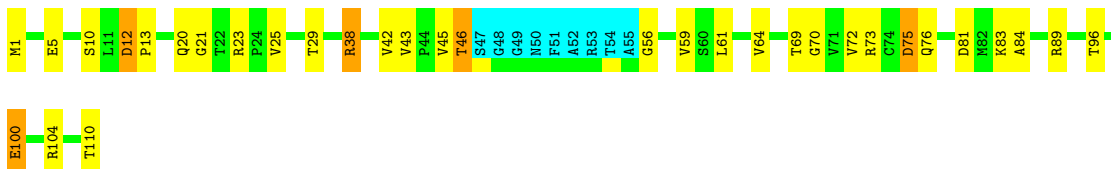
Chain C:  20% 20% 60%



4.2.6 Score per residue for model 6

- Molecule 1: KID TOXIN PROTEIN

Chain A:  62% 25% 5% 8%



- Molecule 1: KID TOXIN PROTEIN

Chain B:  75% 15% 6%



- Molecule 2: 5'-R(*AP*UP*AP*CP*AP)-3'

Chain C:  20% 80%



4.2.7 Score per residue for model 7 (medoid)

- Molecule 1: KID TOXIN PROTEIN

Chain A:  63% 28% 8%





- Molecule 1: KID TOXIN PROTEIN

Chain B: 66% 24% 6%



- Molecule 2: 5'-R(*AP*UP*AP*CP*AP)-3'


Chain C: 20% 80%



4.2.8 Score per residue for model 8

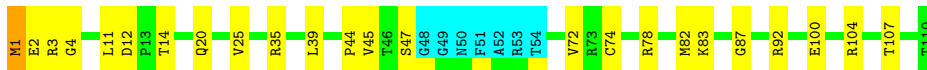
- Molecule 1: KID TOXIN PROTEIN

Chain A: 65% 26% 8%



- Molecule 1: KID TOXIN PROTEIN

Chain B: 72% 21% 6%



- Molecule 2: 5'-R(*AP*UP*AP*CP*AP)-3'

Chain C: 20% 20% 60%



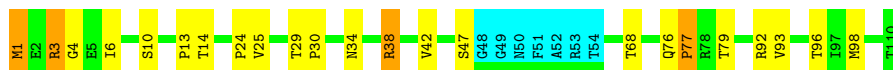
4.2.9 Score per residue for model 9

- Molecule 1: KID TOXIN PROTEIN

Chain A: 68% 22% 8%



- Molecule 1: KID TOXIN PROTEIN

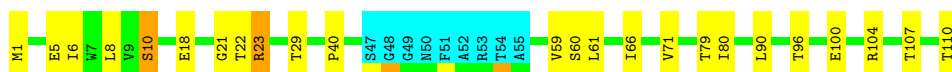


- Molecule 2: 5'-R(*AP*UP*AP*CP*AP)-3'

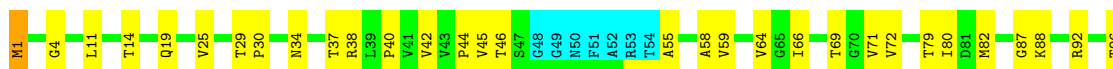


4.2.10 Score per residue for model 10

- Molecule 1: KID TOXIN PROTEIN



- Molecule 1: KID TOXIN PROTEIN



- Molecule 2: 5'-R(*AP*UP*AP*CP*AP)-3'



5 Refinement protocol and experimental data overview

The models were refined using the following method: *HADDOCK*.

Of the 200 calculated structures, 10 were deposited, based on the following criterion: *LOWEST 10 ENERGY STRUCTURES IN LOWEST ENERGY CLUSTER*.

The following table shows the software used for structure solution, optimisation and refinement.

Software name	Classification	Version
CNS	refinement	
NMRView	structure solution	
CNS	structure solution	
HADDOCK	structure solution	

The following table shows chemical shift validation statistics as aggregates over all chemical shift files. Detailed validation can be found in section 7 of this report.

Chemical shift file(s)	working_cs.cif
Number of chemical shift lists	1
Total number of shifts	794
Number of shifts mapped to atoms	512
Number of unparsed shifts	0
Number of shifts with mapping errors	282
Number of shifts with mapping warnings	0
Assignment completeness (well-defined parts)	25%

6 Model quality

6.1 Standard geometry

There are no covalent bond-length or bond-angle outliers.

There are no bond-length outliers.

There are no bond-angle outliers.

There are no chirality outliers.

There are no planarity outliers.

6.2 Too-close contacts

In the following table, the Non-H and H(model) columns list the number of non-hydrogen atoms and hydrogen atoms in each chain respectively. The H(added) column lists the number of hydrogen atoms added and optimized by MolProbity. The Clashes column lists the number of clashes averaged over the ensemble.

Mol	Chain	Non-H	H(model)	H(added)	Clashes
1	A	771	185	813	14±3
1	B	783	186	820	12±3
2	C	103	55	56	7±3
All	All	16570	4260	16891	274

The all-atom clashscore is defined as the number of clashes found per 1000 atoms (including hydrogen atoms). The all-atom clashscore for this structure is 8.

All unique clashes are listed below, sorted by their clash magnitude.

Atom-1	Atom-2	Clash(Å)	Distance(Å)	Models	
				Worst	Total
2:C:4:C:H2'	2:C:4:C:O2	0.92	1.64	7	2
1:A:78:ARG:HG3	1:B:78:ARG:HG3	0.81	1.53	8	1
2:C:4:C:HO2'	2:C:5:A:H2	0.79	1.15	4	1
1:A:21:GLY:HA2	2:C:5:A:C5	0.73	2.18	8	1
1:B:6:ILE:HD12	1:B:91:GLU:HG3	0.72	1.60	7	1
1:A:70:GLY:HA3	2:C:4:C:H42	0.71	1.44	6	1
1:B:1:MET:HA	1:B:30:PRO:HA	0.69	1.65	9	4
1:A:59:VAL:HG22	1:A:72:VAL:HB	0.69	1.62	3	3
1:A:12:ASP:HB3	1:A:13:PRO:HA	0.68	1.63	6	4
1:A:14:THR:HB	1:A:18:GLU:HB3	0.67	1.64	9	1
1:A:61:LEU:HB3	1:A:66:ILE:HD11	0.66	1.65	10	3
1:A:61:LEU:HD11	1:A:72:VAL:HG23	0.66	1.68	6	3

Continued on next page...

Continued from previous page...

Atom-1	Atom-2	Clash(Å)	Distance(Å)	Models	
				Worst	Total
1:A:25:VAL:HB	1:A:42:VAL:HB	0.65	1.68	3	6
1:B:25:VAL:HB	1:B:42:VAL:HB	0.65	1.67	9	8
1:A:46:THR:HB	2:C:3:A:C2	0.65	2.26	8	2
1:A:76:GLN:HB3	1:B:79:THR:HG21	0.65	1.68	6	1
1:B:19:GLN:HG3	1:B:44:PRO:HG3	0.64	1.69	1	2
1:A:21:GLY:HA2	2:C:5:A:H2'	0.64	1.69	10	3
1:A:70:GLY:HA2	2:C:4:C:N4	0.64	2.07	3	1
2:C:3:A:H2'	2:C:3:A:N3	0.64	2.07	2	1
1:B:38:ARG:HA	1:B:38:ARG:HE	0.64	1.51	5	2
2:C:2:U:H4'	2:C:3:A:N7	0.64	2.08	3	1
2:C:4:C:O2	2:C:4:C:C2'	0.63	2.42	7	2
1:B:6:ILE:HD11	1:B:93:VAL:HB	0.63	1.69	6	5
2:C:3:A:N3	2:C:3:A:H2'	0.62	2.08	10	6
1:B:12:ASP:OD1	1:B:20:GLN:HB3	0.61	1.95	4	1
1:B:3:ARG:HG3	1:B:98:MET:HG2	0.61	1.73	3	1
1:B:37:THR:HA	2:C:2:U:N3	0.61	2.11	7	1
1:A:45:VAL:HG22	1:A:72:VAL:HG22	0.59	1.75	6	3
1:B:82:MET:SD	1:B:87:GLY:HA3	0.59	2.38	4	3
1:B:45:VAL:HG22	1:B:72:VAL:HG12	0.58	1.76	6	6
1:A:21:GLY:HA2	2:C:5:A:C2'	0.57	2.29	4	2
1:B:81:ASP:OD1	1:B:83:LYS:HG3	0.57	1.99	7	1
2:C:1:A:H2'	2:C:1:A:N3	0.57	2.14	9	1
1:A:14:THR:OG1	1:A:20:GLN:HB3	0.56	2.00	1	3
2:C:4:C:O2'	2:C:5:A:H2	0.56	1.80	4	1
1:A:8:LEU:HB2	1:A:90:LEU:HD21	0.56	1.77	10	1
1:A:45:VAL:HG12	1:A:72:VAL:HA	0.56	1.76	8	1
1:A:30:PRO:HG2	1:A:33:PHE:HB2	0.56	1.78	2	2
1:A:73:ARG:HD2	2:C:3:A:C2	0.56	2.36	4	1
1:A:77:PRO:HD2	1:B:41:VAL:HG11	0.55	1.78	3	1
1:A:21:GLY:HA2	2:C:5:A:C4	0.55	2.37	8	1
1:B:38:ARG:HB2	1:B:83:LYS:NZ	0.55	2.17	6	1
1:A:12:ASP:CB	1:A:13:PRO:HA	0.54	2.32	6	3
1:B:25:VAL:HG12	1:B:44:PRO:HA	0.54	1.80	3	4
1:A:105:LEU:O	1:A:109:LEU:HG	0.54	2.02	8	2
1:B:62:ASP:HB2	1:B:69:THR:HG23	0.53	1.81	2	1
1:B:3:ARG:HG2	1:B:98:MET:HG2	0.53	1.80	9	1
1:B:59:VAL:HG21	1:B:101:VAL:HA	0.53	1.80	1	2
1:A:6:ILE:HD12	1:A:91:GLU:HG3	0.53	1.80	1	1
1:B:28:VAL:HB	1:B:41:VAL:HG23	0.52	1.80	5	1
1:B:37:THR:HG23	2:C:2:U:C6	0.52	2.39	5	1
1:A:1:MET:HA	1:A:5:GLU:OE1	0.52	2.04	9	3

Continued on next page...

Continued from previous page...

Atom-1	Atom-2	Clash(Å)	Distance(Å)	Models	
				Worst	Total
1:B:3:ARG:HA	1:B:98:MET:HE1	0.52	1.82	7	1
1:A:70:GLY:HA3	2:C:4:C:N4	0.52	2.17	6	1
1:A:34:ASN:O	1:A:38:ARG:HA	0.52	2.04	8	2
1:A:78:ARG:HA	1:B:77:PRO:O	0.52	2.04	3	2
1:A:20:GLN:HB2	2:C:5:A:H3'	0.52	1.82	5	2
1:A:14:THR:HG21	1:A:20:GLN:HB3	0.52	1.82	2	1
1:B:37:THR:HA	2:C:2:U:C2	0.52	2.39	7	1
1:A:59:VAL:HB	1:A:72:VAL:HB	0.52	1.82	2	2
1:B:47:SER:HA	1:B:70:GLY:HA3	0.52	1.81	7	1
1:A:13:PRO:HB2	1:B:13:PRO:HG2	0.52	1.82	9	1
2:C:3:A:N3	2:C:3:A:C2'	0.51	2.73	7	7
1:A:100:GLU:O	1:A:104:ARG:HG2	0.51	2.05	3	4
1:B:37:THR:HG23	2:C:2:U:C5	0.51	2.40	5	1
1:A:38:ARG:HB3	1:A:83:LYS:HE2	0.51	1.81	6	1
1:A:6:ILE:HD11	1:A:91:GLU:HG2	0.50	1.81	7	2
1:B:55:ALA:HB3	1:B:58:ALA:HB3	0.50	1.83	10	1
1:A:84:ALA:HB3	1:B:16:GLY:HA2	0.50	1.81	6	1
1:B:38:ARG:HG3	2:C:1:A:O4'	0.50	2.07	7	1
1:A:33:PHE:HZ	1:B:75:ASP:HB2	0.49	1.66	5	2
1:A:73:ARG:HB3	1:A:75:ASP:OD2	0.49	2.07	6	1
1:B:1:MET:HG3	1:B:27:ILE:O	0.49	2.07	1	2
1:B:4:GLY:O	1:B:92:ARG:HA	0.49	2.07	9	4
1:B:58:ALA:HA	1:B:72:VAL:O	0.49	2.08	4	2
2:C:3:A:O2'	2:C:4:C:H5''	0.49	2.06	3	1
1:B:83:LYS:HE2	2:C:1:A:H5''	0.49	1.84	2	1
1:A:14:THR:HB	1:A:18:GLU:HB2	0.49	1.84	1	2
1:B:59:VAL:HB	1:B:72:VAL:CG2	0.49	2.37	1	1
1:B:38:ARG:HA	1:B:38:ARG:NE	0.49	2.21	5	1
1:A:56:GLY:HA3	2:C:2:U:O4	0.48	2.06	4	4
1:A:5:GLU:HG2	1:A:92:ARG:HG3	0.48	1.86	8	1
1:B:11:LEU:HD13	1:B:19:GLN:HB3	0.48	1.85	10	1
1:B:105:LEU:O	1:B:108:ILE:HG12	0.48	2.07	4	3
1:A:40:PRO:HD2	1:A:80:ILE:O	0.48	2.08	10	2
1:B:100:GLU:O	1:B:104:ARG:HG2	0.48	2.09	6	5
1:B:67:ARG:HB3	1:B:91:GLU:OE1	0.48	2.08	3	1
1:A:73:ARG:NH1	2:C:3:A:C2	0.47	2.82	1	2
1:A:41:VAL:HG22	1:A:79:THR:HG23	0.47	1.84	2	2
1:B:76:GLN:N	1:B:77:PRO:HD3	0.47	2.24	9	1
1:B:24:PRO:HG2	1:B:68:THR:HG21	0.47	1.85	9	1
1:A:67:ARG:NE	1:A:67:ARG:HA	0.47	2.24	8	1
1:A:10:SER:HA	1:A:22:THR:HA	0.46	1.87	4	2

Continued on next page...

Continued from previous page...

Atom-1	Atom-2	Clash(Å)	Distance(Å)	Models	
				Worst	Total
1:A:59:VAL:HG21	1:A:101:VAL:HG22	0.46	1.85	9	1
1:A:6:ILE:HD11	1:A:93:VAL:HG13	0.46	1.86	1	1
1:A:26:LEU:HB3	1:A:43:VAL:HG23	0.46	1.88	7	3
1:A:73:ARG:NH2	1:A:76:GLN:HG3	0.46	2.25	3	1
1:A:46:THR:HB	2:C:3:A:O2'	0.46	2.10	4	1
1:A:8:LEU:HA	1:A:24:PRO:HA	0.46	1.87	1	1
1:B:64:VAL:HG21	1:B:94:PRO:HG2	0.46	1.88	4	1
1:B:34:ASN:O	1:B:38:ARG:HA	0.46	2.11	10	2
1:A:109:LEU:HA	1:B:28:VAL:HG12	0.46	1.88	4	1
1:A:21:GLY:HA3	2:C:5:A:OP2	0.46	2.11	8	2
1:A:73:ARG:HD2	1:A:75:ASP:OD1	0.45	2.11	2	1
1:B:11:LEU:HB3	1:B:78:ARG:NH2	0.45	2.26	8	1
1:B:41:VAL:HG22	1:B:79:THR:HG23	0.45	1.87	7	1
1:A:11:LEU:HD23	1:A:80:ILE:HD13	0.45	1.88	1	1
1:A:27:ILE:HA	1:A:42:VAL:HG12	0.45	1.88	2	3
2:C:2:U:H1'	2:C:3:A:N7	0.45	2.26	4	1
1:A:33:PHE:HA	1:A:36:VAL:HG12	0.45	1.87	7	1
1:B:57:PHE:HE1	1:B:107:THR:HB	0.45	1.72	7	2
2:C:5:A:H5''	2:C:5:A:N3	0.44	2.27	10	2
1:A:21:GLY:HA2	2:C:5:A:C8	0.44	2.47	6	1
1:B:29:THR:HG23	1:B:41:VAL:HG22	0.44	1.89	2	1
1:A:75:ASP:HB2	1:B:33:PHE:CZ	0.44	2.48	3	1
2:C:5:A:H2'	2:C:5:A:N3	0.44	2.27	3	1
1:A:61:LEU:O	1:A:64:VAL:HG22	0.44	2.13	4	2
1:A:19:GLN:HG3	1:A:23:ARG:CZ	0.44	2.42	8	1
1:B:1:MET:HE3	1:B:27:ILE:HB	0.44	1.90	6	1
1:B:1:MET:HA	1:B:30:PRO:CA	0.44	2.43	10	1
1:A:46:THR:OG1	1:A:73:ARG:HG2	0.44	2.13	2	1
1:A:73:ARG:NH2	2:C:2:U:O2'	0.43	2.51	3	1
1:B:1:MET:SD	1:B:2:GLU:N	0.43	2.91	6	3
1:B:44:PRO:HG2	1:B:73:ARG:HB2	0.43	1.90	1	1
1:A:73:ARG:NH1	2:C:3:A:C5	0.43	2.87	5	2
1:A:20:GLN:HB2	2:C:5:A:C2'	0.43	2.43	1	1
1:B:1:MET:CE	1:B:27:ILE:HB	0.43	2.43	6	1
1:A:93:VAL:HB	1:A:97:ILE:HD11	0.43	1.90	8	1
1:B:64:VAL:HG13	1:B:66:ILE:HG13	0.43	1.89	10	1
1:A:12:ASP:HB3	1:A:13:PRO:CA	0.43	2.40	6	1
1:A:81:ASP:O	1:A:85:ARG:HD2	0.43	2.13	7	1
1:B:1:MET:CE	1:B:26:LEU:HG	0.43	2.44	7	1
1:A:46:THR:OG1	1:A:73:ARG:HD3	0.43	2.14	7	1
1:A:20:GLN:HB2	2:C:5:A:H2'	0.43	1.91	1	1

Continued on next page...

Continued from previous page...

Atom-1	Atom-2	Clash(Å)	Distance(Å)	Models	
				Worst	Total
1:B:2:GLU:O	1:B:3:ARG:HB2	0.43	2.14	3	2
1:B:40:PRO:HD2	1:B:80:ILE:O	0.43	2.13	4	2
1:A:75:ASP:OD2	1:A:76:GLN:HG2	0.43	2.13	3	1
1:B:102:LEU:HA	1:B:105:LEU:HD12	0.43	1.91	7	1
1:A:44:PRO:HG2	1:A:73:ARG:HB2	0.42	1.91	5	1
1:A:79:THR:OG1	1:B:77:PRO:HD2	0.42	2.13	9	2
1:A:46:THR:HA	2:C:4:C:C5	0.42	2.50	8	1
1:B:14:THR:OG1	1:B:20:GLN:HB3	0.42	2.15	8	1
1:B:6:ILE:HB	1:B:91:GLU:O	0.42	2.14	6	1
1:B:58:ALA:HB1	1:B:71:VAL:HB	0.42	1.91	10	1
1:B:81:ASP:O	1:B:85:ARG:HB2	0.41	2.15	3	1
1:A:5:GLU:OE2	1:A:89:ARG:HD2	0.41	2.15	5	1
1:B:1:MET:HG2	1:B:27:ILE:O	0.41	2.16	5	1
1:A:70:GLY:HA2	2:C:4:C:H41	0.41	1.75	3	1
1:A:11:LEU:HD11	1:A:23:ARG:HD3	0.41	1.93	9	1
1:A:23:ARG:HB3	1:A:23:ARG:NH1	0.41	2.31	10	1
1:A:79:THR:HB	1:B:76:GLN:HG3	0.41	1.92	1	1
1:A:12:ASP:HA	1:A:13:PRO:C	0.41	2.37	2	1
1:B:5:GLU:OE1	1:B:89:ARG:HD2	0.41	2.15	2	1
1:B:45:VAL:HG12	1:B:72:VAL:HA	0.41	1.93	8	1
1:A:66:ILE:HD12	1:A:68:THR:HB	0.40	1.92	4	1
1:A:46:THR:HA	2:C:4:C:C4	0.40	2.51	6	1
1:B:26:LEU:HD23	1:B:101:VAL:HG11	0.40	1.91	1	1
1:B:56:GLY:O	1:B:104:ARG:HD2	0.40	2.16	1	1
2:C:2:U:O2'	2:C:3:A:OP2	0.40	2.38	2	1
1:B:38:ARG:O	1:B:40:PRO:HD3	0.40	2.16	5	1
2:C:5:A:N3	2:C:5:A:C2'	0.40	2.84	5	1
1:A:19:GLN:HG2	1:A:44:PRO:HG2	0.40	1.93	7	1

6.3 Torsion angles [i](#)

6.3.1 Protein backbone [i](#)

In the following table, the Percentiles column shows the percent Ramachandran outliers of the chain as a percentile score with respect to all PDB entries followed by that with respect to all NMR entries. The Analysed column shows the number of residues for which the backbone conformation was analysed and the total number of residues.

Mol	Chain	Analysed	Favoured	Allowed	Outliers	Percentiles
1	A	99/110 (90%)	91±2 (92±2%)	8±2 (8±2%)	0±0 (0±0%)	100 100

Continued on next page...

Continued from previous page...

Mol	Chain	Analysed	Favoured	Allowed	Outliers	Percentiles	
1	B	101/110 (92%)	92±2 (91±2%)	8±2 (8±2%)	1±0 (1±0%)	24	71
All	All	2000/2200 (91%)	1824 (91%)	168 (8%)	8 (0%)	38	78

All 3 unique Ramachandran outliers are listed below. They are sorted by the frequency of occurrence in the ensemble.

Mol	Chain	Res	Type	Models (Total)
1	B	3	ARG	6
1	B	13	PRO	1
1	B	74	CYS	1

6.3.2 Protein sidechains [i](#)

In the following table, the Percentiles column shows the percent sidechain outliers of the chain as a percentile score with respect to all PDB entries followed by that with respect to all NMR entries. The Analysed column shows the number of residues for which the sidechain conformation was analysed and the total number of residues.

Mol	Chain	Analysed	Rotameric	Outliers	Percentiles	
1	A	86/91 (95%)	76±3 (88±3%)	10±3 (12±3%)	9	52
1	B	87/91 (96%)	76±1 (88±2%)	11±1 (12±2%)	8	50
All	All	1730/1820 (95%)	1524 (88%)	206 (12%)	8	51

All 63 unique residues with a non-rotameric sidechain are listed below. They are sorted by the frequency of occurrence in the ensemble.

Mol	Chain	Res	Type	Models (Total)
1	A	96	THR	10
1	B	1	MET	10
1	A	23	ARG	9
1	A	29	THR	9
1	A	110	THR	9
1	B	29	THR	9
1	B	79	THR	9
1	B	14	THR	8
1	B	96	THR	8
1	B	23	ARG	6
1	A	69	THR	6
1	B	47	SER	6
1	A	107	THR	5

Continued on next page...

Continued from previous page...

Mol	Chain	Res	Type	Models (Total)
1	A	60	SER	5
1	A	79	THR	5
1	B	107	THR	5
1	B	69	THR	5
1	B	46	THR	4
1	A	12	ASP	4
1	B	38	ARG	4
1	A	38	ARG	3
1	A	46	THR	3
1	A	106	SER	3
1	B	10	SER	3
1	A	73	ARG	3
1	A	89	ARG	3
1	A	20	GLN	3
1	B	88	LYS	3
1	B	95	GLU	2
1	B	37	THR	2
1	B	74	CYS	2
1	A	43	VAL	2
1	B	12	ASP	2
1	A	68	THR	2
1	B	3	ARG	2
1	B	35	ARG	2
1	A	10	SER	2
1	A	100	GLU	2
1	A	22	THR	2
1	B	20	GLN	1
1	B	41	VAL	1
1	B	67	ARG	1
1	B	78	ARG	1
1	A	92	ARG	1
1	B	18	GLU	1
1	A	14	THR	1
1	A	74	CYS	1
1	B	60	SER	1
1	A	75	ASP	1
1	A	81	ASP	1
1	B	13	PRO	1
1	B	100	GLU	1
1	A	83	LYS	1
1	B	92	ARG	1
1	B	39	LEU	1

Continued on next page...

Continued from previous page...

Mol	Chain	Res	Type	Models (Total)
1	B	83	LYS	1
1	A	19	GLN	1
1	A	99	ASN	1
1	B	77	PRO	1
1	A	6	ILE	1
1	A	18	GLU	1
1	B	99	ASN	1
1	B	110	THR	1

6.3.3 RNA [i](#)

Mol	Chain	Analysed	Backbone Outliers	Pucker Outliers	Suiteness
2	C	4/5 (80%)	4±0 (98±8%)	1±1 (15±17%)	0.00±0.00
All	All	40/50 (80%)	39 (98%)	6 (15%)	0.00

The overall RNA backbone suiteness is 0.00.

All unique RNA backbone outliers are listed below:

Mol	Chain	Res	Type	Models (Total)
2	C	3	A	10
2	C	4	C	10
2	C	5	A	10
2	C	2	U	9

All unique RNA pucker outliers are listed below:

Mol	Chain	Res	Type	Models (Total)
2	C	2	U	3
2	C	4	C	2
2	C	3	A	1

6.4 Non-standard residues in protein, DNA, RNA chains [i](#)

There are no non-standard protein/DNA/RNA residues in this entry.

6.5 Carbohydrates [i](#)

There are no monosaccharides in this entry.

6.6 Ligand geometry [i](#)

There are no ligands in this entry.

6.7 Other polymers [i](#)

There are no such molecules in this entry.

6.8 Polymer linkage issues [i](#)

There are no chain breaks in this entry.

7 Chemical shift validation

The completeness of assignment taking into account all chemical shift lists is 25% for the well-defined parts and 26% for the entire structure.

7.1 Chemical shift list 1

File name: working_cs.cif

Chemical shift list name: *assigned_chem_shift_list_1*

7.1.1 Bookkeeping

The following table shows the results of parsing the chemical shift list and reports the number of nuclei with statistically unusual chemical shifts.

Total number of shifts	794
Number of shifts mapped to atoms	512
Number of unparsed shifts	0
Number of shifts with mapping errors	282
Number of shifts with mapping warnings	0
Number of shift outliers (ShiftChecker)	0

The following assigned chemical shifts were not mapped to the molecules present in the coordinate file.

- No matching atom found in the structure. All 282 occurrences are reported below.

List ID	Chain	Res	Type	Atom	Shift Data		
					Value	Uncertainty	Ambiguity
1	A	1	MET	HA	4.007	0.005	1
1	A	1	MET	HB2	1.964	0.005	2
1	A	1	MET	HB3	1.568	0.005	2
1	A	2	GLU	HA	4.579	0.005	1
1	A	2	GLU	HB2	2.139	0.005	2
1	A	2	GLU	HB3	1.777	0.005	2
1	A	3	ARG	HA	3.801	0.005	1
1	A	3	ARG	HB2	1.724	0.005	2
1	A	3	ARG	HB3	1.667	0.005	2
1	A	4	GLY	HA2	4.654	0.005	2
1	A	4	GLY	HA3	3.921	0.005	2
1	A	5	GLU	HA	4.772	0.005	1
1	A	5	GLU	HB2	2.138	0.005	2
1	A	6	ILE	HA	5.557	0.005	1

Continued on next page...

Continued from previous page...

List ID	Chain	Res	Type	Atom	Shift Data		
					Value	Uncertainty	Ambiguity
1	A	6	ILE	HB	1.67	0.005	1
1	A	7	TRP	HA	5.214	0.005	1
1	A	7	TRP	HB2	3.027	0.005	2
1	A	7	TRP	HB3	2.634	0.005	2
1	A	8	LEU	HA	4.725	0.005	1
1	A	8	LEU	HB2	1.757	0.005	2
1	A	8	LEU	HB3	1.363	0.005	2
1	A	9	VAL	HA	4.657	0.005	1
1	A	9	VAL	HB	2.014	0.005	1
1	A	10	SER	HA	4.665	0.005	1
1	A	10	SER	HB2	3.981	0.005	2
1	A	10	SER	HB3	3.827	0.005	2
1	A	11	LEU	HA	4.176	0.005	1
1	A	11	LEU	HB2	1.841	0.005	2
1	A	11	LEU	HB3	1.46	0.005	2
1	A	12	ASP	HA	4.536	0.005	1
1	A	12	ASP	HB2	2.666	0.005	2
1	A	12	ASP	HB3	2.177	0.005	2
1	A	13	PRO	HA	4.813	0.005	1
1	A	13	PRO	HB2	2.628	0.005	2
1	A	13	PRO	HB3	2.003	0.005	2
1	A	14	THR	HA	4.445	0.005	1
1	A	14	THR	HB	4.464	0.005	1
1	A	15	ALA	HA	4.729	0.005	1
1	A	15	ALA	HB1	1.245	0.005	1
1	A	15	ALA	HB2	1.245	0.005	1
1	A	15	ALA	HB3	1.245	0.005	1
1	A	16	GLY	HA2	3.777	0.005	2
1	A	16	GLY	HA3	3.503	0.005	2
1	A	17	HIS	HA	4.654	0.005	1
1	A	17	HIS	HB2	3.582	0.005	2
1	A	17	HIS	HB3	2.895	0.005	2
1	A	18	GLU	HA	3.827	0.005	1
1	A	18	GLU	HB2	2.208	0.005	2
1	A	18	GLU	HB3	1.984	0.005	2
1	A	19	GLN	HA	3.864	0.005	1
1	A	19	GLN	HB2	1.937	0.005	2
1	A	19	GLN	HB3	1.81	0.005	2
1	A	20	GLN	HA	4.766	0.005	1
1	A	20	GLN	HB2	2.296	0.005	2
1	A	20	GLN	HB3	2.145	0.005	2

Continued on next page...

Continued from previous page...

List ID	Chain	Res	Type	Atom	Shift Data		
					Value	Uncertainty	Ambiguity
1	A	21	GLY	HA2	4.274	0.005	2
1	A	21	GLY	HA3	4.028	0.005	2
1	A	22	THR	HA	4.976	0.005	1
1	A	22	THR	HB	4.047	0.005	1
1	A	23	ARG	HA	4.995	0.005	1
1	A	23	ARG	HB2	2.034	0.005	2
1	A	23	ARG	HB3	1.744	0.005	2
1	A	24	PRO	HA	5.219	0.005	1
1	A	24	PRO	HB2	2.094	0.005	2
1	A	24	PRO	HB3	1.539	0.005	2
1	A	25	VAL	HA	5.017	0.005	1
1	A	25	VAL	HB	1.816	0.005	1
1	A	26	LEU	HA	5.272	0.005	1
1	A	26	LEU	HB2	1.915	0.005	2
1	A	26	LEU	HB3	0.913	0.005	2
1	A	27	ILE	HA	4.012	0.005	1
1	A	27	ILE	HB	2.399	0.005	1
1	A	28	VAL	HA	4.286	0.005	1
1	A	28	VAL	HB	1.936	0.005	1
1	A	29	THR	HA	4.579	0.005	1
1	A	29	THR	HB	4.096	0.005	1
1	A	30	PRO	HA	4.715	0.005	1
1	A	30	PRO	HB2	2.355	0.005	1
1	A	30	PRO	HB3	2.355	0.005	1
1	A	31	ALA	HA	4.323	0.005	1
1	A	31	ALA	HB1	1.548	0.005	1
1	A	31	ALA	HB2	1.548	0.005	1
1	A	31	ALA	HB3	1.548	0.005	1
1	A	32	ALA	HA	4.067	0.005	1
1	A	32	ALA	HB1	1.901	0.005	1
1	A	32	ALA	HB2	1.901	0.005	1
1	A	32	ALA	HB3	1.901	0.005	1
1	A	33	PHE	HA	4.361	0.005	1
1	A	33	PHE	HB2	3.225	0.005	1
1	A	33	PHE	HB3	3.225	0.005	1
1	A	34	ASN	HA	4.037	0.005	1
1	A	34	ASN	HB2	2.872	0.005	2
1	A	34	ASN	HB3	2.577	0.005	2
1	A	35	ARG	HA	4.067	0.005	1
1	A	35	ARG	HB2	1.901	0.005	2
1	A	35	ARG	HB3	1.508	0.005	2

Continued on next page...

Continued from previous page...

List ID	Chain	Res	Type	Atom	Shift Data		
					Value	Uncertainty	Ambiguity
1	A	36	VAL	HA	3.874	0.005	1
1	A	36	VAL	HB	2.066	0.005	1
1	A	37	THR	HA	3.893	0.005	1
1	A	37	THR	HB	4.085	0.005	1
1	A	38	ARG	HA	3.838	0.005	1
1	A	38	ARG	HB2	1.453	0.005	1
1	A	38	ARG	HB3	1.453	0.005	1
1	A	39	LEU	HA	5.225	0.005	1
1	A	39	LEU	HB2	1.26	0.005	2
1	A	39	LEU	HB3	1.212	0.005	2
1	A	40	PRO	HA	4.476	0.005	1
1	A	40	PRO	HB2	1.67	0.005	2
1	A	40	PRO	HB3	1.526	0.005	2
1	A	41	VAL	HA	4.396	0.005	1
1	A	41	VAL	HB	1.724	0.005	1
1	A	42	VAL	HA	5.759	0.005	1
1	A	42	VAL	HB	1.898	0.005	1
1	A	43	VAL	HA	5.014	0.005	1
1	A	43	VAL	HB	2.16	0.005	1
1	A	44	PRO	HA	4.825	0.005	1
1	A	44	PRO	HB2	1.925	0.005	2
1	A	44	PRO	HB3	1.653	0.005	2
1	A	45	VAL	HA	4.996	0.005	1
1	A	45	VAL	HB	1.918	0.005	1
1	A	46	THR	HA	4.728	0.005	1
1	A	46	THR	HB	4.408	0.005	1
1	A	47	SER	HA	4.593	0.005	1
1	A	47	SER	HB2	3.957	0.005	1
1	A	47	SER	HB3	3.957	0.005	1
1	A	48	GLY	HA2	3.993	0.005	1
1	A	48	GLY	HA3	3.993	0.005	1
1	A	49	GLY	HA2	3.88	0.005	1
1	A	49	GLY	HA3	3.88	0.005	1
1	A	50	ASN	HA	4.571	0.005	1
1	A	50	ASN	HB2	2.725	0.005	2
1	A	50	ASN	HB3	2.645	0.005	2
1	A	51	PHE	HA	4.567	0.005	1
1	A	51	PHE	HB2	3.082	0.005	2
1	A	51	PHE	HB3	3.0	0.005	2
1	A	52	ALA	HA	4.106	0.005	1
1	A	52	ALA	HB1	1.358	0.005	1

Continued on next page...

Continued from previous page...

List ID	Chain	Res	Type	Atom	Shift Data		
					Value	Uncertainty	Ambiguity
1	A	52	ALA	HB2	1.358	0.005	1
1	A	52	ALA	HB3	1.358	0.005	1
1	A	53	ARG	HA	4.215	0.005	1
1	A	53	ARG	HB2	1.86	0.005	2
1	A	53	ARG	HB3	1.795	0.005	2
1	A	54	THR	HA	4.355	0.005	1
1	A	54	THR	HB	4.358	0.005	1
1	A	55	ALA	HA	4.148	0.005	1
1	A	55	ALA	HB1	1.356	0.005	1
1	A	55	ALA	HB2	1.356	0.005	1
1	A	55	ALA	HB3	1.356	0.005	1
1	A	56	GLY	HA2	3.751	0.005	1
1	A	56	GLY	HA3	3.751	0.005	1
1	A	57	PHE	HA	4.498	0.005	1
1	A	57	PHE	HB2	3.494	0.005	2
1	A	57	PHE	HB3	2.754	0.005	2
1	A	58	ALA	HA	5.331	0.005	1
1	A	58	ALA	HB1	1.231	0.005	1
1	A	58	ALA	HB2	1.231	0.005	1
1	A	58	ALA	HB3	1.231	0.005	1
1	A	59	VAL	HA	4.283	0.005	1
1	A	59	VAL	HB	1.688	0.005	1
1	A	60	SER	HA	4.451	0.005	1
1	A	60	SER	HB2	3.889	0.005	2
1	A	60	SER	HB3	3.834	0.005	2
1	A	61	LEU	HA	4.478	0.005	1
1	A	61	LEU	HB2	1.582	0.005	2
1	A	62	ASP	HA	4.451	0.005	1
1	A	62	ASP	HB2	2.598	0.005	2
1	A	62	ASP	HB3	2.528	0.005	2
1	A	63	GLY	HA2	4.06	0.005	2
1	A	63	GLY	HA3	3.907	0.005	2
1	A	64	VAL	HA	4.266	0.005	1
1	A	64	VAL	HB	2.346	0.005	1
1	A	65	GLY	HA2	4.101	0.005	2
1	A	65	GLY	HA3	3.82	0.005	2
1	A	66	ILE	HA	4.681	0.005	1
1	A	66	ILE	HB	2.388	0.005	1
1	A	67	ARG	HA	4.091	0.005	1
1	A	67	ARG	HB2	1.826	0.005	2
1	A	68	THR	HA	3.86	0.005	1

Continued on next page...

Continued from previous page...

List ID	Chain	Res	Type	Atom	Shift Data		
					Value	Uncertainty	Ambiguity
1	A	68	THR	HB	3.744	0.005	1
1	A	69	THR	HA	4.466	0.005	1
1	A	69	THR	HB	4.343	0.005	1
1	A	70	GLY	HA2	4.666	0.005	2
1	A	70	GLY	HA3	3.698	0.005	2
1	A	71	VAL	HA	4.899	0.005	1
1	A	71	VAL	HB	1.689	0.005	1
1	A	72	VAL	HA	4.072	0.005	1
1	A	72	VAL	HB	2.021	0.005	1
1	A	73	ARG	HA	4.63	0.005	1
1	A	74	CYS	HA	3.998	0.005	1
1	A	74	CYS	HB2	3.395	0.005	2
1	A	74	CYS	HB3	2.876	0.005	2
1	A	75	ASP	HA	4.122	0.005	1
1	A	75	ASP	HB2	2.709	0.005	2
1	A	75	ASP	HB3	2.172	0.005	2
1	A	76	GLN	HA	5.388	0.005	1
1	A	76	GLN	HB2	2.326	0.005	2
1	A	76	GLN	HB3	1.49	0.005	2
1	A	77	PRO	HA	5.285	0.005	1
1	A	77	PRO	HB2	1.621	0.005	2
1	A	77	PRO	HB3	1.325	0.005	2
1	A	78	ARG	HA	4.689	0.005	1
1	A	78	ARG	HB2	1.928	0.005	2
1	A	78	ARG	HB3	1.773	0.005	2
1	A	79	THR	HA	4.99	0.005	1
1	A	79	THR	HB	3.654	0.005	1
1	A	80	ILE	HA	4.949	0.005	1
1	A	80	ILE	HB	1.454	0.005	1
1	A	81	ASP	HA	4.774	0.005	1
1	A	81	ASP	HB2	2.288	0.005	2
1	A	81	ASP	HB3	3.06	0.005	2
1	A	83	LYS	HA	4.308	0.005	1
1	A	83	LYS	HB2	1.915	0.005	1
1	A	83	LYS	HB3	1.915	0.005	1
1	A	84	ALA	HA	4.088	0.005	1
1	A	84	ALA	HB1	1.314	0.005	1
1	A	84	ALA	HB2	1.314	0.005	1
1	A	84	ALA	HB3	1.314	0.005	1
1	A	85	ARG	HA	4.244	0.005	1
1	A	85	ARG	HB2	2.165	0.005	2

Continued on next page...

Continued from previous page...

List ID	Chain	Res	Type	Atom	Shift Data		
					Value	Uncertainty	Ambiguity
1	A	85	ARG	HB3	1.285	0.005	2
1	A	86	GLY	HA2	4.029	0.005	1
1	A	86	GLY	HA3	4.029	0.005	1
1	A	87	GLY	HA2	4.701	0.005	2
1	A	87	GLY	HA3	3.696	0.005	2
1	A	88	LYS	HA	4.635	0.005	1
1	A	88	LYS	HB2	1.699	0.005	2
1	A	88	LYS	HB3	1.63	0.005	2
1	A	89	ARG	HA	4.602	0.005	1
1	A	89	ARG	HB2	2.406	0.005	2
1	A	90	LEU	HA	4.532	0.005	1
1	A	90	LEU	HB2	1.509	0.005	2
1	A	90	LEU	HB3	1.353	0.005	2
1	A	91	GLU	HA	4.653	0.005	1
1	A	91	GLU	HB2	2.44	0.005	2
1	A	91	GLU	HB3	2.094	0.005	2
1	A	92	ARG	HA	5.281	0.005	1
1	A	92	ARG	HB2	1.808	0.005	2
1	A	92	ARG	HB3	1.663	0.005	2
1	A	93	VAL	HA	4.656	0.005	1
1	A	93	VAL	HB	2.091	0.005	1
1	A	94	PRO	HA	4.635	0.005	1
1	A	94	PRO	HB2	2.598	0.005	2
1	A	94	PRO	HB3	1.993	0.005	2
1	A	95	GLU	HA	3.932	0.005	1
1	A	95	GLU	HB2	2.092	0.005	2
1	A	95	GLU	HB3	2.048	0.005	2
1	A	96	THR	HA	4.038	0.005	1
1	A	96	THR	HB	4.179	0.005	1
1	A	97	ILE	HA	3.976	0.005	1
1	A	97	ILE	HB	2.127	0.005	1
1	A	98	MET	HA	4.453	0.005	1
1	A	98	MET	HB2	2.264	0.005	2
1	A	98	MET	HB3	1.72	0.005	2
1	A	99	ASN	HA	4.464	0.005	1
1	A	99	ASN	HB2	2.878	0.005	2
1	A	99	ASN	HB3	2.823	0.005	2
1	A	100	GLU	HA	4.166	0.005	1
1	A	100	GLU	HB2	2.302	0.005	2
1	A	100	GLU	HB3	2.145	0.005	2
1	A	101	VAL	HA	3.897	0.005	1

Continued on next page...

Continued from previous page...

List ID	Chain	Res	Type	Atom	Shift Data		
					Value	Uncertainty	Ambiguity
1	A	101	VAL	HB	2.428	0.005	1
1	A	102	LEU	HA	4.049	0.005	1
1	A	102	LEU	HB2	1.91	0.005	2
1	A	102	LEU	HB3	1.593	0.005	2
1	A	103	GLY	HA2	4.013	0.005	2
1	A	103	GLY	HA3	3.86	0.005	2
1	A	104	ARG	HA	4.192	0.005	1
1	A	104	ARG	HB2	2.261	0.005	2
1	A	104	ARG	HB3	1.816	0.005	2
1	A	105	LEU	HA	4.036	0.005	1
1	A	105	LEU	HB2	2.014	0.005	2
1	A	105	LEU	HB3	1.383	0.005	2
1	A	106	SER	HA	4.023	0.005	1
1	A	107	THR	HA	4.395	0.005	1
1	A	107	THR	HB	4.179	0.005	1
1	A	108	ILE	HA	4.141	0.005	1
1	A	108	ILE	HB	1.585	0.005	1
1	A	109	LEU	HA	4.239	0.005	1
1	A	109	LEU	HB2	1.596	0.005	2
1	A	109	LEU	HB3	1.512	0.005	2
1	A	110	THR	HA	4.244	0.005	1
1	A	110	THR	HB	4.241	0.005	1

7.1.2 Chemical shift referencing [i](#)

The following table shows the suggested chemical shift referencing corrections.

Nucleus	# values	Correction \pm precision, ppm	Suggested action
$^{13}\text{C}_\alpha$	110	-0.02 ± 0.19	None needed (< 0.5 ppm)
$^{13}\text{C}_\beta$	98	0.37 ± 0.11	None needed (< 0.5 ppm)
$^{13}\text{C}'$	100	-0.21 ± 0.17	None needed (< 0.5 ppm)
^{15}N	102	0.77 ± 0.37	Should be applied

7.1.3 Completeness of resonance assignments [i](#)

The following table shows the completeness of the chemical shift assignments for the well-defined regions of the structure. The overall completeness is 25%, i.e. 726 atoms were assigned a chemical shift out of a possible 2920. 0 out of 46 assigned methyl groups (LEU and VAL) were assigned stereospecifically.

	Total	¹H	¹³C	¹⁵N
Backbone	489/1012 (48%)	203/414 (49%)	193/408 (47%)	93/190 (49%)
Sidechain	237/1735 (14%)	146/1137 (13%)	91/518 (18%)	0/80 (0%)
Aromatic	0/80 (0%)	0/40 (0%)	0/34 (0%)	0/6 (0%)
Sugar	0/55 (0%)	0/30 (0%)	0/25 (0%)	0/0 (—%)
Base	0/38 (0%)	0/23 (0%)	0/10 (0%)	0/5 (0%)
Overall	726/2920 (25%)	349/1644 (21%)	284/995 (29%)	93/281 (33%)

The following table shows the completeness of the chemical shift assignments for the full structure. The overall completeness is 26%, i.e. 794 atoms were assigned a chemical shift out of a possible 3107. 0 out of 46 assigned methyl groups (LEU and VAL) were assigned stereospecifically.

	Total	¹H	¹³C	¹⁵N
Backbone	535/1096 (49%)	223/450 (50%)	210/440 (48%)	102/206 (50%)
Sidechain	259/1818 (14%)	161/1190 (14%)	98/540 (18%)	0/88 (0%)
Aromatic	0/100 (0%)	0/50 (0%)	0/44 (0%)	0/6 (0%)
Sugar	0/55 (0%)	0/30 (0%)	0/25 (0%)	0/0 (—%)
Base	0/38 (0%)	0/23 (0%)	0/10 (0%)	0/5 (0%)
Overall	794/3107 (26%)	384/1743 (22%)	308/1059 (29%)	102/305 (33%)

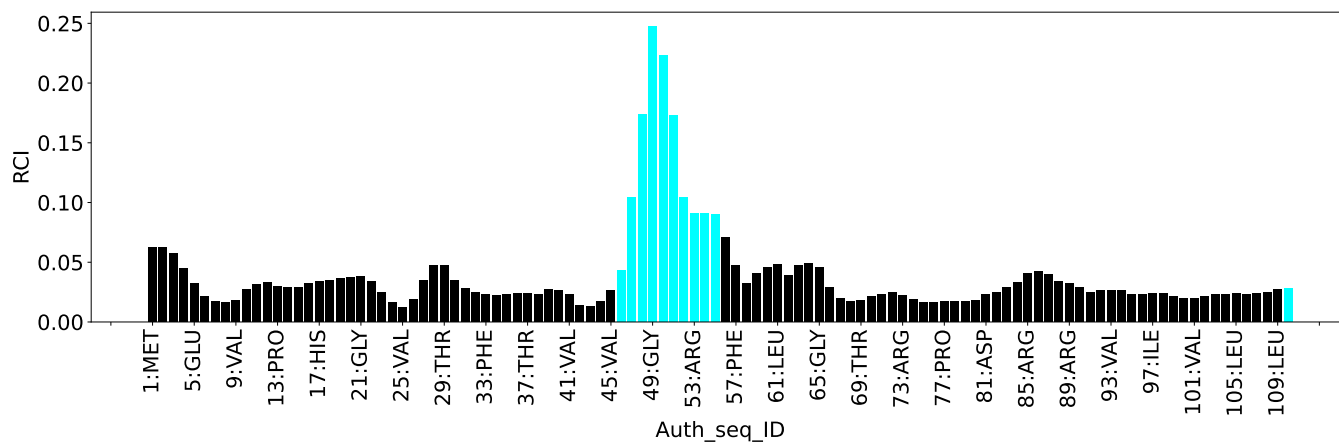
7.1.4 Statistically unusual chemical shifts [i](#)

There are no statistically unusual chemical shifts.

7.1.5 Random Coil Index (RCI) plots [i](#)

The image below reports *random coil index* values for the protein chains in the structure. The height of each bar gives a probability of a given residue to be disordered, as predicted from the available chemical shifts and the amino acid sequence. A value above 0.2 is an indication of significant predicted disorder. The colour of the bar shows whether the residue is in the well-defined core (black) or in the ill-defined residue ranges (cyan), as described in section 2 on ensemble composition. If well-defined core and ill-defined regions are not identified then it is shown as gray bars.

Random coil index (RCI) for chain A:



8 NMR restraints analysis

8.1 Conformationally restricting restraints

The following table provides the summary of experimentally observed NMR restraints in different categories. Restraints are classified into different categories based on the sequence separation of the atoms involved.

Description	Value
Total distance restraints	23
Intra-residue ($ i-j =0$)	0
Sequential ($ i-j =1$)	1
Medium range ($ i-j >1$ and $ i-j <5$)	0
Long range ($ i-j \geq 5$)	0
Inter-chain	22
Hydrogen bond restraints	0
Disulfide bond restraints	0
Total dihedral-angle restraints	0
Number of unmapped restraints	2
Number of restraints per residue	0.1
Number of long range restraints per residue ¹	0.0

¹Long range hydrogen bonds and disulfide bonds are counted as long range restraints while calculating the number of long range restraints per residue

8.2 Residual restraint violations

This section provides the overview of the restraint violations analysis. The violations are binned as small, medium and large violations based on its absolute value. Average number of violations per model is calculated by dividing the total number of violations in each bin by the size of the ensemble.

8.2.1 Average number of distance violations per model

Distance violations less than 0.1 Å are not included in the calculation.

Bins (Å)	Average number of violations per model	Max (Å)
0.1-0.2 (Small)	4.8	0.2
0.2-0.5 (Medium)	2.2	0.38
>0.5 (Large)	1.2	3.59

8.2.2 Average number of dihedral-angle violations per model

Dihedral-angle violations less than 1° are not included in the calculation. There are no dihedral-angle violations

9 Distance violation analysis i

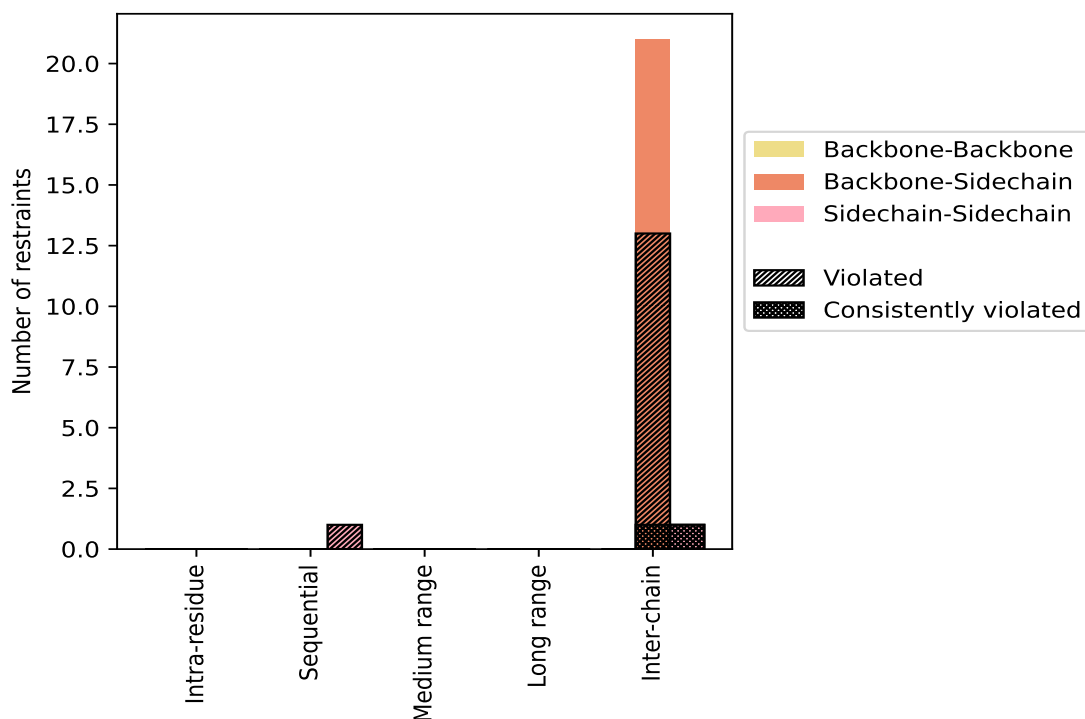
9.1 Summary of distance violations i

The following table shows the summary of distance violations in different restraint categories based on the sequence separation of the atoms involved. Each category is further sub-divided into three sub-categories based on the atoms involved. Violations less than 0.1 Å are not included in the statistics.

Restrains type	Count	% ¹	Violated ³			Consistently Violated ⁴		
			Count	% ²	% ¹	Count	% ²	% ¹
Intra-residue (i-j =0)	0	0.0	0	0.0	0.0	0	0.0	0.0
Backbone-Backbone	0	0.0	0	0.0	0.0	0	0.0	0.0
Backbone-Sidechain	0	0.0	0	0.0	0.0	0	0.0	0.0
Sidechain-Sidechain	0	0.0	0	0.0	0.0	0	0.0	0.0
Sequential (i-j =1)	1	4.3	1	100.0	4.3	0	0.0	0.0
Backbone-Backbone	0	0.0	0	0.0	0.0	0	0.0	0.0
Backbone-Sidechain	0	0.0	0	0.0	0.0	0	0.0	0.0
Sidechain-Sidechain	1	4.3	1	100.0	4.3	0	0.0	0.0
Medium range (i-j >1 & i-j <5)	0	0.0	0	0.0	0.0	0	0.0	0.0
Backbone-Backbone	0	0.0	0	0.0	0.0	0	0.0	0.0
Backbone-Sidechain	0	0.0	0	0.0	0.0	0	0.0	0.0
Sidechain-Sidechain	0	0.0	0	0.0	0.0	0	0.0	0.0
Long range (i-j ≥5)	0	0.0	0	0.0	0.0	0	0.0	0.0
Backbone-Backbone	0	0.0	0	0.0	0.0	0	0.0	0.0
Backbone-Sidechain	0	0.0	0	0.0	0.0	0	0.0	0.0
Sidechain-Sidechain	0	0.0	0	0.0	0.0	0	0.0	0.0
Inter-chain	22	95.7	14	63.6	60.9	2	9.1	8.7
Backbone-Backbone	0	0.0	0	0.0	0.0	0	0.0	0.0
Backbone-Sidechain	21	91.3	13	61.9	56.5	1	4.8	4.3
Sidechain-Sidechain	1	4.3	1	100.0	4.3	1	100.0	4.3
Hydrogen bond	0	0.0	0	0.0	0.0	0	0.0	0.0
Disulfide bond	0	0.0	0	0.0	0.0	0	0.0	0.0
Total	23	100.0	15	65.2	65.2	2	8.7	8.7
Backbone-Backbone	0	0.0	0	0.0	0.0	0	0.0	0.0
Backbone-Sidechain	21	91.3	13	61.9	56.5	1	4.8	4.3
Sidechain-Sidechain	2	8.7	2	100.0	8.7	1	50.0	4.3

¹ percentage calculated with respect to the total number of distance restraints, ² percentage calculated with respect to the number of restraints in a particular restraint category, ³ violated in at least one model, ⁴ violated in all the models

9.1.1 Bar chart : Distribution of distance restraints and violations [i](#)



Violated and consistently violated restraints are shown using different hatch patterns in their respective categories. The hydrogen bonds and disulfid bonds are counted in their appropriate category on the x-axis

9.2 Distance violation statistics for each model [i](#)

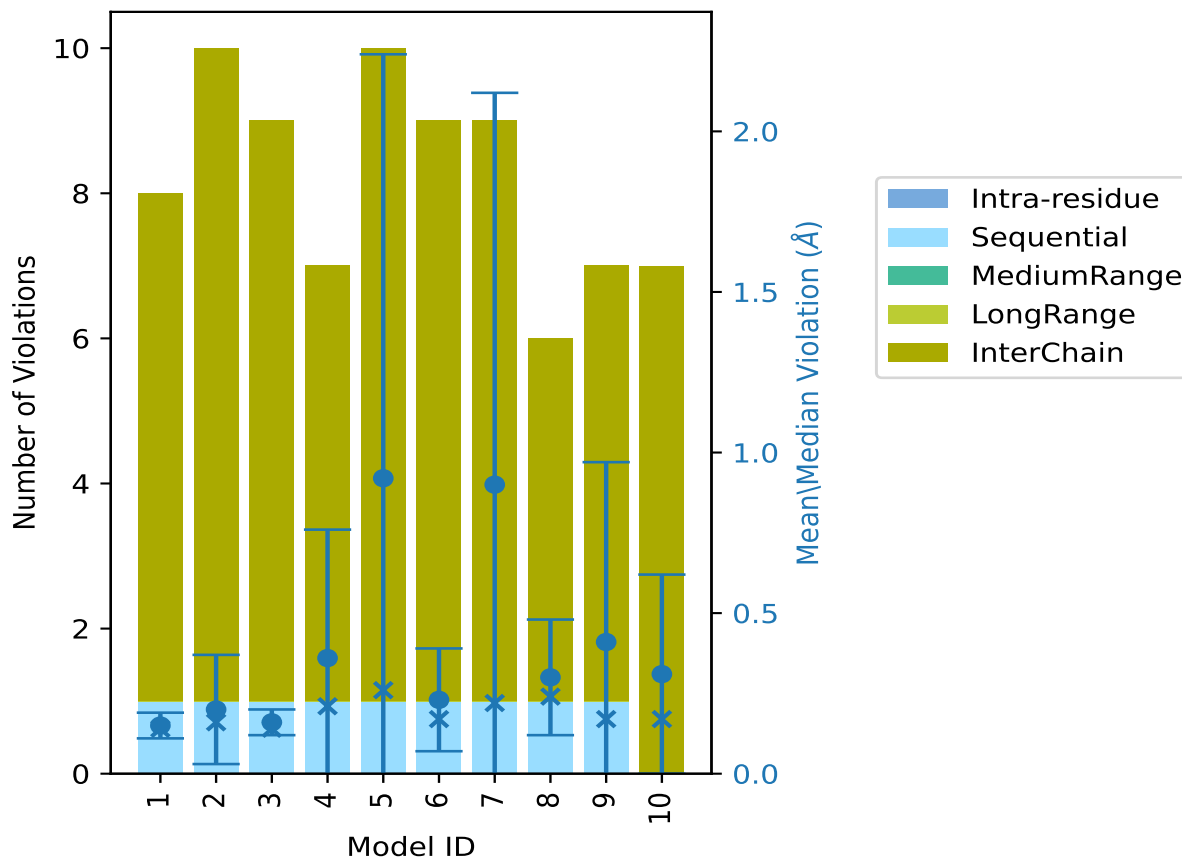
The following table provides the distance violation statistics for each model in the ensemble. Violations less than 0.1 Å are not included in the statistics.

Model ID	Number of violations						Mean (Å)	Max (Å)	SD ⁶ (Å)	Median (Å)
	IR ¹	SQ ²	MR ³	LR ⁴	IC ⁵	Total				
1	0	1	0	0	7	8	0.15	0.25	0.04	0.14
2	0	1	0	0	9	10	0.2	0.69	0.17	0.16
3	0	1	0	0	8	9	0.16	0.23	0.04	0.14
4	0	1	0	0	6	7	0.36	1.33	0.4	0.21
5	0	1	0	0	9	10	0.92	3.59	1.32	0.26
6	0	1	0	0	8	9	0.23	0.68	0.16	0.17
7	0	1	0	0	8	9	0.9	3.2	1.22	0.22
8	0	1	0	0	5	6	0.3	0.7	0.18	0.24
9	0	1	0	0	6	7	0.41	1.79	0.56	0.17
10	0	0	0	0	7	7	0.31	1.05	0.31	0.17

¹Intra-residue restraints, ²Sequential restraints, ³Medium range restraints, ⁴Long range restraints,

⁵Inter-chain restraints, ⁶Standard deviation

9.2.1 Bar graph : Distance Violation statistics for each model [i](#)



The mean(dot),median(x) and the standard deviation are shown in blue with respect to the y axis on the right

9.3 Distance violation statistics for the ensemble [i](#)

Violation analysis may find that some restraints are violated in few models and some are violated in most of models. The following table provides this information as number of violated restraints for a given fraction of the ensemble. In total, 8(IR:0, SQ:0, MR:0, LR:0, IC:8) restraints are not violated in the ensemble.

Number of violated restraints						Fraction of the ensemble	
IR ¹	SQ ²	MR ³	LR ⁴	IC ⁵	Total	Count ⁶	%
0	0	0	0	0	0	1	10.0
0	0	0	0	5	5	2	20.0
0	0	0	0	1	1	3	30.0
0	0	0	0	1	1	4	40.0

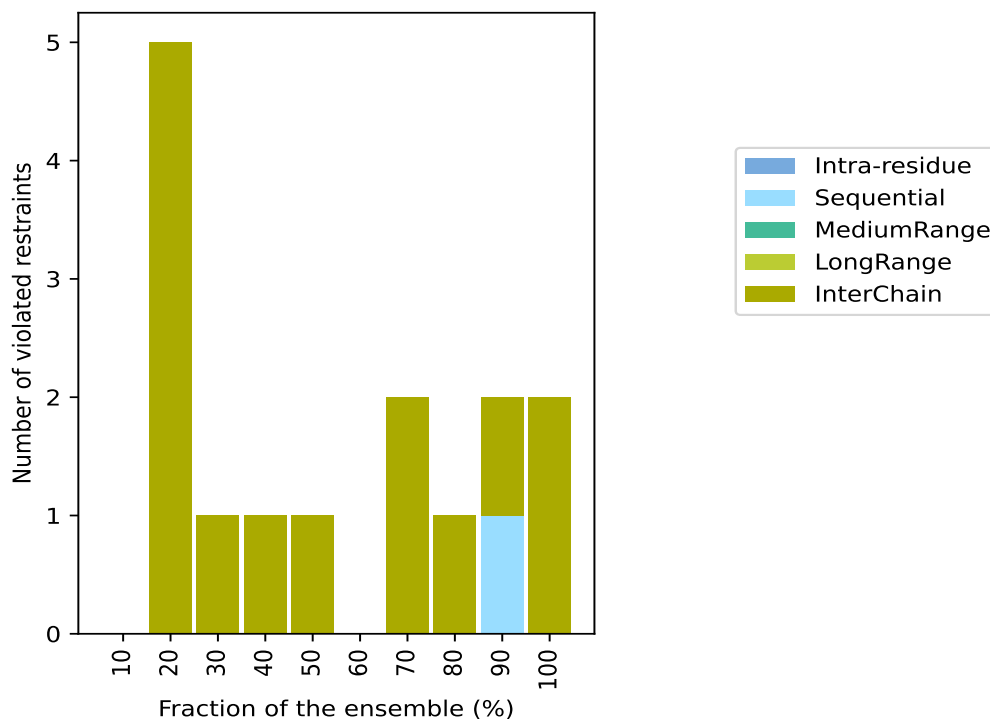
Continued on next page...

Continued from previous page...

Number of violated restraints						Fraction of the ensemble	
IR ¹	SQ ²	MR ³	LR ⁴	IC ⁵	Total	Count ⁶	%
0	0	0	0	1	1	5	50.0
0	0	0	0	0	0	6	60.0
0	0	0	0	2	2	7	70.0
0	0	0	0	1	1	8	80.0
0	1	0	0	1	2	9	90.0
0	0	0	0	2	2	10	100.0

¹Intra-residue restraints, ²Sequential restraints, ³Medium range restraints, ⁴Long range restraints, ⁵Inter-chain restraints, ⁶ Number of models with violations

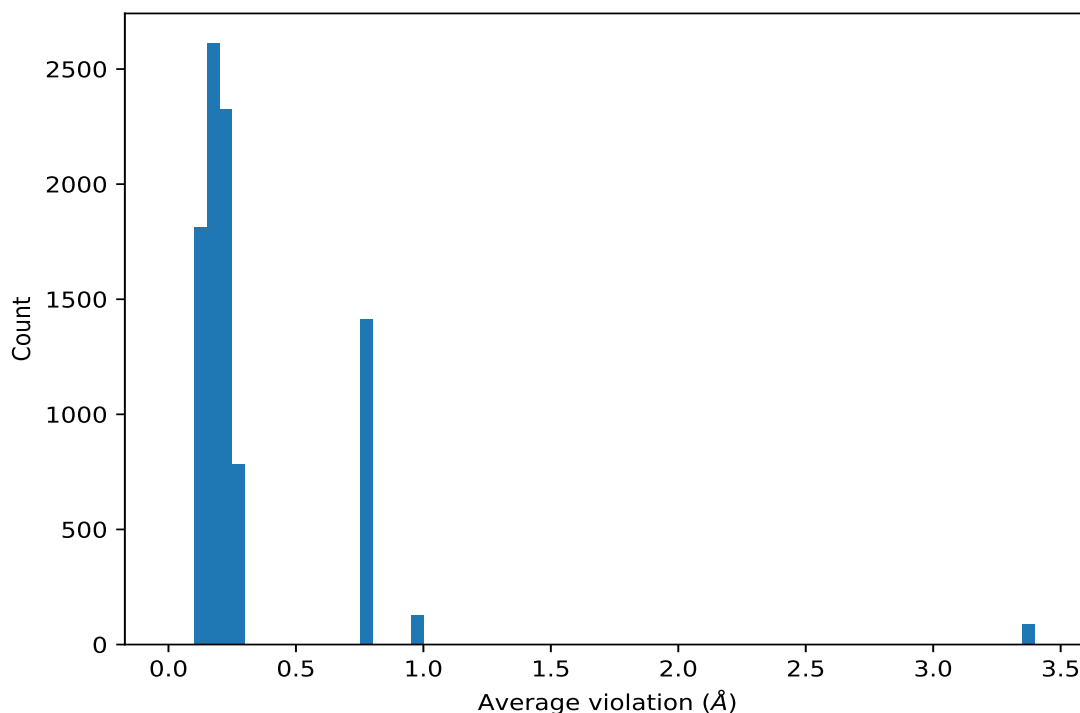
9.3.1 Bar graph : Distance violation statistics for the ensemble [i](#)



9.4 Most violated distance restraints in the ensemble [i](#)

9.4.1 Histogram : Distribution of mean distance violations [i](#)

The following histogram shows the distribution of the average value of the violation. The average is calculated for each restraint that is violated in more than one model over all the violated models in the ensemble



9.4.2 Table: Most violated distance restraints [i](#)

The following table provides the mean and the standard deviation of the violation for each restraint sorted by number of violated models and the mean value. The Key (restraint list ID, restraint ID) is the unique identifier for a given restraint. Rows with same key represent combinatorial or ambiguous restraints and are counted as a single restraint.

Key	Atom-1	Atom-2	Models ¹	Mean (Å)	SD ¹ (Å)	Median (Å)
(1,18)	2:C:3:A:H2	1:A:8:LEU:C	10	0.2	0.05	0.21
(1,18)	2:C:3:A:H2	1:A:8:LEU:CA	10	0.2	0.05	0.21
(1,18)	2:C:3:A:H2	1:A:8:LEU:CB	10	0.2	0.05	0.21
(1,18)	2:C:3:A:H2	1:A:8:LEU:CD1	10	0.2	0.05	0.21
(1,18)	2:C:3:A:H2	1:A:8:LEU:CD2	10	0.2	0.05	0.21
(1,18)	2:C:3:A:H2	1:A:8:LEU:CG	10	0.2	0.05	0.21
(1,18)	2:C:3:A:H2	1:A:10:SER:C	10	0.2	0.05	0.21
(1,18)	2:C:3:A:H2	1:A:10:SER:CA	10	0.2	0.05	0.21
(1,18)	2:C:3:A:H2	1:A:10:SER:CB	10	0.2	0.05	0.21
(1,18)	2:C:3:A:H2	1:A:12:ASP:C	10	0.2	0.05	0.21
(1,18)	2:C:3:A:H2	1:A:12:ASP:CA	10	0.2	0.05	0.21
(1,18)	2:C:3:A:H2	1:A:12:ASP:CB	10	0.2	0.05	0.21
(1,18)	2:C:3:A:H2	1:A:12:ASP:CG	10	0.2	0.05	0.21
(1,18)	2:C:3:A:H2	1:A:13:PRO:C	10	0.2	0.05	0.21
(1,18)	2:C:3:A:H2	1:A:13:PRO:CA	10	0.2	0.05	0.21
(1,18)	2:C:3:A:H2	1:A:13:PRO:CB	10	0.2	0.05	0.21

Continued on next page...

Continued from previous page...

Key	Atom-1	Atom-2	Models ¹	Mean (Å)	SD ¹ (Å)	Median (Å)
(1,18)	2:C:3:A:H2	1:A:13:PRO:CD	10	0.2	0.05	0.21
(1,18)	2:C:3:A:H2	1:A:13:PRO:CG	10	0.2	0.05	0.21
(1,18)	2:C:3:A:H2	1:A:14:THR:C	10	0.2	0.05	0.21
(1,18)	2:C:3:A:H2	1:A:14:THR:CA	10	0.2	0.05	0.21
(1,18)	2:C:3:A:H2	1:A:14:THR:CB	10	0.2	0.05	0.21
(1,18)	2:C:3:A:H2	1:A:14:THR:CG2	10	0.2	0.05	0.21
(1,18)	2:C:3:A:H2	1:A:15:ALA:C	10	0.2	0.05	0.21
(1,18)	2:C:3:A:H2	1:A:15:ALA:CA	10	0.2	0.05	0.21
(1,18)	2:C:3:A:H2	1:A:15:ALA:CB	10	0.2	0.05	0.21
(1,18)	2:C:3:A:H2	1:A:16:GLY:C	10	0.2	0.05	0.21
(1,18)	2:C:3:A:H2	1:A:16:GLY:CA	10	0.2	0.05	0.21
(1,18)	2:C:3:A:H2	1:A:17:HIS:C	10	0.2	0.05	0.21
(1,18)	2:C:3:A:H2	1:A:17:HIS:CA	10	0.2	0.05	0.21
(1,18)	2:C:3:A:H2	1:A:17:HIS:CB	10	0.2	0.05	0.21
(1,18)	2:C:3:A:H2	1:A:17:HIS:CD2	10	0.2	0.05	0.21
(1,18)	2:C:3:A:H2	1:A:17:HIS:CE1	10	0.2	0.05	0.21
(1,18)	2:C:3:A:H2	1:A:17:HIS:CG	10	0.2	0.05	0.21
(1,18)	2:C:3:A:H2	1:A:19:GLN:C	10	0.2	0.05	0.21
(1,18)	2:C:3:A:H2	1:A:19:GLN:CA	10	0.2	0.05	0.21
(1,18)	2:C:3:A:H2	1:A:19:GLN:CB	10	0.2	0.05	0.21
(1,18)	2:C:3:A:H2	1:A:19:GLN:CD	10	0.2	0.05	0.21
(1,18)	2:C:3:A:H2	1:A:19:GLN:CG	10	0.2	0.05	0.21
(1,18)	2:C:3:A:H2	1:A:20:GLN:C	10	0.2	0.05	0.21
(1,18)	2:C:3:A:H2	1:A:20:GLN:CA	10	0.2	0.05	0.21
(1,18)	2:C:3:A:H2	1:A:20:GLN:CB	10	0.2	0.05	0.21
(1,18)	2:C:3:A:H2	1:A:20:GLN:CD	10	0.2	0.05	0.21
(1,18)	2:C:3:A:H2	1:A:20:GLN:CG	10	0.2	0.05	0.21
(1,18)	2:C:3:A:H2	1:A:21:GLY:C	10	0.2	0.05	0.21
(1,18)	2:C:3:A:H2	1:A:21:GLY:CA	10	0.2	0.05	0.21
(1,18)	2:C:3:A:H2	1:A:22:THR:C	10	0.2	0.05	0.21
(1,18)	2:C:3:A:H2	1:A:22:THR:CA	10	0.2	0.05	0.21
(1,18)	2:C:3:A:H2	1:A:22:THR:CB	10	0.2	0.05	0.21
(1,18)	2:C:3:A:H2	1:A:22:THR:CG2	10	0.2	0.05	0.21
(1,18)	2:C:3:A:H2	1:A:23:ARG:C	10	0.2	0.05	0.21
(1,18)	2:C:3:A:H2	1:A:23:ARG:CA	10	0.2	0.05	0.21
(1,18)	2:C:3:A:H2	1:A:23:ARG:CB	10	0.2	0.05	0.21
(1,18)	2:C:3:A:H2	1:A:23:ARG:CD	10	0.2	0.05	0.21
(1,18)	2:C:3:A:H2	1:A:23:ARG:CG	10	0.2	0.05	0.21
(1,18)	2:C:3:A:H2	1:A:23:ARG:CZ	10	0.2	0.05	0.21
(1,18)	2:C:3:A:H2	1:A:24:PRO:C	10	0.2	0.05	0.21
(1,18)	2:C:3:A:H2	1:A:24:PRO:CA	10	0.2	0.05	0.21
(1,18)	2:C:3:A:H2	1:A:24:PRO:CB	10	0.2	0.05	0.21

Continued on next page...

Continued from previous page...

Key	Atom-1	Atom-2	Models ¹	Mean (Å)	SD ¹ (Å)	Median (Å)
(1,18)	2:C:3:A:H2	1:A:24:PRO:CD	10	0.2	0.05	0.21
(1,18)	2:C:3:A:H2	1:A:24:PRO:CG	10	0.2	0.05	0.21
(1,18)	2:C:3:A:H2	1:A:45:VAL:C	10	0.2	0.05	0.21
(1,18)	2:C:3:A:H2	1:A:45:VAL:CA	10	0.2	0.05	0.21
(1,18)	2:C:3:A:H2	1:A:45:VAL:CB	10	0.2	0.05	0.21
(1,18)	2:C:3:A:H2	1:A:45:VAL:CG1	10	0.2	0.05	0.21
(1,18)	2:C:3:A:H2	1:A:45:VAL:CG2	10	0.2	0.05	0.21
(1,18)	2:C:3:A:H2	1:A:46:THR:C	10	0.2	0.05	0.21
(1,18)	2:C:3:A:H2	1:A:46:THR:CA	10	0.2	0.05	0.21
(1,18)	2:C:3:A:H2	1:A:46:THR:CB	10	0.2	0.05	0.21
(1,18)	2:C:3:A:H2	1:A:46:THR:CG2	10	0.2	0.05	0.21
(1,18)	2:C:3:A:H2	1:A:47:SER:C	10	0.2	0.05	0.21
(1,18)	2:C:3:A:H2	1:A:47:SER:CA	10	0.2	0.05	0.21
(1,18)	2:C:3:A:H2	1:A:47:SER:CB	10	0.2	0.05	0.21
(1,18)	2:C:3:A:H2	1:A:48:GLY:C	10	0.2	0.05	0.21
(1,18)	2:C:3:A:H2	1:A:48:GLY:CA	10	0.2	0.05	0.21
(1,18)	2:C:3:A:H2	1:A:49:GLY:C	10	0.2	0.05	0.21
(1,18)	2:C:3:A:H2	1:A:49:GLY:CA	10	0.2	0.05	0.21
(1,18)	2:C:3:A:H2	1:A:50:ASN:C	10	0.2	0.05	0.21
(1,18)	2:C:3:A:H2	1:A:50:ASN:CA	10	0.2	0.05	0.21
(1,18)	2:C:3:A:H2	1:A:50:ASN:CB	10	0.2	0.05	0.21
(1,18)	2:C:3:A:H2	1:A:50:ASN:CG	10	0.2	0.05	0.21
(1,18)	2:C:3:A:H2	1:A:51:PHE:C	10	0.2	0.05	0.21
(1,18)	2:C:3:A:H2	1:A:51:PHE:CA	10	0.2	0.05	0.21
(1,18)	2:C:3:A:H2	1:A:51:PHE:CB	10	0.2	0.05	0.21
(1,18)	2:C:3:A:H2	1:A:51:PHE:CD1	10	0.2	0.05	0.21
(1,18)	2:C:3:A:H2	1:A:51:PHE:CD2	10	0.2	0.05	0.21
(1,18)	2:C:3:A:H2	1:A:51:PHE:CE1	10	0.2	0.05	0.21
(1,18)	2:C:3:A:H2	1:A:51:PHE:CE2	10	0.2	0.05	0.21
(1,18)	2:C:3:A:H2	1:A:51:PHE:CG	10	0.2	0.05	0.21
(1,18)	2:C:3:A:H2	1:A:51:PHE:CZ	10	0.2	0.05	0.21
(1,18)	2:C:3:A:H2	1:A:52:ALA:C	10	0.2	0.05	0.21
(1,18)	2:C:3:A:H2	1:A:52:ALA:CA	10	0.2	0.05	0.21
(1,18)	2:C:3:A:H2	1:A:52:ALA:CB	10	0.2	0.05	0.21
(1,18)	2:C:3:A:H2	1:A:53:ARG:C	10	0.2	0.05	0.21
(1,18)	2:C:3:A:H2	1:A:53:ARG:CA	10	0.2	0.05	0.21
(1,18)	2:C:3:A:H2	1:A:53:ARG:CB	10	0.2	0.05	0.21
(1,18)	2:C:3:A:H2	1:A:53:ARG:CD	10	0.2	0.05	0.21
(1,18)	2:C:3:A:H2	1:A:53:ARG:CG	10	0.2	0.05	0.21
(1,18)	2:C:3:A:H2	1:A:53:ARG:CZ	10	0.2	0.05	0.21
(1,18)	2:C:3:A:H2	1:A:54:THR:C	10	0.2	0.05	0.21
(1,18)	2:C:3:A:H2	1:A:54:THR:CA	10	0.2	0.05	0.21

Continued on next page...

Continued from previous page...

Key	Atom-1	Atom-2	Models ¹	Mean (Å)	SD ¹ (Å)	Median (Å)
(1,18)	2:C:3:A:H2	1:A:54:THR:CB	10	0.2	0.05	0.21
(1,18)	2:C:3:A:H2	1:A:54:THR:CG2	10	0.2	0.05	0.21
(1,18)	2:C:3:A:H2	1:A:55:ALA:C	10	0.2	0.05	0.21
(1,18)	2:C:3:A:H2	1:A:55:ALA:CA	10	0.2	0.05	0.21
(1,18)	2:C:3:A:H2	1:A:55:ALA:CB	10	0.2	0.05	0.21
(1,18)	2:C:3:A:H2	1:A:56:GLY:C	10	0.2	0.05	0.21
(1,18)	2:C:3:A:H2	1:A:56:GLY:CA	10	0.2	0.05	0.21
(1,18)	2:C:3:A:H2	1:A:57:PHE:C	10	0.2	0.05	0.21
(1,18)	2:C:3:A:H2	1:A:57:PHE:CA	10	0.2	0.05	0.21
(1,18)	2:C:3:A:H2	1:A:57:PHE:CB	10	0.2	0.05	0.21
(1,18)	2:C:3:A:H2	1:A:57:PHE:CD1	10	0.2	0.05	0.21
(1,18)	2:C:3:A:H2	1:A:57:PHE:CD2	10	0.2	0.05	0.21
(1,18)	2:C:3:A:H2	1:A:57:PHE:CE1	10	0.2	0.05	0.21
(1,18)	2:C:3:A:H2	1:A:57:PHE:CE2	10	0.2	0.05	0.21
(1,18)	2:C:3:A:H2	1:A:57:PHE:CG	10	0.2	0.05	0.21
(1,18)	2:C:3:A:H2	1:A:57:PHE:CZ	10	0.2	0.05	0.21
(1,18)	2:C:3:A:H2	1:A:58:ALA:C	10	0.2	0.05	0.21
(1,18)	2:C:3:A:H2	1:A:58:ALA:CA	10	0.2	0.05	0.21
(1,18)	2:C:3:A:H2	1:A:58:ALA:CB	10	0.2	0.05	0.21
(1,18)	2:C:3:A:H2	1:A:60:SER:C	10	0.2	0.05	0.21
(1,18)	2:C:3:A:H2	1:A:60:SER:CA	10	0.2	0.05	0.21
(1,18)	2:C:3:A:H2	1:A:60:SER:CB	10	0.2	0.05	0.21
(1,18)	2:C:3:A:H2	1:A:62:ASP:C	10	0.2	0.05	0.21
(1,18)	2:C:3:A:H2	1:A:62:ASP:CA	10	0.2	0.05	0.21
(1,18)	2:C:3:A:H2	1:A:62:ASP:CB	10	0.2	0.05	0.21
(1,18)	2:C:3:A:H2	1:A:62:ASP:CG	10	0.2	0.05	0.21
(1,18)	2:C:3:A:H2	1:A:66:ILE:C	10	0.2	0.05	0.21
(1,18)	2:C:3:A:H2	1:A:66:ILE:CA	10	0.2	0.05	0.21
(1,18)	2:C:3:A:H2	1:A:66:ILE:CB	10	0.2	0.05	0.21
(1,18)	2:C:3:A:H2	1:A:66:ILE:CD1	10	0.2	0.05	0.21
(1,18)	2:C:3:A:H2	1:A:66:ILE:CG1	10	0.2	0.05	0.21
(1,18)	2:C:3:A:H2	1:A:66:ILE:CG2	10	0.2	0.05	0.21
(1,18)	2:C:3:A:H2	1:A:67:ARG:C	10	0.2	0.05	0.21
(1,18)	2:C:3:A:H2	1:A:67:ARG:CA	10	0.2	0.05	0.21
(1,18)	2:C:3:A:H2	1:A:67:ARG:CB	10	0.2	0.05	0.21
(1,18)	2:C:3:A:H2	1:A:67:ARG:CD	10	0.2	0.05	0.21
(1,18)	2:C:3:A:H2	1:A:67:ARG:CG	10	0.2	0.05	0.21
(1,18)	2:C:3:A:H2	1:A:67:ARG:CZ	10	0.2	0.05	0.21
(1,18)	2:C:3:A:H2	1:A:68:THR:C	10	0.2	0.05	0.21
(1,18)	2:C:3:A:H2	1:A:68:THR:CA	10	0.2	0.05	0.21
(1,18)	2:C:3:A:H2	1:A:68:THR:CB	10	0.2	0.05	0.21
(1,18)	2:C:3:A:H2	1:A:68:THR:CG2	10	0.2	0.05	0.21

Continued on next page...

Continued from previous page...

Key	Atom-1	Atom-2	Models ¹	Mean (Å)	SD ¹ (Å)	Median (Å)
(1,18)	2:C:3:A:H2	1:A:69:THR:C	10	0.2	0.05	0.21
(1,18)	2:C:3:A:H2	1:A:69:THR:CA	10	0.2	0.05	0.21
(1,18)	2:C:3:A:H2	1:A:69:THR:CB	10	0.2	0.05	0.21
(1,18)	2:C:3:A:H2	1:A:69:THR:CG2	10	0.2	0.05	0.21
(1,18)	2:C:3:A:H2	1:A:70:GLY:C	10	0.2	0.05	0.21
(1,18)	2:C:3:A:H2	1:A:70:GLY:CA	10	0.2	0.05	0.21
(1,18)	2:C:3:A:H2	1:A:71:VAL:C	10	0.2	0.05	0.21
(1,18)	2:C:3:A:H2	1:A:71:VAL:CA	10	0.2	0.05	0.21
(1,18)	2:C:3:A:H2	1:A:71:VAL:CB	10	0.2	0.05	0.21
(1,18)	2:C:3:A:H2	1:A:71:VAL:CG1	10	0.2	0.05	0.21
(1,18)	2:C:3:A:H2	1:A:71:VAL:CG2	10	0.2	0.05	0.21
(1,18)	2:C:3:A:H2	1:A:73:ARG:C	10	0.2	0.05	0.21
(1,18)	2:C:3:A:H2	1:A:73:ARG:CA	10	0.2	0.05	0.21
(1,18)	2:C:3:A:H2	1:A:73:ARG:CB	10	0.2	0.05	0.21
(1,18)	2:C:3:A:H2	1:A:73:ARG:CD	10	0.2	0.05	0.21
(1,18)	2:C:3:A:H2	1:A:73:ARG:CG	10	0.2	0.05	0.21
(1,18)	2:C:3:A:H2	1:A:73:ARG:CZ	10	0.2	0.05	0.21
(1,18)	2:C:3:A:H2	1:A:75:ASP:C	10	0.2	0.05	0.21
(1,18)	2:C:3:A:H2	1:A:75:ASP:CA	10	0.2	0.05	0.21
(1,18)	2:C:3:A:H2	1:A:75:ASP:CB	10	0.2	0.05	0.21
(1,18)	2:C:3:A:H2	1:A:75:ASP:CG	10	0.2	0.05	0.21
(1,18)	2:C:3:A:H2	1:A:76:GLN:C	10	0.2	0.05	0.21
(1,18)	2:C:3:A:H2	1:A:76:GLN:CA	10	0.2	0.05	0.21
(1,18)	2:C:3:A:H2	1:A:76:GLN:CB	10	0.2	0.05	0.21
(1,18)	2:C:3:A:H2	1:A:76:GLN:CD	10	0.2	0.05	0.21
(1,18)	2:C:3:A:H2	1:A:76:GLN:CG	10	0.2	0.05	0.21
(1,18)	2:C:3:A:H2	1:A:85:ARG:C	10	0.2	0.05	0.21
(1,18)	2:C:3:A:H2	1:A:85:ARG:CA	10	0.2	0.05	0.21
(1,18)	2:C:3:A:H2	1:A:85:ARG:CB	10	0.2	0.05	0.21
(1,18)	2:C:3:A:H2	1:A:85:ARG:CD	10	0.2	0.05	0.21
(1,18)	2:C:3:A:H2	1:A:85:ARG:CG	10	0.2	0.05	0.21
(1,18)	2:C:3:A:H2	1:A:85:ARG:CZ	10	0.2	0.05	0.21
(1,18)	2:C:3:A:H2	1:A:100:GLU:C	10	0.2	0.05	0.21
(1,18)	2:C:3:A:H2	1:A:100:GLU:CA	10	0.2	0.05	0.21
(1,18)	2:C:3:A:H2	1:A:100:GLU:CB	10	0.2	0.05	0.21
(1,18)	2:C:3:A:H2	1:A:100:GLU:CD	10	0.2	0.05	0.21
(1,18)	2:C:3:A:H2	1:A:100:GLU:CG	10	0.2	0.05	0.21
(1,18)	2:C:3:A:H2	1:A:104:ARG:C	10	0.2	0.05	0.21
(1,18)	2:C:3:A:H2	1:A:104:ARG:CA	10	0.2	0.05	0.21
(1,18)	2:C:3:A:H2	1:A:104:ARG:CB	10	0.2	0.05	0.21
(1,18)	2:C:3:A:H2	1:A:104:ARG:CD	10	0.2	0.05	0.21
(1,18)	2:C:3:A:H2	1:A:104:ARG:CG	10	0.2	0.05	0.21

Continued on next page...

Continued from previous page...

Key	Atom-1	Atom-2	Models ¹	Mean (Å)	SD ¹ (Å)	Median (Å)
(1,18)	2:C:3:A:H2	1:A:104:ARG:CZ	10	0.2	0.05	0.21
(1,22)	2:C:3:A:O5'	1:A:73:ARG:HE	10	0.18	0.04	0.18
(1,22)	2:C:3:A:O5'	1:A:73:ARG:HH11	10	0.18	0.04	0.18
(1,22)	2:C:3:A:O5'	1:A:73:ARG:HH12	10	0.18	0.04	0.18
(1,22)	2:C:3:A:O5'	1:A:73:ARG:HH21	10	0.18	0.04	0.18
(1,22)	2:C:3:A:O5'	1:A:73:ARG:HH22	10	0.18	0.04	0.18
(1,22)	2:C:3:A:O5'	1:A:85:ARG:HE	10	0.18	0.04	0.18
(1,22)	2:C:3:A:O5'	1:A:85:ARG:HH11	10	0.18	0.04	0.18
(1,22)	2:C:3:A:O5'	1:A:85:ARG:HH12	10	0.18	0.04	0.18
(1,22)	2:C:3:A:O5'	1:A:85:ARG:HH21	10	0.18	0.04	0.18
(1,22)	2:C:3:A:O5'	1:A:85:ARG:HH22	10	0.18	0.04	0.18
(1,2)	1:A:14:THR:C	2:C:1:A:C1'	9	0.77	0.51	0.68
(1,2)	1:A:14:THR:C	2:C:1:A:C2	9	0.77	0.51	0.68
(1,2)	1:A:14:THR:C	2:C:1:A:C2'	9	0.77	0.51	0.68
(1,2)	1:A:14:THR:C	2:C:1:A:C3'	9	0.77	0.51	0.68
(1,2)	1:A:14:THR:C	2:C:1:A:C4	9	0.77	0.51	0.68
(1,2)	1:A:14:THR:C	2:C:1:A:C4'	9	0.77	0.51	0.68
(1,2)	1:A:14:THR:C	2:C:1:A:C5	9	0.77	0.51	0.68
(1,2)	1:A:14:THR:C	2:C:1:A:C5'	9	0.77	0.51	0.68
(1,2)	1:A:14:THR:C	2:C:1:A:C6	9	0.77	0.51	0.68
(1,2)	1:A:14:THR:C	2:C:1:A:C8	9	0.77	0.51	0.68
(1,2)	1:A:14:THR:C	2:C:1:A:H1'	9	0.77	0.51	0.68
(1,2)	1:A:14:THR:C	2:C:1:A:H2	9	0.77	0.51	0.68
(1,2)	1:A:14:THR:C	2:C:1:A:H2'	9	0.77	0.51	0.68
(1,2)	1:A:14:THR:C	2:C:1:A:H3'	9	0.77	0.51	0.68
(1,2)	1:A:14:THR:C	2:C:1:A:H4'	9	0.77	0.51	0.68
(1,2)	1:A:14:THR:C	2:C:1:A:H5'	9	0.77	0.51	0.68
(1,2)	1:A:14:THR:C	2:C:1:A:H5''	9	0.77	0.51	0.68
(1,2)	1:A:14:THR:C	2:C:1:A:H61	9	0.77	0.51	0.68
(1,2)	1:A:14:THR:C	2:C:1:A:H62	9	0.77	0.51	0.68
(1,2)	1:A:14:THR:C	2:C:1:A:H8	9	0.77	0.51	0.68
(1,2)	1:A:14:THR:C	2:C:1:A:HO2'	9	0.77	0.51	0.68
(1,2)	1:A:14:THR:C	2:C:1:A:N1	9	0.77	0.51	0.68
(1,2)	1:A:14:THR:C	2:C:1:A:N3	9	0.77	0.51	0.68
(1,2)	1:A:14:THR:C	2:C:1:A:N6	9	0.77	0.51	0.68
(1,2)	1:A:14:THR:C	2:C:1:A:N7	9	0.77	0.51	0.68
(1,2)	1:A:14:THR:C	2:C:1:A:N9	9	0.77	0.51	0.68
(1,2)	1:A:14:THR:C	2:C:1:A:O2'	9	0.77	0.51	0.68
(1,2)	1:A:14:THR:C	2:C:1:A:O3'	9	0.77	0.51	0.68
(1,2)	1:A:14:THR:C	2:C:1:A:O4'	9	0.77	0.51	0.68
(1,2)	1:A:14:THR:C	2:C:1:A:O5'	9	0.77	0.51	0.68
(1,2)	1:A:14:THR:C	2:C:2:U:C1'	9	0.77	0.51	0.68

Continued on next page...

Continued from previous page...

Key	Atom-1	Atom-2	Models ¹	Mean (Å)	SD ¹ (Å)	Median (Å)
(1,2)	1:A:14:THR:C	2:C:2:U:C2	9	0.77	0.51	0.68
(1,2)	1:A:14:THR:C	2:C:2:U:C2'	9	0.77	0.51	0.68
(1,2)	1:A:14:THR:C	2:C:2:U:C3'	9	0.77	0.51	0.68
(1,2)	1:A:14:THR:C	2:C:2:U:C4	9	0.77	0.51	0.68
(1,2)	1:A:14:THR:C	2:C:2:U:C4'	9	0.77	0.51	0.68
(1,2)	1:A:14:THR:C	2:C:2:U:C5	9	0.77	0.51	0.68
(1,2)	1:A:14:THR:C	2:C:2:U:C5'	9	0.77	0.51	0.68
(1,2)	1:A:14:THR:C	2:C:2:U:C6	9	0.77	0.51	0.68
(1,2)	1:A:14:THR:C	2:C:2:U:H1'	9	0.77	0.51	0.68
(1,2)	1:A:14:THR:C	2:C:2:U:H2'	9	0.77	0.51	0.68
(1,2)	1:A:14:THR:C	2:C:2:U:H3	9	0.77	0.51	0.68
(1,2)	1:A:14:THR:C	2:C:2:U:H3'	9	0.77	0.51	0.68
(1,2)	1:A:14:THR:C	2:C:2:U:H4'	9	0.77	0.51	0.68
(1,2)	1:A:14:THR:C	2:C:2:U:H5	9	0.77	0.51	0.68
(1,2)	1:A:14:THR:C	2:C:2:U:H5'	9	0.77	0.51	0.68
(1,2)	1:A:14:THR:C	2:C:2:U:H5''	9	0.77	0.51	0.68
(1,2)	1:A:14:THR:C	2:C:2:U:H6	9	0.77	0.51	0.68
(1,2)	1:A:14:THR:C	2:C:2:U:HO2'	9	0.77	0.51	0.68
(1,2)	1:A:14:THR:C	2:C:2:U:N1	9	0.77	0.51	0.68
(1,2)	1:A:14:THR:C	2:C:2:U:N3	9	0.77	0.51	0.68
(1,2)	1:A:14:THR:C	2:C:2:U:O2	9	0.77	0.51	0.68
(1,2)	1:A:14:THR:C	2:C:2:U:O2'	9	0.77	0.51	0.68
(1,2)	1:A:14:THR:C	2:C:2:U:O3'	9	0.77	0.51	0.68
(1,2)	1:A:14:THR:C	2:C:2:U:O4	9	0.77	0.51	0.68
(1,2)	1:A:14:THR:C	2:C:2:U:O4'	9	0.77	0.51	0.68
(1,2)	1:A:14:THR:C	2:C:2:U:O5'	9	0.77	0.51	0.68
(1,2)	1:A:14:THR:C	2:C:2:U:OP1	9	0.77	0.51	0.68
(1,2)	1:A:14:THR:C	2:C:2:U:OP2	9	0.77	0.51	0.68
(1,2)	1:A:14:THR:C	2:C:2:U:P	9	0.77	0.51	0.68
(1,2)	1:A:14:THR:C	2:C:3:A:C1'	9	0.77	0.51	0.68
(1,2)	1:A:14:THR:C	2:C:3:A:C2	9	0.77	0.51	0.68
(1,2)	1:A:14:THR:C	2:C:3:A:C2'	9	0.77	0.51	0.68
(1,2)	1:A:14:THR:C	2:C:3:A:C3'	9	0.77	0.51	0.68
(1,2)	1:A:14:THR:C	2:C:3:A:C4	9	0.77	0.51	0.68
(1,2)	1:A:14:THR:C	2:C:3:A:C4'	9	0.77	0.51	0.68
(1,2)	1:A:14:THR:C	2:C:3:A:C5	9	0.77	0.51	0.68
(1,2)	1:A:14:THR:C	2:C:3:A:C5'	9	0.77	0.51	0.68
(1,2)	1:A:14:THR:C	2:C:3:A:C6	9	0.77	0.51	0.68
(1,2)	1:A:14:THR:C	2:C:3:A:C8	9	0.77	0.51	0.68
(1,2)	1:A:14:THR:C	2:C:3:A:H1'	9	0.77	0.51	0.68
(1,2)	1:A:14:THR:C	2:C:3:A:H2	9	0.77	0.51	0.68
(1,2)	1:A:14:THR:C	2:C:3:A:H2'	9	0.77	0.51	0.68

Continued on next page...

Continued from previous page...

Key	Atom-1	Atom-2	Models ¹	Mean (Å)	SD ¹ (Å)	Median (Å)
(1,2)	1:A:14:THR:C	2:C:3:A:H3'	9	0.77	0.51	0.68
(1,2)	1:A:14:THR:C	2:C:3:A:H4'	9	0.77	0.51	0.68
(1,2)	1:A:14:THR:C	2:C:3:A:H5'	9	0.77	0.51	0.68
(1,2)	1:A:14:THR:C	2:C:3:A:H5''	9	0.77	0.51	0.68
(1,2)	1:A:14:THR:C	2:C:3:A:H61	9	0.77	0.51	0.68
(1,2)	1:A:14:THR:C	2:C:3:A:H62	9	0.77	0.51	0.68
(1,2)	1:A:14:THR:C	2:C:3:A:H8	9	0.77	0.51	0.68
(1,2)	1:A:14:THR:C	2:C:3:A:HO2'	9	0.77	0.51	0.68
(1,2)	1:A:14:THR:C	2:C:3:A:N1	9	0.77	0.51	0.68
(1,2)	1:A:14:THR:C	2:C:3:A:N3	9	0.77	0.51	0.68
(1,2)	1:A:14:THR:C	2:C:3:A:N6	9	0.77	0.51	0.68
(1,2)	1:A:14:THR:C	2:C:3:A:N7	9	0.77	0.51	0.68
(1,2)	1:A:14:THR:C	2:C:3:A:N9	9	0.77	0.51	0.68
(1,2)	1:A:14:THR:C	2:C:3:A:O2'	9	0.77	0.51	0.68
(1,2)	1:A:14:THR:C	2:C:3:A:O3'	9	0.77	0.51	0.68
(1,2)	1:A:14:THR:C	2:C:3:A:O4'	9	0.77	0.51	0.68
(1,2)	1:A:14:THR:C	2:C:3:A:O5'	9	0.77	0.51	0.68
(1,2)	1:A:14:THR:C	2:C:3:A:OP1	9	0.77	0.51	0.68
(1,2)	1:A:14:THR:C	2:C:3:A:OP2	9	0.77	0.51	0.68
(1,2)	1:A:14:THR:C	2:C:3:A:P	9	0.77	0.51	0.68
(1,2)	1:A:14:THR:C	2:C:4:C:C1'	9	0.77	0.51	0.68
(1,2)	1:A:14:THR:C	2:C:4:C:C2	9	0.77	0.51	0.68
(1,2)	1:A:14:THR:C	2:C:4:C:C2'	9	0.77	0.51	0.68
(1,2)	1:A:14:THR:C	2:C:4:C:C3'	9	0.77	0.51	0.68
(1,2)	1:A:14:THR:C	2:C:4:C:C4	9	0.77	0.51	0.68
(1,2)	1:A:14:THR:C	2:C:4:C:C4'	9	0.77	0.51	0.68
(1,2)	1:A:14:THR:C	2:C:4:C:C5	9	0.77	0.51	0.68
(1,2)	1:A:14:THR:C	2:C:4:C:C5'	9	0.77	0.51	0.68
(1,2)	1:A:14:THR:C	2:C:4:C:C6	9	0.77	0.51	0.68
(1,2)	1:A:14:THR:C	2:C:4:C:H1'	9	0.77	0.51	0.68
(1,2)	1:A:14:THR:C	2:C:4:C:H2'	9	0.77	0.51	0.68
(1,2)	1:A:14:THR:C	2:C:4:C:H3'	9	0.77	0.51	0.68
(1,2)	1:A:14:THR:C	2:C:4:C:H4'	9	0.77	0.51	0.68
(1,2)	1:A:14:THR:C	2:C:4:C:H41	9	0.77	0.51	0.68
(1,2)	1:A:14:THR:C	2:C:4:C:H42	9	0.77	0.51	0.68
(1,2)	1:A:14:THR:C	2:C:4:C:H5	9	0.77	0.51	0.68
(1,2)	1:A:14:THR:C	2:C:4:C:H5'	9	0.77	0.51	0.68
(1,2)	1:A:14:THR:C	2:C:4:C:H5''	9	0.77	0.51	0.68
(1,2)	1:A:14:THR:C	2:C:4:C:H6	9	0.77	0.51	0.68
(1,2)	1:A:14:THR:C	2:C:4:C:HO2'	9	0.77	0.51	0.68
(1,2)	1:A:14:THR:C	2:C:4:C:N1	9	0.77	0.51	0.68
(1,2)	1:A:14:THR:C	2:C:4:C:N3	9	0.77	0.51	0.68

Continued on next page...

Continued from previous page...

Key	Atom-1	Atom-2	Models ¹	Mean (Å)	SD ¹ (Å)	Median (Å)
(1,2)	1:A:14:THR:C	2:C:4:C:N4	9	0.77	0.51	0.68
(1,2)	1:A:14:THR:C	2:C:4:C:O2	9	0.77	0.51	0.68
(1,2)	1:A:14:THR:C	2:C:4:C:O2'	9	0.77	0.51	0.68
(1,2)	1:A:14:THR:C	2:C:4:C:O3'	9	0.77	0.51	0.68
(1,2)	1:A:14:THR:C	2:C:4:C:O4'	9	0.77	0.51	0.68
(1,2)	1:A:14:THR:C	2:C:4:C:O5'	9	0.77	0.51	0.68
(1,2)	1:A:14:THR:C	2:C:4:C:OP1	9	0.77	0.51	0.68
(1,2)	1:A:14:THR:C	2:C:4:C:OP2	9	0.77	0.51	0.68
(1,2)	1:A:14:THR:C	2:C:4:C:P	9	0.77	0.51	0.68
(1,2)	1:A:14:THR:C	2:C:5:A:C1'	9	0.77	0.51	0.68
(1,2)	1:A:14:THR:C	2:C:5:A:C2	9	0.77	0.51	0.68
(1,2)	1:A:14:THR:C	2:C:5:A:C2'	9	0.77	0.51	0.68
(1,2)	1:A:14:THR:C	2:C:5:A:C3'	9	0.77	0.51	0.68
(1,2)	1:A:14:THR:C	2:C:5:A:C4	9	0.77	0.51	0.68
(1,2)	1:A:14:THR:C	2:C:5:A:C4'	9	0.77	0.51	0.68
(1,2)	1:A:14:THR:C	2:C:5:A:C5	9	0.77	0.51	0.68
(1,2)	1:A:14:THR:C	2:C:5:A:C5'	9	0.77	0.51	0.68
(1,2)	1:A:14:THR:C	2:C:5:A:C6	9	0.77	0.51	0.68
(1,2)	1:A:14:THR:C	2:C:5:A:C8	9	0.77	0.51	0.68
(1,2)	1:A:14:THR:C	2:C:5:A:H1'	9	0.77	0.51	0.68
(1,2)	1:A:14:THR:C	2:C:5:A:H2	9	0.77	0.51	0.68
(1,2)	1:A:14:THR:C	2:C:5:A:H2'	9	0.77	0.51	0.68
(1,2)	1:A:14:THR:C	2:C:5:A:H3'	9	0.77	0.51	0.68
(1,2)	1:A:14:THR:C	2:C:5:A:H4'	9	0.77	0.51	0.68
(1,2)	1:A:14:THR:C	2:C:5:A:H5'	9	0.77	0.51	0.68
(1,2)	1:A:14:THR:C	2:C:5:A:H5''	9	0.77	0.51	0.68
(1,2)	1:A:14:THR:C	2:C:5:A:H61	9	0.77	0.51	0.68
(1,2)	1:A:14:THR:C	2:C:5:A:H62	9	0.77	0.51	0.68
(1,2)	1:A:14:THR:C	2:C:5:A:H8	9	0.77	0.51	0.68
(1,2)	1:A:14:THR:C	2:C:5:A:HO2'	9	0.77	0.51	0.68
(1,2)	1:A:14:THR:C	2:C:5:A:N1	9	0.77	0.51	0.68
(1,2)	1:A:14:THR:C	2:C:5:A:N3	9	0.77	0.51	0.68
(1,2)	1:A:14:THR:C	2:C:5:A:N6	9	0.77	0.51	0.68
(1,2)	1:A:14:THR:C	2:C:5:A:N7	9	0.77	0.51	0.68
(1,2)	1:A:14:THR:C	2:C:5:A:N9	9	0.77	0.51	0.68
(1,2)	1:A:14:THR:C	2:C:5:A:O2'	9	0.77	0.51	0.68
(1,2)	1:A:14:THR:C	2:C:5:A:O3'	9	0.77	0.51	0.68
(1,2)	1:A:14:THR:C	2:C:5:A:O4'	9	0.77	0.51	0.68
(1,2)	1:A:14:THR:C	2:C:5:A:O5'	9	0.77	0.51	0.68
(1,2)	1:A:14:THR:C	2:C:5:A:OP1	9	0.77	0.51	0.68
(1,2)	1:A:14:THR:C	2:C:5:A:OP2	9	0.77	0.51	0.68
(1,2)	1:A:14:THR:C	2:C:5:A:P	9	0.77	0.51	0.68

Continued on next page...

Continued from previous page...

Key	Atom-1	Atom-2	Models ¹	Mean (Å)	SD ¹ (Å)	Median (Å)
(1,2)	1:A:14:THR:CA	2:C:1:A:C1'	9	0.77	0.51	0.68
(1,2)	1:A:14:THR:CA	2:C:1:A:C2	9	0.77	0.51	0.68
(1,2)	1:A:14:THR:CA	2:C:1:A:C2'	9	0.77	0.51	0.68
(1,2)	1:A:14:THR:CA	2:C:1:A:C3'	9	0.77	0.51	0.68
(1,2)	1:A:14:THR:CA	2:C:1:A:C4	9	0.77	0.51	0.68
(1,2)	1:A:14:THR:CA	2:C:1:A:C4'	9	0.77	0.51	0.68
(1,2)	1:A:14:THR:CA	2:C:1:A:C5	9	0.77	0.51	0.68
(1,2)	1:A:14:THR:CA	2:C:1:A:C5'	9	0.77	0.51	0.68
(1,2)	1:A:14:THR:CA	2:C:1:A:C6	9	0.77	0.51	0.68
(1,2)	1:A:14:THR:CA	2:C:1:A:C8	9	0.77	0.51	0.68
(1,2)	1:A:14:THR:CA	2:C:1:A:H1'	9	0.77	0.51	0.68
(1,2)	1:A:14:THR:CA	2:C:1:A:H2	9	0.77	0.51	0.68
(1,2)	1:A:14:THR:CA	2:C:1:A:H2'	9	0.77	0.51	0.68
(1,2)	1:A:14:THR:CA	2:C:1:A:H3'	9	0.77	0.51	0.68
(1,2)	1:A:14:THR:CA	2:C:1:A:H4'	9	0.77	0.51	0.68
(1,2)	1:A:14:THR:CA	2:C:1:A:H5'	9	0.77	0.51	0.68
(1,2)	1:A:14:THR:CA	2:C:1:A:H5''	9	0.77	0.51	0.68
(1,2)	1:A:14:THR:CA	2:C:1:A:H61	9	0.77	0.51	0.68
(1,2)	1:A:14:THR:CA	2:C:1:A:H62	9	0.77	0.51	0.68
(1,2)	1:A:14:THR:CA	2:C:1:A:H8	9	0.77	0.51	0.68
(1,2)	1:A:14:THR:CA	2:C:1:A:HO2'	9	0.77	0.51	0.68
(1,2)	1:A:14:THR:CA	2:C:1:A:N1	9	0.77	0.51	0.68
(1,2)	1:A:14:THR:CA	2:C:1:A:N3	9	0.77	0.51	0.68
(1,2)	1:A:14:THR:CA	2:C:1:A:N6	9	0.77	0.51	0.68
(1,2)	1:A:14:THR:CA	2:C:1:A:N7	9	0.77	0.51	0.68
(1,2)	1:A:14:THR:CA	2:C:1:A:N9	9	0.77	0.51	0.68
(1,2)	1:A:14:THR:CA	2:C:1:A:O2'	9	0.77	0.51	0.68
(1,2)	1:A:14:THR:CA	2:C:1:A:O3'	9	0.77	0.51	0.68
(1,2)	1:A:14:THR:CA	2:C:1:A:O4'	9	0.77	0.51	0.68
(1,2)	1:A:14:THR:CA	2:C:1:A:O5'	9	0.77	0.51	0.68
(1,2)	1:A:14:THR:CA	2:C:2:U:C1'	9	0.77	0.51	0.68
(1,2)	1:A:14:THR:CA	2:C:2:U:C2	9	0.77	0.51	0.68
(1,2)	1:A:14:THR:CA	2:C:2:U:C2'	9	0.77	0.51	0.68
(1,2)	1:A:14:THR:CA	2:C:2:U:C3'	9	0.77	0.51	0.68
(1,2)	1:A:14:THR:CA	2:C:2:U:C4	9	0.77	0.51	0.68
(1,2)	1:A:14:THR:CA	2:C:2:U:C4'	9	0.77	0.51	0.68
(1,2)	1:A:14:THR:CA	2:C:2:U:C5	9	0.77	0.51	0.68
(1,2)	1:A:14:THR:CA	2:C:2:U:C5'	9	0.77	0.51	0.68
(1,2)	1:A:14:THR:CA	2:C:2:U:C6	9	0.77	0.51	0.68
(1,2)	1:A:14:THR:CA	2:C:2:U:H1'	9	0.77	0.51	0.68
(1,2)	1:A:14:THR:CA	2:C:2:U:H2'	9	0.77	0.51	0.68
(1,2)	1:A:14:THR:CA	2:C:2:U:H3	9	0.77	0.51	0.68

Continued on next page...

Continued from previous page...

Key	Atom-1	Atom-2	Models ¹	Mean (Å)	SD ¹ (Å)	Median (Å)
(1,2)	1:A:14:THR:CA	2:C:2:U:H3'	9	0.77	0.51	0.68
(1,2)	1:A:14:THR:CA	2:C:2:U:H4'	9	0.77	0.51	0.68
(1,2)	1:A:14:THR:CA	2:C:2:U:H5	9	0.77	0.51	0.68
(1,2)	1:A:14:THR:CA	2:C:2:U:H5'	9	0.77	0.51	0.68
(1,2)	1:A:14:THR:CA	2:C:2:U:H5''	9	0.77	0.51	0.68
(1,2)	1:A:14:THR:CA	2:C:2:U:H6	9	0.77	0.51	0.68
(1,2)	1:A:14:THR:CA	2:C:2:U:HO2'	9	0.77	0.51	0.68
(1,2)	1:A:14:THR:CA	2:C:2:U:N1	9	0.77	0.51	0.68
(1,2)	1:A:14:THR:CA	2:C:2:U:N3	9	0.77	0.51	0.68
(1,2)	1:A:14:THR:CA	2:C:2:U:O2	9	0.77	0.51	0.68
(1,2)	1:A:14:THR:CA	2:C:2:U:O2'	9	0.77	0.51	0.68
(1,2)	1:A:14:THR:CA	2:C:2:U:O3'	9	0.77	0.51	0.68
(1,2)	1:A:14:THR:CA	2:C:2:U:O4	9	0.77	0.51	0.68
(1,2)	1:A:14:THR:CA	2:C:2:U:O4'	9	0.77	0.51	0.68
(1,2)	1:A:14:THR:CA	2:C:2:U:O5'	9	0.77	0.51	0.68
(1,2)	1:A:14:THR:CA	2:C:2:U:OP1	9	0.77	0.51	0.68
(1,2)	1:A:14:THR:CA	2:C:2:U:OP2	9	0.77	0.51	0.68
(1,2)	1:A:14:THR:CA	2:C:2:U:P	9	0.77	0.51	0.68
(1,2)	1:A:14:THR:CA	2:C:3:A:C1'	9	0.77	0.51	0.68
(1,2)	1:A:14:THR:CA	2:C:3:A:C2	9	0.77	0.51	0.68
(1,2)	1:A:14:THR:CA	2:C:3:A:C2'	9	0.77	0.51	0.68
(1,2)	1:A:14:THR:CA	2:C:3:A:C3'	9	0.77	0.51	0.68
(1,2)	1:A:14:THR:CA	2:C:3:A:C4	9	0.77	0.51	0.68
(1,2)	1:A:14:THR:CA	2:C:3:A:C4'	9	0.77	0.51	0.68
(1,2)	1:A:14:THR:CA	2:C:3:A:C5	9	0.77	0.51	0.68
(1,2)	1:A:14:THR:CA	2:C:3:A:C5'	9	0.77	0.51	0.68
(1,2)	1:A:14:THR:CA	2:C:3:A:C6	9	0.77	0.51	0.68
(1,2)	1:A:14:THR:CA	2:C:3:A:C8	9	0.77	0.51	0.68
(1,2)	1:A:14:THR:CA	2:C:3:A:H1'	9	0.77	0.51	0.68
(1,2)	1:A:14:THR:CA	2:C:3:A:H2	9	0.77	0.51	0.68
(1,2)	1:A:14:THR:CA	2:C:3:A:H2'	9	0.77	0.51	0.68
(1,2)	1:A:14:THR:CA	2:C:3:A:H3'	9	0.77	0.51	0.68
(1,2)	1:A:14:THR:CA	2:C:3:A:H4'	9	0.77	0.51	0.68
(1,2)	1:A:14:THR:CA	2:C:3:A:H5'	9	0.77	0.51	0.68
(1,2)	1:A:14:THR:CA	2:C:3:A:H5''	9	0.77	0.51	0.68
(1,2)	1:A:14:THR:CA	2:C:3:A:H61	9	0.77	0.51	0.68
(1,2)	1:A:14:THR:CA	2:C:3:A:H62	9	0.77	0.51	0.68
(1,2)	1:A:14:THR:CA	2:C:3:A:H8	9	0.77	0.51	0.68
(1,2)	1:A:14:THR:CA	2:C:3:A:HO2'	9	0.77	0.51	0.68
(1,2)	1:A:14:THR:CA	2:C:3:A:N1	9	0.77	0.51	0.68
(1,2)	1:A:14:THR:CA	2:C:3:A:N3	9	0.77	0.51	0.68
(1,2)	1:A:14:THR:CA	2:C:3:A:N6	9	0.77	0.51	0.68

Continued on next page...

Continued from previous page...

Key	Atom-1	Atom-2	Models ¹	Mean (Å)	SD ¹ (Å)	Median (Å)
(1,2)	1:A:14:THR:CA	2:C:3:A:N7	9	0.77	0.51	0.68
(1,2)	1:A:14:THR:CA	2:C:3:A:N9	9	0.77	0.51	0.68
(1,2)	1:A:14:THR:CA	2:C:3:A:O2'	9	0.77	0.51	0.68
(1,2)	1:A:14:THR:CA	2:C:3:A:O3'	9	0.77	0.51	0.68
(1,2)	1:A:14:THR:CA	2:C:3:A:O4'	9	0.77	0.51	0.68
(1,2)	1:A:14:THR:CA	2:C:3:A:O5'	9	0.77	0.51	0.68
(1,2)	1:A:14:THR:CA	2:C:3:A:OP1	9	0.77	0.51	0.68
(1,2)	1:A:14:THR:CA	2:C:3:A:OP2	9	0.77	0.51	0.68
(1,2)	1:A:14:THR:CA	2:C:3:A:P	9	0.77	0.51	0.68
(1,2)	1:A:14:THR:CA	2:C:4:C:C1'	9	0.77	0.51	0.68
(1,2)	1:A:14:THR:CA	2:C:4:C:C2	9	0.77	0.51	0.68
(1,2)	1:A:14:THR:CA	2:C:4:C:C2'	9	0.77	0.51	0.68
(1,2)	1:A:14:THR:CA	2:C:4:C:C3'	9	0.77	0.51	0.68
(1,2)	1:A:14:THR:CA	2:C:4:C:C4	9	0.77	0.51	0.68
(1,2)	1:A:14:THR:CA	2:C:4:C:C4'	9	0.77	0.51	0.68
(1,2)	1:A:14:THR:CA	2:C:4:C:C5	9	0.77	0.51	0.68
(1,2)	1:A:14:THR:CA	2:C:4:C:C5'	9	0.77	0.51	0.68
(1,2)	1:A:14:THR:CA	2:C:4:C:C6	9	0.77	0.51	0.68
(1,2)	1:A:14:THR:CA	2:C:4:C:H1'	9	0.77	0.51	0.68
(1,2)	1:A:14:THR:CA	2:C:4:C:H2'	9	0.77	0.51	0.68
(1,2)	1:A:14:THR:CA	2:C:4:C:H3'	9	0.77	0.51	0.68
(1,2)	1:A:14:THR:CA	2:C:4:C:H4'	9	0.77	0.51	0.68
(1,2)	1:A:14:THR:CA	2:C:4:C:H41	9	0.77	0.51	0.68
(1,2)	1:A:14:THR:CA	2:C:4:C:H42	9	0.77	0.51	0.68
(1,2)	1:A:14:THR:CA	2:C:4:C:H5	9	0.77	0.51	0.68
(1,2)	1:A:14:THR:CA	2:C:4:C:H5'	9	0.77	0.51	0.68
(1,2)	1:A:14:THR:CA	2:C:4:C:H5''	9	0.77	0.51	0.68
(1,2)	1:A:14:THR:CA	2:C:4:C:H6	9	0.77	0.51	0.68
(1,2)	1:A:14:THR:CA	2:C:4:C:HO2'	9	0.77	0.51	0.68
(1,2)	1:A:14:THR:CA	2:C:4:C:N1	9	0.77	0.51	0.68
(1,2)	1:A:14:THR:CA	2:C:4:C:N3	9	0.77	0.51	0.68
(1,2)	1:A:14:THR:CA	2:C:4:C:N4	9	0.77	0.51	0.68
(1,2)	1:A:14:THR:CA	2:C:4:C:O2	9	0.77	0.51	0.68
(1,2)	1:A:14:THR:CA	2:C:4:C:O2'	9	0.77	0.51	0.68
(1,2)	1:A:14:THR:CA	2:C:4:C:O3'	9	0.77	0.51	0.68
(1,2)	1:A:14:THR:CA	2:C:4:C:O4'	9	0.77	0.51	0.68
(1,2)	1:A:14:THR:CA	2:C:4:C:O5'	9	0.77	0.51	0.68
(1,2)	1:A:14:THR:CA	2:C:4:C:OP1	9	0.77	0.51	0.68
(1,2)	1:A:14:THR:CA	2:C:4:C:OP2	9	0.77	0.51	0.68
(1,2)	1:A:14:THR:CA	2:C:4:C:P	9	0.77	0.51	0.68
(1,2)	1:A:14:THR:CA	2:C:5:A:C1'	9	0.77	0.51	0.68
(1,2)	1:A:14:THR:CA	2:C:5:A:C2	9	0.77	0.51	0.68

Continued on next page...

Continued from previous page...

Key	Atom-1	Atom-2	Models ¹	Mean (Å)	SD ¹ (Å)	Median (Å)
(1,2)	1:A:14:THR:CA	2:C:5:A:C2'	9	0.77	0.51	0.68
(1,2)	1:A:14:THR:CA	2:C:5:A:C3'	9	0.77	0.51	0.68
(1,2)	1:A:14:THR:CA	2:C:5:A:C4	9	0.77	0.51	0.68
(1,2)	1:A:14:THR:CA	2:C:5:A:C4'	9	0.77	0.51	0.68
(1,2)	1:A:14:THR:CA	2:C:5:A:C5	9	0.77	0.51	0.68
(1,2)	1:A:14:THR:CA	2:C:5:A:C5'	9	0.77	0.51	0.68
(1,2)	1:A:14:THR:CA	2:C:5:A:C6	9	0.77	0.51	0.68
(1,2)	1:A:14:THR:CA	2:C:5:A:C8	9	0.77	0.51	0.68
(1,2)	1:A:14:THR:CA	2:C:5:A:H1'	9	0.77	0.51	0.68
(1,2)	1:A:14:THR:CA	2:C:5:A:H2	9	0.77	0.51	0.68
(1,2)	1:A:14:THR:CA	2:C:5:A:H2'	9	0.77	0.51	0.68
(1,2)	1:A:14:THR:CA	2:C:5:A:H3'	9	0.77	0.51	0.68
(1,2)	1:A:14:THR:CA	2:C:5:A:H4'	9	0.77	0.51	0.68
(1,2)	1:A:14:THR:CA	2:C:5:A:H5'	9	0.77	0.51	0.68
(1,2)	1:A:14:THR:CA	2:C:5:A:H5''	9	0.77	0.51	0.68
(1,2)	1:A:14:THR:CA	2:C:5:A:H61	9	0.77	0.51	0.68
(1,2)	1:A:14:THR:CA	2:C:5:A:H62	9	0.77	0.51	0.68
(1,2)	1:A:14:THR:CA	2:C:5:A:H8	9	0.77	0.51	0.68
(1,2)	1:A:14:THR:CA	2:C:5:A:HO2'	9	0.77	0.51	0.68
(1,2)	1:A:14:THR:CA	2:C:5:A:N1	9	0.77	0.51	0.68
(1,2)	1:A:14:THR:CA	2:C:5:A:N3	9	0.77	0.51	0.68
(1,2)	1:A:14:THR:CA	2:C:5:A:N6	9	0.77	0.51	0.68
(1,2)	1:A:14:THR:CA	2:C:5:A:N7	9	0.77	0.51	0.68
(1,2)	1:A:14:THR:CA	2:C:5:A:N9	9	0.77	0.51	0.68
(1,2)	1:A:14:THR:CA	2:C:5:A:O2'	9	0.77	0.51	0.68
(1,2)	1:A:14:THR:CA	2:C:5:A:O3'	9	0.77	0.51	0.68
(1,2)	1:A:14:THR:CA	2:C:5:A:O4'	9	0.77	0.51	0.68
(1,2)	1:A:14:THR:CA	2:C:5:A:O5'	9	0.77	0.51	0.68
(1,2)	1:A:14:THR:CA	2:C:5:A:OP1	9	0.77	0.51	0.68
(1,2)	1:A:14:THR:CA	2:C:5:A:OP2	9	0.77	0.51	0.68
(1,2)	1:A:14:THR:CA	2:C:5:A:P	9	0.77	0.51	0.68
(1,2)	1:A:14:THR:CB	2:C:1:A:C1'	9	0.77	0.51	0.68
(1,2)	1:A:14:THR:CB	2:C:1:A:C2	9	0.77	0.51	0.68
(1,2)	1:A:14:THR:CB	2:C:1:A:C2'	9	0.77	0.51	0.68
(1,2)	1:A:14:THR:CB	2:C:1:A:C3'	9	0.77	0.51	0.68
(1,2)	1:A:14:THR:CB	2:C:1:A:C4	9	0.77	0.51	0.68
(1,2)	1:A:14:THR:CB	2:C:1:A:C4'	9	0.77	0.51	0.68
(1,2)	1:A:14:THR:CB	2:C:1:A:C5	9	0.77	0.51	0.68
(1,2)	1:A:14:THR:CB	2:C:1:A:C5'	9	0.77	0.51	0.68
(1,2)	1:A:14:THR:CB	2:C:1:A:C6	9	0.77	0.51	0.68
(1,2)	1:A:14:THR:CB	2:C:1:A:C8	9	0.77	0.51	0.68
(1,2)	1:A:14:THR:CB	2:C:1:A:H1'	9	0.77	0.51	0.68

Continued on next page...

Continued from previous page...

Key	Atom-1	Atom-2	Models ¹	Mean (Å)	SD ¹ (Å)	Median (Å)
(1,2)	1:A:14:THR:CB	2:C:1:A:H2	9	0.77	0.51	0.68
(1,2)	1:A:14:THR:CB	2:C:1:A:H2'	9	0.77	0.51	0.68
(1,2)	1:A:14:THR:CB	2:C:1:A:H3'	9	0.77	0.51	0.68
(1,2)	1:A:14:THR:CB	2:C:1:A:H4'	9	0.77	0.51	0.68
(1,2)	1:A:14:THR:CB	2:C:1:A:H5'	9	0.77	0.51	0.68
(1,2)	1:A:14:THR:CB	2:C:1:A:H5''	9	0.77	0.51	0.68
(1,2)	1:A:14:THR:CB	2:C:1:A:H61	9	0.77	0.51	0.68
(1,2)	1:A:14:THR:CB	2:C:1:A:H62	9	0.77	0.51	0.68
(1,2)	1:A:14:THR:CB	2:C:1:A:H8	9	0.77	0.51	0.68
(1,2)	1:A:14:THR:CB	2:C:1:A:HO2'	9	0.77	0.51	0.68
(1,2)	1:A:14:THR:CB	2:C:1:A:N1	9	0.77	0.51	0.68
(1,2)	1:A:14:THR:CB	2:C:1:A:N3	9	0.77	0.51	0.68
(1,2)	1:A:14:THR:CB	2:C:1:A:N6	9	0.77	0.51	0.68
(1,2)	1:A:14:THR:CB	2:C:1:A:N7	9	0.77	0.51	0.68
(1,2)	1:A:14:THR:CB	2:C:1:A:N9	9	0.77	0.51	0.68
(1,2)	1:A:14:THR:CB	2:C:1:A:O2'	9	0.77	0.51	0.68
(1,2)	1:A:14:THR:CB	2:C:1:A:O3'	9	0.77	0.51	0.68
(1,2)	1:A:14:THR:CB	2:C:1:A:O4'	9	0.77	0.51	0.68
(1,2)	1:A:14:THR:CB	2:C:1:A:O5'	9	0.77	0.51	0.68
(1,2)	1:A:14:THR:CB	2:C:2:U:C1'	9	0.77	0.51	0.68
(1,2)	1:A:14:THR:CB	2:C:2:U:C2	9	0.77	0.51	0.68
(1,2)	1:A:14:THR:CB	2:C:2:U:C2'	9	0.77	0.51	0.68
(1,2)	1:A:14:THR:CB	2:C:2:U:C3'	9	0.77	0.51	0.68
(1,2)	1:A:14:THR:CB	2:C:2:U:C4	9	0.77	0.51	0.68
(1,2)	1:A:14:THR:CB	2:C:2:U:C4'	9	0.77	0.51	0.68
(1,2)	1:A:14:THR:CB	2:C:2:U:C5	9	0.77	0.51	0.68
(1,2)	1:A:14:THR:CB	2:C:2:U:C5'	9	0.77	0.51	0.68
(1,2)	1:A:14:THR:CB	2:C:2:U:C6	9	0.77	0.51	0.68
(1,2)	1:A:14:THR:CB	2:C:2:U:H1'	9	0.77	0.51	0.68
(1,2)	1:A:14:THR:CB	2:C:2:U:H2'	9	0.77	0.51	0.68
(1,2)	1:A:14:THR:CB	2:C:2:U:H3	9	0.77	0.51	0.68
(1,2)	1:A:14:THR:CB	2:C:2:U:H3'	9	0.77	0.51	0.68
(1,2)	1:A:14:THR:CB	2:C:2:U:H4'	9	0.77	0.51	0.68
(1,2)	1:A:14:THR:CB	2:C:2:U:H5	9	0.77	0.51	0.68
(1,2)	1:A:14:THR:CB	2:C:2:U:H5'	9	0.77	0.51	0.68
(1,2)	1:A:14:THR:CB	2:C:2:U:H5''	9	0.77	0.51	0.68
(1,2)	1:A:14:THR:CB	2:C:2:U:H6	9	0.77	0.51	0.68
(1,2)	1:A:14:THR:CB	2:C:2:U:HO2'	9	0.77	0.51	0.68
(1,2)	1:A:14:THR:CB	2:C:2:U:N1	9	0.77	0.51	0.68
(1,2)	1:A:14:THR:CB	2:C:2:U:N3	9	0.77	0.51	0.68
(1,2)	1:A:14:THR:CB	2:C:2:U:O2	9	0.77	0.51	0.68
(1,2)	1:A:14:THR:CB	2:C:2:U:O2'	9	0.77	0.51	0.68

Continued on next page...

Continued from previous page...

Key	Atom-1	Atom-2	Models ¹	Mean (Å)	SD ¹ (Å)	Median (Å)
(1,2)	1:A:14:THR:CB	2:C:2:U:O3'	9	0.77	0.51	0.68
(1,2)	1:A:14:THR:CB	2:C:2:U:O4	9	0.77	0.51	0.68
(1,2)	1:A:14:THR:CB	2:C:2:U:O4'	9	0.77	0.51	0.68
(1,2)	1:A:14:THR:CB	2:C:2:U:O5'	9	0.77	0.51	0.68
(1,2)	1:A:14:THR:CB	2:C:2:U:OP1	9	0.77	0.51	0.68
(1,2)	1:A:14:THR:CB	2:C:2:U:OP2	9	0.77	0.51	0.68
(1,2)	1:A:14:THR:CB	2:C:2:U:P	9	0.77	0.51	0.68
(1,2)	1:A:14:THR:CB	2:C:3:A:C1'	9	0.77	0.51	0.68
(1,2)	1:A:14:THR:CB	2:C:3:A:C2	9	0.77	0.51	0.68
(1,2)	1:A:14:THR:CB	2:C:3:A:C2'	9	0.77	0.51	0.68
(1,2)	1:A:14:THR:CB	2:C:3:A:C3'	9	0.77	0.51	0.68
(1,2)	1:A:14:THR:CB	2:C:3:A:C4	9	0.77	0.51	0.68
(1,2)	1:A:14:THR:CB	2:C:3:A:C4'	9	0.77	0.51	0.68
(1,2)	1:A:14:THR:CB	2:C:3:A:C5	9	0.77	0.51	0.68
(1,2)	1:A:14:THR:CB	2:C:3:A:C5'	9	0.77	0.51	0.68
(1,2)	1:A:14:THR:CB	2:C:3:A:C6	9	0.77	0.51	0.68
(1,2)	1:A:14:THR:CB	2:C:3:A:C8	9	0.77	0.51	0.68
(1,2)	1:A:14:THR:CB	2:C:3:A:H1'	9	0.77	0.51	0.68
(1,2)	1:A:14:THR:CB	2:C:3:A:H2	9	0.77	0.51	0.68
(1,2)	1:A:14:THR:CB	2:C:3:A:H2'	9	0.77	0.51	0.68
(1,2)	1:A:14:THR:CB	2:C:3:A:H3'	9	0.77	0.51	0.68
(1,2)	1:A:14:THR:CB	2:C:3:A:H4'	9	0.77	0.51	0.68
(1,2)	1:A:14:THR:CB	2:C:3:A:H5'	9	0.77	0.51	0.68
(1,2)	1:A:14:THR:CB	2:C:3:A:H5''	9	0.77	0.51	0.68
(1,2)	1:A:14:THR:CB	2:C:3:A:H61	9	0.77	0.51	0.68
(1,2)	1:A:14:THR:CB	2:C:3:A:H62	9	0.77	0.51	0.68
(1,2)	1:A:14:THR:CB	2:C:3:A:H8	9	0.77	0.51	0.68
(1,2)	1:A:14:THR:CB	2:C:3:A:HO2'	9	0.77	0.51	0.68
(1,2)	1:A:14:THR:CB	2:C:3:A:N1	9	0.77	0.51	0.68
(1,2)	1:A:14:THR:CB	2:C:3:A:N3	9	0.77	0.51	0.68
(1,2)	1:A:14:THR:CB	2:C:3:A:N6	9	0.77	0.51	0.68
(1,2)	1:A:14:THR:CB	2:C:3:A:N7	9	0.77	0.51	0.68
(1,2)	1:A:14:THR:CB	2:C:3:A:N9	9	0.77	0.51	0.68
(1,2)	1:A:14:THR:CB	2:C:3:A:O2'	9	0.77	0.51	0.68
(1,2)	1:A:14:THR:CB	2:C:3:A:O3'	9	0.77	0.51	0.68
(1,2)	1:A:14:THR:CB	2:C:3:A:O4'	9	0.77	0.51	0.68
(1,2)	1:A:14:THR:CB	2:C:3:A:O5'	9	0.77	0.51	0.68
(1,2)	1:A:14:THR:CB	2:C:3:A:OP1	9	0.77	0.51	0.68
(1,2)	1:A:14:THR:CB	2:C:3:A:OP2	9	0.77	0.51	0.68
(1,2)	1:A:14:THR:CB	2:C:3:A:P	9	0.77	0.51	0.68
(1,2)	1:A:14:THR:CB	2:C:4:C:C1'	9	0.77	0.51	0.68
(1,2)	1:A:14:THR:CB	2:C:4:C:C2	9	0.77	0.51	0.68

Continued on next page...

Continued from previous page...

Key	Atom-1	Atom-2	Models ¹	Mean (Å)	SD ¹ (Å)	Median (Å)
(1,2)	1:A:14:THR:CB	2:C:4:C:C2'	9	0.77	0.51	0.68
(1,2)	1:A:14:THR:CB	2:C:4:C:C3'	9	0.77	0.51	0.68
(1,2)	1:A:14:THR:CB	2:C:4:C:C4	9	0.77	0.51	0.68
(1,2)	1:A:14:THR:CB	2:C:4:C:C4'	9	0.77	0.51	0.68
(1,2)	1:A:14:THR:CB	2:C:4:C:C5	9	0.77	0.51	0.68
(1,2)	1:A:14:THR:CB	2:C:4:C:C5'	9	0.77	0.51	0.68
(1,2)	1:A:14:THR:CB	2:C:4:C:C6	9	0.77	0.51	0.68
(1,2)	1:A:14:THR:CB	2:C:4:C:H1'	9	0.77	0.51	0.68
(1,2)	1:A:14:THR:CB	2:C:4:C:H2'	9	0.77	0.51	0.68
(1,2)	1:A:14:THR:CB	2:C:4:C:H3'	9	0.77	0.51	0.68
(1,2)	1:A:14:THR:CB	2:C:4:C:H4'	9	0.77	0.51	0.68
(1,2)	1:A:14:THR:CB	2:C:4:C:H41	9	0.77	0.51	0.68
(1,2)	1:A:14:THR:CB	2:C:4:C:H42	9	0.77	0.51	0.68
(1,2)	1:A:14:THR:CB	2:C:4:C:H5	9	0.77	0.51	0.68
(1,2)	1:A:14:THR:CB	2:C:4:C:H5'	9	0.77	0.51	0.68
(1,2)	1:A:14:THR:CB	2:C:4:C:H5''	9	0.77	0.51	0.68
(1,2)	1:A:14:THR:CB	2:C:4:C:H6	9	0.77	0.51	0.68
(1,2)	1:A:14:THR:CB	2:C:4:C:HO2'	9	0.77	0.51	0.68
(1,2)	1:A:14:THR:CB	2:C:4:C:N1	9	0.77	0.51	0.68
(1,2)	1:A:14:THR:CB	2:C:4:C:N3	9	0.77	0.51	0.68
(1,2)	1:A:14:THR:CB	2:C:4:C:N4	9	0.77	0.51	0.68
(1,2)	1:A:14:THR:CB	2:C:4:C:O2	9	0.77	0.51	0.68
(1,2)	1:A:14:THR:CB	2:C:4:C:O2'	9	0.77	0.51	0.68
(1,2)	1:A:14:THR:CB	2:C:4:C:O3'	9	0.77	0.51	0.68
(1,2)	1:A:14:THR:CB	2:C:4:C:O4'	9	0.77	0.51	0.68
(1,2)	1:A:14:THR:CB	2:C:4:C:O5'	9	0.77	0.51	0.68
(1,2)	1:A:14:THR:CB	2:C:4:C:OP1	9	0.77	0.51	0.68
(1,2)	1:A:14:THR:CB	2:C:4:C:OP2	9	0.77	0.51	0.68
(1,2)	1:A:14:THR:CB	2:C:4:C:P	9	0.77	0.51	0.68
(1,2)	1:A:14:THR:CB	2:C:5:A:C1'	9	0.77	0.51	0.68
(1,2)	1:A:14:THR:CB	2:C:5:A:C2	9	0.77	0.51	0.68
(1,2)	1:A:14:THR:CB	2:C:5:A:C2'	9	0.77	0.51	0.68
(1,2)	1:A:14:THR:CB	2:C:5:A:C3'	9	0.77	0.51	0.68
(1,2)	1:A:14:THR:CB	2:C:5:A:C4	9	0.77	0.51	0.68
(1,2)	1:A:14:THR:CB	2:C:5:A:C4'	9	0.77	0.51	0.68
(1,2)	1:A:14:THR:CB	2:C:5:A:C5	9	0.77	0.51	0.68
(1,2)	1:A:14:THR:CB	2:C:5:A:C5'	9	0.77	0.51	0.68
(1,2)	1:A:14:THR:CB	2:C:5:A:C6	9	0.77	0.51	0.68
(1,2)	1:A:14:THR:CB	2:C:5:A:C8	9	0.77	0.51	0.68
(1,2)	1:A:14:THR:CB	2:C:5:A:H1'	9	0.77	0.51	0.68
(1,2)	1:A:14:THR:CB	2:C:5:A:H2	9	0.77	0.51	0.68
(1,2)	1:A:14:THR:CB	2:C:5:A:H2'	9	0.77	0.51	0.68

Continued on next page...

Continued from previous page...

Key	Atom-1	Atom-2	Models ¹	Mean (Å)	SD ¹ (Å)	Median (Å)
(1,2)	1:A:14:THR:CB	2:C:5:A:H3'	9	0.77	0.51	0.68
(1,2)	1:A:14:THR:CB	2:C:5:A:H4'	9	0.77	0.51	0.68
(1,2)	1:A:14:THR:CB	2:C:5:A:H5'	9	0.77	0.51	0.68
(1,2)	1:A:14:THR:CB	2:C:5:A:H5''	9	0.77	0.51	0.68
(1,2)	1:A:14:THR:CB	2:C:5:A:H61	9	0.77	0.51	0.68
(1,2)	1:A:14:THR:CB	2:C:5:A:H62	9	0.77	0.51	0.68
(1,2)	1:A:14:THR:CB	2:C:5:A:H8	9	0.77	0.51	0.68
(1,2)	1:A:14:THR:CB	2:C:5:A:HO2'	9	0.77	0.51	0.68
(1,2)	1:A:14:THR:CB	2:C:5:A:N1	9	0.77	0.51	0.68
(1,2)	1:A:14:THR:CB	2:C:5:A:N3	9	0.77	0.51	0.68
(1,2)	1:A:14:THR:CB	2:C:5:A:N6	9	0.77	0.51	0.68
(1,2)	1:A:14:THR:CB	2:C:5:A:N7	9	0.77	0.51	0.68
(1,2)	1:A:14:THR:CB	2:C:5:A:N9	9	0.77	0.51	0.68
(1,2)	1:A:14:THR:CB	2:C:5:A:O2'	9	0.77	0.51	0.68
(1,2)	1:A:14:THR:CB	2:C:5:A:O3'	9	0.77	0.51	0.68
(1,2)	1:A:14:THR:CB	2:C:5:A:O4'	9	0.77	0.51	0.68
(1,2)	1:A:14:THR:CB	2:C:5:A:O5'	9	0.77	0.51	0.68
(1,2)	1:A:14:THR:CB	2:C:5:A:OP1	9	0.77	0.51	0.68
(1,2)	1:A:14:THR:CB	2:C:5:A:OP2	9	0.77	0.51	0.68
(1,2)	1:A:14:THR:CB	2:C:5:A:P	9	0.77	0.51	0.68
(1,2)	1:A:14:THR:CG2	2:C:1:A:C1'	9	0.77	0.51	0.68
(1,2)	1:A:14:THR:CG2	2:C:1:A:C2	9	0.77	0.51	0.68
(1,2)	1:A:14:THR:CG2	2:C:1:A:C2'	9	0.77	0.51	0.68
(1,2)	1:A:14:THR:CG2	2:C:1:A:C3'	9	0.77	0.51	0.68
(1,2)	1:A:14:THR:CG2	2:C:1:A:C4	9	0.77	0.51	0.68
(1,2)	1:A:14:THR:CG2	2:C:1:A:C4'	9	0.77	0.51	0.68
(1,2)	1:A:14:THR:CG2	2:C:1:A:C5	9	0.77	0.51	0.68
(1,2)	1:A:14:THR:CG2	2:C:1:A:C5'	9	0.77	0.51	0.68
(1,2)	1:A:14:THR:CG2	2:C:1:A:C6	9	0.77	0.51	0.68
(1,2)	1:A:14:THR:CG2	2:C:1:A:C8	9	0.77	0.51	0.68
(1,2)	1:A:14:THR:CG2	2:C:1:A:H1'	9	0.77	0.51	0.68
(1,2)	1:A:14:THR:CG2	2:C:1:A:H2	9	0.77	0.51	0.68
(1,2)	1:A:14:THR:CG2	2:C:1:A:H2'	9	0.77	0.51	0.68
(1,2)	1:A:14:THR:CG2	2:C:1:A:H3'	9	0.77	0.51	0.68
(1,2)	1:A:14:THR:CG2	2:C:1:A:H4'	9	0.77	0.51	0.68
(1,2)	1:A:14:THR:CG2	2:C:1:A:H5'	9	0.77	0.51	0.68
(1,2)	1:A:14:THR:CG2	2:C:1:A:H5''	9	0.77	0.51	0.68
(1,2)	1:A:14:THR:CG2	2:C:1:A:H61	9	0.77	0.51	0.68
(1,2)	1:A:14:THR:CG2	2:C:1:A:H62	9	0.77	0.51	0.68
(1,2)	1:A:14:THR:CG2	2:C:1:A:H8	9	0.77	0.51	0.68
(1,2)	1:A:14:THR:CG2	2:C:1:A:HO2'	9	0.77	0.51	0.68
(1,2)	1:A:14:THR:CG2	2:C:1:A:N1	9	0.77	0.51	0.68

Continued on next page...

Continued from previous page...

Key	Atom-1	Atom-2	Models ¹	Mean (Å)	SD ¹ (Å)	Median (Å)
(1,2)	1:A:14:THR:CG2	2:C:1:A:N3	9	0.77	0.51	0.68
(1,2)	1:A:14:THR:CG2	2:C:1:A:N6	9	0.77	0.51	0.68
(1,2)	1:A:14:THR:CG2	2:C:1:A:N7	9	0.77	0.51	0.68
(1,2)	1:A:14:THR:CG2	2:C:1:A:N9	9	0.77	0.51	0.68
(1,2)	1:A:14:THR:CG2	2:C:1:A:O2'	9	0.77	0.51	0.68
(1,2)	1:A:14:THR:CG2	2:C:1:A:O3'	9	0.77	0.51	0.68
(1,2)	1:A:14:THR:CG2	2:C:1:A:O4'	9	0.77	0.51	0.68
(1,2)	1:A:14:THR:CG2	2:C:1:A:O5'	9	0.77	0.51	0.68
(1,2)	1:A:14:THR:CG2	2:C:2:U:C1'	9	0.77	0.51	0.68
(1,2)	1:A:14:THR:CG2	2:C:2:U:C2	9	0.77	0.51	0.68
(1,2)	1:A:14:THR:CG2	2:C:2:U:C2'	9	0.77	0.51	0.68
(1,2)	1:A:14:THR:CG2	2:C:2:U:C3'	9	0.77	0.51	0.68
(1,2)	1:A:14:THR:CG2	2:C:2:U:C4	9	0.77	0.51	0.68
(1,2)	1:A:14:THR:CG2	2:C:2:U:C4'	9	0.77	0.51	0.68
(1,2)	1:A:14:THR:CG2	2:C:2:U:C5	9	0.77	0.51	0.68
(1,2)	1:A:14:THR:CG2	2:C:2:U:C5'	9	0.77	0.51	0.68
(1,2)	1:A:14:THR:CG2	2:C:2:U:C6	9	0.77	0.51	0.68
(1,2)	1:A:14:THR:CG2	2:C:2:U:H1'	9	0.77	0.51	0.68
(1,2)	1:A:14:THR:CG2	2:C:2:U:H2'	9	0.77	0.51	0.68
(1,2)	1:A:14:THR:CG2	2:C:2:U:H3	9	0.77	0.51	0.68
(1,2)	1:A:14:THR:CG2	2:C:2:U:H3'	9	0.77	0.51	0.68
(1,2)	1:A:14:THR:CG2	2:C:2:U:H4'	9	0.77	0.51	0.68
(1,2)	1:A:14:THR:CG2	2:C:2:U:H5	9	0.77	0.51	0.68
(1,2)	1:A:14:THR:CG2	2:C:2:U:H5'	9	0.77	0.51	0.68
(1,2)	1:A:14:THR:CG2	2:C:2:U:H5''	9	0.77	0.51	0.68
(1,2)	1:A:14:THR:CG2	2:C:2:U:H6	9	0.77	0.51	0.68
(1,2)	1:A:14:THR:CG2	2:C:2:U:HO2'	9	0.77	0.51	0.68
(1,2)	1:A:14:THR:CG2	2:C:2:U:N1	9	0.77	0.51	0.68
(1,2)	1:A:14:THR:CG2	2:C:2:U:N3	9	0.77	0.51	0.68
(1,2)	1:A:14:THR:CG2	2:C:2:U:O2	9	0.77	0.51	0.68
(1,2)	1:A:14:THR:CG2	2:C:2:U:O2'	9	0.77	0.51	0.68
(1,2)	1:A:14:THR:CG2	2:C:2:U:O3'	9	0.77	0.51	0.68
(1,2)	1:A:14:THR:CG2	2:C:2:U:O4	9	0.77	0.51	0.68
(1,2)	1:A:14:THR:CG2	2:C:2:U:O4'	9	0.77	0.51	0.68
(1,2)	1:A:14:THR:CG2	2:C:2:U:O5'	9	0.77	0.51	0.68
(1,2)	1:A:14:THR:CG2	2:C:2:U:OP1	9	0.77	0.51	0.68
(1,2)	1:A:14:THR:CG2	2:C:2:U:OP2	9	0.77	0.51	0.68
(1,2)	1:A:14:THR:CG2	2:C:2:U:P	9	0.77	0.51	0.68
(1,2)	1:A:14:THR:CG2	2:C:3:A:C1'	9	0.77	0.51	0.68
(1,2)	1:A:14:THR:CG2	2:C:3:A:C2	9	0.77	0.51	0.68
(1,2)	1:A:14:THR:CG2	2:C:3:A:C2'	9	0.77	0.51	0.68
(1,2)	1:A:14:THR:CG2	2:C:3:A:C3'	9	0.77	0.51	0.68

Continued on next page...

Continued from previous page...

Key	Atom-1	Atom-2	Models ¹	Mean (Å)	SD ¹ (Å)	Median (Å)
(1,2)	1:A:14:THR:CG2	2:C:3:A:C4	9	0.77	0.51	0.68
(1,2)	1:A:14:THR:CG2	2:C:3:A:C4'	9	0.77	0.51	0.68
(1,2)	1:A:14:THR:CG2	2:C:3:A:C5	9	0.77	0.51	0.68
(1,2)	1:A:14:THR:CG2	2:C:3:A:C5'	9	0.77	0.51	0.68
(1,2)	1:A:14:THR:CG2	2:C:3:A:C6	9	0.77	0.51	0.68
(1,2)	1:A:14:THR:CG2	2:C:3:A:C8	9	0.77	0.51	0.68
(1,2)	1:A:14:THR:CG2	2:C:3:A:H1'	9	0.77	0.51	0.68
(1,2)	1:A:14:THR:CG2	2:C:3:A:H2	9	0.77	0.51	0.68
(1,2)	1:A:14:THR:CG2	2:C:3:A:H2'	9	0.77	0.51	0.68
(1,2)	1:A:14:THR:CG2	2:C:3:A:H3'	9	0.77	0.51	0.68
(1,2)	1:A:14:THR:CG2	2:C:3:A:H4'	9	0.77	0.51	0.68
(1,2)	1:A:14:THR:CG2	2:C:3:A:H5'	9	0.77	0.51	0.68
(1,2)	1:A:14:THR:CG2	2:C:3:A:H5''	9	0.77	0.51	0.68
(1,2)	1:A:14:THR:CG2	2:C:3:A:H61	9	0.77	0.51	0.68
(1,2)	1:A:14:THR:CG2	2:C:3:A:H62	9	0.77	0.51	0.68
(1,2)	1:A:14:THR:CG2	2:C:3:A:H8	9	0.77	0.51	0.68
(1,2)	1:A:14:THR:CG2	2:C:3:A:HO2'	9	0.77	0.51	0.68
(1,2)	1:A:14:THR:CG2	2:C:3:A:N1	9	0.77	0.51	0.68
(1,2)	1:A:14:THR:CG2	2:C:3:A:N3	9	0.77	0.51	0.68
(1,2)	1:A:14:THR:CG2	2:C:3:A:N6	9	0.77	0.51	0.68
(1,2)	1:A:14:THR:CG2	2:C:3:A:N7	9	0.77	0.51	0.68
(1,2)	1:A:14:THR:CG2	2:C:3:A:N9	9	0.77	0.51	0.68
(1,2)	1:A:14:THR:CG2	2:C:3:A:O2'	9	0.77	0.51	0.68
(1,2)	1:A:14:THR:CG2	2:C:3:A:O3'	9	0.77	0.51	0.68
(1,2)	1:A:14:THR:CG2	2:C:3:A:O4'	9	0.77	0.51	0.68
(1,2)	1:A:14:THR:CG2	2:C:3:A:O5'	9	0.77	0.51	0.68
(1,2)	1:A:14:THR:CG2	2:C:3:A:OP1	9	0.77	0.51	0.68
(1,2)	1:A:14:THR:CG2	2:C:3:A:OP2	9	0.77	0.51	0.68
(1,2)	1:A:14:THR:CG2	2:C:3:A:P	9	0.77	0.51	0.68
(1,2)	1:A:14:THR:CG2	2:C:4:C:C1'	9	0.77	0.51	0.68
(1,2)	1:A:14:THR:CG2	2:C:4:C:C2	9	0.77	0.51	0.68
(1,2)	1:A:14:THR:CG2	2:C:4:C:C2'	9	0.77	0.51	0.68
(1,2)	1:A:14:THR:CG2	2:C:4:C:C3'	9	0.77	0.51	0.68
(1,2)	1:A:14:THR:CG2	2:C:4:C:C4	9	0.77	0.51	0.68
(1,2)	1:A:14:THR:CG2	2:C:4:C:C4'	9	0.77	0.51	0.68
(1,2)	1:A:14:THR:CG2	2:C:4:C:C5	9	0.77	0.51	0.68
(1,2)	1:A:14:THR:CG2	2:C:4:C:C5'	9	0.77	0.51	0.68
(1,2)	1:A:14:THR:CG2	2:C:4:C:C6	9	0.77	0.51	0.68
(1,2)	1:A:14:THR:CG2	2:C:4:C:H1'	9	0.77	0.51	0.68
(1,2)	1:A:14:THR:CG2	2:C:4:C:H2'	9	0.77	0.51	0.68
(1,2)	1:A:14:THR:CG2	2:C:4:C:H3'	9	0.77	0.51	0.68
(1,2)	1:A:14:THR:CG2	2:C:4:C:H4'	9	0.77	0.51	0.68

Continued on next page...

Continued from previous page...

Key	Atom-1	Atom-2	Models ¹	Mean (Å)	SD ¹ (Å)	Median (Å)
(1,2)	1:A:14:THR:CG2	2:C:4:C:H41	9	0.77	0.51	0.68
(1,2)	1:A:14:THR:CG2	2:C:4:C:H42	9	0.77	0.51	0.68
(1,2)	1:A:14:THR:CG2	2:C:4:C:H5	9	0.77	0.51	0.68
(1,2)	1:A:14:THR:CG2	2:C:4:C:H5'	9	0.77	0.51	0.68
(1,2)	1:A:14:THR:CG2	2:C:4:C:H5''	9	0.77	0.51	0.68
(1,2)	1:A:14:THR:CG2	2:C:4:C:H6	9	0.77	0.51	0.68
(1,2)	1:A:14:THR:CG2	2:C:4:C:HO2'	9	0.77	0.51	0.68
(1,2)	1:A:14:THR:CG2	2:C:4:C:N1	9	0.77	0.51	0.68
(1,2)	1:A:14:THR:CG2	2:C:4:C:N3	9	0.77	0.51	0.68
(1,2)	1:A:14:THR:CG2	2:C:4:C:N4	9	0.77	0.51	0.68
(1,2)	1:A:14:THR:CG2	2:C:4:C:O2	9	0.77	0.51	0.68
(1,2)	1:A:14:THR:CG2	2:C:4:C:O2'	9	0.77	0.51	0.68
(1,2)	1:A:14:THR:CG2	2:C:4:C:O3'	9	0.77	0.51	0.68
(1,2)	1:A:14:THR:CG2	2:C:4:C:O4'	9	0.77	0.51	0.68
(1,2)	1:A:14:THR:CG2	2:C:4:C:O5'	9	0.77	0.51	0.68
(1,2)	1:A:14:THR:CG2	2:C:4:C:OP1	9	0.77	0.51	0.68
(1,2)	1:A:14:THR:CG2	2:C:4:C:OP2	9	0.77	0.51	0.68
(1,2)	1:A:14:THR:CG2	2:C:4:C:P	9	0.77	0.51	0.68
(1,2)	1:A:14:THR:CG2	2:C:5:A:C1'	9	0.77	0.51	0.68
(1,2)	1:A:14:THR:CG2	2:C:5:A:C2	9	0.77	0.51	0.68
(1,2)	1:A:14:THR:CG2	2:C:5:A:C2'	9	0.77	0.51	0.68
(1,2)	1:A:14:THR:CG2	2:C:5:A:C3'	9	0.77	0.51	0.68
(1,2)	1:A:14:THR:CG2	2:C:5:A:C4	9	0.77	0.51	0.68
(1,2)	1:A:14:THR:CG2	2:C:5:A:C4'	9	0.77	0.51	0.68
(1,2)	1:A:14:THR:CG2	2:C:5:A:C5	9	0.77	0.51	0.68
(1,2)	1:A:14:THR:CG2	2:C:5:A:C5'	9	0.77	0.51	0.68
(1,2)	1:A:14:THR:CG2	2:C:5:A:C6	9	0.77	0.51	0.68
(1,2)	1:A:14:THR:CG2	2:C:5:A:C8	9	0.77	0.51	0.68
(1,2)	1:A:14:THR:CG2	2:C:5:A:H1'	9	0.77	0.51	0.68
(1,2)	1:A:14:THR:CG2	2:C:5:A:H2	9	0.77	0.51	0.68
(1,2)	1:A:14:THR:CG2	2:C:5:A:H2'	9	0.77	0.51	0.68
(1,2)	1:A:14:THR:CG2	2:C:5:A:H3'	9	0.77	0.51	0.68
(1,2)	1:A:14:THR:CG2	2:C:5:A:H4'	9	0.77	0.51	0.68
(1,2)	1:A:14:THR:CG2	2:C:5:A:H5'	9	0.77	0.51	0.68
(1,2)	1:A:14:THR:CG2	2:C:5:A:H5''	9	0.77	0.51	0.68
(1,2)	1:A:14:THR:CG2	2:C:5:A:H61	9	0.77	0.51	0.68
(1,2)	1:A:14:THR:CG2	2:C:5:A:H62	9	0.77	0.51	0.68
(1,2)	1:A:14:THR:CG2	2:C:5:A:H8	9	0.77	0.51	0.68
(1,2)	1:A:14:THR:CG2	2:C:5:A:HO2'	9	0.77	0.51	0.68
(1,2)	1:A:14:THR:CG2	2:C:5:A:N1	9	0.77	0.51	0.68
(1,2)	1:A:14:THR:CG2	2:C:5:A:N3	9	0.77	0.51	0.68
(1,2)	1:A:14:THR:CG2	2:C:5:A:N6	9	0.77	0.51	0.68

Continued on next page...

Continued from previous page...

Key	Atom-1	Atom-2	Models ¹	Mean (Å)	SD ¹ (Å)	Median (Å)
(1,2)	1:A:14:THR:CG2	2:C:5:A:N7	9	0.77	0.51	0.68
(1,2)	1:A:14:THR:CG2	2:C:5:A:N9	9	0.77	0.51	0.68
(1,2)	1:A:14:THR:CG2	2:C:5:A:O2'	9	0.77	0.51	0.68
(1,2)	1:A:14:THR:CG2	2:C:5:A:O3'	9	0.77	0.51	0.68
(1,2)	1:A:14:THR:CG2	2:C:5:A:O4'	9	0.77	0.51	0.68
(1,2)	1:A:14:THR:CG2	2:C:5:A:O5'	9	0.77	0.51	0.68
(1,2)	1:A:14:THR:CG2	2:C:5:A:OP1	9	0.77	0.51	0.68
(1,2)	1:A:14:THR:CG2	2:C:5:A:OP2	9	0.77	0.51	0.68
(1,2)	1:A:14:THR:CG2	2:C:5:A:P	9	0.77	0.51	0.68
(1,2)	1:A:14:THR:H	2:C:1:A:C1'	9	0.77	0.51	0.68
(1,2)	1:A:14:THR:H	2:C:1:A:C2	9	0.77	0.51	0.68
(1,2)	1:A:14:THR:H	2:C:1:A:C2'	9	0.77	0.51	0.68
(1,2)	1:A:14:THR:H	2:C:1:A:C3'	9	0.77	0.51	0.68
(1,2)	1:A:14:THR:H	2:C:1:A:C4	9	0.77	0.51	0.68
(1,2)	1:A:14:THR:H	2:C:1:A:C4'	9	0.77	0.51	0.68
(1,2)	1:A:14:THR:H	2:C:1:A:C5	9	0.77	0.51	0.68
(1,2)	1:A:14:THR:H	2:C:1:A:C5'	9	0.77	0.51	0.68
(1,2)	1:A:14:THR:H	2:C:1:A:C6	9	0.77	0.51	0.68
(1,2)	1:A:14:THR:H	2:C:1:A:C8	9	0.77	0.51	0.68
(1,2)	1:A:14:THR:H	2:C:1:A:H1'	9	0.77	0.51	0.68
(1,2)	1:A:14:THR:H	2:C:1:A:H2	9	0.77	0.51	0.68
(1,2)	1:A:14:THR:H	2:C:1:A:H2'	9	0.77	0.51	0.68
(1,2)	1:A:14:THR:H	2:C:1:A:H3'	9	0.77	0.51	0.68
(1,2)	1:A:14:THR:H	2:C:1:A:H4'	9	0.77	0.51	0.68
(1,2)	1:A:14:THR:H	2:C:1:A:H5'	9	0.77	0.51	0.68
(1,2)	1:A:14:THR:H	2:C:1:A:H5''	9	0.77	0.51	0.68
(1,2)	1:A:14:THR:H	2:C:1:A:H61	9	0.77	0.51	0.68
(1,2)	1:A:14:THR:H	2:C:1:A:H62	9	0.77	0.51	0.68
(1,2)	1:A:14:THR:H	2:C:1:A:H8	9	0.77	0.51	0.68
(1,2)	1:A:14:THR:H	2:C:1:A:HO2'	9	0.77	0.51	0.68
(1,2)	1:A:14:THR:H	2:C:1:A:N1	9	0.77	0.51	0.68
(1,2)	1:A:14:THR:H	2:C:1:A:N3	9	0.77	0.51	0.68
(1,2)	1:A:14:THR:H	2:C:1:A:N6	9	0.77	0.51	0.68
(1,2)	1:A:14:THR:H	2:C:1:A:N7	9	0.77	0.51	0.68
(1,2)	1:A:14:THR:H	2:C:1:A:N9	9	0.77	0.51	0.68
(1,2)	1:A:14:THR:H	2:C:1:A:O2'	9	0.77	0.51	0.68
(1,2)	1:A:14:THR:H	2:C:1:A:O3'	9	0.77	0.51	0.68
(1,2)	1:A:14:THR:H	2:C:1:A:O4'	9	0.77	0.51	0.68
(1,2)	1:A:14:THR:H	2:C:1:A:O5'	9	0.77	0.51	0.68
(1,2)	1:A:14:THR:H	2:C:2:U:C1'	9	0.77	0.51	0.68
(1,2)	1:A:14:THR:H	2:C:2:U:C2	9	0.77	0.51	0.68
(1,2)	1:A:14:THR:H	2:C:2:U:C2'	9	0.77	0.51	0.68

Continued on next page...

Continued from previous page...

Key	Atom-1	Atom-2	Models ¹	Mean (Å)	SD ¹ (Å)	Median (Å)
(1,2)	1:A:14:THR:H	2:C:2:U:C3'	9	0.77	0.51	0.68
(1,2)	1:A:14:THR:H	2:C:2:U:C4	9	0.77	0.51	0.68
(1,2)	1:A:14:THR:H	2:C:2:U:C4'	9	0.77	0.51	0.68
(1,2)	1:A:14:THR:H	2:C:2:U:C5	9	0.77	0.51	0.68
(1,2)	1:A:14:THR:H	2:C:2:U:C5'	9	0.77	0.51	0.68
(1,2)	1:A:14:THR:H	2:C:2:U:C6	9	0.77	0.51	0.68
(1,2)	1:A:14:THR:H	2:C:2:U:H1'	9	0.77	0.51	0.68
(1,2)	1:A:14:THR:H	2:C:2:U:H2'	9	0.77	0.51	0.68
(1,2)	1:A:14:THR:H	2:C:2:U:H3	9	0.77	0.51	0.68
(1,2)	1:A:14:THR:H	2:C:2:U:H3'	9	0.77	0.51	0.68
(1,2)	1:A:14:THR:H	2:C:2:U:H4'	9	0.77	0.51	0.68
(1,2)	1:A:14:THR:H	2:C:2:U:H5	9	0.77	0.51	0.68
(1,2)	1:A:14:THR:H	2:C:2:U:H5'	9	0.77	0.51	0.68
(1,2)	1:A:14:THR:H	2:C:2:U:H5''	9	0.77	0.51	0.68
(1,2)	1:A:14:THR:H	2:C:2:U:H6	9	0.77	0.51	0.68
(1,2)	1:A:14:THR:H	2:C:2:U:HO2'	9	0.77	0.51	0.68
(1,2)	1:A:14:THR:H	2:C:2:U:N1	9	0.77	0.51	0.68
(1,2)	1:A:14:THR:H	2:C:2:U:N3	9	0.77	0.51	0.68
(1,2)	1:A:14:THR:H	2:C:2:U:O2	9	0.77	0.51	0.68
(1,2)	1:A:14:THR:H	2:C:2:U:O2'	9	0.77	0.51	0.68
(1,2)	1:A:14:THR:H	2:C:2:U:O3'	9	0.77	0.51	0.68
(1,2)	1:A:14:THR:H	2:C:2:U:O4	9	0.77	0.51	0.68
(1,2)	1:A:14:THR:H	2:C:2:U:O4'	9	0.77	0.51	0.68
(1,2)	1:A:14:THR:H	2:C:2:U:O5'	9	0.77	0.51	0.68
(1,2)	1:A:14:THR:H	2:C:2:U:OP1	9	0.77	0.51	0.68
(1,2)	1:A:14:THR:H	2:C:2:U:OP2	9	0.77	0.51	0.68
(1,2)	1:A:14:THR:H	2:C:2:U:P	9	0.77	0.51	0.68
(1,2)	1:A:14:THR:H	2:C:3:A:C1'	9	0.77	0.51	0.68
(1,2)	1:A:14:THR:H	2:C:3:A:C2	9	0.77	0.51	0.68
(1,2)	1:A:14:THR:H	2:C:3:A:C2'	9	0.77	0.51	0.68
(1,2)	1:A:14:THR:H	2:C:3:A:C3'	9	0.77	0.51	0.68
(1,2)	1:A:14:THR:H	2:C:3:A:C4	9	0.77	0.51	0.68
(1,2)	1:A:14:THR:H	2:C:3:A:C4'	9	0.77	0.51	0.68
(1,2)	1:A:14:THR:H	2:C:3:A:C5	9	0.77	0.51	0.68
(1,2)	1:A:14:THR:H	2:C:3:A:C5'	9	0.77	0.51	0.68
(1,2)	1:A:14:THR:H	2:C:3:A:C6	9	0.77	0.51	0.68
(1,2)	1:A:14:THR:H	2:C:3:A:C8	9	0.77	0.51	0.68
(1,2)	1:A:14:THR:H	2:C:3:A:H1'	9	0.77	0.51	0.68
(1,2)	1:A:14:THR:H	2:C:3:A:H2	9	0.77	0.51	0.68
(1,2)	1:A:14:THR:H	2:C:3:A:H2'	9	0.77	0.51	0.68
(1,2)	1:A:14:THR:H	2:C:3:A:H3'	9	0.77	0.51	0.68
(1,2)	1:A:14:THR:H	2:C:3:A:H4'	9	0.77	0.51	0.68

Continued on next page...

Continued from previous page...

Key	Atom-1	Atom-2	Models ¹	Mean (Å)	SD ¹ (Å)	Median (Å)
(1,2)	1:A:14:THR:H	2:C:3:A:H5'	9	0.77	0.51	0.68
(1,2)	1:A:14:THR:H	2:C:3:A:H5''	9	0.77	0.51	0.68
(1,2)	1:A:14:THR:H	2:C:3:A:H61	9	0.77	0.51	0.68
(1,2)	1:A:14:THR:H	2:C:3:A:H62	9	0.77	0.51	0.68
(1,2)	1:A:14:THR:H	2:C:3:A:H8	9	0.77	0.51	0.68
(1,2)	1:A:14:THR:H	2:C:3:A:HO2'	9	0.77	0.51	0.68
(1,2)	1:A:14:THR:H	2:C:3:A:N1	9	0.77	0.51	0.68
(1,2)	1:A:14:THR:H	2:C:3:A:N3	9	0.77	0.51	0.68
(1,2)	1:A:14:THR:H	2:C:3:A:N6	9	0.77	0.51	0.68
(1,2)	1:A:14:THR:H	2:C:3:A:N7	9	0.77	0.51	0.68
(1,2)	1:A:14:THR:H	2:C:3:A:N9	9	0.77	0.51	0.68
(1,2)	1:A:14:THR:H	2:C:3:A:O2'	9	0.77	0.51	0.68
(1,2)	1:A:14:THR:H	2:C:3:A:O3'	9	0.77	0.51	0.68
(1,2)	1:A:14:THR:H	2:C:3:A:O4'	9	0.77	0.51	0.68
(1,2)	1:A:14:THR:H	2:C:3:A:O5'	9	0.77	0.51	0.68
(1,2)	1:A:14:THR:H	2:C:3:A:OP1	9	0.77	0.51	0.68
(1,2)	1:A:14:THR:H	2:C:3:A:OP2	9	0.77	0.51	0.68
(1,2)	1:A:14:THR:H	2:C:3:A:P	9	0.77	0.51	0.68
(1,2)	1:A:14:THR:H	2:C:4:C:C1'	9	0.77	0.51	0.68
(1,2)	1:A:14:THR:H	2:C:4:C:C2	9	0.77	0.51	0.68
(1,2)	1:A:14:THR:H	2:C:4:C:C2'	9	0.77	0.51	0.68
(1,2)	1:A:14:THR:H	2:C:4:C:C3'	9	0.77	0.51	0.68
(1,2)	1:A:14:THR:H	2:C:4:C:C4	9	0.77	0.51	0.68
(1,2)	1:A:14:THR:H	2:C:4:C:C4'	9	0.77	0.51	0.68
(1,2)	1:A:14:THR:H	2:C:4:C:C5	9	0.77	0.51	0.68
(1,2)	1:A:14:THR:H	2:C:4:C:C5'	9	0.77	0.51	0.68
(1,2)	1:A:14:THR:H	2:C:4:C:C6	9	0.77	0.51	0.68
(1,2)	1:A:14:THR:H	2:C:4:C:H1'	9	0.77	0.51	0.68
(1,2)	1:A:14:THR:H	2:C:4:C:H2'	9	0.77	0.51	0.68
(1,2)	1:A:14:THR:H	2:C:4:C:H3'	9	0.77	0.51	0.68
(1,2)	1:A:14:THR:H	2:C:4:C:H4'	9	0.77	0.51	0.68
(1,2)	1:A:14:THR:H	2:C:4:C:H41	9	0.77	0.51	0.68
(1,2)	1:A:14:THR:H	2:C:4:C:H42	9	0.77	0.51	0.68
(1,2)	1:A:14:THR:H	2:C:4:C:H5	9	0.77	0.51	0.68
(1,2)	1:A:14:THR:H	2:C:4:C:H5'	9	0.77	0.51	0.68
(1,2)	1:A:14:THR:H	2:C:4:C:H5''	9	0.77	0.51	0.68
(1,2)	1:A:14:THR:H	2:C:4:C:H6	9	0.77	0.51	0.68
(1,2)	1:A:14:THR:H	2:C:4:C:HO2'	9	0.77	0.51	0.68
(1,2)	1:A:14:THR:H	2:C:4:C:N1	9	0.77	0.51	0.68
(1,2)	1:A:14:THR:H	2:C:4:C:N3	9	0.77	0.51	0.68
(1,2)	1:A:14:THR:H	2:C:4:C:N4	9	0.77	0.51	0.68
(1,2)	1:A:14:THR:H	2:C:4:C:O2	9	0.77	0.51	0.68

Continued on next page...

Continued from previous page...

Key	Atom-1	Atom-2	Models ¹	Mean (Å)	SD ¹ (Å)	Median (Å)
(1,2)	1:A:14:THR:H	2:C:4:C:O2'	9	0.77	0.51	0.68
(1,2)	1:A:14:THR:H	2:C:4:C:O3'	9	0.77	0.51	0.68
(1,2)	1:A:14:THR:H	2:C:4:C:O4'	9	0.77	0.51	0.68
(1,2)	1:A:14:THR:H	2:C:4:C:O5'	9	0.77	0.51	0.68
(1,2)	1:A:14:THR:H	2:C:4:C:OP1	9	0.77	0.51	0.68
(1,2)	1:A:14:THR:H	2:C:4:C:OP2	9	0.77	0.51	0.68
(1,2)	1:A:14:THR:H	2:C:4:C:P	9	0.77	0.51	0.68
(1,2)	1:A:14:THR:H	2:C:5:A:C1'	9	0.77	0.51	0.68
(1,2)	1:A:14:THR:H	2:C:5:A:C2	9	0.77	0.51	0.68
(1,2)	1:A:14:THR:H	2:C:5:A:C2'	9	0.77	0.51	0.68
(1,2)	1:A:14:THR:H	2:C:5:A:C3'	9	0.77	0.51	0.68
(1,2)	1:A:14:THR:H	2:C:5:A:C4	9	0.77	0.51	0.68
(1,2)	1:A:14:THR:H	2:C:5:A:C4'	9	0.77	0.51	0.68
(1,2)	1:A:14:THR:H	2:C:5:A:C5	9	0.77	0.51	0.68
(1,2)	1:A:14:THR:H	2:C:5:A:C5'	9	0.77	0.51	0.68
(1,2)	1:A:14:THR:H	2:C:5:A:C6	9	0.77	0.51	0.68
(1,2)	1:A:14:THR:H	2:C:5:A:C8	9	0.77	0.51	0.68
(1,2)	1:A:14:THR:H	2:C:5:A:H1'	9	0.77	0.51	0.68
(1,2)	1:A:14:THR:H	2:C:5:A:H2	9	0.77	0.51	0.68
(1,2)	1:A:14:THR:H	2:C:5:A:H2'	9	0.77	0.51	0.68
(1,2)	1:A:14:THR:H	2:C:5:A:H3'	9	0.77	0.51	0.68
(1,2)	1:A:14:THR:H	2:C:5:A:H4'	9	0.77	0.51	0.68
(1,2)	1:A:14:THR:H	2:C:5:A:H5'	9	0.77	0.51	0.68
(1,2)	1:A:14:THR:H	2:C:5:A:H5''	9	0.77	0.51	0.68
(1,2)	1:A:14:THR:H	2:C:5:A:H61	9	0.77	0.51	0.68
(1,2)	1:A:14:THR:H	2:C:5:A:H62	9	0.77	0.51	0.68
(1,2)	1:A:14:THR:H	2:C:5:A:H8	9	0.77	0.51	0.68
(1,2)	1:A:14:THR:H	2:C:5:A:HO2'	9	0.77	0.51	0.68
(1,2)	1:A:14:THR:H	2:C:5:A:N1	9	0.77	0.51	0.68
(1,2)	1:A:14:THR:H	2:C:5:A:N3	9	0.77	0.51	0.68
(1,2)	1:A:14:THR:H	2:C:5:A:N6	9	0.77	0.51	0.68
(1,2)	1:A:14:THR:H	2:C:5:A:N7	9	0.77	0.51	0.68
(1,2)	1:A:14:THR:H	2:C:5:A:N9	9	0.77	0.51	0.68
(1,2)	1:A:14:THR:H	2:C:5:A:O2'	9	0.77	0.51	0.68
(1,2)	1:A:14:THR:H	2:C:5:A:O3'	9	0.77	0.51	0.68
(1,2)	1:A:14:THR:H	2:C:5:A:O4'	9	0.77	0.51	0.68
(1,2)	1:A:14:THR:H	2:C:5:A:O5'	9	0.77	0.51	0.68
(1,2)	1:A:14:THR:H	2:C:5:A:OP1	9	0.77	0.51	0.68
(1,2)	1:A:14:THR:H	2:C:5:A:OP2	9	0.77	0.51	0.68
(1,2)	1:A:14:THR:H	2:C:5:A:P	9	0.77	0.51	0.68
(1,2)	1:A:14:THR:HG1	2:C:1:A:C1'	9	0.77	0.51	0.68
(1,2)	1:A:14:THR:HG1	2:C:1:A:C2	9	0.77	0.51	0.68

Continued on next page...

Continued from previous page...

Key	Atom-1	Atom-2	Models ¹	Mean (Å)	SD ¹ (Å)	Median (Å)
(1,2)	1:A:14:THR:HG1	2:C:1:A:C2'	9	0.77	0.51	0.68
(1,2)	1:A:14:THR:HG1	2:C:1:A:C3'	9	0.77	0.51	0.68
(1,2)	1:A:14:THR:HG1	2:C:1:A:C4	9	0.77	0.51	0.68
(1,2)	1:A:14:THR:HG1	2:C:1:A:C4'	9	0.77	0.51	0.68
(1,2)	1:A:14:THR:HG1	2:C:1:A:C5	9	0.77	0.51	0.68
(1,2)	1:A:14:THR:HG1	2:C:1:A:C5'	9	0.77	0.51	0.68
(1,2)	1:A:14:THR:HG1	2:C:1:A:C6	9	0.77	0.51	0.68
(1,2)	1:A:14:THR:HG1	2:C:1:A:C8	9	0.77	0.51	0.68
(1,2)	1:A:14:THR:HG1	2:C:1:A:H1'	9	0.77	0.51	0.68
(1,2)	1:A:14:THR:HG1	2:C:1:A:H2	9	0.77	0.51	0.68
(1,2)	1:A:14:THR:HG1	2:C:1:A:H2'	9	0.77	0.51	0.68
(1,2)	1:A:14:THR:HG1	2:C:1:A:H3'	9	0.77	0.51	0.68
(1,2)	1:A:14:THR:HG1	2:C:1:A:H4'	9	0.77	0.51	0.68
(1,2)	1:A:14:THR:HG1	2:C:1:A:H5'	9	0.77	0.51	0.68
(1,2)	1:A:14:THR:HG1	2:C:1:A:H5''	9	0.77	0.51	0.68
(1,2)	1:A:14:THR:HG1	2:C:1:A:H61	9	0.77	0.51	0.68
(1,2)	1:A:14:THR:HG1	2:C:1:A:H62	9	0.77	0.51	0.68
(1,2)	1:A:14:THR:HG1	2:C:1:A:H8	9	0.77	0.51	0.68
(1,2)	1:A:14:THR:HG1	2:C:1:A:HO2'	9	0.77	0.51	0.68
(1,2)	1:A:14:THR:HG1	2:C:1:A:N1	9	0.77	0.51	0.68
(1,2)	1:A:14:THR:HG1	2:C:1:A:N3	9	0.77	0.51	0.68
(1,2)	1:A:14:THR:HG1	2:C:1:A:N6	9	0.77	0.51	0.68
(1,2)	1:A:14:THR:HG1	2:C:1:A:N7	9	0.77	0.51	0.68
(1,2)	1:A:14:THR:HG1	2:C:1:A:N9	9	0.77	0.51	0.68
(1,2)	1:A:14:THR:HG1	2:C:1:A:O2'	9	0.77	0.51	0.68
(1,2)	1:A:14:THR:HG1	2:C:1:A:O3'	9	0.77	0.51	0.68
(1,2)	1:A:14:THR:HG1	2:C:1:A:O4'	9	0.77	0.51	0.68
(1,2)	1:A:14:THR:HG1	2:C:1:A:O5'	9	0.77	0.51	0.68
(1,2)	1:A:14:THR:HG1	2:C:2:U:C1'	9	0.77	0.51	0.68
(1,2)	1:A:14:THR:HG1	2:C:2:U:C2	9	0.77	0.51	0.68
(1,2)	1:A:14:THR:HG1	2:C:2:U:C2'	9	0.77	0.51	0.68
(1,2)	1:A:14:THR:HG1	2:C:2:U:C3'	9	0.77	0.51	0.68
(1,2)	1:A:14:THR:HG1	2:C:2:U:C4	9	0.77	0.51	0.68
(1,2)	1:A:14:THR:HG1	2:C:2:U:C4'	9	0.77	0.51	0.68
(1,2)	1:A:14:THR:HG1	2:C:2:U:C5	9	0.77	0.51	0.68
(1,2)	1:A:14:THR:HG1	2:C:2:U:C5'	9	0.77	0.51	0.68
(1,2)	1:A:14:THR:HG1	2:C:2:U:C6	9	0.77	0.51	0.68
(1,2)	1:A:14:THR:HG1	2:C:2:U:H1'	9	0.77	0.51	0.68
(1,2)	1:A:14:THR:HG1	2:C:2:U:H2'	9	0.77	0.51	0.68
(1,2)	1:A:14:THR:HG1	2:C:2:U:H3	9	0.77	0.51	0.68
(1,2)	1:A:14:THR:HG1	2:C:2:U:H3'	9	0.77	0.51	0.68
(1,2)	1:A:14:THR:HG1	2:C:2:U:H4'	9	0.77	0.51	0.68

Continued on next page...

Continued from previous page...

Key	Atom-1	Atom-2	Models ¹	Mean (Å)	SD ¹ (Å)	Median (Å)
(1,2)	1:A:14:THR:HG1	2:C:2:U:H5	9	0.77	0.51	0.68
(1,2)	1:A:14:THR:HG1	2:C:2:U:H5'	9	0.77	0.51	0.68
(1,2)	1:A:14:THR:HG1	2:C:2:U:H5''	9	0.77	0.51	0.68
(1,2)	1:A:14:THR:HG1	2:C:2:U:H6	9	0.77	0.51	0.68
(1,2)	1:A:14:THR:HG1	2:C:2:U:HO2'	9	0.77	0.51	0.68
(1,2)	1:A:14:THR:HG1	2:C:2:U:N1	9	0.77	0.51	0.68
(1,2)	1:A:14:THR:HG1	2:C:2:U:N3	9	0.77	0.51	0.68
(1,2)	1:A:14:THR:HG1	2:C:2:U:O2	9	0.77	0.51	0.68
(1,2)	1:A:14:THR:HG1	2:C:2:U:O2'	9	0.77	0.51	0.68
(1,2)	1:A:14:THR:HG1	2:C:2:U:O3'	9	0.77	0.51	0.68
(1,2)	1:A:14:THR:HG1	2:C:2:U:O4	9	0.77	0.51	0.68
(1,2)	1:A:14:THR:HG1	2:C:2:U:O4'	9	0.77	0.51	0.68
(1,2)	1:A:14:THR:HG1	2:C:2:U:O5'	9	0.77	0.51	0.68
(1,2)	1:A:14:THR:HG1	2:C:2:U:OP1	9	0.77	0.51	0.68
(1,2)	1:A:14:THR:HG1	2:C:2:U:OP2	9	0.77	0.51	0.68
(1,2)	1:A:14:THR:HG1	2:C:2:U:P	9	0.77	0.51	0.68
(1,2)	1:A:14:THR:HG1	2:C:3:A:C1'	9	0.77	0.51	0.68
(1,2)	1:A:14:THR:HG1	2:C:3:A:C2	9	0.77	0.51	0.68
(1,2)	1:A:14:THR:HG1	2:C:3:A:C2'	9	0.77	0.51	0.68
(1,2)	1:A:14:THR:HG1	2:C:3:A:C3'	9	0.77	0.51	0.68
(1,2)	1:A:14:THR:HG1	2:C:3:A:C4	9	0.77	0.51	0.68
(1,2)	1:A:14:THR:HG1	2:C:3:A:C4'	9	0.77	0.51	0.68
(1,2)	1:A:14:THR:HG1	2:C:3:A:C5	9	0.77	0.51	0.68
(1,2)	1:A:14:THR:HG1	2:C:3:A:C5'	9	0.77	0.51	0.68
(1,2)	1:A:14:THR:HG1	2:C:3:A:C6	9	0.77	0.51	0.68
(1,2)	1:A:14:THR:HG1	2:C:3:A:C8	9	0.77	0.51	0.68
(1,2)	1:A:14:THR:HG1	2:C:3:A:H1'	9	0.77	0.51	0.68
(1,2)	1:A:14:THR:HG1	2:C:3:A:H2	9	0.77	0.51	0.68
(1,2)	1:A:14:THR:HG1	2:C:3:A:H2'	9	0.77	0.51	0.68
(1,2)	1:A:14:THR:HG1	2:C:3:A:H3'	9	0.77	0.51	0.68
(1,2)	1:A:14:THR:HG1	2:C:3:A:H4'	9	0.77	0.51	0.68
(1,2)	1:A:14:THR:HG1	2:C:3:A:H5'	9	0.77	0.51	0.68
(1,2)	1:A:14:THR:HG1	2:C:3:A:H5''	9	0.77	0.51	0.68
(1,2)	1:A:14:THR:HG1	2:C:3:A:H61	9	0.77	0.51	0.68
(1,2)	1:A:14:THR:HG1	2:C:3:A:H62	9	0.77	0.51	0.68
(1,2)	1:A:14:THR:HG1	2:C:3:A:H8	9	0.77	0.51	0.68
(1,2)	1:A:14:THR:HG1	2:C:3:A:HO2'	9	0.77	0.51	0.68
(1,2)	1:A:14:THR:HG1	2:C:3:A:N1	9	0.77	0.51	0.68
(1,2)	1:A:14:THR:HG1	2:C:3:A:N3	9	0.77	0.51	0.68
(1,2)	1:A:14:THR:HG1	2:C:3:A:N6	9	0.77	0.51	0.68
(1,2)	1:A:14:THR:HG1	2:C:3:A:N7	9	0.77	0.51	0.68
(1,2)	1:A:14:THR:HG1	2:C:3:A:N9	9	0.77	0.51	0.68

Continued on next page...

Continued from previous page...

Key	Atom-1	Atom-2	Models ¹	Mean (Å)	SD ¹ (Å)	Median (Å)
(1,2)	1:A:14:THR:HG1	2:C:3:A:O2'	9	0.77	0.51	0.68
(1,2)	1:A:14:THR:HG1	2:C:3:A:O3'	9	0.77	0.51	0.68
(1,2)	1:A:14:THR:HG1	2:C:3:A:O4'	9	0.77	0.51	0.68
(1,2)	1:A:14:THR:HG1	2:C:3:A:O5'	9	0.77	0.51	0.68
(1,2)	1:A:14:THR:HG1	2:C:3:A:OP1	9	0.77	0.51	0.68
(1,2)	1:A:14:THR:HG1	2:C:3:A:OP2	9	0.77	0.51	0.68
(1,2)	1:A:14:THR:HG1	2:C:3:A:P	9	0.77	0.51	0.68
(1,2)	1:A:14:THR:HG1	2:C:4:C:C1'	9	0.77	0.51	0.68
(1,2)	1:A:14:THR:HG1	2:C:4:C:C2	9	0.77	0.51	0.68
(1,2)	1:A:14:THR:HG1	2:C:4:C:C2'	9	0.77	0.51	0.68
(1,2)	1:A:14:THR:HG1	2:C:4:C:C3'	9	0.77	0.51	0.68
(1,2)	1:A:14:THR:HG1	2:C:4:C:C4	9	0.77	0.51	0.68
(1,2)	1:A:14:THR:HG1	2:C:4:C:C4'	9	0.77	0.51	0.68
(1,2)	1:A:14:THR:HG1	2:C:4:C:C5	9	0.77	0.51	0.68
(1,2)	1:A:14:THR:HG1	2:C:4:C:C5'	9	0.77	0.51	0.68
(1,2)	1:A:14:THR:HG1	2:C:4:C:C6	9	0.77	0.51	0.68
(1,2)	1:A:14:THR:HG1	2:C:4:C:H1'	9	0.77	0.51	0.68
(1,2)	1:A:14:THR:HG1	2:C:4:C:H2'	9	0.77	0.51	0.68
(1,2)	1:A:14:THR:HG1	2:C:4:C:H3'	9	0.77	0.51	0.68
(1,2)	1:A:14:THR:HG1	2:C:4:C:H4'	9	0.77	0.51	0.68
(1,2)	1:A:14:THR:HG1	2:C:4:C:H41	9	0.77	0.51	0.68
(1,2)	1:A:14:THR:HG1	2:C:4:C:H42	9	0.77	0.51	0.68
(1,2)	1:A:14:THR:HG1	2:C:4:C:H5	9	0.77	0.51	0.68
(1,2)	1:A:14:THR:HG1	2:C:4:C:H5'	9	0.77	0.51	0.68
(1,2)	1:A:14:THR:HG1	2:C:4:C:H5''	9	0.77	0.51	0.68
(1,2)	1:A:14:THR:HG1	2:C:4:C:H6	9	0.77	0.51	0.68
(1,2)	1:A:14:THR:HG1	2:C:4:C:HO2'	9	0.77	0.51	0.68
(1,2)	1:A:14:THR:HG1	2:C:4:C:N1	9	0.77	0.51	0.68
(1,2)	1:A:14:THR:HG1	2:C:4:C:N3	9	0.77	0.51	0.68
(1,2)	1:A:14:THR:HG1	2:C:4:C:N4	9	0.77	0.51	0.68
(1,2)	1:A:14:THR:HG1	2:C:4:C:O2	9	0.77	0.51	0.68
(1,2)	1:A:14:THR:HG1	2:C:4:C:O2'	9	0.77	0.51	0.68
(1,2)	1:A:14:THR:HG1	2:C:4:C:O3'	9	0.77	0.51	0.68
(1,2)	1:A:14:THR:HG1	2:C:4:C:O4'	9	0.77	0.51	0.68
(1,2)	1:A:14:THR:HG1	2:C:4:C:O5'	9	0.77	0.51	0.68
(1,2)	1:A:14:THR:HG1	2:C:4:C:OP1	9	0.77	0.51	0.68
(1,2)	1:A:14:THR:HG1	2:C:4:C:OP2	9	0.77	0.51	0.68
(1,2)	1:A:14:THR:HG1	2:C:4:C:P	9	0.77	0.51	0.68
(1,2)	1:A:14:THR:HG1	2:C:5:A:C1'	9	0.77	0.51	0.68
(1,2)	1:A:14:THR:HG1	2:C:5:A:C2	9	0.77	0.51	0.68
(1,2)	1:A:14:THR:HG1	2:C:5:A:C2'	9	0.77	0.51	0.68
(1,2)	1:A:14:THR:HG1	2:C:5:A:C3'	9	0.77	0.51	0.68

Continued on next page...

Continued from previous page...

Key	Atom-1	Atom-2	Models ¹	Mean (Å)	SD ¹ (Å)	Median (Å)
(1,2)	1:A:14:THR:HG1	2:C:5:A:C4	9	0.77	0.51	0.68
(1,2)	1:A:14:THR:HG1	2:C:5:A:C4'	9	0.77	0.51	0.68
(1,2)	1:A:14:THR:HG1	2:C:5:A:C5	9	0.77	0.51	0.68
(1,2)	1:A:14:THR:HG1	2:C:5:A:C5'	9	0.77	0.51	0.68
(1,2)	1:A:14:THR:HG1	2:C:5:A:C6	9	0.77	0.51	0.68
(1,2)	1:A:14:THR:HG1	2:C:5:A:C8	9	0.77	0.51	0.68
(1,2)	1:A:14:THR:HG1	2:C:5:A:H1'	9	0.77	0.51	0.68
(1,2)	1:A:14:THR:HG1	2:C:5:A:H2	9	0.77	0.51	0.68
(1,2)	1:A:14:THR:HG1	2:C:5:A:H2'	9	0.77	0.51	0.68
(1,2)	1:A:14:THR:HG1	2:C:5:A:H3'	9	0.77	0.51	0.68
(1,2)	1:A:14:THR:HG1	2:C:5:A:H4'	9	0.77	0.51	0.68
(1,2)	1:A:14:THR:HG1	2:C:5:A:H5'	9	0.77	0.51	0.68
(1,2)	1:A:14:THR:HG1	2:C:5:A:H5''	9	0.77	0.51	0.68
(1,2)	1:A:14:THR:HG1	2:C:5:A:H61	9	0.77	0.51	0.68
(1,2)	1:A:14:THR:HG1	2:C:5:A:H62	9	0.77	0.51	0.68
(1,2)	1:A:14:THR:HG1	2:C:5:A:H8	9	0.77	0.51	0.68
(1,2)	1:A:14:THR:HG1	2:C:5:A:HO2'	9	0.77	0.51	0.68
(1,2)	1:A:14:THR:HG1	2:C:5:A:N1	9	0.77	0.51	0.68
(1,2)	1:A:14:THR:HG1	2:C:5:A:N3	9	0.77	0.51	0.68
(1,2)	1:A:14:THR:HG1	2:C:5:A:N6	9	0.77	0.51	0.68
(1,2)	1:A:14:THR:HG1	2:C:5:A:N7	9	0.77	0.51	0.68
(1,2)	1:A:14:THR:HG1	2:C:5:A:N9	9	0.77	0.51	0.68
(1,2)	1:A:14:THR:HG1	2:C:5:A:O2'	9	0.77	0.51	0.68
(1,2)	1:A:14:THR:HG1	2:C:5:A:O3'	9	0.77	0.51	0.68
(1,2)	1:A:14:THR:HG1	2:C:5:A:O4'	9	0.77	0.51	0.68
(1,2)	1:A:14:THR:HG1	2:C:5:A:O5'	9	0.77	0.51	0.68
(1,2)	1:A:14:THR:HG1	2:C:5:A:OP1	9	0.77	0.51	0.68
(1,2)	1:A:14:THR:HG1	2:C:5:A:OP2	9	0.77	0.51	0.68
(1,2)	1:A:14:THR:HG1	2:C:5:A:P	9	0.77	0.51	0.68
(1,2)	1:A:14:THR:N	2:C:1:A:C1'	9	0.77	0.51	0.68
(1,2)	1:A:14:THR:N	2:C:1:A:C2	9	0.77	0.51	0.68
(1,2)	1:A:14:THR:N	2:C:1:A:C2'	9	0.77	0.51	0.68
(1,2)	1:A:14:THR:N	2:C:1:A:C3'	9	0.77	0.51	0.68
(1,2)	1:A:14:THR:N	2:C:1:A:C4	9	0.77	0.51	0.68
(1,2)	1:A:14:THR:N	2:C:1:A:C4'	9	0.77	0.51	0.68
(1,2)	1:A:14:THR:N	2:C:1:A:C5	9	0.77	0.51	0.68
(1,2)	1:A:14:THR:N	2:C:1:A:C5'	9	0.77	0.51	0.68
(1,2)	1:A:14:THR:N	2:C:1:A:C6	9	0.77	0.51	0.68
(1,2)	1:A:14:THR:N	2:C:1:A:C8	9	0.77	0.51	0.68
(1,2)	1:A:14:THR:N	2:C:1:A:H1'	9	0.77	0.51	0.68
(1,2)	1:A:14:THR:N	2:C:1:A:H2	9	0.77	0.51	0.68
(1,2)	1:A:14:THR:N	2:C:1:A:H2'	9	0.77	0.51	0.68

Continued on next page...

Continued from previous page...

Key	Atom-1	Atom-2	Models ¹	Mean (Å)	SD ¹ (Å)	Median (Å)
(1,2)	1:A:14:THR:N	2:C:1:A:H3'	9	0.77	0.51	0.68
(1,2)	1:A:14:THR:N	2:C:1:A:H4'	9	0.77	0.51	0.68
(1,2)	1:A:14:THR:N	2:C:1:A:H5'	9	0.77	0.51	0.68
(1,2)	1:A:14:THR:N	2:C:1:A:H5''	9	0.77	0.51	0.68
(1,2)	1:A:14:THR:N	2:C:1:A:H61	9	0.77	0.51	0.68
(1,2)	1:A:14:THR:N	2:C:1:A:H62	9	0.77	0.51	0.68
(1,2)	1:A:14:THR:N	2:C:1:A:H8	9	0.77	0.51	0.68
(1,2)	1:A:14:THR:N	2:C:1:A:HO2'	9	0.77	0.51	0.68
(1,2)	1:A:14:THR:N	2:C:1:A:N1	9	0.77	0.51	0.68
(1,2)	1:A:14:THR:N	2:C:1:A:N3	9	0.77	0.51	0.68
(1,2)	1:A:14:THR:N	2:C:1:A:N6	9	0.77	0.51	0.68
(1,2)	1:A:14:THR:N	2:C:1:A:N7	9	0.77	0.51	0.68
(1,2)	1:A:14:THR:N	2:C:1:A:N9	9	0.77	0.51	0.68
(1,2)	1:A:14:THR:N	2:C:1:A:O2'	9	0.77	0.51	0.68
(1,2)	1:A:14:THR:N	2:C:1:A:O3'	9	0.77	0.51	0.68
(1,2)	1:A:14:THR:N	2:C:1:A:O4'	9	0.77	0.51	0.68
(1,2)	1:A:14:THR:N	2:C:1:A:O5'	9	0.77	0.51	0.68
(1,2)	1:A:14:THR:N	2:C:2:U:C1'	9	0.77	0.51	0.68
(1,2)	1:A:14:THR:N	2:C:2:U:C2	9	0.77	0.51	0.68
(1,2)	1:A:14:THR:N	2:C:2:U:C2'	9	0.77	0.51	0.68
(1,2)	1:A:14:THR:N	2:C:2:U:C3'	9	0.77	0.51	0.68
(1,2)	1:A:14:THR:N	2:C:2:U:C4	9	0.77	0.51	0.68
(1,2)	1:A:14:THR:N	2:C:2:U:C4'	9	0.77	0.51	0.68
(1,2)	1:A:14:THR:N	2:C:2:U:C5	9	0.77	0.51	0.68
(1,2)	1:A:14:THR:N	2:C:2:U:C5'	9	0.77	0.51	0.68
(1,2)	1:A:14:THR:N	2:C:2:U:C6	9	0.77	0.51	0.68
(1,2)	1:A:14:THR:N	2:C:2:U:H1'	9	0.77	0.51	0.68
(1,2)	1:A:14:THR:N	2:C:2:U:H2'	9	0.77	0.51	0.68
(1,2)	1:A:14:THR:N	2:C:2:U:H3	9	0.77	0.51	0.68
(1,2)	1:A:14:THR:N	2:C:2:U:H3'	9	0.77	0.51	0.68
(1,2)	1:A:14:THR:N	2:C:2:U:H4'	9	0.77	0.51	0.68
(1,2)	1:A:14:THR:N	2:C:2:U:H5	9	0.77	0.51	0.68
(1,2)	1:A:14:THR:N	2:C:2:U:H5'	9	0.77	0.51	0.68
(1,2)	1:A:14:THR:N	2:C:2:U:H5''	9	0.77	0.51	0.68
(1,2)	1:A:14:THR:N	2:C:2:U:H6	9	0.77	0.51	0.68
(1,2)	1:A:14:THR:N	2:C:2:U:HO2'	9	0.77	0.51	0.68
(1,2)	1:A:14:THR:N	2:C:2:U:N1	9	0.77	0.51	0.68
(1,2)	1:A:14:THR:N	2:C:2:U:N3	9	0.77	0.51	0.68
(1,2)	1:A:14:THR:N	2:C:2:U:O2	9	0.77	0.51	0.68
(1,2)	1:A:14:THR:N	2:C:2:U:O2'	9	0.77	0.51	0.68
(1,2)	1:A:14:THR:N	2:C:2:U:O3'	9	0.77	0.51	0.68
(1,2)	1:A:14:THR:N	2:C:2:U:O4	9	0.77	0.51	0.68

Continued on next page...

Continued from previous page...

Key	Atom-1	Atom-2	Models ¹	Mean (Å)	SD ¹ (Å)	Median (Å)
(1,2)	1:A:14:THR:N	2:C:2:U:O4'	9	0.77	0.51	0.68
(1,2)	1:A:14:THR:N	2:C:2:U:O5'	9	0.77	0.51	0.68
(1,2)	1:A:14:THR:N	2:C:2:U:OP1	9	0.77	0.51	0.68
(1,2)	1:A:14:THR:N	2:C:2:U:OP2	9	0.77	0.51	0.68
(1,2)	1:A:14:THR:N	2:C:2:U:P	9	0.77	0.51	0.68
(1,2)	1:A:14:THR:N	2:C:3:A:C1'	9	0.77	0.51	0.68
(1,2)	1:A:14:THR:N	2:C:3:A:C2	9	0.77	0.51	0.68
(1,2)	1:A:14:THR:N	2:C:3:A:C2'	9	0.77	0.51	0.68
(1,2)	1:A:14:THR:N	2:C:3:A:C3'	9	0.77	0.51	0.68
(1,2)	1:A:14:THR:N	2:C:3:A:C4	9	0.77	0.51	0.68
(1,2)	1:A:14:THR:N	2:C:3:A:C4'	9	0.77	0.51	0.68
(1,2)	1:A:14:THR:N	2:C:3:A:C5	9	0.77	0.51	0.68
(1,2)	1:A:14:THR:N	2:C:3:A:C5'	9	0.77	0.51	0.68
(1,2)	1:A:14:THR:N	2:C:3:A:C6	9	0.77	0.51	0.68
(1,2)	1:A:14:THR:N	2:C:3:A:C8	9	0.77	0.51	0.68
(1,2)	1:A:14:THR:N	2:C:3:A:H1'	9	0.77	0.51	0.68
(1,2)	1:A:14:THR:N	2:C:3:A:H2	9	0.77	0.51	0.68
(1,2)	1:A:14:THR:N	2:C:3:A:H2'	9	0.77	0.51	0.68
(1,2)	1:A:14:THR:N	2:C:3:A:H3'	9	0.77	0.51	0.68
(1,2)	1:A:14:THR:N	2:C:3:A:H4'	9	0.77	0.51	0.68
(1,2)	1:A:14:THR:N	2:C:3:A:H5'	9	0.77	0.51	0.68
(1,2)	1:A:14:THR:N	2:C:3:A:H5''	9	0.77	0.51	0.68
(1,2)	1:A:14:THR:N	2:C:3:A:H61	9	0.77	0.51	0.68
(1,2)	1:A:14:THR:N	2:C:3:A:H62	9	0.77	0.51	0.68
(1,2)	1:A:14:THR:N	2:C:3:A:H8	9	0.77	0.51	0.68
(1,2)	1:A:14:THR:N	2:C:3:A:HO2'	9	0.77	0.51	0.68
(1,2)	1:A:14:THR:N	2:C:3:A:N1	9	0.77	0.51	0.68
(1,2)	1:A:14:THR:N	2:C:3:A:N3	9	0.77	0.51	0.68
(1,2)	1:A:14:THR:N	2:C:3:A:N6	9	0.77	0.51	0.68
(1,2)	1:A:14:THR:N	2:C:3:A:N7	9	0.77	0.51	0.68
(1,2)	1:A:14:THR:N	2:C:3:A:N9	9	0.77	0.51	0.68
(1,2)	1:A:14:THR:N	2:C:3:A:O2'	9	0.77	0.51	0.68
(1,2)	1:A:14:THR:N	2:C:3:A:O3'	9	0.77	0.51	0.68
(1,2)	1:A:14:THR:N	2:C:3:A:O4'	9	0.77	0.51	0.68
(1,2)	1:A:14:THR:N	2:C:3:A:O5'	9	0.77	0.51	0.68
(1,2)	1:A:14:THR:N	2:C:3:A:OP1	9	0.77	0.51	0.68
(1,2)	1:A:14:THR:N	2:C:3:A:OP2	9	0.77	0.51	0.68
(1,2)	1:A:14:THR:N	2:C:3:A:P	9	0.77	0.51	0.68
(1,2)	1:A:14:THR:N	2:C:4:C:C1'	9	0.77	0.51	0.68
(1,2)	1:A:14:THR:N	2:C:4:C:C2	9	0.77	0.51	0.68
(1,2)	1:A:14:THR:N	2:C:4:C:C2'	9	0.77	0.51	0.68
(1,2)	1:A:14:THR:N	2:C:4:C:C3'	9	0.77	0.51	0.68

Continued on next page...

Continued from previous page...

Key	Atom-1	Atom-2	Models ¹	Mean (Å)	SD ¹ (Å)	Median (Å)
(1,2)	1:A:14:THR:N	2:C:4:C:C4	9	0.77	0.51	0.68
(1,2)	1:A:14:THR:N	2:C:4:C:C4'	9	0.77	0.51	0.68
(1,2)	1:A:14:THR:N	2:C:4:C:C5	9	0.77	0.51	0.68
(1,2)	1:A:14:THR:N	2:C:4:C:C5'	9	0.77	0.51	0.68
(1,2)	1:A:14:THR:N	2:C:4:C:C6	9	0.77	0.51	0.68
(1,2)	1:A:14:THR:N	2:C:4:C:H1'	9	0.77	0.51	0.68
(1,2)	1:A:14:THR:N	2:C:4:C:H2'	9	0.77	0.51	0.68
(1,2)	1:A:14:THR:N	2:C:4:C:H3'	9	0.77	0.51	0.68
(1,2)	1:A:14:THR:N	2:C:4:C:H4'	9	0.77	0.51	0.68
(1,2)	1:A:14:THR:N	2:C:4:C:H41	9	0.77	0.51	0.68
(1,2)	1:A:14:THR:N	2:C:4:C:H42	9	0.77	0.51	0.68
(1,2)	1:A:14:THR:N	2:C:4:C:H5	9	0.77	0.51	0.68
(1,2)	1:A:14:THR:N	2:C:4:C:H5'	9	0.77	0.51	0.68
(1,2)	1:A:14:THR:N	2:C:4:C:H5''	9	0.77	0.51	0.68
(1,2)	1:A:14:THR:N	2:C:4:C:H6	9	0.77	0.51	0.68
(1,2)	1:A:14:THR:N	2:C:4:C:HO2'	9	0.77	0.51	0.68
(1,2)	1:A:14:THR:N	2:C:4:C:N1	9	0.77	0.51	0.68
(1,2)	1:A:14:THR:N	2:C:4:C:N3	9	0.77	0.51	0.68
(1,2)	1:A:14:THR:N	2:C:4:C:N4	9	0.77	0.51	0.68
(1,2)	1:A:14:THR:N	2:C:4:C:O2	9	0.77	0.51	0.68
(1,2)	1:A:14:THR:N	2:C:4:C:O2'	9	0.77	0.51	0.68
(1,2)	1:A:14:THR:N	2:C:4:C:O3'	9	0.77	0.51	0.68
(1,2)	1:A:14:THR:N	2:C:4:C:O4'	9	0.77	0.51	0.68
(1,2)	1:A:14:THR:N	2:C:4:C:O5'	9	0.77	0.51	0.68
(1,2)	1:A:14:THR:N	2:C:4:C:OP1	9	0.77	0.51	0.68
(1,2)	1:A:14:THR:N	2:C:4:C:OP2	9	0.77	0.51	0.68
(1,2)	1:A:14:THR:N	2:C:4:C:P	9	0.77	0.51	0.68
(1,2)	1:A:14:THR:N	2:C:5:A:C1'	9	0.77	0.51	0.68
(1,2)	1:A:14:THR:N	2:C:5:A:C2	9	0.77	0.51	0.68
(1,2)	1:A:14:THR:N	2:C:5:A:C2'	9	0.77	0.51	0.68
(1,2)	1:A:14:THR:N	2:C:5:A:C3'	9	0.77	0.51	0.68
(1,2)	1:A:14:THR:N	2:C:5:A:C4	9	0.77	0.51	0.68
(1,2)	1:A:14:THR:N	2:C:5:A:C4'	9	0.77	0.51	0.68
(1,2)	1:A:14:THR:N	2:C:5:A:C5	9	0.77	0.51	0.68
(1,2)	1:A:14:THR:N	2:C:5:A:C5'	9	0.77	0.51	0.68
(1,2)	1:A:14:THR:N	2:C:5:A:C6	9	0.77	0.51	0.68
(1,2)	1:A:14:THR:N	2:C:5:A:C8	9	0.77	0.51	0.68
(1,2)	1:A:14:THR:N	2:C:5:A:H1'	9	0.77	0.51	0.68
(1,2)	1:A:14:THR:N	2:C:5:A:H2	9	0.77	0.51	0.68
(1,2)	1:A:14:THR:N	2:C:5:A:H2'	9	0.77	0.51	0.68
(1,2)	1:A:14:THR:N	2:C:5:A:H3'	9	0.77	0.51	0.68
(1,2)	1:A:14:THR:N	2:C:5:A:H4'	9	0.77	0.51	0.68

Continued on next page...

Continued from previous page...

Key	Atom-1	Atom-2	Models ¹	Mean (Å)	SD ¹ (Å)	Median (Å)
(1,2)	1:A:14:THR:N	2:C:5:A:H5'	9	0.77	0.51	0.68
(1,2)	1:A:14:THR:N	2:C:5:A:H5''	9	0.77	0.51	0.68
(1,2)	1:A:14:THR:N	2:C:5:A:H61	9	0.77	0.51	0.68
(1,2)	1:A:14:THR:N	2:C:5:A:H62	9	0.77	0.51	0.68
(1,2)	1:A:14:THR:N	2:C:5:A:H8	9	0.77	0.51	0.68
(1,2)	1:A:14:THR:N	2:C:5:A:HO2'	9	0.77	0.51	0.68
(1,2)	1:A:14:THR:N	2:C:5:A:N1	9	0.77	0.51	0.68
(1,2)	1:A:14:THR:N	2:C:5:A:N3	9	0.77	0.51	0.68
(1,2)	1:A:14:THR:N	2:C:5:A:N6	9	0.77	0.51	0.68
(1,2)	1:A:14:THR:N	2:C:5:A:N7	9	0.77	0.51	0.68
(1,2)	1:A:14:THR:N	2:C:5:A:N9	9	0.77	0.51	0.68
(1,2)	1:A:14:THR:N	2:C:5:A:O2'	9	0.77	0.51	0.68
(1,2)	1:A:14:THR:N	2:C:5:A:O3'	9	0.77	0.51	0.68
(1,2)	1:A:14:THR:N	2:C:5:A:O4'	9	0.77	0.51	0.68
(1,2)	1:A:14:THR:N	2:C:5:A:O5'	9	0.77	0.51	0.68
(1,2)	1:A:14:THR:N	2:C:5:A:OP1	9	0.77	0.51	0.68
(1,2)	1:A:14:THR:N	2:C:5:A:OP2	9	0.77	0.51	0.68
(1,2)	1:A:14:THR:N	2:C:5:A:P	9	0.77	0.51	0.68
(1,2)	1:A:14:THR:O	2:C:1:A:C1'	9	0.77	0.51	0.68
(1,2)	1:A:14:THR:O	2:C:1:A:C2	9	0.77	0.51	0.68
(1,2)	1:A:14:THR:O	2:C:1:A:C2'	9	0.77	0.51	0.68
(1,2)	1:A:14:THR:O	2:C:1:A:C3'	9	0.77	0.51	0.68
(1,2)	1:A:14:THR:O	2:C:1:A:C4	9	0.77	0.51	0.68
(1,2)	1:A:14:THR:O	2:C:1:A:C4'	9	0.77	0.51	0.68
(1,2)	1:A:14:THR:O	2:C:1:A:C5	9	0.77	0.51	0.68
(1,2)	1:A:14:THR:O	2:C:1:A:C5'	9	0.77	0.51	0.68
(1,2)	1:A:14:THR:O	2:C:1:A:C6	9	0.77	0.51	0.68
(1,2)	1:A:14:THR:O	2:C:1:A:C8	9	0.77	0.51	0.68
(1,2)	1:A:14:THR:O	2:C:1:A:H1'	9	0.77	0.51	0.68
(1,2)	1:A:14:THR:O	2:C:1:A:H2	9	0.77	0.51	0.68
(1,2)	1:A:14:THR:O	2:C:1:A:H2'	9	0.77	0.51	0.68
(1,2)	1:A:14:THR:O	2:C:1:A:H3'	9	0.77	0.51	0.68
(1,2)	1:A:14:THR:O	2:C:1:A:H4'	9	0.77	0.51	0.68
(1,2)	1:A:14:THR:O	2:C:1:A:H5'	9	0.77	0.51	0.68
(1,2)	1:A:14:THR:O	2:C:1:A:H5''	9	0.77	0.51	0.68
(1,2)	1:A:14:THR:O	2:C:1:A:H61	9	0.77	0.51	0.68
(1,2)	1:A:14:THR:O	2:C:1:A:H62	9	0.77	0.51	0.68
(1,2)	1:A:14:THR:O	2:C:1:A:H8	9	0.77	0.51	0.68
(1,2)	1:A:14:THR:O	2:C:1:A:HO2'	9	0.77	0.51	0.68
(1,2)	1:A:14:THR:O	2:C:1:A:N1	9	0.77	0.51	0.68
(1,2)	1:A:14:THR:O	2:C:1:A:N3	9	0.77	0.51	0.68
(1,2)	1:A:14:THR:O	2:C:1:A:N6	9	0.77	0.51	0.68

Continued on next page...

Continued from previous page...

Key	Atom-1	Atom-2	Models ¹	Mean (Å)	SD ¹ (Å)	Median (Å)
(1,2)	1:A:14:THR:O	2:C:1:A:N7	9	0.77	0.51	0.68
(1,2)	1:A:14:THR:O	2:C:1:A:N9	9	0.77	0.51	0.68
(1,2)	1:A:14:THR:O	2:C:1:A:O2'	9	0.77	0.51	0.68
(1,2)	1:A:14:THR:O	2:C:1:A:O3'	9	0.77	0.51	0.68
(1,2)	1:A:14:THR:O	2:C:1:A:O4'	9	0.77	0.51	0.68
(1,2)	1:A:14:THR:O	2:C:1:A:O5'	9	0.77	0.51	0.68
(1,2)	1:A:14:THR:O	2:C:2:U:C1'	9	0.77	0.51	0.68
(1,2)	1:A:14:THR:O	2:C:2:U:C2	9	0.77	0.51	0.68
(1,2)	1:A:14:THR:O	2:C:2:U:C2'	9	0.77	0.51	0.68
(1,2)	1:A:14:THR:O	2:C:2:U:C3'	9	0.77	0.51	0.68
(1,2)	1:A:14:THR:O	2:C:2:U:C4	9	0.77	0.51	0.68
(1,2)	1:A:14:THR:O	2:C:2:U:C4'	9	0.77	0.51	0.68
(1,2)	1:A:14:THR:O	2:C:2:U:C5	9	0.77	0.51	0.68
(1,2)	1:A:14:THR:O	2:C:2:U:C5'	9	0.77	0.51	0.68
(1,2)	1:A:14:THR:O	2:C:2:U:C6	9	0.77	0.51	0.68
(1,2)	1:A:14:THR:O	2:C:2:U:H1'	9	0.77	0.51	0.68
(1,2)	1:A:14:THR:O	2:C:2:U:H2'	9	0.77	0.51	0.68
(1,2)	1:A:14:THR:O	2:C:2:U:H3	9	0.77	0.51	0.68
(1,2)	1:A:14:THR:O	2:C:2:U:H3'	9	0.77	0.51	0.68
(1,2)	1:A:14:THR:O	2:C:2:U:H4'	9	0.77	0.51	0.68
(1,2)	1:A:14:THR:O	2:C:2:U:H5	9	0.77	0.51	0.68
(1,2)	1:A:14:THR:O	2:C:2:U:H5'	9	0.77	0.51	0.68
(1,2)	1:A:14:THR:O	2:C:2:U:H5''	9	0.77	0.51	0.68
(1,2)	1:A:14:THR:O	2:C:2:U:H6	9	0.77	0.51	0.68
(1,2)	1:A:14:THR:O	2:C:2:U:HO2'	9	0.77	0.51	0.68
(1,2)	1:A:14:THR:O	2:C:2:U:N1	9	0.77	0.51	0.68
(1,2)	1:A:14:THR:O	2:C:2:U:N3	9	0.77	0.51	0.68
(1,2)	1:A:14:THR:O	2:C:2:U:O2	9	0.77	0.51	0.68
(1,2)	1:A:14:THR:O	2:C:2:U:O2'	9	0.77	0.51	0.68
(1,2)	1:A:14:THR:O	2:C:2:U:O3'	9	0.77	0.51	0.68
(1,2)	1:A:14:THR:O	2:C:2:U:O4	9	0.77	0.51	0.68
(1,2)	1:A:14:THR:O	2:C:2:U:O4'	9	0.77	0.51	0.68
(1,2)	1:A:14:THR:O	2:C:2:U:O5'	9	0.77	0.51	0.68
(1,2)	1:A:14:THR:O	2:C:2:U:OP1	9	0.77	0.51	0.68
(1,2)	1:A:14:THR:O	2:C:2:U:OP2	9	0.77	0.51	0.68
(1,2)	1:A:14:THR:O	2:C:2:U:P	9	0.77	0.51	0.68
(1,2)	1:A:14:THR:O	2:C:3:A:C1'	9	0.77	0.51	0.68
(1,2)	1:A:14:THR:O	2:C:3:A:C2	9	0.77	0.51	0.68
(1,2)	1:A:14:THR:O	2:C:3:A:C2'	9	0.77	0.51	0.68
(1,2)	1:A:14:THR:O	2:C:3:A:C3'	9	0.77	0.51	0.68
(1,2)	1:A:14:THR:O	2:C:3:A:C4	9	0.77	0.51	0.68
(1,2)	1:A:14:THR:O	2:C:3:A:C4'	9	0.77	0.51	0.68

Continued on next page...

Continued from previous page...

Key	Atom-1	Atom-2	Models ¹	Mean (Å)	SD ¹ (Å)	Median (Å)
(1,2)	1:A:14:THR:O	2:C:3:A:C5	9	0.77	0.51	0.68
(1,2)	1:A:14:THR:O	2:C:3:A:C5'	9	0.77	0.51	0.68
(1,2)	1:A:14:THR:O	2:C:3:A:C6	9	0.77	0.51	0.68
(1,2)	1:A:14:THR:O	2:C:3:A:C8	9	0.77	0.51	0.68
(1,2)	1:A:14:THR:O	2:C:3:A:H1'	9	0.77	0.51	0.68
(1,2)	1:A:14:THR:O	2:C:3:A:H2	9	0.77	0.51	0.68
(1,2)	1:A:14:THR:O	2:C:3:A:H2'	9	0.77	0.51	0.68
(1,2)	1:A:14:THR:O	2:C:3:A:H3'	9	0.77	0.51	0.68
(1,2)	1:A:14:THR:O	2:C:3:A:H4'	9	0.77	0.51	0.68
(1,2)	1:A:14:THR:O	2:C:3:A:H5'	9	0.77	0.51	0.68
(1,2)	1:A:14:THR:O	2:C:3:A:H5''	9	0.77	0.51	0.68
(1,2)	1:A:14:THR:O	2:C:3:A:H61	9	0.77	0.51	0.68
(1,2)	1:A:14:THR:O	2:C:3:A:H62	9	0.77	0.51	0.68
(1,2)	1:A:14:THR:O	2:C:3:A:H8	9	0.77	0.51	0.68
(1,2)	1:A:14:THR:O	2:C:3:A:HO2'	9	0.77	0.51	0.68
(1,2)	1:A:14:THR:O	2:C:3:A:N1	9	0.77	0.51	0.68
(1,2)	1:A:14:THR:O	2:C:3:A:N3	9	0.77	0.51	0.68
(1,2)	1:A:14:THR:O	2:C:3:A:N6	9	0.77	0.51	0.68
(1,2)	1:A:14:THR:O	2:C:3:A:N7	9	0.77	0.51	0.68
(1,2)	1:A:14:THR:O	2:C:3:A:N9	9	0.77	0.51	0.68
(1,2)	1:A:14:THR:O	2:C:3:A:O2'	9	0.77	0.51	0.68
(1,2)	1:A:14:THR:O	2:C:3:A:O3'	9	0.77	0.51	0.68
(1,2)	1:A:14:THR:O	2:C:3:A:O4'	9	0.77	0.51	0.68
(1,2)	1:A:14:THR:O	2:C:3:A:O5'	9	0.77	0.51	0.68
(1,2)	1:A:14:THR:O	2:C:3:A:OP1	9	0.77	0.51	0.68
(1,2)	1:A:14:THR:O	2:C:3:A:OP2	9	0.77	0.51	0.68
(1,2)	1:A:14:THR:O	2:C:3:A:P	9	0.77	0.51	0.68
(1,2)	1:A:14:THR:O	2:C:4:C:C1'	9	0.77	0.51	0.68
(1,2)	1:A:14:THR:O	2:C:4:C:C2	9	0.77	0.51	0.68
(1,2)	1:A:14:THR:O	2:C:4:C:C2'	9	0.77	0.51	0.68
(1,2)	1:A:14:THR:O	2:C:4:C:C3'	9	0.77	0.51	0.68
(1,2)	1:A:14:THR:O	2:C:4:C:C4	9	0.77	0.51	0.68
(1,2)	1:A:14:THR:O	2:C:4:C:C4'	9	0.77	0.51	0.68
(1,2)	1:A:14:THR:O	2:C:4:C:C5	9	0.77	0.51	0.68
(1,2)	1:A:14:THR:O	2:C:4:C:C5'	9	0.77	0.51	0.68
(1,2)	1:A:14:THR:O	2:C:4:C:C6	9	0.77	0.51	0.68
(1,2)	1:A:14:THR:O	2:C:4:C:H1'	9	0.77	0.51	0.68
(1,2)	1:A:14:THR:O	2:C:4:C:H2'	9	0.77	0.51	0.68
(1,2)	1:A:14:THR:O	2:C:4:C:H3'	9	0.77	0.51	0.68
(1,2)	1:A:14:THR:O	2:C:4:C:H4'	9	0.77	0.51	0.68
(1,2)	1:A:14:THR:O	2:C:4:C:H41	9	0.77	0.51	0.68
(1,2)	1:A:14:THR:O	2:C:4:C:H42	9	0.77	0.51	0.68

Continued on next page...

Continued from previous page...

Key	Atom-1	Atom-2	Models ¹	Mean (Å)	SD ¹ (Å)	Median (Å)
(1,2)	1:A:14:THR:O	2:C:4:C:H5	9	0.77	0.51	0.68
(1,2)	1:A:14:THR:O	2:C:4:C:H5'	9	0.77	0.51	0.68
(1,2)	1:A:14:THR:O	2:C:4:C:H5''	9	0.77	0.51	0.68
(1,2)	1:A:14:THR:O	2:C:4:C:H6	9	0.77	0.51	0.68
(1,2)	1:A:14:THR:O	2:C:4:C:HO2'	9	0.77	0.51	0.68
(1,2)	1:A:14:THR:O	2:C:4:C:N1	9	0.77	0.51	0.68
(1,2)	1:A:14:THR:O	2:C:4:C:N3	9	0.77	0.51	0.68
(1,2)	1:A:14:THR:O	2:C:4:C:N4	9	0.77	0.51	0.68
(1,2)	1:A:14:THR:O	2:C:4:C:O2	9	0.77	0.51	0.68
(1,2)	1:A:14:THR:O	2:C:4:C:O2'	9	0.77	0.51	0.68
(1,2)	1:A:14:THR:O	2:C:4:C:O3'	9	0.77	0.51	0.68
(1,2)	1:A:14:THR:O	2:C:4:C:O4'	9	0.77	0.51	0.68
(1,2)	1:A:14:THR:O	2:C:4:C:O5'	9	0.77	0.51	0.68
(1,2)	1:A:14:THR:O	2:C:4:C:OP1	9	0.77	0.51	0.68
(1,2)	1:A:14:THR:O	2:C:4:C:OP2	9	0.77	0.51	0.68
(1,2)	1:A:14:THR:O	2:C:4:C:P	9	0.77	0.51	0.68
(1,2)	1:A:14:THR:O	2:C:5:A:C1'	9	0.77	0.51	0.68
(1,2)	1:A:14:THR:O	2:C:5:A:C2	9	0.77	0.51	0.68
(1,2)	1:A:14:THR:O	2:C:5:A:C2'	9	0.77	0.51	0.68
(1,2)	1:A:14:THR:O	2:C:5:A:C3'	9	0.77	0.51	0.68
(1,2)	1:A:14:THR:O	2:C:5:A:C4	9	0.77	0.51	0.68
(1,2)	1:A:14:THR:O	2:C:5:A:C4'	9	0.77	0.51	0.68
(1,2)	1:A:14:THR:O	2:C:5:A:C5	9	0.77	0.51	0.68
(1,2)	1:A:14:THR:O	2:C:5:A:C5'	9	0.77	0.51	0.68
(1,2)	1:A:14:THR:O	2:C:5:A:C6	9	0.77	0.51	0.68
(1,2)	1:A:14:THR:O	2:C:5:A:C8	9	0.77	0.51	0.68
(1,2)	1:A:14:THR:O	2:C:5:A:H1'	9	0.77	0.51	0.68
(1,2)	1:A:14:THR:O	2:C:5:A:H2	9	0.77	0.51	0.68
(1,2)	1:A:14:THR:O	2:C:5:A:H2'	9	0.77	0.51	0.68
(1,2)	1:A:14:THR:O	2:C:5:A:H3'	9	0.77	0.51	0.68
(1,2)	1:A:14:THR:O	2:C:5:A:H4'	9	0.77	0.51	0.68
(1,2)	1:A:14:THR:O	2:C:5:A:H5'	9	0.77	0.51	0.68
(1,2)	1:A:14:THR:O	2:C:5:A:H5''	9	0.77	0.51	0.68
(1,2)	1:A:14:THR:O	2:C:5:A:H61	9	0.77	0.51	0.68
(1,2)	1:A:14:THR:O	2:C:5:A:H62	9	0.77	0.51	0.68
(1,2)	1:A:14:THR:O	2:C:5:A:H8	9	0.77	0.51	0.68
(1,2)	1:A:14:THR:O	2:C:5:A:HO2'	9	0.77	0.51	0.68
(1,2)	1:A:14:THR:O	2:C:5:A:N1	9	0.77	0.51	0.68
(1,2)	1:A:14:THR:O	2:C:5:A:N3	9	0.77	0.51	0.68
(1,2)	1:A:14:THR:O	2:C:5:A:N6	9	0.77	0.51	0.68
(1,2)	1:A:14:THR:O	2:C:5:A:N7	9	0.77	0.51	0.68
(1,2)	1:A:14:THR:O	2:C:5:A:N9	9	0.77	0.51	0.68

Continued on next page...

Continued from previous page...

Key	Atom-1	Atom-2	Models ¹	Mean (Å)	SD ¹ (Å)	Median (Å)
(1,2)	1:A:14:THR:O	2:C:5:A:O2'	9	0.77	0.51	0.68
(1,2)	1:A:14:THR:O	2:C:5:A:O3'	9	0.77	0.51	0.68
(1,2)	1:A:14:THR:O	2:C:5:A:O4'	9	0.77	0.51	0.68
(1,2)	1:A:14:THR:O	2:C:5:A:O5'	9	0.77	0.51	0.68
(1,2)	1:A:14:THR:O	2:C:5:A:OP1	9	0.77	0.51	0.68
(1,2)	1:A:14:THR:O	2:C:5:A:OP2	9	0.77	0.51	0.68
(1,2)	1:A:14:THR:O	2:C:5:A:P	9	0.77	0.51	0.68
(1,2)	1:A:14:THR:OG1	2:C:1:A:C1'	9	0.77	0.51	0.68
(1,2)	1:A:14:THR:OG1	2:C:1:A:C2	9	0.77	0.51	0.68
(1,2)	1:A:14:THR:OG1	2:C:1:A:C2'	9	0.77	0.51	0.68
(1,2)	1:A:14:THR:OG1	2:C:1:A:C3'	9	0.77	0.51	0.68
(1,2)	1:A:14:THR:OG1	2:C:1:A:C4	9	0.77	0.51	0.68
(1,2)	1:A:14:THR:OG1	2:C:1:A:C4'	9	0.77	0.51	0.68
(1,2)	1:A:14:THR:OG1	2:C:1:A:C5	9	0.77	0.51	0.68
(1,2)	1:A:14:THR:OG1	2:C:1:A:C5'	9	0.77	0.51	0.68
(1,2)	1:A:14:THR:OG1	2:C:1:A:C6	9	0.77	0.51	0.68
(1,2)	1:A:14:THR:OG1	2:C:1:A:C8	9	0.77	0.51	0.68
(1,2)	1:A:14:THR:OG1	2:C:1:A:H1'	9	0.77	0.51	0.68
(1,2)	1:A:14:THR:OG1	2:C:1:A:H2	9	0.77	0.51	0.68
(1,2)	1:A:14:THR:OG1	2:C:1:A:H2'	9	0.77	0.51	0.68
(1,2)	1:A:14:THR:OG1	2:C:1:A:H3'	9	0.77	0.51	0.68
(1,2)	1:A:14:THR:OG1	2:C:1:A:H4'	9	0.77	0.51	0.68
(1,2)	1:A:14:THR:OG1	2:C:1:A:H5'	9	0.77	0.51	0.68
(1,2)	1:A:14:THR:OG1	2:C:1:A:H5''	9	0.77	0.51	0.68
(1,2)	1:A:14:THR:OG1	2:C:1:A:H61	9	0.77	0.51	0.68
(1,2)	1:A:14:THR:OG1	2:C:1:A:H62	9	0.77	0.51	0.68
(1,2)	1:A:14:THR:OG1	2:C:1:A:H8	9	0.77	0.51	0.68
(1,2)	1:A:14:THR:OG1	2:C:1:A:HO2'	9	0.77	0.51	0.68
(1,2)	1:A:14:THR:OG1	2:C:1:A:N1	9	0.77	0.51	0.68
(1,2)	1:A:14:THR:OG1	2:C:1:A:N3	9	0.77	0.51	0.68
(1,2)	1:A:14:THR:OG1	2:C:1:A:N6	9	0.77	0.51	0.68
(1,2)	1:A:14:THR:OG1	2:C:1:A:N7	9	0.77	0.51	0.68
(1,2)	1:A:14:THR:OG1	2:C:1:A:N9	9	0.77	0.51	0.68
(1,2)	1:A:14:THR:OG1	2:C:1:A:O2'	9	0.77	0.51	0.68
(1,2)	1:A:14:THR:OG1	2:C:1:A:O3'	9	0.77	0.51	0.68
(1,2)	1:A:14:THR:OG1	2:C:1:A:O4'	9	0.77	0.51	0.68
(1,2)	1:A:14:THR:OG1	2:C:1:A:O5'	9	0.77	0.51	0.68
(1,2)	1:A:14:THR:OG1	2:C:2:U:C1'	9	0.77	0.51	0.68
(1,2)	1:A:14:THR:OG1	2:C:2:U:C2	9	0.77	0.51	0.68
(1,2)	1:A:14:THR:OG1	2:C:2:U:C2'	9	0.77	0.51	0.68
(1,2)	1:A:14:THR:OG1	2:C:2:U:C3'	9	0.77	0.51	0.68
(1,2)	1:A:14:THR:OG1	2:C:2:U:C4	9	0.77	0.51	0.68

Continued on next page...

Continued from previous page...

Key	Atom-1	Atom-2	Models ¹	Mean (Å)	SD ¹ (Å)	Median (Å)
(1,2)	1:A:14:THR:OG1	2:C:2:U:C4'	9	0.77	0.51	0.68
(1,2)	1:A:14:THR:OG1	2:C:2:U:C5	9	0.77	0.51	0.68
(1,2)	1:A:14:THR:OG1	2:C:2:U:C5'	9	0.77	0.51	0.68
(1,2)	1:A:14:THR:OG1	2:C:2:U:C6	9	0.77	0.51	0.68
(1,2)	1:A:14:THR:OG1	2:C:2:U:H1'	9	0.77	0.51	0.68
(1,2)	1:A:14:THR:OG1	2:C:2:U:H2'	9	0.77	0.51	0.68
(1,2)	1:A:14:THR:OG1	2:C:2:U:H3	9	0.77	0.51	0.68
(1,2)	1:A:14:THR:OG1	2:C:2:U:H3'	9	0.77	0.51	0.68
(1,2)	1:A:14:THR:OG1	2:C:2:U:H4'	9	0.77	0.51	0.68
(1,2)	1:A:14:THR:OG1	2:C:2:U:H5	9	0.77	0.51	0.68
(1,2)	1:A:14:THR:OG1	2:C:2:U:H5'	9	0.77	0.51	0.68
(1,2)	1:A:14:THR:OG1	2:C:2:U:H5''	9	0.77	0.51	0.68
(1,2)	1:A:14:THR:OG1	2:C:2:U:H6	9	0.77	0.51	0.68
(1,2)	1:A:14:THR:OG1	2:C:2:U:HO2'	9	0.77	0.51	0.68
(1,2)	1:A:14:THR:OG1	2:C:2:U:N1	9	0.77	0.51	0.68
(1,2)	1:A:14:THR:OG1	2:C:2:U:N3	9	0.77	0.51	0.68
(1,2)	1:A:14:THR:OG1	2:C:2:U:O2	9	0.77	0.51	0.68
(1,2)	1:A:14:THR:OG1	2:C:2:U:O2'	9	0.77	0.51	0.68
(1,2)	1:A:14:THR:OG1	2:C:2:U:O3'	9	0.77	0.51	0.68
(1,2)	1:A:14:THR:OG1	2:C:2:U:O4	9	0.77	0.51	0.68
(1,2)	1:A:14:THR:OG1	2:C:2:U:O4'	9	0.77	0.51	0.68
(1,2)	1:A:14:THR:OG1	2:C:2:U:O5'	9	0.77	0.51	0.68
(1,2)	1:A:14:THR:OG1	2:C:2:U:OP1	9	0.77	0.51	0.68
(1,2)	1:A:14:THR:OG1	2:C:2:U:OP2	9	0.77	0.51	0.68
(1,2)	1:A:14:THR:OG1	2:C:2:U:P	9	0.77	0.51	0.68
(1,2)	1:A:14:THR:OG1	2:C:3:A:C1'	9	0.77	0.51	0.68
(1,2)	1:A:14:THR:OG1	2:C:3:A:C2	9	0.77	0.51	0.68
(1,2)	1:A:14:THR:OG1	2:C:3:A:C2'	9	0.77	0.51	0.68
(1,2)	1:A:14:THR:OG1	2:C:3:A:C3'	9	0.77	0.51	0.68
(1,2)	1:A:14:THR:OG1	2:C:3:A:C4	9	0.77	0.51	0.68
(1,2)	1:A:14:THR:OG1	2:C:3:A:C4'	9	0.77	0.51	0.68
(1,2)	1:A:14:THR:OG1	2:C:3:A:C5	9	0.77	0.51	0.68
(1,2)	1:A:14:THR:OG1	2:C:3:A:C5'	9	0.77	0.51	0.68
(1,2)	1:A:14:THR:OG1	2:C:3:A:C6	9	0.77	0.51	0.68
(1,2)	1:A:14:THR:OG1	2:C:3:A:C8	9	0.77	0.51	0.68
(1,2)	1:A:14:THR:OG1	2:C:3:A:H1'	9	0.77	0.51	0.68
(1,2)	1:A:14:THR:OG1	2:C:3:A:H2	9	0.77	0.51	0.68
(1,2)	1:A:14:THR:OG1	2:C:3:A:H2'	9	0.77	0.51	0.68
(1,2)	1:A:14:THR:OG1	2:C:3:A:H3'	9	0.77	0.51	0.68
(1,2)	1:A:14:THR:OG1	2:C:3:A:H4'	9	0.77	0.51	0.68
(1,2)	1:A:14:THR:OG1	2:C:3:A:H5'	9	0.77	0.51	0.68
(1,2)	1:A:14:THR:OG1	2:C:3:A:H5''	9	0.77	0.51	0.68

Continued on next page...

Continued from previous page...

Key	Atom-1	Atom-2	Models ¹	Mean (Å)	SD ¹ (Å)	Median (Å)
(1,2)	1:A:14:THR:OG1	2:C:3:A:H61	9	0.77	0.51	0.68
(1,2)	1:A:14:THR:OG1	2:C:3:A:H62	9	0.77	0.51	0.68
(1,2)	1:A:14:THR:OG1	2:C:3:A:H8	9	0.77	0.51	0.68
(1,2)	1:A:14:THR:OG1	2:C:3:A:HO2'	9	0.77	0.51	0.68
(1,2)	1:A:14:THR:OG1	2:C:3:A:N1	9	0.77	0.51	0.68
(1,2)	1:A:14:THR:OG1	2:C:3:A:N3	9	0.77	0.51	0.68
(1,2)	1:A:14:THR:OG1	2:C:3:A:N6	9	0.77	0.51	0.68
(1,2)	1:A:14:THR:OG1	2:C:3:A:N7	9	0.77	0.51	0.68
(1,2)	1:A:14:THR:OG1	2:C:3:A:N9	9	0.77	0.51	0.68
(1,2)	1:A:14:THR:OG1	2:C:3:A:O2'	9	0.77	0.51	0.68
(1,2)	1:A:14:THR:OG1	2:C:3:A:O3'	9	0.77	0.51	0.68
(1,2)	1:A:14:THR:OG1	2:C:3:A:O4'	9	0.77	0.51	0.68
(1,2)	1:A:14:THR:OG1	2:C:3:A:O5'	9	0.77	0.51	0.68
(1,2)	1:A:14:THR:OG1	2:C:3:A:OP1	9	0.77	0.51	0.68
(1,2)	1:A:14:THR:OG1	2:C:3:A:OP2	9	0.77	0.51	0.68
(1,2)	1:A:14:THR:OG1	2:C:3:A:P	9	0.77	0.51	0.68
(1,2)	1:A:14:THR:OG1	2:C:4:C:C1'	9	0.77	0.51	0.68
(1,2)	1:A:14:THR:OG1	2:C:4:C:C2	9	0.77	0.51	0.68
(1,2)	1:A:14:THR:OG1	2:C:4:C:C2'	9	0.77	0.51	0.68
(1,2)	1:A:14:THR:OG1	2:C:4:C:C3'	9	0.77	0.51	0.68
(1,2)	1:A:14:THR:OG1	2:C:4:C:C4	9	0.77	0.51	0.68
(1,2)	1:A:14:THR:OG1	2:C:4:C:C4'	9	0.77	0.51	0.68
(1,2)	1:A:14:THR:OG1	2:C:4:C:C5	9	0.77	0.51	0.68
(1,2)	1:A:14:THR:OG1	2:C:4:C:C5'	9	0.77	0.51	0.68
(1,2)	1:A:14:THR:OG1	2:C:4:C:C6	9	0.77	0.51	0.68
(1,2)	1:A:14:THR:OG1	2:C:4:C:H1'	9	0.77	0.51	0.68
(1,2)	1:A:14:THR:OG1	2:C:4:C:H2'	9	0.77	0.51	0.68
(1,2)	1:A:14:THR:OG1	2:C:4:C:H3'	9	0.77	0.51	0.68
(1,2)	1:A:14:THR:OG1	2:C:4:C:H4'	9	0.77	0.51	0.68
(1,2)	1:A:14:THR:OG1	2:C:4:C:H41	9	0.77	0.51	0.68
(1,2)	1:A:14:THR:OG1	2:C:4:C:H42	9	0.77	0.51	0.68
(1,2)	1:A:14:THR:OG1	2:C:4:C:H5	9	0.77	0.51	0.68
(1,2)	1:A:14:THR:OG1	2:C:4:C:H5'	9	0.77	0.51	0.68
(1,2)	1:A:14:THR:OG1	2:C:4:C:H5''	9	0.77	0.51	0.68
(1,2)	1:A:14:THR:OG1	2:C:4:C:H6	9	0.77	0.51	0.68
(1,2)	1:A:14:THR:OG1	2:C:4:C:HO2'	9	0.77	0.51	0.68
(1,2)	1:A:14:THR:OG1	2:C:4:C:N1	9	0.77	0.51	0.68
(1,2)	1:A:14:THR:OG1	2:C:4:C:N3	9	0.77	0.51	0.68
(1,2)	1:A:14:THR:OG1	2:C:4:C:N4	9	0.77	0.51	0.68
(1,2)	1:A:14:THR:OG1	2:C:4:C:O2	9	0.77	0.51	0.68
(1,2)	1:A:14:THR:OG1	2:C:4:C:O2'	9	0.77	0.51	0.68
(1,2)	1:A:14:THR:OG1	2:C:4:C:O3'	9	0.77	0.51	0.68

Continued on next page...

Continued from previous page...

Key	Atom-1	Atom-2	Models ¹	Mean (Å)	SD ¹ (Å)	Median (Å)
(1,2)	1:A:14:THR:OG1	2:C:4:C:O4'	9	0.77	0.51	0.68
(1,2)	1:A:14:THR:OG1	2:C:4:C:O5'	9	0.77	0.51	0.68
(1,2)	1:A:14:THR:OG1	2:C:4:C:OP1	9	0.77	0.51	0.68
(1,2)	1:A:14:THR:OG1	2:C:4:C:OP2	9	0.77	0.51	0.68
(1,2)	1:A:14:THR:OG1	2:C:4:C:P	9	0.77	0.51	0.68
(1,2)	1:A:14:THR:OG1	2:C:5:A:C1'	9	0.77	0.51	0.68
(1,2)	1:A:14:THR:OG1	2:C:5:A:C2	9	0.77	0.51	0.68
(1,2)	1:A:14:THR:OG1	2:C:5:A:C2'	9	0.77	0.51	0.68
(1,2)	1:A:14:THR:OG1	2:C:5:A:C3'	9	0.77	0.51	0.68
(1,2)	1:A:14:THR:OG1	2:C:5:A:C4	9	0.77	0.51	0.68
(1,2)	1:A:14:THR:OG1	2:C:5:A:C4'	9	0.77	0.51	0.68
(1,2)	1:A:14:THR:OG1	2:C:5:A:C5	9	0.77	0.51	0.68
(1,2)	1:A:14:THR:OG1	2:C:5:A:C5'	9	0.77	0.51	0.68
(1,2)	1:A:14:THR:OG1	2:C:5:A:C6	9	0.77	0.51	0.68
(1,2)	1:A:14:THR:OG1	2:C:5:A:C8	9	0.77	0.51	0.68
(1,2)	1:A:14:THR:OG1	2:C:5:A:H1'	9	0.77	0.51	0.68
(1,2)	1:A:14:THR:OG1	2:C:5:A:H2	9	0.77	0.51	0.68
(1,2)	1:A:14:THR:OG1	2:C:5:A:H2'	9	0.77	0.51	0.68
(1,2)	1:A:14:THR:OG1	2:C:5:A:H3'	9	0.77	0.51	0.68
(1,2)	1:A:14:THR:OG1	2:C:5:A:H4'	9	0.77	0.51	0.68
(1,2)	1:A:14:THR:OG1	2:C:5:A:H5'	9	0.77	0.51	0.68
(1,2)	1:A:14:THR:OG1	2:C:5:A:H5''	9	0.77	0.51	0.68
(1,2)	1:A:14:THR:OG1	2:C:5:A:H61	9	0.77	0.51	0.68
(1,2)	1:A:14:THR:OG1	2:C:5:A:H62	9	0.77	0.51	0.68
(1,2)	1:A:14:THR:OG1	2:C:5:A:H8	9	0.77	0.51	0.68
(1,2)	1:A:14:THR:OG1	2:C:5:A:HO2'	9	0.77	0.51	0.68
(1,2)	1:A:14:THR:OG1	2:C:5:A:N1	9	0.77	0.51	0.68
(1,2)	1:A:14:THR:OG1	2:C:5:A:N3	9	0.77	0.51	0.68
(1,2)	1:A:14:THR:OG1	2:C:5:A:N6	9	0.77	0.51	0.68
(1,2)	1:A:14:THR:OG1	2:C:5:A:N7	9	0.77	0.51	0.68
(1,2)	1:A:14:THR:OG1	2:C:5:A:N9	9	0.77	0.51	0.68
(1,2)	1:A:14:THR:OG1	2:C:5:A:O2'	9	0.77	0.51	0.68
(1,2)	1:A:14:THR:OG1	2:C:5:A:O3'	9	0.77	0.51	0.68
(1,2)	1:A:14:THR:OG1	2:C:5:A:O4'	9	0.77	0.51	0.68
(1,2)	1:A:14:THR:OG1	2:C:5:A:O5'	9	0.77	0.51	0.68
(1,2)	1:A:14:THR:OG1	2:C:5:A:OP1	9	0.77	0.51	0.68
(1,2)	1:A:14:THR:OG1	2:C:5:A:OP2	9	0.77	0.51	0.68
(1,2)	1:A:14:THR:OG1	2:C:5:A:P	9	0.77	0.51	0.68
(2,1)	2:C:2:U:HO2'	2:C:3:A:OP2	9	0.15	0.04	0.14
(1,15)	2:C:2:U:H3	1:A:8:LEU:N	8	0.96	1.38	0.17
(1,15)	2:C:2:U:H3	1:A:8:LEU:O	8	0.96	1.38	0.17
(1,15)	2:C:2:U:H3	1:A:10:SER:N	8	0.96	1.38	0.17

Continued on next page...

Continued from previous page...

Key	Atom-1	Atom-2	Models ¹	Mean (Å)	SD ¹ (Å)	Median (Å)
(1,15)	2:C:2:U:H3	1:A:10:SER:O	8	0.96	1.38	0.17
(1,15)	2:C:2:U:H3	1:A:10:SER:OG	8	0.96	1.38	0.17
(1,15)	2:C:2:U:H3	1:A:12:ASP:N	8	0.96	1.38	0.17
(1,15)	2:C:2:U:H3	1:A:12:ASP:O	8	0.96	1.38	0.17
(1,15)	2:C:2:U:H3	1:A:12:ASP:OD1	8	0.96	1.38	0.17
(1,15)	2:C:2:U:H3	1:A:12:ASP:OD2	8	0.96	1.38	0.17
(1,15)	2:C:2:U:H3	1:A:13:PRO:N	8	0.96	1.38	0.17
(1,15)	2:C:2:U:H3	1:A:13:PRO:O	8	0.96	1.38	0.17
(1,15)	2:C:2:U:H3	1:A:14:THR:N	8	0.96	1.38	0.17
(1,15)	2:C:2:U:H3	1:A:14:THR:O	8	0.96	1.38	0.17
(1,15)	2:C:2:U:H3	1:A:14:THR:OG1	8	0.96	1.38	0.17
(1,15)	2:C:2:U:H3	1:A:15:ALA:N	8	0.96	1.38	0.17
(1,15)	2:C:2:U:H3	1:A:15:ALA:O	8	0.96	1.38	0.17
(1,15)	2:C:2:U:H3	1:A:16:GLY:N	8	0.96	1.38	0.17
(1,15)	2:C:2:U:H3	1:A:16:GLY:O	8	0.96	1.38	0.17
(1,15)	2:C:2:U:H3	1:A:17:HIS:N	8	0.96	1.38	0.17
(1,15)	2:C:2:U:H3	1:A:17:HIS:ND1	8	0.96	1.38	0.17
(1,15)	2:C:2:U:H3	1:A:17:HIS:NE2	8	0.96	1.38	0.17
(1,15)	2:C:2:U:H3	1:A:17:HIS:O	8	0.96	1.38	0.17
(1,15)	2:C:2:U:H3	1:A:19:GLN:N	8	0.96	1.38	0.17
(1,15)	2:C:2:U:H3	1:A:19:GLN:NE2	8	0.96	1.38	0.17
(1,15)	2:C:2:U:H3	1:A:19:GLN:O	8	0.96	1.38	0.17
(1,15)	2:C:2:U:H3	1:A:19:GLN:OE1	8	0.96	1.38	0.17
(1,15)	2:C:2:U:H3	1:A:20:GLN:N	8	0.96	1.38	0.17
(1,15)	2:C:2:U:H3	1:A:20:GLN:NE2	8	0.96	1.38	0.17
(1,15)	2:C:2:U:H3	1:A:20:GLN:O	8	0.96	1.38	0.17
(1,15)	2:C:2:U:H3	1:A:20:GLN:OE1	8	0.96	1.38	0.17
(1,15)	2:C:2:U:H3	1:A:21:GLY:N	8	0.96	1.38	0.17
(1,15)	2:C:2:U:H3	1:A:21:GLY:O	8	0.96	1.38	0.17
(1,15)	2:C:2:U:H3	1:A:22:THR:N	8	0.96	1.38	0.17
(1,15)	2:C:2:U:H3	1:A:22:THR:O	8	0.96	1.38	0.17
(1,15)	2:C:2:U:H3	1:A:22:THR:OG1	8	0.96	1.38	0.17
(1,15)	2:C:2:U:H3	1:A:23:ARG:N	8	0.96	1.38	0.17
(1,15)	2:C:2:U:H3	1:A:23:ARG:NE	8	0.96	1.38	0.17
(1,15)	2:C:2:U:H3	1:A:23:ARG:NH1	8	0.96	1.38	0.17
(1,15)	2:C:2:U:H3	1:A:23:ARG:NH2	8	0.96	1.38	0.17
(1,15)	2:C:2:U:H3	1:A:23:ARG:O	8	0.96	1.38	0.17
(1,15)	2:C:2:U:H3	1:A:24:PRO:N	8	0.96	1.38	0.17
(1,15)	2:C:2:U:H3	1:A:24:PRO:O	8	0.96	1.38	0.17
(1,15)	2:C:2:U:H3	1:A:45:VAL:N	8	0.96	1.38	0.17
(1,15)	2:C:2:U:H3	1:A:45:VAL:O	8	0.96	1.38	0.17
(1,15)	2:C:2:U:H3	1:A:46:THR:N	8	0.96	1.38	0.17

Continued on next page...

Continued from previous page...

Key	Atom-1	Atom-2	Models ¹	Mean (Å)	SD ¹ (Å)	Median (Å)
(1,15)	2:C:2:U:H3	1:A:46:THR:O	8	0.96	1.38	0.17
(1,15)	2:C:2:U:H3	1:A:46:THR:OG1	8	0.96	1.38	0.17
(1,15)	2:C:2:U:H3	1:A:47:SER:N	8	0.96	1.38	0.17
(1,15)	2:C:2:U:H3	1:A:47:SER:O	8	0.96	1.38	0.17
(1,15)	2:C:2:U:H3	1:A:47:SER:OG	8	0.96	1.38	0.17
(1,15)	2:C:2:U:H3	1:A:48:GLY:N	8	0.96	1.38	0.17
(1,15)	2:C:2:U:H3	1:A:48:GLY:O	8	0.96	1.38	0.17
(1,15)	2:C:2:U:H3	1:A:49:GLY:N	8	0.96	1.38	0.17
(1,15)	2:C:2:U:H3	1:A:49:GLY:O	8	0.96	1.38	0.17
(1,15)	2:C:2:U:H3	1:A:50:ASN:N	8	0.96	1.38	0.17
(1,15)	2:C:2:U:H3	1:A:50:ASN:ND2	8	0.96	1.38	0.17
(1,15)	2:C:2:U:H3	1:A:50:ASN:O	8	0.96	1.38	0.17
(1,15)	2:C:2:U:H3	1:A:50:ASN:OD1	8	0.96	1.38	0.17
(1,15)	2:C:2:U:H3	1:A:51:PHE:N	8	0.96	1.38	0.17
(1,15)	2:C:2:U:H3	1:A:51:PHE:O	8	0.96	1.38	0.17
(1,15)	2:C:2:U:H3	1:A:52:ALA:N	8	0.96	1.38	0.17
(1,15)	2:C:2:U:H3	1:A:52:ALA:O	8	0.96	1.38	0.17
(1,15)	2:C:2:U:H3	1:A:53:ARG:N	8	0.96	1.38	0.17
(1,15)	2:C:2:U:H3	1:A:53:ARG:NE	8	0.96	1.38	0.17
(1,15)	2:C:2:U:H3	1:A:53:ARG:NH1	8	0.96	1.38	0.17
(1,15)	2:C:2:U:H3	1:A:53:ARG:NH2	8	0.96	1.38	0.17
(1,15)	2:C:2:U:H3	1:A:53:ARG:O	8	0.96	1.38	0.17
(1,15)	2:C:2:U:H3	1:A:54:THR:N	8	0.96	1.38	0.17
(1,15)	2:C:2:U:H3	1:A:54:THR:O	8	0.96	1.38	0.17
(1,15)	2:C:2:U:H3	1:A:54:THR:OG1	8	0.96	1.38	0.17
(1,15)	2:C:2:U:H3	1:A:55:ALA:N	8	0.96	1.38	0.17
(1,15)	2:C:2:U:H3	1:A:55:ALA:O	8	0.96	1.38	0.17
(1,15)	2:C:2:U:H3	1:A:56:GLY:N	8	0.96	1.38	0.17
(1,15)	2:C:2:U:H3	1:A:56:GLY:O	8	0.96	1.38	0.17
(1,15)	2:C:2:U:H3	1:A:57:PHE:N	8	0.96	1.38	0.17
(1,15)	2:C:2:U:H3	1:A:57:PHE:O	8	0.96	1.38	0.17
(1,15)	2:C:2:U:H3	1:A:58:ALA:N	8	0.96	1.38	0.17
(1,15)	2:C:2:U:H3	1:A:58:ALA:O	8	0.96	1.38	0.17
(1,15)	2:C:2:U:H3	1:A:60:SER:N	8	0.96	1.38	0.17
(1,15)	2:C:2:U:H3	1:A:60:SER:O	8	0.96	1.38	0.17
(1,15)	2:C:2:U:H3	1:A:60:SER:OG	8	0.96	1.38	0.17
(1,15)	2:C:2:U:H3	1:A:62:ASP:N	8	0.96	1.38	0.17
(1,15)	2:C:2:U:H3	1:A:62:ASP:O	8	0.96	1.38	0.17
(1,15)	2:C:2:U:H3	1:A:62:ASP:OD1	8	0.96	1.38	0.17
(1,15)	2:C:2:U:H3	1:A:62:ASP:OD2	8	0.96	1.38	0.17
(1,15)	2:C:2:U:H3	1:A:66:ILE:N	8	0.96	1.38	0.17
(1,15)	2:C:2:U:H3	1:A:66:ILE:O	8	0.96	1.38	0.17

Continued on next page...

Continued from previous page...

Key	Atom-1	Atom-2	Models ¹	Mean (Å)	SD ¹ (Å)	Median (Å)
(1,15)	2:C:2:U:H3	1:A:67:ARG:N	8	0.96	1.38	0.17
(1,15)	2:C:2:U:H3	1:A:67:ARG:NE	8	0.96	1.38	0.17
(1,15)	2:C:2:U:H3	1:A:67:ARG:NH1	8	0.96	1.38	0.17
(1,15)	2:C:2:U:H3	1:A:67:ARG:NH2	8	0.96	1.38	0.17
(1,15)	2:C:2:U:H3	1:A:67:ARG:O	8	0.96	1.38	0.17
(1,15)	2:C:2:U:H3	1:A:68:THR:N	8	0.96	1.38	0.17
(1,15)	2:C:2:U:H3	1:A:68:THR:O	8	0.96	1.38	0.17
(1,15)	2:C:2:U:H3	1:A:68:THR:OG1	8	0.96	1.38	0.17
(1,15)	2:C:2:U:H3	1:A:69:THR:N	8	0.96	1.38	0.17
(1,15)	2:C:2:U:H3	1:A:69:THR:O	8	0.96	1.38	0.17
(1,15)	2:C:2:U:H3	1:A:69:THR:OG1	8	0.96	1.38	0.17
(1,15)	2:C:2:U:H3	1:A:70:GLY:N	8	0.96	1.38	0.17
(1,15)	2:C:2:U:H3	1:A:70:GLY:O	8	0.96	1.38	0.17
(1,15)	2:C:2:U:H3	1:A:71:VAL:N	8	0.96	1.38	0.17
(1,15)	2:C:2:U:H3	1:A:71:VAL:O	8	0.96	1.38	0.17
(1,15)	2:C:2:U:H3	1:A:73:ARG:N	8	0.96	1.38	0.17
(1,15)	2:C:2:U:H3	1:A:73:ARG:NE	8	0.96	1.38	0.17
(1,15)	2:C:2:U:H3	1:A:73:ARG:NH1	8	0.96	1.38	0.17
(1,15)	2:C:2:U:H3	1:A:73:ARG:NH2	8	0.96	1.38	0.17
(1,15)	2:C:2:U:H3	1:A:73:ARG:O	8	0.96	1.38	0.17
(1,15)	2:C:2:U:H3	1:A:75:ASP:N	8	0.96	1.38	0.17
(1,15)	2:C:2:U:H3	1:A:75:ASP:O	8	0.96	1.38	0.17
(1,15)	2:C:2:U:H3	1:A:75:ASP:OD1	8	0.96	1.38	0.17
(1,15)	2:C:2:U:H3	1:A:75:ASP:OD2	8	0.96	1.38	0.17
(1,15)	2:C:2:U:H3	1:A:76:GLN:N	8	0.96	1.38	0.17
(1,15)	2:C:2:U:H3	1:A:76:GLN:NE2	8	0.96	1.38	0.17
(1,15)	2:C:2:U:H3	1:A:76:GLN:O	8	0.96	1.38	0.17
(1,15)	2:C:2:U:H3	1:A:76:GLN:OE1	8	0.96	1.38	0.17
(1,15)	2:C:2:U:H3	1:A:85:ARG:N	8	0.96	1.38	0.17
(1,15)	2:C:2:U:H3	1:A:85:ARG:NE	8	0.96	1.38	0.17
(1,15)	2:C:2:U:H3	1:A:85:ARG:NH1	8	0.96	1.38	0.17
(1,15)	2:C:2:U:H3	1:A:85:ARG:NH2	8	0.96	1.38	0.17
(1,15)	2:C:2:U:H3	1:A:85:ARG:O	8	0.96	1.38	0.17
(1,15)	2:C:2:U:H3	1:A:100:GLU:N	8	0.96	1.38	0.17
(1,15)	2:C:2:U:H3	1:A:100:GLU:O	8	0.96	1.38	0.17
(1,15)	2:C:2:U:H3	1:A:100:GLU:OE1	8	0.96	1.38	0.17
(1,15)	2:C:2:U:H3	1:A:100:GLU:OE2	8	0.96	1.38	0.17
(1,15)	2:C:2:U:H3	1:A:104:ARG:N	8	0.96	1.38	0.17
(1,15)	2:C:2:U:H3	1:A:104:ARG:NE	8	0.96	1.38	0.17
(1,15)	2:C:2:U:H3	1:A:104:ARG:NH1	8	0.96	1.38	0.17
(1,15)	2:C:2:U:H3	1:A:104:ARG:NH2	8	0.96	1.38	0.17
(1,15)	2:C:2:U:H3	1:A:104:ARG:O	8	0.96	1.38	0.17

Continued on next page...

Continued from previous page...

Key	Atom-1	Atom-2	Models ¹	Mean (Å)	SD ¹ (Å)	Median (Å)
(1,9)	1:A:70:GLY:C	2:C:1:A:C1'	7	0.28	0.18	0.22
(1,9)	1:A:70:GLY:C	2:C:1:A:C2	7	0.28	0.18	0.22
(1,9)	1:A:70:GLY:C	2:C:1:A:C2'	7	0.28	0.18	0.22
(1,9)	1:A:70:GLY:C	2:C:1:A:C3'	7	0.28	0.18	0.22
(1,9)	1:A:70:GLY:C	2:C:1:A:C4	7	0.28	0.18	0.22
(1,9)	1:A:70:GLY:C	2:C:1:A:C4'	7	0.28	0.18	0.22
(1,9)	1:A:70:GLY:C	2:C:1:A:C5	7	0.28	0.18	0.22
(1,9)	1:A:70:GLY:C	2:C:1:A:C5'	7	0.28	0.18	0.22
(1,9)	1:A:70:GLY:C	2:C:1:A:C6	7	0.28	0.18	0.22
(1,9)	1:A:70:GLY:C	2:C:1:A:C8	7	0.28	0.18	0.22
(1,9)	1:A:70:GLY:C	2:C:1:A:H1'	7	0.28	0.18	0.22
(1,9)	1:A:70:GLY:C	2:C:1:A:H2	7	0.28	0.18	0.22
(1,9)	1:A:70:GLY:C	2:C:1:A:H2'	7	0.28	0.18	0.22
(1,9)	1:A:70:GLY:C	2:C:1:A:H3'	7	0.28	0.18	0.22
(1,9)	1:A:70:GLY:C	2:C:1:A:H4'	7	0.28	0.18	0.22
(1,9)	1:A:70:GLY:C	2:C:1:A:H5'	7	0.28	0.18	0.22
(1,9)	1:A:70:GLY:C	2:C:1:A:H5''	7	0.28	0.18	0.22
(1,9)	1:A:70:GLY:C	2:C:1:A:H61	7	0.28	0.18	0.22
(1,9)	1:A:70:GLY:C	2:C:1:A:H62	7	0.28	0.18	0.22
(1,9)	1:A:70:GLY:C	2:C:1:A:H8	7	0.28	0.18	0.22
(1,9)	1:A:70:GLY:C	2:C:1:A:HO2'	7	0.28	0.18	0.22
(1,9)	1:A:70:GLY:C	2:C:1:A:N1	7	0.28	0.18	0.22
(1,9)	1:A:70:GLY:C	2:C:1:A:N3	7	0.28	0.18	0.22
(1,9)	1:A:70:GLY:C	2:C:1:A:N6	7	0.28	0.18	0.22
(1,9)	1:A:70:GLY:C	2:C:1:A:N7	7	0.28	0.18	0.22
(1,9)	1:A:70:GLY:C	2:C:1:A:N9	7	0.28	0.18	0.22
(1,9)	1:A:70:GLY:C	2:C:1:A:O2'	7	0.28	0.18	0.22
(1,9)	1:A:70:GLY:C	2:C:1:A:O3'	7	0.28	0.18	0.22
(1,9)	1:A:70:GLY:C	2:C:1:A:O4'	7	0.28	0.18	0.22
(1,9)	1:A:70:GLY:C	2:C:1:A:O5'	7	0.28	0.18	0.22
(1,9)	1:A:70:GLY:C	2:C:2:U:C1'	7	0.28	0.18	0.22
(1,9)	1:A:70:GLY:C	2:C:2:U:C2	7	0.28	0.18	0.22
(1,9)	1:A:70:GLY:C	2:C:2:U:C2'	7	0.28	0.18	0.22
(1,9)	1:A:70:GLY:C	2:C:2:U:C3'	7	0.28	0.18	0.22
(1,9)	1:A:70:GLY:C	2:C:2:U:C4	7	0.28	0.18	0.22
(1,9)	1:A:70:GLY:C	2:C:2:U:C4'	7	0.28	0.18	0.22
(1,9)	1:A:70:GLY:C	2:C:2:U:C5	7	0.28	0.18	0.22
(1,9)	1:A:70:GLY:C	2:C:2:U:C5'	7	0.28	0.18	0.22
(1,9)	1:A:70:GLY:C	2:C:2:U:C6	7	0.28	0.18	0.22
(1,9)	1:A:70:GLY:C	2:C:2:U:H1'	7	0.28	0.18	0.22
(1,9)	1:A:70:GLY:C	2:C:2:U:H2'	7	0.28	0.18	0.22
(1,9)	1:A:70:GLY:C	2:C:2:U:H3	7	0.28	0.18	0.22

Continued on next page...

Continued from previous page...

Key	Atom-1	Atom-2	Models ¹	Mean (Å)	SD ¹ (Å)	Median (Å)
(1,9)	1:A:70:GLY:C	2:C:2:U:H3'	7	0.28	0.18	0.22
(1,9)	1:A:70:GLY:C	2:C:2:U:H4'	7	0.28	0.18	0.22
(1,9)	1:A:70:GLY:C	2:C:2:U:H5	7	0.28	0.18	0.22
(1,9)	1:A:70:GLY:C	2:C:2:U:H5'	7	0.28	0.18	0.22
(1,9)	1:A:70:GLY:C	2:C:2:U:H5''	7	0.28	0.18	0.22
(1,9)	1:A:70:GLY:C	2:C:2:U:H6	7	0.28	0.18	0.22
(1,9)	1:A:70:GLY:C	2:C:2:U:HO2'	7	0.28	0.18	0.22
(1,9)	1:A:70:GLY:C	2:C:2:U:N1	7	0.28	0.18	0.22
(1,9)	1:A:70:GLY:C	2:C:2:U:N3	7	0.28	0.18	0.22
(1,9)	1:A:70:GLY:C	2:C:2:U:O2	7	0.28	0.18	0.22
(1,9)	1:A:70:GLY:C	2:C:2:U:O2'	7	0.28	0.18	0.22
(1,9)	1:A:70:GLY:C	2:C:2:U:O3'	7	0.28	0.18	0.22
(1,9)	1:A:70:GLY:C	2:C:2:U:O4	7	0.28	0.18	0.22
(1,9)	1:A:70:GLY:C	2:C:2:U:O4'	7	0.28	0.18	0.22
(1,9)	1:A:70:GLY:C	2:C:2:U:O5'	7	0.28	0.18	0.22
(1,9)	1:A:70:GLY:C	2:C:2:U:OP1	7	0.28	0.18	0.22
(1,9)	1:A:70:GLY:C	2:C:2:U:OP2	7	0.28	0.18	0.22
(1,9)	1:A:70:GLY:C	2:C:2:U:P	7	0.28	0.18	0.22
(1,9)	1:A:70:GLY:C	2:C:3:A:C1'	7	0.28	0.18	0.22
(1,9)	1:A:70:GLY:C	2:C:3:A:C2	7	0.28	0.18	0.22
(1,9)	1:A:70:GLY:C	2:C:3:A:C2'	7	0.28	0.18	0.22
(1,9)	1:A:70:GLY:C	2:C:3:A:C3'	7	0.28	0.18	0.22
(1,9)	1:A:70:GLY:C	2:C:3:A:C4	7	0.28	0.18	0.22
(1,9)	1:A:70:GLY:C	2:C:3:A:C4'	7	0.28	0.18	0.22
(1,9)	1:A:70:GLY:C	2:C:3:A:C5	7	0.28	0.18	0.22
(1,9)	1:A:70:GLY:C	2:C:3:A:C5'	7	0.28	0.18	0.22
(1,9)	1:A:70:GLY:C	2:C:3:A:C6	7	0.28	0.18	0.22
(1,9)	1:A:70:GLY:C	2:C:3:A:C8	7	0.28	0.18	0.22
(1,9)	1:A:70:GLY:C	2:C:3:A:H1'	7	0.28	0.18	0.22
(1,9)	1:A:70:GLY:C	2:C:3:A:H2	7	0.28	0.18	0.22
(1,9)	1:A:70:GLY:C	2:C:3:A:H2'	7	0.28	0.18	0.22
(1,9)	1:A:70:GLY:C	2:C:3:A:H3'	7	0.28	0.18	0.22
(1,9)	1:A:70:GLY:C	2:C:3:A:H4'	7	0.28	0.18	0.22
(1,9)	1:A:70:GLY:C	2:C:3:A:H5'	7	0.28	0.18	0.22
(1,9)	1:A:70:GLY:C	2:C:3:A:H5''	7	0.28	0.18	0.22
(1,9)	1:A:70:GLY:C	2:C:3:A:H61	7	0.28	0.18	0.22
(1,9)	1:A:70:GLY:C	2:C:3:A:H62	7	0.28	0.18	0.22
(1,9)	1:A:70:GLY:C	2:C:3:A:H8	7	0.28	0.18	0.22
(1,9)	1:A:70:GLY:C	2:C:3:A:HO2'	7	0.28	0.18	0.22
(1,9)	1:A:70:GLY:C	2:C:3:A:N1	7	0.28	0.18	0.22
(1,9)	1:A:70:GLY:C	2:C:3:A:N3	7	0.28	0.18	0.22
(1,9)	1:A:70:GLY:C	2:C:3:A:N6	7	0.28	0.18	0.22

Continued on next page...

Continued from previous page...

Key	Atom-1	Atom-2	Models ¹	Mean (Å)	SD ¹ (Å)	Median (Å)
(1,9)	1:A:70:GLY:C	2:C:3:A:N7	7	0.28	0.18	0.22
(1,9)	1:A:70:GLY:C	2:C:3:A:N9	7	0.28	0.18	0.22
(1,9)	1:A:70:GLY:C	2:C:3:A:O2'	7	0.28	0.18	0.22
(1,9)	1:A:70:GLY:C	2:C:3:A:O3'	7	0.28	0.18	0.22
(1,9)	1:A:70:GLY:C	2:C:3:A:O4'	7	0.28	0.18	0.22
(1,9)	1:A:70:GLY:C	2:C:3:A:O5'	7	0.28	0.18	0.22
(1,9)	1:A:70:GLY:C	2:C:3:A:OP1	7	0.28	0.18	0.22
(1,9)	1:A:70:GLY:C	2:C:3:A:OP2	7	0.28	0.18	0.22
(1,9)	1:A:70:GLY:C	2:C:3:A:P	7	0.28	0.18	0.22
(1,9)	1:A:70:GLY:C	2:C:4:C:C1'	7	0.28	0.18	0.22
(1,9)	1:A:70:GLY:C	2:C:4:C:C2	7	0.28	0.18	0.22
(1,9)	1:A:70:GLY:C	2:C:4:C:C2'	7	0.28	0.18	0.22
(1,9)	1:A:70:GLY:C	2:C:4:C:C3'	7	0.28	0.18	0.22
(1,9)	1:A:70:GLY:C	2:C:4:C:C4	7	0.28	0.18	0.22
(1,9)	1:A:70:GLY:C	2:C:4:C:C4'	7	0.28	0.18	0.22
(1,9)	1:A:70:GLY:C	2:C:4:C:C5	7	0.28	0.18	0.22
(1,9)	1:A:70:GLY:C	2:C:4:C:C5'	7	0.28	0.18	0.22
(1,9)	1:A:70:GLY:C	2:C:4:C:C6	7	0.28	0.18	0.22
(1,9)	1:A:70:GLY:C	2:C:4:C:H1'	7	0.28	0.18	0.22
(1,9)	1:A:70:GLY:C	2:C:4:C:H2'	7	0.28	0.18	0.22
(1,9)	1:A:70:GLY:C	2:C:4:C:H3'	7	0.28	0.18	0.22
(1,9)	1:A:70:GLY:C	2:C:4:C:H4'	7	0.28	0.18	0.22
(1,9)	1:A:70:GLY:C	2:C:4:C:H41	7	0.28	0.18	0.22
(1,9)	1:A:70:GLY:C	2:C:4:C:H42	7	0.28	0.18	0.22
(1,9)	1:A:70:GLY:C	2:C:4:C:H5	7	0.28	0.18	0.22
(1,9)	1:A:70:GLY:C	2:C:4:C:H5'	7	0.28	0.18	0.22
(1,9)	1:A:70:GLY:C	2:C:4:C:H5''	7	0.28	0.18	0.22
(1,9)	1:A:70:GLY:C	2:C:4:C:H6	7	0.28	0.18	0.22
(1,9)	1:A:70:GLY:C	2:C:4:C:HO2'	7	0.28	0.18	0.22
(1,9)	1:A:70:GLY:C	2:C:4:C:N1	7	0.28	0.18	0.22
(1,9)	1:A:70:GLY:C	2:C:4:C:N3	7	0.28	0.18	0.22
(1,9)	1:A:70:GLY:C	2:C:4:C:N4	7	0.28	0.18	0.22
(1,9)	1:A:70:GLY:C	2:C:4:C:O2	7	0.28	0.18	0.22
(1,9)	1:A:70:GLY:C	2:C:4:C:O2'	7	0.28	0.18	0.22
(1,9)	1:A:70:GLY:C	2:C:4:C:O3'	7	0.28	0.18	0.22
(1,9)	1:A:70:GLY:C	2:C:4:C:O4'	7	0.28	0.18	0.22
(1,9)	1:A:70:GLY:C	2:C:4:C:O5'	7	0.28	0.18	0.22
(1,9)	1:A:70:GLY:C	2:C:4:C:OP1	7	0.28	0.18	0.22
(1,9)	1:A:70:GLY:C	2:C:4:C:OP2	7	0.28	0.18	0.22
(1,9)	1:A:70:GLY:C	2:C:4:C:P	7	0.28	0.18	0.22
(1,9)	1:A:70:GLY:C	2:C:5:A:C1'	7	0.28	0.18	0.22
(1,9)	1:A:70:GLY:C	2:C:5:A:C2	7	0.28	0.18	0.22

Continued on next page...

Continued from previous page...

Key	Atom-1	Atom-2	Models ¹	Mean (Å)	SD ¹ (Å)	Median (Å)
(1,9)	1:A:70:GLY:C	2:C:5:A:C2'	7	0.28	0.18	0.22
(1,9)	1:A:70:GLY:C	2:C:5:A:C3'	7	0.28	0.18	0.22
(1,9)	1:A:70:GLY:C	2:C:5:A:C4	7	0.28	0.18	0.22
(1,9)	1:A:70:GLY:C	2:C:5:A:C4'	7	0.28	0.18	0.22
(1,9)	1:A:70:GLY:C	2:C:5:A:C5	7	0.28	0.18	0.22
(1,9)	1:A:70:GLY:C	2:C:5:A:C5'	7	0.28	0.18	0.22
(1,9)	1:A:70:GLY:C	2:C:5:A:C6	7	0.28	0.18	0.22
(1,9)	1:A:70:GLY:C	2:C:5:A:C8	7	0.28	0.18	0.22
(1,9)	1:A:70:GLY:C	2:C:5:A:H1'	7	0.28	0.18	0.22
(1,9)	1:A:70:GLY:C	2:C:5:A:H2	7	0.28	0.18	0.22
(1,9)	1:A:70:GLY:C	2:C:5:A:H2'	7	0.28	0.18	0.22
(1,9)	1:A:70:GLY:C	2:C:5:A:H3'	7	0.28	0.18	0.22
(1,9)	1:A:70:GLY:C	2:C:5:A:H4'	7	0.28	0.18	0.22
(1,9)	1:A:70:GLY:C	2:C:5:A:H5'	7	0.28	0.18	0.22
(1,9)	1:A:70:GLY:C	2:C:5:A:H5''	7	0.28	0.18	0.22
(1,9)	1:A:70:GLY:C	2:C:5:A:H61	7	0.28	0.18	0.22
(1,9)	1:A:70:GLY:C	2:C:5:A:H62	7	0.28	0.18	0.22
(1,9)	1:A:70:GLY:C	2:C:5:A:H8	7	0.28	0.18	0.22
(1,9)	1:A:70:GLY:C	2:C:5:A:HO2'	7	0.28	0.18	0.22
(1,9)	1:A:70:GLY:C	2:C:5:A:N1	7	0.28	0.18	0.22
(1,9)	1:A:70:GLY:C	2:C:5:A:N3	7	0.28	0.18	0.22
(1,9)	1:A:70:GLY:C	2:C:5:A:N6	7	0.28	0.18	0.22
(1,9)	1:A:70:GLY:C	2:C:5:A:N7	7	0.28	0.18	0.22
(1,9)	1:A:70:GLY:C	2:C:5:A:N9	7	0.28	0.18	0.22
(1,9)	1:A:70:GLY:C	2:C:5:A:O2'	7	0.28	0.18	0.22
(1,9)	1:A:70:GLY:C	2:C:5:A:O3'	7	0.28	0.18	0.22
(1,9)	1:A:70:GLY:C	2:C:5:A:O4'	7	0.28	0.18	0.22
(1,9)	1:A:70:GLY:C	2:C:5:A:O5'	7	0.28	0.18	0.22
(1,9)	1:A:70:GLY:C	2:C:5:A:OP1	7	0.28	0.18	0.22
(1,9)	1:A:70:GLY:C	2:C:5:A:OP2	7	0.28	0.18	0.22
(1,9)	1:A:70:GLY:C	2:C:5:A:P	7	0.28	0.18	0.22
(1,9)	1:A:70:GLY:CA	2:C:1:A:C1'	7	0.28	0.18	0.22
(1,9)	1:A:70:GLY:CA	2:C:1:A:C2	7	0.28	0.18	0.22
(1,9)	1:A:70:GLY:CA	2:C:1:A:C2'	7	0.28	0.18	0.22
(1,9)	1:A:70:GLY:CA	2:C:1:A:C3'	7	0.28	0.18	0.22
(1,9)	1:A:70:GLY:CA	2:C:1:A:C4	7	0.28	0.18	0.22
(1,9)	1:A:70:GLY:CA	2:C:1:A:C4'	7	0.28	0.18	0.22
(1,9)	1:A:70:GLY:CA	2:C:1:A:C5	7	0.28	0.18	0.22
(1,9)	1:A:70:GLY:CA	2:C:1:A:C5'	7	0.28	0.18	0.22
(1,9)	1:A:70:GLY:CA	2:C:1:A:C6	7	0.28	0.18	0.22
(1,9)	1:A:70:GLY:CA	2:C:1:A:C8	7	0.28	0.18	0.22
(1,9)	1:A:70:GLY:CA	2:C:1:A:H1'	7	0.28	0.18	0.22

Continued on next page...

Continued from previous page...

Key	Atom-1	Atom-2	Models ¹	Mean (Å)	SD ¹ (Å)	Median (Å)
(1,9)	1:A:70:GLY:CA	2:C:1:A:H2	7	0.28	0.18	0.22
(1,9)	1:A:70:GLY:CA	2:C:1:A:H2'	7	0.28	0.18	0.22
(1,9)	1:A:70:GLY:CA	2:C:1:A:H3'	7	0.28	0.18	0.22
(1,9)	1:A:70:GLY:CA	2:C:1:A:H4'	7	0.28	0.18	0.22
(1,9)	1:A:70:GLY:CA	2:C:1:A:H5'	7	0.28	0.18	0.22
(1,9)	1:A:70:GLY:CA	2:C:1:A:H5''	7	0.28	0.18	0.22
(1,9)	1:A:70:GLY:CA	2:C:1:A:H61	7	0.28	0.18	0.22
(1,9)	1:A:70:GLY:CA	2:C:1:A:H62	7	0.28	0.18	0.22
(1,9)	1:A:70:GLY:CA	2:C:1:A:H8	7	0.28	0.18	0.22
(1,9)	1:A:70:GLY:CA	2:C:1:A:HO2'	7	0.28	0.18	0.22
(1,9)	1:A:70:GLY:CA	2:C:1:A:N1	7	0.28	0.18	0.22
(1,9)	1:A:70:GLY:CA	2:C:1:A:N3	7	0.28	0.18	0.22
(1,9)	1:A:70:GLY:CA	2:C:1:A:N6	7	0.28	0.18	0.22
(1,9)	1:A:70:GLY:CA	2:C:1:A:N7	7	0.28	0.18	0.22
(1,9)	1:A:70:GLY:CA	2:C:1:A:N9	7	0.28	0.18	0.22
(1,9)	1:A:70:GLY:CA	2:C:1:A:O2'	7	0.28	0.18	0.22
(1,9)	1:A:70:GLY:CA	2:C:1:A:O3'	7	0.28	0.18	0.22
(1,9)	1:A:70:GLY:CA	2:C:1:A:O4'	7	0.28	0.18	0.22
(1,9)	1:A:70:GLY:CA	2:C:1:A:O5'	7	0.28	0.18	0.22
(1,9)	1:A:70:GLY:CA	2:C:2:U:C1'	7	0.28	0.18	0.22
(1,9)	1:A:70:GLY:CA	2:C:2:U:C2	7	0.28	0.18	0.22
(1,9)	1:A:70:GLY:CA	2:C:2:U:C2'	7	0.28	0.18	0.22
(1,9)	1:A:70:GLY:CA	2:C:2:U:C3'	7	0.28	0.18	0.22
(1,9)	1:A:70:GLY:CA	2:C:2:U:C4	7	0.28	0.18	0.22
(1,9)	1:A:70:GLY:CA	2:C:2:U:C4'	7	0.28	0.18	0.22
(1,9)	1:A:70:GLY:CA	2:C:2:U:C5	7	0.28	0.18	0.22
(1,9)	1:A:70:GLY:CA	2:C:2:U:C5'	7	0.28	0.18	0.22
(1,9)	1:A:70:GLY:CA	2:C:2:U:C6	7	0.28	0.18	0.22
(1,9)	1:A:70:GLY:CA	2:C:2:U:H1'	7	0.28	0.18	0.22
(1,9)	1:A:70:GLY:CA	2:C:2:U:H2'	7	0.28	0.18	0.22
(1,9)	1:A:70:GLY:CA	2:C:2:U:H3	7	0.28	0.18	0.22
(1,9)	1:A:70:GLY:CA	2:C:2:U:H3'	7	0.28	0.18	0.22
(1,9)	1:A:70:GLY:CA	2:C:2:U:H4'	7	0.28	0.18	0.22
(1,9)	1:A:70:GLY:CA	2:C:2:U:H5	7	0.28	0.18	0.22
(1,9)	1:A:70:GLY:CA	2:C:2:U:H5'	7	0.28	0.18	0.22
(1,9)	1:A:70:GLY:CA	2:C:2:U:H5''	7	0.28	0.18	0.22
(1,9)	1:A:70:GLY:CA	2:C:2:U:H6	7	0.28	0.18	0.22
(1,9)	1:A:70:GLY:CA	2:C:2:U:HO2'	7	0.28	0.18	0.22
(1,9)	1:A:70:GLY:CA	2:C:2:U:N1	7	0.28	0.18	0.22
(1,9)	1:A:70:GLY:CA	2:C:2:U:N3	7	0.28	0.18	0.22
(1,9)	1:A:70:GLY:CA	2:C:2:U:O2	7	0.28	0.18	0.22
(1,9)	1:A:70:GLY:CA	2:C:2:U:O2'	7	0.28	0.18	0.22

Continued on next page...

Continued from previous page...

Key	Atom-1	Atom-2	Models ¹	Mean (Å)	SD ¹ (Å)	Median (Å)
(1,9)	1:A:70:GLY:CA	2:C:2:U:O3'	7	0.28	0.18	0.22
(1,9)	1:A:70:GLY:CA	2:C:2:U:O4	7	0.28	0.18	0.22
(1,9)	1:A:70:GLY:CA	2:C:2:U:O4'	7	0.28	0.18	0.22
(1,9)	1:A:70:GLY:CA	2:C:2:U:O5'	7	0.28	0.18	0.22
(1,9)	1:A:70:GLY:CA	2:C:2:U:OP1	7	0.28	0.18	0.22
(1,9)	1:A:70:GLY:CA	2:C:2:U:OP2	7	0.28	0.18	0.22
(1,9)	1:A:70:GLY:CA	2:C:2:U:P	7	0.28	0.18	0.22
(1,9)	1:A:70:GLY:CA	2:C:3:A:C1'	7	0.28	0.18	0.22
(1,9)	1:A:70:GLY:CA	2:C:3:A:C2	7	0.28	0.18	0.22
(1,9)	1:A:70:GLY:CA	2:C:3:A:C2'	7	0.28	0.18	0.22
(1,9)	1:A:70:GLY:CA	2:C:3:A:C3'	7	0.28	0.18	0.22
(1,9)	1:A:70:GLY:CA	2:C:3:A:C4	7	0.28	0.18	0.22
(1,9)	1:A:70:GLY:CA	2:C:3:A:C4'	7	0.28	0.18	0.22
(1,9)	1:A:70:GLY:CA	2:C:3:A:C5	7	0.28	0.18	0.22
(1,9)	1:A:70:GLY:CA	2:C:3:A:C5'	7	0.28	0.18	0.22
(1,9)	1:A:70:GLY:CA	2:C:3:A:C6	7	0.28	0.18	0.22
(1,9)	1:A:70:GLY:CA	2:C:3:A:C8	7	0.28	0.18	0.22
(1,9)	1:A:70:GLY:CA	2:C:3:A:H1'	7	0.28	0.18	0.22
(1,9)	1:A:70:GLY:CA	2:C:3:A:H2	7	0.28	0.18	0.22
(1,9)	1:A:70:GLY:CA	2:C:3:A:H2'	7	0.28	0.18	0.22
(1,9)	1:A:70:GLY:CA	2:C:3:A:H3'	7	0.28	0.18	0.22
(1,9)	1:A:70:GLY:CA	2:C:3:A:H4'	7	0.28	0.18	0.22
(1,9)	1:A:70:GLY:CA	2:C:3:A:H5'	7	0.28	0.18	0.22
(1,9)	1:A:70:GLY:CA	2:C:3:A:H5''	7	0.28	0.18	0.22
(1,9)	1:A:70:GLY:CA	2:C:3:A:H61	7	0.28	0.18	0.22
(1,9)	1:A:70:GLY:CA	2:C:3:A:H62	7	0.28	0.18	0.22
(1,9)	1:A:70:GLY:CA	2:C:3:A:H8	7	0.28	0.18	0.22
(1,9)	1:A:70:GLY:CA	2:C:3:A:HO2'	7	0.28	0.18	0.22
(1,9)	1:A:70:GLY:CA	2:C:3:A:N1	7	0.28	0.18	0.22
(1,9)	1:A:70:GLY:CA	2:C:3:A:N3	7	0.28	0.18	0.22
(1,9)	1:A:70:GLY:CA	2:C:3:A:N6	7	0.28	0.18	0.22
(1,9)	1:A:70:GLY:CA	2:C:3:A:N7	7	0.28	0.18	0.22
(1,9)	1:A:70:GLY:CA	2:C:3:A:N9	7	0.28	0.18	0.22
(1,9)	1:A:70:GLY:CA	2:C:3:A:O2'	7	0.28	0.18	0.22
(1,9)	1:A:70:GLY:CA	2:C:3:A:O3'	7	0.28	0.18	0.22
(1,9)	1:A:70:GLY:CA	2:C:3:A:O4'	7	0.28	0.18	0.22
(1,9)	1:A:70:GLY:CA	2:C:3:A:O5'	7	0.28	0.18	0.22
(1,9)	1:A:70:GLY:CA	2:C:3:A:OP1	7	0.28	0.18	0.22
(1,9)	1:A:70:GLY:CA	2:C:3:A:OP2	7	0.28	0.18	0.22
(1,9)	1:A:70:GLY:CA	2:C:3:A:P	7	0.28	0.18	0.22
(1,9)	1:A:70:GLY:CA	2:C:4:C:C1'	7	0.28	0.18	0.22
(1,9)	1:A:70:GLY:CA	2:C:4:C:C2	7	0.28	0.18	0.22

Continued on next page...

Continued from previous page...

Key	Atom-1	Atom-2	Models ¹	Mean (Å)	SD ¹ (Å)	Median (Å)
(1,9)	1:A:70:GLY:CA	2:C:4:C:C2'	7	0.28	0.18	0.22
(1,9)	1:A:70:GLY:CA	2:C:4:C:C3'	7	0.28	0.18	0.22
(1,9)	1:A:70:GLY:CA	2:C:4:C:C4	7	0.28	0.18	0.22
(1,9)	1:A:70:GLY:CA	2:C:4:C:C4'	7	0.28	0.18	0.22
(1,9)	1:A:70:GLY:CA	2:C:4:C:C5	7	0.28	0.18	0.22
(1,9)	1:A:70:GLY:CA	2:C:4:C:C5'	7	0.28	0.18	0.22
(1,9)	1:A:70:GLY:CA	2:C:4:C:C6	7	0.28	0.18	0.22
(1,9)	1:A:70:GLY:CA	2:C:4:C:H1'	7	0.28	0.18	0.22
(1,9)	1:A:70:GLY:CA	2:C:4:C:H2'	7	0.28	0.18	0.22
(1,9)	1:A:70:GLY:CA	2:C:4:C:H3'	7	0.28	0.18	0.22
(1,9)	1:A:70:GLY:CA	2:C:4:C:H4'	7	0.28	0.18	0.22
(1,9)	1:A:70:GLY:CA	2:C:4:C:H41	7	0.28	0.18	0.22
(1,9)	1:A:70:GLY:CA	2:C:4:C:H42	7	0.28	0.18	0.22
(1,9)	1:A:70:GLY:CA	2:C:4:C:H5	7	0.28	0.18	0.22
(1,9)	1:A:70:GLY:CA	2:C:4:C:H5'	7	0.28	0.18	0.22
(1,9)	1:A:70:GLY:CA	2:C:4:C:H5''	7	0.28	0.18	0.22
(1,9)	1:A:70:GLY:CA	2:C:4:C:H6	7	0.28	0.18	0.22
(1,9)	1:A:70:GLY:CA	2:C:4:C:HO2'	7	0.28	0.18	0.22
(1,9)	1:A:70:GLY:CA	2:C:4:C:N1	7	0.28	0.18	0.22
(1,9)	1:A:70:GLY:CA	2:C:4:C:N3	7	0.28	0.18	0.22
(1,9)	1:A:70:GLY:CA	2:C:4:C:N4	7	0.28	0.18	0.22
(1,9)	1:A:70:GLY:CA	2:C:4:C:O2	7	0.28	0.18	0.22
(1,9)	1:A:70:GLY:CA	2:C:4:C:O2'	7	0.28	0.18	0.22
(1,9)	1:A:70:GLY:CA	2:C:4:C:O3'	7	0.28	0.18	0.22
(1,9)	1:A:70:GLY:CA	2:C:4:C:O4'	7	0.28	0.18	0.22
(1,9)	1:A:70:GLY:CA	2:C:4:C:O5'	7	0.28	0.18	0.22
(1,9)	1:A:70:GLY:CA	2:C:4:C:OP1	7	0.28	0.18	0.22
(1,9)	1:A:70:GLY:CA	2:C:4:C:OP2	7	0.28	0.18	0.22
(1,9)	1:A:70:GLY:CA	2:C:4:C:P	7	0.28	0.18	0.22
(1,9)	1:A:70:GLY:CA	2:C:5:A:C1'	7	0.28	0.18	0.22
(1,9)	1:A:70:GLY:CA	2:C:5:A:C2	7	0.28	0.18	0.22
(1,9)	1:A:70:GLY:CA	2:C:5:A:C2'	7	0.28	0.18	0.22
(1,9)	1:A:70:GLY:CA	2:C:5:A:C3'	7	0.28	0.18	0.22
(1,9)	1:A:70:GLY:CA	2:C:5:A:C4	7	0.28	0.18	0.22
(1,9)	1:A:70:GLY:CA	2:C:5:A:C4'	7	0.28	0.18	0.22
(1,9)	1:A:70:GLY:CA	2:C:5:A:C5	7	0.28	0.18	0.22
(1,9)	1:A:70:GLY:CA	2:C:5:A:C5'	7	0.28	0.18	0.22
(1,9)	1:A:70:GLY:CA	2:C:5:A:C6	7	0.28	0.18	0.22
(1,9)	1:A:70:GLY:CA	2:C:5:A:C8	7	0.28	0.18	0.22
(1,9)	1:A:70:GLY:CA	2:C:5:A:H1'	7	0.28	0.18	0.22
(1,9)	1:A:70:GLY:CA	2:C:5:A:H2	7	0.28	0.18	0.22
(1,9)	1:A:70:GLY:CA	2:C:5:A:H2'	7	0.28	0.18	0.22

Continued on next page...

Continued from previous page...

Key	Atom-1	Atom-2	Models ¹	Mean (Å)	SD ¹ (Å)	Median (Å)
(1,9)	1:A:70:GLY:CA	2:C:5:A:H3'	7	0.28	0.18	0.22
(1,9)	1:A:70:GLY:CA	2:C:5:A:H4'	7	0.28	0.18	0.22
(1,9)	1:A:70:GLY:CA	2:C:5:A:H5'	7	0.28	0.18	0.22
(1,9)	1:A:70:GLY:CA	2:C:5:A:H5''	7	0.28	0.18	0.22
(1,9)	1:A:70:GLY:CA	2:C:5:A:H61	7	0.28	0.18	0.22
(1,9)	1:A:70:GLY:CA	2:C:5:A:H62	7	0.28	0.18	0.22
(1,9)	1:A:70:GLY:CA	2:C:5:A:H8	7	0.28	0.18	0.22
(1,9)	1:A:70:GLY:CA	2:C:5:A:HO2'	7	0.28	0.18	0.22
(1,9)	1:A:70:GLY:CA	2:C:5:A:N1	7	0.28	0.18	0.22
(1,9)	1:A:70:GLY:CA	2:C:5:A:N3	7	0.28	0.18	0.22
(1,9)	1:A:70:GLY:CA	2:C:5:A:N6	7	0.28	0.18	0.22
(1,9)	1:A:70:GLY:CA	2:C:5:A:N7	7	0.28	0.18	0.22
(1,9)	1:A:70:GLY:CA	2:C:5:A:N9	7	0.28	0.18	0.22
(1,9)	1:A:70:GLY:CA	2:C:5:A:O2'	7	0.28	0.18	0.22
(1,9)	1:A:70:GLY:CA	2:C:5:A:O3'	7	0.28	0.18	0.22
(1,9)	1:A:70:GLY:CA	2:C:5:A:O4'	7	0.28	0.18	0.22
(1,9)	1:A:70:GLY:CA	2:C:5:A:O5'	7	0.28	0.18	0.22
(1,9)	1:A:70:GLY:CA	2:C:5:A:OP1	7	0.28	0.18	0.22
(1,9)	1:A:70:GLY:CA	2:C:5:A:OP2	7	0.28	0.18	0.22
(1,9)	1:A:70:GLY:CA	2:C:5:A:P	7	0.28	0.18	0.22
(1,9)	1:A:70:GLY:H	2:C:1:A:C1'	7	0.28	0.18	0.22
(1,9)	1:A:70:GLY:H	2:C:1:A:C2	7	0.28	0.18	0.22
(1,9)	1:A:70:GLY:H	2:C:1:A:C2'	7	0.28	0.18	0.22
(1,9)	1:A:70:GLY:H	2:C:1:A:C3'	7	0.28	0.18	0.22
(1,9)	1:A:70:GLY:H	2:C:1:A:C4	7	0.28	0.18	0.22
(1,9)	1:A:70:GLY:H	2:C:1:A:C4'	7	0.28	0.18	0.22
(1,9)	1:A:70:GLY:H	2:C:1:A:C5	7	0.28	0.18	0.22
(1,9)	1:A:70:GLY:H	2:C:1:A:C5'	7	0.28	0.18	0.22
(1,9)	1:A:70:GLY:H	2:C:1:A:C6	7	0.28	0.18	0.22
(1,9)	1:A:70:GLY:H	2:C:1:A:C8	7	0.28	0.18	0.22
(1,9)	1:A:70:GLY:H	2:C:1:A:H1'	7	0.28	0.18	0.22
(1,9)	1:A:70:GLY:H	2:C:1:A:H2	7	0.28	0.18	0.22
(1,9)	1:A:70:GLY:H	2:C:1:A:H2'	7	0.28	0.18	0.22
(1,9)	1:A:70:GLY:H	2:C:1:A:H3'	7	0.28	0.18	0.22
(1,9)	1:A:70:GLY:H	2:C:1:A:H4'	7	0.28	0.18	0.22
(1,9)	1:A:70:GLY:H	2:C:1:A:H5'	7	0.28	0.18	0.22
(1,9)	1:A:70:GLY:H	2:C:1:A:H5''	7	0.28	0.18	0.22
(1,9)	1:A:70:GLY:H	2:C:1:A:H61	7	0.28	0.18	0.22
(1,9)	1:A:70:GLY:H	2:C:1:A:H62	7	0.28	0.18	0.22
(1,9)	1:A:70:GLY:H	2:C:1:A:H8	7	0.28	0.18	0.22
(1,9)	1:A:70:GLY:H	2:C:1:A:HO2'	7	0.28	0.18	0.22
(1,9)	1:A:70:GLY:H	2:C:1:A:N1	7	0.28	0.18	0.22

Continued on next page...

Continued from previous page...

Key	Atom-1	Atom-2	Models ¹	Mean (Å)	SD ¹ (Å)	Median (Å)
(1,9)	1:A:70:GLY:H	2:C:1:A:N3	7	0.28	0.18	0.22
(1,9)	1:A:70:GLY:H	2:C:1:A:N6	7	0.28	0.18	0.22
(1,9)	1:A:70:GLY:H	2:C:1:A:N7	7	0.28	0.18	0.22
(1,9)	1:A:70:GLY:H	2:C:1:A:N9	7	0.28	0.18	0.22
(1,9)	1:A:70:GLY:H	2:C:1:A:O2'	7	0.28	0.18	0.22
(1,9)	1:A:70:GLY:H	2:C:1:A:O3'	7	0.28	0.18	0.22
(1,9)	1:A:70:GLY:H	2:C:1:A:O4'	7	0.28	0.18	0.22
(1,9)	1:A:70:GLY:H	2:C:1:A:O5'	7	0.28	0.18	0.22
(1,9)	1:A:70:GLY:H	2:C:2:U:C1'	7	0.28	0.18	0.22
(1,9)	1:A:70:GLY:H	2:C:2:U:C2	7	0.28	0.18	0.22
(1,9)	1:A:70:GLY:H	2:C:2:U:C2'	7	0.28	0.18	0.22
(1,9)	1:A:70:GLY:H	2:C:2:U:C3'	7	0.28	0.18	0.22
(1,9)	1:A:70:GLY:H	2:C:2:U:C4	7	0.28	0.18	0.22
(1,9)	1:A:70:GLY:H	2:C:2:U:C4'	7	0.28	0.18	0.22
(1,9)	1:A:70:GLY:H	2:C:2:U:C5	7	0.28	0.18	0.22
(1,9)	1:A:70:GLY:H	2:C:2:U:C5'	7	0.28	0.18	0.22
(1,9)	1:A:70:GLY:H	2:C:2:U:C6	7	0.28	0.18	0.22
(1,9)	1:A:70:GLY:H	2:C:2:U:H1'	7	0.28	0.18	0.22
(1,9)	1:A:70:GLY:H	2:C:2:U:H2'	7	0.28	0.18	0.22
(1,9)	1:A:70:GLY:H	2:C:2:U:H3	7	0.28	0.18	0.22
(1,9)	1:A:70:GLY:H	2:C:2:U:H3'	7	0.28	0.18	0.22
(1,9)	1:A:70:GLY:H	2:C:2:U:H4'	7	0.28	0.18	0.22
(1,9)	1:A:70:GLY:H	2:C:2:U:H5	7	0.28	0.18	0.22
(1,9)	1:A:70:GLY:H	2:C:2:U:H5'	7	0.28	0.18	0.22
(1,9)	1:A:70:GLY:H	2:C:2:U:H5''	7	0.28	0.18	0.22
(1,9)	1:A:70:GLY:H	2:C:2:U:H6	7	0.28	0.18	0.22
(1,9)	1:A:70:GLY:H	2:C:2:U:HO2'	7	0.28	0.18	0.22
(1,9)	1:A:70:GLY:H	2:C:2:U:N1	7	0.28	0.18	0.22
(1,9)	1:A:70:GLY:H	2:C:2:U:N3	7	0.28	0.18	0.22
(1,9)	1:A:70:GLY:H	2:C:2:U:O2	7	0.28	0.18	0.22
(1,9)	1:A:70:GLY:H	2:C:2:U:O2'	7	0.28	0.18	0.22
(1,9)	1:A:70:GLY:H	2:C:2:U:O3'	7	0.28	0.18	0.22
(1,9)	1:A:70:GLY:H	2:C:2:U:O4	7	0.28	0.18	0.22
(1,9)	1:A:70:GLY:H	2:C:2:U:O4'	7	0.28	0.18	0.22
(1,9)	1:A:70:GLY:H	2:C:2:U:O5'	7	0.28	0.18	0.22
(1,9)	1:A:70:GLY:H	2:C:2:U:OP1	7	0.28	0.18	0.22
(1,9)	1:A:70:GLY:H	2:C:2:U:OP2	7	0.28	0.18	0.22
(1,9)	1:A:70:GLY:H	2:C:2:U:P	7	0.28	0.18	0.22
(1,9)	1:A:70:GLY:H	2:C:3:A:C1'	7	0.28	0.18	0.22
(1,9)	1:A:70:GLY:H	2:C:3:A:C2	7	0.28	0.18	0.22
(1,9)	1:A:70:GLY:H	2:C:3:A:C2'	7	0.28	0.18	0.22
(1,9)	1:A:70:GLY:H	2:C:3:A:C3'	7	0.28	0.18	0.22

Continued on next page...

Continued from previous page...

Key	Atom-1	Atom-2	Models ¹	Mean (Å)	SD ¹ (Å)	Median (Å)
(1,9)	1:A:70:GLY:H	2:C:3:A:C4	7	0.28	0.18	0.22
(1,9)	1:A:70:GLY:H	2:C:3:A:C4'	7	0.28	0.18	0.22
(1,9)	1:A:70:GLY:H	2:C:3:A:C5	7	0.28	0.18	0.22
(1,9)	1:A:70:GLY:H	2:C:3:A:C5'	7	0.28	0.18	0.22
(1,9)	1:A:70:GLY:H	2:C:3:A:C6	7	0.28	0.18	0.22
(1,9)	1:A:70:GLY:H	2:C:3:A:C8	7	0.28	0.18	0.22
(1,9)	1:A:70:GLY:H	2:C:3:A:H1'	7	0.28	0.18	0.22
(1,9)	1:A:70:GLY:H	2:C:3:A:H2	7	0.28	0.18	0.22
(1,9)	1:A:70:GLY:H	2:C:3:A:H2'	7	0.28	0.18	0.22
(1,9)	1:A:70:GLY:H	2:C:3:A:H3'	7	0.28	0.18	0.22
(1,9)	1:A:70:GLY:H	2:C:3:A:H4'	7	0.28	0.18	0.22
(1,9)	1:A:70:GLY:H	2:C:3:A:H5'	7	0.28	0.18	0.22
(1,9)	1:A:70:GLY:H	2:C:3:A:H5''	7	0.28	0.18	0.22
(1,9)	1:A:70:GLY:H	2:C:3:A:H61	7	0.28	0.18	0.22
(1,9)	1:A:70:GLY:H	2:C:3:A:H62	7	0.28	0.18	0.22
(1,9)	1:A:70:GLY:H	2:C:3:A:H8	7	0.28	0.18	0.22
(1,9)	1:A:70:GLY:H	2:C:3:A:HO2'	7	0.28	0.18	0.22
(1,9)	1:A:70:GLY:H	2:C:3:A:N1	7	0.28	0.18	0.22
(1,9)	1:A:70:GLY:H	2:C:3:A:N3	7	0.28	0.18	0.22
(1,9)	1:A:70:GLY:H	2:C:3:A:N6	7	0.28	0.18	0.22
(1,9)	1:A:70:GLY:H	2:C:3:A:N7	7	0.28	0.18	0.22
(1,9)	1:A:70:GLY:H	2:C:3:A:N9	7	0.28	0.18	0.22
(1,9)	1:A:70:GLY:H	2:C:3:A:O2'	7	0.28	0.18	0.22
(1,9)	1:A:70:GLY:H	2:C:3:A:O3'	7	0.28	0.18	0.22
(1,9)	1:A:70:GLY:H	2:C:3:A:O4'	7	0.28	0.18	0.22
(1,9)	1:A:70:GLY:H	2:C:3:A:O5'	7	0.28	0.18	0.22
(1,9)	1:A:70:GLY:H	2:C:3:A:OP1	7	0.28	0.18	0.22
(1,9)	1:A:70:GLY:H	2:C:3:A:OP2	7	0.28	0.18	0.22
(1,9)	1:A:70:GLY:H	2:C:3:A:P	7	0.28	0.18	0.22
(1,9)	1:A:70:GLY:H	2:C:4:C:C1'	7	0.28	0.18	0.22
(1,9)	1:A:70:GLY:H	2:C:4:C:C2	7	0.28	0.18	0.22
(1,9)	1:A:70:GLY:H	2:C:4:C:C2'	7	0.28	0.18	0.22
(1,9)	1:A:70:GLY:H	2:C:4:C:C3'	7	0.28	0.18	0.22
(1,9)	1:A:70:GLY:H	2:C:4:C:C4	7	0.28	0.18	0.22
(1,9)	1:A:70:GLY:H	2:C:4:C:C4'	7	0.28	0.18	0.22
(1,9)	1:A:70:GLY:H	2:C:4:C:C5	7	0.28	0.18	0.22
(1,9)	1:A:70:GLY:H	2:C:4:C:C5'	7	0.28	0.18	0.22
(1,9)	1:A:70:GLY:H	2:C:4:C:C6	7	0.28	0.18	0.22
(1,9)	1:A:70:GLY:H	2:C:4:C:H1'	7	0.28	0.18	0.22
(1,9)	1:A:70:GLY:H	2:C:4:C:H2'	7	0.28	0.18	0.22
(1,9)	1:A:70:GLY:H	2:C:4:C:H3'	7	0.28	0.18	0.22
(1,9)	1:A:70:GLY:H	2:C:4:C:H4'	7	0.28	0.18	0.22

Continued on next page...

Continued from previous page...

Key	Atom-1	Atom-2	Models ¹	Mean (Å)	SD ¹ (Å)	Median (Å)
(1,9)	1:A:70:GLY:H	2:C:4:C:H41	7	0.28	0.18	0.22
(1,9)	1:A:70:GLY:H	2:C:4:C:H42	7	0.28	0.18	0.22
(1,9)	1:A:70:GLY:H	2:C:4:C:H5	7	0.28	0.18	0.22
(1,9)	1:A:70:GLY:H	2:C:4:C:H5'	7	0.28	0.18	0.22
(1,9)	1:A:70:GLY:H	2:C:4:C:H5''	7	0.28	0.18	0.22
(1,9)	1:A:70:GLY:H	2:C:4:C:H6	7	0.28	0.18	0.22
(1,9)	1:A:70:GLY:H	2:C:4:C:HO2'	7	0.28	0.18	0.22
(1,9)	1:A:70:GLY:H	2:C:4:C:N1	7	0.28	0.18	0.22
(1,9)	1:A:70:GLY:H	2:C:4:C:N3	7	0.28	0.18	0.22
(1,9)	1:A:70:GLY:H	2:C:4:C:N4	7	0.28	0.18	0.22
(1,9)	1:A:70:GLY:H	2:C:4:C:O2	7	0.28	0.18	0.22
(1,9)	1:A:70:GLY:H	2:C:4:C:O2'	7	0.28	0.18	0.22
(1,9)	1:A:70:GLY:H	2:C:4:C:O3'	7	0.28	0.18	0.22
(1,9)	1:A:70:GLY:H	2:C:4:C:O4'	7	0.28	0.18	0.22
(1,9)	1:A:70:GLY:H	2:C:4:C:O5'	7	0.28	0.18	0.22
(1,9)	1:A:70:GLY:H	2:C:4:C:OP1	7	0.28	0.18	0.22
(1,9)	1:A:70:GLY:H	2:C:4:C:OP2	7	0.28	0.18	0.22
(1,9)	1:A:70:GLY:H	2:C:4:C:P	7	0.28	0.18	0.22
(1,9)	1:A:70:GLY:H	2:C:5:A:C1'	7	0.28	0.18	0.22
(1,9)	1:A:70:GLY:H	2:C:5:A:C2	7	0.28	0.18	0.22
(1,9)	1:A:70:GLY:H	2:C:5:A:C2'	7	0.28	0.18	0.22
(1,9)	1:A:70:GLY:H	2:C:5:A:C3'	7	0.28	0.18	0.22
(1,9)	1:A:70:GLY:H	2:C:5:A:C4	7	0.28	0.18	0.22
(1,9)	1:A:70:GLY:H	2:C:5:A:C4'	7	0.28	0.18	0.22
(1,9)	1:A:70:GLY:H	2:C:5:A:C5	7	0.28	0.18	0.22
(1,9)	1:A:70:GLY:H	2:C:5:A:C5'	7	0.28	0.18	0.22
(1,9)	1:A:70:GLY:H	2:C:5:A:C6	7	0.28	0.18	0.22
(1,9)	1:A:70:GLY:H	2:C:5:A:C8	7	0.28	0.18	0.22
(1,9)	1:A:70:GLY:H	2:C:5:A:H1'	7	0.28	0.18	0.22
(1,9)	1:A:70:GLY:H	2:C:5:A:H2	7	0.28	0.18	0.22
(1,9)	1:A:70:GLY:H	2:C:5:A:H2'	7	0.28	0.18	0.22
(1,9)	1:A:70:GLY:H	2:C:5:A:H3'	7	0.28	0.18	0.22
(1,9)	1:A:70:GLY:H	2:C:5:A:H4'	7	0.28	0.18	0.22
(1,9)	1:A:70:GLY:H	2:C:5:A:H5'	7	0.28	0.18	0.22
(1,9)	1:A:70:GLY:H	2:C:5:A:H5''	7	0.28	0.18	0.22
(1,9)	1:A:70:GLY:H	2:C:5:A:H61	7	0.28	0.18	0.22
(1,9)	1:A:70:GLY:H	2:C:5:A:H62	7	0.28	0.18	0.22
(1,9)	1:A:70:GLY:H	2:C:5:A:H8	7	0.28	0.18	0.22
(1,9)	1:A:70:GLY:H	2:C:5:A:HO2'	7	0.28	0.18	0.22
(1,9)	1:A:70:GLY:H	2:C:5:A:N1	7	0.28	0.18	0.22
(1,9)	1:A:70:GLY:H	2:C:5:A:N3	7	0.28	0.18	0.22
(1,9)	1:A:70:GLY:H	2:C:5:A:N6	7	0.28	0.18	0.22

Continued on next page...

Continued from previous page...

Key	Atom-1	Atom-2	Models ¹	Mean (Å)	SD ¹ (Å)	Median (Å)
(1,9)	1:A:70:GLY:H	2:C:5:A:N7	7	0.28	0.18	0.22
(1,9)	1:A:70:GLY:H	2:C:5:A:N9	7	0.28	0.18	0.22
(1,9)	1:A:70:GLY:H	2:C:5:A:O2'	7	0.28	0.18	0.22
(1,9)	1:A:70:GLY:H	2:C:5:A:O3'	7	0.28	0.18	0.22
(1,9)	1:A:70:GLY:H	2:C:5:A:O4'	7	0.28	0.18	0.22
(1,9)	1:A:70:GLY:H	2:C:5:A:O5'	7	0.28	0.18	0.22
(1,9)	1:A:70:GLY:H	2:C:5:A:OP1	7	0.28	0.18	0.22
(1,9)	1:A:70:GLY:H	2:C:5:A:OP2	7	0.28	0.18	0.22
(1,9)	1:A:70:GLY:H	2:C:5:A:P	7	0.28	0.18	0.22
(1,9)	1:A:70:GLY:N	2:C:1:A:C1'	7	0.28	0.18	0.22
(1,9)	1:A:70:GLY:N	2:C:1:A:C2	7	0.28	0.18	0.22
(1,9)	1:A:70:GLY:N	2:C:1:A:C2'	7	0.28	0.18	0.22
(1,9)	1:A:70:GLY:N	2:C:1:A:C3'	7	0.28	0.18	0.22
(1,9)	1:A:70:GLY:N	2:C:1:A:C4	7	0.28	0.18	0.22
(1,9)	1:A:70:GLY:N	2:C:1:A:C4'	7	0.28	0.18	0.22
(1,9)	1:A:70:GLY:N	2:C:1:A:C5	7	0.28	0.18	0.22
(1,9)	1:A:70:GLY:N	2:C:1:A:C5'	7	0.28	0.18	0.22
(1,9)	1:A:70:GLY:N	2:C:1:A:C6	7	0.28	0.18	0.22
(1,9)	1:A:70:GLY:N	2:C:1:A:C8	7	0.28	0.18	0.22
(1,9)	1:A:70:GLY:N	2:C:1:A:H1'	7	0.28	0.18	0.22
(1,9)	1:A:70:GLY:N	2:C:1:A:H2	7	0.28	0.18	0.22
(1,9)	1:A:70:GLY:N	2:C:1:A:H2'	7	0.28	0.18	0.22
(1,9)	1:A:70:GLY:N	2:C:1:A:H3'	7	0.28	0.18	0.22
(1,9)	1:A:70:GLY:N	2:C:1:A:H4'	7	0.28	0.18	0.22
(1,9)	1:A:70:GLY:N	2:C:1:A:H5'	7	0.28	0.18	0.22
(1,9)	1:A:70:GLY:N	2:C:1:A:H5''	7	0.28	0.18	0.22
(1,9)	1:A:70:GLY:N	2:C:1:A:H61	7	0.28	0.18	0.22
(1,9)	1:A:70:GLY:N	2:C:1:A:H62	7	0.28	0.18	0.22
(1,9)	1:A:70:GLY:N	2:C:1:A:H8	7	0.28	0.18	0.22
(1,9)	1:A:70:GLY:N	2:C:1:A:HO2'	7	0.28	0.18	0.22
(1,9)	1:A:70:GLY:N	2:C:1:A:N1	7	0.28	0.18	0.22
(1,9)	1:A:70:GLY:N	2:C:1:A:N3	7	0.28	0.18	0.22
(1,9)	1:A:70:GLY:N	2:C:1:A:N6	7	0.28	0.18	0.22
(1,9)	1:A:70:GLY:N	2:C:1:A:N7	7	0.28	0.18	0.22
(1,9)	1:A:70:GLY:N	2:C:1:A:N9	7	0.28	0.18	0.22
(1,9)	1:A:70:GLY:N	2:C:1:A:O2'	7	0.28	0.18	0.22
(1,9)	1:A:70:GLY:N	2:C:1:A:O3'	7	0.28	0.18	0.22
(1,9)	1:A:70:GLY:N	2:C:1:A:O4'	7	0.28	0.18	0.22
(1,9)	1:A:70:GLY:N	2:C:1:A:O5'	7	0.28	0.18	0.22
(1,9)	1:A:70:GLY:N	2:C:2:U:C1'	7	0.28	0.18	0.22
(1,9)	1:A:70:GLY:N	2:C:2:U:C2	7	0.28	0.18	0.22
(1,9)	1:A:70:GLY:N	2:C:2:U:C2'	7	0.28	0.18	0.22

Continued on next page...

Continued from previous page...

Key	Atom-1	Atom-2	Models ¹	Mean (Å)	SD ¹ (Å)	Median (Å)
(1,9)	1:A:70:GLY:N	2:C:2:U:C3'	7	0.28	0.18	0.22
(1,9)	1:A:70:GLY:N	2:C:2:U:C4	7	0.28	0.18	0.22
(1,9)	1:A:70:GLY:N	2:C:2:U:C4'	7	0.28	0.18	0.22
(1,9)	1:A:70:GLY:N	2:C:2:U:C5	7	0.28	0.18	0.22
(1,9)	1:A:70:GLY:N	2:C:2:U:C5'	7	0.28	0.18	0.22
(1,9)	1:A:70:GLY:N	2:C:2:U:C6	7	0.28	0.18	0.22
(1,9)	1:A:70:GLY:N	2:C:2:U:H1'	7	0.28	0.18	0.22
(1,9)	1:A:70:GLY:N	2:C:2:U:H2'	7	0.28	0.18	0.22
(1,9)	1:A:70:GLY:N	2:C:2:U:H3	7	0.28	0.18	0.22
(1,9)	1:A:70:GLY:N	2:C:2:U:H3'	7	0.28	0.18	0.22
(1,9)	1:A:70:GLY:N	2:C:2:U:H4'	7	0.28	0.18	0.22
(1,9)	1:A:70:GLY:N	2:C:2:U:H5	7	0.28	0.18	0.22
(1,9)	1:A:70:GLY:N	2:C:2:U:H5'	7	0.28	0.18	0.22
(1,9)	1:A:70:GLY:N	2:C:2:U:H5''	7	0.28	0.18	0.22
(1,9)	1:A:70:GLY:N	2:C:2:U:H6	7	0.28	0.18	0.22
(1,9)	1:A:70:GLY:N	2:C:2:U:HO2'	7	0.28	0.18	0.22
(1,9)	1:A:70:GLY:N	2:C:2:U:N1	7	0.28	0.18	0.22
(1,9)	1:A:70:GLY:N	2:C:2:U:N3	7	0.28	0.18	0.22
(1,9)	1:A:70:GLY:N	2:C:2:U:O2	7	0.28	0.18	0.22
(1,9)	1:A:70:GLY:N	2:C:2:U:O2'	7	0.28	0.18	0.22
(1,9)	1:A:70:GLY:N	2:C:2:U:O3'	7	0.28	0.18	0.22
(1,9)	1:A:70:GLY:N	2:C:2:U:O4	7	0.28	0.18	0.22
(1,9)	1:A:70:GLY:N	2:C:2:U:O4'	7	0.28	0.18	0.22
(1,9)	1:A:70:GLY:N	2:C:2:U:O5'	7	0.28	0.18	0.22
(1,9)	1:A:70:GLY:N	2:C:2:U:OP1	7	0.28	0.18	0.22
(1,9)	1:A:70:GLY:N	2:C:2:U:OP2	7	0.28	0.18	0.22
(1,9)	1:A:70:GLY:N	2:C:2:U:P	7	0.28	0.18	0.22
(1,9)	1:A:70:GLY:N	2:C:3:A:C1'	7	0.28	0.18	0.22
(1,9)	1:A:70:GLY:N	2:C:3:A:C2	7	0.28	0.18	0.22
(1,9)	1:A:70:GLY:N	2:C:3:A:C2'	7	0.28	0.18	0.22
(1,9)	1:A:70:GLY:N	2:C:3:A:C3'	7	0.28	0.18	0.22
(1,9)	1:A:70:GLY:N	2:C:3:A:C4	7	0.28	0.18	0.22
(1,9)	1:A:70:GLY:N	2:C:3:A:C4'	7	0.28	0.18	0.22
(1,9)	1:A:70:GLY:N	2:C:3:A:C5	7	0.28	0.18	0.22
(1,9)	1:A:70:GLY:N	2:C:3:A:C5'	7	0.28	0.18	0.22
(1,9)	1:A:70:GLY:N	2:C:3:A:C6	7	0.28	0.18	0.22
(1,9)	1:A:70:GLY:N	2:C:3:A:C8	7	0.28	0.18	0.22
(1,9)	1:A:70:GLY:N	2:C:3:A:H1'	7	0.28	0.18	0.22
(1,9)	1:A:70:GLY:N	2:C:3:A:H2	7	0.28	0.18	0.22
(1,9)	1:A:70:GLY:N	2:C:3:A:H2'	7	0.28	0.18	0.22
(1,9)	1:A:70:GLY:N	2:C:3:A:H3'	7	0.28	0.18	0.22
(1,9)	1:A:70:GLY:N	2:C:3:A:H4'	7	0.28	0.18	0.22

Continued on next page...

Continued from previous page...

Key	Atom-1	Atom-2	Models ¹	Mean (Å)	SD ¹ (Å)	Median (Å)
(1,9)	1:A:70:GLY:N	2:C:3:A:H5'	7	0.28	0.18	0.22
(1,9)	1:A:70:GLY:N	2:C:3:A:H5''	7	0.28	0.18	0.22
(1,9)	1:A:70:GLY:N	2:C:3:A:H61	7	0.28	0.18	0.22
(1,9)	1:A:70:GLY:N	2:C:3:A:H62	7	0.28	0.18	0.22
(1,9)	1:A:70:GLY:N	2:C:3:A:H8	7	0.28	0.18	0.22
(1,9)	1:A:70:GLY:N	2:C:3:A:HO2'	7	0.28	0.18	0.22
(1,9)	1:A:70:GLY:N	2:C:3:A:N1	7	0.28	0.18	0.22
(1,9)	1:A:70:GLY:N	2:C:3:A:N3	7	0.28	0.18	0.22
(1,9)	1:A:70:GLY:N	2:C:3:A:N6	7	0.28	0.18	0.22
(1,9)	1:A:70:GLY:N	2:C:3:A:N7	7	0.28	0.18	0.22
(1,9)	1:A:70:GLY:N	2:C:3:A:N9	7	0.28	0.18	0.22
(1,9)	1:A:70:GLY:N	2:C:3:A:O2'	7	0.28	0.18	0.22
(1,9)	1:A:70:GLY:N	2:C:3:A:O3'	7	0.28	0.18	0.22
(1,9)	1:A:70:GLY:N	2:C:3:A:O4'	7	0.28	0.18	0.22
(1,9)	1:A:70:GLY:N	2:C:3:A:O5'	7	0.28	0.18	0.22
(1,9)	1:A:70:GLY:N	2:C:3:A:OP1	7	0.28	0.18	0.22
(1,9)	1:A:70:GLY:N	2:C:3:A:OP2	7	0.28	0.18	0.22
(1,9)	1:A:70:GLY:N	2:C:3:A:P	7	0.28	0.18	0.22
(1,9)	1:A:70:GLY:N	2:C:4:C:C1'	7	0.28	0.18	0.22
(1,9)	1:A:70:GLY:N	2:C:4:C:C2	7	0.28	0.18	0.22
(1,9)	1:A:70:GLY:N	2:C:4:C:C2'	7	0.28	0.18	0.22
(1,9)	1:A:70:GLY:N	2:C:4:C:C3'	7	0.28	0.18	0.22
(1,9)	1:A:70:GLY:N	2:C:4:C:C4	7	0.28	0.18	0.22
(1,9)	1:A:70:GLY:N	2:C:4:C:C4'	7	0.28	0.18	0.22
(1,9)	1:A:70:GLY:N	2:C:4:C:C5	7	0.28	0.18	0.22
(1,9)	1:A:70:GLY:N	2:C:4:C:C5'	7	0.28	0.18	0.22
(1,9)	1:A:70:GLY:N	2:C:4:C:C6	7	0.28	0.18	0.22
(1,9)	1:A:70:GLY:N	2:C:4:C:H1'	7	0.28	0.18	0.22
(1,9)	1:A:70:GLY:N	2:C:4:C:H2'	7	0.28	0.18	0.22
(1,9)	1:A:70:GLY:N	2:C:4:C:H3'	7	0.28	0.18	0.22
(1,9)	1:A:70:GLY:N	2:C:4:C:H4'	7	0.28	0.18	0.22
(1,9)	1:A:70:GLY:N	2:C:4:C:H41	7	0.28	0.18	0.22
(1,9)	1:A:70:GLY:N	2:C:4:C:H42	7	0.28	0.18	0.22
(1,9)	1:A:70:GLY:N	2:C:4:C:H5	7	0.28	0.18	0.22
(1,9)	1:A:70:GLY:N	2:C:4:C:H5'	7	0.28	0.18	0.22
(1,9)	1:A:70:GLY:N	2:C:4:C:H5''	7	0.28	0.18	0.22
(1,9)	1:A:70:GLY:N	2:C:4:C:H6	7	0.28	0.18	0.22
(1,9)	1:A:70:GLY:N	2:C:4:C:HO2'	7	0.28	0.18	0.22
(1,9)	1:A:70:GLY:N	2:C:4:C:N1	7	0.28	0.18	0.22
(1,9)	1:A:70:GLY:N	2:C:4:C:N3	7	0.28	0.18	0.22
(1,9)	1:A:70:GLY:N	2:C:4:C:N4	7	0.28	0.18	0.22
(1,9)	1:A:70:GLY:N	2:C:4:C:O2	7	0.28	0.18	0.22

Continued on next page...

Continued from previous page...

Key	Atom-1	Atom-2	Models ¹	Mean (Å)	SD ¹ (Å)	Median (Å)
(1,9)	1:A:70:GLY:N	2:C:4:C:O2'	7	0.28	0.18	0.22
(1,9)	1:A:70:GLY:N	2:C:4:C:O3'	7	0.28	0.18	0.22
(1,9)	1:A:70:GLY:N	2:C:4:C:O4'	7	0.28	0.18	0.22
(1,9)	1:A:70:GLY:N	2:C:4:C:O5'	7	0.28	0.18	0.22
(1,9)	1:A:70:GLY:N	2:C:4:C:OP1	7	0.28	0.18	0.22
(1,9)	1:A:70:GLY:N	2:C:4:C:OP2	7	0.28	0.18	0.22
(1,9)	1:A:70:GLY:N	2:C:4:C:P	7	0.28	0.18	0.22
(1,9)	1:A:70:GLY:N	2:C:5:A:C1'	7	0.28	0.18	0.22
(1,9)	1:A:70:GLY:N	2:C:5:A:C2	7	0.28	0.18	0.22
(1,9)	1:A:70:GLY:N	2:C:5:A:C2'	7	0.28	0.18	0.22
(1,9)	1:A:70:GLY:N	2:C:5:A:C3'	7	0.28	0.18	0.22
(1,9)	1:A:70:GLY:N	2:C:5:A:C4	7	0.28	0.18	0.22
(1,9)	1:A:70:GLY:N	2:C:5:A:C4'	7	0.28	0.18	0.22
(1,9)	1:A:70:GLY:N	2:C:5:A:C5	7	0.28	0.18	0.22
(1,9)	1:A:70:GLY:N	2:C:5:A:C5'	7	0.28	0.18	0.22
(1,9)	1:A:70:GLY:N	2:C:5:A:C6	7	0.28	0.18	0.22
(1,9)	1:A:70:GLY:N	2:C:5:A:C8	7	0.28	0.18	0.22
(1,9)	1:A:70:GLY:N	2:C:5:A:H1'	7	0.28	0.18	0.22
(1,9)	1:A:70:GLY:N	2:C:5:A:H2	7	0.28	0.18	0.22
(1,9)	1:A:70:GLY:N	2:C:5:A:H2'	7	0.28	0.18	0.22
(1,9)	1:A:70:GLY:N	2:C:5:A:H3'	7	0.28	0.18	0.22
(1,9)	1:A:70:GLY:N	2:C:5:A:H4'	7	0.28	0.18	0.22
(1,9)	1:A:70:GLY:N	2:C:5:A:H5'	7	0.28	0.18	0.22
(1,9)	1:A:70:GLY:N	2:C:5:A:H5''	7	0.28	0.18	0.22
(1,9)	1:A:70:GLY:N	2:C:5:A:H61	7	0.28	0.18	0.22
(1,9)	1:A:70:GLY:N	2:C:5:A:H62	7	0.28	0.18	0.22
(1,9)	1:A:70:GLY:N	2:C:5:A:H8	7	0.28	0.18	0.22
(1,9)	1:A:70:GLY:N	2:C:5:A:HO2'	7	0.28	0.18	0.22
(1,9)	1:A:70:GLY:N	2:C:5:A:N1	7	0.28	0.18	0.22
(1,9)	1:A:70:GLY:N	2:C:5:A:N3	7	0.28	0.18	0.22
(1,9)	1:A:70:GLY:N	2:C:5:A:N6	7	0.28	0.18	0.22
(1,9)	1:A:70:GLY:N	2:C:5:A:N7	7	0.28	0.18	0.22
(1,9)	1:A:70:GLY:N	2:C:5:A:N9	7	0.28	0.18	0.22
(1,9)	1:A:70:GLY:N	2:C:5:A:O2'	7	0.28	0.18	0.22
(1,9)	1:A:70:GLY:N	2:C:5:A:O3'	7	0.28	0.18	0.22
(1,9)	1:A:70:GLY:N	2:C:5:A:O4'	7	0.28	0.18	0.22
(1,9)	1:A:70:GLY:N	2:C:5:A:O5'	7	0.28	0.18	0.22
(1,9)	1:A:70:GLY:N	2:C:5:A:OP1	7	0.28	0.18	0.22
(1,9)	1:A:70:GLY:N	2:C:5:A:OP2	7	0.28	0.18	0.22
(1,9)	1:A:70:GLY:N	2:C:5:A:P	7	0.28	0.18	0.22
(1,9)	1:A:70:GLY:O	2:C:1:A:C1'	7	0.28	0.18	0.22
(1,9)	1:A:70:GLY:O	2:C:1:A:C2	7	0.28	0.18	0.22

Continued on next page...

Continued from previous page...

Key	Atom-1	Atom-2	Models ¹	Mean (Å)	SD ¹ (Å)	Median (Å)
(1,9)	1:A:70:GLY:O	2:C:1:A:C2'	7	0.28	0.18	0.22
(1,9)	1:A:70:GLY:O	2:C:1:A:C3'	7	0.28	0.18	0.22
(1,9)	1:A:70:GLY:O	2:C:1:A:C4	7	0.28	0.18	0.22
(1,9)	1:A:70:GLY:O	2:C:1:A:C4'	7	0.28	0.18	0.22
(1,9)	1:A:70:GLY:O	2:C:1:A:C5	7	0.28	0.18	0.22
(1,9)	1:A:70:GLY:O	2:C:1:A:C5'	7	0.28	0.18	0.22
(1,9)	1:A:70:GLY:O	2:C:1:A:C6	7	0.28	0.18	0.22
(1,9)	1:A:70:GLY:O	2:C:1:A:C8	7	0.28	0.18	0.22
(1,9)	1:A:70:GLY:O	2:C:1:A:H1'	7	0.28	0.18	0.22
(1,9)	1:A:70:GLY:O	2:C:1:A:H2	7	0.28	0.18	0.22
(1,9)	1:A:70:GLY:O	2:C:1:A:H2'	7	0.28	0.18	0.22
(1,9)	1:A:70:GLY:O	2:C:1:A:H3'	7	0.28	0.18	0.22
(1,9)	1:A:70:GLY:O	2:C:1:A:H4'	7	0.28	0.18	0.22
(1,9)	1:A:70:GLY:O	2:C:1:A:H5'	7	0.28	0.18	0.22
(1,9)	1:A:70:GLY:O	2:C:1:A:H5''	7	0.28	0.18	0.22
(1,9)	1:A:70:GLY:O	2:C:1:A:H61	7	0.28	0.18	0.22
(1,9)	1:A:70:GLY:O	2:C:1:A:H62	7	0.28	0.18	0.22
(1,9)	1:A:70:GLY:O	2:C:1:A:H8	7	0.28	0.18	0.22
(1,9)	1:A:70:GLY:O	2:C:1:A:HO2'	7	0.28	0.18	0.22
(1,9)	1:A:70:GLY:O	2:C:1:A:N1	7	0.28	0.18	0.22
(1,9)	1:A:70:GLY:O	2:C:1:A:N3	7	0.28	0.18	0.22
(1,9)	1:A:70:GLY:O	2:C:1:A:N6	7	0.28	0.18	0.22
(1,9)	1:A:70:GLY:O	2:C:1:A:N7	7	0.28	0.18	0.22
(1,9)	1:A:70:GLY:O	2:C:1:A:N9	7	0.28	0.18	0.22
(1,9)	1:A:70:GLY:O	2:C:1:A:O2'	7	0.28	0.18	0.22
(1,9)	1:A:70:GLY:O	2:C:1:A:O3'	7	0.28	0.18	0.22
(1,9)	1:A:70:GLY:O	2:C:1:A:O4'	7	0.28	0.18	0.22
(1,9)	1:A:70:GLY:O	2:C:1:A:O5'	7	0.28	0.18	0.22
(1,9)	1:A:70:GLY:O	2:C:2:U:C1'	7	0.28	0.18	0.22
(1,9)	1:A:70:GLY:O	2:C:2:U:C2	7	0.28	0.18	0.22
(1,9)	1:A:70:GLY:O	2:C:2:U:C2'	7	0.28	0.18	0.22
(1,9)	1:A:70:GLY:O	2:C:2:U:C3'	7	0.28	0.18	0.22
(1,9)	1:A:70:GLY:O	2:C:2:U:C4	7	0.28	0.18	0.22
(1,9)	1:A:70:GLY:O	2:C:2:U:C4'	7	0.28	0.18	0.22
(1,9)	1:A:70:GLY:O	2:C:2:U:C5	7	0.28	0.18	0.22
(1,9)	1:A:70:GLY:O	2:C:2:U:C5'	7	0.28	0.18	0.22
(1,9)	1:A:70:GLY:O	2:C:2:U:C6	7	0.28	0.18	0.22
(1,9)	1:A:70:GLY:O	2:C:2:U:H1'	7	0.28	0.18	0.22
(1,9)	1:A:70:GLY:O	2:C:2:U:H2'	7	0.28	0.18	0.22
(1,9)	1:A:70:GLY:O	2:C:2:U:H3	7	0.28	0.18	0.22
(1,9)	1:A:70:GLY:O	2:C:2:U:H3'	7	0.28	0.18	0.22
(1,9)	1:A:70:GLY:O	2:C:2:U:H4'	7	0.28	0.18	0.22

Continued on next page...

Continued from previous page...

Key	Atom-1	Atom-2	Models ¹	Mean (Å)	SD ¹ (Å)	Median (Å)
(1,9)	1:A:70:GLY:O	2:C:2:U:H5	7	0.28	0.18	0.22
(1,9)	1:A:70:GLY:O	2:C:2:U:H5'	7	0.28	0.18	0.22
(1,9)	1:A:70:GLY:O	2:C:2:U:H5''	7	0.28	0.18	0.22
(1,9)	1:A:70:GLY:O	2:C:2:U:H6	7	0.28	0.18	0.22
(1,9)	1:A:70:GLY:O	2:C:2:U:HO2'	7	0.28	0.18	0.22
(1,9)	1:A:70:GLY:O	2:C:2:U:N1	7	0.28	0.18	0.22
(1,9)	1:A:70:GLY:O	2:C:2:U:N3	7	0.28	0.18	0.22
(1,9)	1:A:70:GLY:O	2:C:2:U:O2	7	0.28	0.18	0.22
(1,9)	1:A:70:GLY:O	2:C:2:U:O2'	7	0.28	0.18	0.22
(1,9)	1:A:70:GLY:O	2:C:2:U:O3'	7	0.28	0.18	0.22
(1,9)	1:A:70:GLY:O	2:C:2:U:O4	7	0.28	0.18	0.22
(1,9)	1:A:70:GLY:O	2:C:2:U:O4'	7	0.28	0.18	0.22
(1,9)	1:A:70:GLY:O	2:C:2:U:O5'	7	0.28	0.18	0.22
(1,9)	1:A:70:GLY:O	2:C:2:U:OP1	7	0.28	0.18	0.22
(1,9)	1:A:70:GLY:O	2:C:2:U:OP2	7	0.28	0.18	0.22
(1,9)	1:A:70:GLY:O	2:C:2:U:P	7	0.28	0.18	0.22
(1,9)	1:A:70:GLY:O	2:C:3:A:C1'	7	0.28	0.18	0.22
(1,9)	1:A:70:GLY:O	2:C:3:A:C2	7	0.28	0.18	0.22
(1,9)	1:A:70:GLY:O	2:C:3:A:C2'	7	0.28	0.18	0.22
(1,9)	1:A:70:GLY:O	2:C:3:A:C3'	7	0.28	0.18	0.22
(1,9)	1:A:70:GLY:O	2:C:3:A:C4	7	0.28	0.18	0.22
(1,9)	1:A:70:GLY:O	2:C:3:A:C4'	7	0.28	0.18	0.22
(1,9)	1:A:70:GLY:O	2:C:3:A:C5	7	0.28	0.18	0.22
(1,9)	1:A:70:GLY:O	2:C:3:A:C5'	7	0.28	0.18	0.22
(1,9)	1:A:70:GLY:O	2:C:3:A:C6	7	0.28	0.18	0.22
(1,9)	1:A:70:GLY:O	2:C:3:A:C8	7	0.28	0.18	0.22
(1,9)	1:A:70:GLY:O	2:C:3:A:H1'	7	0.28	0.18	0.22
(1,9)	1:A:70:GLY:O	2:C:3:A:H2	7	0.28	0.18	0.22
(1,9)	1:A:70:GLY:O	2:C:3:A:H2'	7	0.28	0.18	0.22
(1,9)	1:A:70:GLY:O	2:C:3:A:H3'	7	0.28	0.18	0.22
(1,9)	1:A:70:GLY:O	2:C:3:A:H4'	7	0.28	0.18	0.22
(1,9)	1:A:70:GLY:O	2:C:3:A:H5'	7	0.28	0.18	0.22
(1,9)	1:A:70:GLY:O	2:C:3:A:H5''	7	0.28	0.18	0.22
(1,9)	1:A:70:GLY:O	2:C:3:A:H61	7	0.28	0.18	0.22
(1,9)	1:A:70:GLY:O	2:C:3:A:H62	7	0.28	0.18	0.22
(1,9)	1:A:70:GLY:O	2:C:3:A:H8	7	0.28	0.18	0.22
(1,9)	1:A:70:GLY:O	2:C:3:A:HO2'	7	0.28	0.18	0.22
(1,9)	1:A:70:GLY:O	2:C:3:A:N1	7	0.28	0.18	0.22
(1,9)	1:A:70:GLY:O	2:C:3:A:N3	7	0.28	0.18	0.22
(1,9)	1:A:70:GLY:O	2:C:3:A:N6	7	0.28	0.18	0.22
(1,9)	1:A:70:GLY:O	2:C:3:A:N7	7	0.28	0.18	0.22
(1,9)	1:A:70:GLY:O	2:C:3:A:N9	7	0.28	0.18	0.22

Continued on next page...

Continued from previous page...

Key	Atom-1	Atom-2	Models ¹	Mean (Å)	SD ¹ (Å)	Median (Å)
(1,9)	1:A:70:GLY:O	2:C:3:A:O2'	7	0.28	0.18	0.22
(1,9)	1:A:70:GLY:O	2:C:3:A:O3'	7	0.28	0.18	0.22
(1,9)	1:A:70:GLY:O	2:C:3:A:O4'	7	0.28	0.18	0.22
(1,9)	1:A:70:GLY:O	2:C:3:A:O5'	7	0.28	0.18	0.22
(1,9)	1:A:70:GLY:O	2:C:3:A:OP1	7	0.28	0.18	0.22
(1,9)	1:A:70:GLY:O	2:C:3:A:OP2	7	0.28	0.18	0.22
(1,9)	1:A:70:GLY:O	2:C:3:A:P	7	0.28	0.18	0.22
(1,9)	1:A:70:GLY:O	2:C:4:C:C1'	7	0.28	0.18	0.22
(1,9)	1:A:70:GLY:O	2:C:4:C:C2	7	0.28	0.18	0.22
(1,9)	1:A:70:GLY:O	2:C:4:C:C2'	7	0.28	0.18	0.22
(1,9)	1:A:70:GLY:O	2:C:4:C:C3'	7	0.28	0.18	0.22
(1,9)	1:A:70:GLY:O	2:C:4:C:C4	7	0.28	0.18	0.22
(1,9)	1:A:70:GLY:O	2:C:4:C:C4'	7	0.28	0.18	0.22
(1,9)	1:A:70:GLY:O	2:C:4:C:C5	7	0.28	0.18	0.22
(1,9)	1:A:70:GLY:O	2:C:4:C:C5'	7	0.28	0.18	0.22
(1,9)	1:A:70:GLY:O	2:C:4:C:C6	7	0.28	0.18	0.22
(1,9)	1:A:70:GLY:O	2:C:4:C:H1'	7	0.28	0.18	0.22
(1,9)	1:A:70:GLY:O	2:C:4:C:H2'	7	0.28	0.18	0.22
(1,9)	1:A:70:GLY:O	2:C:4:C:H3'	7	0.28	0.18	0.22
(1,9)	1:A:70:GLY:O	2:C:4:C:H4'	7	0.28	0.18	0.22
(1,9)	1:A:70:GLY:O	2:C:4:C:H41	7	0.28	0.18	0.22
(1,9)	1:A:70:GLY:O	2:C:4:C:H42	7	0.28	0.18	0.22
(1,9)	1:A:70:GLY:O	2:C:4:C:H5	7	0.28	0.18	0.22
(1,9)	1:A:70:GLY:O	2:C:4:C:H5'	7	0.28	0.18	0.22
(1,9)	1:A:70:GLY:O	2:C:4:C:H5''	7	0.28	0.18	0.22
(1,9)	1:A:70:GLY:O	2:C:4:C:H6	7	0.28	0.18	0.22
(1,9)	1:A:70:GLY:O	2:C:4:C:HO2'	7	0.28	0.18	0.22
(1,9)	1:A:70:GLY:O	2:C:4:C:N1	7	0.28	0.18	0.22
(1,9)	1:A:70:GLY:O	2:C:4:C:N3	7	0.28	0.18	0.22
(1,9)	1:A:70:GLY:O	2:C:4:C:N4	7	0.28	0.18	0.22
(1,9)	1:A:70:GLY:O	2:C:4:C:O2	7	0.28	0.18	0.22
(1,9)	1:A:70:GLY:O	2:C:4:C:O2'	7	0.28	0.18	0.22
(1,9)	1:A:70:GLY:O	2:C:4:C:O3'	7	0.28	0.18	0.22
(1,9)	1:A:70:GLY:O	2:C:4:C:O4'	7	0.28	0.18	0.22
(1,9)	1:A:70:GLY:O	2:C:4:C:O5'	7	0.28	0.18	0.22
(1,9)	1:A:70:GLY:O	2:C:4:C:OP1	7	0.28	0.18	0.22
(1,9)	1:A:70:GLY:O	2:C:4:C:OP2	7	0.28	0.18	0.22
(1,9)	1:A:70:GLY:O	2:C:4:C:P	7	0.28	0.18	0.22
(1,9)	1:A:70:GLY:O	2:C:5:A:C1'	7	0.28	0.18	0.22
(1,9)	1:A:70:GLY:O	2:C:5:A:C2	7	0.28	0.18	0.22
(1,9)	1:A:70:GLY:O	2:C:5:A:C2'	7	0.28	0.18	0.22
(1,9)	1:A:70:GLY:O	2:C:5:A:C3'	7	0.28	0.18	0.22

Continued on next page...

Continued from previous page...

Key	Atom-1	Atom-2	Models ¹	Mean (Å)	SD ¹ (Å)	Median (Å)
(1,9)	1:A:70:GLY:O	2:C:5:A:C4	7	0.28	0.18	0.22
(1,9)	1:A:70:GLY:O	2:C:5:A:C4'	7	0.28	0.18	0.22
(1,9)	1:A:70:GLY:O	2:C:5:A:C5	7	0.28	0.18	0.22
(1,9)	1:A:70:GLY:O	2:C:5:A:C5'	7	0.28	0.18	0.22
(1,9)	1:A:70:GLY:O	2:C:5:A:C6	7	0.28	0.18	0.22
(1,9)	1:A:70:GLY:O	2:C:5:A:C8	7	0.28	0.18	0.22
(1,9)	1:A:70:GLY:O	2:C:5:A:H1'	7	0.28	0.18	0.22
(1,9)	1:A:70:GLY:O	2:C:5:A:H2	7	0.28	0.18	0.22
(1,9)	1:A:70:GLY:O	2:C:5:A:H2'	7	0.28	0.18	0.22
(1,9)	1:A:70:GLY:O	2:C:5:A:H3'	7	0.28	0.18	0.22
(1,9)	1:A:70:GLY:O	2:C:5:A:H4'	7	0.28	0.18	0.22
(1,9)	1:A:70:GLY:O	2:C:5:A:H5'	7	0.28	0.18	0.22
(1,9)	1:A:70:GLY:O	2:C:5:A:H5''	7	0.28	0.18	0.22
(1,9)	1:A:70:GLY:O	2:C:5:A:H61	7	0.28	0.18	0.22
(1,9)	1:A:70:GLY:O	2:C:5:A:H62	7	0.28	0.18	0.22
(1,9)	1:A:70:GLY:O	2:C:5:A:H8	7	0.28	0.18	0.22
(1,9)	1:A:70:GLY:O	2:C:5:A:HO2'	7	0.28	0.18	0.22
(1,9)	1:A:70:GLY:O	2:C:5:A:N1	7	0.28	0.18	0.22
(1,9)	1:A:70:GLY:O	2:C:5:A:N3	7	0.28	0.18	0.22
(1,9)	1:A:70:GLY:O	2:C:5:A:N6	7	0.28	0.18	0.22
(1,9)	1:A:70:GLY:O	2:C:5:A:N7	7	0.28	0.18	0.22
(1,9)	1:A:70:GLY:O	2:C:5:A:N9	7	0.28	0.18	0.22
(1,9)	1:A:70:GLY:O	2:C:5:A:O2'	7	0.28	0.18	0.22
(1,9)	1:A:70:GLY:O	2:C:5:A:O3'	7	0.28	0.18	0.22
(1,9)	1:A:70:GLY:O	2:C:5:A:O4'	7	0.28	0.18	0.22
(1,9)	1:A:70:GLY:O	2:C:5:A:O5'	7	0.28	0.18	0.22
(1,9)	1:A:70:GLY:O	2:C:5:A:OP1	7	0.28	0.18	0.22
(1,9)	1:A:70:GLY:O	2:C:5:A:OP2	7	0.28	0.18	0.22
(1,9)	1:A:70:GLY:O	2:C:5:A:P	7	0.28	0.18	0.22
(1,10)	1:A:71:VAL:C	2:C:1:A:C1'	7	0.16	0.05	0.16
(1,10)	1:A:71:VAL:C	2:C:1:A:C2	7	0.16	0.05	0.16
(1,10)	1:A:71:VAL:C	2:C:1:A:C2'	7	0.16	0.05	0.16
(1,10)	1:A:71:VAL:C	2:C:1:A:C3'	7	0.16	0.05	0.16
(1,10)	1:A:71:VAL:C	2:C:1:A:C4	7	0.16	0.05	0.16
(1,10)	1:A:71:VAL:C	2:C:1:A:C4'	7	0.16	0.05	0.16
(1,10)	1:A:71:VAL:C	2:C:1:A:C5	7	0.16	0.05	0.16
(1,10)	1:A:71:VAL:C	2:C:1:A:C5'	7	0.16	0.05	0.16
(1,10)	1:A:71:VAL:C	2:C:1:A:C6	7	0.16	0.05	0.16
(1,10)	1:A:71:VAL:C	2:C:1:A:C8	7	0.16	0.05	0.16
(1,10)	1:A:71:VAL:C	2:C:1:A:H1'	7	0.16	0.05	0.16
(1,10)	1:A:71:VAL:C	2:C:1:A:H2	7	0.16	0.05	0.16
(1,10)	1:A:71:VAL:C	2:C:1:A:H2'	7	0.16	0.05	0.16

Continued on next page...

Continued from previous page...

Key	Atom-1	Atom-2	Models ¹	Mean (Å)	SD ¹ (Å)	Median (Å)
(1,10)	1:A:71:VAL:C	2:C:1:A:H3'	7	0.16	0.05	0.16
(1,10)	1:A:71:VAL:C	2:C:1:A:H4'	7	0.16	0.05	0.16
(1,10)	1:A:71:VAL:C	2:C:1:A:H5'	7	0.16	0.05	0.16
(1,10)	1:A:71:VAL:C	2:C:1:A:H5''	7	0.16	0.05	0.16
(1,10)	1:A:71:VAL:C	2:C:1:A:H61	7	0.16	0.05	0.16
(1,10)	1:A:71:VAL:C	2:C:1:A:H62	7	0.16	0.05	0.16
(1,10)	1:A:71:VAL:C	2:C:1:A:H8	7	0.16	0.05	0.16
(1,10)	1:A:71:VAL:C	2:C:1:A:HO2'	7	0.16	0.05	0.16
(1,10)	1:A:71:VAL:C	2:C:1:A:N1	7	0.16	0.05	0.16
(1,10)	1:A:71:VAL:C	2:C:1:A:N3	7	0.16	0.05	0.16
(1,10)	1:A:71:VAL:C	2:C:1:A:N6	7	0.16	0.05	0.16
(1,10)	1:A:71:VAL:C	2:C:1:A:N7	7	0.16	0.05	0.16
(1,10)	1:A:71:VAL:C	2:C:1:A:N9	7	0.16	0.05	0.16
(1,10)	1:A:71:VAL:C	2:C:1:A:O2'	7	0.16	0.05	0.16
(1,10)	1:A:71:VAL:C	2:C:1:A:O3'	7	0.16	0.05	0.16
(1,10)	1:A:71:VAL:C	2:C:1:A:O4'	7	0.16	0.05	0.16
(1,10)	1:A:71:VAL:C	2:C:1:A:O5'	7	0.16	0.05	0.16
(1,10)	1:A:71:VAL:C	2:C:2:U:C1'	7	0.16	0.05	0.16
(1,10)	1:A:71:VAL:C	2:C:2:U:C2	7	0.16	0.05	0.16
(1,10)	1:A:71:VAL:C	2:C:2:U:C2'	7	0.16	0.05	0.16
(1,10)	1:A:71:VAL:C	2:C:2:U:C3'	7	0.16	0.05	0.16
(1,10)	1:A:71:VAL:C	2:C:2:U:C4	7	0.16	0.05	0.16
(1,10)	1:A:71:VAL:C	2:C:2:U:C4'	7	0.16	0.05	0.16
(1,10)	1:A:71:VAL:C	2:C:2:U:C5	7	0.16	0.05	0.16
(1,10)	1:A:71:VAL:C	2:C:2:U:C5'	7	0.16	0.05	0.16
(1,10)	1:A:71:VAL:C	2:C:2:U:C6	7	0.16	0.05	0.16
(1,10)	1:A:71:VAL:C	2:C:2:U:H1'	7	0.16	0.05	0.16
(1,10)	1:A:71:VAL:C	2:C:2:U:H2'	7	0.16	0.05	0.16
(1,10)	1:A:71:VAL:C	2:C:2:U:H3	7	0.16	0.05	0.16
(1,10)	1:A:71:VAL:C	2:C:2:U:H3'	7	0.16	0.05	0.16
(1,10)	1:A:71:VAL:C	2:C:2:U:H4'	7	0.16	0.05	0.16
(1,10)	1:A:71:VAL:C	2:C:2:U:H5	7	0.16	0.05	0.16
(1,10)	1:A:71:VAL:C	2:C:2:U:H5'	7	0.16	0.05	0.16
(1,10)	1:A:71:VAL:C	2:C:2:U:H5''	7	0.16	0.05	0.16
(1,10)	1:A:71:VAL:C	2:C:2:U:H6	7	0.16	0.05	0.16
(1,10)	1:A:71:VAL:C	2:C:2:U:HO2'	7	0.16	0.05	0.16
(1,10)	1:A:71:VAL:C	2:C:2:U:N1	7	0.16	0.05	0.16
(1,10)	1:A:71:VAL:C	2:C:2:U:N3	7	0.16	0.05	0.16
(1,10)	1:A:71:VAL:C	2:C:2:U:O2	7	0.16	0.05	0.16
(1,10)	1:A:71:VAL:C	2:C:2:U:O2'	7	0.16	0.05	0.16
(1,10)	1:A:71:VAL:C	2:C:2:U:O3'	7	0.16	0.05	0.16
(1,10)	1:A:71:VAL:C	2:C:2:U:O4	7	0.16	0.05	0.16

Continued on next page...

Continued from previous page...

Key	Atom-1	Atom-2	Models ¹	Mean (Å)	SD ¹ (Å)	Median (Å)
(1,10)	1:A:71:VAL:C	2:C:2:U:O4'	7	0.16	0.05	0.16
(1,10)	1:A:71:VAL:C	2:C:2:U:O5'	7	0.16	0.05	0.16
(1,10)	1:A:71:VAL:C	2:C:2:U:OP1	7	0.16	0.05	0.16
(1,10)	1:A:71:VAL:C	2:C:2:U:OP2	7	0.16	0.05	0.16
(1,10)	1:A:71:VAL:C	2:C:2:U:P	7	0.16	0.05	0.16
(1,10)	1:A:71:VAL:C	2:C:3:A:C1'	7	0.16	0.05	0.16
(1,10)	1:A:71:VAL:C	2:C:3:A:C2	7	0.16	0.05	0.16
(1,10)	1:A:71:VAL:C	2:C:3:A:C2'	7	0.16	0.05	0.16
(1,10)	1:A:71:VAL:C	2:C:3:A:C3'	7	0.16	0.05	0.16
(1,10)	1:A:71:VAL:C	2:C:3:A:C4	7	0.16	0.05	0.16
(1,10)	1:A:71:VAL:C	2:C:3:A:C4'	7	0.16	0.05	0.16
(1,10)	1:A:71:VAL:C	2:C:3:A:C5	7	0.16	0.05	0.16
(1,10)	1:A:71:VAL:C	2:C:3:A:C5'	7	0.16	0.05	0.16
(1,10)	1:A:71:VAL:C	2:C:3:A:C6	7	0.16	0.05	0.16
(1,10)	1:A:71:VAL:C	2:C:3:A:C8	7	0.16	0.05	0.16
(1,10)	1:A:71:VAL:C	2:C:3:A:H1'	7	0.16	0.05	0.16
(1,10)	1:A:71:VAL:C	2:C:3:A:H2	7	0.16	0.05	0.16
(1,10)	1:A:71:VAL:C	2:C:3:A:H2'	7	0.16	0.05	0.16
(1,10)	1:A:71:VAL:C	2:C:3:A:H3'	7	0.16	0.05	0.16
(1,10)	1:A:71:VAL:C	2:C:3:A:H4'	7	0.16	0.05	0.16
(1,10)	1:A:71:VAL:C	2:C:3:A:H5'	7	0.16	0.05	0.16
(1,10)	1:A:71:VAL:C	2:C:3:A:H5''	7	0.16	0.05	0.16
(1,10)	1:A:71:VAL:C	2:C:3:A:H61	7	0.16	0.05	0.16
(1,10)	1:A:71:VAL:C	2:C:3:A:H62	7	0.16	0.05	0.16
(1,10)	1:A:71:VAL:C	2:C:3:A:H8	7	0.16	0.05	0.16
(1,10)	1:A:71:VAL:C	2:C:3:A:HO2'	7	0.16	0.05	0.16
(1,10)	1:A:71:VAL:C	2:C:3:A:N1	7	0.16	0.05	0.16
(1,10)	1:A:71:VAL:C	2:C:3:A:N3	7	0.16	0.05	0.16
(1,10)	1:A:71:VAL:C	2:C:3:A:N6	7	0.16	0.05	0.16
(1,10)	1:A:71:VAL:C	2:C:3:A:N7	7	0.16	0.05	0.16
(1,10)	1:A:71:VAL:C	2:C:3:A:N9	7	0.16	0.05	0.16
(1,10)	1:A:71:VAL:C	2:C:3:A:O2'	7	0.16	0.05	0.16
(1,10)	1:A:71:VAL:C	2:C:3:A:O3'	7	0.16	0.05	0.16
(1,10)	1:A:71:VAL:C	2:C:3:A:O4'	7	0.16	0.05	0.16
(1,10)	1:A:71:VAL:C	2:C:3:A:O5'	7	0.16	0.05	0.16
(1,10)	1:A:71:VAL:C	2:C:3:A:OP1	7	0.16	0.05	0.16
(1,10)	1:A:71:VAL:C	2:C:3:A:OP2	7	0.16	0.05	0.16
(1,10)	1:A:71:VAL:C	2:C:3:A:P	7	0.16	0.05	0.16
(1,10)	1:A:71:VAL:C	2:C:4:C:C1'	7	0.16	0.05	0.16
(1,10)	1:A:71:VAL:C	2:C:4:C:C2	7	0.16	0.05	0.16
(1,10)	1:A:71:VAL:C	2:C:4:C:C2'	7	0.16	0.05	0.16
(1,10)	1:A:71:VAL:C	2:C:4:C:C3'	7	0.16	0.05	0.16

Continued on next page...

Continued from previous page...

Key	Atom-1	Atom-2	Models ¹	Mean (Å)	SD ¹ (Å)	Median (Å)
(1,10)	1:A:71:VAL:C	2:C:4:C:C4	7	0.16	0.05	0.16
(1,10)	1:A:71:VAL:C	2:C:4:C:C4'	7	0.16	0.05	0.16
(1,10)	1:A:71:VAL:C	2:C:4:C:C5	7	0.16	0.05	0.16
(1,10)	1:A:71:VAL:C	2:C:4:C:C5'	7	0.16	0.05	0.16
(1,10)	1:A:71:VAL:C	2:C:4:C:C6	7	0.16	0.05	0.16
(1,10)	1:A:71:VAL:C	2:C:4:C:H1'	7	0.16	0.05	0.16
(1,10)	1:A:71:VAL:C	2:C:4:C:H2'	7	0.16	0.05	0.16
(1,10)	1:A:71:VAL:C	2:C:4:C:H3'	7	0.16	0.05	0.16
(1,10)	1:A:71:VAL:C	2:C:4:C:H4'	7	0.16	0.05	0.16
(1,10)	1:A:71:VAL:C	2:C:4:C:H41	7	0.16	0.05	0.16
(1,10)	1:A:71:VAL:C	2:C:4:C:H42	7	0.16	0.05	0.16
(1,10)	1:A:71:VAL:C	2:C:4:C:H5	7	0.16	0.05	0.16
(1,10)	1:A:71:VAL:C	2:C:4:C:H5'	7	0.16	0.05	0.16
(1,10)	1:A:71:VAL:C	2:C:4:C:H5''	7	0.16	0.05	0.16
(1,10)	1:A:71:VAL:C	2:C:4:C:H6	7	0.16	0.05	0.16
(1,10)	1:A:71:VAL:C	2:C:4:C:HO2'	7	0.16	0.05	0.16
(1,10)	1:A:71:VAL:C	2:C:4:C:N1	7	0.16	0.05	0.16
(1,10)	1:A:71:VAL:C	2:C:4:C:N3	7	0.16	0.05	0.16
(1,10)	1:A:71:VAL:C	2:C:4:C:N4	7	0.16	0.05	0.16
(1,10)	1:A:71:VAL:C	2:C:4:C:O2	7	0.16	0.05	0.16
(1,10)	1:A:71:VAL:C	2:C:4:C:O2'	7	0.16	0.05	0.16
(1,10)	1:A:71:VAL:C	2:C:4:C:O3'	7	0.16	0.05	0.16
(1,10)	1:A:71:VAL:C	2:C:4:C:O4'	7	0.16	0.05	0.16
(1,10)	1:A:71:VAL:C	2:C:4:C:O5'	7	0.16	0.05	0.16
(1,10)	1:A:71:VAL:C	2:C:4:C:OP1	7	0.16	0.05	0.16
(1,10)	1:A:71:VAL:C	2:C:4:C:OP2	7	0.16	0.05	0.16
(1,10)	1:A:71:VAL:C	2:C:4:C:P	7	0.16	0.05	0.16
(1,10)	1:A:71:VAL:C	2:C:5:A:C1'	7	0.16	0.05	0.16
(1,10)	1:A:71:VAL:C	2:C:5:A:C2	7	0.16	0.05	0.16
(1,10)	1:A:71:VAL:C	2:C:5:A:C2'	7	0.16	0.05	0.16
(1,10)	1:A:71:VAL:C	2:C:5:A:C3'	7	0.16	0.05	0.16
(1,10)	1:A:71:VAL:C	2:C:5:A:C4	7	0.16	0.05	0.16
(1,10)	1:A:71:VAL:C	2:C:5:A:C4'	7	0.16	0.05	0.16
(1,10)	1:A:71:VAL:C	2:C:5:A:C5	7	0.16	0.05	0.16
(1,10)	1:A:71:VAL:C	2:C:5:A:C5'	7	0.16	0.05	0.16
(1,10)	1:A:71:VAL:C	2:C:5:A:C6	7	0.16	0.05	0.16
(1,10)	1:A:71:VAL:C	2:C:5:A:C8	7	0.16	0.05	0.16
(1,10)	1:A:71:VAL:C	2:C:5:A:H1'	7	0.16	0.05	0.16
(1,10)	1:A:71:VAL:C	2:C:5:A:H2	7	0.16	0.05	0.16
(1,10)	1:A:71:VAL:C	2:C:5:A:H2'	7	0.16	0.05	0.16
(1,10)	1:A:71:VAL:C	2:C:5:A:H3'	7	0.16	0.05	0.16
(1,10)	1:A:71:VAL:C	2:C:5:A:H4'	7	0.16	0.05	0.16

Continued on next page...

Continued from previous page...

Key	Atom-1	Atom-2	Models ¹	Mean (Å)	SD ¹ (Å)	Median (Å)
(1,10)	1:A:71:VAL:C	2:C:5:A:H5'	7	0.16	0.05	0.16
(1,10)	1:A:71:VAL:C	2:C:5:A:H5''	7	0.16	0.05	0.16
(1,10)	1:A:71:VAL:C	2:C:5:A:H61	7	0.16	0.05	0.16
(1,10)	1:A:71:VAL:C	2:C:5:A:H62	7	0.16	0.05	0.16
(1,10)	1:A:71:VAL:C	2:C:5:A:H8	7	0.16	0.05	0.16
(1,10)	1:A:71:VAL:C	2:C:5:A:HO2'	7	0.16	0.05	0.16
(1,10)	1:A:71:VAL:C	2:C:5:A:N1	7	0.16	0.05	0.16
(1,10)	1:A:71:VAL:C	2:C:5:A:N3	7	0.16	0.05	0.16
(1,10)	1:A:71:VAL:C	2:C:5:A:N6	7	0.16	0.05	0.16
(1,10)	1:A:71:VAL:C	2:C:5:A:N7	7	0.16	0.05	0.16
(1,10)	1:A:71:VAL:C	2:C:5:A:N9	7	0.16	0.05	0.16
(1,10)	1:A:71:VAL:C	2:C:5:A:O2'	7	0.16	0.05	0.16
(1,10)	1:A:71:VAL:C	2:C:5:A:O3'	7	0.16	0.05	0.16
(1,10)	1:A:71:VAL:C	2:C:5:A:O4'	7	0.16	0.05	0.16
(1,10)	1:A:71:VAL:C	2:C:5:A:O5'	7	0.16	0.05	0.16
(1,10)	1:A:71:VAL:C	2:C:5:A:OP1	7	0.16	0.05	0.16
(1,10)	1:A:71:VAL:C	2:C:5:A:OP2	7	0.16	0.05	0.16
(1,10)	1:A:71:VAL:C	2:C:5:A:P	7	0.16	0.05	0.16
(1,10)	1:A:71:VAL:CA	2:C:1:A:C1'	7	0.16	0.05	0.16
(1,10)	1:A:71:VAL:CA	2:C:1:A:C2	7	0.16	0.05	0.16
(1,10)	1:A:71:VAL:CA	2:C:1:A:C2'	7	0.16	0.05	0.16
(1,10)	1:A:71:VAL:CA	2:C:1:A:C3'	7	0.16	0.05	0.16
(1,10)	1:A:71:VAL:CA	2:C:1:A:C4	7	0.16	0.05	0.16
(1,10)	1:A:71:VAL:CA	2:C:1:A:C4'	7	0.16	0.05	0.16
(1,10)	1:A:71:VAL:CA	2:C:1:A:C5	7	0.16	0.05	0.16
(1,10)	1:A:71:VAL:CA	2:C:1:A:C5'	7	0.16	0.05	0.16
(1,10)	1:A:71:VAL:CA	2:C:1:A:C6	7	0.16	0.05	0.16
(1,10)	1:A:71:VAL:CA	2:C:1:A:C8	7	0.16	0.05	0.16
(1,10)	1:A:71:VAL:CA	2:C:1:A:H1'	7	0.16	0.05	0.16
(1,10)	1:A:71:VAL:CA	2:C:1:A:H2	7	0.16	0.05	0.16
(1,10)	1:A:71:VAL:CA	2:C:1:A:H2'	7	0.16	0.05	0.16
(1,10)	1:A:71:VAL:CA	2:C:1:A:H3'	7	0.16	0.05	0.16
(1,10)	1:A:71:VAL:CA	2:C:1:A:H4'	7	0.16	0.05	0.16
(1,10)	1:A:71:VAL:CA	2:C:1:A:H5'	7	0.16	0.05	0.16
(1,10)	1:A:71:VAL:CA	2:C:1:A:H5''	7	0.16	0.05	0.16
(1,10)	1:A:71:VAL:CA	2:C:1:A:H61	7	0.16	0.05	0.16
(1,10)	1:A:71:VAL:CA	2:C:1:A:H62	7	0.16	0.05	0.16
(1,10)	1:A:71:VAL:CA	2:C:1:A:H8	7	0.16	0.05	0.16
(1,10)	1:A:71:VAL:CA	2:C:1:A:HO2'	7	0.16	0.05	0.16
(1,10)	1:A:71:VAL:CA	2:C:1:A:N1	7	0.16	0.05	0.16
(1,10)	1:A:71:VAL:CA	2:C:1:A:N3	7	0.16	0.05	0.16
(1,10)	1:A:71:VAL:CA	2:C:1:A:N6	7	0.16	0.05	0.16

Continued on next page...

Continued from previous page...

Key	Atom-1	Atom-2	Models ¹	Mean (Å)	SD ¹ (Å)	Median (Å)
(1,10)	1:A:71:VAL:CA	2:C:1:A:N7	7	0.16	0.05	0.16
(1,10)	1:A:71:VAL:CA	2:C:1:A:N9	7	0.16	0.05	0.16
(1,10)	1:A:71:VAL:CA	2:C:1:A:O2'	7	0.16	0.05	0.16
(1,10)	1:A:71:VAL:CA	2:C:1:A:O3'	7	0.16	0.05	0.16
(1,10)	1:A:71:VAL:CA	2:C:1:A:O4'	7	0.16	0.05	0.16
(1,10)	1:A:71:VAL:CA	2:C:1:A:O5'	7	0.16	0.05	0.16
(1,10)	1:A:71:VAL:CA	2:C:2:U:C1'	7	0.16	0.05	0.16
(1,10)	1:A:71:VAL:CA	2:C:2:U:C2	7	0.16	0.05	0.16
(1,10)	1:A:71:VAL:CA	2:C:2:U:C2'	7	0.16	0.05	0.16
(1,10)	1:A:71:VAL:CA	2:C:2:U:C3'	7	0.16	0.05	0.16
(1,10)	1:A:71:VAL:CA	2:C:2:U:C4	7	0.16	0.05	0.16
(1,10)	1:A:71:VAL:CA	2:C:2:U:C4'	7	0.16	0.05	0.16
(1,10)	1:A:71:VAL:CA	2:C:2:U:C5	7	0.16	0.05	0.16
(1,10)	1:A:71:VAL:CA	2:C:2:U:C5'	7	0.16	0.05	0.16
(1,10)	1:A:71:VAL:CA	2:C:2:U:C6	7	0.16	0.05	0.16
(1,10)	1:A:71:VAL:CA	2:C:2:U:H1'	7	0.16	0.05	0.16
(1,10)	1:A:71:VAL:CA	2:C:2:U:H2'	7	0.16	0.05	0.16
(1,10)	1:A:71:VAL:CA	2:C:2:U:H3	7	0.16	0.05	0.16
(1,10)	1:A:71:VAL:CA	2:C:2:U:H3'	7	0.16	0.05	0.16
(1,10)	1:A:71:VAL:CA	2:C:2:U:H4'	7	0.16	0.05	0.16
(1,10)	1:A:71:VAL:CA	2:C:2:U:H5	7	0.16	0.05	0.16
(1,10)	1:A:71:VAL:CA	2:C:2:U:H5'	7	0.16	0.05	0.16
(1,10)	1:A:71:VAL:CA	2:C:2:U:H5''	7	0.16	0.05	0.16
(1,10)	1:A:71:VAL:CA	2:C:2:U:H6	7	0.16	0.05	0.16
(1,10)	1:A:71:VAL:CA	2:C:2:U:HO2'	7	0.16	0.05	0.16
(1,10)	1:A:71:VAL:CA	2:C:2:U:N1	7	0.16	0.05	0.16
(1,10)	1:A:71:VAL:CA	2:C:2:U:N3	7	0.16	0.05	0.16
(1,10)	1:A:71:VAL:CA	2:C:2:U:O2	7	0.16	0.05	0.16
(1,10)	1:A:71:VAL:CA	2:C:2:U:O2'	7	0.16	0.05	0.16
(1,10)	1:A:71:VAL:CA	2:C:2:U:O3'	7	0.16	0.05	0.16
(1,10)	1:A:71:VAL:CA	2:C:2:U:O4	7	0.16	0.05	0.16
(1,10)	1:A:71:VAL:CA	2:C:2:U:O4'	7	0.16	0.05	0.16
(1,10)	1:A:71:VAL:CA	2:C:2:U:O5'	7	0.16	0.05	0.16
(1,10)	1:A:71:VAL:CA	2:C:2:U:OP1	7	0.16	0.05	0.16
(1,10)	1:A:71:VAL:CA	2:C:2:U:OP2	7	0.16	0.05	0.16
(1,10)	1:A:71:VAL:CA	2:C:2:U:P	7	0.16	0.05	0.16
(1,10)	1:A:71:VAL:CA	2:C:3:A:C1'	7	0.16	0.05	0.16
(1,10)	1:A:71:VAL:CA	2:C:3:A:C2	7	0.16	0.05	0.16
(1,10)	1:A:71:VAL:CA	2:C:3:A:C2'	7	0.16	0.05	0.16
(1,10)	1:A:71:VAL:CA	2:C:3:A:C3'	7	0.16	0.05	0.16
(1,10)	1:A:71:VAL:CA	2:C:3:A:C4	7	0.16	0.05	0.16
(1,10)	1:A:71:VAL:CA	2:C:3:A:C4'	7	0.16	0.05	0.16

Continued on next page...

Continued from previous page...

Key	Atom-1	Atom-2	Models ¹	Mean (Å)	SD ¹ (Å)	Median (Å)
(1,10)	1:A:71:VAL:CA	2:C:3:A:C5	7	0.16	0.05	0.16
(1,10)	1:A:71:VAL:CA	2:C:3:A:C5'	7	0.16	0.05	0.16
(1,10)	1:A:71:VAL:CA	2:C:3:A:C6	7	0.16	0.05	0.16
(1,10)	1:A:71:VAL:CA	2:C:3:A:C8	7	0.16	0.05	0.16
(1,10)	1:A:71:VAL:CA	2:C:3:A:H1'	7	0.16	0.05	0.16
(1,10)	1:A:71:VAL:CA	2:C:3:A:H2	7	0.16	0.05	0.16
(1,10)	1:A:71:VAL:CA	2:C:3:A:H2'	7	0.16	0.05	0.16
(1,10)	1:A:71:VAL:CA	2:C:3:A:H3'	7	0.16	0.05	0.16
(1,10)	1:A:71:VAL:CA	2:C:3:A:H4'	7	0.16	0.05	0.16
(1,10)	1:A:71:VAL:CA	2:C:3:A:H5'	7	0.16	0.05	0.16
(1,10)	1:A:71:VAL:CA	2:C:3:A:H5''	7	0.16	0.05	0.16
(1,10)	1:A:71:VAL:CA	2:C:3:A:H61	7	0.16	0.05	0.16
(1,10)	1:A:71:VAL:CA	2:C:3:A:H62	7	0.16	0.05	0.16
(1,10)	1:A:71:VAL:CA	2:C:3:A:H8	7	0.16	0.05	0.16
(1,10)	1:A:71:VAL:CA	2:C:3:A:HO2'	7	0.16	0.05	0.16
(1,10)	1:A:71:VAL:CA	2:C:3:A:N1	7	0.16	0.05	0.16
(1,10)	1:A:71:VAL:CA	2:C:3:A:N3	7	0.16	0.05	0.16
(1,10)	1:A:71:VAL:CA	2:C:3:A:N6	7	0.16	0.05	0.16
(1,10)	1:A:71:VAL:CA	2:C:3:A:N7	7	0.16	0.05	0.16
(1,10)	1:A:71:VAL:CA	2:C:3:A:N9	7	0.16	0.05	0.16
(1,10)	1:A:71:VAL:CA	2:C:3:A:O2'	7	0.16	0.05	0.16
(1,10)	1:A:71:VAL:CA	2:C:3:A:O3'	7	0.16	0.05	0.16
(1,10)	1:A:71:VAL:CA	2:C:3:A:O4'	7	0.16	0.05	0.16
(1,10)	1:A:71:VAL:CA	2:C:3:A:O5'	7	0.16	0.05	0.16
(1,10)	1:A:71:VAL:CA	2:C:3:A:OP1	7	0.16	0.05	0.16
(1,10)	1:A:71:VAL:CA	2:C:3:A:OP2	7	0.16	0.05	0.16
(1,10)	1:A:71:VAL:CA	2:C:3:A:P	7	0.16	0.05	0.16
(1,10)	1:A:71:VAL:CA	2:C:4:C:C1'	7	0.16	0.05	0.16
(1,10)	1:A:71:VAL:CA	2:C:4:C:C2	7	0.16	0.05	0.16
(1,10)	1:A:71:VAL:CA	2:C:4:C:C2'	7	0.16	0.05	0.16
(1,10)	1:A:71:VAL:CA	2:C:4:C:C3'	7	0.16	0.05	0.16
(1,10)	1:A:71:VAL:CA	2:C:4:C:C4	7	0.16	0.05	0.16
(1,10)	1:A:71:VAL:CA	2:C:4:C:C4'	7	0.16	0.05	0.16
(1,10)	1:A:71:VAL:CA	2:C:4:C:C5	7	0.16	0.05	0.16
(1,10)	1:A:71:VAL:CA	2:C:4:C:C5'	7	0.16	0.05	0.16
(1,10)	1:A:71:VAL:CA	2:C:4:C:C6	7	0.16	0.05	0.16
(1,10)	1:A:71:VAL:CA	2:C:4:C:H1'	7	0.16	0.05	0.16
(1,10)	1:A:71:VAL:CA	2:C:4:C:H2'	7	0.16	0.05	0.16
(1,10)	1:A:71:VAL:CA	2:C:4:C:H3'	7	0.16	0.05	0.16
(1,10)	1:A:71:VAL:CA	2:C:4:C:H4'	7	0.16	0.05	0.16
(1,10)	1:A:71:VAL:CA	2:C:4:C:H41	7	0.16	0.05	0.16
(1,10)	1:A:71:VAL:CA	2:C:4:C:H42	7	0.16	0.05	0.16

Continued on next page...

Continued from previous page...

Key	Atom-1	Atom-2	Models ¹	Mean (Å)	SD ¹ (Å)	Median (Å)
(1,10)	1:A:71:VAL:CA	2:C:4:C:H5	7	0.16	0.05	0.16
(1,10)	1:A:71:VAL:CA	2:C:4:C:H5'	7	0.16	0.05	0.16
(1,10)	1:A:71:VAL:CA	2:C:4:C:H5''	7	0.16	0.05	0.16
(1,10)	1:A:71:VAL:CA	2:C:4:C:H6	7	0.16	0.05	0.16
(1,10)	1:A:71:VAL:CA	2:C:4:C:HO2'	7	0.16	0.05	0.16
(1,10)	1:A:71:VAL:CA	2:C:4:C:N1	7	0.16	0.05	0.16
(1,10)	1:A:71:VAL:CA	2:C:4:C:N3	7	0.16	0.05	0.16
(1,10)	1:A:71:VAL:CA	2:C:4:C:N4	7	0.16	0.05	0.16
(1,10)	1:A:71:VAL:CA	2:C:4:C:O2	7	0.16	0.05	0.16
(1,10)	1:A:71:VAL:CA	2:C:4:C:O2'	7	0.16	0.05	0.16
(1,10)	1:A:71:VAL:CA	2:C:4:C:O3'	7	0.16	0.05	0.16
(1,10)	1:A:71:VAL:CA	2:C:4:C:O4'	7	0.16	0.05	0.16
(1,10)	1:A:71:VAL:CA	2:C:4:C:O5'	7	0.16	0.05	0.16
(1,10)	1:A:71:VAL:CA	2:C:4:C:OP1	7	0.16	0.05	0.16
(1,10)	1:A:71:VAL:CA	2:C:4:C:OP2	7	0.16	0.05	0.16
(1,10)	1:A:71:VAL:CA	2:C:4:C:P	7	0.16	0.05	0.16
(1,10)	1:A:71:VAL:CA	2:C:5:A:C1'	7	0.16	0.05	0.16
(1,10)	1:A:71:VAL:CA	2:C:5:A:C2	7	0.16	0.05	0.16
(1,10)	1:A:71:VAL:CA	2:C:5:A:C2'	7	0.16	0.05	0.16
(1,10)	1:A:71:VAL:CA	2:C:5:A:C3'	7	0.16	0.05	0.16
(1,10)	1:A:71:VAL:CA	2:C:5:A:C4	7	0.16	0.05	0.16
(1,10)	1:A:71:VAL:CA	2:C:5:A:C4'	7	0.16	0.05	0.16
(1,10)	1:A:71:VAL:CA	2:C:5:A:C5	7	0.16	0.05	0.16
(1,10)	1:A:71:VAL:CA	2:C:5:A:C5'	7	0.16	0.05	0.16
(1,10)	1:A:71:VAL:CA	2:C:5:A:C6	7	0.16	0.05	0.16
(1,10)	1:A:71:VAL:CA	2:C:5:A:C8	7	0.16	0.05	0.16
(1,10)	1:A:71:VAL:CA	2:C:5:A:H1'	7	0.16	0.05	0.16
(1,10)	1:A:71:VAL:CA	2:C:5:A:H2	7	0.16	0.05	0.16
(1,10)	1:A:71:VAL:CA	2:C:5:A:H2'	7	0.16	0.05	0.16
(1,10)	1:A:71:VAL:CA	2:C:5:A:H3'	7	0.16	0.05	0.16
(1,10)	1:A:71:VAL:CA	2:C:5:A:H4'	7	0.16	0.05	0.16
(1,10)	1:A:71:VAL:CA	2:C:5:A:H5'	7	0.16	0.05	0.16
(1,10)	1:A:71:VAL:CA	2:C:5:A:H5''	7	0.16	0.05	0.16
(1,10)	1:A:71:VAL:CA	2:C:5:A:H61	7	0.16	0.05	0.16
(1,10)	1:A:71:VAL:CA	2:C:5:A:H62	7	0.16	0.05	0.16
(1,10)	1:A:71:VAL:CA	2:C:5:A:H8	7	0.16	0.05	0.16
(1,10)	1:A:71:VAL:CA	2:C:5:A:HO2'	7	0.16	0.05	0.16
(1,10)	1:A:71:VAL:CA	2:C:5:A:N1	7	0.16	0.05	0.16
(1,10)	1:A:71:VAL:CA	2:C:5:A:N3	7	0.16	0.05	0.16
(1,10)	1:A:71:VAL:CA	2:C:5:A:N6	7	0.16	0.05	0.16
(1,10)	1:A:71:VAL:CA	2:C:5:A:N7	7	0.16	0.05	0.16
(1,10)	1:A:71:VAL:CA	2:C:5:A:N9	7	0.16	0.05	0.16

Continued on next page...

Continued from previous page...

Key	Atom-1	Atom-2	Models ¹	Mean (Å)	SD ¹ (Å)	Median (Å)
(1,10)	1:A:71:VAL:CA	2:C:5:A:O2'	7	0.16	0.05	0.16
(1,10)	1:A:71:VAL:CA	2:C:5:A:O3'	7	0.16	0.05	0.16
(1,10)	1:A:71:VAL:CA	2:C:5:A:O4'	7	0.16	0.05	0.16
(1,10)	1:A:71:VAL:CA	2:C:5:A:O5'	7	0.16	0.05	0.16
(1,10)	1:A:71:VAL:CA	2:C:5:A:OP1	7	0.16	0.05	0.16
(1,10)	1:A:71:VAL:CA	2:C:5:A:OP2	7	0.16	0.05	0.16
(1,10)	1:A:71:VAL:CA	2:C:5:A:P	7	0.16	0.05	0.16
(1,10)	1:A:71:VAL:CB	2:C:1:A:C1'	7	0.16	0.05	0.16
(1,10)	1:A:71:VAL:CB	2:C:1:A:C2	7	0.16	0.05	0.16
(1,10)	1:A:71:VAL:CB	2:C:1:A:C2'	7	0.16	0.05	0.16
(1,10)	1:A:71:VAL:CB	2:C:1:A:C3'	7	0.16	0.05	0.16
(1,10)	1:A:71:VAL:CB	2:C:1:A:C4	7	0.16	0.05	0.16
(1,10)	1:A:71:VAL:CB	2:C:1:A:C4'	7	0.16	0.05	0.16
(1,10)	1:A:71:VAL:CB	2:C:1:A:C5	7	0.16	0.05	0.16
(1,10)	1:A:71:VAL:CB	2:C:1:A:C5'	7	0.16	0.05	0.16
(1,10)	1:A:71:VAL:CB	2:C:1:A:C6	7	0.16	0.05	0.16
(1,10)	1:A:71:VAL:CB	2:C:1:A:C8	7	0.16	0.05	0.16
(1,10)	1:A:71:VAL:CB	2:C:1:A:H1'	7	0.16	0.05	0.16
(1,10)	1:A:71:VAL:CB	2:C:1:A:H2	7	0.16	0.05	0.16
(1,10)	1:A:71:VAL:CB	2:C:1:A:H2'	7	0.16	0.05	0.16
(1,10)	1:A:71:VAL:CB	2:C:1:A:H3'	7	0.16	0.05	0.16
(1,10)	1:A:71:VAL:CB	2:C:1:A:H4'	7	0.16	0.05	0.16
(1,10)	1:A:71:VAL:CB	2:C:1:A:H5'	7	0.16	0.05	0.16
(1,10)	1:A:71:VAL:CB	2:C:1:A:H5''	7	0.16	0.05	0.16
(1,10)	1:A:71:VAL:CB	2:C:1:A:H61	7	0.16	0.05	0.16
(1,10)	1:A:71:VAL:CB	2:C:1:A:H62	7	0.16	0.05	0.16
(1,10)	1:A:71:VAL:CB	2:C:1:A:H8	7	0.16	0.05	0.16
(1,10)	1:A:71:VAL:CB	2:C:1:A:HO2'	7	0.16	0.05	0.16
(1,10)	1:A:71:VAL:CB	2:C:1:A:N1	7	0.16	0.05	0.16
(1,10)	1:A:71:VAL:CB	2:C:1:A:N3	7	0.16	0.05	0.16
(1,10)	1:A:71:VAL:CB	2:C:1:A:N6	7	0.16	0.05	0.16
(1,10)	1:A:71:VAL:CB	2:C:1:A:N7	7	0.16	0.05	0.16
(1,10)	1:A:71:VAL:CB	2:C:1:A:N9	7	0.16	0.05	0.16
(1,10)	1:A:71:VAL:CB	2:C:1:A:O2'	7	0.16	0.05	0.16
(1,10)	1:A:71:VAL:CB	2:C:1:A:O3'	7	0.16	0.05	0.16
(1,10)	1:A:71:VAL:CB	2:C:1:A:O4'	7	0.16	0.05	0.16
(1,10)	1:A:71:VAL:CB	2:C:1:A:O5'	7	0.16	0.05	0.16
(1,10)	1:A:71:VAL:CB	2:C:2:U:C1'	7	0.16	0.05	0.16
(1,10)	1:A:71:VAL:CB	2:C:2:U:C2	7	0.16	0.05	0.16
(1,10)	1:A:71:VAL:CB	2:C:2:U:C2'	7	0.16	0.05	0.16
(1,10)	1:A:71:VAL:CB	2:C:2:U:C3'	7	0.16	0.05	0.16
(1,10)	1:A:71:VAL:CB	2:C:2:U:C4	7	0.16	0.05	0.16

Continued on next page...

Continued from previous page...

Key	Atom-1	Atom-2	Models ¹	Mean (Å)	SD ¹ (Å)	Median (Å)
(1,10)	1:A:71:VAL:CB	2:C:2:U:C4'	7	0.16	0.05	0.16
(1,10)	1:A:71:VAL:CB	2:C:2:U:C5	7	0.16	0.05	0.16
(1,10)	1:A:71:VAL:CB	2:C:2:U:C5'	7	0.16	0.05	0.16
(1,10)	1:A:71:VAL:CB	2:C:2:U:C6	7	0.16	0.05	0.16
(1,10)	1:A:71:VAL:CB	2:C:2:U:H1'	7	0.16	0.05	0.16
(1,10)	1:A:71:VAL:CB	2:C:2:U:H2'	7	0.16	0.05	0.16
(1,10)	1:A:71:VAL:CB	2:C:2:U:H3	7	0.16	0.05	0.16
(1,10)	1:A:71:VAL:CB	2:C:2:U:H3'	7	0.16	0.05	0.16
(1,10)	1:A:71:VAL:CB	2:C:2:U:H4'	7	0.16	0.05	0.16
(1,10)	1:A:71:VAL:CB	2:C:2:U:H5	7	0.16	0.05	0.16
(1,10)	1:A:71:VAL:CB	2:C:2:U:H5'	7	0.16	0.05	0.16
(1,10)	1:A:71:VAL:CB	2:C:2:U:H5''	7	0.16	0.05	0.16
(1,10)	1:A:71:VAL:CB	2:C:2:U:H6	7	0.16	0.05	0.16
(1,10)	1:A:71:VAL:CB	2:C:2:U:HO2'	7	0.16	0.05	0.16
(1,10)	1:A:71:VAL:CB	2:C:2:U:N1	7	0.16	0.05	0.16
(1,10)	1:A:71:VAL:CB	2:C:2:U:N3	7	0.16	0.05	0.16
(1,10)	1:A:71:VAL:CB	2:C:2:U:O2	7	0.16	0.05	0.16
(1,10)	1:A:71:VAL:CB	2:C:2:U:O2'	7	0.16	0.05	0.16
(1,10)	1:A:71:VAL:CB	2:C:2:U:O3'	7	0.16	0.05	0.16
(1,10)	1:A:71:VAL:CB	2:C:2:U:O4	7	0.16	0.05	0.16
(1,10)	1:A:71:VAL:CB	2:C:2:U:O4'	7	0.16	0.05	0.16
(1,10)	1:A:71:VAL:CB	2:C:2:U:O5'	7	0.16	0.05	0.16
(1,10)	1:A:71:VAL:CB	2:C:2:U:OP1	7	0.16	0.05	0.16
(1,10)	1:A:71:VAL:CB	2:C:2:U:OP2	7	0.16	0.05	0.16
(1,10)	1:A:71:VAL:CB	2:C:2:U:P	7	0.16	0.05	0.16
(1,10)	1:A:71:VAL:CB	2:C:3:A:C1'	7	0.16	0.05	0.16
(1,10)	1:A:71:VAL:CB	2:C:3:A:C2	7	0.16	0.05	0.16
(1,10)	1:A:71:VAL:CB	2:C:3:A:C2'	7	0.16	0.05	0.16
(1,10)	1:A:71:VAL:CB	2:C:3:A:C3'	7	0.16	0.05	0.16
(1,10)	1:A:71:VAL:CB	2:C:3:A:C4	7	0.16	0.05	0.16
(1,10)	1:A:71:VAL:CB	2:C:3:A:C4'	7	0.16	0.05	0.16
(1,10)	1:A:71:VAL:CB	2:C:3:A:C5	7	0.16	0.05	0.16
(1,10)	1:A:71:VAL:CB	2:C:3:A:C5'	7	0.16	0.05	0.16
(1,10)	1:A:71:VAL:CB	2:C:3:A:C6	7	0.16	0.05	0.16
(1,10)	1:A:71:VAL:CB	2:C:3:A:C8	7	0.16	0.05	0.16
(1,10)	1:A:71:VAL:CB	2:C:3:A:H1'	7	0.16	0.05	0.16
(1,10)	1:A:71:VAL:CB	2:C:3:A:H2	7	0.16	0.05	0.16
(1,10)	1:A:71:VAL:CB	2:C:3:A:H2'	7	0.16	0.05	0.16
(1,10)	1:A:71:VAL:CB	2:C:3:A:H3'	7	0.16	0.05	0.16
(1,10)	1:A:71:VAL:CB	2:C:3:A:H4'	7	0.16	0.05	0.16
(1,10)	1:A:71:VAL:CB	2:C:3:A:H5'	7	0.16	0.05	0.16
(1,10)	1:A:71:VAL:CB	2:C:3:A:H5''	7	0.16	0.05	0.16

Continued on next page...

Continued from previous page...

Key	Atom-1	Atom-2	Models ¹	Mean (Å)	SD ¹ (Å)	Median (Å)
(1,10)	1:A:71:VAL:CB	2:C:3:A:H61	7	0.16	0.05	0.16
(1,10)	1:A:71:VAL:CB	2:C:3:A:H62	7	0.16	0.05	0.16
(1,10)	1:A:71:VAL:CB	2:C:3:A:H8	7	0.16	0.05	0.16
(1,10)	1:A:71:VAL:CB	2:C:3:A:HO2'	7	0.16	0.05	0.16
(1,10)	1:A:71:VAL:CB	2:C:3:A:N1	7	0.16	0.05	0.16
(1,10)	1:A:71:VAL:CB	2:C:3:A:N3	7	0.16	0.05	0.16
(1,10)	1:A:71:VAL:CB	2:C:3:A:N6	7	0.16	0.05	0.16
(1,10)	1:A:71:VAL:CB	2:C:3:A:N7	7	0.16	0.05	0.16
(1,10)	1:A:71:VAL:CB	2:C:3:A:N9	7	0.16	0.05	0.16
(1,10)	1:A:71:VAL:CB	2:C:3:A:O2'	7	0.16	0.05	0.16
(1,10)	1:A:71:VAL:CB	2:C:3:A:O3'	7	0.16	0.05	0.16
(1,10)	1:A:71:VAL:CB	2:C:3:A:O4'	7	0.16	0.05	0.16
(1,10)	1:A:71:VAL:CB	2:C:3:A:O5'	7	0.16	0.05	0.16
(1,10)	1:A:71:VAL:CB	2:C:3:A:OP1	7	0.16	0.05	0.16
(1,10)	1:A:71:VAL:CB	2:C:3:A:OP2	7	0.16	0.05	0.16
(1,10)	1:A:71:VAL:CB	2:C:3:A:P	7	0.16	0.05	0.16
(1,10)	1:A:71:VAL:CB	2:C:4:C:C1'	7	0.16	0.05	0.16
(1,10)	1:A:71:VAL:CB	2:C:4:C:C2	7	0.16	0.05	0.16
(1,10)	1:A:71:VAL:CB	2:C:4:C:C2'	7	0.16	0.05	0.16
(1,10)	1:A:71:VAL:CB	2:C:4:C:C3'	7	0.16	0.05	0.16
(1,10)	1:A:71:VAL:CB	2:C:4:C:C4	7	0.16	0.05	0.16
(1,10)	1:A:71:VAL:CB	2:C:4:C:C4'	7	0.16	0.05	0.16
(1,10)	1:A:71:VAL:CB	2:C:4:C:C5	7	0.16	0.05	0.16
(1,10)	1:A:71:VAL:CB	2:C:4:C:C5'	7	0.16	0.05	0.16
(1,10)	1:A:71:VAL:CB	2:C:4:C:C6	7	0.16	0.05	0.16
(1,10)	1:A:71:VAL:CB	2:C:4:C:H1'	7	0.16	0.05	0.16
(1,10)	1:A:71:VAL:CB	2:C:4:C:H2'	7	0.16	0.05	0.16
(1,10)	1:A:71:VAL:CB	2:C:4:C:H3'	7	0.16	0.05	0.16
(1,10)	1:A:71:VAL:CB	2:C:4:C:H4'	7	0.16	0.05	0.16
(1,10)	1:A:71:VAL:CB	2:C:4:C:H41	7	0.16	0.05	0.16
(1,10)	1:A:71:VAL:CB	2:C:4:C:H42	7	0.16	0.05	0.16
(1,10)	1:A:71:VAL:CB	2:C:4:C:H5	7	0.16	0.05	0.16
(1,10)	1:A:71:VAL:CB	2:C:4:C:H5'	7	0.16	0.05	0.16
(1,10)	1:A:71:VAL:CB	2:C:4:C:H5''	7	0.16	0.05	0.16
(1,10)	1:A:71:VAL:CB	2:C:4:C:H6	7	0.16	0.05	0.16
(1,10)	1:A:71:VAL:CB	2:C:4:C:HO2'	7	0.16	0.05	0.16
(1,10)	1:A:71:VAL:CB	2:C:4:C:N1	7	0.16	0.05	0.16
(1,10)	1:A:71:VAL:CB	2:C:4:C:N3	7	0.16	0.05	0.16
(1,10)	1:A:71:VAL:CB	2:C:4:C:N4	7	0.16	0.05	0.16
(1,10)	1:A:71:VAL:CB	2:C:4:C:O2	7	0.16	0.05	0.16
(1,10)	1:A:71:VAL:CB	2:C:4:C:O2'	7	0.16	0.05	0.16
(1,10)	1:A:71:VAL:CB	2:C:4:C:O3'	7	0.16	0.05	0.16

Continued on next page...

Continued from previous page...

Key	Atom-1	Atom-2	Models ¹	Mean (Å)	SD ¹ (Å)	Median (Å)
(1,10)	1:A:71:VAL:CB	2:C:4:C:O4'	7	0.16	0.05	0.16
(1,10)	1:A:71:VAL:CB	2:C:4:C:O5'	7	0.16	0.05	0.16
(1,10)	1:A:71:VAL:CB	2:C:4:C:OP1	7	0.16	0.05	0.16
(1,10)	1:A:71:VAL:CB	2:C:4:C:OP2	7	0.16	0.05	0.16
(1,10)	1:A:71:VAL:CB	2:C:4:C:P	7	0.16	0.05	0.16
(1,10)	1:A:71:VAL:CB	2:C:5:A:C1'	7	0.16	0.05	0.16
(1,10)	1:A:71:VAL:CB	2:C:5:A:C2	7	0.16	0.05	0.16
(1,10)	1:A:71:VAL:CB	2:C:5:A:C2'	7	0.16	0.05	0.16
(1,10)	1:A:71:VAL:CB	2:C:5:A:C3'	7	0.16	0.05	0.16
(1,10)	1:A:71:VAL:CB	2:C:5:A:C4	7	0.16	0.05	0.16
(1,10)	1:A:71:VAL:CB	2:C:5:A:C4'	7	0.16	0.05	0.16
(1,10)	1:A:71:VAL:CB	2:C:5:A:C5	7	0.16	0.05	0.16
(1,10)	1:A:71:VAL:CB	2:C:5:A:C5'	7	0.16	0.05	0.16
(1,10)	1:A:71:VAL:CB	2:C:5:A:C6	7	0.16	0.05	0.16
(1,10)	1:A:71:VAL:CB	2:C:5:A:C8	7	0.16	0.05	0.16
(1,10)	1:A:71:VAL:CB	2:C:5:A:H1'	7	0.16	0.05	0.16
(1,10)	1:A:71:VAL:CB	2:C:5:A:H2	7	0.16	0.05	0.16
(1,10)	1:A:71:VAL:CB	2:C:5:A:H2'	7	0.16	0.05	0.16
(1,10)	1:A:71:VAL:CB	2:C:5:A:H3'	7	0.16	0.05	0.16
(1,10)	1:A:71:VAL:CB	2:C:5:A:H4'	7	0.16	0.05	0.16
(1,10)	1:A:71:VAL:CB	2:C:5:A:H5'	7	0.16	0.05	0.16
(1,10)	1:A:71:VAL:CB	2:C:5:A:H5''	7	0.16	0.05	0.16
(1,10)	1:A:71:VAL:CB	2:C:5:A:H61	7	0.16	0.05	0.16
(1,10)	1:A:71:VAL:CB	2:C:5:A:H62	7	0.16	0.05	0.16
(1,10)	1:A:71:VAL:CB	2:C:5:A:H8	7	0.16	0.05	0.16
(1,10)	1:A:71:VAL:CB	2:C:5:A:HO2'	7	0.16	0.05	0.16
(1,10)	1:A:71:VAL:CB	2:C:5:A:N1	7	0.16	0.05	0.16
(1,10)	1:A:71:VAL:CB	2:C:5:A:N3	7	0.16	0.05	0.16
(1,10)	1:A:71:VAL:CB	2:C:5:A:N6	7	0.16	0.05	0.16
(1,10)	1:A:71:VAL:CB	2:C:5:A:N7	7	0.16	0.05	0.16
(1,10)	1:A:71:VAL:CB	2:C:5:A:N9	7	0.16	0.05	0.16
(1,10)	1:A:71:VAL:CB	2:C:5:A:O2'	7	0.16	0.05	0.16
(1,10)	1:A:71:VAL:CB	2:C:5:A:O3'	7	0.16	0.05	0.16
(1,10)	1:A:71:VAL:CB	2:C:5:A:O4'	7	0.16	0.05	0.16
(1,10)	1:A:71:VAL:CB	2:C:5:A:O5'	7	0.16	0.05	0.16
(1,10)	1:A:71:VAL:CB	2:C:5:A:OP1	7	0.16	0.05	0.16
(1,10)	1:A:71:VAL:CB	2:C:5:A:OP2	7	0.16	0.05	0.16
(1,10)	1:A:71:VAL:CB	2:C:5:A:P	7	0.16	0.05	0.16
(1,10)	1:A:71:VAL:CG1	2:C:1:A:C1'	7	0.16	0.05	0.16
(1,10)	1:A:71:VAL:CG1	2:C:1:A:C2	7	0.16	0.05	0.16
(1,10)	1:A:71:VAL:CG1	2:C:1:A:C2'	7	0.16	0.05	0.16
(1,10)	1:A:71:VAL:CG1	2:C:1:A:C3'	7	0.16	0.05	0.16

Continued on next page...

Continued from previous page...

Key	Atom-1	Atom-2	Models ¹	Mean (Å)	SD ¹ (Å)	Median (Å)
(1,10)	1:A:71:VAL:CG1	2:C:1:A:C4	7	0.16	0.05	0.16
(1,10)	1:A:71:VAL:CG1	2:C:1:A:C4'	7	0.16	0.05	0.16
(1,10)	1:A:71:VAL:CG1	2:C:1:A:C5	7	0.16	0.05	0.16
(1,10)	1:A:71:VAL:CG1	2:C:1:A:C5'	7	0.16	0.05	0.16
(1,10)	1:A:71:VAL:CG1	2:C:1:A:C6	7	0.16	0.05	0.16
(1,10)	1:A:71:VAL:CG1	2:C:1:A:C8	7	0.16	0.05	0.16
(1,10)	1:A:71:VAL:CG1	2:C:1:A:H1'	7	0.16	0.05	0.16
(1,10)	1:A:71:VAL:CG1	2:C:1:A:H2	7	0.16	0.05	0.16
(1,10)	1:A:71:VAL:CG1	2:C:1:A:H2'	7	0.16	0.05	0.16
(1,10)	1:A:71:VAL:CG1	2:C:1:A:H3'	7	0.16	0.05	0.16
(1,10)	1:A:71:VAL:CG1	2:C:1:A:H4'	7	0.16	0.05	0.16
(1,10)	1:A:71:VAL:CG1	2:C:1:A:H5'	7	0.16	0.05	0.16
(1,10)	1:A:71:VAL:CG1	2:C:1:A:H5''	7	0.16	0.05	0.16
(1,10)	1:A:71:VAL:CG1	2:C:1:A:H61	7	0.16	0.05	0.16
(1,10)	1:A:71:VAL:CG1	2:C:1:A:H62	7	0.16	0.05	0.16
(1,10)	1:A:71:VAL:CG1	2:C:1:A:H8	7	0.16	0.05	0.16
(1,10)	1:A:71:VAL:CG1	2:C:1:A:HO2'	7	0.16	0.05	0.16
(1,10)	1:A:71:VAL:CG1	2:C:1:A:N1	7	0.16	0.05	0.16
(1,10)	1:A:71:VAL:CG1	2:C:1:A:N3	7	0.16	0.05	0.16
(1,10)	1:A:71:VAL:CG1	2:C:1:A:N6	7	0.16	0.05	0.16
(1,10)	1:A:71:VAL:CG1	2:C:1:A:N7	7	0.16	0.05	0.16
(1,10)	1:A:71:VAL:CG1	2:C:1:A:N9	7	0.16	0.05	0.16
(1,10)	1:A:71:VAL:CG1	2:C:1:A:O2'	7	0.16	0.05	0.16
(1,10)	1:A:71:VAL:CG1	2:C:1:A:O3'	7	0.16	0.05	0.16
(1,10)	1:A:71:VAL:CG1	2:C:1:A:O4'	7	0.16	0.05	0.16
(1,10)	1:A:71:VAL:CG1	2:C:1:A:O5'	7	0.16	0.05	0.16
(1,10)	1:A:71:VAL:CG1	2:C:2:U:C1'	7	0.16	0.05	0.16
(1,10)	1:A:71:VAL:CG1	2:C:2:U:C2	7	0.16	0.05	0.16
(1,10)	1:A:71:VAL:CG1	2:C:2:U:C2'	7	0.16	0.05	0.16
(1,10)	1:A:71:VAL:CG1	2:C:2:U:C3'	7	0.16	0.05	0.16
(1,10)	1:A:71:VAL:CG1	2:C:2:U:C4	7	0.16	0.05	0.16
(1,10)	1:A:71:VAL:CG1	2:C:2:U:C4'	7	0.16	0.05	0.16
(1,10)	1:A:71:VAL:CG1	2:C:2:U:C5	7	0.16	0.05	0.16
(1,10)	1:A:71:VAL:CG1	2:C:2:U:C5'	7	0.16	0.05	0.16
(1,10)	1:A:71:VAL:CG1	2:C:2:U:C6	7	0.16	0.05	0.16
(1,10)	1:A:71:VAL:CG1	2:C:2:U:H1'	7	0.16	0.05	0.16
(1,10)	1:A:71:VAL:CG1	2:C:2:U:H2'	7	0.16	0.05	0.16
(1,10)	1:A:71:VAL:CG1	2:C:2:U:H3	7	0.16	0.05	0.16
(1,10)	1:A:71:VAL:CG1	2:C:2:U:H3'	7	0.16	0.05	0.16
(1,10)	1:A:71:VAL:CG1	2:C:2:U:H4'	7	0.16	0.05	0.16
(1,10)	1:A:71:VAL:CG1	2:C:2:U:H5	7	0.16	0.05	0.16
(1,10)	1:A:71:VAL:CG1	2:C:2:U:H5'	7	0.16	0.05	0.16

Continued on next page...

Continued from previous page...

Key	Atom-1	Atom-2	Models ¹	Mean (Å)	SD ¹ (Å)	Median (Å)
(1,10)	1:A:71:VAL:CG1	2:C:2:U:H5''	7	0.16	0.05	0.16
(1,10)	1:A:71:VAL:CG1	2:C:2:U:H6	7	0.16	0.05	0.16
(1,10)	1:A:71:VAL:CG1	2:C:2:U:HO2'	7	0.16	0.05	0.16
(1,10)	1:A:71:VAL:CG1	2:C:2:U:N1	7	0.16	0.05	0.16
(1,10)	1:A:71:VAL:CG1	2:C:2:U:N3	7	0.16	0.05	0.16
(1,10)	1:A:71:VAL:CG1	2:C:2:U:O2	7	0.16	0.05	0.16
(1,10)	1:A:71:VAL:CG1	2:C:2:U:O2'	7	0.16	0.05	0.16
(1,10)	1:A:71:VAL:CG1	2:C:2:U:O3'	7	0.16	0.05	0.16
(1,10)	1:A:71:VAL:CG1	2:C:2:U:O4	7	0.16	0.05	0.16
(1,10)	1:A:71:VAL:CG1	2:C:2:U:O4'	7	0.16	0.05	0.16
(1,10)	1:A:71:VAL:CG1	2:C:2:U:O5'	7	0.16	0.05	0.16
(1,10)	1:A:71:VAL:CG1	2:C:2:U:OP1	7	0.16	0.05	0.16
(1,10)	1:A:71:VAL:CG1	2:C:2:U:OP2	7	0.16	0.05	0.16
(1,10)	1:A:71:VAL:CG1	2:C:2:U:P	7	0.16	0.05	0.16
(1,10)	1:A:71:VAL:CG1	2:C:3:A:C1'	7	0.16	0.05	0.16
(1,10)	1:A:71:VAL:CG1	2:C:3:A:C2	7	0.16	0.05	0.16
(1,10)	1:A:71:VAL:CG1	2:C:3:A:C2'	7	0.16	0.05	0.16
(1,10)	1:A:71:VAL:CG1	2:C:3:A:C3'	7	0.16	0.05	0.16
(1,10)	1:A:71:VAL:CG1	2:C:3:A:C4	7	0.16	0.05	0.16
(1,10)	1:A:71:VAL:CG1	2:C:3:A:C4'	7	0.16	0.05	0.16
(1,10)	1:A:71:VAL:CG1	2:C:3:A:C5	7	0.16	0.05	0.16
(1,10)	1:A:71:VAL:CG1	2:C:3:A:C5'	7	0.16	0.05	0.16
(1,10)	1:A:71:VAL:CG1	2:C:3:A:C6	7	0.16	0.05	0.16
(1,10)	1:A:71:VAL:CG1	2:C:3:A:C8	7	0.16	0.05	0.16
(1,10)	1:A:71:VAL:CG1	2:C:3:A:H1'	7	0.16	0.05	0.16
(1,10)	1:A:71:VAL:CG1	2:C:3:A:H2	7	0.16	0.05	0.16
(1,10)	1:A:71:VAL:CG1	2:C:3:A:H2'	7	0.16	0.05	0.16
(1,10)	1:A:71:VAL:CG1	2:C:3:A:H3'	7	0.16	0.05	0.16
(1,10)	1:A:71:VAL:CG1	2:C:3:A:H4'	7	0.16	0.05	0.16
(1,10)	1:A:71:VAL:CG1	2:C:3:A:H5'	7	0.16	0.05	0.16
(1,10)	1:A:71:VAL:CG1	2:C:3:A:H5''	7	0.16	0.05	0.16
(1,10)	1:A:71:VAL:CG1	2:C:3:A:H61	7	0.16	0.05	0.16
(1,10)	1:A:71:VAL:CG1	2:C:3:A:H62	7	0.16	0.05	0.16
(1,10)	1:A:71:VAL:CG1	2:C:3:A:H8	7	0.16	0.05	0.16
(1,10)	1:A:71:VAL:CG1	2:C:3:A:HO2'	7	0.16	0.05	0.16
(1,10)	1:A:71:VAL:CG1	2:C:3:A:N1	7	0.16	0.05	0.16
(1,10)	1:A:71:VAL:CG1	2:C:3:A:N3	7	0.16	0.05	0.16
(1,10)	1:A:71:VAL:CG1	2:C:3:A:N6	7	0.16	0.05	0.16
(1,10)	1:A:71:VAL:CG1	2:C:3:A:N7	7	0.16	0.05	0.16
(1,10)	1:A:71:VAL:CG1	2:C:3:A:N9	7	0.16	0.05	0.16
(1,10)	1:A:71:VAL:CG1	2:C:3:A:O2'	7	0.16	0.05	0.16
(1,10)	1:A:71:VAL:CG1	2:C:3:A:O3'	7	0.16	0.05	0.16

Continued on next page...

Continued from previous page...

Key	Atom-1	Atom-2	Models ¹	Mean (Å)	SD ¹ (Å)	Median (Å)
(1,10)	1:A:71:VAL:CG1	2:C:3:A:O4'	7	0.16	0.05	0.16
(1,10)	1:A:71:VAL:CG1	2:C:3:A:O5'	7	0.16	0.05	0.16
(1,10)	1:A:71:VAL:CG1	2:C:3:A:OP1	7	0.16	0.05	0.16
(1,10)	1:A:71:VAL:CG1	2:C:3:A:OP2	7	0.16	0.05	0.16
(1,10)	1:A:71:VAL:CG1	2:C:3:A:P	7	0.16	0.05	0.16
(1,10)	1:A:71:VAL:CG1	2:C:4:C:C1'	7	0.16	0.05	0.16
(1,10)	1:A:71:VAL:CG1	2:C:4:C:C2	7	0.16	0.05	0.16
(1,10)	1:A:71:VAL:CG1	2:C:4:C:C2'	7	0.16	0.05	0.16
(1,10)	1:A:71:VAL:CG1	2:C:4:C:C3'	7	0.16	0.05	0.16
(1,10)	1:A:71:VAL:CG1	2:C:4:C:C4	7	0.16	0.05	0.16
(1,10)	1:A:71:VAL:CG1	2:C:4:C:C4'	7	0.16	0.05	0.16
(1,10)	1:A:71:VAL:CG1	2:C:4:C:C5	7	0.16	0.05	0.16
(1,10)	1:A:71:VAL:CG1	2:C:4:C:C5'	7	0.16	0.05	0.16
(1,10)	1:A:71:VAL:CG1	2:C:4:C:C6	7	0.16	0.05	0.16
(1,10)	1:A:71:VAL:CG1	2:C:4:C:H1'	7	0.16	0.05	0.16
(1,10)	1:A:71:VAL:CG1	2:C:4:C:H2'	7	0.16	0.05	0.16
(1,10)	1:A:71:VAL:CG1	2:C:4:C:H3'	7	0.16	0.05	0.16
(1,10)	1:A:71:VAL:CG1	2:C:4:C:H4'	7	0.16	0.05	0.16
(1,10)	1:A:71:VAL:CG1	2:C:4:C:H41	7	0.16	0.05	0.16
(1,10)	1:A:71:VAL:CG1	2:C:4:C:H42	7	0.16	0.05	0.16
(1,10)	1:A:71:VAL:CG1	2:C:4:C:H5	7	0.16	0.05	0.16
(1,10)	1:A:71:VAL:CG1	2:C:4:C:H5'	7	0.16	0.05	0.16
(1,10)	1:A:71:VAL:CG1	2:C:4:C:H5''	7	0.16	0.05	0.16
(1,10)	1:A:71:VAL:CG1	2:C:4:C:H6	7	0.16	0.05	0.16
(1,10)	1:A:71:VAL:CG1	2:C:4:C:HO2'	7	0.16	0.05	0.16
(1,10)	1:A:71:VAL:CG1	2:C:4:C:N1	7	0.16	0.05	0.16
(1,10)	1:A:71:VAL:CG1	2:C:4:C:N3	7	0.16	0.05	0.16
(1,10)	1:A:71:VAL:CG1	2:C:4:C:N4	7	0.16	0.05	0.16
(1,10)	1:A:71:VAL:CG1	2:C:4:C:O2	7	0.16	0.05	0.16
(1,10)	1:A:71:VAL:CG1	2:C:4:C:O2'	7	0.16	0.05	0.16
(1,10)	1:A:71:VAL:CG1	2:C:4:C:O3'	7	0.16	0.05	0.16
(1,10)	1:A:71:VAL:CG1	2:C:4:C:O4'	7	0.16	0.05	0.16
(1,10)	1:A:71:VAL:CG1	2:C:4:C:O5'	7	0.16	0.05	0.16
(1,10)	1:A:71:VAL:CG1	2:C:4:C:OP1	7	0.16	0.05	0.16
(1,10)	1:A:71:VAL:CG1	2:C:4:C:OP2	7	0.16	0.05	0.16
(1,10)	1:A:71:VAL:CG1	2:C:4:C:P	7	0.16	0.05	0.16
(1,10)	1:A:71:VAL:CG1	2:C:5:A:C1'	7	0.16	0.05	0.16
(1,10)	1:A:71:VAL:CG1	2:C:5:A:C2	7	0.16	0.05	0.16
(1,10)	1:A:71:VAL:CG1	2:C:5:A:C2'	7	0.16	0.05	0.16
(1,10)	1:A:71:VAL:CG1	2:C:5:A:C3'	7	0.16	0.05	0.16
(1,10)	1:A:71:VAL:CG1	2:C:5:A:C4	7	0.16	0.05	0.16
(1,10)	1:A:71:VAL:CG1	2:C:5:A:C4'	7	0.16	0.05	0.16

Continued on next page...

Continued from previous page...

Key	Atom-1	Atom-2	Models ¹	Mean (Å)	SD ¹ (Å)	Median (Å)
(1,10)	1:A:71:VAL:CG1	2:C:5:A:C5	7	0.16	0.05	0.16
(1,10)	1:A:71:VAL:CG1	2:C:5:A:C5'	7	0.16	0.05	0.16
(1,10)	1:A:71:VAL:CG1	2:C:5:A:C6	7	0.16	0.05	0.16
(1,10)	1:A:71:VAL:CG1	2:C:5:A:C8	7	0.16	0.05	0.16
(1,10)	1:A:71:VAL:CG1	2:C:5:A:H1'	7	0.16	0.05	0.16
(1,10)	1:A:71:VAL:CG1	2:C:5:A:H2	7	0.16	0.05	0.16
(1,10)	1:A:71:VAL:CG1	2:C:5:A:H2'	7	0.16	0.05	0.16
(1,10)	1:A:71:VAL:CG1	2:C:5:A:H3'	7	0.16	0.05	0.16
(1,10)	1:A:71:VAL:CG1	2:C:5:A:H4'	7	0.16	0.05	0.16
(1,10)	1:A:71:VAL:CG1	2:C:5:A:H5'	7	0.16	0.05	0.16
(1,10)	1:A:71:VAL:CG1	2:C:5:A:H5''	7	0.16	0.05	0.16
(1,10)	1:A:71:VAL:CG1	2:C:5:A:H61	7	0.16	0.05	0.16
(1,10)	1:A:71:VAL:CG1	2:C:5:A:H62	7	0.16	0.05	0.16
(1,10)	1:A:71:VAL:CG1	2:C:5:A:H8	7	0.16	0.05	0.16
(1,10)	1:A:71:VAL:CG1	2:C:5:A:HO2'	7	0.16	0.05	0.16
(1,10)	1:A:71:VAL:CG1	2:C:5:A:N1	7	0.16	0.05	0.16
(1,10)	1:A:71:VAL:CG1	2:C:5:A:N3	7	0.16	0.05	0.16
(1,10)	1:A:71:VAL:CG1	2:C:5:A:N6	7	0.16	0.05	0.16
(1,10)	1:A:71:VAL:CG1	2:C:5:A:N7	7	0.16	0.05	0.16
(1,10)	1:A:71:VAL:CG1	2:C:5:A:N9	7	0.16	0.05	0.16
(1,10)	1:A:71:VAL:CG1	2:C:5:A:O2'	7	0.16	0.05	0.16
(1,10)	1:A:71:VAL:CG1	2:C:5:A:O3'	7	0.16	0.05	0.16
(1,10)	1:A:71:VAL:CG1	2:C:5:A:O4'	7	0.16	0.05	0.16
(1,10)	1:A:71:VAL:CG1	2:C:5:A:O5'	7	0.16	0.05	0.16
(1,10)	1:A:71:VAL:CG1	2:C:5:A:OP1	7	0.16	0.05	0.16
(1,10)	1:A:71:VAL:CG1	2:C:5:A:OP2	7	0.16	0.05	0.16
(1,10)	1:A:71:VAL:CG1	2:C:5:A:P	7	0.16	0.05	0.16
(1,10)	1:A:71:VAL:CG2	2:C:1:A:C1'	7	0.16	0.05	0.16
(1,10)	1:A:71:VAL:CG2	2:C:1:A:C2	7	0.16	0.05	0.16
(1,10)	1:A:71:VAL:CG2	2:C:1:A:C2'	7	0.16	0.05	0.16
(1,10)	1:A:71:VAL:CG2	2:C:1:A:C3'	7	0.16	0.05	0.16
(1,10)	1:A:71:VAL:CG2	2:C:1:A:C4	7	0.16	0.05	0.16
(1,10)	1:A:71:VAL:CG2	2:C:1:A:C4'	7	0.16	0.05	0.16
(1,10)	1:A:71:VAL:CG2	2:C:1:A:C5	7	0.16	0.05	0.16
(1,10)	1:A:71:VAL:CG2	2:C:1:A:C5'	7	0.16	0.05	0.16
(1,10)	1:A:71:VAL:CG2	2:C:1:A:C6	7	0.16	0.05	0.16
(1,10)	1:A:71:VAL:CG2	2:C:1:A:C8	7	0.16	0.05	0.16
(1,10)	1:A:71:VAL:CG2	2:C:1:A:H1'	7	0.16	0.05	0.16
(1,10)	1:A:71:VAL:CG2	2:C:1:A:H2	7	0.16	0.05	0.16
(1,10)	1:A:71:VAL:CG2	2:C:1:A:H2'	7	0.16	0.05	0.16
(1,10)	1:A:71:VAL:CG2	2:C:1:A:H3'	7	0.16	0.05	0.16
(1,10)	1:A:71:VAL:CG2	2:C:1:A:H4'	7	0.16	0.05	0.16

Continued on next page...

Continued from previous page...

Key	Atom-1	Atom-2	Models ¹	Mean (Å)	SD ¹ (Å)	Median (Å)
(1,10)	1:A:71:VAL:CG2	2:C:1:A:H5'	7	0.16	0.05	0.16
(1,10)	1:A:71:VAL:CG2	2:C:1:A:H5''	7	0.16	0.05	0.16
(1,10)	1:A:71:VAL:CG2	2:C:1:A:H61	7	0.16	0.05	0.16
(1,10)	1:A:71:VAL:CG2	2:C:1:A:H62	7	0.16	0.05	0.16
(1,10)	1:A:71:VAL:CG2	2:C:1:A:H8	7	0.16	0.05	0.16
(1,10)	1:A:71:VAL:CG2	2:C:1:A:HO2'	7	0.16	0.05	0.16
(1,10)	1:A:71:VAL:CG2	2:C:1:A:N1	7	0.16	0.05	0.16
(1,10)	1:A:71:VAL:CG2	2:C:1:A:N3	7	0.16	0.05	0.16
(1,10)	1:A:71:VAL:CG2	2:C:1:A:N6	7	0.16	0.05	0.16
(1,10)	1:A:71:VAL:CG2	2:C:1:A:N7	7	0.16	0.05	0.16
(1,10)	1:A:71:VAL:CG2	2:C:1:A:N9	7	0.16	0.05	0.16
(1,10)	1:A:71:VAL:CG2	2:C:1:A:O2'	7	0.16	0.05	0.16
(1,10)	1:A:71:VAL:CG2	2:C:1:A:O3'	7	0.16	0.05	0.16
(1,10)	1:A:71:VAL:CG2	2:C:1:A:O4'	7	0.16	0.05	0.16
(1,10)	1:A:71:VAL:CG2	2:C:1:A:O5'	7	0.16	0.05	0.16
(1,10)	1:A:71:VAL:CG2	2:C:2:U:C1'	7	0.16	0.05	0.16
(1,10)	1:A:71:VAL:CG2	2:C:2:U:C2	7	0.16	0.05	0.16
(1,10)	1:A:71:VAL:CG2	2:C:2:U:C2'	7	0.16	0.05	0.16
(1,10)	1:A:71:VAL:CG2	2:C:2:U:C3'	7	0.16	0.05	0.16
(1,10)	1:A:71:VAL:CG2	2:C:2:U:C4	7	0.16	0.05	0.16
(1,10)	1:A:71:VAL:CG2	2:C:2:U:C4'	7	0.16	0.05	0.16
(1,10)	1:A:71:VAL:CG2	2:C:2:U:C5	7	0.16	0.05	0.16
(1,10)	1:A:71:VAL:CG2	2:C:2:U:C5'	7	0.16	0.05	0.16
(1,10)	1:A:71:VAL:CG2	2:C:2:U:C6	7	0.16	0.05	0.16
(1,10)	1:A:71:VAL:CG2	2:C:2:U:H1'	7	0.16	0.05	0.16
(1,10)	1:A:71:VAL:CG2	2:C:2:U:H2'	7	0.16	0.05	0.16
(1,10)	1:A:71:VAL:CG2	2:C:2:U:H3	7	0.16	0.05	0.16
(1,10)	1:A:71:VAL:CG2	2:C:2:U:H3'	7	0.16	0.05	0.16
(1,10)	1:A:71:VAL:CG2	2:C:2:U:H4'	7	0.16	0.05	0.16
(1,10)	1:A:71:VAL:CG2	2:C:2:U:H5	7	0.16	0.05	0.16
(1,10)	1:A:71:VAL:CG2	2:C:2:U:H5'	7	0.16	0.05	0.16
(1,10)	1:A:71:VAL:CG2	2:C:2:U:H5''	7	0.16	0.05	0.16
(1,10)	1:A:71:VAL:CG2	2:C:2:U:H6	7	0.16	0.05	0.16
(1,10)	1:A:71:VAL:CG2	2:C:2:U:HO2'	7	0.16	0.05	0.16
(1,10)	1:A:71:VAL:CG2	2:C:2:U:N1	7	0.16	0.05	0.16
(1,10)	1:A:71:VAL:CG2	2:C:2:U:N3	7	0.16	0.05	0.16
(1,10)	1:A:71:VAL:CG2	2:C:2:U:O2	7	0.16	0.05	0.16
(1,10)	1:A:71:VAL:CG2	2:C:2:U:O2'	7	0.16	0.05	0.16
(1,10)	1:A:71:VAL:CG2	2:C:2:U:O3'	7	0.16	0.05	0.16
(1,10)	1:A:71:VAL:CG2	2:C:2:U:O4	7	0.16	0.05	0.16
(1,10)	1:A:71:VAL:CG2	2:C:2:U:O4'	7	0.16	0.05	0.16
(1,10)	1:A:71:VAL:CG2	2:C:2:U:O5'	7	0.16	0.05	0.16

Continued on next page...

Continued from previous page...

Key	Atom-1	Atom-2	Models ¹	Mean (Å)	SD ¹ (Å)	Median (Å)
(1,10)	1:A:71:VAL:CG2	2:C:2:U:OP1	7	0.16	0.05	0.16
(1,10)	1:A:71:VAL:CG2	2:C:2:U:OP2	7	0.16	0.05	0.16
(1,10)	1:A:71:VAL:CG2	2:C:2:U:P	7	0.16	0.05	0.16
(1,10)	1:A:71:VAL:CG2	2:C:3:A:C1'	7	0.16	0.05	0.16
(1,10)	1:A:71:VAL:CG2	2:C:3:A:C2	7	0.16	0.05	0.16
(1,10)	1:A:71:VAL:CG2	2:C:3:A:C2'	7	0.16	0.05	0.16
(1,10)	1:A:71:VAL:CG2	2:C:3:A:C3'	7	0.16	0.05	0.16
(1,10)	1:A:71:VAL:CG2	2:C:3:A:C4	7	0.16	0.05	0.16
(1,10)	1:A:71:VAL:CG2	2:C:3:A:C4'	7	0.16	0.05	0.16
(1,10)	1:A:71:VAL:CG2	2:C:3:A:C5	7	0.16	0.05	0.16
(1,10)	1:A:71:VAL:CG2	2:C:3:A:C5'	7	0.16	0.05	0.16
(1,10)	1:A:71:VAL:CG2	2:C:3:A:C6	7	0.16	0.05	0.16
(1,10)	1:A:71:VAL:CG2	2:C:3:A:C8	7	0.16	0.05	0.16
(1,10)	1:A:71:VAL:CG2	2:C:3:A:H1'	7	0.16	0.05	0.16
(1,10)	1:A:71:VAL:CG2	2:C:3:A:H2	7	0.16	0.05	0.16
(1,10)	1:A:71:VAL:CG2	2:C:3:A:H2'	7	0.16	0.05	0.16
(1,10)	1:A:71:VAL:CG2	2:C:3:A:H3'	7	0.16	0.05	0.16
(1,10)	1:A:71:VAL:CG2	2:C:3:A:H4'	7	0.16	0.05	0.16
(1,10)	1:A:71:VAL:CG2	2:C:3:A:H5'	7	0.16	0.05	0.16
(1,10)	1:A:71:VAL:CG2	2:C:3:A:H5''	7	0.16	0.05	0.16
(1,10)	1:A:71:VAL:CG2	2:C:3:A:H61	7	0.16	0.05	0.16
(1,10)	1:A:71:VAL:CG2	2:C:3:A:H62	7	0.16	0.05	0.16
(1,10)	1:A:71:VAL:CG2	2:C:3:A:H8	7	0.16	0.05	0.16
(1,10)	1:A:71:VAL:CG2	2:C:3:A:HO2'	7	0.16	0.05	0.16
(1,10)	1:A:71:VAL:CG2	2:C:3:A:N1	7	0.16	0.05	0.16
(1,10)	1:A:71:VAL:CG2	2:C:3:A:N3	7	0.16	0.05	0.16
(1,10)	1:A:71:VAL:CG2	2:C:3:A:N6	7	0.16	0.05	0.16
(1,10)	1:A:71:VAL:CG2	2:C:3:A:N7	7	0.16	0.05	0.16
(1,10)	1:A:71:VAL:CG2	2:C:3:A:N9	7	0.16	0.05	0.16
(1,10)	1:A:71:VAL:CG2	2:C:3:A:O2'	7	0.16	0.05	0.16
(1,10)	1:A:71:VAL:CG2	2:C:3:A:O3'	7	0.16	0.05	0.16
(1,10)	1:A:71:VAL:CG2	2:C:3:A:O4'	7	0.16	0.05	0.16
(1,10)	1:A:71:VAL:CG2	2:C:3:A:O5'	7	0.16	0.05	0.16
(1,10)	1:A:71:VAL:CG2	2:C:3:A:OP1	7	0.16	0.05	0.16
(1,10)	1:A:71:VAL:CG2	2:C:3:A:OP2	7	0.16	0.05	0.16
(1,10)	1:A:71:VAL:CG2	2:C:3:A:P	7	0.16	0.05	0.16
(1,10)	1:A:71:VAL:CG2	2:C:4:C:C1'	7	0.16	0.05	0.16
(1,10)	1:A:71:VAL:CG2	2:C:4:C:C2	7	0.16	0.05	0.16
(1,10)	1:A:71:VAL:CG2	2:C:4:C:C2'	7	0.16	0.05	0.16
(1,10)	1:A:71:VAL:CG2	2:C:4:C:C3'	7	0.16	0.05	0.16
(1,10)	1:A:71:VAL:CG2	2:C:4:C:C4	7	0.16	0.05	0.16
(1,10)	1:A:71:VAL:CG2	2:C:4:C:C4'	7	0.16	0.05	0.16

Continued on next page...

Continued from previous page...

Key	Atom-1	Atom-2	Models ¹	Mean (Å)	SD ¹ (Å)	Median (Å)
(1,10)	1:A:71:VAL:CG2	2:C:4:C:C5	7	0.16	0.05	0.16
(1,10)	1:A:71:VAL:CG2	2:C:4:C:C5'	7	0.16	0.05	0.16
(1,10)	1:A:71:VAL:CG2	2:C:4:C:C6	7	0.16	0.05	0.16
(1,10)	1:A:71:VAL:CG2	2:C:4:C:H1'	7	0.16	0.05	0.16
(1,10)	1:A:71:VAL:CG2	2:C:4:C:H2'	7	0.16	0.05	0.16
(1,10)	1:A:71:VAL:CG2	2:C:4:C:H3'	7	0.16	0.05	0.16
(1,10)	1:A:71:VAL:CG2	2:C:4:C:H4'	7	0.16	0.05	0.16
(1,10)	1:A:71:VAL:CG2	2:C:4:C:H41	7	0.16	0.05	0.16
(1,10)	1:A:71:VAL:CG2	2:C:4:C:H42	7	0.16	0.05	0.16
(1,10)	1:A:71:VAL:CG2	2:C:4:C:H5	7	0.16	0.05	0.16
(1,10)	1:A:71:VAL:CG2	2:C:4:C:H5'	7	0.16	0.05	0.16
(1,10)	1:A:71:VAL:CG2	2:C:4:C:H5''	7	0.16	0.05	0.16
(1,10)	1:A:71:VAL:CG2	2:C:4:C:H6	7	0.16	0.05	0.16
(1,10)	1:A:71:VAL:CG2	2:C:4:C:HO2'	7	0.16	0.05	0.16
(1,10)	1:A:71:VAL:CG2	2:C:4:C:N1	7	0.16	0.05	0.16
(1,10)	1:A:71:VAL:CG2	2:C:4:C:N3	7	0.16	0.05	0.16
(1,10)	1:A:71:VAL:CG2	2:C:4:C:N4	7	0.16	0.05	0.16
(1,10)	1:A:71:VAL:CG2	2:C:4:C:O2	7	0.16	0.05	0.16
(1,10)	1:A:71:VAL:CG2	2:C:4:C:O2'	7	0.16	0.05	0.16
(1,10)	1:A:71:VAL:CG2	2:C:4:C:O3'	7	0.16	0.05	0.16
(1,10)	1:A:71:VAL:CG2	2:C:4:C:O4'	7	0.16	0.05	0.16
(1,10)	1:A:71:VAL:CG2	2:C:4:C:O5'	7	0.16	0.05	0.16
(1,10)	1:A:71:VAL:CG2	2:C:4:C:OP1	7	0.16	0.05	0.16
(1,10)	1:A:71:VAL:CG2	2:C:4:C:OP2	7	0.16	0.05	0.16
(1,10)	1:A:71:VAL:CG2	2:C:4:C:P	7	0.16	0.05	0.16
(1,10)	1:A:71:VAL:CG2	2:C:5:A:C1'	7	0.16	0.05	0.16
(1,10)	1:A:71:VAL:CG2	2:C:5:A:C2	7	0.16	0.05	0.16
(1,10)	1:A:71:VAL:CG2	2:C:5:A:C2'	7	0.16	0.05	0.16
(1,10)	1:A:71:VAL:CG2	2:C:5:A:C3'	7	0.16	0.05	0.16
(1,10)	1:A:71:VAL:CG2	2:C:5:A:C4	7	0.16	0.05	0.16
(1,10)	1:A:71:VAL:CG2	2:C:5:A:C4'	7	0.16	0.05	0.16
(1,10)	1:A:71:VAL:CG2	2:C:5:A:C5	7	0.16	0.05	0.16
(1,10)	1:A:71:VAL:CG2	2:C:5:A:C5'	7	0.16	0.05	0.16
(1,10)	1:A:71:VAL:CG2	2:C:5:A:C6	7	0.16	0.05	0.16
(1,10)	1:A:71:VAL:CG2	2:C:5:A:C8	7	0.16	0.05	0.16
(1,10)	1:A:71:VAL:CG2	2:C:5:A:H1'	7	0.16	0.05	0.16
(1,10)	1:A:71:VAL:CG2	2:C:5:A:H2	7	0.16	0.05	0.16
(1,10)	1:A:71:VAL:CG2	2:C:5:A:H2'	7	0.16	0.05	0.16
(1,10)	1:A:71:VAL:CG2	2:C:5:A:H3'	7	0.16	0.05	0.16
(1,10)	1:A:71:VAL:CG2	2:C:5:A:H4'	7	0.16	0.05	0.16
(1,10)	1:A:71:VAL:CG2	2:C:5:A:H5'	7	0.16	0.05	0.16
(1,10)	1:A:71:VAL:CG2	2:C:5:A:H5''	7	0.16	0.05	0.16

Continued on next page...

Continued from previous page...

Key	Atom-1	Atom-2	Models ¹	Mean (Å)	SD ¹ (Å)	Median (Å)
(1,10)	1:A:71:VAL:CG2	2:C:5:A:H61	7	0.16	0.05	0.16
(1,10)	1:A:71:VAL:CG2	2:C:5:A:H62	7	0.16	0.05	0.16
(1,10)	1:A:71:VAL:CG2	2:C:5:A:H8	7	0.16	0.05	0.16
(1,10)	1:A:71:VAL:CG2	2:C:5:A:HO2'	7	0.16	0.05	0.16
(1,10)	1:A:71:VAL:CG2	2:C:5:A:N1	7	0.16	0.05	0.16
(1,10)	1:A:71:VAL:CG2	2:C:5:A:N3	7	0.16	0.05	0.16
(1,10)	1:A:71:VAL:CG2	2:C:5:A:N6	7	0.16	0.05	0.16
(1,10)	1:A:71:VAL:CG2	2:C:5:A:N7	7	0.16	0.05	0.16
(1,10)	1:A:71:VAL:CG2	2:C:5:A:N9	7	0.16	0.05	0.16
(1,10)	1:A:71:VAL:CG2	2:C:5:A:O2'	7	0.16	0.05	0.16
(1,10)	1:A:71:VAL:CG2	2:C:5:A:O3'	7	0.16	0.05	0.16
(1,10)	1:A:71:VAL:CG2	2:C:5:A:O4'	7	0.16	0.05	0.16
(1,10)	1:A:71:VAL:CG2	2:C:5:A:O5'	7	0.16	0.05	0.16
(1,10)	1:A:71:VAL:CG2	2:C:5:A:OP1	7	0.16	0.05	0.16
(1,10)	1:A:71:VAL:CG2	2:C:5:A:OP2	7	0.16	0.05	0.16
(1,10)	1:A:71:VAL:CG2	2:C:5:A:P	7	0.16	0.05	0.16
(1,10)	1:A:71:VAL:H	2:C:1:A:C1'	7	0.16	0.05	0.16
(1,10)	1:A:71:VAL:H	2:C:1:A:C2	7	0.16	0.05	0.16
(1,10)	1:A:71:VAL:H	2:C:1:A:C2'	7	0.16	0.05	0.16
(1,10)	1:A:71:VAL:H	2:C:1:A:C3'	7	0.16	0.05	0.16
(1,10)	1:A:71:VAL:H	2:C:1:A:C4	7	0.16	0.05	0.16
(1,10)	1:A:71:VAL:H	2:C:1:A:C4'	7	0.16	0.05	0.16
(1,10)	1:A:71:VAL:H	2:C:1:A:C5	7	0.16	0.05	0.16
(1,10)	1:A:71:VAL:H	2:C:1:A:C5'	7	0.16	0.05	0.16
(1,10)	1:A:71:VAL:H	2:C:1:A:C6	7	0.16	0.05	0.16
(1,10)	1:A:71:VAL:H	2:C:1:A:C8	7	0.16	0.05	0.16
(1,10)	1:A:71:VAL:H	2:C:1:A:H1'	7	0.16	0.05	0.16
(1,10)	1:A:71:VAL:H	2:C:1:A:H2	7	0.16	0.05	0.16
(1,10)	1:A:71:VAL:H	2:C:1:A:H2'	7	0.16	0.05	0.16
(1,10)	1:A:71:VAL:H	2:C:1:A:H3'	7	0.16	0.05	0.16
(1,10)	1:A:71:VAL:H	2:C:1:A:H4'	7	0.16	0.05	0.16
(1,10)	1:A:71:VAL:H	2:C:1:A:H5'	7	0.16	0.05	0.16
(1,10)	1:A:71:VAL:H	2:C:1:A:H5''	7	0.16	0.05	0.16
(1,10)	1:A:71:VAL:H	2:C:1:A:H61	7	0.16	0.05	0.16
(1,10)	1:A:71:VAL:H	2:C:1:A:H62	7	0.16	0.05	0.16
(1,10)	1:A:71:VAL:H	2:C:1:A:H8	7	0.16	0.05	0.16
(1,10)	1:A:71:VAL:H	2:C:1:A:HO2'	7	0.16	0.05	0.16
(1,10)	1:A:71:VAL:H	2:C:1:A:N1	7	0.16	0.05	0.16
(1,10)	1:A:71:VAL:H	2:C:1:A:N3	7	0.16	0.05	0.16
(1,10)	1:A:71:VAL:H	2:C:1:A:N6	7	0.16	0.05	0.16
(1,10)	1:A:71:VAL:H	2:C:1:A:N7	7	0.16	0.05	0.16
(1,10)	1:A:71:VAL:H	2:C:1:A:N9	7	0.16	0.05	0.16

Continued on next page...

Continued from previous page...

Key	Atom-1	Atom-2	Models ¹	Mean (Å)	SD ¹ (Å)	Median (Å)
(1,10)	1:A:71:VAL:H	2:C:1:A:O2'	7	0.16	0.05	0.16
(1,10)	1:A:71:VAL:H	2:C:1:A:O3'	7	0.16	0.05	0.16
(1,10)	1:A:71:VAL:H	2:C:1:A:O4'	7	0.16	0.05	0.16
(1,10)	1:A:71:VAL:H	2:C:1:A:O5'	7	0.16	0.05	0.16
(1,10)	1:A:71:VAL:H	2:C:2:U:C1'	7	0.16	0.05	0.16
(1,10)	1:A:71:VAL:H	2:C:2:U:C2	7	0.16	0.05	0.16
(1,10)	1:A:71:VAL:H	2:C:2:U:C2'	7	0.16	0.05	0.16
(1,10)	1:A:71:VAL:H	2:C:2:U:C3'	7	0.16	0.05	0.16
(1,10)	1:A:71:VAL:H	2:C:2:U:C4	7	0.16	0.05	0.16
(1,10)	1:A:71:VAL:H	2:C:2:U:C4'	7	0.16	0.05	0.16
(1,10)	1:A:71:VAL:H	2:C:2:U:C5	7	0.16	0.05	0.16
(1,10)	1:A:71:VAL:H	2:C:2:U:C5'	7	0.16	0.05	0.16
(1,10)	1:A:71:VAL:H	2:C:2:U:C6	7	0.16	0.05	0.16
(1,10)	1:A:71:VAL:H	2:C:2:U:H1'	7	0.16	0.05	0.16
(1,10)	1:A:71:VAL:H	2:C:2:U:H2'	7	0.16	0.05	0.16
(1,10)	1:A:71:VAL:H	2:C:2:U:H3	7	0.16	0.05	0.16
(1,10)	1:A:71:VAL:H	2:C:2:U:H3'	7	0.16	0.05	0.16
(1,10)	1:A:71:VAL:H	2:C:2:U:H4'	7	0.16	0.05	0.16
(1,10)	1:A:71:VAL:H	2:C:2:U:H5	7	0.16	0.05	0.16
(1,10)	1:A:71:VAL:H	2:C:2:U:H5'	7	0.16	0.05	0.16
(1,10)	1:A:71:VAL:H	2:C:2:U:H5''	7	0.16	0.05	0.16
(1,10)	1:A:71:VAL:H	2:C:2:U:H6	7	0.16	0.05	0.16
(1,10)	1:A:71:VAL:H	2:C:2:U:HO2'	7	0.16	0.05	0.16
(1,10)	1:A:71:VAL:H	2:C:2:U:N1	7	0.16	0.05	0.16
(1,10)	1:A:71:VAL:H	2:C:2:U:N3	7	0.16	0.05	0.16
(1,10)	1:A:71:VAL:H	2:C:2:U:O2	7	0.16	0.05	0.16
(1,10)	1:A:71:VAL:H	2:C:2:U:O2'	7	0.16	0.05	0.16
(1,10)	1:A:71:VAL:H	2:C:2:U:O3'	7	0.16	0.05	0.16
(1,10)	1:A:71:VAL:H	2:C:2:U:O4	7	0.16	0.05	0.16
(1,10)	1:A:71:VAL:H	2:C:2:U:O4'	7	0.16	0.05	0.16
(1,10)	1:A:71:VAL:H	2:C:2:U:O5'	7	0.16	0.05	0.16
(1,10)	1:A:71:VAL:H	2:C:2:U:OP1	7	0.16	0.05	0.16
(1,10)	1:A:71:VAL:H	2:C:2:U:OP2	7	0.16	0.05	0.16
(1,10)	1:A:71:VAL:H	2:C:2:U:P	7	0.16	0.05	0.16
(1,10)	1:A:71:VAL:H	2:C:3:A:C1'	7	0.16	0.05	0.16
(1,10)	1:A:71:VAL:H	2:C:3:A:C2	7	0.16	0.05	0.16
(1,10)	1:A:71:VAL:H	2:C:3:A:C2'	7	0.16	0.05	0.16
(1,10)	1:A:71:VAL:H	2:C:3:A:C3'	7	0.16	0.05	0.16
(1,10)	1:A:71:VAL:H	2:C:3:A:C4	7	0.16	0.05	0.16
(1,10)	1:A:71:VAL:H	2:C:3:A:C4'	7	0.16	0.05	0.16
(1,10)	1:A:71:VAL:H	2:C:3:A:C5	7	0.16	0.05	0.16
(1,10)	1:A:71:VAL:H	2:C:3:A:C5'	7	0.16	0.05	0.16

Continued on next page...

Continued from previous page...

Key	Atom-1	Atom-2	Models ¹	Mean (Å)	SD ¹ (Å)	Median (Å)
(1,10)	1:A:71:VAL:H	2:C:3:A:C6	7	0.16	0.05	0.16
(1,10)	1:A:71:VAL:H	2:C:3:A:C8	7	0.16	0.05	0.16
(1,10)	1:A:71:VAL:H	2:C:3:A:H1'	7	0.16	0.05	0.16
(1,10)	1:A:71:VAL:H	2:C:3:A:H2	7	0.16	0.05	0.16
(1,10)	1:A:71:VAL:H	2:C:3:A:H2'	7	0.16	0.05	0.16
(1,10)	1:A:71:VAL:H	2:C:3:A:H3'	7	0.16	0.05	0.16
(1,10)	1:A:71:VAL:H	2:C:3:A:H4'	7	0.16	0.05	0.16
(1,10)	1:A:71:VAL:H	2:C:3:A:H5'	7	0.16	0.05	0.16
(1,10)	1:A:71:VAL:H	2:C:3:A:H5''	7	0.16	0.05	0.16
(1,10)	1:A:71:VAL:H	2:C:3:A:H61	7	0.16	0.05	0.16
(1,10)	1:A:71:VAL:H	2:C:3:A:H62	7	0.16	0.05	0.16
(1,10)	1:A:71:VAL:H	2:C:3:A:H8	7	0.16	0.05	0.16
(1,10)	1:A:71:VAL:H	2:C:3:A:HO2'	7	0.16	0.05	0.16
(1,10)	1:A:71:VAL:H	2:C:3:A:N1	7	0.16	0.05	0.16
(1,10)	1:A:71:VAL:H	2:C:3:A:N3	7	0.16	0.05	0.16
(1,10)	1:A:71:VAL:H	2:C:3:A:N6	7	0.16	0.05	0.16
(1,10)	1:A:71:VAL:H	2:C:3:A:N7	7	0.16	0.05	0.16
(1,10)	1:A:71:VAL:H	2:C:3:A:N9	7	0.16	0.05	0.16
(1,10)	1:A:71:VAL:H	2:C:3:A:O2'	7	0.16	0.05	0.16
(1,10)	1:A:71:VAL:H	2:C:3:A:O3'	7	0.16	0.05	0.16
(1,10)	1:A:71:VAL:H	2:C:3:A:O4'	7	0.16	0.05	0.16
(1,10)	1:A:71:VAL:H	2:C:3:A:O5'	7	0.16	0.05	0.16
(1,10)	1:A:71:VAL:H	2:C:3:A:OP1	7	0.16	0.05	0.16
(1,10)	1:A:71:VAL:H	2:C:3:A:OP2	7	0.16	0.05	0.16
(1,10)	1:A:71:VAL:H	2:C:3:A:P	7	0.16	0.05	0.16
(1,10)	1:A:71:VAL:H	2:C:4:C:C1'	7	0.16	0.05	0.16
(1,10)	1:A:71:VAL:H	2:C:4:C:C2	7	0.16	0.05	0.16
(1,10)	1:A:71:VAL:H	2:C:4:C:C2'	7	0.16	0.05	0.16
(1,10)	1:A:71:VAL:H	2:C:4:C:C3'	7	0.16	0.05	0.16
(1,10)	1:A:71:VAL:H	2:C:4:C:C4	7	0.16	0.05	0.16
(1,10)	1:A:71:VAL:H	2:C:4:C:C4'	7	0.16	0.05	0.16
(1,10)	1:A:71:VAL:H	2:C:4:C:C5	7	0.16	0.05	0.16
(1,10)	1:A:71:VAL:H	2:C:4:C:C5'	7	0.16	0.05	0.16
(1,10)	1:A:71:VAL:H	2:C:4:C:C6	7	0.16	0.05	0.16
(1,10)	1:A:71:VAL:H	2:C:4:C:H1'	7	0.16	0.05	0.16
(1,10)	1:A:71:VAL:H	2:C:4:C:H2'	7	0.16	0.05	0.16
(1,10)	1:A:71:VAL:H	2:C:4:C:H3'	7	0.16	0.05	0.16
(1,10)	1:A:71:VAL:H	2:C:4:C:H4'	7	0.16	0.05	0.16
(1,10)	1:A:71:VAL:H	2:C:4:C:H41	7	0.16	0.05	0.16
(1,10)	1:A:71:VAL:H	2:C:4:C:H42	7	0.16	0.05	0.16
(1,10)	1:A:71:VAL:H	2:C:4:C:H5	7	0.16	0.05	0.16
(1,10)	1:A:71:VAL:H	2:C:4:C:H5'	7	0.16	0.05	0.16

Continued on next page...

Continued from previous page...

Key	Atom-1	Atom-2	Models ¹	Mean (Å)	SD ¹ (Å)	Median (Å)
(1,10)	1:A:71:VAL:H	2:C:4:C:H5''	7	0.16	0.05	0.16
(1,10)	1:A:71:VAL:H	2:C:4:C:H6	7	0.16	0.05	0.16
(1,10)	1:A:71:VAL:H	2:C:4:C:HO2'	7	0.16	0.05	0.16
(1,10)	1:A:71:VAL:H	2:C:4:C:N1	7	0.16	0.05	0.16
(1,10)	1:A:71:VAL:H	2:C:4:C:N3	7	0.16	0.05	0.16
(1,10)	1:A:71:VAL:H	2:C:4:C:N4	7	0.16	0.05	0.16
(1,10)	1:A:71:VAL:H	2:C:4:C:O2	7	0.16	0.05	0.16
(1,10)	1:A:71:VAL:H	2:C:4:C:O2'	7	0.16	0.05	0.16
(1,10)	1:A:71:VAL:H	2:C:4:C:O3'	7	0.16	0.05	0.16
(1,10)	1:A:71:VAL:H	2:C:4:C:O4'	7	0.16	0.05	0.16
(1,10)	1:A:71:VAL:H	2:C:4:C:O5'	7	0.16	0.05	0.16
(1,10)	1:A:71:VAL:H	2:C:4:C:OP1	7	0.16	0.05	0.16
(1,10)	1:A:71:VAL:H	2:C:4:C:OP2	7	0.16	0.05	0.16
(1,10)	1:A:71:VAL:H	2:C:4:C:P	7	0.16	0.05	0.16
(1,10)	1:A:71:VAL:H	2:C:5:A:C1'	7	0.16	0.05	0.16
(1,10)	1:A:71:VAL:H	2:C:5:A:C2	7	0.16	0.05	0.16
(1,10)	1:A:71:VAL:H	2:C:5:A:C2'	7	0.16	0.05	0.16
(1,10)	1:A:71:VAL:H	2:C:5:A:C3'	7	0.16	0.05	0.16
(1,10)	1:A:71:VAL:H	2:C:5:A:C4	7	0.16	0.05	0.16
(1,10)	1:A:71:VAL:H	2:C:5:A:C4'	7	0.16	0.05	0.16
(1,10)	1:A:71:VAL:H	2:C:5:A:C5	7	0.16	0.05	0.16
(1,10)	1:A:71:VAL:H	2:C:5:A:C5'	7	0.16	0.05	0.16
(1,10)	1:A:71:VAL:H	2:C:5:A:C6	7	0.16	0.05	0.16
(1,10)	1:A:71:VAL:H	2:C:5:A:C8	7	0.16	0.05	0.16
(1,10)	1:A:71:VAL:H	2:C:5:A:H1'	7	0.16	0.05	0.16
(1,10)	1:A:71:VAL:H	2:C:5:A:H2	7	0.16	0.05	0.16
(1,10)	1:A:71:VAL:H	2:C:5:A:H2'	7	0.16	0.05	0.16
(1,10)	1:A:71:VAL:H	2:C:5:A:H3'	7	0.16	0.05	0.16
(1,10)	1:A:71:VAL:H	2:C:5:A:H4'	7	0.16	0.05	0.16
(1,10)	1:A:71:VAL:H	2:C:5:A:H5'	7	0.16	0.05	0.16
(1,10)	1:A:71:VAL:H	2:C:5:A:H5''	7	0.16	0.05	0.16
(1,10)	1:A:71:VAL:H	2:C:5:A:H61	7	0.16	0.05	0.16
(1,10)	1:A:71:VAL:H	2:C:5:A:H62	7	0.16	0.05	0.16
(1,10)	1:A:71:VAL:H	2:C:5:A:H8	7	0.16	0.05	0.16
(1,10)	1:A:71:VAL:H	2:C:5:A:HO2'	7	0.16	0.05	0.16
(1,10)	1:A:71:VAL:H	2:C:5:A:N1	7	0.16	0.05	0.16
(1,10)	1:A:71:VAL:H	2:C:5:A:N3	7	0.16	0.05	0.16
(1,10)	1:A:71:VAL:H	2:C:5:A:N6	7	0.16	0.05	0.16
(1,10)	1:A:71:VAL:H	2:C:5:A:N7	7	0.16	0.05	0.16
(1,10)	1:A:71:VAL:H	2:C:5:A:N9	7	0.16	0.05	0.16
(1,10)	1:A:71:VAL:H	2:C:5:A:O2'	7	0.16	0.05	0.16
(1,10)	1:A:71:VAL:H	2:C:5:A:O3'	7	0.16	0.05	0.16

Continued on next page...

Continued from previous page...

Key	Atom-1	Atom-2	Models ¹	Mean (Å)	SD ¹ (Å)	Median (Å)
(1,10)	1:A:71:VAL:H	2:C:5:A:O4'	7	0.16	0.05	0.16
(1,10)	1:A:71:VAL:H	2:C:5:A:O5'	7	0.16	0.05	0.16
(1,10)	1:A:71:VAL:H	2:C:5:A:OP1	7	0.16	0.05	0.16
(1,10)	1:A:71:VAL:H	2:C:5:A:OP2	7	0.16	0.05	0.16
(1,10)	1:A:71:VAL:H	2:C:5:A:P	7	0.16	0.05	0.16
(1,10)	1:A:71:VAL:N	2:C:1:A:C1'	7	0.16	0.05	0.16
(1,10)	1:A:71:VAL:N	2:C:1:A:C2	7	0.16	0.05	0.16
(1,10)	1:A:71:VAL:N	2:C:1:A:C2'	7	0.16	0.05	0.16
(1,10)	1:A:71:VAL:N	2:C:1:A:C3'	7	0.16	0.05	0.16
(1,10)	1:A:71:VAL:N	2:C:1:A:C4	7	0.16	0.05	0.16
(1,10)	1:A:71:VAL:N	2:C:1:A:C4'	7	0.16	0.05	0.16
(1,10)	1:A:71:VAL:N	2:C:1:A:C5	7	0.16	0.05	0.16
(1,10)	1:A:71:VAL:N	2:C:1:A:C5'	7	0.16	0.05	0.16
(1,10)	1:A:71:VAL:N	2:C:1:A:C6	7	0.16	0.05	0.16
(1,10)	1:A:71:VAL:N	2:C:1:A:C8	7	0.16	0.05	0.16
(1,10)	1:A:71:VAL:N	2:C:1:A:H1'	7	0.16	0.05	0.16
(1,10)	1:A:71:VAL:N	2:C:1:A:H2	7	0.16	0.05	0.16
(1,10)	1:A:71:VAL:N	2:C:1:A:H2'	7	0.16	0.05	0.16
(1,10)	1:A:71:VAL:N	2:C:1:A:H3'	7	0.16	0.05	0.16
(1,10)	1:A:71:VAL:N	2:C:1:A:H4'	7	0.16	0.05	0.16
(1,10)	1:A:71:VAL:N	2:C:1:A:H5'	7	0.16	0.05	0.16
(1,10)	1:A:71:VAL:N	2:C:1:A:H5''	7	0.16	0.05	0.16
(1,10)	1:A:71:VAL:N	2:C:1:A:H61	7	0.16	0.05	0.16
(1,10)	1:A:71:VAL:N	2:C:1:A:H62	7	0.16	0.05	0.16
(1,10)	1:A:71:VAL:N	2:C:1:A:H8	7	0.16	0.05	0.16
(1,10)	1:A:71:VAL:N	2:C:1:A:HO2'	7	0.16	0.05	0.16
(1,10)	1:A:71:VAL:N	2:C:1:A:N1	7	0.16	0.05	0.16
(1,10)	1:A:71:VAL:N	2:C:1:A:N3	7	0.16	0.05	0.16
(1,10)	1:A:71:VAL:N	2:C:1:A:N6	7	0.16	0.05	0.16
(1,10)	1:A:71:VAL:N	2:C:1:A:N7	7	0.16	0.05	0.16
(1,10)	1:A:71:VAL:N	2:C:1:A:N9	7	0.16	0.05	0.16
(1,10)	1:A:71:VAL:N	2:C:1:A:O2'	7	0.16	0.05	0.16
(1,10)	1:A:71:VAL:N	2:C:1:A:O3'	7	0.16	0.05	0.16
(1,10)	1:A:71:VAL:N	2:C:1:A:O4'	7	0.16	0.05	0.16
(1,10)	1:A:71:VAL:N	2:C:1:A:O5'	7	0.16	0.05	0.16
(1,10)	1:A:71:VAL:N	2:C:2:U:C1'	7	0.16	0.05	0.16
(1,10)	1:A:71:VAL:N	2:C:2:U:C2	7	0.16	0.05	0.16
(1,10)	1:A:71:VAL:N	2:C:2:U:C2'	7	0.16	0.05	0.16
(1,10)	1:A:71:VAL:N	2:C:2:U:C3'	7	0.16	0.05	0.16
(1,10)	1:A:71:VAL:N	2:C:2:U:C4	7	0.16	0.05	0.16
(1,10)	1:A:71:VAL:N	2:C:2:U:C4'	7	0.16	0.05	0.16
(1,10)	1:A:71:VAL:N	2:C:2:U:C5	7	0.16	0.05	0.16

Continued on next page...

Continued from previous page...

Key	Atom-1	Atom-2	Models ¹	Mean (Å)	SD ¹ (Å)	Median (Å)
(1,10)	1:A:71:VAL:N	2:C:2:U:C5'	7	0.16	0.05	0.16
(1,10)	1:A:71:VAL:N	2:C:2:U:C6	7	0.16	0.05	0.16
(1,10)	1:A:71:VAL:N	2:C:2:U:H1'	7	0.16	0.05	0.16
(1,10)	1:A:71:VAL:N	2:C:2:U:H2'	7	0.16	0.05	0.16
(1,10)	1:A:71:VAL:N	2:C:2:U:H3	7	0.16	0.05	0.16
(1,10)	1:A:71:VAL:N	2:C:2:U:H3'	7	0.16	0.05	0.16
(1,10)	1:A:71:VAL:N	2:C:2:U:H4'	7	0.16	0.05	0.16
(1,10)	1:A:71:VAL:N	2:C:2:U:H5	7	0.16	0.05	0.16
(1,10)	1:A:71:VAL:N	2:C:2:U:H5'	7	0.16	0.05	0.16
(1,10)	1:A:71:VAL:N	2:C:2:U:H5''	7	0.16	0.05	0.16
(1,10)	1:A:71:VAL:N	2:C:2:U:H6	7	0.16	0.05	0.16
(1,10)	1:A:71:VAL:N	2:C:2:U:HO2'	7	0.16	0.05	0.16
(1,10)	1:A:71:VAL:N	2:C:2:U:N1	7	0.16	0.05	0.16
(1,10)	1:A:71:VAL:N	2:C:2:U:N3	7	0.16	0.05	0.16
(1,10)	1:A:71:VAL:N	2:C:2:U:O2	7	0.16	0.05	0.16
(1,10)	1:A:71:VAL:N	2:C:2:U:O2'	7	0.16	0.05	0.16
(1,10)	1:A:71:VAL:N	2:C:2:U:O3'	7	0.16	0.05	0.16
(1,10)	1:A:71:VAL:N	2:C:2:U:O4	7	0.16	0.05	0.16
(1,10)	1:A:71:VAL:N	2:C:2:U:O4'	7	0.16	0.05	0.16
(1,10)	1:A:71:VAL:N	2:C:2:U:O5'	7	0.16	0.05	0.16
(1,10)	1:A:71:VAL:N	2:C:2:U:OP1	7	0.16	0.05	0.16
(1,10)	1:A:71:VAL:N	2:C:2:U:OP2	7	0.16	0.05	0.16
(1,10)	1:A:71:VAL:N	2:C:2:U:P	7	0.16	0.05	0.16
(1,10)	1:A:71:VAL:N	2:C:3:A:C1'	7	0.16	0.05	0.16
(1,10)	1:A:71:VAL:N	2:C:3:A:C2	7	0.16	0.05	0.16
(1,10)	1:A:71:VAL:N	2:C:3:A:C2'	7	0.16	0.05	0.16
(1,10)	1:A:71:VAL:N	2:C:3:A:C3'	7	0.16	0.05	0.16
(1,10)	1:A:71:VAL:N	2:C:3:A:C4	7	0.16	0.05	0.16
(1,10)	1:A:71:VAL:N	2:C:3:A:C4'	7	0.16	0.05	0.16
(1,10)	1:A:71:VAL:N	2:C:3:A:C5	7	0.16	0.05	0.16
(1,10)	1:A:71:VAL:N	2:C:3:A:C5'	7	0.16	0.05	0.16
(1,10)	1:A:71:VAL:N	2:C:3:A:C6	7	0.16	0.05	0.16
(1,10)	1:A:71:VAL:N	2:C:3:A:C8	7	0.16	0.05	0.16
(1,10)	1:A:71:VAL:N	2:C:3:A:H1'	7	0.16	0.05	0.16
(1,10)	1:A:71:VAL:N	2:C:3:A:H2	7	0.16	0.05	0.16
(1,10)	1:A:71:VAL:N	2:C:3:A:H2'	7	0.16	0.05	0.16
(1,10)	1:A:71:VAL:N	2:C:3:A:H3'	7	0.16	0.05	0.16
(1,10)	1:A:71:VAL:N	2:C:3:A:H4'	7	0.16	0.05	0.16
(1,10)	1:A:71:VAL:N	2:C:3:A:H5'	7	0.16	0.05	0.16
(1,10)	1:A:71:VAL:N	2:C:3:A:H5''	7	0.16	0.05	0.16
(1,10)	1:A:71:VAL:N	2:C:3:A:H61	7	0.16	0.05	0.16
(1,10)	1:A:71:VAL:N	2:C:3:A:H62	7	0.16	0.05	0.16

Continued on next page...

Continued from previous page...

Key	Atom-1	Atom-2	Models ¹	Mean (Å)	SD ¹ (Å)	Median (Å)
(1,10)	1:A:71:VAL:N	2:C:3:A:H8	7	0.16	0.05	0.16
(1,10)	1:A:71:VAL:N	2:C:3:A:HO2'	7	0.16	0.05	0.16
(1,10)	1:A:71:VAL:N	2:C:3:A:N1	7	0.16	0.05	0.16
(1,10)	1:A:71:VAL:N	2:C:3:A:N3	7	0.16	0.05	0.16
(1,10)	1:A:71:VAL:N	2:C:3:A:N6	7	0.16	0.05	0.16
(1,10)	1:A:71:VAL:N	2:C:3:A:N7	7	0.16	0.05	0.16
(1,10)	1:A:71:VAL:N	2:C:3:A:N9	7	0.16	0.05	0.16
(1,10)	1:A:71:VAL:N	2:C:3:A:O2'	7	0.16	0.05	0.16
(1,10)	1:A:71:VAL:N	2:C:3:A:O3'	7	0.16	0.05	0.16
(1,10)	1:A:71:VAL:N	2:C:3:A:O4'	7	0.16	0.05	0.16
(1,10)	1:A:71:VAL:N	2:C:3:A:O5'	7	0.16	0.05	0.16
(1,10)	1:A:71:VAL:N	2:C:3:A:OP1	7	0.16	0.05	0.16
(1,10)	1:A:71:VAL:N	2:C:3:A:OP2	7	0.16	0.05	0.16
(1,10)	1:A:71:VAL:N	2:C:3:A:P	7	0.16	0.05	0.16
(1,10)	1:A:71:VAL:N	2:C:4:C:C1'	7	0.16	0.05	0.16
(1,10)	1:A:71:VAL:N	2:C:4:C:C2	7	0.16	0.05	0.16
(1,10)	1:A:71:VAL:N	2:C:4:C:C2'	7	0.16	0.05	0.16
(1,10)	1:A:71:VAL:N	2:C:4:C:C3'	7	0.16	0.05	0.16
(1,10)	1:A:71:VAL:N	2:C:4:C:C4	7	0.16	0.05	0.16
(1,10)	1:A:71:VAL:N	2:C:4:C:C4'	7	0.16	0.05	0.16
(1,10)	1:A:71:VAL:N	2:C:4:C:C5	7	0.16	0.05	0.16
(1,10)	1:A:71:VAL:N	2:C:4:C:C5'	7	0.16	0.05	0.16
(1,10)	1:A:71:VAL:N	2:C:4:C:C6	7	0.16	0.05	0.16
(1,10)	1:A:71:VAL:N	2:C:4:C:H1'	7	0.16	0.05	0.16
(1,10)	1:A:71:VAL:N	2:C:4:C:H2'	7	0.16	0.05	0.16
(1,10)	1:A:71:VAL:N	2:C:4:C:H3'	7	0.16	0.05	0.16
(1,10)	1:A:71:VAL:N	2:C:4:C:H4'	7	0.16	0.05	0.16
(1,10)	1:A:71:VAL:N	2:C:4:C:H41	7	0.16	0.05	0.16
(1,10)	1:A:71:VAL:N	2:C:4:C:H42	7	0.16	0.05	0.16
(1,10)	1:A:71:VAL:N	2:C:4:C:H5	7	0.16	0.05	0.16
(1,10)	1:A:71:VAL:N	2:C:4:C:H5'	7	0.16	0.05	0.16
(1,10)	1:A:71:VAL:N	2:C:4:C:H5''	7	0.16	0.05	0.16
(1,10)	1:A:71:VAL:N	2:C:4:C:H6	7	0.16	0.05	0.16
(1,10)	1:A:71:VAL:N	2:C:4:C:HO2'	7	0.16	0.05	0.16
(1,10)	1:A:71:VAL:N	2:C:4:C:N1	7	0.16	0.05	0.16
(1,10)	1:A:71:VAL:N	2:C:4:C:N3	7	0.16	0.05	0.16
(1,10)	1:A:71:VAL:N	2:C:4:C:N4	7	0.16	0.05	0.16
(1,10)	1:A:71:VAL:N	2:C:4:C:O2	7	0.16	0.05	0.16
(1,10)	1:A:71:VAL:N	2:C:4:C:O2'	7	0.16	0.05	0.16
(1,10)	1:A:71:VAL:N	2:C:4:C:O3'	7	0.16	0.05	0.16
(1,10)	1:A:71:VAL:N	2:C:4:C:O4'	7	0.16	0.05	0.16
(1,10)	1:A:71:VAL:N	2:C:4:C:O5'	7	0.16	0.05	0.16

Continued on next page...

Continued from previous page...

Key	Atom-1	Atom-2	Models ¹	Mean (Å)	SD ¹ (Å)	Median (Å)
(1,10)	1:A:71:VAL:N	2:C:4:C:OP1	7	0.16	0.05	0.16
(1,10)	1:A:71:VAL:N	2:C:4:C:OP2	7	0.16	0.05	0.16
(1,10)	1:A:71:VAL:N	2:C:4:C:P	7	0.16	0.05	0.16
(1,10)	1:A:71:VAL:N	2:C:5:A:C1'	7	0.16	0.05	0.16
(1,10)	1:A:71:VAL:N	2:C:5:A:C2	7	0.16	0.05	0.16
(1,10)	1:A:71:VAL:N	2:C:5:A:C2'	7	0.16	0.05	0.16
(1,10)	1:A:71:VAL:N	2:C:5:A:C3'	7	0.16	0.05	0.16
(1,10)	1:A:71:VAL:N	2:C:5:A:C4	7	0.16	0.05	0.16
(1,10)	1:A:71:VAL:N	2:C:5:A:C4'	7	0.16	0.05	0.16
(1,10)	1:A:71:VAL:N	2:C:5:A:C5	7	0.16	0.05	0.16
(1,10)	1:A:71:VAL:N	2:C:5:A:C5'	7	0.16	0.05	0.16
(1,10)	1:A:71:VAL:N	2:C:5:A:C6	7	0.16	0.05	0.16
(1,10)	1:A:71:VAL:N	2:C:5:A:C8	7	0.16	0.05	0.16
(1,10)	1:A:71:VAL:N	2:C:5:A:H1'	7	0.16	0.05	0.16
(1,10)	1:A:71:VAL:N	2:C:5:A:H2	7	0.16	0.05	0.16
(1,10)	1:A:71:VAL:N	2:C:5:A:H2'	7	0.16	0.05	0.16
(1,10)	1:A:71:VAL:N	2:C:5:A:H3'	7	0.16	0.05	0.16
(1,10)	1:A:71:VAL:N	2:C:5:A:H4'	7	0.16	0.05	0.16
(1,10)	1:A:71:VAL:N	2:C:5:A:H5'	7	0.16	0.05	0.16
(1,10)	1:A:71:VAL:N	2:C:5:A:H5''	7	0.16	0.05	0.16
(1,10)	1:A:71:VAL:N	2:C:5:A:H61	7	0.16	0.05	0.16
(1,10)	1:A:71:VAL:N	2:C:5:A:H62	7	0.16	0.05	0.16
(1,10)	1:A:71:VAL:N	2:C:5:A:H8	7	0.16	0.05	0.16
(1,10)	1:A:71:VAL:N	2:C:5:A:HO2'	7	0.16	0.05	0.16
(1,10)	1:A:71:VAL:N	2:C:5:A:N1	7	0.16	0.05	0.16
(1,10)	1:A:71:VAL:N	2:C:5:A:N3	7	0.16	0.05	0.16
(1,10)	1:A:71:VAL:N	2:C:5:A:N6	7	0.16	0.05	0.16
(1,10)	1:A:71:VAL:N	2:C:5:A:N7	7	0.16	0.05	0.16
(1,10)	1:A:71:VAL:N	2:C:5:A:N9	7	0.16	0.05	0.16
(1,10)	1:A:71:VAL:N	2:C:5:A:O2'	7	0.16	0.05	0.16
(1,10)	1:A:71:VAL:N	2:C:5:A:O3'	7	0.16	0.05	0.16
(1,10)	1:A:71:VAL:N	2:C:5:A:O4'	7	0.16	0.05	0.16
(1,10)	1:A:71:VAL:N	2:C:5:A:O5'	7	0.16	0.05	0.16
(1,10)	1:A:71:VAL:N	2:C:5:A:OP1	7	0.16	0.05	0.16
(1,10)	1:A:71:VAL:N	2:C:5:A:OP2	7	0.16	0.05	0.16
(1,10)	1:A:71:VAL:N	2:C:5:A:P	7	0.16	0.05	0.16
(1,10)	1:A:71:VAL:O	2:C:1:A:C1'	7	0.16	0.05	0.16
(1,10)	1:A:71:VAL:O	2:C:1:A:C2	7	0.16	0.05	0.16
(1,10)	1:A:71:VAL:O	2:C:1:A:C2'	7	0.16	0.05	0.16
(1,10)	1:A:71:VAL:O	2:C:1:A:C3'	7	0.16	0.05	0.16
(1,10)	1:A:71:VAL:O	2:C:1:A:C4	7	0.16	0.05	0.16
(1,10)	1:A:71:VAL:O	2:C:1:A:C4'	7	0.16	0.05	0.16

Continued on next page...

Continued from previous page...

Key	Atom-1	Atom-2	Models ¹	Mean (Å)	SD ¹ (Å)	Median (Å)
(1,10)	1:A:71:VAL:O	2:C:1:A:C5	7	0.16	0.05	0.16
(1,10)	1:A:71:VAL:O	2:C:1:A:C5'	7	0.16	0.05	0.16
(1,10)	1:A:71:VAL:O	2:C:1:A:C6	7	0.16	0.05	0.16
(1,10)	1:A:71:VAL:O	2:C:1:A:C8	7	0.16	0.05	0.16
(1,10)	1:A:71:VAL:O	2:C:1:A:H1'	7	0.16	0.05	0.16
(1,10)	1:A:71:VAL:O	2:C:1:A:H2	7	0.16	0.05	0.16
(1,10)	1:A:71:VAL:O	2:C:1:A:H2'	7	0.16	0.05	0.16
(1,10)	1:A:71:VAL:O	2:C:1:A:H3'	7	0.16	0.05	0.16
(1,10)	1:A:71:VAL:O	2:C:1:A:H4'	7	0.16	0.05	0.16
(1,10)	1:A:71:VAL:O	2:C:1:A:H5'	7	0.16	0.05	0.16
(1,10)	1:A:71:VAL:O	2:C:1:A:H5''	7	0.16	0.05	0.16
(1,10)	1:A:71:VAL:O	2:C:1:A:H61	7	0.16	0.05	0.16
(1,10)	1:A:71:VAL:O	2:C:1:A:H62	7	0.16	0.05	0.16
(1,10)	1:A:71:VAL:O	2:C:1:A:H8	7	0.16	0.05	0.16
(1,10)	1:A:71:VAL:O	2:C:1:A:HO2'	7	0.16	0.05	0.16
(1,10)	1:A:71:VAL:O	2:C:1:A:N1	7	0.16	0.05	0.16
(1,10)	1:A:71:VAL:O	2:C:1:A:N3	7	0.16	0.05	0.16
(1,10)	1:A:71:VAL:O	2:C:1:A:N6	7	0.16	0.05	0.16
(1,10)	1:A:71:VAL:O	2:C:1:A:N7	7	0.16	0.05	0.16
(1,10)	1:A:71:VAL:O	2:C:1:A:N9	7	0.16	0.05	0.16
(1,10)	1:A:71:VAL:O	2:C:1:A:O2'	7	0.16	0.05	0.16
(1,10)	1:A:71:VAL:O	2:C:1:A:O3'	7	0.16	0.05	0.16
(1,10)	1:A:71:VAL:O	2:C:1:A:O4'	7	0.16	0.05	0.16
(1,10)	1:A:71:VAL:O	2:C:1:A:O5'	7	0.16	0.05	0.16
(1,10)	1:A:71:VAL:O	2:C:2:U:C1'	7	0.16	0.05	0.16
(1,10)	1:A:71:VAL:O	2:C:2:U:C2	7	0.16	0.05	0.16
(1,10)	1:A:71:VAL:O	2:C:2:U:C2'	7	0.16	0.05	0.16
(1,10)	1:A:71:VAL:O	2:C:2:U:C3'	7	0.16	0.05	0.16
(1,10)	1:A:71:VAL:O	2:C:2:U:C4	7	0.16	0.05	0.16
(1,10)	1:A:71:VAL:O	2:C:2:U:C4'	7	0.16	0.05	0.16
(1,10)	1:A:71:VAL:O	2:C:2:U:C5	7	0.16	0.05	0.16
(1,10)	1:A:71:VAL:O	2:C:2:U:C5'	7	0.16	0.05	0.16
(1,10)	1:A:71:VAL:O	2:C:2:U:C6	7	0.16	0.05	0.16
(1,10)	1:A:71:VAL:O	2:C:2:U:H1'	7	0.16	0.05	0.16
(1,10)	1:A:71:VAL:O	2:C:2:U:H2'	7	0.16	0.05	0.16
(1,10)	1:A:71:VAL:O	2:C:2:U:H3	7	0.16	0.05	0.16
(1,10)	1:A:71:VAL:O	2:C:2:U:H3'	7	0.16	0.05	0.16
(1,10)	1:A:71:VAL:O	2:C:2:U:H4'	7	0.16	0.05	0.16
(1,10)	1:A:71:VAL:O	2:C:2:U:H5	7	0.16	0.05	0.16
(1,10)	1:A:71:VAL:O	2:C:2:U:H5'	7	0.16	0.05	0.16
(1,10)	1:A:71:VAL:O	2:C:2:U:H5''	7	0.16	0.05	0.16
(1,10)	1:A:71:VAL:O	2:C:2:U:H6	7	0.16	0.05	0.16

Continued on next page...

Continued from previous page...

Key	Atom-1	Atom-2	Models ¹	Mean (Å)	SD ¹ (Å)	Median (Å)
(1,10)	1:A:71:VAL:O	2:C:2:U:HO2'	7	0.16	0.05	0.16
(1,10)	1:A:71:VAL:O	2:C:2:U:N1	7	0.16	0.05	0.16
(1,10)	1:A:71:VAL:O	2:C:2:U:N3	7	0.16	0.05	0.16
(1,10)	1:A:71:VAL:O	2:C:2:U:O2	7	0.16	0.05	0.16
(1,10)	1:A:71:VAL:O	2:C:2:U:O2'	7	0.16	0.05	0.16
(1,10)	1:A:71:VAL:O	2:C:2:U:O3'	7	0.16	0.05	0.16
(1,10)	1:A:71:VAL:O	2:C:2:U:O4	7	0.16	0.05	0.16
(1,10)	1:A:71:VAL:O	2:C:2:U:O4'	7	0.16	0.05	0.16
(1,10)	1:A:71:VAL:O	2:C:2:U:O5'	7	0.16	0.05	0.16
(1,10)	1:A:71:VAL:O	2:C:2:U:OP1	7	0.16	0.05	0.16
(1,10)	1:A:71:VAL:O	2:C:2:U:OP2	7	0.16	0.05	0.16
(1,10)	1:A:71:VAL:O	2:C:2:U:P	7	0.16	0.05	0.16
(1,10)	1:A:71:VAL:O	2:C:3:A:C1'	7	0.16	0.05	0.16
(1,10)	1:A:71:VAL:O	2:C:3:A:C2	7	0.16	0.05	0.16
(1,10)	1:A:71:VAL:O	2:C:3:A:C2'	7	0.16	0.05	0.16
(1,10)	1:A:71:VAL:O	2:C:3:A:C3'	7	0.16	0.05	0.16
(1,10)	1:A:71:VAL:O	2:C:3:A:C4	7	0.16	0.05	0.16
(1,10)	1:A:71:VAL:O	2:C:3:A:C4'	7	0.16	0.05	0.16
(1,10)	1:A:71:VAL:O	2:C:3:A:C5	7	0.16	0.05	0.16
(1,10)	1:A:71:VAL:O	2:C:3:A:C5'	7	0.16	0.05	0.16
(1,10)	1:A:71:VAL:O	2:C:3:A:C6	7	0.16	0.05	0.16
(1,10)	1:A:71:VAL:O	2:C:3:A:C8	7	0.16	0.05	0.16
(1,10)	1:A:71:VAL:O	2:C:3:A:H1'	7	0.16	0.05	0.16
(1,10)	1:A:71:VAL:O	2:C:3:A:H2	7	0.16	0.05	0.16
(1,10)	1:A:71:VAL:O	2:C:3:A:H2'	7	0.16	0.05	0.16
(1,10)	1:A:71:VAL:O	2:C:3:A:H3'	7	0.16	0.05	0.16
(1,10)	1:A:71:VAL:O	2:C:3:A:H4'	7	0.16	0.05	0.16
(1,10)	1:A:71:VAL:O	2:C:3:A:H5'	7	0.16	0.05	0.16
(1,10)	1:A:71:VAL:O	2:C:3:A:H5''	7	0.16	0.05	0.16
(1,10)	1:A:71:VAL:O	2:C:3:A:H61	7	0.16	0.05	0.16
(1,10)	1:A:71:VAL:O	2:C:3:A:H62	7	0.16	0.05	0.16
(1,10)	1:A:71:VAL:O	2:C:3:A:H8	7	0.16	0.05	0.16
(1,10)	1:A:71:VAL:O	2:C:3:A:HO2'	7	0.16	0.05	0.16
(1,10)	1:A:71:VAL:O	2:C:3:A:N1	7	0.16	0.05	0.16
(1,10)	1:A:71:VAL:O	2:C:3:A:N3	7	0.16	0.05	0.16
(1,10)	1:A:71:VAL:O	2:C:3:A:N6	7	0.16	0.05	0.16
(1,10)	1:A:71:VAL:O	2:C:3:A:N7	7	0.16	0.05	0.16
(1,10)	1:A:71:VAL:O	2:C:3:A:N9	7	0.16	0.05	0.16
(1,10)	1:A:71:VAL:O	2:C:3:A:O2'	7	0.16	0.05	0.16
(1,10)	1:A:71:VAL:O	2:C:3:A:O3'	7	0.16	0.05	0.16
(1,10)	1:A:71:VAL:O	2:C:3:A:O4'	7	0.16	0.05	0.16
(1,10)	1:A:71:VAL:O	2:C:3:A:O5'	7	0.16	0.05	0.16

Continued on next page...

Continued from previous page...

Key	Atom-1	Atom-2	Models ¹	Mean (Å)	SD ¹ (Å)	Median (Å)
(1,10)	1:A:71:VAL:O	2:C:3:A:OP1	7	0.16	0.05	0.16
(1,10)	1:A:71:VAL:O	2:C:3:A:OP2	7	0.16	0.05	0.16
(1,10)	1:A:71:VAL:O	2:C:3:A:P	7	0.16	0.05	0.16
(1,10)	1:A:71:VAL:O	2:C:4:C:C1'	7	0.16	0.05	0.16
(1,10)	1:A:71:VAL:O	2:C:4:C:C2	7	0.16	0.05	0.16
(1,10)	1:A:71:VAL:O	2:C:4:C:C2'	7	0.16	0.05	0.16
(1,10)	1:A:71:VAL:O	2:C:4:C:C3'	7	0.16	0.05	0.16
(1,10)	1:A:71:VAL:O	2:C:4:C:C4	7	0.16	0.05	0.16
(1,10)	1:A:71:VAL:O	2:C:4:C:C4'	7	0.16	0.05	0.16
(1,10)	1:A:71:VAL:O	2:C:4:C:C5	7	0.16	0.05	0.16
(1,10)	1:A:71:VAL:O	2:C:4:C:C5'	7	0.16	0.05	0.16
(1,10)	1:A:71:VAL:O	2:C:4:C:C6	7	0.16	0.05	0.16
(1,10)	1:A:71:VAL:O	2:C:4:C:H1'	7	0.16	0.05	0.16
(1,10)	1:A:71:VAL:O	2:C:4:C:H2'	7	0.16	0.05	0.16
(1,10)	1:A:71:VAL:O	2:C:4:C:H3'	7	0.16	0.05	0.16
(1,10)	1:A:71:VAL:O	2:C:4:C:H4'	7	0.16	0.05	0.16
(1,10)	1:A:71:VAL:O	2:C:4:C:H41	7	0.16	0.05	0.16
(1,10)	1:A:71:VAL:O	2:C:4:C:H42	7	0.16	0.05	0.16
(1,10)	1:A:71:VAL:O	2:C:4:C:H5	7	0.16	0.05	0.16
(1,10)	1:A:71:VAL:O	2:C:4:C:H5'	7	0.16	0.05	0.16
(1,10)	1:A:71:VAL:O	2:C:4:C:H5''	7	0.16	0.05	0.16
(1,10)	1:A:71:VAL:O	2:C:4:C:H6	7	0.16	0.05	0.16
(1,10)	1:A:71:VAL:O	2:C:4:C:HO2'	7	0.16	0.05	0.16
(1,10)	1:A:71:VAL:O	2:C:4:C:N1	7	0.16	0.05	0.16
(1,10)	1:A:71:VAL:O	2:C:4:C:N3	7	0.16	0.05	0.16
(1,10)	1:A:71:VAL:O	2:C:4:C:N4	7	0.16	0.05	0.16
(1,10)	1:A:71:VAL:O	2:C:4:C:O2	7	0.16	0.05	0.16
(1,10)	1:A:71:VAL:O	2:C:4:C:O2'	7	0.16	0.05	0.16
(1,10)	1:A:71:VAL:O	2:C:4:C:O3'	7	0.16	0.05	0.16
(1,10)	1:A:71:VAL:O	2:C:4:C:O4'	7	0.16	0.05	0.16
(1,10)	1:A:71:VAL:O	2:C:4:C:O5'	7	0.16	0.05	0.16
(1,10)	1:A:71:VAL:O	2:C:4:C:OP1	7	0.16	0.05	0.16
(1,10)	1:A:71:VAL:O	2:C:4:C:OP2	7	0.16	0.05	0.16
(1,10)	1:A:71:VAL:O	2:C:4:C:P	7	0.16	0.05	0.16
(1,10)	1:A:71:VAL:O	2:C:5:A:C1'	7	0.16	0.05	0.16
(1,10)	1:A:71:VAL:O	2:C:5:A:C2	7	0.16	0.05	0.16
(1,10)	1:A:71:VAL:O	2:C:5:A:C2'	7	0.16	0.05	0.16
(1,10)	1:A:71:VAL:O	2:C:5:A:C3'	7	0.16	0.05	0.16
(1,10)	1:A:71:VAL:O	2:C:5:A:C4	7	0.16	0.05	0.16
(1,10)	1:A:71:VAL:O	2:C:5:A:C4'	7	0.16	0.05	0.16
(1,10)	1:A:71:VAL:O	2:C:5:A:C5	7	0.16	0.05	0.16
(1,10)	1:A:71:VAL:O	2:C:5:A:C5'	7	0.16	0.05	0.16

Continued on next page...

Continued from previous page...

Key	Atom-1	Atom-2	Models ¹	Mean (Å)	SD ¹ (Å)	Median (Å)
(1,10)	1:A:71:VAL:O	2:C:5:A:C6	7	0.16	0.05	0.16
(1,10)	1:A:71:VAL:O	2:C:5:A:C8	7	0.16	0.05	0.16
(1,10)	1:A:71:VAL:O	2:C:5:A:H1'	7	0.16	0.05	0.16
(1,10)	1:A:71:VAL:O	2:C:5:A:H2	7	0.16	0.05	0.16
(1,10)	1:A:71:VAL:O	2:C:5:A:H2'	7	0.16	0.05	0.16
(1,10)	1:A:71:VAL:O	2:C:5:A:H3'	7	0.16	0.05	0.16
(1,10)	1:A:71:VAL:O	2:C:5:A:H4'	7	0.16	0.05	0.16
(1,10)	1:A:71:VAL:O	2:C:5:A:H5'	7	0.16	0.05	0.16
(1,10)	1:A:71:VAL:O	2:C:5:A:H5''	7	0.16	0.05	0.16
(1,10)	1:A:71:VAL:O	2:C:5:A:H61	7	0.16	0.05	0.16
(1,10)	1:A:71:VAL:O	2:C:5:A:H62	7	0.16	0.05	0.16
(1,10)	1:A:71:VAL:O	2:C:5:A:H8	7	0.16	0.05	0.16
(1,10)	1:A:71:VAL:O	2:C:5:A:HO2'	7	0.16	0.05	0.16
(1,10)	1:A:71:VAL:O	2:C:5:A:N1	7	0.16	0.05	0.16
(1,10)	1:A:71:VAL:O	2:C:5:A:N3	7	0.16	0.05	0.16
(1,10)	1:A:71:VAL:O	2:C:5:A:N6	7	0.16	0.05	0.16
(1,10)	1:A:71:VAL:O	2:C:5:A:N7	7	0.16	0.05	0.16
(1,10)	1:A:71:VAL:O	2:C:5:A:N9	7	0.16	0.05	0.16
(1,10)	1:A:71:VAL:O	2:C:5:A:O2'	7	0.16	0.05	0.16
(1,10)	1:A:71:VAL:O	2:C:5:A:O3'	7	0.16	0.05	0.16
(1,10)	1:A:71:VAL:O	2:C:5:A:O4'	7	0.16	0.05	0.16
(1,10)	1:A:71:VAL:O	2:C:5:A:O5'	7	0.16	0.05	0.16
(1,10)	1:A:71:VAL:O	2:C:5:A:OP1	7	0.16	0.05	0.16
(1,10)	1:A:71:VAL:O	2:C:5:A:OP2	7	0.16	0.05	0.16
(1,10)	1:A:71:VAL:O	2:C:5:A:P	7	0.16	0.05	0.16
(1,16)	2:C:3:A:H61	1:A:8:LEU:N	5	0.23	0.12	0.16
(1,16)	2:C:3:A:H61	1:A:8:LEU:O	5	0.23	0.12	0.16
(1,16)	2:C:3:A:H61	1:A:10:SER:N	5	0.23	0.12	0.16
(1,16)	2:C:3:A:H61	1:A:10:SER:O	5	0.23	0.12	0.16
(1,16)	2:C:3:A:H61	1:A:10:SER:OG	5	0.23	0.12	0.16
(1,16)	2:C:3:A:H61	1:A:12:ASP:N	5	0.23	0.12	0.16
(1,16)	2:C:3:A:H61	1:A:12:ASP:O	5	0.23	0.12	0.16
(1,16)	2:C:3:A:H61	1:A:12:ASP:OD1	5	0.23	0.12	0.16
(1,16)	2:C:3:A:H61	1:A:12:ASP:OD2	5	0.23	0.12	0.16
(1,16)	2:C:3:A:H61	1:A:13:PRO:N	5	0.23	0.12	0.16
(1,16)	2:C:3:A:H61	1:A:13:PRO:O	5	0.23	0.12	0.16
(1,16)	2:C:3:A:H61	1:A:14:THR:N	5	0.23	0.12	0.16
(1,16)	2:C:3:A:H61	1:A:14:THR:O	5	0.23	0.12	0.16
(1,16)	2:C:3:A:H61	1:A:14:THR:OG1	5	0.23	0.12	0.16
(1,16)	2:C:3:A:H61	1:A:15:ALA:N	5	0.23	0.12	0.16
(1,16)	2:C:3:A:H61	1:A:15:ALA:O	5	0.23	0.12	0.16
(1,16)	2:C:3:A:H61	1:A:16:GLY:N	5	0.23	0.12	0.16

Continued on next page...

Continued from previous page...

Key	Atom-1	Atom-2	Models ¹	Mean (Å)	SD ¹ (Å)	Median (Å)
(1,16)	2:C:3:A:H61	1:A:16:GLY:O	5	0.23	0.12	0.16
(1,16)	2:C:3:A:H61	1:A:17:HIS:N	5	0.23	0.12	0.16
(1,16)	2:C:3:A:H61	1:A:17:HIS:ND1	5	0.23	0.12	0.16
(1,16)	2:C:3:A:H61	1:A:17:HIS:NE2	5	0.23	0.12	0.16
(1,16)	2:C:3:A:H61	1:A:17:HIS:O	5	0.23	0.12	0.16
(1,16)	2:C:3:A:H61	1:A:19:GLN:N	5	0.23	0.12	0.16
(1,16)	2:C:3:A:H61	1:A:19:GLN:NE2	5	0.23	0.12	0.16
(1,16)	2:C:3:A:H61	1:A:19:GLN:O	5	0.23	0.12	0.16
(1,16)	2:C:3:A:H61	1:A:19:GLN:OE1	5	0.23	0.12	0.16
(1,16)	2:C:3:A:H61	1:A:20:GLN:N	5	0.23	0.12	0.16
(1,16)	2:C:3:A:H61	1:A:20:GLN:NE2	5	0.23	0.12	0.16
(1,16)	2:C:3:A:H61	1:A:20:GLN:O	5	0.23	0.12	0.16
(1,16)	2:C:3:A:H61	1:A:20:GLN:OE1	5	0.23	0.12	0.16
(1,16)	2:C:3:A:H61	1:A:21:GLY:N	5	0.23	0.12	0.16
(1,16)	2:C:3:A:H61	1:A:21:GLY:O	5	0.23	0.12	0.16
(1,16)	2:C:3:A:H61	1:A:22:THR:N	5	0.23	0.12	0.16
(1,16)	2:C:3:A:H61	1:A:22:THR:O	5	0.23	0.12	0.16
(1,16)	2:C:3:A:H61	1:A:22:THR:OG1	5	0.23	0.12	0.16
(1,16)	2:C:3:A:H61	1:A:23:ARG:N	5	0.23	0.12	0.16
(1,16)	2:C:3:A:H61	1:A:23:ARG:NE	5	0.23	0.12	0.16
(1,16)	2:C:3:A:H61	1:A:23:ARG:NH1	5	0.23	0.12	0.16
(1,16)	2:C:3:A:H61	1:A:23:ARG:NH2	5	0.23	0.12	0.16
(1,16)	2:C:3:A:H61	1:A:23:ARG:O	5	0.23	0.12	0.16
(1,16)	2:C:3:A:H61	1:A:24:PRO:N	5	0.23	0.12	0.16
(1,16)	2:C:3:A:H61	1:A:24:PRO:O	5	0.23	0.12	0.16
(1,16)	2:C:3:A:H61	1:A:45:VAL:N	5	0.23	0.12	0.16
(1,16)	2:C:3:A:H61	1:A:45:VAL:O	5	0.23	0.12	0.16
(1,16)	2:C:3:A:H61	1:A:46:THR:N	5	0.23	0.12	0.16
(1,16)	2:C:3:A:H61	1:A:46:THR:O	5	0.23	0.12	0.16
(1,16)	2:C:3:A:H61	1:A:46:THR:OG1	5	0.23	0.12	0.16
(1,16)	2:C:3:A:H61	1:A:47:SER:N	5	0.23	0.12	0.16
(1,16)	2:C:3:A:H61	1:A:47:SER:O	5	0.23	0.12	0.16
(1,16)	2:C:3:A:H61	1:A:47:SER:OG	5	0.23	0.12	0.16
(1,16)	2:C:3:A:H61	1:A:48:GLY:N	5	0.23	0.12	0.16
(1,16)	2:C:3:A:H61	1:A:48:GLY:O	5	0.23	0.12	0.16
(1,16)	2:C:3:A:H61	1:A:49:GLY:N	5	0.23	0.12	0.16
(1,16)	2:C:3:A:H61	1:A:49:GLY:O	5	0.23	0.12	0.16
(1,16)	2:C:3:A:H61	1:A:50:ASN:N	5	0.23	0.12	0.16
(1,16)	2:C:3:A:H61	1:A:50:ASN:ND2	5	0.23	0.12	0.16
(1,16)	2:C:3:A:H61	1:A:50:ASN:O	5	0.23	0.12	0.16
(1,16)	2:C:3:A:H61	1:A:50:ASN:OD1	5	0.23	0.12	0.16
(1,16)	2:C:3:A:H61	1:A:51:PHE:N	5	0.23	0.12	0.16

Continued on next page...

Continued from previous page...

Key	Atom-1	Atom-2	Models ¹	Mean (Å)	SD ¹ (Å)	Median (Å)
(1,16)	2:C:3:A:H61	1:A:51:PHE:O	5	0.23	0.12	0.16
(1,16)	2:C:3:A:H61	1:A:52:ALA:N	5	0.23	0.12	0.16
(1,16)	2:C:3:A:H61	1:A:52:ALA:O	5	0.23	0.12	0.16
(1,16)	2:C:3:A:H61	1:A:53:ARG:N	5	0.23	0.12	0.16
(1,16)	2:C:3:A:H61	1:A:53:ARG:NE	5	0.23	0.12	0.16
(1,16)	2:C:3:A:H61	1:A:53:ARG:NH1	5	0.23	0.12	0.16
(1,16)	2:C:3:A:H61	1:A:53:ARG:NH2	5	0.23	0.12	0.16
(1,16)	2:C:3:A:H61	1:A:53:ARG:O	5	0.23	0.12	0.16
(1,16)	2:C:3:A:H61	1:A:54:THR:N	5	0.23	0.12	0.16
(1,16)	2:C:3:A:H61	1:A:54:THR:O	5	0.23	0.12	0.16
(1,16)	2:C:3:A:H61	1:A:54:THR:OG1	5	0.23	0.12	0.16
(1,16)	2:C:3:A:H61	1:A:55:ALA:N	5	0.23	0.12	0.16
(1,16)	2:C:3:A:H61	1:A:55:ALA:O	5	0.23	0.12	0.16
(1,16)	2:C:3:A:H61	1:A:56:GLY:N	5	0.23	0.12	0.16
(1,16)	2:C:3:A:H61	1:A:56:GLY:O	5	0.23	0.12	0.16
(1,16)	2:C:3:A:H61	1:A:57:PHE:N	5	0.23	0.12	0.16
(1,16)	2:C:3:A:H61	1:A:57:PHE:O	5	0.23	0.12	0.16
(1,16)	2:C:3:A:H61	1:A:58:ALA:N	5	0.23	0.12	0.16
(1,16)	2:C:3:A:H61	1:A:58:ALA:O	5	0.23	0.12	0.16
(1,16)	2:C:3:A:H61	1:A:60:SER:N	5	0.23	0.12	0.16
(1,16)	2:C:3:A:H61	1:A:60:SER:O	5	0.23	0.12	0.16
(1,16)	2:C:3:A:H61	1:A:60:SER:OG	5	0.23	0.12	0.16
(1,16)	2:C:3:A:H61	1:A:62:ASP:N	5	0.23	0.12	0.16
(1,16)	2:C:3:A:H61	1:A:62:ASP:O	5	0.23	0.12	0.16
(1,16)	2:C:3:A:H61	1:A:62:ASP:OD1	5	0.23	0.12	0.16
(1,16)	2:C:3:A:H61	1:A:62:ASP:OD2	5	0.23	0.12	0.16
(1,16)	2:C:3:A:H61	1:A:66:ILE:N	5	0.23	0.12	0.16
(1,16)	2:C:3:A:H61	1:A:66:ILE:O	5	0.23	0.12	0.16
(1,16)	2:C:3:A:H61	1:A:67:ARG:N	5	0.23	0.12	0.16
(1,16)	2:C:3:A:H61	1:A:67:ARG:NE	5	0.23	0.12	0.16
(1,16)	2:C:3:A:H61	1:A:67:ARG:NH1	5	0.23	0.12	0.16
(1,16)	2:C:3:A:H61	1:A:67:ARG:NH2	5	0.23	0.12	0.16
(1,16)	2:C:3:A:H61	1:A:67:ARG:O	5	0.23	0.12	0.16
(1,16)	2:C:3:A:H61	1:A:68:THR:N	5	0.23	0.12	0.16
(1,16)	2:C:3:A:H61	1:A:68:THR:O	5	0.23	0.12	0.16
(1,16)	2:C:3:A:H61	1:A:68:THR:OG1	5	0.23	0.12	0.16
(1,16)	2:C:3:A:H61	1:A:69:THR:N	5	0.23	0.12	0.16
(1,16)	2:C:3:A:H61	1:A:69:THR:O	5	0.23	0.12	0.16
(1,16)	2:C:3:A:H61	1:A:69:THR:OG1	5	0.23	0.12	0.16
(1,16)	2:C:3:A:H61	1:A:70:GLY:N	5	0.23	0.12	0.16
(1,16)	2:C:3:A:H61	1:A:70:GLY:O	5	0.23	0.12	0.16
(1,16)	2:C:3:A:H61	1:A:71:VAL:N	5	0.23	0.12	0.16

Continued on next page...

Continued from previous page...

Key	Atom-1	Atom-2	Models ¹	Mean (Å)	SD ¹ (Å)	Median (Å)
(1,16)	2:C:3:A:H61	1:A:71:VAL:O	5	0.23	0.12	0.16
(1,16)	2:C:3:A:H61	1:A:73:ARG:N	5	0.23	0.12	0.16
(1,16)	2:C:3:A:H61	1:A:73:ARG:NE	5	0.23	0.12	0.16
(1,16)	2:C:3:A:H61	1:A:73:ARG:NH1	5	0.23	0.12	0.16
(1,16)	2:C:3:A:H61	1:A:73:ARG:NH2	5	0.23	0.12	0.16
(1,16)	2:C:3:A:H61	1:A:73:ARG:O	5	0.23	0.12	0.16
(1,16)	2:C:3:A:H61	1:A:75:ASP:N	5	0.23	0.12	0.16
(1,16)	2:C:3:A:H61	1:A:75:ASP:O	5	0.23	0.12	0.16
(1,16)	2:C:3:A:H61	1:A:75:ASP:OD1	5	0.23	0.12	0.16
(1,16)	2:C:3:A:H61	1:A:75:ASP:OD2	5	0.23	0.12	0.16
(1,16)	2:C:3:A:H61	1:A:76:GLN:N	5	0.23	0.12	0.16
(1,16)	2:C:3:A:H61	1:A:76:GLN:NE2	5	0.23	0.12	0.16
(1,16)	2:C:3:A:H61	1:A:76:GLN:O	5	0.23	0.12	0.16
(1,16)	2:C:3:A:H61	1:A:76:GLN:OE1	5	0.23	0.12	0.16
(1,16)	2:C:3:A:H61	1:A:85:ARG:N	5	0.23	0.12	0.16
(1,16)	2:C:3:A:H61	1:A:85:ARG:NE	5	0.23	0.12	0.16
(1,16)	2:C:3:A:H61	1:A:85:ARG:NH1	5	0.23	0.12	0.16
(1,16)	2:C:3:A:H61	1:A:85:ARG:NH2	5	0.23	0.12	0.16
(1,16)	2:C:3:A:H61	1:A:85:ARG:O	5	0.23	0.12	0.16
(1,16)	2:C:3:A:H61	1:A:100:GLU:N	5	0.23	0.12	0.16
(1,16)	2:C:3:A:H61	1:A:100:GLU:O	5	0.23	0.12	0.16
(1,16)	2:C:3:A:H61	1:A:100:GLU:OE1	5	0.23	0.12	0.16
(1,16)	2:C:3:A:H61	1:A:100:GLU:OE2	5	0.23	0.12	0.16
(1,16)	2:C:3:A:H61	1:A:104:ARG:N	5	0.23	0.12	0.16
(1,16)	2:C:3:A:H61	1:A:104:ARG:NE	5	0.23	0.12	0.16
(1,16)	2:C:3:A:H61	1:A:104:ARG:NH1	5	0.23	0.12	0.16
(1,16)	2:C:3:A:H61	1:A:104:ARG:NH2	5	0.23	0.12	0.16
(1,16)	2:C:3:A:H61	1:A:104:ARG:O	5	0.23	0.12	0.16
(1,16)	2:C:3:A:H62	1:A:8:LEU:N	5	0.23	0.12	0.16
(1,16)	2:C:3:A:H62	1:A:8:LEU:O	5	0.23	0.12	0.16
(1,16)	2:C:3:A:H62	1:A:10:SER:N	5	0.23	0.12	0.16
(1,16)	2:C:3:A:H62	1:A:10:SER:O	5	0.23	0.12	0.16
(1,16)	2:C:3:A:H62	1:A:10:SER:OG	5	0.23	0.12	0.16
(1,16)	2:C:3:A:H62	1:A:12:ASP:N	5	0.23	0.12	0.16
(1,16)	2:C:3:A:H62	1:A:12:ASP:O	5	0.23	0.12	0.16
(1,16)	2:C:3:A:H62	1:A:12:ASP:OD1	5	0.23	0.12	0.16
(1,16)	2:C:3:A:H62	1:A:12:ASP:OD2	5	0.23	0.12	0.16
(1,16)	2:C:3:A:H62	1:A:13:PRO:N	5	0.23	0.12	0.16
(1,16)	2:C:3:A:H62	1:A:13:PRO:O	5	0.23	0.12	0.16
(1,16)	2:C:3:A:H62	1:A:14:THR:N	5	0.23	0.12	0.16
(1,16)	2:C:3:A:H62	1:A:14:THR:O	5	0.23	0.12	0.16
(1,16)	2:C:3:A:H62	1:A:14:THR:OG1	5	0.23	0.12	0.16

Continued on next page...

Continued from previous page...

Key	Atom-1	Atom-2	Models ¹	Mean (Å)	SD ¹ (Å)	Median (Å)
(1,16)	2:C:3:A:H62	1:A:15:ALA:N	5	0.23	0.12	0.16
(1,16)	2:C:3:A:H62	1:A:15:ALA:O	5	0.23	0.12	0.16
(1,16)	2:C:3:A:H62	1:A:16:GLY:N	5	0.23	0.12	0.16
(1,16)	2:C:3:A:H62	1:A:16:GLY:O	5	0.23	0.12	0.16
(1,16)	2:C:3:A:H62	1:A:17:HIS:N	5	0.23	0.12	0.16
(1,16)	2:C:3:A:H62	1:A:17:HIS:ND1	5	0.23	0.12	0.16
(1,16)	2:C:3:A:H62	1:A:17:HIS:NE2	5	0.23	0.12	0.16
(1,16)	2:C:3:A:H62	1:A:17:HIS:O	5	0.23	0.12	0.16
(1,16)	2:C:3:A:H62	1:A:19:GLN:N	5	0.23	0.12	0.16
(1,16)	2:C:3:A:H62	1:A:19:GLN:NE2	5	0.23	0.12	0.16
(1,16)	2:C:3:A:H62	1:A:19:GLN:O	5	0.23	0.12	0.16
(1,16)	2:C:3:A:H62	1:A:19:GLN:OE1	5	0.23	0.12	0.16
(1,16)	2:C:3:A:H62	1:A:20:GLN:N	5	0.23	0.12	0.16
(1,16)	2:C:3:A:H62	1:A:20:GLN:NE2	5	0.23	0.12	0.16
(1,16)	2:C:3:A:H62	1:A:20:GLN:O	5	0.23	0.12	0.16
(1,16)	2:C:3:A:H62	1:A:20:GLN:OE1	5	0.23	0.12	0.16
(1,16)	2:C:3:A:H62	1:A:21:GLY:N	5	0.23	0.12	0.16
(1,16)	2:C:3:A:H62	1:A:21:GLY:O	5	0.23	0.12	0.16
(1,16)	2:C:3:A:H62	1:A:22:THR:N	5	0.23	0.12	0.16
(1,16)	2:C:3:A:H62	1:A:22:THR:O	5	0.23	0.12	0.16
(1,16)	2:C:3:A:H62	1:A:22:THR:OG1	5	0.23	0.12	0.16
(1,16)	2:C:3:A:H62	1:A:23:ARG:N	5	0.23	0.12	0.16
(1,16)	2:C:3:A:H62	1:A:23:ARG:NE	5	0.23	0.12	0.16
(1,16)	2:C:3:A:H62	1:A:23:ARG:NH1	5	0.23	0.12	0.16
(1,16)	2:C:3:A:H62	1:A:23:ARG:NH2	5	0.23	0.12	0.16
(1,16)	2:C:3:A:H62	1:A:23:ARG:O	5	0.23	0.12	0.16
(1,16)	2:C:3:A:H62	1:A:24:PRO:N	5	0.23	0.12	0.16
(1,16)	2:C:3:A:H62	1:A:24:PRO:O	5	0.23	0.12	0.16
(1,16)	2:C:3:A:H62	1:A:45:VAL:N	5	0.23	0.12	0.16
(1,16)	2:C:3:A:H62	1:A:45:VAL:O	5	0.23	0.12	0.16
(1,16)	2:C:3:A:H62	1:A:46:THR:N	5	0.23	0.12	0.16
(1,16)	2:C:3:A:H62	1:A:46:THR:O	5	0.23	0.12	0.16
(1,16)	2:C:3:A:H62	1:A:46:THR:OG1	5	0.23	0.12	0.16
(1,16)	2:C:3:A:H62	1:A:47:SER:N	5	0.23	0.12	0.16
(1,16)	2:C:3:A:H62	1:A:47:SER:O	5	0.23	0.12	0.16
(1,16)	2:C:3:A:H62	1:A:47:SER:OG	5	0.23	0.12	0.16
(1,16)	2:C:3:A:H62	1:A:48:GLY:N	5	0.23	0.12	0.16
(1,16)	2:C:3:A:H62	1:A:48:GLY:O	5	0.23	0.12	0.16
(1,16)	2:C:3:A:H62	1:A:49:GLY:N	5	0.23	0.12	0.16
(1,16)	2:C:3:A:H62	1:A:49:GLY:O	5	0.23	0.12	0.16
(1,16)	2:C:3:A:H62	1:A:50:ASN:N	5	0.23	0.12	0.16
(1,16)	2:C:3:A:H62	1:A:50:ASN:ND2	5	0.23	0.12	0.16

Continued on next page...

Continued from previous page...

Key	Atom-1	Atom-2	Models ¹	Mean (Å)	SD ¹ (Å)	Median (Å)
(1,16)	2:C:3:A:H62	1:A:50:ASN:O	5	0.23	0.12	0.16
(1,16)	2:C:3:A:H62	1:A:50:ASN:OD1	5	0.23	0.12	0.16
(1,16)	2:C:3:A:H62	1:A:51:PHE:N	5	0.23	0.12	0.16
(1,16)	2:C:3:A:H62	1:A:51:PHE:O	5	0.23	0.12	0.16
(1,16)	2:C:3:A:H62	1:A:52:ALA:N	5	0.23	0.12	0.16
(1,16)	2:C:3:A:H62	1:A:52:ALA:O	5	0.23	0.12	0.16
(1,16)	2:C:3:A:H62	1:A:53:ARG:N	5	0.23	0.12	0.16
(1,16)	2:C:3:A:H62	1:A:53:ARG:NE	5	0.23	0.12	0.16
(1,16)	2:C:3:A:H62	1:A:53:ARG:NH1	5	0.23	0.12	0.16
(1,16)	2:C:3:A:H62	1:A:53:ARG:NH2	5	0.23	0.12	0.16
(1,16)	2:C:3:A:H62	1:A:53:ARG:O	5	0.23	0.12	0.16
(1,16)	2:C:3:A:H62	1:A:54:THR:N	5	0.23	0.12	0.16
(1,16)	2:C:3:A:H62	1:A:54:THR:O	5	0.23	0.12	0.16
(1,16)	2:C:3:A:H62	1:A:54:THR:OG1	5	0.23	0.12	0.16
(1,16)	2:C:3:A:H62	1:A:55:ALA:N	5	0.23	0.12	0.16
(1,16)	2:C:3:A:H62	1:A:55:ALA:O	5	0.23	0.12	0.16
(1,16)	2:C:3:A:H62	1:A:56:GLY:N	5	0.23	0.12	0.16
(1,16)	2:C:3:A:H62	1:A:56:GLY:O	5	0.23	0.12	0.16
(1,16)	2:C:3:A:H62	1:A:57:PHE:N	5	0.23	0.12	0.16
(1,16)	2:C:3:A:H62	1:A:57:PHE:O	5	0.23	0.12	0.16
(1,16)	2:C:3:A:H62	1:A:58:ALA:N	5	0.23	0.12	0.16
(1,16)	2:C:3:A:H62	1:A:58:ALA:O	5	0.23	0.12	0.16
(1,16)	2:C:3:A:H62	1:A:60:SER:N	5	0.23	0.12	0.16
(1,16)	2:C:3:A:H62	1:A:60:SER:O	5	0.23	0.12	0.16
(1,16)	2:C:3:A:H62	1:A:60:SER:OG	5	0.23	0.12	0.16
(1,16)	2:C:3:A:H62	1:A:62:ASP:N	5	0.23	0.12	0.16
(1,16)	2:C:3:A:H62	1:A:62:ASP:O	5	0.23	0.12	0.16
(1,16)	2:C:3:A:H62	1:A:62:ASP:OD1	5	0.23	0.12	0.16
(1,16)	2:C:3:A:H62	1:A:62:ASP:OD2	5	0.23	0.12	0.16
(1,16)	2:C:3:A:H62	1:A:66:ILE:N	5	0.23	0.12	0.16
(1,16)	2:C:3:A:H62	1:A:66:ILE:O	5	0.23	0.12	0.16
(1,16)	2:C:3:A:H62	1:A:67:ARG:N	5	0.23	0.12	0.16
(1,16)	2:C:3:A:H62	1:A:67:ARG:NE	5	0.23	0.12	0.16
(1,16)	2:C:3:A:H62	1:A:67:ARG:NH1	5	0.23	0.12	0.16
(1,16)	2:C:3:A:H62	1:A:67:ARG:NH2	5	0.23	0.12	0.16
(1,16)	2:C:3:A:H62	1:A:67:ARG:O	5	0.23	0.12	0.16
(1,16)	2:C:3:A:H62	1:A:68:THR:N	5	0.23	0.12	0.16
(1,16)	2:C:3:A:H62	1:A:68:THR:O	5	0.23	0.12	0.16
(1,16)	2:C:3:A:H62	1:A:68:THR:OG1	5	0.23	0.12	0.16
(1,16)	2:C:3:A:H62	1:A:69:THR:N	5	0.23	0.12	0.16
(1,16)	2:C:3:A:H62	1:A:69:THR:O	5	0.23	0.12	0.16
(1,16)	2:C:3:A:H62	1:A:69:THR:OG1	5	0.23	0.12	0.16

Continued on next page...

Continued from previous page...

Key	Atom-1	Atom-2	Models ¹	Mean (Å)	SD ¹ (Å)	Median (Å)
(1,16)	2:C:3:A:H62	1:A:70:GLY:N	5	0.23	0.12	0.16
(1,16)	2:C:3:A:H62	1:A:70:GLY:O	5	0.23	0.12	0.16
(1,16)	2:C:3:A:H62	1:A:71:VAL:N	5	0.23	0.12	0.16
(1,16)	2:C:3:A:H62	1:A:71:VAL:O	5	0.23	0.12	0.16
(1,16)	2:C:3:A:H62	1:A:73:ARG:N	5	0.23	0.12	0.16
(1,16)	2:C:3:A:H62	1:A:73:ARG:NE	5	0.23	0.12	0.16
(1,16)	2:C:3:A:H62	1:A:73:ARG:NH1	5	0.23	0.12	0.16
(1,16)	2:C:3:A:H62	1:A:73:ARG:NH2	5	0.23	0.12	0.16
(1,16)	2:C:3:A:H62	1:A:73:ARG:O	5	0.23	0.12	0.16
(1,16)	2:C:3:A:H62	1:A:75:ASP:N	5	0.23	0.12	0.16
(1,16)	2:C:3:A:H62	1:A:75:ASP:O	5	0.23	0.12	0.16
(1,16)	2:C:3:A:H62	1:A:75:ASP:OD1	5	0.23	0.12	0.16
(1,16)	2:C:3:A:H62	1:A:75:ASP:OD2	5	0.23	0.12	0.16
(1,16)	2:C:3:A:H62	1:A:76:GLN:N	5	0.23	0.12	0.16
(1,16)	2:C:3:A:H62	1:A:76:GLN:NE2	5	0.23	0.12	0.16
(1,16)	2:C:3:A:H62	1:A:76:GLN:O	5	0.23	0.12	0.16
(1,16)	2:C:3:A:H62	1:A:76:GLN:OE1	5	0.23	0.12	0.16
(1,16)	2:C:3:A:H62	1:A:85:ARG:N	5	0.23	0.12	0.16
(1,16)	2:C:3:A:H62	1:A:85:ARG:NE	5	0.23	0.12	0.16
(1,16)	2:C:3:A:H62	1:A:85:ARG:NH1	5	0.23	0.12	0.16
(1,16)	2:C:3:A:H62	1:A:85:ARG:NH2	5	0.23	0.12	0.16
(1,16)	2:C:3:A:H62	1:A:85:ARG:O	5	0.23	0.12	0.16
(1,16)	2:C:3:A:H62	1:A:100:GLU:N	5	0.23	0.12	0.16
(1,16)	2:C:3:A:H62	1:A:100:GLU:O	5	0.23	0.12	0.16
(1,16)	2:C:3:A:H62	1:A:100:GLU:OE1	5	0.23	0.12	0.16
(1,16)	2:C:3:A:H62	1:A:100:GLU:OE2	5	0.23	0.12	0.16
(1,16)	2:C:3:A:H62	1:A:104:ARG:N	5	0.23	0.12	0.16
(1,16)	2:C:3:A:H62	1:A:104:ARG:NE	5	0.23	0.12	0.16
(1,16)	2:C:3:A:H62	1:A:104:ARG:NH1	5	0.23	0.12	0.16
(1,16)	2:C:3:A:H62	1:A:104:ARG:NH2	5	0.23	0.12	0.16
(1,16)	2:C:3:A:H62	1:A:104:ARG:O	5	0.23	0.12	0.16
(1,17)	2:C:3:A:N1	1:A:8:LEU:H	4	0.19	0.03	0.18
(1,17)	2:C:3:A:N1	1:A:10:SER:H	4	0.19	0.03	0.18
(1,17)	2:C:3:A:N1	1:A:10:SER:HG	4	0.19	0.03	0.18
(1,17)	2:C:3:A:N1	1:A:12:ASP:H	4	0.19	0.03	0.18
(1,17)	2:C:3:A:N1	1:A:14:THR:H	4	0.19	0.03	0.18
(1,17)	2:C:3:A:N1	1:A:14:THR:HG1	4	0.19	0.03	0.18
(1,17)	2:C:3:A:N1	1:A:15:ALA:H	4	0.19	0.03	0.18
(1,17)	2:C:3:A:N1	1:A:16:GLY:H	4	0.19	0.03	0.18
(1,17)	2:C:3:A:N1	1:A:17:HIS:H	4	0.19	0.03	0.18
(1,17)	2:C:3:A:N1	1:A:17:HIS:HD1	4	0.19	0.03	0.18
(1,17)	2:C:3:A:N1	1:A:17:HIS:HE2	4	0.19	0.03	0.18

Continued on next page...

Continued from previous page...

Key	Atom-1	Atom-2	Models ¹	Mean (Å)	SD ¹ (Å)	Median (Å)
(1,17)	2:C:3:A:N1	1:A:19:GLN:H	4	0.19	0.03	0.18
(1,17)	2:C:3:A:N1	1:A:19:GLN:HE21	4	0.19	0.03	0.18
(1,17)	2:C:3:A:N1	1:A:19:GLN:HE22	4	0.19	0.03	0.18
(1,17)	2:C:3:A:N1	1:A:20:GLN:H	4	0.19	0.03	0.18
(1,17)	2:C:3:A:N1	1:A:20:GLN:HE21	4	0.19	0.03	0.18
(1,17)	2:C:3:A:N1	1:A:20:GLN:HE22	4	0.19	0.03	0.18
(1,17)	2:C:3:A:N1	1:A:21:GLY:H	4	0.19	0.03	0.18
(1,17)	2:C:3:A:N1	1:A:22:THR:H	4	0.19	0.03	0.18
(1,17)	2:C:3:A:N1	1:A:22:THR:HG1	4	0.19	0.03	0.18
(1,17)	2:C:3:A:N1	1:A:23:ARG:H	4	0.19	0.03	0.18
(1,17)	2:C:3:A:N1	1:A:23:ARG:HE	4	0.19	0.03	0.18
(1,17)	2:C:3:A:N1	1:A:23:ARG:HH11	4	0.19	0.03	0.18
(1,17)	2:C:3:A:N1	1:A:23:ARG:HH12	4	0.19	0.03	0.18
(1,17)	2:C:3:A:N1	1:A:23:ARG:HH21	4	0.19	0.03	0.18
(1,17)	2:C:3:A:N1	1:A:23:ARG:HH22	4	0.19	0.03	0.18
(1,17)	2:C:3:A:N1	1:A:45:VAL:H	4	0.19	0.03	0.18
(1,17)	2:C:3:A:N1	1:A:46:THR:H	4	0.19	0.03	0.18
(1,17)	2:C:3:A:N1	1:A:46:THR:HG1	4	0.19	0.03	0.18
(1,17)	2:C:3:A:N1	1:A:47:SER:H	4	0.19	0.03	0.18
(1,17)	2:C:3:A:N1	1:A:47:SER:HG	4	0.19	0.03	0.18
(1,17)	2:C:3:A:N1	1:A:48:GLY:H	4	0.19	0.03	0.18
(1,17)	2:C:3:A:N1	1:A:49:GLY:H	4	0.19	0.03	0.18
(1,17)	2:C:3:A:N1	1:A:50:ASN:H	4	0.19	0.03	0.18
(1,17)	2:C:3:A:N1	1:A:50:ASN:HD21	4	0.19	0.03	0.18
(1,17)	2:C:3:A:N1	1:A:50:ASN:HD22	4	0.19	0.03	0.18
(1,17)	2:C:3:A:N1	1:A:51:PHE:H	4	0.19	0.03	0.18
(1,17)	2:C:3:A:N1	1:A:52:ALA:H	4	0.19	0.03	0.18
(1,17)	2:C:3:A:N1	1:A:53:ARG:H	4	0.19	0.03	0.18
(1,17)	2:C:3:A:N1	1:A:53:ARG:HE	4	0.19	0.03	0.18
(1,17)	2:C:3:A:N1	1:A:53:ARG:HH11	4	0.19	0.03	0.18
(1,17)	2:C:3:A:N1	1:A:53:ARG:HH12	4	0.19	0.03	0.18
(1,17)	2:C:3:A:N1	1:A:53:ARG:HH21	4	0.19	0.03	0.18
(1,17)	2:C:3:A:N1	1:A:53:ARG:HH22	4	0.19	0.03	0.18
(1,17)	2:C:3:A:N1	1:A:54:THR:H	4	0.19	0.03	0.18
(1,17)	2:C:3:A:N1	1:A:54:THR:HG1	4	0.19	0.03	0.18
(1,17)	2:C:3:A:N1	1:A:55:ALA:H	4	0.19	0.03	0.18
(1,17)	2:C:3:A:N1	1:A:56:GLY:H	4	0.19	0.03	0.18
(1,17)	2:C:3:A:N1	1:A:57:PHE:H	4	0.19	0.03	0.18
(1,17)	2:C:3:A:N1	1:A:58:ALA:H	4	0.19	0.03	0.18
(1,17)	2:C:3:A:N1	1:A:60:SER:H	4	0.19	0.03	0.18
(1,17)	2:C:3:A:N1	1:A:60:SER:HG	4	0.19	0.03	0.18
(1,17)	2:C:3:A:N1	1:A:62:ASP:H	4	0.19	0.03	0.18

Continued on next page...

Continued from previous page...

Key	Atom-1	Atom-2	Models ¹	Mean (Å)	SD ¹ (Å)	Median (Å)
(1,17)	2:C:3:A:N1	1:A:66:ILE:H	4	0.19	0.03	0.18
(1,17)	2:C:3:A:N1	1:A:67:ARG:H	4	0.19	0.03	0.18
(1,17)	2:C:3:A:N1	1:A:67:ARG:HE	4	0.19	0.03	0.18
(1,17)	2:C:3:A:N1	1:A:67:ARG:HH11	4	0.19	0.03	0.18
(1,17)	2:C:3:A:N1	1:A:67:ARG:HH12	4	0.19	0.03	0.18
(1,17)	2:C:3:A:N1	1:A:67:ARG:HH21	4	0.19	0.03	0.18
(1,17)	2:C:3:A:N1	1:A:67:ARG:HH22	4	0.19	0.03	0.18
(1,17)	2:C:3:A:N1	1:A:68:THR:H	4	0.19	0.03	0.18
(1,17)	2:C:3:A:N1	1:A:68:THR:HG1	4	0.19	0.03	0.18
(1,17)	2:C:3:A:N1	1:A:69:THR:H	4	0.19	0.03	0.18
(1,17)	2:C:3:A:N1	1:A:69:THR:HG1	4	0.19	0.03	0.18
(1,17)	2:C:3:A:N1	1:A:70:GLY:H	4	0.19	0.03	0.18
(1,17)	2:C:3:A:N1	1:A:71:VAL:H	4	0.19	0.03	0.18
(1,17)	2:C:3:A:N1	1:A:73:ARG:H	4	0.19	0.03	0.18
(1,17)	2:C:3:A:N1	1:A:73:ARG:HE	4	0.19	0.03	0.18
(1,17)	2:C:3:A:N1	1:A:73:ARG:HH11	4	0.19	0.03	0.18
(1,17)	2:C:3:A:N1	1:A:73:ARG:HH12	4	0.19	0.03	0.18
(1,17)	2:C:3:A:N1	1:A:73:ARG:HH21	4	0.19	0.03	0.18
(1,17)	2:C:3:A:N1	1:A:73:ARG:HH22	4	0.19	0.03	0.18
(1,17)	2:C:3:A:N1	1:A:75:ASP:H	4	0.19	0.03	0.18
(1,17)	2:C:3:A:N1	1:A:76:GLN:H	4	0.19	0.03	0.18
(1,17)	2:C:3:A:N1	1:A:76:GLN:HE21	4	0.19	0.03	0.18
(1,17)	2:C:3:A:N1	1:A:76:GLN:HE22	4	0.19	0.03	0.18
(1,17)	2:C:3:A:N1	1:A:85:ARG:H	4	0.19	0.03	0.18
(1,17)	2:C:3:A:N1	1:A:85:ARG:HE	4	0.19	0.03	0.18
(1,17)	2:C:3:A:N1	1:A:85:ARG:HH11	4	0.19	0.03	0.18
(1,17)	2:C:3:A:N1	1:A:85:ARG:HH12	4	0.19	0.03	0.18
(1,17)	2:C:3:A:N1	1:A:85:ARG:HH21	4	0.19	0.03	0.18
(1,17)	2:C:3:A:N1	1:A:85:ARG:HH22	4	0.19	0.03	0.18
(1,17)	2:C:3:A:N1	1:A:100:GLU:H	4	0.19	0.03	0.18
(1,17)	2:C:3:A:N1	1:A:104:ARG:H	4	0.19	0.03	0.18
(1,17)	2:C:3:A:N1	1:A:104:ARG:HE	4	0.19	0.03	0.18
(1,17)	2:C:3:A:N1	1:A:104:ARG:HH11	4	0.19	0.03	0.18
(1,17)	2:C:3:A:N1	1:A:104:ARG:HH12	4	0.19	0.03	0.18
(1,17)	2:C:3:A:N1	1:A:104:ARG:HH21	4	0.19	0.03	0.18
(1,17)	2:C:3:A:N1	1:A:104:ARG:HH22	4	0.19	0.03	0.18
(1,1)	1:A:10:SER:C	2:C:1:A:C1'	3	0.19	0.03	0.18
(1,1)	1:A:10:SER:C	2:C:1:A:C2	3	0.19	0.03	0.18
(1,1)	1:A:10:SER:C	2:C:1:A:C2'	3	0.19	0.03	0.18
(1,1)	1:A:10:SER:C	2:C:1:A:C3'	3	0.19	0.03	0.18
(1,1)	1:A:10:SER:C	2:C:1:A:C4	3	0.19	0.03	0.18
(1,1)	1:A:10:SER:C	2:C:1:A:C4'	3	0.19	0.03	0.18

Continued on next page...

Continued from previous page...

Key	Atom-1	Atom-2	Models ¹	Mean (Å)	SD ¹ (Å)	Median (Å)
(1,1)	1:A:10:SER:C	2:C:1:A:C5	3	0.19	0.03	0.18
(1,1)	1:A:10:SER:C	2:C:1:A:C5'	3	0.19	0.03	0.18
(1,1)	1:A:10:SER:C	2:C:1:A:C6	3	0.19	0.03	0.18
(1,1)	1:A:10:SER:C	2:C:1:A:C8	3	0.19	0.03	0.18
(1,1)	1:A:10:SER:C	2:C:1:A:H1'	3	0.19	0.03	0.18
(1,1)	1:A:10:SER:C	2:C:1:A:H2	3	0.19	0.03	0.18
(1,1)	1:A:10:SER:C	2:C:1:A:H2'	3	0.19	0.03	0.18
(1,1)	1:A:10:SER:C	2:C:1:A:H3'	3	0.19	0.03	0.18
(1,1)	1:A:10:SER:C	2:C:1:A:H4'	3	0.19	0.03	0.18
(1,1)	1:A:10:SER:C	2:C:1:A:H5'	3	0.19	0.03	0.18
(1,1)	1:A:10:SER:C	2:C:1:A:H5''	3	0.19	0.03	0.18
(1,1)	1:A:10:SER:C	2:C:1:A:H61	3	0.19	0.03	0.18
(1,1)	1:A:10:SER:C	2:C:1:A:H62	3	0.19	0.03	0.18
(1,1)	1:A:10:SER:C	2:C:1:A:H8	3	0.19	0.03	0.18
(1,1)	1:A:10:SER:C	2:C:1:A:HO2'	3	0.19	0.03	0.18
(1,1)	1:A:10:SER:C	2:C:1:A:N1	3	0.19	0.03	0.18
(1,1)	1:A:10:SER:C	2:C:1:A:N3	3	0.19	0.03	0.18
(1,1)	1:A:10:SER:C	2:C:1:A:N6	3	0.19	0.03	0.18
(1,1)	1:A:10:SER:C	2:C:1:A:N7	3	0.19	0.03	0.18
(1,1)	1:A:10:SER:C	2:C:1:A:N9	3	0.19	0.03	0.18
(1,1)	1:A:10:SER:C	2:C:1:A:O2'	3	0.19	0.03	0.18
(1,1)	1:A:10:SER:C	2:C:1:A:O3'	3	0.19	0.03	0.18
(1,1)	1:A:10:SER:C	2:C:1:A:O4'	3	0.19	0.03	0.18
(1,1)	1:A:10:SER:C	2:C:1:A:O5'	3	0.19	0.03	0.18
(1,1)	1:A:10:SER:C	2:C:2:U:C1'	3	0.19	0.03	0.18
(1,1)	1:A:10:SER:C	2:C:2:U:C2	3	0.19	0.03	0.18
(1,1)	1:A:10:SER:C	2:C:2:U:C2'	3	0.19	0.03	0.18
(1,1)	1:A:10:SER:C	2:C:2:U:C3'	3	0.19	0.03	0.18
(1,1)	1:A:10:SER:C	2:C:2:U:C4	3	0.19	0.03	0.18
(1,1)	1:A:10:SER:C	2:C:2:U:C4'	3	0.19	0.03	0.18
(1,1)	1:A:10:SER:C	2:C:2:U:C5	3	0.19	0.03	0.18
(1,1)	1:A:10:SER:C	2:C:2:U:C5'	3	0.19	0.03	0.18
(1,1)	1:A:10:SER:C	2:C:2:U:C6	3	0.19	0.03	0.18
(1,1)	1:A:10:SER:C	2:C:2:U:H1'	3	0.19	0.03	0.18
(1,1)	1:A:10:SER:C	2:C:2:U:H2'	3	0.19	0.03	0.18
(1,1)	1:A:10:SER:C	2:C:2:U:H3	3	0.19	0.03	0.18
(1,1)	1:A:10:SER:C	2:C:2:U:H3'	3	0.19	0.03	0.18
(1,1)	1:A:10:SER:C	2:C:2:U:H4'	3	0.19	0.03	0.18
(1,1)	1:A:10:SER:C	2:C:2:U:H5	3	0.19	0.03	0.18
(1,1)	1:A:10:SER:C	2:C:2:U:H5'	3	0.19	0.03	0.18
(1,1)	1:A:10:SER:C	2:C:2:U:H5''	3	0.19	0.03	0.18
(1,1)	1:A:10:SER:C	2:C:2:U:H6	3	0.19	0.03	0.18

Continued on next page...

Continued from previous page...

Key	Atom-1	Atom-2	Models ¹	Mean (Å)	SD ¹ (Å)	Median (Å)
(1,1)	1:A:10:SER:C	2:C:2:U:HO2'	3	0.19	0.03	0.18
(1,1)	1:A:10:SER:C	2:C:2:U:N1	3	0.19	0.03	0.18
(1,1)	1:A:10:SER:C	2:C:2:U:N3	3	0.19	0.03	0.18
(1,1)	1:A:10:SER:C	2:C:2:U:O2	3	0.19	0.03	0.18
(1,1)	1:A:10:SER:C	2:C:2:U:O2'	3	0.19	0.03	0.18
(1,1)	1:A:10:SER:C	2:C:2:U:O3'	3	0.19	0.03	0.18
(1,1)	1:A:10:SER:C	2:C:2:U:O4	3	0.19	0.03	0.18
(1,1)	1:A:10:SER:C	2:C:2:U:O4'	3	0.19	0.03	0.18
(1,1)	1:A:10:SER:C	2:C:2:U:O5'	3	0.19	0.03	0.18
(1,1)	1:A:10:SER:C	2:C:2:U:OP1	3	0.19	0.03	0.18
(1,1)	1:A:10:SER:C	2:C:2:U:OP2	3	0.19	0.03	0.18
(1,1)	1:A:10:SER:C	2:C:2:U:P	3	0.19	0.03	0.18
(1,1)	1:A:10:SER:C	2:C:3:A:C1'	3	0.19	0.03	0.18
(1,1)	1:A:10:SER:C	2:C:3:A:C2	3	0.19	0.03	0.18
(1,1)	1:A:10:SER:C	2:C:3:A:C2'	3	0.19	0.03	0.18
(1,1)	1:A:10:SER:C	2:C:3:A:C3'	3	0.19	0.03	0.18
(1,1)	1:A:10:SER:C	2:C:3:A:C4	3	0.19	0.03	0.18
(1,1)	1:A:10:SER:C	2:C:3:A:C4'	3	0.19	0.03	0.18
(1,1)	1:A:10:SER:C	2:C:3:A:C5	3	0.19	0.03	0.18
(1,1)	1:A:10:SER:C	2:C:3:A:C5'	3	0.19	0.03	0.18
(1,1)	1:A:10:SER:C	2:C:3:A:C6	3	0.19	0.03	0.18
(1,1)	1:A:10:SER:C	2:C:3:A:C8	3	0.19	0.03	0.18
(1,1)	1:A:10:SER:C	2:C:3:A:H1'	3	0.19	0.03	0.18
(1,1)	1:A:10:SER:C	2:C:3:A:H2	3	0.19	0.03	0.18
(1,1)	1:A:10:SER:C	2:C:3:A:H2'	3	0.19	0.03	0.18
(1,1)	1:A:10:SER:C	2:C:3:A:H3'	3	0.19	0.03	0.18
(1,1)	1:A:10:SER:C	2:C:3:A:H4'	3	0.19	0.03	0.18
(1,1)	1:A:10:SER:C	2:C:3:A:H5'	3	0.19	0.03	0.18
(1,1)	1:A:10:SER:C	2:C:3:A:H5''	3	0.19	0.03	0.18
(1,1)	1:A:10:SER:C	2:C:3:A:H61	3	0.19	0.03	0.18
(1,1)	1:A:10:SER:C	2:C:3:A:H62	3	0.19	0.03	0.18
(1,1)	1:A:10:SER:C	2:C:3:A:H8	3	0.19	0.03	0.18
(1,1)	1:A:10:SER:C	2:C:3:A:HO2'	3	0.19	0.03	0.18
(1,1)	1:A:10:SER:C	2:C:3:A:N1	3	0.19	0.03	0.18
(1,1)	1:A:10:SER:C	2:C:3:A:N3	3	0.19	0.03	0.18
(1,1)	1:A:10:SER:C	2:C:3:A:N6	3	0.19	0.03	0.18
(1,1)	1:A:10:SER:C	2:C:3:A:N7	3	0.19	0.03	0.18
(1,1)	1:A:10:SER:C	2:C:3:A:N9	3	0.19	0.03	0.18
(1,1)	1:A:10:SER:C	2:C:3:A:O2'	3	0.19	0.03	0.18
(1,1)	1:A:10:SER:C	2:C:3:A:O3'	3	0.19	0.03	0.18
(1,1)	1:A:10:SER:C	2:C:3:A:O4'	3	0.19	0.03	0.18
(1,1)	1:A:10:SER:C	2:C:3:A:O5'	3	0.19	0.03	0.18

Continued on next page...

Continued from previous page...

Key	Atom-1	Atom-2	Models ¹	Mean (Å)	SD ¹ (Å)	Median (Å)
(1,1)	1:A:10:SER:C	2:C:3:A:OP1	3	0.19	0.03	0.18
(1,1)	1:A:10:SER:C	2:C:3:A:OP2	3	0.19	0.03	0.18
(1,1)	1:A:10:SER:C	2:C:3:A:P	3	0.19	0.03	0.18
(1,1)	1:A:10:SER:C	2:C:4:C:C1'	3	0.19	0.03	0.18
(1,1)	1:A:10:SER:C	2:C:4:C:C2	3	0.19	0.03	0.18
(1,1)	1:A:10:SER:C	2:C:4:C:C2'	3	0.19	0.03	0.18
(1,1)	1:A:10:SER:C	2:C:4:C:C3'	3	0.19	0.03	0.18
(1,1)	1:A:10:SER:C	2:C:4:C:C4	3	0.19	0.03	0.18
(1,1)	1:A:10:SER:C	2:C:4:C:C4'	3	0.19	0.03	0.18
(1,1)	1:A:10:SER:C	2:C:4:C:C5	3	0.19	0.03	0.18
(1,1)	1:A:10:SER:C	2:C:4:C:C5'	3	0.19	0.03	0.18
(1,1)	1:A:10:SER:C	2:C:4:C:C6	3	0.19	0.03	0.18
(1,1)	1:A:10:SER:C	2:C:4:C:H1'	3	0.19	0.03	0.18
(1,1)	1:A:10:SER:C	2:C:4:C:H2'	3	0.19	0.03	0.18
(1,1)	1:A:10:SER:C	2:C:4:C:H3'	3	0.19	0.03	0.18
(1,1)	1:A:10:SER:C	2:C:4:C:H4'	3	0.19	0.03	0.18
(1,1)	1:A:10:SER:C	2:C:4:C:H41	3	0.19	0.03	0.18
(1,1)	1:A:10:SER:C	2:C:4:C:H42	3	0.19	0.03	0.18
(1,1)	1:A:10:SER:C	2:C:4:C:H5	3	0.19	0.03	0.18
(1,1)	1:A:10:SER:C	2:C:4:C:H5'	3	0.19	0.03	0.18
(1,1)	1:A:10:SER:C	2:C:4:C:H5''	3	0.19	0.03	0.18
(1,1)	1:A:10:SER:C	2:C:4:C:H6	3	0.19	0.03	0.18
(1,1)	1:A:10:SER:C	2:C:4:C:HO2'	3	0.19	0.03	0.18
(1,1)	1:A:10:SER:C	2:C:4:C:N1	3	0.19	0.03	0.18
(1,1)	1:A:10:SER:C	2:C:4:C:N3	3	0.19	0.03	0.18
(1,1)	1:A:10:SER:C	2:C:4:C:N4	3	0.19	0.03	0.18
(1,1)	1:A:10:SER:C	2:C:4:C:O2	3	0.19	0.03	0.18
(1,1)	1:A:10:SER:C	2:C:4:C:O2'	3	0.19	0.03	0.18
(1,1)	1:A:10:SER:C	2:C:4:C:O3'	3	0.19	0.03	0.18
(1,1)	1:A:10:SER:C	2:C:4:C:O4'	3	0.19	0.03	0.18
(1,1)	1:A:10:SER:C	2:C:4:C:O5'	3	0.19	0.03	0.18
(1,1)	1:A:10:SER:C	2:C:4:C:OP1	3	0.19	0.03	0.18
(1,1)	1:A:10:SER:C	2:C:4:C:OP2	3	0.19	0.03	0.18
(1,1)	1:A:10:SER:C	2:C:4:C:P	3	0.19	0.03	0.18
(1,1)	1:A:10:SER:C	2:C:5:A:C1'	3	0.19	0.03	0.18
(1,1)	1:A:10:SER:C	2:C:5:A:C2	3	0.19	0.03	0.18
(1,1)	1:A:10:SER:C	2:C:5:A:C2'	3	0.19	0.03	0.18
(1,1)	1:A:10:SER:C	2:C:5:A:C3'	3	0.19	0.03	0.18
(1,1)	1:A:10:SER:C	2:C:5:A:C4	3	0.19	0.03	0.18
(1,1)	1:A:10:SER:C	2:C:5:A:C4'	3	0.19	0.03	0.18
(1,1)	1:A:10:SER:C	2:C:5:A:C5	3	0.19	0.03	0.18
(1,1)	1:A:10:SER:C	2:C:5:A:C5'	3	0.19	0.03	0.18

Continued on next page...

Continued from previous page...

Key	Atom-1	Atom-2	Models ¹	Mean (Å)	SD ¹ (Å)	Median (Å)
(1,1)	1:A:10:SER:C	2:C:5:A:C6	3	0.19	0.03	0.18
(1,1)	1:A:10:SER:C	2:C:5:A:C8	3	0.19	0.03	0.18
(1,1)	1:A:10:SER:C	2:C:5:A:H1'	3	0.19	0.03	0.18
(1,1)	1:A:10:SER:C	2:C:5:A:H2	3	0.19	0.03	0.18
(1,1)	1:A:10:SER:C	2:C:5:A:H2'	3	0.19	0.03	0.18
(1,1)	1:A:10:SER:C	2:C:5:A:H3'	3	0.19	0.03	0.18
(1,1)	1:A:10:SER:C	2:C:5:A:H4'	3	0.19	0.03	0.18
(1,1)	1:A:10:SER:C	2:C:5:A:H5'	3	0.19	0.03	0.18
(1,1)	1:A:10:SER:C	2:C:5:A:H5''	3	0.19	0.03	0.18
(1,1)	1:A:10:SER:C	2:C:5:A:H61	3	0.19	0.03	0.18
(1,1)	1:A:10:SER:C	2:C:5:A:H62	3	0.19	0.03	0.18
(1,1)	1:A:10:SER:C	2:C:5:A:H8	3	0.19	0.03	0.18
(1,1)	1:A:10:SER:C	2:C:5:A:HO2'	3	0.19	0.03	0.18
(1,1)	1:A:10:SER:C	2:C:5:A:N1	3	0.19	0.03	0.18
(1,1)	1:A:10:SER:C	2:C:5:A:N3	3	0.19	0.03	0.18
(1,1)	1:A:10:SER:C	2:C:5:A:N6	3	0.19	0.03	0.18
(1,1)	1:A:10:SER:C	2:C:5:A:N7	3	0.19	0.03	0.18
(1,1)	1:A:10:SER:C	2:C:5:A:N9	3	0.19	0.03	0.18
(1,1)	1:A:10:SER:C	2:C:5:A:O2'	3	0.19	0.03	0.18
(1,1)	1:A:10:SER:C	2:C:5:A:O3'	3	0.19	0.03	0.18
(1,1)	1:A:10:SER:C	2:C:5:A:O4'	3	0.19	0.03	0.18
(1,1)	1:A:10:SER:C	2:C:5:A:O5'	3	0.19	0.03	0.18
(1,1)	1:A:10:SER:C	2:C:5:A:OP1	3	0.19	0.03	0.18
(1,1)	1:A:10:SER:C	2:C:5:A:OP2	3	0.19	0.03	0.18
(1,1)	1:A:10:SER:C	2:C:5:A:P	3	0.19	0.03	0.18
(1,1)	1:A:10:SER:CA	2:C:1:A:C1'	3	0.19	0.03	0.18
(1,1)	1:A:10:SER:CA	2:C:1:A:C2	3	0.19	0.03	0.18
(1,1)	1:A:10:SER:CA	2:C:1:A:C2'	3	0.19	0.03	0.18
(1,1)	1:A:10:SER:CA	2:C:1:A:C3'	3	0.19	0.03	0.18
(1,1)	1:A:10:SER:CA	2:C:1:A:C4	3	0.19	0.03	0.18
(1,1)	1:A:10:SER:CA	2:C:1:A:C4'	3	0.19	0.03	0.18
(1,1)	1:A:10:SER:CA	2:C:1:A:C5	3	0.19	0.03	0.18
(1,1)	1:A:10:SER:CA	2:C:1:A:C5'	3	0.19	0.03	0.18
(1,1)	1:A:10:SER:CA	2:C:1:A:C6	3	0.19	0.03	0.18
(1,1)	1:A:10:SER:CA	2:C:1:A:C8	3	0.19	0.03	0.18
(1,1)	1:A:10:SER:CA	2:C:1:A:H1'	3	0.19	0.03	0.18
(1,1)	1:A:10:SER:CA	2:C:1:A:H2	3	0.19	0.03	0.18
(1,1)	1:A:10:SER:CA	2:C:1:A:H2'	3	0.19	0.03	0.18
(1,1)	1:A:10:SER:CA	2:C:1:A:H3'	3	0.19	0.03	0.18
(1,1)	1:A:10:SER:CA	2:C:1:A:H4'	3	0.19	0.03	0.18
(1,1)	1:A:10:SER:CA	2:C:1:A:H5'	3	0.19	0.03	0.18
(1,1)	1:A:10:SER:CA	2:C:1:A:H5''	3	0.19	0.03	0.18

Continued on next page...

Continued from previous page...

Key	Atom-1	Atom-2	Models ¹	Mean (Å)	SD ¹ (Å)	Median (Å)
(1,1)	1:A:10:SER:CA	2:C:1:A:H61	3	0.19	0.03	0.18
(1,1)	1:A:10:SER:CA	2:C:1:A:H62	3	0.19	0.03	0.18
(1,1)	1:A:10:SER:CA	2:C:1:A:H8	3	0.19	0.03	0.18
(1,1)	1:A:10:SER:CA	2:C:1:A:HO2'	3	0.19	0.03	0.18
(1,1)	1:A:10:SER:CA	2:C:1:A:N1	3	0.19	0.03	0.18
(1,1)	1:A:10:SER:CA	2:C:1:A:N3	3	0.19	0.03	0.18
(1,1)	1:A:10:SER:CA	2:C:1:A:N6	3	0.19	0.03	0.18
(1,1)	1:A:10:SER:CA	2:C:1:A:N7	3	0.19	0.03	0.18
(1,1)	1:A:10:SER:CA	2:C:1:A:N9	3	0.19	0.03	0.18
(1,1)	1:A:10:SER:CA	2:C:1:A:O2'	3	0.19	0.03	0.18
(1,1)	1:A:10:SER:CA	2:C:1:A:O3'	3	0.19	0.03	0.18
(1,1)	1:A:10:SER:CA	2:C:1:A:O4'	3	0.19	0.03	0.18
(1,1)	1:A:10:SER:CA	2:C:1:A:O5'	3	0.19	0.03	0.18
(1,1)	1:A:10:SER:CA	2:C:2:U:C1'	3	0.19	0.03	0.18
(1,1)	1:A:10:SER:CA	2:C:2:U:C2	3	0.19	0.03	0.18
(1,1)	1:A:10:SER:CA	2:C:2:U:C2'	3	0.19	0.03	0.18
(1,1)	1:A:10:SER:CA	2:C:2:U:C3'	3	0.19	0.03	0.18
(1,1)	1:A:10:SER:CA	2:C:2:U:C4	3	0.19	0.03	0.18
(1,1)	1:A:10:SER:CA	2:C:2:U:C4'	3	0.19	0.03	0.18
(1,1)	1:A:10:SER:CA	2:C:2:U:C5	3	0.19	0.03	0.18
(1,1)	1:A:10:SER:CA	2:C:2:U:C5'	3	0.19	0.03	0.18
(1,1)	1:A:10:SER:CA	2:C:2:U:C6	3	0.19	0.03	0.18
(1,1)	1:A:10:SER:CA	2:C:2:U:H1'	3	0.19	0.03	0.18
(1,1)	1:A:10:SER:CA	2:C:2:U:H2'	3	0.19	0.03	0.18
(1,1)	1:A:10:SER:CA	2:C:2:U:H3	3	0.19	0.03	0.18
(1,1)	1:A:10:SER:CA	2:C:2:U:H3'	3	0.19	0.03	0.18
(1,1)	1:A:10:SER:CA	2:C:2:U:H4'	3	0.19	0.03	0.18
(1,1)	1:A:10:SER:CA	2:C:2:U:H5	3	0.19	0.03	0.18
(1,1)	1:A:10:SER:CA	2:C:2:U:H5'	3	0.19	0.03	0.18
(1,1)	1:A:10:SER:CA	2:C:2:U:H5''	3	0.19	0.03	0.18
(1,1)	1:A:10:SER:CA	2:C:2:U:H6	3	0.19	0.03	0.18
(1,1)	1:A:10:SER:CA	2:C:2:U:HO2'	3	0.19	0.03	0.18
(1,1)	1:A:10:SER:CA	2:C:2:U:N1	3	0.19	0.03	0.18
(1,1)	1:A:10:SER:CA	2:C:2:U:N3	3	0.19	0.03	0.18
(1,1)	1:A:10:SER:CA	2:C:2:U:O2	3	0.19	0.03	0.18
(1,1)	1:A:10:SER:CA	2:C:2:U:O2'	3	0.19	0.03	0.18
(1,1)	1:A:10:SER:CA	2:C:2:U:O3'	3	0.19	0.03	0.18
(1,1)	1:A:10:SER:CA	2:C:2:U:O4	3	0.19	0.03	0.18
(1,1)	1:A:10:SER:CA	2:C:2:U:O4'	3	0.19	0.03	0.18
(1,1)	1:A:10:SER:CA	2:C:2:U:O5'	3	0.19	0.03	0.18
(1,1)	1:A:10:SER:CA	2:C:2:U:OP1	3	0.19	0.03	0.18
(1,1)	1:A:10:SER:CA	2:C:2:U:OP2	3	0.19	0.03	0.18

Continued on next page...

Continued from previous page...

Key	Atom-1	Atom-2	Models ¹	Mean (Å)	SD ¹ (Å)	Median (Å)
(1,1)	1:A:10:SER:CA	2:C:2:U:P	3	0.19	0.03	0.18
(1,1)	1:A:10:SER:CA	2:C:3:A:C1'	3	0.19	0.03	0.18
(1,1)	1:A:10:SER:CA	2:C:3:A:C2	3	0.19	0.03	0.18
(1,1)	1:A:10:SER:CA	2:C:3:A:C2'	3	0.19	0.03	0.18
(1,1)	1:A:10:SER:CA	2:C:3:A:C3'	3	0.19	0.03	0.18
(1,1)	1:A:10:SER:CA	2:C:3:A:C4	3	0.19	0.03	0.18
(1,1)	1:A:10:SER:CA	2:C:3:A:C4'	3	0.19	0.03	0.18
(1,1)	1:A:10:SER:CA	2:C:3:A:C5	3	0.19	0.03	0.18
(1,1)	1:A:10:SER:CA	2:C:3:A:C5'	3	0.19	0.03	0.18
(1,1)	1:A:10:SER:CA	2:C:3:A:C6	3	0.19	0.03	0.18
(1,1)	1:A:10:SER:CA	2:C:3:A:C8	3	0.19	0.03	0.18
(1,1)	1:A:10:SER:CA	2:C:3:A:H1'	3	0.19	0.03	0.18
(1,1)	1:A:10:SER:CA	2:C:3:A:H2	3	0.19	0.03	0.18
(1,1)	1:A:10:SER:CA	2:C:3:A:H2'	3	0.19	0.03	0.18
(1,1)	1:A:10:SER:CA	2:C:3:A:H3'	3	0.19	0.03	0.18
(1,1)	1:A:10:SER:CA	2:C:3:A:H4'	3	0.19	0.03	0.18
(1,1)	1:A:10:SER:CA	2:C:3:A:H5'	3	0.19	0.03	0.18
(1,1)	1:A:10:SER:CA	2:C:3:A:H5''	3	0.19	0.03	0.18
(1,1)	1:A:10:SER:CA	2:C:3:A:H61	3	0.19	0.03	0.18
(1,1)	1:A:10:SER:CA	2:C:3:A:H62	3	0.19	0.03	0.18
(1,1)	1:A:10:SER:CA	2:C:3:A:H8	3	0.19	0.03	0.18
(1,1)	1:A:10:SER:CA	2:C:3:A:HO2'	3	0.19	0.03	0.18
(1,1)	1:A:10:SER:CA	2:C:3:A:N1	3	0.19	0.03	0.18
(1,1)	1:A:10:SER:CA	2:C:3:A:N3	3	0.19	0.03	0.18
(1,1)	1:A:10:SER:CA	2:C:3:A:N6	3	0.19	0.03	0.18
(1,1)	1:A:10:SER:CA	2:C:3:A:N7	3	0.19	0.03	0.18
(1,1)	1:A:10:SER:CA	2:C:3:A:N9	3	0.19	0.03	0.18
(1,1)	1:A:10:SER:CA	2:C:3:A:O2'	3	0.19	0.03	0.18
(1,1)	1:A:10:SER:CA	2:C:3:A:O3'	3	0.19	0.03	0.18
(1,1)	1:A:10:SER:CA	2:C:3:A:O4'	3	0.19	0.03	0.18
(1,1)	1:A:10:SER:CA	2:C:3:A:O5'	3	0.19	0.03	0.18
(1,1)	1:A:10:SER:CA	2:C:3:A:OP1	3	0.19	0.03	0.18
(1,1)	1:A:10:SER:CA	2:C:3:A:OP2	3	0.19	0.03	0.18
(1,1)	1:A:10:SER:CA	2:C:3:A:P	3	0.19	0.03	0.18
(1,1)	1:A:10:SER:CA	2:C:4:C:C1'	3	0.19	0.03	0.18
(1,1)	1:A:10:SER:CA	2:C:4:C:C2	3	0.19	0.03	0.18
(1,1)	1:A:10:SER:CA	2:C:4:C:C2'	3	0.19	0.03	0.18
(1,1)	1:A:10:SER:CA	2:C:4:C:C3'	3	0.19	0.03	0.18
(1,1)	1:A:10:SER:CA	2:C:4:C:C4	3	0.19	0.03	0.18
(1,1)	1:A:10:SER:CA	2:C:4:C:C4'	3	0.19	0.03	0.18
(1,1)	1:A:10:SER:CA	2:C:4:C:C5	3	0.19	0.03	0.18
(1,1)	1:A:10:SER:CA	2:C:4:C:C5'	3	0.19	0.03	0.18

Continued on next page...

Continued from previous page...

Key	Atom-1	Atom-2	Models ¹	Mean (Å)	SD ¹ (Å)	Median (Å)
(1,1)	1:A:10:SER:CA	2:C:4:C:C6	3	0.19	0.03	0.18
(1,1)	1:A:10:SER:CA	2:C:4:C:H1'	3	0.19	0.03	0.18
(1,1)	1:A:10:SER:CA	2:C:4:C:H2'	3	0.19	0.03	0.18
(1,1)	1:A:10:SER:CA	2:C:4:C:H3'	3	0.19	0.03	0.18
(1,1)	1:A:10:SER:CA	2:C:4:C:H4'	3	0.19	0.03	0.18
(1,1)	1:A:10:SER:CA	2:C:4:C:H41	3	0.19	0.03	0.18
(1,1)	1:A:10:SER:CA	2:C:4:C:H42	3	0.19	0.03	0.18
(1,1)	1:A:10:SER:CA	2:C:4:C:H5	3	0.19	0.03	0.18
(1,1)	1:A:10:SER:CA	2:C:4:C:H5'	3	0.19	0.03	0.18
(1,1)	1:A:10:SER:CA	2:C:4:C:H5''	3	0.19	0.03	0.18
(1,1)	1:A:10:SER:CA	2:C:4:C:H6	3	0.19	0.03	0.18
(1,1)	1:A:10:SER:CA	2:C:4:C:HO2'	3	0.19	0.03	0.18
(1,1)	1:A:10:SER:CA	2:C:4:C:N1	3	0.19	0.03	0.18
(1,1)	1:A:10:SER:CA	2:C:4:C:N3	3	0.19	0.03	0.18
(1,1)	1:A:10:SER:CA	2:C:4:C:N4	3	0.19	0.03	0.18
(1,1)	1:A:10:SER:CA	2:C:4:C:O2	3	0.19	0.03	0.18
(1,1)	1:A:10:SER:CA	2:C:4:C:O2'	3	0.19	0.03	0.18
(1,1)	1:A:10:SER:CA	2:C:4:C:O3'	3	0.19	0.03	0.18
(1,1)	1:A:10:SER:CA	2:C:4:C:O4'	3	0.19	0.03	0.18
(1,1)	1:A:10:SER:CA	2:C:4:C:O5'	3	0.19	0.03	0.18
(1,1)	1:A:10:SER:CA	2:C:4:C:OP1	3	0.19	0.03	0.18
(1,1)	1:A:10:SER:CA	2:C:4:C:OP2	3	0.19	0.03	0.18
(1,1)	1:A:10:SER:CA	2:C:4:C:P	3	0.19	0.03	0.18
(1,1)	1:A:10:SER:CA	2:C:5:A:C1'	3	0.19	0.03	0.18
(1,1)	1:A:10:SER:CA	2:C:5:A:C2	3	0.19	0.03	0.18
(1,1)	1:A:10:SER:CA	2:C:5:A:C2'	3	0.19	0.03	0.18
(1,1)	1:A:10:SER:CA	2:C:5:A:C3'	3	0.19	0.03	0.18
(1,1)	1:A:10:SER:CA	2:C:5:A:C4	3	0.19	0.03	0.18
(1,1)	1:A:10:SER:CA	2:C:5:A:C4'	3	0.19	0.03	0.18
(1,1)	1:A:10:SER:CA	2:C:5:A:C5	3	0.19	0.03	0.18
(1,1)	1:A:10:SER:CA	2:C:5:A:C5'	3	0.19	0.03	0.18
(1,1)	1:A:10:SER:CA	2:C:5:A:C6	3	0.19	0.03	0.18
(1,1)	1:A:10:SER:CA	2:C:5:A:C8	3	0.19	0.03	0.18
(1,1)	1:A:10:SER:CA	2:C:5:A:H1'	3	0.19	0.03	0.18
(1,1)	1:A:10:SER:CA	2:C:5:A:H2	3	0.19	0.03	0.18
(1,1)	1:A:10:SER:CA	2:C:5:A:H2'	3	0.19	0.03	0.18
(1,1)	1:A:10:SER:CA	2:C:5:A:H3'	3	0.19	0.03	0.18
(1,1)	1:A:10:SER:CA	2:C:5:A:H4'	3	0.19	0.03	0.18
(1,1)	1:A:10:SER:CA	2:C:5:A:H5'	3	0.19	0.03	0.18
(1,1)	1:A:10:SER:CA	2:C:5:A:H5''	3	0.19	0.03	0.18
(1,1)	1:A:10:SER:CA	2:C:5:A:H61	3	0.19	0.03	0.18
(1,1)	1:A:10:SER:CA	2:C:5:A:H62	3	0.19	0.03	0.18

Continued on next page...

Continued from previous page...

Key	Atom-1	Atom-2	Models ¹	Mean (Å)	SD ¹ (Å)	Median (Å)
(1,1)	1:A:10:SER:CA	2:C:5:A:H8	3	0.19	0.03	0.18
(1,1)	1:A:10:SER:CA	2:C:5:A:HO2'	3	0.19	0.03	0.18
(1,1)	1:A:10:SER:CA	2:C:5:A:N1	3	0.19	0.03	0.18
(1,1)	1:A:10:SER:CA	2:C:5:A:N3	3	0.19	0.03	0.18
(1,1)	1:A:10:SER:CA	2:C:5:A:N6	3	0.19	0.03	0.18
(1,1)	1:A:10:SER:CA	2:C:5:A:N7	3	0.19	0.03	0.18
(1,1)	1:A:10:SER:CA	2:C:5:A:N9	3	0.19	0.03	0.18
(1,1)	1:A:10:SER:CA	2:C:5:A:O2'	3	0.19	0.03	0.18
(1,1)	1:A:10:SER:CA	2:C:5:A:O3'	3	0.19	0.03	0.18
(1,1)	1:A:10:SER:CA	2:C:5:A:O4'	3	0.19	0.03	0.18
(1,1)	1:A:10:SER:CA	2:C:5:A:O5'	3	0.19	0.03	0.18
(1,1)	1:A:10:SER:CA	2:C:5:A:OP1	3	0.19	0.03	0.18
(1,1)	1:A:10:SER:CA	2:C:5:A:OP2	3	0.19	0.03	0.18
(1,1)	1:A:10:SER:CA	2:C:5:A:P	3	0.19	0.03	0.18
(1,1)	1:A:10:SER:CB	2:C:1:A:C1'	3	0.19	0.03	0.18
(1,1)	1:A:10:SER:CB	2:C:1:A:C2	3	0.19	0.03	0.18
(1,1)	1:A:10:SER:CB	2:C:1:A:C2'	3	0.19	0.03	0.18
(1,1)	1:A:10:SER:CB	2:C:1:A:C3'	3	0.19	0.03	0.18
(1,1)	1:A:10:SER:CB	2:C:1:A:C4	3	0.19	0.03	0.18
(1,1)	1:A:10:SER:CB	2:C:1:A:C4'	3	0.19	0.03	0.18
(1,1)	1:A:10:SER:CB	2:C:1:A:C5	3	0.19	0.03	0.18
(1,1)	1:A:10:SER:CB	2:C:1:A:C5'	3	0.19	0.03	0.18
(1,1)	1:A:10:SER:CB	2:C:1:A:C6	3	0.19	0.03	0.18
(1,1)	1:A:10:SER:CB	2:C:1:A:C8	3	0.19	0.03	0.18
(1,1)	1:A:10:SER:CB	2:C:1:A:H1'	3	0.19	0.03	0.18
(1,1)	1:A:10:SER:CB	2:C:1:A:H2	3	0.19	0.03	0.18
(1,1)	1:A:10:SER:CB	2:C:1:A:H2'	3	0.19	0.03	0.18
(1,1)	1:A:10:SER:CB	2:C:1:A:H3'	3	0.19	0.03	0.18
(1,1)	1:A:10:SER:CB	2:C:1:A:H4'	3	0.19	0.03	0.18
(1,1)	1:A:10:SER:CB	2:C:1:A:H5'	3	0.19	0.03	0.18
(1,1)	1:A:10:SER:CB	2:C:1:A:H5''	3	0.19	0.03	0.18
(1,1)	1:A:10:SER:CB	2:C:1:A:H61	3	0.19	0.03	0.18
(1,1)	1:A:10:SER:CB	2:C:1:A:H62	3	0.19	0.03	0.18
(1,1)	1:A:10:SER:CB	2:C:1:A:H8	3	0.19	0.03	0.18
(1,1)	1:A:10:SER:CB	2:C:1:A:HO2'	3	0.19	0.03	0.18
(1,1)	1:A:10:SER:CB	2:C:1:A:N1	3	0.19	0.03	0.18
(1,1)	1:A:10:SER:CB	2:C:1:A:N3	3	0.19	0.03	0.18
(1,1)	1:A:10:SER:CB	2:C:1:A:N6	3	0.19	0.03	0.18
(1,1)	1:A:10:SER:CB	2:C:1:A:N7	3	0.19	0.03	0.18
(1,1)	1:A:10:SER:CB	2:C:1:A:N9	3	0.19	0.03	0.18
(1,1)	1:A:10:SER:CB	2:C:1:A:O2'	3	0.19	0.03	0.18
(1,1)	1:A:10:SER:CB	2:C:1:A:O3'	3	0.19	0.03	0.18

Continued on next page...

Continued from previous page...

Key	Atom-1	Atom-2	Models ¹	Mean (Å)	SD ¹ (Å)	Median (Å)
(1,1)	1:A:10:SER:CB	2:C:1:A:O4'	3	0.19	0.03	0.18
(1,1)	1:A:10:SER:CB	2:C:1:A:O5'	3	0.19	0.03	0.18
(1,1)	1:A:10:SER:CB	2:C:2:U:C1'	3	0.19	0.03	0.18
(1,1)	1:A:10:SER:CB	2:C:2:U:C2	3	0.19	0.03	0.18
(1,1)	1:A:10:SER:CB	2:C:2:U:C2'	3	0.19	0.03	0.18
(1,1)	1:A:10:SER:CB	2:C:2:U:C3'	3	0.19	0.03	0.18
(1,1)	1:A:10:SER:CB	2:C:2:U:C4	3	0.19	0.03	0.18
(1,1)	1:A:10:SER:CB	2:C:2:U:C4'	3	0.19	0.03	0.18
(1,1)	1:A:10:SER:CB	2:C:2:U:C5	3	0.19	0.03	0.18
(1,1)	1:A:10:SER:CB	2:C:2:U:C5'	3	0.19	0.03	0.18
(1,1)	1:A:10:SER:CB	2:C:2:U:C6	3	0.19	0.03	0.18
(1,1)	1:A:10:SER:CB	2:C:2:U:H1'	3	0.19	0.03	0.18
(1,1)	1:A:10:SER:CB	2:C:2:U:H2'	3	0.19	0.03	0.18
(1,1)	1:A:10:SER:CB	2:C:2:U:H3	3	0.19	0.03	0.18
(1,1)	1:A:10:SER:CB	2:C:2:U:H3'	3	0.19	0.03	0.18
(1,1)	1:A:10:SER:CB	2:C:2:U:H4'	3	0.19	0.03	0.18
(1,1)	1:A:10:SER:CB	2:C:2:U:H5	3	0.19	0.03	0.18
(1,1)	1:A:10:SER:CB	2:C:2:U:H5'	3	0.19	0.03	0.18
(1,1)	1:A:10:SER:CB	2:C:2:U:H5''	3	0.19	0.03	0.18
(1,1)	1:A:10:SER:CB	2:C:2:U:H6	3	0.19	0.03	0.18
(1,1)	1:A:10:SER:CB	2:C:2:U:HO2'	3	0.19	0.03	0.18
(1,1)	1:A:10:SER:CB	2:C:2:U:N1	3	0.19	0.03	0.18
(1,1)	1:A:10:SER:CB	2:C:2:U:N3	3	0.19	0.03	0.18
(1,1)	1:A:10:SER:CB	2:C:2:U:O2	3	0.19	0.03	0.18
(1,1)	1:A:10:SER:CB	2:C:2:U:O2'	3	0.19	0.03	0.18
(1,1)	1:A:10:SER:CB	2:C:2:U:O3'	3	0.19	0.03	0.18
(1,1)	1:A:10:SER:CB	2:C:2:U:O4	3	0.19	0.03	0.18
(1,1)	1:A:10:SER:CB	2:C:2:U:O4'	3	0.19	0.03	0.18
(1,1)	1:A:10:SER:CB	2:C:2:U:O5'	3	0.19	0.03	0.18
(1,1)	1:A:10:SER:CB	2:C:2:U:OP1	3	0.19	0.03	0.18
(1,1)	1:A:10:SER:CB	2:C:2:U:OP2	3	0.19	0.03	0.18
(1,1)	1:A:10:SER:CB	2:C:2:U:P	3	0.19	0.03	0.18
(1,1)	1:A:10:SER:CB	2:C:3:A:C1'	3	0.19	0.03	0.18
(1,1)	1:A:10:SER:CB	2:C:3:A:C2	3	0.19	0.03	0.18
(1,1)	1:A:10:SER:CB	2:C:3:A:C2'	3	0.19	0.03	0.18
(1,1)	1:A:10:SER:CB	2:C:3:A:C3'	3	0.19	0.03	0.18
(1,1)	1:A:10:SER:CB	2:C:3:A:C4	3	0.19	0.03	0.18
(1,1)	1:A:10:SER:CB	2:C:3:A:C4'	3	0.19	0.03	0.18
(1,1)	1:A:10:SER:CB	2:C:3:A:C5	3	0.19	0.03	0.18
(1,1)	1:A:10:SER:CB	2:C:3:A:C5'	3	0.19	0.03	0.18
(1,1)	1:A:10:SER:CB	2:C:3:A:C6	3	0.19	0.03	0.18
(1,1)	1:A:10:SER:CB	2:C:3:A:C8	3	0.19	0.03	0.18

Continued on next page...

Continued from previous page...

Key	Atom-1	Atom-2	Models ¹	Mean (Å)	SD ¹ (Å)	Median (Å)
(1,1)	1:A:10:SER:CB	2:C:3:A:H1'	3	0.19	0.03	0.18
(1,1)	1:A:10:SER:CB	2:C:3:A:H2	3	0.19	0.03	0.18
(1,1)	1:A:10:SER:CB	2:C:3:A:H2'	3	0.19	0.03	0.18
(1,1)	1:A:10:SER:CB	2:C:3:A:H3'	3	0.19	0.03	0.18
(1,1)	1:A:10:SER:CB	2:C:3:A:H4'	3	0.19	0.03	0.18
(1,1)	1:A:10:SER:CB	2:C:3:A:H5'	3	0.19	0.03	0.18
(1,1)	1:A:10:SER:CB	2:C:3:A:H5''	3	0.19	0.03	0.18
(1,1)	1:A:10:SER:CB	2:C:3:A:H61	3	0.19	0.03	0.18
(1,1)	1:A:10:SER:CB	2:C:3:A:H62	3	0.19	0.03	0.18
(1,1)	1:A:10:SER:CB	2:C:3:A:H8	3	0.19	0.03	0.18
(1,1)	1:A:10:SER:CB	2:C:3:A:HO2'	3	0.19	0.03	0.18
(1,1)	1:A:10:SER:CB	2:C:3:A:N1	3	0.19	0.03	0.18
(1,1)	1:A:10:SER:CB	2:C:3:A:N3	3	0.19	0.03	0.18
(1,1)	1:A:10:SER:CB	2:C:3:A:N6	3	0.19	0.03	0.18
(1,1)	1:A:10:SER:CB	2:C:3:A:N7	3	0.19	0.03	0.18
(1,1)	1:A:10:SER:CB	2:C:3:A:N9	3	0.19	0.03	0.18
(1,1)	1:A:10:SER:CB	2:C:3:A:O2'	3	0.19	0.03	0.18
(1,1)	1:A:10:SER:CB	2:C:3:A:O3'	3	0.19	0.03	0.18
(1,1)	1:A:10:SER:CB	2:C:3:A:O4'	3	0.19	0.03	0.18
(1,1)	1:A:10:SER:CB	2:C:3:A:O5'	3	0.19	0.03	0.18
(1,1)	1:A:10:SER:CB	2:C:3:A:OP1	3	0.19	0.03	0.18
(1,1)	1:A:10:SER:CB	2:C:3:A:OP2	3	0.19	0.03	0.18
(1,1)	1:A:10:SER:CB	2:C:3:A:P	3	0.19	0.03	0.18
(1,1)	1:A:10:SER:CB	2:C:4:C:C1'	3	0.19	0.03	0.18
(1,1)	1:A:10:SER:CB	2:C:4:C:C2	3	0.19	0.03	0.18
(1,1)	1:A:10:SER:CB	2:C:4:C:C2'	3	0.19	0.03	0.18
(1,1)	1:A:10:SER:CB	2:C:4:C:C3'	3	0.19	0.03	0.18
(1,1)	1:A:10:SER:CB	2:C:4:C:C4	3	0.19	0.03	0.18
(1,1)	1:A:10:SER:CB	2:C:4:C:C4'	3	0.19	0.03	0.18
(1,1)	1:A:10:SER:CB	2:C:4:C:C5	3	0.19	0.03	0.18
(1,1)	1:A:10:SER:CB	2:C:4:C:C5'	3	0.19	0.03	0.18
(1,1)	1:A:10:SER:CB	2:C:4:C:C6	3	0.19	0.03	0.18
(1,1)	1:A:10:SER:CB	2:C:4:C:H1'	3	0.19	0.03	0.18
(1,1)	1:A:10:SER:CB	2:C:4:C:H2'	3	0.19	0.03	0.18
(1,1)	1:A:10:SER:CB	2:C:4:C:H3'	3	0.19	0.03	0.18
(1,1)	1:A:10:SER:CB	2:C:4:C:H4'	3	0.19	0.03	0.18
(1,1)	1:A:10:SER:CB	2:C:4:C:H41	3	0.19	0.03	0.18
(1,1)	1:A:10:SER:CB	2:C:4:C:H42	3	0.19	0.03	0.18
(1,1)	1:A:10:SER:CB	2:C:4:C:H5	3	0.19	0.03	0.18
(1,1)	1:A:10:SER:CB	2:C:4:C:H5'	3	0.19	0.03	0.18
(1,1)	1:A:10:SER:CB	2:C:4:C:H5''	3	0.19	0.03	0.18
(1,1)	1:A:10:SER:CB	2:C:4:C:H6	3	0.19	0.03	0.18

Continued on next page...

Continued from previous page...

Key	Atom-1	Atom-2	Models ¹	Mean (Å)	SD ¹ (Å)	Median (Å)
(1,1)	1:A:10:SER:CB	2:C:4:C:HO2'	3	0.19	0.03	0.18
(1,1)	1:A:10:SER:CB	2:C:4:C:N1	3	0.19	0.03	0.18
(1,1)	1:A:10:SER:CB	2:C:4:C:N3	3	0.19	0.03	0.18
(1,1)	1:A:10:SER:CB	2:C:4:C:N4	3	0.19	0.03	0.18
(1,1)	1:A:10:SER:CB	2:C:4:C:O2	3	0.19	0.03	0.18
(1,1)	1:A:10:SER:CB	2:C:4:C:O2'	3	0.19	0.03	0.18
(1,1)	1:A:10:SER:CB	2:C:4:C:O3'	3	0.19	0.03	0.18
(1,1)	1:A:10:SER:CB	2:C:4:C:O4'	3	0.19	0.03	0.18
(1,1)	1:A:10:SER:CB	2:C:4:C:O5'	3	0.19	0.03	0.18
(1,1)	1:A:10:SER:CB	2:C:4:C:OP1	3	0.19	0.03	0.18
(1,1)	1:A:10:SER:CB	2:C:4:C:OP2	3	0.19	0.03	0.18
(1,1)	1:A:10:SER:CB	2:C:4:C:P	3	0.19	0.03	0.18
(1,1)	1:A:10:SER:CB	2:C:5:A:C1'	3	0.19	0.03	0.18
(1,1)	1:A:10:SER:CB	2:C:5:A:C2	3	0.19	0.03	0.18
(1,1)	1:A:10:SER:CB	2:C:5:A:C2'	3	0.19	0.03	0.18
(1,1)	1:A:10:SER:CB	2:C:5:A:C3'	3	0.19	0.03	0.18
(1,1)	1:A:10:SER:CB	2:C:5:A:C4	3	0.19	0.03	0.18
(1,1)	1:A:10:SER:CB	2:C:5:A:C4'	3	0.19	0.03	0.18
(1,1)	1:A:10:SER:CB	2:C:5:A:C5	3	0.19	0.03	0.18
(1,1)	1:A:10:SER:CB	2:C:5:A:C5'	3	0.19	0.03	0.18
(1,1)	1:A:10:SER:CB	2:C:5:A:C6	3	0.19	0.03	0.18
(1,1)	1:A:10:SER:CB	2:C:5:A:C8	3	0.19	0.03	0.18
(1,1)	1:A:10:SER:CB	2:C:5:A:H1'	3	0.19	0.03	0.18
(1,1)	1:A:10:SER:CB	2:C:5:A:H2	3	0.19	0.03	0.18
(1,1)	1:A:10:SER:CB	2:C:5:A:H2'	3	0.19	0.03	0.18
(1,1)	1:A:10:SER:CB	2:C:5:A:H3'	3	0.19	0.03	0.18
(1,1)	1:A:10:SER:CB	2:C:5:A:H4'	3	0.19	0.03	0.18
(1,1)	1:A:10:SER:CB	2:C:5:A:H5'	3	0.19	0.03	0.18
(1,1)	1:A:10:SER:CB	2:C:5:A:H5''	3	0.19	0.03	0.18
(1,1)	1:A:10:SER:CB	2:C:5:A:H61	3	0.19	0.03	0.18
(1,1)	1:A:10:SER:CB	2:C:5:A:H62	3	0.19	0.03	0.18
(1,1)	1:A:10:SER:CB	2:C:5:A:H8	3	0.19	0.03	0.18
(1,1)	1:A:10:SER:CB	2:C:5:A:HO2'	3	0.19	0.03	0.18
(1,1)	1:A:10:SER:CB	2:C:5:A:N1	3	0.19	0.03	0.18
(1,1)	1:A:10:SER:CB	2:C:5:A:N3	3	0.19	0.03	0.18
(1,1)	1:A:10:SER:CB	2:C:5:A:N6	3	0.19	0.03	0.18
(1,1)	1:A:10:SER:CB	2:C:5:A:N7	3	0.19	0.03	0.18
(1,1)	1:A:10:SER:CB	2:C:5:A:N9	3	0.19	0.03	0.18
(1,1)	1:A:10:SER:CB	2:C:5:A:O2'	3	0.19	0.03	0.18
(1,1)	1:A:10:SER:CB	2:C:5:A:O3'	3	0.19	0.03	0.18
(1,1)	1:A:10:SER:CB	2:C:5:A:O4'	3	0.19	0.03	0.18
(1,1)	1:A:10:SER:CB	2:C:5:A:O5'	3	0.19	0.03	0.18

Continued on next page...

Continued from previous page...

Key	Atom-1	Atom-2	Models ¹	Mean (Å)	SD ¹ (Å)	Median (Å)
(1,1)	1:A:10:SER:CB	2:C:5:A:OP1	3	0.19	0.03	0.18
(1,1)	1:A:10:SER:CB	2:C:5:A:OP2	3	0.19	0.03	0.18
(1,1)	1:A:10:SER:CB	2:C:5:A:P	3	0.19	0.03	0.18
(1,1)	1:A:10:SER:H	2:C:1:A:C1'	3	0.19	0.03	0.18
(1,1)	1:A:10:SER:H	2:C:1:A:C2	3	0.19	0.03	0.18
(1,1)	1:A:10:SER:H	2:C:1:A:C2'	3	0.19	0.03	0.18
(1,1)	1:A:10:SER:H	2:C:1:A:C3'	3	0.19	0.03	0.18
(1,1)	1:A:10:SER:H	2:C:1:A:C4	3	0.19	0.03	0.18
(1,1)	1:A:10:SER:H	2:C:1:A:C4'	3	0.19	0.03	0.18
(1,1)	1:A:10:SER:H	2:C:1:A:C5	3	0.19	0.03	0.18
(1,1)	1:A:10:SER:H	2:C:1:A:C5'	3	0.19	0.03	0.18
(1,1)	1:A:10:SER:H	2:C:1:A:C6	3	0.19	0.03	0.18
(1,1)	1:A:10:SER:H	2:C:1:A:C8	3	0.19	0.03	0.18
(1,1)	1:A:10:SER:H	2:C:1:A:H1'	3	0.19	0.03	0.18
(1,1)	1:A:10:SER:H	2:C:1:A:H2	3	0.19	0.03	0.18
(1,1)	1:A:10:SER:H	2:C:1:A:H2'	3	0.19	0.03	0.18
(1,1)	1:A:10:SER:H	2:C:1:A:H3'	3	0.19	0.03	0.18
(1,1)	1:A:10:SER:H	2:C:1:A:H4'	3	0.19	0.03	0.18
(1,1)	1:A:10:SER:H	2:C:1:A:H5'	3	0.19	0.03	0.18
(1,1)	1:A:10:SER:H	2:C:1:A:H5''	3	0.19	0.03	0.18
(1,1)	1:A:10:SER:H	2:C:1:A:H61	3	0.19	0.03	0.18
(1,1)	1:A:10:SER:H	2:C:1:A:H62	3	0.19	0.03	0.18
(1,1)	1:A:10:SER:H	2:C:1:A:H8	3	0.19	0.03	0.18
(1,1)	1:A:10:SER:H	2:C:1:A:HO2'	3	0.19	0.03	0.18
(1,1)	1:A:10:SER:H	2:C:1:A:N1	3	0.19	0.03	0.18
(1,1)	1:A:10:SER:H	2:C:1:A:N3	3	0.19	0.03	0.18
(1,1)	1:A:10:SER:H	2:C:1:A:N6	3	0.19	0.03	0.18
(1,1)	1:A:10:SER:H	2:C:1:A:N7	3	0.19	0.03	0.18
(1,1)	1:A:10:SER:H	2:C:1:A:N9	3	0.19	0.03	0.18
(1,1)	1:A:10:SER:H	2:C:1:A:O2'	3	0.19	0.03	0.18
(1,1)	1:A:10:SER:H	2:C:1:A:O3'	3	0.19	0.03	0.18
(1,1)	1:A:10:SER:H	2:C:1:A:O4'	3	0.19	0.03	0.18
(1,1)	1:A:10:SER:H	2:C:1:A:O5'	3	0.19	0.03	0.18
(1,1)	1:A:10:SER:H	2:C:2:U:C1'	3	0.19	0.03	0.18
(1,1)	1:A:10:SER:H	2:C:2:U:C2	3	0.19	0.03	0.18
(1,1)	1:A:10:SER:H	2:C:2:U:C2'	3	0.19	0.03	0.18
(1,1)	1:A:10:SER:H	2:C:2:U:C3'	3	0.19	0.03	0.18
(1,1)	1:A:10:SER:H	2:C:2:U:C4	3	0.19	0.03	0.18
(1,1)	1:A:10:SER:H	2:C:2:U:C4'	3	0.19	0.03	0.18
(1,1)	1:A:10:SER:H	2:C:2:U:C5	3	0.19	0.03	0.18
(1,1)	1:A:10:SER:H	2:C:2:U:C5'	3	0.19	0.03	0.18
(1,1)	1:A:10:SER:H	2:C:2:U:C6	3	0.19	0.03	0.18

Continued on next page...

Continued from previous page...

Key	Atom-1	Atom-2	Models ¹	Mean (Å)	SD ¹ (Å)	Median (Å)
(1,1)	1:A:10:SER:H	2:C:2:U:H1'	3	0.19	0.03	0.18
(1,1)	1:A:10:SER:H	2:C:2:U:H2'	3	0.19	0.03	0.18
(1,1)	1:A:10:SER:H	2:C:2:U:H3	3	0.19	0.03	0.18
(1,1)	1:A:10:SER:H	2:C:2:U:H3'	3	0.19	0.03	0.18
(1,1)	1:A:10:SER:H	2:C:2:U:H4'	3	0.19	0.03	0.18
(1,1)	1:A:10:SER:H	2:C:2:U:H5	3	0.19	0.03	0.18
(1,1)	1:A:10:SER:H	2:C:2:U:H5'	3	0.19	0.03	0.18
(1,1)	1:A:10:SER:H	2:C:2:U:H5''	3	0.19	0.03	0.18
(1,1)	1:A:10:SER:H	2:C:2:U:H6	3	0.19	0.03	0.18
(1,1)	1:A:10:SER:H	2:C:2:U:HO2'	3	0.19	0.03	0.18
(1,1)	1:A:10:SER:H	2:C:2:U:N1	3	0.19	0.03	0.18
(1,1)	1:A:10:SER:H	2:C:2:U:N3	3	0.19	0.03	0.18
(1,1)	1:A:10:SER:H	2:C:2:U:O2	3	0.19	0.03	0.18
(1,1)	1:A:10:SER:H	2:C:2:U:O2'	3	0.19	0.03	0.18
(1,1)	1:A:10:SER:H	2:C:2:U:O3'	3	0.19	0.03	0.18
(1,1)	1:A:10:SER:H	2:C:2:U:O4	3	0.19	0.03	0.18
(1,1)	1:A:10:SER:H	2:C:2:U:O4'	3	0.19	0.03	0.18
(1,1)	1:A:10:SER:H	2:C:2:U:O5'	3	0.19	0.03	0.18
(1,1)	1:A:10:SER:H	2:C:2:U:OP1	3	0.19	0.03	0.18
(1,1)	1:A:10:SER:H	2:C:2:U:OP2	3	0.19	0.03	0.18
(1,1)	1:A:10:SER:H	2:C:2:U:P	3	0.19	0.03	0.18
(1,1)	1:A:10:SER:H	2:C:3:A:C1'	3	0.19	0.03	0.18
(1,1)	1:A:10:SER:H	2:C:3:A:C2	3	0.19	0.03	0.18
(1,1)	1:A:10:SER:H	2:C:3:A:C2'	3	0.19	0.03	0.18
(1,1)	1:A:10:SER:H	2:C:3:A:C3'	3	0.19	0.03	0.18
(1,1)	1:A:10:SER:H	2:C:3:A:C4	3	0.19	0.03	0.18
(1,1)	1:A:10:SER:H	2:C:3:A:C4'	3	0.19	0.03	0.18
(1,1)	1:A:10:SER:H	2:C:3:A:C5	3	0.19	0.03	0.18
(1,1)	1:A:10:SER:H	2:C:3:A:C5'	3	0.19	0.03	0.18
(1,1)	1:A:10:SER:H	2:C:3:A:C6	3	0.19	0.03	0.18
(1,1)	1:A:10:SER:H	2:C:3:A:C8	3	0.19	0.03	0.18
(1,1)	1:A:10:SER:H	2:C:3:A:H1'	3	0.19	0.03	0.18
(1,1)	1:A:10:SER:H	2:C:3:A:H2	3	0.19	0.03	0.18
(1,1)	1:A:10:SER:H	2:C:3:A:H2'	3	0.19	0.03	0.18
(1,1)	1:A:10:SER:H	2:C:3:A:H3'	3	0.19	0.03	0.18
(1,1)	1:A:10:SER:H	2:C:3:A:H4'	3	0.19	0.03	0.18
(1,1)	1:A:10:SER:H	2:C:3:A:H5'	3	0.19	0.03	0.18
(1,1)	1:A:10:SER:H	2:C:3:A:H5''	3	0.19	0.03	0.18
(1,1)	1:A:10:SER:H	2:C:3:A:H61	3	0.19	0.03	0.18
(1,1)	1:A:10:SER:H	2:C:3:A:H62	3	0.19	0.03	0.18
(1,1)	1:A:10:SER:H	2:C:3:A:H8	3	0.19	0.03	0.18
(1,1)	1:A:10:SER:H	2:C:3:A:HO2'	3	0.19	0.03	0.18

Continued on next page...

Continued from previous page...

Key	Atom-1	Atom-2	Models ¹	Mean (Å)	SD ¹ (Å)	Median (Å)
(1,1)	1:A:10:SER:H	2:C:3:A:N1	3	0.19	0.03	0.18
(1,1)	1:A:10:SER:H	2:C:3:A:N3	3	0.19	0.03	0.18
(1,1)	1:A:10:SER:H	2:C:3:A:N6	3	0.19	0.03	0.18
(1,1)	1:A:10:SER:H	2:C:3:A:N7	3	0.19	0.03	0.18
(1,1)	1:A:10:SER:H	2:C:3:A:N9	3	0.19	0.03	0.18
(1,1)	1:A:10:SER:H	2:C:3:A:O2'	3	0.19	0.03	0.18
(1,1)	1:A:10:SER:H	2:C:3:A:O3'	3	0.19	0.03	0.18
(1,1)	1:A:10:SER:H	2:C:3:A:O4'	3	0.19	0.03	0.18
(1,1)	1:A:10:SER:H	2:C:3:A:O5'	3	0.19	0.03	0.18
(1,1)	1:A:10:SER:H	2:C:3:A:OP1	3	0.19	0.03	0.18
(1,1)	1:A:10:SER:H	2:C:3:A:OP2	3	0.19	0.03	0.18
(1,1)	1:A:10:SER:H	2:C:3:A:P	3	0.19	0.03	0.18
(1,1)	1:A:10:SER:H	2:C:4:C:C1'	3	0.19	0.03	0.18
(1,1)	1:A:10:SER:H	2:C:4:C:C2	3	0.19	0.03	0.18
(1,1)	1:A:10:SER:H	2:C:4:C:C2'	3	0.19	0.03	0.18
(1,1)	1:A:10:SER:H	2:C:4:C:C3'	3	0.19	0.03	0.18
(1,1)	1:A:10:SER:H	2:C:4:C:C4	3	0.19	0.03	0.18
(1,1)	1:A:10:SER:H	2:C:4:C:C4'	3	0.19	0.03	0.18
(1,1)	1:A:10:SER:H	2:C:4:C:C5	3	0.19	0.03	0.18
(1,1)	1:A:10:SER:H	2:C:4:C:C5'	3	0.19	0.03	0.18
(1,1)	1:A:10:SER:H	2:C:4:C:C6	3	0.19	0.03	0.18
(1,1)	1:A:10:SER:H	2:C:4:C:H1'	3	0.19	0.03	0.18
(1,1)	1:A:10:SER:H	2:C:4:C:H2'	3	0.19	0.03	0.18
(1,1)	1:A:10:SER:H	2:C:4:C:H3'	3	0.19	0.03	0.18
(1,1)	1:A:10:SER:H	2:C:4:C:H4'	3	0.19	0.03	0.18
(1,1)	1:A:10:SER:H	2:C:4:C:H41	3	0.19	0.03	0.18
(1,1)	1:A:10:SER:H	2:C:4:C:H42	3	0.19	0.03	0.18
(1,1)	1:A:10:SER:H	2:C:4:C:H5	3	0.19	0.03	0.18
(1,1)	1:A:10:SER:H	2:C:4:C:H5'	3	0.19	0.03	0.18
(1,1)	1:A:10:SER:H	2:C:4:C:H5''	3	0.19	0.03	0.18
(1,1)	1:A:10:SER:H	2:C:4:C:H6	3	0.19	0.03	0.18
(1,1)	1:A:10:SER:H	2:C:4:C:HO2'	3	0.19	0.03	0.18
(1,1)	1:A:10:SER:H	2:C:4:C:N1	3	0.19	0.03	0.18
(1,1)	1:A:10:SER:H	2:C:4:C:N3	3	0.19	0.03	0.18
(1,1)	1:A:10:SER:H	2:C:4:C:N4	3	0.19	0.03	0.18
(1,1)	1:A:10:SER:H	2:C:4:C:O2	3	0.19	0.03	0.18
(1,1)	1:A:10:SER:H	2:C:4:C:O2'	3	0.19	0.03	0.18
(1,1)	1:A:10:SER:H	2:C:4:C:O3'	3	0.19	0.03	0.18
(1,1)	1:A:10:SER:H	2:C:4:C:O4'	3	0.19	0.03	0.18
(1,1)	1:A:10:SER:H	2:C:4:C:O5'	3	0.19	0.03	0.18
(1,1)	1:A:10:SER:H	2:C:4:C:OP1	3	0.19	0.03	0.18
(1,1)	1:A:10:SER:H	2:C:4:C:OP2	3	0.19	0.03	0.18

Continued on next page...

Continued from previous page...

Key	Atom-1	Atom-2	Models ¹	Mean (Å)	SD ¹ (Å)	Median (Å)
(1,1)	1:A:10:SER:H	2:C:4:C:P	3	0.19	0.03	0.18
(1,1)	1:A:10:SER:H	2:C:5:A:C1'	3	0.19	0.03	0.18
(1,1)	1:A:10:SER:H	2:C:5:A:C2	3	0.19	0.03	0.18
(1,1)	1:A:10:SER:H	2:C:5:A:C2'	3	0.19	0.03	0.18
(1,1)	1:A:10:SER:H	2:C:5:A:C3'	3	0.19	0.03	0.18
(1,1)	1:A:10:SER:H	2:C:5:A:C4	3	0.19	0.03	0.18
(1,1)	1:A:10:SER:H	2:C:5:A:C4'	3	0.19	0.03	0.18
(1,1)	1:A:10:SER:H	2:C:5:A:C5	3	0.19	0.03	0.18
(1,1)	1:A:10:SER:H	2:C:5:A:C5'	3	0.19	0.03	0.18
(1,1)	1:A:10:SER:H	2:C:5:A:C6	3	0.19	0.03	0.18
(1,1)	1:A:10:SER:H	2:C:5:A:C8	3	0.19	0.03	0.18
(1,1)	1:A:10:SER:H	2:C:5:A:H1'	3	0.19	0.03	0.18
(1,1)	1:A:10:SER:H	2:C:5:A:H2	3	0.19	0.03	0.18
(1,1)	1:A:10:SER:H	2:C:5:A:H2'	3	0.19	0.03	0.18
(1,1)	1:A:10:SER:H	2:C:5:A:H3'	3	0.19	0.03	0.18
(1,1)	1:A:10:SER:H	2:C:5:A:H4'	3	0.19	0.03	0.18
(1,1)	1:A:10:SER:H	2:C:5:A:H5'	3	0.19	0.03	0.18
(1,1)	1:A:10:SER:H	2:C:5:A:H5''	3	0.19	0.03	0.18
(1,1)	1:A:10:SER:H	2:C:5:A:H61	3	0.19	0.03	0.18
(1,1)	1:A:10:SER:H	2:C:5:A:H62	3	0.19	0.03	0.18
(1,1)	1:A:10:SER:H	2:C:5:A:H8	3	0.19	0.03	0.18
(1,1)	1:A:10:SER:H	2:C:5:A:HO2'	3	0.19	0.03	0.18
(1,1)	1:A:10:SER:H	2:C:5:A:N1	3	0.19	0.03	0.18
(1,1)	1:A:10:SER:H	2:C:5:A:N3	3	0.19	0.03	0.18
(1,1)	1:A:10:SER:H	2:C:5:A:N6	3	0.19	0.03	0.18
(1,1)	1:A:10:SER:H	2:C:5:A:N7	3	0.19	0.03	0.18
(1,1)	1:A:10:SER:H	2:C:5:A:N9	3	0.19	0.03	0.18
(1,1)	1:A:10:SER:H	2:C:5:A:O2'	3	0.19	0.03	0.18
(1,1)	1:A:10:SER:H	2:C:5:A:O3'	3	0.19	0.03	0.18
(1,1)	1:A:10:SER:H	2:C:5:A:O4'	3	0.19	0.03	0.18
(1,1)	1:A:10:SER:H	2:C:5:A:O5'	3	0.19	0.03	0.18
(1,1)	1:A:10:SER:H	2:C:5:A:OP1	3	0.19	0.03	0.18
(1,1)	1:A:10:SER:H	2:C:5:A:OP2	3	0.19	0.03	0.18
(1,1)	1:A:10:SER:H	2:C:5:A:P	3	0.19	0.03	0.18
(1,1)	1:A:10:SER:HG	2:C:1:A:C1'	3	0.19	0.03	0.18
(1,1)	1:A:10:SER:HG	2:C:1:A:C2	3	0.19	0.03	0.18
(1,1)	1:A:10:SER:HG	2:C:1:A:C2'	3	0.19	0.03	0.18
(1,1)	1:A:10:SER:HG	2:C:1:A:C3'	3	0.19	0.03	0.18
(1,1)	1:A:10:SER:HG	2:C:1:A:C4	3	0.19	0.03	0.18
(1,1)	1:A:10:SER:HG	2:C:1:A:C4'	3	0.19	0.03	0.18
(1,1)	1:A:10:SER:HG	2:C:1:A:C5	3	0.19	0.03	0.18
(1,1)	1:A:10:SER:HG	2:C:1:A:C5'	3	0.19	0.03	0.18

Continued on next page...

Continued from previous page...

Key	Atom-1	Atom-2	Models ¹	Mean (Å)	SD ¹ (Å)	Median (Å)
(1,1)	1:A:10:SER:HG	2:C:1:A:C6	3	0.19	0.03	0.18
(1,1)	1:A:10:SER:HG	2:C:1:A:C8	3	0.19	0.03	0.18
(1,1)	1:A:10:SER:HG	2:C:1:A:H1'	3	0.19	0.03	0.18
(1,1)	1:A:10:SER:HG	2:C:1:A:H2	3	0.19	0.03	0.18
(1,1)	1:A:10:SER:HG	2:C:1:A:H2'	3	0.19	0.03	0.18
(1,1)	1:A:10:SER:HG	2:C:1:A:H3'	3	0.19	0.03	0.18
(1,1)	1:A:10:SER:HG	2:C:1:A:H4'	3	0.19	0.03	0.18
(1,1)	1:A:10:SER:HG	2:C:1:A:H5'	3	0.19	0.03	0.18
(1,1)	1:A:10:SER:HG	2:C:1:A:H5''	3	0.19	0.03	0.18
(1,1)	1:A:10:SER:HG	2:C:1:A:H61	3	0.19	0.03	0.18
(1,1)	1:A:10:SER:HG	2:C:1:A:H62	3	0.19	0.03	0.18
(1,1)	1:A:10:SER:HG	2:C:1:A:H8	3	0.19	0.03	0.18
(1,1)	1:A:10:SER:HG	2:C:1:A:HO2'	3	0.19	0.03	0.18
(1,1)	1:A:10:SER:HG	2:C:1:A:N1	3	0.19	0.03	0.18
(1,1)	1:A:10:SER:HG	2:C:1:A:N3	3	0.19	0.03	0.18
(1,1)	1:A:10:SER:HG	2:C:1:A:N6	3	0.19	0.03	0.18
(1,1)	1:A:10:SER:HG	2:C:1:A:N7	3	0.19	0.03	0.18
(1,1)	1:A:10:SER:HG	2:C:1:A:N9	3	0.19	0.03	0.18
(1,1)	1:A:10:SER:HG	2:C:1:A:O2'	3	0.19	0.03	0.18
(1,1)	1:A:10:SER:HG	2:C:1:A:O3'	3	0.19	0.03	0.18
(1,1)	1:A:10:SER:HG	2:C:1:A:O4'	3	0.19	0.03	0.18
(1,1)	1:A:10:SER:HG	2:C:1:A:O5'	3	0.19	0.03	0.18
(1,1)	1:A:10:SER:HG	2:C:2:U:C1'	3	0.19	0.03	0.18
(1,1)	1:A:10:SER:HG	2:C:2:U:C2	3	0.19	0.03	0.18
(1,1)	1:A:10:SER:HG	2:C:2:U:C2'	3	0.19	0.03	0.18
(1,1)	1:A:10:SER:HG	2:C:2:U:C3'	3	0.19	0.03	0.18
(1,1)	1:A:10:SER:HG	2:C:2:U:C4	3	0.19	0.03	0.18
(1,1)	1:A:10:SER:HG	2:C:2:U:C4'	3	0.19	0.03	0.18
(1,1)	1:A:10:SER:HG	2:C:2:U:C5	3	0.19	0.03	0.18
(1,1)	1:A:10:SER:HG	2:C:2:U:C5'	3	0.19	0.03	0.18
(1,1)	1:A:10:SER:HG	2:C:2:U:C6	3	0.19	0.03	0.18
(1,1)	1:A:10:SER:HG	2:C:2:U:H1'	3	0.19	0.03	0.18
(1,1)	1:A:10:SER:HG	2:C:2:U:H2'	3	0.19	0.03	0.18
(1,1)	1:A:10:SER:HG	2:C:2:U:H3	3	0.19	0.03	0.18
(1,1)	1:A:10:SER:HG	2:C:2:U:H3'	3	0.19	0.03	0.18
(1,1)	1:A:10:SER:HG	2:C:2:U:H4'	3	0.19	0.03	0.18
(1,1)	1:A:10:SER:HG	2:C:2:U:H5	3	0.19	0.03	0.18
(1,1)	1:A:10:SER:HG	2:C:2:U:H5'	3	0.19	0.03	0.18
(1,1)	1:A:10:SER:HG	2:C:2:U:H5''	3	0.19	0.03	0.18
(1,1)	1:A:10:SER:HG	2:C:2:U:H6	3	0.19	0.03	0.18
(1,1)	1:A:10:SER:HG	2:C:2:U:HO2'	3	0.19	0.03	0.18
(1,1)	1:A:10:SER:HG	2:C:2:U:N1	3	0.19	0.03	0.18

Continued on next page...

Continued from previous page...

Key	Atom-1	Atom-2	Models ¹	Mean (Å)	SD ¹ (Å)	Median (Å)
(1,1)	1:A:10:SER:HG	2:C:2:U:N3	3	0.19	0.03	0.18
(1,1)	1:A:10:SER:HG	2:C:2:U:O2	3	0.19	0.03	0.18
(1,1)	1:A:10:SER:HG	2:C:2:U:O2'	3	0.19	0.03	0.18
(1,1)	1:A:10:SER:HG	2:C:2:U:O3'	3	0.19	0.03	0.18
(1,1)	1:A:10:SER:HG	2:C:2:U:O4	3	0.19	0.03	0.18
(1,1)	1:A:10:SER:HG	2:C:2:U:O4'	3	0.19	0.03	0.18
(1,1)	1:A:10:SER:HG	2:C:2:U:O5'	3	0.19	0.03	0.18
(1,1)	1:A:10:SER:HG	2:C:2:U:OP1	3	0.19	0.03	0.18
(1,1)	1:A:10:SER:HG	2:C:2:U:OP2	3	0.19	0.03	0.18
(1,1)	1:A:10:SER:HG	2:C:2:U:P	3	0.19	0.03	0.18
(1,1)	1:A:10:SER:HG	2:C:3:A:C1'	3	0.19	0.03	0.18
(1,1)	1:A:10:SER:HG	2:C:3:A:C2	3	0.19	0.03	0.18
(1,1)	1:A:10:SER:HG	2:C:3:A:C2'	3	0.19	0.03	0.18
(1,1)	1:A:10:SER:HG	2:C:3:A:C3'	3	0.19	0.03	0.18
(1,1)	1:A:10:SER:HG	2:C:3:A:C4	3	0.19	0.03	0.18
(1,1)	1:A:10:SER:HG	2:C:3:A:C4'	3	0.19	0.03	0.18
(1,1)	1:A:10:SER:HG	2:C:3:A:C5	3	0.19	0.03	0.18
(1,1)	1:A:10:SER:HG	2:C:3:A:C5'	3	0.19	0.03	0.18
(1,1)	1:A:10:SER:HG	2:C:3:A:C6	3	0.19	0.03	0.18
(1,1)	1:A:10:SER:HG	2:C:3:A:C8	3	0.19	0.03	0.18
(1,1)	1:A:10:SER:HG	2:C:3:A:H1'	3	0.19	0.03	0.18
(1,1)	1:A:10:SER:HG	2:C:3:A:H2	3	0.19	0.03	0.18
(1,1)	1:A:10:SER:HG	2:C:3:A:H2'	3	0.19	0.03	0.18
(1,1)	1:A:10:SER:HG	2:C:3:A:H3'	3	0.19	0.03	0.18
(1,1)	1:A:10:SER:HG	2:C:3:A:H4'	3	0.19	0.03	0.18
(1,1)	1:A:10:SER:HG	2:C:3:A:H5'	3	0.19	0.03	0.18
(1,1)	1:A:10:SER:HG	2:C:3:A:H5''	3	0.19	0.03	0.18
(1,1)	1:A:10:SER:HG	2:C:3:A:H61	3	0.19	0.03	0.18
(1,1)	1:A:10:SER:HG	2:C:3:A:H62	3	0.19	0.03	0.18
(1,1)	1:A:10:SER:HG	2:C:3:A:H8	3	0.19	0.03	0.18
(1,1)	1:A:10:SER:HG	2:C:3:A:HO2'	3	0.19	0.03	0.18
(1,1)	1:A:10:SER:HG	2:C:3:A:N1	3	0.19	0.03	0.18
(1,1)	1:A:10:SER:HG	2:C:3:A:N3	3	0.19	0.03	0.18
(1,1)	1:A:10:SER:HG	2:C:3:A:N6	3	0.19	0.03	0.18
(1,1)	1:A:10:SER:HG	2:C:3:A:N7	3	0.19	0.03	0.18
(1,1)	1:A:10:SER:HG	2:C:3:A:N9	3	0.19	0.03	0.18
(1,1)	1:A:10:SER:HG	2:C:3:A:O2'	3	0.19	0.03	0.18
(1,1)	1:A:10:SER:HG	2:C:3:A:O3'	3	0.19	0.03	0.18
(1,1)	1:A:10:SER:HG	2:C:3:A:O4'	3	0.19	0.03	0.18
(1,1)	1:A:10:SER:HG	2:C:3:A:O5'	3	0.19	0.03	0.18
(1,1)	1:A:10:SER:HG	2:C:3:A:OP1	3	0.19	0.03	0.18
(1,1)	1:A:10:SER:HG	2:C:3:A:OP2	3	0.19	0.03	0.18

Continued on next page...

Continued from previous page...

Key	Atom-1	Atom-2	Models ¹	Mean (Å)	SD ¹ (Å)	Median (Å)
(1,1)	1:A:10:SER:HG	2:C:3:A:P	3	0.19	0.03	0.18
(1,1)	1:A:10:SER:HG	2:C:4:C:C1'	3	0.19	0.03	0.18
(1,1)	1:A:10:SER:HG	2:C:4:C:C2	3	0.19	0.03	0.18
(1,1)	1:A:10:SER:HG	2:C:4:C:C2'	3	0.19	0.03	0.18
(1,1)	1:A:10:SER:HG	2:C:4:C:C3'	3	0.19	0.03	0.18
(1,1)	1:A:10:SER:HG	2:C:4:C:C4	3	0.19	0.03	0.18
(1,1)	1:A:10:SER:HG	2:C:4:C:C4'	3	0.19	0.03	0.18
(1,1)	1:A:10:SER:HG	2:C:4:C:C5	3	0.19	0.03	0.18
(1,1)	1:A:10:SER:HG	2:C:4:C:C5'	3	0.19	0.03	0.18
(1,1)	1:A:10:SER:HG	2:C:4:C:C6	3	0.19	0.03	0.18
(1,1)	1:A:10:SER:HG	2:C:4:C:H1'	3	0.19	0.03	0.18
(1,1)	1:A:10:SER:HG	2:C:4:C:H2'	3	0.19	0.03	0.18
(1,1)	1:A:10:SER:HG	2:C:4:C:H3'	3	0.19	0.03	0.18
(1,1)	1:A:10:SER:HG	2:C:4:C:H4'	3	0.19	0.03	0.18
(1,1)	1:A:10:SER:HG	2:C:4:C:H41	3	0.19	0.03	0.18
(1,1)	1:A:10:SER:HG	2:C:4:C:H42	3	0.19	0.03	0.18
(1,1)	1:A:10:SER:HG	2:C:4:C:H5	3	0.19	0.03	0.18
(1,1)	1:A:10:SER:HG	2:C:4:C:H5'	3	0.19	0.03	0.18
(1,1)	1:A:10:SER:HG	2:C:4:C:H5''	3	0.19	0.03	0.18
(1,1)	1:A:10:SER:HG	2:C:4:C:H6	3	0.19	0.03	0.18
(1,1)	1:A:10:SER:HG	2:C:4:C:HO2'	3	0.19	0.03	0.18
(1,1)	1:A:10:SER:HG	2:C:4:C:N1	3	0.19	0.03	0.18
(1,1)	1:A:10:SER:HG	2:C:4:C:N3	3	0.19	0.03	0.18
(1,1)	1:A:10:SER:HG	2:C:4:C:N4	3	0.19	0.03	0.18
(1,1)	1:A:10:SER:HG	2:C:4:C:O2	3	0.19	0.03	0.18
(1,1)	1:A:10:SER:HG	2:C:4:C:O2'	3	0.19	0.03	0.18
(1,1)	1:A:10:SER:HG	2:C:4:C:O3'	3	0.19	0.03	0.18
(1,1)	1:A:10:SER:HG	2:C:4:C:O4'	3	0.19	0.03	0.18
(1,1)	1:A:10:SER:HG	2:C:4:C:O5'	3	0.19	0.03	0.18
(1,1)	1:A:10:SER:HG	2:C:4:C:OP1	3	0.19	0.03	0.18
(1,1)	1:A:10:SER:HG	2:C:4:C:OP2	3	0.19	0.03	0.18
(1,1)	1:A:10:SER:HG	2:C:4:C:P	3	0.19	0.03	0.18
(1,1)	1:A:10:SER:HG	2:C:5:A:C1'	3	0.19	0.03	0.18
(1,1)	1:A:10:SER:HG	2:C:5:A:C2	3	0.19	0.03	0.18
(1,1)	1:A:10:SER:HG	2:C:5:A:C2'	3	0.19	0.03	0.18
(1,1)	1:A:10:SER:HG	2:C:5:A:C3'	3	0.19	0.03	0.18
(1,1)	1:A:10:SER:HG	2:C:5:A:C4	3	0.19	0.03	0.18
(1,1)	1:A:10:SER:HG	2:C:5:A:C4'	3	0.19	0.03	0.18
(1,1)	1:A:10:SER:HG	2:C:5:A:C5	3	0.19	0.03	0.18
(1,1)	1:A:10:SER:HG	2:C:5:A:C5'	3	0.19	0.03	0.18
(1,1)	1:A:10:SER:HG	2:C:5:A:C6	3	0.19	0.03	0.18
(1,1)	1:A:10:SER:HG	2:C:5:A:C8	3	0.19	0.03	0.18

Continued on next page...

Continued from previous page...

Key	Atom-1	Atom-2	Models ¹	Mean (Å)	SD ¹ (Å)	Median (Å)
(1,1)	1:A:10:SER:HG	2:C:5:A:H1'	3	0.19	0.03	0.18
(1,1)	1:A:10:SER:HG	2:C:5:A:H2	3	0.19	0.03	0.18
(1,1)	1:A:10:SER:HG	2:C:5:A:H2'	3	0.19	0.03	0.18
(1,1)	1:A:10:SER:HG	2:C:5:A:H3'	3	0.19	0.03	0.18
(1,1)	1:A:10:SER:HG	2:C:5:A:H4'	3	0.19	0.03	0.18
(1,1)	1:A:10:SER:HG	2:C:5:A:H5'	3	0.19	0.03	0.18
(1,1)	1:A:10:SER:HG	2:C:5:A:H5''	3	0.19	0.03	0.18
(1,1)	1:A:10:SER:HG	2:C:5:A:H61	3	0.19	0.03	0.18
(1,1)	1:A:10:SER:HG	2:C:5:A:H62	3	0.19	0.03	0.18
(1,1)	1:A:10:SER:HG	2:C:5:A:H8	3	0.19	0.03	0.18
(1,1)	1:A:10:SER:HG	2:C:5:A:HO2'	3	0.19	0.03	0.18
(1,1)	1:A:10:SER:HG	2:C:5:A:N1	3	0.19	0.03	0.18
(1,1)	1:A:10:SER:HG	2:C:5:A:N3	3	0.19	0.03	0.18
(1,1)	1:A:10:SER:HG	2:C:5:A:N6	3	0.19	0.03	0.18
(1,1)	1:A:10:SER:HG	2:C:5:A:N7	3	0.19	0.03	0.18
(1,1)	1:A:10:SER:HG	2:C:5:A:N9	3	0.19	0.03	0.18
(1,1)	1:A:10:SER:HG	2:C:5:A:O2'	3	0.19	0.03	0.18
(1,1)	1:A:10:SER:HG	2:C:5:A:O3'	3	0.19	0.03	0.18
(1,1)	1:A:10:SER:HG	2:C:5:A:O4'	3	0.19	0.03	0.18
(1,1)	1:A:10:SER:HG	2:C:5:A:O5'	3	0.19	0.03	0.18
(1,1)	1:A:10:SER:HG	2:C:5:A:OP1	3	0.19	0.03	0.18
(1,1)	1:A:10:SER:HG	2:C:5:A:OP2	3	0.19	0.03	0.18
(1,1)	1:A:10:SER:HG	2:C:5:A:P	3	0.19	0.03	0.18
(1,1)	1:A:10:SER:N	2:C:1:A:C1'	3	0.19	0.03	0.18
(1,1)	1:A:10:SER:N	2:C:1:A:C2	3	0.19	0.03	0.18
(1,1)	1:A:10:SER:N	2:C:1:A:C2'	3	0.19	0.03	0.18
(1,1)	1:A:10:SER:N	2:C:1:A:C3'	3	0.19	0.03	0.18
(1,1)	1:A:10:SER:N	2:C:1:A:C4	3	0.19	0.03	0.18
(1,1)	1:A:10:SER:N	2:C:1:A:C4'	3	0.19	0.03	0.18
(1,1)	1:A:10:SER:N	2:C:1:A:C5	3	0.19	0.03	0.18
(1,1)	1:A:10:SER:N	2:C:1:A:C5'	3	0.19	0.03	0.18
(1,1)	1:A:10:SER:N	2:C:1:A:C6	3	0.19	0.03	0.18
(1,1)	1:A:10:SER:N	2:C:1:A:C8	3	0.19	0.03	0.18
(1,1)	1:A:10:SER:N	2:C:1:A:H1'	3	0.19	0.03	0.18
(1,1)	1:A:10:SER:N	2:C:1:A:H2	3	0.19	0.03	0.18
(1,1)	1:A:10:SER:N	2:C:1:A:H2'	3	0.19	0.03	0.18
(1,1)	1:A:10:SER:N	2:C:1:A:H3'	3	0.19	0.03	0.18
(1,1)	1:A:10:SER:N	2:C:1:A:H4'	3	0.19	0.03	0.18
(1,1)	1:A:10:SER:N	2:C:1:A:H5'	3	0.19	0.03	0.18
(1,1)	1:A:10:SER:N	2:C:1:A:H5''	3	0.19	0.03	0.18
(1,1)	1:A:10:SER:N	2:C:1:A:H61	3	0.19	0.03	0.18
(1,1)	1:A:10:SER:N	2:C:1:A:H62	3	0.19	0.03	0.18

Continued on next page...

Continued from previous page...

Key	Atom-1	Atom-2	Models ¹	Mean (Å)	SD ¹ (Å)	Median (Å)
(1,1)	1:A:10:SER:N	2:C:1:A:H8	3	0.19	0.03	0.18
(1,1)	1:A:10:SER:N	2:C:1:A:HO2'	3	0.19	0.03	0.18
(1,1)	1:A:10:SER:N	2:C:1:A:N1	3	0.19	0.03	0.18
(1,1)	1:A:10:SER:N	2:C:1:A:N3	3	0.19	0.03	0.18
(1,1)	1:A:10:SER:N	2:C:1:A:N6	3	0.19	0.03	0.18
(1,1)	1:A:10:SER:N	2:C:1:A:N7	3	0.19	0.03	0.18
(1,1)	1:A:10:SER:N	2:C:1:A:N9	3	0.19	0.03	0.18
(1,1)	1:A:10:SER:N	2:C:1:A:O2'	3	0.19	0.03	0.18
(1,1)	1:A:10:SER:N	2:C:1:A:O3'	3	0.19	0.03	0.18
(1,1)	1:A:10:SER:N	2:C:1:A:O4'	3	0.19	0.03	0.18
(1,1)	1:A:10:SER:N	2:C:1:A:O5'	3	0.19	0.03	0.18
(1,1)	1:A:10:SER:N	2:C:2:U:C1'	3	0.19	0.03	0.18
(1,1)	1:A:10:SER:N	2:C:2:U:C2	3	0.19	0.03	0.18
(1,1)	1:A:10:SER:N	2:C:2:U:C2'	3	0.19	0.03	0.18
(1,1)	1:A:10:SER:N	2:C:2:U:C3'	3	0.19	0.03	0.18
(1,1)	1:A:10:SER:N	2:C:2:U:C4	3	0.19	0.03	0.18
(1,1)	1:A:10:SER:N	2:C:2:U:C4'	3	0.19	0.03	0.18
(1,1)	1:A:10:SER:N	2:C:2:U:C5	3	0.19	0.03	0.18
(1,1)	1:A:10:SER:N	2:C:2:U:C5'	3	0.19	0.03	0.18
(1,1)	1:A:10:SER:N	2:C:2:U:C6	3	0.19	0.03	0.18
(1,1)	1:A:10:SER:N	2:C:2:U:H1'	3	0.19	0.03	0.18
(1,1)	1:A:10:SER:N	2:C:2:U:H2'	3	0.19	0.03	0.18
(1,1)	1:A:10:SER:N	2:C:2:U:H3	3	0.19	0.03	0.18
(1,1)	1:A:10:SER:N	2:C:2:U:H3'	3	0.19	0.03	0.18
(1,1)	1:A:10:SER:N	2:C:2:U:H4'	3	0.19	0.03	0.18
(1,1)	1:A:10:SER:N	2:C:2:U:H5	3	0.19	0.03	0.18
(1,1)	1:A:10:SER:N	2:C:2:U:H5'	3	0.19	0.03	0.18
(1,1)	1:A:10:SER:N	2:C:2:U:H5''	3	0.19	0.03	0.18
(1,1)	1:A:10:SER:N	2:C:2:U:H6	3	0.19	0.03	0.18
(1,1)	1:A:10:SER:N	2:C:2:U:HO2'	3	0.19	0.03	0.18
(1,1)	1:A:10:SER:N	2:C:2:U:N1	3	0.19	0.03	0.18
(1,1)	1:A:10:SER:N	2:C:2:U:N3	3	0.19	0.03	0.18
(1,1)	1:A:10:SER:N	2:C:2:U:O2	3	0.19	0.03	0.18
(1,1)	1:A:10:SER:N	2:C:2:U:O2'	3	0.19	0.03	0.18
(1,1)	1:A:10:SER:N	2:C:2:U:O3'	3	0.19	0.03	0.18
(1,1)	1:A:10:SER:N	2:C:2:U:O4	3	0.19	0.03	0.18
(1,1)	1:A:10:SER:N	2:C:2:U:O4'	3	0.19	0.03	0.18
(1,1)	1:A:10:SER:N	2:C:2:U:O5'	3	0.19	0.03	0.18
(1,1)	1:A:10:SER:N	2:C:2:U:OP1	3	0.19	0.03	0.18
(1,1)	1:A:10:SER:N	2:C:2:U:OP2	3	0.19	0.03	0.18
(1,1)	1:A:10:SER:N	2:C:2:U:P	3	0.19	0.03	0.18
(1,1)	1:A:10:SER:N	2:C:3:A:C1'	3	0.19	0.03	0.18

Continued on next page...

Continued from previous page...

Key	Atom-1	Atom-2	Models ¹	Mean (Å)	SD ¹ (Å)	Median (Å)
(1,1)	1:A:10:SER:N	2:C:3:A:C2	3	0.19	0.03	0.18
(1,1)	1:A:10:SER:N	2:C:3:A:C2'	3	0.19	0.03	0.18
(1,1)	1:A:10:SER:N	2:C:3:A:C3'	3	0.19	0.03	0.18
(1,1)	1:A:10:SER:N	2:C:3:A:C4	3	0.19	0.03	0.18
(1,1)	1:A:10:SER:N	2:C:3:A:C4'	3	0.19	0.03	0.18
(1,1)	1:A:10:SER:N	2:C:3:A:C5	3	0.19	0.03	0.18
(1,1)	1:A:10:SER:N	2:C:3:A:C5'	3	0.19	0.03	0.18
(1,1)	1:A:10:SER:N	2:C:3:A:C6	3	0.19	0.03	0.18
(1,1)	1:A:10:SER:N	2:C:3:A:C8	3	0.19	0.03	0.18
(1,1)	1:A:10:SER:N	2:C:3:A:H1'	3	0.19	0.03	0.18
(1,1)	1:A:10:SER:N	2:C:3:A:H2	3	0.19	0.03	0.18
(1,1)	1:A:10:SER:N	2:C:3:A:H2'	3	0.19	0.03	0.18
(1,1)	1:A:10:SER:N	2:C:3:A:H3'	3	0.19	0.03	0.18
(1,1)	1:A:10:SER:N	2:C:3:A:H4'	3	0.19	0.03	0.18
(1,1)	1:A:10:SER:N	2:C:3:A:H5'	3	0.19	0.03	0.18
(1,1)	1:A:10:SER:N	2:C:3:A:H5''	3	0.19	0.03	0.18
(1,1)	1:A:10:SER:N	2:C:3:A:H61	3	0.19	0.03	0.18
(1,1)	1:A:10:SER:N	2:C:3:A:H62	3	0.19	0.03	0.18
(1,1)	1:A:10:SER:N	2:C:3:A:H8	3	0.19	0.03	0.18
(1,1)	1:A:10:SER:N	2:C:3:A:HO2'	3	0.19	0.03	0.18
(1,1)	1:A:10:SER:N	2:C:3:A:N1	3	0.19	0.03	0.18
(1,1)	1:A:10:SER:N	2:C:3:A:N3	3	0.19	0.03	0.18
(1,1)	1:A:10:SER:N	2:C:3:A:N6	3	0.19	0.03	0.18
(1,1)	1:A:10:SER:N	2:C:3:A:N7	3	0.19	0.03	0.18
(1,1)	1:A:10:SER:N	2:C:3:A:N9	3	0.19	0.03	0.18
(1,1)	1:A:10:SER:N	2:C:3:A:O2'	3	0.19	0.03	0.18
(1,1)	1:A:10:SER:N	2:C:3:A:O3'	3	0.19	0.03	0.18
(1,1)	1:A:10:SER:N	2:C:3:A:O4'	3	0.19	0.03	0.18
(1,1)	1:A:10:SER:N	2:C:3:A:O5'	3	0.19	0.03	0.18
(1,1)	1:A:10:SER:N	2:C:3:A:OP1	3	0.19	0.03	0.18
(1,1)	1:A:10:SER:N	2:C:3:A:OP2	3	0.19	0.03	0.18
(1,1)	1:A:10:SER:N	2:C:3:A:P	3	0.19	0.03	0.18
(1,1)	1:A:10:SER:N	2:C:4:C:C1'	3	0.19	0.03	0.18
(1,1)	1:A:10:SER:N	2:C:4:C:C2	3	0.19	0.03	0.18
(1,1)	1:A:10:SER:N	2:C:4:C:C2'	3	0.19	0.03	0.18
(1,1)	1:A:10:SER:N	2:C:4:C:C3'	3	0.19	0.03	0.18
(1,1)	1:A:10:SER:N	2:C:4:C:C4	3	0.19	0.03	0.18
(1,1)	1:A:10:SER:N	2:C:4:C:C4'	3	0.19	0.03	0.18
(1,1)	1:A:10:SER:N	2:C:4:C:C5	3	0.19	0.03	0.18
(1,1)	1:A:10:SER:N	2:C:4:C:C5'	3	0.19	0.03	0.18
(1,1)	1:A:10:SER:N	2:C:4:C:C6	3	0.19	0.03	0.18
(1,1)	1:A:10:SER:N	2:C:4:C:H1'	3	0.19	0.03	0.18

Continued on next page...

Continued from previous page...

Key	Atom-1	Atom-2	Models ¹	Mean (Å)	SD ¹ (Å)	Median (Å)
(1,1)	1:A:10:SER:N	2:C:4:C:H2'	3	0.19	0.03	0.18
(1,1)	1:A:10:SER:N	2:C:4:C:H3'	3	0.19	0.03	0.18
(1,1)	1:A:10:SER:N	2:C:4:C:H4'	3	0.19	0.03	0.18
(1,1)	1:A:10:SER:N	2:C:4:C:H41	3	0.19	0.03	0.18
(1,1)	1:A:10:SER:N	2:C:4:C:H42	3	0.19	0.03	0.18
(1,1)	1:A:10:SER:N	2:C:4:C:H5	3	0.19	0.03	0.18
(1,1)	1:A:10:SER:N	2:C:4:C:H5'	3	0.19	0.03	0.18
(1,1)	1:A:10:SER:N	2:C:4:C:H5''	3	0.19	0.03	0.18
(1,1)	1:A:10:SER:N	2:C:4:C:H6	3	0.19	0.03	0.18
(1,1)	1:A:10:SER:N	2:C:4:C:HO2'	3	0.19	0.03	0.18
(1,1)	1:A:10:SER:N	2:C:4:C:N1	3	0.19	0.03	0.18
(1,1)	1:A:10:SER:N	2:C:4:C:N3	3	0.19	0.03	0.18
(1,1)	1:A:10:SER:N	2:C:4:C:N4	3	0.19	0.03	0.18
(1,1)	1:A:10:SER:N	2:C:4:C:O2	3	0.19	0.03	0.18
(1,1)	1:A:10:SER:N	2:C:4:C:O2'	3	0.19	0.03	0.18
(1,1)	1:A:10:SER:N	2:C:4:C:O3'	3	0.19	0.03	0.18
(1,1)	1:A:10:SER:N	2:C:4:C:O4'	3	0.19	0.03	0.18
(1,1)	1:A:10:SER:N	2:C:4:C:O5'	3	0.19	0.03	0.18
(1,1)	1:A:10:SER:N	2:C:4:C:OP1	3	0.19	0.03	0.18
(1,1)	1:A:10:SER:N	2:C:4:C:OP2	3	0.19	0.03	0.18
(1,1)	1:A:10:SER:N	2:C:4:C:P	3	0.19	0.03	0.18
(1,1)	1:A:10:SER:N	2:C:5:A:C1'	3	0.19	0.03	0.18
(1,1)	1:A:10:SER:N	2:C:5:A:C2	3	0.19	0.03	0.18
(1,1)	1:A:10:SER:N	2:C:5:A:C2'	3	0.19	0.03	0.18
(1,1)	1:A:10:SER:N	2:C:5:A:C3'	3	0.19	0.03	0.18
(1,1)	1:A:10:SER:N	2:C:5:A:C4	3	0.19	0.03	0.18
(1,1)	1:A:10:SER:N	2:C:5:A:C4'	3	0.19	0.03	0.18
(1,1)	1:A:10:SER:N	2:C:5:A:C5	3	0.19	0.03	0.18
(1,1)	1:A:10:SER:N	2:C:5:A:C5'	3	0.19	0.03	0.18
(1,1)	1:A:10:SER:N	2:C:5:A:C6	3	0.19	0.03	0.18
(1,1)	1:A:10:SER:N	2:C:5:A:C8	3	0.19	0.03	0.18
(1,1)	1:A:10:SER:N	2:C:5:A:H1'	3	0.19	0.03	0.18
(1,1)	1:A:10:SER:N	2:C:5:A:H2	3	0.19	0.03	0.18
(1,1)	1:A:10:SER:N	2:C:5:A:H2'	3	0.19	0.03	0.18
(1,1)	1:A:10:SER:N	2:C:5:A:H3'	3	0.19	0.03	0.18
(1,1)	1:A:10:SER:N	2:C:5:A:H4'	3	0.19	0.03	0.18
(1,1)	1:A:10:SER:N	2:C:5:A:H5'	3	0.19	0.03	0.18
(1,1)	1:A:10:SER:N	2:C:5:A:H5''	3	0.19	0.03	0.18
(1,1)	1:A:10:SER:N	2:C:5:A:H61	3	0.19	0.03	0.18
(1,1)	1:A:10:SER:N	2:C:5:A:H62	3	0.19	0.03	0.18
(1,1)	1:A:10:SER:N	2:C:5:A:H8	3	0.19	0.03	0.18
(1,1)	1:A:10:SER:N	2:C:5:A:HO2'	3	0.19	0.03	0.18

Continued on next page...

Continued from previous page...

Key	Atom-1	Atom-2	Models ¹	Mean (Å)	SD ¹ (Å)	Median (Å)
(1,1)	1:A:10:SER:N	2:C:5:A:N1	3	0.19	0.03	0.18
(1,1)	1:A:10:SER:N	2:C:5:A:N3	3	0.19	0.03	0.18
(1,1)	1:A:10:SER:N	2:C:5:A:N6	3	0.19	0.03	0.18
(1,1)	1:A:10:SER:N	2:C:5:A:N7	3	0.19	0.03	0.18
(1,1)	1:A:10:SER:N	2:C:5:A:N9	3	0.19	0.03	0.18
(1,1)	1:A:10:SER:N	2:C:5:A:O2'	3	0.19	0.03	0.18
(1,1)	1:A:10:SER:N	2:C:5:A:O3'	3	0.19	0.03	0.18
(1,1)	1:A:10:SER:N	2:C:5:A:O4'	3	0.19	0.03	0.18
(1,1)	1:A:10:SER:N	2:C:5:A:O5'	3	0.19	0.03	0.18
(1,1)	1:A:10:SER:N	2:C:5:A:OP1	3	0.19	0.03	0.18
(1,1)	1:A:10:SER:N	2:C:5:A:OP2	3	0.19	0.03	0.18
(1,1)	1:A:10:SER:N	2:C:5:A:P	3	0.19	0.03	0.18
(1,1)	1:A:10:SER:O	2:C:1:A:C1'	3	0.19	0.03	0.18
(1,1)	1:A:10:SER:O	2:C:1:A:C2	3	0.19	0.03	0.18
(1,1)	1:A:10:SER:O	2:C:1:A:C2'	3	0.19	0.03	0.18
(1,1)	1:A:10:SER:O	2:C:1:A:C3'	3	0.19	0.03	0.18
(1,1)	1:A:10:SER:O	2:C:1:A:C4	3	0.19	0.03	0.18
(1,1)	1:A:10:SER:O	2:C:1:A:C4'	3	0.19	0.03	0.18
(1,1)	1:A:10:SER:O	2:C:1:A:C5	3	0.19	0.03	0.18
(1,1)	1:A:10:SER:O	2:C:1:A:C5'	3	0.19	0.03	0.18
(1,1)	1:A:10:SER:O	2:C:1:A:C6	3	0.19	0.03	0.18
(1,1)	1:A:10:SER:O	2:C:1:A:C8	3	0.19	0.03	0.18
(1,1)	1:A:10:SER:O	2:C:1:A:H1'	3	0.19	0.03	0.18
(1,1)	1:A:10:SER:O	2:C:1:A:H2	3	0.19	0.03	0.18
(1,1)	1:A:10:SER:O	2:C:1:A:H2'	3	0.19	0.03	0.18
(1,1)	1:A:10:SER:O	2:C:1:A:H3'	3	0.19	0.03	0.18
(1,1)	1:A:10:SER:O	2:C:1:A:H4'	3	0.19	0.03	0.18
(1,1)	1:A:10:SER:O	2:C:1:A:H5'	3	0.19	0.03	0.18
(1,1)	1:A:10:SER:O	2:C:1:A:H5''	3	0.19	0.03	0.18
(1,1)	1:A:10:SER:O	2:C:1:A:H61	3	0.19	0.03	0.18
(1,1)	1:A:10:SER:O	2:C:1:A:H62	3	0.19	0.03	0.18
(1,1)	1:A:10:SER:O	2:C:1:A:H8	3	0.19	0.03	0.18
(1,1)	1:A:10:SER:O	2:C:1:A:HO2'	3	0.19	0.03	0.18
(1,1)	1:A:10:SER:O	2:C:1:A:N1	3	0.19	0.03	0.18
(1,1)	1:A:10:SER:O	2:C:1:A:N3	3	0.19	0.03	0.18
(1,1)	1:A:10:SER:O	2:C:1:A:N6	3	0.19	0.03	0.18
(1,1)	1:A:10:SER:O	2:C:1:A:N7	3	0.19	0.03	0.18
(1,1)	1:A:10:SER:O	2:C:1:A:N9	3	0.19	0.03	0.18
(1,1)	1:A:10:SER:O	2:C:1:A:O2'	3	0.19	0.03	0.18
(1,1)	1:A:10:SER:O	2:C:1:A:O3'	3	0.19	0.03	0.18
(1,1)	1:A:10:SER:O	2:C:1:A:O4'	3	0.19	0.03	0.18
(1,1)	1:A:10:SER:O	2:C:1:A:O5'	3	0.19	0.03	0.18

Continued on next page...

Continued from previous page...

Key	Atom-1	Atom-2	Models ¹	Mean (Å)	SD ¹ (Å)	Median (Å)
(1,1)	1:A:10:SER:O	2:C:2:U:C1'	3	0.19	0.03	0.18
(1,1)	1:A:10:SER:O	2:C:2:U:C2	3	0.19	0.03	0.18
(1,1)	1:A:10:SER:O	2:C:2:U:C2'	3	0.19	0.03	0.18
(1,1)	1:A:10:SER:O	2:C:2:U:C3'	3	0.19	0.03	0.18
(1,1)	1:A:10:SER:O	2:C:2:U:C4	3	0.19	0.03	0.18
(1,1)	1:A:10:SER:O	2:C:2:U:C4'	3	0.19	0.03	0.18
(1,1)	1:A:10:SER:O	2:C:2:U:C5	3	0.19	0.03	0.18
(1,1)	1:A:10:SER:O	2:C:2:U:C5'	3	0.19	0.03	0.18
(1,1)	1:A:10:SER:O	2:C:2:U:C6	3	0.19	0.03	0.18
(1,1)	1:A:10:SER:O	2:C:2:U:H1'	3	0.19	0.03	0.18
(1,1)	1:A:10:SER:O	2:C:2:U:H2'	3	0.19	0.03	0.18
(1,1)	1:A:10:SER:O	2:C:2:U:H3	3	0.19	0.03	0.18
(1,1)	1:A:10:SER:O	2:C:2:U:H3'	3	0.19	0.03	0.18
(1,1)	1:A:10:SER:O	2:C:2:U:H4'	3	0.19	0.03	0.18
(1,1)	1:A:10:SER:O	2:C:2:U:H5	3	0.19	0.03	0.18
(1,1)	1:A:10:SER:O	2:C:2:U:H5'	3	0.19	0.03	0.18
(1,1)	1:A:10:SER:O	2:C:2:U:H5''	3	0.19	0.03	0.18
(1,1)	1:A:10:SER:O	2:C:2:U:H6	3	0.19	0.03	0.18
(1,1)	1:A:10:SER:O	2:C:2:U:HO2'	3	0.19	0.03	0.18
(1,1)	1:A:10:SER:O	2:C:2:U:N1	3	0.19	0.03	0.18
(1,1)	1:A:10:SER:O	2:C:2:U:N3	3	0.19	0.03	0.18
(1,1)	1:A:10:SER:O	2:C:2:U:O2	3	0.19	0.03	0.18
(1,1)	1:A:10:SER:O	2:C:2:U:O2'	3	0.19	0.03	0.18
(1,1)	1:A:10:SER:O	2:C:2:U:O3'	3	0.19	0.03	0.18
(1,1)	1:A:10:SER:O	2:C:2:U:O4	3	0.19	0.03	0.18
(1,1)	1:A:10:SER:O	2:C:2:U:O4'	3	0.19	0.03	0.18
(1,1)	1:A:10:SER:O	2:C:2:U:O5'	3	0.19	0.03	0.18
(1,1)	1:A:10:SER:O	2:C:2:U:OP1	3	0.19	0.03	0.18
(1,1)	1:A:10:SER:O	2:C:2:U:OP2	3	0.19	0.03	0.18
(1,1)	1:A:10:SER:O	2:C:2:U:P	3	0.19	0.03	0.18
(1,1)	1:A:10:SER:O	2:C:3:A:C1'	3	0.19	0.03	0.18
(1,1)	1:A:10:SER:O	2:C:3:A:C2	3	0.19	0.03	0.18
(1,1)	1:A:10:SER:O	2:C:3:A:C2'	3	0.19	0.03	0.18
(1,1)	1:A:10:SER:O	2:C:3:A:C3'	3	0.19	0.03	0.18
(1,1)	1:A:10:SER:O	2:C:3:A:C4	3	0.19	0.03	0.18
(1,1)	1:A:10:SER:O	2:C:3:A:C4'	3	0.19	0.03	0.18
(1,1)	1:A:10:SER:O	2:C:3:A:C5	3	0.19	0.03	0.18
(1,1)	1:A:10:SER:O	2:C:3:A:C5'	3	0.19	0.03	0.18
(1,1)	1:A:10:SER:O	2:C:3:A:C6	3	0.19	0.03	0.18
(1,1)	1:A:10:SER:O	2:C:3:A:C8	3	0.19	0.03	0.18
(1,1)	1:A:10:SER:O	2:C:3:A:H1'	3	0.19	0.03	0.18
(1,1)	1:A:10:SER:O	2:C:3:A:H2	3	0.19	0.03	0.18

Continued on next page...

Continued from previous page...

Key	Atom-1	Atom-2	Models ¹	Mean (Å)	SD ¹ (Å)	Median (Å)
(1,1)	1:A:10:SER:O	2:C:3:A:H2'	3	0.19	0.03	0.18
(1,1)	1:A:10:SER:O	2:C:3:A:H3'	3	0.19	0.03	0.18
(1,1)	1:A:10:SER:O	2:C:3:A:H4'	3	0.19	0.03	0.18
(1,1)	1:A:10:SER:O	2:C:3:A:H5'	3	0.19	0.03	0.18
(1,1)	1:A:10:SER:O	2:C:3:A:H5''	3	0.19	0.03	0.18
(1,1)	1:A:10:SER:O	2:C:3:A:H61	3	0.19	0.03	0.18
(1,1)	1:A:10:SER:O	2:C:3:A:H62	3	0.19	0.03	0.18
(1,1)	1:A:10:SER:O	2:C:3:A:H8	3	0.19	0.03	0.18
(1,1)	1:A:10:SER:O	2:C:3:A:HO2'	3	0.19	0.03	0.18
(1,1)	1:A:10:SER:O	2:C:3:A:N1	3	0.19	0.03	0.18
(1,1)	1:A:10:SER:O	2:C:3:A:N3	3	0.19	0.03	0.18
(1,1)	1:A:10:SER:O	2:C:3:A:N6	3	0.19	0.03	0.18
(1,1)	1:A:10:SER:O	2:C:3:A:N7	3	0.19	0.03	0.18
(1,1)	1:A:10:SER:O	2:C:3:A:N9	3	0.19	0.03	0.18
(1,1)	1:A:10:SER:O	2:C:3:A:O2'	3	0.19	0.03	0.18
(1,1)	1:A:10:SER:O	2:C:3:A:O3'	3	0.19	0.03	0.18
(1,1)	1:A:10:SER:O	2:C:3:A:O4'	3	0.19	0.03	0.18
(1,1)	1:A:10:SER:O	2:C:3:A:O5'	3	0.19	0.03	0.18
(1,1)	1:A:10:SER:O	2:C:3:A:OP1	3	0.19	0.03	0.18
(1,1)	1:A:10:SER:O	2:C:3:A:OP2	3	0.19	0.03	0.18
(1,1)	1:A:10:SER:O	2:C:3:A:P	3	0.19	0.03	0.18
(1,1)	1:A:10:SER:O	2:C:4:C:C1'	3	0.19	0.03	0.18
(1,1)	1:A:10:SER:O	2:C:4:C:C2	3	0.19	0.03	0.18
(1,1)	1:A:10:SER:O	2:C:4:C:C2'	3	0.19	0.03	0.18
(1,1)	1:A:10:SER:O	2:C:4:C:C3'	3	0.19	0.03	0.18
(1,1)	1:A:10:SER:O	2:C:4:C:C4	3	0.19	0.03	0.18
(1,1)	1:A:10:SER:O	2:C:4:C:C4'	3	0.19	0.03	0.18
(1,1)	1:A:10:SER:O	2:C:4:C:C5	3	0.19	0.03	0.18
(1,1)	1:A:10:SER:O	2:C:4:C:C5'	3	0.19	0.03	0.18
(1,1)	1:A:10:SER:O	2:C:4:C:C6	3	0.19	0.03	0.18
(1,1)	1:A:10:SER:O	2:C:4:C:H1'	3	0.19	0.03	0.18
(1,1)	1:A:10:SER:O	2:C:4:C:H2'	3	0.19	0.03	0.18
(1,1)	1:A:10:SER:O	2:C:4:C:H3'	3	0.19	0.03	0.18
(1,1)	1:A:10:SER:O	2:C:4:C:H4'	3	0.19	0.03	0.18
(1,1)	1:A:10:SER:O	2:C:4:C:H41	3	0.19	0.03	0.18
(1,1)	1:A:10:SER:O	2:C:4:C:H42	3	0.19	0.03	0.18
(1,1)	1:A:10:SER:O	2:C:4:C:H5	3	0.19	0.03	0.18
(1,1)	1:A:10:SER:O	2:C:4:C:H5'	3	0.19	0.03	0.18
(1,1)	1:A:10:SER:O	2:C:4:C:H5''	3	0.19	0.03	0.18
(1,1)	1:A:10:SER:O	2:C:4:C:H6	3	0.19	0.03	0.18
(1,1)	1:A:10:SER:O	2:C:4:C:HO2'	3	0.19	0.03	0.18
(1,1)	1:A:10:SER:O	2:C:4:C:N1	3	0.19	0.03	0.18

Continued on next page...

Continued from previous page...

Key	Atom-1	Atom-2	Models ¹	Mean (Å)	SD ¹ (Å)	Median (Å)
(1,1)	1:A:10:SER:O	2:C:4:C:N3	3	0.19	0.03	0.18
(1,1)	1:A:10:SER:O	2:C:4:C:N4	3	0.19	0.03	0.18
(1,1)	1:A:10:SER:O	2:C:4:C:O2	3	0.19	0.03	0.18
(1,1)	1:A:10:SER:O	2:C:4:C:O2'	3	0.19	0.03	0.18
(1,1)	1:A:10:SER:O	2:C:4:C:O3'	3	0.19	0.03	0.18
(1,1)	1:A:10:SER:O	2:C:4:C:O4'	3	0.19	0.03	0.18
(1,1)	1:A:10:SER:O	2:C:4:C:O5'	3	0.19	0.03	0.18
(1,1)	1:A:10:SER:O	2:C:4:C:OP1	3	0.19	0.03	0.18
(1,1)	1:A:10:SER:O	2:C:4:C:OP2	3	0.19	0.03	0.18
(1,1)	1:A:10:SER:O	2:C:4:C:P	3	0.19	0.03	0.18
(1,1)	1:A:10:SER:O	2:C:5:A:C1'	3	0.19	0.03	0.18
(1,1)	1:A:10:SER:O	2:C:5:A:C2	3	0.19	0.03	0.18
(1,1)	1:A:10:SER:O	2:C:5:A:C2'	3	0.19	0.03	0.18
(1,1)	1:A:10:SER:O	2:C:5:A:C3'	3	0.19	0.03	0.18
(1,1)	1:A:10:SER:O	2:C:5:A:C4	3	0.19	0.03	0.18
(1,1)	1:A:10:SER:O	2:C:5:A:C4'	3	0.19	0.03	0.18
(1,1)	1:A:10:SER:O	2:C:5:A:C5	3	0.19	0.03	0.18
(1,1)	1:A:10:SER:O	2:C:5:A:C5'	3	0.19	0.03	0.18
(1,1)	1:A:10:SER:O	2:C:5:A:C6	3	0.19	0.03	0.18
(1,1)	1:A:10:SER:O	2:C:5:A:C8	3	0.19	0.03	0.18
(1,1)	1:A:10:SER:O	2:C:5:A:H1'	3	0.19	0.03	0.18
(1,1)	1:A:10:SER:O	2:C:5:A:H2	3	0.19	0.03	0.18
(1,1)	1:A:10:SER:O	2:C:5:A:H2'	3	0.19	0.03	0.18
(1,1)	1:A:10:SER:O	2:C:5:A:H3'	3	0.19	0.03	0.18
(1,1)	1:A:10:SER:O	2:C:5:A:H4'	3	0.19	0.03	0.18
(1,1)	1:A:10:SER:O	2:C:5:A:H5'	3	0.19	0.03	0.18
(1,1)	1:A:10:SER:O	2:C:5:A:H5''	3	0.19	0.03	0.18
(1,1)	1:A:10:SER:O	2:C:5:A:H61	3	0.19	0.03	0.18
(1,1)	1:A:10:SER:O	2:C:5:A:H62	3	0.19	0.03	0.18
(1,1)	1:A:10:SER:O	2:C:5:A:H8	3	0.19	0.03	0.18
(1,1)	1:A:10:SER:O	2:C:5:A:HO2'	3	0.19	0.03	0.18
(1,1)	1:A:10:SER:O	2:C:5:A:N1	3	0.19	0.03	0.18
(1,1)	1:A:10:SER:O	2:C:5:A:N3	3	0.19	0.03	0.18
(1,1)	1:A:10:SER:O	2:C:5:A:N6	3	0.19	0.03	0.18
(1,1)	1:A:10:SER:O	2:C:5:A:N7	3	0.19	0.03	0.18
(1,1)	1:A:10:SER:O	2:C:5:A:N9	3	0.19	0.03	0.18
(1,1)	1:A:10:SER:O	2:C:5:A:O2'	3	0.19	0.03	0.18
(1,1)	1:A:10:SER:O	2:C:5:A:O3'	3	0.19	0.03	0.18
(1,1)	1:A:10:SER:O	2:C:5:A:O4'	3	0.19	0.03	0.18
(1,1)	1:A:10:SER:O	2:C:5:A:O5'	3	0.19	0.03	0.18
(1,1)	1:A:10:SER:O	2:C:5:A:OP1	3	0.19	0.03	0.18
(1,1)	1:A:10:SER:O	2:C:5:A:OP2	3	0.19	0.03	0.18

Continued on next page...

Continued from previous page...

Key	Atom-1	Atom-2	Models ¹	Mean (Å)	SD ¹ (Å)	Median (Å)
(1,1)	1:A:10:SER:O	2:C:5:A:P	3	0.19	0.03	0.18
(1,1)	1:A:10:SER:OG	2:C:1:A:C1'	3	0.19	0.03	0.18
(1,1)	1:A:10:SER:OG	2:C:1:A:C2	3	0.19	0.03	0.18
(1,1)	1:A:10:SER:OG	2:C:1:A:C2'	3	0.19	0.03	0.18
(1,1)	1:A:10:SER:OG	2:C:1:A:C3'	3	0.19	0.03	0.18
(1,1)	1:A:10:SER:OG	2:C:1:A:C4	3	0.19	0.03	0.18
(1,1)	1:A:10:SER:OG	2:C:1:A:C4'	3	0.19	0.03	0.18
(1,1)	1:A:10:SER:OG	2:C:1:A:C5	3	0.19	0.03	0.18
(1,1)	1:A:10:SER:OG	2:C:1:A:C5'	3	0.19	0.03	0.18
(1,1)	1:A:10:SER:OG	2:C:1:A:C6	3	0.19	0.03	0.18
(1,1)	1:A:10:SER:OG	2:C:1:A:C8	3	0.19	0.03	0.18
(1,1)	1:A:10:SER:OG	2:C:1:A:H1'	3	0.19	0.03	0.18
(1,1)	1:A:10:SER:OG	2:C:1:A:H2	3	0.19	0.03	0.18
(1,1)	1:A:10:SER:OG	2:C:1:A:H2'	3	0.19	0.03	0.18
(1,1)	1:A:10:SER:OG	2:C:1:A:H3'	3	0.19	0.03	0.18
(1,1)	1:A:10:SER:OG	2:C:1:A:H4'	3	0.19	0.03	0.18
(1,1)	1:A:10:SER:OG	2:C:1:A:H5'	3	0.19	0.03	0.18
(1,1)	1:A:10:SER:OG	2:C:1:A:H5''	3	0.19	0.03	0.18
(1,1)	1:A:10:SER:OG	2:C:1:A:H61	3	0.19	0.03	0.18
(1,1)	1:A:10:SER:OG	2:C:1:A:H62	3	0.19	0.03	0.18
(1,1)	1:A:10:SER:OG	2:C:1:A:H8	3	0.19	0.03	0.18
(1,1)	1:A:10:SER:OG	2:C:1:A:HO2'	3	0.19	0.03	0.18
(1,1)	1:A:10:SER:OG	2:C:1:A:N1	3	0.19	0.03	0.18
(1,1)	1:A:10:SER:OG	2:C:1:A:N3	3	0.19	0.03	0.18
(1,1)	1:A:10:SER:OG	2:C:1:A:N6	3	0.19	0.03	0.18
(1,1)	1:A:10:SER:OG	2:C:1:A:N7	3	0.19	0.03	0.18
(1,1)	1:A:10:SER:OG	2:C:1:A:N9	3	0.19	0.03	0.18
(1,1)	1:A:10:SER:OG	2:C:1:A:O2'	3	0.19	0.03	0.18
(1,1)	1:A:10:SER:OG	2:C:1:A:O3'	3	0.19	0.03	0.18
(1,1)	1:A:10:SER:OG	2:C:1:A:O4'	3	0.19	0.03	0.18
(1,1)	1:A:10:SER:OG	2:C:1:A:O5'	3	0.19	0.03	0.18
(1,1)	1:A:10:SER:OG	2:C:2:U:C1'	3	0.19	0.03	0.18
(1,1)	1:A:10:SER:OG	2:C:2:U:C2	3	0.19	0.03	0.18
(1,1)	1:A:10:SER:OG	2:C:2:U:C2'	3	0.19	0.03	0.18
(1,1)	1:A:10:SER:OG	2:C:2:U:C3'	3	0.19	0.03	0.18
(1,1)	1:A:10:SER:OG	2:C:2:U:C4	3	0.19	0.03	0.18
(1,1)	1:A:10:SER:OG	2:C:2:U:C4'	3	0.19	0.03	0.18
(1,1)	1:A:10:SER:OG	2:C:2:U:C5	3	0.19	0.03	0.18
(1,1)	1:A:10:SER:OG	2:C:2:U:C5'	3	0.19	0.03	0.18
(1,1)	1:A:10:SER:OG	2:C:2:U:C6	3	0.19	0.03	0.18
(1,1)	1:A:10:SER:OG	2:C:2:U:H1'	3	0.19	0.03	0.18
(1,1)	1:A:10:SER:OG	2:C:2:U:H2'	3	0.19	0.03	0.18

Continued on next page...

Continued from previous page...

Key	Atom-1	Atom-2	Models ¹	Mean (Å)	SD ¹ (Å)	Median (Å)
(1,1)	1:A:10:SER:OG	2:C:2:U:H3	3	0.19	0.03	0.18
(1,1)	1:A:10:SER:OG	2:C:2:U:H3'	3	0.19	0.03	0.18
(1,1)	1:A:10:SER:OG	2:C:2:U:H4'	3	0.19	0.03	0.18
(1,1)	1:A:10:SER:OG	2:C:2:U:H5	3	0.19	0.03	0.18
(1,1)	1:A:10:SER:OG	2:C:2:U:H5'	3	0.19	0.03	0.18
(1,1)	1:A:10:SER:OG	2:C:2:U:H5''	3	0.19	0.03	0.18
(1,1)	1:A:10:SER:OG	2:C:2:U:H6	3	0.19	0.03	0.18
(1,1)	1:A:10:SER:OG	2:C:2:U:HO2'	3	0.19	0.03	0.18
(1,1)	1:A:10:SER:OG	2:C:2:U:N1	3	0.19	0.03	0.18
(1,1)	1:A:10:SER:OG	2:C:2:U:N3	3	0.19	0.03	0.18
(1,1)	1:A:10:SER:OG	2:C:2:U:O2	3	0.19	0.03	0.18
(1,1)	1:A:10:SER:OG	2:C:2:U:O2'	3	0.19	0.03	0.18
(1,1)	1:A:10:SER:OG	2:C:2:U:O3'	3	0.19	0.03	0.18
(1,1)	1:A:10:SER:OG	2:C:2:U:O4	3	0.19	0.03	0.18
(1,1)	1:A:10:SER:OG	2:C:2:U:O4'	3	0.19	0.03	0.18
(1,1)	1:A:10:SER:OG	2:C:2:U:O5'	3	0.19	0.03	0.18
(1,1)	1:A:10:SER:OG	2:C:2:U:OP1	3	0.19	0.03	0.18
(1,1)	1:A:10:SER:OG	2:C:2:U:OP2	3	0.19	0.03	0.18
(1,1)	1:A:10:SER:OG	2:C:2:U:P	3	0.19	0.03	0.18
(1,1)	1:A:10:SER:OG	2:C:3:A:C1'	3	0.19	0.03	0.18
(1,1)	1:A:10:SER:OG	2:C:3:A:C2	3	0.19	0.03	0.18
(1,1)	1:A:10:SER:OG	2:C:3:A:C2'	3	0.19	0.03	0.18
(1,1)	1:A:10:SER:OG	2:C:3:A:C3'	3	0.19	0.03	0.18
(1,1)	1:A:10:SER:OG	2:C:3:A:C4	3	0.19	0.03	0.18
(1,1)	1:A:10:SER:OG	2:C:3:A:C4'	3	0.19	0.03	0.18
(1,1)	1:A:10:SER:OG	2:C:3:A:C5	3	0.19	0.03	0.18
(1,1)	1:A:10:SER:OG	2:C:3:A:C5'	3	0.19	0.03	0.18
(1,1)	1:A:10:SER:OG	2:C:3:A:C6	3	0.19	0.03	0.18
(1,1)	1:A:10:SER:OG	2:C:3:A:C8	3	0.19	0.03	0.18
(1,1)	1:A:10:SER:OG	2:C:3:A:H1'	3	0.19	0.03	0.18
(1,1)	1:A:10:SER:OG	2:C:3:A:H2	3	0.19	0.03	0.18
(1,1)	1:A:10:SER:OG	2:C:3:A:H2'	3	0.19	0.03	0.18
(1,1)	1:A:10:SER:OG	2:C:3:A:H3'	3	0.19	0.03	0.18
(1,1)	1:A:10:SER:OG	2:C:3:A:H4'	3	0.19	0.03	0.18
(1,1)	1:A:10:SER:OG	2:C:3:A:H5'	3	0.19	0.03	0.18
(1,1)	1:A:10:SER:OG	2:C:3:A:H5''	3	0.19	0.03	0.18
(1,1)	1:A:10:SER:OG	2:C:3:A:H61	3	0.19	0.03	0.18
(1,1)	1:A:10:SER:OG	2:C:3:A:H62	3	0.19	0.03	0.18
(1,1)	1:A:10:SER:OG	2:C:3:A:H8	3	0.19	0.03	0.18
(1,1)	1:A:10:SER:OG	2:C:3:A:HO2'	3	0.19	0.03	0.18
(1,1)	1:A:10:SER:OG	2:C:3:A:N1	3	0.19	0.03	0.18
(1,1)	1:A:10:SER:OG	2:C:3:A:N3	3	0.19	0.03	0.18

Continued on next page...

Continued from previous page...

Key	Atom-1	Atom-2	Models ¹	Mean (Å)	SD ¹ (Å)	Median (Å)
(1,1)	1:A:10:SER:OG	2:C:3:A:N6	3	0.19	0.03	0.18
(1,1)	1:A:10:SER:OG	2:C:3:A:N7	3	0.19	0.03	0.18
(1,1)	1:A:10:SER:OG	2:C:3:A:N9	3	0.19	0.03	0.18
(1,1)	1:A:10:SER:OG	2:C:3:A:O2'	3	0.19	0.03	0.18
(1,1)	1:A:10:SER:OG	2:C:3:A:O3'	3	0.19	0.03	0.18
(1,1)	1:A:10:SER:OG	2:C:3:A:O4'	3	0.19	0.03	0.18
(1,1)	1:A:10:SER:OG	2:C:3:A:O5'	3	0.19	0.03	0.18
(1,1)	1:A:10:SER:OG	2:C:3:A:OP1	3	0.19	0.03	0.18
(1,1)	1:A:10:SER:OG	2:C:3:A:OP2	3	0.19	0.03	0.18
(1,1)	1:A:10:SER:OG	2:C:3:A:P	3	0.19	0.03	0.18
(1,1)	1:A:10:SER:OG	2:C:4:C:C1'	3	0.19	0.03	0.18
(1,1)	1:A:10:SER:OG	2:C:4:C:C2	3	0.19	0.03	0.18
(1,1)	1:A:10:SER:OG	2:C:4:C:C2'	3	0.19	0.03	0.18
(1,1)	1:A:10:SER:OG	2:C:4:C:C3'	3	0.19	0.03	0.18
(1,1)	1:A:10:SER:OG	2:C:4:C:C4	3	0.19	0.03	0.18
(1,1)	1:A:10:SER:OG	2:C:4:C:C4'	3	0.19	0.03	0.18
(1,1)	1:A:10:SER:OG	2:C:4:C:C5	3	0.19	0.03	0.18
(1,1)	1:A:10:SER:OG	2:C:4:C:C5'	3	0.19	0.03	0.18
(1,1)	1:A:10:SER:OG	2:C:4:C:C6	3	0.19	0.03	0.18
(1,1)	1:A:10:SER:OG	2:C:4:C:H1'	3	0.19	0.03	0.18
(1,1)	1:A:10:SER:OG	2:C:4:C:H2'	3	0.19	0.03	0.18
(1,1)	1:A:10:SER:OG	2:C:4:C:H3'	3	0.19	0.03	0.18
(1,1)	1:A:10:SER:OG	2:C:4:C:H4'	3	0.19	0.03	0.18
(1,1)	1:A:10:SER:OG	2:C:4:C:H41	3	0.19	0.03	0.18
(1,1)	1:A:10:SER:OG	2:C:4:C:H42	3	0.19	0.03	0.18
(1,1)	1:A:10:SER:OG	2:C:4:C:H5	3	0.19	0.03	0.18
(1,1)	1:A:10:SER:OG	2:C:4:C:H5'	3	0.19	0.03	0.18
(1,1)	1:A:10:SER:OG	2:C:4:C:H5''	3	0.19	0.03	0.18
(1,1)	1:A:10:SER:OG	2:C:4:C:H6	3	0.19	0.03	0.18
(1,1)	1:A:10:SER:OG	2:C:4:C:HO2'	3	0.19	0.03	0.18
(1,1)	1:A:10:SER:OG	2:C:4:C:N1	3	0.19	0.03	0.18
(1,1)	1:A:10:SER:OG	2:C:4:C:N3	3	0.19	0.03	0.18
(1,1)	1:A:10:SER:OG	2:C:4:C:N4	3	0.19	0.03	0.18
(1,1)	1:A:10:SER:OG	2:C:4:C:O2	3	0.19	0.03	0.18
(1,1)	1:A:10:SER:OG	2:C:4:C:O2'	3	0.19	0.03	0.18
(1,1)	1:A:10:SER:OG	2:C:4:C:O3'	3	0.19	0.03	0.18
(1,1)	1:A:10:SER:OG	2:C:4:C:O4'	3	0.19	0.03	0.18
(1,1)	1:A:10:SER:OG	2:C:4:C:O5'	3	0.19	0.03	0.18
(1,1)	1:A:10:SER:OG	2:C:4:C:OP1	3	0.19	0.03	0.18
(1,1)	1:A:10:SER:OG	2:C:4:C:OP2	3	0.19	0.03	0.18
(1,1)	1:A:10:SER:OG	2:C:4:C:P	3	0.19	0.03	0.18
(1,1)	1:A:10:SER:OG	2:C:5:A:C1'	3	0.19	0.03	0.18

Continued on next page...

Continued from previous page...

Key	Atom-1	Atom-2	Models ¹	Mean (Å)	SD ¹ (Å)	Median (Å)
(1,1)	1:A:10:SER:OG	2:C:5:A:C2	3	0.19	0.03	0.18
(1,1)	1:A:10:SER:OG	2:C:5:A:C2'	3	0.19	0.03	0.18
(1,1)	1:A:10:SER:OG	2:C:5:A:C3'	3	0.19	0.03	0.18
(1,1)	1:A:10:SER:OG	2:C:5:A:C4	3	0.19	0.03	0.18
(1,1)	1:A:10:SER:OG	2:C:5:A:C4'	3	0.19	0.03	0.18
(1,1)	1:A:10:SER:OG	2:C:5:A:C5	3	0.19	0.03	0.18
(1,1)	1:A:10:SER:OG	2:C:5:A:C5'	3	0.19	0.03	0.18
(1,1)	1:A:10:SER:OG	2:C:5:A:C6	3	0.19	0.03	0.18
(1,1)	1:A:10:SER:OG	2:C:5:A:C8	3	0.19	0.03	0.18
(1,1)	1:A:10:SER:OG	2:C:5:A:H1'	3	0.19	0.03	0.18
(1,1)	1:A:10:SER:OG	2:C:5:A:H2	3	0.19	0.03	0.18
(1,1)	1:A:10:SER:OG	2:C:5:A:H2'	3	0.19	0.03	0.18
(1,1)	1:A:10:SER:OG	2:C:5:A:H3'	3	0.19	0.03	0.18
(1,1)	1:A:10:SER:OG	2:C:5:A:H4'	3	0.19	0.03	0.18
(1,1)	1:A:10:SER:OG	2:C:5:A:H5'	3	0.19	0.03	0.18
(1,1)	1:A:10:SER:OG	2:C:5:A:H5''	3	0.19	0.03	0.18
(1,1)	1:A:10:SER:OG	2:C:5:A:H61	3	0.19	0.03	0.18
(1,1)	1:A:10:SER:OG	2:C:5:A:H62	3	0.19	0.03	0.18
(1,1)	1:A:10:SER:OG	2:C:5:A:H8	3	0.19	0.03	0.18
(1,1)	1:A:10:SER:OG	2:C:5:A:HO2'	3	0.19	0.03	0.18
(1,1)	1:A:10:SER:OG	2:C:5:A:N1	3	0.19	0.03	0.18
(1,1)	1:A:10:SER:OG	2:C:5:A:N3	3	0.19	0.03	0.18
(1,1)	1:A:10:SER:OG	2:C:5:A:N6	3	0.19	0.03	0.18
(1,1)	1:A:10:SER:OG	2:C:5:A:N7	3	0.19	0.03	0.18
(1,1)	1:A:10:SER:OG	2:C:5:A:N9	3	0.19	0.03	0.18
(1,1)	1:A:10:SER:OG	2:C:5:A:O2'	3	0.19	0.03	0.18
(1,1)	1:A:10:SER:OG	2:C:5:A:O3'	3	0.19	0.03	0.18
(1,1)	1:A:10:SER:OG	2:C:5:A:O4'	3	0.19	0.03	0.18
(1,1)	1:A:10:SER:OG	2:C:5:A:O5'	3	0.19	0.03	0.18
(1,1)	1:A:10:SER:OG	2:C:5:A:OP1	3	0.19	0.03	0.18
(1,1)	1:A:10:SER:OG	2:C:5:A:OP2	3	0.19	0.03	0.18
(1,1)	1:A:10:SER:OG	2:C:5:A:P	3	0.19	0.03	0.18
(1,14)	2:C:2:U:O4	1:A:8:LEU:H	2	3.4	0.19	3.4
(1,14)	2:C:2:U:O4	1:A:10:SER:H	2	3.4	0.19	3.4
(1,14)	2:C:2:U:O4	1:A:10:SER:HG	2	3.4	0.19	3.4
(1,14)	2:C:2:U:O4	1:A:12:ASP:H	2	3.4	0.19	3.4
(1,14)	2:C:2:U:O4	1:A:14:THR:H	2	3.4	0.19	3.4
(1,14)	2:C:2:U:O4	1:A:14:THR:HG1	2	3.4	0.19	3.4
(1,14)	2:C:2:U:O4	1:A:15:ALA:H	2	3.4	0.19	3.4
(1,14)	2:C:2:U:O4	1:A:16:GLY:H	2	3.4	0.19	3.4
(1,14)	2:C:2:U:O4	1:A:17:HIS:H	2	3.4	0.19	3.4
(1,14)	2:C:2:U:O4	1:A:17:HIS:HD1	2	3.4	0.19	3.4

Continued on next page...

Continued from previous page...

Key	Atom-1	Atom-2	Models ¹	Mean (Å)	SD ¹ (Å)	Median (Å)
(1,14)	2:C:2:U:O4	1:A:17:HIS:HE2	2	3.4	0.19	3.4
(1,14)	2:C:2:U:O4	1:A:19:GLN:H	2	3.4	0.19	3.4
(1,14)	2:C:2:U:O4	1:A:19:GLN:HE21	2	3.4	0.19	3.4
(1,14)	2:C:2:U:O4	1:A:19:GLN:HE22	2	3.4	0.19	3.4
(1,14)	2:C:2:U:O4	1:A:20:GLN:H	2	3.4	0.19	3.4
(1,14)	2:C:2:U:O4	1:A:20:GLN:HE21	2	3.4	0.19	3.4
(1,14)	2:C:2:U:O4	1:A:20:GLN:HE22	2	3.4	0.19	3.4
(1,14)	2:C:2:U:O4	1:A:21:GLY:H	2	3.4	0.19	3.4
(1,14)	2:C:2:U:O4	1:A:22:THR:H	2	3.4	0.19	3.4
(1,14)	2:C:2:U:O4	1:A:22:THR:HG1	2	3.4	0.19	3.4
(1,14)	2:C:2:U:O4	1:A:23:ARG:H	2	3.4	0.19	3.4
(1,14)	2:C:2:U:O4	1:A:23:ARG:HE	2	3.4	0.19	3.4
(1,14)	2:C:2:U:O4	1:A:23:ARG:HH11	2	3.4	0.19	3.4
(1,14)	2:C:2:U:O4	1:A:23:ARG:HH12	2	3.4	0.19	3.4
(1,14)	2:C:2:U:O4	1:A:23:ARG:HH21	2	3.4	0.19	3.4
(1,14)	2:C:2:U:O4	1:A:23:ARG:HH22	2	3.4	0.19	3.4
(1,14)	2:C:2:U:O4	1:A:45:VAL:H	2	3.4	0.19	3.4
(1,14)	2:C:2:U:O4	1:A:46:THR:H	2	3.4	0.19	3.4
(1,14)	2:C:2:U:O4	1:A:46:THR:HG1	2	3.4	0.19	3.4
(1,14)	2:C:2:U:O4	1:A:47:SER:H	2	3.4	0.19	3.4
(1,14)	2:C:2:U:O4	1:A:47:SER:HG	2	3.4	0.19	3.4
(1,14)	2:C:2:U:O4	1:A:48:GLY:H	2	3.4	0.19	3.4
(1,14)	2:C:2:U:O4	1:A:49:GLY:H	2	3.4	0.19	3.4
(1,14)	2:C:2:U:O4	1:A:50:ASN:H	2	3.4	0.19	3.4
(1,14)	2:C:2:U:O4	1:A:50:ASN:HD21	2	3.4	0.19	3.4
(1,14)	2:C:2:U:O4	1:A:50:ASN:HD22	2	3.4	0.19	3.4
(1,14)	2:C:2:U:O4	1:A:51:PHE:H	2	3.4	0.19	3.4
(1,14)	2:C:2:U:O4	1:A:52:ALA:H	2	3.4	0.19	3.4
(1,14)	2:C:2:U:O4	1:A:53:ARG:H	2	3.4	0.19	3.4
(1,14)	2:C:2:U:O4	1:A:53:ARG:HE	2	3.4	0.19	3.4
(1,14)	2:C:2:U:O4	1:A:53:ARG:HH11	2	3.4	0.19	3.4
(1,14)	2:C:2:U:O4	1:A:53:ARG:HH12	2	3.4	0.19	3.4
(1,14)	2:C:2:U:O4	1:A:53:ARG:HH21	2	3.4	0.19	3.4
(1,14)	2:C:2:U:O4	1:A:53:ARG:HH22	2	3.4	0.19	3.4
(1,14)	2:C:2:U:O4	1:A:54:THR:H	2	3.4	0.19	3.4
(1,14)	2:C:2:U:O4	1:A:54:THR:HG1	2	3.4	0.19	3.4
(1,14)	2:C:2:U:O4	1:A:55:ALA:H	2	3.4	0.19	3.4
(1,14)	2:C:2:U:O4	1:A:56:GLY:H	2	3.4	0.19	3.4
(1,14)	2:C:2:U:O4	1:A:57:PHE:H	2	3.4	0.19	3.4
(1,14)	2:C:2:U:O4	1:A:58:ALA:H	2	3.4	0.19	3.4
(1,14)	2:C:2:U:O4	1:A:60:SER:H	2	3.4	0.19	3.4
(1,14)	2:C:2:U:O4	1:A:60:SER:HG	2	3.4	0.19	3.4

Continued on next page...

Continued from previous page...

Key	Atom-1	Atom-2	Models ¹	Mean (Å)	SD ¹ (Å)	Median (Å)
(1,14)	2:C:2:U:O4	1:A:62:ASP:H	2	3.4	0.19	3.4
(1,14)	2:C:2:U:O4	1:A:66:ILE:H	2	3.4	0.19	3.4
(1,14)	2:C:2:U:O4	1:A:67:ARG:H	2	3.4	0.19	3.4
(1,14)	2:C:2:U:O4	1:A:67:ARG:HE	2	3.4	0.19	3.4
(1,14)	2:C:2:U:O4	1:A:67:ARG:HH11	2	3.4	0.19	3.4
(1,14)	2:C:2:U:O4	1:A:67:ARG:HH12	2	3.4	0.19	3.4
(1,14)	2:C:2:U:O4	1:A:67:ARG:HH21	2	3.4	0.19	3.4
(1,14)	2:C:2:U:O4	1:A:67:ARG:HH22	2	3.4	0.19	3.4
(1,14)	2:C:2:U:O4	1:A:68:THR:H	2	3.4	0.19	3.4
(1,14)	2:C:2:U:O4	1:A:68:THR:HG1	2	3.4	0.19	3.4
(1,14)	2:C:2:U:O4	1:A:69:THR:H	2	3.4	0.19	3.4
(1,14)	2:C:2:U:O4	1:A:69:THR:HG1	2	3.4	0.19	3.4
(1,14)	2:C:2:U:O4	1:A:70:GLY:H	2	3.4	0.19	3.4
(1,14)	2:C:2:U:O4	1:A:71:VAL:H	2	3.4	0.19	3.4
(1,14)	2:C:2:U:O4	1:A:73:ARG:H	2	3.4	0.19	3.4
(1,14)	2:C:2:U:O4	1:A:73:ARG:HE	2	3.4	0.19	3.4
(1,14)	2:C:2:U:O4	1:A:73:ARG:HH11	2	3.4	0.19	3.4
(1,14)	2:C:2:U:O4	1:A:73:ARG:HH12	2	3.4	0.19	3.4
(1,14)	2:C:2:U:O4	1:A:73:ARG:HH21	2	3.4	0.19	3.4
(1,14)	2:C:2:U:O4	1:A:73:ARG:HH22	2	3.4	0.19	3.4
(1,14)	2:C:2:U:O4	1:A:75:ASP:H	2	3.4	0.19	3.4
(1,14)	2:C:2:U:O4	1:A:76:GLN:H	2	3.4	0.19	3.4
(1,14)	2:C:2:U:O4	1:A:76:GLN:HE21	2	3.4	0.19	3.4
(1,14)	2:C:2:U:O4	1:A:76:GLN:HE22	2	3.4	0.19	3.4
(1,14)	2:C:2:U:O4	1:A:85:ARG:H	2	3.4	0.19	3.4
(1,14)	2:C:2:U:O4	1:A:85:ARG:HE	2	3.4	0.19	3.4
(1,14)	2:C:2:U:O4	1:A:85:ARG:HH11	2	3.4	0.19	3.4
(1,14)	2:C:2:U:O4	1:A:85:ARG:HH12	2	3.4	0.19	3.4
(1,14)	2:C:2:U:O4	1:A:85:ARG:HH21	2	3.4	0.19	3.4
(1,14)	2:C:2:U:O4	1:A:85:ARG:HH22	2	3.4	0.19	3.4
(1,14)	2:C:2:U:O4	1:A:100:GLU:H	2	3.4	0.19	3.4
(1,14)	2:C:2:U:O4	1:A:104:ARG:H	2	3.4	0.19	3.4
(1,14)	2:C:2:U:O4	1:A:104:ARG:HE	2	3.4	0.19	3.4
(1,14)	2:C:2:U:O4	1:A:104:ARG:HH11	2	3.4	0.19	3.4
(1,14)	2:C:2:U:O4	1:A:104:ARG:HH12	2	3.4	0.19	3.4
(1,14)	2:C:2:U:O4	1:A:104:ARG:HH21	2	3.4	0.19	3.4
(1,14)	2:C:2:U:O4	1:A:104:ARG:HH22	2	3.4	0.19	3.4
(1,13)	1:A:76:GLN:C	2:C:1:A:C1'	2	0.24	0.01	0.24
(1,13)	1:A:76:GLN:C	2:C:1:A:C2	2	0.24	0.01	0.24
(1,13)	1:A:76:GLN:C	2:C:1:A:C2'	2	0.24	0.01	0.24
(1,13)	1:A:76:GLN:C	2:C:1:A:C3'	2	0.24	0.01	0.24
(1,13)	1:A:76:GLN:C	2:C:1:A:C4	2	0.24	0.01	0.24

Continued on next page...

Continued from previous page...

Key	Atom-1	Atom-2	Models ¹	Mean (Å)	SD ¹ (Å)	Median (Å)
(1,13)	1:A:76:GLN:C	2:C:1:A:C4'	2	0.24	0.01	0.24
(1,13)	1:A:76:GLN:C	2:C:1:A:C5	2	0.24	0.01	0.24
(1,13)	1:A:76:GLN:C	2:C:1:A:C5'	2	0.24	0.01	0.24
(1,13)	1:A:76:GLN:C	2:C:1:A:C6	2	0.24	0.01	0.24
(1,13)	1:A:76:GLN:C	2:C:1:A:C8	2	0.24	0.01	0.24
(1,13)	1:A:76:GLN:C	2:C:1:A:H1'	2	0.24	0.01	0.24
(1,13)	1:A:76:GLN:C	2:C:1:A:H2	2	0.24	0.01	0.24
(1,13)	1:A:76:GLN:C	2:C:1:A:H2'	2	0.24	0.01	0.24
(1,13)	1:A:76:GLN:C	2:C:1:A:H3'	2	0.24	0.01	0.24
(1,13)	1:A:76:GLN:C	2:C:1:A:H4'	2	0.24	0.01	0.24
(1,13)	1:A:76:GLN:C	2:C:1:A:H5'	2	0.24	0.01	0.24
(1,13)	1:A:76:GLN:C	2:C:1:A:H5''	2	0.24	0.01	0.24
(1,13)	1:A:76:GLN:C	2:C:1:A:H61	2	0.24	0.01	0.24
(1,13)	1:A:76:GLN:C	2:C:1:A:H62	2	0.24	0.01	0.24
(1,13)	1:A:76:GLN:C	2:C:1:A:H8	2	0.24	0.01	0.24
(1,13)	1:A:76:GLN:C	2:C:1:A:HO2'	2	0.24	0.01	0.24
(1,13)	1:A:76:GLN:C	2:C:1:A:N1	2	0.24	0.01	0.24
(1,13)	1:A:76:GLN:C	2:C:1:A:N3	2	0.24	0.01	0.24
(1,13)	1:A:76:GLN:C	2:C:1:A:N6	2	0.24	0.01	0.24
(1,13)	1:A:76:GLN:C	2:C:1:A:N7	2	0.24	0.01	0.24
(1,13)	1:A:76:GLN:C	2:C:1:A:N9	2	0.24	0.01	0.24
(1,13)	1:A:76:GLN:C	2:C:1:A:O2'	2	0.24	0.01	0.24
(1,13)	1:A:76:GLN:C	2:C:1:A:O3'	2	0.24	0.01	0.24
(1,13)	1:A:76:GLN:C	2:C:1:A:O4'	2	0.24	0.01	0.24
(1,13)	1:A:76:GLN:C	2:C:1:A:O5'	2	0.24	0.01	0.24
(1,13)	1:A:76:GLN:C	2:C:2:U:C1'	2	0.24	0.01	0.24
(1,13)	1:A:76:GLN:C	2:C:2:U:C2	2	0.24	0.01	0.24
(1,13)	1:A:76:GLN:C	2:C:2:U:C2'	2	0.24	0.01	0.24
(1,13)	1:A:76:GLN:C	2:C:2:U:C3'	2	0.24	0.01	0.24
(1,13)	1:A:76:GLN:C	2:C:2:U:C4	2	0.24	0.01	0.24
(1,13)	1:A:76:GLN:C	2:C:2:U:C4'	2	0.24	0.01	0.24
(1,13)	1:A:76:GLN:C	2:C:2:U:C5	2	0.24	0.01	0.24
(1,13)	1:A:76:GLN:C	2:C:2:U:C5'	2	0.24	0.01	0.24
(1,13)	1:A:76:GLN:C	2:C:2:U:C6	2	0.24	0.01	0.24
(1,13)	1:A:76:GLN:C	2:C:2:U:H1'	2	0.24	0.01	0.24
(1,13)	1:A:76:GLN:C	2:C:2:U:H2'	2	0.24	0.01	0.24
(1,13)	1:A:76:GLN:C	2:C:2:U:H3	2	0.24	0.01	0.24
(1,13)	1:A:76:GLN:C	2:C:2:U:H3'	2	0.24	0.01	0.24
(1,13)	1:A:76:GLN:C	2:C:2:U:H4'	2	0.24	0.01	0.24
(1,13)	1:A:76:GLN:C	2:C:2:U:H5	2	0.24	0.01	0.24
(1,13)	1:A:76:GLN:C	2:C:2:U:H5'	2	0.24	0.01	0.24
(1,13)	1:A:76:GLN:C	2:C:2:U:H5''	2	0.24	0.01	0.24

Continued on next page...

Continued from previous page...

Key	Atom-1	Atom-2	Models ¹	Mean (Å)	SD ¹ (Å)	Median (Å)
(1,13)	1:A:76:GLN:C	2:C:2:U:H6	2	0.24	0.01	0.24
(1,13)	1:A:76:GLN:C	2:C:2:U:HO2'	2	0.24	0.01	0.24
(1,13)	1:A:76:GLN:C	2:C:2:U:N1	2	0.24	0.01	0.24
(1,13)	1:A:76:GLN:C	2:C:2:U:N3	2	0.24	0.01	0.24
(1,13)	1:A:76:GLN:C	2:C:2:U:O2	2	0.24	0.01	0.24
(1,13)	1:A:76:GLN:C	2:C:2:U:O2'	2	0.24	0.01	0.24
(1,13)	1:A:76:GLN:C	2:C:2:U:O3'	2	0.24	0.01	0.24
(1,13)	1:A:76:GLN:C	2:C:2:U:O4	2	0.24	0.01	0.24
(1,13)	1:A:76:GLN:C	2:C:2:U:O4'	2	0.24	0.01	0.24
(1,13)	1:A:76:GLN:C	2:C:2:U:O5'	2	0.24	0.01	0.24
(1,13)	1:A:76:GLN:C	2:C:2:U:OP1	2	0.24	0.01	0.24
(1,13)	1:A:76:GLN:C	2:C:2:U:OP2	2	0.24	0.01	0.24
(1,13)	1:A:76:GLN:C	2:C:2:U:P	2	0.24	0.01	0.24
(1,13)	1:A:76:GLN:C	2:C:3:A:C1'	2	0.24	0.01	0.24
(1,13)	1:A:76:GLN:C	2:C:3:A:C2	2	0.24	0.01	0.24
(1,13)	1:A:76:GLN:C	2:C:3:A:C2'	2	0.24	0.01	0.24
(1,13)	1:A:76:GLN:C	2:C:3:A:C3'	2	0.24	0.01	0.24
(1,13)	1:A:76:GLN:C	2:C:3:A:C4	2	0.24	0.01	0.24
(1,13)	1:A:76:GLN:C	2:C:3:A:C4'	2	0.24	0.01	0.24
(1,13)	1:A:76:GLN:C	2:C:3:A:C5	2	0.24	0.01	0.24
(1,13)	1:A:76:GLN:C	2:C:3:A:C5'	2	0.24	0.01	0.24
(1,13)	1:A:76:GLN:C	2:C:3:A:C6	2	0.24	0.01	0.24
(1,13)	1:A:76:GLN:C	2:C:3:A:C8	2	0.24	0.01	0.24
(1,13)	1:A:76:GLN:C	2:C:3:A:H1'	2	0.24	0.01	0.24
(1,13)	1:A:76:GLN:C	2:C:3:A:H2	2	0.24	0.01	0.24
(1,13)	1:A:76:GLN:C	2:C:3:A:H2'	2	0.24	0.01	0.24
(1,13)	1:A:76:GLN:C	2:C:3:A:H3'	2	0.24	0.01	0.24
(1,13)	1:A:76:GLN:C	2:C:3:A:H4'	2	0.24	0.01	0.24
(1,13)	1:A:76:GLN:C	2:C:3:A:H5'	2	0.24	0.01	0.24
(1,13)	1:A:76:GLN:C	2:C:3:A:H5''	2	0.24	0.01	0.24
(1,13)	1:A:76:GLN:C	2:C:3:A:H61	2	0.24	0.01	0.24
(1,13)	1:A:76:GLN:C	2:C:3:A:H62	2	0.24	0.01	0.24
(1,13)	1:A:76:GLN:C	2:C:3:A:H8	2	0.24	0.01	0.24
(1,13)	1:A:76:GLN:C	2:C:3:A:HO2'	2	0.24	0.01	0.24
(1,13)	1:A:76:GLN:C	2:C:3:A:N1	2	0.24	0.01	0.24
(1,13)	1:A:76:GLN:C	2:C:3:A:N3	2	0.24	0.01	0.24
(1,13)	1:A:76:GLN:C	2:C:3:A:N6	2	0.24	0.01	0.24
(1,13)	1:A:76:GLN:C	2:C:3:A:N7	2	0.24	0.01	0.24
(1,13)	1:A:76:GLN:C	2:C:3:A:N9	2	0.24	0.01	0.24
(1,13)	1:A:76:GLN:C	2:C:3:A:O2'	2	0.24	0.01	0.24
(1,13)	1:A:76:GLN:C	2:C:3:A:O3'	2	0.24	0.01	0.24
(1,13)	1:A:76:GLN:C	2:C:3:A:O4'	2	0.24	0.01	0.24

Continued on next page...

Continued from previous page...

Key	Atom-1	Atom-2	Models ¹	Mean (Å)	SD ¹ (Å)	Median (Å)
(1,13)	1:A:76:GLN:C	2:C:3:A:O5'	2	0.24	0.01	0.24
(1,13)	1:A:76:GLN:C	2:C:3:A:OP1	2	0.24	0.01	0.24
(1,13)	1:A:76:GLN:C	2:C:3:A:OP2	2	0.24	0.01	0.24
(1,13)	1:A:76:GLN:C	2:C:3:A:P	2	0.24	0.01	0.24
(1,13)	1:A:76:GLN:C	2:C:4:C:C1'	2	0.24	0.01	0.24
(1,13)	1:A:76:GLN:C	2:C:4:C:C2	2	0.24	0.01	0.24
(1,13)	1:A:76:GLN:C	2:C:4:C:C2'	2	0.24	0.01	0.24
(1,13)	1:A:76:GLN:C	2:C:4:C:C3'	2	0.24	0.01	0.24
(1,13)	1:A:76:GLN:C	2:C:4:C:C4	2	0.24	0.01	0.24
(1,13)	1:A:76:GLN:C	2:C:4:C:C4'	2	0.24	0.01	0.24
(1,13)	1:A:76:GLN:C	2:C:4:C:C5	2	0.24	0.01	0.24
(1,13)	1:A:76:GLN:C	2:C:4:C:C5'	2	0.24	0.01	0.24
(1,13)	1:A:76:GLN:C	2:C:4:C:C6	2	0.24	0.01	0.24
(1,13)	1:A:76:GLN:C	2:C:4:C:H1'	2	0.24	0.01	0.24
(1,13)	1:A:76:GLN:C	2:C:4:C:H2'	2	0.24	0.01	0.24
(1,13)	1:A:76:GLN:C	2:C:4:C:H3'	2	0.24	0.01	0.24
(1,13)	1:A:76:GLN:C	2:C:4:C:H4'	2	0.24	0.01	0.24
(1,13)	1:A:76:GLN:C	2:C:4:C:H41	2	0.24	0.01	0.24
(1,13)	1:A:76:GLN:C	2:C:4:C:H42	2	0.24	0.01	0.24
(1,13)	1:A:76:GLN:C	2:C:4:C:H5	2	0.24	0.01	0.24
(1,13)	1:A:76:GLN:C	2:C:4:C:H5'	2	0.24	0.01	0.24
(1,13)	1:A:76:GLN:C	2:C:4:C:H5''	2	0.24	0.01	0.24
(1,13)	1:A:76:GLN:C	2:C:4:C:H6	2	0.24	0.01	0.24
(1,13)	1:A:76:GLN:C	2:C:4:C:HO2'	2	0.24	0.01	0.24
(1,13)	1:A:76:GLN:C	2:C:4:C:N1	2	0.24	0.01	0.24
(1,13)	1:A:76:GLN:C	2:C:4:C:N3	2	0.24	0.01	0.24
(1,13)	1:A:76:GLN:C	2:C:4:C:N4	2	0.24	0.01	0.24
(1,13)	1:A:76:GLN:C	2:C:4:C:O2	2	0.24	0.01	0.24
(1,13)	1:A:76:GLN:C	2:C:4:C:O2'	2	0.24	0.01	0.24
(1,13)	1:A:76:GLN:C	2:C:4:C:O3'	2	0.24	0.01	0.24
(1,13)	1:A:76:GLN:C	2:C:4:C:O4'	2	0.24	0.01	0.24
(1,13)	1:A:76:GLN:C	2:C:4:C:O5'	2	0.24	0.01	0.24
(1,13)	1:A:76:GLN:C	2:C:4:C:OP1	2	0.24	0.01	0.24
(1,13)	1:A:76:GLN:C	2:C:4:C:OP2	2	0.24	0.01	0.24
(1,13)	1:A:76:GLN:C	2:C:4:C:P	2	0.24	0.01	0.24
(1,13)	1:A:76:GLN:C	2:C:5:A:C1'	2	0.24	0.01	0.24
(1,13)	1:A:76:GLN:C	2:C:5:A:C2	2	0.24	0.01	0.24
(1,13)	1:A:76:GLN:C	2:C:5:A:C2'	2	0.24	0.01	0.24
(1,13)	1:A:76:GLN:C	2:C:5:A:C3'	2	0.24	0.01	0.24
(1,13)	1:A:76:GLN:C	2:C:5:A:C4	2	0.24	0.01	0.24
(1,13)	1:A:76:GLN:C	2:C:5:A:C4'	2	0.24	0.01	0.24
(1,13)	1:A:76:GLN:C	2:C:5:A:C5	2	0.24	0.01	0.24

Continued on next page...

Continued from previous page...

Key	Atom-1	Atom-2	Models ¹	Mean (Å)	SD ¹ (Å)	Median (Å)
(1,13)	1:A:76:GLN:C	2:C:5:A:C5'	2	0.24	0.01	0.24
(1,13)	1:A:76:GLN:C	2:C:5:A:C6	2	0.24	0.01	0.24
(1,13)	1:A:76:GLN:C	2:C:5:A:C8	2	0.24	0.01	0.24
(1,13)	1:A:76:GLN:C	2:C:5:A:H1'	2	0.24	0.01	0.24
(1,13)	1:A:76:GLN:C	2:C:5:A:H2	2	0.24	0.01	0.24
(1,13)	1:A:76:GLN:C	2:C:5:A:H2'	2	0.24	0.01	0.24
(1,13)	1:A:76:GLN:C	2:C:5:A:H3'	2	0.24	0.01	0.24
(1,13)	1:A:76:GLN:C	2:C:5:A:H4'	2	0.24	0.01	0.24
(1,13)	1:A:76:GLN:C	2:C:5:A:H5'	2	0.24	0.01	0.24
(1,13)	1:A:76:GLN:C	2:C:5:A:H5''	2	0.24	0.01	0.24
(1,13)	1:A:76:GLN:C	2:C:5:A:H61	2	0.24	0.01	0.24
(1,13)	1:A:76:GLN:C	2:C:5:A:H62	2	0.24	0.01	0.24
(1,13)	1:A:76:GLN:C	2:C:5:A:H8	2	0.24	0.01	0.24
(1,13)	1:A:76:GLN:C	2:C:5:A:HO2'	2	0.24	0.01	0.24
(1,13)	1:A:76:GLN:C	2:C:5:A:N1	2	0.24	0.01	0.24
(1,13)	1:A:76:GLN:C	2:C:5:A:N3	2	0.24	0.01	0.24
(1,13)	1:A:76:GLN:C	2:C:5:A:N6	2	0.24	0.01	0.24
(1,13)	1:A:76:GLN:C	2:C:5:A:N7	2	0.24	0.01	0.24
(1,13)	1:A:76:GLN:C	2:C:5:A:N9	2	0.24	0.01	0.24
(1,13)	1:A:76:GLN:C	2:C:5:A:O2'	2	0.24	0.01	0.24
(1,13)	1:A:76:GLN:C	2:C:5:A:O3'	2	0.24	0.01	0.24
(1,13)	1:A:76:GLN:C	2:C:5:A:O4'	2	0.24	0.01	0.24
(1,13)	1:A:76:GLN:C	2:C:5:A:O5'	2	0.24	0.01	0.24
(1,13)	1:A:76:GLN:C	2:C:5:A:OP1	2	0.24	0.01	0.24
(1,13)	1:A:76:GLN:C	2:C:5:A:OP2	2	0.24	0.01	0.24
(1,13)	1:A:76:GLN:C	2:C:5:A:P	2	0.24	0.01	0.24
(1,13)	1:A:76:GLN:CA	2:C:1:A:C1'	2	0.24	0.01	0.24
(1,13)	1:A:76:GLN:CA	2:C:1:A:C2	2	0.24	0.01	0.24
(1,13)	1:A:76:GLN:CA	2:C:1:A:C2'	2	0.24	0.01	0.24
(1,13)	1:A:76:GLN:CA	2:C:1:A:C3'	2	0.24	0.01	0.24
(1,13)	1:A:76:GLN:CA	2:C:1:A:C4	2	0.24	0.01	0.24
(1,13)	1:A:76:GLN:CA	2:C:1:A:C4'	2	0.24	0.01	0.24
(1,13)	1:A:76:GLN:CA	2:C:1:A:C5	2	0.24	0.01	0.24
(1,13)	1:A:76:GLN:CA	2:C:1:A:C5'	2	0.24	0.01	0.24
(1,13)	1:A:76:GLN:CA	2:C:1:A:C6	2	0.24	0.01	0.24
(1,13)	1:A:76:GLN:CA	2:C:1:A:C8	2	0.24	0.01	0.24
(1,13)	1:A:76:GLN:CA	2:C:1:A:H1'	2	0.24	0.01	0.24
(1,13)	1:A:76:GLN:CA	2:C:1:A:H2	2	0.24	0.01	0.24
(1,13)	1:A:76:GLN:CA	2:C:1:A:H2'	2	0.24	0.01	0.24
(1,13)	1:A:76:GLN:CA	2:C:1:A:H3'	2	0.24	0.01	0.24
(1,13)	1:A:76:GLN:CA	2:C:1:A:H4'	2	0.24	0.01	0.24
(1,13)	1:A:76:GLN:CA	2:C:1:A:H5'	2	0.24	0.01	0.24

Continued on next page...

Continued from previous page...

Key	Atom-1	Atom-2	Models ¹	Mean (Å)	SD ¹ (Å)	Median (Å)
(1,13)	1:A:76:GLN:CA	2:C:1:A:H5''	2	0.24	0.01	0.24
(1,13)	1:A:76:GLN:CA	2:C:1:A:H61	2	0.24	0.01	0.24
(1,13)	1:A:76:GLN:CA	2:C:1:A:H62	2	0.24	0.01	0.24
(1,13)	1:A:76:GLN:CA	2:C:1:A:H8	2	0.24	0.01	0.24
(1,13)	1:A:76:GLN:CA	2:C:1:A:HO2'	2	0.24	0.01	0.24
(1,13)	1:A:76:GLN:CA	2:C:1:A:N1	2	0.24	0.01	0.24
(1,13)	1:A:76:GLN:CA	2:C:1:A:N3	2	0.24	0.01	0.24
(1,13)	1:A:76:GLN:CA	2:C:1:A:N6	2	0.24	0.01	0.24
(1,13)	1:A:76:GLN:CA	2:C:1:A:N7	2	0.24	0.01	0.24
(1,13)	1:A:76:GLN:CA	2:C:1:A:N9	2	0.24	0.01	0.24
(1,13)	1:A:76:GLN:CA	2:C:1:A:O2'	2	0.24	0.01	0.24
(1,13)	1:A:76:GLN:CA	2:C:1:A:O3'	2	0.24	0.01	0.24
(1,13)	1:A:76:GLN:CA	2:C:1:A:O4'	2	0.24	0.01	0.24
(1,13)	1:A:76:GLN:CA	2:C:1:A:O5'	2	0.24	0.01	0.24
(1,13)	1:A:76:GLN:CA	2:C:2:U:C1'	2	0.24	0.01	0.24
(1,13)	1:A:76:GLN:CA	2:C:2:U:C2	2	0.24	0.01	0.24
(1,13)	1:A:76:GLN:CA	2:C:2:U:C2'	2	0.24	0.01	0.24
(1,13)	1:A:76:GLN:CA	2:C:2:U:C3'	2	0.24	0.01	0.24
(1,13)	1:A:76:GLN:CA	2:C:2:U:C4	2	0.24	0.01	0.24
(1,13)	1:A:76:GLN:CA	2:C:2:U:C4'	2	0.24	0.01	0.24
(1,13)	1:A:76:GLN:CA	2:C:2:U:C5	2	0.24	0.01	0.24
(1,13)	1:A:76:GLN:CA	2:C:2:U:C5'	2	0.24	0.01	0.24
(1,13)	1:A:76:GLN:CA	2:C:2:U:C6	2	0.24	0.01	0.24
(1,13)	1:A:76:GLN:CA	2:C:2:U:H1'	2	0.24	0.01	0.24
(1,13)	1:A:76:GLN:CA	2:C:2:U:H2'	2	0.24	0.01	0.24
(1,13)	1:A:76:GLN:CA	2:C:2:U:H3	2	0.24	0.01	0.24
(1,13)	1:A:76:GLN:CA	2:C:2:U:H3'	2	0.24	0.01	0.24
(1,13)	1:A:76:GLN:CA	2:C:2:U:H4'	2	0.24	0.01	0.24
(1,13)	1:A:76:GLN:CA	2:C:2:U:H5	2	0.24	0.01	0.24
(1,13)	1:A:76:GLN:CA	2:C:2:U:H5'	2	0.24	0.01	0.24
(1,13)	1:A:76:GLN:CA	2:C:2:U:H5''	2	0.24	0.01	0.24
(1,13)	1:A:76:GLN:CA	2:C:2:U:H6	2	0.24	0.01	0.24
(1,13)	1:A:76:GLN:CA	2:C:2:U:HO2'	2	0.24	0.01	0.24
(1,13)	1:A:76:GLN:CA	2:C:2:U:N1	2	0.24	0.01	0.24
(1,13)	1:A:76:GLN:CA	2:C:2:U:N3	2	0.24	0.01	0.24
(1,13)	1:A:76:GLN:CA	2:C:2:U:O2	2	0.24	0.01	0.24
(1,13)	1:A:76:GLN:CA	2:C:2:U:O2'	2	0.24	0.01	0.24
(1,13)	1:A:76:GLN:CA	2:C:2:U:O3'	2	0.24	0.01	0.24
(1,13)	1:A:76:GLN:CA	2:C:2:U:O4	2	0.24	0.01	0.24
(1,13)	1:A:76:GLN:CA	2:C:2:U:O4'	2	0.24	0.01	0.24
(1,13)	1:A:76:GLN:CA	2:C:2:U:O5'	2	0.24	0.01	0.24
(1,13)	1:A:76:GLN:CA	2:C:2:U:OP1	2	0.24	0.01	0.24

Continued on next page...

Continued from previous page...

Key	Atom-1	Atom-2	Models ¹	Mean (Å)	SD ¹ (Å)	Median (Å)
(1,13)	1:A:76:GLN:CA	2:C:2:U:OP2	2	0.24	0.01	0.24
(1,13)	1:A:76:GLN:CA	2:C:2:U:P	2	0.24	0.01	0.24
(1,13)	1:A:76:GLN:CA	2:C:3:A:C1'	2	0.24	0.01	0.24
(1,13)	1:A:76:GLN:CA	2:C:3:A:C2	2	0.24	0.01	0.24
(1,13)	1:A:76:GLN:CA	2:C:3:A:C2'	2	0.24	0.01	0.24
(1,13)	1:A:76:GLN:CA	2:C:3:A:C3'	2	0.24	0.01	0.24
(1,13)	1:A:76:GLN:CA	2:C:3:A:C4	2	0.24	0.01	0.24
(1,13)	1:A:76:GLN:CA	2:C:3:A:C4'	2	0.24	0.01	0.24
(1,13)	1:A:76:GLN:CA	2:C:3:A:C5	2	0.24	0.01	0.24
(1,13)	1:A:76:GLN:CA	2:C:3:A:C5'	2	0.24	0.01	0.24
(1,13)	1:A:76:GLN:CA	2:C:3:A:C6	2	0.24	0.01	0.24
(1,13)	1:A:76:GLN:CA	2:C:3:A:C8	2	0.24	0.01	0.24
(1,13)	1:A:76:GLN:CA	2:C:3:A:H1'	2	0.24	0.01	0.24
(1,13)	1:A:76:GLN:CA	2:C:3:A:H2	2	0.24	0.01	0.24
(1,13)	1:A:76:GLN:CA	2:C:3:A:H2'	2	0.24	0.01	0.24
(1,13)	1:A:76:GLN:CA	2:C:3:A:H3'	2	0.24	0.01	0.24
(1,13)	1:A:76:GLN:CA	2:C:3:A:H4'	2	0.24	0.01	0.24
(1,13)	1:A:76:GLN:CA	2:C:3:A:H5'	2	0.24	0.01	0.24
(1,13)	1:A:76:GLN:CA	2:C:3:A:H5''	2	0.24	0.01	0.24
(1,13)	1:A:76:GLN:CA	2:C:3:A:H61	2	0.24	0.01	0.24
(1,13)	1:A:76:GLN:CA	2:C:3:A:H62	2	0.24	0.01	0.24
(1,13)	1:A:76:GLN:CA	2:C:3:A:H8	2	0.24	0.01	0.24
(1,13)	1:A:76:GLN:CA	2:C:3:A:HO2'	2	0.24	0.01	0.24
(1,13)	1:A:76:GLN:CA	2:C:3:A:N1	2	0.24	0.01	0.24
(1,13)	1:A:76:GLN:CA	2:C:3:A:N3	2	0.24	0.01	0.24
(1,13)	1:A:76:GLN:CA	2:C:3:A:N6	2	0.24	0.01	0.24
(1,13)	1:A:76:GLN:CA	2:C:3:A:N7	2	0.24	0.01	0.24
(1,13)	1:A:76:GLN:CA	2:C:3:A:N9	2	0.24	0.01	0.24
(1,13)	1:A:76:GLN:CA	2:C:3:A:O2'	2	0.24	0.01	0.24
(1,13)	1:A:76:GLN:CA	2:C:3:A:O3'	2	0.24	0.01	0.24
(1,13)	1:A:76:GLN:CA	2:C:3:A:O4'	2	0.24	0.01	0.24
(1,13)	1:A:76:GLN:CA	2:C:3:A:O5'	2	0.24	0.01	0.24
(1,13)	1:A:76:GLN:CA	2:C:3:A:OP1	2	0.24	0.01	0.24
(1,13)	1:A:76:GLN:CA	2:C:3:A:OP2	2	0.24	0.01	0.24
(1,13)	1:A:76:GLN:CA	2:C:3:A:P	2	0.24	0.01	0.24
(1,13)	1:A:76:GLN:CA	2:C:4:C:C1'	2	0.24	0.01	0.24
(1,13)	1:A:76:GLN:CA	2:C:4:C:C2	2	0.24	0.01	0.24
(1,13)	1:A:76:GLN:CA	2:C:4:C:C2'	2	0.24	0.01	0.24
(1,13)	1:A:76:GLN:CA	2:C:4:C:C3'	2	0.24	0.01	0.24
(1,13)	1:A:76:GLN:CA	2:C:4:C:C4	2	0.24	0.01	0.24
(1,13)	1:A:76:GLN:CA	2:C:4:C:C4'	2	0.24	0.01	0.24
(1,13)	1:A:76:GLN:CA	2:C:4:C:C5	2	0.24	0.01	0.24

Continued on next page...

Continued from previous page...

Key	Atom-1	Atom-2	Models ¹	Mean (Å)	SD ¹ (Å)	Median (Å)
(1,13)	1:A:76:GLN:CA	2:C:4:C:C5'	2	0.24	0.01	0.24
(1,13)	1:A:76:GLN:CA	2:C:4:C:C6	2	0.24	0.01	0.24
(1,13)	1:A:76:GLN:CA	2:C:4:C:H1'	2	0.24	0.01	0.24
(1,13)	1:A:76:GLN:CA	2:C:4:C:H2'	2	0.24	0.01	0.24
(1,13)	1:A:76:GLN:CA	2:C:4:C:H3'	2	0.24	0.01	0.24
(1,13)	1:A:76:GLN:CA	2:C:4:C:H4'	2	0.24	0.01	0.24
(1,13)	1:A:76:GLN:CA	2:C:4:C:H41	2	0.24	0.01	0.24
(1,13)	1:A:76:GLN:CA	2:C:4:C:H42	2	0.24	0.01	0.24
(1,13)	1:A:76:GLN:CA	2:C:4:C:H5	2	0.24	0.01	0.24
(1,13)	1:A:76:GLN:CA	2:C:4:C:H5'	2	0.24	0.01	0.24
(1,13)	1:A:76:GLN:CA	2:C:4:C:H5''	2	0.24	0.01	0.24
(1,13)	1:A:76:GLN:CA	2:C:4:C:H6	2	0.24	0.01	0.24
(1,13)	1:A:76:GLN:CA	2:C:4:C:HO2'	2	0.24	0.01	0.24
(1,13)	1:A:76:GLN:CA	2:C:4:C:N1	2	0.24	0.01	0.24
(1,13)	1:A:76:GLN:CA	2:C:4:C:N3	2	0.24	0.01	0.24
(1,13)	1:A:76:GLN:CA	2:C:4:C:N4	2	0.24	0.01	0.24
(1,13)	1:A:76:GLN:CA	2:C:4:C:O2	2	0.24	0.01	0.24
(1,13)	1:A:76:GLN:CA	2:C:4:C:O2'	2	0.24	0.01	0.24
(1,13)	1:A:76:GLN:CA	2:C:4:C:O3'	2	0.24	0.01	0.24
(1,13)	1:A:76:GLN:CA	2:C:4:C:O4'	2	0.24	0.01	0.24
(1,13)	1:A:76:GLN:CA	2:C:4:C:O5'	2	0.24	0.01	0.24
(1,13)	1:A:76:GLN:CA	2:C:4:C:OP1	2	0.24	0.01	0.24
(1,13)	1:A:76:GLN:CA	2:C:4:C:OP2	2	0.24	0.01	0.24
(1,13)	1:A:76:GLN:CA	2:C:4:C:P	2	0.24	0.01	0.24
(1,13)	1:A:76:GLN:CA	2:C:5:A:C1'	2	0.24	0.01	0.24
(1,13)	1:A:76:GLN:CA	2:C:5:A:C2	2	0.24	0.01	0.24
(1,13)	1:A:76:GLN:CA	2:C:5:A:C2'	2	0.24	0.01	0.24
(1,13)	1:A:76:GLN:CA	2:C:5:A:C3'	2	0.24	0.01	0.24
(1,13)	1:A:76:GLN:CA	2:C:5:A:C4	2	0.24	0.01	0.24
(1,13)	1:A:76:GLN:CA	2:C:5:A:C4'	2	0.24	0.01	0.24
(1,13)	1:A:76:GLN:CA	2:C:5:A:C5	2	0.24	0.01	0.24
(1,13)	1:A:76:GLN:CA	2:C:5:A:C5'	2	0.24	0.01	0.24
(1,13)	1:A:76:GLN:CA	2:C:5:A:C6	2	0.24	0.01	0.24
(1,13)	1:A:76:GLN:CA	2:C:5:A:C8	2	0.24	0.01	0.24
(1,13)	1:A:76:GLN:CA	2:C:5:A:H1'	2	0.24	0.01	0.24
(1,13)	1:A:76:GLN:CA	2:C:5:A:H2	2	0.24	0.01	0.24
(1,13)	1:A:76:GLN:CA	2:C:5:A:H2'	2	0.24	0.01	0.24
(1,13)	1:A:76:GLN:CA	2:C:5:A:H3'	2	0.24	0.01	0.24
(1,13)	1:A:76:GLN:CA	2:C:5:A:H4'	2	0.24	0.01	0.24
(1,13)	1:A:76:GLN:CA	2:C:5:A:H5'	2	0.24	0.01	0.24
(1,13)	1:A:76:GLN:CA	2:C:5:A:H5''	2	0.24	0.01	0.24
(1,13)	1:A:76:GLN:CA	2:C:5:A:H61	2	0.24	0.01	0.24

Continued on next page...

Continued from previous page...

Key	Atom-1	Atom-2	Models ¹	Mean (Å)	SD ¹ (Å)	Median (Å)
(1,13)	1:A:76:GLN:CA	2:C:5:A:H62	2	0.24	0.01	0.24
(1,13)	1:A:76:GLN:CA	2:C:5:A:H8	2	0.24	0.01	0.24
(1,13)	1:A:76:GLN:CA	2:C:5:A:HO2'	2	0.24	0.01	0.24
(1,13)	1:A:76:GLN:CA	2:C:5:A:N1	2	0.24	0.01	0.24
(1,13)	1:A:76:GLN:CA	2:C:5:A:N3	2	0.24	0.01	0.24
(1,13)	1:A:76:GLN:CA	2:C:5:A:N6	2	0.24	0.01	0.24
(1,13)	1:A:76:GLN:CA	2:C:5:A:N7	2	0.24	0.01	0.24
(1,13)	1:A:76:GLN:CA	2:C:5:A:N9	2	0.24	0.01	0.24
(1,13)	1:A:76:GLN:CA	2:C:5:A:O2'	2	0.24	0.01	0.24
(1,13)	1:A:76:GLN:CA	2:C:5:A:O3'	2	0.24	0.01	0.24
(1,13)	1:A:76:GLN:CA	2:C:5:A:O4'	2	0.24	0.01	0.24
(1,13)	1:A:76:GLN:CA	2:C:5:A:O5'	2	0.24	0.01	0.24
(1,13)	1:A:76:GLN:CA	2:C:5:A:OP1	2	0.24	0.01	0.24
(1,13)	1:A:76:GLN:CA	2:C:5:A:OP2	2	0.24	0.01	0.24
(1,13)	1:A:76:GLN:CA	2:C:5:A:P	2	0.24	0.01	0.24
(1,13)	1:A:76:GLN:CB	2:C:1:A:C1'	2	0.24	0.01	0.24
(1,13)	1:A:76:GLN:CB	2:C:1:A:C2	2	0.24	0.01	0.24
(1,13)	1:A:76:GLN:CB	2:C:1:A:C2'	2	0.24	0.01	0.24
(1,13)	1:A:76:GLN:CB	2:C:1:A:C3'	2	0.24	0.01	0.24
(1,13)	1:A:76:GLN:CB	2:C:1:A:C4	2	0.24	0.01	0.24
(1,13)	1:A:76:GLN:CB	2:C:1:A:C4'	2	0.24	0.01	0.24
(1,13)	1:A:76:GLN:CB	2:C:1:A:C5	2	0.24	0.01	0.24
(1,13)	1:A:76:GLN:CB	2:C:1:A:C5'	2	0.24	0.01	0.24
(1,13)	1:A:76:GLN:CB	2:C:1:A:C6	2	0.24	0.01	0.24
(1,13)	1:A:76:GLN:CB	2:C:1:A:C8	2	0.24	0.01	0.24
(1,13)	1:A:76:GLN:CB	2:C:1:A:H1'	2	0.24	0.01	0.24
(1,13)	1:A:76:GLN:CB	2:C:1:A:H2	2	0.24	0.01	0.24
(1,13)	1:A:76:GLN:CB	2:C:1:A:H2'	2	0.24	0.01	0.24
(1,13)	1:A:76:GLN:CB	2:C:1:A:H3'	2	0.24	0.01	0.24
(1,13)	1:A:76:GLN:CB	2:C:1:A:H4'	2	0.24	0.01	0.24
(1,13)	1:A:76:GLN:CB	2:C:1:A:H5'	2	0.24	0.01	0.24
(1,13)	1:A:76:GLN:CB	2:C:1:A:H5''	2	0.24	0.01	0.24
(1,13)	1:A:76:GLN:CB	2:C:1:A:H61	2	0.24	0.01	0.24
(1,13)	1:A:76:GLN:CB	2:C:1:A:H62	2	0.24	0.01	0.24
(1,13)	1:A:76:GLN:CB	2:C:1:A:H8	2	0.24	0.01	0.24
(1,13)	1:A:76:GLN:CB	2:C:1:A:HO2'	2	0.24	0.01	0.24
(1,13)	1:A:76:GLN:CB	2:C:1:A:N1	2	0.24	0.01	0.24
(1,13)	1:A:76:GLN:CB	2:C:1:A:N3	2	0.24	0.01	0.24
(1,13)	1:A:76:GLN:CB	2:C:1:A:N6	2	0.24	0.01	0.24
(1,13)	1:A:76:GLN:CB	2:C:1:A:N7	2	0.24	0.01	0.24
(1,13)	1:A:76:GLN:CB	2:C:1:A:N9	2	0.24	0.01	0.24
(1,13)	1:A:76:GLN:CB	2:C:1:A:O2'	2	0.24	0.01	0.24

Continued on next page...

Continued from previous page...

Key	Atom-1	Atom-2	Models ¹	Mean (Å)	SD ¹ (Å)	Median (Å)
(1,13)	1:A:76:GLN:CB	2:C:1:A:O3'	2	0.24	0.01	0.24
(1,13)	1:A:76:GLN:CB	2:C:1:A:O4'	2	0.24	0.01	0.24
(1,13)	1:A:76:GLN:CB	2:C:1:A:O5'	2	0.24	0.01	0.24
(1,13)	1:A:76:GLN:CB	2:C:2:U:C1'	2	0.24	0.01	0.24
(1,13)	1:A:76:GLN:CB	2:C:2:U:C2	2	0.24	0.01	0.24
(1,13)	1:A:76:GLN:CB	2:C:2:U:C2'	2	0.24	0.01	0.24
(1,13)	1:A:76:GLN:CB	2:C:2:U:C3'	2	0.24	0.01	0.24
(1,13)	1:A:76:GLN:CB	2:C:2:U:C4	2	0.24	0.01	0.24
(1,13)	1:A:76:GLN:CB	2:C:2:U:C4'	2	0.24	0.01	0.24
(1,13)	1:A:76:GLN:CB	2:C:2:U:C5	2	0.24	0.01	0.24
(1,13)	1:A:76:GLN:CB	2:C:2:U:C5'	2	0.24	0.01	0.24
(1,13)	1:A:76:GLN:CB	2:C:2:U:C6	2	0.24	0.01	0.24
(1,13)	1:A:76:GLN:CB	2:C:2:U:H1'	2	0.24	0.01	0.24
(1,13)	1:A:76:GLN:CB	2:C:2:U:H2'	2	0.24	0.01	0.24
(1,13)	1:A:76:GLN:CB	2:C:2:U:H3	2	0.24	0.01	0.24
(1,13)	1:A:76:GLN:CB	2:C:2:U:H3'	2	0.24	0.01	0.24
(1,13)	1:A:76:GLN:CB	2:C:2:U:H4'	2	0.24	0.01	0.24
(1,13)	1:A:76:GLN:CB	2:C:2:U:H5	2	0.24	0.01	0.24
(1,13)	1:A:76:GLN:CB	2:C:2:U:H5'	2	0.24	0.01	0.24
(1,13)	1:A:76:GLN:CB	2:C:2:U:H5''	2	0.24	0.01	0.24
(1,13)	1:A:76:GLN:CB	2:C:2:U:H6	2	0.24	0.01	0.24
(1,13)	1:A:76:GLN:CB	2:C:2:U:HO2'	2	0.24	0.01	0.24
(1,13)	1:A:76:GLN:CB	2:C:2:U:N1	2	0.24	0.01	0.24
(1,13)	1:A:76:GLN:CB	2:C:2:U:N3	2	0.24	0.01	0.24
(1,13)	1:A:76:GLN:CB	2:C:2:U:O2	2	0.24	0.01	0.24
(1,13)	1:A:76:GLN:CB	2:C:2:U:O2'	2	0.24	0.01	0.24
(1,13)	1:A:76:GLN:CB	2:C:2:U:O3'	2	0.24	0.01	0.24
(1,13)	1:A:76:GLN:CB	2:C:2:U:O4	2	0.24	0.01	0.24
(1,13)	1:A:76:GLN:CB	2:C:2:U:O4'	2	0.24	0.01	0.24
(1,13)	1:A:76:GLN:CB	2:C:2:U:O5'	2	0.24	0.01	0.24
(1,13)	1:A:76:GLN:CB	2:C:2:U:OP1	2	0.24	0.01	0.24
(1,13)	1:A:76:GLN:CB	2:C:2:U:OP2	2	0.24	0.01	0.24
(1,13)	1:A:76:GLN:CB	2:C:2:U:P	2	0.24	0.01	0.24
(1,13)	1:A:76:GLN:CB	2:C:3:A:C1'	2	0.24	0.01	0.24
(1,13)	1:A:76:GLN:CB	2:C:3:A:C2	2	0.24	0.01	0.24
(1,13)	1:A:76:GLN:CB	2:C:3:A:C2'	2	0.24	0.01	0.24
(1,13)	1:A:76:GLN:CB	2:C:3:A:C3'	2	0.24	0.01	0.24
(1,13)	1:A:76:GLN:CB	2:C:3:A:C4	2	0.24	0.01	0.24
(1,13)	1:A:76:GLN:CB	2:C:3:A:C4'	2	0.24	0.01	0.24
(1,13)	1:A:76:GLN:CB	2:C:3:A:C5	2	0.24	0.01	0.24
(1,13)	1:A:76:GLN:CB	2:C:3:A:C5'	2	0.24	0.01	0.24
(1,13)	1:A:76:GLN:CB	2:C:3:A:C6	2	0.24	0.01	0.24

Continued on next page...

Continued from previous page...

Key	Atom-1	Atom-2	Models ¹	Mean (Å)	SD ¹ (Å)	Median (Å)
(1,13)	1:A:76:GLN:CB	2:C:3:A:C8	2	0.24	0.01	0.24
(1,13)	1:A:76:GLN:CB	2:C:3:A:H1'	2	0.24	0.01	0.24
(1,13)	1:A:76:GLN:CB	2:C:3:A:H2	2	0.24	0.01	0.24
(1,13)	1:A:76:GLN:CB	2:C:3:A:H2'	2	0.24	0.01	0.24
(1,13)	1:A:76:GLN:CB	2:C:3:A:H3'	2	0.24	0.01	0.24
(1,13)	1:A:76:GLN:CB	2:C:3:A:H4'	2	0.24	0.01	0.24
(1,13)	1:A:76:GLN:CB	2:C:3:A:H5'	2	0.24	0.01	0.24
(1,13)	1:A:76:GLN:CB	2:C:3:A:H5''	2	0.24	0.01	0.24
(1,13)	1:A:76:GLN:CB	2:C:3:A:H61	2	0.24	0.01	0.24
(1,13)	1:A:76:GLN:CB	2:C:3:A:H62	2	0.24	0.01	0.24
(1,13)	1:A:76:GLN:CB	2:C:3:A:H8	2	0.24	0.01	0.24
(1,13)	1:A:76:GLN:CB	2:C:3:A:HO2'	2	0.24	0.01	0.24
(1,13)	1:A:76:GLN:CB	2:C:3:A:N1	2	0.24	0.01	0.24
(1,13)	1:A:76:GLN:CB	2:C:3:A:N3	2	0.24	0.01	0.24
(1,13)	1:A:76:GLN:CB	2:C:3:A:N6	2	0.24	0.01	0.24
(1,13)	1:A:76:GLN:CB	2:C:3:A:N7	2	0.24	0.01	0.24
(1,13)	1:A:76:GLN:CB	2:C:3:A:N9	2	0.24	0.01	0.24
(1,13)	1:A:76:GLN:CB	2:C:3:A:O2'	2	0.24	0.01	0.24
(1,13)	1:A:76:GLN:CB	2:C:3:A:O3'	2	0.24	0.01	0.24
(1,13)	1:A:76:GLN:CB	2:C:3:A:O4'	2	0.24	0.01	0.24
(1,13)	1:A:76:GLN:CB	2:C:3:A:O5'	2	0.24	0.01	0.24
(1,13)	1:A:76:GLN:CB	2:C:3:A:OP1	2	0.24	0.01	0.24
(1,13)	1:A:76:GLN:CB	2:C:3:A:OP2	2	0.24	0.01	0.24
(1,13)	1:A:76:GLN:CB	2:C:3:A:P	2	0.24	0.01	0.24
(1,13)	1:A:76:GLN:CB	2:C:4:C:C1'	2	0.24	0.01	0.24
(1,13)	1:A:76:GLN:CB	2:C:4:C:C2	2	0.24	0.01	0.24
(1,13)	1:A:76:GLN:CB	2:C:4:C:C2'	2	0.24	0.01	0.24
(1,13)	1:A:76:GLN:CB	2:C:4:C:C3'	2	0.24	0.01	0.24
(1,13)	1:A:76:GLN:CB	2:C:4:C:C4	2	0.24	0.01	0.24
(1,13)	1:A:76:GLN:CB	2:C:4:C:C4'	2	0.24	0.01	0.24
(1,13)	1:A:76:GLN:CB	2:C:4:C:C5	2	0.24	0.01	0.24
(1,13)	1:A:76:GLN:CB	2:C:4:C:C5'	2	0.24	0.01	0.24
(1,13)	1:A:76:GLN:CB	2:C:4:C:C6	2	0.24	0.01	0.24
(1,13)	1:A:76:GLN:CB	2:C:4:C:H1'	2	0.24	0.01	0.24
(1,13)	1:A:76:GLN:CB	2:C:4:C:H2'	2	0.24	0.01	0.24
(1,13)	1:A:76:GLN:CB	2:C:4:C:H3'	2	0.24	0.01	0.24
(1,13)	1:A:76:GLN:CB	2:C:4:C:H4'	2	0.24	0.01	0.24
(1,13)	1:A:76:GLN:CB	2:C:4:C:H41	2	0.24	0.01	0.24
(1,13)	1:A:76:GLN:CB	2:C:4:C:H42	2	0.24	0.01	0.24
(1,13)	1:A:76:GLN:CB	2:C:4:C:H5	2	0.24	0.01	0.24
(1,13)	1:A:76:GLN:CB	2:C:4:C:H5'	2	0.24	0.01	0.24
(1,13)	1:A:76:GLN:CB	2:C:4:C:H5''	2	0.24	0.01	0.24

Continued on next page...

Continued from previous page...

Key	Atom-1	Atom-2	Models ¹	Mean (Å)	SD ¹ (Å)	Median (Å)
(1,13)	1:A:76:GLN:CB	2:C:4:C:H6	2	0.24	0.01	0.24
(1,13)	1:A:76:GLN:CB	2:C:4:C:HO2'	2	0.24	0.01	0.24
(1,13)	1:A:76:GLN:CB	2:C:4:C:N1	2	0.24	0.01	0.24
(1,13)	1:A:76:GLN:CB	2:C:4:C:N3	2	0.24	0.01	0.24
(1,13)	1:A:76:GLN:CB	2:C:4:C:N4	2	0.24	0.01	0.24
(1,13)	1:A:76:GLN:CB	2:C:4:C:O2	2	0.24	0.01	0.24
(1,13)	1:A:76:GLN:CB	2:C:4:C:O2'	2	0.24	0.01	0.24
(1,13)	1:A:76:GLN:CB	2:C:4:C:O3'	2	0.24	0.01	0.24
(1,13)	1:A:76:GLN:CB	2:C:4:C:O4'	2	0.24	0.01	0.24
(1,13)	1:A:76:GLN:CB	2:C:4:C:O5'	2	0.24	0.01	0.24
(1,13)	1:A:76:GLN:CB	2:C:4:C:OP1	2	0.24	0.01	0.24
(1,13)	1:A:76:GLN:CB	2:C:4:C:OP2	2	0.24	0.01	0.24
(1,13)	1:A:76:GLN:CB	2:C:4:C:P	2	0.24	0.01	0.24
(1,13)	1:A:76:GLN:CB	2:C:5:A:C1'	2	0.24	0.01	0.24
(1,13)	1:A:76:GLN:CB	2:C:5:A:C2	2	0.24	0.01	0.24
(1,13)	1:A:76:GLN:CB	2:C:5:A:C2'	2	0.24	0.01	0.24
(1,13)	1:A:76:GLN:CB	2:C:5:A:C3'	2	0.24	0.01	0.24
(1,13)	1:A:76:GLN:CB	2:C:5:A:C4	2	0.24	0.01	0.24
(1,13)	1:A:76:GLN:CB	2:C:5:A:C4'	2	0.24	0.01	0.24
(1,13)	1:A:76:GLN:CB	2:C:5:A:C5	2	0.24	0.01	0.24
(1,13)	1:A:76:GLN:CB	2:C:5:A:C5'	2	0.24	0.01	0.24
(1,13)	1:A:76:GLN:CB	2:C:5:A:C6	2	0.24	0.01	0.24
(1,13)	1:A:76:GLN:CB	2:C:5:A:C8	2	0.24	0.01	0.24
(1,13)	1:A:76:GLN:CB	2:C:5:A:H1'	2	0.24	0.01	0.24
(1,13)	1:A:76:GLN:CB	2:C:5:A:H2	2	0.24	0.01	0.24
(1,13)	1:A:76:GLN:CB	2:C:5:A:H2'	2	0.24	0.01	0.24
(1,13)	1:A:76:GLN:CB	2:C:5:A:H3'	2	0.24	0.01	0.24
(1,13)	1:A:76:GLN:CB	2:C:5:A:H4'	2	0.24	0.01	0.24
(1,13)	1:A:76:GLN:CB	2:C:5:A:H5'	2	0.24	0.01	0.24
(1,13)	1:A:76:GLN:CB	2:C:5:A:H5''	2	0.24	0.01	0.24
(1,13)	1:A:76:GLN:CB	2:C:5:A:H61	2	0.24	0.01	0.24
(1,13)	1:A:76:GLN:CB	2:C:5:A:H62	2	0.24	0.01	0.24
(1,13)	1:A:76:GLN:CB	2:C:5:A:H8	2	0.24	0.01	0.24
(1,13)	1:A:76:GLN:CB	2:C:5:A:HO2'	2	0.24	0.01	0.24
(1,13)	1:A:76:GLN:CB	2:C:5:A:N1	2	0.24	0.01	0.24
(1,13)	1:A:76:GLN:CB	2:C:5:A:N3	2	0.24	0.01	0.24
(1,13)	1:A:76:GLN:CB	2:C:5:A:N6	2	0.24	0.01	0.24
(1,13)	1:A:76:GLN:CB	2:C:5:A:N7	2	0.24	0.01	0.24
(1,13)	1:A:76:GLN:CB	2:C:5:A:N9	2	0.24	0.01	0.24
(1,13)	1:A:76:GLN:CB	2:C:5:A:O2'	2	0.24	0.01	0.24
(1,13)	1:A:76:GLN:CB	2:C:5:A:O3'	2	0.24	0.01	0.24
(1,13)	1:A:76:GLN:CB	2:C:5:A:O4'	2	0.24	0.01	0.24

Continued on next page...

Continued from previous page...

Key	Atom-1	Atom-2	Models ¹	Mean (Å)	SD ¹ (Å)	Median (Å)
(1,13)	1:A:76:GLN:CB	2:C:5:A:O5'	2	0.24	0.01	0.24
(1,13)	1:A:76:GLN:CB	2:C:5:A:OP1	2	0.24	0.01	0.24
(1,13)	1:A:76:GLN:CB	2:C:5:A:OP2	2	0.24	0.01	0.24
(1,13)	1:A:76:GLN:CB	2:C:5:A:P	2	0.24	0.01	0.24
(1,13)	1:A:76:GLN:CD	2:C:1:A:C1'	2	0.24	0.01	0.24
(1,13)	1:A:76:GLN:CD	2:C:1:A:C2	2	0.24	0.01	0.24
(1,13)	1:A:76:GLN:CD	2:C:1:A:C2'	2	0.24	0.01	0.24
(1,13)	1:A:76:GLN:CD	2:C:1:A:C3'	2	0.24	0.01	0.24
(1,13)	1:A:76:GLN:CD	2:C:1:A:C4	2	0.24	0.01	0.24
(1,13)	1:A:76:GLN:CD	2:C:1:A:C4'	2	0.24	0.01	0.24
(1,13)	1:A:76:GLN:CD	2:C:1:A:C5	2	0.24	0.01	0.24
(1,13)	1:A:76:GLN:CD	2:C:1:A:C5'	2	0.24	0.01	0.24
(1,13)	1:A:76:GLN:CD	2:C:1:A:C6	2	0.24	0.01	0.24
(1,13)	1:A:76:GLN:CD	2:C:1:A:C8	2	0.24	0.01	0.24
(1,13)	1:A:76:GLN:CD	2:C:1:A:H1'	2	0.24	0.01	0.24
(1,13)	1:A:76:GLN:CD	2:C:1:A:H2	2	0.24	0.01	0.24
(1,13)	1:A:76:GLN:CD	2:C:1:A:H2'	2	0.24	0.01	0.24
(1,13)	1:A:76:GLN:CD	2:C:1:A:H3'	2	0.24	0.01	0.24
(1,13)	1:A:76:GLN:CD	2:C:1:A:H4'	2	0.24	0.01	0.24
(1,13)	1:A:76:GLN:CD	2:C:1:A:H5'	2	0.24	0.01	0.24
(1,13)	1:A:76:GLN:CD	2:C:1:A:H5''	2	0.24	0.01	0.24
(1,13)	1:A:76:GLN:CD	2:C:1:A:H61	2	0.24	0.01	0.24
(1,13)	1:A:76:GLN:CD	2:C:1:A:H62	2	0.24	0.01	0.24
(1,13)	1:A:76:GLN:CD	2:C:1:A:H8	2	0.24	0.01	0.24
(1,13)	1:A:76:GLN:CD	2:C:1:A:HO2'	2	0.24	0.01	0.24
(1,13)	1:A:76:GLN:CD	2:C:1:A:N1	2	0.24	0.01	0.24
(1,13)	1:A:76:GLN:CD	2:C:1:A:N3	2	0.24	0.01	0.24
(1,13)	1:A:76:GLN:CD	2:C:1:A:N6	2	0.24	0.01	0.24
(1,13)	1:A:76:GLN:CD	2:C:1:A:N7	2	0.24	0.01	0.24
(1,13)	1:A:76:GLN:CD	2:C:1:A:N9	2	0.24	0.01	0.24
(1,13)	1:A:76:GLN:CD	2:C:1:A:O2'	2	0.24	0.01	0.24
(1,13)	1:A:76:GLN:CD	2:C:1:A:O3'	2	0.24	0.01	0.24
(1,13)	1:A:76:GLN:CD	2:C:1:A:O4'	2	0.24	0.01	0.24
(1,13)	1:A:76:GLN:CD	2:C:1:A:O5'	2	0.24	0.01	0.24
(1,13)	1:A:76:GLN:CD	2:C:2:U:C1'	2	0.24	0.01	0.24
(1,13)	1:A:76:GLN:CD	2:C:2:U:C2	2	0.24	0.01	0.24
(1,13)	1:A:76:GLN:CD	2:C:2:U:C2'	2	0.24	0.01	0.24
(1,13)	1:A:76:GLN:CD	2:C:2:U:C3'	2	0.24	0.01	0.24
(1,13)	1:A:76:GLN:CD	2:C:2:U:C4	2	0.24	0.01	0.24
(1,13)	1:A:76:GLN:CD	2:C:2:U:C4'	2	0.24	0.01	0.24
(1,13)	1:A:76:GLN:CD	2:C:2:U:C5	2	0.24	0.01	0.24
(1,13)	1:A:76:GLN:CD	2:C:2:U:C5'	2	0.24	0.01	0.24

Continued on next page...

Continued from previous page...

Key	Atom-1	Atom-2	Models ¹	Mean (Å)	SD ¹ (Å)	Median (Å)
(1,13)	1:A:76:GLN:CD	2:C:2:U:C6	2	0.24	0.01	0.24
(1,13)	1:A:76:GLN:CD	2:C:2:U:H1'	2	0.24	0.01	0.24
(1,13)	1:A:76:GLN:CD	2:C:2:U:H2'	2	0.24	0.01	0.24
(1,13)	1:A:76:GLN:CD	2:C:2:U:H3	2	0.24	0.01	0.24
(1,13)	1:A:76:GLN:CD	2:C:2:U:H3'	2	0.24	0.01	0.24
(1,13)	1:A:76:GLN:CD	2:C:2:U:H4'	2	0.24	0.01	0.24
(1,13)	1:A:76:GLN:CD	2:C:2:U:H5	2	0.24	0.01	0.24
(1,13)	1:A:76:GLN:CD	2:C:2:U:H5'	2	0.24	0.01	0.24
(1,13)	1:A:76:GLN:CD	2:C:2:U:H5''	2	0.24	0.01	0.24
(1,13)	1:A:76:GLN:CD	2:C:2:U:H6	2	0.24	0.01	0.24
(1,13)	1:A:76:GLN:CD	2:C:2:U:HO2'	2	0.24	0.01	0.24
(1,13)	1:A:76:GLN:CD	2:C:2:U:N1	2	0.24	0.01	0.24
(1,13)	1:A:76:GLN:CD	2:C:2:U:N3	2	0.24	0.01	0.24
(1,13)	1:A:76:GLN:CD	2:C:2:U:O2	2	0.24	0.01	0.24
(1,13)	1:A:76:GLN:CD	2:C:2:U:O2'	2	0.24	0.01	0.24
(1,13)	1:A:76:GLN:CD	2:C:2:U:O3'	2	0.24	0.01	0.24
(1,13)	1:A:76:GLN:CD	2:C:2:U:O4	2	0.24	0.01	0.24
(1,13)	1:A:76:GLN:CD	2:C:2:U:O4'	2	0.24	0.01	0.24
(1,13)	1:A:76:GLN:CD	2:C:2:U:O5'	2	0.24	0.01	0.24
(1,13)	1:A:76:GLN:CD	2:C:2:U:OP1	2	0.24	0.01	0.24
(1,13)	1:A:76:GLN:CD	2:C:2:U:OP2	2	0.24	0.01	0.24
(1,13)	1:A:76:GLN:CD	2:C:2:U:P	2	0.24	0.01	0.24
(1,13)	1:A:76:GLN:CD	2:C:3:A:C1'	2	0.24	0.01	0.24
(1,13)	1:A:76:GLN:CD	2:C:3:A:C2	2	0.24	0.01	0.24
(1,13)	1:A:76:GLN:CD	2:C:3:A:C2'	2	0.24	0.01	0.24
(1,13)	1:A:76:GLN:CD	2:C:3:A:C3'	2	0.24	0.01	0.24
(1,13)	1:A:76:GLN:CD	2:C:3:A:C4	2	0.24	0.01	0.24
(1,13)	1:A:76:GLN:CD	2:C:3:A:C4'	2	0.24	0.01	0.24
(1,13)	1:A:76:GLN:CD	2:C:3:A:C5	2	0.24	0.01	0.24
(1,13)	1:A:76:GLN:CD	2:C:3:A:C5'	2	0.24	0.01	0.24
(1,13)	1:A:76:GLN:CD	2:C:3:A:C6	2	0.24	0.01	0.24
(1,13)	1:A:76:GLN:CD	2:C:3:A:C8	2	0.24	0.01	0.24
(1,13)	1:A:76:GLN:CD	2:C:3:A:H1'	2	0.24	0.01	0.24
(1,13)	1:A:76:GLN:CD	2:C:3:A:H2	2	0.24	0.01	0.24
(1,13)	1:A:76:GLN:CD	2:C:3:A:H2'	2	0.24	0.01	0.24
(1,13)	1:A:76:GLN:CD	2:C:3:A:H3'	2	0.24	0.01	0.24
(1,13)	1:A:76:GLN:CD	2:C:3:A:H4'	2	0.24	0.01	0.24
(1,13)	1:A:76:GLN:CD	2:C:3:A:H5'	2	0.24	0.01	0.24
(1,13)	1:A:76:GLN:CD	2:C:3:A:H5''	2	0.24	0.01	0.24
(1,13)	1:A:76:GLN:CD	2:C:3:A:H61	2	0.24	0.01	0.24
(1,13)	1:A:76:GLN:CD	2:C:3:A:H62	2	0.24	0.01	0.24
(1,13)	1:A:76:GLN:CD	2:C:3:A:H8	2	0.24	0.01	0.24

Continued on next page...

Continued from previous page...

Key	Atom-1	Atom-2	Models ¹	Mean (Å)	SD ¹ (Å)	Median (Å)
(1,13)	1:A:76:GLN:CD	2:C:3:A:HO2'	2	0.24	0.01	0.24
(1,13)	1:A:76:GLN:CD	2:C:3:A:N1	2	0.24	0.01	0.24
(1,13)	1:A:76:GLN:CD	2:C:3:A:N3	2	0.24	0.01	0.24
(1,13)	1:A:76:GLN:CD	2:C:3:A:N6	2	0.24	0.01	0.24
(1,13)	1:A:76:GLN:CD	2:C:3:A:N7	2	0.24	0.01	0.24
(1,13)	1:A:76:GLN:CD	2:C:3:A:N9	2	0.24	0.01	0.24
(1,13)	1:A:76:GLN:CD	2:C:3:A:O2'	2	0.24	0.01	0.24
(1,13)	1:A:76:GLN:CD	2:C:3:A:O3'	2	0.24	0.01	0.24
(1,13)	1:A:76:GLN:CD	2:C:3:A:O4'	2	0.24	0.01	0.24
(1,13)	1:A:76:GLN:CD	2:C:3:A:O5'	2	0.24	0.01	0.24
(1,13)	1:A:76:GLN:CD	2:C:3:A:OP1	2	0.24	0.01	0.24
(1,13)	1:A:76:GLN:CD	2:C:3:A:OP2	2	0.24	0.01	0.24
(1,13)	1:A:76:GLN:CD	2:C:3:A:P	2	0.24	0.01	0.24
(1,13)	1:A:76:GLN:CD	2:C:4:C:C1'	2	0.24	0.01	0.24
(1,13)	1:A:76:GLN:CD	2:C:4:C:C2	2	0.24	0.01	0.24
(1,13)	1:A:76:GLN:CD	2:C:4:C:C2'	2	0.24	0.01	0.24
(1,13)	1:A:76:GLN:CD	2:C:4:C:C3'	2	0.24	0.01	0.24
(1,13)	1:A:76:GLN:CD	2:C:4:C:C4	2	0.24	0.01	0.24
(1,13)	1:A:76:GLN:CD	2:C:4:C:C4'	2	0.24	0.01	0.24
(1,13)	1:A:76:GLN:CD	2:C:4:C:C5	2	0.24	0.01	0.24
(1,13)	1:A:76:GLN:CD	2:C:4:C:C5'	2	0.24	0.01	0.24
(1,13)	1:A:76:GLN:CD	2:C:4:C:C6	2	0.24	0.01	0.24
(1,13)	1:A:76:GLN:CD	2:C:4:C:H1'	2	0.24	0.01	0.24
(1,13)	1:A:76:GLN:CD	2:C:4:C:H2'	2	0.24	0.01	0.24
(1,13)	1:A:76:GLN:CD	2:C:4:C:H3'	2	0.24	0.01	0.24
(1,13)	1:A:76:GLN:CD	2:C:4:C:H4'	2	0.24	0.01	0.24
(1,13)	1:A:76:GLN:CD	2:C:4:C:H41	2	0.24	0.01	0.24
(1,13)	1:A:76:GLN:CD	2:C:4:C:H42	2	0.24	0.01	0.24
(1,13)	1:A:76:GLN:CD	2:C:4:C:H5	2	0.24	0.01	0.24
(1,13)	1:A:76:GLN:CD	2:C:4:C:H5'	2	0.24	0.01	0.24
(1,13)	1:A:76:GLN:CD	2:C:4:C:H5''	2	0.24	0.01	0.24
(1,13)	1:A:76:GLN:CD	2:C:4:C:H6	2	0.24	0.01	0.24
(1,13)	1:A:76:GLN:CD	2:C:4:C:HO2'	2	0.24	0.01	0.24
(1,13)	1:A:76:GLN:CD	2:C:4:C:N1	2	0.24	0.01	0.24
(1,13)	1:A:76:GLN:CD	2:C:4:C:N3	2	0.24	0.01	0.24
(1,13)	1:A:76:GLN:CD	2:C:4:C:N4	2	0.24	0.01	0.24
(1,13)	1:A:76:GLN:CD	2:C:4:C:O2	2	0.24	0.01	0.24
(1,13)	1:A:76:GLN:CD	2:C:4:C:O2'	2	0.24	0.01	0.24
(1,13)	1:A:76:GLN:CD	2:C:4:C:O3'	2	0.24	0.01	0.24
(1,13)	1:A:76:GLN:CD	2:C:4:C:O4'	2	0.24	0.01	0.24
(1,13)	1:A:76:GLN:CD	2:C:4:C:O5'	2	0.24	0.01	0.24
(1,13)	1:A:76:GLN:CD	2:C:4:C:OP1	2	0.24	0.01	0.24

Continued on next page...

Continued from previous page...

Key	Atom-1	Atom-2	Models ¹	Mean (Å)	SD ¹ (Å)	Median (Å)
(1,13)	1:A:76:GLN:CD	2:C:4:C:OP2	2	0.24	0.01	0.24
(1,13)	1:A:76:GLN:CD	2:C:4:C:P	2	0.24	0.01	0.24
(1,13)	1:A:76:GLN:CD	2:C:5:A:C1'	2	0.24	0.01	0.24
(1,13)	1:A:76:GLN:CD	2:C:5:A:C2	2	0.24	0.01	0.24
(1,13)	1:A:76:GLN:CD	2:C:5:A:C2'	2	0.24	0.01	0.24
(1,13)	1:A:76:GLN:CD	2:C:5:A:C3'	2	0.24	0.01	0.24
(1,13)	1:A:76:GLN:CD	2:C:5:A:C4	2	0.24	0.01	0.24
(1,13)	1:A:76:GLN:CD	2:C:5:A:C4'	2	0.24	0.01	0.24
(1,13)	1:A:76:GLN:CD	2:C:5:A:C5	2	0.24	0.01	0.24
(1,13)	1:A:76:GLN:CD	2:C:5:A:C5'	2	0.24	0.01	0.24
(1,13)	1:A:76:GLN:CD	2:C:5:A:C6	2	0.24	0.01	0.24
(1,13)	1:A:76:GLN:CD	2:C:5:A:C8	2	0.24	0.01	0.24
(1,13)	1:A:76:GLN:CD	2:C:5:A:H1'	2	0.24	0.01	0.24
(1,13)	1:A:76:GLN:CD	2:C:5:A:H2	2	0.24	0.01	0.24
(1,13)	1:A:76:GLN:CD	2:C:5:A:H2'	2	0.24	0.01	0.24
(1,13)	1:A:76:GLN:CD	2:C:5:A:H3'	2	0.24	0.01	0.24
(1,13)	1:A:76:GLN:CD	2:C:5:A:H4'	2	0.24	0.01	0.24
(1,13)	1:A:76:GLN:CD	2:C:5:A:H5'	2	0.24	0.01	0.24
(1,13)	1:A:76:GLN:CD	2:C:5:A:H5''	2	0.24	0.01	0.24
(1,13)	1:A:76:GLN:CD	2:C:5:A:H61	2	0.24	0.01	0.24
(1,13)	1:A:76:GLN:CD	2:C:5:A:H62	2	0.24	0.01	0.24
(1,13)	1:A:76:GLN:CD	2:C:5:A:H8	2	0.24	0.01	0.24
(1,13)	1:A:76:GLN:CD	2:C:5:A:HO2'	2	0.24	0.01	0.24
(1,13)	1:A:76:GLN:CD	2:C:5:A:N1	2	0.24	0.01	0.24
(1,13)	1:A:76:GLN:CD	2:C:5:A:N3	2	0.24	0.01	0.24
(1,13)	1:A:76:GLN:CD	2:C:5:A:N6	2	0.24	0.01	0.24
(1,13)	1:A:76:GLN:CD	2:C:5:A:N7	2	0.24	0.01	0.24
(1,13)	1:A:76:GLN:CD	2:C:5:A:N9	2	0.24	0.01	0.24
(1,13)	1:A:76:GLN:CD	2:C:5:A:O2'	2	0.24	0.01	0.24
(1,13)	1:A:76:GLN:CD	2:C:5:A:O3'	2	0.24	0.01	0.24
(1,13)	1:A:76:GLN:CD	2:C:5:A:O4'	2	0.24	0.01	0.24
(1,13)	1:A:76:GLN:CD	2:C:5:A:O5'	2	0.24	0.01	0.24
(1,13)	1:A:76:GLN:CD	2:C:5:A:OP1	2	0.24	0.01	0.24
(1,13)	1:A:76:GLN:CD	2:C:5:A:OP2	2	0.24	0.01	0.24
(1,13)	1:A:76:GLN:CD	2:C:5:A:P	2	0.24	0.01	0.24
(1,13)	1:A:76:GLN:CG	2:C:1:A:C1'	2	0.24	0.01	0.24
(1,13)	1:A:76:GLN:CG	2:C:1:A:C2	2	0.24	0.01	0.24
(1,13)	1:A:76:GLN:CG	2:C:1:A:C2'	2	0.24	0.01	0.24
(1,13)	1:A:76:GLN:CG	2:C:1:A:C3'	2	0.24	0.01	0.24
(1,13)	1:A:76:GLN:CG	2:C:1:A:C4	2	0.24	0.01	0.24
(1,13)	1:A:76:GLN:CG	2:C:1:A:C4'	2	0.24	0.01	0.24
(1,13)	1:A:76:GLN:CG	2:C:1:A:C5	2	0.24	0.01	0.24

Continued on next page...

Continued from previous page...

Key	Atom-1	Atom-2	Models ¹	Mean (Å)	SD ¹ (Å)	Median (Å)
(1,13)	1:A:76:GLN:CG	2:C:1:A:C5'	2	0.24	0.01	0.24
(1,13)	1:A:76:GLN:CG	2:C:1:A:C6	2	0.24	0.01	0.24
(1,13)	1:A:76:GLN:CG	2:C:1:A:C8	2	0.24	0.01	0.24
(1,13)	1:A:76:GLN:CG	2:C:1:A:H1'	2	0.24	0.01	0.24
(1,13)	1:A:76:GLN:CG	2:C:1:A:H2	2	0.24	0.01	0.24
(1,13)	1:A:76:GLN:CG	2:C:1:A:H2'	2	0.24	0.01	0.24
(1,13)	1:A:76:GLN:CG	2:C:1:A:H3'	2	0.24	0.01	0.24
(1,13)	1:A:76:GLN:CG	2:C:1:A:H4'	2	0.24	0.01	0.24
(1,13)	1:A:76:GLN:CG	2:C:1:A:H5'	2	0.24	0.01	0.24
(1,13)	1:A:76:GLN:CG	2:C:1:A:H5''	2	0.24	0.01	0.24
(1,13)	1:A:76:GLN:CG	2:C:1:A:H61	2	0.24	0.01	0.24
(1,13)	1:A:76:GLN:CG	2:C:1:A:H62	2	0.24	0.01	0.24
(1,13)	1:A:76:GLN:CG	2:C:1:A:H8	2	0.24	0.01	0.24
(1,13)	1:A:76:GLN:CG	2:C:1:A:HO2'	2	0.24	0.01	0.24
(1,13)	1:A:76:GLN:CG	2:C:1:A:N1	2	0.24	0.01	0.24
(1,13)	1:A:76:GLN:CG	2:C:1:A:N3	2	0.24	0.01	0.24
(1,13)	1:A:76:GLN:CG	2:C:1:A:N6	2	0.24	0.01	0.24
(1,13)	1:A:76:GLN:CG	2:C:1:A:N7	2	0.24	0.01	0.24
(1,13)	1:A:76:GLN:CG	2:C:1:A:N9	2	0.24	0.01	0.24
(1,13)	1:A:76:GLN:CG	2:C:1:A:O2'	2	0.24	0.01	0.24
(1,13)	1:A:76:GLN:CG	2:C:1:A:O3'	2	0.24	0.01	0.24
(1,13)	1:A:76:GLN:CG	2:C:1:A:O4'	2	0.24	0.01	0.24
(1,13)	1:A:76:GLN:CG	2:C:1:A:O5'	2	0.24	0.01	0.24
(1,13)	1:A:76:GLN:CG	2:C:2:U:C1'	2	0.24	0.01	0.24
(1,13)	1:A:76:GLN:CG	2:C:2:U:C2	2	0.24	0.01	0.24
(1,13)	1:A:76:GLN:CG	2:C:2:U:C2'	2	0.24	0.01	0.24
(1,13)	1:A:76:GLN:CG	2:C:2:U:C3'	2	0.24	0.01	0.24
(1,13)	1:A:76:GLN:CG	2:C:2:U:C4	2	0.24	0.01	0.24
(1,13)	1:A:76:GLN:CG	2:C:2:U:C4'	2	0.24	0.01	0.24
(1,13)	1:A:76:GLN:CG	2:C:2:U:C5	2	0.24	0.01	0.24
(1,13)	1:A:76:GLN:CG	2:C:2:U:C5'	2	0.24	0.01	0.24
(1,13)	1:A:76:GLN:CG	2:C:2:U:C6	2	0.24	0.01	0.24
(1,13)	1:A:76:GLN:CG	2:C:2:U:H1'	2	0.24	0.01	0.24
(1,13)	1:A:76:GLN:CG	2:C:2:U:H2'	2	0.24	0.01	0.24
(1,13)	1:A:76:GLN:CG	2:C:2:U:H3	2	0.24	0.01	0.24
(1,13)	1:A:76:GLN:CG	2:C:2:U:H3'	2	0.24	0.01	0.24
(1,13)	1:A:76:GLN:CG	2:C:2:U:H4'	2	0.24	0.01	0.24
(1,13)	1:A:76:GLN:CG	2:C:2:U:H5	2	0.24	0.01	0.24
(1,13)	1:A:76:GLN:CG	2:C:2:U:H5'	2	0.24	0.01	0.24
(1,13)	1:A:76:GLN:CG	2:C:2:U:H5''	2	0.24	0.01	0.24
(1,13)	1:A:76:GLN:CG	2:C:2:U:H6	2	0.24	0.01	0.24
(1,13)	1:A:76:GLN:CG	2:C:2:U:HO2'	2	0.24	0.01	0.24

Continued on next page...

Continued from previous page...

Key	Atom-1	Atom-2	Models ¹	Mean (Å)	SD ¹ (Å)	Median (Å)
(1,13)	1:A:76:GLN:CG	2:C:2:U:N1	2	0.24	0.01	0.24
(1,13)	1:A:76:GLN:CG	2:C:2:U:N3	2	0.24	0.01	0.24
(1,13)	1:A:76:GLN:CG	2:C:2:U:O2	2	0.24	0.01	0.24
(1,13)	1:A:76:GLN:CG	2:C:2:U:O2'	2	0.24	0.01	0.24
(1,13)	1:A:76:GLN:CG	2:C:2:U:O3'	2	0.24	0.01	0.24
(1,13)	1:A:76:GLN:CG	2:C:2:U:O4	2	0.24	0.01	0.24
(1,13)	1:A:76:GLN:CG	2:C:2:U:O4'	2	0.24	0.01	0.24
(1,13)	1:A:76:GLN:CG	2:C:2:U:O5'	2	0.24	0.01	0.24
(1,13)	1:A:76:GLN:CG	2:C:2:U:OP1	2	0.24	0.01	0.24
(1,13)	1:A:76:GLN:CG	2:C:2:U:OP2	2	0.24	0.01	0.24
(1,13)	1:A:76:GLN:CG	2:C:2:U:P	2	0.24	0.01	0.24
(1,13)	1:A:76:GLN:CG	2:C:3:A:C1'	2	0.24	0.01	0.24
(1,13)	1:A:76:GLN:CG	2:C:3:A:C2	2	0.24	0.01	0.24
(1,13)	1:A:76:GLN:CG	2:C:3:A:C2'	2	0.24	0.01	0.24
(1,13)	1:A:76:GLN:CG	2:C:3:A:C3'	2	0.24	0.01	0.24
(1,13)	1:A:76:GLN:CG	2:C:3:A:C4	2	0.24	0.01	0.24
(1,13)	1:A:76:GLN:CG	2:C:3:A:C4'	2	0.24	0.01	0.24
(1,13)	1:A:76:GLN:CG	2:C:3:A:C5	2	0.24	0.01	0.24
(1,13)	1:A:76:GLN:CG	2:C:3:A:C5'	2	0.24	0.01	0.24
(1,13)	1:A:76:GLN:CG	2:C:3:A:C6	2	0.24	0.01	0.24
(1,13)	1:A:76:GLN:CG	2:C:3:A:C8	2	0.24	0.01	0.24
(1,13)	1:A:76:GLN:CG	2:C:3:A:H1'	2	0.24	0.01	0.24
(1,13)	1:A:76:GLN:CG	2:C:3:A:H2	2	0.24	0.01	0.24
(1,13)	1:A:76:GLN:CG	2:C:3:A:H2'	2	0.24	0.01	0.24
(1,13)	1:A:76:GLN:CG	2:C:3:A:H3'	2	0.24	0.01	0.24
(1,13)	1:A:76:GLN:CG	2:C:3:A:H4'	2	0.24	0.01	0.24
(1,13)	1:A:76:GLN:CG	2:C:3:A:H5'	2	0.24	0.01	0.24
(1,13)	1:A:76:GLN:CG	2:C:3:A:H5''	2	0.24	0.01	0.24
(1,13)	1:A:76:GLN:CG	2:C:3:A:H61	2	0.24	0.01	0.24
(1,13)	1:A:76:GLN:CG	2:C:3:A:H62	2	0.24	0.01	0.24
(1,13)	1:A:76:GLN:CG	2:C:3:A:H8	2	0.24	0.01	0.24
(1,13)	1:A:76:GLN:CG	2:C:3:A:HO2'	2	0.24	0.01	0.24
(1,13)	1:A:76:GLN:CG	2:C:3:A:N1	2	0.24	0.01	0.24
(1,13)	1:A:76:GLN:CG	2:C:3:A:N3	2	0.24	0.01	0.24
(1,13)	1:A:76:GLN:CG	2:C:3:A:N6	2	0.24	0.01	0.24
(1,13)	1:A:76:GLN:CG	2:C:3:A:N7	2	0.24	0.01	0.24
(1,13)	1:A:76:GLN:CG	2:C:3:A:N9	2	0.24	0.01	0.24
(1,13)	1:A:76:GLN:CG	2:C:3:A:O2'	2	0.24	0.01	0.24
(1,13)	1:A:76:GLN:CG	2:C:3:A:O3'	2	0.24	0.01	0.24
(1,13)	1:A:76:GLN:CG	2:C:3:A:O4'	2	0.24	0.01	0.24
(1,13)	1:A:76:GLN:CG	2:C:3:A:O5'	2	0.24	0.01	0.24
(1,13)	1:A:76:GLN:CG	2:C:3:A:OP1	2	0.24	0.01	0.24

Continued on next page...

Continued from previous page...

Key	Atom-1	Atom-2	Models ¹	Mean (Å)	SD ¹ (Å)	Median (Å)
(1,13)	1:A:76:GLN:CG	2:C:3:A:OP2	2	0.24	0.01	0.24
(1,13)	1:A:76:GLN:CG	2:C:3:A:P	2	0.24	0.01	0.24
(1,13)	1:A:76:GLN:CG	2:C:4:C:C1'	2	0.24	0.01	0.24
(1,13)	1:A:76:GLN:CG	2:C:4:C:C2	2	0.24	0.01	0.24
(1,13)	1:A:76:GLN:CG	2:C:4:C:C2'	2	0.24	0.01	0.24
(1,13)	1:A:76:GLN:CG	2:C:4:C:C3'	2	0.24	0.01	0.24
(1,13)	1:A:76:GLN:CG	2:C:4:C:C4	2	0.24	0.01	0.24
(1,13)	1:A:76:GLN:CG	2:C:4:C:C4'	2	0.24	0.01	0.24
(1,13)	1:A:76:GLN:CG	2:C:4:C:C5	2	0.24	0.01	0.24
(1,13)	1:A:76:GLN:CG	2:C:4:C:C5'	2	0.24	0.01	0.24
(1,13)	1:A:76:GLN:CG	2:C:4:C:C6	2	0.24	0.01	0.24
(1,13)	1:A:76:GLN:CG	2:C:4:C:H1'	2	0.24	0.01	0.24
(1,13)	1:A:76:GLN:CG	2:C:4:C:H2'	2	0.24	0.01	0.24
(1,13)	1:A:76:GLN:CG	2:C:4:C:H3'	2	0.24	0.01	0.24
(1,13)	1:A:76:GLN:CG	2:C:4:C:H4'	2	0.24	0.01	0.24
(1,13)	1:A:76:GLN:CG	2:C:4:C:H41	2	0.24	0.01	0.24
(1,13)	1:A:76:GLN:CG	2:C:4:C:H42	2	0.24	0.01	0.24
(1,13)	1:A:76:GLN:CG	2:C:4:C:H5	2	0.24	0.01	0.24
(1,13)	1:A:76:GLN:CG	2:C:4:C:H5'	2	0.24	0.01	0.24
(1,13)	1:A:76:GLN:CG	2:C:4:C:H5''	2	0.24	0.01	0.24
(1,13)	1:A:76:GLN:CG	2:C:4:C:H6	2	0.24	0.01	0.24
(1,13)	1:A:76:GLN:CG	2:C:4:C:HO2'	2	0.24	0.01	0.24
(1,13)	1:A:76:GLN:CG	2:C:4:C:N1	2	0.24	0.01	0.24
(1,13)	1:A:76:GLN:CG	2:C:4:C:N3	2	0.24	0.01	0.24
(1,13)	1:A:76:GLN:CG	2:C:4:C:N4	2	0.24	0.01	0.24
(1,13)	1:A:76:GLN:CG	2:C:4:C:O2	2	0.24	0.01	0.24
(1,13)	1:A:76:GLN:CG	2:C:4:C:O2'	2	0.24	0.01	0.24
(1,13)	1:A:76:GLN:CG	2:C:4:C:O3'	2	0.24	0.01	0.24
(1,13)	1:A:76:GLN:CG	2:C:4:C:O4'	2	0.24	0.01	0.24
(1,13)	1:A:76:GLN:CG	2:C:4:C:O5'	2	0.24	0.01	0.24
(1,13)	1:A:76:GLN:CG	2:C:4:C:OP1	2	0.24	0.01	0.24
(1,13)	1:A:76:GLN:CG	2:C:4:C:OP2	2	0.24	0.01	0.24
(1,13)	1:A:76:GLN:CG	2:C:4:C:P	2	0.24	0.01	0.24
(1,13)	1:A:76:GLN:CG	2:C:5:A:C1'	2	0.24	0.01	0.24
(1,13)	1:A:76:GLN:CG	2:C:5:A:C2	2	0.24	0.01	0.24
(1,13)	1:A:76:GLN:CG	2:C:5:A:C2'	2	0.24	0.01	0.24
(1,13)	1:A:76:GLN:CG	2:C:5:A:C3'	2	0.24	0.01	0.24
(1,13)	1:A:76:GLN:CG	2:C:5:A:C4	2	0.24	0.01	0.24
(1,13)	1:A:76:GLN:CG	2:C:5:A:C4'	2	0.24	0.01	0.24
(1,13)	1:A:76:GLN:CG	2:C:5:A:C5	2	0.24	0.01	0.24
(1,13)	1:A:76:GLN:CG	2:C:5:A:C5'	2	0.24	0.01	0.24
(1,13)	1:A:76:GLN:CG	2:C:5:A:C6	2	0.24	0.01	0.24

Continued on next page...

Continued from previous page...

Key	Atom-1	Atom-2	Models ¹	Mean (Å)	SD ¹ (Å)	Median (Å)
(1,13)	1:A:76:GLN:CG	2:C:5:A:C8	2	0.24	0.01	0.24
(1,13)	1:A:76:GLN:CG	2:C:5:A:H1'	2	0.24	0.01	0.24
(1,13)	1:A:76:GLN:CG	2:C:5:A:H2	2	0.24	0.01	0.24
(1,13)	1:A:76:GLN:CG	2:C:5:A:H2'	2	0.24	0.01	0.24
(1,13)	1:A:76:GLN:CG	2:C:5:A:H3'	2	0.24	0.01	0.24
(1,13)	1:A:76:GLN:CG	2:C:5:A:H4'	2	0.24	0.01	0.24
(1,13)	1:A:76:GLN:CG	2:C:5:A:H5'	2	0.24	0.01	0.24
(1,13)	1:A:76:GLN:CG	2:C:5:A:H5''	2	0.24	0.01	0.24
(1,13)	1:A:76:GLN:CG	2:C:5:A:H61	2	0.24	0.01	0.24
(1,13)	1:A:76:GLN:CG	2:C:5:A:H62	2	0.24	0.01	0.24
(1,13)	1:A:76:GLN:CG	2:C:5:A:H8	2	0.24	0.01	0.24
(1,13)	1:A:76:GLN:CG	2:C:5:A:HO2'	2	0.24	0.01	0.24
(1,13)	1:A:76:GLN:CG	2:C:5:A:N1	2	0.24	0.01	0.24
(1,13)	1:A:76:GLN:CG	2:C:5:A:N3	2	0.24	0.01	0.24
(1,13)	1:A:76:GLN:CG	2:C:5:A:N6	2	0.24	0.01	0.24
(1,13)	1:A:76:GLN:CG	2:C:5:A:N7	2	0.24	0.01	0.24
(1,13)	1:A:76:GLN:CG	2:C:5:A:N9	2	0.24	0.01	0.24
(1,13)	1:A:76:GLN:CG	2:C:5:A:O2'	2	0.24	0.01	0.24
(1,13)	1:A:76:GLN:CG	2:C:5:A:O3'	2	0.24	0.01	0.24
(1,13)	1:A:76:GLN:CG	2:C:5:A:O4'	2	0.24	0.01	0.24
(1,13)	1:A:76:GLN:CG	2:C:5:A:O5'	2	0.24	0.01	0.24
(1,13)	1:A:76:GLN:CG	2:C:5:A:OP1	2	0.24	0.01	0.24
(1,13)	1:A:76:GLN:CG	2:C:5:A:OP2	2	0.24	0.01	0.24
(1,13)	1:A:76:GLN:CG	2:C:5:A:P	2	0.24	0.01	0.24
(1,13)	1:A:76:GLN:H	2:C:1:A:C1'	2	0.24	0.01	0.24
(1,13)	1:A:76:GLN:H	2:C:1:A:C2	2	0.24	0.01	0.24
(1,13)	1:A:76:GLN:H	2:C:1:A:C2'	2	0.24	0.01	0.24
(1,13)	1:A:76:GLN:H	2:C:1:A:C3'	2	0.24	0.01	0.24
(1,13)	1:A:76:GLN:H	2:C:1:A:C4	2	0.24	0.01	0.24
(1,13)	1:A:76:GLN:H	2:C:1:A:C4'	2	0.24	0.01	0.24
(1,13)	1:A:76:GLN:H	2:C:1:A:C5	2	0.24	0.01	0.24
(1,13)	1:A:76:GLN:H	2:C:1:A:C5'	2	0.24	0.01	0.24
(1,13)	1:A:76:GLN:H	2:C:1:A:C6	2	0.24	0.01	0.24
(1,13)	1:A:76:GLN:H	2:C:1:A:C8	2	0.24	0.01	0.24
(1,13)	1:A:76:GLN:H	2:C:1:A:H1'	2	0.24	0.01	0.24
(1,13)	1:A:76:GLN:H	2:C:1:A:H2	2	0.24	0.01	0.24
(1,13)	1:A:76:GLN:H	2:C:1:A:H2'	2	0.24	0.01	0.24
(1,13)	1:A:76:GLN:H	2:C:1:A:H3'	2	0.24	0.01	0.24
(1,13)	1:A:76:GLN:H	2:C:1:A:H4'	2	0.24	0.01	0.24
(1,13)	1:A:76:GLN:H	2:C:1:A:H5'	2	0.24	0.01	0.24
(1,13)	1:A:76:GLN:H	2:C:1:A:H5''	2	0.24	0.01	0.24
(1,13)	1:A:76:GLN:H	2:C:1:A:H61	2	0.24	0.01	0.24

Continued on next page...

Continued from previous page...

Key	Atom-1	Atom-2	Models ¹	Mean (Å)	SD ¹ (Å)	Median (Å)
(1,13)	1:A:76:GLN:H	2:C:1:A:H62	2	0.24	0.01	0.24
(1,13)	1:A:76:GLN:H	2:C:1:A:H8	2	0.24	0.01	0.24
(1,13)	1:A:76:GLN:H	2:C:1:A:HO2'	2	0.24	0.01	0.24
(1,13)	1:A:76:GLN:H	2:C:1:A:N1	2	0.24	0.01	0.24
(1,13)	1:A:76:GLN:H	2:C:1:A:N3	2	0.24	0.01	0.24
(1,13)	1:A:76:GLN:H	2:C:1:A:N6	2	0.24	0.01	0.24
(1,13)	1:A:76:GLN:H	2:C:1:A:N7	2	0.24	0.01	0.24
(1,13)	1:A:76:GLN:H	2:C:1:A:N9	2	0.24	0.01	0.24
(1,13)	1:A:76:GLN:H	2:C:1:A:O2'	2	0.24	0.01	0.24
(1,13)	1:A:76:GLN:H	2:C:1:A:O3'	2	0.24	0.01	0.24
(1,13)	1:A:76:GLN:H	2:C:1:A:O4'	2	0.24	0.01	0.24
(1,13)	1:A:76:GLN:H	2:C:1:A:O5'	2	0.24	0.01	0.24
(1,13)	1:A:76:GLN:H	2:C:2:U:C1'	2	0.24	0.01	0.24
(1,13)	1:A:76:GLN:H	2:C:2:U:C2	2	0.24	0.01	0.24
(1,13)	1:A:76:GLN:H	2:C:2:U:C2'	2	0.24	0.01	0.24
(1,13)	1:A:76:GLN:H	2:C:2:U:C3'	2	0.24	0.01	0.24
(1,13)	1:A:76:GLN:H	2:C:2:U:C4	2	0.24	0.01	0.24
(1,13)	1:A:76:GLN:H	2:C:2:U:C4'	2	0.24	0.01	0.24
(1,13)	1:A:76:GLN:H	2:C:2:U:C5	2	0.24	0.01	0.24
(1,13)	1:A:76:GLN:H	2:C:2:U:C5'	2	0.24	0.01	0.24
(1,13)	1:A:76:GLN:H	2:C:2:U:C6	2	0.24	0.01	0.24
(1,13)	1:A:76:GLN:H	2:C:2:U:H1'	2	0.24	0.01	0.24
(1,13)	1:A:76:GLN:H	2:C:2:U:H2'	2	0.24	0.01	0.24
(1,13)	1:A:76:GLN:H	2:C:2:U:H3	2	0.24	0.01	0.24
(1,13)	1:A:76:GLN:H	2:C:2:U:H3'	2	0.24	0.01	0.24
(1,13)	1:A:76:GLN:H	2:C:2:U:H4'	2	0.24	0.01	0.24
(1,13)	1:A:76:GLN:H	2:C:2:U:H5	2	0.24	0.01	0.24
(1,13)	1:A:76:GLN:H	2:C:2:U:H5'	2	0.24	0.01	0.24
(1,13)	1:A:76:GLN:H	2:C:2:U:H5''	2	0.24	0.01	0.24
(1,13)	1:A:76:GLN:H	2:C:2:U:H6	2	0.24	0.01	0.24
(1,13)	1:A:76:GLN:H	2:C:2:U:HO2'	2	0.24	0.01	0.24
(1,13)	1:A:76:GLN:H	2:C:2:U:N1	2	0.24	0.01	0.24
(1,13)	1:A:76:GLN:H	2:C:2:U:N3	2	0.24	0.01	0.24
(1,13)	1:A:76:GLN:H	2:C:2:U:O2	2	0.24	0.01	0.24
(1,13)	1:A:76:GLN:H	2:C:2:U:O2'	2	0.24	0.01	0.24
(1,13)	1:A:76:GLN:H	2:C:2:U:O3'	2	0.24	0.01	0.24
(1,13)	1:A:76:GLN:H	2:C:2:U:O4	2	0.24	0.01	0.24
(1,13)	1:A:76:GLN:H	2:C:2:U:O4'	2	0.24	0.01	0.24
(1,13)	1:A:76:GLN:H	2:C:2:U:O5'	2	0.24	0.01	0.24
(1,13)	1:A:76:GLN:H	2:C:2:U:OP1	2	0.24	0.01	0.24
(1,13)	1:A:76:GLN:H	2:C:2:U:OP2	2	0.24	0.01	0.24
(1,13)	1:A:76:GLN:H	2:C:2:U:P	2	0.24	0.01	0.24

Continued on next page...

Continued from previous page...

Key	Atom-1	Atom-2	Models ¹	Mean (Å)	SD ¹ (Å)	Median (Å)
(1,13)	1:A:76:GLN:H	2:C:3:A:C1'	2	0.24	0.01	0.24
(1,13)	1:A:76:GLN:H	2:C:3:A:C2	2	0.24	0.01	0.24
(1,13)	1:A:76:GLN:H	2:C:3:A:C2'	2	0.24	0.01	0.24
(1,13)	1:A:76:GLN:H	2:C:3:A:C3'	2	0.24	0.01	0.24
(1,13)	1:A:76:GLN:H	2:C:3:A:C4	2	0.24	0.01	0.24
(1,13)	1:A:76:GLN:H	2:C:3:A:C4'	2	0.24	0.01	0.24
(1,13)	1:A:76:GLN:H	2:C:3:A:C5	2	0.24	0.01	0.24
(1,13)	1:A:76:GLN:H	2:C:3:A:C5'	2	0.24	0.01	0.24
(1,13)	1:A:76:GLN:H	2:C:3:A:C6	2	0.24	0.01	0.24
(1,13)	1:A:76:GLN:H	2:C:3:A:C8	2	0.24	0.01	0.24
(1,13)	1:A:76:GLN:H	2:C:3:A:H1'	2	0.24	0.01	0.24
(1,13)	1:A:76:GLN:H	2:C:3:A:H2	2	0.24	0.01	0.24
(1,13)	1:A:76:GLN:H	2:C:3:A:H2'	2	0.24	0.01	0.24
(1,13)	1:A:76:GLN:H	2:C:3:A:H3'	2	0.24	0.01	0.24
(1,13)	1:A:76:GLN:H	2:C:3:A:H4'	2	0.24	0.01	0.24
(1,13)	1:A:76:GLN:H	2:C:3:A:H5'	2	0.24	0.01	0.24
(1,13)	1:A:76:GLN:H	2:C:3:A:H5''	2	0.24	0.01	0.24
(1,13)	1:A:76:GLN:H	2:C:3:A:H61	2	0.24	0.01	0.24
(1,13)	1:A:76:GLN:H	2:C:3:A:H62	2	0.24	0.01	0.24
(1,13)	1:A:76:GLN:H	2:C:3:A:H8	2	0.24	0.01	0.24
(1,13)	1:A:76:GLN:H	2:C:3:A:HO2'	2	0.24	0.01	0.24
(1,13)	1:A:76:GLN:H	2:C:3:A:N1	2	0.24	0.01	0.24
(1,13)	1:A:76:GLN:H	2:C:3:A:N3	2	0.24	0.01	0.24
(1,13)	1:A:76:GLN:H	2:C:3:A:N6	2	0.24	0.01	0.24
(1,13)	1:A:76:GLN:H	2:C:3:A:N7	2	0.24	0.01	0.24
(1,13)	1:A:76:GLN:H	2:C:3:A:N9	2	0.24	0.01	0.24
(1,13)	1:A:76:GLN:H	2:C:3:A:O2'	2	0.24	0.01	0.24
(1,13)	1:A:76:GLN:H	2:C:3:A:O3'	2	0.24	0.01	0.24
(1,13)	1:A:76:GLN:H	2:C:3:A:O4'	2	0.24	0.01	0.24
(1,13)	1:A:76:GLN:H	2:C:3:A:O5'	2	0.24	0.01	0.24
(1,13)	1:A:76:GLN:H	2:C:3:A:OP1	2	0.24	0.01	0.24
(1,13)	1:A:76:GLN:H	2:C:3:A:OP2	2	0.24	0.01	0.24
(1,13)	1:A:76:GLN:H	2:C:3:A:P	2	0.24	0.01	0.24
(1,13)	1:A:76:GLN:H	2:C:4:C:C1'	2	0.24	0.01	0.24
(1,13)	1:A:76:GLN:H	2:C:4:C:C2	2	0.24	0.01	0.24
(1,13)	1:A:76:GLN:H	2:C:4:C:C2'	2	0.24	0.01	0.24
(1,13)	1:A:76:GLN:H	2:C:4:C:C3'	2	0.24	0.01	0.24
(1,13)	1:A:76:GLN:H	2:C:4:C:C4	2	0.24	0.01	0.24
(1,13)	1:A:76:GLN:H	2:C:4:C:C4'	2	0.24	0.01	0.24
(1,13)	1:A:76:GLN:H	2:C:4:C:C5	2	0.24	0.01	0.24
(1,13)	1:A:76:GLN:H	2:C:4:C:C5'	2	0.24	0.01	0.24
(1,13)	1:A:76:GLN:H	2:C:4:C:C6	2	0.24	0.01	0.24

Continued on next page...

Continued from previous page...

Key	Atom-1	Atom-2	Models ¹	Mean (Å)	SD ¹ (Å)	Median (Å)
(1,13)	1:A:76:GLN:H	2:C:4:C:H1'	2	0.24	0.01	0.24
(1,13)	1:A:76:GLN:H	2:C:4:C:H2'	2	0.24	0.01	0.24
(1,13)	1:A:76:GLN:H	2:C:4:C:H3'	2	0.24	0.01	0.24
(1,13)	1:A:76:GLN:H	2:C:4:C:H4'	2	0.24	0.01	0.24
(1,13)	1:A:76:GLN:H	2:C:4:C:H41	2	0.24	0.01	0.24
(1,13)	1:A:76:GLN:H	2:C:4:C:H42	2	0.24	0.01	0.24
(1,13)	1:A:76:GLN:H	2:C:4:C:H5	2	0.24	0.01	0.24
(1,13)	1:A:76:GLN:H	2:C:4:C:H5'	2	0.24	0.01	0.24
(1,13)	1:A:76:GLN:H	2:C:4:C:H5''	2	0.24	0.01	0.24
(1,13)	1:A:76:GLN:H	2:C:4:C:H6	2	0.24	0.01	0.24
(1,13)	1:A:76:GLN:H	2:C:4:C:HO2'	2	0.24	0.01	0.24
(1,13)	1:A:76:GLN:H	2:C:4:C:N1	2	0.24	0.01	0.24
(1,13)	1:A:76:GLN:H	2:C:4:C:N3	2	0.24	0.01	0.24
(1,13)	1:A:76:GLN:H	2:C:4:C:N4	2	0.24	0.01	0.24
(1,13)	1:A:76:GLN:H	2:C:4:C:O2	2	0.24	0.01	0.24
(1,13)	1:A:76:GLN:H	2:C:4:C:O2'	2	0.24	0.01	0.24
(1,13)	1:A:76:GLN:H	2:C:4:C:O3'	2	0.24	0.01	0.24
(1,13)	1:A:76:GLN:H	2:C:4:C:O4'	2	0.24	0.01	0.24
(1,13)	1:A:76:GLN:H	2:C:4:C:O5'	2	0.24	0.01	0.24
(1,13)	1:A:76:GLN:H	2:C:4:C:OP1	2	0.24	0.01	0.24
(1,13)	1:A:76:GLN:H	2:C:4:C:OP2	2	0.24	0.01	0.24
(1,13)	1:A:76:GLN:H	2:C:4:C:P	2	0.24	0.01	0.24
(1,13)	1:A:76:GLN:H	2:C:5:A:C1'	2	0.24	0.01	0.24
(1,13)	1:A:76:GLN:H	2:C:5:A:C2	2	0.24	0.01	0.24
(1,13)	1:A:76:GLN:H	2:C:5:A:C2'	2	0.24	0.01	0.24
(1,13)	1:A:76:GLN:H	2:C:5:A:C3'	2	0.24	0.01	0.24
(1,13)	1:A:76:GLN:H	2:C:5:A:C4	2	0.24	0.01	0.24
(1,13)	1:A:76:GLN:H	2:C:5:A:C4'	2	0.24	0.01	0.24
(1,13)	1:A:76:GLN:H	2:C:5:A:C5	2	0.24	0.01	0.24
(1,13)	1:A:76:GLN:H	2:C:5:A:C5'	2	0.24	0.01	0.24
(1,13)	1:A:76:GLN:H	2:C:5:A:C6	2	0.24	0.01	0.24
(1,13)	1:A:76:GLN:H	2:C:5:A:C8	2	0.24	0.01	0.24
(1,13)	1:A:76:GLN:H	2:C:5:A:H1'	2	0.24	0.01	0.24
(1,13)	1:A:76:GLN:H	2:C:5:A:H2	2	0.24	0.01	0.24
(1,13)	1:A:76:GLN:H	2:C:5:A:H2'	2	0.24	0.01	0.24
(1,13)	1:A:76:GLN:H	2:C:5:A:H3'	2	0.24	0.01	0.24
(1,13)	1:A:76:GLN:H	2:C:5:A:H4'	2	0.24	0.01	0.24
(1,13)	1:A:76:GLN:H	2:C:5:A:H5'	2	0.24	0.01	0.24
(1,13)	1:A:76:GLN:H	2:C:5:A:H5''	2	0.24	0.01	0.24
(1,13)	1:A:76:GLN:H	2:C:5:A:H61	2	0.24	0.01	0.24
(1,13)	1:A:76:GLN:H	2:C:5:A:H62	2	0.24	0.01	0.24
(1,13)	1:A:76:GLN:H	2:C:5:A:H8	2	0.24	0.01	0.24

Continued on next page...

Continued from previous page...

Key	Atom-1	Atom-2	Models ¹	Mean (Å)	SD ¹ (Å)	Median (Å)
(1,13)	1:A:76:GLN:H	2:C:5:A:HO2'	2	0.24	0.01	0.24
(1,13)	1:A:76:GLN:H	2:C:5:A:N1	2	0.24	0.01	0.24
(1,13)	1:A:76:GLN:H	2:C:5:A:N3	2	0.24	0.01	0.24
(1,13)	1:A:76:GLN:H	2:C:5:A:N6	2	0.24	0.01	0.24
(1,13)	1:A:76:GLN:H	2:C:5:A:N7	2	0.24	0.01	0.24
(1,13)	1:A:76:GLN:H	2:C:5:A:N9	2	0.24	0.01	0.24
(1,13)	1:A:76:GLN:H	2:C:5:A:O2'	2	0.24	0.01	0.24
(1,13)	1:A:76:GLN:H	2:C:5:A:O3'	2	0.24	0.01	0.24
(1,13)	1:A:76:GLN:H	2:C:5:A:O4'	2	0.24	0.01	0.24
(1,13)	1:A:76:GLN:H	2:C:5:A:O5'	2	0.24	0.01	0.24
(1,13)	1:A:76:GLN:H	2:C:5:A:OP1	2	0.24	0.01	0.24
(1,13)	1:A:76:GLN:H	2:C:5:A:OP2	2	0.24	0.01	0.24
(1,13)	1:A:76:GLN:H	2:C:5:A:P	2	0.24	0.01	0.24
(1,13)	1:A:76:GLN:HE21	2:C:1:A:C1'	2	0.24	0.01	0.24
(1,13)	1:A:76:GLN:HE21	2:C:1:A:C2	2	0.24	0.01	0.24
(1,13)	1:A:76:GLN:HE21	2:C:1:A:C2'	2	0.24	0.01	0.24
(1,13)	1:A:76:GLN:HE21	2:C:1:A:C3'	2	0.24	0.01	0.24
(1,13)	1:A:76:GLN:HE21	2:C:1:A:C4	2	0.24	0.01	0.24
(1,13)	1:A:76:GLN:HE21	2:C:1:A:C4'	2	0.24	0.01	0.24
(1,13)	1:A:76:GLN:HE21	2:C:1:A:C5	2	0.24	0.01	0.24
(1,13)	1:A:76:GLN:HE21	2:C:1:A:C5'	2	0.24	0.01	0.24
(1,13)	1:A:76:GLN:HE21	2:C:1:A:C6	2	0.24	0.01	0.24
(1,13)	1:A:76:GLN:HE21	2:C:1:A:C8	2	0.24	0.01	0.24
(1,13)	1:A:76:GLN:HE21	2:C:1:A:H1'	2	0.24	0.01	0.24
(1,13)	1:A:76:GLN:HE21	2:C:1:A:H2	2	0.24	0.01	0.24
(1,13)	1:A:76:GLN:HE21	2:C:1:A:H2'	2	0.24	0.01	0.24
(1,13)	1:A:76:GLN:HE21	2:C:1:A:H3'	2	0.24	0.01	0.24
(1,13)	1:A:76:GLN:HE21	2:C:1:A:H4'	2	0.24	0.01	0.24
(1,13)	1:A:76:GLN:HE21	2:C:1:A:H5'	2	0.24	0.01	0.24
(1,13)	1:A:76:GLN:HE21	2:C:1:A:H5''	2	0.24	0.01	0.24
(1,13)	1:A:76:GLN:HE21	2:C:1:A:H61	2	0.24	0.01	0.24
(1,13)	1:A:76:GLN:HE21	2:C:1:A:H62	2	0.24	0.01	0.24
(1,13)	1:A:76:GLN:HE21	2:C:1:A:H8	2	0.24	0.01	0.24
(1,13)	1:A:76:GLN:HE21	2:C:1:A:HO2'	2	0.24	0.01	0.24
(1,13)	1:A:76:GLN:HE21	2:C:1:A:N1	2	0.24	0.01	0.24
(1,13)	1:A:76:GLN:HE21	2:C:1:A:N3	2	0.24	0.01	0.24
(1,13)	1:A:76:GLN:HE21	2:C:1:A:N6	2	0.24	0.01	0.24
(1,13)	1:A:76:GLN:HE21	2:C:1:A:N7	2	0.24	0.01	0.24
(1,13)	1:A:76:GLN:HE21	2:C:1:A:N9	2	0.24	0.01	0.24
(1,13)	1:A:76:GLN:HE21	2:C:1:A:O2'	2	0.24	0.01	0.24
(1,13)	1:A:76:GLN:HE21	2:C:1:A:O3'	2	0.24	0.01	0.24
(1,13)	1:A:76:GLN:HE21	2:C:1:A:O4'	2	0.24	0.01	0.24

Continued on next page...

Continued from previous page...

Key	Atom-1	Atom-2	Models ¹	Mean (Å)	SD ¹ (Å)	Median (Å)
(1,13)	1:A:76:GLN:HE21	2:C:1:A:O5'	2	0.24	0.01	0.24
(1,13)	1:A:76:GLN:HE21	2:C:2:U:C1'	2	0.24	0.01	0.24
(1,13)	1:A:76:GLN:HE21	2:C:2:U:C2	2	0.24	0.01	0.24
(1,13)	1:A:76:GLN:HE21	2:C:2:U:C2'	2	0.24	0.01	0.24
(1,13)	1:A:76:GLN:HE21	2:C:2:U:C3'	2	0.24	0.01	0.24
(1,13)	1:A:76:GLN:HE21	2:C:2:U:C4	2	0.24	0.01	0.24
(1,13)	1:A:76:GLN:HE21	2:C:2:U:C4'	2	0.24	0.01	0.24
(1,13)	1:A:76:GLN:HE21	2:C:2:U:C5	2	0.24	0.01	0.24
(1,13)	1:A:76:GLN:HE21	2:C:2:U:C5'	2	0.24	0.01	0.24
(1,13)	1:A:76:GLN:HE21	2:C:2:U:C6	2	0.24	0.01	0.24
(1,13)	1:A:76:GLN:HE21	2:C:2:U:H1'	2	0.24	0.01	0.24
(1,13)	1:A:76:GLN:HE21	2:C:2:U:H2'	2	0.24	0.01	0.24
(1,13)	1:A:76:GLN:HE21	2:C:2:U:H3	2	0.24	0.01	0.24
(1,13)	1:A:76:GLN:HE21	2:C:2:U:H3'	2	0.24	0.01	0.24
(1,13)	1:A:76:GLN:HE21	2:C:2:U:H4'	2	0.24	0.01	0.24
(1,13)	1:A:76:GLN:HE21	2:C:2:U:H5	2	0.24	0.01	0.24
(1,13)	1:A:76:GLN:HE21	2:C:2:U:H5'	2	0.24	0.01	0.24
(1,13)	1:A:76:GLN:HE21	2:C:2:U:H5''	2	0.24	0.01	0.24
(1,13)	1:A:76:GLN:HE21	2:C:2:U:H6	2	0.24	0.01	0.24
(1,13)	1:A:76:GLN:HE21	2:C:2:U:HO2'	2	0.24	0.01	0.24
(1,13)	1:A:76:GLN:HE21	2:C:2:U:N1	2	0.24	0.01	0.24
(1,13)	1:A:76:GLN:HE21	2:C:2:U:N3	2	0.24	0.01	0.24
(1,13)	1:A:76:GLN:HE21	2:C:2:U:O2	2	0.24	0.01	0.24
(1,13)	1:A:76:GLN:HE21	2:C:2:U:O2'	2	0.24	0.01	0.24
(1,13)	1:A:76:GLN:HE21	2:C:2:U:O3'	2	0.24	0.01	0.24
(1,13)	1:A:76:GLN:HE21	2:C:2:U:O4	2	0.24	0.01	0.24
(1,13)	1:A:76:GLN:HE21	2:C:2:U:O4'	2	0.24	0.01	0.24
(1,13)	1:A:76:GLN:HE21	2:C:2:U:O5'	2	0.24	0.01	0.24
(1,13)	1:A:76:GLN:HE21	2:C:2:U:OP1	2	0.24	0.01	0.24
(1,13)	1:A:76:GLN:HE21	2:C:2:U:OP2	2	0.24	0.01	0.24
(1,13)	1:A:76:GLN:HE21	2:C:2:U:P	2	0.24	0.01	0.24
(1,13)	1:A:76:GLN:HE21	2:C:3:A:C1'	2	0.24	0.01	0.24
(1,13)	1:A:76:GLN:HE21	2:C:3:A:C2	2	0.24	0.01	0.24
(1,13)	1:A:76:GLN:HE21	2:C:3:A:C2'	2	0.24	0.01	0.24
(1,13)	1:A:76:GLN:HE21	2:C:3:A:C3'	2	0.24	0.01	0.24
(1,13)	1:A:76:GLN:HE21	2:C:3:A:C4	2	0.24	0.01	0.24
(1,13)	1:A:76:GLN:HE21	2:C:3:A:C4'	2	0.24	0.01	0.24
(1,13)	1:A:76:GLN:HE21	2:C:3:A:C5	2	0.24	0.01	0.24
(1,13)	1:A:76:GLN:HE21	2:C:3:A:C5'	2	0.24	0.01	0.24
(1,13)	1:A:76:GLN:HE21	2:C:3:A:C6	2	0.24	0.01	0.24
(1,13)	1:A:76:GLN:HE21	2:C:3:A:C8	2	0.24	0.01	0.24
(1,13)	1:A:76:GLN:HE21	2:C:3:A:H1'	2	0.24	0.01	0.24

Continued on next page...

Continued from previous page...

Key	Atom-1	Atom-2	Models ¹	Mean (Å)	SD ¹ (Å)	Median (Å)
(1,13)	1:A:76:GLN:HE21	2:C:3:A:H2	2	0.24	0.01	0.24
(1,13)	1:A:76:GLN:HE21	2:C:3:A:H2'	2	0.24	0.01	0.24
(1,13)	1:A:76:GLN:HE21	2:C:3:A:H3'	2	0.24	0.01	0.24
(1,13)	1:A:76:GLN:HE21	2:C:3:A:H4'	2	0.24	0.01	0.24
(1,13)	1:A:76:GLN:HE21	2:C:3:A:H5'	2	0.24	0.01	0.24
(1,13)	1:A:76:GLN:HE21	2:C:3:A:H5''	2	0.24	0.01	0.24
(1,13)	1:A:76:GLN:HE21	2:C:3:A:H61	2	0.24	0.01	0.24
(1,13)	1:A:76:GLN:HE21	2:C:3:A:H62	2	0.24	0.01	0.24
(1,13)	1:A:76:GLN:HE21	2:C:3:A:H8	2	0.24	0.01	0.24
(1,13)	1:A:76:GLN:HE21	2:C:3:A:HO2'	2	0.24	0.01	0.24
(1,13)	1:A:76:GLN:HE21	2:C:3:A:N1	2	0.24	0.01	0.24
(1,13)	1:A:76:GLN:HE21	2:C:3:A:N3	2	0.24	0.01	0.24
(1,13)	1:A:76:GLN:HE21	2:C:3:A:N6	2	0.24	0.01	0.24
(1,13)	1:A:76:GLN:HE21	2:C:3:A:N7	2	0.24	0.01	0.24
(1,13)	1:A:76:GLN:HE21	2:C:3:A:N9	2	0.24	0.01	0.24
(1,13)	1:A:76:GLN:HE21	2:C:3:A:O2'	2	0.24	0.01	0.24
(1,13)	1:A:76:GLN:HE21	2:C:3:A:O3'	2	0.24	0.01	0.24
(1,13)	1:A:76:GLN:HE21	2:C:3:A:O4'	2	0.24	0.01	0.24
(1,13)	1:A:76:GLN:HE21	2:C:3:A:O5'	2	0.24	0.01	0.24
(1,13)	1:A:76:GLN:HE21	2:C:3:A:OP1	2	0.24	0.01	0.24
(1,13)	1:A:76:GLN:HE21	2:C:3:A:OP2	2	0.24	0.01	0.24
(1,13)	1:A:76:GLN:HE21	2:C:3:A:P	2	0.24	0.01	0.24
(1,13)	1:A:76:GLN:HE21	2:C:4:C:C1'	2	0.24	0.01	0.24
(1,13)	1:A:76:GLN:HE21	2:C:4:C:C2	2	0.24	0.01	0.24
(1,13)	1:A:76:GLN:HE21	2:C:4:C:C2'	2	0.24	0.01	0.24
(1,13)	1:A:76:GLN:HE21	2:C:4:C:C3'	2	0.24	0.01	0.24
(1,13)	1:A:76:GLN:HE21	2:C:4:C:C4	2	0.24	0.01	0.24
(1,13)	1:A:76:GLN:HE21	2:C:4:C:C4'	2	0.24	0.01	0.24
(1,13)	1:A:76:GLN:HE21	2:C:4:C:C5	2	0.24	0.01	0.24
(1,13)	1:A:76:GLN:HE21	2:C:4:C:C5'	2	0.24	0.01	0.24
(1,13)	1:A:76:GLN:HE21	2:C:4:C:C6	2	0.24	0.01	0.24
(1,13)	1:A:76:GLN:HE21	2:C:4:C:H1'	2	0.24	0.01	0.24
(1,13)	1:A:76:GLN:HE21	2:C:4:C:H2'	2	0.24	0.01	0.24
(1,13)	1:A:76:GLN:HE21	2:C:4:C:H3'	2	0.24	0.01	0.24
(1,13)	1:A:76:GLN:HE21	2:C:4:C:H4'	2	0.24	0.01	0.24
(1,13)	1:A:76:GLN:HE21	2:C:4:C:H41	2	0.24	0.01	0.24
(1,13)	1:A:76:GLN:HE21	2:C:4:C:H42	2	0.24	0.01	0.24
(1,13)	1:A:76:GLN:HE21	2:C:4:C:H5	2	0.24	0.01	0.24
(1,13)	1:A:76:GLN:HE21	2:C:4:C:H5'	2	0.24	0.01	0.24
(1,13)	1:A:76:GLN:HE21	2:C:4:C:H5''	2	0.24	0.01	0.24
(1,13)	1:A:76:GLN:HE21	2:C:4:C:H6	2	0.24	0.01	0.24
(1,13)	1:A:76:GLN:HE21	2:C:4:C:HO2'	2	0.24	0.01	0.24

Continued on next page...

Continued from previous page...

Key	Atom-1	Atom-2	Models ¹	Mean (Å)	SD ¹ (Å)	Median (Å)
(1,13)	1:A:76:GLN:HE21	2:C:4:C:N1	2	0.24	0.01	0.24
(1,13)	1:A:76:GLN:HE21	2:C:4:C:N3	2	0.24	0.01	0.24
(1,13)	1:A:76:GLN:HE21	2:C:4:C:N4	2	0.24	0.01	0.24
(1,13)	1:A:76:GLN:HE21	2:C:4:C:O2	2	0.24	0.01	0.24
(1,13)	1:A:76:GLN:HE21	2:C:4:C:O2'	2	0.24	0.01	0.24
(1,13)	1:A:76:GLN:HE21	2:C:4:C:O3'	2	0.24	0.01	0.24
(1,13)	1:A:76:GLN:HE21	2:C:4:C:O4'	2	0.24	0.01	0.24
(1,13)	1:A:76:GLN:HE21	2:C:4:C:O5'	2	0.24	0.01	0.24
(1,13)	1:A:76:GLN:HE21	2:C:4:C:OP1	2	0.24	0.01	0.24
(1,13)	1:A:76:GLN:HE21	2:C:4:C:OP2	2	0.24	0.01	0.24
(1,13)	1:A:76:GLN:HE21	2:C:4:C:P	2	0.24	0.01	0.24
(1,13)	1:A:76:GLN:HE21	2:C:5:A:C1'	2	0.24	0.01	0.24
(1,13)	1:A:76:GLN:HE21	2:C:5:A:C2	2	0.24	0.01	0.24
(1,13)	1:A:76:GLN:HE21	2:C:5:A:C2'	2	0.24	0.01	0.24
(1,13)	1:A:76:GLN:HE21	2:C:5:A:C3'	2	0.24	0.01	0.24
(1,13)	1:A:76:GLN:HE21	2:C:5:A:C4	2	0.24	0.01	0.24
(1,13)	1:A:76:GLN:HE21	2:C:5:A:C4'	2	0.24	0.01	0.24
(1,13)	1:A:76:GLN:HE21	2:C:5:A:C5	2	0.24	0.01	0.24
(1,13)	1:A:76:GLN:HE21	2:C:5:A:C5'	2	0.24	0.01	0.24
(1,13)	1:A:76:GLN:HE21	2:C:5:A:C6	2	0.24	0.01	0.24
(1,13)	1:A:76:GLN:HE21	2:C:5:A:C8	2	0.24	0.01	0.24
(1,13)	1:A:76:GLN:HE21	2:C:5:A:H1'	2	0.24	0.01	0.24
(1,13)	1:A:76:GLN:HE21	2:C:5:A:H2	2	0.24	0.01	0.24
(1,13)	1:A:76:GLN:HE21	2:C:5:A:H2'	2	0.24	0.01	0.24
(1,13)	1:A:76:GLN:HE21	2:C:5:A:H3'	2	0.24	0.01	0.24
(1,13)	1:A:76:GLN:HE21	2:C:5:A:H4'	2	0.24	0.01	0.24
(1,13)	1:A:76:GLN:HE21	2:C:5:A:H5'	2	0.24	0.01	0.24
(1,13)	1:A:76:GLN:HE21	2:C:5:A:H5''	2	0.24	0.01	0.24
(1,13)	1:A:76:GLN:HE21	2:C:5:A:H61	2	0.24	0.01	0.24
(1,13)	1:A:76:GLN:HE21	2:C:5:A:H62	2	0.24	0.01	0.24
(1,13)	1:A:76:GLN:HE21	2:C:5:A:H8	2	0.24	0.01	0.24
(1,13)	1:A:76:GLN:HE21	2:C:5:A:HO2'	2	0.24	0.01	0.24
(1,13)	1:A:76:GLN:HE21	2:C:5:A:N1	2	0.24	0.01	0.24
(1,13)	1:A:76:GLN:HE21	2:C:5:A:N3	2	0.24	0.01	0.24
(1,13)	1:A:76:GLN:HE21	2:C:5:A:N6	2	0.24	0.01	0.24
(1,13)	1:A:76:GLN:HE21	2:C:5:A:N7	2	0.24	0.01	0.24
(1,13)	1:A:76:GLN:HE21	2:C:5:A:N9	2	0.24	0.01	0.24
(1,13)	1:A:76:GLN:HE21	2:C:5:A:O2'	2	0.24	0.01	0.24
(1,13)	1:A:76:GLN:HE21	2:C:5:A:O3'	2	0.24	0.01	0.24
(1,13)	1:A:76:GLN:HE21	2:C:5:A:O4'	2	0.24	0.01	0.24
(1,13)	1:A:76:GLN:HE21	2:C:5:A:O5'	2	0.24	0.01	0.24
(1,13)	1:A:76:GLN:HE21	2:C:5:A:OP1	2	0.24	0.01	0.24

Continued on next page...

Continued from previous page...

Key	Atom-1	Atom-2	Models ¹	Mean (Å)	SD ¹ (Å)	Median (Å)
(1,13)	1:A:76:GLN:HE21	2:C:5:A:OP2	2	0.24	0.01	0.24
(1,13)	1:A:76:GLN:HE21	2:C:5:A:P	2	0.24	0.01	0.24
(1,13)	1:A:76:GLN:HE22	2:C:1:A:C1'	2	0.24	0.01	0.24
(1,13)	1:A:76:GLN:HE22	2:C:1:A:C2	2	0.24	0.01	0.24
(1,13)	1:A:76:GLN:HE22	2:C:1:A:C2'	2	0.24	0.01	0.24
(1,13)	1:A:76:GLN:HE22	2:C:1:A:C3'	2	0.24	0.01	0.24
(1,13)	1:A:76:GLN:HE22	2:C:1:A:C4	2	0.24	0.01	0.24
(1,13)	1:A:76:GLN:HE22	2:C:1:A:C4'	2	0.24	0.01	0.24
(1,13)	1:A:76:GLN:HE22	2:C:1:A:C5	2	0.24	0.01	0.24
(1,13)	1:A:76:GLN:HE22	2:C:1:A:C5'	2	0.24	0.01	0.24
(1,13)	1:A:76:GLN:HE22	2:C:1:A:C6	2	0.24	0.01	0.24
(1,13)	1:A:76:GLN:HE22	2:C:1:A:C8	2	0.24	0.01	0.24
(1,13)	1:A:76:GLN:HE22	2:C:1:A:H1'	2	0.24	0.01	0.24
(1,13)	1:A:76:GLN:HE22	2:C:1:A:H2	2	0.24	0.01	0.24
(1,13)	1:A:76:GLN:HE22	2:C:1:A:H2'	2	0.24	0.01	0.24
(1,13)	1:A:76:GLN:HE22	2:C:1:A:H3'	2	0.24	0.01	0.24
(1,13)	1:A:76:GLN:HE22	2:C:1:A:H4'	2	0.24	0.01	0.24
(1,13)	1:A:76:GLN:HE22	2:C:1:A:H5'	2	0.24	0.01	0.24
(1,13)	1:A:76:GLN:HE22	2:C:1:A:H5''	2	0.24	0.01	0.24
(1,13)	1:A:76:GLN:HE22	2:C:1:A:H61	2	0.24	0.01	0.24
(1,13)	1:A:76:GLN:HE22	2:C:1:A:H62	2	0.24	0.01	0.24
(1,13)	1:A:76:GLN:HE22	2:C:1:A:H8	2	0.24	0.01	0.24
(1,13)	1:A:76:GLN:HE22	2:C:1:A:HO2'	2	0.24	0.01	0.24
(1,13)	1:A:76:GLN:HE22	2:C:1:A:N1	2	0.24	0.01	0.24
(1,13)	1:A:76:GLN:HE22	2:C:1:A:N3	2	0.24	0.01	0.24
(1,13)	1:A:76:GLN:HE22	2:C:1:A:N6	2	0.24	0.01	0.24
(1,13)	1:A:76:GLN:HE22	2:C:1:A:N7	2	0.24	0.01	0.24
(1,13)	1:A:76:GLN:HE22	2:C:1:A:N9	2	0.24	0.01	0.24
(1,13)	1:A:76:GLN:HE22	2:C:1:A:O2'	2	0.24	0.01	0.24
(1,13)	1:A:76:GLN:HE22	2:C:1:A:O3'	2	0.24	0.01	0.24
(1,13)	1:A:76:GLN:HE22	2:C:1:A:O4'	2	0.24	0.01	0.24
(1,13)	1:A:76:GLN:HE22	2:C:1:A:O5'	2	0.24	0.01	0.24
(1,13)	1:A:76:GLN:HE22	2:C:2:U:C1'	2	0.24	0.01	0.24
(1,13)	1:A:76:GLN:HE22	2:C:2:U:C2	2	0.24	0.01	0.24
(1,13)	1:A:76:GLN:HE22	2:C:2:U:C2'	2	0.24	0.01	0.24
(1,13)	1:A:76:GLN:HE22	2:C:2:U:C3'	2	0.24	0.01	0.24
(1,13)	1:A:76:GLN:HE22	2:C:2:U:C4	2	0.24	0.01	0.24
(1,13)	1:A:76:GLN:HE22	2:C:2:U:C4'	2	0.24	0.01	0.24
(1,13)	1:A:76:GLN:HE22	2:C:2:U:C5	2	0.24	0.01	0.24
(1,13)	1:A:76:GLN:HE22	2:C:2:U:C5'	2	0.24	0.01	0.24
(1,13)	1:A:76:GLN:HE22	2:C:2:U:C6	2	0.24	0.01	0.24
(1,13)	1:A:76:GLN:HE22	2:C:2:U:H1'	2	0.24	0.01	0.24

Continued on next page...

Continued from previous page...

Key	Atom-1	Atom-2	Models ¹	Mean (Å)	SD ¹ (Å)	Median (Å)
(1,13)	1:A:76:GLN:HE22	2:C:2:U:H2'	2	0.24	0.01	0.24
(1,13)	1:A:76:GLN:HE22	2:C:2:U:H3	2	0.24	0.01	0.24
(1,13)	1:A:76:GLN:HE22	2:C:2:U:H3'	2	0.24	0.01	0.24
(1,13)	1:A:76:GLN:HE22	2:C:2:U:H4'	2	0.24	0.01	0.24
(1,13)	1:A:76:GLN:HE22	2:C:2:U:H5	2	0.24	0.01	0.24
(1,13)	1:A:76:GLN:HE22	2:C:2:U:H5'	2	0.24	0.01	0.24
(1,13)	1:A:76:GLN:HE22	2:C:2:U:H5''	2	0.24	0.01	0.24
(1,13)	1:A:76:GLN:HE22	2:C:2:U:H6	2	0.24	0.01	0.24
(1,13)	1:A:76:GLN:HE22	2:C:2:U:HO2'	2	0.24	0.01	0.24
(1,13)	1:A:76:GLN:HE22	2:C:2:U:N1	2	0.24	0.01	0.24
(1,13)	1:A:76:GLN:HE22	2:C:2:U:N3	2	0.24	0.01	0.24
(1,13)	1:A:76:GLN:HE22	2:C:2:U:O2	2	0.24	0.01	0.24
(1,13)	1:A:76:GLN:HE22	2:C:2:U:O2'	2	0.24	0.01	0.24
(1,13)	1:A:76:GLN:HE22	2:C:2:U:O3'	2	0.24	0.01	0.24
(1,13)	1:A:76:GLN:HE22	2:C:2:U:O4	2	0.24	0.01	0.24
(1,13)	1:A:76:GLN:HE22	2:C:2:U:O4'	2	0.24	0.01	0.24
(1,13)	1:A:76:GLN:HE22	2:C:2:U:O5'	2	0.24	0.01	0.24
(1,13)	1:A:76:GLN:HE22	2:C:2:U:OP1	2	0.24	0.01	0.24
(1,13)	1:A:76:GLN:HE22	2:C:2:U:OP2	2	0.24	0.01	0.24
(1,13)	1:A:76:GLN:HE22	2:C:2:U:P	2	0.24	0.01	0.24
(1,13)	1:A:76:GLN:HE22	2:C:3:A:C1'	2	0.24	0.01	0.24
(1,13)	1:A:76:GLN:HE22	2:C:3:A:C2	2	0.24	0.01	0.24
(1,13)	1:A:76:GLN:HE22	2:C:3:A:C2'	2	0.24	0.01	0.24
(1,13)	1:A:76:GLN:HE22	2:C:3:A:C3'	2	0.24	0.01	0.24
(1,13)	1:A:76:GLN:HE22	2:C:3:A:C4	2	0.24	0.01	0.24
(1,13)	1:A:76:GLN:HE22	2:C:3:A:C4'	2	0.24	0.01	0.24
(1,13)	1:A:76:GLN:HE22	2:C:3:A:C5	2	0.24	0.01	0.24
(1,13)	1:A:76:GLN:HE22	2:C:3:A:C5'	2	0.24	0.01	0.24
(1,13)	1:A:76:GLN:HE22	2:C:3:A:C6	2	0.24	0.01	0.24
(1,13)	1:A:76:GLN:HE22	2:C:3:A:C8	2	0.24	0.01	0.24
(1,13)	1:A:76:GLN:HE22	2:C:3:A:H1'	2	0.24	0.01	0.24
(1,13)	1:A:76:GLN:HE22	2:C:3:A:H2	2	0.24	0.01	0.24
(1,13)	1:A:76:GLN:HE22	2:C:3:A:H2'	2	0.24	0.01	0.24
(1,13)	1:A:76:GLN:HE22	2:C:3:A:H3'	2	0.24	0.01	0.24
(1,13)	1:A:76:GLN:HE22	2:C:3:A:H4'	2	0.24	0.01	0.24
(1,13)	1:A:76:GLN:HE22	2:C:3:A:H5'	2	0.24	0.01	0.24
(1,13)	1:A:76:GLN:HE22	2:C:3:A:H5''	2	0.24	0.01	0.24
(1,13)	1:A:76:GLN:HE22	2:C:3:A:H61	2	0.24	0.01	0.24
(1,13)	1:A:76:GLN:HE22	2:C:3:A:H62	2	0.24	0.01	0.24
(1,13)	1:A:76:GLN:HE22	2:C:3:A:H8	2	0.24	0.01	0.24
(1,13)	1:A:76:GLN:HE22	2:C:3:A:HO2'	2	0.24	0.01	0.24
(1,13)	1:A:76:GLN:HE22	2:C:3:A:N1	2	0.24	0.01	0.24

Continued on next page...

Continued from previous page...

Key	Atom-1	Atom-2	Models ¹	Mean (Å)	SD ¹ (Å)	Median (Å)
(1,13)	1:A:76:GLN:HE22	2:C:3:A:N3	2	0.24	0.01	0.24
(1,13)	1:A:76:GLN:HE22	2:C:3:A:N6	2	0.24	0.01	0.24
(1,13)	1:A:76:GLN:HE22	2:C:3:A:N7	2	0.24	0.01	0.24
(1,13)	1:A:76:GLN:HE22	2:C:3:A:N9	2	0.24	0.01	0.24
(1,13)	1:A:76:GLN:HE22	2:C:3:A:O2'	2	0.24	0.01	0.24
(1,13)	1:A:76:GLN:HE22	2:C:3:A:O3'	2	0.24	0.01	0.24
(1,13)	1:A:76:GLN:HE22	2:C:3:A:O4'	2	0.24	0.01	0.24
(1,13)	1:A:76:GLN:HE22	2:C:3:A:O5'	2	0.24	0.01	0.24
(1,13)	1:A:76:GLN:HE22	2:C:3:A:OP1	2	0.24	0.01	0.24
(1,13)	1:A:76:GLN:HE22	2:C:3:A:OP2	2	0.24	0.01	0.24
(1,13)	1:A:76:GLN:HE22	2:C:3:A:P	2	0.24	0.01	0.24
(1,13)	1:A:76:GLN:HE22	2:C:4:C:C1'	2	0.24	0.01	0.24
(1,13)	1:A:76:GLN:HE22	2:C:4:C:C2	2	0.24	0.01	0.24
(1,13)	1:A:76:GLN:HE22	2:C:4:C:C2'	2	0.24	0.01	0.24
(1,13)	1:A:76:GLN:HE22	2:C:4:C:C3'	2	0.24	0.01	0.24
(1,13)	1:A:76:GLN:HE22	2:C:4:C:C4	2	0.24	0.01	0.24
(1,13)	1:A:76:GLN:HE22	2:C:4:C:C4'	2	0.24	0.01	0.24
(1,13)	1:A:76:GLN:HE22	2:C:4:C:C5	2	0.24	0.01	0.24
(1,13)	1:A:76:GLN:HE22	2:C:4:C:C5'	2	0.24	0.01	0.24
(1,13)	1:A:76:GLN:HE22	2:C:4:C:C6	2	0.24	0.01	0.24
(1,13)	1:A:76:GLN:HE22	2:C:4:C:H1'	2	0.24	0.01	0.24
(1,13)	1:A:76:GLN:HE22	2:C:4:C:H2'	2	0.24	0.01	0.24
(1,13)	1:A:76:GLN:HE22	2:C:4:C:H3'	2	0.24	0.01	0.24
(1,13)	1:A:76:GLN:HE22	2:C:4:C:H4'	2	0.24	0.01	0.24
(1,13)	1:A:76:GLN:HE22	2:C:4:C:H41	2	0.24	0.01	0.24
(1,13)	1:A:76:GLN:HE22	2:C:4:C:H42	2	0.24	0.01	0.24
(1,13)	1:A:76:GLN:HE22	2:C:4:C:H5	2	0.24	0.01	0.24
(1,13)	1:A:76:GLN:HE22	2:C:4:C:H5'	2	0.24	0.01	0.24
(1,13)	1:A:76:GLN:HE22	2:C:4:C:H5''	2	0.24	0.01	0.24
(1,13)	1:A:76:GLN:HE22	2:C:4:C:H6	2	0.24	0.01	0.24
(1,13)	1:A:76:GLN:HE22	2:C:4:C:HO2'	2	0.24	0.01	0.24
(1,13)	1:A:76:GLN:HE22	2:C:4:C:N1	2	0.24	0.01	0.24
(1,13)	1:A:76:GLN:HE22	2:C:4:C:N3	2	0.24	0.01	0.24
(1,13)	1:A:76:GLN:HE22	2:C:4:C:N4	2	0.24	0.01	0.24
(1,13)	1:A:76:GLN:HE22	2:C:4:C:O2	2	0.24	0.01	0.24
(1,13)	1:A:76:GLN:HE22	2:C:4:C:O2'	2	0.24	0.01	0.24
(1,13)	1:A:76:GLN:HE22	2:C:4:C:O3'	2	0.24	0.01	0.24
(1,13)	1:A:76:GLN:HE22	2:C:4:C:O4'	2	0.24	0.01	0.24
(1,13)	1:A:76:GLN:HE22	2:C:4:C:O5'	2	0.24	0.01	0.24
(1,13)	1:A:76:GLN:HE22	2:C:4:C:OP1	2	0.24	0.01	0.24
(1,13)	1:A:76:GLN:HE22	2:C:4:C:OP2	2	0.24	0.01	0.24
(1,13)	1:A:76:GLN:HE22	2:C:4:C:P	2	0.24	0.01	0.24

Continued on next page...

Continued from previous page...

Key	Atom-1	Atom-2	Models ¹	Mean (Å)	SD ¹ (Å)	Median (Å)
(1,13)	1:A:76:GLN:HE22	2:C:5:A:C1'	2	0.24	0.01	0.24
(1,13)	1:A:76:GLN:HE22	2:C:5:A:C2	2	0.24	0.01	0.24
(1,13)	1:A:76:GLN:HE22	2:C:5:A:C2'	2	0.24	0.01	0.24
(1,13)	1:A:76:GLN:HE22	2:C:5:A:C3'	2	0.24	0.01	0.24
(1,13)	1:A:76:GLN:HE22	2:C:5:A:C4	2	0.24	0.01	0.24
(1,13)	1:A:76:GLN:HE22	2:C:5:A:C4'	2	0.24	0.01	0.24
(1,13)	1:A:76:GLN:HE22	2:C:5:A:C5	2	0.24	0.01	0.24
(1,13)	1:A:76:GLN:HE22	2:C:5:A:C5'	2	0.24	0.01	0.24
(1,13)	1:A:76:GLN:HE22	2:C:5:A:C6	2	0.24	0.01	0.24
(1,13)	1:A:76:GLN:HE22	2:C:5:A:C8	2	0.24	0.01	0.24
(1,13)	1:A:76:GLN:HE22	2:C:5:A:H1'	2	0.24	0.01	0.24
(1,13)	1:A:76:GLN:HE22	2:C:5:A:H2	2	0.24	0.01	0.24
(1,13)	1:A:76:GLN:HE22	2:C:5:A:H2'	2	0.24	0.01	0.24
(1,13)	1:A:76:GLN:HE22	2:C:5:A:H3'	2	0.24	0.01	0.24
(1,13)	1:A:76:GLN:HE22	2:C:5:A:H4'	2	0.24	0.01	0.24
(1,13)	1:A:76:GLN:HE22	2:C:5:A:H5'	2	0.24	0.01	0.24
(1,13)	1:A:76:GLN:HE22	2:C:5:A:H5''	2	0.24	0.01	0.24
(1,13)	1:A:76:GLN:HE22	2:C:5:A:H61	2	0.24	0.01	0.24
(1,13)	1:A:76:GLN:HE22	2:C:5:A:H62	2	0.24	0.01	0.24
(1,13)	1:A:76:GLN:HE22	2:C:5:A:H8	2	0.24	0.01	0.24
(1,13)	1:A:76:GLN:HE22	2:C:5:A:HO2'	2	0.24	0.01	0.24
(1,13)	1:A:76:GLN:HE22	2:C:5:A:N1	2	0.24	0.01	0.24
(1,13)	1:A:76:GLN:HE22	2:C:5:A:N3	2	0.24	0.01	0.24
(1,13)	1:A:76:GLN:HE22	2:C:5:A:N6	2	0.24	0.01	0.24
(1,13)	1:A:76:GLN:HE22	2:C:5:A:N7	2	0.24	0.01	0.24
(1,13)	1:A:76:GLN:HE22	2:C:5:A:N9	2	0.24	0.01	0.24
(1,13)	1:A:76:GLN:HE22	2:C:5:A:O2'	2	0.24	0.01	0.24
(1,13)	1:A:76:GLN:HE22	2:C:5:A:O3'	2	0.24	0.01	0.24
(1,13)	1:A:76:GLN:HE22	2:C:5:A:O4'	2	0.24	0.01	0.24
(1,13)	1:A:76:GLN:HE22	2:C:5:A:O5'	2	0.24	0.01	0.24
(1,13)	1:A:76:GLN:HE22	2:C:5:A:OP1	2	0.24	0.01	0.24
(1,13)	1:A:76:GLN:HE22	2:C:5:A:OP2	2	0.24	0.01	0.24
(1,13)	1:A:76:GLN:HE22	2:C:5:A:P	2	0.24	0.01	0.24
(1,13)	1:A:76:GLN:N	2:C:1:A:C1'	2	0.24	0.01	0.24
(1,13)	1:A:76:GLN:N	2:C:1:A:C2	2	0.24	0.01	0.24
(1,13)	1:A:76:GLN:N	2:C:1:A:C2'	2	0.24	0.01	0.24
(1,13)	1:A:76:GLN:N	2:C:1:A:C3'	2	0.24	0.01	0.24
(1,13)	1:A:76:GLN:N	2:C:1:A:C4	2	0.24	0.01	0.24
(1,13)	1:A:76:GLN:N	2:C:1:A:C4'	2	0.24	0.01	0.24
(1,13)	1:A:76:GLN:N	2:C:1:A:C5	2	0.24	0.01	0.24
(1,13)	1:A:76:GLN:N	2:C:1:A:C5'	2	0.24	0.01	0.24
(1,13)	1:A:76:GLN:N	2:C:1:A:C6	2	0.24	0.01	0.24

Continued on next page...

Continued from previous page...

Key	Atom-1	Atom-2	Models ¹	Mean (Å)	SD ¹ (Å)	Median (Å)
(1,13)	1:A:76:GLN:N	2:C:1:A:C8	2	0.24	0.01	0.24
(1,13)	1:A:76:GLN:N	2:C:1:A:H1'	2	0.24	0.01	0.24
(1,13)	1:A:76:GLN:N	2:C:1:A:H2	2	0.24	0.01	0.24
(1,13)	1:A:76:GLN:N	2:C:1:A:H2'	2	0.24	0.01	0.24
(1,13)	1:A:76:GLN:N	2:C:1:A:H3'	2	0.24	0.01	0.24
(1,13)	1:A:76:GLN:N	2:C:1:A:H4'	2	0.24	0.01	0.24
(1,13)	1:A:76:GLN:N	2:C:1:A:H5'	2	0.24	0.01	0.24
(1,13)	1:A:76:GLN:N	2:C:1:A:H5''	2	0.24	0.01	0.24
(1,13)	1:A:76:GLN:N	2:C:1:A:H61	2	0.24	0.01	0.24
(1,13)	1:A:76:GLN:N	2:C:1:A:H62	2	0.24	0.01	0.24
(1,13)	1:A:76:GLN:N	2:C:1:A:H8	2	0.24	0.01	0.24
(1,13)	1:A:76:GLN:N	2:C:1:A:HO2'	2	0.24	0.01	0.24
(1,13)	1:A:76:GLN:N	2:C:1:A:N1	2	0.24	0.01	0.24
(1,13)	1:A:76:GLN:N	2:C:1:A:N3	2	0.24	0.01	0.24
(1,13)	1:A:76:GLN:N	2:C:1:A:N6	2	0.24	0.01	0.24
(1,13)	1:A:76:GLN:N	2:C:1:A:N7	2	0.24	0.01	0.24
(1,13)	1:A:76:GLN:N	2:C:1:A:N9	2	0.24	0.01	0.24
(1,13)	1:A:76:GLN:N	2:C:1:A:O2'	2	0.24	0.01	0.24
(1,13)	1:A:76:GLN:N	2:C:1:A:O3'	2	0.24	0.01	0.24
(1,13)	1:A:76:GLN:N	2:C:1:A:O4'	2	0.24	0.01	0.24
(1,13)	1:A:76:GLN:N	2:C:1:A:O5'	2	0.24	0.01	0.24
(1,13)	1:A:76:GLN:N	2:C:2:U:C1'	2	0.24	0.01	0.24
(1,13)	1:A:76:GLN:N	2:C:2:U:C2	2	0.24	0.01	0.24
(1,13)	1:A:76:GLN:N	2:C:2:U:C2'	2	0.24	0.01	0.24
(1,13)	1:A:76:GLN:N	2:C:2:U:C3'	2	0.24	0.01	0.24
(1,13)	1:A:76:GLN:N	2:C:2:U:C4	2	0.24	0.01	0.24
(1,13)	1:A:76:GLN:N	2:C:2:U:C4'	2	0.24	0.01	0.24
(1,13)	1:A:76:GLN:N	2:C:2:U:C5	2	0.24	0.01	0.24
(1,13)	1:A:76:GLN:N	2:C:2:U:C5'	2	0.24	0.01	0.24
(1,13)	1:A:76:GLN:N	2:C:2:U:C6	2	0.24	0.01	0.24
(1,13)	1:A:76:GLN:N	2:C:2:U:H1'	2	0.24	0.01	0.24
(1,13)	1:A:76:GLN:N	2:C:2:U:H2'	2	0.24	0.01	0.24
(1,13)	1:A:76:GLN:N	2:C:2:U:H3	2	0.24	0.01	0.24
(1,13)	1:A:76:GLN:N	2:C:2:U:H3'	2	0.24	0.01	0.24
(1,13)	1:A:76:GLN:N	2:C:2:U:H4'	2	0.24	0.01	0.24
(1,13)	1:A:76:GLN:N	2:C:2:U:H5	2	0.24	0.01	0.24
(1,13)	1:A:76:GLN:N	2:C:2:U:H5'	2	0.24	0.01	0.24
(1,13)	1:A:76:GLN:N	2:C:2:U:H5''	2	0.24	0.01	0.24
(1,13)	1:A:76:GLN:N	2:C:2:U:H6	2	0.24	0.01	0.24
(1,13)	1:A:76:GLN:N	2:C:2:U:HO2'	2	0.24	0.01	0.24
(1,13)	1:A:76:GLN:N	2:C:2:U:N1	2	0.24	0.01	0.24
(1,13)	1:A:76:GLN:N	2:C:2:U:N3	2	0.24	0.01	0.24

Continued on next page...

Continued from previous page...

Key	Atom-1	Atom-2	Models ¹	Mean (Å)	SD ¹ (Å)	Median (Å)
(1,13)	1:A:76:GLN:N	2:C:2:U:O2	2	0.24	0.01	0.24
(1,13)	1:A:76:GLN:N	2:C:2:U:O2'	2	0.24	0.01	0.24
(1,13)	1:A:76:GLN:N	2:C:2:U:O3'	2	0.24	0.01	0.24
(1,13)	1:A:76:GLN:N	2:C:2:U:O4	2	0.24	0.01	0.24
(1,13)	1:A:76:GLN:N	2:C:2:U:O4'	2	0.24	0.01	0.24
(1,13)	1:A:76:GLN:N	2:C:2:U:O5'	2	0.24	0.01	0.24
(1,13)	1:A:76:GLN:N	2:C:2:U:OP1	2	0.24	0.01	0.24
(1,13)	1:A:76:GLN:N	2:C:2:U:OP2	2	0.24	0.01	0.24
(1,13)	1:A:76:GLN:N	2:C:2:U:P	2	0.24	0.01	0.24
(1,13)	1:A:76:GLN:N	2:C:3:A:C1'	2	0.24	0.01	0.24
(1,13)	1:A:76:GLN:N	2:C:3:A:C2	2	0.24	0.01	0.24
(1,13)	1:A:76:GLN:N	2:C:3:A:C2'	2	0.24	0.01	0.24
(1,13)	1:A:76:GLN:N	2:C:3:A:C3'	2	0.24	0.01	0.24
(1,13)	1:A:76:GLN:N	2:C:3:A:C4	2	0.24	0.01	0.24
(1,13)	1:A:76:GLN:N	2:C:3:A:C4'	2	0.24	0.01	0.24
(1,13)	1:A:76:GLN:N	2:C:3:A:C5	2	0.24	0.01	0.24
(1,13)	1:A:76:GLN:N	2:C:3:A:C5'	2	0.24	0.01	0.24
(1,13)	1:A:76:GLN:N	2:C:3:A:C6	2	0.24	0.01	0.24
(1,13)	1:A:76:GLN:N	2:C:3:A:C8	2	0.24	0.01	0.24
(1,13)	1:A:76:GLN:N	2:C:3:A:H1'	2	0.24	0.01	0.24
(1,13)	1:A:76:GLN:N	2:C:3:A:H2	2	0.24	0.01	0.24
(1,13)	1:A:76:GLN:N	2:C:3:A:H2'	2	0.24	0.01	0.24
(1,13)	1:A:76:GLN:N	2:C:3:A:H3'	2	0.24	0.01	0.24
(1,13)	1:A:76:GLN:N	2:C:3:A:H4'	2	0.24	0.01	0.24
(1,13)	1:A:76:GLN:N	2:C:3:A:H5'	2	0.24	0.01	0.24
(1,13)	1:A:76:GLN:N	2:C:3:A:H5''	2	0.24	0.01	0.24
(1,13)	1:A:76:GLN:N	2:C:3:A:H61	2	0.24	0.01	0.24
(1,13)	1:A:76:GLN:N	2:C:3:A:H62	2	0.24	0.01	0.24
(1,13)	1:A:76:GLN:N	2:C:3:A:H8	2	0.24	0.01	0.24
(1,13)	1:A:76:GLN:N	2:C:3:A:HO2'	2	0.24	0.01	0.24
(1,13)	1:A:76:GLN:N	2:C:3:A:N1	2	0.24	0.01	0.24
(1,13)	1:A:76:GLN:N	2:C:3:A:N3	2	0.24	0.01	0.24
(1,13)	1:A:76:GLN:N	2:C:3:A:N6	2	0.24	0.01	0.24
(1,13)	1:A:76:GLN:N	2:C:3:A:N7	2	0.24	0.01	0.24
(1,13)	1:A:76:GLN:N	2:C:3:A:N9	2	0.24	0.01	0.24
(1,13)	1:A:76:GLN:N	2:C:3:A:O2'	2	0.24	0.01	0.24
(1,13)	1:A:76:GLN:N	2:C:3:A:O3'	2	0.24	0.01	0.24
(1,13)	1:A:76:GLN:N	2:C:3:A:O4'	2	0.24	0.01	0.24
(1,13)	1:A:76:GLN:N	2:C:3:A:O5'	2	0.24	0.01	0.24
(1,13)	1:A:76:GLN:N	2:C:3:A:OP1	2	0.24	0.01	0.24
(1,13)	1:A:76:GLN:N	2:C:3:A:OP2	2	0.24	0.01	0.24
(1,13)	1:A:76:GLN:N	2:C:3:A:P	2	0.24	0.01	0.24

Continued on next page...

Continued from previous page...

Key	Atom-1	Atom-2	Models ¹	Mean (Å)	SD ¹ (Å)	Median (Å)
(1,13)	1:A:76:GLN:N	2:C:4:C:C1'	2	0.24	0.01	0.24
(1,13)	1:A:76:GLN:N	2:C:4:C:C2	2	0.24	0.01	0.24
(1,13)	1:A:76:GLN:N	2:C:4:C:C2'	2	0.24	0.01	0.24
(1,13)	1:A:76:GLN:N	2:C:4:C:C3'	2	0.24	0.01	0.24
(1,13)	1:A:76:GLN:N	2:C:4:C:C4	2	0.24	0.01	0.24
(1,13)	1:A:76:GLN:N	2:C:4:C:C4'	2	0.24	0.01	0.24
(1,13)	1:A:76:GLN:N	2:C:4:C:C5	2	0.24	0.01	0.24
(1,13)	1:A:76:GLN:N	2:C:4:C:C5'	2	0.24	0.01	0.24
(1,13)	1:A:76:GLN:N	2:C:4:C:C6	2	0.24	0.01	0.24
(1,13)	1:A:76:GLN:N	2:C:4:C:H1'	2	0.24	0.01	0.24
(1,13)	1:A:76:GLN:N	2:C:4:C:H2'	2	0.24	0.01	0.24
(1,13)	1:A:76:GLN:N	2:C:4:C:H3'	2	0.24	0.01	0.24
(1,13)	1:A:76:GLN:N	2:C:4:C:H4'	2	0.24	0.01	0.24
(1,13)	1:A:76:GLN:N	2:C:4:C:H41	2	0.24	0.01	0.24
(1,13)	1:A:76:GLN:N	2:C:4:C:H42	2	0.24	0.01	0.24
(1,13)	1:A:76:GLN:N	2:C:4:C:H5	2	0.24	0.01	0.24
(1,13)	1:A:76:GLN:N	2:C:4:C:H5'	2	0.24	0.01	0.24
(1,13)	1:A:76:GLN:N	2:C:4:C:H5''	2	0.24	0.01	0.24
(1,13)	1:A:76:GLN:N	2:C:4:C:H6	2	0.24	0.01	0.24
(1,13)	1:A:76:GLN:N	2:C:4:C:HO2'	2	0.24	0.01	0.24
(1,13)	1:A:76:GLN:N	2:C:4:C:N1	2	0.24	0.01	0.24
(1,13)	1:A:76:GLN:N	2:C:4:C:N3	2	0.24	0.01	0.24
(1,13)	1:A:76:GLN:N	2:C:4:C:N4	2	0.24	0.01	0.24
(1,13)	1:A:76:GLN:N	2:C:4:C:O2	2	0.24	0.01	0.24
(1,13)	1:A:76:GLN:N	2:C:4:C:O2'	2	0.24	0.01	0.24
(1,13)	1:A:76:GLN:N	2:C:4:C:O3'	2	0.24	0.01	0.24
(1,13)	1:A:76:GLN:N	2:C:4:C:O4'	2	0.24	0.01	0.24
(1,13)	1:A:76:GLN:N	2:C:4:C:O5'	2	0.24	0.01	0.24
(1,13)	1:A:76:GLN:N	2:C:4:C:OP1	2	0.24	0.01	0.24
(1,13)	1:A:76:GLN:N	2:C:4:C:OP2	2	0.24	0.01	0.24
(1,13)	1:A:76:GLN:N	2:C:4:C:P	2	0.24	0.01	0.24
(1,13)	1:A:76:GLN:N	2:C:5:A:C1'	2	0.24	0.01	0.24
(1,13)	1:A:76:GLN:N	2:C:5:A:C2	2	0.24	0.01	0.24
(1,13)	1:A:76:GLN:N	2:C:5:A:C2'	2	0.24	0.01	0.24
(1,13)	1:A:76:GLN:N	2:C:5:A:C3'	2	0.24	0.01	0.24
(1,13)	1:A:76:GLN:N	2:C:5:A:C4	2	0.24	0.01	0.24
(1,13)	1:A:76:GLN:N	2:C:5:A:C4'	2	0.24	0.01	0.24
(1,13)	1:A:76:GLN:N	2:C:5:A:C5	2	0.24	0.01	0.24
(1,13)	1:A:76:GLN:N	2:C:5:A:C5'	2	0.24	0.01	0.24
(1,13)	1:A:76:GLN:N	2:C:5:A:C6	2	0.24	0.01	0.24
(1,13)	1:A:76:GLN:N	2:C:5:A:C8	2	0.24	0.01	0.24
(1,13)	1:A:76:GLN:N	2:C:5:A:H1'	2	0.24	0.01	0.24

Continued on next page...

Continued from previous page...

Key	Atom-1	Atom-2	Models ¹	Mean (Å)	SD ¹ (Å)	Median (Å)
(1,13)	1:A:76:GLN:N	2:C:5:A:H2	2	0.24	0.01	0.24
(1,13)	1:A:76:GLN:N	2:C:5:A:H2'	2	0.24	0.01	0.24
(1,13)	1:A:76:GLN:N	2:C:5:A:H3'	2	0.24	0.01	0.24
(1,13)	1:A:76:GLN:N	2:C:5:A:H4'	2	0.24	0.01	0.24
(1,13)	1:A:76:GLN:N	2:C:5:A:H5'	2	0.24	0.01	0.24
(1,13)	1:A:76:GLN:N	2:C:5:A:H5''	2	0.24	0.01	0.24
(1,13)	1:A:76:GLN:N	2:C:5:A:H61	2	0.24	0.01	0.24
(1,13)	1:A:76:GLN:N	2:C:5:A:H62	2	0.24	0.01	0.24
(1,13)	1:A:76:GLN:N	2:C:5:A:H8	2	0.24	0.01	0.24
(1,13)	1:A:76:GLN:N	2:C:5:A:HO2'	2	0.24	0.01	0.24
(1,13)	1:A:76:GLN:N	2:C:5:A:N1	2	0.24	0.01	0.24
(1,13)	1:A:76:GLN:N	2:C:5:A:N3	2	0.24	0.01	0.24
(1,13)	1:A:76:GLN:N	2:C:5:A:N6	2	0.24	0.01	0.24
(1,13)	1:A:76:GLN:N	2:C:5:A:N7	2	0.24	0.01	0.24
(1,13)	1:A:76:GLN:N	2:C:5:A:N9	2	0.24	0.01	0.24
(1,13)	1:A:76:GLN:N	2:C:5:A:O2'	2	0.24	0.01	0.24
(1,13)	1:A:76:GLN:N	2:C:5:A:O3'	2	0.24	0.01	0.24
(1,13)	1:A:76:GLN:N	2:C:5:A:O4'	2	0.24	0.01	0.24
(1,13)	1:A:76:GLN:N	2:C:5:A:O5'	2	0.24	0.01	0.24
(1,13)	1:A:76:GLN:N	2:C:5:A:OP1	2	0.24	0.01	0.24
(1,13)	1:A:76:GLN:N	2:C:5:A:OP2	2	0.24	0.01	0.24
(1,13)	1:A:76:GLN:N	2:C:5:A:P	2	0.24	0.01	0.24
(1,13)	1:A:76:GLN:NE2	2:C:1:A:C1'	2	0.24	0.01	0.24
(1,13)	1:A:76:GLN:NE2	2:C:1:A:C2	2	0.24	0.01	0.24
(1,13)	1:A:76:GLN:NE2	2:C:1:A:C2'	2	0.24	0.01	0.24
(1,13)	1:A:76:GLN:NE2	2:C:1:A:C3'	2	0.24	0.01	0.24
(1,13)	1:A:76:GLN:NE2	2:C:1:A:C4	2	0.24	0.01	0.24
(1,13)	1:A:76:GLN:NE2	2:C:1:A:C4'	2	0.24	0.01	0.24
(1,13)	1:A:76:GLN:NE2	2:C:1:A:C5	2	0.24	0.01	0.24
(1,13)	1:A:76:GLN:NE2	2:C:1:A:C5'	2	0.24	0.01	0.24
(1,13)	1:A:76:GLN:NE2	2:C:1:A:C6	2	0.24	0.01	0.24
(1,13)	1:A:76:GLN:NE2	2:C:1:A:C8	2	0.24	0.01	0.24
(1,13)	1:A:76:GLN:NE2	2:C:1:A:H1'	2	0.24	0.01	0.24
(1,13)	1:A:76:GLN:NE2	2:C:1:A:H2	2	0.24	0.01	0.24
(1,13)	1:A:76:GLN:NE2	2:C:1:A:H2'	2	0.24	0.01	0.24
(1,13)	1:A:76:GLN:NE2	2:C:1:A:H3'	2	0.24	0.01	0.24
(1,13)	1:A:76:GLN:NE2	2:C:1:A:H4'	2	0.24	0.01	0.24
(1,13)	1:A:76:GLN:NE2	2:C:1:A:H5'	2	0.24	0.01	0.24
(1,13)	1:A:76:GLN:NE2	2:C:1:A:H5''	2	0.24	0.01	0.24
(1,13)	1:A:76:GLN:NE2	2:C:1:A:H61	2	0.24	0.01	0.24
(1,13)	1:A:76:GLN:NE2	2:C:1:A:H62	2	0.24	0.01	0.24
(1,13)	1:A:76:GLN:NE2	2:C:1:A:H8	2	0.24	0.01	0.24

Continued on next page...

Continued from previous page...

Key	Atom-1	Atom-2	Models ¹	Mean (Å)	SD ¹ (Å)	Median (Å)
(1,13)	1:A:76:GLN:NE2	2:C:1:A:HO2'	2	0.24	0.01	0.24
(1,13)	1:A:76:GLN:NE2	2:C:1:A:N1	2	0.24	0.01	0.24
(1,13)	1:A:76:GLN:NE2	2:C:1:A:N3	2	0.24	0.01	0.24
(1,13)	1:A:76:GLN:NE2	2:C:1:A:N6	2	0.24	0.01	0.24
(1,13)	1:A:76:GLN:NE2	2:C:1:A:N7	2	0.24	0.01	0.24
(1,13)	1:A:76:GLN:NE2	2:C:1:A:N9	2	0.24	0.01	0.24
(1,13)	1:A:76:GLN:NE2	2:C:1:A:O2'	2	0.24	0.01	0.24
(1,13)	1:A:76:GLN:NE2	2:C:1:A:O3'	2	0.24	0.01	0.24
(1,13)	1:A:76:GLN:NE2	2:C:1:A:O4'	2	0.24	0.01	0.24
(1,13)	1:A:76:GLN:NE2	2:C:1:A:O5'	2	0.24	0.01	0.24
(1,13)	1:A:76:GLN:NE2	2:C:2:U:C1'	2	0.24	0.01	0.24
(1,13)	1:A:76:GLN:NE2	2:C:2:U:C2	2	0.24	0.01	0.24
(1,13)	1:A:76:GLN:NE2	2:C:2:U:C2'	2	0.24	0.01	0.24
(1,13)	1:A:76:GLN:NE2	2:C:2:U:C3'	2	0.24	0.01	0.24
(1,13)	1:A:76:GLN:NE2	2:C:2:U:C4	2	0.24	0.01	0.24
(1,13)	1:A:76:GLN:NE2	2:C:2:U:C4'	2	0.24	0.01	0.24
(1,13)	1:A:76:GLN:NE2	2:C:2:U:C5	2	0.24	0.01	0.24
(1,13)	1:A:76:GLN:NE2	2:C:2:U:C5'	2	0.24	0.01	0.24
(1,13)	1:A:76:GLN:NE2	2:C:2:U:C6	2	0.24	0.01	0.24
(1,13)	1:A:76:GLN:NE2	2:C:2:U:H1'	2	0.24	0.01	0.24
(1,13)	1:A:76:GLN:NE2	2:C:2:U:H2'	2	0.24	0.01	0.24
(1,13)	1:A:76:GLN:NE2	2:C:2:U:H3	2	0.24	0.01	0.24
(1,13)	1:A:76:GLN:NE2	2:C:2:U:H3'	2	0.24	0.01	0.24
(1,13)	1:A:76:GLN:NE2	2:C:2:U:H4'	2	0.24	0.01	0.24
(1,13)	1:A:76:GLN:NE2	2:C:2:U:H5	2	0.24	0.01	0.24
(1,13)	1:A:76:GLN:NE2	2:C:2:U:H5'	2	0.24	0.01	0.24
(1,13)	1:A:76:GLN:NE2	2:C:2:U:H5''	2	0.24	0.01	0.24
(1,13)	1:A:76:GLN:NE2	2:C:2:U:H6	2	0.24	0.01	0.24
(1,13)	1:A:76:GLN:NE2	2:C:2:U:HO2'	2	0.24	0.01	0.24
(1,13)	1:A:76:GLN:NE2	2:C:2:U:N1	2	0.24	0.01	0.24
(1,13)	1:A:76:GLN:NE2	2:C:2:U:N3	2	0.24	0.01	0.24
(1,13)	1:A:76:GLN:NE2	2:C:2:U:O2	2	0.24	0.01	0.24
(1,13)	1:A:76:GLN:NE2	2:C:2:U:O2'	2	0.24	0.01	0.24
(1,13)	1:A:76:GLN:NE2	2:C:2:U:O3'	2	0.24	0.01	0.24
(1,13)	1:A:76:GLN:NE2	2:C:2:U:O4	2	0.24	0.01	0.24
(1,13)	1:A:76:GLN:NE2	2:C:2:U:O4'	2	0.24	0.01	0.24
(1,13)	1:A:76:GLN:NE2	2:C:2:U:O5'	2	0.24	0.01	0.24
(1,13)	1:A:76:GLN:NE2	2:C:2:U:OP1	2	0.24	0.01	0.24
(1,13)	1:A:76:GLN:NE2	2:C:2:U:OP2	2	0.24	0.01	0.24
(1,13)	1:A:76:GLN:NE2	2:C:2:U:P	2	0.24	0.01	0.24
(1,13)	1:A:76:GLN:NE2	2:C:3:A:C1'	2	0.24	0.01	0.24
(1,13)	1:A:76:GLN:NE2	2:C:3:A:C2	2	0.24	0.01	0.24

Continued on next page...

Continued from previous page...

Key	Atom-1	Atom-2	Models ¹	Mean (Å)	SD ¹ (Å)	Median (Å)
(1,13)	1:A:76:GLN:NE2	2:C:3:A:C2'	2	0.24	0.01	0.24
(1,13)	1:A:76:GLN:NE2	2:C:3:A:C3'	2	0.24	0.01	0.24
(1,13)	1:A:76:GLN:NE2	2:C:3:A:C4	2	0.24	0.01	0.24
(1,13)	1:A:76:GLN:NE2	2:C:3:A:C4'	2	0.24	0.01	0.24
(1,13)	1:A:76:GLN:NE2	2:C:3:A:C5	2	0.24	0.01	0.24
(1,13)	1:A:76:GLN:NE2	2:C:3:A:C5'	2	0.24	0.01	0.24
(1,13)	1:A:76:GLN:NE2	2:C:3:A:C6	2	0.24	0.01	0.24
(1,13)	1:A:76:GLN:NE2	2:C:3:A:C8	2	0.24	0.01	0.24
(1,13)	1:A:76:GLN:NE2	2:C:3:A:H1'	2	0.24	0.01	0.24
(1,13)	1:A:76:GLN:NE2	2:C:3:A:H2	2	0.24	0.01	0.24
(1,13)	1:A:76:GLN:NE2	2:C:3:A:H2'	2	0.24	0.01	0.24
(1,13)	1:A:76:GLN:NE2	2:C:3:A:H3'	2	0.24	0.01	0.24
(1,13)	1:A:76:GLN:NE2	2:C:3:A:H4'	2	0.24	0.01	0.24
(1,13)	1:A:76:GLN:NE2	2:C:3:A:H5'	2	0.24	0.01	0.24
(1,13)	1:A:76:GLN:NE2	2:C:3:A:H5''	2	0.24	0.01	0.24
(1,13)	1:A:76:GLN:NE2	2:C:3:A:H61	2	0.24	0.01	0.24
(1,13)	1:A:76:GLN:NE2	2:C:3:A:H62	2	0.24	0.01	0.24
(1,13)	1:A:76:GLN:NE2	2:C:3:A:H8	2	0.24	0.01	0.24
(1,13)	1:A:76:GLN:NE2	2:C:3:A:HO2'	2	0.24	0.01	0.24
(1,13)	1:A:76:GLN:NE2	2:C:3:A:N1	2	0.24	0.01	0.24
(1,13)	1:A:76:GLN:NE2	2:C:3:A:N3	2	0.24	0.01	0.24
(1,13)	1:A:76:GLN:NE2	2:C:3:A:N6	2	0.24	0.01	0.24
(1,13)	1:A:76:GLN:NE2	2:C:3:A:N7	2	0.24	0.01	0.24
(1,13)	1:A:76:GLN:NE2	2:C:3:A:N9	2	0.24	0.01	0.24
(1,13)	1:A:76:GLN:NE2	2:C:3:A:O2'	2	0.24	0.01	0.24
(1,13)	1:A:76:GLN:NE2	2:C:3:A:O3'	2	0.24	0.01	0.24
(1,13)	1:A:76:GLN:NE2	2:C:3:A:O4'	2	0.24	0.01	0.24
(1,13)	1:A:76:GLN:NE2	2:C:3:A:O5'	2	0.24	0.01	0.24
(1,13)	1:A:76:GLN:NE2	2:C:3:A:OP1	2	0.24	0.01	0.24
(1,13)	1:A:76:GLN:NE2	2:C:3:A:OP2	2	0.24	0.01	0.24
(1,13)	1:A:76:GLN:NE2	2:C:3:A:P	2	0.24	0.01	0.24
(1,13)	1:A:76:GLN:NE2	2:C:4:C:C1'	2	0.24	0.01	0.24
(1,13)	1:A:76:GLN:NE2	2:C:4:C:C2	2	0.24	0.01	0.24
(1,13)	1:A:76:GLN:NE2	2:C:4:C:C2'	2	0.24	0.01	0.24
(1,13)	1:A:76:GLN:NE2	2:C:4:C:C3'	2	0.24	0.01	0.24
(1,13)	1:A:76:GLN:NE2	2:C:4:C:C4	2	0.24	0.01	0.24
(1,13)	1:A:76:GLN:NE2	2:C:4:C:C4'	2	0.24	0.01	0.24
(1,13)	1:A:76:GLN:NE2	2:C:4:C:C5	2	0.24	0.01	0.24
(1,13)	1:A:76:GLN:NE2	2:C:4:C:C5'	2	0.24	0.01	0.24
(1,13)	1:A:76:GLN:NE2	2:C:4:C:C6	2	0.24	0.01	0.24
(1,13)	1:A:76:GLN:NE2	2:C:4:C:H1'	2	0.24	0.01	0.24
(1,13)	1:A:76:GLN:NE2	2:C:4:C:H2'	2	0.24	0.01	0.24

Continued on next page...

Continued from previous page...

Key	Atom-1	Atom-2	Models ¹	Mean (Å)	SD ¹ (Å)	Median (Å)
(1,13)	1:A:76:GLN:NE2	2:C:4:C:H3'	2	0.24	0.01	0.24
(1,13)	1:A:76:GLN:NE2	2:C:4:C:H4'	2	0.24	0.01	0.24
(1,13)	1:A:76:GLN:NE2	2:C:4:C:H41	2	0.24	0.01	0.24
(1,13)	1:A:76:GLN:NE2	2:C:4:C:H42	2	0.24	0.01	0.24
(1,13)	1:A:76:GLN:NE2	2:C:4:C:H5	2	0.24	0.01	0.24
(1,13)	1:A:76:GLN:NE2	2:C:4:C:H5'	2	0.24	0.01	0.24
(1,13)	1:A:76:GLN:NE2	2:C:4:C:H5''	2	0.24	0.01	0.24
(1,13)	1:A:76:GLN:NE2	2:C:4:C:H6	2	0.24	0.01	0.24
(1,13)	1:A:76:GLN:NE2	2:C:4:C:HO2'	2	0.24	0.01	0.24
(1,13)	1:A:76:GLN:NE2	2:C:4:C:N1	2	0.24	0.01	0.24
(1,13)	1:A:76:GLN:NE2	2:C:4:C:N3	2	0.24	0.01	0.24
(1,13)	1:A:76:GLN:NE2	2:C:4:C:N4	2	0.24	0.01	0.24
(1,13)	1:A:76:GLN:NE2	2:C:4:C:O2	2	0.24	0.01	0.24
(1,13)	1:A:76:GLN:NE2	2:C:4:C:O2'	2	0.24	0.01	0.24
(1,13)	1:A:76:GLN:NE2	2:C:4:C:O3'	2	0.24	0.01	0.24
(1,13)	1:A:76:GLN:NE2	2:C:4:C:O4'	2	0.24	0.01	0.24
(1,13)	1:A:76:GLN:NE2	2:C:4:C:O5'	2	0.24	0.01	0.24
(1,13)	1:A:76:GLN:NE2	2:C:4:C:OP1	2	0.24	0.01	0.24
(1,13)	1:A:76:GLN:NE2	2:C:4:C:OP2	2	0.24	0.01	0.24
(1,13)	1:A:76:GLN:NE2	2:C:4:C:P	2	0.24	0.01	0.24
(1,13)	1:A:76:GLN:NE2	2:C:5:A:C1'	2	0.24	0.01	0.24
(1,13)	1:A:76:GLN:NE2	2:C:5:A:C2	2	0.24	0.01	0.24
(1,13)	1:A:76:GLN:NE2	2:C:5:A:C2'	2	0.24	0.01	0.24
(1,13)	1:A:76:GLN:NE2	2:C:5:A:C3'	2	0.24	0.01	0.24
(1,13)	1:A:76:GLN:NE2	2:C:5:A:C4	2	0.24	0.01	0.24
(1,13)	1:A:76:GLN:NE2	2:C:5:A:C4'	2	0.24	0.01	0.24
(1,13)	1:A:76:GLN:NE2	2:C:5:A:C5	2	0.24	0.01	0.24
(1,13)	1:A:76:GLN:NE2	2:C:5:A:C5'	2	0.24	0.01	0.24
(1,13)	1:A:76:GLN:NE2	2:C:5:A:C6	2	0.24	0.01	0.24
(1,13)	1:A:76:GLN:NE2	2:C:5:A:C8	2	0.24	0.01	0.24
(1,13)	1:A:76:GLN:NE2	2:C:5:A:H1'	2	0.24	0.01	0.24
(1,13)	1:A:76:GLN:NE2	2:C:5:A:H2	2	0.24	0.01	0.24
(1,13)	1:A:76:GLN:NE2	2:C:5:A:H2'	2	0.24	0.01	0.24
(1,13)	1:A:76:GLN:NE2	2:C:5:A:H3'	2	0.24	0.01	0.24
(1,13)	1:A:76:GLN:NE2	2:C:5:A:H4'	2	0.24	0.01	0.24
(1,13)	1:A:76:GLN:NE2	2:C:5:A:H5'	2	0.24	0.01	0.24
(1,13)	1:A:76:GLN:NE2	2:C:5:A:H5''	2	0.24	0.01	0.24
(1,13)	1:A:76:GLN:NE2	2:C:5:A:H61	2	0.24	0.01	0.24
(1,13)	1:A:76:GLN:NE2	2:C:5:A:H62	2	0.24	0.01	0.24
(1,13)	1:A:76:GLN:NE2	2:C:5:A:H8	2	0.24	0.01	0.24
(1,13)	1:A:76:GLN:NE2	2:C:5:A:HO2'	2	0.24	0.01	0.24
(1,13)	1:A:76:GLN:NE2	2:C:5:A:N1	2	0.24	0.01	0.24

Continued on next page...

Continued from previous page...

Key	Atom-1	Atom-2	Models ¹	Mean (Å)	SD ¹ (Å)	Median (Å)
(1,13)	1:A:76:GLN:NE2	2:C:5:A:N3	2	0.24	0.01	0.24
(1,13)	1:A:76:GLN:NE2	2:C:5:A:N6	2	0.24	0.01	0.24
(1,13)	1:A:76:GLN:NE2	2:C:5:A:N7	2	0.24	0.01	0.24
(1,13)	1:A:76:GLN:NE2	2:C:5:A:N9	2	0.24	0.01	0.24
(1,13)	1:A:76:GLN:NE2	2:C:5:A:O2'	2	0.24	0.01	0.24
(1,13)	1:A:76:GLN:NE2	2:C:5:A:O3'	2	0.24	0.01	0.24
(1,13)	1:A:76:GLN:NE2	2:C:5:A:O4'	2	0.24	0.01	0.24
(1,13)	1:A:76:GLN:NE2	2:C:5:A:O5'	2	0.24	0.01	0.24
(1,13)	1:A:76:GLN:NE2	2:C:5:A:OP1	2	0.24	0.01	0.24
(1,13)	1:A:76:GLN:NE2	2:C:5:A:OP2	2	0.24	0.01	0.24
(1,13)	1:A:76:GLN:NE2	2:C:5:A:P	2	0.24	0.01	0.24
(1,13)	1:A:76:GLN:O	2:C:1:A:C1'	2	0.24	0.01	0.24
(1,13)	1:A:76:GLN:O	2:C:1:A:C2	2	0.24	0.01	0.24
(1,13)	1:A:76:GLN:O	2:C:1:A:C2'	2	0.24	0.01	0.24
(1,13)	1:A:76:GLN:O	2:C:1:A:C3'	2	0.24	0.01	0.24
(1,13)	1:A:76:GLN:O	2:C:1:A:C4	2	0.24	0.01	0.24
(1,13)	1:A:76:GLN:O	2:C:1:A:C4'	2	0.24	0.01	0.24
(1,13)	1:A:76:GLN:O	2:C:1:A:C5	2	0.24	0.01	0.24
(1,13)	1:A:76:GLN:O	2:C:1:A:C5'	2	0.24	0.01	0.24
(1,13)	1:A:76:GLN:O	2:C:1:A:C6	2	0.24	0.01	0.24
(1,13)	1:A:76:GLN:O	2:C:1:A:C8	2	0.24	0.01	0.24
(1,13)	1:A:76:GLN:O	2:C:1:A:H1'	2	0.24	0.01	0.24
(1,13)	1:A:76:GLN:O	2:C:1:A:H2	2	0.24	0.01	0.24
(1,13)	1:A:76:GLN:O	2:C:1:A:H2'	2	0.24	0.01	0.24
(1,13)	1:A:76:GLN:O	2:C:1:A:H3'	2	0.24	0.01	0.24
(1,13)	1:A:76:GLN:O	2:C:1:A:H4'	2	0.24	0.01	0.24
(1,13)	1:A:76:GLN:O	2:C:1:A:H5'	2	0.24	0.01	0.24
(1,13)	1:A:76:GLN:O	2:C:1:A:H5''	2	0.24	0.01	0.24
(1,13)	1:A:76:GLN:O	2:C:1:A:H61	2	0.24	0.01	0.24
(1,13)	1:A:76:GLN:O	2:C:1:A:H62	2	0.24	0.01	0.24
(1,13)	1:A:76:GLN:O	2:C:1:A:H8	2	0.24	0.01	0.24
(1,13)	1:A:76:GLN:O	2:C:1:A:HO2'	2	0.24	0.01	0.24
(1,13)	1:A:76:GLN:O	2:C:1:A:N1	2	0.24	0.01	0.24
(1,13)	1:A:76:GLN:O	2:C:1:A:N3	2	0.24	0.01	0.24
(1,13)	1:A:76:GLN:O	2:C:1:A:N6	2	0.24	0.01	0.24
(1,13)	1:A:76:GLN:O	2:C:1:A:N7	2	0.24	0.01	0.24
(1,13)	1:A:76:GLN:O	2:C:1:A:N9	2	0.24	0.01	0.24
(1,13)	1:A:76:GLN:O	2:C:1:A:O2'	2	0.24	0.01	0.24
(1,13)	1:A:76:GLN:O	2:C:1:A:O3'	2	0.24	0.01	0.24
(1,13)	1:A:76:GLN:O	2:C:1:A:O4'	2	0.24	0.01	0.24
(1,13)	1:A:76:GLN:O	2:C:1:A:O5'	2	0.24	0.01	0.24
(1,13)	1:A:76:GLN:O	2:C:2:U:C1'	2	0.24	0.01	0.24

Continued on next page...

Continued from previous page...

Key	Atom-1	Atom-2	Models ¹	Mean (Å)	SD ¹ (Å)	Median (Å)
(1,13)	1:A:76:GLN:O	2:C:2:U:C2	2	0.24	0.01	0.24
(1,13)	1:A:76:GLN:O	2:C:2:U:C2'	2	0.24	0.01	0.24
(1,13)	1:A:76:GLN:O	2:C:2:U:C3'	2	0.24	0.01	0.24
(1,13)	1:A:76:GLN:O	2:C:2:U:C4	2	0.24	0.01	0.24
(1,13)	1:A:76:GLN:O	2:C:2:U:C4'	2	0.24	0.01	0.24
(1,13)	1:A:76:GLN:O	2:C:2:U:C5	2	0.24	0.01	0.24
(1,13)	1:A:76:GLN:O	2:C:2:U:C5'	2	0.24	0.01	0.24
(1,13)	1:A:76:GLN:O	2:C:2:U:C6	2	0.24	0.01	0.24
(1,13)	1:A:76:GLN:O	2:C:2:U:H1'	2	0.24	0.01	0.24
(1,13)	1:A:76:GLN:O	2:C:2:U:H2'	2	0.24	0.01	0.24
(1,13)	1:A:76:GLN:O	2:C:2:U:H3	2	0.24	0.01	0.24
(1,13)	1:A:76:GLN:O	2:C:2:U:H3'	2	0.24	0.01	0.24
(1,13)	1:A:76:GLN:O	2:C:2:U:H4'	2	0.24	0.01	0.24
(1,13)	1:A:76:GLN:O	2:C:2:U:H5	2	0.24	0.01	0.24
(1,13)	1:A:76:GLN:O	2:C:2:U:H5'	2	0.24	0.01	0.24
(1,13)	1:A:76:GLN:O	2:C:2:U:H5''	2	0.24	0.01	0.24
(1,13)	1:A:76:GLN:O	2:C:2:U:H6	2	0.24	0.01	0.24
(1,13)	1:A:76:GLN:O	2:C:2:U:HO2'	2	0.24	0.01	0.24
(1,13)	1:A:76:GLN:O	2:C:2:U:N1	2	0.24	0.01	0.24
(1,13)	1:A:76:GLN:O	2:C:2:U:N3	2	0.24	0.01	0.24
(1,13)	1:A:76:GLN:O	2:C:2:U:O2	2	0.24	0.01	0.24
(1,13)	1:A:76:GLN:O	2:C:2:U:O2'	2	0.24	0.01	0.24
(1,13)	1:A:76:GLN:O	2:C:2:U:O3'	2	0.24	0.01	0.24
(1,13)	1:A:76:GLN:O	2:C:2:U:O4	2	0.24	0.01	0.24
(1,13)	1:A:76:GLN:O	2:C:2:U:O4'	2	0.24	0.01	0.24
(1,13)	1:A:76:GLN:O	2:C:2:U:O5'	2	0.24	0.01	0.24
(1,13)	1:A:76:GLN:O	2:C:2:U:OP1	2	0.24	0.01	0.24
(1,13)	1:A:76:GLN:O	2:C:2:U:OP2	2	0.24	0.01	0.24
(1,13)	1:A:76:GLN:O	2:C:2:U:P	2	0.24	0.01	0.24
(1,13)	1:A:76:GLN:O	2:C:3:A:C1'	2	0.24	0.01	0.24
(1,13)	1:A:76:GLN:O	2:C:3:A:C2	2	0.24	0.01	0.24
(1,13)	1:A:76:GLN:O	2:C:3:A:C2'	2	0.24	0.01	0.24
(1,13)	1:A:76:GLN:O	2:C:3:A:C3'	2	0.24	0.01	0.24
(1,13)	1:A:76:GLN:O	2:C:3:A:C4	2	0.24	0.01	0.24
(1,13)	1:A:76:GLN:O	2:C:3:A:C4'	2	0.24	0.01	0.24
(1,13)	1:A:76:GLN:O	2:C:3:A:C5	2	0.24	0.01	0.24
(1,13)	1:A:76:GLN:O	2:C:3:A:C5'	2	0.24	0.01	0.24
(1,13)	1:A:76:GLN:O	2:C:3:A:C6	2	0.24	0.01	0.24
(1,13)	1:A:76:GLN:O	2:C:3:A:C8	2	0.24	0.01	0.24
(1,13)	1:A:76:GLN:O	2:C:3:A:H1'	2	0.24	0.01	0.24
(1,13)	1:A:76:GLN:O	2:C:3:A:H2	2	0.24	0.01	0.24
(1,13)	1:A:76:GLN:O	2:C:3:A:H2'	2	0.24	0.01	0.24

Continued on next page...

Continued from previous page...

Key	Atom-1	Atom-2	Models ¹	Mean (Å)	SD ¹ (Å)	Median (Å)
(1,13)	1:A:76:GLN:O	2:C:3:A:H3'	2	0.24	0.01	0.24
(1,13)	1:A:76:GLN:O	2:C:3:A:H4'	2	0.24	0.01	0.24
(1,13)	1:A:76:GLN:O	2:C:3:A:H5'	2	0.24	0.01	0.24
(1,13)	1:A:76:GLN:O	2:C:3:A:H5''	2	0.24	0.01	0.24
(1,13)	1:A:76:GLN:O	2:C:3:A:H61	2	0.24	0.01	0.24
(1,13)	1:A:76:GLN:O	2:C:3:A:H62	2	0.24	0.01	0.24
(1,13)	1:A:76:GLN:O	2:C:3:A:H8	2	0.24	0.01	0.24
(1,13)	1:A:76:GLN:O	2:C:3:A:HO2'	2	0.24	0.01	0.24
(1,13)	1:A:76:GLN:O	2:C:3:A:N1	2	0.24	0.01	0.24
(1,13)	1:A:76:GLN:O	2:C:3:A:N3	2	0.24	0.01	0.24
(1,13)	1:A:76:GLN:O	2:C:3:A:N6	2	0.24	0.01	0.24
(1,13)	1:A:76:GLN:O	2:C:3:A:N7	2	0.24	0.01	0.24
(1,13)	1:A:76:GLN:O	2:C:3:A:N9	2	0.24	0.01	0.24
(1,13)	1:A:76:GLN:O	2:C:3:A:O2'	2	0.24	0.01	0.24
(1,13)	1:A:76:GLN:O	2:C:3:A:O3'	2	0.24	0.01	0.24
(1,13)	1:A:76:GLN:O	2:C:3:A:O4'	2	0.24	0.01	0.24
(1,13)	1:A:76:GLN:O	2:C:3:A:O5'	2	0.24	0.01	0.24
(1,13)	1:A:76:GLN:O	2:C:3:A:OP1	2	0.24	0.01	0.24
(1,13)	1:A:76:GLN:O	2:C:3:A:OP2	2	0.24	0.01	0.24
(1,13)	1:A:76:GLN:O	2:C:3:A:P	2	0.24	0.01	0.24
(1,13)	1:A:76:GLN:O	2:C:4:C:C1'	2	0.24	0.01	0.24
(1,13)	1:A:76:GLN:O	2:C:4:C:C2	2	0.24	0.01	0.24
(1,13)	1:A:76:GLN:O	2:C:4:C:C2'	2	0.24	0.01	0.24
(1,13)	1:A:76:GLN:O	2:C:4:C:C3'	2	0.24	0.01	0.24
(1,13)	1:A:76:GLN:O	2:C:4:C:C4	2	0.24	0.01	0.24
(1,13)	1:A:76:GLN:O	2:C:4:C:C4'	2	0.24	0.01	0.24
(1,13)	1:A:76:GLN:O	2:C:4:C:C5	2	0.24	0.01	0.24
(1,13)	1:A:76:GLN:O	2:C:4:C:C5'	2	0.24	0.01	0.24
(1,13)	1:A:76:GLN:O	2:C:4:C:C6	2	0.24	0.01	0.24
(1,13)	1:A:76:GLN:O	2:C:4:C:H1'	2	0.24	0.01	0.24
(1,13)	1:A:76:GLN:O	2:C:4:C:H2'	2	0.24	0.01	0.24
(1,13)	1:A:76:GLN:O	2:C:4:C:H3'	2	0.24	0.01	0.24
(1,13)	1:A:76:GLN:O	2:C:4:C:H4'	2	0.24	0.01	0.24
(1,13)	1:A:76:GLN:O	2:C:4:C:H41	2	0.24	0.01	0.24
(1,13)	1:A:76:GLN:O	2:C:4:C:H42	2	0.24	0.01	0.24
(1,13)	1:A:76:GLN:O	2:C:4:C:H5	2	0.24	0.01	0.24
(1,13)	1:A:76:GLN:O	2:C:4:C:H5'	2	0.24	0.01	0.24
(1,13)	1:A:76:GLN:O	2:C:4:C:H5''	2	0.24	0.01	0.24
(1,13)	1:A:76:GLN:O	2:C:4:C:H6	2	0.24	0.01	0.24
(1,13)	1:A:76:GLN:O	2:C:4:C:HO2'	2	0.24	0.01	0.24
(1,13)	1:A:76:GLN:O	2:C:4:C:N1	2	0.24	0.01	0.24
(1,13)	1:A:76:GLN:O	2:C:4:C:N3	2	0.24	0.01	0.24

Continued on next page...

Continued from previous page...

Key	Atom-1	Atom-2	Models ¹	Mean (Å)	SD ¹ (Å)	Median (Å)
(1,13)	1:A:76:GLN:O	2:C:4:C:N4	2	0.24	0.01	0.24
(1,13)	1:A:76:GLN:O	2:C:4:C:O2	2	0.24	0.01	0.24
(1,13)	1:A:76:GLN:O	2:C:4:C:O2'	2	0.24	0.01	0.24
(1,13)	1:A:76:GLN:O	2:C:4:C:O3'	2	0.24	0.01	0.24
(1,13)	1:A:76:GLN:O	2:C:4:C:O4'	2	0.24	0.01	0.24
(1,13)	1:A:76:GLN:O	2:C:4:C:O5'	2	0.24	0.01	0.24
(1,13)	1:A:76:GLN:O	2:C:4:C:OP1	2	0.24	0.01	0.24
(1,13)	1:A:76:GLN:O	2:C:4:C:OP2	2	0.24	0.01	0.24
(1,13)	1:A:76:GLN:O	2:C:4:C:P	2	0.24	0.01	0.24
(1,13)	1:A:76:GLN:O	2:C:5:A:C1'	2	0.24	0.01	0.24
(1,13)	1:A:76:GLN:O	2:C:5:A:C2	2	0.24	0.01	0.24
(1,13)	1:A:76:GLN:O	2:C:5:A:C2'	2	0.24	0.01	0.24
(1,13)	1:A:76:GLN:O	2:C:5:A:C3'	2	0.24	0.01	0.24
(1,13)	1:A:76:GLN:O	2:C:5:A:C4	2	0.24	0.01	0.24
(1,13)	1:A:76:GLN:O	2:C:5:A:C4'	2	0.24	0.01	0.24
(1,13)	1:A:76:GLN:O	2:C:5:A:C5	2	0.24	0.01	0.24
(1,13)	1:A:76:GLN:O	2:C:5:A:C5'	2	0.24	0.01	0.24
(1,13)	1:A:76:GLN:O	2:C:5:A:C6	2	0.24	0.01	0.24
(1,13)	1:A:76:GLN:O	2:C:5:A:C8	2	0.24	0.01	0.24
(1,13)	1:A:76:GLN:O	2:C:5:A:H1'	2	0.24	0.01	0.24
(1,13)	1:A:76:GLN:O	2:C:5:A:H2	2	0.24	0.01	0.24
(1,13)	1:A:76:GLN:O	2:C:5:A:H2'	2	0.24	0.01	0.24
(1,13)	1:A:76:GLN:O	2:C:5:A:H3'	2	0.24	0.01	0.24
(1,13)	1:A:76:GLN:O	2:C:5:A:H4'	2	0.24	0.01	0.24
(1,13)	1:A:76:GLN:O	2:C:5:A:H5'	2	0.24	0.01	0.24
(1,13)	1:A:76:GLN:O	2:C:5:A:H5''	2	0.24	0.01	0.24
(1,13)	1:A:76:GLN:O	2:C:5:A:H61	2	0.24	0.01	0.24
(1,13)	1:A:76:GLN:O	2:C:5:A:H62	2	0.24	0.01	0.24
(1,13)	1:A:76:GLN:O	2:C:5:A:H8	2	0.24	0.01	0.24
(1,13)	1:A:76:GLN:O	2:C:5:A:HO2'	2	0.24	0.01	0.24
(1,13)	1:A:76:GLN:O	2:C:5:A:N1	2	0.24	0.01	0.24
(1,13)	1:A:76:GLN:O	2:C:5:A:N3	2	0.24	0.01	0.24
(1,13)	1:A:76:GLN:O	2:C:5:A:N6	2	0.24	0.01	0.24
(1,13)	1:A:76:GLN:O	2:C:5:A:N7	2	0.24	0.01	0.24
(1,13)	1:A:76:GLN:O	2:C:5:A:N9	2	0.24	0.01	0.24
(1,13)	1:A:76:GLN:O	2:C:5:A:O2'	2	0.24	0.01	0.24
(1,13)	1:A:76:GLN:O	2:C:5:A:O3'	2	0.24	0.01	0.24
(1,13)	1:A:76:GLN:O	2:C:5:A:O4'	2	0.24	0.01	0.24
(1,13)	1:A:76:GLN:O	2:C:5:A:O5'	2	0.24	0.01	0.24
(1,13)	1:A:76:GLN:O	2:C:5:A:OP1	2	0.24	0.01	0.24
(1,13)	1:A:76:GLN:O	2:C:5:A:OP2	2	0.24	0.01	0.24
(1,13)	1:A:76:GLN:O	2:C:5:A:P	2	0.24	0.01	0.24

Continued on next page...

Continued from previous page...

Key	Atom-1	Atom-2	Models ¹	Mean (Å)	SD ¹ (Å)	Median (Å)
(1,13)	1:A:76:GLN:OE1	2:C:1:A:C1'	2	0.24	0.01	0.24
(1,13)	1:A:76:GLN:OE1	2:C:1:A:C2	2	0.24	0.01	0.24
(1,13)	1:A:76:GLN:OE1	2:C:1:A:C2'	2	0.24	0.01	0.24
(1,13)	1:A:76:GLN:OE1	2:C:1:A:C3'	2	0.24	0.01	0.24
(1,13)	1:A:76:GLN:OE1	2:C:1:A:C4	2	0.24	0.01	0.24
(1,13)	1:A:76:GLN:OE1	2:C:1:A:C4'	2	0.24	0.01	0.24
(1,13)	1:A:76:GLN:OE1	2:C:1:A:C5	2	0.24	0.01	0.24
(1,13)	1:A:76:GLN:OE1	2:C:1:A:C5'	2	0.24	0.01	0.24
(1,13)	1:A:76:GLN:OE1	2:C:1:A:C6	2	0.24	0.01	0.24
(1,13)	1:A:76:GLN:OE1	2:C:1:A:C8	2	0.24	0.01	0.24
(1,13)	1:A:76:GLN:OE1	2:C:1:A:H1'	2	0.24	0.01	0.24
(1,13)	1:A:76:GLN:OE1	2:C:1:A:H2	2	0.24	0.01	0.24
(1,13)	1:A:76:GLN:OE1	2:C:1:A:H2'	2	0.24	0.01	0.24
(1,13)	1:A:76:GLN:OE1	2:C:1:A:H3'	2	0.24	0.01	0.24
(1,13)	1:A:76:GLN:OE1	2:C:1:A:H4'	2	0.24	0.01	0.24
(1,13)	1:A:76:GLN:OE1	2:C:1:A:H5'	2	0.24	0.01	0.24
(1,13)	1:A:76:GLN:OE1	2:C:1:A:H5''	2	0.24	0.01	0.24
(1,13)	1:A:76:GLN:OE1	2:C:1:A:H61	2	0.24	0.01	0.24
(1,13)	1:A:76:GLN:OE1	2:C:1:A:H62	2	0.24	0.01	0.24
(1,13)	1:A:76:GLN:OE1	2:C:1:A:H8	2	0.24	0.01	0.24
(1,13)	1:A:76:GLN:OE1	2:C:1:A:HO2'	2	0.24	0.01	0.24
(1,13)	1:A:76:GLN:OE1	2:C:1:A:N1	2	0.24	0.01	0.24
(1,13)	1:A:76:GLN:OE1	2:C:1:A:N3	2	0.24	0.01	0.24
(1,13)	1:A:76:GLN:OE1	2:C:1:A:N6	2	0.24	0.01	0.24
(1,13)	1:A:76:GLN:OE1	2:C:1:A:N7	2	0.24	0.01	0.24
(1,13)	1:A:76:GLN:OE1	2:C:1:A:N9	2	0.24	0.01	0.24
(1,13)	1:A:76:GLN:OE1	2:C:1:A:O2'	2	0.24	0.01	0.24
(1,13)	1:A:76:GLN:OE1	2:C:1:A:O3'	2	0.24	0.01	0.24
(1,13)	1:A:76:GLN:OE1	2:C:1:A:O4'	2	0.24	0.01	0.24
(1,13)	1:A:76:GLN:OE1	2:C:1:A:O5'	2	0.24	0.01	0.24
(1,13)	1:A:76:GLN:OE1	2:C:2:U:C1'	2	0.24	0.01	0.24
(1,13)	1:A:76:GLN:OE1	2:C:2:U:C2	2	0.24	0.01	0.24
(1,13)	1:A:76:GLN:OE1	2:C:2:U:C2'	2	0.24	0.01	0.24
(1,13)	1:A:76:GLN:OE1	2:C:2:U:C3'	2	0.24	0.01	0.24
(1,13)	1:A:76:GLN:OE1	2:C:2:U:C4	2	0.24	0.01	0.24
(1,13)	1:A:76:GLN:OE1	2:C:2:U:C4'	2	0.24	0.01	0.24
(1,13)	1:A:76:GLN:OE1	2:C:2:U:C5	2	0.24	0.01	0.24
(1,13)	1:A:76:GLN:OE1	2:C:2:U:C5'	2	0.24	0.01	0.24
(1,13)	1:A:76:GLN:OE1	2:C:2:U:C6	2	0.24	0.01	0.24
(1,13)	1:A:76:GLN:OE1	2:C:2:U:H1'	2	0.24	0.01	0.24
(1,13)	1:A:76:GLN:OE1	2:C:2:U:H2'	2	0.24	0.01	0.24
(1,13)	1:A:76:GLN:OE1	2:C:2:U:H3	2	0.24	0.01	0.24

Continued on next page...

Continued from previous page...

Key	Atom-1	Atom-2	Models ¹	Mean (Å)	SD ¹ (Å)	Median (Å)
(1,13)	1:A:76:GLN:OE1	2:C:2:U:H3'	2	0.24	0.01	0.24
(1,13)	1:A:76:GLN:OE1	2:C:2:U:H4'	2	0.24	0.01	0.24
(1,13)	1:A:76:GLN:OE1	2:C:2:U:H5	2	0.24	0.01	0.24
(1,13)	1:A:76:GLN:OE1	2:C:2:U:H5'	2	0.24	0.01	0.24
(1,13)	1:A:76:GLN:OE1	2:C:2:U:H5''	2	0.24	0.01	0.24
(1,13)	1:A:76:GLN:OE1	2:C:2:U:H6	2	0.24	0.01	0.24
(1,13)	1:A:76:GLN:OE1	2:C:2:U:HO2'	2	0.24	0.01	0.24
(1,13)	1:A:76:GLN:OE1	2:C:2:U:N1	2	0.24	0.01	0.24
(1,13)	1:A:76:GLN:OE1	2:C:2:U:N3	2	0.24	0.01	0.24
(1,13)	1:A:76:GLN:OE1	2:C:2:U:O2	2	0.24	0.01	0.24
(1,13)	1:A:76:GLN:OE1	2:C:2:U:O2'	2	0.24	0.01	0.24
(1,13)	1:A:76:GLN:OE1	2:C:2:U:O3'	2	0.24	0.01	0.24
(1,13)	1:A:76:GLN:OE1	2:C:2:U:O4	2	0.24	0.01	0.24
(1,13)	1:A:76:GLN:OE1	2:C:2:U:O4'	2	0.24	0.01	0.24
(1,13)	1:A:76:GLN:OE1	2:C:2:U:O5'	2	0.24	0.01	0.24
(1,13)	1:A:76:GLN:OE1	2:C:2:U:OP1	2	0.24	0.01	0.24
(1,13)	1:A:76:GLN:OE1	2:C:2:U:OP2	2	0.24	0.01	0.24
(1,13)	1:A:76:GLN:OE1	2:C:2:U:P	2	0.24	0.01	0.24
(1,13)	1:A:76:GLN:OE1	2:C:3:A:C1'	2	0.24	0.01	0.24
(1,13)	1:A:76:GLN:OE1	2:C:3:A:C2	2	0.24	0.01	0.24
(1,13)	1:A:76:GLN:OE1	2:C:3:A:C2'	2	0.24	0.01	0.24
(1,13)	1:A:76:GLN:OE1	2:C:3:A:C3'	2	0.24	0.01	0.24
(1,13)	1:A:76:GLN:OE1	2:C:3:A:C4	2	0.24	0.01	0.24
(1,13)	1:A:76:GLN:OE1	2:C:3:A:C4'	2	0.24	0.01	0.24
(1,13)	1:A:76:GLN:OE1	2:C:3:A:C5	2	0.24	0.01	0.24
(1,13)	1:A:76:GLN:OE1	2:C:3:A:C5'	2	0.24	0.01	0.24
(1,13)	1:A:76:GLN:OE1	2:C:3:A:C6	2	0.24	0.01	0.24
(1,13)	1:A:76:GLN:OE1	2:C:3:A:C8	2	0.24	0.01	0.24
(1,13)	1:A:76:GLN:OE1	2:C:3:A:H1'	2	0.24	0.01	0.24
(1,13)	1:A:76:GLN:OE1	2:C:3:A:H2	2	0.24	0.01	0.24
(1,13)	1:A:76:GLN:OE1	2:C:3:A:H2'	2	0.24	0.01	0.24
(1,13)	1:A:76:GLN:OE1	2:C:3:A:H3'	2	0.24	0.01	0.24
(1,13)	1:A:76:GLN:OE1	2:C:3:A:H4'	2	0.24	0.01	0.24
(1,13)	1:A:76:GLN:OE1	2:C:3:A:H5'	2	0.24	0.01	0.24
(1,13)	1:A:76:GLN:OE1	2:C:3:A:H5''	2	0.24	0.01	0.24
(1,13)	1:A:76:GLN:OE1	2:C:3:A:H61	2	0.24	0.01	0.24
(1,13)	1:A:76:GLN:OE1	2:C:3:A:H62	2	0.24	0.01	0.24
(1,13)	1:A:76:GLN:OE1	2:C:3:A:H8	2	0.24	0.01	0.24
(1,13)	1:A:76:GLN:OE1	2:C:3:A:HO2'	2	0.24	0.01	0.24
(1,13)	1:A:76:GLN:OE1	2:C:3:A:N1	2	0.24	0.01	0.24
(1,13)	1:A:76:GLN:OE1	2:C:3:A:N3	2	0.24	0.01	0.24
(1,13)	1:A:76:GLN:OE1	2:C:3:A:N6	2	0.24	0.01	0.24

Continued on next page...

Continued from previous page...

Key	Atom-1	Atom-2	Models ¹	Mean (Å)	SD ¹ (Å)	Median (Å)
(1,13)	1:A:76:GLN:OE1	2:C:3:A:N7	2	0.24	0.01	0.24
(1,13)	1:A:76:GLN:OE1	2:C:3:A:N9	2	0.24	0.01	0.24
(1,13)	1:A:76:GLN:OE1	2:C:3:A:O2'	2	0.24	0.01	0.24
(1,13)	1:A:76:GLN:OE1	2:C:3:A:O3'	2	0.24	0.01	0.24
(1,13)	1:A:76:GLN:OE1	2:C:3:A:O4'	2	0.24	0.01	0.24
(1,13)	1:A:76:GLN:OE1	2:C:3:A:O5'	2	0.24	0.01	0.24
(1,13)	1:A:76:GLN:OE1	2:C:3:A:OP1	2	0.24	0.01	0.24
(1,13)	1:A:76:GLN:OE1	2:C:3:A:OP2	2	0.24	0.01	0.24
(1,13)	1:A:76:GLN:OE1	2:C:3:A:P	2	0.24	0.01	0.24
(1,13)	1:A:76:GLN:OE1	2:C:4:C:C1'	2	0.24	0.01	0.24
(1,13)	1:A:76:GLN:OE1	2:C:4:C:C2	2	0.24	0.01	0.24
(1,13)	1:A:76:GLN:OE1	2:C:4:C:C2'	2	0.24	0.01	0.24
(1,13)	1:A:76:GLN:OE1	2:C:4:C:C3'	2	0.24	0.01	0.24
(1,13)	1:A:76:GLN:OE1	2:C:4:C:C4	2	0.24	0.01	0.24
(1,13)	1:A:76:GLN:OE1	2:C:4:C:C4'	2	0.24	0.01	0.24
(1,13)	1:A:76:GLN:OE1	2:C:4:C:C5	2	0.24	0.01	0.24
(1,13)	1:A:76:GLN:OE1	2:C:4:C:C5'	2	0.24	0.01	0.24
(1,13)	1:A:76:GLN:OE1	2:C:4:C:C6	2	0.24	0.01	0.24
(1,13)	1:A:76:GLN:OE1	2:C:4:C:H1'	2	0.24	0.01	0.24
(1,13)	1:A:76:GLN:OE1	2:C:4:C:H2'	2	0.24	0.01	0.24
(1,13)	1:A:76:GLN:OE1	2:C:4:C:H3'	2	0.24	0.01	0.24
(1,13)	1:A:76:GLN:OE1	2:C:4:C:H4'	2	0.24	0.01	0.24
(1,13)	1:A:76:GLN:OE1	2:C:4:C:H41	2	0.24	0.01	0.24
(1,13)	1:A:76:GLN:OE1	2:C:4:C:H42	2	0.24	0.01	0.24
(1,13)	1:A:76:GLN:OE1	2:C:4:C:H5	2	0.24	0.01	0.24
(1,13)	1:A:76:GLN:OE1	2:C:4:C:H5'	2	0.24	0.01	0.24
(1,13)	1:A:76:GLN:OE1	2:C:4:C:H5''	2	0.24	0.01	0.24
(1,13)	1:A:76:GLN:OE1	2:C:4:C:H6	2	0.24	0.01	0.24
(1,13)	1:A:76:GLN:OE1	2:C:4:C:HO2'	2	0.24	0.01	0.24
(1,13)	1:A:76:GLN:OE1	2:C:4:C:N1	2	0.24	0.01	0.24
(1,13)	1:A:76:GLN:OE1	2:C:4:C:N3	2	0.24	0.01	0.24
(1,13)	1:A:76:GLN:OE1	2:C:4:C:N4	2	0.24	0.01	0.24
(1,13)	1:A:76:GLN:OE1	2:C:4:C:O2	2	0.24	0.01	0.24
(1,13)	1:A:76:GLN:OE1	2:C:4:C:O2'	2	0.24	0.01	0.24
(1,13)	1:A:76:GLN:OE1	2:C:4:C:O3'	2	0.24	0.01	0.24
(1,13)	1:A:76:GLN:OE1	2:C:4:C:O4'	2	0.24	0.01	0.24
(1,13)	1:A:76:GLN:OE1	2:C:4:C:O5'	2	0.24	0.01	0.24
(1,13)	1:A:76:GLN:OE1	2:C:4:C:OP1	2	0.24	0.01	0.24
(1,13)	1:A:76:GLN:OE1	2:C:4:C:OP2	2	0.24	0.01	0.24
(1,13)	1:A:76:GLN:OE1	2:C:4:C:P	2	0.24	0.01	0.24
(1,13)	1:A:76:GLN:OE1	2:C:5:A:C1'	2	0.24	0.01	0.24
(1,13)	1:A:76:GLN:OE1	2:C:5:A:C2	2	0.24	0.01	0.24

Continued on next page...

Continued from previous page...

Key	Atom-1	Atom-2	Models ¹	Mean (Å)	SD ¹ (Å)	Median (Å)
(1,13)	1:A:76:GLN:OE1	2:C:5:A:C2'	2	0.24	0.01	0.24
(1,13)	1:A:76:GLN:OE1	2:C:5:A:C3'	2	0.24	0.01	0.24
(1,13)	1:A:76:GLN:OE1	2:C:5:A:C4	2	0.24	0.01	0.24
(1,13)	1:A:76:GLN:OE1	2:C:5:A:C4'	2	0.24	0.01	0.24
(1,13)	1:A:76:GLN:OE1	2:C:5:A:C5	2	0.24	0.01	0.24
(1,13)	1:A:76:GLN:OE1	2:C:5:A:C5'	2	0.24	0.01	0.24
(1,13)	1:A:76:GLN:OE1	2:C:5:A:C6	2	0.24	0.01	0.24
(1,13)	1:A:76:GLN:OE1	2:C:5:A:C8	2	0.24	0.01	0.24
(1,13)	1:A:76:GLN:OE1	2:C:5:A:H1'	2	0.24	0.01	0.24
(1,13)	1:A:76:GLN:OE1	2:C:5:A:H2	2	0.24	0.01	0.24
(1,13)	1:A:76:GLN:OE1	2:C:5:A:H2'	2	0.24	0.01	0.24
(1,13)	1:A:76:GLN:OE1	2:C:5:A:H3'	2	0.24	0.01	0.24
(1,13)	1:A:76:GLN:OE1	2:C:5:A:H4'	2	0.24	0.01	0.24
(1,13)	1:A:76:GLN:OE1	2:C:5:A:H5'	2	0.24	0.01	0.24
(1,13)	1:A:76:GLN:OE1	2:C:5:A:H5''	2	0.24	0.01	0.24
(1,13)	1:A:76:GLN:OE1	2:C:5:A:H61	2	0.24	0.01	0.24
(1,13)	1:A:76:GLN:OE1	2:C:5:A:H62	2	0.24	0.01	0.24
(1,13)	1:A:76:GLN:OE1	2:C:5:A:H8	2	0.24	0.01	0.24
(1,13)	1:A:76:GLN:OE1	2:C:5:A:HO2'	2	0.24	0.01	0.24
(1,13)	1:A:76:GLN:OE1	2:C:5:A:N1	2	0.24	0.01	0.24
(1,13)	1:A:76:GLN:OE1	2:C:5:A:N3	2	0.24	0.01	0.24
(1,13)	1:A:76:GLN:OE1	2:C:5:A:N6	2	0.24	0.01	0.24
(1,13)	1:A:76:GLN:OE1	2:C:5:A:N7	2	0.24	0.01	0.24
(1,13)	1:A:76:GLN:OE1	2:C:5:A:N9	2	0.24	0.01	0.24
(1,13)	1:A:76:GLN:OE1	2:C:5:A:O2'	2	0.24	0.01	0.24
(1,13)	1:A:76:GLN:OE1	2:C:5:A:O3'	2	0.24	0.01	0.24
(1,13)	1:A:76:GLN:OE1	2:C:5:A:O4'	2	0.24	0.01	0.24
(1,13)	1:A:76:GLN:OE1	2:C:5:A:O5'	2	0.24	0.01	0.24
(1,13)	1:A:76:GLN:OE1	2:C:5:A:OP1	2	0.24	0.01	0.24
(1,13)	1:A:76:GLN:OE1	2:C:5:A:OP2	2	0.24	0.01	0.24
(1,13)	1:A:76:GLN:OE1	2:C:5:A:P	2	0.24	0.01	0.24
(1,8)	1:A:69:THR:C	2:C:1:A:C1'	2	0.15	0.03	0.15
(1,8)	1:A:69:THR:C	2:C:1:A:C2	2	0.15	0.03	0.15
(1,8)	1:A:69:THR:C	2:C:1:A:C2'	2	0.15	0.03	0.15
(1,8)	1:A:69:THR:C	2:C:1:A:C3'	2	0.15	0.03	0.15
(1,8)	1:A:69:THR:C	2:C:1:A:C4	2	0.15	0.03	0.15
(1,8)	1:A:69:THR:C	2:C:1:A:C4'	2	0.15	0.03	0.15
(1,8)	1:A:69:THR:C	2:C:1:A:C5	2	0.15	0.03	0.15
(1,8)	1:A:69:THR:C	2:C:1:A:C5'	2	0.15	0.03	0.15
(1,8)	1:A:69:THR:C	2:C:1:A:C6	2	0.15	0.03	0.15
(1,8)	1:A:69:THR:C	2:C:1:A:C8	2	0.15	0.03	0.15
(1,8)	1:A:69:THR:C	2:C:1:A:H1'	2	0.15	0.03	0.15

Continued on next page...

Continued from previous page...

Key	Atom-1	Atom-2	Models ¹	Mean (Å)	SD ¹ (Å)	Median (Å)
(1,8)	1:A:69:THR:C	2:C:1:A:H2	2	0.15	0.03	0.15
(1,8)	1:A:69:THR:C	2:C:1:A:H2'	2	0.15	0.03	0.15
(1,8)	1:A:69:THR:C	2:C:1:A:H3'	2	0.15	0.03	0.15
(1,8)	1:A:69:THR:C	2:C:1:A:H4'	2	0.15	0.03	0.15
(1,8)	1:A:69:THR:C	2:C:1:A:H5'	2	0.15	0.03	0.15
(1,8)	1:A:69:THR:C	2:C:1:A:H5''	2	0.15	0.03	0.15
(1,8)	1:A:69:THR:C	2:C:1:A:H61	2	0.15	0.03	0.15
(1,8)	1:A:69:THR:C	2:C:1:A:H62	2	0.15	0.03	0.15
(1,8)	1:A:69:THR:C	2:C:1:A:H8	2	0.15	0.03	0.15
(1,8)	1:A:69:THR:C	2:C:1:A:HO2'	2	0.15	0.03	0.15
(1,8)	1:A:69:THR:C	2:C:1:A:N1	2	0.15	0.03	0.15
(1,8)	1:A:69:THR:C	2:C:1:A:N3	2	0.15	0.03	0.15
(1,8)	1:A:69:THR:C	2:C:1:A:N6	2	0.15	0.03	0.15
(1,8)	1:A:69:THR:C	2:C:1:A:N7	2	0.15	0.03	0.15
(1,8)	1:A:69:THR:C	2:C:1:A:N9	2	0.15	0.03	0.15
(1,8)	1:A:69:THR:C	2:C:1:A:O2'	2	0.15	0.03	0.15
(1,8)	1:A:69:THR:C	2:C:1:A:O3'	2	0.15	0.03	0.15
(1,8)	1:A:69:THR:C	2:C:1:A:O4'	2	0.15	0.03	0.15
(1,8)	1:A:69:THR:C	2:C:1:A:O5'	2	0.15	0.03	0.15
(1,8)	1:A:69:THR:C	2:C:2:U:C1'	2	0.15	0.03	0.15
(1,8)	1:A:69:THR:C	2:C:2:U:C2	2	0.15	0.03	0.15
(1,8)	1:A:69:THR:C	2:C:2:U:C2'	2	0.15	0.03	0.15
(1,8)	1:A:69:THR:C	2:C:2:U:C3'	2	0.15	0.03	0.15
(1,8)	1:A:69:THR:C	2:C:2:U:C4	2	0.15	0.03	0.15
(1,8)	1:A:69:THR:C	2:C:2:U:C4'	2	0.15	0.03	0.15
(1,8)	1:A:69:THR:C	2:C:2:U:C5	2	0.15	0.03	0.15
(1,8)	1:A:69:THR:C	2:C:2:U:C5'	2	0.15	0.03	0.15
(1,8)	1:A:69:THR:C	2:C:2:U:C6	2	0.15	0.03	0.15
(1,8)	1:A:69:THR:C	2:C:2:U:H1'	2	0.15	0.03	0.15
(1,8)	1:A:69:THR:C	2:C:2:U:H2'	2	0.15	0.03	0.15
(1,8)	1:A:69:THR:C	2:C:2:U:H3	2	0.15	0.03	0.15
(1,8)	1:A:69:THR:C	2:C:2:U:H3'	2	0.15	0.03	0.15
(1,8)	1:A:69:THR:C	2:C:2:U:H4'	2	0.15	0.03	0.15
(1,8)	1:A:69:THR:C	2:C:2:U:H5	2	0.15	0.03	0.15
(1,8)	1:A:69:THR:C	2:C:2:U:H5'	2	0.15	0.03	0.15
(1,8)	1:A:69:THR:C	2:C:2:U:H5''	2	0.15	0.03	0.15
(1,8)	1:A:69:THR:C	2:C:2:U:H6	2	0.15	0.03	0.15
(1,8)	1:A:69:THR:C	2:C:2:U:HO2'	2	0.15	0.03	0.15
(1,8)	1:A:69:THR:C	2:C:2:U:N1	2	0.15	0.03	0.15
(1,8)	1:A:69:THR:C	2:C:2:U:N3	2	0.15	0.03	0.15
(1,8)	1:A:69:THR:C	2:C:2:U:O2	2	0.15	0.03	0.15
(1,8)	1:A:69:THR:C	2:C:2:U:O2'	2	0.15	0.03	0.15

Continued on next page...

Continued from previous page...

Key	Atom-1	Atom-2	Models ¹	Mean (Å)	SD ¹ (Å)	Median (Å)
(1,8)	1:A:69:THR:C	2:C:2:U:O3'	2	0.15	0.03	0.15
(1,8)	1:A:69:THR:C	2:C:2:U:O4	2	0.15	0.03	0.15
(1,8)	1:A:69:THR:C	2:C:2:U:O4'	2	0.15	0.03	0.15
(1,8)	1:A:69:THR:C	2:C:2:U:O5'	2	0.15	0.03	0.15
(1,8)	1:A:69:THR:C	2:C:2:U:OP1	2	0.15	0.03	0.15
(1,8)	1:A:69:THR:C	2:C:2:U:OP2	2	0.15	0.03	0.15
(1,8)	1:A:69:THR:C	2:C:2:U:P	2	0.15	0.03	0.15
(1,8)	1:A:69:THR:C	2:C:3:A:C1'	2	0.15	0.03	0.15
(1,8)	1:A:69:THR:C	2:C:3:A:C2	2	0.15	0.03	0.15
(1,8)	1:A:69:THR:C	2:C:3:A:C2'	2	0.15	0.03	0.15
(1,8)	1:A:69:THR:C	2:C:3:A:C3'	2	0.15	0.03	0.15
(1,8)	1:A:69:THR:C	2:C:3:A:C4	2	0.15	0.03	0.15
(1,8)	1:A:69:THR:C	2:C:3:A:C4'	2	0.15	0.03	0.15
(1,8)	1:A:69:THR:C	2:C:3:A:C5	2	0.15	0.03	0.15
(1,8)	1:A:69:THR:C	2:C:3:A:C5'	2	0.15	0.03	0.15
(1,8)	1:A:69:THR:C	2:C:3:A:C6	2	0.15	0.03	0.15
(1,8)	1:A:69:THR:C	2:C:3:A:C8	2	0.15	0.03	0.15
(1,8)	1:A:69:THR:C	2:C:3:A:H1'	2	0.15	0.03	0.15
(1,8)	1:A:69:THR:C	2:C:3:A:H2	2	0.15	0.03	0.15
(1,8)	1:A:69:THR:C	2:C:3:A:H2'	2	0.15	0.03	0.15
(1,8)	1:A:69:THR:C	2:C:3:A:H3'	2	0.15	0.03	0.15
(1,8)	1:A:69:THR:C	2:C:3:A:H4'	2	0.15	0.03	0.15
(1,8)	1:A:69:THR:C	2:C:3:A:H5'	2	0.15	0.03	0.15
(1,8)	1:A:69:THR:C	2:C:3:A:H5''	2	0.15	0.03	0.15
(1,8)	1:A:69:THR:C	2:C:3:A:H61	2	0.15	0.03	0.15
(1,8)	1:A:69:THR:C	2:C:3:A:H62	2	0.15	0.03	0.15
(1,8)	1:A:69:THR:C	2:C:3:A:H8	2	0.15	0.03	0.15
(1,8)	1:A:69:THR:C	2:C:3:A:HO2'	2	0.15	0.03	0.15
(1,8)	1:A:69:THR:C	2:C:3:A:N1	2	0.15	0.03	0.15
(1,8)	1:A:69:THR:C	2:C:3:A:N3	2	0.15	0.03	0.15
(1,8)	1:A:69:THR:C	2:C:3:A:N6	2	0.15	0.03	0.15
(1,8)	1:A:69:THR:C	2:C:3:A:N7	2	0.15	0.03	0.15
(1,8)	1:A:69:THR:C	2:C:3:A:N9	2	0.15	0.03	0.15
(1,8)	1:A:69:THR:C	2:C:3:A:O2'	2	0.15	0.03	0.15
(1,8)	1:A:69:THR:C	2:C:3:A:O3'	2	0.15	0.03	0.15
(1,8)	1:A:69:THR:C	2:C:3:A:O4'	2	0.15	0.03	0.15
(1,8)	1:A:69:THR:C	2:C:3:A:O5'	2	0.15	0.03	0.15
(1,8)	1:A:69:THR:C	2:C:3:A:OP1	2	0.15	0.03	0.15
(1,8)	1:A:69:THR:C	2:C:3:A:OP2	2	0.15	0.03	0.15
(1,8)	1:A:69:THR:C	2:C:3:A:P	2	0.15	0.03	0.15
(1,8)	1:A:69:THR:C	2:C:4:C:C1'	2	0.15	0.03	0.15
(1,8)	1:A:69:THR:C	2:C:4:C:C2	2	0.15	0.03	0.15

Continued on next page...

Continued from previous page...

Key	Atom-1	Atom-2	Models ¹	Mean (Å)	SD ¹ (Å)	Median (Å)
(1,8)	1:A:69:THR:C	2:C:4:C:C2'	2	0.15	0.03	0.15
(1,8)	1:A:69:THR:C	2:C:4:C:C3'	2	0.15	0.03	0.15
(1,8)	1:A:69:THR:C	2:C:4:C:C4	2	0.15	0.03	0.15
(1,8)	1:A:69:THR:C	2:C:4:C:C4'	2	0.15	0.03	0.15
(1,8)	1:A:69:THR:C	2:C:4:C:C5	2	0.15	0.03	0.15
(1,8)	1:A:69:THR:C	2:C:4:C:C5'	2	0.15	0.03	0.15
(1,8)	1:A:69:THR:C	2:C:4:C:C6	2	0.15	0.03	0.15
(1,8)	1:A:69:THR:C	2:C:4:C:H1'	2	0.15	0.03	0.15
(1,8)	1:A:69:THR:C	2:C:4:C:H2'	2	0.15	0.03	0.15
(1,8)	1:A:69:THR:C	2:C:4:C:H3'	2	0.15	0.03	0.15
(1,8)	1:A:69:THR:C	2:C:4:C:H4'	2	0.15	0.03	0.15
(1,8)	1:A:69:THR:C	2:C:4:C:H41	2	0.15	0.03	0.15
(1,8)	1:A:69:THR:C	2:C:4:C:H42	2	0.15	0.03	0.15
(1,8)	1:A:69:THR:C	2:C:4:C:H5	2	0.15	0.03	0.15
(1,8)	1:A:69:THR:C	2:C:4:C:H5'	2	0.15	0.03	0.15
(1,8)	1:A:69:THR:C	2:C:4:C:H5''	2	0.15	0.03	0.15
(1,8)	1:A:69:THR:C	2:C:4:C:H6	2	0.15	0.03	0.15
(1,8)	1:A:69:THR:C	2:C:4:C:HO2'	2	0.15	0.03	0.15
(1,8)	1:A:69:THR:C	2:C:4:C:N1	2	0.15	0.03	0.15
(1,8)	1:A:69:THR:C	2:C:4:C:N3	2	0.15	0.03	0.15
(1,8)	1:A:69:THR:C	2:C:4:C:N4	2	0.15	0.03	0.15
(1,8)	1:A:69:THR:C	2:C:4:C:O2	2	0.15	0.03	0.15
(1,8)	1:A:69:THR:C	2:C:4:C:O2'	2	0.15	0.03	0.15
(1,8)	1:A:69:THR:C	2:C:4:C:O3'	2	0.15	0.03	0.15
(1,8)	1:A:69:THR:C	2:C:4:C:O4'	2	0.15	0.03	0.15
(1,8)	1:A:69:THR:C	2:C:4:C:O5'	2	0.15	0.03	0.15
(1,8)	1:A:69:THR:C	2:C:4:C:OP1	2	0.15	0.03	0.15
(1,8)	1:A:69:THR:C	2:C:4:C:OP2	2	0.15	0.03	0.15
(1,8)	1:A:69:THR:C	2:C:4:C:P	2	0.15	0.03	0.15
(1,8)	1:A:69:THR:C	2:C:5:A:C1'	2	0.15	0.03	0.15
(1,8)	1:A:69:THR:C	2:C:5:A:C2	2	0.15	0.03	0.15
(1,8)	1:A:69:THR:C	2:C:5:A:C2'	2	0.15	0.03	0.15
(1,8)	1:A:69:THR:C	2:C:5:A:C3'	2	0.15	0.03	0.15
(1,8)	1:A:69:THR:C	2:C:5:A:C4	2	0.15	0.03	0.15
(1,8)	1:A:69:THR:C	2:C:5:A:C4'	2	0.15	0.03	0.15
(1,8)	1:A:69:THR:C	2:C:5:A:C5	2	0.15	0.03	0.15
(1,8)	1:A:69:THR:C	2:C:5:A:C5'	2	0.15	0.03	0.15
(1,8)	1:A:69:THR:C	2:C:5:A:C6	2	0.15	0.03	0.15
(1,8)	1:A:69:THR:C	2:C:5:A:C8	2	0.15	0.03	0.15
(1,8)	1:A:69:THR:C	2:C:5:A:H1'	2	0.15	0.03	0.15
(1,8)	1:A:69:THR:C	2:C:5:A:H2	2	0.15	0.03	0.15
(1,8)	1:A:69:THR:C	2:C:5:A:H2'	2	0.15	0.03	0.15

Continued on next page...

Continued from previous page...

Key	Atom-1	Atom-2	Models ¹	Mean (Å)	SD ¹ (Å)	Median (Å)
(1,8)	1:A:69:THR:C	2:C:5:A:H3'	2	0.15	0.03	0.15
(1,8)	1:A:69:THR:C	2:C:5:A:H4'	2	0.15	0.03	0.15
(1,8)	1:A:69:THR:C	2:C:5:A:H5'	2	0.15	0.03	0.15
(1,8)	1:A:69:THR:C	2:C:5:A:H5''	2	0.15	0.03	0.15
(1,8)	1:A:69:THR:C	2:C:5:A:H61	2	0.15	0.03	0.15
(1,8)	1:A:69:THR:C	2:C:5:A:H62	2	0.15	0.03	0.15
(1,8)	1:A:69:THR:C	2:C:5:A:H8	2	0.15	0.03	0.15
(1,8)	1:A:69:THR:C	2:C:5:A:HO2'	2	0.15	0.03	0.15
(1,8)	1:A:69:THR:C	2:C:5:A:N1	2	0.15	0.03	0.15
(1,8)	1:A:69:THR:C	2:C:5:A:N3	2	0.15	0.03	0.15
(1,8)	1:A:69:THR:C	2:C:5:A:N6	2	0.15	0.03	0.15
(1,8)	1:A:69:THR:C	2:C:5:A:N7	2	0.15	0.03	0.15
(1,8)	1:A:69:THR:C	2:C:5:A:N9	2	0.15	0.03	0.15
(1,8)	1:A:69:THR:C	2:C:5:A:O2'	2	0.15	0.03	0.15
(1,8)	1:A:69:THR:C	2:C:5:A:O3'	2	0.15	0.03	0.15
(1,8)	1:A:69:THR:C	2:C:5:A:O4'	2	0.15	0.03	0.15
(1,8)	1:A:69:THR:C	2:C:5:A:O5'	2	0.15	0.03	0.15
(1,8)	1:A:69:THR:C	2:C:5:A:OP1	2	0.15	0.03	0.15
(1,8)	1:A:69:THR:C	2:C:5:A:OP2	2	0.15	0.03	0.15
(1,8)	1:A:69:THR:C	2:C:5:A:P	2	0.15	0.03	0.15
(1,8)	1:A:69:THR:CA	2:C:1:A:C1'	2	0.15	0.03	0.15
(1,8)	1:A:69:THR:CA	2:C:1:A:C2	2	0.15	0.03	0.15
(1,8)	1:A:69:THR:CA	2:C:1:A:C2'	2	0.15	0.03	0.15
(1,8)	1:A:69:THR:CA	2:C:1:A:C3'	2	0.15	0.03	0.15
(1,8)	1:A:69:THR:CA	2:C:1:A:C4	2	0.15	0.03	0.15
(1,8)	1:A:69:THR:CA	2:C:1:A:C4'	2	0.15	0.03	0.15
(1,8)	1:A:69:THR:CA	2:C:1:A:C5	2	0.15	0.03	0.15
(1,8)	1:A:69:THR:CA	2:C:1:A:C5'	2	0.15	0.03	0.15
(1,8)	1:A:69:THR:CA	2:C:1:A:C6	2	0.15	0.03	0.15
(1,8)	1:A:69:THR:CA	2:C:1:A:C8	2	0.15	0.03	0.15
(1,8)	1:A:69:THR:CA	2:C:1:A:H1'	2	0.15	0.03	0.15
(1,8)	1:A:69:THR:CA	2:C:1:A:H2	2	0.15	0.03	0.15
(1,8)	1:A:69:THR:CA	2:C:1:A:H2'	2	0.15	0.03	0.15
(1,8)	1:A:69:THR:CA	2:C:1:A:H3'	2	0.15	0.03	0.15
(1,8)	1:A:69:THR:CA	2:C:1:A:H4'	2	0.15	0.03	0.15
(1,8)	1:A:69:THR:CA	2:C:1:A:H5'	2	0.15	0.03	0.15
(1,8)	1:A:69:THR:CA	2:C:1:A:H5''	2	0.15	0.03	0.15
(1,8)	1:A:69:THR:CA	2:C:1:A:H61	2	0.15	0.03	0.15
(1,8)	1:A:69:THR:CA	2:C:1:A:H62	2	0.15	0.03	0.15
(1,8)	1:A:69:THR:CA	2:C:1:A:H8	2	0.15	0.03	0.15
(1,8)	1:A:69:THR:CA	2:C:1:A:HO2'	2	0.15	0.03	0.15
(1,8)	1:A:69:THR:CA	2:C:1:A:N1	2	0.15	0.03	0.15

Continued on next page...

Continued from previous page...

Key	Atom-1	Atom-2	Models ¹	Mean (Å)	SD ¹ (Å)	Median (Å)
(1,8)	1:A:69:THR:CA	2:C:1:A:N3	2	0.15	0.03	0.15
(1,8)	1:A:69:THR:CA	2:C:1:A:N6	2	0.15	0.03	0.15
(1,8)	1:A:69:THR:CA	2:C:1:A:N7	2	0.15	0.03	0.15
(1,8)	1:A:69:THR:CA	2:C:1:A:N9	2	0.15	0.03	0.15
(1,8)	1:A:69:THR:CA	2:C:1:A:O2'	2	0.15	0.03	0.15
(1,8)	1:A:69:THR:CA	2:C:1:A:O3'	2	0.15	0.03	0.15
(1,8)	1:A:69:THR:CA	2:C:1:A:O4'	2	0.15	0.03	0.15
(1,8)	1:A:69:THR:CA	2:C:1:A:O5'	2	0.15	0.03	0.15
(1,8)	1:A:69:THR:CA	2:C:2:U:C1'	2	0.15	0.03	0.15
(1,8)	1:A:69:THR:CA	2:C:2:U:C2	2	0.15	0.03	0.15
(1,8)	1:A:69:THR:CA	2:C:2:U:C2'	2	0.15	0.03	0.15
(1,8)	1:A:69:THR:CA	2:C:2:U:C3'	2	0.15	0.03	0.15
(1,8)	1:A:69:THR:CA	2:C:2:U:C4	2	0.15	0.03	0.15
(1,8)	1:A:69:THR:CA	2:C:2:U:C4'	2	0.15	0.03	0.15
(1,8)	1:A:69:THR:CA	2:C:2:U:C5	2	0.15	0.03	0.15
(1,8)	1:A:69:THR:CA	2:C:2:U:C5'	2	0.15	0.03	0.15
(1,8)	1:A:69:THR:CA	2:C:2:U:C6	2	0.15	0.03	0.15
(1,8)	1:A:69:THR:CA	2:C:2:U:H1'	2	0.15	0.03	0.15
(1,8)	1:A:69:THR:CA	2:C:2:U:H2'	2	0.15	0.03	0.15
(1,8)	1:A:69:THR:CA	2:C:2:U:H3	2	0.15	0.03	0.15
(1,8)	1:A:69:THR:CA	2:C:2:U:H3'	2	0.15	0.03	0.15
(1,8)	1:A:69:THR:CA	2:C:2:U:H4'	2	0.15	0.03	0.15
(1,8)	1:A:69:THR:CA	2:C:2:U:H5	2	0.15	0.03	0.15
(1,8)	1:A:69:THR:CA	2:C:2:U:H5'	2	0.15	0.03	0.15
(1,8)	1:A:69:THR:CA	2:C:2:U:H5''	2	0.15	0.03	0.15
(1,8)	1:A:69:THR:CA	2:C:2:U:H6	2	0.15	0.03	0.15
(1,8)	1:A:69:THR:CA	2:C:2:U:HO2'	2	0.15	0.03	0.15
(1,8)	1:A:69:THR:CA	2:C:2:U:N1	2	0.15	0.03	0.15
(1,8)	1:A:69:THR:CA	2:C:2:U:N3	2	0.15	0.03	0.15
(1,8)	1:A:69:THR:CA	2:C:2:U:O2	2	0.15	0.03	0.15
(1,8)	1:A:69:THR:CA	2:C:2:U:O2'	2	0.15	0.03	0.15
(1,8)	1:A:69:THR:CA	2:C:2:U:O3'	2	0.15	0.03	0.15
(1,8)	1:A:69:THR:CA	2:C:2:U:O4	2	0.15	0.03	0.15
(1,8)	1:A:69:THR:CA	2:C:2:U:O4'	2	0.15	0.03	0.15
(1,8)	1:A:69:THR:CA	2:C:2:U:O5'	2	0.15	0.03	0.15
(1,8)	1:A:69:THR:CA	2:C:2:U:OP1	2	0.15	0.03	0.15
(1,8)	1:A:69:THR:CA	2:C:2:U:OP2	2	0.15	0.03	0.15
(1,8)	1:A:69:THR:CA	2:C:2:U:P	2	0.15	0.03	0.15
(1,8)	1:A:69:THR:CA	2:C:3:A:C1'	2	0.15	0.03	0.15
(1,8)	1:A:69:THR:CA	2:C:3:A:C2	2	0.15	0.03	0.15
(1,8)	1:A:69:THR:CA	2:C:3:A:C2'	2	0.15	0.03	0.15
(1,8)	1:A:69:THR:CA	2:C:3:A:C3'	2	0.15	0.03	0.15

Continued on next page...

Continued from previous page...

Key	Atom-1	Atom-2	Models ¹	Mean (Å)	SD ¹ (Å)	Median (Å)
(1,8)	1:A:69:THR:CA	2:C:3:A:C4	2	0.15	0.03	0.15
(1,8)	1:A:69:THR:CA	2:C:3:A:C4'	2	0.15	0.03	0.15
(1,8)	1:A:69:THR:CA	2:C:3:A:C5	2	0.15	0.03	0.15
(1,8)	1:A:69:THR:CA	2:C:3:A:C5'	2	0.15	0.03	0.15
(1,8)	1:A:69:THR:CA	2:C:3:A:C6	2	0.15	0.03	0.15
(1,8)	1:A:69:THR:CA	2:C:3:A:C8	2	0.15	0.03	0.15
(1,8)	1:A:69:THR:CA	2:C:3:A:H1'	2	0.15	0.03	0.15
(1,8)	1:A:69:THR:CA	2:C:3:A:H2	2	0.15	0.03	0.15
(1,8)	1:A:69:THR:CA	2:C:3:A:H2'	2	0.15	0.03	0.15
(1,8)	1:A:69:THR:CA	2:C:3:A:H3'	2	0.15	0.03	0.15
(1,8)	1:A:69:THR:CA	2:C:3:A:H4'	2	0.15	0.03	0.15
(1,8)	1:A:69:THR:CA	2:C:3:A:H5'	2	0.15	0.03	0.15
(1,8)	1:A:69:THR:CA	2:C:3:A:H5''	2	0.15	0.03	0.15
(1,8)	1:A:69:THR:CA	2:C:3:A:H61	2	0.15	0.03	0.15
(1,8)	1:A:69:THR:CA	2:C:3:A:H62	2	0.15	0.03	0.15
(1,8)	1:A:69:THR:CA	2:C:3:A:H8	2	0.15	0.03	0.15
(1,8)	1:A:69:THR:CA	2:C:3:A:HO2'	2	0.15	0.03	0.15
(1,8)	1:A:69:THR:CA	2:C:3:A:N1	2	0.15	0.03	0.15
(1,8)	1:A:69:THR:CA	2:C:3:A:N3	2	0.15	0.03	0.15
(1,8)	1:A:69:THR:CA	2:C:3:A:N6	2	0.15	0.03	0.15
(1,8)	1:A:69:THR:CA	2:C:3:A:N7	2	0.15	0.03	0.15
(1,8)	1:A:69:THR:CA	2:C:3:A:N9	2	0.15	0.03	0.15
(1,8)	1:A:69:THR:CA	2:C:3:A:O2'	2	0.15	0.03	0.15
(1,8)	1:A:69:THR:CA	2:C:3:A:O3'	2	0.15	0.03	0.15
(1,8)	1:A:69:THR:CA	2:C:3:A:O4'	2	0.15	0.03	0.15
(1,8)	1:A:69:THR:CA	2:C:3:A:O5'	2	0.15	0.03	0.15
(1,8)	1:A:69:THR:CA	2:C:3:A:OP1	2	0.15	0.03	0.15
(1,8)	1:A:69:THR:CA	2:C:3:A:OP2	2	0.15	0.03	0.15
(1,8)	1:A:69:THR:CA	2:C:3:A:P	2	0.15	0.03	0.15
(1,8)	1:A:69:THR:CA	2:C:4:C:C1'	2	0.15	0.03	0.15
(1,8)	1:A:69:THR:CA	2:C:4:C:C2	2	0.15	0.03	0.15
(1,8)	1:A:69:THR:CA	2:C:4:C:C2'	2	0.15	0.03	0.15
(1,8)	1:A:69:THR:CA	2:C:4:C:C3'	2	0.15	0.03	0.15
(1,8)	1:A:69:THR:CA	2:C:4:C:C4	2	0.15	0.03	0.15
(1,8)	1:A:69:THR:CA	2:C:4:C:C4'	2	0.15	0.03	0.15
(1,8)	1:A:69:THR:CA	2:C:4:C:C5	2	0.15	0.03	0.15
(1,8)	1:A:69:THR:CA	2:C:4:C:C5'	2	0.15	0.03	0.15
(1,8)	1:A:69:THR:CA	2:C:4:C:C6	2	0.15	0.03	0.15
(1,8)	1:A:69:THR:CA	2:C:4:C:H1'	2	0.15	0.03	0.15
(1,8)	1:A:69:THR:CA	2:C:4:C:H2'	2	0.15	0.03	0.15
(1,8)	1:A:69:THR:CA	2:C:4:C:H3'	2	0.15	0.03	0.15
(1,8)	1:A:69:THR:CA	2:C:4:C:H4'	2	0.15	0.03	0.15

Continued on next page...

Continued from previous page...

Key	Atom-1	Atom-2	Models ¹	Mean (Å)	SD ¹ (Å)	Median (Å)
(1,8)	1:A:69:THR:CA	2:C:4:C:H41	2	0.15	0.03	0.15
(1,8)	1:A:69:THR:CA	2:C:4:C:H42	2	0.15	0.03	0.15
(1,8)	1:A:69:THR:CA	2:C:4:C:H5	2	0.15	0.03	0.15
(1,8)	1:A:69:THR:CA	2:C:4:C:H5'	2	0.15	0.03	0.15
(1,8)	1:A:69:THR:CA	2:C:4:C:H5''	2	0.15	0.03	0.15
(1,8)	1:A:69:THR:CA	2:C:4:C:H6	2	0.15	0.03	0.15
(1,8)	1:A:69:THR:CA	2:C:4:C:HO2'	2	0.15	0.03	0.15
(1,8)	1:A:69:THR:CA	2:C:4:C:N1	2	0.15	0.03	0.15
(1,8)	1:A:69:THR:CA	2:C:4:C:N3	2	0.15	0.03	0.15
(1,8)	1:A:69:THR:CA	2:C:4:C:N4	2	0.15	0.03	0.15
(1,8)	1:A:69:THR:CA	2:C:4:C:O2	2	0.15	0.03	0.15
(1,8)	1:A:69:THR:CA	2:C:4:C:O2'	2	0.15	0.03	0.15
(1,8)	1:A:69:THR:CA	2:C:4:C:O3'	2	0.15	0.03	0.15
(1,8)	1:A:69:THR:CA	2:C:4:C:O4'	2	0.15	0.03	0.15
(1,8)	1:A:69:THR:CA	2:C:4:C:O5'	2	0.15	0.03	0.15
(1,8)	1:A:69:THR:CA	2:C:4:C:OP1	2	0.15	0.03	0.15
(1,8)	1:A:69:THR:CA	2:C:4:C:OP2	2	0.15	0.03	0.15
(1,8)	1:A:69:THR:CA	2:C:4:C:P	2	0.15	0.03	0.15
(1,8)	1:A:69:THR:CA	2:C:5:A:C1'	2	0.15	0.03	0.15
(1,8)	1:A:69:THR:CA	2:C:5:A:C2	2	0.15	0.03	0.15
(1,8)	1:A:69:THR:CA	2:C:5:A:C2'	2	0.15	0.03	0.15
(1,8)	1:A:69:THR:CA	2:C:5:A:C3'	2	0.15	0.03	0.15
(1,8)	1:A:69:THR:CA	2:C:5:A:C4	2	0.15	0.03	0.15
(1,8)	1:A:69:THR:CA	2:C:5:A:C4'	2	0.15	0.03	0.15
(1,8)	1:A:69:THR:CA	2:C:5:A:C5	2	0.15	0.03	0.15
(1,8)	1:A:69:THR:CA	2:C:5:A:C5'	2	0.15	0.03	0.15
(1,8)	1:A:69:THR:CA	2:C:5:A:C6	2	0.15	0.03	0.15
(1,8)	1:A:69:THR:CA	2:C:5:A:C8	2	0.15	0.03	0.15
(1,8)	1:A:69:THR:CA	2:C:5:A:H1'	2	0.15	0.03	0.15
(1,8)	1:A:69:THR:CA	2:C:5:A:H2	2	0.15	0.03	0.15
(1,8)	1:A:69:THR:CA	2:C:5:A:H2'	2	0.15	0.03	0.15
(1,8)	1:A:69:THR:CA	2:C:5:A:H3'	2	0.15	0.03	0.15
(1,8)	1:A:69:THR:CA	2:C:5:A:H4'	2	0.15	0.03	0.15
(1,8)	1:A:69:THR:CA	2:C:5:A:H5'	2	0.15	0.03	0.15
(1,8)	1:A:69:THR:CA	2:C:5:A:H5''	2	0.15	0.03	0.15
(1,8)	1:A:69:THR:CA	2:C:5:A:H61	2	0.15	0.03	0.15
(1,8)	1:A:69:THR:CA	2:C:5:A:H62	2	0.15	0.03	0.15
(1,8)	1:A:69:THR:CA	2:C:5:A:H8	2	0.15	0.03	0.15
(1,8)	1:A:69:THR:CA	2:C:5:A:HO2'	2	0.15	0.03	0.15
(1,8)	1:A:69:THR:CA	2:C:5:A:N1	2	0.15	0.03	0.15
(1,8)	1:A:69:THR:CA	2:C:5:A:N3	2	0.15	0.03	0.15
(1,8)	1:A:69:THR:CA	2:C:5:A:N6	2	0.15	0.03	0.15

Continued on next page...

Continued from previous page...

Key	Atom-1	Atom-2	Models ¹	Mean (Å)	SD ¹ (Å)	Median (Å)
(1,8)	1:A:69:THR:CA	2:C:5:A:N7	2	0.15	0.03	0.15
(1,8)	1:A:69:THR:CA	2:C:5:A:N9	2	0.15	0.03	0.15
(1,8)	1:A:69:THR:CA	2:C:5:A:O2'	2	0.15	0.03	0.15
(1,8)	1:A:69:THR:CA	2:C:5:A:O3'	2	0.15	0.03	0.15
(1,8)	1:A:69:THR:CA	2:C:5:A:O4'	2	0.15	0.03	0.15
(1,8)	1:A:69:THR:CA	2:C:5:A:O5'	2	0.15	0.03	0.15
(1,8)	1:A:69:THR:CA	2:C:5:A:OP1	2	0.15	0.03	0.15
(1,8)	1:A:69:THR:CA	2:C:5:A:OP2	2	0.15	0.03	0.15
(1,8)	1:A:69:THR:CA	2:C:5:A:P	2	0.15	0.03	0.15
(1,8)	1:A:69:THR:CB	2:C:1:A:C1'	2	0.15	0.03	0.15
(1,8)	1:A:69:THR:CB	2:C:1:A:C2	2	0.15	0.03	0.15
(1,8)	1:A:69:THR:CB	2:C:1:A:C2'	2	0.15	0.03	0.15
(1,8)	1:A:69:THR:CB	2:C:1:A:C3'	2	0.15	0.03	0.15
(1,8)	1:A:69:THR:CB	2:C:1:A:C4	2	0.15	0.03	0.15
(1,8)	1:A:69:THR:CB	2:C:1:A:C4'	2	0.15	0.03	0.15
(1,8)	1:A:69:THR:CB	2:C:1:A:C5	2	0.15	0.03	0.15
(1,8)	1:A:69:THR:CB	2:C:1:A:C5'	2	0.15	0.03	0.15
(1,8)	1:A:69:THR:CB	2:C:1:A:C6	2	0.15	0.03	0.15
(1,8)	1:A:69:THR:CB	2:C:1:A:C8	2	0.15	0.03	0.15
(1,8)	1:A:69:THR:CB	2:C:1:A:H1'	2	0.15	0.03	0.15
(1,8)	1:A:69:THR:CB	2:C:1:A:H2	2	0.15	0.03	0.15
(1,8)	1:A:69:THR:CB	2:C:1:A:H2'	2	0.15	0.03	0.15
(1,8)	1:A:69:THR:CB	2:C:1:A:H3'	2	0.15	0.03	0.15
(1,8)	1:A:69:THR:CB	2:C:1:A:H4'	2	0.15	0.03	0.15
(1,8)	1:A:69:THR:CB	2:C:1:A:H5'	2	0.15	0.03	0.15
(1,8)	1:A:69:THR:CB	2:C:1:A:H5''	2	0.15	0.03	0.15
(1,8)	1:A:69:THR:CB	2:C:1:A:H61	2	0.15	0.03	0.15
(1,8)	1:A:69:THR:CB	2:C:1:A:H62	2	0.15	0.03	0.15
(1,8)	1:A:69:THR:CB	2:C:1:A:H8	2	0.15	0.03	0.15
(1,8)	1:A:69:THR:CB	2:C:1:A:HO2'	2	0.15	0.03	0.15
(1,8)	1:A:69:THR:CB	2:C:1:A:N1	2	0.15	0.03	0.15
(1,8)	1:A:69:THR:CB	2:C:1:A:N3	2	0.15	0.03	0.15
(1,8)	1:A:69:THR:CB	2:C:1:A:N6	2	0.15	0.03	0.15
(1,8)	1:A:69:THR:CB	2:C:1:A:N7	2	0.15	0.03	0.15
(1,8)	1:A:69:THR:CB	2:C:1:A:N9	2	0.15	0.03	0.15
(1,8)	1:A:69:THR:CB	2:C:1:A:O2'	2	0.15	0.03	0.15
(1,8)	1:A:69:THR:CB	2:C:1:A:O3'	2	0.15	0.03	0.15
(1,8)	1:A:69:THR:CB	2:C:1:A:O4'	2	0.15	0.03	0.15
(1,8)	1:A:69:THR:CB	2:C:1:A:O5'	2	0.15	0.03	0.15
(1,8)	1:A:69:THR:CB	2:C:2:U:C1'	2	0.15	0.03	0.15
(1,8)	1:A:69:THR:CB	2:C:2:U:C2	2	0.15	0.03	0.15
(1,8)	1:A:69:THR:CB	2:C:2:U:C2'	2	0.15	0.03	0.15

Continued on next page...

Continued from previous page...

Key	Atom-1	Atom-2	Models ¹	Mean (Å)	SD ¹ (Å)	Median (Å)
(1,8)	1:A:69:THR:CB	2:C:2:U:C3'	2	0.15	0.03	0.15
(1,8)	1:A:69:THR:CB	2:C:2:U:C4	2	0.15	0.03	0.15
(1,8)	1:A:69:THR:CB	2:C:2:U:C4'	2	0.15	0.03	0.15
(1,8)	1:A:69:THR:CB	2:C:2:U:C5	2	0.15	0.03	0.15
(1,8)	1:A:69:THR:CB	2:C:2:U:C5'	2	0.15	0.03	0.15
(1,8)	1:A:69:THR:CB	2:C:2:U:C6	2	0.15	0.03	0.15
(1,8)	1:A:69:THR:CB	2:C:2:U:H1'	2	0.15	0.03	0.15
(1,8)	1:A:69:THR:CB	2:C:2:U:H2'	2	0.15	0.03	0.15
(1,8)	1:A:69:THR:CB	2:C:2:U:H3	2	0.15	0.03	0.15
(1,8)	1:A:69:THR:CB	2:C:2:U:H3'	2	0.15	0.03	0.15
(1,8)	1:A:69:THR:CB	2:C:2:U:H4'	2	0.15	0.03	0.15
(1,8)	1:A:69:THR:CB	2:C:2:U:H5	2	0.15	0.03	0.15
(1,8)	1:A:69:THR:CB	2:C:2:U:H5'	2	0.15	0.03	0.15
(1,8)	1:A:69:THR:CB	2:C:2:U:H5''	2	0.15	0.03	0.15
(1,8)	1:A:69:THR:CB	2:C:2:U:H6	2	0.15	0.03	0.15
(1,8)	1:A:69:THR:CB	2:C:2:U:HO2'	2	0.15	0.03	0.15
(1,8)	1:A:69:THR:CB	2:C:2:U:N1	2	0.15	0.03	0.15
(1,8)	1:A:69:THR:CB	2:C:2:U:N3	2	0.15	0.03	0.15
(1,8)	1:A:69:THR:CB	2:C:2:U:O2	2	0.15	0.03	0.15
(1,8)	1:A:69:THR:CB	2:C:2:U:O2'	2	0.15	0.03	0.15
(1,8)	1:A:69:THR:CB	2:C:2:U:O3'	2	0.15	0.03	0.15
(1,8)	1:A:69:THR:CB	2:C:2:U:O4	2	0.15	0.03	0.15
(1,8)	1:A:69:THR:CB	2:C:2:U:O4'	2	0.15	0.03	0.15
(1,8)	1:A:69:THR:CB	2:C:2:U:O5'	2	0.15	0.03	0.15
(1,8)	1:A:69:THR:CB	2:C:2:U:OP1	2	0.15	0.03	0.15
(1,8)	1:A:69:THR:CB	2:C:2:U:OP2	2	0.15	0.03	0.15
(1,8)	1:A:69:THR:CB	2:C:2:U:P	2	0.15	0.03	0.15
(1,8)	1:A:69:THR:CB	2:C:3:A:C1'	2	0.15	0.03	0.15
(1,8)	1:A:69:THR:CB	2:C:3:A:C2	2	0.15	0.03	0.15
(1,8)	1:A:69:THR:CB	2:C:3:A:C2'	2	0.15	0.03	0.15
(1,8)	1:A:69:THR:CB	2:C:3:A:C3'	2	0.15	0.03	0.15
(1,8)	1:A:69:THR:CB	2:C:3:A:C4	2	0.15	0.03	0.15
(1,8)	1:A:69:THR:CB	2:C:3:A:C4'	2	0.15	0.03	0.15
(1,8)	1:A:69:THR:CB	2:C:3:A:C5	2	0.15	0.03	0.15
(1,8)	1:A:69:THR:CB	2:C:3:A:C5'	2	0.15	0.03	0.15
(1,8)	1:A:69:THR:CB	2:C:3:A:C6	2	0.15	0.03	0.15
(1,8)	1:A:69:THR:CB	2:C:3:A:C8	2	0.15	0.03	0.15
(1,8)	1:A:69:THR:CB	2:C:3:A:H1'	2	0.15	0.03	0.15
(1,8)	1:A:69:THR:CB	2:C:3:A:H2	2	0.15	0.03	0.15
(1,8)	1:A:69:THR:CB	2:C:3:A:H2'	2	0.15	0.03	0.15
(1,8)	1:A:69:THR:CB	2:C:3:A:H3'	2	0.15	0.03	0.15
(1,8)	1:A:69:THR:CB	2:C:3:A:H4'	2	0.15	0.03	0.15

Continued on next page...

Continued from previous page...

Key	Atom-1	Atom-2	Models ¹	Mean (Å)	SD ¹ (Å)	Median (Å)
(1,8)	1:A:69:THR:CB	2:C:3:A:H5'	2	0.15	0.03	0.15
(1,8)	1:A:69:THR:CB	2:C:3:A:H5''	2	0.15	0.03	0.15
(1,8)	1:A:69:THR:CB	2:C:3:A:H61	2	0.15	0.03	0.15
(1,8)	1:A:69:THR:CB	2:C:3:A:H62	2	0.15	0.03	0.15
(1,8)	1:A:69:THR:CB	2:C:3:A:H8	2	0.15	0.03	0.15
(1,8)	1:A:69:THR:CB	2:C:3:A:HO2'	2	0.15	0.03	0.15
(1,8)	1:A:69:THR:CB	2:C:3:A:N1	2	0.15	0.03	0.15
(1,8)	1:A:69:THR:CB	2:C:3:A:N3	2	0.15	0.03	0.15
(1,8)	1:A:69:THR:CB	2:C:3:A:N6	2	0.15	0.03	0.15
(1,8)	1:A:69:THR:CB	2:C:3:A:N7	2	0.15	0.03	0.15
(1,8)	1:A:69:THR:CB	2:C:3:A:N9	2	0.15	0.03	0.15
(1,8)	1:A:69:THR:CB	2:C:3:A:O2'	2	0.15	0.03	0.15
(1,8)	1:A:69:THR:CB	2:C:3:A:O3'	2	0.15	0.03	0.15
(1,8)	1:A:69:THR:CB	2:C:3:A:O4'	2	0.15	0.03	0.15
(1,8)	1:A:69:THR:CB	2:C:3:A:O5'	2	0.15	0.03	0.15
(1,8)	1:A:69:THR:CB	2:C:3:A:OP1	2	0.15	0.03	0.15
(1,8)	1:A:69:THR:CB	2:C:3:A:OP2	2	0.15	0.03	0.15
(1,8)	1:A:69:THR:CB	2:C:3:A:P	2	0.15	0.03	0.15
(1,8)	1:A:69:THR:CB	2:C:4:C:C1'	2	0.15	0.03	0.15
(1,8)	1:A:69:THR:CB	2:C:4:C:C2	2	0.15	0.03	0.15
(1,8)	1:A:69:THR:CB	2:C:4:C:C2'	2	0.15	0.03	0.15
(1,8)	1:A:69:THR:CB	2:C:4:C:C3'	2	0.15	0.03	0.15
(1,8)	1:A:69:THR:CB	2:C:4:C:C4	2	0.15	0.03	0.15
(1,8)	1:A:69:THR:CB	2:C:4:C:C4'	2	0.15	0.03	0.15
(1,8)	1:A:69:THR:CB	2:C:4:C:C5	2	0.15	0.03	0.15
(1,8)	1:A:69:THR:CB	2:C:4:C:C5'	2	0.15	0.03	0.15
(1,8)	1:A:69:THR:CB	2:C:4:C:C6	2	0.15	0.03	0.15
(1,8)	1:A:69:THR:CB	2:C:4:C:H1'	2	0.15	0.03	0.15
(1,8)	1:A:69:THR:CB	2:C:4:C:H2'	2	0.15	0.03	0.15
(1,8)	1:A:69:THR:CB	2:C:4:C:H3'	2	0.15	0.03	0.15
(1,8)	1:A:69:THR:CB	2:C:4:C:H4'	2	0.15	0.03	0.15
(1,8)	1:A:69:THR:CB	2:C:4:C:H41	2	0.15	0.03	0.15
(1,8)	1:A:69:THR:CB	2:C:4:C:H42	2	0.15	0.03	0.15
(1,8)	1:A:69:THR:CB	2:C:4:C:H5	2	0.15	0.03	0.15
(1,8)	1:A:69:THR:CB	2:C:4:C:H5'	2	0.15	0.03	0.15
(1,8)	1:A:69:THR:CB	2:C:4:C:H5''	2	0.15	0.03	0.15
(1,8)	1:A:69:THR:CB	2:C:4:C:H6	2	0.15	0.03	0.15
(1,8)	1:A:69:THR:CB	2:C:4:C:HO2'	2	0.15	0.03	0.15
(1,8)	1:A:69:THR:CB	2:C:4:C:N1	2	0.15	0.03	0.15
(1,8)	1:A:69:THR:CB	2:C:4:C:N3	2	0.15	0.03	0.15
(1,8)	1:A:69:THR:CB	2:C:4:C:N4	2	0.15	0.03	0.15
(1,8)	1:A:69:THR:CB	2:C:4:C:O2	2	0.15	0.03	0.15

Continued on next page...

Continued from previous page...

Key	Atom-1	Atom-2	Models ¹	Mean (Å)	SD ¹ (Å)	Median (Å)
(1,8)	1:A:69:THR:CB	2:C:4:C:O2'	2	0.15	0.03	0.15
(1,8)	1:A:69:THR:CB	2:C:4:C:O3'	2	0.15	0.03	0.15
(1,8)	1:A:69:THR:CB	2:C:4:C:O4'	2	0.15	0.03	0.15
(1,8)	1:A:69:THR:CB	2:C:4:C:O5'	2	0.15	0.03	0.15
(1,8)	1:A:69:THR:CB	2:C:4:C:OP1	2	0.15	0.03	0.15
(1,8)	1:A:69:THR:CB	2:C:4:C:OP2	2	0.15	0.03	0.15
(1,8)	1:A:69:THR:CB	2:C:4:C:P	2	0.15	0.03	0.15
(1,8)	1:A:69:THR:CB	2:C:5:A:C1'	2	0.15	0.03	0.15
(1,8)	1:A:69:THR:CB	2:C:5:A:C2	2	0.15	0.03	0.15
(1,8)	1:A:69:THR:CB	2:C:5:A:C2'	2	0.15	0.03	0.15
(1,8)	1:A:69:THR:CB	2:C:5:A:C3'	2	0.15	0.03	0.15
(1,8)	1:A:69:THR:CB	2:C:5:A:C4	2	0.15	0.03	0.15
(1,8)	1:A:69:THR:CB	2:C:5:A:C4'	2	0.15	0.03	0.15
(1,8)	1:A:69:THR:CB	2:C:5:A:C5	2	0.15	0.03	0.15
(1,8)	1:A:69:THR:CB	2:C:5:A:C5'	2	0.15	0.03	0.15
(1,8)	1:A:69:THR:CB	2:C:5:A:C6	2	0.15	0.03	0.15
(1,8)	1:A:69:THR:CB	2:C:5:A:C8	2	0.15	0.03	0.15
(1,8)	1:A:69:THR:CB	2:C:5:A:H1'	2	0.15	0.03	0.15
(1,8)	1:A:69:THR:CB	2:C:5:A:H2	2	0.15	0.03	0.15
(1,8)	1:A:69:THR:CB	2:C:5:A:H2'	2	0.15	0.03	0.15
(1,8)	1:A:69:THR:CB	2:C:5:A:H3'	2	0.15	0.03	0.15
(1,8)	1:A:69:THR:CB	2:C:5:A:H4'	2	0.15	0.03	0.15
(1,8)	1:A:69:THR:CB	2:C:5:A:H5'	2	0.15	0.03	0.15
(1,8)	1:A:69:THR:CB	2:C:5:A:H5''	2	0.15	0.03	0.15
(1,8)	1:A:69:THR:CB	2:C:5:A:H61	2	0.15	0.03	0.15
(1,8)	1:A:69:THR:CB	2:C:5:A:H62	2	0.15	0.03	0.15
(1,8)	1:A:69:THR:CB	2:C:5:A:H8	2	0.15	0.03	0.15
(1,8)	1:A:69:THR:CB	2:C:5:A:HO2'	2	0.15	0.03	0.15
(1,8)	1:A:69:THR:CB	2:C:5:A:N1	2	0.15	0.03	0.15
(1,8)	1:A:69:THR:CB	2:C:5:A:N3	2	0.15	0.03	0.15
(1,8)	1:A:69:THR:CB	2:C:5:A:N6	2	0.15	0.03	0.15
(1,8)	1:A:69:THR:CB	2:C:5:A:N7	2	0.15	0.03	0.15
(1,8)	1:A:69:THR:CB	2:C:5:A:N9	2	0.15	0.03	0.15
(1,8)	1:A:69:THR:CB	2:C:5:A:O2'	2	0.15	0.03	0.15
(1,8)	1:A:69:THR:CB	2:C:5:A:O3'	2	0.15	0.03	0.15
(1,8)	1:A:69:THR:CB	2:C:5:A:O4'	2	0.15	0.03	0.15
(1,8)	1:A:69:THR:CB	2:C:5:A:O5'	2	0.15	0.03	0.15
(1,8)	1:A:69:THR:CB	2:C:5:A:OP1	2	0.15	0.03	0.15
(1,8)	1:A:69:THR:CB	2:C:5:A:OP2	2	0.15	0.03	0.15
(1,8)	1:A:69:THR:CB	2:C:5:A:P	2	0.15	0.03	0.15
(1,8)	1:A:69:THR:CG2	2:C:1:A:C1'	2	0.15	0.03	0.15
(1,8)	1:A:69:THR:CG2	2:C:1:A:C2	2	0.15	0.03	0.15

Continued on next page...

Continued from previous page...

Key	Atom-1	Atom-2	Models ¹	Mean (Å)	SD ¹ (Å)	Median (Å)
(1,8)	1:A:69:THR:CG2	2:C:1:A:C2'	2	0.15	0.03	0.15
(1,8)	1:A:69:THR:CG2	2:C:1:A:C3'	2	0.15	0.03	0.15
(1,8)	1:A:69:THR:CG2	2:C:1:A:C4	2	0.15	0.03	0.15
(1,8)	1:A:69:THR:CG2	2:C:1:A:C4'	2	0.15	0.03	0.15
(1,8)	1:A:69:THR:CG2	2:C:1:A:C5	2	0.15	0.03	0.15
(1,8)	1:A:69:THR:CG2	2:C:1:A:C5'	2	0.15	0.03	0.15
(1,8)	1:A:69:THR:CG2	2:C:1:A:C6	2	0.15	0.03	0.15
(1,8)	1:A:69:THR:CG2	2:C:1:A:C8	2	0.15	0.03	0.15
(1,8)	1:A:69:THR:CG2	2:C:1:A:H1'	2	0.15	0.03	0.15
(1,8)	1:A:69:THR:CG2	2:C:1:A:H2	2	0.15	0.03	0.15
(1,8)	1:A:69:THR:CG2	2:C:1:A:H2'	2	0.15	0.03	0.15
(1,8)	1:A:69:THR:CG2	2:C:1:A:H3'	2	0.15	0.03	0.15
(1,8)	1:A:69:THR:CG2	2:C:1:A:H4'	2	0.15	0.03	0.15
(1,8)	1:A:69:THR:CG2	2:C:1:A:H5'	2	0.15	0.03	0.15
(1,8)	1:A:69:THR:CG2	2:C:1:A:H5''	2	0.15	0.03	0.15
(1,8)	1:A:69:THR:CG2	2:C:1:A:H61	2	0.15	0.03	0.15
(1,8)	1:A:69:THR:CG2	2:C:1:A:H62	2	0.15	0.03	0.15
(1,8)	1:A:69:THR:CG2	2:C:1:A:H8	2	0.15	0.03	0.15
(1,8)	1:A:69:THR:CG2	2:C:1:A:HO2'	2	0.15	0.03	0.15
(1,8)	1:A:69:THR:CG2	2:C:1:A:N1	2	0.15	0.03	0.15
(1,8)	1:A:69:THR:CG2	2:C:1:A:N3	2	0.15	0.03	0.15
(1,8)	1:A:69:THR:CG2	2:C:1:A:N6	2	0.15	0.03	0.15
(1,8)	1:A:69:THR:CG2	2:C:1:A:N7	2	0.15	0.03	0.15
(1,8)	1:A:69:THR:CG2	2:C:1:A:N9	2	0.15	0.03	0.15
(1,8)	1:A:69:THR:CG2	2:C:1:A:O2'	2	0.15	0.03	0.15
(1,8)	1:A:69:THR:CG2	2:C:1:A:O3'	2	0.15	0.03	0.15
(1,8)	1:A:69:THR:CG2	2:C:1:A:O4'	2	0.15	0.03	0.15
(1,8)	1:A:69:THR:CG2	2:C:1:A:O5'	2	0.15	0.03	0.15
(1,8)	1:A:69:THR:CG2	2:C:2:U:C1'	2	0.15	0.03	0.15
(1,8)	1:A:69:THR:CG2	2:C:2:U:C2	2	0.15	0.03	0.15
(1,8)	1:A:69:THR:CG2	2:C:2:U:C2'	2	0.15	0.03	0.15
(1,8)	1:A:69:THR:CG2	2:C:2:U:C3'	2	0.15	0.03	0.15
(1,8)	1:A:69:THR:CG2	2:C:2:U:C4	2	0.15	0.03	0.15
(1,8)	1:A:69:THR:CG2	2:C:2:U:C4'	2	0.15	0.03	0.15
(1,8)	1:A:69:THR:CG2	2:C:2:U:C5	2	0.15	0.03	0.15
(1,8)	1:A:69:THR:CG2	2:C:2:U:C5'	2	0.15	0.03	0.15
(1,8)	1:A:69:THR:CG2	2:C:2:U:C6	2	0.15	0.03	0.15
(1,8)	1:A:69:THR:CG2	2:C:2:U:H1'	2	0.15	0.03	0.15
(1,8)	1:A:69:THR:CG2	2:C:2:U:H2'	2	0.15	0.03	0.15
(1,8)	1:A:69:THR:CG2	2:C:2:U:H3	2	0.15	0.03	0.15
(1,8)	1:A:69:THR:CG2	2:C:2:U:H3'	2	0.15	0.03	0.15
(1,8)	1:A:69:THR:CG2	2:C:2:U:H4'	2	0.15	0.03	0.15

Continued on next page...

Continued from previous page...

Key	Atom-1	Atom-2	Models ¹	Mean (Å)	SD ¹ (Å)	Median (Å)
(1,8)	1:A:69:THR:CG2	2:C:2:U:H5	2	0.15	0.03	0.15
(1,8)	1:A:69:THR:CG2	2:C:2:U:H5'	2	0.15	0.03	0.15
(1,8)	1:A:69:THR:CG2	2:C:2:U:H5''	2	0.15	0.03	0.15
(1,8)	1:A:69:THR:CG2	2:C:2:U:H6	2	0.15	0.03	0.15
(1,8)	1:A:69:THR:CG2	2:C:2:U:HO2'	2	0.15	0.03	0.15
(1,8)	1:A:69:THR:CG2	2:C:2:U:N1	2	0.15	0.03	0.15
(1,8)	1:A:69:THR:CG2	2:C:2:U:N3	2	0.15	0.03	0.15
(1,8)	1:A:69:THR:CG2	2:C:2:U:O2	2	0.15	0.03	0.15
(1,8)	1:A:69:THR:CG2	2:C:2:U:O2'	2	0.15	0.03	0.15
(1,8)	1:A:69:THR:CG2	2:C:2:U:O3'	2	0.15	0.03	0.15
(1,8)	1:A:69:THR:CG2	2:C:2:U:O4	2	0.15	0.03	0.15
(1,8)	1:A:69:THR:CG2	2:C:2:U:O4'	2	0.15	0.03	0.15
(1,8)	1:A:69:THR:CG2	2:C:2:U:O5'	2	0.15	0.03	0.15
(1,8)	1:A:69:THR:CG2	2:C:2:U:OP1	2	0.15	0.03	0.15
(1,8)	1:A:69:THR:CG2	2:C:2:U:OP2	2	0.15	0.03	0.15
(1,8)	1:A:69:THR:CG2	2:C:2:U:P	2	0.15	0.03	0.15
(1,8)	1:A:69:THR:CG2	2:C:3:A:C1'	2	0.15	0.03	0.15
(1,8)	1:A:69:THR:CG2	2:C:3:A:C2	2	0.15	0.03	0.15
(1,8)	1:A:69:THR:CG2	2:C:3:A:C2'	2	0.15	0.03	0.15
(1,8)	1:A:69:THR:CG2	2:C:3:A:C3'	2	0.15	0.03	0.15
(1,8)	1:A:69:THR:CG2	2:C:3:A:C4	2	0.15	0.03	0.15
(1,8)	1:A:69:THR:CG2	2:C:3:A:C4'	2	0.15	0.03	0.15
(1,8)	1:A:69:THR:CG2	2:C:3:A:C5	2	0.15	0.03	0.15
(1,8)	1:A:69:THR:CG2	2:C:3:A:C5'	2	0.15	0.03	0.15
(1,8)	1:A:69:THR:CG2	2:C:3:A:C6	2	0.15	0.03	0.15
(1,8)	1:A:69:THR:CG2	2:C:3:A:C8	2	0.15	0.03	0.15
(1,8)	1:A:69:THR:CG2	2:C:3:A:H1'	2	0.15	0.03	0.15
(1,8)	1:A:69:THR:CG2	2:C:3:A:H2	2	0.15	0.03	0.15
(1,8)	1:A:69:THR:CG2	2:C:3:A:H2'	2	0.15	0.03	0.15
(1,8)	1:A:69:THR:CG2	2:C:3:A:H3'	2	0.15	0.03	0.15
(1,8)	1:A:69:THR:CG2	2:C:3:A:H4'	2	0.15	0.03	0.15
(1,8)	1:A:69:THR:CG2	2:C:3:A:H5'	2	0.15	0.03	0.15
(1,8)	1:A:69:THR:CG2	2:C:3:A:H5''	2	0.15	0.03	0.15
(1,8)	1:A:69:THR:CG2	2:C:3:A:H61	2	0.15	0.03	0.15
(1,8)	1:A:69:THR:CG2	2:C:3:A:H62	2	0.15	0.03	0.15
(1,8)	1:A:69:THR:CG2	2:C:3:A:H8	2	0.15	0.03	0.15
(1,8)	1:A:69:THR:CG2	2:C:3:A:HO2'	2	0.15	0.03	0.15
(1,8)	1:A:69:THR:CG2	2:C:3:A:N1	2	0.15	0.03	0.15
(1,8)	1:A:69:THR:CG2	2:C:3:A:N3	2	0.15	0.03	0.15
(1,8)	1:A:69:THR:CG2	2:C:3:A:N6	2	0.15	0.03	0.15
(1,8)	1:A:69:THR:CG2	2:C:3:A:N7	2	0.15	0.03	0.15
(1,8)	1:A:69:THR:CG2	2:C:3:A:N9	2	0.15	0.03	0.15

Continued on next page...

Continued from previous page...

Key	Atom-1	Atom-2	Models ¹	Mean (Å)	SD ¹ (Å)	Median (Å)
(1,8)	1:A:69:THR:CG2	2:C:3:A:O2'	2	0.15	0.03	0.15
(1,8)	1:A:69:THR:CG2	2:C:3:A:O3'	2	0.15	0.03	0.15
(1,8)	1:A:69:THR:CG2	2:C:3:A:O4'	2	0.15	0.03	0.15
(1,8)	1:A:69:THR:CG2	2:C:3:A:O5'	2	0.15	0.03	0.15
(1,8)	1:A:69:THR:CG2	2:C:3:A:OP1	2	0.15	0.03	0.15
(1,8)	1:A:69:THR:CG2	2:C:3:A:OP2	2	0.15	0.03	0.15
(1,8)	1:A:69:THR:CG2	2:C:3:A:P	2	0.15	0.03	0.15
(1,8)	1:A:69:THR:CG2	2:C:4:C:C1'	2	0.15	0.03	0.15
(1,8)	1:A:69:THR:CG2	2:C:4:C:C2	2	0.15	0.03	0.15
(1,8)	1:A:69:THR:CG2	2:C:4:C:C2'	2	0.15	0.03	0.15
(1,8)	1:A:69:THR:CG2	2:C:4:C:C3'	2	0.15	0.03	0.15
(1,8)	1:A:69:THR:CG2	2:C:4:C:C4	2	0.15	0.03	0.15
(1,8)	1:A:69:THR:CG2	2:C:4:C:C4'	2	0.15	0.03	0.15
(1,8)	1:A:69:THR:CG2	2:C:4:C:C5	2	0.15	0.03	0.15
(1,8)	1:A:69:THR:CG2	2:C:4:C:C5'	2	0.15	0.03	0.15
(1,8)	1:A:69:THR:CG2	2:C:4:C:C6	2	0.15	0.03	0.15
(1,8)	1:A:69:THR:CG2	2:C:4:C:H1'	2	0.15	0.03	0.15
(1,8)	1:A:69:THR:CG2	2:C:4:C:H2'	2	0.15	0.03	0.15
(1,8)	1:A:69:THR:CG2	2:C:4:C:H3'	2	0.15	0.03	0.15
(1,8)	1:A:69:THR:CG2	2:C:4:C:H4'	2	0.15	0.03	0.15
(1,8)	1:A:69:THR:CG2	2:C:4:C:H41	2	0.15	0.03	0.15
(1,8)	1:A:69:THR:CG2	2:C:4:C:H42	2	0.15	0.03	0.15
(1,8)	1:A:69:THR:CG2	2:C:4:C:H5	2	0.15	0.03	0.15
(1,8)	1:A:69:THR:CG2	2:C:4:C:H5'	2	0.15	0.03	0.15
(1,8)	1:A:69:THR:CG2	2:C:4:C:H5''	2	0.15	0.03	0.15
(1,8)	1:A:69:THR:CG2	2:C:4:C:H6	2	0.15	0.03	0.15
(1,8)	1:A:69:THR:CG2	2:C:4:C:HO2'	2	0.15	0.03	0.15
(1,8)	1:A:69:THR:CG2	2:C:4:C:N1	2	0.15	0.03	0.15
(1,8)	1:A:69:THR:CG2	2:C:4:C:N3	2	0.15	0.03	0.15
(1,8)	1:A:69:THR:CG2	2:C:4:C:N4	2	0.15	0.03	0.15
(1,8)	1:A:69:THR:CG2	2:C:4:C:O2	2	0.15	0.03	0.15
(1,8)	1:A:69:THR:CG2	2:C:4:C:O2'	2	0.15	0.03	0.15
(1,8)	1:A:69:THR:CG2	2:C:4:C:O3'	2	0.15	0.03	0.15
(1,8)	1:A:69:THR:CG2	2:C:4:C:O4'	2	0.15	0.03	0.15
(1,8)	1:A:69:THR:CG2	2:C:4:C:O5'	2	0.15	0.03	0.15
(1,8)	1:A:69:THR:CG2	2:C:4:C:OP1	2	0.15	0.03	0.15
(1,8)	1:A:69:THR:CG2	2:C:4:C:OP2	2	0.15	0.03	0.15
(1,8)	1:A:69:THR:CG2	2:C:4:C:P	2	0.15	0.03	0.15
(1,8)	1:A:69:THR:CG2	2:C:5:A:C1'	2	0.15	0.03	0.15
(1,8)	1:A:69:THR:CG2	2:C:5:A:C2	2	0.15	0.03	0.15
(1,8)	1:A:69:THR:CG2	2:C:5:A:C2'	2	0.15	0.03	0.15
(1,8)	1:A:69:THR:CG2	2:C:5:A:C3'	2	0.15	0.03	0.15

Continued on next page...

Continued from previous page...

Key	Atom-1	Atom-2	Models ¹	Mean (Å)	SD ¹ (Å)	Median (Å)
(1,8)	1:A:69:THR:CG2	2:C:5:A:C4	2	0.15	0.03	0.15
(1,8)	1:A:69:THR:CG2	2:C:5:A:C4'	2	0.15	0.03	0.15
(1,8)	1:A:69:THR:CG2	2:C:5:A:C5	2	0.15	0.03	0.15
(1,8)	1:A:69:THR:CG2	2:C:5:A:C5'	2	0.15	0.03	0.15
(1,8)	1:A:69:THR:CG2	2:C:5:A:C6	2	0.15	0.03	0.15
(1,8)	1:A:69:THR:CG2	2:C:5:A:C8	2	0.15	0.03	0.15
(1,8)	1:A:69:THR:CG2	2:C:5:A:H1'	2	0.15	0.03	0.15
(1,8)	1:A:69:THR:CG2	2:C:5:A:H2	2	0.15	0.03	0.15
(1,8)	1:A:69:THR:CG2	2:C:5:A:H2'	2	0.15	0.03	0.15
(1,8)	1:A:69:THR:CG2	2:C:5:A:H3'	2	0.15	0.03	0.15
(1,8)	1:A:69:THR:CG2	2:C:5:A:H4'	2	0.15	0.03	0.15
(1,8)	1:A:69:THR:CG2	2:C:5:A:H5'	2	0.15	0.03	0.15
(1,8)	1:A:69:THR:CG2	2:C:5:A:H5''	2	0.15	0.03	0.15
(1,8)	1:A:69:THR:CG2	2:C:5:A:H61	2	0.15	0.03	0.15
(1,8)	1:A:69:THR:CG2	2:C:5:A:H62	2	0.15	0.03	0.15
(1,8)	1:A:69:THR:CG2	2:C:5:A:H8	2	0.15	0.03	0.15
(1,8)	1:A:69:THR:CG2	2:C:5:A:HO2'	2	0.15	0.03	0.15
(1,8)	1:A:69:THR:CG2	2:C:5:A:N1	2	0.15	0.03	0.15
(1,8)	1:A:69:THR:CG2	2:C:5:A:N3	2	0.15	0.03	0.15
(1,8)	1:A:69:THR:CG2	2:C:5:A:N6	2	0.15	0.03	0.15
(1,8)	1:A:69:THR:CG2	2:C:5:A:N7	2	0.15	0.03	0.15
(1,8)	1:A:69:THR:CG2	2:C:5:A:N9	2	0.15	0.03	0.15
(1,8)	1:A:69:THR:CG2	2:C:5:A:O2'	2	0.15	0.03	0.15
(1,8)	1:A:69:THR:CG2	2:C:5:A:O3'	2	0.15	0.03	0.15
(1,8)	1:A:69:THR:CG2	2:C:5:A:O4'	2	0.15	0.03	0.15
(1,8)	1:A:69:THR:CG2	2:C:5:A:O5'	2	0.15	0.03	0.15
(1,8)	1:A:69:THR:CG2	2:C:5:A:OP1	2	0.15	0.03	0.15
(1,8)	1:A:69:THR:CG2	2:C:5:A:OP2	2	0.15	0.03	0.15
(1,8)	1:A:69:THR:CG2	2:C:5:A:P	2	0.15	0.03	0.15
(1,8)	1:A:69:THR:H	2:C:1:A:C1'	2	0.15	0.03	0.15
(1,8)	1:A:69:THR:H	2:C:1:A:C2	2	0.15	0.03	0.15
(1,8)	1:A:69:THR:H	2:C:1:A:C2'	2	0.15	0.03	0.15
(1,8)	1:A:69:THR:H	2:C:1:A:C3'	2	0.15	0.03	0.15
(1,8)	1:A:69:THR:H	2:C:1:A:C4	2	0.15	0.03	0.15
(1,8)	1:A:69:THR:H	2:C:1:A:C4'	2	0.15	0.03	0.15
(1,8)	1:A:69:THR:H	2:C:1:A:C5	2	0.15	0.03	0.15
(1,8)	1:A:69:THR:H	2:C:1:A:C5'	2	0.15	0.03	0.15
(1,8)	1:A:69:THR:H	2:C:1:A:C6	2	0.15	0.03	0.15
(1,8)	1:A:69:THR:H	2:C:1:A:C8	2	0.15	0.03	0.15
(1,8)	1:A:69:THR:H	2:C:1:A:H1'	2	0.15	0.03	0.15
(1,8)	1:A:69:THR:H	2:C:1:A:H2	2	0.15	0.03	0.15
(1,8)	1:A:69:THR:H	2:C:1:A:H2'	2	0.15	0.03	0.15

Continued on next page...

Continued from previous page...

Key	Atom-1	Atom-2	Models ¹	Mean (Å)	SD ¹ (Å)	Median (Å)
(1,8)	1:A:69:THR:H	2:C:1:A:H3'	2	0.15	0.03	0.15
(1,8)	1:A:69:THR:H	2:C:1:A:H4'	2	0.15	0.03	0.15
(1,8)	1:A:69:THR:H	2:C:1:A:H5'	2	0.15	0.03	0.15
(1,8)	1:A:69:THR:H	2:C:1:A:H5''	2	0.15	0.03	0.15
(1,8)	1:A:69:THR:H	2:C:1:A:H61	2	0.15	0.03	0.15
(1,8)	1:A:69:THR:H	2:C:1:A:H62	2	0.15	0.03	0.15
(1,8)	1:A:69:THR:H	2:C:1:A:H8	2	0.15	0.03	0.15
(1,8)	1:A:69:THR:H	2:C:1:A:HO2'	2	0.15	0.03	0.15
(1,8)	1:A:69:THR:H	2:C:1:A:N1	2	0.15	0.03	0.15
(1,8)	1:A:69:THR:H	2:C:1:A:N3	2	0.15	0.03	0.15
(1,8)	1:A:69:THR:H	2:C:1:A:N6	2	0.15	0.03	0.15
(1,8)	1:A:69:THR:H	2:C:1:A:N7	2	0.15	0.03	0.15
(1,8)	1:A:69:THR:H	2:C:1:A:N9	2	0.15	0.03	0.15
(1,8)	1:A:69:THR:H	2:C:1:A:O2'	2	0.15	0.03	0.15
(1,8)	1:A:69:THR:H	2:C:1:A:O3'	2	0.15	0.03	0.15
(1,8)	1:A:69:THR:H	2:C:1:A:O4'	2	0.15	0.03	0.15
(1,8)	1:A:69:THR:H	2:C:1:A:O5'	2	0.15	0.03	0.15
(1,8)	1:A:69:THR:H	2:C:2:U:C1'	2	0.15	0.03	0.15
(1,8)	1:A:69:THR:H	2:C:2:U:C2	2	0.15	0.03	0.15
(1,8)	1:A:69:THR:H	2:C:2:U:C2'	2	0.15	0.03	0.15
(1,8)	1:A:69:THR:H	2:C:2:U:C3'	2	0.15	0.03	0.15
(1,8)	1:A:69:THR:H	2:C:2:U:C4	2	0.15	0.03	0.15
(1,8)	1:A:69:THR:H	2:C:2:U:C4'	2	0.15	0.03	0.15
(1,8)	1:A:69:THR:H	2:C:2:U:C5	2	0.15	0.03	0.15
(1,8)	1:A:69:THR:H	2:C:2:U:C5'	2	0.15	0.03	0.15
(1,8)	1:A:69:THR:H	2:C:2:U:C6	2	0.15	0.03	0.15
(1,8)	1:A:69:THR:H	2:C:2:U:H1'	2	0.15	0.03	0.15
(1,8)	1:A:69:THR:H	2:C:2:U:H2'	2	0.15	0.03	0.15
(1,8)	1:A:69:THR:H	2:C:2:U:H3	2	0.15	0.03	0.15
(1,8)	1:A:69:THR:H	2:C:2:U:H3'	2	0.15	0.03	0.15
(1,8)	1:A:69:THR:H	2:C:2:U:H4'	2	0.15	0.03	0.15
(1,8)	1:A:69:THR:H	2:C:2:U:H5	2	0.15	0.03	0.15
(1,8)	1:A:69:THR:H	2:C:2:U:H5'	2	0.15	0.03	0.15
(1,8)	1:A:69:THR:H	2:C:2:U:H5''	2	0.15	0.03	0.15
(1,8)	1:A:69:THR:H	2:C:2:U:H6	2	0.15	0.03	0.15
(1,8)	1:A:69:THR:H	2:C:2:U:HO2'	2	0.15	0.03	0.15
(1,8)	1:A:69:THR:H	2:C:2:U:N1	2	0.15	0.03	0.15
(1,8)	1:A:69:THR:H	2:C:2:U:N3	2	0.15	0.03	0.15
(1,8)	1:A:69:THR:H	2:C:2:U:O2	2	0.15	0.03	0.15
(1,8)	1:A:69:THR:H	2:C:2:U:O2'	2	0.15	0.03	0.15
(1,8)	1:A:69:THR:H	2:C:2:U:O3'	2	0.15	0.03	0.15
(1,8)	1:A:69:THR:H	2:C:2:U:O4	2	0.15	0.03	0.15

Continued on next page...

Continued from previous page...

Key	Atom-1	Atom-2	Models ¹	Mean (Å)	SD ¹ (Å)	Median (Å)
(1,8)	1:A:69:THR:H	2:C:2:U:O4'	2	0.15	0.03	0.15
(1,8)	1:A:69:THR:H	2:C:2:U:O5'	2	0.15	0.03	0.15
(1,8)	1:A:69:THR:H	2:C:2:U:OP1	2	0.15	0.03	0.15
(1,8)	1:A:69:THR:H	2:C:2:U:OP2	2	0.15	0.03	0.15
(1,8)	1:A:69:THR:H	2:C:2:U:P	2	0.15	0.03	0.15
(1,8)	1:A:69:THR:H	2:C:3:A:C1'	2	0.15	0.03	0.15
(1,8)	1:A:69:THR:H	2:C:3:A:C2	2	0.15	0.03	0.15
(1,8)	1:A:69:THR:H	2:C:3:A:C2'	2	0.15	0.03	0.15
(1,8)	1:A:69:THR:H	2:C:3:A:C3'	2	0.15	0.03	0.15
(1,8)	1:A:69:THR:H	2:C:3:A:C4	2	0.15	0.03	0.15
(1,8)	1:A:69:THR:H	2:C:3:A:C4'	2	0.15	0.03	0.15
(1,8)	1:A:69:THR:H	2:C:3:A:C5	2	0.15	0.03	0.15
(1,8)	1:A:69:THR:H	2:C:3:A:C5'	2	0.15	0.03	0.15
(1,8)	1:A:69:THR:H	2:C:3:A:C6	2	0.15	0.03	0.15
(1,8)	1:A:69:THR:H	2:C:3:A:C8	2	0.15	0.03	0.15
(1,8)	1:A:69:THR:H	2:C:3:A:H1'	2	0.15	0.03	0.15
(1,8)	1:A:69:THR:H	2:C:3:A:H2	2	0.15	0.03	0.15
(1,8)	1:A:69:THR:H	2:C:3:A:H2'	2	0.15	0.03	0.15
(1,8)	1:A:69:THR:H	2:C:3:A:H3'	2	0.15	0.03	0.15
(1,8)	1:A:69:THR:H	2:C:3:A:H4'	2	0.15	0.03	0.15
(1,8)	1:A:69:THR:H	2:C:3:A:H5'	2	0.15	0.03	0.15
(1,8)	1:A:69:THR:H	2:C:3:A:H5''	2	0.15	0.03	0.15
(1,8)	1:A:69:THR:H	2:C:3:A:H61	2	0.15	0.03	0.15
(1,8)	1:A:69:THR:H	2:C:3:A:H62	2	0.15	0.03	0.15
(1,8)	1:A:69:THR:H	2:C:3:A:H8	2	0.15	0.03	0.15
(1,8)	1:A:69:THR:H	2:C:3:A:HO2'	2	0.15	0.03	0.15
(1,8)	1:A:69:THR:H	2:C:3:A:N1	2	0.15	0.03	0.15
(1,8)	1:A:69:THR:H	2:C:3:A:N3	2	0.15	0.03	0.15
(1,8)	1:A:69:THR:H	2:C:3:A:N6	2	0.15	0.03	0.15
(1,8)	1:A:69:THR:H	2:C:3:A:N7	2	0.15	0.03	0.15
(1,8)	1:A:69:THR:H	2:C:3:A:N9	2	0.15	0.03	0.15
(1,8)	1:A:69:THR:H	2:C:3:A:O2'	2	0.15	0.03	0.15
(1,8)	1:A:69:THR:H	2:C:3:A:O3'	2	0.15	0.03	0.15
(1,8)	1:A:69:THR:H	2:C:3:A:O4'	2	0.15	0.03	0.15
(1,8)	1:A:69:THR:H	2:C:3:A:O5'	2	0.15	0.03	0.15
(1,8)	1:A:69:THR:H	2:C:3:A:OP1	2	0.15	0.03	0.15
(1,8)	1:A:69:THR:H	2:C:3:A:OP2	2	0.15	0.03	0.15
(1,8)	1:A:69:THR:H	2:C:3:A:P	2	0.15	0.03	0.15
(1,8)	1:A:69:THR:H	2:C:4:C:C1'	2	0.15	0.03	0.15
(1,8)	1:A:69:THR:H	2:C:4:C:C2	2	0.15	0.03	0.15
(1,8)	1:A:69:THR:H	2:C:4:C:C2'	2	0.15	0.03	0.15
(1,8)	1:A:69:THR:H	2:C:4:C:C3'	2	0.15	0.03	0.15

Continued on next page...

Continued from previous page...

Key	Atom-1	Atom-2	Models ¹	Mean (Å)	SD ¹ (Å)	Median (Å)
(1,8)	1:A:69:THR:H	2:C:4:C:C4	2	0.15	0.03	0.15
(1,8)	1:A:69:THR:H	2:C:4:C:C4'	2	0.15	0.03	0.15
(1,8)	1:A:69:THR:H	2:C:4:C:C5	2	0.15	0.03	0.15
(1,8)	1:A:69:THR:H	2:C:4:C:C5'	2	0.15	0.03	0.15
(1,8)	1:A:69:THR:H	2:C:4:C:C6	2	0.15	0.03	0.15
(1,8)	1:A:69:THR:H	2:C:4:C:H1'	2	0.15	0.03	0.15
(1,8)	1:A:69:THR:H	2:C:4:C:H2'	2	0.15	0.03	0.15
(1,8)	1:A:69:THR:H	2:C:4:C:H3'	2	0.15	0.03	0.15
(1,8)	1:A:69:THR:H	2:C:4:C:H4'	2	0.15	0.03	0.15
(1,8)	1:A:69:THR:H	2:C:4:C:H41	2	0.15	0.03	0.15
(1,8)	1:A:69:THR:H	2:C:4:C:H42	2	0.15	0.03	0.15
(1,8)	1:A:69:THR:H	2:C:4:C:H5	2	0.15	0.03	0.15
(1,8)	1:A:69:THR:H	2:C:4:C:H5'	2	0.15	0.03	0.15
(1,8)	1:A:69:THR:H	2:C:4:C:H5''	2	0.15	0.03	0.15
(1,8)	1:A:69:THR:H	2:C:4:C:H6	2	0.15	0.03	0.15
(1,8)	1:A:69:THR:H	2:C:4:C:HO2'	2	0.15	0.03	0.15
(1,8)	1:A:69:THR:H	2:C:4:C:N1	2	0.15	0.03	0.15
(1,8)	1:A:69:THR:H	2:C:4:C:N3	2	0.15	0.03	0.15
(1,8)	1:A:69:THR:H	2:C:4:C:N4	2	0.15	0.03	0.15
(1,8)	1:A:69:THR:H	2:C:4:C:O2	2	0.15	0.03	0.15
(1,8)	1:A:69:THR:H	2:C:4:C:O2'	2	0.15	0.03	0.15
(1,8)	1:A:69:THR:H	2:C:4:C:O3'	2	0.15	0.03	0.15
(1,8)	1:A:69:THR:H	2:C:4:C:O4'	2	0.15	0.03	0.15
(1,8)	1:A:69:THR:H	2:C:4:C:O5'	2	0.15	0.03	0.15
(1,8)	1:A:69:THR:H	2:C:4:C:OP1	2	0.15	0.03	0.15
(1,8)	1:A:69:THR:H	2:C:4:C:OP2	2	0.15	0.03	0.15
(1,8)	1:A:69:THR:H	2:C:4:C:P	2	0.15	0.03	0.15
(1,8)	1:A:69:THR:H	2:C:5:A:C1'	2	0.15	0.03	0.15
(1,8)	1:A:69:THR:H	2:C:5:A:C2	2	0.15	0.03	0.15
(1,8)	1:A:69:THR:H	2:C:5:A:C2'	2	0.15	0.03	0.15
(1,8)	1:A:69:THR:H	2:C:5:A:C3'	2	0.15	0.03	0.15
(1,8)	1:A:69:THR:H	2:C:5:A:C4	2	0.15	0.03	0.15
(1,8)	1:A:69:THR:H	2:C:5:A:C4'	2	0.15	0.03	0.15
(1,8)	1:A:69:THR:H	2:C:5:A:C5	2	0.15	0.03	0.15
(1,8)	1:A:69:THR:H	2:C:5:A:C5'	2	0.15	0.03	0.15
(1,8)	1:A:69:THR:H	2:C:5:A:C6	2	0.15	0.03	0.15
(1,8)	1:A:69:THR:H	2:C:5:A:C8	2	0.15	0.03	0.15
(1,8)	1:A:69:THR:H	2:C:5:A:H1'	2	0.15	0.03	0.15
(1,8)	1:A:69:THR:H	2:C:5:A:H2	2	0.15	0.03	0.15
(1,8)	1:A:69:THR:H	2:C:5:A:H2'	2	0.15	0.03	0.15
(1,8)	1:A:69:THR:H	2:C:5:A:H3'	2	0.15	0.03	0.15
(1,8)	1:A:69:THR:H	2:C:5:A:H4'	2	0.15	0.03	0.15

Continued on next page...

Continued from previous page...

Key	Atom-1	Atom-2	Models ¹	Mean (Å)	SD ¹ (Å)	Median (Å)
(1,8)	1:A:69:THR:H	2:C:5:A:H5'	2	0.15	0.03	0.15
(1,8)	1:A:69:THR:H	2:C:5:A:H5''	2	0.15	0.03	0.15
(1,8)	1:A:69:THR:H	2:C:5:A:H61	2	0.15	0.03	0.15
(1,8)	1:A:69:THR:H	2:C:5:A:H62	2	0.15	0.03	0.15
(1,8)	1:A:69:THR:H	2:C:5:A:H8	2	0.15	0.03	0.15
(1,8)	1:A:69:THR:H	2:C:5:A:HO2'	2	0.15	0.03	0.15
(1,8)	1:A:69:THR:H	2:C:5:A:N1	2	0.15	0.03	0.15
(1,8)	1:A:69:THR:H	2:C:5:A:N3	2	0.15	0.03	0.15
(1,8)	1:A:69:THR:H	2:C:5:A:N6	2	0.15	0.03	0.15
(1,8)	1:A:69:THR:H	2:C:5:A:N7	2	0.15	0.03	0.15
(1,8)	1:A:69:THR:H	2:C:5:A:N9	2	0.15	0.03	0.15
(1,8)	1:A:69:THR:H	2:C:5:A:O2'	2	0.15	0.03	0.15
(1,8)	1:A:69:THR:H	2:C:5:A:O3'	2	0.15	0.03	0.15
(1,8)	1:A:69:THR:H	2:C:5:A:O4'	2	0.15	0.03	0.15
(1,8)	1:A:69:THR:H	2:C:5:A:O5'	2	0.15	0.03	0.15
(1,8)	1:A:69:THR:H	2:C:5:A:OP1	2	0.15	0.03	0.15
(1,8)	1:A:69:THR:H	2:C:5:A:OP2	2	0.15	0.03	0.15
(1,8)	1:A:69:THR:H	2:C:5:A:P	2	0.15	0.03	0.15
(1,8)	1:A:69:THR:HG1	2:C:1:A:C1'	2	0.15	0.03	0.15
(1,8)	1:A:69:THR:HG1	2:C:1:A:C2	2	0.15	0.03	0.15
(1,8)	1:A:69:THR:HG1	2:C:1:A:C2'	2	0.15	0.03	0.15
(1,8)	1:A:69:THR:HG1	2:C:1:A:C3'	2	0.15	0.03	0.15
(1,8)	1:A:69:THR:HG1	2:C:1:A:C4	2	0.15	0.03	0.15
(1,8)	1:A:69:THR:HG1	2:C:1:A:C4'	2	0.15	0.03	0.15
(1,8)	1:A:69:THR:HG1	2:C:1:A:C5	2	0.15	0.03	0.15
(1,8)	1:A:69:THR:HG1	2:C:1:A:C5'	2	0.15	0.03	0.15
(1,8)	1:A:69:THR:HG1	2:C:1:A:C6	2	0.15	0.03	0.15
(1,8)	1:A:69:THR:HG1	2:C:1:A:C8	2	0.15	0.03	0.15
(1,8)	1:A:69:THR:HG1	2:C:1:A:H1'	2	0.15	0.03	0.15
(1,8)	1:A:69:THR:HG1	2:C:1:A:H2	2	0.15	0.03	0.15
(1,8)	1:A:69:THR:HG1	2:C:1:A:H2'	2	0.15	0.03	0.15
(1,8)	1:A:69:THR:HG1	2:C:1:A:H3'	2	0.15	0.03	0.15
(1,8)	1:A:69:THR:HG1	2:C:1:A:H4'	2	0.15	0.03	0.15
(1,8)	1:A:69:THR:HG1	2:C:1:A:H5'	2	0.15	0.03	0.15
(1,8)	1:A:69:THR:HG1	2:C:1:A:H5''	2	0.15	0.03	0.15
(1,8)	1:A:69:THR:HG1	2:C:1:A:H61	2	0.15	0.03	0.15
(1,8)	1:A:69:THR:HG1	2:C:1:A:H62	2	0.15	0.03	0.15
(1,8)	1:A:69:THR:HG1	2:C:1:A:H8	2	0.15	0.03	0.15
(1,8)	1:A:69:THR:HG1	2:C:1:A:HO2'	2	0.15	0.03	0.15
(1,8)	1:A:69:THR:HG1	2:C:1:A:N1	2	0.15	0.03	0.15
(1,8)	1:A:69:THR:HG1	2:C:1:A:N3	2	0.15	0.03	0.15
(1,8)	1:A:69:THR:HG1	2:C:1:A:N6	2	0.15	0.03	0.15

Continued on next page...

Continued from previous page...

Key	Atom-1	Atom-2	Models ¹	Mean (Å)	SD ¹ (Å)	Median (Å)
(1,8)	1:A:69:THR:HG1	2:C:1:A:N7	2	0.15	0.03	0.15
(1,8)	1:A:69:THR:HG1	2:C:1:A:N9	2	0.15	0.03	0.15
(1,8)	1:A:69:THR:HG1	2:C:1:A:O2'	2	0.15	0.03	0.15
(1,8)	1:A:69:THR:HG1	2:C:1:A:O3'	2	0.15	0.03	0.15
(1,8)	1:A:69:THR:HG1	2:C:1:A:O4'	2	0.15	0.03	0.15
(1,8)	1:A:69:THR:HG1	2:C:1:A:O5'	2	0.15	0.03	0.15
(1,8)	1:A:69:THR:HG1	2:C:2:U:C1'	2	0.15	0.03	0.15
(1,8)	1:A:69:THR:HG1	2:C:2:U:C2	2	0.15	0.03	0.15
(1,8)	1:A:69:THR:HG1	2:C:2:U:C2'	2	0.15	0.03	0.15
(1,8)	1:A:69:THR:HG1	2:C:2:U:C3'	2	0.15	0.03	0.15
(1,8)	1:A:69:THR:HG1	2:C:2:U:C4	2	0.15	0.03	0.15
(1,8)	1:A:69:THR:HG1	2:C:2:U:C4'	2	0.15	0.03	0.15
(1,8)	1:A:69:THR:HG1	2:C:2:U:C5	2	0.15	0.03	0.15
(1,8)	1:A:69:THR:HG1	2:C:2:U:C5'	2	0.15	0.03	0.15
(1,8)	1:A:69:THR:HG1	2:C:2:U:C6	2	0.15	0.03	0.15
(1,8)	1:A:69:THR:HG1	2:C:2:U:H1'	2	0.15	0.03	0.15
(1,8)	1:A:69:THR:HG1	2:C:2:U:H2'	2	0.15	0.03	0.15
(1,8)	1:A:69:THR:HG1	2:C:2:U:H3	2	0.15	0.03	0.15
(1,8)	1:A:69:THR:HG1	2:C:2:U:H3'	2	0.15	0.03	0.15
(1,8)	1:A:69:THR:HG1	2:C:2:U:H4'	2	0.15	0.03	0.15
(1,8)	1:A:69:THR:HG1	2:C:2:U:H5	2	0.15	0.03	0.15
(1,8)	1:A:69:THR:HG1	2:C:2:U:H5'	2	0.15	0.03	0.15
(1,8)	1:A:69:THR:HG1	2:C:2:U:H5''	2	0.15	0.03	0.15
(1,8)	1:A:69:THR:HG1	2:C:2:U:H6	2	0.15	0.03	0.15
(1,8)	1:A:69:THR:HG1	2:C:2:U:HO2'	2	0.15	0.03	0.15
(1,8)	1:A:69:THR:HG1	2:C:2:U:N1	2	0.15	0.03	0.15
(1,8)	1:A:69:THR:HG1	2:C:2:U:N3	2	0.15	0.03	0.15
(1,8)	1:A:69:THR:HG1	2:C:2:U:O2	2	0.15	0.03	0.15
(1,8)	1:A:69:THR:HG1	2:C:2:U:O2'	2	0.15	0.03	0.15
(1,8)	1:A:69:THR:HG1	2:C:2:U:O3'	2	0.15	0.03	0.15
(1,8)	1:A:69:THR:HG1	2:C:2:U:O4	2	0.15	0.03	0.15
(1,8)	1:A:69:THR:HG1	2:C:2:U:O4'	2	0.15	0.03	0.15
(1,8)	1:A:69:THR:HG1	2:C:2:U:O5'	2	0.15	0.03	0.15
(1,8)	1:A:69:THR:HG1	2:C:2:U:OP1	2	0.15	0.03	0.15
(1,8)	1:A:69:THR:HG1	2:C:2:U:OP2	2	0.15	0.03	0.15
(1,8)	1:A:69:THR:HG1	2:C:2:U:P	2	0.15	0.03	0.15
(1,8)	1:A:69:THR:HG1	2:C:3:A:C1'	2	0.15	0.03	0.15
(1,8)	1:A:69:THR:HG1	2:C:3:A:C2	2	0.15	0.03	0.15
(1,8)	1:A:69:THR:HG1	2:C:3:A:C2'	2	0.15	0.03	0.15
(1,8)	1:A:69:THR:HG1	2:C:3:A:C3'	2	0.15	0.03	0.15
(1,8)	1:A:69:THR:HG1	2:C:3:A:C4	2	0.15	0.03	0.15
(1,8)	1:A:69:THR:HG1	2:C:3:A:C4'	2	0.15	0.03	0.15

Continued on next page...

Continued from previous page...

Key	Atom-1	Atom-2	Models ¹	Mean (Å)	SD ¹ (Å)	Median (Å)
(1,8)	1:A:69:THR:HG1	2:C:3:A:C5	2	0.15	0.03	0.15
(1,8)	1:A:69:THR:HG1	2:C:3:A:C5'	2	0.15	0.03	0.15
(1,8)	1:A:69:THR:HG1	2:C:3:A:C6	2	0.15	0.03	0.15
(1,8)	1:A:69:THR:HG1	2:C:3:A:C8	2	0.15	0.03	0.15
(1,8)	1:A:69:THR:HG1	2:C:3:A:H1'	2	0.15	0.03	0.15
(1,8)	1:A:69:THR:HG1	2:C:3:A:H2	2	0.15	0.03	0.15
(1,8)	1:A:69:THR:HG1	2:C:3:A:H2'	2	0.15	0.03	0.15
(1,8)	1:A:69:THR:HG1	2:C:3:A:H3'	2	0.15	0.03	0.15
(1,8)	1:A:69:THR:HG1	2:C:3:A:H4'	2	0.15	0.03	0.15
(1,8)	1:A:69:THR:HG1	2:C:3:A:H5'	2	0.15	0.03	0.15
(1,8)	1:A:69:THR:HG1	2:C:3:A:H5''	2	0.15	0.03	0.15
(1,8)	1:A:69:THR:HG1	2:C:3:A:H61	2	0.15	0.03	0.15
(1,8)	1:A:69:THR:HG1	2:C:3:A:H62	2	0.15	0.03	0.15
(1,8)	1:A:69:THR:HG1	2:C:3:A:H8	2	0.15	0.03	0.15
(1,8)	1:A:69:THR:HG1	2:C:3:A:HO2'	2	0.15	0.03	0.15
(1,8)	1:A:69:THR:HG1	2:C:3:A:N1	2	0.15	0.03	0.15
(1,8)	1:A:69:THR:HG1	2:C:3:A:N3	2	0.15	0.03	0.15
(1,8)	1:A:69:THR:HG1	2:C:3:A:N6	2	0.15	0.03	0.15
(1,8)	1:A:69:THR:HG1	2:C:3:A:N7	2	0.15	0.03	0.15
(1,8)	1:A:69:THR:HG1	2:C:3:A:N9	2	0.15	0.03	0.15
(1,8)	1:A:69:THR:HG1	2:C:3:A:O2'	2	0.15	0.03	0.15
(1,8)	1:A:69:THR:HG1	2:C:3:A:O3'	2	0.15	0.03	0.15
(1,8)	1:A:69:THR:HG1	2:C:3:A:O4'	2	0.15	0.03	0.15
(1,8)	1:A:69:THR:HG1	2:C:3:A:O5'	2	0.15	0.03	0.15
(1,8)	1:A:69:THR:HG1	2:C:3:A:OP1	2	0.15	0.03	0.15
(1,8)	1:A:69:THR:HG1	2:C:3:A:OP2	2	0.15	0.03	0.15
(1,8)	1:A:69:THR:HG1	2:C:3:A:P	2	0.15	0.03	0.15
(1,8)	1:A:69:THR:HG1	2:C:4:C:C1'	2	0.15	0.03	0.15
(1,8)	1:A:69:THR:HG1	2:C:4:C:C2	2	0.15	0.03	0.15
(1,8)	1:A:69:THR:HG1	2:C:4:C:C2'	2	0.15	0.03	0.15
(1,8)	1:A:69:THR:HG1	2:C:4:C:C3'	2	0.15	0.03	0.15
(1,8)	1:A:69:THR:HG1	2:C:4:C:C4	2	0.15	0.03	0.15
(1,8)	1:A:69:THR:HG1	2:C:4:C:C4'	2	0.15	0.03	0.15
(1,8)	1:A:69:THR:HG1	2:C:4:C:C5	2	0.15	0.03	0.15
(1,8)	1:A:69:THR:HG1	2:C:4:C:C5'	2	0.15	0.03	0.15
(1,8)	1:A:69:THR:HG1	2:C:4:C:C6	2	0.15	0.03	0.15
(1,8)	1:A:69:THR:HG1	2:C:4:C:H1'	2	0.15	0.03	0.15
(1,8)	1:A:69:THR:HG1	2:C:4:C:H2'	2	0.15	0.03	0.15
(1,8)	1:A:69:THR:HG1	2:C:4:C:H3'	2	0.15	0.03	0.15
(1,8)	1:A:69:THR:HG1	2:C:4:C:H4'	2	0.15	0.03	0.15
(1,8)	1:A:69:THR:HG1	2:C:4:C:H41	2	0.15	0.03	0.15
(1,8)	1:A:69:THR:HG1	2:C:4:C:H42	2	0.15	0.03	0.15

Continued on next page...

Continued from previous page...

Key	Atom-1	Atom-2	Models ¹	Mean (Å)	SD ¹ (Å)	Median (Å)
(1,8)	1:A:69:THR:HG1	2:C:4:C:H5	2	0.15	0.03	0.15
(1,8)	1:A:69:THR:HG1	2:C:4:C:H5'	2	0.15	0.03	0.15
(1,8)	1:A:69:THR:HG1	2:C:4:C:H5''	2	0.15	0.03	0.15
(1,8)	1:A:69:THR:HG1	2:C:4:C:H6	2	0.15	0.03	0.15
(1,8)	1:A:69:THR:HG1	2:C:4:C:HO2'	2	0.15	0.03	0.15
(1,8)	1:A:69:THR:HG1	2:C:4:C:N1	2	0.15	0.03	0.15
(1,8)	1:A:69:THR:HG1	2:C:4:C:N3	2	0.15	0.03	0.15
(1,8)	1:A:69:THR:HG1	2:C:4:C:N4	2	0.15	0.03	0.15
(1,8)	1:A:69:THR:HG1	2:C:4:C:O2	2	0.15	0.03	0.15
(1,8)	1:A:69:THR:HG1	2:C:4:C:O2'	2	0.15	0.03	0.15
(1,8)	1:A:69:THR:HG1	2:C:4:C:O3'	2	0.15	0.03	0.15
(1,8)	1:A:69:THR:HG1	2:C:4:C:O4'	2	0.15	0.03	0.15
(1,8)	1:A:69:THR:HG1	2:C:4:C:O5'	2	0.15	0.03	0.15
(1,8)	1:A:69:THR:HG1	2:C:4:C:OP1	2	0.15	0.03	0.15
(1,8)	1:A:69:THR:HG1	2:C:4:C:OP2	2	0.15	0.03	0.15
(1,8)	1:A:69:THR:HG1	2:C:4:C:P	2	0.15	0.03	0.15
(1,8)	1:A:69:THR:HG1	2:C:5:A:C1'	2	0.15	0.03	0.15
(1,8)	1:A:69:THR:HG1	2:C:5:A:C2	2	0.15	0.03	0.15
(1,8)	1:A:69:THR:HG1	2:C:5:A:C2'	2	0.15	0.03	0.15
(1,8)	1:A:69:THR:HG1	2:C:5:A:C3'	2	0.15	0.03	0.15
(1,8)	1:A:69:THR:HG1	2:C:5:A:C4	2	0.15	0.03	0.15
(1,8)	1:A:69:THR:HG1	2:C:5:A:C4'	2	0.15	0.03	0.15
(1,8)	1:A:69:THR:HG1	2:C:5:A:C5	2	0.15	0.03	0.15
(1,8)	1:A:69:THR:HG1	2:C:5:A:C5'	2	0.15	0.03	0.15
(1,8)	1:A:69:THR:HG1	2:C:5:A:C6	2	0.15	0.03	0.15
(1,8)	1:A:69:THR:HG1	2:C:5:A:C8	2	0.15	0.03	0.15
(1,8)	1:A:69:THR:HG1	2:C:5:A:H1'	2	0.15	0.03	0.15
(1,8)	1:A:69:THR:HG1	2:C:5:A:H2	2	0.15	0.03	0.15
(1,8)	1:A:69:THR:HG1	2:C:5:A:H2'	2	0.15	0.03	0.15
(1,8)	1:A:69:THR:HG1	2:C:5:A:H3'	2	0.15	0.03	0.15
(1,8)	1:A:69:THR:HG1	2:C:5:A:H4'	2	0.15	0.03	0.15
(1,8)	1:A:69:THR:HG1	2:C:5:A:H5'	2	0.15	0.03	0.15
(1,8)	1:A:69:THR:HG1	2:C:5:A:H5''	2	0.15	0.03	0.15
(1,8)	1:A:69:THR:HG1	2:C:5:A:H61	2	0.15	0.03	0.15
(1,8)	1:A:69:THR:HG1	2:C:5:A:H62	2	0.15	0.03	0.15
(1,8)	1:A:69:THR:HG1	2:C:5:A:H8	2	0.15	0.03	0.15
(1,8)	1:A:69:THR:HG1	2:C:5:A:HO2'	2	0.15	0.03	0.15
(1,8)	1:A:69:THR:HG1	2:C:5:A:N1	2	0.15	0.03	0.15
(1,8)	1:A:69:THR:HG1	2:C:5:A:N3	2	0.15	0.03	0.15
(1,8)	1:A:69:THR:HG1	2:C:5:A:N6	2	0.15	0.03	0.15
(1,8)	1:A:69:THR:HG1	2:C:5:A:N7	2	0.15	0.03	0.15
(1,8)	1:A:69:THR:HG1	2:C:5:A:N9	2	0.15	0.03	0.15

Continued on next page...

Continued from previous page...

Key	Atom-1	Atom-2	Models ¹	Mean (Å)	SD ¹ (Å)	Median (Å)
(1,8)	1:A:69:THR:HG1	2:C:5:A:O2'	2	0.15	0.03	0.15
(1,8)	1:A:69:THR:HG1	2:C:5:A:O3'	2	0.15	0.03	0.15
(1,8)	1:A:69:THR:HG1	2:C:5:A:O4'	2	0.15	0.03	0.15
(1,8)	1:A:69:THR:HG1	2:C:5:A:O5'	2	0.15	0.03	0.15
(1,8)	1:A:69:THR:HG1	2:C:5:A:OP1	2	0.15	0.03	0.15
(1,8)	1:A:69:THR:HG1	2:C:5:A:OP2	2	0.15	0.03	0.15
(1,8)	1:A:69:THR:HG1	2:C:5:A:P	2	0.15	0.03	0.15
(1,8)	1:A:69:THR:N	2:C:1:A:C1'	2	0.15	0.03	0.15
(1,8)	1:A:69:THR:N	2:C:1:A:C2	2	0.15	0.03	0.15
(1,8)	1:A:69:THR:N	2:C:1:A:C2'	2	0.15	0.03	0.15
(1,8)	1:A:69:THR:N	2:C:1:A:C3'	2	0.15	0.03	0.15
(1,8)	1:A:69:THR:N	2:C:1:A:C4	2	0.15	0.03	0.15
(1,8)	1:A:69:THR:N	2:C:1:A:C4'	2	0.15	0.03	0.15
(1,8)	1:A:69:THR:N	2:C:1:A:C5	2	0.15	0.03	0.15
(1,8)	1:A:69:THR:N	2:C:1:A:C5'	2	0.15	0.03	0.15
(1,8)	1:A:69:THR:N	2:C:1:A:C6	2	0.15	0.03	0.15
(1,8)	1:A:69:THR:N	2:C:1:A:C8	2	0.15	0.03	0.15
(1,8)	1:A:69:THR:N	2:C:1:A:H1'	2	0.15	0.03	0.15
(1,8)	1:A:69:THR:N	2:C:1:A:H2	2	0.15	0.03	0.15
(1,8)	1:A:69:THR:N	2:C:1:A:H2'	2	0.15	0.03	0.15
(1,8)	1:A:69:THR:N	2:C:1:A:H3'	2	0.15	0.03	0.15
(1,8)	1:A:69:THR:N	2:C:1:A:H4'	2	0.15	0.03	0.15
(1,8)	1:A:69:THR:N	2:C:1:A:H5'	2	0.15	0.03	0.15
(1,8)	1:A:69:THR:N	2:C:1:A:H5''	2	0.15	0.03	0.15
(1,8)	1:A:69:THR:N	2:C:1:A:H61	2	0.15	0.03	0.15
(1,8)	1:A:69:THR:N	2:C:1:A:H62	2	0.15	0.03	0.15
(1,8)	1:A:69:THR:N	2:C:1:A:H8	2	0.15	0.03	0.15
(1,8)	1:A:69:THR:N	2:C:1:A:HO2'	2	0.15	0.03	0.15
(1,8)	1:A:69:THR:N	2:C:1:A:N1	2	0.15	0.03	0.15
(1,8)	1:A:69:THR:N	2:C:1:A:N3	2	0.15	0.03	0.15
(1,8)	1:A:69:THR:N	2:C:1:A:N6	2	0.15	0.03	0.15
(1,8)	1:A:69:THR:N	2:C:1:A:N7	2	0.15	0.03	0.15
(1,8)	1:A:69:THR:N	2:C:1:A:N9	2	0.15	0.03	0.15
(1,8)	1:A:69:THR:N	2:C:1:A:O2'	2	0.15	0.03	0.15
(1,8)	1:A:69:THR:N	2:C:1:A:O3'	2	0.15	0.03	0.15
(1,8)	1:A:69:THR:N	2:C:1:A:O4'	2	0.15	0.03	0.15
(1,8)	1:A:69:THR:N	2:C:1:A:O5'	2	0.15	0.03	0.15
(1,8)	1:A:69:THR:N	2:C:2:U:C1'	2	0.15	0.03	0.15
(1,8)	1:A:69:THR:N	2:C:2:U:C2	2	0.15	0.03	0.15
(1,8)	1:A:69:THR:N	2:C:2:U:C2'	2	0.15	0.03	0.15
(1,8)	1:A:69:THR:N	2:C:2:U:C3'	2	0.15	0.03	0.15
(1,8)	1:A:69:THR:N	2:C:2:U:C4	2	0.15	0.03	0.15

Continued on next page...

Continued from previous page...

Key	Atom-1	Atom-2	Models ¹	Mean (Å)	SD ¹ (Å)	Median (Å)
(1,8)	1:A:69:THR:N	2:C:2:U:C4'	2	0.15	0.03	0.15
(1,8)	1:A:69:THR:N	2:C:2:U:C5	2	0.15	0.03	0.15
(1,8)	1:A:69:THR:N	2:C:2:U:C5'	2	0.15	0.03	0.15
(1,8)	1:A:69:THR:N	2:C:2:U:C6	2	0.15	0.03	0.15
(1,8)	1:A:69:THR:N	2:C:2:U:H1'	2	0.15	0.03	0.15
(1,8)	1:A:69:THR:N	2:C:2:U:H2'	2	0.15	0.03	0.15
(1,8)	1:A:69:THR:N	2:C:2:U:H3	2	0.15	0.03	0.15
(1,8)	1:A:69:THR:N	2:C:2:U:H3'	2	0.15	0.03	0.15
(1,8)	1:A:69:THR:N	2:C:2:U:H4'	2	0.15	0.03	0.15
(1,8)	1:A:69:THR:N	2:C:2:U:H5	2	0.15	0.03	0.15
(1,8)	1:A:69:THR:N	2:C:2:U:H5'	2	0.15	0.03	0.15
(1,8)	1:A:69:THR:N	2:C:2:U:H5''	2	0.15	0.03	0.15
(1,8)	1:A:69:THR:N	2:C:2:U:H6	2	0.15	0.03	0.15
(1,8)	1:A:69:THR:N	2:C:2:U:HO2'	2	0.15	0.03	0.15
(1,8)	1:A:69:THR:N	2:C:2:U:N1	2	0.15	0.03	0.15
(1,8)	1:A:69:THR:N	2:C:2:U:N3	2	0.15	0.03	0.15
(1,8)	1:A:69:THR:N	2:C:2:U:O2	2	0.15	0.03	0.15
(1,8)	1:A:69:THR:N	2:C:2:U:O2'	2	0.15	0.03	0.15
(1,8)	1:A:69:THR:N	2:C:2:U:O3'	2	0.15	0.03	0.15
(1,8)	1:A:69:THR:N	2:C:2:U:O4	2	0.15	0.03	0.15
(1,8)	1:A:69:THR:N	2:C:2:U:O4'	2	0.15	0.03	0.15
(1,8)	1:A:69:THR:N	2:C:2:U:O5'	2	0.15	0.03	0.15
(1,8)	1:A:69:THR:N	2:C:2:U:OP1	2	0.15	0.03	0.15
(1,8)	1:A:69:THR:N	2:C:2:U:OP2	2	0.15	0.03	0.15
(1,8)	1:A:69:THR:N	2:C:2:U:P	2	0.15	0.03	0.15
(1,8)	1:A:69:THR:N	2:C:3:A:C1'	2	0.15	0.03	0.15
(1,8)	1:A:69:THR:N	2:C:3:A:C2	2	0.15	0.03	0.15
(1,8)	1:A:69:THR:N	2:C:3:A:C2'	2	0.15	0.03	0.15
(1,8)	1:A:69:THR:N	2:C:3:A:C3'	2	0.15	0.03	0.15
(1,8)	1:A:69:THR:N	2:C:3:A:C4	2	0.15	0.03	0.15
(1,8)	1:A:69:THR:N	2:C:3:A:C4'	2	0.15	0.03	0.15
(1,8)	1:A:69:THR:N	2:C:3:A:C5	2	0.15	0.03	0.15
(1,8)	1:A:69:THR:N	2:C:3:A:C5'	2	0.15	0.03	0.15
(1,8)	1:A:69:THR:N	2:C:3:A:C6	2	0.15	0.03	0.15
(1,8)	1:A:69:THR:N	2:C:3:A:C8	2	0.15	0.03	0.15
(1,8)	1:A:69:THR:N	2:C:3:A:H1'	2	0.15	0.03	0.15
(1,8)	1:A:69:THR:N	2:C:3:A:H2	2	0.15	0.03	0.15
(1,8)	1:A:69:THR:N	2:C:3:A:H2'	2	0.15	0.03	0.15
(1,8)	1:A:69:THR:N	2:C:3:A:H3'	2	0.15	0.03	0.15
(1,8)	1:A:69:THR:N	2:C:3:A:H4'	2	0.15	0.03	0.15
(1,8)	1:A:69:THR:N	2:C:3:A:H5'	2	0.15	0.03	0.15
(1,8)	1:A:69:THR:N	2:C:3:A:H5''	2	0.15	0.03	0.15

Continued on next page...

Continued from previous page...

Key	Atom-1	Atom-2	Models ¹	Mean (Å)	SD ¹ (Å)	Median (Å)
(1,8)	1:A:69:THR:N	2:C:3:A:H61	2	0.15	0.03	0.15
(1,8)	1:A:69:THR:N	2:C:3:A:H62	2	0.15	0.03	0.15
(1,8)	1:A:69:THR:N	2:C:3:A:H8	2	0.15	0.03	0.15
(1,8)	1:A:69:THR:N	2:C:3:A:HO2'	2	0.15	0.03	0.15
(1,8)	1:A:69:THR:N	2:C:3:A:N1	2	0.15	0.03	0.15
(1,8)	1:A:69:THR:N	2:C:3:A:N3	2	0.15	0.03	0.15
(1,8)	1:A:69:THR:N	2:C:3:A:N6	2	0.15	0.03	0.15
(1,8)	1:A:69:THR:N	2:C:3:A:N7	2	0.15	0.03	0.15
(1,8)	1:A:69:THR:N	2:C:3:A:N9	2	0.15	0.03	0.15
(1,8)	1:A:69:THR:N	2:C:3:A:O2'	2	0.15	0.03	0.15
(1,8)	1:A:69:THR:N	2:C:3:A:O3'	2	0.15	0.03	0.15
(1,8)	1:A:69:THR:N	2:C:3:A:O4'	2	0.15	0.03	0.15
(1,8)	1:A:69:THR:N	2:C:3:A:O5'	2	0.15	0.03	0.15
(1,8)	1:A:69:THR:N	2:C:3:A:OP1	2	0.15	0.03	0.15
(1,8)	1:A:69:THR:N	2:C:3:A:OP2	2	0.15	0.03	0.15
(1,8)	1:A:69:THR:N	2:C:3:A:P	2	0.15	0.03	0.15
(1,8)	1:A:69:THR:N	2:C:4:C:C1'	2	0.15	0.03	0.15
(1,8)	1:A:69:THR:N	2:C:4:C:C2	2	0.15	0.03	0.15
(1,8)	1:A:69:THR:N	2:C:4:C:C2'	2	0.15	0.03	0.15
(1,8)	1:A:69:THR:N	2:C:4:C:C3'	2	0.15	0.03	0.15
(1,8)	1:A:69:THR:N	2:C:4:C:C4	2	0.15	0.03	0.15
(1,8)	1:A:69:THR:N	2:C:4:C:C4'	2	0.15	0.03	0.15
(1,8)	1:A:69:THR:N	2:C:4:C:C5	2	0.15	0.03	0.15
(1,8)	1:A:69:THR:N	2:C:4:C:C5'	2	0.15	0.03	0.15
(1,8)	1:A:69:THR:N	2:C:4:C:C6	2	0.15	0.03	0.15
(1,8)	1:A:69:THR:N	2:C:4:C:H1'	2	0.15	0.03	0.15
(1,8)	1:A:69:THR:N	2:C:4:C:H2'	2	0.15	0.03	0.15
(1,8)	1:A:69:THR:N	2:C:4:C:H3'	2	0.15	0.03	0.15
(1,8)	1:A:69:THR:N	2:C:4:C:H4'	2	0.15	0.03	0.15
(1,8)	1:A:69:THR:N	2:C:4:C:H41	2	0.15	0.03	0.15
(1,8)	1:A:69:THR:N	2:C:4:C:H42	2	0.15	0.03	0.15
(1,8)	1:A:69:THR:N	2:C:4:C:H5	2	0.15	0.03	0.15
(1,8)	1:A:69:THR:N	2:C:4:C:H5'	2	0.15	0.03	0.15
(1,8)	1:A:69:THR:N	2:C:4:C:H5''	2	0.15	0.03	0.15
(1,8)	1:A:69:THR:N	2:C:4:C:H6	2	0.15	0.03	0.15
(1,8)	1:A:69:THR:N	2:C:4:C:HO2'	2	0.15	0.03	0.15
(1,8)	1:A:69:THR:N	2:C:4:C:N1	2	0.15	0.03	0.15
(1,8)	1:A:69:THR:N	2:C:4:C:N3	2	0.15	0.03	0.15
(1,8)	1:A:69:THR:N	2:C:4:C:N4	2	0.15	0.03	0.15
(1,8)	1:A:69:THR:N	2:C:4:C:O2	2	0.15	0.03	0.15
(1,8)	1:A:69:THR:N	2:C:4:C:O2'	2	0.15	0.03	0.15
(1,8)	1:A:69:THR:N	2:C:4:C:O3'	2	0.15	0.03	0.15

Continued on next page...

Continued from previous page...

Key	Atom-1	Atom-2	Models ¹	Mean (Å)	SD ¹ (Å)	Median (Å)
(1,8)	1:A:69:THR:N	2:C:4:C:O4'	2	0.15	0.03	0.15
(1,8)	1:A:69:THR:N	2:C:4:C:O5'	2	0.15	0.03	0.15
(1,8)	1:A:69:THR:N	2:C:4:C:OP1	2	0.15	0.03	0.15
(1,8)	1:A:69:THR:N	2:C:4:C:OP2	2	0.15	0.03	0.15
(1,8)	1:A:69:THR:N	2:C:4:C:P	2	0.15	0.03	0.15
(1,8)	1:A:69:THR:N	2:C:5:A:C1'	2	0.15	0.03	0.15
(1,8)	1:A:69:THR:N	2:C:5:A:C2	2	0.15	0.03	0.15
(1,8)	1:A:69:THR:N	2:C:5:A:C2'	2	0.15	0.03	0.15
(1,8)	1:A:69:THR:N	2:C:5:A:C3'	2	0.15	0.03	0.15
(1,8)	1:A:69:THR:N	2:C:5:A:C4	2	0.15	0.03	0.15
(1,8)	1:A:69:THR:N	2:C:5:A:C4'	2	0.15	0.03	0.15
(1,8)	1:A:69:THR:N	2:C:5:A:C5	2	0.15	0.03	0.15
(1,8)	1:A:69:THR:N	2:C:5:A:C5'	2	0.15	0.03	0.15
(1,8)	1:A:69:THR:N	2:C:5:A:C6	2	0.15	0.03	0.15
(1,8)	1:A:69:THR:N	2:C:5:A:C8	2	0.15	0.03	0.15
(1,8)	1:A:69:THR:N	2:C:5:A:H1'	2	0.15	0.03	0.15
(1,8)	1:A:69:THR:N	2:C:5:A:H2	2	0.15	0.03	0.15
(1,8)	1:A:69:THR:N	2:C:5:A:H2'	2	0.15	0.03	0.15
(1,8)	1:A:69:THR:N	2:C:5:A:H3'	2	0.15	0.03	0.15
(1,8)	1:A:69:THR:N	2:C:5:A:H4'	2	0.15	0.03	0.15
(1,8)	1:A:69:THR:N	2:C:5:A:H5'	2	0.15	0.03	0.15
(1,8)	1:A:69:THR:N	2:C:5:A:H5''	2	0.15	0.03	0.15
(1,8)	1:A:69:THR:N	2:C:5:A:H61	2	0.15	0.03	0.15
(1,8)	1:A:69:THR:N	2:C:5:A:H62	2	0.15	0.03	0.15
(1,8)	1:A:69:THR:N	2:C:5:A:H8	2	0.15	0.03	0.15
(1,8)	1:A:69:THR:N	2:C:5:A:HO2'	2	0.15	0.03	0.15
(1,8)	1:A:69:THR:N	2:C:5:A:N1	2	0.15	0.03	0.15
(1,8)	1:A:69:THR:N	2:C:5:A:N3	2	0.15	0.03	0.15
(1,8)	1:A:69:THR:N	2:C:5:A:N6	2	0.15	0.03	0.15
(1,8)	1:A:69:THR:N	2:C:5:A:N7	2	0.15	0.03	0.15
(1,8)	1:A:69:THR:N	2:C:5:A:N9	2	0.15	0.03	0.15
(1,8)	1:A:69:THR:N	2:C:5:A:O2'	2	0.15	0.03	0.15
(1,8)	1:A:69:THR:N	2:C:5:A:O3'	2	0.15	0.03	0.15
(1,8)	1:A:69:THR:N	2:C:5:A:O4'	2	0.15	0.03	0.15
(1,8)	1:A:69:THR:N	2:C:5:A:O5'	2	0.15	0.03	0.15
(1,8)	1:A:69:THR:N	2:C:5:A:OP1	2	0.15	0.03	0.15
(1,8)	1:A:69:THR:N	2:C:5:A:OP2	2	0.15	0.03	0.15
(1,8)	1:A:69:THR:N	2:C:5:A:P	2	0.15	0.03	0.15
(1,8)	1:A:69:THR:O	2:C:1:A:C1'	2	0.15	0.03	0.15
(1,8)	1:A:69:THR:O	2:C:1:A:C2	2	0.15	0.03	0.15
(1,8)	1:A:69:THR:O	2:C:1:A:C2'	2	0.15	0.03	0.15
(1,8)	1:A:69:THR:O	2:C:1:A:C3'	2	0.15	0.03	0.15

Continued on next page...

Continued from previous page...

Key	Atom-1	Atom-2	Models ¹	Mean (Å)	SD ¹ (Å)	Median (Å)
(1,8)	1:A:69:THR:O	2:C:1:A:C4	2	0.15	0.03	0.15
(1,8)	1:A:69:THR:O	2:C:1:A:C4'	2	0.15	0.03	0.15
(1,8)	1:A:69:THR:O	2:C:1:A:C5	2	0.15	0.03	0.15
(1,8)	1:A:69:THR:O	2:C:1:A:C5'	2	0.15	0.03	0.15
(1,8)	1:A:69:THR:O	2:C:1:A:C6	2	0.15	0.03	0.15
(1,8)	1:A:69:THR:O	2:C:1:A:C8	2	0.15	0.03	0.15
(1,8)	1:A:69:THR:O	2:C:1:A:H1'	2	0.15	0.03	0.15
(1,8)	1:A:69:THR:O	2:C:1:A:H2	2	0.15	0.03	0.15
(1,8)	1:A:69:THR:O	2:C:1:A:H2'	2	0.15	0.03	0.15
(1,8)	1:A:69:THR:O	2:C:1:A:H3'	2	0.15	0.03	0.15
(1,8)	1:A:69:THR:O	2:C:1:A:H4'	2	0.15	0.03	0.15
(1,8)	1:A:69:THR:O	2:C:1:A:H5'	2	0.15	0.03	0.15
(1,8)	1:A:69:THR:O	2:C:1:A:H5''	2	0.15	0.03	0.15
(1,8)	1:A:69:THR:O	2:C:1:A:H61	2	0.15	0.03	0.15
(1,8)	1:A:69:THR:O	2:C:1:A:H62	2	0.15	0.03	0.15
(1,8)	1:A:69:THR:O	2:C:1:A:H8	2	0.15	0.03	0.15
(1,8)	1:A:69:THR:O	2:C:1:A:HO2'	2	0.15	0.03	0.15
(1,8)	1:A:69:THR:O	2:C:1:A:N1	2	0.15	0.03	0.15
(1,8)	1:A:69:THR:O	2:C:1:A:N3	2	0.15	0.03	0.15
(1,8)	1:A:69:THR:O	2:C:1:A:N6	2	0.15	0.03	0.15
(1,8)	1:A:69:THR:O	2:C:1:A:N7	2	0.15	0.03	0.15
(1,8)	1:A:69:THR:O	2:C:1:A:N9	2	0.15	0.03	0.15
(1,8)	1:A:69:THR:O	2:C:1:A:O2'	2	0.15	0.03	0.15
(1,8)	1:A:69:THR:O	2:C:1:A:O3'	2	0.15	0.03	0.15
(1,8)	1:A:69:THR:O	2:C:1:A:O4'	2	0.15	0.03	0.15
(1,8)	1:A:69:THR:O	2:C:1:A:O5'	2	0.15	0.03	0.15
(1,8)	1:A:69:THR:O	2:C:2:U:C1'	2	0.15	0.03	0.15
(1,8)	1:A:69:THR:O	2:C:2:U:C2	2	0.15	0.03	0.15
(1,8)	1:A:69:THR:O	2:C:2:U:C2'	2	0.15	0.03	0.15
(1,8)	1:A:69:THR:O	2:C:2:U:C3'	2	0.15	0.03	0.15
(1,8)	1:A:69:THR:O	2:C:2:U:C4	2	0.15	0.03	0.15
(1,8)	1:A:69:THR:O	2:C:2:U:C4'	2	0.15	0.03	0.15
(1,8)	1:A:69:THR:O	2:C:2:U:C5	2	0.15	0.03	0.15
(1,8)	1:A:69:THR:O	2:C:2:U:C5'	2	0.15	0.03	0.15
(1,8)	1:A:69:THR:O	2:C:2:U:C6	2	0.15	0.03	0.15
(1,8)	1:A:69:THR:O	2:C:2:U:H1'	2	0.15	0.03	0.15
(1,8)	1:A:69:THR:O	2:C:2:U:H2'	2	0.15	0.03	0.15
(1,8)	1:A:69:THR:O	2:C:2:U:H3	2	0.15	0.03	0.15
(1,8)	1:A:69:THR:O	2:C:2:U:H3'	2	0.15	0.03	0.15
(1,8)	1:A:69:THR:O	2:C:2:U:H4'	2	0.15	0.03	0.15
(1,8)	1:A:69:THR:O	2:C:2:U:H5	2	0.15	0.03	0.15
(1,8)	1:A:69:THR:O	2:C:2:U:H5'	2	0.15	0.03	0.15

Continued on next page...

Continued from previous page...

Key	Atom-1	Atom-2	Models ¹	Mean (Å)	SD ¹ (Å)	Median (Å)
(1,8)	1:A:69:THR:O	2:C:2:U:H5''	2	0.15	0.03	0.15
(1,8)	1:A:69:THR:O	2:C:2:U:H6	2	0.15	0.03	0.15
(1,8)	1:A:69:THR:O	2:C:2:U:HO2'	2	0.15	0.03	0.15
(1,8)	1:A:69:THR:O	2:C:2:U:N1	2	0.15	0.03	0.15
(1,8)	1:A:69:THR:O	2:C:2:U:N3	2	0.15	0.03	0.15
(1,8)	1:A:69:THR:O	2:C:2:U:O2	2	0.15	0.03	0.15
(1,8)	1:A:69:THR:O	2:C:2:U:O2'	2	0.15	0.03	0.15
(1,8)	1:A:69:THR:O	2:C:2:U:O3'	2	0.15	0.03	0.15
(1,8)	1:A:69:THR:O	2:C:2:U:O4	2	0.15	0.03	0.15
(1,8)	1:A:69:THR:O	2:C:2:U:O4'	2	0.15	0.03	0.15
(1,8)	1:A:69:THR:O	2:C:2:U:O5'	2	0.15	0.03	0.15
(1,8)	1:A:69:THR:O	2:C:2:U:OP1	2	0.15	0.03	0.15
(1,8)	1:A:69:THR:O	2:C:2:U:OP2	2	0.15	0.03	0.15
(1,8)	1:A:69:THR:O	2:C:2:U:P	2	0.15	0.03	0.15
(1,8)	1:A:69:THR:O	2:C:3:A:C1'	2	0.15	0.03	0.15
(1,8)	1:A:69:THR:O	2:C:3:A:C2	2	0.15	0.03	0.15
(1,8)	1:A:69:THR:O	2:C:3:A:C2'	2	0.15	0.03	0.15
(1,8)	1:A:69:THR:O	2:C:3:A:C3'	2	0.15	0.03	0.15
(1,8)	1:A:69:THR:O	2:C:3:A:C4	2	0.15	0.03	0.15
(1,8)	1:A:69:THR:O	2:C:3:A:C4'	2	0.15	0.03	0.15
(1,8)	1:A:69:THR:O	2:C:3:A:C5	2	0.15	0.03	0.15
(1,8)	1:A:69:THR:O	2:C:3:A:C5'	2	0.15	0.03	0.15
(1,8)	1:A:69:THR:O	2:C:3:A:C6	2	0.15	0.03	0.15
(1,8)	1:A:69:THR:O	2:C:3:A:C8	2	0.15	0.03	0.15
(1,8)	1:A:69:THR:O	2:C:3:A:H1'	2	0.15	0.03	0.15
(1,8)	1:A:69:THR:O	2:C:3:A:H2	2	0.15	0.03	0.15
(1,8)	1:A:69:THR:O	2:C:3:A:H2'	2	0.15	0.03	0.15
(1,8)	1:A:69:THR:O	2:C:3:A:H3'	2	0.15	0.03	0.15
(1,8)	1:A:69:THR:O	2:C:3:A:H4'	2	0.15	0.03	0.15
(1,8)	1:A:69:THR:O	2:C:3:A:H5'	2	0.15	0.03	0.15
(1,8)	1:A:69:THR:O	2:C:3:A:H5''	2	0.15	0.03	0.15
(1,8)	1:A:69:THR:O	2:C:3:A:H61	2	0.15	0.03	0.15
(1,8)	1:A:69:THR:O	2:C:3:A:H62	2	0.15	0.03	0.15
(1,8)	1:A:69:THR:O	2:C:3:A:H8	2	0.15	0.03	0.15
(1,8)	1:A:69:THR:O	2:C:3:A:HO2'	2	0.15	0.03	0.15
(1,8)	1:A:69:THR:O	2:C:3:A:N1	2	0.15	0.03	0.15
(1,8)	1:A:69:THR:O	2:C:3:A:N3	2	0.15	0.03	0.15
(1,8)	1:A:69:THR:O	2:C:3:A:N6	2	0.15	0.03	0.15
(1,8)	1:A:69:THR:O	2:C:3:A:N7	2	0.15	0.03	0.15
(1,8)	1:A:69:THR:O	2:C:3:A:N9	2	0.15	0.03	0.15
(1,8)	1:A:69:THR:O	2:C:3:A:O2'	2	0.15	0.03	0.15
(1,8)	1:A:69:THR:O	2:C:3:A:O3'	2	0.15	0.03	0.15

Continued on next page...

Continued from previous page...

Key	Atom-1	Atom-2	Models ¹	Mean (Å)	SD ¹ (Å)	Median (Å)
(1,8)	1:A:69:THR:O	2:C:3:A:O4'	2	0.15	0.03	0.15
(1,8)	1:A:69:THR:O	2:C:3:A:O5'	2	0.15	0.03	0.15
(1,8)	1:A:69:THR:O	2:C:3:A:OP1	2	0.15	0.03	0.15
(1,8)	1:A:69:THR:O	2:C:3:A:OP2	2	0.15	0.03	0.15
(1,8)	1:A:69:THR:O	2:C:3:A:P	2	0.15	0.03	0.15
(1,8)	1:A:69:THR:O	2:C:4:C:C1'	2	0.15	0.03	0.15
(1,8)	1:A:69:THR:O	2:C:4:C:C2	2	0.15	0.03	0.15
(1,8)	1:A:69:THR:O	2:C:4:C:C2'	2	0.15	0.03	0.15
(1,8)	1:A:69:THR:O	2:C:4:C:C3'	2	0.15	0.03	0.15
(1,8)	1:A:69:THR:O	2:C:4:C:C4	2	0.15	0.03	0.15
(1,8)	1:A:69:THR:O	2:C:4:C:C4'	2	0.15	0.03	0.15
(1,8)	1:A:69:THR:O	2:C:4:C:C5	2	0.15	0.03	0.15
(1,8)	1:A:69:THR:O	2:C:4:C:C5'	2	0.15	0.03	0.15
(1,8)	1:A:69:THR:O	2:C:4:C:C6	2	0.15	0.03	0.15
(1,8)	1:A:69:THR:O	2:C:4:C:H1'	2	0.15	0.03	0.15
(1,8)	1:A:69:THR:O	2:C:4:C:H2'	2	0.15	0.03	0.15
(1,8)	1:A:69:THR:O	2:C:4:C:H3'	2	0.15	0.03	0.15
(1,8)	1:A:69:THR:O	2:C:4:C:H4'	2	0.15	0.03	0.15
(1,8)	1:A:69:THR:O	2:C:4:C:H41	2	0.15	0.03	0.15
(1,8)	1:A:69:THR:O	2:C:4:C:H42	2	0.15	0.03	0.15
(1,8)	1:A:69:THR:O	2:C:4:C:H5	2	0.15	0.03	0.15
(1,8)	1:A:69:THR:O	2:C:4:C:H5'	2	0.15	0.03	0.15
(1,8)	1:A:69:THR:O	2:C:4:C:H5''	2	0.15	0.03	0.15
(1,8)	1:A:69:THR:O	2:C:4:C:H6	2	0.15	0.03	0.15
(1,8)	1:A:69:THR:O	2:C:4:C:HO2'	2	0.15	0.03	0.15
(1,8)	1:A:69:THR:O	2:C:4:C:N1	2	0.15	0.03	0.15
(1,8)	1:A:69:THR:O	2:C:4:C:N3	2	0.15	0.03	0.15
(1,8)	1:A:69:THR:O	2:C:4:C:N4	2	0.15	0.03	0.15
(1,8)	1:A:69:THR:O	2:C:4:C:O2	2	0.15	0.03	0.15
(1,8)	1:A:69:THR:O	2:C:4:C:O2'	2	0.15	0.03	0.15
(1,8)	1:A:69:THR:O	2:C:4:C:O3'	2	0.15	0.03	0.15
(1,8)	1:A:69:THR:O	2:C:4:C:O4'	2	0.15	0.03	0.15
(1,8)	1:A:69:THR:O	2:C:4:C:O5'	2	0.15	0.03	0.15
(1,8)	1:A:69:THR:O	2:C:4:C:OP1	2	0.15	0.03	0.15
(1,8)	1:A:69:THR:O	2:C:4:C:OP2	2	0.15	0.03	0.15
(1,8)	1:A:69:THR:O	2:C:4:C:P	2	0.15	0.03	0.15
(1,8)	1:A:69:THR:O	2:C:5:A:C1'	2	0.15	0.03	0.15
(1,8)	1:A:69:THR:O	2:C:5:A:C2	2	0.15	0.03	0.15
(1,8)	1:A:69:THR:O	2:C:5:A:C2'	2	0.15	0.03	0.15
(1,8)	1:A:69:THR:O	2:C:5:A:C3'	2	0.15	0.03	0.15
(1,8)	1:A:69:THR:O	2:C:5:A:C4	2	0.15	0.03	0.15
(1,8)	1:A:69:THR:O	2:C:5:A:C4'	2	0.15	0.03	0.15

Continued on next page...

Continued from previous page...

Key	Atom-1	Atom-2	Models ¹	Mean (Å)	SD ¹ (Å)	Median (Å)
(1,8)	1:A:69:THR:O	2:C:5:A:C5	2	0.15	0.03	0.15
(1,8)	1:A:69:THR:O	2:C:5:A:C5'	2	0.15	0.03	0.15
(1,8)	1:A:69:THR:O	2:C:5:A:C6	2	0.15	0.03	0.15
(1,8)	1:A:69:THR:O	2:C:5:A:C8	2	0.15	0.03	0.15
(1,8)	1:A:69:THR:O	2:C:5:A:H1'	2	0.15	0.03	0.15
(1,8)	1:A:69:THR:O	2:C:5:A:H2	2	0.15	0.03	0.15
(1,8)	1:A:69:THR:O	2:C:5:A:H2'	2	0.15	0.03	0.15
(1,8)	1:A:69:THR:O	2:C:5:A:H3'	2	0.15	0.03	0.15
(1,8)	1:A:69:THR:O	2:C:5:A:H4'	2	0.15	0.03	0.15
(1,8)	1:A:69:THR:O	2:C:5:A:H5'	2	0.15	0.03	0.15
(1,8)	1:A:69:THR:O	2:C:5:A:H5''	2	0.15	0.03	0.15
(1,8)	1:A:69:THR:O	2:C:5:A:H61	2	0.15	0.03	0.15
(1,8)	1:A:69:THR:O	2:C:5:A:H62	2	0.15	0.03	0.15
(1,8)	1:A:69:THR:O	2:C:5:A:H8	2	0.15	0.03	0.15
(1,8)	1:A:69:THR:O	2:C:5:A:HO2'	2	0.15	0.03	0.15
(1,8)	1:A:69:THR:O	2:C:5:A:N1	2	0.15	0.03	0.15
(1,8)	1:A:69:THR:O	2:C:5:A:N3	2	0.15	0.03	0.15
(1,8)	1:A:69:THR:O	2:C:5:A:N6	2	0.15	0.03	0.15
(1,8)	1:A:69:THR:O	2:C:5:A:N7	2	0.15	0.03	0.15
(1,8)	1:A:69:THR:O	2:C:5:A:N9	2	0.15	0.03	0.15
(1,8)	1:A:69:THR:O	2:C:5:A:O2'	2	0.15	0.03	0.15
(1,8)	1:A:69:THR:O	2:C:5:A:O3'	2	0.15	0.03	0.15
(1,8)	1:A:69:THR:O	2:C:5:A:O4'	2	0.15	0.03	0.15
(1,8)	1:A:69:THR:O	2:C:5:A:O5'	2	0.15	0.03	0.15
(1,8)	1:A:69:THR:O	2:C:5:A:OP1	2	0.15	0.03	0.15
(1,8)	1:A:69:THR:O	2:C:5:A:OP2	2	0.15	0.03	0.15
(1,8)	1:A:69:THR:O	2:C:5:A:P	2	0.15	0.03	0.15
(1,8)	1:A:69:THR:OG1	2:C:1:A:C1'	2	0.15	0.03	0.15
(1,8)	1:A:69:THR:OG1	2:C:1:A:C2	2	0.15	0.03	0.15
(1,8)	1:A:69:THR:OG1	2:C:1:A:C2'	2	0.15	0.03	0.15
(1,8)	1:A:69:THR:OG1	2:C:1:A:C3'	2	0.15	0.03	0.15
(1,8)	1:A:69:THR:OG1	2:C:1:A:C4	2	0.15	0.03	0.15
(1,8)	1:A:69:THR:OG1	2:C:1:A:C4'	2	0.15	0.03	0.15
(1,8)	1:A:69:THR:OG1	2:C:1:A:C5	2	0.15	0.03	0.15
(1,8)	1:A:69:THR:OG1	2:C:1:A:C5'	2	0.15	0.03	0.15
(1,8)	1:A:69:THR:OG1	2:C:1:A:C6	2	0.15	0.03	0.15
(1,8)	1:A:69:THR:OG1	2:C:1:A:C8	2	0.15	0.03	0.15
(1,8)	1:A:69:THR:OG1	2:C:1:A:H1'	2	0.15	0.03	0.15
(1,8)	1:A:69:THR:OG1	2:C:1:A:H2	2	0.15	0.03	0.15
(1,8)	1:A:69:THR:OG1	2:C:1:A:H2'	2	0.15	0.03	0.15
(1,8)	1:A:69:THR:OG1	2:C:1:A:H3'	2	0.15	0.03	0.15
(1,8)	1:A:69:THR:OG1	2:C:1:A:H4'	2	0.15	0.03	0.15

Continued on next page...

Continued from previous page...

Key	Atom-1	Atom-2	Models ¹	Mean (Å)	SD ¹ (Å)	Median (Å)
(1,8)	1:A:69:THR:OG1	2:C:1:A:H5'	2	0.15	0.03	0.15
(1,8)	1:A:69:THR:OG1	2:C:1:A:H5''	2	0.15	0.03	0.15
(1,8)	1:A:69:THR:OG1	2:C:1:A:H61	2	0.15	0.03	0.15
(1,8)	1:A:69:THR:OG1	2:C:1:A:H62	2	0.15	0.03	0.15
(1,8)	1:A:69:THR:OG1	2:C:1:A:H8	2	0.15	0.03	0.15
(1,8)	1:A:69:THR:OG1	2:C:1:A:HO2'	2	0.15	0.03	0.15
(1,8)	1:A:69:THR:OG1	2:C:1:A:N1	2	0.15	0.03	0.15
(1,8)	1:A:69:THR:OG1	2:C:1:A:N3	2	0.15	0.03	0.15
(1,8)	1:A:69:THR:OG1	2:C:1:A:N6	2	0.15	0.03	0.15
(1,8)	1:A:69:THR:OG1	2:C:1:A:N7	2	0.15	0.03	0.15
(1,8)	1:A:69:THR:OG1	2:C:1:A:N9	2	0.15	0.03	0.15
(1,8)	1:A:69:THR:OG1	2:C:1:A:O2'	2	0.15	0.03	0.15
(1,8)	1:A:69:THR:OG1	2:C:1:A:O3'	2	0.15	0.03	0.15
(1,8)	1:A:69:THR:OG1	2:C:1:A:O4'	2	0.15	0.03	0.15
(1,8)	1:A:69:THR:OG1	2:C:1:A:O5'	2	0.15	0.03	0.15
(1,8)	1:A:69:THR:OG1	2:C:2:U:C1'	2	0.15	0.03	0.15
(1,8)	1:A:69:THR:OG1	2:C:2:U:C2	2	0.15	0.03	0.15
(1,8)	1:A:69:THR:OG1	2:C:2:U:C2'	2	0.15	0.03	0.15
(1,8)	1:A:69:THR:OG1	2:C:2:U:C3'	2	0.15	0.03	0.15
(1,8)	1:A:69:THR:OG1	2:C:2:U:C4	2	0.15	0.03	0.15
(1,8)	1:A:69:THR:OG1	2:C:2:U:C4'	2	0.15	0.03	0.15
(1,8)	1:A:69:THR:OG1	2:C:2:U:C5	2	0.15	0.03	0.15
(1,8)	1:A:69:THR:OG1	2:C:2:U:C5'	2	0.15	0.03	0.15
(1,8)	1:A:69:THR:OG1	2:C:2:U:C6	2	0.15	0.03	0.15
(1,8)	1:A:69:THR:OG1	2:C:2:U:H1'	2	0.15	0.03	0.15
(1,8)	1:A:69:THR:OG1	2:C:2:U:H2'	2	0.15	0.03	0.15
(1,8)	1:A:69:THR:OG1	2:C:2:U:H3	2	0.15	0.03	0.15
(1,8)	1:A:69:THR:OG1	2:C:2:U:H3'	2	0.15	0.03	0.15
(1,8)	1:A:69:THR:OG1	2:C:2:U:H4'	2	0.15	0.03	0.15
(1,8)	1:A:69:THR:OG1	2:C:2:U:H5	2	0.15	0.03	0.15
(1,8)	1:A:69:THR:OG1	2:C:2:U:H5'	2	0.15	0.03	0.15
(1,8)	1:A:69:THR:OG1	2:C:2:U:H5''	2	0.15	0.03	0.15
(1,8)	1:A:69:THR:OG1	2:C:2:U:H6	2	0.15	0.03	0.15
(1,8)	1:A:69:THR:OG1	2:C:2:U:HO2'	2	0.15	0.03	0.15
(1,8)	1:A:69:THR:OG1	2:C:2:U:N1	2	0.15	0.03	0.15
(1,8)	1:A:69:THR:OG1	2:C:2:U:N3	2	0.15	0.03	0.15
(1,8)	1:A:69:THR:OG1	2:C:2:U:O2	2	0.15	0.03	0.15
(1,8)	1:A:69:THR:OG1	2:C:2:U:O2'	2	0.15	0.03	0.15
(1,8)	1:A:69:THR:OG1	2:C:2:U:O3'	2	0.15	0.03	0.15
(1,8)	1:A:69:THR:OG1	2:C:2:U:O4	2	0.15	0.03	0.15
(1,8)	1:A:69:THR:OG1	2:C:2:U:O4'	2	0.15	0.03	0.15
(1,8)	1:A:69:THR:OG1	2:C:2:U:O5'	2	0.15	0.03	0.15

Continued on next page...

Continued from previous page...

Key	Atom-1	Atom-2	Models ¹	Mean (Å)	SD ¹ (Å)	Median (Å)
(1,8)	1:A:69:THR:OG1	2:C:2:U:OP1	2	0.15	0.03	0.15
(1,8)	1:A:69:THR:OG1	2:C:2:U:OP2	2	0.15	0.03	0.15
(1,8)	1:A:69:THR:OG1	2:C:2:U:P	2	0.15	0.03	0.15
(1,8)	1:A:69:THR:OG1	2:C:3:A:C1'	2	0.15	0.03	0.15
(1,8)	1:A:69:THR:OG1	2:C:3:A:C2	2	0.15	0.03	0.15
(1,8)	1:A:69:THR:OG1	2:C:3:A:C2'	2	0.15	0.03	0.15
(1,8)	1:A:69:THR:OG1	2:C:3:A:C3'	2	0.15	0.03	0.15
(1,8)	1:A:69:THR:OG1	2:C:3:A:C4	2	0.15	0.03	0.15
(1,8)	1:A:69:THR:OG1	2:C:3:A:C4'	2	0.15	0.03	0.15
(1,8)	1:A:69:THR:OG1	2:C:3:A:C5	2	0.15	0.03	0.15
(1,8)	1:A:69:THR:OG1	2:C:3:A:C5'	2	0.15	0.03	0.15
(1,8)	1:A:69:THR:OG1	2:C:3:A:C6	2	0.15	0.03	0.15
(1,8)	1:A:69:THR:OG1	2:C:3:A:C8	2	0.15	0.03	0.15
(1,8)	1:A:69:THR:OG1	2:C:3:A:H1'	2	0.15	0.03	0.15
(1,8)	1:A:69:THR:OG1	2:C:3:A:H2	2	0.15	0.03	0.15
(1,8)	1:A:69:THR:OG1	2:C:3:A:H2'	2	0.15	0.03	0.15
(1,8)	1:A:69:THR:OG1	2:C:3:A:H3'	2	0.15	0.03	0.15
(1,8)	1:A:69:THR:OG1	2:C:3:A:H4'	2	0.15	0.03	0.15
(1,8)	1:A:69:THR:OG1	2:C:3:A:H5'	2	0.15	0.03	0.15
(1,8)	1:A:69:THR:OG1	2:C:3:A:H5''	2	0.15	0.03	0.15
(1,8)	1:A:69:THR:OG1	2:C:3:A:H61	2	0.15	0.03	0.15
(1,8)	1:A:69:THR:OG1	2:C:3:A:H62	2	0.15	0.03	0.15
(1,8)	1:A:69:THR:OG1	2:C:3:A:H8	2	0.15	0.03	0.15
(1,8)	1:A:69:THR:OG1	2:C:3:A:HO2'	2	0.15	0.03	0.15
(1,8)	1:A:69:THR:OG1	2:C:3:A:N1	2	0.15	0.03	0.15
(1,8)	1:A:69:THR:OG1	2:C:3:A:N3	2	0.15	0.03	0.15
(1,8)	1:A:69:THR:OG1	2:C:3:A:N6	2	0.15	0.03	0.15
(1,8)	1:A:69:THR:OG1	2:C:3:A:N7	2	0.15	0.03	0.15
(1,8)	1:A:69:THR:OG1	2:C:3:A:N9	2	0.15	0.03	0.15
(1,8)	1:A:69:THR:OG1	2:C:3:A:O2'	2	0.15	0.03	0.15
(1,8)	1:A:69:THR:OG1	2:C:3:A:O3'	2	0.15	0.03	0.15
(1,8)	1:A:69:THR:OG1	2:C:3:A:O4'	2	0.15	0.03	0.15
(1,8)	1:A:69:THR:OG1	2:C:3:A:O5'	2	0.15	0.03	0.15
(1,8)	1:A:69:THR:OG1	2:C:3:A:OP1	2	0.15	0.03	0.15
(1,8)	1:A:69:THR:OG1	2:C:3:A:OP2	2	0.15	0.03	0.15
(1,8)	1:A:69:THR:OG1	2:C:3:A:P	2	0.15	0.03	0.15
(1,8)	1:A:69:THR:OG1	2:C:4:C:C1'	2	0.15	0.03	0.15
(1,8)	1:A:69:THR:OG1	2:C:4:C:C2	2	0.15	0.03	0.15
(1,8)	1:A:69:THR:OG1	2:C:4:C:C2'	2	0.15	0.03	0.15
(1,8)	1:A:69:THR:OG1	2:C:4:C:C3'	2	0.15	0.03	0.15
(1,8)	1:A:69:THR:OG1	2:C:4:C:C4	2	0.15	0.03	0.15
(1,8)	1:A:69:THR:OG1	2:C:4:C:C4'	2	0.15	0.03	0.15

Continued on next page...

Continued from previous page...

Key	Atom-1	Atom-2	Models ¹	Mean (Å)	SD ¹ (Å)	Median (Å)
(1,8)	1:A:69:THR:OG1	2:C:4:C:C5	2	0.15	0.03	0.15
(1,8)	1:A:69:THR:OG1	2:C:4:C:C5'	2	0.15	0.03	0.15
(1,8)	1:A:69:THR:OG1	2:C:4:C:C6	2	0.15	0.03	0.15
(1,8)	1:A:69:THR:OG1	2:C:4:C:H1'	2	0.15	0.03	0.15
(1,8)	1:A:69:THR:OG1	2:C:4:C:H2'	2	0.15	0.03	0.15
(1,8)	1:A:69:THR:OG1	2:C:4:C:H3'	2	0.15	0.03	0.15
(1,8)	1:A:69:THR:OG1	2:C:4:C:H4'	2	0.15	0.03	0.15
(1,8)	1:A:69:THR:OG1	2:C:4:C:H41	2	0.15	0.03	0.15
(1,8)	1:A:69:THR:OG1	2:C:4:C:H42	2	0.15	0.03	0.15
(1,8)	1:A:69:THR:OG1	2:C:4:C:H5	2	0.15	0.03	0.15
(1,8)	1:A:69:THR:OG1	2:C:4:C:H5'	2	0.15	0.03	0.15
(1,8)	1:A:69:THR:OG1	2:C:4:C:H5''	2	0.15	0.03	0.15
(1,8)	1:A:69:THR:OG1	2:C:4:C:H6	2	0.15	0.03	0.15
(1,8)	1:A:69:THR:OG1	2:C:4:C:HO2'	2	0.15	0.03	0.15
(1,8)	1:A:69:THR:OG1	2:C:4:C:N1	2	0.15	0.03	0.15
(1,8)	1:A:69:THR:OG1	2:C:4:C:N3	2	0.15	0.03	0.15
(1,8)	1:A:69:THR:OG1	2:C:4:C:N4	2	0.15	0.03	0.15
(1,8)	1:A:69:THR:OG1	2:C:4:C:O2	2	0.15	0.03	0.15
(1,8)	1:A:69:THR:OG1	2:C:4:C:O2'	2	0.15	0.03	0.15
(1,8)	1:A:69:THR:OG1	2:C:4:C:O3'	2	0.15	0.03	0.15
(1,8)	1:A:69:THR:OG1	2:C:4:C:O4'	2	0.15	0.03	0.15
(1,8)	1:A:69:THR:OG1	2:C:4:C:O5'	2	0.15	0.03	0.15
(1,8)	1:A:69:THR:OG1	2:C:4:C:OP1	2	0.15	0.03	0.15
(1,8)	1:A:69:THR:OG1	2:C:4:C:OP2	2	0.15	0.03	0.15
(1,8)	1:A:69:THR:OG1	2:C:4:C:P	2	0.15	0.03	0.15
(1,8)	1:A:69:THR:OG1	2:C:5:A:C1'	2	0.15	0.03	0.15
(1,8)	1:A:69:THR:OG1	2:C:5:A:C2	2	0.15	0.03	0.15
(1,8)	1:A:69:THR:OG1	2:C:5:A:C2'	2	0.15	0.03	0.15
(1,8)	1:A:69:THR:OG1	2:C:5:A:C3'	2	0.15	0.03	0.15
(1,8)	1:A:69:THR:OG1	2:C:5:A:C4	2	0.15	0.03	0.15
(1,8)	1:A:69:THR:OG1	2:C:5:A:C4'	2	0.15	0.03	0.15
(1,8)	1:A:69:THR:OG1	2:C:5:A:C5	2	0.15	0.03	0.15
(1,8)	1:A:69:THR:OG1	2:C:5:A:C5'	2	0.15	0.03	0.15
(1,8)	1:A:69:THR:OG1	2:C:5:A:C6	2	0.15	0.03	0.15
(1,8)	1:A:69:THR:OG1	2:C:5:A:C8	2	0.15	0.03	0.15
(1,8)	1:A:69:THR:OG1	2:C:5:A:H1'	2	0.15	0.03	0.15
(1,8)	1:A:69:THR:OG1	2:C:5:A:H2	2	0.15	0.03	0.15
(1,8)	1:A:69:THR:OG1	2:C:5:A:H2'	2	0.15	0.03	0.15
(1,8)	1:A:69:THR:OG1	2:C:5:A:H3'	2	0.15	0.03	0.15
(1,8)	1:A:69:THR:OG1	2:C:5:A:H4'	2	0.15	0.03	0.15
(1,8)	1:A:69:THR:OG1	2:C:5:A:H5'	2	0.15	0.03	0.15
(1,8)	1:A:69:THR:OG1	2:C:5:A:H5''	2	0.15	0.03	0.15

Continued on next page...

Continued from previous page...

Key	Atom-1	Atom-2	Models ¹	Mean (Å)	SD ¹ (Å)	Median (Å)
(1,8)	1:A:69:THR:OG1	2:C:5:A:H61	2	0.15	0.03	0.15
(1,8)	1:A:69:THR:OG1	2:C:5:A:H62	2	0.15	0.03	0.15
(1,8)	1:A:69:THR:OG1	2:C:5:A:H8	2	0.15	0.03	0.15
(1,8)	1:A:69:THR:OG1	2:C:5:A:HO2'	2	0.15	0.03	0.15
(1,8)	1:A:69:THR:OG1	2:C:5:A:N1	2	0.15	0.03	0.15
(1,8)	1:A:69:THR:OG1	2:C:5:A:N3	2	0.15	0.03	0.15
(1,8)	1:A:69:THR:OG1	2:C:5:A:N6	2	0.15	0.03	0.15
(1,8)	1:A:69:THR:OG1	2:C:5:A:N7	2	0.15	0.03	0.15
(1,8)	1:A:69:THR:OG1	2:C:5:A:N9	2	0.15	0.03	0.15
(1,8)	1:A:69:THR:OG1	2:C:5:A:O2'	2	0.15	0.03	0.15
(1,8)	1:A:69:THR:OG1	2:C:5:A:O3'	2	0.15	0.03	0.15
(1,8)	1:A:69:THR:OG1	2:C:5:A:O4'	2	0.15	0.03	0.15
(1,8)	1:A:69:THR:OG1	2:C:5:A:O5'	2	0.15	0.03	0.15
(1,8)	1:A:69:THR:OG1	2:C:5:A:OP1	2	0.15	0.03	0.15
(1,8)	1:A:69:THR:OG1	2:C:5:A:OP2	2	0.15	0.03	0.15
(1,8)	1:A:69:THR:OG1	2:C:5:A:P	2	0.15	0.03	0.15
(1,21)	2:C:3:A:OP1	1:A:2:GLU:H	2	0.13	0.02	0.13
(1,21)	2:C:3:A:OP1	1:A:3:ARG:H	2	0.13	0.02	0.13
(1,21)	2:C:3:A:OP1	1:A:3:ARG:HE	2	0.13	0.02	0.13
(1,21)	2:C:3:A:OP1	1:A:3:ARG:HH11	2	0.13	0.02	0.13
(1,21)	2:C:3:A:OP1	1:A:3:ARG:HH12	2	0.13	0.02	0.13
(1,21)	2:C:3:A:OP1	1:A:3:ARG:HH21	2	0.13	0.02	0.13
(1,21)	2:C:3:A:OP1	1:A:3:ARG:HH22	2	0.13	0.02	0.13
(1,21)	2:C:3:A:OP1	1:A:4:GLY:H	2	0.13	0.02	0.13
(1,21)	2:C:3:A:OP1	1:A:5:GLU:H	2	0.13	0.02	0.13
(1,21)	2:C:3:A:OP1	1:A:6:ILE:H	2	0.13	0.02	0.13
(1,21)	2:C:3:A:OP1	1:A:7:TRP:H	2	0.13	0.02	0.13
(1,21)	2:C:3:A:OP1	1:A:7:TRP:HE1	2	0.13	0.02	0.13
(1,21)	2:C:3:A:OP1	1:A:8:LEU:H	2	0.13	0.02	0.13
(1,21)	2:C:3:A:OP1	1:A:9:VAL:H	2	0.13	0.02	0.13
(1,21)	2:C:3:A:OP1	1:A:10:SER:H	2	0.13	0.02	0.13
(1,21)	2:C:3:A:OP1	1:A:10:SER:HG	2	0.13	0.02	0.13
(1,21)	2:C:3:A:OP1	1:A:11:LEU:H	2	0.13	0.02	0.13
(1,21)	2:C:3:A:OP1	1:A:12:ASP:H	2	0.13	0.02	0.13
(1,21)	2:C:3:A:OP1	1:A:14:THR:H	2	0.13	0.02	0.13
(1,21)	2:C:3:A:OP1	1:A:14:THR:HG1	2	0.13	0.02	0.13
(1,21)	2:C:3:A:OP1	1:A:15:ALA:H	2	0.13	0.02	0.13
(1,21)	2:C:3:A:OP1	1:A:16:GLY:H	2	0.13	0.02	0.13
(1,21)	2:C:3:A:OP1	1:A:17:HIS:H	2	0.13	0.02	0.13
(1,21)	2:C:3:A:OP1	1:A:17:HIS:HD1	2	0.13	0.02	0.13
(1,21)	2:C:3:A:OP1	1:A:17:HIS:HE2	2	0.13	0.02	0.13
(1,21)	2:C:3:A:OP1	1:A:18:GLU:H	2	0.13	0.02	0.13

Continued on next page...

Continued from previous page...

Key	Atom-1	Atom-2	Models ¹	Mean (Å)	SD ¹ (Å)	Median (Å)
(1,21)	2:C:3:A:OP1	1:A:19:GLN:H	2	0.13	0.02	0.13
(1,21)	2:C:3:A:OP1	1:A:19:GLN:HE21	2	0.13	0.02	0.13
(1,21)	2:C:3:A:OP1	1:A:19:GLN:HE22	2	0.13	0.02	0.13
(1,21)	2:C:3:A:OP1	1:A:20:GLN:H	2	0.13	0.02	0.13
(1,21)	2:C:3:A:OP1	1:A:20:GLN:HE21	2	0.13	0.02	0.13
(1,21)	2:C:3:A:OP1	1:A:20:GLN:HE22	2	0.13	0.02	0.13
(1,21)	2:C:3:A:OP1	1:A:21:GLY:H	2	0.13	0.02	0.13
(1,21)	2:C:3:A:OP1	1:A:22:THR:H	2	0.13	0.02	0.13
(1,21)	2:C:3:A:OP1	1:A:22:THR:HG1	2	0.13	0.02	0.13
(1,21)	2:C:3:A:OP1	1:A:23:ARG:H	2	0.13	0.02	0.13
(1,21)	2:C:3:A:OP1	1:A:23:ARG:HE	2	0.13	0.02	0.13
(1,21)	2:C:3:A:OP1	1:A:23:ARG:HH11	2	0.13	0.02	0.13
(1,21)	2:C:3:A:OP1	1:A:23:ARG:HH12	2	0.13	0.02	0.13
(1,21)	2:C:3:A:OP1	1:A:23:ARG:HH21	2	0.13	0.02	0.13
(1,21)	2:C:3:A:OP1	1:A:23:ARG:HH22	2	0.13	0.02	0.13
(1,21)	2:C:3:A:OP1	1:A:25:VAL:H	2	0.13	0.02	0.13
(1,21)	2:C:3:A:OP1	1:A:26:LEU:H	2	0.13	0.02	0.13
(1,21)	2:C:3:A:OP1	1:A:27:ILE:H	2	0.13	0.02	0.13
(1,21)	2:C:3:A:OP1	1:A:28:VAL:H	2	0.13	0.02	0.13
(1,21)	2:C:3:A:OP1	1:A:29:THR:H	2	0.13	0.02	0.13
(1,21)	2:C:3:A:OP1	1:A:29:THR:HG1	2	0.13	0.02	0.13
(1,21)	2:C:3:A:OP1	1:A:31:ALA:H	2	0.13	0.02	0.13
(1,21)	2:C:3:A:OP1	1:A:32:ALA:H	2	0.13	0.02	0.13
(1,21)	2:C:3:A:OP1	1:A:33:PHE:H	2	0.13	0.02	0.13
(1,21)	2:C:3:A:OP1	1:A:34:ASN:H	2	0.13	0.02	0.13
(1,21)	2:C:3:A:OP1	1:A:34:ASN:HD21	2	0.13	0.02	0.13
(1,21)	2:C:3:A:OP1	1:A:34:ASN:HD22	2	0.13	0.02	0.13
(1,21)	2:C:3:A:OP1	1:A:35:ARG:H	2	0.13	0.02	0.13
(1,21)	2:C:3:A:OP1	1:A:35:ARG:HE	2	0.13	0.02	0.13
(1,21)	2:C:3:A:OP1	1:A:35:ARG:HH11	2	0.13	0.02	0.13
(1,21)	2:C:3:A:OP1	1:A:35:ARG:HH12	2	0.13	0.02	0.13
(1,21)	2:C:3:A:OP1	1:A:35:ARG:HH21	2	0.13	0.02	0.13
(1,21)	2:C:3:A:OP1	1:A:35:ARG:HH22	2	0.13	0.02	0.13
(1,21)	2:C:3:A:OP1	1:A:36:VAL:H	2	0.13	0.02	0.13
(1,21)	2:C:3:A:OP1	1:A:37:THR:H	2	0.13	0.02	0.13
(1,21)	2:C:3:A:OP1	1:A:37:THR:HG1	2	0.13	0.02	0.13
(1,21)	2:C:3:A:OP1	1:A:38:ARG:H	2	0.13	0.02	0.13
(1,21)	2:C:3:A:OP1	1:A:38:ARG:HE	2	0.13	0.02	0.13
(1,21)	2:C:3:A:OP1	1:A:38:ARG:HH11	2	0.13	0.02	0.13
(1,21)	2:C:3:A:OP1	1:A:38:ARG:HH12	2	0.13	0.02	0.13
(1,21)	2:C:3:A:OP1	1:A:38:ARG:HH21	2	0.13	0.02	0.13
(1,21)	2:C:3:A:OP1	1:A:38:ARG:HH22	2	0.13	0.02	0.13

Continued on next page...

Continued from previous page...

Key	Atom-1	Atom-2	Models ¹	Mean (Å)	SD ¹ (Å)	Median (Å)
(1,21)	2:C:3:A:OP1	1:A:39:LEU:H	2	0.13	0.02	0.13
(1,21)	2:C:3:A:OP1	1:A:41:VAL:H	2	0.13	0.02	0.13
(1,21)	2:C:3:A:OP1	1:A:42:VAL:H	2	0.13	0.02	0.13
(1,21)	2:C:3:A:OP1	1:A:43:VAL:H	2	0.13	0.02	0.13
(1,21)	2:C:3:A:OP1	1:A:45:VAL:H	2	0.13	0.02	0.13
(1,21)	2:C:3:A:OP1	1:A:46:THR:H	2	0.13	0.02	0.13
(1,21)	2:C:3:A:OP1	1:A:46:THR:HG1	2	0.13	0.02	0.13
(1,21)	2:C:3:A:OP1	1:A:47:SER:H	2	0.13	0.02	0.13
(1,21)	2:C:3:A:OP1	1:A:47:SER:HG	2	0.13	0.02	0.13
(1,21)	2:C:3:A:OP1	1:A:48:GLY:H	2	0.13	0.02	0.13
(1,21)	2:C:3:A:OP1	1:A:49:GLY:H	2	0.13	0.02	0.13
(1,21)	2:C:3:A:OP1	1:A:50:ASN:H	2	0.13	0.02	0.13
(1,21)	2:C:3:A:OP1	1:A:50:ASN:HD21	2	0.13	0.02	0.13
(1,21)	2:C:3:A:OP1	1:A:50:ASN:HD22	2	0.13	0.02	0.13
(1,21)	2:C:3:A:OP1	1:A:51:PHE:H	2	0.13	0.02	0.13
(1,21)	2:C:3:A:OP1	1:A:52:ALA:H	2	0.13	0.02	0.13
(1,21)	2:C:3:A:OP1	1:A:53:ARG:H	2	0.13	0.02	0.13
(1,21)	2:C:3:A:OP1	1:A:53:ARG:HE	2	0.13	0.02	0.13
(1,21)	2:C:3:A:OP1	1:A:53:ARG:HH11	2	0.13	0.02	0.13
(1,21)	2:C:3:A:OP1	1:A:53:ARG:HH12	2	0.13	0.02	0.13
(1,21)	2:C:3:A:OP1	1:A:53:ARG:HH21	2	0.13	0.02	0.13
(1,21)	2:C:3:A:OP1	1:A:53:ARG:HH22	2	0.13	0.02	0.13
(1,21)	2:C:3:A:OP1	1:A:54:THR:H	2	0.13	0.02	0.13
(1,21)	2:C:3:A:OP1	1:A:54:THR:HG1	2	0.13	0.02	0.13
(1,21)	2:C:3:A:OP1	1:A:55:ALA:H	2	0.13	0.02	0.13
(1,21)	2:C:3:A:OP1	1:A:56:GLY:H	2	0.13	0.02	0.13
(1,21)	2:C:3:A:OP1	1:A:57:PHE:H	2	0.13	0.02	0.13
(1,21)	2:C:3:A:OP1	1:A:58:ALA:H	2	0.13	0.02	0.13
(1,21)	2:C:3:A:OP1	1:A:59:VAL:H	2	0.13	0.02	0.13
(1,21)	2:C:3:A:OP1	1:A:60:SER:H	2	0.13	0.02	0.13
(1,21)	2:C:3:A:OP1	1:A:60:SER:HG	2	0.13	0.02	0.13
(1,21)	2:C:3:A:OP1	1:A:61:LEU:H	2	0.13	0.02	0.13
(1,21)	2:C:3:A:OP1	1:A:62:ASP:H	2	0.13	0.02	0.13
(1,21)	2:C:3:A:OP1	1:A:63:GLY:H	2	0.13	0.02	0.13
(1,21)	2:C:3:A:OP1	1:A:64:VAL:H	2	0.13	0.02	0.13
(1,21)	2:C:3:A:OP1	1:A:65:GLY:H	2	0.13	0.02	0.13
(1,21)	2:C:3:A:OP1	1:A:66:ILE:H	2	0.13	0.02	0.13
(1,21)	2:C:3:A:OP1	1:A:67:ARG:H	2	0.13	0.02	0.13
(1,21)	2:C:3:A:OP1	1:A:67:ARG:HE	2	0.13	0.02	0.13
(1,21)	2:C:3:A:OP1	1:A:67:ARG:HH11	2	0.13	0.02	0.13
(1,21)	2:C:3:A:OP1	1:A:67:ARG:HH12	2	0.13	0.02	0.13
(1,21)	2:C:3:A:OP1	1:A:67:ARG:HH21	2	0.13	0.02	0.13

Continued on next page...

Continued from previous page...

Key	Atom-1	Atom-2	Models ¹	Mean (Å)	SD ¹ (Å)	Median (Å)
(1,21)	2:C:3:A:OP1	1:A:67:ARG:HH22	2	0.13	0.02	0.13
(1,21)	2:C:3:A:OP1	1:A:68:THR:H	2	0.13	0.02	0.13
(1,21)	2:C:3:A:OP1	1:A:68:THR:HG1	2	0.13	0.02	0.13
(1,21)	2:C:3:A:OP1	1:A:69:THR:H	2	0.13	0.02	0.13
(1,21)	2:C:3:A:OP1	1:A:69:THR:HG1	2	0.13	0.02	0.13
(1,21)	2:C:3:A:OP1	1:A:70:GLY:H	2	0.13	0.02	0.13
(1,21)	2:C:3:A:OP1	1:A:71:VAL:H	2	0.13	0.02	0.13
(1,21)	2:C:3:A:OP1	1:A:72:VAL:H	2	0.13	0.02	0.13
(1,21)	2:C:3:A:OP1	1:A:73:ARG:H	2	0.13	0.02	0.13
(1,21)	2:C:3:A:OP1	1:A:73:ARG:HE	2	0.13	0.02	0.13
(1,21)	2:C:3:A:OP1	1:A:73:ARG:HH11	2	0.13	0.02	0.13
(1,21)	2:C:3:A:OP1	1:A:73:ARG:HH12	2	0.13	0.02	0.13
(1,21)	2:C:3:A:OP1	1:A:73:ARG:HH21	2	0.13	0.02	0.13
(1,21)	2:C:3:A:OP1	1:A:73:ARG:HH22	2	0.13	0.02	0.13
(1,21)	2:C:3:A:OP1	1:A:74:CYS:H	2	0.13	0.02	0.13
(1,21)	2:C:3:A:OP1	1:A:74:CYS:HG	2	0.13	0.02	0.13
(1,21)	2:C:3:A:OP1	1:A:75:ASP:H	2	0.13	0.02	0.13
(1,21)	2:C:3:A:OP1	1:A:76:GLN:H	2	0.13	0.02	0.13
(1,21)	2:C:3:A:OP1	1:A:76:GLN:HE21	2	0.13	0.02	0.13
(1,21)	2:C:3:A:OP1	1:A:76:GLN:HE22	2	0.13	0.02	0.13
(1,21)	2:C:3:A:OP1	1:A:78:ARG:H	2	0.13	0.02	0.13
(1,21)	2:C:3:A:OP1	1:A:78:ARG:HE	2	0.13	0.02	0.13
(1,21)	2:C:3:A:OP1	1:A:78:ARG:HH11	2	0.13	0.02	0.13
(1,21)	2:C:3:A:OP1	1:A:78:ARG:HH12	2	0.13	0.02	0.13
(1,21)	2:C:3:A:OP1	1:A:78:ARG:HH21	2	0.13	0.02	0.13
(1,21)	2:C:3:A:OP1	1:A:78:ARG:HH22	2	0.13	0.02	0.13
(1,21)	2:C:3:A:OP1	1:A:79:THR:H	2	0.13	0.02	0.13
(1,21)	2:C:3:A:OP1	1:A:79:THR:HG1	2	0.13	0.02	0.13
(1,21)	2:C:3:A:OP1	1:A:80:ILE:H	2	0.13	0.02	0.13
(1,21)	2:C:3:A:OP1	1:A:81:ASP:H	2	0.13	0.02	0.13
(1,21)	2:C:3:A:OP1	1:A:82:MET:H	2	0.13	0.02	0.13
(1,21)	2:C:3:A:OP1	1:A:83:LYS:H	2	0.13	0.02	0.13
(1,21)	2:C:3:A:OP1	1:A:83:LYS:HZ1	2	0.13	0.02	0.13
(1,21)	2:C:3:A:OP1	1:A:83:LYS:HZ2	2	0.13	0.02	0.13
(1,21)	2:C:3:A:OP1	1:A:83:LYS:HZ3	2	0.13	0.02	0.13
(1,21)	2:C:3:A:OP1	1:A:84:ALA:H	2	0.13	0.02	0.13
(1,21)	2:C:3:A:OP1	1:A:85:ARG:H	2	0.13	0.02	0.13
(1,21)	2:C:3:A:OP1	1:A:85:ARG:HE	2	0.13	0.02	0.13
(1,21)	2:C:3:A:OP1	1:A:85:ARG:HH11	2	0.13	0.02	0.13
(1,21)	2:C:3:A:OP1	1:A:85:ARG:HH12	2	0.13	0.02	0.13
(1,21)	2:C:3:A:OP1	1:A:85:ARG:HH21	2	0.13	0.02	0.13
(1,21)	2:C:3:A:OP1	1:A:85:ARG:HH22	2	0.13	0.02	0.13

Continued on next page...

Continued from previous page...

Key	Atom-1	Atom-2	Models ¹	Mean (Å)	SD ¹ (Å)	Median (Å)
(1,21)	2:C:3:A:OP1	1:A:86:GLY:H	2	0.13	0.02	0.13
(1,21)	2:C:3:A:OP1	1:A:87:GLY:H	2	0.13	0.02	0.13
(1,21)	2:C:3:A:OP1	1:A:88:LYS:H	2	0.13	0.02	0.13
(1,21)	2:C:3:A:OP1	1:A:88:LYS:HZ1	2	0.13	0.02	0.13
(1,21)	2:C:3:A:OP1	1:A:88:LYS:HZ2	2	0.13	0.02	0.13
(1,21)	2:C:3:A:OP1	1:A:88:LYS:HZ3	2	0.13	0.02	0.13
(1,21)	2:C:3:A:OP1	1:A:89:ARG:H	2	0.13	0.02	0.13
(1,21)	2:C:3:A:OP1	1:A:89:ARG:HE	2	0.13	0.02	0.13
(1,21)	2:C:3:A:OP1	1:A:89:ARG:HH11	2	0.13	0.02	0.13
(1,21)	2:C:3:A:OP1	1:A:89:ARG:HH12	2	0.13	0.02	0.13
(1,21)	2:C:3:A:OP1	1:A:89:ARG:HH21	2	0.13	0.02	0.13
(1,21)	2:C:3:A:OP1	1:A:89:ARG:HH22	2	0.13	0.02	0.13
(1,21)	2:C:3:A:OP1	1:A:90:LEU:H	2	0.13	0.02	0.13
(1,21)	2:C:3:A:OP1	1:A:91:GLU:H	2	0.13	0.02	0.13
(1,21)	2:C:3:A:OP1	1:A:92:ARG:H	2	0.13	0.02	0.13
(1,21)	2:C:3:A:OP1	1:A:92:ARG:HE	2	0.13	0.02	0.13
(1,21)	2:C:3:A:OP1	1:A:92:ARG:HH11	2	0.13	0.02	0.13
(1,21)	2:C:3:A:OP1	1:A:92:ARG:HH12	2	0.13	0.02	0.13
(1,21)	2:C:3:A:OP1	1:A:92:ARG:HH21	2	0.13	0.02	0.13
(1,21)	2:C:3:A:OP1	1:A:92:ARG:HH22	2	0.13	0.02	0.13
(1,21)	2:C:3:A:OP1	1:A:93:VAL:H	2	0.13	0.02	0.13
(1,21)	2:C:3:A:OP1	1:A:95:GLU:H	2	0.13	0.02	0.13
(1,21)	2:C:3:A:OP1	1:A:96:THR:H	2	0.13	0.02	0.13
(1,21)	2:C:3:A:OP1	1:A:96:THR:HG1	2	0.13	0.02	0.13
(1,21)	2:C:3:A:OP1	1:A:97:ILE:H	2	0.13	0.02	0.13
(1,21)	2:C:3:A:OP1	1:A:98:MET:H	2	0.13	0.02	0.13
(1,21)	2:C:3:A:OP1	1:A:99:ASN:H	2	0.13	0.02	0.13
(1,21)	2:C:3:A:OP1	1:A:99:ASN:HD21	2	0.13	0.02	0.13
(1,21)	2:C:3:A:OP1	1:A:99:ASN:HD22	2	0.13	0.02	0.13
(1,21)	2:C:3:A:OP1	1:A:100:GLU:H	2	0.13	0.02	0.13
(1,21)	2:C:3:A:OP1	1:A:101:VAL:H	2	0.13	0.02	0.13
(1,21)	2:C:3:A:OP1	1:A:102:LEU:H	2	0.13	0.02	0.13
(1,21)	2:C:3:A:OP1	1:A:103:GLY:H	2	0.13	0.02	0.13
(1,21)	2:C:3:A:OP1	1:A:104:ARG:H	2	0.13	0.02	0.13
(1,21)	2:C:3:A:OP1	1:A:104:ARG:HE	2	0.13	0.02	0.13
(1,21)	2:C:3:A:OP1	1:A:104:ARG:HH11	2	0.13	0.02	0.13
(1,21)	2:C:3:A:OP1	1:A:104:ARG:HH12	2	0.13	0.02	0.13
(1,21)	2:C:3:A:OP1	1:A:104:ARG:HH21	2	0.13	0.02	0.13
(1,21)	2:C:3:A:OP1	1:A:104:ARG:HH22	2	0.13	0.02	0.13
(1,21)	2:C:3:A:OP1	1:A:105:LEU:H	2	0.13	0.02	0.13
(1,21)	2:C:3:A:OP1	1:A:106:SER:H	2	0.13	0.02	0.13
(1,21)	2:C:3:A:OP1	1:A:106:SER:HG	2	0.13	0.02	0.13

Continued on next page...

Continued from previous page...

Key	Atom-1	Atom-2	Models ¹	Mean (Å)	SD ¹ (Å)	Median (Å)
(1,21)	2:C:3:A:OP1	1:A:107:THR:H	2	0.13	0.02	0.13
(1,21)	2:C:3:A:OP1	1:A:107:THR:HG1	2	0.13	0.02	0.13
(1,21)	2:C:3:A:OP1	1:A:108:ILE:H	2	0.13	0.02	0.13
(1,21)	2:C:3:A:OP1	1:A:109:LEU:H	2	0.13	0.02	0.13
(1,21)	2:C:3:A:OP1	1:A:110:THR:H	2	0.13	0.02	0.13
(1,21)	2:C:3:A:OP1	1:A:110:THR:HG1	2	0.13	0.02	0.13
(1,20)	2:C:2:U:O2'	1:A:2:GLU:H	2	0.12	0.01	0.12
(1,20)	2:C:2:U:O2'	1:A:3:ARG:H	2	0.12	0.01	0.12
(1,20)	2:C:2:U:O2'	1:A:3:ARG:HE	2	0.12	0.01	0.12
(1,20)	2:C:2:U:O2'	1:A:3:ARG:HH11	2	0.12	0.01	0.12
(1,20)	2:C:2:U:O2'	1:A:3:ARG:HH12	2	0.12	0.01	0.12
(1,20)	2:C:2:U:O2'	1:A:3:ARG:HH21	2	0.12	0.01	0.12
(1,20)	2:C:2:U:O2'	1:A:3:ARG:HH22	2	0.12	0.01	0.12
(1,20)	2:C:2:U:O2'	1:A:4:GLY:H	2	0.12	0.01	0.12
(1,20)	2:C:2:U:O2'	1:A:5:GLU:H	2	0.12	0.01	0.12
(1,20)	2:C:2:U:O2'	1:A:6:ILE:H	2	0.12	0.01	0.12
(1,20)	2:C:2:U:O2'	1:A:7:TRP:H	2	0.12	0.01	0.12
(1,20)	2:C:2:U:O2'	1:A:7:TRP:HE1	2	0.12	0.01	0.12
(1,20)	2:C:2:U:O2'	1:A:8:LEU:H	2	0.12	0.01	0.12
(1,20)	2:C:2:U:O2'	1:A:9:VAL:H	2	0.12	0.01	0.12
(1,20)	2:C:2:U:O2'	1:A:10:SER:H	2	0.12	0.01	0.12
(1,20)	2:C:2:U:O2'	1:A:10:SER:HG	2	0.12	0.01	0.12
(1,20)	2:C:2:U:O2'	1:A:11:LEU:H	2	0.12	0.01	0.12
(1,20)	2:C:2:U:O2'	1:A:12:ASP:H	2	0.12	0.01	0.12
(1,20)	2:C:2:U:O2'	1:A:14:THR:H	2	0.12	0.01	0.12
(1,20)	2:C:2:U:O2'	1:A:14:THR:HG1	2	0.12	0.01	0.12
(1,20)	2:C:2:U:O2'	1:A:15:ALA:H	2	0.12	0.01	0.12
(1,20)	2:C:2:U:O2'	1:A:16:GLY:H	2	0.12	0.01	0.12
(1,20)	2:C:2:U:O2'	1:A:17:HIS:H	2	0.12	0.01	0.12
(1,20)	2:C:2:U:O2'	1:A:17:HIS:HD1	2	0.12	0.01	0.12
(1,20)	2:C:2:U:O2'	1:A:17:HIS:HE2	2	0.12	0.01	0.12
(1,20)	2:C:2:U:O2'	1:A:18:GLU:H	2	0.12	0.01	0.12
(1,20)	2:C:2:U:O2'	1:A:19:GLN:H	2	0.12	0.01	0.12
(1,20)	2:C:2:U:O2'	1:A:19:GLN:HE21	2	0.12	0.01	0.12
(1,20)	2:C:2:U:O2'	1:A:19:GLN:HE22	2	0.12	0.01	0.12
(1,20)	2:C:2:U:O2'	1:A:20:GLN:H	2	0.12	0.01	0.12
(1,20)	2:C:2:U:O2'	1:A:20:GLN:HE21	2	0.12	0.01	0.12
(1,20)	2:C:2:U:O2'	1:A:20:GLN:HE22	2	0.12	0.01	0.12
(1,20)	2:C:2:U:O2'	1:A:21:GLY:H	2	0.12	0.01	0.12
(1,20)	2:C:2:U:O2'	1:A:22:THR:H	2	0.12	0.01	0.12
(1,20)	2:C:2:U:O2'	1:A:22:THR:HG1	2	0.12	0.01	0.12
(1,20)	2:C:2:U:O2'	1:A:23:ARG:H	2	0.12	0.01	0.12

Continued on next page...

Continued from previous page...

Key	Atom-1	Atom-2	Models ¹	Mean (Å)	SD ¹ (Å)	Median (Å)
(1,20)	2:C:2:U:O2'	1:A:23:ARG:HE	2	0.12	0.01	0.12
(1,20)	2:C:2:U:O2'	1:A:23:ARG:HH11	2	0.12	0.01	0.12
(1,20)	2:C:2:U:O2'	1:A:23:ARG:HH12	2	0.12	0.01	0.12
(1,20)	2:C:2:U:O2'	1:A:23:ARG:HH21	2	0.12	0.01	0.12
(1,20)	2:C:2:U:O2'	1:A:23:ARG:HH22	2	0.12	0.01	0.12
(1,20)	2:C:2:U:O2'	1:A:25:VAL:H	2	0.12	0.01	0.12
(1,20)	2:C:2:U:O2'	1:A:26:LEU:H	2	0.12	0.01	0.12
(1,20)	2:C:2:U:O2'	1:A:27:ILE:H	2	0.12	0.01	0.12
(1,20)	2:C:2:U:O2'	1:A:28:VAL:H	2	0.12	0.01	0.12
(1,20)	2:C:2:U:O2'	1:A:29:THR:H	2	0.12	0.01	0.12
(1,20)	2:C:2:U:O2'	1:A:29:THR:HG1	2	0.12	0.01	0.12
(1,20)	2:C:2:U:O2'	1:A:31:ALA:H	2	0.12	0.01	0.12
(1,20)	2:C:2:U:O2'	1:A:32:ALA:H	2	0.12	0.01	0.12
(1,20)	2:C:2:U:O2'	1:A:33:PHE:H	2	0.12	0.01	0.12
(1,20)	2:C:2:U:O2'	1:A:34:ASN:H	2	0.12	0.01	0.12
(1,20)	2:C:2:U:O2'	1:A:34:ASN:HD21	2	0.12	0.01	0.12
(1,20)	2:C:2:U:O2'	1:A:34:ASN:HD22	2	0.12	0.01	0.12
(1,20)	2:C:2:U:O2'	1:A:35:ARG:H	2	0.12	0.01	0.12
(1,20)	2:C:2:U:O2'	1:A:35:ARG:HE	2	0.12	0.01	0.12
(1,20)	2:C:2:U:O2'	1:A:35:ARG:HH11	2	0.12	0.01	0.12
(1,20)	2:C:2:U:O2'	1:A:35:ARG:HH12	2	0.12	0.01	0.12
(1,20)	2:C:2:U:O2'	1:A:35:ARG:HH21	2	0.12	0.01	0.12
(1,20)	2:C:2:U:O2'	1:A:35:ARG:HH22	2	0.12	0.01	0.12
(1,20)	2:C:2:U:O2'	1:A:36:VAL:H	2	0.12	0.01	0.12
(1,20)	2:C:2:U:O2'	1:A:37:THR:H	2	0.12	0.01	0.12
(1,20)	2:C:2:U:O2'	1:A:37:THR:HG1	2	0.12	0.01	0.12
(1,20)	2:C:2:U:O2'	1:A:38:ARG:H	2	0.12	0.01	0.12
(1,20)	2:C:2:U:O2'	1:A:38:ARG:HE	2	0.12	0.01	0.12
(1,20)	2:C:2:U:O2'	1:A:38:ARG:HH11	2	0.12	0.01	0.12
(1,20)	2:C:2:U:O2'	1:A:38:ARG:HH12	2	0.12	0.01	0.12
(1,20)	2:C:2:U:O2'	1:A:38:ARG:HH21	2	0.12	0.01	0.12
(1,20)	2:C:2:U:O2'	1:A:38:ARG:HH22	2	0.12	0.01	0.12
(1,20)	2:C:2:U:O2'	1:A:39:LEU:H	2	0.12	0.01	0.12
(1,20)	2:C:2:U:O2'	1:A:41:VAL:H	2	0.12	0.01	0.12
(1,20)	2:C:2:U:O2'	1:A:42:VAL:H	2	0.12	0.01	0.12
(1,20)	2:C:2:U:O2'	1:A:43:VAL:H	2	0.12	0.01	0.12
(1,20)	2:C:2:U:O2'	1:A:45:VAL:H	2	0.12	0.01	0.12
(1,20)	2:C:2:U:O2'	1:A:46:THR:H	2	0.12	0.01	0.12
(1,20)	2:C:2:U:O2'	1:A:46:THR:HG1	2	0.12	0.01	0.12
(1,20)	2:C:2:U:O2'	1:A:47:SER:H	2	0.12	0.01	0.12
(1,20)	2:C:2:U:O2'	1:A:47:SER:HG	2	0.12	0.01	0.12
(1,20)	2:C:2:U:O2'	1:A:48:GLY:H	2	0.12	0.01	0.12

Continued on next page...

Continued from previous page...

Key	Atom-1	Atom-2	Models ¹	Mean (Å)	SD ¹ (Å)	Median (Å)
(1,20)	2:C:2:U:O2'	1:A:49:GLY:H	2	0.12	0.01	0.12
(1,20)	2:C:2:U:O2'	1:A:50:ASN:H	2	0.12	0.01	0.12
(1,20)	2:C:2:U:O2'	1:A:50:ASN:HD21	2	0.12	0.01	0.12
(1,20)	2:C:2:U:O2'	1:A:50:ASN:HD22	2	0.12	0.01	0.12
(1,20)	2:C:2:U:O2'	1:A:51:PHE:H	2	0.12	0.01	0.12
(1,20)	2:C:2:U:O2'	1:A:52:ALA:H	2	0.12	0.01	0.12
(1,20)	2:C:2:U:O2'	1:A:53:ARG:H	2	0.12	0.01	0.12
(1,20)	2:C:2:U:O2'	1:A:53:ARG:HE	2	0.12	0.01	0.12
(1,20)	2:C:2:U:O2'	1:A:53:ARG:HH11	2	0.12	0.01	0.12
(1,20)	2:C:2:U:O2'	1:A:53:ARG:HH12	2	0.12	0.01	0.12
(1,20)	2:C:2:U:O2'	1:A:53:ARG:HH21	2	0.12	0.01	0.12
(1,20)	2:C:2:U:O2'	1:A:53:ARG:HH22	2	0.12	0.01	0.12
(1,20)	2:C:2:U:O2'	1:A:54:THR:H	2	0.12	0.01	0.12
(1,20)	2:C:2:U:O2'	1:A:54:THR:HG1	2	0.12	0.01	0.12
(1,20)	2:C:2:U:O2'	1:A:55:ALA:H	2	0.12	0.01	0.12
(1,20)	2:C:2:U:O2'	1:A:56:GLY:H	2	0.12	0.01	0.12
(1,20)	2:C:2:U:O2'	1:A:57:PHE:H	2	0.12	0.01	0.12
(1,20)	2:C:2:U:O2'	1:A:58:ALA:H	2	0.12	0.01	0.12
(1,20)	2:C:2:U:O2'	1:A:59:VAL:H	2	0.12	0.01	0.12
(1,20)	2:C:2:U:O2'	1:A:60:SER:H	2	0.12	0.01	0.12
(1,20)	2:C:2:U:O2'	1:A:60:SER:HG	2	0.12	0.01	0.12
(1,20)	2:C:2:U:O2'	1:A:61:LEU:H	2	0.12	0.01	0.12
(1,20)	2:C:2:U:O2'	1:A:62:ASP:H	2	0.12	0.01	0.12
(1,20)	2:C:2:U:O2'	1:A:63:GLY:H	2	0.12	0.01	0.12
(1,20)	2:C:2:U:O2'	1:A:64:VAL:H	2	0.12	0.01	0.12
(1,20)	2:C:2:U:O2'	1:A:65:GLY:H	2	0.12	0.01	0.12
(1,20)	2:C:2:U:O2'	1:A:66:ILE:H	2	0.12	0.01	0.12
(1,20)	2:C:2:U:O2'	1:A:67:ARG:H	2	0.12	0.01	0.12
(1,20)	2:C:2:U:O2'	1:A:67:ARG:HE	2	0.12	0.01	0.12
(1,20)	2:C:2:U:O2'	1:A:67:ARG:HH11	2	0.12	0.01	0.12
(1,20)	2:C:2:U:O2'	1:A:67:ARG:HH12	2	0.12	0.01	0.12
(1,20)	2:C:2:U:O2'	1:A:67:ARG:HH21	2	0.12	0.01	0.12
(1,20)	2:C:2:U:O2'	1:A:67:ARG:HH22	2	0.12	0.01	0.12
(1,20)	2:C:2:U:O2'	1:A:68:THR:H	2	0.12	0.01	0.12
(1,20)	2:C:2:U:O2'	1:A:68:THR:HG1	2	0.12	0.01	0.12
(1,20)	2:C:2:U:O2'	1:A:69:THR:H	2	0.12	0.01	0.12
(1,20)	2:C:2:U:O2'	1:A:69:THR:HG1	2	0.12	0.01	0.12
(1,20)	2:C:2:U:O2'	1:A:70:GLY:H	2	0.12	0.01	0.12
(1,20)	2:C:2:U:O2'	1:A:71:VAL:H	2	0.12	0.01	0.12
(1,20)	2:C:2:U:O2'	1:A:72:VAL:H	2	0.12	0.01	0.12
(1,20)	2:C:2:U:O2'	1:A:73:ARG:H	2	0.12	0.01	0.12
(1,20)	2:C:2:U:O2'	1:A:73:ARG:HE	2	0.12	0.01	0.12

Continued on next page...

Continued from previous page...

Key	Atom-1	Atom-2	Models ¹	Mean (Å)	SD ¹ (Å)	Median (Å)
(1,20)	2:C:2:U:O2'	1:A:73:ARG:HH11	2	0.12	0.01	0.12
(1,20)	2:C:2:U:O2'	1:A:73:ARG:HH12	2	0.12	0.01	0.12
(1,20)	2:C:2:U:O2'	1:A:73:ARG:HH21	2	0.12	0.01	0.12
(1,20)	2:C:2:U:O2'	1:A:73:ARG:HH22	2	0.12	0.01	0.12
(1,20)	2:C:2:U:O2'	1:A:74:CYS:H	2	0.12	0.01	0.12
(1,20)	2:C:2:U:O2'	1:A:74:CYS:HG	2	0.12	0.01	0.12
(1,20)	2:C:2:U:O2'	1:A:75:ASP:H	2	0.12	0.01	0.12
(1,20)	2:C:2:U:O2'	1:A:76:GLN:H	2	0.12	0.01	0.12
(1,20)	2:C:2:U:O2'	1:A:76:GLN:HE21	2	0.12	0.01	0.12
(1,20)	2:C:2:U:O2'	1:A:76:GLN:HE22	2	0.12	0.01	0.12
(1,20)	2:C:2:U:O2'	1:A:78:ARG:H	2	0.12	0.01	0.12
(1,20)	2:C:2:U:O2'	1:A:78:ARG:HE	2	0.12	0.01	0.12
(1,20)	2:C:2:U:O2'	1:A:78:ARG:HH11	2	0.12	0.01	0.12
(1,20)	2:C:2:U:O2'	1:A:78:ARG:HH12	2	0.12	0.01	0.12
(1,20)	2:C:2:U:O2'	1:A:78:ARG:HH21	2	0.12	0.01	0.12
(1,20)	2:C:2:U:O2'	1:A:78:ARG:HH22	2	0.12	0.01	0.12
(1,20)	2:C:2:U:O2'	1:A:79:THR:H	2	0.12	0.01	0.12
(1,20)	2:C:2:U:O2'	1:A:79:THR:HG1	2	0.12	0.01	0.12
(1,20)	2:C:2:U:O2'	1:A:80:ILE:H	2	0.12	0.01	0.12
(1,20)	2:C:2:U:O2'	1:A:81:ASP:H	2	0.12	0.01	0.12
(1,20)	2:C:2:U:O2'	1:A:82:MET:H	2	0.12	0.01	0.12
(1,20)	2:C:2:U:O2'	1:A:83:LYS:H	2	0.12	0.01	0.12
(1,20)	2:C:2:U:O2'	1:A:83:LYS:HZ1	2	0.12	0.01	0.12
(1,20)	2:C:2:U:O2'	1:A:83:LYS:HZ2	2	0.12	0.01	0.12
(1,20)	2:C:2:U:O2'	1:A:83:LYS:HZ3	2	0.12	0.01	0.12
(1,20)	2:C:2:U:O2'	1:A:84:ALA:H	2	0.12	0.01	0.12
(1,20)	2:C:2:U:O2'	1:A:85:ARG:H	2	0.12	0.01	0.12
(1,20)	2:C:2:U:O2'	1:A:85:ARG:HE	2	0.12	0.01	0.12
(1,20)	2:C:2:U:O2'	1:A:85:ARG:HH11	2	0.12	0.01	0.12
(1,20)	2:C:2:U:O2'	1:A:85:ARG:HH12	2	0.12	0.01	0.12
(1,20)	2:C:2:U:O2'	1:A:85:ARG:HH21	2	0.12	0.01	0.12
(1,20)	2:C:2:U:O2'	1:A:85:ARG:HH22	2	0.12	0.01	0.12
(1,20)	2:C:2:U:O2'	1:A:86:GLY:H	2	0.12	0.01	0.12
(1,20)	2:C:2:U:O2'	1:A:87:GLY:H	2	0.12	0.01	0.12
(1,20)	2:C:2:U:O2'	1:A:88:LYS:H	2	0.12	0.01	0.12
(1,20)	2:C:2:U:O2'	1:A:88:LYS:HZ1	2	0.12	0.01	0.12
(1,20)	2:C:2:U:O2'	1:A:88:LYS:HZ2	2	0.12	0.01	0.12
(1,20)	2:C:2:U:O2'	1:A:88:LYS:HZ3	2	0.12	0.01	0.12
(1,20)	2:C:2:U:O2'	1:A:89:ARG:H	2	0.12	0.01	0.12
(1,20)	2:C:2:U:O2'	1:A:89:ARG:HE	2	0.12	0.01	0.12
(1,20)	2:C:2:U:O2'	1:A:89:ARG:HH11	2	0.12	0.01	0.12
(1,20)	2:C:2:U:O2'	1:A:89:ARG:HH12	2	0.12	0.01	0.12

Continued on next page...

Continued from previous page...

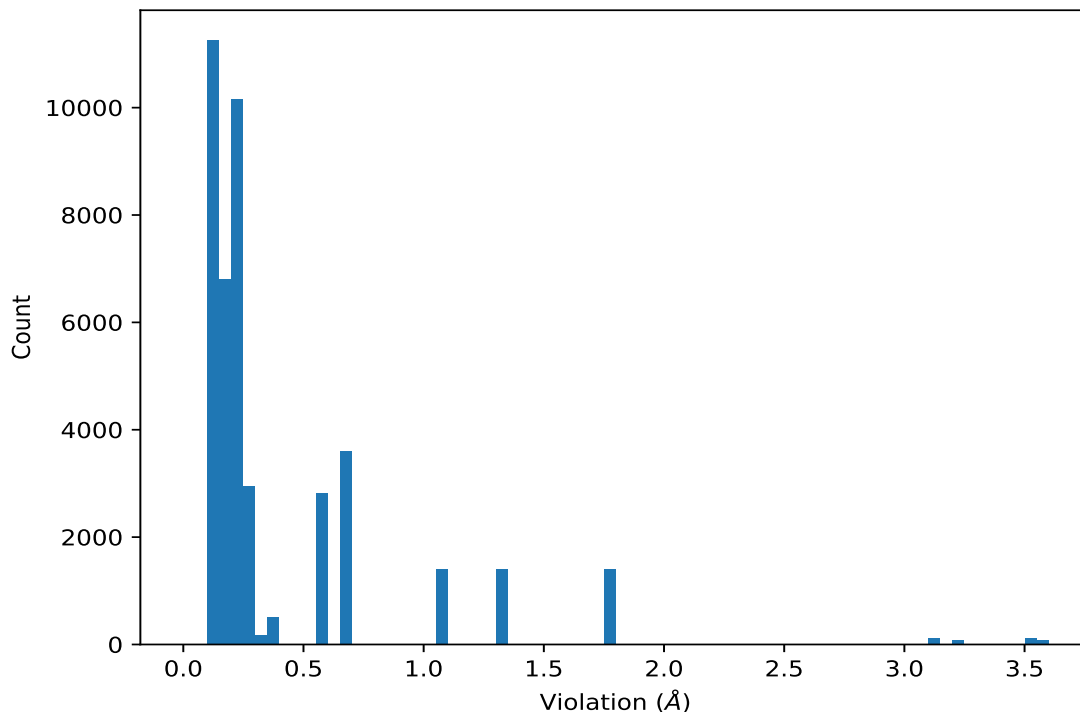
Key	Atom-1	Atom-2	Models ¹	Mean (Å)	SD ¹ (Å)	Median (Å)
(1,20)	2:C:2:U:O2'	1:A:89:ARG:HH21	2	0.12	0.01	0.12
(1,20)	2:C:2:U:O2'	1:A:89:ARG:HH22	2	0.12	0.01	0.12
(1,20)	2:C:2:U:O2'	1:A:90:LEU:H	2	0.12	0.01	0.12
(1,20)	2:C:2:U:O2'	1:A:91:GLU:H	2	0.12	0.01	0.12
(1,20)	2:C:2:U:O2'	1:A:92:ARG:H	2	0.12	0.01	0.12
(1,20)	2:C:2:U:O2'	1:A:92:ARG:HE	2	0.12	0.01	0.12
(1,20)	2:C:2:U:O2'	1:A:92:ARG:HH11	2	0.12	0.01	0.12
(1,20)	2:C:2:U:O2'	1:A:92:ARG:HH12	2	0.12	0.01	0.12
(1,20)	2:C:2:U:O2'	1:A:92:ARG:HH21	2	0.12	0.01	0.12
(1,20)	2:C:2:U:O2'	1:A:92:ARG:HH22	2	0.12	0.01	0.12
(1,20)	2:C:2:U:O2'	1:A:93:VAL:H	2	0.12	0.01	0.12
(1,20)	2:C:2:U:O2'	1:A:95:GLU:H	2	0.12	0.01	0.12
(1,20)	2:C:2:U:O2'	1:A:96:THR:H	2	0.12	0.01	0.12
(1,20)	2:C:2:U:O2'	1:A:96:THR:HG1	2	0.12	0.01	0.12
(1,20)	2:C:2:U:O2'	1:A:97:ILE:H	2	0.12	0.01	0.12
(1,20)	2:C:2:U:O2'	1:A:98:MET:H	2	0.12	0.01	0.12
(1,20)	2:C:2:U:O2'	1:A:99:ASN:H	2	0.12	0.01	0.12
(1,20)	2:C:2:U:O2'	1:A:99:ASN:HD21	2	0.12	0.01	0.12
(1,20)	2:C:2:U:O2'	1:A:99:ASN:HD22	2	0.12	0.01	0.12
(1,20)	2:C:2:U:O2'	1:A:100:GLU:H	2	0.12	0.01	0.12
(1,20)	2:C:2:U:O2'	1:A:101:VAL:H	2	0.12	0.01	0.12
(1,20)	2:C:2:U:O2'	1:A:102:LEU:H	2	0.12	0.01	0.12
(1,20)	2:C:2:U:O2'	1:A:103:GLY:H	2	0.12	0.01	0.12
(1,20)	2:C:2:U:O2'	1:A:104:ARG:H	2	0.12	0.01	0.12
(1,20)	2:C:2:U:O2'	1:A:104:ARG:HE	2	0.12	0.01	0.12
(1,20)	2:C:2:U:O2'	1:A:104:ARG:HH11	2	0.12	0.01	0.12
(1,20)	2:C:2:U:O2'	1:A:104:ARG:HH12	2	0.12	0.01	0.12
(1,20)	2:C:2:U:O2'	1:A:104:ARG:HH21	2	0.12	0.01	0.12
(1,20)	2:C:2:U:O2'	1:A:104:ARG:HH22	2	0.12	0.01	0.12
(1,20)	2:C:2:U:O2'	1:A:105:LEU:H	2	0.12	0.01	0.12
(1,20)	2:C:2:U:O2'	1:A:106:SER:H	2	0.12	0.01	0.12
(1,20)	2:C:2:U:O2'	1:A:106:SER:HG	2	0.12	0.01	0.12
(1,20)	2:C:2:U:O2'	1:A:107:THR:H	2	0.12	0.01	0.12
(1,20)	2:C:2:U:O2'	1:A:107:THR:HG1	2	0.12	0.01	0.12
(1,20)	2:C:2:U:O2'	1:A:108:ILE:H	2	0.12	0.01	0.12
(1,20)	2:C:2:U:O2'	1:A:109:LEU:H	2	0.12	0.01	0.12
(1,20)	2:C:2:U:O2'	1:A:110:THR:H	2	0.12	0.01	0.12
(1,20)	2:C:2:U:O2'	1:A:110:THR:HG1	2	0.12	0.01	0.12

¹Number of violated models, ²Standard deviation

9.5 All violated distance restraints [i](#)

9.5.1 Histogram : Distribution of distance violations [i](#)

The following histogram shows the distribution of the absolute value of the violation for all violated restraints in the ensemble.



9.5.2 Table : All distance violations [i](#)

The following table lists the absolute value of the violation for each restraint in the ensemble sorted by its value. The Key (restraint list ID, restraint ID) is the unique identifier for a given restraint. Rows with same key represent combinatorial or ambiguous restraints and are counted as a single restraint.

Key	Atom-1	Atom-2	Model ID	Violation (Å)
(1,14)	2:C:2:U:O4	1:A:8:LEU:H	5	3.59
(1,14)	2:C:2:U:O4	1:A:10:SER:H	5	3.59
(1,14)	2:C:2:U:O4	1:A:10:SER:HG	5	3.59
(1,14)	2:C:2:U:O4	1:A:12:ASP:H	5	3.59
(1,14)	2:C:2:U:O4	1:A:14:THR:H	5	3.59
(1,14)	2:C:2:U:O4	1:A:14:THR:HG1	5	3.59
(1,14)	2:C:2:U:O4	1:A:15:ALA:H	5	3.59
(1,14)	2:C:2:U:O4	1:A:16:GLY:H	5	3.59
(1,14)	2:C:2:U:O4	1:A:17:HIS:H	5	3.59
(1,14)	2:C:2:U:O4	1:A:17:HIS:HD1	5	3.59

Continued on next page...

Continued from previous page...

Key	Atom-1	Atom-2	Model ID	Violation (Å)
(1,14)	2:C:2:U:O4	1:A:17:HIS:HE2	5	3.59
(1,14)	2:C:2:U:O4	1:A:19:GLN:H	5	3.59
(1,14)	2:C:2:U:O4	1:A:19:GLN:HE21	5	3.59
(1,14)	2:C:2:U:O4	1:A:19:GLN:HE22	5	3.59
(1,14)	2:C:2:U:O4	1:A:20:GLN:H	5	3.59
(1,14)	2:C:2:U:O4	1:A:20:GLN:HE21	5	3.59
(1,14)	2:C:2:U:O4	1:A:20:GLN:HE22	5	3.59
(1,14)	2:C:2:U:O4	1:A:21:GLY:H	5	3.59
(1,14)	2:C:2:U:O4	1:A:22:THR:H	5	3.59
(1,14)	2:C:2:U:O4	1:A:22:THR:HG1	5	3.59
(1,14)	2:C:2:U:O4	1:A:23:ARG:H	5	3.59
(1,14)	2:C:2:U:O4	1:A:23:ARG:HE	5	3.59
(1,14)	2:C:2:U:O4	1:A:23:ARG:HH11	5	3.59
(1,14)	2:C:2:U:O4	1:A:23:ARG:HH12	5	3.59
(1,14)	2:C:2:U:O4	1:A:23:ARG:HH21	5	3.59
(1,14)	2:C:2:U:O4	1:A:23:ARG:HH22	5	3.59
(1,14)	2:C:2:U:O4	1:A:45:VAL:H	5	3.59
(1,14)	2:C:2:U:O4	1:A:46:THR:H	5	3.59
(1,14)	2:C:2:U:O4	1:A:46:THR:HG1	5	3.59
(1,14)	2:C:2:U:O4	1:A:47:SER:H	5	3.59
(1,14)	2:C:2:U:O4	1:A:47:SER:HG	5	3.59
(1,14)	2:C:2:U:O4	1:A:48:GLY:H	5	3.59
(1,14)	2:C:2:U:O4	1:A:49:GLY:H	5	3.59
(1,14)	2:C:2:U:O4	1:A:50:ASN:H	5	3.59
(1,14)	2:C:2:U:O4	1:A:50:ASN:HD21	5	3.59
(1,14)	2:C:2:U:O4	1:A:50:ASN:HD22	5	3.59
(1,14)	2:C:2:U:O4	1:A:51:PHE:H	5	3.59
(1,14)	2:C:2:U:O4	1:A:52:ALA:H	5	3.59
(1,14)	2:C:2:U:O4	1:A:53:ARG:H	5	3.59
(1,14)	2:C:2:U:O4	1:A:53:ARG:HE	5	3.59
(1,14)	2:C:2:U:O4	1:A:53:ARG:HH11	5	3.59
(1,14)	2:C:2:U:O4	1:A:53:ARG:HH12	5	3.59
(1,14)	2:C:2:U:O4	1:A:53:ARG:HH21	5	3.59
(1,14)	2:C:2:U:O4	1:A:53:ARG:HH22	5	3.59
(1,14)	2:C:2:U:O4	1:A:54:THR:H	5	3.59
(1,14)	2:C:2:U:O4	1:A:54:THR:HG1	5	3.59
(1,14)	2:C:2:U:O4	1:A:55:ALA:H	5	3.59
(1,14)	2:C:2:U:O4	1:A:56:GLY:H	5	3.59
(1,14)	2:C:2:U:O4	1:A:57:PHE:H	5	3.59
(1,14)	2:C:2:U:O4	1:A:58:ALA:H	5	3.59
(1,14)	2:C:2:U:O4	1:A:60:SER:H	5	3.59
(1,14)	2:C:2:U:O4	1:A:60:SER:HG	5	3.59

Continued on next page...

Continued from previous page...

Key	Atom-1	Atom-2	Model ID	Violation (Å)
(1,14)	2:C:2:U:O4	1:A:62:ASP:H	5	3.59
(1,14)	2:C:2:U:O4	1:A:66:ILE:H	5	3.59
(1,14)	2:C:2:U:O4	1:A:67:ARG:H	5	3.59
(1,14)	2:C:2:U:O4	1:A:67:ARG:HE	5	3.59
(1,14)	2:C:2:U:O4	1:A:67:ARG:HH11	5	3.59
(1,14)	2:C:2:U:O4	1:A:67:ARG:HH12	5	3.59
(1,14)	2:C:2:U:O4	1:A:67:ARG:HH21	5	3.59
(1,14)	2:C:2:U:O4	1:A:67:ARG:HH22	5	3.59
(1,14)	2:C:2:U:O4	1:A:68:THR:H	5	3.59
(1,14)	2:C:2:U:O4	1:A:68:THR:HG1	5	3.59
(1,14)	2:C:2:U:O4	1:A:69:THR:H	5	3.59
(1,14)	2:C:2:U:O4	1:A:69:THR:HG1	5	3.59
(1,14)	2:C:2:U:O4	1:A:70:GLY:H	5	3.59
(1,14)	2:C:2:U:O4	1:A:71:VAL:H	5	3.59
(1,14)	2:C:2:U:O4	1:A:73:ARG:H	5	3.59
(1,14)	2:C:2:U:O4	1:A:73:ARG:HE	5	3.59
(1,14)	2:C:2:U:O4	1:A:73:ARG:HH11	5	3.59
(1,14)	2:C:2:U:O4	1:A:73:ARG:HH12	5	3.59
(1,14)	2:C:2:U:O4	1:A:73:ARG:HH21	5	3.59
(1,14)	2:C:2:U:O4	1:A:73:ARG:HH22	5	3.59
(1,14)	2:C:2:U:O4	1:A:75:ASP:H	5	3.59
(1,14)	2:C:2:U:O4	1:A:76:GLN:H	5	3.59
(1,14)	2:C:2:U:O4	1:A:76:GLN:HE21	5	3.59
(1,14)	2:C:2:U:O4	1:A:76:GLN:HE22	5	3.59
(1,14)	2:C:2:U:O4	1:A:85:ARG:H	5	3.59
(1,14)	2:C:2:U:O4	1:A:85:ARG:HE	5	3.59
(1,14)	2:C:2:U:O4	1:A:85:ARG:HH11	5	3.59
(1,14)	2:C:2:U:O4	1:A:85:ARG:HH12	5	3.59
(1,14)	2:C:2:U:O4	1:A:85:ARG:HH21	5	3.59
(1,14)	2:C:2:U:O4	1:A:85:ARG:HH22	5	3.59
(1,14)	2:C:2:U:O4	1:A:100:GLU:H	5	3.59
(1,14)	2:C:2:U:O4	1:A:104:ARG:H	5	3.59
(1,14)	2:C:2:U:O4	1:A:104:ARG:HE	5	3.59
(1,14)	2:C:2:U:O4	1:A:104:ARG:HH11	5	3.59
(1,14)	2:C:2:U:O4	1:A:104:ARG:HH12	5	3.59
(1,14)	2:C:2:U:O4	1:A:104:ARG:HH21	5	3.59
(1,14)	2:C:2:U:O4	1:A:104:ARG:HH22	5	3.59
(1,15)	2:C:2:U:H3	1:A:8:LEU:N	5	3.52
(1,15)	2:C:2:U:H3	1:A:8:LEU:O	5	3.52
(1,15)	2:C:2:U:H3	1:A:10:SER:N	5	3.52
(1,15)	2:C:2:U:H3	1:A:10:SER:O	5	3.52
(1,15)	2:C:2:U:H3	1:A:10:SER:OG	5	3.52

Continued on next page...

Continued from previous page...

Key	Atom-1	Atom-2	Model ID	Violation (Å)
(1,15)	2:C:2:U:H3	1:A:12:ASP:N	5	3.52
(1,15)	2:C:2:U:H3	1:A:12:ASP:O	5	3.52
(1,15)	2:C:2:U:H3	1:A:12:ASP:OD1	5	3.52
(1,15)	2:C:2:U:H3	1:A:12:ASP:OD2	5	3.52
(1,15)	2:C:2:U:H3	1:A:13:PRO:N	5	3.52
(1,15)	2:C:2:U:H3	1:A:13:PRO:O	5	3.52
(1,15)	2:C:2:U:H3	1:A:14:THR:N	5	3.52
(1,15)	2:C:2:U:H3	1:A:14:THR:O	5	3.52
(1,15)	2:C:2:U:H3	1:A:14:THR:OG1	5	3.52
(1,15)	2:C:2:U:H3	1:A:15:ALA:N	5	3.52
(1,15)	2:C:2:U:H3	1:A:15:ALA:O	5	3.52
(1,15)	2:C:2:U:H3	1:A:16:GLY:N	5	3.52
(1,15)	2:C:2:U:H3	1:A:16:GLY:O	5	3.52
(1,15)	2:C:2:U:H3	1:A:17:HIS:N	5	3.52
(1,15)	2:C:2:U:H3	1:A:17:HIS:ND1	5	3.52
(1,15)	2:C:2:U:H3	1:A:17:HIS:NE2	5	3.52
(1,15)	2:C:2:U:H3	1:A:17:HIS:O	5	3.52
(1,15)	2:C:2:U:H3	1:A:19:GLN:N	5	3.52
(1,15)	2:C:2:U:H3	1:A:19:GLN:NE2	5	3.52
(1,15)	2:C:2:U:H3	1:A:19:GLN:O	5	3.52
(1,15)	2:C:2:U:H3	1:A:19:GLN:OE1	5	3.52
(1,15)	2:C:2:U:H3	1:A:20:GLN:N	5	3.52
(1,15)	2:C:2:U:H3	1:A:20:GLN:NE2	5	3.52
(1,15)	2:C:2:U:H3	1:A:20:GLN:O	5	3.52
(1,15)	2:C:2:U:H3	1:A:20:GLN:OE1	5	3.52
(1,15)	2:C:2:U:H3	1:A:21:GLY:N	5	3.52
(1,15)	2:C:2:U:H3	1:A:21:GLY:O	5	3.52
(1,15)	2:C:2:U:H3	1:A:22:THR:N	5	3.52
(1,15)	2:C:2:U:H3	1:A:22:THR:O	5	3.52
(1,15)	2:C:2:U:H3	1:A:22:THR:OG1	5	3.52
(1,15)	2:C:2:U:H3	1:A:23:ARG:N	5	3.52
(1,15)	2:C:2:U:H3	1:A:23:ARG:NE	5	3.52
(1,15)	2:C:2:U:H3	1:A:23:ARG:NH1	5	3.52
(1,15)	2:C:2:U:H3	1:A:23:ARG:NH2	5	3.52
(1,15)	2:C:2:U:H3	1:A:23:ARG:O	5	3.52
(1,15)	2:C:2:U:H3	1:A:24:PRO:N	5	3.52
(1,15)	2:C:2:U:H3	1:A:24:PRO:O	5	3.52
(1,15)	2:C:2:U:H3	1:A:45:VAL:N	5	3.52
(1,15)	2:C:2:U:H3	1:A:45:VAL:O	5	3.52
(1,15)	2:C:2:U:H3	1:A:46:THR:N	5	3.52
(1,15)	2:C:2:U:H3	1:A:46:THR:O	5	3.52
(1,15)	2:C:2:U:H3	1:A:46:THR:OG1	5	3.52

Continued on next page...

Continued from previous page...

Key	Atom-1	Atom-2	Model ID	Violation (Å)
(1,15)	2:C:2:U:H3	1:A:47:SER:N	5	3.52
(1,15)	2:C:2:U:H3	1:A:47:SER:O	5	3.52
(1,15)	2:C:2:U:H3	1:A:47:SER:OG	5	3.52
(1,15)	2:C:2:U:H3	1:A:48:GLY:N	5	3.52
(1,15)	2:C:2:U:H3	1:A:48:GLY:O	5	3.52
(1,15)	2:C:2:U:H3	1:A:49:GLY:N	5	3.52
(1,15)	2:C:2:U:H3	1:A:49:GLY:O	5	3.52
(1,15)	2:C:2:U:H3	1:A:50:ASN:N	5	3.52
(1,15)	2:C:2:U:H3	1:A:50:ASN:ND2	5	3.52
(1,15)	2:C:2:U:H3	1:A:50:ASN:O	5	3.52
(1,15)	2:C:2:U:H3	1:A:50:ASN:OD1	5	3.52
(1,15)	2:C:2:U:H3	1:A:51:PHE:N	5	3.52
(1,15)	2:C:2:U:H3	1:A:51:PHE:O	5	3.52
(1,15)	2:C:2:U:H3	1:A:52:ALA:N	5	3.52
(1,15)	2:C:2:U:H3	1:A:52:ALA:O	5	3.52
(1,15)	2:C:2:U:H3	1:A:53:ARG:N	5	3.52
(1,15)	2:C:2:U:H3	1:A:53:ARG:NE	5	3.52
(1,15)	2:C:2:U:H3	1:A:53:ARG:NH1	5	3.52
(1,15)	2:C:2:U:H3	1:A:53:ARG:NH2	5	3.52
(1,15)	2:C:2:U:H3	1:A:53:ARG:O	5	3.52
(1,15)	2:C:2:U:H3	1:A:54:THR:N	5	3.52
(1,15)	2:C:2:U:H3	1:A:54:THR:O	5	3.52
(1,15)	2:C:2:U:H3	1:A:54:THR:OG1	5	3.52
(1,15)	2:C:2:U:H3	1:A:55:ALA:N	5	3.52
(1,15)	2:C:2:U:H3	1:A:55:ALA:O	5	3.52
(1,15)	2:C:2:U:H3	1:A:56:GLY:N	5	3.52
(1,15)	2:C:2:U:H3	1:A:56:GLY:O	5	3.52
(1,15)	2:C:2:U:H3	1:A:57:PHE:N	5	3.52
(1,15)	2:C:2:U:H3	1:A:57:PHE:O	5	3.52
(1,15)	2:C:2:U:H3	1:A:58:ALA:N	5	3.52
(1,15)	2:C:2:U:H3	1:A:58:ALA:O	5	3.52
(1,15)	2:C:2:U:H3	1:A:60:SER:N	5	3.52
(1,15)	2:C:2:U:H3	1:A:60:SER:O	5	3.52
(1,15)	2:C:2:U:H3	1:A:60:SER:OG	5	3.52
(1,15)	2:C:2:U:H3	1:A:62:ASP:N	5	3.52
(1,15)	2:C:2:U:H3	1:A:62:ASP:O	5	3.52
(1,15)	2:C:2:U:H3	1:A:62:ASP:OD1	5	3.52
(1,15)	2:C:2:U:H3	1:A:62:ASP:OD2	5	3.52
(1,15)	2:C:2:U:H3	1:A:66:ILE:N	5	3.52
(1,15)	2:C:2:U:H3	1:A:66:ILE:O	5	3.52
(1,15)	2:C:2:U:H3	1:A:67:ARG:N	5	3.52
(1,15)	2:C:2:U:H3	1:A:67:ARG:NE	5	3.52

Continued on next page...

Continued from previous page...

Key	Atom-1	Atom-2	Model ID	Violation (Å)
(1,15)	2:C:2:U:H3	1:A:67:ARG:NH1	5	3.52
(1,15)	2:C:2:U:H3	1:A:67:ARG:NH2	5	3.52
(1,15)	2:C:2:U:H3	1:A:67:ARG:O	5	3.52
(1,15)	2:C:2:U:H3	1:A:68:THR:N	5	3.52
(1,15)	2:C:2:U:H3	1:A:68:THR:O	5	3.52
(1,15)	2:C:2:U:H3	1:A:68:THR:OG1	5	3.52
(1,15)	2:C:2:U:H3	1:A:69:THR:N	5	3.52
(1,15)	2:C:2:U:H3	1:A:69:THR:O	5	3.52
(1,15)	2:C:2:U:H3	1:A:69:THR:OG1	5	3.52
(1,15)	2:C:2:U:H3	1:A:70:GLY:N	5	3.52
(1,15)	2:C:2:U:H3	1:A:70:GLY:O	5	3.52
(1,15)	2:C:2:U:H3	1:A:71:VAL:N	5	3.52
(1,15)	2:C:2:U:H3	1:A:71:VAL:O	5	3.52
(1,15)	2:C:2:U:H3	1:A:73:ARG:N	5	3.52
(1,15)	2:C:2:U:H3	1:A:73:ARG:NE	5	3.52
(1,15)	2:C:2:U:H3	1:A:73:ARG:NH1	5	3.52
(1,15)	2:C:2:U:H3	1:A:73:ARG:NH2	5	3.52
(1,15)	2:C:2:U:H3	1:A:73:ARG:O	5	3.52
(1,15)	2:C:2:U:H3	1:A:75:ASP:N	5	3.52
(1,15)	2:C:2:U:H3	1:A:75:ASP:O	5	3.52
(1,15)	2:C:2:U:H3	1:A:75:ASP:OD1	5	3.52
(1,15)	2:C:2:U:H3	1:A:75:ASP:OD2	5	3.52
(1,15)	2:C:2:U:H3	1:A:76:GLN:N	5	3.52
(1,15)	2:C:2:U:H3	1:A:76:GLN:NE2	5	3.52
(1,15)	2:C:2:U:H3	1:A:76:GLN:O	5	3.52
(1,15)	2:C:2:U:H3	1:A:76:GLN:OE1	5	3.52
(1,15)	2:C:2:U:H3	1:A:85:ARG:N	5	3.52
(1,15)	2:C:2:U:H3	1:A:85:ARG:NE	5	3.52
(1,15)	2:C:2:U:H3	1:A:85:ARG:NH1	5	3.52
(1,15)	2:C:2:U:H3	1:A:85:ARG:NH2	5	3.52
(1,15)	2:C:2:U:H3	1:A:85:ARG:O	5	3.52
(1,15)	2:C:2:U:H3	1:A:100:GLU:N	5	3.52
(1,15)	2:C:2:U:H3	1:A:100:GLU:O	5	3.52
(1,15)	2:C:2:U:H3	1:A:100:GLU:OE1	5	3.52
(1,15)	2:C:2:U:H3	1:A:100:GLU:OE2	5	3.52
(1,15)	2:C:2:U:H3	1:A:104:ARG:N	5	3.52
(1,15)	2:C:2:U:H3	1:A:104:ARG:NE	5	3.52
(1,15)	2:C:2:U:H3	1:A:104:ARG:NH1	5	3.52
(1,15)	2:C:2:U:H3	1:A:104:ARG:NH2	5	3.52
(1,15)	2:C:2:U:H3	1:A:104:ARG:O	5	3.52
(1,14)	2:C:2:U:O4	1:A:8:LEU:H	7	3.2
(1,14)	2:C:2:U:O4	1:A:10:SER:H	7	3.2

Continued on next page...

Continued from previous page...

Key	Atom-1	Atom-2	Model ID	Violation (Å)
(1,14)	2:C:2:U:O4	1:A:10:SER:HG	7	3.2
(1,14)	2:C:2:U:O4	1:A:12:ASP:H	7	3.2
(1,14)	2:C:2:U:O4	1:A:14:THR:H	7	3.2
(1,14)	2:C:2:U:O4	1:A:14:THR:HG1	7	3.2
(1,14)	2:C:2:U:O4	1:A:15:ALA:H	7	3.2
(1,14)	2:C:2:U:O4	1:A:16:GLY:H	7	3.2
(1,14)	2:C:2:U:O4	1:A:17:HIS:H	7	3.2
(1,14)	2:C:2:U:O4	1:A:17:HIS:HD1	7	3.2
(1,14)	2:C:2:U:O4	1:A:17:HIS:HE2	7	3.2
(1,14)	2:C:2:U:O4	1:A:19:GLN:H	7	3.2
(1,14)	2:C:2:U:O4	1:A:19:GLN:HE21	7	3.2
(1,14)	2:C:2:U:O4	1:A:19:GLN:HE22	7	3.2
(1,14)	2:C:2:U:O4	1:A:20:GLN:H	7	3.2
(1,14)	2:C:2:U:O4	1:A:20:GLN:HE21	7	3.2
(1,14)	2:C:2:U:O4	1:A:20:GLN:HE22	7	3.2
(1,14)	2:C:2:U:O4	1:A:21:GLY:H	7	3.2
(1,14)	2:C:2:U:O4	1:A:22:THR:H	7	3.2
(1,14)	2:C:2:U:O4	1:A:22:THR:HG1	7	3.2
(1,14)	2:C:2:U:O4	1:A:23:ARG:H	7	3.2
(1,14)	2:C:2:U:O4	1:A:23:ARG:HE	7	3.2
(1,14)	2:C:2:U:O4	1:A:23:ARG:HH11	7	3.2
(1,14)	2:C:2:U:O4	1:A:23:ARG:HH12	7	3.2
(1,14)	2:C:2:U:O4	1:A:23:ARG:HH21	7	3.2
(1,14)	2:C:2:U:O4	1:A:23:ARG:HH22	7	3.2
(1,14)	2:C:2:U:O4	1:A:45:VAL:H	7	3.2
(1,14)	2:C:2:U:O4	1:A:46:THR:H	7	3.2
(1,14)	2:C:2:U:O4	1:A:46:THR:HG1	7	3.2
(1,14)	2:C:2:U:O4	1:A:47:SER:H	7	3.2
(1,14)	2:C:2:U:O4	1:A:47:SER:HG	7	3.2
(1,14)	2:C:2:U:O4	1:A:48:GLY:H	7	3.2
(1,14)	2:C:2:U:O4	1:A:49:GLY:H	7	3.2
(1,14)	2:C:2:U:O4	1:A:50:ASN:H	7	3.2
(1,14)	2:C:2:U:O4	1:A:50:ASN:HD21	7	3.2
(1,14)	2:C:2:U:O4	1:A:50:ASN:HD22	7	3.2
(1,14)	2:C:2:U:O4	1:A:51:PHE:H	7	3.2
(1,14)	2:C:2:U:O4	1:A:52:ALA:H	7	3.2
(1,14)	2:C:2:U:O4	1:A:53:ARG:H	7	3.2
(1,14)	2:C:2:U:O4	1:A:53:ARG:HE	7	3.2
(1,14)	2:C:2:U:O4	1:A:53:ARG:HH11	7	3.2
(1,14)	2:C:2:U:O4	1:A:53:ARG:HH12	7	3.2
(1,14)	2:C:2:U:O4	1:A:53:ARG:HH21	7	3.2
(1,14)	2:C:2:U:O4	1:A:53:ARG:HH22	7	3.2

Continued on next page...

Continued from previous page...

Key	Atom-1	Atom-2	Model ID	Violation (Å)
(1,14)	2:C:2:U:O4	1:A:54:THR:H	7	3.2
(1,14)	2:C:2:U:O4	1:A:54:THR:HG1	7	3.2
(1,14)	2:C:2:U:O4	1:A:55:ALA:H	7	3.2
(1,14)	2:C:2:U:O4	1:A:56:GLY:H	7	3.2
(1,14)	2:C:2:U:O4	1:A:57:PHE:H	7	3.2
(1,14)	2:C:2:U:O4	1:A:58:ALA:H	7	3.2
(1,14)	2:C:2:U:O4	1:A:60:SER:H	7	3.2
(1,14)	2:C:2:U:O4	1:A:60:SER:HG	7	3.2
(1,14)	2:C:2:U:O4	1:A:62:ASP:H	7	3.2
(1,14)	2:C:2:U:O4	1:A:66:ILE:H	7	3.2
(1,14)	2:C:2:U:O4	1:A:67:ARG:H	7	3.2
(1,14)	2:C:2:U:O4	1:A:67:ARG:HE	7	3.2
(1,14)	2:C:2:U:O4	1:A:67:ARG:HH11	7	3.2
(1,14)	2:C:2:U:O4	1:A:67:ARG:HH12	7	3.2
(1,14)	2:C:2:U:O4	1:A:67:ARG:HH21	7	3.2
(1,14)	2:C:2:U:O4	1:A:67:ARG:HH22	7	3.2
(1,14)	2:C:2:U:O4	1:A:68:THR:H	7	3.2
(1,14)	2:C:2:U:O4	1:A:68:THR:HG1	7	3.2
(1,14)	2:C:2:U:O4	1:A:69:THR:H	7	3.2
(1,14)	2:C:2:U:O4	1:A:69:THR:HG1	7	3.2
(1,14)	2:C:2:U:O4	1:A:70:GLY:H	7	3.2
(1,14)	2:C:2:U:O4	1:A:71:VAL:H	7	3.2
(1,14)	2:C:2:U:O4	1:A:73:ARG:H	7	3.2
(1,14)	2:C:2:U:O4	1:A:73:ARG:HE	7	3.2
(1,14)	2:C:2:U:O4	1:A:73:ARG:HH11	7	3.2
(1,14)	2:C:2:U:O4	1:A:73:ARG:HH12	7	3.2
(1,14)	2:C:2:U:O4	1:A:73:ARG:HH21	7	3.2
(1,14)	2:C:2:U:O4	1:A:73:ARG:HH22	7	3.2
(1,14)	2:C:2:U:O4	1:A:75:ASP:H	7	3.2
(1,14)	2:C:2:U:O4	1:A:76:GLN:H	7	3.2
(1,14)	2:C:2:U:O4	1:A:76:GLN:HE21	7	3.2
(1,14)	2:C:2:U:O4	1:A:76:GLN:HE22	7	3.2
(1,14)	2:C:2:U:O4	1:A:85:ARG:H	7	3.2
(1,14)	2:C:2:U:O4	1:A:85:ARG:HE	7	3.2
(1,14)	2:C:2:U:O4	1:A:85:ARG:HH11	7	3.2
(1,14)	2:C:2:U:O4	1:A:85:ARG:HH12	7	3.2
(1,14)	2:C:2:U:O4	1:A:85:ARG:HH21	7	3.2
(1,14)	2:C:2:U:O4	1:A:85:ARG:HH22	7	3.2
(1,14)	2:C:2:U:O4	1:A:100:GLU:H	7	3.2
(1,14)	2:C:2:U:O4	1:A:104:ARG:H	7	3.2
(1,14)	2:C:2:U:O4	1:A:104:ARG:HE	7	3.2
(1,14)	2:C:2:U:O4	1:A:104:ARG:HH11	7	3.2

Continued on next page...

Continued from previous page...

Key	Atom-1	Atom-2	Model ID	Violation (Å)
(1,14)	2:C:2:U:O4	1:A:104:ARG:HH12	7	3.2
(1,14)	2:C:2:U:O4	1:A:104:ARG:HH21	7	3.2
(1,14)	2:C:2:U:O4	1:A:104:ARG:HH22	7	3.2
(1,15)	2:C:2:U:H3	1:A:8:LEU:N	7	3.15
(1,15)	2:C:2:U:H3	1:A:8:LEU:O	7	3.15
(1,15)	2:C:2:U:H3	1:A:10:SER:N	7	3.15
(1,15)	2:C:2:U:H3	1:A:10:SER:O	7	3.15
(1,15)	2:C:2:U:H3	1:A:10:SER:OG	7	3.15
(1,15)	2:C:2:U:H3	1:A:12:ASP:N	7	3.15
(1,15)	2:C:2:U:H3	1:A:12:ASP:O	7	3.15
(1,15)	2:C:2:U:H3	1:A:12:ASP:OD1	7	3.15
(1,15)	2:C:2:U:H3	1:A:12:ASP:OD2	7	3.15
(1,15)	2:C:2:U:H3	1:A:13:PRO:N	7	3.15
(1,15)	2:C:2:U:H3	1:A:13:PRO:O	7	3.15
(1,15)	2:C:2:U:H3	1:A:14:THR:N	7	3.15
(1,15)	2:C:2:U:H3	1:A:14:THR:O	7	3.15
(1,15)	2:C:2:U:H3	1:A:14:THR:OG1	7	3.15
(1,15)	2:C:2:U:H3	1:A:15:ALA:N	7	3.15
(1,15)	2:C:2:U:H3	1:A:15:ALA:O	7	3.15
(1,15)	2:C:2:U:H3	1:A:16:GLY:N	7	3.15
(1,15)	2:C:2:U:H3	1:A:16:GLY:O	7	3.15
(1,15)	2:C:2:U:H3	1:A:17:HIS:N	7	3.15
(1,15)	2:C:2:U:H3	1:A:17:HIS:ND1	7	3.15
(1,15)	2:C:2:U:H3	1:A:17:HIS:NE2	7	3.15
(1,15)	2:C:2:U:H3	1:A:17:HIS:O	7	3.15
(1,15)	2:C:2:U:H3	1:A:19:GLN:N	7	3.15
(1,15)	2:C:2:U:H3	1:A:19:GLN:NE2	7	3.15
(1,15)	2:C:2:U:H3	1:A:19:GLN:O	7	3.15
(1,15)	2:C:2:U:H3	1:A:19:GLN:OE1	7	3.15
(1,15)	2:C:2:U:H3	1:A:20:GLN:N	7	3.15
(1,15)	2:C:2:U:H3	1:A:20:GLN:NE2	7	3.15
(1,15)	2:C:2:U:H3	1:A:20:GLN:O	7	3.15
(1,15)	2:C:2:U:H3	1:A:20:GLN:OE1	7	3.15
(1,15)	2:C:2:U:H3	1:A:21:GLY:N	7	3.15
(1,15)	2:C:2:U:H3	1:A:21:GLY:O	7	3.15
(1,15)	2:C:2:U:H3	1:A:22:THR:N	7	3.15
(1,15)	2:C:2:U:H3	1:A:22:THR:O	7	3.15
(1,15)	2:C:2:U:H3	1:A:22:THR:OG1	7	3.15
(1,15)	2:C:2:U:H3	1:A:23:ARG:N	7	3.15
(1,15)	2:C:2:U:H3	1:A:23:ARG:NE	7	3.15
(1,15)	2:C:2:U:H3	1:A:23:ARG:NH1	7	3.15
(1,15)	2:C:2:U:H3	1:A:23:ARG:NH2	7	3.15

Continued on next page...

Continued from previous page...

Key	Atom-1	Atom-2	Model ID	Violation (Å)
(1,15)	2:C:2:U:H3	1:A:23:ARG:O	7	3.15
(1,15)	2:C:2:U:H3	1:A:24:PRO:N	7	3.15
(1,15)	2:C:2:U:H3	1:A:24:PRO:O	7	3.15
(1,15)	2:C:2:U:H3	1:A:45:VAL:N	7	3.15
(1,15)	2:C:2:U:H3	1:A:45:VAL:O	7	3.15
(1,15)	2:C:2:U:H3	1:A:46:THR:N	7	3.15
(1,15)	2:C:2:U:H3	1:A:46:THR:O	7	3.15
(1,15)	2:C:2:U:H3	1:A:46:THR:OG1	7	3.15
(1,15)	2:C:2:U:H3	1:A:47:SER:N	7	3.15
(1,15)	2:C:2:U:H3	1:A:47:SER:O	7	3.15
(1,15)	2:C:2:U:H3	1:A:47:SER:OG	7	3.15
(1,15)	2:C:2:U:H3	1:A:48:GLY:N	7	3.15
(1,15)	2:C:2:U:H3	1:A:48:GLY:O	7	3.15
(1,15)	2:C:2:U:H3	1:A:49:GLY:N	7	3.15
(1,15)	2:C:2:U:H3	1:A:49:GLY:O	7	3.15
(1,15)	2:C:2:U:H3	1:A:50:ASN:N	7	3.15
(1,15)	2:C:2:U:H3	1:A:50:ASN:ND2	7	3.15
(1,15)	2:C:2:U:H3	1:A:50:ASN:O	7	3.15
(1,15)	2:C:2:U:H3	1:A:50:ASN:OD1	7	3.15
(1,15)	2:C:2:U:H3	1:A:51:PHE:N	7	3.15
(1,15)	2:C:2:U:H3	1:A:51:PHE:O	7	3.15
(1,15)	2:C:2:U:H3	1:A:52:ALA:N	7	3.15
(1,15)	2:C:2:U:H3	1:A:52:ALA:O	7	3.15
(1,15)	2:C:2:U:H3	1:A:53:ARG:N	7	3.15
(1,15)	2:C:2:U:H3	1:A:53:ARG:NE	7	3.15
(1,15)	2:C:2:U:H3	1:A:53:ARG:NH1	7	3.15
(1,15)	2:C:2:U:H3	1:A:53:ARG:NH2	7	3.15
(1,15)	2:C:2:U:H3	1:A:53:ARG:O	7	3.15
(1,15)	2:C:2:U:H3	1:A:54:THR:N	7	3.15
(1,15)	2:C:2:U:H3	1:A:54:THR:O	7	3.15
(1,15)	2:C:2:U:H3	1:A:54:THR:OG1	7	3.15
(1,15)	2:C:2:U:H3	1:A:55:ALA:N	7	3.15
(1,15)	2:C:2:U:H3	1:A:55:ALA:O	7	3.15
(1,15)	2:C:2:U:H3	1:A:56:GLY:N	7	3.15
(1,15)	2:C:2:U:H3	1:A:56:GLY:O	7	3.15
(1,15)	2:C:2:U:H3	1:A:57:PHE:N	7	3.15
(1,15)	2:C:2:U:H3	1:A:57:PHE:O	7	3.15
(1,15)	2:C:2:U:H3	1:A:58:ALA:N	7	3.15
(1,15)	2:C:2:U:H3	1:A:58:ALA:O	7	3.15
(1,15)	2:C:2:U:H3	1:A:60:SER:N	7	3.15
(1,15)	2:C:2:U:H3	1:A:60:SER:O	7	3.15
(1,15)	2:C:2:U:H3	1:A:60:SER:OG	7	3.15

Continued on next page...

Continued from previous page...

Key	Atom-1	Atom-2	Model ID	Violation (Å)
(1,15)	2:C:2:U:H3	1:A:62:ASP:N	7	3.15
(1,15)	2:C:2:U:H3	1:A:62:ASP:O	7	3.15
(1,15)	2:C:2:U:H3	1:A:62:ASP:OD1	7	3.15
(1,15)	2:C:2:U:H3	1:A:62:ASP:OD2	7	3.15
(1,15)	2:C:2:U:H3	1:A:66:ILE:N	7	3.15
(1,15)	2:C:2:U:H3	1:A:66:ILE:O	7	3.15
(1,15)	2:C:2:U:H3	1:A:67:ARG:N	7	3.15
(1,15)	2:C:2:U:H3	1:A:67:ARG:NE	7	3.15
(1,15)	2:C:2:U:H3	1:A:67:ARG:NH1	7	3.15
(1,15)	2:C:2:U:H3	1:A:67:ARG:NH2	7	3.15
(1,15)	2:C:2:U:H3	1:A:67:ARG:O	7	3.15
(1,15)	2:C:2:U:H3	1:A:68:THR:N	7	3.15
(1,15)	2:C:2:U:H3	1:A:68:THR:O	7	3.15
(1,15)	2:C:2:U:H3	1:A:68:THR:OG1	7	3.15
(1,15)	2:C:2:U:H3	1:A:69:THR:N	7	3.15
(1,15)	2:C:2:U:H3	1:A:69:THR:O	7	3.15
(1,15)	2:C:2:U:H3	1:A:69:THR:OG1	7	3.15
(1,15)	2:C:2:U:H3	1:A:70:GLY:N	7	3.15
(1,15)	2:C:2:U:H3	1:A:70:GLY:O	7	3.15
(1,15)	2:C:2:U:H3	1:A:71:VAL:N	7	3.15
(1,15)	2:C:2:U:H3	1:A:71:VAL:O	7	3.15
(1,15)	2:C:2:U:H3	1:A:73:ARG:N	7	3.15
(1,15)	2:C:2:U:H3	1:A:73:ARG:NE	7	3.15
(1,15)	2:C:2:U:H3	1:A:73:ARG:NH1	7	3.15
(1,15)	2:C:2:U:H3	1:A:73:ARG:NH2	7	3.15
(1,15)	2:C:2:U:H3	1:A:73:ARG:O	7	3.15
(1,15)	2:C:2:U:H3	1:A:75:ASP:N	7	3.15
(1,15)	2:C:2:U:H3	1:A:75:ASP:O	7	3.15
(1,15)	2:C:2:U:H3	1:A:75:ASP:OD1	7	3.15
(1,15)	2:C:2:U:H3	1:A:75:ASP:OD2	7	3.15
(1,15)	2:C:2:U:H3	1:A:76:GLN:N	7	3.15
(1,15)	2:C:2:U:H3	1:A:76:GLN:NE2	7	3.15
(1,15)	2:C:2:U:H3	1:A:76:GLN:O	7	3.15
(1,15)	2:C:2:U:H3	1:A:76:GLN:OE1	7	3.15
(1,15)	2:C:2:U:H3	1:A:85:ARG:N	7	3.15
(1,15)	2:C:2:U:H3	1:A:85:ARG:NE	7	3.15
(1,15)	2:C:2:U:H3	1:A:85:ARG:NH1	7	3.15
(1,15)	2:C:2:U:H3	1:A:85:ARG:NH2	7	3.15
(1,15)	2:C:2:U:H3	1:A:85:ARG:O	7	3.15
(1,15)	2:C:2:U:H3	1:A:100:GLU:N	7	3.15
(1,15)	2:C:2:U:H3	1:A:100:GLU:O	7	3.15
(1,15)	2:C:2:U:H3	1:A:100:GLU:OE1	7	3.15

Continued on next page...

Continued from previous page...

Key	Atom-1	Atom-2	Model ID	Violation (Å)
(1,15)	2:C:2:U:H3	1:A:100:GLU:OE2	7	3.15
(1,15)	2:C:2:U:H3	1:A:104:ARG:N	7	3.15
(1,15)	2:C:2:U:H3	1:A:104:ARG:NE	7	3.15
(1,15)	2:C:2:U:H3	1:A:104:ARG:NH1	7	3.15
(1,15)	2:C:2:U:H3	1:A:104:ARG:NH2	7	3.15
(1,15)	2:C:2:U:H3	1:A:104:ARG:O	7	3.15
(1,2)	1:A:14:THR:C	2:C:1:A:C1'	9	1.79
(1,2)	1:A:14:THR:C	2:C:1:A:C2	9	1.79
(1,2)	1:A:14:THR:C	2:C:1:A:C2'	9	1.79
(1,2)	1:A:14:THR:C	2:C:1:A:C3'	9	1.79
(1,2)	1:A:14:THR:C	2:C:1:A:C4	9	1.79
(1,2)	1:A:14:THR:C	2:C:1:A:C4'	9	1.79
(1,2)	1:A:14:THR:C	2:C:1:A:C5	9	1.79
(1,2)	1:A:14:THR:C	2:C:1:A:C5'	9	1.79
(1,2)	1:A:14:THR:C	2:C:1:A:C6	9	1.79
(1,2)	1:A:14:THR:C	2:C:1:A:C8	9	1.79
(1,2)	1:A:14:THR:C	2:C:1:A:H1'	9	1.79
(1,2)	1:A:14:THR:C	2:C:1:A:H2	9	1.79
(1,2)	1:A:14:THR:C	2:C:1:A:H2'	9	1.79
(1,2)	1:A:14:THR:C	2:C:1:A:H3'	9	1.79
(1,2)	1:A:14:THR:C	2:C:1:A:H4'	9	1.79
(1,2)	1:A:14:THR:C	2:C:1:A:H5'	9	1.79
(1,2)	1:A:14:THR:C	2:C:1:A:H5''	9	1.79
(1,2)	1:A:14:THR:C	2:C:1:A:H61	9	1.79
(1,2)	1:A:14:THR:C	2:C:1:A:H62	9	1.79
(1,2)	1:A:14:THR:C	2:C:1:A:H8	9	1.79
(1,2)	1:A:14:THR:C	2:C:1:A:HO2'	9	1.79
(1,2)	1:A:14:THR:C	2:C:1:A:N1	9	1.79
(1,2)	1:A:14:THR:C	2:C:1:A:N3	9	1.79
(1,2)	1:A:14:THR:C	2:C:1:A:N6	9	1.79
(1,2)	1:A:14:THR:C	2:C:1:A:N7	9	1.79
(1,2)	1:A:14:THR:C	2:C:1:A:N9	9	1.79
(1,2)	1:A:14:THR:C	2:C:1:A:O2'	9	1.79
(1,2)	1:A:14:THR:C	2:C:1:A:O3'	9	1.79
(1,2)	1:A:14:THR:C	2:C:1:A:O4'	9	1.79
(1,2)	1:A:14:THR:C	2:C:1:A:O5'	9	1.79
(1,2)	1:A:14:THR:C	2:C:2:U:C1'	9	1.79
(1,2)	1:A:14:THR:C	2:C:2:U:C2	9	1.79
(1,2)	1:A:14:THR:C	2:C:2:U:C2'	9	1.79
(1,2)	1:A:14:THR:C	2:C:2:U:C3'	9	1.79
(1,2)	1:A:14:THR:C	2:C:2:U:C4	9	1.79
(1,2)	1:A:14:THR:C	2:C:2:U:C4'	9	1.79

Continued on next page...

Continued from previous page...

Key	Atom-1	Atom-2	Model ID	Violation (Å)
(1,2)	1:A:14:THR:C	2:C:2:U:C5	9	1.79
(1,2)	1:A:14:THR:C	2:C:2:U:C5'	9	1.79
(1,2)	1:A:14:THR:C	2:C:2:U:C6	9	1.79
(1,2)	1:A:14:THR:C	2:C:2:U:H1'	9	1.79
(1,2)	1:A:14:THR:C	2:C:2:U:H2'	9	1.79
(1,2)	1:A:14:THR:C	2:C:2:U:H3	9	1.79
(1,2)	1:A:14:THR:C	2:C:2:U:H3'	9	1.79
(1,2)	1:A:14:THR:C	2:C:2:U:H4'	9	1.79
(1,2)	1:A:14:THR:C	2:C:2:U:H5	9	1.79
(1,2)	1:A:14:THR:C	2:C:2:U:H5'	9	1.79
(1,2)	1:A:14:THR:C	2:C:2:U:H5''	9	1.79
(1,2)	1:A:14:THR:C	2:C:2:U:H6	9	1.79
(1,2)	1:A:14:THR:C	2:C:2:U:HO2'	9	1.79
(1,2)	1:A:14:THR:C	2:C:2:U:N1	9	1.79
(1,2)	1:A:14:THR:C	2:C:2:U:N3	9	1.79
(1,2)	1:A:14:THR:C	2:C:2:U:O2	9	1.79
(1,2)	1:A:14:THR:C	2:C:2:U:O2'	9	1.79
(1,2)	1:A:14:THR:C	2:C:2:U:O3'	9	1.79
(1,2)	1:A:14:THR:C	2:C:2:U:O4	9	1.79
(1,2)	1:A:14:THR:C	2:C:2:U:O4'	9	1.79
(1,2)	1:A:14:THR:C	2:C:2:U:O5'	9	1.79
(1,2)	1:A:14:THR:C	2:C:2:U:OP1	9	1.79
(1,2)	1:A:14:THR:C	2:C:2:U:OP2	9	1.79
(1,2)	1:A:14:THR:C	2:C:2:U:P	9	1.79
(1,2)	1:A:14:THR:C	2:C:3:A:C1'	9	1.79
(1,2)	1:A:14:THR:C	2:C:3:A:C2	9	1.79
(1,2)	1:A:14:THR:C	2:C:3:A:C2'	9	1.79
(1,2)	1:A:14:THR:C	2:C:3:A:C3'	9	1.79
(1,2)	1:A:14:THR:C	2:C:3:A:C4	9	1.79
(1,2)	1:A:14:THR:C	2:C:3:A:C4'	9	1.79
(1,2)	1:A:14:THR:C	2:C:3:A:C5	9	1.79
(1,2)	1:A:14:THR:C	2:C:3:A:C5'	9	1.79
(1,2)	1:A:14:THR:C	2:C:3:A:C6	9	1.79
(1,2)	1:A:14:THR:C	2:C:3:A:C8	9	1.79
(1,2)	1:A:14:THR:C	2:C:3:A:H1'	9	1.79
(1,2)	1:A:14:THR:C	2:C:3:A:H2	9	1.79
(1,2)	1:A:14:THR:C	2:C:3:A:H2'	9	1.79
(1,2)	1:A:14:THR:C	2:C:3:A:H3'	9	1.79
(1,2)	1:A:14:THR:C	2:C:3:A:H4'	9	1.79
(1,2)	1:A:14:THR:C	2:C:3:A:H5'	9	1.79
(1,2)	1:A:14:THR:C	2:C:3:A:H5''	9	1.79
(1,2)	1:A:14:THR:C	2:C:3:A:H61	9	1.79

Continued on next page...

Continued from previous page...

Key	Atom-1	Atom-2	Model ID	Violation (Å)
(1,2)	1:A:14:THR:C	2:C:3:A:H62	9	1.79
(1,2)	1:A:14:THR:C	2:C:3:A:H8	9	1.79
(1,2)	1:A:14:THR:C	2:C:3:A:HO2'	9	1.79
(1,2)	1:A:14:THR:C	2:C:3:A:N1	9	1.79
(1,2)	1:A:14:THR:C	2:C:3:A:N3	9	1.79
(1,2)	1:A:14:THR:C	2:C:3:A:N6	9	1.79
(1,2)	1:A:14:THR:C	2:C:3:A:N7	9	1.79
(1,2)	1:A:14:THR:C	2:C:3:A:N9	9	1.79
(1,2)	1:A:14:THR:C	2:C:3:A:O2'	9	1.79
(1,2)	1:A:14:THR:C	2:C:3:A:O3'	9	1.79
(1,2)	1:A:14:THR:C	2:C:3:A:O4'	9	1.79
(1,2)	1:A:14:THR:C	2:C:3:A:O5'	9	1.79
(1,2)	1:A:14:THR:C	2:C:3:A:OP1	9	1.79
(1,2)	1:A:14:THR:C	2:C:3:A:OP2	9	1.79
(1,2)	1:A:14:THR:C	2:C:3:A:P	9	1.79
(1,2)	1:A:14:THR:C	2:C:4:C:C1'	9	1.79
(1,2)	1:A:14:THR:C	2:C:4:C:C2	9	1.79
(1,2)	1:A:14:THR:C	2:C:4:C:C2'	9	1.79
(1,2)	1:A:14:THR:C	2:C:4:C:C3'	9	1.79
(1,2)	1:A:14:THR:C	2:C:4:C:C4	9	1.79
(1,2)	1:A:14:THR:C	2:C:4:C:C4'	9	1.79
(1,2)	1:A:14:THR:C	2:C:4:C:C5	9	1.79
(1,2)	1:A:14:THR:C	2:C:4:C:C5'	9	1.79
(1,2)	1:A:14:THR:C	2:C:4:C:C6	9	1.79
(1,2)	1:A:14:THR:C	2:C:4:C:H1'	9	1.79
(1,2)	1:A:14:THR:C	2:C:4:C:H2'	9	1.79
(1,2)	1:A:14:THR:C	2:C:4:C:H3'	9	1.79
(1,2)	1:A:14:THR:C	2:C:4:C:H4'	9	1.79
(1,2)	1:A:14:THR:C	2:C:4:C:H41	9	1.79
(1,2)	1:A:14:THR:C	2:C:4:C:H42	9	1.79
(1,2)	1:A:14:THR:C	2:C:4:C:H5	9	1.79
(1,2)	1:A:14:THR:C	2:C:4:C:H5'	9	1.79
(1,2)	1:A:14:THR:C	2:C:4:C:H5''	9	1.79
(1,2)	1:A:14:THR:C	2:C:4:C:H6	9	1.79
(1,2)	1:A:14:THR:C	2:C:4:C:HO2'	9	1.79
(1,2)	1:A:14:THR:C	2:C:4:C:N1	9	1.79
(1,2)	1:A:14:THR:C	2:C:4:C:N3	9	1.79
(1,2)	1:A:14:THR:C	2:C:4:C:N4	9	1.79
(1,2)	1:A:14:THR:C	2:C:4:C:O2	9	1.79
(1,2)	1:A:14:THR:C	2:C:4:C:O2'	9	1.79
(1,2)	1:A:14:THR:C	2:C:4:C:O3'	9	1.79
(1,2)	1:A:14:THR:C	2:C:4:C:O4'	9	1.79

Continued on next page...

Continued from previous page...

Key	Atom-1	Atom-2	Model ID	Violation (Å)
(1,2)	1:A:14:THR:C	2:C:4:C:O5'	9	1.79
(1,2)	1:A:14:THR:C	2:C:4:C:OP1	9	1.79
(1,2)	1:A:14:THR:C	2:C:4:C:OP2	9	1.79
(1,2)	1:A:14:THR:C	2:C:4:C:P	9	1.79
(1,2)	1:A:14:THR:C	2:C:5:A:C1'	9	1.79
(1,2)	1:A:14:THR:C	2:C:5:A:C2	9	1.79
(1,2)	1:A:14:THR:C	2:C:5:A:C2'	9	1.79
(1,2)	1:A:14:THR:C	2:C:5:A:C3'	9	1.79
(1,2)	1:A:14:THR:C	2:C:5:A:C4	9	1.79
(1,2)	1:A:14:THR:C	2:C:5:A:C4'	9	1.79
(1,2)	1:A:14:THR:C	2:C:5:A:C5	9	1.79
(1,2)	1:A:14:THR:C	2:C:5:A:C5'	9	1.79
(1,2)	1:A:14:THR:C	2:C:5:A:C6	9	1.79
(1,2)	1:A:14:THR:C	2:C:5:A:C8	9	1.79
(1,2)	1:A:14:THR:C	2:C:5:A:H1'	9	1.79
(1,2)	1:A:14:THR:C	2:C:5:A:H2	9	1.79
(1,2)	1:A:14:THR:C	2:C:5:A:H2'	9	1.79
(1,2)	1:A:14:THR:C	2:C:5:A:H3'	9	1.79
(1,2)	1:A:14:THR:C	2:C:5:A:H4'	9	1.79
(1,2)	1:A:14:THR:C	2:C:5:A:H5'	9	1.79
(1,2)	1:A:14:THR:C	2:C:5:A:H5''	9	1.79
(1,2)	1:A:14:THR:C	2:C:5:A:H61	9	1.79
(1,2)	1:A:14:THR:C	2:C:5:A:H62	9	1.79
(1,2)	1:A:14:THR:C	2:C:5:A:H8	9	1.79
(1,2)	1:A:14:THR:C	2:C:5:A:HO2'	9	1.79
(1,2)	1:A:14:THR:C	2:C:5:A:N1	9	1.79
(1,2)	1:A:14:THR:C	2:C:5:A:N3	9	1.79
(1,2)	1:A:14:THR:C	2:C:5:A:N6	9	1.79
(1,2)	1:A:14:THR:C	2:C:5:A:N7	9	1.79
(1,2)	1:A:14:THR:C	2:C:5:A:N9	9	1.79
(1,2)	1:A:14:THR:C	2:C:5:A:O2'	9	1.79
(1,2)	1:A:14:THR:C	2:C:5:A:O3'	9	1.79
(1,2)	1:A:14:THR:C	2:C:5:A:O4'	9	1.79
(1,2)	1:A:14:THR:C	2:C:5:A:O5'	9	1.79
(1,2)	1:A:14:THR:C	2:C:5:A:OP1	9	1.79
(1,2)	1:A:14:THR:C	2:C:5:A:OP2	9	1.79
(1,2)	1:A:14:THR:C	2:C:5:A:P	9	1.79
(1,2)	1:A:14:THR:CA	2:C:1:A:C1'	9	1.79
(1,2)	1:A:14:THR:CA	2:C:1:A:C2	9	1.79
(1,2)	1:A:14:THR:CA	2:C:1:A:C2'	9	1.79
(1,2)	1:A:14:THR:CA	2:C:1:A:C3'	9	1.79
(1,2)	1:A:14:THR:CA	2:C:1:A:C4	9	1.79

Continued on next page...

Continued from previous page...

Key	Atom-1	Atom-2	Model ID	Violation (Å)
(1,2)	1:A:14:THR:CA	2:C:1:A:C4'	9	1.79
(1,2)	1:A:14:THR:CA	2:C:1:A:C5	9	1.79
(1,2)	1:A:14:THR:CA	2:C:1:A:C5'	9	1.79
(1,2)	1:A:14:THR:CA	2:C:1:A:C6	9	1.79
(1,2)	1:A:14:THR:CA	2:C:1:A:C8	9	1.79
(1,2)	1:A:14:THR:CA	2:C:1:A:H1'	9	1.79
(1,2)	1:A:14:THR:CA	2:C:1:A:H2	9	1.79
(1,2)	1:A:14:THR:CA	2:C:1:A:H2'	9	1.79
(1,2)	1:A:14:THR:CA	2:C:1:A:H3'	9	1.79
(1,2)	1:A:14:THR:CA	2:C:1:A:H4'	9	1.79
(1,2)	1:A:14:THR:CA	2:C:1:A:H5'	9	1.79
(1,2)	1:A:14:THR:CA	2:C:1:A:H5''	9	1.79
(1,2)	1:A:14:THR:CA	2:C:1:A:H61	9	1.79
(1,2)	1:A:14:THR:CA	2:C:1:A:H62	9	1.79
(1,2)	1:A:14:THR:CA	2:C:1:A:H8	9	1.79
(1,2)	1:A:14:THR:CA	2:C:1:A:HO2'	9	1.79
(1,2)	1:A:14:THR:CA	2:C:1:A:N1	9	1.79
(1,2)	1:A:14:THR:CA	2:C:1:A:N3	9	1.79
(1,2)	1:A:14:THR:CA	2:C:1:A:N6	9	1.79
(1,2)	1:A:14:THR:CA	2:C:1:A:N7	9	1.79
(1,2)	1:A:14:THR:CA	2:C:1:A:N9	9	1.79
(1,2)	1:A:14:THR:CA	2:C:1:A:O2'	9	1.79
(1,2)	1:A:14:THR:CA	2:C:1:A:O3'	9	1.79
(1,2)	1:A:14:THR:CA	2:C:1:A:O4'	9	1.79
(1,2)	1:A:14:THR:CA	2:C:1:A:O5'	9	1.79
(1,2)	1:A:14:THR:CA	2:C:2:U:C1'	9	1.79
(1,2)	1:A:14:THR:CA	2:C:2:U:C2	9	1.79
(1,2)	1:A:14:THR:CA	2:C:2:U:C2'	9	1.79
(1,2)	1:A:14:THR:CA	2:C:2:U:C3'	9	1.79
(1,2)	1:A:14:THR:CA	2:C:2:U:C4	9	1.79
(1,2)	1:A:14:THR:CA	2:C:2:U:C4'	9	1.79
(1,2)	1:A:14:THR:CA	2:C:2:U:C5	9	1.79
(1,2)	1:A:14:THR:CA	2:C:2:U:C5'	9	1.79
(1,2)	1:A:14:THR:CA	2:C:2:U:C6	9	1.79
(1,2)	1:A:14:THR:CA	2:C:2:U:H1'	9	1.79
(1,2)	1:A:14:THR:CA	2:C:2:U:H2'	9	1.79
(1,2)	1:A:14:THR:CA	2:C:2:U:H3	9	1.79
(1,2)	1:A:14:THR:CA	2:C:2:U:H3'	9	1.79
(1,2)	1:A:14:THR:CA	2:C:2:U:H4'	9	1.79
(1,2)	1:A:14:THR:CA	2:C:2:U:H5	9	1.79
(1,2)	1:A:14:THR:CA	2:C:2:U:H5'	9	1.79
(1,2)	1:A:14:THR:CA	2:C:2:U:H5''	9	1.79

Continued on next page...

Continued from previous page...

Key	Atom-1	Atom-2	Model ID	Violation (Å)
(1,2)	1:A:14:THR:CA	2:C:2:U:H6	9	1.79
(1,2)	1:A:14:THR:CA	2:C:2:U:HO2'	9	1.79
(1,2)	1:A:14:THR:CA	2:C:2:U:N1	9	1.79
(1,2)	1:A:14:THR:CA	2:C:2:U:N3	9	1.79
(1,2)	1:A:14:THR:CA	2:C:2:U:O2	9	1.79
(1,2)	1:A:14:THR:CA	2:C:2:U:O2'	9	1.79
(1,2)	1:A:14:THR:CA	2:C:2:U:O3'	9	1.79
(1,2)	1:A:14:THR:CA	2:C:2:U:O4	9	1.79
(1,2)	1:A:14:THR:CA	2:C:2:U:O4'	9	1.79
(1,2)	1:A:14:THR:CA	2:C:2:U:O5'	9	1.79
(1,2)	1:A:14:THR:CA	2:C:2:U:OP1	9	1.79
(1,2)	1:A:14:THR:CA	2:C:2:U:OP2	9	1.79
(1,2)	1:A:14:THR:CA	2:C:2:U:P	9	1.79
(1,2)	1:A:14:THR:CA	2:C:3:A:C1'	9	1.79
(1,2)	1:A:14:THR:CA	2:C:3:A:C2	9	1.79
(1,2)	1:A:14:THR:CA	2:C:3:A:C2'	9	1.79
(1,2)	1:A:14:THR:CA	2:C:3:A:C3'	9	1.79
(1,2)	1:A:14:THR:CA	2:C:3:A:C4	9	1.79
(1,2)	1:A:14:THR:CA	2:C:3:A:C4'	9	1.79
(1,2)	1:A:14:THR:CA	2:C:3:A:C5	9	1.79
(1,2)	1:A:14:THR:CA	2:C:3:A:C5'	9	1.79
(1,2)	1:A:14:THR:CA	2:C:3:A:C6	9	1.79
(1,2)	1:A:14:THR:CA	2:C:3:A:C8	9	1.79
(1,2)	1:A:14:THR:CA	2:C:3:A:H1'	9	1.79
(1,2)	1:A:14:THR:CA	2:C:3:A:H2	9	1.79
(1,2)	1:A:14:THR:CA	2:C:3:A:H2'	9	1.79
(1,2)	1:A:14:THR:CA	2:C:3:A:H3'	9	1.79
(1,2)	1:A:14:THR:CA	2:C:3:A:H4'	9	1.79
(1,2)	1:A:14:THR:CA	2:C:3:A:H5'	9	1.79
(1,2)	1:A:14:THR:CA	2:C:3:A:H5''	9	1.79
(1,2)	1:A:14:THR:CA	2:C:3:A:H61	9	1.79
(1,2)	1:A:14:THR:CA	2:C:3:A:H62	9	1.79
(1,2)	1:A:14:THR:CA	2:C:3:A:H8	9	1.79
(1,2)	1:A:14:THR:CA	2:C:3:A:HO2'	9	1.79
(1,2)	1:A:14:THR:CA	2:C:3:A:N1	9	1.79
(1,2)	1:A:14:THR:CA	2:C:3:A:N3	9	1.79
(1,2)	1:A:14:THR:CA	2:C:3:A:N6	9	1.79
(1,2)	1:A:14:THR:CA	2:C:3:A:N7	9	1.79
(1,2)	1:A:14:THR:CA	2:C:3:A:N9	9	1.79
(1,2)	1:A:14:THR:CA	2:C:3:A:O2'	9	1.79
(1,2)	1:A:14:THR:CA	2:C:3:A:O3'	9	1.79
(1,2)	1:A:14:THR:CA	2:C:3:A:O4'	9	1.79

Continued on next page...

Continued from previous page...

Key	Atom-1	Atom-2	Model ID	Violation (Å)
(1,2)	1:A:14:THR:CA	2:C:3:A:O5'	9	1.79
(1,2)	1:A:14:THR:CA	2:C:3:A:OP1	9	1.79
(1,2)	1:A:14:THR:CA	2:C:3:A:OP2	9	1.79
(1,2)	1:A:14:THR:CA	2:C:3:A:P	9	1.79
(1,2)	1:A:14:THR:CA	2:C:4:C:C1'	9	1.79
(1,2)	1:A:14:THR:CA	2:C:4:C:C2	9	1.79
(1,2)	1:A:14:THR:CA	2:C:4:C:C2'	9	1.79
(1,2)	1:A:14:THR:CA	2:C:4:C:C3'	9	1.79
(1,2)	1:A:14:THR:CA	2:C:4:C:C4	9	1.79
(1,2)	1:A:14:THR:CA	2:C:4:C:C4'	9	1.79
(1,2)	1:A:14:THR:CA	2:C:4:C:C5	9	1.79
(1,2)	1:A:14:THR:CA	2:C:4:C:C5'	9	1.79
(1,2)	1:A:14:THR:CA	2:C:4:C:C6	9	1.79
(1,2)	1:A:14:THR:CA	2:C:4:C:H1'	9	1.79
(1,2)	1:A:14:THR:CA	2:C:4:C:H2'	9	1.79
(1,2)	1:A:14:THR:CA	2:C:4:C:H3'	9	1.79
(1,2)	1:A:14:THR:CA	2:C:4:C:H4'	9	1.79
(1,2)	1:A:14:THR:CA	2:C:4:C:H41	9	1.79
(1,2)	1:A:14:THR:CA	2:C:4:C:H42	9	1.79
(1,2)	1:A:14:THR:CA	2:C:4:C:H5	9	1.79
(1,2)	1:A:14:THR:CA	2:C:4:C:H5'	9	1.79
(1,2)	1:A:14:THR:CA	2:C:4:C:H5''	9	1.79
(1,2)	1:A:14:THR:CA	2:C:4:C:H6	9	1.79
(1,2)	1:A:14:THR:CA	2:C:4:C:HO2'	9	1.79
(1,2)	1:A:14:THR:CA	2:C:4:C:N1	9	1.79
(1,2)	1:A:14:THR:CA	2:C:4:C:N3	9	1.79
(1,2)	1:A:14:THR:CA	2:C:4:C:N4	9	1.79
(1,2)	1:A:14:THR:CA	2:C:4:C:O2	9	1.79
(1,2)	1:A:14:THR:CA	2:C:4:C:O2'	9	1.79
(1,2)	1:A:14:THR:CA	2:C:4:C:O3'	9	1.79
(1,2)	1:A:14:THR:CA	2:C:4:C:O4'	9	1.79
(1,2)	1:A:14:THR:CA	2:C:4:C:O5'	9	1.79
(1,2)	1:A:14:THR:CA	2:C:4:C:OP1	9	1.79
(1,2)	1:A:14:THR:CA	2:C:4:C:OP2	9	1.79
(1,2)	1:A:14:THR:CA	2:C:4:C:P	9	1.79
(1,2)	1:A:14:THR:CA	2:C:5:A:C1'	9	1.79
(1,2)	1:A:14:THR:CA	2:C:5:A:C2	9	1.79
(1,2)	1:A:14:THR:CA	2:C:5:A:C2'	9	1.79
(1,2)	1:A:14:THR:CA	2:C:5:A:C3'	9	1.79
(1,2)	1:A:14:THR:CA	2:C:5:A:C4	9	1.79
(1,2)	1:A:14:THR:CA	2:C:5:A:C4'	9	1.79
(1,2)	1:A:14:THR:CA	2:C:5:A:C5	9	1.79

Continued on next page...

Continued from previous page...

Key	Atom-1	Atom-2	Model ID	Violation (Å)
(1,2)	1:A:14:THR:CA	2:C:5:A:C5'	9	1.79
(1,2)	1:A:14:THR:CA	2:C:5:A:C6	9	1.79
(1,2)	1:A:14:THR:CA	2:C:5:A:C8	9	1.79
(1,2)	1:A:14:THR:CA	2:C:5:A:H1'	9	1.79
(1,2)	1:A:14:THR:CA	2:C:5:A:H2	9	1.79
(1,2)	1:A:14:THR:CA	2:C:5:A:H2'	9	1.79
(1,2)	1:A:14:THR:CA	2:C:5:A:H3'	9	1.79
(1,2)	1:A:14:THR:CA	2:C:5:A:H4'	9	1.79
(1,2)	1:A:14:THR:CA	2:C:5:A:H5'	9	1.79
(1,2)	1:A:14:THR:CA	2:C:5:A:H5''	9	1.79
(1,2)	1:A:14:THR:CA	2:C:5:A:H61	9	1.79
(1,2)	1:A:14:THR:CA	2:C:5:A:H62	9	1.79
(1,2)	1:A:14:THR:CA	2:C:5:A:H8	9	1.79
(1,2)	1:A:14:THR:CA	2:C:5:A:HO2'	9	1.79
(1,2)	1:A:14:THR:CA	2:C:5:A:N1	9	1.79
(1,2)	1:A:14:THR:CA	2:C:5:A:N3	9	1.79
(1,2)	1:A:14:THR:CA	2:C:5:A:N6	9	1.79
(1,2)	1:A:14:THR:CA	2:C:5:A:N7	9	1.79
(1,2)	1:A:14:THR:CA	2:C:5:A:N9	9	1.79
(1,2)	1:A:14:THR:CA	2:C:5:A:O2'	9	1.79
(1,2)	1:A:14:THR:CA	2:C:5:A:O3'	9	1.79
(1,2)	1:A:14:THR:CA	2:C:5:A:O4'	9	1.79
(1,2)	1:A:14:THR:CA	2:C:5:A:O5'	9	1.79
(1,2)	1:A:14:THR:CA	2:C:5:A:OP1	9	1.79
(1,2)	1:A:14:THR:CA	2:C:5:A:OP2	9	1.79
(1,2)	1:A:14:THR:CA	2:C:5:A:P	9	1.79
(1,2)	1:A:14:THR:CB	2:C:1:A:C1'	9	1.79
(1,2)	1:A:14:THR:CB	2:C:1:A:C2	9	1.79
(1,2)	1:A:14:THR:CB	2:C:1:A:C2'	9	1.79
(1,2)	1:A:14:THR:CB	2:C:1:A:C3'	9	1.79
(1,2)	1:A:14:THR:CB	2:C:1:A:C4	9	1.79
(1,2)	1:A:14:THR:CB	2:C:1:A:C4'	9	1.79
(1,2)	1:A:14:THR:CB	2:C:1:A:C5	9	1.79
(1,2)	1:A:14:THR:CB	2:C:1:A:C5'	9	1.79
(1,2)	1:A:14:THR:CB	2:C:1:A:C6	9	1.79
(1,2)	1:A:14:THR:CB	2:C:1:A:C8	9	1.79
(1,2)	1:A:14:THR:CB	2:C:1:A:H1'	9	1.79
(1,2)	1:A:14:THR:CB	2:C:1:A:H2	9	1.79
(1,2)	1:A:14:THR:CB	2:C:1:A:H2'	9	1.79
(1,2)	1:A:14:THR:CB	2:C:1:A:H3'	9	1.79
(1,2)	1:A:14:THR:CB	2:C:1:A:H4'	9	1.79
(1,2)	1:A:14:THR:CB	2:C:1:A:H5'	9	1.79

Continued on next page...

Continued from previous page...

Key	Atom-1	Atom-2	Model ID	Violation (Å)
(1,2)	1:A:14:THR:CB	2:C:1:A:H5''	9	1.79
(1,2)	1:A:14:THR:CB	2:C:1:A:H61	9	1.79
(1,2)	1:A:14:THR:CB	2:C:1:A:H62	9	1.79
(1,2)	1:A:14:THR:CB	2:C:1:A:H8	9	1.79
(1,2)	1:A:14:THR:CB	2:C:1:A:HO2'	9	1.79
(1,2)	1:A:14:THR:CB	2:C:1:A:N1	9	1.79
(1,2)	1:A:14:THR:CB	2:C:1:A:N3	9	1.79
(1,2)	1:A:14:THR:CB	2:C:1:A:N6	9	1.79
(1,2)	1:A:14:THR:CB	2:C:1:A:N7	9	1.79
(1,2)	1:A:14:THR:CB	2:C:1:A:N9	9	1.79
(1,2)	1:A:14:THR:CB	2:C:1:A:O2'	9	1.79
(1,2)	1:A:14:THR:CB	2:C:1:A:O3'	9	1.79
(1,2)	1:A:14:THR:CB	2:C:1:A:O4'	9	1.79
(1,2)	1:A:14:THR:CB	2:C:1:A:O5'	9	1.79
(1,2)	1:A:14:THR:CB	2:C:2:U:C1'	9	1.79
(1,2)	1:A:14:THR:CB	2:C:2:U:C2	9	1.79
(1,2)	1:A:14:THR:CB	2:C:2:U:C2'	9	1.79
(1,2)	1:A:14:THR:CB	2:C:2:U:C3'	9	1.79
(1,2)	1:A:14:THR:CB	2:C:2:U:C4	9	1.79
(1,2)	1:A:14:THR:CB	2:C:2:U:C4'	9	1.79
(1,2)	1:A:14:THR:CB	2:C:2:U:C5	9	1.79
(1,2)	1:A:14:THR:CB	2:C:2:U:C5'	9	1.79
(1,2)	1:A:14:THR:CB	2:C:2:U:C6	9	1.79
(1,2)	1:A:14:THR:CB	2:C:2:U:H1'	9	1.79
(1,2)	1:A:14:THR:CB	2:C:2:U:H2'	9	1.79
(1,2)	1:A:14:THR:CB	2:C:2:U:H3	9	1.79
(1,2)	1:A:14:THR:CB	2:C:2:U:H3'	9	1.79
(1,2)	1:A:14:THR:CB	2:C:2:U:H4'	9	1.79
(1,2)	1:A:14:THR:CB	2:C:2:U:H5	9	1.79
(1,2)	1:A:14:THR:CB	2:C:2:U:H5'	9	1.79
(1,2)	1:A:14:THR:CB	2:C:2:U:H5''	9	1.79
(1,2)	1:A:14:THR:CB	2:C:2:U:H6	9	1.79
(1,2)	1:A:14:THR:CB	2:C:2:U:HO2'	9	1.79
(1,2)	1:A:14:THR:CB	2:C:2:U:N1	9	1.79
(1,2)	1:A:14:THR:CB	2:C:2:U:N3	9	1.79
(1,2)	1:A:14:THR:CB	2:C:2:U:O2	9	1.79
(1,2)	1:A:14:THR:CB	2:C:2:U:O2'	9	1.79
(1,2)	1:A:14:THR:CB	2:C:2:U:O3'	9	1.79
(1,2)	1:A:14:THR:CB	2:C:2:U:O4	9	1.79
(1,2)	1:A:14:THR:CB	2:C:2:U:O4'	9	1.79
(1,2)	1:A:14:THR:CB	2:C:2:U:O5'	9	1.79
(1,2)	1:A:14:THR:CB	2:C:2:U:OP1	9	1.79

Continued on next page...

Continued from previous page...

Key	Atom-1	Atom-2	Model ID	Violation (Å)
(1,2)	1:A:14:THR:CB	2:C:2:U:OP2	9	1.79
(1,2)	1:A:14:THR:CB	2:C:2:U:P	9	1.79
(1,2)	1:A:14:THR:CB	2:C:3:A:C1'	9	1.79
(1,2)	1:A:14:THR:CB	2:C:3:A:C2	9	1.79
(1,2)	1:A:14:THR:CB	2:C:3:A:C2'	9	1.79
(1,2)	1:A:14:THR:CB	2:C:3:A:C3'	9	1.79
(1,2)	1:A:14:THR:CB	2:C:3:A:C4	9	1.79
(1,2)	1:A:14:THR:CB	2:C:3:A:C4'	9	1.79
(1,2)	1:A:14:THR:CB	2:C:3:A:C5	9	1.79
(1,2)	1:A:14:THR:CB	2:C:3:A:C5'	9	1.79
(1,2)	1:A:14:THR:CB	2:C:3:A:C6	9	1.79
(1,2)	1:A:14:THR:CB	2:C:3:A:C8	9	1.79
(1,2)	1:A:14:THR:CB	2:C:3:A:H1'	9	1.79
(1,2)	1:A:14:THR:CB	2:C:3:A:H2	9	1.79
(1,2)	1:A:14:THR:CB	2:C:3:A:H2'	9	1.79
(1,2)	1:A:14:THR:CB	2:C:3:A:H3'	9	1.79
(1,2)	1:A:14:THR:CB	2:C:3:A:H4'	9	1.79
(1,2)	1:A:14:THR:CB	2:C:3:A:H5'	9	1.79
(1,2)	1:A:14:THR:CB	2:C:3:A:H5''	9	1.79
(1,2)	1:A:14:THR:CB	2:C:3:A:H61	9	1.79
(1,2)	1:A:14:THR:CB	2:C:3:A:H62	9	1.79
(1,2)	1:A:14:THR:CB	2:C:3:A:H8	9	1.79
(1,2)	1:A:14:THR:CB	2:C:3:A:HO2'	9	1.79
(1,2)	1:A:14:THR:CB	2:C:3:A:N1	9	1.79
(1,2)	1:A:14:THR:CB	2:C:3:A:N3	9	1.79
(1,2)	1:A:14:THR:CB	2:C:3:A:N6	9	1.79
(1,2)	1:A:14:THR:CB	2:C:3:A:N7	9	1.79
(1,2)	1:A:14:THR:CB	2:C:3:A:N9	9	1.79
(1,2)	1:A:14:THR:CB	2:C:3:A:O2'	9	1.79
(1,2)	1:A:14:THR:CB	2:C:3:A:O3'	9	1.79
(1,2)	1:A:14:THR:CB	2:C:3:A:O4'	9	1.79
(1,2)	1:A:14:THR:CB	2:C:3:A:O5'	9	1.79
(1,2)	1:A:14:THR:CB	2:C:3:A:OP1	9	1.79
(1,2)	1:A:14:THR:CB	2:C:3:A:OP2	9	1.79
(1,2)	1:A:14:THR:CB	2:C:3:A:P	9	1.79
(1,2)	1:A:14:THR:CB	2:C:4:C:C1'	9	1.79
(1,2)	1:A:14:THR:CB	2:C:4:C:C2	9	1.79
(1,2)	1:A:14:THR:CB	2:C:4:C:C2'	9	1.79
(1,2)	1:A:14:THR:CB	2:C:4:C:C3'	9	1.79
(1,2)	1:A:14:THR:CB	2:C:4:C:C4	9	1.79
(1,2)	1:A:14:THR:CB	2:C:4:C:C4'	9	1.79
(1,2)	1:A:14:THR:CB	2:C:4:C:C5	9	1.79

Continued on next page...

Continued from previous page...

Key	Atom-1	Atom-2	Model ID	Violation (Å)
(1,2)	1:A:14:THR:CB	2:C:4:C:C5'	9	1.79
(1,2)	1:A:14:THR:CB	2:C:4:C:C6	9	1.79
(1,2)	1:A:14:THR:CB	2:C:4:C:H1'	9	1.79
(1,2)	1:A:14:THR:CB	2:C:4:C:H2'	9	1.79
(1,2)	1:A:14:THR:CB	2:C:4:C:H3'	9	1.79
(1,2)	1:A:14:THR:CB	2:C:4:C:H4'	9	1.79
(1,2)	1:A:14:THR:CB	2:C:4:C:H41	9	1.79
(1,2)	1:A:14:THR:CB	2:C:4:C:H42	9	1.79
(1,2)	1:A:14:THR:CB	2:C:4:C:H5	9	1.79
(1,2)	1:A:14:THR:CB	2:C:4:C:H5'	9	1.79
(1,2)	1:A:14:THR:CB	2:C:4:C:H5''	9	1.79
(1,2)	1:A:14:THR:CB	2:C:4:C:H6	9	1.79
(1,2)	1:A:14:THR:CB	2:C:4:C:HO2'	9	1.79
(1,2)	1:A:14:THR:CB	2:C:4:C:N1	9	1.79
(1,2)	1:A:14:THR:CB	2:C:4:C:N3	9	1.79
(1,2)	1:A:14:THR:CB	2:C:4:C:N4	9	1.79
(1,2)	1:A:14:THR:CB	2:C:4:C:O2	9	1.79
(1,2)	1:A:14:THR:CB	2:C:4:C:O2'	9	1.79
(1,2)	1:A:14:THR:CB	2:C:4:C:O3'	9	1.79
(1,2)	1:A:14:THR:CB	2:C:4:C:O4'	9	1.79
(1,2)	1:A:14:THR:CB	2:C:4:C:O5'	9	1.79
(1,2)	1:A:14:THR:CB	2:C:4:C:OP1	9	1.79
(1,2)	1:A:14:THR:CB	2:C:4:C:OP2	9	1.79
(1,2)	1:A:14:THR:CB	2:C:4:C:P	9	1.79
(1,2)	1:A:14:THR:CB	2:C:5:A:C1'	9	1.79
(1,2)	1:A:14:THR:CB	2:C:5:A:C2	9	1.79
(1,2)	1:A:14:THR:CB	2:C:5:A:C2'	9	1.79
(1,2)	1:A:14:THR:CB	2:C:5:A:C3'	9	1.79
(1,2)	1:A:14:THR:CB	2:C:5:A:C4	9	1.79
(1,2)	1:A:14:THR:CB	2:C:5:A:C4'	9	1.79
(1,2)	1:A:14:THR:CB	2:C:5:A:C5	9	1.79
(1,2)	1:A:14:THR:CB	2:C:5:A:C5'	9	1.79
(1,2)	1:A:14:THR:CB	2:C:5:A:C6	9	1.79
(1,2)	1:A:14:THR:CB	2:C:5:A:C8	9	1.79
(1,2)	1:A:14:THR:CB	2:C:5:A:H1'	9	1.79
(1,2)	1:A:14:THR:CB	2:C:5:A:H2	9	1.79
(1,2)	1:A:14:THR:CB	2:C:5:A:H2'	9	1.79
(1,2)	1:A:14:THR:CB	2:C:5:A:H3'	9	1.79
(1,2)	1:A:14:THR:CB	2:C:5:A:H4'	9	1.79
(1,2)	1:A:14:THR:CB	2:C:5:A:H5'	9	1.79
(1,2)	1:A:14:THR:CB	2:C:5:A:H5''	9	1.79
(1,2)	1:A:14:THR:CB	2:C:5:A:H61	9	1.79

Continued on next page...

Continued from previous page...

Key	Atom-1	Atom-2	Model ID	Violation (Å)
(1,2)	1:A:14:THR:CB	2:C:5:A:H62	9	1.79
(1,2)	1:A:14:THR:CB	2:C:5:A:H8	9	1.79
(1,2)	1:A:14:THR:CB	2:C:5:A:HO2'	9	1.79
(1,2)	1:A:14:THR:CB	2:C:5:A:N1	9	1.79
(1,2)	1:A:14:THR:CB	2:C:5:A:N3	9	1.79
(1,2)	1:A:14:THR:CB	2:C:5:A:N6	9	1.79
(1,2)	1:A:14:THR:CB	2:C:5:A:N7	9	1.79
(1,2)	1:A:14:THR:CB	2:C:5:A:N9	9	1.79
(1,2)	1:A:14:THR:CB	2:C:5:A:O2'	9	1.79
(1,2)	1:A:14:THR:CB	2:C:5:A:O3'	9	1.79
(1,2)	1:A:14:THR:CB	2:C:5:A:O4'	9	1.79
(1,2)	1:A:14:THR:CB	2:C:5:A:O5'	9	1.79
(1,2)	1:A:14:THR:CB	2:C:5:A:OP1	9	1.79
(1,2)	1:A:14:THR:CB	2:C:5:A:OP2	9	1.79
(1,2)	1:A:14:THR:CB	2:C:5:A:P	9	1.79
(1,2)	1:A:14:THR:CG2	2:C:1:A:C1'	9	1.79
(1,2)	1:A:14:THR:CG2	2:C:1:A:C2	9	1.79
(1,2)	1:A:14:THR:CG2	2:C:1:A:C2'	9	1.79
(1,2)	1:A:14:THR:CG2	2:C:1:A:C3'	9	1.79
(1,2)	1:A:14:THR:CG2	2:C:1:A:C4	9	1.79
(1,2)	1:A:14:THR:CG2	2:C:1:A:C4'	9	1.79
(1,2)	1:A:14:THR:CG2	2:C:1:A:C5	9	1.79
(1,2)	1:A:14:THR:CG2	2:C:1:A:C5'	9	1.79
(1,2)	1:A:14:THR:CG2	2:C:1:A:C6	9	1.79
(1,2)	1:A:14:THR:CG2	2:C:1:A:C8	9	1.79
(1,2)	1:A:14:THR:CG2	2:C:1:A:H1'	9	1.79
(1,2)	1:A:14:THR:CG2	2:C:1:A:H2	9	1.79
(1,2)	1:A:14:THR:CG2	2:C:1:A:H2'	9	1.79
(1,2)	1:A:14:THR:CG2	2:C:1:A:H3'	9	1.79
(1,2)	1:A:14:THR:CG2	2:C:1:A:H4'	9	1.79
(1,2)	1:A:14:THR:CG2	2:C:1:A:H5'	9	1.79
(1,2)	1:A:14:THR:CG2	2:C:1:A:H5''	9	1.79
(1,2)	1:A:14:THR:CG2	2:C:1:A:H61	9	1.79
(1,2)	1:A:14:THR:CG2	2:C:1:A:H62	9	1.79
(1,2)	1:A:14:THR:CG2	2:C:1:A:H8	9	1.79
(1,2)	1:A:14:THR:CG2	2:C:1:A:HO2'	9	1.79
(1,2)	1:A:14:THR:CG2	2:C:1:A:N1	9	1.79
(1,2)	1:A:14:THR:CG2	2:C:1:A:N3	9	1.79
(1,2)	1:A:14:THR:CG2	2:C:1:A:N6	9	1.79
(1,2)	1:A:14:THR:CG2	2:C:1:A:N7	9	1.79
(1,2)	1:A:14:THR:CG2	2:C:1:A:N9	9	1.79
(1,2)	1:A:14:THR:CG2	2:C:1:A:O2'	9	1.79

Continued on next page...

Continued from previous page...

Key	Atom-1	Atom-2	Model ID	Violation (Å)
(1,2)	1:A:14:THR:CG2	2:C:1:A:O3'	9	1.79
(1,2)	1:A:14:THR:CG2	2:C:1:A:O4'	9	1.79
(1,2)	1:A:14:THR:CG2	2:C:1:A:O5'	9	1.79
(1,2)	1:A:14:THR:CG2	2:C:2:U:C1'	9	1.79
(1,2)	1:A:14:THR:CG2	2:C:2:U:C2	9	1.79
(1,2)	1:A:14:THR:CG2	2:C:2:U:C2'	9	1.79
(1,2)	1:A:14:THR:CG2	2:C:2:U:C3'	9	1.79
(1,2)	1:A:14:THR:CG2	2:C:2:U:C4	9	1.79
(1,2)	1:A:14:THR:CG2	2:C:2:U:C4'	9	1.79
(1,2)	1:A:14:THR:CG2	2:C:2:U:C5	9	1.79
(1,2)	1:A:14:THR:CG2	2:C:2:U:C5'	9	1.79
(1,2)	1:A:14:THR:CG2	2:C:2:U:C6	9	1.79
(1,2)	1:A:14:THR:CG2	2:C:2:U:H1'	9	1.79
(1,2)	1:A:14:THR:CG2	2:C:2:U:H2'	9	1.79
(1,2)	1:A:14:THR:CG2	2:C:2:U:H3	9	1.79
(1,2)	1:A:14:THR:CG2	2:C:2:U:H3'	9	1.79
(1,2)	1:A:14:THR:CG2	2:C:2:U:H4'	9	1.79
(1,2)	1:A:14:THR:CG2	2:C:2:U:H5	9	1.79
(1,2)	1:A:14:THR:CG2	2:C:2:U:H5'	9	1.79
(1,2)	1:A:14:THR:CG2	2:C:2:U:H5''	9	1.79
(1,2)	1:A:14:THR:CG2	2:C:2:U:H6	9	1.79
(1,2)	1:A:14:THR:CG2	2:C:2:U:HO2'	9	1.79
(1,2)	1:A:14:THR:CG2	2:C:2:U:N1	9	1.79
(1,2)	1:A:14:THR:CG2	2:C:2:U:N3	9	1.79
(1,2)	1:A:14:THR:CG2	2:C:2:U:O2	9	1.79
(1,2)	1:A:14:THR:CG2	2:C:2:U:O2'	9	1.79
(1,2)	1:A:14:THR:CG2	2:C:2:U:O3'	9	1.79
(1,2)	1:A:14:THR:CG2	2:C:2:U:O4	9	1.79
(1,2)	1:A:14:THR:CG2	2:C:2:U:O4'	9	1.79
(1,2)	1:A:14:THR:CG2	2:C:2:U:O5'	9	1.79
(1,2)	1:A:14:THR:CG2	2:C:2:U:OP1	9	1.79
(1,2)	1:A:14:THR:CG2	2:C:2:U:OP2	9	1.79
(1,2)	1:A:14:THR:CG2	2:C:2:U:P	9	1.79
(1,2)	1:A:14:THR:CG2	2:C:3:A:C1'	9	1.79
(1,2)	1:A:14:THR:CG2	2:C:3:A:C2	9	1.79
(1,2)	1:A:14:THR:CG2	2:C:3:A:C2'	9	1.79
(1,2)	1:A:14:THR:CG2	2:C:3:A:C3'	9	1.79
(1,2)	1:A:14:THR:CG2	2:C:3:A:C4	9	1.79
(1,2)	1:A:14:THR:CG2	2:C:3:A:C4'	9	1.79
(1,2)	1:A:14:THR:CG2	2:C:3:A:C5	9	1.79
(1,2)	1:A:14:THR:CG2	2:C:3:A:C5'	9	1.79
(1,2)	1:A:14:THR:CG2	2:C:3:A:C6	9	1.79

Continued on next page...

Continued from previous page...

Key	Atom-1	Atom-2	Model ID	Violation (Å)
(1,2)	1:A:14:THR:CG2	2:C:3:A:C8	9	1.79
(1,2)	1:A:14:THR:CG2	2:C:3:A:H1'	9	1.79
(1,2)	1:A:14:THR:CG2	2:C:3:A:H2	9	1.79
(1,2)	1:A:14:THR:CG2	2:C:3:A:H2'	9	1.79
(1,2)	1:A:14:THR:CG2	2:C:3:A:H3'	9	1.79
(1,2)	1:A:14:THR:CG2	2:C:3:A:H4'	9	1.79
(1,2)	1:A:14:THR:CG2	2:C:3:A:H5'	9	1.79
(1,2)	1:A:14:THR:CG2	2:C:3:A:H5''	9	1.79
(1,2)	1:A:14:THR:CG2	2:C:3:A:H61	9	1.79
(1,2)	1:A:14:THR:CG2	2:C:3:A:H62	9	1.79
(1,2)	1:A:14:THR:CG2	2:C:3:A:H8	9	1.79
(1,2)	1:A:14:THR:CG2	2:C:3:A:HO2'	9	1.79
(1,2)	1:A:14:THR:CG2	2:C:3:A:N1	9	1.79
(1,2)	1:A:14:THR:CG2	2:C:3:A:N3	9	1.79
(1,2)	1:A:14:THR:CG2	2:C:3:A:N6	9	1.79
(1,2)	1:A:14:THR:CG2	2:C:3:A:N7	9	1.79
(1,2)	1:A:14:THR:CG2	2:C:3:A:N9	9	1.79
(1,2)	1:A:14:THR:CG2	2:C:3:A:O2'	9	1.79
(1,2)	1:A:14:THR:CG2	2:C:3:A:O3'	9	1.79
(1,2)	1:A:14:THR:CG2	2:C:3:A:O4'	9	1.79
(1,2)	1:A:14:THR:CG2	2:C:3:A:O5'	9	1.79
(1,2)	1:A:14:THR:CG2	2:C:3:A:OP1	9	1.79
(1,2)	1:A:14:THR:CG2	2:C:3:A:OP2	9	1.79
(1,2)	1:A:14:THR:CG2	2:C:3:A:P	9	1.79
(1,2)	1:A:14:THR:CG2	2:C:4:C:C1'	9	1.79
(1,2)	1:A:14:THR:CG2	2:C:4:C:C2	9	1.79
(1,2)	1:A:14:THR:CG2	2:C:4:C:C2'	9	1.79
(1,2)	1:A:14:THR:CG2	2:C:4:C:C3'	9	1.79
(1,2)	1:A:14:THR:CG2	2:C:4:C:C4	9	1.79
(1,2)	1:A:14:THR:CG2	2:C:4:C:C4'	9	1.79
(1,2)	1:A:14:THR:CG2	2:C:4:C:C5	9	1.79
(1,2)	1:A:14:THR:CG2	2:C:4:C:C5'	9	1.79
(1,2)	1:A:14:THR:CG2	2:C:4:C:C6	9	1.79
(1,2)	1:A:14:THR:CG2	2:C:4:C:H1'	9	1.79
(1,2)	1:A:14:THR:CG2	2:C:4:C:H2'	9	1.79
(1,2)	1:A:14:THR:CG2	2:C:4:C:H3'	9	1.79
(1,2)	1:A:14:THR:CG2	2:C:4:C:H4'	9	1.79
(1,2)	1:A:14:THR:CG2	2:C:4:C:H41	9	1.79
(1,2)	1:A:14:THR:CG2	2:C:4:C:H42	9	1.79
(1,2)	1:A:14:THR:CG2	2:C:4:C:H5	9	1.79
(1,2)	1:A:14:THR:CG2	2:C:4:C:H5'	9	1.79
(1,2)	1:A:14:THR:CG2	2:C:4:C:H5''	9	1.79

Continued on next page...

Continued from previous page...

Key	Atom-1	Atom-2	Model ID	Violation (Å)
(1,2)	1:A:14:THR:CG2	2:C:4:C:H6	9	1.79
(1,2)	1:A:14:THR:CG2	2:C:4:C:HO2'	9	1.79
(1,2)	1:A:14:THR:CG2	2:C:4:C:N1	9	1.79
(1,2)	1:A:14:THR:CG2	2:C:4:C:N3	9	1.79
(1,2)	1:A:14:THR:CG2	2:C:4:C:N4	9	1.79
(1,2)	1:A:14:THR:CG2	2:C:4:C:O2	9	1.79
(1,2)	1:A:14:THR:CG2	2:C:4:C:O2'	9	1.79
(1,2)	1:A:14:THR:CG2	2:C:4:C:O3'	9	1.79
(1,2)	1:A:14:THR:CG2	2:C:4:C:O4'	9	1.79
(1,2)	1:A:14:THR:CG2	2:C:4:C:O5'	9	1.79
(1,2)	1:A:14:THR:CG2	2:C:4:C:OP1	9	1.79
(1,2)	1:A:14:THR:CG2	2:C:4:C:OP2	9	1.79
(1,2)	1:A:14:THR:CG2	2:C:4:C:P	9	1.79
(1,2)	1:A:14:THR:CG2	2:C:5:A:C1'	9	1.79
(1,2)	1:A:14:THR:CG2	2:C:5:A:C2	9	1.79
(1,2)	1:A:14:THR:CG2	2:C:5:A:C2'	9	1.79
(1,2)	1:A:14:THR:CG2	2:C:5:A:C3'	9	1.79
(1,2)	1:A:14:THR:CG2	2:C:5:A:C4	9	1.79
(1,2)	1:A:14:THR:CG2	2:C:5:A:C4'	9	1.79
(1,2)	1:A:14:THR:CG2	2:C:5:A:C5	9	1.79
(1,2)	1:A:14:THR:CG2	2:C:5:A:C5'	9	1.79
(1,2)	1:A:14:THR:CG2	2:C:5:A:C6	9	1.79
(1,2)	1:A:14:THR:CG2	2:C:5:A:C8	9	1.79
(1,2)	1:A:14:THR:CG2	2:C:5:A:H1'	9	1.79
(1,2)	1:A:14:THR:CG2	2:C:5:A:H2	9	1.79
(1,2)	1:A:14:THR:CG2	2:C:5:A:H2'	9	1.79
(1,2)	1:A:14:THR:CG2	2:C:5:A:H3'	9	1.79
(1,2)	1:A:14:THR:CG2	2:C:5:A:H4'	9	1.79
(1,2)	1:A:14:THR:CG2	2:C:5:A:H5'	9	1.79
(1,2)	1:A:14:THR:CG2	2:C:5:A:H5''	9	1.79
(1,2)	1:A:14:THR:CG2	2:C:5:A:H61	9	1.79
(1,2)	1:A:14:THR:CG2	2:C:5:A:H62	9	1.79
(1,2)	1:A:14:THR:CG2	2:C:5:A:H8	9	1.79
(1,2)	1:A:14:THR:CG2	2:C:5:A:HO2'	9	1.79
(1,2)	1:A:14:THR:CG2	2:C:5:A:N1	9	1.79
(1,2)	1:A:14:THR:CG2	2:C:5:A:N3	9	1.79
(1,2)	1:A:14:THR:CG2	2:C:5:A:N6	9	1.79
(1,2)	1:A:14:THR:CG2	2:C:5:A:N7	9	1.79
(1,2)	1:A:14:THR:CG2	2:C:5:A:N9	9	1.79
(1,2)	1:A:14:THR:CG2	2:C:5:A:O2'	9	1.79
(1,2)	1:A:14:THR:CG2	2:C:5:A:O3'	9	1.79
(1,2)	1:A:14:THR:CG2	2:C:5:A:O4'	9	1.79

Continued on next page...

Continued from previous page...

Key	Atom-1	Atom-2	Model ID	Violation (Å)
(1,2)	1:A:14:THR:CG2	2:C:5:A:O5'	9	1.79
(1,2)	1:A:14:THR:CG2	2:C:5:A:OP1	9	1.79
(1,2)	1:A:14:THR:CG2	2:C:5:A:OP2	9	1.79
(1,2)	1:A:14:THR:CG2	2:C:5:A:P	9	1.79
(1,2)	1:A:14:THR:H	2:C:1:A:C1'	9	1.79
(1,2)	1:A:14:THR:H	2:C:1:A:C2	9	1.79
(1,2)	1:A:14:THR:H	2:C:1:A:C2'	9	1.79
(1,2)	1:A:14:THR:H	2:C:1:A:C3'	9	1.79
(1,2)	1:A:14:THR:H	2:C:1:A:C4	9	1.79
(1,2)	1:A:14:THR:H	2:C:1:A:C4'	9	1.79
(1,2)	1:A:14:THR:H	2:C:1:A:C5	9	1.79
(1,2)	1:A:14:THR:H	2:C:1:A:C5'	9	1.79
(1,2)	1:A:14:THR:H	2:C:1:A:C6	9	1.79
(1,2)	1:A:14:THR:H	2:C:1:A:C8	9	1.79
(1,2)	1:A:14:THR:H	2:C:1:A:H1'	9	1.79
(1,2)	1:A:14:THR:H	2:C:1:A:H2	9	1.79
(1,2)	1:A:14:THR:H	2:C:1:A:H2'	9	1.79
(1,2)	1:A:14:THR:H	2:C:1:A:H3'	9	1.79
(1,2)	1:A:14:THR:H	2:C:1:A:H4'	9	1.79
(1,2)	1:A:14:THR:H	2:C:1:A:H5'	9	1.79
(1,2)	1:A:14:THR:H	2:C:1:A:H5''	9	1.79
(1,2)	1:A:14:THR:H	2:C:1:A:H61	9	1.79
(1,2)	1:A:14:THR:H	2:C:1:A:H62	9	1.79
(1,2)	1:A:14:THR:H	2:C:1:A:H8	9	1.79
(1,2)	1:A:14:THR:H	2:C:1:A:HO2'	9	1.79
(1,2)	1:A:14:THR:H	2:C:1:A:N1	9	1.79
(1,2)	1:A:14:THR:H	2:C:1:A:N3	9	1.79
(1,2)	1:A:14:THR:H	2:C:1:A:N6	9	1.79
(1,2)	1:A:14:THR:H	2:C:1:A:N7	9	1.79
(1,2)	1:A:14:THR:H	2:C:1:A:N9	9	1.79
(1,2)	1:A:14:THR:H	2:C:1:A:O2'	9	1.79
(1,2)	1:A:14:THR:H	2:C:1:A:O3'	9	1.79
(1,2)	1:A:14:THR:H	2:C:1:A:O4'	9	1.79
(1,2)	1:A:14:THR:H	2:C:1:A:O5'	9	1.79
(1,2)	1:A:14:THR:H	2:C:2:U:C1'	9	1.79
(1,2)	1:A:14:THR:H	2:C:2:U:C2	9	1.79
(1,2)	1:A:14:THR:H	2:C:2:U:C2'	9	1.79
(1,2)	1:A:14:THR:H	2:C:2:U:C3'	9	1.79
(1,2)	1:A:14:THR:H	2:C:2:U:C4	9	1.79
(1,2)	1:A:14:THR:H	2:C:2:U:C4'	9	1.79
(1,2)	1:A:14:THR:H	2:C:2:U:C5	9	1.79
(1,2)	1:A:14:THR:H	2:C:2:U:C5'	9	1.79

Continued on next page...

Continued from previous page...

Key	Atom-1	Atom-2	Model ID	Violation (Å)
(1,2)	1:A:14:THR:H	2:C:2:U:C6	9	1.79
(1,2)	1:A:14:THR:H	2:C:2:U:H1'	9	1.79
(1,2)	1:A:14:THR:H	2:C:2:U:H2'	9	1.79
(1,2)	1:A:14:THR:H	2:C:2:U:H3	9	1.79
(1,2)	1:A:14:THR:H	2:C:2:U:H3'	9	1.79
(1,2)	1:A:14:THR:H	2:C:2:U:H4'	9	1.79
(1,2)	1:A:14:THR:H	2:C:2:U:H5	9	1.79
(1,2)	1:A:14:THR:H	2:C:2:U:H5'	9	1.79
(1,2)	1:A:14:THR:H	2:C:2:U:H5''	9	1.79
(1,2)	1:A:14:THR:H	2:C:2:U:H6	9	1.79
(1,2)	1:A:14:THR:H	2:C:2:U:HO2'	9	1.79
(1,2)	1:A:14:THR:H	2:C:2:U:N1	9	1.79
(1,2)	1:A:14:THR:H	2:C:2:U:N3	9	1.79
(1,2)	1:A:14:THR:H	2:C:2:U:O2	9	1.79
(1,2)	1:A:14:THR:H	2:C:2:U:O2'	9	1.79
(1,2)	1:A:14:THR:H	2:C:2:U:O3'	9	1.79
(1,2)	1:A:14:THR:H	2:C:2:U:O4	9	1.79
(1,2)	1:A:14:THR:H	2:C:2:U:O4'	9	1.79
(1,2)	1:A:14:THR:H	2:C:2:U:O5'	9	1.79
(1,2)	1:A:14:THR:H	2:C:2:U:OP1	9	1.79
(1,2)	1:A:14:THR:H	2:C:2:U:OP2	9	1.79
(1,2)	1:A:14:THR:H	2:C:2:U:P	9	1.79
(1,2)	1:A:14:THR:H	2:C:3:A:C1'	9	1.79
(1,2)	1:A:14:THR:H	2:C:3:A:C2	9	1.79
(1,2)	1:A:14:THR:H	2:C:3:A:C2'	9	1.79
(1,2)	1:A:14:THR:H	2:C:3:A:C3'	9	1.79
(1,2)	1:A:14:THR:H	2:C:3:A:C4	9	1.79
(1,2)	1:A:14:THR:H	2:C:3:A:C4'	9	1.79
(1,2)	1:A:14:THR:H	2:C:3:A:C5	9	1.79
(1,2)	1:A:14:THR:H	2:C:3:A:C5'	9	1.79
(1,2)	1:A:14:THR:H	2:C:3:A:C6	9	1.79
(1,2)	1:A:14:THR:H	2:C:3:A:C8	9	1.79
(1,2)	1:A:14:THR:H	2:C:3:A:H1'	9	1.79
(1,2)	1:A:14:THR:H	2:C:3:A:H2	9	1.79
(1,2)	1:A:14:THR:H	2:C:3:A:H2'	9	1.79
(1,2)	1:A:14:THR:H	2:C:3:A:H3'	9	1.79
(1,2)	1:A:14:THR:H	2:C:3:A:H4'	9	1.79
(1,2)	1:A:14:THR:H	2:C:3:A:H5'	9	1.79
(1,2)	1:A:14:THR:H	2:C:3:A:H5''	9	1.79
(1,2)	1:A:14:THR:H	2:C:3:A:H61	9	1.79
(1,2)	1:A:14:THR:H	2:C:3:A:H62	9	1.79
(1,2)	1:A:14:THR:H	2:C:3:A:H8	9	1.79

Continued on next page...

Continued from previous page...

Key	Atom-1	Atom-2	Model ID	Violation (Å)
(1,2)	1:A:14:THR:H	2:C:3:A:HO2'	9	1.79
(1,2)	1:A:14:THR:H	2:C:3:A:N1	9	1.79
(1,2)	1:A:14:THR:H	2:C:3:A:N3	9	1.79
(1,2)	1:A:14:THR:H	2:C:3:A:N6	9	1.79
(1,2)	1:A:14:THR:H	2:C:3:A:N7	9	1.79
(1,2)	1:A:14:THR:H	2:C:3:A:N9	9	1.79
(1,2)	1:A:14:THR:H	2:C:3:A:O2'	9	1.79
(1,2)	1:A:14:THR:H	2:C:3:A:O3'	9	1.79
(1,2)	1:A:14:THR:H	2:C:3:A:O4'	9	1.79
(1,2)	1:A:14:THR:H	2:C:3:A:O5'	9	1.79
(1,2)	1:A:14:THR:H	2:C:3:A:OP1	9	1.79
(1,2)	1:A:14:THR:H	2:C:3:A:OP2	9	1.79
(1,2)	1:A:14:THR:H	2:C:3:A:P	9	1.79
(1,2)	1:A:14:THR:H	2:C:4:C:C1'	9	1.79
(1,2)	1:A:14:THR:H	2:C:4:C:C2	9	1.79
(1,2)	1:A:14:THR:H	2:C:4:C:C2'	9	1.79
(1,2)	1:A:14:THR:H	2:C:4:C:C3'	9	1.79
(1,2)	1:A:14:THR:H	2:C:4:C:C4	9	1.79
(1,2)	1:A:14:THR:H	2:C:4:C:C4'	9	1.79
(1,2)	1:A:14:THR:H	2:C:4:C:C5	9	1.79
(1,2)	1:A:14:THR:H	2:C:4:C:C5'	9	1.79
(1,2)	1:A:14:THR:H	2:C:4:C:C6	9	1.79
(1,2)	1:A:14:THR:H	2:C:4:C:H1'	9	1.79
(1,2)	1:A:14:THR:H	2:C:4:C:H2'	9	1.79
(1,2)	1:A:14:THR:H	2:C:4:C:H3'	9	1.79
(1,2)	1:A:14:THR:H	2:C:4:C:H4'	9	1.79
(1,2)	1:A:14:THR:H	2:C:4:C:H41	9	1.79
(1,2)	1:A:14:THR:H	2:C:4:C:H42	9	1.79
(1,2)	1:A:14:THR:H	2:C:4:C:H5	9	1.79
(1,2)	1:A:14:THR:H	2:C:4:C:H5'	9	1.79
(1,2)	1:A:14:THR:H	2:C:4:C:H5''	9	1.79
(1,2)	1:A:14:THR:H	2:C:4:C:H6	9	1.79
(1,2)	1:A:14:THR:H	2:C:4:C:HO2'	9	1.79
(1,2)	1:A:14:THR:H	2:C:4:C:N1	9	1.79
(1,2)	1:A:14:THR:H	2:C:4:C:N3	9	1.79
(1,2)	1:A:14:THR:H	2:C:4:C:N4	9	1.79
(1,2)	1:A:14:THR:H	2:C:4:C:O2	9	1.79
(1,2)	1:A:14:THR:H	2:C:4:C:O2'	9	1.79
(1,2)	1:A:14:THR:H	2:C:4:C:O3'	9	1.79
(1,2)	1:A:14:THR:H	2:C:4:C:O4'	9	1.79
(1,2)	1:A:14:THR:H	2:C:4:C:O5'	9	1.79
(1,2)	1:A:14:THR:H	2:C:4:C:OP1	9	1.79

Continued on next page...

Continued from previous page...

Key	Atom-1	Atom-2	Model ID	Violation (Å)
(1,2)	1:A:14:THR:H	2:C:4:C:OP2	9	1.79
(1,2)	1:A:14:THR:H	2:C:4:C:P	9	1.79
(1,2)	1:A:14:THR:H	2:C:5:A:C1'	9	1.79
(1,2)	1:A:14:THR:H	2:C:5:A:C2	9	1.79
(1,2)	1:A:14:THR:H	2:C:5:A:C2'	9	1.79
(1,2)	1:A:14:THR:H	2:C:5:A:C3'	9	1.79
(1,2)	1:A:14:THR:H	2:C:5:A:C4	9	1.79
(1,2)	1:A:14:THR:H	2:C:5:A:C4'	9	1.79
(1,2)	1:A:14:THR:H	2:C:5:A:C5	9	1.79
(1,2)	1:A:14:THR:H	2:C:5:A:C5'	9	1.79
(1,2)	1:A:14:THR:H	2:C:5:A:C6	9	1.79
(1,2)	1:A:14:THR:H	2:C:5:A:C8	9	1.79
(1,2)	1:A:14:THR:H	2:C:5:A:H1'	9	1.79
(1,2)	1:A:14:THR:H	2:C:5:A:H2	9	1.79
(1,2)	1:A:14:THR:H	2:C:5:A:H2'	9	1.79
(1,2)	1:A:14:THR:H	2:C:5:A:H3'	9	1.79
(1,2)	1:A:14:THR:H	2:C:5:A:H4'	9	1.79
(1,2)	1:A:14:THR:H	2:C:5:A:H5'	9	1.79
(1,2)	1:A:14:THR:H	2:C:5:A:H5''	9	1.79
(1,2)	1:A:14:THR:H	2:C:5:A:H61	9	1.79
(1,2)	1:A:14:THR:H	2:C:5:A:H62	9	1.79
(1,2)	1:A:14:THR:H	2:C:5:A:H8	9	1.79
(1,2)	1:A:14:THR:H	2:C:5:A:HO2'	9	1.79
(1,2)	1:A:14:THR:H	2:C:5:A:N1	9	1.79
(1,2)	1:A:14:THR:H	2:C:5:A:N3	9	1.79
(1,2)	1:A:14:THR:H	2:C:5:A:N6	9	1.79
(1,2)	1:A:14:THR:H	2:C:5:A:N7	9	1.79
(1,2)	1:A:14:THR:H	2:C:5:A:N9	9	1.79
(1,2)	1:A:14:THR:H	2:C:5:A:O2'	9	1.79
(1,2)	1:A:14:THR:H	2:C:5:A:O3'	9	1.79
(1,2)	1:A:14:THR:H	2:C:5:A:O4'	9	1.79
(1,2)	1:A:14:THR:H	2:C:5:A:O5'	9	1.79
(1,2)	1:A:14:THR:H	2:C:5:A:OP1	9	1.79
(1,2)	1:A:14:THR:H	2:C:5:A:OP2	9	1.79
(1,2)	1:A:14:THR:H	2:C:5:A:P	9	1.79
(1,2)	1:A:14:THR:HG1	2:C:1:A:C1'	9	1.79
(1,2)	1:A:14:THR:HG1	2:C:1:A:C2	9	1.79
(1,2)	1:A:14:THR:HG1	2:C:1:A:C2'	9	1.79
(1,2)	1:A:14:THR:HG1	2:C:1:A:C3'	9	1.79
(1,2)	1:A:14:THR:HG1	2:C:1:A:C4	9	1.79
(1,2)	1:A:14:THR:HG1	2:C:1:A:C4'	9	1.79
(1,2)	1:A:14:THR:HG1	2:C:1:A:C5	9	1.79

Continued on next page...

Continued from previous page...

Key	Atom-1	Atom-2	Model ID	Violation (Å)
(1,2)	1:A:14:THR:HG1	2:C:1:A:C5'	9	1.79
(1,2)	1:A:14:THR:HG1	2:C:1:A:C6	9	1.79
(1,2)	1:A:14:THR:HG1	2:C:1:A:C8	9	1.79
(1,2)	1:A:14:THR:HG1	2:C:1:A:H1'	9	1.79
(1,2)	1:A:14:THR:HG1	2:C:1:A:H2	9	1.79
(1,2)	1:A:14:THR:HG1	2:C:1:A:H2'	9	1.79
(1,2)	1:A:14:THR:HG1	2:C:1:A:H3'	9	1.79
(1,2)	1:A:14:THR:HG1	2:C:1:A:H4'	9	1.79
(1,2)	1:A:14:THR:HG1	2:C:1:A:H5'	9	1.79
(1,2)	1:A:14:THR:HG1	2:C:1:A:H5''	9	1.79
(1,2)	1:A:14:THR:HG1	2:C:1:A:H61	9	1.79
(1,2)	1:A:14:THR:HG1	2:C:1:A:H62	9	1.79
(1,2)	1:A:14:THR:HG1	2:C:1:A:H8	9	1.79
(1,2)	1:A:14:THR:HG1	2:C:1:A:HO2'	9	1.79
(1,2)	1:A:14:THR:HG1	2:C:1:A:N1	9	1.79
(1,2)	1:A:14:THR:HG1	2:C:1:A:N3	9	1.79
(1,2)	1:A:14:THR:HG1	2:C:1:A:N6	9	1.79
(1,2)	1:A:14:THR:HG1	2:C:1:A:N7	9	1.79
(1,2)	1:A:14:THR:HG1	2:C:1:A:N9	9	1.79
(1,2)	1:A:14:THR:HG1	2:C:1:A:O2'	9	1.79
(1,2)	1:A:14:THR:HG1	2:C:1:A:O3'	9	1.79
(1,2)	1:A:14:THR:HG1	2:C:1:A:O4'	9	1.79
(1,2)	1:A:14:THR:HG1	2:C:1:A:O5'	9	1.79
(1,2)	1:A:14:THR:HG1	2:C:2:U:C1'	9	1.79
(1,2)	1:A:14:THR:HG1	2:C:2:U:C2	9	1.79
(1,2)	1:A:14:THR:HG1	2:C:2:U:C2'	9	1.79
(1,2)	1:A:14:THR:HG1	2:C:2:U:C3'	9	1.79
(1,2)	1:A:14:THR:HG1	2:C:2:U:C4	9	1.79
(1,2)	1:A:14:THR:HG1	2:C:2:U:C4'	9	1.79
(1,2)	1:A:14:THR:HG1	2:C:2:U:C5	9	1.79
(1,2)	1:A:14:THR:HG1	2:C:2:U:C5'	9	1.79
(1,2)	1:A:14:THR:HG1	2:C:2:U:C6	9	1.79
(1,2)	1:A:14:THR:HG1	2:C:2:U:H1'	9	1.79
(1,2)	1:A:14:THR:HG1	2:C:2:U:H2'	9	1.79
(1,2)	1:A:14:THR:HG1	2:C:2:U:H3	9	1.79
(1,2)	1:A:14:THR:HG1	2:C:2:U:H3'	9	1.79
(1,2)	1:A:14:THR:HG1	2:C:2:U:H4'	9	1.79
(1,2)	1:A:14:THR:HG1	2:C:2:U:H5	9	1.79
(1,2)	1:A:14:THR:HG1	2:C:2:U:H5'	9	1.79
(1,2)	1:A:14:THR:HG1	2:C:2:U:H5''	9	1.79
(1,2)	1:A:14:THR:HG1	2:C:2:U:H6	9	1.79
(1,2)	1:A:14:THR:HG1	2:C:2:U:HO2'	9	1.79

Continued on next page...

Continued from previous page...

Key	Atom-1	Atom-2	Model ID	Violation (Å)
(1,2)	1:A:14:THR:HG1	2:C:2:U:N1	9	1.79
(1,2)	1:A:14:THR:HG1	2:C:2:U:N3	9	1.79
(1,2)	1:A:14:THR:HG1	2:C:2:U:O2	9	1.79
(1,2)	1:A:14:THR:HG1	2:C:2:U:O2'	9	1.79
(1,2)	1:A:14:THR:HG1	2:C:2:U:O3'	9	1.79
(1,2)	1:A:14:THR:HG1	2:C:2:U:O4	9	1.79
(1,2)	1:A:14:THR:HG1	2:C:2:U:O4'	9	1.79
(1,2)	1:A:14:THR:HG1	2:C:2:U:O5'	9	1.79
(1,2)	1:A:14:THR:HG1	2:C:2:U:OP1	9	1.79
(1,2)	1:A:14:THR:HG1	2:C:2:U:OP2	9	1.79
(1,2)	1:A:14:THR:HG1	2:C:2:U:P	9	1.79
(1,2)	1:A:14:THR:HG1	2:C:3:A:C1'	9	1.79
(1,2)	1:A:14:THR:HG1	2:C:3:A:C2	9	1.79
(1,2)	1:A:14:THR:HG1	2:C:3:A:C2'	9	1.79
(1,2)	1:A:14:THR:HG1	2:C:3:A:C3'	9	1.79
(1,2)	1:A:14:THR:HG1	2:C:3:A:C4	9	1.79
(1,2)	1:A:14:THR:HG1	2:C:3:A:C4'	9	1.79
(1,2)	1:A:14:THR:HG1	2:C:3:A:C5	9	1.79
(1,2)	1:A:14:THR:HG1	2:C:3:A:C5'	9	1.79
(1,2)	1:A:14:THR:HG1	2:C:3:A:C6	9	1.79
(1,2)	1:A:14:THR:HG1	2:C:3:A:C8	9	1.79
(1,2)	1:A:14:THR:HG1	2:C:3:A:H1'	9	1.79
(1,2)	1:A:14:THR:HG1	2:C:3:A:H2	9	1.79
(1,2)	1:A:14:THR:HG1	2:C:3:A:H2'	9	1.79
(1,2)	1:A:14:THR:HG1	2:C:3:A:H3'	9	1.79
(1,2)	1:A:14:THR:HG1	2:C:3:A:H4'	9	1.79
(1,2)	1:A:14:THR:HG1	2:C:3:A:H5'	9	1.79
(1,2)	1:A:14:THR:HG1	2:C:3:A:H5''	9	1.79
(1,2)	1:A:14:THR:HG1	2:C:3:A:H61	9	1.79
(1,2)	1:A:14:THR:HG1	2:C:3:A:H62	9	1.79
(1,2)	1:A:14:THR:HG1	2:C:3:A:H8	9	1.79
(1,2)	1:A:14:THR:HG1	2:C:3:A:HO2'	9	1.79
(1,2)	1:A:14:THR:HG1	2:C:3:A:N1	9	1.79
(1,2)	1:A:14:THR:HG1	2:C:3:A:N3	9	1.79
(1,2)	1:A:14:THR:HG1	2:C:3:A:N6	9	1.79
(1,2)	1:A:14:THR:HG1	2:C:3:A:N7	9	1.79
(1,2)	1:A:14:THR:HG1	2:C:3:A:N9	9	1.79
(1,2)	1:A:14:THR:HG1	2:C:3:A:O2'	9	1.79
(1,2)	1:A:14:THR:HG1	2:C:3:A:O3'	9	1.79
(1,2)	1:A:14:THR:HG1	2:C:3:A:O4'	9	1.79
(1,2)	1:A:14:THR:HG1	2:C:3:A:O5'	9	1.79
(1,2)	1:A:14:THR:HG1	2:C:3:A:OP1	9	1.79

Continued on next page...

Continued from previous page...

Key	Atom-1	Atom-2	Model ID	Violation (Å)
(1,2)	1:A:14:THR:HG1	2:C:3:A:OP2	9	1.79
(1,2)	1:A:14:THR:HG1	2:C:3:A:P	9	1.79
(1,2)	1:A:14:THR:HG1	2:C:4:C:C1'	9	1.79
(1,2)	1:A:14:THR:HG1	2:C:4:C:C2	9	1.79
(1,2)	1:A:14:THR:HG1	2:C:4:C:C2'	9	1.79
(1,2)	1:A:14:THR:HG1	2:C:4:C:C3'	9	1.79
(1,2)	1:A:14:THR:HG1	2:C:4:C:C4	9	1.79
(1,2)	1:A:14:THR:HG1	2:C:4:C:C4'	9	1.79
(1,2)	1:A:14:THR:HG1	2:C:4:C:C5	9	1.79
(1,2)	1:A:14:THR:HG1	2:C:4:C:C5'	9	1.79
(1,2)	1:A:14:THR:HG1	2:C:4:C:C6	9	1.79
(1,2)	1:A:14:THR:HG1	2:C:4:C:H1'	9	1.79
(1,2)	1:A:14:THR:HG1	2:C:4:C:H2'	9	1.79
(1,2)	1:A:14:THR:HG1	2:C:4:C:H3'	9	1.79
(1,2)	1:A:14:THR:HG1	2:C:4:C:H4'	9	1.79
(1,2)	1:A:14:THR:HG1	2:C:4:C:H41	9	1.79
(1,2)	1:A:14:THR:HG1	2:C:4:C:H42	9	1.79
(1,2)	1:A:14:THR:HG1	2:C:4:C:H5	9	1.79
(1,2)	1:A:14:THR:HG1	2:C:4:C:H5'	9	1.79
(1,2)	1:A:14:THR:HG1	2:C:4:C:H5''	9	1.79
(1,2)	1:A:14:THR:HG1	2:C:4:C:H6	9	1.79
(1,2)	1:A:14:THR:HG1	2:C:4:C:HO2'	9	1.79
(1,2)	1:A:14:THR:HG1	2:C:4:C:N1	9	1.79
(1,2)	1:A:14:THR:HG1	2:C:4:C:N3	9	1.79
(1,2)	1:A:14:THR:HG1	2:C:4:C:N4	9	1.79
(1,2)	1:A:14:THR:HG1	2:C:4:C:O2	9	1.79
(1,2)	1:A:14:THR:HG1	2:C:4:C:O2'	9	1.79
(1,2)	1:A:14:THR:HG1	2:C:4:C:O3'	9	1.79
(1,2)	1:A:14:THR:HG1	2:C:4:C:O4'	9	1.79
(1,2)	1:A:14:THR:HG1	2:C:4:C:O5'	9	1.79
(1,2)	1:A:14:THR:HG1	2:C:4:C:OP1	9	1.79
(1,2)	1:A:14:THR:HG1	2:C:4:C:OP2	9	1.79
(1,2)	1:A:14:THR:HG1	2:C:4:C:P	9	1.79
(1,2)	1:A:14:THR:HG1	2:C:5:A:C1'	9	1.79
(1,2)	1:A:14:THR:HG1	2:C:5:A:C2	9	1.79
(1,2)	1:A:14:THR:HG1	2:C:5:A:C2'	9	1.79
(1,2)	1:A:14:THR:HG1	2:C:5:A:C3'	9	1.79
(1,2)	1:A:14:THR:HG1	2:C:5:A:C4	9	1.79
(1,2)	1:A:14:THR:HG1	2:C:5:A:C4'	9	1.79
(1,2)	1:A:14:THR:HG1	2:C:5:A:C5	9	1.79
(1,2)	1:A:14:THR:HG1	2:C:5:A:C5'	9	1.79
(1,2)	1:A:14:THR:HG1	2:C:5:A:C6	9	1.79

Continued on next page...

Continued from previous page...

Key	Atom-1	Atom-2	Model ID	Violation (Å)
(1,2)	1:A:14:THR:HG1	2:C:5:A:C8	9	1.79
(1,2)	1:A:14:THR:HG1	2:C:5:A:H1'	9	1.79
(1,2)	1:A:14:THR:HG1	2:C:5:A:H2	9	1.79
(1,2)	1:A:14:THR:HG1	2:C:5:A:H2'	9	1.79
(1,2)	1:A:14:THR:HG1	2:C:5:A:H3'	9	1.79
(1,2)	1:A:14:THR:HG1	2:C:5:A:H4'	9	1.79
(1,2)	1:A:14:THR:HG1	2:C:5:A:H5'	9	1.79
(1,2)	1:A:14:THR:HG1	2:C:5:A:H5''	9	1.79
(1,2)	1:A:14:THR:HG1	2:C:5:A:H61	9	1.79
(1,2)	1:A:14:THR:HG1	2:C:5:A:H62	9	1.79
(1,2)	1:A:14:THR:HG1	2:C:5:A:H8	9	1.79
(1,2)	1:A:14:THR:HG1	2:C:5:A:HO2'	9	1.79
(1,2)	1:A:14:THR:HG1	2:C:5:A:N1	9	1.79
(1,2)	1:A:14:THR:HG1	2:C:5:A:N3	9	1.79
(1,2)	1:A:14:THR:HG1	2:C:5:A:N6	9	1.79
(1,2)	1:A:14:THR:HG1	2:C:5:A:N7	9	1.79
(1,2)	1:A:14:THR:HG1	2:C:5:A:N9	9	1.79
(1,2)	1:A:14:THR:HG1	2:C:5:A:O2'	9	1.79
(1,2)	1:A:14:THR:HG1	2:C:5:A:O3'	9	1.79
(1,2)	1:A:14:THR:HG1	2:C:5:A:O4'	9	1.79
(1,2)	1:A:14:THR:HG1	2:C:5:A:O5'	9	1.79
(1,2)	1:A:14:THR:HG1	2:C:5:A:OP1	9	1.79
(1,2)	1:A:14:THR:HG1	2:C:5:A:OP2	9	1.79
(1,2)	1:A:14:THR:HG1	2:C:5:A:P	9	1.79
(1,2)	1:A:14:THR:N	2:C:1:A:C1'	9	1.79
(1,2)	1:A:14:THR:N	2:C:1:A:C2	9	1.79
(1,2)	1:A:14:THR:N	2:C:1:A:C2'	9	1.79
(1,2)	1:A:14:THR:N	2:C:1:A:C3'	9	1.79
(1,2)	1:A:14:THR:N	2:C:1:A:C4	9	1.79
(1,2)	1:A:14:THR:N	2:C:1:A:C4'	9	1.79
(1,2)	1:A:14:THR:N	2:C:1:A:C5	9	1.79
(1,2)	1:A:14:THR:N	2:C:1:A:C5'	9	1.79
(1,2)	1:A:14:THR:N	2:C:1:A:C6	9	1.79
(1,2)	1:A:14:THR:N	2:C:1:A:C8	9	1.79
(1,2)	1:A:14:THR:N	2:C:1:A:H1'	9	1.79
(1,2)	1:A:14:THR:N	2:C:1:A:H2	9	1.79
(1,2)	1:A:14:THR:N	2:C:1:A:H2'	9	1.79
(1,2)	1:A:14:THR:N	2:C:1:A:H3'	9	1.79
(1,2)	1:A:14:THR:N	2:C:1:A:H4'	9	1.79
(1,2)	1:A:14:THR:N	2:C:1:A:H5'	9	1.79
(1,2)	1:A:14:THR:N	2:C:1:A:H5''	9	1.79
(1,2)	1:A:14:THR:N	2:C:1:A:H61	9	1.79

Continued on next page...

Continued from previous page...

Key	Atom-1	Atom-2	Model ID	Violation (Å)
(1,2)	1:A:14:THR:N	2:C:1:A:H62	9	1.79
(1,2)	1:A:14:THR:N	2:C:1:A:H8	9	1.79
(1,2)	1:A:14:THR:N	2:C:1:A:HO2'	9	1.79
(1,2)	1:A:14:THR:N	2:C:1:A:N1	9	1.79
(1,2)	1:A:14:THR:N	2:C:1:A:N3	9	1.79
(1,2)	1:A:14:THR:N	2:C:1:A:N6	9	1.79
(1,2)	1:A:14:THR:N	2:C:1:A:N7	9	1.79
(1,2)	1:A:14:THR:N	2:C:1:A:N9	9	1.79
(1,2)	1:A:14:THR:N	2:C:1:A:O2'	9	1.79
(1,2)	1:A:14:THR:N	2:C:1:A:O3'	9	1.79
(1,2)	1:A:14:THR:N	2:C:1:A:O4'	9	1.79
(1,2)	1:A:14:THR:N	2:C:1:A:O5'	9	1.79
(1,2)	1:A:14:THR:N	2:C:2:U:C1'	9	1.79
(1,2)	1:A:14:THR:N	2:C:2:U:C2	9	1.79
(1,2)	1:A:14:THR:N	2:C:2:U:C2'	9	1.79
(1,2)	1:A:14:THR:N	2:C:2:U:C3'	9	1.79
(1,2)	1:A:14:THR:N	2:C:2:U:C4	9	1.79
(1,2)	1:A:14:THR:N	2:C:2:U:C4'	9	1.79
(1,2)	1:A:14:THR:N	2:C:2:U:C5	9	1.79
(1,2)	1:A:14:THR:N	2:C:2:U:C5'	9	1.79
(1,2)	1:A:14:THR:N	2:C:2:U:C6	9	1.79
(1,2)	1:A:14:THR:N	2:C:2:U:H1'	9	1.79
(1,2)	1:A:14:THR:N	2:C:2:U:H2'	9	1.79
(1,2)	1:A:14:THR:N	2:C:2:U:H3	9	1.79
(1,2)	1:A:14:THR:N	2:C:2:U:H3'	9	1.79
(1,2)	1:A:14:THR:N	2:C:2:U:H4'	9	1.79
(1,2)	1:A:14:THR:N	2:C:2:U:H5	9	1.79
(1,2)	1:A:14:THR:N	2:C:2:U:H5'	9	1.79
(1,2)	1:A:14:THR:N	2:C:2:U:H5''	9	1.79
(1,2)	1:A:14:THR:N	2:C:2:U:H6	9	1.79
(1,2)	1:A:14:THR:N	2:C:2:U:HO2'	9	1.79
(1,2)	1:A:14:THR:N	2:C:2:U:N1	9	1.79
(1,2)	1:A:14:THR:N	2:C:2:U:N3	9	1.79
(1,2)	1:A:14:THR:N	2:C:2:U:O2	9	1.79
(1,2)	1:A:14:THR:N	2:C:2:U:O2'	9	1.79
(1,2)	1:A:14:THR:N	2:C:2:U:O3'	9	1.79
(1,2)	1:A:14:THR:N	2:C:2:U:O4	9	1.79
(1,2)	1:A:14:THR:N	2:C:2:U:O4'	9	1.79
(1,2)	1:A:14:THR:N	2:C:2:U:O5'	9	1.79
(1,2)	1:A:14:THR:N	2:C:2:U:OP1	9	1.79
(1,2)	1:A:14:THR:N	2:C:2:U:OP2	9	1.79
(1,2)	1:A:14:THR:N	2:C:2:U:P	9	1.79

Continued on next page...

Continued from previous page...

Key	Atom-1	Atom-2	Model ID	Violation (Å)
(1,2)	1:A:14:THR:N	2:C:3:A:C1'	9	1.79
(1,2)	1:A:14:THR:N	2:C:3:A:C2	9	1.79
(1,2)	1:A:14:THR:N	2:C:3:A:C2'	9	1.79
(1,2)	1:A:14:THR:N	2:C:3:A:C3'	9	1.79
(1,2)	1:A:14:THR:N	2:C:3:A:C4	9	1.79
(1,2)	1:A:14:THR:N	2:C:3:A:C4'	9	1.79
(1,2)	1:A:14:THR:N	2:C:3:A:C5	9	1.79
(1,2)	1:A:14:THR:N	2:C:3:A:C5'	9	1.79
(1,2)	1:A:14:THR:N	2:C:3:A:C6	9	1.79
(1,2)	1:A:14:THR:N	2:C:3:A:C8	9	1.79
(1,2)	1:A:14:THR:N	2:C:3:A:H1'	9	1.79
(1,2)	1:A:14:THR:N	2:C:3:A:H2	9	1.79
(1,2)	1:A:14:THR:N	2:C:3:A:H2'	9	1.79
(1,2)	1:A:14:THR:N	2:C:3:A:H3'	9	1.79
(1,2)	1:A:14:THR:N	2:C:3:A:H4'	9	1.79
(1,2)	1:A:14:THR:N	2:C:3:A:H5'	9	1.79
(1,2)	1:A:14:THR:N	2:C:3:A:H5''	9	1.79
(1,2)	1:A:14:THR:N	2:C:3:A:H61	9	1.79
(1,2)	1:A:14:THR:N	2:C:3:A:H62	9	1.79
(1,2)	1:A:14:THR:N	2:C:3:A:H8	9	1.79
(1,2)	1:A:14:THR:N	2:C:3:A:HO2'	9	1.79
(1,2)	1:A:14:THR:N	2:C:3:A:N1	9	1.79
(1,2)	1:A:14:THR:N	2:C:3:A:N3	9	1.79
(1,2)	1:A:14:THR:N	2:C:3:A:N6	9	1.79
(1,2)	1:A:14:THR:N	2:C:3:A:N7	9	1.79
(1,2)	1:A:14:THR:N	2:C:3:A:N9	9	1.79
(1,2)	1:A:14:THR:N	2:C:3:A:O2'	9	1.79
(1,2)	1:A:14:THR:N	2:C:3:A:O3'	9	1.79
(1,2)	1:A:14:THR:N	2:C:3:A:O4'	9	1.79
(1,2)	1:A:14:THR:N	2:C:3:A:O5'	9	1.79
(1,2)	1:A:14:THR:N	2:C:3:A:OP1	9	1.79
(1,2)	1:A:14:THR:N	2:C:3:A:OP2	9	1.79
(1,2)	1:A:14:THR:N	2:C:3:A:P	9	1.79
(1,2)	1:A:14:THR:N	2:C:4:C:C1'	9	1.79
(1,2)	1:A:14:THR:N	2:C:4:C:C2	9	1.79
(1,2)	1:A:14:THR:N	2:C:4:C:C2'	9	1.79
(1,2)	1:A:14:THR:N	2:C:4:C:C3'	9	1.79
(1,2)	1:A:14:THR:N	2:C:4:C:C4	9	1.79
(1,2)	1:A:14:THR:N	2:C:4:C:C4'	9	1.79
(1,2)	1:A:14:THR:N	2:C:4:C:C5	9	1.79
(1,2)	1:A:14:THR:N	2:C:4:C:C5'	9	1.79
(1,2)	1:A:14:THR:N	2:C:4:C:C6	9	1.79

Continued on next page...

Continued from previous page...

Key	Atom-1	Atom-2	Model ID	Violation (Å)
(1,2)	1:A:14:THR:N	2:C:4:C:H1'	9	1.79
(1,2)	1:A:14:THR:N	2:C:4:C:H2'	9	1.79
(1,2)	1:A:14:THR:N	2:C:4:C:H3'	9	1.79
(1,2)	1:A:14:THR:N	2:C:4:C:H4'	9	1.79
(1,2)	1:A:14:THR:N	2:C:4:C:H41	9	1.79
(1,2)	1:A:14:THR:N	2:C:4:C:H42	9	1.79
(1,2)	1:A:14:THR:N	2:C:4:C:H5	9	1.79
(1,2)	1:A:14:THR:N	2:C:4:C:H5'	9	1.79
(1,2)	1:A:14:THR:N	2:C:4:C:H5''	9	1.79
(1,2)	1:A:14:THR:N	2:C:4:C:H6	9	1.79
(1,2)	1:A:14:THR:N	2:C:4:C:HO2'	9	1.79
(1,2)	1:A:14:THR:N	2:C:4:C:N1	9	1.79
(1,2)	1:A:14:THR:N	2:C:4:C:N3	9	1.79
(1,2)	1:A:14:THR:N	2:C:4:C:N4	9	1.79
(1,2)	1:A:14:THR:N	2:C:4:C:O2	9	1.79
(1,2)	1:A:14:THR:N	2:C:4:C:O2'	9	1.79
(1,2)	1:A:14:THR:N	2:C:4:C:O3'	9	1.79
(1,2)	1:A:14:THR:N	2:C:4:C:O4'	9	1.79
(1,2)	1:A:14:THR:N	2:C:4:C:O5'	9	1.79
(1,2)	1:A:14:THR:N	2:C:4:C:OP1	9	1.79
(1,2)	1:A:14:THR:N	2:C:4:C:OP2	9	1.79
(1,2)	1:A:14:THR:N	2:C:4:C:P	9	1.79
(1,2)	1:A:14:THR:N	2:C:5:A:C1'	9	1.79
(1,2)	1:A:14:THR:N	2:C:5:A:C2	9	1.79
(1,2)	1:A:14:THR:N	2:C:5:A:C2'	9	1.79
(1,2)	1:A:14:THR:N	2:C:5:A:C3'	9	1.79
(1,2)	1:A:14:THR:N	2:C:5:A:C4	9	1.79
(1,2)	1:A:14:THR:N	2:C:5:A:C4'	9	1.79
(1,2)	1:A:14:THR:N	2:C:5:A:C5	9	1.79
(1,2)	1:A:14:THR:N	2:C:5:A:C5'	9	1.79
(1,2)	1:A:14:THR:N	2:C:5:A:C6	9	1.79
(1,2)	1:A:14:THR:N	2:C:5:A:C8	9	1.79
(1,2)	1:A:14:THR:N	2:C:5:A:H1'	9	1.79
(1,2)	1:A:14:THR:N	2:C:5:A:H2	9	1.79
(1,2)	1:A:14:THR:N	2:C:5:A:H2'	9	1.79
(1,2)	1:A:14:THR:N	2:C:5:A:H3'	9	1.79
(1,2)	1:A:14:THR:N	2:C:5:A:H4'	9	1.79
(1,2)	1:A:14:THR:N	2:C:5:A:H5'	9	1.79
(1,2)	1:A:14:THR:N	2:C:5:A:H5''	9	1.79
(1,2)	1:A:14:THR:N	2:C:5:A:H61	9	1.79
(1,2)	1:A:14:THR:N	2:C:5:A:H62	9	1.79
(1,2)	1:A:14:THR:N	2:C:5:A:H8	9	1.79

Continued on next page...

Continued from previous page...

Key	Atom-1	Atom-2	Model ID	Violation (Å)
(1,2)	1:A:14:THR:N	2:C:5:A:HO2'	9	1.79
(1,2)	1:A:14:THR:N	2:C:5:A:N1	9	1.79
(1,2)	1:A:14:THR:N	2:C:5:A:N3	9	1.79
(1,2)	1:A:14:THR:N	2:C:5:A:N6	9	1.79
(1,2)	1:A:14:THR:N	2:C:5:A:N7	9	1.79
(1,2)	1:A:14:THR:N	2:C:5:A:N9	9	1.79
(1,2)	1:A:14:THR:N	2:C:5:A:O2'	9	1.79
(1,2)	1:A:14:THR:N	2:C:5:A:O3'	9	1.79
(1,2)	1:A:14:THR:N	2:C:5:A:O4'	9	1.79
(1,2)	1:A:14:THR:N	2:C:5:A:O5'	9	1.79
(1,2)	1:A:14:THR:N	2:C:5:A:OP1	9	1.79
(1,2)	1:A:14:THR:N	2:C:5:A:OP2	9	1.79
(1,2)	1:A:14:THR:N	2:C:5:A:P	9	1.79
(1,2)	1:A:14:THR:O	2:C:1:A:C1'	9	1.79
(1,2)	1:A:14:THR:O	2:C:1:A:C2	9	1.79
(1,2)	1:A:14:THR:O	2:C:1:A:C2'	9	1.79
(1,2)	1:A:14:THR:O	2:C:1:A:C3'	9	1.79
(1,2)	1:A:14:THR:O	2:C:1:A:C4	9	1.79
(1,2)	1:A:14:THR:O	2:C:1:A:C4'	9	1.79
(1,2)	1:A:14:THR:O	2:C:1:A:C5	9	1.79
(1,2)	1:A:14:THR:O	2:C:1:A:C5'	9	1.79
(1,2)	1:A:14:THR:O	2:C:1:A:C6	9	1.79
(1,2)	1:A:14:THR:O	2:C:1:A:C8	9	1.79
(1,2)	1:A:14:THR:O	2:C:1:A:H1'	9	1.79
(1,2)	1:A:14:THR:O	2:C:1:A:H2	9	1.79
(1,2)	1:A:14:THR:O	2:C:1:A:H2'	9	1.79
(1,2)	1:A:14:THR:O	2:C:1:A:H3'	9	1.79
(1,2)	1:A:14:THR:O	2:C:1:A:H4'	9	1.79
(1,2)	1:A:14:THR:O	2:C:1:A:H5'	9	1.79
(1,2)	1:A:14:THR:O	2:C:1:A:H5''	9	1.79
(1,2)	1:A:14:THR:O	2:C:1:A:H61	9	1.79
(1,2)	1:A:14:THR:O	2:C:1:A:H62	9	1.79
(1,2)	1:A:14:THR:O	2:C:1:A:H8	9	1.79
(1,2)	1:A:14:THR:O	2:C:1:A:HO2'	9	1.79
(1,2)	1:A:14:THR:O	2:C:1:A:N1	9	1.79
(1,2)	1:A:14:THR:O	2:C:1:A:N3	9	1.79
(1,2)	1:A:14:THR:O	2:C:1:A:N6	9	1.79
(1,2)	1:A:14:THR:O	2:C:1:A:N7	9	1.79
(1,2)	1:A:14:THR:O	2:C:1:A:N9	9	1.79
(1,2)	1:A:14:THR:O	2:C:1:A:O2'	9	1.79
(1,2)	1:A:14:THR:O	2:C:1:A:O3'	9	1.79
(1,2)	1:A:14:THR:O	2:C:1:A:O4'	9	1.79

Continued on next page...

Continued from previous page...

Key	Atom-1	Atom-2	Model ID	Violation (Å)
(1,2)	1:A:14:THR:O	2:C:1:A:O5'	9	1.79
(1,2)	1:A:14:THR:O	2:C:2:U:C1'	9	1.79
(1,2)	1:A:14:THR:O	2:C:2:U:C2	9	1.79
(1,2)	1:A:14:THR:O	2:C:2:U:C2'	9	1.79
(1,2)	1:A:14:THR:O	2:C:2:U:C3'	9	1.79
(1,2)	1:A:14:THR:O	2:C:2:U:C4	9	1.79
(1,2)	1:A:14:THR:O	2:C:2:U:C4'	9	1.79
(1,2)	1:A:14:THR:O	2:C:2:U:C5	9	1.79
(1,2)	1:A:14:THR:O	2:C:2:U:C5'	9	1.79
(1,2)	1:A:14:THR:O	2:C:2:U:C6	9	1.79
(1,2)	1:A:14:THR:O	2:C:2:U:H1'	9	1.79
(1,2)	1:A:14:THR:O	2:C:2:U:H2'	9	1.79
(1,2)	1:A:14:THR:O	2:C:2:U:H3	9	1.79
(1,2)	1:A:14:THR:O	2:C:2:U:H3'	9	1.79
(1,2)	1:A:14:THR:O	2:C:2:U:H4'	9	1.79
(1,2)	1:A:14:THR:O	2:C:2:U:H5	9	1.79
(1,2)	1:A:14:THR:O	2:C:2:U:H5'	9	1.79
(1,2)	1:A:14:THR:O	2:C:2:U:H5''	9	1.79
(1,2)	1:A:14:THR:O	2:C:2:U:H6	9	1.79
(1,2)	1:A:14:THR:O	2:C:2:U:HO2'	9	1.79
(1,2)	1:A:14:THR:O	2:C:2:U:N1	9	1.79
(1,2)	1:A:14:THR:O	2:C:2:U:N3	9	1.79
(1,2)	1:A:14:THR:O	2:C:2:U:O2	9	1.79
(1,2)	1:A:14:THR:O	2:C:2:U:O2'	9	1.79
(1,2)	1:A:14:THR:O	2:C:2:U:O3'	9	1.79
(1,2)	1:A:14:THR:O	2:C:2:U:O4	9	1.79
(1,2)	1:A:14:THR:O	2:C:2:U:O4'	9	1.79
(1,2)	1:A:14:THR:O	2:C:2:U:O5'	9	1.79
(1,2)	1:A:14:THR:O	2:C:2:U:OP1	9	1.79
(1,2)	1:A:14:THR:O	2:C:2:U:OP2	9	1.79
(1,2)	1:A:14:THR:O	2:C:2:U:P	9	1.79
(1,2)	1:A:14:THR:O	2:C:3:A:C1'	9	1.79
(1,2)	1:A:14:THR:O	2:C:3:A:C2	9	1.79
(1,2)	1:A:14:THR:O	2:C:3:A:C2'	9	1.79
(1,2)	1:A:14:THR:O	2:C:3:A:C3'	9	1.79
(1,2)	1:A:14:THR:O	2:C:3:A:C4	9	1.79
(1,2)	1:A:14:THR:O	2:C:3:A:C4'	9	1.79
(1,2)	1:A:14:THR:O	2:C:3:A:C5	9	1.79
(1,2)	1:A:14:THR:O	2:C:3:A:C5'	9	1.79
(1,2)	1:A:14:THR:O	2:C:3:A:C6	9	1.79
(1,2)	1:A:14:THR:O	2:C:3:A:C8	9	1.79
(1,2)	1:A:14:THR:O	2:C:3:A:H1'	9	1.79

Continued on next page...

Continued from previous page...

Key	Atom-1	Atom-2	Model ID	Violation (Å)
(1,2)	1:A:14:THR:O	2:C:3:A:H2	9	1.79
(1,2)	1:A:14:THR:O	2:C:3:A:H2'	9	1.79
(1,2)	1:A:14:THR:O	2:C:3:A:H3'	9	1.79
(1,2)	1:A:14:THR:O	2:C:3:A:H4'	9	1.79
(1,2)	1:A:14:THR:O	2:C:3:A:H5'	9	1.79
(1,2)	1:A:14:THR:O	2:C:3:A:H5''	9	1.79
(1,2)	1:A:14:THR:O	2:C:3:A:H61	9	1.79
(1,2)	1:A:14:THR:O	2:C:3:A:H62	9	1.79
(1,2)	1:A:14:THR:O	2:C:3:A:H8	9	1.79
(1,2)	1:A:14:THR:O	2:C:3:A:HO2'	9	1.79
(1,2)	1:A:14:THR:O	2:C:3:A:N1	9	1.79
(1,2)	1:A:14:THR:O	2:C:3:A:N3	9	1.79
(1,2)	1:A:14:THR:O	2:C:3:A:N6	9	1.79
(1,2)	1:A:14:THR:O	2:C:3:A:N7	9	1.79
(1,2)	1:A:14:THR:O	2:C:3:A:N9	9	1.79
(1,2)	1:A:14:THR:O	2:C:3:A:O2'	9	1.79
(1,2)	1:A:14:THR:O	2:C:3:A:O3'	9	1.79
(1,2)	1:A:14:THR:O	2:C:3:A:O4'	9	1.79
(1,2)	1:A:14:THR:O	2:C:3:A:O5'	9	1.79
(1,2)	1:A:14:THR:O	2:C:3:A:OP1	9	1.79
(1,2)	1:A:14:THR:O	2:C:3:A:OP2	9	1.79
(1,2)	1:A:14:THR:O	2:C:3:A:P	9	1.79
(1,2)	1:A:14:THR:O	2:C:4:C:C1'	9	1.79
(1,2)	1:A:14:THR:O	2:C:4:C:C2	9	1.79
(1,2)	1:A:14:THR:O	2:C:4:C:C2'	9	1.79
(1,2)	1:A:14:THR:O	2:C:4:C:C3'	9	1.79
(1,2)	1:A:14:THR:O	2:C:4:C:C4	9	1.79
(1,2)	1:A:14:THR:O	2:C:4:C:C4'	9	1.79
(1,2)	1:A:14:THR:O	2:C:4:C:C5	9	1.79
(1,2)	1:A:14:THR:O	2:C:4:C:C5'	9	1.79
(1,2)	1:A:14:THR:O	2:C:4:C:C6	9	1.79
(1,2)	1:A:14:THR:O	2:C:4:C:H1'	9	1.79
(1,2)	1:A:14:THR:O	2:C:4:C:H2'	9	1.79
(1,2)	1:A:14:THR:O	2:C:4:C:H3'	9	1.79
(1,2)	1:A:14:THR:O	2:C:4:C:H4'	9	1.79
(1,2)	1:A:14:THR:O	2:C:4:C:H41	9	1.79
(1,2)	1:A:14:THR:O	2:C:4:C:H42	9	1.79
(1,2)	1:A:14:THR:O	2:C:4:C:H5	9	1.79
(1,2)	1:A:14:THR:O	2:C:4:C:H5'	9	1.79
(1,2)	1:A:14:THR:O	2:C:4:C:H5''	9	1.79
(1,2)	1:A:14:THR:O	2:C:4:C:H6	9	1.79
(1,2)	1:A:14:THR:O	2:C:4:C:HO2'	9	1.79

Continued on next page...

Continued from previous page...

Key	Atom-1	Atom-2	Model ID	Violation (Å)
(1,2)	1:A:14:THR:O	2:C:4:C:N1	9	1.79
(1,2)	1:A:14:THR:O	2:C:4:C:N3	9	1.79
(1,2)	1:A:14:THR:O	2:C:4:C:N4	9	1.79
(1,2)	1:A:14:THR:O	2:C:4:C:O2	9	1.79
(1,2)	1:A:14:THR:O	2:C:4:C:O2'	9	1.79
(1,2)	1:A:14:THR:O	2:C:4:C:O3'	9	1.79
(1,2)	1:A:14:THR:O	2:C:4:C:O4'	9	1.79
(1,2)	1:A:14:THR:O	2:C:4:C:O5'	9	1.79
(1,2)	1:A:14:THR:O	2:C:4:C:OP1	9	1.79
(1,2)	1:A:14:THR:O	2:C:4:C:OP2	9	1.79
(1,2)	1:A:14:THR:O	2:C:4:C:P	9	1.79
(1,2)	1:A:14:THR:O	2:C:5:A:C1'	9	1.79
(1,2)	1:A:14:THR:O	2:C:5:A:C2	9	1.79
(1,2)	1:A:14:THR:O	2:C:5:A:C2'	9	1.79
(1,2)	1:A:14:THR:O	2:C:5:A:C3'	9	1.79
(1,2)	1:A:14:THR:O	2:C:5:A:C4	9	1.79
(1,2)	1:A:14:THR:O	2:C:5:A:C4'	9	1.79
(1,2)	1:A:14:THR:O	2:C:5:A:C5	9	1.79
(1,2)	1:A:14:THR:O	2:C:5:A:C5'	9	1.79
(1,2)	1:A:14:THR:O	2:C:5:A:C6	9	1.79
(1,2)	1:A:14:THR:O	2:C:5:A:C8	9	1.79
(1,2)	1:A:14:THR:O	2:C:5:A:H1'	9	1.79
(1,2)	1:A:14:THR:O	2:C:5:A:H2	9	1.79
(1,2)	1:A:14:THR:O	2:C:5:A:H2'	9	1.79
(1,2)	1:A:14:THR:O	2:C:5:A:H3'	9	1.79
(1,2)	1:A:14:THR:O	2:C:5:A:H4'	9	1.79
(1,2)	1:A:14:THR:O	2:C:5:A:H5'	9	1.79
(1,2)	1:A:14:THR:O	2:C:5:A:H5''	9	1.79
(1,2)	1:A:14:THR:O	2:C:5:A:H61	9	1.79
(1,2)	1:A:14:THR:O	2:C:5:A:H62	9	1.79
(1,2)	1:A:14:THR:O	2:C:5:A:H8	9	1.79
(1,2)	1:A:14:THR:O	2:C:5:A:HO2'	9	1.79
(1,2)	1:A:14:THR:O	2:C:5:A:N1	9	1.79
(1,2)	1:A:14:THR:O	2:C:5:A:N3	9	1.79
(1,2)	1:A:14:THR:O	2:C:5:A:N6	9	1.79
(1,2)	1:A:14:THR:O	2:C:5:A:N7	9	1.79
(1,2)	1:A:14:THR:O	2:C:5:A:N9	9	1.79
(1,2)	1:A:14:THR:O	2:C:5:A:O2'	9	1.79
(1,2)	1:A:14:THR:O	2:C:5:A:O3'	9	1.79
(1,2)	1:A:14:THR:O	2:C:5:A:O4'	9	1.79
(1,2)	1:A:14:THR:O	2:C:5:A:O5'	9	1.79
(1,2)	1:A:14:THR:O	2:C:5:A:OP1	9	1.79

Continued on next page...

Continued from previous page...

Key	Atom-1	Atom-2	Model ID	Violation (Å)
(1,2)	1:A:14:THR:O	2:C:5:A:OP2	9	1.79
(1,2)	1:A:14:THR:O	2:C:5:A:P	9	1.79
(1,2)	1:A:14:THR:OG1	2:C:1:A:C1'	9	1.79
(1,2)	1:A:14:THR:OG1	2:C:1:A:C2	9	1.79
(1,2)	1:A:14:THR:OG1	2:C:1:A:C2'	9	1.79
(1,2)	1:A:14:THR:OG1	2:C:1:A:C3'	9	1.79
(1,2)	1:A:14:THR:OG1	2:C:1:A:C4	9	1.79
(1,2)	1:A:14:THR:OG1	2:C:1:A:C4'	9	1.79
(1,2)	1:A:14:THR:OG1	2:C:1:A:C5	9	1.79
(1,2)	1:A:14:THR:OG1	2:C:1:A:C5'	9	1.79
(1,2)	1:A:14:THR:OG1	2:C:1:A:C6	9	1.79
(1,2)	1:A:14:THR:OG1	2:C:1:A:C8	9	1.79
(1,2)	1:A:14:THR:OG1	2:C:1:A:H1'	9	1.79
(1,2)	1:A:14:THR:OG1	2:C:1:A:H2	9	1.79
(1,2)	1:A:14:THR:OG1	2:C:1:A:H2'	9	1.79
(1,2)	1:A:14:THR:OG1	2:C:1:A:H3'	9	1.79
(1,2)	1:A:14:THR:OG1	2:C:1:A:H4'	9	1.79
(1,2)	1:A:14:THR:OG1	2:C:1:A:H5'	9	1.79
(1,2)	1:A:14:THR:OG1	2:C:1:A:H5''	9	1.79
(1,2)	1:A:14:THR:OG1	2:C:1:A:H61	9	1.79
(1,2)	1:A:14:THR:OG1	2:C:1:A:H62	9	1.79
(1,2)	1:A:14:THR:OG1	2:C:1:A:H8	9	1.79
(1,2)	1:A:14:THR:OG1	2:C:1:A:HO2'	9	1.79
(1,2)	1:A:14:THR:OG1	2:C:1:A:N1	9	1.79
(1,2)	1:A:14:THR:OG1	2:C:1:A:N3	9	1.79
(1,2)	1:A:14:THR:OG1	2:C:1:A:N6	9	1.79
(1,2)	1:A:14:THR:OG1	2:C:1:A:N7	9	1.79
(1,2)	1:A:14:THR:OG1	2:C:1:A:N9	9	1.79
(1,2)	1:A:14:THR:OG1	2:C:1:A:O2'	9	1.79
(1,2)	1:A:14:THR:OG1	2:C:1:A:O3'	9	1.79
(1,2)	1:A:14:THR:OG1	2:C:1:A:O4'	9	1.79
(1,2)	1:A:14:THR:OG1	2:C:1:A:O5'	9	1.79
(1,2)	1:A:14:THR:OG1	2:C:2:U:C1'	9	1.79
(1,2)	1:A:14:THR:OG1	2:C:2:U:C2	9	1.79
(1,2)	1:A:14:THR:OG1	2:C:2:U:C2'	9	1.79
(1,2)	1:A:14:THR:OG1	2:C:2:U:C3'	9	1.79
(1,2)	1:A:14:THR:OG1	2:C:2:U:C4	9	1.79
(1,2)	1:A:14:THR:OG1	2:C:2:U:C4'	9	1.79
(1,2)	1:A:14:THR:OG1	2:C:2:U:C5	9	1.79
(1,2)	1:A:14:THR:OG1	2:C:2:U:C5'	9	1.79
(1,2)	1:A:14:THR:OG1	2:C:2:U:C6	9	1.79
(1,2)	1:A:14:THR:OG1	2:C:2:U:H1'	9	1.79

Continued on next page...

Continued from previous page...

Key	Atom-1	Atom-2	Model ID	Violation (Å)
(1,2)	1:A:14:THR:OG1	2:C:2:U:H2'	9	1.79
(1,2)	1:A:14:THR:OG1	2:C:2:U:H3	9	1.79
(1,2)	1:A:14:THR:OG1	2:C:2:U:H3'	9	1.79
(1,2)	1:A:14:THR:OG1	2:C:2:U:H4'	9	1.79
(1,2)	1:A:14:THR:OG1	2:C:2:U:H5	9	1.79
(1,2)	1:A:14:THR:OG1	2:C:2:U:H5'	9	1.79
(1,2)	1:A:14:THR:OG1	2:C:2:U:H5''	9	1.79
(1,2)	1:A:14:THR:OG1	2:C:2:U:H6	9	1.79
(1,2)	1:A:14:THR:OG1	2:C:2:U:HO2'	9	1.79
(1,2)	1:A:14:THR:OG1	2:C:2:U:N1	9	1.79
(1,2)	1:A:14:THR:OG1	2:C:2:U:N3	9	1.79
(1,2)	1:A:14:THR:OG1	2:C:2:U:O2	9	1.79
(1,2)	1:A:14:THR:OG1	2:C:2:U:O2'	9	1.79
(1,2)	1:A:14:THR:OG1	2:C:2:U:O3'	9	1.79
(1,2)	1:A:14:THR:OG1	2:C:2:U:O4	9	1.79
(1,2)	1:A:14:THR:OG1	2:C:2:U:O4'	9	1.79
(1,2)	1:A:14:THR:OG1	2:C:2:U:O5'	9	1.79
(1,2)	1:A:14:THR:OG1	2:C:2:U:OP1	9	1.79
(1,2)	1:A:14:THR:OG1	2:C:2:U:OP2	9	1.79
(1,2)	1:A:14:THR:OG1	2:C:2:U:P	9	1.79
(1,2)	1:A:14:THR:OG1	2:C:3:A:C1'	9	1.79
(1,2)	1:A:14:THR:OG1	2:C:3:A:C2	9	1.79
(1,2)	1:A:14:THR:OG1	2:C:3:A:C2'	9	1.79
(1,2)	1:A:14:THR:OG1	2:C:3:A:C3'	9	1.79
(1,2)	1:A:14:THR:OG1	2:C:3:A:C4	9	1.79
(1,2)	1:A:14:THR:OG1	2:C:3:A:C4'	9	1.79
(1,2)	1:A:14:THR:OG1	2:C:3:A:C5	9	1.79
(1,2)	1:A:14:THR:OG1	2:C:3:A:C5'	9	1.79
(1,2)	1:A:14:THR:OG1	2:C:3:A:C6	9	1.79
(1,2)	1:A:14:THR:OG1	2:C:3:A:C8	9	1.79
(1,2)	1:A:14:THR:OG1	2:C:3:A:H1'	9	1.79
(1,2)	1:A:14:THR:OG1	2:C:3:A:H2	9	1.79
(1,2)	1:A:14:THR:OG1	2:C:3:A:H2'	9	1.79
(1,2)	1:A:14:THR:OG1	2:C:3:A:H3'	9	1.79
(1,2)	1:A:14:THR:OG1	2:C:3:A:H4'	9	1.79
(1,2)	1:A:14:THR:OG1	2:C:3:A:H5'	9	1.79
(1,2)	1:A:14:THR:OG1	2:C:3:A:H5''	9	1.79
(1,2)	1:A:14:THR:OG1	2:C:3:A:H61	9	1.79
(1,2)	1:A:14:THR:OG1	2:C:3:A:H62	9	1.79
(1,2)	1:A:14:THR:OG1	2:C:3:A:H8	9	1.79
(1,2)	1:A:14:THR:OG1	2:C:3:A:HO2'	9	1.79
(1,2)	1:A:14:THR:OG1	2:C:3:A:N1	9	1.79

Continued on next page...

Continued from previous page...

Key	Atom-1	Atom-2	Model ID	Violation (Å)
(1,2)	1:A:14:THR:OG1	2:C:3:A:N3	9	1.79
(1,2)	1:A:14:THR:OG1	2:C:3:A:N6	9	1.79
(1,2)	1:A:14:THR:OG1	2:C:3:A:N7	9	1.79
(1,2)	1:A:14:THR:OG1	2:C:3:A:N9	9	1.79
(1,2)	1:A:14:THR:OG1	2:C:3:A:O2'	9	1.79
(1,2)	1:A:14:THR:OG1	2:C:3:A:O3'	9	1.79
(1,2)	1:A:14:THR:OG1	2:C:3:A:O4'	9	1.79
(1,2)	1:A:14:THR:OG1	2:C:3:A:O5'	9	1.79
(1,2)	1:A:14:THR:OG1	2:C:3:A:OP1	9	1.79
(1,2)	1:A:14:THR:OG1	2:C:3:A:OP2	9	1.79
(1,2)	1:A:14:THR:OG1	2:C:3:A:P	9	1.79
(1,2)	1:A:14:THR:OG1	2:C:4:C:C1'	9	1.79
(1,2)	1:A:14:THR:OG1	2:C:4:C:C2	9	1.79
(1,2)	1:A:14:THR:OG1	2:C:4:C:C2'	9	1.79
(1,2)	1:A:14:THR:OG1	2:C:4:C:C3'	9	1.79
(1,2)	1:A:14:THR:OG1	2:C:4:C:C4	9	1.79
(1,2)	1:A:14:THR:OG1	2:C:4:C:C4'	9	1.79
(1,2)	1:A:14:THR:OG1	2:C:4:C:C5	9	1.79
(1,2)	1:A:14:THR:OG1	2:C:4:C:C5'	9	1.79
(1,2)	1:A:14:THR:OG1	2:C:4:C:C6	9	1.79
(1,2)	1:A:14:THR:OG1	2:C:4:C:H1'	9	1.79
(1,2)	1:A:14:THR:OG1	2:C:4:C:H2'	9	1.79
(1,2)	1:A:14:THR:OG1	2:C:4:C:H3'	9	1.79
(1,2)	1:A:14:THR:OG1	2:C:4:C:H4'	9	1.79
(1,2)	1:A:14:THR:OG1	2:C:4:C:H41	9	1.79
(1,2)	1:A:14:THR:OG1	2:C:4:C:H42	9	1.79
(1,2)	1:A:14:THR:OG1	2:C:4:C:H5	9	1.79
(1,2)	1:A:14:THR:OG1	2:C:4:C:H5'	9	1.79
(1,2)	1:A:14:THR:OG1	2:C:4:C:H5''	9	1.79
(1,2)	1:A:14:THR:OG1	2:C:4:C:H6	9	1.79
(1,2)	1:A:14:THR:OG1	2:C:4:C:HO2'	9	1.79
(1,2)	1:A:14:THR:OG1	2:C:4:C:N1	9	1.79
(1,2)	1:A:14:THR:OG1	2:C:4:C:N3	9	1.79
(1,2)	1:A:14:THR:OG1	2:C:4:C:N4	9	1.79
(1,2)	1:A:14:THR:OG1	2:C:4:C:O2	9	1.79
(1,2)	1:A:14:THR:OG1	2:C:4:C:O2'	9	1.79
(1,2)	1:A:14:THR:OG1	2:C:4:C:O3'	9	1.79
(1,2)	1:A:14:THR:OG1	2:C:4:C:O4'	9	1.79
(1,2)	1:A:14:THR:OG1	2:C:4:C:O5'	9	1.79
(1,2)	1:A:14:THR:OG1	2:C:4:C:OP1	9	1.79
(1,2)	1:A:14:THR:OG1	2:C:4:C:OP2	9	1.79
(1,2)	1:A:14:THR:OG1	2:C:4:C:P	9	1.79

Continued on next page...

Continued from previous page...

Key	Atom-1	Atom-2	Model ID	Violation (Å)
(1,2)	1:A:14:THR:OG1	2:C:5:A:C1'	9	1.79
(1,2)	1:A:14:THR:OG1	2:C:5:A:C2	9	1.79
(1,2)	1:A:14:THR:OG1	2:C:5:A:C2'	9	1.79
(1,2)	1:A:14:THR:OG1	2:C:5:A:C3'	9	1.79
(1,2)	1:A:14:THR:OG1	2:C:5:A:C4	9	1.79
(1,2)	1:A:14:THR:OG1	2:C:5:A:C4'	9	1.79
(1,2)	1:A:14:THR:OG1	2:C:5:A:C5	9	1.79
(1,2)	1:A:14:THR:OG1	2:C:5:A:C5'	9	1.79
(1,2)	1:A:14:THR:OG1	2:C:5:A:C6	9	1.79
(1,2)	1:A:14:THR:OG1	2:C:5:A:C8	9	1.79
(1,2)	1:A:14:THR:OG1	2:C:5:A:H1'	9	1.79
(1,2)	1:A:14:THR:OG1	2:C:5:A:H2	9	1.79
(1,2)	1:A:14:THR:OG1	2:C:5:A:H2'	9	1.79
(1,2)	1:A:14:THR:OG1	2:C:5:A:H3'	9	1.79
(1,2)	1:A:14:THR:OG1	2:C:5:A:H4'	9	1.79
(1,2)	1:A:14:THR:OG1	2:C:5:A:H5'	9	1.79
(1,2)	1:A:14:THR:OG1	2:C:5:A:H5''	9	1.79
(1,2)	1:A:14:THR:OG1	2:C:5:A:H61	9	1.79
(1,2)	1:A:14:THR:OG1	2:C:5:A:H62	9	1.79
(1,2)	1:A:14:THR:OG1	2:C:5:A:H8	9	1.79
(1,2)	1:A:14:THR:OG1	2:C:5:A:HO2'	9	1.79
(1,2)	1:A:14:THR:OG1	2:C:5:A:N1	9	1.79
(1,2)	1:A:14:THR:OG1	2:C:5:A:N3	9	1.79
(1,2)	1:A:14:THR:OG1	2:C:5:A:N6	9	1.79
(1,2)	1:A:14:THR:OG1	2:C:5:A:N7	9	1.79
(1,2)	1:A:14:THR:OG1	2:C:5:A:N9	9	1.79
(1,2)	1:A:14:THR:OG1	2:C:5:A:O2'	9	1.79
(1,2)	1:A:14:THR:OG1	2:C:5:A:O3'	9	1.79
(1,2)	1:A:14:THR:OG1	2:C:5:A:O4'	9	1.79
(1,2)	1:A:14:THR:OG1	2:C:5:A:O5'	9	1.79
(1,2)	1:A:14:THR:OG1	2:C:5:A:OP1	9	1.79
(1,2)	1:A:14:THR:OG1	2:C:5:A:OP2	9	1.79
(1,2)	1:A:14:THR:OG1	2:C:5:A:P	9	1.79
(1,2)	1:A:14:THR:C	2:C:1:A:C1'	4	1.33
(1,2)	1:A:14:THR:C	2:C:1:A:C2	4	1.33
(1,2)	1:A:14:THR:C	2:C:1:A:C2'	4	1.33
(1,2)	1:A:14:THR:C	2:C:1:A:C3'	4	1.33
(1,2)	1:A:14:THR:C	2:C:1:A:C4	4	1.33
(1,2)	1:A:14:THR:C	2:C:1:A:C4'	4	1.33
(1,2)	1:A:14:THR:C	2:C:1:A:C5	4	1.33
(1,2)	1:A:14:THR:C	2:C:1:A:C5'	4	1.33
(1,2)	1:A:14:THR:C	2:C:1:A:C6	4	1.33

Continued on next page...

Continued from previous page...

Key	Atom-1	Atom-2	Model ID	Violation (Å)
(1,2)	1:A:14:THR:C	2:C:1:A:C8	4	1.33
(1,2)	1:A:14:THR:C	2:C:1:A:H1'	4	1.33
(1,2)	1:A:14:THR:C	2:C:1:A:H2	4	1.33
(1,2)	1:A:14:THR:C	2:C:1:A:H2'	4	1.33
(1,2)	1:A:14:THR:C	2:C:1:A:H3'	4	1.33
(1,2)	1:A:14:THR:C	2:C:1:A:H4'	4	1.33
(1,2)	1:A:14:THR:C	2:C:1:A:H5'	4	1.33
(1,2)	1:A:14:THR:C	2:C:1:A:H5''	4	1.33
(1,2)	1:A:14:THR:C	2:C:1:A:H61	4	1.33
(1,2)	1:A:14:THR:C	2:C:1:A:H62	4	1.33
(1,2)	1:A:14:THR:C	2:C:1:A:H8	4	1.33
(1,2)	1:A:14:THR:C	2:C:1:A:HO2'	4	1.33
(1,2)	1:A:14:THR:C	2:C:1:A:N1	4	1.33
(1,2)	1:A:14:THR:C	2:C:1:A:N3	4	1.33
(1,2)	1:A:14:THR:C	2:C:1:A:N6	4	1.33
(1,2)	1:A:14:THR:C	2:C:1:A:N7	4	1.33
(1,2)	1:A:14:THR:C	2:C:1:A:N9	4	1.33
(1,2)	1:A:14:THR:C	2:C:1:A:O2'	4	1.33
(1,2)	1:A:14:THR:C	2:C:1:A:O3'	4	1.33
(1,2)	1:A:14:THR:C	2:C:1:A:O4'	4	1.33
(1,2)	1:A:14:THR:C	2:C:1:A:O5'	4	1.33
(1,2)	1:A:14:THR:C	2:C:2:U:C1'	4	1.33
(1,2)	1:A:14:THR:C	2:C:2:U:C2	4	1.33
(1,2)	1:A:14:THR:C	2:C:2:U:C2'	4	1.33
(1,2)	1:A:14:THR:C	2:C:2:U:C3'	4	1.33
(1,2)	1:A:14:THR:C	2:C:2:U:C4	4	1.33
(1,2)	1:A:14:THR:C	2:C:2:U:C4'	4	1.33
(1,2)	1:A:14:THR:C	2:C:2:U:C5	4	1.33
(1,2)	1:A:14:THR:C	2:C:2:U:C5'	4	1.33
(1,2)	1:A:14:THR:C	2:C:2:U:C6	4	1.33
(1,2)	1:A:14:THR:C	2:C:2:U:H1'	4	1.33
(1,2)	1:A:14:THR:C	2:C:2:U:H2'	4	1.33
(1,2)	1:A:14:THR:C	2:C:2:U:H3	4	1.33
(1,2)	1:A:14:THR:C	2:C:2:U:H3'	4	1.33
(1,2)	1:A:14:THR:C	2:C:2:U:H4'	4	1.33
(1,2)	1:A:14:THR:C	2:C:2:U:H5	4	1.33
(1,2)	1:A:14:THR:C	2:C:2:U:H5'	4	1.33
(1,2)	1:A:14:THR:C	2:C:2:U:H5''	4	1.33
(1,2)	1:A:14:THR:C	2:C:2:U:H6	4	1.33
(1,2)	1:A:14:THR:C	2:C:2:U:HO2'	4	1.33
(1,2)	1:A:14:THR:C	2:C:2:U:N1	4	1.33
(1,2)	1:A:14:THR:C	2:C:2:U:N3	4	1.33

Continued on next page...

Continued from previous page...

Key	Atom-1	Atom-2	Model ID	Violation (Å)
(1,2)	1:A:14:THR:C	2:C:2:U:O2	4	1.33
(1,2)	1:A:14:THR:C	2:C:2:U:O2'	4	1.33
(1,2)	1:A:14:THR:C	2:C:2:U:O3'	4	1.33
(1,2)	1:A:14:THR:C	2:C:2:U:O4	4	1.33
(1,2)	1:A:14:THR:C	2:C:2:U:O4'	4	1.33
(1,2)	1:A:14:THR:C	2:C:2:U:O5'	4	1.33
(1,2)	1:A:14:THR:C	2:C:2:U:OP1	4	1.33
(1,2)	1:A:14:THR:C	2:C:2:U:OP2	4	1.33
(1,2)	1:A:14:THR:C	2:C:2:U:P	4	1.33
(1,2)	1:A:14:THR:C	2:C:3:A:C1'	4	1.33
(1,2)	1:A:14:THR:C	2:C:3:A:C2	4	1.33
(1,2)	1:A:14:THR:C	2:C:3:A:C2'	4	1.33
(1,2)	1:A:14:THR:C	2:C:3:A:C3'	4	1.33
(1,2)	1:A:14:THR:C	2:C:3:A:C4	4	1.33
(1,2)	1:A:14:THR:C	2:C:3:A:C4'	4	1.33
(1,2)	1:A:14:THR:C	2:C:3:A:C5	4	1.33
(1,2)	1:A:14:THR:C	2:C:3:A:C5'	4	1.33
(1,2)	1:A:14:THR:C	2:C:3:A:C6	4	1.33
(1,2)	1:A:14:THR:C	2:C:3:A:C8	4	1.33
(1,2)	1:A:14:THR:C	2:C:3:A:H1'	4	1.33
(1,2)	1:A:14:THR:C	2:C:3:A:H2	4	1.33
(1,2)	1:A:14:THR:C	2:C:3:A:H2'	4	1.33
(1,2)	1:A:14:THR:C	2:C:3:A:H3'	4	1.33
(1,2)	1:A:14:THR:C	2:C:3:A:H4'	4	1.33
(1,2)	1:A:14:THR:C	2:C:3:A:H5'	4	1.33
(1,2)	1:A:14:THR:C	2:C:3:A:H5''	4	1.33
(1,2)	1:A:14:THR:C	2:C:3:A:H61	4	1.33
(1,2)	1:A:14:THR:C	2:C:3:A:H62	4	1.33
(1,2)	1:A:14:THR:C	2:C:3:A:H8	4	1.33
(1,2)	1:A:14:THR:C	2:C:3:A:HO2'	4	1.33
(1,2)	1:A:14:THR:C	2:C:3:A:N1	4	1.33
(1,2)	1:A:14:THR:C	2:C:3:A:N3	4	1.33
(1,2)	1:A:14:THR:C	2:C:3:A:N6	4	1.33
(1,2)	1:A:14:THR:C	2:C:3:A:N7	4	1.33
(1,2)	1:A:14:THR:C	2:C:3:A:N9	4	1.33
(1,2)	1:A:14:THR:C	2:C:3:A:O2'	4	1.33
(1,2)	1:A:14:THR:C	2:C:3:A:O3'	4	1.33
(1,2)	1:A:14:THR:C	2:C:3:A:O4'	4	1.33
(1,2)	1:A:14:THR:C	2:C:3:A:O5'	4	1.33
(1,2)	1:A:14:THR:C	2:C:3:A:OP1	4	1.33
(1,2)	1:A:14:THR:C	2:C:3:A:OP2	4	1.33
(1,2)	1:A:14:THR:C	2:C:3:A:P	4	1.33

Continued on next page...

Continued from previous page...

Key	Atom-1	Atom-2	Model ID	Violation (Å)
(1,2)	1:A:14:THR:C	2:C:4:C:C1'	4	1.33
(1,2)	1:A:14:THR:C	2:C:4:C:C2	4	1.33
(1,2)	1:A:14:THR:C	2:C:4:C:C2'	4	1.33
(1,2)	1:A:14:THR:C	2:C:4:C:C3'	4	1.33
(1,2)	1:A:14:THR:C	2:C:4:C:C4	4	1.33
(1,2)	1:A:14:THR:C	2:C:4:C:C4'	4	1.33
(1,2)	1:A:14:THR:C	2:C:4:C:C5	4	1.33
(1,2)	1:A:14:THR:C	2:C:4:C:C5'	4	1.33
(1,2)	1:A:14:THR:C	2:C:4:C:C6	4	1.33
(1,2)	1:A:14:THR:C	2:C:4:C:H1'	4	1.33
(1,2)	1:A:14:THR:C	2:C:4:C:H2'	4	1.33
(1,2)	1:A:14:THR:C	2:C:4:C:H3'	4	1.33
(1,2)	1:A:14:THR:C	2:C:4:C:H4'	4	1.33
(1,2)	1:A:14:THR:C	2:C:4:C:H41	4	1.33
(1,2)	1:A:14:THR:C	2:C:4:C:H42	4	1.33
(1,2)	1:A:14:THR:C	2:C:4:C:H5	4	1.33
(1,2)	1:A:14:THR:C	2:C:4:C:H5'	4	1.33
(1,2)	1:A:14:THR:C	2:C:4:C:H5''	4	1.33
(1,2)	1:A:14:THR:C	2:C:4:C:H6	4	1.33
(1,2)	1:A:14:THR:C	2:C:4:C:HO2'	4	1.33
(1,2)	1:A:14:THR:C	2:C:4:C:N1	4	1.33
(1,2)	1:A:14:THR:C	2:C:4:C:N3	4	1.33
(1,2)	1:A:14:THR:C	2:C:4:C:N4	4	1.33
(1,2)	1:A:14:THR:C	2:C:4:C:O2	4	1.33
(1,2)	1:A:14:THR:C	2:C:4:C:O2'	4	1.33
(1,2)	1:A:14:THR:C	2:C:4:C:O3'	4	1.33
(1,2)	1:A:14:THR:C	2:C:4:C:O4'	4	1.33
(1,2)	1:A:14:THR:C	2:C:4:C:O5'	4	1.33
(1,2)	1:A:14:THR:C	2:C:4:C:OP1	4	1.33
(1,2)	1:A:14:THR:C	2:C:4:C:OP2	4	1.33
(1,2)	1:A:14:THR:C	2:C:4:C:P	4	1.33
(1,2)	1:A:14:THR:C	2:C:5:A:C1'	4	1.33
(1,2)	1:A:14:THR:C	2:C:5:A:C2	4	1.33
(1,2)	1:A:14:THR:C	2:C:5:A:C2'	4	1.33
(1,2)	1:A:14:THR:C	2:C:5:A:C3'	4	1.33
(1,2)	1:A:14:THR:C	2:C:5:A:C4	4	1.33
(1,2)	1:A:14:THR:C	2:C:5:A:C4'	4	1.33
(1,2)	1:A:14:THR:C	2:C:5:A:C5	4	1.33
(1,2)	1:A:14:THR:C	2:C:5:A:C5'	4	1.33
(1,2)	1:A:14:THR:C	2:C:5:A:C6	4	1.33
(1,2)	1:A:14:THR:C	2:C:5:A:C8	4	1.33
(1,2)	1:A:14:THR:C	2:C:5:A:H1'	4	1.33

Continued on next page...

Continued from previous page...

Key	Atom-1	Atom-2	Model ID	Violation (Å)
(1,2)	1:A:14:THR:C	2:C:5:A:H2	4	1.33
(1,2)	1:A:14:THR:C	2:C:5:A:H2'	4	1.33
(1,2)	1:A:14:THR:C	2:C:5:A:H3'	4	1.33
(1,2)	1:A:14:THR:C	2:C:5:A:H4'	4	1.33
(1,2)	1:A:14:THR:C	2:C:5:A:H5'	4	1.33
(1,2)	1:A:14:THR:C	2:C:5:A:H5''	4	1.33
(1,2)	1:A:14:THR:C	2:C:5:A:H61	4	1.33
(1,2)	1:A:14:THR:C	2:C:5:A:H62	4	1.33
(1,2)	1:A:14:THR:C	2:C:5:A:H8	4	1.33
(1,2)	1:A:14:THR:C	2:C:5:A:HO2'	4	1.33
(1,2)	1:A:14:THR:C	2:C:5:A:N1	4	1.33
(1,2)	1:A:14:THR:C	2:C:5:A:N3	4	1.33
(1,2)	1:A:14:THR:C	2:C:5:A:N6	4	1.33
(1,2)	1:A:14:THR:C	2:C:5:A:N7	4	1.33
(1,2)	1:A:14:THR:C	2:C:5:A:N9	4	1.33
(1,2)	1:A:14:THR:C	2:C:5:A:O2'	4	1.33
(1,2)	1:A:14:THR:C	2:C:5:A:O3'	4	1.33
(1,2)	1:A:14:THR:C	2:C:5:A:O4'	4	1.33
(1,2)	1:A:14:THR:C	2:C:5:A:O5'	4	1.33
(1,2)	1:A:14:THR:C	2:C:5:A:OP1	4	1.33
(1,2)	1:A:14:THR:C	2:C:5:A:OP2	4	1.33
(1,2)	1:A:14:THR:C	2:C:5:A:P	4	1.33
(1,2)	1:A:14:THR:CA	2:C:1:A:C1'	4	1.33
(1,2)	1:A:14:THR:CA	2:C:1:A:C2	4	1.33
(1,2)	1:A:14:THR:CA	2:C:1:A:C2'	4	1.33
(1,2)	1:A:14:THR:CA	2:C:1:A:C3'	4	1.33
(1,2)	1:A:14:THR:CA	2:C:1:A:C4	4	1.33
(1,2)	1:A:14:THR:CA	2:C:1:A:C4'	4	1.33
(1,2)	1:A:14:THR:CA	2:C:1:A:C5	4	1.33
(1,2)	1:A:14:THR:CA	2:C:1:A:C5'	4	1.33
(1,2)	1:A:14:THR:CA	2:C:1:A:C6	4	1.33
(1,2)	1:A:14:THR:CA	2:C:1:A:C8	4	1.33
(1,2)	1:A:14:THR:CA	2:C:1:A:H1'	4	1.33
(1,2)	1:A:14:THR:CA	2:C:1:A:H2	4	1.33
(1,2)	1:A:14:THR:CA	2:C:1:A:H2'	4	1.33
(1,2)	1:A:14:THR:CA	2:C:1:A:H3'	4	1.33
(1,2)	1:A:14:THR:CA	2:C:1:A:H4'	4	1.33
(1,2)	1:A:14:THR:CA	2:C:1:A:H5'	4	1.33
(1,2)	1:A:14:THR:CA	2:C:1:A:H5''	4	1.33
(1,2)	1:A:14:THR:CA	2:C:1:A:H61	4	1.33
(1,2)	1:A:14:THR:CA	2:C:1:A:H62	4	1.33
(1,2)	1:A:14:THR:CA	2:C:1:A:H8	4	1.33

Continued on next page...

Continued from previous page...

Key	Atom-1	Atom-2	Model ID	Violation (Å)
(1,2)	1:A:14:THR:CA	2:C:1:A:HO2'	4	1.33
(1,2)	1:A:14:THR:CA	2:C:1:A:N1	4	1.33
(1,2)	1:A:14:THR:CA	2:C:1:A:N3	4	1.33
(1,2)	1:A:14:THR:CA	2:C:1:A:N6	4	1.33
(1,2)	1:A:14:THR:CA	2:C:1:A:N7	4	1.33
(1,2)	1:A:14:THR:CA	2:C:1:A:N9	4	1.33
(1,2)	1:A:14:THR:CA	2:C:1:A:O2'	4	1.33
(1,2)	1:A:14:THR:CA	2:C:1:A:O3'	4	1.33
(1,2)	1:A:14:THR:CA	2:C:1:A:O4'	4	1.33
(1,2)	1:A:14:THR:CA	2:C:1:A:O5'	4	1.33
(1,2)	1:A:14:THR:CA	2:C:2:U:C1'	4	1.33
(1,2)	1:A:14:THR:CA	2:C:2:U:C2	4	1.33
(1,2)	1:A:14:THR:CA	2:C:2:U:C2'	4	1.33
(1,2)	1:A:14:THR:CA	2:C:2:U:C3'	4	1.33
(1,2)	1:A:14:THR:CA	2:C:2:U:C4	4	1.33
(1,2)	1:A:14:THR:CA	2:C:2:U:C4'	4	1.33
(1,2)	1:A:14:THR:CA	2:C:2:U:C5	4	1.33
(1,2)	1:A:14:THR:CA	2:C:2:U:C5'	4	1.33
(1,2)	1:A:14:THR:CA	2:C:2:U:C6	4	1.33
(1,2)	1:A:14:THR:CA	2:C:2:U:H1'	4	1.33
(1,2)	1:A:14:THR:CA	2:C:2:U:H2'	4	1.33
(1,2)	1:A:14:THR:CA	2:C:2:U:H3	4	1.33
(1,2)	1:A:14:THR:CA	2:C:2:U:H3'	4	1.33
(1,2)	1:A:14:THR:CA	2:C:2:U:H4'	4	1.33
(1,2)	1:A:14:THR:CA	2:C:2:U:H5	4	1.33
(1,2)	1:A:14:THR:CA	2:C:2:U:H5'	4	1.33
(1,2)	1:A:14:THR:CA	2:C:2:U:H5''	4	1.33
(1,2)	1:A:14:THR:CA	2:C:2:U:H6	4	1.33
(1,2)	1:A:14:THR:CA	2:C:2:U:HO2'	4	1.33
(1,2)	1:A:14:THR:CA	2:C:2:U:N1	4	1.33
(1,2)	1:A:14:THR:CA	2:C:2:U:N3	4	1.33
(1,2)	1:A:14:THR:CA	2:C:2:U:O2	4	1.33
(1,2)	1:A:14:THR:CA	2:C:2:U:O2'	4	1.33
(1,2)	1:A:14:THR:CA	2:C:2:U:O3'	4	1.33
(1,2)	1:A:14:THR:CA	2:C:2:U:O4	4	1.33
(1,2)	1:A:14:THR:CA	2:C:2:U:O4'	4	1.33
(1,2)	1:A:14:THR:CA	2:C:2:U:O5'	4	1.33
(1,2)	1:A:14:THR:CA	2:C:2:U:OP1	4	1.33
(1,2)	1:A:14:THR:CA	2:C:2:U:OP2	4	1.33
(1,2)	1:A:14:THR:CA	2:C:2:U:P	4	1.33
(1,2)	1:A:14:THR:CA	2:C:3:A:C1'	4	1.33
(1,2)	1:A:14:THR:CA	2:C:3:A:C2	4	1.33

Continued on next page...

Continued from previous page...

Key	Atom-1	Atom-2	Model ID	Violation (Å)
(1,2)	1:A:14:THR:CA	2:C:3:A:C2'	4	1.33
(1,2)	1:A:14:THR:CA	2:C:3:A:C3'	4	1.33
(1,2)	1:A:14:THR:CA	2:C:3:A:C4	4	1.33
(1,2)	1:A:14:THR:CA	2:C:3:A:C4'	4	1.33
(1,2)	1:A:14:THR:CA	2:C:3:A:C5	4	1.33
(1,2)	1:A:14:THR:CA	2:C:3:A:C5'	4	1.33
(1,2)	1:A:14:THR:CA	2:C:3:A:C6	4	1.33
(1,2)	1:A:14:THR:CA	2:C:3:A:C8	4	1.33
(1,2)	1:A:14:THR:CA	2:C:3:A:H1'	4	1.33
(1,2)	1:A:14:THR:CA	2:C:3:A:H2	4	1.33
(1,2)	1:A:14:THR:CA	2:C:3:A:H2'	4	1.33
(1,2)	1:A:14:THR:CA	2:C:3:A:H3'	4	1.33
(1,2)	1:A:14:THR:CA	2:C:3:A:H4'	4	1.33
(1,2)	1:A:14:THR:CA	2:C:3:A:H5'	4	1.33
(1,2)	1:A:14:THR:CA	2:C:3:A:H5''	4	1.33
(1,2)	1:A:14:THR:CA	2:C:3:A:H61	4	1.33
(1,2)	1:A:14:THR:CA	2:C:3:A:H62	4	1.33
(1,2)	1:A:14:THR:CA	2:C:3:A:H8	4	1.33
(1,2)	1:A:14:THR:CA	2:C:3:A:HO2'	4	1.33
(1,2)	1:A:14:THR:CA	2:C:3:A:N1	4	1.33
(1,2)	1:A:14:THR:CA	2:C:3:A:N3	4	1.33
(1,2)	1:A:14:THR:CA	2:C:3:A:N6	4	1.33
(1,2)	1:A:14:THR:CA	2:C:3:A:N7	4	1.33
(1,2)	1:A:14:THR:CA	2:C:3:A:N9	4	1.33
(1,2)	1:A:14:THR:CA	2:C:3:A:O2'	4	1.33
(1,2)	1:A:14:THR:CA	2:C:3:A:O3'	4	1.33
(1,2)	1:A:14:THR:CA	2:C:3:A:O4'	4	1.33
(1,2)	1:A:14:THR:CA	2:C:3:A:O5'	4	1.33
(1,2)	1:A:14:THR:CA	2:C:3:A:OP1	4	1.33
(1,2)	1:A:14:THR:CA	2:C:3:A:OP2	4	1.33
(1,2)	1:A:14:THR:CA	2:C:3:A:P	4	1.33
(1,2)	1:A:14:THR:CA	2:C:4:C:C1'	4	1.33
(1,2)	1:A:14:THR:CA	2:C:4:C:C2	4	1.33
(1,2)	1:A:14:THR:CA	2:C:4:C:C2'	4	1.33
(1,2)	1:A:14:THR:CA	2:C:4:C:C3'	4	1.33
(1,2)	1:A:14:THR:CA	2:C:4:C:C4	4	1.33
(1,2)	1:A:14:THR:CA	2:C:4:C:C4'	4	1.33
(1,2)	1:A:14:THR:CA	2:C:4:C:C5	4	1.33
(1,2)	1:A:14:THR:CA	2:C:4:C:C5'	4	1.33
(1,2)	1:A:14:THR:CA	2:C:4:C:C6	4	1.33
(1,2)	1:A:14:THR:CA	2:C:4:C:H1'	4	1.33
(1,2)	1:A:14:THR:CA	2:C:4:C:H2'	4	1.33

Continued on next page...

Continued from previous page...

Key	Atom-1	Atom-2	Model ID	Violation (Å)
(1,2)	1:A:14:THR:CA	2:C:4:C:H3'	4	1.33
(1,2)	1:A:14:THR:CA	2:C:4:C:H4'	4	1.33
(1,2)	1:A:14:THR:CA	2:C:4:C:H41	4	1.33
(1,2)	1:A:14:THR:CA	2:C:4:C:H42	4	1.33
(1,2)	1:A:14:THR:CA	2:C:4:C:H5	4	1.33
(1,2)	1:A:14:THR:CA	2:C:4:C:H5'	4	1.33
(1,2)	1:A:14:THR:CA	2:C:4:C:H5''	4	1.33
(1,2)	1:A:14:THR:CA	2:C:4:C:H6	4	1.33
(1,2)	1:A:14:THR:CA	2:C:4:C:HO2'	4	1.33
(1,2)	1:A:14:THR:CA	2:C:4:C:N1	4	1.33
(1,2)	1:A:14:THR:CA	2:C:4:C:N3	4	1.33
(1,2)	1:A:14:THR:CA	2:C:4:C:N4	4	1.33
(1,2)	1:A:14:THR:CA	2:C:4:C:O2	4	1.33
(1,2)	1:A:14:THR:CA	2:C:4:C:O2'	4	1.33
(1,2)	1:A:14:THR:CA	2:C:4:C:O3'	4	1.33
(1,2)	1:A:14:THR:CA	2:C:4:C:O4'	4	1.33
(1,2)	1:A:14:THR:CA	2:C:4:C:O5'	4	1.33
(1,2)	1:A:14:THR:CA	2:C:4:C:OP1	4	1.33
(1,2)	1:A:14:THR:CA	2:C:4:C:OP2	4	1.33
(1,2)	1:A:14:THR:CA	2:C:4:C:P	4	1.33
(1,2)	1:A:14:THR:CA	2:C:5:A:C1'	4	1.33
(1,2)	1:A:14:THR:CA	2:C:5:A:C2	4	1.33
(1,2)	1:A:14:THR:CA	2:C:5:A:C2'	4	1.33
(1,2)	1:A:14:THR:CA	2:C:5:A:C3'	4	1.33
(1,2)	1:A:14:THR:CA	2:C:5:A:C4	4	1.33
(1,2)	1:A:14:THR:CA	2:C:5:A:C4'	4	1.33
(1,2)	1:A:14:THR:CA	2:C:5:A:C5	4	1.33
(1,2)	1:A:14:THR:CA	2:C:5:A:C5'	4	1.33
(1,2)	1:A:14:THR:CA	2:C:5:A:C6	4	1.33
(1,2)	1:A:14:THR:CA	2:C:5:A:C8	4	1.33
(1,2)	1:A:14:THR:CA	2:C:5:A:H1'	4	1.33
(1,2)	1:A:14:THR:CA	2:C:5:A:H2	4	1.33
(1,2)	1:A:14:THR:CA	2:C:5:A:H2'	4	1.33
(1,2)	1:A:14:THR:CA	2:C:5:A:H3'	4	1.33
(1,2)	1:A:14:THR:CA	2:C:5:A:H4'	4	1.33
(1,2)	1:A:14:THR:CA	2:C:5:A:H5'	4	1.33
(1,2)	1:A:14:THR:CA	2:C:5:A:H5''	4	1.33
(1,2)	1:A:14:THR:CA	2:C:5:A:H61	4	1.33
(1,2)	1:A:14:THR:CA	2:C:5:A:H62	4	1.33
(1,2)	1:A:14:THR:CA	2:C:5:A:H8	4	1.33
(1,2)	1:A:14:THR:CA	2:C:5:A:HO2'	4	1.33
(1,2)	1:A:14:THR:CA	2:C:5:A:N1	4	1.33

Continued on next page...

Continued from previous page...

Key	Atom-1	Atom-2	Model ID	Violation (Å)
(1,2)	1:A:14:THR:CA	2:C:5:A:N3	4	1.33
(1,2)	1:A:14:THR:CA	2:C:5:A:N6	4	1.33
(1,2)	1:A:14:THR:CA	2:C:5:A:N7	4	1.33
(1,2)	1:A:14:THR:CA	2:C:5:A:N9	4	1.33
(1,2)	1:A:14:THR:CA	2:C:5:A:O2'	4	1.33
(1,2)	1:A:14:THR:CA	2:C:5:A:O3'	4	1.33
(1,2)	1:A:14:THR:CA	2:C:5:A:O4'	4	1.33
(1,2)	1:A:14:THR:CA	2:C:5:A:O5'	4	1.33
(1,2)	1:A:14:THR:CA	2:C:5:A:OP1	4	1.33
(1,2)	1:A:14:THR:CA	2:C:5:A:OP2	4	1.33
(1,2)	1:A:14:THR:CA	2:C:5:A:P	4	1.33
(1,2)	1:A:14:THR:CB	2:C:1:A:C1'	4	1.33
(1,2)	1:A:14:THR:CB	2:C:1:A:C2	4	1.33
(1,2)	1:A:14:THR:CB	2:C:1:A:C2'	4	1.33
(1,2)	1:A:14:THR:CB	2:C:1:A:C3'	4	1.33
(1,2)	1:A:14:THR:CB	2:C:1:A:C4	4	1.33
(1,2)	1:A:14:THR:CB	2:C:1:A:C4'	4	1.33
(1,2)	1:A:14:THR:CB	2:C:1:A:C5	4	1.33
(1,2)	1:A:14:THR:CB	2:C:1:A:C5'	4	1.33
(1,2)	1:A:14:THR:CB	2:C:1:A:C6	4	1.33
(1,2)	1:A:14:THR:CB	2:C:1:A:C8	4	1.33
(1,2)	1:A:14:THR:CB	2:C:1:A:H1'	4	1.33
(1,2)	1:A:14:THR:CB	2:C:1:A:H2	4	1.33
(1,2)	1:A:14:THR:CB	2:C:1:A:H2'	4	1.33
(1,2)	1:A:14:THR:CB	2:C:1:A:H3'	4	1.33
(1,2)	1:A:14:THR:CB	2:C:1:A:H4'	4	1.33
(1,2)	1:A:14:THR:CB	2:C:1:A:H5'	4	1.33
(1,2)	1:A:14:THR:CB	2:C:1:A:H5''	4	1.33
(1,2)	1:A:14:THR:CB	2:C:1:A:H61	4	1.33
(1,2)	1:A:14:THR:CB	2:C:1:A:H62	4	1.33
(1,2)	1:A:14:THR:CB	2:C:1:A:H8	4	1.33
(1,2)	1:A:14:THR:CB	2:C:1:A:HO2'	4	1.33
(1,2)	1:A:14:THR:CB	2:C:1:A:N1	4	1.33
(1,2)	1:A:14:THR:CB	2:C:1:A:N3	4	1.33
(1,2)	1:A:14:THR:CB	2:C:1:A:N6	4	1.33
(1,2)	1:A:14:THR:CB	2:C:1:A:N7	4	1.33
(1,2)	1:A:14:THR:CB	2:C:1:A:N9	4	1.33
(1,2)	1:A:14:THR:CB	2:C:1:A:O2'	4	1.33
(1,2)	1:A:14:THR:CB	2:C:1:A:O3'	4	1.33
(1,2)	1:A:14:THR:CB	2:C:1:A:O4'	4	1.33
(1,2)	1:A:14:THR:CB	2:C:1:A:O5'	4	1.33
(1,2)	1:A:14:THR:CB	2:C:2:U:C1'	4	1.33

Continued on next page...

Continued from previous page...

Key	Atom-1	Atom-2	Model ID	Violation (Å)
(1,2)	1:A:14:THR:CB	2:C:2:U:C2	4	1.33
(1,2)	1:A:14:THR:CB	2:C:2:U:C2'	4	1.33
(1,2)	1:A:14:THR:CB	2:C:2:U:C3'	4	1.33
(1,2)	1:A:14:THR:CB	2:C:2:U:C4	4	1.33
(1,2)	1:A:14:THR:CB	2:C:2:U:C4'	4	1.33
(1,2)	1:A:14:THR:CB	2:C:2:U:C5	4	1.33
(1,2)	1:A:14:THR:CB	2:C:2:U:C5'	4	1.33
(1,2)	1:A:14:THR:CB	2:C:2:U:C6	4	1.33
(1,2)	1:A:14:THR:CB	2:C:2:U:H1'	4	1.33
(1,2)	1:A:14:THR:CB	2:C:2:U:H2'	4	1.33
(1,2)	1:A:14:THR:CB	2:C:2:U:H3	4	1.33
(1,2)	1:A:14:THR:CB	2:C:2:U:H3'	4	1.33
(1,2)	1:A:14:THR:CB	2:C:2:U:H4'	4	1.33
(1,2)	1:A:14:THR:CB	2:C:2:U:H5	4	1.33
(1,2)	1:A:14:THR:CB	2:C:2:U:H5'	4	1.33
(1,2)	1:A:14:THR:CB	2:C:2:U:H5''	4	1.33
(1,2)	1:A:14:THR:CB	2:C:2:U:H6	4	1.33
(1,2)	1:A:14:THR:CB	2:C:2:U:HO2'	4	1.33
(1,2)	1:A:14:THR:CB	2:C:2:U:N1	4	1.33
(1,2)	1:A:14:THR:CB	2:C:2:U:N3	4	1.33
(1,2)	1:A:14:THR:CB	2:C:2:U:O2	4	1.33
(1,2)	1:A:14:THR:CB	2:C:2:U:O2'	4	1.33
(1,2)	1:A:14:THR:CB	2:C:2:U:O3'	4	1.33
(1,2)	1:A:14:THR:CB	2:C:2:U:O4	4	1.33
(1,2)	1:A:14:THR:CB	2:C:2:U:O4'	4	1.33
(1,2)	1:A:14:THR:CB	2:C:2:U:O5'	4	1.33
(1,2)	1:A:14:THR:CB	2:C:2:U:OP1	4	1.33
(1,2)	1:A:14:THR:CB	2:C:2:U:OP2	4	1.33
(1,2)	1:A:14:THR:CB	2:C:2:U:P	4	1.33
(1,2)	1:A:14:THR:CB	2:C:3:A:C1'	4	1.33
(1,2)	1:A:14:THR:CB	2:C:3:A:C2	4	1.33
(1,2)	1:A:14:THR:CB	2:C:3:A:C2'	4	1.33
(1,2)	1:A:14:THR:CB	2:C:3:A:C3'	4	1.33
(1,2)	1:A:14:THR:CB	2:C:3:A:C4	4	1.33
(1,2)	1:A:14:THR:CB	2:C:3:A:C4'	4	1.33
(1,2)	1:A:14:THR:CB	2:C:3:A:C5	4	1.33
(1,2)	1:A:14:THR:CB	2:C:3:A:C5'	4	1.33
(1,2)	1:A:14:THR:CB	2:C:3:A:C6	4	1.33
(1,2)	1:A:14:THR:CB	2:C:3:A:C8	4	1.33
(1,2)	1:A:14:THR:CB	2:C:3:A:H1'	4	1.33
(1,2)	1:A:14:THR:CB	2:C:3:A:H2	4	1.33
(1,2)	1:A:14:THR:CB	2:C:3:A:H2'	4	1.33

Continued on next page...

Continued from previous page...

Key	Atom-1	Atom-2	Model ID	Violation (Å)
(1,2)	1:A:14:THR:CB	2:C:3:A:H3'	4	1.33
(1,2)	1:A:14:THR:CB	2:C:3:A:H4'	4	1.33
(1,2)	1:A:14:THR:CB	2:C:3:A:H5'	4	1.33
(1,2)	1:A:14:THR:CB	2:C:3:A:H5''	4	1.33
(1,2)	1:A:14:THR:CB	2:C:3:A:H61	4	1.33
(1,2)	1:A:14:THR:CB	2:C:3:A:H62	4	1.33
(1,2)	1:A:14:THR:CB	2:C:3:A:H8	4	1.33
(1,2)	1:A:14:THR:CB	2:C:3:A:HO2'	4	1.33
(1,2)	1:A:14:THR:CB	2:C:3:A:N1	4	1.33
(1,2)	1:A:14:THR:CB	2:C:3:A:N3	4	1.33
(1,2)	1:A:14:THR:CB	2:C:3:A:N6	4	1.33
(1,2)	1:A:14:THR:CB	2:C:3:A:N7	4	1.33
(1,2)	1:A:14:THR:CB	2:C:3:A:N9	4	1.33
(1,2)	1:A:14:THR:CB	2:C:3:A:O2'	4	1.33
(1,2)	1:A:14:THR:CB	2:C:3:A:O3'	4	1.33
(1,2)	1:A:14:THR:CB	2:C:3:A:O4'	4	1.33
(1,2)	1:A:14:THR:CB	2:C:3:A:O5'	4	1.33
(1,2)	1:A:14:THR:CB	2:C:3:A:OP1	4	1.33
(1,2)	1:A:14:THR:CB	2:C:3:A:OP2	4	1.33
(1,2)	1:A:14:THR:CB	2:C:3:A:P	4	1.33
(1,2)	1:A:14:THR:CB	2:C:4:C:C1'	4	1.33
(1,2)	1:A:14:THR:CB	2:C:4:C:C2	4	1.33
(1,2)	1:A:14:THR:CB	2:C:4:C:C2'	4	1.33
(1,2)	1:A:14:THR:CB	2:C:4:C:C3'	4	1.33
(1,2)	1:A:14:THR:CB	2:C:4:C:C4	4	1.33
(1,2)	1:A:14:THR:CB	2:C:4:C:C4'	4	1.33
(1,2)	1:A:14:THR:CB	2:C:4:C:C5	4	1.33
(1,2)	1:A:14:THR:CB	2:C:4:C:C5'	4	1.33
(1,2)	1:A:14:THR:CB	2:C:4:C:C6	4	1.33
(1,2)	1:A:14:THR:CB	2:C:4:C:H1'	4	1.33
(1,2)	1:A:14:THR:CB	2:C:4:C:H2'	4	1.33
(1,2)	1:A:14:THR:CB	2:C:4:C:H3'	4	1.33
(1,2)	1:A:14:THR:CB	2:C:4:C:H4'	4	1.33
(1,2)	1:A:14:THR:CB	2:C:4:C:H41	4	1.33
(1,2)	1:A:14:THR:CB	2:C:4:C:H42	4	1.33
(1,2)	1:A:14:THR:CB	2:C:4:C:H5	4	1.33
(1,2)	1:A:14:THR:CB	2:C:4:C:H5'	4	1.33
(1,2)	1:A:14:THR:CB	2:C:4:C:H5''	4	1.33
(1,2)	1:A:14:THR:CB	2:C:4:C:H6	4	1.33
(1,2)	1:A:14:THR:CB	2:C:4:C:HO2'	4	1.33
(1,2)	1:A:14:THR:CB	2:C:4:C:N1	4	1.33
(1,2)	1:A:14:THR:CB	2:C:4:C:N3	4	1.33

Continued on next page...

Continued from previous page...

Key	Atom-1	Atom-2	Model ID	Violation (Å)
(1,2)	1:A:14:THR:CB	2:C:4:C:N4	4	1.33
(1,2)	1:A:14:THR:CB	2:C:4:C:O2	4	1.33
(1,2)	1:A:14:THR:CB	2:C:4:C:O2'	4	1.33
(1,2)	1:A:14:THR:CB	2:C:4:C:O3'	4	1.33
(1,2)	1:A:14:THR:CB	2:C:4:C:O4'	4	1.33
(1,2)	1:A:14:THR:CB	2:C:4:C:O5'	4	1.33
(1,2)	1:A:14:THR:CB	2:C:4:C:OP1	4	1.33
(1,2)	1:A:14:THR:CB	2:C:4:C:OP2	4	1.33
(1,2)	1:A:14:THR:CB	2:C:4:C:P	4	1.33
(1,2)	1:A:14:THR:CB	2:C:5:A:C1'	4	1.33
(1,2)	1:A:14:THR:CB	2:C:5:A:C2	4	1.33
(1,2)	1:A:14:THR:CB	2:C:5:A:C2'	4	1.33
(1,2)	1:A:14:THR:CB	2:C:5:A:C3'	4	1.33
(1,2)	1:A:14:THR:CB	2:C:5:A:C4	4	1.33
(1,2)	1:A:14:THR:CB	2:C:5:A:C4'	4	1.33
(1,2)	1:A:14:THR:CB	2:C:5:A:C5	4	1.33
(1,2)	1:A:14:THR:CB	2:C:5:A:C5'	4	1.33
(1,2)	1:A:14:THR:CB	2:C:5:A:C6	4	1.33
(1,2)	1:A:14:THR:CB	2:C:5:A:C8	4	1.33
(1,2)	1:A:14:THR:CB	2:C:5:A:H1'	4	1.33
(1,2)	1:A:14:THR:CB	2:C:5:A:H2	4	1.33
(1,2)	1:A:14:THR:CB	2:C:5:A:H2'	4	1.33
(1,2)	1:A:14:THR:CB	2:C:5:A:H3'	4	1.33
(1,2)	1:A:14:THR:CB	2:C:5:A:H4'	4	1.33
(1,2)	1:A:14:THR:CB	2:C:5:A:H5'	4	1.33
(1,2)	1:A:14:THR:CB	2:C:5:A:H5''	4	1.33
(1,2)	1:A:14:THR:CB	2:C:5:A:H61	4	1.33
(1,2)	1:A:14:THR:CB	2:C:5:A:H62	4	1.33
(1,2)	1:A:14:THR:CB	2:C:5:A:H8	4	1.33
(1,2)	1:A:14:THR:CB	2:C:5:A:HO2'	4	1.33
(1,2)	1:A:14:THR:CB	2:C:5:A:N1	4	1.33
(1,2)	1:A:14:THR:CB	2:C:5:A:N3	4	1.33
(1,2)	1:A:14:THR:CB	2:C:5:A:N6	4	1.33
(1,2)	1:A:14:THR:CB	2:C:5:A:N7	4	1.33
(1,2)	1:A:14:THR:CB	2:C:5:A:N9	4	1.33
(1,2)	1:A:14:THR:CB	2:C:5:A:O2'	4	1.33
(1,2)	1:A:14:THR:CB	2:C:5:A:O3'	4	1.33
(1,2)	1:A:14:THR:CB	2:C:5:A:O4'	4	1.33
(1,2)	1:A:14:THR:CB	2:C:5:A:O5'	4	1.33
(1,2)	1:A:14:THR:CB	2:C:5:A:OP1	4	1.33
(1,2)	1:A:14:THR:CB	2:C:5:A:OP2	4	1.33
(1,2)	1:A:14:THR:CB	2:C:5:A:P	4	1.33

Continued on next page...

Continued from previous page...

Key	Atom-1	Atom-2	Model ID	Violation (Å)
(1,2)	1:A:14:THR:CG2	2:C:1:A:C1'	4	1.33
(1,2)	1:A:14:THR:CG2	2:C:1:A:C2	4	1.33
(1,2)	1:A:14:THR:CG2	2:C:1:A:C2'	4	1.33
(1,2)	1:A:14:THR:CG2	2:C:1:A:C3'	4	1.33
(1,2)	1:A:14:THR:CG2	2:C:1:A:C4	4	1.33
(1,2)	1:A:14:THR:CG2	2:C:1:A:C4'	4	1.33
(1,2)	1:A:14:THR:CG2	2:C:1:A:C5	4	1.33
(1,2)	1:A:14:THR:CG2	2:C:1:A:C5'	4	1.33
(1,2)	1:A:14:THR:CG2	2:C:1:A:C6	4	1.33
(1,2)	1:A:14:THR:CG2	2:C:1:A:C8	4	1.33
(1,2)	1:A:14:THR:CG2	2:C:1:A:H1'	4	1.33
(1,2)	1:A:14:THR:CG2	2:C:1:A:H2	4	1.33
(1,2)	1:A:14:THR:CG2	2:C:1:A:H2'	4	1.33
(1,2)	1:A:14:THR:CG2	2:C:1:A:H3'	4	1.33
(1,2)	1:A:14:THR:CG2	2:C:1:A:H4'	4	1.33
(1,2)	1:A:14:THR:CG2	2:C:1:A:H5'	4	1.33
(1,2)	1:A:14:THR:CG2	2:C:1:A:H5''	4	1.33
(1,2)	1:A:14:THR:CG2	2:C:1:A:H61	4	1.33
(1,2)	1:A:14:THR:CG2	2:C:1:A:H62	4	1.33
(1,2)	1:A:14:THR:CG2	2:C:1:A:H8	4	1.33
(1,2)	1:A:14:THR:CG2	2:C:1:A:HO2'	4	1.33
(1,2)	1:A:14:THR:CG2	2:C:1:A:N1	4	1.33
(1,2)	1:A:14:THR:CG2	2:C:1:A:N3	4	1.33
(1,2)	1:A:14:THR:CG2	2:C:1:A:N6	4	1.33
(1,2)	1:A:14:THR:CG2	2:C:1:A:N7	4	1.33
(1,2)	1:A:14:THR:CG2	2:C:1:A:N9	4	1.33
(1,2)	1:A:14:THR:CG2	2:C:1:A:O2'	4	1.33
(1,2)	1:A:14:THR:CG2	2:C:1:A:O3'	4	1.33
(1,2)	1:A:14:THR:CG2	2:C:1:A:O4'	4	1.33
(1,2)	1:A:14:THR:CG2	2:C:1:A:O5'	4	1.33
(1,2)	1:A:14:THR:CG2	2:C:2:U:C1'	4	1.33
(1,2)	1:A:14:THR:CG2	2:C:2:U:C2	4	1.33
(1,2)	1:A:14:THR:CG2	2:C:2:U:C2'	4	1.33
(1,2)	1:A:14:THR:CG2	2:C:2:U:C3'	4	1.33
(1,2)	1:A:14:THR:CG2	2:C:2:U:C4	4	1.33
(1,2)	1:A:14:THR:CG2	2:C:2:U:C4'	4	1.33
(1,2)	1:A:14:THR:CG2	2:C:2:U:C5	4	1.33
(1,2)	1:A:14:THR:CG2	2:C:2:U:C5'	4	1.33
(1,2)	1:A:14:THR:CG2	2:C:2:U:C6	4	1.33
(1,2)	1:A:14:THR:CG2	2:C:2:U:H1'	4	1.33
(1,2)	1:A:14:THR:CG2	2:C:2:U:H2'	4	1.33
(1,2)	1:A:14:THR:CG2	2:C:2:U:H3	4	1.33

Continued on next page...

Continued from previous page...

Key	Atom-1	Atom-2	Model ID	Violation (Å)
(1,2)	1:A:14:THR:CG2	2:C:2:U:H3'	4	1.33
(1,2)	1:A:14:THR:CG2	2:C:2:U:H4'	4	1.33
(1,2)	1:A:14:THR:CG2	2:C:2:U:H5	4	1.33
(1,2)	1:A:14:THR:CG2	2:C:2:U:H5'	4	1.33
(1,2)	1:A:14:THR:CG2	2:C:2:U:H5''	4	1.33
(1,2)	1:A:14:THR:CG2	2:C:2:U:H6	4	1.33
(1,2)	1:A:14:THR:CG2	2:C:2:U:HO2'	4	1.33
(1,2)	1:A:14:THR:CG2	2:C:2:U:N1	4	1.33
(1,2)	1:A:14:THR:CG2	2:C:2:U:N3	4	1.33
(1,2)	1:A:14:THR:CG2	2:C:2:U:O2	4	1.33
(1,2)	1:A:14:THR:CG2	2:C:2:U:O2'	4	1.33
(1,2)	1:A:14:THR:CG2	2:C:2:U:O3'	4	1.33
(1,2)	1:A:14:THR:CG2	2:C:2:U:O4	4	1.33
(1,2)	1:A:14:THR:CG2	2:C:2:U:O4'	4	1.33
(1,2)	1:A:14:THR:CG2	2:C:2:U:O5'	4	1.33
(1,2)	1:A:14:THR:CG2	2:C:2:U:OP1	4	1.33
(1,2)	1:A:14:THR:CG2	2:C:2:U:OP2	4	1.33
(1,2)	1:A:14:THR:CG2	2:C:2:U:P	4	1.33
(1,2)	1:A:14:THR:CG2	2:C:3:A:C1'	4	1.33
(1,2)	1:A:14:THR:CG2	2:C:3:A:C2	4	1.33
(1,2)	1:A:14:THR:CG2	2:C:3:A:C2'	4	1.33
(1,2)	1:A:14:THR:CG2	2:C:3:A:C3'	4	1.33
(1,2)	1:A:14:THR:CG2	2:C:3:A:C4	4	1.33
(1,2)	1:A:14:THR:CG2	2:C:3:A:C4'	4	1.33
(1,2)	1:A:14:THR:CG2	2:C:3:A:C5	4	1.33
(1,2)	1:A:14:THR:CG2	2:C:3:A:C5'	4	1.33
(1,2)	1:A:14:THR:CG2	2:C:3:A:C6	4	1.33
(1,2)	1:A:14:THR:CG2	2:C:3:A:C8	4	1.33
(1,2)	1:A:14:THR:CG2	2:C:3:A:H1'	4	1.33
(1,2)	1:A:14:THR:CG2	2:C:3:A:H2	4	1.33
(1,2)	1:A:14:THR:CG2	2:C:3:A:H2'	4	1.33
(1,2)	1:A:14:THR:CG2	2:C:3:A:H3'	4	1.33
(1,2)	1:A:14:THR:CG2	2:C:3:A:H4'	4	1.33
(1,2)	1:A:14:THR:CG2	2:C:3:A:H5'	4	1.33
(1,2)	1:A:14:THR:CG2	2:C:3:A:H5''	4	1.33
(1,2)	1:A:14:THR:CG2	2:C:3:A:H61	4	1.33
(1,2)	1:A:14:THR:CG2	2:C:3:A:H62	4	1.33
(1,2)	1:A:14:THR:CG2	2:C:3:A:H8	4	1.33
(1,2)	1:A:14:THR:CG2	2:C:3:A:HO2'	4	1.33
(1,2)	1:A:14:THR:CG2	2:C:3:A:N1	4	1.33
(1,2)	1:A:14:THR:CG2	2:C:3:A:N3	4	1.33
(1,2)	1:A:14:THR:CG2	2:C:3:A:N6	4	1.33

Continued on next page...

Continued from previous page...

Key	Atom-1	Atom-2	Model ID	Violation (Å)
(1,2)	1:A:14:THR:CG2	2:C:3:A:N7	4	1.33
(1,2)	1:A:14:THR:CG2	2:C:3:A:N9	4	1.33
(1,2)	1:A:14:THR:CG2	2:C:3:A:O2'	4	1.33
(1,2)	1:A:14:THR:CG2	2:C:3:A:O3'	4	1.33
(1,2)	1:A:14:THR:CG2	2:C:3:A:O4'	4	1.33
(1,2)	1:A:14:THR:CG2	2:C:3:A:O5'	4	1.33
(1,2)	1:A:14:THR:CG2	2:C:3:A:OP1	4	1.33
(1,2)	1:A:14:THR:CG2	2:C:3:A:OP2	4	1.33
(1,2)	1:A:14:THR:CG2	2:C:3:A:P	4	1.33
(1,2)	1:A:14:THR:CG2	2:C:4:C:C1'	4	1.33
(1,2)	1:A:14:THR:CG2	2:C:4:C:C2	4	1.33
(1,2)	1:A:14:THR:CG2	2:C:4:C:C2'	4	1.33
(1,2)	1:A:14:THR:CG2	2:C:4:C:C3'	4	1.33
(1,2)	1:A:14:THR:CG2	2:C:4:C:C4	4	1.33
(1,2)	1:A:14:THR:CG2	2:C:4:C:C4'	4	1.33
(1,2)	1:A:14:THR:CG2	2:C:4:C:C5	4	1.33
(1,2)	1:A:14:THR:CG2	2:C:4:C:C5'	4	1.33
(1,2)	1:A:14:THR:CG2	2:C:4:C:C6	4	1.33
(1,2)	1:A:14:THR:CG2	2:C:4:C:H1'	4	1.33
(1,2)	1:A:14:THR:CG2	2:C:4:C:H2'	4	1.33
(1,2)	1:A:14:THR:CG2	2:C:4:C:H3'	4	1.33
(1,2)	1:A:14:THR:CG2	2:C:4:C:H4'	4	1.33
(1,2)	1:A:14:THR:CG2	2:C:4:C:H41	4	1.33
(1,2)	1:A:14:THR:CG2	2:C:4:C:H42	4	1.33
(1,2)	1:A:14:THR:CG2	2:C:4:C:H5	4	1.33
(1,2)	1:A:14:THR:CG2	2:C:4:C:H5'	4	1.33
(1,2)	1:A:14:THR:CG2	2:C:4:C:H5''	4	1.33
(1,2)	1:A:14:THR:CG2	2:C:4:C:H6	4	1.33
(1,2)	1:A:14:THR:CG2	2:C:4:C:HO2'	4	1.33
(1,2)	1:A:14:THR:CG2	2:C:4:C:N1	4	1.33
(1,2)	1:A:14:THR:CG2	2:C:4:C:N3	4	1.33
(1,2)	1:A:14:THR:CG2	2:C:4:C:N4	4	1.33
(1,2)	1:A:14:THR:CG2	2:C:4:C:O2	4	1.33
(1,2)	1:A:14:THR:CG2	2:C:4:C:O2'	4	1.33
(1,2)	1:A:14:THR:CG2	2:C:4:C:O3'	4	1.33
(1,2)	1:A:14:THR:CG2	2:C:4:C:O4'	4	1.33
(1,2)	1:A:14:THR:CG2	2:C:4:C:O5'	4	1.33
(1,2)	1:A:14:THR:CG2	2:C:4:C:OP1	4	1.33
(1,2)	1:A:14:THR:CG2	2:C:4:C:OP2	4	1.33
(1,2)	1:A:14:THR:CG2	2:C:4:C:P	4	1.33
(1,2)	1:A:14:THR:CG2	2:C:5:A:C1'	4	1.33
(1,2)	1:A:14:THR:CG2	2:C:5:A:C2	4	1.33

Continued on next page...

Continued from previous page...

Key	Atom-1	Atom-2	Model ID	Violation (Å)
(1,2)	1:A:14:THR:CG2	2:C:5:A:C2'	4	1.33
(1,2)	1:A:14:THR:CG2	2:C:5:A:C3'	4	1.33
(1,2)	1:A:14:THR:CG2	2:C:5:A:C4	4	1.33
(1,2)	1:A:14:THR:CG2	2:C:5:A:C4'	4	1.33
(1,2)	1:A:14:THR:CG2	2:C:5:A:C5	4	1.33
(1,2)	1:A:14:THR:CG2	2:C:5:A:C5'	4	1.33
(1,2)	1:A:14:THR:CG2	2:C:5:A:C6	4	1.33
(1,2)	1:A:14:THR:CG2	2:C:5:A:C8	4	1.33
(1,2)	1:A:14:THR:CG2	2:C:5:A:H1'	4	1.33
(1,2)	1:A:14:THR:CG2	2:C:5:A:H2	4	1.33
(1,2)	1:A:14:THR:CG2	2:C:5:A:H2'	4	1.33
(1,2)	1:A:14:THR:CG2	2:C:5:A:H3'	4	1.33
(1,2)	1:A:14:THR:CG2	2:C:5:A:H4'	4	1.33
(1,2)	1:A:14:THR:CG2	2:C:5:A:H5'	4	1.33
(1,2)	1:A:14:THR:CG2	2:C:5:A:H5''	4	1.33
(1,2)	1:A:14:THR:CG2	2:C:5:A:H61	4	1.33
(1,2)	1:A:14:THR:CG2	2:C:5:A:H62	4	1.33
(1,2)	1:A:14:THR:CG2	2:C:5:A:H8	4	1.33
(1,2)	1:A:14:THR:CG2	2:C:5:A:HO2'	4	1.33
(1,2)	1:A:14:THR:CG2	2:C:5:A:N1	4	1.33
(1,2)	1:A:14:THR:CG2	2:C:5:A:N3	4	1.33
(1,2)	1:A:14:THR:CG2	2:C:5:A:N6	4	1.33
(1,2)	1:A:14:THR:CG2	2:C:5:A:N7	4	1.33
(1,2)	1:A:14:THR:CG2	2:C:5:A:N9	4	1.33
(1,2)	1:A:14:THR:CG2	2:C:5:A:O2'	4	1.33
(1,2)	1:A:14:THR:CG2	2:C:5:A:O3'	4	1.33
(1,2)	1:A:14:THR:CG2	2:C:5:A:O4'	4	1.33
(1,2)	1:A:14:THR:CG2	2:C:5:A:O5'	4	1.33
(1,2)	1:A:14:THR:CG2	2:C:5:A:OP1	4	1.33
(1,2)	1:A:14:THR:CG2	2:C:5:A:OP2	4	1.33
(1,2)	1:A:14:THR:CG2	2:C:5:A:P	4	1.33
(1,2)	1:A:14:THR:H	2:C:1:A:C1'	4	1.33
(1,2)	1:A:14:THR:H	2:C:1:A:C2	4	1.33
(1,2)	1:A:14:THR:H	2:C:1:A:C2'	4	1.33
(1,2)	1:A:14:THR:H	2:C:1:A:C3'	4	1.33
(1,2)	1:A:14:THR:H	2:C:1:A:C4	4	1.33
(1,2)	1:A:14:THR:H	2:C:1:A:C4'	4	1.33
(1,2)	1:A:14:THR:H	2:C:1:A:C5	4	1.33
(1,2)	1:A:14:THR:H	2:C:1:A:C5'	4	1.33
(1,2)	1:A:14:THR:H	2:C:1:A:C6	4	1.33
(1,2)	1:A:14:THR:H	2:C:1:A:C8	4	1.33
(1,2)	1:A:14:THR:H	2:C:1:A:H1'	4	1.33

Continued on next page...

Continued from previous page...

Key	Atom-1	Atom-2	Model ID	Violation (Å)
(1,2)	1:A:14:THR:H	2:C:1:A:H2	4	1.33
(1,2)	1:A:14:THR:H	2:C:1:A:H2'	4	1.33
(1,2)	1:A:14:THR:H	2:C:1:A:H3'	4	1.33
(1,2)	1:A:14:THR:H	2:C:1:A:H4'	4	1.33
(1,2)	1:A:14:THR:H	2:C:1:A:H5'	4	1.33
(1,2)	1:A:14:THR:H	2:C:1:A:H5''	4	1.33
(1,2)	1:A:14:THR:H	2:C:1:A:H61	4	1.33
(1,2)	1:A:14:THR:H	2:C:1:A:H62	4	1.33
(1,2)	1:A:14:THR:H	2:C:1:A:H8	4	1.33
(1,2)	1:A:14:THR:H	2:C:1:A:HO2'	4	1.33
(1,2)	1:A:14:THR:H	2:C:1:A:N1	4	1.33
(1,2)	1:A:14:THR:H	2:C:1:A:N3	4	1.33
(1,2)	1:A:14:THR:H	2:C:1:A:N6	4	1.33
(1,2)	1:A:14:THR:H	2:C:1:A:N7	4	1.33
(1,2)	1:A:14:THR:H	2:C:1:A:N9	4	1.33
(1,2)	1:A:14:THR:H	2:C:1:A:O2'	4	1.33
(1,2)	1:A:14:THR:H	2:C:1:A:O3'	4	1.33
(1,2)	1:A:14:THR:H	2:C:1:A:O4'	4	1.33
(1,2)	1:A:14:THR:H	2:C:1:A:O5'	4	1.33
(1,2)	1:A:14:THR:H	2:C:2:U:C1'	4	1.33
(1,2)	1:A:14:THR:H	2:C:2:U:C2	4	1.33
(1,2)	1:A:14:THR:H	2:C:2:U:C2'	4	1.33
(1,2)	1:A:14:THR:H	2:C:2:U:C3'	4	1.33
(1,2)	1:A:14:THR:H	2:C:2:U:C4	4	1.33
(1,2)	1:A:14:THR:H	2:C:2:U:C4'	4	1.33
(1,2)	1:A:14:THR:H	2:C:2:U:C5	4	1.33
(1,2)	1:A:14:THR:H	2:C:2:U:C5'	4	1.33
(1,2)	1:A:14:THR:H	2:C:2:U:C6	4	1.33
(1,2)	1:A:14:THR:H	2:C:2:U:H1'	4	1.33
(1,2)	1:A:14:THR:H	2:C:2:U:H2'	4	1.33
(1,2)	1:A:14:THR:H	2:C:2:U:H3	4	1.33
(1,2)	1:A:14:THR:H	2:C:2:U:H3'	4	1.33
(1,2)	1:A:14:THR:H	2:C:2:U:H4'	4	1.33
(1,2)	1:A:14:THR:H	2:C:2:U:H5	4	1.33
(1,2)	1:A:14:THR:H	2:C:2:U:H5'	4	1.33
(1,2)	1:A:14:THR:H	2:C:2:U:H5''	4	1.33
(1,2)	1:A:14:THR:H	2:C:2:U:H6	4	1.33
(1,2)	1:A:14:THR:H	2:C:2:U:HO2'	4	1.33
(1,2)	1:A:14:THR:H	2:C:2:U:N1	4	1.33
(1,2)	1:A:14:THR:H	2:C:2:U:N3	4	1.33
(1,2)	1:A:14:THR:H	2:C:2:U:O2	4	1.33
(1,2)	1:A:14:THR:H	2:C:2:U:O2'	4	1.33

Continued on next page...

Continued from previous page...

Key	Atom-1	Atom-2	Model ID	Violation (Å)
(1,2)	1:A:14:THR:H	2:C:2:U:O3'	4	1.33
(1,2)	1:A:14:THR:H	2:C:2:U:O4	4	1.33
(1,2)	1:A:14:THR:H	2:C:2:U:O4'	4	1.33
(1,2)	1:A:14:THR:H	2:C:2:U:O5'	4	1.33
(1,2)	1:A:14:THR:H	2:C:2:U:OP1	4	1.33
(1,2)	1:A:14:THR:H	2:C:2:U:OP2	4	1.33
(1,2)	1:A:14:THR:H	2:C:2:U:P	4	1.33
(1,2)	1:A:14:THR:H	2:C:3:A:C1'	4	1.33
(1,2)	1:A:14:THR:H	2:C:3:A:C2	4	1.33
(1,2)	1:A:14:THR:H	2:C:3:A:C2'	4	1.33
(1,2)	1:A:14:THR:H	2:C:3:A:C3'	4	1.33
(1,2)	1:A:14:THR:H	2:C:3:A:C4	4	1.33
(1,2)	1:A:14:THR:H	2:C:3:A:C4'	4	1.33
(1,2)	1:A:14:THR:H	2:C:3:A:C5	4	1.33
(1,2)	1:A:14:THR:H	2:C:3:A:C5'	4	1.33
(1,2)	1:A:14:THR:H	2:C:3:A:C6	4	1.33
(1,2)	1:A:14:THR:H	2:C:3:A:C8	4	1.33
(1,2)	1:A:14:THR:H	2:C:3:A:H1'	4	1.33
(1,2)	1:A:14:THR:H	2:C:3:A:H2	4	1.33
(1,2)	1:A:14:THR:H	2:C:3:A:H2'	4	1.33
(1,2)	1:A:14:THR:H	2:C:3:A:H3'	4	1.33
(1,2)	1:A:14:THR:H	2:C:3:A:H4'	4	1.33
(1,2)	1:A:14:THR:H	2:C:3:A:H5'	4	1.33
(1,2)	1:A:14:THR:H	2:C:3:A:H5''	4	1.33
(1,2)	1:A:14:THR:H	2:C:3:A:H61	4	1.33
(1,2)	1:A:14:THR:H	2:C:3:A:H62	4	1.33
(1,2)	1:A:14:THR:H	2:C:3:A:H8	4	1.33
(1,2)	1:A:14:THR:H	2:C:3:A:HO2'	4	1.33
(1,2)	1:A:14:THR:H	2:C:3:A:N1	4	1.33
(1,2)	1:A:14:THR:H	2:C:3:A:N3	4	1.33
(1,2)	1:A:14:THR:H	2:C:3:A:N6	4	1.33
(1,2)	1:A:14:THR:H	2:C:3:A:N7	4	1.33
(1,2)	1:A:14:THR:H	2:C:3:A:N9	4	1.33
(1,2)	1:A:14:THR:H	2:C:3:A:O2'	4	1.33
(1,2)	1:A:14:THR:H	2:C:3:A:O3'	4	1.33
(1,2)	1:A:14:THR:H	2:C:3:A:O4'	4	1.33
(1,2)	1:A:14:THR:H	2:C:3:A:O5'	4	1.33
(1,2)	1:A:14:THR:H	2:C:3:A:OP1	4	1.33
(1,2)	1:A:14:THR:H	2:C:3:A:OP2	4	1.33
(1,2)	1:A:14:THR:H	2:C:3:A:P	4	1.33
(1,2)	1:A:14:THR:H	2:C:4:C:C1'	4	1.33
(1,2)	1:A:14:THR:H	2:C:4:C:C2	4	1.33

Continued on next page...

Continued from previous page...

Key	Atom-1	Atom-2	Model ID	Violation (Å)
(1,2)	1:A:14:THR:H	2:C:4:C:C2'	4	1.33
(1,2)	1:A:14:THR:H	2:C:4:C:C3'	4	1.33
(1,2)	1:A:14:THR:H	2:C:4:C:C4	4	1.33
(1,2)	1:A:14:THR:H	2:C:4:C:C4'	4	1.33
(1,2)	1:A:14:THR:H	2:C:4:C:C5	4	1.33
(1,2)	1:A:14:THR:H	2:C:4:C:C5'	4	1.33
(1,2)	1:A:14:THR:H	2:C:4:C:C6	4	1.33
(1,2)	1:A:14:THR:H	2:C:4:C:H1'	4	1.33
(1,2)	1:A:14:THR:H	2:C:4:C:H2'	4	1.33
(1,2)	1:A:14:THR:H	2:C:4:C:H3'	4	1.33
(1,2)	1:A:14:THR:H	2:C:4:C:H4'	4	1.33
(1,2)	1:A:14:THR:H	2:C:4:C:H41	4	1.33
(1,2)	1:A:14:THR:H	2:C:4:C:H42	4	1.33
(1,2)	1:A:14:THR:H	2:C:4:C:H5	4	1.33
(1,2)	1:A:14:THR:H	2:C:4:C:H5'	4	1.33
(1,2)	1:A:14:THR:H	2:C:4:C:H5''	4	1.33
(1,2)	1:A:14:THR:H	2:C:4:C:H6	4	1.33
(1,2)	1:A:14:THR:H	2:C:4:C:HO2'	4	1.33
(1,2)	1:A:14:THR:H	2:C:4:C:N1	4	1.33
(1,2)	1:A:14:THR:H	2:C:4:C:N3	4	1.33
(1,2)	1:A:14:THR:H	2:C:4:C:N4	4	1.33
(1,2)	1:A:14:THR:H	2:C:4:C:O2	4	1.33
(1,2)	1:A:14:THR:H	2:C:4:C:O2'	4	1.33
(1,2)	1:A:14:THR:H	2:C:4:C:O3'	4	1.33
(1,2)	1:A:14:THR:H	2:C:4:C:O4'	4	1.33
(1,2)	1:A:14:THR:H	2:C:4:C:O5'	4	1.33
(1,2)	1:A:14:THR:H	2:C:4:C:OP1	4	1.33
(1,2)	1:A:14:THR:H	2:C:4:C:OP2	4	1.33
(1,2)	1:A:14:THR:H	2:C:4:C:P	4	1.33
(1,2)	1:A:14:THR:H	2:C:5:A:C1'	4	1.33
(1,2)	1:A:14:THR:H	2:C:5:A:C2	4	1.33
(1,2)	1:A:14:THR:H	2:C:5:A:C2'	4	1.33
(1,2)	1:A:14:THR:H	2:C:5:A:C3'	4	1.33
(1,2)	1:A:14:THR:H	2:C:5:A:C4	4	1.33
(1,2)	1:A:14:THR:H	2:C:5:A:C4'	4	1.33
(1,2)	1:A:14:THR:H	2:C:5:A:C5	4	1.33
(1,2)	1:A:14:THR:H	2:C:5:A:C5'	4	1.33
(1,2)	1:A:14:THR:H	2:C:5:A:C6	4	1.33
(1,2)	1:A:14:THR:H	2:C:5:A:C8	4	1.33
(1,2)	1:A:14:THR:H	2:C:5:A:H1'	4	1.33
(1,2)	1:A:14:THR:H	2:C:5:A:H2	4	1.33
(1,2)	1:A:14:THR:H	2:C:5:A:H2'	4	1.33

Continued on next page...

Continued from previous page...

Key	Atom-1	Atom-2	Model ID	Violation (Å)
(1,2)	1:A:14:THR:H	2:C:5:A:H3'	4	1.33
(1,2)	1:A:14:THR:H	2:C:5:A:H4'	4	1.33
(1,2)	1:A:14:THR:H	2:C:5:A:H5'	4	1.33
(1,2)	1:A:14:THR:H	2:C:5:A:H5''	4	1.33
(1,2)	1:A:14:THR:H	2:C:5:A:H61	4	1.33
(1,2)	1:A:14:THR:H	2:C:5:A:H62	4	1.33
(1,2)	1:A:14:THR:H	2:C:5:A:H8	4	1.33
(1,2)	1:A:14:THR:H	2:C:5:A:HO2'	4	1.33
(1,2)	1:A:14:THR:H	2:C:5:A:N1	4	1.33
(1,2)	1:A:14:THR:H	2:C:5:A:N3	4	1.33
(1,2)	1:A:14:THR:H	2:C:5:A:N6	4	1.33
(1,2)	1:A:14:THR:H	2:C:5:A:N7	4	1.33
(1,2)	1:A:14:THR:H	2:C:5:A:N9	4	1.33
(1,2)	1:A:14:THR:H	2:C:5:A:O2'	4	1.33
(1,2)	1:A:14:THR:H	2:C:5:A:O3'	4	1.33
(1,2)	1:A:14:THR:H	2:C:5:A:O4'	4	1.33
(1,2)	1:A:14:THR:H	2:C:5:A:O5'	4	1.33
(1,2)	1:A:14:THR:H	2:C:5:A:OP1	4	1.33
(1,2)	1:A:14:THR:H	2:C:5:A:OP2	4	1.33
(1,2)	1:A:14:THR:H	2:C:5:A:P	4	1.33
(1,2)	1:A:14:THR:HG1	2:C:1:A:C1'	4	1.33
(1,2)	1:A:14:THR:HG1	2:C:1:A:C2	4	1.33
(1,2)	1:A:14:THR:HG1	2:C:1:A:C2'	4	1.33
(1,2)	1:A:14:THR:HG1	2:C:1:A:C3'	4	1.33
(1,2)	1:A:14:THR:HG1	2:C:1:A:C4	4	1.33
(1,2)	1:A:14:THR:HG1	2:C:1:A:C4'	4	1.33
(1,2)	1:A:14:THR:HG1	2:C:1:A:C5	4	1.33
(1,2)	1:A:14:THR:HG1	2:C:1:A:C5'	4	1.33
(1,2)	1:A:14:THR:HG1	2:C:1:A:C6	4	1.33
(1,2)	1:A:14:THR:HG1	2:C:1:A:C8	4	1.33
(1,2)	1:A:14:THR:HG1	2:C:1:A:H1'	4	1.33
(1,2)	1:A:14:THR:HG1	2:C:1:A:H2	4	1.33
(1,2)	1:A:14:THR:HG1	2:C:1:A:H2'	4	1.33
(1,2)	1:A:14:THR:HG1	2:C:1:A:H3'	4	1.33
(1,2)	1:A:14:THR:HG1	2:C:1:A:H4'	4	1.33
(1,2)	1:A:14:THR:HG1	2:C:1:A:H5'	4	1.33
(1,2)	1:A:14:THR:HG1	2:C:1:A:H5''	4	1.33
(1,2)	1:A:14:THR:HG1	2:C:1:A:H61	4	1.33
(1,2)	1:A:14:THR:HG1	2:C:1:A:H62	4	1.33
(1,2)	1:A:14:THR:HG1	2:C:1:A:H8	4	1.33
(1,2)	1:A:14:THR:HG1	2:C:1:A:HO2'	4	1.33
(1,2)	1:A:14:THR:HG1	2:C:1:A:N1	4	1.33

Continued on next page...

Continued from previous page...

Key	Atom-1	Atom-2	Model ID	Violation (Å)
(1,2)	1:A:14:THR:HG1	2:C:1:A:N3	4	1.33
(1,2)	1:A:14:THR:HG1	2:C:1:A:N6	4	1.33
(1,2)	1:A:14:THR:HG1	2:C:1:A:N7	4	1.33
(1,2)	1:A:14:THR:HG1	2:C:1:A:N9	4	1.33
(1,2)	1:A:14:THR:HG1	2:C:1:A:O2'	4	1.33
(1,2)	1:A:14:THR:HG1	2:C:1:A:O3'	4	1.33
(1,2)	1:A:14:THR:HG1	2:C:1:A:O4'	4	1.33
(1,2)	1:A:14:THR:HG1	2:C:1:A:O5'	4	1.33
(1,2)	1:A:14:THR:HG1	2:C:2:U:C1'	4	1.33
(1,2)	1:A:14:THR:HG1	2:C:2:U:C2	4	1.33
(1,2)	1:A:14:THR:HG1	2:C:2:U:C2'	4	1.33
(1,2)	1:A:14:THR:HG1	2:C:2:U:C3'	4	1.33
(1,2)	1:A:14:THR:HG1	2:C:2:U:C4	4	1.33
(1,2)	1:A:14:THR:HG1	2:C:2:U:C4'	4	1.33
(1,2)	1:A:14:THR:HG1	2:C:2:U:C5	4	1.33
(1,2)	1:A:14:THR:HG1	2:C:2:U:C5'	4	1.33
(1,2)	1:A:14:THR:HG1	2:C:2:U:C6	4	1.33
(1,2)	1:A:14:THR:HG1	2:C:2:U:H1'	4	1.33
(1,2)	1:A:14:THR:HG1	2:C:2:U:H2'	4	1.33
(1,2)	1:A:14:THR:HG1	2:C:2:U:H3	4	1.33
(1,2)	1:A:14:THR:HG1	2:C:2:U:H3'	4	1.33
(1,2)	1:A:14:THR:HG1	2:C:2:U:H4'	4	1.33
(1,2)	1:A:14:THR:HG1	2:C:2:U:H5	4	1.33
(1,2)	1:A:14:THR:HG1	2:C:2:U:H5'	4	1.33
(1,2)	1:A:14:THR:HG1	2:C:2:U:H5''	4	1.33
(1,2)	1:A:14:THR:HG1	2:C:2:U:H6	4	1.33
(1,2)	1:A:14:THR:HG1	2:C:2:U:HO2'	4	1.33
(1,2)	1:A:14:THR:HG1	2:C:2:U:N1	4	1.33
(1,2)	1:A:14:THR:HG1	2:C:2:U:N3	4	1.33
(1,2)	1:A:14:THR:HG1	2:C:2:U:O2	4	1.33
(1,2)	1:A:14:THR:HG1	2:C:2:U:O2'	4	1.33
(1,2)	1:A:14:THR:HG1	2:C:2:U:O3'	4	1.33
(1,2)	1:A:14:THR:HG1	2:C:2:U:O4	4	1.33
(1,2)	1:A:14:THR:HG1	2:C:2:U:O4'	4	1.33
(1,2)	1:A:14:THR:HG1	2:C:2:U:O5'	4	1.33
(1,2)	1:A:14:THR:HG1	2:C:2:U:OP1	4	1.33
(1,2)	1:A:14:THR:HG1	2:C:2:U:OP2	4	1.33
(1,2)	1:A:14:THR:HG1	2:C:2:U:P	4	1.33
(1,2)	1:A:14:THR:HG1	2:C:3:A:C1'	4	1.33
(1,2)	1:A:14:THR:HG1	2:C:3:A:C2	4	1.33
(1,2)	1:A:14:THR:HG1	2:C:3:A:C2'	4	1.33
(1,2)	1:A:14:THR:HG1	2:C:3:A:C3'	4	1.33

Continued on next page...

Continued from previous page...

Key	Atom-1	Atom-2	Model ID	Violation (Å)
(1,2)	1:A:14:THR:HG1	2:C:3:A:C4	4	1.33
(1,2)	1:A:14:THR:HG1	2:C:3:A:C4'	4	1.33
(1,2)	1:A:14:THR:HG1	2:C:3:A:C5	4	1.33
(1,2)	1:A:14:THR:HG1	2:C:3:A:C5'	4	1.33
(1,2)	1:A:14:THR:HG1	2:C:3:A:C6	4	1.33
(1,2)	1:A:14:THR:HG1	2:C:3:A:C8	4	1.33
(1,2)	1:A:14:THR:HG1	2:C:3:A:H1'	4	1.33
(1,2)	1:A:14:THR:HG1	2:C:3:A:H2	4	1.33
(1,2)	1:A:14:THR:HG1	2:C:3:A:H2'	4	1.33
(1,2)	1:A:14:THR:HG1	2:C:3:A:H3'	4	1.33
(1,2)	1:A:14:THR:HG1	2:C:3:A:H4'	4	1.33
(1,2)	1:A:14:THR:HG1	2:C:3:A:H5'	4	1.33
(1,2)	1:A:14:THR:HG1	2:C:3:A:H5''	4	1.33
(1,2)	1:A:14:THR:HG1	2:C:3:A:H61	4	1.33
(1,2)	1:A:14:THR:HG1	2:C:3:A:H62	4	1.33
(1,2)	1:A:14:THR:HG1	2:C:3:A:H8	4	1.33
(1,2)	1:A:14:THR:HG1	2:C:3:A:HO2'	4	1.33
(1,2)	1:A:14:THR:HG1	2:C:3:A:N1	4	1.33
(1,2)	1:A:14:THR:HG1	2:C:3:A:N3	4	1.33
(1,2)	1:A:14:THR:HG1	2:C:3:A:N6	4	1.33
(1,2)	1:A:14:THR:HG1	2:C:3:A:N7	4	1.33
(1,2)	1:A:14:THR:HG1	2:C:3:A:N9	4	1.33
(1,2)	1:A:14:THR:HG1	2:C:3:A:O2'	4	1.33
(1,2)	1:A:14:THR:HG1	2:C:3:A:O3'	4	1.33
(1,2)	1:A:14:THR:HG1	2:C:3:A:O4'	4	1.33
(1,2)	1:A:14:THR:HG1	2:C:3:A:O5'	4	1.33
(1,2)	1:A:14:THR:HG1	2:C:3:A:OP1	4	1.33
(1,2)	1:A:14:THR:HG1	2:C:3:A:OP2	4	1.33
(1,2)	1:A:14:THR:HG1	2:C:3:A:P	4	1.33
(1,2)	1:A:14:THR:HG1	2:C:4:C:C1'	4	1.33
(1,2)	1:A:14:THR:HG1	2:C:4:C:C2	4	1.33
(1,2)	1:A:14:THR:HG1	2:C:4:C:C2'	4	1.33
(1,2)	1:A:14:THR:HG1	2:C:4:C:C3'	4	1.33
(1,2)	1:A:14:THR:HG1	2:C:4:C:C4	4	1.33
(1,2)	1:A:14:THR:HG1	2:C:4:C:C4'	4	1.33
(1,2)	1:A:14:THR:HG1	2:C:4:C:C5	4	1.33
(1,2)	1:A:14:THR:HG1	2:C:4:C:C5'	4	1.33
(1,2)	1:A:14:THR:HG1	2:C:4:C:C6	4	1.33
(1,2)	1:A:14:THR:HG1	2:C:4:C:H1'	4	1.33
(1,2)	1:A:14:THR:HG1	2:C:4:C:H2'	4	1.33
(1,2)	1:A:14:THR:HG1	2:C:4:C:H3'	4	1.33
(1,2)	1:A:14:THR:HG1	2:C:4:C:H4'	4	1.33

Continued on next page...

Continued from previous page...

Key	Atom-1	Atom-2	Model ID	Violation (Å)
(1,2)	1:A:14:THR:HG1	2:C:4:C:H41	4	1.33
(1,2)	1:A:14:THR:HG1	2:C:4:C:H42	4	1.33
(1,2)	1:A:14:THR:HG1	2:C:4:C:H5	4	1.33
(1,2)	1:A:14:THR:HG1	2:C:4:C:H5'	4	1.33
(1,2)	1:A:14:THR:HG1	2:C:4:C:H5''	4	1.33
(1,2)	1:A:14:THR:HG1	2:C:4:C:H6	4	1.33
(1,2)	1:A:14:THR:HG1	2:C:4:C:HO2'	4	1.33
(1,2)	1:A:14:THR:HG1	2:C:4:C:N1	4	1.33
(1,2)	1:A:14:THR:HG1	2:C:4:C:N3	4	1.33
(1,2)	1:A:14:THR:HG1	2:C:4:C:N4	4	1.33
(1,2)	1:A:14:THR:HG1	2:C:4:C:O2	4	1.33
(1,2)	1:A:14:THR:HG1	2:C:4:C:O2'	4	1.33
(1,2)	1:A:14:THR:HG1	2:C:4:C:O3'	4	1.33
(1,2)	1:A:14:THR:HG1	2:C:4:C:O4'	4	1.33
(1,2)	1:A:14:THR:HG1	2:C:4:C:O5'	4	1.33
(1,2)	1:A:14:THR:HG1	2:C:4:C:OP1	4	1.33
(1,2)	1:A:14:THR:HG1	2:C:4:C:OP2	4	1.33
(1,2)	1:A:14:THR:HG1	2:C:4:C:P	4	1.33
(1,2)	1:A:14:THR:HG1	2:C:5:A:C1'	4	1.33
(1,2)	1:A:14:THR:HG1	2:C:5:A:C2	4	1.33
(1,2)	1:A:14:THR:HG1	2:C:5:A:C2'	4	1.33
(1,2)	1:A:14:THR:HG1	2:C:5:A:C3'	4	1.33
(1,2)	1:A:14:THR:HG1	2:C:5:A:C4	4	1.33
(1,2)	1:A:14:THR:HG1	2:C:5:A:C4'	4	1.33
(1,2)	1:A:14:THR:HG1	2:C:5:A:C5	4	1.33
(1,2)	1:A:14:THR:HG1	2:C:5:A:C5'	4	1.33
(1,2)	1:A:14:THR:HG1	2:C:5:A:C6	4	1.33
(1,2)	1:A:14:THR:HG1	2:C:5:A:C8	4	1.33
(1,2)	1:A:14:THR:HG1	2:C:5:A:H1'	4	1.33
(1,2)	1:A:14:THR:HG1	2:C:5:A:H2	4	1.33
(1,2)	1:A:14:THR:HG1	2:C:5:A:H2'	4	1.33
(1,2)	1:A:14:THR:HG1	2:C:5:A:H3'	4	1.33
(1,2)	1:A:14:THR:HG1	2:C:5:A:H4'	4	1.33
(1,2)	1:A:14:THR:HG1	2:C:5:A:H5'	4	1.33
(1,2)	1:A:14:THR:HG1	2:C:5:A:H5''	4	1.33
(1,2)	1:A:14:THR:HG1	2:C:5:A:H61	4	1.33
(1,2)	1:A:14:THR:HG1	2:C:5:A:H62	4	1.33
(1,2)	1:A:14:THR:HG1	2:C:5:A:H8	4	1.33
(1,2)	1:A:14:THR:HG1	2:C:5:A:HO2'	4	1.33
(1,2)	1:A:14:THR:HG1	2:C:5:A:N1	4	1.33
(1,2)	1:A:14:THR:HG1	2:C:5:A:N3	4	1.33
(1,2)	1:A:14:THR:HG1	2:C:5:A:N6	4	1.33

Continued on next page...

Continued from previous page...

Key	Atom-1	Atom-2	Model ID	Violation (Å)
(1,2)	1:A:14:THR:HG1	2:C:5:A:N7	4	1.33
(1,2)	1:A:14:THR:HG1	2:C:5:A:N9	4	1.33
(1,2)	1:A:14:THR:HG1	2:C:5:A:O2'	4	1.33
(1,2)	1:A:14:THR:HG1	2:C:5:A:O3'	4	1.33
(1,2)	1:A:14:THR:HG1	2:C:5:A:O4'	4	1.33
(1,2)	1:A:14:THR:HG1	2:C:5:A:O5'	4	1.33
(1,2)	1:A:14:THR:HG1	2:C:5:A:OP1	4	1.33
(1,2)	1:A:14:THR:HG1	2:C:5:A:OP2	4	1.33
(1,2)	1:A:14:THR:HG1	2:C:5:A:P	4	1.33
(1,2)	1:A:14:THR:N	2:C:1:A:C1'	4	1.33
(1,2)	1:A:14:THR:N	2:C:1:A:C2	4	1.33
(1,2)	1:A:14:THR:N	2:C:1:A:C2'	4	1.33
(1,2)	1:A:14:THR:N	2:C:1:A:C3'	4	1.33
(1,2)	1:A:14:THR:N	2:C:1:A:C4	4	1.33
(1,2)	1:A:14:THR:N	2:C:1:A:C4'	4	1.33
(1,2)	1:A:14:THR:N	2:C:1:A:C5	4	1.33
(1,2)	1:A:14:THR:N	2:C:1:A:C5'	4	1.33
(1,2)	1:A:14:THR:N	2:C:1:A:C6	4	1.33
(1,2)	1:A:14:THR:N	2:C:1:A:C8	4	1.33
(1,2)	1:A:14:THR:N	2:C:1:A:H1'	4	1.33
(1,2)	1:A:14:THR:N	2:C:1:A:H2	4	1.33
(1,2)	1:A:14:THR:N	2:C:1:A:H2'	4	1.33
(1,2)	1:A:14:THR:N	2:C:1:A:H3'	4	1.33
(1,2)	1:A:14:THR:N	2:C:1:A:H4'	4	1.33
(1,2)	1:A:14:THR:N	2:C:1:A:H5'	4	1.33
(1,2)	1:A:14:THR:N	2:C:1:A:H5''	4	1.33
(1,2)	1:A:14:THR:N	2:C:1:A:H61	4	1.33
(1,2)	1:A:14:THR:N	2:C:1:A:H62	4	1.33
(1,2)	1:A:14:THR:N	2:C:1:A:H8	4	1.33
(1,2)	1:A:14:THR:N	2:C:1:A:HO2'	4	1.33
(1,2)	1:A:14:THR:N	2:C:1:A:N1	4	1.33
(1,2)	1:A:14:THR:N	2:C:1:A:N3	4	1.33
(1,2)	1:A:14:THR:N	2:C:1:A:N6	4	1.33
(1,2)	1:A:14:THR:N	2:C:1:A:N7	4	1.33
(1,2)	1:A:14:THR:N	2:C:1:A:N9	4	1.33
(1,2)	1:A:14:THR:N	2:C:1:A:O2'	4	1.33
(1,2)	1:A:14:THR:N	2:C:1:A:O3'	4	1.33
(1,2)	1:A:14:THR:N	2:C:1:A:O4'	4	1.33
(1,2)	1:A:14:THR:N	2:C:1:A:O5'	4	1.33
(1,2)	1:A:14:THR:N	2:C:2:U:C1'	4	1.33
(1,2)	1:A:14:THR:N	2:C:2:U:C2	4	1.33
(1,2)	1:A:14:THR:N	2:C:2:U:C2'	4	1.33

Continued on next page...

Continued from previous page...

Key	Atom-1	Atom-2	Model ID	Violation (Å)
(1,2)	1:A:14:THR:N	2:C:2:U:C3'	4	1.33
(1,2)	1:A:14:THR:N	2:C:2:U:C4	4	1.33
(1,2)	1:A:14:THR:N	2:C:2:U:C4'	4	1.33
(1,2)	1:A:14:THR:N	2:C:2:U:C5	4	1.33
(1,2)	1:A:14:THR:N	2:C:2:U:C5'	4	1.33
(1,2)	1:A:14:THR:N	2:C:2:U:C6	4	1.33
(1,2)	1:A:14:THR:N	2:C:2:U:H1'	4	1.33
(1,2)	1:A:14:THR:N	2:C:2:U:H2'	4	1.33
(1,2)	1:A:14:THR:N	2:C:2:U:H3	4	1.33
(1,2)	1:A:14:THR:N	2:C:2:U:H3'	4	1.33
(1,2)	1:A:14:THR:N	2:C:2:U:H4'	4	1.33
(1,2)	1:A:14:THR:N	2:C:2:U:H5	4	1.33
(1,2)	1:A:14:THR:N	2:C:2:U:H5'	4	1.33
(1,2)	1:A:14:THR:N	2:C:2:U:H5''	4	1.33
(1,2)	1:A:14:THR:N	2:C:2:U:H6	4	1.33
(1,2)	1:A:14:THR:N	2:C:2:U:HO2'	4	1.33
(1,2)	1:A:14:THR:N	2:C:2:U:N1	4	1.33
(1,2)	1:A:14:THR:N	2:C:2:U:N3	4	1.33
(1,2)	1:A:14:THR:N	2:C:2:U:O2	4	1.33
(1,2)	1:A:14:THR:N	2:C:2:U:O2'	4	1.33
(1,2)	1:A:14:THR:N	2:C:2:U:O3'	4	1.33
(1,2)	1:A:14:THR:N	2:C:2:U:O4	4	1.33
(1,2)	1:A:14:THR:N	2:C:2:U:O4'	4	1.33
(1,2)	1:A:14:THR:N	2:C:2:U:O5'	4	1.33
(1,2)	1:A:14:THR:N	2:C:2:U:OP1	4	1.33
(1,2)	1:A:14:THR:N	2:C:2:U:OP2	4	1.33
(1,2)	1:A:14:THR:N	2:C:2:U:P	4	1.33
(1,2)	1:A:14:THR:N	2:C:3:A:C1'	4	1.33
(1,2)	1:A:14:THR:N	2:C:3:A:C2	4	1.33
(1,2)	1:A:14:THR:N	2:C:3:A:C2'	4	1.33
(1,2)	1:A:14:THR:N	2:C:3:A:C3'	4	1.33
(1,2)	1:A:14:THR:N	2:C:3:A:C4	4	1.33
(1,2)	1:A:14:THR:N	2:C:3:A:C4'	4	1.33
(1,2)	1:A:14:THR:N	2:C:3:A:C5	4	1.33
(1,2)	1:A:14:THR:N	2:C:3:A:C5'	4	1.33
(1,2)	1:A:14:THR:N	2:C:3:A:C6	4	1.33
(1,2)	1:A:14:THR:N	2:C:3:A:C8	4	1.33
(1,2)	1:A:14:THR:N	2:C:3:A:H1'	4	1.33
(1,2)	1:A:14:THR:N	2:C:3:A:H2	4	1.33
(1,2)	1:A:14:THR:N	2:C:3:A:H2'	4	1.33
(1,2)	1:A:14:THR:N	2:C:3:A:H3'	4	1.33
(1,2)	1:A:14:THR:N	2:C:3:A:H4'	4	1.33

Continued on next page...

Continued from previous page...

Key	Atom-1	Atom-2	Model ID	Violation (Å)
(1,2)	1:A:14:THR:N	2:C:3:A:H5'	4	1.33
(1,2)	1:A:14:THR:N	2:C:3:A:H5''	4	1.33
(1,2)	1:A:14:THR:N	2:C:3:A:H61	4	1.33
(1,2)	1:A:14:THR:N	2:C:3:A:H62	4	1.33
(1,2)	1:A:14:THR:N	2:C:3:A:H8	4	1.33
(1,2)	1:A:14:THR:N	2:C:3:A:HO2'	4	1.33
(1,2)	1:A:14:THR:N	2:C:3:A:N1	4	1.33
(1,2)	1:A:14:THR:N	2:C:3:A:N3	4	1.33
(1,2)	1:A:14:THR:N	2:C:3:A:N6	4	1.33
(1,2)	1:A:14:THR:N	2:C:3:A:N7	4	1.33
(1,2)	1:A:14:THR:N	2:C:3:A:N9	4	1.33
(1,2)	1:A:14:THR:N	2:C:3:A:O2'	4	1.33
(1,2)	1:A:14:THR:N	2:C:3:A:O3'	4	1.33
(1,2)	1:A:14:THR:N	2:C:3:A:O4'	4	1.33
(1,2)	1:A:14:THR:N	2:C:3:A:O5'	4	1.33
(1,2)	1:A:14:THR:N	2:C:3:A:OP1	4	1.33
(1,2)	1:A:14:THR:N	2:C:3:A:OP2	4	1.33
(1,2)	1:A:14:THR:N	2:C:3:A:P	4	1.33
(1,2)	1:A:14:THR:N	2:C:4:C:C1'	4	1.33
(1,2)	1:A:14:THR:N	2:C:4:C:C2	4	1.33
(1,2)	1:A:14:THR:N	2:C:4:C:C2'	4	1.33
(1,2)	1:A:14:THR:N	2:C:4:C:C3'	4	1.33
(1,2)	1:A:14:THR:N	2:C:4:C:C4	4	1.33
(1,2)	1:A:14:THR:N	2:C:4:C:C4'	4	1.33
(1,2)	1:A:14:THR:N	2:C:4:C:C5	4	1.33
(1,2)	1:A:14:THR:N	2:C:4:C:C5'	4	1.33
(1,2)	1:A:14:THR:N	2:C:4:C:C6	4	1.33
(1,2)	1:A:14:THR:N	2:C:4:C:H1'	4	1.33
(1,2)	1:A:14:THR:N	2:C:4:C:H2'	4	1.33
(1,2)	1:A:14:THR:N	2:C:4:C:H3'	4	1.33
(1,2)	1:A:14:THR:N	2:C:4:C:H4'	4	1.33
(1,2)	1:A:14:THR:N	2:C:4:C:H41	4	1.33
(1,2)	1:A:14:THR:N	2:C:4:C:H42	4	1.33
(1,2)	1:A:14:THR:N	2:C:4:C:H5	4	1.33
(1,2)	1:A:14:THR:N	2:C:4:C:H5'	4	1.33
(1,2)	1:A:14:THR:N	2:C:4:C:H5''	4	1.33
(1,2)	1:A:14:THR:N	2:C:4:C:H6	4	1.33
(1,2)	1:A:14:THR:N	2:C:4:C:HO2'	4	1.33
(1,2)	1:A:14:THR:N	2:C:4:C:N1	4	1.33
(1,2)	1:A:14:THR:N	2:C:4:C:N3	4	1.33
(1,2)	1:A:14:THR:N	2:C:4:C:N4	4	1.33
(1,2)	1:A:14:THR:N	2:C:4:C:O2	4	1.33

Continued on next page...

Continued from previous page...

Key	Atom-1	Atom-2	Model ID	Violation (Å)
(1,2)	1:A:14:THR:N	2:C:4:C:O2'	4	1.33
(1,2)	1:A:14:THR:N	2:C:4:C:O3'	4	1.33
(1,2)	1:A:14:THR:N	2:C:4:C:O4'	4	1.33
(1,2)	1:A:14:THR:N	2:C:4:C:O5'	4	1.33
(1,2)	1:A:14:THR:N	2:C:4:C:OP1	4	1.33
(1,2)	1:A:14:THR:N	2:C:4:C:OP2	4	1.33
(1,2)	1:A:14:THR:N	2:C:4:C:P	4	1.33
(1,2)	1:A:14:THR:N	2:C:5:A:C1'	4	1.33
(1,2)	1:A:14:THR:N	2:C:5:A:C2	4	1.33
(1,2)	1:A:14:THR:N	2:C:5:A:C2'	4	1.33
(1,2)	1:A:14:THR:N	2:C:5:A:C3'	4	1.33
(1,2)	1:A:14:THR:N	2:C:5:A:C4	4	1.33
(1,2)	1:A:14:THR:N	2:C:5:A:C4'	4	1.33
(1,2)	1:A:14:THR:N	2:C:5:A:C5	4	1.33
(1,2)	1:A:14:THR:N	2:C:5:A:C5'	4	1.33
(1,2)	1:A:14:THR:N	2:C:5:A:C6	4	1.33
(1,2)	1:A:14:THR:N	2:C:5:A:C8	4	1.33
(1,2)	1:A:14:THR:N	2:C:5:A:H1'	4	1.33
(1,2)	1:A:14:THR:N	2:C:5:A:H2	4	1.33
(1,2)	1:A:14:THR:N	2:C:5:A:H2'	4	1.33
(1,2)	1:A:14:THR:N	2:C:5:A:H3'	4	1.33
(1,2)	1:A:14:THR:N	2:C:5:A:H4'	4	1.33
(1,2)	1:A:14:THR:N	2:C:5:A:H5'	4	1.33
(1,2)	1:A:14:THR:N	2:C:5:A:H5''	4	1.33
(1,2)	1:A:14:THR:N	2:C:5:A:H61	4	1.33
(1,2)	1:A:14:THR:N	2:C:5:A:H62	4	1.33
(1,2)	1:A:14:THR:N	2:C:5:A:H8	4	1.33
(1,2)	1:A:14:THR:N	2:C:5:A:HO2'	4	1.33
(1,2)	1:A:14:THR:N	2:C:5:A:N1	4	1.33
(1,2)	1:A:14:THR:N	2:C:5:A:N3	4	1.33
(1,2)	1:A:14:THR:N	2:C:5:A:N6	4	1.33
(1,2)	1:A:14:THR:N	2:C:5:A:N7	4	1.33
(1,2)	1:A:14:THR:N	2:C:5:A:N9	4	1.33
(1,2)	1:A:14:THR:N	2:C:5:A:O2'	4	1.33
(1,2)	1:A:14:THR:N	2:C:5:A:O3'	4	1.33
(1,2)	1:A:14:THR:N	2:C:5:A:O4'	4	1.33
(1,2)	1:A:14:THR:N	2:C:5:A:O5'	4	1.33
(1,2)	1:A:14:THR:N	2:C:5:A:OP1	4	1.33
(1,2)	1:A:14:THR:N	2:C:5:A:OP2	4	1.33
(1,2)	1:A:14:THR:N	2:C:5:A:P	4	1.33
(1,2)	1:A:14:THR:O	2:C:1:A:C1'	4	1.33
(1,2)	1:A:14:THR:O	2:C:1:A:C2	4	1.33

Continued on next page...

Continued from previous page...

Key	Atom-1	Atom-2	Model ID	Violation (Å)
(1,2)	1:A:14:THR:O	2:C:1:A:C2'	4	1.33
(1,2)	1:A:14:THR:O	2:C:1:A:C3'	4	1.33
(1,2)	1:A:14:THR:O	2:C:1:A:C4	4	1.33
(1,2)	1:A:14:THR:O	2:C:1:A:C4'	4	1.33
(1,2)	1:A:14:THR:O	2:C:1:A:C5	4	1.33
(1,2)	1:A:14:THR:O	2:C:1:A:C5'	4	1.33
(1,2)	1:A:14:THR:O	2:C:1:A:C6	4	1.33
(1,2)	1:A:14:THR:O	2:C:1:A:C8	4	1.33
(1,2)	1:A:14:THR:O	2:C:1:A:H1'	4	1.33
(1,2)	1:A:14:THR:O	2:C:1:A:H2	4	1.33
(1,2)	1:A:14:THR:O	2:C:1:A:H2'	4	1.33
(1,2)	1:A:14:THR:O	2:C:1:A:H3'	4	1.33
(1,2)	1:A:14:THR:O	2:C:1:A:H4'	4	1.33
(1,2)	1:A:14:THR:O	2:C:1:A:H5'	4	1.33
(1,2)	1:A:14:THR:O	2:C:1:A:H5''	4	1.33
(1,2)	1:A:14:THR:O	2:C:1:A:H61	4	1.33
(1,2)	1:A:14:THR:O	2:C:1:A:H62	4	1.33
(1,2)	1:A:14:THR:O	2:C:1:A:H8	4	1.33
(1,2)	1:A:14:THR:O	2:C:1:A:HO2'	4	1.33
(1,2)	1:A:14:THR:O	2:C:1:A:N1	4	1.33
(1,2)	1:A:14:THR:O	2:C:1:A:N3	4	1.33
(1,2)	1:A:14:THR:O	2:C:1:A:N6	4	1.33
(1,2)	1:A:14:THR:O	2:C:1:A:N7	4	1.33
(1,2)	1:A:14:THR:O	2:C:1:A:N9	4	1.33
(1,2)	1:A:14:THR:O	2:C:1:A:O2'	4	1.33
(1,2)	1:A:14:THR:O	2:C:1:A:O3'	4	1.33
(1,2)	1:A:14:THR:O	2:C:1:A:O4'	4	1.33
(1,2)	1:A:14:THR:O	2:C:1:A:O5'	4	1.33
(1,2)	1:A:14:THR:O	2:C:2:U:C1'	4	1.33
(1,2)	1:A:14:THR:O	2:C:2:U:C2	4	1.33
(1,2)	1:A:14:THR:O	2:C:2:U:C2'	4	1.33
(1,2)	1:A:14:THR:O	2:C:2:U:C3'	4	1.33
(1,2)	1:A:14:THR:O	2:C:2:U:C4	4	1.33
(1,2)	1:A:14:THR:O	2:C:2:U:C4'	4	1.33
(1,2)	1:A:14:THR:O	2:C:2:U:C5	4	1.33
(1,2)	1:A:14:THR:O	2:C:2:U:C5'	4	1.33
(1,2)	1:A:14:THR:O	2:C:2:U:C6	4	1.33
(1,2)	1:A:14:THR:O	2:C:2:U:H1'	4	1.33
(1,2)	1:A:14:THR:O	2:C:2:U:H2'	4	1.33
(1,2)	1:A:14:THR:O	2:C:2:U:H3	4	1.33
(1,2)	1:A:14:THR:O	2:C:2:U:H3'	4	1.33
(1,2)	1:A:14:THR:O	2:C:2:U:H4'	4	1.33

Continued on next page...

Continued from previous page...

Key	Atom-1	Atom-2	Model ID	Violation (Å)
(1,2)	1:A:14:THR:O	2:C:2:U:H5	4	1.33
(1,2)	1:A:14:THR:O	2:C:2:U:H5'	4	1.33
(1,2)	1:A:14:THR:O	2:C:2:U:H5''	4	1.33
(1,2)	1:A:14:THR:O	2:C:2:U:H6	4	1.33
(1,2)	1:A:14:THR:O	2:C:2:U:HO2'	4	1.33
(1,2)	1:A:14:THR:O	2:C:2:U:N1	4	1.33
(1,2)	1:A:14:THR:O	2:C:2:U:N3	4	1.33
(1,2)	1:A:14:THR:O	2:C:2:U:O2	4	1.33
(1,2)	1:A:14:THR:O	2:C:2:U:O2'	4	1.33
(1,2)	1:A:14:THR:O	2:C:2:U:O3'	4	1.33
(1,2)	1:A:14:THR:O	2:C:2:U:O4	4	1.33
(1,2)	1:A:14:THR:O	2:C:2:U:O4'	4	1.33
(1,2)	1:A:14:THR:O	2:C:2:U:O5'	4	1.33
(1,2)	1:A:14:THR:O	2:C:2:U:OP1	4	1.33
(1,2)	1:A:14:THR:O	2:C:2:U:OP2	4	1.33
(1,2)	1:A:14:THR:O	2:C:2:U:P	4	1.33
(1,2)	1:A:14:THR:O	2:C:3:A:C1'	4	1.33
(1,2)	1:A:14:THR:O	2:C:3:A:C2	4	1.33
(1,2)	1:A:14:THR:O	2:C:3:A:C2'	4	1.33
(1,2)	1:A:14:THR:O	2:C:3:A:C3'	4	1.33
(1,2)	1:A:14:THR:O	2:C:3:A:C4	4	1.33
(1,2)	1:A:14:THR:O	2:C:3:A:C4'	4	1.33
(1,2)	1:A:14:THR:O	2:C:3:A:C5	4	1.33
(1,2)	1:A:14:THR:O	2:C:3:A:C5'	4	1.33
(1,2)	1:A:14:THR:O	2:C:3:A:C6	4	1.33
(1,2)	1:A:14:THR:O	2:C:3:A:C8	4	1.33
(1,2)	1:A:14:THR:O	2:C:3:A:H1'	4	1.33
(1,2)	1:A:14:THR:O	2:C:3:A:H2	4	1.33
(1,2)	1:A:14:THR:O	2:C:3:A:H2'	4	1.33
(1,2)	1:A:14:THR:O	2:C:3:A:H3'	4	1.33
(1,2)	1:A:14:THR:O	2:C:3:A:H4'	4	1.33
(1,2)	1:A:14:THR:O	2:C:3:A:H5'	4	1.33
(1,2)	1:A:14:THR:O	2:C:3:A:H5''	4	1.33
(1,2)	1:A:14:THR:O	2:C:3:A:H61	4	1.33
(1,2)	1:A:14:THR:O	2:C:3:A:H62	4	1.33
(1,2)	1:A:14:THR:O	2:C:3:A:H8	4	1.33
(1,2)	1:A:14:THR:O	2:C:3:A:HO2'	4	1.33
(1,2)	1:A:14:THR:O	2:C:3:A:N1	4	1.33
(1,2)	1:A:14:THR:O	2:C:3:A:N3	4	1.33
(1,2)	1:A:14:THR:O	2:C:3:A:N6	4	1.33
(1,2)	1:A:14:THR:O	2:C:3:A:N7	4	1.33
(1,2)	1:A:14:THR:O	2:C:3:A:N9	4	1.33

Continued on next page...

Continued from previous page...

Key	Atom-1	Atom-2	Model ID	Violation (Å)
(1,2)	1:A:14:THR:O	2:C:3:A:O2'	4	1.33
(1,2)	1:A:14:THR:O	2:C:3:A:O3'	4	1.33
(1,2)	1:A:14:THR:O	2:C:3:A:O4'	4	1.33
(1,2)	1:A:14:THR:O	2:C:3:A:O5'	4	1.33
(1,2)	1:A:14:THR:O	2:C:3:A:OP1	4	1.33
(1,2)	1:A:14:THR:O	2:C:3:A:OP2	4	1.33
(1,2)	1:A:14:THR:O	2:C:3:A:P	4	1.33
(1,2)	1:A:14:THR:O	2:C:4:C:C1'	4	1.33
(1,2)	1:A:14:THR:O	2:C:4:C:C2	4	1.33
(1,2)	1:A:14:THR:O	2:C:4:C:C2'	4	1.33
(1,2)	1:A:14:THR:O	2:C:4:C:C3'	4	1.33
(1,2)	1:A:14:THR:O	2:C:4:C:C4	4	1.33
(1,2)	1:A:14:THR:O	2:C:4:C:C4'	4	1.33
(1,2)	1:A:14:THR:O	2:C:4:C:C5	4	1.33
(1,2)	1:A:14:THR:O	2:C:4:C:C5'	4	1.33
(1,2)	1:A:14:THR:O	2:C:4:C:C6	4	1.33
(1,2)	1:A:14:THR:O	2:C:4:C:H1'	4	1.33
(1,2)	1:A:14:THR:O	2:C:4:C:H2'	4	1.33
(1,2)	1:A:14:THR:O	2:C:4:C:H3'	4	1.33
(1,2)	1:A:14:THR:O	2:C:4:C:H4'	4	1.33
(1,2)	1:A:14:THR:O	2:C:4:C:H41	4	1.33
(1,2)	1:A:14:THR:O	2:C:4:C:H42	4	1.33
(1,2)	1:A:14:THR:O	2:C:4:C:H5	4	1.33
(1,2)	1:A:14:THR:O	2:C:4:C:H5'	4	1.33
(1,2)	1:A:14:THR:O	2:C:4:C:H5''	4	1.33
(1,2)	1:A:14:THR:O	2:C:4:C:H6	4	1.33
(1,2)	1:A:14:THR:O	2:C:4:C:HO2'	4	1.33
(1,2)	1:A:14:THR:O	2:C:4:C:N1	4	1.33
(1,2)	1:A:14:THR:O	2:C:4:C:N3	4	1.33
(1,2)	1:A:14:THR:O	2:C:4:C:N4	4	1.33
(1,2)	1:A:14:THR:O	2:C:4:C:O2	4	1.33
(1,2)	1:A:14:THR:O	2:C:4:C:O2'	4	1.33
(1,2)	1:A:14:THR:O	2:C:4:C:O3'	4	1.33
(1,2)	1:A:14:THR:O	2:C:4:C:O4'	4	1.33
(1,2)	1:A:14:THR:O	2:C:4:C:O5'	4	1.33
(1,2)	1:A:14:THR:O	2:C:4:C:OP1	4	1.33
(1,2)	1:A:14:THR:O	2:C:4:C:OP2	4	1.33
(1,2)	1:A:14:THR:O	2:C:4:C:P	4	1.33
(1,2)	1:A:14:THR:O	2:C:5:A:C1'	4	1.33
(1,2)	1:A:14:THR:O	2:C:5:A:C2	4	1.33
(1,2)	1:A:14:THR:O	2:C:5:A:C2'	4	1.33
(1,2)	1:A:14:THR:O	2:C:5:A:C3'	4	1.33

Continued on next page...

Continued from previous page...

Key	Atom-1	Atom-2	Model ID	Violation (Å)
(1,2)	1:A:14:THR:O	2:C:5:A:C4	4	1.33
(1,2)	1:A:14:THR:O	2:C:5:A:C4'	4	1.33
(1,2)	1:A:14:THR:O	2:C:5:A:C5	4	1.33
(1,2)	1:A:14:THR:O	2:C:5:A:C5'	4	1.33
(1,2)	1:A:14:THR:O	2:C:5:A:C6	4	1.33
(1,2)	1:A:14:THR:O	2:C:5:A:C8	4	1.33
(1,2)	1:A:14:THR:O	2:C:5:A:H1'	4	1.33
(1,2)	1:A:14:THR:O	2:C:5:A:H2	4	1.33
(1,2)	1:A:14:THR:O	2:C:5:A:H2'	4	1.33
(1,2)	1:A:14:THR:O	2:C:5:A:H3'	4	1.33
(1,2)	1:A:14:THR:O	2:C:5:A:H4'	4	1.33
(1,2)	1:A:14:THR:O	2:C:5:A:H5'	4	1.33
(1,2)	1:A:14:THR:O	2:C:5:A:H5''	4	1.33
(1,2)	1:A:14:THR:O	2:C:5:A:H61	4	1.33
(1,2)	1:A:14:THR:O	2:C:5:A:H62	4	1.33
(1,2)	1:A:14:THR:O	2:C:5:A:H8	4	1.33
(1,2)	1:A:14:THR:O	2:C:5:A:HO2'	4	1.33
(1,2)	1:A:14:THR:O	2:C:5:A:N1	4	1.33
(1,2)	1:A:14:THR:O	2:C:5:A:N3	4	1.33
(1,2)	1:A:14:THR:O	2:C:5:A:N6	4	1.33
(1,2)	1:A:14:THR:O	2:C:5:A:N7	4	1.33
(1,2)	1:A:14:THR:O	2:C:5:A:N9	4	1.33
(1,2)	1:A:14:THR:O	2:C:5:A:O2'	4	1.33
(1,2)	1:A:14:THR:O	2:C:5:A:O3'	4	1.33
(1,2)	1:A:14:THR:O	2:C:5:A:O4'	4	1.33
(1,2)	1:A:14:THR:O	2:C:5:A:O5'	4	1.33
(1,2)	1:A:14:THR:O	2:C:5:A:OP1	4	1.33
(1,2)	1:A:14:THR:O	2:C:5:A:OP2	4	1.33
(1,2)	1:A:14:THR:O	2:C:5:A:P	4	1.33
(1,2)	1:A:14:THR:OG1	2:C:1:A:C1'	4	1.33
(1,2)	1:A:14:THR:OG1	2:C:1:A:C2	4	1.33
(1,2)	1:A:14:THR:OG1	2:C:1:A:C2'	4	1.33
(1,2)	1:A:14:THR:OG1	2:C:1:A:C3'	4	1.33
(1,2)	1:A:14:THR:OG1	2:C:1:A:C4	4	1.33
(1,2)	1:A:14:THR:OG1	2:C:1:A:C4'	4	1.33
(1,2)	1:A:14:THR:OG1	2:C:1:A:C5	4	1.33
(1,2)	1:A:14:THR:OG1	2:C:1:A:C5'	4	1.33
(1,2)	1:A:14:THR:OG1	2:C:1:A:C6	4	1.33
(1,2)	1:A:14:THR:OG1	2:C:1:A:C8	4	1.33
(1,2)	1:A:14:THR:OG1	2:C:1:A:H1'	4	1.33
(1,2)	1:A:14:THR:OG1	2:C:1:A:H2	4	1.33
(1,2)	1:A:14:THR:OG1	2:C:1:A:H2'	4	1.33

Continued on next page...

Continued from previous page...

Key	Atom-1	Atom-2	Model ID	Violation (Å)
(1,2)	1:A:14:THR:OG1	2:C:1:A:H3'	4	1.33
(1,2)	1:A:14:THR:OG1	2:C:1:A:H4'	4	1.33
(1,2)	1:A:14:THR:OG1	2:C:1:A:H5'	4	1.33
(1,2)	1:A:14:THR:OG1	2:C:1:A:H5''	4	1.33
(1,2)	1:A:14:THR:OG1	2:C:1:A:H61	4	1.33
(1,2)	1:A:14:THR:OG1	2:C:1:A:H62	4	1.33
(1,2)	1:A:14:THR:OG1	2:C:1:A:H8	4	1.33
(1,2)	1:A:14:THR:OG1	2:C:1:A:HO2'	4	1.33
(1,2)	1:A:14:THR:OG1	2:C:1:A:N1	4	1.33
(1,2)	1:A:14:THR:OG1	2:C:1:A:N3	4	1.33
(1,2)	1:A:14:THR:OG1	2:C:1:A:N6	4	1.33
(1,2)	1:A:14:THR:OG1	2:C:1:A:N7	4	1.33
(1,2)	1:A:14:THR:OG1	2:C:1:A:N9	4	1.33
(1,2)	1:A:14:THR:OG1	2:C:1:A:O2'	4	1.33
(1,2)	1:A:14:THR:OG1	2:C:1:A:O3'	4	1.33
(1,2)	1:A:14:THR:OG1	2:C:1:A:O4'	4	1.33
(1,2)	1:A:14:THR:OG1	2:C:1:A:O5'	4	1.33
(1,2)	1:A:14:THR:OG1	2:C:2:U:C1'	4	1.33
(1,2)	1:A:14:THR:OG1	2:C:2:U:C2	4	1.33
(1,2)	1:A:14:THR:OG1	2:C:2:U:C2'	4	1.33
(1,2)	1:A:14:THR:OG1	2:C:2:U:C3'	4	1.33
(1,2)	1:A:14:THR:OG1	2:C:2:U:C4	4	1.33
(1,2)	1:A:14:THR:OG1	2:C:2:U:C4'	4	1.33
(1,2)	1:A:14:THR:OG1	2:C:2:U:C5	4	1.33
(1,2)	1:A:14:THR:OG1	2:C:2:U:C5'	4	1.33
(1,2)	1:A:14:THR:OG1	2:C:2:U:C6	4	1.33
(1,2)	1:A:14:THR:OG1	2:C:2:U:H1'	4	1.33
(1,2)	1:A:14:THR:OG1	2:C:2:U:H2'	4	1.33
(1,2)	1:A:14:THR:OG1	2:C:2:U:H3	4	1.33
(1,2)	1:A:14:THR:OG1	2:C:2:U:H3'	4	1.33
(1,2)	1:A:14:THR:OG1	2:C:2:U:H4'	4	1.33
(1,2)	1:A:14:THR:OG1	2:C:2:U:H5	4	1.33
(1,2)	1:A:14:THR:OG1	2:C:2:U:H5'	4	1.33
(1,2)	1:A:14:THR:OG1	2:C:2:U:H5''	4	1.33
(1,2)	1:A:14:THR:OG1	2:C:2:U:H6	4	1.33
(1,2)	1:A:14:THR:OG1	2:C:2:U:HO2'	4	1.33
(1,2)	1:A:14:THR:OG1	2:C:2:U:N1	4	1.33
(1,2)	1:A:14:THR:OG1	2:C:2:U:N3	4	1.33
(1,2)	1:A:14:THR:OG1	2:C:2:U:O2	4	1.33
(1,2)	1:A:14:THR:OG1	2:C:2:U:O2'	4	1.33
(1,2)	1:A:14:THR:OG1	2:C:2:U:O3'	4	1.33
(1,2)	1:A:14:THR:OG1	2:C:2:U:O4	4	1.33

Continued on next page...

Continued from previous page...

Key	Atom-1	Atom-2	Model ID	Violation (Å)
(1,2)	1:A:14:THR:OG1	2:C:2:U:O4'	4	1.33
(1,2)	1:A:14:THR:OG1	2:C:2:U:O5'	4	1.33
(1,2)	1:A:14:THR:OG1	2:C:2:U:OP1	4	1.33
(1,2)	1:A:14:THR:OG1	2:C:2:U:OP2	4	1.33
(1,2)	1:A:14:THR:OG1	2:C:2:U:P	4	1.33
(1,2)	1:A:14:THR:OG1	2:C:3:A:C1'	4	1.33
(1,2)	1:A:14:THR:OG1	2:C:3:A:C2	4	1.33
(1,2)	1:A:14:THR:OG1	2:C:3:A:C2'	4	1.33
(1,2)	1:A:14:THR:OG1	2:C:3:A:C3'	4	1.33
(1,2)	1:A:14:THR:OG1	2:C:3:A:C4	4	1.33
(1,2)	1:A:14:THR:OG1	2:C:3:A:C4'	4	1.33
(1,2)	1:A:14:THR:OG1	2:C:3:A:C5	4	1.33
(1,2)	1:A:14:THR:OG1	2:C:3:A:C5'	4	1.33
(1,2)	1:A:14:THR:OG1	2:C:3:A:C6	4	1.33
(1,2)	1:A:14:THR:OG1	2:C:3:A:C8	4	1.33
(1,2)	1:A:14:THR:OG1	2:C:3:A:H1'	4	1.33
(1,2)	1:A:14:THR:OG1	2:C:3:A:H2	4	1.33
(1,2)	1:A:14:THR:OG1	2:C:3:A:H2'	4	1.33
(1,2)	1:A:14:THR:OG1	2:C:3:A:H3'	4	1.33
(1,2)	1:A:14:THR:OG1	2:C:3:A:H4'	4	1.33
(1,2)	1:A:14:THR:OG1	2:C:3:A:H5'	4	1.33
(1,2)	1:A:14:THR:OG1	2:C:3:A:H5''	4	1.33
(1,2)	1:A:14:THR:OG1	2:C:3:A:H61	4	1.33
(1,2)	1:A:14:THR:OG1	2:C:3:A:H62	4	1.33
(1,2)	1:A:14:THR:OG1	2:C:3:A:H8	4	1.33
(1,2)	1:A:14:THR:OG1	2:C:3:A:HO2'	4	1.33
(1,2)	1:A:14:THR:OG1	2:C:3:A:N1	4	1.33
(1,2)	1:A:14:THR:OG1	2:C:3:A:N3	4	1.33
(1,2)	1:A:14:THR:OG1	2:C:3:A:N6	4	1.33
(1,2)	1:A:14:THR:OG1	2:C:3:A:N7	4	1.33
(1,2)	1:A:14:THR:OG1	2:C:3:A:N9	4	1.33
(1,2)	1:A:14:THR:OG1	2:C:3:A:O2'	4	1.33
(1,2)	1:A:14:THR:OG1	2:C:3:A:O3'	4	1.33
(1,2)	1:A:14:THR:OG1	2:C:3:A:O4'	4	1.33
(1,2)	1:A:14:THR:OG1	2:C:3:A:O5'	4	1.33
(1,2)	1:A:14:THR:OG1	2:C:3:A:OP1	4	1.33
(1,2)	1:A:14:THR:OG1	2:C:3:A:OP2	4	1.33
(1,2)	1:A:14:THR:OG1	2:C:3:A:P	4	1.33
(1,2)	1:A:14:THR:OG1	2:C:4:C:C1'	4	1.33
(1,2)	1:A:14:THR:OG1	2:C:4:C:C2	4	1.33
(1,2)	1:A:14:THR:OG1	2:C:4:C:C2'	4	1.33
(1,2)	1:A:14:THR:OG1	2:C:4:C:C3'	4	1.33

Continued on next page...

Continued from previous page...

Key	Atom-1	Atom-2	Model ID	Violation (Å)
(1,2)	1:A:14:THR:OG1	2:C:4:C:C4	4	1.33
(1,2)	1:A:14:THR:OG1	2:C:4:C:C4'	4	1.33
(1,2)	1:A:14:THR:OG1	2:C:4:C:C5	4	1.33
(1,2)	1:A:14:THR:OG1	2:C:4:C:C5'	4	1.33
(1,2)	1:A:14:THR:OG1	2:C:4:C:C6	4	1.33
(1,2)	1:A:14:THR:OG1	2:C:4:C:H1'	4	1.33
(1,2)	1:A:14:THR:OG1	2:C:4:C:H2'	4	1.33
(1,2)	1:A:14:THR:OG1	2:C:4:C:H3'	4	1.33
(1,2)	1:A:14:THR:OG1	2:C:4:C:H4'	4	1.33
(1,2)	1:A:14:THR:OG1	2:C:4:C:H41	4	1.33
(1,2)	1:A:14:THR:OG1	2:C:4:C:H42	4	1.33
(1,2)	1:A:14:THR:OG1	2:C:4:C:H5	4	1.33
(1,2)	1:A:14:THR:OG1	2:C:4:C:H5'	4	1.33
(1,2)	1:A:14:THR:OG1	2:C:4:C:H5''	4	1.33
(1,2)	1:A:14:THR:OG1	2:C:4:C:H6	4	1.33
(1,2)	1:A:14:THR:OG1	2:C:4:C:HO2'	4	1.33
(1,2)	1:A:14:THR:OG1	2:C:4:C:N1	4	1.33
(1,2)	1:A:14:THR:OG1	2:C:4:C:N3	4	1.33
(1,2)	1:A:14:THR:OG1	2:C:4:C:N4	4	1.33
(1,2)	1:A:14:THR:OG1	2:C:4:C:O2	4	1.33
(1,2)	1:A:14:THR:OG1	2:C:4:C:O2'	4	1.33
(1,2)	1:A:14:THR:OG1	2:C:4:C:O3'	4	1.33
(1,2)	1:A:14:THR:OG1	2:C:4:C:O4'	4	1.33
(1,2)	1:A:14:THR:OG1	2:C:4:C:O5'	4	1.33
(1,2)	1:A:14:THR:OG1	2:C:4:C:OP1	4	1.33
(1,2)	1:A:14:THR:OG1	2:C:4:C:OP2	4	1.33
(1,2)	1:A:14:THR:OG1	2:C:4:C:P	4	1.33
(1,2)	1:A:14:THR:OG1	2:C:5:A:C1'	4	1.33
(1,2)	1:A:14:THR:OG1	2:C:5:A:C2	4	1.33
(1,2)	1:A:14:THR:OG1	2:C:5:A:C2'	4	1.33
(1,2)	1:A:14:THR:OG1	2:C:5:A:C3'	4	1.33
(1,2)	1:A:14:THR:OG1	2:C:5:A:C4	4	1.33
(1,2)	1:A:14:THR:OG1	2:C:5:A:C4'	4	1.33
(1,2)	1:A:14:THR:OG1	2:C:5:A:C5	4	1.33
(1,2)	1:A:14:THR:OG1	2:C:5:A:C5'	4	1.33
(1,2)	1:A:14:THR:OG1	2:C:5:A:C6	4	1.33
(1,2)	1:A:14:THR:OG1	2:C:5:A:C8	4	1.33
(1,2)	1:A:14:THR:OG1	2:C:5:A:H1'	4	1.33
(1,2)	1:A:14:THR:OG1	2:C:5:A:H2	4	1.33
(1,2)	1:A:14:THR:OG1	2:C:5:A:H2'	4	1.33
(1,2)	1:A:14:THR:OG1	2:C:5:A:H3'	4	1.33
(1,2)	1:A:14:THR:OG1	2:C:5:A:H4'	4	1.33

Continued on next page...

Continued from previous page...

Key	Atom-1	Atom-2	Model ID	Violation (Å)
(1,2)	1:A:14:THR:OG1	2:C:5:A:H5'	4	1.33
(1,2)	1:A:14:THR:OG1	2:C:5:A:H5''	4	1.33
(1,2)	1:A:14:THR:OG1	2:C:5:A:H61	4	1.33
(1,2)	1:A:14:THR:OG1	2:C:5:A:H62	4	1.33
(1,2)	1:A:14:THR:OG1	2:C:5:A:H8	4	1.33
(1,2)	1:A:14:THR:OG1	2:C:5:A:HO2'	4	1.33
(1,2)	1:A:14:THR:OG1	2:C:5:A:N1	4	1.33
(1,2)	1:A:14:THR:OG1	2:C:5:A:N3	4	1.33
(1,2)	1:A:14:THR:OG1	2:C:5:A:N6	4	1.33
(1,2)	1:A:14:THR:OG1	2:C:5:A:N7	4	1.33
(1,2)	1:A:14:THR:OG1	2:C:5:A:N9	4	1.33
(1,2)	1:A:14:THR:OG1	2:C:5:A:O2'	4	1.33
(1,2)	1:A:14:THR:OG1	2:C:5:A:O3'	4	1.33
(1,2)	1:A:14:THR:OG1	2:C:5:A:O4'	4	1.33
(1,2)	1:A:14:THR:OG1	2:C:5:A:O5'	4	1.33
(1,2)	1:A:14:THR:OG1	2:C:5:A:OP1	4	1.33
(1,2)	1:A:14:THR:OG1	2:C:5:A:OP2	4	1.33
(1,2)	1:A:14:THR:OG1	2:C:5:A:P	4	1.33
(1,2)	1:A:14:THR:C	2:C:1:A:C1'	10	1.05
(1,2)	1:A:14:THR:C	2:C:1:A:C2	10	1.05
(1,2)	1:A:14:THR:C	2:C:1:A:C2'	10	1.05
(1,2)	1:A:14:THR:C	2:C:1:A:C3'	10	1.05
(1,2)	1:A:14:THR:C	2:C:1:A:C4	10	1.05
(1,2)	1:A:14:THR:C	2:C:1:A:C4'	10	1.05
(1,2)	1:A:14:THR:C	2:C:1:A:C5	10	1.05
(1,2)	1:A:14:THR:C	2:C:1:A:C5'	10	1.05
(1,2)	1:A:14:THR:C	2:C:1:A:C6	10	1.05
(1,2)	1:A:14:THR:C	2:C:1:A:C8	10	1.05
(1,2)	1:A:14:THR:C	2:C:1:A:H1'	10	1.05
(1,2)	1:A:14:THR:C	2:C:1:A:H2	10	1.05
(1,2)	1:A:14:THR:C	2:C:1:A:H2'	10	1.05
(1,2)	1:A:14:THR:C	2:C:1:A:H3'	10	1.05
(1,2)	1:A:14:THR:C	2:C:1:A:H4'	10	1.05
(1,2)	1:A:14:THR:C	2:C:1:A:H5'	10	1.05
(1,2)	1:A:14:THR:C	2:C:1:A:H5''	10	1.05
(1,2)	1:A:14:THR:C	2:C:1:A:H61	10	1.05
(1,2)	1:A:14:THR:C	2:C:1:A:H62	10	1.05
(1,2)	1:A:14:THR:C	2:C:1:A:H8	10	1.05
(1,2)	1:A:14:THR:C	2:C:1:A:HO2'	10	1.05
(1,2)	1:A:14:THR:C	2:C:1:A:N1	10	1.05
(1,2)	1:A:14:THR:C	2:C:1:A:N3	10	1.05
(1,2)	1:A:14:THR:C	2:C:1:A:N6	10	1.05

Continued on next page...

Continued from previous page...

Key	Atom-1	Atom-2	Model ID	Violation (Å)
(1,2)	1:A:14:THR:C	2:C:1:A:N7	10	1.05
(1,2)	1:A:14:THR:C	2:C:1:A:N9	10	1.05
(1,2)	1:A:14:THR:C	2:C:1:A:O2'	10	1.05
(1,2)	1:A:14:THR:C	2:C:1:A:O3'	10	1.05
(1,2)	1:A:14:THR:C	2:C:1:A:O4'	10	1.05
(1,2)	1:A:14:THR:C	2:C:1:A:O5'	10	1.05
(1,2)	1:A:14:THR:C	2:C:2:U:C1'	10	1.05
(1,2)	1:A:14:THR:C	2:C:2:U:C2	10	1.05
(1,2)	1:A:14:THR:C	2:C:2:U:C2'	10	1.05
(1,2)	1:A:14:THR:C	2:C:2:U:C3'	10	1.05
(1,2)	1:A:14:THR:C	2:C:2:U:C4	10	1.05
(1,2)	1:A:14:THR:C	2:C:2:U:C4'	10	1.05
(1,2)	1:A:14:THR:C	2:C:2:U:C5	10	1.05
(1,2)	1:A:14:THR:C	2:C:2:U:C5'	10	1.05
(1,2)	1:A:14:THR:C	2:C:2:U:C6	10	1.05
(1,2)	1:A:14:THR:C	2:C:2:U:H1'	10	1.05
(1,2)	1:A:14:THR:C	2:C:2:U:H2'	10	1.05
(1,2)	1:A:14:THR:C	2:C:2:U:H3	10	1.05
(1,2)	1:A:14:THR:C	2:C:2:U:H3'	10	1.05
(1,2)	1:A:14:THR:C	2:C:2:U:H4'	10	1.05
(1,2)	1:A:14:THR:C	2:C:2:U:H5	10	1.05
(1,2)	1:A:14:THR:C	2:C:2:U:H5'	10	1.05
(1,2)	1:A:14:THR:C	2:C:2:U:H5''	10	1.05
(1,2)	1:A:14:THR:C	2:C:2:U:H6	10	1.05
(1,2)	1:A:14:THR:C	2:C:2:U:HO2'	10	1.05
(1,2)	1:A:14:THR:C	2:C:2:U:N1	10	1.05
(1,2)	1:A:14:THR:C	2:C:2:U:N3	10	1.05
(1,2)	1:A:14:THR:C	2:C:2:U:O2	10	1.05
(1,2)	1:A:14:THR:C	2:C:2:U:O2'	10	1.05
(1,2)	1:A:14:THR:C	2:C:2:U:O3'	10	1.05
(1,2)	1:A:14:THR:C	2:C:2:U:O4	10	1.05
(1,2)	1:A:14:THR:C	2:C:2:U:O4'	10	1.05
(1,2)	1:A:14:THR:C	2:C:2:U:O5'	10	1.05
(1,2)	1:A:14:THR:C	2:C:2:U:OP1	10	1.05
(1,2)	1:A:14:THR:C	2:C:2:U:OP2	10	1.05
(1,2)	1:A:14:THR:C	2:C:2:U:P	10	1.05
(1,2)	1:A:14:THR:C	2:C:3:A:C1'	10	1.05
(1,2)	1:A:14:THR:C	2:C:3:A:C2	10	1.05
(1,2)	1:A:14:THR:C	2:C:3:A:C2'	10	1.05
(1,2)	1:A:14:THR:C	2:C:3:A:C3'	10	1.05
(1,2)	1:A:14:THR:C	2:C:3:A:C4	10	1.05
(1,2)	1:A:14:THR:C	2:C:3:A:C4'	10	1.05

Continued on next page...

Continued from previous page...

Key	Atom-1	Atom-2	Model ID	Violation (Å)
(1,2)	1:A:14:THR:C	2:C:3:A:C5	10	1.05
(1,2)	1:A:14:THR:C	2:C:3:A:C5'	10	1.05
(1,2)	1:A:14:THR:C	2:C:3:A:C6	10	1.05
(1,2)	1:A:14:THR:C	2:C:3:A:C8	10	1.05
(1,2)	1:A:14:THR:C	2:C:3:A:H1'	10	1.05
(1,2)	1:A:14:THR:C	2:C:3:A:H2	10	1.05
(1,2)	1:A:14:THR:C	2:C:3:A:H2'	10	1.05
(1,2)	1:A:14:THR:C	2:C:3:A:H3'	10	1.05
(1,2)	1:A:14:THR:C	2:C:3:A:H4'	10	1.05
(1,2)	1:A:14:THR:C	2:C:3:A:H5'	10	1.05
(1,2)	1:A:14:THR:C	2:C:3:A:H5''	10	1.05
(1,2)	1:A:14:THR:C	2:C:3:A:H61	10	1.05
(1,2)	1:A:14:THR:C	2:C:3:A:H62	10	1.05
(1,2)	1:A:14:THR:C	2:C:3:A:H8	10	1.05
(1,2)	1:A:14:THR:C	2:C:3:A:HO2'	10	1.05
(1,2)	1:A:14:THR:C	2:C:3:A:N1	10	1.05
(1,2)	1:A:14:THR:C	2:C:3:A:N3	10	1.05
(1,2)	1:A:14:THR:C	2:C:3:A:N6	10	1.05
(1,2)	1:A:14:THR:C	2:C:3:A:N7	10	1.05
(1,2)	1:A:14:THR:C	2:C:3:A:N9	10	1.05
(1,2)	1:A:14:THR:C	2:C:3:A:O2'	10	1.05
(1,2)	1:A:14:THR:C	2:C:3:A:O3'	10	1.05
(1,2)	1:A:14:THR:C	2:C:3:A:O4'	10	1.05
(1,2)	1:A:14:THR:C	2:C:3:A:O5'	10	1.05
(1,2)	1:A:14:THR:C	2:C:3:A:OP1	10	1.05
(1,2)	1:A:14:THR:C	2:C:3:A:OP2	10	1.05
(1,2)	1:A:14:THR:C	2:C:3:A:P	10	1.05
(1,2)	1:A:14:THR:C	2:C:4:C:C1'	10	1.05
(1,2)	1:A:14:THR:C	2:C:4:C:C2	10	1.05
(1,2)	1:A:14:THR:C	2:C:4:C:C2'	10	1.05
(1,2)	1:A:14:THR:C	2:C:4:C:C3'	10	1.05
(1,2)	1:A:14:THR:C	2:C:4:C:C4	10	1.05
(1,2)	1:A:14:THR:C	2:C:4:C:C4'	10	1.05
(1,2)	1:A:14:THR:C	2:C:4:C:C5	10	1.05
(1,2)	1:A:14:THR:C	2:C:4:C:C5'	10	1.05
(1,2)	1:A:14:THR:C	2:C:4:C:C6	10	1.05
(1,2)	1:A:14:THR:C	2:C:4:C:H1'	10	1.05
(1,2)	1:A:14:THR:C	2:C:4:C:H2'	10	1.05
(1,2)	1:A:14:THR:C	2:C:4:C:H3'	10	1.05
(1,2)	1:A:14:THR:C	2:C:4:C:H4'	10	1.05
(1,2)	1:A:14:THR:C	2:C:4:C:H41	10	1.05
(1,2)	1:A:14:THR:C	2:C:4:C:H42	10	1.05

Continued on next page...

Continued from previous page...

Key	Atom-1	Atom-2	Model ID	Violation (Å)
(1,2)	1:A:14:THR:C	2:C:4:C:H5	10	1.05
(1,2)	1:A:14:THR:C	2:C:4:C:H5'	10	1.05
(1,2)	1:A:14:THR:C	2:C:4:C:H5''	10	1.05
(1,2)	1:A:14:THR:C	2:C:4:C:H6	10	1.05
(1,2)	1:A:14:THR:C	2:C:4:C:HO2'	10	1.05
(1,2)	1:A:14:THR:C	2:C:4:C:N1	10	1.05
(1,2)	1:A:14:THR:C	2:C:4:C:N3	10	1.05
(1,2)	1:A:14:THR:C	2:C:4:C:N4	10	1.05
(1,2)	1:A:14:THR:C	2:C:4:C:O2	10	1.05
(1,2)	1:A:14:THR:C	2:C:4:C:O2'	10	1.05
(1,2)	1:A:14:THR:C	2:C:4:C:O3'	10	1.05
(1,2)	1:A:14:THR:C	2:C:4:C:O4'	10	1.05
(1,2)	1:A:14:THR:C	2:C:4:C:O5'	10	1.05
(1,2)	1:A:14:THR:C	2:C:4:C:OP1	10	1.05
(1,2)	1:A:14:THR:C	2:C:4:C:OP2	10	1.05
(1,2)	1:A:14:THR:C	2:C:4:C:P	10	1.05
(1,2)	1:A:14:THR:C	2:C:5:A:C1'	10	1.05
(1,2)	1:A:14:THR:C	2:C:5:A:C2	10	1.05
(1,2)	1:A:14:THR:C	2:C:5:A:C2'	10	1.05
(1,2)	1:A:14:THR:C	2:C:5:A:C3'	10	1.05
(1,2)	1:A:14:THR:C	2:C:5:A:C4	10	1.05
(1,2)	1:A:14:THR:C	2:C:5:A:C4'	10	1.05
(1,2)	1:A:14:THR:C	2:C:5:A:C5	10	1.05
(1,2)	1:A:14:THR:C	2:C:5:A:C5'	10	1.05
(1,2)	1:A:14:THR:C	2:C:5:A:C6	10	1.05
(1,2)	1:A:14:THR:C	2:C:5:A:C8	10	1.05
(1,2)	1:A:14:THR:C	2:C:5:A:H1'	10	1.05
(1,2)	1:A:14:THR:C	2:C:5:A:H2	10	1.05
(1,2)	1:A:14:THR:C	2:C:5:A:H2'	10	1.05
(1,2)	1:A:14:THR:C	2:C:5:A:H3'	10	1.05
(1,2)	1:A:14:THR:C	2:C:5:A:H4'	10	1.05
(1,2)	1:A:14:THR:C	2:C:5:A:H5'	10	1.05
(1,2)	1:A:14:THR:C	2:C:5:A:H5''	10	1.05
(1,2)	1:A:14:THR:C	2:C:5:A:H61	10	1.05
(1,2)	1:A:14:THR:C	2:C:5:A:H62	10	1.05
(1,2)	1:A:14:THR:C	2:C:5:A:H8	10	1.05
(1,2)	1:A:14:THR:C	2:C:5:A:HO2'	10	1.05
(1,2)	1:A:14:THR:C	2:C:5:A:N1	10	1.05
(1,2)	1:A:14:THR:C	2:C:5:A:N3	10	1.05
(1,2)	1:A:14:THR:C	2:C:5:A:N6	10	1.05
(1,2)	1:A:14:THR:C	2:C:5:A:N7	10	1.05
(1,2)	1:A:14:THR:C	2:C:5:A:N9	10	1.05

Continued on next page...

Continued from previous page...

Key	Atom-1	Atom-2	Model ID	Violation (Å)
(1,2)	1:A:14:THR:C	2:C:5:A:O2'	10	1.05
(1,2)	1:A:14:THR:C	2:C:5:A:O3'	10	1.05
(1,2)	1:A:14:THR:C	2:C:5:A:O4'	10	1.05
(1,2)	1:A:14:THR:C	2:C:5:A:O5'	10	1.05
(1,2)	1:A:14:THR:C	2:C:5:A:OP1	10	1.05
(1,2)	1:A:14:THR:C	2:C:5:A:OP2	10	1.05
(1,2)	1:A:14:THR:C	2:C:5:A:P	10	1.05
(1,2)	1:A:14:THR:CA	2:C:1:A:C1'	10	1.05
(1,2)	1:A:14:THR:CA	2:C:1:A:C2	10	1.05
(1,2)	1:A:14:THR:CA	2:C:1:A:C2'	10	1.05
(1,2)	1:A:14:THR:CA	2:C:1:A:C3'	10	1.05
(1,2)	1:A:14:THR:CA	2:C:1:A:C4	10	1.05
(1,2)	1:A:14:THR:CA	2:C:1:A:C4'	10	1.05
(1,2)	1:A:14:THR:CA	2:C:1:A:C5	10	1.05
(1,2)	1:A:14:THR:CA	2:C:1:A:C5'	10	1.05
(1,2)	1:A:14:THR:CA	2:C:1:A:C6	10	1.05
(1,2)	1:A:14:THR:CA	2:C:1:A:C8	10	1.05
(1,2)	1:A:14:THR:CA	2:C:1:A:H1'	10	1.05
(1,2)	1:A:14:THR:CA	2:C:1:A:H2	10	1.05
(1,2)	1:A:14:THR:CA	2:C:1:A:H2'	10	1.05
(1,2)	1:A:14:THR:CA	2:C:1:A:H3'	10	1.05
(1,2)	1:A:14:THR:CA	2:C:1:A:H4'	10	1.05
(1,2)	1:A:14:THR:CA	2:C:1:A:H5'	10	1.05
(1,2)	1:A:14:THR:CA	2:C:1:A:H5''	10	1.05
(1,2)	1:A:14:THR:CA	2:C:1:A:H61	10	1.05
(1,2)	1:A:14:THR:CA	2:C:1:A:H62	10	1.05
(1,2)	1:A:14:THR:CA	2:C:1:A:H8	10	1.05
(1,2)	1:A:14:THR:CA	2:C:1:A:HO2'	10	1.05
(1,2)	1:A:14:THR:CA	2:C:1:A:N1	10	1.05
(1,2)	1:A:14:THR:CA	2:C:1:A:N3	10	1.05
(1,2)	1:A:14:THR:CA	2:C:1:A:N6	10	1.05
(1,2)	1:A:14:THR:CA	2:C:1:A:N7	10	1.05
(1,2)	1:A:14:THR:CA	2:C:1:A:N9	10	1.05
(1,2)	1:A:14:THR:CA	2:C:1:A:O2'	10	1.05
(1,2)	1:A:14:THR:CA	2:C:1:A:O3'	10	1.05
(1,2)	1:A:14:THR:CA	2:C:1:A:O4'	10	1.05
(1,2)	1:A:14:THR:CA	2:C:1:A:O5'	10	1.05
(1,2)	1:A:14:THR:CA	2:C:2:U:C1'	10	1.05
(1,2)	1:A:14:THR:CA	2:C:2:U:C2	10	1.05
(1,2)	1:A:14:THR:CA	2:C:2:U:C2'	10	1.05
(1,2)	1:A:14:THR:CA	2:C:2:U:C3'	10	1.05
(1,2)	1:A:14:THR:CA	2:C:2:U:C4	10	1.05

Continued on next page...

Continued from previous page...

Key	Atom-1	Atom-2	Model ID	Violation (Å)
(1,2)	1:A:14:THR:CA	2:C:2:U:C4'	10	1.05
(1,2)	1:A:14:THR:CA	2:C:2:U:C5	10	1.05
(1,2)	1:A:14:THR:CA	2:C:2:U:C5'	10	1.05
(1,2)	1:A:14:THR:CA	2:C:2:U:C6	10	1.05
(1,2)	1:A:14:THR:CA	2:C:2:U:H1'	10	1.05
(1,2)	1:A:14:THR:CA	2:C:2:U:H2'	10	1.05
(1,2)	1:A:14:THR:CA	2:C:2:U:H3	10	1.05
(1,2)	1:A:14:THR:CA	2:C:2:U:H3'	10	1.05
(1,2)	1:A:14:THR:CA	2:C:2:U:H4'	10	1.05
(1,2)	1:A:14:THR:CA	2:C:2:U:H5	10	1.05
(1,2)	1:A:14:THR:CA	2:C:2:U:H5'	10	1.05
(1,2)	1:A:14:THR:CA	2:C:2:U:H5''	10	1.05
(1,2)	1:A:14:THR:CA	2:C:2:U:H6	10	1.05
(1,2)	1:A:14:THR:CA	2:C:2:U:HO2'	10	1.05
(1,2)	1:A:14:THR:CA	2:C:2:U:N1	10	1.05
(1,2)	1:A:14:THR:CA	2:C:2:U:N3	10	1.05
(1,2)	1:A:14:THR:CA	2:C:2:U:O2	10	1.05
(1,2)	1:A:14:THR:CA	2:C:2:U:O2'	10	1.05
(1,2)	1:A:14:THR:CA	2:C:2:U:O3'	10	1.05
(1,2)	1:A:14:THR:CA	2:C:2:U:O4	10	1.05
(1,2)	1:A:14:THR:CA	2:C:2:U:O4'	10	1.05
(1,2)	1:A:14:THR:CA	2:C:2:U:O5'	10	1.05
(1,2)	1:A:14:THR:CA	2:C:2:U:OP1	10	1.05
(1,2)	1:A:14:THR:CA	2:C:2:U:OP2	10	1.05
(1,2)	1:A:14:THR:CA	2:C:2:U:P	10	1.05
(1,2)	1:A:14:THR:CA	2:C:3:A:C1'	10	1.05
(1,2)	1:A:14:THR:CA	2:C:3:A:C2	10	1.05
(1,2)	1:A:14:THR:CA	2:C:3:A:C2'	10	1.05
(1,2)	1:A:14:THR:CA	2:C:3:A:C3'	10	1.05
(1,2)	1:A:14:THR:CA	2:C:3:A:C4	10	1.05
(1,2)	1:A:14:THR:CA	2:C:3:A:C4'	10	1.05
(1,2)	1:A:14:THR:CA	2:C:3:A:C5	10	1.05
(1,2)	1:A:14:THR:CA	2:C:3:A:C5'	10	1.05
(1,2)	1:A:14:THR:CA	2:C:3:A:C6	10	1.05
(1,2)	1:A:14:THR:CA	2:C:3:A:C8	10	1.05
(1,2)	1:A:14:THR:CA	2:C:3:A:H1'	10	1.05
(1,2)	1:A:14:THR:CA	2:C:3:A:H2	10	1.05
(1,2)	1:A:14:THR:CA	2:C:3:A:H2'	10	1.05
(1,2)	1:A:14:THR:CA	2:C:3:A:H3'	10	1.05
(1,2)	1:A:14:THR:CA	2:C:3:A:H4'	10	1.05
(1,2)	1:A:14:THR:CA	2:C:3:A:H5'	10	1.05
(1,2)	1:A:14:THR:CA	2:C:3:A:H5''	10	1.05

Continued on next page...

Continued from previous page...

Key	Atom-1	Atom-2	Model ID	Violation (Å)
(1,2)	1:A:14:THR:CA	2:C:3:A:H61	10	1.05
(1,2)	1:A:14:THR:CA	2:C:3:A:H62	10	1.05
(1,2)	1:A:14:THR:CA	2:C:3:A:H8	10	1.05
(1,2)	1:A:14:THR:CA	2:C:3:A:HO2'	10	1.05
(1,2)	1:A:14:THR:CA	2:C:3:A:N1	10	1.05
(1,2)	1:A:14:THR:CA	2:C:3:A:N3	10	1.05
(1,2)	1:A:14:THR:CA	2:C:3:A:N6	10	1.05
(1,2)	1:A:14:THR:CA	2:C:3:A:N7	10	1.05
(1,2)	1:A:14:THR:CA	2:C:3:A:N9	10	1.05
(1,2)	1:A:14:THR:CA	2:C:3:A:O2'	10	1.05
(1,2)	1:A:14:THR:CA	2:C:3:A:O3'	10	1.05
(1,2)	1:A:14:THR:CA	2:C:3:A:O4'	10	1.05
(1,2)	1:A:14:THR:CA	2:C:3:A:O5'	10	1.05
(1,2)	1:A:14:THR:CA	2:C:3:A:OP1	10	1.05
(1,2)	1:A:14:THR:CA	2:C:3:A:OP2	10	1.05
(1,2)	1:A:14:THR:CA	2:C:3:A:P	10	1.05
(1,2)	1:A:14:THR:CA	2:C:4:C:C1'	10	1.05
(1,2)	1:A:14:THR:CA	2:C:4:C:C2	10	1.05
(1,2)	1:A:14:THR:CA	2:C:4:C:C2'	10	1.05
(1,2)	1:A:14:THR:CA	2:C:4:C:C3'	10	1.05
(1,2)	1:A:14:THR:CA	2:C:4:C:C4	10	1.05
(1,2)	1:A:14:THR:CA	2:C:4:C:C4'	10	1.05
(1,2)	1:A:14:THR:CA	2:C:4:C:C5	10	1.05
(1,2)	1:A:14:THR:CA	2:C:4:C:C5'	10	1.05
(1,2)	1:A:14:THR:CA	2:C:4:C:C6	10	1.05
(1,2)	1:A:14:THR:CA	2:C:4:C:H1'	10	1.05
(1,2)	1:A:14:THR:CA	2:C:4:C:H2'	10	1.05
(1,2)	1:A:14:THR:CA	2:C:4:C:H3'	10	1.05
(1,2)	1:A:14:THR:CA	2:C:4:C:H4'	10	1.05
(1,2)	1:A:14:THR:CA	2:C:4:C:H41	10	1.05
(1,2)	1:A:14:THR:CA	2:C:4:C:H42	10	1.05
(1,2)	1:A:14:THR:CA	2:C:4:C:H5	10	1.05
(1,2)	1:A:14:THR:CA	2:C:4:C:H5'	10	1.05
(1,2)	1:A:14:THR:CA	2:C:4:C:H5''	10	1.05
(1,2)	1:A:14:THR:CA	2:C:4:C:H6	10	1.05
(1,2)	1:A:14:THR:CA	2:C:4:C:HO2'	10	1.05
(1,2)	1:A:14:THR:CA	2:C:4:C:N1	10	1.05
(1,2)	1:A:14:THR:CA	2:C:4:C:N3	10	1.05
(1,2)	1:A:14:THR:CA	2:C:4:C:N4	10	1.05
(1,2)	1:A:14:THR:CA	2:C:4:C:O2	10	1.05
(1,2)	1:A:14:THR:CA	2:C:4:C:O2'	10	1.05
(1,2)	1:A:14:THR:CA	2:C:4:C:O3'	10	1.05

Continued on next page...

Continued from previous page...

Key	Atom-1	Atom-2	Model ID	Violation (Å)
(1,2)	1:A:14:THR:CA	2:C:4:C:O4'	10	1.05
(1,2)	1:A:14:THR:CA	2:C:4:C:O5'	10	1.05
(1,2)	1:A:14:THR:CA	2:C:4:C:OP1	10	1.05
(1,2)	1:A:14:THR:CA	2:C:4:C:OP2	10	1.05
(1,2)	1:A:14:THR:CA	2:C:4:C:P	10	1.05
(1,2)	1:A:14:THR:CA	2:C:5:A:C1'	10	1.05
(1,2)	1:A:14:THR:CA	2:C:5:A:C2	10	1.05
(1,2)	1:A:14:THR:CA	2:C:5:A:C2'	10	1.05
(1,2)	1:A:14:THR:CA	2:C:5:A:C3'	10	1.05
(1,2)	1:A:14:THR:CA	2:C:5:A:C4	10	1.05
(1,2)	1:A:14:THR:CA	2:C:5:A:C4'	10	1.05
(1,2)	1:A:14:THR:CA	2:C:5:A:C5	10	1.05
(1,2)	1:A:14:THR:CA	2:C:5:A:C5'	10	1.05
(1,2)	1:A:14:THR:CA	2:C:5:A:C6	10	1.05
(1,2)	1:A:14:THR:CA	2:C:5:A:C8	10	1.05
(1,2)	1:A:14:THR:CA	2:C:5:A:H1'	10	1.05
(1,2)	1:A:14:THR:CA	2:C:5:A:H2	10	1.05
(1,2)	1:A:14:THR:CA	2:C:5:A:H2'	10	1.05
(1,2)	1:A:14:THR:CA	2:C:5:A:H3'	10	1.05
(1,2)	1:A:14:THR:CA	2:C:5:A:H4'	10	1.05
(1,2)	1:A:14:THR:CA	2:C:5:A:H5'	10	1.05
(1,2)	1:A:14:THR:CA	2:C:5:A:H5''	10	1.05
(1,2)	1:A:14:THR:CA	2:C:5:A:H61	10	1.05
(1,2)	1:A:14:THR:CA	2:C:5:A:H62	10	1.05
(1,2)	1:A:14:THR:CA	2:C:5:A:H8	10	1.05
(1,2)	1:A:14:THR:CA	2:C:5:A:HO2'	10	1.05
(1,2)	1:A:14:THR:CA	2:C:5:A:N1	10	1.05
(1,2)	1:A:14:THR:CA	2:C:5:A:N3	10	1.05
(1,2)	1:A:14:THR:CA	2:C:5:A:N6	10	1.05
(1,2)	1:A:14:THR:CA	2:C:5:A:N7	10	1.05
(1,2)	1:A:14:THR:CA	2:C:5:A:N9	10	1.05
(1,2)	1:A:14:THR:CA	2:C:5:A:O2'	10	1.05
(1,2)	1:A:14:THR:CA	2:C:5:A:O3'	10	1.05
(1,2)	1:A:14:THR:CA	2:C:5:A:O4'	10	1.05
(1,2)	1:A:14:THR:CA	2:C:5:A:O5'	10	1.05
(1,2)	1:A:14:THR:CA	2:C:5:A:OP1	10	1.05
(1,2)	1:A:14:THR:CA	2:C:5:A:OP2	10	1.05
(1,2)	1:A:14:THR:CA	2:C:5:A:P	10	1.05
(1,2)	1:A:14:THR:CB	2:C:1:A:C1'	10	1.05
(1,2)	1:A:14:THR:CB	2:C:1:A:C2	10	1.05
(1,2)	1:A:14:THR:CB	2:C:1:A:C2'	10	1.05
(1,2)	1:A:14:THR:CB	2:C:1:A:C3'	10	1.05

Continued on next page...

Continued from previous page...

Key	Atom-1	Atom-2	Model ID	Violation (Å)
(1,2)	1:A:14:THR:CB	2:C:1:A:C4	10	1.05
(1,2)	1:A:14:THR:CB	2:C:1:A:C4'	10	1.05
(1,2)	1:A:14:THR:CB	2:C:1:A:C5	10	1.05
(1,2)	1:A:14:THR:CB	2:C:1:A:C5'	10	1.05
(1,2)	1:A:14:THR:CB	2:C:1:A:C6	10	1.05
(1,2)	1:A:14:THR:CB	2:C:1:A:C8	10	1.05
(1,2)	1:A:14:THR:CB	2:C:1:A:H1'	10	1.05
(1,2)	1:A:14:THR:CB	2:C:1:A:H2	10	1.05
(1,2)	1:A:14:THR:CB	2:C:1:A:H2'	10	1.05
(1,2)	1:A:14:THR:CB	2:C:1:A:H3'	10	1.05
(1,2)	1:A:14:THR:CB	2:C:1:A:H4'	10	1.05
(1,2)	1:A:14:THR:CB	2:C:1:A:H5'	10	1.05
(1,2)	1:A:14:THR:CB	2:C:1:A:H5''	10	1.05
(1,2)	1:A:14:THR:CB	2:C:1:A:H61	10	1.05
(1,2)	1:A:14:THR:CB	2:C:1:A:H62	10	1.05
(1,2)	1:A:14:THR:CB	2:C:1:A:H8	10	1.05
(1,2)	1:A:14:THR:CB	2:C:1:A:HO2'	10	1.05
(1,2)	1:A:14:THR:CB	2:C:1:A:N1	10	1.05
(1,2)	1:A:14:THR:CB	2:C:1:A:N3	10	1.05
(1,2)	1:A:14:THR:CB	2:C:1:A:N6	10	1.05
(1,2)	1:A:14:THR:CB	2:C:1:A:N7	10	1.05
(1,2)	1:A:14:THR:CB	2:C:1:A:N9	10	1.05
(1,2)	1:A:14:THR:CB	2:C:1:A:O2'	10	1.05
(1,2)	1:A:14:THR:CB	2:C:1:A:O3'	10	1.05
(1,2)	1:A:14:THR:CB	2:C:1:A:O4'	10	1.05
(1,2)	1:A:14:THR:CB	2:C:1:A:O5'	10	1.05
(1,2)	1:A:14:THR:CB	2:C:2:U:C1'	10	1.05
(1,2)	1:A:14:THR:CB	2:C:2:U:C2	10	1.05
(1,2)	1:A:14:THR:CB	2:C:2:U:C2'	10	1.05
(1,2)	1:A:14:THR:CB	2:C:2:U:C3'	10	1.05
(1,2)	1:A:14:THR:CB	2:C:2:U:C4	10	1.05
(1,2)	1:A:14:THR:CB	2:C:2:U:C4'	10	1.05
(1,2)	1:A:14:THR:CB	2:C:2:U:C5	10	1.05
(1,2)	1:A:14:THR:CB	2:C:2:U:C5'	10	1.05
(1,2)	1:A:14:THR:CB	2:C:2:U:C6	10	1.05
(1,2)	1:A:14:THR:CB	2:C:2:U:H1'	10	1.05
(1,2)	1:A:14:THR:CB	2:C:2:U:H2'	10	1.05
(1,2)	1:A:14:THR:CB	2:C:2:U:H3	10	1.05
(1,2)	1:A:14:THR:CB	2:C:2:U:H3'	10	1.05
(1,2)	1:A:14:THR:CB	2:C:2:U:H4'	10	1.05
(1,2)	1:A:14:THR:CB	2:C:2:U:H5	10	1.05
(1,2)	1:A:14:THR:CB	2:C:2:U:H5'	10	1.05

Continued on next page...

Continued from previous page...

Key	Atom-1	Atom-2	Model ID	Violation (Å)
(1,2)	1:A:14:THR:CB	2:C:2:U:H5''	10	1.05
(1,2)	1:A:14:THR:CB	2:C:2:U:H6	10	1.05
(1,2)	1:A:14:THR:CB	2:C:2:U:HO2'	10	1.05
(1,2)	1:A:14:THR:CB	2:C:2:U:N1	10	1.05
(1,2)	1:A:14:THR:CB	2:C:2:U:N3	10	1.05
(1,2)	1:A:14:THR:CB	2:C:2:U:O2	10	1.05
(1,2)	1:A:14:THR:CB	2:C:2:U:O2'	10	1.05
(1,2)	1:A:14:THR:CB	2:C:2:U:O3'	10	1.05
(1,2)	1:A:14:THR:CB	2:C:2:U:O4	10	1.05
(1,2)	1:A:14:THR:CB	2:C:2:U:O4'	10	1.05
(1,2)	1:A:14:THR:CB	2:C:2:U:O5'	10	1.05
(1,2)	1:A:14:THR:CB	2:C:2:U:OP1	10	1.05
(1,2)	1:A:14:THR:CB	2:C:2:U:OP2	10	1.05
(1,2)	1:A:14:THR:CB	2:C:2:U:P	10	1.05
(1,2)	1:A:14:THR:CB	2:C:3:A:C1'	10	1.05
(1,2)	1:A:14:THR:CB	2:C:3:A:C2	10	1.05
(1,2)	1:A:14:THR:CB	2:C:3:A:C2'	10	1.05
(1,2)	1:A:14:THR:CB	2:C:3:A:C3'	10	1.05
(1,2)	1:A:14:THR:CB	2:C:3:A:C4	10	1.05
(1,2)	1:A:14:THR:CB	2:C:3:A:C4'	10	1.05
(1,2)	1:A:14:THR:CB	2:C:3:A:C5	10	1.05
(1,2)	1:A:14:THR:CB	2:C:3:A:C5'	10	1.05
(1,2)	1:A:14:THR:CB	2:C:3:A:C6	10	1.05
(1,2)	1:A:14:THR:CB	2:C:3:A:C8	10	1.05
(1,2)	1:A:14:THR:CB	2:C:3:A:H1'	10	1.05
(1,2)	1:A:14:THR:CB	2:C:3:A:H2	10	1.05
(1,2)	1:A:14:THR:CB	2:C:3:A:H2'	10	1.05
(1,2)	1:A:14:THR:CB	2:C:3:A:H3'	10	1.05
(1,2)	1:A:14:THR:CB	2:C:3:A:H4'	10	1.05
(1,2)	1:A:14:THR:CB	2:C:3:A:H5'	10	1.05
(1,2)	1:A:14:THR:CB	2:C:3:A:H5''	10	1.05
(1,2)	1:A:14:THR:CB	2:C:3:A:H61	10	1.05
(1,2)	1:A:14:THR:CB	2:C:3:A:H62	10	1.05
(1,2)	1:A:14:THR:CB	2:C:3:A:H8	10	1.05
(1,2)	1:A:14:THR:CB	2:C:3:A:HO2'	10	1.05
(1,2)	1:A:14:THR:CB	2:C:3:A:N1	10	1.05
(1,2)	1:A:14:THR:CB	2:C:3:A:N3	10	1.05
(1,2)	1:A:14:THR:CB	2:C:3:A:N6	10	1.05
(1,2)	1:A:14:THR:CB	2:C:3:A:N7	10	1.05
(1,2)	1:A:14:THR:CB	2:C:3:A:N9	10	1.05
(1,2)	1:A:14:THR:CB	2:C:3:A:O2'	10	1.05
(1,2)	1:A:14:THR:CB	2:C:3:A:O3'	10	1.05

Continued on next page...

Continued from previous page...

Key	Atom-1	Atom-2	Model ID	Violation (Å)
(1,2)	1:A:14:THR:CB	2:C:3:A:O4'	10	1.05
(1,2)	1:A:14:THR:CB	2:C:3:A:O5'	10	1.05
(1,2)	1:A:14:THR:CB	2:C:3:A:OP1	10	1.05
(1,2)	1:A:14:THR:CB	2:C:3:A:OP2	10	1.05
(1,2)	1:A:14:THR:CB	2:C:3:A:P	10	1.05
(1,2)	1:A:14:THR:CB	2:C:4:C:C1'	10	1.05
(1,2)	1:A:14:THR:CB	2:C:4:C:C2	10	1.05
(1,2)	1:A:14:THR:CB	2:C:4:C:C2'	10	1.05
(1,2)	1:A:14:THR:CB	2:C:4:C:C3'	10	1.05
(1,2)	1:A:14:THR:CB	2:C:4:C:C4	10	1.05
(1,2)	1:A:14:THR:CB	2:C:4:C:C4'	10	1.05
(1,2)	1:A:14:THR:CB	2:C:4:C:C5	10	1.05
(1,2)	1:A:14:THR:CB	2:C:4:C:C5'	10	1.05
(1,2)	1:A:14:THR:CB	2:C:4:C:C6	10	1.05
(1,2)	1:A:14:THR:CB	2:C:4:C:H1'	10	1.05
(1,2)	1:A:14:THR:CB	2:C:4:C:H2'	10	1.05
(1,2)	1:A:14:THR:CB	2:C:4:C:H3'	10	1.05
(1,2)	1:A:14:THR:CB	2:C:4:C:H4'	10	1.05
(1,2)	1:A:14:THR:CB	2:C:4:C:H41	10	1.05
(1,2)	1:A:14:THR:CB	2:C:4:C:H42	10	1.05
(1,2)	1:A:14:THR:CB	2:C:4:C:H5	10	1.05
(1,2)	1:A:14:THR:CB	2:C:4:C:H5'	10	1.05
(1,2)	1:A:14:THR:CB	2:C:4:C:H5''	10	1.05
(1,2)	1:A:14:THR:CB	2:C:4:C:H6	10	1.05
(1,2)	1:A:14:THR:CB	2:C:4:C:HO2'	10	1.05
(1,2)	1:A:14:THR:CB	2:C:4:C:N1	10	1.05
(1,2)	1:A:14:THR:CB	2:C:4:C:N3	10	1.05
(1,2)	1:A:14:THR:CB	2:C:4:C:N4	10	1.05
(1,2)	1:A:14:THR:CB	2:C:4:C:O2	10	1.05
(1,2)	1:A:14:THR:CB	2:C:4:C:O2'	10	1.05
(1,2)	1:A:14:THR:CB	2:C:4:C:O3'	10	1.05
(1,2)	1:A:14:THR:CB	2:C:4:C:O4'	10	1.05
(1,2)	1:A:14:THR:CB	2:C:4:C:O5'	10	1.05
(1,2)	1:A:14:THR:CB	2:C:4:C:OP1	10	1.05
(1,2)	1:A:14:THR:CB	2:C:4:C:OP2	10	1.05
(1,2)	1:A:14:THR:CB	2:C:4:C:P	10	1.05
(1,2)	1:A:14:THR:CB	2:C:5:A:C1'	10	1.05
(1,2)	1:A:14:THR:CB	2:C:5:A:C2	10	1.05
(1,2)	1:A:14:THR:CB	2:C:5:A:C2'	10	1.05
(1,2)	1:A:14:THR:CB	2:C:5:A:C3'	10	1.05
(1,2)	1:A:14:THR:CB	2:C:5:A:C4	10	1.05
(1,2)	1:A:14:THR:CB	2:C:5:A:C4'	10	1.05

Continued on next page...

Continued from previous page...

Key	Atom-1	Atom-2	Model ID	Violation (Å)
(1,2)	1:A:14:THR:CB	2:C:5:A:C5	10	1.05
(1,2)	1:A:14:THR:CB	2:C:5:A:C5'	10	1.05
(1,2)	1:A:14:THR:CB	2:C:5:A:C6	10	1.05
(1,2)	1:A:14:THR:CB	2:C:5:A:C8	10	1.05
(1,2)	1:A:14:THR:CB	2:C:5:A:H1'	10	1.05
(1,2)	1:A:14:THR:CB	2:C:5:A:H2	10	1.05
(1,2)	1:A:14:THR:CB	2:C:5:A:H2'	10	1.05
(1,2)	1:A:14:THR:CB	2:C:5:A:H3'	10	1.05
(1,2)	1:A:14:THR:CB	2:C:5:A:H4'	10	1.05
(1,2)	1:A:14:THR:CB	2:C:5:A:H5'	10	1.05
(1,2)	1:A:14:THR:CB	2:C:5:A:H5''	10	1.05
(1,2)	1:A:14:THR:CB	2:C:5:A:H61	10	1.05
(1,2)	1:A:14:THR:CB	2:C:5:A:H62	10	1.05
(1,2)	1:A:14:THR:CB	2:C:5:A:H8	10	1.05
(1,2)	1:A:14:THR:CB	2:C:5:A:HO2'	10	1.05
(1,2)	1:A:14:THR:CB	2:C:5:A:N1	10	1.05
(1,2)	1:A:14:THR:CB	2:C:5:A:N3	10	1.05
(1,2)	1:A:14:THR:CB	2:C:5:A:N6	10	1.05
(1,2)	1:A:14:THR:CB	2:C:5:A:N7	10	1.05
(1,2)	1:A:14:THR:CB	2:C:5:A:N9	10	1.05
(1,2)	1:A:14:THR:CB	2:C:5:A:O2'	10	1.05
(1,2)	1:A:14:THR:CB	2:C:5:A:O3'	10	1.05
(1,2)	1:A:14:THR:CB	2:C:5:A:O4'	10	1.05
(1,2)	1:A:14:THR:CB	2:C:5:A:O5'	10	1.05
(1,2)	1:A:14:THR:CB	2:C:5:A:OP1	10	1.05
(1,2)	1:A:14:THR:CB	2:C:5:A:OP2	10	1.05
(1,2)	1:A:14:THR:CB	2:C:5:A:P	10	1.05
(1,2)	1:A:14:THR:CG2	2:C:1:A:C1'	10	1.05
(1,2)	1:A:14:THR:CG2	2:C:1:A:C2	10	1.05
(1,2)	1:A:14:THR:CG2	2:C:1:A:C2'	10	1.05
(1,2)	1:A:14:THR:CG2	2:C:1:A:C3'	10	1.05
(1,2)	1:A:14:THR:CG2	2:C:1:A:C4	10	1.05
(1,2)	1:A:14:THR:CG2	2:C:1:A:C4'	10	1.05
(1,2)	1:A:14:THR:CG2	2:C:1:A:C5	10	1.05
(1,2)	1:A:14:THR:CG2	2:C:1:A:C5'	10	1.05
(1,2)	1:A:14:THR:CG2	2:C:1:A:C6	10	1.05
(1,2)	1:A:14:THR:CG2	2:C:1:A:C8	10	1.05
(1,2)	1:A:14:THR:CG2	2:C:1:A:H1'	10	1.05
(1,2)	1:A:14:THR:CG2	2:C:1:A:H2	10	1.05
(1,2)	1:A:14:THR:CG2	2:C:1:A:H2'	10	1.05
(1,2)	1:A:14:THR:CG2	2:C:1:A:H3'	10	1.05
(1,2)	1:A:14:THR:CG2	2:C:1:A:H4'	10	1.05

Continued on next page...

Continued from previous page...

Key	Atom-1	Atom-2	Model ID	Violation (Å)
(1,2)	1:A:14:THR:CG2	2:C:1:A:H5'	10	1.05
(1,2)	1:A:14:THR:CG2	2:C:1:A:H5''	10	1.05
(1,2)	1:A:14:THR:CG2	2:C:1:A:H61	10	1.05
(1,2)	1:A:14:THR:CG2	2:C:1:A:H62	10	1.05
(1,2)	1:A:14:THR:CG2	2:C:1:A:H8	10	1.05
(1,2)	1:A:14:THR:CG2	2:C:1:A:HO2'	10	1.05
(1,2)	1:A:14:THR:CG2	2:C:1:A:N1	10	1.05
(1,2)	1:A:14:THR:CG2	2:C:1:A:N3	10	1.05
(1,2)	1:A:14:THR:CG2	2:C:1:A:N6	10	1.05
(1,2)	1:A:14:THR:CG2	2:C:1:A:N7	10	1.05
(1,2)	1:A:14:THR:CG2	2:C:1:A:N9	10	1.05
(1,2)	1:A:14:THR:CG2	2:C:1:A:O2'	10	1.05
(1,2)	1:A:14:THR:CG2	2:C:1:A:O3'	10	1.05
(1,2)	1:A:14:THR:CG2	2:C:1:A:O4'	10	1.05
(1,2)	1:A:14:THR:CG2	2:C:1:A:O5'	10	1.05
(1,2)	1:A:14:THR:CG2	2:C:2:U:C1'	10	1.05
(1,2)	1:A:14:THR:CG2	2:C:2:U:C2	10	1.05
(1,2)	1:A:14:THR:CG2	2:C:2:U:C2'	10	1.05
(1,2)	1:A:14:THR:CG2	2:C:2:U:C3'	10	1.05
(1,2)	1:A:14:THR:CG2	2:C:2:U:C4	10	1.05
(1,2)	1:A:14:THR:CG2	2:C:2:U:C4'	10	1.05
(1,2)	1:A:14:THR:CG2	2:C:2:U:C5	10	1.05
(1,2)	1:A:14:THR:CG2	2:C:2:U:C5'	10	1.05
(1,2)	1:A:14:THR:CG2	2:C:2:U:C6	10	1.05
(1,2)	1:A:14:THR:CG2	2:C:2:U:H1'	10	1.05
(1,2)	1:A:14:THR:CG2	2:C:2:U:H2'	10	1.05
(1,2)	1:A:14:THR:CG2	2:C:2:U:H3	10	1.05
(1,2)	1:A:14:THR:CG2	2:C:2:U:H3'	10	1.05
(1,2)	1:A:14:THR:CG2	2:C:2:U:H4'	10	1.05
(1,2)	1:A:14:THR:CG2	2:C:2:U:H5	10	1.05
(1,2)	1:A:14:THR:CG2	2:C:2:U:H5'	10	1.05
(1,2)	1:A:14:THR:CG2	2:C:2:U:H5''	10	1.05
(1,2)	1:A:14:THR:CG2	2:C:2:U:H6	10	1.05
(1,2)	1:A:14:THR:CG2	2:C:2:U:HO2'	10	1.05
(1,2)	1:A:14:THR:CG2	2:C:2:U:N1	10	1.05
(1,2)	1:A:14:THR:CG2	2:C:2:U:N3	10	1.05
(1,2)	1:A:14:THR:CG2	2:C:2:U:O2	10	1.05
(1,2)	1:A:14:THR:CG2	2:C:2:U:O2'	10	1.05
(1,2)	1:A:14:THR:CG2	2:C:2:U:O3'	10	1.05
(1,2)	1:A:14:THR:CG2	2:C:2:U:O4	10	1.05
(1,2)	1:A:14:THR:CG2	2:C:2:U:O4'	10	1.05
(1,2)	1:A:14:THR:CG2	2:C:2:U:O5'	10	1.05

Continued on next page...

Continued from previous page...

Key	Atom-1	Atom-2	Model ID	Violation (Å)
(1,2)	1:A:14:THR:CG2	2:C:2:U:OP1	10	1.05
(1,2)	1:A:14:THR:CG2	2:C:2:U:OP2	10	1.05
(1,2)	1:A:14:THR:CG2	2:C:2:U:P	10	1.05
(1,2)	1:A:14:THR:CG2	2:C:3:A:C1'	10	1.05
(1,2)	1:A:14:THR:CG2	2:C:3:A:C2	10	1.05
(1,2)	1:A:14:THR:CG2	2:C:3:A:C2'	10	1.05
(1,2)	1:A:14:THR:CG2	2:C:3:A:C3'	10	1.05
(1,2)	1:A:14:THR:CG2	2:C:3:A:C4	10	1.05
(1,2)	1:A:14:THR:CG2	2:C:3:A:C4'	10	1.05
(1,2)	1:A:14:THR:CG2	2:C:3:A:C5	10	1.05
(1,2)	1:A:14:THR:CG2	2:C:3:A:C5'	10	1.05
(1,2)	1:A:14:THR:CG2	2:C:3:A:C6	10	1.05
(1,2)	1:A:14:THR:CG2	2:C:3:A:C8	10	1.05
(1,2)	1:A:14:THR:CG2	2:C:3:A:H1'	10	1.05
(1,2)	1:A:14:THR:CG2	2:C:3:A:H2	10	1.05
(1,2)	1:A:14:THR:CG2	2:C:3:A:H2'	10	1.05
(1,2)	1:A:14:THR:CG2	2:C:3:A:H3'	10	1.05
(1,2)	1:A:14:THR:CG2	2:C:3:A:H4'	10	1.05
(1,2)	1:A:14:THR:CG2	2:C:3:A:H5'	10	1.05
(1,2)	1:A:14:THR:CG2	2:C:3:A:H5''	10	1.05
(1,2)	1:A:14:THR:CG2	2:C:3:A:H61	10	1.05
(1,2)	1:A:14:THR:CG2	2:C:3:A:H62	10	1.05
(1,2)	1:A:14:THR:CG2	2:C:3:A:H8	10	1.05
(1,2)	1:A:14:THR:CG2	2:C:3:A:HO2'	10	1.05
(1,2)	1:A:14:THR:CG2	2:C:3:A:N1	10	1.05
(1,2)	1:A:14:THR:CG2	2:C:3:A:N3	10	1.05
(1,2)	1:A:14:THR:CG2	2:C:3:A:N6	10	1.05
(1,2)	1:A:14:THR:CG2	2:C:3:A:N7	10	1.05
(1,2)	1:A:14:THR:CG2	2:C:3:A:N9	10	1.05
(1,2)	1:A:14:THR:CG2	2:C:3:A:O2'	10	1.05
(1,2)	1:A:14:THR:CG2	2:C:3:A:O3'	10	1.05
(1,2)	1:A:14:THR:CG2	2:C:3:A:O4'	10	1.05
(1,2)	1:A:14:THR:CG2	2:C:3:A:O5'	10	1.05
(1,2)	1:A:14:THR:CG2	2:C:3:A:OP1	10	1.05
(1,2)	1:A:14:THR:CG2	2:C:3:A:OP2	10	1.05
(1,2)	1:A:14:THR:CG2	2:C:3:A:P	10	1.05
(1,2)	1:A:14:THR:CG2	2:C:4:C:C1'	10	1.05
(1,2)	1:A:14:THR:CG2	2:C:4:C:C2	10	1.05
(1,2)	1:A:14:THR:CG2	2:C:4:C:C2'	10	1.05
(1,2)	1:A:14:THR:CG2	2:C:4:C:C3'	10	1.05
(1,2)	1:A:14:THR:CG2	2:C:4:C:C4	10	1.05
(1,2)	1:A:14:THR:CG2	2:C:4:C:C4'	10	1.05

Continued on next page...

Continued from previous page...

Key	Atom-1	Atom-2	Model ID	Violation (Å)
(1,2)	1:A:14:THR:CG2	2:C:4:C:C5	10	1.05
(1,2)	1:A:14:THR:CG2	2:C:4:C:C5'	10	1.05
(1,2)	1:A:14:THR:CG2	2:C:4:C:C6	10	1.05
(1,2)	1:A:14:THR:CG2	2:C:4:C:H1'	10	1.05
(1,2)	1:A:14:THR:CG2	2:C:4:C:H2'	10	1.05
(1,2)	1:A:14:THR:CG2	2:C:4:C:H3'	10	1.05
(1,2)	1:A:14:THR:CG2	2:C:4:C:H4'	10	1.05
(1,2)	1:A:14:THR:CG2	2:C:4:C:H41	10	1.05
(1,2)	1:A:14:THR:CG2	2:C:4:C:H42	10	1.05
(1,2)	1:A:14:THR:CG2	2:C:4:C:H5	10	1.05
(1,2)	1:A:14:THR:CG2	2:C:4:C:H5'	10	1.05
(1,2)	1:A:14:THR:CG2	2:C:4:C:H5''	10	1.05
(1,2)	1:A:14:THR:CG2	2:C:4:C:H6	10	1.05
(1,2)	1:A:14:THR:CG2	2:C:4:C:HO2'	10	1.05
(1,2)	1:A:14:THR:CG2	2:C:4:C:N1	10	1.05
(1,2)	1:A:14:THR:CG2	2:C:4:C:N3	10	1.05
(1,2)	1:A:14:THR:CG2	2:C:4:C:N4	10	1.05
(1,2)	1:A:14:THR:CG2	2:C:4:C:O2	10	1.05
(1,2)	1:A:14:THR:CG2	2:C:4:C:O2'	10	1.05
(1,2)	1:A:14:THR:CG2	2:C:4:C:O3'	10	1.05
(1,2)	1:A:14:THR:CG2	2:C:4:C:O4'	10	1.05
(1,2)	1:A:14:THR:CG2	2:C:4:C:O5'	10	1.05
(1,2)	1:A:14:THR:CG2	2:C:4:C:OP1	10	1.05
(1,2)	1:A:14:THR:CG2	2:C:4:C:OP2	10	1.05
(1,2)	1:A:14:THR:CG2	2:C:4:C:P	10	1.05
(1,2)	1:A:14:THR:CG2	2:C:5:A:C1'	10	1.05
(1,2)	1:A:14:THR:CG2	2:C:5:A:C2	10	1.05
(1,2)	1:A:14:THR:CG2	2:C:5:A:C2'	10	1.05
(1,2)	1:A:14:THR:CG2	2:C:5:A:C3'	10	1.05
(1,2)	1:A:14:THR:CG2	2:C:5:A:C4	10	1.05
(1,2)	1:A:14:THR:CG2	2:C:5:A:C4'	10	1.05
(1,2)	1:A:14:THR:CG2	2:C:5:A:C5	10	1.05
(1,2)	1:A:14:THR:CG2	2:C:5:A:C5'	10	1.05
(1,2)	1:A:14:THR:CG2	2:C:5:A:C6	10	1.05
(1,2)	1:A:14:THR:CG2	2:C:5:A:C8	10	1.05
(1,2)	1:A:14:THR:CG2	2:C:5:A:H1'	10	1.05
(1,2)	1:A:14:THR:CG2	2:C:5:A:H2	10	1.05
(1,2)	1:A:14:THR:CG2	2:C:5:A:H2'	10	1.05
(1,2)	1:A:14:THR:CG2	2:C:5:A:H3'	10	1.05
(1,2)	1:A:14:THR:CG2	2:C:5:A:H4'	10	1.05
(1,2)	1:A:14:THR:CG2	2:C:5:A:H5'	10	1.05
(1,2)	1:A:14:THR:CG2	2:C:5:A:H5''	10	1.05

Continued on next page...

Continued from previous page...

Key	Atom-1	Atom-2	Model ID	Violation (Å)
(1,2)	1:A:14:THR:CG2	2:C:5:A:H61	10	1.05
(1,2)	1:A:14:THR:CG2	2:C:5:A:H62	10	1.05
(1,2)	1:A:14:THR:CG2	2:C:5:A:H8	10	1.05
(1,2)	1:A:14:THR:CG2	2:C:5:A:HO2'	10	1.05
(1,2)	1:A:14:THR:CG2	2:C:5:A:N1	10	1.05
(1,2)	1:A:14:THR:CG2	2:C:5:A:N3	10	1.05
(1,2)	1:A:14:THR:CG2	2:C:5:A:N6	10	1.05
(1,2)	1:A:14:THR:CG2	2:C:5:A:N7	10	1.05
(1,2)	1:A:14:THR:CG2	2:C:5:A:N9	10	1.05
(1,2)	1:A:14:THR:CG2	2:C:5:A:O2'	10	1.05
(1,2)	1:A:14:THR:CG2	2:C:5:A:O3'	10	1.05
(1,2)	1:A:14:THR:CG2	2:C:5:A:O4'	10	1.05
(1,2)	1:A:14:THR:CG2	2:C:5:A:O5'	10	1.05
(1,2)	1:A:14:THR:CG2	2:C:5:A:OP1	10	1.05
(1,2)	1:A:14:THR:CG2	2:C:5:A:OP2	10	1.05
(1,2)	1:A:14:THR:CG2	2:C:5:A:P	10	1.05
(1,2)	1:A:14:THR:H	2:C:1:A:C1'	10	1.05
(1,2)	1:A:14:THR:H	2:C:1:A:C2	10	1.05
(1,2)	1:A:14:THR:H	2:C:1:A:C2'	10	1.05
(1,2)	1:A:14:THR:H	2:C:1:A:C3'	10	1.05
(1,2)	1:A:14:THR:H	2:C:1:A:C4	10	1.05
(1,2)	1:A:14:THR:H	2:C:1:A:C4'	10	1.05
(1,2)	1:A:14:THR:H	2:C:1:A:C5	10	1.05
(1,2)	1:A:14:THR:H	2:C:1:A:C5'	10	1.05
(1,2)	1:A:14:THR:H	2:C:1:A:C6	10	1.05
(1,2)	1:A:14:THR:H	2:C:1:A:C8	10	1.05
(1,2)	1:A:14:THR:H	2:C:1:A:H1'	10	1.05
(1,2)	1:A:14:THR:H	2:C:1:A:H2	10	1.05
(1,2)	1:A:14:THR:H	2:C:1:A:H2'	10	1.05
(1,2)	1:A:14:THR:H	2:C:1:A:H3'	10	1.05
(1,2)	1:A:14:THR:H	2:C:1:A:H4'	10	1.05
(1,2)	1:A:14:THR:H	2:C:1:A:H5'	10	1.05
(1,2)	1:A:14:THR:H	2:C:1:A:H5''	10	1.05
(1,2)	1:A:14:THR:H	2:C:1:A:H61	10	1.05
(1,2)	1:A:14:THR:H	2:C:1:A:H62	10	1.05
(1,2)	1:A:14:THR:H	2:C:1:A:H8	10	1.05
(1,2)	1:A:14:THR:H	2:C:1:A:HO2'	10	1.05
(1,2)	1:A:14:THR:H	2:C:1:A:N1	10	1.05
(1,2)	1:A:14:THR:H	2:C:1:A:N3	10	1.05
(1,2)	1:A:14:THR:H	2:C:1:A:N6	10	1.05
(1,2)	1:A:14:THR:H	2:C:1:A:N7	10	1.05
(1,2)	1:A:14:THR:H	2:C:1:A:N9	10	1.05

Continued on next page...

Continued from previous page...

Key	Atom-1	Atom-2	Model ID	Violation (Å)
(1,2)	1:A:14:THR:H	2:C:1:A:O2'	10	1.05
(1,2)	1:A:14:THR:H	2:C:1:A:O3'	10	1.05
(1,2)	1:A:14:THR:H	2:C:1:A:O4'	10	1.05
(1,2)	1:A:14:THR:H	2:C:1:A:O5'	10	1.05
(1,2)	1:A:14:THR:H	2:C:2:U:C1'	10	1.05
(1,2)	1:A:14:THR:H	2:C:2:U:C2	10	1.05
(1,2)	1:A:14:THR:H	2:C:2:U:C2'	10	1.05
(1,2)	1:A:14:THR:H	2:C:2:U:C3'	10	1.05
(1,2)	1:A:14:THR:H	2:C:2:U:C4	10	1.05
(1,2)	1:A:14:THR:H	2:C:2:U:C4'	10	1.05
(1,2)	1:A:14:THR:H	2:C:2:U:C5	10	1.05
(1,2)	1:A:14:THR:H	2:C:2:U:C5'	10	1.05
(1,2)	1:A:14:THR:H	2:C:2:U:C6	10	1.05
(1,2)	1:A:14:THR:H	2:C:2:U:H1'	10	1.05
(1,2)	1:A:14:THR:H	2:C:2:U:H2'	10	1.05
(1,2)	1:A:14:THR:H	2:C:2:U:H3	10	1.05
(1,2)	1:A:14:THR:H	2:C:2:U:H3'	10	1.05
(1,2)	1:A:14:THR:H	2:C:2:U:H4'	10	1.05
(1,2)	1:A:14:THR:H	2:C:2:U:H5	10	1.05
(1,2)	1:A:14:THR:H	2:C:2:U:H5'	10	1.05
(1,2)	1:A:14:THR:H	2:C:2:U:H5''	10	1.05
(1,2)	1:A:14:THR:H	2:C:2:U:H6	10	1.05
(1,2)	1:A:14:THR:H	2:C:2:U:HO2'	10	1.05
(1,2)	1:A:14:THR:H	2:C:2:U:N1	10	1.05
(1,2)	1:A:14:THR:H	2:C:2:U:N3	10	1.05
(1,2)	1:A:14:THR:H	2:C:2:U:O2	10	1.05
(1,2)	1:A:14:THR:H	2:C:2:U:O2'	10	1.05
(1,2)	1:A:14:THR:H	2:C:2:U:O3'	10	1.05
(1,2)	1:A:14:THR:H	2:C:2:U:O4	10	1.05
(1,2)	1:A:14:THR:H	2:C:2:U:O4'	10	1.05
(1,2)	1:A:14:THR:H	2:C:2:U:O5'	10	1.05
(1,2)	1:A:14:THR:H	2:C:2:U:OP1	10	1.05
(1,2)	1:A:14:THR:H	2:C:2:U:OP2	10	1.05
(1,2)	1:A:14:THR:H	2:C:2:U:P	10	1.05
(1,2)	1:A:14:THR:H	2:C:3:A:C1'	10	1.05
(1,2)	1:A:14:THR:H	2:C:3:A:C2	10	1.05
(1,2)	1:A:14:THR:H	2:C:3:A:C2'	10	1.05
(1,2)	1:A:14:THR:H	2:C:3:A:C3'	10	1.05
(1,2)	1:A:14:THR:H	2:C:3:A:C4	10	1.05
(1,2)	1:A:14:THR:H	2:C:3:A:C4'	10	1.05
(1,2)	1:A:14:THR:H	2:C:3:A:C5	10	1.05
(1,2)	1:A:14:THR:H	2:C:3:A:C5'	10	1.05

Continued on next page...

Continued from previous page...

Key	Atom-1	Atom-2	Model ID	Violation (Å)
(1,2)	1:A:14:THR:H	2:C:3:A:C6	10	1.05
(1,2)	1:A:14:THR:H	2:C:3:A:C8	10	1.05
(1,2)	1:A:14:THR:H	2:C:3:A:H1'	10	1.05
(1,2)	1:A:14:THR:H	2:C:3:A:H2	10	1.05
(1,2)	1:A:14:THR:H	2:C:3:A:H2'	10	1.05
(1,2)	1:A:14:THR:H	2:C:3:A:H3'	10	1.05
(1,2)	1:A:14:THR:H	2:C:3:A:H4'	10	1.05
(1,2)	1:A:14:THR:H	2:C:3:A:H5'	10	1.05
(1,2)	1:A:14:THR:H	2:C:3:A:H5''	10	1.05
(1,2)	1:A:14:THR:H	2:C:3:A:H61	10	1.05
(1,2)	1:A:14:THR:H	2:C:3:A:H62	10	1.05
(1,2)	1:A:14:THR:H	2:C:3:A:H8	10	1.05
(1,2)	1:A:14:THR:H	2:C:3:A:HO2'	10	1.05
(1,2)	1:A:14:THR:H	2:C:3:A:N1	10	1.05
(1,2)	1:A:14:THR:H	2:C:3:A:N3	10	1.05
(1,2)	1:A:14:THR:H	2:C:3:A:N6	10	1.05
(1,2)	1:A:14:THR:H	2:C:3:A:N7	10	1.05
(1,2)	1:A:14:THR:H	2:C:3:A:N9	10	1.05
(1,2)	1:A:14:THR:H	2:C:3:A:O2'	10	1.05
(1,2)	1:A:14:THR:H	2:C:3:A:O3'	10	1.05
(1,2)	1:A:14:THR:H	2:C:3:A:O4'	10	1.05
(1,2)	1:A:14:THR:H	2:C:3:A:O5'	10	1.05
(1,2)	1:A:14:THR:H	2:C:3:A:OP1	10	1.05
(1,2)	1:A:14:THR:H	2:C:3:A:OP2	10	1.05
(1,2)	1:A:14:THR:H	2:C:3:A:P	10	1.05
(1,2)	1:A:14:THR:H	2:C:4:C:C1'	10	1.05
(1,2)	1:A:14:THR:H	2:C:4:C:C2	10	1.05
(1,2)	1:A:14:THR:H	2:C:4:C:C2'	10	1.05
(1,2)	1:A:14:THR:H	2:C:4:C:C3'	10	1.05
(1,2)	1:A:14:THR:H	2:C:4:C:C4	10	1.05
(1,2)	1:A:14:THR:H	2:C:4:C:C4'	10	1.05
(1,2)	1:A:14:THR:H	2:C:4:C:C5	10	1.05
(1,2)	1:A:14:THR:H	2:C:4:C:C5'	10	1.05
(1,2)	1:A:14:THR:H	2:C:4:C:C6	10	1.05
(1,2)	1:A:14:THR:H	2:C:4:C:H1'	10	1.05
(1,2)	1:A:14:THR:H	2:C:4:C:H2'	10	1.05
(1,2)	1:A:14:THR:H	2:C:4:C:H3'	10	1.05
(1,2)	1:A:14:THR:H	2:C:4:C:H4'	10	1.05
(1,2)	1:A:14:THR:H	2:C:4:C:H41	10	1.05
(1,2)	1:A:14:THR:H	2:C:4:C:H42	10	1.05
(1,2)	1:A:14:THR:H	2:C:4:C:H5	10	1.05
(1,2)	1:A:14:THR:H	2:C:4:C:H5'	10	1.05

Continued on next page...

Continued from previous page...

Key	Atom-1	Atom-2	Model ID	Violation (Å)
(1,2)	1:A:14:THR:H	2:C:4:C:H5''	10	1.05
(1,2)	1:A:14:THR:H	2:C:4:C:H6	10	1.05
(1,2)	1:A:14:THR:H	2:C:4:C:HO2'	10	1.05
(1,2)	1:A:14:THR:H	2:C:4:C:N1	10	1.05
(1,2)	1:A:14:THR:H	2:C:4:C:N3	10	1.05
(1,2)	1:A:14:THR:H	2:C:4:C:N4	10	1.05
(1,2)	1:A:14:THR:H	2:C:4:C:O2	10	1.05
(1,2)	1:A:14:THR:H	2:C:4:C:O2'	10	1.05
(1,2)	1:A:14:THR:H	2:C:4:C:O3'	10	1.05
(1,2)	1:A:14:THR:H	2:C:4:C:O4'	10	1.05
(1,2)	1:A:14:THR:H	2:C:4:C:O5'	10	1.05
(1,2)	1:A:14:THR:H	2:C:4:C:OP1	10	1.05
(1,2)	1:A:14:THR:H	2:C:4:C:OP2	10	1.05
(1,2)	1:A:14:THR:H	2:C:4:C:P	10	1.05
(1,2)	1:A:14:THR:H	2:C:5:A:C1'	10	1.05
(1,2)	1:A:14:THR:H	2:C:5:A:C2	10	1.05
(1,2)	1:A:14:THR:H	2:C:5:A:C2'	10	1.05
(1,2)	1:A:14:THR:H	2:C:5:A:C3'	10	1.05
(1,2)	1:A:14:THR:H	2:C:5:A:C4	10	1.05
(1,2)	1:A:14:THR:H	2:C:5:A:C4'	10	1.05
(1,2)	1:A:14:THR:H	2:C:5:A:C5	10	1.05
(1,2)	1:A:14:THR:H	2:C:5:A:C5'	10	1.05
(1,2)	1:A:14:THR:H	2:C:5:A:C6	10	1.05
(1,2)	1:A:14:THR:H	2:C:5:A:C8	10	1.05
(1,2)	1:A:14:THR:H	2:C:5:A:H1'	10	1.05
(1,2)	1:A:14:THR:H	2:C:5:A:H2	10	1.05
(1,2)	1:A:14:THR:H	2:C:5:A:H2'	10	1.05
(1,2)	1:A:14:THR:H	2:C:5:A:H3'	10	1.05
(1,2)	1:A:14:THR:H	2:C:5:A:H4'	10	1.05
(1,2)	1:A:14:THR:H	2:C:5:A:H5'	10	1.05
(1,2)	1:A:14:THR:H	2:C:5:A:H5''	10	1.05
(1,2)	1:A:14:THR:H	2:C:5:A:H61	10	1.05
(1,2)	1:A:14:THR:H	2:C:5:A:H62	10	1.05
(1,2)	1:A:14:THR:H	2:C:5:A:H8	10	1.05
(1,2)	1:A:14:THR:H	2:C:5:A:HO2'	10	1.05
(1,2)	1:A:14:THR:H	2:C:5:A:N1	10	1.05
(1,2)	1:A:14:THR:H	2:C:5:A:N3	10	1.05
(1,2)	1:A:14:THR:H	2:C:5:A:N6	10	1.05
(1,2)	1:A:14:THR:H	2:C:5:A:N7	10	1.05
(1,2)	1:A:14:THR:H	2:C:5:A:N9	10	1.05
(1,2)	1:A:14:THR:H	2:C:5:A:O2'	10	1.05
(1,2)	1:A:14:THR:H	2:C:5:A:O3'	10	1.05

Continued on next page...

Continued from previous page...

Key	Atom-1	Atom-2	Model ID	Violation (Å)
(1,2)	1:A:14:THR:H	2:C:5:A:O4'	10	1.05
(1,2)	1:A:14:THR:H	2:C:5:A:O5'	10	1.05
(1,2)	1:A:14:THR:H	2:C:5:A:OP1	10	1.05
(1,2)	1:A:14:THR:H	2:C:5:A:OP2	10	1.05
(1,2)	1:A:14:THR:H	2:C:5:A:P	10	1.05
(1,2)	1:A:14:THR:HG1	2:C:1:A:C1'	10	1.05
(1,2)	1:A:14:THR:HG1	2:C:1:A:C2	10	1.05
(1,2)	1:A:14:THR:HG1	2:C:1:A:C2'	10	1.05
(1,2)	1:A:14:THR:HG1	2:C:1:A:C3'	10	1.05
(1,2)	1:A:14:THR:HG1	2:C:1:A:C4	10	1.05
(1,2)	1:A:14:THR:HG1	2:C:1:A:C4'	10	1.05
(1,2)	1:A:14:THR:HG1	2:C:1:A:C5	10	1.05
(1,2)	1:A:14:THR:HG1	2:C:1:A:C5'	10	1.05
(1,2)	1:A:14:THR:HG1	2:C:1:A:C6	10	1.05
(1,2)	1:A:14:THR:HG1	2:C:1:A:C8	10	1.05
(1,2)	1:A:14:THR:HG1	2:C:1:A:H1'	10	1.05
(1,2)	1:A:14:THR:HG1	2:C:1:A:H2	10	1.05
(1,2)	1:A:14:THR:HG1	2:C:1:A:H2'	10	1.05
(1,2)	1:A:14:THR:HG1	2:C:1:A:H3'	10	1.05
(1,2)	1:A:14:THR:HG1	2:C:1:A:H4'	10	1.05
(1,2)	1:A:14:THR:HG1	2:C:1:A:H5'	10	1.05
(1,2)	1:A:14:THR:HG1	2:C:1:A:H5''	10	1.05
(1,2)	1:A:14:THR:HG1	2:C:1:A:H61	10	1.05
(1,2)	1:A:14:THR:HG1	2:C:1:A:H62	10	1.05
(1,2)	1:A:14:THR:HG1	2:C:1:A:H8	10	1.05
(1,2)	1:A:14:THR:HG1	2:C:1:A:HO2'	10	1.05
(1,2)	1:A:14:THR:HG1	2:C:1:A:N1	10	1.05
(1,2)	1:A:14:THR:HG1	2:C:1:A:N3	10	1.05
(1,2)	1:A:14:THR:HG1	2:C:1:A:N6	10	1.05
(1,2)	1:A:14:THR:HG1	2:C:1:A:N7	10	1.05
(1,2)	1:A:14:THR:HG1	2:C:1:A:N9	10	1.05
(1,2)	1:A:14:THR:HG1	2:C:1:A:O2'	10	1.05
(1,2)	1:A:14:THR:HG1	2:C:1:A:O3'	10	1.05
(1,2)	1:A:14:THR:HG1	2:C:1:A:O4'	10	1.05
(1,2)	1:A:14:THR:HG1	2:C:1:A:O5'	10	1.05
(1,2)	1:A:14:THR:HG1	2:C:2:U:C1'	10	1.05
(1,2)	1:A:14:THR:HG1	2:C:2:U:C2	10	1.05
(1,2)	1:A:14:THR:HG1	2:C:2:U:C2'	10	1.05
(1,2)	1:A:14:THR:HG1	2:C:2:U:C3'	10	1.05
(1,2)	1:A:14:THR:HG1	2:C:2:U:C4	10	1.05
(1,2)	1:A:14:THR:HG1	2:C:2:U:C4'	10	1.05
(1,2)	1:A:14:THR:HG1	2:C:2:U:C5	10	1.05

Continued on next page...

Continued from previous page...

Key	Atom-1	Atom-2	Model ID	Violation (Å)
(1,2)	1:A:14:THR:HG1	2:C:2:U:C5'	10	1.05
(1,2)	1:A:14:THR:HG1	2:C:2:U:C6	10	1.05
(1,2)	1:A:14:THR:HG1	2:C:2:U:H1'	10	1.05
(1,2)	1:A:14:THR:HG1	2:C:2:U:H2'	10	1.05
(1,2)	1:A:14:THR:HG1	2:C:2:U:H3	10	1.05
(1,2)	1:A:14:THR:HG1	2:C:2:U:H3'	10	1.05
(1,2)	1:A:14:THR:HG1	2:C:2:U:H4'	10	1.05
(1,2)	1:A:14:THR:HG1	2:C:2:U:H5	10	1.05
(1,2)	1:A:14:THR:HG1	2:C:2:U:H5'	10	1.05
(1,2)	1:A:14:THR:HG1	2:C:2:U:H5''	10	1.05
(1,2)	1:A:14:THR:HG1	2:C:2:U:H6	10	1.05
(1,2)	1:A:14:THR:HG1	2:C:2:U:HO2'	10	1.05
(1,2)	1:A:14:THR:HG1	2:C:2:U:N1	10	1.05
(1,2)	1:A:14:THR:HG1	2:C:2:U:N3	10	1.05
(1,2)	1:A:14:THR:HG1	2:C:2:U:O2	10	1.05
(1,2)	1:A:14:THR:HG1	2:C:2:U:O2'	10	1.05
(1,2)	1:A:14:THR:HG1	2:C:2:U:O3'	10	1.05
(1,2)	1:A:14:THR:HG1	2:C:2:U:O4	10	1.05
(1,2)	1:A:14:THR:HG1	2:C:2:U:O4'	10	1.05
(1,2)	1:A:14:THR:HG1	2:C:2:U:O5'	10	1.05
(1,2)	1:A:14:THR:HG1	2:C:2:U:OP1	10	1.05
(1,2)	1:A:14:THR:HG1	2:C:2:U:OP2	10	1.05
(1,2)	1:A:14:THR:HG1	2:C:2:U:P	10	1.05
(1,2)	1:A:14:THR:HG1	2:C:3:A:C1'	10	1.05
(1,2)	1:A:14:THR:HG1	2:C:3:A:C2	10	1.05
(1,2)	1:A:14:THR:HG1	2:C:3:A:C2'	10	1.05
(1,2)	1:A:14:THR:HG1	2:C:3:A:C3'	10	1.05
(1,2)	1:A:14:THR:HG1	2:C:3:A:C4	10	1.05
(1,2)	1:A:14:THR:HG1	2:C:3:A:C4'	10	1.05
(1,2)	1:A:14:THR:HG1	2:C:3:A:C5	10	1.05
(1,2)	1:A:14:THR:HG1	2:C:3:A:C5'	10	1.05
(1,2)	1:A:14:THR:HG1	2:C:3:A:C6	10	1.05
(1,2)	1:A:14:THR:HG1	2:C:3:A:C8	10	1.05
(1,2)	1:A:14:THR:HG1	2:C:3:A:H1'	10	1.05
(1,2)	1:A:14:THR:HG1	2:C:3:A:H2	10	1.05
(1,2)	1:A:14:THR:HG1	2:C:3:A:H2'	10	1.05
(1,2)	1:A:14:THR:HG1	2:C:3:A:H3'	10	1.05
(1,2)	1:A:14:THR:HG1	2:C:3:A:H4'	10	1.05
(1,2)	1:A:14:THR:HG1	2:C:3:A:H5'	10	1.05
(1,2)	1:A:14:THR:HG1	2:C:3:A:H5''	10	1.05
(1,2)	1:A:14:THR:HG1	2:C:3:A:H61	10	1.05
(1,2)	1:A:14:THR:HG1	2:C:3:A:H62	10	1.05

Continued on next page...

Continued from previous page...

Key	Atom-1	Atom-2	Model ID	Violation (Å)
(1,2)	1:A:14:THR:HG1	2:C:3:A:H8	10	1.05
(1,2)	1:A:14:THR:HG1	2:C:3:A:HO2'	10	1.05
(1,2)	1:A:14:THR:HG1	2:C:3:A:N1	10	1.05
(1,2)	1:A:14:THR:HG1	2:C:3:A:N3	10	1.05
(1,2)	1:A:14:THR:HG1	2:C:3:A:N6	10	1.05
(1,2)	1:A:14:THR:HG1	2:C:3:A:N7	10	1.05
(1,2)	1:A:14:THR:HG1	2:C:3:A:N9	10	1.05
(1,2)	1:A:14:THR:HG1	2:C:3:A:O2'	10	1.05
(1,2)	1:A:14:THR:HG1	2:C:3:A:O3'	10	1.05
(1,2)	1:A:14:THR:HG1	2:C:3:A:O4'	10	1.05
(1,2)	1:A:14:THR:HG1	2:C:3:A:O5'	10	1.05
(1,2)	1:A:14:THR:HG1	2:C:3:A:OP1	10	1.05
(1,2)	1:A:14:THR:HG1	2:C:3:A:OP2	10	1.05
(1,2)	1:A:14:THR:HG1	2:C:3:A:P	10	1.05
(1,2)	1:A:14:THR:HG1	2:C:4:C:C1'	10	1.05
(1,2)	1:A:14:THR:HG1	2:C:4:C:C2	10	1.05
(1,2)	1:A:14:THR:HG1	2:C:4:C:C2'	10	1.05
(1,2)	1:A:14:THR:HG1	2:C:4:C:C3'	10	1.05
(1,2)	1:A:14:THR:HG1	2:C:4:C:C4	10	1.05
(1,2)	1:A:14:THR:HG1	2:C:4:C:C4'	10	1.05
(1,2)	1:A:14:THR:HG1	2:C:4:C:C5	10	1.05
(1,2)	1:A:14:THR:HG1	2:C:4:C:C5'	10	1.05
(1,2)	1:A:14:THR:HG1	2:C:4:C:C6	10	1.05
(1,2)	1:A:14:THR:HG1	2:C:4:C:H1'	10	1.05
(1,2)	1:A:14:THR:HG1	2:C:4:C:H2'	10	1.05
(1,2)	1:A:14:THR:HG1	2:C:4:C:H3'	10	1.05
(1,2)	1:A:14:THR:HG1	2:C:4:C:H4'	10	1.05
(1,2)	1:A:14:THR:HG1	2:C:4:C:H41	10	1.05
(1,2)	1:A:14:THR:HG1	2:C:4:C:H42	10	1.05
(1,2)	1:A:14:THR:HG1	2:C:4:C:H5	10	1.05
(1,2)	1:A:14:THR:HG1	2:C:4:C:H5'	10	1.05
(1,2)	1:A:14:THR:HG1	2:C:4:C:H5''	10	1.05
(1,2)	1:A:14:THR:HG1	2:C:4:C:H6	10	1.05
(1,2)	1:A:14:THR:HG1	2:C:4:C:HO2'	10	1.05
(1,2)	1:A:14:THR:HG1	2:C:4:C:N1	10	1.05
(1,2)	1:A:14:THR:HG1	2:C:4:C:N3	10	1.05
(1,2)	1:A:14:THR:HG1	2:C:4:C:N4	10	1.05
(1,2)	1:A:14:THR:HG1	2:C:4:C:O2	10	1.05
(1,2)	1:A:14:THR:HG1	2:C:4:C:O2'	10	1.05
(1,2)	1:A:14:THR:HG1	2:C:4:C:O3'	10	1.05
(1,2)	1:A:14:THR:HG1	2:C:4:C:O4'	10	1.05
(1,2)	1:A:14:THR:HG1	2:C:4:C:O5'	10	1.05

Continued on next page...

Continued from previous page...

Key	Atom-1	Atom-2	Model ID	Violation (Å)
(1,2)	1:A:14:THR:HG1	2:C:4:C:OP1	10	1.05
(1,2)	1:A:14:THR:HG1	2:C:4:C:OP2	10	1.05
(1,2)	1:A:14:THR:HG1	2:C:4:C:P	10	1.05
(1,2)	1:A:14:THR:HG1	2:C:5:A:C1'	10	1.05
(1,2)	1:A:14:THR:HG1	2:C:5:A:C2	10	1.05
(1,2)	1:A:14:THR:HG1	2:C:5:A:C2'	10	1.05
(1,2)	1:A:14:THR:HG1	2:C:5:A:C3'	10	1.05
(1,2)	1:A:14:THR:HG1	2:C:5:A:C4	10	1.05
(1,2)	1:A:14:THR:HG1	2:C:5:A:C4'	10	1.05
(1,2)	1:A:14:THR:HG1	2:C:5:A:C5	10	1.05
(1,2)	1:A:14:THR:HG1	2:C:5:A:C5'	10	1.05
(1,2)	1:A:14:THR:HG1	2:C:5:A:C6	10	1.05
(1,2)	1:A:14:THR:HG1	2:C:5:A:C8	10	1.05
(1,2)	1:A:14:THR:HG1	2:C:5:A:H1'	10	1.05
(1,2)	1:A:14:THR:HG1	2:C:5:A:H2	10	1.05
(1,2)	1:A:14:THR:HG1	2:C:5:A:H2'	10	1.05
(1,2)	1:A:14:THR:HG1	2:C:5:A:H3'	10	1.05
(1,2)	1:A:14:THR:HG1	2:C:5:A:H4'	10	1.05
(1,2)	1:A:14:THR:HG1	2:C:5:A:H5'	10	1.05
(1,2)	1:A:14:THR:HG1	2:C:5:A:H5''	10	1.05
(1,2)	1:A:14:THR:HG1	2:C:5:A:H61	10	1.05
(1,2)	1:A:14:THR:HG1	2:C:5:A:H62	10	1.05
(1,2)	1:A:14:THR:HG1	2:C:5:A:H8	10	1.05
(1,2)	1:A:14:THR:HG1	2:C:5:A:HO2'	10	1.05
(1,2)	1:A:14:THR:HG1	2:C:5:A:N1	10	1.05
(1,2)	1:A:14:THR:HG1	2:C:5:A:N3	10	1.05
(1,2)	1:A:14:THR:HG1	2:C:5:A:N6	10	1.05
(1,2)	1:A:14:THR:HG1	2:C:5:A:N7	10	1.05
(1,2)	1:A:14:THR:HG1	2:C:5:A:N9	10	1.05
(1,2)	1:A:14:THR:HG1	2:C:5:A:O2'	10	1.05
(1,2)	1:A:14:THR:HG1	2:C:5:A:O3'	10	1.05
(1,2)	1:A:14:THR:HG1	2:C:5:A:O4'	10	1.05
(1,2)	1:A:14:THR:HG1	2:C:5:A:O5'	10	1.05
(1,2)	1:A:14:THR:HG1	2:C:5:A:OP1	10	1.05
(1,2)	1:A:14:THR:HG1	2:C:5:A:OP2	10	1.05
(1,2)	1:A:14:THR:HG1	2:C:5:A:P	10	1.05
(1,2)	1:A:14:THR:N	2:C:1:A:C1'	10	1.05
(1,2)	1:A:14:THR:N	2:C:1:A:C2	10	1.05
(1,2)	1:A:14:THR:N	2:C:1:A:C2'	10	1.05
(1,2)	1:A:14:THR:N	2:C:1:A:C3'	10	1.05
(1,2)	1:A:14:THR:N	2:C:1:A:C4	10	1.05
(1,2)	1:A:14:THR:N	2:C:1:A:C4'	10	1.05

Continued on next page...

Continued from previous page...

Key	Atom-1	Atom-2	Model ID	Violation (Å)
(1,2)	1:A:14:THR:N	2:C:1:A:C5	10	1.05
(1,2)	1:A:14:THR:N	2:C:1:A:C5'	10	1.05
(1,2)	1:A:14:THR:N	2:C:1:A:C6	10	1.05
(1,2)	1:A:14:THR:N	2:C:1:A:C8	10	1.05
(1,2)	1:A:14:THR:N	2:C:1:A:H1'	10	1.05
(1,2)	1:A:14:THR:N	2:C:1:A:H2	10	1.05
(1,2)	1:A:14:THR:N	2:C:1:A:H2'	10	1.05
(1,2)	1:A:14:THR:N	2:C:1:A:H3'	10	1.05
(1,2)	1:A:14:THR:N	2:C:1:A:H4'	10	1.05
(1,2)	1:A:14:THR:N	2:C:1:A:H5'	10	1.05
(1,2)	1:A:14:THR:N	2:C:1:A:H5''	10	1.05
(1,2)	1:A:14:THR:N	2:C:1:A:H61	10	1.05
(1,2)	1:A:14:THR:N	2:C:1:A:H62	10	1.05
(1,2)	1:A:14:THR:N	2:C:1:A:H8	10	1.05
(1,2)	1:A:14:THR:N	2:C:1:A:HO2'	10	1.05
(1,2)	1:A:14:THR:N	2:C:1:A:N1	10	1.05
(1,2)	1:A:14:THR:N	2:C:1:A:N3	10	1.05
(1,2)	1:A:14:THR:N	2:C:1:A:N6	10	1.05
(1,2)	1:A:14:THR:N	2:C:1:A:N7	10	1.05
(1,2)	1:A:14:THR:N	2:C:1:A:N9	10	1.05
(1,2)	1:A:14:THR:N	2:C:1:A:O2'	10	1.05
(1,2)	1:A:14:THR:N	2:C:1:A:O3'	10	1.05
(1,2)	1:A:14:THR:N	2:C:1:A:O4'	10	1.05
(1,2)	1:A:14:THR:N	2:C:1:A:O5'	10	1.05
(1,2)	1:A:14:THR:N	2:C:2:U:C1'	10	1.05
(1,2)	1:A:14:THR:N	2:C:2:U:C2	10	1.05
(1,2)	1:A:14:THR:N	2:C:2:U:C2'	10	1.05
(1,2)	1:A:14:THR:N	2:C:2:U:C3'	10	1.05
(1,2)	1:A:14:THR:N	2:C:2:U:C4	10	1.05
(1,2)	1:A:14:THR:N	2:C:2:U:C4'	10	1.05
(1,2)	1:A:14:THR:N	2:C:2:U:C5	10	1.05
(1,2)	1:A:14:THR:N	2:C:2:U:C5'	10	1.05
(1,2)	1:A:14:THR:N	2:C:2:U:C6	10	1.05
(1,2)	1:A:14:THR:N	2:C:2:U:H1'	10	1.05
(1,2)	1:A:14:THR:N	2:C:2:U:H2'	10	1.05
(1,2)	1:A:14:THR:N	2:C:2:U:H3	10	1.05
(1,2)	1:A:14:THR:N	2:C:2:U:H3'	10	1.05
(1,2)	1:A:14:THR:N	2:C:2:U:H4'	10	1.05
(1,2)	1:A:14:THR:N	2:C:2:U:H5	10	1.05
(1,2)	1:A:14:THR:N	2:C:2:U:H5'	10	1.05
(1,2)	1:A:14:THR:N	2:C:2:U:H5''	10	1.05
(1,2)	1:A:14:THR:N	2:C:2:U:H6	10	1.05

Continued on next page...

Continued from previous page...

Key	Atom-1	Atom-2	Model ID	Violation (Å)
(1,2)	1:A:14:THR:N	2:C:2:U:HO2'	10	1.05
(1,2)	1:A:14:THR:N	2:C:2:U:N1	10	1.05
(1,2)	1:A:14:THR:N	2:C:2:U:N3	10	1.05
(1,2)	1:A:14:THR:N	2:C:2:U:O2	10	1.05
(1,2)	1:A:14:THR:N	2:C:2:U:O2'	10	1.05
(1,2)	1:A:14:THR:N	2:C:2:U:O3'	10	1.05
(1,2)	1:A:14:THR:N	2:C:2:U:O4	10	1.05
(1,2)	1:A:14:THR:N	2:C:2:U:O4'	10	1.05
(1,2)	1:A:14:THR:N	2:C:2:U:O5'	10	1.05
(1,2)	1:A:14:THR:N	2:C:2:U:OP1	10	1.05
(1,2)	1:A:14:THR:N	2:C:2:U:OP2	10	1.05
(1,2)	1:A:14:THR:N	2:C:2:U:P	10	1.05
(1,2)	1:A:14:THR:N	2:C:3:A:C1'	10	1.05
(1,2)	1:A:14:THR:N	2:C:3:A:C2	10	1.05
(1,2)	1:A:14:THR:N	2:C:3:A:C2'	10	1.05
(1,2)	1:A:14:THR:N	2:C:3:A:C3'	10	1.05
(1,2)	1:A:14:THR:N	2:C:3:A:C4	10	1.05
(1,2)	1:A:14:THR:N	2:C:3:A:C4'	10	1.05
(1,2)	1:A:14:THR:N	2:C:3:A:C5	10	1.05
(1,2)	1:A:14:THR:N	2:C:3:A:C5'	10	1.05
(1,2)	1:A:14:THR:N	2:C:3:A:C6	10	1.05
(1,2)	1:A:14:THR:N	2:C:3:A:C8	10	1.05
(1,2)	1:A:14:THR:N	2:C:3:A:H1'	10	1.05
(1,2)	1:A:14:THR:N	2:C:3:A:H2	10	1.05
(1,2)	1:A:14:THR:N	2:C:3:A:H2'	10	1.05
(1,2)	1:A:14:THR:N	2:C:3:A:H3'	10	1.05
(1,2)	1:A:14:THR:N	2:C:3:A:H4'	10	1.05
(1,2)	1:A:14:THR:N	2:C:3:A:H5'	10	1.05
(1,2)	1:A:14:THR:N	2:C:3:A:H5''	10	1.05
(1,2)	1:A:14:THR:N	2:C:3:A:H61	10	1.05
(1,2)	1:A:14:THR:N	2:C:3:A:H62	10	1.05
(1,2)	1:A:14:THR:N	2:C:3:A:H8	10	1.05
(1,2)	1:A:14:THR:N	2:C:3:A:HO2'	10	1.05
(1,2)	1:A:14:THR:N	2:C:3:A:N1	10	1.05
(1,2)	1:A:14:THR:N	2:C:3:A:N3	10	1.05
(1,2)	1:A:14:THR:N	2:C:3:A:N6	10	1.05
(1,2)	1:A:14:THR:N	2:C:3:A:N7	10	1.05
(1,2)	1:A:14:THR:N	2:C:3:A:N9	10	1.05
(1,2)	1:A:14:THR:N	2:C:3:A:O2'	10	1.05
(1,2)	1:A:14:THR:N	2:C:3:A:O3'	10	1.05
(1,2)	1:A:14:THR:N	2:C:3:A:O4'	10	1.05
(1,2)	1:A:14:THR:N	2:C:3:A:O5'	10	1.05

Continued on next page...

Continued from previous page...

Key	Atom-1	Atom-2	Model ID	Violation (Å)
(1,2)	1:A:14:THR:N	2:C:3:A:OP1	10	1.05
(1,2)	1:A:14:THR:N	2:C:3:A:OP2	10	1.05
(1,2)	1:A:14:THR:N	2:C:3:A:P	10	1.05
(1,2)	1:A:14:THR:N	2:C:4:C:C1'	10	1.05
(1,2)	1:A:14:THR:N	2:C:4:C:C2	10	1.05
(1,2)	1:A:14:THR:N	2:C:4:C:C2'	10	1.05
(1,2)	1:A:14:THR:N	2:C:4:C:C3'	10	1.05
(1,2)	1:A:14:THR:N	2:C:4:C:C4	10	1.05
(1,2)	1:A:14:THR:N	2:C:4:C:C4'	10	1.05
(1,2)	1:A:14:THR:N	2:C:4:C:C5	10	1.05
(1,2)	1:A:14:THR:N	2:C:4:C:C5'	10	1.05
(1,2)	1:A:14:THR:N	2:C:4:C:C6	10	1.05
(1,2)	1:A:14:THR:N	2:C:4:C:H1'	10	1.05
(1,2)	1:A:14:THR:N	2:C:4:C:H2'	10	1.05
(1,2)	1:A:14:THR:N	2:C:4:C:H3'	10	1.05
(1,2)	1:A:14:THR:N	2:C:4:C:H4'	10	1.05
(1,2)	1:A:14:THR:N	2:C:4:C:H41	10	1.05
(1,2)	1:A:14:THR:N	2:C:4:C:H42	10	1.05
(1,2)	1:A:14:THR:N	2:C:4:C:H5	10	1.05
(1,2)	1:A:14:THR:N	2:C:4:C:H5'	10	1.05
(1,2)	1:A:14:THR:N	2:C:4:C:H5''	10	1.05
(1,2)	1:A:14:THR:N	2:C:4:C:H6	10	1.05
(1,2)	1:A:14:THR:N	2:C:4:C:HO2'	10	1.05
(1,2)	1:A:14:THR:N	2:C:4:C:N1	10	1.05
(1,2)	1:A:14:THR:N	2:C:4:C:N3	10	1.05
(1,2)	1:A:14:THR:N	2:C:4:C:N4	10	1.05
(1,2)	1:A:14:THR:N	2:C:4:C:O2	10	1.05
(1,2)	1:A:14:THR:N	2:C:4:C:O2'	10	1.05
(1,2)	1:A:14:THR:N	2:C:4:C:O3'	10	1.05
(1,2)	1:A:14:THR:N	2:C:4:C:O4'	10	1.05
(1,2)	1:A:14:THR:N	2:C:4:C:O5'	10	1.05
(1,2)	1:A:14:THR:N	2:C:4:C:OP1	10	1.05
(1,2)	1:A:14:THR:N	2:C:4:C:OP2	10	1.05
(1,2)	1:A:14:THR:N	2:C:4:C:P	10	1.05
(1,2)	1:A:14:THR:N	2:C:5:A:C1'	10	1.05
(1,2)	1:A:14:THR:N	2:C:5:A:C2	10	1.05
(1,2)	1:A:14:THR:N	2:C:5:A:C2'	10	1.05
(1,2)	1:A:14:THR:N	2:C:5:A:C3'	10	1.05
(1,2)	1:A:14:THR:N	2:C:5:A:C4	10	1.05
(1,2)	1:A:14:THR:N	2:C:5:A:C4'	10	1.05
(1,2)	1:A:14:THR:N	2:C:5:A:C5	10	1.05
(1,2)	1:A:14:THR:N	2:C:5:A:C5'	10	1.05

Continued on next page...

Continued from previous page...

Key	Atom-1	Atom-2	Model ID	Violation (Å)
(1,2)	1:A:14:THR:N	2:C:5:A:C6	10	1.05
(1,2)	1:A:14:THR:N	2:C:5:A:C8	10	1.05
(1,2)	1:A:14:THR:N	2:C:5:A:H1'	10	1.05
(1,2)	1:A:14:THR:N	2:C:5:A:H2	10	1.05
(1,2)	1:A:14:THR:N	2:C:5:A:H2'	10	1.05
(1,2)	1:A:14:THR:N	2:C:5:A:H3'	10	1.05
(1,2)	1:A:14:THR:N	2:C:5:A:H4'	10	1.05
(1,2)	1:A:14:THR:N	2:C:5:A:H5'	10	1.05
(1,2)	1:A:14:THR:N	2:C:5:A:H5''	10	1.05
(1,2)	1:A:14:THR:N	2:C:5:A:H61	10	1.05
(1,2)	1:A:14:THR:N	2:C:5:A:H62	10	1.05
(1,2)	1:A:14:THR:N	2:C:5:A:H8	10	1.05
(1,2)	1:A:14:THR:N	2:C:5:A:HO2'	10	1.05
(1,2)	1:A:14:THR:N	2:C:5:A:N1	10	1.05
(1,2)	1:A:14:THR:N	2:C:5:A:N3	10	1.05
(1,2)	1:A:14:THR:N	2:C:5:A:N6	10	1.05
(1,2)	1:A:14:THR:N	2:C:5:A:N7	10	1.05
(1,2)	1:A:14:THR:N	2:C:5:A:N9	10	1.05
(1,2)	1:A:14:THR:N	2:C:5:A:O2'	10	1.05
(1,2)	1:A:14:THR:N	2:C:5:A:O3'	10	1.05
(1,2)	1:A:14:THR:N	2:C:5:A:O4'	10	1.05
(1,2)	1:A:14:THR:N	2:C:5:A:O5'	10	1.05
(1,2)	1:A:14:THR:N	2:C:5:A:OP1	10	1.05
(1,2)	1:A:14:THR:N	2:C:5:A:OP2	10	1.05
(1,2)	1:A:14:THR:N	2:C:5:A:P	10	1.05
(1,2)	1:A:14:THR:O	2:C:1:A:C1'	10	1.05
(1,2)	1:A:14:THR:O	2:C:1:A:C2	10	1.05
(1,2)	1:A:14:THR:O	2:C:1:A:C2'	10	1.05
(1,2)	1:A:14:THR:O	2:C:1:A:C3'	10	1.05
(1,2)	1:A:14:THR:O	2:C:1:A:C4	10	1.05
(1,2)	1:A:14:THR:O	2:C:1:A:C4'	10	1.05
(1,2)	1:A:14:THR:O	2:C:1:A:C5	10	1.05
(1,2)	1:A:14:THR:O	2:C:1:A:C5'	10	1.05
(1,2)	1:A:14:THR:O	2:C:1:A:C6	10	1.05
(1,2)	1:A:14:THR:O	2:C:1:A:C8	10	1.05
(1,2)	1:A:14:THR:O	2:C:1:A:H1'	10	1.05
(1,2)	1:A:14:THR:O	2:C:1:A:H2	10	1.05
(1,2)	1:A:14:THR:O	2:C:1:A:H2'	10	1.05
(1,2)	1:A:14:THR:O	2:C:1:A:H3'	10	1.05
(1,2)	1:A:14:THR:O	2:C:1:A:H4'	10	1.05
(1,2)	1:A:14:THR:O	2:C:1:A:H5'	10	1.05
(1,2)	1:A:14:THR:O	2:C:1:A:H5''	10	1.05

Continued on next page...

Continued from previous page...

Key	Atom-1	Atom-2	Model ID	Violation (Å)
(1,2)	1:A:14:THR:O	2:C:1:A:H61	10	1.05
(1,2)	1:A:14:THR:O	2:C:1:A:H62	10	1.05
(1,2)	1:A:14:THR:O	2:C:1:A:H8	10	1.05
(1,2)	1:A:14:THR:O	2:C:1:A:HO2'	10	1.05
(1,2)	1:A:14:THR:O	2:C:1:A:N1	10	1.05
(1,2)	1:A:14:THR:O	2:C:1:A:N3	10	1.05
(1,2)	1:A:14:THR:O	2:C:1:A:N6	10	1.05
(1,2)	1:A:14:THR:O	2:C:1:A:N7	10	1.05
(1,2)	1:A:14:THR:O	2:C:1:A:N9	10	1.05
(1,2)	1:A:14:THR:O	2:C:1:A:O2'	10	1.05
(1,2)	1:A:14:THR:O	2:C:1:A:O3'	10	1.05
(1,2)	1:A:14:THR:O	2:C:1:A:O4'	10	1.05
(1,2)	1:A:14:THR:O	2:C:1:A:O5'	10	1.05
(1,2)	1:A:14:THR:O	2:C:2:U:C1'	10	1.05
(1,2)	1:A:14:THR:O	2:C:2:U:C2	10	1.05
(1,2)	1:A:14:THR:O	2:C:2:U:C2'	10	1.05
(1,2)	1:A:14:THR:O	2:C:2:U:C3'	10	1.05
(1,2)	1:A:14:THR:O	2:C:2:U:C4	10	1.05
(1,2)	1:A:14:THR:O	2:C:2:U:C4'	10	1.05
(1,2)	1:A:14:THR:O	2:C:2:U:C5	10	1.05
(1,2)	1:A:14:THR:O	2:C:2:U:C5'	10	1.05
(1,2)	1:A:14:THR:O	2:C:2:U:C6	10	1.05
(1,2)	1:A:14:THR:O	2:C:2:U:H1'	10	1.05
(1,2)	1:A:14:THR:O	2:C:2:U:H2'	10	1.05
(1,2)	1:A:14:THR:O	2:C:2:U:H3	10	1.05
(1,2)	1:A:14:THR:O	2:C:2:U:H3'	10	1.05
(1,2)	1:A:14:THR:O	2:C:2:U:H4'	10	1.05
(1,2)	1:A:14:THR:O	2:C:2:U:H5	10	1.05
(1,2)	1:A:14:THR:O	2:C:2:U:H5'	10	1.05
(1,2)	1:A:14:THR:O	2:C:2:U:H5''	10	1.05
(1,2)	1:A:14:THR:O	2:C:2:U:H6	10	1.05
(1,2)	1:A:14:THR:O	2:C:2:U:HO2'	10	1.05
(1,2)	1:A:14:THR:O	2:C:2:U:N1	10	1.05
(1,2)	1:A:14:THR:O	2:C:2:U:N3	10	1.05
(1,2)	1:A:14:THR:O	2:C:2:U:O2	10	1.05
(1,2)	1:A:14:THR:O	2:C:2:U:O2'	10	1.05
(1,2)	1:A:14:THR:O	2:C:2:U:O3'	10	1.05
(1,2)	1:A:14:THR:O	2:C:2:U:O4	10	1.05
(1,2)	1:A:14:THR:O	2:C:2:U:O4'	10	1.05
(1,2)	1:A:14:THR:O	2:C:2:U:O5'	10	1.05
(1,2)	1:A:14:THR:O	2:C:2:U:OP1	10	1.05
(1,2)	1:A:14:THR:O	2:C:2:U:OP2	10	1.05

Continued on next page...

Continued from previous page...

Key	Atom-1	Atom-2	Model ID	Violation (Å)
(1,2)	1:A:14:THR:O	2:C:2:U:P	10	1.05
(1,2)	1:A:14:THR:O	2:C:3:A:C1'	10	1.05
(1,2)	1:A:14:THR:O	2:C:3:A:C2	10	1.05
(1,2)	1:A:14:THR:O	2:C:3:A:C2'	10	1.05
(1,2)	1:A:14:THR:O	2:C:3:A:C3'	10	1.05
(1,2)	1:A:14:THR:O	2:C:3:A:C4	10	1.05
(1,2)	1:A:14:THR:O	2:C:3:A:C4'	10	1.05
(1,2)	1:A:14:THR:O	2:C:3:A:C5	10	1.05
(1,2)	1:A:14:THR:O	2:C:3:A:C5'	10	1.05
(1,2)	1:A:14:THR:O	2:C:3:A:C6	10	1.05
(1,2)	1:A:14:THR:O	2:C:3:A:C8	10	1.05
(1,2)	1:A:14:THR:O	2:C:3:A:H1'	10	1.05
(1,2)	1:A:14:THR:O	2:C:3:A:H2	10	1.05
(1,2)	1:A:14:THR:O	2:C:3:A:H2'	10	1.05
(1,2)	1:A:14:THR:O	2:C:3:A:H3'	10	1.05
(1,2)	1:A:14:THR:O	2:C:3:A:H4'	10	1.05
(1,2)	1:A:14:THR:O	2:C:3:A:H5'	10	1.05
(1,2)	1:A:14:THR:O	2:C:3:A:H5''	10	1.05
(1,2)	1:A:14:THR:O	2:C:3:A:H61	10	1.05
(1,2)	1:A:14:THR:O	2:C:3:A:H62	10	1.05
(1,2)	1:A:14:THR:O	2:C:3:A:H8	10	1.05
(1,2)	1:A:14:THR:O	2:C:3:A:HO2'	10	1.05
(1,2)	1:A:14:THR:O	2:C:3:A:N1	10	1.05
(1,2)	1:A:14:THR:O	2:C:3:A:N3	10	1.05
(1,2)	1:A:14:THR:O	2:C:3:A:N6	10	1.05
(1,2)	1:A:14:THR:O	2:C:3:A:N7	10	1.05
(1,2)	1:A:14:THR:O	2:C:3:A:N9	10	1.05
(1,2)	1:A:14:THR:O	2:C:3:A:O2'	10	1.05
(1,2)	1:A:14:THR:O	2:C:3:A:O3'	10	1.05
(1,2)	1:A:14:THR:O	2:C:3:A:O4'	10	1.05
(1,2)	1:A:14:THR:O	2:C:3:A:O5'	10	1.05
(1,2)	1:A:14:THR:O	2:C:3:A:OP1	10	1.05
(1,2)	1:A:14:THR:O	2:C:3:A:OP2	10	1.05
(1,2)	1:A:14:THR:O	2:C:3:A:P	10	1.05
(1,2)	1:A:14:THR:O	2:C:4:C:C1'	10	1.05
(1,2)	1:A:14:THR:O	2:C:4:C:C2	10	1.05
(1,2)	1:A:14:THR:O	2:C:4:C:C2'	10	1.05
(1,2)	1:A:14:THR:O	2:C:4:C:C3'	10	1.05
(1,2)	1:A:14:THR:O	2:C:4:C:C4	10	1.05
(1,2)	1:A:14:THR:O	2:C:4:C:C4'	10	1.05
(1,2)	1:A:14:THR:O	2:C:4:C:C5	10	1.05
(1,2)	1:A:14:THR:O	2:C:4:C:C5'	10	1.05

Continued on next page...

Continued from previous page...

Key	Atom-1	Atom-2	Model ID	Violation (Å)
(1,2)	1:A:14:THR:O	2:C:4:C:C6	10	1.05
(1,2)	1:A:14:THR:O	2:C:4:C:H1'	10	1.05
(1,2)	1:A:14:THR:O	2:C:4:C:H2'	10	1.05
(1,2)	1:A:14:THR:O	2:C:4:C:H3'	10	1.05
(1,2)	1:A:14:THR:O	2:C:4:C:H4'	10	1.05
(1,2)	1:A:14:THR:O	2:C:4:C:H41	10	1.05
(1,2)	1:A:14:THR:O	2:C:4:C:H42	10	1.05
(1,2)	1:A:14:THR:O	2:C:4:C:H5	10	1.05
(1,2)	1:A:14:THR:O	2:C:4:C:H5'	10	1.05
(1,2)	1:A:14:THR:O	2:C:4:C:H5''	10	1.05
(1,2)	1:A:14:THR:O	2:C:4:C:H6	10	1.05
(1,2)	1:A:14:THR:O	2:C:4:C:HO2'	10	1.05
(1,2)	1:A:14:THR:O	2:C:4:C:N1	10	1.05
(1,2)	1:A:14:THR:O	2:C:4:C:N3	10	1.05
(1,2)	1:A:14:THR:O	2:C:4:C:N4	10	1.05
(1,2)	1:A:14:THR:O	2:C:4:C:O2	10	1.05
(1,2)	1:A:14:THR:O	2:C:4:C:O2'	10	1.05
(1,2)	1:A:14:THR:O	2:C:4:C:O3'	10	1.05
(1,2)	1:A:14:THR:O	2:C:4:C:O4'	10	1.05
(1,2)	1:A:14:THR:O	2:C:4:C:O5'	10	1.05
(1,2)	1:A:14:THR:O	2:C:4:C:OP1	10	1.05
(1,2)	1:A:14:THR:O	2:C:4:C:OP2	10	1.05
(1,2)	1:A:14:THR:O	2:C:4:C:P	10	1.05
(1,2)	1:A:14:THR:O	2:C:5:A:C1'	10	1.05
(1,2)	1:A:14:THR:O	2:C:5:A:C2	10	1.05
(1,2)	1:A:14:THR:O	2:C:5:A:C2'	10	1.05
(1,2)	1:A:14:THR:O	2:C:5:A:C3'	10	1.05
(1,2)	1:A:14:THR:O	2:C:5:A:C4	10	1.05
(1,2)	1:A:14:THR:O	2:C:5:A:C4'	10	1.05
(1,2)	1:A:14:THR:O	2:C:5:A:C5	10	1.05
(1,2)	1:A:14:THR:O	2:C:5:A:C5'	10	1.05
(1,2)	1:A:14:THR:O	2:C:5:A:C6	10	1.05
(1,2)	1:A:14:THR:O	2:C:5:A:C8	10	1.05
(1,2)	1:A:14:THR:O	2:C:5:A:H1'	10	1.05
(1,2)	1:A:14:THR:O	2:C:5:A:H2	10	1.05
(1,2)	1:A:14:THR:O	2:C:5:A:H2'	10	1.05
(1,2)	1:A:14:THR:O	2:C:5:A:H3'	10	1.05
(1,2)	1:A:14:THR:O	2:C:5:A:H4'	10	1.05
(1,2)	1:A:14:THR:O	2:C:5:A:H5'	10	1.05
(1,2)	1:A:14:THR:O	2:C:5:A:H5''	10	1.05
(1,2)	1:A:14:THR:O	2:C:5:A:H61	10	1.05
(1,2)	1:A:14:THR:O	2:C:5:A:H62	10	1.05

Continued on next page...

Continued from previous page...

Key	Atom-1	Atom-2	Model ID	Violation (Å)
(1,2)	1:A:14:THR:O	2:C:5:A:H8	10	1.05
(1,2)	1:A:14:THR:O	2:C:5:A:HO2'	10	1.05
(1,2)	1:A:14:THR:O	2:C:5:A:N1	10	1.05
(1,2)	1:A:14:THR:O	2:C:5:A:N3	10	1.05
(1,2)	1:A:14:THR:O	2:C:5:A:N6	10	1.05
(1,2)	1:A:14:THR:O	2:C:5:A:N7	10	1.05
(1,2)	1:A:14:THR:O	2:C:5:A:N9	10	1.05
(1,2)	1:A:14:THR:O	2:C:5:A:O2'	10	1.05
(1,2)	1:A:14:THR:O	2:C:5:A:O3'	10	1.05
(1,2)	1:A:14:THR:O	2:C:5:A:O4'	10	1.05
(1,2)	1:A:14:THR:O	2:C:5:A:O5'	10	1.05
(1,2)	1:A:14:THR:O	2:C:5:A:OP1	10	1.05
(1,2)	1:A:14:THR:O	2:C:5:A:OP2	10	1.05
(1,2)	1:A:14:THR:O	2:C:5:A:P	10	1.05
(1,2)	1:A:14:THR:OG1	2:C:1:A:C1'	10	1.05
(1,2)	1:A:14:THR:OG1	2:C:1:A:C2	10	1.05
(1,2)	1:A:14:THR:OG1	2:C:1:A:C2'	10	1.05
(1,2)	1:A:14:THR:OG1	2:C:1:A:C3'	10	1.05
(1,2)	1:A:14:THR:OG1	2:C:1:A:C4	10	1.05
(1,2)	1:A:14:THR:OG1	2:C:1:A:C4'	10	1.05
(1,2)	1:A:14:THR:OG1	2:C:1:A:C5	10	1.05
(1,2)	1:A:14:THR:OG1	2:C:1:A:C5'	10	1.05
(1,2)	1:A:14:THR:OG1	2:C:1:A:C6	10	1.05
(1,2)	1:A:14:THR:OG1	2:C:1:A:C8	10	1.05
(1,2)	1:A:14:THR:OG1	2:C:1:A:H1'	10	1.05
(1,2)	1:A:14:THR:OG1	2:C:1:A:H2	10	1.05
(1,2)	1:A:14:THR:OG1	2:C:1:A:H2'	10	1.05
(1,2)	1:A:14:THR:OG1	2:C:1:A:H3'	10	1.05
(1,2)	1:A:14:THR:OG1	2:C:1:A:H4'	10	1.05
(1,2)	1:A:14:THR:OG1	2:C:1:A:H5'	10	1.05
(1,2)	1:A:14:THR:OG1	2:C:1:A:H5''	10	1.05
(1,2)	1:A:14:THR:OG1	2:C:1:A:H61	10	1.05
(1,2)	1:A:14:THR:OG1	2:C:1:A:H62	10	1.05
(1,2)	1:A:14:THR:OG1	2:C:1:A:H8	10	1.05
(1,2)	1:A:14:THR:OG1	2:C:1:A:HO2'	10	1.05
(1,2)	1:A:14:THR:OG1	2:C:1:A:N1	10	1.05
(1,2)	1:A:14:THR:OG1	2:C:1:A:N3	10	1.05
(1,2)	1:A:14:THR:OG1	2:C:1:A:N6	10	1.05
(1,2)	1:A:14:THR:OG1	2:C:1:A:N7	10	1.05
(1,2)	1:A:14:THR:OG1	2:C:1:A:N9	10	1.05
(1,2)	1:A:14:THR:OG1	2:C:1:A:O2'	10	1.05
(1,2)	1:A:14:THR:OG1	2:C:1:A:O3'	10	1.05

Continued on next page...

Continued from previous page...

Key	Atom-1	Atom-2	Model ID	Violation (Å)
(1,2)	1:A:14:THR:OG1	2:C:1:A:O4'	10	1.05
(1,2)	1:A:14:THR:OG1	2:C:1:A:O5'	10	1.05
(1,2)	1:A:14:THR:OG1	2:C:2:U:C1'	10	1.05
(1,2)	1:A:14:THR:OG1	2:C:2:U:C2	10	1.05
(1,2)	1:A:14:THR:OG1	2:C:2:U:C2'	10	1.05
(1,2)	1:A:14:THR:OG1	2:C:2:U:C3'	10	1.05
(1,2)	1:A:14:THR:OG1	2:C:2:U:C4	10	1.05
(1,2)	1:A:14:THR:OG1	2:C:2:U:C4'	10	1.05
(1,2)	1:A:14:THR:OG1	2:C:2:U:C5	10	1.05
(1,2)	1:A:14:THR:OG1	2:C:2:U:C5'	10	1.05
(1,2)	1:A:14:THR:OG1	2:C:2:U:C6	10	1.05
(1,2)	1:A:14:THR:OG1	2:C:2:U:H1'	10	1.05
(1,2)	1:A:14:THR:OG1	2:C:2:U:H2'	10	1.05
(1,2)	1:A:14:THR:OG1	2:C:2:U:H3	10	1.05
(1,2)	1:A:14:THR:OG1	2:C:2:U:H3'	10	1.05
(1,2)	1:A:14:THR:OG1	2:C:2:U:H4'	10	1.05
(1,2)	1:A:14:THR:OG1	2:C:2:U:H5	10	1.05
(1,2)	1:A:14:THR:OG1	2:C:2:U:H5'	10	1.05
(1,2)	1:A:14:THR:OG1	2:C:2:U:H5''	10	1.05
(1,2)	1:A:14:THR:OG1	2:C:2:U:H6	10	1.05
(1,2)	1:A:14:THR:OG1	2:C:2:U:HO2'	10	1.05
(1,2)	1:A:14:THR:OG1	2:C:2:U:N1	10	1.05
(1,2)	1:A:14:THR:OG1	2:C:2:U:N3	10	1.05
(1,2)	1:A:14:THR:OG1	2:C:2:U:O2	10	1.05
(1,2)	1:A:14:THR:OG1	2:C:2:U:O2'	10	1.05
(1,2)	1:A:14:THR:OG1	2:C:2:U:O3'	10	1.05
(1,2)	1:A:14:THR:OG1	2:C:2:U:O4	10	1.05
(1,2)	1:A:14:THR:OG1	2:C:2:U:O4'	10	1.05
(1,2)	1:A:14:THR:OG1	2:C:2:U:O5'	10	1.05
(1,2)	1:A:14:THR:OG1	2:C:2:U:OP1	10	1.05
(1,2)	1:A:14:THR:OG1	2:C:2:U:OP2	10	1.05
(1,2)	1:A:14:THR:OG1	2:C:2:U:P	10	1.05
(1,2)	1:A:14:THR:OG1	2:C:3:A:C1'	10	1.05
(1,2)	1:A:14:THR:OG1	2:C:3:A:C2	10	1.05
(1,2)	1:A:14:THR:OG1	2:C:3:A:C2'	10	1.05
(1,2)	1:A:14:THR:OG1	2:C:3:A:C3'	10	1.05
(1,2)	1:A:14:THR:OG1	2:C:3:A:C4	10	1.05
(1,2)	1:A:14:THR:OG1	2:C:3:A:C4'	10	1.05
(1,2)	1:A:14:THR:OG1	2:C:3:A:C5	10	1.05
(1,2)	1:A:14:THR:OG1	2:C:3:A:C5'	10	1.05
(1,2)	1:A:14:THR:OG1	2:C:3:A:C6	10	1.05
(1,2)	1:A:14:THR:OG1	2:C:3:A:C8	10	1.05

Continued on next page...

Continued from previous page...

Key	Atom-1	Atom-2	Model ID	Violation (Å)
(1,2)	1:A:14:THR:OG1	2:C:3:A:H1'	10	1.05
(1,2)	1:A:14:THR:OG1	2:C:3:A:H2	10	1.05
(1,2)	1:A:14:THR:OG1	2:C:3:A:H2'	10	1.05
(1,2)	1:A:14:THR:OG1	2:C:3:A:H3'	10	1.05
(1,2)	1:A:14:THR:OG1	2:C:3:A:H4'	10	1.05
(1,2)	1:A:14:THR:OG1	2:C:3:A:H5'	10	1.05
(1,2)	1:A:14:THR:OG1	2:C:3:A:H5''	10	1.05
(1,2)	1:A:14:THR:OG1	2:C:3:A:H61	10	1.05
(1,2)	1:A:14:THR:OG1	2:C:3:A:H62	10	1.05
(1,2)	1:A:14:THR:OG1	2:C:3:A:H8	10	1.05
(1,2)	1:A:14:THR:OG1	2:C:3:A:HO2'	10	1.05
(1,2)	1:A:14:THR:OG1	2:C:3:A:N1	10	1.05
(1,2)	1:A:14:THR:OG1	2:C:3:A:N3	10	1.05
(1,2)	1:A:14:THR:OG1	2:C:3:A:N6	10	1.05
(1,2)	1:A:14:THR:OG1	2:C:3:A:N7	10	1.05
(1,2)	1:A:14:THR:OG1	2:C:3:A:N9	10	1.05
(1,2)	1:A:14:THR:OG1	2:C:3:A:O2'	10	1.05
(1,2)	1:A:14:THR:OG1	2:C:3:A:O3'	10	1.05
(1,2)	1:A:14:THR:OG1	2:C:3:A:O4'	10	1.05
(1,2)	1:A:14:THR:OG1	2:C:3:A:O5'	10	1.05
(1,2)	1:A:14:THR:OG1	2:C:3:A:OP1	10	1.05
(1,2)	1:A:14:THR:OG1	2:C:3:A:OP2	10	1.05
(1,2)	1:A:14:THR:OG1	2:C:3:A:P	10	1.05
(1,2)	1:A:14:THR:OG1	2:C:4:C:C1'	10	1.05
(1,2)	1:A:14:THR:OG1	2:C:4:C:C2	10	1.05
(1,2)	1:A:14:THR:OG1	2:C:4:C:C2'	10	1.05
(1,2)	1:A:14:THR:OG1	2:C:4:C:C3'	10	1.05
(1,2)	1:A:14:THR:OG1	2:C:4:C:C4	10	1.05
(1,2)	1:A:14:THR:OG1	2:C:4:C:C4'	10	1.05
(1,2)	1:A:14:THR:OG1	2:C:4:C:C5	10	1.05
(1,2)	1:A:14:THR:OG1	2:C:4:C:C5'	10	1.05
(1,2)	1:A:14:THR:OG1	2:C:4:C:C6	10	1.05
(1,2)	1:A:14:THR:OG1	2:C:4:C:H1'	10	1.05
(1,2)	1:A:14:THR:OG1	2:C:4:C:H2'	10	1.05
(1,2)	1:A:14:THR:OG1	2:C:4:C:H3'	10	1.05
(1,2)	1:A:14:THR:OG1	2:C:4:C:H4'	10	1.05
(1,2)	1:A:14:THR:OG1	2:C:4:C:H41	10	1.05
(1,2)	1:A:14:THR:OG1	2:C:4:C:H42	10	1.05
(1,2)	1:A:14:THR:OG1	2:C:4:C:H5	10	1.05
(1,2)	1:A:14:THR:OG1	2:C:4:C:H5'	10	1.05
(1,2)	1:A:14:THR:OG1	2:C:4:C:H5''	10	1.05
(1,2)	1:A:14:THR:OG1	2:C:4:C:H6	10	1.05

Continued on next page...

Continued from previous page...

Key	Atom-1	Atom-2	Model ID	Violation (Å)
(1,2)	1:A:14:THR:OG1	2:C:4:C:HO2'	10	1.05
(1,2)	1:A:14:THR:OG1	2:C:4:C:N1	10	1.05
(1,2)	1:A:14:THR:OG1	2:C:4:C:N3	10	1.05
(1,2)	1:A:14:THR:OG1	2:C:4:C:N4	10	1.05
(1,2)	1:A:14:THR:OG1	2:C:4:C:O2	10	1.05
(1,2)	1:A:14:THR:OG1	2:C:4:C:O2'	10	1.05
(1,2)	1:A:14:THR:OG1	2:C:4:C:O3'	10	1.05
(1,2)	1:A:14:THR:OG1	2:C:4:C:O4'	10	1.05
(1,2)	1:A:14:THR:OG1	2:C:4:C:O5'	10	1.05
(1,2)	1:A:14:THR:OG1	2:C:4:C:OP1	10	1.05
(1,2)	1:A:14:THR:OG1	2:C:4:C:OP2	10	1.05
(1,2)	1:A:14:THR:OG1	2:C:4:C:P	10	1.05
(1,2)	1:A:14:THR:OG1	2:C:5:A:C1'	10	1.05
(1,2)	1:A:14:THR:OG1	2:C:5:A:C2	10	1.05
(1,2)	1:A:14:THR:OG1	2:C:5:A:C2'	10	1.05
(1,2)	1:A:14:THR:OG1	2:C:5:A:C3'	10	1.05
(1,2)	1:A:14:THR:OG1	2:C:5:A:C4	10	1.05
(1,2)	1:A:14:THR:OG1	2:C:5:A:C4'	10	1.05
(1,2)	1:A:14:THR:OG1	2:C:5:A:C5	10	1.05
(1,2)	1:A:14:THR:OG1	2:C:5:A:C5'	10	1.05
(1,2)	1:A:14:THR:OG1	2:C:5:A:C6	10	1.05
(1,2)	1:A:14:THR:OG1	2:C:5:A:C8	10	1.05
(1,2)	1:A:14:THR:OG1	2:C:5:A:H1'	10	1.05
(1,2)	1:A:14:THR:OG1	2:C:5:A:H2	10	1.05
(1,2)	1:A:14:THR:OG1	2:C:5:A:H2'	10	1.05
(1,2)	1:A:14:THR:OG1	2:C:5:A:H3'	10	1.05
(1,2)	1:A:14:THR:OG1	2:C:5:A:H4'	10	1.05
(1,2)	1:A:14:THR:OG1	2:C:5:A:H5'	10	1.05
(1,2)	1:A:14:THR:OG1	2:C:5:A:H5''	10	1.05
(1,2)	1:A:14:THR:OG1	2:C:5:A:H61	10	1.05
(1,2)	1:A:14:THR:OG1	2:C:5:A:H62	10	1.05
(1,2)	1:A:14:THR:OG1	2:C:5:A:H8	10	1.05
(1,2)	1:A:14:THR:OG1	2:C:5:A:HO2'	10	1.05
(1,2)	1:A:14:THR:OG1	2:C:5:A:N1	10	1.05
(1,2)	1:A:14:THR:OG1	2:C:5:A:N3	10	1.05
(1,2)	1:A:14:THR:OG1	2:C:5:A:N6	10	1.05
(1,2)	1:A:14:THR:OG1	2:C:5:A:N7	10	1.05
(1,2)	1:A:14:THR:OG1	2:C:5:A:N9	10	1.05
(1,2)	1:A:14:THR:OG1	2:C:5:A:O2'	10	1.05
(1,2)	1:A:14:THR:OG1	2:C:5:A:O3'	10	1.05
(1,2)	1:A:14:THR:OG1	2:C:5:A:O4'	10	1.05
(1,2)	1:A:14:THR:OG1	2:C:5:A:O5'	10	1.05

Continued on next page...

Continued from previous page...

Key	Atom-1	Atom-2	Model ID	Violation (Å)
(1,2)	1:A:14:THR:OG1	2:C:5:A:OP1	10	1.05
(1,2)	1:A:14:THR:OG1	2:C:5:A:OP2	10	1.05
(1,2)	1:A:14:THR:OG1	2:C:5:A:P	10	1.05
(1,9)	1:A:70:GLY:C	2:C:1:A:C1'	8	0.7
(1,9)	1:A:70:GLY:C	2:C:1:A:C2	8	0.7
(1,9)	1:A:70:GLY:C	2:C:1:A:C2'	8	0.7
(1,9)	1:A:70:GLY:C	2:C:1:A:C3'	8	0.7
(1,9)	1:A:70:GLY:C	2:C:1:A:C4	8	0.7
(1,9)	1:A:70:GLY:C	2:C:1:A:C4'	8	0.7
(1,9)	1:A:70:GLY:C	2:C:1:A:C5	8	0.7
(1,9)	1:A:70:GLY:C	2:C:1:A:C5'	8	0.7
(1,9)	1:A:70:GLY:C	2:C:1:A:C6	8	0.7
(1,9)	1:A:70:GLY:C	2:C:1:A:C8	8	0.7
(1,9)	1:A:70:GLY:C	2:C:1:A:H1'	8	0.7
(1,9)	1:A:70:GLY:C	2:C:1:A:H2	8	0.7
(1,9)	1:A:70:GLY:C	2:C:1:A:H2'	8	0.7
(1,9)	1:A:70:GLY:C	2:C:1:A:H3'	8	0.7
(1,9)	1:A:70:GLY:C	2:C:1:A:H4'	8	0.7
(1,9)	1:A:70:GLY:C	2:C:1:A:H5'	8	0.7
(1,9)	1:A:70:GLY:C	2:C:1:A:H5''	8	0.7
(1,9)	1:A:70:GLY:C	2:C:1:A:H61	8	0.7
(1,9)	1:A:70:GLY:C	2:C:1:A:H62	8	0.7
(1,9)	1:A:70:GLY:C	2:C:1:A:H8	8	0.7
(1,9)	1:A:70:GLY:C	2:C:1:A:HO2'	8	0.7
(1,9)	1:A:70:GLY:C	2:C:1:A:N1	8	0.7
(1,9)	1:A:70:GLY:C	2:C:1:A:N3	8	0.7
(1,9)	1:A:70:GLY:C	2:C:1:A:N6	8	0.7
(1,9)	1:A:70:GLY:C	2:C:1:A:N7	8	0.7
(1,9)	1:A:70:GLY:C	2:C:1:A:N9	8	0.7
(1,9)	1:A:70:GLY:C	2:C:1:A:O2'	8	0.7
(1,9)	1:A:70:GLY:C	2:C:1:A:O3'	8	0.7
(1,9)	1:A:70:GLY:C	2:C:1:A:O4'	8	0.7
(1,9)	1:A:70:GLY:C	2:C:1:A:O5'	8	0.7
(1,9)	1:A:70:GLY:C	2:C:2:U:C1'	8	0.7
(1,9)	1:A:70:GLY:C	2:C:2:U:C2	8	0.7
(1,9)	1:A:70:GLY:C	2:C:2:U:C2'	8	0.7
(1,9)	1:A:70:GLY:C	2:C:2:U:C3'	8	0.7
(1,9)	1:A:70:GLY:C	2:C:2:U:C4	8	0.7
(1,9)	1:A:70:GLY:C	2:C:2:U:C4'	8	0.7
(1,9)	1:A:70:GLY:C	2:C:2:U:C5	8	0.7
(1,9)	1:A:70:GLY:C	2:C:2:U:C5'	8	0.7
(1,9)	1:A:70:GLY:C	2:C:2:U:C6	8	0.7

Continued on next page...

Continued from previous page...

Key	Atom-1	Atom-2	Model ID	Violation (Å)
(1,9)	1:A:70:GLY:C	2:C:2:U:H1'	8	0.7
(1,9)	1:A:70:GLY:C	2:C:2:U:H2'	8	0.7
(1,9)	1:A:70:GLY:C	2:C:2:U:H3	8	0.7
(1,9)	1:A:70:GLY:C	2:C:2:U:H3'	8	0.7
(1,9)	1:A:70:GLY:C	2:C:2:U:H4'	8	0.7
(1,9)	1:A:70:GLY:C	2:C:2:U:H5	8	0.7
(1,9)	1:A:70:GLY:C	2:C:2:U:H5'	8	0.7
(1,9)	1:A:70:GLY:C	2:C:2:U:H5''	8	0.7
(1,9)	1:A:70:GLY:C	2:C:2:U:H6	8	0.7
(1,9)	1:A:70:GLY:C	2:C:2:U:HO2'	8	0.7
(1,9)	1:A:70:GLY:C	2:C:2:U:N1	8	0.7
(1,9)	1:A:70:GLY:C	2:C:2:U:N3	8	0.7
(1,9)	1:A:70:GLY:C	2:C:2:U:O2	8	0.7
(1,9)	1:A:70:GLY:C	2:C:2:U:O2'	8	0.7
(1,9)	1:A:70:GLY:C	2:C:2:U:O3'	8	0.7
(1,9)	1:A:70:GLY:C	2:C:2:U:O4	8	0.7
(1,9)	1:A:70:GLY:C	2:C:2:U:O4'	8	0.7
(1,9)	1:A:70:GLY:C	2:C:2:U:O5'	8	0.7
(1,9)	1:A:70:GLY:C	2:C:2:U:OP1	8	0.7
(1,9)	1:A:70:GLY:C	2:C:2:U:OP2	8	0.7
(1,9)	1:A:70:GLY:C	2:C:2:U:P	8	0.7
(1,9)	1:A:70:GLY:C	2:C:3:A:C1'	8	0.7
(1,9)	1:A:70:GLY:C	2:C:3:A:C2	8	0.7
(1,9)	1:A:70:GLY:C	2:C:3:A:C2'	8	0.7
(1,9)	1:A:70:GLY:C	2:C:3:A:C3'	8	0.7
(1,9)	1:A:70:GLY:C	2:C:3:A:C4	8	0.7
(1,9)	1:A:70:GLY:C	2:C:3:A:C4'	8	0.7
(1,9)	1:A:70:GLY:C	2:C:3:A:C5	8	0.7
(1,9)	1:A:70:GLY:C	2:C:3:A:C5'	8	0.7
(1,9)	1:A:70:GLY:C	2:C:3:A:C6	8	0.7
(1,9)	1:A:70:GLY:C	2:C:3:A:C8	8	0.7
(1,9)	1:A:70:GLY:C	2:C:3:A:H1'	8	0.7
(1,9)	1:A:70:GLY:C	2:C:3:A:H2	8	0.7
(1,9)	1:A:70:GLY:C	2:C:3:A:H2'	8	0.7
(1,9)	1:A:70:GLY:C	2:C:3:A:H3'	8	0.7
(1,9)	1:A:70:GLY:C	2:C:3:A:H4'	8	0.7
(1,9)	1:A:70:GLY:C	2:C:3:A:H5'	8	0.7
(1,9)	1:A:70:GLY:C	2:C:3:A:H5''	8	0.7
(1,9)	1:A:70:GLY:C	2:C:3:A:H61	8	0.7
(1,9)	1:A:70:GLY:C	2:C:3:A:H62	8	0.7
(1,9)	1:A:70:GLY:C	2:C:3:A:H8	8	0.7
(1,9)	1:A:70:GLY:C	2:C:3:A:HO2'	8	0.7

Continued on next page...

Continued from previous page...

Key	Atom-1	Atom-2	Model ID	Violation (Å)
(1,9)	1:A:70:GLY:C	2:C:3:A:N1	8	0.7
(1,9)	1:A:70:GLY:C	2:C:3:A:N3	8	0.7
(1,9)	1:A:70:GLY:C	2:C:3:A:N6	8	0.7
(1,9)	1:A:70:GLY:C	2:C:3:A:N7	8	0.7
(1,9)	1:A:70:GLY:C	2:C:3:A:N9	8	0.7
(1,9)	1:A:70:GLY:C	2:C:3:A:O2'	8	0.7
(1,9)	1:A:70:GLY:C	2:C:3:A:O3'	8	0.7
(1,9)	1:A:70:GLY:C	2:C:3:A:O4'	8	0.7
(1,9)	1:A:70:GLY:C	2:C:3:A:O5'	8	0.7
(1,9)	1:A:70:GLY:C	2:C:3:A:OP1	8	0.7
(1,9)	1:A:70:GLY:C	2:C:3:A:OP2	8	0.7
(1,9)	1:A:70:GLY:C	2:C:3:A:P	8	0.7
(1,9)	1:A:70:GLY:C	2:C:4:C:C1'	8	0.7
(1,9)	1:A:70:GLY:C	2:C:4:C:C2	8	0.7
(1,9)	1:A:70:GLY:C	2:C:4:C:C2'	8	0.7
(1,9)	1:A:70:GLY:C	2:C:4:C:C3'	8	0.7
(1,9)	1:A:70:GLY:C	2:C:4:C:C4	8	0.7
(1,9)	1:A:70:GLY:C	2:C:4:C:C4'	8	0.7
(1,9)	1:A:70:GLY:C	2:C:4:C:C5	8	0.7
(1,9)	1:A:70:GLY:C	2:C:4:C:C5'	8	0.7
(1,9)	1:A:70:GLY:C	2:C:4:C:C6	8	0.7
(1,9)	1:A:70:GLY:C	2:C:4:C:H1'	8	0.7
(1,9)	1:A:70:GLY:C	2:C:4:C:H2'	8	0.7
(1,9)	1:A:70:GLY:C	2:C:4:C:H3'	8	0.7
(1,9)	1:A:70:GLY:C	2:C:4:C:H4'	8	0.7
(1,9)	1:A:70:GLY:C	2:C:4:C:H41	8	0.7
(1,9)	1:A:70:GLY:C	2:C:4:C:H42	8	0.7
(1,9)	1:A:70:GLY:C	2:C:4:C:H5	8	0.7
(1,9)	1:A:70:GLY:C	2:C:4:C:H5'	8	0.7
(1,9)	1:A:70:GLY:C	2:C:4:C:H5''	8	0.7
(1,9)	1:A:70:GLY:C	2:C:4:C:H6	8	0.7
(1,9)	1:A:70:GLY:C	2:C:4:C:HO2'	8	0.7
(1,9)	1:A:70:GLY:C	2:C:4:C:N1	8	0.7
(1,9)	1:A:70:GLY:C	2:C:4:C:N3	8	0.7
(1,9)	1:A:70:GLY:C	2:C:4:C:N4	8	0.7
(1,9)	1:A:70:GLY:C	2:C:4:C:O2	8	0.7
(1,9)	1:A:70:GLY:C	2:C:4:C:O2'	8	0.7
(1,9)	1:A:70:GLY:C	2:C:4:C:O3'	8	0.7
(1,9)	1:A:70:GLY:C	2:C:4:C:O4'	8	0.7
(1,9)	1:A:70:GLY:C	2:C:4:C:O5'	8	0.7
(1,9)	1:A:70:GLY:C	2:C:4:C:OP1	8	0.7
(1,9)	1:A:70:GLY:C	2:C:4:C:OP2	8	0.7

Continued on next page...

Continued from previous page...

Key	Atom-1	Atom-2	Model ID	Violation (Å)
(1,9)	1:A:70:GLY:C	2:C:4:C:P	8	0.7
(1,9)	1:A:70:GLY:C	2:C:5:A:C1'	8	0.7
(1,9)	1:A:70:GLY:C	2:C:5:A:C2	8	0.7
(1,9)	1:A:70:GLY:C	2:C:5:A:C2'	8	0.7
(1,9)	1:A:70:GLY:C	2:C:5:A:C3'	8	0.7
(1,9)	1:A:70:GLY:C	2:C:5:A:C4	8	0.7
(1,9)	1:A:70:GLY:C	2:C:5:A:C4'	8	0.7
(1,9)	1:A:70:GLY:C	2:C:5:A:C5	8	0.7
(1,9)	1:A:70:GLY:C	2:C:5:A:C5'	8	0.7
(1,9)	1:A:70:GLY:C	2:C:5:A:C6	8	0.7
(1,9)	1:A:70:GLY:C	2:C:5:A:C8	8	0.7
(1,9)	1:A:70:GLY:C	2:C:5:A:H1'	8	0.7
(1,9)	1:A:70:GLY:C	2:C:5:A:H2	8	0.7
(1,9)	1:A:70:GLY:C	2:C:5:A:H2'	8	0.7
(1,9)	1:A:70:GLY:C	2:C:5:A:H3'	8	0.7
(1,9)	1:A:70:GLY:C	2:C:5:A:H4'	8	0.7
(1,9)	1:A:70:GLY:C	2:C:5:A:H5'	8	0.7
(1,9)	1:A:70:GLY:C	2:C:5:A:H5''	8	0.7
(1,9)	1:A:70:GLY:C	2:C:5:A:H61	8	0.7
(1,9)	1:A:70:GLY:C	2:C:5:A:H62	8	0.7
(1,9)	1:A:70:GLY:C	2:C:5:A:H8	8	0.7
(1,9)	1:A:70:GLY:C	2:C:5:A:HO2'	8	0.7
(1,9)	1:A:70:GLY:C	2:C:5:A:N1	8	0.7
(1,9)	1:A:70:GLY:C	2:C:5:A:N3	8	0.7
(1,9)	1:A:70:GLY:C	2:C:5:A:N6	8	0.7
(1,9)	1:A:70:GLY:C	2:C:5:A:N7	8	0.7
(1,9)	1:A:70:GLY:C	2:C:5:A:N9	8	0.7
(1,9)	1:A:70:GLY:C	2:C:5:A:O2'	8	0.7
(1,9)	1:A:70:GLY:C	2:C:5:A:O3'	8	0.7
(1,9)	1:A:70:GLY:C	2:C:5:A:O4'	8	0.7
(1,9)	1:A:70:GLY:C	2:C:5:A:O5'	8	0.7
(1,9)	1:A:70:GLY:C	2:C:5:A:OP1	8	0.7
(1,9)	1:A:70:GLY:C	2:C:5:A:OP2	8	0.7
(1,9)	1:A:70:GLY:C	2:C:5:A:P	8	0.7
(1,9)	1:A:70:GLY:CA	2:C:1:A:C1'	8	0.7
(1,9)	1:A:70:GLY:CA	2:C:1:A:C2	8	0.7
(1,9)	1:A:70:GLY:CA	2:C:1:A:C2'	8	0.7
(1,9)	1:A:70:GLY:CA	2:C:1:A:C3'	8	0.7
(1,9)	1:A:70:GLY:CA	2:C:1:A:C4	8	0.7
(1,9)	1:A:70:GLY:CA	2:C:1:A:C4'	8	0.7
(1,9)	1:A:70:GLY:CA	2:C:1:A:C5	8	0.7
(1,9)	1:A:70:GLY:CA	2:C:1:A:C5'	8	0.7

Continued on next page...

Continued from previous page...

Key	Atom-1	Atom-2	Model ID	Violation (Å)
(1,9)	1:A:70:GLY:CA	2:C:1:A:C6	8	0.7
(1,9)	1:A:70:GLY:CA	2:C:1:A:C8	8	0.7
(1,9)	1:A:70:GLY:CA	2:C:1:A:H1'	8	0.7
(1,9)	1:A:70:GLY:CA	2:C:1:A:H2	8	0.7
(1,9)	1:A:70:GLY:CA	2:C:1:A:H2'	8	0.7
(1,9)	1:A:70:GLY:CA	2:C:1:A:H3'	8	0.7
(1,9)	1:A:70:GLY:CA	2:C:1:A:H4'	8	0.7
(1,9)	1:A:70:GLY:CA	2:C:1:A:H5'	8	0.7
(1,9)	1:A:70:GLY:CA	2:C:1:A:H5''	8	0.7
(1,9)	1:A:70:GLY:CA	2:C:1:A:H61	8	0.7
(1,9)	1:A:70:GLY:CA	2:C:1:A:H62	8	0.7
(1,9)	1:A:70:GLY:CA	2:C:1:A:H8	8	0.7
(1,9)	1:A:70:GLY:CA	2:C:1:A:HO2'	8	0.7
(1,9)	1:A:70:GLY:CA	2:C:1:A:N1	8	0.7
(1,9)	1:A:70:GLY:CA	2:C:1:A:N3	8	0.7
(1,9)	1:A:70:GLY:CA	2:C:1:A:N6	8	0.7
(1,9)	1:A:70:GLY:CA	2:C:1:A:N7	8	0.7
(1,9)	1:A:70:GLY:CA	2:C:1:A:N9	8	0.7
(1,9)	1:A:70:GLY:CA	2:C:1:A:O2'	8	0.7
(1,9)	1:A:70:GLY:CA	2:C:1:A:O3'	8	0.7
(1,9)	1:A:70:GLY:CA	2:C:1:A:O4'	8	0.7
(1,9)	1:A:70:GLY:CA	2:C:1:A:O5'	8	0.7
(1,9)	1:A:70:GLY:CA	2:C:2:U:C1'	8	0.7
(1,9)	1:A:70:GLY:CA	2:C:2:U:C2	8	0.7
(1,9)	1:A:70:GLY:CA	2:C:2:U:C2'	8	0.7
(1,9)	1:A:70:GLY:CA	2:C:2:U:C3'	8	0.7
(1,9)	1:A:70:GLY:CA	2:C:2:U:C4	8	0.7
(1,9)	1:A:70:GLY:CA	2:C:2:U:C4'	8	0.7
(1,9)	1:A:70:GLY:CA	2:C:2:U:C5	8	0.7
(1,9)	1:A:70:GLY:CA	2:C:2:U:C5'	8	0.7
(1,9)	1:A:70:GLY:CA	2:C:2:U:C6	8	0.7
(1,9)	1:A:70:GLY:CA	2:C:2:U:H1'	8	0.7
(1,9)	1:A:70:GLY:CA	2:C:2:U:H2'	8	0.7
(1,9)	1:A:70:GLY:CA	2:C:2:U:H3	8	0.7
(1,9)	1:A:70:GLY:CA	2:C:2:U:H3'	8	0.7
(1,9)	1:A:70:GLY:CA	2:C:2:U:H4'	8	0.7
(1,9)	1:A:70:GLY:CA	2:C:2:U:H5	8	0.7
(1,9)	1:A:70:GLY:CA	2:C:2:U:H5'	8	0.7
(1,9)	1:A:70:GLY:CA	2:C:2:U:H5''	8	0.7
(1,9)	1:A:70:GLY:CA	2:C:2:U:H6	8	0.7
(1,9)	1:A:70:GLY:CA	2:C:2:U:HO2'	8	0.7
(1,9)	1:A:70:GLY:CA	2:C:2:U:N1	8	0.7

Continued on next page...

Continued from previous page...

Key	Atom-1	Atom-2	Model ID	Violation (Å)
(1,9)	1:A:70:GLY:CA	2:C:2:U:N3	8	0.7
(1,9)	1:A:70:GLY:CA	2:C:2:U:O2	8	0.7
(1,9)	1:A:70:GLY:CA	2:C:2:U:O2'	8	0.7
(1,9)	1:A:70:GLY:CA	2:C:2:U:O3'	8	0.7
(1,9)	1:A:70:GLY:CA	2:C:2:U:O4	8	0.7
(1,9)	1:A:70:GLY:CA	2:C:2:U:O4'	8	0.7
(1,9)	1:A:70:GLY:CA	2:C:2:U:O5'	8	0.7
(1,9)	1:A:70:GLY:CA	2:C:2:U:OP1	8	0.7
(1,9)	1:A:70:GLY:CA	2:C:2:U:OP2	8	0.7
(1,9)	1:A:70:GLY:CA	2:C:2:U:P	8	0.7
(1,9)	1:A:70:GLY:CA	2:C:3:A:C1'	8	0.7
(1,9)	1:A:70:GLY:CA	2:C:3:A:C2	8	0.7
(1,9)	1:A:70:GLY:CA	2:C:3:A:C2'	8	0.7
(1,9)	1:A:70:GLY:CA	2:C:3:A:C3'	8	0.7
(1,9)	1:A:70:GLY:CA	2:C:3:A:C4	8	0.7
(1,9)	1:A:70:GLY:CA	2:C:3:A:C4'	8	0.7
(1,9)	1:A:70:GLY:CA	2:C:3:A:C5	8	0.7
(1,9)	1:A:70:GLY:CA	2:C:3:A:C5'	8	0.7
(1,9)	1:A:70:GLY:CA	2:C:3:A:C6	8	0.7
(1,9)	1:A:70:GLY:CA	2:C:3:A:C8	8	0.7
(1,9)	1:A:70:GLY:CA	2:C:3:A:H1'	8	0.7
(1,9)	1:A:70:GLY:CA	2:C:3:A:H2	8	0.7
(1,9)	1:A:70:GLY:CA	2:C:3:A:H2'	8	0.7
(1,9)	1:A:70:GLY:CA	2:C:3:A:H3'	8	0.7
(1,9)	1:A:70:GLY:CA	2:C:3:A:H4'	8	0.7
(1,9)	1:A:70:GLY:CA	2:C:3:A:H5'	8	0.7
(1,9)	1:A:70:GLY:CA	2:C:3:A:H5''	8	0.7
(1,9)	1:A:70:GLY:CA	2:C:3:A:H61	8	0.7
(1,9)	1:A:70:GLY:CA	2:C:3:A:H62	8	0.7
(1,9)	1:A:70:GLY:CA	2:C:3:A:H8	8	0.7
(1,9)	1:A:70:GLY:CA	2:C:3:A:HO2'	8	0.7
(1,9)	1:A:70:GLY:CA	2:C:3:A:N1	8	0.7
(1,9)	1:A:70:GLY:CA	2:C:3:A:N3	8	0.7
(1,9)	1:A:70:GLY:CA	2:C:3:A:N6	8	0.7
(1,9)	1:A:70:GLY:CA	2:C:3:A:N7	8	0.7
(1,9)	1:A:70:GLY:CA	2:C:3:A:N9	8	0.7
(1,9)	1:A:70:GLY:CA	2:C:3:A:O2'	8	0.7
(1,9)	1:A:70:GLY:CA	2:C:3:A:O3'	8	0.7
(1,9)	1:A:70:GLY:CA	2:C:3:A:O4'	8	0.7
(1,9)	1:A:70:GLY:CA	2:C:3:A:O5'	8	0.7
(1,9)	1:A:70:GLY:CA	2:C:3:A:OP1	8	0.7
(1,9)	1:A:70:GLY:CA	2:C:3:A:OP2	8	0.7

Continued on next page...

Continued from previous page...

Key	Atom-1	Atom-2	Model ID	Violation (Å)
(1,9)	1:A:70:GLY:CA	2:C:3:A:P	8	0.7
(1,9)	1:A:70:GLY:CA	2:C:4:C:C1'	8	0.7
(1,9)	1:A:70:GLY:CA	2:C:4:C:C2	8	0.7
(1,9)	1:A:70:GLY:CA	2:C:4:C:C2'	8	0.7
(1,9)	1:A:70:GLY:CA	2:C:4:C:C3'	8	0.7
(1,9)	1:A:70:GLY:CA	2:C:4:C:C4	8	0.7
(1,9)	1:A:70:GLY:CA	2:C:4:C:C4'	8	0.7
(1,9)	1:A:70:GLY:CA	2:C:4:C:C5	8	0.7
(1,9)	1:A:70:GLY:CA	2:C:4:C:C5'	8	0.7
(1,9)	1:A:70:GLY:CA	2:C:4:C:C6	8	0.7
(1,9)	1:A:70:GLY:CA	2:C:4:C:H1'	8	0.7
(1,9)	1:A:70:GLY:CA	2:C:4:C:H2'	8	0.7
(1,9)	1:A:70:GLY:CA	2:C:4:C:H3'	8	0.7
(1,9)	1:A:70:GLY:CA	2:C:4:C:H4'	8	0.7
(1,9)	1:A:70:GLY:CA	2:C:4:C:H41	8	0.7
(1,9)	1:A:70:GLY:CA	2:C:4:C:H42	8	0.7
(1,9)	1:A:70:GLY:CA	2:C:4:C:H5	8	0.7
(1,9)	1:A:70:GLY:CA	2:C:4:C:H5'	8	0.7
(1,9)	1:A:70:GLY:CA	2:C:4:C:H5''	8	0.7
(1,9)	1:A:70:GLY:CA	2:C:4:C:H6	8	0.7
(1,9)	1:A:70:GLY:CA	2:C:4:C:HO2'	8	0.7
(1,9)	1:A:70:GLY:CA	2:C:4:C:N1	8	0.7
(1,9)	1:A:70:GLY:CA	2:C:4:C:N3	8	0.7
(1,9)	1:A:70:GLY:CA	2:C:4:C:N4	8	0.7
(1,9)	1:A:70:GLY:CA	2:C:4:C:O2	8	0.7
(1,9)	1:A:70:GLY:CA	2:C:4:C:O2'	8	0.7
(1,9)	1:A:70:GLY:CA	2:C:4:C:O3'	8	0.7
(1,9)	1:A:70:GLY:CA	2:C:4:C:O4'	8	0.7
(1,9)	1:A:70:GLY:CA	2:C:4:C:O5'	8	0.7
(1,9)	1:A:70:GLY:CA	2:C:4:C:OP1	8	0.7
(1,9)	1:A:70:GLY:CA	2:C:4:C:OP2	8	0.7
(1,9)	1:A:70:GLY:CA	2:C:4:C:P	8	0.7
(1,9)	1:A:70:GLY:CA	2:C:5:A:C1'	8	0.7
(1,9)	1:A:70:GLY:CA	2:C:5:A:C2	8	0.7
(1,9)	1:A:70:GLY:CA	2:C:5:A:C2'	8	0.7
(1,9)	1:A:70:GLY:CA	2:C:5:A:C3'	8	0.7
(1,9)	1:A:70:GLY:CA	2:C:5:A:C4	8	0.7
(1,9)	1:A:70:GLY:CA	2:C:5:A:C4'	8	0.7
(1,9)	1:A:70:GLY:CA	2:C:5:A:C5	8	0.7
(1,9)	1:A:70:GLY:CA	2:C:5:A:C5'	8	0.7
(1,9)	1:A:70:GLY:CA	2:C:5:A:C6	8	0.7
(1,9)	1:A:70:GLY:CA	2:C:5:A:C8	8	0.7

Continued on next page...

Continued from previous page...

Key	Atom-1	Atom-2	Model ID	Violation (Å)
(1,9)	1:A:70:GLY:CA	2:C:5:A:H1'	8	0.7
(1,9)	1:A:70:GLY:CA	2:C:5:A:H2	8	0.7
(1,9)	1:A:70:GLY:CA	2:C:5:A:H2'	8	0.7
(1,9)	1:A:70:GLY:CA	2:C:5:A:H3'	8	0.7
(1,9)	1:A:70:GLY:CA	2:C:5:A:H4'	8	0.7
(1,9)	1:A:70:GLY:CA	2:C:5:A:H5'	8	0.7
(1,9)	1:A:70:GLY:CA	2:C:5:A:H5''	8	0.7
(1,9)	1:A:70:GLY:CA	2:C:5:A:H61	8	0.7
(1,9)	1:A:70:GLY:CA	2:C:5:A:H62	8	0.7
(1,9)	1:A:70:GLY:CA	2:C:5:A:H8	8	0.7
(1,9)	1:A:70:GLY:CA	2:C:5:A:HO2'	8	0.7
(1,9)	1:A:70:GLY:CA	2:C:5:A:N1	8	0.7
(1,9)	1:A:70:GLY:CA	2:C:5:A:N3	8	0.7
(1,9)	1:A:70:GLY:CA	2:C:5:A:N6	8	0.7
(1,9)	1:A:70:GLY:CA	2:C:5:A:N7	8	0.7
(1,9)	1:A:70:GLY:CA	2:C:5:A:N9	8	0.7
(1,9)	1:A:70:GLY:CA	2:C:5:A:O2'	8	0.7
(1,9)	1:A:70:GLY:CA	2:C:5:A:O3'	8	0.7
(1,9)	1:A:70:GLY:CA	2:C:5:A:O4'	8	0.7
(1,9)	1:A:70:GLY:CA	2:C:5:A:O5'	8	0.7
(1,9)	1:A:70:GLY:CA	2:C:5:A:OP1	8	0.7
(1,9)	1:A:70:GLY:CA	2:C:5:A:OP2	8	0.7
(1,9)	1:A:70:GLY:CA	2:C:5:A:P	8	0.7
(1,9)	1:A:70:GLY:H	2:C:1:A:C1'	8	0.7
(1,9)	1:A:70:GLY:H	2:C:1:A:C2	8	0.7
(1,9)	1:A:70:GLY:H	2:C:1:A:C2'	8	0.7
(1,9)	1:A:70:GLY:H	2:C:1:A:C3'	8	0.7
(1,9)	1:A:70:GLY:H	2:C:1:A:C4	8	0.7
(1,9)	1:A:70:GLY:H	2:C:1:A:C4'	8	0.7
(1,9)	1:A:70:GLY:H	2:C:1:A:C5	8	0.7
(1,9)	1:A:70:GLY:H	2:C:1:A:C5'	8	0.7
(1,9)	1:A:70:GLY:H	2:C:1:A:C6	8	0.7
(1,9)	1:A:70:GLY:H	2:C:1:A:C8	8	0.7
(1,9)	1:A:70:GLY:H	2:C:1:A:H1'	8	0.7
(1,9)	1:A:70:GLY:H	2:C:1:A:H2	8	0.7
(1,9)	1:A:70:GLY:H	2:C:1:A:H2'	8	0.7
(1,9)	1:A:70:GLY:H	2:C:1:A:H3'	8	0.7
(1,9)	1:A:70:GLY:H	2:C:1:A:H4'	8	0.7
(1,9)	1:A:70:GLY:H	2:C:1:A:H5'	8	0.7
(1,9)	1:A:70:GLY:H	2:C:1:A:H5''	8	0.7
(1,9)	1:A:70:GLY:H	2:C:1:A:H61	8	0.7
(1,9)	1:A:70:GLY:H	2:C:1:A:H62	8	0.7

Continued on next page...

Continued from previous page...

Key	Atom-1	Atom-2	Model ID	Violation (Å)
(1,9)	1:A:70:GLY:H	2:C:1:A:H8	8	0.7
(1,9)	1:A:70:GLY:H	2:C:1:A:HO2'	8	0.7
(1,9)	1:A:70:GLY:H	2:C:1:A:N1	8	0.7
(1,9)	1:A:70:GLY:H	2:C:1:A:N3	8	0.7
(1,9)	1:A:70:GLY:H	2:C:1:A:N6	8	0.7
(1,9)	1:A:70:GLY:H	2:C:1:A:N7	8	0.7
(1,9)	1:A:70:GLY:H	2:C:1:A:N9	8	0.7
(1,9)	1:A:70:GLY:H	2:C:1:A:O2'	8	0.7
(1,9)	1:A:70:GLY:H	2:C:1:A:O3'	8	0.7
(1,9)	1:A:70:GLY:H	2:C:1:A:O4'	8	0.7
(1,9)	1:A:70:GLY:H	2:C:1:A:O5'	8	0.7
(1,9)	1:A:70:GLY:H	2:C:2:U:C1'	8	0.7
(1,9)	1:A:70:GLY:H	2:C:2:U:C2	8	0.7
(1,9)	1:A:70:GLY:H	2:C:2:U:C2'	8	0.7
(1,9)	1:A:70:GLY:H	2:C:2:U:C3'	8	0.7
(1,9)	1:A:70:GLY:H	2:C:2:U:C4	8	0.7
(1,9)	1:A:70:GLY:H	2:C:2:U:C4'	8	0.7
(1,9)	1:A:70:GLY:H	2:C:2:U:C5	8	0.7
(1,9)	1:A:70:GLY:H	2:C:2:U:C5'	8	0.7
(1,9)	1:A:70:GLY:H	2:C:2:U:C6	8	0.7
(1,9)	1:A:70:GLY:H	2:C:2:U:H1'	8	0.7
(1,9)	1:A:70:GLY:H	2:C:2:U:H2'	8	0.7
(1,9)	1:A:70:GLY:H	2:C:2:U:H3	8	0.7
(1,9)	1:A:70:GLY:H	2:C:2:U:H3'	8	0.7
(1,9)	1:A:70:GLY:H	2:C:2:U:H4'	8	0.7
(1,9)	1:A:70:GLY:H	2:C:2:U:H5	8	0.7
(1,9)	1:A:70:GLY:H	2:C:2:U:H5'	8	0.7
(1,9)	1:A:70:GLY:H	2:C:2:U:H5''	8	0.7
(1,9)	1:A:70:GLY:H	2:C:2:U:H6	8	0.7
(1,9)	1:A:70:GLY:H	2:C:2:U:HO2'	8	0.7
(1,9)	1:A:70:GLY:H	2:C:2:U:N1	8	0.7
(1,9)	1:A:70:GLY:H	2:C:2:U:N3	8	0.7
(1,9)	1:A:70:GLY:H	2:C:2:U:O2	8	0.7
(1,9)	1:A:70:GLY:H	2:C:2:U:O2'	8	0.7
(1,9)	1:A:70:GLY:H	2:C:2:U:O3'	8	0.7
(1,9)	1:A:70:GLY:H	2:C:2:U:O4	8	0.7
(1,9)	1:A:70:GLY:H	2:C:2:U:O4'	8	0.7
(1,9)	1:A:70:GLY:H	2:C:2:U:O5'	8	0.7
(1,9)	1:A:70:GLY:H	2:C:2:U:OP1	8	0.7
(1,9)	1:A:70:GLY:H	2:C:2:U:OP2	8	0.7
(1,9)	1:A:70:GLY:H	2:C:2:U:P	8	0.7
(1,9)	1:A:70:GLY:H	2:C:3:A:C1'	8	0.7

Continued on next page...

Continued from previous page...

Key	Atom-1	Atom-2	Model ID	Violation (Å)
(1,9)	1:A:70:GLY:H	2:C:3:A:C2	8	0.7
(1,9)	1:A:70:GLY:H	2:C:3:A:C2'	8	0.7
(1,9)	1:A:70:GLY:H	2:C:3:A:C3'	8	0.7
(1,9)	1:A:70:GLY:H	2:C:3:A:C4	8	0.7
(1,9)	1:A:70:GLY:H	2:C:3:A:C4'	8	0.7
(1,9)	1:A:70:GLY:H	2:C:3:A:C5	8	0.7
(1,9)	1:A:70:GLY:H	2:C:3:A:C5'	8	0.7
(1,9)	1:A:70:GLY:H	2:C:3:A:C6	8	0.7
(1,9)	1:A:70:GLY:H	2:C:3:A:C8	8	0.7
(1,9)	1:A:70:GLY:H	2:C:3:A:H1'	8	0.7
(1,9)	1:A:70:GLY:H	2:C:3:A:H2	8	0.7
(1,9)	1:A:70:GLY:H	2:C:3:A:H2'	8	0.7
(1,9)	1:A:70:GLY:H	2:C:3:A:H3'	8	0.7
(1,9)	1:A:70:GLY:H	2:C:3:A:H4'	8	0.7
(1,9)	1:A:70:GLY:H	2:C:3:A:H5'	8	0.7
(1,9)	1:A:70:GLY:H	2:C:3:A:H5''	8	0.7
(1,9)	1:A:70:GLY:H	2:C:3:A:H61	8	0.7
(1,9)	1:A:70:GLY:H	2:C:3:A:H62	8	0.7
(1,9)	1:A:70:GLY:H	2:C:3:A:H8	8	0.7
(1,9)	1:A:70:GLY:H	2:C:3:A:HO2'	8	0.7
(1,9)	1:A:70:GLY:H	2:C:3:A:N1	8	0.7
(1,9)	1:A:70:GLY:H	2:C:3:A:N3	8	0.7
(1,9)	1:A:70:GLY:H	2:C:3:A:N6	8	0.7
(1,9)	1:A:70:GLY:H	2:C:3:A:N7	8	0.7
(1,9)	1:A:70:GLY:H	2:C:3:A:N9	8	0.7
(1,9)	1:A:70:GLY:H	2:C:3:A:O2'	8	0.7
(1,9)	1:A:70:GLY:H	2:C:3:A:O3'	8	0.7
(1,9)	1:A:70:GLY:H	2:C:3:A:O4'	8	0.7
(1,9)	1:A:70:GLY:H	2:C:3:A:O5'	8	0.7
(1,9)	1:A:70:GLY:H	2:C:3:A:OP1	8	0.7
(1,9)	1:A:70:GLY:H	2:C:3:A:OP2	8	0.7
(1,9)	1:A:70:GLY:H	2:C:3:A:P	8	0.7
(1,9)	1:A:70:GLY:H	2:C:4:C:C1'	8	0.7
(1,9)	1:A:70:GLY:H	2:C:4:C:C2	8	0.7
(1,9)	1:A:70:GLY:H	2:C:4:C:C2'	8	0.7
(1,9)	1:A:70:GLY:H	2:C:4:C:C3'	8	0.7
(1,9)	1:A:70:GLY:H	2:C:4:C:C4	8	0.7
(1,9)	1:A:70:GLY:H	2:C:4:C:C4'	8	0.7
(1,9)	1:A:70:GLY:H	2:C:4:C:C5	8	0.7
(1,9)	1:A:70:GLY:H	2:C:4:C:C5'	8	0.7
(1,9)	1:A:70:GLY:H	2:C:4:C:C6	8	0.7
(1,9)	1:A:70:GLY:H	2:C:4:C:H1'	8	0.7

Continued on next page...

Continued from previous page...

Key	Atom-1	Atom-2	Model ID	Violation (Å)
(1,9)	1:A:70:GLY:H	2:C:4:C:H2'	8	0.7
(1,9)	1:A:70:GLY:H	2:C:4:C:H3'	8	0.7
(1,9)	1:A:70:GLY:H	2:C:4:C:H4'	8	0.7
(1,9)	1:A:70:GLY:H	2:C:4:C:H41	8	0.7
(1,9)	1:A:70:GLY:H	2:C:4:C:H42	8	0.7
(1,9)	1:A:70:GLY:H	2:C:4:C:H5	8	0.7
(1,9)	1:A:70:GLY:H	2:C:4:C:H5'	8	0.7
(1,9)	1:A:70:GLY:H	2:C:4:C:H5''	8	0.7
(1,9)	1:A:70:GLY:H	2:C:4:C:H6	8	0.7
(1,9)	1:A:70:GLY:H	2:C:4:C:HO2'	8	0.7
(1,9)	1:A:70:GLY:H	2:C:4:C:N1	8	0.7
(1,9)	1:A:70:GLY:H	2:C:4:C:N3	8	0.7
(1,9)	1:A:70:GLY:H	2:C:4:C:N4	8	0.7
(1,9)	1:A:70:GLY:H	2:C:4:C:O2	8	0.7
(1,9)	1:A:70:GLY:H	2:C:4:C:O2'	8	0.7
(1,9)	1:A:70:GLY:H	2:C:4:C:O3'	8	0.7
(1,9)	1:A:70:GLY:H	2:C:4:C:O4'	8	0.7
(1,9)	1:A:70:GLY:H	2:C:4:C:O5'	8	0.7
(1,9)	1:A:70:GLY:H	2:C:4:C:OP1	8	0.7
(1,9)	1:A:70:GLY:H	2:C:4:C:OP2	8	0.7
(1,9)	1:A:70:GLY:H	2:C:4:C:P	8	0.7
(1,9)	1:A:70:GLY:H	2:C:5:A:C1'	8	0.7
(1,9)	1:A:70:GLY:H	2:C:5:A:C2	8	0.7
(1,9)	1:A:70:GLY:H	2:C:5:A:C2'	8	0.7
(1,9)	1:A:70:GLY:H	2:C:5:A:C3'	8	0.7
(1,9)	1:A:70:GLY:H	2:C:5:A:C4	8	0.7
(1,9)	1:A:70:GLY:H	2:C:5:A:C4'	8	0.7
(1,9)	1:A:70:GLY:H	2:C:5:A:C5	8	0.7
(1,9)	1:A:70:GLY:H	2:C:5:A:C5'	8	0.7
(1,9)	1:A:70:GLY:H	2:C:5:A:C6	8	0.7
(1,9)	1:A:70:GLY:H	2:C:5:A:C8	8	0.7
(1,9)	1:A:70:GLY:H	2:C:5:A:H1'	8	0.7
(1,9)	1:A:70:GLY:H	2:C:5:A:H2	8	0.7
(1,9)	1:A:70:GLY:H	2:C:5:A:H2'	8	0.7
(1,9)	1:A:70:GLY:H	2:C:5:A:H3'	8	0.7
(1,9)	1:A:70:GLY:H	2:C:5:A:H4'	8	0.7
(1,9)	1:A:70:GLY:H	2:C:5:A:H5'	8	0.7
(1,9)	1:A:70:GLY:H	2:C:5:A:H5''	8	0.7
(1,9)	1:A:70:GLY:H	2:C:5:A:H61	8	0.7
(1,9)	1:A:70:GLY:H	2:C:5:A:H62	8	0.7
(1,9)	1:A:70:GLY:H	2:C:5:A:H8	8	0.7
(1,9)	1:A:70:GLY:H	2:C:5:A:HO2'	8	0.7

Continued on next page...

Continued from previous page...

Key	Atom-1	Atom-2	Model ID	Violation (Å)
(1,9)	1:A:70:GLY:H	2:C:5:A:N1	8	0.7
(1,9)	1:A:70:GLY:H	2:C:5:A:N3	8	0.7
(1,9)	1:A:70:GLY:H	2:C:5:A:N6	8	0.7
(1,9)	1:A:70:GLY:H	2:C:5:A:N7	8	0.7
(1,9)	1:A:70:GLY:H	2:C:5:A:N9	8	0.7
(1,9)	1:A:70:GLY:H	2:C:5:A:O2'	8	0.7
(1,9)	1:A:70:GLY:H	2:C:5:A:O3'	8	0.7
(1,9)	1:A:70:GLY:H	2:C:5:A:O4'	8	0.7
(1,9)	1:A:70:GLY:H	2:C:5:A:O5'	8	0.7
(1,9)	1:A:70:GLY:H	2:C:5:A:OP1	8	0.7
(1,9)	1:A:70:GLY:H	2:C:5:A:OP2	8	0.7
(1,9)	1:A:70:GLY:H	2:C:5:A:P	8	0.7
(1,9)	1:A:70:GLY:N	2:C:1:A:C1'	8	0.7
(1,9)	1:A:70:GLY:N	2:C:1:A:C2	8	0.7
(1,9)	1:A:70:GLY:N	2:C:1:A:C2'	8	0.7
(1,9)	1:A:70:GLY:N	2:C:1:A:C3'	8	0.7
(1,9)	1:A:70:GLY:N	2:C:1:A:C4	8	0.7
(1,9)	1:A:70:GLY:N	2:C:1:A:C4'	8	0.7
(1,9)	1:A:70:GLY:N	2:C:1:A:C5	8	0.7
(1,9)	1:A:70:GLY:N	2:C:1:A:C5'	8	0.7
(1,9)	1:A:70:GLY:N	2:C:1:A:C6	8	0.7
(1,9)	1:A:70:GLY:N	2:C:1:A:C8	8	0.7
(1,9)	1:A:70:GLY:N	2:C:1:A:H1'	8	0.7
(1,9)	1:A:70:GLY:N	2:C:1:A:H2	8	0.7
(1,9)	1:A:70:GLY:N	2:C:1:A:H2'	8	0.7
(1,9)	1:A:70:GLY:N	2:C:1:A:H3'	8	0.7
(1,9)	1:A:70:GLY:N	2:C:1:A:H4'	8	0.7
(1,9)	1:A:70:GLY:N	2:C:1:A:H5'	8	0.7
(1,9)	1:A:70:GLY:N	2:C:1:A:H5''	8	0.7
(1,9)	1:A:70:GLY:N	2:C:1:A:H61	8	0.7
(1,9)	1:A:70:GLY:N	2:C:1:A:H62	8	0.7
(1,9)	1:A:70:GLY:N	2:C:1:A:H8	8	0.7
(1,9)	1:A:70:GLY:N	2:C:1:A:HO2'	8	0.7
(1,9)	1:A:70:GLY:N	2:C:1:A:N1	8	0.7
(1,9)	1:A:70:GLY:N	2:C:1:A:N3	8	0.7
(1,9)	1:A:70:GLY:N	2:C:1:A:N6	8	0.7
(1,9)	1:A:70:GLY:N	2:C:1:A:N7	8	0.7
(1,9)	1:A:70:GLY:N	2:C:1:A:N9	8	0.7
(1,9)	1:A:70:GLY:N	2:C:1:A:O2'	8	0.7
(1,9)	1:A:70:GLY:N	2:C:1:A:O3'	8	0.7
(1,9)	1:A:70:GLY:N	2:C:1:A:O4'	8	0.7
(1,9)	1:A:70:GLY:N	2:C:1:A:O5'	8	0.7

Continued on next page...

Continued from previous page...

Key	Atom-1	Atom-2	Model ID	Violation (Å)
(1,9)	1:A:70:GLY:N	2:C:2:U:C1'	8	0.7
(1,9)	1:A:70:GLY:N	2:C:2:U:C2	8	0.7
(1,9)	1:A:70:GLY:N	2:C:2:U:C2'	8	0.7
(1,9)	1:A:70:GLY:N	2:C:2:U:C3'	8	0.7
(1,9)	1:A:70:GLY:N	2:C:2:U:C4	8	0.7
(1,9)	1:A:70:GLY:N	2:C:2:U:C4'	8	0.7
(1,9)	1:A:70:GLY:N	2:C:2:U:C5	8	0.7
(1,9)	1:A:70:GLY:N	2:C:2:U:C5'	8	0.7
(1,9)	1:A:70:GLY:N	2:C:2:U:C6	8	0.7
(1,9)	1:A:70:GLY:N	2:C:2:U:H1'	8	0.7
(1,9)	1:A:70:GLY:N	2:C:2:U:H2'	8	0.7
(1,9)	1:A:70:GLY:N	2:C:2:U:H3	8	0.7
(1,9)	1:A:70:GLY:N	2:C:2:U:H3'	8	0.7
(1,9)	1:A:70:GLY:N	2:C:2:U:H4'	8	0.7
(1,9)	1:A:70:GLY:N	2:C:2:U:H5	8	0.7
(1,9)	1:A:70:GLY:N	2:C:2:U:H5'	8	0.7
(1,9)	1:A:70:GLY:N	2:C:2:U:H5''	8	0.7
(1,9)	1:A:70:GLY:N	2:C:2:U:H6	8	0.7
(1,9)	1:A:70:GLY:N	2:C:2:U:HO2'	8	0.7
(1,9)	1:A:70:GLY:N	2:C:2:U:N1	8	0.7
(1,9)	1:A:70:GLY:N	2:C:2:U:N3	8	0.7
(1,9)	1:A:70:GLY:N	2:C:2:U:O2	8	0.7
(1,9)	1:A:70:GLY:N	2:C:2:U:O2'	8	0.7
(1,9)	1:A:70:GLY:N	2:C:2:U:O3'	8	0.7
(1,9)	1:A:70:GLY:N	2:C:2:U:O4	8	0.7
(1,9)	1:A:70:GLY:N	2:C:2:U:O4'	8	0.7
(1,9)	1:A:70:GLY:N	2:C:2:U:O5'	8	0.7
(1,9)	1:A:70:GLY:N	2:C:2:U:OP1	8	0.7
(1,9)	1:A:70:GLY:N	2:C:2:U:OP2	8	0.7
(1,9)	1:A:70:GLY:N	2:C:2:U:P	8	0.7
(1,9)	1:A:70:GLY:N	2:C:3:A:C1'	8	0.7
(1,9)	1:A:70:GLY:N	2:C:3:A:C2	8	0.7
(1,9)	1:A:70:GLY:N	2:C:3:A:C2'	8	0.7
(1,9)	1:A:70:GLY:N	2:C:3:A:C3'	8	0.7
(1,9)	1:A:70:GLY:N	2:C:3:A:C4	8	0.7
(1,9)	1:A:70:GLY:N	2:C:3:A:C4'	8	0.7
(1,9)	1:A:70:GLY:N	2:C:3:A:C5	8	0.7
(1,9)	1:A:70:GLY:N	2:C:3:A:C5'	8	0.7
(1,9)	1:A:70:GLY:N	2:C:3:A:C6	8	0.7
(1,9)	1:A:70:GLY:N	2:C:3:A:C8	8	0.7
(1,9)	1:A:70:GLY:N	2:C:3:A:H1'	8	0.7
(1,9)	1:A:70:GLY:N	2:C:3:A:H2	8	0.7

Continued on next page...

Continued from previous page...

Key	Atom-1	Atom-2	Model ID	Violation (Å)
(1,9)	1:A:70:GLY:N	2:C:3:A:H2'	8	0.7
(1,9)	1:A:70:GLY:N	2:C:3:A:H3'	8	0.7
(1,9)	1:A:70:GLY:N	2:C:3:A:H4'	8	0.7
(1,9)	1:A:70:GLY:N	2:C:3:A:H5'	8	0.7
(1,9)	1:A:70:GLY:N	2:C:3:A:H5''	8	0.7
(1,9)	1:A:70:GLY:N	2:C:3:A:H61	8	0.7
(1,9)	1:A:70:GLY:N	2:C:3:A:H62	8	0.7
(1,9)	1:A:70:GLY:N	2:C:3:A:H8	8	0.7
(1,9)	1:A:70:GLY:N	2:C:3:A:HO2'	8	0.7
(1,9)	1:A:70:GLY:N	2:C:3:A:N1	8	0.7
(1,9)	1:A:70:GLY:N	2:C:3:A:N3	8	0.7
(1,9)	1:A:70:GLY:N	2:C:3:A:N6	8	0.7
(1,9)	1:A:70:GLY:N	2:C:3:A:N7	8	0.7
(1,9)	1:A:70:GLY:N	2:C:3:A:N9	8	0.7
(1,9)	1:A:70:GLY:N	2:C:3:A:O2'	8	0.7
(1,9)	1:A:70:GLY:N	2:C:3:A:O3'	8	0.7
(1,9)	1:A:70:GLY:N	2:C:3:A:O4'	8	0.7
(1,9)	1:A:70:GLY:N	2:C:3:A:O5'	8	0.7
(1,9)	1:A:70:GLY:N	2:C:3:A:OP1	8	0.7
(1,9)	1:A:70:GLY:N	2:C:3:A:OP2	8	0.7
(1,9)	1:A:70:GLY:N	2:C:3:A:P	8	0.7
(1,9)	1:A:70:GLY:N	2:C:4:C:C1'	8	0.7
(1,9)	1:A:70:GLY:N	2:C:4:C:C2	8	0.7
(1,9)	1:A:70:GLY:N	2:C:4:C:C2'	8	0.7
(1,9)	1:A:70:GLY:N	2:C:4:C:C3'	8	0.7
(1,9)	1:A:70:GLY:N	2:C:4:C:C4	8	0.7
(1,9)	1:A:70:GLY:N	2:C:4:C:C4'	8	0.7
(1,9)	1:A:70:GLY:N	2:C:4:C:C5	8	0.7
(1,9)	1:A:70:GLY:N	2:C:4:C:C5'	8	0.7
(1,9)	1:A:70:GLY:N	2:C:4:C:C6	8	0.7
(1,9)	1:A:70:GLY:N	2:C:4:C:H1'	8	0.7
(1,9)	1:A:70:GLY:N	2:C:4:C:H2'	8	0.7
(1,9)	1:A:70:GLY:N	2:C:4:C:H3'	8	0.7
(1,9)	1:A:70:GLY:N	2:C:4:C:H4'	8	0.7
(1,9)	1:A:70:GLY:N	2:C:4:C:H41	8	0.7
(1,9)	1:A:70:GLY:N	2:C:4:C:H42	8	0.7
(1,9)	1:A:70:GLY:N	2:C:4:C:H5	8	0.7
(1,9)	1:A:70:GLY:N	2:C:4:C:H5'	8	0.7
(1,9)	1:A:70:GLY:N	2:C:4:C:H5''	8	0.7
(1,9)	1:A:70:GLY:N	2:C:4:C:H6	8	0.7
(1,9)	1:A:70:GLY:N	2:C:4:C:HO2'	8	0.7
(1,9)	1:A:70:GLY:N	2:C:4:C:N1	8	0.7

Continued on next page...

Continued from previous page...

Key	Atom-1	Atom-2	Model ID	Violation (Å)
(1,9)	1:A:70:GLY:N	2:C:4:C:N3	8	0.7
(1,9)	1:A:70:GLY:N	2:C:4:C:N4	8	0.7
(1,9)	1:A:70:GLY:N	2:C:4:C:O2	8	0.7
(1,9)	1:A:70:GLY:N	2:C:4:C:O2'	8	0.7
(1,9)	1:A:70:GLY:N	2:C:4:C:O3'	8	0.7
(1,9)	1:A:70:GLY:N	2:C:4:C:O4'	8	0.7
(1,9)	1:A:70:GLY:N	2:C:4:C:O5'	8	0.7
(1,9)	1:A:70:GLY:N	2:C:4:C:OP1	8	0.7
(1,9)	1:A:70:GLY:N	2:C:4:C:OP2	8	0.7
(1,9)	1:A:70:GLY:N	2:C:4:C:P	8	0.7
(1,9)	1:A:70:GLY:N	2:C:5:A:C1'	8	0.7
(1,9)	1:A:70:GLY:N	2:C:5:A:C2	8	0.7
(1,9)	1:A:70:GLY:N	2:C:5:A:C2'	8	0.7
(1,9)	1:A:70:GLY:N	2:C:5:A:C3'	8	0.7
(1,9)	1:A:70:GLY:N	2:C:5:A:C4	8	0.7
(1,9)	1:A:70:GLY:N	2:C:5:A:C4'	8	0.7
(1,9)	1:A:70:GLY:N	2:C:5:A:C5	8	0.7
(1,9)	1:A:70:GLY:N	2:C:5:A:C5'	8	0.7
(1,9)	1:A:70:GLY:N	2:C:5:A:C6	8	0.7
(1,9)	1:A:70:GLY:N	2:C:5:A:C8	8	0.7
(1,9)	1:A:70:GLY:N	2:C:5:A:H1'	8	0.7
(1,9)	1:A:70:GLY:N	2:C:5:A:H2	8	0.7
(1,9)	1:A:70:GLY:N	2:C:5:A:H2'	8	0.7
(1,9)	1:A:70:GLY:N	2:C:5:A:H3'	8	0.7
(1,9)	1:A:70:GLY:N	2:C:5:A:H4'	8	0.7
(1,9)	1:A:70:GLY:N	2:C:5:A:H5'	8	0.7
(1,9)	1:A:70:GLY:N	2:C:5:A:H5''	8	0.7
(1,9)	1:A:70:GLY:N	2:C:5:A:H61	8	0.7
(1,9)	1:A:70:GLY:N	2:C:5:A:H62	8	0.7
(1,9)	1:A:70:GLY:N	2:C:5:A:H8	8	0.7
(1,9)	1:A:70:GLY:N	2:C:5:A:HO2'	8	0.7
(1,9)	1:A:70:GLY:N	2:C:5:A:N1	8	0.7
(1,9)	1:A:70:GLY:N	2:C:5:A:N3	8	0.7
(1,9)	1:A:70:GLY:N	2:C:5:A:N6	8	0.7
(1,9)	1:A:70:GLY:N	2:C:5:A:N7	8	0.7
(1,9)	1:A:70:GLY:N	2:C:5:A:N9	8	0.7
(1,9)	1:A:70:GLY:N	2:C:5:A:O2'	8	0.7
(1,9)	1:A:70:GLY:N	2:C:5:A:O3'	8	0.7
(1,9)	1:A:70:GLY:N	2:C:5:A:O4'	8	0.7
(1,9)	1:A:70:GLY:N	2:C:5:A:O5'	8	0.7
(1,9)	1:A:70:GLY:N	2:C:5:A:OP1	8	0.7
(1,9)	1:A:70:GLY:N	2:C:5:A:OP2	8	0.7

Continued on next page...

Continued from previous page...

Key	Atom-1	Atom-2	Model ID	Violation (Å)
(1,9)	1:A:70:GLY:N	2:C:5:A:P	8	0.7
(1,9)	1:A:70:GLY:O	2:C:1:A:C1'	8	0.7
(1,9)	1:A:70:GLY:O	2:C:1:A:C2	8	0.7
(1,9)	1:A:70:GLY:O	2:C:1:A:C2'	8	0.7
(1,9)	1:A:70:GLY:O	2:C:1:A:C3'	8	0.7
(1,9)	1:A:70:GLY:O	2:C:1:A:C4	8	0.7
(1,9)	1:A:70:GLY:O	2:C:1:A:C4'	8	0.7
(1,9)	1:A:70:GLY:O	2:C:1:A:C5	8	0.7
(1,9)	1:A:70:GLY:O	2:C:1:A:C5'	8	0.7
(1,9)	1:A:70:GLY:O	2:C:1:A:C6	8	0.7
(1,9)	1:A:70:GLY:O	2:C:1:A:C8	8	0.7
(1,9)	1:A:70:GLY:O	2:C:1:A:H1'	8	0.7
(1,9)	1:A:70:GLY:O	2:C:1:A:H2	8	0.7
(1,9)	1:A:70:GLY:O	2:C:1:A:H2'	8	0.7
(1,9)	1:A:70:GLY:O	2:C:1:A:H3'	8	0.7
(1,9)	1:A:70:GLY:O	2:C:1:A:H4'	8	0.7
(1,9)	1:A:70:GLY:O	2:C:1:A:H5'	8	0.7
(1,9)	1:A:70:GLY:O	2:C:1:A:H5''	8	0.7
(1,9)	1:A:70:GLY:O	2:C:1:A:H61	8	0.7
(1,9)	1:A:70:GLY:O	2:C:1:A:H62	8	0.7
(1,9)	1:A:70:GLY:O	2:C:1:A:H8	8	0.7
(1,9)	1:A:70:GLY:O	2:C:1:A:HO2'	8	0.7
(1,9)	1:A:70:GLY:O	2:C:1:A:N1	8	0.7
(1,9)	1:A:70:GLY:O	2:C:1:A:N3	8	0.7
(1,9)	1:A:70:GLY:O	2:C:1:A:N6	8	0.7
(1,9)	1:A:70:GLY:O	2:C:1:A:N7	8	0.7
(1,9)	1:A:70:GLY:O	2:C:1:A:N9	8	0.7
(1,9)	1:A:70:GLY:O	2:C:1:A:O2'	8	0.7
(1,9)	1:A:70:GLY:O	2:C:1:A:O3'	8	0.7
(1,9)	1:A:70:GLY:O	2:C:1:A:O4'	8	0.7
(1,9)	1:A:70:GLY:O	2:C:1:A:O5'	8	0.7
(1,9)	1:A:70:GLY:O	2:C:2:U:C1'	8	0.7
(1,9)	1:A:70:GLY:O	2:C:2:U:C2	8	0.7
(1,9)	1:A:70:GLY:O	2:C:2:U:C2'	8	0.7
(1,9)	1:A:70:GLY:O	2:C:2:U:C3'	8	0.7
(1,9)	1:A:70:GLY:O	2:C:2:U:C4	8	0.7
(1,9)	1:A:70:GLY:O	2:C:2:U:C4'	8	0.7
(1,9)	1:A:70:GLY:O	2:C:2:U:C5	8	0.7
(1,9)	1:A:70:GLY:O	2:C:2:U:C5'	8	0.7
(1,9)	1:A:70:GLY:O	2:C:2:U:C6	8	0.7
(1,9)	1:A:70:GLY:O	2:C:2:U:H1'	8	0.7
(1,9)	1:A:70:GLY:O	2:C:2:U:H2'	8	0.7

Continued on next page...

Continued from previous page...

Key	Atom-1	Atom-2	Model ID	Violation (Å)
(1,9)	1:A:70:GLY:O	2:C:2:U:H3	8	0.7
(1,9)	1:A:70:GLY:O	2:C:2:U:H3'	8	0.7
(1,9)	1:A:70:GLY:O	2:C:2:U:H4'	8	0.7
(1,9)	1:A:70:GLY:O	2:C:2:U:H5	8	0.7
(1,9)	1:A:70:GLY:O	2:C:2:U:H5'	8	0.7
(1,9)	1:A:70:GLY:O	2:C:2:U:H5''	8	0.7
(1,9)	1:A:70:GLY:O	2:C:2:U:H6	8	0.7
(1,9)	1:A:70:GLY:O	2:C:2:U:HO2'	8	0.7
(1,9)	1:A:70:GLY:O	2:C:2:U:N1	8	0.7
(1,9)	1:A:70:GLY:O	2:C:2:U:N3	8	0.7
(1,9)	1:A:70:GLY:O	2:C:2:U:O2	8	0.7
(1,9)	1:A:70:GLY:O	2:C:2:U:O2'	8	0.7
(1,9)	1:A:70:GLY:O	2:C:2:U:O3'	8	0.7
(1,9)	1:A:70:GLY:O	2:C:2:U:O4	8	0.7
(1,9)	1:A:70:GLY:O	2:C:2:U:O4'	8	0.7
(1,9)	1:A:70:GLY:O	2:C:2:U:O5'	8	0.7
(1,9)	1:A:70:GLY:O	2:C:2:U:OP1	8	0.7
(1,9)	1:A:70:GLY:O	2:C:2:U:OP2	8	0.7
(1,9)	1:A:70:GLY:O	2:C:2:U:P	8	0.7
(1,9)	1:A:70:GLY:O	2:C:3:A:C1'	8	0.7
(1,9)	1:A:70:GLY:O	2:C:3:A:C2	8	0.7
(1,9)	1:A:70:GLY:O	2:C:3:A:C2'	8	0.7
(1,9)	1:A:70:GLY:O	2:C:3:A:C3'	8	0.7
(1,9)	1:A:70:GLY:O	2:C:3:A:C4	8	0.7
(1,9)	1:A:70:GLY:O	2:C:3:A:C4'	8	0.7
(1,9)	1:A:70:GLY:O	2:C:3:A:C5	8	0.7
(1,9)	1:A:70:GLY:O	2:C:3:A:C5'	8	0.7
(1,9)	1:A:70:GLY:O	2:C:3:A:C6	8	0.7
(1,9)	1:A:70:GLY:O	2:C:3:A:C8	8	0.7
(1,9)	1:A:70:GLY:O	2:C:3:A:H1'	8	0.7
(1,9)	1:A:70:GLY:O	2:C:3:A:H2	8	0.7
(1,9)	1:A:70:GLY:O	2:C:3:A:H2'	8	0.7
(1,9)	1:A:70:GLY:O	2:C:3:A:H3'	8	0.7
(1,9)	1:A:70:GLY:O	2:C:3:A:H4'	8	0.7
(1,9)	1:A:70:GLY:O	2:C:3:A:H5'	8	0.7
(1,9)	1:A:70:GLY:O	2:C:3:A:H5''	8	0.7
(1,9)	1:A:70:GLY:O	2:C:3:A:H61	8	0.7
(1,9)	1:A:70:GLY:O	2:C:3:A:H62	8	0.7
(1,9)	1:A:70:GLY:O	2:C:3:A:H8	8	0.7
(1,9)	1:A:70:GLY:O	2:C:3:A:HO2'	8	0.7
(1,9)	1:A:70:GLY:O	2:C:3:A:N1	8	0.7
(1,9)	1:A:70:GLY:O	2:C:3:A:N3	8	0.7

Continued on next page...

Continued from previous page...

Key	Atom-1	Atom-2	Model ID	Violation (Å)
(1,9)	1:A:70:GLY:O	2:C:3:A:N6	8	0.7
(1,9)	1:A:70:GLY:O	2:C:3:A:N7	8	0.7
(1,9)	1:A:70:GLY:O	2:C:3:A:N9	8	0.7
(1,9)	1:A:70:GLY:O	2:C:3:A:O2'	8	0.7
(1,9)	1:A:70:GLY:O	2:C:3:A:O3'	8	0.7
(1,9)	1:A:70:GLY:O	2:C:3:A:O4'	8	0.7
(1,9)	1:A:70:GLY:O	2:C:3:A:O5'	8	0.7
(1,9)	1:A:70:GLY:O	2:C:3:A:OP1	8	0.7
(1,9)	1:A:70:GLY:O	2:C:3:A:OP2	8	0.7
(1,9)	1:A:70:GLY:O	2:C:3:A:P	8	0.7
(1,9)	1:A:70:GLY:O	2:C:4:C:C1'	8	0.7
(1,9)	1:A:70:GLY:O	2:C:4:C:C2	8	0.7
(1,9)	1:A:70:GLY:O	2:C:4:C:C2'	8	0.7
(1,9)	1:A:70:GLY:O	2:C:4:C:C3'	8	0.7
(1,9)	1:A:70:GLY:O	2:C:4:C:C4	8	0.7
(1,9)	1:A:70:GLY:O	2:C:4:C:C4'	8	0.7
(1,9)	1:A:70:GLY:O	2:C:4:C:C5	8	0.7
(1,9)	1:A:70:GLY:O	2:C:4:C:C5'	8	0.7
(1,9)	1:A:70:GLY:O	2:C:4:C:C6	8	0.7
(1,9)	1:A:70:GLY:O	2:C:4:C:H1'	8	0.7
(1,9)	1:A:70:GLY:O	2:C:4:C:H2'	8	0.7
(1,9)	1:A:70:GLY:O	2:C:4:C:H3'	8	0.7
(1,9)	1:A:70:GLY:O	2:C:4:C:H4'	8	0.7
(1,9)	1:A:70:GLY:O	2:C:4:C:H41	8	0.7
(1,9)	1:A:70:GLY:O	2:C:4:C:H42	8	0.7
(1,9)	1:A:70:GLY:O	2:C:4:C:H5	8	0.7
(1,9)	1:A:70:GLY:O	2:C:4:C:H5'	8	0.7
(1,9)	1:A:70:GLY:O	2:C:4:C:H5''	8	0.7
(1,9)	1:A:70:GLY:O	2:C:4:C:H6	8	0.7
(1,9)	1:A:70:GLY:O	2:C:4:C:HO2'	8	0.7
(1,9)	1:A:70:GLY:O	2:C:4:C:N1	8	0.7
(1,9)	1:A:70:GLY:O	2:C:4:C:N3	8	0.7
(1,9)	1:A:70:GLY:O	2:C:4:C:N4	8	0.7
(1,9)	1:A:70:GLY:O	2:C:4:C:O2	8	0.7
(1,9)	1:A:70:GLY:O	2:C:4:C:O2'	8	0.7
(1,9)	1:A:70:GLY:O	2:C:4:C:O3'	8	0.7
(1,9)	1:A:70:GLY:O	2:C:4:C:O4'	8	0.7
(1,9)	1:A:70:GLY:O	2:C:4:C:O5'	8	0.7
(1,9)	1:A:70:GLY:O	2:C:4:C:OP1	8	0.7
(1,9)	1:A:70:GLY:O	2:C:4:C:OP2	8	0.7
(1,9)	1:A:70:GLY:O	2:C:4:C:P	8	0.7
(1,9)	1:A:70:GLY:O	2:C:5:A:C1'	8	0.7

Continued on next page...

Continued from previous page...

Key	Atom-1	Atom-2	Model ID	Violation (Å)
(1,9)	1:A:70:GLY:O	2:C:5:A:C2	8	0.7
(1,9)	1:A:70:GLY:O	2:C:5:A:C2'	8	0.7
(1,9)	1:A:70:GLY:O	2:C:5:A:C3'	8	0.7
(1,9)	1:A:70:GLY:O	2:C:5:A:C4	8	0.7
(1,9)	1:A:70:GLY:O	2:C:5:A:C4'	8	0.7
(1,9)	1:A:70:GLY:O	2:C:5:A:C5	8	0.7
(1,9)	1:A:70:GLY:O	2:C:5:A:C5'	8	0.7
(1,9)	1:A:70:GLY:O	2:C:5:A:C6	8	0.7
(1,9)	1:A:70:GLY:O	2:C:5:A:C8	8	0.7
(1,9)	1:A:70:GLY:O	2:C:5:A:H1'	8	0.7
(1,9)	1:A:70:GLY:O	2:C:5:A:H2	8	0.7
(1,9)	1:A:70:GLY:O	2:C:5:A:H2'	8	0.7
(1,9)	1:A:70:GLY:O	2:C:5:A:H3'	8	0.7
(1,9)	1:A:70:GLY:O	2:C:5:A:H4'	8	0.7
(1,9)	1:A:70:GLY:O	2:C:5:A:H5'	8	0.7
(1,9)	1:A:70:GLY:O	2:C:5:A:H5''	8	0.7
(1,9)	1:A:70:GLY:O	2:C:5:A:H61	8	0.7
(1,9)	1:A:70:GLY:O	2:C:5:A:H62	8	0.7
(1,9)	1:A:70:GLY:O	2:C:5:A:H8	8	0.7
(1,9)	1:A:70:GLY:O	2:C:5:A:HO2'	8	0.7
(1,9)	1:A:70:GLY:O	2:C:5:A:N1	8	0.7
(1,9)	1:A:70:GLY:O	2:C:5:A:N3	8	0.7
(1,9)	1:A:70:GLY:O	2:C:5:A:N6	8	0.7
(1,9)	1:A:70:GLY:O	2:C:5:A:N7	8	0.7
(1,9)	1:A:70:GLY:O	2:C:5:A:N9	8	0.7
(1,9)	1:A:70:GLY:O	2:C:5:A:O2'	8	0.7
(1,9)	1:A:70:GLY:O	2:C:5:A:O3'	8	0.7
(1,9)	1:A:70:GLY:O	2:C:5:A:O4'	8	0.7
(1,9)	1:A:70:GLY:O	2:C:5:A:O5'	8	0.7
(1,9)	1:A:70:GLY:O	2:C:5:A:OP1	8	0.7
(1,9)	1:A:70:GLY:O	2:C:5:A:OP2	8	0.7
(1,9)	1:A:70:GLY:O	2:C:5:A:P	8	0.7
(1,2)	1:A:14:THR:C	2:C:1:A:C1'	2	0.69
(1,2)	1:A:14:THR:C	2:C:1:A:C2	2	0.69
(1,2)	1:A:14:THR:C	2:C:1:A:C2'	2	0.69
(1,2)	1:A:14:THR:C	2:C:1:A:C3'	2	0.69
(1,2)	1:A:14:THR:C	2:C:1:A:C4	2	0.69
(1,2)	1:A:14:THR:C	2:C:1:A:C4'	2	0.69
(1,2)	1:A:14:THR:C	2:C:1:A:C5	2	0.69
(1,2)	1:A:14:THR:C	2:C:1:A:C5'	2	0.69
(1,2)	1:A:14:THR:C	2:C:1:A:C6	2	0.69
(1,2)	1:A:14:THR:C	2:C:1:A:C8	2	0.69

Continued on next page...

Continued from previous page...

Key	Atom-1	Atom-2	Model ID	Violation (Å)
(1,2)	1:A:14:THR:C	2:C:1:A:H1'	2	0.69
(1,2)	1:A:14:THR:C	2:C:1:A:H2	2	0.69
(1,2)	1:A:14:THR:C	2:C:1:A:H2'	2	0.69
(1,2)	1:A:14:THR:C	2:C:1:A:H3'	2	0.69
(1,2)	1:A:14:THR:C	2:C:1:A:H4'	2	0.69
(1,2)	1:A:14:THR:C	2:C:1:A:H5'	2	0.69
(1,2)	1:A:14:THR:C	2:C:1:A:H5''	2	0.69
(1,2)	1:A:14:THR:C	2:C:1:A:H61	2	0.69
(1,2)	1:A:14:THR:C	2:C:1:A:H62	2	0.69
(1,2)	1:A:14:THR:C	2:C:1:A:H8	2	0.69
(1,2)	1:A:14:THR:C	2:C:1:A:HO2'	2	0.69
(1,2)	1:A:14:THR:C	2:C:1:A:N1	2	0.69
(1,2)	1:A:14:THR:C	2:C:1:A:N3	2	0.69
(1,2)	1:A:14:THR:C	2:C:1:A:N6	2	0.69
(1,2)	1:A:14:THR:C	2:C:1:A:N7	2	0.69
(1,2)	1:A:14:THR:C	2:C:1:A:N9	2	0.69
(1,2)	1:A:14:THR:C	2:C:1:A:O2'	2	0.69
(1,2)	1:A:14:THR:C	2:C:1:A:O3'	2	0.69
(1,2)	1:A:14:THR:C	2:C:1:A:O4'	2	0.69
(1,2)	1:A:14:THR:C	2:C:1:A:O5'	2	0.69
(1,2)	1:A:14:THR:C	2:C:2:U:C1'	2	0.69
(1,2)	1:A:14:THR:C	2:C:2:U:C2	2	0.69
(1,2)	1:A:14:THR:C	2:C:2:U:C2'	2	0.69
(1,2)	1:A:14:THR:C	2:C:2:U:C3'	2	0.69
(1,2)	1:A:14:THR:C	2:C:2:U:C4	2	0.69
(1,2)	1:A:14:THR:C	2:C:2:U:C4'	2	0.69
(1,2)	1:A:14:THR:C	2:C:2:U:C5	2	0.69
(1,2)	1:A:14:THR:C	2:C:2:U:C5'	2	0.69
(1,2)	1:A:14:THR:C	2:C:2:U:C6	2	0.69
(1,2)	1:A:14:THR:C	2:C:2:U:H1'	2	0.69
(1,2)	1:A:14:THR:C	2:C:2:U:H2'	2	0.69
(1,2)	1:A:14:THR:C	2:C:2:U:H3	2	0.69
(1,2)	1:A:14:THR:C	2:C:2:U:H3'	2	0.69
(1,2)	1:A:14:THR:C	2:C:2:U:H4'	2	0.69
(1,2)	1:A:14:THR:C	2:C:2:U:H5	2	0.69
(1,2)	1:A:14:THR:C	2:C:2:U:H5'	2	0.69
(1,2)	1:A:14:THR:C	2:C:2:U:H5''	2	0.69
(1,2)	1:A:14:THR:C	2:C:2:U:H6	2	0.69
(1,2)	1:A:14:THR:C	2:C:2:U:HO2'	2	0.69
(1,2)	1:A:14:THR:C	2:C:2:U:N1	2	0.69
(1,2)	1:A:14:THR:C	2:C:2:U:N3	2	0.69
(1,2)	1:A:14:THR:C	2:C:2:U:O2	2	0.69

Continued on next page...

Continued from previous page...

Key	Atom-1	Atom-2	Model ID	Violation (Å)
(1,2)	1:A:14:THR:C	2:C:2:U:O2'	2	0.69
(1,2)	1:A:14:THR:C	2:C:2:U:O3'	2	0.69
(1,2)	1:A:14:THR:C	2:C:2:U:O4	2	0.69
(1,2)	1:A:14:THR:C	2:C:2:U:O4'	2	0.69
(1,2)	1:A:14:THR:C	2:C:2:U:O5'	2	0.69
(1,2)	1:A:14:THR:C	2:C:2:U:OP1	2	0.69
(1,2)	1:A:14:THR:C	2:C:2:U:OP2	2	0.69
(1,2)	1:A:14:THR:C	2:C:2:U:P	2	0.69
(1,2)	1:A:14:THR:C	2:C:3:A:C1'	2	0.69
(1,2)	1:A:14:THR:C	2:C:3:A:C2	2	0.69
(1,2)	1:A:14:THR:C	2:C:3:A:C2'	2	0.69
(1,2)	1:A:14:THR:C	2:C:3:A:C3'	2	0.69
(1,2)	1:A:14:THR:C	2:C:3:A:C4	2	0.69
(1,2)	1:A:14:THR:C	2:C:3:A:C4'	2	0.69
(1,2)	1:A:14:THR:C	2:C:3:A:C5	2	0.69
(1,2)	1:A:14:THR:C	2:C:3:A:C5'	2	0.69
(1,2)	1:A:14:THR:C	2:C:3:A:C6	2	0.69
(1,2)	1:A:14:THR:C	2:C:3:A:C8	2	0.69
(1,2)	1:A:14:THR:C	2:C:3:A:H1'	2	0.69
(1,2)	1:A:14:THR:C	2:C:3:A:H2	2	0.69
(1,2)	1:A:14:THR:C	2:C:3:A:H2'	2	0.69
(1,2)	1:A:14:THR:C	2:C:3:A:H3'	2	0.69
(1,2)	1:A:14:THR:C	2:C:3:A:H4'	2	0.69
(1,2)	1:A:14:THR:C	2:C:3:A:H5'	2	0.69
(1,2)	1:A:14:THR:C	2:C:3:A:H5''	2	0.69
(1,2)	1:A:14:THR:C	2:C:3:A:H61	2	0.69
(1,2)	1:A:14:THR:C	2:C:3:A:H62	2	0.69
(1,2)	1:A:14:THR:C	2:C:3:A:H8	2	0.69
(1,2)	1:A:14:THR:C	2:C:3:A:HO2'	2	0.69
(1,2)	1:A:14:THR:C	2:C:3:A:N1	2	0.69
(1,2)	1:A:14:THR:C	2:C:3:A:N3	2	0.69
(1,2)	1:A:14:THR:C	2:C:3:A:N6	2	0.69
(1,2)	1:A:14:THR:C	2:C:3:A:N7	2	0.69
(1,2)	1:A:14:THR:C	2:C:3:A:N9	2	0.69
(1,2)	1:A:14:THR:C	2:C:3:A:O2'	2	0.69
(1,2)	1:A:14:THR:C	2:C:3:A:O3'	2	0.69
(1,2)	1:A:14:THR:C	2:C:3:A:O4'	2	0.69
(1,2)	1:A:14:THR:C	2:C:3:A:O5'	2	0.69
(1,2)	1:A:14:THR:C	2:C:3:A:OP1	2	0.69
(1,2)	1:A:14:THR:C	2:C:3:A:OP2	2	0.69
(1,2)	1:A:14:THR:C	2:C:3:A:P	2	0.69
(1,2)	1:A:14:THR:C	2:C:4:C:C1'	2	0.69

Continued on next page...

Continued from previous page...

Key	Atom-1	Atom-2	Model ID	Violation (Å)
(1,2)	1:A:14:THR:C	2:C:4:C:C2	2	0.69
(1,2)	1:A:14:THR:C	2:C:4:C:C2'	2	0.69
(1,2)	1:A:14:THR:C	2:C:4:C:C3'	2	0.69
(1,2)	1:A:14:THR:C	2:C:4:C:C4	2	0.69
(1,2)	1:A:14:THR:C	2:C:4:C:C4'	2	0.69
(1,2)	1:A:14:THR:C	2:C:4:C:C5	2	0.69
(1,2)	1:A:14:THR:C	2:C:4:C:C5'	2	0.69
(1,2)	1:A:14:THR:C	2:C:4:C:C6	2	0.69
(1,2)	1:A:14:THR:C	2:C:4:C:H1'	2	0.69
(1,2)	1:A:14:THR:C	2:C:4:C:H2'	2	0.69
(1,2)	1:A:14:THR:C	2:C:4:C:H3'	2	0.69
(1,2)	1:A:14:THR:C	2:C:4:C:H4'	2	0.69
(1,2)	1:A:14:THR:C	2:C:4:C:H41	2	0.69
(1,2)	1:A:14:THR:C	2:C:4:C:H42	2	0.69
(1,2)	1:A:14:THR:C	2:C:4:C:H5	2	0.69
(1,2)	1:A:14:THR:C	2:C:4:C:H5'	2	0.69
(1,2)	1:A:14:THR:C	2:C:4:C:H5''	2	0.69
(1,2)	1:A:14:THR:C	2:C:4:C:H6	2	0.69
(1,2)	1:A:14:THR:C	2:C:4:C:HO2'	2	0.69
(1,2)	1:A:14:THR:C	2:C:4:C:N1	2	0.69
(1,2)	1:A:14:THR:C	2:C:4:C:N3	2	0.69
(1,2)	1:A:14:THR:C	2:C:4:C:N4	2	0.69
(1,2)	1:A:14:THR:C	2:C:4:C:O2	2	0.69
(1,2)	1:A:14:THR:C	2:C:4:C:O2'	2	0.69
(1,2)	1:A:14:THR:C	2:C:4:C:O3'	2	0.69
(1,2)	1:A:14:THR:C	2:C:4:C:O4'	2	0.69
(1,2)	1:A:14:THR:C	2:C:4:C:O5'	2	0.69
(1,2)	1:A:14:THR:C	2:C:4:C:OP1	2	0.69
(1,2)	1:A:14:THR:C	2:C:4:C:OP2	2	0.69
(1,2)	1:A:14:THR:C	2:C:4:C:P	2	0.69
(1,2)	1:A:14:THR:C	2:C:5:A:C1'	2	0.69
(1,2)	1:A:14:THR:C	2:C:5:A:C2	2	0.69
(1,2)	1:A:14:THR:C	2:C:5:A:C2'	2	0.69
(1,2)	1:A:14:THR:C	2:C:5:A:C3'	2	0.69
(1,2)	1:A:14:THR:C	2:C:5:A:C4	2	0.69
(1,2)	1:A:14:THR:C	2:C:5:A:C4'	2	0.69
(1,2)	1:A:14:THR:C	2:C:5:A:C5	2	0.69
(1,2)	1:A:14:THR:C	2:C:5:A:C5'	2	0.69
(1,2)	1:A:14:THR:C	2:C:5:A:C6	2	0.69
(1,2)	1:A:14:THR:C	2:C:5:A:C8	2	0.69
(1,2)	1:A:14:THR:C	2:C:5:A:H1'	2	0.69
(1,2)	1:A:14:THR:C	2:C:5:A:H2	2	0.69

Continued on next page...

Continued from previous page...

Key	Atom-1	Atom-2	Model ID	Violation (Å)
(1,2)	1:A:14:THR:C	2:C:5:A:H2'	2	0.69
(1,2)	1:A:14:THR:C	2:C:5:A:H3'	2	0.69
(1,2)	1:A:14:THR:C	2:C:5:A:H4'	2	0.69
(1,2)	1:A:14:THR:C	2:C:5:A:H5'	2	0.69
(1,2)	1:A:14:THR:C	2:C:5:A:H5''	2	0.69
(1,2)	1:A:14:THR:C	2:C:5:A:H61	2	0.69
(1,2)	1:A:14:THR:C	2:C:5:A:H62	2	0.69
(1,2)	1:A:14:THR:C	2:C:5:A:H8	2	0.69
(1,2)	1:A:14:THR:C	2:C:5:A:HO2'	2	0.69
(1,2)	1:A:14:THR:C	2:C:5:A:N1	2	0.69
(1,2)	1:A:14:THR:C	2:C:5:A:N3	2	0.69
(1,2)	1:A:14:THR:C	2:C:5:A:N6	2	0.69
(1,2)	1:A:14:THR:C	2:C:5:A:N7	2	0.69
(1,2)	1:A:14:THR:C	2:C:5:A:N9	2	0.69
(1,2)	1:A:14:THR:C	2:C:5:A:O2'	2	0.69
(1,2)	1:A:14:THR:C	2:C:5:A:O3'	2	0.69
(1,2)	1:A:14:THR:C	2:C:5:A:O4'	2	0.69
(1,2)	1:A:14:THR:C	2:C:5:A:O5'	2	0.69
(1,2)	1:A:14:THR:C	2:C:5:A:OP1	2	0.69
(1,2)	1:A:14:THR:C	2:C:5:A:OP2	2	0.69
(1,2)	1:A:14:THR:C	2:C:5:A:P	2	0.69
(1,2)	1:A:14:THR:CA	2:C:1:A:C1'	2	0.69
(1,2)	1:A:14:THR:CA	2:C:1:A:C2	2	0.69
(1,2)	1:A:14:THR:CA	2:C:1:A:C2'	2	0.69
(1,2)	1:A:14:THR:CA	2:C:1:A:C3'	2	0.69
(1,2)	1:A:14:THR:CA	2:C:1:A:C4	2	0.69
(1,2)	1:A:14:THR:CA	2:C:1:A:C4'	2	0.69
(1,2)	1:A:14:THR:CA	2:C:1:A:C5	2	0.69
(1,2)	1:A:14:THR:CA	2:C:1:A:C5'	2	0.69
(1,2)	1:A:14:THR:CA	2:C:1:A:C6	2	0.69
(1,2)	1:A:14:THR:CA	2:C:1:A:C8	2	0.69
(1,2)	1:A:14:THR:CA	2:C:1:A:H1'	2	0.69
(1,2)	1:A:14:THR:CA	2:C:1:A:H2	2	0.69
(1,2)	1:A:14:THR:CA	2:C:1:A:H2'	2	0.69
(1,2)	1:A:14:THR:CA	2:C:1:A:H3'	2	0.69
(1,2)	1:A:14:THR:CA	2:C:1:A:H4'	2	0.69
(1,2)	1:A:14:THR:CA	2:C:1:A:H5'	2	0.69
(1,2)	1:A:14:THR:CA	2:C:1:A:H5''	2	0.69
(1,2)	1:A:14:THR:CA	2:C:1:A:H61	2	0.69
(1,2)	1:A:14:THR:CA	2:C:1:A:H62	2	0.69
(1,2)	1:A:14:THR:CA	2:C:1:A:H8	2	0.69
(1,2)	1:A:14:THR:CA	2:C:1:A:HO2'	2	0.69

Continued on next page...

Continued from previous page...

Key	Atom-1	Atom-2	Model ID	Violation (Å)
(1,2)	1:A:14:THR:CA	2:C:1:A:N1	2	0.69
(1,2)	1:A:14:THR:CA	2:C:1:A:N3	2	0.69
(1,2)	1:A:14:THR:CA	2:C:1:A:N6	2	0.69
(1,2)	1:A:14:THR:CA	2:C:1:A:N7	2	0.69
(1,2)	1:A:14:THR:CA	2:C:1:A:N9	2	0.69
(1,2)	1:A:14:THR:CA	2:C:1:A:O2'	2	0.69
(1,2)	1:A:14:THR:CA	2:C:1:A:O3'	2	0.69
(1,2)	1:A:14:THR:CA	2:C:1:A:O4'	2	0.69
(1,2)	1:A:14:THR:CA	2:C:1:A:O5'	2	0.69
(1,2)	1:A:14:THR:CA	2:C:2:U:C1'	2	0.69
(1,2)	1:A:14:THR:CA	2:C:2:U:C2	2	0.69
(1,2)	1:A:14:THR:CA	2:C:2:U:C2'	2	0.69
(1,2)	1:A:14:THR:CA	2:C:2:U:C3'	2	0.69
(1,2)	1:A:14:THR:CA	2:C:2:U:C4	2	0.69
(1,2)	1:A:14:THR:CA	2:C:2:U:C4'	2	0.69
(1,2)	1:A:14:THR:CA	2:C:2:U:C5	2	0.69
(1,2)	1:A:14:THR:CA	2:C:2:U:C5'	2	0.69
(1,2)	1:A:14:THR:CA	2:C:2:U:C6	2	0.69
(1,2)	1:A:14:THR:CA	2:C:2:U:H1'	2	0.69
(1,2)	1:A:14:THR:CA	2:C:2:U:H2'	2	0.69
(1,2)	1:A:14:THR:CA	2:C:2:U:H3	2	0.69
(1,2)	1:A:14:THR:CA	2:C:2:U:H3'	2	0.69
(1,2)	1:A:14:THR:CA	2:C:2:U:H4'	2	0.69
(1,2)	1:A:14:THR:CA	2:C:2:U:H5	2	0.69
(1,2)	1:A:14:THR:CA	2:C:2:U:H5'	2	0.69
(1,2)	1:A:14:THR:CA	2:C:2:U:H5''	2	0.69
(1,2)	1:A:14:THR:CA	2:C:2:U:H6	2	0.69
(1,2)	1:A:14:THR:CA	2:C:2:U:HO2'	2	0.69
(1,2)	1:A:14:THR:CA	2:C:2:U:N1	2	0.69
(1,2)	1:A:14:THR:CA	2:C:2:U:N3	2	0.69
(1,2)	1:A:14:THR:CA	2:C:2:U:O2	2	0.69
(1,2)	1:A:14:THR:CA	2:C:2:U:O2'	2	0.69
(1,2)	1:A:14:THR:CA	2:C:2:U:O3'	2	0.69
(1,2)	1:A:14:THR:CA	2:C:2:U:O4	2	0.69
(1,2)	1:A:14:THR:CA	2:C:2:U:O4'	2	0.69
(1,2)	1:A:14:THR:CA	2:C:2:U:O5'	2	0.69
(1,2)	1:A:14:THR:CA	2:C:2:U:OP1	2	0.69
(1,2)	1:A:14:THR:CA	2:C:2:U:OP2	2	0.69
(1,2)	1:A:14:THR:CA	2:C:2:U:P	2	0.69
(1,2)	1:A:14:THR:CA	2:C:3:A:C1'	2	0.69
(1,2)	1:A:14:THR:CA	2:C:3:A:C2	2	0.69
(1,2)	1:A:14:THR:CA	2:C:3:A:C2'	2	0.69

Continued on next page...

Continued from previous page...

Key	Atom-1	Atom-2	Model ID	Violation (Å)
(1,2)	1:A:14:THR:CA	2:C:3:A:C3'	2	0.69
(1,2)	1:A:14:THR:CA	2:C:3:A:C4	2	0.69
(1,2)	1:A:14:THR:CA	2:C:3:A:C4'	2	0.69
(1,2)	1:A:14:THR:CA	2:C:3:A:C5	2	0.69
(1,2)	1:A:14:THR:CA	2:C:3:A:C5'	2	0.69
(1,2)	1:A:14:THR:CA	2:C:3:A:C6	2	0.69
(1,2)	1:A:14:THR:CA	2:C:3:A:C8	2	0.69
(1,2)	1:A:14:THR:CA	2:C:3:A:H1'	2	0.69
(1,2)	1:A:14:THR:CA	2:C:3:A:H2	2	0.69
(1,2)	1:A:14:THR:CA	2:C:3:A:H2'	2	0.69
(1,2)	1:A:14:THR:CA	2:C:3:A:H3'	2	0.69
(1,2)	1:A:14:THR:CA	2:C:3:A:H4'	2	0.69
(1,2)	1:A:14:THR:CA	2:C:3:A:H5'	2	0.69
(1,2)	1:A:14:THR:CA	2:C:3:A:H5''	2	0.69
(1,2)	1:A:14:THR:CA	2:C:3:A:H61	2	0.69
(1,2)	1:A:14:THR:CA	2:C:3:A:H62	2	0.69
(1,2)	1:A:14:THR:CA	2:C:3:A:H8	2	0.69
(1,2)	1:A:14:THR:CA	2:C:3:A:HO2'	2	0.69
(1,2)	1:A:14:THR:CA	2:C:3:A:N1	2	0.69
(1,2)	1:A:14:THR:CA	2:C:3:A:N3	2	0.69
(1,2)	1:A:14:THR:CA	2:C:3:A:N6	2	0.69
(1,2)	1:A:14:THR:CA	2:C:3:A:N7	2	0.69
(1,2)	1:A:14:THR:CA	2:C:3:A:N9	2	0.69
(1,2)	1:A:14:THR:CA	2:C:3:A:O2'	2	0.69
(1,2)	1:A:14:THR:CA	2:C:3:A:O3'	2	0.69
(1,2)	1:A:14:THR:CA	2:C:3:A:O4'	2	0.69
(1,2)	1:A:14:THR:CA	2:C:3:A:O5'	2	0.69
(1,2)	1:A:14:THR:CA	2:C:3:A:OP1	2	0.69
(1,2)	1:A:14:THR:CA	2:C:3:A:OP2	2	0.69
(1,2)	1:A:14:THR:CA	2:C:3:A:P	2	0.69
(1,2)	1:A:14:THR:CA	2:C:4:C:C1'	2	0.69
(1,2)	1:A:14:THR:CA	2:C:4:C:C2	2	0.69
(1,2)	1:A:14:THR:CA	2:C:4:C:C2'	2	0.69
(1,2)	1:A:14:THR:CA	2:C:4:C:C3'	2	0.69
(1,2)	1:A:14:THR:CA	2:C:4:C:C4	2	0.69
(1,2)	1:A:14:THR:CA	2:C:4:C:C4'	2	0.69
(1,2)	1:A:14:THR:CA	2:C:4:C:C5	2	0.69
(1,2)	1:A:14:THR:CA	2:C:4:C:C5'	2	0.69
(1,2)	1:A:14:THR:CA	2:C:4:C:C6	2	0.69
(1,2)	1:A:14:THR:CA	2:C:4:C:H1'	2	0.69
(1,2)	1:A:14:THR:CA	2:C:4:C:H2'	2	0.69
(1,2)	1:A:14:THR:CA	2:C:4:C:H3'	2	0.69

Continued on next page...

Continued from previous page...

Key	Atom-1	Atom-2	Model ID	Violation (Å)
(1,2)	1:A:14:THR:CA	2:C:4:C:H4'	2	0.69
(1,2)	1:A:14:THR:CA	2:C:4:C:H41	2	0.69
(1,2)	1:A:14:THR:CA	2:C:4:C:H42	2	0.69
(1,2)	1:A:14:THR:CA	2:C:4:C:H5	2	0.69
(1,2)	1:A:14:THR:CA	2:C:4:C:H5'	2	0.69
(1,2)	1:A:14:THR:CA	2:C:4:C:H5''	2	0.69
(1,2)	1:A:14:THR:CA	2:C:4:C:H6	2	0.69
(1,2)	1:A:14:THR:CA	2:C:4:C:HO2'	2	0.69
(1,2)	1:A:14:THR:CA	2:C:4:C:N1	2	0.69
(1,2)	1:A:14:THR:CA	2:C:4:C:N3	2	0.69
(1,2)	1:A:14:THR:CA	2:C:4:C:N4	2	0.69
(1,2)	1:A:14:THR:CA	2:C:4:C:O2	2	0.69
(1,2)	1:A:14:THR:CA	2:C:4:C:O2'	2	0.69
(1,2)	1:A:14:THR:CA	2:C:4:C:O3'	2	0.69
(1,2)	1:A:14:THR:CA	2:C:4:C:O4'	2	0.69
(1,2)	1:A:14:THR:CA	2:C:4:C:O5'	2	0.69
(1,2)	1:A:14:THR:CA	2:C:4:C:OP1	2	0.69
(1,2)	1:A:14:THR:CA	2:C:4:C:OP2	2	0.69
(1,2)	1:A:14:THR:CA	2:C:4:C:P	2	0.69
(1,2)	1:A:14:THR:CA	2:C:5:A:C1'	2	0.69
(1,2)	1:A:14:THR:CA	2:C:5:A:C2	2	0.69
(1,2)	1:A:14:THR:CA	2:C:5:A:C2'	2	0.69
(1,2)	1:A:14:THR:CA	2:C:5:A:C3'	2	0.69
(1,2)	1:A:14:THR:CA	2:C:5:A:C4	2	0.69
(1,2)	1:A:14:THR:CA	2:C:5:A:C4'	2	0.69
(1,2)	1:A:14:THR:CA	2:C:5:A:C5	2	0.69
(1,2)	1:A:14:THR:CA	2:C:5:A:C5'	2	0.69
(1,2)	1:A:14:THR:CA	2:C:5:A:C6	2	0.69
(1,2)	1:A:14:THR:CA	2:C:5:A:C8	2	0.69
(1,2)	1:A:14:THR:CA	2:C:5:A:H1'	2	0.69
(1,2)	1:A:14:THR:CA	2:C:5:A:H2	2	0.69
(1,2)	1:A:14:THR:CA	2:C:5:A:H2'	2	0.69
(1,2)	1:A:14:THR:CA	2:C:5:A:H3'	2	0.69
(1,2)	1:A:14:THR:CA	2:C:5:A:H4'	2	0.69
(1,2)	1:A:14:THR:CA	2:C:5:A:H5'	2	0.69
(1,2)	1:A:14:THR:CA	2:C:5:A:H5''	2	0.69
(1,2)	1:A:14:THR:CA	2:C:5:A:H61	2	0.69
(1,2)	1:A:14:THR:CA	2:C:5:A:H62	2	0.69
(1,2)	1:A:14:THR:CA	2:C:5:A:H8	2	0.69
(1,2)	1:A:14:THR:CA	2:C:5:A:HO2'	2	0.69
(1,2)	1:A:14:THR:CA	2:C:5:A:N1	2	0.69
(1,2)	1:A:14:THR:CA	2:C:5:A:N3	2	0.69

Continued on next page...

Continued from previous page...

Key	Atom-1	Atom-2	Model ID	Violation (Å)
(1,2)	1:A:14:THR:CA	2:C:5:A:N6	2	0.69
(1,2)	1:A:14:THR:CA	2:C:5:A:N7	2	0.69
(1,2)	1:A:14:THR:CA	2:C:5:A:N9	2	0.69
(1,2)	1:A:14:THR:CA	2:C:5:A:O2'	2	0.69
(1,2)	1:A:14:THR:CA	2:C:5:A:O3'	2	0.69
(1,2)	1:A:14:THR:CA	2:C:5:A:O4'	2	0.69
(1,2)	1:A:14:THR:CA	2:C:5:A:O5'	2	0.69
(1,2)	1:A:14:THR:CA	2:C:5:A:OP1	2	0.69
(1,2)	1:A:14:THR:CA	2:C:5:A:OP2	2	0.69
(1,2)	1:A:14:THR:CA	2:C:5:A:P	2	0.69
(1,2)	1:A:14:THR:CB	2:C:1:A:C1'	2	0.69
(1,2)	1:A:14:THR:CB	2:C:1:A:C2	2	0.69
(1,2)	1:A:14:THR:CB	2:C:1:A:C2'	2	0.69
(1,2)	1:A:14:THR:CB	2:C:1:A:C3'	2	0.69
(1,2)	1:A:14:THR:CB	2:C:1:A:C4	2	0.69
(1,2)	1:A:14:THR:CB	2:C:1:A:C4'	2	0.69
(1,2)	1:A:14:THR:CB	2:C:1:A:C5	2	0.69
(1,2)	1:A:14:THR:CB	2:C:1:A:C5'	2	0.69
(1,2)	1:A:14:THR:CB	2:C:1:A:C6	2	0.69
(1,2)	1:A:14:THR:CB	2:C:1:A:C8	2	0.69
(1,2)	1:A:14:THR:CB	2:C:1:A:H1'	2	0.69
(1,2)	1:A:14:THR:CB	2:C:1:A:H2	2	0.69
(1,2)	1:A:14:THR:CB	2:C:1:A:H2'	2	0.69
(1,2)	1:A:14:THR:CB	2:C:1:A:H3'	2	0.69
(1,2)	1:A:14:THR:CB	2:C:1:A:H4'	2	0.69
(1,2)	1:A:14:THR:CB	2:C:1:A:H5'	2	0.69
(1,2)	1:A:14:THR:CB	2:C:1:A:H5''	2	0.69
(1,2)	1:A:14:THR:CB	2:C:1:A:H61	2	0.69
(1,2)	1:A:14:THR:CB	2:C:1:A:H62	2	0.69
(1,2)	1:A:14:THR:CB	2:C:1:A:H8	2	0.69
(1,2)	1:A:14:THR:CB	2:C:1:A:HO2'	2	0.69
(1,2)	1:A:14:THR:CB	2:C:1:A:N1	2	0.69
(1,2)	1:A:14:THR:CB	2:C:1:A:N3	2	0.69
(1,2)	1:A:14:THR:CB	2:C:1:A:N6	2	0.69
(1,2)	1:A:14:THR:CB	2:C:1:A:N7	2	0.69
(1,2)	1:A:14:THR:CB	2:C:1:A:N9	2	0.69
(1,2)	1:A:14:THR:CB	2:C:1:A:O2'	2	0.69
(1,2)	1:A:14:THR:CB	2:C:1:A:O3'	2	0.69
(1,2)	1:A:14:THR:CB	2:C:1:A:O4'	2	0.69
(1,2)	1:A:14:THR:CB	2:C:1:A:O5'	2	0.69
(1,2)	1:A:14:THR:CB	2:C:2:U:C1'	2	0.69
(1,2)	1:A:14:THR:CB	2:C:2:U:C2	2	0.69

Continued on next page...

Continued from previous page...

Key	Atom-1	Atom-2	Model ID	Violation (Å)
(1,2)	1:A:14:THR:CB	2:C:2:U:C2'	2	0.69
(1,2)	1:A:14:THR:CB	2:C:2:U:C3'	2	0.69
(1,2)	1:A:14:THR:CB	2:C:2:U:C4	2	0.69
(1,2)	1:A:14:THR:CB	2:C:2:U:C4'	2	0.69
(1,2)	1:A:14:THR:CB	2:C:2:U:C5	2	0.69
(1,2)	1:A:14:THR:CB	2:C:2:U:C5'	2	0.69
(1,2)	1:A:14:THR:CB	2:C:2:U:C6	2	0.69
(1,2)	1:A:14:THR:CB	2:C:2:U:H1'	2	0.69
(1,2)	1:A:14:THR:CB	2:C:2:U:H2'	2	0.69
(1,2)	1:A:14:THR:CB	2:C:2:U:H3	2	0.69
(1,2)	1:A:14:THR:CB	2:C:2:U:H3'	2	0.69
(1,2)	1:A:14:THR:CB	2:C:2:U:H4'	2	0.69
(1,2)	1:A:14:THR:CB	2:C:2:U:H5	2	0.69
(1,2)	1:A:14:THR:CB	2:C:2:U:H5'	2	0.69
(1,2)	1:A:14:THR:CB	2:C:2:U:H5''	2	0.69
(1,2)	1:A:14:THR:CB	2:C:2:U:H6	2	0.69
(1,2)	1:A:14:THR:CB	2:C:2:U:HO2'	2	0.69
(1,2)	1:A:14:THR:CB	2:C:2:U:N1	2	0.69
(1,2)	1:A:14:THR:CB	2:C:2:U:N3	2	0.69
(1,2)	1:A:14:THR:CB	2:C:2:U:O2	2	0.69
(1,2)	1:A:14:THR:CB	2:C:2:U:O2'	2	0.69
(1,2)	1:A:14:THR:CB	2:C:2:U:O3'	2	0.69
(1,2)	1:A:14:THR:CB	2:C:2:U:O4	2	0.69
(1,2)	1:A:14:THR:CB	2:C:2:U:O4'	2	0.69
(1,2)	1:A:14:THR:CB	2:C:2:U:O5'	2	0.69
(1,2)	1:A:14:THR:CB	2:C:2:U:OP1	2	0.69
(1,2)	1:A:14:THR:CB	2:C:2:U:OP2	2	0.69
(1,2)	1:A:14:THR:CB	2:C:2:U:P	2	0.69
(1,2)	1:A:14:THR:CB	2:C:3:A:C1'	2	0.69
(1,2)	1:A:14:THR:CB	2:C:3:A:C2	2	0.69
(1,2)	1:A:14:THR:CB	2:C:3:A:C2'	2	0.69
(1,2)	1:A:14:THR:CB	2:C:3:A:C3'	2	0.69
(1,2)	1:A:14:THR:CB	2:C:3:A:C4	2	0.69
(1,2)	1:A:14:THR:CB	2:C:3:A:C4'	2	0.69
(1,2)	1:A:14:THR:CB	2:C:3:A:C5	2	0.69
(1,2)	1:A:14:THR:CB	2:C:3:A:C5'	2	0.69
(1,2)	1:A:14:THR:CB	2:C:3:A:C6	2	0.69
(1,2)	1:A:14:THR:CB	2:C:3:A:C8	2	0.69
(1,2)	1:A:14:THR:CB	2:C:3:A:H1'	2	0.69
(1,2)	1:A:14:THR:CB	2:C:3:A:H2	2	0.69
(1,2)	1:A:14:THR:CB	2:C:3:A:H2'	2	0.69
(1,2)	1:A:14:THR:CB	2:C:3:A:H3'	2	0.69

Continued on next page...

Continued from previous page...

Key	Atom-1	Atom-2	Model ID	Violation (Å)
(1,2)	1:A:14:THR:CB	2:C:3:A:H4'	2	0.69
(1,2)	1:A:14:THR:CB	2:C:3:A:H5'	2	0.69
(1,2)	1:A:14:THR:CB	2:C:3:A:H5''	2	0.69
(1,2)	1:A:14:THR:CB	2:C:3:A:H61	2	0.69
(1,2)	1:A:14:THR:CB	2:C:3:A:H62	2	0.69
(1,2)	1:A:14:THR:CB	2:C:3:A:H8	2	0.69
(1,2)	1:A:14:THR:CB	2:C:3:A:HO2'	2	0.69
(1,2)	1:A:14:THR:CB	2:C:3:A:N1	2	0.69
(1,2)	1:A:14:THR:CB	2:C:3:A:N3	2	0.69
(1,2)	1:A:14:THR:CB	2:C:3:A:N6	2	0.69
(1,2)	1:A:14:THR:CB	2:C:3:A:N7	2	0.69
(1,2)	1:A:14:THR:CB	2:C:3:A:N9	2	0.69
(1,2)	1:A:14:THR:CB	2:C:3:A:O2'	2	0.69
(1,2)	1:A:14:THR:CB	2:C:3:A:O3'	2	0.69
(1,2)	1:A:14:THR:CB	2:C:3:A:O4'	2	0.69
(1,2)	1:A:14:THR:CB	2:C:3:A:O5'	2	0.69
(1,2)	1:A:14:THR:CB	2:C:3:A:OP1	2	0.69
(1,2)	1:A:14:THR:CB	2:C:3:A:OP2	2	0.69
(1,2)	1:A:14:THR:CB	2:C:3:A:P	2	0.69
(1,2)	1:A:14:THR:CB	2:C:4:C:C1'	2	0.69
(1,2)	1:A:14:THR:CB	2:C:4:C:C2	2	0.69
(1,2)	1:A:14:THR:CB	2:C:4:C:C2'	2	0.69
(1,2)	1:A:14:THR:CB	2:C:4:C:C3'	2	0.69
(1,2)	1:A:14:THR:CB	2:C:4:C:C4	2	0.69
(1,2)	1:A:14:THR:CB	2:C:4:C:C4'	2	0.69
(1,2)	1:A:14:THR:CB	2:C:4:C:C5	2	0.69
(1,2)	1:A:14:THR:CB	2:C:4:C:C5'	2	0.69
(1,2)	1:A:14:THR:CB	2:C:4:C:C6	2	0.69
(1,2)	1:A:14:THR:CB	2:C:4:C:H1'	2	0.69
(1,2)	1:A:14:THR:CB	2:C:4:C:H2'	2	0.69
(1,2)	1:A:14:THR:CB	2:C:4:C:H3'	2	0.69
(1,2)	1:A:14:THR:CB	2:C:4:C:H4'	2	0.69
(1,2)	1:A:14:THR:CB	2:C:4:C:H41	2	0.69
(1,2)	1:A:14:THR:CB	2:C:4:C:H42	2	0.69
(1,2)	1:A:14:THR:CB	2:C:4:C:H5	2	0.69
(1,2)	1:A:14:THR:CB	2:C:4:C:H5'	2	0.69
(1,2)	1:A:14:THR:CB	2:C:4:C:H5''	2	0.69
(1,2)	1:A:14:THR:CB	2:C:4:C:H6	2	0.69
(1,2)	1:A:14:THR:CB	2:C:4:C:HO2'	2	0.69
(1,2)	1:A:14:THR:CB	2:C:4:C:N1	2	0.69
(1,2)	1:A:14:THR:CB	2:C:4:C:N3	2	0.69
(1,2)	1:A:14:THR:CB	2:C:4:C:N4	2	0.69

Continued on next page...

Continued from previous page...

Key	Atom-1	Atom-2	Model ID	Violation (Å)
(1,2)	1:A:14:THR:CB	2:C:4:C:O2	2	0.69
(1,2)	1:A:14:THR:CB	2:C:4:C:O2'	2	0.69
(1,2)	1:A:14:THR:CB	2:C:4:C:O3'	2	0.69
(1,2)	1:A:14:THR:CB	2:C:4:C:O4'	2	0.69
(1,2)	1:A:14:THR:CB	2:C:4:C:O5'	2	0.69
(1,2)	1:A:14:THR:CB	2:C:4:C:OP1	2	0.69
(1,2)	1:A:14:THR:CB	2:C:4:C:OP2	2	0.69
(1,2)	1:A:14:THR:CB	2:C:4:C:P	2	0.69
(1,2)	1:A:14:THR:CB	2:C:5:A:C1'	2	0.69
(1,2)	1:A:14:THR:CB	2:C:5:A:C2	2	0.69
(1,2)	1:A:14:THR:CB	2:C:5:A:C2'	2	0.69
(1,2)	1:A:14:THR:CB	2:C:5:A:C3'	2	0.69
(1,2)	1:A:14:THR:CB	2:C:5:A:C4	2	0.69
(1,2)	1:A:14:THR:CB	2:C:5:A:C4'	2	0.69
(1,2)	1:A:14:THR:CB	2:C:5:A:C5	2	0.69
(1,2)	1:A:14:THR:CB	2:C:5:A:C5'	2	0.69
(1,2)	1:A:14:THR:CB	2:C:5:A:C6	2	0.69
(1,2)	1:A:14:THR:CB	2:C:5:A:C8	2	0.69
(1,2)	1:A:14:THR:CB	2:C:5:A:H1'	2	0.69
(1,2)	1:A:14:THR:CB	2:C:5:A:H2	2	0.69
(1,2)	1:A:14:THR:CB	2:C:5:A:H2'	2	0.69
(1,2)	1:A:14:THR:CB	2:C:5:A:H3'	2	0.69
(1,2)	1:A:14:THR:CB	2:C:5:A:H4'	2	0.69
(1,2)	1:A:14:THR:CB	2:C:5:A:H5'	2	0.69
(1,2)	1:A:14:THR:CB	2:C:5:A:H5''	2	0.69
(1,2)	1:A:14:THR:CB	2:C:5:A:H61	2	0.69
(1,2)	1:A:14:THR:CB	2:C:5:A:H62	2	0.69
(1,2)	1:A:14:THR:CB	2:C:5:A:H8	2	0.69
(1,2)	1:A:14:THR:CB	2:C:5:A:HO2'	2	0.69
(1,2)	1:A:14:THR:CB	2:C:5:A:N1	2	0.69
(1,2)	1:A:14:THR:CB	2:C:5:A:N3	2	0.69
(1,2)	1:A:14:THR:CB	2:C:5:A:N6	2	0.69
(1,2)	1:A:14:THR:CB	2:C:5:A:N7	2	0.69
(1,2)	1:A:14:THR:CB	2:C:5:A:N9	2	0.69
(1,2)	1:A:14:THR:CB	2:C:5:A:O2'	2	0.69
(1,2)	1:A:14:THR:CB	2:C:5:A:O3'	2	0.69
(1,2)	1:A:14:THR:CB	2:C:5:A:O4'	2	0.69
(1,2)	1:A:14:THR:CB	2:C:5:A:O5'	2	0.69
(1,2)	1:A:14:THR:CB	2:C:5:A:OP1	2	0.69
(1,2)	1:A:14:THR:CB	2:C:5:A:OP2	2	0.69
(1,2)	1:A:14:THR:CB	2:C:5:A:P	2	0.69
(1,2)	1:A:14:THR:CG2	2:C:1:A:C1'	2	0.69

Continued on next page...

Continued from previous page...

Key	Atom-1	Atom-2	Model ID	Violation (Å)
(1,2)	1:A:14:THR:CG2	2:C:1:A:C2	2	0.69
(1,2)	1:A:14:THR:CG2	2:C:1:A:C2'	2	0.69
(1,2)	1:A:14:THR:CG2	2:C:1:A:C3'	2	0.69
(1,2)	1:A:14:THR:CG2	2:C:1:A:C4	2	0.69
(1,2)	1:A:14:THR:CG2	2:C:1:A:C4'	2	0.69
(1,2)	1:A:14:THR:CG2	2:C:1:A:C5	2	0.69
(1,2)	1:A:14:THR:CG2	2:C:1:A:C5'	2	0.69
(1,2)	1:A:14:THR:CG2	2:C:1:A:C6	2	0.69
(1,2)	1:A:14:THR:CG2	2:C:1:A:C8	2	0.69
(1,2)	1:A:14:THR:CG2	2:C:1:A:H1'	2	0.69
(1,2)	1:A:14:THR:CG2	2:C:1:A:H2	2	0.69
(1,2)	1:A:14:THR:CG2	2:C:1:A:H2'	2	0.69
(1,2)	1:A:14:THR:CG2	2:C:1:A:H3'	2	0.69
(1,2)	1:A:14:THR:CG2	2:C:1:A:H4'	2	0.69
(1,2)	1:A:14:THR:CG2	2:C:1:A:H5'	2	0.69
(1,2)	1:A:14:THR:CG2	2:C:1:A:H5''	2	0.69
(1,2)	1:A:14:THR:CG2	2:C:1:A:H61	2	0.69
(1,2)	1:A:14:THR:CG2	2:C:1:A:H62	2	0.69
(1,2)	1:A:14:THR:CG2	2:C:1:A:H8	2	0.69
(1,2)	1:A:14:THR:CG2	2:C:1:A:HO2'	2	0.69
(1,2)	1:A:14:THR:CG2	2:C:1:A:N1	2	0.69
(1,2)	1:A:14:THR:CG2	2:C:1:A:N3	2	0.69
(1,2)	1:A:14:THR:CG2	2:C:1:A:N6	2	0.69
(1,2)	1:A:14:THR:CG2	2:C:1:A:N7	2	0.69
(1,2)	1:A:14:THR:CG2	2:C:1:A:N9	2	0.69
(1,2)	1:A:14:THR:CG2	2:C:1:A:O2'	2	0.69
(1,2)	1:A:14:THR:CG2	2:C:1:A:O3'	2	0.69
(1,2)	1:A:14:THR:CG2	2:C:1:A:O4'	2	0.69
(1,2)	1:A:14:THR:CG2	2:C:1:A:O5'	2	0.69
(1,2)	1:A:14:THR:CG2	2:C:2:U:C1'	2	0.69
(1,2)	1:A:14:THR:CG2	2:C:2:U:C2	2	0.69
(1,2)	1:A:14:THR:CG2	2:C:2:U:C2'	2	0.69
(1,2)	1:A:14:THR:CG2	2:C:2:U:C3'	2	0.69
(1,2)	1:A:14:THR:CG2	2:C:2:U:C4	2	0.69
(1,2)	1:A:14:THR:CG2	2:C:2:U:C4'	2	0.69
(1,2)	1:A:14:THR:CG2	2:C:2:U:C5	2	0.69
(1,2)	1:A:14:THR:CG2	2:C:2:U:C5'	2	0.69
(1,2)	1:A:14:THR:CG2	2:C:2:U:C6	2	0.69
(1,2)	1:A:14:THR:CG2	2:C:2:U:H1'	2	0.69
(1,2)	1:A:14:THR:CG2	2:C:2:U:H2'	2	0.69
(1,2)	1:A:14:THR:CG2	2:C:2:U:H3	2	0.69
(1,2)	1:A:14:THR:CG2	2:C:2:U:H3'	2	0.69

Continued on next page...

Continued from previous page...

Key	Atom-1	Atom-2	Model ID	Violation (Å)
(1,2)	1:A:14:THR:CG2	2:C:2:U:H4'	2	0.69
(1,2)	1:A:14:THR:CG2	2:C:2:U:H5	2	0.69
(1,2)	1:A:14:THR:CG2	2:C:2:U:H5'	2	0.69
(1,2)	1:A:14:THR:CG2	2:C:2:U:H5''	2	0.69
(1,2)	1:A:14:THR:CG2	2:C:2:U:H6	2	0.69
(1,2)	1:A:14:THR:CG2	2:C:2:U:HO2'	2	0.69
(1,2)	1:A:14:THR:CG2	2:C:2:U:N1	2	0.69
(1,2)	1:A:14:THR:CG2	2:C:2:U:N3	2	0.69
(1,2)	1:A:14:THR:CG2	2:C:2:U:O2	2	0.69
(1,2)	1:A:14:THR:CG2	2:C:2:U:O2'	2	0.69
(1,2)	1:A:14:THR:CG2	2:C:2:U:O3'	2	0.69
(1,2)	1:A:14:THR:CG2	2:C:2:U:O4	2	0.69
(1,2)	1:A:14:THR:CG2	2:C:2:U:O4'	2	0.69
(1,2)	1:A:14:THR:CG2	2:C:2:U:O5'	2	0.69
(1,2)	1:A:14:THR:CG2	2:C:2:U:OP1	2	0.69
(1,2)	1:A:14:THR:CG2	2:C:2:U:OP2	2	0.69
(1,2)	1:A:14:THR:CG2	2:C:2:U:P	2	0.69
(1,2)	1:A:14:THR:CG2	2:C:3:A:C1'	2	0.69
(1,2)	1:A:14:THR:CG2	2:C:3:A:C2	2	0.69
(1,2)	1:A:14:THR:CG2	2:C:3:A:C2'	2	0.69
(1,2)	1:A:14:THR:CG2	2:C:3:A:C3'	2	0.69
(1,2)	1:A:14:THR:CG2	2:C:3:A:C4	2	0.69
(1,2)	1:A:14:THR:CG2	2:C:3:A:C4'	2	0.69
(1,2)	1:A:14:THR:CG2	2:C:3:A:C5	2	0.69
(1,2)	1:A:14:THR:CG2	2:C:3:A:C5'	2	0.69
(1,2)	1:A:14:THR:CG2	2:C:3:A:C6	2	0.69
(1,2)	1:A:14:THR:CG2	2:C:3:A:C8	2	0.69
(1,2)	1:A:14:THR:CG2	2:C:3:A:H1'	2	0.69
(1,2)	1:A:14:THR:CG2	2:C:3:A:H2	2	0.69
(1,2)	1:A:14:THR:CG2	2:C:3:A:H2'	2	0.69
(1,2)	1:A:14:THR:CG2	2:C:3:A:H3'	2	0.69
(1,2)	1:A:14:THR:CG2	2:C:3:A:H4'	2	0.69
(1,2)	1:A:14:THR:CG2	2:C:3:A:H5'	2	0.69
(1,2)	1:A:14:THR:CG2	2:C:3:A:H5''	2	0.69
(1,2)	1:A:14:THR:CG2	2:C:3:A:H61	2	0.69
(1,2)	1:A:14:THR:CG2	2:C:3:A:H62	2	0.69
(1,2)	1:A:14:THR:CG2	2:C:3:A:H8	2	0.69
(1,2)	1:A:14:THR:CG2	2:C:3:A:HO2'	2	0.69
(1,2)	1:A:14:THR:CG2	2:C:3:A:N1	2	0.69
(1,2)	1:A:14:THR:CG2	2:C:3:A:N3	2	0.69
(1,2)	1:A:14:THR:CG2	2:C:3:A:N6	2	0.69
(1,2)	1:A:14:THR:CG2	2:C:3:A:N7	2	0.69

Continued on next page...

Continued from previous page...

Key	Atom-1	Atom-2	Model ID	Violation (Å)
(1,2)	1:A:14:THR:CG2	2:C:3:A:N9	2	0.69
(1,2)	1:A:14:THR:CG2	2:C:3:A:O2'	2	0.69
(1,2)	1:A:14:THR:CG2	2:C:3:A:O3'	2	0.69
(1,2)	1:A:14:THR:CG2	2:C:3:A:O4'	2	0.69
(1,2)	1:A:14:THR:CG2	2:C:3:A:O5'	2	0.69
(1,2)	1:A:14:THR:CG2	2:C:3:A:OP1	2	0.69
(1,2)	1:A:14:THR:CG2	2:C:3:A:OP2	2	0.69
(1,2)	1:A:14:THR:CG2	2:C:3:A:P	2	0.69
(1,2)	1:A:14:THR:CG2	2:C:4:C:C1'	2	0.69
(1,2)	1:A:14:THR:CG2	2:C:4:C:C2	2	0.69
(1,2)	1:A:14:THR:CG2	2:C:4:C:C2'	2	0.69
(1,2)	1:A:14:THR:CG2	2:C:4:C:C3'	2	0.69
(1,2)	1:A:14:THR:CG2	2:C:4:C:C4	2	0.69
(1,2)	1:A:14:THR:CG2	2:C:4:C:C4'	2	0.69
(1,2)	1:A:14:THR:CG2	2:C:4:C:C5	2	0.69
(1,2)	1:A:14:THR:CG2	2:C:4:C:C5'	2	0.69
(1,2)	1:A:14:THR:CG2	2:C:4:C:C6	2	0.69
(1,2)	1:A:14:THR:CG2	2:C:4:C:H1'	2	0.69
(1,2)	1:A:14:THR:CG2	2:C:4:C:H2'	2	0.69
(1,2)	1:A:14:THR:CG2	2:C:4:C:H3'	2	0.69
(1,2)	1:A:14:THR:CG2	2:C:4:C:H4'	2	0.69
(1,2)	1:A:14:THR:CG2	2:C:4:C:H41	2	0.69
(1,2)	1:A:14:THR:CG2	2:C:4:C:H42	2	0.69
(1,2)	1:A:14:THR:CG2	2:C:4:C:H5	2	0.69
(1,2)	1:A:14:THR:CG2	2:C:4:C:H5'	2	0.69
(1,2)	1:A:14:THR:CG2	2:C:4:C:H5''	2	0.69
(1,2)	1:A:14:THR:CG2	2:C:4:C:H6	2	0.69
(1,2)	1:A:14:THR:CG2	2:C:4:C:HO2'	2	0.69
(1,2)	1:A:14:THR:CG2	2:C:4:C:N1	2	0.69
(1,2)	1:A:14:THR:CG2	2:C:4:C:N3	2	0.69
(1,2)	1:A:14:THR:CG2	2:C:4:C:N4	2	0.69
(1,2)	1:A:14:THR:CG2	2:C:4:C:O2	2	0.69
(1,2)	1:A:14:THR:CG2	2:C:4:C:O2'	2	0.69
(1,2)	1:A:14:THR:CG2	2:C:4:C:O3'	2	0.69
(1,2)	1:A:14:THR:CG2	2:C:4:C:O4'	2	0.69
(1,2)	1:A:14:THR:CG2	2:C:4:C:O5'	2	0.69
(1,2)	1:A:14:THR:CG2	2:C:4:C:OP1	2	0.69
(1,2)	1:A:14:THR:CG2	2:C:4:C:OP2	2	0.69
(1,2)	1:A:14:THR:CG2	2:C:4:C:P	2	0.69
(1,2)	1:A:14:THR:CG2	2:C:5:A:C1'	2	0.69
(1,2)	1:A:14:THR:CG2	2:C:5:A:C2	2	0.69
(1,2)	1:A:14:THR:CG2	2:C:5:A:C2'	2	0.69

Continued on next page...

Continued from previous page...

Key	Atom-1	Atom-2	Model ID	Violation (Å)
(1,2)	1:A:14:THR:CG2	2:C:5:A:C3'	2	0.69
(1,2)	1:A:14:THR:CG2	2:C:5:A:C4	2	0.69
(1,2)	1:A:14:THR:CG2	2:C:5:A:C4'	2	0.69
(1,2)	1:A:14:THR:CG2	2:C:5:A:C5	2	0.69
(1,2)	1:A:14:THR:CG2	2:C:5:A:C5'	2	0.69
(1,2)	1:A:14:THR:CG2	2:C:5:A:C6	2	0.69
(1,2)	1:A:14:THR:CG2	2:C:5:A:C8	2	0.69
(1,2)	1:A:14:THR:CG2	2:C:5:A:H1'	2	0.69
(1,2)	1:A:14:THR:CG2	2:C:5:A:H2	2	0.69
(1,2)	1:A:14:THR:CG2	2:C:5:A:H2'	2	0.69
(1,2)	1:A:14:THR:CG2	2:C:5:A:H3'	2	0.69
(1,2)	1:A:14:THR:CG2	2:C:5:A:H4'	2	0.69
(1,2)	1:A:14:THR:CG2	2:C:5:A:H5'	2	0.69
(1,2)	1:A:14:THR:CG2	2:C:5:A:H5''	2	0.69
(1,2)	1:A:14:THR:CG2	2:C:5:A:H61	2	0.69
(1,2)	1:A:14:THR:CG2	2:C:5:A:H62	2	0.69
(1,2)	1:A:14:THR:CG2	2:C:5:A:H8	2	0.69
(1,2)	1:A:14:THR:CG2	2:C:5:A:HO2'	2	0.69
(1,2)	1:A:14:THR:CG2	2:C:5:A:N1	2	0.69
(1,2)	1:A:14:THR:CG2	2:C:5:A:N3	2	0.69
(1,2)	1:A:14:THR:CG2	2:C:5:A:N6	2	0.69
(1,2)	1:A:14:THR:CG2	2:C:5:A:N7	2	0.69
(1,2)	1:A:14:THR:CG2	2:C:5:A:N9	2	0.69
(1,2)	1:A:14:THR:CG2	2:C:5:A:O2'	2	0.69
(1,2)	1:A:14:THR:CG2	2:C:5:A:O3'	2	0.69
(1,2)	1:A:14:THR:CG2	2:C:5:A:O4'	2	0.69
(1,2)	1:A:14:THR:CG2	2:C:5:A:O5'	2	0.69
(1,2)	1:A:14:THR:CG2	2:C:5:A:OP1	2	0.69
(1,2)	1:A:14:THR:CG2	2:C:5:A:OP2	2	0.69
(1,2)	1:A:14:THR:CG2	2:C:5:A:P	2	0.69
(1,2)	1:A:14:THR:H	2:C:1:A:C1'	2	0.69
(1,2)	1:A:14:THR:H	2:C:1:A:C2	2	0.69
(1,2)	1:A:14:THR:H	2:C:1:A:C2'	2	0.69
(1,2)	1:A:14:THR:H	2:C:1:A:C3'	2	0.69
(1,2)	1:A:14:THR:H	2:C:1:A:C4	2	0.69
(1,2)	1:A:14:THR:H	2:C:1:A:C4'	2	0.69
(1,2)	1:A:14:THR:H	2:C:1:A:C5	2	0.69
(1,2)	1:A:14:THR:H	2:C:1:A:C5'	2	0.69
(1,2)	1:A:14:THR:H	2:C:1:A:C6	2	0.69
(1,2)	1:A:14:THR:H	2:C:1:A:C8	2	0.69
(1,2)	1:A:14:THR:H	2:C:1:A:H1'	2	0.69
(1,2)	1:A:14:THR:H	2:C:1:A:H2	2	0.69

Continued on next page...

Continued from previous page...

Key	Atom-1	Atom-2	Model ID	Violation (Å)
(1,2)	1:A:14:THR:H	2:C:1:A:H2'	2	0.69
(1,2)	1:A:14:THR:H	2:C:1:A:H3'	2	0.69
(1,2)	1:A:14:THR:H	2:C:1:A:H4'	2	0.69
(1,2)	1:A:14:THR:H	2:C:1:A:H5'	2	0.69
(1,2)	1:A:14:THR:H	2:C:1:A:H5''	2	0.69
(1,2)	1:A:14:THR:H	2:C:1:A:H61	2	0.69
(1,2)	1:A:14:THR:H	2:C:1:A:H62	2	0.69
(1,2)	1:A:14:THR:H	2:C:1:A:H8	2	0.69
(1,2)	1:A:14:THR:H	2:C:1:A:HO2'	2	0.69
(1,2)	1:A:14:THR:H	2:C:1:A:N1	2	0.69
(1,2)	1:A:14:THR:H	2:C:1:A:N3	2	0.69
(1,2)	1:A:14:THR:H	2:C:1:A:N6	2	0.69
(1,2)	1:A:14:THR:H	2:C:1:A:N7	2	0.69
(1,2)	1:A:14:THR:H	2:C:1:A:N9	2	0.69
(1,2)	1:A:14:THR:H	2:C:1:A:O2'	2	0.69
(1,2)	1:A:14:THR:H	2:C:1:A:O3'	2	0.69
(1,2)	1:A:14:THR:H	2:C:1:A:O4'	2	0.69
(1,2)	1:A:14:THR:H	2:C:1:A:O5'	2	0.69
(1,2)	1:A:14:THR:H	2:C:2:U:C1'	2	0.69
(1,2)	1:A:14:THR:H	2:C:2:U:C2	2	0.69
(1,2)	1:A:14:THR:H	2:C:2:U:C2'	2	0.69
(1,2)	1:A:14:THR:H	2:C:2:U:C3'	2	0.69
(1,2)	1:A:14:THR:H	2:C:2:U:C4	2	0.69
(1,2)	1:A:14:THR:H	2:C:2:U:C4'	2	0.69
(1,2)	1:A:14:THR:H	2:C:2:U:C5	2	0.69
(1,2)	1:A:14:THR:H	2:C:2:U:C5'	2	0.69
(1,2)	1:A:14:THR:H	2:C:2:U:C6	2	0.69
(1,2)	1:A:14:THR:H	2:C:2:U:H1'	2	0.69
(1,2)	1:A:14:THR:H	2:C:2:U:H2'	2	0.69
(1,2)	1:A:14:THR:H	2:C:2:U:H3	2	0.69
(1,2)	1:A:14:THR:H	2:C:2:U:H3'	2	0.69
(1,2)	1:A:14:THR:H	2:C:2:U:H4'	2	0.69
(1,2)	1:A:14:THR:H	2:C:2:U:H5	2	0.69
(1,2)	1:A:14:THR:H	2:C:2:U:H5'	2	0.69
(1,2)	1:A:14:THR:H	2:C:2:U:H5''	2	0.69
(1,2)	1:A:14:THR:H	2:C:2:U:H6	2	0.69
(1,2)	1:A:14:THR:H	2:C:2:U:HO2'	2	0.69
(1,2)	1:A:14:THR:H	2:C:2:U:N1	2	0.69
(1,2)	1:A:14:THR:H	2:C:2:U:N3	2	0.69
(1,2)	1:A:14:THR:H	2:C:2:U:O2	2	0.69
(1,2)	1:A:14:THR:H	2:C:2:U:O2'	2	0.69
(1,2)	1:A:14:THR:H	2:C:2:U:O3'	2	0.69

Continued on next page...

Continued from previous page...

Key	Atom-1	Atom-2	Model ID	Violation (Å)
(1,2)	1:A:14:THR:H	2:C:2:U:O4	2	0.69
(1,2)	1:A:14:THR:H	2:C:2:U:O4'	2	0.69
(1,2)	1:A:14:THR:H	2:C:2:U:O5'	2	0.69
(1,2)	1:A:14:THR:H	2:C:2:U:OP1	2	0.69
(1,2)	1:A:14:THR:H	2:C:2:U:OP2	2	0.69
(1,2)	1:A:14:THR:H	2:C:2:U:P	2	0.69
(1,2)	1:A:14:THR:H	2:C:3:A:C1'	2	0.69
(1,2)	1:A:14:THR:H	2:C:3:A:C2	2	0.69
(1,2)	1:A:14:THR:H	2:C:3:A:C2'	2	0.69
(1,2)	1:A:14:THR:H	2:C:3:A:C3'	2	0.69
(1,2)	1:A:14:THR:H	2:C:3:A:C4	2	0.69
(1,2)	1:A:14:THR:H	2:C:3:A:C4'	2	0.69
(1,2)	1:A:14:THR:H	2:C:3:A:C5	2	0.69
(1,2)	1:A:14:THR:H	2:C:3:A:C5'	2	0.69
(1,2)	1:A:14:THR:H	2:C:3:A:C6	2	0.69
(1,2)	1:A:14:THR:H	2:C:3:A:C8	2	0.69
(1,2)	1:A:14:THR:H	2:C:3:A:H1'	2	0.69
(1,2)	1:A:14:THR:H	2:C:3:A:H2	2	0.69
(1,2)	1:A:14:THR:H	2:C:3:A:H2'	2	0.69
(1,2)	1:A:14:THR:H	2:C:3:A:H3'	2	0.69
(1,2)	1:A:14:THR:H	2:C:3:A:H4'	2	0.69
(1,2)	1:A:14:THR:H	2:C:3:A:H5'	2	0.69
(1,2)	1:A:14:THR:H	2:C:3:A:H5''	2	0.69
(1,2)	1:A:14:THR:H	2:C:3:A:H61	2	0.69
(1,2)	1:A:14:THR:H	2:C:3:A:H62	2	0.69
(1,2)	1:A:14:THR:H	2:C:3:A:H8	2	0.69
(1,2)	1:A:14:THR:H	2:C:3:A:HO2'	2	0.69
(1,2)	1:A:14:THR:H	2:C:3:A:N1	2	0.69
(1,2)	1:A:14:THR:H	2:C:3:A:N3	2	0.69
(1,2)	1:A:14:THR:H	2:C:3:A:N6	2	0.69
(1,2)	1:A:14:THR:H	2:C:3:A:N7	2	0.69
(1,2)	1:A:14:THR:H	2:C:3:A:N9	2	0.69
(1,2)	1:A:14:THR:H	2:C:3:A:O2'	2	0.69
(1,2)	1:A:14:THR:H	2:C:3:A:O3'	2	0.69
(1,2)	1:A:14:THR:H	2:C:3:A:O4'	2	0.69
(1,2)	1:A:14:THR:H	2:C:3:A:O5'	2	0.69
(1,2)	1:A:14:THR:H	2:C:3:A:OP1	2	0.69
(1,2)	1:A:14:THR:H	2:C:3:A:OP2	2	0.69
(1,2)	1:A:14:THR:H	2:C:3:A:P	2	0.69
(1,2)	1:A:14:THR:H	2:C:4:C:C1'	2	0.69
(1,2)	1:A:14:THR:H	2:C:4:C:C2	2	0.69
(1,2)	1:A:14:THR:H	2:C:4:C:C2'	2	0.69

Continued on next page...

Continued from previous page...

Key	Atom-1	Atom-2	Model ID	Violation (Å)
(1,2)	1:A:14:THR:H	2:C:4:C:C3'	2	0.69
(1,2)	1:A:14:THR:H	2:C:4:C:C4	2	0.69
(1,2)	1:A:14:THR:H	2:C:4:C:C4'	2	0.69
(1,2)	1:A:14:THR:H	2:C:4:C:C5	2	0.69
(1,2)	1:A:14:THR:H	2:C:4:C:C5'	2	0.69
(1,2)	1:A:14:THR:H	2:C:4:C:C6	2	0.69
(1,2)	1:A:14:THR:H	2:C:4:C:H1'	2	0.69
(1,2)	1:A:14:THR:H	2:C:4:C:H2'	2	0.69
(1,2)	1:A:14:THR:H	2:C:4:C:H3'	2	0.69
(1,2)	1:A:14:THR:H	2:C:4:C:H4'	2	0.69
(1,2)	1:A:14:THR:H	2:C:4:C:H41	2	0.69
(1,2)	1:A:14:THR:H	2:C:4:C:H42	2	0.69
(1,2)	1:A:14:THR:H	2:C:4:C:H5	2	0.69
(1,2)	1:A:14:THR:H	2:C:4:C:H5'	2	0.69
(1,2)	1:A:14:THR:H	2:C:4:C:H5''	2	0.69
(1,2)	1:A:14:THR:H	2:C:4:C:H6	2	0.69
(1,2)	1:A:14:THR:H	2:C:4:C:HO2'	2	0.69
(1,2)	1:A:14:THR:H	2:C:4:C:N1	2	0.69
(1,2)	1:A:14:THR:H	2:C:4:C:N3	2	0.69
(1,2)	1:A:14:THR:H	2:C:4:C:N4	2	0.69
(1,2)	1:A:14:THR:H	2:C:4:C:O2	2	0.69
(1,2)	1:A:14:THR:H	2:C:4:C:O2'	2	0.69
(1,2)	1:A:14:THR:H	2:C:4:C:O3'	2	0.69
(1,2)	1:A:14:THR:H	2:C:4:C:O4'	2	0.69
(1,2)	1:A:14:THR:H	2:C:4:C:O5'	2	0.69
(1,2)	1:A:14:THR:H	2:C:4:C:OP1	2	0.69
(1,2)	1:A:14:THR:H	2:C:4:C:OP2	2	0.69
(1,2)	1:A:14:THR:H	2:C:4:C:P	2	0.69
(1,2)	1:A:14:THR:H	2:C:5:A:C1'	2	0.69
(1,2)	1:A:14:THR:H	2:C:5:A:C2	2	0.69
(1,2)	1:A:14:THR:H	2:C:5:A:C2'	2	0.69
(1,2)	1:A:14:THR:H	2:C:5:A:C3'	2	0.69
(1,2)	1:A:14:THR:H	2:C:5:A:C4	2	0.69
(1,2)	1:A:14:THR:H	2:C:5:A:C4'	2	0.69
(1,2)	1:A:14:THR:H	2:C:5:A:C5	2	0.69
(1,2)	1:A:14:THR:H	2:C:5:A:C5'	2	0.69
(1,2)	1:A:14:THR:H	2:C:5:A:C6	2	0.69
(1,2)	1:A:14:THR:H	2:C:5:A:C8	2	0.69
(1,2)	1:A:14:THR:H	2:C:5:A:H1'	2	0.69
(1,2)	1:A:14:THR:H	2:C:5:A:H2	2	0.69
(1,2)	1:A:14:THR:H	2:C:5:A:H2'	2	0.69
(1,2)	1:A:14:THR:H	2:C:5:A:H3'	2	0.69

Continued on next page...

Continued from previous page...

Key	Atom-1	Atom-2	Model ID	Violation (Å)
(1,2)	1:A:14:THR:H	2:C:5:A:H4'	2	0.69
(1,2)	1:A:14:THR:H	2:C:5:A:H5'	2	0.69
(1,2)	1:A:14:THR:H	2:C:5:A:H5''	2	0.69
(1,2)	1:A:14:THR:H	2:C:5:A:H61	2	0.69
(1,2)	1:A:14:THR:H	2:C:5:A:H62	2	0.69
(1,2)	1:A:14:THR:H	2:C:5:A:H8	2	0.69
(1,2)	1:A:14:THR:H	2:C:5:A:HO2'	2	0.69
(1,2)	1:A:14:THR:H	2:C:5:A:N1	2	0.69
(1,2)	1:A:14:THR:H	2:C:5:A:N3	2	0.69
(1,2)	1:A:14:THR:H	2:C:5:A:N6	2	0.69
(1,2)	1:A:14:THR:H	2:C:5:A:N7	2	0.69
(1,2)	1:A:14:THR:H	2:C:5:A:N9	2	0.69
(1,2)	1:A:14:THR:H	2:C:5:A:O2'	2	0.69
(1,2)	1:A:14:THR:H	2:C:5:A:O3'	2	0.69
(1,2)	1:A:14:THR:H	2:C:5:A:O4'	2	0.69
(1,2)	1:A:14:THR:H	2:C:5:A:O5'	2	0.69
(1,2)	1:A:14:THR:H	2:C:5:A:OP1	2	0.69
(1,2)	1:A:14:THR:H	2:C:5:A:OP2	2	0.69
(1,2)	1:A:14:THR:H	2:C:5:A:P	2	0.69
(1,2)	1:A:14:THR:HG1	2:C:1:A:C1'	2	0.69
(1,2)	1:A:14:THR:HG1	2:C:1:A:C2	2	0.69
(1,2)	1:A:14:THR:HG1	2:C:1:A:C2'	2	0.69
(1,2)	1:A:14:THR:HG1	2:C:1:A:C3'	2	0.69
(1,2)	1:A:14:THR:HG1	2:C:1:A:C4	2	0.69
(1,2)	1:A:14:THR:HG1	2:C:1:A:C4'	2	0.69
(1,2)	1:A:14:THR:HG1	2:C:1:A:C5	2	0.69
(1,2)	1:A:14:THR:HG1	2:C:1:A:C5'	2	0.69
(1,2)	1:A:14:THR:HG1	2:C:1:A:C6	2	0.69
(1,2)	1:A:14:THR:HG1	2:C:1:A:C8	2	0.69
(1,2)	1:A:14:THR:HG1	2:C:1:A:H1'	2	0.69
(1,2)	1:A:14:THR:HG1	2:C:1:A:H2	2	0.69
(1,2)	1:A:14:THR:HG1	2:C:1:A:H2'	2	0.69
(1,2)	1:A:14:THR:HG1	2:C:1:A:H3'	2	0.69
(1,2)	1:A:14:THR:HG1	2:C:1:A:H4'	2	0.69
(1,2)	1:A:14:THR:HG1	2:C:1:A:H5'	2	0.69
(1,2)	1:A:14:THR:HG1	2:C:1:A:H5''	2	0.69
(1,2)	1:A:14:THR:HG1	2:C:1:A:H61	2	0.69
(1,2)	1:A:14:THR:HG1	2:C:1:A:H62	2	0.69
(1,2)	1:A:14:THR:HG1	2:C:1:A:H8	2	0.69
(1,2)	1:A:14:THR:HG1	2:C:1:A:HO2'	2	0.69
(1,2)	1:A:14:THR:HG1	2:C:1:A:N1	2	0.69
(1,2)	1:A:14:THR:HG1	2:C:1:A:N3	2	0.69

Continued on next page...

Continued from previous page...

Key	Atom-1	Atom-2	Model ID	Violation (Å)
(1,2)	1:A:14:THR:HG1	2:C:1:A:N6	2	0.69
(1,2)	1:A:14:THR:HG1	2:C:1:A:N7	2	0.69
(1,2)	1:A:14:THR:HG1	2:C:1:A:N9	2	0.69
(1,2)	1:A:14:THR:HG1	2:C:1:A:O2'	2	0.69
(1,2)	1:A:14:THR:HG1	2:C:1:A:O3'	2	0.69
(1,2)	1:A:14:THR:HG1	2:C:1:A:O4'	2	0.69
(1,2)	1:A:14:THR:HG1	2:C:1:A:O5'	2	0.69
(1,2)	1:A:14:THR:HG1	2:C:2:U:C1'	2	0.69
(1,2)	1:A:14:THR:HG1	2:C:2:U:C2	2	0.69
(1,2)	1:A:14:THR:HG1	2:C:2:U:C2'	2	0.69
(1,2)	1:A:14:THR:HG1	2:C:2:U:C3'	2	0.69
(1,2)	1:A:14:THR:HG1	2:C:2:U:C4	2	0.69
(1,2)	1:A:14:THR:HG1	2:C:2:U:C4'	2	0.69
(1,2)	1:A:14:THR:HG1	2:C:2:U:C5	2	0.69
(1,2)	1:A:14:THR:HG1	2:C:2:U:C5'	2	0.69
(1,2)	1:A:14:THR:HG1	2:C:2:U:C6	2	0.69
(1,2)	1:A:14:THR:HG1	2:C:2:U:H1'	2	0.69
(1,2)	1:A:14:THR:HG1	2:C:2:U:H2'	2	0.69
(1,2)	1:A:14:THR:HG1	2:C:2:U:H3	2	0.69
(1,2)	1:A:14:THR:HG1	2:C:2:U:H3'	2	0.69
(1,2)	1:A:14:THR:HG1	2:C:2:U:H4'	2	0.69
(1,2)	1:A:14:THR:HG1	2:C:2:U:H5	2	0.69
(1,2)	1:A:14:THR:HG1	2:C:2:U:H5'	2	0.69
(1,2)	1:A:14:THR:HG1	2:C:2:U:H5''	2	0.69
(1,2)	1:A:14:THR:HG1	2:C:2:U:H6	2	0.69
(1,2)	1:A:14:THR:HG1	2:C:2:U:HO2'	2	0.69
(1,2)	1:A:14:THR:HG1	2:C:2:U:N1	2	0.69
(1,2)	1:A:14:THR:HG1	2:C:2:U:N3	2	0.69
(1,2)	1:A:14:THR:HG1	2:C:2:U:O2	2	0.69
(1,2)	1:A:14:THR:HG1	2:C:2:U:O2'	2	0.69
(1,2)	1:A:14:THR:HG1	2:C:2:U:O3'	2	0.69
(1,2)	1:A:14:THR:HG1	2:C:2:U:O4	2	0.69
(1,2)	1:A:14:THR:HG1	2:C:2:U:O4'	2	0.69
(1,2)	1:A:14:THR:HG1	2:C:2:U:O5'	2	0.69
(1,2)	1:A:14:THR:HG1	2:C:2:U:OP1	2	0.69
(1,2)	1:A:14:THR:HG1	2:C:2:U:OP2	2	0.69
(1,2)	1:A:14:THR:HG1	2:C:2:U:P	2	0.69
(1,2)	1:A:14:THR:HG1	2:C:3:A:C1'	2	0.69
(1,2)	1:A:14:THR:HG1	2:C:3:A:C2	2	0.69
(1,2)	1:A:14:THR:HG1	2:C:3:A:C2'	2	0.69
(1,2)	1:A:14:THR:HG1	2:C:3:A:C3'	2	0.69
(1,2)	1:A:14:THR:HG1	2:C:3:A:C4	2	0.69

Continued on next page...

Continued from previous page...

Key	Atom-1	Atom-2	Model ID	Violation (Å)
(1,2)	1:A:14:THR:HG1	2:C:3:A:C4'	2	0.69
(1,2)	1:A:14:THR:HG1	2:C:3:A:C5	2	0.69
(1,2)	1:A:14:THR:HG1	2:C:3:A:C5'	2	0.69
(1,2)	1:A:14:THR:HG1	2:C:3:A:C6	2	0.69
(1,2)	1:A:14:THR:HG1	2:C:3:A:C8	2	0.69
(1,2)	1:A:14:THR:HG1	2:C:3:A:H1'	2	0.69
(1,2)	1:A:14:THR:HG1	2:C:3:A:H2	2	0.69
(1,2)	1:A:14:THR:HG1	2:C:3:A:H2'	2	0.69
(1,2)	1:A:14:THR:HG1	2:C:3:A:H3'	2	0.69
(1,2)	1:A:14:THR:HG1	2:C:3:A:H4'	2	0.69
(1,2)	1:A:14:THR:HG1	2:C:3:A:H5'	2	0.69
(1,2)	1:A:14:THR:HG1	2:C:3:A:H5''	2	0.69
(1,2)	1:A:14:THR:HG1	2:C:3:A:H61	2	0.69
(1,2)	1:A:14:THR:HG1	2:C:3:A:H62	2	0.69
(1,2)	1:A:14:THR:HG1	2:C:3:A:H8	2	0.69
(1,2)	1:A:14:THR:HG1	2:C:3:A:HO2'	2	0.69
(1,2)	1:A:14:THR:HG1	2:C:3:A:N1	2	0.69
(1,2)	1:A:14:THR:HG1	2:C:3:A:N3	2	0.69
(1,2)	1:A:14:THR:HG1	2:C:3:A:N6	2	0.69
(1,2)	1:A:14:THR:HG1	2:C:3:A:N7	2	0.69
(1,2)	1:A:14:THR:HG1	2:C:3:A:N9	2	0.69
(1,2)	1:A:14:THR:HG1	2:C:3:A:O2'	2	0.69
(1,2)	1:A:14:THR:HG1	2:C:3:A:O3'	2	0.69
(1,2)	1:A:14:THR:HG1	2:C:3:A:O4'	2	0.69
(1,2)	1:A:14:THR:HG1	2:C:3:A:O5'	2	0.69
(1,2)	1:A:14:THR:HG1	2:C:3:A:OP1	2	0.69
(1,2)	1:A:14:THR:HG1	2:C:3:A:OP2	2	0.69
(1,2)	1:A:14:THR:HG1	2:C:3:A:P	2	0.69
(1,2)	1:A:14:THR:HG1	2:C:4:C:C1'	2	0.69
(1,2)	1:A:14:THR:HG1	2:C:4:C:C2	2	0.69
(1,2)	1:A:14:THR:HG1	2:C:4:C:C2'	2	0.69
(1,2)	1:A:14:THR:HG1	2:C:4:C:C3'	2	0.69
(1,2)	1:A:14:THR:HG1	2:C:4:C:C4	2	0.69
(1,2)	1:A:14:THR:HG1	2:C:4:C:C4'	2	0.69
(1,2)	1:A:14:THR:HG1	2:C:4:C:C5	2	0.69
(1,2)	1:A:14:THR:HG1	2:C:4:C:C5'	2	0.69
(1,2)	1:A:14:THR:HG1	2:C:4:C:C6	2	0.69
(1,2)	1:A:14:THR:HG1	2:C:4:C:H1'	2	0.69
(1,2)	1:A:14:THR:HG1	2:C:4:C:H2'	2	0.69
(1,2)	1:A:14:THR:HG1	2:C:4:C:H3'	2	0.69
(1,2)	1:A:14:THR:HG1	2:C:4:C:H4'	2	0.69
(1,2)	1:A:14:THR:HG1	2:C:4:C:H41	2	0.69

Continued on next page...

Continued from previous page...

Key	Atom-1	Atom-2	Model ID	Violation (Å)
(1,2)	1:A:14:THR:HG1	2:C:4:C:H42	2	0.69
(1,2)	1:A:14:THR:HG1	2:C:4:C:H5	2	0.69
(1,2)	1:A:14:THR:HG1	2:C:4:C:H5'	2	0.69
(1,2)	1:A:14:THR:HG1	2:C:4:C:H5''	2	0.69
(1,2)	1:A:14:THR:HG1	2:C:4:C:H6	2	0.69
(1,2)	1:A:14:THR:HG1	2:C:4:C:HO2'	2	0.69
(1,2)	1:A:14:THR:HG1	2:C:4:C:N1	2	0.69
(1,2)	1:A:14:THR:HG1	2:C:4:C:N3	2	0.69
(1,2)	1:A:14:THR:HG1	2:C:4:C:N4	2	0.69
(1,2)	1:A:14:THR:HG1	2:C:4:C:O2	2	0.69
(1,2)	1:A:14:THR:HG1	2:C:4:C:O2'	2	0.69
(1,2)	1:A:14:THR:HG1	2:C:4:C:O3'	2	0.69
(1,2)	1:A:14:THR:HG1	2:C:4:C:O4'	2	0.69
(1,2)	1:A:14:THR:HG1	2:C:4:C:O5'	2	0.69
(1,2)	1:A:14:THR:HG1	2:C:4:C:OP1	2	0.69
(1,2)	1:A:14:THR:HG1	2:C:4:C:OP2	2	0.69
(1,2)	1:A:14:THR:HG1	2:C:4:C:P	2	0.69
(1,2)	1:A:14:THR:HG1	2:C:5:A:C1'	2	0.69
(1,2)	1:A:14:THR:HG1	2:C:5:A:C2	2	0.69
(1,2)	1:A:14:THR:HG1	2:C:5:A:C2'	2	0.69
(1,2)	1:A:14:THR:HG1	2:C:5:A:C3'	2	0.69
(1,2)	1:A:14:THR:HG1	2:C:5:A:C4	2	0.69
(1,2)	1:A:14:THR:HG1	2:C:5:A:C4'	2	0.69
(1,2)	1:A:14:THR:HG1	2:C:5:A:C5	2	0.69
(1,2)	1:A:14:THR:HG1	2:C:5:A:C5'	2	0.69
(1,2)	1:A:14:THR:HG1	2:C:5:A:C6	2	0.69
(1,2)	1:A:14:THR:HG1	2:C:5:A:C8	2	0.69
(1,2)	1:A:14:THR:HG1	2:C:5:A:H1'	2	0.69
(1,2)	1:A:14:THR:HG1	2:C:5:A:H2	2	0.69
(1,2)	1:A:14:THR:HG1	2:C:5:A:H2'	2	0.69
(1,2)	1:A:14:THR:HG1	2:C:5:A:H3'	2	0.69
(1,2)	1:A:14:THR:HG1	2:C:5:A:H4'	2	0.69
(1,2)	1:A:14:THR:HG1	2:C:5:A:H5'	2	0.69
(1,2)	1:A:14:THR:HG1	2:C:5:A:H5''	2	0.69
(1,2)	1:A:14:THR:HG1	2:C:5:A:H61	2	0.69
(1,2)	1:A:14:THR:HG1	2:C:5:A:H62	2	0.69
(1,2)	1:A:14:THR:HG1	2:C:5:A:H8	2	0.69
(1,2)	1:A:14:THR:HG1	2:C:5:A:HO2'	2	0.69
(1,2)	1:A:14:THR:HG1	2:C:5:A:N1	2	0.69
(1,2)	1:A:14:THR:HG1	2:C:5:A:N3	2	0.69
(1,2)	1:A:14:THR:HG1	2:C:5:A:N6	2	0.69
(1,2)	1:A:14:THR:HG1	2:C:5:A:N7	2	0.69

Continued on next page...

Continued from previous page...

Key	Atom-1	Atom-2	Model ID	Violation (Å)
(1,2)	1:A:14:THR:HG1	2:C:5:A:N9	2	0.69
(1,2)	1:A:14:THR:HG1	2:C:5:A:O2'	2	0.69
(1,2)	1:A:14:THR:HG1	2:C:5:A:O3'	2	0.69
(1,2)	1:A:14:THR:HG1	2:C:5:A:O4'	2	0.69
(1,2)	1:A:14:THR:HG1	2:C:5:A:O5'	2	0.69
(1,2)	1:A:14:THR:HG1	2:C:5:A:OP1	2	0.69
(1,2)	1:A:14:THR:HG1	2:C:5:A:OP2	2	0.69
(1,2)	1:A:14:THR:HG1	2:C:5:A:P	2	0.69
(1,2)	1:A:14:THR:N	2:C:1:A:C1'	2	0.69
(1,2)	1:A:14:THR:N	2:C:1:A:C2	2	0.69
(1,2)	1:A:14:THR:N	2:C:1:A:C2'	2	0.69
(1,2)	1:A:14:THR:N	2:C:1:A:C3'	2	0.69
(1,2)	1:A:14:THR:N	2:C:1:A:C4	2	0.69
(1,2)	1:A:14:THR:N	2:C:1:A:C4'	2	0.69
(1,2)	1:A:14:THR:N	2:C:1:A:C5	2	0.69
(1,2)	1:A:14:THR:N	2:C:1:A:C5'	2	0.69
(1,2)	1:A:14:THR:N	2:C:1:A:C6	2	0.69
(1,2)	1:A:14:THR:N	2:C:1:A:C8	2	0.69
(1,2)	1:A:14:THR:N	2:C:1:A:H1'	2	0.69
(1,2)	1:A:14:THR:N	2:C:1:A:H2	2	0.69
(1,2)	1:A:14:THR:N	2:C:1:A:H2'	2	0.69
(1,2)	1:A:14:THR:N	2:C:1:A:H3'	2	0.69
(1,2)	1:A:14:THR:N	2:C:1:A:H4'	2	0.69
(1,2)	1:A:14:THR:N	2:C:1:A:H5'	2	0.69
(1,2)	1:A:14:THR:N	2:C:1:A:H5''	2	0.69
(1,2)	1:A:14:THR:N	2:C:1:A:H61	2	0.69
(1,2)	1:A:14:THR:N	2:C:1:A:H62	2	0.69
(1,2)	1:A:14:THR:N	2:C:1:A:H8	2	0.69
(1,2)	1:A:14:THR:N	2:C:1:A:HO2'	2	0.69
(1,2)	1:A:14:THR:N	2:C:1:A:N1	2	0.69
(1,2)	1:A:14:THR:N	2:C:1:A:N3	2	0.69
(1,2)	1:A:14:THR:N	2:C:1:A:N6	2	0.69
(1,2)	1:A:14:THR:N	2:C:1:A:N7	2	0.69
(1,2)	1:A:14:THR:N	2:C:1:A:N9	2	0.69
(1,2)	1:A:14:THR:N	2:C:1:A:O2'	2	0.69
(1,2)	1:A:14:THR:N	2:C:1:A:O3'	2	0.69
(1,2)	1:A:14:THR:N	2:C:1:A:O4'	2	0.69
(1,2)	1:A:14:THR:N	2:C:1:A:O5'	2	0.69
(1,2)	1:A:14:THR:N	2:C:2:U:C1'	2	0.69
(1,2)	1:A:14:THR:N	2:C:2:U:C2	2	0.69
(1,2)	1:A:14:THR:N	2:C:2:U:C2'	2	0.69
(1,2)	1:A:14:THR:N	2:C:2:U:C3'	2	0.69

Continued on next page...

Continued from previous page...

Key	Atom-1	Atom-2	Model ID	Violation (Å)
(1,2)	1:A:14:THR:N	2:C:2:U:C4	2	0.69
(1,2)	1:A:14:THR:N	2:C:2:U:C4'	2	0.69
(1,2)	1:A:14:THR:N	2:C:2:U:C5	2	0.69
(1,2)	1:A:14:THR:N	2:C:2:U:C5'	2	0.69
(1,2)	1:A:14:THR:N	2:C:2:U:C6	2	0.69
(1,2)	1:A:14:THR:N	2:C:2:U:H1'	2	0.69
(1,2)	1:A:14:THR:N	2:C:2:U:H2'	2	0.69
(1,2)	1:A:14:THR:N	2:C:2:U:H3	2	0.69
(1,2)	1:A:14:THR:N	2:C:2:U:H3'	2	0.69
(1,2)	1:A:14:THR:N	2:C:2:U:H4'	2	0.69
(1,2)	1:A:14:THR:N	2:C:2:U:H5	2	0.69
(1,2)	1:A:14:THR:N	2:C:2:U:H5'	2	0.69
(1,2)	1:A:14:THR:N	2:C:2:U:H5''	2	0.69
(1,2)	1:A:14:THR:N	2:C:2:U:H6	2	0.69
(1,2)	1:A:14:THR:N	2:C:2:U:HO2'	2	0.69
(1,2)	1:A:14:THR:N	2:C:2:U:N1	2	0.69
(1,2)	1:A:14:THR:N	2:C:2:U:N3	2	0.69
(1,2)	1:A:14:THR:N	2:C:2:U:O2	2	0.69
(1,2)	1:A:14:THR:N	2:C:2:U:O2'	2	0.69
(1,2)	1:A:14:THR:N	2:C:2:U:O3'	2	0.69
(1,2)	1:A:14:THR:N	2:C:2:U:O4	2	0.69
(1,2)	1:A:14:THR:N	2:C:2:U:O4'	2	0.69
(1,2)	1:A:14:THR:N	2:C:2:U:O5'	2	0.69
(1,2)	1:A:14:THR:N	2:C:2:U:OP1	2	0.69
(1,2)	1:A:14:THR:N	2:C:2:U:OP2	2	0.69
(1,2)	1:A:14:THR:N	2:C:2:U:P	2	0.69
(1,2)	1:A:14:THR:N	2:C:3:A:C1'	2	0.69
(1,2)	1:A:14:THR:N	2:C:3:A:C2	2	0.69
(1,2)	1:A:14:THR:N	2:C:3:A:C2'	2	0.69
(1,2)	1:A:14:THR:N	2:C:3:A:C3'	2	0.69
(1,2)	1:A:14:THR:N	2:C:3:A:C4	2	0.69
(1,2)	1:A:14:THR:N	2:C:3:A:C4'	2	0.69
(1,2)	1:A:14:THR:N	2:C:3:A:C5	2	0.69
(1,2)	1:A:14:THR:N	2:C:3:A:C5'	2	0.69
(1,2)	1:A:14:THR:N	2:C:3:A:C6	2	0.69
(1,2)	1:A:14:THR:N	2:C:3:A:C8	2	0.69
(1,2)	1:A:14:THR:N	2:C:3:A:H1'	2	0.69
(1,2)	1:A:14:THR:N	2:C:3:A:H2	2	0.69
(1,2)	1:A:14:THR:N	2:C:3:A:H2'	2	0.69
(1,2)	1:A:14:THR:N	2:C:3:A:H3'	2	0.69
(1,2)	1:A:14:THR:N	2:C:3:A:H4'	2	0.69
(1,2)	1:A:14:THR:N	2:C:3:A:H5'	2	0.69

Continued on next page...

Continued from previous page...

Key	Atom-1	Atom-2	Model ID	Violation (Å)
(1,2)	1:A:14:THR:N	2:C:3:A:H5''	2	0.69
(1,2)	1:A:14:THR:N	2:C:3:A:H61	2	0.69
(1,2)	1:A:14:THR:N	2:C:3:A:H62	2	0.69
(1,2)	1:A:14:THR:N	2:C:3:A:H8	2	0.69
(1,2)	1:A:14:THR:N	2:C:3:A:HO2'	2	0.69
(1,2)	1:A:14:THR:N	2:C:3:A:N1	2	0.69
(1,2)	1:A:14:THR:N	2:C:3:A:N3	2	0.69
(1,2)	1:A:14:THR:N	2:C:3:A:N6	2	0.69
(1,2)	1:A:14:THR:N	2:C:3:A:N7	2	0.69
(1,2)	1:A:14:THR:N	2:C:3:A:N9	2	0.69
(1,2)	1:A:14:THR:N	2:C:3:A:O2'	2	0.69
(1,2)	1:A:14:THR:N	2:C:3:A:O3'	2	0.69
(1,2)	1:A:14:THR:N	2:C:3:A:O4'	2	0.69
(1,2)	1:A:14:THR:N	2:C:3:A:O5'	2	0.69
(1,2)	1:A:14:THR:N	2:C:3:A:OP1	2	0.69
(1,2)	1:A:14:THR:N	2:C:3:A:OP2	2	0.69
(1,2)	1:A:14:THR:N	2:C:3:A:P	2	0.69
(1,2)	1:A:14:THR:N	2:C:4:C:C1'	2	0.69
(1,2)	1:A:14:THR:N	2:C:4:C:C2	2	0.69
(1,2)	1:A:14:THR:N	2:C:4:C:C2'	2	0.69
(1,2)	1:A:14:THR:N	2:C:4:C:C3'	2	0.69
(1,2)	1:A:14:THR:N	2:C:4:C:C4	2	0.69
(1,2)	1:A:14:THR:N	2:C:4:C:C4'	2	0.69
(1,2)	1:A:14:THR:N	2:C:4:C:C5	2	0.69
(1,2)	1:A:14:THR:N	2:C:4:C:C5'	2	0.69
(1,2)	1:A:14:THR:N	2:C:4:C:C6	2	0.69
(1,2)	1:A:14:THR:N	2:C:4:C:H1'	2	0.69
(1,2)	1:A:14:THR:N	2:C:4:C:H2'	2	0.69
(1,2)	1:A:14:THR:N	2:C:4:C:H3'	2	0.69
(1,2)	1:A:14:THR:N	2:C:4:C:H4'	2	0.69
(1,2)	1:A:14:THR:N	2:C:4:C:H41	2	0.69
(1,2)	1:A:14:THR:N	2:C:4:C:H42	2	0.69
(1,2)	1:A:14:THR:N	2:C:4:C:H5	2	0.69
(1,2)	1:A:14:THR:N	2:C:4:C:H5'	2	0.69
(1,2)	1:A:14:THR:N	2:C:4:C:H5''	2	0.69
(1,2)	1:A:14:THR:N	2:C:4:C:H6	2	0.69
(1,2)	1:A:14:THR:N	2:C:4:C:HO2'	2	0.69
(1,2)	1:A:14:THR:N	2:C:4:C:N1	2	0.69
(1,2)	1:A:14:THR:N	2:C:4:C:N3	2	0.69
(1,2)	1:A:14:THR:N	2:C:4:C:N4	2	0.69
(1,2)	1:A:14:THR:N	2:C:4:C:O2	2	0.69
(1,2)	1:A:14:THR:N	2:C:4:C:O2'	2	0.69

Continued on next page...

Continued from previous page...

Key	Atom-1	Atom-2	Model ID	Violation (Å)
(1,2)	1:A:14:THR:N	2:C:4:C:O3'	2	0.69
(1,2)	1:A:14:THR:N	2:C:4:C:O4'	2	0.69
(1,2)	1:A:14:THR:N	2:C:4:C:O5'	2	0.69
(1,2)	1:A:14:THR:N	2:C:4:C:OP1	2	0.69
(1,2)	1:A:14:THR:N	2:C:4:C:OP2	2	0.69
(1,2)	1:A:14:THR:N	2:C:4:C:P	2	0.69
(1,2)	1:A:14:THR:N	2:C:5:A:C1'	2	0.69
(1,2)	1:A:14:THR:N	2:C:5:A:C2	2	0.69
(1,2)	1:A:14:THR:N	2:C:5:A:C2'	2	0.69
(1,2)	1:A:14:THR:N	2:C:5:A:C3'	2	0.69
(1,2)	1:A:14:THR:N	2:C:5:A:C4	2	0.69
(1,2)	1:A:14:THR:N	2:C:5:A:C4'	2	0.69
(1,2)	1:A:14:THR:N	2:C:5:A:C5	2	0.69
(1,2)	1:A:14:THR:N	2:C:5:A:C5'	2	0.69
(1,2)	1:A:14:THR:N	2:C:5:A:C6	2	0.69
(1,2)	1:A:14:THR:N	2:C:5:A:C8	2	0.69
(1,2)	1:A:14:THR:N	2:C:5:A:H1'	2	0.69
(1,2)	1:A:14:THR:N	2:C:5:A:H2	2	0.69
(1,2)	1:A:14:THR:N	2:C:5:A:H2'	2	0.69
(1,2)	1:A:14:THR:N	2:C:5:A:H3'	2	0.69
(1,2)	1:A:14:THR:N	2:C:5:A:H4'	2	0.69
(1,2)	1:A:14:THR:N	2:C:5:A:H5'	2	0.69
(1,2)	1:A:14:THR:N	2:C:5:A:H5''	2	0.69
(1,2)	1:A:14:THR:N	2:C:5:A:H61	2	0.69
(1,2)	1:A:14:THR:N	2:C:5:A:H62	2	0.69
(1,2)	1:A:14:THR:N	2:C:5:A:H8	2	0.69
(1,2)	1:A:14:THR:N	2:C:5:A:HO2'	2	0.69
(1,2)	1:A:14:THR:N	2:C:5:A:N1	2	0.69
(1,2)	1:A:14:THR:N	2:C:5:A:N3	2	0.69
(1,2)	1:A:14:THR:N	2:C:5:A:N6	2	0.69
(1,2)	1:A:14:THR:N	2:C:5:A:N7	2	0.69
(1,2)	1:A:14:THR:N	2:C:5:A:N9	2	0.69
(1,2)	1:A:14:THR:N	2:C:5:A:O2'	2	0.69
(1,2)	1:A:14:THR:N	2:C:5:A:O3'	2	0.69
(1,2)	1:A:14:THR:N	2:C:5:A:O4'	2	0.69
(1,2)	1:A:14:THR:N	2:C:5:A:O5'	2	0.69
(1,2)	1:A:14:THR:N	2:C:5:A:OP1	2	0.69
(1,2)	1:A:14:THR:N	2:C:5:A:OP2	2	0.69
(1,2)	1:A:14:THR:N	2:C:5:A:P	2	0.69
(1,2)	1:A:14:THR:O	2:C:1:A:C1'	2	0.69
(1,2)	1:A:14:THR:O	2:C:1:A:C2	2	0.69
(1,2)	1:A:14:THR:O	2:C:1:A:C2'	2	0.69

Continued on next page...

Continued from previous page...

Key	Atom-1	Atom-2	Model ID	Violation (Å)
(1,2)	1:A:14:THR:O	2:C:1:A:C3'	2	0.69
(1,2)	1:A:14:THR:O	2:C:1:A:C4	2	0.69
(1,2)	1:A:14:THR:O	2:C:1:A:C4'	2	0.69
(1,2)	1:A:14:THR:O	2:C:1:A:C5	2	0.69
(1,2)	1:A:14:THR:O	2:C:1:A:C5'	2	0.69
(1,2)	1:A:14:THR:O	2:C:1:A:C6	2	0.69
(1,2)	1:A:14:THR:O	2:C:1:A:C8	2	0.69
(1,2)	1:A:14:THR:O	2:C:1:A:H1'	2	0.69
(1,2)	1:A:14:THR:O	2:C:1:A:H2	2	0.69
(1,2)	1:A:14:THR:O	2:C:1:A:H2'	2	0.69
(1,2)	1:A:14:THR:O	2:C:1:A:H3'	2	0.69
(1,2)	1:A:14:THR:O	2:C:1:A:H4'	2	0.69
(1,2)	1:A:14:THR:O	2:C:1:A:H5'	2	0.69
(1,2)	1:A:14:THR:O	2:C:1:A:H5''	2	0.69
(1,2)	1:A:14:THR:O	2:C:1:A:H61	2	0.69
(1,2)	1:A:14:THR:O	2:C:1:A:H62	2	0.69
(1,2)	1:A:14:THR:O	2:C:1:A:H8	2	0.69
(1,2)	1:A:14:THR:O	2:C:1:A:HO2'	2	0.69
(1,2)	1:A:14:THR:O	2:C:1:A:N1	2	0.69
(1,2)	1:A:14:THR:O	2:C:1:A:N3	2	0.69
(1,2)	1:A:14:THR:O	2:C:1:A:N6	2	0.69
(1,2)	1:A:14:THR:O	2:C:1:A:N7	2	0.69
(1,2)	1:A:14:THR:O	2:C:1:A:N9	2	0.69
(1,2)	1:A:14:THR:O	2:C:1:A:O2'	2	0.69
(1,2)	1:A:14:THR:O	2:C:1:A:O3'	2	0.69
(1,2)	1:A:14:THR:O	2:C:1:A:O4'	2	0.69
(1,2)	1:A:14:THR:O	2:C:1:A:O5'	2	0.69
(1,2)	1:A:14:THR:O	2:C:2:U:C1'	2	0.69
(1,2)	1:A:14:THR:O	2:C:2:U:C2	2	0.69
(1,2)	1:A:14:THR:O	2:C:2:U:C2'	2	0.69
(1,2)	1:A:14:THR:O	2:C:2:U:C3'	2	0.69
(1,2)	1:A:14:THR:O	2:C:2:U:C4	2	0.69
(1,2)	1:A:14:THR:O	2:C:2:U:C4'	2	0.69
(1,2)	1:A:14:THR:O	2:C:2:U:C5	2	0.69
(1,2)	1:A:14:THR:O	2:C:2:U:C5'	2	0.69
(1,2)	1:A:14:THR:O	2:C:2:U:C6	2	0.69
(1,2)	1:A:14:THR:O	2:C:2:U:H1'	2	0.69
(1,2)	1:A:14:THR:O	2:C:2:U:H2'	2	0.69
(1,2)	1:A:14:THR:O	2:C:2:U:H3	2	0.69
(1,2)	1:A:14:THR:O	2:C:2:U:H3'	2	0.69
(1,2)	1:A:14:THR:O	2:C:2:U:H4'	2	0.69
(1,2)	1:A:14:THR:O	2:C:2:U:H5	2	0.69

Continued on next page...

Continued from previous page...

Key	Atom-1	Atom-2	Model ID	Violation (Å)
(1,2)	1:A:14:THR:O	2:C:2:U:H5'	2	0.69
(1,2)	1:A:14:THR:O	2:C:2:U:H5''	2	0.69
(1,2)	1:A:14:THR:O	2:C:2:U:H6	2	0.69
(1,2)	1:A:14:THR:O	2:C:2:U:HO2'	2	0.69
(1,2)	1:A:14:THR:O	2:C:2:U:N1	2	0.69
(1,2)	1:A:14:THR:O	2:C:2:U:N3	2	0.69
(1,2)	1:A:14:THR:O	2:C:2:U:O2	2	0.69
(1,2)	1:A:14:THR:O	2:C:2:U:O2'	2	0.69
(1,2)	1:A:14:THR:O	2:C:2:U:O3'	2	0.69
(1,2)	1:A:14:THR:O	2:C:2:U:O4	2	0.69
(1,2)	1:A:14:THR:O	2:C:2:U:O4'	2	0.69
(1,2)	1:A:14:THR:O	2:C:2:U:O5'	2	0.69
(1,2)	1:A:14:THR:O	2:C:2:U:OP1	2	0.69
(1,2)	1:A:14:THR:O	2:C:2:U:OP2	2	0.69
(1,2)	1:A:14:THR:O	2:C:2:U:P	2	0.69
(1,2)	1:A:14:THR:O	2:C:3:A:C1'	2	0.69
(1,2)	1:A:14:THR:O	2:C:3:A:C2	2	0.69
(1,2)	1:A:14:THR:O	2:C:3:A:C2'	2	0.69
(1,2)	1:A:14:THR:O	2:C:3:A:C3'	2	0.69
(1,2)	1:A:14:THR:O	2:C:3:A:C4	2	0.69
(1,2)	1:A:14:THR:O	2:C:3:A:C4'	2	0.69
(1,2)	1:A:14:THR:O	2:C:3:A:C5	2	0.69
(1,2)	1:A:14:THR:O	2:C:3:A:C5'	2	0.69
(1,2)	1:A:14:THR:O	2:C:3:A:C6	2	0.69
(1,2)	1:A:14:THR:O	2:C:3:A:C8	2	0.69
(1,2)	1:A:14:THR:O	2:C:3:A:H1'	2	0.69
(1,2)	1:A:14:THR:O	2:C:3:A:H2	2	0.69
(1,2)	1:A:14:THR:O	2:C:3:A:H2'	2	0.69
(1,2)	1:A:14:THR:O	2:C:3:A:H3'	2	0.69
(1,2)	1:A:14:THR:O	2:C:3:A:H4'	2	0.69
(1,2)	1:A:14:THR:O	2:C:3:A:H5'	2	0.69
(1,2)	1:A:14:THR:O	2:C:3:A:H5''	2	0.69
(1,2)	1:A:14:THR:O	2:C:3:A:H61	2	0.69
(1,2)	1:A:14:THR:O	2:C:3:A:H62	2	0.69
(1,2)	1:A:14:THR:O	2:C:3:A:H8	2	0.69
(1,2)	1:A:14:THR:O	2:C:3:A:HO2'	2	0.69
(1,2)	1:A:14:THR:O	2:C:3:A:N1	2	0.69
(1,2)	1:A:14:THR:O	2:C:3:A:N3	2	0.69
(1,2)	1:A:14:THR:O	2:C:3:A:N6	2	0.69
(1,2)	1:A:14:THR:O	2:C:3:A:N7	2	0.69
(1,2)	1:A:14:THR:O	2:C:3:A:N9	2	0.69
(1,2)	1:A:14:THR:O	2:C:3:A:O2'	2	0.69

Continued on next page...

Continued from previous page...

Key	Atom-1	Atom-2	Model ID	Violation (Å)
(1,2)	1:A:14:THR:O	2:C:3:A:O3'	2	0.69
(1,2)	1:A:14:THR:O	2:C:3:A:O4'	2	0.69
(1,2)	1:A:14:THR:O	2:C:3:A:O5'	2	0.69
(1,2)	1:A:14:THR:O	2:C:3:A:OP1	2	0.69
(1,2)	1:A:14:THR:O	2:C:3:A:OP2	2	0.69
(1,2)	1:A:14:THR:O	2:C:3:A:P	2	0.69
(1,2)	1:A:14:THR:O	2:C:4:C:C1'	2	0.69
(1,2)	1:A:14:THR:O	2:C:4:C:C2	2	0.69
(1,2)	1:A:14:THR:O	2:C:4:C:C2'	2	0.69
(1,2)	1:A:14:THR:O	2:C:4:C:C3'	2	0.69
(1,2)	1:A:14:THR:O	2:C:4:C:C4	2	0.69
(1,2)	1:A:14:THR:O	2:C:4:C:C4'	2	0.69
(1,2)	1:A:14:THR:O	2:C:4:C:C5	2	0.69
(1,2)	1:A:14:THR:O	2:C:4:C:C5'	2	0.69
(1,2)	1:A:14:THR:O	2:C:4:C:C6	2	0.69
(1,2)	1:A:14:THR:O	2:C:4:C:H1'	2	0.69
(1,2)	1:A:14:THR:O	2:C:4:C:H2'	2	0.69
(1,2)	1:A:14:THR:O	2:C:4:C:H3'	2	0.69
(1,2)	1:A:14:THR:O	2:C:4:C:H4'	2	0.69
(1,2)	1:A:14:THR:O	2:C:4:C:H41	2	0.69
(1,2)	1:A:14:THR:O	2:C:4:C:H42	2	0.69
(1,2)	1:A:14:THR:O	2:C:4:C:H5	2	0.69
(1,2)	1:A:14:THR:O	2:C:4:C:H5'	2	0.69
(1,2)	1:A:14:THR:O	2:C:4:C:H5''	2	0.69
(1,2)	1:A:14:THR:O	2:C:4:C:H6	2	0.69
(1,2)	1:A:14:THR:O	2:C:4:C:HO2'	2	0.69
(1,2)	1:A:14:THR:O	2:C:4:C:N1	2	0.69
(1,2)	1:A:14:THR:O	2:C:4:C:N3	2	0.69
(1,2)	1:A:14:THR:O	2:C:4:C:N4	2	0.69
(1,2)	1:A:14:THR:O	2:C:4:C:O2	2	0.69
(1,2)	1:A:14:THR:O	2:C:4:C:O2'	2	0.69
(1,2)	1:A:14:THR:O	2:C:4:C:O3'	2	0.69
(1,2)	1:A:14:THR:O	2:C:4:C:O4'	2	0.69
(1,2)	1:A:14:THR:O	2:C:4:C:O5'	2	0.69
(1,2)	1:A:14:THR:O	2:C:4:C:OP1	2	0.69
(1,2)	1:A:14:THR:O	2:C:4:C:OP2	2	0.69
(1,2)	1:A:14:THR:O	2:C:4:C:P	2	0.69
(1,2)	1:A:14:THR:O	2:C:5:A:C1'	2	0.69
(1,2)	1:A:14:THR:O	2:C:5:A:C2	2	0.69
(1,2)	1:A:14:THR:O	2:C:5:A:C2'	2	0.69
(1,2)	1:A:14:THR:O	2:C:5:A:C3'	2	0.69
(1,2)	1:A:14:THR:O	2:C:5:A:C4	2	0.69

Continued on next page...

Continued from previous page...

Key	Atom-1	Atom-2	Model ID	Violation (Å)
(1,2)	1:A:14:THR:O	2:C:5:A:C4'	2	0.69
(1,2)	1:A:14:THR:O	2:C:5:A:C5	2	0.69
(1,2)	1:A:14:THR:O	2:C:5:A:C5'	2	0.69
(1,2)	1:A:14:THR:O	2:C:5:A:C6	2	0.69
(1,2)	1:A:14:THR:O	2:C:5:A:C8	2	0.69
(1,2)	1:A:14:THR:O	2:C:5:A:H1'	2	0.69
(1,2)	1:A:14:THR:O	2:C:5:A:H2	2	0.69
(1,2)	1:A:14:THR:O	2:C:5:A:H2'	2	0.69
(1,2)	1:A:14:THR:O	2:C:5:A:H3'	2	0.69
(1,2)	1:A:14:THR:O	2:C:5:A:H4'	2	0.69
(1,2)	1:A:14:THR:O	2:C:5:A:H5'	2	0.69
(1,2)	1:A:14:THR:O	2:C:5:A:H5''	2	0.69
(1,2)	1:A:14:THR:O	2:C:5:A:H61	2	0.69
(1,2)	1:A:14:THR:O	2:C:5:A:H62	2	0.69
(1,2)	1:A:14:THR:O	2:C:5:A:H8	2	0.69
(1,2)	1:A:14:THR:O	2:C:5:A:HO2'	2	0.69
(1,2)	1:A:14:THR:O	2:C:5:A:N1	2	0.69
(1,2)	1:A:14:THR:O	2:C:5:A:N3	2	0.69
(1,2)	1:A:14:THR:O	2:C:5:A:N6	2	0.69
(1,2)	1:A:14:THR:O	2:C:5:A:N7	2	0.69
(1,2)	1:A:14:THR:O	2:C:5:A:N9	2	0.69
(1,2)	1:A:14:THR:O	2:C:5:A:O2'	2	0.69
(1,2)	1:A:14:THR:O	2:C:5:A:O3'	2	0.69
(1,2)	1:A:14:THR:O	2:C:5:A:O4'	2	0.69
(1,2)	1:A:14:THR:O	2:C:5:A:O5'	2	0.69
(1,2)	1:A:14:THR:O	2:C:5:A:OP1	2	0.69
(1,2)	1:A:14:THR:O	2:C:5:A:OP2	2	0.69
(1,2)	1:A:14:THR:O	2:C:5:A:P	2	0.69
(1,2)	1:A:14:THR:OG1	2:C:1:A:C1'	2	0.69
(1,2)	1:A:14:THR:OG1	2:C:1:A:C2	2	0.69
(1,2)	1:A:14:THR:OG1	2:C:1:A:C2'	2	0.69
(1,2)	1:A:14:THR:OG1	2:C:1:A:C3'	2	0.69
(1,2)	1:A:14:THR:OG1	2:C:1:A:C4	2	0.69
(1,2)	1:A:14:THR:OG1	2:C:1:A:C4'	2	0.69
(1,2)	1:A:14:THR:OG1	2:C:1:A:C5	2	0.69
(1,2)	1:A:14:THR:OG1	2:C:1:A:C5'	2	0.69
(1,2)	1:A:14:THR:OG1	2:C:1:A:C6	2	0.69
(1,2)	1:A:14:THR:OG1	2:C:1:A:C8	2	0.69
(1,2)	1:A:14:THR:OG1	2:C:1:A:H1'	2	0.69
(1,2)	1:A:14:THR:OG1	2:C:1:A:H2	2	0.69
(1,2)	1:A:14:THR:OG1	2:C:1:A:H2'	2	0.69
(1,2)	1:A:14:THR:OG1	2:C:1:A:H3'	2	0.69

Continued on next page...

Continued from previous page...

Key	Atom-1	Atom-2	Model ID	Violation (Å)
(1,2)	1:A:14:THR:OG1	2:C:1:A:H4'	2	0.69
(1,2)	1:A:14:THR:OG1	2:C:1:A:H5'	2	0.69
(1,2)	1:A:14:THR:OG1	2:C:1:A:H5''	2	0.69
(1,2)	1:A:14:THR:OG1	2:C:1:A:H61	2	0.69
(1,2)	1:A:14:THR:OG1	2:C:1:A:H62	2	0.69
(1,2)	1:A:14:THR:OG1	2:C:1:A:H8	2	0.69
(1,2)	1:A:14:THR:OG1	2:C:1:A:HO2'	2	0.69
(1,2)	1:A:14:THR:OG1	2:C:1:A:N1	2	0.69
(1,2)	1:A:14:THR:OG1	2:C:1:A:N3	2	0.69
(1,2)	1:A:14:THR:OG1	2:C:1:A:N6	2	0.69
(1,2)	1:A:14:THR:OG1	2:C:1:A:N7	2	0.69
(1,2)	1:A:14:THR:OG1	2:C:1:A:N9	2	0.69
(1,2)	1:A:14:THR:OG1	2:C:1:A:O2'	2	0.69
(1,2)	1:A:14:THR:OG1	2:C:1:A:O3'	2	0.69
(1,2)	1:A:14:THR:OG1	2:C:1:A:O4'	2	0.69
(1,2)	1:A:14:THR:OG1	2:C:1:A:O5'	2	0.69
(1,2)	1:A:14:THR:OG1	2:C:2:U:C1'	2	0.69
(1,2)	1:A:14:THR:OG1	2:C:2:U:C2	2	0.69
(1,2)	1:A:14:THR:OG1	2:C:2:U:C2'	2	0.69
(1,2)	1:A:14:THR:OG1	2:C:2:U:C3'	2	0.69
(1,2)	1:A:14:THR:OG1	2:C:2:U:C4	2	0.69
(1,2)	1:A:14:THR:OG1	2:C:2:U:C4'	2	0.69
(1,2)	1:A:14:THR:OG1	2:C:2:U:C5	2	0.69
(1,2)	1:A:14:THR:OG1	2:C:2:U:C5'	2	0.69
(1,2)	1:A:14:THR:OG1	2:C:2:U:C6	2	0.69
(1,2)	1:A:14:THR:OG1	2:C:2:U:H1'	2	0.69
(1,2)	1:A:14:THR:OG1	2:C:2:U:H2'	2	0.69
(1,2)	1:A:14:THR:OG1	2:C:2:U:H3	2	0.69
(1,2)	1:A:14:THR:OG1	2:C:2:U:H3'	2	0.69
(1,2)	1:A:14:THR:OG1	2:C:2:U:H4'	2	0.69
(1,2)	1:A:14:THR:OG1	2:C:2:U:H5	2	0.69
(1,2)	1:A:14:THR:OG1	2:C:2:U:H5'	2	0.69
(1,2)	1:A:14:THR:OG1	2:C:2:U:H5''	2	0.69
(1,2)	1:A:14:THR:OG1	2:C:2:U:H6	2	0.69
(1,2)	1:A:14:THR:OG1	2:C:2:U:HO2'	2	0.69
(1,2)	1:A:14:THR:OG1	2:C:2:U:N1	2	0.69
(1,2)	1:A:14:THR:OG1	2:C:2:U:N3	2	0.69
(1,2)	1:A:14:THR:OG1	2:C:2:U:O2	2	0.69
(1,2)	1:A:14:THR:OG1	2:C:2:U:O2'	2	0.69
(1,2)	1:A:14:THR:OG1	2:C:2:U:O3'	2	0.69
(1,2)	1:A:14:THR:OG1	2:C:2:U:O4	2	0.69
(1,2)	1:A:14:THR:OG1	2:C:2:U:O4'	2	0.69

Continued on next page...

Continued from previous page...

Key	Atom-1	Atom-2	Model ID	Violation (Å)
(1,2)	1:A:14:THR:OG1	2:C:2:U:O5'	2	0.69
(1,2)	1:A:14:THR:OG1	2:C:2:U:OP1	2	0.69
(1,2)	1:A:14:THR:OG1	2:C:2:U:OP2	2	0.69
(1,2)	1:A:14:THR:OG1	2:C:2:U:P	2	0.69
(1,2)	1:A:14:THR:OG1	2:C:3:A:C1'	2	0.69
(1,2)	1:A:14:THR:OG1	2:C:3:A:C2	2	0.69
(1,2)	1:A:14:THR:OG1	2:C:3:A:C2'	2	0.69
(1,2)	1:A:14:THR:OG1	2:C:3:A:C3'	2	0.69
(1,2)	1:A:14:THR:OG1	2:C:3:A:C4	2	0.69
(1,2)	1:A:14:THR:OG1	2:C:3:A:C4'	2	0.69
(1,2)	1:A:14:THR:OG1	2:C:3:A:C5	2	0.69
(1,2)	1:A:14:THR:OG1	2:C:3:A:C5'	2	0.69
(1,2)	1:A:14:THR:OG1	2:C:3:A:C6	2	0.69
(1,2)	1:A:14:THR:OG1	2:C:3:A:C8	2	0.69
(1,2)	1:A:14:THR:OG1	2:C:3:A:H1'	2	0.69
(1,2)	1:A:14:THR:OG1	2:C:3:A:H2	2	0.69
(1,2)	1:A:14:THR:OG1	2:C:3:A:H2'	2	0.69
(1,2)	1:A:14:THR:OG1	2:C:3:A:H3'	2	0.69
(1,2)	1:A:14:THR:OG1	2:C:3:A:H4'	2	0.69
(1,2)	1:A:14:THR:OG1	2:C:3:A:H5'	2	0.69
(1,2)	1:A:14:THR:OG1	2:C:3:A:H5''	2	0.69
(1,2)	1:A:14:THR:OG1	2:C:3:A:H61	2	0.69
(1,2)	1:A:14:THR:OG1	2:C:3:A:H62	2	0.69
(1,2)	1:A:14:THR:OG1	2:C:3:A:H8	2	0.69
(1,2)	1:A:14:THR:OG1	2:C:3:A:HO2'	2	0.69
(1,2)	1:A:14:THR:OG1	2:C:3:A:N1	2	0.69
(1,2)	1:A:14:THR:OG1	2:C:3:A:N3	2	0.69
(1,2)	1:A:14:THR:OG1	2:C:3:A:N6	2	0.69
(1,2)	1:A:14:THR:OG1	2:C:3:A:N7	2	0.69
(1,2)	1:A:14:THR:OG1	2:C:3:A:N9	2	0.69
(1,2)	1:A:14:THR:OG1	2:C:3:A:O2'	2	0.69
(1,2)	1:A:14:THR:OG1	2:C:3:A:O3'	2	0.69
(1,2)	1:A:14:THR:OG1	2:C:3:A:O4'	2	0.69
(1,2)	1:A:14:THR:OG1	2:C:3:A:O5'	2	0.69
(1,2)	1:A:14:THR:OG1	2:C:3:A:OP1	2	0.69
(1,2)	1:A:14:THR:OG1	2:C:3:A:OP2	2	0.69
(1,2)	1:A:14:THR:OG1	2:C:3:A:P	2	0.69
(1,2)	1:A:14:THR:OG1	2:C:4:C:C1'	2	0.69
(1,2)	1:A:14:THR:OG1	2:C:4:C:C2	2	0.69
(1,2)	1:A:14:THR:OG1	2:C:4:C:C2'	2	0.69
(1,2)	1:A:14:THR:OG1	2:C:4:C:C3'	2	0.69
(1,2)	1:A:14:THR:OG1	2:C:4:C:C4	2	0.69

Continued on next page...

Continued from previous page...

Key	Atom-1	Atom-2	Model ID	Violation (Å)
(1,2)	1:A:14:THR:OG1	2:C:4:C:C4'	2	0.69
(1,2)	1:A:14:THR:OG1	2:C:4:C:C5	2	0.69
(1,2)	1:A:14:THR:OG1	2:C:4:C:C5'	2	0.69
(1,2)	1:A:14:THR:OG1	2:C:4:C:C6	2	0.69
(1,2)	1:A:14:THR:OG1	2:C:4:C:H1'	2	0.69
(1,2)	1:A:14:THR:OG1	2:C:4:C:H2'	2	0.69
(1,2)	1:A:14:THR:OG1	2:C:4:C:H3'	2	0.69
(1,2)	1:A:14:THR:OG1	2:C:4:C:H4'	2	0.69
(1,2)	1:A:14:THR:OG1	2:C:4:C:H41	2	0.69
(1,2)	1:A:14:THR:OG1	2:C:4:C:H42	2	0.69
(1,2)	1:A:14:THR:OG1	2:C:4:C:H5	2	0.69
(1,2)	1:A:14:THR:OG1	2:C:4:C:H5'	2	0.69
(1,2)	1:A:14:THR:OG1	2:C:4:C:H5''	2	0.69
(1,2)	1:A:14:THR:OG1	2:C:4:C:H6	2	0.69
(1,2)	1:A:14:THR:OG1	2:C:4:C:HO2'	2	0.69
(1,2)	1:A:14:THR:OG1	2:C:4:C:N1	2	0.69
(1,2)	1:A:14:THR:OG1	2:C:4:C:N3	2	0.69
(1,2)	1:A:14:THR:OG1	2:C:4:C:N4	2	0.69
(1,2)	1:A:14:THR:OG1	2:C:4:C:O2	2	0.69
(1,2)	1:A:14:THR:OG1	2:C:4:C:O2'	2	0.69
(1,2)	1:A:14:THR:OG1	2:C:4:C:O3'	2	0.69
(1,2)	1:A:14:THR:OG1	2:C:4:C:O4'	2	0.69
(1,2)	1:A:14:THR:OG1	2:C:4:C:O5'	2	0.69
(1,2)	1:A:14:THR:OG1	2:C:4:C:OP1	2	0.69
(1,2)	1:A:14:THR:OG1	2:C:4:C:OP2	2	0.69
(1,2)	1:A:14:THR:OG1	2:C:4:C:P	2	0.69
(1,2)	1:A:14:THR:OG1	2:C:5:A:C1'	2	0.69
(1,2)	1:A:14:THR:OG1	2:C:5:A:C2	2	0.69
(1,2)	1:A:14:THR:OG1	2:C:5:A:C2'	2	0.69
(1,2)	1:A:14:THR:OG1	2:C:5:A:C3'	2	0.69
(1,2)	1:A:14:THR:OG1	2:C:5:A:C4	2	0.69
(1,2)	1:A:14:THR:OG1	2:C:5:A:C4'	2	0.69
(1,2)	1:A:14:THR:OG1	2:C:5:A:C5	2	0.69
(1,2)	1:A:14:THR:OG1	2:C:5:A:C5'	2	0.69
(1,2)	1:A:14:THR:OG1	2:C:5:A:C6	2	0.69
(1,2)	1:A:14:THR:OG1	2:C:5:A:C8	2	0.69
(1,2)	1:A:14:THR:OG1	2:C:5:A:H1'	2	0.69
(1,2)	1:A:14:THR:OG1	2:C:5:A:H2	2	0.69
(1,2)	1:A:14:THR:OG1	2:C:5:A:H2'	2	0.69
(1,2)	1:A:14:THR:OG1	2:C:5:A:H3'	2	0.69
(1,2)	1:A:14:THR:OG1	2:C:5:A:H4'	2	0.69
(1,2)	1:A:14:THR:OG1	2:C:5:A:H5'	2	0.69

Continued on next page...

Continued from previous page...

Key	Atom-1	Atom-2	Model ID	Violation (Å)
(1,2)	1:A:14:THR:OG1	2:C:5:A:H5''	2	0.69
(1,2)	1:A:14:THR:OG1	2:C:5:A:H61	2	0.69
(1,2)	1:A:14:THR:OG1	2:C:5:A:H62	2	0.69
(1,2)	1:A:14:THR:OG1	2:C:5:A:H8	2	0.69
(1,2)	1:A:14:THR:OG1	2:C:5:A:HO2'	2	0.69
(1,2)	1:A:14:THR:OG1	2:C:5:A:N1	2	0.69
(1,2)	1:A:14:THR:OG1	2:C:5:A:N3	2	0.69
(1,2)	1:A:14:THR:OG1	2:C:5:A:N6	2	0.69
(1,2)	1:A:14:THR:OG1	2:C:5:A:N7	2	0.69
(1,2)	1:A:14:THR:OG1	2:C:5:A:N9	2	0.69
(1,2)	1:A:14:THR:OG1	2:C:5:A:O2'	2	0.69
(1,2)	1:A:14:THR:OG1	2:C:5:A:O3'	2	0.69
(1,2)	1:A:14:THR:OG1	2:C:5:A:O4'	2	0.69
(1,2)	1:A:14:THR:OG1	2:C:5:A:O5'	2	0.69
(1,2)	1:A:14:THR:OG1	2:C:5:A:OP1	2	0.69
(1,2)	1:A:14:THR:OG1	2:C:5:A:OP2	2	0.69
(1,2)	1:A:14:THR:OG1	2:C:5:A:P	2	0.69
(1,2)	1:A:14:THR:C	2:C:1:A:C1'	6	0.68
(1,2)	1:A:14:THR:C	2:C:1:A:C2	6	0.68
(1,2)	1:A:14:THR:C	2:C:1:A:C2'	6	0.68
(1,2)	1:A:14:THR:C	2:C:1:A:C3'	6	0.68
(1,2)	1:A:14:THR:C	2:C:1:A:C4	6	0.68
(1,2)	1:A:14:THR:C	2:C:1:A:C4'	6	0.68
(1,2)	1:A:14:THR:C	2:C:1:A:C5	6	0.68
(1,2)	1:A:14:THR:C	2:C:1:A:C5'	6	0.68
(1,2)	1:A:14:THR:C	2:C:1:A:C6	6	0.68
(1,2)	1:A:14:THR:C	2:C:1:A:C8	6	0.68
(1,2)	1:A:14:THR:C	2:C:1:A:H1'	6	0.68
(1,2)	1:A:14:THR:C	2:C:1:A:H2	6	0.68
(1,2)	1:A:14:THR:C	2:C:1:A:H2'	6	0.68
(1,2)	1:A:14:THR:C	2:C:1:A:H3'	6	0.68
(1,2)	1:A:14:THR:C	2:C:1:A:H4'	6	0.68
(1,2)	1:A:14:THR:C	2:C:1:A:H5'	6	0.68
(1,2)	1:A:14:THR:C	2:C:1:A:H5''	6	0.68
(1,2)	1:A:14:THR:C	2:C:1:A:H61	6	0.68
(1,2)	1:A:14:THR:C	2:C:1:A:H62	6	0.68
(1,2)	1:A:14:THR:C	2:C:1:A:H8	6	0.68
(1,2)	1:A:14:THR:C	2:C:1:A:HO2'	6	0.68
(1,2)	1:A:14:THR:C	2:C:1:A:N1	6	0.68
(1,2)	1:A:14:THR:C	2:C:1:A:N3	6	0.68
(1,2)	1:A:14:THR:C	2:C:1:A:N6	6	0.68
(1,2)	1:A:14:THR:C	2:C:1:A:N7	6	0.68

Continued on next page...

Continued from previous page...

Key	Atom-1	Atom-2	Model ID	Violation (Å)
(1,2)	1:A:14:THR:C	2:C:1:A:N9	6	0.68
(1,2)	1:A:14:THR:C	2:C:1:A:O2'	6	0.68
(1,2)	1:A:14:THR:C	2:C:1:A:O3'	6	0.68
(1,2)	1:A:14:THR:C	2:C:1:A:O4'	6	0.68
(1,2)	1:A:14:THR:C	2:C:1:A:O5'	6	0.68
(1,2)	1:A:14:THR:C	2:C:2:U:C1'	6	0.68
(1,2)	1:A:14:THR:C	2:C:2:U:C2	6	0.68
(1,2)	1:A:14:THR:C	2:C:2:U:C2'	6	0.68
(1,2)	1:A:14:THR:C	2:C:2:U:C3'	6	0.68
(1,2)	1:A:14:THR:C	2:C:2:U:C4	6	0.68
(1,2)	1:A:14:THR:C	2:C:2:U:C4'	6	0.68
(1,2)	1:A:14:THR:C	2:C:2:U:C5	6	0.68
(1,2)	1:A:14:THR:C	2:C:2:U:C5'	6	0.68
(1,2)	1:A:14:THR:C	2:C:2:U:C6	6	0.68
(1,2)	1:A:14:THR:C	2:C:2:U:H1'	6	0.68
(1,2)	1:A:14:THR:C	2:C:2:U:H2'	6	0.68
(1,2)	1:A:14:THR:C	2:C:2:U:H3	6	0.68
(1,2)	1:A:14:THR:C	2:C:2:U:H3'	6	0.68
(1,2)	1:A:14:THR:C	2:C:2:U:H4'	6	0.68
(1,2)	1:A:14:THR:C	2:C:2:U:H5	6	0.68
(1,2)	1:A:14:THR:C	2:C:2:U:H5'	6	0.68
(1,2)	1:A:14:THR:C	2:C:2:U:H5''	6	0.68
(1,2)	1:A:14:THR:C	2:C:2:U:H6	6	0.68
(1,2)	1:A:14:THR:C	2:C:2:U:HO2'	6	0.68
(1,2)	1:A:14:THR:C	2:C:2:U:N1	6	0.68
(1,2)	1:A:14:THR:C	2:C:2:U:N3	6	0.68
(1,2)	1:A:14:THR:C	2:C:2:U:O2	6	0.68
(1,2)	1:A:14:THR:C	2:C:2:U:O2'	6	0.68
(1,2)	1:A:14:THR:C	2:C:2:U:O3'	6	0.68
(1,2)	1:A:14:THR:C	2:C:2:U:O4	6	0.68
(1,2)	1:A:14:THR:C	2:C:2:U:O4'	6	0.68
(1,2)	1:A:14:THR:C	2:C:2:U:O5'	6	0.68
(1,2)	1:A:14:THR:C	2:C:2:U:OP1	6	0.68
(1,2)	1:A:14:THR:C	2:C:2:U:OP2	6	0.68
(1,2)	1:A:14:THR:C	2:C:2:U:P	6	0.68
(1,2)	1:A:14:THR:C	2:C:3:A:C1'	6	0.68
(1,2)	1:A:14:THR:C	2:C:3:A:C2	6	0.68
(1,2)	1:A:14:THR:C	2:C:3:A:C2'	6	0.68
(1,2)	1:A:14:THR:C	2:C:3:A:C3'	6	0.68
(1,2)	1:A:14:THR:C	2:C:3:A:C4	6	0.68
(1,2)	1:A:14:THR:C	2:C:3:A:C4'	6	0.68
(1,2)	1:A:14:THR:C	2:C:3:A:C5	6	0.68

Continued on next page...

Continued from previous page...

Key	Atom-1	Atom-2	Model ID	Violation (Å)
(1,2)	1:A:14:THR:C	2:C:3:A:C5'	6	0.68
(1,2)	1:A:14:THR:C	2:C:3:A:C6	6	0.68
(1,2)	1:A:14:THR:C	2:C:3:A:C8	6	0.68
(1,2)	1:A:14:THR:C	2:C:3:A:H1'	6	0.68
(1,2)	1:A:14:THR:C	2:C:3:A:H2	6	0.68
(1,2)	1:A:14:THR:C	2:C:3:A:H2'	6	0.68
(1,2)	1:A:14:THR:C	2:C:3:A:H3'	6	0.68
(1,2)	1:A:14:THR:C	2:C:3:A:H4'	6	0.68
(1,2)	1:A:14:THR:C	2:C:3:A:H5'	6	0.68
(1,2)	1:A:14:THR:C	2:C:3:A:H5''	6	0.68
(1,2)	1:A:14:THR:C	2:C:3:A:H61	6	0.68
(1,2)	1:A:14:THR:C	2:C:3:A:H62	6	0.68
(1,2)	1:A:14:THR:C	2:C:3:A:H8	6	0.68
(1,2)	1:A:14:THR:C	2:C:3:A:HO2'	6	0.68
(1,2)	1:A:14:THR:C	2:C:3:A:N1	6	0.68
(1,2)	1:A:14:THR:C	2:C:3:A:N3	6	0.68
(1,2)	1:A:14:THR:C	2:C:3:A:N6	6	0.68
(1,2)	1:A:14:THR:C	2:C:3:A:N7	6	0.68
(1,2)	1:A:14:THR:C	2:C:3:A:N9	6	0.68
(1,2)	1:A:14:THR:C	2:C:3:A:O2'	6	0.68
(1,2)	1:A:14:THR:C	2:C:3:A:O3'	6	0.68
(1,2)	1:A:14:THR:C	2:C:3:A:O4'	6	0.68
(1,2)	1:A:14:THR:C	2:C:3:A:O5'	6	0.68
(1,2)	1:A:14:THR:C	2:C:3:A:OP1	6	0.68
(1,2)	1:A:14:THR:C	2:C:3:A:OP2	6	0.68
(1,2)	1:A:14:THR:C	2:C:3:A:P	6	0.68
(1,2)	1:A:14:THR:C	2:C:4:C:C1'	6	0.68
(1,2)	1:A:14:THR:C	2:C:4:C:C2	6	0.68
(1,2)	1:A:14:THR:C	2:C:4:C:C2'	6	0.68
(1,2)	1:A:14:THR:C	2:C:4:C:C3'	6	0.68
(1,2)	1:A:14:THR:C	2:C:4:C:C4	6	0.68
(1,2)	1:A:14:THR:C	2:C:4:C:C4'	6	0.68
(1,2)	1:A:14:THR:C	2:C:4:C:C5	6	0.68
(1,2)	1:A:14:THR:C	2:C:4:C:C5'	6	0.68
(1,2)	1:A:14:THR:C	2:C:4:C:C6	6	0.68
(1,2)	1:A:14:THR:C	2:C:4:C:H1'	6	0.68
(1,2)	1:A:14:THR:C	2:C:4:C:H2'	6	0.68
(1,2)	1:A:14:THR:C	2:C:4:C:H3'	6	0.68
(1,2)	1:A:14:THR:C	2:C:4:C:H4'	6	0.68
(1,2)	1:A:14:THR:C	2:C:4:C:H41	6	0.68
(1,2)	1:A:14:THR:C	2:C:4:C:H42	6	0.68
(1,2)	1:A:14:THR:C	2:C:4:C:H5	6	0.68

Continued on next page...

Continued from previous page...

Key	Atom-1	Atom-2	Model ID	Violation (Å)
(1,2)	1:A:14:THR:C	2:C:4:C:H5'	6	0.68
(1,2)	1:A:14:THR:C	2:C:4:C:H5''	6	0.68
(1,2)	1:A:14:THR:C	2:C:4:C:H6	6	0.68
(1,2)	1:A:14:THR:C	2:C:4:C:HO2'	6	0.68
(1,2)	1:A:14:THR:C	2:C:4:C:N1	6	0.68
(1,2)	1:A:14:THR:C	2:C:4:C:N3	6	0.68
(1,2)	1:A:14:THR:C	2:C:4:C:N4	6	0.68
(1,2)	1:A:14:THR:C	2:C:4:C:O2	6	0.68
(1,2)	1:A:14:THR:C	2:C:4:C:O2'	6	0.68
(1,2)	1:A:14:THR:C	2:C:4:C:O3'	6	0.68
(1,2)	1:A:14:THR:C	2:C:4:C:O4'	6	0.68
(1,2)	1:A:14:THR:C	2:C:4:C:O5'	6	0.68
(1,2)	1:A:14:THR:C	2:C:4:C:OP1	6	0.68
(1,2)	1:A:14:THR:C	2:C:4:C:OP2	6	0.68
(1,2)	1:A:14:THR:C	2:C:4:C:P	6	0.68
(1,2)	1:A:14:THR:C	2:C:5:A:C1'	6	0.68
(1,2)	1:A:14:THR:C	2:C:5:A:C2	6	0.68
(1,2)	1:A:14:THR:C	2:C:5:A:C2'	6	0.68
(1,2)	1:A:14:THR:C	2:C:5:A:C3'	6	0.68
(1,2)	1:A:14:THR:C	2:C:5:A:C4	6	0.68
(1,2)	1:A:14:THR:C	2:C:5:A:C4'	6	0.68
(1,2)	1:A:14:THR:C	2:C:5:A:C5	6	0.68
(1,2)	1:A:14:THR:C	2:C:5:A:C5'	6	0.68
(1,2)	1:A:14:THR:C	2:C:5:A:C6	6	0.68
(1,2)	1:A:14:THR:C	2:C:5:A:C8	6	0.68
(1,2)	1:A:14:THR:C	2:C:5:A:H1'	6	0.68
(1,2)	1:A:14:THR:C	2:C:5:A:H2	6	0.68
(1,2)	1:A:14:THR:C	2:C:5:A:H2'	6	0.68
(1,2)	1:A:14:THR:C	2:C:5:A:H3'	6	0.68
(1,2)	1:A:14:THR:C	2:C:5:A:H4'	6	0.68
(1,2)	1:A:14:THR:C	2:C:5:A:H5'	6	0.68
(1,2)	1:A:14:THR:C	2:C:5:A:H5''	6	0.68
(1,2)	1:A:14:THR:C	2:C:5:A:H61	6	0.68
(1,2)	1:A:14:THR:C	2:C:5:A:H62	6	0.68
(1,2)	1:A:14:THR:C	2:C:5:A:H8	6	0.68
(1,2)	1:A:14:THR:C	2:C:5:A:HO2'	6	0.68
(1,2)	1:A:14:THR:C	2:C:5:A:N1	6	0.68
(1,2)	1:A:14:THR:C	2:C:5:A:N3	6	0.68
(1,2)	1:A:14:THR:C	2:C:5:A:N6	6	0.68
(1,2)	1:A:14:THR:C	2:C:5:A:N7	6	0.68
(1,2)	1:A:14:THR:C	2:C:5:A:N9	6	0.68
(1,2)	1:A:14:THR:C	2:C:5:A:O2'	6	0.68

Continued on next page...

Continued from previous page...

Key	Atom-1	Atom-2	Model ID	Violation (Å)
(1,2)	1:A:14:THR:C	2:C:5:A:O3'	6	0.68
(1,2)	1:A:14:THR:C	2:C:5:A:O4'	6	0.68
(1,2)	1:A:14:THR:C	2:C:5:A:O5'	6	0.68
(1,2)	1:A:14:THR:C	2:C:5:A:OP1	6	0.68
(1,2)	1:A:14:THR:C	2:C:5:A:OP2	6	0.68
(1,2)	1:A:14:THR:C	2:C:5:A:P	6	0.68
(1,2)	1:A:14:THR:CA	2:C:1:A:C1'	6	0.68
(1,2)	1:A:14:THR:CA	2:C:1:A:C2	6	0.68
(1,2)	1:A:14:THR:CA	2:C:1:A:C2'	6	0.68
(1,2)	1:A:14:THR:CA	2:C:1:A:C3'	6	0.68
(1,2)	1:A:14:THR:CA	2:C:1:A:C4	6	0.68
(1,2)	1:A:14:THR:CA	2:C:1:A:C4'	6	0.68
(1,2)	1:A:14:THR:CA	2:C:1:A:C5	6	0.68
(1,2)	1:A:14:THR:CA	2:C:1:A:C5'	6	0.68
(1,2)	1:A:14:THR:CA	2:C:1:A:C6	6	0.68
(1,2)	1:A:14:THR:CA	2:C:1:A:C8	6	0.68
(1,2)	1:A:14:THR:CA	2:C:1:A:H1'	6	0.68
(1,2)	1:A:14:THR:CA	2:C:1:A:H2	6	0.68
(1,2)	1:A:14:THR:CA	2:C:1:A:H2'	6	0.68
(1,2)	1:A:14:THR:CA	2:C:1:A:H3'	6	0.68
(1,2)	1:A:14:THR:CA	2:C:1:A:H4'	6	0.68
(1,2)	1:A:14:THR:CA	2:C:1:A:H5'	6	0.68
(1,2)	1:A:14:THR:CA	2:C:1:A:H5''	6	0.68
(1,2)	1:A:14:THR:CA	2:C:1:A:H61	6	0.68
(1,2)	1:A:14:THR:CA	2:C:1:A:H62	6	0.68
(1,2)	1:A:14:THR:CA	2:C:1:A:H8	6	0.68
(1,2)	1:A:14:THR:CA	2:C:1:A:HO2'	6	0.68
(1,2)	1:A:14:THR:CA	2:C:1:A:N1	6	0.68
(1,2)	1:A:14:THR:CA	2:C:1:A:N3	6	0.68
(1,2)	1:A:14:THR:CA	2:C:1:A:N6	6	0.68
(1,2)	1:A:14:THR:CA	2:C:1:A:N7	6	0.68
(1,2)	1:A:14:THR:CA	2:C:1:A:N9	6	0.68
(1,2)	1:A:14:THR:CA	2:C:1:A:O2'	6	0.68
(1,2)	1:A:14:THR:CA	2:C:1:A:O3'	6	0.68
(1,2)	1:A:14:THR:CA	2:C:1:A:O4'	6	0.68
(1,2)	1:A:14:THR:CA	2:C:1:A:O5'	6	0.68
(1,2)	1:A:14:THR:CA	2:C:2:U:C1'	6	0.68
(1,2)	1:A:14:THR:CA	2:C:2:U:C2	6	0.68
(1,2)	1:A:14:THR:CA	2:C:2:U:C2'	6	0.68
(1,2)	1:A:14:THR:CA	2:C:2:U:C3'	6	0.68
(1,2)	1:A:14:THR:CA	2:C:2:U:C4	6	0.68
(1,2)	1:A:14:THR:CA	2:C:2:U:C4'	6	0.68

Continued on next page...

Continued from previous page...

Key	Atom-1	Atom-2	Model ID	Violation (Å)
(1,2)	1:A:14:THR:CA	2:C:2:U:C5	6	0.68
(1,2)	1:A:14:THR:CA	2:C:2:U:C5'	6	0.68
(1,2)	1:A:14:THR:CA	2:C:2:U:C6	6	0.68
(1,2)	1:A:14:THR:CA	2:C:2:U:H1'	6	0.68
(1,2)	1:A:14:THR:CA	2:C:2:U:H2'	6	0.68
(1,2)	1:A:14:THR:CA	2:C:2:U:H3	6	0.68
(1,2)	1:A:14:THR:CA	2:C:2:U:H3'	6	0.68
(1,2)	1:A:14:THR:CA	2:C:2:U:H4'	6	0.68
(1,2)	1:A:14:THR:CA	2:C:2:U:H5	6	0.68
(1,2)	1:A:14:THR:CA	2:C:2:U:H5'	6	0.68
(1,2)	1:A:14:THR:CA	2:C:2:U:H5''	6	0.68
(1,2)	1:A:14:THR:CA	2:C:2:U:H6	6	0.68
(1,2)	1:A:14:THR:CA	2:C:2:U:HO2'	6	0.68
(1,2)	1:A:14:THR:CA	2:C:2:U:N1	6	0.68
(1,2)	1:A:14:THR:CA	2:C:2:U:N3	6	0.68
(1,2)	1:A:14:THR:CA	2:C:2:U:O2	6	0.68
(1,2)	1:A:14:THR:CA	2:C:2:U:O2'	6	0.68
(1,2)	1:A:14:THR:CA	2:C:2:U:O3'	6	0.68
(1,2)	1:A:14:THR:CA	2:C:2:U:O4	6	0.68
(1,2)	1:A:14:THR:CA	2:C:2:U:O4'	6	0.68
(1,2)	1:A:14:THR:CA	2:C:2:U:O5'	6	0.68
(1,2)	1:A:14:THR:CA	2:C:2:U:OP1	6	0.68
(1,2)	1:A:14:THR:CA	2:C:2:U:OP2	6	0.68
(1,2)	1:A:14:THR:CA	2:C:2:U:P	6	0.68
(1,2)	1:A:14:THR:CA	2:C:3:A:C1'	6	0.68
(1,2)	1:A:14:THR:CA	2:C:3:A:C2	6	0.68
(1,2)	1:A:14:THR:CA	2:C:3:A:C2'	6	0.68
(1,2)	1:A:14:THR:CA	2:C:3:A:C3'	6	0.68
(1,2)	1:A:14:THR:CA	2:C:3:A:C4	6	0.68
(1,2)	1:A:14:THR:CA	2:C:3:A:C4'	6	0.68
(1,2)	1:A:14:THR:CA	2:C:3:A:C5	6	0.68
(1,2)	1:A:14:THR:CA	2:C:3:A:C5'	6	0.68
(1,2)	1:A:14:THR:CA	2:C:3:A:C6	6	0.68
(1,2)	1:A:14:THR:CA	2:C:3:A:C8	6	0.68
(1,2)	1:A:14:THR:CA	2:C:3:A:H1'	6	0.68
(1,2)	1:A:14:THR:CA	2:C:3:A:H2	6	0.68
(1,2)	1:A:14:THR:CA	2:C:3:A:H2'	6	0.68
(1,2)	1:A:14:THR:CA	2:C:3:A:H3'	6	0.68
(1,2)	1:A:14:THR:CA	2:C:3:A:H4'	6	0.68
(1,2)	1:A:14:THR:CA	2:C:3:A:H5'	6	0.68
(1,2)	1:A:14:THR:CA	2:C:3:A:H5''	6	0.68
(1,2)	1:A:14:THR:CA	2:C:3:A:H61	6	0.68

Continued on next page...

Continued from previous page...

Key	Atom-1	Atom-2	Model ID	Violation (Å)
(1,2)	1:A:14:THR:CA	2:C:3:A:H62	6	0.68
(1,2)	1:A:14:THR:CA	2:C:3:A:H8	6	0.68
(1,2)	1:A:14:THR:CA	2:C:3:A:HO2'	6	0.68
(1,2)	1:A:14:THR:CA	2:C:3:A:N1	6	0.68
(1,2)	1:A:14:THR:CA	2:C:3:A:N3	6	0.68
(1,2)	1:A:14:THR:CA	2:C:3:A:N6	6	0.68
(1,2)	1:A:14:THR:CA	2:C:3:A:N7	6	0.68
(1,2)	1:A:14:THR:CA	2:C:3:A:N9	6	0.68
(1,2)	1:A:14:THR:CA	2:C:3:A:O2'	6	0.68
(1,2)	1:A:14:THR:CA	2:C:3:A:O3'	6	0.68
(1,2)	1:A:14:THR:CA	2:C:3:A:O4'	6	0.68
(1,2)	1:A:14:THR:CA	2:C:3:A:O5'	6	0.68
(1,2)	1:A:14:THR:CA	2:C:3:A:OP1	6	0.68
(1,2)	1:A:14:THR:CA	2:C:3:A:OP2	6	0.68
(1,2)	1:A:14:THR:CA	2:C:3:A:P	6	0.68
(1,2)	1:A:14:THR:CA	2:C:4:C:C1'	6	0.68
(1,2)	1:A:14:THR:CA	2:C:4:C:C2	6	0.68
(1,2)	1:A:14:THR:CA	2:C:4:C:C2'	6	0.68
(1,2)	1:A:14:THR:CA	2:C:4:C:C3'	6	0.68
(1,2)	1:A:14:THR:CA	2:C:4:C:C4	6	0.68
(1,2)	1:A:14:THR:CA	2:C:4:C:C4'	6	0.68
(1,2)	1:A:14:THR:CA	2:C:4:C:C5	6	0.68
(1,2)	1:A:14:THR:CA	2:C:4:C:C5'	6	0.68
(1,2)	1:A:14:THR:CA	2:C:4:C:C6	6	0.68
(1,2)	1:A:14:THR:CA	2:C:4:C:H1'	6	0.68
(1,2)	1:A:14:THR:CA	2:C:4:C:H2'	6	0.68
(1,2)	1:A:14:THR:CA	2:C:4:C:H3'	6	0.68
(1,2)	1:A:14:THR:CA	2:C:4:C:H4'	6	0.68
(1,2)	1:A:14:THR:CA	2:C:4:C:H41	6	0.68
(1,2)	1:A:14:THR:CA	2:C:4:C:H42	6	0.68
(1,2)	1:A:14:THR:CA	2:C:4:C:H5	6	0.68
(1,2)	1:A:14:THR:CA	2:C:4:C:H5'	6	0.68
(1,2)	1:A:14:THR:CA	2:C:4:C:H5''	6	0.68
(1,2)	1:A:14:THR:CA	2:C:4:C:H6	6	0.68
(1,2)	1:A:14:THR:CA	2:C:4:C:HO2'	6	0.68
(1,2)	1:A:14:THR:CA	2:C:4:C:N1	6	0.68
(1,2)	1:A:14:THR:CA	2:C:4:C:N3	6	0.68
(1,2)	1:A:14:THR:CA	2:C:4:C:N4	6	0.68
(1,2)	1:A:14:THR:CA	2:C:4:C:O2	6	0.68
(1,2)	1:A:14:THR:CA	2:C:4:C:O2'	6	0.68
(1,2)	1:A:14:THR:CA	2:C:4:C:O3'	6	0.68
(1,2)	1:A:14:THR:CA	2:C:4:C:O4'	6	0.68

Continued on next page...

Continued from previous page...

Key	Atom-1	Atom-2	Model ID	Violation (Å)
(1,2)	1:A:14:THR:CA	2:C:4:C:O5'	6	0.68
(1,2)	1:A:14:THR:CA	2:C:4:C:OP1	6	0.68
(1,2)	1:A:14:THR:CA	2:C:4:C:OP2	6	0.68
(1,2)	1:A:14:THR:CA	2:C:4:C:P	6	0.68
(1,2)	1:A:14:THR:CA	2:C:5:A:C1'	6	0.68
(1,2)	1:A:14:THR:CA	2:C:5:A:C2	6	0.68
(1,2)	1:A:14:THR:CA	2:C:5:A:C2'	6	0.68
(1,2)	1:A:14:THR:CA	2:C:5:A:C3'	6	0.68
(1,2)	1:A:14:THR:CA	2:C:5:A:C4	6	0.68
(1,2)	1:A:14:THR:CA	2:C:5:A:C4'	6	0.68
(1,2)	1:A:14:THR:CA	2:C:5:A:C5	6	0.68
(1,2)	1:A:14:THR:CA	2:C:5:A:C5'	6	0.68
(1,2)	1:A:14:THR:CA	2:C:5:A:C6	6	0.68
(1,2)	1:A:14:THR:CA	2:C:5:A:C8	6	0.68
(1,2)	1:A:14:THR:CA	2:C:5:A:H1'	6	0.68
(1,2)	1:A:14:THR:CA	2:C:5:A:H2	6	0.68
(1,2)	1:A:14:THR:CA	2:C:5:A:H2'	6	0.68
(1,2)	1:A:14:THR:CA	2:C:5:A:H3'	6	0.68
(1,2)	1:A:14:THR:CA	2:C:5:A:H4'	6	0.68
(1,2)	1:A:14:THR:CA	2:C:5:A:H5'	6	0.68
(1,2)	1:A:14:THR:CA	2:C:5:A:H5''	6	0.68
(1,2)	1:A:14:THR:CA	2:C:5:A:H61	6	0.68
(1,2)	1:A:14:THR:CA	2:C:5:A:H62	6	0.68
(1,2)	1:A:14:THR:CA	2:C:5:A:H8	6	0.68
(1,2)	1:A:14:THR:CA	2:C:5:A:HO2'	6	0.68
(1,2)	1:A:14:THR:CA	2:C:5:A:N1	6	0.68
(1,2)	1:A:14:THR:CA	2:C:5:A:N3	6	0.68
(1,2)	1:A:14:THR:CA	2:C:5:A:N6	6	0.68
(1,2)	1:A:14:THR:CA	2:C:5:A:N7	6	0.68
(1,2)	1:A:14:THR:CA	2:C:5:A:N9	6	0.68
(1,2)	1:A:14:THR:CA	2:C:5:A:O2'	6	0.68
(1,2)	1:A:14:THR:CA	2:C:5:A:O3'	6	0.68
(1,2)	1:A:14:THR:CA	2:C:5:A:O4'	6	0.68
(1,2)	1:A:14:THR:CA	2:C:5:A:O5'	6	0.68
(1,2)	1:A:14:THR:CA	2:C:5:A:OP1	6	0.68
(1,2)	1:A:14:THR:CA	2:C:5:A:OP2	6	0.68
(1,2)	1:A:14:THR:CA	2:C:5:A:P	6	0.68
(1,2)	1:A:14:THR:CB	2:C:1:A:C1'	6	0.68
(1,2)	1:A:14:THR:CB	2:C:1:A:C2	6	0.68
(1,2)	1:A:14:THR:CB	2:C:1:A:C2'	6	0.68
(1,2)	1:A:14:THR:CB	2:C:1:A:C3'	6	0.68
(1,2)	1:A:14:THR:CB	2:C:1:A:C4	6	0.68

Continued on next page...

Continued from previous page...

Key	Atom-1	Atom-2	Model ID	Violation (Å)
(1,2)	1:A:14:THR:CB	2:C:1:A:C4'	6	0.68
(1,2)	1:A:14:THR:CB	2:C:1:A:C5	6	0.68
(1,2)	1:A:14:THR:CB	2:C:1:A:C5'	6	0.68
(1,2)	1:A:14:THR:CB	2:C:1:A:C6	6	0.68
(1,2)	1:A:14:THR:CB	2:C:1:A:C8	6	0.68
(1,2)	1:A:14:THR:CB	2:C:1:A:H1'	6	0.68
(1,2)	1:A:14:THR:CB	2:C:1:A:H2	6	0.68
(1,2)	1:A:14:THR:CB	2:C:1:A:H2'	6	0.68
(1,2)	1:A:14:THR:CB	2:C:1:A:H3'	6	0.68
(1,2)	1:A:14:THR:CB	2:C:1:A:H4'	6	0.68
(1,2)	1:A:14:THR:CB	2:C:1:A:H5'	6	0.68
(1,2)	1:A:14:THR:CB	2:C:1:A:H5''	6	0.68
(1,2)	1:A:14:THR:CB	2:C:1:A:H61	6	0.68
(1,2)	1:A:14:THR:CB	2:C:1:A:H62	6	0.68
(1,2)	1:A:14:THR:CB	2:C:1:A:H8	6	0.68
(1,2)	1:A:14:THR:CB	2:C:1:A:HO2'	6	0.68
(1,2)	1:A:14:THR:CB	2:C:1:A:N1	6	0.68
(1,2)	1:A:14:THR:CB	2:C:1:A:N3	6	0.68
(1,2)	1:A:14:THR:CB	2:C:1:A:N6	6	0.68
(1,2)	1:A:14:THR:CB	2:C:1:A:N7	6	0.68
(1,2)	1:A:14:THR:CB	2:C:1:A:N9	6	0.68
(1,2)	1:A:14:THR:CB	2:C:1:A:O2'	6	0.68
(1,2)	1:A:14:THR:CB	2:C:1:A:O3'	6	0.68
(1,2)	1:A:14:THR:CB	2:C:1:A:O4'	6	0.68
(1,2)	1:A:14:THR:CB	2:C:1:A:O5'	6	0.68
(1,2)	1:A:14:THR:CB	2:C:2:U:C1'	6	0.68
(1,2)	1:A:14:THR:CB	2:C:2:U:C2	6	0.68
(1,2)	1:A:14:THR:CB	2:C:2:U:C2'	6	0.68
(1,2)	1:A:14:THR:CB	2:C:2:U:C3'	6	0.68
(1,2)	1:A:14:THR:CB	2:C:2:U:C4	6	0.68
(1,2)	1:A:14:THR:CB	2:C:2:U:C4'	6	0.68
(1,2)	1:A:14:THR:CB	2:C:2:U:C5	6	0.68
(1,2)	1:A:14:THR:CB	2:C:2:U:C5'	6	0.68
(1,2)	1:A:14:THR:CB	2:C:2:U:C6	6	0.68
(1,2)	1:A:14:THR:CB	2:C:2:U:H1'	6	0.68
(1,2)	1:A:14:THR:CB	2:C:2:U:H2'	6	0.68
(1,2)	1:A:14:THR:CB	2:C:2:U:H3	6	0.68
(1,2)	1:A:14:THR:CB	2:C:2:U:H3'	6	0.68
(1,2)	1:A:14:THR:CB	2:C:2:U:H4'	6	0.68
(1,2)	1:A:14:THR:CB	2:C:2:U:H5	6	0.68
(1,2)	1:A:14:THR:CB	2:C:2:U:H5'	6	0.68
(1,2)	1:A:14:THR:CB	2:C:2:U:H5''	6	0.68

Continued on next page...

Continued from previous page...

Key	Atom-1	Atom-2	Model ID	Violation (Å)
(1,2)	1:A:14:THR:CB	2:C:2:U:H6	6	0.68
(1,2)	1:A:14:THR:CB	2:C:2:U:HO2'	6	0.68
(1,2)	1:A:14:THR:CB	2:C:2:U:N1	6	0.68
(1,2)	1:A:14:THR:CB	2:C:2:U:N3	6	0.68
(1,2)	1:A:14:THR:CB	2:C:2:U:O2	6	0.68
(1,2)	1:A:14:THR:CB	2:C:2:U:O2'	6	0.68
(1,2)	1:A:14:THR:CB	2:C:2:U:O3'	6	0.68
(1,2)	1:A:14:THR:CB	2:C:2:U:O4	6	0.68
(1,2)	1:A:14:THR:CB	2:C:2:U:O4'	6	0.68
(1,2)	1:A:14:THR:CB	2:C:2:U:O5'	6	0.68
(1,2)	1:A:14:THR:CB	2:C:2:U:OP1	6	0.68
(1,2)	1:A:14:THR:CB	2:C:2:U:OP2	6	0.68
(1,2)	1:A:14:THR:CB	2:C:2:U:P	6	0.68
(1,2)	1:A:14:THR:CB	2:C:3:A:C1'	6	0.68
(1,2)	1:A:14:THR:CB	2:C:3:A:C2	6	0.68
(1,2)	1:A:14:THR:CB	2:C:3:A:C2'	6	0.68
(1,2)	1:A:14:THR:CB	2:C:3:A:C3'	6	0.68
(1,2)	1:A:14:THR:CB	2:C:3:A:C4	6	0.68
(1,2)	1:A:14:THR:CB	2:C:3:A:C4'	6	0.68
(1,2)	1:A:14:THR:CB	2:C:3:A:C5	6	0.68
(1,2)	1:A:14:THR:CB	2:C:3:A:C5'	6	0.68
(1,2)	1:A:14:THR:CB	2:C:3:A:C6	6	0.68
(1,2)	1:A:14:THR:CB	2:C:3:A:C8	6	0.68
(1,2)	1:A:14:THR:CB	2:C:3:A:H1'	6	0.68
(1,2)	1:A:14:THR:CB	2:C:3:A:H2	6	0.68
(1,2)	1:A:14:THR:CB	2:C:3:A:H2'	6	0.68
(1,2)	1:A:14:THR:CB	2:C:3:A:H3'	6	0.68
(1,2)	1:A:14:THR:CB	2:C:3:A:H4'	6	0.68
(1,2)	1:A:14:THR:CB	2:C:3:A:H5'	6	0.68
(1,2)	1:A:14:THR:CB	2:C:3:A:H5''	6	0.68
(1,2)	1:A:14:THR:CB	2:C:3:A:H61	6	0.68
(1,2)	1:A:14:THR:CB	2:C:3:A:H62	6	0.68
(1,2)	1:A:14:THR:CB	2:C:3:A:H8	6	0.68
(1,2)	1:A:14:THR:CB	2:C:3:A:HO2'	6	0.68
(1,2)	1:A:14:THR:CB	2:C:3:A:N1	6	0.68
(1,2)	1:A:14:THR:CB	2:C:3:A:N3	6	0.68
(1,2)	1:A:14:THR:CB	2:C:3:A:N6	6	0.68
(1,2)	1:A:14:THR:CB	2:C:3:A:N7	6	0.68
(1,2)	1:A:14:THR:CB	2:C:3:A:N9	6	0.68
(1,2)	1:A:14:THR:CB	2:C:3:A:O2'	6	0.68
(1,2)	1:A:14:THR:CB	2:C:3:A:O3'	6	0.68
(1,2)	1:A:14:THR:CB	2:C:3:A:O4'	6	0.68

Continued on next page...

Continued from previous page...

Key	Atom-1	Atom-2	Model ID	Violation (Å)
(1,2)	1:A:14:THR:CB	2:C:3:A:O5'	6	0.68
(1,2)	1:A:14:THR:CB	2:C:3:A:OP1	6	0.68
(1,2)	1:A:14:THR:CB	2:C:3:A:OP2	6	0.68
(1,2)	1:A:14:THR:CB	2:C:3:A:P	6	0.68
(1,2)	1:A:14:THR:CB	2:C:4:C:C1'	6	0.68
(1,2)	1:A:14:THR:CB	2:C:4:C:C2	6	0.68
(1,2)	1:A:14:THR:CB	2:C:4:C:C2'	6	0.68
(1,2)	1:A:14:THR:CB	2:C:4:C:C3'	6	0.68
(1,2)	1:A:14:THR:CB	2:C:4:C:C4	6	0.68
(1,2)	1:A:14:THR:CB	2:C:4:C:C4'	6	0.68
(1,2)	1:A:14:THR:CB	2:C:4:C:C5	6	0.68
(1,2)	1:A:14:THR:CB	2:C:4:C:C5'	6	0.68
(1,2)	1:A:14:THR:CB	2:C:4:C:C6	6	0.68
(1,2)	1:A:14:THR:CB	2:C:4:C:H1'	6	0.68
(1,2)	1:A:14:THR:CB	2:C:4:C:H2'	6	0.68
(1,2)	1:A:14:THR:CB	2:C:4:C:H3'	6	0.68
(1,2)	1:A:14:THR:CB	2:C:4:C:H4'	6	0.68
(1,2)	1:A:14:THR:CB	2:C:4:C:H41	6	0.68
(1,2)	1:A:14:THR:CB	2:C:4:C:H42	6	0.68
(1,2)	1:A:14:THR:CB	2:C:4:C:H5	6	0.68
(1,2)	1:A:14:THR:CB	2:C:4:C:H5'	6	0.68
(1,2)	1:A:14:THR:CB	2:C:4:C:H5''	6	0.68
(1,2)	1:A:14:THR:CB	2:C:4:C:H6	6	0.68
(1,2)	1:A:14:THR:CB	2:C:4:C:HO2'	6	0.68
(1,2)	1:A:14:THR:CB	2:C:4:C:N1	6	0.68
(1,2)	1:A:14:THR:CB	2:C:4:C:N3	6	0.68
(1,2)	1:A:14:THR:CB	2:C:4:C:N4	6	0.68
(1,2)	1:A:14:THR:CB	2:C:4:C:O2	6	0.68
(1,2)	1:A:14:THR:CB	2:C:4:C:O2'	6	0.68
(1,2)	1:A:14:THR:CB	2:C:4:C:O3'	6	0.68
(1,2)	1:A:14:THR:CB	2:C:4:C:O4'	6	0.68
(1,2)	1:A:14:THR:CB	2:C:4:C:O5'	6	0.68
(1,2)	1:A:14:THR:CB	2:C:4:C:OP1	6	0.68
(1,2)	1:A:14:THR:CB	2:C:4:C:OP2	6	0.68
(1,2)	1:A:14:THR:CB	2:C:4:C:P	6	0.68
(1,2)	1:A:14:THR:CB	2:C:5:A:C1'	6	0.68
(1,2)	1:A:14:THR:CB	2:C:5:A:C2	6	0.68
(1,2)	1:A:14:THR:CB	2:C:5:A:C2'	6	0.68
(1,2)	1:A:14:THR:CB	2:C:5:A:C3'	6	0.68
(1,2)	1:A:14:THR:CB	2:C:5:A:C4	6	0.68
(1,2)	1:A:14:THR:CB	2:C:5:A:C4'	6	0.68
(1,2)	1:A:14:THR:CB	2:C:5:A:C5	6	0.68

Continued on next page...

Continued from previous page...

Key	Atom-1	Atom-2	Model ID	Violation (Å)
(1,2)	1:A:14:THR:CB	2:C:5:A:C5'	6	0.68
(1,2)	1:A:14:THR:CB	2:C:5:A:C6	6	0.68
(1,2)	1:A:14:THR:CB	2:C:5:A:C8	6	0.68
(1,2)	1:A:14:THR:CB	2:C:5:A:H1'	6	0.68
(1,2)	1:A:14:THR:CB	2:C:5:A:H2	6	0.68
(1,2)	1:A:14:THR:CB	2:C:5:A:H2'	6	0.68
(1,2)	1:A:14:THR:CB	2:C:5:A:H3'	6	0.68
(1,2)	1:A:14:THR:CB	2:C:5:A:H4'	6	0.68
(1,2)	1:A:14:THR:CB	2:C:5:A:H5'	6	0.68
(1,2)	1:A:14:THR:CB	2:C:5:A:H5''	6	0.68
(1,2)	1:A:14:THR:CB	2:C:5:A:H61	6	0.68
(1,2)	1:A:14:THR:CB	2:C:5:A:H62	6	0.68
(1,2)	1:A:14:THR:CB	2:C:5:A:H8	6	0.68
(1,2)	1:A:14:THR:CB	2:C:5:A:HO2'	6	0.68
(1,2)	1:A:14:THR:CB	2:C:5:A:N1	6	0.68
(1,2)	1:A:14:THR:CB	2:C:5:A:N3	6	0.68
(1,2)	1:A:14:THR:CB	2:C:5:A:N6	6	0.68
(1,2)	1:A:14:THR:CB	2:C:5:A:N7	6	0.68
(1,2)	1:A:14:THR:CB	2:C:5:A:N9	6	0.68
(1,2)	1:A:14:THR:CB	2:C:5:A:O2'	6	0.68
(1,2)	1:A:14:THR:CB	2:C:5:A:O3'	6	0.68
(1,2)	1:A:14:THR:CB	2:C:5:A:O4'	6	0.68
(1,2)	1:A:14:THR:CB	2:C:5:A:O5'	6	0.68
(1,2)	1:A:14:THR:CB	2:C:5:A:OP1	6	0.68
(1,2)	1:A:14:THR:CB	2:C:5:A:OP2	6	0.68
(1,2)	1:A:14:THR:CB	2:C:5:A:P	6	0.68
(1,2)	1:A:14:THR:CG2	2:C:1:A:C1'	6	0.68
(1,2)	1:A:14:THR:CG2	2:C:1:A:C2	6	0.68
(1,2)	1:A:14:THR:CG2	2:C:1:A:C2'	6	0.68
(1,2)	1:A:14:THR:CG2	2:C:1:A:C3'	6	0.68
(1,2)	1:A:14:THR:CG2	2:C:1:A:C4	6	0.68
(1,2)	1:A:14:THR:CG2	2:C:1:A:C4'	6	0.68
(1,2)	1:A:14:THR:CG2	2:C:1:A:C5	6	0.68
(1,2)	1:A:14:THR:CG2	2:C:1:A:C5'	6	0.68
(1,2)	1:A:14:THR:CG2	2:C:1:A:C6	6	0.68
(1,2)	1:A:14:THR:CG2	2:C:1:A:C8	6	0.68
(1,2)	1:A:14:THR:CG2	2:C:1:A:H1'	6	0.68
(1,2)	1:A:14:THR:CG2	2:C:1:A:H2	6	0.68
(1,2)	1:A:14:THR:CG2	2:C:1:A:H2'	6	0.68
(1,2)	1:A:14:THR:CG2	2:C:1:A:H3'	6	0.68
(1,2)	1:A:14:THR:CG2	2:C:1:A:H4'	6	0.68
(1,2)	1:A:14:THR:CG2	2:C:1:A:H5'	6	0.68

Continued on next page...

Continued from previous page...

Key	Atom-1	Atom-2	Model ID	Violation (Å)
(1,2)	1:A:14:THR:CG2	2:C:1:A:H5''	6	0.68
(1,2)	1:A:14:THR:CG2	2:C:1:A:H61	6	0.68
(1,2)	1:A:14:THR:CG2	2:C:1:A:H62	6	0.68
(1,2)	1:A:14:THR:CG2	2:C:1:A:H8	6	0.68
(1,2)	1:A:14:THR:CG2	2:C:1:A:HO2'	6	0.68
(1,2)	1:A:14:THR:CG2	2:C:1:A:N1	6	0.68
(1,2)	1:A:14:THR:CG2	2:C:1:A:N3	6	0.68
(1,2)	1:A:14:THR:CG2	2:C:1:A:N6	6	0.68
(1,2)	1:A:14:THR:CG2	2:C:1:A:N7	6	0.68
(1,2)	1:A:14:THR:CG2	2:C:1:A:N9	6	0.68
(1,2)	1:A:14:THR:CG2	2:C:1:A:O2'	6	0.68
(1,2)	1:A:14:THR:CG2	2:C:1:A:O3'	6	0.68
(1,2)	1:A:14:THR:CG2	2:C:1:A:O4'	6	0.68
(1,2)	1:A:14:THR:CG2	2:C:1:A:O5'	6	0.68
(1,2)	1:A:14:THR:CG2	2:C:2:U:C1'	6	0.68
(1,2)	1:A:14:THR:CG2	2:C:2:U:C2	6	0.68
(1,2)	1:A:14:THR:CG2	2:C:2:U:C2'	6	0.68
(1,2)	1:A:14:THR:CG2	2:C:2:U:C3'	6	0.68
(1,2)	1:A:14:THR:CG2	2:C:2:U:C4	6	0.68
(1,2)	1:A:14:THR:CG2	2:C:2:U:C4'	6	0.68
(1,2)	1:A:14:THR:CG2	2:C:2:U:C5	6	0.68
(1,2)	1:A:14:THR:CG2	2:C:2:U:C5'	6	0.68
(1,2)	1:A:14:THR:CG2	2:C:2:U:C6	6	0.68
(1,2)	1:A:14:THR:CG2	2:C:2:U:H1'	6	0.68
(1,2)	1:A:14:THR:CG2	2:C:2:U:H2'	6	0.68
(1,2)	1:A:14:THR:CG2	2:C:2:U:H3	6	0.68
(1,2)	1:A:14:THR:CG2	2:C:2:U:H3'	6	0.68
(1,2)	1:A:14:THR:CG2	2:C:2:U:H4'	6	0.68
(1,2)	1:A:14:THR:CG2	2:C:2:U:H5	6	0.68
(1,2)	1:A:14:THR:CG2	2:C:2:U:H5'	6	0.68
(1,2)	1:A:14:THR:CG2	2:C:2:U:H5''	6	0.68
(1,2)	1:A:14:THR:CG2	2:C:2:U:H6	6	0.68
(1,2)	1:A:14:THR:CG2	2:C:2:U:HO2'	6	0.68
(1,2)	1:A:14:THR:CG2	2:C:2:U:N1	6	0.68
(1,2)	1:A:14:THR:CG2	2:C:2:U:N3	6	0.68
(1,2)	1:A:14:THR:CG2	2:C:2:U:O2	6	0.68
(1,2)	1:A:14:THR:CG2	2:C:2:U:O2'	6	0.68
(1,2)	1:A:14:THR:CG2	2:C:2:U:O3'	6	0.68
(1,2)	1:A:14:THR:CG2	2:C:2:U:O4	6	0.68
(1,2)	1:A:14:THR:CG2	2:C:2:U:O4'	6	0.68
(1,2)	1:A:14:THR:CG2	2:C:2:U:O5'	6	0.68
(1,2)	1:A:14:THR:CG2	2:C:2:U:OP1	6	0.68

Continued on next page...

Continued from previous page...

Key	Atom-1	Atom-2	Model ID	Violation (Å)
(1,2)	1:A:14:THR:CG2	2:C:2:U:OP2	6	0.68
(1,2)	1:A:14:THR:CG2	2:C:2:U:P	6	0.68
(1,2)	1:A:14:THR:CG2	2:C:3:A:C1'	6	0.68
(1,2)	1:A:14:THR:CG2	2:C:3:A:C2	6	0.68
(1,2)	1:A:14:THR:CG2	2:C:3:A:C2'	6	0.68
(1,2)	1:A:14:THR:CG2	2:C:3:A:C3'	6	0.68
(1,2)	1:A:14:THR:CG2	2:C:3:A:C4	6	0.68
(1,2)	1:A:14:THR:CG2	2:C:3:A:C4'	6	0.68
(1,2)	1:A:14:THR:CG2	2:C:3:A:C5	6	0.68
(1,2)	1:A:14:THR:CG2	2:C:3:A:C5'	6	0.68
(1,2)	1:A:14:THR:CG2	2:C:3:A:C6	6	0.68
(1,2)	1:A:14:THR:CG2	2:C:3:A:C8	6	0.68
(1,2)	1:A:14:THR:CG2	2:C:3:A:H1'	6	0.68
(1,2)	1:A:14:THR:CG2	2:C:3:A:H2	6	0.68
(1,2)	1:A:14:THR:CG2	2:C:3:A:H2'	6	0.68
(1,2)	1:A:14:THR:CG2	2:C:3:A:H3'	6	0.68
(1,2)	1:A:14:THR:CG2	2:C:3:A:H4'	6	0.68
(1,2)	1:A:14:THR:CG2	2:C:3:A:H5'	6	0.68
(1,2)	1:A:14:THR:CG2	2:C:3:A:H5''	6	0.68
(1,2)	1:A:14:THR:CG2	2:C:3:A:H61	6	0.68
(1,2)	1:A:14:THR:CG2	2:C:3:A:H62	6	0.68
(1,2)	1:A:14:THR:CG2	2:C:3:A:H8	6	0.68
(1,2)	1:A:14:THR:CG2	2:C:3:A:HO2'	6	0.68
(1,2)	1:A:14:THR:CG2	2:C:3:A:N1	6	0.68
(1,2)	1:A:14:THR:CG2	2:C:3:A:N3	6	0.68
(1,2)	1:A:14:THR:CG2	2:C:3:A:N6	6	0.68
(1,2)	1:A:14:THR:CG2	2:C:3:A:N7	6	0.68
(1,2)	1:A:14:THR:CG2	2:C:3:A:N9	6	0.68
(1,2)	1:A:14:THR:CG2	2:C:3:A:O2'	6	0.68
(1,2)	1:A:14:THR:CG2	2:C:3:A:O3'	6	0.68
(1,2)	1:A:14:THR:CG2	2:C:3:A:O4'	6	0.68
(1,2)	1:A:14:THR:CG2	2:C:3:A:O5'	6	0.68
(1,2)	1:A:14:THR:CG2	2:C:3:A:OP1	6	0.68
(1,2)	1:A:14:THR:CG2	2:C:3:A:OP2	6	0.68
(1,2)	1:A:14:THR:CG2	2:C:3:A:P	6	0.68
(1,2)	1:A:14:THR:CG2	2:C:4:C:C1'	6	0.68
(1,2)	1:A:14:THR:CG2	2:C:4:C:C2	6	0.68
(1,2)	1:A:14:THR:CG2	2:C:4:C:C2'	6	0.68
(1,2)	1:A:14:THR:CG2	2:C:4:C:C3'	6	0.68
(1,2)	1:A:14:THR:CG2	2:C:4:C:C4	6	0.68
(1,2)	1:A:14:THR:CG2	2:C:4:C:C4'	6	0.68
(1,2)	1:A:14:THR:CG2	2:C:4:C:C5	6	0.68

Continued on next page...

Continued from previous page...

Key	Atom-1	Atom-2	Model ID	Violation (Å)
(1,2)	1:A:14:THR:CG2	2:C:4:C:C5'	6	0.68
(1,2)	1:A:14:THR:CG2	2:C:4:C:C6	6	0.68
(1,2)	1:A:14:THR:CG2	2:C:4:C:H1'	6	0.68
(1,2)	1:A:14:THR:CG2	2:C:4:C:H2'	6	0.68
(1,2)	1:A:14:THR:CG2	2:C:4:C:H3'	6	0.68
(1,2)	1:A:14:THR:CG2	2:C:4:C:H4'	6	0.68
(1,2)	1:A:14:THR:CG2	2:C:4:C:H41	6	0.68
(1,2)	1:A:14:THR:CG2	2:C:4:C:H42	6	0.68
(1,2)	1:A:14:THR:CG2	2:C:4:C:H5	6	0.68
(1,2)	1:A:14:THR:CG2	2:C:4:C:H5'	6	0.68
(1,2)	1:A:14:THR:CG2	2:C:4:C:H5''	6	0.68
(1,2)	1:A:14:THR:CG2	2:C:4:C:H6	6	0.68
(1,2)	1:A:14:THR:CG2	2:C:4:C:HO2'	6	0.68
(1,2)	1:A:14:THR:CG2	2:C:4:C:N1	6	0.68
(1,2)	1:A:14:THR:CG2	2:C:4:C:N3	6	0.68
(1,2)	1:A:14:THR:CG2	2:C:4:C:N4	6	0.68
(1,2)	1:A:14:THR:CG2	2:C:4:C:O2	6	0.68
(1,2)	1:A:14:THR:CG2	2:C:4:C:O2'	6	0.68
(1,2)	1:A:14:THR:CG2	2:C:4:C:O3'	6	0.68
(1,2)	1:A:14:THR:CG2	2:C:4:C:O4'	6	0.68
(1,2)	1:A:14:THR:CG2	2:C:4:C:O5'	6	0.68
(1,2)	1:A:14:THR:CG2	2:C:4:C:OP1	6	0.68
(1,2)	1:A:14:THR:CG2	2:C:4:C:OP2	6	0.68
(1,2)	1:A:14:THR:CG2	2:C:4:C:P	6	0.68
(1,2)	1:A:14:THR:CG2	2:C:5:A:C1'	6	0.68
(1,2)	1:A:14:THR:CG2	2:C:5:A:C2	6	0.68
(1,2)	1:A:14:THR:CG2	2:C:5:A:C2'	6	0.68
(1,2)	1:A:14:THR:CG2	2:C:5:A:C3'	6	0.68
(1,2)	1:A:14:THR:CG2	2:C:5:A:C4	6	0.68
(1,2)	1:A:14:THR:CG2	2:C:5:A:C4'	6	0.68
(1,2)	1:A:14:THR:CG2	2:C:5:A:C5	6	0.68
(1,2)	1:A:14:THR:CG2	2:C:5:A:C5'	6	0.68
(1,2)	1:A:14:THR:CG2	2:C:5:A:C6	6	0.68
(1,2)	1:A:14:THR:CG2	2:C:5:A:C8	6	0.68
(1,2)	1:A:14:THR:CG2	2:C:5:A:H1'	6	0.68
(1,2)	1:A:14:THR:CG2	2:C:5:A:H2	6	0.68
(1,2)	1:A:14:THR:CG2	2:C:5:A:H2'	6	0.68
(1,2)	1:A:14:THR:CG2	2:C:5:A:H3'	6	0.68
(1,2)	1:A:14:THR:CG2	2:C:5:A:H4'	6	0.68
(1,2)	1:A:14:THR:CG2	2:C:5:A:H5'	6	0.68
(1,2)	1:A:14:THR:CG2	2:C:5:A:H5''	6	0.68
(1,2)	1:A:14:THR:CG2	2:C:5:A:H61	6	0.68

Continued on next page...

Continued from previous page...

Key	Atom-1	Atom-2	Model ID	Violation (Å)
(1,2)	1:A:14:THR:CG2	2:C:5:A:H62	6	0.68
(1,2)	1:A:14:THR:CG2	2:C:5:A:H8	6	0.68
(1,2)	1:A:14:THR:CG2	2:C:5:A:HO2'	6	0.68
(1,2)	1:A:14:THR:CG2	2:C:5:A:N1	6	0.68
(1,2)	1:A:14:THR:CG2	2:C:5:A:N3	6	0.68
(1,2)	1:A:14:THR:CG2	2:C:5:A:N6	6	0.68
(1,2)	1:A:14:THR:CG2	2:C:5:A:N7	6	0.68
(1,2)	1:A:14:THR:CG2	2:C:5:A:N9	6	0.68
(1,2)	1:A:14:THR:CG2	2:C:5:A:O2'	6	0.68
(1,2)	1:A:14:THR:CG2	2:C:5:A:O3'	6	0.68
(1,2)	1:A:14:THR:CG2	2:C:5:A:O4'	6	0.68
(1,2)	1:A:14:THR:CG2	2:C:5:A:O5'	6	0.68
(1,2)	1:A:14:THR:CG2	2:C:5:A:OP1	6	0.68
(1,2)	1:A:14:THR:CG2	2:C:5:A:OP2	6	0.68
(1,2)	1:A:14:THR:CG2	2:C:5:A:P	6	0.68
(1,2)	1:A:14:THR:H	2:C:1:A:C1'	6	0.68
(1,2)	1:A:14:THR:H	2:C:1:A:C2	6	0.68
(1,2)	1:A:14:THR:H	2:C:1:A:C2'	6	0.68
(1,2)	1:A:14:THR:H	2:C:1:A:C3'	6	0.68
(1,2)	1:A:14:THR:H	2:C:1:A:C4	6	0.68
(1,2)	1:A:14:THR:H	2:C:1:A:C4'	6	0.68
(1,2)	1:A:14:THR:H	2:C:1:A:C5	6	0.68
(1,2)	1:A:14:THR:H	2:C:1:A:C5'	6	0.68
(1,2)	1:A:14:THR:H	2:C:1:A:C6	6	0.68
(1,2)	1:A:14:THR:H	2:C:1:A:C8	6	0.68
(1,2)	1:A:14:THR:H	2:C:1:A:H1'	6	0.68
(1,2)	1:A:14:THR:H	2:C:1:A:H2	6	0.68
(1,2)	1:A:14:THR:H	2:C:1:A:H2'	6	0.68
(1,2)	1:A:14:THR:H	2:C:1:A:H3'	6	0.68
(1,2)	1:A:14:THR:H	2:C:1:A:H4'	6	0.68
(1,2)	1:A:14:THR:H	2:C:1:A:H5'	6	0.68
(1,2)	1:A:14:THR:H	2:C:1:A:H5''	6	0.68
(1,2)	1:A:14:THR:H	2:C:1:A:H61	6	0.68
(1,2)	1:A:14:THR:H	2:C:1:A:H62	6	0.68
(1,2)	1:A:14:THR:H	2:C:1:A:H8	6	0.68
(1,2)	1:A:14:THR:H	2:C:1:A:HO2'	6	0.68
(1,2)	1:A:14:THR:H	2:C:1:A:N1	6	0.68
(1,2)	1:A:14:THR:H	2:C:1:A:N3	6	0.68
(1,2)	1:A:14:THR:H	2:C:1:A:N6	6	0.68
(1,2)	1:A:14:THR:H	2:C:1:A:N7	6	0.68
(1,2)	1:A:14:THR:H	2:C:1:A:N9	6	0.68
(1,2)	1:A:14:THR:H	2:C:1:A:O2'	6	0.68

Continued on next page...

Continued from previous page...

Key	Atom-1	Atom-2	Model ID	Violation (Å)
(1,2)	1:A:14:THR:H	2:C:1:A:O3'	6	0.68
(1,2)	1:A:14:THR:H	2:C:1:A:O4'	6	0.68
(1,2)	1:A:14:THR:H	2:C:1:A:O5'	6	0.68
(1,2)	1:A:14:THR:H	2:C:2:U:C1'	6	0.68
(1,2)	1:A:14:THR:H	2:C:2:U:C2	6	0.68
(1,2)	1:A:14:THR:H	2:C:2:U:C2'	6	0.68
(1,2)	1:A:14:THR:H	2:C:2:U:C3'	6	0.68
(1,2)	1:A:14:THR:H	2:C:2:U:C4	6	0.68
(1,2)	1:A:14:THR:H	2:C:2:U:C4'	6	0.68
(1,2)	1:A:14:THR:H	2:C:2:U:C5	6	0.68
(1,2)	1:A:14:THR:H	2:C:2:U:C5'	6	0.68
(1,2)	1:A:14:THR:H	2:C:2:U:C6	6	0.68
(1,2)	1:A:14:THR:H	2:C:2:U:H1'	6	0.68
(1,2)	1:A:14:THR:H	2:C:2:U:H2'	6	0.68
(1,2)	1:A:14:THR:H	2:C:2:U:H3	6	0.68
(1,2)	1:A:14:THR:H	2:C:2:U:H3'	6	0.68
(1,2)	1:A:14:THR:H	2:C:2:U:H4'	6	0.68
(1,2)	1:A:14:THR:H	2:C:2:U:H5	6	0.68
(1,2)	1:A:14:THR:H	2:C:2:U:H5'	6	0.68
(1,2)	1:A:14:THR:H	2:C:2:U:H5''	6	0.68
(1,2)	1:A:14:THR:H	2:C:2:U:H6	6	0.68
(1,2)	1:A:14:THR:H	2:C:2:U:HO2'	6	0.68
(1,2)	1:A:14:THR:H	2:C:2:U:N1	6	0.68
(1,2)	1:A:14:THR:H	2:C:2:U:N3	6	0.68
(1,2)	1:A:14:THR:H	2:C:2:U:O2	6	0.68
(1,2)	1:A:14:THR:H	2:C:2:U:O2'	6	0.68
(1,2)	1:A:14:THR:H	2:C:2:U:O3'	6	0.68
(1,2)	1:A:14:THR:H	2:C:2:U:O4	6	0.68
(1,2)	1:A:14:THR:H	2:C:2:U:O4'	6	0.68
(1,2)	1:A:14:THR:H	2:C:2:U:O5'	6	0.68
(1,2)	1:A:14:THR:H	2:C:2:U:OP1	6	0.68
(1,2)	1:A:14:THR:H	2:C:2:U:OP2	6	0.68
(1,2)	1:A:14:THR:H	2:C:2:U:P	6	0.68
(1,2)	1:A:14:THR:H	2:C:3:A:C1'	6	0.68
(1,2)	1:A:14:THR:H	2:C:3:A:C2	6	0.68
(1,2)	1:A:14:THR:H	2:C:3:A:C2'	6	0.68
(1,2)	1:A:14:THR:H	2:C:3:A:C3'	6	0.68
(1,2)	1:A:14:THR:H	2:C:3:A:C4	6	0.68
(1,2)	1:A:14:THR:H	2:C:3:A:C4'	6	0.68
(1,2)	1:A:14:THR:H	2:C:3:A:C5	6	0.68
(1,2)	1:A:14:THR:H	2:C:3:A:C5'	6	0.68
(1,2)	1:A:14:THR:H	2:C:3:A:C6	6	0.68

Continued on next page...

Continued from previous page...

Key	Atom-1	Atom-2	Model ID	Violation (Å)
(1,2)	1:A:14:THR:H	2:C:3:A:C8	6	0.68
(1,2)	1:A:14:THR:H	2:C:3:A:H1'	6	0.68
(1,2)	1:A:14:THR:H	2:C:3:A:H2	6	0.68
(1,2)	1:A:14:THR:H	2:C:3:A:H2'	6	0.68
(1,2)	1:A:14:THR:H	2:C:3:A:H3'	6	0.68
(1,2)	1:A:14:THR:H	2:C:3:A:H4'	6	0.68
(1,2)	1:A:14:THR:H	2:C:3:A:H5'	6	0.68
(1,2)	1:A:14:THR:H	2:C:3:A:H5''	6	0.68
(1,2)	1:A:14:THR:H	2:C:3:A:H61	6	0.68
(1,2)	1:A:14:THR:H	2:C:3:A:H62	6	0.68
(1,2)	1:A:14:THR:H	2:C:3:A:H8	6	0.68
(1,2)	1:A:14:THR:H	2:C:3:A:HO2'	6	0.68
(1,2)	1:A:14:THR:H	2:C:3:A:N1	6	0.68
(1,2)	1:A:14:THR:H	2:C:3:A:N3	6	0.68
(1,2)	1:A:14:THR:H	2:C:3:A:N6	6	0.68
(1,2)	1:A:14:THR:H	2:C:3:A:N7	6	0.68
(1,2)	1:A:14:THR:H	2:C:3:A:N9	6	0.68
(1,2)	1:A:14:THR:H	2:C:3:A:O2'	6	0.68
(1,2)	1:A:14:THR:H	2:C:3:A:O3'	6	0.68
(1,2)	1:A:14:THR:H	2:C:3:A:O4'	6	0.68
(1,2)	1:A:14:THR:H	2:C:3:A:O5'	6	0.68
(1,2)	1:A:14:THR:H	2:C:3:A:OP1	6	0.68
(1,2)	1:A:14:THR:H	2:C:3:A:OP2	6	0.68
(1,2)	1:A:14:THR:H	2:C:3:A:P	6	0.68
(1,2)	1:A:14:THR:H	2:C:4:C:C1'	6	0.68
(1,2)	1:A:14:THR:H	2:C:4:C:C2	6	0.68
(1,2)	1:A:14:THR:H	2:C:4:C:C2'	6	0.68
(1,2)	1:A:14:THR:H	2:C:4:C:C3'	6	0.68
(1,2)	1:A:14:THR:H	2:C:4:C:C4	6	0.68
(1,2)	1:A:14:THR:H	2:C:4:C:C4'	6	0.68
(1,2)	1:A:14:THR:H	2:C:4:C:C5	6	0.68
(1,2)	1:A:14:THR:H	2:C:4:C:C5'	6	0.68
(1,2)	1:A:14:THR:H	2:C:4:C:C6	6	0.68
(1,2)	1:A:14:THR:H	2:C:4:C:H1'	6	0.68
(1,2)	1:A:14:THR:H	2:C:4:C:H2'	6	0.68
(1,2)	1:A:14:THR:H	2:C:4:C:H3'	6	0.68
(1,2)	1:A:14:THR:H	2:C:4:C:H4'	6	0.68
(1,2)	1:A:14:THR:H	2:C:4:C:H41	6	0.68
(1,2)	1:A:14:THR:H	2:C:4:C:H42	6	0.68
(1,2)	1:A:14:THR:H	2:C:4:C:H5	6	0.68
(1,2)	1:A:14:THR:H	2:C:4:C:H5'	6	0.68
(1,2)	1:A:14:THR:H	2:C:4:C:H5''	6	0.68

Continued on next page...

Continued from previous page...

Key	Atom-1	Atom-2	Model ID	Violation (Å)
(1,2)	1:A:14:THR:H	2:C:4:C:H6	6	0.68
(1,2)	1:A:14:THR:H	2:C:4:C:HO2'	6	0.68
(1,2)	1:A:14:THR:H	2:C:4:C:N1	6	0.68
(1,2)	1:A:14:THR:H	2:C:4:C:N3	6	0.68
(1,2)	1:A:14:THR:H	2:C:4:C:N4	6	0.68
(1,2)	1:A:14:THR:H	2:C:4:C:O2	6	0.68
(1,2)	1:A:14:THR:H	2:C:4:C:O2'	6	0.68
(1,2)	1:A:14:THR:H	2:C:4:C:O3'	6	0.68
(1,2)	1:A:14:THR:H	2:C:4:C:O4'	6	0.68
(1,2)	1:A:14:THR:H	2:C:4:C:O5'	6	0.68
(1,2)	1:A:14:THR:H	2:C:4:C:OP1	6	0.68
(1,2)	1:A:14:THR:H	2:C:4:C:OP2	6	0.68
(1,2)	1:A:14:THR:H	2:C:4:C:P	6	0.68
(1,2)	1:A:14:THR:H	2:C:5:A:C1'	6	0.68
(1,2)	1:A:14:THR:H	2:C:5:A:C2	6	0.68
(1,2)	1:A:14:THR:H	2:C:5:A:C2'	6	0.68
(1,2)	1:A:14:THR:H	2:C:5:A:C3'	6	0.68
(1,2)	1:A:14:THR:H	2:C:5:A:C4	6	0.68
(1,2)	1:A:14:THR:H	2:C:5:A:C4'	6	0.68
(1,2)	1:A:14:THR:H	2:C:5:A:C5	6	0.68
(1,2)	1:A:14:THR:H	2:C:5:A:C5'	6	0.68
(1,2)	1:A:14:THR:H	2:C:5:A:C6	6	0.68
(1,2)	1:A:14:THR:H	2:C:5:A:C8	6	0.68
(1,2)	1:A:14:THR:H	2:C:5:A:H1'	6	0.68
(1,2)	1:A:14:THR:H	2:C:5:A:H2	6	0.68
(1,2)	1:A:14:THR:H	2:C:5:A:H2'	6	0.68
(1,2)	1:A:14:THR:H	2:C:5:A:H3'	6	0.68
(1,2)	1:A:14:THR:H	2:C:5:A:H4'	6	0.68
(1,2)	1:A:14:THR:H	2:C:5:A:H5'	6	0.68
(1,2)	1:A:14:THR:H	2:C:5:A:H5''	6	0.68
(1,2)	1:A:14:THR:H	2:C:5:A:H61	6	0.68
(1,2)	1:A:14:THR:H	2:C:5:A:H62	6	0.68
(1,2)	1:A:14:THR:H	2:C:5:A:H8	6	0.68
(1,2)	1:A:14:THR:H	2:C:5:A:HO2'	6	0.68
(1,2)	1:A:14:THR:H	2:C:5:A:N1	6	0.68
(1,2)	1:A:14:THR:H	2:C:5:A:N3	6	0.68
(1,2)	1:A:14:THR:H	2:C:5:A:N6	6	0.68
(1,2)	1:A:14:THR:H	2:C:5:A:N7	6	0.68
(1,2)	1:A:14:THR:H	2:C:5:A:N9	6	0.68
(1,2)	1:A:14:THR:H	2:C:5:A:O2'	6	0.68
(1,2)	1:A:14:THR:H	2:C:5:A:O3'	6	0.68
(1,2)	1:A:14:THR:H	2:C:5:A:O4'	6	0.68

Continued on next page...

Continued from previous page...

Key	Atom-1	Atom-2	Model ID	Violation (Å)
(1,2)	1:A:14:THR:H	2:C:5:A:O5'	6	0.68
(1,2)	1:A:14:THR:H	2:C:5:A:OP1	6	0.68
(1,2)	1:A:14:THR:H	2:C:5:A:OP2	6	0.68
(1,2)	1:A:14:THR:H	2:C:5:A:P	6	0.68
(1,2)	1:A:14:THR:HG1	2:C:1:A:C1'	6	0.68
(1,2)	1:A:14:THR:HG1	2:C:1:A:C2	6	0.68
(1,2)	1:A:14:THR:HG1	2:C:1:A:C2'	6	0.68
(1,2)	1:A:14:THR:HG1	2:C:1:A:C3'	6	0.68
(1,2)	1:A:14:THR:HG1	2:C:1:A:C4	6	0.68
(1,2)	1:A:14:THR:HG1	2:C:1:A:C4'	6	0.68
(1,2)	1:A:14:THR:HG1	2:C:1:A:C5	6	0.68
(1,2)	1:A:14:THR:HG1	2:C:1:A:C5'	6	0.68
(1,2)	1:A:14:THR:HG1	2:C:1:A:C6	6	0.68
(1,2)	1:A:14:THR:HG1	2:C:1:A:C8	6	0.68
(1,2)	1:A:14:THR:HG1	2:C:1:A:H1'	6	0.68
(1,2)	1:A:14:THR:HG1	2:C:1:A:H2	6	0.68
(1,2)	1:A:14:THR:HG1	2:C:1:A:H2'	6	0.68
(1,2)	1:A:14:THR:HG1	2:C:1:A:H3'	6	0.68
(1,2)	1:A:14:THR:HG1	2:C:1:A:H4'	6	0.68
(1,2)	1:A:14:THR:HG1	2:C:1:A:H5'	6	0.68
(1,2)	1:A:14:THR:HG1	2:C:1:A:H5''	6	0.68
(1,2)	1:A:14:THR:HG1	2:C:1:A:H61	6	0.68
(1,2)	1:A:14:THR:HG1	2:C:1:A:H62	6	0.68
(1,2)	1:A:14:THR:HG1	2:C:1:A:H8	6	0.68
(1,2)	1:A:14:THR:HG1	2:C:1:A:HO2'	6	0.68
(1,2)	1:A:14:THR:HG1	2:C:1:A:N1	6	0.68
(1,2)	1:A:14:THR:HG1	2:C:1:A:N3	6	0.68
(1,2)	1:A:14:THR:HG1	2:C:1:A:N6	6	0.68
(1,2)	1:A:14:THR:HG1	2:C:1:A:N7	6	0.68
(1,2)	1:A:14:THR:HG1	2:C:1:A:N9	6	0.68
(1,2)	1:A:14:THR:HG1	2:C:1:A:O2'	6	0.68
(1,2)	1:A:14:THR:HG1	2:C:1:A:O3'	6	0.68
(1,2)	1:A:14:THR:HG1	2:C:1:A:O4'	6	0.68
(1,2)	1:A:14:THR:HG1	2:C:1:A:O5'	6	0.68
(1,2)	1:A:14:THR:HG1	2:C:2:U:C1'	6	0.68
(1,2)	1:A:14:THR:HG1	2:C:2:U:C2	6	0.68
(1,2)	1:A:14:THR:HG1	2:C:2:U:C2'	6	0.68
(1,2)	1:A:14:THR:HG1	2:C:2:U:C3'	6	0.68
(1,2)	1:A:14:THR:HG1	2:C:2:U:C4	6	0.68
(1,2)	1:A:14:THR:HG1	2:C:2:U:C4'	6	0.68
(1,2)	1:A:14:THR:HG1	2:C:2:U:C5	6	0.68
(1,2)	1:A:14:THR:HG1	2:C:2:U:C5'	6	0.68

Continued on next page...

Continued from previous page...

Key	Atom-1	Atom-2	Model ID	Violation (Å)
(1,2)	1:A:14:THR:HG1	2:C:2:U:C6	6	0.68
(1,2)	1:A:14:THR:HG1	2:C:2:U:H1'	6	0.68
(1,2)	1:A:14:THR:HG1	2:C:2:U:H2'	6	0.68
(1,2)	1:A:14:THR:HG1	2:C:2:U:H3	6	0.68
(1,2)	1:A:14:THR:HG1	2:C:2:U:H3'	6	0.68
(1,2)	1:A:14:THR:HG1	2:C:2:U:H4'	6	0.68
(1,2)	1:A:14:THR:HG1	2:C:2:U:H5	6	0.68
(1,2)	1:A:14:THR:HG1	2:C:2:U:H5'	6	0.68
(1,2)	1:A:14:THR:HG1	2:C:2:U:H5''	6	0.68
(1,2)	1:A:14:THR:HG1	2:C:2:U:H6	6	0.68
(1,2)	1:A:14:THR:HG1	2:C:2:U:HO2'	6	0.68
(1,2)	1:A:14:THR:HG1	2:C:2:U:N1	6	0.68
(1,2)	1:A:14:THR:HG1	2:C:2:U:N3	6	0.68
(1,2)	1:A:14:THR:HG1	2:C:2:U:O2	6	0.68
(1,2)	1:A:14:THR:HG1	2:C:2:U:O2'	6	0.68
(1,2)	1:A:14:THR:HG1	2:C:2:U:O3'	6	0.68
(1,2)	1:A:14:THR:HG1	2:C:2:U:O4	6	0.68
(1,2)	1:A:14:THR:HG1	2:C:2:U:O4'	6	0.68
(1,2)	1:A:14:THR:HG1	2:C:2:U:O5'	6	0.68
(1,2)	1:A:14:THR:HG1	2:C:2:U:OP1	6	0.68
(1,2)	1:A:14:THR:HG1	2:C:2:U:OP2	6	0.68
(1,2)	1:A:14:THR:HG1	2:C:2:U:P	6	0.68
(1,2)	1:A:14:THR:HG1	2:C:3:A:C1'	6	0.68
(1,2)	1:A:14:THR:HG1	2:C:3:A:C2	6	0.68
(1,2)	1:A:14:THR:HG1	2:C:3:A:C2'	6	0.68
(1,2)	1:A:14:THR:HG1	2:C:3:A:C3'	6	0.68
(1,2)	1:A:14:THR:HG1	2:C:3:A:C4	6	0.68
(1,2)	1:A:14:THR:HG1	2:C:3:A:C4'	6	0.68
(1,2)	1:A:14:THR:HG1	2:C:3:A:C5	6	0.68
(1,2)	1:A:14:THR:HG1	2:C:3:A:C5'	6	0.68
(1,2)	1:A:14:THR:HG1	2:C:3:A:C6	6	0.68
(1,2)	1:A:14:THR:HG1	2:C:3:A:C8	6	0.68
(1,2)	1:A:14:THR:HG1	2:C:3:A:H1'	6	0.68
(1,2)	1:A:14:THR:HG1	2:C:3:A:H2	6	0.68
(1,2)	1:A:14:THR:HG1	2:C:3:A:H2'	6	0.68
(1,2)	1:A:14:THR:HG1	2:C:3:A:H3'	6	0.68
(1,2)	1:A:14:THR:HG1	2:C:3:A:H4'	6	0.68
(1,2)	1:A:14:THR:HG1	2:C:3:A:H5'	6	0.68
(1,2)	1:A:14:THR:HG1	2:C:3:A:H5''	6	0.68
(1,2)	1:A:14:THR:HG1	2:C:3:A:H61	6	0.68
(1,2)	1:A:14:THR:HG1	2:C:3:A:H62	6	0.68
(1,2)	1:A:14:THR:HG1	2:C:3:A:H8	6	0.68

Continued on next page...

Continued from previous page...

Key	Atom-1	Atom-2	Model ID	Violation (Å)
(1,2)	1:A:14:THR:HG1	2:C:3:A:HO2'	6	0.68
(1,2)	1:A:14:THR:HG1	2:C:3:A:N1	6	0.68
(1,2)	1:A:14:THR:HG1	2:C:3:A:N3	6	0.68
(1,2)	1:A:14:THR:HG1	2:C:3:A:N6	6	0.68
(1,2)	1:A:14:THR:HG1	2:C:3:A:N7	6	0.68
(1,2)	1:A:14:THR:HG1	2:C:3:A:N9	6	0.68
(1,2)	1:A:14:THR:HG1	2:C:3:A:O2'	6	0.68
(1,2)	1:A:14:THR:HG1	2:C:3:A:O3'	6	0.68
(1,2)	1:A:14:THR:HG1	2:C:3:A:O4'	6	0.68
(1,2)	1:A:14:THR:HG1	2:C:3:A:O5'	6	0.68
(1,2)	1:A:14:THR:HG1	2:C:3:A:OP1	6	0.68
(1,2)	1:A:14:THR:HG1	2:C:3:A:OP2	6	0.68
(1,2)	1:A:14:THR:HG1	2:C:3:A:P	6	0.68
(1,2)	1:A:14:THR:HG1	2:C:4:C:C1'	6	0.68
(1,2)	1:A:14:THR:HG1	2:C:4:C:C2	6	0.68
(1,2)	1:A:14:THR:HG1	2:C:4:C:C2'	6	0.68
(1,2)	1:A:14:THR:HG1	2:C:4:C:C3'	6	0.68
(1,2)	1:A:14:THR:HG1	2:C:4:C:C4	6	0.68
(1,2)	1:A:14:THR:HG1	2:C:4:C:C4'	6	0.68
(1,2)	1:A:14:THR:HG1	2:C:4:C:C5	6	0.68
(1,2)	1:A:14:THR:HG1	2:C:4:C:C5'	6	0.68
(1,2)	1:A:14:THR:HG1	2:C:4:C:C6	6	0.68
(1,2)	1:A:14:THR:HG1	2:C:4:C:H1'	6	0.68
(1,2)	1:A:14:THR:HG1	2:C:4:C:H2'	6	0.68
(1,2)	1:A:14:THR:HG1	2:C:4:C:H3'	6	0.68
(1,2)	1:A:14:THR:HG1	2:C:4:C:H4'	6	0.68
(1,2)	1:A:14:THR:HG1	2:C:4:C:H41	6	0.68
(1,2)	1:A:14:THR:HG1	2:C:4:C:H42	6	0.68
(1,2)	1:A:14:THR:HG1	2:C:4:C:H5	6	0.68
(1,2)	1:A:14:THR:HG1	2:C:4:C:H5'	6	0.68
(1,2)	1:A:14:THR:HG1	2:C:4:C:H5''	6	0.68
(1,2)	1:A:14:THR:HG1	2:C:4:C:H6	6	0.68
(1,2)	1:A:14:THR:HG1	2:C:4:C:HO2'	6	0.68
(1,2)	1:A:14:THR:HG1	2:C:4:C:N1	6	0.68
(1,2)	1:A:14:THR:HG1	2:C:4:C:N3	6	0.68
(1,2)	1:A:14:THR:HG1	2:C:4:C:N4	6	0.68
(1,2)	1:A:14:THR:HG1	2:C:4:C:O2	6	0.68
(1,2)	1:A:14:THR:HG1	2:C:4:C:O2'	6	0.68
(1,2)	1:A:14:THR:HG1	2:C:4:C:O3'	6	0.68
(1,2)	1:A:14:THR:HG1	2:C:4:C:O4'	6	0.68
(1,2)	1:A:14:THR:HG1	2:C:4:C:O5'	6	0.68
(1,2)	1:A:14:THR:HG1	2:C:4:C:OP1	6	0.68

Continued on next page...

Continued from previous page...

Key	Atom-1	Atom-2	Model ID	Violation (Å)
(1,2)	1:A:14:THR:HG1	2:C:4:C:OP2	6	0.68
(1,2)	1:A:14:THR:HG1	2:C:4:C:P	6	0.68
(1,2)	1:A:14:THR:HG1	2:C:5:A:C1'	6	0.68
(1,2)	1:A:14:THR:HG1	2:C:5:A:C2	6	0.68
(1,2)	1:A:14:THR:HG1	2:C:5:A:C2'	6	0.68
(1,2)	1:A:14:THR:HG1	2:C:5:A:C3'	6	0.68
(1,2)	1:A:14:THR:HG1	2:C:5:A:C4	6	0.68
(1,2)	1:A:14:THR:HG1	2:C:5:A:C4'	6	0.68
(1,2)	1:A:14:THR:HG1	2:C:5:A:C5	6	0.68
(1,2)	1:A:14:THR:HG1	2:C:5:A:C5'	6	0.68
(1,2)	1:A:14:THR:HG1	2:C:5:A:C6	6	0.68
(1,2)	1:A:14:THR:HG1	2:C:5:A:C8	6	0.68
(1,2)	1:A:14:THR:HG1	2:C:5:A:H1'	6	0.68
(1,2)	1:A:14:THR:HG1	2:C:5:A:H2	6	0.68
(1,2)	1:A:14:THR:HG1	2:C:5:A:H2'	6	0.68
(1,2)	1:A:14:THR:HG1	2:C:5:A:H3'	6	0.68
(1,2)	1:A:14:THR:HG1	2:C:5:A:H4'	6	0.68
(1,2)	1:A:14:THR:HG1	2:C:5:A:H5'	6	0.68
(1,2)	1:A:14:THR:HG1	2:C:5:A:H5''	6	0.68
(1,2)	1:A:14:THR:HG1	2:C:5:A:H61	6	0.68
(1,2)	1:A:14:THR:HG1	2:C:5:A:H62	6	0.68
(1,2)	1:A:14:THR:HG1	2:C:5:A:H8	6	0.68
(1,2)	1:A:14:THR:HG1	2:C:5:A:HO2'	6	0.68
(1,2)	1:A:14:THR:HG1	2:C:5:A:N1	6	0.68
(1,2)	1:A:14:THR:HG1	2:C:5:A:N3	6	0.68
(1,2)	1:A:14:THR:HG1	2:C:5:A:N6	6	0.68
(1,2)	1:A:14:THR:HG1	2:C:5:A:N7	6	0.68
(1,2)	1:A:14:THR:HG1	2:C:5:A:N9	6	0.68
(1,2)	1:A:14:THR:HG1	2:C:5:A:O2'	6	0.68
(1,2)	1:A:14:THR:HG1	2:C:5:A:O3'	6	0.68
(1,2)	1:A:14:THR:HG1	2:C:5:A:O4'	6	0.68
(1,2)	1:A:14:THR:HG1	2:C:5:A:O5'	6	0.68
(1,2)	1:A:14:THR:HG1	2:C:5:A:OP1	6	0.68
(1,2)	1:A:14:THR:HG1	2:C:5:A:OP2	6	0.68
(1,2)	1:A:14:THR:HG1	2:C:5:A:P	6	0.68
(1,2)	1:A:14:THR:N	2:C:1:A:C1'	6	0.68
(1,2)	1:A:14:THR:N	2:C:1:A:C2	6	0.68
(1,2)	1:A:14:THR:N	2:C:1:A:C2'	6	0.68
(1,2)	1:A:14:THR:N	2:C:1:A:C3'	6	0.68
(1,2)	1:A:14:THR:N	2:C:1:A:C4	6	0.68
(1,2)	1:A:14:THR:N	2:C:1:A:C4'	6	0.68
(1,2)	1:A:14:THR:N	2:C:1:A:C5	6	0.68

Continued on next page...

Continued from previous page...

Key	Atom-1	Atom-2	Model ID	Violation (Å)
(1,2)	1:A:14:THR:N	2:C:1:A:C5'	6	0.68
(1,2)	1:A:14:THR:N	2:C:1:A:C6	6	0.68
(1,2)	1:A:14:THR:N	2:C:1:A:C8	6	0.68
(1,2)	1:A:14:THR:N	2:C:1:A:H1'	6	0.68
(1,2)	1:A:14:THR:N	2:C:1:A:H2	6	0.68
(1,2)	1:A:14:THR:N	2:C:1:A:H2'	6	0.68
(1,2)	1:A:14:THR:N	2:C:1:A:H3'	6	0.68
(1,2)	1:A:14:THR:N	2:C:1:A:H4'	6	0.68
(1,2)	1:A:14:THR:N	2:C:1:A:H5'	6	0.68
(1,2)	1:A:14:THR:N	2:C:1:A:H5''	6	0.68
(1,2)	1:A:14:THR:N	2:C:1:A:H61	6	0.68
(1,2)	1:A:14:THR:N	2:C:1:A:H62	6	0.68
(1,2)	1:A:14:THR:N	2:C:1:A:H8	6	0.68
(1,2)	1:A:14:THR:N	2:C:1:A:HO2'	6	0.68
(1,2)	1:A:14:THR:N	2:C:1:A:N1	6	0.68
(1,2)	1:A:14:THR:N	2:C:1:A:N3	6	0.68
(1,2)	1:A:14:THR:N	2:C:1:A:N6	6	0.68
(1,2)	1:A:14:THR:N	2:C:1:A:N7	6	0.68
(1,2)	1:A:14:THR:N	2:C:1:A:N9	6	0.68
(1,2)	1:A:14:THR:N	2:C:1:A:O2'	6	0.68
(1,2)	1:A:14:THR:N	2:C:1:A:O3'	6	0.68
(1,2)	1:A:14:THR:N	2:C:1:A:O4'	6	0.68
(1,2)	1:A:14:THR:N	2:C:1:A:O5'	6	0.68
(1,2)	1:A:14:THR:N	2:C:2:U:C1'	6	0.68
(1,2)	1:A:14:THR:N	2:C:2:U:C2	6	0.68
(1,2)	1:A:14:THR:N	2:C:2:U:C2'	6	0.68
(1,2)	1:A:14:THR:N	2:C:2:U:C3'	6	0.68
(1,2)	1:A:14:THR:N	2:C:2:U:C4	6	0.68
(1,2)	1:A:14:THR:N	2:C:2:U:C4'	6	0.68
(1,2)	1:A:14:THR:N	2:C:2:U:C5	6	0.68
(1,2)	1:A:14:THR:N	2:C:2:U:C5'	6	0.68
(1,2)	1:A:14:THR:N	2:C:2:U:C6	6	0.68
(1,2)	1:A:14:THR:N	2:C:2:U:H1'	6	0.68
(1,2)	1:A:14:THR:N	2:C:2:U:H2'	6	0.68
(1,2)	1:A:14:THR:N	2:C:2:U:H3	6	0.68
(1,2)	1:A:14:THR:N	2:C:2:U:H3'	6	0.68
(1,2)	1:A:14:THR:N	2:C:2:U:H4'	6	0.68
(1,2)	1:A:14:THR:N	2:C:2:U:H5	6	0.68
(1,2)	1:A:14:THR:N	2:C:2:U:H5'	6	0.68
(1,2)	1:A:14:THR:N	2:C:2:U:H5''	6	0.68
(1,2)	1:A:14:THR:N	2:C:2:U:H6	6	0.68
(1,2)	1:A:14:THR:N	2:C:2:U:HO2'	6	0.68

Continued on next page...

Continued from previous page...

Key	Atom-1	Atom-2	Model ID	Violation (Å)
(1,2)	1:A:14:THR:N	2:C:2:U:N1	6	0.68
(1,2)	1:A:14:THR:N	2:C:2:U:N3	6	0.68
(1,2)	1:A:14:THR:N	2:C:2:U:O2	6	0.68
(1,2)	1:A:14:THR:N	2:C:2:U:O2'	6	0.68
(1,2)	1:A:14:THR:N	2:C:2:U:O3'	6	0.68
(1,2)	1:A:14:THR:N	2:C:2:U:O4	6	0.68
(1,2)	1:A:14:THR:N	2:C:2:U:O4'	6	0.68
(1,2)	1:A:14:THR:N	2:C:2:U:O5'	6	0.68
(1,2)	1:A:14:THR:N	2:C:2:U:OP1	6	0.68
(1,2)	1:A:14:THR:N	2:C:2:U:OP2	6	0.68
(1,2)	1:A:14:THR:N	2:C:2:U:P	6	0.68
(1,2)	1:A:14:THR:N	2:C:3:A:C1'	6	0.68
(1,2)	1:A:14:THR:N	2:C:3:A:C2	6	0.68
(1,2)	1:A:14:THR:N	2:C:3:A:C2'	6	0.68
(1,2)	1:A:14:THR:N	2:C:3:A:C3'	6	0.68
(1,2)	1:A:14:THR:N	2:C:3:A:C4	6	0.68
(1,2)	1:A:14:THR:N	2:C:3:A:C4'	6	0.68
(1,2)	1:A:14:THR:N	2:C:3:A:C5	6	0.68
(1,2)	1:A:14:THR:N	2:C:3:A:C5'	6	0.68
(1,2)	1:A:14:THR:N	2:C:3:A:C6	6	0.68
(1,2)	1:A:14:THR:N	2:C:3:A:C8	6	0.68
(1,2)	1:A:14:THR:N	2:C:3:A:H1'	6	0.68
(1,2)	1:A:14:THR:N	2:C:3:A:H2	6	0.68
(1,2)	1:A:14:THR:N	2:C:3:A:H2'	6	0.68
(1,2)	1:A:14:THR:N	2:C:3:A:H3'	6	0.68
(1,2)	1:A:14:THR:N	2:C:3:A:H4'	6	0.68
(1,2)	1:A:14:THR:N	2:C:3:A:H5'	6	0.68
(1,2)	1:A:14:THR:N	2:C:3:A:H5''	6	0.68
(1,2)	1:A:14:THR:N	2:C:3:A:H61	6	0.68
(1,2)	1:A:14:THR:N	2:C:3:A:H62	6	0.68
(1,2)	1:A:14:THR:N	2:C:3:A:H8	6	0.68
(1,2)	1:A:14:THR:N	2:C:3:A:HO2'	6	0.68
(1,2)	1:A:14:THR:N	2:C:3:A:N1	6	0.68
(1,2)	1:A:14:THR:N	2:C:3:A:N3	6	0.68
(1,2)	1:A:14:THR:N	2:C:3:A:N6	6	0.68
(1,2)	1:A:14:THR:N	2:C:3:A:N7	6	0.68
(1,2)	1:A:14:THR:N	2:C:3:A:N9	6	0.68
(1,2)	1:A:14:THR:N	2:C:3:A:O2'	6	0.68
(1,2)	1:A:14:THR:N	2:C:3:A:O3'	6	0.68
(1,2)	1:A:14:THR:N	2:C:3:A:O4'	6	0.68
(1,2)	1:A:14:THR:N	2:C:3:A:O5'	6	0.68
(1,2)	1:A:14:THR:N	2:C:3:A:OP1	6	0.68

Continued on next page...

Continued from previous page...

Key	Atom-1	Atom-2	Model ID	Violation (Å)
(1,2)	1:A:14:THR:N	2:C:3:A:OP2	6	0.68
(1,2)	1:A:14:THR:N	2:C:3:A:P	6	0.68
(1,2)	1:A:14:THR:N	2:C:4:C:C1'	6	0.68
(1,2)	1:A:14:THR:N	2:C:4:C:C2	6	0.68
(1,2)	1:A:14:THR:N	2:C:4:C:C2'	6	0.68
(1,2)	1:A:14:THR:N	2:C:4:C:C3'	6	0.68
(1,2)	1:A:14:THR:N	2:C:4:C:C4	6	0.68
(1,2)	1:A:14:THR:N	2:C:4:C:C4'	6	0.68
(1,2)	1:A:14:THR:N	2:C:4:C:C5	6	0.68
(1,2)	1:A:14:THR:N	2:C:4:C:C5'	6	0.68
(1,2)	1:A:14:THR:N	2:C:4:C:C6	6	0.68
(1,2)	1:A:14:THR:N	2:C:4:C:H1'	6	0.68
(1,2)	1:A:14:THR:N	2:C:4:C:H2'	6	0.68
(1,2)	1:A:14:THR:N	2:C:4:C:H3'	6	0.68
(1,2)	1:A:14:THR:N	2:C:4:C:H4'	6	0.68
(1,2)	1:A:14:THR:N	2:C:4:C:H41	6	0.68
(1,2)	1:A:14:THR:N	2:C:4:C:H42	6	0.68
(1,2)	1:A:14:THR:N	2:C:4:C:H5	6	0.68
(1,2)	1:A:14:THR:N	2:C:4:C:H5'	6	0.68
(1,2)	1:A:14:THR:N	2:C:4:C:H5''	6	0.68
(1,2)	1:A:14:THR:N	2:C:4:C:H6	6	0.68
(1,2)	1:A:14:THR:N	2:C:4:C:HO2'	6	0.68
(1,2)	1:A:14:THR:N	2:C:4:C:N1	6	0.68
(1,2)	1:A:14:THR:N	2:C:4:C:N3	6	0.68
(1,2)	1:A:14:THR:N	2:C:4:C:N4	6	0.68
(1,2)	1:A:14:THR:N	2:C:4:C:O2	6	0.68
(1,2)	1:A:14:THR:N	2:C:4:C:O2'	6	0.68
(1,2)	1:A:14:THR:N	2:C:4:C:O3'	6	0.68
(1,2)	1:A:14:THR:N	2:C:4:C:O4'	6	0.68
(1,2)	1:A:14:THR:N	2:C:4:C:O5'	6	0.68
(1,2)	1:A:14:THR:N	2:C:4:C:OP1	6	0.68
(1,2)	1:A:14:THR:N	2:C:4:C:OP2	6	0.68
(1,2)	1:A:14:THR:N	2:C:4:C:P	6	0.68
(1,2)	1:A:14:THR:N	2:C:5:A:C1'	6	0.68
(1,2)	1:A:14:THR:N	2:C:5:A:C2	6	0.68
(1,2)	1:A:14:THR:N	2:C:5:A:C2'	6	0.68
(1,2)	1:A:14:THR:N	2:C:5:A:C3'	6	0.68
(1,2)	1:A:14:THR:N	2:C:5:A:C4	6	0.68
(1,2)	1:A:14:THR:N	2:C:5:A:C4'	6	0.68
(1,2)	1:A:14:THR:N	2:C:5:A:C5	6	0.68
(1,2)	1:A:14:THR:N	2:C:5:A:C5'	6	0.68
(1,2)	1:A:14:THR:N	2:C:5:A:C6	6	0.68

Continued on next page...

Continued from previous page...

Key	Atom-1	Atom-2	Model ID	Violation (Å)
(1,2)	1:A:14:THR:N	2:C:5:A:C8	6	0.68
(1,2)	1:A:14:THR:N	2:C:5:A:H1'	6	0.68
(1,2)	1:A:14:THR:N	2:C:5:A:H2	6	0.68
(1,2)	1:A:14:THR:N	2:C:5:A:H2'	6	0.68
(1,2)	1:A:14:THR:N	2:C:5:A:H3'	6	0.68
(1,2)	1:A:14:THR:N	2:C:5:A:H4'	6	0.68
(1,2)	1:A:14:THR:N	2:C:5:A:H5'	6	0.68
(1,2)	1:A:14:THR:N	2:C:5:A:H5''	6	0.68
(1,2)	1:A:14:THR:N	2:C:5:A:H61	6	0.68
(1,2)	1:A:14:THR:N	2:C:5:A:H62	6	0.68
(1,2)	1:A:14:THR:N	2:C:5:A:H8	6	0.68
(1,2)	1:A:14:THR:N	2:C:5:A:HO2'	6	0.68
(1,2)	1:A:14:THR:N	2:C:5:A:N1	6	0.68
(1,2)	1:A:14:THR:N	2:C:5:A:N3	6	0.68
(1,2)	1:A:14:THR:N	2:C:5:A:N6	6	0.68
(1,2)	1:A:14:THR:N	2:C:5:A:N7	6	0.68
(1,2)	1:A:14:THR:N	2:C:5:A:N9	6	0.68
(1,2)	1:A:14:THR:N	2:C:5:A:O2'	6	0.68
(1,2)	1:A:14:THR:N	2:C:5:A:O3'	6	0.68
(1,2)	1:A:14:THR:N	2:C:5:A:O4'	6	0.68
(1,2)	1:A:14:THR:N	2:C:5:A:O5'	6	0.68
(1,2)	1:A:14:THR:N	2:C:5:A:OP1	6	0.68
(1,2)	1:A:14:THR:N	2:C:5:A:OP2	6	0.68
(1,2)	1:A:14:THR:N	2:C:5:A:P	6	0.68
(1,2)	1:A:14:THR:O	2:C:1:A:C1'	6	0.68
(1,2)	1:A:14:THR:O	2:C:1:A:C2	6	0.68
(1,2)	1:A:14:THR:O	2:C:1:A:C2'	6	0.68
(1,2)	1:A:14:THR:O	2:C:1:A:C3'	6	0.68
(1,2)	1:A:14:THR:O	2:C:1:A:C4	6	0.68
(1,2)	1:A:14:THR:O	2:C:1:A:C4'	6	0.68
(1,2)	1:A:14:THR:O	2:C:1:A:C5	6	0.68
(1,2)	1:A:14:THR:O	2:C:1:A:C5'	6	0.68
(1,2)	1:A:14:THR:O	2:C:1:A:C6	6	0.68
(1,2)	1:A:14:THR:O	2:C:1:A:C8	6	0.68
(1,2)	1:A:14:THR:O	2:C:1:A:H1'	6	0.68
(1,2)	1:A:14:THR:O	2:C:1:A:H2	6	0.68
(1,2)	1:A:14:THR:O	2:C:1:A:H2'	6	0.68
(1,2)	1:A:14:THR:O	2:C:1:A:H3'	6	0.68
(1,2)	1:A:14:THR:O	2:C:1:A:H4'	6	0.68
(1,2)	1:A:14:THR:O	2:C:1:A:H5'	6	0.68
(1,2)	1:A:14:THR:O	2:C:1:A:H5''	6	0.68
(1,2)	1:A:14:THR:O	2:C:1:A:H61	6	0.68

Continued on next page...

Continued from previous page...

Key	Atom-1	Atom-2	Model ID	Violation (Å)
(1,2)	1:A:14:THR:O	2:C:1:A:H62	6	0.68
(1,2)	1:A:14:THR:O	2:C:1:A:H8	6	0.68
(1,2)	1:A:14:THR:O	2:C:1:A:HO2'	6	0.68
(1,2)	1:A:14:THR:O	2:C:1:A:N1	6	0.68
(1,2)	1:A:14:THR:O	2:C:1:A:N3	6	0.68
(1,2)	1:A:14:THR:O	2:C:1:A:N6	6	0.68
(1,2)	1:A:14:THR:O	2:C:1:A:N7	6	0.68
(1,2)	1:A:14:THR:O	2:C:1:A:N9	6	0.68
(1,2)	1:A:14:THR:O	2:C:1:A:O2'	6	0.68
(1,2)	1:A:14:THR:O	2:C:1:A:O3'	6	0.68
(1,2)	1:A:14:THR:O	2:C:1:A:O4'	6	0.68
(1,2)	1:A:14:THR:O	2:C:1:A:O5'	6	0.68
(1,2)	1:A:14:THR:O	2:C:2:U:C1'	6	0.68
(1,2)	1:A:14:THR:O	2:C:2:U:C2	6	0.68
(1,2)	1:A:14:THR:O	2:C:2:U:C2'	6	0.68
(1,2)	1:A:14:THR:O	2:C:2:U:C3'	6	0.68
(1,2)	1:A:14:THR:O	2:C:2:U:C4	6	0.68
(1,2)	1:A:14:THR:O	2:C:2:U:C4'	6	0.68
(1,2)	1:A:14:THR:O	2:C:2:U:C5	6	0.68
(1,2)	1:A:14:THR:O	2:C:2:U:C5'	6	0.68
(1,2)	1:A:14:THR:O	2:C:2:U:C6	6	0.68
(1,2)	1:A:14:THR:O	2:C:2:U:H1'	6	0.68
(1,2)	1:A:14:THR:O	2:C:2:U:H2'	6	0.68
(1,2)	1:A:14:THR:O	2:C:2:U:H3	6	0.68
(1,2)	1:A:14:THR:O	2:C:2:U:H3'	6	0.68
(1,2)	1:A:14:THR:O	2:C:2:U:H4'	6	0.68
(1,2)	1:A:14:THR:O	2:C:2:U:H5	6	0.68
(1,2)	1:A:14:THR:O	2:C:2:U:H5'	6	0.68
(1,2)	1:A:14:THR:O	2:C:2:U:H5''	6	0.68
(1,2)	1:A:14:THR:O	2:C:2:U:H6	6	0.68
(1,2)	1:A:14:THR:O	2:C:2:U:HO2'	6	0.68
(1,2)	1:A:14:THR:O	2:C:2:U:N1	6	0.68
(1,2)	1:A:14:THR:O	2:C:2:U:N3	6	0.68
(1,2)	1:A:14:THR:O	2:C:2:U:O2	6	0.68
(1,2)	1:A:14:THR:O	2:C:2:U:O2'	6	0.68
(1,2)	1:A:14:THR:O	2:C:2:U:O3'	6	0.68
(1,2)	1:A:14:THR:O	2:C:2:U:O4	6	0.68
(1,2)	1:A:14:THR:O	2:C:2:U:O4'	6	0.68
(1,2)	1:A:14:THR:O	2:C:2:U:O5'	6	0.68
(1,2)	1:A:14:THR:O	2:C:2:U:OP1	6	0.68
(1,2)	1:A:14:THR:O	2:C:2:U:OP2	6	0.68
(1,2)	1:A:14:THR:O	2:C:2:U:P	6	0.68

Continued on next page...

Continued from previous page...

Key	Atom-1	Atom-2	Model ID	Violation (Å)
(1,2)	1:A:14:THR:O	2:C:3:A:C1'	6	0.68
(1,2)	1:A:14:THR:O	2:C:3:A:C2	6	0.68
(1,2)	1:A:14:THR:O	2:C:3:A:C2'	6	0.68
(1,2)	1:A:14:THR:O	2:C:3:A:C3'	6	0.68
(1,2)	1:A:14:THR:O	2:C:3:A:C4	6	0.68
(1,2)	1:A:14:THR:O	2:C:3:A:C4'	6	0.68
(1,2)	1:A:14:THR:O	2:C:3:A:C5	6	0.68
(1,2)	1:A:14:THR:O	2:C:3:A:C5'	6	0.68
(1,2)	1:A:14:THR:O	2:C:3:A:C6	6	0.68
(1,2)	1:A:14:THR:O	2:C:3:A:C8	6	0.68
(1,2)	1:A:14:THR:O	2:C:3:A:H1'	6	0.68
(1,2)	1:A:14:THR:O	2:C:3:A:H2	6	0.68
(1,2)	1:A:14:THR:O	2:C:3:A:H2'	6	0.68
(1,2)	1:A:14:THR:O	2:C:3:A:H3'	6	0.68
(1,2)	1:A:14:THR:O	2:C:3:A:H4'	6	0.68
(1,2)	1:A:14:THR:O	2:C:3:A:H5'	6	0.68
(1,2)	1:A:14:THR:O	2:C:3:A:H5''	6	0.68
(1,2)	1:A:14:THR:O	2:C:3:A:H61	6	0.68
(1,2)	1:A:14:THR:O	2:C:3:A:H62	6	0.68
(1,2)	1:A:14:THR:O	2:C:3:A:H8	6	0.68
(1,2)	1:A:14:THR:O	2:C:3:A:HO2'	6	0.68
(1,2)	1:A:14:THR:O	2:C:3:A:N1	6	0.68
(1,2)	1:A:14:THR:O	2:C:3:A:N3	6	0.68
(1,2)	1:A:14:THR:O	2:C:3:A:N6	6	0.68
(1,2)	1:A:14:THR:O	2:C:3:A:N7	6	0.68
(1,2)	1:A:14:THR:O	2:C:3:A:N9	6	0.68
(1,2)	1:A:14:THR:O	2:C:3:A:O2'	6	0.68
(1,2)	1:A:14:THR:O	2:C:3:A:O3'	6	0.68
(1,2)	1:A:14:THR:O	2:C:3:A:O4'	6	0.68
(1,2)	1:A:14:THR:O	2:C:3:A:O5'	6	0.68
(1,2)	1:A:14:THR:O	2:C:3:A:OP1	6	0.68
(1,2)	1:A:14:THR:O	2:C:3:A:OP2	6	0.68
(1,2)	1:A:14:THR:O	2:C:3:A:P	6	0.68
(1,2)	1:A:14:THR:O	2:C:4:C:C1'	6	0.68
(1,2)	1:A:14:THR:O	2:C:4:C:C2	6	0.68
(1,2)	1:A:14:THR:O	2:C:4:C:C2'	6	0.68
(1,2)	1:A:14:THR:O	2:C:4:C:C3'	6	0.68
(1,2)	1:A:14:THR:O	2:C:4:C:C4	6	0.68
(1,2)	1:A:14:THR:O	2:C:4:C:C4'	6	0.68
(1,2)	1:A:14:THR:O	2:C:4:C:C5	6	0.68
(1,2)	1:A:14:THR:O	2:C:4:C:C5'	6	0.68
(1,2)	1:A:14:THR:O	2:C:4:C:C6	6	0.68

Continued on next page...

Continued from previous page...

Key	Atom-1	Atom-2	Model ID	Violation (Å)
(1,2)	1:A:14:THR:O	2:C:4:C:H1'	6	0.68
(1,2)	1:A:14:THR:O	2:C:4:C:H2'	6	0.68
(1,2)	1:A:14:THR:O	2:C:4:C:H3'	6	0.68
(1,2)	1:A:14:THR:O	2:C:4:C:H4'	6	0.68
(1,2)	1:A:14:THR:O	2:C:4:C:H41	6	0.68
(1,2)	1:A:14:THR:O	2:C:4:C:H42	6	0.68
(1,2)	1:A:14:THR:O	2:C:4:C:H5	6	0.68
(1,2)	1:A:14:THR:O	2:C:4:C:H5'	6	0.68
(1,2)	1:A:14:THR:O	2:C:4:C:H5''	6	0.68
(1,2)	1:A:14:THR:O	2:C:4:C:H6	6	0.68
(1,2)	1:A:14:THR:O	2:C:4:C:HO2'	6	0.68
(1,2)	1:A:14:THR:O	2:C:4:C:N1	6	0.68
(1,2)	1:A:14:THR:O	2:C:4:C:N3	6	0.68
(1,2)	1:A:14:THR:O	2:C:4:C:N4	6	0.68
(1,2)	1:A:14:THR:O	2:C:4:C:O2	6	0.68
(1,2)	1:A:14:THR:O	2:C:4:C:O2'	6	0.68
(1,2)	1:A:14:THR:O	2:C:4:C:O3'	6	0.68
(1,2)	1:A:14:THR:O	2:C:4:C:O4'	6	0.68
(1,2)	1:A:14:THR:O	2:C:4:C:O5'	6	0.68
(1,2)	1:A:14:THR:O	2:C:4:C:OP1	6	0.68
(1,2)	1:A:14:THR:O	2:C:4:C:OP2	6	0.68
(1,2)	1:A:14:THR:O	2:C:4:C:P	6	0.68
(1,2)	1:A:14:THR:O	2:C:5:A:C1'	6	0.68
(1,2)	1:A:14:THR:O	2:C:5:A:C2	6	0.68
(1,2)	1:A:14:THR:O	2:C:5:A:C2'	6	0.68
(1,2)	1:A:14:THR:O	2:C:5:A:C3'	6	0.68
(1,2)	1:A:14:THR:O	2:C:5:A:C4	6	0.68
(1,2)	1:A:14:THR:O	2:C:5:A:C4'	6	0.68
(1,2)	1:A:14:THR:O	2:C:5:A:C5	6	0.68
(1,2)	1:A:14:THR:O	2:C:5:A:C5'	6	0.68
(1,2)	1:A:14:THR:O	2:C:5:A:C6	6	0.68
(1,2)	1:A:14:THR:O	2:C:5:A:C8	6	0.68
(1,2)	1:A:14:THR:O	2:C:5:A:H1'	6	0.68
(1,2)	1:A:14:THR:O	2:C:5:A:H2	6	0.68
(1,2)	1:A:14:THR:O	2:C:5:A:H2'	6	0.68
(1,2)	1:A:14:THR:O	2:C:5:A:H3'	6	0.68
(1,2)	1:A:14:THR:O	2:C:5:A:H4'	6	0.68
(1,2)	1:A:14:THR:O	2:C:5:A:H5'	6	0.68
(1,2)	1:A:14:THR:O	2:C:5:A:H5''	6	0.68
(1,2)	1:A:14:THR:O	2:C:5:A:H61	6	0.68
(1,2)	1:A:14:THR:O	2:C:5:A:H62	6	0.68
(1,2)	1:A:14:THR:O	2:C:5:A:H8	6	0.68

Continued on next page...

Continued from previous page...

Key	Atom-1	Atom-2	Model ID	Violation (Å)
(1,2)	1:A:14:THR:O	2:C:5:A:HO2'	6	0.68
(1,2)	1:A:14:THR:O	2:C:5:A:N1	6	0.68
(1,2)	1:A:14:THR:O	2:C:5:A:N3	6	0.68
(1,2)	1:A:14:THR:O	2:C:5:A:N6	6	0.68
(1,2)	1:A:14:THR:O	2:C:5:A:N7	6	0.68
(1,2)	1:A:14:THR:O	2:C:5:A:N9	6	0.68
(1,2)	1:A:14:THR:O	2:C:5:A:O2'	6	0.68
(1,2)	1:A:14:THR:O	2:C:5:A:O3'	6	0.68
(1,2)	1:A:14:THR:O	2:C:5:A:O4'	6	0.68
(1,2)	1:A:14:THR:O	2:C:5:A:O5'	6	0.68
(1,2)	1:A:14:THR:O	2:C:5:A:OP1	6	0.68
(1,2)	1:A:14:THR:O	2:C:5:A:OP2	6	0.68
(1,2)	1:A:14:THR:O	2:C:5:A:P	6	0.68
(1,2)	1:A:14:THR:OG1	2:C:1:A:C1'	6	0.68
(1,2)	1:A:14:THR:OG1	2:C:1:A:C2	6	0.68
(1,2)	1:A:14:THR:OG1	2:C:1:A:C2'	6	0.68
(1,2)	1:A:14:THR:OG1	2:C:1:A:C3'	6	0.68
(1,2)	1:A:14:THR:OG1	2:C:1:A:C4	6	0.68
(1,2)	1:A:14:THR:OG1	2:C:1:A:C4'	6	0.68
(1,2)	1:A:14:THR:OG1	2:C:1:A:C5	6	0.68
(1,2)	1:A:14:THR:OG1	2:C:1:A:C5'	6	0.68
(1,2)	1:A:14:THR:OG1	2:C:1:A:C6	6	0.68
(1,2)	1:A:14:THR:OG1	2:C:1:A:C8	6	0.68
(1,2)	1:A:14:THR:OG1	2:C:1:A:H1'	6	0.68
(1,2)	1:A:14:THR:OG1	2:C:1:A:H2	6	0.68
(1,2)	1:A:14:THR:OG1	2:C:1:A:H2'	6	0.68
(1,2)	1:A:14:THR:OG1	2:C:1:A:H3'	6	0.68
(1,2)	1:A:14:THR:OG1	2:C:1:A:H4'	6	0.68
(1,2)	1:A:14:THR:OG1	2:C:1:A:H5'	6	0.68
(1,2)	1:A:14:THR:OG1	2:C:1:A:H5''	6	0.68
(1,2)	1:A:14:THR:OG1	2:C:1:A:H61	6	0.68
(1,2)	1:A:14:THR:OG1	2:C:1:A:H62	6	0.68
(1,2)	1:A:14:THR:OG1	2:C:1:A:H8	6	0.68
(1,2)	1:A:14:THR:OG1	2:C:1:A:HO2'	6	0.68
(1,2)	1:A:14:THR:OG1	2:C:1:A:N1	6	0.68
(1,2)	1:A:14:THR:OG1	2:C:1:A:N3	6	0.68
(1,2)	1:A:14:THR:OG1	2:C:1:A:N6	6	0.68
(1,2)	1:A:14:THR:OG1	2:C:1:A:N7	6	0.68
(1,2)	1:A:14:THR:OG1	2:C:1:A:N9	6	0.68
(1,2)	1:A:14:THR:OG1	2:C:1:A:O2'	6	0.68
(1,2)	1:A:14:THR:OG1	2:C:1:A:O3'	6	0.68
(1,2)	1:A:14:THR:OG1	2:C:1:A:O4'	6	0.68

Continued on next page...

Continued from previous page...

Key	Atom-1	Atom-2	Model ID	Violation (Å)
(1,2)	1:A:14:THR:OG1	2:C:1:A:O5'	6	0.68
(1,2)	1:A:14:THR:OG1	2:C:2:U:C1'	6	0.68
(1,2)	1:A:14:THR:OG1	2:C:2:U:C2	6	0.68
(1,2)	1:A:14:THR:OG1	2:C:2:U:C2'	6	0.68
(1,2)	1:A:14:THR:OG1	2:C:2:U:C3'	6	0.68
(1,2)	1:A:14:THR:OG1	2:C:2:U:C4	6	0.68
(1,2)	1:A:14:THR:OG1	2:C:2:U:C4'	6	0.68
(1,2)	1:A:14:THR:OG1	2:C:2:U:C5	6	0.68
(1,2)	1:A:14:THR:OG1	2:C:2:U:C5'	6	0.68
(1,2)	1:A:14:THR:OG1	2:C:2:U:C6	6	0.68
(1,2)	1:A:14:THR:OG1	2:C:2:U:H1'	6	0.68
(1,2)	1:A:14:THR:OG1	2:C:2:U:H2'	6	0.68
(1,2)	1:A:14:THR:OG1	2:C:2:U:H3	6	0.68
(1,2)	1:A:14:THR:OG1	2:C:2:U:H3'	6	0.68
(1,2)	1:A:14:THR:OG1	2:C:2:U:H4'	6	0.68
(1,2)	1:A:14:THR:OG1	2:C:2:U:H5	6	0.68
(1,2)	1:A:14:THR:OG1	2:C:2:U:H5'	6	0.68
(1,2)	1:A:14:THR:OG1	2:C:2:U:H5''	6	0.68
(1,2)	1:A:14:THR:OG1	2:C:2:U:H6	6	0.68
(1,2)	1:A:14:THR:OG1	2:C:2:U:HO2'	6	0.68
(1,2)	1:A:14:THR:OG1	2:C:2:U:N1	6	0.68
(1,2)	1:A:14:THR:OG1	2:C:2:U:N3	6	0.68
(1,2)	1:A:14:THR:OG1	2:C:2:U:O2	6	0.68
(1,2)	1:A:14:THR:OG1	2:C:2:U:O2'	6	0.68
(1,2)	1:A:14:THR:OG1	2:C:2:U:O3'	6	0.68
(1,2)	1:A:14:THR:OG1	2:C:2:U:O4	6	0.68
(1,2)	1:A:14:THR:OG1	2:C:2:U:O4'	6	0.68
(1,2)	1:A:14:THR:OG1	2:C:2:U:O5'	6	0.68
(1,2)	1:A:14:THR:OG1	2:C:2:U:OP1	6	0.68
(1,2)	1:A:14:THR:OG1	2:C:2:U:OP2	6	0.68
(1,2)	1:A:14:THR:OG1	2:C:2:U:P	6	0.68
(1,2)	1:A:14:THR:OG1	2:C:3:A:C1'	6	0.68
(1,2)	1:A:14:THR:OG1	2:C:3:A:C2	6	0.68
(1,2)	1:A:14:THR:OG1	2:C:3:A:C2'	6	0.68
(1,2)	1:A:14:THR:OG1	2:C:3:A:C3'	6	0.68
(1,2)	1:A:14:THR:OG1	2:C:3:A:C4	6	0.68
(1,2)	1:A:14:THR:OG1	2:C:3:A:C4'	6	0.68
(1,2)	1:A:14:THR:OG1	2:C:3:A:C5	6	0.68
(1,2)	1:A:14:THR:OG1	2:C:3:A:C5'	6	0.68
(1,2)	1:A:14:THR:OG1	2:C:3:A:C6	6	0.68
(1,2)	1:A:14:THR:OG1	2:C:3:A:C8	6	0.68
(1,2)	1:A:14:THR:OG1	2:C:3:A:H1'	6	0.68

Continued on next page...

Continued from previous page...

Key	Atom-1	Atom-2	Model ID	Violation (Å)
(1,2)	1:A:14:THR:OG1	2:C:3:A:H2	6	0.68
(1,2)	1:A:14:THR:OG1	2:C:3:A:H2'	6	0.68
(1,2)	1:A:14:THR:OG1	2:C:3:A:H3'	6	0.68
(1,2)	1:A:14:THR:OG1	2:C:3:A:H4'	6	0.68
(1,2)	1:A:14:THR:OG1	2:C:3:A:H5'	6	0.68
(1,2)	1:A:14:THR:OG1	2:C:3:A:H5''	6	0.68
(1,2)	1:A:14:THR:OG1	2:C:3:A:H61	6	0.68
(1,2)	1:A:14:THR:OG1	2:C:3:A:H62	6	0.68
(1,2)	1:A:14:THR:OG1	2:C:3:A:H8	6	0.68
(1,2)	1:A:14:THR:OG1	2:C:3:A:HO2'	6	0.68
(1,2)	1:A:14:THR:OG1	2:C:3:A:N1	6	0.68
(1,2)	1:A:14:THR:OG1	2:C:3:A:N3	6	0.68
(1,2)	1:A:14:THR:OG1	2:C:3:A:N6	6	0.68
(1,2)	1:A:14:THR:OG1	2:C:3:A:N7	6	0.68
(1,2)	1:A:14:THR:OG1	2:C:3:A:N9	6	0.68
(1,2)	1:A:14:THR:OG1	2:C:3:A:O2'	6	0.68
(1,2)	1:A:14:THR:OG1	2:C:3:A:O3'	6	0.68
(1,2)	1:A:14:THR:OG1	2:C:3:A:O4'	6	0.68
(1,2)	1:A:14:THR:OG1	2:C:3:A:O5'	6	0.68
(1,2)	1:A:14:THR:OG1	2:C:3:A:OP1	6	0.68
(1,2)	1:A:14:THR:OG1	2:C:3:A:OP2	6	0.68
(1,2)	1:A:14:THR:OG1	2:C:3:A:P	6	0.68
(1,2)	1:A:14:THR:OG1	2:C:4:C:C1'	6	0.68
(1,2)	1:A:14:THR:OG1	2:C:4:C:C2	6	0.68
(1,2)	1:A:14:THR:OG1	2:C:4:C:C2'	6	0.68
(1,2)	1:A:14:THR:OG1	2:C:4:C:C3'	6	0.68
(1,2)	1:A:14:THR:OG1	2:C:4:C:C4	6	0.68
(1,2)	1:A:14:THR:OG1	2:C:4:C:C4'	6	0.68
(1,2)	1:A:14:THR:OG1	2:C:4:C:C5	6	0.68
(1,2)	1:A:14:THR:OG1	2:C:4:C:C5'	6	0.68
(1,2)	1:A:14:THR:OG1	2:C:4:C:C6	6	0.68
(1,2)	1:A:14:THR:OG1	2:C:4:C:H1'	6	0.68
(1,2)	1:A:14:THR:OG1	2:C:4:C:H2'	6	0.68
(1,2)	1:A:14:THR:OG1	2:C:4:C:H3'	6	0.68
(1,2)	1:A:14:THR:OG1	2:C:4:C:H4'	6	0.68
(1,2)	1:A:14:THR:OG1	2:C:4:C:H41	6	0.68
(1,2)	1:A:14:THR:OG1	2:C:4:C:H42	6	0.68
(1,2)	1:A:14:THR:OG1	2:C:4:C:H5	6	0.68
(1,2)	1:A:14:THR:OG1	2:C:4:C:H5'	6	0.68
(1,2)	1:A:14:THR:OG1	2:C:4:C:H5''	6	0.68
(1,2)	1:A:14:THR:OG1	2:C:4:C:H6	6	0.68
(1,2)	1:A:14:THR:OG1	2:C:4:C:HO2'	6	0.68

Continued on next page...

Continued from previous page...

Key	Atom-1	Atom-2	Model ID	Violation (Å)
(1,2)	1:A:14:THR:OG1	2:C:4:C:N1	6	0.68
(1,2)	1:A:14:THR:OG1	2:C:4:C:N3	6	0.68
(1,2)	1:A:14:THR:OG1	2:C:4:C:N4	6	0.68
(1,2)	1:A:14:THR:OG1	2:C:4:C:O2	6	0.68
(1,2)	1:A:14:THR:OG1	2:C:4:C:O2'	6	0.68
(1,2)	1:A:14:THR:OG1	2:C:4:C:O3'	6	0.68
(1,2)	1:A:14:THR:OG1	2:C:4:C:O4'	6	0.68
(1,2)	1:A:14:THR:OG1	2:C:4:C:O5'	6	0.68
(1,2)	1:A:14:THR:OG1	2:C:4:C:OP1	6	0.68
(1,2)	1:A:14:THR:OG1	2:C:4:C:OP2	6	0.68
(1,2)	1:A:14:THR:OG1	2:C:4:C:P	6	0.68
(1,2)	1:A:14:THR:OG1	2:C:5:A:C1'	6	0.68
(1,2)	1:A:14:THR:OG1	2:C:5:A:C2	6	0.68
(1,2)	1:A:14:THR:OG1	2:C:5:A:C2'	6	0.68
(1,2)	1:A:14:THR:OG1	2:C:5:A:C3'	6	0.68
(1,2)	1:A:14:THR:OG1	2:C:5:A:C4	6	0.68
(1,2)	1:A:14:THR:OG1	2:C:5:A:C4'	6	0.68
(1,2)	1:A:14:THR:OG1	2:C:5:A:C5	6	0.68
(1,2)	1:A:14:THR:OG1	2:C:5:A:C5'	6	0.68
(1,2)	1:A:14:THR:OG1	2:C:5:A:C6	6	0.68
(1,2)	1:A:14:THR:OG1	2:C:5:A:C8	6	0.68
(1,2)	1:A:14:THR:OG1	2:C:5:A:H1'	6	0.68
(1,2)	1:A:14:THR:OG1	2:C:5:A:H2	6	0.68
(1,2)	1:A:14:THR:OG1	2:C:5:A:H2'	6	0.68
(1,2)	1:A:14:THR:OG1	2:C:5:A:H3'	6	0.68
(1,2)	1:A:14:THR:OG1	2:C:5:A:H4'	6	0.68
(1,2)	1:A:14:THR:OG1	2:C:5:A:H5'	6	0.68
(1,2)	1:A:14:THR:OG1	2:C:5:A:H5''	6	0.68
(1,2)	1:A:14:THR:OG1	2:C:5:A:H61	6	0.68
(1,2)	1:A:14:THR:OG1	2:C:5:A:H62	6	0.68
(1,2)	1:A:14:THR:OG1	2:C:5:A:H8	6	0.68
(1,2)	1:A:14:THR:OG1	2:C:5:A:HO2'	6	0.68
(1,2)	1:A:14:THR:OG1	2:C:5:A:N1	6	0.68
(1,2)	1:A:14:THR:OG1	2:C:5:A:N3	6	0.68
(1,2)	1:A:14:THR:OG1	2:C:5:A:N6	6	0.68
(1,2)	1:A:14:THR:OG1	2:C:5:A:N7	6	0.68
(1,2)	1:A:14:THR:OG1	2:C:5:A:N9	6	0.68
(1,2)	1:A:14:THR:OG1	2:C:5:A:O2'	6	0.68
(1,2)	1:A:14:THR:OG1	2:C:5:A:O3'	6	0.68
(1,2)	1:A:14:THR:OG1	2:C:5:A:O4'	6	0.68
(1,2)	1:A:14:THR:OG1	2:C:5:A:O5'	6	0.68
(1,2)	1:A:14:THR:OG1	2:C:5:A:OP1	6	0.68

Continued on next page...

Continued from previous page...

Key	Atom-1	Atom-2	Model ID	Violation (Å)
(1,2)	1:A:14:THR:OG1	2:C:5:A:OP2	6	0.68
(1,2)	1:A:14:THR:OG1	2:C:5:A:P	6	0.68
(1,2)	1:A:14:THR:C	2:C:1:A:C1'	7	0.58
(1,2)	1:A:14:THR:C	2:C:1:A:C2	7	0.58
(1,2)	1:A:14:THR:C	2:C:1:A:C2'	7	0.58
(1,2)	1:A:14:THR:C	2:C:1:A:C3'	7	0.58
(1,2)	1:A:14:THR:C	2:C:1:A:C4	7	0.58
(1,2)	1:A:14:THR:C	2:C:1:A:C4'	7	0.58
(1,2)	1:A:14:THR:C	2:C:1:A:C5	7	0.58
(1,2)	1:A:14:THR:C	2:C:1:A:C5'	7	0.58
(1,2)	1:A:14:THR:C	2:C:1:A:C6	7	0.58
(1,2)	1:A:14:THR:C	2:C:1:A:C8	7	0.58
(1,2)	1:A:14:THR:C	2:C:1:A:H1'	7	0.58
(1,2)	1:A:14:THR:C	2:C:1:A:H2	7	0.58
(1,2)	1:A:14:THR:C	2:C:1:A:H2'	7	0.58
(1,2)	1:A:14:THR:C	2:C:1:A:H3'	7	0.58
(1,2)	1:A:14:THR:C	2:C:1:A:H4'	7	0.58
(1,2)	1:A:14:THR:C	2:C:1:A:H5'	7	0.58
(1,2)	1:A:14:THR:C	2:C:1:A:H5''	7	0.58
(1,2)	1:A:14:THR:C	2:C:1:A:H61	7	0.58
(1,2)	1:A:14:THR:C	2:C:1:A:H62	7	0.58
(1,2)	1:A:14:THR:C	2:C:1:A:H8	7	0.58
(1,2)	1:A:14:THR:C	2:C:1:A:HO2'	7	0.58
(1,2)	1:A:14:THR:C	2:C:1:A:N1	7	0.58
(1,2)	1:A:14:THR:C	2:C:1:A:N3	7	0.58
(1,2)	1:A:14:THR:C	2:C:1:A:N6	7	0.58
(1,2)	1:A:14:THR:C	2:C:1:A:N7	7	0.58
(1,2)	1:A:14:THR:C	2:C:1:A:N9	7	0.58
(1,2)	1:A:14:THR:C	2:C:1:A:O2'	7	0.58
(1,2)	1:A:14:THR:C	2:C:1:A:O3'	7	0.58
(1,2)	1:A:14:THR:C	2:C:1:A:O4'	7	0.58
(1,2)	1:A:14:THR:C	2:C:1:A:O5'	7	0.58
(1,2)	1:A:14:THR:C	2:C:2:U:C1'	7	0.58
(1,2)	1:A:14:THR:C	2:C:2:U:C2	7	0.58
(1,2)	1:A:14:THR:C	2:C:2:U:C2'	7	0.58
(1,2)	1:A:14:THR:C	2:C:2:U:C3'	7	0.58
(1,2)	1:A:14:THR:C	2:C:2:U:C4	7	0.58
(1,2)	1:A:14:THR:C	2:C:2:U:C4'	7	0.58
(1,2)	1:A:14:THR:C	2:C:2:U:C5	7	0.58
(1,2)	1:A:14:THR:C	2:C:2:U:C5'	7	0.58
(1,2)	1:A:14:THR:C	2:C:2:U:C6	7	0.58
(1,2)	1:A:14:THR:C	2:C:2:U:H1'	7	0.58

Continued on next page...

Continued from previous page...

Key	Atom-1	Atom-2	Model ID	Violation (Å)
(1,2)	1:A:14:THR:C	2:C:2:U:H2'	7	0.58
(1,2)	1:A:14:THR:C	2:C:2:U:H3	7	0.58
(1,2)	1:A:14:THR:C	2:C:2:U:H3'	7	0.58
(1,2)	1:A:14:THR:C	2:C:2:U:H4'	7	0.58
(1,2)	1:A:14:THR:C	2:C:2:U:H5	7	0.58
(1,2)	1:A:14:THR:C	2:C:2:U:H5'	7	0.58
(1,2)	1:A:14:THR:C	2:C:2:U:H5''	7	0.58
(1,2)	1:A:14:THR:C	2:C:2:U:H6	7	0.58
(1,2)	1:A:14:THR:C	2:C:2:U:HO2'	7	0.58
(1,2)	1:A:14:THR:C	2:C:2:U:N1	7	0.58
(1,2)	1:A:14:THR:C	2:C:2:U:N3	7	0.58
(1,2)	1:A:14:THR:C	2:C:2:U:O2	7	0.58
(1,2)	1:A:14:THR:C	2:C:2:U:O2'	7	0.58
(1,2)	1:A:14:THR:C	2:C:2:U:O3'	7	0.58
(1,2)	1:A:14:THR:C	2:C:2:U:O4	7	0.58
(1,2)	1:A:14:THR:C	2:C:2:U:O4'	7	0.58
(1,2)	1:A:14:THR:C	2:C:2:U:O5'	7	0.58
(1,2)	1:A:14:THR:C	2:C:2:U:OP1	7	0.58
(1,2)	1:A:14:THR:C	2:C:2:U:OP2	7	0.58
(1,2)	1:A:14:THR:C	2:C:2:U:P	7	0.58
(1,2)	1:A:14:THR:C	2:C:3:A:C1'	7	0.58
(1,2)	1:A:14:THR:C	2:C:3:A:C2	7	0.58
(1,2)	1:A:14:THR:C	2:C:3:A:C2'	7	0.58
(1,2)	1:A:14:THR:C	2:C:3:A:C3'	7	0.58
(1,2)	1:A:14:THR:C	2:C:3:A:C4	7	0.58
(1,2)	1:A:14:THR:C	2:C:3:A:C4'	7	0.58
(1,2)	1:A:14:THR:C	2:C:3:A:C5	7	0.58
(1,2)	1:A:14:THR:C	2:C:3:A:C5'	7	0.58
(1,2)	1:A:14:THR:C	2:C:3:A:C6	7	0.58
(1,2)	1:A:14:THR:C	2:C:3:A:C8	7	0.58
(1,2)	1:A:14:THR:C	2:C:3:A:H1'	7	0.58
(1,2)	1:A:14:THR:C	2:C:3:A:H2	7	0.58
(1,2)	1:A:14:THR:C	2:C:3:A:H2'	7	0.58
(1,2)	1:A:14:THR:C	2:C:3:A:H3'	7	0.58
(1,2)	1:A:14:THR:C	2:C:3:A:H4'	7	0.58
(1,2)	1:A:14:THR:C	2:C:3:A:H5'	7	0.58
(1,2)	1:A:14:THR:C	2:C:3:A:H5''	7	0.58
(1,2)	1:A:14:THR:C	2:C:3:A:H61	7	0.58
(1,2)	1:A:14:THR:C	2:C:3:A:H62	7	0.58
(1,2)	1:A:14:THR:C	2:C:3:A:H8	7	0.58
(1,2)	1:A:14:THR:C	2:C:3:A:HO2'	7	0.58
(1,2)	1:A:14:THR:C	2:C:3:A:N1	7	0.58

Continued on next page...

Continued from previous page...

Key	Atom-1	Atom-2	Model ID	Violation (Å)
(1,2)	1:A:14:THR:C	2:C:3:A:N3	7	0.58
(1,2)	1:A:14:THR:C	2:C:3:A:N6	7	0.58
(1,2)	1:A:14:THR:C	2:C:3:A:N7	7	0.58
(1,2)	1:A:14:THR:C	2:C:3:A:N9	7	0.58
(1,2)	1:A:14:THR:C	2:C:3:A:O2'	7	0.58
(1,2)	1:A:14:THR:C	2:C:3:A:O3'	7	0.58
(1,2)	1:A:14:THR:C	2:C:3:A:O4'	7	0.58
(1,2)	1:A:14:THR:C	2:C:3:A:O5'	7	0.58
(1,2)	1:A:14:THR:C	2:C:3:A:OP1	7	0.58
(1,2)	1:A:14:THR:C	2:C:3:A:OP2	7	0.58
(1,2)	1:A:14:THR:C	2:C:3:A:P	7	0.58
(1,2)	1:A:14:THR:C	2:C:4:C:C1'	7	0.58
(1,2)	1:A:14:THR:C	2:C:4:C:C2	7	0.58
(1,2)	1:A:14:THR:C	2:C:4:C:C2'	7	0.58
(1,2)	1:A:14:THR:C	2:C:4:C:C3'	7	0.58
(1,2)	1:A:14:THR:C	2:C:4:C:C4	7	0.58
(1,2)	1:A:14:THR:C	2:C:4:C:C4'	7	0.58
(1,2)	1:A:14:THR:C	2:C:4:C:C5	7	0.58
(1,2)	1:A:14:THR:C	2:C:4:C:C5'	7	0.58
(1,2)	1:A:14:THR:C	2:C:4:C:C6	7	0.58
(1,2)	1:A:14:THR:C	2:C:4:C:H1'	7	0.58
(1,2)	1:A:14:THR:C	2:C:4:C:H2'	7	0.58
(1,2)	1:A:14:THR:C	2:C:4:C:H3'	7	0.58
(1,2)	1:A:14:THR:C	2:C:4:C:H4'	7	0.58
(1,2)	1:A:14:THR:C	2:C:4:C:H41	7	0.58
(1,2)	1:A:14:THR:C	2:C:4:C:H42	7	0.58
(1,2)	1:A:14:THR:C	2:C:4:C:H5	7	0.58
(1,2)	1:A:14:THR:C	2:C:4:C:H5'	7	0.58
(1,2)	1:A:14:THR:C	2:C:4:C:H5''	7	0.58
(1,2)	1:A:14:THR:C	2:C:4:C:H6	7	0.58
(1,2)	1:A:14:THR:C	2:C:4:C:HO2'	7	0.58
(1,2)	1:A:14:THR:C	2:C:4:C:N1	7	0.58
(1,2)	1:A:14:THR:C	2:C:4:C:N3	7	0.58
(1,2)	1:A:14:THR:C	2:C:4:C:N4	7	0.58
(1,2)	1:A:14:THR:C	2:C:4:C:O2	7	0.58
(1,2)	1:A:14:THR:C	2:C:4:C:O2'	7	0.58
(1,2)	1:A:14:THR:C	2:C:4:C:O3'	7	0.58
(1,2)	1:A:14:THR:C	2:C:4:C:O4'	7	0.58
(1,2)	1:A:14:THR:C	2:C:4:C:O5'	7	0.58
(1,2)	1:A:14:THR:C	2:C:4:C:OP1	7	0.58
(1,2)	1:A:14:THR:C	2:C:4:C:OP2	7	0.58
(1,2)	1:A:14:THR:C	2:C:4:C:P	7	0.58

Continued on next page...

Continued from previous page...

Key	Atom-1	Atom-2	Model ID	Violation (Å)
(1,2)	1:A:14:THR:C	2:C:5:A:C1'	7	0.58
(1,2)	1:A:14:THR:C	2:C:5:A:C2	7	0.58
(1,2)	1:A:14:THR:C	2:C:5:A:C2'	7	0.58
(1,2)	1:A:14:THR:C	2:C:5:A:C3'	7	0.58
(1,2)	1:A:14:THR:C	2:C:5:A:C4	7	0.58
(1,2)	1:A:14:THR:C	2:C:5:A:C4'	7	0.58
(1,2)	1:A:14:THR:C	2:C:5:A:C5	7	0.58
(1,2)	1:A:14:THR:C	2:C:5:A:C5'	7	0.58
(1,2)	1:A:14:THR:C	2:C:5:A:C6	7	0.58
(1,2)	1:A:14:THR:C	2:C:5:A:C8	7	0.58
(1,2)	1:A:14:THR:C	2:C:5:A:H1'	7	0.58
(1,2)	1:A:14:THR:C	2:C:5:A:H2	7	0.58
(1,2)	1:A:14:THR:C	2:C:5:A:H2'	7	0.58
(1,2)	1:A:14:THR:C	2:C:5:A:H3'	7	0.58
(1,2)	1:A:14:THR:C	2:C:5:A:H4'	7	0.58
(1,2)	1:A:14:THR:C	2:C:5:A:H5'	7	0.58
(1,2)	1:A:14:THR:C	2:C:5:A:H5''	7	0.58
(1,2)	1:A:14:THR:C	2:C:5:A:H61	7	0.58
(1,2)	1:A:14:THR:C	2:C:5:A:H62	7	0.58
(1,2)	1:A:14:THR:C	2:C:5:A:H8	7	0.58
(1,2)	1:A:14:THR:C	2:C:5:A:HO2'	7	0.58
(1,2)	1:A:14:THR:C	2:C:5:A:N1	7	0.58
(1,2)	1:A:14:THR:C	2:C:5:A:N3	7	0.58
(1,2)	1:A:14:THR:C	2:C:5:A:N6	7	0.58
(1,2)	1:A:14:THR:C	2:C:5:A:N7	7	0.58
(1,2)	1:A:14:THR:C	2:C:5:A:N9	7	0.58
(1,2)	1:A:14:THR:C	2:C:5:A:O2'	7	0.58
(1,2)	1:A:14:THR:C	2:C:5:A:O3'	7	0.58
(1,2)	1:A:14:THR:C	2:C:5:A:O4'	7	0.58
(1,2)	1:A:14:THR:C	2:C:5:A:O5'	7	0.58
(1,2)	1:A:14:THR:C	2:C:5:A:OP1	7	0.58
(1,2)	1:A:14:THR:C	2:C:5:A:OP2	7	0.58
(1,2)	1:A:14:THR:C	2:C:5:A:P	7	0.58
(1,2)	1:A:14:THR:CA	2:C:1:A:C1'	7	0.58
(1,2)	1:A:14:THR:CA	2:C:1:A:C2	7	0.58
(1,2)	1:A:14:THR:CA	2:C:1:A:C2'	7	0.58
(1,2)	1:A:14:THR:CA	2:C:1:A:C3'	7	0.58
(1,2)	1:A:14:THR:CA	2:C:1:A:C4	7	0.58
(1,2)	1:A:14:THR:CA	2:C:1:A:C4'	7	0.58
(1,2)	1:A:14:THR:CA	2:C:1:A:C5	7	0.58
(1,2)	1:A:14:THR:CA	2:C:1:A:C5'	7	0.58
(1,2)	1:A:14:THR:CA	2:C:1:A:C6	7	0.58

Continued on next page...

Continued from previous page...

Key	Atom-1	Atom-2	Model ID	Violation (Å)
(1,2)	1:A:14:THR:CA	2:C:1:A:C8	7	0.58
(1,2)	1:A:14:THR:CA	2:C:1:A:H1'	7	0.58
(1,2)	1:A:14:THR:CA	2:C:1:A:H2	7	0.58
(1,2)	1:A:14:THR:CA	2:C:1:A:H2'	7	0.58
(1,2)	1:A:14:THR:CA	2:C:1:A:H3'	7	0.58
(1,2)	1:A:14:THR:CA	2:C:1:A:H4'	7	0.58
(1,2)	1:A:14:THR:CA	2:C:1:A:H5'	7	0.58
(1,2)	1:A:14:THR:CA	2:C:1:A:H5''	7	0.58
(1,2)	1:A:14:THR:CA	2:C:1:A:H61	7	0.58
(1,2)	1:A:14:THR:CA	2:C:1:A:H62	7	0.58
(1,2)	1:A:14:THR:CA	2:C:1:A:H8	7	0.58
(1,2)	1:A:14:THR:CA	2:C:1:A:HO2'	7	0.58
(1,2)	1:A:14:THR:CA	2:C:1:A:N1	7	0.58
(1,2)	1:A:14:THR:CA	2:C:1:A:N3	7	0.58
(1,2)	1:A:14:THR:CA	2:C:1:A:N6	7	0.58
(1,2)	1:A:14:THR:CA	2:C:1:A:N7	7	0.58
(1,2)	1:A:14:THR:CA	2:C:1:A:N9	7	0.58
(1,2)	1:A:14:THR:CA	2:C:1:A:O2'	7	0.58
(1,2)	1:A:14:THR:CA	2:C:1:A:O3'	7	0.58
(1,2)	1:A:14:THR:CA	2:C:1:A:O4'	7	0.58
(1,2)	1:A:14:THR:CA	2:C:1:A:O5'	7	0.58
(1,2)	1:A:14:THR:CA	2:C:2:U:C1'	7	0.58
(1,2)	1:A:14:THR:CA	2:C:2:U:C2	7	0.58
(1,2)	1:A:14:THR:CA	2:C:2:U:C2'	7	0.58
(1,2)	1:A:14:THR:CA	2:C:2:U:C3'	7	0.58
(1,2)	1:A:14:THR:CA	2:C:2:U:C4	7	0.58
(1,2)	1:A:14:THR:CA	2:C:2:U:C4'	7	0.58
(1,2)	1:A:14:THR:CA	2:C:2:U:C5	7	0.58
(1,2)	1:A:14:THR:CA	2:C:2:U:C5'	7	0.58
(1,2)	1:A:14:THR:CA	2:C:2:U:C6	7	0.58
(1,2)	1:A:14:THR:CA	2:C:2:U:H1'	7	0.58
(1,2)	1:A:14:THR:CA	2:C:2:U:H2'	7	0.58
(1,2)	1:A:14:THR:CA	2:C:2:U:H3	7	0.58
(1,2)	1:A:14:THR:CA	2:C:2:U:H3'	7	0.58
(1,2)	1:A:14:THR:CA	2:C:2:U:H4'	7	0.58
(1,2)	1:A:14:THR:CA	2:C:2:U:H5	7	0.58
(1,2)	1:A:14:THR:CA	2:C:2:U:H5'	7	0.58
(1,2)	1:A:14:THR:CA	2:C:2:U:H5''	7	0.58
(1,2)	1:A:14:THR:CA	2:C:2:U:H6	7	0.58
(1,2)	1:A:14:THR:CA	2:C:2:U:HO2'	7	0.58
(1,2)	1:A:14:THR:CA	2:C:2:U:N1	7	0.58
(1,2)	1:A:14:THR:CA	2:C:2:U:N3	7	0.58

Continued on next page...

Continued from previous page...

Key	Atom-1	Atom-2	Model ID	Violation (Å)
(1,2)	1:A:14:THR:CA	2:C:2:U:O2	7	0.58
(1,2)	1:A:14:THR:CA	2:C:2:U:O2'	7	0.58
(1,2)	1:A:14:THR:CA	2:C:2:U:O3'	7	0.58
(1,2)	1:A:14:THR:CA	2:C:2:U:O4	7	0.58
(1,2)	1:A:14:THR:CA	2:C:2:U:O4'	7	0.58
(1,2)	1:A:14:THR:CA	2:C:2:U:O5'	7	0.58
(1,2)	1:A:14:THR:CA	2:C:2:U:OP1	7	0.58
(1,2)	1:A:14:THR:CA	2:C:2:U:OP2	7	0.58
(1,2)	1:A:14:THR:CA	2:C:2:U:P	7	0.58
(1,2)	1:A:14:THR:CA	2:C:3:A:C1'	7	0.58
(1,2)	1:A:14:THR:CA	2:C:3:A:C2	7	0.58
(1,2)	1:A:14:THR:CA	2:C:3:A:C2'	7	0.58
(1,2)	1:A:14:THR:CA	2:C:3:A:C3'	7	0.58
(1,2)	1:A:14:THR:CA	2:C:3:A:C4	7	0.58
(1,2)	1:A:14:THR:CA	2:C:3:A:C4'	7	0.58
(1,2)	1:A:14:THR:CA	2:C:3:A:C5	7	0.58
(1,2)	1:A:14:THR:CA	2:C:3:A:C5'	7	0.58
(1,2)	1:A:14:THR:CA	2:C:3:A:C6	7	0.58
(1,2)	1:A:14:THR:CA	2:C:3:A:C8	7	0.58
(1,2)	1:A:14:THR:CA	2:C:3:A:H1'	7	0.58
(1,2)	1:A:14:THR:CA	2:C:3:A:H2	7	0.58
(1,2)	1:A:14:THR:CA	2:C:3:A:H2'	7	0.58
(1,2)	1:A:14:THR:CA	2:C:3:A:H3'	7	0.58
(1,2)	1:A:14:THR:CA	2:C:3:A:H4'	7	0.58
(1,2)	1:A:14:THR:CA	2:C:3:A:H5'	7	0.58
(1,2)	1:A:14:THR:CA	2:C:3:A:H5''	7	0.58
(1,2)	1:A:14:THR:CA	2:C:3:A:H61	7	0.58
(1,2)	1:A:14:THR:CA	2:C:3:A:H62	7	0.58
(1,2)	1:A:14:THR:CA	2:C:3:A:H8	7	0.58
(1,2)	1:A:14:THR:CA	2:C:3:A:HO2'	7	0.58
(1,2)	1:A:14:THR:CA	2:C:3:A:N1	7	0.58
(1,2)	1:A:14:THR:CA	2:C:3:A:N3	7	0.58
(1,2)	1:A:14:THR:CA	2:C:3:A:N6	7	0.58
(1,2)	1:A:14:THR:CA	2:C:3:A:N7	7	0.58
(1,2)	1:A:14:THR:CA	2:C:3:A:N9	7	0.58
(1,2)	1:A:14:THR:CA	2:C:3:A:O2'	7	0.58
(1,2)	1:A:14:THR:CA	2:C:3:A:O3'	7	0.58
(1,2)	1:A:14:THR:CA	2:C:3:A:O4'	7	0.58
(1,2)	1:A:14:THR:CA	2:C:3:A:O5'	7	0.58
(1,2)	1:A:14:THR:CA	2:C:3:A:OP1	7	0.58
(1,2)	1:A:14:THR:CA	2:C:3:A:OP2	7	0.58
(1,2)	1:A:14:THR:CA	2:C:3:A:P	7	0.58

Continued on next page...

Continued from previous page...

Key	Atom-1	Atom-2	Model ID	Violation (Å)
(1,2)	1:A:14:THR:CA	2:C:4:C:C1'	7	0.58
(1,2)	1:A:14:THR:CA	2:C:4:C:C2	7	0.58
(1,2)	1:A:14:THR:CA	2:C:4:C:C2'	7	0.58
(1,2)	1:A:14:THR:CA	2:C:4:C:C3'	7	0.58
(1,2)	1:A:14:THR:CA	2:C:4:C:C4	7	0.58
(1,2)	1:A:14:THR:CA	2:C:4:C:C4'	7	0.58
(1,2)	1:A:14:THR:CA	2:C:4:C:C5	7	0.58
(1,2)	1:A:14:THR:CA	2:C:4:C:C5'	7	0.58
(1,2)	1:A:14:THR:CA	2:C:4:C:C6	7	0.58
(1,2)	1:A:14:THR:CA	2:C:4:C:H1'	7	0.58
(1,2)	1:A:14:THR:CA	2:C:4:C:H2'	7	0.58
(1,2)	1:A:14:THR:CA	2:C:4:C:H3'	7	0.58
(1,2)	1:A:14:THR:CA	2:C:4:C:H4'	7	0.58
(1,2)	1:A:14:THR:CA	2:C:4:C:H41	7	0.58
(1,2)	1:A:14:THR:CA	2:C:4:C:H42	7	0.58
(1,2)	1:A:14:THR:CA	2:C:4:C:H5	7	0.58
(1,2)	1:A:14:THR:CA	2:C:4:C:H5'	7	0.58
(1,2)	1:A:14:THR:CA	2:C:4:C:H5''	7	0.58
(1,2)	1:A:14:THR:CA	2:C:4:C:H6	7	0.58
(1,2)	1:A:14:THR:CA	2:C:4:C:HO2'	7	0.58
(1,2)	1:A:14:THR:CA	2:C:4:C:N1	7	0.58
(1,2)	1:A:14:THR:CA	2:C:4:C:N3	7	0.58
(1,2)	1:A:14:THR:CA	2:C:4:C:N4	7	0.58
(1,2)	1:A:14:THR:CA	2:C:4:C:O2	7	0.58
(1,2)	1:A:14:THR:CA	2:C:4:C:O2'	7	0.58
(1,2)	1:A:14:THR:CA	2:C:4:C:O3'	7	0.58
(1,2)	1:A:14:THR:CA	2:C:4:C:O4'	7	0.58
(1,2)	1:A:14:THR:CA	2:C:4:C:O5'	7	0.58
(1,2)	1:A:14:THR:CA	2:C:4:C:OP1	7	0.58
(1,2)	1:A:14:THR:CA	2:C:4:C:OP2	7	0.58
(1,2)	1:A:14:THR:CA	2:C:4:C:P	7	0.58
(1,2)	1:A:14:THR:CA	2:C:5:A:C1'	7	0.58
(1,2)	1:A:14:THR:CA	2:C:5:A:C2	7	0.58
(1,2)	1:A:14:THR:CA	2:C:5:A:C2'	7	0.58
(1,2)	1:A:14:THR:CA	2:C:5:A:C3'	7	0.58
(1,2)	1:A:14:THR:CA	2:C:5:A:C4	7	0.58
(1,2)	1:A:14:THR:CA	2:C:5:A:C4'	7	0.58
(1,2)	1:A:14:THR:CA	2:C:5:A:C5	7	0.58
(1,2)	1:A:14:THR:CA	2:C:5:A:C5'	7	0.58
(1,2)	1:A:14:THR:CA	2:C:5:A:C6	7	0.58
(1,2)	1:A:14:THR:CA	2:C:5:A:C8	7	0.58
(1,2)	1:A:14:THR:CA	2:C:5:A:H1'	7	0.58

Continued on next page...

Continued from previous page...

Key	Atom-1	Atom-2	Model ID	Violation (Å)
(1,2)	1:A:14:THR:CA	2:C:5:A:H2	7	0.58
(1,2)	1:A:14:THR:CA	2:C:5:A:H2'	7	0.58
(1,2)	1:A:14:THR:CA	2:C:5:A:H3'	7	0.58
(1,2)	1:A:14:THR:CA	2:C:5:A:H4'	7	0.58
(1,2)	1:A:14:THR:CA	2:C:5:A:H5'	7	0.58
(1,2)	1:A:14:THR:CA	2:C:5:A:H5''	7	0.58
(1,2)	1:A:14:THR:CA	2:C:5:A:H61	7	0.58
(1,2)	1:A:14:THR:CA	2:C:5:A:H62	7	0.58
(1,2)	1:A:14:THR:CA	2:C:5:A:H8	7	0.58
(1,2)	1:A:14:THR:CA	2:C:5:A:HO2'	7	0.58
(1,2)	1:A:14:THR:CA	2:C:5:A:N1	7	0.58
(1,2)	1:A:14:THR:CA	2:C:5:A:N3	7	0.58
(1,2)	1:A:14:THR:CA	2:C:5:A:N6	7	0.58
(1,2)	1:A:14:THR:CA	2:C:5:A:N7	7	0.58
(1,2)	1:A:14:THR:CA	2:C:5:A:N9	7	0.58
(1,2)	1:A:14:THR:CA	2:C:5:A:O2'	7	0.58
(1,2)	1:A:14:THR:CA	2:C:5:A:O3'	7	0.58
(1,2)	1:A:14:THR:CA	2:C:5:A:O4'	7	0.58
(1,2)	1:A:14:THR:CA	2:C:5:A:O5'	7	0.58
(1,2)	1:A:14:THR:CA	2:C:5:A:OP1	7	0.58
(1,2)	1:A:14:THR:CA	2:C:5:A:OP2	7	0.58
(1,2)	1:A:14:THR:CA	2:C:5:A:P	7	0.58
(1,2)	1:A:14:THR:CB	2:C:1:A:C1'	7	0.58
(1,2)	1:A:14:THR:CB	2:C:1:A:C2	7	0.58
(1,2)	1:A:14:THR:CB	2:C:1:A:C2'	7	0.58
(1,2)	1:A:14:THR:CB	2:C:1:A:C3'	7	0.58
(1,2)	1:A:14:THR:CB	2:C:1:A:C4	7	0.58
(1,2)	1:A:14:THR:CB	2:C:1:A:C4'	7	0.58
(1,2)	1:A:14:THR:CB	2:C:1:A:C5	7	0.58
(1,2)	1:A:14:THR:CB	2:C:1:A:C5'	7	0.58
(1,2)	1:A:14:THR:CB	2:C:1:A:C6	7	0.58
(1,2)	1:A:14:THR:CB	2:C:1:A:C8	7	0.58
(1,2)	1:A:14:THR:CB	2:C:1:A:H1'	7	0.58
(1,2)	1:A:14:THR:CB	2:C:1:A:H2	7	0.58
(1,2)	1:A:14:THR:CB	2:C:1:A:H2'	7	0.58
(1,2)	1:A:14:THR:CB	2:C:1:A:H3'	7	0.58
(1,2)	1:A:14:THR:CB	2:C:1:A:H4'	7	0.58
(1,2)	1:A:14:THR:CB	2:C:1:A:H5'	7	0.58
(1,2)	1:A:14:THR:CB	2:C:1:A:H5''	7	0.58
(1,2)	1:A:14:THR:CB	2:C:1:A:H61	7	0.58
(1,2)	1:A:14:THR:CB	2:C:1:A:H62	7	0.58
(1,2)	1:A:14:THR:CB	2:C:1:A:H8	7	0.58

Continued on next page...

Continued from previous page...

Key	Atom-1	Atom-2	Model ID	Violation (Å)
(1,2)	1:A:14:THR:CB	2:C:1:A:HO2'	7	0.58
(1,2)	1:A:14:THR:CB	2:C:1:A:N1	7	0.58
(1,2)	1:A:14:THR:CB	2:C:1:A:N3	7	0.58
(1,2)	1:A:14:THR:CB	2:C:1:A:N6	7	0.58
(1,2)	1:A:14:THR:CB	2:C:1:A:N7	7	0.58
(1,2)	1:A:14:THR:CB	2:C:1:A:N9	7	0.58
(1,2)	1:A:14:THR:CB	2:C:1:A:O2'	7	0.58
(1,2)	1:A:14:THR:CB	2:C:1:A:O3'	7	0.58
(1,2)	1:A:14:THR:CB	2:C:1:A:O4'	7	0.58
(1,2)	1:A:14:THR:CB	2:C:1:A:O5'	7	0.58
(1,2)	1:A:14:THR:CB	2:C:2:U:C1'	7	0.58
(1,2)	1:A:14:THR:CB	2:C:2:U:C2	7	0.58
(1,2)	1:A:14:THR:CB	2:C:2:U:C2'	7	0.58
(1,2)	1:A:14:THR:CB	2:C:2:U:C3'	7	0.58
(1,2)	1:A:14:THR:CB	2:C:2:U:C4	7	0.58
(1,2)	1:A:14:THR:CB	2:C:2:U:C4'	7	0.58
(1,2)	1:A:14:THR:CB	2:C:2:U:C5	7	0.58
(1,2)	1:A:14:THR:CB	2:C:2:U:C5'	7	0.58
(1,2)	1:A:14:THR:CB	2:C:2:U:C6	7	0.58
(1,2)	1:A:14:THR:CB	2:C:2:U:H1'	7	0.58
(1,2)	1:A:14:THR:CB	2:C:2:U:H2'	7	0.58
(1,2)	1:A:14:THR:CB	2:C:2:U:H3	7	0.58
(1,2)	1:A:14:THR:CB	2:C:2:U:H3'	7	0.58
(1,2)	1:A:14:THR:CB	2:C:2:U:H4'	7	0.58
(1,2)	1:A:14:THR:CB	2:C:2:U:H5	7	0.58
(1,2)	1:A:14:THR:CB	2:C:2:U:H5'	7	0.58
(1,2)	1:A:14:THR:CB	2:C:2:U:H5''	7	0.58
(1,2)	1:A:14:THR:CB	2:C:2:U:H6	7	0.58
(1,2)	1:A:14:THR:CB	2:C:2:U:HO2'	7	0.58
(1,2)	1:A:14:THR:CB	2:C:2:U:N1	7	0.58
(1,2)	1:A:14:THR:CB	2:C:2:U:N3	7	0.58
(1,2)	1:A:14:THR:CB	2:C:2:U:O2	7	0.58
(1,2)	1:A:14:THR:CB	2:C:2:U:O2'	7	0.58
(1,2)	1:A:14:THR:CB	2:C:2:U:O3'	7	0.58
(1,2)	1:A:14:THR:CB	2:C:2:U:O4	7	0.58
(1,2)	1:A:14:THR:CB	2:C:2:U:O4'	7	0.58
(1,2)	1:A:14:THR:CB	2:C:2:U:O5'	7	0.58
(1,2)	1:A:14:THR:CB	2:C:2:U:OP1	7	0.58
(1,2)	1:A:14:THR:CB	2:C:2:U:OP2	7	0.58
(1,2)	1:A:14:THR:CB	2:C:2:U:P	7	0.58
(1,2)	1:A:14:THR:CB	2:C:3:A:C1'	7	0.58
(1,2)	1:A:14:THR:CB	2:C:3:A:C2	7	0.58

Continued on next page...

Continued from previous page...

Key	Atom-1	Atom-2	Model ID	Violation (Å)
(1,2)	1:A:14:THR:CB	2:C:3:A:C2'	7	0.58
(1,2)	1:A:14:THR:CB	2:C:3:A:C3'	7	0.58
(1,2)	1:A:14:THR:CB	2:C:3:A:C4	7	0.58
(1,2)	1:A:14:THR:CB	2:C:3:A:C4'	7	0.58
(1,2)	1:A:14:THR:CB	2:C:3:A:C5	7	0.58
(1,2)	1:A:14:THR:CB	2:C:3:A:C5'	7	0.58
(1,2)	1:A:14:THR:CB	2:C:3:A:C6	7	0.58
(1,2)	1:A:14:THR:CB	2:C:3:A:C8	7	0.58
(1,2)	1:A:14:THR:CB	2:C:3:A:H1'	7	0.58
(1,2)	1:A:14:THR:CB	2:C:3:A:H2	7	0.58
(1,2)	1:A:14:THR:CB	2:C:3:A:H2'	7	0.58
(1,2)	1:A:14:THR:CB	2:C:3:A:H3'	7	0.58
(1,2)	1:A:14:THR:CB	2:C:3:A:H4'	7	0.58
(1,2)	1:A:14:THR:CB	2:C:3:A:H5'	7	0.58
(1,2)	1:A:14:THR:CB	2:C:3:A:H5''	7	0.58
(1,2)	1:A:14:THR:CB	2:C:3:A:H61	7	0.58
(1,2)	1:A:14:THR:CB	2:C:3:A:H62	7	0.58
(1,2)	1:A:14:THR:CB	2:C:3:A:H8	7	0.58
(1,2)	1:A:14:THR:CB	2:C:3:A:HO2'	7	0.58
(1,2)	1:A:14:THR:CB	2:C:3:A:N1	7	0.58
(1,2)	1:A:14:THR:CB	2:C:3:A:N3	7	0.58
(1,2)	1:A:14:THR:CB	2:C:3:A:N6	7	0.58
(1,2)	1:A:14:THR:CB	2:C:3:A:N7	7	0.58
(1,2)	1:A:14:THR:CB	2:C:3:A:N9	7	0.58
(1,2)	1:A:14:THR:CB	2:C:3:A:O2'	7	0.58
(1,2)	1:A:14:THR:CB	2:C:3:A:O3'	7	0.58
(1,2)	1:A:14:THR:CB	2:C:3:A:O4'	7	0.58
(1,2)	1:A:14:THR:CB	2:C:3:A:O5'	7	0.58
(1,2)	1:A:14:THR:CB	2:C:3:A:OP1	7	0.58
(1,2)	1:A:14:THR:CB	2:C:3:A:OP2	7	0.58
(1,2)	1:A:14:THR:CB	2:C:3:A:P	7	0.58
(1,2)	1:A:14:THR:CB	2:C:4:C:C1'	7	0.58
(1,2)	1:A:14:THR:CB	2:C:4:C:C2	7	0.58
(1,2)	1:A:14:THR:CB	2:C:4:C:C2'	7	0.58
(1,2)	1:A:14:THR:CB	2:C:4:C:C3'	7	0.58
(1,2)	1:A:14:THR:CB	2:C:4:C:C4	7	0.58
(1,2)	1:A:14:THR:CB	2:C:4:C:C4'	7	0.58
(1,2)	1:A:14:THR:CB	2:C:4:C:C5	7	0.58
(1,2)	1:A:14:THR:CB	2:C:4:C:C5'	7	0.58
(1,2)	1:A:14:THR:CB	2:C:4:C:C6	7	0.58
(1,2)	1:A:14:THR:CB	2:C:4:C:H1'	7	0.58
(1,2)	1:A:14:THR:CB	2:C:4:C:H2'	7	0.58

Continued on next page...

Continued from previous page...

Key	Atom-1	Atom-2	Model ID	Violation (Å)
(1,2)	1:A:14:THR:CB	2:C:4:C:H3'	7	0.58
(1,2)	1:A:14:THR:CB	2:C:4:C:H4'	7	0.58
(1,2)	1:A:14:THR:CB	2:C:4:C:H41	7	0.58
(1,2)	1:A:14:THR:CB	2:C:4:C:H42	7	0.58
(1,2)	1:A:14:THR:CB	2:C:4:C:H5	7	0.58
(1,2)	1:A:14:THR:CB	2:C:4:C:H5'	7	0.58
(1,2)	1:A:14:THR:CB	2:C:4:C:H5''	7	0.58
(1,2)	1:A:14:THR:CB	2:C:4:C:H6	7	0.58
(1,2)	1:A:14:THR:CB	2:C:4:C:HO2'	7	0.58
(1,2)	1:A:14:THR:CB	2:C:4:C:N1	7	0.58
(1,2)	1:A:14:THR:CB	2:C:4:C:N3	7	0.58
(1,2)	1:A:14:THR:CB	2:C:4:C:N4	7	0.58
(1,2)	1:A:14:THR:CB	2:C:4:C:O2	7	0.58
(1,2)	1:A:14:THR:CB	2:C:4:C:O2'	7	0.58
(1,2)	1:A:14:THR:CB	2:C:4:C:O3'	7	0.58
(1,2)	1:A:14:THR:CB	2:C:4:C:O4'	7	0.58
(1,2)	1:A:14:THR:CB	2:C:4:C:O5'	7	0.58
(1,2)	1:A:14:THR:CB	2:C:4:C:OP1	7	0.58
(1,2)	1:A:14:THR:CB	2:C:4:C:OP2	7	0.58
(1,2)	1:A:14:THR:CB	2:C:4:C:P	7	0.58
(1,2)	1:A:14:THR:CB	2:C:5:A:C1'	7	0.58
(1,2)	1:A:14:THR:CB	2:C:5:A:C2	7	0.58
(1,2)	1:A:14:THR:CB	2:C:5:A:C2'	7	0.58
(1,2)	1:A:14:THR:CB	2:C:5:A:C3'	7	0.58
(1,2)	1:A:14:THR:CB	2:C:5:A:C4	7	0.58
(1,2)	1:A:14:THR:CB	2:C:5:A:C4'	7	0.58
(1,2)	1:A:14:THR:CB	2:C:5:A:C5	7	0.58
(1,2)	1:A:14:THR:CB	2:C:5:A:C5'	7	0.58
(1,2)	1:A:14:THR:CB	2:C:5:A:C6	7	0.58
(1,2)	1:A:14:THR:CB	2:C:5:A:C8	7	0.58
(1,2)	1:A:14:THR:CB	2:C:5:A:H1'	7	0.58
(1,2)	1:A:14:THR:CB	2:C:5:A:H2	7	0.58
(1,2)	1:A:14:THR:CB	2:C:5:A:H2'	7	0.58
(1,2)	1:A:14:THR:CB	2:C:5:A:H3'	7	0.58
(1,2)	1:A:14:THR:CB	2:C:5:A:H4'	7	0.58
(1,2)	1:A:14:THR:CB	2:C:5:A:H5'	7	0.58
(1,2)	1:A:14:THR:CB	2:C:5:A:H5''	7	0.58
(1,2)	1:A:14:THR:CB	2:C:5:A:H61	7	0.58
(1,2)	1:A:14:THR:CB	2:C:5:A:H62	7	0.58
(1,2)	1:A:14:THR:CB	2:C:5:A:H8	7	0.58
(1,2)	1:A:14:THR:CB	2:C:5:A:HO2'	7	0.58
(1,2)	1:A:14:THR:CB	2:C:5:A:N1	7	0.58

Continued on next page...

Continued from previous page...

Key	Atom-1	Atom-2	Model ID	Violation (Å)
(1,2)	1:A:14:THR:CB	2:C:5:A:N3	7	0.58
(1,2)	1:A:14:THR:CB	2:C:5:A:N6	7	0.58
(1,2)	1:A:14:THR:CB	2:C:5:A:N7	7	0.58
(1,2)	1:A:14:THR:CB	2:C:5:A:N9	7	0.58
(1,2)	1:A:14:THR:CB	2:C:5:A:O2'	7	0.58
(1,2)	1:A:14:THR:CB	2:C:5:A:O3'	7	0.58
(1,2)	1:A:14:THR:CB	2:C:5:A:O4'	7	0.58
(1,2)	1:A:14:THR:CB	2:C:5:A:O5'	7	0.58
(1,2)	1:A:14:THR:CB	2:C:5:A:OP1	7	0.58
(1,2)	1:A:14:THR:CB	2:C:5:A:OP2	7	0.58
(1,2)	1:A:14:THR:CB	2:C:5:A:P	7	0.58
(1,2)	1:A:14:THR:CG2	2:C:1:A:C1'	7	0.58
(1,2)	1:A:14:THR:CG2	2:C:1:A:C2	7	0.58
(1,2)	1:A:14:THR:CG2	2:C:1:A:C2'	7	0.58
(1,2)	1:A:14:THR:CG2	2:C:1:A:C3'	7	0.58
(1,2)	1:A:14:THR:CG2	2:C:1:A:C4	7	0.58
(1,2)	1:A:14:THR:CG2	2:C:1:A:C4'	7	0.58
(1,2)	1:A:14:THR:CG2	2:C:1:A:C5	7	0.58
(1,2)	1:A:14:THR:CG2	2:C:1:A:C5'	7	0.58
(1,2)	1:A:14:THR:CG2	2:C:1:A:C6	7	0.58
(1,2)	1:A:14:THR:CG2	2:C:1:A:C8	7	0.58
(1,2)	1:A:14:THR:CG2	2:C:1:A:H1'	7	0.58
(1,2)	1:A:14:THR:CG2	2:C:1:A:H2	7	0.58
(1,2)	1:A:14:THR:CG2	2:C:1:A:H2'	7	0.58
(1,2)	1:A:14:THR:CG2	2:C:1:A:H3'	7	0.58
(1,2)	1:A:14:THR:CG2	2:C:1:A:H4'	7	0.58
(1,2)	1:A:14:THR:CG2	2:C:1:A:H5'	7	0.58
(1,2)	1:A:14:THR:CG2	2:C:1:A:H5''	7	0.58
(1,2)	1:A:14:THR:CG2	2:C:1:A:H61	7	0.58
(1,2)	1:A:14:THR:CG2	2:C:1:A:H62	7	0.58
(1,2)	1:A:14:THR:CG2	2:C:1:A:H8	7	0.58
(1,2)	1:A:14:THR:CG2	2:C:1:A:HO2'	7	0.58
(1,2)	1:A:14:THR:CG2	2:C:1:A:N1	7	0.58
(1,2)	1:A:14:THR:CG2	2:C:1:A:N3	7	0.58
(1,2)	1:A:14:THR:CG2	2:C:1:A:N6	7	0.58
(1,2)	1:A:14:THR:CG2	2:C:1:A:N7	7	0.58
(1,2)	1:A:14:THR:CG2	2:C:1:A:N9	7	0.58
(1,2)	1:A:14:THR:CG2	2:C:1:A:O2'	7	0.58
(1,2)	1:A:14:THR:CG2	2:C:1:A:O3'	7	0.58
(1,2)	1:A:14:THR:CG2	2:C:1:A:O4'	7	0.58
(1,2)	1:A:14:THR:CG2	2:C:1:A:O5'	7	0.58
(1,2)	1:A:14:THR:CG2	2:C:2:U:C1'	7	0.58

Continued on next page...

Continued from previous page...

Key	Atom-1	Atom-2	Model ID	Violation (Å)
(1,2)	1:A:14:THR:CG2	2:C:2:U:C2	7	0.58
(1,2)	1:A:14:THR:CG2	2:C:2:U:C2'	7	0.58
(1,2)	1:A:14:THR:CG2	2:C:2:U:C3'	7	0.58
(1,2)	1:A:14:THR:CG2	2:C:2:U:C4	7	0.58
(1,2)	1:A:14:THR:CG2	2:C:2:U:C4'	7	0.58
(1,2)	1:A:14:THR:CG2	2:C:2:U:C5	7	0.58
(1,2)	1:A:14:THR:CG2	2:C:2:U:C5'	7	0.58
(1,2)	1:A:14:THR:CG2	2:C:2:U:C6	7	0.58
(1,2)	1:A:14:THR:CG2	2:C:2:U:H1'	7	0.58
(1,2)	1:A:14:THR:CG2	2:C:2:U:H2'	7	0.58
(1,2)	1:A:14:THR:CG2	2:C:2:U:H3	7	0.58
(1,2)	1:A:14:THR:CG2	2:C:2:U:H3'	7	0.58
(1,2)	1:A:14:THR:CG2	2:C:2:U:H4'	7	0.58
(1,2)	1:A:14:THR:CG2	2:C:2:U:H5	7	0.58
(1,2)	1:A:14:THR:CG2	2:C:2:U:H5'	7	0.58
(1,2)	1:A:14:THR:CG2	2:C:2:U:H5''	7	0.58
(1,2)	1:A:14:THR:CG2	2:C:2:U:H6	7	0.58
(1,2)	1:A:14:THR:CG2	2:C:2:U:HO2'	7	0.58
(1,2)	1:A:14:THR:CG2	2:C:2:U:N1	7	0.58
(1,2)	1:A:14:THR:CG2	2:C:2:U:N3	7	0.58
(1,2)	1:A:14:THR:CG2	2:C:2:U:O2	7	0.58
(1,2)	1:A:14:THR:CG2	2:C:2:U:O2'	7	0.58
(1,2)	1:A:14:THR:CG2	2:C:2:U:O3'	7	0.58
(1,2)	1:A:14:THR:CG2	2:C:2:U:O4	7	0.58
(1,2)	1:A:14:THR:CG2	2:C:2:U:O4'	7	0.58
(1,2)	1:A:14:THR:CG2	2:C:2:U:O5'	7	0.58
(1,2)	1:A:14:THR:CG2	2:C:2:U:OP1	7	0.58
(1,2)	1:A:14:THR:CG2	2:C:2:U:OP2	7	0.58
(1,2)	1:A:14:THR:CG2	2:C:2:U:P	7	0.58
(1,2)	1:A:14:THR:CG2	2:C:3:A:C1'	7	0.58
(1,2)	1:A:14:THR:CG2	2:C:3:A:C2	7	0.58
(1,2)	1:A:14:THR:CG2	2:C:3:A:C2'	7	0.58
(1,2)	1:A:14:THR:CG2	2:C:3:A:C3'	7	0.58
(1,2)	1:A:14:THR:CG2	2:C:3:A:C4	7	0.58
(1,2)	1:A:14:THR:CG2	2:C:3:A:C4'	7	0.58
(1,2)	1:A:14:THR:CG2	2:C:3:A:C5	7	0.58
(1,2)	1:A:14:THR:CG2	2:C:3:A:C5'	7	0.58
(1,2)	1:A:14:THR:CG2	2:C:3:A:C6	7	0.58
(1,2)	1:A:14:THR:CG2	2:C:3:A:C8	7	0.58
(1,2)	1:A:14:THR:CG2	2:C:3:A:H1'	7	0.58
(1,2)	1:A:14:THR:CG2	2:C:3:A:H2	7	0.58
(1,2)	1:A:14:THR:CG2	2:C:3:A:H2'	7	0.58

Continued on next page...

Continued from previous page...

Key	Atom-1	Atom-2	Model ID	Violation (Å)
(1,2)	1:A:14:THR:CG2	2:C:3:A:H3'	7	0.58
(1,2)	1:A:14:THR:CG2	2:C:3:A:H4'	7	0.58
(1,2)	1:A:14:THR:CG2	2:C:3:A:H5'	7	0.58
(1,2)	1:A:14:THR:CG2	2:C:3:A:H5''	7	0.58
(1,2)	1:A:14:THR:CG2	2:C:3:A:H61	7	0.58
(1,2)	1:A:14:THR:CG2	2:C:3:A:H62	7	0.58
(1,2)	1:A:14:THR:CG2	2:C:3:A:H8	7	0.58
(1,2)	1:A:14:THR:CG2	2:C:3:A:HO2'	7	0.58
(1,2)	1:A:14:THR:CG2	2:C:3:A:N1	7	0.58
(1,2)	1:A:14:THR:CG2	2:C:3:A:N3	7	0.58
(1,2)	1:A:14:THR:CG2	2:C:3:A:N6	7	0.58
(1,2)	1:A:14:THR:CG2	2:C:3:A:N7	7	0.58
(1,2)	1:A:14:THR:CG2	2:C:3:A:N9	7	0.58
(1,2)	1:A:14:THR:CG2	2:C:3:A:O2'	7	0.58
(1,2)	1:A:14:THR:CG2	2:C:3:A:O3'	7	0.58
(1,2)	1:A:14:THR:CG2	2:C:3:A:O4'	7	0.58
(1,2)	1:A:14:THR:CG2	2:C:3:A:O5'	7	0.58
(1,2)	1:A:14:THR:CG2	2:C:3:A:OP1	7	0.58
(1,2)	1:A:14:THR:CG2	2:C:3:A:OP2	7	0.58
(1,2)	1:A:14:THR:CG2	2:C:3:A:P	7	0.58
(1,2)	1:A:14:THR:CG2	2:C:4:C:C1'	7	0.58
(1,2)	1:A:14:THR:CG2	2:C:4:C:C2	7	0.58
(1,2)	1:A:14:THR:CG2	2:C:4:C:C2'	7	0.58
(1,2)	1:A:14:THR:CG2	2:C:4:C:C3'	7	0.58
(1,2)	1:A:14:THR:CG2	2:C:4:C:C4	7	0.58
(1,2)	1:A:14:THR:CG2	2:C:4:C:C4'	7	0.58
(1,2)	1:A:14:THR:CG2	2:C:4:C:C5	7	0.58
(1,2)	1:A:14:THR:CG2	2:C:4:C:C5'	7	0.58
(1,2)	1:A:14:THR:CG2	2:C:4:C:C6	7	0.58
(1,2)	1:A:14:THR:CG2	2:C:4:C:H1'	7	0.58
(1,2)	1:A:14:THR:CG2	2:C:4:C:H2'	7	0.58
(1,2)	1:A:14:THR:CG2	2:C:4:C:H3'	7	0.58
(1,2)	1:A:14:THR:CG2	2:C:4:C:H4'	7	0.58
(1,2)	1:A:14:THR:CG2	2:C:4:C:H41	7	0.58
(1,2)	1:A:14:THR:CG2	2:C:4:C:H42	7	0.58
(1,2)	1:A:14:THR:CG2	2:C:4:C:H5	7	0.58
(1,2)	1:A:14:THR:CG2	2:C:4:C:H5'	7	0.58
(1,2)	1:A:14:THR:CG2	2:C:4:C:H5''	7	0.58
(1,2)	1:A:14:THR:CG2	2:C:4:C:H6	7	0.58
(1,2)	1:A:14:THR:CG2	2:C:4:C:HO2'	7	0.58
(1,2)	1:A:14:THR:CG2	2:C:4:C:N1	7	0.58
(1,2)	1:A:14:THR:CG2	2:C:4:C:N3	7	0.58

Continued on next page...

Continued from previous page...

Key	Atom-1	Atom-2	Model ID	Violation (Å)
(1,2)	1:A:14:THR:CG2	2:C:4:C:N4	7	0.58
(1,2)	1:A:14:THR:CG2	2:C:4:C:O2	7	0.58
(1,2)	1:A:14:THR:CG2	2:C:4:C:O2'	7	0.58
(1,2)	1:A:14:THR:CG2	2:C:4:C:O3'	7	0.58
(1,2)	1:A:14:THR:CG2	2:C:4:C:O4'	7	0.58
(1,2)	1:A:14:THR:CG2	2:C:4:C:O5'	7	0.58
(1,2)	1:A:14:THR:CG2	2:C:4:C:OP1	7	0.58
(1,2)	1:A:14:THR:CG2	2:C:4:C:OP2	7	0.58
(1,2)	1:A:14:THR:CG2	2:C:4:C:P	7	0.58
(1,2)	1:A:14:THR:CG2	2:C:5:A:C1'	7	0.58
(1,2)	1:A:14:THR:CG2	2:C:5:A:C2	7	0.58
(1,2)	1:A:14:THR:CG2	2:C:5:A:C2'	7	0.58
(1,2)	1:A:14:THR:CG2	2:C:5:A:C3'	7	0.58
(1,2)	1:A:14:THR:CG2	2:C:5:A:C4	7	0.58
(1,2)	1:A:14:THR:CG2	2:C:5:A:C4'	7	0.58
(1,2)	1:A:14:THR:CG2	2:C:5:A:C5	7	0.58
(1,2)	1:A:14:THR:CG2	2:C:5:A:C5'	7	0.58
(1,2)	1:A:14:THR:CG2	2:C:5:A:C6	7	0.58
(1,2)	1:A:14:THR:CG2	2:C:5:A:C8	7	0.58
(1,2)	1:A:14:THR:CG2	2:C:5:A:H1'	7	0.58
(1,2)	1:A:14:THR:CG2	2:C:5:A:H2	7	0.58
(1,2)	1:A:14:THR:CG2	2:C:5:A:H2'	7	0.58
(1,2)	1:A:14:THR:CG2	2:C:5:A:H3'	7	0.58
(1,2)	1:A:14:THR:CG2	2:C:5:A:H4'	7	0.58
(1,2)	1:A:14:THR:CG2	2:C:5:A:H5'	7	0.58
(1,2)	1:A:14:THR:CG2	2:C:5:A:H5''	7	0.58
(1,2)	1:A:14:THR:CG2	2:C:5:A:H61	7	0.58
(1,2)	1:A:14:THR:CG2	2:C:5:A:H62	7	0.58
(1,2)	1:A:14:THR:CG2	2:C:5:A:H8	7	0.58
(1,2)	1:A:14:THR:CG2	2:C:5:A:HO2'	7	0.58
(1,2)	1:A:14:THR:CG2	2:C:5:A:N1	7	0.58
(1,2)	1:A:14:THR:CG2	2:C:5:A:N3	7	0.58
(1,2)	1:A:14:THR:CG2	2:C:5:A:N6	7	0.58
(1,2)	1:A:14:THR:CG2	2:C:5:A:N7	7	0.58
(1,2)	1:A:14:THR:CG2	2:C:5:A:N9	7	0.58
(1,2)	1:A:14:THR:CG2	2:C:5:A:O2'	7	0.58
(1,2)	1:A:14:THR:CG2	2:C:5:A:O3'	7	0.58
(1,2)	1:A:14:THR:CG2	2:C:5:A:O4'	7	0.58
(1,2)	1:A:14:THR:CG2	2:C:5:A:O5'	7	0.58
(1,2)	1:A:14:THR:CG2	2:C:5:A:OP1	7	0.58
(1,2)	1:A:14:THR:CG2	2:C:5:A:OP2	7	0.58
(1,2)	1:A:14:THR:CG2	2:C:5:A:P	7	0.58

Continued on next page...

Continued from previous page...

Key	Atom-1	Atom-2	Model ID	Violation (Å)
(1,2)	1:A:14:THR:H	2:C:1:A:C1'	7	0.58
(1,2)	1:A:14:THR:H	2:C:1:A:C2	7	0.58
(1,2)	1:A:14:THR:H	2:C:1:A:C2'	7	0.58
(1,2)	1:A:14:THR:H	2:C:1:A:C3'	7	0.58
(1,2)	1:A:14:THR:H	2:C:1:A:C4	7	0.58
(1,2)	1:A:14:THR:H	2:C:1:A:C4'	7	0.58
(1,2)	1:A:14:THR:H	2:C:1:A:C5	7	0.58
(1,2)	1:A:14:THR:H	2:C:1:A:C5'	7	0.58
(1,2)	1:A:14:THR:H	2:C:1:A:C6	7	0.58
(1,2)	1:A:14:THR:H	2:C:1:A:C8	7	0.58
(1,2)	1:A:14:THR:H	2:C:1:A:H1'	7	0.58
(1,2)	1:A:14:THR:H	2:C:1:A:H2	7	0.58
(1,2)	1:A:14:THR:H	2:C:1:A:H2'	7	0.58
(1,2)	1:A:14:THR:H	2:C:1:A:H3'	7	0.58
(1,2)	1:A:14:THR:H	2:C:1:A:H4'	7	0.58
(1,2)	1:A:14:THR:H	2:C:1:A:H5'	7	0.58
(1,2)	1:A:14:THR:H	2:C:1:A:H5''	7	0.58
(1,2)	1:A:14:THR:H	2:C:1:A:H61	7	0.58
(1,2)	1:A:14:THR:H	2:C:1:A:H62	7	0.58
(1,2)	1:A:14:THR:H	2:C:1:A:H8	7	0.58
(1,2)	1:A:14:THR:H	2:C:1:A:HO2'	7	0.58
(1,2)	1:A:14:THR:H	2:C:1:A:N1	7	0.58
(1,2)	1:A:14:THR:H	2:C:1:A:N3	7	0.58
(1,2)	1:A:14:THR:H	2:C:1:A:N6	7	0.58
(1,2)	1:A:14:THR:H	2:C:1:A:N7	7	0.58
(1,2)	1:A:14:THR:H	2:C:1:A:N9	7	0.58
(1,2)	1:A:14:THR:H	2:C:1:A:O2'	7	0.58
(1,2)	1:A:14:THR:H	2:C:1:A:O3'	7	0.58
(1,2)	1:A:14:THR:H	2:C:1:A:O4'	7	0.58
(1,2)	1:A:14:THR:H	2:C:1:A:O5'	7	0.58
(1,2)	1:A:14:THR:H	2:C:2:U:C1'	7	0.58
(1,2)	1:A:14:THR:H	2:C:2:U:C2	7	0.58
(1,2)	1:A:14:THR:H	2:C:2:U:C2'	7	0.58
(1,2)	1:A:14:THR:H	2:C:2:U:C3'	7	0.58
(1,2)	1:A:14:THR:H	2:C:2:U:C4	7	0.58
(1,2)	1:A:14:THR:H	2:C:2:U:C4'	7	0.58
(1,2)	1:A:14:THR:H	2:C:2:U:C5	7	0.58
(1,2)	1:A:14:THR:H	2:C:2:U:C5'	7	0.58
(1,2)	1:A:14:THR:H	2:C:2:U:C6	7	0.58
(1,2)	1:A:14:THR:H	2:C:2:U:H1'	7	0.58
(1,2)	1:A:14:THR:H	2:C:2:U:H2'	7	0.58
(1,2)	1:A:14:THR:H	2:C:2:U:H3	7	0.58

Continued on next page...

Continued from previous page...

Key	Atom-1	Atom-2	Model ID	Violation (Å)
(1,2)	1:A:14:THR:H	2:C:2:U:H3'	7	0.58
(1,2)	1:A:14:THR:H	2:C:2:U:H4'	7	0.58
(1,2)	1:A:14:THR:H	2:C:2:U:H5	7	0.58
(1,2)	1:A:14:THR:H	2:C:2:U:H5'	7	0.58
(1,2)	1:A:14:THR:H	2:C:2:U:H5''	7	0.58
(1,2)	1:A:14:THR:H	2:C:2:U:H6	7	0.58
(1,2)	1:A:14:THR:H	2:C:2:U:HO2'	7	0.58
(1,2)	1:A:14:THR:H	2:C:2:U:N1	7	0.58
(1,2)	1:A:14:THR:H	2:C:2:U:N3	7	0.58
(1,2)	1:A:14:THR:H	2:C:2:U:O2	7	0.58
(1,2)	1:A:14:THR:H	2:C:2:U:O2'	7	0.58
(1,2)	1:A:14:THR:H	2:C:2:U:O3'	7	0.58
(1,2)	1:A:14:THR:H	2:C:2:U:O4	7	0.58
(1,2)	1:A:14:THR:H	2:C:2:U:O4'	7	0.58
(1,2)	1:A:14:THR:H	2:C:2:U:O5'	7	0.58
(1,2)	1:A:14:THR:H	2:C:2:U:OP1	7	0.58
(1,2)	1:A:14:THR:H	2:C:2:U:OP2	7	0.58
(1,2)	1:A:14:THR:H	2:C:2:U:P	7	0.58
(1,2)	1:A:14:THR:H	2:C:3:A:C1'	7	0.58
(1,2)	1:A:14:THR:H	2:C:3:A:C2	7	0.58
(1,2)	1:A:14:THR:H	2:C:3:A:C2'	7	0.58
(1,2)	1:A:14:THR:H	2:C:3:A:C3'	7	0.58
(1,2)	1:A:14:THR:H	2:C:3:A:C4	7	0.58
(1,2)	1:A:14:THR:H	2:C:3:A:C4'	7	0.58
(1,2)	1:A:14:THR:H	2:C:3:A:C5	7	0.58
(1,2)	1:A:14:THR:H	2:C:3:A:C5'	7	0.58
(1,2)	1:A:14:THR:H	2:C:3:A:C6	7	0.58
(1,2)	1:A:14:THR:H	2:C:3:A:C8	7	0.58
(1,2)	1:A:14:THR:H	2:C:3:A:H1'	7	0.58
(1,2)	1:A:14:THR:H	2:C:3:A:H2	7	0.58
(1,2)	1:A:14:THR:H	2:C:3:A:H2'	7	0.58
(1,2)	1:A:14:THR:H	2:C:3:A:H3'	7	0.58
(1,2)	1:A:14:THR:H	2:C:3:A:H4'	7	0.58
(1,2)	1:A:14:THR:H	2:C:3:A:H5'	7	0.58
(1,2)	1:A:14:THR:H	2:C:3:A:H5''	7	0.58
(1,2)	1:A:14:THR:H	2:C:3:A:H61	7	0.58
(1,2)	1:A:14:THR:H	2:C:3:A:H62	7	0.58
(1,2)	1:A:14:THR:H	2:C:3:A:H8	7	0.58
(1,2)	1:A:14:THR:H	2:C:3:A:HO2'	7	0.58
(1,2)	1:A:14:THR:H	2:C:3:A:N1	7	0.58
(1,2)	1:A:14:THR:H	2:C:3:A:N3	7	0.58
(1,2)	1:A:14:THR:H	2:C:3:A:N6	7	0.58

Continued on next page...

Continued from previous page...

Key	Atom-1	Atom-2	Model ID	Violation (Å)
(1,2)	1:A:14:THR:H	2:C:3:A:N7	7	0.58
(1,2)	1:A:14:THR:H	2:C:3:A:N9	7	0.58
(1,2)	1:A:14:THR:H	2:C:3:A:O2'	7	0.58
(1,2)	1:A:14:THR:H	2:C:3:A:O3'	7	0.58
(1,2)	1:A:14:THR:H	2:C:3:A:O4'	7	0.58
(1,2)	1:A:14:THR:H	2:C:3:A:O5'	7	0.58
(1,2)	1:A:14:THR:H	2:C:3:A:OP1	7	0.58
(1,2)	1:A:14:THR:H	2:C:3:A:OP2	7	0.58
(1,2)	1:A:14:THR:H	2:C:3:A:P	7	0.58
(1,2)	1:A:14:THR:H	2:C:4:C:C1'	7	0.58
(1,2)	1:A:14:THR:H	2:C:4:C:C2	7	0.58
(1,2)	1:A:14:THR:H	2:C:4:C:C2'	7	0.58
(1,2)	1:A:14:THR:H	2:C:4:C:C3'	7	0.58
(1,2)	1:A:14:THR:H	2:C:4:C:C4	7	0.58
(1,2)	1:A:14:THR:H	2:C:4:C:C4'	7	0.58
(1,2)	1:A:14:THR:H	2:C:4:C:C5	7	0.58
(1,2)	1:A:14:THR:H	2:C:4:C:C5'	7	0.58
(1,2)	1:A:14:THR:H	2:C:4:C:C6	7	0.58
(1,2)	1:A:14:THR:H	2:C:4:C:H1'	7	0.58
(1,2)	1:A:14:THR:H	2:C:4:C:H2'	7	0.58
(1,2)	1:A:14:THR:H	2:C:4:C:H3'	7	0.58
(1,2)	1:A:14:THR:H	2:C:4:C:H4'	7	0.58
(1,2)	1:A:14:THR:H	2:C:4:C:H41	7	0.58
(1,2)	1:A:14:THR:H	2:C:4:C:H42	7	0.58
(1,2)	1:A:14:THR:H	2:C:4:C:H5	7	0.58
(1,2)	1:A:14:THR:H	2:C:4:C:H5'	7	0.58
(1,2)	1:A:14:THR:H	2:C:4:C:H5''	7	0.58
(1,2)	1:A:14:THR:H	2:C:4:C:H6	7	0.58
(1,2)	1:A:14:THR:H	2:C:4:C:HO2'	7	0.58
(1,2)	1:A:14:THR:H	2:C:4:C:N1	7	0.58
(1,2)	1:A:14:THR:H	2:C:4:C:N3	7	0.58
(1,2)	1:A:14:THR:H	2:C:4:C:N4	7	0.58
(1,2)	1:A:14:THR:H	2:C:4:C:O2	7	0.58
(1,2)	1:A:14:THR:H	2:C:4:C:O2'	7	0.58
(1,2)	1:A:14:THR:H	2:C:4:C:O3'	7	0.58
(1,2)	1:A:14:THR:H	2:C:4:C:O4'	7	0.58
(1,2)	1:A:14:THR:H	2:C:4:C:O5'	7	0.58
(1,2)	1:A:14:THR:H	2:C:4:C:OP1	7	0.58
(1,2)	1:A:14:THR:H	2:C:4:C:OP2	7	0.58
(1,2)	1:A:14:THR:H	2:C:4:C:P	7	0.58
(1,2)	1:A:14:THR:H	2:C:5:A:C1'	7	0.58
(1,2)	1:A:14:THR:H	2:C:5:A:C2	7	0.58

Continued on next page...

Continued from previous page...

Key	Atom-1	Atom-2	Model ID	Violation (Å)
(1,2)	1:A:14:THR:H	2:C:5:A:C2'	7	0.58
(1,2)	1:A:14:THR:H	2:C:5:A:C3'	7	0.58
(1,2)	1:A:14:THR:H	2:C:5:A:C4	7	0.58
(1,2)	1:A:14:THR:H	2:C:5:A:C4'	7	0.58
(1,2)	1:A:14:THR:H	2:C:5:A:C5	7	0.58
(1,2)	1:A:14:THR:H	2:C:5:A:C5'	7	0.58
(1,2)	1:A:14:THR:H	2:C:5:A:C6	7	0.58
(1,2)	1:A:14:THR:H	2:C:5:A:C8	7	0.58
(1,2)	1:A:14:THR:H	2:C:5:A:H1'	7	0.58
(1,2)	1:A:14:THR:H	2:C:5:A:H2	7	0.58
(1,2)	1:A:14:THR:H	2:C:5:A:H2'	7	0.58
(1,2)	1:A:14:THR:H	2:C:5:A:H3'	7	0.58
(1,2)	1:A:14:THR:H	2:C:5:A:H4'	7	0.58
(1,2)	1:A:14:THR:H	2:C:5:A:H5'	7	0.58
(1,2)	1:A:14:THR:H	2:C:5:A:H5''	7	0.58
(1,2)	1:A:14:THR:H	2:C:5:A:H61	7	0.58
(1,2)	1:A:14:THR:H	2:C:5:A:H62	7	0.58
(1,2)	1:A:14:THR:H	2:C:5:A:H8	7	0.58
(1,2)	1:A:14:THR:H	2:C:5:A:HO2'	7	0.58
(1,2)	1:A:14:THR:H	2:C:5:A:N1	7	0.58
(1,2)	1:A:14:THR:H	2:C:5:A:N3	7	0.58
(1,2)	1:A:14:THR:H	2:C:5:A:N6	7	0.58
(1,2)	1:A:14:THR:H	2:C:5:A:N7	7	0.58
(1,2)	1:A:14:THR:H	2:C:5:A:N9	7	0.58
(1,2)	1:A:14:THR:H	2:C:5:A:O2'	7	0.58
(1,2)	1:A:14:THR:H	2:C:5:A:O3'	7	0.58
(1,2)	1:A:14:THR:H	2:C:5:A:O4'	7	0.58
(1,2)	1:A:14:THR:H	2:C:5:A:O5'	7	0.58
(1,2)	1:A:14:THR:H	2:C:5:A:OP1	7	0.58
(1,2)	1:A:14:THR:H	2:C:5:A:OP2	7	0.58
(1,2)	1:A:14:THR:H	2:C:5:A:P	7	0.58
(1,2)	1:A:14:THR:HG1	2:C:1:A:C1'	7	0.58
(1,2)	1:A:14:THR:HG1	2:C:1:A:C2	7	0.58
(1,2)	1:A:14:THR:HG1	2:C:1:A:C2'	7	0.58
(1,2)	1:A:14:THR:HG1	2:C:1:A:C3'	7	0.58
(1,2)	1:A:14:THR:HG1	2:C:1:A:C4	7	0.58
(1,2)	1:A:14:THR:HG1	2:C:1:A:C4'	7	0.58
(1,2)	1:A:14:THR:HG1	2:C:1:A:C5	7	0.58
(1,2)	1:A:14:THR:HG1	2:C:1:A:C5'	7	0.58
(1,2)	1:A:14:THR:HG1	2:C:1:A:C6	7	0.58
(1,2)	1:A:14:THR:HG1	2:C:1:A:C8	7	0.58
(1,2)	1:A:14:THR:HG1	2:C:1:A:H1'	7	0.58

Continued on next page...

Continued from previous page...

Key	Atom-1	Atom-2	Model ID	Violation (Å)
(1,2)	1:A:14:THR:HG1	2:C:1:A:H2	7	0.58
(1,2)	1:A:14:THR:HG1	2:C:1:A:H2'	7	0.58
(1,2)	1:A:14:THR:HG1	2:C:1:A:H3'	7	0.58
(1,2)	1:A:14:THR:HG1	2:C:1:A:H4'	7	0.58
(1,2)	1:A:14:THR:HG1	2:C:1:A:H5'	7	0.58
(1,2)	1:A:14:THR:HG1	2:C:1:A:H5''	7	0.58
(1,2)	1:A:14:THR:HG1	2:C:1:A:H61	7	0.58
(1,2)	1:A:14:THR:HG1	2:C:1:A:H62	7	0.58
(1,2)	1:A:14:THR:HG1	2:C:1:A:H8	7	0.58
(1,2)	1:A:14:THR:HG1	2:C:1:A:HO2'	7	0.58
(1,2)	1:A:14:THR:HG1	2:C:1:A:N1	7	0.58
(1,2)	1:A:14:THR:HG1	2:C:1:A:N3	7	0.58
(1,2)	1:A:14:THR:HG1	2:C:1:A:N6	7	0.58
(1,2)	1:A:14:THR:HG1	2:C:1:A:N7	7	0.58
(1,2)	1:A:14:THR:HG1	2:C:1:A:N9	7	0.58
(1,2)	1:A:14:THR:HG1	2:C:1:A:O2'	7	0.58
(1,2)	1:A:14:THR:HG1	2:C:1:A:O3'	7	0.58
(1,2)	1:A:14:THR:HG1	2:C:1:A:O4'	7	0.58
(1,2)	1:A:14:THR:HG1	2:C:1:A:O5'	7	0.58
(1,2)	1:A:14:THR:HG1	2:C:2:U:C1'	7	0.58
(1,2)	1:A:14:THR:HG1	2:C:2:U:C2	7	0.58
(1,2)	1:A:14:THR:HG1	2:C:2:U:C2'	7	0.58
(1,2)	1:A:14:THR:HG1	2:C:2:U:C3'	7	0.58
(1,2)	1:A:14:THR:HG1	2:C:2:U:C4	7	0.58
(1,2)	1:A:14:THR:HG1	2:C:2:U:C4'	7	0.58
(1,2)	1:A:14:THR:HG1	2:C:2:U:C5	7	0.58
(1,2)	1:A:14:THR:HG1	2:C:2:U:C5'	7	0.58
(1,2)	1:A:14:THR:HG1	2:C:2:U:C6	7	0.58
(1,2)	1:A:14:THR:HG1	2:C:2:U:H1'	7	0.58
(1,2)	1:A:14:THR:HG1	2:C:2:U:H2'	7	0.58
(1,2)	1:A:14:THR:HG1	2:C:2:U:H3	7	0.58
(1,2)	1:A:14:THR:HG1	2:C:2:U:H3'	7	0.58
(1,2)	1:A:14:THR:HG1	2:C:2:U:H4'	7	0.58
(1,2)	1:A:14:THR:HG1	2:C:2:U:H5	7	0.58
(1,2)	1:A:14:THR:HG1	2:C:2:U:H5'	7	0.58
(1,2)	1:A:14:THR:HG1	2:C:2:U:H5''	7	0.58
(1,2)	1:A:14:THR:HG1	2:C:2:U:H6	7	0.58
(1,2)	1:A:14:THR:HG1	2:C:2:U:HO2'	7	0.58
(1,2)	1:A:14:THR:HG1	2:C:2:U:N1	7	0.58
(1,2)	1:A:14:THR:HG1	2:C:2:U:N3	7	0.58
(1,2)	1:A:14:THR:HG1	2:C:2:U:O2	7	0.58
(1,2)	1:A:14:THR:HG1	2:C:2:U:O2'	7	0.58

Continued on next page...

Continued from previous page...

Key	Atom-1	Atom-2	Model ID	Violation (Å)
(1,2)	1:A:14:THR:HG1	2:C:2:U:O3'	7	0.58
(1,2)	1:A:14:THR:HG1	2:C:2:U:O4	7	0.58
(1,2)	1:A:14:THR:HG1	2:C:2:U:O4'	7	0.58
(1,2)	1:A:14:THR:HG1	2:C:2:U:O5'	7	0.58
(1,2)	1:A:14:THR:HG1	2:C:2:U:OP1	7	0.58
(1,2)	1:A:14:THR:HG1	2:C:2:U:OP2	7	0.58
(1,2)	1:A:14:THR:HG1	2:C:2:U:P	7	0.58
(1,2)	1:A:14:THR:HG1	2:C:3:A:C1'	7	0.58
(1,2)	1:A:14:THR:HG1	2:C:3:A:C2	7	0.58
(1,2)	1:A:14:THR:HG1	2:C:3:A:C2'	7	0.58
(1,2)	1:A:14:THR:HG1	2:C:3:A:C3'	7	0.58
(1,2)	1:A:14:THR:HG1	2:C:3:A:C4	7	0.58
(1,2)	1:A:14:THR:HG1	2:C:3:A:C4'	7	0.58
(1,2)	1:A:14:THR:HG1	2:C:3:A:C5	7	0.58
(1,2)	1:A:14:THR:HG1	2:C:3:A:C5'	7	0.58
(1,2)	1:A:14:THR:HG1	2:C:3:A:C6	7	0.58
(1,2)	1:A:14:THR:HG1	2:C:3:A:C8	7	0.58
(1,2)	1:A:14:THR:HG1	2:C:3:A:H1'	7	0.58
(1,2)	1:A:14:THR:HG1	2:C:3:A:H2	7	0.58
(1,2)	1:A:14:THR:HG1	2:C:3:A:H2'	7	0.58
(1,2)	1:A:14:THR:HG1	2:C:3:A:H3'	7	0.58
(1,2)	1:A:14:THR:HG1	2:C:3:A:H4'	7	0.58
(1,2)	1:A:14:THR:HG1	2:C:3:A:H5'	7	0.58
(1,2)	1:A:14:THR:HG1	2:C:3:A:H5''	7	0.58
(1,2)	1:A:14:THR:HG1	2:C:3:A:H61	7	0.58
(1,2)	1:A:14:THR:HG1	2:C:3:A:H62	7	0.58
(1,2)	1:A:14:THR:HG1	2:C:3:A:H8	7	0.58
(1,2)	1:A:14:THR:HG1	2:C:3:A:HO2'	7	0.58
(1,2)	1:A:14:THR:HG1	2:C:3:A:N1	7	0.58
(1,2)	1:A:14:THR:HG1	2:C:3:A:N3	7	0.58
(1,2)	1:A:14:THR:HG1	2:C:3:A:N6	7	0.58
(1,2)	1:A:14:THR:HG1	2:C:3:A:N7	7	0.58
(1,2)	1:A:14:THR:HG1	2:C:3:A:N9	7	0.58
(1,2)	1:A:14:THR:HG1	2:C:3:A:O2'	7	0.58
(1,2)	1:A:14:THR:HG1	2:C:3:A:O3'	7	0.58
(1,2)	1:A:14:THR:HG1	2:C:3:A:O4'	7	0.58
(1,2)	1:A:14:THR:HG1	2:C:3:A:O5'	7	0.58
(1,2)	1:A:14:THR:HG1	2:C:3:A:OP1	7	0.58
(1,2)	1:A:14:THR:HG1	2:C:3:A:OP2	7	0.58
(1,2)	1:A:14:THR:HG1	2:C:3:A:P	7	0.58
(1,2)	1:A:14:THR:HG1	2:C:4:C:C1'	7	0.58
(1,2)	1:A:14:THR:HG1	2:C:4:C:C2	7	0.58

Continued on next page...

Continued from previous page...

Key	Atom-1	Atom-2	Model ID	Violation (Å)
(1,2)	1:A:14:THR:HG1	2:C:4:C:C2'	7	0.58
(1,2)	1:A:14:THR:HG1	2:C:4:C:C3'	7	0.58
(1,2)	1:A:14:THR:HG1	2:C:4:C:C4	7	0.58
(1,2)	1:A:14:THR:HG1	2:C:4:C:C4'	7	0.58
(1,2)	1:A:14:THR:HG1	2:C:4:C:C5	7	0.58
(1,2)	1:A:14:THR:HG1	2:C:4:C:C5'	7	0.58
(1,2)	1:A:14:THR:HG1	2:C:4:C:C6	7	0.58
(1,2)	1:A:14:THR:HG1	2:C:4:C:H1'	7	0.58
(1,2)	1:A:14:THR:HG1	2:C:4:C:H2'	7	0.58
(1,2)	1:A:14:THR:HG1	2:C:4:C:H3'	7	0.58
(1,2)	1:A:14:THR:HG1	2:C:4:C:H4'	7	0.58
(1,2)	1:A:14:THR:HG1	2:C:4:C:H41	7	0.58
(1,2)	1:A:14:THR:HG1	2:C:4:C:H42	7	0.58
(1,2)	1:A:14:THR:HG1	2:C:4:C:H5	7	0.58
(1,2)	1:A:14:THR:HG1	2:C:4:C:H5'	7	0.58
(1,2)	1:A:14:THR:HG1	2:C:4:C:H5''	7	0.58
(1,2)	1:A:14:THR:HG1	2:C:4:C:H6	7	0.58
(1,2)	1:A:14:THR:HG1	2:C:4:C:HO2'	7	0.58
(1,2)	1:A:14:THR:HG1	2:C:4:C:N1	7	0.58
(1,2)	1:A:14:THR:HG1	2:C:4:C:N3	7	0.58
(1,2)	1:A:14:THR:HG1	2:C:4:C:N4	7	0.58
(1,2)	1:A:14:THR:HG1	2:C:4:C:O2	7	0.58
(1,2)	1:A:14:THR:HG1	2:C:4:C:O2'	7	0.58
(1,2)	1:A:14:THR:HG1	2:C:4:C:O3'	7	0.58
(1,2)	1:A:14:THR:HG1	2:C:4:C:O4'	7	0.58
(1,2)	1:A:14:THR:HG1	2:C:4:C:O5'	7	0.58
(1,2)	1:A:14:THR:HG1	2:C:4:C:OP1	7	0.58
(1,2)	1:A:14:THR:HG1	2:C:4:C:OP2	7	0.58
(1,2)	1:A:14:THR:HG1	2:C:4:C:P	7	0.58
(1,2)	1:A:14:THR:HG1	2:C:5:A:C1'	7	0.58
(1,2)	1:A:14:THR:HG1	2:C:5:A:C2	7	0.58
(1,2)	1:A:14:THR:HG1	2:C:5:A:C2'	7	0.58
(1,2)	1:A:14:THR:HG1	2:C:5:A:C3'	7	0.58
(1,2)	1:A:14:THR:HG1	2:C:5:A:C4	7	0.58
(1,2)	1:A:14:THR:HG1	2:C:5:A:C4'	7	0.58
(1,2)	1:A:14:THR:HG1	2:C:5:A:C5	7	0.58
(1,2)	1:A:14:THR:HG1	2:C:5:A:C5'	7	0.58
(1,2)	1:A:14:THR:HG1	2:C:5:A:C6	7	0.58
(1,2)	1:A:14:THR:HG1	2:C:5:A:C8	7	0.58
(1,2)	1:A:14:THR:HG1	2:C:5:A:H1'	7	0.58
(1,2)	1:A:14:THR:HG1	2:C:5:A:H2	7	0.58
(1,2)	1:A:14:THR:HG1	2:C:5:A:H2'	7	0.58

Continued on next page...

Continued from previous page...

Key	Atom-1	Atom-2	Model ID	Violation (Å)
(1,2)	1:A:14:THR:HG1	2:C:5:A:H3'	7	0.58
(1,2)	1:A:14:THR:HG1	2:C:5:A:H4'	7	0.58
(1,2)	1:A:14:THR:HG1	2:C:5:A:H5'	7	0.58
(1,2)	1:A:14:THR:HG1	2:C:5:A:H5''	7	0.58
(1,2)	1:A:14:THR:HG1	2:C:5:A:H61	7	0.58
(1,2)	1:A:14:THR:HG1	2:C:5:A:H62	7	0.58
(1,2)	1:A:14:THR:HG1	2:C:5:A:H8	7	0.58
(1,2)	1:A:14:THR:HG1	2:C:5:A:HO2'	7	0.58
(1,2)	1:A:14:THR:HG1	2:C:5:A:N1	7	0.58
(1,2)	1:A:14:THR:HG1	2:C:5:A:N3	7	0.58
(1,2)	1:A:14:THR:HG1	2:C:5:A:N6	7	0.58
(1,2)	1:A:14:THR:HG1	2:C:5:A:N7	7	0.58
(1,2)	1:A:14:THR:HG1	2:C:5:A:N9	7	0.58
(1,2)	1:A:14:THR:HG1	2:C:5:A:O2'	7	0.58
(1,2)	1:A:14:THR:HG1	2:C:5:A:O3'	7	0.58
(1,2)	1:A:14:THR:HG1	2:C:5:A:O4'	7	0.58
(1,2)	1:A:14:THR:HG1	2:C:5:A:O5'	7	0.58
(1,2)	1:A:14:THR:HG1	2:C:5:A:OP1	7	0.58
(1,2)	1:A:14:THR:HG1	2:C:5:A:OP2	7	0.58
(1,2)	1:A:14:THR:HG1	2:C:5:A:P	7	0.58
(1,2)	1:A:14:THR:N	2:C:1:A:C1'	7	0.58
(1,2)	1:A:14:THR:N	2:C:1:A:C2	7	0.58
(1,2)	1:A:14:THR:N	2:C:1:A:C2'	7	0.58
(1,2)	1:A:14:THR:N	2:C:1:A:C3'	7	0.58
(1,2)	1:A:14:THR:N	2:C:1:A:C4	7	0.58
(1,2)	1:A:14:THR:N	2:C:1:A:C4'	7	0.58
(1,2)	1:A:14:THR:N	2:C:1:A:C5	7	0.58
(1,2)	1:A:14:THR:N	2:C:1:A:C5'	7	0.58
(1,2)	1:A:14:THR:N	2:C:1:A:C6	7	0.58
(1,2)	1:A:14:THR:N	2:C:1:A:C8	7	0.58
(1,2)	1:A:14:THR:N	2:C:1:A:H1'	7	0.58
(1,2)	1:A:14:THR:N	2:C:1:A:H2	7	0.58
(1,2)	1:A:14:THR:N	2:C:1:A:H2'	7	0.58
(1,2)	1:A:14:THR:N	2:C:1:A:H3'	7	0.58
(1,2)	1:A:14:THR:N	2:C:1:A:H4'	7	0.58
(1,2)	1:A:14:THR:N	2:C:1:A:H5'	7	0.58
(1,2)	1:A:14:THR:N	2:C:1:A:H5''	7	0.58
(1,2)	1:A:14:THR:N	2:C:1:A:H61	7	0.58
(1,2)	1:A:14:THR:N	2:C:1:A:H62	7	0.58
(1,2)	1:A:14:THR:N	2:C:1:A:H8	7	0.58
(1,2)	1:A:14:THR:N	2:C:1:A:HO2'	7	0.58
(1,2)	1:A:14:THR:N	2:C:1:A:N1	7	0.58

Continued on next page...

Continued from previous page...

Key	Atom-1	Atom-2	Model ID	Violation (Å)
(1,2)	1:A:14:THR:N	2:C:1:A:N3	7	0.58
(1,2)	1:A:14:THR:N	2:C:1:A:N6	7	0.58
(1,2)	1:A:14:THR:N	2:C:1:A:N7	7	0.58
(1,2)	1:A:14:THR:N	2:C:1:A:N9	7	0.58
(1,2)	1:A:14:THR:N	2:C:1:A:O2'	7	0.58
(1,2)	1:A:14:THR:N	2:C:1:A:O3'	7	0.58
(1,2)	1:A:14:THR:N	2:C:1:A:O4'	7	0.58
(1,2)	1:A:14:THR:N	2:C:1:A:O5'	7	0.58
(1,2)	1:A:14:THR:N	2:C:2:U:C1'	7	0.58
(1,2)	1:A:14:THR:N	2:C:2:U:C2	7	0.58
(1,2)	1:A:14:THR:N	2:C:2:U:C2'	7	0.58
(1,2)	1:A:14:THR:N	2:C:2:U:C3'	7	0.58
(1,2)	1:A:14:THR:N	2:C:2:U:C4	7	0.58
(1,2)	1:A:14:THR:N	2:C:2:U:C4'	7	0.58
(1,2)	1:A:14:THR:N	2:C:2:U:C5	7	0.58
(1,2)	1:A:14:THR:N	2:C:2:U:C5'	7	0.58
(1,2)	1:A:14:THR:N	2:C:2:U:C6	7	0.58
(1,2)	1:A:14:THR:N	2:C:2:U:H1'	7	0.58
(1,2)	1:A:14:THR:N	2:C:2:U:H2'	7	0.58
(1,2)	1:A:14:THR:N	2:C:2:U:H3	7	0.58
(1,2)	1:A:14:THR:N	2:C:2:U:H3'	7	0.58
(1,2)	1:A:14:THR:N	2:C:2:U:H4'	7	0.58
(1,2)	1:A:14:THR:N	2:C:2:U:H5	7	0.58
(1,2)	1:A:14:THR:N	2:C:2:U:H5'	7	0.58
(1,2)	1:A:14:THR:N	2:C:2:U:H5''	7	0.58
(1,2)	1:A:14:THR:N	2:C:2:U:H6	7	0.58
(1,2)	1:A:14:THR:N	2:C:2:U:HO2'	7	0.58
(1,2)	1:A:14:THR:N	2:C:2:U:N1	7	0.58
(1,2)	1:A:14:THR:N	2:C:2:U:N3	7	0.58
(1,2)	1:A:14:THR:N	2:C:2:U:O2	7	0.58
(1,2)	1:A:14:THR:N	2:C:2:U:O2'	7	0.58
(1,2)	1:A:14:THR:N	2:C:2:U:O3'	7	0.58
(1,2)	1:A:14:THR:N	2:C:2:U:O4	7	0.58
(1,2)	1:A:14:THR:N	2:C:2:U:O4'	7	0.58
(1,2)	1:A:14:THR:N	2:C:2:U:O5'	7	0.58
(1,2)	1:A:14:THR:N	2:C:2:U:OP1	7	0.58
(1,2)	1:A:14:THR:N	2:C:2:U:OP2	7	0.58
(1,2)	1:A:14:THR:N	2:C:2:U:P	7	0.58
(1,2)	1:A:14:THR:N	2:C:3:A:C1'	7	0.58
(1,2)	1:A:14:THR:N	2:C:3:A:C2	7	0.58
(1,2)	1:A:14:THR:N	2:C:3:A:C2'	7	0.58
(1,2)	1:A:14:THR:N	2:C:3:A:C3'	7	0.58

Continued on next page...

Continued from previous page...

Key	Atom-1	Atom-2	Model ID	Violation (Å)
(1,2)	1:A:14:THR:N	2:C:3:A:C4	7	0.58
(1,2)	1:A:14:THR:N	2:C:3:A:C4'	7	0.58
(1,2)	1:A:14:THR:N	2:C:3:A:C5	7	0.58
(1,2)	1:A:14:THR:N	2:C:3:A:C5'	7	0.58
(1,2)	1:A:14:THR:N	2:C:3:A:C6	7	0.58
(1,2)	1:A:14:THR:N	2:C:3:A:C8	7	0.58
(1,2)	1:A:14:THR:N	2:C:3:A:H1'	7	0.58
(1,2)	1:A:14:THR:N	2:C:3:A:H2	7	0.58
(1,2)	1:A:14:THR:N	2:C:3:A:H2'	7	0.58
(1,2)	1:A:14:THR:N	2:C:3:A:H3'	7	0.58
(1,2)	1:A:14:THR:N	2:C:3:A:H4'	7	0.58
(1,2)	1:A:14:THR:N	2:C:3:A:H5'	7	0.58
(1,2)	1:A:14:THR:N	2:C:3:A:H5''	7	0.58
(1,2)	1:A:14:THR:N	2:C:3:A:H61	7	0.58
(1,2)	1:A:14:THR:N	2:C:3:A:H62	7	0.58
(1,2)	1:A:14:THR:N	2:C:3:A:H8	7	0.58
(1,2)	1:A:14:THR:N	2:C:3:A:HO2'	7	0.58
(1,2)	1:A:14:THR:N	2:C:3:A:N1	7	0.58
(1,2)	1:A:14:THR:N	2:C:3:A:N3	7	0.58
(1,2)	1:A:14:THR:N	2:C:3:A:N6	7	0.58
(1,2)	1:A:14:THR:N	2:C:3:A:N7	7	0.58
(1,2)	1:A:14:THR:N	2:C:3:A:N9	7	0.58
(1,2)	1:A:14:THR:N	2:C:3:A:O2'	7	0.58
(1,2)	1:A:14:THR:N	2:C:3:A:O3'	7	0.58
(1,2)	1:A:14:THR:N	2:C:3:A:O4'	7	0.58
(1,2)	1:A:14:THR:N	2:C:3:A:O5'	7	0.58
(1,2)	1:A:14:THR:N	2:C:3:A:OP1	7	0.58
(1,2)	1:A:14:THR:N	2:C:3:A:OP2	7	0.58
(1,2)	1:A:14:THR:N	2:C:3:A:P	7	0.58
(1,2)	1:A:14:THR:N	2:C:4:C:C1'	7	0.58
(1,2)	1:A:14:THR:N	2:C:4:C:C2	7	0.58
(1,2)	1:A:14:THR:N	2:C:4:C:C2'	7	0.58
(1,2)	1:A:14:THR:N	2:C:4:C:C3'	7	0.58
(1,2)	1:A:14:THR:N	2:C:4:C:C4	7	0.58
(1,2)	1:A:14:THR:N	2:C:4:C:C4'	7	0.58
(1,2)	1:A:14:THR:N	2:C:4:C:C5	7	0.58
(1,2)	1:A:14:THR:N	2:C:4:C:C5'	7	0.58
(1,2)	1:A:14:THR:N	2:C:4:C:C6	7	0.58
(1,2)	1:A:14:THR:N	2:C:4:C:H1'	7	0.58
(1,2)	1:A:14:THR:N	2:C:4:C:H2'	7	0.58
(1,2)	1:A:14:THR:N	2:C:4:C:H3'	7	0.58
(1,2)	1:A:14:THR:N	2:C:4:C:H4'	7	0.58

Continued on next page...

Continued from previous page...

Key	Atom-1	Atom-2	Model ID	Violation (Å)
(1,2)	1:A:14:THR:N	2:C:4:C:H41	7	0.58
(1,2)	1:A:14:THR:N	2:C:4:C:H42	7	0.58
(1,2)	1:A:14:THR:N	2:C:4:C:H5	7	0.58
(1,2)	1:A:14:THR:N	2:C:4:C:H5'	7	0.58
(1,2)	1:A:14:THR:N	2:C:4:C:H5''	7	0.58
(1,2)	1:A:14:THR:N	2:C:4:C:H6	7	0.58
(1,2)	1:A:14:THR:N	2:C:4:C:HO2'	7	0.58
(1,2)	1:A:14:THR:N	2:C:4:C:N1	7	0.58
(1,2)	1:A:14:THR:N	2:C:4:C:N3	7	0.58
(1,2)	1:A:14:THR:N	2:C:4:C:N4	7	0.58
(1,2)	1:A:14:THR:N	2:C:4:C:O2	7	0.58
(1,2)	1:A:14:THR:N	2:C:4:C:O2'	7	0.58
(1,2)	1:A:14:THR:N	2:C:4:C:O3'	7	0.58
(1,2)	1:A:14:THR:N	2:C:4:C:O4'	7	0.58
(1,2)	1:A:14:THR:N	2:C:4:C:O5'	7	0.58
(1,2)	1:A:14:THR:N	2:C:4:C:OP1	7	0.58
(1,2)	1:A:14:THR:N	2:C:4:C:OP2	7	0.58
(1,2)	1:A:14:THR:N	2:C:4:C:P	7	0.58
(1,2)	1:A:14:THR:N	2:C:5:A:C1'	7	0.58
(1,2)	1:A:14:THR:N	2:C:5:A:C2	7	0.58
(1,2)	1:A:14:THR:N	2:C:5:A:C2'	7	0.58
(1,2)	1:A:14:THR:N	2:C:5:A:C3'	7	0.58
(1,2)	1:A:14:THR:N	2:C:5:A:C4	7	0.58
(1,2)	1:A:14:THR:N	2:C:5:A:C4'	7	0.58
(1,2)	1:A:14:THR:N	2:C:5:A:C5	7	0.58
(1,2)	1:A:14:THR:N	2:C:5:A:C5'	7	0.58
(1,2)	1:A:14:THR:N	2:C:5:A:C6	7	0.58
(1,2)	1:A:14:THR:N	2:C:5:A:C8	7	0.58
(1,2)	1:A:14:THR:N	2:C:5:A:H1'	7	0.58
(1,2)	1:A:14:THR:N	2:C:5:A:H2	7	0.58
(1,2)	1:A:14:THR:N	2:C:5:A:H2'	7	0.58
(1,2)	1:A:14:THR:N	2:C:5:A:H3'	7	0.58
(1,2)	1:A:14:THR:N	2:C:5:A:H4'	7	0.58
(1,2)	1:A:14:THR:N	2:C:5:A:H5'	7	0.58
(1,2)	1:A:14:THR:N	2:C:5:A:H5''	7	0.58
(1,2)	1:A:14:THR:N	2:C:5:A:H61	7	0.58
(1,2)	1:A:14:THR:N	2:C:5:A:H62	7	0.58
(1,2)	1:A:14:THR:N	2:C:5:A:H8	7	0.58
(1,2)	1:A:14:THR:N	2:C:5:A:HO2'	7	0.58
(1,2)	1:A:14:THR:N	2:C:5:A:N1	7	0.58
(1,2)	1:A:14:THR:N	2:C:5:A:N3	7	0.58
(1,2)	1:A:14:THR:N	2:C:5:A:N6	7	0.58

Continued on next page...

Continued from previous page...

Key	Atom-1	Atom-2	Model ID	Violation (Å)
(1,2)	1:A:14:THR:N	2:C:5:A:N7	7	0.58
(1,2)	1:A:14:THR:N	2:C:5:A:N9	7	0.58
(1,2)	1:A:14:THR:N	2:C:5:A:O2'	7	0.58
(1,2)	1:A:14:THR:N	2:C:5:A:O3'	7	0.58
(1,2)	1:A:14:THR:N	2:C:5:A:O4'	7	0.58
(1,2)	1:A:14:THR:N	2:C:5:A:O5'	7	0.58
(1,2)	1:A:14:THR:N	2:C:5:A:OP1	7	0.58
(1,2)	1:A:14:THR:N	2:C:5:A:OP2	7	0.58
(1,2)	1:A:14:THR:N	2:C:5:A:P	7	0.58
(1,2)	1:A:14:THR:O	2:C:1:A:C1'	7	0.58
(1,2)	1:A:14:THR:O	2:C:1:A:C2	7	0.58
(1,2)	1:A:14:THR:O	2:C:1:A:C2'	7	0.58
(1,2)	1:A:14:THR:O	2:C:1:A:C3'	7	0.58
(1,2)	1:A:14:THR:O	2:C:1:A:C4	7	0.58
(1,2)	1:A:14:THR:O	2:C:1:A:C4'	7	0.58
(1,2)	1:A:14:THR:O	2:C:1:A:C5	7	0.58
(1,2)	1:A:14:THR:O	2:C:1:A:C5'	7	0.58
(1,2)	1:A:14:THR:O	2:C:1:A:C6	7	0.58
(1,2)	1:A:14:THR:O	2:C:1:A:C8	7	0.58
(1,2)	1:A:14:THR:O	2:C:1:A:H1'	7	0.58
(1,2)	1:A:14:THR:O	2:C:1:A:H2	7	0.58
(1,2)	1:A:14:THR:O	2:C:1:A:H2'	7	0.58
(1,2)	1:A:14:THR:O	2:C:1:A:H3'	7	0.58
(1,2)	1:A:14:THR:O	2:C:1:A:H4'	7	0.58
(1,2)	1:A:14:THR:O	2:C:1:A:H5'	7	0.58
(1,2)	1:A:14:THR:O	2:C:1:A:H5''	7	0.58
(1,2)	1:A:14:THR:O	2:C:1:A:H61	7	0.58
(1,2)	1:A:14:THR:O	2:C:1:A:H62	7	0.58
(1,2)	1:A:14:THR:O	2:C:1:A:H8	7	0.58
(1,2)	1:A:14:THR:O	2:C:1:A:HO2'	7	0.58
(1,2)	1:A:14:THR:O	2:C:1:A:N1	7	0.58
(1,2)	1:A:14:THR:O	2:C:1:A:N3	7	0.58
(1,2)	1:A:14:THR:O	2:C:1:A:N6	7	0.58
(1,2)	1:A:14:THR:O	2:C:1:A:N7	7	0.58
(1,2)	1:A:14:THR:O	2:C:1:A:N9	7	0.58
(1,2)	1:A:14:THR:O	2:C:1:A:O2'	7	0.58
(1,2)	1:A:14:THR:O	2:C:1:A:O3'	7	0.58
(1,2)	1:A:14:THR:O	2:C:1:A:O4'	7	0.58
(1,2)	1:A:14:THR:O	2:C:1:A:O5'	7	0.58
(1,2)	1:A:14:THR:O	2:C:2:U:C1'	7	0.58
(1,2)	1:A:14:THR:O	2:C:2:U:C2	7	0.58
(1,2)	1:A:14:THR:O	2:C:2:U:C2'	7	0.58

Continued on next page...

Continued from previous page...

Key	Atom-1	Atom-2	Model ID	Violation (Å)
(1,2)	1:A:14:THR:O	2:C:2:U:C3'	7	0.58
(1,2)	1:A:14:THR:O	2:C:2:U:C4	7	0.58
(1,2)	1:A:14:THR:O	2:C:2:U:C4'	7	0.58
(1,2)	1:A:14:THR:O	2:C:2:U:C5	7	0.58
(1,2)	1:A:14:THR:O	2:C:2:U:C5'	7	0.58
(1,2)	1:A:14:THR:O	2:C:2:U:C6	7	0.58
(1,2)	1:A:14:THR:O	2:C:2:U:H1'	7	0.58
(1,2)	1:A:14:THR:O	2:C:2:U:H2'	7	0.58
(1,2)	1:A:14:THR:O	2:C:2:U:H3	7	0.58
(1,2)	1:A:14:THR:O	2:C:2:U:H3'	7	0.58
(1,2)	1:A:14:THR:O	2:C:2:U:H4'	7	0.58
(1,2)	1:A:14:THR:O	2:C:2:U:H5	7	0.58
(1,2)	1:A:14:THR:O	2:C:2:U:H5'	7	0.58
(1,2)	1:A:14:THR:O	2:C:2:U:H5''	7	0.58
(1,2)	1:A:14:THR:O	2:C:2:U:H6	7	0.58
(1,2)	1:A:14:THR:O	2:C:2:U:HO2'	7	0.58
(1,2)	1:A:14:THR:O	2:C:2:U:N1	7	0.58
(1,2)	1:A:14:THR:O	2:C:2:U:N3	7	0.58
(1,2)	1:A:14:THR:O	2:C:2:U:O2	7	0.58
(1,2)	1:A:14:THR:O	2:C:2:U:O2'	7	0.58
(1,2)	1:A:14:THR:O	2:C:2:U:O3'	7	0.58
(1,2)	1:A:14:THR:O	2:C:2:U:O4	7	0.58
(1,2)	1:A:14:THR:O	2:C:2:U:O4'	7	0.58
(1,2)	1:A:14:THR:O	2:C:2:U:O5'	7	0.58
(1,2)	1:A:14:THR:O	2:C:2:U:OP1	7	0.58
(1,2)	1:A:14:THR:O	2:C:2:U:OP2	7	0.58
(1,2)	1:A:14:THR:O	2:C:2:U:P	7	0.58
(1,2)	1:A:14:THR:O	2:C:3:A:C1'	7	0.58
(1,2)	1:A:14:THR:O	2:C:3:A:C2	7	0.58
(1,2)	1:A:14:THR:O	2:C:3:A:C2'	7	0.58
(1,2)	1:A:14:THR:O	2:C:3:A:C3'	7	0.58
(1,2)	1:A:14:THR:O	2:C:3:A:C4	7	0.58
(1,2)	1:A:14:THR:O	2:C:3:A:C4'	7	0.58
(1,2)	1:A:14:THR:O	2:C:3:A:C5	7	0.58
(1,2)	1:A:14:THR:O	2:C:3:A:C5'	7	0.58
(1,2)	1:A:14:THR:O	2:C:3:A:C6	7	0.58
(1,2)	1:A:14:THR:O	2:C:3:A:C8	7	0.58
(1,2)	1:A:14:THR:O	2:C:3:A:H1'	7	0.58
(1,2)	1:A:14:THR:O	2:C:3:A:H2	7	0.58
(1,2)	1:A:14:THR:O	2:C:3:A:H2'	7	0.58
(1,2)	1:A:14:THR:O	2:C:3:A:H3'	7	0.58
(1,2)	1:A:14:THR:O	2:C:3:A:H4'	7	0.58

Continued on next page...

Continued from previous page...

Key	Atom-1	Atom-2	Model ID	Violation (Å)
(1,2)	1:A:14:THR:O	2:C:3:A:H5'	7	0.58
(1,2)	1:A:14:THR:O	2:C:3:A:H5''	7	0.58
(1,2)	1:A:14:THR:O	2:C:3:A:H61	7	0.58
(1,2)	1:A:14:THR:O	2:C:3:A:H62	7	0.58
(1,2)	1:A:14:THR:O	2:C:3:A:H8	7	0.58
(1,2)	1:A:14:THR:O	2:C:3:A:HO2'	7	0.58
(1,2)	1:A:14:THR:O	2:C:3:A:N1	7	0.58
(1,2)	1:A:14:THR:O	2:C:3:A:N3	7	0.58
(1,2)	1:A:14:THR:O	2:C:3:A:N6	7	0.58
(1,2)	1:A:14:THR:O	2:C:3:A:N7	7	0.58
(1,2)	1:A:14:THR:O	2:C:3:A:N9	7	0.58
(1,2)	1:A:14:THR:O	2:C:3:A:O2'	7	0.58
(1,2)	1:A:14:THR:O	2:C:3:A:O3'	7	0.58
(1,2)	1:A:14:THR:O	2:C:3:A:O4'	7	0.58
(1,2)	1:A:14:THR:O	2:C:3:A:O5'	7	0.58
(1,2)	1:A:14:THR:O	2:C:3:A:OP1	7	0.58
(1,2)	1:A:14:THR:O	2:C:3:A:OP2	7	0.58
(1,2)	1:A:14:THR:O	2:C:3:A:P	7	0.58
(1,2)	1:A:14:THR:O	2:C:4:C:C1'	7	0.58
(1,2)	1:A:14:THR:O	2:C:4:C:C2	7	0.58
(1,2)	1:A:14:THR:O	2:C:4:C:C2'	7	0.58
(1,2)	1:A:14:THR:O	2:C:4:C:C3'	7	0.58
(1,2)	1:A:14:THR:O	2:C:4:C:C4	7	0.58
(1,2)	1:A:14:THR:O	2:C:4:C:C4'	7	0.58
(1,2)	1:A:14:THR:O	2:C:4:C:C5	7	0.58
(1,2)	1:A:14:THR:O	2:C:4:C:C5'	7	0.58
(1,2)	1:A:14:THR:O	2:C:4:C:C6	7	0.58
(1,2)	1:A:14:THR:O	2:C:4:C:H1'	7	0.58
(1,2)	1:A:14:THR:O	2:C:4:C:H2'	7	0.58
(1,2)	1:A:14:THR:O	2:C:4:C:H3'	7	0.58
(1,2)	1:A:14:THR:O	2:C:4:C:H4'	7	0.58
(1,2)	1:A:14:THR:O	2:C:4:C:H41	7	0.58
(1,2)	1:A:14:THR:O	2:C:4:C:H42	7	0.58
(1,2)	1:A:14:THR:O	2:C:4:C:H5	7	0.58
(1,2)	1:A:14:THR:O	2:C:4:C:H5'	7	0.58
(1,2)	1:A:14:THR:O	2:C:4:C:H5''	7	0.58
(1,2)	1:A:14:THR:O	2:C:4:C:H6	7	0.58
(1,2)	1:A:14:THR:O	2:C:4:C:HO2'	7	0.58
(1,2)	1:A:14:THR:O	2:C:4:C:N1	7	0.58
(1,2)	1:A:14:THR:O	2:C:4:C:N3	7	0.58
(1,2)	1:A:14:THR:O	2:C:4:C:N4	7	0.58
(1,2)	1:A:14:THR:O	2:C:4:C:O2	7	0.58

Continued on next page...

Continued from previous page...

Key	Atom-1	Atom-2	Model ID	Violation (Å)
(1,2)	1:A:14:THR:O	2:C:4:C:O2'	7	0.58
(1,2)	1:A:14:THR:O	2:C:4:C:O3'	7	0.58
(1,2)	1:A:14:THR:O	2:C:4:C:O4'	7	0.58
(1,2)	1:A:14:THR:O	2:C:4:C:O5'	7	0.58
(1,2)	1:A:14:THR:O	2:C:4:C:OP1	7	0.58
(1,2)	1:A:14:THR:O	2:C:4:C:OP2	7	0.58
(1,2)	1:A:14:THR:O	2:C:4:C:P	7	0.58
(1,2)	1:A:14:THR:O	2:C:5:A:C1'	7	0.58
(1,2)	1:A:14:THR:O	2:C:5:A:C2	7	0.58
(1,2)	1:A:14:THR:O	2:C:5:A:C2'	7	0.58
(1,2)	1:A:14:THR:O	2:C:5:A:C3'	7	0.58
(1,2)	1:A:14:THR:O	2:C:5:A:C4	7	0.58
(1,2)	1:A:14:THR:O	2:C:5:A:C4'	7	0.58
(1,2)	1:A:14:THR:O	2:C:5:A:C5	7	0.58
(1,2)	1:A:14:THR:O	2:C:5:A:C5'	7	0.58
(1,2)	1:A:14:THR:O	2:C:5:A:C6	7	0.58
(1,2)	1:A:14:THR:O	2:C:5:A:C8	7	0.58
(1,2)	1:A:14:THR:O	2:C:5:A:H1'	7	0.58
(1,2)	1:A:14:THR:O	2:C:5:A:H2	7	0.58
(1,2)	1:A:14:THR:O	2:C:5:A:H2'	7	0.58
(1,2)	1:A:14:THR:O	2:C:5:A:H3'	7	0.58
(1,2)	1:A:14:THR:O	2:C:5:A:H4'	7	0.58
(1,2)	1:A:14:THR:O	2:C:5:A:H5'	7	0.58
(1,2)	1:A:14:THR:O	2:C:5:A:H5''	7	0.58
(1,2)	1:A:14:THR:O	2:C:5:A:H61	7	0.58
(1,2)	1:A:14:THR:O	2:C:5:A:H62	7	0.58
(1,2)	1:A:14:THR:O	2:C:5:A:H8	7	0.58
(1,2)	1:A:14:THR:O	2:C:5:A:HO2'	7	0.58
(1,2)	1:A:14:THR:O	2:C:5:A:N1	7	0.58
(1,2)	1:A:14:THR:O	2:C:5:A:N3	7	0.58
(1,2)	1:A:14:THR:O	2:C:5:A:N6	7	0.58
(1,2)	1:A:14:THR:O	2:C:5:A:N7	7	0.58
(1,2)	1:A:14:THR:O	2:C:5:A:N9	7	0.58
(1,2)	1:A:14:THR:O	2:C:5:A:O2'	7	0.58
(1,2)	1:A:14:THR:O	2:C:5:A:O3'	7	0.58
(1,2)	1:A:14:THR:O	2:C:5:A:O4'	7	0.58
(1,2)	1:A:14:THR:O	2:C:5:A:O5'	7	0.58
(1,2)	1:A:14:THR:O	2:C:5:A:OP1	7	0.58
(1,2)	1:A:14:THR:O	2:C:5:A:OP2	7	0.58
(1,2)	1:A:14:THR:O	2:C:5:A:P	7	0.58
(1,2)	1:A:14:THR:OG1	2:C:1:A:C1'	7	0.58
(1,2)	1:A:14:THR:OG1	2:C:1:A:C2	7	0.58

Continued on next page...

Continued from previous page...

Key	Atom-1	Atom-2	Model ID	Violation (Å)
(1,2)	1:A:14:THR:OG1	2:C:1:A:C2'	7	0.58
(1,2)	1:A:14:THR:OG1	2:C:1:A:C3'	7	0.58
(1,2)	1:A:14:THR:OG1	2:C:1:A:C4	7	0.58
(1,2)	1:A:14:THR:OG1	2:C:1:A:C4'	7	0.58
(1,2)	1:A:14:THR:OG1	2:C:1:A:C5	7	0.58
(1,2)	1:A:14:THR:OG1	2:C:1:A:C5'	7	0.58
(1,2)	1:A:14:THR:OG1	2:C:1:A:C6	7	0.58
(1,2)	1:A:14:THR:OG1	2:C:1:A:C8	7	0.58
(1,2)	1:A:14:THR:OG1	2:C:1:A:H1'	7	0.58
(1,2)	1:A:14:THR:OG1	2:C:1:A:H2	7	0.58
(1,2)	1:A:14:THR:OG1	2:C:1:A:H2'	7	0.58
(1,2)	1:A:14:THR:OG1	2:C:1:A:H3'	7	0.58
(1,2)	1:A:14:THR:OG1	2:C:1:A:H4'	7	0.58
(1,2)	1:A:14:THR:OG1	2:C:1:A:H5'	7	0.58
(1,2)	1:A:14:THR:OG1	2:C:1:A:H5''	7	0.58
(1,2)	1:A:14:THR:OG1	2:C:1:A:H61	7	0.58
(1,2)	1:A:14:THR:OG1	2:C:1:A:H62	7	0.58
(1,2)	1:A:14:THR:OG1	2:C:1:A:H8	7	0.58
(1,2)	1:A:14:THR:OG1	2:C:1:A:HO2'	7	0.58
(1,2)	1:A:14:THR:OG1	2:C:1:A:N1	7	0.58
(1,2)	1:A:14:THR:OG1	2:C:1:A:N3	7	0.58
(1,2)	1:A:14:THR:OG1	2:C:1:A:N6	7	0.58
(1,2)	1:A:14:THR:OG1	2:C:1:A:N7	7	0.58
(1,2)	1:A:14:THR:OG1	2:C:1:A:N9	7	0.58
(1,2)	1:A:14:THR:OG1	2:C:1:A:O2'	7	0.58
(1,2)	1:A:14:THR:OG1	2:C:1:A:O3'	7	0.58
(1,2)	1:A:14:THR:OG1	2:C:1:A:O4'	7	0.58
(1,2)	1:A:14:THR:OG1	2:C:1:A:O5'	7	0.58
(1,2)	1:A:14:THR:OG1	2:C:2:U:C1'	7	0.58
(1,2)	1:A:14:THR:OG1	2:C:2:U:C2	7	0.58
(1,2)	1:A:14:THR:OG1	2:C:2:U:C2'	7	0.58
(1,2)	1:A:14:THR:OG1	2:C:2:U:C3'	7	0.58
(1,2)	1:A:14:THR:OG1	2:C:2:U:C4	7	0.58
(1,2)	1:A:14:THR:OG1	2:C:2:U:C4'	7	0.58
(1,2)	1:A:14:THR:OG1	2:C:2:U:C5	7	0.58
(1,2)	1:A:14:THR:OG1	2:C:2:U:C5'	7	0.58
(1,2)	1:A:14:THR:OG1	2:C:2:U:C6	7	0.58
(1,2)	1:A:14:THR:OG1	2:C:2:U:H1'	7	0.58
(1,2)	1:A:14:THR:OG1	2:C:2:U:H2'	7	0.58
(1,2)	1:A:14:THR:OG1	2:C:2:U:H3	7	0.58
(1,2)	1:A:14:THR:OG1	2:C:2:U:H3'	7	0.58
(1,2)	1:A:14:THR:OG1	2:C:2:U:H4'	7	0.58

Continued on next page...

Continued from previous page...

Key	Atom-1	Atom-2	Model ID	Violation (Å)
(1,2)	1:A:14:THR:OG1	2:C:2:U:H5	7	0.58
(1,2)	1:A:14:THR:OG1	2:C:2:U:H5'	7	0.58
(1,2)	1:A:14:THR:OG1	2:C:2:U:H5''	7	0.58
(1,2)	1:A:14:THR:OG1	2:C:2:U:H6	7	0.58
(1,2)	1:A:14:THR:OG1	2:C:2:U:HO2'	7	0.58
(1,2)	1:A:14:THR:OG1	2:C:2:U:N1	7	0.58
(1,2)	1:A:14:THR:OG1	2:C:2:U:N3	7	0.58
(1,2)	1:A:14:THR:OG1	2:C:2:U:O2	7	0.58
(1,2)	1:A:14:THR:OG1	2:C:2:U:O2'	7	0.58
(1,2)	1:A:14:THR:OG1	2:C:2:U:O3'	7	0.58
(1,2)	1:A:14:THR:OG1	2:C:2:U:O4	7	0.58
(1,2)	1:A:14:THR:OG1	2:C:2:U:O4'	7	0.58
(1,2)	1:A:14:THR:OG1	2:C:2:U:O5'	7	0.58
(1,2)	1:A:14:THR:OG1	2:C:2:U:OP1	7	0.58
(1,2)	1:A:14:THR:OG1	2:C:2:U:OP2	7	0.58
(1,2)	1:A:14:THR:OG1	2:C:2:U:P	7	0.58
(1,2)	1:A:14:THR:OG1	2:C:3:A:C1'	7	0.58
(1,2)	1:A:14:THR:OG1	2:C:3:A:C2	7	0.58
(1,2)	1:A:14:THR:OG1	2:C:3:A:C2'	7	0.58
(1,2)	1:A:14:THR:OG1	2:C:3:A:C3'	7	0.58
(1,2)	1:A:14:THR:OG1	2:C:3:A:C4	7	0.58
(1,2)	1:A:14:THR:OG1	2:C:3:A:C4'	7	0.58
(1,2)	1:A:14:THR:OG1	2:C:3:A:C5	7	0.58
(1,2)	1:A:14:THR:OG1	2:C:3:A:C5'	7	0.58
(1,2)	1:A:14:THR:OG1	2:C:3:A:C6	7	0.58
(1,2)	1:A:14:THR:OG1	2:C:3:A:C8	7	0.58
(1,2)	1:A:14:THR:OG1	2:C:3:A:H1'	7	0.58
(1,2)	1:A:14:THR:OG1	2:C:3:A:H2	7	0.58
(1,2)	1:A:14:THR:OG1	2:C:3:A:H2'	7	0.58
(1,2)	1:A:14:THR:OG1	2:C:3:A:H3'	7	0.58
(1,2)	1:A:14:THR:OG1	2:C:3:A:H4'	7	0.58
(1,2)	1:A:14:THR:OG1	2:C:3:A:H5'	7	0.58
(1,2)	1:A:14:THR:OG1	2:C:3:A:H5''	7	0.58
(1,2)	1:A:14:THR:OG1	2:C:3:A:H61	7	0.58
(1,2)	1:A:14:THR:OG1	2:C:3:A:H62	7	0.58
(1,2)	1:A:14:THR:OG1	2:C:3:A:H8	7	0.58
(1,2)	1:A:14:THR:OG1	2:C:3:A:HO2'	7	0.58
(1,2)	1:A:14:THR:OG1	2:C:3:A:N1	7	0.58
(1,2)	1:A:14:THR:OG1	2:C:3:A:N3	7	0.58
(1,2)	1:A:14:THR:OG1	2:C:3:A:N6	7	0.58
(1,2)	1:A:14:THR:OG1	2:C:3:A:N7	7	0.58
(1,2)	1:A:14:THR:OG1	2:C:3:A:N9	7	0.58

Continued on next page...

Continued from previous page...

Key	Atom-1	Atom-2	Model ID	Violation (Å)
(1,2)	1:A:14:THR:OG1	2:C:3:A:O2'	7	0.58
(1,2)	1:A:14:THR:OG1	2:C:3:A:O3'	7	0.58
(1,2)	1:A:14:THR:OG1	2:C:3:A:O4'	7	0.58
(1,2)	1:A:14:THR:OG1	2:C:3:A:O5'	7	0.58
(1,2)	1:A:14:THR:OG1	2:C:3:A:OP1	7	0.58
(1,2)	1:A:14:THR:OG1	2:C:3:A:OP2	7	0.58
(1,2)	1:A:14:THR:OG1	2:C:3:A:P	7	0.58
(1,2)	1:A:14:THR:OG1	2:C:4:C:C1'	7	0.58
(1,2)	1:A:14:THR:OG1	2:C:4:C:C2	7	0.58
(1,2)	1:A:14:THR:OG1	2:C:4:C:C2'	7	0.58
(1,2)	1:A:14:THR:OG1	2:C:4:C:C3'	7	0.58
(1,2)	1:A:14:THR:OG1	2:C:4:C:C4	7	0.58
(1,2)	1:A:14:THR:OG1	2:C:4:C:C4'	7	0.58
(1,2)	1:A:14:THR:OG1	2:C:4:C:C5	7	0.58
(1,2)	1:A:14:THR:OG1	2:C:4:C:C5'	7	0.58
(1,2)	1:A:14:THR:OG1	2:C:4:C:C6	7	0.58
(1,2)	1:A:14:THR:OG1	2:C:4:C:H1'	7	0.58
(1,2)	1:A:14:THR:OG1	2:C:4:C:H2'	7	0.58
(1,2)	1:A:14:THR:OG1	2:C:4:C:H3'	7	0.58
(1,2)	1:A:14:THR:OG1	2:C:4:C:H4'	7	0.58
(1,2)	1:A:14:THR:OG1	2:C:4:C:H41	7	0.58
(1,2)	1:A:14:THR:OG1	2:C:4:C:H42	7	0.58
(1,2)	1:A:14:THR:OG1	2:C:4:C:H5	7	0.58
(1,2)	1:A:14:THR:OG1	2:C:4:C:H5'	7	0.58
(1,2)	1:A:14:THR:OG1	2:C:4:C:H5''	7	0.58
(1,2)	1:A:14:THR:OG1	2:C:4:C:H6	7	0.58
(1,2)	1:A:14:THR:OG1	2:C:4:C:HO2'	7	0.58
(1,2)	1:A:14:THR:OG1	2:C:4:C:N1	7	0.58
(1,2)	1:A:14:THR:OG1	2:C:4:C:N3	7	0.58
(1,2)	1:A:14:THR:OG1	2:C:4:C:N4	7	0.58
(1,2)	1:A:14:THR:OG1	2:C:4:C:O2	7	0.58
(1,2)	1:A:14:THR:OG1	2:C:4:C:O2'	7	0.58
(1,2)	1:A:14:THR:OG1	2:C:4:C:O3'	7	0.58
(1,2)	1:A:14:THR:OG1	2:C:4:C:O4'	7	0.58
(1,2)	1:A:14:THR:OG1	2:C:4:C:O5'	7	0.58
(1,2)	1:A:14:THR:OG1	2:C:4:C:OP1	7	0.58
(1,2)	1:A:14:THR:OG1	2:C:4:C:OP2	7	0.58
(1,2)	1:A:14:THR:OG1	2:C:4:C:P	7	0.58
(1,2)	1:A:14:THR:OG1	2:C:5:A:C1'	7	0.58
(1,2)	1:A:14:THR:OG1	2:C:5:A:C2	7	0.58
(1,2)	1:A:14:THR:OG1	2:C:5:A:C2'	7	0.58
(1,2)	1:A:14:THR:OG1	2:C:5:A:C3'	7	0.58

Continued on next page...

Continued from previous page...

Key	Atom-1	Atom-2	Model ID	Violation (Å)
(1,2)	1:A:14:THR:OG1	2:C:5:A:C4	7	0.58
(1,2)	1:A:14:THR:OG1	2:C:5:A:C4'	7	0.58
(1,2)	1:A:14:THR:OG1	2:C:5:A:C5	7	0.58
(1,2)	1:A:14:THR:OG1	2:C:5:A:C5'	7	0.58
(1,2)	1:A:14:THR:OG1	2:C:5:A:C6	7	0.58
(1,2)	1:A:14:THR:OG1	2:C:5:A:C8	7	0.58
(1,2)	1:A:14:THR:OG1	2:C:5:A:H1'	7	0.58
(1,2)	1:A:14:THR:OG1	2:C:5:A:H2	7	0.58
(1,2)	1:A:14:THR:OG1	2:C:5:A:H2'	7	0.58
(1,2)	1:A:14:THR:OG1	2:C:5:A:H3'	7	0.58
(1,2)	1:A:14:THR:OG1	2:C:5:A:H4'	7	0.58
(1,2)	1:A:14:THR:OG1	2:C:5:A:H5'	7	0.58
(1,2)	1:A:14:THR:OG1	2:C:5:A:H5''	7	0.58
(1,2)	1:A:14:THR:OG1	2:C:5:A:H61	7	0.58
(1,2)	1:A:14:THR:OG1	2:C:5:A:H62	7	0.58
(1,2)	1:A:14:THR:OG1	2:C:5:A:H8	7	0.58
(1,2)	1:A:14:THR:OG1	2:C:5:A:HO2'	7	0.58
(1,2)	1:A:14:THR:OG1	2:C:5:A:N1	7	0.58
(1,2)	1:A:14:THR:OG1	2:C:5:A:N3	7	0.58
(1,2)	1:A:14:THR:OG1	2:C:5:A:N6	7	0.58
(1,2)	1:A:14:THR:OG1	2:C:5:A:N7	7	0.58
(1,2)	1:A:14:THR:OG1	2:C:5:A:N9	7	0.58
(1,2)	1:A:14:THR:OG1	2:C:5:A:O2'	7	0.58
(1,2)	1:A:14:THR:OG1	2:C:5:A:O3'	7	0.58
(1,2)	1:A:14:THR:OG1	2:C:5:A:O4'	7	0.58
(1,2)	1:A:14:THR:OG1	2:C:5:A:O5'	7	0.58
(1,2)	1:A:14:THR:OG1	2:C:5:A:OP1	7	0.58
(1,2)	1:A:14:THR:OG1	2:C:5:A:OP2	7	0.58
(1,2)	1:A:14:THR:OG1	2:C:5:A:P	7	0.58
(1,2)	1:A:14:THR:C	2:C:1:A:C1'	5	0.56
(1,2)	1:A:14:THR:C	2:C:1:A:C2	5	0.56
(1,2)	1:A:14:THR:C	2:C:1:A:C2'	5	0.56
(1,2)	1:A:14:THR:C	2:C:1:A:C3'	5	0.56
(1,2)	1:A:14:THR:C	2:C:1:A:C4	5	0.56
(1,2)	1:A:14:THR:C	2:C:1:A:C4'	5	0.56
(1,2)	1:A:14:THR:C	2:C:1:A:C5	5	0.56
(1,2)	1:A:14:THR:C	2:C:1:A:C5'	5	0.56
(1,2)	1:A:14:THR:C	2:C:1:A:C6	5	0.56
(1,2)	1:A:14:THR:C	2:C:1:A:C8	5	0.56
(1,2)	1:A:14:THR:C	2:C:1:A:H1'	5	0.56
(1,2)	1:A:14:THR:C	2:C:1:A:H2	5	0.56
(1,2)	1:A:14:THR:C	2:C:1:A:H2'	5	0.56

Continued on next page...

Continued from previous page...

Key	Atom-1	Atom-2	Model ID	Violation (Å)
(1,2)	1:A:14:THR:C	2:C:1:A:H3'	5	0.56
(1,2)	1:A:14:THR:C	2:C:1:A:H4'	5	0.56
(1,2)	1:A:14:THR:C	2:C:1:A:H5'	5	0.56
(1,2)	1:A:14:THR:C	2:C:1:A:H5''	5	0.56
(1,2)	1:A:14:THR:C	2:C:1:A:H61	5	0.56
(1,2)	1:A:14:THR:C	2:C:1:A:H62	5	0.56
(1,2)	1:A:14:THR:C	2:C:1:A:H8	5	0.56
(1,2)	1:A:14:THR:C	2:C:1:A:HO2'	5	0.56
(1,2)	1:A:14:THR:C	2:C:1:A:N1	5	0.56
(1,2)	1:A:14:THR:C	2:C:1:A:N3	5	0.56
(1,2)	1:A:14:THR:C	2:C:1:A:N6	5	0.56
(1,2)	1:A:14:THR:C	2:C:1:A:N7	5	0.56
(1,2)	1:A:14:THR:C	2:C:1:A:N9	5	0.56
(1,2)	1:A:14:THR:C	2:C:1:A:O2'	5	0.56
(1,2)	1:A:14:THR:C	2:C:1:A:O3'	5	0.56
(1,2)	1:A:14:THR:C	2:C:1:A:O4'	5	0.56
(1,2)	1:A:14:THR:C	2:C:1:A:O5'	5	0.56
(1,2)	1:A:14:THR:C	2:C:2:U:C1'	5	0.56
(1,2)	1:A:14:THR:C	2:C:2:U:C2	5	0.56
(1,2)	1:A:14:THR:C	2:C:2:U:C2'	5	0.56
(1,2)	1:A:14:THR:C	2:C:2:U:C3'	5	0.56
(1,2)	1:A:14:THR:C	2:C:2:U:C4	5	0.56
(1,2)	1:A:14:THR:C	2:C:2:U:C4'	5	0.56
(1,2)	1:A:14:THR:C	2:C:2:U:C5	5	0.56
(1,2)	1:A:14:THR:C	2:C:2:U:C5'	5	0.56
(1,2)	1:A:14:THR:C	2:C:2:U:C6	5	0.56
(1,2)	1:A:14:THR:C	2:C:2:U:H1'	5	0.56
(1,2)	1:A:14:THR:C	2:C:2:U:H2'	5	0.56
(1,2)	1:A:14:THR:C	2:C:2:U:H3	5	0.56
(1,2)	1:A:14:THR:C	2:C:2:U:H3'	5	0.56
(1,2)	1:A:14:THR:C	2:C:2:U:H4'	5	0.56
(1,2)	1:A:14:THR:C	2:C:2:U:H5	5	0.56
(1,2)	1:A:14:THR:C	2:C:2:U:H5'	5	0.56
(1,2)	1:A:14:THR:C	2:C:2:U:H5''	5	0.56
(1,2)	1:A:14:THR:C	2:C:2:U:H6	5	0.56
(1,2)	1:A:14:THR:C	2:C:2:U:HO2'	5	0.56
(1,2)	1:A:14:THR:C	2:C:2:U:N1	5	0.56
(1,2)	1:A:14:THR:C	2:C:2:U:N3	5	0.56
(1,2)	1:A:14:THR:C	2:C:2:U:O2	5	0.56
(1,2)	1:A:14:THR:C	2:C:2:U:O2'	5	0.56
(1,2)	1:A:14:THR:C	2:C:2:U:O3'	5	0.56
(1,2)	1:A:14:THR:C	2:C:2:U:O4	5	0.56

Continued on next page...

Continued from previous page...

Key	Atom-1	Atom-2	Model ID	Violation (Å)
(1,2)	1:A:14:THR:C	2:C:2:U:O4'	5	0.56
(1,2)	1:A:14:THR:C	2:C:2:U:O5'	5	0.56
(1,2)	1:A:14:THR:C	2:C:2:U:OP1	5	0.56
(1,2)	1:A:14:THR:C	2:C:2:U:OP2	5	0.56
(1,2)	1:A:14:THR:C	2:C:2:U:P	5	0.56
(1,2)	1:A:14:THR:C	2:C:3:A:C1'	5	0.56
(1,2)	1:A:14:THR:C	2:C:3:A:C2	5	0.56
(1,2)	1:A:14:THR:C	2:C:3:A:C2'	5	0.56
(1,2)	1:A:14:THR:C	2:C:3:A:C3'	5	0.56
(1,2)	1:A:14:THR:C	2:C:3:A:C4	5	0.56
(1,2)	1:A:14:THR:C	2:C:3:A:C4'	5	0.56
(1,2)	1:A:14:THR:C	2:C:3:A:C5	5	0.56
(1,2)	1:A:14:THR:C	2:C:3:A:C5'	5	0.56
(1,2)	1:A:14:THR:C	2:C:3:A:C6	5	0.56
(1,2)	1:A:14:THR:C	2:C:3:A:C8	5	0.56
(1,2)	1:A:14:THR:C	2:C:3:A:H1'	5	0.56
(1,2)	1:A:14:THR:C	2:C:3:A:H2	5	0.56
(1,2)	1:A:14:THR:C	2:C:3:A:H2'	5	0.56
(1,2)	1:A:14:THR:C	2:C:3:A:H3'	5	0.56
(1,2)	1:A:14:THR:C	2:C:3:A:H4'	5	0.56
(1,2)	1:A:14:THR:C	2:C:3:A:H5'	5	0.56
(1,2)	1:A:14:THR:C	2:C:3:A:H5''	5	0.56
(1,2)	1:A:14:THR:C	2:C:3:A:H61	5	0.56
(1,2)	1:A:14:THR:C	2:C:3:A:H62	5	0.56
(1,2)	1:A:14:THR:C	2:C:3:A:H8	5	0.56
(1,2)	1:A:14:THR:C	2:C:3:A:HO2'	5	0.56
(1,2)	1:A:14:THR:C	2:C:3:A:N1	5	0.56
(1,2)	1:A:14:THR:C	2:C:3:A:N3	5	0.56
(1,2)	1:A:14:THR:C	2:C:3:A:N6	5	0.56
(1,2)	1:A:14:THR:C	2:C:3:A:N7	5	0.56
(1,2)	1:A:14:THR:C	2:C:3:A:N9	5	0.56
(1,2)	1:A:14:THR:C	2:C:3:A:O2'	5	0.56
(1,2)	1:A:14:THR:C	2:C:3:A:O3'	5	0.56
(1,2)	1:A:14:THR:C	2:C:3:A:O4'	5	0.56
(1,2)	1:A:14:THR:C	2:C:3:A:O5'	5	0.56
(1,2)	1:A:14:THR:C	2:C:3:A:OP1	5	0.56
(1,2)	1:A:14:THR:C	2:C:3:A:OP2	5	0.56
(1,2)	1:A:14:THR:C	2:C:3:A:P	5	0.56
(1,2)	1:A:14:THR:C	2:C:4:C:C1'	5	0.56
(1,2)	1:A:14:THR:C	2:C:4:C:C2	5	0.56
(1,2)	1:A:14:THR:C	2:C:4:C:C2'	5	0.56
(1,2)	1:A:14:THR:C	2:C:4:C:C3'	5	0.56

Continued on next page...

Continued from previous page...

Key	Atom-1	Atom-2	Model ID	Violation (Å)
(1,2)	1:A:14:THR:C	2:C:4:C:C4	5	0.56
(1,2)	1:A:14:THR:C	2:C:4:C:C4'	5	0.56
(1,2)	1:A:14:THR:C	2:C:4:C:C5	5	0.56
(1,2)	1:A:14:THR:C	2:C:4:C:C5'	5	0.56
(1,2)	1:A:14:THR:C	2:C:4:C:C6	5	0.56
(1,2)	1:A:14:THR:C	2:C:4:C:H1'	5	0.56
(1,2)	1:A:14:THR:C	2:C:4:C:H2'	5	0.56
(1,2)	1:A:14:THR:C	2:C:4:C:H3'	5	0.56
(1,2)	1:A:14:THR:C	2:C:4:C:H4'	5	0.56
(1,2)	1:A:14:THR:C	2:C:4:C:H41	5	0.56
(1,2)	1:A:14:THR:C	2:C:4:C:H42	5	0.56
(1,2)	1:A:14:THR:C	2:C:4:C:H5	5	0.56
(1,2)	1:A:14:THR:C	2:C:4:C:H5'	5	0.56
(1,2)	1:A:14:THR:C	2:C:4:C:H5''	5	0.56
(1,2)	1:A:14:THR:C	2:C:4:C:H6	5	0.56
(1,2)	1:A:14:THR:C	2:C:4:C:HO2'	5	0.56
(1,2)	1:A:14:THR:C	2:C:4:C:N1	5	0.56
(1,2)	1:A:14:THR:C	2:C:4:C:N3	5	0.56
(1,2)	1:A:14:THR:C	2:C:4:C:N4	5	0.56
(1,2)	1:A:14:THR:C	2:C:4:C:O2	5	0.56
(1,2)	1:A:14:THR:C	2:C:4:C:O2'	5	0.56
(1,2)	1:A:14:THR:C	2:C:4:C:O3'	5	0.56
(1,2)	1:A:14:THR:C	2:C:4:C:O4'	5	0.56
(1,2)	1:A:14:THR:C	2:C:4:C:O5'	5	0.56
(1,2)	1:A:14:THR:C	2:C:4:C:OP1	5	0.56
(1,2)	1:A:14:THR:C	2:C:4:C:OP2	5	0.56
(1,2)	1:A:14:THR:C	2:C:4:C:P	5	0.56
(1,2)	1:A:14:THR:C	2:C:5:A:C1'	5	0.56
(1,2)	1:A:14:THR:C	2:C:5:A:C2	5	0.56
(1,2)	1:A:14:THR:C	2:C:5:A:C2'	5	0.56
(1,2)	1:A:14:THR:C	2:C:5:A:C3'	5	0.56
(1,2)	1:A:14:THR:C	2:C:5:A:C4	5	0.56
(1,2)	1:A:14:THR:C	2:C:5:A:C4'	5	0.56
(1,2)	1:A:14:THR:C	2:C:5:A:C5	5	0.56
(1,2)	1:A:14:THR:C	2:C:5:A:C5'	5	0.56
(1,2)	1:A:14:THR:C	2:C:5:A:C6	5	0.56
(1,2)	1:A:14:THR:C	2:C:5:A:C8	5	0.56
(1,2)	1:A:14:THR:C	2:C:5:A:H1'	5	0.56
(1,2)	1:A:14:THR:C	2:C:5:A:H2	5	0.56
(1,2)	1:A:14:THR:C	2:C:5:A:H2'	5	0.56
(1,2)	1:A:14:THR:C	2:C:5:A:H3'	5	0.56
(1,2)	1:A:14:THR:C	2:C:5:A:H4'	5	0.56

Continued on next page...

Continued from previous page...

Key	Atom-1	Atom-2	Model ID	Violation (Å)
(1,2)	1:A:14:THR:C	2:C:5:A:H5'	5	0.56
(1,2)	1:A:14:THR:C	2:C:5:A:H5''	5	0.56
(1,2)	1:A:14:THR:C	2:C:5:A:H61	5	0.56
(1,2)	1:A:14:THR:C	2:C:5:A:H62	5	0.56
(1,2)	1:A:14:THR:C	2:C:5:A:H8	5	0.56
(1,2)	1:A:14:THR:C	2:C:5:A:HO2'	5	0.56
(1,2)	1:A:14:THR:C	2:C:5:A:N1	5	0.56
(1,2)	1:A:14:THR:C	2:C:5:A:N3	5	0.56
(1,2)	1:A:14:THR:C	2:C:5:A:N6	5	0.56
(1,2)	1:A:14:THR:C	2:C:5:A:N7	5	0.56
(1,2)	1:A:14:THR:C	2:C:5:A:N9	5	0.56
(1,2)	1:A:14:THR:C	2:C:5:A:O2'	5	0.56
(1,2)	1:A:14:THR:C	2:C:5:A:O3'	5	0.56
(1,2)	1:A:14:THR:C	2:C:5:A:O4'	5	0.56
(1,2)	1:A:14:THR:C	2:C:5:A:O5'	5	0.56
(1,2)	1:A:14:THR:C	2:C:5:A:OP1	5	0.56
(1,2)	1:A:14:THR:C	2:C:5:A:OP2	5	0.56
(1,2)	1:A:14:THR:C	2:C:5:A:P	5	0.56
(1,2)	1:A:14:THR:CA	2:C:1:A:C1'	5	0.56
(1,2)	1:A:14:THR:CA	2:C:1:A:C2	5	0.56
(1,2)	1:A:14:THR:CA	2:C:1:A:C2'	5	0.56
(1,2)	1:A:14:THR:CA	2:C:1:A:C3'	5	0.56
(1,2)	1:A:14:THR:CA	2:C:1:A:C4	5	0.56
(1,2)	1:A:14:THR:CA	2:C:1:A:C4'	5	0.56
(1,2)	1:A:14:THR:CA	2:C:1:A:C5	5	0.56
(1,2)	1:A:14:THR:CA	2:C:1:A:C5'	5	0.56
(1,2)	1:A:14:THR:CA	2:C:1:A:C6	5	0.56
(1,2)	1:A:14:THR:CA	2:C:1:A:C8	5	0.56
(1,2)	1:A:14:THR:CA	2:C:1:A:H1'	5	0.56
(1,2)	1:A:14:THR:CA	2:C:1:A:H2	5	0.56
(1,2)	1:A:14:THR:CA	2:C:1:A:H2'	5	0.56
(1,2)	1:A:14:THR:CA	2:C:1:A:H3'	5	0.56
(1,2)	1:A:14:THR:CA	2:C:1:A:H4'	5	0.56
(1,2)	1:A:14:THR:CA	2:C:1:A:H5'	5	0.56
(1,2)	1:A:14:THR:CA	2:C:1:A:H5''	5	0.56
(1,2)	1:A:14:THR:CA	2:C:1:A:H61	5	0.56
(1,2)	1:A:14:THR:CA	2:C:1:A:H62	5	0.56
(1,2)	1:A:14:THR:CA	2:C:1:A:H8	5	0.56
(1,2)	1:A:14:THR:CA	2:C:1:A:HO2'	5	0.56
(1,2)	1:A:14:THR:CA	2:C:1:A:N1	5	0.56
(1,2)	1:A:14:THR:CA	2:C:1:A:N3	5	0.56
(1,2)	1:A:14:THR:CA	2:C:1:A:N6	5	0.56

Continued on next page...

Continued from previous page...

Key	Atom-1	Atom-2	Model ID	Violation (Å)
(1,2)	1:A:14:THR:CA	2:C:1:A:N7	5	0.56
(1,2)	1:A:14:THR:CA	2:C:1:A:N9	5	0.56
(1,2)	1:A:14:THR:CA	2:C:1:A:O2'	5	0.56
(1,2)	1:A:14:THR:CA	2:C:1:A:O3'	5	0.56
(1,2)	1:A:14:THR:CA	2:C:1:A:O4'	5	0.56
(1,2)	1:A:14:THR:CA	2:C:1:A:O5'	5	0.56
(1,2)	1:A:14:THR:CA	2:C:2:U:C1'	5	0.56
(1,2)	1:A:14:THR:CA	2:C:2:U:C2	5	0.56
(1,2)	1:A:14:THR:CA	2:C:2:U:C2'	5	0.56
(1,2)	1:A:14:THR:CA	2:C:2:U:C3'	5	0.56
(1,2)	1:A:14:THR:CA	2:C:2:U:C4	5	0.56
(1,2)	1:A:14:THR:CA	2:C:2:U:C4'	5	0.56
(1,2)	1:A:14:THR:CA	2:C:2:U:C5	5	0.56
(1,2)	1:A:14:THR:CA	2:C:2:U:C5'	5	0.56
(1,2)	1:A:14:THR:CA	2:C:2:U:C6	5	0.56
(1,2)	1:A:14:THR:CA	2:C:2:U:H1'	5	0.56
(1,2)	1:A:14:THR:CA	2:C:2:U:H2'	5	0.56
(1,2)	1:A:14:THR:CA	2:C:2:U:H3	5	0.56
(1,2)	1:A:14:THR:CA	2:C:2:U:H3'	5	0.56
(1,2)	1:A:14:THR:CA	2:C:2:U:H4'	5	0.56
(1,2)	1:A:14:THR:CA	2:C:2:U:H5	5	0.56
(1,2)	1:A:14:THR:CA	2:C:2:U:H5'	5	0.56
(1,2)	1:A:14:THR:CA	2:C:2:U:H5''	5	0.56
(1,2)	1:A:14:THR:CA	2:C:2:U:H6	5	0.56
(1,2)	1:A:14:THR:CA	2:C:2:U:HO2'	5	0.56
(1,2)	1:A:14:THR:CA	2:C:2:U:N1	5	0.56
(1,2)	1:A:14:THR:CA	2:C:2:U:N3	5	0.56
(1,2)	1:A:14:THR:CA	2:C:2:U:O2	5	0.56
(1,2)	1:A:14:THR:CA	2:C:2:U:O2'	5	0.56
(1,2)	1:A:14:THR:CA	2:C:2:U:O3'	5	0.56
(1,2)	1:A:14:THR:CA	2:C:2:U:O4	5	0.56
(1,2)	1:A:14:THR:CA	2:C:2:U:O4'	5	0.56
(1,2)	1:A:14:THR:CA	2:C:2:U:O5'	5	0.56
(1,2)	1:A:14:THR:CA	2:C:2:U:OP1	5	0.56
(1,2)	1:A:14:THR:CA	2:C:2:U:OP2	5	0.56
(1,2)	1:A:14:THR:CA	2:C:2:U:P	5	0.56
(1,2)	1:A:14:THR:CA	2:C:3:A:C1'	5	0.56
(1,2)	1:A:14:THR:CA	2:C:3:A:C2	5	0.56
(1,2)	1:A:14:THR:CA	2:C:3:A:C2'	5	0.56
(1,2)	1:A:14:THR:CA	2:C:3:A:C3'	5	0.56
(1,2)	1:A:14:THR:CA	2:C:3:A:C4	5	0.56
(1,2)	1:A:14:THR:CA	2:C:3:A:C4'	5	0.56

Continued on next page...

Continued from previous page...

Key	Atom-1	Atom-2	Model ID	Violation (Å)
(1,2)	1:A:14:THR:CA	2:C:3:A:C5	5	0.56
(1,2)	1:A:14:THR:CA	2:C:3:A:C5'	5	0.56
(1,2)	1:A:14:THR:CA	2:C:3:A:C6	5	0.56
(1,2)	1:A:14:THR:CA	2:C:3:A:C8	5	0.56
(1,2)	1:A:14:THR:CA	2:C:3:A:H1'	5	0.56
(1,2)	1:A:14:THR:CA	2:C:3:A:H2	5	0.56
(1,2)	1:A:14:THR:CA	2:C:3:A:H2'	5	0.56
(1,2)	1:A:14:THR:CA	2:C:3:A:H3'	5	0.56
(1,2)	1:A:14:THR:CA	2:C:3:A:H4'	5	0.56
(1,2)	1:A:14:THR:CA	2:C:3:A:H5'	5	0.56
(1,2)	1:A:14:THR:CA	2:C:3:A:H5''	5	0.56
(1,2)	1:A:14:THR:CA	2:C:3:A:H61	5	0.56
(1,2)	1:A:14:THR:CA	2:C:3:A:H62	5	0.56
(1,2)	1:A:14:THR:CA	2:C:3:A:H8	5	0.56
(1,2)	1:A:14:THR:CA	2:C:3:A:HO2'	5	0.56
(1,2)	1:A:14:THR:CA	2:C:3:A:N1	5	0.56
(1,2)	1:A:14:THR:CA	2:C:3:A:N3	5	0.56
(1,2)	1:A:14:THR:CA	2:C:3:A:N6	5	0.56
(1,2)	1:A:14:THR:CA	2:C:3:A:N7	5	0.56
(1,2)	1:A:14:THR:CA	2:C:3:A:N9	5	0.56
(1,2)	1:A:14:THR:CA	2:C:3:A:O2'	5	0.56
(1,2)	1:A:14:THR:CA	2:C:3:A:O3'	5	0.56
(1,2)	1:A:14:THR:CA	2:C:3:A:O4'	5	0.56
(1,2)	1:A:14:THR:CA	2:C:3:A:O5'	5	0.56
(1,2)	1:A:14:THR:CA	2:C:3:A:OP1	5	0.56
(1,2)	1:A:14:THR:CA	2:C:3:A:OP2	5	0.56
(1,2)	1:A:14:THR:CA	2:C:3:A:P	5	0.56
(1,2)	1:A:14:THR:CA	2:C:4:C:C1'	5	0.56
(1,2)	1:A:14:THR:CA	2:C:4:C:C2	5	0.56
(1,2)	1:A:14:THR:CA	2:C:4:C:C2'	5	0.56
(1,2)	1:A:14:THR:CA	2:C:4:C:C3'	5	0.56
(1,2)	1:A:14:THR:CA	2:C:4:C:C4	5	0.56
(1,2)	1:A:14:THR:CA	2:C:4:C:C4'	5	0.56
(1,2)	1:A:14:THR:CA	2:C:4:C:C5	5	0.56
(1,2)	1:A:14:THR:CA	2:C:4:C:C5'	5	0.56
(1,2)	1:A:14:THR:CA	2:C:4:C:C6	5	0.56
(1,2)	1:A:14:THR:CA	2:C:4:C:H1'	5	0.56
(1,2)	1:A:14:THR:CA	2:C:4:C:H2'	5	0.56
(1,2)	1:A:14:THR:CA	2:C:4:C:H3'	5	0.56
(1,2)	1:A:14:THR:CA	2:C:4:C:H4'	5	0.56
(1,2)	1:A:14:THR:CA	2:C:4:C:H41	5	0.56
(1,2)	1:A:14:THR:CA	2:C:4:C:H42	5	0.56

Continued on next page...

Continued from previous page...

Key	Atom-1	Atom-2	Model ID	Violation (Å)
(1,2)	1:A:14:THR:CA	2:C:4:C:H5	5	0.56
(1,2)	1:A:14:THR:CA	2:C:4:C:H5'	5	0.56
(1,2)	1:A:14:THR:CA	2:C:4:C:H5''	5	0.56
(1,2)	1:A:14:THR:CA	2:C:4:C:H6	5	0.56
(1,2)	1:A:14:THR:CA	2:C:4:C:HO2'	5	0.56
(1,2)	1:A:14:THR:CA	2:C:4:C:N1	5	0.56
(1,2)	1:A:14:THR:CA	2:C:4:C:N3	5	0.56
(1,2)	1:A:14:THR:CA	2:C:4:C:N4	5	0.56
(1,2)	1:A:14:THR:CA	2:C:4:C:O2	5	0.56
(1,2)	1:A:14:THR:CA	2:C:4:C:O2'	5	0.56
(1,2)	1:A:14:THR:CA	2:C:4:C:O3'	5	0.56
(1,2)	1:A:14:THR:CA	2:C:4:C:O4'	5	0.56
(1,2)	1:A:14:THR:CA	2:C:4:C:O5'	5	0.56
(1,2)	1:A:14:THR:CA	2:C:4:C:OP1	5	0.56
(1,2)	1:A:14:THR:CA	2:C:4:C:OP2	5	0.56
(1,2)	1:A:14:THR:CA	2:C:4:C:P	5	0.56
(1,2)	1:A:14:THR:CA	2:C:5:A:C1'	5	0.56
(1,2)	1:A:14:THR:CA	2:C:5:A:C2	5	0.56
(1,2)	1:A:14:THR:CA	2:C:5:A:C2'	5	0.56
(1,2)	1:A:14:THR:CA	2:C:5:A:C3'	5	0.56
(1,2)	1:A:14:THR:CA	2:C:5:A:C4	5	0.56
(1,2)	1:A:14:THR:CA	2:C:5:A:C4'	5	0.56
(1,2)	1:A:14:THR:CA	2:C:5:A:C5	5	0.56
(1,2)	1:A:14:THR:CA	2:C:5:A:C5'	5	0.56
(1,2)	1:A:14:THR:CA	2:C:5:A:C6	5	0.56
(1,2)	1:A:14:THR:CA	2:C:5:A:C8	5	0.56
(1,2)	1:A:14:THR:CA	2:C:5:A:H1'	5	0.56
(1,2)	1:A:14:THR:CA	2:C:5:A:H2	5	0.56
(1,2)	1:A:14:THR:CA	2:C:5:A:H2'	5	0.56
(1,2)	1:A:14:THR:CA	2:C:5:A:H3'	5	0.56
(1,2)	1:A:14:THR:CA	2:C:5:A:H4'	5	0.56
(1,2)	1:A:14:THR:CA	2:C:5:A:H5'	5	0.56
(1,2)	1:A:14:THR:CA	2:C:5:A:H5''	5	0.56
(1,2)	1:A:14:THR:CA	2:C:5:A:H61	5	0.56
(1,2)	1:A:14:THR:CA	2:C:5:A:H62	5	0.56
(1,2)	1:A:14:THR:CA	2:C:5:A:H8	5	0.56
(1,2)	1:A:14:THR:CA	2:C:5:A:HO2'	5	0.56
(1,2)	1:A:14:THR:CA	2:C:5:A:N1	5	0.56
(1,2)	1:A:14:THR:CA	2:C:5:A:N3	5	0.56
(1,2)	1:A:14:THR:CA	2:C:5:A:N6	5	0.56
(1,2)	1:A:14:THR:CA	2:C:5:A:N7	5	0.56
(1,2)	1:A:14:THR:CA	2:C:5:A:N9	5	0.56

Continued on next page...

Continued from previous page...

Key	Atom-1	Atom-2	Model ID	Violation (Å)
(1,2)	1:A:14:THR:CA	2:C:5:A:O2'	5	0.56
(1,2)	1:A:14:THR:CA	2:C:5:A:O3'	5	0.56
(1,2)	1:A:14:THR:CA	2:C:5:A:O4'	5	0.56
(1,2)	1:A:14:THR:CA	2:C:5:A:O5'	5	0.56
(1,2)	1:A:14:THR:CA	2:C:5:A:OP1	5	0.56
(1,2)	1:A:14:THR:CA	2:C:5:A:OP2	5	0.56
(1,2)	1:A:14:THR:CA	2:C:5:A:P	5	0.56
(1,2)	1:A:14:THR:CB	2:C:1:A:C1'	5	0.56
(1,2)	1:A:14:THR:CB	2:C:1:A:C2	5	0.56
(1,2)	1:A:14:THR:CB	2:C:1:A:C2'	5	0.56
(1,2)	1:A:14:THR:CB	2:C:1:A:C3'	5	0.56
(1,2)	1:A:14:THR:CB	2:C:1:A:C4	5	0.56
(1,2)	1:A:14:THR:CB	2:C:1:A:C4'	5	0.56
(1,2)	1:A:14:THR:CB	2:C:1:A:C5	5	0.56
(1,2)	1:A:14:THR:CB	2:C:1:A:C5'	5	0.56
(1,2)	1:A:14:THR:CB	2:C:1:A:C6	5	0.56
(1,2)	1:A:14:THR:CB	2:C:1:A:C8	5	0.56
(1,2)	1:A:14:THR:CB	2:C:1:A:H1'	5	0.56
(1,2)	1:A:14:THR:CB	2:C:1:A:H2	5	0.56
(1,2)	1:A:14:THR:CB	2:C:1:A:H2'	5	0.56
(1,2)	1:A:14:THR:CB	2:C:1:A:H3'	5	0.56
(1,2)	1:A:14:THR:CB	2:C:1:A:H4'	5	0.56
(1,2)	1:A:14:THR:CB	2:C:1:A:H5'	5	0.56
(1,2)	1:A:14:THR:CB	2:C:1:A:H5''	5	0.56
(1,2)	1:A:14:THR:CB	2:C:1:A:H61	5	0.56
(1,2)	1:A:14:THR:CB	2:C:1:A:H62	5	0.56
(1,2)	1:A:14:THR:CB	2:C:1:A:H8	5	0.56
(1,2)	1:A:14:THR:CB	2:C:1:A:HO2'	5	0.56
(1,2)	1:A:14:THR:CB	2:C:1:A:N1	5	0.56
(1,2)	1:A:14:THR:CB	2:C:1:A:N3	5	0.56
(1,2)	1:A:14:THR:CB	2:C:1:A:N6	5	0.56
(1,2)	1:A:14:THR:CB	2:C:1:A:N7	5	0.56
(1,2)	1:A:14:THR:CB	2:C:1:A:N9	5	0.56
(1,2)	1:A:14:THR:CB	2:C:1:A:O2'	5	0.56
(1,2)	1:A:14:THR:CB	2:C:1:A:O3'	5	0.56
(1,2)	1:A:14:THR:CB	2:C:1:A:O4'	5	0.56
(1,2)	1:A:14:THR:CB	2:C:1:A:O5'	5	0.56
(1,2)	1:A:14:THR:CB	2:C:2:U:C1'	5	0.56
(1,2)	1:A:14:THR:CB	2:C:2:U:C2	5	0.56
(1,2)	1:A:14:THR:CB	2:C:2:U:C2'	5	0.56
(1,2)	1:A:14:THR:CB	2:C:2:U:C3'	5	0.56
(1,2)	1:A:14:THR:CB	2:C:2:U:C4	5	0.56

Continued on next page...

Continued from previous page...

Key	Atom-1	Atom-2	Model ID	Violation (Å)
(1,2)	1:A:14:THR:CB	2:C:2:U:C4'	5	0.56
(1,2)	1:A:14:THR:CB	2:C:2:U:C5	5	0.56
(1,2)	1:A:14:THR:CB	2:C:2:U:C5'	5	0.56
(1,2)	1:A:14:THR:CB	2:C:2:U:C6	5	0.56
(1,2)	1:A:14:THR:CB	2:C:2:U:H1'	5	0.56
(1,2)	1:A:14:THR:CB	2:C:2:U:H2'	5	0.56
(1,2)	1:A:14:THR:CB	2:C:2:U:H3	5	0.56
(1,2)	1:A:14:THR:CB	2:C:2:U:H3'	5	0.56
(1,2)	1:A:14:THR:CB	2:C:2:U:H4'	5	0.56
(1,2)	1:A:14:THR:CB	2:C:2:U:H5	5	0.56
(1,2)	1:A:14:THR:CB	2:C:2:U:H5'	5	0.56
(1,2)	1:A:14:THR:CB	2:C:2:U:H5''	5	0.56
(1,2)	1:A:14:THR:CB	2:C:2:U:H6	5	0.56
(1,2)	1:A:14:THR:CB	2:C:2:U:HO2'	5	0.56
(1,2)	1:A:14:THR:CB	2:C:2:U:N1	5	0.56
(1,2)	1:A:14:THR:CB	2:C:2:U:N3	5	0.56
(1,2)	1:A:14:THR:CB	2:C:2:U:O2	5	0.56
(1,2)	1:A:14:THR:CB	2:C:2:U:O2'	5	0.56
(1,2)	1:A:14:THR:CB	2:C:2:U:O3'	5	0.56
(1,2)	1:A:14:THR:CB	2:C:2:U:O4	5	0.56
(1,2)	1:A:14:THR:CB	2:C:2:U:O4'	5	0.56
(1,2)	1:A:14:THR:CB	2:C:2:U:O5'	5	0.56
(1,2)	1:A:14:THR:CB	2:C:2:U:OP1	5	0.56
(1,2)	1:A:14:THR:CB	2:C:2:U:OP2	5	0.56
(1,2)	1:A:14:THR:CB	2:C:2:U:P	5	0.56
(1,2)	1:A:14:THR:CB	2:C:3:A:C1'	5	0.56
(1,2)	1:A:14:THR:CB	2:C:3:A:C2	5	0.56
(1,2)	1:A:14:THR:CB	2:C:3:A:C2'	5	0.56
(1,2)	1:A:14:THR:CB	2:C:3:A:C3'	5	0.56
(1,2)	1:A:14:THR:CB	2:C:3:A:C4	5	0.56
(1,2)	1:A:14:THR:CB	2:C:3:A:C4'	5	0.56
(1,2)	1:A:14:THR:CB	2:C:3:A:C5	5	0.56
(1,2)	1:A:14:THR:CB	2:C:3:A:C5'	5	0.56
(1,2)	1:A:14:THR:CB	2:C:3:A:C6	5	0.56
(1,2)	1:A:14:THR:CB	2:C:3:A:C8	5	0.56
(1,2)	1:A:14:THR:CB	2:C:3:A:H1'	5	0.56
(1,2)	1:A:14:THR:CB	2:C:3:A:H2	5	0.56
(1,2)	1:A:14:THR:CB	2:C:3:A:H2'	5	0.56
(1,2)	1:A:14:THR:CB	2:C:3:A:H3'	5	0.56
(1,2)	1:A:14:THR:CB	2:C:3:A:H4'	5	0.56
(1,2)	1:A:14:THR:CB	2:C:3:A:H5'	5	0.56
(1,2)	1:A:14:THR:CB	2:C:3:A:H5''	5	0.56

Continued on next page...

Continued from previous page...

Key	Atom-1	Atom-2	Model ID	Violation (Å)
(1,2)	1:A:14:THR:CB	2:C:3:A:H61	5	0.56
(1,2)	1:A:14:THR:CB	2:C:3:A:H62	5	0.56
(1,2)	1:A:14:THR:CB	2:C:3:A:H8	5	0.56
(1,2)	1:A:14:THR:CB	2:C:3:A:HO2'	5	0.56
(1,2)	1:A:14:THR:CB	2:C:3:A:N1	5	0.56
(1,2)	1:A:14:THR:CB	2:C:3:A:N3	5	0.56
(1,2)	1:A:14:THR:CB	2:C:3:A:N6	5	0.56
(1,2)	1:A:14:THR:CB	2:C:3:A:N7	5	0.56
(1,2)	1:A:14:THR:CB	2:C:3:A:N9	5	0.56
(1,2)	1:A:14:THR:CB	2:C:3:A:O2'	5	0.56
(1,2)	1:A:14:THR:CB	2:C:3:A:O3'	5	0.56
(1,2)	1:A:14:THR:CB	2:C:3:A:O4'	5	0.56
(1,2)	1:A:14:THR:CB	2:C:3:A:O5'	5	0.56
(1,2)	1:A:14:THR:CB	2:C:3:A:OP1	5	0.56
(1,2)	1:A:14:THR:CB	2:C:3:A:OP2	5	0.56
(1,2)	1:A:14:THR:CB	2:C:3:A:P	5	0.56
(1,2)	1:A:14:THR:CB	2:C:4:C:C1'	5	0.56
(1,2)	1:A:14:THR:CB	2:C:4:C:C2	5	0.56
(1,2)	1:A:14:THR:CB	2:C:4:C:C2'	5	0.56
(1,2)	1:A:14:THR:CB	2:C:4:C:C3'	5	0.56
(1,2)	1:A:14:THR:CB	2:C:4:C:C4	5	0.56
(1,2)	1:A:14:THR:CB	2:C:4:C:C4'	5	0.56
(1,2)	1:A:14:THR:CB	2:C:4:C:C5	5	0.56
(1,2)	1:A:14:THR:CB	2:C:4:C:C5'	5	0.56
(1,2)	1:A:14:THR:CB	2:C:4:C:C6	5	0.56
(1,2)	1:A:14:THR:CB	2:C:4:C:H1'	5	0.56
(1,2)	1:A:14:THR:CB	2:C:4:C:H2'	5	0.56
(1,2)	1:A:14:THR:CB	2:C:4:C:H3'	5	0.56
(1,2)	1:A:14:THR:CB	2:C:4:C:H4'	5	0.56
(1,2)	1:A:14:THR:CB	2:C:4:C:H41	5	0.56
(1,2)	1:A:14:THR:CB	2:C:4:C:H42	5	0.56
(1,2)	1:A:14:THR:CB	2:C:4:C:H5	5	0.56
(1,2)	1:A:14:THR:CB	2:C:4:C:H5'	5	0.56
(1,2)	1:A:14:THR:CB	2:C:4:C:H5''	5	0.56
(1,2)	1:A:14:THR:CB	2:C:4:C:H6	5	0.56
(1,2)	1:A:14:THR:CB	2:C:4:C:HO2'	5	0.56
(1,2)	1:A:14:THR:CB	2:C:4:C:N1	5	0.56
(1,2)	1:A:14:THR:CB	2:C:4:C:N3	5	0.56
(1,2)	1:A:14:THR:CB	2:C:4:C:N4	5	0.56
(1,2)	1:A:14:THR:CB	2:C:4:C:O2	5	0.56
(1,2)	1:A:14:THR:CB	2:C:4:C:O2'	5	0.56
(1,2)	1:A:14:THR:CB	2:C:4:C:O3'	5	0.56

Continued on next page...

Continued from previous page...

Key	Atom-1	Atom-2	Model ID	Violation (Å)
(1,2)	1:A:14:THR:CB	2:C:4:C:O4'	5	0.56
(1,2)	1:A:14:THR:CB	2:C:4:C:O5'	5	0.56
(1,2)	1:A:14:THR:CB	2:C:4:C:OP1	5	0.56
(1,2)	1:A:14:THR:CB	2:C:4:C:OP2	5	0.56
(1,2)	1:A:14:THR:CB	2:C:4:C:P	5	0.56
(1,2)	1:A:14:THR:CB	2:C:5:A:C1'	5	0.56
(1,2)	1:A:14:THR:CB	2:C:5:A:C2	5	0.56
(1,2)	1:A:14:THR:CB	2:C:5:A:C2'	5	0.56
(1,2)	1:A:14:THR:CB	2:C:5:A:C3'	5	0.56
(1,2)	1:A:14:THR:CB	2:C:5:A:C4	5	0.56
(1,2)	1:A:14:THR:CB	2:C:5:A:C4'	5	0.56
(1,2)	1:A:14:THR:CB	2:C:5:A:C5	5	0.56
(1,2)	1:A:14:THR:CB	2:C:5:A:C5'	5	0.56
(1,2)	1:A:14:THR:CB	2:C:5:A:C6	5	0.56
(1,2)	1:A:14:THR:CB	2:C:5:A:C8	5	0.56
(1,2)	1:A:14:THR:CB	2:C:5:A:H1'	5	0.56
(1,2)	1:A:14:THR:CB	2:C:5:A:H2	5	0.56
(1,2)	1:A:14:THR:CB	2:C:5:A:H2'	5	0.56
(1,2)	1:A:14:THR:CB	2:C:5:A:H3'	5	0.56
(1,2)	1:A:14:THR:CB	2:C:5:A:H4'	5	0.56
(1,2)	1:A:14:THR:CB	2:C:5:A:H5'	5	0.56
(1,2)	1:A:14:THR:CB	2:C:5:A:H5''	5	0.56
(1,2)	1:A:14:THR:CB	2:C:5:A:H61	5	0.56
(1,2)	1:A:14:THR:CB	2:C:5:A:H62	5	0.56
(1,2)	1:A:14:THR:CB	2:C:5:A:H8	5	0.56
(1,2)	1:A:14:THR:CB	2:C:5:A:HO2'	5	0.56
(1,2)	1:A:14:THR:CB	2:C:5:A:N1	5	0.56
(1,2)	1:A:14:THR:CB	2:C:5:A:N3	5	0.56
(1,2)	1:A:14:THR:CB	2:C:5:A:N6	5	0.56
(1,2)	1:A:14:THR:CB	2:C:5:A:N7	5	0.56
(1,2)	1:A:14:THR:CB	2:C:5:A:N9	5	0.56
(1,2)	1:A:14:THR:CB	2:C:5:A:O2'	5	0.56
(1,2)	1:A:14:THR:CB	2:C:5:A:O3'	5	0.56
(1,2)	1:A:14:THR:CB	2:C:5:A:O4'	5	0.56
(1,2)	1:A:14:THR:CB	2:C:5:A:O5'	5	0.56
(1,2)	1:A:14:THR:CB	2:C:5:A:OP1	5	0.56
(1,2)	1:A:14:THR:CB	2:C:5:A:OP2	5	0.56
(1,2)	1:A:14:THR:CB	2:C:5:A:P	5	0.56
(1,2)	1:A:14:THR:CG2	2:C:1:A:C1'	5	0.56
(1,2)	1:A:14:THR:CG2	2:C:1:A:C2	5	0.56
(1,2)	1:A:14:THR:CG2	2:C:1:A:C2'	5	0.56
(1,2)	1:A:14:THR:CG2	2:C:1:A:C3'	5	0.56

Continued on next page...

Continued from previous page...

Key	Atom-1	Atom-2	Model ID	Violation (Å)
(1,2)	1:A:14:THR:CG2	2:C:1:A:C4	5	0.56
(1,2)	1:A:14:THR:CG2	2:C:1:A:C4'	5	0.56
(1,2)	1:A:14:THR:CG2	2:C:1:A:C5	5	0.56
(1,2)	1:A:14:THR:CG2	2:C:1:A:C5'	5	0.56
(1,2)	1:A:14:THR:CG2	2:C:1:A:C6	5	0.56
(1,2)	1:A:14:THR:CG2	2:C:1:A:C8	5	0.56
(1,2)	1:A:14:THR:CG2	2:C:1:A:H1'	5	0.56
(1,2)	1:A:14:THR:CG2	2:C:1:A:H2	5	0.56
(1,2)	1:A:14:THR:CG2	2:C:1:A:H2'	5	0.56
(1,2)	1:A:14:THR:CG2	2:C:1:A:H3'	5	0.56
(1,2)	1:A:14:THR:CG2	2:C:1:A:H4'	5	0.56
(1,2)	1:A:14:THR:CG2	2:C:1:A:H5'	5	0.56
(1,2)	1:A:14:THR:CG2	2:C:1:A:H5''	5	0.56
(1,2)	1:A:14:THR:CG2	2:C:1:A:H61	5	0.56
(1,2)	1:A:14:THR:CG2	2:C:1:A:H62	5	0.56
(1,2)	1:A:14:THR:CG2	2:C:1:A:H8	5	0.56
(1,2)	1:A:14:THR:CG2	2:C:1:A:HO2'	5	0.56
(1,2)	1:A:14:THR:CG2	2:C:1:A:N1	5	0.56
(1,2)	1:A:14:THR:CG2	2:C:1:A:N3	5	0.56
(1,2)	1:A:14:THR:CG2	2:C:1:A:N6	5	0.56
(1,2)	1:A:14:THR:CG2	2:C:1:A:N7	5	0.56
(1,2)	1:A:14:THR:CG2	2:C:1:A:N9	5	0.56
(1,2)	1:A:14:THR:CG2	2:C:1:A:O2'	5	0.56
(1,2)	1:A:14:THR:CG2	2:C:1:A:O3'	5	0.56
(1,2)	1:A:14:THR:CG2	2:C:1:A:O4'	5	0.56
(1,2)	1:A:14:THR:CG2	2:C:1:A:O5'	5	0.56
(1,2)	1:A:14:THR:CG2	2:C:2:U:C1'	5	0.56
(1,2)	1:A:14:THR:CG2	2:C:2:U:C2	5	0.56
(1,2)	1:A:14:THR:CG2	2:C:2:U:C2'	5	0.56
(1,2)	1:A:14:THR:CG2	2:C:2:U:C3'	5	0.56
(1,2)	1:A:14:THR:CG2	2:C:2:U:C4	5	0.56
(1,2)	1:A:14:THR:CG2	2:C:2:U:C4'	5	0.56
(1,2)	1:A:14:THR:CG2	2:C:2:U:C5	5	0.56
(1,2)	1:A:14:THR:CG2	2:C:2:U:C5'	5	0.56
(1,2)	1:A:14:THR:CG2	2:C:2:U:C6	5	0.56
(1,2)	1:A:14:THR:CG2	2:C:2:U:H1'	5	0.56
(1,2)	1:A:14:THR:CG2	2:C:2:U:H2'	5	0.56
(1,2)	1:A:14:THR:CG2	2:C:2:U:H3	5	0.56
(1,2)	1:A:14:THR:CG2	2:C:2:U:H3'	5	0.56
(1,2)	1:A:14:THR:CG2	2:C:2:U:H4'	5	0.56
(1,2)	1:A:14:THR:CG2	2:C:2:U:H5	5	0.56
(1,2)	1:A:14:THR:CG2	2:C:2:U:H5'	5	0.56

Continued on next page...

Continued from previous page...

Key	Atom-1	Atom-2	Model ID	Violation (Å)
(1,2)	1:A:14:THR:CG2	2:C:2:U:H5''	5	0.56
(1,2)	1:A:14:THR:CG2	2:C:2:U:H6	5	0.56
(1,2)	1:A:14:THR:CG2	2:C:2:U:HO2'	5	0.56
(1,2)	1:A:14:THR:CG2	2:C:2:U:N1	5	0.56
(1,2)	1:A:14:THR:CG2	2:C:2:U:N3	5	0.56
(1,2)	1:A:14:THR:CG2	2:C:2:U:O2	5	0.56
(1,2)	1:A:14:THR:CG2	2:C:2:U:O2'	5	0.56
(1,2)	1:A:14:THR:CG2	2:C:2:U:O3'	5	0.56
(1,2)	1:A:14:THR:CG2	2:C:2:U:O4	5	0.56
(1,2)	1:A:14:THR:CG2	2:C:2:U:O4'	5	0.56
(1,2)	1:A:14:THR:CG2	2:C:2:U:O5'	5	0.56
(1,2)	1:A:14:THR:CG2	2:C:2:U:OP1	5	0.56
(1,2)	1:A:14:THR:CG2	2:C:2:U:OP2	5	0.56
(1,2)	1:A:14:THR:CG2	2:C:2:U:P	5	0.56
(1,2)	1:A:14:THR:CG2	2:C:3:A:C1'	5	0.56
(1,2)	1:A:14:THR:CG2	2:C:3:A:C2	5	0.56
(1,2)	1:A:14:THR:CG2	2:C:3:A:C2'	5	0.56
(1,2)	1:A:14:THR:CG2	2:C:3:A:C3'	5	0.56
(1,2)	1:A:14:THR:CG2	2:C:3:A:C4	5	0.56
(1,2)	1:A:14:THR:CG2	2:C:3:A:C4'	5	0.56
(1,2)	1:A:14:THR:CG2	2:C:3:A:C5	5	0.56
(1,2)	1:A:14:THR:CG2	2:C:3:A:C5'	5	0.56
(1,2)	1:A:14:THR:CG2	2:C:3:A:C6	5	0.56
(1,2)	1:A:14:THR:CG2	2:C:3:A:C8	5	0.56
(1,2)	1:A:14:THR:CG2	2:C:3:A:H1'	5	0.56
(1,2)	1:A:14:THR:CG2	2:C:3:A:H2	5	0.56
(1,2)	1:A:14:THR:CG2	2:C:3:A:H2'	5	0.56
(1,2)	1:A:14:THR:CG2	2:C:3:A:H3'	5	0.56
(1,2)	1:A:14:THR:CG2	2:C:3:A:H4'	5	0.56
(1,2)	1:A:14:THR:CG2	2:C:3:A:H5'	5	0.56
(1,2)	1:A:14:THR:CG2	2:C:3:A:H5''	5	0.56
(1,2)	1:A:14:THR:CG2	2:C:3:A:H61	5	0.56
(1,2)	1:A:14:THR:CG2	2:C:3:A:H62	5	0.56
(1,2)	1:A:14:THR:CG2	2:C:3:A:H8	5	0.56
(1,2)	1:A:14:THR:CG2	2:C:3:A:HO2'	5	0.56
(1,2)	1:A:14:THR:CG2	2:C:3:A:N1	5	0.56
(1,2)	1:A:14:THR:CG2	2:C:3:A:N3	5	0.56
(1,2)	1:A:14:THR:CG2	2:C:3:A:N6	5	0.56
(1,2)	1:A:14:THR:CG2	2:C:3:A:N7	5	0.56
(1,2)	1:A:14:THR:CG2	2:C:3:A:N9	5	0.56
(1,2)	1:A:14:THR:CG2	2:C:3:A:O2'	5	0.56
(1,2)	1:A:14:THR:CG2	2:C:3:A:O3'	5	0.56

Continued on next page...

Continued from previous page...

Key	Atom-1	Atom-2	Model ID	Violation (Å)
(1,2)	1:A:14:THR:CG2	2:C:3:A:O4'	5	0.56
(1,2)	1:A:14:THR:CG2	2:C:3:A:O5'	5	0.56
(1,2)	1:A:14:THR:CG2	2:C:3:A:OP1	5	0.56
(1,2)	1:A:14:THR:CG2	2:C:3:A:OP2	5	0.56
(1,2)	1:A:14:THR:CG2	2:C:3:A:P	5	0.56
(1,2)	1:A:14:THR:CG2	2:C:4:C:C1'	5	0.56
(1,2)	1:A:14:THR:CG2	2:C:4:C:C2	5	0.56
(1,2)	1:A:14:THR:CG2	2:C:4:C:C2'	5	0.56
(1,2)	1:A:14:THR:CG2	2:C:4:C:C3'	5	0.56
(1,2)	1:A:14:THR:CG2	2:C:4:C:C4	5	0.56
(1,2)	1:A:14:THR:CG2	2:C:4:C:C4'	5	0.56
(1,2)	1:A:14:THR:CG2	2:C:4:C:C5	5	0.56
(1,2)	1:A:14:THR:CG2	2:C:4:C:C5'	5	0.56
(1,2)	1:A:14:THR:CG2	2:C:4:C:C6	5	0.56
(1,2)	1:A:14:THR:CG2	2:C:4:C:H1'	5	0.56
(1,2)	1:A:14:THR:CG2	2:C:4:C:H2'	5	0.56
(1,2)	1:A:14:THR:CG2	2:C:4:C:H3'	5	0.56
(1,2)	1:A:14:THR:CG2	2:C:4:C:H4'	5	0.56
(1,2)	1:A:14:THR:CG2	2:C:4:C:H41	5	0.56
(1,2)	1:A:14:THR:CG2	2:C:4:C:H42	5	0.56
(1,2)	1:A:14:THR:CG2	2:C:4:C:H5	5	0.56
(1,2)	1:A:14:THR:CG2	2:C:4:C:H5'	5	0.56
(1,2)	1:A:14:THR:CG2	2:C:4:C:H5''	5	0.56
(1,2)	1:A:14:THR:CG2	2:C:4:C:H6	5	0.56
(1,2)	1:A:14:THR:CG2	2:C:4:C:HO2'	5	0.56
(1,2)	1:A:14:THR:CG2	2:C:4:C:N1	5	0.56
(1,2)	1:A:14:THR:CG2	2:C:4:C:N3	5	0.56
(1,2)	1:A:14:THR:CG2	2:C:4:C:N4	5	0.56
(1,2)	1:A:14:THR:CG2	2:C:4:C:O2	5	0.56
(1,2)	1:A:14:THR:CG2	2:C:4:C:O2'	5	0.56
(1,2)	1:A:14:THR:CG2	2:C:4:C:O3'	5	0.56
(1,2)	1:A:14:THR:CG2	2:C:4:C:O4'	5	0.56
(1,2)	1:A:14:THR:CG2	2:C:4:C:O5'	5	0.56
(1,2)	1:A:14:THR:CG2	2:C:4:C:OP1	5	0.56
(1,2)	1:A:14:THR:CG2	2:C:4:C:OP2	5	0.56
(1,2)	1:A:14:THR:CG2	2:C:4:C:P	5	0.56
(1,2)	1:A:14:THR:CG2	2:C:5:A:C1'	5	0.56
(1,2)	1:A:14:THR:CG2	2:C:5:A:C2	5	0.56
(1,2)	1:A:14:THR:CG2	2:C:5:A:C2'	5	0.56
(1,2)	1:A:14:THR:CG2	2:C:5:A:C3'	5	0.56
(1,2)	1:A:14:THR:CG2	2:C:5:A:C4	5	0.56
(1,2)	1:A:14:THR:CG2	2:C:5:A:C4'	5	0.56

Continued on next page...

Continued from previous page...

Key	Atom-1	Atom-2	Model ID	Violation (Å)
(1,2)	1:A:14:THR:CG2	2:C:5:A:C5	5	0.56
(1,2)	1:A:14:THR:CG2	2:C:5:A:C5'	5	0.56
(1,2)	1:A:14:THR:CG2	2:C:5:A:C6	5	0.56
(1,2)	1:A:14:THR:CG2	2:C:5:A:C8	5	0.56
(1,2)	1:A:14:THR:CG2	2:C:5:A:H1'	5	0.56
(1,2)	1:A:14:THR:CG2	2:C:5:A:H2	5	0.56
(1,2)	1:A:14:THR:CG2	2:C:5:A:H2'	5	0.56
(1,2)	1:A:14:THR:CG2	2:C:5:A:H3'	5	0.56
(1,2)	1:A:14:THR:CG2	2:C:5:A:H4'	5	0.56
(1,2)	1:A:14:THR:CG2	2:C:5:A:H5'	5	0.56
(1,2)	1:A:14:THR:CG2	2:C:5:A:H5''	5	0.56
(1,2)	1:A:14:THR:CG2	2:C:5:A:H61	5	0.56
(1,2)	1:A:14:THR:CG2	2:C:5:A:H62	5	0.56
(1,2)	1:A:14:THR:CG2	2:C:5:A:H8	5	0.56
(1,2)	1:A:14:THR:CG2	2:C:5:A:HO2'	5	0.56
(1,2)	1:A:14:THR:CG2	2:C:5:A:N1	5	0.56
(1,2)	1:A:14:THR:CG2	2:C:5:A:N3	5	0.56
(1,2)	1:A:14:THR:CG2	2:C:5:A:N6	5	0.56
(1,2)	1:A:14:THR:CG2	2:C:5:A:N7	5	0.56
(1,2)	1:A:14:THR:CG2	2:C:5:A:N9	5	0.56
(1,2)	1:A:14:THR:CG2	2:C:5:A:O2'	5	0.56
(1,2)	1:A:14:THR:CG2	2:C:5:A:O3'	5	0.56
(1,2)	1:A:14:THR:CG2	2:C:5:A:O4'	5	0.56
(1,2)	1:A:14:THR:CG2	2:C:5:A:O5'	5	0.56
(1,2)	1:A:14:THR:CG2	2:C:5:A:OP1	5	0.56
(1,2)	1:A:14:THR:CG2	2:C:5:A:OP2	5	0.56
(1,2)	1:A:14:THR:CG2	2:C:5:A:P	5	0.56
(1,2)	1:A:14:THR:H	2:C:1:A:C1'	5	0.56
(1,2)	1:A:14:THR:H	2:C:1:A:C2	5	0.56
(1,2)	1:A:14:THR:H	2:C:1:A:C2'	5	0.56
(1,2)	1:A:14:THR:H	2:C:1:A:C3'	5	0.56
(1,2)	1:A:14:THR:H	2:C:1:A:C4	5	0.56
(1,2)	1:A:14:THR:H	2:C:1:A:C4'	5	0.56
(1,2)	1:A:14:THR:H	2:C:1:A:C5	5	0.56
(1,2)	1:A:14:THR:H	2:C:1:A:C5'	5	0.56
(1,2)	1:A:14:THR:H	2:C:1:A:C6	5	0.56
(1,2)	1:A:14:THR:H	2:C:1:A:C8	5	0.56
(1,2)	1:A:14:THR:H	2:C:1:A:H1'	5	0.56
(1,2)	1:A:14:THR:H	2:C:1:A:H2	5	0.56
(1,2)	1:A:14:THR:H	2:C:1:A:H2'	5	0.56
(1,2)	1:A:14:THR:H	2:C:1:A:H3'	5	0.56
(1,2)	1:A:14:THR:H	2:C:1:A:H4'	5	0.56

Continued on next page...

Continued from previous page...

Key	Atom-1	Atom-2	Model ID	Violation (Å)
(1,2)	1:A:14:THR:H	2:C:1:A:H5'	5	0.56
(1,2)	1:A:14:THR:H	2:C:1:A:H5''	5	0.56
(1,2)	1:A:14:THR:H	2:C:1:A:H61	5	0.56
(1,2)	1:A:14:THR:H	2:C:1:A:H62	5	0.56
(1,2)	1:A:14:THR:H	2:C:1:A:H8	5	0.56
(1,2)	1:A:14:THR:H	2:C:1:A:HO2'	5	0.56
(1,2)	1:A:14:THR:H	2:C:1:A:N1	5	0.56
(1,2)	1:A:14:THR:H	2:C:1:A:N3	5	0.56
(1,2)	1:A:14:THR:H	2:C:1:A:N6	5	0.56
(1,2)	1:A:14:THR:H	2:C:1:A:N7	5	0.56
(1,2)	1:A:14:THR:H	2:C:1:A:N9	5	0.56
(1,2)	1:A:14:THR:H	2:C:1:A:O2'	5	0.56
(1,2)	1:A:14:THR:H	2:C:1:A:O3'	5	0.56
(1,2)	1:A:14:THR:H	2:C:1:A:O4'	5	0.56
(1,2)	1:A:14:THR:H	2:C:1:A:O5'	5	0.56
(1,2)	1:A:14:THR:H	2:C:2:U:C1'	5	0.56
(1,2)	1:A:14:THR:H	2:C:2:U:C2	5	0.56
(1,2)	1:A:14:THR:H	2:C:2:U:C2'	5	0.56
(1,2)	1:A:14:THR:H	2:C:2:U:C3'	5	0.56
(1,2)	1:A:14:THR:H	2:C:2:U:C4	5	0.56
(1,2)	1:A:14:THR:H	2:C:2:U:C4'	5	0.56
(1,2)	1:A:14:THR:H	2:C:2:U:C5	5	0.56
(1,2)	1:A:14:THR:H	2:C:2:U:C5'	5	0.56
(1,2)	1:A:14:THR:H	2:C:2:U:C6	5	0.56
(1,2)	1:A:14:THR:H	2:C:2:U:H1'	5	0.56
(1,2)	1:A:14:THR:H	2:C:2:U:H2'	5	0.56
(1,2)	1:A:14:THR:H	2:C:2:U:H3	5	0.56
(1,2)	1:A:14:THR:H	2:C:2:U:H3'	5	0.56
(1,2)	1:A:14:THR:H	2:C:2:U:H4'	5	0.56
(1,2)	1:A:14:THR:H	2:C:2:U:H5	5	0.56
(1,2)	1:A:14:THR:H	2:C:2:U:H5'	5	0.56
(1,2)	1:A:14:THR:H	2:C:2:U:H5''	5	0.56
(1,2)	1:A:14:THR:H	2:C:2:U:H6	5	0.56
(1,2)	1:A:14:THR:H	2:C:2:U:HO2'	5	0.56
(1,2)	1:A:14:THR:H	2:C:2:U:N1	5	0.56
(1,2)	1:A:14:THR:H	2:C:2:U:N3	5	0.56
(1,2)	1:A:14:THR:H	2:C:2:U:O2	5	0.56
(1,2)	1:A:14:THR:H	2:C:2:U:O2'	5	0.56
(1,2)	1:A:14:THR:H	2:C:2:U:O3'	5	0.56
(1,2)	1:A:14:THR:H	2:C:2:U:O4	5	0.56
(1,2)	1:A:14:THR:H	2:C:2:U:O4'	5	0.56
(1,2)	1:A:14:THR:H	2:C:2:U:O5'	5	0.56

Continued on next page...

Continued from previous page...

Key	Atom-1	Atom-2	Model ID	Violation (Å)
(1,2)	1:A:14:THR:H	2:C:2:U:OP1	5	0.56
(1,2)	1:A:14:THR:H	2:C:2:U:OP2	5	0.56
(1,2)	1:A:14:THR:H	2:C:2:U:P	5	0.56
(1,2)	1:A:14:THR:H	2:C:3:A:C1'	5	0.56
(1,2)	1:A:14:THR:H	2:C:3:A:C2	5	0.56
(1,2)	1:A:14:THR:H	2:C:3:A:C2'	5	0.56
(1,2)	1:A:14:THR:H	2:C:3:A:C3'	5	0.56
(1,2)	1:A:14:THR:H	2:C:3:A:C4	5	0.56
(1,2)	1:A:14:THR:H	2:C:3:A:C4'	5	0.56
(1,2)	1:A:14:THR:H	2:C:3:A:C5	5	0.56
(1,2)	1:A:14:THR:H	2:C:3:A:C5'	5	0.56
(1,2)	1:A:14:THR:H	2:C:3:A:C6	5	0.56
(1,2)	1:A:14:THR:H	2:C:3:A:C8	5	0.56
(1,2)	1:A:14:THR:H	2:C:3:A:H1'	5	0.56
(1,2)	1:A:14:THR:H	2:C:3:A:H2	5	0.56
(1,2)	1:A:14:THR:H	2:C:3:A:H2'	5	0.56
(1,2)	1:A:14:THR:H	2:C:3:A:H3'	5	0.56
(1,2)	1:A:14:THR:H	2:C:3:A:H4'	5	0.56
(1,2)	1:A:14:THR:H	2:C:3:A:H5'	5	0.56
(1,2)	1:A:14:THR:H	2:C:3:A:H5''	5	0.56
(1,2)	1:A:14:THR:H	2:C:3:A:H61	5	0.56
(1,2)	1:A:14:THR:H	2:C:3:A:H62	5	0.56
(1,2)	1:A:14:THR:H	2:C:3:A:H8	5	0.56
(1,2)	1:A:14:THR:H	2:C:3:A:HO2'	5	0.56
(1,2)	1:A:14:THR:H	2:C:3:A:N1	5	0.56
(1,2)	1:A:14:THR:H	2:C:3:A:N3	5	0.56
(1,2)	1:A:14:THR:H	2:C:3:A:N6	5	0.56
(1,2)	1:A:14:THR:H	2:C:3:A:N7	5	0.56
(1,2)	1:A:14:THR:H	2:C:3:A:N9	5	0.56
(1,2)	1:A:14:THR:H	2:C:3:A:O2'	5	0.56
(1,2)	1:A:14:THR:H	2:C:3:A:O3'	5	0.56
(1,2)	1:A:14:THR:H	2:C:3:A:O4'	5	0.56
(1,2)	1:A:14:THR:H	2:C:3:A:O5'	5	0.56
(1,2)	1:A:14:THR:H	2:C:3:A:OP1	5	0.56
(1,2)	1:A:14:THR:H	2:C:3:A:OP2	5	0.56
(1,2)	1:A:14:THR:H	2:C:3:A:P	5	0.56
(1,2)	1:A:14:THR:H	2:C:4:C:C1'	5	0.56
(1,2)	1:A:14:THR:H	2:C:4:C:C2	5	0.56
(1,2)	1:A:14:THR:H	2:C:4:C:C2'	5	0.56
(1,2)	1:A:14:THR:H	2:C:4:C:C3'	5	0.56
(1,2)	1:A:14:THR:H	2:C:4:C:C4	5	0.56
(1,2)	1:A:14:THR:H	2:C:4:C:C4'	5	0.56

Continued on next page...

Continued from previous page...

Key	Atom-1	Atom-2	Model ID	Violation (Å)
(1,2)	1:A:14:THR:H	2:C:4:C:C5	5	0.56
(1,2)	1:A:14:THR:H	2:C:4:C:C5'	5	0.56
(1,2)	1:A:14:THR:H	2:C:4:C:C6	5	0.56
(1,2)	1:A:14:THR:H	2:C:4:C:H1'	5	0.56
(1,2)	1:A:14:THR:H	2:C:4:C:H2'	5	0.56
(1,2)	1:A:14:THR:H	2:C:4:C:H3'	5	0.56
(1,2)	1:A:14:THR:H	2:C:4:C:H4'	5	0.56
(1,2)	1:A:14:THR:H	2:C:4:C:H41	5	0.56
(1,2)	1:A:14:THR:H	2:C:4:C:H42	5	0.56
(1,2)	1:A:14:THR:H	2:C:4:C:H5	5	0.56
(1,2)	1:A:14:THR:H	2:C:4:C:H5'	5	0.56
(1,2)	1:A:14:THR:H	2:C:4:C:H5''	5	0.56
(1,2)	1:A:14:THR:H	2:C:4:C:H6	5	0.56
(1,2)	1:A:14:THR:H	2:C:4:C:HO2'	5	0.56
(1,2)	1:A:14:THR:H	2:C:4:C:N1	5	0.56
(1,2)	1:A:14:THR:H	2:C:4:C:N3	5	0.56
(1,2)	1:A:14:THR:H	2:C:4:C:N4	5	0.56
(1,2)	1:A:14:THR:H	2:C:4:C:O2	5	0.56
(1,2)	1:A:14:THR:H	2:C:4:C:O2'	5	0.56
(1,2)	1:A:14:THR:H	2:C:4:C:O3'	5	0.56
(1,2)	1:A:14:THR:H	2:C:4:C:O4'	5	0.56
(1,2)	1:A:14:THR:H	2:C:4:C:O5'	5	0.56
(1,2)	1:A:14:THR:H	2:C:4:C:OP1	5	0.56
(1,2)	1:A:14:THR:H	2:C:4:C:OP2	5	0.56
(1,2)	1:A:14:THR:H	2:C:4:C:P	5	0.56
(1,2)	1:A:14:THR:H	2:C:5:A:C1'	5	0.56
(1,2)	1:A:14:THR:H	2:C:5:A:C2	5	0.56
(1,2)	1:A:14:THR:H	2:C:5:A:C2'	5	0.56
(1,2)	1:A:14:THR:H	2:C:5:A:C3'	5	0.56
(1,2)	1:A:14:THR:H	2:C:5:A:C4	5	0.56
(1,2)	1:A:14:THR:H	2:C:5:A:C4'	5	0.56
(1,2)	1:A:14:THR:H	2:C:5:A:C5	5	0.56
(1,2)	1:A:14:THR:H	2:C:5:A:C5'	5	0.56
(1,2)	1:A:14:THR:H	2:C:5:A:C6	5	0.56
(1,2)	1:A:14:THR:H	2:C:5:A:C8	5	0.56
(1,2)	1:A:14:THR:H	2:C:5:A:H1'	5	0.56
(1,2)	1:A:14:THR:H	2:C:5:A:H2	5	0.56
(1,2)	1:A:14:THR:H	2:C:5:A:H2'	5	0.56
(1,2)	1:A:14:THR:H	2:C:5:A:H3'	5	0.56
(1,2)	1:A:14:THR:H	2:C:5:A:H4'	5	0.56
(1,2)	1:A:14:THR:H	2:C:5:A:H5'	5	0.56
(1,2)	1:A:14:THR:H	2:C:5:A:H5''	5	0.56

Continued on next page...

Continued from previous page...

Key	Atom-1	Atom-2	Model ID	Violation (Å)
(1,2)	1:A:14:THR:H	2:C:5:A:H61	5	0.56
(1,2)	1:A:14:THR:H	2:C:5:A:H62	5	0.56
(1,2)	1:A:14:THR:H	2:C:5:A:H8	5	0.56
(1,2)	1:A:14:THR:H	2:C:5:A:HO2'	5	0.56
(1,2)	1:A:14:THR:H	2:C:5:A:N1	5	0.56
(1,2)	1:A:14:THR:H	2:C:5:A:N3	5	0.56
(1,2)	1:A:14:THR:H	2:C:5:A:N6	5	0.56
(1,2)	1:A:14:THR:H	2:C:5:A:N7	5	0.56
(1,2)	1:A:14:THR:H	2:C:5:A:N9	5	0.56
(1,2)	1:A:14:THR:H	2:C:5:A:O2'	5	0.56
(1,2)	1:A:14:THR:H	2:C:5:A:O3'	5	0.56
(1,2)	1:A:14:THR:H	2:C:5:A:O4'	5	0.56
(1,2)	1:A:14:THR:H	2:C:5:A:O5'	5	0.56
(1,2)	1:A:14:THR:H	2:C:5:A:OP1	5	0.56
(1,2)	1:A:14:THR:H	2:C:5:A:OP2	5	0.56
(1,2)	1:A:14:THR:H	2:C:5:A:P	5	0.56
(1,2)	1:A:14:THR:HG1	2:C:1:A:C1'	5	0.56
(1,2)	1:A:14:THR:HG1	2:C:1:A:C2	5	0.56
(1,2)	1:A:14:THR:HG1	2:C:1:A:C2'	5	0.56
(1,2)	1:A:14:THR:HG1	2:C:1:A:C3'	5	0.56
(1,2)	1:A:14:THR:HG1	2:C:1:A:C4	5	0.56
(1,2)	1:A:14:THR:HG1	2:C:1:A:C4'	5	0.56
(1,2)	1:A:14:THR:HG1	2:C:1:A:C5	5	0.56
(1,2)	1:A:14:THR:HG1	2:C:1:A:C5'	5	0.56
(1,2)	1:A:14:THR:HG1	2:C:1:A:C6	5	0.56
(1,2)	1:A:14:THR:HG1	2:C:1:A:C8	5	0.56
(1,2)	1:A:14:THR:HG1	2:C:1:A:H1'	5	0.56
(1,2)	1:A:14:THR:HG1	2:C:1:A:H2	5	0.56
(1,2)	1:A:14:THR:HG1	2:C:1:A:H2'	5	0.56
(1,2)	1:A:14:THR:HG1	2:C:1:A:H3'	5	0.56
(1,2)	1:A:14:THR:HG1	2:C:1:A:H4'	5	0.56
(1,2)	1:A:14:THR:HG1	2:C:1:A:H5'	5	0.56
(1,2)	1:A:14:THR:HG1	2:C:1:A:H5''	5	0.56
(1,2)	1:A:14:THR:HG1	2:C:1:A:H61	5	0.56
(1,2)	1:A:14:THR:HG1	2:C:1:A:H62	5	0.56
(1,2)	1:A:14:THR:HG1	2:C:1:A:H8	5	0.56
(1,2)	1:A:14:THR:HG1	2:C:1:A:HO2'	5	0.56
(1,2)	1:A:14:THR:HG1	2:C:1:A:N1	5	0.56
(1,2)	1:A:14:THR:HG1	2:C:1:A:N3	5	0.56
(1,2)	1:A:14:THR:HG1	2:C:1:A:N6	5	0.56
(1,2)	1:A:14:THR:HG1	2:C:1:A:N7	5	0.56
(1,2)	1:A:14:THR:HG1	2:C:1:A:N9	5	0.56

Continued on next page...

Continued from previous page...

Key	Atom-1	Atom-2	Model ID	Violation (Å)
(1,2)	1:A:14:THR:HG1	2:C:1:A:O2'	5	0.56
(1,2)	1:A:14:THR:HG1	2:C:1:A:O3'	5	0.56
(1,2)	1:A:14:THR:HG1	2:C:1:A:O4'	5	0.56
(1,2)	1:A:14:THR:HG1	2:C:1:A:O5'	5	0.56
(1,2)	1:A:14:THR:HG1	2:C:2:U:C1'	5	0.56
(1,2)	1:A:14:THR:HG1	2:C:2:U:C2	5	0.56
(1,2)	1:A:14:THR:HG1	2:C:2:U:C2'	5	0.56
(1,2)	1:A:14:THR:HG1	2:C:2:U:C3'	5	0.56
(1,2)	1:A:14:THR:HG1	2:C:2:U:C4	5	0.56
(1,2)	1:A:14:THR:HG1	2:C:2:U:C4'	5	0.56
(1,2)	1:A:14:THR:HG1	2:C:2:U:C5	5	0.56
(1,2)	1:A:14:THR:HG1	2:C:2:U:C5'	5	0.56
(1,2)	1:A:14:THR:HG1	2:C:2:U:C6	5	0.56
(1,2)	1:A:14:THR:HG1	2:C:2:U:H1'	5	0.56
(1,2)	1:A:14:THR:HG1	2:C:2:U:H2'	5	0.56
(1,2)	1:A:14:THR:HG1	2:C:2:U:H3	5	0.56
(1,2)	1:A:14:THR:HG1	2:C:2:U:H3'	5	0.56
(1,2)	1:A:14:THR:HG1	2:C:2:U:H4'	5	0.56
(1,2)	1:A:14:THR:HG1	2:C:2:U:H5	5	0.56
(1,2)	1:A:14:THR:HG1	2:C:2:U:H5'	5	0.56
(1,2)	1:A:14:THR:HG1	2:C:2:U:H5''	5	0.56
(1,2)	1:A:14:THR:HG1	2:C:2:U:H6	5	0.56
(1,2)	1:A:14:THR:HG1	2:C:2:U:HO2'	5	0.56
(1,2)	1:A:14:THR:HG1	2:C:2:U:N1	5	0.56
(1,2)	1:A:14:THR:HG1	2:C:2:U:N3	5	0.56
(1,2)	1:A:14:THR:HG1	2:C:2:U:O2	5	0.56
(1,2)	1:A:14:THR:HG1	2:C:2:U:O2'	5	0.56
(1,2)	1:A:14:THR:HG1	2:C:2:U:O3'	5	0.56
(1,2)	1:A:14:THR:HG1	2:C:2:U:O4	5	0.56
(1,2)	1:A:14:THR:HG1	2:C:2:U:O4'	5	0.56
(1,2)	1:A:14:THR:HG1	2:C:2:U:O5'	5	0.56
(1,2)	1:A:14:THR:HG1	2:C:2:U:OP1	5	0.56
(1,2)	1:A:14:THR:HG1	2:C:2:U:OP2	5	0.56
(1,2)	1:A:14:THR:HG1	2:C:2:U:P	5	0.56
(1,2)	1:A:14:THR:HG1	2:C:3:A:C1'	5	0.56
(1,2)	1:A:14:THR:HG1	2:C:3:A:C2	5	0.56
(1,2)	1:A:14:THR:HG1	2:C:3:A:C2'	5	0.56
(1,2)	1:A:14:THR:HG1	2:C:3:A:C3'	5	0.56
(1,2)	1:A:14:THR:HG1	2:C:3:A:C4	5	0.56
(1,2)	1:A:14:THR:HG1	2:C:3:A:C4'	5	0.56
(1,2)	1:A:14:THR:HG1	2:C:3:A:C5	5	0.56
(1,2)	1:A:14:THR:HG1	2:C:3:A:C5'	5	0.56

Continued on next page...

Continued from previous page...

Key	Atom-1	Atom-2	Model ID	Violation (Å)
(1,2)	1:A:14:THR:HG1	2:C:3:A:C6	5	0.56
(1,2)	1:A:14:THR:HG1	2:C:3:A:C8	5	0.56
(1,2)	1:A:14:THR:HG1	2:C:3:A:H1'	5	0.56
(1,2)	1:A:14:THR:HG1	2:C:3:A:H2	5	0.56
(1,2)	1:A:14:THR:HG1	2:C:3:A:H2'	5	0.56
(1,2)	1:A:14:THR:HG1	2:C:3:A:H3'	5	0.56
(1,2)	1:A:14:THR:HG1	2:C:3:A:H4'	5	0.56
(1,2)	1:A:14:THR:HG1	2:C:3:A:H5'	5	0.56
(1,2)	1:A:14:THR:HG1	2:C:3:A:H5''	5	0.56
(1,2)	1:A:14:THR:HG1	2:C:3:A:H61	5	0.56
(1,2)	1:A:14:THR:HG1	2:C:3:A:H62	5	0.56
(1,2)	1:A:14:THR:HG1	2:C:3:A:H8	5	0.56
(1,2)	1:A:14:THR:HG1	2:C:3:A:HO2'	5	0.56
(1,2)	1:A:14:THR:HG1	2:C:3:A:N1	5	0.56
(1,2)	1:A:14:THR:HG1	2:C:3:A:N3	5	0.56
(1,2)	1:A:14:THR:HG1	2:C:3:A:N6	5	0.56
(1,2)	1:A:14:THR:HG1	2:C:3:A:N7	5	0.56
(1,2)	1:A:14:THR:HG1	2:C:3:A:N9	5	0.56
(1,2)	1:A:14:THR:HG1	2:C:3:A:O2'	5	0.56
(1,2)	1:A:14:THR:HG1	2:C:3:A:O3'	5	0.56
(1,2)	1:A:14:THR:HG1	2:C:3:A:O4'	5	0.56
(1,2)	1:A:14:THR:HG1	2:C:3:A:O5'	5	0.56
(1,2)	1:A:14:THR:HG1	2:C:3:A:OP1	5	0.56
(1,2)	1:A:14:THR:HG1	2:C:3:A:OP2	5	0.56
(1,2)	1:A:14:THR:HG1	2:C:3:A:P	5	0.56
(1,2)	1:A:14:THR:HG1	2:C:4:C:C1'	5	0.56
(1,2)	1:A:14:THR:HG1	2:C:4:C:C2	5	0.56
(1,2)	1:A:14:THR:HG1	2:C:4:C:C2'	5	0.56
(1,2)	1:A:14:THR:HG1	2:C:4:C:C3'	5	0.56
(1,2)	1:A:14:THR:HG1	2:C:4:C:C4	5	0.56
(1,2)	1:A:14:THR:HG1	2:C:4:C:C4'	5	0.56
(1,2)	1:A:14:THR:HG1	2:C:4:C:C5	5	0.56
(1,2)	1:A:14:THR:HG1	2:C:4:C:C5'	5	0.56
(1,2)	1:A:14:THR:HG1	2:C:4:C:C6	5	0.56
(1,2)	1:A:14:THR:HG1	2:C:4:C:H1'	5	0.56
(1,2)	1:A:14:THR:HG1	2:C:4:C:H2'	5	0.56
(1,2)	1:A:14:THR:HG1	2:C:4:C:H3'	5	0.56
(1,2)	1:A:14:THR:HG1	2:C:4:C:H4'	5	0.56
(1,2)	1:A:14:THR:HG1	2:C:4:C:H41	5	0.56
(1,2)	1:A:14:THR:HG1	2:C:4:C:H42	5	0.56
(1,2)	1:A:14:THR:HG1	2:C:4:C:H5	5	0.56
(1,2)	1:A:14:THR:HG1	2:C:4:C:H5'	5	0.56

Continued on next page...

Continued from previous page...

Key	Atom-1	Atom-2	Model ID	Violation (Å)
(1,2)	1:A:14:THR:HG1	2:C:4:C:H5''	5	0.56
(1,2)	1:A:14:THR:HG1	2:C:4:C:H6	5	0.56
(1,2)	1:A:14:THR:HG1	2:C:4:C:HO2'	5	0.56
(1,2)	1:A:14:THR:HG1	2:C:4:C:N1	5	0.56
(1,2)	1:A:14:THR:HG1	2:C:4:C:N3	5	0.56
(1,2)	1:A:14:THR:HG1	2:C:4:C:N4	5	0.56
(1,2)	1:A:14:THR:HG1	2:C:4:C:O2	5	0.56
(1,2)	1:A:14:THR:HG1	2:C:4:C:O2'	5	0.56
(1,2)	1:A:14:THR:HG1	2:C:4:C:O3'	5	0.56
(1,2)	1:A:14:THR:HG1	2:C:4:C:O4'	5	0.56
(1,2)	1:A:14:THR:HG1	2:C:4:C:O5'	5	0.56
(1,2)	1:A:14:THR:HG1	2:C:4:C:OP1	5	0.56
(1,2)	1:A:14:THR:HG1	2:C:4:C:OP2	5	0.56
(1,2)	1:A:14:THR:HG1	2:C:4:C:P	5	0.56
(1,2)	1:A:14:THR:HG1	2:C:5:A:C1'	5	0.56
(1,2)	1:A:14:THR:HG1	2:C:5:A:C2	5	0.56
(1,2)	1:A:14:THR:HG1	2:C:5:A:C2'	5	0.56
(1,2)	1:A:14:THR:HG1	2:C:5:A:C3'	5	0.56
(1,2)	1:A:14:THR:HG1	2:C:5:A:C4	5	0.56
(1,2)	1:A:14:THR:HG1	2:C:5:A:C4'	5	0.56
(1,2)	1:A:14:THR:HG1	2:C:5:A:C5	5	0.56
(1,2)	1:A:14:THR:HG1	2:C:5:A:C5'	5	0.56
(1,2)	1:A:14:THR:HG1	2:C:5:A:C6	5	0.56
(1,2)	1:A:14:THR:HG1	2:C:5:A:C8	5	0.56
(1,2)	1:A:14:THR:HG1	2:C:5:A:H1'	5	0.56
(1,2)	1:A:14:THR:HG1	2:C:5:A:H2	5	0.56
(1,2)	1:A:14:THR:HG1	2:C:5:A:H2'	5	0.56
(1,2)	1:A:14:THR:HG1	2:C:5:A:H3'	5	0.56
(1,2)	1:A:14:THR:HG1	2:C:5:A:H4'	5	0.56
(1,2)	1:A:14:THR:HG1	2:C:5:A:H5'	5	0.56
(1,2)	1:A:14:THR:HG1	2:C:5:A:H5''	5	0.56
(1,2)	1:A:14:THR:HG1	2:C:5:A:H61	5	0.56
(1,2)	1:A:14:THR:HG1	2:C:5:A:H62	5	0.56
(1,2)	1:A:14:THR:HG1	2:C:5:A:H8	5	0.56
(1,2)	1:A:14:THR:HG1	2:C:5:A:HO2'	5	0.56
(1,2)	1:A:14:THR:HG1	2:C:5:A:N1	5	0.56
(1,2)	1:A:14:THR:HG1	2:C:5:A:N3	5	0.56
(1,2)	1:A:14:THR:HG1	2:C:5:A:N6	5	0.56
(1,2)	1:A:14:THR:HG1	2:C:5:A:N7	5	0.56
(1,2)	1:A:14:THR:HG1	2:C:5:A:N9	5	0.56
(1,2)	1:A:14:THR:HG1	2:C:5:A:O2'	5	0.56
(1,2)	1:A:14:THR:HG1	2:C:5:A:O3'	5	0.56

Continued on next page...

Continued from previous page...

Key	Atom-1	Atom-2	Model ID	Violation (Å)
(1,2)	1:A:14:THR:HG1	2:C:5:A:O4'	5	0.56
(1,2)	1:A:14:THR:HG1	2:C:5:A:O5'	5	0.56
(1,2)	1:A:14:THR:HG1	2:C:5:A:OP1	5	0.56
(1,2)	1:A:14:THR:HG1	2:C:5:A:OP2	5	0.56
(1,2)	1:A:14:THR:HG1	2:C:5:A:P	5	0.56
(1,2)	1:A:14:THR:N	2:C:1:A:C1'	5	0.56
(1,2)	1:A:14:THR:N	2:C:1:A:C2	5	0.56
(1,2)	1:A:14:THR:N	2:C:1:A:C2'	5	0.56
(1,2)	1:A:14:THR:N	2:C:1:A:C3'	5	0.56
(1,2)	1:A:14:THR:N	2:C:1:A:C4	5	0.56
(1,2)	1:A:14:THR:N	2:C:1:A:C4'	5	0.56
(1,2)	1:A:14:THR:N	2:C:1:A:C5	5	0.56
(1,2)	1:A:14:THR:N	2:C:1:A:C5'	5	0.56
(1,2)	1:A:14:THR:N	2:C:1:A:C6	5	0.56
(1,2)	1:A:14:THR:N	2:C:1:A:C8	5	0.56
(1,2)	1:A:14:THR:N	2:C:1:A:H1'	5	0.56
(1,2)	1:A:14:THR:N	2:C:1:A:H2	5	0.56
(1,2)	1:A:14:THR:N	2:C:1:A:H2'	5	0.56
(1,2)	1:A:14:THR:N	2:C:1:A:H3'	5	0.56
(1,2)	1:A:14:THR:N	2:C:1:A:H4'	5	0.56
(1,2)	1:A:14:THR:N	2:C:1:A:H5'	5	0.56
(1,2)	1:A:14:THR:N	2:C:1:A:H5''	5	0.56
(1,2)	1:A:14:THR:N	2:C:1:A:H61	5	0.56
(1,2)	1:A:14:THR:N	2:C:1:A:H62	5	0.56
(1,2)	1:A:14:THR:N	2:C:1:A:H8	5	0.56
(1,2)	1:A:14:THR:N	2:C:1:A:HO2'	5	0.56
(1,2)	1:A:14:THR:N	2:C:1:A:N1	5	0.56
(1,2)	1:A:14:THR:N	2:C:1:A:N3	5	0.56
(1,2)	1:A:14:THR:N	2:C:1:A:N6	5	0.56
(1,2)	1:A:14:THR:N	2:C:1:A:N7	5	0.56
(1,2)	1:A:14:THR:N	2:C:1:A:N9	5	0.56
(1,2)	1:A:14:THR:N	2:C:1:A:O2'	5	0.56
(1,2)	1:A:14:THR:N	2:C:1:A:O3'	5	0.56
(1,2)	1:A:14:THR:N	2:C:1:A:O4'	5	0.56
(1,2)	1:A:14:THR:N	2:C:1:A:O5'	5	0.56
(1,2)	1:A:14:THR:N	2:C:2:U:C1'	5	0.56
(1,2)	1:A:14:THR:N	2:C:2:U:C2	5	0.56
(1,2)	1:A:14:THR:N	2:C:2:U:C2'	5	0.56
(1,2)	1:A:14:THR:N	2:C:2:U:C3'	5	0.56
(1,2)	1:A:14:THR:N	2:C:2:U:C4	5	0.56
(1,2)	1:A:14:THR:N	2:C:2:U:C4'	5	0.56
(1,2)	1:A:14:THR:N	2:C:2:U:C5	5	0.56

Continued on next page...

Continued from previous page...

Key	Atom-1	Atom-2	Model ID	Violation (Å)
(1,2)	1:A:14:THR:N	2:C:2:U:C5'	5	0.56
(1,2)	1:A:14:THR:N	2:C:2:U:C6	5	0.56
(1,2)	1:A:14:THR:N	2:C:2:U:H1'	5	0.56
(1,2)	1:A:14:THR:N	2:C:2:U:H2'	5	0.56
(1,2)	1:A:14:THR:N	2:C:2:U:H3	5	0.56
(1,2)	1:A:14:THR:N	2:C:2:U:H3'	5	0.56
(1,2)	1:A:14:THR:N	2:C:2:U:H4'	5	0.56
(1,2)	1:A:14:THR:N	2:C:2:U:H5	5	0.56
(1,2)	1:A:14:THR:N	2:C:2:U:H5'	5	0.56
(1,2)	1:A:14:THR:N	2:C:2:U:H5''	5	0.56
(1,2)	1:A:14:THR:N	2:C:2:U:H6	5	0.56
(1,2)	1:A:14:THR:N	2:C:2:U:HO2'	5	0.56
(1,2)	1:A:14:THR:N	2:C:2:U:N1	5	0.56
(1,2)	1:A:14:THR:N	2:C:2:U:N3	5	0.56
(1,2)	1:A:14:THR:N	2:C:2:U:O2	5	0.56
(1,2)	1:A:14:THR:N	2:C:2:U:O2'	5	0.56
(1,2)	1:A:14:THR:N	2:C:2:U:O3'	5	0.56
(1,2)	1:A:14:THR:N	2:C:2:U:O4	5	0.56
(1,2)	1:A:14:THR:N	2:C:2:U:O4'	5	0.56
(1,2)	1:A:14:THR:N	2:C:2:U:O5'	5	0.56
(1,2)	1:A:14:THR:N	2:C:2:U:OP1	5	0.56
(1,2)	1:A:14:THR:N	2:C:2:U:OP2	5	0.56
(1,2)	1:A:14:THR:N	2:C:2:U:P	5	0.56
(1,2)	1:A:14:THR:N	2:C:3:A:C1'	5	0.56
(1,2)	1:A:14:THR:N	2:C:3:A:C2	5	0.56
(1,2)	1:A:14:THR:N	2:C:3:A:C2'	5	0.56
(1,2)	1:A:14:THR:N	2:C:3:A:C3'	5	0.56
(1,2)	1:A:14:THR:N	2:C:3:A:C4	5	0.56
(1,2)	1:A:14:THR:N	2:C:3:A:C4'	5	0.56
(1,2)	1:A:14:THR:N	2:C:3:A:C5	5	0.56
(1,2)	1:A:14:THR:N	2:C:3:A:C5'	5	0.56
(1,2)	1:A:14:THR:N	2:C:3:A:C6	5	0.56
(1,2)	1:A:14:THR:N	2:C:3:A:C8	5	0.56
(1,2)	1:A:14:THR:N	2:C:3:A:H1'	5	0.56
(1,2)	1:A:14:THR:N	2:C:3:A:H2	5	0.56
(1,2)	1:A:14:THR:N	2:C:3:A:H2'	5	0.56
(1,2)	1:A:14:THR:N	2:C:3:A:H3'	5	0.56
(1,2)	1:A:14:THR:N	2:C:3:A:H4'	5	0.56
(1,2)	1:A:14:THR:N	2:C:3:A:H5'	5	0.56
(1,2)	1:A:14:THR:N	2:C:3:A:H5''	5	0.56
(1,2)	1:A:14:THR:N	2:C:3:A:H61	5	0.56
(1,2)	1:A:14:THR:N	2:C:3:A:H62	5	0.56

Continued on next page...

Continued from previous page...

Key	Atom-1	Atom-2	Model ID	Violation (Å)
(1,2)	1:A:14:THR:N	2:C:3:A:H8	5	0.56
(1,2)	1:A:14:THR:N	2:C:3:A:HO2'	5	0.56
(1,2)	1:A:14:THR:N	2:C:3:A:N1	5	0.56
(1,2)	1:A:14:THR:N	2:C:3:A:N3	5	0.56
(1,2)	1:A:14:THR:N	2:C:3:A:N6	5	0.56
(1,2)	1:A:14:THR:N	2:C:3:A:N7	5	0.56
(1,2)	1:A:14:THR:N	2:C:3:A:N9	5	0.56
(1,2)	1:A:14:THR:N	2:C:3:A:O2'	5	0.56
(1,2)	1:A:14:THR:N	2:C:3:A:O3'	5	0.56
(1,2)	1:A:14:THR:N	2:C:3:A:O4'	5	0.56
(1,2)	1:A:14:THR:N	2:C:3:A:O5'	5	0.56
(1,2)	1:A:14:THR:N	2:C:3:A:OP1	5	0.56
(1,2)	1:A:14:THR:N	2:C:3:A:OP2	5	0.56
(1,2)	1:A:14:THR:N	2:C:3:A:P	5	0.56
(1,2)	1:A:14:THR:N	2:C:4:C:C1'	5	0.56
(1,2)	1:A:14:THR:N	2:C:4:C:C2	5	0.56
(1,2)	1:A:14:THR:N	2:C:4:C:C2'	5	0.56
(1,2)	1:A:14:THR:N	2:C:4:C:C3'	5	0.56
(1,2)	1:A:14:THR:N	2:C:4:C:C4	5	0.56
(1,2)	1:A:14:THR:N	2:C:4:C:C4'	5	0.56
(1,2)	1:A:14:THR:N	2:C:4:C:C5	5	0.56
(1,2)	1:A:14:THR:N	2:C:4:C:C5'	5	0.56
(1,2)	1:A:14:THR:N	2:C:4:C:C6	5	0.56
(1,2)	1:A:14:THR:N	2:C:4:C:H1'	5	0.56
(1,2)	1:A:14:THR:N	2:C:4:C:H2'	5	0.56
(1,2)	1:A:14:THR:N	2:C:4:C:H3'	5	0.56
(1,2)	1:A:14:THR:N	2:C:4:C:H4'	5	0.56
(1,2)	1:A:14:THR:N	2:C:4:C:H41	5	0.56
(1,2)	1:A:14:THR:N	2:C:4:C:H42	5	0.56
(1,2)	1:A:14:THR:N	2:C:4:C:H5	5	0.56
(1,2)	1:A:14:THR:N	2:C:4:C:H5'	5	0.56
(1,2)	1:A:14:THR:N	2:C:4:C:H5''	5	0.56
(1,2)	1:A:14:THR:N	2:C:4:C:H6	5	0.56
(1,2)	1:A:14:THR:N	2:C:4:C:HO2'	5	0.56
(1,2)	1:A:14:THR:N	2:C:4:C:N1	5	0.56
(1,2)	1:A:14:THR:N	2:C:4:C:N3	5	0.56
(1,2)	1:A:14:THR:N	2:C:4:C:N4	5	0.56
(1,2)	1:A:14:THR:N	2:C:4:C:O2	5	0.56
(1,2)	1:A:14:THR:N	2:C:4:C:O2'	5	0.56
(1,2)	1:A:14:THR:N	2:C:4:C:O3'	5	0.56
(1,2)	1:A:14:THR:N	2:C:4:C:O4'	5	0.56
(1,2)	1:A:14:THR:N	2:C:4:C:O5'	5	0.56

Continued on next page...

Continued from previous page...

Key	Atom-1	Atom-2	Model ID	Violation (Å)
(1,2)	1:A:14:THR:N	2:C:4:C:OP1	5	0.56
(1,2)	1:A:14:THR:N	2:C:4:C:OP2	5	0.56
(1,2)	1:A:14:THR:N	2:C:4:C:P	5	0.56
(1,2)	1:A:14:THR:N	2:C:5:A:C1'	5	0.56
(1,2)	1:A:14:THR:N	2:C:5:A:C2	5	0.56
(1,2)	1:A:14:THR:N	2:C:5:A:C2'	5	0.56
(1,2)	1:A:14:THR:N	2:C:5:A:C3'	5	0.56
(1,2)	1:A:14:THR:N	2:C:5:A:C4	5	0.56
(1,2)	1:A:14:THR:N	2:C:5:A:C4'	5	0.56
(1,2)	1:A:14:THR:N	2:C:5:A:C5	5	0.56
(1,2)	1:A:14:THR:N	2:C:5:A:C5'	5	0.56
(1,2)	1:A:14:THR:N	2:C:5:A:C6	5	0.56
(1,2)	1:A:14:THR:N	2:C:5:A:C8	5	0.56
(1,2)	1:A:14:THR:N	2:C:5:A:H1'	5	0.56
(1,2)	1:A:14:THR:N	2:C:5:A:H2	5	0.56
(1,2)	1:A:14:THR:N	2:C:5:A:H2'	5	0.56
(1,2)	1:A:14:THR:N	2:C:5:A:H3'	5	0.56
(1,2)	1:A:14:THR:N	2:C:5:A:H4'	5	0.56
(1,2)	1:A:14:THR:N	2:C:5:A:H5'	5	0.56
(1,2)	1:A:14:THR:N	2:C:5:A:H5''	5	0.56
(1,2)	1:A:14:THR:N	2:C:5:A:H61	5	0.56
(1,2)	1:A:14:THR:N	2:C:5:A:H62	5	0.56
(1,2)	1:A:14:THR:N	2:C:5:A:H8	5	0.56
(1,2)	1:A:14:THR:N	2:C:5:A:HO2'	5	0.56
(1,2)	1:A:14:THR:N	2:C:5:A:N1	5	0.56
(1,2)	1:A:14:THR:N	2:C:5:A:N3	5	0.56
(1,2)	1:A:14:THR:N	2:C:5:A:N6	5	0.56
(1,2)	1:A:14:THR:N	2:C:5:A:N7	5	0.56
(1,2)	1:A:14:THR:N	2:C:5:A:N9	5	0.56
(1,2)	1:A:14:THR:N	2:C:5:A:O2'	5	0.56
(1,2)	1:A:14:THR:N	2:C:5:A:O3'	5	0.56
(1,2)	1:A:14:THR:N	2:C:5:A:O4'	5	0.56
(1,2)	1:A:14:THR:N	2:C:5:A:O5'	5	0.56
(1,2)	1:A:14:THR:N	2:C:5:A:OP1	5	0.56
(1,2)	1:A:14:THR:N	2:C:5:A:OP2	5	0.56
(1,2)	1:A:14:THR:N	2:C:5:A:P	5	0.56
(1,2)	1:A:14:THR:O	2:C:1:A:C1'	5	0.56
(1,2)	1:A:14:THR:O	2:C:1:A:C2	5	0.56
(1,2)	1:A:14:THR:O	2:C:1:A:C2'	5	0.56
(1,2)	1:A:14:THR:O	2:C:1:A:C3'	5	0.56
(1,2)	1:A:14:THR:O	2:C:1:A:C4	5	0.56
(1,2)	1:A:14:THR:O	2:C:1:A:C4'	5	0.56

Continued on next page...

Continued from previous page...

Key	Atom-1	Atom-2	Model ID	Violation (Å)
(1,2)	1:A:14:THR:O	2:C:1:A:C5	5	0.56
(1,2)	1:A:14:THR:O	2:C:1:A:C5'	5	0.56
(1,2)	1:A:14:THR:O	2:C:1:A:C6	5	0.56
(1,2)	1:A:14:THR:O	2:C:1:A:C8	5	0.56
(1,2)	1:A:14:THR:O	2:C:1:A:H1'	5	0.56
(1,2)	1:A:14:THR:O	2:C:1:A:H2	5	0.56
(1,2)	1:A:14:THR:O	2:C:1:A:H2'	5	0.56
(1,2)	1:A:14:THR:O	2:C:1:A:H3'	5	0.56
(1,2)	1:A:14:THR:O	2:C:1:A:H4'	5	0.56
(1,2)	1:A:14:THR:O	2:C:1:A:H5'	5	0.56
(1,2)	1:A:14:THR:O	2:C:1:A:H5''	5	0.56
(1,2)	1:A:14:THR:O	2:C:1:A:H61	5	0.56
(1,2)	1:A:14:THR:O	2:C:1:A:H62	5	0.56
(1,2)	1:A:14:THR:O	2:C:1:A:H8	5	0.56
(1,2)	1:A:14:THR:O	2:C:1:A:HO2'	5	0.56
(1,2)	1:A:14:THR:O	2:C:1:A:N1	5	0.56
(1,2)	1:A:14:THR:O	2:C:1:A:N3	5	0.56
(1,2)	1:A:14:THR:O	2:C:1:A:N6	5	0.56
(1,2)	1:A:14:THR:O	2:C:1:A:N7	5	0.56
(1,2)	1:A:14:THR:O	2:C:1:A:N9	5	0.56
(1,2)	1:A:14:THR:O	2:C:1:A:O2'	5	0.56
(1,2)	1:A:14:THR:O	2:C:1:A:O3'	5	0.56
(1,2)	1:A:14:THR:O	2:C:1:A:O4'	5	0.56
(1,2)	1:A:14:THR:O	2:C:1:A:O5'	5	0.56
(1,2)	1:A:14:THR:O	2:C:2:U:C1'	5	0.56
(1,2)	1:A:14:THR:O	2:C:2:U:C2	5	0.56
(1,2)	1:A:14:THR:O	2:C:2:U:C2'	5	0.56
(1,2)	1:A:14:THR:O	2:C:2:U:C3'	5	0.56
(1,2)	1:A:14:THR:O	2:C:2:U:C4	5	0.56
(1,2)	1:A:14:THR:O	2:C:2:U:C4'	5	0.56
(1,2)	1:A:14:THR:O	2:C:2:U:C5	5	0.56
(1,2)	1:A:14:THR:O	2:C:2:U:C5'	5	0.56
(1,2)	1:A:14:THR:O	2:C:2:U:C6	5	0.56
(1,2)	1:A:14:THR:O	2:C:2:U:H1'	5	0.56
(1,2)	1:A:14:THR:O	2:C:2:U:H2'	5	0.56
(1,2)	1:A:14:THR:O	2:C:2:U:H3	5	0.56
(1,2)	1:A:14:THR:O	2:C:2:U:H3'	5	0.56
(1,2)	1:A:14:THR:O	2:C:2:U:H4'	5	0.56
(1,2)	1:A:14:THR:O	2:C:2:U:H5	5	0.56
(1,2)	1:A:14:THR:O	2:C:2:U:H5'	5	0.56
(1,2)	1:A:14:THR:O	2:C:2:U:H5''	5	0.56
(1,2)	1:A:14:THR:O	2:C:2:U:H6	5	0.56

Continued on next page...

Continued from previous page...

Key	Atom-1	Atom-2	Model ID	Violation (Å)
(1,2)	1:A:14:THR:O	2:C:2:U:HO2'	5	0.56
(1,2)	1:A:14:THR:O	2:C:2:U:N1	5	0.56
(1,2)	1:A:14:THR:O	2:C:2:U:N3	5	0.56
(1,2)	1:A:14:THR:O	2:C:2:U:O2	5	0.56
(1,2)	1:A:14:THR:O	2:C:2:U:O2'	5	0.56
(1,2)	1:A:14:THR:O	2:C:2:U:O3'	5	0.56
(1,2)	1:A:14:THR:O	2:C:2:U:O4	5	0.56
(1,2)	1:A:14:THR:O	2:C:2:U:O4'	5	0.56
(1,2)	1:A:14:THR:O	2:C:2:U:O5'	5	0.56
(1,2)	1:A:14:THR:O	2:C:2:U:OP1	5	0.56
(1,2)	1:A:14:THR:O	2:C:2:U:OP2	5	0.56
(1,2)	1:A:14:THR:O	2:C:2:U:P	5	0.56
(1,2)	1:A:14:THR:O	2:C:3:A:C1'	5	0.56
(1,2)	1:A:14:THR:O	2:C:3:A:C2	5	0.56
(1,2)	1:A:14:THR:O	2:C:3:A:C2'	5	0.56
(1,2)	1:A:14:THR:O	2:C:3:A:C3'	5	0.56
(1,2)	1:A:14:THR:O	2:C:3:A:C4	5	0.56
(1,2)	1:A:14:THR:O	2:C:3:A:C4'	5	0.56
(1,2)	1:A:14:THR:O	2:C:3:A:C5	5	0.56
(1,2)	1:A:14:THR:O	2:C:3:A:C5'	5	0.56
(1,2)	1:A:14:THR:O	2:C:3:A:C6	5	0.56
(1,2)	1:A:14:THR:O	2:C:3:A:C8	5	0.56
(1,2)	1:A:14:THR:O	2:C:3:A:H1'	5	0.56
(1,2)	1:A:14:THR:O	2:C:3:A:H2	5	0.56
(1,2)	1:A:14:THR:O	2:C:3:A:H2'	5	0.56
(1,2)	1:A:14:THR:O	2:C:3:A:H3'	5	0.56
(1,2)	1:A:14:THR:O	2:C:3:A:H4'	5	0.56
(1,2)	1:A:14:THR:O	2:C:3:A:H5'	5	0.56
(1,2)	1:A:14:THR:O	2:C:3:A:H5''	5	0.56
(1,2)	1:A:14:THR:O	2:C:3:A:H61	5	0.56
(1,2)	1:A:14:THR:O	2:C:3:A:H62	5	0.56
(1,2)	1:A:14:THR:O	2:C:3:A:H8	5	0.56
(1,2)	1:A:14:THR:O	2:C:3:A:HO2'	5	0.56
(1,2)	1:A:14:THR:O	2:C:3:A:N1	5	0.56
(1,2)	1:A:14:THR:O	2:C:3:A:N3	5	0.56
(1,2)	1:A:14:THR:O	2:C:3:A:N6	5	0.56
(1,2)	1:A:14:THR:O	2:C:3:A:N7	5	0.56
(1,2)	1:A:14:THR:O	2:C:3:A:N9	5	0.56
(1,2)	1:A:14:THR:O	2:C:3:A:O2'	5	0.56
(1,2)	1:A:14:THR:O	2:C:3:A:O3'	5	0.56
(1,2)	1:A:14:THR:O	2:C:3:A:O4'	5	0.56
(1,2)	1:A:14:THR:O	2:C:3:A:O5'	5	0.56

Continued on next page...

Continued from previous page...

Key	Atom-1	Atom-2	Model ID	Violation (Å)
(1,2)	1:A:14:THR:O	2:C:3:A:OP1	5	0.56
(1,2)	1:A:14:THR:O	2:C:3:A:OP2	5	0.56
(1,2)	1:A:14:THR:O	2:C:3:A:P	5	0.56
(1,2)	1:A:14:THR:O	2:C:4:C:C1'	5	0.56
(1,2)	1:A:14:THR:O	2:C:4:C:C2	5	0.56
(1,2)	1:A:14:THR:O	2:C:4:C:C2'	5	0.56
(1,2)	1:A:14:THR:O	2:C:4:C:C3'	5	0.56
(1,2)	1:A:14:THR:O	2:C:4:C:C4	5	0.56
(1,2)	1:A:14:THR:O	2:C:4:C:C4'	5	0.56
(1,2)	1:A:14:THR:O	2:C:4:C:C5	5	0.56
(1,2)	1:A:14:THR:O	2:C:4:C:C5'	5	0.56
(1,2)	1:A:14:THR:O	2:C:4:C:C6	5	0.56
(1,2)	1:A:14:THR:O	2:C:4:C:H1'	5	0.56
(1,2)	1:A:14:THR:O	2:C:4:C:H2'	5	0.56
(1,2)	1:A:14:THR:O	2:C:4:C:H3'	5	0.56
(1,2)	1:A:14:THR:O	2:C:4:C:H4'	5	0.56
(1,2)	1:A:14:THR:O	2:C:4:C:H41	5	0.56
(1,2)	1:A:14:THR:O	2:C:4:C:H42	5	0.56
(1,2)	1:A:14:THR:O	2:C:4:C:H5	5	0.56
(1,2)	1:A:14:THR:O	2:C:4:C:H5'	5	0.56
(1,2)	1:A:14:THR:O	2:C:4:C:H5''	5	0.56
(1,2)	1:A:14:THR:O	2:C:4:C:H6	5	0.56
(1,2)	1:A:14:THR:O	2:C:4:C:HO2'	5	0.56
(1,2)	1:A:14:THR:O	2:C:4:C:N1	5	0.56
(1,2)	1:A:14:THR:O	2:C:4:C:N3	5	0.56
(1,2)	1:A:14:THR:O	2:C:4:C:N4	5	0.56
(1,2)	1:A:14:THR:O	2:C:4:C:O2	5	0.56
(1,2)	1:A:14:THR:O	2:C:4:C:O2'	5	0.56
(1,2)	1:A:14:THR:O	2:C:4:C:O3'	5	0.56
(1,2)	1:A:14:THR:O	2:C:4:C:O4'	5	0.56
(1,2)	1:A:14:THR:O	2:C:4:C:O5'	5	0.56
(1,2)	1:A:14:THR:O	2:C:4:C:OP1	5	0.56
(1,2)	1:A:14:THR:O	2:C:4:C:OP2	5	0.56
(1,2)	1:A:14:THR:O	2:C:4:C:P	5	0.56
(1,2)	1:A:14:THR:O	2:C:5:A:C1'	5	0.56
(1,2)	1:A:14:THR:O	2:C:5:A:C2	5	0.56
(1,2)	1:A:14:THR:O	2:C:5:A:C2'	5	0.56
(1,2)	1:A:14:THR:O	2:C:5:A:C3'	5	0.56
(1,2)	1:A:14:THR:O	2:C:5:A:C4	5	0.56
(1,2)	1:A:14:THR:O	2:C:5:A:C4'	5	0.56
(1,2)	1:A:14:THR:O	2:C:5:A:C5	5	0.56
(1,2)	1:A:14:THR:O	2:C:5:A:C5'	5	0.56

Continued on next page...

Continued from previous page...

Key	Atom-1	Atom-2	Model ID	Violation (Å)
(1,2)	1:A:14:THR:O	2:C:5:A:C6	5	0.56
(1,2)	1:A:14:THR:O	2:C:5:A:C8	5	0.56
(1,2)	1:A:14:THR:O	2:C:5:A:H1'	5	0.56
(1,2)	1:A:14:THR:O	2:C:5:A:H2	5	0.56
(1,2)	1:A:14:THR:O	2:C:5:A:H2'	5	0.56
(1,2)	1:A:14:THR:O	2:C:5:A:H3'	5	0.56
(1,2)	1:A:14:THR:O	2:C:5:A:H4'	5	0.56
(1,2)	1:A:14:THR:O	2:C:5:A:H5'	5	0.56
(1,2)	1:A:14:THR:O	2:C:5:A:H5''	5	0.56
(1,2)	1:A:14:THR:O	2:C:5:A:H61	5	0.56
(1,2)	1:A:14:THR:O	2:C:5:A:H62	5	0.56
(1,2)	1:A:14:THR:O	2:C:5:A:H8	5	0.56
(1,2)	1:A:14:THR:O	2:C:5:A:HO2'	5	0.56
(1,2)	1:A:14:THR:O	2:C:5:A:N1	5	0.56
(1,2)	1:A:14:THR:O	2:C:5:A:N3	5	0.56
(1,2)	1:A:14:THR:O	2:C:5:A:N6	5	0.56
(1,2)	1:A:14:THR:O	2:C:5:A:N7	5	0.56
(1,2)	1:A:14:THR:O	2:C:5:A:N9	5	0.56
(1,2)	1:A:14:THR:O	2:C:5:A:O2'	5	0.56
(1,2)	1:A:14:THR:O	2:C:5:A:O3'	5	0.56
(1,2)	1:A:14:THR:O	2:C:5:A:O4'	5	0.56
(1,2)	1:A:14:THR:O	2:C:5:A:O5'	5	0.56
(1,2)	1:A:14:THR:O	2:C:5:A:OP1	5	0.56
(1,2)	1:A:14:THR:O	2:C:5:A:OP2	5	0.56
(1,2)	1:A:14:THR:O	2:C:5:A:P	5	0.56
(1,2)	1:A:14:THR:OG1	2:C:1:A:C1'	5	0.56
(1,2)	1:A:14:THR:OG1	2:C:1:A:C2	5	0.56
(1,2)	1:A:14:THR:OG1	2:C:1:A:C2'	5	0.56
(1,2)	1:A:14:THR:OG1	2:C:1:A:C3'	5	0.56
(1,2)	1:A:14:THR:OG1	2:C:1:A:C4	5	0.56
(1,2)	1:A:14:THR:OG1	2:C:1:A:C4'	5	0.56
(1,2)	1:A:14:THR:OG1	2:C:1:A:C5	5	0.56
(1,2)	1:A:14:THR:OG1	2:C:1:A:C5'	5	0.56
(1,2)	1:A:14:THR:OG1	2:C:1:A:C6	5	0.56
(1,2)	1:A:14:THR:OG1	2:C:1:A:C8	5	0.56
(1,2)	1:A:14:THR:OG1	2:C:1:A:H1'	5	0.56
(1,2)	1:A:14:THR:OG1	2:C:1:A:H2	5	0.56
(1,2)	1:A:14:THR:OG1	2:C:1:A:H2'	5	0.56
(1,2)	1:A:14:THR:OG1	2:C:1:A:H3'	5	0.56
(1,2)	1:A:14:THR:OG1	2:C:1:A:H4'	5	0.56
(1,2)	1:A:14:THR:OG1	2:C:1:A:H5'	5	0.56
(1,2)	1:A:14:THR:OG1	2:C:1:A:H5''	5	0.56

Continued on next page...

Continued from previous page...

Key	Atom-1	Atom-2	Model ID	Violation (Å)
(1,2)	1:A:14:THR:OG1	2:C:1:A:H61	5	0.56
(1,2)	1:A:14:THR:OG1	2:C:1:A:H62	5	0.56
(1,2)	1:A:14:THR:OG1	2:C:1:A:H8	5	0.56
(1,2)	1:A:14:THR:OG1	2:C:1:A:HO2'	5	0.56
(1,2)	1:A:14:THR:OG1	2:C:1:A:N1	5	0.56
(1,2)	1:A:14:THR:OG1	2:C:1:A:N3	5	0.56
(1,2)	1:A:14:THR:OG1	2:C:1:A:N6	5	0.56
(1,2)	1:A:14:THR:OG1	2:C:1:A:N7	5	0.56
(1,2)	1:A:14:THR:OG1	2:C:1:A:N9	5	0.56
(1,2)	1:A:14:THR:OG1	2:C:1:A:O2'	5	0.56
(1,2)	1:A:14:THR:OG1	2:C:1:A:O3'	5	0.56
(1,2)	1:A:14:THR:OG1	2:C:1:A:O4'	5	0.56
(1,2)	1:A:14:THR:OG1	2:C:1:A:O5'	5	0.56
(1,2)	1:A:14:THR:OG1	2:C:2:U:C1'	5	0.56
(1,2)	1:A:14:THR:OG1	2:C:2:U:C2	5	0.56
(1,2)	1:A:14:THR:OG1	2:C:2:U:C2'	5	0.56
(1,2)	1:A:14:THR:OG1	2:C:2:U:C3'	5	0.56
(1,2)	1:A:14:THR:OG1	2:C:2:U:C4	5	0.56
(1,2)	1:A:14:THR:OG1	2:C:2:U:C4'	5	0.56
(1,2)	1:A:14:THR:OG1	2:C:2:U:C5	5	0.56
(1,2)	1:A:14:THR:OG1	2:C:2:U:C5'	5	0.56
(1,2)	1:A:14:THR:OG1	2:C:2:U:C6	5	0.56
(1,2)	1:A:14:THR:OG1	2:C:2:U:H1'	5	0.56
(1,2)	1:A:14:THR:OG1	2:C:2:U:H2'	5	0.56
(1,2)	1:A:14:THR:OG1	2:C:2:U:H3	5	0.56
(1,2)	1:A:14:THR:OG1	2:C:2:U:H3'	5	0.56
(1,2)	1:A:14:THR:OG1	2:C:2:U:H4'	5	0.56
(1,2)	1:A:14:THR:OG1	2:C:2:U:H5	5	0.56
(1,2)	1:A:14:THR:OG1	2:C:2:U:H5'	5	0.56
(1,2)	1:A:14:THR:OG1	2:C:2:U:H5''	5	0.56
(1,2)	1:A:14:THR:OG1	2:C:2:U:H6	5	0.56
(1,2)	1:A:14:THR:OG1	2:C:2:U:HO2'	5	0.56
(1,2)	1:A:14:THR:OG1	2:C:2:U:N1	5	0.56
(1,2)	1:A:14:THR:OG1	2:C:2:U:N3	5	0.56
(1,2)	1:A:14:THR:OG1	2:C:2:U:O2	5	0.56
(1,2)	1:A:14:THR:OG1	2:C:2:U:O2'	5	0.56
(1,2)	1:A:14:THR:OG1	2:C:2:U:O3'	5	0.56
(1,2)	1:A:14:THR:OG1	2:C:2:U:O4	5	0.56
(1,2)	1:A:14:THR:OG1	2:C:2:U:O4'	5	0.56
(1,2)	1:A:14:THR:OG1	2:C:2:U:O5'	5	0.56
(1,2)	1:A:14:THR:OG1	2:C:2:U:OP1	5	0.56
(1,2)	1:A:14:THR:OG1	2:C:2:U:OP2	5	0.56

Continued on next page...

Continued from previous page...

Key	Atom-1	Atom-2	Model ID	Violation (Å)
(1,2)	1:A:14:THR:OG1	2:C:2:U:P	5	0.56
(1,2)	1:A:14:THR:OG1	2:C:3:A:C1'	5	0.56
(1,2)	1:A:14:THR:OG1	2:C:3:A:C2	5	0.56
(1,2)	1:A:14:THR:OG1	2:C:3:A:C2'	5	0.56
(1,2)	1:A:14:THR:OG1	2:C:3:A:C3'	5	0.56
(1,2)	1:A:14:THR:OG1	2:C:3:A:C4	5	0.56
(1,2)	1:A:14:THR:OG1	2:C:3:A:C4'	5	0.56
(1,2)	1:A:14:THR:OG1	2:C:3:A:C5	5	0.56
(1,2)	1:A:14:THR:OG1	2:C:3:A:C5'	5	0.56
(1,2)	1:A:14:THR:OG1	2:C:3:A:C6	5	0.56
(1,2)	1:A:14:THR:OG1	2:C:3:A:C8	5	0.56
(1,2)	1:A:14:THR:OG1	2:C:3:A:H1'	5	0.56
(1,2)	1:A:14:THR:OG1	2:C:3:A:H2	5	0.56
(1,2)	1:A:14:THR:OG1	2:C:3:A:H2'	5	0.56
(1,2)	1:A:14:THR:OG1	2:C:3:A:H3'	5	0.56
(1,2)	1:A:14:THR:OG1	2:C:3:A:H4'	5	0.56
(1,2)	1:A:14:THR:OG1	2:C:3:A:H5'	5	0.56
(1,2)	1:A:14:THR:OG1	2:C:3:A:H5''	5	0.56
(1,2)	1:A:14:THR:OG1	2:C:3:A:H61	5	0.56
(1,2)	1:A:14:THR:OG1	2:C:3:A:H62	5	0.56
(1,2)	1:A:14:THR:OG1	2:C:3:A:H8	5	0.56
(1,2)	1:A:14:THR:OG1	2:C:3:A:HO2'	5	0.56
(1,2)	1:A:14:THR:OG1	2:C:3:A:N1	5	0.56
(1,2)	1:A:14:THR:OG1	2:C:3:A:N3	5	0.56
(1,2)	1:A:14:THR:OG1	2:C:3:A:N6	5	0.56
(1,2)	1:A:14:THR:OG1	2:C:3:A:N7	5	0.56
(1,2)	1:A:14:THR:OG1	2:C:3:A:N9	5	0.56
(1,2)	1:A:14:THR:OG1	2:C:3:A:O2'	5	0.56
(1,2)	1:A:14:THR:OG1	2:C:3:A:O3'	5	0.56
(1,2)	1:A:14:THR:OG1	2:C:3:A:O4'	5	0.56
(1,2)	1:A:14:THR:OG1	2:C:3:A:O5'	5	0.56
(1,2)	1:A:14:THR:OG1	2:C:3:A:OP1	5	0.56
(1,2)	1:A:14:THR:OG1	2:C:3:A:OP2	5	0.56
(1,2)	1:A:14:THR:OG1	2:C:3:A:P	5	0.56
(1,2)	1:A:14:THR:OG1	2:C:4:C:C1'	5	0.56
(1,2)	1:A:14:THR:OG1	2:C:4:C:C2	5	0.56
(1,2)	1:A:14:THR:OG1	2:C:4:C:C2'	5	0.56
(1,2)	1:A:14:THR:OG1	2:C:4:C:C3'	5	0.56
(1,2)	1:A:14:THR:OG1	2:C:4:C:C4	5	0.56
(1,2)	1:A:14:THR:OG1	2:C:4:C:C4'	5	0.56
(1,2)	1:A:14:THR:OG1	2:C:4:C:C5	5	0.56
(1,2)	1:A:14:THR:OG1	2:C:4:C:C5'	5	0.56

Continued on next page...

Continued from previous page...

Key	Atom-1	Atom-2	Model ID	Violation (Å)
(1,2)	1:A:14:THR:OG1	2:C:4:C:C6	5	0.56
(1,2)	1:A:14:THR:OG1	2:C:4:C:H1'	5	0.56
(1,2)	1:A:14:THR:OG1	2:C:4:C:H2'	5	0.56
(1,2)	1:A:14:THR:OG1	2:C:4:C:H3'	5	0.56
(1,2)	1:A:14:THR:OG1	2:C:4:C:H4'	5	0.56
(1,2)	1:A:14:THR:OG1	2:C:4:C:H41	5	0.56
(1,2)	1:A:14:THR:OG1	2:C:4:C:H42	5	0.56
(1,2)	1:A:14:THR:OG1	2:C:4:C:H5	5	0.56
(1,2)	1:A:14:THR:OG1	2:C:4:C:H5'	5	0.56
(1,2)	1:A:14:THR:OG1	2:C:4:C:H5''	5	0.56
(1,2)	1:A:14:THR:OG1	2:C:4:C:H6	5	0.56
(1,2)	1:A:14:THR:OG1	2:C:4:C:HO2'	5	0.56
(1,2)	1:A:14:THR:OG1	2:C:4:C:N1	5	0.56
(1,2)	1:A:14:THR:OG1	2:C:4:C:N3	5	0.56
(1,2)	1:A:14:THR:OG1	2:C:4:C:N4	5	0.56
(1,2)	1:A:14:THR:OG1	2:C:4:C:O2	5	0.56
(1,2)	1:A:14:THR:OG1	2:C:4:C:O2'	5	0.56
(1,2)	1:A:14:THR:OG1	2:C:4:C:O3'	5	0.56
(1,2)	1:A:14:THR:OG1	2:C:4:C:O4'	5	0.56
(1,2)	1:A:14:THR:OG1	2:C:4:C:O5'	5	0.56
(1,2)	1:A:14:THR:OG1	2:C:4:C:OP1	5	0.56
(1,2)	1:A:14:THR:OG1	2:C:4:C:OP2	5	0.56
(1,2)	1:A:14:THR:OG1	2:C:4:C:P	5	0.56
(1,2)	1:A:14:THR:OG1	2:C:5:A:C1'	5	0.56
(1,2)	1:A:14:THR:OG1	2:C:5:A:C2	5	0.56
(1,2)	1:A:14:THR:OG1	2:C:5:A:C2'	5	0.56
(1,2)	1:A:14:THR:OG1	2:C:5:A:C3'	5	0.56
(1,2)	1:A:14:THR:OG1	2:C:5:A:C4	5	0.56
(1,2)	1:A:14:THR:OG1	2:C:5:A:C4'	5	0.56
(1,2)	1:A:14:THR:OG1	2:C:5:A:C5	5	0.56
(1,2)	1:A:14:THR:OG1	2:C:5:A:C5'	5	0.56
(1,2)	1:A:14:THR:OG1	2:C:5:A:C6	5	0.56
(1,2)	1:A:14:THR:OG1	2:C:5:A:C8	5	0.56
(1,2)	1:A:14:THR:OG1	2:C:5:A:H1'	5	0.56
(1,2)	1:A:14:THR:OG1	2:C:5:A:H2	5	0.56
(1,2)	1:A:14:THR:OG1	2:C:5:A:H2'	5	0.56
(1,2)	1:A:14:THR:OG1	2:C:5:A:H3'	5	0.56
(1,2)	1:A:14:THR:OG1	2:C:5:A:H4'	5	0.56
(1,2)	1:A:14:THR:OG1	2:C:5:A:H5'	5	0.56
(1,2)	1:A:14:THR:OG1	2:C:5:A:H5''	5	0.56
(1,2)	1:A:14:THR:OG1	2:C:5:A:H61	5	0.56
(1,2)	1:A:14:THR:OG1	2:C:5:A:H62	5	0.56

Continued on next page...

Continued from previous page...

Key	Atom-1	Atom-2	Model ID	Violation (Å)
(1,2)	1:A:14:THR:OG1	2:C:5:A:H8	5	0.56
(1,2)	1:A:14:THR:OG1	2:C:5:A:HO2'	5	0.56
(1,2)	1:A:14:THR:OG1	2:C:5:A:N1	5	0.56
(1,2)	1:A:14:THR:OG1	2:C:5:A:N3	5	0.56
(1,2)	1:A:14:THR:OG1	2:C:5:A:N6	5	0.56
(1,2)	1:A:14:THR:OG1	2:C:5:A:N7	5	0.56
(1,2)	1:A:14:THR:OG1	2:C:5:A:N9	5	0.56
(1,2)	1:A:14:THR:OG1	2:C:5:A:O2'	5	0.56
(1,2)	1:A:14:THR:OG1	2:C:5:A:O3'	5	0.56
(1,2)	1:A:14:THR:OG1	2:C:5:A:O4'	5	0.56
(1,2)	1:A:14:THR:OG1	2:C:5:A:O5'	5	0.56
(1,2)	1:A:14:THR:OG1	2:C:5:A:OP1	5	0.56
(1,2)	1:A:14:THR:OG1	2:C:5:A:OP2	5	0.56
(1,2)	1:A:14:THR:OG1	2:C:5:A:P	5	0.56
(1,16)	2:C:3:A:H61	1:A:8:LEU:N	5	0.38
(1,16)	2:C:3:A:H61	1:A:8:LEU:O	5	0.38
(1,16)	2:C:3:A:H61	1:A:10:SER:N	5	0.38
(1,16)	2:C:3:A:H61	1:A:10:SER:O	5	0.38
(1,16)	2:C:3:A:H61	1:A:10:SER:OG	5	0.38
(1,16)	2:C:3:A:H61	1:A:12:ASP:N	5	0.38
(1,16)	2:C:3:A:H61	1:A:12:ASP:O	5	0.38
(1,16)	2:C:3:A:H61	1:A:12:ASP:OD1	5	0.38
(1,16)	2:C:3:A:H61	1:A:12:ASP:OD2	5	0.38
(1,16)	2:C:3:A:H61	1:A:13:PRO:N	5	0.38
(1,16)	2:C:3:A:H61	1:A:13:PRO:O	5	0.38
(1,16)	2:C:3:A:H61	1:A:14:THR:N	5	0.38
(1,16)	2:C:3:A:H61	1:A:14:THR:O	5	0.38
(1,16)	2:C:3:A:H61	1:A:14:THR:OG1	5	0.38
(1,16)	2:C:3:A:H61	1:A:15:ALA:N	5	0.38
(1,16)	2:C:3:A:H61	1:A:15:ALA:O	5	0.38
(1,16)	2:C:3:A:H61	1:A:16:GLY:N	5	0.38
(1,16)	2:C:3:A:H61	1:A:16:GLY:O	5	0.38
(1,16)	2:C:3:A:H61	1:A:17:HIS:N	5	0.38
(1,16)	2:C:3:A:H61	1:A:17:HIS:ND1	5	0.38
(1,16)	2:C:3:A:H61	1:A:17:HIS:NE2	5	0.38
(1,16)	2:C:3:A:H61	1:A:17:HIS:O	5	0.38
(1,16)	2:C:3:A:H61	1:A:19:GLN:N	5	0.38
(1,16)	2:C:3:A:H61	1:A:19:GLN:NE2	5	0.38
(1,16)	2:C:3:A:H61	1:A:19:GLN:O	5	0.38
(1,16)	2:C:3:A:H61	1:A:19:GLN:OE1	5	0.38
(1,16)	2:C:3:A:H61	1:A:20:GLN:N	5	0.38
(1,16)	2:C:3:A:H61	1:A:20:GLN:NE2	5	0.38

Continued on next page...

Continued from previous page...

Key	Atom-1	Atom-2	Model ID	Violation (Å)
(1,16)	2:C:3:A:H61	1:A:20:GLN:O	5	0.38
(1,16)	2:C:3:A:H61	1:A:20:GLN:OE1	5	0.38
(1,16)	2:C:3:A:H61	1:A:21:GLY:N	5	0.38
(1,16)	2:C:3:A:H61	1:A:21:GLY:O	5	0.38
(1,16)	2:C:3:A:H61	1:A:22:THR:N	5	0.38
(1,16)	2:C:3:A:H61	1:A:22:THR:O	5	0.38
(1,16)	2:C:3:A:H61	1:A:22:THR:OG1	5	0.38
(1,16)	2:C:3:A:H61	1:A:23:ARG:N	5	0.38
(1,16)	2:C:3:A:H61	1:A:23:ARG:NE	5	0.38
(1,16)	2:C:3:A:H61	1:A:23:ARG:NH1	5	0.38
(1,16)	2:C:3:A:H61	1:A:23:ARG:NH2	5	0.38
(1,16)	2:C:3:A:H61	1:A:23:ARG:O	5	0.38
(1,16)	2:C:3:A:H61	1:A:24:PRO:N	5	0.38
(1,16)	2:C:3:A:H61	1:A:24:PRO:O	5	0.38
(1,16)	2:C:3:A:H61	1:A:45:VAL:N	5	0.38
(1,16)	2:C:3:A:H61	1:A:45:VAL:O	5	0.38
(1,16)	2:C:3:A:H61	1:A:46:THR:N	5	0.38
(1,16)	2:C:3:A:H61	1:A:46:THR:O	5	0.38
(1,16)	2:C:3:A:H61	1:A:46:THR:OG1	5	0.38
(1,16)	2:C:3:A:H61	1:A:47:SER:N	5	0.38
(1,16)	2:C:3:A:H61	1:A:47:SER:O	5	0.38
(1,16)	2:C:3:A:H61	1:A:47:SER:OG	5	0.38
(1,16)	2:C:3:A:H61	1:A:48:GLY:N	5	0.38
(1,16)	2:C:3:A:H61	1:A:48:GLY:O	5	0.38
(1,16)	2:C:3:A:H61	1:A:49:GLY:N	5	0.38
(1,16)	2:C:3:A:H61	1:A:49:GLY:O	5	0.38
(1,16)	2:C:3:A:H61	1:A:50:ASN:N	5	0.38
(1,16)	2:C:3:A:H61	1:A:50:ASN:ND2	5	0.38
(1,16)	2:C:3:A:H61	1:A:50:ASN:O	5	0.38
(1,16)	2:C:3:A:H61	1:A:50:ASN:OD1	5	0.38
(1,16)	2:C:3:A:H61	1:A:51:PHE:N	5	0.38
(1,16)	2:C:3:A:H61	1:A:51:PHE:O	5	0.38
(1,16)	2:C:3:A:H61	1:A:52:ALA:N	5	0.38
(1,16)	2:C:3:A:H61	1:A:52:ALA:O	5	0.38
(1,16)	2:C:3:A:H61	1:A:53:ARG:N	5	0.38
(1,16)	2:C:3:A:H61	1:A:53:ARG:NE	5	0.38
(1,16)	2:C:3:A:H61	1:A:53:ARG:NH1	5	0.38
(1,16)	2:C:3:A:H61	1:A:53:ARG:NH2	5	0.38
(1,16)	2:C:3:A:H61	1:A:53:ARG:O	5	0.38
(1,16)	2:C:3:A:H61	1:A:54:THR:N	5	0.38
(1,16)	2:C:3:A:H61	1:A:54:THR:O	5	0.38
(1,16)	2:C:3:A:H61	1:A:54:THR:OG1	5	0.38

Continued on next page...

Continued from previous page...

Key	Atom-1	Atom-2	Model ID	Violation (Å)
(1,16)	2:C:3:A:H61	1:A:55:ALA:N	5	0.38
(1,16)	2:C:3:A:H61	1:A:55:ALA:O	5	0.38
(1,16)	2:C:3:A:H61	1:A:56:GLY:N	5	0.38
(1,16)	2:C:3:A:H61	1:A:56:GLY:O	5	0.38
(1,16)	2:C:3:A:H61	1:A:57:PHE:N	5	0.38
(1,16)	2:C:3:A:H61	1:A:57:PHE:O	5	0.38
(1,16)	2:C:3:A:H61	1:A:58:ALA:N	5	0.38
(1,16)	2:C:3:A:H61	1:A:58:ALA:O	5	0.38
(1,16)	2:C:3:A:H61	1:A:60:SER:N	5	0.38
(1,16)	2:C:3:A:H61	1:A:60:SER:O	5	0.38
(1,16)	2:C:3:A:H61	1:A:60:SER:OG	5	0.38
(1,16)	2:C:3:A:H61	1:A:62:ASP:N	5	0.38
(1,16)	2:C:3:A:H61	1:A:62:ASP:O	5	0.38
(1,16)	2:C:3:A:H61	1:A:62:ASP:OD1	5	0.38
(1,16)	2:C:3:A:H61	1:A:62:ASP:OD2	5	0.38
(1,16)	2:C:3:A:H61	1:A:66:ILE:N	5	0.38
(1,16)	2:C:3:A:H61	1:A:66:ILE:O	5	0.38
(1,16)	2:C:3:A:H61	1:A:67:ARG:N	5	0.38
(1,16)	2:C:3:A:H61	1:A:67:ARG:NE	5	0.38
(1,16)	2:C:3:A:H61	1:A:67:ARG:NH1	5	0.38
(1,16)	2:C:3:A:H61	1:A:67:ARG:NH2	5	0.38
(1,16)	2:C:3:A:H61	1:A:67:ARG:O	5	0.38
(1,16)	2:C:3:A:H61	1:A:68:THR:N	5	0.38
(1,16)	2:C:3:A:H61	1:A:68:THR:O	5	0.38
(1,16)	2:C:3:A:H61	1:A:68:THR:OG1	5	0.38
(1,16)	2:C:3:A:H61	1:A:69:THR:N	5	0.38
(1,16)	2:C:3:A:H61	1:A:69:THR:O	5	0.38
(1,16)	2:C:3:A:H61	1:A:69:THR:OG1	5	0.38
(1,16)	2:C:3:A:H61	1:A:70:GLY:N	5	0.38
(1,16)	2:C:3:A:H61	1:A:70:GLY:O	5	0.38
(1,16)	2:C:3:A:H61	1:A:71:VAL:N	5	0.38
(1,16)	2:C:3:A:H61	1:A:71:VAL:O	5	0.38
(1,16)	2:C:3:A:H61	1:A:73:ARG:N	5	0.38
(1,16)	2:C:3:A:H61	1:A:73:ARG:NE	5	0.38
(1,16)	2:C:3:A:H61	1:A:73:ARG:NH1	5	0.38
(1,16)	2:C:3:A:H61	1:A:73:ARG:NH2	5	0.38
(1,16)	2:C:3:A:H61	1:A:73:ARG:O	5	0.38
(1,16)	2:C:3:A:H61	1:A:75:ASP:N	5	0.38
(1,16)	2:C:3:A:H61	1:A:75:ASP:O	5	0.38
(1,16)	2:C:3:A:H61	1:A:75:ASP:OD1	5	0.38
(1,16)	2:C:3:A:H61	1:A:75:ASP:OD2	5	0.38
(1,16)	2:C:3:A:H61	1:A:76:GLN:N	5	0.38

Continued on next page...

Continued from previous page...

Key	Atom-1	Atom-2	Model ID	Violation (Å)
(1,16)	2:C:3:A:H61	1:A:76:GLN:NE2	5	0.38
(1,16)	2:C:3:A:H61	1:A:76:GLN:O	5	0.38
(1,16)	2:C:3:A:H61	1:A:76:GLN:OE1	5	0.38
(1,16)	2:C:3:A:H61	1:A:85:ARG:N	5	0.38
(1,16)	2:C:3:A:H61	1:A:85:ARG:NE	5	0.38
(1,16)	2:C:3:A:H61	1:A:85:ARG:NH1	5	0.38
(1,16)	2:C:3:A:H61	1:A:85:ARG:NH2	5	0.38
(1,16)	2:C:3:A:H61	1:A:85:ARG:O	5	0.38
(1,16)	2:C:3:A:H61	1:A:100:GLU:N	5	0.38
(1,16)	2:C:3:A:H61	1:A:100:GLU:O	5	0.38
(1,16)	2:C:3:A:H61	1:A:100:GLU:OE1	5	0.38
(1,16)	2:C:3:A:H61	1:A:100:GLU:OE2	5	0.38
(1,16)	2:C:3:A:H61	1:A:104:ARG:N	5	0.38
(1,16)	2:C:3:A:H61	1:A:104:ARG:NE	5	0.38
(1,16)	2:C:3:A:H61	1:A:104:ARG:NH1	5	0.38
(1,16)	2:C:3:A:H61	1:A:104:ARG:NH2	5	0.38
(1,16)	2:C:3:A:H61	1:A:104:ARG:O	5	0.38
(1,16)	2:C:3:A:H62	1:A:8:LEU:N	5	0.38
(1,16)	2:C:3:A:H62	1:A:8:LEU:O	5	0.38
(1,16)	2:C:3:A:H62	1:A:10:SER:N	5	0.38
(1,16)	2:C:3:A:H62	1:A:10:SER:O	5	0.38
(1,16)	2:C:3:A:H62	1:A:10:SER:OG	5	0.38
(1,16)	2:C:3:A:H62	1:A:12:ASP:N	5	0.38
(1,16)	2:C:3:A:H62	1:A:12:ASP:O	5	0.38
(1,16)	2:C:3:A:H62	1:A:12:ASP:OD1	5	0.38
(1,16)	2:C:3:A:H62	1:A:12:ASP:OD2	5	0.38
(1,16)	2:C:3:A:H62	1:A:13:PRO:N	5	0.38
(1,16)	2:C:3:A:H62	1:A:13:PRO:O	5	0.38
(1,16)	2:C:3:A:H62	1:A:14:THR:N	5	0.38
(1,16)	2:C:3:A:H62	1:A:14:THR:O	5	0.38
(1,16)	2:C:3:A:H62	1:A:14:THR:OG1	5	0.38
(1,16)	2:C:3:A:H62	1:A:15:ALA:N	5	0.38
(1,16)	2:C:3:A:H62	1:A:15:ALA:O	5	0.38
(1,16)	2:C:3:A:H62	1:A:16:GLY:N	5	0.38
(1,16)	2:C:3:A:H62	1:A:16:GLY:O	5	0.38
(1,16)	2:C:3:A:H62	1:A:17:HIS:N	5	0.38
(1,16)	2:C:3:A:H62	1:A:17:HIS:ND1	5	0.38
(1,16)	2:C:3:A:H62	1:A:17:HIS:NE2	5	0.38
(1,16)	2:C:3:A:H62	1:A:17:HIS:O	5	0.38
(1,16)	2:C:3:A:H62	1:A:19:GLN:N	5	0.38
(1,16)	2:C:3:A:H62	1:A:19:GLN:NE2	5	0.38
(1,16)	2:C:3:A:H62	1:A:19:GLN:O	5	0.38

Continued on next page...

Continued from previous page...

Key	Atom-1	Atom-2	Model ID	Violation (Å)
(1,16)	2:C:3:A:H62	1:A:19:GLN:OE1	5	0.38
(1,16)	2:C:3:A:H62	1:A:20:GLN:N	5	0.38
(1,16)	2:C:3:A:H62	1:A:20:GLN:NE2	5	0.38
(1,16)	2:C:3:A:H62	1:A:20:GLN:O	5	0.38
(1,16)	2:C:3:A:H62	1:A:20:GLN:OE1	5	0.38
(1,16)	2:C:3:A:H62	1:A:21:GLY:N	5	0.38
(1,16)	2:C:3:A:H62	1:A:21:GLY:O	5	0.38
(1,16)	2:C:3:A:H62	1:A:22:THR:N	5	0.38
(1,16)	2:C:3:A:H62	1:A:22:THR:O	5	0.38
(1,16)	2:C:3:A:H62	1:A:22:THR:OG1	5	0.38
(1,16)	2:C:3:A:H62	1:A:23:ARG:N	5	0.38
(1,16)	2:C:3:A:H62	1:A:23:ARG:NE	5	0.38
(1,16)	2:C:3:A:H62	1:A:23:ARG:NH1	5	0.38
(1,16)	2:C:3:A:H62	1:A:23:ARG:NH2	5	0.38
(1,16)	2:C:3:A:H62	1:A:23:ARG:O	5	0.38
(1,16)	2:C:3:A:H62	1:A:24:PRO:N	5	0.38
(1,16)	2:C:3:A:H62	1:A:24:PRO:O	5	0.38
(1,16)	2:C:3:A:H62	1:A:45:VAL:N	5	0.38
(1,16)	2:C:3:A:H62	1:A:45:VAL:O	5	0.38
(1,16)	2:C:3:A:H62	1:A:46:THR:N	5	0.38
(1,16)	2:C:3:A:H62	1:A:46:THR:O	5	0.38
(1,16)	2:C:3:A:H62	1:A:46:THR:OG1	5	0.38
(1,16)	2:C:3:A:H62	1:A:47:SER:N	5	0.38
(1,16)	2:C:3:A:H62	1:A:47:SER:O	5	0.38
(1,16)	2:C:3:A:H62	1:A:47:SER:OG	5	0.38
(1,16)	2:C:3:A:H62	1:A:48:GLY:N	5	0.38
(1,16)	2:C:3:A:H62	1:A:48:GLY:O	5	0.38
(1,16)	2:C:3:A:H62	1:A:49:GLY:N	5	0.38
(1,16)	2:C:3:A:H62	1:A:49:GLY:O	5	0.38
(1,16)	2:C:3:A:H62	1:A:50:ASN:N	5	0.38
(1,16)	2:C:3:A:H62	1:A:50:ASN:ND2	5	0.38
(1,16)	2:C:3:A:H62	1:A:50:ASN:O	5	0.38
(1,16)	2:C:3:A:H62	1:A:50:ASN:OD1	5	0.38
(1,16)	2:C:3:A:H62	1:A:51:PHE:N	5	0.38
(1,16)	2:C:3:A:H62	1:A:51:PHE:O	5	0.38
(1,16)	2:C:3:A:H62	1:A:52:ALA:N	5	0.38
(1,16)	2:C:3:A:H62	1:A:52:ALA:O	5	0.38
(1,16)	2:C:3:A:H62	1:A:53:ARG:N	5	0.38
(1,16)	2:C:3:A:H62	1:A:53:ARG:NE	5	0.38
(1,16)	2:C:3:A:H62	1:A:53:ARG:NH1	5	0.38
(1,16)	2:C:3:A:H62	1:A:53:ARG:NH2	5	0.38
(1,16)	2:C:3:A:H62	1:A:53:ARG:O	5	0.38

Continued on next page...

Continued from previous page...

Key	Atom-1	Atom-2	Model ID	Violation (Å)
(1,16)	2:C:3:A:H62	1:A:54:THR:N	5	0.38
(1,16)	2:C:3:A:H62	1:A:54:THR:O	5	0.38
(1,16)	2:C:3:A:H62	1:A:54:THR:OG1	5	0.38
(1,16)	2:C:3:A:H62	1:A:55:ALA:N	5	0.38
(1,16)	2:C:3:A:H62	1:A:55:ALA:O	5	0.38
(1,16)	2:C:3:A:H62	1:A:56:GLY:N	5	0.38
(1,16)	2:C:3:A:H62	1:A:56:GLY:O	5	0.38
(1,16)	2:C:3:A:H62	1:A:57:PHE:N	5	0.38
(1,16)	2:C:3:A:H62	1:A:57:PHE:O	5	0.38
(1,16)	2:C:3:A:H62	1:A:58:ALA:N	5	0.38
(1,16)	2:C:3:A:H62	1:A:58:ALA:O	5	0.38
(1,16)	2:C:3:A:H62	1:A:60:SER:N	5	0.38
(1,16)	2:C:3:A:H62	1:A:60:SER:O	5	0.38
(1,16)	2:C:3:A:H62	1:A:60:SER:OG	5	0.38
(1,16)	2:C:3:A:H62	1:A:62:ASP:N	5	0.38
(1,16)	2:C:3:A:H62	1:A:62:ASP:O	5	0.38
(1,16)	2:C:3:A:H62	1:A:62:ASP:OD1	5	0.38
(1,16)	2:C:3:A:H62	1:A:62:ASP:OD2	5	0.38
(1,16)	2:C:3:A:H62	1:A:66:ILE:N	5	0.38
(1,16)	2:C:3:A:H62	1:A:66:ILE:O	5	0.38
(1,16)	2:C:3:A:H62	1:A:67:ARG:N	5	0.38
(1,16)	2:C:3:A:H62	1:A:67:ARG:NE	5	0.38
(1,16)	2:C:3:A:H62	1:A:67:ARG:NH1	5	0.38
(1,16)	2:C:3:A:H62	1:A:67:ARG:NH2	5	0.38
(1,16)	2:C:3:A:H62	1:A:67:ARG:O	5	0.38
(1,16)	2:C:3:A:H62	1:A:68:THR:N	5	0.38
(1,16)	2:C:3:A:H62	1:A:68:THR:O	5	0.38
(1,16)	2:C:3:A:H62	1:A:68:THR:OG1	5	0.38
(1,16)	2:C:3:A:H62	1:A:69:THR:N	5	0.38
(1,16)	2:C:3:A:H62	1:A:69:THR:O	5	0.38
(1,16)	2:C:3:A:H62	1:A:69:THR:OG1	5	0.38
(1,16)	2:C:3:A:H62	1:A:70:GLY:N	5	0.38
(1,16)	2:C:3:A:H62	1:A:70:GLY:O	5	0.38
(1,16)	2:C:3:A:H62	1:A:71:VAL:N	5	0.38
(1,16)	2:C:3:A:H62	1:A:71:VAL:O	5	0.38
(1,16)	2:C:3:A:H62	1:A:73:ARG:N	5	0.38
(1,16)	2:C:3:A:H62	1:A:73:ARG:NE	5	0.38
(1,16)	2:C:3:A:H62	1:A:73:ARG:NH1	5	0.38
(1,16)	2:C:3:A:H62	1:A:73:ARG:NH2	5	0.38
(1,16)	2:C:3:A:H62	1:A:73:ARG:O	5	0.38
(1,16)	2:C:3:A:H62	1:A:75:ASP:N	5	0.38
(1,16)	2:C:3:A:H62	1:A:75:ASP:O	5	0.38

Continued on next page...

Continued from previous page...

Key	Atom-1	Atom-2	Model ID	Violation (Å)
(1,16)	2:C:3:A:H62	1:A:75:ASP:OD1	5	0.38
(1,16)	2:C:3:A:H62	1:A:75:ASP:OD2	5	0.38
(1,16)	2:C:3:A:H62	1:A:76:GLN:N	5	0.38
(1,16)	2:C:3:A:H62	1:A:76:GLN:NE2	5	0.38
(1,16)	2:C:3:A:H62	1:A:76:GLN:O	5	0.38
(1,16)	2:C:3:A:H62	1:A:76:GLN:OE1	5	0.38
(1,16)	2:C:3:A:H62	1:A:85:ARG:N	5	0.38
(1,16)	2:C:3:A:H62	1:A:85:ARG:NE	5	0.38
(1,16)	2:C:3:A:H62	1:A:85:ARG:NH1	5	0.38
(1,16)	2:C:3:A:H62	1:A:85:ARG:NH2	5	0.38
(1,16)	2:C:3:A:H62	1:A:85:ARG:O	5	0.38
(1,16)	2:C:3:A:H62	1:A:100:GLU:N	5	0.38
(1,16)	2:C:3:A:H62	1:A:100:GLU:O	5	0.38
(1,16)	2:C:3:A:H62	1:A:100:GLU:OE1	5	0.38
(1,16)	2:C:3:A:H62	1:A:100:GLU:OE2	5	0.38
(1,16)	2:C:3:A:H62	1:A:104:ARG:N	5	0.38
(1,16)	2:C:3:A:H62	1:A:104:ARG:NE	5	0.38
(1,16)	2:C:3:A:H62	1:A:104:ARG:NH1	5	0.38
(1,16)	2:C:3:A:H62	1:A:104:ARG:NH2	5	0.38
(1,16)	2:C:3:A:H62	1:A:104:ARG:O	5	0.38
(1,16)	2:C:3:A:H61	1:A:8:LEU:N	7	0.37
(1,16)	2:C:3:A:H61	1:A:8:LEU:O	7	0.37
(1,16)	2:C:3:A:H61	1:A:10:SER:N	7	0.37
(1,16)	2:C:3:A:H61	1:A:10:SER:O	7	0.37
(1,16)	2:C:3:A:H61	1:A:10:SER:OG	7	0.37
(1,16)	2:C:3:A:H61	1:A:12:ASP:N	7	0.37
(1,16)	2:C:3:A:H61	1:A:12:ASP:O	7	0.37
(1,16)	2:C:3:A:H61	1:A:12:ASP:OD1	7	0.37
(1,16)	2:C:3:A:H61	1:A:12:ASP:OD2	7	0.37
(1,16)	2:C:3:A:H61	1:A:13:PRO:N	7	0.37
(1,16)	2:C:3:A:H61	1:A:13:PRO:O	7	0.37
(1,16)	2:C:3:A:H61	1:A:14:THR:N	7	0.37
(1,16)	2:C:3:A:H61	1:A:14:THR:O	7	0.37
(1,16)	2:C:3:A:H61	1:A:14:THR:OG1	7	0.37
(1,16)	2:C:3:A:H61	1:A:15:ALA:N	7	0.37
(1,16)	2:C:3:A:H61	1:A:15:ALA:O	7	0.37
(1,16)	2:C:3:A:H61	1:A:16:GLY:N	7	0.37
(1,16)	2:C:3:A:H61	1:A:16:GLY:O	7	0.37
(1,16)	2:C:3:A:H61	1:A:17:HIS:N	7	0.37
(1,16)	2:C:3:A:H61	1:A:17:HIS:ND1	7	0.37
(1,16)	2:C:3:A:H61	1:A:17:HIS:NE2	7	0.37
(1,16)	2:C:3:A:H61	1:A:17:HIS:O	7	0.37

Continued on next page...

Continued from previous page...

Key	Atom-1	Atom-2	Model ID	Violation (Å)
(1,16)	2:C:3:A:H61	1:A:19:GLN:N	7	0.37
(1,16)	2:C:3:A:H61	1:A:19:GLN:NE2	7	0.37
(1,16)	2:C:3:A:H61	1:A:19:GLN:O	7	0.37
(1,16)	2:C:3:A:H61	1:A:19:GLN:OE1	7	0.37
(1,16)	2:C:3:A:H61	1:A:20:GLN:N	7	0.37
(1,16)	2:C:3:A:H61	1:A:20:GLN:NE2	7	0.37
(1,16)	2:C:3:A:H61	1:A:20:GLN:O	7	0.37
(1,16)	2:C:3:A:H61	1:A:20:GLN:OE1	7	0.37
(1,16)	2:C:3:A:H61	1:A:21:GLY:N	7	0.37
(1,16)	2:C:3:A:H61	1:A:21:GLY:O	7	0.37
(1,16)	2:C:3:A:H61	1:A:22:THR:N	7	0.37
(1,16)	2:C:3:A:H61	1:A:22:THR:O	7	0.37
(1,16)	2:C:3:A:H61	1:A:22:THR:OG1	7	0.37
(1,16)	2:C:3:A:H61	1:A:23:ARG:N	7	0.37
(1,16)	2:C:3:A:H61	1:A:23:ARG:NE	7	0.37
(1,16)	2:C:3:A:H61	1:A:23:ARG:NH1	7	0.37
(1,16)	2:C:3:A:H61	1:A:23:ARG:NH2	7	0.37
(1,16)	2:C:3:A:H61	1:A:23:ARG:O	7	0.37
(1,16)	2:C:3:A:H61	1:A:24:PRO:N	7	0.37
(1,16)	2:C:3:A:H61	1:A:24:PRO:O	7	0.37
(1,16)	2:C:3:A:H61	1:A:45:VAL:N	7	0.37
(1,16)	2:C:3:A:H61	1:A:45:VAL:O	7	0.37
(1,16)	2:C:3:A:H61	1:A:46:THR:N	7	0.37
(1,16)	2:C:3:A:H61	1:A:46:THR:O	7	0.37
(1,16)	2:C:3:A:H61	1:A:46:THR:OG1	7	0.37
(1,16)	2:C:3:A:H61	1:A:47:SER:N	7	0.37
(1,16)	2:C:3:A:H61	1:A:47:SER:O	7	0.37
(1,16)	2:C:3:A:H61	1:A:47:SER:OG	7	0.37
(1,16)	2:C:3:A:H61	1:A:48:GLY:N	7	0.37
(1,16)	2:C:3:A:H61	1:A:48:GLY:O	7	0.37
(1,16)	2:C:3:A:H61	1:A:49:GLY:N	7	0.37
(1,16)	2:C:3:A:H61	1:A:49:GLY:O	7	0.37
(1,16)	2:C:3:A:H61	1:A:50:ASN:N	7	0.37
(1,16)	2:C:3:A:H61	1:A:50:ASN:ND2	7	0.37
(1,16)	2:C:3:A:H61	1:A:50:ASN:O	7	0.37
(1,16)	2:C:3:A:H61	1:A:50:ASN:OD1	7	0.37
(1,16)	2:C:3:A:H61	1:A:51:PHE:N	7	0.37
(1,16)	2:C:3:A:H61	1:A:51:PHE:O	7	0.37
(1,16)	2:C:3:A:H61	1:A:52:ALA:N	7	0.37
(1,16)	2:C:3:A:H61	1:A:52:ALA:O	7	0.37
(1,16)	2:C:3:A:H61	1:A:53:ARG:N	7	0.37
(1,16)	2:C:3:A:H61	1:A:53:ARG:NE	7	0.37

Continued on next page...

Continued from previous page...

Key	Atom-1	Atom-2	Model ID	Violation (Å)
(1,16)	2:C:3:A:H61	1:A:53:ARG:NH1	7	0.37
(1,16)	2:C:3:A:H61	1:A:53:ARG:NH2	7	0.37
(1,16)	2:C:3:A:H61	1:A:53:ARG:O	7	0.37
(1,16)	2:C:3:A:H61	1:A:54:THR:N	7	0.37
(1,16)	2:C:3:A:H61	1:A:54:THR:O	7	0.37
(1,16)	2:C:3:A:H61	1:A:54:THR:OG1	7	0.37
(1,16)	2:C:3:A:H61	1:A:55:ALA:N	7	0.37
(1,16)	2:C:3:A:H61	1:A:55:ALA:O	7	0.37
(1,16)	2:C:3:A:H61	1:A:56:GLY:N	7	0.37
(1,16)	2:C:3:A:H61	1:A:56:GLY:O	7	0.37
(1,16)	2:C:3:A:H61	1:A:57:PHE:N	7	0.37
(1,16)	2:C:3:A:H61	1:A:57:PHE:O	7	0.37
(1,16)	2:C:3:A:H61	1:A:58:ALA:N	7	0.37
(1,16)	2:C:3:A:H61	1:A:58:ALA:O	7	0.37
(1,16)	2:C:3:A:H61	1:A:60:SER:N	7	0.37
(1,16)	2:C:3:A:H61	1:A:60:SER:O	7	0.37
(1,16)	2:C:3:A:H61	1:A:60:SER:OG	7	0.37
(1,16)	2:C:3:A:H61	1:A:62:ASP:N	7	0.37
(1,16)	2:C:3:A:H61	1:A:62:ASP:O	7	0.37
(1,16)	2:C:3:A:H61	1:A:62:ASP:OD1	7	0.37
(1,16)	2:C:3:A:H61	1:A:62:ASP:OD2	7	0.37
(1,16)	2:C:3:A:H61	1:A:66:ILE:N	7	0.37
(1,16)	2:C:3:A:H61	1:A:66:ILE:O	7	0.37
(1,16)	2:C:3:A:H61	1:A:67:ARG:N	7	0.37
(1,16)	2:C:3:A:H61	1:A:67:ARG:NE	7	0.37
(1,16)	2:C:3:A:H61	1:A:67:ARG:NH1	7	0.37
(1,16)	2:C:3:A:H61	1:A:67:ARG:NH2	7	0.37
(1,16)	2:C:3:A:H61	1:A:67:ARG:O	7	0.37
(1,16)	2:C:3:A:H61	1:A:68:THR:N	7	0.37
(1,16)	2:C:3:A:H61	1:A:68:THR:O	7	0.37
(1,16)	2:C:3:A:H61	1:A:68:THR:OG1	7	0.37
(1,16)	2:C:3:A:H61	1:A:69:THR:N	7	0.37
(1,16)	2:C:3:A:H61	1:A:69:THR:O	7	0.37
(1,16)	2:C:3:A:H61	1:A:69:THR:OG1	7	0.37
(1,16)	2:C:3:A:H61	1:A:70:GLY:N	7	0.37
(1,16)	2:C:3:A:H61	1:A:70:GLY:O	7	0.37
(1,16)	2:C:3:A:H61	1:A:71:VAL:N	7	0.37
(1,16)	2:C:3:A:H61	1:A:71:VAL:O	7	0.37
(1,16)	2:C:3:A:H61	1:A:73:ARG:N	7	0.37
(1,16)	2:C:3:A:H61	1:A:73:ARG:NE	7	0.37
(1,16)	2:C:3:A:H61	1:A:73:ARG:NH1	7	0.37
(1,16)	2:C:3:A:H61	1:A:73:ARG:NH2	7	0.37

Continued on next page...

Continued from previous page...

Key	Atom-1	Atom-2	Model ID	Violation (Å)
(1,16)	2:C:3:A:H61	1:A:73:ARG:O	7	0.37
(1,16)	2:C:3:A:H61	1:A:75:ASP:N	7	0.37
(1,16)	2:C:3:A:H61	1:A:75:ASP:O	7	0.37
(1,16)	2:C:3:A:H61	1:A:75:ASP:OD1	7	0.37
(1,16)	2:C:3:A:H61	1:A:75:ASP:OD2	7	0.37
(1,16)	2:C:3:A:H61	1:A:76:GLN:N	7	0.37
(1,16)	2:C:3:A:H61	1:A:76:GLN:NE2	7	0.37
(1,16)	2:C:3:A:H61	1:A:76:GLN:O	7	0.37
(1,16)	2:C:3:A:H61	1:A:76:GLN:OE1	7	0.37
(1,16)	2:C:3:A:H61	1:A:85:ARG:N	7	0.37
(1,16)	2:C:3:A:H61	1:A:85:ARG:NE	7	0.37
(1,16)	2:C:3:A:H61	1:A:85:ARG:NH1	7	0.37
(1,16)	2:C:3:A:H61	1:A:85:ARG:NH2	7	0.37
(1,16)	2:C:3:A:H61	1:A:85:ARG:O	7	0.37
(1,16)	2:C:3:A:H61	1:A:100:GLU:N	7	0.37
(1,16)	2:C:3:A:H61	1:A:100:GLU:O	7	0.37
(1,16)	2:C:3:A:H61	1:A:100:GLU:OE1	7	0.37
(1,16)	2:C:3:A:H61	1:A:100:GLU:OE2	7	0.37
(1,16)	2:C:3:A:H61	1:A:104:ARG:N	7	0.37
(1,16)	2:C:3:A:H61	1:A:104:ARG:NE	7	0.37
(1,16)	2:C:3:A:H61	1:A:104:ARG:NH1	7	0.37
(1,16)	2:C:3:A:H61	1:A:104:ARG:NH2	7	0.37
(1,16)	2:C:3:A:H61	1:A:104:ARG:O	7	0.37
(1,16)	2:C:3:A:H62	1:A:8:LEU:N	7	0.37
(1,16)	2:C:3:A:H62	1:A:8:LEU:O	7	0.37
(1,16)	2:C:3:A:H62	1:A:10:SER:N	7	0.37
(1,16)	2:C:3:A:H62	1:A:10:SER:O	7	0.37
(1,16)	2:C:3:A:H62	1:A:10:SER:OG	7	0.37
(1,16)	2:C:3:A:H62	1:A:12:ASP:N	7	0.37
(1,16)	2:C:3:A:H62	1:A:12:ASP:O	7	0.37
(1,16)	2:C:3:A:H62	1:A:12:ASP:OD1	7	0.37
(1,16)	2:C:3:A:H62	1:A:12:ASP:OD2	7	0.37
(1,16)	2:C:3:A:H62	1:A:13:PRO:N	7	0.37
(1,16)	2:C:3:A:H62	1:A:13:PRO:O	7	0.37
(1,16)	2:C:3:A:H62	1:A:14:THR:N	7	0.37
(1,16)	2:C:3:A:H62	1:A:14:THR:O	7	0.37
(1,16)	2:C:3:A:H62	1:A:14:THR:OG1	7	0.37
(1,16)	2:C:3:A:H62	1:A:15:ALA:N	7	0.37
(1,16)	2:C:3:A:H62	1:A:15:ALA:O	7	0.37
(1,16)	2:C:3:A:H62	1:A:16:GLY:N	7	0.37
(1,16)	2:C:3:A:H62	1:A:16:GLY:O	7	0.37
(1,16)	2:C:3:A:H62	1:A:17:HIS:N	7	0.37

Continued on next page...

Continued from previous page...

Key	Atom-1	Atom-2	Model ID	Violation (Å)
(1,16)	2:C:3:A:H62	1:A:17:HIS:ND1	7	0.37
(1,16)	2:C:3:A:H62	1:A:17:HIS:NE2	7	0.37
(1,16)	2:C:3:A:H62	1:A:17:HIS:O	7	0.37
(1,16)	2:C:3:A:H62	1:A:19:GLN:N	7	0.37
(1,16)	2:C:3:A:H62	1:A:19:GLN:NE2	7	0.37
(1,16)	2:C:3:A:H62	1:A:19:GLN:O	7	0.37
(1,16)	2:C:3:A:H62	1:A:19:GLN:OE1	7	0.37
(1,16)	2:C:3:A:H62	1:A:20:GLN:N	7	0.37
(1,16)	2:C:3:A:H62	1:A:20:GLN:NE2	7	0.37
(1,16)	2:C:3:A:H62	1:A:20:GLN:O	7	0.37
(1,16)	2:C:3:A:H62	1:A:20:GLN:OE1	7	0.37
(1,16)	2:C:3:A:H62	1:A:21:GLY:N	7	0.37
(1,16)	2:C:3:A:H62	1:A:21:GLY:O	7	0.37
(1,16)	2:C:3:A:H62	1:A:22:THR:N	7	0.37
(1,16)	2:C:3:A:H62	1:A:22:THR:O	7	0.37
(1,16)	2:C:3:A:H62	1:A:22:THR:OG1	7	0.37
(1,16)	2:C:3:A:H62	1:A:23:ARG:N	7	0.37
(1,16)	2:C:3:A:H62	1:A:23:ARG:NE	7	0.37
(1,16)	2:C:3:A:H62	1:A:23:ARG:NH1	7	0.37
(1,16)	2:C:3:A:H62	1:A:23:ARG:NH2	7	0.37
(1,16)	2:C:3:A:H62	1:A:23:ARG:O	7	0.37
(1,16)	2:C:3:A:H62	1:A:24:PRO:N	7	0.37
(1,16)	2:C:3:A:H62	1:A:24:PRO:O	7	0.37
(1,16)	2:C:3:A:H62	1:A:45:VAL:N	7	0.37
(1,16)	2:C:3:A:H62	1:A:45:VAL:O	7	0.37
(1,16)	2:C:3:A:H62	1:A:46:THR:N	7	0.37
(1,16)	2:C:3:A:H62	1:A:46:THR:O	7	0.37
(1,16)	2:C:3:A:H62	1:A:46:THR:OG1	7	0.37
(1,16)	2:C:3:A:H62	1:A:47:SER:N	7	0.37
(1,16)	2:C:3:A:H62	1:A:47:SER:O	7	0.37
(1,16)	2:C:3:A:H62	1:A:47:SER:OG	7	0.37
(1,16)	2:C:3:A:H62	1:A:48:GLY:N	7	0.37
(1,16)	2:C:3:A:H62	1:A:48:GLY:O	7	0.37
(1,16)	2:C:3:A:H62	1:A:49:GLY:N	7	0.37
(1,16)	2:C:3:A:H62	1:A:49:GLY:O	7	0.37
(1,16)	2:C:3:A:H62	1:A:50:ASN:N	7	0.37
(1,16)	2:C:3:A:H62	1:A:50:ASN:ND2	7	0.37
(1,16)	2:C:3:A:H62	1:A:50:ASN:O	7	0.37
(1,16)	2:C:3:A:H62	1:A:50:ASN:OD1	7	0.37
(1,16)	2:C:3:A:H62	1:A:51:PHE:N	7	0.37
(1,16)	2:C:3:A:H62	1:A:51:PHE:O	7	0.37
(1,16)	2:C:3:A:H62	1:A:52:ALA:N	7	0.37

Continued on next page...

Continued from previous page...

Key	Atom-1	Atom-2	Model ID	Violation (Å)
(1,16)	2:C:3:A:H62	1:A:52:ALA:O	7	0.37
(1,16)	2:C:3:A:H62	1:A:53:ARG:N	7	0.37
(1,16)	2:C:3:A:H62	1:A:53:ARG:NE	7	0.37
(1,16)	2:C:3:A:H62	1:A:53:ARG:NH1	7	0.37
(1,16)	2:C:3:A:H62	1:A:53:ARG:NH2	7	0.37
(1,16)	2:C:3:A:H62	1:A:53:ARG:O	7	0.37
(1,16)	2:C:3:A:H62	1:A:54:THR:N	7	0.37
(1,16)	2:C:3:A:H62	1:A:54:THR:O	7	0.37
(1,16)	2:C:3:A:H62	1:A:54:THR:OG1	7	0.37
(1,16)	2:C:3:A:H62	1:A:55:ALA:N	7	0.37
(1,16)	2:C:3:A:H62	1:A:55:ALA:O	7	0.37
(1,16)	2:C:3:A:H62	1:A:56:GLY:N	7	0.37
(1,16)	2:C:3:A:H62	1:A:56:GLY:O	7	0.37
(1,16)	2:C:3:A:H62	1:A:57:PHE:N	7	0.37
(1,16)	2:C:3:A:H62	1:A:57:PHE:O	7	0.37
(1,16)	2:C:3:A:H62	1:A:58:ALA:N	7	0.37
(1,16)	2:C:3:A:H62	1:A:58:ALA:O	7	0.37
(1,16)	2:C:3:A:H62	1:A:60:SER:N	7	0.37
(1,16)	2:C:3:A:H62	1:A:60:SER:O	7	0.37
(1,16)	2:C:3:A:H62	1:A:60:SER:OG	7	0.37
(1,16)	2:C:3:A:H62	1:A:62:ASP:N	7	0.37
(1,16)	2:C:3:A:H62	1:A:62:ASP:O	7	0.37
(1,16)	2:C:3:A:H62	1:A:62:ASP:OD1	7	0.37
(1,16)	2:C:3:A:H62	1:A:62:ASP:OD2	7	0.37
(1,16)	2:C:3:A:H62	1:A:66:ILE:N	7	0.37
(1,16)	2:C:3:A:H62	1:A:66:ILE:O	7	0.37
(1,16)	2:C:3:A:H62	1:A:67:ARG:N	7	0.37
(1,16)	2:C:3:A:H62	1:A:67:ARG:NE	7	0.37
(1,16)	2:C:3:A:H62	1:A:67:ARG:NH1	7	0.37
(1,16)	2:C:3:A:H62	1:A:67:ARG:NH2	7	0.37
(1,16)	2:C:3:A:H62	1:A:67:ARG:O	7	0.37
(1,16)	2:C:3:A:H62	1:A:68:THR:N	7	0.37
(1,16)	2:C:3:A:H62	1:A:68:THR:O	7	0.37
(1,16)	2:C:3:A:H62	1:A:68:THR:OG1	7	0.37
(1,16)	2:C:3:A:H62	1:A:69:THR:N	7	0.37
(1,16)	2:C:3:A:H62	1:A:69:THR:O	7	0.37
(1,16)	2:C:3:A:H62	1:A:69:THR:OG1	7	0.37
(1,16)	2:C:3:A:H62	1:A:70:GLY:N	7	0.37
(1,16)	2:C:3:A:H62	1:A:70:GLY:O	7	0.37
(1,16)	2:C:3:A:H62	1:A:71:VAL:N	7	0.37
(1,16)	2:C:3:A:H62	1:A:71:VAL:O	7	0.37
(1,16)	2:C:3:A:H62	1:A:73:ARG:N	7	0.37

Continued on next page...

Continued from previous page...

Key	Atom-1	Atom-2	Model ID	Violation (Å)
(1,16)	2:C:3:A:H62	1:A:73:ARG:NE	7	0.37
(1,16)	2:C:3:A:H62	1:A:73:ARG:NH1	7	0.37
(1,16)	2:C:3:A:H62	1:A:73:ARG:NH2	7	0.37
(1,16)	2:C:3:A:H62	1:A:73:ARG:O	7	0.37
(1,16)	2:C:3:A:H62	1:A:75:ASP:N	7	0.37
(1,16)	2:C:3:A:H62	1:A:75:ASP:O	7	0.37
(1,16)	2:C:3:A:H62	1:A:75:ASP:OD1	7	0.37
(1,16)	2:C:3:A:H62	1:A:75:ASP:OD2	7	0.37
(1,16)	2:C:3:A:H62	1:A:76:GLN:N	7	0.37
(1,16)	2:C:3:A:H62	1:A:76:GLN:NE2	7	0.37
(1,16)	2:C:3:A:H62	1:A:76:GLN:O	7	0.37
(1,16)	2:C:3:A:H62	1:A:76:GLN:OE1	7	0.37
(1,16)	2:C:3:A:H62	1:A:85:ARG:N	7	0.37
(1,16)	2:C:3:A:H62	1:A:85:ARG:NE	7	0.37
(1,16)	2:C:3:A:H62	1:A:85:ARG:NH1	7	0.37
(1,16)	2:C:3:A:H62	1:A:85:ARG:NH2	7	0.37
(1,16)	2:C:3:A:H62	1:A:85:ARG:O	7	0.37
(1,16)	2:C:3:A:H62	1:A:100:GLU:N	7	0.37
(1,16)	2:C:3:A:H62	1:A:100:GLU:O	7	0.37
(1,16)	2:C:3:A:H62	1:A:100:GLU:OE1	7	0.37
(1,16)	2:C:3:A:H62	1:A:100:GLU:OE2	7	0.37
(1,16)	2:C:3:A:H62	1:A:104:ARG:N	7	0.37
(1,16)	2:C:3:A:H62	1:A:104:ARG:NE	7	0.37
(1,16)	2:C:3:A:H62	1:A:104:ARG:NH1	7	0.37
(1,16)	2:C:3:A:H62	1:A:104:ARG:NH2	7	0.37
(1,16)	2:C:3:A:H62	1:A:104:ARG:O	7	0.37
(1,18)	2:C:3:A:H2	1:A:8:LEU:C	5	0.32
(1,18)	2:C:3:A:H2	1:A:8:LEU:CA	5	0.32
(1,18)	2:C:3:A:H2	1:A:8:LEU:CB	5	0.32
(1,18)	2:C:3:A:H2	1:A:8:LEU:CD1	5	0.32
(1,18)	2:C:3:A:H2	1:A:8:LEU:CD2	5	0.32
(1,18)	2:C:3:A:H2	1:A:8:LEU:CG	5	0.32
(1,18)	2:C:3:A:H2	1:A:10:SER:C	5	0.32
(1,18)	2:C:3:A:H2	1:A:10:SER:CA	5	0.32
(1,18)	2:C:3:A:H2	1:A:10:SER:CB	5	0.32
(1,18)	2:C:3:A:H2	1:A:12:ASP:C	5	0.32
(1,18)	2:C:3:A:H2	1:A:12:ASP:CA	5	0.32
(1,18)	2:C:3:A:H2	1:A:12:ASP:CB	5	0.32
(1,18)	2:C:3:A:H2	1:A:12:ASP:CG	5	0.32
(1,18)	2:C:3:A:H2	1:A:13:PRO:C	5	0.32
(1,18)	2:C:3:A:H2	1:A:13:PRO:CA	5	0.32
(1,18)	2:C:3:A:H2	1:A:13:PRO:CB	5	0.32

Continued on next page...

Continued from previous page...

Key	Atom-1	Atom-2	Model ID	Violation (Å)
(1,18)	2:C:3:A:H2	1:A:13:PRO:CD	5	0.32
(1,18)	2:C:3:A:H2	1:A:13:PRO:CG	5	0.32
(1,18)	2:C:3:A:H2	1:A:14:THR:C	5	0.32
(1,18)	2:C:3:A:H2	1:A:14:THR:CA	5	0.32
(1,18)	2:C:3:A:H2	1:A:14:THR:CB	5	0.32
(1,18)	2:C:3:A:H2	1:A:14:THR:CG2	5	0.32
(1,18)	2:C:3:A:H2	1:A:15:ALA:C	5	0.32
(1,18)	2:C:3:A:H2	1:A:15:ALA:CA	5	0.32
(1,18)	2:C:3:A:H2	1:A:15:ALA:CB	5	0.32
(1,18)	2:C:3:A:H2	1:A:16:GLY:C	5	0.32
(1,18)	2:C:3:A:H2	1:A:16:GLY:CA	5	0.32
(1,18)	2:C:3:A:H2	1:A:17:HIS:C	5	0.32
(1,18)	2:C:3:A:H2	1:A:17:HIS:CA	5	0.32
(1,18)	2:C:3:A:H2	1:A:17:HIS:CB	5	0.32
(1,18)	2:C:3:A:H2	1:A:17:HIS:CD2	5	0.32
(1,18)	2:C:3:A:H2	1:A:17:HIS:CE1	5	0.32
(1,18)	2:C:3:A:H2	1:A:17:HIS:CG	5	0.32
(1,18)	2:C:3:A:H2	1:A:19:GLN:C	5	0.32
(1,18)	2:C:3:A:H2	1:A:19:GLN:CA	5	0.32
(1,18)	2:C:3:A:H2	1:A:19:GLN:CB	5	0.32
(1,18)	2:C:3:A:H2	1:A:19:GLN:CD	5	0.32
(1,18)	2:C:3:A:H2	1:A:19:GLN:CG	5	0.32
(1,18)	2:C:3:A:H2	1:A:20:GLN:C	5	0.32
(1,18)	2:C:3:A:H2	1:A:20:GLN:CA	5	0.32
(1,18)	2:C:3:A:H2	1:A:20:GLN:CB	5	0.32
(1,18)	2:C:3:A:H2	1:A:20:GLN:CD	5	0.32
(1,18)	2:C:3:A:H2	1:A:20:GLN:CG	5	0.32
(1,18)	2:C:3:A:H2	1:A:21:GLY:C	5	0.32
(1,18)	2:C:3:A:H2	1:A:21:GLY:CA	5	0.32
(1,18)	2:C:3:A:H2	1:A:22:THR:C	5	0.32
(1,18)	2:C:3:A:H2	1:A:22:THR:CA	5	0.32
(1,18)	2:C:3:A:H2	1:A:22:THR:CB	5	0.32
(1,18)	2:C:3:A:H2	1:A:22:THR:CG2	5	0.32
(1,18)	2:C:3:A:H2	1:A:23:ARG:C	5	0.32
(1,18)	2:C:3:A:H2	1:A:23:ARG:CA	5	0.32
(1,18)	2:C:3:A:H2	1:A:23:ARG:CB	5	0.32
(1,18)	2:C:3:A:H2	1:A:23:ARG:CD	5	0.32
(1,18)	2:C:3:A:H2	1:A:23:ARG:CG	5	0.32
(1,18)	2:C:3:A:H2	1:A:23:ARG:CZ	5	0.32
(1,18)	2:C:3:A:H2	1:A:24:PRO:C	5	0.32
(1,18)	2:C:3:A:H2	1:A:24:PRO:CA	5	0.32
(1,18)	2:C:3:A:H2	1:A:24:PRO:CB	5	0.32

Continued on next page...

Continued from previous page...

Key	Atom-1	Atom-2	Model ID	Violation (Å)
(1,18)	2:C:3:A:H2	1:A:24:PRO:CD	5	0.32
(1,18)	2:C:3:A:H2	1:A:24:PRO:CG	5	0.32
(1,18)	2:C:3:A:H2	1:A:45:VAL:C	5	0.32
(1,18)	2:C:3:A:H2	1:A:45:VAL:CA	5	0.32
(1,18)	2:C:3:A:H2	1:A:45:VAL:CB	5	0.32
(1,18)	2:C:3:A:H2	1:A:45:VAL:CG1	5	0.32
(1,18)	2:C:3:A:H2	1:A:45:VAL:CG2	5	0.32
(1,18)	2:C:3:A:H2	1:A:46:THR:C	5	0.32
(1,18)	2:C:3:A:H2	1:A:46:THR:CA	5	0.32
(1,18)	2:C:3:A:H2	1:A:46:THR:CB	5	0.32
(1,18)	2:C:3:A:H2	1:A:46:THR:CG2	5	0.32
(1,18)	2:C:3:A:H2	1:A:47:SER:C	5	0.32
(1,18)	2:C:3:A:H2	1:A:47:SER:CA	5	0.32
(1,18)	2:C:3:A:H2	1:A:47:SER:CB	5	0.32
(1,18)	2:C:3:A:H2	1:A:48:GLY:C	5	0.32
(1,18)	2:C:3:A:H2	1:A:48:GLY:CA	5	0.32
(1,18)	2:C:3:A:H2	1:A:49:GLY:C	5	0.32
(1,18)	2:C:3:A:H2	1:A:49:GLY:CA	5	0.32
(1,18)	2:C:3:A:H2	1:A:50:ASN:C	5	0.32
(1,18)	2:C:3:A:H2	1:A:50:ASN:CA	5	0.32
(1,18)	2:C:3:A:H2	1:A:50:ASN:CB	5	0.32
(1,18)	2:C:3:A:H2	1:A:50:ASN:CG	5	0.32
(1,18)	2:C:3:A:H2	1:A:51:PHE:C	5	0.32
(1,18)	2:C:3:A:H2	1:A:51:PHE:CA	5	0.32
(1,18)	2:C:3:A:H2	1:A:51:PHE:CB	5	0.32
(1,18)	2:C:3:A:H2	1:A:51:PHE:CD1	5	0.32
(1,18)	2:C:3:A:H2	1:A:51:PHE:CD2	5	0.32
(1,18)	2:C:3:A:H2	1:A:51:PHE:CE1	5	0.32
(1,18)	2:C:3:A:H2	1:A:51:PHE:CE2	5	0.32
(1,18)	2:C:3:A:H2	1:A:51:PHE:CG	5	0.32
(1,18)	2:C:3:A:H2	1:A:51:PHE:CZ	5	0.32
(1,18)	2:C:3:A:H2	1:A:52:ALA:C	5	0.32
(1,18)	2:C:3:A:H2	1:A:52:ALA:CA	5	0.32
(1,18)	2:C:3:A:H2	1:A:52:ALA:CB	5	0.32
(1,18)	2:C:3:A:H2	1:A:53:ARG:C	5	0.32
(1,18)	2:C:3:A:H2	1:A:53:ARG:CA	5	0.32
(1,18)	2:C:3:A:H2	1:A:53:ARG:CB	5	0.32
(1,18)	2:C:3:A:H2	1:A:53:ARG:CD	5	0.32
(1,18)	2:C:3:A:H2	1:A:53:ARG:CG	5	0.32
(1,18)	2:C:3:A:H2	1:A:53:ARG:CZ	5	0.32
(1,18)	2:C:3:A:H2	1:A:54:THR:C	5	0.32
(1,18)	2:C:3:A:H2	1:A:54:THR:CA	5	0.32

Continued on next page...

Continued from previous page...

Key	Atom-1	Atom-2	Model ID	Violation (Å)
(1,18)	2:C:3:A:H2	1:A:54:THR:CB	5	0.32
(1,18)	2:C:3:A:H2	1:A:54:THR:CG2	5	0.32
(1,18)	2:C:3:A:H2	1:A:55:ALA:C	5	0.32
(1,18)	2:C:3:A:H2	1:A:55:ALA:CA	5	0.32
(1,18)	2:C:3:A:H2	1:A:55:ALA:CB	5	0.32
(1,18)	2:C:3:A:H2	1:A:56:GLY:C	5	0.32
(1,18)	2:C:3:A:H2	1:A:56:GLY:CA	5	0.32
(1,18)	2:C:3:A:H2	1:A:57:PHE:C	5	0.32
(1,18)	2:C:3:A:H2	1:A:57:PHE:CA	5	0.32
(1,18)	2:C:3:A:H2	1:A:57:PHE:CB	5	0.32
(1,18)	2:C:3:A:H2	1:A:57:PHE:CD1	5	0.32
(1,18)	2:C:3:A:H2	1:A:57:PHE:CD2	5	0.32
(1,18)	2:C:3:A:H2	1:A:57:PHE:CE1	5	0.32
(1,18)	2:C:3:A:H2	1:A:57:PHE:CE2	5	0.32
(1,18)	2:C:3:A:H2	1:A:57:PHE:CG	5	0.32
(1,18)	2:C:3:A:H2	1:A:57:PHE:CZ	5	0.32
(1,18)	2:C:3:A:H2	1:A:58:ALA:C	5	0.32
(1,18)	2:C:3:A:H2	1:A:58:ALA:CA	5	0.32
(1,18)	2:C:3:A:H2	1:A:58:ALA:CB	5	0.32
(1,18)	2:C:3:A:H2	1:A:60:SER:C	5	0.32
(1,18)	2:C:3:A:H2	1:A:60:SER:CA	5	0.32
(1,18)	2:C:3:A:H2	1:A:60:SER:CB	5	0.32
(1,18)	2:C:3:A:H2	1:A:62:ASP:C	5	0.32
(1,18)	2:C:3:A:H2	1:A:62:ASP:CA	5	0.32
(1,18)	2:C:3:A:H2	1:A:62:ASP:CB	5	0.32
(1,18)	2:C:3:A:H2	1:A:62:ASP:CG	5	0.32
(1,18)	2:C:3:A:H2	1:A:66:ILE:C	5	0.32
(1,18)	2:C:3:A:H2	1:A:66:ILE:CA	5	0.32
(1,18)	2:C:3:A:H2	1:A:66:ILE:CB	5	0.32
(1,18)	2:C:3:A:H2	1:A:66:ILE:CD1	5	0.32
(1,18)	2:C:3:A:H2	1:A:66:ILE:CG1	5	0.32
(1,18)	2:C:3:A:H2	1:A:66:ILE:CG2	5	0.32
(1,18)	2:C:3:A:H2	1:A:67:ARG:C	5	0.32
(1,18)	2:C:3:A:H2	1:A:67:ARG:CA	5	0.32
(1,18)	2:C:3:A:H2	1:A:67:ARG:CB	5	0.32
(1,18)	2:C:3:A:H2	1:A:67:ARG:CD	5	0.32
(1,18)	2:C:3:A:H2	1:A:67:ARG:CG	5	0.32
(1,18)	2:C:3:A:H2	1:A:67:ARG:CZ	5	0.32
(1,18)	2:C:3:A:H2	1:A:68:THR:C	5	0.32
(1,18)	2:C:3:A:H2	1:A:68:THR:CA	5	0.32
(1,18)	2:C:3:A:H2	1:A:68:THR:CB	5	0.32
(1,18)	2:C:3:A:H2	1:A:68:THR:CG2	5	0.32

Continued on next page...

Continued from previous page...

Key	Atom-1	Atom-2	Model ID	Violation (Å)
(1,18)	2:C:3:A:H2	1:A:69:THR:C	5	0.32
(1,18)	2:C:3:A:H2	1:A:69:THR:CA	5	0.32
(1,18)	2:C:3:A:H2	1:A:69:THR:CB	5	0.32
(1,18)	2:C:3:A:H2	1:A:69:THR:CG2	5	0.32
(1,18)	2:C:3:A:H2	1:A:70:GLY:C	5	0.32
(1,18)	2:C:3:A:H2	1:A:70:GLY:CA	5	0.32
(1,18)	2:C:3:A:H2	1:A:71:VAL:C	5	0.32
(1,18)	2:C:3:A:H2	1:A:71:VAL:CA	5	0.32
(1,18)	2:C:3:A:H2	1:A:71:VAL:CB	5	0.32
(1,18)	2:C:3:A:H2	1:A:71:VAL:CG1	5	0.32
(1,18)	2:C:3:A:H2	1:A:71:VAL:CG2	5	0.32
(1,18)	2:C:3:A:H2	1:A:73:ARG:C	5	0.32
(1,18)	2:C:3:A:H2	1:A:73:ARG:CA	5	0.32
(1,18)	2:C:3:A:H2	1:A:73:ARG:CB	5	0.32
(1,18)	2:C:3:A:H2	1:A:73:ARG:CD	5	0.32
(1,18)	2:C:3:A:H2	1:A:73:ARG:CG	5	0.32
(1,18)	2:C:3:A:H2	1:A:73:ARG:CZ	5	0.32
(1,18)	2:C:3:A:H2	1:A:75:ASP:C	5	0.32
(1,18)	2:C:3:A:H2	1:A:75:ASP:CA	5	0.32
(1,18)	2:C:3:A:H2	1:A:75:ASP:CB	5	0.32
(1,18)	2:C:3:A:H2	1:A:75:ASP:CG	5	0.32
(1,18)	2:C:3:A:H2	1:A:76:GLN:C	5	0.32
(1,18)	2:C:3:A:H2	1:A:76:GLN:CA	5	0.32
(1,18)	2:C:3:A:H2	1:A:76:GLN:CB	5	0.32
(1,18)	2:C:3:A:H2	1:A:76:GLN:CD	5	0.32
(1,18)	2:C:3:A:H2	1:A:76:GLN:CG	5	0.32
(1,18)	2:C:3:A:H2	1:A:85:ARG:C	5	0.32
(1,18)	2:C:3:A:H2	1:A:85:ARG:CA	5	0.32
(1,18)	2:C:3:A:H2	1:A:85:ARG:CB	5	0.32
(1,18)	2:C:3:A:H2	1:A:85:ARG:CD	5	0.32
(1,18)	2:C:3:A:H2	1:A:85:ARG:CG	5	0.32
(1,18)	2:C:3:A:H2	1:A:85:ARG:CZ	5	0.32
(1,18)	2:C:3:A:H2	1:A:100:GLU:C	5	0.32
(1,18)	2:C:3:A:H2	1:A:100:GLU:CA	5	0.32
(1,18)	2:C:3:A:H2	1:A:100:GLU:CB	5	0.32
(1,18)	2:C:3:A:H2	1:A:100:GLU:CD	5	0.32
(1,18)	2:C:3:A:H2	1:A:100:GLU:CG	5	0.32
(1,18)	2:C:3:A:H2	1:A:104:ARG:C	5	0.32
(1,18)	2:C:3:A:H2	1:A:104:ARG:CA	5	0.32
(1,18)	2:C:3:A:H2	1:A:104:ARG:CB	5	0.32
(1,18)	2:C:3:A:H2	1:A:104:ARG:CD	5	0.32
(1,18)	2:C:3:A:H2	1:A:104:ARG:CG	5	0.32

Continued on next page...

Continued from previous page...

Key	Atom-1	Atom-2	Model ID	Violation (Å)
(1,18)	2:C:3:A:H2	1:A:104:ARG:CZ	5	0.32
(1,9)	1:A:70:GLY:C	2:C:1:A:C1'	10	0.3
(1,9)	1:A:70:GLY:C	2:C:1:A:C2	10	0.3
(1,9)	1:A:70:GLY:C	2:C:1:A:C2'	10	0.3
(1,9)	1:A:70:GLY:C	2:C:1:A:C3'	10	0.3
(1,9)	1:A:70:GLY:C	2:C:1:A:C4	10	0.3
(1,9)	1:A:70:GLY:C	2:C:1:A:C4'	10	0.3
(1,9)	1:A:70:GLY:C	2:C:1:A:C5	10	0.3
(1,9)	1:A:70:GLY:C	2:C:1:A:C5'	10	0.3
(1,9)	1:A:70:GLY:C	2:C:1:A:C6	10	0.3
(1,9)	1:A:70:GLY:C	2:C:1:A:C8	10	0.3
(1,9)	1:A:70:GLY:C	2:C:1:A:H1'	10	0.3
(1,9)	1:A:70:GLY:C	2:C:1:A:H2	10	0.3
(1,9)	1:A:70:GLY:C	2:C:1:A:H2'	10	0.3
(1,9)	1:A:70:GLY:C	2:C:1:A:H3'	10	0.3
(1,9)	1:A:70:GLY:C	2:C:1:A:H4'	10	0.3
(1,9)	1:A:70:GLY:C	2:C:1:A:H5'	10	0.3
(1,9)	1:A:70:GLY:C	2:C:1:A:H5''	10	0.3
(1,9)	1:A:70:GLY:C	2:C:1:A:H61	10	0.3
(1,9)	1:A:70:GLY:C	2:C:1:A:H62	10	0.3
(1,9)	1:A:70:GLY:C	2:C:1:A:H8	10	0.3
(1,9)	1:A:70:GLY:C	2:C:1:A:HO2'	10	0.3
(1,9)	1:A:70:GLY:C	2:C:1:A:N1	10	0.3
(1,9)	1:A:70:GLY:C	2:C:1:A:N3	10	0.3
(1,9)	1:A:70:GLY:C	2:C:1:A:N6	10	0.3
(1,9)	1:A:70:GLY:C	2:C:1:A:N7	10	0.3
(1,9)	1:A:70:GLY:C	2:C:1:A:N9	10	0.3
(1,9)	1:A:70:GLY:C	2:C:1:A:O2'	10	0.3
(1,9)	1:A:70:GLY:C	2:C:1:A:O3'	10	0.3
(1,9)	1:A:70:GLY:C	2:C:1:A:O4'	10	0.3
(1,9)	1:A:70:GLY:C	2:C:1:A:O5'	10	0.3
(1,9)	1:A:70:GLY:C	2:C:2:U:C1'	10	0.3
(1,9)	1:A:70:GLY:C	2:C:2:U:C2	10	0.3
(1,9)	1:A:70:GLY:C	2:C:2:U:C2'	10	0.3
(1,9)	1:A:70:GLY:C	2:C:2:U:C3'	10	0.3
(1,9)	1:A:70:GLY:C	2:C:2:U:C4	10	0.3
(1,9)	1:A:70:GLY:C	2:C:2:U:C4'	10	0.3
(1,9)	1:A:70:GLY:C	2:C:2:U:C5	10	0.3
(1,9)	1:A:70:GLY:C	2:C:2:U:C5'	10	0.3
(1,9)	1:A:70:GLY:C	2:C:2:U:C6	10	0.3
(1,9)	1:A:70:GLY:C	2:C:2:U:H1'	10	0.3
(1,9)	1:A:70:GLY:C	2:C:2:U:H2'	10	0.3

Continued on next page...

Continued from previous page...

Key	Atom-1	Atom-2	Model ID	Violation (Å)
(1,9)	1:A:70:GLY:C	2:C:2:U:H3	10	0.3
(1,9)	1:A:70:GLY:C	2:C:2:U:H3'	10	0.3
(1,9)	1:A:70:GLY:C	2:C:2:U:H4'	10	0.3
(1,9)	1:A:70:GLY:C	2:C:2:U:H5	10	0.3
(1,9)	1:A:70:GLY:C	2:C:2:U:H5'	10	0.3
(1,9)	1:A:70:GLY:C	2:C:2:U:H5''	10	0.3
(1,9)	1:A:70:GLY:C	2:C:2:U:H6	10	0.3
(1,9)	1:A:70:GLY:C	2:C:2:U:HO2'	10	0.3
(1,9)	1:A:70:GLY:C	2:C:2:U:N1	10	0.3
(1,9)	1:A:70:GLY:C	2:C:2:U:N3	10	0.3
(1,9)	1:A:70:GLY:C	2:C:2:U:O2	10	0.3
(1,9)	1:A:70:GLY:C	2:C:2:U:O2'	10	0.3
(1,9)	1:A:70:GLY:C	2:C:2:U:O3'	10	0.3
(1,9)	1:A:70:GLY:C	2:C:2:U:O4	10	0.3
(1,9)	1:A:70:GLY:C	2:C:2:U:O4'	10	0.3
(1,9)	1:A:70:GLY:C	2:C:2:U:O5'	10	0.3
(1,9)	1:A:70:GLY:C	2:C:2:U:OP1	10	0.3
(1,9)	1:A:70:GLY:C	2:C:2:U:OP2	10	0.3
(1,9)	1:A:70:GLY:C	2:C:2:U:P	10	0.3
(1,9)	1:A:70:GLY:C	2:C:3:A:C1'	10	0.3
(1,9)	1:A:70:GLY:C	2:C:3:A:C2	10	0.3
(1,9)	1:A:70:GLY:C	2:C:3:A:C2'	10	0.3
(1,9)	1:A:70:GLY:C	2:C:3:A:C3'	10	0.3
(1,9)	1:A:70:GLY:C	2:C:3:A:C4	10	0.3
(1,9)	1:A:70:GLY:C	2:C:3:A:C4'	10	0.3
(1,9)	1:A:70:GLY:C	2:C:3:A:C5	10	0.3
(1,9)	1:A:70:GLY:C	2:C:3:A:C5'	10	0.3
(1,9)	1:A:70:GLY:C	2:C:3:A:C6	10	0.3
(1,9)	1:A:70:GLY:C	2:C:3:A:C8	10	0.3
(1,9)	1:A:70:GLY:C	2:C:3:A:H1'	10	0.3
(1,9)	1:A:70:GLY:C	2:C:3:A:H2	10	0.3
(1,9)	1:A:70:GLY:C	2:C:3:A:H2'	10	0.3
(1,9)	1:A:70:GLY:C	2:C:3:A:H3'	10	0.3
(1,9)	1:A:70:GLY:C	2:C:3:A:H4'	10	0.3
(1,9)	1:A:70:GLY:C	2:C:3:A:H5'	10	0.3
(1,9)	1:A:70:GLY:C	2:C:3:A:H5''	10	0.3
(1,9)	1:A:70:GLY:C	2:C:3:A:H61	10	0.3
(1,9)	1:A:70:GLY:C	2:C:3:A:H62	10	0.3
(1,9)	1:A:70:GLY:C	2:C:3:A:H8	10	0.3
(1,9)	1:A:70:GLY:C	2:C:3:A:HO2'	10	0.3
(1,9)	1:A:70:GLY:C	2:C:3:A:N1	10	0.3
(1,9)	1:A:70:GLY:C	2:C:3:A:N3	10	0.3

Continued on next page...

Continued from previous page...

Key	Atom-1	Atom-2	Model ID	Violation (Å)
(1,9)	1:A:70:GLY:C	2:C:3:A:N6	10	0.3
(1,9)	1:A:70:GLY:C	2:C:3:A:N7	10	0.3
(1,9)	1:A:70:GLY:C	2:C:3:A:N9	10	0.3
(1,9)	1:A:70:GLY:C	2:C:3:A:O2'	10	0.3
(1,9)	1:A:70:GLY:C	2:C:3:A:O3'	10	0.3
(1,9)	1:A:70:GLY:C	2:C:3:A:O4'	10	0.3
(1,9)	1:A:70:GLY:C	2:C:3:A:O5'	10	0.3
(1,9)	1:A:70:GLY:C	2:C:3:A:OP1	10	0.3
(1,9)	1:A:70:GLY:C	2:C:3:A:OP2	10	0.3
(1,9)	1:A:70:GLY:C	2:C:3:A:P	10	0.3
(1,9)	1:A:70:GLY:C	2:C:4:C:C1'	10	0.3
(1,9)	1:A:70:GLY:C	2:C:4:C:C2	10	0.3
(1,9)	1:A:70:GLY:C	2:C:4:C:C2'	10	0.3
(1,9)	1:A:70:GLY:C	2:C:4:C:C3'	10	0.3
(1,9)	1:A:70:GLY:C	2:C:4:C:C4	10	0.3
(1,9)	1:A:70:GLY:C	2:C:4:C:C4'	10	0.3
(1,9)	1:A:70:GLY:C	2:C:4:C:C5	10	0.3
(1,9)	1:A:70:GLY:C	2:C:4:C:C5'	10	0.3
(1,9)	1:A:70:GLY:C	2:C:4:C:C6	10	0.3
(1,9)	1:A:70:GLY:C	2:C:4:C:H1'	10	0.3
(1,9)	1:A:70:GLY:C	2:C:4:C:H2'	10	0.3
(1,9)	1:A:70:GLY:C	2:C:4:C:H3'	10	0.3
(1,9)	1:A:70:GLY:C	2:C:4:C:H4'	10	0.3
(1,9)	1:A:70:GLY:C	2:C:4:C:H41	10	0.3
(1,9)	1:A:70:GLY:C	2:C:4:C:H42	10	0.3
(1,9)	1:A:70:GLY:C	2:C:4:C:H5	10	0.3
(1,9)	1:A:70:GLY:C	2:C:4:C:H5'	10	0.3
(1,9)	1:A:70:GLY:C	2:C:4:C:H5''	10	0.3
(1,9)	1:A:70:GLY:C	2:C:4:C:H6	10	0.3
(1,9)	1:A:70:GLY:C	2:C:4:C:HO2'	10	0.3
(1,9)	1:A:70:GLY:C	2:C:4:C:N1	10	0.3
(1,9)	1:A:70:GLY:C	2:C:4:C:N3	10	0.3
(1,9)	1:A:70:GLY:C	2:C:4:C:N4	10	0.3
(1,9)	1:A:70:GLY:C	2:C:4:C:O2	10	0.3
(1,9)	1:A:70:GLY:C	2:C:4:C:O2'	10	0.3
(1,9)	1:A:70:GLY:C	2:C:4:C:O3'	10	0.3
(1,9)	1:A:70:GLY:C	2:C:4:C:O4'	10	0.3
(1,9)	1:A:70:GLY:C	2:C:4:C:O5'	10	0.3
(1,9)	1:A:70:GLY:C	2:C:4:C:OP1	10	0.3
(1,9)	1:A:70:GLY:C	2:C:4:C:OP2	10	0.3
(1,9)	1:A:70:GLY:C	2:C:4:C:P	10	0.3
(1,9)	1:A:70:GLY:C	2:C:5:A:C1'	10	0.3

Continued on next page...

Continued from previous page...

Key	Atom-1	Atom-2	Model ID	Violation (Å)
(1,9)	1:A:70:GLY:C	2:C:5:A:C2	10	0.3
(1,9)	1:A:70:GLY:C	2:C:5:A:C2'	10	0.3
(1,9)	1:A:70:GLY:C	2:C:5:A:C3'	10	0.3
(1,9)	1:A:70:GLY:C	2:C:5:A:C4	10	0.3
(1,9)	1:A:70:GLY:C	2:C:5:A:C4'	10	0.3
(1,9)	1:A:70:GLY:C	2:C:5:A:C5	10	0.3
(1,9)	1:A:70:GLY:C	2:C:5:A:C5'	10	0.3
(1,9)	1:A:70:GLY:C	2:C:5:A:C6	10	0.3
(1,9)	1:A:70:GLY:C	2:C:5:A:C8	10	0.3
(1,9)	1:A:70:GLY:C	2:C:5:A:H1'	10	0.3
(1,9)	1:A:70:GLY:C	2:C:5:A:H2	10	0.3
(1,9)	1:A:70:GLY:C	2:C:5:A:H2'	10	0.3
(1,9)	1:A:70:GLY:C	2:C:5:A:H3'	10	0.3
(1,9)	1:A:70:GLY:C	2:C:5:A:H4'	10	0.3
(1,9)	1:A:70:GLY:C	2:C:5:A:H5'	10	0.3
(1,9)	1:A:70:GLY:C	2:C:5:A:H5''	10	0.3
(1,9)	1:A:70:GLY:C	2:C:5:A:H61	10	0.3
(1,9)	1:A:70:GLY:C	2:C:5:A:H62	10	0.3
(1,9)	1:A:70:GLY:C	2:C:5:A:H8	10	0.3
(1,9)	1:A:70:GLY:C	2:C:5:A:HO2'	10	0.3
(1,9)	1:A:70:GLY:C	2:C:5:A:N1	10	0.3
(1,9)	1:A:70:GLY:C	2:C:5:A:N3	10	0.3
(1,9)	1:A:70:GLY:C	2:C:5:A:N6	10	0.3
(1,9)	1:A:70:GLY:C	2:C:5:A:N7	10	0.3
(1,9)	1:A:70:GLY:C	2:C:5:A:N9	10	0.3
(1,9)	1:A:70:GLY:C	2:C:5:A:O2'	10	0.3
(1,9)	1:A:70:GLY:C	2:C:5:A:O3'	10	0.3
(1,9)	1:A:70:GLY:C	2:C:5:A:O4'	10	0.3
(1,9)	1:A:70:GLY:C	2:C:5:A:O5'	10	0.3
(1,9)	1:A:70:GLY:C	2:C:5:A:OP1	10	0.3
(1,9)	1:A:70:GLY:C	2:C:5:A:OP2	10	0.3
(1,9)	1:A:70:GLY:C	2:C:5:A:P	10	0.3
(1,9)	1:A:70:GLY:CA	2:C:1:A:C1'	10	0.3
(1,9)	1:A:70:GLY:CA	2:C:1:A:C2	10	0.3
(1,9)	1:A:70:GLY:CA	2:C:1:A:C2'	10	0.3
(1,9)	1:A:70:GLY:CA	2:C:1:A:C3'	10	0.3
(1,9)	1:A:70:GLY:CA	2:C:1:A:C4	10	0.3
(1,9)	1:A:70:GLY:CA	2:C:1:A:C4'	10	0.3
(1,9)	1:A:70:GLY:CA	2:C:1:A:C5	10	0.3
(1,9)	1:A:70:GLY:CA	2:C:1:A:C5'	10	0.3
(1,9)	1:A:70:GLY:CA	2:C:1:A:C6	10	0.3
(1,9)	1:A:70:GLY:CA	2:C:1:A:C8	10	0.3

Continued on next page...

Continued from previous page...

Key	Atom-1	Atom-2	Model ID	Violation (Å)
(1,9)	1:A:70:GLY:CA	2:C:1:A:H1'	10	0.3
(1,9)	1:A:70:GLY:CA	2:C:1:A:H2	10	0.3
(1,9)	1:A:70:GLY:CA	2:C:1:A:H2'	10	0.3
(1,9)	1:A:70:GLY:CA	2:C:1:A:H3'	10	0.3
(1,9)	1:A:70:GLY:CA	2:C:1:A:H4'	10	0.3
(1,9)	1:A:70:GLY:CA	2:C:1:A:H5'	10	0.3
(1,9)	1:A:70:GLY:CA	2:C:1:A:H5''	10	0.3
(1,9)	1:A:70:GLY:CA	2:C:1:A:H61	10	0.3
(1,9)	1:A:70:GLY:CA	2:C:1:A:H62	10	0.3
(1,9)	1:A:70:GLY:CA	2:C:1:A:H8	10	0.3
(1,9)	1:A:70:GLY:CA	2:C:1:A:HO2'	10	0.3
(1,9)	1:A:70:GLY:CA	2:C:1:A:N1	10	0.3
(1,9)	1:A:70:GLY:CA	2:C:1:A:N3	10	0.3
(1,9)	1:A:70:GLY:CA	2:C:1:A:N6	10	0.3
(1,9)	1:A:70:GLY:CA	2:C:1:A:N7	10	0.3
(1,9)	1:A:70:GLY:CA	2:C:1:A:N9	10	0.3
(1,9)	1:A:70:GLY:CA	2:C:1:A:O2'	10	0.3
(1,9)	1:A:70:GLY:CA	2:C:1:A:O3'	10	0.3
(1,9)	1:A:70:GLY:CA	2:C:1:A:O4'	10	0.3
(1,9)	1:A:70:GLY:CA	2:C:1:A:O5'	10	0.3
(1,9)	1:A:70:GLY:CA	2:C:2:U:C1'	10	0.3
(1,9)	1:A:70:GLY:CA	2:C:2:U:C2	10	0.3
(1,9)	1:A:70:GLY:CA	2:C:2:U:C2'	10	0.3
(1,9)	1:A:70:GLY:CA	2:C:2:U:C3'	10	0.3
(1,9)	1:A:70:GLY:CA	2:C:2:U:C4	10	0.3
(1,9)	1:A:70:GLY:CA	2:C:2:U:C4'	10	0.3
(1,9)	1:A:70:GLY:CA	2:C:2:U:C5	10	0.3
(1,9)	1:A:70:GLY:CA	2:C:2:U:C5'	10	0.3
(1,9)	1:A:70:GLY:CA	2:C:2:U:C6	10	0.3
(1,9)	1:A:70:GLY:CA	2:C:2:U:H1'	10	0.3
(1,9)	1:A:70:GLY:CA	2:C:2:U:H2'	10	0.3
(1,9)	1:A:70:GLY:CA	2:C:2:U:H3	10	0.3
(1,9)	1:A:70:GLY:CA	2:C:2:U:H3'	10	0.3
(1,9)	1:A:70:GLY:CA	2:C:2:U:H4'	10	0.3
(1,9)	1:A:70:GLY:CA	2:C:2:U:H5	10	0.3
(1,9)	1:A:70:GLY:CA	2:C:2:U:H5'	10	0.3
(1,9)	1:A:70:GLY:CA	2:C:2:U:H5''	10	0.3
(1,9)	1:A:70:GLY:CA	2:C:2:U:H6	10	0.3
(1,9)	1:A:70:GLY:CA	2:C:2:U:HO2'	10	0.3
(1,9)	1:A:70:GLY:CA	2:C:2:U:N1	10	0.3
(1,9)	1:A:70:GLY:CA	2:C:2:U:N3	10	0.3
(1,9)	1:A:70:GLY:CA	2:C:2:U:O2	10	0.3

Continued on next page...

Continued from previous page...

Key	Atom-1	Atom-2	Model ID	Violation (Å)
(1,9)	1:A:70:GLY:CA	2:C:2:U:O2'	10	0.3
(1,9)	1:A:70:GLY:CA	2:C:2:U:O3'	10	0.3
(1,9)	1:A:70:GLY:CA	2:C:2:U:O4	10	0.3
(1,9)	1:A:70:GLY:CA	2:C:2:U:O4'	10	0.3
(1,9)	1:A:70:GLY:CA	2:C:2:U:O5'	10	0.3
(1,9)	1:A:70:GLY:CA	2:C:2:U:OP1	10	0.3
(1,9)	1:A:70:GLY:CA	2:C:2:U:OP2	10	0.3
(1,9)	1:A:70:GLY:CA	2:C:2:U:P	10	0.3
(1,9)	1:A:70:GLY:CA	2:C:3:A:C1'	10	0.3
(1,9)	1:A:70:GLY:CA	2:C:3:A:C2	10	0.3
(1,9)	1:A:70:GLY:CA	2:C:3:A:C2'	10	0.3
(1,9)	1:A:70:GLY:CA	2:C:3:A:C3'	10	0.3
(1,9)	1:A:70:GLY:CA	2:C:3:A:C4	10	0.3
(1,9)	1:A:70:GLY:CA	2:C:3:A:C4'	10	0.3
(1,9)	1:A:70:GLY:CA	2:C:3:A:C5	10	0.3
(1,9)	1:A:70:GLY:CA	2:C:3:A:C5'	10	0.3
(1,9)	1:A:70:GLY:CA	2:C:3:A:C6	10	0.3
(1,9)	1:A:70:GLY:CA	2:C:3:A:C8	10	0.3
(1,9)	1:A:70:GLY:CA	2:C:3:A:H1'	10	0.3
(1,9)	1:A:70:GLY:CA	2:C:3:A:H2	10	0.3
(1,9)	1:A:70:GLY:CA	2:C:3:A:H2'	10	0.3
(1,9)	1:A:70:GLY:CA	2:C:3:A:H3'	10	0.3
(1,9)	1:A:70:GLY:CA	2:C:3:A:H4'	10	0.3
(1,9)	1:A:70:GLY:CA	2:C:3:A:H5'	10	0.3
(1,9)	1:A:70:GLY:CA	2:C:3:A:H5''	10	0.3
(1,9)	1:A:70:GLY:CA	2:C:3:A:H61	10	0.3
(1,9)	1:A:70:GLY:CA	2:C:3:A:H62	10	0.3
(1,9)	1:A:70:GLY:CA	2:C:3:A:H8	10	0.3
(1,9)	1:A:70:GLY:CA	2:C:3:A:HO2'	10	0.3
(1,9)	1:A:70:GLY:CA	2:C:3:A:N1	10	0.3
(1,9)	1:A:70:GLY:CA	2:C:3:A:N3	10	0.3
(1,9)	1:A:70:GLY:CA	2:C:3:A:N6	10	0.3
(1,9)	1:A:70:GLY:CA	2:C:3:A:N7	10	0.3
(1,9)	1:A:70:GLY:CA	2:C:3:A:N9	10	0.3
(1,9)	1:A:70:GLY:CA	2:C:3:A:O2'	10	0.3
(1,9)	1:A:70:GLY:CA	2:C:3:A:O3'	10	0.3
(1,9)	1:A:70:GLY:CA	2:C:3:A:O4'	10	0.3
(1,9)	1:A:70:GLY:CA	2:C:3:A:O5'	10	0.3
(1,9)	1:A:70:GLY:CA	2:C:3:A:OP1	10	0.3
(1,9)	1:A:70:GLY:CA	2:C:3:A:OP2	10	0.3
(1,9)	1:A:70:GLY:CA	2:C:3:A:P	10	0.3
(1,9)	1:A:70:GLY:CA	2:C:4:C:C1'	10	0.3

Continued on next page...

Continued from previous page...

Key	Atom-1	Atom-2	Model ID	Violation (Å)
(1,9)	1:A:70:GLY:CA	2:C:4:C:C2	10	0.3
(1,9)	1:A:70:GLY:CA	2:C:4:C:C2'	10	0.3
(1,9)	1:A:70:GLY:CA	2:C:4:C:C3'	10	0.3
(1,9)	1:A:70:GLY:CA	2:C:4:C:C4	10	0.3
(1,9)	1:A:70:GLY:CA	2:C:4:C:C4'	10	0.3
(1,9)	1:A:70:GLY:CA	2:C:4:C:C5	10	0.3
(1,9)	1:A:70:GLY:CA	2:C:4:C:C5'	10	0.3
(1,9)	1:A:70:GLY:CA	2:C:4:C:C6	10	0.3
(1,9)	1:A:70:GLY:CA	2:C:4:C:H1'	10	0.3
(1,9)	1:A:70:GLY:CA	2:C:4:C:H2'	10	0.3
(1,9)	1:A:70:GLY:CA	2:C:4:C:H3'	10	0.3
(1,9)	1:A:70:GLY:CA	2:C:4:C:H4'	10	0.3
(1,9)	1:A:70:GLY:CA	2:C:4:C:H41	10	0.3
(1,9)	1:A:70:GLY:CA	2:C:4:C:H42	10	0.3
(1,9)	1:A:70:GLY:CA	2:C:4:C:H5	10	0.3
(1,9)	1:A:70:GLY:CA	2:C:4:C:H5'	10	0.3
(1,9)	1:A:70:GLY:CA	2:C:4:C:H5''	10	0.3
(1,9)	1:A:70:GLY:CA	2:C:4:C:H6	10	0.3
(1,9)	1:A:70:GLY:CA	2:C:4:C:HO2'	10	0.3
(1,9)	1:A:70:GLY:CA	2:C:4:C:N1	10	0.3
(1,9)	1:A:70:GLY:CA	2:C:4:C:N3	10	0.3
(1,9)	1:A:70:GLY:CA	2:C:4:C:N4	10	0.3
(1,9)	1:A:70:GLY:CA	2:C:4:C:O2	10	0.3
(1,9)	1:A:70:GLY:CA	2:C:4:C:O2'	10	0.3
(1,9)	1:A:70:GLY:CA	2:C:4:C:O3'	10	0.3
(1,9)	1:A:70:GLY:CA	2:C:4:C:O4'	10	0.3
(1,9)	1:A:70:GLY:CA	2:C:4:C:O5'	10	0.3
(1,9)	1:A:70:GLY:CA	2:C:4:C:OP1	10	0.3
(1,9)	1:A:70:GLY:CA	2:C:4:C:OP2	10	0.3
(1,9)	1:A:70:GLY:CA	2:C:4:C:P	10	0.3
(1,9)	1:A:70:GLY:CA	2:C:5:A:C1'	10	0.3
(1,9)	1:A:70:GLY:CA	2:C:5:A:C2	10	0.3
(1,9)	1:A:70:GLY:CA	2:C:5:A:C2'	10	0.3
(1,9)	1:A:70:GLY:CA	2:C:5:A:C3'	10	0.3
(1,9)	1:A:70:GLY:CA	2:C:5:A:C4	10	0.3
(1,9)	1:A:70:GLY:CA	2:C:5:A:C4'	10	0.3
(1,9)	1:A:70:GLY:CA	2:C:5:A:C5	10	0.3
(1,9)	1:A:70:GLY:CA	2:C:5:A:C5'	10	0.3
(1,9)	1:A:70:GLY:CA	2:C:5:A:C6	10	0.3
(1,9)	1:A:70:GLY:CA	2:C:5:A:C8	10	0.3
(1,9)	1:A:70:GLY:CA	2:C:5:A:H1'	10	0.3
(1,9)	1:A:70:GLY:CA	2:C:5:A:H2	10	0.3

Continued on next page...

Continued from previous page...

Key	Atom-1	Atom-2	Model ID	Violation (Å)
(1,9)	1:A:70:GLY:CA	2:C:5:A:H2'	10	0.3
(1,9)	1:A:70:GLY:CA	2:C:5:A:H3'	10	0.3
(1,9)	1:A:70:GLY:CA	2:C:5:A:H4'	10	0.3
(1,9)	1:A:70:GLY:CA	2:C:5:A:H5'	10	0.3
(1,9)	1:A:70:GLY:CA	2:C:5:A:H5''	10	0.3
(1,9)	1:A:70:GLY:CA	2:C:5:A:H61	10	0.3
(1,9)	1:A:70:GLY:CA	2:C:5:A:H62	10	0.3
(1,9)	1:A:70:GLY:CA	2:C:5:A:H8	10	0.3
(1,9)	1:A:70:GLY:CA	2:C:5:A:HO2'	10	0.3
(1,9)	1:A:70:GLY:CA	2:C:5:A:N1	10	0.3
(1,9)	1:A:70:GLY:CA	2:C:5:A:N3	10	0.3
(1,9)	1:A:70:GLY:CA	2:C:5:A:N6	10	0.3
(1,9)	1:A:70:GLY:CA	2:C:5:A:N7	10	0.3
(1,9)	1:A:70:GLY:CA	2:C:5:A:N9	10	0.3
(1,9)	1:A:70:GLY:CA	2:C:5:A:O2'	10	0.3
(1,9)	1:A:70:GLY:CA	2:C:5:A:O3'	10	0.3
(1,9)	1:A:70:GLY:CA	2:C:5:A:O4'	10	0.3
(1,9)	1:A:70:GLY:CA	2:C:5:A:O5'	10	0.3
(1,9)	1:A:70:GLY:CA	2:C:5:A:OP1	10	0.3
(1,9)	1:A:70:GLY:CA	2:C:5:A:OP2	10	0.3
(1,9)	1:A:70:GLY:CA	2:C:5:A:P	10	0.3
(1,9)	1:A:70:GLY:H	2:C:1:A:C1'	10	0.3
(1,9)	1:A:70:GLY:H	2:C:1:A:C2	10	0.3
(1,9)	1:A:70:GLY:H	2:C:1:A:C2'	10	0.3
(1,9)	1:A:70:GLY:H	2:C:1:A:C3'	10	0.3
(1,9)	1:A:70:GLY:H	2:C:1:A:C4	10	0.3
(1,9)	1:A:70:GLY:H	2:C:1:A:C4'	10	0.3
(1,9)	1:A:70:GLY:H	2:C:1:A:C5	10	0.3
(1,9)	1:A:70:GLY:H	2:C:1:A:C5'	10	0.3
(1,9)	1:A:70:GLY:H	2:C:1:A:C6	10	0.3
(1,9)	1:A:70:GLY:H	2:C:1:A:C8	10	0.3
(1,9)	1:A:70:GLY:H	2:C:1:A:H1'	10	0.3
(1,9)	1:A:70:GLY:H	2:C:1:A:H2	10	0.3
(1,9)	1:A:70:GLY:H	2:C:1:A:H2'	10	0.3
(1,9)	1:A:70:GLY:H	2:C:1:A:H3'	10	0.3
(1,9)	1:A:70:GLY:H	2:C:1:A:H4'	10	0.3
(1,9)	1:A:70:GLY:H	2:C:1:A:H5'	10	0.3
(1,9)	1:A:70:GLY:H	2:C:1:A:H5''	10	0.3
(1,9)	1:A:70:GLY:H	2:C:1:A:H61	10	0.3
(1,9)	1:A:70:GLY:H	2:C:1:A:H62	10	0.3
(1,9)	1:A:70:GLY:H	2:C:1:A:H8	10	0.3
(1,9)	1:A:70:GLY:H	2:C:1:A:HO2'	10	0.3

Continued on next page...

Continued from previous page...

Key	Atom-1	Atom-2	Model ID	Violation (Å)
(1,9)	1:A:70:GLY:H	2:C:1:A:N1	10	0.3
(1,9)	1:A:70:GLY:H	2:C:1:A:N3	10	0.3
(1,9)	1:A:70:GLY:H	2:C:1:A:N6	10	0.3
(1,9)	1:A:70:GLY:H	2:C:1:A:N7	10	0.3
(1,9)	1:A:70:GLY:H	2:C:1:A:N9	10	0.3
(1,9)	1:A:70:GLY:H	2:C:1:A:O2'	10	0.3
(1,9)	1:A:70:GLY:H	2:C:1:A:O3'	10	0.3
(1,9)	1:A:70:GLY:H	2:C:1:A:O4'	10	0.3
(1,9)	1:A:70:GLY:H	2:C:1:A:O5'	10	0.3
(1,9)	1:A:70:GLY:H	2:C:2:U:C1'	10	0.3
(1,9)	1:A:70:GLY:H	2:C:2:U:C2	10	0.3
(1,9)	1:A:70:GLY:H	2:C:2:U:C2'	10	0.3
(1,9)	1:A:70:GLY:H	2:C:2:U:C3'	10	0.3
(1,9)	1:A:70:GLY:H	2:C:2:U:C4	10	0.3
(1,9)	1:A:70:GLY:H	2:C:2:U:C4'	10	0.3
(1,9)	1:A:70:GLY:H	2:C:2:U:C5	10	0.3
(1,9)	1:A:70:GLY:H	2:C:2:U:C5'	10	0.3
(1,9)	1:A:70:GLY:H	2:C:2:U:C6	10	0.3
(1,9)	1:A:70:GLY:H	2:C:2:U:H1'	10	0.3
(1,9)	1:A:70:GLY:H	2:C:2:U:H2'	10	0.3
(1,9)	1:A:70:GLY:H	2:C:2:U:H3	10	0.3
(1,9)	1:A:70:GLY:H	2:C:2:U:H3'	10	0.3
(1,9)	1:A:70:GLY:H	2:C:2:U:H4'	10	0.3
(1,9)	1:A:70:GLY:H	2:C:2:U:H5	10	0.3
(1,9)	1:A:70:GLY:H	2:C:2:U:H5'	10	0.3
(1,9)	1:A:70:GLY:H	2:C:2:U:H5''	10	0.3
(1,9)	1:A:70:GLY:H	2:C:2:U:H6	10	0.3
(1,9)	1:A:70:GLY:H	2:C:2:U:HO2'	10	0.3
(1,9)	1:A:70:GLY:H	2:C:2:U:N1	10	0.3
(1,9)	1:A:70:GLY:H	2:C:2:U:N3	10	0.3
(1,9)	1:A:70:GLY:H	2:C:2:U:O2	10	0.3
(1,9)	1:A:70:GLY:H	2:C:2:U:O2'	10	0.3
(1,9)	1:A:70:GLY:H	2:C:2:U:O3'	10	0.3
(1,9)	1:A:70:GLY:H	2:C:2:U:O4	10	0.3
(1,9)	1:A:70:GLY:H	2:C:2:U:O4'	10	0.3
(1,9)	1:A:70:GLY:H	2:C:2:U:O5'	10	0.3
(1,9)	1:A:70:GLY:H	2:C:2:U:OP1	10	0.3
(1,9)	1:A:70:GLY:H	2:C:2:U:OP2	10	0.3
(1,9)	1:A:70:GLY:H	2:C:2:U:P	10	0.3
(1,9)	1:A:70:GLY:H	2:C:3:A:C1'	10	0.3
(1,9)	1:A:70:GLY:H	2:C:3:A:C2	10	0.3
(1,9)	1:A:70:GLY:H	2:C:3:A:C2'	10	0.3

Continued on next page...

Continued from previous page...

Key	Atom-1	Atom-2	Model ID	Violation (Å)
(1,9)	1:A:70:GLY:H	2:C:3:A:C3'	10	0.3
(1,9)	1:A:70:GLY:H	2:C:3:A:C4	10	0.3
(1,9)	1:A:70:GLY:H	2:C:3:A:C4'	10	0.3
(1,9)	1:A:70:GLY:H	2:C:3:A:C5	10	0.3
(1,9)	1:A:70:GLY:H	2:C:3:A:C5'	10	0.3
(1,9)	1:A:70:GLY:H	2:C:3:A:C6	10	0.3
(1,9)	1:A:70:GLY:H	2:C:3:A:C8	10	0.3
(1,9)	1:A:70:GLY:H	2:C:3:A:H1'	10	0.3
(1,9)	1:A:70:GLY:H	2:C:3:A:H2	10	0.3
(1,9)	1:A:70:GLY:H	2:C:3:A:H2'	10	0.3
(1,9)	1:A:70:GLY:H	2:C:3:A:H3'	10	0.3
(1,9)	1:A:70:GLY:H	2:C:3:A:H4'	10	0.3
(1,9)	1:A:70:GLY:H	2:C:3:A:H5'	10	0.3
(1,9)	1:A:70:GLY:H	2:C:3:A:H5''	10	0.3
(1,9)	1:A:70:GLY:H	2:C:3:A:H61	10	0.3
(1,9)	1:A:70:GLY:H	2:C:3:A:H62	10	0.3
(1,9)	1:A:70:GLY:H	2:C:3:A:H8	10	0.3
(1,9)	1:A:70:GLY:H	2:C:3:A:HO2'	10	0.3
(1,9)	1:A:70:GLY:H	2:C:3:A:N1	10	0.3
(1,9)	1:A:70:GLY:H	2:C:3:A:N3	10	0.3
(1,9)	1:A:70:GLY:H	2:C:3:A:N6	10	0.3
(1,9)	1:A:70:GLY:H	2:C:3:A:N7	10	0.3
(1,9)	1:A:70:GLY:H	2:C:3:A:N9	10	0.3
(1,9)	1:A:70:GLY:H	2:C:3:A:O2'	10	0.3
(1,9)	1:A:70:GLY:H	2:C:3:A:O3'	10	0.3
(1,9)	1:A:70:GLY:H	2:C:3:A:O4'	10	0.3
(1,9)	1:A:70:GLY:H	2:C:3:A:O5'	10	0.3
(1,9)	1:A:70:GLY:H	2:C:3:A:OP1	10	0.3
(1,9)	1:A:70:GLY:H	2:C:3:A:OP2	10	0.3
(1,9)	1:A:70:GLY:H	2:C:3:A:P	10	0.3
(1,9)	1:A:70:GLY:H	2:C:4:C:C1'	10	0.3
(1,9)	1:A:70:GLY:H	2:C:4:C:C2	10	0.3
(1,9)	1:A:70:GLY:H	2:C:4:C:C2'	10	0.3
(1,9)	1:A:70:GLY:H	2:C:4:C:C3'	10	0.3
(1,9)	1:A:70:GLY:H	2:C:4:C:C4	10	0.3
(1,9)	1:A:70:GLY:H	2:C:4:C:C4'	10	0.3
(1,9)	1:A:70:GLY:H	2:C:4:C:C5	10	0.3
(1,9)	1:A:70:GLY:H	2:C:4:C:C5'	10	0.3
(1,9)	1:A:70:GLY:H	2:C:4:C:C6	10	0.3
(1,9)	1:A:70:GLY:H	2:C:4:C:H1'	10	0.3
(1,9)	1:A:70:GLY:H	2:C:4:C:H2'	10	0.3
(1,9)	1:A:70:GLY:H	2:C:4:C:H3'	10	0.3

Continued on next page...

Continued from previous page...

Key	Atom-1	Atom-2	Model ID	Violation (Å)
(1,9)	1:A:70:GLY:H	2:C:4:C:H4'	10	0.3
(1,9)	1:A:70:GLY:H	2:C:4:C:H41	10	0.3
(1,9)	1:A:70:GLY:H	2:C:4:C:H42	10	0.3
(1,9)	1:A:70:GLY:H	2:C:4:C:H5	10	0.3
(1,9)	1:A:70:GLY:H	2:C:4:C:H5'	10	0.3
(1,9)	1:A:70:GLY:H	2:C:4:C:H5''	10	0.3
(1,9)	1:A:70:GLY:H	2:C:4:C:H6	10	0.3
(1,9)	1:A:70:GLY:H	2:C:4:C:HO2'	10	0.3
(1,9)	1:A:70:GLY:H	2:C:4:C:N1	10	0.3
(1,9)	1:A:70:GLY:H	2:C:4:C:N3	10	0.3
(1,9)	1:A:70:GLY:H	2:C:4:C:N4	10	0.3
(1,9)	1:A:70:GLY:H	2:C:4:C:O2	10	0.3
(1,9)	1:A:70:GLY:H	2:C:4:C:O2'	10	0.3
(1,9)	1:A:70:GLY:H	2:C:4:C:O3'	10	0.3
(1,9)	1:A:70:GLY:H	2:C:4:C:O4'	10	0.3
(1,9)	1:A:70:GLY:H	2:C:4:C:O5'	10	0.3
(1,9)	1:A:70:GLY:H	2:C:4:C:OP1	10	0.3
(1,9)	1:A:70:GLY:H	2:C:4:C:OP2	10	0.3
(1,9)	1:A:70:GLY:H	2:C:4:C:P	10	0.3
(1,9)	1:A:70:GLY:H	2:C:5:A:C1'	10	0.3
(1,9)	1:A:70:GLY:H	2:C:5:A:C2	10	0.3
(1,9)	1:A:70:GLY:H	2:C:5:A:C2'	10	0.3
(1,9)	1:A:70:GLY:H	2:C:5:A:C3'	10	0.3
(1,9)	1:A:70:GLY:H	2:C:5:A:C4	10	0.3
(1,9)	1:A:70:GLY:H	2:C:5:A:C4'	10	0.3
(1,9)	1:A:70:GLY:H	2:C:5:A:C5	10	0.3
(1,9)	1:A:70:GLY:H	2:C:5:A:C5'	10	0.3
(1,9)	1:A:70:GLY:H	2:C:5:A:C6	10	0.3
(1,9)	1:A:70:GLY:H	2:C:5:A:C8	10	0.3
(1,9)	1:A:70:GLY:H	2:C:5:A:H1'	10	0.3
(1,9)	1:A:70:GLY:H	2:C:5:A:H2	10	0.3
(1,9)	1:A:70:GLY:H	2:C:5:A:H2'	10	0.3
(1,9)	1:A:70:GLY:H	2:C:5:A:H3'	10	0.3
(1,9)	1:A:70:GLY:H	2:C:5:A:H4'	10	0.3
(1,9)	1:A:70:GLY:H	2:C:5:A:H5'	10	0.3
(1,9)	1:A:70:GLY:H	2:C:5:A:H5''	10	0.3
(1,9)	1:A:70:GLY:H	2:C:5:A:H61	10	0.3
(1,9)	1:A:70:GLY:H	2:C:5:A:H62	10	0.3
(1,9)	1:A:70:GLY:H	2:C:5:A:H8	10	0.3
(1,9)	1:A:70:GLY:H	2:C:5:A:HO2'	10	0.3
(1,9)	1:A:70:GLY:H	2:C:5:A:N1	10	0.3
(1,9)	1:A:70:GLY:H	2:C:5:A:N3	10	0.3

Continued on next page...

Continued from previous page...

Key	Atom-1	Atom-2	Model ID	Violation (Å)
(1,9)	1:A:70:GLY:H	2:C:5:A:N6	10	0.3
(1,9)	1:A:70:GLY:H	2:C:5:A:N7	10	0.3
(1,9)	1:A:70:GLY:H	2:C:5:A:N9	10	0.3
(1,9)	1:A:70:GLY:H	2:C:5:A:O2'	10	0.3
(1,9)	1:A:70:GLY:H	2:C:5:A:O3'	10	0.3
(1,9)	1:A:70:GLY:H	2:C:5:A:O4'	10	0.3
(1,9)	1:A:70:GLY:H	2:C:5:A:O5'	10	0.3
(1,9)	1:A:70:GLY:H	2:C:5:A:OP1	10	0.3
(1,9)	1:A:70:GLY:H	2:C:5:A:OP2	10	0.3
(1,9)	1:A:70:GLY:H	2:C:5:A:P	10	0.3
(1,9)	1:A:70:GLY:N	2:C:1:A:C1'	10	0.3
(1,9)	1:A:70:GLY:N	2:C:1:A:C2	10	0.3
(1,9)	1:A:70:GLY:N	2:C:1:A:C2'	10	0.3
(1,9)	1:A:70:GLY:N	2:C:1:A:C3'	10	0.3
(1,9)	1:A:70:GLY:N	2:C:1:A:C4	10	0.3
(1,9)	1:A:70:GLY:N	2:C:1:A:C4'	10	0.3
(1,9)	1:A:70:GLY:N	2:C:1:A:C5	10	0.3
(1,9)	1:A:70:GLY:N	2:C:1:A:C5'	10	0.3
(1,9)	1:A:70:GLY:N	2:C:1:A:C6	10	0.3
(1,9)	1:A:70:GLY:N	2:C:1:A:C8	10	0.3
(1,9)	1:A:70:GLY:N	2:C:1:A:H1'	10	0.3
(1,9)	1:A:70:GLY:N	2:C:1:A:H2	10	0.3
(1,9)	1:A:70:GLY:N	2:C:1:A:H2'	10	0.3
(1,9)	1:A:70:GLY:N	2:C:1:A:H3'	10	0.3
(1,9)	1:A:70:GLY:N	2:C:1:A:H4'	10	0.3
(1,9)	1:A:70:GLY:N	2:C:1:A:H5'	10	0.3
(1,9)	1:A:70:GLY:N	2:C:1:A:H5''	10	0.3
(1,9)	1:A:70:GLY:N	2:C:1:A:H61	10	0.3
(1,9)	1:A:70:GLY:N	2:C:1:A:H62	10	0.3
(1,9)	1:A:70:GLY:N	2:C:1:A:H8	10	0.3
(1,9)	1:A:70:GLY:N	2:C:1:A:HO2'	10	0.3
(1,9)	1:A:70:GLY:N	2:C:1:A:N1	10	0.3
(1,9)	1:A:70:GLY:N	2:C:1:A:N3	10	0.3
(1,9)	1:A:70:GLY:N	2:C:1:A:N6	10	0.3
(1,9)	1:A:70:GLY:N	2:C:1:A:N7	10	0.3
(1,9)	1:A:70:GLY:N	2:C:1:A:N9	10	0.3
(1,9)	1:A:70:GLY:N	2:C:1:A:O2'	10	0.3
(1,9)	1:A:70:GLY:N	2:C:1:A:O3'	10	0.3
(1,9)	1:A:70:GLY:N	2:C:1:A:O4'	10	0.3
(1,9)	1:A:70:GLY:N	2:C:1:A:O5'	10	0.3
(1,9)	1:A:70:GLY:N	2:C:2:U:C1'	10	0.3
(1,9)	1:A:70:GLY:N	2:C:2:U:C2	10	0.3

Continued on next page...

Continued from previous page...

Key	Atom-1	Atom-2	Model ID	Violation (Å)
(1,9)	1:A:70:GLY:N	2:C:2:U:C2'	10	0.3
(1,9)	1:A:70:GLY:N	2:C:2:U:C3'	10	0.3
(1,9)	1:A:70:GLY:N	2:C:2:U:C4	10	0.3
(1,9)	1:A:70:GLY:N	2:C:2:U:C4'	10	0.3
(1,9)	1:A:70:GLY:N	2:C:2:U:C5	10	0.3
(1,9)	1:A:70:GLY:N	2:C:2:U:C5'	10	0.3
(1,9)	1:A:70:GLY:N	2:C:2:U:C6	10	0.3
(1,9)	1:A:70:GLY:N	2:C:2:U:H1'	10	0.3
(1,9)	1:A:70:GLY:N	2:C:2:U:H2'	10	0.3
(1,9)	1:A:70:GLY:N	2:C:2:U:H3	10	0.3
(1,9)	1:A:70:GLY:N	2:C:2:U:H3'	10	0.3
(1,9)	1:A:70:GLY:N	2:C:2:U:H4'	10	0.3
(1,9)	1:A:70:GLY:N	2:C:2:U:H5	10	0.3
(1,9)	1:A:70:GLY:N	2:C:2:U:H5'	10	0.3
(1,9)	1:A:70:GLY:N	2:C:2:U:H5''	10	0.3
(1,9)	1:A:70:GLY:N	2:C:2:U:H6	10	0.3
(1,9)	1:A:70:GLY:N	2:C:2:U:HO2'	10	0.3
(1,9)	1:A:70:GLY:N	2:C:2:U:N1	10	0.3
(1,9)	1:A:70:GLY:N	2:C:2:U:N3	10	0.3
(1,9)	1:A:70:GLY:N	2:C:2:U:O2	10	0.3
(1,9)	1:A:70:GLY:N	2:C:2:U:O2'	10	0.3
(1,9)	1:A:70:GLY:N	2:C:2:U:O3'	10	0.3
(1,9)	1:A:70:GLY:N	2:C:2:U:O4	10	0.3
(1,9)	1:A:70:GLY:N	2:C:2:U:O4'	10	0.3
(1,9)	1:A:70:GLY:N	2:C:2:U:O5'	10	0.3
(1,9)	1:A:70:GLY:N	2:C:2:U:OP1	10	0.3
(1,9)	1:A:70:GLY:N	2:C:2:U:OP2	10	0.3
(1,9)	1:A:70:GLY:N	2:C:2:U:P	10	0.3
(1,9)	1:A:70:GLY:N	2:C:3:A:C1'	10	0.3
(1,9)	1:A:70:GLY:N	2:C:3:A:C2	10	0.3
(1,9)	1:A:70:GLY:N	2:C:3:A:C2'	10	0.3
(1,9)	1:A:70:GLY:N	2:C:3:A:C3'	10	0.3
(1,9)	1:A:70:GLY:N	2:C:3:A:C4	10	0.3
(1,9)	1:A:70:GLY:N	2:C:3:A:C4'	10	0.3
(1,9)	1:A:70:GLY:N	2:C:3:A:C5	10	0.3
(1,9)	1:A:70:GLY:N	2:C:3:A:C5'	10	0.3
(1,9)	1:A:70:GLY:N	2:C:3:A:C6	10	0.3
(1,9)	1:A:70:GLY:N	2:C:3:A:C8	10	0.3
(1,9)	1:A:70:GLY:N	2:C:3:A:H1'	10	0.3
(1,9)	1:A:70:GLY:N	2:C:3:A:H2	10	0.3
(1,9)	1:A:70:GLY:N	2:C:3:A:H2'	10	0.3
(1,9)	1:A:70:GLY:N	2:C:3:A:H3'	10	0.3

Continued on next page...

Continued from previous page...

Key	Atom-1	Atom-2	Model ID	Violation (Å)
(1,9)	1:A:70:GLY:N	2:C:3:A:H4'	10	0.3
(1,9)	1:A:70:GLY:N	2:C:3:A:H5'	10	0.3
(1,9)	1:A:70:GLY:N	2:C:3:A:H5''	10	0.3
(1,9)	1:A:70:GLY:N	2:C:3:A:H61	10	0.3
(1,9)	1:A:70:GLY:N	2:C:3:A:H62	10	0.3
(1,9)	1:A:70:GLY:N	2:C:3:A:H8	10	0.3
(1,9)	1:A:70:GLY:N	2:C:3:A:HO2'	10	0.3
(1,9)	1:A:70:GLY:N	2:C:3:A:N1	10	0.3
(1,9)	1:A:70:GLY:N	2:C:3:A:N3	10	0.3
(1,9)	1:A:70:GLY:N	2:C:3:A:N6	10	0.3
(1,9)	1:A:70:GLY:N	2:C:3:A:N7	10	0.3
(1,9)	1:A:70:GLY:N	2:C:3:A:N9	10	0.3
(1,9)	1:A:70:GLY:N	2:C:3:A:O2'	10	0.3
(1,9)	1:A:70:GLY:N	2:C:3:A:O3'	10	0.3
(1,9)	1:A:70:GLY:N	2:C:3:A:O4'	10	0.3
(1,9)	1:A:70:GLY:N	2:C:3:A:O5'	10	0.3
(1,9)	1:A:70:GLY:N	2:C:3:A:OP1	10	0.3
(1,9)	1:A:70:GLY:N	2:C:3:A:OP2	10	0.3
(1,9)	1:A:70:GLY:N	2:C:3:A:P	10	0.3
(1,9)	1:A:70:GLY:N	2:C:4:C:C1'	10	0.3
(1,9)	1:A:70:GLY:N	2:C:4:C:C2	10	0.3
(1,9)	1:A:70:GLY:N	2:C:4:C:C2'	10	0.3
(1,9)	1:A:70:GLY:N	2:C:4:C:C3'	10	0.3
(1,9)	1:A:70:GLY:N	2:C:4:C:C4	10	0.3
(1,9)	1:A:70:GLY:N	2:C:4:C:C4'	10	0.3
(1,9)	1:A:70:GLY:N	2:C:4:C:C5	10	0.3
(1,9)	1:A:70:GLY:N	2:C:4:C:C5'	10	0.3
(1,9)	1:A:70:GLY:N	2:C:4:C:C6	10	0.3
(1,9)	1:A:70:GLY:N	2:C:4:C:H1'	10	0.3
(1,9)	1:A:70:GLY:N	2:C:4:C:H2'	10	0.3
(1,9)	1:A:70:GLY:N	2:C:4:C:H3'	10	0.3
(1,9)	1:A:70:GLY:N	2:C:4:C:H4'	10	0.3
(1,9)	1:A:70:GLY:N	2:C:4:C:H41	10	0.3
(1,9)	1:A:70:GLY:N	2:C:4:C:H42	10	0.3
(1,9)	1:A:70:GLY:N	2:C:4:C:H5	10	0.3
(1,9)	1:A:70:GLY:N	2:C:4:C:H5'	10	0.3
(1,9)	1:A:70:GLY:N	2:C:4:C:H5''	10	0.3
(1,9)	1:A:70:GLY:N	2:C:4:C:H6	10	0.3
(1,9)	1:A:70:GLY:N	2:C:4:C:HO2'	10	0.3
(1,9)	1:A:70:GLY:N	2:C:4:C:N1	10	0.3
(1,9)	1:A:70:GLY:N	2:C:4:C:N3	10	0.3
(1,9)	1:A:70:GLY:N	2:C:4:C:N4	10	0.3

Continued on next page...

Continued from previous page...

Key	Atom-1	Atom-2	Model ID	Violation (Å)
(1,9)	1:A:70:GLY:N	2:C:4:C:O2	10	0.3
(1,9)	1:A:70:GLY:N	2:C:4:C:O2'	10	0.3
(1,9)	1:A:70:GLY:N	2:C:4:C:O3'	10	0.3
(1,9)	1:A:70:GLY:N	2:C:4:C:O4'	10	0.3
(1,9)	1:A:70:GLY:N	2:C:4:C:O5'	10	0.3
(1,9)	1:A:70:GLY:N	2:C:4:C:OP1	10	0.3
(1,9)	1:A:70:GLY:N	2:C:4:C:OP2	10	0.3
(1,9)	1:A:70:GLY:N	2:C:4:C:P	10	0.3
(1,9)	1:A:70:GLY:N	2:C:5:A:C1'	10	0.3
(1,9)	1:A:70:GLY:N	2:C:5:A:C2	10	0.3
(1,9)	1:A:70:GLY:N	2:C:5:A:C2'	10	0.3
(1,9)	1:A:70:GLY:N	2:C:5:A:C3'	10	0.3
(1,9)	1:A:70:GLY:N	2:C:5:A:C4	10	0.3
(1,9)	1:A:70:GLY:N	2:C:5:A:C4'	10	0.3
(1,9)	1:A:70:GLY:N	2:C:5:A:C5	10	0.3
(1,9)	1:A:70:GLY:N	2:C:5:A:C5'	10	0.3
(1,9)	1:A:70:GLY:N	2:C:5:A:C6	10	0.3
(1,9)	1:A:70:GLY:N	2:C:5:A:C8	10	0.3
(1,9)	1:A:70:GLY:N	2:C:5:A:H1'	10	0.3
(1,9)	1:A:70:GLY:N	2:C:5:A:H2	10	0.3
(1,9)	1:A:70:GLY:N	2:C:5:A:H2'	10	0.3
(1,9)	1:A:70:GLY:N	2:C:5:A:H3'	10	0.3
(1,9)	1:A:70:GLY:N	2:C:5:A:H4'	10	0.3
(1,9)	1:A:70:GLY:N	2:C:5:A:H5'	10	0.3
(1,9)	1:A:70:GLY:N	2:C:5:A:H5''	10	0.3
(1,9)	1:A:70:GLY:N	2:C:5:A:H61	10	0.3
(1,9)	1:A:70:GLY:N	2:C:5:A:H62	10	0.3
(1,9)	1:A:70:GLY:N	2:C:5:A:H8	10	0.3
(1,9)	1:A:70:GLY:N	2:C:5:A:HO2'	10	0.3
(1,9)	1:A:70:GLY:N	2:C:5:A:N1	10	0.3
(1,9)	1:A:70:GLY:N	2:C:5:A:N3	10	0.3
(1,9)	1:A:70:GLY:N	2:C:5:A:N6	10	0.3
(1,9)	1:A:70:GLY:N	2:C:5:A:N7	10	0.3
(1,9)	1:A:70:GLY:N	2:C:5:A:N9	10	0.3
(1,9)	1:A:70:GLY:N	2:C:5:A:O2'	10	0.3
(1,9)	1:A:70:GLY:N	2:C:5:A:O3'	10	0.3
(1,9)	1:A:70:GLY:N	2:C:5:A:O4'	10	0.3
(1,9)	1:A:70:GLY:N	2:C:5:A:O5'	10	0.3
(1,9)	1:A:70:GLY:N	2:C:5:A:OP1	10	0.3
(1,9)	1:A:70:GLY:N	2:C:5:A:OP2	10	0.3
(1,9)	1:A:70:GLY:N	2:C:5:A:P	10	0.3
(1,9)	1:A:70:GLY:O	2:C:1:A:C1'	10	0.3

Continued on next page...

Continued from previous page...

Key	Atom-1	Atom-2	Model ID	Violation (Å)
(1,9)	1:A:70:GLY:O	2:C:1:A:C2	10	0.3
(1,9)	1:A:70:GLY:O	2:C:1:A:C2'	10	0.3
(1,9)	1:A:70:GLY:O	2:C:1:A:C3'	10	0.3
(1,9)	1:A:70:GLY:O	2:C:1:A:C4	10	0.3
(1,9)	1:A:70:GLY:O	2:C:1:A:C4'	10	0.3
(1,9)	1:A:70:GLY:O	2:C:1:A:C5	10	0.3
(1,9)	1:A:70:GLY:O	2:C:1:A:C5'	10	0.3
(1,9)	1:A:70:GLY:O	2:C:1:A:C6	10	0.3
(1,9)	1:A:70:GLY:O	2:C:1:A:C8	10	0.3
(1,9)	1:A:70:GLY:O	2:C:1:A:H1'	10	0.3
(1,9)	1:A:70:GLY:O	2:C:1:A:H2	10	0.3
(1,9)	1:A:70:GLY:O	2:C:1:A:H2'	10	0.3
(1,9)	1:A:70:GLY:O	2:C:1:A:H3'	10	0.3
(1,9)	1:A:70:GLY:O	2:C:1:A:H4'	10	0.3
(1,9)	1:A:70:GLY:O	2:C:1:A:H5'	10	0.3
(1,9)	1:A:70:GLY:O	2:C:1:A:H5''	10	0.3
(1,9)	1:A:70:GLY:O	2:C:1:A:H61	10	0.3
(1,9)	1:A:70:GLY:O	2:C:1:A:H62	10	0.3
(1,9)	1:A:70:GLY:O	2:C:1:A:H8	10	0.3
(1,9)	1:A:70:GLY:O	2:C:1:A:HO2'	10	0.3
(1,9)	1:A:70:GLY:O	2:C:1:A:N1	10	0.3
(1,9)	1:A:70:GLY:O	2:C:1:A:N3	10	0.3
(1,9)	1:A:70:GLY:O	2:C:1:A:N6	10	0.3
(1,9)	1:A:70:GLY:O	2:C:1:A:N7	10	0.3
(1,9)	1:A:70:GLY:O	2:C:1:A:N9	10	0.3
(1,9)	1:A:70:GLY:O	2:C:1:A:O2'	10	0.3
(1,9)	1:A:70:GLY:O	2:C:1:A:O3'	10	0.3
(1,9)	1:A:70:GLY:O	2:C:1:A:O4'	10	0.3
(1,9)	1:A:70:GLY:O	2:C:1:A:O5'	10	0.3
(1,9)	1:A:70:GLY:O	2:C:2:U:C1'	10	0.3
(1,9)	1:A:70:GLY:O	2:C:2:U:C2	10	0.3
(1,9)	1:A:70:GLY:O	2:C:2:U:C2'	10	0.3
(1,9)	1:A:70:GLY:O	2:C:2:U:C3'	10	0.3
(1,9)	1:A:70:GLY:O	2:C:2:U:C4	10	0.3
(1,9)	1:A:70:GLY:O	2:C:2:U:C4'	10	0.3
(1,9)	1:A:70:GLY:O	2:C:2:U:C5	10	0.3
(1,9)	1:A:70:GLY:O	2:C:2:U:C5'	10	0.3
(1,9)	1:A:70:GLY:O	2:C:2:U:C6	10	0.3
(1,9)	1:A:70:GLY:O	2:C:2:U:H1'	10	0.3
(1,9)	1:A:70:GLY:O	2:C:2:U:H2'	10	0.3
(1,9)	1:A:70:GLY:O	2:C:2:U:H3	10	0.3
(1,9)	1:A:70:GLY:O	2:C:2:U:H3'	10	0.3

Continued on next page...

Continued from previous page...

Key	Atom-1	Atom-2	Model ID	Violation (Å)
(1,9)	1:A:70:GLY:O	2:C:2:U:H4'	10	0.3
(1,9)	1:A:70:GLY:O	2:C:2:U:H5	10	0.3
(1,9)	1:A:70:GLY:O	2:C:2:U:H5'	10	0.3
(1,9)	1:A:70:GLY:O	2:C:2:U:H5''	10	0.3
(1,9)	1:A:70:GLY:O	2:C:2:U:H6	10	0.3
(1,9)	1:A:70:GLY:O	2:C:2:U:HO2'	10	0.3
(1,9)	1:A:70:GLY:O	2:C:2:U:N1	10	0.3
(1,9)	1:A:70:GLY:O	2:C:2:U:N3	10	0.3
(1,9)	1:A:70:GLY:O	2:C:2:U:O2	10	0.3
(1,9)	1:A:70:GLY:O	2:C:2:U:O2'	10	0.3
(1,9)	1:A:70:GLY:O	2:C:2:U:O3'	10	0.3
(1,9)	1:A:70:GLY:O	2:C:2:U:O4	10	0.3
(1,9)	1:A:70:GLY:O	2:C:2:U:O4'	10	0.3
(1,9)	1:A:70:GLY:O	2:C:2:U:O5'	10	0.3
(1,9)	1:A:70:GLY:O	2:C:2:U:OP1	10	0.3
(1,9)	1:A:70:GLY:O	2:C:2:U:OP2	10	0.3
(1,9)	1:A:70:GLY:O	2:C:2:U:P	10	0.3
(1,9)	1:A:70:GLY:O	2:C:3:A:C1'	10	0.3
(1,9)	1:A:70:GLY:O	2:C:3:A:C2	10	0.3
(1,9)	1:A:70:GLY:O	2:C:3:A:C2'	10	0.3
(1,9)	1:A:70:GLY:O	2:C:3:A:C3'	10	0.3
(1,9)	1:A:70:GLY:O	2:C:3:A:C4	10	0.3
(1,9)	1:A:70:GLY:O	2:C:3:A:C4'	10	0.3
(1,9)	1:A:70:GLY:O	2:C:3:A:C5	10	0.3
(1,9)	1:A:70:GLY:O	2:C:3:A:C5'	10	0.3
(1,9)	1:A:70:GLY:O	2:C:3:A:C6	10	0.3
(1,9)	1:A:70:GLY:O	2:C:3:A:C8	10	0.3
(1,9)	1:A:70:GLY:O	2:C:3:A:H1'	10	0.3
(1,9)	1:A:70:GLY:O	2:C:3:A:H2	10	0.3
(1,9)	1:A:70:GLY:O	2:C:3:A:H2'	10	0.3
(1,9)	1:A:70:GLY:O	2:C:3:A:H3'	10	0.3
(1,9)	1:A:70:GLY:O	2:C:3:A:H4'	10	0.3
(1,9)	1:A:70:GLY:O	2:C:3:A:H5'	10	0.3
(1,9)	1:A:70:GLY:O	2:C:3:A:H5''	10	0.3
(1,9)	1:A:70:GLY:O	2:C:3:A:H61	10	0.3
(1,9)	1:A:70:GLY:O	2:C:3:A:H62	10	0.3
(1,9)	1:A:70:GLY:O	2:C:3:A:H8	10	0.3
(1,9)	1:A:70:GLY:O	2:C:3:A:HO2'	10	0.3
(1,9)	1:A:70:GLY:O	2:C:3:A:N1	10	0.3
(1,9)	1:A:70:GLY:O	2:C:3:A:N3	10	0.3
(1,9)	1:A:70:GLY:O	2:C:3:A:N6	10	0.3
(1,9)	1:A:70:GLY:O	2:C:3:A:N7	10	0.3

Continued on next page...

Continued from previous page...

Key	Atom-1	Atom-2	Model ID	Violation (Å)
(1,9)	1:A:70:GLY:O	2:C:3:A:N9	10	0.3
(1,9)	1:A:70:GLY:O	2:C:3:A:O2'	10	0.3
(1,9)	1:A:70:GLY:O	2:C:3:A:O3'	10	0.3
(1,9)	1:A:70:GLY:O	2:C:3:A:O4'	10	0.3
(1,9)	1:A:70:GLY:O	2:C:3:A:O5'	10	0.3
(1,9)	1:A:70:GLY:O	2:C:3:A:OP1	10	0.3
(1,9)	1:A:70:GLY:O	2:C:3:A:OP2	10	0.3
(1,9)	1:A:70:GLY:O	2:C:3:A:P	10	0.3
(1,9)	1:A:70:GLY:O	2:C:4:C:C1'	10	0.3
(1,9)	1:A:70:GLY:O	2:C:4:C:C2	10	0.3
(1,9)	1:A:70:GLY:O	2:C:4:C:C2'	10	0.3
(1,9)	1:A:70:GLY:O	2:C:4:C:C3'	10	0.3
(1,9)	1:A:70:GLY:O	2:C:4:C:C4	10	0.3
(1,9)	1:A:70:GLY:O	2:C:4:C:C4'	10	0.3
(1,9)	1:A:70:GLY:O	2:C:4:C:C5	10	0.3
(1,9)	1:A:70:GLY:O	2:C:4:C:C5'	10	0.3
(1,9)	1:A:70:GLY:O	2:C:4:C:C6	10	0.3
(1,9)	1:A:70:GLY:O	2:C:4:C:H1'	10	0.3
(1,9)	1:A:70:GLY:O	2:C:4:C:H2'	10	0.3
(1,9)	1:A:70:GLY:O	2:C:4:C:H3'	10	0.3
(1,9)	1:A:70:GLY:O	2:C:4:C:H4'	10	0.3
(1,9)	1:A:70:GLY:O	2:C:4:C:H41	10	0.3
(1,9)	1:A:70:GLY:O	2:C:4:C:H42	10	0.3
(1,9)	1:A:70:GLY:O	2:C:4:C:H5	10	0.3
(1,9)	1:A:70:GLY:O	2:C:4:C:H5'	10	0.3
(1,9)	1:A:70:GLY:O	2:C:4:C:H5''	10	0.3
(1,9)	1:A:70:GLY:O	2:C:4:C:H6	10	0.3
(1,9)	1:A:70:GLY:O	2:C:4:C:HO2'	10	0.3
(1,9)	1:A:70:GLY:O	2:C:4:C:N1	10	0.3
(1,9)	1:A:70:GLY:O	2:C:4:C:N3	10	0.3
(1,9)	1:A:70:GLY:O	2:C:4:C:N4	10	0.3
(1,9)	1:A:70:GLY:O	2:C:4:C:O2	10	0.3
(1,9)	1:A:70:GLY:O	2:C:4:C:O2'	10	0.3
(1,9)	1:A:70:GLY:O	2:C:4:C:O3'	10	0.3
(1,9)	1:A:70:GLY:O	2:C:4:C:O4'	10	0.3
(1,9)	1:A:70:GLY:O	2:C:4:C:O5'	10	0.3
(1,9)	1:A:70:GLY:O	2:C:4:C:OP1	10	0.3
(1,9)	1:A:70:GLY:O	2:C:4:C:OP2	10	0.3
(1,9)	1:A:70:GLY:O	2:C:4:C:P	10	0.3
(1,9)	1:A:70:GLY:O	2:C:5:A:C1'	10	0.3
(1,9)	1:A:70:GLY:O	2:C:5:A:C2	10	0.3
(1,9)	1:A:70:GLY:O	2:C:5:A:C2'	10	0.3

Continued on next page...

Continued from previous page...

Key	Atom-1	Atom-2	Model ID	Violation (Å)
(1,9)	1:A:70:GLY:O	2:C:5:A:C3'	10	0.3
(1,9)	1:A:70:GLY:O	2:C:5:A:C4	10	0.3
(1,9)	1:A:70:GLY:O	2:C:5:A:C4'	10	0.3
(1,9)	1:A:70:GLY:O	2:C:5:A:C5	10	0.3
(1,9)	1:A:70:GLY:O	2:C:5:A:C5'	10	0.3
(1,9)	1:A:70:GLY:O	2:C:5:A:C6	10	0.3
(1,9)	1:A:70:GLY:O	2:C:5:A:C8	10	0.3
(1,9)	1:A:70:GLY:O	2:C:5:A:H1'	10	0.3
(1,9)	1:A:70:GLY:O	2:C:5:A:H2	10	0.3
(1,9)	1:A:70:GLY:O	2:C:5:A:H2'	10	0.3
(1,9)	1:A:70:GLY:O	2:C:5:A:H3'	10	0.3
(1,9)	1:A:70:GLY:O	2:C:5:A:H4'	10	0.3
(1,9)	1:A:70:GLY:O	2:C:5:A:H5'	10	0.3
(1,9)	1:A:70:GLY:O	2:C:5:A:H5''	10	0.3
(1,9)	1:A:70:GLY:O	2:C:5:A:H61	10	0.3
(1,9)	1:A:70:GLY:O	2:C:5:A:H62	10	0.3
(1,9)	1:A:70:GLY:O	2:C:5:A:H8	10	0.3
(1,9)	1:A:70:GLY:O	2:C:5:A:HO2'	10	0.3
(1,9)	1:A:70:GLY:O	2:C:5:A:N1	10	0.3
(1,9)	1:A:70:GLY:O	2:C:5:A:N3	10	0.3
(1,9)	1:A:70:GLY:O	2:C:5:A:N6	10	0.3
(1,9)	1:A:70:GLY:O	2:C:5:A:N7	10	0.3
(1,9)	1:A:70:GLY:O	2:C:5:A:N9	10	0.3
(1,9)	1:A:70:GLY:O	2:C:5:A:O2'	10	0.3
(1,9)	1:A:70:GLY:O	2:C:5:A:O3'	10	0.3
(1,9)	1:A:70:GLY:O	2:C:5:A:O4'	10	0.3
(1,9)	1:A:70:GLY:O	2:C:5:A:O5'	10	0.3
(1,9)	1:A:70:GLY:O	2:C:5:A:OP1	10	0.3
(1,9)	1:A:70:GLY:O	2:C:5:A:OP2	10	0.3
(1,9)	1:A:70:GLY:O	2:C:5:A:P	10	0.3
(1,22)	2:C:3:A:O5'	1:A:73:ARG:HE	8	0.25
(1,22)	2:C:3:A:O5'	1:A:73:ARG:HH11	8	0.25
(1,22)	2:C:3:A:O5'	1:A:73:ARG:HH12	8	0.25
(1,22)	2:C:3:A:O5'	1:A:73:ARG:HH21	8	0.25
(1,22)	2:C:3:A:O5'	1:A:73:ARG:HH22	8	0.25
(1,22)	2:C:3:A:O5'	1:A:85:ARG:HE	8	0.25
(1,22)	2:C:3:A:O5'	1:A:85:ARG:HH11	8	0.25
(1,22)	2:C:3:A:O5'	1:A:85:ARG:HH12	8	0.25
(1,22)	2:C:3:A:O5'	1:A:85:ARG:HH21	8	0.25
(1,22)	2:C:3:A:O5'	1:A:85:ARG:HH22	8	0.25
(1,18)	2:C:3:A:H2	1:A:8:LEU:C	6	0.25
(1,18)	2:C:3:A:H2	1:A:8:LEU:CA	6	0.25

Continued on next page...

Continued from previous page...

Key	Atom-1	Atom-2	Model ID	Violation (Å)
(1,18)	2:C:3:A:H2	1:A:8:LEU:CB	6	0.25
(1,18)	2:C:3:A:H2	1:A:8:LEU:CD1	6	0.25
(1,18)	2:C:3:A:H2	1:A:8:LEU:CD2	6	0.25
(1,18)	2:C:3:A:H2	1:A:8:LEU:CG	6	0.25
(1,18)	2:C:3:A:H2	1:A:10:SER:C	6	0.25
(1,18)	2:C:3:A:H2	1:A:10:SER:CA	6	0.25
(1,18)	2:C:3:A:H2	1:A:10:SER:CB	6	0.25
(1,18)	2:C:3:A:H2	1:A:12:ASP:C	6	0.25
(1,18)	2:C:3:A:H2	1:A:12:ASP:CA	6	0.25
(1,18)	2:C:3:A:H2	1:A:12:ASP:CB	6	0.25
(1,18)	2:C:3:A:H2	1:A:12:ASP:CG	6	0.25
(1,18)	2:C:3:A:H2	1:A:13:PRO:C	6	0.25
(1,18)	2:C:3:A:H2	1:A:13:PRO:CA	6	0.25
(1,18)	2:C:3:A:H2	1:A:13:PRO:CB	6	0.25
(1,18)	2:C:3:A:H2	1:A:13:PRO:CD	6	0.25
(1,18)	2:C:3:A:H2	1:A:13:PRO:CG	6	0.25
(1,18)	2:C:3:A:H2	1:A:14:THR:C	6	0.25
(1,18)	2:C:3:A:H2	1:A:14:THR:CA	6	0.25
(1,18)	2:C:3:A:H2	1:A:14:THR:CB	6	0.25
(1,18)	2:C:3:A:H2	1:A:14:THR:CG2	6	0.25
(1,18)	2:C:3:A:H2	1:A:15:ALA:C	6	0.25
(1,18)	2:C:3:A:H2	1:A:15:ALA:CA	6	0.25
(1,18)	2:C:3:A:H2	1:A:15:ALA:CB	6	0.25
(1,18)	2:C:3:A:H2	1:A:16:GLY:C	6	0.25
(1,18)	2:C:3:A:H2	1:A:16:GLY:CA	6	0.25
(1,18)	2:C:3:A:H2	1:A:17:HIS:C	6	0.25
(1,18)	2:C:3:A:H2	1:A:17:HIS:CA	6	0.25
(1,18)	2:C:3:A:H2	1:A:17:HIS:CB	6	0.25
(1,18)	2:C:3:A:H2	1:A:17:HIS:CD2	6	0.25
(1,18)	2:C:3:A:H2	1:A:17:HIS:CE1	6	0.25
(1,18)	2:C:3:A:H2	1:A:17:HIS:CG	6	0.25
(1,18)	2:C:3:A:H2	1:A:19:GLN:C	6	0.25
(1,18)	2:C:3:A:H2	1:A:19:GLN:CA	6	0.25
(1,18)	2:C:3:A:H2	1:A:19:GLN:CB	6	0.25
(1,18)	2:C:3:A:H2	1:A:19:GLN:CD	6	0.25
(1,18)	2:C:3:A:H2	1:A:19:GLN:CG	6	0.25
(1,18)	2:C:3:A:H2	1:A:20:GLN:C	6	0.25
(1,18)	2:C:3:A:H2	1:A:20:GLN:CA	6	0.25
(1,18)	2:C:3:A:H2	1:A:20:GLN:CB	6	0.25
(1,18)	2:C:3:A:H2	1:A:20:GLN:CD	6	0.25
(1,18)	2:C:3:A:H2	1:A:20:GLN:CG	6	0.25
(1,18)	2:C:3:A:H2	1:A:21:GLY:C	6	0.25

Continued on next page...

Continued from previous page...

Key	Atom-1	Atom-2	Model ID	Violation (Å)
(1,18)	2:C:3:A:H2	1:A:21:GLY:CA	6	0.25
(1,18)	2:C:3:A:H2	1:A:22:THR:C	6	0.25
(1,18)	2:C:3:A:H2	1:A:22:THR:CA	6	0.25
(1,18)	2:C:3:A:H2	1:A:22:THR:CB	6	0.25
(1,18)	2:C:3:A:H2	1:A:22:THR:CG2	6	0.25
(1,18)	2:C:3:A:H2	1:A:23:ARG:C	6	0.25
(1,18)	2:C:3:A:H2	1:A:23:ARG:CA	6	0.25
(1,18)	2:C:3:A:H2	1:A:23:ARG:CB	6	0.25
(1,18)	2:C:3:A:H2	1:A:23:ARG:CD	6	0.25
(1,18)	2:C:3:A:H2	1:A:23:ARG:CG	6	0.25
(1,18)	2:C:3:A:H2	1:A:23:ARG:CZ	6	0.25
(1,18)	2:C:3:A:H2	1:A:24:PRO:C	6	0.25
(1,18)	2:C:3:A:H2	1:A:24:PRO:CA	6	0.25
(1,18)	2:C:3:A:H2	1:A:24:PRO:CB	6	0.25
(1,18)	2:C:3:A:H2	1:A:24:PRO:CD	6	0.25
(1,18)	2:C:3:A:H2	1:A:24:PRO:CG	6	0.25
(1,18)	2:C:3:A:H2	1:A:45:VAL:C	6	0.25
(1,18)	2:C:3:A:H2	1:A:45:VAL:CA	6	0.25
(1,18)	2:C:3:A:H2	1:A:45:VAL:CB	6	0.25
(1,18)	2:C:3:A:H2	1:A:45:VAL:CG1	6	0.25
(1,18)	2:C:3:A:H2	1:A:45:VAL:CG2	6	0.25
(1,18)	2:C:3:A:H2	1:A:46:THR:C	6	0.25
(1,18)	2:C:3:A:H2	1:A:46:THR:CA	6	0.25
(1,18)	2:C:3:A:H2	1:A:46:THR:CB	6	0.25
(1,18)	2:C:3:A:H2	1:A:46:THR:CG2	6	0.25
(1,18)	2:C:3:A:H2	1:A:47:SER:C	6	0.25
(1,18)	2:C:3:A:H2	1:A:47:SER:CA	6	0.25
(1,18)	2:C:3:A:H2	1:A:47:SER:CB	6	0.25
(1,18)	2:C:3:A:H2	1:A:48:GLY:C	6	0.25
(1,18)	2:C:3:A:H2	1:A:48:GLY:CA	6	0.25
(1,18)	2:C:3:A:H2	1:A:49:GLY:C	6	0.25
(1,18)	2:C:3:A:H2	1:A:49:GLY:CA	6	0.25
(1,18)	2:C:3:A:H2	1:A:50:ASN:C	6	0.25
(1,18)	2:C:3:A:H2	1:A:50:ASN:CA	6	0.25
(1,18)	2:C:3:A:H2	1:A:50:ASN:CB	6	0.25
(1,18)	2:C:3:A:H2	1:A:50:ASN:CG	6	0.25
(1,18)	2:C:3:A:H2	1:A:51:PHE:C	6	0.25
(1,18)	2:C:3:A:H2	1:A:51:PHE:CA	6	0.25
(1,18)	2:C:3:A:H2	1:A:51:PHE:CB	6	0.25
(1,18)	2:C:3:A:H2	1:A:51:PHE:CD1	6	0.25
(1,18)	2:C:3:A:H2	1:A:51:PHE:CD2	6	0.25
(1,18)	2:C:3:A:H2	1:A:51:PHE:CE1	6	0.25

Continued on next page...

Continued from previous page...

Key	Atom-1	Atom-2	Model ID	Violation (Å)
(1,18)	2:C:3:A:H2	1:A:51:PHE:CE2	6	0.25
(1,18)	2:C:3:A:H2	1:A:51:PHE:CG	6	0.25
(1,18)	2:C:3:A:H2	1:A:51:PHE:CZ	6	0.25
(1,18)	2:C:3:A:H2	1:A:52:ALA:C	6	0.25
(1,18)	2:C:3:A:H2	1:A:52:ALA:CA	6	0.25
(1,18)	2:C:3:A:H2	1:A:52:ALA:CB	6	0.25
(1,18)	2:C:3:A:H2	1:A:53:ARG:C	6	0.25
(1,18)	2:C:3:A:H2	1:A:53:ARG:CA	6	0.25
(1,18)	2:C:3:A:H2	1:A:53:ARG:CB	6	0.25
(1,18)	2:C:3:A:H2	1:A:53:ARG:CD	6	0.25
(1,18)	2:C:3:A:H2	1:A:53:ARG:CG	6	0.25
(1,18)	2:C:3:A:H2	1:A:53:ARG:CZ	6	0.25
(1,18)	2:C:3:A:H2	1:A:54:THR:C	6	0.25
(1,18)	2:C:3:A:H2	1:A:54:THR:CA	6	0.25
(1,18)	2:C:3:A:H2	1:A:54:THR:CB	6	0.25
(1,18)	2:C:3:A:H2	1:A:54:THR:CG2	6	0.25
(1,18)	2:C:3:A:H2	1:A:55:ALA:C	6	0.25
(1,18)	2:C:3:A:H2	1:A:55:ALA:CA	6	0.25
(1,18)	2:C:3:A:H2	1:A:55:ALA:CB	6	0.25
(1,18)	2:C:3:A:H2	1:A:56:GLY:C	6	0.25
(1,18)	2:C:3:A:H2	1:A:56:GLY:CA	6	0.25
(1,18)	2:C:3:A:H2	1:A:57:PHE:C	6	0.25
(1,18)	2:C:3:A:H2	1:A:57:PHE:CA	6	0.25
(1,18)	2:C:3:A:H2	1:A:57:PHE:CB	6	0.25
(1,18)	2:C:3:A:H2	1:A:57:PHE:CD1	6	0.25
(1,18)	2:C:3:A:H2	1:A:57:PHE:CD2	6	0.25
(1,18)	2:C:3:A:H2	1:A:57:PHE:CE1	6	0.25
(1,18)	2:C:3:A:H2	1:A:57:PHE:CE2	6	0.25
(1,18)	2:C:3:A:H2	1:A:57:PHE:CG	6	0.25
(1,18)	2:C:3:A:H2	1:A:57:PHE:CZ	6	0.25
(1,18)	2:C:3:A:H2	1:A:58:ALA:C	6	0.25
(1,18)	2:C:3:A:H2	1:A:58:ALA:CA	6	0.25
(1,18)	2:C:3:A:H2	1:A:58:ALA:CB	6	0.25
(1,18)	2:C:3:A:H2	1:A:60:SER:C	6	0.25
(1,18)	2:C:3:A:H2	1:A:60:SER:CA	6	0.25
(1,18)	2:C:3:A:H2	1:A:60:SER:CB	6	0.25
(1,18)	2:C:3:A:H2	1:A:62:ASP:C	6	0.25
(1,18)	2:C:3:A:H2	1:A:62:ASP:CA	6	0.25
(1,18)	2:C:3:A:H2	1:A:62:ASP:CB	6	0.25
(1,18)	2:C:3:A:H2	1:A:62:ASP:CG	6	0.25
(1,18)	2:C:3:A:H2	1:A:66:ILE:C	6	0.25
(1,18)	2:C:3:A:H2	1:A:66:ILE:CA	6	0.25

Continued on next page...

Continued from previous page...

Key	Atom-1	Atom-2	Model ID	Violation (Å)
(1,18)	2:C:3:A:H2	1:A:66:ILE:CB	6	0.25
(1,18)	2:C:3:A:H2	1:A:66:ILE:CD1	6	0.25
(1,18)	2:C:3:A:H2	1:A:66:ILE:CG1	6	0.25
(1,18)	2:C:3:A:H2	1:A:66:ILE:CG2	6	0.25
(1,18)	2:C:3:A:H2	1:A:67:ARG:C	6	0.25
(1,18)	2:C:3:A:H2	1:A:67:ARG:CA	6	0.25
(1,18)	2:C:3:A:H2	1:A:67:ARG:CB	6	0.25
(1,18)	2:C:3:A:H2	1:A:67:ARG:CD	6	0.25
(1,18)	2:C:3:A:H2	1:A:67:ARG:CG	6	0.25
(1,18)	2:C:3:A:H2	1:A:67:ARG:CZ	6	0.25
(1,18)	2:C:3:A:H2	1:A:68:THR:C	6	0.25
(1,18)	2:C:3:A:H2	1:A:68:THR:CA	6	0.25
(1,18)	2:C:3:A:H2	1:A:68:THR:CB	6	0.25
(1,18)	2:C:3:A:H2	1:A:68:THR:CG2	6	0.25
(1,18)	2:C:3:A:H2	1:A:69:THR:C	6	0.25
(1,18)	2:C:3:A:H2	1:A:69:THR:CA	6	0.25
(1,18)	2:C:3:A:H2	1:A:69:THR:CB	6	0.25
(1,18)	2:C:3:A:H2	1:A:69:THR:CG2	6	0.25
(1,18)	2:C:3:A:H2	1:A:70:GLY:C	6	0.25
(1,18)	2:C:3:A:H2	1:A:70:GLY:CA	6	0.25
(1,18)	2:C:3:A:H2	1:A:71:VAL:C	6	0.25
(1,18)	2:C:3:A:H2	1:A:71:VAL:CA	6	0.25
(1,18)	2:C:3:A:H2	1:A:71:VAL:CB	6	0.25
(1,18)	2:C:3:A:H2	1:A:71:VAL:CG1	6	0.25
(1,18)	2:C:3:A:H2	1:A:71:VAL:CG2	6	0.25
(1,18)	2:C:3:A:H2	1:A:73:ARG:C	6	0.25
(1,18)	2:C:3:A:H2	1:A:73:ARG:CA	6	0.25
(1,18)	2:C:3:A:H2	1:A:73:ARG:CB	6	0.25
(1,18)	2:C:3:A:H2	1:A:73:ARG:CD	6	0.25
(1,18)	2:C:3:A:H2	1:A:73:ARG:CG	6	0.25
(1,18)	2:C:3:A:H2	1:A:73:ARG:CZ	6	0.25
(1,18)	2:C:3:A:H2	1:A:75:ASP:C	6	0.25
(1,18)	2:C:3:A:H2	1:A:75:ASP:CA	6	0.25
(1,18)	2:C:3:A:H2	1:A:75:ASP:CB	6	0.25
(1,18)	2:C:3:A:H2	1:A:75:ASP:CG	6	0.25
(1,18)	2:C:3:A:H2	1:A:76:GLN:C	6	0.25
(1,18)	2:C:3:A:H2	1:A:76:GLN:CA	6	0.25
(1,18)	2:C:3:A:H2	1:A:76:GLN:CB	6	0.25
(1,18)	2:C:3:A:H2	1:A:76:GLN:CD	6	0.25
(1,18)	2:C:3:A:H2	1:A:76:GLN:CG	6	0.25
(1,18)	2:C:3:A:H2	1:A:85:ARG:C	6	0.25
(1,18)	2:C:3:A:H2	1:A:85:ARG:CA	6	0.25

Continued on next page...

Continued from previous page...

Key	Atom-1	Atom-2	Model ID	Violation (Å)
(1,18)	2:C:3:A:H2	1:A:85:ARG:CB	6	0.25
(1,18)	2:C:3:A:H2	1:A:85:ARG:CD	6	0.25
(1,18)	2:C:3:A:H2	1:A:85:ARG:CG	6	0.25
(1,18)	2:C:3:A:H2	1:A:85:ARG:CZ	6	0.25
(1,18)	2:C:3:A:H2	1:A:100:GLU:C	6	0.25
(1,18)	2:C:3:A:H2	1:A:100:GLU:CA	6	0.25
(1,18)	2:C:3:A:H2	1:A:100:GLU:CB	6	0.25
(1,18)	2:C:3:A:H2	1:A:100:GLU:CD	6	0.25
(1,18)	2:C:3:A:H2	1:A:100:GLU:CG	6	0.25
(1,18)	2:C:3:A:H2	1:A:104:ARG:C	6	0.25
(1,18)	2:C:3:A:H2	1:A:104:ARG:CA	6	0.25
(1,18)	2:C:3:A:H2	1:A:104:ARG:CB	6	0.25
(1,18)	2:C:3:A:H2	1:A:104:ARG:CD	6	0.25
(1,18)	2:C:3:A:H2	1:A:104:ARG:CG	6	0.25
(1,18)	2:C:3:A:H2	1:A:104:ARG:CZ	6	0.25
(1,17)	2:C:3:A:N1	1:A:8:LEU:H	4	0.25
(1,17)	2:C:3:A:N1	1:A:10:SER:H	4	0.25
(1,17)	2:C:3:A:N1	1:A:10:SER:HG	4	0.25
(1,17)	2:C:3:A:N1	1:A:12:ASP:H	4	0.25
(1,17)	2:C:3:A:N1	1:A:14:THR:H	4	0.25
(1,17)	2:C:3:A:N1	1:A:14:THR:HG1	4	0.25
(1,17)	2:C:3:A:N1	1:A:15:ALA:H	4	0.25
(1,17)	2:C:3:A:N1	1:A:16:GLY:H	4	0.25
(1,17)	2:C:3:A:N1	1:A:17:HIS:H	4	0.25
(1,17)	2:C:3:A:N1	1:A:17:HIS:HD1	4	0.25
(1,17)	2:C:3:A:N1	1:A:17:HIS:HE2	4	0.25
(1,17)	2:C:3:A:N1	1:A:19:GLN:H	4	0.25
(1,17)	2:C:3:A:N1	1:A:19:GLN:HE21	4	0.25
(1,17)	2:C:3:A:N1	1:A:19:GLN:HE22	4	0.25
(1,17)	2:C:3:A:N1	1:A:20:GLN:H	4	0.25
(1,17)	2:C:3:A:N1	1:A:20:GLN:HE21	4	0.25
(1,17)	2:C:3:A:N1	1:A:20:GLN:HE22	4	0.25
(1,17)	2:C:3:A:N1	1:A:21:GLY:H	4	0.25
(1,17)	2:C:3:A:N1	1:A:22:THR:H	4	0.25
(1,17)	2:C:3:A:N1	1:A:22:THR:HG1	4	0.25
(1,17)	2:C:3:A:N1	1:A:23:ARG:H	4	0.25
(1,17)	2:C:3:A:N1	1:A:23:ARG:HE	4	0.25
(1,17)	2:C:3:A:N1	1:A:23:ARG:HH11	4	0.25
(1,17)	2:C:3:A:N1	1:A:23:ARG:HH12	4	0.25
(1,17)	2:C:3:A:N1	1:A:23:ARG:HH21	4	0.25
(1,17)	2:C:3:A:N1	1:A:23:ARG:HH22	4	0.25
(1,17)	2:C:3:A:N1	1:A:45:VAL:H	4	0.25

Continued on next page...

Continued from previous page...

Key	Atom-1	Atom-2	Model ID	Violation (Å)
(1,17)	2:C:3:A:N1	1:A:46:THR:H	4	0.25
(1,17)	2:C:3:A:N1	1:A:46:THR:HG1	4	0.25
(1,17)	2:C:3:A:N1	1:A:47:SER:H	4	0.25
(1,17)	2:C:3:A:N1	1:A:47:SER:HG	4	0.25
(1,17)	2:C:3:A:N1	1:A:48:GLY:H	4	0.25
(1,17)	2:C:3:A:N1	1:A:49:GLY:H	4	0.25
(1,17)	2:C:3:A:N1	1:A:50:ASN:H	4	0.25
(1,17)	2:C:3:A:N1	1:A:50:ASN:HD21	4	0.25
(1,17)	2:C:3:A:N1	1:A:50:ASN:HD22	4	0.25
(1,17)	2:C:3:A:N1	1:A:51:PHE:H	4	0.25
(1,17)	2:C:3:A:N1	1:A:52:ALA:H	4	0.25
(1,17)	2:C:3:A:N1	1:A:53:ARG:H	4	0.25
(1,17)	2:C:3:A:N1	1:A:53:ARG:HE	4	0.25
(1,17)	2:C:3:A:N1	1:A:53:ARG:HH11	4	0.25
(1,17)	2:C:3:A:N1	1:A:53:ARG:HH12	4	0.25
(1,17)	2:C:3:A:N1	1:A:53:ARG:HH21	4	0.25
(1,17)	2:C:3:A:N1	1:A:53:ARG:HH22	4	0.25
(1,17)	2:C:3:A:N1	1:A:54:THR:H	4	0.25
(1,17)	2:C:3:A:N1	1:A:54:THR:HG1	4	0.25
(1,17)	2:C:3:A:N1	1:A:55:ALA:H	4	0.25
(1,17)	2:C:3:A:N1	1:A:56:GLY:H	4	0.25
(1,17)	2:C:3:A:N1	1:A:57:PHE:H	4	0.25
(1,17)	2:C:3:A:N1	1:A:58:ALA:H	4	0.25
(1,17)	2:C:3:A:N1	1:A:60:SER:H	4	0.25
(1,17)	2:C:3:A:N1	1:A:60:SER:HG	4	0.25
(1,17)	2:C:3:A:N1	1:A:62:ASP:H	4	0.25
(1,17)	2:C:3:A:N1	1:A:66:ILE:H	4	0.25
(1,17)	2:C:3:A:N1	1:A:67:ARG:H	4	0.25
(1,17)	2:C:3:A:N1	1:A:67:ARG:HE	4	0.25
(1,17)	2:C:3:A:N1	1:A:67:ARG:HH11	4	0.25
(1,17)	2:C:3:A:N1	1:A:67:ARG:HH12	4	0.25
(1,17)	2:C:3:A:N1	1:A:67:ARG:HH21	4	0.25
(1,17)	2:C:3:A:N1	1:A:67:ARG:HH22	4	0.25
(1,17)	2:C:3:A:N1	1:A:68:THR:H	4	0.25
(1,17)	2:C:3:A:N1	1:A:68:THR:HG1	4	0.25
(1,17)	2:C:3:A:N1	1:A:69:THR:H	4	0.25
(1,17)	2:C:3:A:N1	1:A:69:THR:HG1	4	0.25
(1,17)	2:C:3:A:N1	1:A:70:GLY:H	4	0.25
(1,17)	2:C:3:A:N1	1:A:71:VAL:H	4	0.25
(1,17)	2:C:3:A:N1	1:A:73:ARG:H	4	0.25
(1,17)	2:C:3:A:N1	1:A:73:ARG:HE	4	0.25
(1,17)	2:C:3:A:N1	1:A:73:ARG:HH11	4	0.25

Continued on next page...

Continued from previous page...

Key	Atom-1	Atom-2	Model ID	Violation (Å)
(1,17)	2:C:3:A:N1	1:A:73:ARG:HH12	4	0.25
(1,17)	2:C:3:A:N1	1:A:73:ARG:HH21	4	0.25
(1,17)	2:C:3:A:N1	1:A:73:ARG:HH22	4	0.25
(1,17)	2:C:3:A:N1	1:A:75:ASP:H	4	0.25
(1,17)	2:C:3:A:N1	1:A:76:GLN:H	4	0.25
(1,17)	2:C:3:A:N1	1:A:76:GLN:HE21	4	0.25
(1,17)	2:C:3:A:N1	1:A:76:GLN:HE22	4	0.25
(1,17)	2:C:3:A:N1	1:A:85:ARG:H	4	0.25
(1,17)	2:C:3:A:N1	1:A:85:ARG:HE	4	0.25
(1,17)	2:C:3:A:N1	1:A:85:ARG:HH11	4	0.25
(1,17)	2:C:3:A:N1	1:A:85:ARG:HH12	4	0.25
(1,17)	2:C:3:A:N1	1:A:85:ARG:HH21	4	0.25
(1,17)	2:C:3:A:N1	1:A:85:ARG:HH22	4	0.25
(1,17)	2:C:3:A:N1	1:A:100:GLU:H	4	0.25
(1,17)	2:C:3:A:N1	1:A:104:ARG:H	4	0.25
(1,17)	2:C:3:A:N1	1:A:104:ARG:HE	4	0.25
(1,17)	2:C:3:A:N1	1:A:104:ARG:HH11	4	0.25
(1,17)	2:C:3:A:N1	1:A:104:ARG:HH12	4	0.25
(1,17)	2:C:3:A:N1	1:A:104:ARG:HH21	4	0.25
(1,17)	2:C:3:A:N1	1:A:104:ARG:HH22	4	0.25
(1,13)	1:A:76:GLN:C	2:C:1:A:C1'	1	0.25
(1,13)	1:A:76:GLN:C	2:C:1:A:C2	1	0.25
(1,13)	1:A:76:GLN:C	2:C:1:A:C2'	1	0.25
(1,13)	1:A:76:GLN:C	2:C:1:A:C3'	1	0.25
(1,13)	1:A:76:GLN:C	2:C:1:A:C4	1	0.25
(1,13)	1:A:76:GLN:C	2:C:1:A:C4'	1	0.25
(1,13)	1:A:76:GLN:C	2:C:1:A:C5	1	0.25
(1,13)	1:A:76:GLN:C	2:C:1:A:C5'	1	0.25
(1,13)	1:A:76:GLN:C	2:C:1:A:C6	1	0.25
(1,13)	1:A:76:GLN:C	2:C:1:A:C8	1	0.25
(1,13)	1:A:76:GLN:C	2:C:1:A:H1'	1	0.25
(1,13)	1:A:76:GLN:C	2:C:1:A:H2	1	0.25
(1,13)	1:A:76:GLN:C	2:C:1:A:H2'	1	0.25
(1,13)	1:A:76:GLN:C	2:C:1:A:H3'	1	0.25
(1,13)	1:A:76:GLN:C	2:C:1:A:H4'	1	0.25
(1,13)	1:A:76:GLN:C	2:C:1:A:H5'	1	0.25
(1,13)	1:A:76:GLN:C	2:C:1:A:H5''	1	0.25
(1,13)	1:A:76:GLN:C	2:C:1:A:H61	1	0.25
(1,13)	1:A:76:GLN:C	2:C:1:A:H62	1	0.25
(1,13)	1:A:76:GLN:C	2:C:1:A:H8	1	0.25
(1,13)	1:A:76:GLN:C	2:C:1:A:HO2'	1	0.25
(1,13)	1:A:76:GLN:C	2:C:1:A:N1	1	0.25

Continued on next page...

Continued from previous page...

Key	Atom-1	Atom-2	Model ID	Violation (Å)
(1,13)	1:A:76:GLN:C	2:C:1:A:N3	1	0.25
(1,13)	1:A:76:GLN:C	2:C:1:A:N6	1	0.25
(1,13)	1:A:76:GLN:C	2:C:1:A:N7	1	0.25
(1,13)	1:A:76:GLN:C	2:C:1:A:N9	1	0.25
(1,13)	1:A:76:GLN:C	2:C:1:A:O2'	1	0.25
(1,13)	1:A:76:GLN:C	2:C:1:A:O3'	1	0.25
(1,13)	1:A:76:GLN:C	2:C:1:A:O4'	1	0.25
(1,13)	1:A:76:GLN:C	2:C:1:A:O5'	1	0.25
(1,13)	1:A:76:GLN:C	2:C:2:U:C1'	1	0.25
(1,13)	1:A:76:GLN:C	2:C:2:U:C2	1	0.25
(1,13)	1:A:76:GLN:C	2:C:2:U:C2'	1	0.25
(1,13)	1:A:76:GLN:C	2:C:2:U:C3'	1	0.25
(1,13)	1:A:76:GLN:C	2:C:2:U:C4	1	0.25
(1,13)	1:A:76:GLN:C	2:C:2:U:C4'	1	0.25
(1,13)	1:A:76:GLN:C	2:C:2:U:C5	1	0.25
(1,13)	1:A:76:GLN:C	2:C:2:U:C5'	1	0.25
(1,13)	1:A:76:GLN:C	2:C:2:U:C6	1	0.25
(1,13)	1:A:76:GLN:C	2:C:2:U:H1'	1	0.25
(1,13)	1:A:76:GLN:C	2:C:2:U:H2'	1	0.25
(1,13)	1:A:76:GLN:C	2:C:2:U:H3	1	0.25
(1,13)	1:A:76:GLN:C	2:C:2:U:H3'	1	0.25
(1,13)	1:A:76:GLN:C	2:C:2:U:H4'	1	0.25
(1,13)	1:A:76:GLN:C	2:C:2:U:H5	1	0.25
(1,13)	1:A:76:GLN:C	2:C:2:U:H5'	1	0.25
(1,13)	1:A:76:GLN:C	2:C:2:U:H5''	1	0.25
(1,13)	1:A:76:GLN:C	2:C:2:U:H6	1	0.25
(1,13)	1:A:76:GLN:C	2:C:2:U:HO2'	1	0.25
(1,13)	1:A:76:GLN:C	2:C:2:U:N1	1	0.25
(1,13)	1:A:76:GLN:C	2:C:2:U:N3	1	0.25
(1,13)	1:A:76:GLN:C	2:C:2:U:O2	1	0.25
(1,13)	1:A:76:GLN:C	2:C:2:U:O2'	1	0.25
(1,13)	1:A:76:GLN:C	2:C:2:U:O3'	1	0.25
(1,13)	1:A:76:GLN:C	2:C:2:U:O4	1	0.25
(1,13)	1:A:76:GLN:C	2:C:2:U:O4'	1	0.25
(1,13)	1:A:76:GLN:C	2:C:2:U:O5'	1	0.25
(1,13)	1:A:76:GLN:C	2:C:2:U:OP1	1	0.25
(1,13)	1:A:76:GLN:C	2:C:2:U:OP2	1	0.25
(1,13)	1:A:76:GLN:C	2:C:2:U:P	1	0.25
(1,13)	1:A:76:GLN:C	2:C:3:A:C1'	1	0.25
(1,13)	1:A:76:GLN:C	2:C:3:A:C2	1	0.25
(1,13)	1:A:76:GLN:C	2:C:3:A:C2'	1	0.25
(1,13)	1:A:76:GLN:C	2:C:3:A:C3'	1	0.25

Continued on next page...

Continued from previous page...

Key	Atom-1	Atom-2	Model ID	Violation (Å)
(1,13)	1:A:76:GLN:C	2:C:3:A:C4	1	0.25
(1,13)	1:A:76:GLN:C	2:C:3:A:C4'	1	0.25
(1,13)	1:A:76:GLN:C	2:C:3:A:C5	1	0.25
(1,13)	1:A:76:GLN:C	2:C:3:A:C5'	1	0.25
(1,13)	1:A:76:GLN:C	2:C:3:A:C6	1	0.25
(1,13)	1:A:76:GLN:C	2:C:3:A:C8	1	0.25
(1,13)	1:A:76:GLN:C	2:C:3:A:H1'	1	0.25
(1,13)	1:A:76:GLN:C	2:C:3:A:H2	1	0.25
(1,13)	1:A:76:GLN:C	2:C:3:A:H2'	1	0.25
(1,13)	1:A:76:GLN:C	2:C:3:A:H3'	1	0.25
(1,13)	1:A:76:GLN:C	2:C:3:A:H4'	1	0.25
(1,13)	1:A:76:GLN:C	2:C:3:A:H5'	1	0.25
(1,13)	1:A:76:GLN:C	2:C:3:A:H5''	1	0.25
(1,13)	1:A:76:GLN:C	2:C:3:A:H61	1	0.25
(1,13)	1:A:76:GLN:C	2:C:3:A:H62	1	0.25
(1,13)	1:A:76:GLN:C	2:C:3:A:H8	1	0.25
(1,13)	1:A:76:GLN:C	2:C:3:A:HO2'	1	0.25
(1,13)	1:A:76:GLN:C	2:C:3:A:N1	1	0.25
(1,13)	1:A:76:GLN:C	2:C:3:A:N3	1	0.25
(1,13)	1:A:76:GLN:C	2:C:3:A:N6	1	0.25
(1,13)	1:A:76:GLN:C	2:C:3:A:N7	1	0.25
(1,13)	1:A:76:GLN:C	2:C:3:A:N9	1	0.25
(1,13)	1:A:76:GLN:C	2:C:3:A:O2'	1	0.25
(1,13)	1:A:76:GLN:C	2:C:3:A:O3'	1	0.25
(1,13)	1:A:76:GLN:C	2:C:3:A:O4'	1	0.25
(1,13)	1:A:76:GLN:C	2:C:3:A:O5'	1	0.25
(1,13)	1:A:76:GLN:C	2:C:3:A:OP1	1	0.25
(1,13)	1:A:76:GLN:C	2:C:3:A:OP2	1	0.25
(1,13)	1:A:76:GLN:C	2:C:3:A:P	1	0.25
(1,13)	1:A:76:GLN:C	2:C:4:C:C1'	1	0.25
(1,13)	1:A:76:GLN:C	2:C:4:C:C2	1	0.25
(1,13)	1:A:76:GLN:C	2:C:4:C:C2'	1	0.25
(1,13)	1:A:76:GLN:C	2:C:4:C:C3'	1	0.25
(1,13)	1:A:76:GLN:C	2:C:4:C:C4	1	0.25
(1,13)	1:A:76:GLN:C	2:C:4:C:C4'	1	0.25
(1,13)	1:A:76:GLN:C	2:C:4:C:C5	1	0.25
(1,13)	1:A:76:GLN:C	2:C:4:C:C5'	1	0.25
(1,13)	1:A:76:GLN:C	2:C:4:C:C6	1	0.25
(1,13)	1:A:76:GLN:C	2:C:4:C:H1'	1	0.25
(1,13)	1:A:76:GLN:C	2:C:4:C:H2'	1	0.25
(1,13)	1:A:76:GLN:C	2:C:4:C:H3'	1	0.25
(1,13)	1:A:76:GLN:C	2:C:4:C:H4'	1	0.25

Continued on next page...

Continued from previous page...

Key	Atom-1	Atom-2	Model ID	Violation (Å)
(1,13)	1:A:76:GLN:C	2:C:4:C:H41	1	0.25
(1,13)	1:A:76:GLN:C	2:C:4:C:H42	1	0.25
(1,13)	1:A:76:GLN:C	2:C:4:C:H5	1	0.25
(1,13)	1:A:76:GLN:C	2:C:4:C:H5'	1	0.25
(1,13)	1:A:76:GLN:C	2:C:4:C:H5''	1	0.25
(1,13)	1:A:76:GLN:C	2:C:4:C:H6	1	0.25
(1,13)	1:A:76:GLN:C	2:C:4:C:HO2'	1	0.25
(1,13)	1:A:76:GLN:C	2:C:4:C:N1	1	0.25
(1,13)	1:A:76:GLN:C	2:C:4:C:N3	1	0.25
(1,13)	1:A:76:GLN:C	2:C:4:C:N4	1	0.25
(1,13)	1:A:76:GLN:C	2:C:4:C:O2	1	0.25
(1,13)	1:A:76:GLN:C	2:C:4:C:O2'	1	0.25
(1,13)	1:A:76:GLN:C	2:C:4:C:O3'	1	0.25
(1,13)	1:A:76:GLN:C	2:C:4:C:O4'	1	0.25
(1,13)	1:A:76:GLN:C	2:C:4:C:O5'	1	0.25
(1,13)	1:A:76:GLN:C	2:C:4:C:OP1	1	0.25
(1,13)	1:A:76:GLN:C	2:C:4:C:OP2	1	0.25
(1,13)	1:A:76:GLN:C	2:C:4:C:P	1	0.25
(1,13)	1:A:76:GLN:C	2:C:5:A:C1'	1	0.25
(1,13)	1:A:76:GLN:C	2:C:5:A:C2	1	0.25
(1,13)	1:A:76:GLN:C	2:C:5:A:C2'	1	0.25
(1,13)	1:A:76:GLN:C	2:C:5:A:C3'	1	0.25
(1,13)	1:A:76:GLN:C	2:C:5:A:C4	1	0.25
(1,13)	1:A:76:GLN:C	2:C:5:A:C4'	1	0.25
(1,13)	1:A:76:GLN:C	2:C:5:A:C5	1	0.25
(1,13)	1:A:76:GLN:C	2:C:5:A:C5'	1	0.25
(1,13)	1:A:76:GLN:C	2:C:5:A:C6	1	0.25
(1,13)	1:A:76:GLN:C	2:C:5:A:C8	1	0.25
(1,13)	1:A:76:GLN:C	2:C:5:A:H1'	1	0.25
(1,13)	1:A:76:GLN:C	2:C:5:A:H2	1	0.25
(1,13)	1:A:76:GLN:C	2:C:5:A:H2'	1	0.25
(1,13)	1:A:76:GLN:C	2:C:5:A:H3'	1	0.25
(1,13)	1:A:76:GLN:C	2:C:5:A:H4'	1	0.25
(1,13)	1:A:76:GLN:C	2:C:5:A:H5'	1	0.25
(1,13)	1:A:76:GLN:C	2:C:5:A:H5''	1	0.25
(1,13)	1:A:76:GLN:C	2:C:5:A:H61	1	0.25
(1,13)	1:A:76:GLN:C	2:C:5:A:H62	1	0.25
(1,13)	1:A:76:GLN:C	2:C:5:A:H8	1	0.25
(1,13)	1:A:76:GLN:C	2:C:5:A:HO2'	1	0.25
(1,13)	1:A:76:GLN:C	2:C:5:A:N1	1	0.25
(1,13)	1:A:76:GLN:C	2:C:5:A:N3	1	0.25
(1,13)	1:A:76:GLN:C	2:C:5:A:N6	1	0.25

Continued on next page...

Continued from previous page...

Key	Atom-1	Atom-2	Model ID	Violation (Å)
(1,13)	1:A:76:GLN:C	2:C:5:A:N7	1	0.25
(1,13)	1:A:76:GLN:C	2:C:5:A:N9	1	0.25
(1,13)	1:A:76:GLN:C	2:C:5:A:O2'	1	0.25
(1,13)	1:A:76:GLN:C	2:C:5:A:O3'	1	0.25
(1,13)	1:A:76:GLN:C	2:C:5:A:O4'	1	0.25
(1,13)	1:A:76:GLN:C	2:C:5:A:O5'	1	0.25
(1,13)	1:A:76:GLN:C	2:C:5:A:OP1	1	0.25
(1,13)	1:A:76:GLN:C	2:C:5:A:OP2	1	0.25
(1,13)	1:A:76:GLN:C	2:C:5:A:P	1	0.25
(1,13)	1:A:76:GLN:CA	2:C:1:A:C1'	1	0.25
(1,13)	1:A:76:GLN:CA	2:C:1:A:C2	1	0.25
(1,13)	1:A:76:GLN:CA	2:C:1:A:C2'	1	0.25
(1,13)	1:A:76:GLN:CA	2:C:1:A:C3'	1	0.25
(1,13)	1:A:76:GLN:CA	2:C:1:A:C4	1	0.25
(1,13)	1:A:76:GLN:CA	2:C:1:A:C4'	1	0.25
(1,13)	1:A:76:GLN:CA	2:C:1:A:C5	1	0.25
(1,13)	1:A:76:GLN:CA	2:C:1:A:C5'	1	0.25
(1,13)	1:A:76:GLN:CA	2:C:1:A:C6	1	0.25
(1,13)	1:A:76:GLN:CA	2:C:1:A:C8	1	0.25
(1,13)	1:A:76:GLN:CA	2:C:1:A:H1'	1	0.25
(1,13)	1:A:76:GLN:CA	2:C:1:A:H2	1	0.25
(1,13)	1:A:76:GLN:CA	2:C:1:A:H2'	1	0.25
(1,13)	1:A:76:GLN:CA	2:C:1:A:H3'	1	0.25
(1,13)	1:A:76:GLN:CA	2:C:1:A:H4'	1	0.25
(1,13)	1:A:76:GLN:CA	2:C:1:A:H5'	1	0.25
(1,13)	1:A:76:GLN:CA	2:C:1:A:H5''	1	0.25
(1,13)	1:A:76:GLN:CA	2:C:1:A:H61	1	0.25
(1,13)	1:A:76:GLN:CA	2:C:1:A:H62	1	0.25
(1,13)	1:A:76:GLN:CA	2:C:1:A:H8	1	0.25
(1,13)	1:A:76:GLN:CA	2:C:1:A:HO2'	1	0.25
(1,13)	1:A:76:GLN:CA	2:C:1:A:N1	1	0.25
(1,13)	1:A:76:GLN:CA	2:C:1:A:N3	1	0.25
(1,13)	1:A:76:GLN:CA	2:C:1:A:N6	1	0.25
(1,13)	1:A:76:GLN:CA	2:C:1:A:N7	1	0.25
(1,13)	1:A:76:GLN:CA	2:C:1:A:N9	1	0.25
(1,13)	1:A:76:GLN:CA	2:C:1:A:O2'	1	0.25
(1,13)	1:A:76:GLN:CA	2:C:1:A:O3'	1	0.25
(1,13)	1:A:76:GLN:CA	2:C:1:A:O4'	1	0.25
(1,13)	1:A:76:GLN:CA	2:C:1:A:O5'	1	0.25
(1,13)	1:A:76:GLN:CA	2:C:2:U:C1'	1	0.25
(1,13)	1:A:76:GLN:CA	2:C:2:U:C2	1	0.25
(1,13)	1:A:76:GLN:CA	2:C:2:U:C2'	1	0.25

Continued on next page...

Continued from previous page...

Key	Atom-1	Atom-2	Model ID	Violation (Å)
(1,13)	1:A:76:GLN:CA	2:C:2:U:C3'	1	0.25
(1,13)	1:A:76:GLN:CA	2:C:2:U:C4	1	0.25
(1,13)	1:A:76:GLN:CA	2:C:2:U:C4'	1	0.25
(1,13)	1:A:76:GLN:CA	2:C:2:U:C5	1	0.25
(1,13)	1:A:76:GLN:CA	2:C:2:U:C5'	1	0.25
(1,13)	1:A:76:GLN:CA	2:C:2:U:C6	1	0.25
(1,13)	1:A:76:GLN:CA	2:C:2:U:H1'	1	0.25
(1,13)	1:A:76:GLN:CA	2:C:2:U:H2'	1	0.25
(1,13)	1:A:76:GLN:CA	2:C:2:U:H3	1	0.25
(1,13)	1:A:76:GLN:CA	2:C:2:U:H3'	1	0.25
(1,13)	1:A:76:GLN:CA	2:C:2:U:H4'	1	0.25
(1,13)	1:A:76:GLN:CA	2:C:2:U:H5	1	0.25
(1,13)	1:A:76:GLN:CA	2:C:2:U:H5'	1	0.25
(1,13)	1:A:76:GLN:CA	2:C:2:U:H5''	1	0.25
(1,13)	1:A:76:GLN:CA	2:C:2:U:H6	1	0.25
(1,13)	1:A:76:GLN:CA	2:C:2:U:HO2'	1	0.25
(1,13)	1:A:76:GLN:CA	2:C:2:U:N1	1	0.25
(1,13)	1:A:76:GLN:CA	2:C:2:U:N3	1	0.25
(1,13)	1:A:76:GLN:CA	2:C:2:U:O2	1	0.25
(1,13)	1:A:76:GLN:CA	2:C:2:U:O2'	1	0.25
(1,13)	1:A:76:GLN:CA	2:C:2:U:O3'	1	0.25
(1,13)	1:A:76:GLN:CA	2:C:2:U:O4	1	0.25
(1,13)	1:A:76:GLN:CA	2:C:2:U:O4'	1	0.25
(1,13)	1:A:76:GLN:CA	2:C:2:U:O5'	1	0.25
(1,13)	1:A:76:GLN:CA	2:C:2:U:OP1	1	0.25
(1,13)	1:A:76:GLN:CA	2:C:2:U:OP2	1	0.25
(1,13)	1:A:76:GLN:CA	2:C:2:U:P	1	0.25
(1,13)	1:A:76:GLN:CA	2:C:3:A:C1'	1	0.25
(1,13)	1:A:76:GLN:CA	2:C:3:A:C2	1	0.25
(1,13)	1:A:76:GLN:CA	2:C:3:A:C2'	1	0.25
(1,13)	1:A:76:GLN:CA	2:C:3:A:C3'	1	0.25
(1,13)	1:A:76:GLN:CA	2:C:3:A:C4	1	0.25
(1,13)	1:A:76:GLN:CA	2:C:3:A:C4'	1	0.25
(1,13)	1:A:76:GLN:CA	2:C:3:A:C5	1	0.25
(1,13)	1:A:76:GLN:CA	2:C:3:A:C5'	1	0.25
(1,13)	1:A:76:GLN:CA	2:C:3:A:C6	1	0.25
(1,13)	1:A:76:GLN:CA	2:C:3:A:C8	1	0.25
(1,13)	1:A:76:GLN:CA	2:C:3:A:H1'	1	0.25
(1,13)	1:A:76:GLN:CA	2:C:3:A:H2	1	0.25
(1,13)	1:A:76:GLN:CA	2:C:3:A:H2'	1	0.25
(1,13)	1:A:76:GLN:CA	2:C:3:A:H3'	1	0.25
(1,13)	1:A:76:GLN:CA	2:C:3:A:H4'	1	0.25

Continued on next page...

Continued from previous page...

Key	Atom-1	Atom-2	Model ID	Violation (Å)
(1,13)	1:A:76:GLN:CA	2:C:3:A:H5'	1	0.25
(1,13)	1:A:76:GLN:CA	2:C:3:A:H5''	1	0.25
(1,13)	1:A:76:GLN:CA	2:C:3:A:H61	1	0.25
(1,13)	1:A:76:GLN:CA	2:C:3:A:H62	1	0.25
(1,13)	1:A:76:GLN:CA	2:C:3:A:H8	1	0.25
(1,13)	1:A:76:GLN:CA	2:C:3:A:HO2'	1	0.25
(1,13)	1:A:76:GLN:CA	2:C:3:A:N1	1	0.25
(1,13)	1:A:76:GLN:CA	2:C:3:A:N3	1	0.25
(1,13)	1:A:76:GLN:CA	2:C:3:A:N6	1	0.25
(1,13)	1:A:76:GLN:CA	2:C:3:A:N7	1	0.25
(1,13)	1:A:76:GLN:CA	2:C:3:A:N9	1	0.25
(1,13)	1:A:76:GLN:CA	2:C:3:A:O2'	1	0.25
(1,13)	1:A:76:GLN:CA	2:C:3:A:O3'	1	0.25
(1,13)	1:A:76:GLN:CA	2:C:3:A:O4'	1	0.25
(1,13)	1:A:76:GLN:CA	2:C:3:A:O5'	1	0.25
(1,13)	1:A:76:GLN:CA	2:C:3:A:OP1	1	0.25
(1,13)	1:A:76:GLN:CA	2:C:3:A:OP2	1	0.25
(1,13)	1:A:76:GLN:CA	2:C:3:A:P	1	0.25
(1,13)	1:A:76:GLN:CA	2:C:4:C:C1'	1	0.25
(1,13)	1:A:76:GLN:CA	2:C:4:C:C2	1	0.25
(1,13)	1:A:76:GLN:CA	2:C:4:C:C2'	1	0.25
(1,13)	1:A:76:GLN:CA	2:C:4:C:C3'	1	0.25
(1,13)	1:A:76:GLN:CA	2:C:4:C:C4	1	0.25
(1,13)	1:A:76:GLN:CA	2:C:4:C:C4'	1	0.25
(1,13)	1:A:76:GLN:CA	2:C:4:C:C5	1	0.25
(1,13)	1:A:76:GLN:CA	2:C:4:C:C5'	1	0.25
(1,13)	1:A:76:GLN:CA	2:C:4:C:C6	1	0.25
(1,13)	1:A:76:GLN:CA	2:C:4:C:H1'	1	0.25
(1,13)	1:A:76:GLN:CA	2:C:4:C:H2'	1	0.25
(1,13)	1:A:76:GLN:CA	2:C:4:C:H3'	1	0.25
(1,13)	1:A:76:GLN:CA	2:C:4:C:H4'	1	0.25
(1,13)	1:A:76:GLN:CA	2:C:4:C:H41	1	0.25
(1,13)	1:A:76:GLN:CA	2:C:4:C:H42	1	0.25
(1,13)	1:A:76:GLN:CA	2:C:4:C:H5	1	0.25
(1,13)	1:A:76:GLN:CA	2:C:4:C:H5'	1	0.25
(1,13)	1:A:76:GLN:CA	2:C:4:C:H5''	1	0.25
(1,13)	1:A:76:GLN:CA	2:C:4:C:H6	1	0.25
(1,13)	1:A:76:GLN:CA	2:C:4:C:HO2'	1	0.25
(1,13)	1:A:76:GLN:CA	2:C:4:C:N1	1	0.25
(1,13)	1:A:76:GLN:CA	2:C:4:C:N3	1	0.25
(1,13)	1:A:76:GLN:CA	2:C:4:C:N4	1	0.25
(1,13)	1:A:76:GLN:CA	2:C:4:C:O2	1	0.25

Continued on next page...

Continued from previous page...

Key	Atom-1	Atom-2	Model ID	Violation (Å)
(1,13)	1:A:76:GLN:CA	2:C:4:C:O2'	1	0.25
(1,13)	1:A:76:GLN:CA	2:C:4:C:O3'	1	0.25
(1,13)	1:A:76:GLN:CA	2:C:4:C:O4'	1	0.25
(1,13)	1:A:76:GLN:CA	2:C:4:C:O5'	1	0.25
(1,13)	1:A:76:GLN:CA	2:C:4:C:OP1	1	0.25
(1,13)	1:A:76:GLN:CA	2:C:4:C:OP2	1	0.25
(1,13)	1:A:76:GLN:CA	2:C:4:C:P	1	0.25
(1,13)	1:A:76:GLN:CA	2:C:5:A:C1'	1	0.25
(1,13)	1:A:76:GLN:CA	2:C:5:A:C2	1	0.25
(1,13)	1:A:76:GLN:CA	2:C:5:A:C2'	1	0.25
(1,13)	1:A:76:GLN:CA	2:C:5:A:C3'	1	0.25
(1,13)	1:A:76:GLN:CA	2:C:5:A:C4	1	0.25
(1,13)	1:A:76:GLN:CA	2:C:5:A:C4'	1	0.25
(1,13)	1:A:76:GLN:CA	2:C:5:A:C5	1	0.25
(1,13)	1:A:76:GLN:CA	2:C:5:A:C5'	1	0.25
(1,13)	1:A:76:GLN:CA	2:C:5:A:C6	1	0.25
(1,13)	1:A:76:GLN:CA	2:C:5:A:C8	1	0.25
(1,13)	1:A:76:GLN:CA	2:C:5:A:H1'	1	0.25
(1,13)	1:A:76:GLN:CA	2:C:5:A:H2	1	0.25
(1,13)	1:A:76:GLN:CA	2:C:5:A:H2'	1	0.25
(1,13)	1:A:76:GLN:CA	2:C:5:A:H3'	1	0.25
(1,13)	1:A:76:GLN:CA	2:C:5:A:H4'	1	0.25
(1,13)	1:A:76:GLN:CA	2:C:5:A:H5'	1	0.25
(1,13)	1:A:76:GLN:CA	2:C:5:A:H5''	1	0.25
(1,13)	1:A:76:GLN:CA	2:C:5:A:H61	1	0.25
(1,13)	1:A:76:GLN:CA	2:C:5:A:H62	1	0.25
(1,13)	1:A:76:GLN:CA	2:C:5:A:H8	1	0.25
(1,13)	1:A:76:GLN:CA	2:C:5:A:HO2'	1	0.25
(1,13)	1:A:76:GLN:CA	2:C:5:A:N1	1	0.25
(1,13)	1:A:76:GLN:CA	2:C:5:A:N3	1	0.25
(1,13)	1:A:76:GLN:CA	2:C:5:A:N6	1	0.25
(1,13)	1:A:76:GLN:CA	2:C:5:A:N7	1	0.25
(1,13)	1:A:76:GLN:CA	2:C:5:A:N9	1	0.25
(1,13)	1:A:76:GLN:CA	2:C:5:A:O2'	1	0.25
(1,13)	1:A:76:GLN:CA	2:C:5:A:O3'	1	0.25
(1,13)	1:A:76:GLN:CA	2:C:5:A:O4'	1	0.25
(1,13)	1:A:76:GLN:CA	2:C:5:A:O5'	1	0.25
(1,13)	1:A:76:GLN:CA	2:C:5:A:OP1	1	0.25
(1,13)	1:A:76:GLN:CA	2:C:5:A:OP2	1	0.25
(1,13)	1:A:76:GLN:CA	2:C:5:A:P	1	0.25
(1,13)	1:A:76:GLN:CB	2:C:1:A:C1'	1	0.25
(1,13)	1:A:76:GLN:CB	2:C:1:A:C2	1	0.25

Continued on next page...

Continued from previous page...

Key	Atom-1	Atom-2	Model ID	Violation (Å)
(1,13)	1:A:76:GLN:CB	2:C:1:A:C2'	1	0.25
(1,13)	1:A:76:GLN:CB	2:C:1:A:C3'	1	0.25
(1,13)	1:A:76:GLN:CB	2:C:1:A:C4	1	0.25
(1,13)	1:A:76:GLN:CB	2:C:1:A:C4'	1	0.25
(1,13)	1:A:76:GLN:CB	2:C:1:A:C5	1	0.25
(1,13)	1:A:76:GLN:CB	2:C:1:A:C5'	1	0.25
(1,13)	1:A:76:GLN:CB	2:C:1:A:C6	1	0.25
(1,13)	1:A:76:GLN:CB	2:C:1:A:C8	1	0.25
(1,13)	1:A:76:GLN:CB	2:C:1:A:H1'	1	0.25
(1,13)	1:A:76:GLN:CB	2:C:1:A:H2	1	0.25
(1,13)	1:A:76:GLN:CB	2:C:1:A:H2'	1	0.25
(1,13)	1:A:76:GLN:CB	2:C:1:A:H3'	1	0.25
(1,13)	1:A:76:GLN:CB	2:C:1:A:H4'	1	0.25
(1,13)	1:A:76:GLN:CB	2:C:1:A:H5'	1	0.25
(1,13)	1:A:76:GLN:CB	2:C:1:A:H5''	1	0.25
(1,13)	1:A:76:GLN:CB	2:C:1:A:H61	1	0.25
(1,13)	1:A:76:GLN:CB	2:C:1:A:H62	1	0.25
(1,13)	1:A:76:GLN:CB	2:C:1:A:H8	1	0.25
(1,13)	1:A:76:GLN:CB	2:C:1:A:HO2'	1	0.25
(1,13)	1:A:76:GLN:CB	2:C:1:A:N1	1	0.25
(1,13)	1:A:76:GLN:CB	2:C:1:A:N3	1	0.25
(1,13)	1:A:76:GLN:CB	2:C:1:A:N6	1	0.25
(1,13)	1:A:76:GLN:CB	2:C:1:A:N7	1	0.25
(1,13)	1:A:76:GLN:CB	2:C:1:A:N9	1	0.25
(1,13)	1:A:76:GLN:CB	2:C:1:A:O2'	1	0.25
(1,13)	1:A:76:GLN:CB	2:C:1:A:O3'	1	0.25
(1,13)	1:A:76:GLN:CB	2:C:1:A:O4'	1	0.25
(1,13)	1:A:76:GLN:CB	2:C:1:A:O5'	1	0.25
(1,13)	1:A:76:GLN:CB	2:C:2:U:C1'	1	0.25
(1,13)	1:A:76:GLN:CB	2:C:2:U:C2	1	0.25
(1,13)	1:A:76:GLN:CB	2:C:2:U:C2'	1	0.25
(1,13)	1:A:76:GLN:CB	2:C:2:U:C3'	1	0.25
(1,13)	1:A:76:GLN:CB	2:C:2:U:C4	1	0.25
(1,13)	1:A:76:GLN:CB	2:C:2:U:C4'	1	0.25
(1,13)	1:A:76:GLN:CB	2:C:2:U:C5	1	0.25
(1,13)	1:A:76:GLN:CB	2:C:2:U:C5'	1	0.25
(1,13)	1:A:76:GLN:CB	2:C:2:U:C6	1	0.25
(1,13)	1:A:76:GLN:CB	2:C:2:U:H1'	1	0.25
(1,13)	1:A:76:GLN:CB	2:C:2:U:H2'	1	0.25
(1,13)	1:A:76:GLN:CB	2:C:2:U:H3	1	0.25
(1,13)	1:A:76:GLN:CB	2:C:2:U:H3'	1	0.25
(1,13)	1:A:76:GLN:CB	2:C:2:U:H4'	1	0.25

Continued on next page...

Continued from previous page...

Key	Atom-1	Atom-2	Model ID	Violation (Å)
(1,13)	1:A:76:GLN:CB	2:C:2:U:H5	1	0.25
(1,13)	1:A:76:GLN:CB	2:C:2:U:H5'	1	0.25
(1,13)	1:A:76:GLN:CB	2:C:2:U:H5''	1	0.25
(1,13)	1:A:76:GLN:CB	2:C:2:U:H6	1	0.25
(1,13)	1:A:76:GLN:CB	2:C:2:U:HO2'	1	0.25
(1,13)	1:A:76:GLN:CB	2:C:2:U:N1	1	0.25
(1,13)	1:A:76:GLN:CB	2:C:2:U:N3	1	0.25
(1,13)	1:A:76:GLN:CB	2:C:2:U:O2	1	0.25
(1,13)	1:A:76:GLN:CB	2:C:2:U:O2'	1	0.25
(1,13)	1:A:76:GLN:CB	2:C:2:U:O3'	1	0.25
(1,13)	1:A:76:GLN:CB	2:C:2:U:O4	1	0.25
(1,13)	1:A:76:GLN:CB	2:C:2:U:O4'	1	0.25
(1,13)	1:A:76:GLN:CB	2:C:2:U:O5'	1	0.25
(1,13)	1:A:76:GLN:CB	2:C:2:U:OP1	1	0.25
(1,13)	1:A:76:GLN:CB	2:C:2:U:OP2	1	0.25
(1,13)	1:A:76:GLN:CB	2:C:2:U:P	1	0.25
(1,13)	1:A:76:GLN:CB	2:C:3:A:C1'	1	0.25
(1,13)	1:A:76:GLN:CB	2:C:3:A:C2	1	0.25
(1,13)	1:A:76:GLN:CB	2:C:3:A:C2'	1	0.25
(1,13)	1:A:76:GLN:CB	2:C:3:A:C3'	1	0.25
(1,13)	1:A:76:GLN:CB	2:C:3:A:C4	1	0.25
(1,13)	1:A:76:GLN:CB	2:C:3:A:C4'	1	0.25
(1,13)	1:A:76:GLN:CB	2:C:3:A:C5	1	0.25
(1,13)	1:A:76:GLN:CB	2:C:3:A:C5'	1	0.25
(1,13)	1:A:76:GLN:CB	2:C:3:A:C6	1	0.25
(1,13)	1:A:76:GLN:CB	2:C:3:A:C8	1	0.25
(1,13)	1:A:76:GLN:CB	2:C:3:A:H1'	1	0.25
(1,13)	1:A:76:GLN:CB	2:C:3:A:H2	1	0.25
(1,13)	1:A:76:GLN:CB	2:C:3:A:H2'	1	0.25
(1,13)	1:A:76:GLN:CB	2:C:3:A:H3'	1	0.25
(1,13)	1:A:76:GLN:CB	2:C:3:A:H4'	1	0.25
(1,13)	1:A:76:GLN:CB	2:C:3:A:H5'	1	0.25
(1,13)	1:A:76:GLN:CB	2:C:3:A:H5''	1	0.25
(1,13)	1:A:76:GLN:CB	2:C:3:A:H61	1	0.25
(1,13)	1:A:76:GLN:CB	2:C:3:A:H62	1	0.25
(1,13)	1:A:76:GLN:CB	2:C:3:A:H8	1	0.25
(1,13)	1:A:76:GLN:CB	2:C:3:A:HO2'	1	0.25
(1,13)	1:A:76:GLN:CB	2:C:3:A:N1	1	0.25
(1,13)	1:A:76:GLN:CB	2:C:3:A:N3	1	0.25
(1,13)	1:A:76:GLN:CB	2:C:3:A:N6	1	0.25
(1,13)	1:A:76:GLN:CB	2:C:3:A:N7	1	0.25
(1,13)	1:A:76:GLN:CB	2:C:3:A:N9	1	0.25

Continued on next page...

Continued from previous page...

Key	Atom-1	Atom-2	Model ID	Violation (Å)
(1,13)	1:A:76:GLN:CB	2:C:3:A:O2'	1	0.25
(1,13)	1:A:76:GLN:CB	2:C:3:A:O3'	1	0.25
(1,13)	1:A:76:GLN:CB	2:C:3:A:O4'	1	0.25
(1,13)	1:A:76:GLN:CB	2:C:3:A:O5'	1	0.25
(1,13)	1:A:76:GLN:CB	2:C:3:A:OP1	1	0.25
(1,13)	1:A:76:GLN:CB	2:C:3:A:OP2	1	0.25
(1,13)	1:A:76:GLN:CB	2:C:3:A:P	1	0.25
(1,13)	1:A:76:GLN:CB	2:C:4:C:C1'	1	0.25
(1,13)	1:A:76:GLN:CB	2:C:4:C:C2	1	0.25
(1,13)	1:A:76:GLN:CB	2:C:4:C:C2'	1	0.25
(1,13)	1:A:76:GLN:CB	2:C:4:C:C3'	1	0.25
(1,13)	1:A:76:GLN:CB	2:C:4:C:C4	1	0.25
(1,13)	1:A:76:GLN:CB	2:C:4:C:C4'	1	0.25
(1,13)	1:A:76:GLN:CB	2:C:4:C:C5	1	0.25
(1,13)	1:A:76:GLN:CB	2:C:4:C:C5'	1	0.25
(1,13)	1:A:76:GLN:CB	2:C:4:C:C6	1	0.25
(1,13)	1:A:76:GLN:CB	2:C:4:C:H1'	1	0.25
(1,13)	1:A:76:GLN:CB	2:C:4:C:H2'	1	0.25
(1,13)	1:A:76:GLN:CB	2:C:4:C:H3'	1	0.25
(1,13)	1:A:76:GLN:CB	2:C:4:C:H4'	1	0.25
(1,13)	1:A:76:GLN:CB	2:C:4:C:H41	1	0.25
(1,13)	1:A:76:GLN:CB	2:C:4:C:H42	1	0.25
(1,13)	1:A:76:GLN:CB	2:C:4:C:H5	1	0.25
(1,13)	1:A:76:GLN:CB	2:C:4:C:H5'	1	0.25
(1,13)	1:A:76:GLN:CB	2:C:4:C:H5''	1	0.25
(1,13)	1:A:76:GLN:CB	2:C:4:C:H6	1	0.25
(1,13)	1:A:76:GLN:CB	2:C:4:C:HO2'	1	0.25
(1,13)	1:A:76:GLN:CB	2:C:4:C:N1	1	0.25
(1,13)	1:A:76:GLN:CB	2:C:4:C:N3	1	0.25
(1,13)	1:A:76:GLN:CB	2:C:4:C:N4	1	0.25
(1,13)	1:A:76:GLN:CB	2:C:4:C:O2	1	0.25
(1,13)	1:A:76:GLN:CB	2:C:4:C:O2'	1	0.25
(1,13)	1:A:76:GLN:CB	2:C:4:C:O3'	1	0.25
(1,13)	1:A:76:GLN:CB	2:C:4:C:O4'	1	0.25
(1,13)	1:A:76:GLN:CB	2:C:4:C:O5'	1	0.25
(1,13)	1:A:76:GLN:CB	2:C:4:C:OP1	1	0.25
(1,13)	1:A:76:GLN:CB	2:C:4:C:OP2	1	0.25
(1,13)	1:A:76:GLN:CB	2:C:4:C:P	1	0.25
(1,13)	1:A:76:GLN:CB	2:C:5:A:C1'	1	0.25
(1,13)	1:A:76:GLN:CB	2:C:5:A:C2	1	0.25
(1,13)	1:A:76:GLN:CB	2:C:5:A:C2'	1	0.25
(1,13)	1:A:76:GLN:CB	2:C:5:A:C3'	1	0.25

Continued on next page...

Continued from previous page...

Key	Atom-1	Atom-2	Model ID	Violation (Å)
(1,13)	1:A:76:GLN:CB	2:C:5:A:C4	1	0.25
(1,13)	1:A:76:GLN:CB	2:C:5:A:C4'	1	0.25
(1,13)	1:A:76:GLN:CB	2:C:5:A:C5	1	0.25
(1,13)	1:A:76:GLN:CB	2:C:5:A:C5'	1	0.25
(1,13)	1:A:76:GLN:CB	2:C:5:A:C6	1	0.25
(1,13)	1:A:76:GLN:CB	2:C:5:A:C8	1	0.25
(1,13)	1:A:76:GLN:CB	2:C:5:A:H1'	1	0.25
(1,13)	1:A:76:GLN:CB	2:C:5:A:H2	1	0.25
(1,13)	1:A:76:GLN:CB	2:C:5:A:H2'	1	0.25
(1,13)	1:A:76:GLN:CB	2:C:5:A:H3'	1	0.25
(1,13)	1:A:76:GLN:CB	2:C:5:A:H4'	1	0.25
(1,13)	1:A:76:GLN:CB	2:C:5:A:H5'	1	0.25
(1,13)	1:A:76:GLN:CB	2:C:5:A:H5''	1	0.25
(1,13)	1:A:76:GLN:CB	2:C:5:A:H61	1	0.25
(1,13)	1:A:76:GLN:CB	2:C:5:A:H62	1	0.25
(1,13)	1:A:76:GLN:CB	2:C:5:A:H8	1	0.25
(1,13)	1:A:76:GLN:CB	2:C:5:A:HO2'	1	0.25
(1,13)	1:A:76:GLN:CB	2:C:5:A:N1	1	0.25
(1,13)	1:A:76:GLN:CB	2:C:5:A:N3	1	0.25
(1,13)	1:A:76:GLN:CB	2:C:5:A:N6	1	0.25
(1,13)	1:A:76:GLN:CB	2:C:5:A:N7	1	0.25
(1,13)	1:A:76:GLN:CB	2:C:5:A:N9	1	0.25
(1,13)	1:A:76:GLN:CB	2:C:5:A:O2'	1	0.25
(1,13)	1:A:76:GLN:CB	2:C:5:A:O3'	1	0.25
(1,13)	1:A:76:GLN:CB	2:C:5:A:O4'	1	0.25
(1,13)	1:A:76:GLN:CB	2:C:5:A:O5'	1	0.25
(1,13)	1:A:76:GLN:CB	2:C:5:A:OP1	1	0.25
(1,13)	1:A:76:GLN:CB	2:C:5:A:OP2	1	0.25
(1,13)	1:A:76:GLN:CB	2:C:5:A:P	1	0.25
(1,13)	1:A:76:GLN:CD	2:C:1:A:C1'	1	0.25
(1,13)	1:A:76:GLN:CD	2:C:1:A:C2	1	0.25
(1,13)	1:A:76:GLN:CD	2:C:1:A:C2'	1	0.25
(1,13)	1:A:76:GLN:CD	2:C:1:A:C3'	1	0.25
(1,13)	1:A:76:GLN:CD	2:C:1:A:C4	1	0.25
(1,13)	1:A:76:GLN:CD	2:C:1:A:C4'	1	0.25
(1,13)	1:A:76:GLN:CD	2:C:1:A:C5	1	0.25
(1,13)	1:A:76:GLN:CD	2:C:1:A:C5'	1	0.25
(1,13)	1:A:76:GLN:CD	2:C:1:A:C6	1	0.25
(1,13)	1:A:76:GLN:CD	2:C:1:A:C8	1	0.25
(1,13)	1:A:76:GLN:CD	2:C:1:A:H1'	1	0.25
(1,13)	1:A:76:GLN:CD	2:C:1:A:H2	1	0.25
(1,13)	1:A:76:GLN:CD	2:C:1:A:H2'	1	0.25

Continued on next page...

Continued from previous page...

Key	Atom-1	Atom-2	Model ID	Violation (Å)
(1,13)	1:A:76:GLN:CD	2:C:1:A:H3'	1	0.25
(1,13)	1:A:76:GLN:CD	2:C:1:A:H4'	1	0.25
(1,13)	1:A:76:GLN:CD	2:C:1:A:H5'	1	0.25
(1,13)	1:A:76:GLN:CD	2:C:1:A:H5''	1	0.25
(1,13)	1:A:76:GLN:CD	2:C:1:A:H61	1	0.25
(1,13)	1:A:76:GLN:CD	2:C:1:A:H62	1	0.25
(1,13)	1:A:76:GLN:CD	2:C:1:A:H8	1	0.25
(1,13)	1:A:76:GLN:CD	2:C:1:A:HO2'	1	0.25
(1,13)	1:A:76:GLN:CD	2:C:1:A:N1	1	0.25
(1,13)	1:A:76:GLN:CD	2:C:1:A:N3	1	0.25
(1,13)	1:A:76:GLN:CD	2:C:1:A:N6	1	0.25
(1,13)	1:A:76:GLN:CD	2:C:1:A:N7	1	0.25
(1,13)	1:A:76:GLN:CD	2:C:1:A:N9	1	0.25
(1,13)	1:A:76:GLN:CD	2:C:1:A:O2'	1	0.25
(1,13)	1:A:76:GLN:CD	2:C:1:A:O3'	1	0.25
(1,13)	1:A:76:GLN:CD	2:C:1:A:O4'	1	0.25
(1,13)	1:A:76:GLN:CD	2:C:1:A:O5'	1	0.25
(1,13)	1:A:76:GLN:CD	2:C:2:U:C1'	1	0.25
(1,13)	1:A:76:GLN:CD	2:C:2:U:C2	1	0.25
(1,13)	1:A:76:GLN:CD	2:C:2:U:C2'	1	0.25
(1,13)	1:A:76:GLN:CD	2:C:2:U:C3'	1	0.25
(1,13)	1:A:76:GLN:CD	2:C:2:U:C4	1	0.25
(1,13)	1:A:76:GLN:CD	2:C:2:U:C4'	1	0.25
(1,13)	1:A:76:GLN:CD	2:C:2:U:C5	1	0.25
(1,13)	1:A:76:GLN:CD	2:C:2:U:C5'	1	0.25
(1,13)	1:A:76:GLN:CD	2:C:2:U:C6	1	0.25
(1,13)	1:A:76:GLN:CD	2:C:2:U:H1'	1	0.25
(1,13)	1:A:76:GLN:CD	2:C:2:U:H2'	1	0.25
(1,13)	1:A:76:GLN:CD	2:C:2:U:H3	1	0.25
(1,13)	1:A:76:GLN:CD	2:C:2:U:H3'	1	0.25
(1,13)	1:A:76:GLN:CD	2:C:2:U:H4'	1	0.25
(1,13)	1:A:76:GLN:CD	2:C:2:U:H5	1	0.25
(1,13)	1:A:76:GLN:CD	2:C:2:U:H5'	1	0.25
(1,13)	1:A:76:GLN:CD	2:C:2:U:H5''	1	0.25
(1,13)	1:A:76:GLN:CD	2:C:2:U:H6	1	0.25
(1,13)	1:A:76:GLN:CD	2:C:2:U:HO2'	1	0.25
(1,13)	1:A:76:GLN:CD	2:C:2:U:N1	1	0.25
(1,13)	1:A:76:GLN:CD	2:C:2:U:N3	1	0.25
(1,13)	1:A:76:GLN:CD	2:C:2:U:O2	1	0.25
(1,13)	1:A:76:GLN:CD	2:C:2:U:O2'	1	0.25
(1,13)	1:A:76:GLN:CD	2:C:2:U:O3'	1	0.25
(1,13)	1:A:76:GLN:CD	2:C:2:U:O4	1	0.25

Continued on next page...

Continued from previous page...

Key	Atom-1	Atom-2	Model ID	Violation (Å)
(1,13)	1:A:76:GLN:CD	2:C:2:U:O4'	1	0.25
(1,13)	1:A:76:GLN:CD	2:C:2:U:O5'	1	0.25
(1,13)	1:A:76:GLN:CD	2:C:2:U:OP1	1	0.25
(1,13)	1:A:76:GLN:CD	2:C:2:U:OP2	1	0.25
(1,13)	1:A:76:GLN:CD	2:C:2:U:P	1	0.25
(1,13)	1:A:76:GLN:CD	2:C:3:A:C1'	1	0.25
(1,13)	1:A:76:GLN:CD	2:C:3:A:C2	1	0.25
(1,13)	1:A:76:GLN:CD	2:C:3:A:C2'	1	0.25
(1,13)	1:A:76:GLN:CD	2:C:3:A:C3'	1	0.25
(1,13)	1:A:76:GLN:CD	2:C:3:A:C4	1	0.25
(1,13)	1:A:76:GLN:CD	2:C:3:A:C4'	1	0.25
(1,13)	1:A:76:GLN:CD	2:C:3:A:C5	1	0.25
(1,13)	1:A:76:GLN:CD	2:C:3:A:C5'	1	0.25
(1,13)	1:A:76:GLN:CD	2:C:3:A:C6	1	0.25
(1,13)	1:A:76:GLN:CD	2:C:3:A:C8	1	0.25
(1,13)	1:A:76:GLN:CD	2:C:3:A:H1'	1	0.25
(1,13)	1:A:76:GLN:CD	2:C:3:A:H2	1	0.25
(1,13)	1:A:76:GLN:CD	2:C:3:A:H2'	1	0.25
(1,13)	1:A:76:GLN:CD	2:C:3:A:H3'	1	0.25
(1,13)	1:A:76:GLN:CD	2:C:3:A:H4'	1	0.25
(1,13)	1:A:76:GLN:CD	2:C:3:A:H5'	1	0.25
(1,13)	1:A:76:GLN:CD	2:C:3:A:H5''	1	0.25
(1,13)	1:A:76:GLN:CD	2:C:3:A:H61	1	0.25
(1,13)	1:A:76:GLN:CD	2:C:3:A:H62	1	0.25
(1,13)	1:A:76:GLN:CD	2:C:3:A:H8	1	0.25
(1,13)	1:A:76:GLN:CD	2:C:3:A:HO2'	1	0.25
(1,13)	1:A:76:GLN:CD	2:C:3:A:N1	1	0.25
(1,13)	1:A:76:GLN:CD	2:C:3:A:N3	1	0.25
(1,13)	1:A:76:GLN:CD	2:C:3:A:N6	1	0.25
(1,13)	1:A:76:GLN:CD	2:C:3:A:N7	1	0.25
(1,13)	1:A:76:GLN:CD	2:C:3:A:N9	1	0.25
(1,13)	1:A:76:GLN:CD	2:C:3:A:O2'	1	0.25
(1,13)	1:A:76:GLN:CD	2:C:3:A:O3'	1	0.25
(1,13)	1:A:76:GLN:CD	2:C:3:A:O4'	1	0.25
(1,13)	1:A:76:GLN:CD	2:C:3:A:O5'	1	0.25
(1,13)	1:A:76:GLN:CD	2:C:3:A:OP1	1	0.25
(1,13)	1:A:76:GLN:CD	2:C:3:A:OP2	1	0.25
(1,13)	1:A:76:GLN:CD	2:C:3:A:P	1	0.25
(1,13)	1:A:76:GLN:CD	2:C:4:C:C1'	1	0.25
(1,13)	1:A:76:GLN:CD	2:C:4:C:C2	1	0.25
(1,13)	1:A:76:GLN:CD	2:C:4:C:C2'	1	0.25
(1,13)	1:A:76:GLN:CD	2:C:4:C:C3'	1	0.25

Continued on next page...

Continued from previous page...

Key	Atom-1	Atom-2	Model ID	Violation (Å)
(1,13)	1:A:76:GLN:CD	2:C:4:C:C4	1	0.25
(1,13)	1:A:76:GLN:CD	2:C:4:C:C4'	1	0.25
(1,13)	1:A:76:GLN:CD	2:C:4:C:C5	1	0.25
(1,13)	1:A:76:GLN:CD	2:C:4:C:C5'	1	0.25
(1,13)	1:A:76:GLN:CD	2:C:4:C:C6	1	0.25
(1,13)	1:A:76:GLN:CD	2:C:4:C:H1'	1	0.25
(1,13)	1:A:76:GLN:CD	2:C:4:C:H2'	1	0.25
(1,13)	1:A:76:GLN:CD	2:C:4:C:H3'	1	0.25
(1,13)	1:A:76:GLN:CD	2:C:4:C:H4'	1	0.25
(1,13)	1:A:76:GLN:CD	2:C:4:C:H41	1	0.25
(1,13)	1:A:76:GLN:CD	2:C:4:C:H42	1	0.25
(1,13)	1:A:76:GLN:CD	2:C:4:C:H5	1	0.25
(1,13)	1:A:76:GLN:CD	2:C:4:C:H5'	1	0.25
(1,13)	1:A:76:GLN:CD	2:C:4:C:H5''	1	0.25
(1,13)	1:A:76:GLN:CD	2:C:4:C:H6	1	0.25
(1,13)	1:A:76:GLN:CD	2:C:4:C:HO2'	1	0.25
(1,13)	1:A:76:GLN:CD	2:C:4:C:N1	1	0.25
(1,13)	1:A:76:GLN:CD	2:C:4:C:N3	1	0.25
(1,13)	1:A:76:GLN:CD	2:C:4:C:N4	1	0.25
(1,13)	1:A:76:GLN:CD	2:C:4:C:O2	1	0.25
(1,13)	1:A:76:GLN:CD	2:C:4:C:O2'	1	0.25
(1,13)	1:A:76:GLN:CD	2:C:4:C:O3'	1	0.25
(1,13)	1:A:76:GLN:CD	2:C:4:C:O4'	1	0.25
(1,13)	1:A:76:GLN:CD	2:C:4:C:O5'	1	0.25
(1,13)	1:A:76:GLN:CD	2:C:4:C:OP1	1	0.25
(1,13)	1:A:76:GLN:CD	2:C:4:C:OP2	1	0.25
(1,13)	1:A:76:GLN:CD	2:C:4:C:P	1	0.25
(1,13)	1:A:76:GLN:CD	2:C:5:A:C1'	1	0.25
(1,13)	1:A:76:GLN:CD	2:C:5:A:C2	1	0.25
(1,13)	1:A:76:GLN:CD	2:C:5:A:C2'	1	0.25
(1,13)	1:A:76:GLN:CD	2:C:5:A:C3'	1	0.25
(1,13)	1:A:76:GLN:CD	2:C:5:A:C4	1	0.25
(1,13)	1:A:76:GLN:CD	2:C:5:A:C4'	1	0.25
(1,13)	1:A:76:GLN:CD	2:C:5:A:C5	1	0.25
(1,13)	1:A:76:GLN:CD	2:C:5:A:C5'	1	0.25
(1,13)	1:A:76:GLN:CD	2:C:5:A:C6	1	0.25
(1,13)	1:A:76:GLN:CD	2:C:5:A:C8	1	0.25
(1,13)	1:A:76:GLN:CD	2:C:5:A:H1'	1	0.25
(1,13)	1:A:76:GLN:CD	2:C:5:A:H2	1	0.25
(1,13)	1:A:76:GLN:CD	2:C:5:A:H2'	1	0.25
(1,13)	1:A:76:GLN:CD	2:C:5:A:H3'	1	0.25
(1,13)	1:A:76:GLN:CD	2:C:5:A:H4'	1	0.25

Continued on next page...

Continued from previous page...

Key	Atom-1	Atom-2	Model ID	Violation (Å)
(1,13)	1:A:76:GLN:CD	2:C:5:A:H5'	1	0.25
(1,13)	1:A:76:GLN:CD	2:C:5:A:H5''	1	0.25
(1,13)	1:A:76:GLN:CD	2:C:5:A:H61	1	0.25
(1,13)	1:A:76:GLN:CD	2:C:5:A:H62	1	0.25
(1,13)	1:A:76:GLN:CD	2:C:5:A:H8	1	0.25
(1,13)	1:A:76:GLN:CD	2:C:5:A:HO2'	1	0.25
(1,13)	1:A:76:GLN:CD	2:C:5:A:N1	1	0.25
(1,13)	1:A:76:GLN:CD	2:C:5:A:N3	1	0.25
(1,13)	1:A:76:GLN:CD	2:C:5:A:N6	1	0.25
(1,13)	1:A:76:GLN:CD	2:C:5:A:N7	1	0.25
(1,13)	1:A:76:GLN:CD	2:C:5:A:N9	1	0.25
(1,13)	1:A:76:GLN:CD	2:C:5:A:O2'	1	0.25
(1,13)	1:A:76:GLN:CD	2:C:5:A:O3'	1	0.25
(1,13)	1:A:76:GLN:CD	2:C:5:A:O4'	1	0.25
(1,13)	1:A:76:GLN:CD	2:C:5:A:O5'	1	0.25
(1,13)	1:A:76:GLN:CD	2:C:5:A:OP1	1	0.25
(1,13)	1:A:76:GLN:CD	2:C:5:A:OP2	1	0.25
(1,13)	1:A:76:GLN:CD	2:C:5:A:P	1	0.25
(1,13)	1:A:76:GLN:CG	2:C:1:A:C1'	1	0.25
(1,13)	1:A:76:GLN:CG	2:C:1:A:C2	1	0.25
(1,13)	1:A:76:GLN:CG	2:C:1:A:C2'	1	0.25
(1,13)	1:A:76:GLN:CG	2:C:1:A:C3'	1	0.25
(1,13)	1:A:76:GLN:CG	2:C:1:A:C4	1	0.25
(1,13)	1:A:76:GLN:CG	2:C:1:A:C4'	1	0.25
(1,13)	1:A:76:GLN:CG	2:C:1:A:C5	1	0.25
(1,13)	1:A:76:GLN:CG	2:C:1:A:C5'	1	0.25
(1,13)	1:A:76:GLN:CG	2:C:1:A:C6	1	0.25
(1,13)	1:A:76:GLN:CG	2:C:1:A:C8	1	0.25
(1,13)	1:A:76:GLN:CG	2:C:1:A:H1'	1	0.25
(1,13)	1:A:76:GLN:CG	2:C:1:A:H2	1	0.25
(1,13)	1:A:76:GLN:CG	2:C:1:A:H2'	1	0.25
(1,13)	1:A:76:GLN:CG	2:C:1:A:H3'	1	0.25
(1,13)	1:A:76:GLN:CG	2:C:1:A:H4'	1	0.25
(1,13)	1:A:76:GLN:CG	2:C:1:A:H5'	1	0.25
(1,13)	1:A:76:GLN:CG	2:C:1:A:H5''	1	0.25
(1,13)	1:A:76:GLN:CG	2:C:1:A:H61	1	0.25
(1,13)	1:A:76:GLN:CG	2:C:1:A:H62	1	0.25
(1,13)	1:A:76:GLN:CG	2:C:1:A:H8	1	0.25
(1,13)	1:A:76:GLN:CG	2:C:1:A:HO2'	1	0.25
(1,13)	1:A:76:GLN:CG	2:C:1:A:N1	1	0.25
(1,13)	1:A:76:GLN:CG	2:C:1:A:N3	1	0.25
(1,13)	1:A:76:GLN:CG	2:C:1:A:N6	1	0.25

Continued on next page...

Continued from previous page...

Key	Atom-1	Atom-2	Model ID	Violation (Å)
(1,13)	1:A:76:GLN:CG	2:C:1:A:N7	1	0.25
(1,13)	1:A:76:GLN:CG	2:C:1:A:N9	1	0.25
(1,13)	1:A:76:GLN:CG	2:C:1:A:O2'	1	0.25
(1,13)	1:A:76:GLN:CG	2:C:1:A:O3'	1	0.25
(1,13)	1:A:76:GLN:CG	2:C:1:A:O4'	1	0.25
(1,13)	1:A:76:GLN:CG	2:C:1:A:O5'	1	0.25
(1,13)	1:A:76:GLN:CG	2:C:2:U:C1'	1	0.25
(1,13)	1:A:76:GLN:CG	2:C:2:U:C2	1	0.25
(1,13)	1:A:76:GLN:CG	2:C:2:U:C2'	1	0.25
(1,13)	1:A:76:GLN:CG	2:C:2:U:C3'	1	0.25
(1,13)	1:A:76:GLN:CG	2:C:2:U:C4	1	0.25
(1,13)	1:A:76:GLN:CG	2:C:2:U:C4'	1	0.25
(1,13)	1:A:76:GLN:CG	2:C:2:U:C5	1	0.25
(1,13)	1:A:76:GLN:CG	2:C:2:U:C5'	1	0.25
(1,13)	1:A:76:GLN:CG	2:C:2:U:C6	1	0.25
(1,13)	1:A:76:GLN:CG	2:C:2:U:H1'	1	0.25
(1,13)	1:A:76:GLN:CG	2:C:2:U:H2'	1	0.25
(1,13)	1:A:76:GLN:CG	2:C:2:U:H3	1	0.25
(1,13)	1:A:76:GLN:CG	2:C:2:U:H3'	1	0.25
(1,13)	1:A:76:GLN:CG	2:C:2:U:H4'	1	0.25
(1,13)	1:A:76:GLN:CG	2:C:2:U:H5	1	0.25
(1,13)	1:A:76:GLN:CG	2:C:2:U:H5'	1	0.25
(1,13)	1:A:76:GLN:CG	2:C:2:U:H5''	1	0.25
(1,13)	1:A:76:GLN:CG	2:C:2:U:H6	1	0.25
(1,13)	1:A:76:GLN:CG	2:C:2:U:HO2'	1	0.25
(1,13)	1:A:76:GLN:CG	2:C:2:U:N1	1	0.25
(1,13)	1:A:76:GLN:CG	2:C:2:U:N3	1	0.25
(1,13)	1:A:76:GLN:CG	2:C:2:U:O2	1	0.25
(1,13)	1:A:76:GLN:CG	2:C:2:U:O2'	1	0.25
(1,13)	1:A:76:GLN:CG	2:C:2:U:O3'	1	0.25
(1,13)	1:A:76:GLN:CG	2:C:2:U:O4	1	0.25
(1,13)	1:A:76:GLN:CG	2:C:2:U:O4'	1	0.25
(1,13)	1:A:76:GLN:CG	2:C:2:U:O5'	1	0.25
(1,13)	1:A:76:GLN:CG	2:C:2:U:OP1	1	0.25
(1,13)	1:A:76:GLN:CG	2:C:2:U:OP2	1	0.25
(1,13)	1:A:76:GLN:CG	2:C:2:U:P	1	0.25
(1,13)	1:A:76:GLN:CG	2:C:3:A:C1'	1	0.25
(1,13)	1:A:76:GLN:CG	2:C:3:A:C2	1	0.25
(1,13)	1:A:76:GLN:CG	2:C:3:A:C2'	1	0.25
(1,13)	1:A:76:GLN:CG	2:C:3:A:C3'	1	0.25
(1,13)	1:A:76:GLN:CG	2:C:3:A:C4	1	0.25
(1,13)	1:A:76:GLN:CG	2:C:3:A:C4'	1	0.25

Continued on next page...

Continued from previous page...

Key	Atom-1	Atom-2	Model ID	Violation (Å)
(1,13)	1:A:76:GLN:CG	2:C:3:A:C5	1	0.25
(1,13)	1:A:76:GLN:CG	2:C:3:A:C5'	1	0.25
(1,13)	1:A:76:GLN:CG	2:C:3:A:C6	1	0.25
(1,13)	1:A:76:GLN:CG	2:C:3:A:C8	1	0.25
(1,13)	1:A:76:GLN:CG	2:C:3:A:H1'	1	0.25
(1,13)	1:A:76:GLN:CG	2:C:3:A:H2	1	0.25
(1,13)	1:A:76:GLN:CG	2:C:3:A:H2'	1	0.25
(1,13)	1:A:76:GLN:CG	2:C:3:A:H3'	1	0.25
(1,13)	1:A:76:GLN:CG	2:C:3:A:H4'	1	0.25
(1,13)	1:A:76:GLN:CG	2:C:3:A:H5'	1	0.25
(1,13)	1:A:76:GLN:CG	2:C:3:A:H5''	1	0.25
(1,13)	1:A:76:GLN:CG	2:C:3:A:H61	1	0.25
(1,13)	1:A:76:GLN:CG	2:C:3:A:H62	1	0.25
(1,13)	1:A:76:GLN:CG	2:C:3:A:H8	1	0.25
(1,13)	1:A:76:GLN:CG	2:C:3:A:HO2'	1	0.25
(1,13)	1:A:76:GLN:CG	2:C:3:A:N1	1	0.25
(1,13)	1:A:76:GLN:CG	2:C:3:A:N3	1	0.25
(1,13)	1:A:76:GLN:CG	2:C:3:A:N6	1	0.25
(1,13)	1:A:76:GLN:CG	2:C:3:A:N7	1	0.25
(1,13)	1:A:76:GLN:CG	2:C:3:A:N9	1	0.25
(1,13)	1:A:76:GLN:CG	2:C:3:A:O2'	1	0.25
(1,13)	1:A:76:GLN:CG	2:C:3:A:O3'	1	0.25
(1,13)	1:A:76:GLN:CG	2:C:3:A:O4'	1	0.25
(1,13)	1:A:76:GLN:CG	2:C:3:A:O5'	1	0.25
(1,13)	1:A:76:GLN:CG	2:C:3:A:OP1	1	0.25
(1,13)	1:A:76:GLN:CG	2:C:3:A:OP2	1	0.25
(1,13)	1:A:76:GLN:CG	2:C:3:A:P	1	0.25
(1,13)	1:A:76:GLN:CG	2:C:4:C:C1'	1	0.25
(1,13)	1:A:76:GLN:CG	2:C:4:C:C2	1	0.25
(1,13)	1:A:76:GLN:CG	2:C:4:C:C2'	1	0.25
(1,13)	1:A:76:GLN:CG	2:C:4:C:C3'	1	0.25
(1,13)	1:A:76:GLN:CG	2:C:4:C:C4	1	0.25
(1,13)	1:A:76:GLN:CG	2:C:4:C:C4'	1	0.25
(1,13)	1:A:76:GLN:CG	2:C:4:C:C5	1	0.25
(1,13)	1:A:76:GLN:CG	2:C:4:C:C5'	1	0.25
(1,13)	1:A:76:GLN:CG	2:C:4:C:C6	1	0.25
(1,13)	1:A:76:GLN:CG	2:C:4:C:H1'	1	0.25
(1,13)	1:A:76:GLN:CG	2:C:4:C:H2'	1	0.25
(1,13)	1:A:76:GLN:CG	2:C:4:C:H3'	1	0.25
(1,13)	1:A:76:GLN:CG	2:C:4:C:H4'	1	0.25
(1,13)	1:A:76:GLN:CG	2:C:4:C:H41	1	0.25
(1,13)	1:A:76:GLN:CG	2:C:4:C:H42	1	0.25

Continued on next page...

Continued from previous page...

Key	Atom-1	Atom-2	Model ID	Violation (Å)
(1,13)	1:A:76:GLN:CG	2:C:4:C:H5	1	0.25
(1,13)	1:A:76:GLN:CG	2:C:4:C:H5'	1	0.25
(1,13)	1:A:76:GLN:CG	2:C:4:C:H5''	1	0.25
(1,13)	1:A:76:GLN:CG	2:C:4:C:H6	1	0.25
(1,13)	1:A:76:GLN:CG	2:C:4:C:HO2'	1	0.25
(1,13)	1:A:76:GLN:CG	2:C:4:C:N1	1	0.25
(1,13)	1:A:76:GLN:CG	2:C:4:C:N3	1	0.25
(1,13)	1:A:76:GLN:CG	2:C:4:C:N4	1	0.25
(1,13)	1:A:76:GLN:CG	2:C:4:C:O2	1	0.25
(1,13)	1:A:76:GLN:CG	2:C:4:C:O2'	1	0.25
(1,13)	1:A:76:GLN:CG	2:C:4:C:O3'	1	0.25
(1,13)	1:A:76:GLN:CG	2:C:4:C:O4'	1	0.25
(1,13)	1:A:76:GLN:CG	2:C:4:C:O5'	1	0.25
(1,13)	1:A:76:GLN:CG	2:C:4:C:OP1	1	0.25
(1,13)	1:A:76:GLN:CG	2:C:4:C:OP2	1	0.25
(1,13)	1:A:76:GLN:CG	2:C:4:C:P	1	0.25
(1,13)	1:A:76:GLN:CG	2:C:5:A:C1'	1	0.25
(1,13)	1:A:76:GLN:CG	2:C:5:A:C2	1	0.25
(1,13)	1:A:76:GLN:CG	2:C:5:A:C2'	1	0.25
(1,13)	1:A:76:GLN:CG	2:C:5:A:C3'	1	0.25
(1,13)	1:A:76:GLN:CG	2:C:5:A:C4	1	0.25
(1,13)	1:A:76:GLN:CG	2:C:5:A:C4'	1	0.25
(1,13)	1:A:76:GLN:CG	2:C:5:A:C5	1	0.25
(1,13)	1:A:76:GLN:CG	2:C:5:A:C5'	1	0.25
(1,13)	1:A:76:GLN:CG	2:C:5:A:C6	1	0.25
(1,13)	1:A:76:GLN:CG	2:C:5:A:C8	1	0.25
(1,13)	1:A:76:GLN:CG	2:C:5:A:H1'	1	0.25
(1,13)	1:A:76:GLN:CG	2:C:5:A:H2	1	0.25
(1,13)	1:A:76:GLN:CG	2:C:5:A:H2'	1	0.25
(1,13)	1:A:76:GLN:CG	2:C:5:A:H3'	1	0.25
(1,13)	1:A:76:GLN:CG	2:C:5:A:H4'	1	0.25
(1,13)	1:A:76:GLN:CG	2:C:5:A:H5'	1	0.25
(1,13)	1:A:76:GLN:CG	2:C:5:A:H5''	1	0.25
(1,13)	1:A:76:GLN:CG	2:C:5:A:H61	1	0.25
(1,13)	1:A:76:GLN:CG	2:C:5:A:H62	1	0.25
(1,13)	1:A:76:GLN:CG	2:C:5:A:H8	1	0.25
(1,13)	1:A:76:GLN:CG	2:C:5:A:HO2'	1	0.25
(1,13)	1:A:76:GLN:CG	2:C:5:A:N1	1	0.25
(1,13)	1:A:76:GLN:CG	2:C:5:A:N3	1	0.25
(1,13)	1:A:76:GLN:CG	2:C:5:A:N6	1	0.25
(1,13)	1:A:76:GLN:CG	2:C:5:A:N7	1	0.25
(1,13)	1:A:76:GLN:CG	2:C:5:A:N9	1	0.25

Continued on next page...

Continued from previous page...

Key	Atom-1	Atom-2	Model ID	Violation (Å)
(1,13)	1:A:76:GLN:CG	2:C:5:A:O2'	1	0.25
(1,13)	1:A:76:GLN:CG	2:C:5:A:O3'	1	0.25
(1,13)	1:A:76:GLN:CG	2:C:5:A:O4'	1	0.25
(1,13)	1:A:76:GLN:CG	2:C:5:A:O5'	1	0.25
(1,13)	1:A:76:GLN:CG	2:C:5:A:OP1	1	0.25
(1,13)	1:A:76:GLN:CG	2:C:5:A:OP2	1	0.25
(1,13)	1:A:76:GLN:CG	2:C:5:A:P	1	0.25
(1,13)	1:A:76:GLN:H	2:C:1:A:C1'	1	0.25
(1,13)	1:A:76:GLN:H	2:C:1:A:C2	1	0.25
(1,13)	1:A:76:GLN:H	2:C:1:A:C2'	1	0.25
(1,13)	1:A:76:GLN:H	2:C:1:A:C3'	1	0.25
(1,13)	1:A:76:GLN:H	2:C:1:A:C4	1	0.25
(1,13)	1:A:76:GLN:H	2:C:1:A:C4'	1	0.25
(1,13)	1:A:76:GLN:H	2:C:1:A:C5	1	0.25
(1,13)	1:A:76:GLN:H	2:C:1:A:C5'	1	0.25
(1,13)	1:A:76:GLN:H	2:C:1:A:C6	1	0.25
(1,13)	1:A:76:GLN:H	2:C:1:A:C8	1	0.25
(1,13)	1:A:76:GLN:H	2:C:1:A:H1'	1	0.25
(1,13)	1:A:76:GLN:H	2:C:1:A:H2	1	0.25
(1,13)	1:A:76:GLN:H	2:C:1:A:H2'	1	0.25
(1,13)	1:A:76:GLN:H	2:C:1:A:H3'	1	0.25
(1,13)	1:A:76:GLN:H	2:C:1:A:H4'	1	0.25
(1,13)	1:A:76:GLN:H	2:C:1:A:H5'	1	0.25
(1,13)	1:A:76:GLN:H	2:C:1:A:H5''	1	0.25
(1,13)	1:A:76:GLN:H	2:C:1:A:H61	1	0.25
(1,13)	1:A:76:GLN:H	2:C:1:A:H62	1	0.25
(1,13)	1:A:76:GLN:H	2:C:1:A:H8	1	0.25
(1,13)	1:A:76:GLN:H	2:C:1:A:HO2'	1	0.25
(1,13)	1:A:76:GLN:H	2:C:1:A:N1	1	0.25
(1,13)	1:A:76:GLN:H	2:C:1:A:N3	1	0.25
(1,13)	1:A:76:GLN:H	2:C:1:A:N6	1	0.25
(1,13)	1:A:76:GLN:H	2:C:1:A:N7	1	0.25
(1,13)	1:A:76:GLN:H	2:C:1:A:N9	1	0.25
(1,13)	1:A:76:GLN:H	2:C:1:A:O2'	1	0.25
(1,13)	1:A:76:GLN:H	2:C:1:A:O3'	1	0.25
(1,13)	1:A:76:GLN:H	2:C:1:A:O4'	1	0.25
(1,13)	1:A:76:GLN:H	2:C:1:A:O5'	1	0.25
(1,13)	1:A:76:GLN:H	2:C:2:U:C1'	1	0.25
(1,13)	1:A:76:GLN:H	2:C:2:U:C2	1	0.25
(1,13)	1:A:76:GLN:H	2:C:2:U:C2'	1	0.25
(1,13)	1:A:76:GLN:H	2:C:2:U:C3'	1	0.25
(1,13)	1:A:76:GLN:H	2:C:2:U:C4	1	0.25

Continued on next page...

Continued from previous page...

Key	Atom-1	Atom-2	Model ID	Violation (Å)
(1,13)	1:A:76:GLN:H	2:C:2:U:C4'	1	0.25
(1,13)	1:A:76:GLN:H	2:C:2:U:C5	1	0.25
(1,13)	1:A:76:GLN:H	2:C:2:U:C5'	1	0.25
(1,13)	1:A:76:GLN:H	2:C:2:U:C6	1	0.25
(1,13)	1:A:76:GLN:H	2:C:2:U:H1'	1	0.25
(1,13)	1:A:76:GLN:H	2:C:2:U:H2'	1	0.25
(1,13)	1:A:76:GLN:H	2:C:2:U:H3	1	0.25
(1,13)	1:A:76:GLN:H	2:C:2:U:H3'	1	0.25
(1,13)	1:A:76:GLN:H	2:C:2:U:H4'	1	0.25
(1,13)	1:A:76:GLN:H	2:C:2:U:H5	1	0.25
(1,13)	1:A:76:GLN:H	2:C:2:U:H5'	1	0.25
(1,13)	1:A:76:GLN:H	2:C:2:U:H5''	1	0.25
(1,13)	1:A:76:GLN:H	2:C:2:U:H6	1	0.25
(1,13)	1:A:76:GLN:H	2:C:2:U:HO2'	1	0.25
(1,13)	1:A:76:GLN:H	2:C:2:U:N1	1	0.25
(1,13)	1:A:76:GLN:H	2:C:2:U:N3	1	0.25
(1,13)	1:A:76:GLN:H	2:C:2:U:O2	1	0.25
(1,13)	1:A:76:GLN:H	2:C:2:U:O2'	1	0.25
(1,13)	1:A:76:GLN:H	2:C:2:U:O3'	1	0.25
(1,13)	1:A:76:GLN:H	2:C:2:U:O4	1	0.25
(1,13)	1:A:76:GLN:H	2:C:2:U:O4'	1	0.25
(1,13)	1:A:76:GLN:H	2:C:2:U:O5'	1	0.25
(1,13)	1:A:76:GLN:H	2:C:2:U:OP1	1	0.25
(1,13)	1:A:76:GLN:H	2:C:2:U:OP2	1	0.25
(1,13)	1:A:76:GLN:H	2:C:2:U:P	1	0.25
(1,13)	1:A:76:GLN:H	2:C:3:A:C1'	1	0.25
(1,13)	1:A:76:GLN:H	2:C:3:A:C2	1	0.25
(1,13)	1:A:76:GLN:H	2:C:3:A:C2'	1	0.25
(1,13)	1:A:76:GLN:H	2:C:3:A:C3'	1	0.25
(1,13)	1:A:76:GLN:H	2:C:3:A:C4	1	0.25
(1,13)	1:A:76:GLN:H	2:C:3:A:C4'	1	0.25
(1,13)	1:A:76:GLN:H	2:C:3:A:C5	1	0.25
(1,13)	1:A:76:GLN:H	2:C:3:A:C5'	1	0.25
(1,13)	1:A:76:GLN:H	2:C:3:A:C6	1	0.25
(1,13)	1:A:76:GLN:H	2:C:3:A:C8	1	0.25
(1,13)	1:A:76:GLN:H	2:C:3:A:H1'	1	0.25
(1,13)	1:A:76:GLN:H	2:C:3:A:H2	1	0.25
(1,13)	1:A:76:GLN:H	2:C:3:A:H2'	1	0.25
(1,13)	1:A:76:GLN:H	2:C:3:A:H3'	1	0.25
(1,13)	1:A:76:GLN:H	2:C:3:A:H4'	1	0.25
(1,13)	1:A:76:GLN:H	2:C:3:A:H5'	1	0.25
(1,13)	1:A:76:GLN:H	2:C:3:A:H5''	1	0.25

Continued on next page...

Continued from previous page...

Key	Atom-1	Atom-2	Model ID	Violation (Å)
(1,13)	1:A:76:GLN:H	2:C:3:A:H61	1	0.25
(1,13)	1:A:76:GLN:H	2:C:3:A:H62	1	0.25
(1,13)	1:A:76:GLN:H	2:C:3:A:H8	1	0.25
(1,13)	1:A:76:GLN:H	2:C:3:A:HO2'	1	0.25
(1,13)	1:A:76:GLN:H	2:C:3:A:N1	1	0.25
(1,13)	1:A:76:GLN:H	2:C:3:A:N3	1	0.25
(1,13)	1:A:76:GLN:H	2:C:3:A:N6	1	0.25
(1,13)	1:A:76:GLN:H	2:C:3:A:N7	1	0.25
(1,13)	1:A:76:GLN:H	2:C:3:A:N9	1	0.25
(1,13)	1:A:76:GLN:H	2:C:3:A:O2'	1	0.25
(1,13)	1:A:76:GLN:H	2:C:3:A:O3'	1	0.25
(1,13)	1:A:76:GLN:H	2:C:3:A:O4'	1	0.25
(1,13)	1:A:76:GLN:H	2:C:3:A:O5'	1	0.25
(1,13)	1:A:76:GLN:H	2:C:3:A:OP1	1	0.25
(1,13)	1:A:76:GLN:H	2:C:3:A:OP2	1	0.25
(1,13)	1:A:76:GLN:H	2:C:3:A:P	1	0.25
(1,13)	1:A:76:GLN:H	2:C:4:C:C1'	1	0.25
(1,13)	1:A:76:GLN:H	2:C:4:C:C2	1	0.25
(1,13)	1:A:76:GLN:H	2:C:4:C:C2'	1	0.25
(1,13)	1:A:76:GLN:H	2:C:4:C:C3'	1	0.25
(1,13)	1:A:76:GLN:H	2:C:4:C:C4	1	0.25
(1,13)	1:A:76:GLN:H	2:C:4:C:C4'	1	0.25
(1,13)	1:A:76:GLN:H	2:C:4:C:C5	1	0.25
(1,13)	1:A:76:GLN:H	2:C:4:C:C5'	1	0.25
(1,13)	1:A:76:GLN:H	2:C:4:C:C6	1	0.25
(1,13)	1:A:76:GLN:H	2:C:4:C:H1'	1	0.25
(1,13)	1:A:76:GLN:H	2:C:4:C:H2'	1	0.25
(1,13)	1:A:76:GLN:H	2:C:4:C:H3'	1	0.25
(1,13)	1:A:76:GLN:H	2:C:4:C:H4'	1	0.25
(1,13)	1:A:76:GLN:H	2:C:4:C:H41	1	0.25
(1,13)	1:A:76:GLN:H	2:C:4:C:H42	1	0.25
(1,13)	1:A:76:GLN:H	2:C:4:C:H5	1	0.25
(1,13)	1:A:76:GLN:H	2:C:4:C:H5'	1	0.25
(1,13)	1:A:76:GLN:H	2:C:4:C:H5''	1	0.25
(1,13)	1:A:76:GLN:H	2:C:4:C:H6	1	0.25
(1,13)	1:A:76:GLN:H	2:C:4:C:HO2'	1	0.25
(1,13)	1:A:76:GLN:H	2:C:4:C:N1	1	0.25
(1,13)	1:A:76:GLN:H	2:C:4:C:N3	1	0.25
(1,13)	1:A:76:GLN:H	2:C:4:C:N4	1	0.25
(1,13)	1:A:76:GLN:H	2:C:4:C:O2	1	0.25
(1,13)	1:A:76:GLN:H	2:C:4:C:O2'	1	0.25
(1,13)	1:A:76:GLN:H	2:C:4:C:O3'	1	0.25

Continued on next page...

Continued from previous page...

Key	Atom-1	Atom-2	Model ID	Violation (Å)
(1,13)	1:A:76:GLN:H	2:C:4:C:O4'	1	0.25
(1,13)	1:A:76:GLN:H	2:C:4:C:O5'	1	0.25
(1,13)	1:A:76:GLN:H	2:C:4:C:OP1	1	0.25
(1,13)	1:A:76:GLN:H	2:C:4:C:OP2	1	0.25
(1,13)	1:A:76:GLN:H	2:C:4:C:P	1	0.25
(1,13)	1:A:76:GLN:H	2:C:5:A:C1'	1	0.25
(1,13)	1:A:76:GLN:H	2:C:5:A:C2	1	0.25
(1,13)	1:A:76:GLN:H	2:C:5:A:C2'	1	0.25
(1,13)	1:A:76:GLN:H	2:C:5:A:C3'	1	0.25
(1,13)	1:A:76:GLN:H	2:C:5:A:C4	1	0.25
(1,13)	1:A:76:GLN:H	2:C:5:A:C4'	1	0.25
(1,13)	1:A:76:GLN:H	2:C:5:A:C5	1	0.25
(1,13)	1:A:76:GLN:H	2:C:5:A:C5'	1	0.25
(1,13)	1:A:76:GLN:H	2:C:5:A:C6	1	0.25
(1,13)	1:A:76:GLN:H	2:C:5:A:C8	1	0.25
(1,13)	1:A:76:GLN:H	2:C:5:A:H1'	1	0.25
(1,13)	1:A:76:GLN:H	2:C:5:A:H2	1	0.25
(1,13)	1:A:76:GLN:H	2:C:5:A:H2'	1	0.25
(1,13)	1:A:76:GLN:H	2:C:5:A:H3'	1	0.25
(1,13)	1:A:76:GLN:H	2:C:5:A:H4'	1	0.25
(1,13)	1:A:76:GLN:H	2:C:5:A:H5'	1	0.25
(1,13)	1:A:76:GLN:H	2:C:5:A:H5''	1	0.25
(1,13)	1:A:76:GLN:H	2:C:5:A:H61	1	0.25
(1,13)	1:A:76:GLN:H	2:C:5:A:H62	1	0.25
(1,13)	1:A:76:GLN:H	2:C:5:A:H8	1	0.25
(1,13)	1:A:76:GLN:H	2:C:5:A:HO2'	1	0.25
(1,13)	1:A:76:GLN:H	2:C:5:A:N1	1	0.25
(1,13)	1:A:76:GLN:H	2:C:5:A:N3	1	0.25
(1,13)	1:A:76:GLN:H	2:C:5:A:N6	1	0.25
(1,13)	1:A:76:GLN:H	2:C:5:A:N7	1	0.25
(1,13)	1:A:76:GLN:H	2:C:5:A:N9	1	0.25
(1,13)	1:A:76:GLN:H	2:C:5:A:O2'	1	0.25
(1,13)	1:A:76:GLN:H	2:C:5:A:O3'	1	0.25
(1,13)	1:A:76:GLN:H	2:C:5:A:O4'	1	0.25
(1,13)	1:A:76:GLN:H	2:C:5:A:O5'	1	0.25
(1,13)	1:A:76:GLN:H	2:C:5:A:OP1	1	0.25
(1,13)	1:A:76:GLN:H	2:C:5:A:OP2	1	0.25
(1,13)	1:A:76:GLN:H	2:C:5:A:P	1	0.25
(1,13)	1:A:76:GLN:HE21	2:C:1:A:C1'	1	0.25
(1,13)	1:A:76:GLN:HE21	2:C:1:A:C2	1	0.25
(1,13)	1:A:76:GLN:HE21	2:C:1:A:C2'	1	0.25
(1,13)	1:A:76:GLN:HE21	2:C:1:A:C3'	1	0.25

Continued on next page...

Continued from previous page...

Key	Atom-1	Atom-2	Model ID	Violation (Å)
(1,13)	1:A:76:GLN:HE21	2:C:1:A:C4	1	0.25
(1,13)	1:A:76:GLN:HE21	2:C:1:A:C4'	1	0.25
(1,13)	1:A:76:GLN:HE21	2:C:1:A:C5	1	0.25
(1,13)	1:A:76:GLN:HE21	2:C:1:A:C5'	1	0.25
(1,13)	1:A:76:GLN:HE21	2:C:1:A:C6	1	0.25
(1,13)	1:A:76:GLN:HE21	2:C:1:A:C8	1	0.25
(1,13)	1:A:76:GLN:HE21	2:C:1:A:H1'	1	0.25
(1,13)	1:A:76:GLN:HE21	2:C:1:A:H2	1	0.25
(1,13)	1:A:76:GLN:HE21	2:C:1:A:H2'	1	0.25
(1,13)	1:A:76:GLN:HE21	2:C:1:A:H3'	1	0.25
(1,13)	1:A:76:GLN:HE21	2:C:1:A:H4'	1	0.25
(1,13)	1:A:76:GLN:HE21	2:C:1:A:H5'	1	0.25
(1,13)	1:A:76:GLN:HE21	2:C:1:A:H5''	1	0.25
(1,13)	1:A:76:GLN:HE21	2:C:1:A:H61	1	0.25
(1,13)	1:A:76:GLN:HE21	2:C:1:A:H62	1	0.25
(1,13)	1:A:76:GLN:HE21	2:C:1:A:H8	1	0.25
(1,13)	1:A:76:GLN:HE21	2:C:1:A:HO2'	1	0.25
(1,13)	1:A:76:GLN:HE21	2:C:1:A:N1	1	0.25
(1,13)	1:A:76:GLN:HE21	2:C:1:A:N3	1	0.25
(1,13)	1:A:76:GLN:HE21	2:C:1:A:N6	1	0.25
(1,13)	1:A:76:GLN:HE21	2:C:1:A:N7	1	0.25
(1,13)	1:A:76:GLN:HE21	2:C:1:A:N9	1	0.25
(1,13)	1:A:76:GLN:HE21	2:C:1:A:O2'	1	0.25
(1,13)	1:A:76:GLN:HE21	2:C:1:A:O3'	1	0.25
(1,13)	1:A:76:GLN:HE21	2:C:1:A:O4'	1	0.25
(1,13)	1:A:76:GLN:HE21	2:C:1:A:O5'	1	0.25
(1,13)	1:A:76:GLN:HE21	2:C:2:U:C1'	1	0.25
(1,13)	1:A:76:GLN:HE21	2:C:2:U:C2	1	0.25
(1,13)	1:A:76:GLN:HE21	2:C:2:U:C2'	1	0.25
(1,13)	1:A:76:GLN:HE21	2:C:2:U:C3'	1	0.25
(1,13)	1:A:76:GLN:HE21	2:C:2:U:C4	1	0.25
(1,13)	1:A:76:GLN:HE21	2:C:2:U:C4'	1	0.25
(1,13)	1:A:76:GLN:HE21	2:C:2:U:C5	1	0.25
(1,13)	1:A:76:GLN:HE21	2:C:2:U:C5'	1	0.25
(1,13)	1:A:76:GLN:HE21	2:C:2:U:C6	1	0.25
(1,13)	1:A:76:GLN:HE21	2:C:2:U:H1'	1	0.25
(1,13)	1:A:76:GLN:HE21	2:C:2:U:H2'	1	0.25
(1,13)	1:A:76:GLN:HE21	2:C:2:U:H3	1	0.25
(1,13)	1:A:76:GLN:HE21	2:C:2:U:H3'	1	0.25
(1,13)	1:A:76:GLN:HE21	2:C:2:U:H4'	1	0.25
(1,13)	1:A:76:GLN:HE21	2:C:2:U:H5	1	0.25
(1,13)	1:A:76:GLN:HE21	2:C:2:U:H5'	1	0.25

Continued on next page...

Continued from previous page...

Key	Atom-1	Atom-2	Model ID	Violation (Å)
(1,13)	1:A:76:GLN:HE21	2:C:2:U:H5''	1	0.25
(1,13)	1:A:76:GLN:HE21	2:C:2:U:H6	1	0.25
(1,13)	1:A:76:GLN:HE21	2:C:2:U:HO2'	1	0.25
(1,13)	1:A:76:GLN:HE21	2:C:2:U:N1	1	0.25
(1,13)	1:A:76:GLN:HE21	2:C:2:U:N3	1	0.25
(1,13)	1:A:76:GLN:HE21	2:C:2:U:O2	1	0.25
(1,13)	1:A:76:GLN:HE21	2:C:2:U:O2'	1	0.25
(1,13)	1:A:76:GLN:HE21	2:C:2:U:O3'	1	0.25
(1,13)	1:A:76:GLN:HE21	2:C:2:U:O4	1	0.25
(1,13)	1:A:76:GLN:HE21	2:C:2:U:O4'	1	0.25
(1,13)	1:A:76:GLN:HE21	2:C:2:U:O5'	1	0.25
(1,13)	1:A:76:GLN:HE21	2:C:2:U:OP1	1	0.25
(1,13)	1:A:76:GLN:HE21	2:C:2:U:OP2	1	0.25
(1,13)	1:A:76:GLN:HE21	2:C:2:U:P	1	0.25
(1,13)	1:A:76:GLN:HE21	2:C:3:A:C1'	1	0.25
(1,13)	1:A:76:GLN:HE21	2:C:3:A:C2	1	0.25
(1,13)	1:A:76:GLN:HE21	2:C:3:A:C2'	1	0.25
(1,13)	1:A:76:GLN:HE21	2:C:3:A:C3'	1	0.25
(1,13)	1:A:76:GLN:HE21	2:C:3:A:C4	1	0.25
(1,13)	1:A:76:GLN:HE21	2:C:3:A:C4'	1	0.25
(1,13)	1:A:76:GLN:HE21	2:C:3:A:C5	1	0.25
(1,13)	1:A:76:GLN:HE21	2:C:3:A:C5'	1	0.25
(1,13)	1:A:76:GLN:HE21	2:C:3:A:C6	1	0.25
(1,13)	1:A:76:GLN:HE21	2:C:3:A:C8	1	0.25
(1,13)	1:A:76:GLN:HE21	2:C:3:A:H1'	1	0.25
(1,13)	1:A:76:GLN:HE21	2:C:3:A:H2	1	0.25
(1,13)	1:A:76:GLN:HE21	2:C:3:A:H2'	1	0.25
(1,13)	1:A:76:GLN:HE21	2:C:3:A:H3'	1	0.25
(1,13)	1:A:76:GLN:HE21	2:C:3:A:H4'	1	0.25
(1,13)	1:A:76:GLN:HE21	2:C:3:A:H5'	1	0.25
(1,13)	1:A:76:GLN:HE21	2:C:3:A:H5''	1	0.25
(1,13)	1:A:76:GLN:HE21	2:C:3:A:H61	1	0.25
(1,13)	1:A:76:GLN:HE21	2:C:3:A:H62	1	0.25
(1,13)	1:A:76:GLN:HE21	2:C:3:A:H8	1	0.25
(1,13)	1:A:76:GLN:HE21	2:C:3:A:HO2'	1	0.25
(1,13)	1:A:76:GLN:HE21	2:C:3:A:N1	1	0.25
(1,13)	1:A:76:GLN:HE21	2:C:3:A:N3	1	0.25
(1,13)	1:A:76:GLN:HE21	2:C:3:A:N6	1	0.25
(1,13)	1:A:76:GLN:HE21	2:C:3:A:N7	1	0.25
(1,13)	1:A:76:GLN:HE21	2:C:3:A:N9	1	0.25
(1,13)	1:A:76:GLN:HE21	2:C:3:A:O2'	1	0.25
(1,13)	1:A:76:GLN:HE21	2:C:3:A:O3'	1	0.25

Continued on next page...

Continued from previous page...

Key	Atom-1	Atom-2	Model ID	Violation (Å)
(1,13)	1:A:76:GLN:HE21	2:C:3:A:O4'	1	0.25
(1,13)	1:A:76:GLN:HE21	2:C:3:A:O5'	1	0.25
(1,13)	1:A:76:GLN:HE21	2:C:3:A:OP1	1	0.25
(1,13)	1:A:76:GLN:HE21	2:C:3:A:OP2	1	0.25
(1,13)	1:A:76:GLN:HE21	2:C:3:A:P	1	0.25
(1,13)	1:A:76:GLN:HE21	2:C:4:C:C1'	1	0.25
(1,13)	1:A:76:GLN:HE21	2:C:4:C:C2	1	0.25
(1,13)	1:A:76:GLN:HE21	2:C:4:C:C2'	1	0.25
(1,13)	1:A:76:GLN:HE21	2:C:4:C:C3'	1	0.25
(1,13)	1:A:76:GLN:HE21	2:C:4:C:C4	1	0.25
(1,13)	1:A:76:GLN:HE21	2:C:4:C:C4'	1	0.25
(1,13)	1:A:76:GLN:HE21	2:C:4:C:C5	1	0.25
(1,13)	1:A:76:GLN:HE21	2:C:4:C:C5'	1	0.25
(1,13)	1:A:76:GLN:HE21	2:C:4:C:C6	1	0.25
(1,13)	1:A:76:GLN:HE21	2:C:4:C:H1'	1	0.25
(1,13)	1:A:76:GLN:HE21	2:C:4:C:H2'	1	0.25
(1,13)	1:A:76:GLN:HE21	2:C:4:C:H3'	1	0.25
(1,13)	1:A:76:GLN:HE21	2:C:4:C:H4'	1	0.25
(1,13)	1:A:76:GLN:HE21	2:C:4:C:H41	1	0.25
(1,13)	1:A:76:GLN:HE21	2:C:4:C:H42	1	0.25
(1,13)	1:A:76:GLN:HE21	2:C:4:C:H5	1	0.25
(1,13)	1:A:76:GLN:HE21	2:C:4:C:H5'	1	0.25
(1,13)	1:A:76:GLN:HE21	2:C:4:C:H5''	1	0.25
(1,13)	1:A:76:GLN:HE21	2:C:4:C:H6	1	0.25
(1,13)	1:A:76:GLN:HE21	2:C:4:C:HO2'	1	0.25
(1,13)	1:A:76:GLN:HE21	2:C:4:C:N1	1	0.25
(1,13)	1:A:76:GLN:HE21	2:C:4:C:N3	1	0.25
(1,13)	1:A:76:GLN:HE21	2:C:4:C:N4	1	0.25
(1,13)	1:A:76:GLN:HE21	2:C:4:C:O2	1	0.25
(1,13)	1:A:76:GLN:HE21	2:C:4:C:O2'	1	0.25
(1,13)	1:A:76:GLN:HE21	2:C:4:C:O3'	1	0.25
(1,13)	1:A:76:GLN:HE21	2:C:4:C:O4'	1	0.25
(1,13)	1:A:76:GLN:HE21	2:C:4:C:O5'	1	0.25
(1,13)	1:A:76:GLN:HE21	2:C:4:C:OP1	1	0.25
(1,13)	1:A:76:GLN:HE21	2:C:4:C:OP2	1	0.25
(1,13)	1:A:76:GLN:HE21	2:C:4:C:P	1	0.25
(1,13)	1:A:76:GLN:HE21	2:C:5:A:C1'	1	0.25
(1,13)	1:A:76:GLN:HE21	2:C:5:A:C2	1	0.25
(1,13)	1:A:76:GLN:HE21	2:C:5:A:C2'	1	0.25
(1,13)	1:A:76:GLN:HE21	2:C:5:A:C3'	1	0.25
(1,13)	1:A:76:GLN:HE21	2:C:5:A:C4	1	0.25
(1,13)	1:A:76:GLN:HE21	2:C:5:A:C4'	1	0.25

Continued on next page...

Continued from previous page...

Key	Atom-1	Atom-2	Model ID	Violation (Å)
(1,13)	1:A:76:GLN:HE21	2:C:5:A:C5	1	0.25
(1,13)	1:A:76:GLN:HE21	2:C:5:A:C5'	1	0.25
(1,13)	1:A:76:GLN:HE21	2:C:5:A:C6	1	0.25
(1,13)	1:A:76:GLN:HE21	2:C:5:A:C8	1	0.25
(1,13)	1:A:76:GLN:HE21	2:C:5:A:H1'	1	0.25
(1,13)	1:A:76:GLN:HE21	2:C:5:A:H2	1	0.25
(1,13)	1:A:76:GLN:HE21	2:C:5:A:H2'	1	0.25
(1,13)	1:A:76:GLN:HE21	2:C:5:A:H3'	1	0.25
(1,13)	1:A:76:GLN:HE21	2:C:5:A:H4'	1	0.25
(1,13)	1:A:76:GLN:HE21	2:C:5:A:H5'	1	0.25
(1,13)	1:A:76:GLN:HE21	2:C:5:A:H5''	1	0.25
(1,13)	1:A:76:GLN:HE21	2:C:5:A:H61	1	0.25
(1,13)	1:A:76:GLN:HE21	2:C:5:A:H62	1	0.25
(1,13)	1:A:76:GLN:HE21	2:C:5:A:H8	1	0.25
(1,13)	1:A:76:GLN:HE21	2:C:5:A:HO2'	1	0.25
(1,13)	1:A:76:GLN:HE21	2:C:5:A:N1	1	0.25
(1,13)	1:A:76:GLN:HE21	2:C:5:A:N3	1	0.25
(1,13)	1:A:76:GLN:HE21	2:C:5:A:N6	1	0.25
(1,13)	1:A:76:GLN:HE21	2:C:5:A:N7	1	0.25
(1,13)	1:A:76:GLN:HE21	2:C:5:A:N9	1	0.25
(1,13)	1:A:76:GLN:HE21	2:C:5:A:O2'	1	0.25
(1,13)	1:A:76:GLN:HE21	2:C:5:A:O3'	1	0.25
(1,13)	1:A:76:GLN:HE21	2:C:5:A:O4'	1	0.25
(1,13)	1:A:76:GLN:HE21	2:C:5:A:O5'	1	0.25
(1,13)	1:A:76:GLN:HE21	2:C:5:A:OP1	1	0.25
(1,13)	1:A:76:GLN:HE21	2:C:5:A:OP2	1	0.25
(1,13)	1:A:76:GLN:HE21	2:C:5:A:P	1	0.25
(1,13)	1:A:76:GLN:HE22	2:C:1:A:C1'	1	0.25
(1,13)	1:A:76:GLN:HE22	2:C:1:A:C2	1	0.25
(1,13)	1:A:76:GLN:HE22	2:C:1:A:C2'	1	0.25
(1,13)	1:A:76:GLN:HE22	2:C:1:A:C3'	1	0.25
(1,13)	1:A:76:GLN:HE22	2:C:1:A:C4	1	0.25
(1,13)	1:A:76:GLN:HE22	2:C:1:A:C4'	1	0.25
(1,13)	1:A:76:GLN:HE22	2:C:1:A:C5	1	0.25
(1,13)	1:A:76:GLN:HE22	2:C:1:A:C5'	1	0.25
(1,13)	1:A:76:GLN:HE22	2:C:1:A:C6	1	0.25
(1,13)	1:A:76:GLN:HE22	2:C:1:A:C8	1	0.25
(1,13)	1:A:76:GLN:HE22	2:C:1:A:H1'	1	0.25
(1,13)	1:A:76:GLN:HE22	2:C:1:A:H2	1	0.25
(1,13)	1:A:76:GLN:HE22	2:C:1:A:H2'	1	0.25
(1,13)	1:A:76:GLN:HE22	2:C:1:A:H3'	1	0.25
(1,13)	1:A:76:GLN:HE22	2:C:1:A:H4'	1	0.25

Continued on next page...

Continued from previous page...

Key	Atom-1	Atom-2	Model ID	Violation (Å)
(1,13)	1:A:76:GLN:HE22	2:C:1:A:H5'	1	0.25
(1,13)	1:A:76:GLN:HE22	2:C:1:A:H5''	1	0.25
(1,13)	1:A:76:GLN:HE22	2:C:1:A:H61	1	0.25
(1,13)	1:A:76:GLN:HE22	2:C:1:A:H62	1	0.25
(1,13)	1:A:76:GLN:HE22	2:C:1:A:H8	1	0.25
(1,13)	1:A:76:GLN:HE22	2:C:1:A:HO2'	1	0.25
(1,13)	1:A:76:GLN:HE22	2:C:1:A:N1	1	0.25
(1,13)	1:A:76:GLN:HE22	2:C:1:A:N3	1	0.25
(1,13)	1:A:76:GLN:HE22	2:C:1:A:N6	1	0.25
(1,13)	1:A:76:GLN:HE22	2:C:1:A:N7	1	0.25
(1,13)	1:A:76:GLN:HE22	2:C:1:A:N9	1	0.25
(1,13)	1:A:76:GLN:HE22	2:C:1:A:O2'	1	0.25
(1,13)	1:A:76:GLN:HE22	2:C:1:A:O3'	1	0.25
(1,13)	1:A:76:GLN:HE22	2:C:1:A:O4'	1	0.25
(1,13)	1:A:76:GLN:HE22	2:C:1:A:O5'	1	0.25
(1,13)	1:A:76:GLN:HE22	2:C:2:U:C1'	1	0.25
(1,13)	1:A:76:GLN:HE22	2:C:2:U:C2	1	0.25
(1,13)	1:A:76:GLN:HE22	2:C:2:U:C2'	1	0.25
(1,13)	1:A:76:GLN:HE22	2:C:2:U:C3'	1	0.25
(1,13)	1:A:76:GLN:HE22	2:C:2:U:C4	1	0.25
(1,13)	1:A:76:GLN:HE22	2:C:2:U:C4'	1	0.25
(1,13)	1:A:76:GLN:HE22	2:C:2:U:C5	1	0.25
(1,13)	1:A:76:GLN:HE22	2:C:2:U:C5'	1	0.25
(1,13)	1:A:76:GLN:HE22	2:C:2:U:C6	1	0.25
(1,13)	1:A:76:GLN:HE22	2:C:2:U:H1'	1	0.25
(1,13)	1:A:76:GLN:HE22	2:C:2:U:H2'	1	0.25
(1,13)	1:A:76:GLN:HE22	2:C:2:U:H3	1	0.25
(1,13)	1:A:76:GLN:HE22	2:C:2:U:H3'	1	0.25
(1,13)	1:A:76:GLN:HE22	2:C:2:U:H4'	1	0.25
(1,13)	1:A:76:GLN:HE22	2:C:2:U:H5	1	0.25
(1,13)	1:A:76:GLN:HE22	2:C:2:U:H5'	1	0.25
(1,13)	1:A:76:GLN:HE22	2:C:2:U:H5''	1	0.25
(1,13)	1:A:76:GLN:HE22	2:C:2:U:H6	1	0.25
(1,13)	1:A:76:GLN:HE22	2:C:2:U:HO2'	1	0.25
(1,13)	1:A:76:GLN:HE22	2:C:2:U:N1	1	0.25
(1,13)	1:A:76:GLN:HE22	2:C:2:U:N3	1	0.25
(1,13)	1:A:76:GLN:HE22	2:C:2:U:O2	1	0.25
(1,13)	1:A:76:GLN:HE22	2:C:2:U:O2'	1	0.25
(1,13)	1:A:76:GLN:HE22	2:C:2:U:O3'	1	0.25
(1,13)	1:A:76:GLN:HE22	2:C:2:U:O4	1	0.25
(1,13)	1:A:76:GLN:HE22	2:C:2:U:O4'	1	0.25
(1,13)	1:A:76:GLN:HE22	2:C:2:U:O5'	1	0.25

Continued on next page...

Continued from previous page...

Key	Atom-1	Atom-2	Model ID	Violation (Å)
(1,13)	1:A:76:GLN:HE22	2:C:2:U:OP1	1	0.25
(1,13)	1:A:76:GLN:HE22	2:C:2:U:OP2	1	0.25
(1,13)	1:A:76:GLN:HE22	2:C:2:U:P	1	0.25
(1,13)	1:A:76:GLN:HE22	2:C:3:A:C1'	1	0.25
(1,13)	1:A:76:GLN:HE22	2:C:3:A:C2	1	0.25
(1,13)	1:A:76:GLN:HE22	2:C:3:A:C2'	1	0.25
(1,13)	1:A:76:GLN:HE22	2:C:3:A:C3'	1	0.25
(1,13)	1:A:76:GLN:HE22	2:C:3:A:C4	1	0.25
(1,13)	1:A:76:GLN:HE22	2:C:3:A:C4'	1	0.25
(1,13)	1:A:76:GLN:HE22	2:C:3:A:C5	1	0.25
(1,13)	1:A:76:GLN:HE22	2:C:3:A:C5'	1	0.25
(1,13)	1:A:76:GLN:HE22	2:C:3:A:C6	1	0.25
(1,13)	1:A:76:GLN:HE22	2:C:3:A:C8	1	0.25
(1,13)	1:A:76:GLN:HE22	2:C:3:A:H1'	1	0.25
(1,13)	1:A:76:GLN:HE22	2:C:3:A:H2	1	0.25
(1,13)	1:A:76:GLN:HE22	2:C:3:A:H2'	1	0.25
(1,13)	1:A:76:GLN:HE22	2:C:3:A:H3'	1	0.25
(1,13)	1:A:76:GLN:HE22	2:C:3:A:H4'	1	0.25
(1,13)	1:A:76:GLN:HE22	2:C:3:A:H5'	1	0.25
(1,13)	1:A:76:GLN:HE22	2:C:3:A:H5''	1	0.25
(1,13)	1:A:76:GLN:HE22	2:C:3:A:H61	1	0.25
(1,13)	1:A:76:GLN:HE22	2:C:3:A:H62	1	0.25
(1,13)	1:A:76:GLN:HE22	2:C:3:A:H8	1	0.25
(1,13)	1:A:76:GLN:HE22	2:C:3:A:HO2'	1	0.25
(1,13)	1:A:76:GLN:HE22	2:C:3:A:N1	1	0.25
(1,13)	1:A:76:GLN:HE22	2:C:3:A:N3	1	0.25
(1,13)	1:A:76:GLN:HE22	2:C:3:A:N6	1	0.25
(1,13)	1:A:76:GLN:HE22	2:C:3:A:N7	1	0.25
(1,13)	1:A:76:GLN:HE22	2:C:3:A:N9	1	0.25
(1,13)	1:A:76:GLN:HE22	2:C:3:A:O2'	1	0.25
(1,13)	1:A:76:GLN:HE22	2:C:3:A:O3'	1	0.25
(1,13)	1:A:76:GLN:HE22	2:C:3:A:O4'	1	0.25
(1,13)	1:A:76:GLN:HE22	2:C:3:A:O5'	1	0.25
(1,13)	1:A:76:GLN:HE22	2:C:3:A:OP1	1	0.25
(1,13)	1:A:76:GLN:HE22	2:C:3:A:OP2	1	0.25
(1,13)	1:A:76:GLN:HE22	2:C:3:A:P	1	0.25
(1,13)	1:A:76:GLN:HE22	2:C:4:C:C1'	1	0.25
(1,13)	1:A:76:GLN:HE22	2:C:4:C:C2	1	0.25
(1,13)	1:A:76:GLN:HE22	2:C:4:C:C2'	1	0.25
(1,13)	1:A:76:GLN:HE22	2:C:4:C:C3'	1	0.25
(1,13)	1:A:76:GLN:HE22	2:C:4:C:C4	1	0.25
(1,13)	1:A:76:GLN:HE22	2:C:4:C:C4'	1	0.25

Continued on next page...

Continued from previous page...

Key	Atom-1	Atom-2	Model ID	Violation (Å)
(1,13)	1:A:76:GLN:HE22	2:C:4:C:C5	1	0.25
(1,13)	1:A:76:GLN:HE22	2:C:4:C:C5'	1	0.25
(1,13)	1:A:76:GLN:HE22	2:C:4:C:C6	1	0.25
(1,13)	1:A:76:GLN:HE22	2:C:4:C:H1'	1	0.25
(1,13)	1:A:76:GLN:HE22	2:C:4:C:H2'	1	0.25
(1,13)	1:A:76:GLN:HE22	2:C:4:C:H3'	1	0.25
(1,13)	1:A:76:GLN:HE22	2:C:4:C:H4'	1	0.25
(1,13)	1:A:76:GLN:HE22	2:C:4:C:H41	1	0.25
(1,13)	1:A:76:GLN:HE22	2:C:4:C:H42	1	0.25
(1,13)	1:A:76:GLN:HE22	2:C:4:C:H5	1	0.25
(1,13)	1:A:76:GLN:HE22	2:C:4:C:H5'	1	0.25
(1,13)	1:A:76:GLN:HE22	2:C:4:C:H5''	1	0.25
(1,13)	1:A:76:GLN:HE22	2:C:4:C:H6	1	0.25
(1,13)	1:A:76:GLN:HE22	2:C:4:C:HO2'	1	0.25
(1,13)	1:A:76:GLN:HE22	2:C:4:C:N1	1	0.25
(1,13)	1:A:76:GLN:HE22	2:C:4:C:N3	1	0.25
(1,13)	1:A:76:GLN:HE22	2:C:4:C:N4	1	0.25
(1,13)	1:A:76:GLN:HE22	2:C:4:C:O2	1	0.25
(1,13)	1:A:76:GLN:HE22	2:C:4:C:O2'	1	0.25
(1,13)	1:A:76:GLN:HE22	2:C:4:C:O3'	1	0.25
(1,13)	1:A:76:GLN:HE22	2:C:4:C:O4'	1	0.25
(1,13)	1:A:76:GLN:HE22	2:C:4:C:O5'	1	0.25
(1,13)	1:A:76:GLN:HE22	2:C:4:C:OP1	1	0.25
(1,13)	1:A:76:GLN:HE22	2:C:4:C:OP2	1	0.25
(1,13)	1:A:76:GLN:HE22	2:C:4:C:P	1	0.25
(1,13)	1:A:76:GLN:HE22	2:C:5:A:C1'	1	0.25
(1,13)	1:A:76:GLN:HE22	2:C:5:A:C2	1	0.25
(1,13)	1:A:76:GLN:HE22	2:C:5:A:C2'	1	0.25
(1,13)	1:A:76:GLN:HE22	2:C:5:A:C3'	1	0.25
(1,13)	1:A:76:GLN:HE22	2:C:5:A:C4	1	0.25
(1,13)	1:A:76:GLN:HE22	2:C:5:A:C4'	1	0.25
(1,13)	1:A:76:GLN:HE22	2:C:5:A:C5	1	0.25
(1,13)	1:A:76:GLN:HE22	2:C:5:A:C5'	1	0.25
(1,13)	1:A:76:GLN:HE22	2:C:5:A:C6	1	0.25
(1,13)	1:A:76:GLN:HE22	2:C:5:A:C8	1	0.25
(1,13)	1:A:76:GLN:HE22	2:C:5:A:H1'	1	0.25
(1,13)	1:A:76:GLN:HE22	2:C:5:A:H2	1	0.25
(1,13)	1:A:76:GLN:HE22	2:C:5:A:H2'	1	0.25
(1,13)	1:A:76:GLN:HE22	2:C:5:A:H3'	1	0.25
(1,13)	1:A:76:GLN:HE22	2:C:5:A:H4'	1	0.25
(1,13)	1:A:76:GLN:HE22	2:C:5:A:H5'	1	0.25
(1,13)	1:A:76:GLN:HE22	2:C:5:A:H5''	1	0.25

Continued on next page...

Continued from previous page...

Key	Atom-1	Atom-2	Model ID	Violation (Å)
(1,13)	1:A:76:GLN:HE22	2:C:5:A:H61	1	0.25
(1,13)	1:A:76:GLN:HE22	2:C:5:A:H62	1	0.25
(1,13)	1:A:76:GLN:HE22	2:C:5:A:H8	1	0.25
(1,13)	1:A:76:GLN:HE22	2:C:5:A:HO2'	1	0.25
(1,13)	1:A:76:GLN:HE22	2:C:5:A:N1	1	0.25
(1,13)	1:A:76:GLN:HE22	2:C:5:A:N3	1	0.25
(1,13)	1:A:76:GLN:HE22	2:C:5:A:N6	1	0.25
(1,13)	1:A:76:GLN:HE22	2:C:5:A:N7	1	0.25
(1,13)	1:A:76:GLN:HE22	2:C:5:A:N9	1	0.25
(1,13)	1:A:76:GLN:HE22	2:C:5:A:O2'	1	0.25
(1,13)	1:A:76:GLN:HE22	2:C:5:A:O3'	1	0.25
(1,13)	1:A:76:GLN:HE22	2:C:5:A:O4'	1	0.25
(1,13)	1:A:76:GLN:HE22	2:C:5:A:O5'	1	0.25
(1,13)	1:A:76:GLN:HE22	2:C:5:A:OP1	1	0.25
(1,13)	1:A:76:GLN:HE22	2:C:5:A:OP2	1	0.25
(1,13)	1:A:76:GLN:HE22	2:C:5:A:P	1	0.25
(1,13)	1:A:76:GLN:N	2:C:1:A:C1'	1	0.25
(1,13)	1:A:76:GLN:N	2:C:1:A:C2	1	0.25
(1,13)	1:A:76:GLN:N	2:C:1:A:C2'	1	0.25
(1,13)	1:A:76:GLN:N	2:C:1:A:C3'	1	0.25
(1,13)	1:A:76:GLN:N	2:C:1:A:C4	1	0.25
(1,13)	1:A:76:GLN:N	2:C:1:A:C4'	1	0.25
(1,13)	1:A:76:GLN:N	2:C:1:A:C5	1	0.25
(1,13)	1:A:76:GLN:N	2:C:1:A:C5'	1	0.25
(1,13)	1:A:76:GLN:N	2:C:1:A:C6	1	0.25
(1,13)	1:A:76:GLN:N	2:C:1:A:C8	1	0.25
(1,13)	1:A:76:GLN:N	2:C:1:A:H1'	1	0.25
(1,13)	1:A:76:GLN:N	2:C:1:A:H2	1	0.25
(1,13)	1:A:76:GLN:N	2:C:1:A:H2'	1	0.25
(1,13)	1:A:76:GLN:N	2:C:1:A:H3'	1	0.25
(1,13)	1:A:76:GLN:N	2:C:1:A:H4'	1	0.25
(1,13)	1:A:76:GLN:N	2:C:1:A:H5'	1	0.25
(1,13)	1:A:76:GLN:N	2:C:1:A:H5''	1	0.25
(1,13)	1:A:76:GLN:N	2:C:1:A:H61	1	0.25
(1,13)	1:A:76:GLN:N	2:C:1:A:H62	1	0.25
(1,13)	1:A:76:GLN:N	2:C:1:A:H8	1	0.25
(1,13)	1:A:76:GLN:N	2:C:1:A:HO2'	1	0.25
(1,13)	1:A:76:GLN:N	2:C:1:A:N1	1	0.25
(1,13)	1:A:76:GLN:N	2:C:1:A:N3	1	0.25
(1,13)	1:A:76:GLN:N	2:C:1:A:N6	1	0.25
(1,13)	1:A:76:GLN:N	2:C:1:A:N7	1	0.25
(1,13)	1:A:76:GLN:N	2:C:1:A:N9	1	0.25

Continued on next page...

Continued from previous page...

Key	Atom-1	Atom-2	Model ID	Violation (Å)
(1,13)	1:A:76:GLN:N	2:C:1:A:O2'	1	0.25
(1,13)	1:A:76:GLN:N	2:C:1:A:O3'	1	0.25
(1,13)	1:A:76:GLN:N	2:C:1:A:O4'	1	0.25
(1,13)	1:A:76:GLN:N	2:C:1:A:O5'	1	0.25
(1,13)	1:A:76:GLN:N	2:C:2:U:C1'	1	0.25
(1,13)	1:A:76:GLN:N	2:C:2:U:C2	1	0.25
(1,13)	1:A:76:GLN:N	2:C:2:U:C2'	1	0.25
(1,13)	1:A:76:GLN:N	2:C:2:U:C3'	1	0.25
(1,13)	1:A:76:GLN:N	2:C:2:U:C4	1	0.25
(1,13)	1:A:76:GLN:N	2:C:2:U:C4'	1	0.25
(1,13)	1:A:76:GLN:N	2:C:2:U:C5	1	0.25
(1,13)	1:A:76:GLN:N	2:C:2:U:C5'	1	0.25
(1,13)	1:A:76:GLN:N	2:C:2:U:C6	1	0.25
(1,13)	1:A:76:GLN:N	2:C:2:U:H1'	1	0.25
(1,13)	1:A:76:GLN:N	2:C:2:U:H2'	1	0.25
(1,13)	1:A:76:GLN:N	2:C:2:U:H3	1	0.25
(1,13)	1:A:76:GLN:N	2:C:2:U:H3'	1	0.25
(1,13)	1:A:76:GLN:N	2:C:2:U:H4'	1	0.25
(1,13)	1:A:76:GLN:N	2:C:2:U:H5	1	0.25
(1,13)	1:A:76:GLN:N	2:C:2:U:H5'	1	0.25
(1,13)	1:A:76:GLN:N	2:C:2:U:H5''	1	0.25
(1,13)	1:A:76:GLN:N	2:C:2:U:H6	1	0.25
(1,13)	1:A:76:GLN:N	2:C:2:U:HO2'	1	0.25
(1,13)	1:A:76:GLN:N	2:C:2:U:N1	1	0.25
(1,13)	1:A:76:GLN:N	2:C:2:U:N3	1	0.25
(1,13)	1:A:76:GLN:N	2:C:2:U:O2	1	0.25
(1,13)	1:A:76:GLN:N	2:C:2:U:O2'	1	0.25
(1,13)	1:A:76:GLN:N	2:C:2:U:O3'	1	0.25
(1,13)	1:A:76:GLN:N	2:C:2:U:O4	1	0.25
(1,13)	1:A:76:GLN:N	2:C:2:U:O4'	1	0.25
(1,13)	1:A:76:GLN:N	2:C:2:U:O5'	1	0.25
(1,13)	1:A:76:GLN:N	2:C:2:U:OP1	1	0.25
(1,13)	1:A:76:GLN:N	2:C:2:U:OP2	1	0.25
(1,13)	1:A:76:GLN:N	2:C:2:U:P	1	0.25
(1,13)	1:A:76:GLN:N	2:C:3:A:C1'	1	0.25
(1,13)	1:A:76:GLN:N	2:C:3:A:C2	1	0.25
(1,13)	1:A:76:GLN:N	2:C:3:A:C2'	1	0.25
(1,13)	1:A:76:GLN:N	2:C:3:A:C3'	1	0.25
(1,13)	1:A:76:GLN:N	2:C:3:A:C4	1	0.25
(1,13)	1:A:76:GLN:N	2:C:3:A:C4'	1	0.25
(1,13)	1:A:76:GLN:N	2:C:3:A:C5	1	0.25
(1,13)	1:A:76:GLN:N	2:C:3:A:C5'	1	0.25

Continued on next page...

Continued from previous page...

Key	Atom-1	Atom-2	Model ID	Violation (Å)
(1,13)	1:A:76:GLN:N	2:C:3:A:C6	1	0.25
(1,13)	1:A:76:GLN:N	2:C:3:A:C8	1	0.25
(1,13)	1:A:76:GLN:N	2:C:3:A:H1'	1	0.25
(1,13)	1:A:76:GLN:N	2:C:3:A:H2	1	0.25
(1,13)	1:A:76:GLN:N	2:C:3:A:H2'	1	0.25
(1,13)	1:A:76:GLN:N	2:C:3:A:H3'	1	0.25
(1,13)	1:A:76:GLN:N	2:C:3:A:H4'	1	0.25
(1,13)	1:A:76:GLN:N	2:C:3:A:H5'	1	0.25
(1,13)	1:A:76:GLN:N	2:C:3:A:H5''	1	0.25
(1,13)	1:A:76:GLN:N	2:C:3:A:H61	1	0.25
(1,13)	1:A:76:GLN:N	2:C:3:A:H62	1	0.25
(1,13)	1:A:76:GLN:N	2:C:3:A:H8	1	0.25
(1,13)	1:A:76:GLN:N	2:C:3:A:HO2'	1	0.25
(1,13)	1:A:76:GLN:N	2:C:3:A:N1	1	0.25
(1,13)	1:A:76:GLN:N	2:C:3:A:N3	1	0.25
(1,13)	1:A:76:GLN:N	2:C:3:A:N6	1	0.25
(1,13)	1:A:76:GLN:N	2:C:3:A:N7	1	0.25
(1,13)	1:A:76:GLN:N	2:C:3:A:N9	1	0.25
(1,13)	1:A:76:GLN:N	2:C:3:A:O2'	1	0.25
(1,13)	1:A:76:GLN:N	2:C:3:A:O3'	1	0.25
(1,13)	1:A:76:GLN:N	2:C:3:A:O4'	1	0.25
(1,13)	1:A:76:GLN:N	2:C:3:A:O5'	1	0.25
(1,13)	1:A:76:GLN:N	2:C:3:A:OP1	1	0.25
(1,13)	1:A:76:GLN:N	2:C:3:A:OP2	1	0.25
(1,13)	1:A:76:GLN:N	2:C:3:A:P	1	0.25
(1,13)	1:A:76:GLN:N	2:C:4:C:C1'	1	0.25
(1,13)	1:A:76:GLN:N	2:C:4:C:C2	1	0.25
(1,13)	1:A:76:GLN:N	2:C:4:C:C2'	1	0.25
(1,13)	1:A:76:GLN:N	2:C:4:C:C3'	1	0.25
(1,13)	1:A:76:GLN:N	2:C:4:C:C4	1	0.25
(1,13)	1:A:76:GLN:N	2:C:4:C:C4'	1	0.25
(1,13)	1:A:76:GLN:N	2:C:4:C:C5	1	0.25
(1,13)	1:A:76:GLN:N	2:C:4:C:C5'	1	0.25
(1,13)	1:A:76:GLN:N	2:C:4:C:C6	1	0.25
(1,13)	1:A:76:GLN:N	2:C:4:C:H1'	1	0.25
(1,13)	1:A:76:GLN:N	2:C:4:C:H2'	1	0.25
(1,13)	1:A:76:GLN:N	2:C:4:C:H3'	1	0.25
(1,13)	1:A:76:GLN:N	2:C:4:C:H4'	1	0.25
(1,13)	1:A:76:GLN:N	2:C:4:C:H41	1	0.25
(1,13)	1:A:76:GLN:N	2:C:4:C:H42	1	0.25
(1,13)	1:A:76:GLN:N	2:C:4:C:H5	1	0.25
(1,13)	1:A:76:GLN:N	2:C:4:C:H5'	1	0.25

Continued on next page...

Continued from previous page...

Key	Atom-1	Atom-2	Model ID	Violation (Å)
(1,13)	1:A:76:GLN:N	2:C:4:C:H5''	1	0.25
(1,13)	1:A:76:GLN:N	2:C:4:C:H6	1	0.25
(1,13)	1:A:76:GLN:N	2:C:4:C:HO2'	1	0.25
(1,13)	1:A:76:GLN:N	2:C:4:C:N1	1	0.25
(1,13)	1:A:76:GLN:N	2:C:4:C:N3	1	0.25
(1,13)	1:A:76:GLN:N	2:C:4:C:N4	1	0.25
(1,13)	1:A:76:GLN:N	2:C:4:C:O2	1	0.25
(1,13)	1:A:76:GLN:N	2:C:4:C:O2'	1	0.25
(1,13)	1:A:76:GLN:N	2:C:4:C:O3'	1	0.25
(1,13)	1:A:76:GLN:N	2:C:4:C:O4'	1	0.25
(1,13)	1:A:76:GLN:N	2:C:4:C:O5'	1	0.25
(1,13)	1:A:76:GLN:N	2:C:4:C:OP1	1	0.25
(1,13)	1:A:76:GLN:N	2:C:4:C:OP2	1	0.25
(1,13)	1:A:76:GLN:N	2:C:4:C:P	1	0.25
(1,13)	1:A:76:GLN:N	2:C:5:A:C1'	1	0.25
(1,13)	1:A:76:GLN:N	2:C:5:A:C2	1	0.25
(1,13)	1:A:76:GLN:N	2:C:5:A:C2'	1	0.25
(1,13)	1:A:76:GLN:N	2:C:5:A:C3'	1	0.25
(1,13)	1:A:76:GLN:N	2:C:5:A:C4	1	0.25
(1,13)	1:A:76:GLN:N	2:C:5:A:C4'	1	0.25
(1,13)	1:A:76:GLN:N	2:C:5:A:C5	1	0.25
(1,13)	1:A:76:GLN:N	2:C:5:A:C5'	1	0.25
(1,13)	1:A:76:GLN:N	2:C:5:A:C6	1	0.25
(1,13)	1:A:76:GLN:N	2:C:5:A:C8	1	0.25
(1,13)	1:A:76:GLN:N	2:C:5:A:H1'	1	0.25
(1,13)	1:A:76:GLN:N	2:C:5:A:H2	1	0.25
(1,13)	1:A:76:GLN:N	2:C:5:A:H2'	1	0.25
(1,13)	1:A:76:GLN:N	2:C:5:A:H3'	1	0.25
(1,13)	1:A:76:GLN:N	2:C:5:A:H4'	1	0.25
(1,13)	1:A:76:GLN:N	2:C:5:A:H5'	1	0.25
(1,13)	1:A:76:GLN:N	2:C:5:A:H5''	1	0.25
(1,13)	1:A:76:GLN:N	2:C:5:A:H61	1	0.25
(1,13)	1:A:76:GLN:N	2:C:5:A:H62	1	0.25
(1,13)	1:A:76:GLN:N	2:C:5:A:H8	1	0.25
(1,13)	1:A:76:GLN:N	2:C:5:A:HO2'	1	0.25
(1,13)	1:A:76:GLN:N	2:C:5:A:N1	1	0.25
(1,13)	1:A:76:GLN:N	2:C:5:A:N3	1	0.25
(1,13)	1:A:76:GLN:N	2:C:5:A:N6	1	0.25
(1,13)	1:A:76:GLN:N	2:C:5:A:N7	1	0.25
(1,13)	1:A:76:GLN:N	2:C:5:A:N9	1	0.25
(1,13)	1:A:76:GLN:N	2:C:5:A:O2'	1	0.25
(1,13)	1:A:76:GLN:N	2:C:5:A:O3'	1	0.25

Continued on next page...

Continued from previous page...

Key	Atom-1	Atom-2	Model ID	Violation (Å)
(1,13)	1:A:76:GLN:N	2:C:5:A:O4'	1	0.25
(1,13)	1:A:76:GLN:N	2:C:5:A:O5'	1	0.25
(1,13)	1:A:76:GLN:N	2:C:5:A:OP1	1	0.25
(1,13)	1:A:76:GLN:N	2:C:5:A:OP2	1	0.25
(1,13)	1:A:76:GLN:N	2:C:5:A:P	1	0.25
(1,13)	1:A:76:GLN:NE2	2:C:1:A:C1'	1	0.25
(1,13)	1:A:76:GLN:NE2	2:C:1:A:C2	1	0.25
(1,13)	1:A:76:GLN:NE2	2:C:1:A:C2'	1	0.25
(1,13)	1:A:76:GLN:NE2	2:C:1:A:C3'	1	0.25
(1,13)	1:A:76:GLN:NE2	2:C:1:A:C4	1	0.25
(1,13)	1:A:76:GLN:NE2	2:C:1:A:C4'	1	0.25
(1,13)	1:A:76:GLN:NE2	2:C:1:A:C5	1	0.25
(1,13)	1:A:76:GLN:NE2	2:C:1:A:C5'	1	0.25
(1,13)	1:A:76:GLN:NE2	2:C:1:A:C6	1	0.25
(1,13)	1:A:76:GLN:NE2	2:C:1:A:C8	1	0.25
(1,13)	1:A:76:GLN:NE2	2:C:1:A:H1'	1	0.25
(1,13)	1:A:76:GLN:NE2	2:C:1:A:H2	1	0.25
(1,13)	1:A:76:GLN:NE2	2:C:1:A:H2'	1	0.25
(1,13)	1:A:76:GLN:NE2	2:C:1:A:H3'	1	0.25
(1,13)	1:A:76:GLN:NE2	2:C:1:A:H4'	1	0.25
(1,13)	1:A:76:GLN:NE2	2:C:1:A:H5'	1	0.25
(1,13)	1:A:76:GLN:NE2	2:C:1:A:H5''	1	0.25
(1,13)	1:A:76:GLN:NE2	2:C:1:A:H61	1	0.25
(1,13)	1:A:76:GLN:NE2	2:C:1:A:H62	1	0.25
(1,13)	1:A:76:GLN:NE2	2:C:1:A:H8	1	0.25
(1,13)	1:A:76:GLN:NE2	2:C:1:A:HO2'	1	0.25
(1,13)	1:A:76:GLN:NE2	2:C:1:A:N1	1	0.25
(1,13)	1:A:76:GLN:NE2	2:C:1:A:N3	1	0.25
(1,13)	1:A:76:GLN:NE2	2:C:1:A:N6	1	0.25
(1,13)	1:A:76:GLN:NE2	2:C:1:A:N7	1	0.25
(1,13)	1:A:76:GLN:NE2	2:C:1:A:N9	1	0.25
(1,13)	1:A:76:GLN:NE2	2:C:1:A:O2'	1	0.25
(1,13)	1:A:76:GLN:NE2	2:C:1:A:O3'	1	0.25
(1,13)	1:A:76:GLN:NE2	2:C:1:A:O4'	1	0.25
(1,13)	1:A:76:GLN:NE2	2:C:1:A:O5'	1	0.25
(1,13)	1:A:76:GLN:NE2	2:C:2:U:C1'	1	0.25
(1,13)	1:A:76:GLN:NE2	2:C:2:U:C2	1	0.25
(1,13)	1:A:76:GLN:NE2	2:C:2:U:C2'	1	0.25
(1,13)	1:A:76:GLN:NE2	2:C:2:U:C3'	1	0.25
(1,13)	1:A:76:GLN:NE2	2:C:2:U:C4	1	0.25
(1,13)	1:A:76:GLN:NE2	2:C:2:U:C4'	1	0.25
(1,13)	1:A:76:GLN:NE2	2:C:2:U:C5	1	0.25

Continued on next page...

Continued from previous page...

Key	Atom-1	Atom-2	Model ID	Violation (Å)
(1,13)	1:A:76:GLN:NE2	2:C:2:U:C5'	1	0.25
(1,13)	1:A:76:GLN:NE2	2:C:2:U:C6	1	0.25
(1,13)	1:A:76:GLN:NE2	2:C:2:U:H1'	1	0.25
(1,13)	1:A:76:GLN:NE2	2:C:2:U:H2'	1	0.25
(1,13)	1:A:76:GLN:NE2	2:C:2:U:H3	1	0.25
(1,13)	1:A:76:GLN:NE2	2:C:2:U:H3'	1	0.25
(1,13)	1:A:76:GLN:NE2	2:C:2:U:H4'	1	0.25
(1,13)	1:A:76:GLN:NE2	2:C:2:U:H5	1	0.25
(1,13)	1:A:76:GLN:NE2	2:C:2:U:H5'	1	0.25
(1,13)	1:A:76:GLN:NE2	2:C:2:U:H5''	1	0.25
(1,13)	1:A:76:GLN:NE2	2:C:2:U:H6	1	0.25
(1,13)	1:A:76:GLN:NE2	2:C:2:U:HO2'	1	0.25
(1,13)	1:A:76:GLN:NE2	2:C:2:U:N1	1	0.25
(1,13)	1:A:76:GLN:NE2	2:C:2:U:N3	1	0.25
(1,13)	1:A:76:GLN:NE2	2:C:2:U:O2	1	0.25
(1,13)	1:A:76:GLN:NE2	2:C:2:U:O2'	1	0.25
(1,13)	1:A:76:GLN:NE2	2:C:2:U:O3'	1	0.25
(1,13)	1:A:76:GLN:NE2	2:C:2:U:O4	1	0.25
(1,13)	1:A:76:GLN:NE2	2:C:2:U:O4'	1	0.25
(1,13)	1:A:76:GLN:NE2	2:C:2:U:O5'	1	0.25
(1,13)	1:A:76:GLN:NE2	2:C:2:U:OP1	1	0.25
(1,13)	1:A:76:GLN:NE2	2:C:2:U:OP2	1	0.25
(1,13)	1:A:76:GLN:NE2	2:C:2:U:P	1	0.25
(1,13)	1:A:76:GLN:NE2	2:C:3:A:C1'	1	0.25
(1,13)	1:A:76:GLN:NE2	2:C:3:A:C2	1	0.25
(1,13)	1:A:76:GLN:NE2	2:C:3:A:C2'	1	0.25
(1,13)	1:A:76:GLN:NE2	2:C:3:A:C3'	1	0.25
(1,13)	1:A:76:GLN:NE2	2:C:3:A:C4	1	0.25
(1,13)	1:A:76:GLN:NE2	2:C:3:A:C4'	1	0.25
(1,13)	1:A:76:GLN:NE2	2:C:3:A:C5	1	0.25
(1,13)	1:A:76:GLN:NE2	2:C:3:A:C5'	1	0.25
(1,13)	1:A:76:GLN:NE2	2:C:3:A:C6	1	0.25
(1,13)	1:A:76:GLN:NE2	2:C:3:A:C8	1	0.25
(1,13)	1:A:76:GLN:NE2	2:C:3:A:H1'	1	0.25
(1,13)	1:A:76:GLN:NE2	2:C:3:A:H2	1	0.25
(1,13)	1:A:76:GLN:NE2	2:C:3:A:H2'	1	0.25
(1,13)	1:A:76:GLN:NE2	2:C:3:A:H3'	1	0.25
(1,13)	1:A:76:GLN:NE2	2:C:3:A:H4'	1	0.25
(1,13)	1:A:76:GLN:NE2	2:C:3:A:H5'	1	0.25
(1,13)	1:A:76:GLN:NE2	2:C:3:A:H5''	1	0.25
(1,13)	1:A:76:GLN:NE2	2:C:3:A:H61	1	0.25
(1,13)	1:A:76:GLN:NE2	2:C:3:A:H62	1	0.25

Continued on next page...

Continued from previous page...

Key	Atom-1	Atom-2	Model ID	Violation (Å)
(1,13)	1:A:76:GLN:NE2	2:C:3:A:H8	1	0.25
(1,13)	1:A:76:GLN:NE2	2:C:3:A:HO2'	1	0.25
(1,13)	1:A:76:GLN:NE2	2:C:3:A:N1	1	0.25
(1,13)	1:A:76:GLN:NE2	2:C:3:A:N3	1	0.25
(1,13)	1:A:76:GLN:NE2	2:C:3:A:N6	1	0.25
(1,13)	1:A:76:GLN:NE2	2:C:3:A:N7	1	0.25
(1,13)	1:A:76:GLN:NE2	2:C:3:A:N9	1	0.25
(1,13)	1:A:76:GLN:NE2	2:C:3:A:O2'	1	0.25
(1,13)	1:A:76:GLN:NE2	2:C:3:A:O3'	1	0.25
(1,13)	1:A:76:GLN:NE2	2:C:3:A:O4'	1	0.25
(1,13)	1:A:76:GLN:NE2	2:C:3:A:O5'	1	0.25
(1,13)	1:A:76:GLN:NE2	2:C:3:A:OP1	1	0.25
(1,13)	1:A:76:GLN:NE2	2:C:3:A:OP2	1	0.25
(1,13)	1:A:76:GLN:NE2	2:C:3:A:P	1	0.25
(1,13)	1:A:76:GLN:NE2	2:C:4:C:C1'	1	0.25
(1,13)	1:A:76:GLN:NE2	2:C:4:C:C2	1	0.25
(1,13)	1:A:76:GLN:NE2	2:C:4:C:C2'	1	0.25
(1,13)	1:A:76:GLN:NE2	2:C:4:C:C3'	1	0.25
(1,13)	1:A:76:GLN:NE2	2:C:4:C:C4	1	0.25
(1,13)	1:A:76:GLN:NE2	2:C:4:C:C4'	1	0.25
(1,13)	1:A:76:GLN:NE2	2:C:4:C:C5	1	0.25
(1,13)	1:A:76:GLN:NE2	2:C:4:C:C5'	1	0.25
(1,13)	1:A:76:GLN:NE2	2:C:4:C:C6	1	0.25
(1,13)	1:A:76:GLN:NE2	2:C:4:C:H1'	1	0.25
(1,13)	1:A:76:GLN:NE2	2:C:4:C:H2'	1	0.25
(1,13)	1:A:76:GLN:NE2	2:C:4:C:H3'	1	0.25
(1,13)	1:A:76:GLN:NE2	2:C:4:C:H4'	1	0.25
(1,13)	1:A:76:GLN:NE2	2:C:4:C:H41	1	0.25
(1,13)	1:A:76:GLN:NE2	2:C:4:C:H42	1	0.25
(1,13)	1:A:76:GLN:NE2	2:C:4:C:H5	1	0.25
(1,13)	1:A:76:GLN:NE2	2:C:4:C:H5'	1	0.25
(1,13)	1:A:76:GLN:NE2	2:C:4:C:H5''	1	0.25
(1,13)	1:A:76:GLN:NE2	2:C:4:C:H6	1	0.25
(1,13)	1:A:76:GLN:NE2	2:C:4:C:HO2'	1	0.25
(1,13)	1:A:76:GLN:NE2	2:C:4:C:N1	1	0.25
(1,13)	1:A:76:GLN:NE2	2:C:4:C:N3	1	0.25
(1,13)	1:A:76:GLN:NE2	2:C:4:C:N4	1	0.25
(1,13)	1:A:76:GLN:NE2	2:C:4:C:O2	1	0.25
(1,13)	1:A:76:GLN:NE2	2:C:4:C:O2'	1	0.25
(1,13)	1:A:76:GLN:NE2	2:C:4:C:O3'	1	0.25
(1,13)	1:A:76:GLN:NE2	2:C:4:C:O4'	1	0.25
(1,13)	1:A:76:GLN:NE2	2:C:4:C:O5'	1	0.25

Continued on next page...

Continued from previous page...

Key	Atom-1	Atom-2	Model ID	Violation (Å)
(1,13)	1:A:76:GLN:NE2	2:C:4:C:OP1	1	0.25
(1,13)	1:A:76:GLN:NE2	2:C:4:C:OP2	1	0.25
(1,13)	1:A:76:GLN:NE2	2:C:4:C:P	1	0.25
(1,13)	1:A:76:GLN:NE2	2:C:5:A:C1'	1	0.25
(1,13)	1:A:76:GLN:NE2	2:C:5:A:C2	1	0.25
(1,13)	1:A:76:GLN:NE2	2:C:5:A:C2'	1	0.25
(1,13)	1:A:76:GLN:NE2	2:C:5:A:C3'	1	0.25
(1,13)	1:A:76:GLN:NE2	2:C:5:A:C4	1	0.25
(1,13)	1:A:76:GLN:NE2	2:C:5:A:C4'	1	0.25
(1,13)	1:A:76:GLN:NE2	2:C:5:A:C5	1	0.25
(1,13)	1:A:76:GLN:NE2	2:C:5:A:C5'	1	0.25
(1,13)	1:A:76:GLN:NE2	2:C:5:A:C6	1	0.25
(1,13)	1:A:76:GLN:NE2	2:C:5:A:C8	1	0.25
(1,13)	1:A:76:GLN:NE2	2:C:5:A:H1'	1	0.25
(1,13)	1:A:76:GLN:NE2	2:C:5:A:H2	1	0.25
(1,13)	1:A:76:GLN:NE2	2:C:5:A:H2'	1	0.25
(1,13)	1:A:76:GLN:NE2	2:C:5:A:H3'	1	0.25
(1,13)	1:A:76:GLN:NE2	2:C:5:A:H4'	1	0.25
(1,13)	1:A:76:GLN:NE2	2:C:5:A:H5'	1	0.25
(1,13)	1:A:76:GLN:NE2	2:C:5:A:H5''	1	0.25
(1,13)	1:A:76:GLN:NE2	2:C:5:A:H61	1	0.25
(1,13)	1:A:76:GLN:NE2	2:C:5:A:H62	1	0.25
(1,13)	1:A:76:GLN:NE2	2:C:5:A:H8	1	0.25
(1,13)	1:A:76:GLN:NE2	2:C:5:A:HO2'	1	0.25
(1,13)	1:A:76:GLN:NE2	2:C:5:A:N1	1	0.25
(1,13)	1:A:76:GLN:NE2	2:C:5:A:N3	1	0.25
(1,13)	1:A:76:GLN:NE2	2:C:5:A:N6	1	0.25
(1,13)	1:A:76:GLN:NE2	2:C:5:A:N7	1	0.25
(1,13)	1:A:76:GLN:NE2	2:C:5:A:N9	1	0.25
(1,13)	1:A:76:GLN:NE2	2:C:5:A:O2'	1	0.25
(1,13)	1:A:76:GLN:NE2	2:C:5:A:O3'	1	0.25
(1,13)	1:A:76:GLN:NE2	2:C:5:A:O4'	1	0.25
(1,13)	1:A:76:GLN:NE2	2:C:5:A:O5'	1	0.25
(1,13)	1:A:76:GLN:NE2	2:C:5:A:OP1	1	0.25
(1,13)	1:A:76:GLN:NE2	2:C:5:A:OP2	1	0.25
(1,13)	1:A:76:GLN:NE2	2:C:5:A:P	1	0.25
(1,13)	1:A:76:GLN:O	2:C:1:A:C1'	1	0.25
(1,13)	1:A:76:GLN:O	2:C:1:A:C2	1	0.25
(1,13)	1:A:76:GLN:O	2:C:1:A:C2'	1	0.25
(1,13)	1:A:76:GLN:O	2:C:1:A:C3'	1	0.25
(1,13)	1:A:76:GLN:O	2:C:1:A:C4	1	0.25
(1,13)	1:A:76:GLN:O	2:C:1:A:C4'	1	0.25

Continued on next page...

Continued from previous page...

Key	Atom-1	Atom-2	Model ID	Violation (Å)
(1,13)	1:A:76:GLN:O	2:C:1:A:C5	1	0.25
(1,13)	1:A:76:GLN:O	2:C:1:A:C5'	1	0.25
(1,13)	1:A:76:GLN:O	2:C:1:A:C6	1	0.25
(1,13)	1:A:76:GLN:O	2:C:1:A:C8	1	0.25
(1,13)	1:A:76:GLN:O	2:C:1:A:H1'	1	0.25
(1,13)	1:A:76:GLN:O	2:C:1:A:H2	1	0.25
(1,13)	1:A:76:GLN:O	2:C:1:A:H2'	1	0.25
(1,13)	1:A:76:GLN:O	2:C:1:A:H3'	1	0.25
(1,13)	1:A:76:GLN:O	2:C:1:A:H4'	1	0.25
(1,13)	1:A:76:GLN:O	2:C:1:A:H5'	1	0.25
(1,13)	1:A:76:GLN:O	2:C:1:A:H5''	1	0.25
(1,13)	1:A:76:GLN:O	2:C:1:A:H61	1	0.25
(1,13)	1:A:76:GLN:O	2:C:1:A:H62	1	0.25
(1,13)	1:A:76:GLN:O	2:C:1:A:H8	1	0.25
(1,13)	1:A:76:GLN:O	2:C:1:A:HO2'	1	0.25
(1,13)	1:A:76:GLN:O	2:C:1:A:N1	1	0.25
(1,13)	1:A:76:GLN:O	2:C:1:A:N3	1	0.25
(1,13)	1:A:76:GLN:O	2:C:1:A:N6	1	0.25
(1,13)	1:A:76:GLN:O	2:C:1:A:N7	1	0.25
(1,13)	1:A:76:GLN:O	2:C:1:A:N9	1	0.25
(1,13)	1:A:76:GLN:O	2:C:1:A:O2'	1	0.25
(1,13)	1:A:76:GLN:O	2:C:1:A:O3'	1	0.25
(1,13)	1:A:76:GLN:O	2:C:1:A:O4'	1	0.25
(1,13)	1:A:76:GLN:O	2:C:1:A:O5'	1	0.25
(1,13)	1:A:76:GLN:O	2:C:2:U:C1'	1	0.25
(1,13)	1:A:76:GLN:O	2:C:2:U:C2	1	0.25
(1,13)	1:A:76:GLN:O	2:C:2:U:C2'	1	0.25
(1,13)	1:A:76:GLN:O	2:C:2:U:C3'	1	0.25
(1,13)	1:A:76:GLN:O	2:C:2:U:C4	1	0.25
(1,13)	1:A:76:GLN:O	2:C:2:U:C4'	1	0.25
(1,13)	1:A:76:GLN:O	2:C:2:U:C5	1	0.25
(1,13)	1:A:76:GLN:O	2:C:2:U:C5'	1	0.25
(1,13)	1:A:76:GLN:O	2:C:2:U:C6	1	0.25
(1,13)	1:A:76:GLN:O	2:C:2:U:H1'	1	0.25
(1,13)	1:A:76:GLN:O	2:C:2:U:H2'	1	0.25
(1,13)	1:A:76:GLN:O	2:C:2:U:H3	1	0.25
(1,13)	1:A:76:GLN:O	2:C:2:U:H3'	1	0.25
(1,13)	1:A:76:GLN:O	2:C:2:U:H4'	1	0.25
(1,13)	1:A:76:GLN:O	2:C:2:U:H5	1	0.25
(1,13)	1:A:76:GLN:O	2:C:2:U:H5'	1	0.25
(1,13)	1:A:76:GLN:O	2:C:2:U:H5''	1	0.25
(1,13)	1:A:76:GLN:O	2:C:2:U:H6	1	0.25

Continued on next page...

Continued from previous page...

Key	Atom-1	Atom-2	Model ID	Violation (Å)
(1,13)	1:A:76:GLN:O	2:C:2:U:HO2'	1	0.25
(1,13)	1:A:76:GLN:O	2:C:2:U:N1	1	0.25
(1,13)	1:A:76:GLN:O	2:C:2:U:N3	1	0.25
(1,13)	1:A:76:GLN:O	2:C:2:U:O2	1	0.25
(1,13)	1:A:76:GLN:O	2:C:2:U:O2'	1	0.25
(1,13)	1:A:76:GLN:O	2:C:2:U:O3'	1	0.25
(1,13)	1:A:76:GLN:O	2:C:2:U:O4	1	0.25
(1,13)	1:A:76:GLN:O	2:C:2:U:O4'	1	0.25
(1,13)	1:A:76:GLN:O	2:C:2:U:O5'	1	0.25
(1,13)	1:A:76:GLN:O	2:C:2:U:OP1	1	0.25
(1,13)	1:A:76:GLN:O	2:C:2:U:OP2	1	0.25
(1,13)	1:A:76:GLN:O	2:C:2:U:P	1	0.25
(1,13)	1:A:76:GLN:O	2:C:3:A:C1'	1	0.25
(1,13)	1:A:76:GLN:O	2:C:3:A:C2	1	0.25
(1,13)	1:A:76:GLN:O	2:C:3:A:C2'	1	0.25
(1,13)	1:A:76:GLN:O	2:C:3:A:C3'	1	0.25
(1,13)	1:A:76:GLN:O	2:C:3:A:C4	1	0.25
(1,13)	1:A:76:GLN:O	2:C:3:A:C4'	1	0.25
(1,13)	1:A:76:GLN:O	2:C:3:A:C5	1	0.25
(1,13)	1:A:76:GLN:O	2:C:3:A:C5'	1	0.25
(1,13)	1:A:76:GLN:O	2:C:3:A:C6	1	0.25
(1,13)	1:A:76:GLN:O	2:C:3:A:C8	1	0.25
(1,13)	1:A:76:GLN:O	2:C:3:A:H1'	1	0.25
(1,13)	1:A:76:GLN:O	2:C:3:A:H2	1	0.25
(1,13)	1:A:76:GLN:O	2:C:3:A:H2'	1	0.25
(1,13)	1:A:76:GLN:O	2:C:3:A:H3'	1	0.25
(1,13)	1:A:76:GLN:O	2:C:3:A:H4'	1	0.25
(1,13)	1:A:76:GLN:O	2:C:3:A:H5'	1	0.25
(1,13)	1:A:76:GLN:O	2:C:3:A:H5''	1	0.25
(1,13)	1:A:76:GLN:O	2:C:3:A:H61	1	0.25
(1,13)	1:A:76:GLN:O	2:C:3:A:H62	1	0.25
(1,13)	1:A:76:GLN:O	2:C:3:A:H8	1	0.25
(1,13)	1:A:76:GLN:O	2:C:3:A:HO2'	1	0.25
(1,13)	1:A:76:GLN:O	2:C:3:A:N1	1	0.25
(1,13)	1:A:76:GLN:O	2:C:3:A:N3	1	0.25
(1,13)	1:A:76:GLN:O	2:C:3:A:N6	1	0.25
(1,13)	1:A:76:GLN:O	2:C:3:A:N7	1	0.25
(1,13)	1:A:76:GLN:O	2:C:3:A:N9	1	0.25
(1,13)	1:A:76:GLN:O	2:C:3:A:O2'	1	0.25
(1,13)	1:A:76:GLN:O	2:C:3:A:O3'	1	0.25
(1,13)	1:A:76:GLN:O	2:C:3:A:O4'	1	0.25
(1,13)	1:A:76:GLN:O	2:C:3:A:O5'	1	0.25

Continued on next page...

Continued from previous page...

Key	Atom-1	Atom-2	Model ID	Violation (Å)
(1,13)	1:A:76:GLN:O	2:C:3:A:OP1	1	0.25
(1,13)	1:A:76:GLN:O	2:C:3:A:OP2	1	0.25
(1,13)	1:A:76:GLN:O	2:C:3:A:P	1	0.25
(1,13)	1:A:76:GLN:O	2:C:4:C:C1'	1	0.25
(1,13)	1:A:76:GLN:O	2:C:4:C:C2	1	0.25
(1,13)	1:A:76:GLN:O	2:C:4:C:C2'	1	0.25
(1,13)	1:A:76:GLN:O	2:C:4:C:C3'	1	0.25
(1,13)	1:A:76:GLN:O	2:C:4:C:C4	1	0.25
(1,13)	1:A:76:GLN:O	2:C:4:C:C4'	1	0.25
(1,13)	1:A:76:GLN:O	2:C:4:C:C5	1	0.25
(1,13)	1:A:76:GLN:O	2:C:4:C:C5'	1	0.25
(1,13)	1:A:76:GLN:O	2:C:4:C:C6	1	0.25
(1,13)	1:A:76:GLN:O	2:C:4:C:H1'	1	0.25
(1,13)	1:A:76:GLN:O	2:C:4:C:H2'	1	0.25
(1,13)	1:A:76:GLN:O	2:C:4:C:H3'	1	0.25
(1,13)	1:A:76:GLN:O	2:C:4:C:H4'	1	0.25
(1,13)	1:A:76:GLN:O	2:C:4:C:H41	1	0.25
(1,13)	1:A:76:GLN:O	2:C:4:C:H42	1	0.25
(1,13)	1:A:76:GLN:O	2:C:4:C:H5	1	0.25
(1,13)	1:A:76:GLN:O	2:C:4:C:H5'	1	0.25
(1,13)	1:A:76:GLN:O	2:C:4:C:H5''	1	0.25
(1,13)	1:A:76:GLN:O	2:C:4:C:H6	1	0.25
(1,13)	1:A:76:GLN:O	2:C:4:C:HO2'	1	0.25
(1,13)	1:A:76:GLN:O	2:C:4:C:N1	1	0.25
(1,13)	1:A:76:GLN:O	2:C:4:C:N3	1	0.25
(1,13)	1:A:76:GLN:O	2:C:4:C:N4	1	0.25
(1,13)	1:A:76:GLN:O	2:C:4:C:O2	1	0.25
(1,13)	1:A:76:GLN:O	2:C:4:C:O2'	1	0.25
(1,13)	1:A:76:GLN:O	2:C:4:C:O3'	1	0.25
(1,13)	1:A:76:GLN:O	2:C:4:C:O4'	1	0.25
(1,13)	1:A:76:GLN:O	2:C:4:C:O5'	1	0.25
(1,13)	1:A:76:GLN:O	2:C:4:C:OP1	1	0.25
(1,13)	1:A:76:GLN:O	2:C:4:C:OP2	1	0.25
(1,13)	1:A:76:GLN:O	2:C:4:C:P	1	0.25
(1,13)	1:A:76:GLN:O	2:C:5:A:C1'	1	0.25
(1,13)	1:A:76:GLN:O	2:C:5:A:C2	1	0.25
(1,13)	1:A:76:GLN:O	2:C:5:A:C2'	1	0.25
(1,13)	1:A:76:GLN:O	2:C:5:A:C3'	1	0.25
(1,13)	1:A:76:GLN:O	2:C:5:A:C4	1	0.25
(1,13)	1:A:76:GLN:O	2:C:5:A:C4'	1	0.25
(1,13)	1:A:76:GLN:O	2:C:5:A:C5	1	0.25
(1,13)	1:A:76:GLN:O	2:C:5:A:C5'	1	0.25

Continued on next page...

Continued from previous page...

Key	Atom-1	Atom-2	Model ID	Violation (Å)
(1,13)	1:A:76:GLN:O	2:C:5:A:C6	1	0.25
(1,13)	1:A:76:GLN:O	2:C:5:A:C8	1	0.25
(1,13)	1:A:76:GLN:O	2:C:5:A:H1'	1	0.25
(1,13)	1:A:76:GLN:O	2:C:5:A:H2	1	0.25
(1,13)	1:A:76:GLN:O	2:C:5:A:H2'	1	0.25
(1,13)	1:A:76:GLN:O	2:C:5:A:H3'	1	0.25
(1,13)	1:A:76:GLN:O	2:C:5:A:H4'	1	0.25
(1,13)	1:A:76:GLN:O	2:C:5:A:H5'	1	0.25
(1,13)	1:A:76:GLN:O	2:C:5:A:H5''	1	0.25
(1,13)	1:A:76:GLN:O	2:C:5:A:H61	1	0.25
(1,13)	1:A:76:GLN:O	2:C:5:A:H62	1	0.25
(1,13)	1:A:76:GLN:O	2:C:5:A:H8	1	0.25
(1,13)	1:A:76:GLN:O	2:C:5:A:HO2'	1	0.25
(1,13)	1:A:76:GLN:O	2:C:5:A:N1	1	0.25
(1,13)	1:A:76:GLN:O	2:C:5:A:N3	1	0.25
(1,13)	1:A:76:GLN:O	2:C:5:A:N6	1	0.25
(1,13)	1:A:76:GLN:O	2:C:5:A:N7	1	0.25
(1,13)	1:A:76:GLN:O	2:C:5:A:N9	1	0.25
(1,13)	1:A:76:GLN:O	2:C:5:A:O2'	1	0.25
(1,13)	1:A:76:GLN:O	2:C:5:A:O3'	1	0.25
(1,13)	1:A:76:GLN:O	2:C:5:A:O4'	1	0.25
(1,13)	1:A:76:GLN:O	2:C:5:A:O5'	1	0.25
(1,13)	1:A:76:GLN:O	2:C:5:A:OP1	1	0.25
(1,13)	1:A:76:GLN:O	2:C:5:A:OP2	1	0.25
(1,13)	1:A:76:GLN:O	2:C:5:A:P	1	0.25
(1,13)	1:A:76:GLN:OE1	2:C:1:A:C1'	1	0.25
(1,13)	1:A:76:GLN:OE1	2:C:1:A:C2	1	0.25
(1,13)	1:A:76:GLN:OE1	2:C:1:A:C2'	1	0.25
(1,13)	1:A:76:GLN:OE1	2:C:1:A:C3'	1	0.25
(1,13)	1:A:76:GLN:OE1	2:C:1:A:C4	1	0.25
(1,13)	1:A:76:GLN:OE1	2:C:1:A:C4'	1	0.25
(1,13)	1:A:76:GLN:OE1	2:C:1:A:C5	1	0.25
(1,13)	1:A:76:GLN:OE1	2:C:1:A:C5'	1	0.25
(1,13)	1:A:76:GLN:OE1	2:C:1:A:C6	1	0.25
(1,13)	1:A:76:GLN:OE1	2:C:1:A:C8	1	0.25
(1,13)	1:A:76:GLN:OE1	2:C:1:A:H1'	1	0.25
(1,13)	1:A:76:GLN:OE1	2:C:1:A:H2	1	0.25
(1,13)	1:A:76:GLN:OE1	2:C:1:A:H2'	1	0.25
(1,13)	1:A:76:GLN:OE1	2:C:1:A:H3'	1	0.25
(1,13)	1:A:76:GLN:OE1	2:C:1:A:H4'	1	0.25
(1,13)	1:A:76:GLN:OE1	2:C:1:A:H5'	1	0.25
(1,13)	1:A:76:GLN:OE1	2:C:1:A:H5''	1	0.25

Continued on next page...

Continued from previous page...

Key	Atom-1	Atom-2	Model ID	Violation (Å)
(1,13)	1:A:76:GLN:OE1	2:C:1:A:H61	1	0.25
(1,13)	1:A:76:GLN:OE1	2:C:1:A:H62	1	0.25
(1,13)	1:A:76:GLN:OE1	2:C:1:A:H8	1	0.25
(1,13)	1:A:76:GLN:OE1	2:C:1:A:HO2'	1	0.25
(1,13)	1:A:76:GLN:OE1	2:C:1:A:N1	1	0.25
(1,13)	1:A:76:GLN:OE1	2:C:1:A:N3	1	0.25
(1,13)	1:A:76:GLN:OE1	2:C:1:A:N6	1	0.25
(1,13)	1:A:76:GLN:OE1	2:C:1:A:N7	1	0.25
(1,13)	1:A:76:GLN:OE1	2:C:1:A:N9	1	0.25
(1,13)	1:A:76:GLN:OE1	2:C:1:A:O2'	1	0.25
(1,13)	1:A:76:GLN:OE1	2:C:1:A:O3'	1	0.25
(1,13)	1:A:76:GLN:OE1	2:C:1:A:O4'	1	0.25
(1,13)	1:A:76:GLN:OE1	2:C:1:A:O5'	1	0.25
(1,13)	1:A:76:GLN:OE1	2:C:2:U:C1'	1	0.25
(1,13)	1:A:76:GLN:OE1	2:C:2:U:C2	1	0.25
(1,13)	1:A:76:GLN:OE1	2:C:2:U:C2'	1	0.25
(1,13)	1:A:76:GLN:OE1	2:C:2:U:C3'	1	0.25
(1,13)	1:A:76:GLN:OE1	2:C:2:U:C4	1	0.25
(1,13)	1:A:76:GLN:OE1	2:C:2:U:C4'	1	0.25
(1,13)	1:A:76:GLN:OE1	2:C:2:U:C5	1	0.25
(1,13)	1:A:76:GLN:OE1	2:C:2:U:C5'	1	0.25
(1,13)	1:A:76:GLN:OE1	2:C:2:U:C6	1	0.25
(1,13)	1:A:76:GLN:OE1	2:C:2:U:H1'	1	0.25
(1,13)	1:A:76:GLN:OE1	2:C:2:U:H2'	1	0.25
(1,13)	1:A:76:GLN:OE1	2:C:2:U:H3	1	0.25
(1,13)	1:A:76:GLN:OE1	2:C:2:U:H3'	1	0.25
(1,13)	1:A:76:GLN:OE1	2:C:2:U:H4'	1	0.25
(1,13)	1:A:76:GLN:OE1	2:C:2:U:H5	1	0.25
(1,13)	1:A:76:GLN:OE1	2:C:2:U:H5'	1	0.25
(1,13)	1:A:76:GLN:OE1	2:C:2:U:H5''	1	0.25
(1,13)	1:A:76:GLN:OE1	2:C:2:U:H6	1	0.25
(1,13)	1:A:76:GLN:OE1	2:C:2:U:HO2'	1	0.25
(1,13)	1:A:76:GLN:OE1	2:C:2:U:N1	1	0.25
(1,13)	1:A:76:GLN:OE1	2:C:2:U:N3	1	0.25
(1,13)	1:A:76:GLN:OE1	2:C:2:U:O2	1	0.25
(1,13)	1:A:76:GLN:OE1	2:C:2:U:O2'	1	0.25
(1,13)	1:A:76:GLN:OE1	2:C:2:U:O3'	1	0.25
(1,13)	1:A:76:GLN:OE1	2:C:2:U:O4	1	0.25
(1,13)	1:A:76:GLN:OE1	2:C:2:U:O4'	1	0.25
(1,13)	1:A:76:GLN:OE1	2:C:2:U:O5'	1	0.25
(1,13)	1:A:76:GLN:OE1	2:C:2:U:OP1	1	0.25
(1,13)	1:A:76:GLN:OE1	2:C:2:U:OP2	1	0.25

Continued on next page...

Continued from previous page...

Key	Atom-1	Atom-2	Model ID	Violation (Å)
(1,13)	1:A:76:GLN:OE1	2:C:2:U:P	1	0.25
(1,13)	1:A:76:GLN:OE1	2:C:3:A:C1'	1	0.25
(1,13)	1:A:76:GLN:OE1	2:C:3:A:C2	1	0.25
(1,13)	1:A:76:GLN:OE1	2:C:3:A:C2'	1	0.25
(1,13)	1:A:76:GLN:OE1	2:C:3:A:C3'	1	0.25
(1,13)	1:A:76:GLN:OE1	2:C:3:A:C4	1	0.25
(1,13)	1:A:76:GLN:OE1	2:C:3:A:C4'	1	0.25
(1,13)	1:A:76:GLN:OE1	2:C:3:A:C5	1	0.25
(1,13)	1:A:76:GLN:OE1	2:C:3:A:C5'	1	0.25
(1,13)	1:A:76:GLN:OE1	2:C:3:A:C6	1	0.25
(1,13)	1:A:76:GLN:OE1	2:C:3:A:C8	1	0.25
(1,13)	1:A:76:GLN:OE1	2:C:3:A:H1'	1	0.25
(1,13)	1:A:76:GLN:OE1	2:C:3:A:H2	1	0.25
(1,13)	1:A:76:GLN:OE1	2:C:3:A:H2'	1	0.25
(1,13)	1:A:76:GLN:OE1	2:C:3:A:H3'	1	0.25
(1,13)	1:A:76:GLN:OE1	2:C:3:A:H4'	1	0.25
(1,13)	1:A:76:GLN:OE1	2:C:3:A:H5'	1	0.25
(1,13)	1:A:76:GLN:OE1	2:C:3:A:H5''	1	0.25
(1,13)	1:A:76:GLN:OE1	2:C:3:A:H61	1	0.25
(1,13)	1:A:76:GLN:OE1	2:C:3:A:H62	1	0.25
(1,13)	1:A:76:GLN:OE1	2:C:3:A:H8	1	0.25
(1,13)	1:A:76:GLN:OE1	2:C:3:A:HO2'	1	0.25
(1,13)	1:A:76:GLN:OE1	2:C:3:A:N1	1	0.25
(1,13)	1:A:76:GLN:OE1	2:C:3:A:N3	1	0.25
(1,13)	1:A:76:GLN:OE1	2:C:3:A:N6	1	0.25
(1,13)	1:A:76:GLN:OE1	2:C:3:A:N7	1	0.25
(1,13)	1:A:76:GLN:OE1	2:C:3:A:N9	1	0.25
(1,13)	1:A:76:GLN:OE1	2:C:3:A:O2'	1	0.25
(1,13)	1:A:76:GLN:OE1	2:C:3:A:O3'	1	0.25
(1,13)	1:A:76:GLN:OE1	2:C:3:A:O4'	1	0.25
(1,13)	1:A:76:GLN:OE1	2:C:3:A:O5'	1	0.25
(1,13)	1:A:76:GLN:OE1	2:C:3:A:OP1	1	0.25
(1,13)	1:A:76:GLN:OE1	2:C:3:A:OP2	1	0.25
(1,13)	1:A:76:GLN:OE1	2:C:3:A:P	1	0.25
(1,13)	1:A:76:GLN:OE1	2:C:4:C:C1'	1	0.25
(1,13)	1:A:76:GLN:OE1	2:C:4:C:C2	1	0.25
(1,13)	1:A:76:GLN:OE1	2:C:4:C:C2'	1	0.25
(1,13)	1:A:76:GLN:OE1	2:C:4:C:C3'	1	0.25
(1,13)	1:A:76:GLN:OE1	2:C:4:C:C4	1	0.25
(1,13)	1:A:76:GLN:OE1	2:C:4:C:C4'	1	0.25
(1,13)	1:A:76:GLN:OE1	2:C:4:C:C5	1	0.25
(1,13)	1:A:76:GLN:OE1	2:C:4:C:C5'	1	0.25

Continued on next page...

Continued from previous page...

Key	Atom-1	Atom-2	Model ID	Violation (Å)
(1,13)	1:A:76:GLN:OE1	2:C:4:C:C6	1	0.25
(1,13)	1:A:76:GLN:OE1	2:C:4:C:H1'	1	0.25
(1,13)	1:A:76:GLN:OE1	2:C:4:C:H2'	1	0.25
(1,13)	1:A:76:GLN:OE1	2:C:4:C:H3'	1	0.25
(1,13)	1:A:76:GLN:OE1	2:C:4:C:H4'	1	0.25
(1,13)	1:A:76:GLN:OE1	2:C:4:C:H41	1	0.25
(1,13)	1:A:76:GLN:OE1	2:C:4:C:H42	1	0.25
(1,13)	1:A:76:GLN:OE1	2:C:4:C:H5	1	0.25
(1,13)	1:A:76:GLN:OE1	2:C:4:C:H5'	1	0.25
(1,13)	1:A:76:GLN:OE1	2:C:4:C:H5''	1	0.25
(1,13)	1:A:76:GLN:OE1	2:C:4:C:H6	1	0.25
(1,13)	1:A:76:GLN:OE1	2:C:4:C:HO2'	1	0.25
(1,13)	1:A:76:GLN:OE1	2:C:4:C:N1	1	0.25
(1,13)	1:A:76:GLN:OE1	2:C:4:C:N3	1	0.25
(1,13)	1:A:76:GLN:OE1	2:C:4:C:N4	1	0.25
(1,13)	1:A:76:GLN:OE1	2:C:4:C:O2	1	0.25
(1,13)	1:A:76:GLN:OE1	2:C:4:C:O2'	1	0.25
(1,13)	1:A:76:GLN:OE1	2:C:4:C:O3'	1	0.25
(1,13)	1:A:76:GLN:OE1	2:C:4:C:O4'	1	0.25
(1,13)	1:A:76:GLN:OE1	2:C:4:C:O5'	1	0.25
(1,13)	1:A:76:GLN:OE1	2:C:4:C:OP1	1	0.25
(1,13)	1:A:76:GLN:OE1	2:C:4:C:OP2	1	0.25
(1,13)	1:A:76:GLN:OE1	2:C:4:C:P	1	0.25
(1,13)	1:A:76:GLN:OE1	2:C:5:A:C1'	1	0.25
(1,13)	1:A:76:GLN:OE1	2:C:5:A:C2	1	0.25
(1,13)	1:A:76:GLN:OE1	2:C:5:A:C2'	1	0.25
(1,13)	1:A:76:GLN:OE1	2:C:5:A:C3'	1	0.25
(1,13)	1:A:76:GLN:OE1	2:C:5:A:C4	1	0.25
(1,13)	1:A:76:GLN:OE1	2:C:5:A:C4'	1	0.25
(1,13)	1:A:76:GLN:OE1	2:C:5:A:C5	1	0.25
(1,13)	1:A:76:GLN:OE1	2:C:5:A:C5'	1	0.25
(1,13)	1:A:76:GLN:OE1	2:C:5:A:C6	1	0.25
(1,13)	1:A:76:GLN:OE1	2:C:5:A:C8	1	0.25
(1,13)	1:A:76:GLN:OE1	2:C:5:A:H1'	1	0.25
(1,13)	1:A:76:GLN:OE1	2:C:5:A:H2	1	0.25
(1,13)	1:A:76:GLN:OE1	2:C:5:A:H2'	1	0.25
(1,13)	1:A:76:GLN:OE1	2:C:5:A:H3'	1	0.25
(1,13)	1:A:76:GLN:OE1	2:C:5:A:H4'	1	0.25
(1,13)	1:A:76:GLN:OE1	2:C:5:A:H5'	1	0.25
(1,13)	1:A:76:GLN:OE1	2:C:5:A:H5''	1	0.25
(1,13)	1:A:76:GLN:OE1	2:C:5:A:H61	1	0.25
(1,13)	1:A:76:GLN:OE1	2:C:5:A:H62	1	0.25

Continued on next page...

Continued from previous page...

Key	Atom-1	Atom-2	Model ID	Violation (Å)
(1,13)	1:A:76:GLN:OE1	2:C:5:A:H8	1	0.25
(1,13)	1:A:76:GLN:OE1	2:C:5:A:HO2'	1	0.25
(1,13)	1:A:76:GLN:OE1	2:C:5:A:N1	1	0.25
(1,13)	1:A:76:GLN:OE1	2:C:5:A:N3	1	0.25
(1,13)	1:A:76:GLN:OE1	2:C:5:A:N6	1	0.25
(1,13)	1:A:76:GLN:OE1	2:C:5:A:N7	1	0.25
(1,13)	1:A:76:GLN:OE1	2:C:5:A:N9	1	0.25
(1,13)	1:A:76:GLN:OE1	2:C:5:A:O2'	1	0.25
(1,13)	1:A:76:GLN:OE1	2:C:5:A:O3'	1	0.25
(1,13)	1:A:76:GLN:OE1	2:C:5:A:O4'	1	0.25
(1,13)	1:A:76:GLN:OE1	2:C:5:A:O5'	1	0.25
(1,13)	1:A:76:GLN:OE1	2:C:5:A:OP1	1	0.25
(1,13)	1:A:76:GLN:OE1	2:C:5:A:OP2	1	0.25
(1,13)	1:A:76:GLN:OE1	2:C:5:A:P	1	0.25
(1,15)	2:C:2:U:H3	1:A:8:LEU:N	8	0.24
(1,15)	2:C:2:U:H3	1:A:8:LEU:O	8	0.24
(1,15)	2:C:2:U:H3	1:A:10:SER:N	8	0.24
(1,15)	2:C:2:U:H3	1:A:10:SER:O	8	0.24
(1,15)	2:C:2:U:H3	1:A:10:SER:OG	8	0.24
(1,15)	2:C:2:U:H3	1:A:12:ASP:N	8	0.24
(1,15)	2:C:2:U:H3	1:A:12:ASP:O	8	0.24
(1,15)	2:C:2:U:H3	1:A:12:ASP:OD1	8	0.24
(1,15)	2:C:2:U:H3	1:A:12:ASP:OD2	8	0.24
(1,15)	2:C:2:U:H3	1:A:13:PRO:N	8	0.24
(1,15)	2:C:2:U:H3	1:A:13:PRO:O	8	0.24
(1,15)	2:C:2:U:H3	1:A:14:THR:N	8	0.24
(1,15)	2:C:2:U:H3	1:A:14:THR:O	8	0.24
(1,15)	2:C:2:U:H3	1:A:14:THR:OG1	8	0.24
(1,15)	2:C:2:U:H3	1:A:15:ALA:N	8	0.24
(1,15)	2:C:2:U:H3	1:A:15:ALA:O	8	0.24
(1,15)	2:C:2:U:H3	1:A:16:GLY:N	8	0.24
(1,15)	2:C:2:U:H3	1:A:16:GLY:O	8	0.24
(1,15)	2:C:2:U:H3	1:A:17:HIS:N	8	0.24
(1,15)	2:C:2:U:H3	1:A:17:HIS:ND1	8	0.24
(1,15)	2:C:2:U:H3	1:A:17:HIS:NE2	8	0.24
(1,15)	2:C:2:U:H3	1:A:17:HIS:O	8	0.24
(1,15)	2:C:2:U:H3	1:A:19:GLN:N	8	0.24
(1,15)	2:C:2:U:H3	1:A:19:GLN:NE2	8	0.24
(1,15)	2:C:2:U:H3	1:A:19:GLN:O	8	0.24
(1,15)	2:C:2:U:H3	1:A:19:GLN:OE1	8	0.24
(1,15)	2:C:2:U:H3	1:A:20:GLN:N	8	0.24
(1,15)	2:C:2:U:H3	1:A:20:GLN:NE2	8	0.24

Continued on next page...

Continued from previous page...

Key	Atom-1	Atom-2	Model ID	Violation (Å)
(1,15)	2:C:2:U:H3	1:A:20:GLN:O	8	0.24
(1,15)	2:C:2:U:H3	1:A:20:GLN:OE1	8	0.24
(1,15)	2:C:2:U:H3	1:A:21:GLY:N	8	0.24
(1,15)	2:C:2:U:H3	1:A:21:GLY:O	8	0.24
(1,15)	2:C:2:U:H3	1:A:22:THR:N	8	0.24
(1,15)	2:C:2:U:H3	1:A:22:THR:O	8	0.24
(1,15)	2:C:2:U:H3	1:A:22:THR:OG1	8	0.24
(1,15)	2:C:2:U:H3	1:A:23:ARG:N	8	0.24
(1,15)	2:C:2:U:H3	1:A:23:ARG:NE	8	0.24
(1,15)	2:C:2:U:H3	1:A:23:ARG:NH1	8	0.24
(1,15)	2:C:2:U:H3	1:A:23:ARG:NH2	8	0.24
(1,15)	2:C:2:U:H3	1:A:23:ARG:O	8	0.24
(1,15)	2:C:2:U:H3	1:A:24:PRO:N	8	0.24
(1,15)	2:C:2:U:H3	1:A:24:PRO:O	8	0.24
(1,15)	2:C:2:U:H3	1:A:45:VAL:N	8	0.24
(1,15)	2:C:2:U:H3	1:A:45:VAL:O	8	0.24
(1,15)	2:C:2:U:H3	1:A:46:THR:N	8	0.24
(1,15)	2:C:2:U:H3	1:A:46:THR:O	8	0.24
(1,15)	2:C:2:U:H3	1:A:46:THR:OG1	8	0.24
(1,15)	2:C:2:U:H3	1:A:47:SER:N	8	0.24
(1,15)	2:C:2:U:H3	1:A:47:SER:O	8	0.24
(1,15)	2:C:2:U:H3	1:A:47:SER:OG	8	0.24
(1,15)	2:C:2:U:H3	1:A:48:GLY:N	8	0.24
(1,15)	2:C:2:U:H3	1:A:48:GLY:O	8	0.24
(1,15)	2:C:2:U:H3	1:A:49:GLY:N	8	0.24
(1,15)	2:C:2:U:H3	1:A:49:GLY:O	8	0.24
(1,15)	2:C:2:U:H3	1:A:50:ASN:N	8	0.24
(1,15)	2:C:2:U:H3	1:A:50:ASN:ND2	8	0.24
(1,15)	2:C:2:U:H3	1:A:50:ASN:O	8	0.24
(1,15)	2:C:2:U:H3	1:A:50:ASN:OD1	8	0.24
(1,15)	2:C:2:U:H3	1:A:51:PHE:N	8	0.24
(1,15)	2:C:2:U:H3	1:A:51:PHE:O	8	0.24
(1,15)	2:C:2:U:H3	1:A:52:ALA:N	8	0.24
(1,15)	2:C:2:U:H3	1:A:52:ALA:O	8	0.24
(1,15)	2:C:2:U:H3	1:A:53:ARG:N	8	0.24
(1,15)	2:C:2:U:H3	1:A:53:ARG:NE	8	0.24
(1,15)	2:C:2:U:H3	1:A:53:ARG:NH1	8	0.24
(1,15)	2:C:2:U:H3	1:A:53:ARG:NH2	8	0.24
(1,15)	2:C:2:U:H3	1:A:53:ARG:O	8	0.24
(1,15)	2:C:2:U:H3	1:A:54:THR:N	8	0.24
(1,15)	2:C:2:U:H3	1:A:54:THR:O	8	0.24
(1,15)	2:C:2:U:H3	1:A:54:THR:OG1	8	0.24

Continued on next page...

Continued from previous page...

Key	Atom-1	Atom-2	Model ID	Violation (Å)
(1,15)	2:C:2:U:H3	1:A:55:ALA:N	8	0.24
(1,15)	2:C:2:U:H3	1:A:55:ALA:O	8	0.24
(1,15)	2:C:2:U:H3	1:A:56:GLY:N	8	0.24
(1,15)	2:C:2:U:H3	1:A:56:GLY:O	8	0.24
(1,15)	2:C:2:U:H3	1:A:57:PHE:N	8	0.24
(1,15)	2:C:2:U:H3	1:A:57:PHE:O	8	0.24
(1,15)	2:C:2:U:H3	1:A:58:ALA:N	8	0.24
(1,15)	2:C:2:U:H3	1:A:58:ALA:O	8	0.24
(1,15)	2:C:2:U:H3	1:A:60:SER:N	8	0.24
(1,15)	2:C:2:U:H3	1:A:60:SER:O	8	0.24
(1,15)	2:C:2:U:H3	1:A:60:SER:OG	8	0.24
(1,15)	2:C:2:U:H3	1:A:62:ASP:N	8	0.24
(1,15)	2:C:2:U:H3	1:A:62:ASP:O	8	0.24
(1,15)	2:C:2:U:H3	1:A:62:ASP:OD1	8	0.24
(1,15)	2:C:2:U:H3	1:A:62:ASP:OD2	8	0.24
(1,15)	2:C:2:U:H3	1:A:66:ILE:N	8	0.24
(1,15)	2:C:2:U:H3	1:A:66:ILE:O	8	0.24
(1,15)	2:C:2:U:H3	1:A:67:ARG:N	8	0.24
(1,15)	2:C:2:U:H3	1:A:67:ARG:NE	8	0.24
(1,15)	2:C:2:U:H3	1:A:67:ARG:NH1	8	0.24
(1,15)	2:C:2:U:H3	1:A:67:ARG:NH2	8	0.24
(1,15)	2:C:2:U:H3	1:A:67:ARG:O	8	0.24
(1,15)	2:C:2:U:H3	1:A:68:THR:N	8	0.24
(1,15)	2:C:2:U:H3	1:A:68:THR:O	8	0.24
(1,15)	2:C:2:U:H3	1:A:68:THR:OG1	8	0.24
(1,15)	2:C:2:U:H3	1:A:69:THR:N	8	0.24
(1,15)	2:C:2:U:H3	1:A:69:THR:O	8	0.24
(1,15)	2:C:2:U:H3	1:A:69:THR:OG1	8	0.24
(1,15)	2:C:2:U:H3	1:A:70:GLY:N	8	0.24
(1,15)	2:C:2:U:H3	1:A:70:GLY:O	8	0.24
(1,15)	2:C:2:U:H3	1:A:71:VAL:N	8	0.24
(1,15)	2:C:2:U:H3	1:A:71:VAL:O	8	0.24
(1,15)	2:C:2:U:H3	1:A:73:ARG:N	8	0.24
(1,15)	2:C:2:U:H3	1:A:73:ARG:NE	8	0.24
(1,15)	2:C:2:U:H3	1:A:73:ARG:NH1	8	0.24
(1,15)	2:C:2:U:H3	1:A:73:ARG:NH2	8	0.24
(1,15)	2:C:2:U:H3	1:A:73:ARG:O	8	0.24
(1,15)	2:C:2:U:H3	1:A:75:ASP:N	8	0.24
(1,15)	2:C:2:U:H3	1:A:75:ASP:O	8	0.24
(1,15)	2:C:2:U:H3	1:A:75:ASP:OD1	8	0.24
(1,15)	2:C:2:U:H3	1:A:75:ASP:OD2	8	0.24
(1,15)	2:C:2:U:H3	1:A:76:GLN:N	8	0.24

Continued on next page...

Continued from previous page...

Key	Atom-1	Atom-2	Model ID	Violation (Å)
(1,15)	2:C:2:U:H3	1:A:76:GLN:NE2	8	0.24
(1,15)	2:C:2:U:H3	1:A:76:GLN:O	8	0.24
(1,15)	2:C:2:U:H3	1:A:76:GLN:OE1	8	0.24
(1,15)	2:C:2:U:H3	1:A:85:ARG:N	8	0.24
(1,15)	2:C:2:U:H3	1:A:85:ARG:NE	8	0.24
(1,15)	2:C:2:U:H3	1:A:85:ARG:NH1	8	0.24
(1,15)	2:C:2:U:H3	1:A:85:ARG:NH2	8	0.24
(1,15)	2:C:2:U:H3	1:A:85:ARG:O	8	0.24
(1,15)	2:C:2:U:H3	1:A:100:GLU:N	8	0.24
(1,15)	2:C:2:U:H3	1:A:100:GLU:O	8	0.24
(1,15)	2:C:2:U:H3	1:A:100:GLU:OE1	8	0.24
(1,15)	2:C:2:U:H3	1:A:100:GLU:OE2	8	0.24
(1,15)	2:C:2:U:H3	1:A:104:ARG:N	8	0.24
(1,15)	2:C:2:U:H3	1:A:104:ARG:NE	8	0.24
(1,15)	2:C:2:U:H3	1:A:104:ARG:NH1	8	0.24
(1,15)	2:C:2:U:H3	1:A:104:ARG:NH2	8	0.24
(1,15)	2:C:2:U:H3	1:A:104:ARG:O	8	0.24
(2,1)	2:C:2:U:HO2'	2:C:3:A:OP2	8	0.23
(1,13)	1:A:76:GLN:C	2:C:1:A:C1'	3	0.23
(1,13)	1:A:76:GLN:C	2:C:1:A:C2	3	0.23
(1,13)	1:A:76:GLN:C	2:C:1:A:C2'	3	0.23
(1,13)	1:A:76:GLN:C	2:C:1:A:C3'	3	0.23
(1,13)	1:A:76:GLN:C	2:C:1:A:C4	3	0.23
(1,13)	1:A:76:GLN:C	2:C:1:A:C4'	3	0.23
(1,13)	1:A:76:GLN:C	2:C:1:A:C5	3	0.23
(1,13)	1:A:76:GLN:C	2:C:1:A:C5'	3	0.23
(1,13)	1:A:76:GLN:C	2:C:1:A:C6	3	0.23
(1,13)	1:A:76:GLN:C	2:C:1:A:C8	3	0.23
(1,13)	1:A:76:GLN:C	2:C:1:A:H1'	3	0.23
(1,13)	1:A:76:GLN:C	2:C:1:A:H2	3	0.23
(1,13)	1:A:76:GLN:C	2:C:1:A:H2'	3	0.23
(1,13)	1:A:76:GLN:C	2:C:1:A:H3'	3	0.23
(1,13)	1:A:76:GLN:C	2:C:1:A:H4'	3	0.23
(1,13)	1:A:76:GLN:C	2:C:1:A:H5'	3	0.23
(1,13)	1:A:76:GLN:C	2:C:1:A:H5''	3	0.23
(1,13)	1:A:76:GLN:C	2:C:1:A:H61	3	0.23
(1,13)	1:A:76:GLN:C	2:C:1:A:H62	3	0.23
(1,13)	1:A:76:GLN:C	2:C:1:A:H8	3	0.23
(1,13)	1:A:76:GLN:C	2:C:1:A:HO2'	3	0.23
(1,13)	1:A:76:GLN:C	2:C:1:A:N1	3	0.23
(1,13)	1:A:76:GLN:C	2:C:1:A:N3	3	0.23
(1,13)	1:A:76:GLN:C	2:C:1:A:N6	3	0.23

Continued on next page...

Continued from previous page...

Key	Atom-1	Atom-2	Model ID	Violation (Å)
(1,13)	1:A:76:GLN:C	2:C:1:A:N7	3	0.23
(1,13)	1:A:76:GLN:C	2:C:1:A:N9	3	0.23
(1,13)	1:A:76:GLN:C	2:C:1:A:O2'	3	0.23
(1,13)	1:A:76:GLN:C	2:C:1:A:O3'	3	0.23
(1,13)	1:A:76:GLN:C	2:C:1:A:O4'	3	0.23
(1,13)	1:A:76:GLN:C	2:C:1:A:O5'	3	0.23
(1,13)	1:A:76:GLN:C	2:C:2:U:C1'	3	0.23
(1,13)	1:A:76:GLN:C	2:C:2:U:C2	3	0.23
(1,13)	1:A:76:GLN:C	2:C:2:U:C2'	3	0.23
(1,13)	1:A:76:GLN:C	2:C:2:U:C3'	3	0.23
(1,13)	1:A:76:GLN:C	2:C:2:U:C4	3	0.23
(1,13)	1:A:76:GLN:C	2:C:2:U:C4'	3	0.23
(1,13)	1:A:76:GLN:C	2:C:2:U:C5	3	0.23
(1,13)	1:A:76:GLN:C	2:C:2:U:C5'	3	0.23
(1,13)	1:A:76:GLN:C	2:C:2:U:C6	3	0.23
(1,13)	1:A:76:GLN:C	2:C:2:U:H1'	3	0.23
(1,13)	1:A:76:GLN:C	2:C:2:U:H2'	3	0.23
(1,13)	1:A:76:GLN:C	2:C:2:U:H3	3	0.23
(1,13)	1:A:76:GLN:C	2:C:2:U:H3'	3	0.23
(1,13)	1:A:76:GLN:C	2:C:2:U:H4'	3	0.23
(1,13)	1:A:76:GLN:C	2:C:2:U:H5	3	0.23
(1,13)	1:A:76:GLN:C	2:C:2:U:H5'	3	0.23
(1,13)	1:A:76:GLN:C	2:C:2:U:H5''	3	0.23
(1,13)	1:A:76:GLN:C	2:C:2:U:H6	3	0.23
(1,13)	1:A:76:GLN:C	2:C:2:U:HO2'	3	0.23
(1,13)	1:A:76:GLN:C	2:C:2:U:N1	3	0.23
(1,13)	1:A:76:GLN:C	2:C:2:U:N3	3	0.23
(1,13)	1:A:76:GLN:C	2:C:2:U:O2	3	0.23
(1,13)	1:A:76:GLN:C	2:C:2:U:O2'	3	0.23
(1,13)	1:A:76:GLN:C	2:C:2:U:O3'	3	0.23
(1,13)	1:A:76:GLN:C	2:C:2:U:O4	3	0.23
(1,13)	1:A:76:GLN:C	2:C:2:U:O4'	3	0.23
(1,13)	1:A:76:GLN:C	2:C:2:U:O5'	3	0.23
(1,13)	1:A:76:GLN:C	2:C:2:U:OP1	3	0.23
(1,13)	1:A:76:GLN:C	2:C:2:U:OP2	3	0.23
(1,13)	1:A:76:GLN:C	2:C:2:U:P	3	0.23
(1,13)	1:A:76:GLN:C	2:C:3:A:C1'	3	0.23
(1,13)	1:A:76:GLN:C	2:C:3:A:C2	3	0.23
(1,13)	1:A:76:GLN:C	2:C:3:A:C2'	3	0.23
(1,13)	1:A:76:GLN:C	2:C:3:A:C3'	3	0.23
(1,13)	1:A:76:GLN:C	2:C:3:A:C4	3	0.23
(1,13)	1:A:76:GLN:C	2:C:3:A:C4'	3	0.23

Continued on next page...

Continued from previous page...

Key	Atom-1	Atom-2	Model ID	Violation (Å)
(1,13)	1:A:76:GLN:C	2:C:3:A:C5	3	0.23
(1,13)	1:A:76:GLN:C	2:C:3:A:C5'	3	0.23
(1,13)	1:A:76:GLN:C	2:C:3:A:C6	3	0.23
(1,13)	1:A:76:GLN:C	2:C:3:A:C8	3	0.23
(1,13)	1:A:76:GLN:C	2:C:3:A:H1'	3	0.23
(1,13)	1:A:76:GLN:C	2:C:3:A:H2	3	0.23
(1,13)	1:A:76:GLN:C	2:C:3:A:H2'	3	0.23
(1,13)	1:A:76:GLN:C	2:C:3:A:H3'	3	0.23
(1,13)	1:A:76:GLN:C	2:C:3:A:H4'	3	0.23
(1,13)	1:A:76:GLN:C	2:C:3:A:H5'	3	0.23
(1,13)	1:A:76:GLN:C	2:C:3:A:H5''	3	0.23
(1,13)	1:A:76:GLN:C	2:C:3:A:H61	3	0.23
(1,13)	1:A:76:GLN:C	2:C:3:A:H62	3	0.23
(1,13)	1:A:76:GLN:C	2:C:3:A:H8	3	0.23
(1,13)	1:A:76:GLN:C	2:C:3:A:HO2'	3	0.23
(1,13)	1:A:76:GLN:C	2:C:3:A:N1	3	0.23
(1,13)	1:A:76:GLN:C	2:C:3:A:N3	3	0.23
(1,13)	1:A:76:GLN:C	2:C:3:A:N6	3	0.23
(1,13)	1:A:76:GLN:C	2:C:3:A:N7	3	0.23
(1,13)	1:A:76:GLN:C	2:C:3:A:N9	3	0.23
(1,13)	1:A:76:GLN:C	2:C:3:A:O2'	3	0.23
(1,13)	1:A:76:GLN:C	2:C:3:A:O3'	3	0.23
(1,13)	1:A:76:GLN:C	2:C:3:A:O4'	3	0.23
(1,13)	1:A:76:GLN:C	2:C:3:A:O5'	3	0.23
(1,13)	1:A:76:GLN:C	2:C:3:A:OP1	3	0.23
(1,13)	1:A:76:GLN:C	2:C:3:A:OP2	3	0.23
(1,13)	1:A:76:GLN:C	2:C:3:A:P	3	0.23
(1,13)	1:A:76:GLN:C	2:C:4:C:C1'	3	0.23
(1,13)	1:A:76:GLN:C	2:C:4:C:C2	3	0.23
(1,13)	1:A:76:GLN:C	2:C:4:C:C2'	3	0.23
(1,13)	1:A:76:GLN:C	2:C:4:C:C3'	3	0.23
(1,13)	1:A:76:GLN:C	2:C:4:C:C4	3	0.23
(1,13)	1:A:76:GLN:C	2:C:4:C:C4'	3	0.23
(1,13)	1:A:76:GLN:C	2:C:4:C:C5	3	0.23
(1,13)	1:A:76:GLN:C	2:C:4:C:C5'	3	0.23
(1,13)	1:A:76:GLN:C	2:C:4:C:C6	3	0.23
(1,13)	1:A:76:GLN:C	2:C:4:C:H1'	3	0.23
(1,13)	1:A:76:GLN:C	2:C:4:C:H2'	3	0.23
(1,13)	1:A:76:GLN:C	2:C:4:C:H3'	3	0.23
(1,13)	1:A:76:GLN:C	2:C:4:C:H4'	3	0.23
(1,13)	1:A:76:GLN:C	2:C:4:C:H41	3	0.23
(1,13)	1:A:76:GLN:C	2:C:4:C:H42	3	0.23

Continued on next page...

Continued from previous page...

Key	Atom-1	Atom-2	Model ID	Violation (Å)
(1,13)	1:A:76:GLN:C	2:C:4:C:H5	3	0.23
(1,13)	1:A:76:GLN:C	2:C:4:C:H5'	3	0.23
(1,13)	1:A:76:GLN:C	2:C:4:C:H5''	3	0.23
(1,13)	1:A:76:GLN:C	2:C:4:C:H6	3	0.23
(1,13)	1:A:76:GLN:C	2:C:4:C:HO2'	3	0.23
(1,13)	1:A:76:GLN:C	2:C:4:C:N1	3	0.23
(1,13)	1:A:76:GLN:C	2:C:4:C:N3	3	0.23
(1,13)	1:A:76:GLN:C	2:C:4:C:N4	3	0.23
(1,13)	1:A:76:GLN:C	2:C:4:C:O2	3	0.23
(1,13)	1:A:76:GLN:C	2:C:4:C:O2'	3	0.23
(1,13)	1:A:76:GLN:C	2:C:4:C:O3'	3	0.23
(1,13)	1:A:76:GLN:C	2:C:4:C:O4'	3	0.23
(1,13)	1:A:76:GLN:C	2:C:4:C:O5'	3	0.23
(1,13)	1:A:76:GLN:C	2:C:4:C:OP1	3	0.23
(1,13)	1:A:76:GLN:C	2:C:4:C:OP2	3	0.23
(1,13)	1:A:76:GLN:C	2:C:4:C:P	3	0.23
(1,13)	1:A:76:GLN:C	2:C:5:A:C1'	3	0.23
(1,13)	1:A:76:GLN:C	2:C:5:A:C2	3	0.23
(1,13)	1:A:76:GLN:C	2:C:5:A:C2'	3	0.23
(1,13)	1:A:76:GLN:C	2:C:5:A:C3'	3	0.23
(1,13)	1:A:76:GLN:C	2:C:5:A:C4	3	0.23
(1,13)	1:A:76:GLN:C	2:C:5:A:C4'	3	0.23
(1,13)	1:A:76:GLN:C	2:C:5:A:C5	3	0.23
(1,13)	1:A:76:GLN:C	2:C:5:A:C5'	3	0.23
(1,13)	1:A:76:GLN:C	2:C:5:A:C6	3	0.23
(1,13)	1:A:76:GLN:C	2:C:5:A:C8	3	0.23
(1,13)	1:A:76:GLN:C	2:C:5:A:H1'	3	0.23
(1,13)	1:A:76:GLN:C	2:C:5:A:H2	3	0.23
(1,13)	1:A:76:GLN:C	2:C:5:A:H2'	3	0.23
(1,13)	1:A:76:GLN:C	2:C:5:A:H3'	3	0.23
(1,13)	1:A:76:GLN:C	2:C:5:A:H4'	3	0.23
(1,13)	1:A:76:GLN:C	2:C:5:A:H5'	3	0.23
(1,13)	1:A:76:GLN:C	2:C:5:A:H5''	3	0.23
(1,13)	1:A:76:GLN:C	2:C:5:A:H61	3	0.23
(1,13)	1:A:76:GLN:C	2:C:5:A:H62	3	0.23
(1,13)	1:A:76:GLN:C	2:C:5:A:H8	3	0.23
(1,13)	1:A:76:GLN:C	2:C:5:A:HO2'	3	0.23
(1,13)	1:A:76:GLN:C	2:C:5:A:N1	3	0.23
(1,13)	1:A:76:GLN:C	2:C:5:A:N3	3	0.23
(1,13)	1:A:76:GLN:C	2:C:5:A:N6	3	0.23
(1,13)	1:A:76:GLN:C	2:C:5:A:N7	3	0.23
(1,13)	1:A:76:GLN:C	2:C:5:A:N9	3	0.23

Continued on next page...

Continued from previous page...

Key	Atom-1	Atom-2	Model ID	Violation (Å)
(1,13)	1:A:76:GLN:C	2:C:5:A:O2'	3	0.23
(1,13)	1:A:76:GLN:C	2:C:5:A:O3'	3	0.23
(1,13)	1:A:76:GLN:C	2:C:5:A:O4'	3	0.23
(1,13)	1:A:76:GLN:C	2:C:5:A:O5'	3	0.23
(1,13)	1:A:76:GLN:C	2:C:5:A:OP1	3	0.23
(1,13)	1:A:76:GLN:C	2:C:5:A:OP2	3	0.23
(1,13)	1:A:76:GLN:C	2:C:5:A:P	3	0.23
(1,13)	1:A:76:GLN:CA	2:C:1:A:C1'	3	0.23
(1,13)	1:A:76:GLN:CA	2:C:1:A:C2	3	0.23
(1,13)	1:A:76:GLN:CA	2:C:1:A:C2'	3	0.23
(1,13)	1:A:76:GLN:CA	2:C:1:A:C3'	3	0.23
(1,13)	1:A:76:GLN:CA	2:C:1:A:C4	3	0.23
(1,13)	1:A:76:GLN:CA	2:C:1:A:C4'	3	0.23
(1,13)	1:A:76:GLN:CA	2:C:1:A:C5	3	0.23
(1,13)	1:A:76:GLN:CA	2:C:1:A:C5'	3	0.23
(1,13)	1:A:76:GLN:CA	2:C:1:A:C6	3	0.23
(1,13)	1:A:76:GLN:CA	2:C:1:A:C8	3	0.23
(1,13)	1:A:76:GLN:CA	2:C:1:A:H1'	3	0.23
(1,13)	1:A:76:GLN:CA	2:C:1:A:H2	3	0.23
(1,13)	1:A:76:GLN:CA	2:C:1:A:H2'	3	0.23
(1,13)	1:A:76:GLN:CA	2:C:1:A:H3'	3	0.23
(1,13)	1:A:76:GLN:CA	2:C:1:A:H4'	3	0.23
(1,13)	1:A:76:GLN:CA	2:C:1:A:H5'	3	0.23
(1,13)	1:A:76:GLN:CA	2:C:1:A:H5''	3	0.23
(1,13)	1:A:76:GLN:CA	2:C:1:A:H61	3	0.23
(1,13)	1:A:76:GLN:CA	2:C:1:A:H62	3	0.23
(1,13)	1:A:76:GLN:CA	2:C:1:A:H8	3	0.23
(1,13)	1:A:76:GLN:CA	2:C:1:A:HO2'	3	0.23
(1,13)	1:A:76:GLN:CA	2:C:1:A:N1	3	0.23
(1,13)	1:A:76:GLN:CA	2:C:1:A:N3	3	0.23
(1,13)	1:A:76:GLN:CA	2:C:1:A:N6	3	0.23
(1,13)	1:A:76:GLN:CA	2:C:1:A:N7	3	0.23
(1,13)	1:A:76:GLN:CA	2:C:1:A:N9	3	0.23
(1,13)	1:A:76:GLN:CA	2:C:1:A:O2'	3	0.23
(1,13)	1:A:76:GLN:CA	2:C:1:A:O3'	3	0.23
(1,13)	1:A:76:GLN:CA	2:C:1:A:O4'	3	0.23
(1,13)	1:A:76:GLN:CA	2:C:1:A:O5'	3	0.23
(1,13)	1:A:76:GLN:CA	2:C:2:U:C1'	3	0.23
(1,13)	1:A:76:GLN:CA	2:C:2:U:C2	3	0.23
(1,13)	1:A:76:GLN:CA	2:C:2:U:C2'	3	0.23
(1,13)	1:A:76:GLN:CA	2:C:2:U:C3'	3	0.23
(1,13)	1:A:76:GLN:CA	2:C:2:U:C4	3	0.23

Continued on next page...

Continued from previous page...

Key	Atom-1	Atom-2	Model ID	Violation (Å)
(1,13)	1:A:76:GLN:CA	2:C:2:U:C4'	3	0.23
(1,13)	1:A:76:GLN:CA	2:C:2:U:C5	3	0.23
(1,13)	1:A:76:GLN:CA	2:C:2:U:C5'	3	0.23
(1,13)	1:A:76:GLN:CA	2:C:2:U:C6	3	0.23
(1,13)	1:A:76:GLN:CA	2:C:2:U:H1'	3	0.23
(1,13)	1:A:76:GLN:CA	2:C:2:U:H2'	3	0.23
(1,13)	1:A:76:GLN:CA	2:C:2:U:H3	3	0.23
(1,13)	1:A:76:GLN:CA	2:C:2:U:H3'	3	0.23
(1,13)	1:A:76:GLN:CA	2:C:2:U:H4'	3	0.23
(1,13)	1:A:76:GLN:CA	2:C:2:U:H5	3	0.23
(1,13)	1:A:76:GLN:CA	2:C:2:U:H5'	3	0.23
(1,13)	1:A:76:GLN:CA	2:C:2:U:H5''	3	0.23
(1,13)	1:A:76:GLN:CA	2:C:2:U:H6	3	0.23
(1,13)	1:A:76:GLN:CA	2:C:2:U:HO2'	3	0.23
(1,13)	1:A:76:GLN:CA	2:C:2:U:N1	3	0.23
(1,13)	1:A:76:GLN:CA	2:C:2:U:N3	3	0.23
(1,13)	1:A:76:GLN:CA	2:C:2:U:O2	3	0.23
(1,13)	1:A:76:GLN:CA	2:C:2:U:O2'	3	0.23
(1,13)	1:A:76:GLN:CA	2:C:2:U:O3'	3	0.23
(1,13)	1:A:76:GLN:CA	2:C:2:U:O4	3	0.23
(1,13)	1:A:76:GLN:CA	2:C:2:U:O4'	3	0.23
(1,13)	1:A:76:GLN:CA	2:C:2:U:O5'	3	0.23
(1,13)	1:A:76:GLN:CA	2:C:2:U:OP1	3	0.23
(1,13)	1:A:76:GLN:CA	2:C:2:U:OP2	3	0.23
(1,13)	1:A:76:GLN:CA	2:C:2:U:P	3	0.23
(1,13)	1:A:76:GLN:CA	2:C:3:A:C1'	3	0.23
(1,13)	1:A:76:GLN:CA	2:C:3:A:C2	3	0.23
(1,13)	1:A:76:GLN:CA	2:C:3:A:C2'	3	0.23
(1,13)	1:A:76:GLN:CA	2:C:3:A:C3'	3	0.23
(1,13)	1:A:76:GLN:CA	2:C:3:A:C4	3	0.23
(1,13)	1:A:76:GLN:CA	2:C:3:A:C4'	3	0.23
(1,13)	1:A:76:GLN:CA	2:C:3:A:C5	3	0.23
(1,13)	1:A:76:GLN:CA	2:C:3:A:C5'	3	0.23
(1,13)	1:A:76:GLN:CA	2:C:3:A:C6	3	0.23
(1,13)	1:A:76:GLN:CA	2:C:3:A:C8	3	0.23
(1,13)	1:A:76:GLN:CA	2:C:3:A:H1'	3	0.23
(1,13)	1:A:76:GLN:CA	2:C:3:A:H2	3	0.23
(1,13)	1:A:76:GLN:CA	2:C:3:A:H2'	3	0.23
(1,13)	1:A:76:GLN:CA	2:C:3:A:H3'	3	0.23
(1,13)	1:A:76:GLN:CA	2:C:3:A:H4'	3	0.23
(1,13)	1:A:76:GLN:CA	2:C:3:A:H5'	3	0.23
(1,13)	1:A:76:GLN:CA	2:C:3:A:H5''	3	0.23

Continued on next page...

Continued from previous page...

Key	Atom-1	Atom-2	Model ID	Violation (Å)
(1,13)	1:A:76:GLN:CA	2:C:3:A:H61	3	0.23
(1,13)	1:A:76:GLN:CA	2:C:3:A:H62	3	0.23
(1,13)	1:A:76:GLN:CA	2:C:3:A:H8	3	0.23
(1,13)	1:A:76:GLN:CA	2:C:3:A:HO2'	3	0.23
(1,13)	1:A:76:GLN:CA	2:C:3:A:N1	3	0.23
(1,13)	1:A:76:GLN:CA	2:C:3:A:N3	3	0.23
(1,13)	1:A:76:GLN:CA	2:C:3:A:N6	3	0.23
(1,13)	1:A:76:GLN:CA	2:C:3:A:N7	3	0.23
(1,13)	1:A:76:GLN:CA	2:C:3:A:N9	3	0.23
(1,13)	1:A:76:GLN:CA	2:C:3:A:O2'	3	0.23
(1,13)	1:A:76:GLN:CA	2:C:3:A:O3'	3	0.23
(1,13)	1:A:76:GLN:CA	2:C:3:A:O4'	3	0.23
(1,13)	1:A:76:GLN:CA	2:C:3:A:O5'	3	0.23
(1,13)	1:A:76:GLN:CA	2:C:3:A:OP1	3	0.23
(1,13)	1:A:76:GLN:CA	2:C:3:A:OP2	3	0.23
(1,13)	1:A:76:GLN:CA	2:C:3:A:P	3	0.23
(1,13)	1:A:76:GLN:CA	2:C:4:C:C1'	3	0.23
(1,13)	1:A:76:GLN:CA	2:C:4:C:C2	3	0.23
(1,13)	1:A:76:GLN:CA	2:C:4:C:C2'	3	0.23
(1,13)	1:A:76:GLN:CA	2:C:4:C:C3'	3	0.23
(1,13)	1:A:76:GLN:CA	2:C:4:C:C4	3	0.23
(1,13)	1:A:76:GLN:CA	2:C:4:C:C4'	3	0.23
(1,13)	1:A:76:GLN:CA	2:C:4:C:C5	3	0.23
(1,13)	1:A:76:GLN:CA	2:C:4:C:C5'	3	0.23
(1,13)	1:A:76:GLN:CA	2:C:4:C:C6	3	0.23
(1,13)	1:A:76:GLN:CA	2:C:4:C:H1'	3	0.23
(1,13)	1:A:76:GLN:CA	2:C:4:C:H2'	3	0.23
(1,13)	1:A:76:GLN:CA	2:C:4:C:H3'	3	0.23
(1,13)	1:A:76:GLN:CA	2:C:4:C:H4'	3	0.23
(1,13)	1:A:76:GLN:CA	2:C:4:C:H41	3	0.23
(1,13)	1:A:76:GLN:CA	2:C:4:C:H42	3	0.23
(1,13)	1:A:76:GLN:CA	2:C:4:C:H5	3	0.23
(1,13)	1:A:76:GLN:CA	2:C:4:C:H5'	3	0.23
(1,13)	1:A:76:GLN:CA	2:C:4:C:H5''	3	0.23
(1,13)	1:A:76:GLN:CA	2:C:4:C:H6	3	0.23
(1,13)	1:A:76:GLN:CA	2:C:4:C:HO2'	3	0.23
(1,13)	1:A:76:GLN:CA	2:C:4:C:N1	3	0.23
(1,13)	1:A:76:GLN:CA	2:C:4:C:N3	3	0.23
(1,13)	1:A:76:GLN:CA	2:C:4:C:N4	3	0.23
(1,13)	1:A:76:GLN:CA	2:C:4:C:O2	3	0.23
(1,13)	1:A:76:GLN:CA	2:C:4:C:O2'	3	0.23
(1,13)	1:A:76:GLN:CA	2:C:4:C:O3'	3	0.23

Continued on next page...

Continued from previous page...

Key	Atom-1	Atom-2	Model ID	Violation (Å)
(1,13)	1:A:76:GLN:CA	2:C:4:C:O4'	3	0.23
(1,13)	1:A:76:GLN:CA	2:C:4:C:O5'	3	0.23
(1,13)	1:A:76:GLN:CA	2:C:4:C:OP1	3	0.23
(1,13)	1:A:76:GLN:CA	2:C:4:C:OP2	3	0.23
(1,13)	1:A:76:GLN:CA	2:C:4:C:P	3	0.23
(1,13)	1:A:76:GLN:CA	2:C:5:A:C1'	3	0.23
(1,13)	1:A:76:GLN:CA	2:C:5:A:C2	3	0.23
(1,13)	1:A:76:GLN:CA	2:C:5:A:C2'	3	0.23
(1,13)	1:A:76:GLN:CA	2:C:5:A:C3'	3	0.23
(1,13)	1:A:76:GLN:CA	2:C:5:A:C4	3	0.23
(1,13)	1:A:76:GLN:CA	2:C:5:A:C4'	3	0.23
(1,13)	1:A:76:GLN:CA	2:C:5:A:C5	3	0.23
(1,13)	1:A:76:GLN:CA	2:C:5:A:C5'	3	0.23
(1,13)	1:A:76:GLN:CA	2:C:5:A:C6	3	0.23
(1,13)	1:A:76:GLN:CA	2:C:5:A:C8	3	0.23
(1,13)	1:A:76:GLN:CA	2:C:5:A:H1'	3	0.23
(1,13)	1:A:76:GLN:CA	2:C:5:A:H2	3	0.23
(1,13)	1:A:76:GLN:CA	2:C:5:A:H2'	3	0.23
(1,13)	1:A:76:GLN:CA	2:C:5:A:H3'	3	0.23
(1,13)	1:A:76:GLN:CA	2:C:5:A:H4'	3	0.23
(1,13)	1:A:76:GLN:CA	2:C:5:A:H5'	3	0.23
(1,13)	1:A:76:GLN:CA	2:C:5:A:H5''	3	0.23
(1,13)	1:A:76:GLN:CA	2:C:5:A:H61	3	0.23
(1,13)	1:A:76:GLN:CA	2:C:5:A:H62	3	0.23
(1,13)	1:A:76:GLN:CA	2:C:5:A:H8	3	0.23
(1,13)	1:A:76:GLN:CA	2:C:5:A:HO2'	3	0.23
(1,13)	1:A:76:GLN:CA	2:C:5:A:N1	3	0.23
(1,13)	1:A:76:GLN:CA	2:C:5:A:N3	3	0.23
(1,13)	1:A:76:GLN:CA	2:C:5:A:N6	3	0.23
(1,13)	1:A:76:GLN:CA	2:C:5:A:N7	3	0.23
(1,13)	1:A:76:GLN:CA	2:C:5:A:N9	3	0.23
(1,13)	1:A:76:GLN:CA	2:C:5:A:O2'	3	0.23
(1,13)	1:A:76:GLN:CA	2:C:5:A:O3'	3	0.23
(1,13)	1:A:76:GLN:CA	2:C:5:A:O4'	3	0.23
(1,13)	1:A:76:GLN:CA	2:C:5:A:O5'	3	0.23
(1,13)	1:A:76:GLN:CA	2:C:5:A:OP1	3	0.23
(1,13)	1:A:76:GLN:CA	2:C:5:A:OP2	3	0.23
(1,13)	1:A:76:GLN:CA	2:C:5:A:P	3	0.23
(1,13)	1:A:76:GLN:CB	2:C:1:A:C1'	3	0.23
(1,13)	1:A:76:GLN:CB	2:C:1:A:C2	3	0.23
(1,13)	1:A:76:GLN:CB	2:C:1:A:C2'	3	0.23
(1,13)	1:A:76:GLN:CB	2:C:1:A:C3'	3	0.23

Continued on next page...

Continued from previous page...

Key	Atom-1	Atom-2	Model ID	Violation (Å)
(1,13)	1:A:76:GLN:CB	2:C:1:A:C4	3	0.23
(1,13)	1:A:76:GLN:CB	2:C:1:A:C4'	3	0.23
(1,13)	1:A:76:GLN:CB	2:C:1:A:C5	3	0.23
(1,13)	1:A:76:GLN:CB	2:C:1:A:C5'	3	0.23
(1,13)	1:A:76:GLN:CB	2:C:1:A:C6	3	0.23
(1,13)	1:A:76:GLN:CB	2:C:1:A:C8	3	0.23
(1,13)	1:A:76:GLN:CB	2:C:1:A:H1'	3	0.23
(1,13)	1:A:76:GLN:CB	2:C:1:A:H2	3	0.23
(1,13)	1:A:76:GLN:CB	2:C:1:A:H2'	3	0.23
(1,13)	1:A:76:GLN:CB	2:C:1:A:H3'	3	0.23
(1,13)	1:A:76:GLN:CB	2:C:1:A:H4'	3	0.23
(1,13)	1:A:76:GLN:CB	2:C:1:A:H5'	3	0.23
(1,13)	1:A:76:GLN:CB	2:C:1:A:H5''	3	0.23
(1,13)	1:A:76:GLN:CB	2:C:1:A:H61	3	0.23
(1,13)	1:A:76:GLN:CB	2:C:1:A:H62	3	0.23
(1,13)	1:A:76:GLN:CB	2:C:1:A:H8	3	0.23
(1,13)	1:A:76:GLN:CB	2:C:1:A:HO2'	3	0.23
(1,13)	1:A:76:GLN:CB	2:C:1:A:N1	3	0.23
(1,13)	1:A:76:GLN:CB	2:C:1:A:N3	3	0.23
(1,13)	1:A:76:GLN:CB	2:C:1:A:N6	3	0.23
(1,13)	1:A:76:GLN:CB	2:C:1:A:N7	3	0.23
(1,13)	1:A:76:GLN:CB	2:C:1:A:N9	3	0.23
(1,13)	1:A:76:GLN:CB	2:C:1:A:O2'	3	0.23
(1,13)	1:A:76:GLN:CB	2:C:1:A:O3'	3	0.23
(1,13)	1:A:76:GLN:CB	2:C:1:A:O4'	3	0.23
(1,13)	1:A:76:GLN:CB	2:C:1:A:O5'	3	0.23
(1,13)	1:A:76:GLN:CB	2:C:2:U:C1'	3	0.23
(1,13)	1:A:76:GLN:CB	2:C:2:U:C2	3	0.23
(1,13)	1:A:76:GLN:CB	2:C:2:U:C2'	3	0.23
(1,13)	1:A:76:GLN:CB	2:C:2:U:C3'	3	0.23
(1,13)	1:A:76:GLN:CB	2:C:2:U:C4	3	0.23
(1,13)	1:A:76:GLN:CB	2:C:2:U:C4'	3	0.23
(1,13)	1:A:76:GLN:CB	2:C:2:U:C5	3	0.23
(1,13)	1:A:76:GLN:CB	2:C:2:U:C5'	3	0.23
(1,13)	1:A:76:GLN:CB	2:C:2:U:C6	3	0.23
(1,13)	1:A:76:GLN:CB	2:C:2:U:H1'	3	0.23
(1,13)	1:A:76:GLN:CB	2:C:2:U:H2'	3	0.23
(1,13)	1:A:76:GLN:CB	2:C:2:U:H3	3	0.23
(1,13)	1:A:76:GLN:CB	2:C:2:U:H3'	3	0.23
(1,13)	1:A:76:GLN:CB	2:C:2:U:H4'	3	0.23
(1,13)	1:A:76:GLN:CB	2:C:2:U:H5	3	0.23
(1,13)	1:A:76:GLN:CB	2:C:2:U:H5'	3	0.23

Continued on next page...

Continued from previous page...

Key	Atom-1	Atom-2	Model ID	Violation (Å)
(1,13)	1:A:76:GLN:CB	2:C:2:U:H5''	3	0.23
(1,13)	1:A:76:GLN:CB	2:C:2:U:H6	3	0.23
(1,13)	1:A:76:GLN:CB	2:C:2:U:HO2'	3	0.23
(1,13)	1:A:76:GLN:CB	2:C:2:U:N1	3	0.23
(1,13)	1:A:76:GLN:CB	2:C:2:U:N3	3	0.23
(1,13)	1:A:76:GLN:CB	2:C:2:U:O2	3	0.23
(1,13)	1:A:76:GLN:CB	2:C:2:U:O2'	3	0.23
(1,13)	1:A:76:GLN:CB	2:C:2:U:O3'	3	0.23
(1,13)	1:A:76:GLN:CB	2:C:2:U:O4	3	0.23
(1,13)	1:A:76:GLN:CB	2:C:2:U:O4'	3	0.23
(1,13)	1:A:76:GLN:CB	2:C:2:U:O5'	3	0.23
(1,13)	1:A:76:GLN:CB	2:C:2:U:OP1	3	0.23
(1,13)	1:A:76:GLN:CB	2:C:2:U:OP2	3	0.23
(1,13)	1:A:76:GLN:CB	2:C:2:U:P	3	0.23
(1,13)	1:A:76:GLN:CB	2:C:3:A:C1'	3	0.23
(1,13)	1:A:76:GLN:CB	2:C:3:A:C2	3	0.23
(1,13)	1:A:76:GLN:CB	2:C:3:A:C2'	3	0.23
(1,13)	1:A:76:GLN:CB	2:C:3:A:C3'	3	0.23
(1,13)	1:A:76:GLN:CB	2:C:3:A:C4	3	0.23
(1,13)	1:A:76:GLN:CB	2:C:3:A:C4'	3	0.23
(1,13)	1:A:76:GLN:CB	2:C:3:A:C5	3	0.23
(1,13)	1:A:76:GLN:CB	2:C:3:A:C5'	3	0.23
(1,13)	1:A:76:GLN:CB	2:C:3:A:C6	3	0.23
(1,13)	1:A:76:GLN:CB	2:C:3:A:C8	3	0.23
(1,13)	1:A:76:GLN:CB	2:C:3:A:H1'	3	0.23
(1,13)	1:A:76:GLN:CB	2:C:3:A:H2	3	0.23
(1,13)	1:A:76:GLN:CB	2:C:3:A:H2'	3	0.23
(1,13)	1:A:76:GLN:CB	2:C:3:A:H3'	3	0.23
(1,13)	1:A:76:GLN:CB	2:C:3:A:H4'	3	0.23
(1,13)	1:A:76:GLN:CB	2:C:3:A:H5'	3	0.23
(1,13)	1:A:76:GLN:CB	2:C:3:A:H5''	3	0.23
(1,13)	1:A:76:GLN:CB	2:C:3:A:H61	3	0.23
(1,13)	1:A:76:GLN:CB	2:C:3:A:H62	3	0.23
(1,13)	1:A:76:GLN:CB	2:C:3:A:H8	3	0.23
(1,13)	1:A:76:GLN:CB	2:C:3:A:HO2'	3	0.23
(1,13)	1:A:76:GLN:CB	2:C:3:A:N1	3	0.23
(1,13)	1:A:76:GLN:CB	2:C:3:A:N3	3	0.23
(1,13)	1:A:76:GLN:CB	2:C:3:A:N6	3	0.23
(1,13)	1:A:76:GLN:CB	2:C:3:A:N7	3	0.23
(1,13)	1:A:76:GLN:CB	2:C:3:A:N9	3	0.23
(1,13)	1:A:76:GLN:CB	2:C:3:A:O2'	3	0.23
(1,13)	1:A:76:GLN:CB	2:C:3:A:O3'	3	0.23

Continued on next page...

Continued from previous page...

Key	Atom-1	Atom-2	Model ID	Violation (Å)
(1,13)	1:A:76:GLN:CB	2:C:3:A:O4'	3	0.23
(1,13)	1:A:76:GLN:CB	2:C:3:A:O5'	3	0.23
(1,13)	1:A:76:GLN:CB	2:C:3:A:OP1	3	0.23
(1,13)	1:A:76:GLN:CB	2:C:3:A:OP2	3	0.23
(1,13)	1:A:76:GLN:CB	2:C:3:A:P	3	0.23
(1,13)	1:A:76:GLN:CB	2:C:4:C:C1'	3	0.23
(1,13)	1:A:76:GLN:CB	2:C:4:C:C2	3	0.23
(1,13)	1:A:76:GLN:CB	2:C:4:C:C2'	3	0.23
(1,13)	1:A:76:GLN:CB	2:C:4:C:C3'	3	0.23
(1,13)	1:A:76:GLN:CB	2:C:4:C:C4	3	0.23
(1,13)	1:A:76:GLN:CB	2:C:4:C:C4'	3	0.23
(1,13)	1:A:76:GLN:CB	2:C:4:C:C5	3	0.23
(1,13)	1:A:76:GLN:CB	2:C:4:C:C5'	3	0.23
(1,13)	1:A:76:GLN:CB	2:C:4:C:C6	3	0.23
(1,13)	1:A:76:GLN:CB	2:C:4:C:H1'	3	0.23
(1,13)	1:A:76:GLN:CB	2:C:4:C:H2'	3	0.23
(1,13)	1:A:76:GLN:CB	2:C:4:C:H3'	3	0.23
(1,13)	1:A:76:GLN:CB	2:C:4:C:H4'	3	0.23
(1,13)	1:A:76:GLN:CB	2:C:4:C:H41	3	0.23
(1,13)	1:A:76:GLN:CB	2:C:4:C:H42	3	0.23
(1,13)	1:A:76:GLN:CB	2:C:4:C:H5	3	0.23
(1,13)	1:A:76:GLN:CB	2:C:4:C:H5'	3	0.23
(1,13)	1:A:76:GLN:CB	2:C:4:C:H5''	3	0.23
(1,13)	1:A:76:GLN:CB	2:C:4:C:H6	3	0.23
(1,13)	1:A:76:GLN:CB	2:C:4:C:HO2'	3	0.23
(1,13)	1:A:76:GLN:CB	2:C:4:C:N1	3	0.23
(1,13)	1:A:76:GLN:CB	2:C:4:C:N3	3	0.23
(1,13)	1:A:76:GLN:CB	2:C:4:C:N4	3	0.23
(1,13)	1:A:76:GLN:CB	2:C:4:C:O2	3	0.23
(1,13)	1:A:76:GLN:CB	2:C:4:C:O2'	3	0.23
(1,13)	1:A:76:GLN:CB	2:C:4:C:O3'	3	0.23
(1,13)	1:A:76:GLN:CB	2:C:4:C:O4'	3	0.23
(1,13)	1:A:76:GLN:CB	2:C:4:C:O5'	3	0.23
(1,13)	1:A:76:GLN:CB	2:C:4:C:OP1	3	0.23
(1,13)	1:A:76:GLN:CB	2:C:4:C:OP2	3	0.23
(1,13)	1:A:76:GLN:CB	2:C:4:C:P	3	0.23
(1,13)	1:A:76:GLN:CB	2:C:5:A:C1'	3	0.23
(1,13)	1:A:76:GLN:CB	2:C:5:A:C2	3	0.23
(1,13)	1:A:76:GLN:CB	2:C:5:A:C2'	3	0.23
(1,13)	1:A:76:GLN:CB	2:C:5:A:C3'	3	0.23
(1,13)	1:A:76:GLN:CB	2:C:5:A:C4	3	0.23
(1,13)	1:A:76:GLN:CB	2:C:5:A:C4'	3	0.23

Continued on next page...

Continued from previous page...

Key	Atom-1	Atom-2	Model ID	Violation (Å)
(1,13)	1:A:76:GLN:CB	2:C:5:A:C5	3	0.23
(1,13)	1:A:76:GLN:CB	2:C:5:A:C5'	3	0.23
(1,13)	1:A:76:GLN:CB	2:C:5:A:C6	3	0.23
(1,13)	1:A:76:GLN:CB	2:C:5:A:C8	3	0.23
(1,13)	1:A:76:GLN:CB	2:C:5:A:H1'	3	0.23
(1,13)	1:A:76:GLN:CB	2:C:5:A:H2	3	0.23
(1,13)	1:A:76:GLN:CB	2:C:5:A:H2'	3	0.23
(1,13)	1:A:76:GLN:CB	2:C:5:A:H3'	3	0.23
(1,13)	1:A:76:GLN:CB	2:C:5:A:H4'	3	0.23
(1,13)	1:A:76:GLN:CB	2:C:5:A:H5'	3	0.23
(1,13)	1:A:76:GLN:CB	2:C:5:A:H5''	3	0.23
(1,13)	1:A:76:GLN:CB	2:C:5:A:H61	3	0.23
(1,13)	1:A:76:GLN:CB	2:C:5:A:H62	3	0.23
(1,13)	1:A:76:GLN:CB	2:C:5:A:H8	3	0.23
(1,13)	1:A:76:GLN:CB	2:C:5:A:HO2'	3	0.23
(1,13)	1:A:76:GLN:CB	2:C:5:A:N1	3	0.23
(1,13)	1:A:76:GLN:CB	2:C:5:A:N3	3	0.23
(1,13)	1:A:76:GLN:CB	2:C:5:A:N6	3	0.23
(1,13)	1:A:76:GLN:CB	2:C:5:A:N7	3	0.23
(1,13)	1:A:76:GLN:CB	2:C:5:A:N9	3	0.23
(1,13)	1:A:76:GLN:CB	2:C:5:A:O2'	3	0.23
(1,13)	1:A:76:GLN:CB	2:C:5:A:O3'	3	0.23
(1,13)	1:A:76:GLN:CB	2:C:5:A:O4'	3	0.23
(1,13)	1:A:76:GLN:CB	2:C:5:A:O5'	3	0.23
(1,13)	1:A:76:GLN:CB	2:C:5:A:OP1	3	0.23
(1,13)	1:A:76:GLN:CB	2:C:5:A:OP2	3	0.23
(1,13)	1:A:76:GLN:CB	2:C:5:A:P	3	0.23
(1,13)	1:A:76:GLN:CD	2:C:1:A:C1'	3	0.23
(1,13)	1:A:76:GLN:CD	2:C:1:A:C2	3	0.23
(1,13)	1:A:76:GLN:CD	2:C:1:A:C2'	3	0.23
(1,13)	1:A:76:GLN:CD	2:C:1:A:C3'	3	0.23
(1,13)	1:A:76:GLN:CD	2:C:1:A:C4	3	0.23
(1,13)	1:A:76:GLN:CD	2:C:1:A:C4'	3	0.23
(1,13)	1:A:76:GLN:CD	2:C:1:A:C5	3	0.23
(1,13)	1:A:76:GLN:CD	2:C:1:A:C5'	3	0.23
(1,13)	1:A:76:GLN:CD	2:C:1:A:C6	3	0.23
(1,13)	1:A:76:GLN:CD	2:C:1:A:C8	3	0.23
(1,13)	1:A:76:GLN:CD	2:C:1:A:H1'	3	0.23
(1,13)	1:A:76:GLN:CD	2:C:1:A:H2	3	0.23
(1,13)	1:A:76:GLN:CD	2:C:1:A:H2'	3	0.23
(1,13)	1:A:76:GLN:CD	2:C:1:A:H3'	3	0.23
(1,13)	1:A:76:GLN:CD	2:C:1:A:H4'	3	0.23

Continued on next page...

Continued from previous page...

Key	Atom-1	Atom-2	Model ID	Violation (Å)
(1,13)	1:A:76:GLN:CD	2:C:1:A:H5'	3	0.23
(1,13)	1:A:76:GLN:CD	2:C:1:A:H5''	3	0.23
(1,13)	1:A:76:GLN:CD	2:C:1:A:H61	3	0.23
(1,13)	1:A:76:GLN:CD	2:C:1:A:H62	3	0.23
(1,13)	1:A:76:GLN:CD	2:C:1:A:H8	3	0.23
(1,13)	1:A:76:GLN:CD	2:C:1:A:HO2'	3	0.23
(1,13)	1:A:76:GLN:CD	2:C:1:A:N1	3	0.23
(1,13)	1:A:76:GLN:CD	2:C:1:A:N3	3	0.23
(1,13)	1:A:76:GLN:CD	2:C:1:A:N6	3	0.23
(1,13)	1:A:76:GLN:CD	2:C:1:A:N7	3	0.23
(1,13)	1:A:76:GLN:CD	2:C:1:A:N9	3	0.23
(1,13)	1:A:76:GLN:CD	2:C:1:A:O2'	3	0.23
(1,13)	1:A:76:GLN:CD	2:C:1:A:O3'	3	0.23
(1,13)	1:A:76:GLN:CD	2:C:1:A:O4'	3	0.23
(1,13)	1:A:76:GLN:CD	2:C:1:A:O5'	3	0.23
(1,13)	1:A:76:GLN:CD	2:C:2:U:C1'	3	0.23
(1,13)	1:A:76:GLN:CD	2:C:2:U:C2	3	0.23
(1,13)	1:A:76:GLN:CD	2:C:2:U:C2'	3	0.23
(1,13)	1:A:76:GLN:CD	2:C:2:U:C3'	3	0.23
(1,13)	1:A:76:GLN:CD	2:C:2:U:C4	3	0.23
(1,13)	1:A:76:GLN:CD	2:C:2:U:C4'	3	0.23
(1,13)	1:A:76:GLN:CD	2:C:2:U:C5	3	0.23
(1,13)	1:A:76:GLN:CD	2:C:2:U:C5'	3	0.23
(1,13)	1:A:76:GLN:CD	2:C:2:U:C6	3	0.23
(1,13)	1:A:76:GLN:CD	2:C:2:U:H1'	3	0.23
(1,13)	1:A:76:GLN:CD	2:C:2:U:H2'	3	0.23
(1,13)	1:A:76:GLN:CD	2:C:2:U:H3	3	0.23
(1,13)	1:A:76:GLN:CD	2:C:2:U:H3'	3	0.23
(1,13)	1:A:76:GLN:CD	2:C:2:U:H4'	3	0.23
(1,13)	1:A:76:GLN:CD	2:C:2:U:H5	3	0.23
(1,13)	1:A:76:GLN:CD	2:C:2:U:H5'	3	0.23
(1,13)	1:A:76:GLN:CD	2:C:2:U:H5''	3	0.23
(1,13)	1:A:76:GLN:CD	2:C:2:U:H6	3	0.23
(1,13)	1:A:76:GLN:CD	2:C:2:U:HO2'	3	0.23
(1,13)	1:A:76:GLN:CD	2:C:2:U:N1	3	0.23
(1,13)	1:A:76:GLN:CD	2:C:2:U:N3	3	0.23
(1,13)	1:A:76:GLN:CD	2:C:2:U:O2	3	0.23
(1,13)	1:A:76:GLN:CD	2:C:2:U:O2'	3	0.23
(1,13)	1:A:76:GLN:CD	2:C:2:U:O3'	3	0.23
(1,13)	1:A:76:GLN:CD	2:C:2:U:O4	3	0.23
(1,13)	1:A:76:GLN:CD	2:C:2:U:O4'	3	0.23
(1,13)	1:A:76:GLN:CD	2:C:2:U:O5'	3	0.23

Continued on next page...

Continued from previous page...

Key	Atom-1	Atom-2	Model ID	Violation (Å)
(1,13)	1:A:76:GLN:CD	2:C:2:U:OP1	3	0.23
(1,13)	1:A:76:GLN:CD	2:C:2:U:OP2	3	0.23
(1,13)	1:A:76:GLN:CD	2:C:2:U:P	3	0.23
(1,13)	1:A:76:GLN:CD	2:C:3:A:C1'	3	0.23
(1,13)	1:A:76:GLN:CD	2:C:3:A:C2	3	0.23
(1,13)	1:A:76:GLN:CD	2:C:3:A:C2'	3	0.23
(1,13)	1:A:76:GLN:CD	2:C:3:A:C3'	3	0.23
(1,13)	1:A:76:GLN:CD	2:C:3:A:C4	3	0.23
(1,13)	1:A:76:GLN:CD	2:C:3:A:C4'	3	0.23
(1,13)	1:A:76:GLN:CD	2:C:3:A:C5	3	0.23
(1,13)	1:A:76:GLN:CD	2:C:3:A:C5'	3	0.23
(1,13)	1:A:76:GLN:CD	2:C:3:A:C6	3	0.23
(1,13)	1:A:76:GLN:CD	2:C:3:A:C8	3	0.23
(1,13)	1:A:76:GLN:CD	2:C:3:A:H1'	3	0.23
(1,13)	1:A:76:GLN:CD	2:C:3:A:H2	3	0.23
(1,13)	1:A:76:GLN:CD	2:C:3:A:H2'	3	0.23
(1,13)	1:A:76:GLN:CD	2:C:3:A:H3'	3	0.23
(1,13)	1:A:76:GLN:CD	2:C:3:A:H4'	3	0.23
(1,13)	1:A:76:GLN:CD	2:C:3:A:H5'	3	0.23
(1,13)	1:A:76:GLN:CD	2:C:3:A:H5''	3	0.23
(1,13)	1:A:76:GLN:CD	2:C:3:A:H61	3	0.23
(1,13)	1:A:76:GLN:CD	2:C:3:A:H62	3	0.23
(1,13)	1:A:76:GLN:CD	2:C:3:A:H8	3	0.23
(1,13)	1:A:76:GLN:CD	2:C:3:A:HO2'	3	0.23
(1,13)	1:A:76:GLN:CD	2:C:3:A:N1	3	0.23
(1,13)	1:A:76:GLN:CD	2:C:3:A:N3	3	0.23
(1,13)	1:A:76:GLN:CD	2:C:3:A:N6	3	0.23
(1,13)	1:A:76:GLN:CD	2:C:3:A:N7	3	0.23
(1,13)	1:A:76:GLN:CD	2:C:3:A:N9	3	0.23
(1,13)	1:A:76:GLN:CD	2:C:3:A:O2'	3	0.23
(1,13)	1:A:76:GLN:CD	2:C:3:A:O3'	3	0.23
(1,13)	1:A:76:GLN:CD	2:C:3:A:O4'	3	0.23
(1,13)	1:A:76:GLN:CD	2:C:3:A:O5'	3	0.23
(1,13)	1:A:76:GLN:CD	2:C:3:A:OP1	3	0.23
(1,13)	1:A:76:GLN:CD	2:C:3:A:OP2	3	0.23
(1,13)	1:A:76:GLN:CD	2:C:3:A:P	3	0.23
(1,13)	1:A:76:GLN:CD	2:C:4:C:C1'	3	0.23
(1,13)	1:A:76:GLN:CD	2:C:4:C:C2	3	0.23
(1,13)	1:A:76:GLN:CD	2:C:4:C:C2'	3	0.23
(1,13)	1:A:76:GLN:CD	2:C:4:C:C3'	3	0.23
(1,13)	1:A:76:GLN:CD	2:C:4:C:C4	3	0.23
(1,13)	1:A:76:GLN:CD	2:C:4:C:C4'	3	0.23

Continued on next page...

Continued from previous page...

Key	Atom-1	Atom-2	Model ID	Violation (Å)
(1,13)	1:A:76:GLN:CD	2:C:4:C:C5	3	0.23
(1,13)	1:A:76:GLN:CD	2:C:4:C:C5'	3	0.23
(1,13)	1:A:76:GLN:CD	2:C:4:C:C6	3	0.23
(1,13)	1:A:76:GLN:CD	2:C:4:C:H1'	3	0.23
(1,13)	1:A:76:GLN:CD	2:C:4:C:H2'	3	0.23
(1,13)	1:A:76:GLN:CD	2:C:4:C:H3'	3	0.23
(1,13)	1:A:76:GLN:CD	2:C:4:C:H4'	3	0.23
(1,13)	1:A:76:GLN:CD	2:C:4:C:H41	3	0.23
(1,13)	1:A:76:GLN:CD	2:C:4:C:H42	3	0.23
(1,13)	1:A:76:GLN:CD	2:C:4:C:H5	3	0.23
(1,13)	1:A:76:GLN:CD	2:C:4:C:H5'	3	0.23
(1,13)	1:A:76:GLN:CD	2:C:4:C:H5''	3	0.23
(1,13)	1:A:76:GLN:CD	2:C:4:C:H6	3	0.23
(1,13)	1:A:76:GLN:CD	2:C:4:C:HO2'	3	0.23
(1,13)	1:A:76:GLN:CD	2:C:4:C:N1	3	0.23
(1,13)	1:A:76:GLN:CD	2:C:4:C:N3	3	0.23
(1,13)	1:A:76:GLN:CD	2:C:4:C:N4	3	0.23
(1,13)	1:A:76:GLN:CD	2:C:4:C:O2	3	0.23
(1,13)	1:A:76:GLN:CD	2:C:4:C:O2'	3	0.23
(1,13)	1:A:76:GLN:CD	2:C:4:C:O3'	3	0.23
(1,13)	1:A:76:GLN:CD	2:C:4:C:O4'	3	0.23
(1,13)	1:A:76:GLN:CD	2:C:4:C:O5'	3	0.23
(1,13)	1:A:76:GLN:CD	2:C:4:C:OP1	3	0.23
(1,13)	1:A:76:GLN:CD	2:C:4:C:OP2	3	0.23
(1,13)	1:A:76:GLN:CD	2:C:4:C:P	3	0.23
(1,13)	1:A:76:GLN:CD	2:C:5:A:C1'	3	0.23
(1,13)	1:A:76:GLN:CD	2:C:5:A:C2	3	0.23
(1,13)	1:A:76:GLN:CD	2:C:5:A:C2'	3	0.23
(1,13)	1:A:76:GLN:CD	2:C:5:A:C3'	3	0.23
(1,13)	1:A:76:GLN:CD	2:C:5:A:C4	3	0.23
(1,13)	1:A:76:GLN:CD	2:C:5:A:C4'	3	0.23
(1,13)	1:A:76:GLN:CD	2:C:5:A:C5	3	0.23
(1,13)	1:A:76:GLN:CD	2:C:5:A:C5'	3	0.23
(1,13)	1:A:76:GLN:CD	2:C:5:A:C6	3	0.23
(1,13)	1:A:76:GLN:CD	2:C:5:A:C8	3	0.23
(1,13)	1:A:76:GLN:CD	2:C:5:A:H1'	3	0.23
(1,13)	1:A:76:GLN:CD	2:C:5:A:H2	3	0.23
(1,13)	1:A:76:GLN:CD	2:C:5:A:H2'	3	0.23
(1,13)	1:A:76:GLN:CD	2:C:5:A:H3'	3	0.23
(1,13)	1:A:76:GLN:CD	2:C:5:A:H4'	3	0.23
(1,13)	1:A:76:GLN:CD	2:C:5:A:H5'	3	0.23
(1,13)	1:A:76:GLN:CD	2:C:5:A:H5''	3	0.23

Continued on next page...

Continued from previous page...

Key	Atom-1	Atom-2	Model ID	Violation (Å)
(1,13)	1:A:76:GLN:CD	2:C:5:A:H61	3	0.23
(1,13)	1:A:76:GLN:CD	2:C:5:A:H62	3	0.23
(1,13)	1:A:76:GLN:CD	2:C:5:A:H8	3	0.23
(1,13)	1:A:76:GLN:CD	2:C:5:A:HO2'	3	0.23
(1,13)	1:A:76:GLN:CD	2:C:5:A:N1	3	0.23
(1,13)	1:A:76:GLN:CD	2:C:5:A:N3	3	0.23
(1,13)	1:A:76:GLN:CD	2:C:5:A:N6	3	0.23
(1,13)	1:A:76:GLN:CD	2:C:5:A:N7	3	0.23
(1,13)	1:A:76:GLN:CD	2:C:5:A:N9	3	0.23
(1,13)	1:A:76:GLN:CD	2:C:5:A:O2'	3	0.23
(1,13)	1:A:76:GLN:CD	2:C:5:A:O3'	3	0.23
(1,13)	1:A:76:GLN:CD	2:C:5:A:O4'	3	0.23
(1,13)	1:A:76:GLN:CD	2:C:5:A:O5'	3	0.23
(1,13)	1:A:76:GLN:CD	2:C:5:A:OP1	3	0.23
(1,13)	1:A:76:GLN:CD	2:C:5:A:OP2	3	0.23
(1,13)	1:A:76:GLN:CD	2:C:5:A:P	3	0.23
(1,13)	1:A:76:GLN:CG	2:C:1:A:C1'	3	0.23
(1,13)	1:A:76:GLN:CG	2:C:1:A:C2	3	0.23
(1,13)	1:A:76:GLN:CG	2:C:1:A:C2'	3	0.23
(1,13)	1:A:76:GLN:CG	2:C:1:A:C3'	3	0.23
(1,13)	1:A:76:GLN:CG	2:C:1:A:C4	3	0.23
(1,13)	1:A:76:GLN:CG	2:C:1:A:C4'	3	0.23
(1,13)	1:A:76:GLN:CG	2:C:1:A:C5	3	0.23
(1,13)	1:A:76:GLN:CG	2:C:1:A:C5'	3	0.23
(1,13)	1:A:76:GLN:CG	2:C:1:A:C6	3	0.23
(1,13)	1:A:76:GLN:CG	2:C:1:A:C8	3	0.23
(1,13)	1:A:76:GLN:CG	2:C:1:A:H1'	3	0.23
(1,13)	1:A:76:GLN:CG	2:C:1:A:H2	3	0.23
(1,13)	1:A:76:GLN:CG	2:C:1:A:H2'	3	0.23
(1,13)	1:A:76:GLN:CG	2:C:1:A:H3'	3	0.23
(1,13)	1:A:76:GLN:CG	2:C:1:A:H4'	3	0.23
(1,13)	1:A:76:GLN:CG	2:C:1:A:H5'	3	0.23
(1,13)	1:A:76:GLN:CG	2:C:1:A:H5''	3	0.23
(1,13)	1:A:76:GLN:CG	2:C:1:A:H61	3	0.23
(1,13)	1:A:76:GLN:CG	2:C:1:A:H62	3	0.23
(1,13)	1:A:76:GLN:CG	2:C:1:A:H8	3	0.23
(1,13)	1:A:76:GLN:CG	2:C:1:A:HO2'	3	0.23
(1,13)	1:A:76:GLN:CG	2:C:1:A:N1	3	0.23
(1,13)	1:A:76:GLN:CG	2:C:1:A:N3	3	0.23
(1,13)	1:A:76:GLN:CG	2:C:1:A:N6	3	0.23
(1,13)	1:A:76:GLN:CG	2:C:1:A:N7	3	0.23
(1,13)	1:A:76:GLN:CG	2:C:1:A:N9	3	0.23

Continued on next page...

Continued from previous page...

Key	Atom-1	Atom-2	Model ID	Violation (Å)
(1,13)	1:A:76:GLN:CG	2:C:1:A:O2'	3	0.23
(1,13)	1:A:76:GLN:CG	2:C:1:A:O3'	3	0.23
(1,13)	1:A:76:GLN:CG	2:C:1:A:O4'	3	0.23
(1,13)	1:A:76:GLN:CG	2:C:1:A:O5'	3	0.23
(1,13)	1:A:76:GLN:CG	2:C:2:U:C1'	3	0.23
(1,13)	1:A:76:GLN:CG	2:C:2:U:C2	3	0.23
(1,13)	1:A:76:GLN:CG	2:C:2:U:C2'	3	0.23
(1,13)	1:A:76:GLN:CG	2:C:2:U:C3'	3	0.23
(1,13)	1:A:76:GLN:CG	2:C:2:U:C4	3	0.23
(1,13)	1:A:76:GLN:CG	2:C:2:U:C4'	3	0.23
(1,13)	1:A:76:GLN:CG	2:C:2:U:C5	3	0.23
(1,13)	1:A:76:GLN:CG	2:C:2:U:C5'	3	0.23
(1,13)	1:A:76:GLN:CG	2:C:2:U:C6	3	0.23
(1,13)	1:A:76:GLN:CG	2:C:2:U:H1'	3	0.23
(1,13)	1:A:76:GLN:CG	2:C:2:U:H2'	3	0.23
(1,13)	1:A:76:GLN:CG	2:C:2:U:H3	3	0.23
(1,13)	1:A:76:GLN:CG	2:C:2:U:H3'	3	0.23
(1,13)	1:A:76:GLN:CG	2:C:2:U:H4'	3	0.23
(1,13)	1:A:76:GLN:CG	2:C:2:U:H5	3	0.23
(1,13)	1:A:76:GLN:CG	2:C:2:U:H5'	3	0.23
(1,13)	1:A:76:GLN:CG	2:C:2:U:H5''	3	0.23
(1,13)	1:A:76:GLN:CG	2:C:2:U:H6	3	0.23
(1,13)	1:A:76:GLN:CG	2:C:2:U:HO2'	3	0.23
(1,13)	1:A:76:GLN:CG	2:C:2:U:N1	3	0.23
(1,13)	1:A:76:GLN:CG	2:C:2:U:N3	3	0.23
(1,13)	1:A:76:GLN:CG	2:C:2:U:O2	3	0.23
(1,13)	1:A:76:GLN:CG	2:C:2:U:O2'	3	0.23
(1,13)	1:A:76:GLN:CG	2:C:2:U:O3'	3	0.23
(1,13)	1:A:76:GLN:CG	2:C:2:U:O4	3	0.23
(1,13)	1:A:76:GLN:CG	2:C:2:U:O4'	3	0.23
(1,13)	1:A:76:GLN:CG	2:C:2:U:O5'	3	0.23
(1,13)	1:A:76:GLN:CG	2:C:2:U:OP1	3	0.23
(1,13)	1:A:76:GLN:CG	2:C:2:U:OP2	3	0.23
(1,13)	1:A:76:GLN:CG	2:C:2:U:P	3	0.23
(1,13)	1:A:76:GLN:CG	2:C:3:A:C1'	3	0.23
(1,13)	1:A:76:GLN:CG	2:C:3:A:C2	3	0.23
(1,13)	1:A:76:GLN:CG	2:C:3:A:C2'	3	0.23
(1,13)	1:A:76:GLN:CG	2:C:3:A:C3'	3	0.23
(1,13)	1:A:76:GLN:CG	2:C:3:A:C4	3	0.23
(1,13)	1:A:76:GLN:CG	2:C:3:A:C4'	3	0.23
(1,13)	1:A:76:GLN:CG	2:C:3:A:C5	3	0.23
(1,13)	1:A:76:GLN:CG	2:C:3:A:C5'	3	0.23

Continued on next page...

Continued from previous page...

Key	Atom-1	Atom-2	Model ID	Violation (Å)
(1,13)	1:A:76:GLN:CG	2:C:3:A:C6	3	0.23
(1,13)	1:A:76:GLN:CG	2:C:3:A:C8	3	0.23
(1,13)	1:A:76:GLN:CG	2:C:3:A:H1'	3	0.23
(1,13)	1:A:76:GLN:CG	2:C:3:A:H2	3	0.23
(1,13)	1:A:76:GLN:CG	2:C:3:A:H2'	3	0.23
(1,13)	1:A:76:GLN:CG	2:C:3:A:H3'	3	0.23
(1,13)	1:A:76:GLN:CG	2:C:3:A:H4'	3	0.23
(1,13)	1:A:76:GLN:CG	2:C:3:A:H5'	3	0.23
(1,13)	1:A:76:GLN:CG	2:C:3:A:H5''	3	0.23
(1,13)	1:A:76:GLN:CG	2:C:3:A:H61	3	0.23
(1,13)	1:A:76:GLN:CG	2:C:3:A:H62	3	0.23
(1,13)	1:A:76:GLN:CG	2:C:3:A:H8	3	0.23
(1,13)	1:A:76:GLN:CG	2:C:3:A:HO2'	3	0.23
(1,13)	1:A:76:GLN:CG	2:C:3:A:N1	3	0.23
(1,13)	1:A:76:GLN:CG	2:C:3:A:N3	3	0.23
(1,13)	1:A:76:GLN:CG	2:C:3:A:N6	3	0.23
(1,13)	1:A:76:GLN:CG	2:C:3:A:N7	3	0.23
(1,13)	1:A:76:GLN:CG	2:C:3:A:N9	3	0.23
(1,13)	1:A:76:GLN:CG	2:C:3:A:O2'	3	0.23
(1,13)	1:A:76:GLN:CG	2:C:3:A:O3'	3	0.23
(1,13)	1:A:76:GLN:CG	2:C:3:A:O4'	3	0.23
(1,13)	1:A:76:GLN:CG	2:C:3:A:O5'	3	0.23
(1,13)	1:A:76:GLN:CG	2:C:3:A:OP1	3	0.23
(1,13)	1:A:76:GLN:CG	2:C:3:A:OP2	3	0.23
(1,13)	1:A:76:GLN:CG	2:C:3:A:P	3	0.23
(1,13)	1:A:76:GLN:CG	2:C:4:C:C1'	3	0.23
(1,13)	1:A:76:GLN:CG	2:C:4:C:C2	3	0.23
(1,13)	1:A:76:GLN:CG	2:C:4:C:C2'	3	0.23
(1,13)	1:A:76:GLN:CG	2:C:4:C:C3'	3	0.23
(1,13)	1:A:76:GLN:CG	2:C:4:C:C4	3	0.23
(1,13)	1:A:76:GLN:CG	2:C:4:C:C4'	3	0.23
(1,13)	1:A:76:GLN:CG	2:C:4:C:C5	3	0.23
(1,13)	1:A:76:GLN:CG	2:C:4:C:C5'	3	0.23
(1,13)	1:A:76:GLN:CG	2:C:4:C:C6	3	0.23
(1,13)	1:A:76:GLN:CG	2:C:4:C:H1'	3	0.23
(1,13)	1:A:76:GLN:CG	2:C:4:C:H2'	3	0.23
(1,13)	1:A:76:GLN:CG	2:C:4:C:H3'	3	0.23
(1,13)	1:A:76:GLN:CG	2:C:4:C:H4'	3	0.23
(1,13)	1:A:76:GLN:CG	2:C:4:C:H41	3	0.23
(1,13)	1:A:76:GLN:CG	2:C:4:C:H42	3	0.23
(1,13)	1:A:76:GLN:CG	2:C:4:C:H5	3	0.23
(1,13)	1:A:76:GLN:CG	2:C:4:C:H5'	3	0.23

Continued on next page...

Continued from previous page...

Key	Atom-1	Atom-2	Model ID	Violation (Å)
(1,13)	1:A:76:GLN:CG	2:C:4:C:H5''	3	0.23
(1,13)	1:A:76:GLN:CG	2:C:4:C:H6	3	0.23
(1,13)	1:A:76:GLN:CG	2:C:4:C:HO2'	3	0.23
(1,13)	1:A:76:GLN:CG	2:C:4:C:N1	3	0.23
(1,13)	1:A:76:GLN:CG	2:C:4:C:N3	3	0.23
(1,13)	1:A:76:GLN:CG	2:C:4:C:N4	3	0.23
(1,13)	1:A:76:GLN:CG	2:C:4:C:O2	3	0.23
(1,13)	1:A:76:GLN:CG	2:C:4:C:O2'	3	0.23
(1,13)	1:A:76:GLN:CG	2:C:4:C:O3'	3	0.23
(1,13)	1:A:76:GLN:CG	2:C:4:C:O4'	3	0.23
(1,13)	1:A:76:GLN:CG	2:C:4:C:O5'	3	0.23
(1,13)	1:A:76:GLN:CG	2:C:4:C:OP1	3	0.23
(1,13)	1:A:76:GLN:CG	2:C:4:C:OP2	3	0.23
(1,13)	1:A:76:GLN:CG	2:C:4:C:P	3	0.23
(1,13)	1:A:76:GLN:CG	2:C:5:A:C1'	3	0.23
(1,13)	1:A:76:GLN:CG	2:C:5:A:C2	3	0.23
(1,13)	1:A:76:GLN:CG	2:C:5:A:C2'	3	0.23
(1,13)	1:A:76:GLN:CG	2:C:5:A:C3'	3	0.23
(1,13)	1:A:76:GLN:CG	2:C:5:A:C4	3	0.23
(1,13)	1:A:76:GLN:CG	2:C:5:A:C4'	3	0.23
(1,13)	1:A:76:GLN:CG	2:C:5:A:C5	3	0.23
(1,13)	1:A:76:GLN:CG	2:C:5:A:C5'	3	0.23
(1,13)	1:A:76:GLN:CG	2:C:5:A:C6	3	0.23
(1,13)	1:A:76:GLN:CG	2:C:5:A:C8	3	0.23
(1,13)	1:A:76:GLN:CG	2:C:5:A:H1'	3	0.23
(1,13)	1:A:76:GLN:CG	2:C:5:A:H2	3	0.23
(1,13)	1:A:76:GLN:CG	2:C:5:A:H2'	3	0.23
(1,13)	1:A:76:GLN:CG	2:C:5:A:H3'	3	0.23
(1,13)	1:A:76:GLN:CG	2:C:5:A:H4'	3	0.23
(1,13)	1:A:76:GLN:CG	2:C:5:A:H5'	3	0.23
(1,13)	1:A:76:GLN:CG	2:C:5:A:H5''	3	0.23
(1,13)	1:A:76:GLN:CG	2:C:5:A:H61	3	0.23
(1,13)	1:A:76:GLN:CG	2:C:5:A:H62	3	0.23
(1,13)	1:A:76:GLN:CG	2:C:5:A:H8	3	0.23
(1,13)	1:A:76:GLN:CG	2:C:5:A:HO2'	3	0.23
(1,13)	1:A:76:GLN:CG	2:C:5:A:N1	3	0.23
(1,13)	1:A:76:GLN:CG	2:C:5:A:N3	3	0.23
(1,13)	1:A:76:GLN:CG	2:C:5:A:N6	3	0.23
(1,13)	1:A:76:GLN:CG	2:C:5:A:N7	3	0.23
(1,13)	1:A:76:GLN:CG	2:C:5:A:N9	3	0.23
(1,13)	1:A:76:GLN:CG	2:C:5:A:O2'	3	0.23
(1,13)	1:A:76:GLN:CG	2:C:5:A:O3'	3	0.23

Continued on next page...

Continued from previous page...

Key	Atom-1	Atom-2	Model ID	Violation (Å)
(1,13)	1:A:76:GLN:CG	2:C:5:A:O4'	3	0.23
(1,13)	1:A:76:GLN:CG	2:C:5:A:O5'	3	0.23
(1,13)	1:A:76:GLN:CG	2:C:5:A:OP1	3	0.23
(1,13)	1:A:76:GLN:CG	2:C:5:A:OP2	3	0.23
(1,13)	1:A:76:GLN:CG	2:C:5:A:P	3	0.23
(1,13)	1:A:76:GLN:H	2:C:1:A:C1'	3	0.23
(1,13)	1:A:76:GLN:H	2:C:1:A:C2	3	0.23
(1,13)	1:A:76:GLN:H	2:C:1:A:C2'	3	0.23
(1,13)	1:A:76:GLN:H	2:C:1:A:C3'	3	0.23
(1,13)	1:A:76:GLN:H	2:C:1:A:C4	3	0.23
(1,13)	1:A:76:GLN:H	2:C:1:A:C4'	3	0.23
(1,13)	1:A:76:GLN:H	2:C:1:A:C5	3	0.23
(1,13)	1:A:76:GLN:H	2:C:1:A:C5'	3	0.23
(1,13)	1:A:76:GLN:H	2:C:1:A:C6	3	0.23
(1,13)	1:A:76:GLN:H	2:C:1:A:C8	3	0.23
(1,13)	1:A:76:GLN:H	2:C:1:A:H1'	3	0.23
(1,13)	1:A:76:GLN:H	2:C:1:A:H2	3	0.23
(1,13)	1:A:76:GLN:H	2:C:1:A:H2'	3	0.23
(1,13)	1:A:76:GLN:H	2:C:1:A:H3'	3	0.23
(1,13)	1:A:76:GLN:H	2:C:1:A:H4'	3	0.23
(1,13)	1:A:76:GLN:H	2:C:1:A:H5'	3	0.23
(1,13)	1:A:76:GLN:H	2:C:1:A:H5''	3	0.23
(1,13)	1:A:76:GLN:H	2:C:1:A:H61	3	0.23
(1,13)	1:A:76:GLN:H	2:C:1:A:H62	3	0.23
(1,13)	1:A:76:GLN:H	2:C:1:A:H8	3	0.23
(1,13)	1:A:76:GLN:H	2:C:1:A:HO2'	3	0.23
(1,13)	1:A:76:GLN:H	2:C:1:A:N1	3	0.23
(1,13)	1:A:76:GLN:H	2:C:1:A:N3	3	0.23
(1,13)	1:A:76:GLN:H	2:C:1:A:N6	3	0.23
(1,13)	1:A:76:GLN:H	2:C:1:A:N7	3	0.23
(1,13)	1:A:76:GLN:H	2:C:1:A:N9	3	0.23
(1,13)	1:A:76:GLN:H	2:C:1:A:O2'	3	0.23
(1,13)	1:A:76:GLN:H	2:C:1:A:O3'	3	0.23
(1,13)	1:A:76:GLN:H	2:C:1:A:O4'	3	0.23
(1,13)	1:A:76:GLN:H	2:C:1:A:O5'	3	0.23
(1,13)	1:A:76:GLN:H	2:C:2:U:C1'	3	0.23
(1,13)	1:A:76:GLN:H	2:C:2:U:C2	3	0.23
(1,13)	1:A:76:GLN:H	2:C:2:U:C2'	3	0.23
(1,13)	1:A:76:GLN:H	2:C:2:U:C3'	3	0.23
(1,13)	1:A:76:GLN:H	2:C:2:U:C4	3	0.23
(1,13)	1:A:76:GLN:H	2:C:2:U:C4'	3	0.23
(1,13)	1:A:76:GLN:H	2:C:2:U:C5	3	0.23

Continued on next page...

Continued from previous page...

Key	Atom-1	Atom-2	Model ID	Violation (Å)
(1,13)	1:A:76:GLN:H	2:C:2:U:C5'	3	0.23
(1,13)	1:A:76:GLN:H	2:C:2:U:C6	3	0.23
(1,13)	1:A:76:GLN:H	2:C:2:U:H1'	3	0.23
(1,13)	1:A:76:GLN:H	2:C:2:U:H2'	3	0.23
(1,13)	1:A:76:GLN:H	2:C:2:U:H3	3	0.23
(1,13)	1:A:76:GLN:H	2:C:2:U:H3'	3	0.23
(1,13)	1:A:76:GLN:H	2:C:2:U:H4'	3	0.23
(1,13)	1:A:76:GLN:H	2:C:2:U:H5	3	0.23
(1,13)	1:A:76:GLN:H	2:C:2:U:H5'	3	0.23
(1,13)	1:A:76:GLN:H	2:C:2:U:H5''	3	0.23
(1,13)	1:A:76:GLN:H	2:C:2:U:H6	3	0.23
(1,13)	1:A:76:GLN:H	2:C:2:U:HO2'	3	0.23
(1,13)	1:A:76:GLN:H	2:C:2:U:N1	3	0.23
(1,13)	1:A:76:GLN:H	2:C:2:U:N3	3	0.23
(1,13)	1:A:76:GLN:H	2:C:2:U:O2	3	0.23
(1,13)	1:A:76:GLN:H	2:C:2:U:O2'	3	0.23
(1,13)	1:A:76:GLN:H	2:C:2:U:O3'	3	0.23
(1,13)	1:A:76:GLN:H	2:C:2:U:O4	3	0.23
(1,13)	1:A:76:GLN:H	2:C:2:U:O4'	3	0.23
(1,13)	1:A:76:GLN:H	2:C:2:U:O5'	3	0.23
(1,13)	1:A:76:GLN:H	2:C:2:U:OP1	3	0.23
(1,13)	1:A:76:GLN:H	2:C:2:U:OP2	3	0.23
(1,13)	1:A:76:GLN:H	2:C:2:U:P	3	0.23
(1,13)	1:A:76:GLN:H	2:C:3:A:C1'	3	0.23
(1,13)	1:A:76:GLN:H	2:C:3:A:C2	3	0.23
(1,13)	1:A:76:GLN:H	2:C:3:A:C2'	3	0.23
(1,13)	1:A:76:GLN:H	2:C:3:A:C3'	3	0.23
(1,13)	1:A:76:GLN:H	2:C:3:A:C4	3	0.23
(1,13)	1:A:76:GLN:H	2:C:3:A:C4'	3	0.23
(1,13)	1:A:76:GLN:H	2:C:3:A:C5	3	0.23
(1,13)	1:A:76:GLN:H	2:C:3:A:C5'	3	0.23
(1,13)	1:A:76:GLN:H	2:C:3:A:C6	3	0.23
(1,13)	1:A:76:GLN:H	2:C:3:A:C8	3	0.23
(1,13)	1:A:76:GLN:H	2:C:3:A:H1'	3	0.23
(1,13)	1:A:76:GLN:H	2:C:3:A:H2	3	0.23
(1,13)	1:A:76:GLN:H	2:C:3:A:H2'	3	0.23
(1,13)	1:A:76:GLN:H	2:C:3:A:H3'	3	0.23
(1,13)	1:A:76:GLN:H	2:C:3:A:H4'	3	0.23
(1,13)	1:A:76:GLN:H	2:C:3:A:H5'	3	0.23
(1,13)	1:A:76:GLN:H	2:C:3:A:H5''	3	0.23
(1,13)	1:A:76:GLN:H	2:C:3:A:H61	3	0.23
(1,13)	1:A:76:GLN:H	2:C:3:A:H62	3	0.23

Continued on next page...

Continued from previous page...

Key	Atom-1	Atom-2	Model ID	Violation (Å)
(1,13)	1:A:76:GLN:H	2:C:3:A:H8	3	0.23
(1,13)	1:A:76:GLN:H	2:C:3:A:HO2'	3	0.23
(1,13)	1:A:76:GLN:H	2:C:3:A:N1	3	0.23
(1,13)	1:A:76:GLN:H	2:C:3:A:N3	3	0.23
(1,13)	1:A:76:GLN:H	2:C:3:A:N6	3	0.23
(1,13)	1:A:76:GLN:H	2:C:3:A:N7	3	0.23
(1,13)	1:A:76:GLN:H	2:C:3:A:N9	3	0.23
(1,13)	1:A:76:GLN:H	2:C:3:A:O2'	3	0.23
(1,13)	1:A:76:GLN:H	2:C:3:A:O3'	3	0.23
(1,13)	1:A:76:GLN:H	2:C:3:A:O4'	3	0.23
(1,13)	1:A:76:GLN:H	2:C:3:A:O5'	3	0.23
(1,13)	1:A:76:GLN:H	2:C:3:A:OP1	3	0.23
(1,13)	1:A:76:GLN:H	2:C:3:A:OP2	3	0.23
(1,13)	1:A:76:GLN:H	2:C:3:A:P	3	0.23
(1,13)	1:A:76:GLN:H	2:C:4:C:C1'	3	0.23
(1,13)	1:A:76:GLN:H	2:C:4:C:C2	3	0.23
(1,13)	1:A:76:GLN:H	2:C:4:C:C2'	3	0.23
(1,13)	1:A:76:GLN:H	2:C:4:C:C3'	3	0.23
(1,13)	1:A:76:GLN:H	2:C:4:C:C4	3	0.23
(1,13)	1:A:76:GLN:H	2:C:4:C:C4'	3	0.23
(1,13)	1:A:76:GLN:H	2:C:4:C:C5	3	0.23
(1,13)	1:A:76:GLN:H	2:C:4:C:C5'	3	0.23
(1,13)	1:A:76:GLN:H	2:C:4:C:C6	3	0.23
(1,13)	1:A:76:GLN:H	2:C:4:C:H1'	3	0.23
(1,13)	1:A:76:GLN:H	2:C:4:C:H2'	3	0.23
(1,13)	1:A:76:GLN:H	2:C:4:C:H3'	3	0.23
(1,13)	1:A:76:GLN:H	2:C:4:C:H4'	3	0.23
(1,13)	1:A:76:GLN:H	2:C:4:C:H41	3	0.23
(1,13)	1:A:76:GLN:H	2:C:4:C:H42	3	0.23
(1,13)	1:A:76:GLN:H	2:C:4:C:H5	3	0.23
(1,13)	1:A:76:GLN:H	2:C:4:C:H5'	3	0.23
(1,13)	1:A:76:GLN:H	2:C:4:C:H5''	3	0.23
(1,13)	1:A:76:GLN:H	2:C:4:C:H6	3	0.23
(1,13)	1:A:76:GLN:H	2:C:4:C:HO2'	3	0.23
(1,13)	1:A:76:GLN:H	2:C:4:C:N1	3	0.23
(1,13)	1:A:76:GLN:H	2:C:4:C:N3	3	0.23
(1,13)	1:A:76:GLN:H	2:C:4:C:N4	3	0.23
(1,13)	1:A:76:GLN:H	2:C:4:C:O2	3	0.23
(1,13)	1:A:76:GLN:H	2:C:4:C:O2'	3	0.23
(1,13)	1:A:76:GLN:H	2:C:4:C:O3'	3	0.23
(1,13)	1:A:76:GLN:H	2:C:4:C:O4'	3	0.23
(1,13)	1:A:76:GLN:H	2:C:4:C:O5'	3	0.23

Continued on next page...

Continued from previous page...

Key	Atom-1	Atom-2	Model ID	Violation (Å)
(1,13)	1:A:76:GLN:H	2:C:4:C:OP1	3	0.23
(1,13)	1:A:76:GLN:H	2:C:4:C:OP2	3	0.23
(1,13)	1:A:76:GLN:H	2:C:4:C:P	3	0.23
(1,13)	1:A:76:GLN:H	2:C:5:A:C1'	3	0.23
(1,13)	1:A:76:GLN:H	2:C:5:A:C2	3	0.23
(1,13)	1:A:76:GLN:H	2:C:5:A:C2'	3	0.23
(1,13)	1:A:76:GLN:H	2:C:5:A:C3'	3	0.23
(1,13)	1:A:76:GLN:H	2:C:5:A:C4	3	0.23
(1,13)	1:A:76:GLN:H	2:C:5:A:C4'	3	0.23
(1,13)	1:A:76:GLN:H	2:C:5:A:C5	3	0.23
(1,13)	1:A:76:GLN:H	2:C:5:A:C5'	3	0.23
(1,13)	1:A:76:GLN:H	2:C:5:A:C6	3	0.23
(1,13)	1:A:76:GLN:H	2:C:5:A:C8	3	0.23
(1,13)	1:A:76:GLN:H	2:C:5:A:H1'	3	0.23
(1,13)	1:A:76:GLN:H	2:C:5:A:H2	3	0.23
(1,13)	1:A:76:GLN:H	2:C:5:A:H2'	3	0.23
(1,13)	1:A:76:GLN:H	2:C:5:A:H3'	3	0.23
(1,13)	1:A:76:GLN:H	2:C:5:A:H4'	3	0.23
(1,13)	1:A:76:GLN:H	2:C:5:A:H5'	3	0.23
(1,13)	1:A:76:GLN:H	2:C:5:A:H5''	3	0.23
(1,13)	1:A:76:GLN:H	2:C:5:A:H61	3	0.23
(1,13)	1:A:76:GLN:H	2:C:5:A:H62	3	0.23
(1,13)	1:A:76:GLN:H	2:C:5:A:H8	3	0.23
(1,13)	1:A:76:GLN:H	2:C:5:A:HO2'	3	0.23
(1,13)	1:A:76:GLN:H	2:C:5:A:N1	3	0.23
(1,13)	1:A:76:GLN:H	2:C:5:A:N3	3	0.23
(1,13)	1:A:76:GLN:H	2:C:5:A:N6	3	0.23
(1,13)	1:A:76:GLN:H	2:C:5:A:N7	3	0.23
(1,13)	1:A:76:GLN:H	2:C:5:A:N9	3	0.23
(1,13)	1:A:76:GLN:H	2:C:5:A:O2'	3	0.23
(1,13)	1:A:76:GLN:H	2:C:5:A:O3'	3	0.23
(1,13)	1:A:76:GLN:H	2:C:5:A:O4'	3	0.23
(1,13)	1:A:76:GLN:H	2:C:5:A:O5'	3	0.23
(1,13)	1:A:76:GLN:H	2:C:5:A:OP1	3	0.23
(1,13)	1:A:76:GLN:H	2:C:5:A:OP2	3	0.23
(1,13)	1:A:76:GLN:H	2:C:5:A:P	3	0.23
(1,13)	1:A:76:GLN:HE21	2:C:1:A:C1'	3	0.23
(1,13)	1:A:76:GLN:HE21	2:C:1:A:C2	3	0.23
(1,13)	1:A:76:GLN:HE21	2:C:1:A:C2'	3	0.23
(1,13)	1:A:76:GLN:HE21	2:C:1:A:C3'	3	0.23
(1,13)	1:A:76:GLN:HE21	2:C:1:A:C4	3	0.23
(1,13)	1:A:76:GLN:HE21	2:C:1:A:C4'	3	0.23

Continued on next page...

Continued from previous page...

Key	Atom-1	Atom-2	Model ID	Violation (Å)
(1,13)	1:A:76:GLN:HE21	2:C:1:A:C5	3	0.23
(1,13)	1:A:76:GLN:HE21	2:C:1:A:C5'	3	0.23
(1,13)	1:A:76:GLN:HE21	2:C:1:A:C6	3	0.23
(1,13)	1:A:76:GLN:HE21	2:C:1:A:C8	3	0.23
(1,13)	1:A:76:GLN:HE21	2:C:1:A:H1'	3	0.23
(1,13)	1:A:76:GLN:HE21	2:C:1:A:H2	3	0.23
(1,13)	1:A:76:GLN:HE21	2:C:1:A:H2'	3	0.23
(1,13)	1:A:76:GLN:HE21	2:C:1:A:H3'	3	0.23
(1,13)	1:A:76:GLN:HE21	2:C:1:A:H4'	3	0.23
(1,13)	1:A:76:GLN:HE21	2:C:1:A:H5'	3	0.23
(1,13)	1:A:76:GLN:HE21	2:C:1:A:H5''	3	0.23
(1,13)	1:A:76:GLN:HE21	2:C:1:A:H61	3	0.23
(1,13)	1:A:76:GLN:HE21	2:C:1:A:H62	3	0.23
(1,13)	1:A:76:GLN:HE21	2:C:1:A:H8	3	0.23
(1,13)	1:A:76:GLN:HE21	2:C:1:A:HO2'	3	0.23
(1,13)	1:A:76:GLN:HE21	2:C:1:A:N1	3	0.23
(1,13)	1:A:76:GLN:HE21	2:C:1:A:N3	3	0.23
(1,13)	1:A:76:GLN:HE21	2:C:1:A:N6	3	0.23
(1,13)	1:A:76:GLN:HE21	2:C:1:A:N7	3	0.23
(1,13)	1:A:76:GLN:HE21	2:C:1:A:N9	3	0.23
(1,13)	1:A:76:GLN:HE21	2:C:1:A:O2'	3	0.23
(1,13)	1:A:76:GLN:HE21	2:C:1:A:O3'	3	0.23
(1,13)	1:A:76:GLN:HE21	2:C:1:A:O4'	3	0.23
(1,13)	1:A:76:GLN:HE21	2:C:1:A:O5'	3	0.23
(1,13)	1:A:76:GLN:HE21	2:C:2:U:C1'	3	0.23
(1,13)	1:A:76:GLN:HE21	2:C:2:U:C2	3	0.23
(1,13)	1:A:76:GLN:HE21	2:C:2:U:C2'	3	0.23
(1,13)	1:A:76:GLN:HE21	2:C:2:U:C3'	3	0.23
(1,13)	1:A:76:GLN:HE21	2:C:2:U:C4	3	0.23
(1,13)	1:A:76:GLN:HE21	2:C:2:U:C4'	3	0.23
(1,13)	1:A:76:GLN:HE21	2:C:2:U:C5	3	0.23
(1,13)	1:A:76:GLN:HE21	2:C:2:U:C5'	3	0.23
(1,13)	1:A:76:GLN:HE21	2:C:2:U:C6	3	0.23
(1,13)	1:A:76:GLN:HE21	2:C:2:U:H1'	3	0.23
(1,13)	1:A:76:GLN:HE21	2:C:2:U:H2'	3	0.23
(1,13)	1:A:76:GLN:HE21	2:C:2:U:H3	3	0.23
(1,13)	1:A:76:GLN:HE21	2:C:2:U:H3'	3	0.23
(1,13)	1:A:76:GLN:HE21	2:C:2:U:H4'	3	0.23
(1,13)	1:A:76:GLN:HE21	2:C:2:U:H5	3	0.23
(1,13)	1:A:76:GLN:HE21	2:C:2:U:H5'	3	0.23
(1,13)	1:A:76:GLN:HE21	2:C:2:U:H5''	3	0.23
(1,13)	1:A:76:GLN:HE21	2:C:2:U:H6	3	0.23

Continued on next page...

Continued from previous page...

Key	Atom-1	Atom-2	Model ID	Violation (Å)
(1,13)	1:A:76:GLN:HE21	2:C:2:U:HO2'	3	0.23
(1,13)	1:A:76:GLN:HE21	2:C:2:U:N1	3	0.23
(1,13)	1:A:76:GLN:HE21	2:C:2:U:N3	3	0.23
(1,13)	1:A:76:GLN:HE21	2:C:2:U:O2	3	0.23
(1,13)	1:A:76:GLN:HE21	2:C:2:U:O2'	3	0.23
(1,13)	1:A:76:GLN:HE21	2:C:2:U:O3'	3	0.23
(1,13)	1:A:76:GLN:HE21	2:C:2:U:O4	3	0.23
(1,13)	1:A:76:GLN:HE21	2:C:2:U:O4'	3	0.23
(1,13)	1:A:76:GLN:HE21	2:C:2:U:O5'	3	0.23
(1,13)	1:A:76:GLN:HE21	2:C:2:U:OP1	3	0.23
(1,13)	1:A:76:GLN:HE21	2:C:2:U:OP2	3	0.23
(1,13)	1:A:76:GLN:HE21	2:C:2:U:P	3	0.23
(1,13)	1:A:76:GLN:HE21	2:C:3:A:C1'	3	0.23
(1,13)	1:A:76:GLN:HE21	2:C:3:A:C2	3	0.23
(1,13)	1:A:76:GLN:HE21	2:C:3:A:C2'	3	0.23
(1,13)	1:A:76:GLN:HE21	2:C:3:A:C3'	3	0.23
(1,13)	1:A:76:GLN:HE21	2:C:3:A:C4	3	0.23
(1,13)	1:A:76:GLN:HE21	2:C:3:A:C4'	3	0.23
(1,13)	1:A:76:GLN:HE21	2:C:3:A:C5	3	0.23
(1,13)	1:A:76:GLN:HE21	2:C:3:A:C5'	3	0.23
(1,13)	1:A:76:GLN:HE21	2:C:3:A:C6	3	0.23
(1,13)	1:A:76:GLN:HE21	2:C:3:A:C8	3	0.23
(1,13)	1:A:76:GLN:HE21	2:C:3:A:H1'	3	0.23
(1,13)	1:A:76:GLN:HE21	2:C:3:A:H2	3	0.23
(1,13)	1:A:76:GLN:HE21	2:C:3:A:H2'	3	0.23
(1,13)	1:A:76:GLN:HE21	2:C:3:A:H3'	3	0.23
(1,13)	1:A:76:GLN:HE21	2:C:3:A:H4'	3	0.23
(1,13)	1:A:76:GLN:HE21	2:C:3:A:H5'	3	0.23
(1,13)	1:A:76:GLN:HE21	2:C:3:A:H5''	3	0.23
(1,13)	1:A:76:GLN:HE21	2:C:3:A:H61	3	0.23
(1,13)	1:A:76:GLN:HE21	2:C:3:A:H62	3	0.23
(1,13)	1:A:76:GLN:HE21	2:C:3:A:H8	3	0.23
(1,13)	1:A:76:GLN:HE21	2:C:3:A:HO2'	3	0.23
(1,13)	1:A:76:GLN:HE21	2:C:3:A:N1	3	0.23
(1,13)	1:A:76:GLN:HE21	2:C:3:A:N3	3	0.23
(1,13)	1:A:76:GLN:HE21	2:C:3:A:N6	3	0.23
(1,13)	1:A:76:GLN:HE21	2:C:3:A:N7	3	0.23
(1,13)	1:A:76:GLN:HE21	2:C:3:A:N9	3	0.23
(1,13)	1:A:76:GLN:HE21	2:C:3:A:O2'	3	0.23
(1,13)	1:A:76:GLN:HE21	2:C:3:A:O3'	3	0.23
(1,13)	1:A:76:GLN:HE21	2:C:3:A:O4'	3	0.23
(1,13)	1:A:76:GLN:HE21	2:C:3:A:O5'	3	0.23

Continued on next page...

Continued from previous page...

Key	Atom-1	Atom-2	Model ID	Violation (Å)
(1,13)	1:A:76:GLN:HE21	2:C:3:A:OP1	3	0.23
(1,13)	1:A:76:GLN:HE21	2:C:3:A:OP2	3	0.23
(1,13)	1:A:76:GLN:HE21	2:C:3:A:P	3	0.23
(1,13)	1:A:76:GLN:HE21	2:C:4:C:C1'	3	0.23
(1,13)	1:A:76:GLN:HE21	2:C:4:C:C2	3	0.23
(1,13)	1:A:76:GLN:HE21	2:C:4:C:C2'	3	0.23
(1,13)	1:A:76:GLN:HE21	2:C:4:C:C3'	3	0.23
(1,13)	1:A:76:GLN:HE21	2:C:4:C:C4	3	0.23
(1,13)	1:A:76:GLN:HE21	2:C:4:C:C4'	3	0.23
(1,13)	1:A:76:GLN:HE21	2:C:4:C:C5	3	0.23
(1,13)	1:A:76:GLN:HE21	2:C:4:C:C5'	3	0.23
(1,13)	1:A:76:GLN:HE21	2:C:4:C:C6	3	0.23
(1,13)	1:A:76:GLN:HE21	2:C:4:C:H1'	3	0.23
(1,13)	1:A:76:GLN:HE21	2:C:4:C:H2'	3	0.23
(1,13)	1:A:76:GLN:HE21	2:C:4:C:H3'	3	0.23
(1,13)	1:A:76:GLN:HE21	2:C:4:C:H4'	3	0.23
(1,13)	1:A:76:GLN:HE21	2:C:4:C:H41	3	0.23
(1,13)	1:A:76:GLN:HE21	2:C:4:C:H42	3	0.23
(1,13)	1:A:76:GLN:HE21	2:C:4:C:H5	3	0.23
(1,13)	1:A:76:GLN:HE21	2:C:4:C:H5'	3	0.23
(1,13)	1:A:76:GLN:HE21	2:C:4:C:H5''	3	0.23
(1,13)	1:A:76:GLN:HE21	2:C:4:C:H6	3	0.23
(1,13)	1:A:76:GLN:HE21	2:C:4:C:HO2'	3	0.23
(1,13)	1:A:76:GLN:HE21	2:C:4:C:N1	3	0.23
(1,13)	1:A:76:GLN:HE21	2:C:4:C:N3	3	0.23
(1,13)	1:A:76:GLN:HE21	2:C:4:C:N4	3	0.23
(1,13)	1:A:76:GLN:HE21	2:C:4:C:O2	3	0.23
(1,13)	1:A:76:GLN:HE21	2:C:4:C:O2'	3	0.23
(1,13)	1:A:76:GLN:HE21	2:C:4:C:O3'	3	0.23
(1,13)	1:A:76:GLN:HE21	2:C:4:C:O4'	3	0.23
(1,13)	1:A:76:GLN:HE21	2:C:4:C:O5'	3	0.23
(1,13)	1:A:76:GLN:HE21	2:C:4:C:OP1	3	0.23
(1,13)	1:A:76:GLN:HE21	2:C:4:C:OP2	3	0.23
(1,13)	1:A:76:GLN:HE21	2:C:4:C:P	3	0.23
(1,13)	1:A:76:GLN:HE21	2:C:5:A:C1'	3	0.23
(1,13)	1:A:76:GLN:HE21	2:C:5:A:C2	3	0.23
(1,13)	1:A:76:GLN:HE21	2:C:5:A:C2'	3	0.23
(1,13)	1:A:76:GLN:HE21	2:C:5:A:C3'	3	0.23
(1,13)	1:A:76:GLN:HE21	2:C:5:A:C4	3	0.23
(1,13)	1:A:76:GLN:HE21	2:C:5:A:C4'	3	0.23
(1,13)	1:A:76:GLN:HE21	2:C:5:A:C5	3	0.23
(1,13)	1:A:76:GLN:HE21	2:C:5:A:C5'	3	0.23

Continued on next page...

Continued from previous page...

Key	Atom-1	Atom-2	Model ID	Violation (Å)
(1,13)	1:A:76:GLN:HE21	2:C:5:A:C6	3	0.23
(1,13)	1:A:76:GLN:HE21	2:C:5:A:C8	3	0.23
(1,13)	1:A:76:GLN:HE21	2:C:5:A:H1'	3	0.23
(1,13)	1:A:76:GLN:HE21	2:C:5:A:H2	3	0.23
(1,13)	1:A:76:GLN:HE21	2:C:5:A:H2'	3	0.23
(1,13)	1:A:76:GLN:HE21	2:C:5:A:H3'	3	0.23
(1,13)	1:A:76:GLN:HE21	2:C:5:A:H4'	3	0.23
(1,13)	1:A:76:GLN:HE21	2:C:5:A:H5'	3	0.23
(1,13)	1:A:76:GLN:HE21	2:C:5:A:H5''	3	0.23
(1,13)	1:A:76:GLN:HE21	2:C:5:A:H61	3	0.23
(1,13)	1:A:76:GLN:HE21	2:C:5:A:H62	3	0.23
(1,13)	1:A:76:GLN:HE21	2:C:5:A:H8	3	0.23
(1,13)	1:A:76:GLN:HE21	2:C:5:A:HO2'	3	0.23
(1,13)	1:A:76:GLN:HE21	2:C:5:A:N1	3	0.23
(1,13)	1:A:76:GLN:HE21	2:C:5:A:N3	3	0.23
(1,13)	1:A:76:GLN:HE21	2:C:5:A:N6	3	0.23
(1,13)	1:A:76:GLN:HE21	2:C:5:A:N7	3	0.23
(1,13)	1:A:76:GLN:HE21	2:C:5:A:N9	3	0.23
(1,13)	1:A:76:GLN:HE21	2:C:5:A:O2'	3	0.23
(1,13)	1:A:76:GLN:HE21	2:C:5:A:O3'	3	0.23
(1,13)	1:A:76:GLN:HE21	2:C:5:A:O4'	3	0.23
(1,13)	1:A:76:GLN:HE21	2:C:5:A:O5'	3	0.23
(1,13)	1:A:76:GLN:HE21	2:C:5:A:OP1	3	0.23
(1,13)	1:A:76:GLN:HE21	2:C:5:A:OP2	3	0.23
(1,13)	1:A:76:GLN:HE21	2:C:5:A:P	3	0.23
(1,13)	1:A:76:GLN:HE22	2:C:1:A:C1'	3	0.23
(1,13)	1:A:76:GLN:HE22	2:C:1:A:C2	3	0.23
(1,13)	1:A:76:GLN:HE22	2:C:1:A:C2'	3	0.23
(1,13)	1:A:76:GLN:HE22	2:C:1:A:C3'	3	0.23
(1,13)	1:A:76:GLN:HE22	2:C:1:A:C4	3	0.23
(1,13)	1:A:76:GLN:HE22	2:C:1:A:C4'	3	0.23
(1,13)	1:A:76:GLN:HE22	2:C:1:A:C5	3	0.23
(1,13)	1:A:76:GLN:HE22	2:C:1:A:C5'	3	0.23
(1,13)	1:A:76:GLN:HE22	2:C:1:A:C6	3	0.23
(1,13)	1:A:76:GLN:HE22	2:C:1:A:C8	3	0.23
(1,13)	1:A:76:GLN:HE22	2:C:1:A:H1'	3	0.23
(1,13)	1:A:76:GLN:HE22	2:C:1:A:H2	3	0.23
(1,13)	1:A:76:GLN:HE22	2:C:1:A:H2'	3	0.23
(1,13)	1:A:76:GLN:HE22	2:C:1:A:H3'	3	0.23
(1,13)	1:A:76:GLN:HE22	2:C:1:A:H4'	3	0.23
(1,13)	1:A:76:GLN:HE22	2:C:1:A:H5'	3	0.23
(1,13)	1:A:76:GLN:HE22	2:C:1:A:H5''	3	0.23

Continued on next page...

Continued from previous page...

Key	Atom-1	Atom-2	Model ID	Violation (Å)
(1,13)	1:A:76:GLN:HE22	2:C:1:A:H61	3	0.23
(1,13)	1:A:76:GLN:HE22	2:C:1:A:H62	3	0.23
(1,13)	1:A:76:GLN:HE22	2:C:1:A:H8	3	0.23
(1,13)	1:A:76:GLN:HE22	2:C:1:A:HO2'	3	0.23
(1,13)	1:A:76:GLN:HE22	2:C:1:A:N1	3	0.23
(1,13)	1:A:76:GLN:HE22	2:C:1:A:N3	3	0.23
(1,13)	1:A:76:GLN:HE22	2:C:1:A:N6	3	0.23
(1,13)	1:A:76:GLN:HE22	2:C:1:A:N7	3	0.23
(1,13)	1:A:76:GLN:HE22	2:C:1:A:N9	3	0.23
(1,13)	1:A:76:GLN:HE22	2:C:1:A:O2'	3	0.23
(1,13)	1:A:76:GLN:HE22	2:C:1:A:O3'	3	0.23
(1,13)	1:A:76:GLN:HE22	2:C:1:A:O4'	3	0.23
(1,13)	1:A:76:GLN:HE22	2:C:1:A:O5'	3	0.23
(1,13)	1:A:76:GLN:HE22	2:C:2:U:C1'	3	0.23
(1,13)	1:A:76:GLN:HE22	2:C:2:U:C2	3	0.23
(1,13)	1:A:76:GLN:HE22	2:C:2:U:C2'	3	0.23
(1,13)	1:A:76:GLN:HE22	2:C:2:U:C3'	3	0.23
(1,13)	1:A:76:GLN:HE22	2:C:2:U:C4	3	0.23
(1,13)	1:A:76:GLN:HE22	2:C:2:U:C4'	3	0.23
(1,13)	1:A:76:GLN:HE22	2:C:2:U:C5	3	0.23
(1,13)	1:A:76:GLN:HE22	2:C:2:U:C5'	3	0.23
(1,13)	1:A:76:GLN:HE22	2:C:2:U:C6	3	0.23
(1,13)	1:A:76:GLN:HE22	2:C:2:U:H1'	3	0.23
(1,13)	1:A:76:GLN:HE22	2:C:2:U:H2'	3	0.23
(1,13)	1:A:76:GLN:HE22	2:C:2:U:H3	3	0.23
(1,13)	1:A:76:GLN:HE22	2:C:2:U:H3'	3	0.23
(1,13)	1:A:76:GLN:HE22	2:C:2:U:H4'	3	0.23
(1,13)	1:A:76:GLN:HE22	2:C:2:U:H5	3	0.23
(1,13)	1:A:76:GLN:HE22	2:C:2:U:H5'	3	0.23
(1,13)	1:A:76:GLN:HE22	2:C:2:U:H5''	3	0.23
(1,13)	1:A:76:GLN:HE22	2:C:2:U:H6	3	0.23
(1,13)	1:A:76:GLN:HE22	2:C:2:U:HO2'	3	0.23
(1,13)	1:A:76:GLN:HE22	2:C:2:U:N1	3	0.23
(1,13)	1:A:76:GLN:HE22	2:C:2:U:N3	3	0.23
(1,13)	1:A:76:GLN:HE22	2:C:2:U:O2	3	0.23
(1,13)	1:A:76:GLN:HE22	2:C:2:U:O2'	3	0.23
(1,13)	1:A:76:GLN:HE22	2:C:2:U:O3'	3	0.23
(1,13)	1:A:76:GLN:HE22	2:C:2:U:O4	3	0.23
(1,13)	1:A:76:GLN:HE22	2:C:2:U:O4'	3	0.23
(1,13)	1:A:76:GLN:HE22	2:C:2:U:O5'	3	0.23
(1,13)	1:A:76:GLN:HE22	2:C:2:U:OP1	3	0.23
(1,13)	1:A:76:GLN:HE22	2:C:2:U:OP2	3	0.23

Continued on next page...

Continued from previous page...

Key	Atom-1	Atom-2	Model ID	Violation (Å)
(1,13)	1:A:76:GLN:HE22	2:C:2:U:P	3	0.23
(1,13)	1:A:76:GLN:HE22	2:C:3:A:C1'	3	0.23
(1,13)	1:A:76:GLN:HE22	2:C:3:A:C2	3	0.23
(1,13)	1:A:76:GLN:HE22	2:C:3:A:C2'	3	0.23
(1,13)	1:A:76:GLN:HE22	2:C:3:A:C3'	3	0.23
(1,13)	1:A:76:GLN:HE22	2:C:3:A:C4	3	0.23
(1,13)	1:A:76:GLN:HE22	2:C:3:A:C4'	3	0.23
(1,13)	1:A:76:GLN:HE22	2:C:3:A:C5	3	0.23
(1,13)	1:A:76:GLN:HE22	2:C:3:A:C5'	3	0.23
(1,13)	1:A:76:GLN:HE22	2:C:3:A:C6	3	0.23
(1,13)	1:A:76:GLN:HE22	2:C:3:A:C8	3	0.23
(1,13)	1:A:76:GLN:HE22	2:C:3:A:H1'	3	0.23
(1,13)	1:A:76:GLN:HE22	2:C:3:A:H2	3	0.23
(1,13)	1:A:76:GLN:HE22	2:C:3:A:H2'	3	0.23
(1,13)	1:A:76:GLN:HE22	2:C:3:A:H3'	3	0.23
(1,13)	1:A:76:GLN:HE22	2:C:3:A:H4'	3	0.23
(1,13)	1:A:76:GLN:HE22	2:C:3:A:H5'	3	0.23
(1,13)	1:A:76:GLN:HE22	2:C:3:A:H5''	3	0.23
(1,13)	1:A:76:GLN:HE22	2:C:3:A:H61	3	0.23
(1,13)	1:A:76:GLN:HE22	2:C:3:A:H62	3	0.23
(1,13)	1:A:76:GLN:HE22	2:C:3:A:H8	3	0.23
(1,13)	1:A:76:GLN:HE22	2:C:3:A:HO2'	3	0.23
(1,13)	1:A:76:GLN:HE22	2:C:3:A:N1	3	0.23
(1,13)	1:A:76:GLN:HE22	2:C:3:A:N3	3	0.23
(1,13)	1:A:76:GLN:HE22	2:C:3:A:N6	3	0.23
(1,13)	1:A:76:GLN:HE22	2:C:3:A:N7	3	0.23
(1,13)	1:A:76:GLN:HE22	2:C:3:A:N9	3	0.23
(1,13)	1:A:76:GLN:HE22	2:C:3:A:O2'	3	0.23
(1,13)	1:A:76:GLN:HE22	2:C:3:A:O3'	3	0.23
(1,13)	1:A:76:GLN:HE22	2:C:3:A:O4'	3	0.23
(1,13)	1:A:76:GLN:HE22	2:C:3:A:O5'	3	0.23
(1,13)	1:A:76:GLN:HE22	2:C:3:A:OP1	3	0.23
(1,13)	1:A:76:GLN:HE22	2:C:3:A:OP2	3	0.23
(1,13)	1:A:76:GLN:HE22	2:C:3:A:P	3	0.23
(1,13)	1:A:76:GLN:HE22	2:C:4:C:C1'	3	0.23
(1,13)	1:A:76:GLN:HE22	2:C:4:C:C2	3	0.23
(1,13)	1:A:76:GLN:HE22	2:C:4:C:C2'	3	0.23
(1,13)	1:A:76:GLN:HE22	2:C:4:C:C3'	3	0.23
(1,13)	1:A:76:GLN:HE22	2:C:4:C:C4	3	0.23
(1,13)	1:A:76:GLN:HE22	2:C:4:C:C4'	3	0.23
(1,13)	1:A:76:GLN:HE22	2:C:4:C:C5	3	0.23
(1,13)	1:A:76:GLN:HE22	2:C:4:C:C5'	3	0.23

Continued on next page...

Continued from previous page...

Key	Atom-1	Atom-2	Model ID	Violation (Å)
(1,13)	1:A:76:GLN:HE22	2:C:4:C:C6	3	0.23
(1,13)	1:A:76:GLN:HE22	2:C:4:C:H1'	3	0.23
(1,13)	1:A:76:GLN:HE22	2:C:4:C:H2'	3	0.23
(1,13)	1:A:76:GLN:HE22	2:C:4:C:H3'	3	0.23
(1,13)	1:A:76:GLN:HE22	2:C:4:C:H4'	3	0.23
(1,13)	1:A:76:GLN:HE22	2:C:4:C:H41	3	0.23
(1,13)	1:A:76:GLN:HE22	2:C:4:C:H42	3	0.23
(1,13)	1:A:76:GLN:HE22	2:C:4:C:H5	3	0.23
(1,13)	1:A:76:GLN:HE22	2:C:4:C:H5'	3	0.23
(1,13)	1:A:76:GLN:HE22	2:C:4:C:H5''	3	0.23
(1,13)	1:A:76:GLN:HE22	2:C:4:C:H6	3	0.23
(1,13)	1:A:76:GLN:HE22	2:C:4:C:HO2'	3	0.23
(1,13)	1:A:76:GLN:HE22	2:C:4:C:N1	3	0.23
(1,13)	1:A:76:GLN:HE22	2:C:4:C:N3	3	0.23
(1,13)	1:A:76:GLN:HE22	2:C:4:C:N4	3	0.23
(1,13)	1:A:76:GLN:HE22	2:C:4:C:O2	3	0.23
(1,13)	1:A:76:GLN:HE22	2:C:4:C:O2'	3	0.23
(1,13)	1:A:76:GLN:HE22	2:C:4:C:O3'	3	0.23
(1,13)	1:A:76:GLN:HE22	2:C:4:C:O4'	3	0.23
(1,13)	1:A:76:GLN:HE22	2:C:4:C:O5'	3	0.23
(1,13)	1:A:76:GLN:HE22	2:C:4:C:OP1	3	0.23
(1,13)	1:A:76:GLN:HE22	2:C:4:C:OP2	3	0.23
(1,13)	1:A:76:GLN:HE22	2:C:4:C:P	3	0.23
(1,13)	1:A:76:GLN:HE22	2:C:5:A:C1'	3	0.23
(1,13)	1:A:76:GLN:HE22	2:C:5:A:C2	3	0.23
(1,13)	1:A:76:GLN:HE22	2:C:5:A:C2'	3	0.23
(1,13)	1:A:76:GLN:HE22	2:C:5:A:C3'	3	0.23
(1,13)	1:A:76:GLN:HE22	2:C:5:A:C4	3	0.23
(1,13)	1:A:76:GLN:HE22	2:C:5:A:C4'	3	0.23
(1,13)	1:A:76:GLN:HE22	2:C:5:A:C5	3	0.23
(1,13)	1:A:76:GLN:HE22	2:C:5:A:C5'	3	0.23
(1,13)	1:A:76:GLN:HE22	2:C:5:A:C6	3	0.23
(1,13)	1:A:76:GLN:HE22	2:C:5:A:C8	3	0.23
(1,13)	1:A:76:GLN:HE22	2:C:5:A:H1'	3	0.23
(1,13)	1:A:76:GLN:HE22	2:C:5:A:H2	3	0.23
(1,13)	1:A:76:GLN:HE22	2:C:5:A:H2'	3	0.23
(1,13)	1:A:76:GLN:HE22	2:C:5:A:H3'	3	0.23
(1,13)	1:A:76:GLN:HE22	2:C:5:A:H4'	3	0.23
(1,13)	1:A:76:GLN:HE22	2:C:5:A:H5'	3	0.23
(1,13)	1:A:76:GLN:HE22	2:C:5:A:H5''	3	0.23
(1,13)	1:A:76:GLN:HE22	2:C:5:A:H61	3	0.23
(1,13)	1:A:76:GLN:HE22	2:C:5:A:H62	3	0.23

Continued on next page...

Continued from previous page...

Key	Atom-1	Atom-2	Model ID	Violation (Å)
(1,13)	1:A:76:GLN:HE22	2:C:5:A:H8	3	0.23
(1,13)	1:A:76:GLN:HE22	2:C:5:A:HO2'	3	0.23
(1,13)	1:A:76:GLN:HE22	2:C:5:A:N1	3	0.23
(1,13)	1:A:76:GLN:HE22	2:C:5:A:N3	3	0.23
(1,13)	1:A:76:GLN:HE22	2:C:5:A:N6	3	0.23
(1,13)	1:A:76:GLN:HE22	2:C:5:A:N7	3	0.23
(1,13)	1:A:76:GLN:HE22	2:C:5:A:N9	3	0.23
(1,13)	1:A:76:GLN:HE22	2:C:5:A:O2'	3	0.23
(1,13)	1:A:76:GLN:HE22	2:C:5:A:O3'	3	0.23
(1,13)	1:A:76:GLN:HE22	2:C:5:A:O4'	3	0.23
(1,13)	1:A:76:GLN:HE22	2:C:5:A:O5'	3	0.23
(1,13)	1:A:76:GLN:HE22	2:C:5:A:OP1	3	0.23
(1,13)	1:A:76:GLN:HE22	2:C:5:A:OP2	3	0.23
(1,13)	1:A:76:GLN:HE22	2:C:5:A:P	3	0.23
(1,13)	1:A:76:GLN:N	2:C:1:A:C1'	3	0.23
(1,13)	1:A:76:GLN:N	2:C:1:A:C2	3	0.23
(1,13)	1:A:76:GLN:N	2:C:1:A:C2'	3	0.23
(1,13)	1:A:76:GLN:N	2:C:1:A:C3'	3	0.23
(1,13)	1:A:76:GLN:N	2:C:1:A:C4	3	0.23
(1,13)	1:A:76:GLN:N	2:C:1:A:C4'	3	0.23
(1,13)	1:A:76:GLN:N	2:C:1:A:C5	3	0.23
(1,13)	1:A:76:GLN:N	2:C:1:A:C5'	3	0.23
(1,13)	1:A:76:GLN:N	2:C:1:A:C6	3	0.23
(1,13)	1:A:76:GLN:N	2:C:1:A:C8	3	0.23
(1,13)	1:A:76:GLN:N	2:C:1:A:H1'	3	0.23
(1,13)	1:A:76:GLN:N	2:C:1:A:H2	3	0.23
(1,13)	1:A:76:GLN:N	2:C:1:A:H2'	3	0.23
(1,13)	1:A:76:GLN:N	2:C:1:A:H3'	3	0.23
(1,13)	1:A:76:GLN:N	2:C:1:A:H4'	3	0.23
(1,13)	1:A:76:GLN:N	2:C:1:A:H5'	3	0.23
(1,13)	1:A:76:GLN:N	2:C:1:A:H5''	3	0.23
(1,13)	1:A:76:GLN:N	2:C:1:A:H61	3	0.23
(1,13)	1:A:76:GLN:N	2:C:1:A:H62	3	0.23
(1,13)	1:A:76:GLN:N	2:C:1:A:H8	3	0.23
(1,13)	1:A:76:GLN:N	2:C:1:A:HO2'	3	0.23
(1,13)	1:A:76:GLN:N	2:C:1:A:N1	3	0.23
(1,13)	1:A:76:GLN:N	2:C:1:A:N3	3	0.23
(1,13)	1:A:76:GLN:N	2:C:1:A:N6	3	0.23
(1,13)	1:A:76:GLN:N	2:C:1:A:N7	3	0.23
(1,13)	1:A:76:GLN:N	2:C:1:A:N9	3	0.23
(1,13)	1:A:76:GLN:N	2:C:1:A:O2'	3	0.23
(1,13)	1:A:76:GLN:N	2:C:1:A:O3'	3	0.23

Continued on next page...

Continued from previous page...

Key	Atom-1	Atom-2	Model ID	Violation (Å)
(1,13)	1:A:76:GLN:N	2:C:1:A:O4'	3	0.23
(1,13)	1:A:76:GLN:N	2:C:1:A:O5'	3	0.23
(1,13)	1:A:76:GLN:N	2:C:2:U:C1'	3	0.23
(1,13)	1:A:76:GLN:N	2:C:2:U:C2	3	0.23
(1,13)	1:A:76:GLN:N	2:C:2:U:C2'	3	0.23
(1,13)	1:A:76:GLN:N	2:C:2:U:C3'	3	0.23
(1,13)	1:A:76:GLN:N	2:C:2:U:C4	3	0.23
(1,13)	1:A:76:GLN:N	2:C:2:U:C4'	3	0.23
(1,13)	1:A:76:GLN:N	2:C:2:U:C5	3	0.23
(1,13)	1:A:76:GLN:N	2:C:2:U:C5'	3	0.23
(1,13)	1:A:76:GLN:N	2:C:2:U:C6	3	0.23
(1,13)	1:A:76:GLN:N	2:C:2:U:H1'	3	0.23
(1,13)	1:A:76:GLN:N	2:C:2:U:H2'	3	0.23
(1,13)	1:A:76:GLN:N	2:C:2:U:H3	3	0.23
(1,13)	1:A:76:GLN:N	2:C:2:U:H3'	3	0.23
(1,13)	1:A:76:GLN:N	2:C:2:U:H4'	3	0.23
(1,13)	1:A:76:GLN:N	2:C:2:U:H5	3	0.23
(1,13)	1:A:76:GLN:N	2:C:2:U:H5'	3	0.23
(1,13)	1:A:76:GLN:N	2:C:2:U:H5''	3	0.23
(1,13)	1:A:76:GLN:N	2:C:2:U:H6	3	0.23
(1,13)	1:A:76:GLN:N	2:C:2:U:HO2'	3	0.23
(1,13)	1:A:76:GLN:N	2:C:2:U:N1	3	0.23
(1,13)	1:A:76:GLN:N	2:C:2:U:N3	3	0.23
(1,13)	1:A:76:GLN:N	2:C:2:U:O2	3	0.23
(1,13)	1:A:76:GLN:N	2:C:2:U:O2'	3	0.23
(1,13)	1:A:76:GLN:N	2:C:2:U:O3'	3	0.23
(1,13)	1:A:76:GLN:N	2:C:2:U:O4	3	0.23
(1,13)	1:A:76:GLN:N	2:C:2:U:O4'	3	0.23
(1,13)	1:A:76:GLN:N	2:C:2:U:O5'	3	0.23
(1,13)	1:A:76:GLN:N	2:C:2:U:OP1	3	0.23
(1,13)	1:A:76:GLN:N	2:C:2:U:OP2	3	0.23
(1,13)	1:A:76:GLN:N	2:C:2:U:P	3	0.23
(1,13)	1:A:76:GLN:N	2:C:3:A:C1'	3	0.23
(1,13)	1:A:76:GLN:N	2:C:3:A:C2	3	0.23
(1,13)	1:A:76:GLN:N	2:C:3:A:C2'	3	0.23
(1,13)	1:A:76:GLN:N	2:C:3:A:C3'	3	0.23
(1,13)	1:A:76:GLN:N	2:C:3:A:C4	3	0.23
(1,13)	1:A:76:GLN:N	2:C:3:A:C4'	3	0.23
(1,13)	1:A:76:GLN:N	2:C:3:A:C5	3	0.23
(1,13)	1:A:76:GLN:N	2:C:3:A:C5'	3	0.23
(1,13)	1:A:76:GLN:N	2:C:3:A:C6	3	0.23
(1,13)	1:A:76:GLN:N	2:C:3:A:C8	3	0.23

Continued on next page...

Continued from previous page...

Key	Atom-1	Atom-2	Model ID	Violation (Å)
(1,13)	1:A:76:GLN:N	2:C:3:A:H1'	3	0.23
(1,13)	1:A:76:GLN:N	2:C:3:A:H2	3	0.23
(1,13)	1:A:76:GLN:N	2:C:3:A:H2'	3	0.23
(1,13)	1:A:76:GLN:N	2:C:3:A:H3'	3	0.23
(1,13)	1:A:76:GLN:N	2:C:3:A:H4'	3	0.23
(1,13)	1:A:76:GLN:N	2:C:3:A:H5'	3	0.23
(1,13)	1:A:76:GLN:N	2:C:3:A:H5''	3	0.23
(1,13)	1:A:76:GLN:N	2:C:3:A:H61	3	0.23
(1,13)	1:A:76:GLN:N	2:C:3:A:H62	3	0.23
(1,13)	1:A:76:GLN:N	2:C:3:A:H8	3	0.23
(1,13)	1:A:76:GLN:N	2:C:3:A:HO2'	3	0.23
(1,13)	1:A:76:GLN:N	2:C:3:A:N1	3	0.23
(1,13)	1:A:76:GLN:N	2:C:3:A:N3	3	0.23
(1,13)	1:A:76:GLN:N	2:C:3:A:N6	3	0.23
(1,13)	1:A:76:GLN:N	2:C:3:A:N7	3	0.23
(1,13)	1:A:76:GLN:N	2:C:3:A:N9	3	0.23
(1,13)	1:A:76:GLN:N	2:C:3:A:O2'	3	0.23
(1,13)	1:A:76:GLN:N	2:C:3:A:O3'	3	0.23
(1,13)	1:A:76:GLN:N	2:C:3:A:O4'	3	0.23
(1,13)	1:A:76:GLN:N	2:C:3:A:O5'	3	0.23
(1,13)	1:A:76:GLN:N	2:C:3:A:OP1	3	0.23
(1,13)	1:A:76:GLN:N	2:C:3:A:OP2	3	0.23
(1,13)	1:A:76:GLN:N	2:C:3:A:P	3	0.23
(1,13)	1:A:76:GLN:N	2:C:4:C:C1'	3	0.23
(1,13)	1:A:76:GLN:N	2:C:4:C:C2	3	0.23
(1,13)	1:A:76:GLN:N	2:C:4:C:C2'	3	0.23
(1,13)	1:A:76:GLN:N	2:C:4:C:C3'	3	0.23
(1,13)	1:A:76:GLN:N	2:C:4:C:C4	3	0.23
(1,13)	1:A:76:GLN:N	2:C:4:C:C4'	3	0.23
(1,13)	1:A:76:GLN:N	2:C:4:C:C5	3	0.23
(1,13)	1:A:76:GLN:N	2:C:4:C:C5'	3	0.23
(1,13)	1:A:76:GLN:N	2:C:4:C:C6	3	0.23
(1,13)	1:A:76:GLN:N	2:C:4:C:H1'	3	0.23
(1,13)	1:A:76:GLN:N	2:C:4:C:H2'	3	0.23
(1,13)	1:A:76:GLN:N	2:C:4:C:H3'	3	0.23
(1,13)	1:A:76:GLN:N	2:C:4:C:H4'	3	0.23
(1,13)	1:A:76:GLN:N	2:C:4:C:H41	3	0.23
(1,13)	1:A:76:GLN:N	2:C:4:C:H42	3	0.23
(1,13)	1:A:76:GLN:N	2:C:4:C:H5	3	0.23
(1,13)	1:A:76:GLN:N	2:C:4:C:H5'	3	0.23
(1,13)	1:A:76:GLN:N	2:C:4:C:H5''	3	0.23
(1,13)	1:A:76:GLN:N	2:C:4:C:H6	3	0.23

Continued on next page...

Continued from previous page...

Key	Atom-1	Atom-2	Model ID	Violation (Å)
(1,13)	1:A:76:GLN:N	2:C:4:C:HO2'	3	0.23
(1,13)	1:A:76:GLN:N	2:C:4:C:N1	3	0.23
(1,13)	1:A:76:GLN:N	2:C:4:C:N3	3	0.23
(1,13)	1:A:76:GLN:N	2:C:4:C:N4	3	0.23
(1,13)	1:A:76:GLN:N	2:C:4:C:O2	3	0.23
(1,13)	1:A:76:GLN:N	2:C:4:C:O2'	3	0.23
(1,13)	1:A:76:GLN:N	2:C:4:C:O3'	3	0.23
(1,13)	1:A:76:GLN:N	2:C:4:C:O4'	3	0.23
(1,13)	1:A:76:GLN:N	2:C:4:C:O5'	3	0.23
(1,13)	1:A:76:GLN:N	2:C:4:C:OP1	3	0.23
(1,13)	1:A:76:GLN:N	2:C:4:C:OP2	3	0.23
(1,13)	1:A:76:GLN:N	2:C:4:C:P	3	0.23
(1,13)	1:A:76:GLN:N	2:C:5:A:C1'	3	0.23
(1,13)	1:A:76:GLN:N	2:C:5:A:C2	3	0.23
(1,13)	1:A:76:GLN:N	2:C:5:A:C2'	3	0.23
(1,13)	1:A:76:GLN:N	2:C:5:A:C3'	3	0.23
(1,13)	1:A:76:GLN:N	2:C:5:A:C4	3	0.23
(1,13)	1:A:76:GLN:N	2:C:5:A:C4'	3	0.23
(1,13)	1:A:76:GLN:N	2:C:5:A:C5	3	0.23
(1,13)	1:A:76:GLN:N	2:C:5:A:C5'	3	0.23
(1,13)	1:A:76:GLN:N	2:C:5:A:C6	3	0.23
(1,13)	1:A:76:GLN:N	2:C:5:A:C8	3	0.23
(1,13)	1:A:76:GLN:N	2:C:5:A:H1'	3	0.23
(1,13)	1:A:76:GLN:N	2:C:5:A:H2	3	0.23
(1,13)	1:A:76:GLN:N	2:C:5:A:H2'	3	0.23
(1,13)	1:A:76:GLN:N	2:C:5:A:H3'	3	0.23
(1,13)	1:A:76:GLN:N	2:C:5:A:H4'	3	0.23
(1,13)	1:A:76:GLN:N	2:C:5:A:H5'	3	0.23
(1,13)	1:A:76:GLN:N	2:C:5:A:H5''	3	0.23
(1,13)	1:A:76:GLN:N	2:C:5:A:H61	3	0.23
(1,13)	1:A:76:GLN:N	2:C:5:A:H62	3	0.23
(1,13)	1:A:76:GLN:N	2:C:5:A:H8	3	0.23
(1,13)	1:A:76:GLN:N	2:C:5:A:HO2'	3	0.23
(1,13)	1:A:76:GLN:N	2:C:5:A:N1	3	0.23
(1,13)	1:A:76:GLN:N	2:C:5:A:N3	3	0.23
(1,13)	1:A:76:GLN:N	2:C:5:A:N6	3	0.23
(1,13)	1:A:76:GLN:N	2:C:5:A:N7	3	0.23
(1,13)	1:A:76:GLN:N	2:C:5:A:N9	3	0.23
(1,13)	1:A:76:GLN:N	2:C:5:A:O2'	3	0.23
(1,13)	1:A:76:GLN:N	2:C:5:A:O3'	3	0.23
(1,13)	1:A:76:GLN:N	2:C:5:A:O4'	3	0.23
(1,13)	1:A:76:GLN:N	2:C:5:A:O5'	3	0.23

Continued on next page...

Continued from previous page...

Key	Atom-1	Atom-2	Model ID	Violation (Å)
(1,13)	1:A:76:GLN:N	2:C:5:A:OP1	3	0.23
(1,13)	1:A:76:GLN:N	2:C:5:A:OP2	3	0.23
(1,13)	1:A:76:GLN:N	2:C:5:A:P	3	0.23
(1,13)	1:A:76:GLN:NE2	2:C:1:A:C1'	3	0.23
(1,13)	1:A:76:GLN:NE2	2:C:1:A:C2	3	0.23
(1,13)	1:A:76:GLN:NE2	2:C:1:A:C2'	3	0.23
(1,13)	1:A:76:GLN:NE2	2:C:1:A:C3'	3	0.23
(1,13)	1:A:76:GLN:NE2	2:C:1:A:C4	3	0.23
(1,13)	1:A:76:GLN:NE2	2:C:1:A:C4'	3	0.23
(1,13)	1:A:76:GLN:NE2	2:C:1:A:C5	3	0.23
(1,13)	1:A:76:GLN:NE2	2:C:1:A:C5'	3	0.23
(1,13)	1:A:76:GLN:NE2	2:C:1:A:C6	3	0.23
(1,13)	1:A:76:GLN:NE2	2:C:1:A:C8	3	0.23
(1,13)	1:A:76:GLN:NE2	2:C:1:A:H1'	3	0.23
(1,13)	1:A:76:GLN:NE2	2:C:1:A:H2	3	0.23
(1,13)	1:A:76:GLN:NE2	2:C:1:A:H2'	3	0.23
(1,13)	1:A:76:GLN:NE2	2:C:1:A:H3'	3	0.23
(1,13)	1:A:76:GLN:NE2	2:C:1:A:H4'	3	0.23
(1,13)	1:A:76:GLN:NE2	2:C:1:A:H5'	3	0.23
(1,13)	1:A:76:GLN:NE2	2:C:1:A:H5''	3	0.23
(1,13)	1:A:76:GLN:NE2	2:C:1:A:H61	3	0.23
(1,13)	1:A:76:GLN:NE2	2:C:1:A:H62	3	0.23
(1,13)	1:A:76:GLN:NE2	2:C:1:A:H8	3	0.23
(1,13)	1:A:76:GLN:NE2	2:C:1:A:HO2'	3	0.23
(1,13)	1:A:76:GLN:NE2	2:C:1:A:N1	3	0.23
(1,13)	1:A:76:GLN:NE2	2:C:1:A:N3	3	0.23
(1,13)	1:A:76:GLN:NE2	2:C:1:A:N6	3	0.23
(1,13)	1:A:76:GLN:NE2	2:C:1:A:N7	3	0.23
(1,13)	1:A:76:GLN:NE2	2:C:1:A:N9	3	0.23
(1,13)	1:A:76:GLN:NE2	2:C:1:A:O2'	3	0.23
(1,13)	1:A:76:GLN:NE2	2:C:1:A:O3'	3	0.23
(1,13)	1:A:76:GLN:NE2	2:C:1:A:O4'	3	0.23
(1,13)	1:A:76:GLN:NE2	2:C:1:A:O5'	3	0.23
(1,13)	1:A:76:GLN:NE2	2:C:2:U:C1'	3	0.23
(1,13)	1:A:76:GLN:NE2	2:C:2:U:C2	3	0.23
(1,13)	1:A:76:GLN:NE2	2:C:2:U:C2'	3	0.23
(1,13)	1:A:76:GLN:NE2	2:C:2:U:C3'	3	0.23
(1,13)	1:A:76:GLN:NE2	2:C:2:U:C4	3	0.23
(1,13)	1:A:76:GLN:NE2	2:C:2:U:C4'	3	0.23
(1,13)	1:A:76:GLN:NE2	2:C:2:U:C5	3	0.23
(1,13)	1:A:76:GLN:NE2	2:C:2:U:C5'	3	0.23
(1,13)	1:A:76:GLN:NE2	2:C:2:U:C6	3	0.23

Continued on next page...

Continued from previous page...

Key	Atom-1	Atom-2	Model ID	Violation (Å)
(1,13)	1:A:76:GLN:NE2	2:C:2:U:H1'	3	0.23
(1,13)	1:A:76:GLN:NE2	2:C:2:U:H2'	3	0.23
(1,13)	1:A:76:GLN:NE2	2:C:2:U:H3	3	0.23
(1,13)	1:A:76:GLN:NE2	2:C:2:U:H3'	3	0.23
(1,13)	1:A:76:GLN:NE2	2:C:2:U:H4'	3	0.23
(1,13)	1:A:76:GLN:NE2	2:C:2:U:H5	3	0.23
(1,13)	1:A:76:GLN:NE2	2:C:2:U:H5'	3	0.23
(1,13)	1:A:76:GLN:NE2	2:C:2:U:H5''	3	0.23
(1,13)	1:A:76:GLN:NE2	2:C:2:U:H6	3	0.23
(1,13)	1:A:76:GLN:NE2	2:C:2:U:HO2'	3	0.23
(1,13)	1:A:76:GLN:NE2	2:C:2:U:N1	3	0.23
(1,13)	1:A:76:GLN:NE2	2:C:2:U:N3	3	0.23
(1,13)	1:A:76:GLN:NE2	2:C:2:U:O2	3	0.23
(1,13)	1:A:76:GLN:NE2	2:C:2:U:O2'	3	0.23
(1,13)	1:A:76:GLN:NE2	2:C:2:U:O3'	3	0.23
(1,13)	1:A:76:GLN:NE2	2:C:2:U:O4	3	0.23
(1,13)	1:A:76:GLN:NE2	2:C:2:U:O4'	3	0.23
(1,13)	1:A:76:GLN:NE2	2:C:2:U:O5'	3	0.23
(1,13)	1:A:76:GLN:NE2	2:C:2:U:OP1	3	0.23
(1,13)	1:A:76:GLN:NE2	2:C:2:U:OP2	3	0.23
(1,13)	1:A:76:GLN:NE2	2:C:2:U:P	3	0.23
(1,13)	1:A:76:GLN:NE2	2:C:3:A:C1'	3	0.23
(1,13)	1:A:76:GLN:NE2	2:C:3:A:C2	3	0.23
(1,13)	1:A:76:GLN:NE2	2:C:3:A:C2'	3	0.23
(1,13)	1:A:76:GLN:NE2	2:C:3:A:C3'	3	0.23
(1,13)	1:A:76:GLN:NE2	2:C:3:A:C4	3	0.23
(1,13)	1:A:76:GLN:NE2	2:C:3:A:C4'	3	0.23
(1,13)	1:A:76:GLN:NE2	2:C:3:A:C5	3	0.23
(1,13)	1:A:76:GLN:NE2	2:C:3:A:C5'	3	0.23
(1,13)	1:A:76:GLN:NE2	2:C:3:A:C6	3	0.23
(1,13)	1:A:76:GLN:NE2	2:C:3:A:C8	3	0.23
(1,13)	1:A:76:GLN:NE2	2:C:3:A:H1'	3	0.23
(1,13)	1:A:76:GLN:NE2	2:C:3:A:H2	3	0.23
(1,13)	1:A:76:GLN:NE2	2:C:3:A:H2'	3	0.23
(1,13)	1:A:76:GLN:NE2	2:C:3:A:H3'	3	0.23
(1,13)	1:A:76:GLN:NE2	2:C:3:A:H4'	3	0.23
(1,13)	1:A:76:GLN:NE2	2:C:3:A:H5'	3	0.23
(1,13)	1:A:76:GLN:NE2	2:C:3:A:H5''	3	0.23
(1,13)	1:A:76:GLN:NE2	2:C:3:A:H61	3	0.23
(1,13)	1:A:76:GLN:NE2	2:C:3:A:H62	3	0.23
(1,13)	1:A:76:GLN:NE2	2:C:3:A:H8	3	0.23
(1,13)	1:A:76:GLN:NE2	2:C:3:A:HO2'	3	0.23

Continued on next page...

Continued from previous page...

Key	Atom-1	Atom-2	Model ID	Violation (Å)
(1,13)	1:A:76:GLN:NE2	2:C:3:A:N1	3	0.23
(1,13)	1:A:76:GLN:NE2	2:C:3:A:N3	3	0.23
(1,13)	1:A:76:GLN:NE2	2:C:3:A:N6	3	0.23
(1,13)	1:A:76:GLN:NE2	2:C:3:A:N7	3	0.23
(1,13)	1:A:76:GLN:NE2	2:C:3:A:N9	3	0.23
(1,13)	1:A:76:GLN:NE2	2:C:3:A:O2'	3	0.23
(1,13)	1:A:76:GLN:NE2	2:C:3:A:O3'	3	0.23
(1,13)	1:A:76:GLN:NE2	2:C:3:A:O4'	3	0.23
(1,13)	1:A:76:GLN:NE2	2:C:3:A:O5'	3	0.23
(1,13)	1:A:76:GLN:NE2	2:C:3:A:OP1	3	0.23
(1,13)	1:A:76:GLN:NE2	2:C:3:A:OP2	3	0.23
(1,13)	1:A:76:GLN:NE2	2:C:3:A:P	3	0.23
(1,13)	1:A:76:GLN:NE2	2:C:4:C:C1'	3	0.23
(1,13)	1:A:76:GLN:NE2	2:C:4:C:C2	3	0.23
(1,13)	1:A:76:GLN:NE2	2:C:4:C:C2'	3	0.23
(1,13)	1:A:76:GLN:NE2	2:C:4:C:C3'	3	0.23
(1,13)	1:A:76:GLN:NE2	2:C:4:C:C4	3	0.23
(1,13)	1:A:76:GLN:NE2	2:C:4:C:C4'	3	0.23
(1,13)	1:A:76:GLN:NE2	2:C:4:C:C5	3	0.23
(1,13)	1:A:76:GLN:NE2	2:C:4:C:C5'	3	0.23
(1,13)	1:A:76:GLN:NE2	2:C:4:C:C6	3	0.23
(1,13)	1:A:76:GLN:NE2	2:C:4:C:H1'	3	0.23
(1,13)	1:A:76:GLN:NE2	2:C:4:C:H2'	3	0.23
(1,13)	1:A:76:GLN:NE2	2:C:4:C:H3'	3	0.23
(1,13)	1:A:76:GLN:NE2	2:C:4:C:H4'	3	0.23
(1,13)	1:A:76:GLN:NE2	2:C:4:C:H41	3	0.23
(1,13)	1:A:76:GLN:NE2	2:C:4:C:H42	3	0.23
(1,13)	1:A:76:GLN:NE2	2:C:4:C:H5	3	0.23
(1,13)	1:A:76:GLN:NE2	2:C:4:C:H5'	3	0.23
(1,13)	1:A:76:GLN:NE2	2:C:4:C:H5''	3	0.23
(1,13)	1:A:76:GLN:NE2	2:C:4:C:H6	3	0.23
(1,13)	1:A:76:GLN:NE2	2:C:4:C:HO2'	3	0.23
(1,13)	1:A:76:GLN:NE2	2:C:4:C:N1	3	0.23
(1,13)	1:A:76:GLN:NE2	2:C:4:C:N3	3	0.23
(1,13)	1:A:76:GLN:NE2	2:C:4:C:N4	3	0.23
(1,13)	1:A:76:GLN:NE2	2:C:4:C:O2	3	0.23
(1,13)	1:A:76:GLN:NE2	2:C:4:C:O2'	3	0.23
(1,13)	1:A:76:GLN:NE2	2:C:4:C:O3'	3	0.23
(1,13)	1:A:76:GLN:NE2	2:C:4:C:O4'	3	0.23
(1,13)	1:A:76:GLN:NE2	2:C:4:C:O5'	3	0.23
(1,13)	1:A:76:GLN:NE2	2:C:4:C:OP1	3	0.23
(1,13)	1:A:76:GLN:NE2	2:C:4:C:OP2	3	0.23

Continued on next page...

Continued from previous page...

Key	Atom-1	Atom-2	Model ID	Violation (Å)
(1,13)	1:A:76:GLN:NE2	2:C:4:C:P	3	0.23
(1,13)	1:A:76:GLN:NE2	2:C:5:A:C1'	3	0.23
(1,13)	1:A:76:GLN:NE2	2:C:5:A:C2	3	0.23
(1,13)	1:A:76:GLN:NE2	2:C:5:A:C2'	3	0.23
(1,13)	1:A:76:GLN:NE2	2:C:5:A:C3'	3	0.23
(1,13)	1:A:76:GLN:NE2	2:C:5:A:C4	3	0.23
(1,13)	1:A:76:GLN:NE2	2:C:5:A:C4'	3	0.23
(1,13)	1:A:76:GLN:NE2	2:C:5:A:C5	3	0.23
(1,13)	1:A:76:GLN:NE2	2:C:5:A:C5'	3	0.23
(1,13)	1:A:76:GLN:NE2	2:C:5:A:C6	3	0.23
(1,13)	1:A:76:GLN:NE2	2:C:5:A:C8	3	0.23
(1,13)	1:A:76:GLN:NE2	2:C:5:A:H1'	3	0.23
(1,13)	1:A:76:GLN:NE2	2:C:5:A:H2	3	0.23
(1,13)	1:A:76:GLN:NE2	2:C:5:A:H2'	3	0.23
(1,13)	1:A:76:GLN:NE2	2:C:5:A:H3'	3	0.23
(1,13)	1:A:76:GLN:NE2	2:C:5:A:H4'	3	0.23
(1,13)	1:A:76:GLN:NE2	2:C:5:A:H5'	3	0.23
(1,13)	1:A:76:GLN:NE2	2:C:5:A:H5''	3	0.23
(1,13)	1:A:76:GLN:NE2	2:C:5:A:H61	3	0.23
(1,13)	1:A:76:GLN:NE2	2:C:5:A:H62	3	0.23
(1,13)	1:A:76:GLN:NE2	2:C:5:A:H8	3	0.23
(1,13)	1:A:76:GLN:NE2	2:C:5:A:HO2'	3	0.23
(1,13)	1:A:76:GLN:NE2	2:C:5:A:N1	3	0.23
(1,13)	1:A:76:GLN:NE2	2:C:5:A:N3	3	0.23
(1,13)	1:A:76:GLN:NE2	2:C:5:A:N6	3	0.23
(1,13)	1:A:76:GLN:NE2	2:C:5:A:N7	3	0.23
(1,13)	1:A:76:GLN:NE2	2:C:5:A:N9	3	0.23
(1,13)	1:A:76:GLN:NE2	2:C:5:A:O2'	3	0.23
(1,13)	1:A:76:GLN:NE2	2:C:5:A:O3'	3	0.23
(1,13)	1:A:76:GLN:NE2	2:C:5:A:O4'	3	0.23
(1,13)	1:A:76:GLN:NE2	2:C:5:A:O5'	3	0.23
(1,13)	1:A:76:GLN:NE2	2:C:5:A:OP1	3	0.23
(1,13)	1:A:76:GLN:NE2	2:C:5:A:OP2	3	0.23
(1,13)	1:A:76:GLN:NE2	2:C:5:A:P	3	0.23
(1,13)	1:A:76:GLN:O	2:C:1:A:C1'	3	0.23
(1,13)	1:A:76:GLN:O	2:C:1:A:C2	3	0.23
(1,13)	1:A:76:GLN:O	2:C:1:A:C2'	3	0.23
(1,13)	1:A:76:GLN:O	2:C:1:A:C3'	3	0.23
(1,13)	1:A:76:GLN:O	2:C:1:A:C4	3	0.23
(1,13)	1:A:76:GLN:O	2:C:1:A:C4'	3	0.23
(1,13)	1:A:76:GLN:O	2:C:1:A:C5	3	0.23
(1,13)	1:A:76:GLN:O	2:C:1:A:C5'	3	0.23

Continued on next page...

Continued from previous page...

Key	Atom-1	Atom-2	Model ID	Violation (Å)
(1,13)	1:A:76:GLN:O	2:C:1:A:C6	3	0.23
(1,13)	1:A:76:GLN:O	2:C:1:A:C8	3	0.23
(1,13)	1:A:76:GLN:O	2:C:1:A:H1'	3	0.23
(1,13)	1:A:76:GLN:O	2:C:1:A:H2	3	0.23
(1,13)	1:A:76:GLN:O	2:C:1:A:H2'	3	0.23
(1,13)	1:A:76:GLN:O	2:C:1:A:H3'	3	0.23
(1,13)	1:A:76:GLN:O	2:C:1:A:H4'	3	0.23
(1,13)	1:A:76:GLN:O	2:C:1:A:H5'	3	0.23
(1,13)	1:A:76:GLN:O	2:C:1:A:H5''	3	0.23
(1,13)	1:A:76:GLN:O	2:C:1:A:H61	3	0.23
(1,13)	1:A:76:GLN:O	2:C:1:A:H62	3	0.23
(1,13)	1:A:76:GLN:O	2:C:1:A:H8	3	0.23
(1,13)	1:A:76:GLN:O	2:C:1:A:HO2'	3	0.23
(1,13)	1:A:76:GLN:O	2:C:1:A:N1	3	0.23
(1,13)	1:A:76:GLN:O	2:C:1:A:N3	3	0.23
(1,13)	1:A:76:GLN:O	2:C:1:A:N6	3	0.23
(1,13)	1:A:76:GLN:O	2:C:1:A:N7	3	0.23
(1,13)	1:A:76:GLN:O	2:C:1:A:N9	3	0.23
(1,13)	1:A:76:GLN:O	2:C:1:A:O2'	3	0.23
(1,13)	1:A:76:GLN:O	2:C:1:A:O3'	3	0.23
(1,13)	1:A:76:GLN:O	2:C:1:A:O4'	3	0.23
(1,13)	1:A:76:GLN:O	2:C:1:A:O5'	3	0.23
(1,13)	1:A:76:GLN:O	2:C:2:U:C1'	3	0.23
(1,13)	1:A:76:GLN:O	2:C:2:U:C2	3	0.23
(1,13)	1:A:76:GLN:O	2:C:2:U:C2'	3	0.23
(1,13)	1:A:76:GLN:O	2:C:2:U:C3'	3	0.23
(1,13)	1:A:76:GLN:O	2:C:2:U:C4	3	0.23
(1,13)	1:A:76:GLN:O	2:C:2:U:C4'	3	0.23
(1,13)	1:A:76:GLN:O	2:C:2:U:C5	3	0.23
(1,13)	1:A:76:GLN:O	2:C:2:U:C5'	3	0.23
(1,13)	1:A:76:GLN:O	2:C:2:U:C6	3	0.23
(1,13)	1:A:76:GLN:O	2:C:2:U:H1'	3	0.23
(1,13)	1:A:76:GLN:O	2:C:2:U:H2'	3	0.23
(1,13)	1:A:76:GLN:O	2:C:2:U:H3	3	0.23
(1,13)	1:A:76:GLN:O	2:C:2:U:H3'	3	0.23
(1,13)	1:A:76:GLN:O	2:C:2:U:H4'	3	0.23
(1,13)	1:A:76:GLN:O	2:C:2:U:H5	3	0.23
(1,13)	1:A:76:GLN:O	2:C:2:U:H5'	3	0.23
(1,13)	1:A:76:GLN:O	2:C:2:U:H5''	3	0.23
(1,13)	1:A:76:GLN:O	2:C:2:U:H6	3	0.23
(1,13)	1:A:76:GLN:O	2:C:2:U:HO2'	3	0.23
(1,13)	1:A:76:GLN:O	2:C:2:U:N1	3	0.23

Continued on next page...

Continued from previous page...

Key	Atom-1	Atom-2	Model ID	Violation (Å)
(1,13)	1:A:76:GLN:O	2:C:2:U:N3	3	0.23
(1,13)	1:A:76:GLN:O	2:C:2:U:O2	3	0.23
(1,13)	1:A:76:GLN:O	2:C:2:U:O2'	3	0.23
(1,13)	1:A:76:GLN:O	2:C:2:U:O3'	3	0.23
(1,13)	1:A:76:GLN:O	2:C:2:U:O4	3	0.23
(1,13)	1:A:76:GLN:O	2:C:2:U:O4'	3	0.23
(1,13)	1:A:76:GLN:O	2:C:2:U:O5'	3	0.23
(1,13)	1:A:76:GLN:O	2:C:2:U:OP1	3	0.23
(1,13)	1:A:76:GLN:O	2:C:2:U:OP2	3	0.23
(1,13)	1:A:76:GLN:O	2:C:2:U:P	3	0.23
(1,13)	1:A:76:GLN:O	2:C:3:A:C1'	3	0.23
(1,13)	1:A:76:GLN:O	2:C:3:A:C2	3	0.23
(1,13)	1:A:76:GLN:O	2:C:3:A:C2'	3	0.23
(1,13)	1:A:76:GLN:O	2:C:3:A:C3'	3	0.23
(1,13)	1:A:76:GLN:O	2:C:3:A:C4	3	0.23
(1,13)	1:A:76:GLN:O	2:C:3:A:C4'	3	0.23
(1,13)	1:A:76:GLN:O	2:C:3:A:C5	3	0.23
(1,13)	1:A:76:GLN:O	2:C:3:A:C5'	3	0.23
(1,13)	1:A:76:GLN:O	2:C:3:A:C6	3	0.23
(1,13)	1:A:76:GLN:O	2:C:3:A:C8	3	0.23
(1,13)	1:A:76:GLN:O	2:C:3:A:H1'	3	0.23
(1,13)	1:A:76:GLN:O	2:C:3:A:H2	3	0.23
(1,13)	1:A:76:GLN:O	2:C:3:A:H2'	3	0.23
(1,13)	1:A:76:GLN:O	2:C:3:A:H3'	3	0.23
(1,13)	1:A:76:GLN:O	2:C:3:A:H4'	3	0.23
(1,13)	1:A:76:GLN:O	2:C:3:A:H5'	3	0.23
(1,13)	1:A:76:GLN:O	2:C:3:A:H5''	3	0.23
(1,13)	1:A:76:GLN:O	2:C:3:A:H61	3	0.23
(1,13)	1:A:76:GLN:O	2:C:3:A:H62	3	0.23
(1,13)	1:A:76:GLN:O	2:C:3:A:H8	3	0.23
(1,13)	1:A:76:GLN:O	2:C:3:A:HO2'	3	0.23
(1,13)	1:A:76:GLN:O	2:C:3:A:N1	3	0.23
(1,13)	1:A:76:GLN:O	2:C:3:A:N3	3	0.23
(1,13)	1:A:76:GLN:O	2:C:3:A:N6	3	0.23
(1,13)	1:A:76:GLN:O	2:C:3:A:N7	3	0.23
(1,13)	1:A:76:GLN:O	2:C:3:A:N9	3	0.23
(1,13)	1:A:76:GLN:O	2:C:3:A:O2'	3	0.23
(1,13)	1:A:76:GLN:O	2:C:3:A:O3'	3	0.23
(1,13)	1:A:76:GLN:O	2:C:3:A:O4'	3	0.23
(1,13)	1:A:76:GLN:O	2:C:3:A:O5'	3	0.23
(1,13)	1:A:76:GLN:O	2:C:3:A:OP1	3	0.23
(1,13)	1:A:76:GLN:O	2:C:3:A:OP2	3	0.23

Continued on next page...

Continued from previous page...

Key	Atom-1	Atom-2	Model ID	Violation (Å)
(1,13)	1:A:76:GLN:O	2:C:3:A:P	3	0.23
(1,13)	1:A:76:GLN:O	2:C:4:C:C1'	3	0.23
(1,13)	1:A:76:GLN:O	2:C:4:C:C2	3	0.23
(1,13)	1:A:76:GLN:O	2:C:4:C:C2'	3	0.23
(1,13)	1:A:76:GLN:O	2:C:4:C:C3'	3	0.23
(1,13)	1:A:76:GLN:O	2:C:4:C:C4	3	0.23
(1,13)	1:A:76:GLN:O	2:C:4:C:C4'	3	0.23
(1,13)	1:A:76:GLN:O	2:C:4:C:C5	3	0.23
(1,13)	1:A:76:GLN:O	2:C:4:C:C5'	3	0.23
(1,13)	1:A:76:GLN:O	2:C:4:C:C6	3	0.23
(1,13)	1:A:76:GLN:O	2:C:4:C:H1'	3	0.23
(1,13)	1:A:76:GLN:O	2:C:4:C:H2'	3	0.23
(1,13)	1:A:76:GLN:O	2:C:4:C:H3'	3	0.23
(1,13)	1:A:76:GLN:O	2:C:4:C:H4'	3	0.23
(1,13)	1:A:76:GLN:O	2:C:4:C:H41	3	0.23
(1,13)	1:A:76:GLN:O	2:C:4:C:H42	3	0.23
(1,13)	1:A:76:GLN:O	2:C:4:C:H5	3	0.23
(1,13)	1:A:76:GLN:O	2:C:4:C:H5'	3	0.23
(1,13)	1:A:76:GLN:O	2:C:4:C:H5''	3	0.23
(1,13)	1:A:76:GLN:O	2:C:4:C:H6	3	0.23
(1,13)	1:A:76:GLN:O	2:C:4:C:HO2'	3	0.23
(1,13)	1:A:76:GLN:O	2:C:4:C:N1	3	0.23
(1,13)	1:A:76:GLN:O	2:C:4:C:N3	3	0.23
(1,13)	1:A:76:GLN:O	2:C:4:C:N4	3	0.23
(1,13)	1:A:76:GLN:O	2:C:4:C:O2	3	0.23
(1,13)	1:A:76:GLN:O	2:C:4:C:O2'	3	0.23
(1,13)	1:A:76:GLN:O	2:C:4:C:O3'	3	0.23
(1,13)	1:A:76:GLN:O	2:C:4:C:O4'	3	0.23
(1,13)	1:A:76:GLN:O	2:C:4:C:O5'	3	0.23
(1,13)	1:A:76:GLN:O	2:C:4:C:OP1	3	0.23
(1,13)	1:A:76:GLN:O	2:C:4:C:OP2	3	0.23
(1,13)	1:A:76:GLN:O	2:C:4:C:P	3	0.23
(1,13)	1:A:76:GLN:O	2:C:5:A:C1'	3	0.23
(1,13)	1:A:76:GLN:O	2:C:5:A:C2	3	0.23
(1,13)	1:A:76:GLN:O	2:C:5:A:C2'	3	0.23
(1,13)	1:A:76:GLN:O	2:C:5:A:C3'	3	0.23
(1,13)	1:A:76:GLN:O	2:C:5:A:C4	3	0.23
(1,13)	1:A:76:GLN:O	2:C:5:A:C4'	3	0.23
(1,13)	1:A:76:GLN:O	2:C:5:A:C5	3	0.23
(1,13)	1:A:76:GLN:O	2:C:5:A:C5'	3	0.23
(1,13)	1:A:76:GLN:O	2:C:5:A:C6	3	0.23
(1,13)	1:A:76:GLN:O	2:C:5:A:C8	3	0.23

Continued on next page...

Continued from previous page...

Key	Atom-1	Atom-2	Model ID	Violation (Å)
(1,13)	1:A:76:GLN:O	2:C:5:A:H1'	3	0.23
(1,13)	1:A:76:GLN:O	2:C:5:A:H2	3	0.23
(1,13)	1:A:76:GLN:O	2:C:5:A:H2'	3	0.23
(1,13)	1:A:76:GLN:O	2:C:5:A:H3'	3	0.23
(1,13)	1:A:76:GLN:O	2:C:5:A:H4'	3	0.23
(1,13)	1:A:76:GLN:O	2:C:5:A:H5'	3	0.23
(1,13)	1:A:76:GLN:O	2:C:5:A:H5''	3	0.23
(1,13)	1:A:76:GLN:O	2:C:5:A:H61	3	0.23
(1,13)	1:A:76:GLN:O	2:C:5:A:H62	3	0.23
(1,13)	1:A:76:GLN:O	2:C:5:A:H8	3	0.23
(1,13)	1:A:76:GLN:O	2:C:5:A:HO2'	3	0.23
(1,13)	1:A:76:GLN:O	2:C:5:A:N1	3	0.23
(1,13)	1:A:76:GLN:O	2:C:5:A:N3	3	0.23
(1,13)	1:A:76:GLN:O	2:C:5:A:N6	3	0.23
(1,13)	1:A:76:GLN:O	2:C:5:A:N7	3	0.23
(1,13)	1:A:76:GLN:O	2:C:5:A:N9	3	0.23
(1,13)	1:A:76:GLN:O	2:C:5:A:O2'	3	0.23
(1,13)	1:A:76:GLN:O	2:C:5:A:O3'	3	0.23
(1,13)	1:A:76:GLN:O	2:C:5:A:O4'	3	0.23
(1,13)	1:A:76:GLN:O	2:C:5:A:O5'	3	0.23
(1,13)	1:A:76:GLN:O	2:C:5:A:OP1	3	0.23
(1,13)	1:A:76:GLN:O	2:C:5:A:OP2	3	0.23
(1,13)	1:A:76:GLN:O	2:C:5:A:P	3	0.23
(1,13)	1:A:76:GLN:OE1	2:C:1:A:C1'	3	0.23
(1,13)	1:A:76:GLN:OE1	2:C:1:A:C2	3	0.23
(1,13)	1:A:76:GLN:OE1	2:C:1:A:C2'	3	0.23
(1,13)	1:A:76:GLN:OE1	2:C:1:A:C3'	3	0.23
(1,13)	1:A:76:GLN:OE1	2:C:1:A:C4	3	0.23
(1,13)	1:A:76:GLN:OE1	2:C:1:A:C4'	3	0.23
(1,13)	1:A:76:GLN:OE1	2:C:1:A:C5	3	0.23
(1,13)	1:A:76:GLN:OE1	2:C:1:A:C5'	3	0.23
(1,13)	1:A:76:GLN:OE1	2:C:1:A:C6	3	0.23
(1,13)	1:A:76:GLN:OE1	2:C:1:A:C8	3	0.23
(1,13)	1:A:76:GLN:OE1	2:C:1:A:H1'	3	0.23
(1,13)	1:A:76:GLN:OE1	2:C:1:A:H2	3	0.23
(1,13)	1:A:76:GLN:OE1	2:C:1:A:H2'	3	0.23
(1,13)	1:A:76:GLN:OE1	2:C:1:A:H3'	3	0.23
(1,13)	1:A:76:GLN:OE1	2:C:1:A:H4'	3	0.23
(1,13)	1:A:76:GLN:OE1	2:C:1:A:H5'	3	0.23
(1,13)	1:A:76:GLN:OE1	2:C:1:A:H5''	3	0.23
(1,13)	1:A:76:GLN:OE1	2:C:1:A:H61	3	0.23
(1,13)	1:A:76:GLN:OE1	2:C:1:A:H62	3	0.23

Continued on next page...

Continued from previous page...

Key	Atom-1	Atom-2	Model ID	Violation (Å)
(1,13)	1:A:76:GLN:OE1	2:C:1:A:H8	3	0.23
(1,13)	1:A:76:GLN:OE1	2:C:1:A:HO2'	3	0.23
(1,13)	1:A:76:GLN:OE1	2:C:1:A:N1	3	0.23
(1,13)	1:A:76:GLN:OE1	2:C:1:A:N3	3	0.23
(1,13)	1:A:76:GLN:OE1	2:C:1:A:N6	3	0.23
(1,13)	1:A:76:GLN:OE1	2:C:1:A:N7	3	0.23
(1,13)	1:A:76:GLN:OE1	2:C:1:A:N9	3	0.23
(1,13)	1:A:76:GLN:OE1	2:C:1:A:O2'	3	0.23
(1,13)	1:A:76:GLN:OE1	2:C:1:A:O3'	3	0.23
(1,13)	1:A:76:GLN:OE1	2:C:1:A:O4'	3	0.23
(1,13)	1:A:76:GLN:OE1	2:C:1:A:O5'	3	0.23
(1,13)	1:A:76:GLN:OE1	2:C:2:U:C1'	3	0.23
(1,13)	1:A:76:GLN:OE1	2:C:2:U:C2	3	0.23
(1,13)	1:A:76:GLN:OE1	2:C:2:U:C2'	3	0.23
(1,13)	1:A:76:GLN:OE1	2:C:2:U:C3'	3	0.23
(1,13)	1:A:76:GLN:OE1	2:C:2:U:C4	3	0.23
(1,13)	1:A:76:GLN:OE1	2:C:2:U:C4'	3	0.23
(1,13)	1:A:76:GLN:OE1	2:C:2:U:C5	3	0.23
(1,13)	1:A:76:GLN:OE1	2:C:2:U:C5'	3	0.23
(1,13)	1:A:76:GLN:OE1	2:C:2:U:C6	3	0.23
(1,13)	1:A:76:GLN:OE1	2:C:2:U:H1'	3	0.23
(1,13)	1:A:76:GLN:OE1	2:C:2:U:H2'	3	0.23
(1,13)	1:A:76:GLN:OE1	2:C:2:U:H3	3	0.23
(1,13)	1:A:76:GLN:OE1	2:C:2:U:H3'	3	0.23
(1,13)	1:A:76:GLN:OE1	2:C:2:U:H4'	3	0.23
(1,13)	1:A:76:GLN:OE1	2:C:2:U:H5	3	0.23
(1,13)	1:A:76:GLN:OE1	2:C:2:U:H5'	3	0.23
(1,13)	1:A:76:GLN:OE1	2:C:2:U:H5''	3	0.23
(1,13)	1:A:76:GLN:OE1	2:C:2:U:H6	3	0.23
(1,13)	1:A:76:GLN:OE1	2:C:2:U:HO2'	3	0.23
(1,13)	1:A:76:GLN:OE1	2:C:2:U:N1	3	0.23
(1,13)	1:A:76:GLN:OE1	2:C:2:U:N3	3	0.23
(1,13)	1:A:76:GLN:OE1	2:C:2:U:O2	3	0.23
(1,13)	1:A:76:GLN:OE1	2:C:2:U:O2'	3	0.23
(1,13)	1:A:76:GLN:OE1	2:C:2:U:O3'	3	0.23
(1,13)	1:A:76:GLN:OE1	2:C:2:U:O4	3	0.23
(1,13)	1:A:76:GLN:OE1	2:C:2:U:O4'	3	0.23
(1,13)	1:A:76:GLN:OE1	2:C:2:U:O5'	3	0.23
(1,13)	1:A:76:GLN:OE1	2:C:2:U:OP1	3	0.23
(1,13)	1:A:76:GLN:OE1	2:C:2:U:OP2	3	0.23
(1,13)	1:A:76:GLN:OE1	2:C:2:U:P	3	0.23
(1,13)	1:A:76:GLN:OE1	2:C:3:A:C1'	3	0.23

Continued on next page...

Continued from previous page...

Key	Atom-1	Atom-2	Model ID	Violation (Å)
(1,13)	1:A:76:GLN:OE1	2:C:3:A:C2	3	0.23
(1,13)	1:A:76:GLN:OE1	2:C:3:A:C2'	3	0.23
(1,13)	1:A:76:GLN:OE1	2:C:3:A:C3'	3	0.23
(1,13)	1:A:76:GLN:OE1	2:C:3:A:C4	3	0.23
(1,13)	1:A:76:GLN:OE1	2:C:3:A:C4'	3	0.23
(1,13)	1:A:76:GLN:OE1	2:C:3:A:C5	3	0.23
(1,13)	1:A:76:GLN:OE1	2:C:3:A:C5'	3	0.23
(1,13)	1:A:76:GLN:OE1	2:C:3:A:C6	3	0.23
(1,13)	1:A:76:GLN:OE1	2:C:3:A:C8	3	0.23
(1,13)	1:A:76:GLN:OE1	2:C:3:A:H1'	3	0.23
(1,13)	1:A:76:GLN:OE1	2:C:3:A:H2	3	0.23
(1,13)	1:A:76:GLN:OE1	2:C:3:A:H2'	3	0.23
(1,13)	1:A:76:GLN:OE1	2:C:3:A:H3'	3	0.23
(1,13)	1:A:76:GLN:OE1	2:C:3:A:H4'	3	0.23
(1,13)	1:A:76:GLN:OE1	2:C:3:A:H5'	3	0.23
(1,13)	1:A:76:GLN:OE1	2:C:3:A:H5''	3	0.23
(1,13)	1:A:76:GLN:OE1	2:C:3:A:H61	3	0.23
(1,13)	1:A:76:GLN:OE1	2:C:3:A:H62	3	0.23
(1,13)	1:A:76:GLN:OE1	2:C:3:A:H8	3	0.23
(1,13)	1:A:76:GLN:OE1	2:C:3:A:HO2'	3	0.23
(1,13)	1:A:76:GLN:OE1	2:C:3:A:N1	3	0.23
(1,13)	1:A:76:GLN:OE1	2:C:3:A:N3	3	0.23
(1,13)	1:A:76:GLN:OE1	2:C:3:A:N6	3	0.23
(1,13)	1:A:76:GLN:OE1	2:C:3:A:N7	3	0.23
(1,13)	1:A:76:GLN:OE1	2:C:3:A:N9	3	0.23
(1,13)	1:A:76:GLN:OE1	2:C:3:A:O2'	3	0.23
(1,13)	1:A:76:GLN:OE1	2:C:3:A:O3'	3	0.23
(1,13)	1:A:76:GLN:OE1	2:C:3:A:O4'	3	0.23
(1,13)	1:A:76:GLN:OE1	2:C:3:A:O5'	3	0.23
(1,13)	1:A:76:GLN:OE1	2:C:3:A:OP1	3	0.23
(1,13)	1:A:76:GLN:OE1	2:C:3:A:OP2	3	0.23
(1,13)	1:A:76:GLN:OE1	2:C:3:A:P	3	0.23
(1,13)	1:A:76:GLN:OE1	2:C:4:C:C1'	3	0.23
(1,13)	1:A:76:GLN:OE1	2:C:4:C:C2	3	0.23
(1,13)	1:A:76:GLN:OE1	2:C:4:C:C2'	3	0.23
(1,13)	1:A:76:GLN:OE1	2:C:4:C:C3'	3	0.23
(1,13)	1:A:76:GLN:OE1	2:C:4:C:C4	3	0.23
(1,13)	1:A:76:GLN:OE1	2:C:4:C:C4'	3	0.23
(1,13)	1:A:76:GLN:OE1	2:C:4:C:C5	3	0.23
(1,13)	1:A:76:GLN:OE1	2:C:4:C:C5'	3	0.23
(1,13)	1:A:76:GLN:OE1	2:C:4:C:C6	3	0.23
(1,13)	1:A:76:GLN:OE1	2:C:4:C:H1'	3	0.23

Continued on next page...

Continued from previous page...

Key	Atom-1	Atom-2	Model ID	Violation (Å)
(1,13)	1:A:76:GLN:OE1	2:C:4:C:H2'	3	0.23
(1,13)	1:A:76:GLN:OE1	2:C:4:C:H3'	3	0.23
(1,13)	1:A:76:GLN:OE1	2:C:4:C:H4'	3	0.23
(1,13)	1:A:76:GLN:OE1	2:C:4:C:H41	3	0.23
(1,13)	1:A:76:GLN:OE1	2:C:4:C:H42	3	0.23
(1,13)	1:A:76:GLN:OE1	2:C:4:C:H5	3	0.23
(1,13)	1:A:76:GLN:OE1	2:C:4:C:H5'	3	0.23
(1,13)	1:A:76:GLN:OE1	2:C:4:C:H5''	3	0.23
(1,13)	1:A:76:GLN:OE1	2:C:4:C:H6	3	0.23
(1,13)	1:A:76:GLN:OE1	2:C:4:C:HO2'	3	0.23
(1,13)	1:A:76:GLN:OE1	2:C:4:C:N1	3	0.23
(1,13)	1:A:76:GLN:OE1	2:C:4:C:N3	3	0.23
(1,13)	1:A:76:GLN:OE1	2:C:4:C:N4	3	0.23
(1,13)	1:A:76:GLN:OE1	2:C:4:C:O2	3	0.23
(1,13)	1:A:76:GLN:OE1	2:C:4:C:O2'	3	0.23
(1,13)	1:A:76:GLN:OE1	2:C:4:C:O3'	3	0.23
(1,13)	1:A:76:GLN:OE1	2:C:4:C:O4'	3	0.23
(1,13)	1:A:76:GLN:OE1	2:C:4:C:O5'	3	0.23
(1,13)	1:A:76:GLN:OE1	2:C:4:C:OP1	3	0.23
(1,13)	1:A:76:GLN:OE1	2:C:4:C:OP2	3	0.23
(1,13)	1:A:76:GLN:OE1	2:C:4:C:P	3	0.23
(1,13)	1:A:76:GLN:OE1	2:C:5:A:C1'	3	0.23
(1,13)	1:A:76:GLN:OE1	2:C:5:A:C2	3	0.23
(1,13)	1:A:76:GLN:OE1	2:C:5:A:C2'	3	0.23
(1,13)	1:A:76:GLN:OE1	2:C:5:A:C3'	3	0.23
(1,13)	1:A:76:GLN:OE1	2:C:5:A:C4	3	0.23
(1,13)	1:A:76:GLN:OE1	2:C:5:A:C4'	3	0.23
(1,13)	1:A:76:GLN:OE1	2:C:5:A:C5	3	0.23
(1,13)	1:A:76:GLN:OE1	2:C:5:A:C5'	3	0.23
(1,13)	1:A:76:GLN:OE1	2:C:5:A:C6	3	0.23
(1,13)	1:A:76:GLN:OE1	2:C:5:A:C8	3	0.23
(1,13)	1:A:76:GLN:OE1	2:C:5:A:H1'	3	0.23
(1,13)	1:A:76:GLN:OE1	2:C:5:A:H2	3	0.23
(1,13)	1:A:76:GLN:OE1	2:C:5:A:H2'	3	0.23
(1,13)	1:A:76:GLN:OE1	2:C:5:A:H3'	3	0.23
(1,13)	1:A:76:GLN:OE1	2:C:5:A:H4'	3	0.23
(1,13)	1:A:76:GLN:OE1	2:C:5:A:H5'	3	0.23
(1,13)	1:A:76:GLN:OE1	2:C:5:A:H5''	3	0.23
(1,13)	1:A:76:GLN:OE1	2:C:5:A:H61	3	0.23
(1,13)	1:A:76:GLN:OE1	2:C:5:A:H62	3	0.23
(1,13)	1:A:76:GLN:OE1	2:C:5:A:H8	3	0.23
(1,13)	1:A:76:GLN:OE1	2:C:5:A:HO2'	3	0.23

Continued on next page...

Continued from previous page...

Key	Atom-1	Atom-2	Model ID	Violation (Å)
(1,13)	1:A:76:GLN:OE1	2:C:5:A:N1	3	0.23
(1,13)	1:A:76:GLN:OE1	2:C:5:A:N3	3	0.23
(1,13)	1:A:76:GLN:OE1	2:C:5:A:N6	3	0.23
(1,13)	1:A:76:GLN:OE1	2:C:5:A:N7	3	0.23
(1,13)	1:A:76:GLN:OE1	2:C:5:A:N9	3	0.23
(1,13)	1:A:76:GLN:OE1	2:C:5:A:O2'	3	0.23
(1,13)	1:A:76:GLN:OE1	2:C:5:A:O3'	3	0.23
(1,13)	1:A:76:GLN:OE1	2:C:5:A:O4'	3	0.23
(1,13)	1:A:76:GLN:OE1	2:C:5:A:O5'	3	0.23
(1,13)	1:A:76:GLN:OE1	2:C:5:A:OP1	3	0.23
(1,13)	1:A:76:GLN:OE1	2:C:5:A:OP2	3	0.23
(1,13)	1:A:76:GLN:OE1	2:C:5:A:P	3	0.23
(1,10)	1:A:71:VAL:C	2:C:1:A:C1'	6	0.23
(1,10)	1:A:71:VAL:C	2:C:1:A:C2	6	0.23
(1,10)	1:A:71:VAL:C	2:C:1:A:C2'	6	0.23
(1,10)	1:A:71:VAL:C	2:C:1:A:C3'	6	0.23
(1,10)	1:A:71:VAL:C	2:C:1:A:C4	6	0.23
(1,10)	1:A:71:VAL:C	2:C:1:A:C4'	6	0.23
(1,10)	1:A:71:VAL:C	2:C:1:A:C5	6	0.23
(1,10)	1:A:71:VAL:C	2:C:1:A:C5'	6	0.23
(1,10)	1:A:71:VAL:C	2:C:1:A:C6	6	0.23
(1,10)	1:A:71:VAL:C	2:C:1:A:C8	6	0.23
(1,10)	1:A:71:VAL:C	2:C:1:A:H1'	6	0.23
(1,10)	1:A:71:VAL:C	2:C:1:A:H2	6	0.23
(1,10)	1:A:71:VAL:C	2:C:1:A:H2'	6	0.23
(1,10)	1:A:71:VAL:C	2:C:1:A:H3'	6	0.23
(1,10)	1:A:71:VAL:C	2:C:1:A:H4'	6	0.23
(1,10)	1:A:71:VAL:C	2:C:1:A:H5'	6	0.23
(1,10)	1:A:71:VAL:C	2:C:1:A:H5''	6	0.23
(1,10)	1:A:71:VAL:C	2:C:1:A:H61	6	0.23
(1,10)	1:A:71:VAL:C	2:C:1:A:H62	6	0.23
(1,10)	1:A:71:VAL:C	2:C:1:A:H8	6	0.23
(1,10)	1:A:71:VAL:C	2:C:1:A:HO2'	6	0.23
(1,10)	1:A:71:VAL:C	2:C:1:A:N1	6	0.23
(1,10)	1:A:71:VAL:C	2:C:1:A:N3	6	0.23
(1,10)	1:A:71:VAL:C	2:C:1:A:N6	6	0.23
(1,10)	1:A:71:VAL:C	2:C:1:A:N7	6	0.23
(1,10)	1:A:71:VAL:C	2:C:1:A:N9	6	0.23
(1,10)	1:A:71:VAL:C	2:C:1:A:O2'	6	0.23
(1,10)	1:A:71:VAL:C	2:C:1:A:O3'	6	0.23
(1,10)	1:A:71:VAL:C	2:C:1:A:O4'	6	0.23
(1,10)	1:A:71:VAL:C	2:C:1:A:O5'	6	0.23

Continued on next page...

Continued from previous page...

Key	Atom-1	Atom-2	Model ID	Violation (Å)
(1,10)	1:A:71:VAL:C	2:C:2:U:C1'	6	0.23
(1,10)	1:A:71:VAL:C	2:C:2:U:C2	6	0.23
(1,10)	1:A:71:VAL:C	2:C:2:U:C2'	6	0.23
(1,10)	1:A:71:VAL:C	2:C:2:U:C3'	6	0.23
(1,10)	1:A:71:VAL:C	2:C:2:U:C4	6	0.23
(1,10)	1:A:71:VAL:C	2:C:2:U:C4'	6	0.23
(1,10)	1:A:71:VAL:C	2:C:2:U:C5	6	0.23
(1,10)	1:A:71:VAL:C	2:C:2:U:C5'	6	0.23
(1,10)	1:A:71:VAL:C	2:C:2:U:C6	6	0.23
(1,10)	1:A:71:VAL:C	2:C:2:U:H1'	6	0.23
(1,10)	1:A:71:VAL:C	2:C:2:U:H2'	6	0.23
(1,10)	1:A:71:VAL:C	2:C:2:U:H3	6	0.23
(1,10)	1:A:71:VAL:C	2:C:2:U:H3'	6	0.23
(1,10)	1:A:71:VAL:C	2:C:2:U:H4'	6	0.23
(1,10)	1:A:71:VAL:C	2:C:2:U:H5	6	0.23
(1,10)	1:A:71:VAL:C	2:C:2:U:H5'	6	0.23
(1,10)	1:A:71:VAL:C	2:C:2:U:H5''	6	0.23
(1,10)	1:A:71:VAL:C	2:C:2:U:H6	6	0.23
(1,10)	1:A:71:VAL:C	2:C:2:U:HO2'	6	0.23
(1,10)	1:A:71:VAL:C	2:C:2:U:N1	6	0.23
(1,10)	1:A:71:VAL:C	2:C:2:U:N3	6	0.23
(1,10)	1:A:71:VAL:C	2:C:2:U:O2	6	0.23
(1,10)	1:A:71:VAL:C	2:C:2:U:O2'	6	0.23
(1,10)	1:A:71:VAL:C	2:C:2:U:O3'	6	0.23
(1,10)	1:A:71:VAL:C	2:C:2:U:O4	6	0.23
(1,10)	1:A:71:VAL:C	2:C:2:U:O4'	6	0.23
(1,10)	1:A:71:VAL:C	2:C:2:U:O5'	6	0.23
(1,10)	1:A:71:VAL:C	2:C:2:U:OP1	6	0.23
(1,10)	1:A:71:VAL:C	2:C:2:U:OP2	6	0.23
(1,10)	1:A:71:VAL:C	2:C:2:U:P	6	0.23
(1,10)	1:A:71:VAL:C	2:C:3:A:C1'	6	0.23
(1,10)	1:A:71:VAL:C	2:C:3:A:C2	6	0.23
(1,10)	1:A:71:VAL:C	2:C:3:A:C2'	6	0.23
(1,10)	1:A:71:VAL:C	2:C:3:A:C3'	6	0.23
(1,10)	1:A:71:VAL:C	2:C:3:A:C4	6	0.23
(1,10)	1:A:71:VAL:C	2:C:3:A:C4'	6	0.23
(1,10)	1:A:71:VAL:C	2:C:3:A:C5	6	0.23
(1,10)	1:A:71:VAL:C	2:C:3:A:C5'	6	0.23
(1,10)	1:A:71:VAL:C	2:C:3:A:C6	6	0.23
(1,10)	1:A:71:VAL:C	2:C:3:A:C8	6	0.23
(1,10)	1:A:71:VAL:C	2:C:3:A:H1'	6	0.23
(1,10)	1:A:71:VAL:C	2:C:3:A:H2	6	0.23

Continued on next page...

Continued from previous page...

Key	Atom-1	Atom-2	Model ID	Violation (Å)
(1,10)	1:A:71:VAL:C	2:C:3:A:H2'	6	0.23
(1,10)	1:A:71:VAL:C	2:C:3:A:H3'	6	0.23
(1,10)	1:A:71:VAL:C	2:C:3:A:H4'	6	0.23
(1,10)	1:A:71:VAL:C	2:C:3:A:H5'	6	0.23
(1,10)	1:A:71:VAL:C	2:C:3:A:H5''	6	0.23
(1,10)	1:A:71:VAL:C	2:C:3:A:H61	6	0.23
(1,10)	1:A:71:VAL:C	2:C:3:A:H62	6	0.23
(1,10)	1:A:71:VAL:C	2:C:3:A:H8	6	0.23
(1,10)	1:A:71:VAL:C	2:C:3:A:HO2'	6	0.23
(1,10)	1:A:71:VAL:C	2:C:3:A:N1	6	0.23
(1,10)	1:A:71:VAL:C	2:C:3:A:N3	6	0.23
(1,10)	1:A:71:VAL:C	2:C:3:A:N6	6	0.23
(1,10)	1:A:71:VAL:C	2:C:3:A:N7	6	0.23
(1,10)	1:A:71:VAL:C	2:C:3:A:N9	6	0.23
(1,10)	1:A:71:VAL:C	2:C:3:A:O2'	6	0.23
(1,10)	1:A:71:VAL:C	2:C:3:A:O3'	6	0.23
(1,10)	1:A:71:VAL:C	2:C:3:A:O4'	6	0.23
(1,10)	1:A:71:VAL:C	2:C:3:A:O5'	6	0.23
(1,10)	1:A:71:VAL:C	2:C:3:A:OP1	6	0.23
(1,10)	1:A:71:VAL:C	2:C:3:A:OP2	6	0.23
(1,10)	1:A:71:VAL:C	2:C:3:A:P	6	0.23
(1,10)	1:A:71:VAL:C	2:C:4:C:C1'	6	0.23
(1,10)	1:A:71:VAL:C	2:C:4:C:C2	6	0.23
(1,10)	1:A:71:VAL:C	2:C:4:C:C2'	6	0.23
(1,10)	1:A:71:VAL:C	2:C:4:C:C3'	6	0.23
(1,10)	1:A:71:VAL:C	2:C:4:C:C4	6	0.23
(1,10)	1:A:71:VAL:C	2:C:4:C:C4'	6	0.23
(1,10)	1:A:71:VAL:C	2:C:4:C:C5	6	0.23
(1,10)	1:A:71:VAL:C	2:C:4:C:C5'	6	0.23
(1,10)	1:A:71:VAL:C	2:C:4:C:C6	6	0.23
(1,10)	1:A:71:VAL:C	2:C:4:C:H1'	6	0.23
(1,10)	1:A:71:VAL:C	2:C:4:C:H2'	6	0.23
(1,10)	1:A:71:VAL:C	2:C:4:C:H3'	6	0.23
(1,10)	1:A:71:VAL:C	2:C:4:C:H4'	6	0.23
(1,10)	1:A:71:VAL:C	2:C:4:C:H41	6	0.23
(1,10)	1:A:71:VAL:C	2:C:4:C:H42	6	0.23
(1,10)	1:A:71:VAL:C	2:C:4:C:H5	6	0.23
(1,10)	1:A:71:VAL:C	2:C:4:C:H5'	6	0.23
(1,10)	1:A:71:VAL:C	2:C:4:C:H5''	6	0.23
(1,10)	1:A:71:VAL:C	2:C:4:C:H6	6	0.23
(1,10)	1:A:71:VAL:C	2:C:4:C:HO2'	6	0.23
(1,10)	1:A:71:VAL:C	2:C:4:C:N1	6	0.23

Continued on next page...

Continued from previous page...

Key	Atom-1	Atom-2	Model ID	Violation (Å)
(1,10)	1:A:71:VAL:C	2:C:4:C:N3	6	0.23
(1,10)	1:A:71:VAL:C	2:C:4:C:N4	6	0.23
(1,10)	1:A:71:VAL:C	2:C:4:C:O2	6	0.23
(1,10)	1:A:71:VAL:C	2:C:4:C:O2'	6	0.23
(1,10)	1:A:71:VAL:C	2:C:4:C:O3'	6	0.23
(1,10)	1:A:71:VAL:C	2:C:4:C:O4'	6	0.23
(1,10)	1:A:71:VAL:C	2:C:4:C:O5'	6	0.23
(1,10)	1:A:71:VAL:C	2:C:4:C:OP1	6	0.23
(1,10)	1:A:71:VAL:C	2:C:4:C:OP2	6	0.23
(1,10)	1:A:71:VAL:C	2:C:4:C:P	6	0.23
(1,10)	1:A:71:VAL:C	2:C:5:A:C1'	6	0.23
(1,10)	1:A:71:VAL:C	2:C:5:A:C2	6	0.23
(1,10)	1:A:71:VAL:C	2:C:5:A:C2'	6	0.23
(1,10)	1:A:71:VAL:C	2:C:5:A:C3'	6	0.23
(1,10)	1:A:71:VAL:C	2:C:5:A:C4	6	0.23
(1,10)	1:A:71:VAL:C	2:C:5:A:C4'	6	0.23
(1,10)	1:A:71:VAL:C	2:C:5:A:C5	6	0.23
(1,10)	1:A:71:VAL:C	2:C:5:A:C5'	6	0.23
(1,10)	1:A:71:VAL:C	2:C:5:A:C6	6	0.23
(1,10)	1:A:71:VAL:C	2:C:5:A:C8	6	0.23
(1,10)	1:A:71:VAL:C	2:C:5:A:H1'	6	0.23
(1,10)	1:A:71:VAL:C	2:C:5:A:H2	6	0.23
(1,10)	1:A:71:VAL:C	2:C:5:A:H2'	6	0.23
(1,10)	1:A:71:VAL:C	2:C:5:A:H3'	6	0.23
(1,10)	1:A:71:VAL:C	2:C:5:A:H4'	6	0.23
(1,10)	1:A:71:VAL:C	2:C:5:A:H5'	6	0.23
(1,10)	1:A:71:VAL:C	2:C:5:A:H5''	6	0.23
(1,10)	1:A:71:VAL:C	2:C:5:A:H61	6	0.23
(1,10)	1:A:71:VAL:C	2:C:5:A:H62	6	0.23
(1,10)	1:A:71:VAL:C	2:C:5:A:H8	6	0.23
(1,10)	1:A:71:VAL:C	2:C:5:A:HO2'	6	0.23
(1,10)	1:A:71:VAL:C	2:C:5:A:N1	6	0.23
(1,10)	1:A:71:VAL:C	2:C:5:A:N3	6	0.23
(1,10)	1:A:71:VAL:C	2:C:5:A:N6	6	0.23
(1,10)	1:A:71:VAL:C	2:C:5:A:N7	6	0.23
(1,10)	1:A:71:VAL:C	2:C:5:A:N9	6	0.23
(1,10)	1:A:71:VAL:C	2:C:5:A:O2'	6	0.23
(1,10)	1:A:71:VAL:C	2:C:5:A:O3'	6	0.23
(1,10)	1:A:71:VAL:C	2:C:5:A:O4'	6	0.23
(1,10)	1:A:71:VAL:C	2:C:5:A:O5'	6	0.23
(1,10)	1:A:71:VAL:C	2:C:5:A:OP1	6	0.23
(1,10)	1:A:71:VAL:C	2:C:5:A:OP2	6	0.23

Continued on next page...

Continued from previous page...

Key	Atom-1	Atom-2	Model ID	Violation (Å)
(1,10)	1:A:71:VAL:C	2:C:5:A:P	6	0.23
(1,10)	1:A:71:VAL:CA	2:C:1:A:C1'	6	0.23
(1,10)	1:A:71:VAL:CA	2:C:1:A:C2	6	0.23
(1,10)	1:A:71:VAL:CA	2:C:1:A:C2'	6	0.23
(1,10)	1:A:71:VAL:CA	2:C:1:A:C3'	6	0.23
(1,10)	1:A:71:VAL:CA	2:C:1:A:C4	6	0.23
(1,10)	1:A:71:VAL:CA	2:C:1:A:C4'	6	0.23
(1,10)	1:A:71:VAL:CA	2:C:1:A:C5	6	0.23
(1,10)	1:A:71:VAL:CA	2:C:1:A:C5'	6	0.23
(1,10)	1:A:71:VAL:CA	2:C:1:A:C6	6	0.23
(1,10)	1:A:71:VAL:CA	2:C:1:A:C8	6	0.23
(1,10)	1:A:71:VAL:CA	2:C:1:A:H1'	6	0.23
(1,10)	1:A:71:VAL:CA	2:C:1:A:H2	6	0.23
(1,10)	1:A:71:VAL:CA	2:C:1:A:H2'	6	0.23
(1,10)	1:A:71:VAL:CA	2:C:1:A:H3'	6	0.23
(1,10)	1:A:71:VAL:CA	2:C:1:A:H4'	6	0.23
(1,10)	1:A:71:VAL:CA	2:C:1:A:H5'	6	0.23
(1,10)	1:A:71:VAL:CA	2:C:1:A:H5''	6	0.23
(1,10)	1:A:71:VAL:CA	2:C:1:A:H61	6	0.23
(1,10)	1:A:71:VAL:CA	2:C:1:A:H62	6	0.23
(1,10)	1:A:71:VAL:CA	2:C:1:A:H8	6	0.23
(1,10)	1:A:71:VAL:CA	2:C:1:A:HO2'	6	0.23
(1,10)	1:A:71:VAL:CA	2:C:1:A:N1	6	0.23
(1,10)	1:A:71:VAL:CA	2:C:1:A:N3	6	0.23
(1,10)	1:A:71:VAL:CA	2:C:1:A:N6	6	0.23
(1,10)	1:A:71:VAL:CA	2:C:1:A:N7	6	0.23
(1,10)	1:A:71:VAL:CA	2:C:1:A:N9	6	0.23
(1,10)	1:A:71:VAL:CA	2:C:1:A:O2'	6	0.23
(1,10)	1:A:71:VAL:CA	2:C:1:A:O3'	6	0.23
(1,10)	1:A:71:VAL:CA	2:C:1:A:O4'	6	0.23
(1,10)	1:A:71:VAL:CA	2:C:1:A:O5'	6	0.23
(1,10)	1:A:71:VAL:CA	2:C:2:U:C1'	6	0.23
(1,10)	1:A:71:VAL:CA	2:C:2:U:C2	6	0.23
(1,10)	1:A:71:VAL:CA	2:C:2:U:C2'	6	0.23
(1,10)	1:A:71:VAL:CA	2:C:2:U:C3'	6	0.23
(1,10)	1:A:71:VAL:CA	2:C:2:U:C4	6	0.23
(1,10)	1:A:71:VAL:CA	2:C:2:U:C4'	6	0.23
(1,10)	1:A:71:VAL:CA	2:C:2:U:C5	6	0.23
(1,10)	1:A:71:VAL:CA	2:C:2:U:C5'	6	0.23
(1,10)	1:A:71:VAL:CA	2:C:2:U:C6	6	0.23
(1,10)	1:A:71:VAL:CA	2:C:2:U:H1'	6	0.23
(1,10)	1:A:71:VAL:CA	2:C:2:U:H2'	6	0.23

Continued on next page...

Continued from previous page...

Key	Atom-1	Atom-2	Model ID	Violation (Å)
(1,10)	1:A:71:VAL:CA	2:C:2:U:H3	6	0.23
(1,10)	1:A:71:VAL:CA	2:C:2:U:H3'	6	0.23
(1,10)	1:A:71:VAL:CA	2:C:2:U:H4'	6	0.23
(1,10)	1:A:71:VAL:CA	2:C:2:U:H5	6	0.23
(1,10)	1:A:71:VAL:CA	2:C:2:U:H5'	6	0.23
(1,10)	1:A:71:VAL:CA	2:C:2:U:H5''	6	0.23
(1,10)	1:A:71:VAL:CA	2:C:2:U:H6	6	0.23
(1,10)	1:A:71:VAL:CA	2:C:2:U:HO2'	6	0.23
(1,10)	1:A:71:VAL:CA	2:C:2:U:N1	6	0.23
(1,10)	1:A:71:VAL:CA	2:C:2:U:N3	6	0.23
(1,10)	1:A:71:VAL:CA	2:C:2:U:O2	6	0.23
(1,10)	1:A:71:VAL:CA	2:C:2:U:O2'	6	0.23
(1,10)	1:A:71:VAL:CA	2:C:2:U:O3'	6	0.23
(1,10)	1:A:71:VAL:CA	2:C:2:U:O4	6	0.23
(1,10)	1:A:71:VAL:CA	2:C:2:U:O4'	6	0.23
(1,10)	1:A:71:VAL:CA	2:C:2:U:O5'	6	0.23
(1,10)	1:A:71:VAL:CA	2:C:2:U:OP1	6	0.23
(1,10)	1:A:71:VAL:CA	2:C:2:U:OP2	6	0.23
(1,10)	1:A:71:VAL:CA	2:C:2:U:P	6	0.23
(1,10)	1:A:71:VAL:CA	2:C:3:A:C1'	6	0.23
(1,10)	1:A:71:VAL:CA	2:C:3:A:C2	6	0.23
(1,10)	1:A:71:VAL:CA	2:C:3:A:C2'	6	0.23
(1,10)	1:A:71:VAL:CA	2:C:3:A:C3'	6	0.23
(1,10)	1:A:71:VAL:CA	2:C:3:A:C4	6	0.23
(1,10)	1:A:71:VAL:CA	2:C:3:A:C4'	6	0.23
(1,10)	1:A:71:VAL:CA	2:C:3:A:C5	6	0.23
(1,10)	1:A:71:VAL:CA	2:C:3:A:C5'	6	0.23
(1,10)	1:A:71:VAL:CA	2:C:3:A:C6	6	0.23
(1,10)	1:A:71:VAL:CA	2:C:3:A:C8	6	0.23
(1,10)	1:A:71:VAL:CA	2:C:3:A:H1'	6	0.23
(1,10)	1:A:71:VAL:CA	2:C:3:A:H2	6	0.23
(1,10)	1:A:71:VAL:CA	2:C:3:A:H2'	6	0.23
(1,10)	1:A:71:VAL:CA	2:C:3:A:H3'	6	0.23
(1,10)	1:A:71:VAL:CA	2:C:3:A:H4'	6	0.23
(1,10)	1:A:71:VAL:CA	2:C:3:A:H5'	6	0.23
(1,10)	1:A:71:VAL:CA	2:C:3:A:H5''	6	0.23
(1,10)	1:A:71:VAL:CA	2:C:3:A:H61	6	0.23
(1,10)	1:A:71:VAL:CA	2:C:3:A:H62	6	0.23
(1,10)	1:A:71:VAL:CA	2:C:3:A:H8	6	0.23
(1,10)	1:A:71:VAL:CA	2:C:3:A:HO2'	6	0.23
(1,10)	1:A:71:VAL:CA	2:C:3:A:N1	6	0.23
(1,10)	1:A:71:VAL:CA	2:C:3:A:N3	6	0.23

Continued on next page...

Continued from previous page...

Key	Atom-1	Atom-2	Model ID	Violation (Å)
(1,10)	1:A:71:VAL:CA	2:C:3:A:N6	6	0.23
(1,10)	1:A:71:VAL:CA	2:C:3:A:N7	6	0.23
(1,10)	1:A:71:VAL:CA	2:C:3:A:N9	6	0.23
(1,10)	1:A:71:VAL:CA	2:C:3:A:O2'	6	0.23
(1,10)	1:A:71:VAL:CA	2:C:3:A:O3'	6	0.23
(1,10)	1:A:71:VAL:CA	2:C:3:A:O4'	6	0.23
(1,10)	1:A:71:VAL:CA	2:C:3:A:O5'	6	0.23
(1,10)	1:A:71:VAL:CA	2:C:3:A:OP1	6	0.23
(1,10)	1:A:71:VAL:CA	2:C:3:A:OP2	6	0.23
(1,10)	1:A:71:VAL:CA	2:C:3:A:P	6	0.23
(1,10)	1:A:71:VAL:CA	2:C:4:C:C1'	6	0.23
(1,10)	1:A:71:VAL:CA	2:C:4:C:C2	6	0.23
(1,10)	1:A:71:VAL:CA	2:C:4:C:C2'	6	0.23
(1,10)	1:A:71:VAL:CA	2:C:4:C:C3'	6	0.23
(1,10)	1:A:71:VAL:CA	2:C:4:C:C4	6	0.23
(1,10)	1:A:71:VAL:CA	2:C:4:C:C4'	6	0.23
(1,10)	1:A:71:VAL:CA	2:C:4:C:C5	6	0.23
(1,10)	1:A:71:VAL:CA	2:C:4:C:C5'	6	0.23
(1,10)	1:A:71:VAL:CA	2:C:4:C:C6	6	0.23
(1,10)	1:A:71:VAL:CA	2:C:4:C:H1'	6	0.23
(1,10)	1:A:71:VAL:CA	2:C:4:C:H2'	6	0.23
(1,10)	1:A:71:VAL:CA	2:C:4:C:H3'	6	0.23
(1,10)	1:A:71:VAL:CA	2:C:4:C:H4'	6	0.23
(1,10)	1:A:71:VAL:CA	2:C:4:C:H41	6	0.23
(1,10)	1:A:71:VAL:CA	2:C:4:C:H42	6	0.23
(1,10)	1:A:71:VAL:CA	2:C:4:C:H5	6	0.23
(1,10)	1:A:71:VAL:CA	2:C:4:C:H5'	6	0.23
(1,10)	1:A:71:VAL:CA	2:C:4:C:H5''	6	0.23
(1,10)	1:A:71:VAL:CA	2:C:4:C:H6	6	0.23
(1,10)	1:A:71:VAL:CA	2:C:4:C:HO2'	6	0.23
(1,10)	1:A:71:VAL:CA	2:C:4:C:N1	6	0.23
(1,10)	1:A:71:VAL:CA	2:C:4:C:N3	6	0.23
(1,10)	1:A:71:VAL:CA	2:C:4:C:N4	6	0.23
(1,10)	1:A:71:VAL:CA	2:C:4:C:O2	6	0.23
(1,10)	1:A:71:VAL:CA	2:C:4:C:O2'	6	0.23
(1,10)	1:A:71:VAL:CA	2:C:4:C:O3'	6	0.23
(1,10)	1:A:71:VAL:CA	2:C:4:C:O4'	6	0.23
(1,10)	1:A:71:VAL:CA	2:C:4:C:O5'	6	0.23
(1,10)	1:A:71:VAL:CA	2:C:4:C:OP1	6	0.23
(1,10)	1:A:71:VAL:CA	2:C:4:C:OP2	6	0.23
(1,10)	1:A:71:VAL:CA	2:C:4:C:P	6	0.23
(1,10)	1:A:71:VAL:CA	2:C:5:A:C1'	6	0.23

Continued on next page...

Continued from previous page...

Key	Atom-1	Atom-2	Model ID	Violation (Å)
(1,10)	1:A:71:VAL:CA	2:C:5:A:C2	6	0.23
(1,10)	1:A:71:VAL:CA	2:C:5:A:C2'	6	0.23
(1,10)	1:A:71:VAL:CA	2:C:5:A:C3'	6	0.23
(1,10)	1:A:71:VAL:CA	2:C:5:A:C4	6	0.23
(1,10)	1:A:71:VAL:CA	2:C:5:A:C4'	6	0.23
(1,10)	1:A:71:VAL:CA	2:C:5:A:C5	6	0.23
(1,10)	1:A:71:VAL:CA	2:C:5:A:C5'	6	0.23
(1,10)	1:A:71:VAL:CA	2:C:5:A:C6	6	0.23
(1,10)	1:A:71:VAL:CA	2:C:5:A:C8	6	0.23
(1,10)	1:A:71:VAL:CA	2:C:5:A:H1'	6	0.23
(1,10)	1:A:71:VAL:CA	2:C:5:A:H2	6	0.23
(1,10)	1:A:71:VAL:CA	2:C:5:A:H2'	6	0.23
(1,10)	1:A:71:VAL:CA	2:C:5:A:H3'	6	0.23
(1,10)	1:A:71:VAL:CA	2:C:5:A:H4'	6	0.23
(1,10)	1:A:71:VAL:CA	2:C:5:A:H5'	6	0.23
(1,10)	1:A:71:VAL:CA	2:C:5:A:H5''	6	0.23
(1,10)	1:A:71:VAL:CA	2:C:5:A:H61	6	0.23
(1,10)	1:A:71:VAL:CA	2:C:5:A:H62	6	0.23
(1,10)	1:A:71:VAL:CA	2:C:5:A:H8	6	0.23
(1,10)	1:A:71:VAL:CA	2:C:5:A:HO2'	6	0.23
(1,10)	1:A:71:VAL:CA	2:C:5:A:N1	6	0.23
(1,10)	1:A:71:VAL:CA	2:C:5:A:N3	6	0.23
(1,10)	1:A:71:VAL:CA	2:C:5:A:N6	6	0.23
(1,10)	1:A:71:VAL:CA	2:C:5:A:N7	6	0.23
(1,10)	1:A:71:VAL:CA	2:C:5:A:N9	6	0.23
(1,10)	1:A:71:VAL:CA	2:C:5:A:O2'	6	0.23
(1,10)	1:A:71:VAL:CA	2:C:5:A:O3'	6	0.23
(1,10)	1:A:71:VAL:CA	2:C:5:A:O4'	6	0.23
(1,10)	1:A:71:VAL:CA	2:C:5:A:O5'	6	0.23
(1,10)	1:A:71:VAL:CA	2:C:5:A:OP1	6	0.23
(1,10)	1:A:71:VAL:CA	2:C:5:A:OP2	6	0.23
(1,10)	1:A:71:VAL:CA	2:C:5:A:P	6	0.23
(1,10)	1:A:71:VAL:CB	2:C:1:A:C1'	6	0.23
(1,10)	1:A:71:VAL:CB	2:C:1:A:C2	6	0.23
(1,10)	1:A:71:VAL:CB	2:C:1:A:C2'	6	0.23
(1,10)	1:A:71:VAL:CB	2:C:1:A:C3'	6	0.23
(1,10)	1:A:71:VAL:CB	2:C:1:A:C4	6	0.23
(1,10)	1:A:71:VAL:CB	2:C:1:A:C4'	6	0.23
(1,10)	1:A:71:VAL:CB	2:C:1:A:C5	6	0.23
(1,10)	1:A:71:VAL:CB	2:C:1:A:C5'	6	0.23
(1,10)	1:A:71:VAL:CB	2:C:1:A:C6	6	0.23
(1,10)	1:A:71:VAL:CB	2:C:1:A:C8	6	0.23

Continued on next page...

Continued from previous page...

Key	Atom-1	Atom-2	Model ID	Violation (Å)
(1,10)	1:A:71:VAL:CB	2:C:1:A:H1'	6	0.23
(1,10)	1:A:71:VAL:CB	2:C:1:A:H2	6	0.23
(1,10)	1:A:71:VAL:CB	2:C:1:A:H2'	6	0.23
(1,10)	1:A:71:VAL:CB	2:C:1:A:H3'	6	0.23
(1,10)	1:A:71:VAL:CB	2:C:1:A:H4'	6	0.23
(1,10)	1:A:71:VAL:CB	2:C:1:A:H5'	6	0.23
(1,10)	1:A:71:VAL:CB	2:C:1:A:H5''	6	0.23
(1,10)	1:A:71:VAL:CB	2:C:1:A:H61	6	0.23
(1,10)	1:A:71:VAL:CB	2:C:1:A:H62	6	0.23
(1,10)	1:A:71:VAL:CB	2:C:1:A:H8	6	0.23
(1,10)	1:A:71:VAL:CB	2:C:1:A:HO2'	6	0.23
(1,10)	1:A:71:VAL:CB	2:C:1:A:N1	6	0.23
(1,10)	1:A:71:VAL:CB	2:C:1:A:N3	6	0.23
(1,10)	1:A:71:VAL:CB	2:C:1:A:N6	6	0.23
(1,10)	1:A:71:VAL:CB	2:C:1:A:N7	6	0.23
(1,10)	1:A:71:VAL:CB	2:C:1:A:N9	6	0.23
(1,10)	1:A:71:VAL:CB	2:C:1:A:O2'	6	0.23
(1,10)	1:A:71:VAL:CB	2:C:1:A:O3'	6	0.23
(1,10)	1:A:71:VAL:CB	2:C:1:A:O4'	6	0.23
(1,10)	1:A:71:VAL:CB	2:C:1:A:O5'	6	0.23
(1,10)	1:A:71:VAL:CB	2:C:2:U:C1'	6	0.23
(1,10)	1:A:71:VAL:CB	2:C:2:U:C2	6	0.23
(1,10)	1:A:71:VAL:CB	2:C:2:U:C2'	6	0.23
(1,10)	1:A:71:VAL:CB	2:C:2:U:C3'	6	0.23
(1,10)	1:A:71:VAL:CB	2:C:2:U:C4	6	0.23
(1,10)	1:A:71:VAL:CB	2:C:2:U:C4'	6	0.23
(1,10)	1:A:71:VAL:CB	2:C:2:U:C5	6	0.23
(1,10)	1:A:71:VAL:CB	2:C:2:U:C5'	6	0.23
(1,10)	1:A:71:VAL:CB	2:C:2:U:C6	6	0.23
(1,10)	1:A:71:VAL:CB	2:C:2:U:H1'	6	0.23
(1,10)	1:A:71:VAL:CB	2:C:2:U:H2'	6	0.23
(1,10)	1:A:71:VAL:CB	2:C:2:U:H3	6	0.23
(1,10)	1:A:71:VAL:CB	2:C:2:U:H3'	6	0.23
(1,10)	1:A:71:VAL:CB	2:C:2:U:H4'	6	0.23
(1,10)	1:A:71:VAL:CB	2:C:2:U:H5	6	0.23
(1,10)	1:A:71:VAL:CB	2:C:2:U:H5'	6	0.23
(1,10)	1:A:71:VAL:CB	2:C:2:U:H5''	6	0.23
(1,10)	1:A:71:VAL:CB	2:C:2:U:H6	6	0.23
(1,10)	1:A:71:VAL:CB	2:C:2:U:HO2'	6	0.23
(1,10)	1:A:71:VAL:CB	2:C:2:U:N1	6	0.23
(1,10)	1:A:71:VAL:CB	2:C:2:U:N3	6	0.23
(1,10)	1:A:71:VAL:CB	2:C:2:U:O2	6	0.23

Continued on next page...

Continued from previous page...

Key	Atom-1	Atom-2	Model ID	Violation (Å)
(1,10)	1:A:71:VAL:CB	2:C:2:U:O2'	6	0.23
(1,10)	1:A:71:VAL:CB	2:C:2:U:O3'	6	0.23
(1,10)	1:A:71:VAL:CB	2:C:2:U:O4	6	0.23
(1,10)	1:A:71:VAL:CB	2:C:2:U:O4'	6	0.23
(1,10)	1:A:71:VAL:CB	2:C:2:U:O5'	6	0.23
(1,10)	1:A:71:VAL:CB	2:C:2:U:OP1	6	0.23
(1,10)	1:A:71:VAL:CB	2:C:2:U:OP2	6	0.23
(1,10)	1:A:71:VAL:CB	2:C:2:U:P	6	0.23
(1,10)	1:A:71:VAL:CB	2:C:3:A:C1'	6	0.23
(1,10)	1:A:71:VAL:CB	2:C:3:A:C2	6	0.23
(1,10)	1:A:71:VAL:CB	2:C:3:A:C2'	6	0.23
(1,10)	1:A:71:VAL:CB	2:C:3:A:C3'	6	0.23
(1,10)	1:A:71:VAL:CB	2:C:3:A:C4	6	0.23
(1,10)	1:A:71:VAL:CB	2:C:3:A:C4'	6	0.23
(1,10)	1:A:71:VAL:CB	2:C:3:A:C5	6	0.23
(1,10)	1:A:71:VAL:CB	2:C:3:A:C5'	6	0.23
(1,10)	1:A:71:VAL:CB	2:C:3:A:C6	6	0.23
(1,10)	1:A:71:VAL:CB	2:C:3:A:C8	6	0.23
(1,10)	1:A:71:VAL:CB	2:C:3:A:H1'	6	0.23
(1,10)	1:A:71:VAL:CB	2:C:3:A:H2	6	0.23
(1,10)	1:A:71:VAL:CB	2:C:3:A:H2'	6	0.23
(1,10)	1:A:71:VAL:CB	2:C:3:A:H3'	6	0.23
(1,10)	1:A:71:VAL:CB	2:C:3:A:H4'	6	0.23
(1,10)	1:A:71:VAL:CB	2:C:3:A:H5'	6	0.23
(1,10)	1:A:71:VAL:CB	2:C:3:A:H5''	6	0.23
(1,10)	1:A:71:VAL:CB	2:C:3:A:H61	6	0.23
(1,10)	1:A:71:VAL:CB	2:C:3:A:H62	6	0.23
(1,10)	1:A:71:VAL:CB	2:C:3:A:H8	6	0.23
(1,10)	1:A:71:VAL:CB	2:C:3:A:HO2'	6	0.23
(1,10)	1:A:71:VAL:CB	2:C:3:A:N1	6	0.23
(1,10)	1:A:71:VAL:CB	2:C:3:A:N3	6	0.23
(1,10)	1:A:71:VAL:CB	2:C:3:A:N6	6	0.23
(1,10)	1:A:71:VAL:CB	2:C:3:A:N7	6	0.23
(1,10)	1:A:71:VAL:CB	2:C:3:A:N9	6	0.23
(1,10)	1:A:71:VAL:CB	2:C:3:A:O2'	6	0.23
(1,10)	1:A:71:VAL:CB	2:C:3:A:O3'	6	0.23
(1,10)	1:A:71:VAL:CB	2:C:3:A:O4'	6	0.23
(1,10)	1:A:71:VAL:CB	2:C:3:A:O5'	6	0.23
(1,10)	1:A:71:VAL:CB	2:C:3:A:OP1	6	0.23
(1,10)	1:A:71:VAL:CB	2:C:3:A:OP2	6	0.23
(1,10)	1:A:71:VAL:CB	2:C:3:A:P	6	0.23
(1,10)	1:A:71:VAL:CB	2:C:4:C:C1'	6	0.23

Continued on next page...

Continued from previous page...

Key	Atom-1	Atom-2	Model ID	Violation (Å)
(1,10)	1:A:71:VAL:CB	2:C:4:C:C2	6	0.23
(1,10)	1:A:71:VAL:CB	2:C:4:C:C2'	6	0.23
(1,10)	1:A:71:VAL:CB	2:C:4:C:C3'	6	0.23
(1,10)	1:A:71:VAL:CB	2:C:4:C:C4	6	0.23
(1,10)	1:A:71:VAL:CB	2:C:4:C:C4'	6	0.23
(1,10)	1:A:71:VAL:CB	2:C:4:C:C5	6	0.23
(1,10)	1:A:71:VAL:CB	2:C:4:C:C5'	6	0.23
(1,10)	1:A:71:VAL:CB	2:C:4:C:C6	6	0.23
(1,10)	1:A:71:VAL:CB	2:C:4:C:H1'	6	0.23
(1,10)	1:A:71:VAL:CB	2:C:4:C:H2'	6	0.23
(1,10)	1:A:71:VAL:CB	2:C:4:C:H3'	6	0.23
(1,10)	1:A:71:VAL:CB	2:C:4:C:H4'	6	0.23
(1,10)	1:A:71:VAL:CB	2:C:4:C:H41	6	0.23
(1,10)	1:A:71:VAL:CB	2:C:4:C:H42	6	0.23
(1,10)	1:A:71:VAL:CB	2:C:4:C:H5	6	0.23
(1,10)	1:A:71:VAL:CB	2:C:4:C:H5'	6	0.23
(1,10)	1:A:71:VAL:CB	2:C:4:C:H5''	6	0.23
(1,10)	1:A:71:VAL:CB	2:C:4:C:H6	6	0.23
(1,10)	1:A:71:VAL:CB	2:C:4:C:HO2'	6	0.23
(1,10)	1:A:71:VAL:CB	2:C:4:C:N1	6	0.23
(1,10)	1:A:71:VAL:CB	2:C:4:C:N3	6	0.23
(1,10)	1:A:71:VAL:CB	2:C:4:C:N4	6	0.23
(1,10)	1:A:71:VAL:CB	2:C:4:C:O2	6	0.23
(1,10)	1:A:71:VAL:CB	2:C:4:C:O2'	6	0.23
(1,10)	1:A:71:VAL:CB	2:C:4:C:O3'	6	0.23
(1,10)	1:A:71:VAL:CB	2:C:4:C:O4'	6	0.23
(1,10)	1:A:71:VAL:CB	2:C:4:C:O5'	6	0.23
(1,10)	1:A:71:VAL:CB	2:C:4:C:OP1	6	0.23
(1,10)	1:A:71:VAL:CB	2:C:4:C:OP2	6	0.23
(1,10)	1:A:71:VAL:CB	2:C:4:C:P	6	0.23
(1,10)	1:A:71:VAL:CB	2:C:5:A:C1'	6	0.23
(1,10)	1:A:71:VAL:CB	2:C:5:A:C2	6	0.23
(1,10)	1:A:71:VAL:CB	2:C:5:A:C2'	6	0.23
(1,10)	1:A:71:VAL:CB	2:C:5:A:C3'	6	0.23
(1,10)	1:A:71:VAL:CB	2:C:5:A:C4	6	0.23
(1,10)	1:A:71:VAL:CB	2:C:5:A:C4'	6	0.23
(1,10)	1:A:71:VAL:CB	2:C:5:A:C5	6	0.23
(1,10)	1:A:71:VAL:CB	2:C:5:A:C5'	6	0.23
(1,10)	1:A:71:VAL:CB	2:C:5:A:C6	6	0.23
(1,10)	1:A:71:VAL:CB	2:C:5:A:C8	6	0.23
(1,10)	1:A:71:VAL:CB	2:C:5:A:H1'	6	0.23
(1,10)	1:A:71:VAL:CB	2:C:5:A:H2	6	0.23

Continued on next page...

Continued from previous page...

Key	Atom-1	Atom-2	Model ID	Violation (Å)
(1,10)	1:A:71:VAL:CB	2:C:5:A:H2'	6	0.23
(1,10)	1:A:71:VAL:CB	2:C:5:A:H3'	6	0.23
(1,10)	1:A:71:VAL:CB	2:C:5:A:H4'	6	0.23
(1,10)	1:A:71:VAL:CB	2:C:5:A:H5'	6	0.23
(1,10)	1:A:71:VAL:CB	2:C:5:A:H5''	6	0.23
(1,10)	1:A:71:VAL:CB	2:C:5:A:H61	6	0.23
(1,10)	1:A:71:VAL:CB	2:C:5:A:H62	6	0.23
(1,10)	1:A:71:VAL:CB	2:C:5:A:H8	6	0.23
(1,10)	1:A:71:VAL:CB	2:C:5:A:HO2'	6	0.23
(1,10)	1:A:71:VAL:CB	2:C:5:A:N1	6	0.23
(1,10)	1:A:71:VAL:CB	2:C:5:A:N3	6	0.23
(1,10)	1:A:71:VAL:CB	2:C:5:A:N6	6	0.23
(1,10)	1:A:71:VAL:CB	2:C:5:A:N7	6	0.23
(1,10)	1:A:71:VAL:CB	2:C:5:A:N9	6	0.23
(1,10)	1:A:71:VAL:CB	2:C:5:A:O2'	6	0.23
(1,10)	1:A:71:VAL:CB	2:C:5:A:O3'	6	0.23
(1,10)	1:A:71:VAL:CB	2:C:5:A:O4'	6	0.23
(1,10)	1:A:71:VAL:CB	2:C:5:A:O5'	6	0.23
(1,10)	1:A:71:VAL:CB	2:C:5:A:OP1	6	0.23
(1,10)	1:A:71:VAL:CB	2:C:5:A:OP2	6	0.23
(1,10)	1:A:71:VAL:CB	2:C:5:A:P	6	0.23
(1,10)	1:A:71:VAL:CG1	2:C:1:A:C1'	6	0.23
(1,10)	1:A:71:VAL:CG1	2:C:1:A:C2	6	0.23
(1,10)	1:A:71:VAL:CG1	2:C:1:A:C2'	6	0.23
(1,10)	1:A:71:VAL:CG1	2:C:1:A:C3'	6	0.23
(1,10)	1:A:71:VAL:CG1	2:C:1:A:C4	6	0.23
(1,10)	1:A:71:VAL:CG1	2:C:1:A:C4'	6	0.23
(1,10)	1:A:71:VAL:CG1	2:C:1:A:C5	6	0.23
(1,10)	1:A:71:VAL:CG1	2:C:1:A:C5'	6	0.23
(1,10)	1:A:71:VAL:CG1	2:C:1:A:C6	6	0.23
(1,10)	1:A:71:VAL:CG1	2:C:1:A:C8	6	0.23
(1,10)	1:A:71:VAL:CG1	2:C:1:A:H1'	6	0.23
(1,10)	1:A:71:VAL:CG1	2:C:1:A:H2	6	0.23
(1,10)	1:A:71:VAL:CG1	2:C:1:A:H2'	6	0.23
(1,10)	1:A:71:VAL:CG1	2:C:1:A:H3'	6	0.23
(1,10)	1:A:71:VAL:CG1	2:C:1:A:H4'	6	0.23
(1,10)	1:A:71:VAL:CG1	2:C:1:A:H5'	6	0.23
(1,10)	1:A:71:VAL:CG1	2:C:1:A:H5''	6	0.23
(1,10)	1:A:71:VAL:CG1	2:C:1:A:H61	6	0.23
(1,10)	1:A:71:VAL:CG1	2:C:1:A:H62	6	0.23
(1,10)	1:A:71:VAL:CG1	2:C:1:A:H8	6	0.23
(1,10)	1:A:71:VAL:CG1	2:C:1:A:HO2'	6	0.23

Continued on next page...

Continued from previous page...

Key	Atom-1	Atom-2	Model ID	Violation (Å)
(1,10)	1:A:71:VAL:CG1	2:C:1:A:N1	6	0.23
(1,10)	1:A:71:VAL:CG1	2:C:1:A:N3	6	0.23
(1,10)	1:A:71:VAL:CG1	2:C:1:A:N6	6	0.23
(1,10)	1:A:71:VAL:CG1	2:C:1:A:N7	6	0.23
(1,10)	1:A:71:VAL:CG1	2:C:1:A:N9	6	0.23
(1,10)	1:A:71:VAL:CG1	2:C:1:A:O2'	6	0.23
(1,10)	1:A:71:VAL:CG1	2:C:1:A:O3'	6	0.23
(1,10)	1:A:71:VAL:CG1	2:C:1:A:O4'	6	0.23
(1,10)	1:A:71:VAL:CG1	2:C:1:A:O5'	6	0.23
(1,10)	1:A:71:VAL:CG1	2:C:2:U:C1'	6	0.23
(1,10)	1:A:71:VAL:CG1	2:C:2:U:C2	6	0.23
(1,10)	1:A:71:VAL:CG1	2:C:2:U:C2'	6	0.23
(1,10)	1:A:71:VAL:CG1	2:C:2:U:C3'	6	0.23
(1,10)	1:A:71:VAL:CG1	2:C:2:U:C4	6	0.23
(1,10)	1:A:71:VAL:CG1	2:C:2:U:C4'	6	0.23
(1,10)	1:A:71:VAL:CG1	2:C:2:U:C5	6	0.23
(1,10)	1:A:71:VAL:CG1	2:C:2:U:C5'	6	0.23
(1,10)	1:A:71:VAL:CG1	2:C:2:U:C6	6	0.23
(1,10)	1:A:71:VAL:CG1	2:C:2:U:H1'	6	0.23
(1,10)	1:A:71:VAL:CG1	2:C:2:U:H2'	6	0.23
(1,10)	1:A:71:VAL:CG1	2:C:2:U:H3	6	0.23
(1,10)	1:A:71:VAL:CG1	2:C:2:U:H3'	6	0.23
(1,10)	1:A:71:VAL:CG1	2:C:2:U:H4'	6	0.23
(1,10)	1:A:71:VAL:CG1	2:C:2:U:H5	6	0.23
(1,10)	1:A:71:VAL:CG1	2:C:2:U:H5'	6	0.23
(1,10)	1:A:71:VAL:CG1	2:C:2:U:H5''	6	0.23
(1,10)	1:A:71:VAL:CG1	2:C:2:U:H6	6	0.23
(1,10)	1:A:71:VAL:CG1	2:C:2:U:HO2'	6	0.23
(1,10)	1:A:71:VAL:CG1	2:C:2:U:N1	6	0.23
(1,10)	1:A:71:VAL:CG1	2:C:2:U:N3	6	0.23
(1,10)	1:A:71:VAL:CG1	2:C:2:U:O2	6	0.23
(1,10)	1:A:71:VAL:CG1	2:C:2:U:O2'	6	0.23
(1,10)	1:A:71:VAL:CG1	2:C:2:U:O3'	6	0.23
(1,10)	1:A:71:VAL:CG1	2:C:2:U:O4	6	0.23
(1,10)	1:A:71:VAL:CG1	2:C:2:U:O4'	6	0.23
(1,10)	1:A:71:VAL:CG1	2:C:2:U:O5'	6	0.23
(1,10)	1:A:71:VAL:CG1	2:C:2:U:OP1	6	0.23
(1,10)	1:A:71:VAL:CG1	2:C:2:U:OP2	6	0.23
(1,10)	1:A:71:VAL:CG1	2:C:2:U:P	6	0.23
(1,10)	1:A:71:VAL:CG1	2:C:3:A:C1'	6	0.23
(1,10)	1:A:71:VAL:CG1	2:C:3:A:C2	6	0.23
(1,10)	1:A:71:VAL:CG1	2:C:3:A:C2'	6	0.23

Continued on next page...

Continued from previous page...

Key	Atom-1	Atom-2	Model ID	Violation (Å)
(1,10)	1:A:71:VAL:CG1	2:C:3:A:C3'	6	0.23
(1,10)	1:A:71:VAL:CG1	2:C:3:A:C4	6	0.23
(1,10)	1:A:71:VAL:CG1	2:C:3:A:C4'	6	0.23
(1,10)	1:A:71:VAL:CG1	2:C:3:A:C5	6	0.23
(1,10)	1:A:71:VAL:CG1	2:C:3:A:C5'	6	0.23
(1,10)	1:A:71:VAL:CG1	2:C:3:A:C6	6	0.23
(1,10)	1:A:71:VAL:CG1	2:C:3:A:C8	6	0.23
(1,10)	1:A:71:VAL:CG1	2:C:3:A:H1'	6	0.23
(1,10)	1:A:71:VAL:CG1	2:C:3:A:H2	6	0.23
(1,10)	1:A:71:VAL:CG1	2:C:3:A:H2'	6	0.23
(1,10)	1:A:71:VAL:CG1	2:C:3:A:H3'	6	0.23
(1,10)	1:A:71:VAL:CG1	2:C:3:A:H4'	6	0.23
(1,10)	1:A:71:VAL:CG1	2:C:3:A:H5'	6	0.23
(1,10)	1:A:71:VAL:CG1	2:C:3:A:H5''	6	0.23
(1,10)	1:A:71:VAL:CG1	2:C:3:A:H61	6	0.23
(1,10)	1:A:71:VAL:CG1	2:C:3:A:H62	6	0.23
(1,10)	1:A:71:VAL:CG1	2:C:3:A:H8	6	0.23
(1,10)	1:A:71:VAL:CG1	2:C:3:A:HO2'	6	0.23
(1,10)	1:A:71:VAL:CG1	2:C:3:A:N1	6	0.23
(1,10)	1:A:71:VAL:CG1	2:C:3:A:N3	6	0.23
(1,10)	1:A:71:VAL:CG1	2:C:3:A:N6	6	0.23
(1,10)	1:A:71:VAL:CG1	2:C:3:A:N7	6	0.23
(1,10)	1:A:71:VAL:CG1	2:C:3:A:N9	6	0.23
(1,10)	1:A:71:VAL:CG1	2:C:3:A:O2'	6	0.23
(1,10)	1:A:71:VAL:CG1	2:C:3:A:O3'	6	0.23
(1,10)	1:A:71:VAL:CG1	2:C:3:A:O4'	6	0.23
(1,10)	1:A:71:VAL:CG1	2:C:3:A:O5'	6	0.23
(1,10)	1:A:71:VAL:CG1	2:C:3:A:OP1	6	0.23
(1,10)	1:A:71:VAL:CG1	2:C:3:A:OP2	6	0.23
(1,10)	1:A:71:VAL:CG1	2:C:3:A:P	6	0.23
(1,10)	1:A:71:VAL:CG1	2:C:4:C:C1'	6	0.23
(1,10)	1:A:71:VAL:CG1	2:C:4:C:C2	6	0.23
(1,10)	1:A:71:VAL:CG1	2:C:4:C:C2'	6	0.23
(1,10)	1:A:71:VAL:CG1	2:C:4:C:C3'	6	0.23
(1,10)	1:A:71:VAL:CG1	2:C:4:C:C4	6	0.23
(1,10)	1:A:71:VAL:CG1	2:C:4:C:C4'	6	0.23
(1,10)	1:A:71:VAL:CG1	2:C:4:C:C5	6	0.23
(1,10)	1:A:71:VAL:CG1	2:C:4:C:C5'	6	0.23
(1,10)	1:A:71:VAL:CG1	2:C:4:C:C6	6	0.23
(1,10)	1:A:71:VAL:CG1	2:C:4:C:H1'	6	0.23
(1,10)	1:A:71:VAL:CG1	2:C:4:C:H2'	6	0.23
(1,10)	1:A:71:VAL:CG1	2:C:4:C:H3'	6	0.23

Continued on next page...

Continued from previous page...

Key	Atom-1	Atom-2	Model ID	Violation (Å)
(1,10)	1:A:71:VAL:CG1	2:C:4:C:H4'	6	0.23
(1,10)	1:A:71:VAL:CG1	2:C:4:C:H41	6	0.23
(1,10)	1:A:71:VAL:CG1	2:C:4:C:H42	6	0.23
(1,10)	1:A:71:VAL:CG1	2:C:4:C:H5	6	0.23
(1,10)	1:A:71:VAL:CG1	2:C:4:C:H5'	6	0.23
(1,10)	1:A:71:VAL:CG1	2:C:4:C:H5''	6	0.23
(1,10)	1:A:71:VAL:CG1	2:C:4:C:H6	6	0.23
(1,10)	1:A:71:VAL:CG1	2:C:4:C:HO2'	6	0.23
(1,10)	1:A:71:VAL:CG1	2:C:4:C:N1	6	0.23
(1,10)	1:A:71:VAL:CG1	2:C:4:C:N3	6	0.23
(1,10)	1:A:71:VAL:CG1	2:C:4:C:N4	6	0.23
(1,10)	1:A:71:VAL:CG1	2:C:4:C:O2	6	0.23
(1,10)	1:A:71:VAL:CG1	2:C:4:C:O2'	6	0.23
(1,10)	1:A:71:VAL:CG1	2:C:4:C:O3'	6	0.23
(1,10)	1:A:71:VAL:CG1	2:C:4:C:O4'	6	0.23
(1,10)	1:A:71:VAL:CG1	2:C:4:C:O5'	6	0.23
(1,10)	1:A:71:VAL:CG1	2:C:4:C:OP1	6	0.23
(1,10)	1:A:71:VAL:CG1	2:C:4:C:OP2	6	0.23
(1,10)	1:A:71:VAL:CG1	2:C:4:C:P	6	0.23
(1,10)	1:A:71:VAL:CG1	2:C:5:A:C1'	6	0.23
(1,10)	1:A:71:VAL:CG1	2:C:5:A:C2	6	0.23
(1,10)	1:A:71:VAL:CG1	2:C:5:A:C2'	6	0.23
(1,10)	1:A:71:VAL:CG1	2:C:5:A:C3'	6	0.23
(1,10)	1:A:71:VAL:CG1	2:C:5:A:C4	6	0.23
(1,10)	1:A:71:VAL:CG1	2:C:5:A:C4'	6	0.23
(1,10)	1:A:71:VAL:CG1	2:C:5:A:C5	6	0.23
(1,10)	1:A:71:VAL:CG1	2:C:5:A:C5'	6	0.23
(1,10)	1:A:71:VAL:CG1	2:C:5:A:C6	6	0.23
(1,10)	1:A:71:VAL:CG1	2:C:5:A:C8	6	0.23
(1,10)	1:A:71:VAL:CG1	2:C:5:A:H1'	6	0.23
(1,10)	1:A:71:VAL:CG1	2:C:5:A:H2	6	0.23
(1,10)	1:A:71:VAL:CG1	2:C:5:A:H2'	6	0.23
(1,10)	1:A:71:VAL:CG1	2:C:5:A:H3'	6	0.23
(1,10)	1:A:71:VAL:CG1	2:C:5:A:H4'	6	0.23
(1,10)	1:A:71:VAL:CG1	2:C:5:A:H5'	6	0.23
(1,10)	1:A:71:VAL:CG1	2:C:5:A:H5''	6	0.23
(1,10)	1:A:71:VAL:CG1	2:C:5:A:H61	6	0.23
(1,10)	1:A:71:VAL:CG1	2:C:5:A:H62	6	0.23
(1,10)	1:A:71:VAL:CG1	2:C:5:A:H8	6	0.23
(1,10)	1:A:71:VAL:CG1	2:C:5:A:HO2'	6	0.23
(1,10)	1:A:71:VAL:CG1	2:C:5:A:N1	6	0.23
(1,10)	1:A:71:VAL:CG1	2:C:5:A:N3	6	0.23

Continued on next page...

Continued from previous page...

Key	Atom-1	Atom-2	Model ID	Violation (Å)
(1,10)	1:A:71:VAL:CG1	2:C:5:A:N6	6	0.23
(1,10)	1:A:71:VAL:CG1	2:C:5:A:N7	6	0.23
(1,10)	1:A:71:VAL:CG1	2:C:5:A:N9	6	0.23
(1,10)	1:A:71:VAL:CG1	2:C:5:A:O2'	6	0.23
(1,10)	1:A:71:VAL:CG1	2:C:5:A:O3'	6	0.23
(1,10)	1:A:71:VAL:CG1	2:C:5:A:O4'	6	0.23
(1,10)	1:A:71:VAL:CG1	2:C:5:A:O5'	6	0.23
(1,10)	1:A:71:VAL:CG1	2:C:5:A:OP1	6	0.23
(1,10)	1:A:71:VAL:CG1	2:C:5:A:OP2	6	0.23
(1,10)	1:A:71:VAL:CG1	2:C:5:A:P	6	0.23
(1,10)	1:A:71:VAL:CG2	2:C:1:A:C1'	6	0.23
(1,10)	1:A:71:VAL:CG2	2:C:1:A:C2	6	0.23
(1,10)	1:A:71:VAL:CG2	2:C:1:A:C2'	6	0.23
(1,10)	1:A:71:VAL:CG2	2:C:1:A:C3'	6	0.23
(1,10)	1:A:71:VAL:CG2	2:C:1:A:C4	6	0.23
(1,10)	1:A:71:VAL:CG2	2:C:1:A:C4'	6	0.23
(1,10)	1:A:71:VAL:CG2	2:C:1:A:C5	6	0.23
(1,10)	1:A:71:VAL:CG2	2:C:1:A:C5'	6	0.23
(1,10)	1:A:71:VAL:CG2	2:C:1:A:C6	6	0.23
(1,10)	1:A:71:VAL:CG2	2:C:1:A:C8	6	0.23
(1,10)	1:A:71:VAL:CG2	2:C:1:A:H1'	6	0.23
(1,10)	1:A:71:VAL:CG2	2:C:1:A:H2	6	0.23
(1,10)	1:A:71:VAL:CG2	2:C:1:A:H2'	6	0.23
(1,10)	1:A:71:VAL:CG2	2:C:1:A:H3'	6	0.23
(1,10)	1:A:71:VAL:CG2	2:C:1:A:H4'	6	0.23
(1,10)	1:A:71:VAL:CG2	2:C:1:A:H5'	6	0.23
(1,10)	1:A:71:VAL:CG2	2:C:1:A:H5''	6	0.23
(1,10)	1:A:71:VAL:CG2	2:C:1:A:H61	6	0.23
(1,10)	1:A:71:VAL:CG2	2:C:1:A:H62	6	0.23
(1,10)	1:A:71:VAL:CG2	2:C:1:A:H8	6	0.23
(1,10)	1:A:71:VAL:CG2	2:C:1:A:HO2'	6	0.23
(1,10)	1:A:71:VAL:CG2	2:C:1:A:N1	6	0.23
(1,10)	1:A:71:VAL:CG2	2:C:1:A:N3	6	0.23
(1,10)	1:A:71:VAL:CG2	2:C:1:A:N6	6	0.23
(1,10)	1:A:71:VAL:CG2	2:C:1:A:N7	6	0.23
(1,10)	1:A:71:VAL:CG2	2:C:1:A:N9	6	0.23
(1,10)	1:A:71:VAL:CG2	2:C:1:A:O2'	6	0.23
(1,10)	1:A:71:VAL:CG2	2:C:1:A:O3'	6	0.23
(1,10)	1:A:71:VAL:CG2	2:C:1:A:O4'	6	0.23
(1,10)	1:A:71:VAL:CG2	2:C:1:A:O5'	6	0.23
(1,10)	1:A:71:VAL:CG2	2:C:2:U:C1'	6	0.23
(1,10)	1:A:71:VAL:CG2	2:C:2:U:C2	6	0.23

Continued on next page...

Continued from previous page...

Key	Atom-1	Atom-2	Model ID	Violation (Å)
(1,10)	1:A:71:VAL:CG2	2:C:2:U:C2'	6	0.23
(1,10)	1:A:71:VAL:CG2	2:C:2:U:C3'	6	0.23
(1,10)	1:A:71:VAL:CG2	2:C:2:U:C4	6	0.23
(1,10)	1:A:71:VAL:CG2	2:C:2:U:C4'	6	0.23
(1,10)	1:A:71:VAL:CG2	2:C:2:U:C5	6	0.23
(1,10)	1:A:71:VAL:CG2	2:C:2:U:C5'	6	0.23
(1,10)	1:A:71:VAL:CG2	2:C:2:U:C6	6	0.23
(1,10)	1:A:71:VAL:CG2	2:C:2:U:H1'	6	0.23
(1,10)	1:A:71:VAL:CG2	2:C:2:U:H2'	6	0.23
(1,10)	1:A:71:VAL:CG2	2:C:2:U:H3	6	0.23
(1,10)	1:A:71:VAL:CG2	2:C:2:U:H3'	6	0.23
(1,10)	1:A:71:VAL:CG2	2:C:2:U:H4'	6	0.23
(1,10)	1:A:71:VAL:CG2	2:C:2:U:H5	6	0.23
(1,10)	1:A:71:VAL:CG2	2:C:2:U:H5'	6	0.23
(1,10)	1:A:71:VAL:CG2	2:C:2:U:H5''	6	0.23
(1,10)	1:A:71:VAL:CG2	2:C:2:U:H6	6	0.23
(1,10)	1:A:71:VAL:CG2	2:C:2:U:HO2'	6	0.23
(1,10)	1:A:71:VAL:CG2	2:C:2:U:N1	6	0.23
(1,10)	1:A:71:VAL:CG2	2:C:2:U:N3	6	0.23
(1,10)	1:A:71:VAL:CG2	2:C:2:U:O2	6	0.23
(1,10)	1:A:71:VAL:CG2	2:C:2:U:O2'	6	0.23
(1,10)	1:A:71:VAL:CG2	2:C:2:U:O3'	6	0.23
(1,10)	1:A:71:VAL:CG2	2:C:2:U:O4	6	0.23
(1,10)	1:A:71:VAL:CG2	2:C:2:U:O4'	6	0.23
(1,10)	1:A:71:VAL:CG2	2:C:2:U:O5'	6	0.23
(1,10)	1:A:71:VAL:CG2	2:C:2:U:OP1	6	0.23
(1,10)	1:A:71:VAL:CG2	2:C:2:U:OP2	6	0.23
(1,10)	1:A:71:VAL:CG2	2:C:2:U:P	6	0.23
(1,10)	1:A:71:VAL:CG2	2:C:3:A:C1'	6	0.23
(1,10)	1:A:71:VAL:CG2	2:C:3:A:C2	6	0.23
(1,10)	1:A:71:VAL:CG2	2:C:3:A:C2'	6	0.23
(1,10)	1:A:71:VAL:CG2	2:C:3:A:C3'	6	0.23
(1,10)	1:A:71:VAL:CG2	2:C:3:A:C4	6	0.23
(1,10)	1:A:71:VAL:CG2	2:C:3:A:C4'	6	0.23
(1,10)	1:A:71:VAL:CG2	2:C:3:A:C5	6	0.23
(1,10)	1:A:71:VAL:CG2	2:C:3:A:C5'	6	0.23
(1,10)	1:A:71:VAL:CG2	2:C:3:A:C6	6	0.23
(1,10)	1:A:71:VAL:CG2	2:C:3:A:C8	6	0.23
(1,10)	1:A:71:VAL:CG2	2:C:3:A:H1'	6	0.23
(1,10)	1:A:71:VAL:CG2	2:C:3:A:H2	6	0.23
(1,10)	1:A:71:VAL:CG2	2:C:3:A:H2'	6	0.23
(1,10)	1:A:71:VAL:CG2	2:C:3:A:H3'	6	0.23

Continued on next page...

Continued from previous page...

Key	Atom-1	Atom-2	Model ID	Violation (Å)
(1,10)	1:A:71:VAL:CG2	2:C:3:A:H4'	6	0.23
(1,10)	1:A:71:VAL:CG2	2:C:3:A:H5'	6	0.23
(1,10)	1:A:71:VAL:CG2	2:C:3:A:H5''	6	0.23
(1,10)	1:A:71:VAL:CG2	2:C:3:A:H61	6	0.23
(1,10)	1:A:71:VAL:CG2	2:C:3:A:H62	6	0.23
(1,10)	1:A:71:VAL:CG2	2:C:3:A:H8	6	0.23
(1,10)	1:A:71:VAL:CG2	2:C:3:A:HO2'	6	0.23
(1,10)	1:A:71:VAL:CG2	2:C:3:A:N1	6	0.23
(1,10)	1:A:71:VAL:CG2	2:C:3:A:N3	6	0.23
(1,10)	1:A:71:VAL:CG2	2:C:3:A:N6	6	0.23
(1,10)	1:A:71:VAL:CG2	2:C:3:A:N7	6	0.23
(1,10)	1:A:71:VAL:CG2	2:C:3:A:N9	6	0.23
(1,10)	1:A:71:VAL:CG2	2:C:3:A:O2'	6	0.23
(1,10)	1:A:71:VAL:CG2	2:C:3:A:O3'	6	0.23
(1,10)	1:A:71:VAL:CG2	2:C:3:A:O4'	6	0.23
(1,10)	1:A:71:VAL:CG2	2:C:3:A:O5'	6	0.23
(1,10)	1:A:71:VAL:CG2	2:C:3:A:OP1	6	0.23
(1,10)	1:A:71:VAL:CG2	2:C:3:A:OP2	6	0.23
(1,10)	1:A:71:VAL:CG2	2:C:3:A:P	6	0.23
(1,10)	1:A:71:VAL:CG2	2:C:4:C:C1'	6	0.23
(1,10)	1:A:71:VAL:CG2	2:C:4:C:C2	6	0.23
(1,10)	1:A:71:VAL:CG2	2:C:4:C:C2'	6	0.23
(1,10)	1:A:71:VAL:CG2	2:C:4:C:C3'	6	0.23
(1,10)	1:A:71:VAL:CG2	2:C:4:C:C4	6	0.23
(1,10)	1:A:71:VAL:CG2	2:C:4:C:C4'	6	0.23
(1,10)	1:A:71:VAL:CG2	2:C:4:C:C5	6	0.23
(1,10)	1:A:71:VAL:CG2	2:C:4:C:C5'	6	0.23
(1,10)	1:A:71:VAL:CG2	2:C:4:C:C6	6	0.23
(1,10)	1:A:71:VAL:CG2	2:C:4:C:H1'	6	0.23
(1,10)	1:A:71:VAL:CG2	2:C:4:C:H2'	6	0.23
(1,10)	1:A:71:VAL:CG2	2:C:4:C:H3'	6	0.23
(1,10)	1:A:71:VAL:CG2	2:C:4:C:H4'	6	0.23
(1,10)	1:A:71:VAL:CG2	2:C:4:C:H41	6	0.23
(1,10)	1:A:71:VAL:CG2	2:C:4:C:H42	6	0.23
(1,10)	1:A:71:VAL:CG2	2:C:4:C:H5	6	0.23
(1,10)	1:A:71:VAL:CG2	2:C:4:C:H5'	6	0.23
(1,10)	1:A:71:VAL:CG2	2:C:4:C:H5''	6	0.23
(1,10)	1:A:71:VAL:CG2	2:C:4:C:H6	6	0.23
(1,10)	1:A:71:VAL:CG2	2:C:4:C:HO2'	6	0.23
(1,10)	1:A:71:VAL:CG2	2:C:4:C:N1	6	0.23
(1,10)	1:A:71:VAL:CG2	2:C:4:C:N3	6	0.23
(1,10)	1:A:71:VAL:CG2	2:C:4:C:N4	6	0.23

Continued on next page...

Continued from previous page...

Key	Atom-1	Atom-2	Model ID	Violation (Å)
(1,10)	1:A:71:VAL:CG2	2:C:4:C:O2	6	0.23
(1,10)	1:A:71:VAL:CG2	2:C:4:C:O2'	6	0.23
(1,10)	1:A:71:VAL:CG2	2:C:4:C:O3'	6	0.23
(1,10)	1:A:71:VAL:CG2	2:C:4:C:O4'	6	0.23
(1,10)	1:A:71:VAL:CG2	2:C:4:C:O5'	6	0.23
(1,10)	1:A:71:VAL:CG2	2:C:4:C:OP1	6	0.23
(1,10)	1:A:71:VAL:CG2	2:C:4:C:OP2	6	0.23
(1,10)	1:A:71:VAL:CG2	2:C:4:C:P	6	0.23
(1,10)	1:A:71:VAL:CG2	2:C:5:A:C1'	6	0.23
(1,10)	1:A:71:VAL:CG2	2:C:5:A:C2	6	0.23
(1,10)	1:A:71:VAL:CG2	2:C:5:A:C2'	6	0.23
(1,10)	1:A:71:VAL:CG2	2:C:5:A:C3'	6	0.23
(1,10)	1:A:71:VAL:CG2	2:C:5:A:C4	6	0.23
(1,10)	1:A:71:VAL:CG2	2:C:5:A:C4'	6	0.23
(1,10)	1:A:71:VAL:CG2	2:C:5:A:C5	6	0.23
(1,10)	1:A:71:VAL:CG2	2:C:5:A:C5'	6	0.23
(1,10)	1:A:71:VAL:CG2	2:C:5:A:C6	6	0.23
(1,10)	1:A:71:VAL:CG2	2:C:5:A:C8	6	0.23
(1,10)	1:A:71:VAL:CG2	2:C:5:A:H1'	6	0.23
(1,10)	1:A:71:VAL:CG2	2:C:5:A:H2	6	0.23
(1,10)	1:A:71:VAL:CG2	2:C:5:A:H2'	6	0.23
(1,10)	1:A:71:VAL:CG2	2:C:5:A:H3'	6	0.23
(1,10)	1:A:71:VAL:CG2	2:C:5:A:H4'	6	0.23
(1,10)	1:A:71:VAL:CG2	2:C:5:A:H5'	6	0.23
(1,10)	1:A:71:VAL:CG2	2:C:5:A:H5''	6	0.23
(1,10)	1:A:71:VAL:CG2	2:C:5:A:H61	6	0.23
(1,10)	1:A:71:VAL:CG2	2:C:5:A:H62	6	0.23
(1,10)	1:A:71:VAL:CG2	2:C:5:A:H8	6	0.23
(1,10)	1:A:71:VAL:CG2	2:C:5:A:HO2'	6	0.23
(1,10)	1:A:71:VAL:CG2	2:C:5:A:N1	6	0.23
(1,10)	1:A:71:VAL:CG2	2:C:5:A:N3	6	0.23
(1,10)	1:A:71:VAL:CG2	2:C:5:A:N6	6	0.23
(1,10)	1:A:71:VAL:CG2	2:C:5:A:N7	6	0.23
(1,10)	1:A:71:VAL:CG2	2:C:5:A:N9	6	0.23
(1,10)	1:A:71:VAL:CG2	2:C:5:A:O2'	6	0.23
(1,10)	1:A:71:VAL:CG2	2:C:5:A:O3'	6	0.23
(1,10)	1:A:71:VAL:CG2	2:C:5:A:O4'	6	0.23
(1,10)	1:A:71:VAL:CG2	2:C:5:A:O5'	6	0.23
(1,10)	1:A:71:VAL:CG2	2:C:5:A:OP1	6	0.23
(1,10)	1:A:71:VAL:CG2	2:C:5:A:OP2	6	0.23
(1,10)	1:A:71:VAL:CG2	2:C:5:A:P	6	0.23
(1,10)	1:A:71:VAL:H	2:C:1:A:C1'	6	0.23

Continued on next page...

Continued from previous page...

Key	Atom-1	Atom-2	Model ID	Violation (Å)
(1,10)	1:A:71:VAL:H	2:C:1:A:C2	6	0.23
(1,10)	1:A:71:VAL:H	2:C:1:A:C2'	6	0.23
(1,10)	1:A:71:VAL:H	2:C:1:A:C3'	6	0.23
(1,10)	1:A:71:VAL:H	2:C:1:A:C4	6	0.23
(1,10)	1:A:71:VAL:H	2:C:1:A:C4'	6	0.23
(1,10)	1:A:71:VAL:H	2:C:1:A:C5	6	0.23
(1,10)	1:A:71:VAL:H	2:C:1:A:C5'	6	0.23
(1,10)	1:A:71:VAL:H	2:C:1:A:C6	6	0.23
(1,10)	1:A:71:VAL:H	2:C:1:A:C8	6	0.23
(1,10)	1:A:71:VAL:H	2:C:1:A:H1'	6	0.23
(1,10)	1:A:71:VAL:H	2:C:1:A:H2	6	0.23
(1,10)	1:A:71:VAL:H	2:C:1:A:H2'	6	0.23
(1,10)	1:A:71:VAL:H	2:C:1:A:H3'	6	0.23
(1,10)	1:A:71:VAL:H	2:C:1:A:H4'	6	0.23
(1,10)	1:A:71:VAL:H	2:C:1:A:H5'	6	0.23
(1,10)	1:A:71:VAL:H	2:C:1:A:H5''	6	0.23
(1,10)	1:A:71:VAL:H	2:C:1:A:H61	6	0.23
(1,10)	1:A:71:VAL:H	2:C:1:A:H62	6	0.23
(1,10)	1:A:71:VAL:H	2:C:1:A:H8	6	0.23
(1,10)	1:A:71:VAL:H	2:C:1:A:HO2'	6	0.23
(1,10)	1:A:71:VAL:H	2:C:1:A:N1	6	0.23
(1,10)	1:A:71:VAL:H	2:C:1:A:N3	6	0.23
(1,10)	1:A:71:VAL:H	2:C:1:A:N6	6	0.23
(1,10)	1:A:71:VAL:H	2:C:1:A:N7	6	0.23
(1,10)	1:A:71:VAL:H	2:C:1:A:N9	6	0.23
(1,10)	1:A:71:VAL:H	2:C:1:A:O2'	6	0.23
(1,10)	1:A:71:VAL:H	2:C:1:A:O3'	6	0.23
(1,10)	1:A:71:VAL:H	2:C:1:A:O4'	6	0.23
(1,10)	1:A:71:VAL:H	2:C:1:A:O5'	6	0.23
(1,10)	1:A:71:VAL:H	2:C:2:U:C1'	6	0.23
(1,10)	1:A:71:VAL:H	2:C:2:U:C2	6	0.23
(1,10)	1:A:71:VAL:H	2:C:2:U:C2'	6	0.23
(1,10)	1:A:71:VAL:H	2:C:2:U:C3'	6	0.23
(1,10)	1:A:71:VAL:H	2:C:2:U:C4	6	0.23
(1,10)	1:A:71:VAL:H	2:C:2:U:C4'	6	0.23
(1,10)	1:A:71:VAL:H	2:C:2:U:C5	6	0.23
(1,10)	1:A:71:VAL:H	2:C:2:U:C5'	6	0.23
(1,10)	1:A:71:VAL:H	2:C:2:U:C6	6	0.23
(1,10)	1:A:71:VAL:H	2:C:2:U:H1'	6	0.23
(1,10)	1:A:71:VAL:H	2:C:2:U:H2'	6	0.23
(1,10)	1:A:71:VAL:H	2:C:2:U:H3	6	0.23
(1,10)	1:A:71:VAL:H	2:C:2:U:H3'	6	0.23

Continued on next page...

Continued from previous page...

Key	Atom-1	Atom-2	Model ID	Violation (Å)
(1,10)	1:A:71:VAL:H	2:C:2:U:H4'	6	0.23
(1,10)	1:A:71:VAL:H	2:C:2:U:H5	6	0.23
(1,10)	1:A:71:VAL:H	2:C:2:U:H5'	6	0.23
(1,10)	1:A:71:VAL:H	2:C:2:U:H5''	6	0.23
(1,10)	1:A:71:VAL:H	2:C:2:U:H6	6	0.23
(1,10)	1:A:71:VAL:H	2:C:2:U:HO2'	6	0.23
(1,10)	1:A:71:VAL:H	2:C:2:U:N1	6	0.23
(1,10)	1:A:71:VAL:H	2:C:2:U:N3	6	0.23
(1,10)	1:A:71:VAL:H	2:C:2:U:O2	6	0.23
(1,10)	1:A:71:VAL:H	2:C:2:U:O2'	6	0.23
(1,10)	1:A:71:VAL:H	2:C:2:U:O3'	6	0.23
(1,10)	1:A:71:VAL:H	2:C:2:U:O4	6	0.23
(1,10)	1:A:71:VAL:H	2:C:2:U:O4'	6	0.23
(1,10)	1:A:71:VAL:H	2:C:2:U:O5'	6	0.23
(1,10)	1:A:71:VAL:H	2:C:2:U:OP1	6	0.23
(1,10)	1:A:71:VAL:H	2:C:2:U:OP2	6	0.23
(1,10)	1:A:71:VAL:H	2:C:2:U:P	6	0.23
(1,10)	1:A:71:VAL:H	2:C:3:A:C1'	6	0.23
(1,10)	1:A:71:VAL:H	2:C:3:A:C2	6	0.23
(1,10)	1:A:71:VAL:H	2:C:3:A:C2'	6	0.23
(1,10)	1:A:71:VAL:H	2:C:3:A:C3'	6	0.23
(1,10)	1:A:71:VAL:H	2:C:3:A:C4	6	0.23
(1,10)	1:A:71:VAL:H	2:C:3:A:C4'	6	0.23
(1,10)	1:A:71:VAL:H	2:C:3:A:C5	6	0.23
(1,10)	1:A:71:VAL:H	2:C:3:A:C5'	6	0.23
(1,10)	1:A:71:VAL:H	2:C:3:A:C6	6	0.23
(1,10)	1:A:71:VAL:H	2:C:3:A:C8	6	0.23
(1,10)	1:A:71:VAL:H	2:C:3:A:H1'	6	0.23
(1,10)	1:A:71:VAL:H	2:C:3:A:H2	6	0.23
(1,10)	1:A:71:VAL:H	2:C:3:A:H2'	6	0.23
(1,10)	1:A:71:VAL:H	2:C:3:A:H3'	6	0.23
(1,10)	1:A:71:VAL:H	2:C:3:A:H4'	6	0.23
(1,10)	1:A:71:VAL:H	2:C:3:A:H5'	6	0.23
(1,10)	1:A:71:VAL:H	2:C:3:A:H5''	6	0.23
(1,10)	1:A:71:VAL:H	2:C:3:A:H61	6	0.23
(1,10)	1:A:71:VAL:H	2:C:3:A:H62	6	0.23
(1,10)	1:A:71:VAL:H	2:C:3:A:H8	6	0.23
(1,10)	1:A:71:VAL:H	2:C:3:A:HO2'	6	0.23
(1,10)	1:A:71:VAL:H	2:C:3:A:N1	6	0.23
(1,10)	1:A:71:VAL:H	2:C:3:A:N3	6	0.23
(1,10)	1:A:71:VAL:H	2:C:3:A:N6	6	0.23
(1,10)	1:A:71:VAL:H	2:C:3:A:N7	6	0.23

Continued on next page...

Continued from previous page...

Key	Atom-1	Atom-2	Model ID	Violation (Å)
(1,10)	1:A:71:VAL:H	2:C:3:A:N9	6	0.23
(1,10)	1:A:71:VAL:H	2:C:3:A:O2'	6	0.23
(1,10)	1:A:71:VAL:H	2:C:3:A:O3'	6	0.23
(1,10)	1:A:71:VAL:H	2:C:3:A:O4'	6	0.23
(1,10)	1:A:71:VAL:H	2:C:3:A:O5'	6	0.23
(1,10)	1:A:71:VAL:H	2:C:3:A:OP1	6	0.23
(1,10)	1:A:71:VAL:H	2:C:3:A:OP2	6	0.23
(1,10)	1:A:71:VAL:H	2:C:3:A:P	6	0.23
(1,10)	1:A:71:VAL:H	2:C:4:C:C1'	6	0.23
(1,10)	1:A:71:VAL:H	2:C:4:C:C2	6	0.23
(1,10)	1:A:71:VAL:H	2:C:4:C:C2'	6	0.23
(1,10)	1:A:71:VAL:H	2:C:4:C:C3'	6	0.23
(1,10)	1:A:71:VAL:H	2:C:4:C:C4	6	0.23
(1,10)	1:A:71:VAL:H	2:C:4:C:C4'	6	0.23
(1,10)	1:A:71:VAL:H	2:C:4:C:C5	6	0.23
(1,10)	1:A:71:VAL:H	2:C:4:C:C5'	6	0.23
(1,10)	1:A:71:VAL:H	2:C:4:C:C6	6	0.23
(1,10)	1:A:71:VAL:H	2:C:4:C:H1'	6	0.23
(1,10)	1:A:71:VAL:H	2:C:4:C:H2'	6	0.23
(1,10)	1:A:71:VAL:H	2:C:4:C:H3'	6	0.23
(1,10)	1:A:71:VAL:H	2:C:4:C:H4'	6	0.23
(1,10)	1:A:71:VAL:H	2:C:4:C:H41	6	0.23
(1,10)	1:A:71:VAL:H	2:C:4:C:H42	6	0.23
(1,10)	1:A:71:VAL:H	2:C:4:C:H5	6	0.23
(1,10)	1:A:71:VAL:H	2:C:4:C:H5'	6	0.23
(1,10)	1:A:71:VAL:H	2:C:4:C:H5''	6	0.23
(1,10)	1:A:71:VAL:H	2:C:4:C:H6	6	0.23
(1,10)	1:A:71:VAL:H	2:C:4:C:HO2'	6	0.23
(1,10)	1:A:71:VAL:H	2:C:4:C:N1	6	0.23
(1,10)	1:A:71:VAL:H	2:C:4:C:N3	6	0.23
(1,10)	1:A:71:VAL:H	2:C:4:C:N4	6	0.23
(1,10)	1:A:71:VAL:H	2:C:4:C:O2	6	0.23
(1,10)	1:A:71:VAL:H	2:C:4:C:O2'	6	0.23
(1,10)	1:A:71:VAL:H	2:C:4:C:O3'	6	0.23
(1,10)	1:A:71:VAL:H	2:C:4:C:O4'	6	0.23
(1,10)	1:A:71:VAL:H	2:C:4:C:O5'	6	0.23
(1,10)	1:A:71:VAL:H	2:C:4:C:OP1	6	0.23
(1,10)	1:A:71:VAL:H	2:C:4:C:OP2	6	0.23
(1,10)	1:A:71:VAL:H	2:C:4:C:P	6	0.23
(1,10)	1:A:71:VAL:H	2:C:5:A:C1'	6	0.23
(1,10)	1:A:71:VAL:H	2:C:5:A:C2	6	0.23
(1,10)	1:A:71:VAL:H	2:C:5:A:C2'	6	0.23

Continued on next page...

Continued from previous page...

Key	Atom-1	Atom-2	Model ID	Violation (Å)
(1,10)	1:A:71:VAL:H	2:C:5:A:C3'	6	0.23
(1,10)	1:A:71:VAL:H	2:C:5:A:C4	6	0.23
(1,10)	1:A:71:VAL:H	2:C:5:A:C4'	6	0.23
(1,10)	1:A:71:VAL:H	2:C:5:A:C5	6	0.23
(1,10)	1:A:71:VAL:H	2:C:5:A:C5'	6	0.23
(1,10)	1:A:71:VAL:H	2:C:5:A:C6	6	0.23
(1,10)	1:A:71:VAL:H	2:C:5:A:C8	6	0.23
(1,10)	1:A:71:VAL:H	2:C:5:A:H1'	6	0.23
(1,10)	1:A:71:VAL:H	2:C:5:A:H2	6	0.23
(1,10)	1:A:71:VAL:H	2:C:5:A:H2'	6	0.23
(1,10)	1:A:71:VAL:H	2:C:5:A:H3'	6	0.23
(1,10)	1:A:71:VAL:H	2:C:5:A:H4'	6	0.23
(1,10)	1:A:71:VAL:H	2:C:5:A:H5'	6	0.23
(1,10)	1:A:71:VAL:H	2:C:5:A:H5''	6	0.23
(1,10)	1:A:71:VAL:H	2:C:5:A:H61	6	0.23
(1,10)	1:A:71:VAL:H	2:C:5:A:H62	6	0.23
(1,10)	1:A:71:VAL:H	2:C:5:A:H8	6	0.23
(1,10)	1:A:71:VAL:H	2:C:5:A:HO2'	6	0.23
(1,10)	1:A:71:VAL:H	2:C:5:A:N1	6	0.23
(1,10)	1:A:71:VAL:H	2:C:5:A:N3	6	0.23
(1,10)	1:A:71:VAL:H	2:C:5:A:N6	6	0.23
(1,10)	1:A:71:VAL:H	2:C:5:A:N7	6	0.23
(1,10)	1:A:71:VAL:H	2:C:5:A:N9	6	0.23
(1,10)	1:A:71:VAL:H	2:C:5:A:O2'	6	0.23
(1,10)	1:A:71:VAL:H	2:C:5:A:O3'	6	0.23
(1,10)	1:A:71:VAL:H	2:C:5:A:O4'	6	0.23
(1,10)	1:A:71:VAL:H	2:C:5:A:O5'	6	0.23
(1,10)	1:A:71:VAL:H	2:C:5:A:OP1	6	0.23
(1,10)	1:A:71:VAL:H	2:C:5:A:OP2	6	0.23
(1,10)	1:A:71:VAL:H	2:C:5:A:P	6	0.23
(1,10)	1:A:71:VAL:N	2:C:1:A:C1'	6	0.23
(1,10)	1:A:71:VAL:N	2:C:1:A:C2	6	0.23
(1,10)	1:A:71:VAL:N	2:C:1:A:C2'	6	0.23
(1,10)	1:A:71:VAL:N	2:C:1:A:C3'	6	0.23
(1,10)	1:A:71:VAL:N	2:C:1:A:C4	6	0.23
(1,10)	1:A:71:VAL:N	2:C:1:A:C4'	6	0.23
(1,10)	1:A:71:VAL:N	2:C:1:A:C5	6	0.23
(1,10)	1:A:71:VAL:N	2:C:1:A:C5'	6	0.23
(1,10)	1:A:71:VAL:N	2:C:1:A:C6	6	0.23
(1,10)	1:A:71:VAL:N	2:C:1:A:C8	6	0.23
(1,10)	1:A:71:VAL:N	2:C:1:A:H1'	6	0.23
(1,10)	1:A:71:VAL:N	2:C:1:A:H2	6	0.23

Continued on next page...

Continued from previous page...

Key	Atom-1	Atom-2	Model ID	Violation (Å)
(1,10)	1:A:71:VAL:N	2:C:1:A:H2'	6	0.23
(1,10)	1:A:71:VAL:N	2:C:1:A:H3'	6	0.23
(1,10)	1:A:71:VAL:N	2:C:1:A:H4'	6	0.23
(1,10)	1:A:71:VAL:N	2:C:1:A:H5'	6	0.23
(1,10)	1:A:71:VAL:N	2:C:1:A:H5''	6	0.23
(1,10)	1:A:71:VAL:N	2:C:1:A:H61	6	0.23
(1,10)	1:A:71:VAL:N	2:C:1:A:H62	6	0.23
(1,10)	1:A:71:VAL:N	2:C:1:A:H8	6	0.23
(1,10)	1:A:71:VAL:N	2:C:1:A:HO2'	6	0.23
(1,10)	1:A:71:VAL:N	2:C:1:A:N1	6	0.23
(1,10)	1:A:71:VAL:N	2:C:1:A:N3	6	0.23
(1,10)	1:A:71:VAL:N	2:C:1:A:N6	6	0.23
(1,10)	1:A:71:VAL:N	2:C:1:A:N7	6	0.23
(1,10)	1:A:71:VAL:N	2:C:1:A:N9	6	0.23
(1,10)	1:A:71:VAL:N	2:C:1:A:O2'	6	0.23
(1,10)	1:A:71:VAL:N	2:C:1:A:O3'	6	0.23
(1,10)	1:A:71:VAL:N	2:C:1:A:O4'	6	0.23
(1,10)	1:A:71:VAL:N	2:C:1:A:O5'	6	0.23
(1,10)	1:A:71:VAL:N	2:C:2:U:C1'	6	0.23
(1,10)	1:A:71:VAL:N	2:C:2:U:C2	6	0.23
(1,10)	1:A:71:VAL:N	2:C:2:U:C2'	6	0.23
(1,10)	1:A:71:VAL:N	2:C:2:U:C3'	6	0.23
(1,10)	1:A:71:VAL:N	2:C:2:U:C4	6	0.23
(1,10)	1:A:71:VAL:N	2:C:2:U:C4'	6	0.23
(1,10)	1:A:71:VAL:N	2:C:2:U:C5	6	0.23
(1,10)	1:A:71:VAL:N	2:C:2:U:C5'	6	0.23
(1,10)	1:A:71:VAL:N	2:C:2:U:C6	6	0.23
(1,10)	1:A:71:VAL:N	2:C:2:U:H1'	6	0.23
(1,10)	1:A:71:VAL:N	2:C:2:U:H2'	6	0.23
(1,10)	1:A:71:VAL:N	2:C:2:U:H3	6	0.23
(1,10)	1:A:71:VAL:N	2:C:2:U:H3'	6	0.23
(1,10)	1:A:71:VAL:N	2:C:2:U:H4'	6	0.23
(1,10)	1:A:71:VAL:N	2:C:2:U:H5	6	0.23
(1,10)	1:A:71:VAL:N	2:C:2:U:H5'	6	0.23
(1,10)	1:A:71:VAL:N	2:C:2:U:H5''	6	0.23
(1,10)	1:A:71:VAL:N	2:C:2:U:H6	6	0.23
(1,10)	1:A:71:VAL:N	2:C:2:U:HO2'	6	0.23
(1,10)	1:A:71:VAL:N	2:C:2:U:N1	6	0.23
(1,10)	1:A:71:VAL:N	2:C:2:U:N3	6	0.23
(1,10)	1:A:71:VAL:N	2:C:2:U:O2	6	0.23
(1,10)	1:A:71:VAL:N	2:C:2:U:O2'	6	0.23
(1,10)	1:A:71:VAL:N	2:C:2:U:O3'	6	0.23

Continued on next page...

Continued from previous page...

Key	Atom-1	Atom-2	Model ID	Violation (Å)
(1,10)	1:A:71:VAL:N	2:C:2:U:O4	6	0.23
(1,10)	1:A:71:VAL:N	2:C:2:U:O4'	6	0.23
(1,10)	1:A:71:VAL:N	2:C:2:U:O5'	6	0.23
(1,10)	1:A:71:VAL:N	2:C:2:U:OP1	6	0.23
(1,10)	1:A:71:VAL:N	2:C:2:U:OP2	6	0.23
(1,10)	1:A:71:VAL:N	2:C:2:U:P	6	0.23
(1,10)	1:A:71:VAL:N	2:C:3:A:C1'	6	0.23
(1,10)	1:A:71:VAL:N	2:C:3:A:C2	6	0.23
(1,10)	1:A:71:VAL:N	2:C:3:A:C2'	6	0.23
(1,10)	1:A:71:VAL:N	2:C:3:A:C3'	6	0.23
(1,10)	1:A:71:VAL:N	2:C:3:A:C4	6	0.23
(1,10)	1:A:71:VAL:N	2:C:3:A:C4'	6	0.23
(1,10)	1:A:71:VAL:N	2:C:3:A:C5	6	0.23
(1,10)	1:A:71:VAL:N	2:C:3:A:C5'	6	0.23
(1,10)	1:A:71:VAL:N	2:C:3:A:C6	6	0.23
(1,10)	1:A:71:VAL:N	2:C:3:A:C8	6	0.23
(1,10)	1:A:71:VAL:N	2:C:3:A:H1'	6	0.23
(1,10)	1:A:71:VAL:N	2:C:3:A:H2	6	0.23
(1,10)	1:A:71:VAL:N	2:C:3:A:H2'	6	0.23
(1,10)	1:A:71:VAL:N	2:C:3:A:H3'	6	0.23
(1,10)	1:A:71:VAL:N	2:C:3:A:H4'	6	0.23
(1,10)	1:A:71:VAL:N	2:C:3:A:H5'	6	0.23
(1,10)	1:A:71:VAL:N	2:C:3:A:H5''	6	0.23
(1,10)	1:A:71:VAL:N	2:C:3:A:H61	6	0.23
(1,10)	1:A:71:VAL:N	2:C:3:A:H62	6	0.23
(1,10)	1:A:71:VAL:N	2:C:3:A:H8	6	0.23
(1,10)	1:A:71:VAL:N	2:C:3:A:HO2'	6	0.23
(1,10)	1:A:71:VAL:N	2:C:3:A:N1	6	0.23
(1,10)	1:A:71:VAL:N	2:C:3:A:N3	6	0.23
(1,10)	1:A:71:VAL:N	2:C:3:A:N6	6	0.23
(1,10)	1:A:71:VAL:N	2:C:3:A:N7	6	0.23
(1,10)	1:A:71:VAL:N	2:C:3:A:N9	6	0.23
(1,10)	1:A:71:VAL:N	2:C:3:A:O2'	6	0.23
(1,10)	1:A:71:VAL:N	2:C:3:A:O3'	6	0.23
(1,10)	1:A:71:VAL:N	2:C:3:A:O4'	6	0.23
(1,10)	1:A:71:VAL:N	2:C:3:A:O5'	6	0.23
(1,10)	1:A:71:VAL:N	2:C:3:A:OP1	6	0.23
(1,10)	1:A:71:VAL:N	2:C:3:A:OP2	6	0.23
(1,10)	1:A:71:VAL:N	2:C:3:A:P	6	0.23
(1,10)	1:A:71:VAL:N	2:C:4:C:C1'	6	0.23
(1,10)	1:A:71:VAL:N	2:C:4:C:C2	6	0.23
(1,10)	1:A:71:VAL:N	2:C:4:C:C2'	6	0.23

Continued on next page...

Continued from previous page...

Key	Atom-1	Atom-2	Model ID	Violation (Å)
(1,10)	1:A:71:VAL:N	2:C:4:C:C3'	6	0.23
(1,10)	1:A:71:VAL:N	2:C:4:C:C4	6	0.23
(1,10)	1:A:71:VAL:N	2:C:4:C:C4'	6	0.23
(1,10)	1:A:71:VAL:N	2:C:4:C:C5	6	0.23
(1,10)	1:A:71:VAL:N	2:C:4:C:C5'	6	0.23
(1,10)	1:A:71:VAL:N	2:C:4:C:C6	6	0.23
(1,10)	1:A:71:VAL:N	2:C:4:C:H1'	6	0.23
(1,10)	1:A:71:VAL:N	2:C:4:C:H2'	6	0.23
(1,10)	1:A:71:VAL:N	2:C:4:C:H3'	6	0.23
(1,10)	1:A:71:VAL:N	2:C:4:C:H4'	6	0.23
(1,10)	1:A:71:VAL:N	2:C:4:C:H41	6	0.23
(1,10)	1:A:71:VAL:N	2:C:4:C:H42	6	0.23
(1,10)	1:A:71:VAL:N	2:C:4:C:H5	6	0.23
(1,10)	1:A:71:VAL:N	2:C:4:C:H5'	6	0.23
(1,10)	1:A:71:VAL:N	2:C:4:C:H5''	6	0.23
(1,10)	1:A:71:VAL:N	2:C:4:C:H6	6	0.23
(1,10)	1:A:71:VAL:N	2:C:4:C:HO2'	6	0.23
(1,10)	1:A:71:VAL:N	2:C:4:C:N1	6	0.23
(1,10)	1:A:71:VAL:N	2:C:4:C:N3	6	0.23
(1,10)	1:A:71:VAL:N	2:C:4:C:N4	6	0.23
(1,10)	1:A:71:VAL:N	2:C:4:C:O2	6	0.23
(1,10)	1:A:71:VAL:N	2:C:4:C:O2'	6	0.23
(1,10)	1:A:71:VAL:N	2:C:4:C:O3'	6	0.23
(1,10)	1:A:71:VAL:N	2:C:4:C:O4'	6	0.23
(1,10)	1:A:71:VAL:N	2:C:4:C:O5'	6	0.23
(1,10)	1:A:71:VAL:N	2:C:4:C:OP1	6	0.23
(1,10)	1:A:71:VAL:N	2:C:4:C:OP2	6	0.23
(1,10)	1:A:71:VAL:N	2:C:4:C:P	6	0.23
(1,10)	1:A:71:VAL:N	2:C:5:A:C1'	6	0.23
(1,10)	1:A:71:VAL:N	2:C:5:A:C2	6	0.23
(1,10)	1:A:71:VAL:N	2:C:5:A:C2'	6	0.23
(1,10)	1:A:71:VAL:N	2:C:5:A:C3'	6	0.23
(1,10)	1:A:71:VAL:N	2:C:5:A:C4	6	0.23
(1,10)	1:A:71:VAL:N	2:C:5:A:C4'	6	0.23
(1,10)	1:A:71:VAL:N	2:C:5:A:C5	6	0.23
(1,10)	1:A:71:VAL:N	2:C:5:A:C5'	6	0.23
(1,10)	1:A:71:VAL:N	2:C:5:A:C6	6	0.23
(1,10)	1:A:71:VAL:N	2:C:5:A:C8	6	0.23
(1,10)	1:A:71:VAL:N	2:C:5:A:H1'	6	0.23
(1,10)	1:A:71:VAL:N	2:C:5:A:H2	6	0.23
(1,10)	1:A:71:VAL:N	2:C:5:A:H2'	6	0.23
(1,10)	1:A:71:VAL:N	2:C:5:A:H3'	6	0.23

Continued on next page...

Continued from previous page...

Key	Atom-1	Atom-2	Model ID	Violation (Å)
(1,10)	1:A:71:VAL:N	2:C:5:A:H4'	6	0.23
(1,10)	1:A:71:VAL:N	2:C:5:A:H5'	6	0.23
(1,10)	1:A:71:VAL:N	2:C:5:A:H5''	6	0.23
(1,10)	1:A:71:VAL:N	2:C:5:A:H61	6	0.23
(1,10)	1:A:71:VAL:N	2:C:5:A:H62	6	0.23
(1,10)	1:A:71:VAL:N	2:C:5:A:H8	6	0.23
(1,10)	1:A:71:VAL:N	2:C:5:A:HO2'	6	0.23
(1,10)	1:A:71:VAL:N	2:C:5:A:N1	6	0.23
(1,10)	1:A:71:VAL:N	2:C:5:A:N3	6	0.23
(1,10)	1:A:71:VAL:N	2:C:5:A:N6	6	0.23
(1,10)	1:A:71:VAL:N	2:C:5:A:N7	6	0.23
(1,10)	1:A:71:VAL:N	2:C:5:A:N9	6	0.23
(1,10)	1:A:71:VAL:N	2:C:5:A:O2'	6	0.23
(1,10)	1:A:71:VAL:N	2:C:5:A:O3'	6	0.23
(1,10)	1:A:71:VAL:N	2:C:5:A:O4'	6	0.23
(1,10)	1:A:71:VAL:N	2:C:5:A:O5'	6	0.23
(1,10)	1:A:71:VAL:N	2:C:5:A:OP1	6	0.23
(1,10)	1:A:71:VAL:N	2:C:5:A:OP2	6	0.23
(1,10)	1:A:71:VAL:N	2:C:5:A:P	6	0.23
(1,10)	1:A:71:VAL:O	2:C:1:A:C1'	6	0.23
(1,10)	1:A:71:VAL:O	2:C:1:A:C2	6	0.23
(1,10)	1:A:71:VAL:O	2:C:1:A:C2'	6	0.23
(1,10)	1:A:71:VAL:O	2:C:1:A:C3'	6	0.23
(1,10)	1:A:71:VAL:O	2:C:1:A:C4	6	0.23
(1,10)	1:A:71:VAL:O	2:C:1:A:C4'	6	0.23
(1,10)	1:A:71:VAL:O	2:C:1:A:C5	6	0.23
(1,10)	1:A:71:VAL:O	2:C:1:A:C5'	6	0.23
(1,10)	1:A:71:VAL:O	2:C:1:A:C6	6	0.23
(1,10)	1:A:71:VAL:O	2:C:1:A:C8	6	0.23
(1,10)	1:A:71:VAL:O	2:C:1:A:H1'	6	0.23
(1,10)	1:A:71:VAL:O	2:C:1:A:H2	6	0.23
(1,10)	1:A:71:VAL:O	2:C:1:A:H2'	6	0.23
(1,10)	1:A:71:VAL:O	2:C:1:A:H3'	6	0.23
(1,10)	1:A:71:VAL:O	2:C:1:A:H4'	6	0.23
(1,10)	1:A:71:VAL:O	2:C:1:A:H5'	6	0.23
(1,10)	1:A:71:VAL:O	2:C:1:A:H5''	6	0.23
(1,10)	1:A:71:VAL:O	2:C:1:A:H61	6	0.23
(1,10)	1:A:71:VAL:O	2:C:1:A:H62	6	0.23
(1,10)	1:A:71:VAL:O	2:C:1:A:H8	6	0.23
(1,10)	1:A:71:VAL:O	2:C:1:A:HO2'	6	0.23
(1,10)	1:A:71:VAL:O	2:C:1:A:N1	6	0.23
(1,10)	1:A:71:VAL:O	2:C:1:A:N3	6	0.23

Continued on next page...

Continued from previous page...

Key	Atom-1	Atom-2	Model ID	Violation (Å)
(1,10)	1:A:71:VAL:O	2:C:1:A:N6	6	0.23
(1,10)	1:A:71:VAL:O	2:C:1:A:N7	6	0.23
(1,10)	1:A:71:VAL:O	2:C:1:A:N9	6	0.23
(1,10)	1:A:71:VAL:O	2:C:1:A:O2'	6	0.23
(1,10)	1:A:71:VAL:O	2:C:1:A:O3'	6	0.23
(1,10)	1:A:71:VAL:O	2:C:1:A:O4'	6	0.23
(1,10)	1:A:71:VAL:O	2:C:1:A:O5'	6	0.23
(1,10)	1:A:71:VAL:O	2:C:2:U:C1'	6	0.23
(1,10)	1:A:71:VAL:O	2:C:2:U:C2	6	0.23
(1,10)	1:A:71:VAL:O	2:C:2:U:C2'	6	0.23
(1,10)	1:A:71:VAL:O	2:C:2:U:C3'	6	0.23
(1,10)	1:A:71:VAL:O	2:C:2:U:C4	6	0.23
(1,10)	1:A:71:VAL:O	2:C:2:U:C4'	6	0.23
(1,10)	1:A:71:VAL:O	2:C:2:U:C5	6	0.23
(1,10)	1:A:71:VAL:O	2:C:2:U:C5'	6	0.23
(1,10)	1:A:71:VAL:O	2:C:2:U:C6	6	0.23
(1,10)	1:A:71:VAL:O	2:C:2:U:H1'	6	0.23
(1,10)	1:A:71:VAL:O	2:C:2:U:H2'	6	0.23
(1,10)	1:A:71:VAL:O	2:C:2:U:H3	6	0.23
(1,10)	1:A:71:VAL:O	2:C:2:U:H3'	6	0.23
(1,10)	1:A:71:VAL:O	2:C:2:U:H4'	6	0.23
(1,10)	1:A:71:VAL:O	2:C:2:U:H5	6	0.23
(1,10)	1:A:71:VAL:O	2:C:2:U:H5'	6	0.23
(1,10)	1:A:71:VAL:O	2:C:2:U:H5''	6	0.23
(1,10)	1:A:71:VAL:O	2:C:2:U:H6	6	0.23
(1,10)	1:A:71:VAL:O	2:C:2:U:HO2'	6	0.23
(1,10)	1:A:71:VAL:O	2:C:2:U:N1	6	0.23
(1,10)	1:A:71:VAL:O	2:C:2:U:N3	6	0.23
(1,10)	1:A:71:VAL:O	2:C:2:U:O2	6	0.23
(1,10)	1:A:71:VAL:O	2:C:2:U:O2'	6	0.23
(1,10)	1:A:71:VAL:O	2:C:2:U:O3'	6	0.23
(1,10)	1:A:71:VAL:O	2:C:2:U:O4	6	0.23
(1,10)	1:A:71:VAL:O	2:C:2:U:O4'	6	0.23
(1,10)	1:A:71:VAL:O	2:C:2:U:O5'	6	0.23
(1,10)	1:A:71:VAL:O	2:C:2:U:OP1	6	0.23
(1,10)	1:A:71:VAL:O	2:C:2:U:OP2	6	0.23
(1,10)	1:A:71:VAL:O	2:C:2:U:P	6	0.23
(1,10)	1:A:71:VAL:O	2:C:3:A:C1'	6	0.23
(1,10)	1:A:71:VAL:O	2:C:3:A:C2	6	0.23
(1,10)	1:A:71:VAL:O	2:C:3:A:C2'	6	0.23
(1,10)	1:A:71:VAL:O	2:C:3:A:C3'	6	0.23
(1,10)	1:A:71:VAL:O	2:C:3:A:C4	6	0.23

Continued on next page...

Continued from previous page...

Key	Atom-1	Atom-2	Model ID	Violation (Å)
(1,10)	1:A:71:VAL:O	2:C:3:A:C4'	6	0.23
(1,10)	1:A:71:VAL:O	2:C:3:A:C5	6	0.23
(1,10)	1:A:71:VAL:O	2:C:3:A:C5'	6	0.23
(1,10)	1:A:71:VAL:O	2:C:3:A:C6	6	0.23
(1,10)	1:A:71:VAL:O	2:C:3:A:C8	6	0.23
(1,10)	1:A:71:VAL:O	2:C:3:A:H1'	6	0.23
(1,10)	1:A:71:VAL:O	2:C:3:A:H2	6	0.23
(1,10)	1:A:71:VAL:O	2:C:3:A:H2'	6	0.23
(1,10)	1:A:71:VAL:O	2:C:3:A:H3'	6	0.23
(1,10)	1:A:71:VAL:O	2:C:3:A:H4'	6	0.23
(1,10)	1:A:71:VAL:O	2:C:3:A:H5'	6	0.23
(1,10)	1:A:71:VAL:O	2:C:3:A:H5''	6	0.23
(1,10)	1:A:71:VAL:O	2:C:3:A:H61	6	0.23
(1,10)	1:A:71:VAL:O	2:C:3:A:H62	6	0.23
(1,10)	1:A:71:VAL:O	2:C:3:A:H8	6	0.23
(1,10)	1:A:71:VAL:O	2:C:3:A:HO2'	6	0.23
(1,10)	1:A:71:VAL:O	2:C:3:A:N1	6	0.23
(1,10)	1:A:71:VAL:O	2:C:3:A:N3	6	0.23
(1,10)	1:A:71:VAL:O	2:C:3:A:N6	6	0.23
(1,10)	1:A:71:VAL:O	2:C:3:A:N7	6	0.23
(1,10)	1:A:71:VAL:O	2:C:3:A:N9	6	0.23
(1,10)	1:A:71:VAL:O	2:C:3:A:O2'	6	0.23
(1,10)	1:A:71:VAL:O	2:C:3:A:O3'	6	0.23
(1,10)	1:A:71:VAL:O	2:C:3:A:O4'	6	0.23
(1,10)	1:A:71:VAL:O	2:C:3:A:O5'	6	0.23
(1,10)	1:A:71:VAL:O	2:C:3:A:OP1	6	0.23
(1,10)	1:A:71:VAL:O	2:C:3:A:OP2	6	0.23
(1,10)	1:A:71:VAL:O	2:C:3:A:P	6	0.23
(1,10)	1:A:71:VAL:O	2:C:4:C:C1'	6	0.23
(1,10)	1:A:71:VAL:O	2:C:4:C:C2	6	0.23
(1,10)	1:A:71:VAL:O	2:C:4:C:C2'	6	0.23
(1,10)	1:A:71:VAL:O	2:C:4:C:C3'	6	0.23
(1,10)	1:A:71:VAL:O	2:C:4:C:C4	6	0.23
(1,10)	1:A:71:VAL:O	2:C:4:C:C4'	6	0.23
(1,10)	1:A:71:VAL:O	2:C:4:C:C5	6	0.23
(1,10)	1:A:71:VAL:O	2:C:4:C:C5'	6	0.23
(1,10)	1:A:71:VAL:O	2:C:4:C:C6	6	0.23
(1,10)	1:A:71:VAL:O	2:C:4:C:H1'	6	0.23
(1,10)	1:A:71:VAL:O	2:C:4:C:H2'	6	0.23
(1,10)	1:A:71:VAL:O	2:C:4:C:H3'	6	0.23
(1,10)	1:A:71:VAL:O	2:C:4:C:H4'	6	0.23
(1,10)	1:A:71:VAL:O	2:C:4:C:H41	6	0.23

Continued on next page...

Continued from previous page...

Key	Atom-1	Atom-2	Model ID	Violation (Å)
(1,10)	1:A:71:VAL:O	2:C:4:C:H42	6	0.23
(1,10)	1:A:71:VAL:O	2:C:4:C:H5	6	0.23
(1,10)	1:A:71:VAL:O	2:C:4:C:H5'	6	0.23
(1,10)	1:A:71:VAL:O	2:C:4:C:H5''	6	0.23
(1,10)	1:A:71:VAL:O	2:C:4:C:H6	6	0.23
(1,10)	1:A:71:VAL:O	2:C:4:C:HO2'	6	0.23
(1,10)	1:A:71:VAL:O	2:C:4:C:N1	6	0.23
(1,10)	1:A:71:VAL:O	2:C:4:C:N3	6	0.23
(1,10)	1:A:71:VAL:O	2:C:4:C:N4	6	0.23
(1,10)	1:A:71:VAL:O	2:C:4:C:O2	6	0.23
(1,10)	1:A:71:VAL:O	2:C:4:C:O2'	6	0.23
(1,10)	1:A:71:VAL:O	2:C:4:C:O3'	6	0.23
(1,10)	1:A:71:VAL:O	2:C:4:C:O4'	6	0.23
(1,10)	1:A:71:VAL:O	2:C:4:C:O5'	6	0.23
(1,10)	1:A:71:VAL:O	2:C:4:C:OP1	6	0.23
(1,10)	1:A:71:VAL:O	2:C:4:C:OP2	6	0.23
(1,10)	1:A:71:VAL:O	2:C:4:C:P	6	0.23
(1,10)	1:A:71:VAL:O	2:C:5:A:C1'	6	0.23
(1,10)	1:A:71:VAL:O	2:C:5:A:C2	6	0.23
(1,10)	1:A:71:VAL:O	2:C:5:A:C2'	6	0.23
(1,10)	1:A:71:VAL:O	2:C:5:A:C3'	6	0.23
(1,10)	1:A:71:VAL:O	2:C:5:A:C4	6	0.23
(1,10)	1:A:71:VAL:O	2:C:5:A:C4'	6	0.23
(1,10)	1:A:71:VAL:O	2:C:5:A:C5	6	0.23
(1,10)	1:A:71:VAL:O	2:C:5:A:C5'	6	0.23
(1,10)	1:A:71:VAL:O	2:C:5:A:C6	6	0.23
(1,10)	1:A:71:VAL:O	2:C:5:A:C8	6	0.23
(1,10)	1:A:71:VAL:O	2:C:5:A:H1'	6	0.23
(1,10)	1:A:71:VAL:O	2:C:5:A:H2	6	0.23
(1,10)	1:A:71:VAL:O	2:C:5:A:H2'	6	0.23
(1,10)	1:A:71:VAL:O	2:C:5:A:H3'	6	0.23
(1,10)	1:A:71:VAL:O	2:C:5:A:H4'	6	0.23
(1,10)	1:A:71:VAL:O	2:C:5:A:H5'	6	0.23
(1,10)	1:A:71:VAL:O	2:C:5:A:H5''	6	0.23
(1,10)	1:A:71:VAL:O	2:C:5:A:H61	6	0.23
(1,10)	1:A:71:VAL:O	2:C:5:A:H62	6	0.23
(1,10)	1:A:71:VAL:O	2:C:5:A:H8	6	0.23
(1,10)	1:A:71:VAL:O	2:C:5:A:HO2'	6	0.23
(1,10)	1:A:71:VAL:O	2:C:5:A:N1	6	0.23
(1,10)	1:A:71:VAL:O	2:C:5:A:N3	6	0.23
(1,10)	1:A:71:VAL:O	2:C:5:A:N6	6	0.23
(1,10)	1:A:71:VAL:O	2:C:5:A:N7	6	0.23

Continued on next page...

Continued from previous page...

Key	Atom-1	Atom-2	Model ID	Violation (Å)
(1,10)	1:A:71:VAL:O	2:C:5:A:N9	6	0.23
(1,10)	1:A:71:VAL:O	2:C:5:A:O2'	6	0.23
(1,10)	1:A:71:VAL:O	2:C:5:A:O3'	6	0.23
(1,10)	1:A:71:VAL:O	2:C:5:A:O4'	6	0.23
(1,10)	1:A:71:VAL:O	2:C:5:A:O5'	6	0.23
(1,10)	1:A:71:VAL:O	2:C:5:A:OP1	6	0.23
(1,10)	1:A:71:VAL:O	2:C:5:A:OP2	6	0.23
(1,10)	1:A:71:VAL:O	2:C:5:A:P	6	0.23
(1,1)	1:A:10:SER:C	2:C:1:A:C1'	9	0.23
(1,1)	1:A:10:SER:C	2:C:1:A:C2	9	0.23
(1,1)	1:A:10:SER:C	2:C:1:A:C2'	9	0.23
(1,1)	1:A:10:SER:C	2:C:1:A:C3'	9	0.23
(1,1)	1:A:10:SER:C	2:C:1:A:C4	9	0.23
(1,1)	1:A:10:SER:C	2:C:1:A:C4'	9	0.23
(1,1)	1:A:10:SER:C	2:C:1:A:C5	9	0.23
(1,1)	1:A:10:SER:C	2:C:1:A:C5'	9	0.23
(1,1)	1:A:10:SER:C	2:C:1:A:C6	9	0.23
(1,1)	1:A:10:SER:C	2:C:1:A:C8	9	0.23
(1,1)	1:A:10:SER:C	2:C:1:A:H1'	9	0.23
(1,1)	1:A:10:SER:C	2:C:1:A:H2	9	0.23
(1,1)	1:A:10:SER:C	2:C:1:A:H2'	9	0.23
(1,1)	1:A:10:SER:C	2:C:1:A:H3'	9	0.23
(1,1)	1:A:10:SER:C	2:C:1:A:H4'	9	0.23
(1,1)	1:A:10:SER:C	2:C:1:A:H5'	9	0.23
(1,1)	1:A:10:SER:C	2:C:1:A:H5''	9	0.23
(1,1)	1:A:10:SER:C	2:C:1:A:H61	9	0.23
(1,1)	1:A:10:SER:C	2:C:1:A:H62	9	0.23
(1,1)	1:A:10:SER:C	2:C:1:A:H8	9	0.23
(1,1)	1:A:10:SER:C	2:C:1:A:HO2'	9	0.23
(1,1)	1:A:10:SER:C	2:C:1:A:N1	9	0.23
(1,1)	1:A:10:SER:C	2:C:1:A:N3	9	0.23
(1,1)	1:A:10:SER:C	2:C:1:A:N6	9	0.23
(1,1)	1:A:10:SER:C	2:C:1:A:N7	9	0.23
(1,1)	1:A:10:SER:C	2:C:1:A:N9	9	0.23
(1,1)	1:A:10:SER:C	2:C:1:A:O2'	9	0.23
(1,1)	1:A:10:SER:C	2:C:1:A:O3'	9	0.23
(1,1)	1:A:10:SER:C	2:C:1:A:O4'	9	0.23
(1,1)	1:A:10:SER:C	2:C:1:A:O5'	9	0.23
(1,1)	1:A:10:SER:C	2:C:2:U:C1'	9	0.23
(1,1)	1:A:10:SER:C	2:C:2:U:C2	9	0.23
(1,1)	1:A:10:SER:C	2:C:2:U:C2'	9	0.23
(1,1)	1:A:10:SER:C	2:C:2:U:C3'	9	0.23

Continued on next page...

Continued from previous page...

Key	Atom-1	Atom-2	Model ID	Violation (Å)
(1,1)	1:A:10:SER:C	2:C:2:U:C4	9	0.23
(1,1)	1:A:10:SER:C	2:C:2:U:C4'	9	0.23
(1,1)	1:A:10:SER:C	2:C:2:U:C5	9	0.23
(1,1)	1:A:10:SER:C	2:C:2:U:C5'	9	0.23
(1,1)	1:A:10:SER:C	2:C:2:U:C6	9	0.23
(1,1)	1:A:10:SER:C	2:C:2:U:H1'	9	0.23
(1,1)	1:A:10:SER:C	2:C:2:U:H2'	9	0.23
(1,1)	1:A:10:SER:C	2:C:2:U:H3	9	0.23
(1,1)	1:A:10:SER:C	2:C:2:U:H3'	9	0.23
(1,1)	1:A:10:SER:C	2:C:2:U:H4'	9	0.23
(1,1)	1:A:10:SER:C	2:C:2:U:H5	9	0.23
(1,1)	1:A:10:SER:C	2:C:2:U:H5'	9	0.23
(1,1)	1:A:10:SER:C	2:C:2:U:H5''	9	0.23
(1,1)	1:A:10:SER:C	2:C:2:U:H6	9	0.23
(1,1)	1:A:10:SER:C	2:C:2:U:HO2'	9	0.23
(1,1)	1:A:10:SER:C	2:C:2:U:N1	9	0.23
(1,1)	1:A:10:SER:C	2:C:2:U:N3	9	0.23
(1,1)	1:A:10:SER:C	2:C:2:U:O2	9	0.23
(1,1)	1:A:10:SER:C	2:C:2:U:O2'	9	0.23
(1,1)	1:A:10:SER:C	2:C:2:U:O3'	9	0.23
(1,1)	1:A:10:SER:C	2:C:2:U:O4	9	0.23
(1,1)	1:A:10:SER:C	2:C:2:U:O4'	9	0.23
(1,1)	1:A:10:SER:C	2:C:2:U:O5'	9	0.23
(1,1)	1:A:10:SER:C	2:C:2:U:OP1	9	0.23
(1,1)	1:A:10:SER:C	2:C:2:U:OP2	9	0.23
(1,1)	1:A:10:SER:C	2:C:2:U:P	9	0.23
(1,1)	1:A:10:SER:C	2:C:3:A:C1'	9	0.23
(1,1)	1:A:10:SER:C	2:C:3:A:C2	9	0.23
(1,1)	1:A:10:SER:C	2:C:3:A:C2'	9	0.23
(1,1)	1:A:10:SER:C	2:C:3:A:C3'	9	0.23
(1,1)	1:A:10:SER:C	2:C:3:A:C4	9	0.23
(1,1)	1:A:10:SER:C	2:C:3:A:C4'	9	0.23
(1,1)	1:A:10:SER:C	2:C:3:A:C5	9	0.23
(1,1)	1:A:10:SER:C	2:C:3:A:C5'	9	0.23
(1,1)	1:A:10:SER:C	2:C:3:A:C6	9	0.23
(1,1)	1:A:10:SER:C	2:C:3:A:C8	9	0.23
(1,1)	1:A:10:SER:C	2:C:3:A:H1'	9	0.23
(1,1)	1:A:10:SER:C	2:C:3:A:H2	9	0.23
(1,1)	1:A:10:SER:C	2:C:3:A:H2'	9	0.23
(1,1)	1:A:10:SER:C	2:C:3:A:H3'	9	0.23
(1,1)	1:A:10:SER:C	2:C:3:A:H4'	9	0.23
(1,1)	1:A:10:SER:C	2:C:3:A:H5'	9	0.23

Continued on next page...

Continued from previous page...

Key	Atom-1	Atom-2	Model ID	Violation (Å)
(1,1)	1:A:10:SER:C	2:C:3:A:H5''	9	0.23
(1,1)	1:A:10:SER:C	2:C:3:A:H61	9	0.23
(1,1)	1:A:10:SER:C	2:C:3:A:H62	9	0.23
(1,1)	1:A:10:SER:C	2:C:3:A:H8	9	0.23
(1,1)	1:A:10:SER:C	2:C:3:A:HO2'	9	0.23
(1,1)	1:A:10:SER:C	2:C:3:A:N1	9	0.23
(1,1)	1:A:10:SER:C	2:C:3:A:N3	9	0.23
(1,1)	1:A:10:SER:C	2:C:3:A:N6	9	0.23
(1,1)	1:A:10:SER:C	2:C:3:A:N7	9	0.23
(1,1)	1:A:10:SER:C	2:C:3:A:N9	9	0.23
(1,1)	1:A:10:SER:C	2:C:3:A:O2'	9	0.23
(1,1)	1:A:10:SER:C	2:C:3:A:O3'	9	0.23
(1,1)	1:A:10:SER:C	2:C:3:A:O4'	9	0.23
(1,1)	1:A:10:SER:C	2:C:3:A:O5'	9	0.23
(1,1)	1:A:10:SER:C	2:C:3:A:OP1	9	0.23
(1,1)	1:A:10:SER:C	2:C:3:A:OP2	9	0.23
(1,1)	1:A:10:SER:C	2:C:3:A:P	9	0.23
(1,1)	1:A:10:SER:C	2:C:4:C:C1'	9	0.23
(1,1)	1:A:10:SER:C	2:C:4:C:C2	9	0.23
(1,1)	1:A:10:SER:C	2:C:4:C:C2'	9	0.23
(1,1)	1:A:10:SER:C	2:C:4:C:C3'	9	0.23
(1,1)	1:A:10:SER:C	2:C:4:C:C4	9	0.23
(1,1)	1:A:10:SER:C	2:C:4:C:C4'	9	0.23
(1,1)	1:A:10:SER:C	2:C:4:C:C5	9	0.23
(1,1)	1:A:10:SER:C	2:C:4:C:C5'	9	0.23
(1,1)	1:A:10:SER:C	2:C:4:C:C6	9	0.23
(1,1)	1:A:10:SER:C	2:C:4:C:H1'	9	0.23
(1,1)	1:A:10:SER:C	2:C:4:C:H2'	9	0.23
(1,1)	1:A:10:SER:C	2:C:4:C:H3'	9	0.23
(1,1)	1:A:10:SER:C	2:C:4:C:H4'	9	0.23
(1,1)	1:A:10:SER:C	2:C:4:C:H41	9	0.23
(1,1)	1:A:10:SER:C	2:C:4:C:H42	9	0.23
(1,1)	1:A:10:SER:C	2:C:4:C:H5	9	0.23
(1,1)	1:A:10:SER:C	2:C:4:C:H5'	9	0.23
(1,1)	1:A:10:SER:C	2:C:4:C:H5''	9	0.23
(1,1)	1:A:10:SER:C	2:C:4:C:H6	9	0.23
(1,1)	1:A:10:SER:C	2:C:4:C:HO2'	9	0.23
(1,1)	1:A:10:SER:C	2:C:4:C:N1	9	0.23
(1,1)	1:A:10:SER:C	2:C:4:C:N3	9	0.23
(1,1)	1:A:10:SER:C	2:C:4:C:N4	9	0.23
(1,1)	1:A:10:SER:C	2:C:4:C:O2	9	0.23
(1,1)	1:A:10:SER:C	2:C:4:C:O2'	9	0.23

Continued on next page...

Continued from previous page...

Key	Atom-1	Atom-2	Model ID	Violation (Å)
(1,1)	1:A:10:SER:C	2:C:4:C:O3'	9	0.23
(1,1)	1:A:10:SER:C	2:C:4:C:O4'	9	0.23
(1,1)	1:A:10:SER:C	2:C:4:C:O5'	9	0.23
(1,1)	1:A:10:SER:C	2:C:4:C:OP1	9	0.23
(1,1)	1:A:10:SER:C	2:C:4:C:OP2	9	0.23
(1,1)	1:A:10:SER:C	2:C:4:C:P	9	0.23
(1,1)	1:A:10:SER:C	2:C:5:A:C1'	9	0.23
(1,1)	1:A:10:SER:C	2:C:5:A:C2	9	0.23
(1,1)	1:A:10:SER:C	2:C:5:A:C2'	9	0.23
(1,1)	1:A:10:SER:C	2:C:5:A:C3'	9	0.23
(1,1)	1:A:10:SER:C	2:C:5:A:C4	9	0.23
(1,1)	1:A:10:SER:C	2:C:5:A:C4'	9	0.23
(1,1)	1:A:10:SER:C	2:C:5:A:C5	9	0.23
(1,1)	1:A:10:SER:C	2:C:5:A:C5'	9	0.23
(1,1)	1:A:10:SER:C	2:C:5:A:C6	9	0.23
(1,1)	1:A:10:SER:C	2:C:5:A:C8	9	0.23
(1,1)	1:A:10:SER:C	2:C:5:A:H1'	9	0.23
(1,1)	1:A:10:SER:C	2:C:5:A:H2	9	0.23
(1,1)	1:A:10:SER:C	2:C:5:A:H2'	9	0.23
(1,1)	1:A:10:SER:C	2:C:5:A:H3'	9	0.23
(1,1)	1:A:10:SER:C	2:C:5:A:H4'	9	0.23
(1,1)	1:A:10:SER:C	2:C:5:A:H5'	9	0.23
(1,1)	1:A:10:SER:C	2:C:5:A:H5''	9	0.23
(1,1)	1:A:10:SER:C	2:C:5:A:H61	9	0.23
(1,1)	1:A:10:SER:C	2:C:5:A:H62	9	0.23
(1,1)	1:A:10:SER:C	2:C:5:A:H8	9	0.23
(1,1)	1:A:10:SER:C	2:C:5:A:HO2'	9	0.23
(1,1)	1:A:10:SER:C	2:C:5:A:N1	9	0.23
(1,1)	1:A:10:SER:C	2:C:5:A:N3	9	0.23
(1,1)	1:A:10:SER:C	2:C:5:A:N6	9	0.23
(1,1)	1:A:10:SER:C	2:C:5:A:N7	9	0.23
(1,1)	1:A:10:SER:C	2:C:5:A:N9	9	0.23
(1,1)	1:A:10:SER:C	2:C:5:A:O2'	9	0.23
(1,1)	1:A:10:SER:C	2:C:5:A:O3'	9	0.23
(1,1)	1:A:10:SER:C	2:C:5:A:O4'	9	0.23
(1,1)	1:A:10:SER:C	2:C:5:A:O5'	9	0.23
(1,1)	1:A:10:SER:C	2:C:5:A:OP1	9	0.23
(1,1)	1:A:10:SER:C	2:C:5:A:OP2	9	0.23
(1,1)	1:A:10:SER:C	2:C:5:A:P	9	0.23
(1,1)	1:A:10:SER:CA	2:C:1:A:C1'	9	0.23
(1,1)	1:A:10:SER:CA	2:C:1:A:C2	9	0.23
(1,1)	1:A:10:SER:CA	2:C:1:A:C2'	9	0.23

Continued on next page...

Continued from previous page...

Key	Atom-1	Atom-2	Model ID	Violation (Å)
(1,1)	1:A:10:SER:CA	2:C:1:A:C3'	9	0.23
(1,1)	1:A:10:SER:CA	2:C:1:A:C4	9	0.23
(1,1)	1:A:10:SER:CA	2:C:1:A:C4'	9	0.23
(1,1)	1:A:10:SER:CA	2:C:1:A:C5	9	0.23
(1,1)	1:A:10:SER:CA	2:C:1:A:C5'	9	0.23
(1,1)	1:A:10:SER:CA	2:C:1:A:C6	9	0.23
(1,1)	1:A:10:SER:CA	2:C:1:A:C8	9	0.23
(1,1)	1:A:10:SER:CA	2:C:1:A:H1'	9	0.23
(1,1)	1:A:10:SER:CA	2:C:1:A:H2	9	0.23
(1,1)	1:A:10:SER:CA	2:C:1:A:H2'	9	0.23
(1,1)	1:A:10:SER:CA	2:C:1:A:H3'	9	0.23
(1,1)	1:A:10:SER:CA	2:C:1:A:H4'	9	0.23
(1,1)	1:A:10:SER:CA	2:C:1:A:H5'	9	0.23
(1,1)	1:A:10:SER:CA	2:C:1:A:H5''	9	0.23
(1,1)	1:A:10:SER:CA	2:C:1:A:H61	9	0.23
(1,1)	1:A:10:SER:CA	2:C:1:A:H62	9	0.23
(1,1)	1:A:10:SER:CA	2:C:1:A:H8	9	0.23
(1,1)	1:A:10:SER:CA	2:C:1:A:HO2'	9	0.23
(1,1)	1:A:10:SER:CA	2:C:1:A:N1	9	0.23
(1,1)	1:A:10:SER:CA	2:C:1:A:N3	9	0.23
(1,1)	1:A:10:SER:CA	2:C:1:A:N6	9	0.23
(1,1)	1:A:10:SER:CA	2:C:1:A:N7	9	0.23
(1,1)	1:A:10:SER:CA	2:C:1:A:N9	9	0.23
(1,1)	1:A:10:SER:CA	2:C:1:A:O2'	9	0.23
(1,1)	1:A:10:SER:CA	2:C:1:A:O3'	9	0.23
(1,1)	1:A:10:SER:CA	2:C:1:A:O4'	9	0.23
(1,1)	1:A:10:SER:CA	2:C:1:A:O5'	9	0.23
(1,1)	1:A:10:SER:CA	2:C:2:U:C1'	9	0.23
(1,1)	1:A:10:SER:CA	2:C:2:U:C2	9	0.23
(1,1)	1:A:10:SER:CA	2:C:2:U:C2'	9	0.23
(1,1)	1:A:10:SER:CA	2:C:2:U:C3'	9	0.23
(1,1)	1:A:10:SER:CA	2:C:2:U:C4	9	0.23
(1,1)	1:A:10:SER:CA	2:C:2:U:C4'	9	0.23
(1,1)	1:A:10:SER:CA	2:C:2:U:C5	9	0.23
(1,1)	1:A:10:SER:CA	2:C:2:U:C5'	9	0.23
(1,1)	1:A:10:SER:CA	2:C:2:U:C6	9	0.23
(1,1)	1:A:10:SER:CA	2:C:2:U:H1'	9	0.23
(1,1)	1:A:10:SER:CA	2:C:2:U:H2'	9	0.23
(1,1)	1:A:10:SER:CA	2:C:2:U:H3	9	0.23
(1,1)	1:A:10:SER:CA	2:C:2:U:H3'	9	0.23
(1,1)	1:A:10:SER:CA	2:C:2:U:H4'	9	0.23
(1,1)	1:A:10:SER:CA	2:C:2:U:H5	9	0.23

Continued on next page...

Continued from previous page...

Key	Atom-1	Atom-2	Model ID	Violation (Å)
(1,1)	1:A:10:SER:CA	2:C:2:U:H5'	9	0.23
(1,1)	1:A:10:SER:CA	2:C:2:U:H5''	9	0.23
(1,1)	1:A:10:SER:CA	2:C:2:U:H6	9	0.23
(1,1)	1:A:10:SER:CA	2:C:2:U:HO2'	9	0.23
(1,1)	1:A:10:SER:CA	2:C:2:U:N1	9	0.23
(1,1)	1:A:10:SER:CA	2:C:2:U:N3	9	0.23
(1,1)	1:A:10:SER:CA	2:C:2:U:O2	9	0.23
(1,1)	1:A:10:SER:CA	2:C:2:U:O2'	9	0.23
(1,1)	1:A:10:SER:CA	2:C:2:U:O3'	9	0.23
(1,1)	1:A:10:SER:CA	2:C:2:U:O4	9	0.23
(1,1)	1:A:10:SER:CA	2:C:2:U:O4'	9	0.23
(1,1)	1:A:10:SER:CA	2:C:2:U:O5'	9	0.23
(1,1)	1:A:10:SER:CA	2:C:2:U:OP1	9	0.23
(1,1)	1:A:10:SER:CA	2:C:2:U:OP2	9	0.23
(1,1)	1:A:10:SER:CA	2:C:2:U:P	9	0.23
(1,1)	1:A:10:SER:CA	2:C:3:A:C1'	9	0.23
(1,1)	1:A:10:SER:CA	2:C:3:A:C2	9	0.23
(1,1)	1:A:10:SER:CA	2:C:3:A:C2'	9	0.23
(1,1)	1:A:10:SER:CA	2:C:3:A:C3'	9	0.23
(1,1)	1:A:10:SER:CA	2:C:3:A:C4	9	0.23
(1,1)	1:A:10:SER:CA	2:C:3:A:C4'	9	0.23
(1,1)	1:A:10:SER:CA	2:C:3:A:C5	9	0.23
(1,1)	1:A:10:SER:CA	2:C:3:A:C5'	9	0.23
(1,1)	1:A:10:SER:CA	2:C:3:A:C6	9	0.23
(1,1)	1:A:10:SER:CA	2:C:3:A:C8	9	0.23
(1,1)	1:A:10:SER:CA	2:C:3:A:H1'	9	0.23
(1,1)	1:A:10:SER:CA	2:C:3:A:H2	9	0.23
(1,1)	1:A:10:SER:CA	2:C:3:A:H2'	9	0.23
(1,1)	1:A:10:SER:CA	2:C:3:A:H3'	9	0.23
(1,1)	1:A:10:SER:CA	2:C:3:A:H4'	9	0.23
(1,1)	1:A:10:SER:CA	2:C:3:A:H5'	9	0.23
(1,1)	1:A:10:SER:CA	2:C:3:A:H5''	9	0.23
(1,1)	1:A:10:SER:CA	2:C:3:A:H61	9	0.23
(1,1)	1:A:10:SER:CA	2:C:3:A:H62	9	0.23
(1,1)	1:A:10:SER:CA	2:C:3:A:H8	9	0.23
(1,1)	1:A:10:SER:CA	2:C:3:A:HO2'	9	0.23
(1,1)	1:A:10:SER:CA	2:C:3:A:N1	9	0.23
(1,1)	1:A:10:SER:CA	2:C:3:A:N3	9	0.23
(1,1)	1:A:10:SER:CA	2:C:3:A:N6	9	0.23
(1,1)	1:A:10:SER:CA	2:C:3:A:N7	9	0.23
(1,1)	1:A:10:SER:CA	2:C:3:A:N9	9	0.23
(1,1)	1:A:10:SER:CA	2:C:3:A:O2'	9	0.23

Continued on next page...

Continued from previous page...

Key	Atom-1	Atom-2	Model ID	Violation (Å)
(1,1)	1:A:10:SER:CA	2:C:3:A:O3'	9	0.23
(1,1)	1:A:10:SER:CA	2:C:3:A:O4'	9	0.23
(1,1)	1:A:10:SER:CA	2:C:3:A:O5'	9	0.23
(1,1)	1:A:10:SER:CA	2:C:3:A:OP1	9	0.23
(1,1)	1:A:10:SER:CA	2:C:3:A:OP2	9	0.23
(1,1)	1:A:10:SER:CA	2:C:3:A:P	9	0.23
(1,1)	1:A:10:SER:CA	2:C:4:C:C1'	9	0.23
(1,1)	1:A:10:SER:CA	2:C:4:C:C2	9	0.23
(1,1)	1:A:10:SER:CA	2:C:4:C:C2'	9	0.23
(1,1)	1:A:10:SER:CA	2:C:4:C:C3'	9	0.23
(1,1)	1:A:10:SER:CA	2:C:4:C:C4	9	0.23
(1,1)	1:A:10:SER:CA	2:C:4:C:C4'	9	0.23
(1,1)	1:A:10:SER:CA	2:C:4:C:C5	9	0.23
(1,1)	1:A:10:SER:CA	2:C:4:C:C5'	9	0.23
(1,1)	1:A:10:SER:CA	2:C:4:C:C6	9	0.23
(1,1)	1:A:10:SER:CA	2:C:4:C:H1'	9	0.23
(1,1)	1:A:10:SER:CA	2:C:4:C:H2'	9	0.23
(1,1)	1:A:10:SER:CA	2:C:4:C:H3'	9	0.23
(1,1)	1:A:10:SER:CA	2:C:4:C:H4'	9	0.23
(1,1)	1:A:10:SER:CA	2:C:4:C:H41	9	0.23
(1,1)	1:A:10:SER:CA	2:C:4:C:H42	9	0.23
(1,1)	1:A:10:SER:CA	2:C:4:C:H5	9	0.23
(1,1)	1:A:10:SER:CA	2:C:4:C:H5'	9	0.23
(1,1)	1:A:10:SER:CA	2:C:4:C:H5''	9	0.23
(1,1)	1:A:10:SER:CA	2:C:4:C:H6	9	0.23
(1,1)	1:A:10:SER:CA	2:C:4:C:HO2'	9	0.23
(1,1)	1:A:10:SER:CA	2:C:4:C:N1	9	0.23
(1,1)	1:A:10:SER:CA	2:C:4:C:N3	9	0.23
(1,1)	1:A:10:SER:CA	2:C:4:C:N4	9	0.23
(1,1)	1:A:10:SER:CA	2:C:4:C:O2	9	0.23
(1,1)	1:A:10:SER:CA	2:C:4:C:O2'	9	0.23
(1,1)	1:A:10:SER:CA	2:C:4:C:O3'	9	0.23
(1,1)	1:A:10:SER:CA	2:C:4:C:O4'	9	0.23
(1,1)	1:A:10:SER:CA	2:C:4:C:O5'	9	0.23
(1,1)	1:A:10:SER:CA	2:C:4:C:OP1	9	0.23
(1,1)	1:A:10:SER:CA	2:C:4:C:OP2	9	0.23
(1,1)	1:A:10:SER:CA	2:C:4:C:P	9	0.23
(1,1)	1:A:10:SER:CA	2:C:5:A:C1'	9	0.23
(1,1)	1:A:10:SER:CA	2:C:5:A:C2	9	0.23
(1,1)	1:A:10:SER:CA	2:C:5:A:C2'	9	0.23
(1,1)	1:A:10:SER:CA	2:C:5:A:C3'	9	0.23
(1,1)	1:A:10:SER:CA	2:C:5:A:C4	9	0.23

Continued on next page...

Continued from previous page...

Key	Atom-1	Atom-2	Model ID	Violation (Å)
(1,1)	1:A:10:SER:CA	2:C:5:A:C4'	9	0.23
(1,1)	1:A:10:SER:CA	2:C:5:A:C5	9	0.23
(1,1)	1:A:10:SER:CA	2:C:5:A:C5'	9	0.23
(1,1)	1:A:10:SER:CA	2:C:5:A:C6	9	0.23
(1,1)	1:A:10:SER:CA	2:C:5:A:C8	9	0.23
(1,1)	1:A:10:SER:CA	2:C:5:A:H1'	9	0.23
(1,1)	1:A:10:SER:CA	2:C:5:A:H2	9	0.23
(1,1)	1:A:10:SER:CA	2:C:5:A:H2'	9	0.23
(1,1)	1:A:10:SER:CA	2:C:5:A:H3'	9	0.23
(1,1)	1:A:10:SER:CA	2:C:5:A:H4'	9	0.23
(1,1)	1:A:10:SER:CA	2:C:5:A:H5'	9	0.23
(1,1)	1:A:10:SER:CA	2:C:5:A:H5''	9	0.23
(1,1)	1:A:10:SER:CA	2:C:5:A:H61	9	0.23
(1,1)	1:A:10:SER:CA	2:C:5:A:H62	9	0.23
(1,1)	1:A:10:SER:CA	2:C:5:A:H8	9	0.23
(1,1)	1:A:10:SER:CA	2:C:5:A:HO2'	9	0.23
(1,1)	1:A:10:SER:CA	2:C:5:A:N1	9	0.23
(1,1)	1:A:10:SER:CA	2:C:5:A:N3	9	0.23
(1,1)	1:A:10:SER:CA	2:C:5:A:N6	9	0.23
(1,1)	1:A:10:SER:CA	2:C:5:A:N7	9	0.23
(1,1)	1:A:10:SER:CA	2:C:5:A:N9	9	0.23
(1,1)	1:A:10:SER:CA	2:C:5:A:O2'	9	0.23
(1,1)	1:A:10:SER:CA	2:C:5:A:O3'	9	0.23
(1,1)	1:A:10:SER:CA	2:C:5:A:O4'	9	0.23
(1,1)	1:A:10:SER:CA	2:C:5:A:O5'	9	0.23
(1,1)	1:A:10:SER:CA	2:C:5:A:OP1	9	0.23
(1,1)	1:A:10:SER:CA	2:C:5:A:OP2	9	0.23
(1,1)	1:A:10:SER:CA	2:C:5:A:P	9	0.23
(1,1)	1:A:10:SER:CB	2:C:1:A:C1'	9	0.23
(1,1)	1:A:10:SER:CB	2:C:1:A:C2	9	0.23
(1,1)	1:A:10:SER:CB	2:C:1:A:C2'	9	0.23
(1,1)	1:A:10:SER:CB	2:C:1:A:C3'	9	0.23
(1,1)	1:A:10:SER:CB	2:C:1:A:C4	9	0.23
(1,1)	1:A:10:SER:CB	2:C:1:A:C4'	9	0.23
(1,1)	1:A:10:SER:CB	2:C:1:A:C5	9	0.23
(1,1)	1:A:10:SER:CB	2:C:1:A:C5'	9	0.23
(1,1)	1:A:10:SER:CB	2:C:1:A:C6	9	0.23
(1,1)	1:A:10:SER:CB	2:C:1:A:C8	9	0.23
(1,1)	1:A:10:SER:CB	2:C:1:A:H1'	9	0.23
(1,1)	1:A:10:SER:CB	2:C:1:A:H2	9	0.23
(1,1)	1:A:10:SER:CB	2:C:1:A:H2'	9	0.23
(1,1)	1:A:10:SER:CB	2:C:1:A:H3'	9	0.23

Continued on next page...

Continued from previous page...

Key	Atom-1	Atom-2	Model ID	Violation (Å)
(1,1)	1:A:10:SER:CB	2:C:1:A:H4'	9	0.23
(1,1)	1:A:10:SER:CB	2:C:1:A:H5'	9	0.23
(1,1)	1:A:10:SER:CB	2:C:1:A:H5''	9	0.23
(1,1)	1:A:10:SER:CB	2:C:1:A:H61	9	0.23
(1,1)	1:A:10:SER:CB	2:C:1:A:H62	9	0.23
(1,1)	1:A:10:SER:CB	2:C:1:A:H8	9	0.23
(1,1)	1:A:10:SER:CB	2:C:1:A:HO2'	9	0.23
(1,1)	1:A:10:SER:CB	2:C:1:A:N1	9	0.23
(1,1)	1:A:10:SER:CB	2:C:1:A:N3	9	0.23
(1,1)	1:A:10:SER:CB	2:C:1:A:N6	9	0.23
(1,1)	1:A:10:SER:CB	2:C:1:A:N7	9	0.23
(1,1)	1:A:10:SER:CB	2:C:1:A:N9	9	0.23
(1,1)	1:A:10:SER:CB	2:C:1:A:O2'	9	0.23
(1,1)	1:A:10:SER:CB	2:C:1:A:O3'	9	0.23
(1,1)	1:A:10:SER:CB	2:C:1:A:O4'	9	0.23
(1,1)	1:A:10:SER:CB	2:C:1:A:O5'	9	0.23
(1,1)	1:A:10:SER:CB	2:C:2:U:C1'	9	0.23
(1,1)	1:A:10:SER:CB	2:C:2:U:C2	9	0.23
(1,1)	1:A:10:SER:CB	2:C:2:U:C2'	9	0.23
(1,1)	1:A:10:SER:CB	2:C:2:U:C3'	9	0.23
(1,1)	1:A:10:SER:CB	2:C:2:U:C4	9	0.23
(1,1)	1:A:10:SER:CB	2:C:2:U:C4'	9	0.23
(1,1)	1:A:10:SER:CB	2:C:2:U:C5	9	0.23
(1,1)	1:A:10:SER:CB	2:C:2:U:C5'	9	0.23
(1,1)	1:A:10:SER:CB	2:C:2:U:C6	9	0.23
(1,1)	1:A:10:SER:CB	2:C:2:U:H1'	9	0.23
(1,1)	1:A:10:SER:CB	2:C:2:U:H2'	9	0.23
(1,1)	1:A:10:SER:CB	2:C:2:U:H3	9	0.23
(1,1)	1:A:10:SER:CB	2:C:2:U:H3'	9	0.23
(1,1)	1:A:10:SER:CB	2:C:2:U:H4'	9	0.23
(1,1)	1:A:10:SER:CB	2:C:2:U:H5	9	0.23
(1,1)	1:A:10:SER:CB	2:C:2:U:H5'	9	0.23
(1,1)	1:A:10:SER:CB	2:C:2:U:H5''	9	0.23
(1,1)	1:A:10:SER:CB	2:C:2:U:H6	9	0.23
(1,1)	1:A:10:SER:CB	2:C:2:U:HO2'	9	0.23
(1,1)	1:A:10:SER:CB	2:C:2:U:N1	9	0.23
(1,1)	1:A:10:SER:CB	2:C:2:U:N3	9	0.23
(1,1)	1:A:10:SER:CB	2:C:2:U:O2	9	0.23
(1,1)	1:A:10:SER:CB	2:C:2:U:O2'	9	0.23
(1,1)	1:A:10:SER:CB	2:C:2:U:O3'	9	0.23
(1,1)	1:A:10:SER:CB	2:C:2:U:O4	9	0.23
(1,1)	1:A:10:SER:CB	2:C:2:U:O4'	9	0.23

Continued on next page...

Continued from previous page...

Key	Atom-1	Atom-2	Model ID	Violation (Å)
(1,1)	1:A:10:SER:CB	2:C:2:U:O5'	9	0.23
(1,1)	1:A:10:SER:CB	2:C:2:U:OP1	9	0.23
(1,1)	1:A:10:SER:CB	2:C:2:U:OP2	9	0.23
(1,1)	1:A:10:SER:CB	2:C:2:U:P	9	0.23
(1,1)	1:A:10:SER:CB	2:C:3:A:C1'	9	0.23
(1,1)	1:A:10:SER:CB	2:C:3:A:C2	9	0.23
(1,1)	1:A:10:SER:CB	2:C:3:A:C2'	9	0.23
(1,1)	1:A:10:SER:CB	2:C:3:A:C3'	9	0.23
(1,1)	1:A:10:SER:CB	2:C:3:A:C4	9	0.23
(1,1)	1:A:10:SER:CB	2:C:3:A:C4'	9	0.23
(1,1)	1:A:10:SER:CB	2:C:3:A:C5	9	0.23
(1,1)	1:A:10:SER:CB	2:C:3:A:C5'	9	0.23
(1,1)	1:A:10:SER:CB	2:C:3:A:C6	9	0.23
(1,1)	1:A:10:SER:CB	2:C:3:A:C8	9	0.23
(1,1)	1:A:10:SER:CB	2:C:3:A:H1'	9	0.23
(1,1)	1:A:10:SER:CB	2:C:3:A:H2	9	0.23
(1,1)	1:A:10:SER:CB	2:C:3:A:H2'	9	0.23
(1,1)	1:A:10:SER:CB	2:C:3:A:H3'	9	0.23
(1,1)	1:A:10:SER:CB	2:C:3:A:H4'	9	0.23
(1,1)	1:A:10:SER:CB	2:C:3:A:H5'	9	0.23
(1,1)	1:A:10:SER:CB	2:C:3:A:H5''	9	0.23
(1,1)	1:A:10:SER:CB	2:C:3:A:H61	9	0.23
(1,1)	1:A:10:SER:CB	2:C:3:A:H62	9	0.23
(1,1)	1:A:10:SER:CB	2:C:3:A:H8	9	0.23
(1,1)	1:A:10:SER:CB	2:C:3:A:HO2'	9	0.23
(1,1)	1:A:10:SER:CB	2:C:3:A:N1	9	0.23
(1,1)	1:A:10:SER:CB	2:C:3:A:N3	9	0.23
(1,1)	1:A:10:SER:CB	2:C:3:A:N6	9	0.23
(1,1)	1:A:10:SER:CB	2:C:3:A:N7	9	0.23
(1,1)	1:A:10:SER:CB	2:C:3:A:N9	9	0.23
(1,1)	1:A:10:SER:CB	2:C:3:A:O2'	9	0.23
(1,1)	1:A:10:SER:CB	2:C:3:A:O3'	9	0.23
(1,1)	1:A:10:SER:CB	2:C:3:A:O4'	9	0.23
(1,1)	1:A:10:SER:CB	2:C:3:A:O5'	9	0.23
(1,1)	1:A:10:SER:CB	2:C:3:A:OP1	9	0.23
(1,1)	1:A:10:SER:CB	2:C:3:A:OP2	9	0.23
(1,1)	1:A:10:SER:CB	2:C:3:A:P	9	0.23
(1,1)	1:A:10:SER:CB	2:C:4:C:C1'	9	0.23
(1,1)	1:A:10:SER:CB	2:C:4:C:C2	9	0.23
(1,1)	1:A:10:SER:CB	2:C:4:C:C2'	9	0.23
(1,1)	1:A:10:SER:CB	2:C:4:C:C3'	9	0.23
(1,1)	1:A:10:SER:CB	2:C:4:C:C4	9	0.23

Continued on next page...

Continued from previous page...

Key	Atom-1	Atom-2	Model ID	Violation (Å)
(1,1)	1:A:10:SER:CB	2:C:4:C:C4'	9	0.23
(1,1)	1:A:10:SER:CB	2:C:4:C:C5	9	0.23
(1,1)	1:A:10:SER:CB	2:C:4:C:C5'	9	0.23
(1,1)	1:A:10:SER:CB	2:C:4:C:C6	9	0.23
(1,1)	1:A:10:SER:CB	2:C:4:C:H1'	9	0.23
(1,1)	1:A:10:SER:CB	2:C:4:C:H2'	9	0.23
(1,1)	1:A:10:SER:CB	2:C:4:C:H3'	9	0.23
(1,1)	1:A:10:SER:CB	2:C:4:C:H4'	9	0.23
(1,1)	1:A:10:SER:CB	2:C:4:C:H41	9	0.23
(1,1)	1:A:10:SER:CB	2:C:4:C:H42	9	0.23
(1,1)	1:A:10:SER:CB	2:C:4:C:H5	9	0.23
(1,1)	1:A:10:SER:CB	2:C:4:C:H5'	9	0.23
(1,1)	1:A:10:SER:CB	2:C:4:C:H5''	9	0.23
(1,1)	1:A:10:SER:CB	2:C:4:C:H6	9	0.23
(1,1)	1:A:10:SER:CB	2:C:4:C:HO2'	9	0.23
(1,1)	1:A:10:SER:CB	2:C:4:C:N1	9	0.23
(1,1)	1:A:10:SER:CB	2:C:4:C:N3	9	0.23
(1,1)	1:A:10:SER:CB	2:C:4:C:N4	9	0.23
(1,1)	1:A:10:SER:CB	2:C:4:C:O2	9	0.23
(1,1)	1:A:10:SER:CB	2:C:4:C:O2'	9	0.23
(1,1)	1:A:10:SER:CB	2:C:4:C:O3'	9	0.23
(1,1)	1:A:10:SER:CB	2:C:4:C:O4'	9	0.23
(1,1)	1:A:10:SER:CB	2:C:4:C:O5'	9	0.23
(1,1)	1:A:10:SER:CB	2:C:4:C:OP1	9	0.23
(1,1)	1:A:10:SER:CB	2:C:4:C:OP2	9	0.23
(1,1)	1:A:10:SER:CB	2:C:4:C:P	9	0.23
(1,1)	1:A:10:SER:CB	2:C:5:A:C1'	9	0.23
(1,1)	1:A:10:SER:CB	2:C:5:A:C2	9	0.23
(1,1)	1:A:10:SER:CB	2:C:5:A:C2'	9	0.23
(1,1)	1:A:10:SER:CB	2:C:5:A:C3'	9	0.23
(1,1)	1:A:10:SER:CB	2:C:5:A:C4	9	0.23
(1,1)	1:A:10:SER:CB	2:C:5:A:C4'	9	0.23
(1,1)	1:A:10:SER:CB	2:C:5:A:C5	9	0.23
(1,1)	1:A:10:SER:CB	2:C:5:A:C5'	9	0.23
(1,1)	1:A:10:SER:CB	2:C:5:A:C6	9	0.23
(1,1)	1:A:10:SER:CB	2:C:5:A:C8	9	0.23
(1,1)	1:A:10:SER:CB	2:C:5:A:H1'	9	0.23
(1,1)	1:A:10:SER:CB	2:C:5:A:H2	9	0.23
(1,1)	1:A:10:SER:CB	2:C:5:A:H2'	9	0.23
(1,1)	1:A:10:SER:CB	2:C:5:A:H3'	9	0.23
(1,1)	1:A:10:SER:CB	2:C:5:A:H4'	9	0.23
(1,1)	1:A:10:SER:CB	2:C:5:A:H5'	9	0.23

Continued on next page...

Continued from previous page...

Key	Atom-1	Atom-2	Model ID	Violation (Å)
(1,1)	1:A:10:SER:CB	2:C:5:A:H5''	9	0.23
(1,1)	1:A:10:SER:CB	2:C:5:A:H61	9	0.23
(1,1)	1:A:10:SER:CB	2:C:5:A:H62	9	0.23
(1,1)	1:A:10:SER:CB	2:C:5:A:H8	9	0.23
(1,1)	1:A:10:SER:CB	2:C:5:A:HO2'	9	0.23
(1,1)	1:A:10:SER:CB	2:C:5:A:N1	9	0.23
(1,1)	1:A:10:SER:CB	2:C:5:A:N3	9	0.23
(1,1)	1:A:10:SER:CB	2:C:5:A:N6	9	0.23
(1,1)	1:A:10:SER:CB	2:C:5:A:N7	9	0.23
(1,1)	1:A:10:SER:CB	2:C:5:A:N9	9	0.23
(1,1)	1:A:10:SER:CB	2:C:5:A:O2'	9	0.23
(1,1)	1:A:10:SER:CB	2:C:5:A:O3'	9	0.23
(1,1)	1:A:10:SER:CB	2:C:5:A:O4'	9	0.23
(1,1)	1:A:10:SER:CB	2:C:5:A:O5'	9	0.23
(1,1)	1:A:10:SER:CB	2:C:5:A:OP1	9	0.23
(1,1)	1:A:10:SER:CB	2:C:5:A:OP2	9	0.23
(1,1)	1:A:10:SER:CB	2:C:5:A:P	9	0.23
(1,1)	1:A:10:SER:H	2:C:1:A:C1'	9	0.23
(1,1)	1:A:10:SER:H	2:C:1:A:C2	9	0.23
(1,1)	1:A:10:SER:H	2:C:1:A:C2'	9	0.23
(1,1)	1:A:10:SER:H	2:C:1:A:C3'	9	0.23
(1,1)	1:A:10:SER:H	2:C:1:A:C4	9	0.23
(1,1)	1:A:10:SER:H	2:C:1:A:C4'	9	0.23
(1,1)	1:A:10:SER:H	2:C:1:A:C5	9	0.23
(1,1)	1:A:10:SER:H	2:C:1:A:C5'	9	0.23
(1,1)	1:A:10:SER:H	2:C:1:A:C6	9	0.23
(1,1)	1:A:10:SER:H	2:C:1:A:C8	9	0.23
(1,1)	1:A:10:SER:H	2:C:1:A:H1'	9	0.23
(1,1)	1:A:10:SER:H	2:C:1:A:H2	9	0.23
(1,1)	1:A:10:SER:H	2:C:1:A:H2'	9	0.23
(1,1)	1:A:10:SER:H	2:C:1:A:H3'	9	0.23
(1,1)	1:A:10:SER:H	2:C:1:A:H4'	9	0.23
(1,1)	1:A:10:SER:H	2:C:1:A:H5'	9	0.23
(1,1)	1:A:10:SER:H	2:C:1:A:H5''	9	0.23
(1,1)	1:A:10:SER:H	2:C:1:A:H61	9	0.23
(1,1)	1:A:10:SER:H	2:C:1:A:H62	9	0.23
(1,1)	1:A:10:SER:H	2:C:1:A:H8	9	0.23
(1,1)	1:A:10:SER:H	2:C:1:A:HO2'	9	0.23
(1,1)	1:A:10:SER:H	2:C:1:A:N1	9	0.23
(1,1)	1:A:10:SER:H	2:C:1:A:N3	9	0.23
(1,1)	1:A:10:SER:H	2:C:1:A:N6	9	0.23
(1,1)	1:A:10:SER:H	2:C:1:A:N7	9	0.23

Continued on next page...

Continued from previous page...

Key	Atom-1	Atom-2	Model ID	Violation (Å)
(1,1)	1:A:10:SER:H	2:C:1:A:N9	9	0.23
(1,1)	1:A:10:SER:H	2:C:1:A:O2'	9	0.23
(1,1)	1:A:10:SER:H	2:C:1:A:O3'	9	0.23
(1,1)	1:A:10:SER:H	2:C:1:A:O4'	9	0.23
(1,1)	1:A:10:SER:H	2:C:1:A:O5'	9	0.23
(1,1)	1:A:10:SER:H	2:C:2:U:C1'	9	0.23
(1,1)	1:A:10:SER:H	2:C:2:U:C2	9	0.23
(1,1)	1:A:10:SER:H	2:C:2:U:C2'	9	0.23
(1,1)	1:A:10:SER:H	2:C:2:U:C3'	9	0.23
(1,1)	1:A:10:SER:H	2:C:2:U:C4	9	0.23
(1,1)	1:A:10:SER:H	2:C:2:U:C4'	9	0.23
(1,1)	1:A:10:SER:H	2:C:2:U:C5	9	0.23
(1,1)	1:A:10:SER:H	2:C:2:U:C5'	9	0.23
(1,1)	1:A:10:SER:H	2:C:2:U:C6	9	0.23
(1,1)	1:A:10:SER:H	2:C:2:U:H1'	9	0.23
(1,1)	1:A:10:SER:H	2:C:2:U:H2'	9	0.23
(1,1)	1:A:10:SER:H	2:C:2:U:H3	9	0.23
(1,1)	1:A:10:SER:H	2:C:2:U:H3'	9	0.23
(1,1)	1:A:10:SER:H	2:C:2:U:H4'	9	0.23
(1,1)	1:A:10:SER:H	2:C:2:U:H5	9	0.23
(1,1)	1:A:10:SER:H	2:C:2:U:H5'	9	0.23
(1,1)	1:A:10:SER:H	2:C:2:U:H5''	9	0.23
(1,1)	1:A:10:SER:H	2:C:2:U:H6	9	0.23
(1,1)	1:A:10:SER:H	2:C:2:U:HO2'	9	0.23
(1,1)	1:A:10:SER:H	2:C:2:U:N1	9	0.23
(1,1)	1:A:10:SER:H	2:C:2:U:N3	9	0.23
(1,1)	1:A:10:SER:H	2:C:2:U:O2	9	0.23
(1,1)	1:A:10:SER:H	2:C:2:U:O2'	9	0.23
(1,1)	1:A:10:SER:H	2:C:2:U:O3'	9	0.23
(1,1)	1:A:10:SER:H	2:C:2:U:O4	9	0.23
(1,1)	1:A:10:SER:H	2:C:2:U:O4'	9	0.23
(1,1)	1:A:10:SER:H	2:C:2:U:O5'	9	0.23
(1,1)	1:A:10:SER:H	2:C:2:U:OP1	9	0.23
(1,1)	1:A:10:SER:H	2:C:2:U:OP2	9	0.23
(1,1)	1:A:10:SER:H	2:C:2:U:P	9	0.23
(1,1)	1:A:10:SER:H	2:C:3:A:C1'	9	0.23
(1,1)	1:A:10:SER:H	2:C:3:A:C2	9	0.23
(1,1)	1:A:10:SER:H	2:C:3:A:C2'	9	0.23
(1,1)	1:A:10:SER:H	2:C:3:A:C3'	9	0.23
(1,1)	1:A:10:SER:H	2:C:3:A:C4	9	0.23
(1,1)	1:A:10:SER:H	2:C:3:A:C4'	9	0.23
(1,1)	1:A:10:SER:H	2:C:3:A:C5	9	0.23

Continued on next page...

Continued from previous page...

Key	Atom-1	Atom-2	Model ID	Violation (Å)
(1,1)	1:A:10:SER:H	2:C:3:A:C5'	9	0.23
(1,1)	1:A:10:SER:H	2:C:3:A:C6	9	0.23
(1,1)	1:A:10:SER:H	2:C:3:A:C8	9	0.23
(1,1)	1:A:10:SER:H	2:C:3:A:H1'	9	0.23
(1,1)	1:A:10:SER:H	2:C:3:A:H2	9	0.23
(1,1)	1:A:10:SER:H	2:C:3:A:H2'	9	0.23
(1,1)	1:A:10:SER:H	2:C:3:A:H3'	9	0.23
(1,1)	1:A:10:SER:H	2:C:3:A:H4'	9	0.23
(1,1)	1:A:10:SER:H	2:C:3:A:H5'	9	0.23
(1,1)	1:A:10:SER:H	2:C:3:A:H5''	9	0.23
(1,1)	1:A:10:SER:H	2:C:3:A:H61	9	0.23
(1,1)	1:A:10:SER:H	2:C:3:A:H62	9	0.23
(1,1)	1:A:10:SER:H	2:C:3:A:H8	9	0.23
(1,1)	1:A:10:SER:H	2:C:3:A:HO2'	9	0.23
(1,1)	1:A:10:SER:H	2:C:3:A:N1	9	0.23
(1,1)	1:A:10:SER:H	2:C:3:A:N3	9	0.23
(1,1)	1:A:10:SER:H	2:C:3:A:N6	9	0.23
(1,1)	1:A:10:SER:H	2:C:3:A:N7	9	0.23
(1,1)	1:A:10:SER:H	2:C:3:A:N9	9	0.23
(1,1)	1:A:10:SER:H	2:C:3:A:O2'	9	0.23
(1,1)	1:A:10:SER:H	2:C:3:A:O3'	9	0.23
(1,1)	1:A:10:SER:H	2:C:3:A:O4'	9	0.23
(1,1)	1:A:10:SER:H	2:C:3:A:O5'	9	0.23
(1,1)	1:A:10:SER:H	2:C:3:A:OP1	9	0.23
(1,1)	1:A:10:SER:H	2:C:3:A:OP2	9	0.23
(1,1)	1:A:10:SER:H	2:C:3:A:P	9	0.23
(1,1)	1:A:10:SER:H	2:C:4:C:C1'	9	0.23
(1,1)	1:A:10:SER:H	2:C:4:C:C2	9	0.23
(1,1)	1:A:10:SER:H	2:C:4:C:C2'	9	0.23
(1,1)	1:A:10:SER:H	2:C:4:C:C3'	9	0.23
(1,1)	1:A:10:SER:H	2:C:4:C:C4	9	0.23
(1,1)	1:A:10:SER:H	2:C:4:C:C4'	9	0.23
(1,1)	1:A:10:SER:H	2:C:4:C:C5	9	0.23
(1,1)	1:A:10:SER:H	2:C:4:C:C5'	9	0.23
(1,1)	1:A:10:SER:H	2:C:4:C:C6	9	0.23
(1,1)	1:A:10:SER:H	2:C:4:C:H1'	9	0.23
(1,1)	1:A:10:SER:H	2:C:4:C:H2'	9	0.23
(1,1)	1:A:10:SER:H	2:C:4:C:H3'	9	0.23
(1,1)	1:A:10:SER:H	2:C:4:C:H4'	9	0.23
(1,1)	1:A:10:SER:H	2:C:4:C:H41	9	0.23
(1,1)	1:A:10:SER:H	2:C:4:C:H42	9	0.23
(1,1)	1:A:10:SER:H	2:C:4:C:H5	9	0.23

Continued on next page...

Continued from previous page...

Key	Atom-1	Atom-2	Model ID	Violation (Å)
(1,1)	1:A:10:SER:H	2:C:4:C:H5'	9	0.23
(1,1)	1:A:10:SER:H	2:C:4:C:H5''	9	0.23
(1,1)	1:A:10:SER:H	2:C:4:C:H6	9	0.23
(1,1)	1:A:10:SER:H	2:C:4:C:HO2'	9	0.23
(1,1)	1:A:10:SER:H	2:C:4:C:N1	9	0.23
(1,1)	1:A:10:SER:H	2:C:4:C:N3	9	0.23
(1,1)	1:A:10:SER:H	2:C:4:C:N4	9	0.23
(1,1)	1:A:10:SER:H	2:C:4:C:O2	9	0.23
(1,1)	1:A:10:SER:H	2:C:4:C:O2'	9	0.23
(1,1)	1:A:10:SER:H	2:C:4:C:O3'	9	0.23
(1,1)	1:A:10:SER:H	2:C:4:C:O4'	9	0.23
(1,1)	1:A:10:SER:H	2:C:4:C:O5'	9	0.23
(1,1)	1:A:10:SER:H	2:C:4:C:OP1	9	0.23
(1,1)	1:A:10:SER:H	2:C:4:C:OP2	9	0.23
(1,1)	1:A:10:SER:H	2:C:4:C:P	9	0.23
(1,1)	1:A:10:SER:H	2:C:5:A:C1'	9	0.23
(1,1)	1:A:10:SER:H	2:C:5:A:C2	9	0.23
(1,1)	1:A:10:SER:H	2:C:5:A:C2'	9	0.23
(1,1)	1:A:10:SER:H	2:C:5:A:C3'	9	0.23
(1,1)	1:A:10:SER:H	2:C:5:A:C4	9	0.23
(1,1)	1:A:10:SER:H	2:C:5:A:C4'	9	0.23
(1,1)	1:A:10:SER:H	2:C:5:A:C5	9	0.23
(1,1)	1:A:10:SER:H	2:C:5:A:C5'	9	0.23
(1,1)	1:A:10:SER:H	2:C:5:A:C6	9	0.23
(1,1)	1:A:10:SER:H	2:C:5:A:C8	9	0.23
(1,1)	1:A:10:SER:H	2:C:5:A:H1'	9	0.23
(1,1)	1:A:10:SER:H	2:C:5:A:H2	9	0.23
(1,1)	1:A:10:SER:H	2:C:5:A:H2'	9	0.23
(1,1)	1:A:10:SER:H	2:C:5:A:H3'	9	0.23
(1,1)	1:A:10:SER:H	2:C:5:A:H4'	9	0.23
(1,1)	1:A:10:SER:H	2:C:5:A:H5'	9	0.23
(1,1)	1:A:10:SER:H	2:C:5:A:H5''	9	0.23
(1,1)	1:A:10:SER:H	2:C:5:A:H61	9	0.23
(1,1)	1:A:10:SER:H	2:C:5:A:H62	9	0.23
(1,1)	1:A:10:SER:H	2:C:5:A:H8	9	0.23
(1,1)	1:A:10:SER:H	2:C:5:A:HO2'	9	0.23
(1,1)	1:A:10:SER:H	2:C:5:A:N1	9	0.23
(1,1)	1:A:10:SER:H	2:C:5:A:N3	9	0.23
(1,1)	1:A:10:SER:H	2:C:5:A:N6	9	0.23
(1,1)	1:A:10:SER:H	2:C:5:A:N7	9	0.23
(1,1)	1:A:10:SER:H	2:C:5:A:N9	9	0.23
(1,1)	1:A:10:SER:H	2:C:5:A:O2'	9	0.23

Continued on next page...

Continued from previous page...

Key	Atom-1	Atom-2	Model ID	Violation (Å)
(1,1)	1:A:10:SER:H	2:C:5:A:O3'	9	0.23
(1,1)	1:A:10:SER:H	2:C:5:A:O4'	9	0.23
(1,1)	1:A:10:SER:H	2:C:5:A:O5'	9	0.23
(1,1)	1:A:10:SER:H	2:C:5:A:OP1	9	0.23
(1,1)	1:A:10:SER:H	2:C:5:A:OP2	9	0.23
(1,1)	1:A:10:SER:H	2:C:5:A:P	9	0.23
(1,1)	1:A:10:SER:HG	2:C:1:A:C1'	9	0.23
(1,1)	1:A:10:SER:HG	2:C:1:A:C2	9	0.23
(1,1)	1:A:10:SER:HG	2:C:1:A:C2'	9	0.23
(1,1)	1:A:10:SER:HG	2:C:1:A:C3'	9	0.23
(1,1)	1:A:10:SER:HG	2:C:1:A:C4	9	0.23
(1,1)	1:A:10:SER:HG	2:C:1:A:C4'	9	0.23
(1,1)	1:A:10:SER:HG	2:C:1:A:C5	9	0.23
(1,1)	1:A:10:SER:HG	2:C:1:A:C5'	9	0.23
(1,1)	1:A:10:SER:HG	2:C:1:A:C6	9	0.23
(1,1)	1:A:10:SER:HG	2:C:1:A:C8	9	0.23
(1,1)	1:A:10:SER:HG	2:C:1:A:H1'	9	0.23
(1,1)	1:A:10:SER:HG	2:C:1:A:H2	9	0.23
(1,1)	1:A:10:SER:HG	2:C:1:A:H2'	9	0.23
(1,1)	1:A:10:SER:HG	2:C:1:A:H3'	9	0.23
(1,1)	1:A:10:SER:HG	2:C:1:A:H4'	9	0.23
(1,1)	1:A:10:SER:HG	2:C:1:A:H5'	9	0.23
(1,1)	1:A:10:SER:HG	2:C:1:A:H5''	9	0.23
(1,1)	1:A:10:SER:HG	2:C:1:A:H61	9	0.23
(1,1)	1:A:10:SER:HG	2:C:1:A:H62	9	0.23
(1,1)	1:A:10:SER:HG	2:C:1:A:H8	9	0.23
(1,1)	1:A:10:SER:HG	2:C:1:A:HO2'	9	0.23
(1,1)	1:A:10:SER:HG	2:C:1:A:N1	9	0.23
(1,1)	1:A:10:SER:HG	2:C:1:A:N3	9	0.23
(1,1)	1:A:10:SER:HG	2:C:1:A:N6	9	0.23
(1,1)	1:A:10:SER:HG	2:C:1:A:N7	9	0.23
(1,1)	1:A:10:SER:HG	2:C:1:A:N9	9	0.23
(1,1)	1:A:10:SER:HG	2:C:1:A:O2'	9	0.23
(1,1)	1:A:10:SER:HG	2:C:1:A:O3'	9	0.23
(1,1)	1:A:10:SER:HG	2:C:1:A:O4'	9	0.23
(1,1)	1:A:10:SER:HG	2:C:1:A:O5'	9	0.23
(1,1)	1:A:10:SER:HG	2:C:2:U:C1'	9	0.23
(1,1)	1:A:10:SER:HG	2:C:2:U:C2	9	0.23
(1,1)	1:A:10:SER:HG	2:C:2:U:C2'	9	0.23
(1,1)	1:A:10:SER:HG	2:C:2:U:C3'	9	0.23
(1,1)	1:A:10:SER:HG	2:C:2:U:C4	9	0.23
(1,1)	1:A:10:SER:HG	2:C:2:U:C4'	9	0.23

Continued on next page...

Continued from previous page...

Key	Atom-1	Atom-2	Model ID	Violation (Å)
(1,1)	1:A:10:SER:HG	2:C:2:U:C5	9	0.23
(1,1)	1:A:10:SER:HG	2:C:2:U:C5'	9	0.23
(1,1)	1:A:10:SER:HG	2:C:2:U:C6	9	0.23
(1,1)	1:A:10:SER:HG	2:C:2:U:H1'	9	0.23
(1,1)	1:A:10:SER:HG	2:C:2:U:H2'	9	0.23
(1,1)	1:A:10:SER:HG	2:C:2:U:H3	9	0.23
(1,1)	1:A:10:SER:HG	2:C:2:U:H3'	9	0.23
(1,1)	1:A:10:SER:HG	2:C:2:U:H4'	9	0.23
(1,1)	1:A:10:SER:HG	2:C:2:U:H5	9	0.23
(1,1)	1:A:10:SER:HG	2:C:2:U:H5'	9	0.23
(1,1)	1:A:10:SER:HG	2:C:2:U:H5''	9	0.23
(1,1)	1:A:10:SER:HG	2:C:2:U:H6	9	0.23
(1,1)	1:A:10:SER:HG	2:C:2:U:HO2'	9	0.23
(1,1)	1:A:10:SER:HG	2:C:2:U:N1	9	0.23
(1,1)	1:A:10:SER:HG	2:C:2:U:N3	9	0.23
(1,1)	1:A:10:SER:HG	2:C:2:U:O2	9	0.23
(1,1)	1:A:10:SER:HG	2:C:2:U:O2'	9	0.23
(1,1)	1:A:10:SER:HG	2:C:2:U:O3'	9	0.23
(1,1)	1:A:10:SER:HG	2:C:2:U:O4	9	0.23
(1,1)	1:A:10:SER:HG	2:C:2:U:O4'	9	0.23
(1,1)	1:A:10:SER:HG	2:C:2:U:O5'	9	0.23
(1,1)	1:A:10:SER:HG	2:C:2:U:OP1	9	0.23
(1,1)	1:A:10:SER:HG	2:C:2:U:OP2	9	0.23
(1,1)	1:A:10:SER:HG	2:C:2:U:P	9	0.23
(1,1)	1:A:10:SER:HG	2:C:3:A:C1'	9	0.23
(1,1)	1:A:10:SER:HG	2:C:3:A:C2	9	0.23
(1,1)	1:A:10:SER:HG	2:C:3:A:C2'	9	0.23
(1,1)	1:A:10:SER:HG	2:C:3:A:C3'	9	0.23
(1,1)	1:A:10:SER:HG	2:C:3:A:C4	9	0.23
(1,1)	1:A:10:SER:HG	2:C:3:A:C4'	9	0.23
(1,1)	1:A:10:SER:HG	2:C:3:A:C5	9	0.23
(1,1)	1:A:10:SER:HG	2:C:3:A:C5'	9	0.23
(1,1)	1:A:10:SER:HG	2:C:3:A:C6	9	0.23
(1,1)	1:A:10:SER:HG	2:C:3:A:C8	9	0.23
(1,1)	1:A:10:SER:HG	2:C:3:A:H1'	9	0.23
(1,1)	1:A:10:SER:HG	2:C:3:A:H2	9	0.23
(1,1)	1:A:10:SER:HG	2:C:3:A:H2'	9	0.23
(1,1)	1:A:10:SER:HG	2:C:3:A:H3'	9	0.23
(1,1)	1:A:10:SER:HG	2:C:3:A:H4'	9	0.23
(1,1)	1:A:10:SER:HG	2:C:3:A:H5'	9	0.23
(1,1)	1:A:10:SER:HG	2:C:3:A:H5''	9	0.23
(1,1)	1:A:10:SER:HG	2:C:3:A:H61	9	0.23

Continued on next page...

Continued from previous page...

Key	Atom-1	Atom-2	Model ID	Violation (Å)
(1,1)	1:A:10:SER:HG	2:C:3:A:H62	9	0.23
(1,1)	1:A:10:SER:HG	2:C:3:A:H8	9	0.23
(1,1)	1:A:10:SER:HG	2:C:3:A:HO2'	9	0.23
(1,1)	1:A:10:SER:HG	2:C:3:A:N1	9	0.23
(1,1)	1:A:10:SER:HG	2:C:3:A:N3	9	0.23
(1,1)	1:A:10:SER:HG	2:C:3:A:N6	9	0.23
(1,1)	1:A:10:SER:HG	2:C:3:A:N7	9	0.23
(1,1)	1:A:10:SER:HG	2:C:3:A:N9	9	0.23
(1,1)	1:A:10:SER:HG	2:C:3:A:O2'	9	0.23
(1,1)	1:A:10:SER:HG	2:C:3:A:O3'	9	0.23
(1,1)	1:A:10:SER:HG	2:C:3:A:O4'	9	0.23
(1,1)	1:A:10:SER:HG	2:C:3:A:O5'	9	0.23
(1,1)	1:A:10:SER:HG	2:C:3:A:OP1	9	0.23
(1,1)	1:A:10:SER:HG	2:C:3:A:OP2	9	0.23
(1,1)	1:A:10:SER:HG	2:C:3:A:P	9	0.23
(1,1)	1:A:10:SER:HG	2:C:4:C:C1'	9	0.23
(1,1)	1:A:10:SER:HG	2:C:4:C:C2	9	0.23
(1,1)	1:A:10:SER:HG	2:C:4:C:C2'	9	0.23
(1,1)	1:A:10:SER:HG	2:C:4:C:C3'	9	0.23
(1,1)	1:A:10:SER:HG	2:C:4:C:C4	9	0.23
(1,1)	1:A:10:SER:HG	2:C:4:C:C4'	9	0.23
(1,1)	1:A:10:SER:HG	2:C:4:C:C5	9	0.23
(1,1)	1:A:10:SER:HG	2:C:4:C:C5'	9	0.23
(1,1)	1:A:10:SER:HG	2:C:4:C:C6	9	0.23
(1,1)	1:A:10:SER:HG	2:C:4:C:H1'	9	0.23
(1,1)	1:A:10:SER:HG	2:C:4:C:H2'	9	0.23
(1,1)	1:A:10:SER:HG	2:C:4:C:H3'	9	0.23
(1,1)	1:A:10:SER:HG	2:C:4:C:H4'	9	0.23
(1,1)	1:A:10:SER:HG	2:C:4:C:H41	9	0.23
(1,1)	1:A:10:SER:HG	2:C:4:C:H42	9	0.23
(1,1)	1:A:10:SER:HG	2:C:4:C:H5	9	0.23
(1,1)	1:A:10:SER:HG	2:C:4:C:H5'	9	0.23
(1,1)	1:A:10:SER:HG	2:C:4:C:H5''	9	0.23
(1,1)	1:A:10:SER:HG	2:C:4:C:H6	9	0.23
(1,1)	1:A:10:SER:HG	2:C:4:C:HO2'	9	0.23
(1,1)	1:A:10:SER:HG	2:C:4:C:N1	9	0.23
(1,1)	1:A:10:SER:HG	2:C:4:C:N3	9	0.23
(1,1)	1:A:10:SER:HG	2:C:4:C:N4	9	0.23
(1,1)	1:A:10:SER:HG	2:C:4:C:O2	9	0.23
(1,1)	1:A:10:SER:HG	2:C:4:C:O2'	9	0.23
(1,1)	1:A:10:SER:HG	2:C:4:C:O3'	9	0.23
(1,1)	1:A:10:SER:HG	2:C:4:C:O4'	9	0.23

Continued on next page...

Continued from previous page...

Key	Atom-1	Atom-2	Model ID	Violation (Å)
(1,1)	1:A:10:SER:HG	2:C:4:C:O5'	9	0.23
(1,1)	1:A:10:SER:HG	2:C:4:C:OP1	9	0.23
(1,1)	1:A:10:SER:HG	2:C:4:C:OP2	9	0.23
(1,1)	1:A:10:SER:HG	2:C:4:C:P	9	0.23
(1,1)	1:A:10:SER:HG	2:C:5:A:C1'	9	0.23
(1,1)	1:A:10:SER:HG	2:C:5:A:C2	9	0.23
(1,1)	1:A:10:SER:HG	2:C:5:A:C2'	9	0.23
(1,1)	1:A:10:SER:HG	2:C:5:A:C3'	9	0.23
(1,1)	1:A:10:SER:HG	2:C:5:A:C4	9	0.23
(1,1)	1:A:10:SER:HG	2:C:5:A:C4'	9	0.23
(1,1)	1:A:10:SER:HG	2:C:5:A:C5	9	0.23
(1,1)	1:A:10:SER:HG	2:C:5:A:C5'	9	0.23
(1,1)	1:A:10:SER:HG	2:C:5:A:C6	9	0.23
(1,1)	1:A:10:SER:HG	2:C:5:A:C8	9	0.23
(1,1)	1:A:10:SER:HG	2:C:5:A:H1'	9	0.23
(1,1)	1:A:10:SER:HG	2:C:5:A:H2	9	0.23
(1,1)	1:A:10:SER:HG	2:C:5:A:H2'	9	0.23
(1,1)	1:A:10:SER:HG	2:C:5:A:H3'	9	0.23
(1,1)	1:A:10:SER:HG	2:C:5:A:H4'	9	0.23
(1,1)	1:A:10:SER:HG	2:C:5:A:H5'	9	0.23
(1,1)	1:A:10:SER:HG	2:C:5:A:H5''	9	0.23
(1,1)	1:A:10:SER:HG	2:C:5:A:H61	9	0.23
(1,1)	1:A:10:SER:HG	2:C:5:A:H62	9	0.23
(1,1)	1:A:10:SER:HG	2:C:5:A:H8	9	0.23
(1,1)	1:A:10:SER:HG	2:C:5:A:HO2'	9	0.23
(1,1)	1:A:10:SER:HG	2:C:5:A:N1	9	0.23
(1,1)	1:A:10:SER:HG	2:C:5:A:N3	9	0.23
(1,1)	1:A:10:SER:HG	2:C:5:A:N6	9	0.23
(1,1)	1:A:10:SER:HG	2:C:5:A:N7	9	0.23
(1,1)	1:A:10:SER:HG	2:C:5:A:N9	9	0.23
(1,1)	1:A:10:SER:HG	2:C:5:A:O2'	9	0.23
(1,1)	1:A:10:SER:HG	2:C:5:A:O3'	9	0.23
(1,1)	1:A:10:SER:HG	2:C:5:A:O4'	9	0.23
(1,1)	1:A:10:SER:HG	2:C:5:A:O5'	9	0.23
(1,1)	1:A:10:SER:HG	2:C:5:A:OP1	9	0.23
(1,1)	1:A:10:SER:HG	2:C:5:A:OP2	9	0.23
(1,1)	1:A:10:SER:HG	2:C:5:A:P	9	0.23
(1,1)	1:A:10:SER:N	2:C:1:A:C1'	9	0.23
(1,1)	1:A:10:SER:N	2:C:1:A:C2	9	0.23
(1,1)	1:A:10:SER:N	2:C:1:A:C2'	9	0.23
(1,1)	1:A:10:SER:N	2:C:1:A:C3'	9	0.23
(1,1)	1:A:10:SER:N	2:C:1:A:C4	9	0.23

Continued on next page...

Continued from previous page...

Key	Atom-1	Atom-2	Model ID	Violation (Å)
(1,1)	1:A:10:SER:N	2:C:1:A:C4'	9	0.23
(1,1)	1:A:10:SER:N	2:C:1:A:C5	9	0.23
(1,1)	1:A:10:SER:N	2:C:1:A:C5'	9	0.23
(1,1)	1:A:10:SER:N	2:C:1:A:C6	9	0.23
(1,1)	1:A:10:SER:N	2:C:1:A:C8	9	0.23
(1,1)	1:A:10:SER:N	2:C:1:A:H1'	9	0.23
(1,1)	1:A:10:SER:N	2:C:1:A:H2	9	0.23
(1,1)	1:A:10:SER:N	2:C:1:A:H2'	9	0.23
(1,1)	1:A:10:SER:N	2:C:1:A:H3'	9	0.23
(1,1)	1:A:10:SER:N	2:C:1:A:H4'	9	0.23
(1,1)	1:A:10:SER:N	2:C:1:A:H5'	9	0.23
(1,1)	1:A:10:SER:N	2:C:1:A:H5''	9	0.23
(1,1)	1:A:10:SER:N	2:C:1:A:H61	9	0.23
(1,1)	1:A:10:SER:N	2:C:1:A:H62	9	0.23
(1,1)	1:A:10:SER:N	2:C:1:A:H8	9	0.23
(1,1)	1:A:10:SER:N	2:C:1:A:HO2'	9	0.23
(1,1)	1:A:10:SER:N	2:C:1:A:N1	9	0.23
(1,1)	1:A:10:SER:N	2:C:1:A:N3	9	0.23
(1,1)	1:A:10:SER:N	2:C:1:A:N6	9	0.23
(1,1)	1:A:10:SER:N	2:C:1:A:N7	9	0.23
(1,1)	1:A:10:SER:N	2:C:1:A:N9	9	0.23
(1,1)	1:A:10:SER:N	2:C:1:A:O2'	9	0.23
(1,1)	1:A:10:SER:N	2:C:1:A:O3'	9	0.23
(1,1)	1:A:10:SER:N	2:C:1:A:O4'	9	0.23
(1,1)	1:A:10:SER:N	2:C:1:A:O5'	9	0.23
(1,1)	1:A:10:SER:N	2:C:2:U:C1'	9	0.23
(1,1)	1:A:10:SER:N	2:C:2:U:C2	9	0.23
(1,1)	1:A:10:SER:N	2:C:2:U:C2'	9	0.23
(1,1)	1:A:10:SER:N	2:C:2:U:C3'	9	0.23
(1,1)	1:A:10:SER:N	2:C:2:U:C4	9	0.23
(1,1)	1:A:10:SER:N	2:C:2:U:C4'	9	0.23
(1,1)	1:A:10:SER:N	2:C:2:U:C5	9	0.23
(1,1)	1:A:10:SER:N	2:C:2:U:C5'	9	0.23
(1,1)	1:A:10:SER:N	2:C:2:U:C6	9	0.23
(1,1)	1:A:10:SER:N	2:C:2:U:H1'	9	0.23
(1,1)	1:A:10:SER:N	2:C:2:U:H2'	9	0.23
(1,1)	1:A:10:SER:N	2:C:2:U:H3	9	0.23
(1,1)	1:A:10:SER:N	2:C:2:U:H3'	9	0.23
(1,1)	1:A:10:SER:N	2:C:2:U:H4'	9	0.23
(1,1)	1:A:10:SER:N	2:C:2:U:H5	9	0.23
(1,1)	1:A:10:SER:N	2:C:2:U:H5'	9	0.23
(1,1)	1:A:10:SER:N	2:C:2:U:H5''	9	0.23

Continued on next page...

Continued from previous page...

Key	Atom-1	Atom-2	Model ID	Violation (Å)
(1,1)	1:A:10:SER:N	2:C:2:U:H6	9	0.23
(1,1)	1:A:10:SER:N	2:C:2:U:HO2'	9	0.23
(1,1)	1:A:10:SER:N	2:C:2:U:N1	9	0.23
(1,1)	1:A:10:SER:N	2:C:2:U:N3	9	0.23
(1,1)	1:A:10:SER:N	2:C:2:U:O2	9	0.23
(1,1)	1:A:10:SER:N	2:C:2:U:O2'	9	0.23
(1,1)	1:A:10:SER:N	2:C:2:U:O3'	9	0.23
(1,1)	1:A:10:SER:N	2:C:2:U:O4	9	0.23
(1,1)	1:A:10:SER:N	2:C:2:U:O4'	9	0.23
(1,1)	1:A:10:SER:N	2:C:2:U:O5'	9	0.23
(1,1)	1:A:10:SER:N	2:C:2:U:OP1	9	0.23
(1,1)	1:A:10:SER:N	2:C:2:U:OP2	9	0.23
(1,1)	1:A:10:SER:N	2:C:2:U:P	9	0.23
(1,1)	1:A:10:SER:N	2:C:3:A:C1'	9	0.23
(1,1)	1:A:10:SER:N	2:C:3:A:C2	9	0.23
(1,1)	1:A:10:SER:N	2:C:3:A:C2'	9	0.23
(1,1)	1:A:10:SER:N	2:C:3:A:C3'	9	0.23
(1,1)	1:A:10:SER:N	2:C:3:A:C4	9	0.23
(1,1)	1:A:10:SER:N	2:C:3:A:C4'	9	0.23
(1,1)	1:A:10:SER:N	2:C:3:A:C5	9	0.23
(1,1)	1:A:10:SER:N	2:C:3:A:C5'	9	0.23
(1,1)	1:A:10:SER:N	2:C:3:A:C6	9	0.23
(1,1)	1:A:10:SER:N	2:C:3:A:C8	9	0.23
(1,1)	1:A:10:SER:N	2:C:3:A:H1'	9	0.23
(1,1)	1:A:10:SER:N	2:C:3:A:H2	9	0.23
(1,1)	1:A:10:SER:N	2:C:3:A:H2'	9	0.23
(1,1)	1:A:10:SER:N	2:C:3:A:H3'	9	0.23
(1,1)	1:A:10:SER:N	2:C:3:A:H4'	9	0.23
(1,1)	1:A:10:SER:N	2:C:3:A:H5'	9	0.23
(1,1)	1:A:10:SER:N	2:C:3:A:H5''	9	0.23
(1,1)	1:A:10:SER:N	2:C:3:A:H61	9	0.23
(1,1)	1:A:10:SER:N	2:C:3:A:H62	9	0.23
(1,1)	1:A:10:SER:N	2:C:3:A:H8	9	0.23
(1,1)	1:A:10:SER:N	2:C:3:A:HO2'	9	0.23
(1,1)	1:A:10:SER:N	2:C:3:A:N1	9	0.23
(1,1)	1:A:10:SER:N	2:C:3:A:N3	9	0.23
(1,1)	1:A:10:SER:N	2:C:3:A:N6	9	0.23
(1,1)	1:A:10:SER:N	2:C:3:A:N7	9	0.23
(1,1)	1:A:10:SER:N	2:C:3:A:N9	9	0.23
(1,1)	1:A:10:SER:N	2:C:3:A:O2'	9	0.23
(1,1)	1:A:10:SER:N	2:C:3:A:O3'	9	0.23
(1,1)	1:A:10:SER:N	2:C:3:A:O4'	9	0.23

Continued on next page...

Continued from previous page...

Key	Atom-1	Atom-2	Model ID	Violation (Å)
(1,1)	1:A:10:SER:N	2:C:3:A:O5'	9	0.23
(1,1)	1:A:10:SER:N	2:C:3:A:OP1	9	0.23
(1,1)	1:A:10:SER:N	2:C:3:A:OP2	9	0.23
(1,1)	1:A:10:SER:N	2:C:3:A:P	9	0.23
(1,1)	1:A:10:SER:N	2:C:4:C:C1'	9	0.23
(1,1)	1:A:10:SER:N	2:C:4:C:C2	9	0.23
(1,1)	1:A:10:SER:N	2:C:4:C:C2'	9	0.23
(1,1)	1:A:10:SER:N	2:C:4:C:C3'	9	0.23
(1,1)	1:A:10:SER:N	2:C:4:C:C4	9	0.23
(1,1)	1:A:10:SER:N	2:C:4:C:C4'	9	0.23
(1,1)	1:A:10:SER:N	2:C:4:C:C5	9	0.23
(1,1)	1:A:10:SER:N	2:C:4:C:C5'	9	0.23
(1,1)	1:A:10:SER:N	2:C:4:C:C6	9	0.23
(1,1)	1:A:10:SER:N	2:C:4:C:H1'	9	0.23
(1,1)	1:A:10:SER:N	2:C:4:C:H2'	9	0.23
(1,1)	1:A:10:SER:N	2:C:4:C:H3'	9	0.23
(1,1)	1:A:10:SER:N	2:C:4:C:H4'	9	0.23
(1,1)	1:A:10:SER:N	2:C:4:C:H41	9	0.23
(1,1)	1:A:10:SER:N	2:C:4:C:H42	9	0.23
(1,1)	1:A:10:SER:N	2:C:4:C:H5	9	0.23
(1,1)	1:A:10:SER:N	2:C:4:C:H5'	9	0.23
(1,1)	1:A:10:SER:N	2:C:4:C:H5''	9	0.23
(1,1)	1:A:10:SER:N	2:C:4:C:H6	9	0.23
(1,1)	1:A:10:SER:N	2:C:4:C:HO2'	9	0.23
(1,1)	1:A:10:SER:N	2:C:4:C:N1	9	0.23
(1,1)	1:A:10:SER:N	2:C:4:C:N3	9	0.23
(1,1)	1:A:10:SER:N	2:C:4:C:N4	9	0.23
(1,1)	1:A:10:SER:N	2:C:4:C:O2	9	0.23
(1,1)	1:A:10:SER:N	2:C:4:C:O2'	9	0.23
(1,1)	1:A:10:SER:N	2:C:4:C:O3'	9	0.23
(1,1)	1:A:10:SER:N	2:C:4:C:O4'	9	0.23
(1,1)	1:A:10:SER:N	2:C:4:C:O5'	9	0.23
(1,1)	1:A:10:SER:N	2:C:4:C:OP1	9	0.23
(1,1)	1:A:10:SER:N	2:C:4:C:OP2	9	0.23
(1,1)	1:A:10:SER:N	2:C:4:C:P	9	0.23
(1,1)	1:A:10:SER:N	2:C:5:A:C1'	9	0.23
(1,1)	1:A:10:SER:N	2:C:5:A:C2	9	0.23
(1,1)	1:A:10:SER:N	2:C:5:A:C2'	9	0.23
(1,1)	1:A:10:SER:N	2:C:5:A:C3'	9	0.23
(1,1)	1:A:10:SER:N	2:C:5:A:C4	9	0.23
(1,1)	1:A:10:SER:N	2:C:5:A:C4'	9	0.23
(1,1)	1:A:10:SER:N	2:C:5:A:C5	9	0.23

Continued on next page...

Continued from previous page...

Key	Atom-1	Atom-2	Model ID	Violation (Å)
(1,1)	1:A:10:SER:N	2:C:5:A:C5'	9	0.23
(1,1)	1:A:10:SER:N	2:C:5:A:C6	9	0.23
(1,1)	1:A:10:SER:N	2:C:5:A:C8	9	0.23
(1,1)	1:A:10:SER:N	2:C:5:A:H1'	9	0.23
(1,1)	1:A:10:SER:N	2:C:5:A:H2	9	0.23
(1,1)	1:A:10:SER:N	2:C:5:A:H2'	9	0.23
(1,1)	1:A:10:SER:N	2:C:5:A:H3'	9	0.23
(1,1)	1:A:10:SER:N	2:C:5:A:H4'	9	0.23
(1,1)	1:A:10:SER:N	2:C:5:A:H5'	9	0.23
(1,1)	1:A:10:SER:N	2:C:5:A:H5''	9	0.23
(1,1)	1:A:10:SER:N	2:C:5:A:H61	9	0.23
(1,1)	1:A:10:SER:N	2:C:5:A:H62	9	0.23
(1,1)	1:A:10:SER:N	2:C:5:A:H8	9	0.23
(1,1)	1:A:10:SER:N	2:C:5:A:HO2'	9	0.23
(1,1)	1:A:10:SER:N	2:C:5:A:N1	9	0.23
(1,1)	1:A:10:SER:N	2:C:5:A:N3	9	0.23
(1,1)	1:A:10:SER:N	2:C:5:A:N6	9	0.23
(1,1)	1:A:10:SER:N	2:C:5:A:N7	9	0.23
(1,1)	1:A:10:SER:N	2:C:5:A:N9	9	0.23
(1,1)	1:A:10:SER:N	2:C:5:A:O2'	9	0.23
(1,1)	1:A:10:SER:N	2:C:5:A:O3'	9	0.23
(1,1)	1:A:10:SER:N	2:C:5:A:O4'	9	0.23
(1,1)	1:A:10:SER:N	2:C:5:A:O5'	9	0.23
(1,1)	1:A:10:SER:N	2:C:5:A:OP1	9	0.23
(1,1)	1:A:10:SER:N	2:C:5:A:OP2	9	0.23
(1,1)	1:A:10:SER:N	2:C:5:A:P	9	0.23
(1,1)	1:A:10:SER:O	2:C:1:A:C1'	9	0.23
(1,1)	1:A:10:SER:O	2:C:1:A:C2	9	0.23
(1,1)	1:A:10:SER:O	2:C:1:A:C2'	9	0.23
(1,1)	1:A:10:SER:O	2:C:1:A:C3'	9	0.23
(1,1)	1:A:10:SER:O	2:C:1:A:C4	9	0.23
(1,1)	1:A:10:SER:O	2:C:1:A:C4'	9	0.23
(1,1)	1:A:10:SER:O	2:C:1:A:C5	9	0.23
(1,1)	1:A:10:SER:O	2:C:1:A:C5'	9	0.23
(1,1)	1:A:10:SER:O	2:C:1:A:C6	9	0.23
(1,1)	1:A:10:SER:O	2:C:1:A:C8	9	0.23
(1,1)	1:A:10:SER:O	2:C:1:A:H1'	9	0.23
(1,1)	1:A:10:SER:O	2:C:1:A:H2	9	0.23
(1,1)	1:A:10:SER:O	2:C:1:A:H2'	9	0.23
(1,1)	1:A:10:SER:O	2:C:1:A:H3'	9	0.23
(1,1)	1:A:10:SER:O	2:C:1:A:H4'	9	0.23
(1,1)	1:A:10:SER:O	2:C:1:A:H5'	9	0.23

Continued on next page...

Continued from previous page...

Key	Atom-1	Atom-2	Model ID	Violation (Å)
(1,1)	1:A:10:SER:O	2:C:1:A:H5''	9	0.23
(1,1)	1:A:10:SER:O	2:C:1:A:H61	9	0.23
(1,1)	1:A:10:SER:O	2:C:1:A:H62	9	0.23
(1,1)	1:A:10:SER:O	2:C:1:A:H8	9	0.23
(1,1)	1:A:10:SER:O	2:C:1:A:HO2'	9	0.23
(1,1)	1:A:10:SER:O	2:C:1:A:N1	9	0.23
(1,1)	1:A:10:SER:O	2:C:1:A:N3	9	0.23
(1,1)	1:A:10:SER:O	2:C:1:A:N6	9	0.23
(1,1)	1:A:10:SER:O	2:C:1:A:N7	9	0.23
(1,1)	1:A:10:SER:O	2:C:1:A:N9	9	0.23
(1,1)	1:A:10:SER:O	2:C:1:A:O2'	9	0.23
(1,1)	1:A:10:SER:O	2:C:1:A:O3'	9	0.23
(1,1)	1:A:10:SER:O	2:C:1:A:O4'	9	0.23
(1,1)	1:A:10:SER:O	2:C:1:A:O5'	9	0.23
(1,1)	1:A:10:SER:O	2:C:2:U:C1'	9	0.23
(1,1)	1:A:10:SER:O	2:C:2:U:C2	9	0.23
(1,1)	1:A:10:SER:O	2:C:2:U:C2'	9	0.23
(1,1)	1:A:10:SER:O	2:C:2:U:C3'	9	0.23
(1,1)	1:A:10:SER:O	2:C:2:U:C4	9	0.23
(1,1)	1:A:10:SER:O	2:C:2:U:C4'	9	0.23
(1,1)	1:A:10:SER:O	2:C:2:U:C5	9	0.23
(1,1)	1:A:10:SER:O	2:C:2:U:C5'	9	0.23
(1,1)	1:A:10:SER:O	2:C:2:U:C6	9	0.23
(1,1)	1:A:10:SER:O	2:C:2:U:H1'	9	0.23
(1,1)	1:A:10:SER:O	2:C:2:U:H2'	9	0.23
(1,1)	1:A:10:SER:O	2:C:2:U:H3	9	0.23
(1,1)	1:A:10:SER:O	2:C:2:U:H3'	9	0.23
(1,1)	1:A:10:SER:O	2:C:2:U:H4'	9	0.23
(1,1)	1:A:10:SER:O	2:C:2:U:H5	9	0.23
(1,1)	1:A:10:SER:O	2:C:2:U:H5'	9	0.23
(1,1)	1:A:10:SER:O	2:C:2:U:H5''	9	0.23
(1,1)	1:A:10:SER:O	2:C:2:U:H6	9	0.23
(1,1)	1:A:10:SER:O	2:C:2:U:HO2'	9	0.23
(1,1)	1:A:10:SER:O	2:C:2:U:N1	9	0.23
(1,1)	1:A:10:SER:O	2:C:2:U:N3	9	0.23
(1,1)	1:A:10:SER:O	2:C:2:U:O2	9	0.23
(1,1)	1:A:10:SER:O	2:C:2:U:O2'	9	0.23
(1,1)	1:A:10:SER:O	2:C:2:U:O3'	9	0.23
(1,1)	1:A:10:SER:O	2:C:2:U:O4	9	0.23
(1,1)	1:A:10:SER:O	2:C:2:U:O4'	9	0.23
(1,1)	1:A:10:SER:O	2:C:2:U:O5'	9	0.23
(1,1)	1:A:10:SER:O	2:C:2:U:OP1	9	0.23

Continued on next page...

Continued from previous page...

Key	Atom-1	Atom-2	Model ID	Violation (Å)
(1,1)	1:A:10:SER:O	2:C:2:U:OP2	9	0.23
(1,1)	1:A:10:SER:O	2:C:2:U:P	9	0.23
(1,1)	1:A:10:SER:O	2:C:3:A:C1'	9	0.23
(1,1)	1:A:10:SER:O	2:C:3:A:C2	9	0.23
(1,1)	1:A:10:SER:O	2:C:3:A:C2'	9	0.23
(1,1)	1:A:10:SER:O	2:C:3:A:C3'	9	0.23
(1,1)	1:A:10:SER:O	2:C:3:A:C4	9	0.23
(1,1)	1:A:10:SER:O	2:C:3:A:C4'	9	0.23
(1,1)	1:A:10:SER:O	2:C:3:A:C5	9	0.23
(1,1)	1:A:10:SER:O	2:C:3:A:C5'	9	0.23
(1,1)	1:A:10:SER:O	2:C:3:A:C6	9	0.23
(1,1)	1:A:10:SER:O	2:C:3:A:C8	9	0.23
(1,1)	1:A:10:SER:O	2:C:3:A:H1'	9	0.23
(1,1)	1:A:10:SER:O	2:C:3:A:H2	9	0.23
(1,1)	1:A:10:SER:O	2:C:3:A:H2'	9	0.23
(1,1)	1:A:10:SER:O	2:C:3:A:H3'	9	0.23
(1,1)	1:A:10:SER:O	2:C:3:A:H4'	9	0.23
(1,1)	1:A:10:SER:O	2:C:3:A:H5'	9	0.23
(1,1)	1:A:10:SER:O	2:C:3:A:H5''	9	0.23
(1,1)	1:A:10:SER:O	2:C:3:A:H61	9	0.23
(1,1)	1:A:10:SER:O	2:C:3:A:H62	9	0.23
(1,1)	1:A:10:SER:O	2:C:3:A:H8	9	0.23
(1,1)	1:A:10:SER:O	2:C:3:A:HO2'	9	0.23
(1,1)	1:A:10:SER:O	2:C:3:A:N1	9	0.23
(1,1)	1:A:10:SER:O	2:C:3:A:N3	9	0.23
(1,1)	1:A:10:SER:O	2:C:3:A:N6	9	0.23
(1,1)	1:A:10:SER:O	2:C:3:A:N7	9	0.23
(1,1)	1:A:10:SER:O	2:C:3:A:N9	9	0.23
(1,1)	1:A:10:SER:O	2:C:3:A:O2'	9	0.23
(1,1)	1:A:10:SER:O	2:C:3:A:O3'	9	0.23
(1,1)	1:A:10:SER:O	2:C:3:A:O4'	9	0.23
(1,1)	1:A:10:SER:O	2:C:3:A:O5'	9	0.23
(1,1)	1:A:10:SER:O	2:C:3:A:OP1	9	0.23
(1,1)	1:A:10:SER:O	2:C:3:A:OP2	9	0.23
(1,1)	1:A:10:SER:O	2:C:3:A:P	9	0.23
(1,1)	1:A:10:SER:O	2:C:4:C:C1'	9	0.23
(1,1)	1:A:10:SER:O	2:C:4:C:C2	9	0.23
(1,1)	1:A:10:SER:O	2:C:4:C:C2'	9	0.23
(1,1)	1:A:10:SER:O	2:C:4:C:C3'	9	0.23
(1,1)	1:A:10:SER:O	2:C:4:C:C4	9	0.23
(1,1)	1:A:10:SER:O	2:C:4:C:C4'	9	0.23
(1,1)	1:A:10:SER:O	2:C:4:C:C5	9	0.23

Continued on next page...

Continued from previous page...

Key	Atom-1	Atom-2	Model ID	Violation (Å)
(1,1)	1:A:10:SER:O	2:C:4:C:C5'	9	0.23
(1,1)	1:A:10:SER:O	2:C:4:C:C6	9	0.23
(1,1)	1:A:10:SER:O	2:C:4:C:H1'	9	0.23
(1,1)	1:A:10:SER:O	2:C:4:C:H2'	9	0.23
(1,1)	1:A:10:SER:O	2:C:4:C:H3'	9	0.23
(1,1)	1:A:10:SER:O	2:C:4:C:H4'	9	0.23
(1,1)	1:A:10:SER:O	2:C:4:C:H41	9	0.23
(1,1)	1:A:10:SER:O	2:C:4:C:H42	9	0.23
(1,1)	1:A:10:SER:O	2:C:4:C:H5	9	0.23
(1,1)	1:A:10:SER:O	2:C:4:C:H5'	9	0.23
(1,1)	1:A:10:SER:O	2:C:4:C:H5''	9	0.23
(1,1)	1:A:10:SER:O	2:C:4:C:H6	9	0.23
(1,1)	1:A:10:SER:O	2:C:4:C:HO2'	9	0.23
(1,1)	1:A:10:SER:O	2:C:4:C:N1	9	0.23
(1,1)	1:A:10:SER:O	2:C:4:C:N3	9	0.23
(1,1)	1:A:10:SER:O	2:C:4:C:N4	9	0.23
(1,1)	1:A:10:SER:O	2:C:4:C:O2	9	0.23
(1,1)	1:A:10:SER:O	2:C:4:C:O2'	9	0.23
(1,1)	1:A:10:SER:O	2:C:4:C:O3'	9	0.23
(1,1)	1:A:10:SER:O	2:C:4:C:O4'	9	0.23
(1,1)	1:A:10:SER:O	2:C:4:C:O5'	9	0.23
(1,1)	1:A:10:SER:O	2:C:4:C:OP1	9	0.23
(1,1)	1:A:10:SER:O	2:C:4:C:OP2	9	0.23
(1,1)	1:A:10:SER:O	2:C:4:C:P	9	0.23
(1,1)	1:A:10:SER:O	2:C:5:A:C1'	9	0.23
(1,1)	1:A:10:SER:O	2:C:5:A:C2	9	0.23
(1,1)	1:A:10:SER:O	2:C:5:A:C2'	9	0.23
(1,1)	1:A:10:SER:O	2:C:5:A:C3'	9	0.23
(1,1)	1:A:10:SER:O	2:C:5:A:C4	9	0.23
(1,1)	1:A:10:SER:O	2:C:5:A:C4'	9	0.23
(1,1)	1:A:10:SER:O	2:C:5:A:C5	9	0.23
(1,1)	1:A:10:SER:O	2:C:5:A:C5'	9	0.23
(1,1)	1:A:10:SER:O	2:C:5:A:C6	9	0.23
(1,1)	1:A:10:SER:O	2:C:5:A:C8	9	0.23
(1,1)	1:A:10:SER:O	2:C:5:A:H1'	9	0.23
(1,1)	1:A:10:SER:O	2:C:5:A:H2	9	0.23
(1,1)	1:A:10:SER:O	2:C:5:A:H2'	9	0.23
(1,1)	1:A:10:SER:O	2:C:5:A:H3'	9	0.23
(1,1)	1:A:10:SER:O	2:C:5:A:H4'	9	0.23
(1,1)	1:A:10:SER:O	2:C:5:A:H5'	9	0.23
(1,1)	1:A:10:SER:O	2:C:5:A:H5''	9	0.23
(1,1)	1:A:10:SER:O	2:C:5:A:H61	9	0.23

Continued on next page...

Continued from previous page...

Key	Atom-1	Atom-2	Model ID	Violation (Å)
(1,1)	1:A:10:SER:O	2:C:5:A:H62	9	0.23
(1,1)	1:A:10:SER:O	2:C:5:A:H8	9	0.23
(1,1)	1:A:10:SER:O	2:C:5:A:HO2'	9	0.23
(1,1)	1:A:10:SER:O	2:C:5:A:N1	9	0.23
(1,1)	1:A:10:SER:O	2:C:5:A:N3	9	0.23
(1,1)	1:A:10:SER:O	2:C:5:A:N6	9	0.23
(1,1)	1:A:10:SER:O	2:C:5:A:N7	9	0.23
(1,1)	1:A:10:SER:O	2:C:5:A:N9	9	0.23
(1,1)	1:A:10:SER:O	2:C:5:A:O2'	9	0.23
(1,1)	1:A:10:SER:O	2:C:5:A:O3'	9	0.23
(1,1)	1:A:10:SER:O	2:C:5:A:O4'	9	0.23
(1,1)	1:A:10:SER:O	2:C:5:A:O5'	9	0.23
(1,1)	1:A:10:SER:O	2:C:5:A:OP1	9	0.23
(1,1)	1:A:10:SER:O	2:C:5:A:OP2	9	0.23
(1,1)	1:A:10:SER:O	2:C:5:A:P	9	0.23
(1,1)	1:A:10:SER:OG	2:C:1:A:C1'	9	0.23
(1,1)	1:A:10:SER:OG	2:C:1:A:C2	9	0.23
(1,1)	1:A:10:SER:OG	2:C:1:A:C2'	9	0.23
(1,1)	1:A:10:SER:OG	2:C:1:A:C3'	9	0.23
(1,1)	1:A:10:SER:OG	2:C:1:A:C4	9	0.23
(1,1)	1:A:10:SER:OG	2:C:1:A:C4'	9	0.23
(1,1)	1:A:10:SER:OG	2:C:1:A:C5	9	0.23
(1,1)	1:A:10:SER:OG	2:C:1:A:C5'	9	0.23
(1,1)	1:A:10:SER:OG	2:C:1:A:C6	9	0.23
(1,1)	1:A:10:SER:OG	2:C:1:A:C8	9	0.23
(1,1)	1:A:10:SER:OG	2:C:1:A:H1'	9	0.23
(1,1)	1:A:10:SER:OG	2:C:1:A:H2	9	0.23
(1,1)	1:A:10:SER:OG	2:C:1:A:H2'	9	0.23
(1,1)	1:A:10:SER:OG	2:C:1:A:H3'	9	0.23
(1,1)	1:A:10:SER:OG	2:C:1:A:H4'	9	0.23
(1,1)	1:A:10:SER:OG	2:C:1:A:H5'	9	0.23
(1,1)	1:A:10:SER:OG	2:C:1:A:H5''	9	0.23
(1,1)	1:A:10:SER:OG	2:C:1:A:H61	9	0.23
(1,1)	1:A:10:SER:OG	2:C:1:A:H62	9	0.23
(1,1)	1:A:10:SER:OG	2:C:1:A:H8	9	0.23
(1,1)	1:A:10:SER:OG	2:C:1:A:HO2'	9	0.23
(1,1)	1:A:10:SER:OG	2:C:1:A:N1	9	0.23
(1,1)	1:A:10:SER:OG	2:C:1:A:N3	9	0.23
(1,1)	1:A:10:SER:OG	2:C:1:A:N6	9	0.23
(1,1)	1:A:10:SER:OG	2:C:1:A:N7	9	0.23
(1,1)	1:A:10:SER:OG	2:C:1:A:N9	9	0.23
(1,1)	1:A:10:SER:OG	2:C:1:A:O2'	9	0.23

Continued on next page...

Continued from previous page...

Key	Atom-1	Atom-2	Model ID	Violation (Å)
(1,1)	1:A:10:SER:OG	2:C:1:A:O3'	9	0.23
(1,1)	1:A:10:SER:OG	2:C:1:A:O4'	9	0.23
(1,1)	1:A:10:SER:OG	2:C:1:A:O5'	9	0.23
(1,1)	1:A:10:SER:OG	2:C:2:U:C1'	9	0.23
(1,1)	1:A:10:SER:OG	2:C:2:U:C2	9	0.23
(1,1)	1:A:10:SER:OG	2:C:2:U:C2'	9	0.23
(1,1)	1:A:10:SER:OG	2:C:2:U:C3'	9	0.23
(1,1)	1:A:10:SER:OG	2:C:2:U:C4	9	0.23
(1,1)	1:A:10:SER:OG	2:C:2:U:C4'	9	0.23
(1,1)	1:A:10:SER:OG	2:C:2:U:C5	9	0.23
(1,1)	1:A:10:SER:OG	2:C:2:U:C5'	9	0.23
(1,1)	1:A:10:SER:OG	2:C:2:U:C6	9	0.23
(1,1)	1:A:10:SER:OG	2:C:2:U:H1'	9	0.23
(1,1)	1:A:10:SER:OG	2:C:2:U:H2'	9	0.23
(1,1)	1:A:10:SER:OG	2:C:2:U:H3	9	0.23
(1,1)	1:A:10:SER:OG	2:C:2:U:H3'	9	0.23
(1,1)	1:A:10:SER:OG	2:C:2:U:H4'	9	0.23
(1,1)	1:A:10:SER:OG	2:C:2:U:H5	9	0.23
(1,1)	1:A:10:SER:OG	2:C:2:U:H5'	9	0.23
(1,1)	1:A:10:SER:OG	2:C:2:U:H5''	9	0.23
(1,1)	1:A:10:SER:OG	2:C:2:U:H6	9	0.23
(1,1)	1:A:10:SER:OG	2:C:2:U:HO2'	9	0.23
(1,1)	1:A:10:SER:OG	2:C:2:U:N1	9	0.23
(1,1)	1:A:10:SER:OG	2:C:2:U:N3	9	0.23
(1,1)	1:A:10:SER:OG	2:C:2:U:O2	9	0.23
(1,1)	1:A:10:SER:OG	2:C:2:U:O2'	9	0.23
(1,1)	1:A:10:SER:OG	2:C:2:U:O3'	9	0.23
(1,1)	1:A:10:SER:OG	2:C:2:U:O4	9	0.23
(1,1)	1:A:10:SER:OG	2:C:2:U:O4'	9	0.23
(1,1)	1:A:10:SER:OG	2:C:2:U:O5'	9	0.23
(1,1)	1:A:10:SER:OG	2:C:2:U:OP1	9	0.23
(1,1)	1:A:10:SER:OG	2:C:2:U:OP2	9	0.23
(1,1)	1:A:10:SER:OG	2:C:2:U:P	9	0.23
(1,1)	1:A:10:SER:OG	2:C:3:A:C1'	9	0.23
(1,1)	1:A:10:SER:OG	2:C:3:A:C2	9	0.23
(1,1)	1:A:10:SER:OG	2:C:3:A:C2'	9	0.23
(1,1)	1:A:10:SER:OG	2:C:3:A:C3'	9	0.23
(1,1)	1:A:10:SER:OG	2:C:3:A:C4	9	0.23
(1,1)	1:A:10:SER:OG	2:C:3:A:C4'	9	0.23
(1,1)	1:A:10:SER:OG	2:C:3:A:C5	9	0.23
(1,1)	1:A:10:SER:OG	2:C:3:A:C5'	9	0.23
(1,1)	1:A:10:SER:OG	2:C:3:A:C6	9	0.23

Continued on next page...

Continued from previous page...

Key	Atom-1	Atom-2	Model ID	Violation (Å)
(1,1)	1:A:10:SER:OG	2:C:3:A:C8	9	0.23
(1,1)	1:A:10:SER:OG	2:C:3:A:H1'	9	0.23
(1,1)	1:A:10:SER:OG	2:C:3:A:H2	9	0.23
(1,1)	1:A:10:SER:OG	2:C:3:A:H2'	9	0.23
(1,1)	1:A:10:SER:OG	2:C:3:A:H3'	9	0.23
(1,1)	1:A:10:SER:OG	2:C:3:A:H4'	9	0.23
(1,1)	1:A:10:SER:OG	2:C:3:A:H5'	9	0.23
(1,1)	1:A:10:SER:OG	2:C:3:A:H5''	9	0.23
(1,1)	1:A:10:SER:OG	2:C:3:A:H61	9	0.23
(1,1)	1:A:10:SER:OG	2:C:3:A:H62	9	0.23
(1,1)	1:A:10:SER:OG	2:C:3:A:H8	9	0.23
(1,1)	1:A:10:SER:OG	2:C:3:A:HO2'	9	0.23
(1,1)	1:A:10:SER:OG	2:C:3:A:N1	9	0.23
(1,1)	1:A:10:SER:OG	2:C:3:A:N3	9	0.23
(1,1)	1:A:10:SER:OG	2:C:3:A:N6	9	0.23
(1,1)	1:A:10:SER:OG	2:C:3:A:N7	9	0.23
(1,1)	1:A:10:SER:OG	2:C:3:A:N9	9	0.23
(1,1)	1:A:10:SER:OG	2:C:3:A:O2'	9	0.23
(1,1)	1:A:10:SER:OG	2:C:3:A:O3'	9	0.23
(1,1)	1:A:10:SER:OG	2:C:3:A:O4'	9	0.23
(1,1)	1:A:10:SER:OG	2:C:3:A:O5'	9	0.23
(1,1)	1:A:10:SER:OG	2:C:3:A:OP1	9	0.23
(1,1)	1:A:10:SER:OG	2:C:3:A:OP2	9	0.23
(1,1)	1:A:10:SER:OG	2:C:3:A:P	9	0.23
(1,1)	1:A:10:SER:OG	2:C:4:C:C1'	9	0.23
(1,1)	1:A:10:SER:OG	2:C:4:C:C2	9	0.23
(1,1)	1:A:10:SER:OG	2:C:4:C:C2'	9	0.23
(1,1)	1:A:10:SER:OG	2:C:4:C:C3'	9	0.23
(1,1)	1:A:10:SER:OG	2:C:4:C:C4	9	0.23
(1,1)	1:A:10:SER:OG	2:C:4:C:C4'	9	0.23
(1,1)	1:A:10:SER:OG	2:C:4:C:C5	9	0.23
(1,1)	1:A:10:SER:OG	2:C:4:C:C5'	9	0.23
(1,1)	1:A:10:SER:OG	2:C:4:C:C6	9	0.23
(1,1)	1:A:10:SER:OG	2:C:4:C:H1'	9	0.23
(1,1)	1:A:10:SER:OG	2:C:4:C:H2'	9	0.23
(1,1)	1:A:10:SER:OG	2:C:4:C:H3'	9	0.23
(1,1)	1:A:10:SER:OG	2:C:4:C:H4'	9	0.23
(1,1)	1:A:10:SER:OG	2:C:4:C:H41	9	0.23
(1,1)	1:A:10:SER:OG	2:C:4:C:H42	9	0.23
(1,1)	1:A:10:SER:OG	2:C:4:C:H5	9	0.23
(1,1)	1:A:10:SER:OG	2:C:4:C:H5'	9	0.23
(1,1)	1:A:10:SER:OG	2:C:4:C:H5''	9	0.23

Continued on next page...

Continued from previous page...

Key	Atom-1	Atom-2	Model ID	Violation (Å)
(1,1)	1:A:10:SER:OG	2:C:4:C:H6	9	0.23
(1,1)	1:A:10:SER:OG	2:C:4:C:HO2'	9	0.23
(1,1)	1:A:10:SER:OG	2:C:4:C:N1	9	0.23
(1,1)	1:A:10:SER:OG	2:C:4:C:N3	9	0.23
(1,1)	1:A:10:SER:OG	2:C:4:C:N4	9	0.23
(1,1)	1:A:10:SER:OG	2:C:4:C:O2	9	0.23
(1,1)	1:A:10:SER:OG	2:C:4:C:O2'	9	0.23
(1,1)	1:A:10:SER:OG	2:C:4:C:O3'	9	0.23
(1,1)	1:A:10:SER:OG	2:C:4:C:O4'	9	0.23
(1,1)	1:A:10:SER:OG	2:C:4:C:O5'	9	0.23
(1,1)	1:A:10:SER:OG	2:C:4:C:OP1	9	0.23
(1,1)	1:A:10:SER:OG	2:C:4:C:OP2	9	0.23
(1,1)	1:A:10:SER:OG	2:C:4:C:P	9	0.23
(1,1)	1:A:10:SER:OG	2:C:5:A:C1'	9	0.23
(1,1)	1:A:10:SER:OG	2:C:5:A:C2	9	0.23
(1,1)	1:A:10:SER:OG	2:C:5:A:C2'	9	0.23
(1,1)	1:A:10:SER:OG	2:C:5:A:C3'	9	0.23
(1,1)	1:A:10:SER:OG	2:C:5:A:C4	9	0.23
(1,1)	1:A:10:SER:OG	2:C:5:A:C4'	9	0.23
(1,1)	1:A:10:SER:OG	2:C:5:A:C5	9	0.23
(1,1)	1:A:10:SER:OG	2:C:5:A:C5'	9	0.23
(1,1)	1:A:10:SER:OG	2:C:5:A:C6	9	0.23
(1,1)	1:A:10:SER:OG	2:C:5:A:C8	9	0.23
(1,1)	1:A:10:SER:OG	2:C:5:A:H1'	9	0.23
(1,1)	1:A:10:SER:OG	2:C:5:A:H2	9	0.23
(1,1)	1:A:10:SER:OG	2:C:5:A:H2'	9	0.23
(1,1)	1:A:10:SER:OG	2:C:5:A:H3'	9	0.23
(1,1)	1:A:10:SER:OG	2:C:5:A:H4'	9	0.23
(1,1)	1:A:10:SER:OG	2:C:5:A:H5'	9	0.23
(1,1)	1:A:10:SER:OG	2:C:5:A:H5''	9	0.23
(1,1)	1:A:10:SER:OG	2:C:5:A:H61	9	0.23
(1,1)	1:A:10:SER:OG	2:C:5:A:H62	9	0.23
(1,1)	1:A:10:SER:OG	2:C:5:A:H8	9	0.23
(1,1)	1:A:10:SER:OG	2:C:5:A:HO2'	9	0.23
(1,1)	1:A:10:SER:OG	2:C:5:A:N1	9	0.23
(1,1)	1:A:10:SER:OG	2:C:5:A:N3	9	0.23
(1,1)	1:A:10:SER:OG	2:C:5:A:N6	9	0.23
(1,1)	1:A:10:SER:OG	2:C:5:A:N7	9	0.23
(1,1)	1:A:10:SER:OG	2:C:5:A:N9	9	0.23
(1,1)	1:A:10:SER:OG	2:C:5:A:O2'	9	0.23
(1,1)	1:A:10:SER:OG	2:C:5:A:O3'	9	0.23
(1,1)	1:A:10:SER:OG	2:C:5:A:O4'	9	0.23

Continued on next page...

Continued from previous page...

Key	Atom-1	Atom-2	Model ID	Violation (Å)
(1,1)	1:A:10:SER:OG	2:C:5:A:O5'	9	0.23
(1,1)	1:A:10:SER:OG	2:C:5:A:OP1	9	0.23
(1,1)	1:A:10:SER:OG	2:C:5:A:OP2	9	0.23
(1,1)	1:A:10:SER:OG	2:C:5:A:P	9	0.23
(1,9)	1:A:70:GLY:C	2:C:1:A:C1'	4	0.22
(1,9)	1:A:70:GLY:C	2:C:1:A:C2	4	0.22
(1,9)	1:A:70:GLY:C	2:C:1:A:C2'	4	0.22
(1,9)	1:A:70:GLY:C	2:C:1:A:C3'	4	0.22
(1,9)	1:A:70:GLY:C	2:C:1:A:C4	4	0.22
(1,9)	1:A:70:GLY:C	2:C:1:A:C4'	4	0.22
(1,9)	1:A:70:GLY:C	2:C:1:A:C5	4	0.22
(1,9)	1:A:70:GLY:C	2:C:1:A:C5'	4	0.22
(1,9)	1:A:70:GLY:C	2:C:1:A:C6	4	0.22
(1,9)	1:A:70:GLY:C	2:C:1:A:C8	4	0.22
(1,9)	1:A:70:GLY:C	2:C:1:A:H1'	4	0.22
(1,9)	1:A:70:GLY:C	2:C:1:A:H2	4	0.22
(1,9)	1:A:70:GLY:C	2:C:1:A:H2'	4	0.22
(1,9)	1:A:70:GLY:C	2:C:1:A:H3'	4	0.22
(1,9)	1:A:70:GLY:C	2:C:1:A:H4'	4	0.22
(1,9)	1:A:70:GLY:C	2:C:1:A:H5'	4	0.22
(1,9)	1:A:70:GLY:C	2:C:1:A:H5''	4	0.22
(1,9)	1:A:70:GLY:C	2:C:1:A:H61	4	0.22
(1,9)	1:A:70:GLY:C	2:C:1:A:H62	4	0.22
(1,9)	1:A:70:GLY:C	2:C:1:A:H8	4	0.22
(1,9)	1:A:70:GLY:C	2:C:1:A:HO2'	4	0.22
(1,9)	1:A:70:GLY:C	2:C:1:A:N1	4	0.22
(1,9)	1:A:70:GLY:C	2:C:1:A:N3	4	0.22
(1,9)	1:A:70:GLY:C	2:C:1:A:N6	4	0.22
(1,9)	1:A:70:GLY:C	2:C:1:A:N7	4	0.22
(1,9)	1:A:70:GLY:C	2:C:1:A:N9	4	0.22
(1,9)	1:A:70:GLY:C	2:C:1:A:O2'	4	0.22
(1,9)	1:A:70:GLY:C	2:C:1:A:O3'	4	0.22
(1,9)	1:A:70:GLY:C	2:C:1:A:O4'	4	0.22
(1,9)	1:A:70:GLY:C	2:C:1:A:O5'	4	0.22
(1,9)	1:A:70:GLY:C	2:C:2:U:C1'	4	0.22
(1,9)	1:A:70:GLY:C	2:C:2:U:C2	4	0.22
(1,9)	1:A:70:GLY:C	2:C:2:U:C2'	4	0.22
(1,9)	1:A:70:GLY:C	2:C:2:U:C3'	4	0.22
(1,9)	1:A:70:GLY:C	2:C:2:U:C4	4	0.22
(1,9)	1:A:70:GLY:C	2:C:2:U:C4'	4	0.22
(1,9)	1:A:70:GLY:C	2:C:2:U:C5	4	0.22
(1,9)	1:A:70:GLY:C	2:C:2:U:C5'	4	0.22

Continued on next page...

Continued from previous page...

Key	Atom-1	Atom-2	Model ID	Violation (Å)
(1,9)	1:A:70:GLY:C	2:C:2:U:C6	4	0.22
(1,9)	1:A:70:GLY:C	2:C:2:U:H1'	4	0.22
(1,9)	1:A:70:GLY:C	2:C:2:U:H2'	4	0.22
(1,9)	1:A:70:GLY:C	2:C:2:U:H3	4	0.22
(1,9)	1:A:70:GLY:C	2:C:2:U:H3'	4	0.22
(1,9)	1:A:70:GLY:C	2:C:2:U:H4'	4	0.22
(1,9)	1:A:70:GLY:C	2:C:2:U:H5	4	0.22
(1,9)	1:A:70:GLY:C	2:C:2:U:H5'	4	0.22
(1,9)	1:A:70:GLY:C	2:C:2:U:H5''	4	0.22
(1,9)	1:A:70:GLY:C	2:C:2:U:H6	4	0.22
(1,9)	1:A:70:GLY:C	2:C:2:U:HO2'	4	0.22
(1,9)	1:A:70:GLY:C	2:C:2:U:N1	4	0.22
(1,9)	1:A:70:GLY:C	2:C:2:U:N3	4	0.22
(1,9)	1:A:70:GLY:C	2:C:2:U:O2	4	0.22
(1,9)	1:A:70:GLY:C	2:C:2:U:O2'	4	0.22
(1,9)	1:A:70:GLY:C	2:C:2:U:O3'	4	0.22
(1,9)	1:A:70:GLY:C	2:C:2:U:O4	4	0.22
(1,9)	1:A:70:GLY:C	2:C:2:U:O4'	4	0.22
(1,9)	1:A:70:GLY:C	2:C:2:U:O5'	4	0.22
(1,9)	1:A:70:GLY:C	2:C:2:U:OP1	4	0.22
(1,9)	1:A:70:GLY:C	2:C:2:U:OP2	4	0.22
(1,9)	1:A:70:GLY:C	2:C:2:U:P	4	0.22
(1,9)	1:A:70:GLY:C	2:C:3:A:C1'	4	0.22
(1,9)	1:A:70:GLY:C	2:C:3:A:C2	4	0.22
(1,9)	1:A:70:GLY:C	2:C:3:A:C2'	4	0.22
(1,9)	1:A:70:GLY:C	2:C:3:A:C3'	4	0.22
(1,9)	1:A:70:GLY:C	2:C:3:A:C4	4	0.22
(1,9)	1:A:70:GLY:C	2:C:3:A:C4'	4	0.22
(1,9)	1:A:70:GLY:C	2:C:3:A:C5	4	0.22
(1,9)	1:A:70:GLY:C	2:C:3:A:C5'	4	0.22
(1,9)	1:A:70:GLY:C	2:C:3:A:C6	4	0.22
(1,9)	1:A:70:GLY:C	2:C:3:A:C8	4	0.22
(1,9)	1:A:70:GLY:C	2:C:3:A:H1'	4	0.22
(1,9)	1:A:70:GLY:C	2:C:3:A:H2	4	0.22
(1,9)	1:A:70:GLY:C	2:C:3:A:H2'	4	0.22
(1,9)	1:A:70:GLY:C	2:C:3:A:H3'	4	0.22
(1,9)	1:A:70:GLY:C	2:C:3:A:H4'	4	0.22
(1,9)	1:A:70:GLY:C	2:C:3:A:H5'	4	0.22
(1,9)	1:A:70:GLY:C	2:C:3:A:H5''	4	0.22
(1,9)	1:A:70:GLY:C	2:C:3:A:H61	4	0.22
(1,9)	1:A:70:GLY:C	2:C:3:A:H62	4	0.22
(1,9)	1:A:70:GLY:C	2:C:3:A:H8	4	0.22

Continued on next page...

Continued from previous page...

Key	Atom-1	Atom-2	Model ID	Violation (Å)
(1,9)	1:A:70:GLY:C	2:C:3:A:HO2'	4	0.22
(1,9)	1:A:70:GLY:C	2:C:3:A:N1	4	0.22
(1,9)	1:A:70:GLY:C	2:C:3:A:N3	4	0.22
(1,9)	1:A:70:GLY:C	2:C:3:A:N6	4	0.22
(1,9)	1:A:70:GLY:C	2:C:3:A:N7	4	0.22
(1,9)	1:A:70:GLY:C	2:C:3:A:N9	4	0.22
(1,9)	1:A:70:GLY:C	2:C:3:A:O2'	4	0.22
(1,9)	1:A:70:GLY:C	2:C:3:A:O3'	4	0.22
(1,9)	1:A:70:GLY:C	2:C:3:A:O4'	4	0.22
(1,9)	1:A:70:GLY:C	2:C:3:A:O5'	4	0.22
(1,9)	1:A:70:GLY:C	2:C:3:A:OP1	4	0.22
(1,9)	1:A:70:GLY:C	2:C:3:A:OP2	4	0.22
(1,9)	1:A:70:GLY:C	2:C:3:A:P	4	0.22
(1,9)	1:A:70:GLY:C	2:C:4:C:C1'	4	0.22
(1,9)	1:A:70:GLY:C	2:C:4:C:C2	4	0.22
(1,9)	1:A:70:GLY:C	2:C:4:C:C2'	4	0.22
(1,9)	1:A:70:GLY:C	2:C:4:C:C3'	4	0.22
(1,9)	1:A:70:GLY:C	2:C:4:C:C4	4	0.22
(1,9)	1:A:70:GLY:C	2:C:4:C:C4'	4	0.22
(1,9)	1:A:70:GLY:C	2:C:4:C:C5	4	0.22
(1,9)	1:A:70:GLY:C	2:C:4:C:C5'	4	0.22
(1,9)	1:A:70:GLY:C	2:C:4:C:C6	4	0.22
(1,9)	1:A:70:GLY:C	2:C:4:C:H1'	4	0.22
(1,9)	1:A:70:GLY:C	2:C:4:C:H2'	4	0.22
(1,9)	1:A:70:GLY:C	2:C:4:C:H3'	4	0.22
(1,9)	1:A:70:GLY:C	2:C:4:C:H4'	4	0.22
(1,9)	1:A:70:GLY:C	2:C:4:C:H41	4	0.22
(1,9)	1:A:70:GLY:C	2:C:4:C:H42	4	0.22
(1,9)	1:A:70:GLY:C	2:C:4:C:H5	4	0.22
(1,9)	1:A:70:GLY:C	2:C:4:C:H5'	4	0.22
(1,9)	1:A:70:GLY:C	2:C:4:C:H5''	4	0.22
(1,9)	1:A:70:GLY:C	2:C:4:C:H6	4	0.22
(1,9)	1:A:70:GLY:C	2:C:4:C:HO2'	4	0.22
(1,9)	1:A:70:GLY:C	2:C:4:C:N1	4	0.22
(1,9)	1:A:70:GLY:C	2:C:4:C:N3	4	0.22
(1,9)	1:A:70:GLY:C	2:C:4:C:N4	4	0.22
(1,9)	1:A:70:GLY:C	2:C:4:C:O2	4	0.22
(1,9)	1:A:70:GLY:C	2:C:4:C:O2'	4	0.22
(1,9)	1:A:70:GLY:C	2:C:4:C:O3'	4	0.22
(1,9)	1:A:70:GLY:C	2:C:4:C:O4'	4	0.22
(1,9)	1:A:70:GLY:C	2:C:4:C:O5'	4	0.22
(1,9)	1:A:70:GLY:C	2:C:4:C:OP1	4	0.22

Continued on next page...

Continued from previous page...

Key	Atom-1	Atom-2	Model ID	Violation (Å)
(1,9)	1:A:70:GLY:C	2:C:4:C:OP2	4	0.22
(1,9)	1:A:70:GLY:C	2:C:4:C:P	4	0.22
(1,9)	1:A:70:GLY:C	2:C:5:A:C1'	4	0.22
(1,9)	1:A:70:GLY:C	2:C:5:A:C2	4	0.22
(1,9)	1:A:70:GLY:C	2:C:5:A:C2'	4	0.22
(1,9)	1:A:70:GLY:C	2:C:5:A:C3'	4	0.22
(1,9)	1:A:70:GLY:C	2:C:5:A:C4	4	0.22
(1,9)	1:A:70:GLY:C	2:C:5:A:C4'	4	0.22
(1,9)	1:A:70:GLY:C	2:C:5:A:C5	4	0.22
(1,9)	1:A:70:GLY:C	2:C:5:A:C5'	4	0.22
(1,9)	1:A:70:GLY:C	2:C:5:A:C6	4	0.22
(1,9)	1:A:70:GLY:C	2:C:5:A:C8	4	0.22
(1,9)	1:A:70:GLY:C	2:C:5:A:H1'	4	0.22
(1,9)	1:A:70:GLY:C	2:C:5:A:H2	4	0.22
(1,9)	1:A:70:GLY:C	2:C:5:A:H2'	4	0.22
(1,9)	1:A:70:GLY:C	2:C:5:A:H3'	4	0.22
(1,9)	1:A:70:GLY:C	2:C:5:A:H4'	4	0.22
(1,9)	1:A:70:GLY:C	2:C:5:A:H5'	4	0.22
(1,9)	1:A:70:GLY:C	2:C:5:A:H5''	4	0.22
(1,9)	1:A:70:GLY:C	2:C:5:A:H61	4	0.22
(1,9)	1:A:70:GLY:C	2:C:5:A:H62	4	0.22
(1,9)	1:A:70:GLY:C	2:C:5:A:H8	4	0.22
(1,9)	1:A:70:GLY:C	2:C:5:A:HO2'	4	0.22
(1,9)	1:A:70:GLY:C	2:C:5:A:N1	4	0.22
(1,9)	1:A:70:GLY:C	2:C:5:A:N3	4	0.22
(1,9)	1:A:70:GLY:C	2:C:5:A:N6	4	0.22
(1,9)	1:A:70:GLY:C	2:C:5:A:N7	4	0.22
(1,9)	1:A:70:GLY:C	2:C:5:A:N9	4	0.22
(1,9)	1:A:70:GLY:C	2:C:5:A:O2'	4	0.22
(1,9)	1:A:70:GLY:C	2:C:5:A:O3'	4	0.22
(1,9)	1:A:70:GLY:C	2:C:5:A:O4'	4	0.22
(1,9)	1:A:70:GLY:C	2:C:5:A:O5'	4	0.22
(1,9)	1:A:70:GLY:C	2:C:5:A:OP1	4	0.22
(1,9)	1:A:70:GLY:C	2:C:5:A:OP2	4	0.22
(1,9)	1:A:70:GLY:C	2:C:5:A:P	4	0.22
(1,9)	1:A:70:GLY:CA	2:C:1:A:C1'	4	0.22
(1,9)	1:A:70:GLY:CA	2:C:1:A:C2	4	0.22
(1,9)	1:A:70:GLY:CA	2:C:1:A:C2'	4	0.22
(1,9)	1:A:70:GLY:CA	2:C:1:A:C3'	4	0.22
(1,9)	1:A:70:GLY:CA	2:C:1:A:C4	4	0.22
(1,9)	1:A:70:GLY:CA	2:C:1:A:C4'	4	0.22
(1,9)	1:A:70:GLY:CA	2:C:1:A:C5	4	0.22

Continued on next page...

Continued from previous page...

Key	Atom-1	Atom-2	Model ID	Violation (Å)
(1,9)	1:A:70:GLY:CA	2:C:1:A:C5'	4	0.22
(1,9)	1:A:70:GLY:CA	2:C:1:A:C6	4	0.22
(1,9)	1:A:70:GLY:CA	2:C:1:A:C8	4	0.22
(1,9)	1:A:70:GLY:CA	2:C:1:A:H1'	4	0.22
(1,9)	1:A:70:GLY:CA	2:C:1:A:H2	4	0.22
(1,9)	1:A:70:GLY:CA	2:C:1:A:H2'	4	0.22
(1,9)	1:A:70:GLY:CA	2:C:1:A:H3'	4	0.22
(1,9)	1:A:70:GLY:CA	2:C:1:A:H4'	4	0.22
(1,9)	1:A:70:GLY:CA	2:C:1:A:H5'	4	0.22
(1,9)	1:A:70:GLY:CA	2:C:1:A:H5''	4	0.22
(1,9)	1:A:70:GLY:CA	2:C:1:A:H61	4	0.22
(1,9)	1:A:70:GLY:CA	2:C:1:A:H62	4	0.22
(1,9)	1:A:70:GLY:CA	2:C:1:A:H8	4	0.22
(1,9)	1:A:70:GLY:CA	2:C:1:A:HO2'	4	0.22
(1,9)	1:A:70:GLY:CA	2:C:1:A:N1	4	0.22
(1,9)	1:A:70:GLY:CA	2:C:1:A:N3	4	0.22
(1,9)	1:A:70:GLY:CA	2:C:1:A:N6	4	0.22
(1,9)	1:A:70:GLY:CA	2:C:1:A:N7	4	0.22
(1,9)	1:A:70:GLY:CA	2:C:1:A:N9	4	0.22
(1,9)	1:A:70:GLY:CA	2:C:1:A:O2'	4	0.22
(1,9)	1:A:70:GLY:CA	2:C:1:A:O3'	4	0.22
(1,9)	1:A:70:GLY:CA	2:C:1:A:O4'	4	0.22
(1,9)	1:A:70:GLY:CA	2:C:1:A:O5'	4	0.22
(1,9)	1:A:70:GLY:CA	2:C:2:U:C1'	4	0.22
(1,9)	1:A:70:GLY:CA	2:C:2:U:C2	4	0.22
(1,9)	1:A:70:GLY:CA	2:C:2:U:C2'	4	0.22
(1,9)	1:A:70:GLY:CA	2:C:2:U:C3'	4	0.22
(1,9)	1:A:70:GLY:CA	2:C:2:U:C4	4	0.22
(1,9)	1:A:70:GLY:CA	2:C:2:U:C4'	4	0.22
(1,9)	1:A:70:GLY:CA	2:C:2:U:C5	4	0.22
(1,9)	1:A:70:GLY:CA	2:C:2:U:C5'	4	0.22
(1,9)	1:A:70:GLY:CA	2:C:2:U:C6	4	0.22
(1,9)	1:A:70:GLY:CA	2:C:2:U:H1'	4	0.22
(1,9)	1:A:70:GLY:CA	2:C:2:U:H2'	4	0.22
(1,9)	1:A:70:GLY:CA	2:C:2:U:H3	4	0.22
(1,9)	1:A:70:GLY:CA	2:C:2:U:H3'	4	0.22
(1,9)	1:A:70:GLY:CA	2:C:2:U:H4'	4	0.22
(1,9)	1:A:70:GLY:CA	2:C:2:U:H5	4	0.22
(1,9)	1:A:70:GLY:CA	2:C:2:U:H5'	4	0.22
(1,9)	1:A:70:GLY:CA	2:C:2:U:H5''	4	0.22
(1,9)	1:A:70:GLY:CA	2:C:2:U:H6	4	0.22
(1,9)	1:A:70:GLY:CA	2:C:2:U:HO2'	4	0.22

Continued on next page...

Continued from previous page...

Key	Atom-1	Atom-2	Model ID	Violation (Å)
(1,9)	1:A:70:GLY:CA	2:C:2:U:N1	4	0.22
(1,9)	1:A:70:GLY:CA	2:C:2:U:N3	4	0.22
(1,9)	1:A:70:GLY:CA	2:C:2:U:O2	4	0.22
(1,9)	1:A:70:GLY:CA	2:C:2:U:O2'	4	0.22
(1,9)	1:A:70:GLY:CA	2:C:2:U:O3'	4	0.22
(1,9)	1:A:70:GLY:CA	2:C:2:U:O4	4	0.22
(1,9)	1:A:70:GLY:CA	2:C:2:U:O4'	4	0.22
(1,9)	1:A:70:GLY:CA	2:C:2:U:O5'	4	0.22
(1,9)	1:A:70:GLY:CA	2:C:2:U:OP1	4	0.22
(1,9)	1:A:70:GLY:CA	2:C:2:U:OP2	4	0.22
(1,9)	1:A:70:GLY:CA	2:C:2:U:P	4	0.22
(1,9)	1:A:70:GLY:CA	2:C:3:A:C1'	4	0.22
(1,9)	1:A:70:GLY:CA	2:C:3:A:C2	4	0.22
(1,9)	1:A:70:GLY:CA	2:C:3:A:C2'	4	0.22
(1,9)	1:A:70:GLY:CA	2:C:3:A:C3'	4	0.22
(1,9)	1:A:70:GLY:CA	2:C:3:A:C4	4	0.22
(1,9)	1:A:70:GLY:CA	2:C:3:A:C4'	4	0.22
(1,9)	1:A:70:GLY:CA	2:C:3:A:C5	4	0.22
(1,9)	1:A:70:GLY:CA	2:C:3:A:C5'	4	0.22
(1,9)	1:A:70:GLY:CA	2:C:3:A:C6	4	0.22
(1,9)	1:A:70:GLY:CA	2:C:3:A:C8	4	0.22
(1,9)	1:A:70:GLY:CA	2:C:3:A:H1'	4	0.22
(1,9)	1:A:70:GLY:CA	2:C:3:A:H2	4	0.22
(1,9)	1:A:70:GLY:CA	2:C:3:A:H2'	4	0.22
(1,9)	1:A:70:GLY:CA	2:C:3:A:H3'	4	0.22
(1,9)	1:A:70:GLY:CA	2:C:3:A:H4'	4	0.22
(1,9)	1:A:70:GLY:CA	2:C:3:A:H5'	4	0.22
(1,9)	1:A:70:GLY:CA	2:C:3:A:H5''	4	0.22
(1,9)	1:A:70:GLY:CA	2:C:3:A:H61	4	0.22
(1,9)	1:A:70:GLY:CA	2:C:3:A:H62	4	0.22
(1,9)	1:A:70:GLY:CA	2:C:3:A:H8	4	0.22
(1,9)	1:A:70:GLY:CA	2:C:3:A:HO2'	4	0.22
(1,9)	1:A:70:GLY:CA	2:C:3:A:N1	4	0.22
(1,9)	1:A:70:GLY:CA	2:C:3:A:N3	4	0.22
(1,9)	1:A:70:GLY:CA	2:C:3:A:N6	4	0.22
(1,9)	1:A:70:GLY:CA	2:C:3:A:N7	4	0.22
(1,9)	1:A:70:GLY:CA	2:C:3:A:N9	4	0.22
(1,9)	1:A:70:GLY:CA	2:C:3:A:O2'	4	0.22
(1,9)	1:A:70:GLY:CA	2:C:3:A:O3'	4	0.22
(1,9)	1:A:70:GLY:CA	2:C:3:A:O4'	4	0.22
(1,9)	1:A:70:GLY:CA	2:C:3:A:O5'	4	0.22
(1,9)	1:A:70:GLY:CA	2:C:3:A:OP1	4	0.22

Continued on next page...

Continued from previous page...

Key	Atom-1	Atom-2	Model ID	Violation (Å)
(1,9)	1:A:70:GLY:CA	2:C:3:A:OP2	4	0.22
(1,9)	1:A:70:GLY:CA	2:C:3:A:P	4	0.22
(1,9)	1:A:70:GLY:CA	2:C:4:C:C1'	4	0.22
(1,9)	1:A:70:GLY:CA	2:C:4:C:C2	4	0.22
(1,9)	1:A:70:GLY:CA	2:C:4:C:C2'	4	0.22
(1,9)	1:A:70:GLY:CA	2:C:4:C:C3'	4	0.22
(1,9)	1:A:70:GLY:CA	2:C:4:C:C4	4	0.22
(1,9)	1:A:70:GLY:CA	2:C:4:C:C4'	4	0.22
(1,9)	1:A:70:GLY:CA	2:C:4:C:C5	4	0.22
(1,9)	1:A:70:GLY:CA	2:C:4:C:C5'	4	0.22
(1,9)	1:A:70:GLY:CA	2:C:4:C:C6	4	0.22
(1,9)	1:A:70:GLY:CA	2:C:4:C:H1'	4	0.22
(1,9)	1:A:70:GLY:CA	2:C:4:C:H2'	4	0.22
(1,9)	1:A:70:GLY:CA	2:C:4:C:H3'	4	0.22
(1,9)	1:A:70:GLY:CA	2:C:4:C:H4'	4	0.22
(1,9)	1:A:70:GLY:CA	2:C:4:C:H41	4	0.22
(1,9)	1:A:70:GLY:CA	2:C:4:C:H42	4	0.22
(1,9)	1:A:70:GLY:CA	2:C:4:C:H5	4	0.22
(1,9)	1:A:70:GLY:CA	2:C:4:C:H5'	4	0.22
(1,9)	1:A:70:GLY:CA	2:C:4:C:H5''	4	0.22
(1,9)	1:A:70:GLY:CA	2:C:4:C:H6	4	0.22
(1,9)	1:A:70:GLY:CA	2:C:4:C:HO2'	4	0.22
(1,9)	1:A:70:GLY:CA	2:C:4:C:N1	4	0.22
(1,9)	1:A:70:GLY:CA	2:C:4:C:N3	4	0.22
(1,9)	1:A:70:GLY:CA	2:C:4:C:N4	4	0.22
(1,9)	1:A:70:GLY:CA	2:C:4:C:O2	4	0.22
(1,9)	1:A:70:GLY:CA	2:C:4:C:O2'	4	0.22
(1,9)	1:A:70:GLY:CA	2:C:4:C:O3'	4	0.22
(1,9)	1:A:70:GLY:CA	2:C:4:C:O4'	4	0.22
(1,9)	1:A:70:GLY:CA	2:C:4:C:O5'	4	0.22
(1,9)	1:A:70:GLY:CA	2:C:4:C:OP1	4	0.22
(1,9)	1:A:70:GLY:CA	2:C:4:C:OP2	4	0.22
(1,9)	1:A:70:GLY:CA	2:C:4:C:P	4	0.22
(1,9)	1:A:70:GLY:CA	2:C:5:A:C1'	4	0.22
(1,9)	1:A:70:GLY:CA	2:C:5:A:C2	4	0.22
(1,9)	1:A:70:GLY:CA	2:C:5:A:C2'	4	0.22
(1,9)	1:A:70:GLY:CA	2:C:5:A:C3'	4	0.22
(1,9)	1:A:70:GLY:CA	2:C:5:A:C4	4	0.22
(1,9)	1:A:70:GLY:CA	2:C:5:A:C4'	4	0.22
(1,9)	1:A:70:GLY:CA	2:C:5:A:C5	4	0.22
(1,9)	1:A:70:GLY:CA	2:C:5:A:C5'	4	0.22
(1,9)	1:A:70:GLY:CA	2:C:5:A:C6	4	0.22

Continued on next page...

Continued from previous page...

Key	Atom-1	Atom-2	Model ID	Violation (Å)
(1,9)	1:A:70:GLY:CA	2:C:5:A:C8	4	0.22
(1,9)	1:A:70:GLY:CA	2:C:5:A:H1'	4	0.22
(1,9)	1:A:70:GLY:CA	2:C:5:A:H2	4	0.22
(1,9)	1:A:70:GLY:CA	2:C:5:A:H2'	4	0.22
(1,9)	1:A:70:GLY:CA	2:C:5:A:H3'	4	0.22
(1,9)	1:A:70:GLY:CA	2:C:5:A:H4'	4	0.22
(1,9)	1:A:70:GLY:CA	2:C:5:A:H5'	4	0.22
(1,9)	1:A:70:GLY:CA	2:C:5:A:H5''	4	0.22
(1,9)	1:A:70:GLY:CA	2:C:5:A:H61	4	0.22
(1,9)	1:A:70:GLY:CA	2:C:5:A:H62	4	0.22
(1,9)	1:A:70:GLY:CA	2:C:5:A:H8	4	0.22
(1,9)	1:A:70:GLY:CA	2:C:5:A:HO2'	4	0.22
(1,9)	1:A:70:GLY:CA	2:C:5:A:N1	4	0.22
(1,9)	1:A:70:GLY:CA	2:C:5:A:N3	4	0.22
(1,9)	1:A:70:GLY:CA	2:C:5:A:N6	4	0.22
(1,9)	1:A:70:GLY:CA	2:C:5:A:N7	4	0.22
(1,9)	1:A:70:GLY:CA	2:C:5:A:N9	4	0.22
(1,9)	1:A:70:GLY:CA	2:C:5:A:O2'	4	0.22
(1,9)	1:A:70:GLY:CA	2:C:5:A:O3'	4	0.22
(1,9)	1:A:70:GLY:CA	2:C:5:A:O4'	4	0.22
(1,9)	1:A:70:GLY:CA	2:C:5:A:O5'	4	0.22
(1,9)	1:A:70:GLY:CA	2:C:5:A:OP1	4	0.22
(1,9)	1:A:70:GLY:CA	2:C:5:A:OP2	4	0.22
(1,9)	1:A:70:GLY:CA	2:C:5:A:P	4	0.22
(1,9)	1:A:70:GLY:H	2:C:1:A:C1'	4	0.22
(1,9)	1:A:70:GLY:H	2:C:1:A:C2	4	0.22
(1,9)	1:A:70:GLY:H	2:C:1:A:C2'	4	0.22
(1,9)	1:A:70:GLY:H	2:C:1:A:C3'	4	0.22
(1,9)	1:A:70:GLY:H	2:C:1:A:C4	4	0.22
(1,9)	1:A:70:GLY:H	2:C:1:A:C4'	4	0.22
(1,9)	1:A:70:GLY:H	2:C:1:A:C5	4	0.22
(1,9)	1:A:70:GLY:H	2:C:1:A:C5'	4	0.22
(1,9)	1:A:70:GLY:H	2:C:1:A:C6	4	0.22
(1,9)	1:A:70:GLY:H	2:C:1:A:C8	4	0.22
(1,9)	1:A:70:GLY:H	2:C:1:A:H1'	4	0.22
(1,9)	1:A:70:GLY:H	2:C:1:A:H2	4	0.22
(1,9)	1:A:70:GLY:H	2:C:1:A:H2'	4	0.22
(1,9)	1:A:70:GLY:H	2:C:1:A:H3'	4	0.22
(1,9)	1:A:70:GLY:H	2:C:1:A:H4'	4	0.22
(1,9)	1:A:70:GLY:H	2:C:1:A:H5'	4	0.22
(1,9)	1:A:70:GLY:H	2:C:1:A:H5''	4	0.22
(1,9)	1:A:70:GLY:H	2:C:1:A:H61	4	0.22

Continued on next page...

Continued from previous page...

Key	Atom-1	Atom-2	Model ID	Violation (Å)
(1,9)	1:A:70:GLY:H	2:C:1:A:H62	4	0.22
(1,9)	1:A:70:GLY:H	2:C:1:A:H8	4	0.22
(1,9)	1:A:70:GLY:H	2:C:1:A:HO2'	4	0.22
(1,9)	1:A:70:GLY:H	2:C:1:A:N1	4	0.22
(1,9)	1:A:70:GLY:H	2:C:1:A:N3	4	0.22
(1,9)	1:A:70:GLY:H	2:C:1:A:N6	4	0.22
(1,9)	1:A:70:GLY:H	2:C:1:A:N7	4	0.22
(1,9)	1:A:70:GLY:H	2:C:1:A:N9	4	0.22
(1,9)	1:A:70:GLY:H	2:C:1:A:O2'	4	0.22
(1,9)	1:A:70:GLY:H	2:C:1:A:O3'	4	0.22
(1,9)	1:A:70:GLY:H	2:C:1:A:O4'	4	0.22
(1,9)	1:A:70:GLY:H	2:C:1:A:O5'	4	0.22
(1,9)	1:A:70:GLY:H	2:C:2:U:C1'	4	0.22
(1,9)	1:A:70:GLY:H	2:C:2:U:C2	4	0.22
(1,9)	1:A:70:GLY:H	2:C:2:U:C2'	4	0.22
(1,9)	1:A:70:GLY:H	2:C:2:U:C3'	4	0.22
(1,9)	1:A:70:GLY:H	2:C:2:U:C4	4	0.22
(1,9)	1:A:70:GLY:H	2:C:2:U:C4'	4	0.22
(1,9)	1:A:70:GLY:H	2:C:2:U:C5	4	0.22
(1,9)	1:A:70:GLY:H	2:C:2:U:C5'	4	0.22
(1,9)	1:A:70:GLY:H	2:C:2:U:C6	4	0.22
(1,9)	1:A:70:GLY:H	2:C:2:U:H1'	4	0.22
(1,9)	1:A:70:GLY:H	2:C:2:U:H2'	4	0.22
(1,9)	1:A:70:GLY:H	2:C:2:U:H3	4	0.22
(1,9)	1:A:70:GLY:H	2:C:2:U:H3'	4	0.22
(1,9)	1:A:70:GLY:H	2:C:2:U:H4'	4	0.22
(1,9)	1:A:70:GLY:H	2:C:2:U:H5	4	0.22
(1,9)	1:A:70:GLY:H	2:C:2:U:H5'	4	0.22
(1,9)	1:A:70:GLY:H	2:C:2:U:H5''	4	0.22
(1,9)	1:A:70:GLY:H	2:C:2:U:H6	4	0.22
(1,9)	1:A:70:GLY:H	2:C:2:U:HO2'	4	0.22
(1,9)	1:A:70:GLY:H	2:C:2:U:N1	4	0.22
(1,9)	1:A:70:GLY:H	2:C:2:U:N3	4	0.22
(1,9)	1:A:70:GLY:H	2:C:2:U:O2	4	0.22
(1,9)	1:A:70:GLY:H	2:C:2:U:O2'	4	0.22
(1,9)	1:A:70:GLY:H	2:C:2:U:O3'	4	0.22
(1,9)	1:A:70:GLY:H	2:C:2:U:O4	4	0.22
(1,9)	1:A:70:GLY:H	2:C:2:U:O4'	4	0.22
(1,9)	1:A:70:GLY:H	2:C:2:U:O5'	4	0.22
(1,9)	1:A:70:GLY:H	2:C:2:U:OP1	4	0.22
(1,9)	1:A:70:GLY:H	2:C:2:U:OP2	4	0.22
(1,9)	1:A:70:GLY:H	2:C:2:U:P	4	0.22

Continued on next page...

Continued from previous page...

Key	Atom-1	Atom-2	Model ID	Violation (Å)
(1,9)	1:A:70:GLY:H	2:C:3:A:C1'	4	0.22
(1,9)	1:A:70:GLY:H	2:C:3:A:C2	4	0.22
(1,9)	1:A:70:GLY:H	2:C:3:A:C2'	4	0.22
(1,9)	1:A:70:GLY:H	2:C:3:A:C3'	4	0.22
(1,9)	1:A:70:GLY:H	2:C:3:A:C4	4	0.22
(1,9)	1:A:70:GLY:H	2:C:3:A:C4'	4	0.22
(1,9)	1:A:70:GLY:H	2:C:3:A:C5	4	0.22
(1,9)	1:A:70:GLY:H	2:C:3:A:C5'	4	0.22
(1,9)	1:A:70:GLY:H	2:C:3:A:C6	4	0.22
(1,9)	1:A:70:GLY:H	2:C:3:A:C8	4	0.22
(1,9)	1:A:70:GLY:H	2:C:3:A:H1'	4	0.22
(1,9)	1:A:70:GLY:H	2:C:3:A:H2	4	0.22
(1,9)	1:A:70:GLY:H	2:C:3:A:H2'	4	0.22
(1,9)	1:A:70:GLY:H	2:C:3:A:H3'	4	0.22
(1,9)	1:A:70:GLY:H	2:C:3:A:H4'	4	0.22
(1,9)	1:A:70:GLY:H	2:C:3:A:H5'	4	0.22
(1,9)	1:A:70:GLY:H	2:C:3:A:H5''	4	0.22
(1,9)	1:A:70:GLY:H	2:C:3:A:H61	4	0.22
(1,9)	1:A:70:GLY:H	2:C:3:A:H62	4	0.22
(1,9)	1:A:70:GLY:H	2:C:3:A:H8	4	0.22
(1,9)	1:A:70:GLY:H	2:C:3:A:HO2'	4	0.22
(1,9)	1:A:70:GLY:H	2:C:3:A:N1	4	0.22
(1,9)	1:A:70:GLY:H	2:C:3:A:N3	4	0.22
(1,9)	1:A:70:GLY:H	2:C:3:A:N6	4	0.22
(1,9)	1:A:70:GLY:H	2:C:3:A:N7	4	0.22
(1,9)	1:A:70:GLY:H	2:C:3:A:N9	4	0.22
(1,9)	1:A:70:GLY:H	2:C:3:A:O2'	4	0.22
(1,9)	1:A:70:GLY:H	2:C:3:A:O3'	4	0.22
(1,9)	1:A:70:GLY:H	2:C:3:A:O4'	4	0.22
(1,9)	1:A:70:GLY:H	2:C:3:A:O5'	4	0.22
(1,9)	1:A:70:GLY:H	2:C:3:A:OP1	4	0.22
(1,9)	1:A:70:GLY:H	2:C:3:A:OP2	4	0.22
(1,9)	1:A:70:GLY:H	2:C:3:A:P	4	0.22
(1,9)	1:A:70:GLY:H	2:C:4:C:C1'	4	0.22
(1,9)	1:A:70:GLY:H	2:C:4:C:C2	4	0.22
(1,9)	1:A:70:GLY:H	2:C:4:C:C2'	4	0.22
(1,9)	1:A:70:GLY:H	2:C:4:C:C3'	4	0.22
(1,9)	1:A:70:GLY:H	2:C:4:C:C4	4	0.22
(1,9)	1:A:70:GLY:H	2:C:4:C:C4'	4	0.22
(1,9)	1:A:70:GLY:H	2:C:4:C:C5	4	0.22
(1,9)	1:A:70:GLY:H	2:C:4:C:C5'	4	0.22
(1,9)	1:A:70:GLY:H	2:C:4:C:C6	4	0.22

Continued on next page...

Continued from previous page...

Key	Atom-1	Atom-2	Model ID	Violation (Å)
(1,9)	1:A:70:GLY:H	2:C:4:C:H1'	4	0.22
(1,9)	1:A:70:GLY:H	2:C:4:C:H2'	4	0.22
(1,9)	1:A:70:GLY:H	2:C:4:C:H3'	4	0.22
(1,9)	1:A:70:GLY:H	2:C:4:C:H4'	4	0.22
(1,9)	1:A:70:GLY:H	2:C:4:C:H41	4	0.22
(1,9)	1:A:70:GLY:H	2:C:4:C:H42	4	0.22
(1,9)	1:A:70:GLY:H	2:C:4:C:H5	4	0.22
(1,9)	1:A:70:GLY:H	2:C:4:C:H5'	4	0.22
(1,9)	1:A:70:GLY:H	2:C:4:C:H5''	4	0.22
(1,9)	1:A:70:GLY:H	2:C:4:C:H6	4	0.22
(1,9)	1:A:70:GLY:H	2:C:4:C:HO2'	4	0.22
(1,9)	1:A:70:GLY:H	2:C:4:C:N1	4	0.22
(1,9)	1:A:70:GLY:H	2:C:4:C:N3	4	0.22
(1,9)	1:A:70:GLY:H	2:C:4:C:N4	4	0.22
(1,9)	1:A:70:GLY:H	2:C:4:C:O2	4	0.22
(1,9)	1:A:70:GLY:H	2:C:4:C:O2'	4	0.22
(1,9)	1:A:70:GLY:H	2:C:4:C:O3'	4	0.22
(1,9)	1:A:70:GLY:H	2:C:4:C:O4'	4	0.22
(1,9)	1:A:70:GLY:H	2:C:4:C:O5'	4	0.22
(1,9)	1:A:70:GLY:H	2:C:4:C:OP1	4	0.22
(1,9)	1:A:70:GLY:H	2:C:4:C:OP2	4	0.22
(1,9)	1:A:70:GLY:H	2:C:4:C:P	4	0.22
(1,9)	1:A:70:GLY:H	2:C:5:A:C1'	4	0.22
(1,9)	1:A:70:GLY:H	2:C:5:A:C2	4	0.22
(1,9)	1:A:70:GLY:H	2:C:5:A:C2'	4	0.22
(1,9)	1:A:70:GLY:H	2:C:5:A:C3'	4	0.22
(1,9)	1:A:70:GLY:H	2:C:5:A:C4	4	0.22
(1,9)	1:A:70:GLY:H	2:C:5:A:C4'	4	0.22
(1,9)	1:A:70:GLY:H	2:C:5:A:C5	4	0.22
(1,9)	1:A:70:GLY:H	2:C:5:A:C5'	4	0.22
(1,9)	1:A:70:GLY:H	2:C:5:A:C6	4	0.22
(1,9)	1:A:70:GLY:H	2:C:5:A:C8	4	0.22
(1,9)	1:A:70:GLY:H	2:C:5:A:H1'	4	0.22
(1,9)	1:A:70:GLY:H	2:C:5:A:H2	4	0.22
(1,9)	1:A:70:GLY:H	2:C:5:A:H2'	4	0.22
(1,9)	1:A:70:GLY:H	2:C:5:A:H3'	4	0.22
(1,9)	1:A:70:GLY:H	2:C:5:A:H4'	4	0.22
(1,9)	1:A:70:GLY:H	2:C:5:A:H5'	4	0.22
(1,9)	1:A:70:GLY:H	2:C:5:A:H5''	4	0.22
(1,9)	1:A:70:GLY:H	2:C:5:A:H61	4	0.22
(1,9)	1:A:70:GLY:H	2:C:5:A:H62	4	0.22
(1,9)	1:A:70:GLY:H	2:C:5:A:H8	4	0.22

Continued on next page...

Continued from previous page...

Key	Atom-1	Atom-2	Model ID	Violation (Å)
(1,9)	1:A:70:GLY:H	2:C:5:A:HO2'	4	0.22
(1,9)	1:A:70:GLY:H	2:C:5:A:N1	4	0.22
(1,9)	1:A:70:GLY:H	2:C:5:A:N3	4	0.22
(1,9)	1:A:70:GLY:H	2:C:5:A:N6	4	0.22
(1,9)	1:A:70:GLY:H	2:C:5:A:N7	4	0.22
(1,9)	1:A:70:GLY:H	2:C:5:A:N9	4	0.22
(1,9)	1:A:70:GLY:H	2:C:5:A:O2'	4	0.22
(1,9)	1:A:70:GLY:H	2:C:5:A:O3'	4	0.22
(1,9)	1:A:70:GLY:H	2:C:5:A:O4'	4	0.22
(1,9)	1:A:70:GLY:H	2:C:5:A:O5'	4	0.22
(1,9)	1:A:70:GLY:H	2:C:5:A:OP1	4	0.22
(1,9)	1:A:70:GLY:H	2:C:5:A:OP2	4	0.22
(1,9)	1:A:70:GLY:H	2:C:5:A:P	4	0.22
(1,9)	1:A:70:GLY:N	2:C:1:A:C1'	4	0.22
(1,9)	1:A:70:GLY:N	2:C:1:A:C2	4	0.22
(1,9)	1:A:70:GLY:N	2:C:1:A:C2'	4	0.22
(1,9)	1:A:70:GLY:N	2:C:1:A:C3'	4	0.22
(1,9)	1:A:70:GLY:N	2:C:1:A:C4	4	0.22
(1,9)	1:A:70:GLY:N	2:C:1:A:C4'	4	0.22
(1,9)	1:A:70:GLY:N	2:C:1:A:C5	4	0.22
(1,9)	1:A:70:GLY:N	2:C:1:A:C5'	4	0.22
(1,9)	1:A:70:GLY:N	2:C:1:A:C6	4	0.22
(1,9)	1:A:70:GLY:N	2:C:1:A:C8	4	0.22
(1,9)	1:A:70:GLY:N	2:C:1:A:H1'	4	0.22
(1,9)	1:A:70:GLY:N	2:C:1:A:H2	4	0.22
(1,9)	1:A:70:GLY:N	2:C:1:A:H2'	4	0.22
(1,9)	1:A:70:GLY:N	2:C:1:A:H3'	4	0.22
(1,9)	1:A:70:GLY:N	2:C:1:A:H4'	4	0.22
(1,9)	1:A:70:GLY:N	2:C:1:A:H5'	4	0.22
(1,9)	1:A:70:GLY:N	2:C:1:A:H5''	4	0.22
(1,9)	1:A:70:GLY:N	2:C:1:A:H61	4	0.22
(1,9)	1:A:70:GLY:N	2:C:1:A:H62	4	0.22
(1,9)	1:A:70:GLY:N	2:C:1:A:H8	4	0.22
(1,9)	1:A:70:GLY:N	2:C:1:A:HO2'	4	0.22
(1,9)	1:A:70:GLY:N	2:C:1:A:N1	4	0.22
(1,9)	1:A:70:GLY:N	2:C:1:A:N3	4	0.22
(1,9)	1:A:70:GLY:N	2:C:1:A:N6	4	0.22
(1,9)	1:A:70:GLY:N	2:C:1:A:N7	4	0.22
(1,9)	1:A:70:GLY:N	2:C:1:A:N9	4	0.22
(1,9)	1:A:70:GLY:N	2:C:1:A:O2'	4	0.22
(1,9)	1:A:70:GLY:N	2:C:1:A:O3'	4	0.22
(1,9)	1:A:70:GLY:N	2:C:1:A:O4'	4	0.22

Continued on next page...

Continued from previous page...

Key	Atom-1	Atom-2	Model ID	Violation (Å)
(1,9)	1:A:70:GLY:N	2:C:1:A:O5'	4	0.22
(1,9)	1:A:70:GLY:N	2:C:2:U:C1'	4	0.22
(1,9)	1:A:70:GLY:N	2:C:2:U:C2	4	0.22
(1,9)	1:A:70:GLY:N	2:C:2:U:C2'	4	0.22
(1,9)	1:A:70:GLY:N	2:C:2:U:C3'	4	0.22
(1,9)	1:A:70:GLY:N	2:C:2:U:C4	4	0.22
(1,9)	1:A:70:GLY:N	2:C:2:U:C4'	4	0.22
(1,9)	1:A:70:GLY:N	2:C:2:U:C5	4	0.22
(1,9)	1:A:70:GLY:N	2:C:2:U:C5'	4	0.22
(1,9)	1:A:70:GLY:N	2:C:2:U:C6	4	0.22
(1,9)	1:A:70:GLY:N	2:C:2:U:H1'	4	0.22
(1,9)	1:A:70:GLY:N	2:C:2:U:H2'	4	0.22
(1,9)	1:A:70:GLY:N	2:C:2:U:H3	4	0.22
(1,9)	1:A:70:GLY:N	2:C:2:U:H3'	4	0.22
(1,9)	1:A:70:GLY:N	2:C:2:U:H4'	4	0.22
(1,9)	1:A:70:GLY:N	2:C:2:U:H5	4	0.22
(1,9)	1:A:70:GLY:N	2:C:2:U:H5'	4	0.22
(1,9)	1:A:70:GLY:N	2:C:2:U:H5''	4	0.22
(1,9)	1:A:70:GLY:N	2:C:2:U:H6	4	0.22
(1,9)	1:A:70:GLY:N	2:C:2:U:HO2'	4	0.22
(1,9)	1:A:70:GLY:N	2:C:2:U:N1	4	0.22
(1,9)	1:A:70:GLY:N	2:C:2:U:N3	4	0.22
(1,9)	1:A:70:GLY:N	2:C:2:U:O2	4	0.22
(1,9)	1:A:70:GLY:N	2:C:2:U:O2'	4	0.22
(1,9)	1:A:70:GLY:N	2:C:2:U:O3'	4	0.22
(1,9)	1:A:70:GLY:N	2:C:2:U:O4	4	0.22
(1,9)	1:A:70:GLY:N	2:C:2:U:O4'	4	0.22
(1,9)	1:A:70:GLY:N	2:C:2:U:O5'	4	0.22
(1,9)	1:A:70:GLY:N	2:C:2:U:OP1	4	0.22
(1,9)	1:A:70:GLY:N	2:C:2:U:OP2	4	0.22
(1,9)	1:A:70:GLY:N	2:C:2:U:P	4	0.22
(1,9)	1:A:70:GLY:N	2:C:3:A:C1'	4	0.22
(1,9)	1:A:70:GLY:N	2:C:3:A:C2	4	0.22
(1,9)	1:A:70:GLY:N	2:C:3:A:C2'	4	0.22
(1,9)	1:A:70:GLY:N	2:C:3:A:C3'	4	0.22
(1,9)	1:A:70:GLY:N	2:C:3:A:C4	4	0.22
(1,9)	1:A:70:GLY:N	2:C:3:A:C4'	4	0.22
(1,9)	1:A:70:GLY:N	2:C:3:A:C5	4	0.22
(1,9)	1:A:70:GLY:N	2:C:3:A:C5'	4	0.22
(1,9)	1:A:70:GLY:N	2:C:3:A:C6	4	0.22
(1,9)	1:A:70:GLY:N	2:C:3:A:C8	4	0.22
(1,9)	1:A:70:GLY:N	2:C:3:A:H1'	4	0.22

Continued on next page...

Continued from previous page...

Key	Atom-1	Atom-2	Model ID	Violation (Å)
(1,9)	1:A:70:GLY:N	2:C:3:A:H2	4	0.22
(1,9)	1:A:70:GLY:N	2:C:3:A:H2'	4	0.22
(1,9)	1:A:70:GLY:N	2:C:3:A:H3'	4	0.22
(1,9)	1:A:70:GLY:N	2:C:3:A:H4'	4	0.22
(1,9)	1:A:70:GLY:N	2:C:3:A:H5'	4	0.22
(1,9)	1:A:70:GLY:N	2:C:3:A:H5''	4	0.22
(1,9)	1:A:70:GLY:N	2:C:3:A:H61	4	0.22
(1,9)	1:A:70:GLY:N	2:C:3:A:H62	4	0.22
(1,9)	1:A:70:GLY:N	2:C:3:A:H8	4	0.22
(1,9)	1:A:70:GLY:N	2:C:3:A:HO2'	4	0.22
(1,9)	1:A:70:GLY:N	2:C:3:A:N1	4	0.22
(1,9)	1:A:70:GLY:N	2:C:3:A:N3	4	0.22
(1,9)	1:A:70:GLY:N	2:C:3:A:N6	4	0.22
(1,9)	1:A:70:GLY:N	2:C:3:A:N7	4	0.22
(1,9)	1:A:70:GLY:N	2:C:3:A:N9	4	0.22
(1,9)	1:A:70:GLY:N	2:C:3:A:O2'	4	0.22
(1,9)	1:A:70:GLY:N	2:C:3:A:O3'	4	0.22
(1,9)	1:A:70:GLY:N	2:C:3:A:O4'	4	0.22
(1,9)	1:A:70:GLY:N	2:C:3:A:O5'	4	0.22
(1,9)	1:A:70:GLY:N	2:C:3:A:OP1	4	0.22
(1,9)	1:A:70:GLY:N	2:C:3:A:OP2	4	0.22
(1,9)	1:A:70:GLY:N	2:C:3:A:P	4	0.22
(1,9)	1:A:70:GLY:N	2:C:4:C:C1'	4	0.22
(1,9)	1:A:70:GLY:N	2:C:4:C:C2	4	0.22
(1,9)	1:A:70:GLY:N	2:C:4:C:C2'	4	0.22
(1,9)	1:A:70:GLY:N	2:C:4:C:C3'	4	0.22
(1,9)	1:A:70:GLY:N	2:C:4:C:C4	4	0.22
(1,9)	1:A:70:GLY:N	2:C:4:C:C4'	4	0.22
(1,9)	1:A:70:GLY:N	2:C:4:C:C5	4	0.22
(1,9)	1:A:70:GLY:N	2:C:4:C:C5'	4	0.22
(1,9)	1:A:70:GLY:N	2:C:4:C:C6	4	0.22
(1,9)	1:A:70:GLY:N	2:C:4:C:H1'	4	0.22
(1,9)	1:A:70:GLY:N	2:C:4:C:H2'	4	0.22
(1,9)	1:A:70:GLY:N	2:C:4:C:H3'	4	0.22
(1,9)	1:A:70:GLY:N	2:C:4:C:H4'	4	0.22
(1,9)	1:A:70:GLY:N	2:C:4:C:H41	4	0.22
(1,9)	1:A:70:GLY:N	2:C:4:C:H42	4	0.22
(1,9)	1:A:70:GLY:N	2:C:4:C:H5	4	0.22
(1,9)	1:A:70:GLY:N	2:C:4:C:H5'	4	0.22
(1,9)	1:A:70:GLY:N	2:C:4:C:H5''	4	0.22
(1,9)	1:A:70:GLY:N	2:C:4:C:H6	4	0.22
(1,9)	1:A:70:GLY:N	2:C:4:C:HO2'	4	0.22

Continued on next page...

Continued from previous page...

Key	Atom-1	Atom-2	Model ID	Violation (Å)
(1,9)	1:A:70:GLY:N	2:C:4:C:N1	4	0.22
(1,9)	1:A:70:GLY:N	2:C:4:C:N3	4	0.22
(1,9)	1:A:70:GLY:N	2:C:4:C:N4	4	0.22
(1,9)	1:A:70:GLY:N	2:C:4:C:O2	4	0.22
(1,9)	1:A:70:GLY:N	2:C:4:C:O2'	4	0.22
(1,9)	1:A:70:GLY:N	2:C:4:C:O3'	4	0.22
(1,9)	1:A:70:GLY:N	2:C:4:C:O4'	4	0.22
(1,9)	1:A:70:GLY:N	2:C:4:C:O5'	4	0.22
(1,9)	1:A:70:GLY:N	2:C:4:C:OP1	4	0.22
(1,9)	1:A:70:GLY:N	2:C:4:C:OP2	4	0.22
(1,9)	1:A:70:GLY:N	2:C:4:C:P	4	0.22
(1,9)	1:A:70:GLY:N	2:C:5:A:C1'	4	0.22
(1,9)	1:A:70:GLY:N	2:C:5:A:C2	4	0.22
(1,9)	1:A:70:GLY:N	2:C:5:A:C2'	4	0.22
(1,9)	1:A:70:GLY:N	2:C:5:A:C3'	4	0.22
(1,9)	1:A:70:GLY:N	2:C:5:A:C4	4	0.22
(1,9)	1:A:70:GLY:N	2:C:5:A:C4'	4	0.22
(1,9)	1:A:70:GLY:N	2:C:5:A:C5	4	0.22
(1,9)	1:A:70:GLY:N	2:C:5:A:C5'	4	0.22
(1,9)	1:A:70:GLY:N	2:C:5:A:C6	4	0.22
(1,9)	1:A:70:GLY:N	2:C:5:A:C8	4	0.22
(1,9)	1:A:70:GLY:N	2:C:5:A:H1'	4	0.22
(1,9)	1:A:70:GLY:N	2:C:5:A:H2	4	0.22
(1,9)	1:A:70:GLY:N	2:C:5:A:H2'	4	0.22
(1,9)	1:A:70:GLY:N	2:C:5:A:H3'	4	0.22
(1,9)	1:A:70:GLY:N	2:C:5:A:H4'	4	0.22
(1,9)	1:A:70:GLY:N	2:C:5:A:H5'	4	0.22
(1,9)	1:A:70:GLY:N	2:C:5:A:H5''	4	0.22
(1,9)	1:A:70:GLY:N	2:C:5:A:H61	4	0.22
(1,9)	1:A:70:GLY:N	2:C:5:A:H62	4	0.22
(1,9)	1:A:70:GLY:N	2:C:5:A:H8	4	0.22
(1,9)	1:A:70:GLY:N	2:C:5:A:HO2'	4	0.22
(1,9)	1:A:70:GLY:N	2:C:5:A:N1	4	0.22
(1,9)	1:A:70:GLY:N	2:C:5:A:N3	4	0.22
(1,9)	1:A:70:GLY:N	2:C:5:A:N6	4	0.22
(1,9)	1:A:70:GLY:N	2:C:5:A:N7	4	0.22
(1,9)	1:A:70:GLY:N	2:C:5:A:N9	4	0.22
(1,9)	1:A:70:GLY:N	2:C:5:A:O2'	4	0.22
(1,9)	1:A:70:GLY:N	2:C:5:A:O3'	4	0.22
(1,9)	1:A:70:GLY:N	2:C:5:A:O4'	4	0.22
(1,9)	1:A:70:GLY:N	2:C:5:A:O5'	4	0.22
(1,9)	1:A:70:GLY:N	2:C:5:A:OP1	4	0.22

Continued on next page...

Continued from previous page...

Key	Atom-1	Atom-2	Model ID	Violation (Å)
(1,9)	1:A:70:GLY:N	2:C:5:A:OP2	4	0.22
(1,9)	1:A:70:GLY:N	2:C:5:A:P	4	0.22
(1,9)	1:A:70:GLY:O	2:C:1:A:C1'	4	0.22
(1,9)	1:A:70:GLY:O	2:C:1:A:C2	4	0.22
(1,9)	1:A:70:GLY:O	2:C:1:A:C2'	4	0.22
(1,9)	1:A:70:GLY:O	2:C:1:A:C3'	4	0.22
(1,9)	1:A:70:GLY:O	2:C:1:A:C4	4	0.22
(1,9)	1:A:70:GLY:O	2:C:1:A:C4'	4	0.22
(1,9)	1:A:70:GLY:O	2:C:1:A:C5	4	0.22
(1,9)	1:A:70:GLY:O	2:C:1:A:C5'	4	0.22
(1,9)	1:A:70:GLY:O	2:C:1:A:C6	4	0.22
(1,9)	1:A:70:GLY:O	2:C:1:A:C8	4	0.22
(1,9)	1:A:70:GLY:O	2:C:1:A:H1'	4	0.22
(1,9)	1:A:70:GLY:O	2:C:1:A:H2	4	0.22
(1,9)	1:A:70:GLY:O	2:C:1:A:H2'	4	0.22
(1,9)	1:A:70:GLY:O	2:C:1:A:H3'	4	0.22
(1,9)	1:A:70:GLY:O	2:C:1:A:H4'	4	0.22
(1,9)	1:A:70:GLY:O	2:C:1:A:H5'	4	0.22
(1,9)	1:A:70:GLY:O	2:C:1:A:H5''	4	0.22
(1,9)	1:A:70:GLY:O	2:C:1:A:H61	4	0.22
(1,9)	1:A:70:GLY:O	2:C:1:A:H62	4	0.22
(1,9)	1:A:70:GLY:O	2:C:1:A:H8	4	0.22
(1,9)	1:A:70:GLY:O	2:C:1:A:HO2'	4	0.22
(1,9)	1:A:70:GLY:O	2:C:1:A:N1	4	0.22
(1,9)	1:A:70:GLY:O	2:C:1:A:N3	4	0.22
(1,9)	1:A:70:GLY:O	2:C:1:A:N6	4	0.22
(1,9)	1:A:70:GLY:O	2:C:1:A:N7	4	0.22
(1,9)	1:A:70:GLY:O	2:C:1:A:N9	4	0.22
(1,9)	1:A:70:GLY:O	2:C:1:A:O2'	4	0.22
(1,9)	1:A:70:GLY:O	2:C:1:A:O3'	4	0.22
(1,9)	1:A:70:GLY:O	2:C:1:A:O4'	4	0.22
(1,9)	1:A:70:GLY:O	2:C:1:A:O5'	4	0.22
(1,9)	1:A:70:GLY:O	2:C:2:U:C1'	4	0.22
(1,9)	1:A:70:GLY:O	2:C:2:U:C2	4	0.22
(1,9)	1:A:70:GLY:O	2:C:2:U:C2'	4	0.22
(1,9)	1:A:70:GLY:O	2:C:2:U:C3'	4	0.22
(1,9)	1:A:70:GLY:O	2:C:2:U:C4	4	0.22
(1,9)	1:A:70:GLY:O	2:C:2:U:C4'	4	0.22
(1,9)	1:A:70:GLY:O	2:C:2:U:C5	4	0.22
(1,9)	1:A:70:GLY:O	2:C:2:U:C5'	4	0.22
(1,9)	1:A:70:GLY:O	2:C:2:U:C6	4	0.22
(1,9)	1:A:70:GLY:O	2:C:2:U:H1'	4	0.22

Continued on next page...

Continued from previous page...

Key	Atom-1	Atom-2	Model ID	Violation (Å)
(1,9)	1:A:70:GLY:O	2:C:2:U:H2'	4	0.22
(1,9)	1:A:70:GLY:O	2:C:2:U:H3	4	0.22
(1,9)	1:A:70:GLY:O	2:C:2:U:H3'	4	0.22
(1,9)	1:A:70:GLY:O	2:C:2:U:H4'	4	0.22
(1,9)	1:A:70:GLY:O	2:C:2:U:H5	4	0.22
(1,9)	1:A:70:GLY:O	2:C:2:U:H5'	4	0.22
(1,9)	1:A:70:GLY:O	2:C:2:U:H5''	4	0.22
(1,9)	1:A:70:GLY:O	2:C:2:U:H6	4	0.22
(1,9)	1:A:70:GLY:O	2:C:2:U:HO2'	4	0.22
(1,9)	1:A:70:GLY:O	2:C:2:U:N1	4	0.22
(1,9)	1:A:70:GLY:O	2:C:2:U:N3	4	0.22
(1,9)	1:A:70:GLY:O	2:C:2:U:O2	4	0.22
(1,9)	1:A:70:GLY:O	2:C:2:U:O2'	4	0.22
(1,9)	1:A:70:GLY:O	2:C:2:U:O3'	4	0.22
(1,9)	1:A:70:GLY:O	2:C:2:U:O4	4	0.22
(1,9)	1:A:70:GLY:O	2:C:2:U:O4'	4	0.22
(1,9)	1:A:70:GLY:O	2:C:2:U:O5'	4	0.22
(1,9)	1:A:70:GLY:O	2:C:2:U:OP1	4	0.22
(1,9)	1:A:70:GLY:O	2:C:2:U:OP2	4	0.22
(1,9)	1:A:70:GLY:O	2:C:2:U:P	4	0.22
(1,9)	1:A:70:GLY:O	2:C:3:A:C1'	4	0.22
(1,9)	1:A:70:GLY:O	2:C:3:A:C2	4	0.22
(1,9)	1:A:70:GLY:O	2:C:3:A:C2'	4	0.22
(1,9)	1:A:70:GLY:O	2:C:3:A:C3'	4	0.22
(1,9)	1:A:70:GLY:O	2:C:3:A:C4	4	0.22
(1,9)	1:A:70:GLY:O	2:C:3:A:C4'	4	0.22
(1,9)	1:A:70:GLY:O	2:C:3:A:C5	4	0.22
(1,9)	1:A:70:GLY:O	2:C:3:A:C5'	4	0.22
(1,9)	1:A:70:GLY:O	2:C:3:A:C6	4	0.22
(1,9)	1:A:70:GLY:O	2:C:3:A:C8	4	0.22
(1,9)	1:A:70:GLY:O	2:C:3:A:H1'	4	0.22
(1,9)	1:A:70:GLY:O	2:C:3:A:H2	4	0.22
(1,9)	1:A:70:GLY:O	2:C:3:A:H2'	4	0.22
(1,9)	1:A:70:GLY:O	2:C:3:A:H3'	4	0.22
(1,9)	1:A:70:GLY:O	2:C:3:A:H4'	4	0.22
(1,9)	1:A:70:GLY:O	2:C:3:A:H5'	4	0.22
(1,9)	1:A:70:GLY:O	2:C:3:A:H5''	4	0.22
(1,9)	1:A:70:GLY:O	2:C:3:A:H61	4	0.22
(1,9)	1:A:70:GLY:O	2:C:3:A:H62	4	0.22
(1,9)	1:A:70:GLY:O	2:C:3:A:H8	4	0.22
(1,9)	1:A:70:GLY:O	2:C:3:A:HO2'	4	0.22
(1,9)	1:A:70:GLY:O	2:C:3:A:N1	4	0.22

Continued on next page...

Continued from previous page...

Key	Atom-1	Atom-2	Model ID	Violation (Å)
(1,9)	1:A:70:GLY:O	2:C:3:A:N3	4	0.22
(1,9)	1:A:70:GLY:O	2:C:3:A:N6	4	0.22
(1,9)	1:A:70:GLY:O	2:C:3:A:N7	4	0.22
(1,9)	1:A:70:GLY:O	2:C:3:A:N9	4	0.22
(1,9)	1:A:70:GLY:O	2:C:3:A:O2'	4	0.22
(1,9)	1:A:70:GLY:O	2:C:3:A:O3'	4	0.22
(1,9)	1:A:70:GLY:O	2:C:3:A:O4'	4	0.22
(1,9)	1:A:70:GLY:O	2:C:3:A:O5'	4	0.22
(1,9)	1:A:70:GLY:O	2:C:3:A:OP1	4	0.22
(1,9)	1:A:70:GLY:O	2:C:3:A:OP2	4	0.22
(1,9)	1:A:70:GLY:O	2:C:3:A:P	4	0.22
(1,9)	1:A:70:GLY:O	2:C:4:C:C1'	4	0.22
(1,9)	1:A:70:GLY:O	2:C:4:C:C2	4	0.22
(1,9)	1:A:70:GLY:O	2:C:4:C:C2'	4	0.22
(1,9)	1:A:70:GLY:O	2:C:4:C:C3'	4	0.22
(1,9)	1:A:70:GLY:O	2:C:4:C:C4	4	0.22
(1,9)	1:A:70:GLY:O	2:C:4:C:C4'	4	0.22
(1,9)	1:A:70:GLY:O	2:C:4:C:C5	4	0.22
(1,9)	1:A:70:GLY:O	2:C:4:C:C5'	4	0.22
(1,9)	1:A:70:GLY:O	2:C:4:C:C6	4	0.22
(1,9)	1:A:70:GLY:O	2:C:4:C:H1'	4	0.22
(1,9)	1:A:70:GLY:O	2:C:4:C:H2'	4	0.22
(1,9)	1:A:70:GLY:O	2:C:4:C:H3'	4	0.22
(1,9)	1:A:70:GLY:O	2:C:4:C:H4'	4	0.22
(1,9)	1:A:70:GLY:O	2:C:4:C:H41	4	0.22
(1,9)	1:A:70:GLY:O	2:C:4:C:H42	4	0.22
(1,9)	1:A:70:GLY:O	2:C:4:C:H5	4	0.22
(1,9)	1:A:70:GLY:O	2:C:4:C:H5'	4	0.22
(1,9)	1:A:70:GLY:O	2:C:4:C:H5''	4	0.22
(1,9)	1:A:70:GLY:O	2:C:4:C:H6	4	0.22
(1,9)	1:A:70:GLY:O	2:C:4:C:HO2'	4	0.22
(1,9)	1:A:70:GLY:O	2:C:4:C:N1	4	0.22
(1,9)	1:A:70:GLY:O	2:C:4:C:N3	4	0.22
(1,9)	1:A:70:GLY:O	2:C:4:C:N4	4	0.22
(1,9)	1:A:70:GLY:O	2:C:4:C:O2	4	0.22
(1,9)	1:A:70:GLY:O	2:C:4:C:O2'	4	0.22
(1,9)	1:A:70:GLY:O	2:C:4:C:O3'	4	0.22
(1,9)	1:A:70:GLY:O	2:C:4:C:O4'	4	0.22
(1,9)	1:A:70:GLY:O	2:C:4:C:O5'	4	0.22
(1,9)	1:A:70:GLY:O	2:C:4:C:OP1	4	0.22
(1,9)	1:A:70:GLY:O	2:C:4:C:OP2	4	0.22
(1,9)	1:A:70:GLY:O	2:C:4:C:P	4	0.22

Continued on next page...

Continued from previous page...

Key	Atom-1	Atom-2	Model ID	Violation (Å)
(1,9)	1:A:70:GLY:O	2:C:5:A:C1'	4	0.22
(1,9)	1:A:70:GLY:O	2:C:5:A:C2	4	0.22
(1,9)	1:A:70:GLY:O	2:C:5:A:C2'	4	0.22
(1,9)	1:A:70:GLY:O	2:C:5:A:C3'	4	0.22
(1,9)	1:A:70:GLY:O	2:C:5:A:C4	4	0.22
(1,9)	1:A:70:GLY:O	2:C:5:A:C4'	4	0.22
(1,9)	1:A:70:GLY:O	2:C:5:A:C5	4	0.22
(1,9)	1:A:70:GLY:O	2:C:5:A:C5'	4	0.22
(1,9)	1:A:70:GLY:O	2:C:5:A:C6	4	0.22
(1,9)	1:A:70:GLY:O	2:C:5:A:C8	4	0.22
(1,9)	1:A:70:GLY:O	2:C:5:A:H1'	4	0.22
(1,9)	1:A:70:GLY:O	2:C:5:A:H2	4	0.22
(1,9)	1:A:70:GLY:O	2:C:5:A:H2'	4	0.22
(1,9)	1:A:70:GLY:O	2:C:5:A:H3'	4	0.22
(1,9)	1:A:70:GLY:O	2:C:5:A:H4'	4	0.22
(1,9)	1:A:70:GLY:O	2:C:5:A:H5'	4	0.22
(1,9)	1:A:70:GLY:O	2:C:5:A:H5''	4	0.22
(1,9)	1:A:70:GLY:O	2:C:5:A:H61	4	0.22
(1,9)	1:A:70:GLY:O	2:C:5:A:H62	4	0.22
(1,9)	1:A:70:GLY:O	2:C:5:A:H8	4	0.22
(1,9)	1:A:70:GLY:O	2:C:5:A:HO2'	4	0.22
(1,9)	1:A:70:GLY:O	2:C:5:A:N1	4	0.22
(1,9)	1:A:70:GLY:O	2:C:5:A:N3	4	0.22
(1,9)	1:A:70:GLY:O	2:C:5:A:N6	4	0.22
(1,9)	1:A:70:GLY:O	2:C:5:A:N7	4	0.22
(1,9)	1:A:70:GLY:O	2:C:5:A:N9	4	0.22
(1,9)	1:A:70:GLY:O	2:C:5:A:O2'	4	0.22
(1,9)	1:A:70:GLY:O	2:C:5:A:O3'	4	0.22
(1,9)	1:A:70:GLY:O	2:C:5:A:O4'	4	0.22
(1,9)	1:A:70:GLY:O	2:C:5:A:O5'	4	0.22
(1,9)	1:A:70:GLY:O	2:C:5:A:OP1	4	0.22
(1,9)	1:A:70:GLY:O	2:C:5:A:OP2	4	0.22
(1,9)	1:A:70:GLY:O	2:C:5:A:P	4	0.22
(1,9)	1:A:70:GLY:C	2:C:1:A:C1'	7	0.22
(1,9)	1:A:70:GLY:C	2:C:1:A:C2	7	0.22
(1,9)	1:A:70:GLY:C	2:C:1:A:C2'	7	0.22
(1,9)	1:A:70:GLY:C	2:C:1:A:C3'	7	0.22
(1,9)	1:A:70:GLY:C	2:C:1:A:C4	7	0.22
(1,9)	1:A:70:GLY:C	2:C:1:A:C4'	7	0.22
(1,9)	1:A:70:GLY:C	2:C:1:A:C5	7	0.22
(1,9)	1:A:70:GLY:C	2:C:1:A:C5'	7	0.22
(1,9)	1:A:70:GLY:C	2:C:1:A:C6	7	0.22

Continued on next page...

Continued from previous page...

Key	Atom-1	Atom-2	Model ID	Violation (Å)
(1,9)	1:A:70:GLY:C	2:C:1:A:C8	7	0.22
(1,9)	1:A:70:GLY:C	2:C:1:A:H1'	7	0.22
(1,9)	1:A:70:GLY:C	2:C:1:A:H2	7	0.22
(1,9)	1:A:70:GLY:C	2:C:1:A:H2'	7	0.22
(1,9)	1:A:70:GLY:C	2:C:1:A:H3'	7	0.22
(1,9)	1:A:70:GLY:C	2:C:1:A:H4'	7	0.22
(1,9)	1:A:70:GLY:C	2:C:1:A:H5'	7	0.22
(1,9)	1:A:70:GLY:C	2:C:1:A:H5''	7	0.22
(1,9)	1:A:70:GLY:C	2:C:1:A:H61	7	0.22
(1,9)	1:A:70:GLY:C	2:C:1:A:H62	7	0.22
(1,9)	1:A:70:GLY:C	2:C:1:A:H8	7	0.22
(1,9)	1:A:70:GLY:C	2:C:1:A:HO2'	7	0.22
(1,9)	1:A:70:GLY:C	2:C:1:A:N1	7	0.22
(1,9)	1:A:70:GLY:C	2:C:1:A:N3	7	0.22
(1,9)	1:A:70:GLY:C	2:C:1:A:N6	7	0.22
(1,9)	1:A:70:GLY:C	2:C:1:A:N7	7	0.22
(1,9)	1:A:70:GLY:C	2:C:1:A:N9	7	0.22
(1,9)	1:A:70:GLY:C	2:C:1:A:O2'	7	0.22
(1,9)	1:A:70:GLY:C	2:C:1:A:O3'	7	0.22
(1,9)	1:A:70:GLY:C	2:C:1:A:O4'	7	0.22
(1,9)	1:A:70:GLY:C	2:C:1:A:O5'	7	0.22
(1,9)	1:A:70:GLY:C	2:C:2:U:C1'	7	0.22
(1,9)	1:A:70:GLY:C	2:C:2:U:C2	7	0.22
(1,9)	1:A:70:GLY:C	2:C:2:U:C2'	7	0.22
(1,9)	1:A:70:GLY:C	2:C:2:U:C3'	7	0.22
(1,9)	1:A:70:GLY:C	2:C:2:U:C4	7	0.22
(1,9)	1:A:70:GLY:C	2:C:2:U:C4'	7	0.22
(1,9)	1:A:70:GLY:C	2:C:2:U:C5	7	0.22
(1,9)	1:A:70:GLY:C	2:C:2:U:C5'	7	0.22
(1,9)	1:A:70:GLY:C	2:C:2:U:C6	7	0.22
(1,9)	1:A:70:GLY:C	2:C:2:U:H1'	7	0.22
(1,9)	1:A:70:GLY:C	2:C:2:U:H2'	7	0.22
(1,9)	1:A:70:GLY:C	2:C:2:U:H3	7	0.22
(1,9)	1:A:70:GLY:C	2:C:2:U:H3'	7	0.22
(1,9)	1:A:70:GLY:C	2:C:2:U:H4'	7	0.22
(1,9)	1:A:70:GLY:C	2:C:2:U:H5	7	0.22
(1,9)	1:A:70:GLY:C	2:C:2:U:H5'	7	0.22
(1,9)	1:A:70:GLY:C	2:C:2:U:H5''	7	0.22
(1,9)	1:A:70:GLY:C	2:C:2:U:H6	7	0.22
(1,9)	1:A:70:GLY:C	2:C:2:U:HO2'	7	0.22
(1,9)	1:A:70:GLY:C	2:C:2:U:N1	7	0.22
(1,9)	1:A:70:GLY:C	2:C:2:U:N3	7	0.22

Continued on next page...

Continued from previous page...

Key	Atom-1	Atom-2	Model ID	Violation (Å)
(1,9)	1:A:70:GLY:C	2:C:2:U:O2	7	0.22
(1,9)	1:A:70:GLY:C	2:C:2:U:O2'	7	0.22
(1,9)	1:A:70:GLY:C	2:C:2:U:O3'	7	0.22
(1,9)	1:A:70:GLY:C	2:C:2:U:O4	7	0.22
(1,9)	1:A:70:GLY:C	2:C:2:U:O4'	7	0.22
(1,9)	1:A:70:GLY:C	2:C:2:U:O5'	7	0.22
(1,9)	1:A:70:GLY:C	2:C:2:U:OP1	7	0.22
(1,9)	1:A:70:GLY:C	2:C:2:U:OP2	7	0.22
(1,9)	1:A:70:GLY:C	2:C:2:U:P	7	0.22
(1,9)	1:A:70:GLY:C	2:C:3:A:C1'	7	0.22
(1,9)	1:A:70:GLY:C	2:C:3:A:C2	7	0.22
(1,9)	1:A:70:GLY:C	2:C:3:A:C2'	7	0.22
(1,9)	1:A:70:GLY:C	2:C:3:A:C3'	7	0.22
(1,9)	1:A:70:GLY:C	2:C:3:A:C4	7	0.22
(1,9)	1:A:70:GLY:C	2:C:3:A:C4'	7	0.22
(1,9)	1:A:70:GLY:C	2:C:3:A:C5	7	0.22
(1,9)	1:A:70:GLY:C	2:C:3:A:C5'	7	0.22
(1,9)	1:A:70:GLY:C	2:C:3:A:C6	7	0.22
(1,9)	1:A:70:GLY:C	2:C:3:A:C8	7	0.22
(1,9)	1:A:70:GLY:C	2:C:3:A:H1'	7	0.22
(1,9)	1:A:70:GLY:C	2:C:3:A:H2	7	0.22
(1,9)	1:A:70:GLY:C	2:C:3:A:H2'	7	0.22
(1,9)	1:A:70:GLY:C	2:C:3:A:H3'	7	0.22
(1,9)	1:A:70:GLY:C	2:C:3:A:H4'	7	0.22
(1,9)	1:A:70:GLY:C	2:C:3:A:H5'	7	0.22
(1,9)	1:A:70:GLY:C	2:C:3:A:H5''	7	0.22
(1,9)	1:A:70:GLY:C	2:C:3:A:H61	7	0.22
(1,9)	1:A:70:GLY:C	2:C:3:A:H62	7	0.22
(1,9)	1:A:70:GLY:C	2:C:3:A:H8	7	0.22
(1,9)	1:A:70:GLY:C	2:C:3:A:HO2'	7	0.22
(1,9)	1:A:70:GLY:C	2:C:3:A:N1	7	0.22
(1,9)	1:A:70:GLY:C	2:C:3:A:N3	7	0.22
(1,9)	1:A:70:GLY:C	2:C:3:A:N6	7	0.22
(1,9)	1:A:70:GLY:C	2:C:3:A:N7	7	0.22
(1,9)	1:A:70:GLY:C	2:C:3:A:N9	7	0.22
(1,9)	1:A:70:GLY:C	2:C:3:A:O2'	7	0.22
(1,9)	1:A:70:GLY:C	2:C:3:A:O3'	7	0.22
(1,9)	1:A:70:GLY:C	2:C:3:A:O4'	7	0.22
(1,9)	1:A:70:GLY:C	2:C:3:A:O5'	7	0.22
(1,9)	1:A:70:GLY:C	2:C:3:A:OP1	7	0.22
(1,9)	1:A:70:GLY:C	2:C:3:A:OP2	7	0.22
(1,9)	1:A:70:GLY:C	2:C:3:A:P	7	0.22

Continued on next page...

Continued from previous page...

Key	Atom-1	Atom-2	Model ID	Violation (Å)
(1,9)	1:A:70:GLY:C	2:C:4:C:C1'	7	0.22
(1,9)	1:A:70:GLY:C	2:C:4:C:C2	7	0.22
(1,9)	1:A:70:GLY:C	2:C:4:C:C2'	7	0.22
(1,9)	1:A:70:GLY:C	2:C:4:C:C3'	7	0.22
(1,9)	1:A:70:GLY:C	2:C:4:C:C4	7	0.22
(1,9)	1:A:70:GLY:C	2:C:4:C:C4'	7	0.22
(1,9)	1:A:70:GLY:C	2:C:4:C:C5	7	0.22
(1,9)	1:A:70:GLY:C	2:C:4:C:C5'	7	0.22
(1,9)	1:A:70:GLY:C	2:C:4:C:C6	7	0.22
(1,9)	1:A:70:GLY:C	2:C:4:C:H1'	7	0.22
(1,9)	1:A:70:GLY:C	2:C:4:C:H2'	7	0.22
(1,9)	1:A:70:GLY:C	2:C:4:C:H3'	7	0.22
(1,9)	1:A:70:GLY:C	2:C:4:C:H4'	7	0.22
(1,9)	1:A:70:GLY:C	2:C:4:C:H41	7	0.22
(1,9)	1:A:70:GLY:C	2:C:4:C:H42	7	0.22
(1,9)	1:A:70:GLY:C	2:C:4:C:H5	7	0.22
(1,9)	1:A:70:GLY:C	2:C:4:C:H5'	7	0.22
(1,9)	1:A:70:GLY:C	2:C:4:C:H5''	7	0.22
(1,9)	1:A:70:GLY:C	2:C:4:C:H6	7	0.22
(1,9)	1:A:70:GLY:C	2:C:4:C:HO2'	7	0.22
(1,9)	1:A:70:GLY:C	2:C:4:C:N1	7	0.22
(1,9)	1:A:70:GLY:C	2:C:4:C:N3	7	0.22
(1,9)	1:A:70:GLY:C	2:C:4:C:N4	7	0.22
(1,9)	1:A:70:GLY:C	2:C:4:C:O2	7	0.22
(1,9)	1:A:70:GLY:C	2:C:4:C:O2'	7	0.22
(1,9)	1:A:70:GLY:C	2:C:4:C:O3'	7	0.22
(1,9)	1:A:70:GLY:C	2:C:4:C:O4'	7	0.22
(1,9)	1:A:70:GLY:C	2:C:4:C:O5'	7	0.22
(1,9)	1:A:70:GLY:C	2:C:4:C:OP1	7	0.22
(1,9)	1:A:70:GLY:C	2:C:4:C:OP2	7	0.22
(1,9)	1:A:70:GLY:C	2:C:4:C:P	7	0.22
(1,9)	1:A:70:GLY:C	2:C:5:A:C1'	7	0.22
(1,9)	1:A:70:GLY:C	2:C:5:A:C2	7	0.22
(1,9)	1:A:70:GLY:C	2:C:5:A:C2'	7	0.22
(1,9)	1:A:70:GLY:C	2:C:5:A:C3'	7	0.22
(1,9)	1:A:70:GLY:C	2:C:5:A:C4	7	0.22
(1,9)	1:A:70:GLY:C	2:C:5:A:C4'	7	0.22
(1,9)	1:A:70:GLY:C	2:C:5:A:C5	7	0.22
(1,9)	1:A:70:GLY:C	2:C:5:A:C5'	7	0.22
(1,9)	1:A:70:GLY:C	2:C:5:A:C6	7	0.22
(1,9)	1:A:70:GLY:C	2:C:5:A:C8	7	0.22
(1,9)	1:A:70:GLY:C	2:C:5:A:H1'	7	0.22

Continued on next page...

Continued from previous page...

Key	Atom-1	Atom-2	Model ID	Violation (Å)
(1,9)	1:A:70:GLY:C	2:C:5:A:H2	7	0.22
(1,9)	1:A:70:GLY:C	2:C:5:A:H2'	7	0.22
(1,9)	1:A:70:GLY:C	2:C:5:A:H3'	7	0.22
(1,9)	1:A:70:GLY:C	2:C:5:A:H4'	7	0.22
(1,9)	1:A:70:GLY:C	2:C:5:A:H5'	7	0.22
(1,9)	1:A:70:GLY:C	2:C:5:A:H5''	7	0.22
(1,9)	1:A:70:GLY:C	2:C:5:A:H61	7	0.22
(1,9)	1:A:70:GLY:C	2:C:5:A:H62	7	0.22
(1,9)	1:A:70:GLY:C	2:C:5:A:H8	7	0.22
(1,9)	1:A:70:GLY:C	2:C:5:A:HO2'	7	0.22
(1,9)	1:A:70:GLY:C	2:C:5:A:N1	7	0.22
(1,9)	1:A:70:GLY:C	2:C:5:A:N3	7	0.22
(1,9)	1:A:70:GLY:C	2:C:5:A:N6	7	0.22
(1,9)	1:A:70:GLY:C	2:C:5:A:N7	7	0.22
(1,9)	1:A:70:GLY:C	2:C:5:A:N9	7	0.22
(1,9)	1:A:70:GLY:C	2:C:5:A:O2'	7	0.22
(1,9)	1:A:70:GLY:C	2:C:5:A:O3'	7	0.22
(1,9)	1:A:70:GLY:C	2:C:5:A:O4'	7	0.22
(1,9)	1:A:70:GLY:C	2:C:5:A:O5'	7	0.22
(1,9)	1:A:70:GLY:C	2:C:5:A:OP1	7	0.22
(1,9)	1:A:70:GLY:C	2:C:5:A:OP2	7	0.22
(1,9)	1:A:70:GLY:C	2:C:5:A:P	7	0.22
(1,9)	1:A:70:GLY:CA	2:C:1:A:C1'	7	0.22
(1,9)	1:A:70:GLY:CA	2:C:1:A:C2	7	0.22
(1,9)	1:A:70:GLY:CA	2:C:1:A:C2'	7	0.22
(1,9)	1:A:70:GLY:CA	2:C:1:A:C3'	7	0.22
(1,9)	1:A:70:GLY:CA	2:C:1:A:C4	7	0.22
(1,9)	1:A:70:GLY:CA	2:C:1:A:C4'	7	0.22
(1,9)	1:A:70:GLY:CA	2:C:1:A:C5	7	0.22
(1,9)	1:A:70:GLY:CA	2:C:1:A:C5'	7	0.22
(1,9)	1:A:70:GLY:CA	2:C:1:A:C6	7	0.22
(1,9)	1:A:70:GLY:CA	2:C:1:A:C8	7	0.22
(1,9)	1:A:70:GLY:CA	2:C:1:A:H1'	7	0.22
(1,9)	1:A:70:GLY:CA	2:C:1:A:H2	7	0.22
(1,9)	1:A:70:GLY:CA	2:C:1:A:H2'	7	0.22
(1,9)	1:A:70:GLY:CA	2:C:1:A:H3'	7	0.22
(1,9)	1:A:70:GLY:CA	2:C:1:A:H4'	7	0.22
(1,9)	1:A:70:GLY:CA	2:C:1:A:H5'	7	0.22
(1,9)	1:A:70:GLY:CA	2:C:1:A:H5''	7	0.22
(1,9)	1:A:70:GLY:CA	2:C:1:A:H61	7	0.22
(1,9)	1:A:70:GLY:CA	2:C:1:A:H62	7	0.22
(1,9)	1:A:70:GLY:CA	2:C:1:A:H8	7	0.22

Continued on next page...

Continued from previous page...

Key	Atom-1	Atom-2	Model ID	Violation (Å)
(1,9)	1:A:70:GLY:CA	2:C:1:A:HO2'	7	0.22
(1,9)	1:A:70:GLY:CA	2:C:1:A:N1	7	0.22
(1,9)	1:A:70:GLY:CA	2:C:1:A:N3	7	0.22
(1,9)	1:A:70:GLY:CA	2:C:1:A:N6	7	0.22
(1,9)	1:A:70:GLY:CA	2:C:1:A:N7	7	0.22
(1,9)	1:A:70:GLY:CA	2:C:1:A:N9	7	0.22
(1,9)	1:A:70:GLY:CA	2:C:1:A:O2'	7	0.22
(1,9)	1:A:70:GLY:CA	2:C:1:A:O3'	7	0.22
(1,9)	1:A:70:GLY:CA	2:C:1:A:O4'	7	0.22
(1,9)	1:A:70:GLY:CA	2:C:1:A:O5'	7	0.22
(1,9)	1:A:70:GLY:CA	2:C:2:U:C1'	7	0.22
(1,9)	1:A:70:GLY:CA	2:C:2:U:C2	7	0.22
(1,9)	1:A:70:GLY:CA	2:C:2:U:C2'	7	0.22
(1,9)	1:A:70:GLY:CA	2:C:2:U:C3'	7	0.22
(1,9)	1:A:70:GLY:CA	2:C:2:U:C4	7	0.22
(1,9)	1:A:70:GLY:CA	2:C:2:U:C4'	7	0.22
(1,9)	1:A:70:GLY:CA	2:C:2:U:C5	7	0.22
(1,9)	1:A:70:GLY:CA	2:C:2:U:C5'	7	0.22
(1,9)	1:A:70:GLY:CA	2:C:2:U:C6	7	0.22
(1,9)	1:A:70:GLY:CA	2:C:2:U:H1'	7	0.22
(1,9)	1:A:70:GLY:CA	2:C:2:U:H2'	7	0.22
(1,9)	1:A:70:GLY:CA	2:C:2:U:H3	7	0.22
(1,9)	1:A:70:GLY:CA	2:C:2:U:H3'	7	0.22
(1,9)	1:A:70:GLY:CA	2:C:2:U:H4'	7	0.22
(1,9)	1:A:70:GLY:CA	2:C:2:U:H5	7	0.22
(1,9)	1:A:70:GLY:CA	2:C:2:U:H5'	7	0.22
(1,9)	1:A:70:GLY:CA	2:C:2:U:H5''	7	0.22
(1,9)	1:A:70:GLY:CA	2:C:2:U:H6	7	0.22
(1,9)	1:A:70:GLY:CA	2:C:2:U:HO2'	7	0.22
(1,9)	1:A:70:GLY:CA	2:C:2:U:N1	7	0.22
(1,9)	1:A:70:GLY:CA	2:C:2:U:N3	7	0.22
(1,9)	1:A:70:GLY:CA	2:C:2:U:O2	7	0.22
(1,9)	1:A:70:GLY:CA	2:C:2:U:O2'	7	0.22
(1,9)	1:A:70:GLY:CA	2:C:2:U:O3'	7	0.22
(1,9)	1:A:70:GLY:CA	2:C:2:U:O4	7	0.22
(1,9)	1:A:70:GLY:CA	2:C:2:U:O4'	7	0.22
(1,9)	1:A:70:GLY:CA	2:C:2:U:O5'	7	0.22
(1,9)	1:A:70:GLY:CA	2:C:2:U:OP1	7	0.22
(1,9)	1:A:70:GLY:CA	2:C:2:U:OP2	7	0.22
(1,9)	1:A:70:GLY:CA	2:C:2:U:P	7	0.22
(1,9)	1:A:70:GLY:CA	2:C:3:A:C1'	7	0.22
(1,9)	1:A:70:GLY:CA	2:C:3:A:C2	7	0.22

Continued on next page...

Continued from previous page...

Key	Atom-1	Atom-2	Model ID	Violation (Å)
(1,9)	1:A:70:GLY:CA	2:C:3:A:C2'	7	0.22
(1,9)	1:A:70:GLY:CA	2:C:3:A:C3'	7	0.22
(1,9)	1:A:70:GLY:CA	2:C:3:A:C4	7	0.22
(1,9)	1:A:70:GLY:CA	2:C:3:A:C4'	7	0.22
(1,9)	1:A:70:GLY:CA	2:C:3:A:C5	7	0.22
(1,9)	1:A:70:GLY:CA	2:C:3:A:C5'	7	0.22
(1,9)	1:A:70:GLY:CA	2:C:3:A:C6	7	0.22
(1,9)	1:A:70:GLY:CA	2:C:3:A:C8	7	0.22
(1,9)	1:A:70:GLY:CA	2:C:3:A:H1'	7	0.22
(1,9)	1:A:70:GLY:CA	2:C:3:A:H2	7	0.22
(1,9)	1:A:70:GLY:CA	2:C:3:A:H2'	7	0.22
(1,9)	1:A:70:GLY:CA	2:C:3:A:H3'	7	0.22
(1,9)	1:A:70:GLY:CA	2:C:3:A:H4'	7	0.22
(1,9)	1:A:70:GLY:CA	2:C:3:A:H5'	7	0.22
(1,9)	1:A:70:GLY:CA	2:C:3:A:H5''	7	0.22
(1,9)	1:A:70:GLY:CA	2:C:3:A:H61	7	0.22
(1,9)	1:A:70:GLY:CA	2:C:3:A:H62	7	0.22
(1,9)	1:A:70:GLY:CA	2:C:3:A:H8	7	0.22
(1,9)	1:A:70:GLY:CA	2:C:3:A:HO2'	7	0.22
(1,9)	1:A:70:GLY:CA	2:C:3:A:N1	7	0.22
(1,9)	1:A:70:GLY:CA	2:C:3:A:N3	7	0.22
(1,9)	1:A:70:GLY:CA	2:C:3:A:N6	7	0.22
(1,9)	1:A:70:GLY:CA	2:C:3:A:N7	7	0.22
(1,9)	1:A:70:GLY:CA	2:C:3:A:N9	7	0.22
(1,9)	1:A:70:GLY:CA	2:C:3:A:O2'	7	0.22
(1,9)	1:A:70:GLY:CA	2:C:3:A:O3'	7	0.22
(1,9)	1:A:70:GLY:CA	2:C:3:A:O4'	7	0.22
(1,9)	1:A:70:GLY:CA	2:C:3:A:O5'	7	0.22
(1,9)	1:A:70:GLY:CA	2:C:3:A:OP1	7	0.22
(1,9)	1:A:70:GLY:CA	2:C:3:A:OP2	7	0.22
(1,9)	1:A:70:GLY:CA	2:C:3:A:P	7	0.22
(1,9)	1:A:70:GLY:CA	2:C:4:C:C1'	7	0.22
(1,9)	1:A:70:GLY:CA	2:C:4:C:C2	7	0.22
(1,9)	1:A:70:GLY:CA	2:C:4:C:C2'	7	0.22
(1,9)	1:A:70:GLY:CA	2:C:4:C:C3'	7	0.22
(1,9)	1:A:70:GLY:CA	2:C:4:C:C4	7	0.22
(1,9)	1:A:70:GLY:CA	2:C:4:C:C4'	7	0.22
(1,9)	1:A:70:GLY:CA	2:C:4:C:C5	7	0.22
(1,9)	1:A:70:GLY:CA	2:C:4:C:C5'	7	0.22
(1,9)	1:A:70:GLY:CA	2:C:4:C:C6	7	0.22
(1,9)	1:A:70:GLY:CA	2:C:4:C:H1'	7	0.22
(1,9)	1:A:70:GLY:CA	2:C:4:C:H2'	7	0.22

Continued on next page...

Continued from previous page...

Key	Atom-1	Atom-2	Model ID	Violation (Å)
(1,9)	1:A:70:GLY:CA	2:C:4:C:H3'	7	0.22
(1,9)	1:A:70:GLY:CA	2:C:4:C:H4'	7	0.22
(1,9)	1:A:70:GLY:CA	2:C:4:C:H41	7	0.22
(1,9)	1:A:70:GLY:CA	2:C:4:C:H42	7	0.22
(1,9)	1:A:70:GLY:CA	2:C:4:C:H5	7	0.22
(1,9)	1:A:70:GLY:CA	2:C:4:C:H5'	7	0.22
(1,9)	1:A:70:GLY:CA	2:C:4:C:H5''	7	0.22
(1,9)	1:A:70:GLY:CA	2:C:4:C:H6	7	0.22
(1,9)	1:A:70:GLY:CA	2:C:4:C:HO2'	7	0.22
(1,9)	1:A:70:GLY:CA	2:C:4:C:N1	7	0.22
(1,9)	1:A:70:GLY:CA	2:C:4:C:N3	7	0.22
(1,9)	1:A:70:GLY:CA	2:C:4:C:N4	7	0.22
(1,9)	1:A:70:GLY:CA	2:C:4:C:O2	7	0.22
(1,9)	1:A:70:GLY:CA	2:C:4:C:O2'	7	0.22
(1,9)	1:A:70:GLY:CA	2:C:4:C:O3'	7	0.22
(1,9)	1:A:70:GLY:CA	2:C:4:C:O4'	7	0.22
(1,9)	1:A:70:GLY:CA	2:C:4:C:O5'	7	0.22
(1,9)	1:A:70:GLY:CA	2:C:4:C:OP1	7	0.22
(1,9)	1:A:70:GLY:CA	2:C:4:C:OP2	7	0.22
(1,9)	1:A:70:GLY:CA	2:C:4:C:P	7	0.22
(1,9)	1:A:70:GLY:CA	2:C:5:A:C1'	7	0.22
(1,9)	1:A:70:GLY:CA	2:C:5:A:C2	7	0.22
(1,9)	1:A:70:GLY:CA	2:C:5:A:C2'	7	0.22
(1,9)	1:A:70:GLY:CA	2:C:5:A:C3'	7	0.22
(1,9)	1:A:70:GLY:CA	2:C:5:A:C4	7	0.22
(1,9)	1:A:70:GLY:CA	2:C:5:A:C4'	7	0.22
(1,9)	1:A:70:GLY:CA	2:C:5:A:C5	7	0.22
(1,9)	1:A:70:GLY:CA	2:C:5:A:C5'	7	0.22
(1,9)	1:A:70:GLY:CA	2:C:5:A:C6	7	0.22
(1,9)	1:A:70:GLY:CA	2:C:5:A:C8	7	0.22
(1,9)	1:A:70:GLY:CA	2:C:5:A:H1'	7	0.22
(1,9)	1:A:70:GLY:CA	2:C:5:A:H2	7	0.22
(1,9)	1:A:70:GLY:CA	2:C:5:A:H2'	7	0.22
(1,9)	1:A:70:GLY:CA	2:C:5:A:H3'	7	0.22
(1,9)	1:A:70:GLY:CA	2:C:5:A:H4'	7	0.22
(1,9)	1:A:70:GLY:CA	2:C:5:A:H5'	7	0.22
(1,9)	1:A:70:GLY:CA	2:C:5:A:H5''	7	0.22
(1,9)	1:A:70:GLY:CA	2:C:5:A:H61	7	0.22
(1,9)	1:A:70:GLY:CA	2:C:5:A:H62	7	0.22
(1,9)	1:A:70:GLY:CA	2:C:5:A:H8	7	0.22
(1,9)	1:A:70:GLY:CA	2:C:5:A:HO2'	7	0.22
(1,9)	1:A:70:GLY:CA	2:C:5:A:N1	7	0.22

Continued on next page...

Continued from previous page...

Key	Atom-1	Atom-2	Model ID	Violation (Å)
(1,9)	1:A:70:GLY:CA	2:C:5:A:N3	7	0.22
(1,9)	1:A:70:GLY:CA	2:C:5:A:N6	7	0.22
(1,9)	1:A:70:GLY:CA	2:C:5:A:N7	7	0.22
(1,9)	1:A:70:GLY:CA	2:C:5:A:N9	7	0.22
(1,9)	1:A:70:GLY:CA	2:C:5:A:O2'	7	0.22
(1,9)	1:A:70:GLY:CA	2:C:5:A:O3'	7	0.22
(1,9)	1:A:70:GLY:CA	2:C:5:A:O4'	7	0.22
(1,9)	1:A:70:GLY:CA	2:C:5:A:O5'	7	0.22
(1,9)	1:A:70:GLY:CA	2:C:5:A:OP1	7	0.22
(1,9)	1:A:70:GLY:CA	2:C:5:A:OP2	7	0.22
(1,9)	1:A:70:GLY:CA	2:C:5:A:P	7	0.22
(1,9)	1:A:70:GLY:H	2:C:1:A:C1'	7	0.22
(1,9)	1:A:70:GLY:H	2:C:1:A:C2	7	0.22
(1,9)	1:A:70:GLY:H	2:C:1:A:C2'	7	0.22
(1,9)	1:A:70:GLY:H	2:C:1:A:C3'	7	0.22
(1,9)	1:A:70:GLY:H	2:C:1:A:C4	7	0.22
(1,9)	1:A:70:GLY:H	2:C:1:A:C4'	7	0.22
(1,9)	1:A:70:GLY:H	2:C:1:A:C5	7	0.22
(1,9)	1:A:70:GLY:H	2:C:1:A:C5'	7	0.22
(1,9)	1:A:70:GLY:H	2:C:1:A:C6	7	0.22
(1,9)	1:A:70:GLY:H	2:C:1:A:C8	7	0.22
(1,9)	1:A:70:GLY:H	2:C:1:A:H1'	7	0.22
(1,9)	1:A:70:GLY:H	2:C:1:A:H2	7	0.22
(1,9)	1:A:70:GLY:H	2:C:1:A:H2'	7	0.22
(1,9)	1:A:70:GLY:H	2:C:1:A:H3'	7	0.22
(1,9)	1:A:70:GLY:H	2:C:1:A:H4'	7	0.22
(1,9)	1:A:70:GLY:H	2:C:1:A:H5'	7	0.22
(1,9)	1:A:70:GLY:H	2:C:1:A:H5''	7	0.22
(1,9)	1:A:70:GLY:H	2:C:1:A:H61	7	0.22
(1,9)	1:A:70:GLY:H	2:C:1:A:H62	7	0.22
(1,9)	1:A:70:GLY:H	2:C:1:A:H8	7	0.22
(1,9)	1:A:70:GLY:H	2:C:1:A:HO2'	7	0.22
(1,9)	1:A:70:GLY:H	2:C:1:A:N1	7	0.22
(1,9)	1:A:70:GLY:H	2:C:1:A:N3	7	0.22
(1,9)	1:A:70:GLY:H	2:C:1:A:N6	7	0.22
(1,9)	1:A:70:GLY:H	2:C:1:A:N7	7	0.22
(1,9)	1:A:70:GLY:H	2:C:1:A:N9	7	0.22
(1,9)	1:A:70:GLY:H	2:C:1:A:O2'	7	0.22
(1,9)	1:A:70:GLY:H	2:C:1:A:O3'	7	0.22
(1,9)	1:A:70:GLY:H	2:C:1:A:O4'	7	0.22
(1,9)	1:A:70:GLY:H	2:C:1:A:O5'	7	0.22
(1,9)	1:A:70:GLY:H	2:C:2:U:C1'	7	0.22

Continued on next page...

Continued from previous page...

Key	Atom-1	Atom-2	Model ID	Violation (Å)
(1,9)	1:A:70:GLY:H	2:C:2:U:C2	7	0.22
(1,9)	1:A:70:GLY:H	2:C:2:U:C2'	7	0.22
(1,9)	1:A:70:GLY:H	2:C:2:U:C3'	7	0.22
(1,9)	1:A:70:GLY:H	2:C:2:U:C4	7	0.22
(1,9)	1:A:70:GLY:H	2:C:2:U:C4'	7	0.22
(1,9)	1:A:70:GLY:H	2:C:2:U:C5	7	0.22
(1,9)	1:A:70:GLY:H	2:C:2:U:C5'	7	0.22
(1,9)	1:A:70:GLY:H	2:C:2:U:C6	7	0.22
(1,9)	1:A:70:GLY:H	2:C:2:U:H1'	7	0.22
(1,9)	1:A:70:GLY:H	2:C:2:U:H2'	7	0.22
(1,9)	1:A:70:GLY:H	2:C:2:U:H3	7	0.22
(1,9)	1:A:70:GLY:H	2:C:2:U:H3'	7	0.22
(1,9)	1:A:70:GLY:H	2:C:2:U:H4'	7	0.22
(1,9)	1:A:70:GLY:H	2:C:2:U:H5	7	0.22
(1,9)	1:A:70:GLY:H	2:C:2:U:H5'	7	0.22
(1,9)	1:A:70:GLY:H	2:C:2:U:H5''	7	0.22
(1,9)	1:A:70:GLY:H	2:C:2:U:H6	7	0.22
(1,9)	1:A:70:GLY:H	2:C:2:U:HO2'	7	0.22
(1,9)	1:A:70:GLY:H	2:C:2:U:N1	7	0.22
(1,9)	1:A:70:GLY:H	2:C:2:U:N3	7	0.22
(1,9)	1:A:70:GLY:H	2:C:2:U:O2	7	0.22
(1,9)	1:A:70:GLY:H	2:C:2:U:O2'	7	0.22
(1,9)	1:A:70:GLY:H	2:C:2:U:O3'	7	0.22
(1,9)	1:A:70:GLY:H	2:C:2:U:O4	7	0.22
(1,9)	1:A:70:GLY:H	2:C:2:U:O4'	7	0.22
(1,9)	1:A:70:GLY:H	2:C:2:U:O5'	7	0.22
(1,9)	1:A:70:GLY:H	2:C:2:U:OP1	7	0.22
(1,9)	1:A:70:GLY:H	2:C:2:U:OP2	7	0.22
(1,9)	1:A:70:GLY:H	2:C:2:U:P	7	0.22
(1,9)	1:A:70:GLY:H	2:C:3:A:C1'	7	0.22
(1,9)	1:A:70:GLY:H	2:C:3:A:C2	7	0.22
(1,9)	1:A:70:GLY:H	2:C:3:A:C2'	7	0.22
(1,9)	1:A:70:GLY:H	2:C:3:A:C3'	7	0.22
(1,9)	1:A:70:GLY:H	2:C:3:A:C4	7	0.22
(1,9)	1:A:70:GLY:H	2:C:3:A:C4'	7	0.22
(1,9)	1:A:70:GLY:H	2:C:3:A:C5	7	0.22
(1,9)	1:A:70:GLY:H	2:C:3:A:C5'	7	0.22
(1,9)	1:A:70:GLY:H	2:C:3:A:C6	7	0.22
(1,9)	1:A:70:GLY:H	2:C:3:A:C8	7	0.22
(1,9)	1:A:70:GLY:H	2:C:3:A:H1'	7	0.22
(1,9)	1:A:70:GLY:H	2:C:3:A:H2	7	0.22
(1,9)	1:A:70:GLY:H	2:C:3:A:H2'	7	0.22

Continued on next page...

Continued from previous page...

Key	Atom-1	Atom-2	Model ID	Violation (Å)
(1,9)	1:A:70:GLY:H	2:C:3:A:H3'	7	0.22
(1,9)	1:A:70:GLY:H	2:C:3:A:H4'	7	0.22
(1,9)	1:A:70:GLY:H	2:C:3:A:H5'	7	0.22
(1,9)	1:A:70:GLY:H	2:C:3:A:H5''	7	0.22
(1,9)	1:A:70:GLY:H	2:C:3:A:H61	7	0.22
(1,9)	1:A:70:GLY:H	2:C:3:A:H62	7	0.22
(1,9)	1:A:70:GLY:H	2:C:3:A:H8	7	0.22
(1,9)	1:A:70:GLY:H	2:C:3:A:HO2'	7	0.22
(1,9)	1:A:70:GLY:H	2:C:3:A:N1	7	0.22
(1,9)	1:A:70:GLY:H	2:C:3:A:N3	7	0.22
(1,9)	1:A:70:GLY:H	2:C:3:A:N6	7	0.22
(1,9)	1:A:70:GLY:H	2:C:3:A:N7	7	0.22
(1,9)	1:A:70:GLY:H	2:C:3:A:N9	7	0.22
(1,9)	1:A:70:GLY:H	2:C:3:A:O2'	7	0.22
(1,9)	1:A:70:GLY:H	2:C:3:A:O3'	7	0.22
(1,9)	1:A:70:GLY:H	2:C:3:A:O4'	7	0.22
(1,9)	1:A:70:GLY:H	2:C:3:A:O5'	7	0.22
(1,9)	1:A:70:GLY:H	2:C:3:A:OP1	7	0.22
(1,9)	1:A:70:GLY:H	2:C:3:A:OP2	7	0.22
(1,9)	1:A:70:GLY:H	2:C:3:A:P	7	0.22
(1,9)	1:A:70:GLY:H	2:C:4:C:C1'	7	0.22
(1,9)	1:A:70:GLY:H	2:C:4:C:C2	7	0.22
(1,9)	1:A:70:GLY:H	2:C:4:C:C2'	7	0.22
(1,9)	1:A:70:GLY:H	2:C:4:C:C3'	7	0.22
(1,9)	1:A:70:GLY:H	2:C:4:C:C4	7	0.22
(1,9)	1:A:70:GLY:H	2:C:4:C:C4'	7	0.22
(1,9)	1:A:70:GLY:H	2:C:4:C:C5	7	0.22
(1,9)	1:A:70:GLY:H	2:C:4:C:C5'	7	0.22
(1,9)	1:A:70:GLY:H	2:C:4:C:C6	7	0.22
(1,9)	1:A:70:GLY:H	2:C:4:C:H1'	7	0.22
(1,9)	1:A:70:GLY:H	2:C:4:C:H2'	7	0.22
(1,9)	1:A:70:GLY:H	2:C:4:C:H3'	7	0.22
(1,9)	1:A:70:GLY:H	2:C:4:C:H4'	7	0.22
(1,9)	1:A:70:GLY:H	2:C:4:C:H41	7	0.22
(1,9)	1:A:70:GLY:H	2:C:4:C:H42	7	0.22
(1,9)	1:A:70:GLY:H	2:C:4:C:H5	7	0.22
(1,9)	1:A:70:GLY:H	2:C:4:C:H5'	7	0.22
(1,9)	1:A:70:GLY:H	2:C:4:C:H5''	7	0.22
(1,9)	1:A:70:GLY:H	2:C:4:C:H6	7	0.22
(1,9)	1:A:70:GLY:H	2:C:4:C:HO2'	7	0.22
(1,9)	1:A:70:GLY:H	2:C:4:C:N1	7	0.22
(1,9)	1:A:70:GLY:H	2:C:4:C:N3	7	0.22

Continued on next page...

Continued from previous page...

Key	Atom-1	Atom-2	Model ID	Violation (Å)
(1,9)	1:A:70:GLY:H	2:C:4:C:N4	7	0.22
(1,9)	1:A:70:GLY:H	2:C:4:C:O2	7	0.22
(1,9)	1:A:70:GLY:H	2:C:4:C:O2'	7	0.22
(1,9)	1:A:70:GLY:H	2:C:4:C:O3'	7	0.22
(1,9)	1:A:70:GLY:H	2:C:4:C:O4'	7	0.22
(1,9)	1:A:70:GLY:H	2:C:4:C:O5'	7	0.22
(1,9)	1:A:70:GLY:H	2:C:4:C:OP1	7	0.22
(1,9)	1:A:70:GLY:H	2:C:4:C:OP2	7	0.22
(1,9)	1:A:70:GLY:H	2:C:4:C:P	7	0.22
(1,9)	1:A:70:GLY:H	2:C:5:A:C1'	7	0.22
(1,9)	1:A:70:GLY:H	2:C:5:A:C2	7	0.22
(1,9)	1:A:70:GLY:H	2:C:5:A:C2'	7	0.22
(1,9)	1:A:70:GLY:H	2:C:5:A:C3'	7	0.22
(1,9)	1:A:70:GLY:H	2:C:5:A:C4	7	0.22
(1,9)	1:A:70:GLY:H	2:C:5:A:C4'	7	0.22
(1,9)	1:A:70:GLY:H	2:C:5:A:C5	7	0.22
(1,9)	1:A:70:GLY:H	2:C:5:A:C5'	7	0.22
(1,9)	1:A:70:GLY:H	2:C:5:A:C6	7	0.22
(1,9)	1:A:70:GLY:H	2:C:5:A:C8	7	0.22
(1,9)	1:A:70:GLY:H	2:C:5:A:H1'	7	0.22
(1,9)	1:A:70:GLY:H	2:C:5:A:H2	7	0.22
(1,9)	1:A:70:GLY:H	2:C:5:A:H2'	7	0.22
(1,9)	1:A:70:GLY:H	2:C:5:A:H3'	7	0.22
(1,9)	1:A:70:GLY:H	2:C:5:A:H4'	7	0.22
(1,9)	1:A:70:GLY:H	2:C:5:A:H5'	7	0.22
(1,9)	1:A:70:GLY:H	2:C:5:A:H5''	7	0.22
(1,9)	1:A:70:GLY:H	2:C:5:A:H61	7	0.22
(1,9)	1:A:70:GLY:H	2:C:5:A:H62	7	0.22
(1,9)	1:A:70:GLY:H	2:C:5:A:H8	7	0.22
(1,9)	1:A:70:GLY:H	2:C:5:A:HO2'	7	0.22
(1,9)	1:A:70:GLY:H	2:C:5:A:N1	7	0.22
(1,9)	1:A:70:GLY:H	2:C:5:A:N3	7	0.22
(1,9)	1:A:70:GLY:H	2:C:5:A:N6	7	0.22
(1,9)	1:A:70:GLY:H	2:C:5:A:N7	7	0.22
(1,9)	1:A:70:GLY:H	2:C:5:A:N9	7	0.22
(1,9)	1:A:70:GLY:H	2:C:5:A:O2'	7	0.22
(1,9)	1:A:70:GLY:H	2:C:5:A:O3'	7	0.22
(1,9)	1:A:70:GLY:H	2:C:5:A:O4'	7	0.22
(1,9)	1:A:70:GLY:H	2:C:5:A:O5'	7	0.22
(1,9)	1:A:70:GLY:H	2:C:5:A:OP1	7	0.22
(1,9)	1:A:70:GLY:H	2:C:5:A:OP2	7	0.22
(1,9)	1:A:70:GLY:H	2:C:5:A:P	7	0.22

Continued on next page...

Continued from previous page...

Key	Atom-1	Atom-2	Model ID	Violation (Å)
(1,9)	1:A:70:GLY:N	2:C:1:A:C1'	7	0.22
(1,9)	1:A:70:GLY:N	2:C:1:A:C2	7	0.22
(1,9)	1:A:70:GLY:N	2:C:1:A:C2'	7	0.22
(1,9)	1:A:70:GLY:N	2:C:1:A:C3'	7	0.22
(1,9)	1:A:70:GLY:N	2:C:1:A:C4	7	0.22
(1,9)	1:A:70:GLY:N	2:C:1:A:C4'	7	0.22
(1,9)	1:A:70:GLY:N	2:C:1:A:C5	7	0.22
(1,9)	1:A:70:GLY:N	2:C:1:A:C5'	7	0.22
(1,9)	1:A:70:GLY:N	2:C:1:A:C6	7	0.22
(1,9)	1:A:70:GLY:N	2:C:1:A:C8	7	0.22
(1,9)	1:A:70:GLY:N	2:C:1:A:H1'	7	0.22
(1,9)	1:A:70:GLY:N	2:C:1:A:H2	7	0.22
(1,9)	1:A:70:GLY:N	2:C:1:A:H2'	7	0.22
(1,9)	1:A:70:GLY:N	2:C:1:A:H3'	7	0.22
(1,9)	1:A:70:GLY:N	2:C:1:A:H4'	7	0.22
(1,9)	1:A:70:GLY:N	2:C:1:A:H5'	7	0.22
(1,9)	1:A:70:GLY:N	2:C:1:A:H5''	7	0.22
(1,9)	1:A:70:GLY:N	2:C:1:A:H61	7	0.22
(1,9)	1:A:70:GLY:N	2:C:1:A:H62	7	0.22
(1,9)	1:A:70:GLY:N	2:C:1:A:H8	7	0.22
(1,9)	1:A:70:GLY:N	2:C:1:A:HO2'	7	0.22
(1,9)	1:A:70:GLY:N	2:C:1:A:N1	7	0.22
(1,9)	1:A:70:GLY:N	2:C:1:A:N3	7	0.22
(1,9)	1:A:70:GLY:N	2:C:1:A:N6	7	0.22
(1,9)	1:A:70:GLY:N	2:C:1:A:N7	7	0.22
(1,9)	1:A:70:GLY:N	2:C:1:A:N9	7	0.22
(1,9)	1:A:70:GLY:N	2:C:1:A:O2'	7	0.22
(1,9)	1:A:70:GLY:N	2:C:1:A:O3'	7	0.22
(1,9)	1:A:70:GLY:N	2:C:1:A:O4'	7	0.22
(1,9)	1:A:70:GLY:N	2:C:1:A:O5'	7	0.22
(1,9)	1:A:70:GLY:N	2:C:2:U:C1'	7	0.22
(1,9)	1:A:70:GLY:N	2:C:2:U:C2	7	0.22
(1,9)	1:A:70:GLY:N	2:C:2:U:C2'	7	0.22
(1,9)	1:A:70:GLY:N	2:C:2:U:C3'	7	0.22
(1,9)	1:A:70:GLY:N	2:C:2:U:C4	7	0.22
(1,9)	1:A:70:GLY:N	2:C:2:U:C4'	7	0.22
(1,9)	1:A:70:GLY:N	2:C:2:U:C5	7	0.22
(1,9)	1:A:70:GLY:N	2:C:2:U:C5'	7	0.22
(1,9)	1:A:70:GLY:N	2:C:2:U:C6	7	0.22
(1,9)	1:A:70:GLY:N	2:C:2:U:H1'	7	0.22
(1,9)	1:A:70:GLY:N	2:C:2:U:H2'	7	0.22
(1,9)	1:A:70:GLY:N	2:C:2:U:H3	7	0.22

Continued on next page...

Continued from previous page...

Key	Atom-1	Atom-2	Model ID	Violation (Å)
(1,9)	1:A:70:GLY:N	2:C:2:U:H3'	7	0.22
(1,9)	1:A:70:GLY:N	2:C:2:U:H4'	7	0.22
(1,9)	1:A:70:GLY:N	2:C:2:U:H5	7	0.22
(1,9)	1:A:70:GLY:N	2:C:2:U:H5'	7	0.22
(1,9)	1:A:70:GLY:N	2:C:2:U:H5''	7	0.22
(1,9)	1:A:70:GLY:N	2:C:2:U:H6	7	0.22
(1,9)	1:A:70:GLY:N	2:C:2:U:HO2'	7	0.22
(1,9)	1:A:70:GLY:N	2:C:2:U:N1	7	0.22
(1,9)	1:A:70:GLY:N	2:C:2:U:N3	7	0.22
(1,9)	1:A:70:GLY:N	2:C:2:U:O2	7	0.22
(1,9)	1:A:70:GLY:N	2:C:2:U:O2'	7	0.22
(1,9)	1:A:70:GLY:N	2:C:2:U:O3'	7	0.22
(1,9)	1:A:70:GLY:N	2:C:2:U:O4	7	0.22
(1,9)	1:A:70:GLY:N	2:C:2:U:O4'	7	0.22
(1,9)	1:A:70:GLY:N	2:C:2:U:O5'	7	0.22
(1,9)	1:A:70:GLY:N	2:C:2:U:OP1	7	0.22
(1,9)	1:A:70:GLY:N	2:C:2:U:OP2	7	0.22
(1,9)	1:A:70:GLY:N	2:C:2:U:P	7	0.22
(1,9)	1:A:70:GLY:N	2:C:3:A:C1'	7	0.22
(1,9)	1:A:70:GLY:N	2:C:3:A:C2	7	0.22
(1,9)	1:A:70:GLY:N	2:C:3:A:C2'	7	0.22
(1,9)	1:A:70:GLY:N	2:C:3:A:C3'	7	0.22
(1,9)	1:A:70:GLY:N	2:C:3:A:C4	7	0.22
(1,9)	1:A:70:GLY:N	2:C:3:A:C4'	7	0.22
(1,9)	1:A:70:GLY:N	2:C:3:A:C5	7	0.22
(1,9)	1:A:70:GLY:N	2:C:3:A:C5'	7	0.22
(1,9)	1:A:70:GLY:N	2:C:3:A:C6	7	0.22
(1,9)	1:A:70:GLY:N	2:C:3:A:C8	7	0.22
(1,9)	1:A:70:GLY:N	2:C:3:A:H1'	7	0.22
(1,9)	1:A:70:GLY:N	2:C:3:A:H2	7	0.22
(1,9)	1:A:70:GLY:N	2:C:3:A:H2'	7	0.22
(1,9)	1:A:70:GLY:N	2:C:3:A:H3'	7	0.22
(1,9)	1:A:70:GLY:N	2:C:3:A:H4'	7	0.22
(1,9)	1:A:70:GLY:N	2:C:3:A:H5'	7	0.22
(1,9)	1:A:70:GLY:N	2:C:3:A:H5''	7	0.22
(1,9)	1:A:70:GLY:N	2:C:3:A:H61	7	0.22
(1,9)	1:A:70:GLY:N	2:C:3:A:H62	7	0.22
(1,9)	1:A:70:GLY:N	2:C:3:A:H8	7	0.22
(1,9)	1:A:70:GLY:N	2:C:3:A:HO2'	7	0.22
(1,9)	1:A:70:GLY:N	2:C:3:A:N1	7	0.22
(1,9)	1:A:70:GLY:N	2:C:3:A:N3	7	0.22
(1,9)	1:A:70:GLY:N	2:C:3:A:N6	7	0.22

Continued on next page...

Continued from previous page...

Key	Atom-1	Atom-2	Model ID	Violation (Å)
(1,9)	1:A:70:GLY:N	2:C:3:A:N7	7	0.22
(1,9)	1:A:70:GLY:N	2:C:3:A:N9	7	0.22
(1,9)	1:A:70:GLY:N	2:C:3:A:O2'	7	0.22
(1,9)	1:A:70:GLY:N	2:C:3:A:O3'	7	0.22
(1,9)	1:A:70:GLY:N	2:C:3:A:O4'	7	0.22
(1,9)	1:A:70:GLY:N	2:C:3:A:O5'	7	0.22
(1,9)	1:A:70:GLY:N	2:C:3:A:OP1	7	0.22
(1,9)	1:A:70:GLY:N	2:C:3:A:OP2	7	0.22
(1,9)	1:A:70:GLY:N	2:C:3:A:P	7	0.22
(1,9)	1:A:70:GLY:N	2:C:4:C:C1'	7	0.22
(1,9)	1:A:70:GLY:N	2:C:4:C:C2	7	0.22
(1,9)	1:A:70:GLY:N	2:C:4:C:C2'	7	0.22
(1,9)	1:A:70:GLY:N	2:C:4:C:C3'	7	0.22
(1,9)	1:A:70:GLY:N	2:C:4:C:C4	7	0.22
(1,9)	1:A:70:GLY:N	2:C:4:C:C4'	7	0.22
(1,9)	1:A:70:GLY:N	2:C:4:C:C5	7	0.22
(1,9)	1:A:70:GLY:N	2:C:4:C:C5'	7	0.22
(1,9)	1:A:70:GLY:N	2:C:4:C:C6	7	0.22
(1,9)	1:A:70:GLY:N	2:C:4:C:H1'	7	0.22
(1,9)	1:A:70:GLY:N	2:C:4:C:H2'	7	0.22
(1,9)	1:A:70:GLY:N	2:C:4:C:H3'	7	0.22
(1,9)	1:A:70:GLY:N	2:C:4:C:H4'	7	0.22
(1,9)	1:A:70:GLY:N	2:C:4:C:H41	7	0.22
(1,9)	1:A:70:GLY:N	2:C:4:C:H42	7	0.22
(1,9)	1:A:70:GLY:N	2:C:4:C:H5	7	0.22
(1,9)	1:A:70:GLY:N	2:C:4:C:H5'	7	0.22
(1,9)	1:A:70:GLY:N	2:C:4:C:H5''	7	0.22
(1,9)	1:A:70:GLY:N	2:C:4:C:H6	7	0.22
(1,9)	1:A:70:GLY:N	2:C:4:C:HO2'	7	0.22
(1,9)	1:A:70:GLY:N	2:C:4:C:N1	7	0.22
(1,9)	1:A:70:GLY:N	2:C:4:C:N3	7	0.22
(1,9)	1:A:70:GLY:N	2:C:4:C:N4	7	0.22
(1,9)	1:A:70:GLY:N	2:C:4:C:O2	7	0.22
(1,9)	1:A:70:GLY:N	2:C:4:C:O2'	7	0.22
(1,9)	1:A:70:GLY:N	2:C:4:C:O3'	7	0.22
(1,9)	1:A:70:GLY:N	2:C:4:C:O4'	7	0.22
(1,9)	1:A:70:GLY:N	2:C:4:C:O5'	7	0.22
(1,9)	1:A:70:GLY:N	2:C:4:C:OP1	7	0.22
(1,9)	1:A:70:GLY:N	2:C:4:C:OP2	7	0.22
(1,9)	1:A:70:GLY:N	2:C:4:C:P	7	0.22
(1,9)	1:A:70:GLY:N	2:C:5:A:C1'	7	0.22
(1,9)	1:A:70:GLY:N	2:C:5:A:C2	7	0.22

Continued on next page...

Continued from previous page...

Key	Atom-1	Atom-2	Model ID	Violation (Å)
(1,9)	1:A:70:GLY:N	2:C:5:A:C2'	7	0.22
(1,9)	1:A:70:GLY:N	2:C:5:A:C3'	7	0.22
(1,9)	1:A:70:GLY:N	2:C:5:A:C4	7	0.22
(1,9)	1:A:70:GLY:N	2:C:5:A:C4'	7	0.22
(1,9)	1:A:70:GLY:N	2:C:5:A:C5	7	0.22
(1,9)	1:A:70:GLY:N	2:C:5:A:C5'	7	0.22
(1,9)	1:A:70:GLY:N	2:C:5:A:C6	7	0.22
(1,9)	1:A:70:GLY:N	2:C:5:A:C8	7	0.22
(1,9)	1:A:70:GLY:N	2:C:5:A:H1'	7	0.22
(1,9)	1:A:70:GLY:N	2:C:5:A:H2	7	0.22
(1,9)	1:A:70:GLY:N	2:C:5:A:H2'	7	0.22
(1,9)	1:A:70:GLY:N	2:C:5:A:H3'	7	0.22
(1,9)	1:A:70:GLY:N	2:C:5:A:H4'	7	0.22
(1,9)	1:A:70:GLY:N	2:C:5:A:H5'	7	0.22
(1,9)	1:A:70:GLY:N	2:C:5:A:H5''	7	0.22
(1,9)	1:A:70:GLY:N	2:C:5:A:H61	7	0.22
(1,9)	1:A:70:GLY:N	2:C:5:A:H62	7	0.22
(1,9)	1:A:70:GLY:N	2:C:5:A:H8	7	0.22
(1,9)	1:A:70:GLY:N	2:C:5:A:HO2'	7	0.22
(1,9)	1:A:70:GLY:N	2:C:5:A:N1	7	0.22
(1,9)	1:A:70:GLY:N	2:C:5:A:N3	7	0.22
(1,9)	1:A:70:GLY:N	2:C:5:A:N6	7	0.22
(1,9)	1:A:70:GLY:N	2:C:5:A:N7	7	0.22
(1,9)	1:A:70:GLY:N	2:C:5:A:N9	7	0.22
(1,9)	1:A:70:GLY:N	2:C:5:A:O2'	7	0.22
(1,9)	1:A:70:GLY:N	2:C:5:A:O3'	7	0.22
(1,9)	1:A:70:GLY:N	2:C:5:A:O4'	7	0.22
(1,9)	1:A:70:GLY:N	2:C:5:A:O5'	7	0.22
(1,9)	1:A:70:GLY:N	2:C:5:A:OP1	7	0.22
(1,9)	1:A:70:GLY:N	2:C:5:A:OP2	7	0.22
(1,9)	1:A:70:GLY:N	2:C:5:A:P	7	0.22
(1,9)	1:A:70:GLY:O	2:C:1:A:C1'	7	0.22
(1,9)	1:A:70:GLY:O	2:C:1:A:C2	7	0.22
(1,9)	1:A:70:GLY:O	2:C:1:A:C2'	7	0.22
(1,9)	1:A:70:GLY:O	2:C:1:A:C3'	7	0.22
(1,9)	1:A:70:GLY:O	2:C:1:A:C4	7	0.22
(1,9)	1:A:70:GLY:O	2:C:1:A:C4'	7	0.22
(1,9)	1:A:70:GLY:O	2:C:1:A:C5	7	0.22
(1,9)	1:A:70:GLY:O	2:C:1:A:C5'	7	0.22
(1,9)	1:A:70:GLY:O	2:C:1:A:C6	7	0.22
(1,9)	1:A:70:GLY:O	2:C:1:A:C8	7	0.22
(1,9)	1:A:70:GLY:O	2:C:1:A:H1'	7	0.22

Continued on next page...

Continued from previous page...

Key	Atom-1	Atom-2	Model ID	Violation (Å)
(1,9)	1:A:70:GLY:O	2:C:1:A:H2	7	0.22
(1,9)	1:A:70:GLY:O	2:C:1:A:H2'	7	0.22
(1,9)	1:A:70:GLY:O	2:C:1:A:H3'	7	0.22
(1,9)	1:A:70:GLY:O	2:C:1:A:H4'	7	0.22
(1,9)	1:A:70:GLY:O	2:C:1:A:H5'	7	0.22
(1,9)	1:A:70:GLY:O	2:C:1:A:H5''	7	0.22
(1,9)	1:A:70:GLY:O	2:C:1:A:H61	7	0.22
(1,9)	1:A:70:GLY:O	2:C:1:A:H62	7	0.22
(1,9)	1:A:70:GLY:O	2:C:1:A:H8	7	0.22
(1,9)	1:A:70:GLY:O	2:C:1:A:HO2'	7	0.22
(1,9)	1:A:70:GLY:O	2:C:1:A:N1	7	0.22
(1,9)	1:A:70:GLY:O	2:C:1:A:N3	7	0.22
(1,9)	1:A:70:GLY:O	2:C:1:A:N6	7	0.22
(1,9)	1:A:70:GLY:O	2:C:1:A:N7	7	0.22
(1,9)	1:A:70:GLY:O	2:C:1:A:N9	7	0.22
(1,9)	1:A:70:GLY:O	2:C:1:A:O2'	7	0.22
(1,9)	1:A:70:GLY:O	2:C:1:A:O3'	7	0.22
(1,9)	1:A:70:GLY:O	2:C:1:A:O4'	7	0.22
(1,9)	1:A:70:GLY:O	2:C:1:A:O5'	7	0.22
(1,9)	1:A:70:GLY:O	2:C:2:U:C1'	7	0.22
(1,9)	1:A:70:GLY:O	2:C:2:U:C2	7	0.22
(1,9)	1:A:70:GLY:O	2:C:2:U:C2'	7	0.22
(1,9)	1:A:70:GLY:O	2:C:2:U:C3'	7	0.22
(1,9)	1:A:70:GLY:O	2:C:2:U:C4	7	0.22
(1,9)	1:A:70:GLY:O	2:C:2:U:C4'	7	0.22
(1,9)	1:A:70:GLY:O	2:C:2:U:C5	7	0.22
(1,9)	1:A:70:GLY:O	2:C:2:U:C5'	7	0.22
(1,9)	1:A:70:GLY:O	2:C:2:U:C6	7	0.22
(1,9)	1:A:70:GLY:O	2:C:2:U:H1'	7	0.22
(1,9)	1:A:70:GLY:O	2:C:2:U:H2'	7	0.22
(1,9)	1:A:70:GLY:O	2:C:2:U:H3	7	0.22
(1,9)	1:A:70:GLY:O	2:C:2:U:H3'	7	0.22
(1,9)	1:A:70:GLY:O	2:C:2:U:H4'	7	0.22
(1,9)	1:A:70:GLY:O	2:C:2:U:H5	7	0.22
(1,9)	1:A:70:GLY:O	2:C:2:U:H5'	7	0.22
(1,9)	1:A:70:GLY:O	2:C:2:U:H5''	7	0.22
(1,9)	1:A:70:GLY:O	2:C:2:U:H6	7	0.22
(1,9)	1:A:70:GLY:O	2:C:2:U:HO2'	7	0.22
(1,9)	1:A:70:GLY:O	2:C:2:U:N1	7	0.22
(1,9)	1:A:70:GLY:O	2:C:2:U:N3	7	0.22
(1,9)	1:A:70:GLY:O	2:C:2:U:O2	7	0.22
(1,9)	1:A:70:GLY:O	2:C:2:U:O2'	7	0.22

Continued on next page...

Continued from previous page...

Key	Atom-1	Atom-2	Model ID	Violation (Å)
(1,9)	1:A:70:GLY:O	2:C:2:U:O3'	7	0.22
(1,9)	1:A:70:GLY:O	2:C:2:U:O4	7	0.22
(1,9)	1:A:70:GLY:O	2:C:2:U:O4'	7	0.22
(1,9)	1:A:70:GLY:O	2:C:2:U:O5'	7	0.22
(1,9)	1:A:70:GLY:O	2:C:2:U:OP1	7	0.22
(1,9)	1:A:70:GLY:O	2:C:2:U:OP2	7	0.22
(1,9)	1:A:70:GLY:O	2:C:2:U:P	7	0.22
(1,9)	1:A:70:GLY:O	2:C:3:A:C1'	7	0.22
(1,9)	1:A:70:GLY:O	2:C:3:A:C2	7	0.22
(1,9)	1:A:70:GLY:O	2:C:3:A:C2'	7	0.22
(1,9)	1:A:70:GLY:O	2:C:3:A:C3'	7	0.22
(1,9)	1:A:70:GLY:O	2:C:3:A:C4	7	0.22
(1,9)	1:A:70:GLY:O	2:C:3:A:C4'	7	0.22
(1,9)	1:A:70:GLY:O	2:C:3:A:C5	7	0.22
(1,9)	1:A:70:GLY:O	2:C:3:A:C5'	7	0.22
(1,9)	1:A:70:GLY:O	2:C:3:A:C6	7	0.22
(1,9)	1:A:70:GLY:O	2:C:3:A:C8	7	0.22
(1,9)	1:A:70:GLY:O	2:C:3:A:H1'	7	0.22
(1,9)	1:A:70:GLY:O	2:C:3:A:H2	7	0.22
(1,9)	1:A:70:GLY:O	2:C:3:A:H2'	7	0.22
(1,9)	1:A:70:GLY:O	2:C:3:A:H3'	7	0.22
(1,9)	1:A:70:GLY:O	2:C:3:A:H4'	7	0.22
(1,9)	1:A:70:GLY:O	2:C:3:A:H5'	7	0.22
(1,9)	1:A:70:GLY:O	2:C:3:A:H5''	7	0.22
(1,9)	1:A:70:GLY:O	2:C:3:A:H61	7	0.22
(1,9)	1:A:70:GLY:O	2:C:3:A:H62	7	0.22
(1,9)	1:A:70:GLY:O	2:C:3:A:H8	7	0.22
(1,9)	1:A:70:GLY:O	2:C:3:A:HO2'	7	0.22
(1,9)	1:A:70:GLY:O	2:C:3:A:N1	7	0.22
(1,9)	1:A:70:GLY:O	2:C:3:A:N3	7	0.22
(1,9)	1:A:70:GLY:O	2:C:3:A:N6	7	0.22
(1,9)	1:A:70:GLY:O	2:C:3:A:N7	7	0.22
(1,9)	1:A:70:GLY:O	2:C:3:A:N9	7	0.22
(1,9)	1:A:70:GLY:O	2:C:3:A:O2'	7	0.22
(1,9)	1:A:70:GLY:O	2:C:3:A:O3'	7	0.22
(1,9)	1:A:70:GLY:O	2:C:3:A:O4'	7	0.22
(1,9)	1:A:70:GLY:O	2:C:3:A:O5'	7	0.22
(1,9)	1:A:70:GLY:O	2:C:3:A:OP1	7	0.22
(1,9)	1:A:70:GLY:O	2:C:3:A:OP2	7	0.22
(1,9)	1:A:70:GLY:O	2:C:3:A:P	7	0.22
(1,9)	1:A:70:GLY:O	2:C:4:C:C1'	7	0.22
(1,9)	1:A:70:GLY:O	2:C:4:C:C2	7	0.22

Continued on next page...

Continued from previous page...

Key	Atom-1	Atom-2	Model ID	Violation (Å)
(1,9)	1:A:70:GLY:O	2:C:4:C:C2'	7	0.22
(1,9)	1:A:70:GLY:O	2:C:4:C:C3'	7	0.22
(1,9)	1:A:70:GLY:O	2:C:4:C:C4	7	0.22
(1,9)	1:A:70:GLY:O	2:C:4:C:C4'	7	0.22
(1,9)	1:A:70:GLY:O	2:C:4:C:C5	7	0.22
(1,9)	1:A:70:GLY:O	2:C:4:C:C5'	7	0.22
(1,9)	1:A:70:GLY:O	2:C:4:C:C6	7	0.22
(1,9)	1:A:70:GLY:O	2:C:4:C:H1'	7	0.22
(1,9)	1:A:70:GLY:O	2:C:4:C:H2'	7	0.22
(1,9)	1:A:70:GLY:O	2:C:4:C:H3'	7	0.22
(1,9)	1:A:70:GLY:O	2:C:4:C:H4'	7	0.22
(1,9)	1:A:70:GLY:O	2:C:4:C:H41	7	0.22
(1,9)	1:A:70:GLY:O	2:C:4:C:H42	7	0.22
(1,9)	1:A:70:GLY:O	2:C:4:C:H5	7	0.22
(1,9)	1:A:70:GLY:O	2:C:4:C:H5'	7	0.22
(1,9)	1:A:70:GLY:O	2:C:4:C:H5''	7	0.22
(1,9)	1:A:70:GLY:O	2:C:4:C:H6	7	0.22
(1,9)	1:A:70:GLY:O	2:C:4:C:HO2'	7	0.22
(1,9)	1:A:70:GLY:O	2:C:4:C:N1	7	0.22
(1,9)	1:A:70:GLY:O	2:C:4:C:N3	7	0.22
(1,9)	1:A:70:GLY:O	2:C:4:C:N4	7	0.22
(1,9)	1:A:70:GLY:O	2:C:4:C:O2	7	0.22
(1,9)	1:A:70:GLY:O	2:C:4:C:O2'	7	0.22
(1,9)	1:A:70:GLY:O	2:C:4:C:O3'	7	0.22
(1,9)	1:A:70:GLY:O	2:C:4:C:O4'	7	0.22
(1,9)	1:A:70:GLY:O	2:C:4:C:O5'	7	0.22
(1,9)	1:A:70:GLY:O	2:C:4:C:OP1	7	0.22
(1,9)	1:A:70:GLY:O	2:C:4:C:OP2	7	0.22
(1,9)	1:A:70:GLY:O	2:C:4:C:P	7	0.22
(1,9)	1:A:70:GLY:O	2:C:5:A:C1'	7	0.22
(1,9)	1:A:70:GLY:O	2:C:5:A:C2	7	0.22
(1,9)	1:A:70:GLY:O	2:C:5:A:C2'	7	0.22
(1,9)	1:A:70:GLY:O	2:C:5:A:C3'	7	0.22
(1,9)	1:A:70:GLY:O	2:C:5:A:C4	7	0.22
(1,9)	1:A:70:GLY:O	2:C:5:A:C4'	7	0.22
(1,9)	1:A:70:GLY:O	2:C:5:A:C5	7	0.22
(1,9)	1:A:70:GLY:O	2:C:5:A:C5'	7	0.22
(1,9)	1:A:70:GLY:O	2:C:5:A:C6	7	0.22
(1,9)	1:A:70:GLY:O	2:C:5:A:C8	7	0.22
(1,9)	1:A:70:GLY:O	2:C:5:A:H1'	7	0.22
(1,9)	1:A:70:GLY:O	2:C:5:A:H2	7	0.22
(1,9)	1:A:70:GLY:O	2:C:5:A:H2'	7	0.22

Continued on next page...

Continued from previous page...

Key	Atom-1	Atom-2	Model ID	Violation (Å)
(1,9)	1:A:70:GLY:O	2:C:5:A:H3'	7	0.22
(1,9)	1:A:70:GLY:O	2:C:5:A:H4'	7	0.22
(1,9)	1:A:70:GLY:O	2:C:5:A:H5'	7	0.22
(1,9)	1:A:70:GLY:O	2:C:5:A:H5''	7	0.22
(1,9)	1:A:70:GLY:O	2:C:5:A:H61	7	0.22
(1,9)	1:A:70:GLY:O	2:C:5:A:H62	7	0.22
(1,9)	1:A:70:GLY:O	2:C:5:A:H8	7	0.22
(1,9)	1:A:70:GLY:O	2:C:5:A:HO2'	7	0.22
(1,9)	1:A:70:GLY:O	2:C:5:A:N1	7	0.22
(1,9)	1:A:70:GLY:O	2:C:5:A:N3	7	0.22
(1,9)	1:A:70:GLY:O	2:C:5:A:N6	7	0.22
(1,9)	1:A:70:GLY:O	2:C:5:A:N7	7	0.22
(1,9)	1:A:70:GLY:O	2:C:5:A:N9	7	0.22
(1,9)	1:A:70:GLY:O	2:C:5:A:O2'	7	0.22
(1,9)	1:A:70:GLY:O	2:C:5:A:O3'	7	0.22
(1,9)	1:A:70:GLY:O	2:C:5:A:O4'	7	0.22
(1,9)	1:A:70:GLY:O	2:C:5:A:O5'	7	0.22
(1,9)	1:A:70:GLY:O	2:C:5:A:OP1	7	0.22
(1,9)	1:A:70:GLY:O	2:C:5:A:OP2	7	0.22
(1,9)	1:A:70:GLY:O	2:C:5:A:P	7	0.22
(1,22)	2:C:3:A:O5'	1:A:73:ARG:HE	9	0.22
(1,22)	2:C:3:A:O5'	1:A:73:ARG:HH11	9	0.22
(1,22)	2:C:3:A:O5'	1:A:73:ARG:HH12	9	0.22
(1,22)	2:C:3:A:O5'	1:A:73:ARG:HH21	9	0.22
(1,22)	2:C:3:A:O5'	1:A:73:ARG:HH22	9	0.22
(1,22)	2:C:3:A:O5'	1:A:85:ARG:HE	9	0.22
(1,22)	2:C:3:A:O5'	1:A:85:ARG:HH11	9	0.22
(1,22)	2:C:3:A:O5'	1:A:85:ARG:HH12	9	0.22
(1,22)	2:C:3:A:O5'	1:A:85:ARG:HH21	9	0.22
(1,22)	2:C:3:A:O5'	1:A:85:ARG:HH22	9	0.22
(1,18)	2:C:3:A:H2	1:A:8:LEU:C	7	0.22
(1,18)	2:C:3:A:H2	1:A:8:LEU:CA	7	0.22
(1,18)	2:C:3:A:H2	1:A:8:LEU:CB	7	0.22
(1,18)	2:C:3:A:H2	1:A:8:LEU:CD1	7	0.22
(1,18)	2:C:3:A:H2	1:A:8:LEU:CD2	7	0.22
(1,18)	2:C:3:A:H2	1:A:8:LEU:CG	7	0.22
(1,18)	2:C:3:A:H2	1:A:10:SER:C	7	0.22
(1,18)	2:C:3:A:H2	1:A:10:SER:CA	7	0.22
(1,18)	2:C:3:A:H2	1:A:10:SER:CB	7	0.22
(1,18)	2:C:3:A:H2	1:A:12:ASP:C	7	0.22
(1,18)	2:C:3:A:H2	1:A:12:ASP:CA	7	0.22
(1,18)	2:C:3:A:H2	1:A:12:ASP:CB	7	0.22

Continued on next page...

Continued from previous page...

Key	Atom-1	Atom-2	Model ID	Violation (Å)
(1,18)	2:C:3:A:H2	1:A:12:ASP:CG	7	0.22
(1,18)	2:C:3:A:H2	1:A:13:PRO:C	7	0.22
(1,18)	2:C:3:A:H2	1:A:13:PRO:CA	7	0.22
(1,18)	2:C:3:A:H2	1:A:13:PRO:CB	7	0.22
(1,18)	2:C:3:A:H2	1:A:13:PRO:CD	7	0.22
(1,18)	2:C:3:A:H2	1:A:13:PRO:CG	7	0.22
(1,18)	2:C:3:A:H2	1:A:14:THR:C	7	0.22
(1,18)	2:C:3:A:H2	1:A:14:THR:CA	7	0.22
(1,18)	2:C:3:A:H2	1:A:14:THR:CB	7	0.22
(1,18)	2:C:3:A:H2	1:A:14:THR:CG2	7	0.22
(1,18)	2:C:3:A:H2	1:A:15:ALA:C	7	0.22
(1,18)	2:C:3:A:H2	1:A:15:ALA:CA	7	0.22
(1,18)	2:C:3:A:H2	1:A:15:ALA:CB	7	0.22
(1,18)	2:C:3:A:H2	1:A:16:GLY:C	7	0.22
(1,18)	2:C:3:A:H2	1:A:16:GLY:CA	7	0.22
(1,18)	2:C:3:A:H2	1:A:17:HIS:C	7	0.22
(1,18)	2:C:3:A:H2	1:A:17:HIS:CA	7	0.22
(1,18)	2:C:3:A:H2	1:A:17:HIS:CB	7	0.22
(1,18)	2:C:3:A:H2	1:A:17:HIS:CD2	7	0.22
(1,18)	2:C:3:A:H2	1:A:17:HIS:CE1	7	0.22
(1,18)	2:C:3:A:H2	1:A:17:HIS:CG	7	0.22
(1,18)	2:C:3:A:H2	1:A:19:GLN:C	7	0.22
(1,18)	2:C:3:A:H2	1:A:19:GLN:CA	7	0.22
(1,18)	2:C:3:A:H2	1:A:19:GLN:CB	7	0.22
(1,18)	2:C:3:A:H2	1:A:19:GLN:CD	7	0.22
(1,18)	2:C:3:A:H2	1:A:19:GLN:CG	7	0.22
(1,18)	2:C:3:A:H2	1:A:20:GLN:C	7	0.22
(1,18)	2:C:3:A:H2	1:A:20:GLN:CA	7	0.22
(1,18)	2:C:3:A:H2	1:A:20:GLN:CB	7	0.22
(1,18)	2:C:3:A:H2	1:A:20:GLN:CD	7	0.22
(1,18)	2:C:3:A:H2	1:A:20:GLN:CG	7	0.22
(1,18)	2:C:3:A:H2	1:A:21:GLY:C	7	0.22
(1,18)	2:C:3:A:H2	1:A:21:GLY:CA	7	0.22
(1,18)	2:C:3:A:H2	1:A:22:THR:C	7	0.22
(1,18)	2:C:3:A:H2	1:A:22:THR:CA	7	0.22
(1,18)	2:C:3:A:H2	1:A:22:THR:CB	7	0.22
(1,18)	2:C:3:A:H2	1:A:22:THR:CG2	7	0.22
(1,18)	2:C:3:A:H2	1:A:23:ARG:C	7	0.22
(1,18)	2:C:3:A:H2	1:A:23:ARG:CA	7	0.22
(1,18)	2:C:3:A:H2	1:A:23:ARG:CB	7	0.22
(1,18)	2:C:3:A:H2	1:A:23:ARG:CD	7	0.22
(1,18)	2:C:3:A:H2	1:A:23:ARG:CG	7	0.22

Continued on next page...

Continued from previous page...

Key	Atom-1	Atom-2	Model ID	Violation (Å)
(1,18)	2:C:3:A:H2	1:A:23:ARG:CZ	7	0.22
(1,18)	2:C:3:A:H2	1:A:24:PRO:C	7	0.22
(1,18)	2:C:3:A:H2	1:A:24:PRO:CA	7	0.22
(1,18)	2:C:3:A:H2	1:A:24:PRO:CB	7	0.22
(1,18)	2:C:3:A:H2	1:A:24:PRO:CD	7	0.22
(1,18)	2:C:3:A:H2	1:A:24:PRO:CG	7	0.22
(1,18)	2:C:3:A:H2	1:A:45:VAL:C	7	0.22
(1,18)	2:C:3:A:H2	1:A:45:VAL:CA	7	0.22
(1,18)	2:C:3:A:H2	1:A:45:VAL:CB	7	0.22
(1,18)	2:C:3:A:H2	1:A:45:VAL:CG1	7	0.22
(1,18)	2:C:3:A:H2	1:A:45:VAL:CG2	7	0.22
(1,18)	2:C:3:A:H2	1:A:46:THR:C	7	0.22
(1,18)	2:C:3:A:H2	1:A:46:THR:CA	7	0.22
(1,18)	2:C:3:A:H2	1:A:46:THR:CB	7	0.22
(1,18)	2:C:3:A:H2	1:A:46:THR:CG2	7	0.22
(1,18)	2:C:3:A:H2	1:A:47:SER:C	7	0.22
(1,18)	2:C:3:A:H2	1:A:47:SER:CA	7	0.22
(1,18)	2:C:3:A:H2	1:A:47:SER:CB	7	0.22
(1,18)	2:C:3:A:H2	1:A:48:GLY:C	7	0.22
(1,18)	2:C:3:A:H2	1:A:48:GLY:CA	7	0.22
(1,18)	2:C:3:A:H2	1:A:49:GLY:C	7	0.22
(1,18)	2:C:3:A:H2	1:A:49:GLY:CA	7	0.22
(1,18)	2:C:3:A:H2	1:A:50:ASN:C	7	0.22
(1,18)	2:C:3:A:H2	1:A:50:ASN:CA	7	0.22
(1,18)	2:C:3:A:H2	1:A:50:ASN:CB	7	0.22
(1,18)	2:C:3:A:H2	1:A:50:ASN:CG	7	0.22
(1,18)	2:C:3:A:H2	1:A:51:PHE:C	7	0.22
(1,18)	2:C:3:A:H2	1:A:51:PHE:CA	7	0.22
(1,18)	2:C:3:A:H2	1:A:51:PHE:CB	7	0.22
(1,18)	2:C:3:A:H2	1:A:51:PHE:CD1	7	0.22
(1,18)	2:C:3:A:H2	1:A:51:PHE:CD2	7	0.22
(1,18)	2:C:3:A:H2	1:A:51:PHE:CE1	7	0.22
(1,18)	2:C:3:A:H2	1:A:51:PHE:CE2	7	0.22
(1,18)	2:C:3:A:H2	1:A:51:PHE:CG	7	0.22
(1,18)	2:C:3:A:H2	1:A:51:PHE:CZ	7	0.22
(1,18)	2:C:3:A:H2	1:A:52:ALA:C	7	0.22
(1,18)	2:C:3:A:H2	1:A:52:ALA:CA	7	0.22
(1,18)	2:C:3:A:H2	1:A:52:ALA:CB	7	0.22
(1,18)	2:C:3:A:H2	1:A:53:ARG:C	7	0.22
(1,18)	2:C:3:A:H2	1:A:53:ARG:CA	7	0.22
(1,18)	2:C:3:A:H2	1:A:53:ARG:CB	7	0.22
(1,18)	2:C:3:A:H2	1:A:53:ARG:CD	7	0.22

Continued on next page...

Continued from previous page...

Key	Atom-1	Atom-2	Model ID	Violation (Å)
(1,18)	2:C:3:A:H2	1:A:53:ARG:CG	7	0.22
(1,18)	2:C:3:A:H2	1:A:53:ARG:CZ	7	0.22
(1,18)	2:C:3:A:H2	1:A:54:THR:C	7	0.22
(1,18)	2:C:3:A:H2	1:A:54:THR:CA	7	0.22
(1,18)	2:C:3:A:H2	1:A:54:THR:CB	7	0.22
(1,18)	2:C:3:A:H2	1:A:54:THR:CG2	7	0.22
(1,18)	2:C:3:A:H2	1:A:55:ALA:C	7	0.22
(1,18)	2:C:3:A:H2	1:A:55:ALA:CA	7	0.22
(1,18)	2:C:3:A:H2	1:A:55:ALA:CB	7	0.22
(1,18)	2:C:3:A:H2	1:A:56:GLY:C	7	0.22
(1,18)	2:C:3:A:H2	1:A:56:GLY:CA	7	0.22
(1,18)	2:C:3:A:H2	1:A:57:PHE:C	7	0.22
(1,18)	2:C:3:A:H2	1:A:57:PHE:CA	7	0.22
(1,18)	2:C:3:A:H2	1:A:57:PHE:CB	7	0.22
(1,18)	2:C:3:A:H2	1:A:57:PHE:CD1	7	0.22
(1,18)	2:C:3:A:H2	1:A:57:PHE:CD2	7	0.22
(1,18)	2:C:3:A:H2	1:A:57:PHE:CE1	7	0.22
(1,18)	2:C:3:A:H2	1:A:57:PHE:CE2	7	0.22
(1,18)	2:C:3:A:H2	1:A:57:PHE:CG	7	0.22
(1,18)	2:C:3:A:H2	1:A:57:PHE:CZ	7	0.22
(1,18)	2:C:3:A:H2	1:A:58:ALA:C	7	0.22
(1,18)	2:C:3:A:H2	1:A:58:ALA:CA	7	0.22
(1,18)	2:C:3:A:H2	1:A:58:ALA:CB	7	0.22
(1,18)	2:C:3:A:H2	1:A:60:SER:C	7	0.22
(1,18)	2:C:3:A:H2	1:A:60:SER:CA	7	0.22
(1,18)	2:C:3:A:H2	1:A:60:SER:CB	7	0.22
(1,18)	2:C:3:A:H2	1:A:62:ASP:C	7	0.22
(1,18)	2:C:3:A:H2	1:A:62:ASP:CA	7	0.22
(1,18)	2:C:3:A:H2	1:A:62:ASP:CB	7	0.22
(1,18)	2:C:3:A:H2	1:A:62:ASP:CG	7	0.22
(1,18)	2:C:3:A:H2	1:A:66:ILE:C	7	0.22
(1,18)	2:C:3:A:H2	1:A:66:ILE:CA	7	0.22
(1,18)	2:C:3:A:H2	1:A:66:ILE:CB	7	0.22
(1,18)	2:C:3:A:H2	1:A:66:ILE:CD1	7	0.22
(1,18)	2:C:3:A:H2	1:A:66:ILE:CG1	7	0.22
(1,18)	2:C:3:A:H2	1:A:66:ILE:CG2	7	0.22
(1,18)	2:C:3:A:H2	1:A:67:ARG:C	7	0.22
(1,18)	2:C:3:A:H2	1:A:67:ARG:CA	7	0.22
(1,18)	2:C:3:A:H2	1:A:67:ARG:CB	7	0.22
(1,18)	2:C:3:A:H2	1:A:67:ARG:CD	7	0.22
(1,18)	2:C:3:A:H2	1:A:67:ARG:CG	7	0.22
(1,18)	2:C:3:A:H2	1:A:67:ARG:CZ	7	0.22

Continued on next page...

Continued from previous page...

Key	Atom-1	Atom-2	Model ID	Violation (Å)
(1,18)	2:C:3:A:H2	1:A:68:THR:C	7	0.22
(1,18)	2:C:3:A:H2	1:A:68:THR:CA	7	0.22
(1,18)	2:C:3:A:H2	1:A:68:THR:CB	7	0.22
(1,18)	2:C:3:A:H2	1:A:68:THR:CG2	7	0.22
(1,18)	2:C:3:A:H2	1:A:69:THR:C	7	0.22
(1,18)	2:C:3:A:H2	1:A:69:THR:CA	7	0.22
(1,18)	2:C:3:A:H2	1:A:69:THR:CB	7	0.22
(1,18)	2:C:3:A:H2	1:A:69:THR:CG2	7	0.22
(1,18)	2:C:3:A:H2	1:A:70:GLY:C	7	0.22
(1,18)	2:C:3:A:H2	1:A:70:GLY:CA	7	0.22
(1,18)	2:C:3:A:H2	1:A:71:VAL:C	7	0.22
(1,18)	2:C:3:A:H2	1:A:71:VAL:CA	7	0.22
(1,18)	2:C:3:A:H2	1:A:71:VAL:CB	7	0.22
(1,18)	2:C:3:A:H2	1:A:71:VAL:CG1	7	0.22
(1,18)	2:C:3:A:H2	1:A:71:VAL:CG2	7	0.22
(1,18)	2:C:3:A:H2	1:A:73:ARG:C	7	0.22
(1,18)	2:C:3:A:H2	1:A:73:ARG:CA	7	0.22
(1,18)	2:C:3:A:H2	1:A:73:ARG:CB	7	0.22
(1,18)	2:C:3:A:H2	1:A:73:ARG:CD	7	0.22
(1,18)	2:C:3:A:H2	1:A:73:ARG:CG	7	0.22
(1,18)	2:C:3:A:H2	1:A:73:ARG:CZ	7	0.22
(1,18)	2:C:3:A:H2	1:A:75:ASP:C	7	0.22
(1,18)	2:C:3:A:H2	1:A:75:ASP:CA	7	0.22
(1,18)	2:C:3:A:H2	1:A:75:ASP:CB	7	0.22
(1,18)	2:C:3:A:H2	1:A:75:ASP:CG	7	0.22
(1,18)	2:C:3:A:H2	1:A:76:GLN:C	7	0.22
(1,18)	2:C:3:A:H2	1:A:76:GLN:CA	7	0.22
(1,18)	2:C:3:A:H2	1:A:76:GLN:CB	7	0.22
(1,18)	2:C:3:A:H2	1:A:76:GLN:CD	7	0.22
(1,18)	2:C:3:A:H2	1:A:76:GLN:CG	7	0.22
(1,18)	2:C:3:A:H2	1:A:85:ARG:C	7	0.22
(1,18)	2:C:3:A:H2	1:A:85:ARG:CA	7	0.22
(1,18)	2:C:3:A:H2	1:A:85:ARG:CB	7	0.22
(1,18)	2:C:3:A:H2	1:A:85:ARG:CD	7	0.22
(1,18)	2:C:3:A:H2	1:A:85:ARG:CG	7	0.22
(1,18)	2:C:3:A:H2	1:A:85:ARG:CZ	7	0.22
(1,18)	2:C:3:A:H2	1:A:100:GLU:C	7	0.22
(1,18)	2:C:3:A:H2	1:A:100:GLU:CA	7	0.22
(1,18)	2:C:3:A:H2	1:A:100:GLU:CB	7	0.22
(1,18)	2:C:3:A:H2	1:A:100:GLU:CD	7	0.22
(1,18)	2:C:3:A:H2	1:A:100:GLU:CG	7	0.22
(1,18)	2:C:3:A:H2	1:A:104:ARG:C	7	0.22

Continued on next page...

Continued from previous page...

Key	Atom-1	Atom-2	Model ID	Violation (Å)
(1,18)	2:C:3:A:H2	1:A:104:ARG:CA	7	0.22
(1,18)	2:C:3:A:H2	1:A:104:ARG:CB	7	0.22
(1,18)	2:C:3:A:H2	1:A:104:ARG:CD	7	0.22
(1,18)	2:C:3:A:H2	1:A:104:ARG:CG	7	0.22
(1,18)	2:C:3:A:H2	1:A:104:ARG:CZ	7	0.22
(2,1)	2:C:2:U:HO2'	2:C:3:A:OP2	5	0.21
(1,18)	2:C:3:A:H2	1:A:8:LEU:C	2	0.21
(1,18)	2:C:3:A:H2	1:A:8:LEU:CA	2	0.21
(1,18)	2:C:3:A:H2	1:A:8:LEU:CB	2	0.21
(1,18)	2:C:3:A:H2	1:A:8:LEU:CD1	2	0.21
(1,18)	2:C:3:A:H2	1:A:8:LEU:CD2	2	0.21
(1,18)	2:C:3:A:H2	1:A:8:LEU:CG	2	0.21
(1,18)	2:C:3:A:H2	1:A:10:SER:C	2	0.21
(1,18)	2:C:3:A:H2	1:A:10:SER:CA	2	0.21
(1,18)	2:C:3:A:H2	1:A:10:SER:CB	2	0.21
(1,18)	2:C:3:A:H2	1:A:12:ASP:C	2	0.21
(1,18)	2:C:3:A:H2	1:A:12:ASP:CA	2	0.21
(1,18)	2:C:3:A:H2	1:A:12:ASP:CB	2	0.21
(1,18)	2:C:3:A:H2	1:A:12:ASP:CG	2	0.21
(1,18)	2:C:3:A:H2	1:A:13:PRO:C	2	0.21
(1,18)	2:C:3:A:H2	1:A:13:PRO:CA	2	0.21
(1,18)	2:C:3:A:H2	1:A:13:PRO:CB	2	0.21
(1,18)	2:C:3:A:H2	1:A:13:PRO:CD	2	0.21
(1,18)	2:C:3:A:H2	1:A:13:PRO:CG	2	0.21
(1,18)	2:C:3:A:H2	1:A:14:THR:C	2	0.21
(1,18)	2:C:3:A:H2	1:A:14:THR:CA	2	0.21
(1,18)	2:C:3:A:H2	1:A:14:THR:CB	2	0.21
(1,18)	2:C:3:A:H2	1:A:14:THR:CG2	2	0.21
(1,18)	2:C:3:A:H2	1:A:15:ALA:C	2	0.21
(1,18)	2:C:3:A:H2	1:A:15:ALA:CA	2	0.21
(1,18)	2:C:3:A:H2	1:A:15:ALA:CB	2	0.21
(1,18)	2:C:3:A:H2	1:A:16:GLY:C	2	0.21
(1,18)	2:C:3:A:H2	1:A:16:GLY:CA	2	0.21
(1,18)	2:C:3:A:H2	1:A:17:HIS:C	2	0.21
(1,18)	2:C:3:A:H2	1:A:17:HIS:CA	2	0.21
(1,18)	2:C:3:A:H2	1:A:17:HIS:CB	2	0.21
(1,18)	2:C:3:A:H2	1:A:17:HIS:CD2	2	0.21
(1,18)	2:C:3:A:H2	1:A:17:HIS:CE1	2	0.21
(1,18)	2:C:3:A:H2	1:A:17:HIS:CG	2	0.21
(1,18)	2:C:3:A:H2	1:A:19:GLN:C	2	0.21
(1,18)	2:C:3:A:H2	1:A:19:GLN:CA	2	0.21
(1,18)	2:C:3:A:H2	1:A:19:GLN:CB	2	0.21

Continued on next page...

Continued from previous page...

Key	Atom-1	Atom-2	Model ID	Violation (Å)
(1,18)	2:C:3:A:H2	1:A:19:GLN:CD	2	0.21
(1,18)	2:C:3:A:H2	1:A:19:GLN:CG	2	0.21
(1,18)	2:C:3:A:H2	1:A:20:GLN:C	2	0.21
(1,18)	2:C:3:A:H2	1:A:20:GLN:CA	2	0.21
(1,18)	2:C:3:A:H2	1:A:20:GLN:CB	2	0.21
(1,18)	2:C:3:A:H2	1:A:20:GLN:CD	2	0.21
(1,18)	2:C:3:A:H2	1:A:20:GLN:CG	2	0.21
(1,18)	2:C:3:A:H2	1:A:21:GLY:C	2	0.21
(1,18)	2:C:3:A:H2	1:A:21:GLY:CA	2	0.21
(1,18)	2:C:3:A:H2	1:A:22:THR:C	2	0.21
(1,18)	2:C:3:A:H2	1:A:22:THR:CA	2	0.21
(1,18)	2:C:3:A:H2	1:A:22:THR:CB	2	0.21
(1,18)	2:C:3:A:H2	1:A:22:THR:CG2	2	0.21
(1,18)	2:C:3:A:H2	1:A:23:ARG:C	2	0.21
(1,18)	2:C:3:A:H2	1:A:23:ARG:CA	2	0.21
(1,18)	2:C:3:A:H2	1:A:23:ARG:CB	2	0.21
(1,18)	2:C:3:A:H2	1:A:23:ARG:CD	2	0.21
(1,18)	2:C:3:A:H2	1:A:23:ARG:CG	2	0.21
(1,18)	2:C:3:A:H2	1:A:23:ARG:CZ	2	0.21
(1,18)	2:C:3:A:H2	1:A:24:PRO:C	2	0.21
(1,18)	2:C:3:A:H2	1:A:24:PRO:CA	2	0.21
(1,18)	2:C:3:A:H2	1:A:24:PRO:CB	2	0.21
(1,18)	2:C:3:A:H2	1:A:24:PRO:CD	2	0.21
(1,18)	2:C:3:A:H2	1:A:24:PRO:CG	2	0.21
(1,18)	2:C:3:A:H2	1:A:45:VAL:C	2	0.21
(1,18)	2:C:3:A:H2	1:A:45:VAL:CA	2	0.21
(1,18)	2:C:3:A:H2	1:A:45:VAL:CB	2	0.21
(1,18)	2:C:3:A:H2	1:A:45:VAL:CG1	2	0.21
(1,18)	2:C:3:A:H2	1:A:45:VAL:CG2	2	0.21
(1,18)	2:C:3:A:H2	1:A:46:THR:C	2	0.21
(1,18)	2:C:3:A:H2	1:A:46:THR:CA	2	0.21
(1,18)	2:C:3:A:H2	1:A:46:THR:CB	2	0.21
(1,18)	2:C:3:A:H2	1:A:46:THR:CG2	2	0.21
(1,18)	2:C:3:A:H2	1:A:47:SER:C	2	0.21
(1,18)	2:C:3:A:H2	1:A:47:SER:CA	2	0.21
(1,18)	2:C:3:A:H2	1:A:47:SER:CB	2	0.21
(1,18)	2:C:3:A:H2	1:A:48:GLY:C	2	0.21
(1,18)	2:C:3:A:H2	1:A:48:GLY:CA	2	0.21
(1,18)	2:C:3:A:H2	1:A:49:GLY:C	2	0.21
(1,18)	2:C:3:A:H2	1:A:49:GLY:CA	2	0.21
(1,18)	2:C:3:A:H2	1:A:50:ASN:C	2	0.21
(1,18)	2:C:3:A:H2	1:A:50:ASN:CA	2	0.21

Continued on next page...

Continued from previous page...

Key	Atom-1	Atom-2	Model ID	Violation (Å)
(1,18)	2:C:3:A:H2	1:A:50:ASN:CB	2	0.21
(1,18)	2:C:3:A:H2	1:A:50:ASN:CG	2	0.21
(1,18)	2:C:3:A:H2	1:A:51:PHE:C	2	0.21
(1,18)	2:C:3:A:H2	1:A:51:PHE:CA	2	0.21
(1,18)	2:C:3:A:H2	1:A:51:PHE:CB	2	0.21
(1,18)	2:C:3:A:H2	1:A:51:PHE:CD1	2	0.21
(1,18)	2:C:3:A:H2	1:A:51:PHE:CD2	2	0.21
(1,18)	2:C:3:A:H2	1:A:51:PHE:CE1	2	0.21
(1,18)	2:C:3:A:H2	1:A:51:PHE:CE2	2	0.21
(1,18)	2:C:3:A:H2	1:A:51:PHE:CG	2	0.21
(1,18)	2:C:3:A:H2	1:A:51:PHE:CZ	2	0.21
(1,18)	2:C:3:A:H2	1:A:52:ALA:C	2	0.21
(1,18)	2:C:3:A:H2	1:A:52:ALA:CA	2	0.21
(1,18)	2:C:3:A:H2	1:A:52:ALA:CB	2	0.21
(1,18)	2:C:3:A:H2	1:A:53:ARG:C	2	0.21
(1,18)	2:C:3:A:H2	1:A:53:ARG:CA	2	0.21
(1,18)	2:C:3:A:H2	1:A:53:ARG:CB	2	0.21
(1,18)	2:C:3:A:H2	1:A:53:ARG:CD	2	0.21
(1,18)	2:C:3:A:H2	1:A:53:ARG:CG	2	0.21
(1,18)	2:C:3:A:H2	1:A:53:ARG:CZ	2	0.21
(1,18)	2:C:3:A:H2	1:A:54:THR:C	2	0.21
(1,18)	2:C:3:A:H2	1:A:54:THR:CA	2	0.21
(1,18)	2:C:3:A:H2	1:A:54:THR:CB	2	0.21
(1,18)	2:C:3:A:H2	1:A:54:THR:CG2	2	0.21
(1,18)	2:C:3:A:H2	1:A:55:ALA:C	2	0.21
(1,18)	2:C:3:A:H2	1:A:55:ALA:CA	2	0.21
(1,18)	2:C:3:A:H2	1:A:55:ALA:CB	2	0.21
(1,18)	2:C:3:A:H2	1:A:56:GLY:C	2	0.21
(1,18)	2:C:3:A:H2	1:A:56:GLY:CA	2	0.21
(1,18)	2:C:3:A:H2	1:A:57:PHE:C	2	0.21
(1,18)	2:C:3:A:H2	1:A:57:PHE:CA	2	0.21
(1,18)	2:C:3:A:H2	1:A:57:PHE:CB	2	0.21
(1,18)	2:C:3:A:H2	1:A:57:PHE:CD1	2	0.21
(1,18)	2:C:3:A:H2	1:A:57:PHE:CD2	2	0.21
(1,18)	2:C:3:A:H2	1:A:57:PHE:CE1	2	0.21
(1,18)	2:C:3:A:H2	1:A:57:PHE:CE2	2	0.21
(1,18)	2:C:3:A:H2	1:A:57:PHE:CG	2	0.21
(1,18)	2:C:3:A:H2	1:A:57:PHE:CZ	2	0.21
(1,18)	2:C:3:A:H2	1:A:58:ALA:C	2	0.21
(1,18)	2:C:3:A:H2	1:A:58:ALA:CA	2	0.21
(1,18)	2:C:3:A:H2	1:A:58:ALA:CB	2	0.21
(1,18)	2:C:3:A:H2	1:A:60:SER:C	2	0.21

Continued on next page...

Continued from previous page...

Key	Atom-1	Atom-2	Model ID	Violation (Å)
(1,18)	2:C:3:A:H2	1:A:60:SER:CA	2	0.21
(1,18)	2:C:3:A:H2	1:A:60:SER:CB	2	0.21
(1,18)	2:C:3:A:H2	1:A:62:ASP:C	2	0.21
(1,18)	2:C:3:A:H2	1:A:62:ASP:CA	2	0.21
(1,18)	2:C:3:A:H2	1:A:62:ASP:CB	2	0.21
(1,18)	2:C:3:A:H2	1:A:62:ASP:CG	2	0.21
(1,18)	2:C:3:A:H2	1:A:66:ILE:C	2	0.21
(1,18)	2:C:3:A:H2	1:A:66:ILE:CA	2	0.21
(1,18)	2:C:3:A:H2	1:A:66:ILE:CB	2	0.21
(1,18)	2:C:3:A:H2	1:A:66:ILE:CD1	2	0.21
(1,18)	2:C:3:A:H2	1:A:66:ILE:CG1	2	0.21
(1,18)	2:C:3:A:H2	1:A:66:ILE:CG2	2	0.21
(1,18)	2:C:3:A:H2	1:A:67:ARG:C	2	0.21
(1,18)	2:C:3:A:H2	1:A:67:ARG:CA	2	0.21
(1,18)	2:C:3:A:H2	1:A:67:ARG:CB	2	0.21
(1,18)	2:C:3:A:H2	1:A:67:ARG:CD	2	0.21
(1,18)	2:C:3:A:H2	1:A:67:ARG:CG	2	0.21
(1,18)	2:C:3:A:H2	1:A:67:ARG:CZ	2	0.21
(1,18)	2:C:3:A:H2	1:A:68:THR:C	2	0.21
(1,18)	2:C:3:A:H2	1:A:68:THR:CA	2	0.21
(1,18)	2:C:3:A:H2	1:A:68:THR:CB	2	0.21
(1,18)	2:C:3:A:H2	1:A:68:THR:CG2	2	0.21
(1,18)	2:C:3:A:H2	1:A:69:THR:C	2	0.21
(1,18)	2:C:3:A:H2	1:A:69:THR:CA	2	0.21
(1,18)	2:C:3:A:H2	1:A:69:THR:CB	2	0.21
(1,18)	2:C:3:A:H2	1:A:69:THR:CG2	2	0.21
(1,18)	2:C:3:A:H2	1:A:70:GLY:C	2	0.21
(1,18)	2:C:3:A:H2	1:A:70:GLY:CA	2	0.21
(1,18)	2:C:3:A:H2	1:A:71:VAL:C	2	0.21
(1,18)	2:C:3:A:H2	1:A:71:VAL:CA	2	0.21
(1,18)	2:C:3:A:H2	1:A:71:VAL:CB	2	0.21
(1,18)	2:C:3:A:H2	1:A:71:VAL:CG1	2	0.21
(1,18)	2:C:3:A:H2	1:A:71:VAL:CG2	2	0.21
(1,18)	2:C:3:A:H2	1:A:73:ARG:C	2	0.21
(1,18)	2:C:3:A:H2	1:A:73:ARG:CA	2	0.21
(1,18)	2:C:3:A:H2	1:A:73:ARG:CB	2	0.21
(1,18)	2:C:3:A:H2	1:A:73:ARG:CD	2	0.21
(1,18)	2:C:3:A:H2	1:A:73:ARG:CG	2	0.21
(1,18)	2:C:3:A:H2	1:A:73:ARG:CZ	2	0.21
(1,18)	2:C:3:A:H2	1:A:75:ASP:C	2	0.21
(1,18)	2:C:3:A:H2	1:A:75:ASP:CA	2	0.21
(1,18)	2:C:3:A:H2	1:A:75:ASP:CB	2	0.21

Continued on next page...

Continued from previous page...

Key	Atom-1	Atom-2	Model ID	Violation (Å)
(1,18)	2:C:3:A:H2	1:A:75:ASP:CG	2	0.21
(1,18)	2:C:3:A:H2	1:A:76:GLN:C	2	0.21
(1,18)	2:C:3:A:H2	1:A:76:GLN:CA	2	0.21
(1,18)	2:C:3:A:H2	1:A:76:GLN:CB	2	0.21
(1,18)	2:C:3:A:H2	1:A:76:GLN:CD	2	0.21
(1,18)	2:C:3:A:H2	1:A:76:GLN:CG	2	0.21
(1,18)	2:C:3:A:H2	1:A:85:ARG:C	2	0.21
(1,18)	2:C:3:A:H2	1:A:85:ARG:CA	2	0.21
(1,18)	2:C:3:A:H2	1:A:85:ARG:CB	2	0.21
(1,18)	2:C:3:A:H2	1:A:85:ARG:CD	2	0.21
(1,18)	2:C:3:A:H2	1:A:85:ARG:CG	2	0.21
(1,18)	2:C:3:A:H2	1:A:85:ARG:CZ	2	0.21
(1,18)	2:C:3:A:H2	1:A:100:GLU:C	2	0.21
(1,18)	2:C:3:A:H2	1:A:100:GLU:CA	2	0.21
(1,18)	2:C:3:A:H2	1:A:100:GLU:CB	2	0.21
(1,18)	2:C:3:A:H2	1:A:100:GLU:CD	2	0.21
(1,18)	2:C:3:A:H2	1:A:100:GLU:CG	2	0.21
(1,18)	2:C:3:A:H2	1:A:104:ARG:C	2	0.21
(1,18)	2:C:3:A:H2	1:A:104:ARG:CA	2	0.21
(1,18)	2:C:3:A:H2	1:A:104:ARG:CB	2	0.21
(1,18)	2:C:3:A:H2	1:A:104:ARG:CD	2	0.21
(1,18)	2:C:3:A:H2	1:A:104:ARG:CG	2	0.21
(1,18)	2:C:3:A:H2	1:A:104:ARG:CZ	2	0.21
(1,18)	2:C:3:A:H2	1:A:8:LEU:C	3	0.21
(1,18)	2:C:3:A:H2	1:A:8:LEU:CA	3	0.21
(1,18)	2:C:3:A:H2	1:A:8:LEU:CB	3	0.21
(1,18)	2:C:3:A:H2	1:A:8:LEU:CD1	3	0.21
(1,18)	2:C:3:A:H2	1:A:8:LEU:CD2	3	0.21
(1,18)	2:C:3:A:H2	1:A:8:LEU:CG	3	0.21
(1,18)	2:C:3:A:H2	1:A:10:SER:C	3	0.21
(1,18)	2:C:3:A:H2	1:A:10:SER:CA	3	0.21
(1,18)	2:C:3:A:H2	1:A:10:SER:CB	3	0.21
(1,18)	2:C:3:A:H2	1:A:12:ASP:C	3	0.21
(1,18)	2:C:3:A:H2	1:A:12:ASP:CA	3	0.21
(1,18)	2:C:3:A:H2	1:A:12:ASP:CB	3	0.21
(1,18)	2:C:3:A:H2	1:A:12:ASP:CG	3	0.21
(1,18)	2:C:3:A:H2	1:A:13:PRO:C	3	0.21
(1,18)	2:C:3:A:H2	1:A:13:PRO:CA	3	0.21
(1,18)	2:C:3:A:H2	1:A:13:PRO:CB	3	0.21
(1,18)	2:C:3:A:H2	1:A:13:PRO:CD	3	0.21
(1,18)	2:C:3:A:H2	1:A:13:PRO:CG	3	0.21
(1,18)	2:C:3:A:H2	1:A:14:THR:C	3	0.21

Continued on next page...

Continued from previous page...

Key	Atom-1	Atom-2	Model ID	Violation (Å)
(1,18)	2:C:3:A:H2	1:A:14:THR:CA	3	0.21
(1,18)	2:C:3:A:H2	1:A:14:THR:CB	3	0.21
(1,18)	2:C:3:A:H2	1:A:14:THR:CG2	3	0.21
(1,18)	2:C:3:A:H2	1:A:15:ALA:C	3	0.21
(1,18)	2:C:3:A:H2	1:A:15:ALA:CA	3	0.21
(1,18)	2:C:3:A:H2	1:A:15:ALA:CB	3	0.21
(1,18)	2:C:3:A:H2	1:A:16:GLY:C	3	0.21
(1,18)	2:C:3:A:H2	1:A:16:GLY:CA	3	0.21
(1,18)	2:C:3:A:H2	1:A:17:HIS:C	3	0.21
(1,18)	2:C:3:A:H2	1:A:17:HIS:CA	3	0.21
(1,18)	2:C:3:A:H2	1:A:17:HIS:CB	3	0.21
(1,18)	2:C:3:A:H2	1:A:17:HIS:CD2	3	0.21
(1,18)	2:C:3:A:H2	1:A:17:HIS:CE1	3	0.21
(1,18)	2:C:3:A:H2	1:A:17:HIS:CG	3	0.21
(1,18)	2:C:3:A:H2	1:A:19:GLN:C	3	0.21
(1,18)	2:C:3:A:H2	1:A:19:GLN:CA	3	0.21
(1,18)	2:C:3:A:H2	1:A:19:GLN:CB	3	0.21
(1,18)	2:C:3:A:H2	1:A:19:GLN:CD	3	0.21
(1,18)	2:C:3:A:H2	1:A:19:GLN:CG	3	0.21
(1,18)	2:C:3:A:H2	1:A:20:GLN:C	3	0.21
(1,18)	2:C:3:A:H2	1:A:20:GLN:CA	3	0.21
(1,18)	2:C:3:A:H2	1:A:20:GLN:CB	3	0.21
(1,18)	2:C:3:A:H2	1:A:20:GLN:CD	3	0.21
(1,18)	2:C:3:A:H2	1:A:20:GLN:CG	3	0.21
(1,18)	2:C:3:A:H2	1:A:21:GLY:C	3	0.21
(1,18)	2:C:3:A:H2	1:A:21:GLY:CA	3	0.21
(1,18)	2:C:3:A:H2	1:A:22:THR:C	3	0.21
(1,18)	2:C:3:A:H2	1:A:22:THR:CA	3	0.21
(1,18)	2:C:3:A:H2	1:A:22:THR:CB	3	0.21
(1,18)	2:C:3:A:H2	1:A:22:THR:CG2	3	0.21
(1,18)	2:C:3:A:H2	1:A:23:ARG:C	3	0.21
(1,18)	2:C:3:A:H2	1:A:23:ARG:CA	3	0.21
(1,18)	2:C:3:A:H2	1:A:23:ARG:CB	3	0.21
(1,18)	2:C:3:A:H2	1:A:23:ARG:CD	3	0.21
(1,18)	2:C:3:A:H2	1:A:23:ARG:CG	3	0.21
(1,18)	2:C:3:A:H2	1:A:23:ARG:CZ	3	0.21
(1,18)	2:C:3:A:H2	1:A:24:PRO:C	3	0.21
(1,18)	2:C:3:A:H2	1:A:24:PRO:CA	3	0.21
(1,18)	2:C:3:A:H2	1:A:24:PRO:CB	3	0.21
(1,18)	2:C:3:A:H2	1:A:24:PRO:CD	3	0.21
(1,18)	2:C:3:A:H2	1:A:24:PRO:CG	3	0.21
(1,18)	2:C:3:A:H2	1:A:45:VAL:C	3	0.21

Continued on next page...

Continued from previous page...

Key	Atom-1	Atom-2	Model ID	Violation (Å)
(1,18)	2:C:3:A:H2	1:A:45:VAL:CA	3	0.21
(1,18)	2:C:3:A:H2	1:A:45:VAL:CB	3	0.21
(1,18)	2:C:3:A:H2	1:A:45:VAL:CG1	3	0.21
(1,18)	2:C:3:A:H2	1:A:45:VAL:CG2	3	0.21
(1,18)	2:C:3:A:H2	1:A:46:THR:C	3	0.21
(1,18)	2:C:3:A:H2	1:A:46:THR:CA	3	0.21
(1,18)	2:C:3:A:H2	1:A:46:THR:CB	3	0.21
(1,18)	2:C:3:A:H2	1:A:46:THR:CG2	3	0.21
(1,18)	2:C:3:A:H2	1:A:47:SER:C	3	0.21
(1,18)	2:C:3:A:H2	1:A:47:SER:CA	3	0.21
(1,18)	2:C:3:A:H2	1:A:47:SER:CB	3	0.21
(1,18)	2:C:3:A:H2	1:A:48:GLY:C	3	0.21
(1,18)	2:C:3:A:H2	1:A:48:GLY:CA	3	0.21
(1,18)	2:C:3:A:H2	1:A:49:GLY:C	3	0.21
(1,18)	2:C:3:A:H2	1:A:49:GLY:CA	3	0.21
(1,18)	2:C:3:A:H2	1:A:50:ASN:C	3	0.21
(1,18)	2:C:3:A:H2	1:A:50:ASN:CA	3	0.21
(1,18)	2:C:3:A:H2	1:A:50:ASN:CB	3	0.21
(1,18)	2:C:3:A:H2	1:A:50:ASN:CG	3	0.21
(1,18)	2:C:3:A:H2	1:A:51:PHE:C	3	0.21
(1,18)	2:C:3:A:H2	1:A:51:PHE:CA	3	0.21
(1,18)	2:C:3:A:H2	1:A:51:PHE:CB	3	0.21
(1,18)	2:C:3:A:H2	1:A:51:PHE:CD1	3	0.21
(1,18)	2:C:3:A:H2	1:A:51:PHE:CD2	3	0.21
(1,18)	2:C:3:A:H2	1:A:51:PHE:CE1	3	0.21
(1,18)	2:C:3:A:H2	1:A:51:PHE:CE2	3	0.21
(1,18)	2:C:3:A:H2	1:A:51:PHE:CG	3	0.21
(1,18)	2:C:3:A:H2	1:A:51:PHE:CZ	3	0.21
(1,18)	2:C:3:A:H2	1:A:52:ALA:C	3	0.21
(1,18)	2:C:3:A:H2	1:A:52:ALA:CA	3	0.21
(1,18)	2:C:3:A:H2	1:A:52:ALA:CB	3	0.21
(1,18)	2:C:3:A:H2	1:A:53:ARG:C	3	0.21
(1,18)	2:C:3:A:H2	1:A:53:ARG:CA	3	0.21
(1,18)	2:C:3:A:H2	1:A:53:ARG:CB	3	0.21
(1,18)	2:C:3:A:H2	1:A:53:ARG:CD	3	0.21
(1,18)	2:C:3:A:H2	1:A:53:ARG:CG	3	0.21
(1,18)	2:C:3:A:H2	1:A:53:ARG:CZ	3	0.21
(1,18)	2:C:3:A:H2	1:A:54:THR:C	3	0.21
(1,18)	2:C:3:A:H2	1:A:54:THR:CA	3	0.21
(1,18)	2:C:3:A:H2	1:A:54:THR:CB	3	0.21
(1,18)	2:C:3:A:H2	1:A:54:THR:CG2	3	0.21
(1,18)	2:C:3:A:H2	1:A:55:ALA:C	3	0.21

Continued on next page...

Continued from previous page...

Key	Atom-1	Atom-2	Model ID	Violation (Å)
(1,18)	2:C:3:A:H2	1:A:55:ALA:CA	3	0.21
(1,18)	2:C:3:A:H2	1:A:55:ALA:CB	3	0.21
(1,18)	2:C:3:A:H2	1:A:56:GLY:C	3	0.21
(1,18)	2:C:3:A:H2	1:A:56:GLY:CA	3	0.21
(1,18)	2:C:3:A:H2	1:A:57:PHE:C	3	0.21
(1,18)	2:C:3:A:H2	1:A:57:PHE:CA	3	0.21
(1,18)	2:C:3:A:H2	1:A:57:PHE:CB	3	0.21
(1,18)	2:C:3:A:H2	1:A:57:PHE:CD1	3	0.21
(1,18)	2:C:3:A:H2	1:A:57:PHE:CD2	3	0.21
(1,18)	2:C:3:A:H2	1:A:57:PHE:CE1	3	0.21
(1,18)	2:C:3:A:H2	1:A:57:PHE:CE2	3	0.21
(1,18)	2:C:3:A:H2	1:A:57:PHE:CG	3	0.21
(1,18)	2:C:3:A:H2	1:A:57:PHE:CZ	3	0.21
(1,18)	2:C:3:A:H2	1:A:58:ALA:C	3	0.21
(1,18)	2:C:3:A:H2	1:A:58:ALA:CA	3	0.21
(1,18)	2:C:3:A:H2	1:A:58:ALA:CB	3	0.21
(1,18)	2:C:3:A:H2	1:A:60:SER:C	3	0.21
(1,18)	2:C:3:A:H2	1:A:60:SER:CA	3	0.21
(1,18)	2:C:3:A:H2	1:A:60:SER:CB	3	0.21
(1,18)	2:C:3:A:H2	1:A:62:ASP:C	3	0.21
(1,18)	2:C:3:A:H2	1:A:62:ASP:CA	3	0.21
(1,18)	2:C:3:A:H2	1:A:62:ASP:CB	3	0.21
(1,18)	2:C:3:A:H2	1:A:62:ASP:CG	3	0.21
(1,18)	2:C:3:A:H2	1:A:66:ILE:C	3	0.21
(1,18)	2:C:3:A:H2	1:A:66:ILE:CA	3	0.21
(1,18)	2:C:3:A:H2	1:A:66:ILE:CB	3	0.21
(1,18)	2:C:3:A:H2	1:A:66:ILE:CD1	3	0.21
(1,18)	2:C:3:A:H2	1:A:66:ILE:CG1	3	0.21
(1,18)	2:C:3:A:H2	1:A:66:ILE:CG2	3	0.21
(1,18)	2:C:3:A:H2	1:A:67:ARG:C	3	0.21
(1,18)	2:C:3:A:H2	1:A:67:ARG:CA	3	0.21
(1,18)	2:C:3:A:H2	1:A:67:ARG:CB	3	0.21
(1,18)	2:C:3:A:H2	1:A:67:ARG:CD	3	0.21
(1,18)	2:C:3:A:H2	1:A:67:ARG:CG	3	0.21
(1,18)	2:C:3:A:H2	1:A:67:ARG:CZ	3	0.21
(1,18)	2:C:3:A:H2	1:A:68:THR:C	3	0.21
(1,18)	2:C:3:A:H2	1:A:68:THR:CA	3	0.21
(1,18)	2:C:3:A:H2	1:A:68:THR:CB	3	0.21
(1,18)	2:C:3:A:H2	1:A:68:THR:CG2	3	0.21
(1,18)	2:C:3:A:H2	1:A:69:THR:C	3	0.21
(1,18)	2:C:3:A:H2	1:A:69:THR:CA	3	0.21
(1,18)	2:C:3:A:H2	1:A:69:THR:CB	3	0.21

Continued on next page...

Continued from previous page...

Key	Atom-1	Atom-2	Model ID	Violation (Å)
(1,18)	2:C:3:A:H2	1:A:69:THR:CG2	3	0.21
(1,18)	2:C:3:A:H2	1:A:70:GLY:C	3	0.21
(1,18)	2:C:3:A:H2	1:A:70:GLY:CA	3	0.21
(1,18)	2:C:3:A:H2	1:A:71:VAL:C	3	0.21
(1,18)	2:C:3:A:H2	1:A:71:VAL:CA	3	0.21
(1,18)	2:C:3:A:H2	1:A:71:VAL:CB	3	0.21
(1,18)	2:C:3:A:H2	1:A:71:VAL:CG1	3	0.21
(1,18)	2:C:3:A:H2	1:A:71:VAL:CG2	3	0.21
(1,18)	2:C:3:A:H2	1:A:73:ARG:C	3	0.21
(1,18)	2:C:3:A:H2	1:A:73:ARG:CA	3	0.21
(1,18)	2:C:3:A:H2	1:A:73:ARG:CB	3	0.21
(1,18)	2:C:3:A:H2	1:A:73:ARG:CD	3	0.21
(1,18)	2:C:3:A:H2	1:A:73:ARG:CG	3	0.21
(1,18)	2:C:3:A:H2	1:A:73:ARG:CZ	3	0.21
(1,18)	2:C:3:A:H2	1:A:75:ASP:C	3	0.21
(1,18)	2:C:3:A:H2	1:A:75:ASP:CA	3	0.21
(1,18)	2:C:3:A:H2	1:A:75:ASP:CB	3	0.21
(1,18)	2:C:3:A:H2	1:A:75:ASP:CG	3	0.21
(1,18)	2:C:3:A:H2	1:A:76:GLN:C	3	0.21
(1,18)	2:C:3:A:H2	1:A:76:GLN:CA	3	0.21
(1,18)	2:C:3:A:H2	1:A:76:GLN:CB	3	0.21
(1,18)	2:C:3:A:H2	1:A:76:GLN:CD	3	0.21
(1,18)	2:C:3:A:H2	1:A:76:GLN:CG	3	0.21
(1,18)	2:C:3:A:H2	1:A:85:ARG:C	3	0.21
(1,18)	2:C:3:A:H2	1:A:85:ARG:CA	3	0.21
(1,18)	2:C:3:A:H2	1:A:85:ARG:CB	3	0.21
(1,18)	2:C:3:A:H2	1:A:85:ARG:CD	3	0.21
(1,18)	2:C:3:A:H2	1:A:85:ARG:CG	3	0.21
(1,18)	2:C:3:A:H2	1:A:85:ARG:CZ	3	0.21
(1,18)	2:C:3:A:H2	1:A:100:GLU:C	3	0.21
(1,18)	2:C:3:A:H2	1:A:100:GLU:CA	3	0.21
(1,18)	2:C:3:A:H2	1:A:100:GLU:CB	3	0.21
(1,18)	2:C:3:A:H2	1:A:100:GLU:CD	3	0.21
(1,18)	2:C:3:A:H2	1:A:100:GLU:CG	3	0.21
(1,18)	2:C:3:A:H2	1:A:104:ARG:C	3	0.21
(1,18)	2:C:3:A:H2	1:A:104:ARG:CA	3	0.21
(1,18)	2:C:3:A:H2	1:A:104:ARG:CB	3	0.21
(1,18)	2:C:3:A:H2	1:A:104:ARG:CD	3	0.21
(1,18)	2:C:3:A:H2	1:A:104:ARG:CG	3	0.21
(1,18)	2:C:3:A:H2	1:A:104:ARG:CZ	3	0.21
(1,18)	2:C:3:A:H2	1:A:8:LEU:C	4	0.21
(1,18)	2:C:3:A:H2	1:A:8:LEU:CA	4	0.21

Continued on next page...

Continued from previous page...

Key	Atom-1	Atom-2	Model ID	Violation (Å)
(1,18)	2:C:3:A:H2	1:A:8:LEU:CB	4	0.21
(1,18)	2:C:3:A:H2	1:A:8:LEU:CD1	4	0.21
(1,18)	2:C:3:A:H2	1:A:8:LEU:CD2	4	0.21
(1,18)	2:C:3:A:H2	1:A:8:LEU:CG	4	0.21
(1,18)	2:C:3:A:H2	1:A:10:SER:C	4	0.21
(1,18)	2:C:3:A:H2	1:A:10:SER:CA	4	0.21
(1,18)	2:C:3:A:H2	1:A:10:SER:CB	4	0.21
(1,18)	2:C:3:A:H2	1:A:12:ASP:C	4	0.21
(1,18)	2:C:3:A:H2	1:A:12:ASP:CA	4	0.21
(1,18)	2:C:3:A:H2	1:A:12:ASP:CB	4	0.21
(1,18)	2:C:3:A:H2	1:A:12:ASP:CG	4	0.21
(1,18)	2:C:3:A:H2	1:A:13:PRO:C	4	0.21
(1,18)	2:C:3:A:H2	1:A:13:PRO:CA	4	0.21
(1,18)	2:C:3:A:H2	1:A:13:PRO:CB	4	0.21
(1,18)	2:C:3:A:H2	1:A:13:PRO:CD	4	0.21
(1,18)	2:C:3:A:H2	1:A:13:PRO:CG	4	0.21
(1,18)	2:C:3:A:H2	1:A:14:THR:C	4	0.21
(1,18)	2:C:3:A:H2	1:A:14:THR:CA	4	0.21
(1,18)	2:C:3:A:H2	1:A:14:THR:CB	4	0.21
(1,18)	2:C:3:A:H2	1:A:14:THR:CG2	4	0.21
(1,18)	2:C:3:A:H2	1:A:15:ALA:C	4	0.21
(1,18)	2:C:3:A:H2	1:A:15:ALA:CA	4	0.21
(1,18)	2:C:3:A:H2	1:A:15:ALA:CB	4	0.21
(1,18)	2:C:3:A:H2	1:A:16:GLY:C	4	0.21
(1,18)	2:C:3:A:H2	1:A:16:GLY:CA	4	0.21
(1,18)	2:C:3:A:H2	1:A:17:HIS:C	4	0.21
(1,18)	2:C:3:A:H2	1:A:17:HIS:CA	4	0.21
(1,18)	2:C:3:A:H2	1:A:17:HIS:CB	4	0.21
(1,18)	2:C:3:A:H2	1:A:17:HIS:CD2	4	0.21
(1,18)	2:C:3:A:H2	1:A:17:HIS:CE1	4	0.21
(1,18)	2:C:3:A:H2	1:A:17:HIS:CG	4	0.21
(1,18)	2:C:3:A:H2	1:A:19:GLN:C	4	0.21
(1,18)	2:C:3:A:H2	1:A:19:GLN:CA	4	0.21
(1,18)	2:C:3:A:H2	1:A:19:GLN:CB	4	0.21
(1,18)	2:C:3:A:H2	1:A:19:GLN:CD	4	0.21
(1,18)	2:C:3:A:H2	1:A:19:GLN:CG	4	0.21
(1,18)	2:C:3:A:H2	1:A:20:GLN:C	4	0.21
(1,18)	2:C:3:A:H2	1:A:20:GLN:CA	4	0.21
(1,18)	2:C:3:A:H2	1:A:20:GLN:CB	4	0.21
(1,18)	2:C:3:A:H2	1:A:20:GLN:CD	4	0.21
(1,18)	2:C:3:A:H2	1:A:20:GLN:CG	4	0.21
(1,18)	2:C:3:A:H2	1:A:21:GLY:C	4	0.21

Continued on next page...

Continued from previous page...

Key	Atom-1	Atom-2	Model ID	Violation (Å)
(1,18)	2:C:3:A:H2	1:A:21:GLY:CA	4	0.21
(1,18)	2:C:3:A:H2	1:A:22:THR:C	4	0.21
(1,18)	2:C:3:A:H2	1:A:22:THR:CA	4	0.21
(1,18)	2:C:3:A:H2	1:A:22:THR:CB	4	0.21
(1,18)	2:C:3:A:H2	1:A:22:THR:CG2	4	0.21
(1,18)	2:C:3:A:H2	1:A:23:ARG:C	4	0.21
(1,18)	2:C:3:A:H2	1:A:23:ARG:CA	4	0.21
(1,18)	2:C:3:A:H2	1:A:23:ARG:CB	4	0.21
(1,18)	2:C:3:A:H2	1:A:23:ARG:CD	4	0.21
(1,18)	2:C:3:A:H2	1:A:23:ARG:CG	4	0.21
(1,18)	2:C:3:A:H2	1:A:23:ARG:CZ	4	0.21
(1,18)	2:C:3:A:H2	1:A:24:PRO:C	4	0.21
(1,18)	2:C:3:A:H2	1:A:24:PRO:CA	4	0.21
(1,18)	2:C:3:A:H2	1:A:24:PRO:CB	4	0.21
(1,18)	2:C:3:A:H2	1:A:24:PRO:CD	4	0.21
(1,18)	2:C:3:A:H2	1:A:24:PRO:CG	4	0.21
(1,18)	2:C:3:A:H2	1:A:45:VAL:C	4	0.21
(1,18)	2:C:3:A:H2	1:A:45:VAL:CA	4	0.21
(1,18)	2:C:3:A:H2	1:A:45:VAL:CB	4	0.21
(1,18)	2:C:3:A:H2	1:A:45:VAL:CG1	4	0.21
(1,18)	2:C:3:A:H2	1:A:45:VAL:CG2	4	0.21
(1,18)	2:C:3:A:H2	1:A:46:THR:C	4	0.21
(1,18)	2:C:3:A:H2	1:A:46:THR:CA	4	0.21
(1,18)	2:C:3:A:H2	1:A:46:THR:CB	4	0.21
(1,18)	2:C:3:A:H2	1:A:46:THR:CG2	4	0.21
(1,18)	2:C:3:A:H2	1:A:47:SER:C	4	0.21
(1,18)	2:C:3:A:H2	1:A:47:SER:CA	4	0.21
(1,18)	2:C:3:A:H2	1:A:47:SER:CB	4	0.21
(1,18)	2:C:3:A:H2	1:A:48:GLY:C	4	0.21
(1,18)	2:C:3:A:H2	1:A:48:GLY:CA	4	0.21
(1,18)	2:C:3:A:H2	1:A:49:GLY:C	4	0.21
(1,18)	2:C:3:A:H2	1:A:49:GLY:CA	4	0.21
(1,18)	2:C:3:A:H2	1:A:50:ASN:C	4	0.21
(1,18)	2:C:3:A:H2	1:A:50:ASN:CA	4	0.21
(1,18)	2:C:3:A:H2	1:A:50:ASN:CB	4	0.21
(1,18)	2:C:3:A:H2	1:A:50:ASN:CG	4	0.21
(1,18)	2:C:3:A:H2	1:A:51:PHE:C	4	0.21
(1,18)	2:C:3:A:H2	1:A:51:PHE:CA	4	0.21
(1,18)	2:C:3:A:H2	1:A:51:PHE:CB	4	0.21
(1,18)	2:C:3:A:H2	1:A:51:PHE:CD1	4	0.21
(1,18)	2:C:3:A:H2	1:A:51:PHE:CD2	4	0.21
(1,18)	2:C:3:A:H2	1:A:51:PHE:CE1	4	0.21

Continued on next page...

Continued from previous page...

Key	Atom-1	Atom-2	Model ID	Violation (Å)
(1,18)	2:C:3:A:H2	1:A:51:PHE:CE2	4	0.21
(1,18)	2:C:3:A:H2	1:A:51:PHE:CG	4	0.21
(1,18)	2:C:3:A:H2	1:A:51:PHE:CZ	4	0.21
(1,18)	2:C:3:A:H2	1:A:52:ALA:C	4	0.21
(1,18)	2:C:3:A:H2	1:A:52:ALA:CA	4	0.21
(1,18)	2:C:3:A:H2	1:A:52:ALA:CB	4	0.21
(1,18)	2:C:3:A:H2	1:A:53:ARG:C	4	0.21
(1,18)	2:C:3:A:H2	1:A:53:ARG:CA	4	0.21
(1,18)	2:C:3:A:H2	1:A:53:ARG:CB	4	0.21
(1,18)	2:C:3:A:H2	1:A:53:ARG:CD	4	0.21
(1,18)	2:C:3:A:H2	1:A:53:ARG:CG	4	0.21
(1,18)	2:C:3:A:H2	1:A:53:ARG:CZ	4	0.21
(1,18)	2:C:3:A:H2	1:A:54:THR:C	4	0.21
(1,18)	2:C:3:A:H2	1:A:54:THR:CA	4	0.21
(1,18)	2:C:3:A:H2	1:A:54:THR:CB	4	0.21
(1,18)	2:C:3:A:H2	1:A:54:THR:CG2	4	0.21
(1,18)	2:C:3:A:H2	1:A:55:ALA:C	4	0.21
(1,18)	2:C:3:A:H2	1:A:55:ALA:CA	4	0.21
(1,18)	2:C:3:A:H2	1:A:55:ALA:CB	4	0.21
(1,18)	2:C:3:A:H2	1:A:56:GLY:C	4	0.21
(1,18)	2:C:3:A:H2	1:A:56:GLY:CA	4	0.21
(1,18)	2:C:3:A:H2	1:A:57:PHE:C	4	0.21
(1,18)	2:C:3:A:H2	1:A:57:PHE:CA	4	0.21
(1,18)	2:C:3:A:H2	1:A:57:PHE:CB	4	0.21
(1,18)	2:C:3:A:H2	1:A:57:PHE:CD1	4	0.21
(1,18)	2:C:3:A:H2	1:A:57:PHE:CD2	4	0.21
(1,18)	2:C:3:A:H2	1:A:57:PHE:CE1	4	0.21
(1,18)	2:C:3:A:H2	1:A:57:PHE:CE2	4	0.21
(1,18)	2:C:3:A:H2	1:A:57:PHE:CG	4	0.21
(1,18)	2:C:3:A:H2	1:A:57:PHE:CZ	4	0.21
(1,18)	2:C:3:A:H2	1:A:58:ALA:C	4	0.21
(1,18)	2:C:3:A:H2	1:A:58:ALA:CA	4	0.21
(1,18)	2:C:3:A:H2	1:A:58:ALA:CB	4	0.21
(1,18)	2:C:3:A:H2	1:A:60:SER:C	4	0.21
(1,18)	2:C:3:A:H2	1:A:60:SER:CA	4	0.21
(1,18)	2:C:3:A:H2	1:A:60:SER:CB	4	0.21
(1,18)	2:C:3:A:H2	1:A:62:ASP:C	4	0.21
(1,18)	2:C:3:A:H2	1:A:62:ASP:CA	4	0.21
(1,18)	2:C:3:A:H2	1:A:62:ASP:CB	4	0.21
(1,18)	2:C:3:A:H2	1:A:62:ASP:CG	4	0.21
(1,18)	2:C:3:A:H2	1:A:66:ILE:C	4	0.21
(1,18)	2:C:3:A:H2	1:A:66:ILE:CA	4	0.21

Continued on next page...

Continued from previous page...

Key	Atom-1	Atom-2	Model ID	Violation (Å)
(1,18)	2:C:3:A:H2	1:A:66:ILE:CB	4	0.21
(1,18)	2:C:3:A:H2	1:A:66:ILE:CD1	4	0.21
(1,18)	2:C:3:A:H2	1:A:66:ILE:CG1	4	0.21
(1,18)	2:C:3:A:H2	1:A:66:ILE:CG2	4	0.21
(1,18)	2:C:3:A:H2	1:A:67:ARG:C	4	0.21
(1,18)	2:C:3:A:H2	1:A:67:ARG:CA	4	0.21
(1,18)	2:C:3:A:H2	1:A:67:ARG:CB	4	0.21
(1,18)	2:C:3:A:H2	1:A:67:ARG:CD	4	0.21
(1,18)	2:C:3:A:H2	1:A:67:ARG:CG	4	0.21
(1,18)	2:C:3:A:H2	1:A:67:ARG:CZ	4	0.21
(1,18)	2:C:3:A:H2	1:A:68:THR:C	4	0.21
(1,18)	2:C:3:A:H2	1:A:68:THR:CA	4	0.21
(1,18)	2:C:3:A:H2	1:A:68:THR:CB	4	0.21
(1,18)	2:C:3:A:H2	1:A:68:THR:CG2	4	0.21
(1,18)	2:C:3:A:H2	1:A:69:THR:C	4	0.21
(1,18)	2:C:3:A:H2	1:A:69:THR:CA	4	0.21
(1,18)	2:C:3:A:H2	1:A:69:THR:CB	4	0.21
(1,18)	2:C:3:A:H2	1:A:69:THR:CG2	4	0.21
(1,18)	2:C:3:A:H2	1:A:70:GLY:C	4	0.21
(1,18)	2:C:3:A:H2	1:A:70:GLY:CA	4	0.21
(1,18)	2:C:3:A:H2	1:A:71:VAL:C	4	0.21
(1,18)	2:C:3:A:H2	1:A:71:VAL:CA	4	0.21
(1,18)	2:C:3:A:H2	1:A:71:VAL:CB	4	0.21
(1,18)	2:C:3:A:H2	1:A:71:VAL:CG1	4	0.21
(1,18)	2:C:3:A:H2	1:A:71:VAL:CG2	4	0.21
(1,18)	2:C:3:A:H2	1:A:73:ARG:C	4	0.21
(1,18)	2:C:3:A:H2	1:A:73:ARG:CA	4	0.21
(1,18)	2:C:3:A:H2	1:A:73:ARG:CB	4	0.21
(1,18)	2:C:3:A:H2	1:A:73:ARG:CD	4	0.21
(1,18)	2:C:3:A:H2	1:A:73:ARG:CG	4	0.21
(1,18)	2:C:3:A:H2	1:A:73:ARG:CZ	4	0.21
(1,18)	2:C:3:A:H2	1:A:75:ASP:C	4	0.21
(1,18)	2:C:3:A:H2	1:A:75:ASP:CA	4	0.21
(1,18)	2:C:3:A:H2	1:A:75:ASP:CB	4	0.21
(1,18)	2:C:3:A:H2	1:A:75:ASP:CG	4	0.21
(1,18)	2:C:3:A:H2	1:A:76:GLN:C	4	0.21
(1,18)	2:C:3:A:H2	1:A:76:GLN:CA	4	0.21
(1,18)	2:C:3:A:H2	1:A:76:GLN:CB	4	0.21
(1,18)	2:C:3:A:H2	1:A:76:GLN:CD	4	0.21
(1,18)	2:C:3:A:H2	1:A:76:GLN:CG	4	0.21
(1,18)	2:C:3:A:H2	1:A:85:ARG:C	4	0.21
(1,18)	2:C:3:A:H2	1:A:85:ARG:CA	4	0.21

Continued on next page...

Continued from previous page...

Key	Atom-1	Atom-2	Model ID	Violation (Å)
(1,18)	2:C:3:A:H2	1:A:85:ARG:CB	4	0.21
(1,18)	2:C:3:A:H2	1:A:85:ARG:CD	4	0.21
(1,18)	2:C:3:A:H2	1:A:85:ARG:CG	4	0.21
(1,18)	2:C:3:A:H2	1:A:85:ARG:CZ	4	0.21
(1,18)	2:C:3:A:H2	1:A:100:GLU:C	4	0.21
(1,18)	2:C:3:A:H2	1:A:100:GLU:CA	4	0.21
(1,18)	2:C:3:A:H2	1:A:100:GLU:CB	4	0.21
(1,18)	2:C:3:A:H2	1:A:100:GLU:CD	4	0.21
(1,18)	2:C:3:A:H2	1:A:100:GLU:CG	4	0.21
(1,18)	2:C:3:A:H2	1:A:104:ARG:C	4	0.21
(1,18)	2:C:3:A:H2	1:A:104:ARG:CA	4	0.21
(1,18)	2:C:3:A:H2	1:A:104:ARG:CB	4	0.21
(1,18)	2:C:3:A:H2	1:A:104:ARG:CD	4	0.21
(1,18)	2:C:3:A:H2	1:A:104:ARG:CG	4	0.21
(1,18)	2:C:3:A:H2	1:A:104:ARG:CZ	4	0.21
(1,10)	1:A:71:VAL:C	2:C:1:A:C1'	8	0.21
(1,10)	1:A:71:VAL:C	2:C:1:A:C2	8	0.21
(1,10)	1:A:71:VAL:C	2:C:1:A:C2'	8	0.21
(1,10)	1:A:71:VAL:C	2:C:1:A:C3'	8	0.21
(1,10)	1:A:71:VAL:C	2:C:1:A:C4	8	0.21
(1,10)	1:A:71:VAL:C	2:C:1:A:C4'	8	0.21
(1,10)	1:A:71:VAL:C	2:C:1:A:C5	8	0.21
(1,10)	1:A:71:VAL:C	2:C:1:A:C5'	8	0.21
(1,10)	1:A:71:VAL:C	2:C:1:A:C6	8	0.21
(1,10)	1:A:71:VAL:C	2:C:1:A:C8	8	0.21
(1,10)	1:A:71:VAL:C	2:C:1:A:H1'	8	0.21
(1,10)	1:A:71:VAL:C	2:C:1:A:H2	8	0.21
(1,10)	1:A:71:VAL:C	2:C:1:A:H2'	8	0.21
(1,10)	1:A:71:VAL:C	2:C:1:A:H3'	8	0.21
(1,10)	1:A:71:VAL:C	2:C:1:A:H4'	8	0.21
(1,10)	1:A:71:VAL:C	2:C:1:A:H5'	8	0.21
(1,10)	1:A:71:VAL:C	2:C:1:A:H5''	8	0.21
(1,10)	1:A:71:VAL:C	2:C:1:A:H61	8	0.21
(1,10)	1:A:71:VAL:C	2:C:1:A:H62	8	0.21
(1,10)	1:A:71:VAL:C	2:C:1:A:H8	8	0.21
(1,10)	1:A:71:VAL:C	2:C:1:A:HO2'	8	0.21
(1,10)	1:A:71:VAL:C	2:C:1:A:N1	8	0.21
(1,10)	1:A:71:VAL:C	2:C:1:A:N3	8	0.21
(1,10)	1:A:71:VAL:C	2:C:1:A:N6	8	0.21
(1,10)	1:A:71:VAL:C	2:C:1:A:N7	8	0.21
(1,10)	1:A:71:VAL:C	2:C:1:A:N9	8	0.21
(1,10)	1:A:71:VAL:C	2:C:1:A:O2'	8	0.21

Continued on next page...

Continued from previous page...

Key	Atom-1	Atom-2	Model ID	Violation (Å)
(1,10)	1:A:71:VAL:C	2:C:1:A:O3'	8	0.21
(1,10)	1:A:71:VAL:C	2:C:1:A:O4'	8	0.21
(1,10)	1:A:71:VAL:C	2:C:1:A:O5'	8	0.21
(1,10)	1:A:71:VAL:C	2:C:2:U:C1'	8	0.21
(1,10)	1:A:71:VAL:C	2:C:2:U:C2	8	0.21
(1,10)	1:A:71:VAL:C	2:C:2:U:C2'	8	0.21
(1,10)	1:A:71:VAL:C	2:C:2:U:C3'	8	0.21
(1,10)	1:A:71:VAL:C	2:C:2:U:C4	8	0.21
(1,10)	1:A:71:VAL:C	2:C:2:U:C4'	8	0.21
(1,10)	1:A:71:VAL:C	2:C:2:U:C5	8	0.21
(1,10)	1:A:71:VAL:C	2:C:2:U:C5'	8	0.21
(1,10)	1:A:71:VAL:C	2:C:2:U:C6	8	0.21
(1,10)	1:A:71:VAL:C	2:C:2:U:H1'	8	0.21
(1,10)	1:A:71:VAL:C	2:C:2:U:H2'	8	0.21
(1,10)	1:A:71:VAL:C	2:C:2:U:H3	8	0.21
(1,10)	1:A:71:VAL:C	2:C:2:U:H3'	8	0.21
(1,10)	1:A:71:VAL:C	2:C:2:U:H4'	8	0.21
(1,10)	1:A:71:VAL:C	2:C:2:U:H5	8	0.21
(1,10)	1:A:71:VAL:C	2:C:2:U:H5'	8	0.21
(1,10)	1:A:71:VAL:C	2:C:2:U:H5''	8	0.21
(1,10)	1:A:71:VAL:C	2:C:2:U:H6	8	0.21
(1,10)	1:A:71:VAL:C	2:C:2:U:HO2'	8	0.21
(1,10)	1:A:71:VAL:C	2:C:2:U:N1	8	0.21
(1,10)	1:A:71:VAL:C	2:C:2:U:N3	8	0.21
(1,10)	1:A:71:VAL:C	2:C:2:U:O2	8	0.21
(1,10)	1:A:71:VAL:C	2:C:2:U:O2'	8	0.21
(1,10)	1:A:71:VAL:C	2:C:2:U:O3'	8	0.21
(1,10)	1:A:71:VAL:C	2:C:2:U:O4	8	0.21
(1,10)	1:A:71:VAL:C	2:C:2:U:O4'	8	0.21
(1,10)	1:A:71:VAL:C	2:C:2:U:O5'	8	0.21
(1,10)	1:A:71:VAL:C	2:C:2:U:OP1	8	0.21
(1,10)	1:A:71:VAL:C	2:C:2:U:OP2	8	0.21
(1,10)	1:A:71:VAL:C	2:C:2:U:P	8	0.21
(1,10)	1:A:71:VAL:C	2:C:3:A:C1'	8	0.21
(1,10)	1:A:71:VAL:C	2:C:3:A:C2	8	0.21
(1,10)	1:A:71:VAL:C	2:C:3:A:C2'	8	0.21
(1,10)	1:A:71:VAL:C	2:C:3:A:C3'	8	0.21
(1,10)	1:A:71:VAL:C	2:C:3:A:C4	8	0.21
(1,10)	1:A:71:VAL:C	2:C:3:A:C4'	8	0.21
(1,10)	1:A:71:VAL:C	2:C:3:A:C5	8	0.21
(1,10)	1:A:71:VAL:C	2:C:3:A:C5'	8	0.21
(1,10)	1:A:71:VAL:C	2:C:3:A:C6	8	0.21

Continued on next page...

Continued from previous page...

Key	Atom-1	Atom-2	Model ID	Violation (Å)
(1,10)	1:A:71:VAL:C	2:C:3:A:C8	8	0.21
(1,10)	1:A:71:VAL:C	2:C:3:A:H1'	8	0.21
(1,10)	1:A:71:VAL:C	2:C:3:A:H2	8	0.21
(1,10)	1:A:71:VAL:C	2:C:3:A:H2'	8	0.21
(1,10)	1:A:71:VAL:C	2:C:3:A:H3'	8	0.21
(1,10)	1:A:71:VAL:C	2:C:3:A:H4'	8	0.21
(1,10)	1:A:71:VAL:C	2:C:3:A:H5'	8	0.21
(1,10)	1:A:71:VAL:C	2:C:3:A:H5''	8	0.21
(1,10)	1:A:71:VAL:C	2:C:3:A:H61	8	0.21
(1,10)	1:A:71:VAL:C	2:C:3:A:H62	8	0.21
(1,10)	1:A:71:VAL:C	2:C:3:A:H8	8	0.21
(1,10)	1:A:71:VAL:C	2:C:3:A:HO2'	8	0.21
(1,10)	1:A:71:VAL:C	2:C:3:A:N1	8	0.21
(1,10)	1:A:71:VAL:C	2:C:3:A:N3	8	0.21
(1,10)	1:A:71:VAL:C	2:C:3:A:N6	8	0.21
(1,10)	1:A:71:VAL:C	2:C:3:A:N7	8	0.21
(1,10)	1:A:71:VAL:C	2:C:3:A:N9	8	0.21
(1,10)	1:A:71:VAL:C	2:C:3:A:O2'	8	0.21
(1,10)	1:A:71:VAL:C	2:C:3:A:O3'	8	0.21
(1,10)	1:A:71:VAL:C	2:C:3:A:O4'	8	0.21
(1,10)	1:A:71:VAL:C	2:C:3:A:O5'	8	0.21
(1,10)	1:A:71:VAL:C	2:C:3:A:OP1	8	0.21
(1,10)	1:A:71:VAL:C	2:C:3:A:OP2	8	0.21
(1,10)	1:A:71:VAL:C	2:C:3:A:P	8	0.21
(1,10)	1:A:71:VAL:C	2:C:4:C:C1'	8	0.21
(1,10)	1:A:71:VAL:C	2:C:4:C:C2	8	0.21
(1,10)	1:A:71:VAL:C	2:C:4:C:C2'	8	0.21
(1,10)	1:A:71:VAL:C	2:C:4:C:C3'	8	0.21
(1,10)	1:A:71:VAL:C	2:C:4:C:C4	8	0.21
(1,10)	1:A:71:VAL:C	2:C:4:C:C4'	8	0.21
(1,10)	1:A:71:VAL:C	2:C:4:C:C5	8	0.21
(1,10)	1:A:71:VAL:C	2:C:4:C:C5'	8	0.21
(1,10)	1:A:71:VAL:C	2:C:4:C:C6	8	0.21
(1,10)	1:A:71:VAL:C	2:C:4:C:H1'	8	0.21
(1,10)	1:A:71:VAL:C	2:C:4:C:H2'	8	0.21
(1,10)	1:A:71:VAL:C	2:C:4:C:H3'	8	0.21
(1,10)	1:A:71:VAL:C	2:C:4:C:H4'	8	0.21
(1,10)	1:A:71:VAL:C	2:C:4:C:H41	8	0.21
(1,10)	1:A:71:VAL:C	2:C:4:C:H42	8	0.21
(1,10)	1:A:71:VAL:C	2:C:4:C:H5	8	0.21
(1,10)	1:A:71:VAL:C	2:C:4:C:H5'	8	0.21
(1,10)	1:A:71:VAL:C	2:C:4:C:H5''	8	0.21

Continued on next page...

Continued from previous page...

Key	Atom-1	Atom-2	Model ID	Violation (Å)
(1,10)	1:A:71:VAL:C	2:C:4:C:H6	8	0.21
(1,10)	1:A:71:VAL:C	2:C:4:C:HO2'	8	0.21
(1,10)	1:A:71:VAL:C	2:C:4:C:N1	8	0.21
(1,10)	1:A:71:VAL:C	2:C:4:C:N3	8	0.21
(1,10)	1:A:71:VAL:C	2:C:4:C:N4	8	0.21
(1,10)	1:A:71:VAL:C	2:C:4:C:O2	8	0.21
(1,10)	1:A:71:VAL:C	2:C:4:C:O2'	8	0.21
(1,10)	1:A:71:VAL:C	2:C:4:C:O3'	8	0.21
(1,10)	1:A:71:VAL:C	2:C:4:C:O4'	8	0.21
(1,10)	1:A:71:VAL:C	2:C:4:C:O5'	8	0.21
(1,10)	1:A:71:VAL:C	2:C:4:C:OP1	8	0.21
(1,10)	1:A:71:VAL:C	2:C:4:C:OP2	8	0.21
(1,10)	1:A:71:VAL:C	2:C:4:C:P	8	0.21
(1,10)	1:A:71:VAL:C	2:C:5:A:C1'	8	0.21
(1,10)	1:A:71:VAL:C	2:C:5:A:C2	8	0.21
(1,10)	1:A:71:VAL:C	2:C:5:A:C2'	8	0.21
(1,10)	1:A:71:VAL:C	2:C:5:A:C3'	8	0.21
(1,10)	1:A:71:VAL:C	2:C:5:A:C4	8	0.21
(1,10)	1:A:71:VAL:C	2:C:5:A:C4'	8	0.21
(1,10)	1:A:71:VAL:C	2:C:5:A:C5	8	0.21
(1,10)	1:A:71:VAL:C	2:C:5:A:C5'	8	0.21
(1,10)	1:A:71:VAL:C	2:C:5:A:C6	8	0.21
(1,10)	1:A:71:VAL:C	2:C:5:A:C8	8	0.21
(1,10)	1:A:71:VAL:C	2:C:5:A:H1'	8	0.21
(1,10)	1:A:71:VAL:C	2:C:5:A:H2	8	0.21
(1,10)	1:A:71:VAL:C	2:C:5:A:H2'	8	0.21
(1,10)	1:A:71:VAL:C	2:C:5:A:H3'	8	0.21
(1,10)	1:A:71:VAL:C	2:C:5:A:H4'	8	0.21
(1,10)	1:A:71:VAL:C	2:C:5:A:H5'	8	0.21
(1,10)	1:A:71:VAL:C	2:C:5:A:H5''	8	0.21
(1,10)	1:A:71:VAL:C	2:C:5:A:H61	8	0.21
(1,10)	1:A:71:VAL:C	2:C:5:A:H62	8	0.21
(1,10)	1:A:71:VAL:C	2:C:5:A:H8	8	0.21
(1,10)	1:A:71:VAL:C	2:C:5:A:HO2'	8	0.21
(1,10)	1:A:71:VAL:C	2:C:5:A:N1	8	0.21
(1,10)	1:A:71:VAL:C	2:C:5:A:N3	8	0.21
(1,10)	1:A:71:VAL:C	2:C:5:A:N6	8	0.21
(1,10)	1:A:71:VAL:C	2:C:5:A:N7	8	0.21
(1,10)	1:A:71:VAL:C	2:C:5:A:N9	8	0.21
(1,10)	1:A:71:VAL:C	2:C:5:A:O2'	8	0.21
(1,10)	1:A:71:VAL:C	2:C:5:A:O3'	8	0.21
(1,10)	1:A:71:VAL:C	2:C:5:A:O4'	8	0.21

Continued on next page...

Continued from previous page...

Key	Atom-1	Atom-2	Model ID	Violation (Å)
(1,10)	1:A:71:VAL:C	2:C:5:A:O5'	8	0.21
(1,10)	1:A:71:VAL:C	2:C:5:A:OP1	8	0.21
(1,10)	1:A:71:VAL:C	2:C:5:A:OP2	8	0.21
(1,10)	1:A:71:VAL:C	2:C:5:A:P	8	0.21
(1,10)	1:A:71:VAL:CA	2:C:1:A:C1'	8	0.21
(1,10)	1:A:71:VAL:CA	2:C:1:A:C2	8	0.21
(1,10)	1:A:71:VAL:CA	2:C:1:A:C2'	8	0.21
(1,10)	1:A:71:VAL:CA	2:C:1:A:C3'	8	0.21
(1,10)	1:A:71:VAL:CA	2:C:1:A:C4	8	0.21
(1,10)	1:A:71:VAL:CA	2:C:1:A:C4'	8	0.21
(1,10)	1:A:71:VAL:CA	2:C:1:A:C5	8	0.21
(1,10)	1:A:71:VAL:CA	2:C:1:A:C5'	8	0.21
(1,10)	1:A:71:VAL:CA	2:C:1:A:C6	8	0.21
(1,10)	1:A:71:VAL:CA	2:C:1:A:C8	8	0.21
(1,10)	1:A:71:VAL:CA	2:C:1:A:H1'	8	0.21
(1,10)	1:A:71:VAL:CA	2:C:1:A:H2	8	0.21
(1,10)	1:A:71:VAL:CA	2:C:1:A:H2'	8	0.21
(1,10)	1:A:71:VAL:CA	2:C:1:A:H3'	8	0.21
(1,10)	1:A:71:VAL:CA	2:C:1:A:H4'	8	0.21
(1,10)	1:A:71:VAL:CA	2:C:1:A:H5'	8	0.21
(1,10)	1:A:71:VAL:CA	2:C:1:A:H5''	8	0.21
(1,10)	1:A:71:VAL:CA	2:C:1:A:H61	8	0.21
(1,10)	1:A:71:VAL:CA	2:C:1:A:H62	8	0.21
(1,10)	1:A:71:VAL:CA	2:C:1:A:H8	8	0.21
(1,10)	1:A:71:VAL:CA	2:C:1:A:HO2'	8	0.21
(1,10)	1:A:71:VAL:CA	2:C:1:A:N1	8	0.21
(1,10)	1:A:71:VAL:CA	2:C:1:A:N3	8	0.21
(1,10)	1:A:71:VAL:CA	2:C:1:A:N6	8	0.21
(1,10)	1:A:71:VAL:CA	2:C:1:A:N7	8	0.21
(1,10)	1:A:71:VAL:CA	2:C:1:A:N9	8	0.21
(1,10)	1:A:71:VAL:CA	2:C:1:A:O2'	8	0.21
(1,10)	1:A:71:VAL:CA	2:C:1:A:O3'	8	0.21
(1,10)	1:A:71:VAL:CA	2:C:1:A:O4'	8	0.21
(1,10)	1:A:71:VAL:CA	2:C:1:A:O5'	8	0.21
(1,10)	1:A:71:VAL:CA	2:C:2:U:C1'	8	0.21
(1,10)	1:A:71:VAL:CA	2:C:2:U:C2	8	0.21
(1,10)	1:A:71:VAL:CA	2:C:2:U:C2'	8	0.21
(1,10)	1:A:71:VAL:CA	2:C:2:U:C3'	8	0.21
(1,10)	1:A:71:VAL:CA	2:C:2:U:C4	8	0.21
(1,10)	1:A:71:VAL:CA	2:C:2:U:C4'	8	0.21
(1,10)	1:A:71:VAL:CA	2:C:2:U:C5	8	0.21
(1,10)	1:A:71:VAL:CA	2:C:2:U:C5'	8	0.21

Continued on next page...

Continued from previous page...

Key	Atom-1	Atom-2	Model ID	Violation (Å)
(1,10)	1:A:71:VAL:CA	2:C:2:U:C6	8	0.21
(1,10)	1:A:71:VAL:CA	2:C:2:U:H1'	8	0.21
(1,10)	1:A:71:VAL:CA	2:C:2:U:H2'	8	0.21
(1,10)	1:A:71:VAL:CA	2:C:2:U:H3	8	0.21
(1,10)	1:A:71:VAL:CA	2:C:2:U:H3'	8	0.21
(1,10)	1:A:71:VAL:CA	2:C:2:U:H4'	8	0.21
(1,10)	1:A:71:VAL:CA	2:C:2:U:H5	8	0.21
(1,10)	1:A:71:VAL:CA	2:C:2:U:H5'	8	0.21
(1,10)	1:A:71:VAL:CA	2:C:2:U:H5''	8	0.21
(1,10)	1:A:71:VAL:CA	2:C:2:U:H6	8	0.21
(1,10)	1:A:71:VAL:CA	2:C:2:U:HO2'	8	0.21
(1,10)	1:A:71:VAL:CA	2:C:2:U:N1	8	0.21
(1,10)	1:A:71:VAL:CA	2:C:2:U:N3	8	0.21
(1,10)	1:A:71:VAL:CA	2:C:2:U:O2	8	0.21
(1,10)	1:A:71:VAL:CA	2:C:2:U:O2'	8	0.21
(1,10)	1:A:71:VAL:CA	2:C:2:U:O3'	8	0.21
(1,10)	1:A:71:VAL:CA	2:C:2:U:O4	8	0.21
(1,10)	1:A:71:VAL:CA	2:C:2:U:O4'	8	0.21
(1,10)	1:A:71:VAL:CA	2:C:2:U:O5'	8	0.21
(1,10)	1:A:71:VAL:CA	2:C:2:U:OP1	8	0.21
(1,10)	1:A:71:VAL:CA	2:C:2:U:OP2	8	0.21
(1,10)	1:A:71:VAL:CA	2:C:2:U:P	8	0.21
(1,10)	1:A:71:VAL:CA	2:C:3:A:C1'	8	0.21
(1,10)	1:A:71:VAL:CA	2:C:3:A:C2	8	0.21
(1,10)	1:A:71:VAL:CA	2:C:3:A:C2'	8	0.21
(1,10)	1:A:71:VAL:CA	2:C:3:A:C3'	8	0.21
(1,10)	1:A:71:VAL:CA	2:C:3:A:C4	8	0.21
(1,10)	1:A:71:VAL:CA	2:C:3:A:C4'	8	0.21
(1,10)	1:A:71:VAL:CA	2:C:3:A:C5	8	0.21
(1,10)	1:A:71:VAL:CA	2:C:3:A:C5'	8	0.21
(1,10)	1:A:71:VAL:CA	2:C:3:A:C6	8	0.21
(1,10)	1:A:71:VAL:CA	2:C:3:A:C8	8	0.21
(1,10)	1:A:71:VAL:CA	2:C:3:A:H1'	8	0.21
(1,10)	1:A:71:VAL:CA	2:C:3:A:H2	8	0.21
(1,10)	1:A:71:VAL:CA	2:C:3:A:H2'	8	0.21
(1,10)	1:A:71:VAL:CA	2:C:3:A:H3'	8	0.21
(1,10)	1:A:71:VAL:CA	2:C:3:A:H4'	8	0.21
(1,10)	1:A:71:VAL:CA	2:C:3:A:H5'	8	0.21
(1,10)	1:A:71:VAL:CA	2:C:3:A:H5''	8	0.21
(1,10)	1:A:71:VAL:CA	2:C:3:A:H61	8	0.21
(1,10)	1:A:71:VAL:CA	2:C:3:A:H62	8	0.21
(1,10)	1:A:71:VAL:CA	2:C:3:A:H8	8	0.21

Continued on next page...

Continued from previous page...

Key	Atom-1	Atom-2	Model ID	Violation (Å)
(1,10)	1:A:71:VAL:CA	2:C:3:A:HO2'	8	0.21
(1,10)	1:A:71:VAL:CA	2:C:3:A:N1	8	0.21
(1,10)	1:A:71:VAL:CA	2:C:3:A:N3	8	0.21
(1,10)	1:A:71:VAL:CA	2:C:3:A:N6	8	0.21
(1,10)	1:A:71:VAL:CA	2:C:3:A:N7	8	0.21
(1,10)	1:A:71:VAL:CA	2:C:3:A:N9	8	0.21
(1,10)	1:A:71:VAL:CA	2:C:3:A:O2'	8	0.21
(1,10)	1:A:71:VAL:CA	2:C:3:A:O3'	8	0.21
(1,10)	1:A:71:VAL:CA	2:C:3:A:O4'	8	0.21
(1,10)	1:A:71:VAL:CA	2:C:3:A:O5'	8	0.21
(1,10)	1:A:71:VAL:CA	2:C:3:A:OP1	8	0.21
(1,10)	1:A:71:VAL:CA	2:C:3:A:OP2	8	0.21
(1,10)	1:A:71:VAL:CA	2:C:3:A:P	8	0.21
(1,10)	1:A:71:VAL:CA	2:C:4:C:C1'	8	0.21
(1,10)	1:A:71:VAL:CA	2:C:4:C:C2	8	0.21
(1,10)	1:A:71:VAL:CA	2:C:4:C:C2'	8	0.21
(1,10)	1:A:71:VAL:CA	2:C:4:C:C3'	8	0.21
(1,10)	1:A:71:VAL:CA	2:C:4:C:C4	8	0.21
(1,10)	1:A:71:VAL:CA	2:C:4:C:C4'	8	0.21
(1,10)	1:A:71:VAL:CA	2:C:4:C:C5	8	0.21
(1,10)	1:A:71:VAL:CA	2:C:4:C:C5'	8	0.21
(1,10)	1:A:71:VAL:CA	2:C:4:C:C6	8	0.21
(1,10)	1:A:71:VAL:CA	2:C:4:C:H1'	8	0.21
(1,10)	1:A:71:VAL:CA	2:C:4:C:H2'	8	0.21
(1,10)	1:A:71:VAL:CA	2:C:4:C:H3'	8	0.21
(1,10)	1:A:71:VAL:CA	2:C:4:C:H4'	8	0.21
(1,10)	1:A:71:VAL:CA	2:C:4:C:H41	8	0.21
(1,10)	1:A:71:VAL:CA	2:C:4:C:H42	8	0.21
(1,10)	1:A:71:VAL:CA	2:C:4:C:H5	8	0.21
(1,10)	1:A:71:VAL:CA	2:C:4:C:H5'	8	0.21
(1,10)	1:A:71:VAL:CA	2:C:4:C:H5''	8	0.21
(1,10)	1:A:71:VAL:CA	2:C:4:C:H6	8	0.21
(1,10)	1:A:71:VAL:CA	2:C:4:C:HO2'	8	0.21
(1,10)	1:A:71:VAL:CA	2:C:4:C:N1	8	0.21
(1,10)	1:A:71:VAL:CA	2:C:4:C:N3	8	0.21
(1,10)	1:A:71:VAL:CA	2:C:4:C:N4	8	0.21
(1,10)	1:A:71:VAL:CA	2:C:4:C:O2	8	0.21
(1,10)	1:A:71:VAL:CA	2:C:4:C:O2'	8	0.21
(1,10)	1:A:71:VAL:CA	2:C:4:C:O3'	8	0.21
(1,10)	1:A:71:VAL:CA	2:C:4:C:O4'	8	0.21
(1,10)	1:A:71:VAL:CA	2:C:4:C:O5'	8	0.21
(1,10)	1:A:71:VAL:CA	2:C:4:C:OP1	8	0.21

Continued on next page...

Continued from previous page...

Key	Atom-1	Atom-2	Model ID	Violation (Å)
(1,10)	1:A:71:VAL:CA	2:C:4:C:OP2	8	0.21
(1,10)	1:A:71:VAL:CA	2:C:4:C:P	8	0.21
(1,10)	1:A:71:VAL:CA	2:C:5:A:C1'	8	0.21
(1,10)	1:A:71:VAL:CA	2:C:5:A:C2	8	0.21
(1,10)	1:A:71:VAL:CA	2:C:5:A:C2'	8	0.21
(1,10)	1:A:71:VAL:CA	2:C:5:A:C3'	8	0.21
(1,10)	1:A:71:VAL:CA	2:C:5:A:C4	8	0.21
(1,10)	1:A:71:VAL:CA	2:C:5:A:C4'	8	0.21
(1,10)	1:A:71:VAL:CA	2:C:5:A:C5	8	0.21
(1,10)	1:A:71:VAL:CA	2:C:5:A:C5'	8	0.21
(1,10)	1:A:71:VAL:CA	2:C:5:A:C6	8	0.21
(1,10)	1:A:71:VAL:CA	2:C:5:A:C8	8	0.21
(1,10)	1:A:71:VAL:CA	2:C:5:A:H1'	8	0.21
(1,10)	1:A:71:VAL:CA	2:C:5:A:H2	8	0.21
(1,10)	1:A:71:VAL:CA	2:C:5:A:H2'	8	0.21
(1,10)	1:A:71:VAL:CA	2:C:5:A:H3'	8	0.21
(1,10)	1:A:71:VAL:CA	2:C:5:A:H4'	8	0.21
(1,10)	1:A:71:VAL:CA	2:C:5:A:H5'	8	0.21
(1,10)	1:A:71:VAL:CA	2:C:5:A:H5''	8	0.21
(1,10)	1:A:71:VAL:CA	2:C:5:A:H61	8	0.21
(1,10)	1:A:71:VAL:CA	2:C:5:A:H62	8	0.21
(1,10)	1:A:71:VAL:CA	2:C:5:A:H8	8	0.21
(1,10)	1:A:71:VAL:CA	2:C:5:A:HO2'	8	0.21
(1,10)	1:A:71:VAL:CA	2:C:5:A:N1	8	0.21
(1,10)	1:A:71:VAL:CA	2:C:5:A:N3	8	0.21
(1,10)	1:A:71:VAL:CA	2:C:5:A:N6	8	0.21
(1,10)	1:A:71:VAL:CA	2:C:5:A:N7	8	0.21
(1,10)	1:A:71:VAL:CA	2:C:5:A:N9	8	0.21
(1,10)	1:A:71:VAL:CA	2:C:5:A:O2'	8	0.21
(1,10)	1:A:71:VAL:CA	2:C:5:A:O3'	8	0.21
(1,10)	1:A:71:VAL:CA	2:C:5:A:O4'	8	0.21
(1,10)	1:A:71:VAL:CA	2:C:5:A:O5'	8	0.21
(1,10)	1:A:71:VAL:CA	2:C:5:A:OP1	8	0.21
(1,10)	1:A:71:VAL:CA	2:C:5:A:OP2	8	0.21
(1,10)	1:A:71:VAL:CA	2:C:5:A:P	8	0.21
(1,10)	1:A:71:VAL:CB	2:C:1:A:C1'	8	0.21
(1,10)	1:A:71:VAL:CB	2:C:1:A:C2	8	0.21
(1,10)	1:A:71:VAL:CB	2:C:1:A:C2'	8	0.21
(1,10)	1:A:71:VAL:CB	2:C:1:A:C3'	8	0.21
(1,10)	1:A:71:VAL:CB	2:C:1:A:C4	8	0.21
(1,10)	1:A:71:VAL:CB	2:C:1:A:C4'	8	0.21
(1,10)	1:A:71:VAL:CB	2:C:1:A:C5	8	0.21

Continued on next page...

Continued from previous page...

Key	Atom-1	Atom-2	Model ID	Violation (Å)
(1,10)	1:A:71:VAL:CB	2:C:1:A:C5'	8	0.21
(1,10)	1:A:71:VAL:CB	2:C:1:A:C6	8	0.21
(1,10)	1:A:71:VAL:CB	2:C:1:A:C8	8	0.21
(1,10)	1:A:71:VAL:CB	2:C:1:A:H1'	8	0.21
(1,10)	1:A:71:VAL:CB	2:C:1:A:H2	8	0.21
(1,10)	1:A:71:VAL:CB	2:C:1:A:H2'	8	0.21
(1,10)	1:A:71:VAL:CB	2:C:1:A:H3'	8	0.21
(1,10)	1:A:71:VAL:CB	2:C:1:A:H4'	8	0.21
(1,10)	1:A:71:VAL:CB	2:C:1:A:H5'	8	0.21
(1,10)	1:A:71:VAL:CB	2:C:1:A:H5''	8	0.21
(1,10)	1:A:71:VAL:CB	2:C:1:A:H61	8	0.21
(1,10)	1:A:71:VAL:CB	2:C:1:A:H62	8	0.21
(1,10)	1:A:71:VAL:CB	2:C:1:A:H8	8	0.21
(1,10)	1:A:71:VAL:CB	2:C:1:A:HO2'	8	0.21
(1,10)	1:A:71:VAL:CB	2:C:1:A:N1	8	0.21
(1,10)	1:A:71:VAL:CB	2:C:1:A:N3	8	0.21
(1,10)	1:A:71:VAL:CB	2:C:1:A:N6	8	0.21
(1,10)	1:A:71:VAL:CB	2:C:1:A:N7	8	0.21
(1,10)	1:A:71:VAL:CB	2:C:1:A:N9	8	0.21
(1,10)	1:A:71:VAL:CB	2:C:1:A:O2'	8	0.21
(1,10)	1:A:71:VAL:CB	2:C:1:A:O3'	8	0.21
(1,10)	1:A:71:VAL:CB	2:C:1:A:O4'	8	0.21
(1,10)	1:A:71:VAL:CB	2:C:1:A:O5'	8	0.21
(1,10)	1:A:71:VAL:CB	2:C:2:U:C1'	8	0.21
(1,10)	1:A:71:VAL:CB	2:C:2:U:C2	8	0.21
(1,10)	1:A:71:VAL:CB	2:C:2:U:C2'	8	0.21
(1,10)	1:A:71:VAL:CB	2:C:2:U:C3'	8	0.21
(1,10)	1:A:71:VAL:CB	2:C:2:U:C4	8	0.21
(1,10)	1:A:71:VAL:CB	2:C:2:U:C4'	8	0.21
(1,10)	1:A:71:VAL:CB	2:C:2:U:C5	8	0.21
(1,10)	1:A:71:VAL:CB	2:C:2:U:C5'	8	0.21
(1,10)	1:A:71:VAL:CB	2:C:2:U:C6	8	0.21
(1,10)	1:A:71:VAL:CB	2:C:2:U:H1'	8	0.21
(1,10)	1:A:71:VAL:CB	2:C:2:U:H2'	8	0.21
(1,10)	1:A:71:VAL:CB	2:C:2:U:H3	8	0.21
(1,10)	1:A:71:VAL:CB	2:C:2:U:H3'	8	0.21
(1,10)	1:A:71:VAL:CB	2:C:2:U:H4'	8	0.21
(1,10)	1:A:71:VAL:CB	2:C:2:U:H5	8	0.21
(1,10)	1:A:71:VAL:CB	2:C:2:U:H5'	8	0.21
(1,10)	1:A:71:VAL:CB	2:C:2:U:H5''	8	0.21
(1,10)	1:A:71:VAL:CB	2:C:2:U:H6	8	0.21
(1,10)	1:A:71:VAL:CB	2:C:2:U:HO2'	8	0.21

Continued on next page...

Continued from previous page...

Key	Atom-1	Atom-2	Model ID	Violation (Å)
(1,10)	1:A:71:VAL:CB	2:C:2:U:N1	8	0.21
(1,10)	1:A:71:VAL:CB	2:C:2:U:N3	8	0.21
(1,10)	1:A:71:VAL:CB	2:C:2:U:O2	8	0.21
(1,10)	1:A:71:VAL:CB	2:C:2:U:O2'	8	0.21
(1,10)	1:A:71:VAL:CB	2:C:2:U:O3'	8	0.21
(1,10)	1:A:71:VAL:CB	2:C:2:U:O4	8	0.21
(1,10)	1:A:71:VAL:CB	2:C:2:U:O4'	8	0.21
(1,10)	1:A:71:VAL:CB	2:C:2:U:O5'	8	0.21
(1,10)	1:A:71:VAL:CB	2:C:2:U:OP1	8	0.21
(1,10)	1:A:71:VAL:CB	2:C:2:U:OP2	8	0.21
(1,10)	1:A:71:VAL:CB	2:C:2:U:P	8	0.21
(1,10)	1:A:71:VAL:CB	2:C:3:A:C1'	8	0.21
(1,10)	1:A:71:VAL:CB	2:C:3:A:C2	8	0.21
(1,10)	1:A:71:VAL:CB	2:C:3:A:C2'	8	0.21
(1,10)	1:A:71:VAL:CB	2:C:3:A:C3'	8	0.21
(1,10)	1:A:71:VAL:CB	2:C:3:A:C4	8	0.21
(1,10)	1:A:71:VAL:CB	2:C:3:A:C4'	8	0.21
(1,10)	1:A:71:VAL:CB	2:C:3:A:C5	8	0.21
(1,10)	1:A:71:VAL:CB	2:C:3:A:C5'	8	0.21
(1,10)	1:A:71:VAL:CB	2:C:3:A:C6	8	0.21
(1,10)	1:A:71:VAL:CB	2:C:3:A:C8	8	0.21
(1,10)	1:A:71:VAL:CB	2:C:3:A:H1'	8	0.21
(1,10)	1:A:71:VAL:CB	2:C:3:A:H2	8	0.21
(1,10)	1:A:71:VAL:CB	2:C:3:A:H2'	8	0.21
(1,10)	1:A:71:VAL:CB	2:C:3:A:H3'	8	0.21
(1,10)	1:A:71:VAL:CB	2:C:3:A:H4'	8	0.21
(1,10)	1:A:71:VAL:CB	2:C:3:A:H5'	8	0.21
(1,10)	1:A:71:VAL:CB	2:C:3:A:H5''	8	0.21
(1,10)	1:A:71:VAL:CB	2:C:3:A:H61	8	0.21
(1,10)	1:A:71:VAL:CB	2:C:3:A:H62	8	0.21
(1,10)	1:A:71:VAL:CB	2:C:3:A:H8	8	0.21
(1,10)	1:A:71:VAL:CB	2:C:3:A:HO2'	8	0.21
(1,10)	1:A:71:VAL:CB	2:C:3:A:N1	8	0.21
(1,10)	1:A:71:VAL:CB	2:C:3:A:N3	8	0.21
(1,10)	1:A:71:VAL:CB	2:C:3:A:N6	8	0.21
(1,10)	1:A:71:VAL:CB	2:C:3:A:N7	8	0.21
(1,10)	1:A:71:VAL:CB	2:C:3:A:N9	8	0.21
(1,10)	1:A:71:VAL:CB	2:C:3:A:O2'	8	0.21
(1,10)	1:A:71:VAL:CB	2:C:3:A:O3'	8	0.21
(1,10)	1:A:71:VAL:CB	2:C:3:A:O4'	8	0.21
(1,10)	1:A:71:VAL:CB	2:C:3:A:O5'	8	0.21
(1,10)	1:A:71:VAL:CB	2:C:3:A:OP1	8	0.21

Continued on next page...

Continued from previous page...

Key	Atom-1	Atom-2	Model ID	Violation (Å)
(1,10)	1:A:71:VAL:CB	2:C:3:A:OP2	8	0.21
(1,10)	1:A:71:VAL:CB	2:C:3:A:P	8	0.21
(1,10)	1:A:71:VAL:CB	2:C:4:C:C1'	8	0.21
(1,10)	1:A:71:VAL:CB	2:C:4:C:C2	8	0.21
(1,10)	1:A:71:VAL:CB	2:C:4:C:C2'	8	0.21
(1,10)	1:A:71:VAL:CB	2:C:4:C:C3'	8	0.21
(1,10)	1:A:71:VAL:CB	2:C:4:C:C4	8	0.21
(1,10)	1:A:71:VAL:CB	2:C:4:C:C4'	8	0.21
(1,10)	1:A:71:VAL:CB	2:C:4:C:C5	8	0.21
(1,10)	1:A:71:VAL:CB	2:C:4:C:C5'	8	0.21
(1,10)	1:A:71:VAL:CB	2:C:4:C:C6	8	0.21
(1,10)	1:A:71:VAL:CB	2:C:4:C:H1'	8	0.21
(1,10)	1:A:71:VAL:CB	2:C:4:C:H2'	8	0.21
(1,10)	1:A:71:VAL:CB	2:C:4:C:H3'	8	0.21
(1,10)	1:A:71:VAL:CB	2:C:4:C:H4'	8	0.21
(1,10)	1:A:71:VAL:CB	2:C:4:C:H41	8	0.21
(1,10)	1:A:71:VAL:CB	2:C:4:C:H42	8	0.21
(1,10)	1:A:71:VAL:CB	2:C:4:C:H5	8	0.21
(1,10)	1:A:71:VAL:CB	2:C:4:C:H5'	8	0.21
(1,10)	1:A:71:VAL:CB	2:C:4:C:H5''	8	0.21
(1,10)	1:A:71:VAL:CB	2:C:4:C:H6	8	0.21
(1,10)	1:A:71:VAL:CB	2:C:4:C:HO2'	8	0.21
(1,10)	1:A:71:VAL:CB	2:C:4:C:N1	8	0.21
(1,10)	1:A:71:VAL:CB	2:C:4:C:N3	8	0.21
(1,10)	1:A:71:VAL:CB	2:C:4:C:N4	8	0.21
(1,10)	1:A:71:VAL:CB	2:C:4:C:O2	8	0.21
(1,10)	1:A:71:VAL:CB	2:C:4:C:O2'	8	0.21
(1,10)	1:A:71:VAL:CB	2:C:4:C:O3'	8	0.21
(1,10)	1:A:71:VAL:CB	2:C:4:C:O4'	8	0.21
(1,10)	1:A:71:VAL:CB	2:C:4:C:O5'	8	0.21
(1,10)	1:A:71:VAL:CB	2:C:4:C:OP1	8	0.21
(1,10)	1:A:71:VAL:CB	2:C:4:C:OP2	8	0.21
(1,10)	1:A:71:VAL:CB	2:C:4:C:P	8	0.21
(1,10)	1:A:71:VAL:CB	2:C:5:A:C1'	8	0.21
(1,10)	1:A:71:VAL:CB	2:C:5:A:C2	8	0.21
(1,10)	1:A:71:VAL:CB	2:C:5:A:C2'	8	0.21
(1,10)	1:A:71:VAL:CB	2:C:5:A:C3'	8	0.21
(1,10)	1:A:71:VAL:CB	2:C:5:A:C4	8	0.21
(1,10)	1:A:71:VAL:CB	2:C:5:A:C4'	8	0.21
(1,10)	1:A:71:VAL:CB	2:C:5:A:C5	8	0.21
(1,10)	1:A:71:VAL:CB	2:C:5:A:C5'	8	0.21
(1,10)	1:A:71:VAL:CB	2:C:5:A:C6	8	0.21

Continued on next page...

Continued from previous page...

Key	Atom-1	Atom-2	Model ID	Violation (Å)
(1,10)	1:A:71:VAL:CB	2:C:5:A:C8	8	0.21
(1,10)	1:A:71:VAL:CB	2:C:5:A:H1'	8	0.21
(1,10)	1:A:71:VAL:CB	2:C:5:A:H2	8	0.21
(1,10)	1:A:71:VAL:CB	2:C:5:A:H2'	8	0.21
(1,10)	1:A:71:VAL:CB	2:C:5:A:H3'	8	0.21
(1,10)	1:A:71:VAL:CB	2:C:5:A:H4'	8	0.21
(1,10)	1:A:71:VAL:CB	2:C:5:A:H5'	8	0.21
(1,10)	1:A:71:VAL:CB	2:C:5:A:H5''	8	0.21
(1,10)	1:A:71:VAL:CB	2:C:5:A:H61	8	0.21
(1,10)	1:A:71:VAL:CB	2:C:5:A:H62	8	0.21
(1,10)	1:A:71:VAL:CB	2:C:5:A:H8	8	0.21
(1,10)	1:A:71:VAL:CB	2:C:5:A:HO2'	8	0.21
(1,10)	1:A:71:VAL:CB	2:C:5:A:N1	8	0.21
(1,10)	1:A:71:VAL:CB	2:C:5:A:N3	8	0.21
(1,10)	1:A:71:VAL:CB	2:C:5:A:N6	8	0.21
(1,10)	1:A:71:VAL:CB	2:C:5:A:N7	8	0.21
(1,10)	1:A:71:VAL:CB	2:C:5:A:N9	8	0.21
(1,10)	1:A:71:VAL:CB	2:C:5:A:O2'	8	0.21
(1,10)	1:A:71:VAL:CB	2:C:5:A:O3'	8	0.21
(1,10)	1:A:71:VAL:CB	2:C:5:A:O4'	8	0.21
(1,10)	1:A:71:VAL:CB	2:C:5:A:O5'	8	0.21
(1,10)	1:A:71:VAL:CB	2:C:5:A:OP1	8	0.21
(1,10)	1:A:71:VAL:CB	2:C:5:A:OP2	8	0.21
(1,10)	1:A:71:VAL:CB	2:C:5:A:P	8	0.21
(1,10)	1:A:71:VAL:CG1	2:C:1:A:C1'	8	0.21
(1,10)	1:A:71:VAL:CG1	2:C:1:A:C2	8	0.21
(1,10)	1:A:71:VAL:CG1	2:C:1:A:C2'	8	0.21
(1,10)	1:A:71:VAL:CG1	2:C:1:A:C3'	8	0.21
(1,10)	1:A:71:VAL:CG1	2:C:1:A:C4	8	0.21
(1,10)	1:A:71:VAL:CG1	2:C:1:A:C4'	8	0.21
(1,10)	1:A:71:VAL:CG1	2:C:1:A:C5	8	0.21
(1,10)	1:A:71:VAL:CG1	2:C:1:A:C5'	8	0.21
(1,10)	1:A:71:VAL:CG1	2:C:1:A:C6	8	0.21
(1,10)	1:A:71:VAL:CG1	2:C:1:A:C8	8	0.21
(1,10)	1:A:71:VAL:CG1	2:C:1:A:H1'	8	0.21
(1,10)	1:A:71:VAL:CG1	2:C:1:A:H2	8	0.21
(1,10)	1:A:71:VAL:CG1	2:C:1:A:H2'	8	0.21
(1,10)	1:A:71:VAL:CG1	2:C:1:A:H3'	8	0.21
(1,10)	1:A:71:VAL:CG1	2:C:1:A:H4'	8	0.21
(1,10)	1:A:71:VAL:CG1	2:C:1:A:H5'	8	0.21
(1,10)	1:A:71:VAL:CG1	2:C:1:A:H5''	8	0.21
(1,10)	1:A:71:VAL:CG1	2:C:1:A:H61	8	0.21

Continued on next page...

Continued from previous page...

Key	Atom-1	Atom-2	Model ID	Violation (Å)
(1,10)	1:A:71:VAL:CG1	2:C:1:A:H62	8	0.21
(1,10)	1:A:71:VAL:CG1	2:C:1:A:H8	8	0.21
(1,10)	1:A:71:VAL:CG1	2:C:1:A:HO2'	8	0.21
(1,10)	1:A:71:VAL:CG1	2:C:1:A:N1	8	0.21
(1,10)	1:A:71:VAL:CG1	2:C:1:A:N3	8	0.21
(1,10)	1:A:71:VAL:CG1	2:C:1:A:N6	8	0.21
(1,10)	1:A:71:VAL:CG1	2:C:1:A:N7	8	0.21
(1,10)	1:A:71:VAL:CG1	2:C:1:A:N9	8	0.21
(1,10)	1:A:71:VAL:CG1	2:C:1:A:O2'	8	0.21
(1,10)	1:A:71:VAL:CG1	2:C:1:A:O3'	8	0.21
(1,10)	1:A:71:VAL:CG1	2:C:1:A:O4'	8	0.21
(1,10)	1:A:71:VAL:CG1	2:C:1:A:O5'	8	0.21
(1,10)	1:A:71:VAL:CG1	2:C:2:U:C1'	8	0.21
(1,10)	1:A:71:VAL:CG1	2:C:2:U:C2	8	0.21
(1,10)	1:A:71:VAL:CG1	2:C:2:U:C2'	8	0.21
(1,10)	1:A:71:VAL:CG1	2:C:2:U:C3'	8	0.21
(1,10)	1:A:71:VAL:CG1	2:C:2:U:C4	8	0.21
(1,10)	1:A:71:VAL:CG1	2:C:2:U:C4'	8	0.21
(1,10)	1:A:71:VAL:CG1	2:C:2:U:C5	8	0.21
(1,10)	1:A:71:VAL:CG1	2:C:2:U:C5'	8	0.21
(1,10)	1:A:71:VAL:CG1	2:C:2:U:C6	8	0.21
(1,10)	1:A:71:VAL:CG1	2:C:2:U:H1'	8	0.21
(1,10)	1:A:71:VAL:CG1	2:C:2:U:H2'	8	0.21
(1,10)	1:A:71:VAL:CG1	2:C:2:U:H3	8	0.21
(1,10)	1:A:71:VAL:CG1	2:C:2:U:H3'	8	0.21
(1,10)	1:A:71:VAL:CG1	2:C:2:U:H4'	8	0.21
(1,10)	1:A:71:VAL:CG1	2:C:2:U:H5	8	0.21
(1,10)	1:A:71:VAL:CG1	2:C:2:U:H5'	8	0.21
(1,10)	1:A:71:VAL:CG1	2:C:2:U:H5''	8	0.21
(1,10)	1:A:71:VAL:CG1	2:C:2:U:H6	8	0.21
(1,10)	1:A:71:VAL:CG1	2:C:2:U:HO2'	8	0.21
(1,10)	1:A:71:VAL:CG1	2:C:2:U:N1	8	0.21
(1,10)	1:A:71:VAL:CG1	2:C:2:U:N3	8	0.21
(1,10)	1:A:71:VAL:CG1	2:C:2:U:O2	8	0.21
(1,10)	1:A:71:VAL:CG1	2:C:2:U:O2'	8	0.21
(1,10)	1:A:71:VAL:CG1	2:C:2:U:O3'	8	0.21
(1,10)	1:A:71:VAL:CG1	2:C:2:U:O4	8	0.21
(1,10)	1:A:71:VAL:CG1	2:C:2:U:O4'	8	0.21
(1,10)	1:A:71:VAL:CG1	2:C:2:U:O5'	8	0.21
(1,10)	1:A:71:VAL:CG1	2:C:2:U:OP1	8	0.21
(1,10)	1:A:71:VAL:CG1	2:C:2:U:OP2	8	0.21
(1,10)	1:A:71:VAL:CG1	2:C:2:U:P	8	0.21

Continued on next page...

Continued from previous page...

Key	Atom-1	Atom-2	Model ID	Violation (Å)
(1,10)	1:A:71:VAL:CG1	2:C:3:A:C1'	8	0.21
(1,10)	1:A:71:VAL:CG1	2:C:3:A:C2	8	0.21
(1,10)	1:A:71:VAL:CG1	2:C:3:A:C2'	8	0.21
(1,10)	1:A:71:VAL:CG1	2:C:3:A:C3'	8	0.21
(1,10)	1:A:71:VAL:CG1	2:C:3:A:C4	8	0.21
(1,10)	1:A:71:VAL:CG1	2:C:3:A:C4'	8	0.21
(1,10)	1:A:71:VAL:CG1	2:C:3:A:C5	8	0.21
(1,10)	1:A:71:VAL:CG1	2:C:3:A:C5'	8	0.21
(1,10)	1:A:71:VAL:CG1	2:C:3:A:C6	8	0.21
(1,10)	1:A:71:VAL:CG1	2:C:3:A:C8	8	0.21
(1,10)	1:A:71:VAL:CG1	2:C:3:A:H1'	8	0.21
(1,10)	1:A:71:VAL:CG1	2:C:3:A:H2	8	0.21
(1,10)	1:A:71:VAL:CG1	2:C:3:A:H2'	8	0.21
(1,10)	1:A:71:VAL:CG1	2:C:3:A:H3'	8	0.21
(1,10)	1:A:71:VAL:CG1	2:C:3:A:H4'	8	0.21
(1,10)	1:A:71:VAL:CG1	2:C:3:A:H5'	8	0.21
(1,10)	1:A:71:VAL:CG1	2:C:3:A:H5''	8	0.21
(1,10)	1:A:71:VAL:CG1	2:C:3:A:H61	8	0.21
(1,10)	1:A:71:VAL:CG1	2:C:3:A:H62	8	0.21
(1,10)	1:A:71:VAL:CG1	2:C:3:A:H8	8	0.21
(1,10)	1:A:71:VAL:CG1	2:C:3:A:HO2'	8	0.21
(1,10)	1:A:71:VAL:CG1	2:C:3:A:N1	8	0.21
(1,10)	1:A:71:VAL:CG1	2:C:3:A:N3	8	0.21
(1,10)	1:A:71:VAL:CG1	2:C:3:A:N6	8	0.21
(1,10)	1:A:71:VAL:CG1	2:C:3:A:N7	8	0.21
(1,10)	1:A:71:VAL:CG1	2:C:3:A:N9	8	0.21
(1,10)	1:A:71:VAL:CG1	2:C:3:A:O2'	8	0.21
(1,10)	1:A:71:VAL:CG1	2:C:3:A:O3'	8	0.21
(1,10)	1:A:71:VAL:CG1	2:C:3:A:O4'	8	0.21
(1,10)	1:A:71:VAL:CG1	2:C:3:A:O5'	8	0.21
(1,10)	1:A:71:VAL:CG1	2:C:3:A:OP1	8	0.21
(1,10)	1:A:71:VAL:CG1	2:C:3:A:OP2	8	0.21
(1,10)	1:A:71:VAL:CG1	2:C:3:A:P	8	0.21
(1,10)	1:A:71:VAL:CG1	2:C:4:C:C1'	8	0.21
(1,10)	1:A:71:VAL:CG1	2:C:4:C:C2	8	0.21
(1,10)	1:A:71:VAL:CG1	2:C:4:C:C2'	8	0.21
(1,10)	1:A:71:VAL:CG1	2:C:4:C:C3'	8	0.21
(1,10)	1:A:71:VAL:CG1	2:C:4:C:C4	8	0.21
(1,10)	1:A:71:VAL:CG1	2:C:4:C:C4'	8	0.21
(1,10)	1:A:71:VAL:CG1	2:C:4:C:C5	8	0.21
(1,10)	1:A:71:VAL:CG1	2:C:4:C:C5'	8	0.21
(1,10)	1:A:71:VAL:CG1	2:C:4:C:C6	8	0.21

Continued on next page...

Continued from previous page...

Key	Atom-1	Atom-2	Model ID	Violation (Å)
(1,10)	1:A:71:VAL:CG1	2:C:4:C:H1'	8	0.21
(1,10)	1:A:71:VAL:CG1	2:C:4:C:H2'	8	0.21
(1,10)	1:A:71:VAL:CG1	2:C:4:C:H3'	8	0.21
(1,10)	1:A:71:VAL:CG1	2:C:4:C:H4'	8	0.21
(1,10)	1:A:71:VAL:CG1	2:C:4:C:H41	8	0.21
(1,10)	1:A:71:VAL:CG1	2:C:4:C:H42	8	0.21
(1,10)	1:A:71:VAL:CG1	2:C:4:C:H5	8	0.21
(1,10)	1:A:71:VAL:CG1	2:C:4:C:H5'	8	0.21
(1,10)	1:A:71:VAL:CG1	2:C:4:C:H5''	8	0.21
(1,10)	1:A:71:VAL:CG1	2:C:4:C:H6	8	0.21
(1,10)	1:A:71:VAL:CG1	2:C:4:C:HO2'	8	0.21
(1,10)	1:A:71:VAL:CG1	2:C:4:C:N1	8	0.21
(1,10)	1:A:71:VAL:CG1	2:C:4:C:N3	8	0.21
(1,10)	1:A:71:VAL:CG1	2:C:4:C:N4	8	0.21
(1,10)	1:A:71:VAL:CG1	2:C:4:C:O2	8	0.21
(1,10)	1:A:71:VAL:CG1	2:C:4:C:O2'	8	0.21
(1,10)	1:A:71:VAL:CG1	2:C:4:C:O3'	8	0.21
(1,10)	1:A:71:VAL:CG1	2:C:4:C:O4'	8	0.21
(1,10)	1:A:71:VAL:CG1	2:C:4:C:O5'	8	0.21
(1,10)	1:A:71:VAL:CG1	2:C:4:C:OP1	8	0.21
(1,10)	1:A:71:VAL:CG1	2:C:4:C:OP2	8	0.21
(1,10)	1:A:71:VAL:CG1	2:C:4:C:P	8	0.21
(1,10)	1:A:71:VAL:CG1	2:C:5:A:C1'	8	0.21
(1,10)	1:A:71:VAL:CG1	2:C:5:A:C2	8	0.21
(1,10)	1:A:71:VAL:CG1	2:C:5:A:C2'	8	0.21
(1,10)	1:A:71:VAL:CG1	2:C:5:A:C3'	8	0.21
(1,10)	1:A:71:VAL:CG1	2:C:5:A:C4	8	0.21
(1,10)	1:A:71:VAL:CG1	2:C:5:A:C4'	8	0.21
(1,10)	1:A:71:VAL:CG1	2:C:5:A:C5	8	0.21
(1,10)	1:A:71:VAL:CG1	2:C:5:A:C5'	8	0.21
(1,10)	1:A:71:VAL:CG1	2:C:5:A:C6	8	0.21
(1,10)	1:A:71:VAL:CG1	2:C:5:A:C8	8	0.21
(1,10)	1:A:71:VAL:CG1	2:C:5:A:H1'	8	0.21
(1,10)	1:A:71:VAL:CG1	2:C:5:A:H2	8	0.21
(1,10)	1:A:71:VAL:CG1	2:C:5:A:H2'	8	0.21
(1,10)	1:A:71:VAL:CG1	2:C:5:A:H3'	8	0.21
(1,10)	1:A:71:VAL:CG1	2:C:5:A:H4'	8	0.21
(1,10)	1:A:71:VAL:CG1	2:C:5:A:H5'	8	0.21
(1,10)	1:A:71:VAL:CG1	2:C:5:A:H5''	8	0.21
(1,10)	1:A:71:VAL:CG1	2:C:5:A:H61	8	0.21
(1,10)	1:A:71:VAL:CG1	2:C:5:A:H62	8	0.21
(1,10)	1:A:71:VAL:CG1	2:C:5:A:H8	8	0.21

Continued on next page...

Continued from previous page...

Key	Atom-1	Atom-2	Model ID	Violation (Å)
(1,10)	1:A:71:VAL:CG1	2:C:5:A:HO2'	8	0.21
(1,10)	1:A:71:VAL:CG1	2:C:5:A:N1	8	0.21
(1,10)	1:A:71:VAL:CG1	2:C:5:A:N3	8	0.21
(1,10)	1:A:71:VAL:CG1	2:C:5:A:N6	8	0.21
(1,10)	1:A:71:VAL:CG1	2:C:5:A:N7	8	0.21
(1,10)	1:A:71:VAL:CG1	2:C:5:A:N9	8	0.21
(1,10)	1:A:71:VAL:CG1	2:C:5:A:O2'	8	0.21
(1,10)	1:A:71:VAL:CG1	2:C:5:A:O3'	8	0.21
(1,10)	1:A:71:VAL:CG1	2:C:5:A:O4'	8	0.21
(1,10)	1:A:71:VAL:CG1	2:C:5:A:O5'	8	0.21
(1,10)	1:A:71:VAL:CG1	2:C:5:A:OP1	8	0.21
(1,10)	1:A:71:VAL:CG1	2:C:5:A:OP2	8	0.21
(1,10)	1:A:71:VAL:CG1	2:C:5:A:P	8	0.21
(1,10)	1:A:71:VAL:CG2	2:C:1:A:C1'	8	0.21
(1,10)	1:A:71:VAL:CG2	2:C:1:A:C2	8	0.21
(1,10)	1:A:71:VAL:CG2	2:C:1:A:C2'	8	0.21
(1,10)	1:A:71:VAL:CG2	2:C:1:A:C3'	8	0.21
(1,10)	1:A:71:VAL:CG2	2:C:1:A:C4	8	0.21
(1,10)	1:A:71:VAL:CG2	2:C:1:A:C4'	8	0.21
(1,10)	1:A:71:VAL:CG2	2:C:1:A:C5	8	0.21
(1,10)	1:A:71:VAL:CG2	2:C:1:A:C5'	8	0.21
(1,10)	1:A:71:VAL:CG2	2:C:1:A:C6	8	0.21
(1,10)	1:A:71:VAL:CG2	2:C:1:A:C8	8	0.21
(1,10)	1:A:71:VAL:CG2	2:C:1:A:H1'	8	0.21
(1,10)	1:A:71:VAL:CG2	2:C:1:A:H2	8	0.21
(1,10)	1:A:71:VAL:CG2	2:C:1:A:H2'	8	0.21
(1,10)	1:A:71:VAL:CG2	2:C:1:A:H3'	8	0.21
(1,10)	1:A:71:VAL:CG2	2:C:1:A:H4'	8	0.21
(1,10)	1:A:71:VAL:CG2	2:C:1:A:H5'	8	0.21
(1,10)	1:A:71:VAL:CG2	2:C:1:A:H5''	8	0.21
(1,10)	1:A:71:VAL:CG2	2:C:1:A:H61	8	0.21
(1,10)	1:A:71:VAL:CG2	2:C:1:A:H62	8	0.21
(1,10)	1:A:71:VAL:CG2	2:C:1:A:H8	8	0.21
(1,10)	1:A:71:VAL:CG2	2:C:1:A:HO2'	8	0.21
(1,10)	1:A:71:VAL:CG2	2:C:1:A:N1	8	0.21
(1,10)	1:A:71:VAL:CG2	2:C:1:A:N3	8	0.21
(1,10)	1:A:71:VAL:CG2	2:C:1:A:N6	8	0.21
(1,10)	1:A:71:VAL:CG2	2:C:1:A:N7	8	0.21
(1,10)	1:A:71:VAL:CG2	2:C:1:A:N9	8	0.21
(1,10)	1:A:71:VAL:CG2	2:C:1:A:O2'	8	0.21
(1,10)	1:A:71:VAL:CG2	2:C:1:A:O3'	8	0.21
(1,10)	1:A:71:VAL:CG2	2:C:1:A:O4'	8	0.21

Continued on next page...

Continued from previous page...

Key	Atom-1	Atom-2	Model ID	Violation (Å)
(1,10)	1:A:71:VAL:CG2	2:C:1:A:O5'	8	0.21
(1,10)	1:A:71:VAL:CG2	2:C:2:U:C1'	8	0.21
(1,10)	1:A:71:VAL:CG2	2:C:2:U:C2	8	0.21
(1,10)	1:A:71:VAL:CG2	2:C:2:U:C2'	8	0.21
(1,10)	1:A:71:VAL:CG2	2:C:2:U:C3'	8	0.21
(1,10)	1:A:71:VAL:CG2	2:C:2:U:C4	8	0.21
(1,10)	1:A:71:VAL:CG2	2:C:2:U:C4'	8	0.21
(1,10)	1:A:71:VAL:CG2	2:C:2:U:C5	8	0.21
(1,10)	1:A:71:VAL:CG2	2:C:2:U:C5'	8	0.21
(1,10)	1:A:71:VAL:CG2	2:C:2:U:C6	8	0.21
(1,10)	1:A:71:VAL:CG2	2:C:2:U:H1'	8	0.21
(1,10)	1:A:71:VAL:CG2	2:C:2:U:H2'	8	0.21
(1,10)	1:A:71:VAL:CG2	2:C:2:U:H3	8	0.21
(1,10)	1:A:71:VAL:CG2	2:C:2:U:H3'	8	0.21
(1,10)	1:A:71:VAL:CG2	2:C:2:U:H4'	8	0.21
(1,10)	1:A:71:VAL:CG2	2:C:2:U:H5	8	0.21
(1,10)	1:A:71:VAL:CG2	2:C:2:U:H5'	8	0.21
(1,10)	1:A:71:VAL:CG2	2:C:2:U:H5''	8	0.21
(1,10)	1:A:71:VAL:CG2	2:C:2:U:H6	8	0.21
(1,10)	1:A:71:VAL:CG2	2:C:2:U:HO2'	8	0.21
(1,10)	1:A:71:VAL:CG2	2:C:2:U:N1	8	0.21
(1,10)	1:A:71:VAL:CG2	2:C:2:U:N3	8	0.21
(1,10)	1:A:71:VAL:CG2	2:C:2:U:O2	8	0.21
(1,10)	1:A:71:VAL:CG2	2:C:2:U:O2'	8	0.21
(1,10)	1:A:71:VAL:CG2	2:C:2:U:O3'	8	0.21
(1,10)	1:A:71:VAL:CG2	2:C:2:U:O4	8	0.21
(1,10)	1:A:71:VAL:CG2	2:C:2:U:O4'	8	0.21
(1,10)	1:A:71:VAL:CG2	2:C:2:U:O5'	8	0.21
(1,10)	1:A:71:VAL:CG2	2:C:2:U:OP1	8	0.21
(1,10)	1:A:71:VAL:CG2	2:C:2:U:OP2	8	0.21
(1,10)	1:A:71:VAL:CG2	2:C:2:U:P	8	0.21
(1,10)	1:A:71:VAL:CG2	2:C:3:A:C1'	8	0.21
(1,10)	1:A:71:VAL:CG2	2:C:3:A:C2	8	0.21
(1,10)	1:A:71:VAL:CG2	2:C:3:A:C2'	8	0.21
(1,10)	1:A:71:VAL:CG2	2:C:3:A:C3'	8	0.21
(1,10)	1:A:71:VAL:CG2	2:C:3:A:C4	8	0.21
(1,10)	1:A:71:VAL:CG2	2:C:3:A:C4'	8	0.21
(1,10)	1:A:71:VAL:CG2	2:C:3:A:C5	8	0.21
(1,10)	1:A:71:VAL:CG2	2:C:3:A:C5'	8	0.21
(1,10)	1:A:71:VAL:CG2	2:C:3:A:C6	8	0.21
(1,10)	1:A:71:VAL:CG2	2:C:3:A:C8	8	0.21
(1,10)	1:A:71:VAL:CG2	2:C:3:A:H1'	8	0.21

Continued on next page...

Continued from previous page...

Key	Atom-1	Atom-2	Model ID	Violation (Å)
(1,10)	1:A:71:VAL:CG2	2:C:3:A:H2	8	0.21
(1,10)	1:A:71:VAL:CG2	2:C:3:A:H2'	8	0.21
(1,10)	1:A:71:VAL:CG2	2:C:3:A:H3'	8	0.21
(1,10)	1:A:71:VAL:CG2	2:C:3:A:H4'	8	0.21
(1,10)	1:A:71:VAL:CG2	2:C:3:A:H5'	8	0.21
(1,10)	1:A:71:VAL:CG2	2:C:3:A:H5''	8	0.21
(1,10)	1:A:71:VAL:CG2	2:C:3:A:H61	8	0.21
(1,10)	1:A:71:VAL:CG2	2:C:3:A:H62	8	0.21
(1,10)	1:A:71:VAL:CG2	2:C:3:A:H8	8	0.21
(1,10)	1:A:71:VAL:CG2	2:C:3:A:HO2'	8	0.21
(1,10)	1:A:71:VAL:CG2	2:C:3:A:N1	8	0.21
(1,10)	1:A:71:VAL:CG2	2:C:3:A:N3	8	0.21
(1,10)	1:A:71:VAL:CG2	2:C:3:A:N6	8	0.21
(1,10)	1:A:71:VAL:CG2	2:C:3:A:N7	8	0.21
(1,10)	1:A:71:VAL:CG2	2:C:3:A:N9	8	0.21
(1,10)	1:A:71:VAL:CG2	2:C:3:A:O2'	8	0.21
(1,10)	1:A:71:VAL:CG2	2:C:3:A:O3'	8	0.21
(1,10)	1:A:71:VAL:CG2	2:C:3:A:O4'	8	0.21
(1,10)	1:A:71:VAL:CG2	2:C:3:A:O5'	8	0.21
(1,10)	1:A:71:VAL:CG2	2:C:3:A:OP1	8	0.21
(1,10)	1:A:71:VAL:CG2	2:C:3:A:OP2	8	0.21
(1,10)	1:A:71:VAL:CG2	2:C:3:A:P	8	0.21
(1,10)	1:A:71:VAL:CG2	2:C:4:C:C1'	8	0.21
(1,10)	1:A:71:VAL:CG2	2:C:4:C:C2	8	0.21
(1,10)	1:A:71:VAL:CG2	2:C:4:C:C2'	8	0.21
(1,10)	1:A:71:VAL:CG2	2:C:4:C:C3'	8	0.21
(1,10)	1:A:71:VAL:CG2	2:C:4:C:C4	8	0.21
(1,10)	1:A:71:VAL:CG2	2:C:4:C:C4'	8	0.21
(1,10)	1:A:71:VAL:CG2	2:C:4:C:C5	8	0.21
(1,10)	1:A:71:VAL:CG2	2:C:4:C:C5'	8	0.21
(1,10)	1:A:71:VAL:CG2	2:C:4:C:C6	8	0.21
(1,10)	1:A:71:VAL:CG2	2:C:4:C:H1'	8	0.21
(1,10)	1:A:71:VAL:CG2	2:C:4:C:H2'	8	0.21
(1,10)	1:A:71:VAL:CG2	2:C:4:C:H3'	8	0.21
(1,10)	1:A:71:VAL:CG2	2:C:4:C:H4'	8	0.21
(1,10)	1:A:71:VAL:CG2	2:C:4:C:H41	8	0.21
(1,10)	1:A:71:VAL:CG2	2:C:4:C:H42	8	0.21
(1,10)	1:A:71:VAL:CG2	2:C:4:C:H5	8	0.21
(1,10)	1:A:71:VAL:CG2	2:C:4:C:H5'	8	0.21
(1,10)	1:A:71:VAL:CG2	2:C:4:C:H5''	8	0.21
(1,10)	1:A:71:VAL:CG2	2:C:4:C:H6	8	0.21
(1,10)	1:A:71:VAL:CG2	2:C:4:C:HO2'	8	0.21

Continued on next page...

Continued from previous page...

Key	Atom-1	Atom-2	Model ID	Violation (Å)
(1,10)	1:A:71:VAL:CG2	2:C:4:C:N1	8	0.21
(1,10)	1:A:71:VAL:CG2	2:C:4:C:N3	8	0.21
(1,10)	1:A:71:VAL:CG2	2:C:4:C:N4	8	0.21
(1,10)	1:A:71:VAL:CG2	2:C:4:C:O2	8	0.21
(1,10)	1:A:71:VAL:CG2	2:C:4:C:O2'	8	0.21
(1,10)	1:A:71:VAL:CG2	2:C:4:C:O3'	8	0.21
(1,10)	1:A:71:VAL:CG2	2:C:4:C:O4'	8	0.21
(1,10)	1:A:71:VAL:CG2	2:C:4:C:O5'	8	0.21
(1,10)	1:A:71:VAL:CG2	2:C:4:C:OP1	8	0.21
(1,10)	1:A:71:VAL:CG2	2:C:4:C:OP2	8	0.21
(1,10)	1:A:71:VAL:CG2	2:C:4:C:P	8	0.21
(1,10)	1:A:71:VAL:CG2	2:C:5:A:C1'	8	0.21
(1,10)	1:A:71:VAL:CG2	2:C:5:A:C2	8	0.21
(1,10)	1:A:71:VAL:CG2	2:C:5:A:C2'	8	0.21
(1,10)	1:A:71:VAL:CG2	2:C:5:A:C3'	8	0.21
(1,10)	1:A:71:VAL:CG2	2:C:5:A:C4	8	0.21
(1,10)	1:A:71:VAL:CG2	2:C:5:A:C4'	8	0.21
(1,10)	1:A:71:VAL:CG2	2:C:5:A:C5	8	0.21
(1,10)	1:A:71:VAL:CG2	2:C:5:A:C5'	8	0.21
(1,10)	1:A:71:VAL:CG2	2:C:5:A:C6	8	0.21
(1,10)	1:A:71:VAL:CG2	2:C:5:A:C8	8	0.21
(1,10)	1:A:71:VAL:CG2	2:C:5:A:H1'	8	0.21
(1,10)	1:A:71:VAL:CG2	2:C:5:A:H2	8	0.21
(1,10)	1:A:71:VAL:CG2	2:C:5:A:H2'	8	0.21
(1,10)	1:A:71:VAL:CG2	2:C:5:A:H3'	8	0.21
(1,10)	1:A:71:VAL:CG2	2:C:5:A:H4'	8	0.21
(1,10)	1:A:71:VAL:CG2	2:C:5:A:H5'	8	0.21
(1,10)	1:A:71:VAL:CG2	2:C:5:A:H5''	8	0.21
(1,10)	1:A:71:VAL:CG2	2:C:5:A:H61	8	0.21
(1,10)	1:A:71:VAL:CG2	2:C:5:A:H62	8	0.21
(1,10)	1:A:71:VAL:CG2	2:C:5:A:H8	8	0.21
(1,10)	1:A:71:VAL:CG2	2:C:5:A:HO2'	8	0.21
(1,10)	1:A:71:VAL:CG2	2:C:5:A:N1	8	0.21
(1,10)	1:A:71:VAL:CG2	2:C:5:A:N3	8	0.21
(1,10)	1:A:71:VAL:CG2	2:C:5:A:N6	8	0.21
(1,10)	1:A:71:VAL:CG2	2:C:5:A:N7	8	0.21
(1,10)	1:A:71:VAL:CG2	2:C:5:A:N9	8	0.21
(1,10)	1:A:71:VAL:CG2	2:C:5:A:O2'	8	0.21
(1,10)	1:A:71:VAL:CG2	2:C:5:A:O3'	8	0.21
(1,10)	1:A:71:VAL:CG2	2:C:5:A:O4'	8	0.21
(1,10)	1:A:71:VAL:CG2	2:C:5:A:O5'	8	0.21
(1,10)	1:A:71:VAL:CG2	2:C:5:A:OP1	8	0.21

Continued on next page...

Continued from previous page...

Key	Atom-1	Atom-2	Model ID	Violation (Å)
(1,10)	1:A:71:VAL:CG2	2:C:5:A:OP2	8	0.21
(1,10)	1:A:71:VAL:CG2	2:C:5:A:P	8	0.21
(1,10)	1:A:71:VAL:H	2:C:1:A:C1'	8	0.21
(1,10)	1:A:71:VAL:H	2:C:1:A:C2	8	0.21
(1,10)	1:A:71:VAL:H	2:C:1:A:C2'	8	0.21
(1,10)	1:A:71:VAL:H	2:C:1:A:C3'	8	0.21
(1,10)	1:A:71:VAL:H	2:C:1:A:C4	8	0.21
(1,10)	1:A:71:VAL:H	2:C:1:A:C4'	8	0.21
(1,10)	1:A:71:VAL:H	2:C:1:A:C5	8	0.21
(1,10)	1:A:71:VAL:H	2:C:1:A:C5'	8	0.21
(1,10)	1:A:71:VAL:H	2:C:1:A:C6	8	0.21
(1,10)	1:A:71:VAL:H	2:C:1:A:C8	8	0.21
(1,10)	1:A:71:VAL:H	2:C:1:A:H1'	8	0.21
(1,10)	1:A:71:VAL:H	2:C:1:A:H2	8	0.21
(1,10)	1:A:71:VAL:H	2:C:1:A:H2'	8	0.21
(1,10)	1:A:71:VAL:H	2:C:1:A:H3'	8	0.21
(1,10)	1:A:71:VAL:H	2:C:1:A:H4'	8	0.21
(1,10)	1:A:71:VAL:H	2:C:1:A:H5'	8	0.21
(1,10)	1:A:71:VAL:H	2:C:1:A:H5''	8	0.21
(1,10)	1:A:71:VAL:H	2:C:1:A:H61	8	0.21
(1,10)	1:A:71:VAL:H	2:C:1:A:H62	8	0.21
(1,10)	1:A:71:VAL:H	2:C:1:A:H8	8	0.21
(1,10)	1:A:71:VAL:H	2:C:1:A:HO2'	8	0.21
(1,10)	1:A:71:VAL:H	2:C:1:A:N1	8	0.21
(1,10)	1:A:71:VAL:H	2:C:1:A:N3	8	0.21
(1,10)	1:A:71:VAL:H	2:C:1:A:N6	8	0.21
(1,10)	1:A:71:VAL:H	2:C:1:A:N7	8	0.21
(1,10)	1:A:71:VAL:H	2:C:1:A:N9	8	0.21
(1,10)	1:A:71:VAL:H	2:C:1:A:O2'	8	0.21
(1,10)	1:A:71:VAL:H	2:C:1:A:O3'	8	0.21
(1,10)	1:A:71:VAL:H	2:C:1:A:O4'	8	0.21
(1,10)	1:A:71:VAL:H	2:C:1:A:O5'	8	0.21
(1,10)	1:A:71:VAL:H	2:C:2:U:C1'	8	0.21
(1,10)	1:A:71:VAL:H	2:C:2:U:C2	8	0.21
(1,10)	1:A:71:VAL:H	2:C:2:U:C2'	8	0.21
(1,10)	1:A:71:VAL:H	2:C:2:U:C3'	8	0.21
(1,10)	1:A:71:VAL:H	2:C:2:U:C4	8	0.21
(1,10)	1:A:71:VAL:H	2:C:2:U:C4'	8	0.21
(1,10)	1:A:71:VAL:H	2:C:2:U:C5	8	0.21
(1,10)	1:A:71:VAL:H	2:C:2:U:C5'	8	0.21
(1,10)	1:A:71:VAL:H	2:C:2:U:C6	8	0.21
(1,10)	1:A:71:VAL:H	2:C:2:U:H1'	8	0.21

Continued on next page...

Continued from previous page...

Key	Atom-1	Atom-2	Model ID	Violation (Å)
(1,10)	1:A:71:VAL:H	2:C:2:U:H2'	8	0.21
(1,10)	1:A:71:VAL:H	2:C:2:U:H3	8	0.21
(1,10)	1:A:71:VAL:H	2:C:2:U:H3'	8	0.21
(1,10)	1:A:71:VAL:H	2:C:2:U:H4'	8	0.21
(1,10)	1:A:71:VAL:H	2:C:2:U:H5	8	0.21
(1,10)	1:A:71:VAL:H	2:C:2:U:H5'	8	0.21
(1,10)	1:A:71:VAL:H	2:C:2:U:H5''	8	0.21
(1,10)	1:A:71:VAL:H	2:C:2:U:H6	8	0.21
(1,10)	1:A:71:VAL:H	2:C:2:U:HO2'	8	0.21
(1,10)	1:A:71:VAL:H	2:C:2:U:N1	8	0.21
(1,10)	1:A:71:VAL:H	2:C:2:U:N3	8	0.21
(1,10)	1:A:71:VAL:H	2:C:2:U:O2	8	0.21
(1,10)	1:A:71:VAL:H	2:C:2:U:O2'	8	0.21
(1,10)	1:A:71:VAL:H	2:C:2:U:O3'	8	0.21
(1,10)	1:A:71:VAL:H	2:C:2:U:O4	8	0.21
(1,10)	1:A:71:VAL:H	2:C:2:U:O4'	8	0.21
(1,10)	1:A:71:VAL:H	2:C:2:U:O5'	8	0.21
(1,10)	1:A:71:VAL:H	2:C:2:U:OP1	8	0.21
(1,10)	1:A:71:VAL:H	2:C:2:U:OP2	8	0.21
(1,10)	1:A:71:VAL:H	2:C:2:U:P	8	0.21
(1,10)	1:A:71:VAL:H	2:C:3:A:C1'	8	0.21
(1,10)	1:A:71:VAL:H	2:C:3:A:C2	8	0.21
(1,10)	1:A:71:VAL:H	2:C:3:A:C2'	8	0.21
(1,10)	1:A:71:VAL:H	2:C:3:A:C3'	8	0.21
(1,10)	1:A:71:VAL:H	2:C:3:A:C4	8	0.21
(1,10)	1:A:71:VAL:H	2:C:3:A:C4'	8	0.21
(1,10)	1:A:71:VAL:H	2:C:3:A:C5	8	0.21
(1,10)	1:A:71:VAL:H	2:C:3:A:C5'	8	0.21
(1,10)	1:A:71:VAL:H	2:C:3:A:C6	8	0.21
(1,10)	1:A:71:VAL:H	2:C:3:A:C8	8	0.21
(1,10)	1:A:71:VAL:H	2:C:3:A:H1'	8	0.21
(1,10)	1:A:71:VAL:H	2:C:3:A:H2	8	0.21
(1,10)	1:A:71:VAL:H	2:C:3:A:H2'	8	0.21
(1,10)	1:A:71:VAL:H	2:C:3:A:H3'	8	0.21
(1,10)	1:A:71:VAL:H	2:C:3:A:H4'	8	0.21
(1,10)	1:A:71:VAL:H	2:C:3:A:H5'	8	0.21
(1,10)	1:A:71:VAL:H	2:C:3:A:H5''	8	0.21
(1,10)	1:A:71:VAL:H	2:C:3:A:H61	8	0.21
(1,10)	1:A:71:VAL:H	2:C:3:A:H62	8	0.21
(1,10)	1:A:71:VAL:H	2:C:3:A:H8	8	0.21
(1,10)	1:A:71:VAL:H	2:C:3:A:HO2'	8	0.21
(1,10)	1:A:71:VAL:H	2:C:3:A:N1	8	0.21

Continued on next page...

Continued from previous page...

Key	Atom-1	Atom-2	Model ID	Violation (Å)
(1,10)	1:A:71:VAL:H	2:C:3:A:N3	8	0.21
(1,10)	1:A:71:VAL:H	2:C:3:A:N6	8	0.21
(1,10)	1:A:71:VAL:H	2:C:3:A:N7	8	0.21
(1,10)	1:A:71:VAL:H	2:C:3:A:N9	8	0.21
(1,10)	1:A:71:VAL:H	2:C:3:A:O2'	8	0.21
(1,10)	1:A:71:VAL:H	2:C:3:A:O3'	8	0.21
(1,10)	1:A:71:VAL:H	2:C:3:A:O4'	8	0.21
(1,10)	1:A:71:VAL:H	2:C:3:A:O5'	8	0.21
(1,10)	1:A:71:VAL:H	2:C:3:A:OP1	8	0.21
(1,10)	1:A:71:VAL:H	2:C:3:A:OP2	8	0.21
(1,10)	1:A:71:VAL:H	2:C:3:A:P	8	0.21
(1,10)	1:A:71:VAL:H	2:C:4:C:C1'	8	0.21
(1,10)	1:A:71:VAL:H	2:C:4:C:C2	8	0.21
(1,10)	1:A:71:VAL:H	2:C:4:C:C2'	8	0.21
(1,10)	1:A:71:VAL:H	2:C:4:C:C3'	8	0.21
(1,10)	1:A:71:VAL:H	2:C:4:C:C4	8	0.21
(1,10)	1:A:71:VAL:H	2:C:4:C:C4'	8	0.21
(1,10)	1:A:71:VAL:H	2:C:4:C:C5	8	0.21
(1,10)	1:A:71:VAL:H	2:C:4:C:C5'	8	0.21
(1,10)	1:A:71:VAL:H	2:C:4:C:C6	8	0.21
(1,10)	1:A:71:VAL:H	2:C:4:C:H1'	8	0.21
(1,10)	1:A:71:VAL:H	2:C:4:C:H2'	8	0.21
(1,10)	1:A:71:VAL:H	2:C:4:C:H3'	8	0.21
(1,10)	1:A:71:VAL:H	2:C:4:C:H4'	8	0.21
(1,10)	1:A:71:VAL:H	2:C:4:C:H41	8	0.21
(1,10)	1:A:71:VAL:H	2:C:4:C:H42	8	0.21
(1,10)	1:A:71:VAL:H	2:C:4:C:H5	8	0.21
(1,10)	1:A:71:VAL:H	2:C:4:C:H5'	8	0.21
(1,10)	1:A:71:VAL:H	2:C:4:C:H5''	8	0.21
(1,10)	1:A:71:VAL:H	2:C:4:C:H6	8	0.21
(1,10)	1:A:71:VAL:H	2:C:4:C:HO2'	8	0.21
(1,10)	1:A:71:VAL:H	2:C:4:C:N1	8	0.21
(1,10)	1:A:71:VAL:H	2:C:4:C:N3	8	0.21
(1,10)	1:A:71:VAL:H	2:C:4:C:N4	8	0.21
(1,10)	1:A:71:VAL:H	2:C:4:C:O2	8	0.21
(1,10)	1:A:71:VAL:H	2:C:4:C:O2'	8	0.21
(1,10)	1:A:71:VAL:H	2:C:4:C:O3'	8	0.21
(1,10)	1:A:71:VAL:H	2:C:4:C:O4'	8	0.21
(1,10)	1:A:71:VAL:H	2:C:4:C:O5'	8	0.21
(1,10)	1:A:71:VAL:H	2:C:4:C:OP1	8	0.21
(1,10)	1:A:71:VAL:H	2:C:4:C:OP2	8	0.21
(1,10)	1:A:71:VAL:H	2:C:4:C:P	8	0.21

Continued on next page...

Continued from previous page...

Key	Atom-1	Atom-2	Model ID	Violation (Å)
(1,10)	1:A:71:VAL:H	2:C:5:A:C1'	8	0.21
(1,10)	1:A:71:VAL:H	2:C:5:A:C2	8	0.21
(1,10)	1:A:71:VAL:H	2:C:5:A:C2'	8	0.21
(1,10)	1:A:71:VAL:H	2:C:5:A:C3'	8	0.21
(1,10)	1:A:71:VAL:H	2:C:5:A:C4	8	0.21
(1,10)	1:A:71:VAL:H	2:C:5:A:C4'	8	0.21
(1,10)	1:A:71:VAL:H	2:C:5:A:C5	8	0.21
(1,10)	1:A:71:VAL:H	2:C:5:A:C5'	8	0.21
(1,10)	1:A:71:VAL:H	2:C:5:A:C6	8	0.21
(1,10)	1:A:71:VAL:H	2:C:5:A:C8	8	0.21
(1,10)	1:A:71:VAL:H	2:C:5:A:H1'	8	0.21
(1,10)	1:A:71:VAL:H	2:C:5:A:H2	8	0.21
(1,10)	1:A:71:VAL:H	2:C:5:A:H2'	8	0.21
(1,10)	1:A:71:VAL:H	2:C:5:A:H3'	8	0.21
(1,10)	1:A:71:VAL:H	2:C:5:A:H4'	8	0.21
(1,10)	1:A:71:VAL:H	2:C:5:A:H5'	8	0.21
(1,10)	1:A:71:VAL:H	2:C:5:A:H5''	8	0.21
(1,10)	1:A:71:VAL:H	2:C:5:A:H61	8	0.21
(1,10)	1:A:71:VAL:H	2:C:5:A:H62	8	0.21
(1,10)	1:A:71:VAL:H	2:C:5:A:H8	8	0.21
(1,10)	1:A:71:VAL:H	2:C:5:A:HO2'	8	0.21
(1,10)	1:A:71:VAL:H	2:C:5:A:N1	8	0.21
(1,10)	1:A:71:VAL:H	2:C:5:A:N3	8	0.21
(1,10)	1:A:71:VAL:H	2:C:5:A:N6	8	0.21
(1,10)	1:A:71:VAL:H	2:C:5:A:N7	8	0.21
(1,10)	1:A:71:VAL:H	2:C:5:A:N9	8	0.21
(1,10)	1:A:71:VAL:H	2:C:5:A:O2'	8	0.21
(1,10)	1:A:71:VAL:H	2:C:5:A:O3'	8	0.21
(1,10)	1:A:71:VAL:H	2:C:5:A:O4'	8	0.21
(1,10)	1:A:71:VAL:H	2:C:5:A:O5'	8	0.21
(1,10)	1:A:71:VAL:H	2:C:5:A:OP1	8	0.21
(1,10)	1:A:71:VAL:H	2:C:5:A:OP2	8	0.21
(1,10)	1:A:71:VAL:H	2:C:5:A:P	8	0.21
(1,10)	1:A:71:VAL:N	2:C:1:A:C1'	8	0.21
(1,10)	1:A:71:VAL:N	2:C:1:A:C2	8	0.21
(1,10)	1:A:71:VAL:N	2:C:1:A:C2'	8	0.21
(1,10)	1:A:71:VAL:N	2:C:1:A:C3'	8	0.21
(1,10)	1:A:71:VAL:N	2:C:1:A:C4	8	0.21
(1,10)	1:A:71:VAL:N	2:C:1:A:C4'	8	0.21
(1,10)	1:A:71:VAL:N	2:C:1:A:C5	8	0.21
(1,10)	1:A:71:VAL:N	2:C:1:A:C5'	8	0.21
(1,10)	1:A:71:VAL:N	2:C:1:A:C6	8	0.21

Continued on next page...

Continued from previous page...

Key	Atom-1	Atom-2	Model ID	Violation (Å)
(1,10)	1:A:71:VAL:N	2:C:1:A:C8	8	0.21
(1,10)	1:A:71:VAL:N	2:C:1:A:H1'	8	0.21
(1,10)	1:A:71:VAL:N	2:C:1:A:H2	8	0.21
(1,10)	1:A:71:VAL:N	2:C:1:A:H2'	8	0.21
(1,10)	1:A:71:VAL:N	2:C:1:A:H3'	8	0.21
(1,10)	1:A:71:VAL:N	2:C:1:A:H4'	8	0.21
(1,10)	1:A:71:VAL:N	2:C:1:A:H5'	8	0.21
(1,10)	1:A:71:VAL:N	2:C:1:A:H5''	8	0.21
(1,10)	1:A:71:VAL:N	2:C:1:A:H61	8	0.21
(1,10)	1:A:71:VAL:N	2:C:1:A:H62	8	0.21
(1,10)	1:A:71:VAL:N	2:C:1:A:H8	8	0.21
(1,10)	1:A:71:VAL:N	2:C:1:A:HO2'	8	0.21
(1,10)	1:A:71:VAL:N	2:C:1:A:N1	8	0.21
(1,10)	1:A:71:VAL:N	2:C:1:A:N3	8	0.21
(1,10)	1:A:71:VAL:N	2:C:1:A:N6	8	0.21
(1,10)	1:A:71:VAL:N	2:C:1:A:N7	8	0.21
(1,10)	1:A:71:VAL:N	2:C:1:A:N9	8	0.21
(1,10)	1:A:71:VAL:N	2:C:1:A:O2'	8	0.21
(1,10)	1:A:71:VAL:N	2:C:1:A:O3'	8	0.21
(1,10)	1:A:71:VAL:N	2:C:1:A:O4'	8	0.21
(1,10)	1:A:71:VAL:N	2:C:1:A:O5'	8	0.21
(1,10)	1:A:71:VAL:N	2:C:2:U:C1'	8	0.21
(1,10)	1:A:71:VAL:N	2:C:2:U:C2	8	0.21
(1,10)	1:A:71:VAL:N	2:C:2:U:C2'	8	0.21
(1,10)	1:A:71:VAL:N	2:C:2:U:C3'	8	0.21
(1,10)	1:A:71:VAL:N	2:C:2:U:C4	8	0.21
(1,10)	1:A:71:VAL:N	2:C:2:U:C4'	8	0.21
(1,10)	1:A:71:VAL:N	2:C:2:U:C5	8	0.21
(1,10)	1:A:71:VAL:N	2:C:2:U:C5'	8	0.21
(1,10)	1:A:71:VAL:N	2:C:2:U:C6	8	0.21
(1,10)	1:A:71:VAL:N	2:C:2:U:H1'	8	0.21
(1,10)	1:A:71:VAL:N	2:C:2:U:H2'	8	0.21
(1,10)	1:A:71:VAL:N	2:C:2:U:H3	8	0.21
(1,10)	1:A:71:VAL:N	2:C:2:U:H3'	8	0.21
(1,10)	1:A:71:VAL:N	2:C:2:U:H4'	8	0.21
(1,10)	1:A:71:VAL:N	2:C:2:U:H5	8	0.21
(1,10)	1:A:71:VAL:N	2:C:2:U:H5'	8	0.21
(1,10)	1:A:71:VAL:N	2:C:2:U:H5''	8	0.21
(1,10)	1:A:71:VAL:N	2:C:2:U:H6	8	0.21
(1,10)	1:A:71:VAL:N	2:C:2:U:HO2'	8	0.21
(1,10)	1:A:71:VAL:N	2:C:2:U:N1	8	0.21
(1,10)	1:A:71:VAL:N	2:C:2:U:N3	8	0.21

Continued on next page...

Continued from previous page...

Key	Atom-1	Atom-2	Model ID	Violation (Å)
(1,10)	1:A:71:VAL:N	2:C:2:U:O2	8	0.21
(1,10)	1:A:71:VAL:N	2:C:2:U:O2'	8	0.21
(1,10)	1:A:71:VAL:N	2:C:2:U:O3'	8	0.21
(1,10)	1:A:71:VAL:N	2:C:2:U:O4	8	0.21
(1,10)	1:A:71:VAL:N	2:C:2:U:O4'	8	0.21
(1,10)	1:A:71:VAL:N	2:C:2:U:O5'	8	0.21
(1,10)	1:A:71:VAL:N	2:C:2:U:OP1	8	0.21
(1,10)	1:A:71:VAL:N	2:C:2:U:OP2	8	0.21
(1,10)	1:A:71:VAL:N	2:C:2:U:P	8	0.21
(1,10)	1:A:71:VAL:N	2:C:3:A:C1'	8	0.21
(1,10)	1:A:71:VAL:N	2:C:3:A:C2	8	0.21
(1,10)	1:A:71:VAL:N	2:C:3:A:C2'	8	0.21
(1,10)	1:A:71:VAL:N	2:C:3:A:C3'	8	0.21
(1,10)	1:A:71:VAL:N	2:C:3:A:C4	8	0.21
(1,10)	1:A:71:VAL:N	2:C:3:A:C4'	8	0.21
(1,10)	1:A:71:VAL:N	2:C:3:A:C5	8	0.21
(1,10)	1:A:71:VAL:N	2:C:3:A:C5'	8	0.21
(1,10)	1:A:71:VAL:N	2:C:3:A:C6	8	0.21
(1,10)	1:A:71:VAL:N	2:C:3:A:C8	8	0.21
(1,10)	1:A:71:VAL:N	2:C:3:A:H1'	8	0.21
(1,10)	1:A:71:VAL:N	2:C:3:A:H2	8	0.21
(1,10)	1:A:71:VAL:N	2:C:3:A:H2'	8	0.21
(1,10)	1:A:71:VAL:N	2:C:3:A:H3'	8	0.21
(1,10)	1:A:71:VAL:N	2:C:3:A:H4'	8	0.21
(1,10)	1:A:71:VAL:N	2:C:3:A:H5'	8	0.21
(1,10)	1:A:71:VAL:N	2:C:3:A:H5''	8	0.21
(1,10)	1:A:71:VAL:N	2:C:3:A:H61	8	0.21
(1,10)	1:A:71:VAL:N	2:C:3:A:H62	8	0.21
(1,10)	1:A:71:VAL:N	2:C:3:A:H8	8	0.21
(1,10)	1:A:71:VAL:N	2:C:3:A:HO2'	8	0.21
(1,10)	1:A:71:VAL:N	2:C:3:A:N1	8	0.21
(1,10)	1:A:71:VAL:N	2:C:3:A:N3	8	0.21
(1,10)	1:A:71:VAL:N	2:C:3:A:N6	8	0.21
(1,10)	1:A:71:VAL:N	2:C:3:A:N7	8	0.21
(1,10)	1:A:71:VAL:N	2:C:3:A:N9	8	0.21
(1,10)	1:A:71:VAL:N	2:C:3:A:O2'	8	0.21
(1,10)	1:A:71:VAL:N	2:C:3:A:O3'	8	0.21
(1,10)	1:A:71:VAL:N	2:C:3:A:O4'	8	0.21
(1,10)	1:A:71:VAL:N	2:C:3:A:O5'	8	0.21
(1,10)	1:A:71:VAL:N	2:C:3:A:OP1	8	0.21
(1,10)	1:A:71:VAL:N	2:C:3:A:OP2	8	0.21
(1,10)	1:A:71:VAL:N	2:C:3:A:P	8	0.21

Continued on next page...

Continued from previous page...

Key	Atom-1	Atom-2	Model ID	Violation (Å)
(1,10)	1:A:71:VAL:N	2:C:4:C:C1'	8	0.21
(1,10)	1:A:71:VAL:N	2:C:4:C:C2	8	0.21
(1,10)	1:A:71:VAL:N	2:C:4:C:C2'	8	0.21
(1,10)	1:A:71:VAL:N	2:C:4:C:C3'	8	0.21
(1,10)	1:A:71:VAL:N	2:C:4:C:C4	8	0.21
(1,10)	1:A:71:VAL:N	2:C:4:C:C4'	8	0.21
(1,10)	1:A:71:VAL:N	2:C:4:C:C5	8	0.21
(1,10)	1:A:71:VAL:N	2:C:4:C:C5'	8	0.21
(1,10)	1:A:71:VAL:N	2:C:4:C:C6	8	0.21
(1,10)	1:A:71:VAL:N	2:C:4:C:H1'	8	0.21
(1,10)	1:A:71:VAL:N	2:C:4:C:H2'	8	0.21
(1,10)	1:A:71:VAL:N	2:C:4:C:H3'	8	0.21
(1,10)	1:A:71:VAL:N	2:C:4:C:H4'	8	0.21
(1,10)	1:A:71:VAL:N	2:C:4:C:H41	8	0.21
(1,10)	1:A:71:VAL:N	2:C:4:C:H42	8	0.21
(1,10)	1:A:71:VAL:N	2:C:4:C:H5	8	0.21
(1,10)	1:A:71:VAL:N	2:C:4:C:H5'	8	0.21
(1,10)	1:A:71:VAL:N	2:C:4:C:H5''	8	0.21
(1,10)	1:A:71:VAL:N	2:C:4:C:H6	8	0.21
(1,10)	1:A:71:VAL:N	2:C:4:C:HO2'	8	0.21
(1,10)	1:A:71:VAL:N	2:C:4:C:N1	8	0.21
(1,10)	1:A:71:VAL:N	2:C:4:C:N3	8	0.21
(1,10)	1:A:71:VAL:N	2:C:4:C:N4	8	0.21
(1,10)	1:A:71:VAL:N	2:C:4:C:O2	8	0.21
(1,10)	1:A:71:VAL:N	2:C:4:C:O2'	8	0.21
(1,10)	1:A:71:VAL:N	2:C:4:C:O3'	8	0.21
(1,10)	1:A:71:VAL:N	2:C:4:C:O4'	8	0.21
(1,10)	1:A:71:VAL:N	2:C:4:C:O5'	8	0.21
(1,10)	1:A:71:VAL:N	2:C:4:C:OP1	8	0.21
(1,10)	1:A:71:VAL:N	2:C:4:C:OP2	8	0.21
(1,10)	1:A:71:VAL:N	2:C:4:C:P	8	0.21
(1,10)	1:A:71:VAL:N	2:C:5:A:C1'	8	0.21
(1,10)	1:A:71:VAL:N	2:C:5:A:C2	8	0.21
(1,10)	1:A:71:VAL:N	2:C:5:A:C2'	8	0.21
(1,10)	1:A:71:VAL:N	2:C:5:A:C3'	8	0.21
(1,10)	1:A:71:VAL:N	2:C:5:A:C4	8	0.21
(1,10)	1:A:71:VAL:N	2:C:5:A:C4'	8	0.21
(1,10)	1:A:71:VAL:N	2:C:5:A:C5	8	0.21
(1,10)	1:A:71:VAL:N	2:C:5:A:C5'	8	0.21
(1,10)	1:A:71:VAL:N	2:C:5:A:C6	8	0.21
(1,10)	1:A:71:VAL:N	2:C:5:A:C8	8	0.21
(1,10)	1:A:71:VAL:N	2:C:5:A:H1'	8	0.21

Continued on next page...

Continued from previous page...

Key	Atom-1	Atom-2	Model ID	Violation (Å)
(1,10)	1:A:71:VAL:N	2:C:5:A:H2	8	0.21
(1,10)	1:A:71:VAL:N	2:C:5:A:H2'	8	0.21
(1,10)	1:A:71:VAL:N	2:C:5:A:H3'	8	0.21
(1,10)	1:A:71:VAL:N	2:C:5:A:H4'	8	0.21
(1,10)	1:A:71:VAL:N	2:C:5:A:H5'	8	0.21
(1,10)	1:A:71:VAL:N	2:C:5:A:H5''	8	0.21
(1,10)	1:A:71:VAL:N	2:C:5:A:H61	8	0.21
(1,10)	1:A:71:VAL:N	2:C:5:A:H62	8	0.21
(1,10)	1:A:71:VAL:N	2:C:5:A:H8	8	0.21
(1,10)	1:A:71:VAL:N	2:C:5:A:HO2'	8	0.21
(1,10)	1:A:71:VAL:N	2:C:5:A:N1	8	0.21
(1,10)	1:A:71:VAL:N	2:C:5:A:N3	8	0.21
(1,10)	1:A:71:VAL:N	2:C:5:A:N6	8	0.21
(1,10)	1:A:71:VAL:N	2:C:5:A:N7	8	0.21
(1,10)	1:A:71:VAL:N	2:C:5:A:N9	8	0.21
(1,10)	1:A:71:VAL:N	2:C:5:A:O2'	8	0.21
(1,10)	1:A:71:VAL:N	2:C:5:A:O3'	8	0.21
(1,10)	1:A:71:VAL:N	2:C:5:A:O4'	8	0.21
(1,10)	1:A:71:VAL:N	2:C:5:A:O5'	8	0.21
(1,10)	1:A:71:VAL:N	2:C:5:A:OP1	8	0.21
(1,10)	1:A:71:VAL:N	2:C:5:A:OP2	8	0.21
(1,10)	1:A:71:VAL:N	2:C:5:A:P	8	0.21
(1,10)	1:A:71:VAL:O	2:C:1:A:C1'	8	0.21
(1,10)	1:A:71:VAL:O	2:C:1:A:C2	8	0.21
(1,10)	1:A:71:VAL:O	2:C:1:A:C2'	8	0.21
(1,10)	1:A:71:VAL:O	2:C:1:A:C3'	8	0.21
(1,10)	1:A:71:VAL:O	2:C:1:A:C4	8	0.21
(1,10)	1:A:71:VAL:O	2:C:1:A:C4'	8	0.21
(1,10)	1:A:71:VAL:O	2:C:1:A:C5	8	0.21
(1,10)	1:A:71:VAL:O	2:C:1:A:C5'	8	0.21
(1,10)	1:A:71:VAL:O	2:C:1:A:C6	8	0.21
(1,10)	1:A:71:VAL:O	2:C:1:A:C8	8	0.21
(1,10)	1:A:71:VAL:O	2:C:1:A:H1'	8	0.21
(1,10)	1:A:71:VAL:O	2:C:1:A:H2	8	0.21
(1,10)	1:A:71:VAL:O	2:C:1:A:H2'	8	0.21
(1,10)	1:A:71:VAL:O	2:C:1:A:H3'	8	0.21
(1,10)	1:A:71:VAL:O	2:C:1:A:H4'	8	0.21
(1,10)	1:A:71:VAL:O	2:C:1:A:H5'	8	0.21
(1,10)	1:A:71:VAL:O	2:C:1:A:H5''	8	0.21
(1,10)	1:A:71:VAL:O	2:C:1:A:H61	8	0.21
(1,10)	1:A:71:VAL:O	2:C:1:A:H62	8	0.21
(1,10)	1:A:71:VAL:O	2:C:1:A:H8	8	0.21

Continued on next page...

Continued from previous page...

Key	Atom-1	Atom-2	Model ID	Violation (Å)
(1,10)	1:A:71:VAL:O	2:C:1:A:HO2'	8	0.21
(1,10)	1:A:71:VAL:O	2:C:1:A:N1	8	0.21
(1,10)	1:A:71:VAL:O	2:C:1:A:N3	8	0.21
(1,10)	1:A:71:VAL:O	2:C:1:A:N6	8	0.21
(1,10)	1:A:71:VAL:O	2:C:1:A:N7	8	0.21
(1,10)	1:A:71:VAL:O	2:C:1:A:N9	8	0.21
(1,10)	1:A:71:VAL:O	2:C:1:A:O2'	8	0.21
(1,10)	1:A:71:VAL:O	2:C:1:A:O3'	8	0.21
(1,10)	1:A:71:VAL:O	2:C:1:A:O4'	8	0.21
(1,10)	1:A:71:VAL:O	2:C:1:A:O5'	8	0.21
(1,10)	1:A:71:VAL:O	2:C:2:U:C1'	8	0.21
(1,10)	1:A:71:VAL:O	2:C:2:U:C2	8	0.21
(1,10)	1:A:71:VAL:O	2:C:2:U:C2'	8	0.21
(1,10)	1:A:71:VAL:O	2:C:2:U:C3'	8	0.21
(1,10)	1:A:71:VAL:O	2:C:2:U:C4	8	0.21
(1,10)	1:A:71:VAL:O	2:C:2:U:C4'	8	0.21
(1,10)	1:A:71:VAL:O	2:C:2:U:C5	8	0.21
(1,10)	1:A:71:VAL:O	2:C:2:U:C5'	8	0.21
(1,10)	1:A:71:VAL:O	2:C:2:U:C6	8	0.21
(1,10)	1:A:71:VAL:O	2:C:2:U:H1'	8	0.21
(1,10)	1:A:71:VAL:O	2:C:2:U:H2'	8	0.21
(1,10)	1:A:71:VAL:O	2:C:2:U:H3	8	0.21
(1,10)	1:A:71:VAL:O	2:C:2:U:H3'	8	0.21
(1,10)	1:A:71:VAL:O	2:C:2:U:H4'	8	0.21
(1,10)	1:A:71:VAL:O	2:C:2:U:H5	8	0.21
(1,10)	1:A:71:VAL:O	2:C:2:U:H5'	8	0.21
(1,10)	1:A:71:VAL:O	2:C:2:U:H5''	8	0.21
(1,10)	1:A:71:VAL:O	2:C:2:U:H6	8	0.21
(1,10)	1:A:71:VAL:O	2:C:2:U:HO2'	8	0.21
(1,10)	1:A:71:VAL:O	2:C:2:U:N1	8	0.21
(1,10)	1:A:71:VAL:O	2:C:2:U:N3	8	0.21
(1,10)	1:A:71:VAL:O	2:C:2:U:O2	8	0.21
(1,10)	1:A:71:VAL:O	2:C:2:U:O2'	8	0.21
(1,10)	1:A:71:VAL:O	2:C:2:U:O3'	8	0.21
(1,10)	1:A:71:VAL:O	2:C:2:U:O4	8	0.21
(1,10)	1:A:71:VAL:O	2:C:2:U:O4'	8	0.21
(1,10)	1:A:71:VAL:O	2:C:2:U:O5'	8	0.21
(1,10)	1:A:71:VAL:O	2:C:2:U:OP1	8	0.21
(1,10)	1:A:71:VAL:O	2:C:2:U:OP2	8	0.21
(1,10)	1:A:71:VAL:O	2:C:2:U:P	8	0.21
(1,10)	1:A:71:VAL:O	2:C:3:A:C1'	8	0.21
(1,10)	1:A:71:VAL:O	2:C:3:A:C2	8	0.21

Continued on next page...

Continued from previous page...

Key	Atom-1	Atom-2	Model ID	Violation (Å)
(1,10)	1:A:71:VAL:O	2:C:3:A:C2'	8	0.21
(1,10)	1:A:71:VAL:O	2:C:3:A:C3'	8	0.21
(1,10)	1:A:71:VAL:O	2:C:3:A:C4	8	0.21
(1,10)	1:A:71:VAL:O	2:C:3:A:C4'	8	0.21
(1,10)	1:A:71:VAL:O	2:C:3:A:C5	8	0.21
(1,10)	1:A:71:VAL:O	2:C:3:A:C5'	8	0.21
(1,10)	1:A:71:VAL:O	2:C:3:A:C6	8	0.21
(1,10)	1:A:71:VAL:O	2:C:3:A:C8	8	0.21
(1,10)	1:A:71:VAL:O	2:C:3:A:H1'	8	0.21
(1,10)	1:A:71:VAL:O	2:C:3:A:H2	8	0.21
(1,10)	1:A:71:VAL:O	2:C:3:A:H2'	8	0.21
(1,10)	1:A:71:VAL:O	2:C:3:A:H3'	8	0.21
(1,10)	1:A:71:VAL:O	2:C:3:A:H4'	8	0.21
(1,10)	1:A:71:VAL:O	2:C:3:A:H5'	8	0.21
(1,10)	1:A:71:VAL:O	2:C:3:A:H5''	8	0.21
(1,10)	1:A:71:VAL:O	2:C:3:A:H61	8	0.21
(1,10)	1:A:71:VAL:O	2:C:3:A:H62	8	0.21
(1,10)	1:A:71:VAL:O	2:C:3:A:H8	8	0.21
(1,10)	1:A:71:VAL:O	2:C:3:A:HO2'	8	0.21
(1,10)	1:A:71:VAL:O	2:C:3:A:N1	8	0.21
(1,10)	1:A:71:VAL:O	2:C:3:A:N3	8	0.21
(1,10)	1:A:71:VAL:O	2:C:3:A:N6	8	0.21
(1,10)	1:A:71:VAL:O	2:C:3:A:N7	8	0.21
(1,10)	1:A:71:VAL:O	2:C:3:A:N9	8	0.21
(1,10)	1:A:71:VAL:O	2:C:3:A:O2'	8	0.21
(1,10)	1:A:71:VAL:O	2:C:3:A:O3'	8	0.21
(1,10)	1:A:71:VAL:O	2:C:3:A:O4'	8	0.21
(1,10)	1:A:71:VAL:O	2:C:3:A:O5'	8	0.21
(1,10)	1:A:71:VAL:O	2:C:3:A:OP1	8	0.21
(1,10)	1:A:71:VAL:O	2:C:3:A:OP2	8	0.21
(1,10)	1:A:71:VAL:O	2:C:3:A:P	8	0.21
(1,10)	1:A:71:VAL:O	2:C:4:C:C1'	8	0.21
(1,10)	1:A:71:VAL:O	2:C:4:C:C2	8	0.21
(1,10)	1:A:71:VAL:O	2:C:4:C:C2'	8	0.21
(1,10)	1:A:71:VAL:O	2:C:4:C:C3'	8	0.21
(1,10)	1:A:71:VAL:O	2:C:4:C:C4	8	0.21
(1,10)	1:A:71:VAL:O	2:C:4:C:C4'	8	0.21
(1,10)	1:A:71:VAL:O	2:C:4:C:C5	8	0.21
(1,10)	1:A:71:VAL:O	2:C:4:C:C5'	8	0.21
(1,10)	1:A:71:VAL:O	2:C:4:C:C6	8	0.21
(1,10)	1:A:71:VAL:O	2:C:4:C:H1'	8	0.21
(1,10)	1:A:71:VAL:O	2:C:4:C:H2'	8	0.21

Continued on next page...

Continued from previous page...

Key	Atom-1	Atom-2	Model ID	Violation (Å)
(1,10)	1:A:71:VAL:O	2:C:4:C:H3'	8	0.21
(1,10)	1:A:71:VAL:O	2:C:4:C:H4'	8	0.21
(1,10)	1:A:71:VAL:O	2:C:4:C:H41	8	0.21
(1,10)	1:A:71:VAL:O	2:C:4:C:H42	8	0.21
(1,10)	1:A:71:VAL:O	2:C:4:C:H5	8	0.21
(1,10)	1:A:71:VAL:O	2:C:4:C:H5'	8	0.21
(1,10)	1:A:71:VAL:O	2:C:4:C:H5''	8	0.21
(1,10)	1:A:71:VAL:O	2:C:4:C:H6	8	0.21
(1,10)	1:A:71:VAL:O	2:C:4:C:HO2'	8	0.21
(1,10)	1:A:71:VAL:O	2:C:4:C:N1	8	0.21
(1,10)	1:A:71:VAL:O	2:C:4:C:N3	8	0.21
(1,10)	1:A:71:VAL:O	2:C:4:C:N4	8	0.21
(1,10)	1:A:71:VAL:O	2:C:4:C:O2	8	0.21
(1,10)	1:A:71:VAL:O	2:C:4:C:O2'	8	0.21
(1,10)	1:A:71:VAL:O	2:C:4:C:O3'	8	0.21
(1,10)	1:A:71:VAL:O	2:C:4:C:O4'	8	0.21
(1,10)	1:A:71:VAL:O	2:C:4:C:O5'	8	0.21
(1,10)	1:A:71:VAL:O	2:C:4:C:OP1	8	0.21
(1,10)	1:A:71:VAL:O	2:C:4:C:OP2	8	0.21
(1,10)	1:A:71:VAL:O	2:C:4:C:P	8	0.21
(1,10)	1:A:71:VAL:O	2:C:5:A:C1'	8	0.21
(1,10)	1:A:71:VAL:O	2:C:5:A:C2	8	0.21
(1,10)	1:A:71:VAL:O	2:C:5:A:C2'	8	0.21
(1,10)	1:A:71:VAL:O	2:C:5:A:C3'	8	0.21
(1,10)	1:A:71:VAL:O	2:C:5:A:C4	8	0.21
(1,10)	1:A:71:VAL:O	2:C:5:A:C4'	8	0.21
(1,10)	1:A:71:VAL:O	2:C:5:A:C5	8	0.21
(1,10)	1:A:71:VAL:O	2:C:5:A:C5'	8	0.21
(1,10)	1:A:71:VAL:O	2:C:5:A:C6	8	0.21
(1,10)	1:A:71:VAL:O	2:C:5:A:C8	8	0.21
(1,10)	1:A:71:VAL:O	2:C:5:A:H1'	8	0.21
(1,10)	1:A:71:VAL:O	2:C:5:A:H2	8	0.21
(1,10)	1:A:71:VAL:O	2:C:5:A:H2'	8	0.21
(1,10)	1:A:71:VAL:O	2:C:5:A:H3'	8	0.21
(1,10)	1:A:71:VAL:O	2:C:5:A:H4'	8	0.21
(1,10)	1:A:71:VAL:O	2:C:5:A:H5'	8	0.21
(1,10)	1:A:71:VAL:O	2:C:5:A:H5''	8	0.21
(1,10)	1:A:71:VAL:O	2:C:5:A:H61	8	0.21
(1,10)	1:A:71:VAL:O	2:C:5:A:H62	8	0.21
(1,10)	1:A:71:VAL:O	2:C:5:A:H8	8	0.21
(1,10)	1:A:71:VAL:O	2:C:5:A:HO2'	8	0.21
(1,10)	1:A:71:VAL:O	2:C:5:A:N1	8	0.21

Continued on next page...

Continued from previous page...

Key	Atom-1	Atom-2	Model ID	Violation (Å)
(1,10)	1:A:71:VAL:O	2:C:5:A:N3	8	0.21
(1,10)	1:A:71:VAL:O	2:C:5:A:N6	8	0.21
(1,10)	1:A:71:VAL:O	2:C:5:A:N7	8	0.21
(1,10)	1:A:71:VAL:O	2:C:5:A:N9	8	0.21
(1,10)	1:A:71:VAL:O	2:C:5:A:O2'	8	0.21
(1,10)	1:A:71:VAL:O	2:C:5:A:O3'	8	0.21
(1,10)	1:A:71:VAL:O	2:C:5:A:O4'	8	0.21
(1,10)	1:A:71:VAL:O	2:C:5:A:O5'	8	0.21
(1,10)	1:A:71:VAL:O	2:C:5:A:OP1	8	0.21
(1,10)	1:A:71:VAL:O	2:C:5:A:OP2	8	0.21
(1,10)	1:A:71:VAL:O	2:C:5:A:P	8	0.21
(1,9)	1:A:70:GLY:C	2:C:1:A:C1'	5	0.2
(1,9)	1:A:70:GLY:C	2:C:1:A:C2	5	0.2
(1,9)	1:A:70:GLY:C	2:C:1:A:C2'	5	0.2
(1,9)	1:A:70:GLY:C	2:C:1:A:C3'	5	0.2
(1,9)	1:A:70:GLY:C	2:C:1:A:C4	5	0.2
(1,9)	1:A:70:GLY:C	2:C:1:A:C4'	5	0.2
(1,9)	1:A:70:GLY:C	2:C:1:A:C5	5	0.2
(1,9)	1:A:70:GLY:C	2:C:1:A:C5'	5	0.2
(1,9)	1:A:70:GLY:C	2:C:1:A:C6	5	0.2
(1,9)	1:A:70:GLY:C	2:C:1:A:C8	5	0.2
(1,9)	1:A:70:GLY:C	2:C:1:A:H1'	5	0.2
(1,9)	1:A:70:GLY:C	2:C:1:A:H2	5	0.2
(1,9)	1:A:70:GLY:C	2:C:1:A:H2'	5	0.2
(1,9)	1:A:70:GLY:C	2:C:1:A:H3'	5	0.2
(1,9)	1:A:70:GLY:C	2:C:1:A:H4'	5	0.2
(1,9)	1:A:70:GLY:C	2:C:1:A:H5'	5	0.2
(1,9)	1:A:70:GLY:C	2:C:1:A:H5''	5	0.2
(1,9)	1:A:70:GLY:C	2:C:1:A:H61	5	0.2
(1,9)	1:A:70:GLY:C	2:C:1:A:H62	5	0.2
(1,9)	1:A:70:GLY:C	2:C:1:A:H8	5	0.2
(1,9)	1:A:70:GLY:C	2:C:1:A:HO2'	5	0.2
(1,9)	1:A:70:GLY:C	2:C:1:A:N1	5	0.2
(1,9)	1:A:70:GLY:C	2:C:1:A:N3	5	0.2
(1,9)	1:A:70:GLY:C	2:C:1:A:N6	5	0.2
(1,9)	1:A:70:GLY:C	2:C:1:A:N7	5	0.2
(1,9)	1:A:70:GLY:C	2:C:1:A:N9	5	0.2
(1,9)	1:A:70:GLY:C	2:C:1:A:O2'	5	0.2
(1,9)	1:A:70:GLY:C	2:C:1:A:O3'	5	0.2
(1,9)	1:A:70:GLY:C	2:C:1:A:O4'	5	0.2
(1,9)	1:A:70:GLY:C	2:C:1:A:O5'	5	0.2
(1,9)	1:A:70:GLY:C	2:C:2:U:C1'	5	0.2

Continued on next page...

Continued from previous page...

Key	Atom-1	Atom-2	Model ID	Violation (Å)
(1,9)	1:A:70:GLY:C	2:C:2:U:C2	5	0.2
(1,9)	1:A:70:GLY:C	2:C:2:U:C2'	5	0.2
(1,9)	1:A:70:GLY:C	2:C:2:U:C3'	5	0.2
(1,9)	1:A:70:GLY:C	2:C:2:U:C4	5	0.2
(1,9)	1:A:70:GLY:C	2:C:2:U:C4'	5	0.2
(1,9)	1:A:70:GLY:C	2:C:2:U:C5	5	0.2
(1,9)	1:A:70:GLY:C	2:C:2:U:C5'	5	0.2
(1,9)	1:A:70:GLY:C	2:C:2:U:C6	5	0.2
(1,9)	1:A:70:GLY:C	2:C:2:U:H1'	5	0.2
(1,9)	1:A:70:GLY:C	2:C:2:U:H2'	5	0.2
(1,9)	1:A:70:GLY:C	2:C:2:U:H3	5	0.2
(1,9)	1:A:70:GLY:C	2:C:2:U:H3'	5	0.2
(1,9)	1:A:70:GLY:C	2:C:2:U:H4'	5	0.2
(1,9)	1:A:70:GLY:C	2:C:2:U:H5	5	0.2
(1,9)	1:A:70:GLY:C	2:C:2:U:H5'	5	0.2
(1,9)	1:A:70:GLY:C	2:C:2:U:H5''	5	0.2
(1,9)	1:A:70:GLY:C	2:C:2:U:H6	5	0.2
(1,9)	1:A:70:GLY:C	2:C:2:U:HO2'	5	0.2
(1,9)	1:A:70:GLY:C	2:C:2:U:N1	5	0.2
(1,9)	1:A:70:GLY:C	2:C:2:U:N3	5	0.2
(1,9)	1:A:70:GLY:C	2:C:2:U:O2	5	0.2
(1,9)	1:A:70:GLY:C	2:C:2:U:O2'	5	0.2
(1,9)	1:A:70:GLY:C	2:C:2:U:O3'	5	0.2
(1,9)	1:A:70:GLY:C	2:C:2:U:O4	5	0.2
(1,9)	1:A:70:GLY:C	2:C:2:U:O4'	5	0.2
(1,9)	1:A:70:GLY:C	2:C:2:U:O5'	5	0.2
(1,9)	1:A:70:GLY:C	2:C:2:U:OP1	5	0.2
(1,9)	1:A:70:GLY:C	2:C:2:U:OP2	5	0.2
(1,9)	1:A:70:GLY:C	2:C:2:U:P	5	0.2
(1,9)	1:A:70:GLY:C	2:C:3:A:C1'	5	0.2
(1,9)	1:A:70:GLY:C	2:C:3:A:C2	5	0.2
(1,9)	1:A:70:GLY:C	2:C:3:A:C2'	5	0.2
(1,9)	1:A:70:GLY:C	2:C:3:A:C3'	5	0.2
(1,9)	1:A:70:GLY:C	2:C:3:A:C4	5	0.2
(1,9)	1:A:70:GLY:C	2:C:3:A:C4'	5	0.2
(1,9)	1:A:70:GLY:C	2:C:3:A:C5	5	0.2
(1,9)	1:A:70:GLY:C	2:C:3:A:C5'	5	0.2
(1,9)	1:A:70:GLY:C	2:C:3:A:C6	5	0.2
(1,9)	1:A:70:GLY:C	2:C:3:A:C8	5	0.2
(1,9)	1:A:70:GLY:C	2:C:3:A:H1'	5	0.2
(1,9)	1:A:70:GLY:C	2:C:3:A:H2	5	0.2
(1,9)	1:A:70:GLY:C	2:C:3:A:H2'	5	0.2

Continued on next page...

Continued from previous page...

Key	Atom-1	Atom-2	Model ID	Violation (Å)
(1,9)	1:A:70:GLY:C	2:C:3:A:H3'	5	0.2
(1,9)	1:A:70:GLY:C	2:C:3:A:H4'	5	0.2
(1,9)	1:A:70:GLY:C	2:C:3:A:H5'	5	0.2
(1,9)	1:A:70:GLY:C	2:C:3:A:H5''	5	0.2
(1,9)	1:A:70:GLY:C	2:C:3:A:H61	5	0.2
(1,9)	1:A:70:GLY:C	2:C:3:A:H62	5	0.2
(1,9)	1:A:70:GLY:C	2:C:3:A:H8	5	0.2
(1,9)	1:A:70:GLY:C	2:C:3:A:HO2'	5	0.2
(1,9)	1:A:70:GLY:C	2:C:3:A:N1	5	0.2
(1,9)	1:A:70:GLY:C	2:C:3:A:N3	5	0.2
(1,9)	1:A:70:GLY:C	2:C:3:A:N6	5	0.2
(1,9)	1:A:70:GLY:C	2:C:3:A:N7	5	0.2
(1,9)	1:A:70:GLY:C	2:C:3:A:N9	5	0.2
(1,9)	1:A:70:GLY:C	2:C:3:A:O2'	5	0.2
(1,9)	1:A:70:GLY:C	2:C:3:A:O3'	5	0.2
(1,9)	1:A:70:GLY:C	2:C:3:A:O4'	5	0.2
(1,9)	1:A:70:GLY:C	2:C:3:A:O5'	5	0.2
(1,9)	1:A:70:GLY:C	2:C:3:A:OP1	5	0.2
(1,9)	1:A:70:GLY:C	2:C:3:A:OP2	5	0.2
(1,9)	1:A:70:GLY:C	2:C:3:A:P	5	0.2
(1,9)	1:A:70:GLY:C	2:C:4:C:C1'	5	0.2
(1,9)	1:A:70:GLY:C	2:C:4:C:C2	5	0.2
(1,9)	1:A:70:GLY:C	2:C:4:C:C2'	5	0.2
(1,9)	1:A:70:GLY:C	2:C:4:C:C3'	5	0.2
(1,9)	1:A:70:GLY:C	2:C:4:C:C4	5	0.2
(1,9)	1:A:70:GLY:C	2:C:4:C:C4'	5	0.2
(1,9)	1:A:70:GLY:C	2:C:4:C:C5	5	0.2
(1,9)	1:A:70:GLY:C	2:C:4:C:C5'	5	0.2
(1,9)	1:A:70:GLY:C	2:C:4:C:C6	5	0.2
(1,9)	1:A:70:GLY:C	2:C:4:C:H1'	5	0.2
(1,9)	1:A:70:GLY:C	2:C:4:C:H2'	5	0.2
(1,9)	1:A:70:GLY:C	2:C:4:C:H3'	5	0.2
(1,9)	1:A:70:GLY:C	2:C:4:C:H4'	5	0.2
(1,9)	1:A:70:GLY:C	2:C:4:C:H41	5	0.2
(1,9)	1:A:70:GLY:C	2:C:4:C:H42	5	0.2
(1,9)	1:A:70:GLY:C	2:C:4:C:H5	5	0.2
(1,9)	1:A:70:GLY:C	2:C:4:C:H5'	5	0.2
(1,9)	1:A:70:GLY:C	2:C:4:C:H5''	5	0.2
(1,9)	1:A:70:GLY:C	2:C:4:C:H6	5	0.2
(1,9)	1:A:70:GLY:C	2:C:4:C:HO2'	5	0.2
(1,9)	1:A:70:GLY:C	2:C:4:C:N1	5	0.2
(1,9)	1:A:70:GLY:C	2:C:4:C:N3	5	0.2

Continued on next page...

Continued from previous page...

Key	Atom-1	Atom-2	Model ID	Violation (Å)
(1,9)	1:A:70:GLY:C	2:C:4:C:N4	5	0.2
(1,9)	1:A:70:GLY:C	2:C:4:C:O2	5	0.2
(1,9)	1:A:70:GLY:C	2:C:4:C:O2'	5	0.2
(1,9)	1:A:70:GLY:C	2:C:4:C:O3'	5	0.2
(1,9)	1:A:70:GLY:C	2:C:4:C:O4'	5	0.2
(1,9)	1:A:70:GLY:C	2:C:4:C:O5'	5	0.2
(1,9)	1:A:70:GLY:C	2:C:4:C:OP1	5	0.2
(1,9)	1:A:70:GLY:C	2:C:4:C:OP2	5	0.2
(1,9)	1:A:70:GLY:C	2:C:4:C:P	5	0.2
(1,9)	1:A:70:GLY:C	2:C:5:A:C1'	5	0.2
(1,9)	1:A:70:GLY:C	2:C:5:A:C2	5	0.2
(1,9)	1:A:70:GLY:C	2:C:5:A:C2'	5	0.2
(1,9)	1:A:70:GLY:C	2:C:5:A:C3'	5	0.2
(1,9)	1:A:70:GLY:C	2:C:5:A:C4	5	0.2
(1,9)	1:A:70:GLY:C	2:C:5:A:C4'	5	0.2
(1,9)	1:A:70:GLY:C	2:C:5:A:C5	5	0.2
(1,9)	1:A:70:GLY:C	2:C:5:A:C5'	5	0.2
(1,9)	1:A:70:GLY:C	2:C:5:A:C6	5	0.2
(1,9)	1:A:70:GLY:C	2:C:5:A:C8	5	0.2
(1,9)	1:A:70:GLY:C	2:C:5:A:H1'	5	0.2
(1,9)	1:A:70:GLY:C	2:C:5:A:H2	5	0.2
(1,9)	1:A:70:GLY:C	2:C:5:A:H2'	5	0.2
(1,9)	1:A:70:GLY:C	2:C:5:A:H3'	5	0.2
(1,9)	1:A:70:GLY:C	2:C:5:A:H4'	5	0.2
(1,9)	1:A:70:GLY:C	2:C:5:A:H5'	5	0.2
(1,9)	1:A:70:GLY:C	2:C:5:A:H5''	5	0.2
(1,9)	1:A:70:GLY:C	2:C:5:A:H61	5	0.2
(1,9)	1:A:70:GLY:C	2:C:5:A:H62	5	0.2
(1,9)	1:A:70:GLY:C	2:C:5:A:H8	5	0.2
(1,9)	1:A:70:GLY:C	2:C:5:A:HO2'	5	0.2
(1,9)	1:A:70:GLY:C	2:C:5:A:N1	5	0.2
(1,9)	1:A:70:GLY:C	2:C:5:A:N3	5	0.2
(1,9)	1:A:70:GLY:C	2:C:5:A:N6	5	0.2
(1,9)	1:A:70:GLY:C	2:C:5:A:N7	5	0.2
(1,9)	1:A:70:GLY:C	2:C:5:A:N9	5	0.2
(1,9)	1:A:70:GLY:C	2:C:5:A:O2'	5	0.2
(1,9)	1:A:70:GLY:C	2:C:5:A:O3'	5	0.2
(1,9)	1:A:70:GLY:C	2:C:5:A:O4'	5	0.2
(1,9)	1:A:70:GLY:C	2:C:5:A:O5'	5	0.2
(1,9)	1:A:70:GLY:C	2:C:5:A:OP1	5	0.2
(1,9)	1:A:70:GLY:C	2:C:5:A:OP2	5	0.2
(1,9)	1:A:70:GLY:C	2:C:5:A:P	5	0.2

Continued on next page...

Continued from previous page...

Key	Atom-1	Atom-2	Model ID	Violation (Å)
(1,9)	1:A:70:GLY:CA	2:C:1:A:C1'	5	0.2
(1,9)	1:A:70:GLY:CA	2:C:1:A:C2	5	0.2
(1,9)	1:A:70:GLY:CA	2:C:1:A:C2'	5	0.2
(1,9)	1:A:70:GLY:CA	2:C:1:A:C3'	5	0.2
(1,9)	1:A:70:GLY:CA	2:C:1:A:C4	5	0.2
(1,9)	1:A:70:GLY:CA	2:C:1:A:C4'	5	0.2
(1,9)	1:A:70:GLY:CA	2:C:1:A:C5	5	0.2
(1,9)	1:A:70:GLY:CA	2:C:1:A:C5'	5	0.2
(1,9)	1:A:70:GLY:CA	2:C:1:A:C6	5	0.2
(1,9)	1:A:70:GLY:CA	2:C:1:A:C8	5	0.2
(1,9)	1:A:70:GLY:CA	2:C:1:A:H1'	5	0.2
(1,9)	1:A:70:GLY:CA	2:C:1:A:H2	5	0.2
(1,9)	1:A:70:GLY:CA	2:C:1:A:H2'	5	0.2
(1,9)	1:A:70:GLY:CA	2:C:1:A:H3'	5	0.2
(1,9)	1:A:70:GLY:CA	2:C:1:A:H4'	5	0.2
(1,9)	1:A:70:GLY:CA	2:C:1:A:H5'	5	0.2
(1,9)	1:A:70:GLY:CA	2:C:1:A:H5''	5	0.2
(1,9)	1:A:70:GLY:CA	2:C:1:A:H61	5	0.2
(1,9)	1:A:70:GLY:CA	2:C:1:A:H62	5	0.2
(1,9)	1:A:70:GLY:CA	2:C:1:A:H8	5	0.2
(1,9)	1:A:70:GLY:CA	2:C:1:A:HO2'	5	0.2
(1,9)	1:A:70:GLY:CA	2:C:1:A:N1	5	0.2
(1,9)	1:A:70:GLY:CA	2:C:1:A:N3	5	0.2
(1,9)	1:A:70:GLY:CA	2:C:1:A:N6	5	0.2
(1,9)	1:A:70:GLY:CA	2:C:1:A:N7	5	0.2
(1,9)	1:A:70:GLY:CA	2:C:1:A:N9	5	0.2
(1,9)	1:A:70:GLY:CA	2:C:1:A:O2'	5	0.2
(1,9)	1:A:70:GLY:CA	2:C:1:A:O3'	5	0.2
(1,9)	1:A:70:GLY:CA	2:C:1:A:O4'	5	0.2
(1,9)	1:A:70:GLY:CA	2:C:1:A:O5'	5	0.2
(1,9)	1:A:70:GLY:CA	2:C:2:U:C1'	5	0.2
(1,9)	1:A:70:GLY:CA	2:C:2:U:C2	5	0.2
(1,9)	1:A:70:GLY:CA	2:C:2:U:C2'	5	0.2
(1,9)	1:A:70:GLY:CA	2:C:2:U:C3'	5	0.2
(1,9)	1:A:70:GLY:CA	2:C:2:U:C4	5	0.2
(1,9)	1:A:70:GLY:CA	2:C:2:U:C4'	5	0.2
(1,9)	1:A:70:GLY:CA	2:C:2:U:C5	5	0.2
(1,9)	1:A:70:GLY:CA	2:C:2:U:C5'	5	0.2
(1,9)	1:A:70:GLY:CA	2:C:2:U:C6	5	0.2
(1,9)	1:A:70:GLY:CA	2:C:2:U:H1'	5	0.2
(1,9)	1:A:70:GLY:CA	2:C:2:U:H2'	5	0.2
(1,9)	1:A:70:GLY:CA	2:C:2:U:H3	5	0.2

Continued on next page...

Continued from previous page...

Key	Atom-1	Atom-2	Model ID	Violation (Å)
(1,9)	1:A:70:GLY:CA	2:C:2:U:H3'	5	0.2
(1,9)	1:A:70:GLY:CA	2:C:2:U:H4'	5	0.2
(1,9)	1:A:70:GLY:CA	2:C:2:U:H5	5	0.2
(1,9)	1:A:70:GLY:CA	2:C:2:U:H5'	5	0.2
(1,9)	1:A:70:GLY:CA	2:C:2:U:H5''	5	0.2
(1,9)	1:A:70:GLY:CA	2:C:2:U:H6	5	0.2
(1,9)	1:A:70:GLY:CA	2:C:2:U:HO2'	5	0.2
(1,9)	1:A:70:GLY:CA	2:C:2:U:N1	5	0.2
(1,9)	1:A:70:GLY:CA	2:C:2:U:N3	5	0.2
(1,9)	1:A:70:GLY:CA	2:C:2:U:O2	5	0.2
(1,9)	1:A:70:GLY:CA	2:C:2:U:O2'	5	0.2
(1,9)	1:A:70:GLY:CA	2:C:2:U:O3'	5	0.2
(1,9)	1:A:70:GLY:CA	2:C:2:U:O4	5	0.2
(1,9)	1:A:70:GLY:CA	2:C:2:U:O4'	5	0.2
(1,9)	1:A:70:GLY:CA	2:C:2:U:O5'	5	0.2
(1,9)	1:A:70:GLY:CA	2:C:2:U:OP1	5	0.2
(1,9)	1:A:70:GLY:CA	2:C:2:U:OP2	5	0.2
(1,9)	1:A:70:GLY:CA	2:C:2:U:P	5	0.2
(1,9)	1:A:70:GLY:CA	2:C:3:A:C1'	5	0.2
(1,9)	1:A:70:GLY:CA	2:C:3:A:C2	5	0.2
(1,9)	1:A:70:GLY:CA	2:C:3:A:C2'	5	0.2
(1,9)	1:A:70:GLY:CA	2:C:3:A:C3'	5	0.2
(1,9)	1:A:70:GLY:CA	2:C:3:A:C4	5	0.2
(1,9)	1:A:70:GLY:CA	2:C:3:A:C4'	5	0.2
(1,9)	1:A:70:GLY:CA	2:C:3:A:C5	5	0.2
(1,9)	1:A:70:GLY:CA	2:C:3:A:C5'	5	0.2
(1,9)	1:A:70:GLY:CA	2:C:3:A:C6	5	0.2
(1,9)	1:A:70:GLY:CA	2:C:3:A:C8	5	0.2
(1,9)	1:A:70:GLY:CA	2:C:3:A:H1'	5	0.2
(1,9)	1:A:70:GLY:CA	2:C:3:A:H2	5	0.2
(1,9)	1:A:70:GLY:CA	2:C:3:A:H2'	5	0.2
(1,9)	1:A:70:GLY:CA	2:C:3:A:H3'	5	0.2
(1,9)	1:A:70:GLY:CA	2:C:3:A:H4'	5	0.2
(1,9)	1:A:70:GLY:CA	2:C:3:A:H5'	5	0.2
(1,9)	1:A:70:GLY:CA	2:C:3:A:H5''	5	0.2
(1,9)	1:A:70:GLY:CA	2:C:3:A:H61	5	0.2
(1,9)	1:A:70:GLY:CA	2:C:3:A:H62	5	0.2
(1,9)	1:A:70:GLY:CA	2:C:3:A:H8	5	0.2
(1,9)	1:A:70:GLY:CA	2:C:3:A:HO2'	5	0.2
(1,9)	1:A:70:GLY:CA	2:C:3:A:N1	5	0.2
(1,9)	1:A:70:GLY:CA	2:C:3:A:N3	5	0.2
(1,9)	1:A:70:GLY:CA	2:C:3:A:N6	5	0.2

Continued on next page...

Continued from previous page...

Key	Atom-1	Atom-2	Model ID	Violation (Å)
(1,9)	1:A:70:GLY:CA	2:C:3:A:N7	5	0.2
(1,9)	1:A:70:GLY:CA	2:C:3:A:N9	5	0.2
(1,9)	1:A:70:GLY:CA	2:C:3:A:O2'	5	0.2
(1,9)	1:A:70:GLY:CA	2:C:3:A:O3'	5	0.2
(1,9)	1:A:70:GLY:CA	2:C:3:A:O4'	5	0.2
(1,9)	1:A:70:GLY:CA	2:C:3:A:O5'	5	0.2
(1,9)	1:A:70:GLY:CA	2:C:3:A:OP1	5	0.2
(1,9)	1:A:70:GLY:CA	2:C:3:A:OP2	5	0.2
(1,9)	1:A:70:GLY:CA	2:C:3:A:P	5	0.2
(1,9)	1:A:70:GLY:CA	2:C:4:C:C1'	5	0.2
(1,9)	1:A:70:GLY:CA	2:C:4:C:C2	5	0.2
(1,9)	1:A:70:GLY:CA	2:C:4:C:C2'	5	0.2
(1,9)	1:A:70:GLY:CA	2:C:4:C:C3'	5	0.2
(1,9)	1:A:70:GLY:CA	2:C:4:C:C4	5	0.2
(1,9)	1:A:70:GLY:CA	2:C:4:C:C4'	5	0.2
(1,9)	1:A:70:GLY:CA	2:C:4:C:C5	5	0.2
(1,9)	1:A:70:GLY:CA	2:C:4:C:C5'	5	0.2
(1,9)	1:A:70:GLY:CA	2:C:4:C:C6	5	0.2
(1,9)	1:A:70:GLY:CA	2:C:4:C:H1'	5	0.2
(1,9)	1:A:70:GLY:CA	2:C:4:C:H2'	5	0.2
(1,9)	1:A:70:GLY:CA	2:C:4:C:H3'	5	0.2
(1,9)	1:A:70:GLY:CA	2:C:4:C:H4'	5	0.2
(1,9)	1:A:70:GLY:CA	2:C:4:C:H41	5	0.2
(1,9)	1:A:70:GLY:CA	2:C:4:C:H42	5	0.2
(1,9)	1:A:70:GLY:CA	2:C:4:C:H5	5	0.2
(1,9)	1:A:70:GLY:CA	2:C:4:C:H5'	5	0.2
(1,9)	1:A:70:GLY:CA	2:C:4:C:H5''	5	0.2
(1,9)	1:A:70:GLY:CA	2:C:4:C:H6	5	0.2
(1,9)	1:A:70:GLY:CA	2:C:4:C:HO2'	5	0.2
(1,9)	1:A:70:GLY:CA	2:C:4:C:N1	5	0.2
(1,9)	1:A:70:GLY:CA	2:C:4:C:N3	5	0.2
(1,9)	1:A:70:GLY:CA	2:C:4:C:N4	5	0.2
(1,9)	1:A:70:GLY:CA	2:C:4:C:O2	5	0.2
(1,9)	1:A:70:GLY:CA	2:C:4:C:O2'	5	0.2
(1,9)	1:A:70:GLY:CA	2:C:4:C:O3'	5	0.2
(1,9)	1:A:70:GLY:CA	2:C:4:C:O4'	5	0.2
(1,9)	1:A:70:GLY:CA	2:C:4:C:O5'	5	0.2
(1,9)	1:A:70:GLY:CA	2:C:4:C:OP1	5	0.2
(1,9)	1:A:70:GLY:CA	2:C:4:C:OP2	5	0.2
(1,9)	1:A:70:GLY:CA	2:C:4:C:P	5	0.2
(1,9)	1:A:70:GLY:CA	2:C:5:A:C1'	5	0.2
(1,9)	1:A:70:GLY:CA	2:C:5:A:C2	5	0.2

Continued on next page...

Continued from previous page...

Key	Atom-1	Atom-2	Model ID	Violation (Å)
(1,9)	1:A:70:GLY:CA	2:C:5:A:C2'	5	0.2
(1,9)	1:A:70:GLY:CA	2:C:5:A:C3'	5	0.2
(1,9)	1:A:70:GLY:CA	2:C:5:A:C4	5	0.2
(1,9)	1:A:70:GLY:CA	2:C:5:A:C4'	5	0.2
(1,9)	1:A:70:GLY:CA	2:C:5:A:C5	5	0.2
(1,9)	1:A:70:GLY:CA	2:C:5:A:C5'	5	0.2
(1,9)	1:A:70:GLY:CA	2:C:5:A:C6	5	0.2
(1,9)	1:A:70:GLY:CA	2:C:5:A:C8	5	0.2
(1,9)	1:A:70:GLY:CA	2:C:5:A:H1'	5	0.2
(1,9)	1:A:70:GLY:CA	2:C:5:A:H2	5	0.2
(1,9)	1:A:70:GLY:CA	2:C:5:A:H2'	5	0.2
(1,9)	1:A:70:GLY:CA	2:C:5:A:H3'	5	0.2
(1,9)	1:A:70:GLY:CA	2:C:5:A:H4'	5	0.2
(1,9)	1:A:70:GLY:CA	2:C:5:A:H5'	5	0.2
(1,9)	1:A:70:GLY:CA	2:C:5:A:H5''	5	0.2
(1,9)	1:A:70:GLY:CA	2:C:5:A:H61	5	0.2
(1,9)	1:A:70:GLY:CA	2:C:5:A:H62	5	0.2
(1,9)	1:A:70:GLY:CA	2:C:5:A:H8	5	0.2
(1,9)	1:A:70:GLY:CA	2:C:5:A:HO2'	5	0.2
(1,9)	1:A:70:GLY:CA	2:C:5:A:N1	5	0.2
(1,9)	1:A:70:GLY:CA	2:C:5:A:N3	5	0.2
(1,9)	1:A:70:GLY:CA	2:C:5:A:N6	5	0.2
(1,9)	1:A:70:GLY:CA	2:C:5:A:N7	5	0.2
(1,9)	1:A:70:GLY:CA	2:C:5:A:N9	5	0.2
(1,9)	1:A:70:GLY:CA	2:C:5:A:O2'	5	0.2
(1,9)	1:A:70:GLY:CA	2:C:5:A:O3'	5	0.2
(1,9)	1:A:70:GLY:CA	2:C:5:A:O4'	5	0.2
(1,9)	1:A:70:GLY:CA	2:C:5:A:O5'	5	0.2
(1,9)	1:A:70:GLY:CA	2:C:5:A:OP1	5	0.2
(1,9)	1:A:70:GLY:CA	2:C:5:A:OP2	5	0.2
(1,9)	1:A:70:GLY:CA	2:C:5:A:P	5	0.2
(1,9)	1:A:70:GLY:H	2:C:1:A:C1'	5	0.2
(1,9)	1:A:70:GLY:H	2:C:1:A:C2	5	0.2
(1,9)	1:A:70:GLY:H	2:C:1:A:C2'	5	0.2
(1,9)	1:A:70:GLY:H	2:C:1:A:C3'	5	0.2
(1,9)	1:A:70:GLY:H	2:C:1:A:C4	5	0.2
(1,9)	1:A:70:GLY:H	2:C:1:A:C4'	5	0.2
(1,9)	1:A:70:GLY:H	2:C:1:A:C5	5	0.2
(1,9)	1:A:70:GLY:H	2:C:1:A:C5'	5	0.2
(1,9)	1:A:70:GLY:H	2:C:1:A:C6	5	0.2
(1,9)	1:A:70:GLY:H	2:C:1:A:C8	5	0.2
(1,9)	1:A:70:GLY:H	2:C:1:A:H1'	5	0.2

Continued on next page...

Continued from previous page...

Key	Atom-1	Atom-2	Model ID	Violation (Å)
(1,9)	1:A:70:GLY:H	2:C:1:A:H2	5	0.2
(1,9)	1:A:70:GLY:H	2:C:1:A:H2'	5	0.2
(1,9)	1:A:70:GLY:H	2:C:1:A:H3'	5	0.2
(1,9)	1:A:70:GLY:H	2:C:1:A:H4'	5	0.2
(1,9)	1:A:70:GLY:H	2:C:1:A:H5'	5	0.2
(1,9)	1:A:70:GLY:H	2:C:1:A:H5''	5	0.2
(1,9)	1:A:70:GLY:H	2:C:1:A:H61	5	0.2
(1,9)	1:A:70:GLY:H	2:C:1:A:H62	5	0.2
(1,9)	1:A:70:GLY:H	2:C:1:A:H8	5	0.2
(1,9)	1:A:70:GLY:H	2:C:1:A:HO2'	5	0.2
(1,9)	1:A:70:GLY:H	2:C:1:A:N1	5	0.2
(1,9)	1:A:70:GLY:H	2:C:1:A:N3	5	0.2
(1,9)	1:A:70:GLY:H	2:C:1:A:N6	5	0.2
(1,9)	1:A:70:GLY:H	2:C:1:A:N7	5	0.2
(1,9)	1:A:70:GLY:H	2:C:1:A:N9	5	0.2
(1,9)	1:A:70:GLY:H	2:C:1:A:O2'	5	0.2
(1,9)	1:A:70:GLY:H	2:C:1:A:O3'	5	0.2
(1,9)	1:A:70:GLY:H	2:C:1:A:O4'	5	0.2
(1,9)	1:A:70:GLY:H	2:C:1:A:O5'	5	0.2
(1,9)	1:A:70:GLY:H	2:C:2:U:C1'	5	0.2
(1,9)	1:A:70:GLY:H	2:C:2:U:C2	5	0.2
(1,9)	1:A:70:GLY:H	2:C:2:U:C2'	5	0.2
(1,9)	1:A:70:GLY:H	2:C:2:U:C3'	5	0.2
(1,9)	1:A:70:GLY:H	2:C:2:U:C4	5	0.2
(1,9)	1:A:70:GLY:H	2:C:2:U:C4'	5	0.2
(1,9)	1:A:70:GLY:H	2:C:2:U:C5	5	0.2
(1,9)	1:A:70:GLY:H	2:C:2:U:C5'	5	0.2
(1,9)	1:A:70:GLY:H	2:C:2:U:C6	5	0.2
(1,9)	1:A:70:GLY:H	2:C:2:U:H1'	5	0.2
(1,9)	1:A:70:GLY:H	2:C:2:U:H2'	5	0.2
(1,9)	1:A:70:GLY:H	2:C:2:U:H3	5	0.2
(1,9)	1:A:70:GLY:H	2:C:2:U:H3'	5	0.2
(1,9)	1:A:70:GLY:H	2:C:2:U:H4'	5	0.2
(1,9)	1:A:70:GLY:H	2:C:2:U:H5	5	0.2
(1,9)	1:A:70:GLY:H	2:C:2:U:H5'	5	0.2
(1,9)	1:A:70:GLY:H	2:C:2:U:H5''	5	0.2
(1,9)	1:A:70:GLY:H	2:C:2:U:H6	5	0.2
(1,9)	1:A:70:GLY:H	2:C:2:U:HO2'	5	0.2
(1,9)	1:A:70:GLY:H	2:C:2:U:N1	5	0.2
(1,9)	1:A:70:GLY:H	2:C:2:U:N3	5	0.2
(1,9)	1:A:70:GLY:H	2:C:2:U:O2	5	0.2
(1,9)	1:A:70:GLY:H	2:C:2:U:O2'	5	0.2

Continued on next page...

Continued from previous page...

Key	Atom-1	Atom-2	Model ID	Violation (Å)
(1,9)	1:A:70:GLY:H	2:C:2:U:O3'	5	0.2
(1,9)	1:A:70:GLY:H	2:C:2:U:O4	5	0.2
(1,9)	1:A:70:GLY:H	2:C:2:U:O4'	5	0.2
(1,9)	1:A:70:GLY:H	2:C:2:U:O5'	5	0.2
(1,9)	1:A:70:GLY:H	2:C:2:U:OP1	5	0.2
(1,9)	1:A:70:GLY:H	2:C:2:U:OP2	5	0.2
(1,9)	1:A:70:GLY:H	2:C:2:U:P	5	0.2
(1,9)	1:A:70:GLY:H	2:C:3:A:C1'	5	0.2
(1,9)	1:A:70:GLY:H	2:C:3:A:C2	5	0.2
(1,9)	1:A:70:GLY:H	2:C:3:A:C2'	5	0.2
(1,9)	1:A:70:GLY:H	2:C:3:A:C3'	5	0.2
(1,9)	1:A:70:GLY:H	2:C:3:A:C4	5	0.2
(1,9)	1:A:70:GLY:H	2:C:3:A:C4'	5	0.2
(1,9)	1:A:70:GLY:H	2:C:3:A:C5	5	0.2
(1,9)	1:A:70:GLY:H	2:C:3:A:C5'	5	0.2
(1,9)	1:A:70:GLY:H	2:C:3:A:C6	5	0.2
(1,9)	1:A:70:GLY:H	2:C:3:A:C8	5	0.2
(1,9)	1:A:70:GLY:H	2:C:3:A:H1'	5	0.2
(1,9)	1:A:70:GLY:H	2:C:3:A:H2	5	0.2
(1,9)	1:A:70:GLY:H	2:C:3:A:H2'	5	0.2
(1,9)	1:A:70:GLY:H	2:C:3:A:H3'	5	0.2
(1,9)	1:A:70:GLY:H	2:C:3:A:H4'	5	0.2
(1,9)	1:A:70:GLY:H	2:C:3:A:H5'	5	0.2
(1,9)	1:A:70:GLY:H	2:C:3:A:H5''	5	0.2
(1,9)	1:A:70:GLY:H	2:C:3:A:H61	5	0.2
(1,9)	1:A:70:GLY:H	2:C:3:A:H62	5	0.2
(1,9)	1:A:70:GLY:H	2:C:3:A:H8	5	0.2
(1,9)	1:A:70:GLY:H	2:C:3:A:HO2'	5	0.2
(1,9)	1:A:70:GLY:H	2:C:3:A:N1	5	0.2
(1,9)	1:A:70:GLY:H	2:C:3:A:N3	5	0.2
(1,9)	1:A:70:GLY:H	2:C:3:A:N6	5	0.2
(1,9)	1:A:70:GLY:H	2:C:3:A:N7	5	0.2
(1,9)	1:A:70:GLY:H	2:C:3:A:N9	5	0.2
(1,9)	1:A:70:GLY:H	2:C:3:A:O2'	5	0.2
(1,9)	1:A:70:GLY:H	2:C:3:A:O3'	5	0.2
(1,9)	1:A:70:GLY:H	2:C:3:A:O4'	5	0.2
(1,9)	1:A:70:GLY:H	2:C:3:A:O5'	5	0.2
(1,9)	1:A:70:GLY:H	2:C:3:A:OP1	5	0.2
(1,9)	1:A:70:GLY:H	2:C:3:A:OP2	5	0.2
(1,9)	1:A:70:GLY:H	2:C:3:A:P	5	0.2
(1,9)	1:A:70:GLY:H	2:C:4:C:C1'	5	0.2
(1,9)	1:A:70:GLY:H	2:C:4:C:C2	5	0.2

Continued on next page...

Continued from previous page...

Key	Atom-1	Atom-2	Model ID	Violation (Å)
(1,9)	1:A:70:GLY:H	2:C:4:C:C2'	5	0.2
(1,9)	1:A:70:GLY:H	2:C:4:C:C3'	5	0.2
(1,9)	1:A:70:GLY:H	2:C:4:C:C4	5	0.2
(1,9)	1:A:70:GLY:H	2:C:4:C:C4'	5	0.2
(1,9)	1:A:70:GLY:H	2:C:4:C:C5	5	0.2
(1,9)	1:A:70:GLY:H	2:C:4:C:C5'	5	0.2
(1,9)	1:A:70:GLY:H	2:C:4:C:C6	5	0.2
(1,9)	1:A:70:GLY:H	2:C:4:C:H1'	5	0.2
(1,9)	1:A:70:GLY:H	2:C:4:C:H2'	5	0.2
(1,9)	1:A:70:GLY:H	2:C:4:C:H3'	5	0.2
(1,9)	1:A:70:GLY:H	2:C:4:C:H4'	5	0.2
(1,9)	1:A:70:GLY:H	2:C:4:C:H41	5	0.2
(1,9)	1:A:70:GLY:H	2:C:4:C:H42	5	0.2
(1,9)	1:A:70:GLY:H	2:C:4:C:H5	5	0.2
(1,9)	1:A:70:GLY:H	2:C:4:C:H5'	5	0.2
(1,9)	1:A:70:GLY:H	2:C:4:C:H5''	5	0.2
(1,9)	1:A:70:GLY:H	2:C:4:C:H6	5	0.2
(1,9)	1:A:70:GLY:H	2:C:4:C:HO2'	5	0.2
(1,9)	1:A:70:GLY:H	2:C:4:C:N1	5	0.2
(1,9)	1:A:70:GLY:H	2:C:4:C:N3	5	0.2
(1,9)	1:A:70:GLY:H	2:C:4:C:N4	5	0.2
(1,9)	1:A:70:GLY:H	2:C:4:C:O2	5	0.2
(1,9)	1:A:70:GLY:H	2:C:4:C:O2'	5	0.2
(1,9)	1:A:70:GLY:H	2:C:4:C:O3'	5	0.2
(1,9)	1:A:70:GLY:H	2:C:4:C:O4'	5	0.2
(1,9)	1:A:70:GLY:H	2:C:4:C:O5'	5	0.2
(1,9)	1:A:70:GLY:H	2:C:4:C:OP1	5	0.2
(1,9)	1:A:70:GLY:H	2:C:4:C:OP2	5	0.2
(1,9)	1:A:70:GLY:H	2:C:4:C:P	5	0.2
(1,9)	1:A:70:GLY:H	2:C:5:A:C1'	5	0.2
(1,9)	1:A:70:GLY:H	2:C:5:A:C2	5	0.2
(1,9)	1:A:70:GLY:H	2:C:5:A:C2'	5	0.2
(1,9)	1:A:70:GLY:H	2:C:5:A:C3'	5	0.2
(1,9)	1:A:70:GLY:H	2:C:5:A:C4	5	0.2
(1,9)	1:A:70:GLY:H	2:C:5:A:C4'	5	0.2
(1,9)	1:A:70:GLY:H	2:C:5:A:C5	5	0.2
(1,9)	1:A:70:GLY:H	2:C:5:A:C5'	5	0.2
(1,9)	1:A:70:GLY:H	2:C:5:A:C6	5	0.2
(1,9)	1:A:70:GLY:H	2:C:5:A:C8	5	0.2
(1,9)	1:A:70:GLY:H	2:C:5:A:H1'	5	0.2
(1,9)	1:A:70:GLY:H	2:C:5:A:H2	5	0.2
(1,9)	1:A:70:GLY:H	2:C:5:A:H2'	5	0.2

Continued on next page...

Continued from previous page...

Key	Atom-1	Atom-2	Model ID	Violation (Å)
(1,9)	1:A:70:GLY:H	2:C:5:A:H3'	5	0.2
(1,9)	1:A:70:GLY:H	2:C:5:A:H4'	5	0.2
(1,9)	1:A:70:GLY:H	2:C:5:A:H5'	5	0.2
(1,9)	1:A:70:GLY:H	2:C:5:A:H5''	5	0.2
(1,9)	1:A:70:GLY:H	2:C:5:A:H61	5	0.2
(1,9)	1:A:70:GLY:H	2:C:5:A:H62	5	0.2
(1,9)	1:A:70:GLY:H	2:C:5:A:H8	5	0.2
(1,9)	1:A:70:GLY:H	2:C:5:A:HO2'	5	0.2
(1,9)	1:A:70:GLY:H	2:C:5:A:N1	5	0.2
(1,9)	1:A:70:GLY:H	2:C:5:A:N3	5	0.2
(1,9)	1:A:70:GLY:H	2:C:5:A:N6	5	0.2
(1,9)	1:A:70:GLY:H	2:C:5:A:N7	5	0.2
(1,9)	1:A:70:GLY:H	2:C:5:A:N9	5	0.2
(1,9)	1:A:70:GLY:H	2:C:5:A:O2'	5	0.2
(1,9)	1:A:70:GLY:H	2:C:5:A:O3'	5	0.2
(1,9)	1:A:70:GLY:H	2:C:5:A:O4'	5	0.2
(1,9)	1:A:70:GLY:H	2:C:5:A:O5'	5	0.2
(1,9)	1:A:70:GLY:H	2:C:5:A:OP1	5	0.2
(1,9)	1:A:70:GLY:H	2:C:5:A:OP2	5	0.2
(1,9)	1:A:70:GLY:H	2:C:5:A:P	5	0.2
(1,9)	1:A:70:GLY:N	2:C:1:A:C1'	5	0.2
(1,9)	1:A:70:GLY:N	2:C:1:A:C2	5	0.2
(1,9)	1:A:70:GLY:N	2:C:1:A:C2'	5	0.2
(1,9)	1:A:70:GLY:N	2:C:1:A:C3'	5	0.2
(1,9)	1:A:70:GLY:N	2:C:1:A:C4	5	0.2
(1,9)	1:A:70:GLY:N	2:C:1:A:C4'	5	0.2
(1,9)	1:A:70:GLY:N	2:C:1:A:C5	5	0.2
(1,9)	1:A:70:GLY:N	2:C:1:A:C5'	5	0.2
(1,9)	1:A:70:GLY:N	2:C:1:A:C6	5	0.2
(1,9)	1:A:70:GLY:N	2:C:1:A:C8	5	0.2
(1,9)	1:A:70:GLY:N	2:C:1:A:H1'	5	0.2
(1,9)	1:A:70:GLY:N	2:C:1:A:H2	5	0.2
(1,9)	1:A:70:GLY:N	2:C:1:A:H2'	5	0.2
(1,9)	1:A:70:GLY:N	2:C:1:A:H3'	5	0.2
(1,9)	1:A:70:GLY:N	2:C:1:A:H4'	5	0.2
(1,9)	1:A:70:GLY:N	2:C:1:A:H5'	5	0.2
(1,9)	1:A:70:GLY:N	2:C:1:A:H5''	5	0.2
(1,9)	1:A:70:GLY:N	2:C:1:A:H61	5	0.2
(1,9)	1:A:70:GLY:N	2:C:1:A:H62	5	0.2
(1,9)	1:A:70:GLY:N	2:C:1:A:H8	5	0.2
(1,9)	1:A:70:GLY:N	2:C:1:A:HO2'	5	0.2
(1,9)	1:A:70:GLY:N	2:C:1:A:N1	5	0.2

Continued on next page...

Continued from previous page...

Key	Atom-1	Atom-2	Model ID	Violation (Å)
(1,9)	1:A:70:GLY:N	2:C:1:A:N3	5	0.2
(1,9)	1:A:70:GLY:N	2:C:1:A:N6	5	0.2
(1,9)	1:A:70:GLY:N	2:C:1:A:N7	5	0.2
(1,9)	1:A:70:GLY:N	2:C:1:A:N9	5	0.2
(1,9)	1:A:70:GLY:N	2:C:1:A:O2'	5	0.2
(1,9)	1:A:70:GLY:N	2:C:1:A:O3'	5	0.2
(1,9)	1:A:70:GLY:N	2:C:1:A:O4'	5	0.2
(1,9)	1:A:70:GLY:N	2:C:1:A:O5'	5	0.2
(1,9)	1:A:70:GLY:N	2:C:2:U:C1'	5	0.2
(1,9)	1:A:70:GLY:N	2:C:2:U:C2	5	0.2
(1,9)	1:A:70:GLY:N	2:C:2:U:C2'	5	0.2
(1,9)	1:A:70:GLY:N	2:C:2:U:C3'	5	0.2
(1,9)	1:A:70:GLY:N	2:C:2:U:C4	5	0.2
(1,9)	1:A:70:GLY:N	2:C:2:U:C4'	5	0.2
(1,9)	1:A:70:GLY:N	2:C:2:U:C5	5	0.2
(1,9)	1:A:70:GLY:N	2:C:2:U:C5'	5	0.2
(1,9)	1:A:70:GLY:N	2:C:2:U:C6	5	0.2
(1,9)	1:A:70:GLY:N	2:C:2:U:H1'	5	0.2
(1,9)	1:A:70:GLY:N	2:C:2:U:H2'	5	0.2
(1,9)	1:A:70:GLY:N	2:C:2:U:H3	5	0.2
(1,9)	1:A:70:GLY:N	2:C:2:U:H3'	5	0.2
(1,9)	1:A:70:GLY:N	2:C:2:U:H4'	5	0.2
(1,9)	1:A:70:GLY:N	2:C:2:U:H5	5	0.2
(1,9)	1:A:70:GLY:N	2:C:2:U:H5'	5	0.2
(1,9)	1:A:70:GLY:N	2:C:2:U:H5''	5	0.2
(1,9)	1:A:70:GLY:N	2:C:2:U:H6	5	0.2
(1,9)	1:A:70:GLY:N	2:C:2:U:HO2'	5	0.2
(1,9)	1:A:70:GLY:N	2:C:2:U:N1	5	0.2
(1,9)	1:A:70:GLY:N	2:C:2:U:N3	5	0.2
(1,9)	1:A:70:GLY:N	2:C:2:U:O2	5	0.2
(1,9)	1:A:70:GLY:N	2:C:2:U:O2'	5	0.2
(1,9)	1:A:70:GLY:N	2:C:2:U:O3'	5	0.2
(1,9)	1:A:70:GLY:N	2:C:2:U:O4	5	0.2
(1,9)	1:A:70:GLY:N	2:C:2:U:O4'	5	0.2
(1,9)	1:A:70:GLY:N	2:C:2:U:O5'	5	0.2
(1,9)	1:A:70:GLY:N	2:C:2:U:OP1	5	0.2
(1,9)	1:A:70:GLY:N	2:C:2:U:OP2	5	0.2
(1,9)	1:A:70:GLY:N	2:C:2:U:P	5	0.2
(1,9)	1:A:70:GLY:N	2:C:3:A:C1'	5	0.2
(1,9)	1:A:70:GLY:N	2:C:3:A:C2	5	0.2
(1,9)	1:A:70:GLY:N	2:C:3:A:C2'	5	0.2
(1,9)	1:A:70:GLY:N	2:C:3:A:C3'	5	0.2

Continued on next page...

Continued from previous page...

Key	Atom-1	Atom-2	Model ID	Violation (Å)
(1,9)	1:A:70:GLY:N	2:C:3:A:C4	5	0.2
(1,9)	1:A:70:GLY:N	2:C:3:A:C4'	5	0.2
(1,9)	1:A:70:GLY:N	2:C:3:A:C5	5	0.2
(1,9)	1:A:70:GLY:N	2:C:3:A:C5'	5	0.2
(1,9)	1:A:70:GLY:N	2:C:3:A:C6	5	0.2
(1,9)	1:A:70:GLY:N	2:C:3:A:C8	5	0.2
(1,9)	1:A:70:GLY:N	2:C:3:A:H1'	5	0.2
(1,9)	1:A:70:GLY:N	2:C:3:A:H2	5	0.2
(1,9)	1:A:70:GLY:N	2:C:3:A:H2'	5	0.2
(1,9)	1:A:70:GLY:N	2:C:3:A:H3'	5	0.2
(1,9)	1:A:70:GLY:N	2:C:3:A:H4'	5	0.2
(1,9)	1:A:70:GLY:N	2:C:3:A:H5'	5	0.2
(1,9)	1:A:70:GLY:N	2:C:3:A:H5''	5	0.2
(1,9)	1:A:70:GLY:N	2:C:3:A:H61	5	0.2
(1,9)	1:A:70:GLY:N	2:C:3:A:H62	5	0.2
(1,9)	1:A:70:GLY:N	2:C:3:A:H8	5	0.2
(1,9)	1:A:70:GLY:N	2:C:3:A:HO2'	5	0.2
(1,9)	1:A:70:GLY:N	2:C:3:A:N1	5	0.2
(1,9)	1:A:70:GLY:N	2:C:3:A:N3	5	0.2
(1,9)	1:A:70:GLY:N	2:C:3:A:N6	5	0.2
(1,9)	1:A:70:GLY:N	2:C:3:A:N7	5	0.2
(1,9)	1:A:70:GLY:N	2:C:3:A:N9	5	0.2
(1,9)	1:A:70:GLY:N	2:C:3:A:O2'	5	0.2
(1,9)	1:A:70:GLY:N	2:C:3:A:O3'	5	0.2
(1,9)	1:A:70:GLY:N	2:C:3:A:O4'	5	0.2
(1,9)	1:A:70:GLY:N	2:C:3:A:O5'	5	0.2
(1,9)	1:A:70:GLY:N	2:C:3:A:OP1	5	0.2
(1,9)	1:A:70:GLY:N	2:C:3:A:OP2	5	0.2
(1,9)	1:A:70:GLY:N	2:C:3:A:P	5	0.2
(1,9)	1:A:70:GLY:N	2:C:4:C:C1'	5	0.2
(1,9)	1:A:70:GLY:N	2:C:4:C:C2	5	0.2
(1,9)	1:A:70:GLY:N	2:C:4:C:C2'	5	0.2
(1,9)	1:A:70:GLY:N	2:C:4:C:C3'	5	0.2
(1,9)	1:A:70:GLY:N	2:C:4:C:C4	5	0.2
(1,9)	1:A:70:GLY:N	2:C:4:C:C4'	5	0.2
(1,9)	1:A:70:GLY:N	2:C:4:C:C5	5	0.2
(1,9)	1:A:70:GLY:N	2:C:4:C:C5'	5	0.2
(1,9)	1:A:70:GLY:N	2:C:4:C:C6	5	0.2
(1,9)	1:A:70:GLY:N	2:C:4:C:H1'	5	0.2
(1,9)	1:A:70:GLY:N	2:C:4:C:H2'	5	0.2
(1,9)	1:A:70:GLY:N	2:C:4:C:H3'	5	0.2
(1,9)	1:A:70:GLY:N	2:C:4:C:H4'	5	0.2

Continued on next page...

Continued from previous page...

Key	Atom-1	Atom-2	Model ID	Violation (Å)
(1,9)	1:A:70:GLY:N	2:C:4:C:H41	5	0.2
(1,9)	1:A:70:GLY:N	2:C:4:C:H42	5	0.2
(1,9)	1:A:70:GLY:N	2:C:4:C:H5	5	0.2
(1,9)	1:A:70:GLY:N	2:C:4:C:H5'	5	0.2
(1,9)	1:A:70:GLY:N	2:C:4:C:H5''	5	0.2
(1,9)	1:A:70:GLY:N	2:C:4:C:H6	5	0.2
(1,9)	1:A:70:GLY:N	2:C:4:C:HO2'	5	0.2
(1,9)	1:A:70:GLY:N	2:C:4:C:N1	5	0.2
(1,9)	1:A:70:GLY:N	2:C:4:C:N3	5	0.2
(1,9)	1:A:70:GLY:N	2:C:4:C:N4	5	0.2
(1,9)	1:A:70:GLY:N	2:C:4:C:O2	5	0.2
(1,9)	1:A:70:GLY:N	2:C:4:C:O2'	5	0.2
(1,9)	1:A:70:GLY:N	2:C:4:C:O3'	5	0.2
(1,9)	1:A:70:GLY:N	2:C:4:C:O4'	5	0.2
(1,9)	1:A:70:GLY:N	2:C:4:C:O5'	5	0.2
(1,9)	1:A:70:GLY:N	2:C:4:C:OP1	5	0.2
(1,9)	1:A:70:GLY:N	2:C:4:C:OP2	5	0.2
(1,9)	1:A:70:GLY:N	2:C:4:C:P	5	0.2
(1,9)	1:A:70:GLY:N	2:C:5:A:C1'	5	0.2
(1,9)	1:A:70:GLY:N	2:C:5:A:C2	5	0.2
(1,9)	1:A:70:GLY:N	2:C:5:A:C2'	5	0.2
(1,9)	1:A:70:GLY:N	2:C:5:A:C3'	5	0.2
(1,9)	1:A:70:GLY:N	2:C:5:A:C4	5	0.2
(1,9)	1:A:70:GLY:N	2:C:5:A:C4'	5	0.2
(1,9)	1:A:70:GLY:N	2:C:5:A:C5	5	0.2
(1,9)	1:A:70:GLY:N	2:C:5:A:C5'	5	0.2
(1,9)	1:A:70:GLY:N	2:C:5:A:C6	5	0.2
(1,9)	1:A:70:GLY:N	2:C:5:A:C8	5	0.2
(1,9)	1:A:70:GLY:N	2:C:5:A:H1'	5	0.2
(1,9)	1:A:70:GLY:N	2:C:5:A:H2	5	0.2
(1,9)	1:A:70:GLY:N	2:C:5:A:H2'	5	0.2
(1,9)	1:A:70:GLY:N	2:C:5:A:H3'	5	0.2
(1,9)	1:A:70:GLY:N	2:C:5:A:H4'	5	0.2
(1,9)	1:A:70:GLY:N	2:C:5:A:H5'	5	0.2
(1,9)	1:A:70:GLY:N	2:C:5:A:H5''	5	0.2
(1,9)	1:A:70:GLY:N	2:C:5:A:H61	5	0.2
(1,9)	1:A:70:GLY:N	2:C:5:A:H62	5	0.2
(1,9)	1:A:70:GLY:N	2:C:5:A:H8	5	0.2
(1,9)	1:A:70:GLY:N	2:C:5:A:HO2'	5	0.2
(1,9)	1:A:70:GLY:N	2:C:5:A:N1	5	0.2
(1,9)	1:A:70:GLY:N	2:C:5:A:N3	5	0.2
(1,9)	1:A:70:GLY:N	2:C:5:A:N6	5	0.2

Continued on next page...

Continued from previous page...

Key	Atom-1	Atom-2	Model ID	Violation (Å)
(1,9)	1:A:70:GLY:N	2:C:5:A:N7	5	0.2
(1,9)	1:A:70:GLY:N	2:C:5:A:N9	5	0.2
(1,9)	1:A:70:GLY:N	2:C:5:A:O2'	5	0.2
(1,9)	1:A:70:GLY:N	2:C:5:A:O3'	5	0.2
(1,9)	1:A:70:GLY:N	2:C:5:A:O4'	5	0.2
(1,9)	1:A:70:GLY:N	2:C:5:A:O5'	5	0.2
(1,9)	1:A:70:GLY:N	2:C:5:A:OP1	5	0.2
(1,9)	1:A:70:GLY:N	2:C:5:A:OP2	5	0.2
(1,9)	1:A:70:GLY:N	2:C:5:A:P	5	0.2
(1,9)	1:A:70:GLY:O	2:C:1:A:C1'	5	0.2
(1,9)	1:A:70:GLY:O	2:C:1:A:C2	5	0.2
(1,9)	1:A:70:GLY:O	2:C:1:A:C2'	5	0.2
(1,9)	1:A:70:GLY:O	2:C:1:A:C3'	5	0.2
(1,9)	1:A:70:GLY:O	2:C:1:A:C4	5	0.2
(1,9)	1:A:70:GLY:O	2:C:1:A:C4'	5	0.2
(1,9)	1:A:70:GLY:O	2:C:1:A:C5	5	0.2
(1,9)	1:A:70:GLY:O	2:C:1:A:C5'	5	0.2
(1,9)	1:A:70:GLY:O	2:C:1:A:C6	5	0.2
(1,9)	1:A:70:GLY:O	2:C:1:A:C8	5	0.2
(1,9)	1:A:70:GLY:O	2:C:1:A:H1'	5	0.2
(1,9)	1:A:70:GLY:O	2:C:1:A:H2	5	0.2
(1,9)	1:A:70:GLY:O	2:C:1:A:H2'	5	0.2
(1,9)	1:A:70:GLY:O	2:C:1:A:H3'	5	0.2
(1,9)	1:A:70:GLY:O	2:C:1:A:H4'	5	0.2
(1,9)	1:A:70:GLY:O	2:C:1:A:H5'	5	0.2
(1,9)	1:A:70:GLY:O	2:C:1:A:H5''	5	0.2
(1,9)	1:A:70:GLY:O	2:C:1:A:H61	5	0.2
(1,9)	1:A:70:GLY:O	2:C:1:A:H62	5	0.2
(1,9)	1:A:70:GLY:O	2:C:1:A:H8	5	0.2
(1,9)	1:A:70:GLY:O	2:C:1:A:HO2'	5	0.2
(1,9)	1:A:70:GLY:O	2:C:1:A:N1	5	0.2
(1,9)	1:A:70:GLY:O	2:C:1:A:N3	5	0.2
(1,9)	1:A:70:GLY:O	2:C:1:A:N6	5	0.2
(1,9)	1:A:70:GLY:O	2:C:1:A:N7	5	0.2
(1,9)	1:A:70:GLY:O	2:C:1:A:N9	5	0.2
(1,9)	1:A:70:GLY:O	2:C:1:A:O2'	5	0.2
(1,9)	1:A:70:GLY:O	2:C:1:A:O3'	5	0.2
(1,9)	1:A:70:GLY:O	2:C:1:A:O4'	5	0.2
(1,9)	1:A:70:GLY:O	2:C:1:A:O5'	5	0.2
(1,9)	1:A:70:GLY:O	2:C:2:U:C1'	5	0.2
(1,9)	1:A:70:GLY:O	2:C:2:U:C2	5	0.2
(1,9)	1:A:70:GLY:O	2:C:2:U:C2'	5	0.2

Continued on next page...

Continued from previous page...

Key	Atom-1	Atom-2	Model ID	Violation (Å)
(1,9)	1:A:70:GLY:O	2:C:2:U:C3'	5	0.2
(1,9)	1:A:70:GLY:O	2:C:2:U:C4	5	0.2
(1,9)	1:A:70:GLY:O	2:C:2:U:C4'	5	0.2
(1,9)	1:A:70:GLY:O	2:C:2:U:C5	5	0.2
(1,9)	1:A:70:GLY:O	2:C:2:U:C5'	5	0.2
(1,9)	1:A:70:GLY:O	2:C:2:U:C6	5	0.2
(1,9)	1:A:70:GLY:O	2:C:2:U:H1'	5	0.2
(1,9)	1:A:70:GLY:O	2:C:2:U:H2'	5	0.2
(1,9)	1:A:70:GLY:O	2:C:2:U:H3	5	0.2
(1,9)	1:A:70:GLY:O	2:C:2:U:H3'	5	0.2
(1,9)	1:A:70:GLY:O	2:C:2:U:H4'	5	0.2
(1,9)	1:A:70:GLY:O	2:C:2:U:H5	5	0.2
(1,9)	1:A:70:GLY:O	2:C:2:U:H5'	5	0.2
(1,9)	1:A:70:GLY:O	2:C:2:U:H5''	5	0.2
(1,9)	1:A:70:GLY:O	2:C:2:U:H6	5	0.2
(1,9)	1:A:70:GLY:O	2:C:2:U:HO2'	5	0.2
(1,9)	1:A:70:GLY:O	2:C:2:U:N1	5	0.2
(1,9)	1:A:70:GLY:O	2:C:2:U:N3	5	0.2
(1,9)	1:A:70:GLY:O	2:C:2:U:O2	5	0.2
(1,9)	1:A:70:GLY:O	2:C:2:U:O2'	5	0.2
(1,9)	1:A:70:GLY:O	2:C:2:U:O3'	5	0.2
(1,9)	1:A:70:GLY:O	2:C:2:U:O4	5	0.2
(1,9)	1:A:70:GLY:O	2:C:2:U:O4'	5	0.2
(1,9)	1:A:70:GLY:O	2:C:2:U:O5'	5	0.2
(1,9)	1:A:70:GLY:O	2:C:2:U:OP1	5	0.2
(1,9)	1:A:70:GLY:O	2:C:2:U:OP2	5	0.2
(1,9)	1:A:70:GLY:O	2:C:2:U:P	5	0.2
(1,9)	1:A:70:GLY:O	2:C:3:A:C1'	5	0.2
(1,9)	1:A:70:GLY:O	2:C:3:A:C2	5	0.2
(1,9)	1:A:70:GLY:O	2:C:3:A:C2'	5	0.2
(1,9)	1:A:70:GLY:O	2:C:3:A:C3'	5	0.2
(1,9)	1:A:70:GLY:O	2:C:3:A:C4	5	0.2
(1,9)	1:A:70:GLY:O	2:C:3:A:C4'	5	0.2
(1,9)	1:A:70:GLY:O	2:C:3:A:C5	5	0.2
(1,9)	1:A:70:GLY:O	2:C:3:A:C5'	5	0.2
(1,9)	1:A:70:GLY:O	2:C:3:A:C6	5	0.2
(1,9)	1:A:70:GLY:O	2:C:3:A:C8	5	0.2
(1,9)	1:A:70:GLY:O	2:C:3:A:H1'	5	0.2
(1,9)	1:A:70:GLY:O	2:C:3:A:H2	5	0.2
(1,9)	1:A:70:GLY:O	2:C:3:A:H2'	5	0.2
(1,9)	1:A:70:GLY:O	2:C:3:A:H3'	5	0.2
(1,9)	1:A:70:GLY:O	2:C:3:A:H4'	5	0.2

Continued on next page...

Continued from previous page...

Key	Atom-1	Atom-2	Model ID	Violation (Å)
(1,9)	1:A:70:GLY:O	2:C:3:A:H5'	5	0.2
(1,9)	1:A:70:GLY:O	2:C:3:A:H5''	5	0.2
(1,9)	1:A:70:GLY:O	2:C:3:A:H61	5	0.2
(1,9)	1:A:70:GLY:O	2:C:3:A:H62	5	0.2
(1,9)	1:A:70:GLY:O	2:C:3:A:H8	5	0.2
(1,9)	1:A:70:GLY:O	2:C:3:A:HO2'	5	0.2
(1,9)	1:A:70:GLY:O	2:C:3:A:N1	5	0.2
(1,9)	1:A:70:GLY:O	2:C:3:A:N3	5	0.2
(1,9)	1:A:70:GLY:O	2:C:3:A:N6	5	0.2
(1,9)	1:A:70:GLY:O	2:C:3:A:N7	5	0.2
(1,9)	1:A:70:GLY:O	2:C:3:A:N9	5	0.2
(1,9)	1:A:70:GLY:O	2:C:3:A:O2'	5	0.2
(1,9)	1:A:70:GLY:O	2:C:3:A:O3'	5	0.2
(1,9)	1:A:70:GLY:O	2:C:3:A:O4'	5	0.2
(1,9)	1:A:70:GLY:O	2:C:3:A:O5'	5	0.2
(1,9)	1:A:70:GLY:O	2:C:3:A:OP1	5	0.2
(1,9)	1:A:70:GLY:O	2:C:3:A:OP2	5	0.2
(1,9)	1:A:70:GLY:O	2:C:3:A:P	5	0.2
(1,9)	1:A:70:GLY:O	2:C:4:C:C1'	5	0.2
(1,9)	1:A:70:GLY:O	2:C:4:C:C2	5	0.2
(1,9)	1:A:70:GLY:O	2:C:4:C:C2'	5	0.2
(1,9)	1:A:70:GLY:O	2:C:4:C:C3'	5	0.2
(1,9)	1:A:70:GLY:O	2:C:4:C:C4	5	0.2
(1,9)	1:A:70:GLY:O	2:C:4:C:C4'	5	0.2
(1,9)	1:A:70:GLY:O	2:C:4:C:C5	5	0.2
(1,9)	1:A:70:GLY:O	2:C:4:C:C5'	5	0.2
(1,9)	1:A:70:GLY:O	2:C:4:C:C6	5	0.2
(1,9)	1:A:70:GLY:O	2:C:4:C:H1'	5	0.2
(1,9)	1:A:70:GLY:O	2:C:4:C:H2'	5	0.2
(1,9)	1:A:70:GLY:O	2:C:4:C:H3'	5	0.2
(1,9)	1:A:70:GLY:O	2:C:4:C:H4'	5	0.2
(1,9)	1:A:70:GLY:O	2:C:4:C:H41	5	0.2
(1,9)	1:A:70:GLY:O	2:C:4:C:H42	5	0.2
(1,9)	1:A:70:GLY:O	2:C:4:C:H5	5	0.2
(1,9)	1:A:70:GLY:O	2:C:4:C:H5'	5	0.2
(1,9)	1:A:70:GLY:O	2:C:4:C:H5''	5	0.2
(1,9)	1:A:70:GLY:O	2:C:4:C:H6	5	0.2
(1,9)	1:A:70:GLY:O	2:C:4:C:HO2'	5	0.2
(1,9)	1:A:70:GLY:O	2:C:4:C:N1	5	0.2
(1,9)	1:A:70:GLY:O	2:C:4:C:N3	5	0.2
(1,9)	1:A:70:GLY:O	2:C:4:C:N4	5	0.2
(1,9)	1:A:70:GLY:O	2:C:4:C:O2	5	0.2

Continued on next page...

Continued from previous page...

Key	Atom-1	Atom-2	Model ID	Violation (Å)
(1,9)	1:A:70:GLY:O	2:C:4:C:O2'	5	0.2
(1,9)	1:A:70:GLY:O	2:C:4:C:O3'	5	0.2
(1,9)	1:A:70:GLY:O	2:C:4:C:O4'	5	0.2
(1,9)	1:A:70:GLY:O	2:C:4:C:O5'	5	0.2
(1,9)	1:A:70:GLY:O	2:C:4:C:OP1	5	0.2
(1,9)	1:A:70:GLY:O	2:C:4:C:OP2	5	0.2
(1,9)	1:A:70:GLY:O	2:C:4:C:P	5	0.2
(1,9)	1:A:70:GLY:O	2:C:5:A:C1'	5	0.2
(1,9)	1:A:70:GLY:O	2:C:5:A:C2	5	0.2
(1,9)	1:A:70:GLY:O	2:C:5:A:C2'	5	0.2
(1,9)	1:A:70:GLY:O	2:C:5:A:C3'	5	0.2
(1,9)	1:A:70:GLY:O	2:C:5:A:C4	5	0.2
(1,9)	1:A:70:GLY:O	2:C:5:A:C4'	5	0.2
(1,9)	1:A:70:GLY:O	2:C:5:A:C5	5	0.2
(1,9)	1:A:70:GLY:O	2:C:5:A:C5'	5	0.2
(1,9)	1:A:70:GLY:O	2:C:5:A:C6	5	0.2
(1,9)	1:A:70:GLY:O	2:C:5:A:C8	5	0.2
(1,9)	1:A:70:GLY:O	2:C:5:A:H1'	5	0.2
(1,9)	1:A:70:GLY:O	2:C:5:A:H2	5	0.2
(1,9)	1:A:70:GLY:O	2:C:5:A:H2'	5	0.2
(1,9)	1:A:70:GLY:O	2:C:5:A:H3'	5	0.2
(1,9)	1:A:70:GLY:O	2:C:5:A:H4'	5	0.2
(1,9)	1:A:70:GLY:O	2:C:5:A:H5'	5	0.2
(1,9)	1:A:70:GLY:O	2:C:5:A:H5''	5	0.2
(1,9)	1:A:70:GLY:O	2:C:5:A:H61	5	0.2
(1,9)	1:A:70:GLY:O	2:C:5:A:H62	5	0.2
(1,9)	1:A:70:GLY:O	2:C:5:A:H8	5	0.2
(1,9)	1:A:70:GLY:O	2:C:5:A:HO2'	5	0.2
(1,9)	1:A:70:GLY:O	2:C:5:A:N1	5	0.2
(1,9)	1:A:70:GLY:O	2:C:5:A:N3	5	0.2
(1,9)	1:A:70:GLY:O	2:C:5:A:N6	5	0.2
(1,9)	1:A:70:GLY:O	2:C:5:A:N7	5	0.2
(1,9)	1:A:70:GLY:O	2:C:5:A:N9	5	0.2
(1,9)	1:A:70:GLY:O	2:C:5:A:O2'	5	0.2
(1,9)	1:A:70:GLY:O	2:C:5:A:O3'	5	0.2
(1,9)	1:A:70:GLY:O	2:C:5:A:O4'	5	0.2
(1,9)	1:A:70:GLY:O	2:C:5:A:O5'	5	0.2
(1,9)	1:A:70:GLY:O	2:C:5:A:OP1	5	0.2
(1,9)	1:A:70:GLY:O	2:C:5:A:OP2	5	0.2
(1,9)	1:A:70:GLY:O	2:C:5:A:P	5	0.2
(1,22)	2:C:3:A:O5'	1:A:73:ARG:HE	4	0.2
(1,22)	2:C:3:A:O5'	1:A:73:ARG:HH11	4	0.2

Continued on next page...

Continued from previous page...

Key	Atom-1	Atom-2	Model ID	Violation (Å)
(1,22)	2:C:3:A:O5'	1:A:73:ARG:HH12	4	0.2
(1,22)	2:C:3:A:O5'	1:A:73:ARG:HH21	4	0.2
(1,22)	2:C:3:A:O5'	1:A:73:ARG:HH22	4	0.2
(1,22)	2:C:3:A:O5'	1:A:85:ARG:HE	4	0.2
(1,22)	2:C:3:A:O5'	1:A:85:ARG:HH11	4	0.2
(1,22)	2:C:3:A:O5'	1:A:85:ARG:HH12	4	0.2
(1,22)	2:C:3:A:O5'	1:A:85:ARG:HH21	4	0.2
(1,22)	2:C:3:A:O5'	1:A:85:ARG:HH22	4	0.2
(1,10)	1:A:71:VAL:C	2:C:1:A:C1'	3	0.2
(1,10)	1:A:71:VAL:C	2:C:1:A:C2	3	0.2
(1,10)	1:A:71:VAL:C	2:C:1:A:C2'	3	0.2
(1,10)	1:A:71:VAL:C	2:C:1:A:C3'	3	0.2
(1,10)	1:A:71:VAL:C	2:C:1:A:C4	3	0.2
(1,10)	1:A:71:VAL:C	2:C:1:A:C4'	3	0.2
(1,10)	1:A:71:VAL:C	2:C:1:A:C5	3	0.2
(1,10)	1:A:71:VAL:C	2:C:1:A:C5'	3	0.2
(1,10)	1:A:71:VAL:C	2:C:1:A:C6	3	0.2
(1,10)	1:A:71:VAL:C	2:C:1:A:C8	3	0.2
(1,10)	1:A:71:VAL:C	2:C:1:A:H1'	3	0.2
(1,10)	1:A:71:VAL:C	2:C:1:A:H2	3	0.2
(1,10)	1:A:71:VAL:C	2:C:1:A:H2'	3	0.2
(1,10)	1:A:71:VAL:C	2:C:1:A:H3'	3	0.2
(1,10)	1:A:71:VAL:C	2:C:1:A:H4'	3	0.2
(1,10)	1:A:71:VAL:C	2:C:1:A:H5'	3	0.2
(1,10)	1:A:71:VAL:C	2:C:1:A:H5''	3	0.2
(1,10)	1:A:71:VAL:C	2:C:1:A:H61	3	0.2
(1,10)	1:A:71:VAL:C	2:C:1:A:H62	3	0.2
(1,10)	1:A:71:VAL:C	2:C:1:A:H8	3	0.2
(1,10)	1:A:71:VAL:C	2:C:1:A:HO2'	3	0.2
(1,10)	1:A:71:VAL:C	2:C:1:A:N1	3	0.2
(1,10)	1:A:71:VAL:C	2:C:1:A:N3	3	0.2
(1,10)	1:A:71:VAL:C	2:C:1:A:N6	3	0.2
(1,10)	1:A:71:VAL:C	2:C:1:A:N7	3	0.2
(1,10)	1:A:71:VAL:C	2:C:1:A:N9	3	0.2
(1,10)	1:A:71:VAL:C	2:C:1:A:O2'	3	0.2
(1,10)	1:A:71:VAL:C	2:C:1:A:O3'	3	0.2
(1,10)	1:A:71:VAL:C	2:C:1:A:O4'	3	0.2
(1,10)	1:A:71:VAL:C	2:C:1:A:O5'	3	0.2
(1,10)	1:A:71:VAL:C	2:C:2:U:C1'	3	0.2
(1,10)	1:A:71:VAL:C	2:C:2:U:C2	3	0.2
(1,10)	1:A:71:VAL:C	2:C:2:U:C2'	3	0.2
(1,10)	1:A:71:VAL:C	2:C:2:U:C3'	3	0.2

Continued on next page...

Continued from previous page...

Key	Atom-1	Atom-2	Model ID	Violation (Å)
(1,10)	1:A:71:VAL:C	2:C:2:U:C4	3	0.2
(1,10)	1:A:71:VAL:C	2:C:2:U:C4'	3	0.2
(1,10)	1:A:71:VAL:C	2:C:2:U:C5	3	0.2
(1,10)	1:A:71:VAL:C	2:C:2:U:C5'	3	0.2
(1,10)	1:A:71:VAL:C	2:C:2:U:C6	3	0.2
(1,10)	1:A:71:VAL:C	2:C:2:U:H1'	3	0.2
(1,10)	1:A:71:VAL:C	2:C:2:U:H2'	3	0.2
(1,10)	1:A:71:VAL:C	2:C:2:U:H3	3	0.2
(1,10)	1:A:71:VAL:C	2:C:2:U:H3'	3	0.2
(1,10)	1:A:71:VAL:C	2:C:2:U:H4'	3	0.2
(1,10)	1:A:71:VAL:C	2:C:2:U:H5	3	0.2
(1,10)	1:A:71:VAL:C	2:C:2:U:H5'	3	0.2
(1,10)	1:A:71:VAL:C	2:C:2:U:H5''	3	0.2
(1,10)	1:A:71:VAL:C	2:C:2:U:H6	3	0.2
(1,10)	1:A:71:VAL:C	2:C:2:U:HO2'	3	0.2
(1,10)	1:A:71:VAL:C	2:C:2:U:N1	3	0.2
(1,10)	1:A:71:VAL:C	2:C:2:U:N3	3	0.2
(1,10)	1:A:71:VAL:C	2:C:2:U:O2	3	0.2
(1,10)	1:A:71:VAL:C	2:C:2:U:O2'	3	0.2
(1,10)	1:A:71:VAL:C	2:C:2:U:O3'	3	0.2
(1,10)	1:A:71:VAL:C	2:C:2:U:O4	3	0.2
(1,10)	1:A:71:VAL:C	2:C:2:U:O4'	3	0.2
(1,10)	1:A:71:VAL:C	2:C:2:U:O5'	3	0.2
(1,10)	1:A:71:VAL:C	2:C:2:U:OP1	3	0.2
(1,10)	1:A:71:VAL:C	2:C:2:U:OP2	3	0.2
(1,10)	1:A:71:VAL:C	2:C:2:U:P	3	0.2
(1,10)	1:A:71:VAL:C	2:C:3:A:C1'	3	0.2
(1,10)	1:A:71:VAL:C	2:C:3:A:C2	3	0.2
(1,10)	1:A:71:VAL:C	2:C:3:A:C2'	3	0.2
(1,10)	1:A:71:VAL:C	2:C:3:A:C3'	3	0.2
(1,10)	1:A:71:VAL:C	2:C:3:A:C4	3	0.2
(1,10)	1:A:71:VAL:C	2:C:3:A:C4'	3	0.2
(1,10)	1:A:71:VAL:C	2:C:3:A:C5	3	0.2
(1,10)	1:A:71:VAL:C	2:C:3:A:C5'	3	0.2
(1,10)	1:A:71:VAL:C	2:C:3:A:C6	3	0.2
(1,10)	1:A:71:VAL:C	2:C:3:A:C8	3	0.2
(1,10)	1:A:71:VAL:C	2:C:3:A:H1'	3	0.2
(1,10)	1:A:71:VAL:C	2:C:3:A:H2	3	0.2
(1,10)	1:A:71:VAL:C	2:C:3:A:H2'	3	0.2
(1,10)	1:A:71:VAL:C	2:C:3:A:H3'	3	0.2
(1,10)	1:A:71:VAL:C	2:C:3:A:H4'	3	0.2
(1,10)	1:A:71:VAL:C	2:C:3:A:H5'	3	0.2

Continued on next page...

Continued from previous page...

Key	Atom-1	Atom-2	Model ID	Violation (Å)
(1,10)	1:A:71:VAL:C	2:C:3:A:H5''	3	0.2
(1,10)	1:A:71:VAL:C	2:C:3:A:H61	3	0.2
(1,10)	1:A:71:VAL:C	2:C:3:A:H62	3	0.2
(1,10)	1:A:71:VAL:C	2:C:3:A:H8	3	0.2
(1,10)	1:A:71:VAL:C	2:C:3:A:HO2'	3	0.2
(1,10)	1:A:71:VAL:C	2:C:3:A:N1	3	0.2
(1,10)	1:A:71:VAL:C	2:C:3:A:N3	3	0.2
(1,10)	1:A:71:VAL:C	2:C:3:A:N6	3	0.2
(1,10)	1:A:71:VAL:C	2:C:3:A:N7	3	0.2
(1,10)	1:A:71:VAL:C	2:C:3:A:N9	3	0.2
(1,10)	1:A:71:VAL:C	2:C:3:A:O2'	3	0.2
(1,10)	1:A:71:VAL:C	2:C:3:A:O3'	3	0.2
(1,10)	1:A:71:VAL:C	2:C:3:A:O4'	3	0.2
(1,10)	1:A:71:VAL:C	2:C:3:A:O5'	3	0.2
(1,10)	1:A:71:VAL:C	2:C:3:A:OP1	3	0.2
(1,10)	1:A:71:VAL:C	2:C:3:A:OP2	3	0.2
(1,10)	1:A:71:VAL:C	2:C:3:A:P	3	0.2
(1,10)	1:A:71:VAL:C	2:C:4:C:C1'	3	0.2
(1,10)	1:A:71:VAL:C	2:C:4:C:C2	3	0.2
(1,10)	1:A:71:VAL:C	2:C:4:C:C2'	3	0.2
(1,10)	1:A:71:VAL:C	2:C:4:C:C3'	3	0.2
(1,10)	1:A:71:VAL:C	2:C:4:C:C4	3	0.2
(1,10)	1:A:71:VAL:C	2:C:4:C:C4'	3	0.2
(1,10)	1:A:71:VAL:C	2:C:4:C:C5	3	0.2
(1,10)	1:A:71:VAL:C	2:C:4:C:C5'	3	0.2
(1,10)	1:A:71:VAL:C	2:C:4:C:C6	3	0.2
(1,10)	1:A:71:VAL:C	2:C:4:C:H1'	3	0.2
(1,10)	1:A:71:VAL:C	2:C:4:C:H2'	3	0.2
(1,10)	1:A:71:VAL:C	2:C:4:C:H3'	3	0.2
(1,10)	1:A:71:VAL:C	2:C:4:C:H4'	3	0.2
(1,10)	1:A:71:VAL:C	2:C:4:C:H41	3	0.2
(1,10)	1:A:71:VAL:C	2:C:4:C:H42	3	0.2
(1,10)	1:A:71:VAL:C	2:C:4:C:H5	3	0.2
(1,10)	1:A:71:VAL:C	2:C:4:C:H5'	3	0.2
(1,10)	1:A:71:VAL:C	2:C:4:C:H5''	3	0.2
(1,10)	1:A:71:VAL:C	2:C:4:C:H6	3	0.2
(1,10)	1:A:71:VAL:C	2:C:4:C:HO2'	3	0.2
(1,10)	1:A:71:VAL:C	2:C:4:C:N1	3	0.2
(1,10)	1:A:71:VAL:C	2:C:4:C:N3	3	0.2
(1,10)	1:A:71:VAL:C	2:C:4:C:N4	3	0.2
(1,10)	1:A:71:VAL:C	2:C:4:C:O2	3	0.2
(1,10)	1:A:71:VAL:C	2:C:4:C:O2'	3	0.2

Continued on next page...

Continued from previous page...

Key	Atom-1	Atom-2	Model ID	Violation (Å)
(1,10)	1:A:71:VAL:C	2:C:4:C:O3'	3	0.2
(1,10)	1:A:71:VAL:C	2:C:4:C:O4'	3	0.2
(1,10)	1:A:71:VAL:C	2:C:4:C:O5'	3	0.2
(1,10)	1:A:71:VAL:C	2:C:4:C:OP1	3	0.2
(1,10)	1:A:71:VAL:C	2:C:4:C:OP2	3	0.2
(1,10)	1:A:71:VAL:C	2:C:4:C:P	3	0.2
(1,10)	1:A:71:VAL:C	2:C:5:A:C1'	3	0.2
(1,10)	1:A:71:VAL:C	2:C:5:A:C2	3	0.2
(1,10)	1:A:71:VAL:C	2:C:5:A:C2'	3	0.2
(1,10)	1:A:71:VAL:C	2:C:5:A:C3'	3	0.2
(1,10)	1:A:71:VAL:C	2:C:5:A:C4	3	0.2
(1,10)	1:A:71:VAL:C	2:C:5:A:C4'	3	0.2
(1,10)	1:A:71:VAL:C	2:C:5:A:C5	3	0.2
(1,10)	1:A:71:VAL:C	2:C:5:A:C5'	3	0.2
(1,10)	1:A:71:VAL:C	2:C:5:A:C6	3	0.2
(1,10)	1:A:71:VAL:C	2:C:5:A:C8	3	0.2
(1,10)	1:A:71:VAL:C	2:C:5:A:H1'	3	0.2
(1,10)	1:A:71:VAL:C	2:C:5:A:H2	3	0.2
(1,10)	1:A:71:VAL:C	2:C:5:A:H2'	3	0.2
(1,10)	1:A:71:VAL:C	2:C:5:A:H3'	3	0.2
(1,10)	1:A:71:VAL:C	2:C:5:A:H4'	3	0.2
(1,10)	1:A:71:VAL:C	2:C:5:A:H5'	3	0.2
(1,10)	1:A:71:VAL:C	2:C:5:A:H5''	3	0.2
(1,10)	1:A:71:VAL:C	2:C:5:A:H61	3	0.2
(1,10)	1:A:71:VAL:C	2:C:5:A:H62	3	0.2
(1,10)	1:A:71:VAL:C	2:C:5:A:H8	3	0.2
(1,10)	1:A:71:VAL:C	2:C:5:A:HO2'	3	0.2
(1,10)	1:A:71:VAL:C	2:C:5:A:N1	3	0.2
(1,10)	1:A:71:VAL:C	2:C:5:A:N3	3	0.2
(1,10)	1:A:71:VAL:C	2:C:5:A:N6	3	0.2
(1,10)	1:A:71:VAL:C	2:C:5:A:N7	3	0.2
(1,10)	1:A:71:VAL:C	2:C:5:A:N9	3	0.2
(1,10)	1:A:71:VAL:C	2:C:5:A:O2'	3	0.2
(1,10)	1:A:71:VAL:C	2:C:5:A:O3'	3	0.2
(1,10)	1:A:71:VAL:C	2:C:5:A:O4'	3	0.2
(1,10)	1:A:71:VAL:C	2:C:5:A:O5'	3	0.2
(1,10)	1:A:71:VAL:C	2:C:5:A:OP1	3	0.2
(1,10)	1:A:71:VAL:C	2:C:5:A:OP2	3	0.2
(1,10)	1:A:71:VAL:C	2:C:5:A:P	3	0.2
(1,10)	1:A:71:VAL:CA	2:C:1:A:C1'	3	0.2
(1,10)	1:A:71:VAL:CA	2:C:1:A:C2	3	0.2
(1,10)	1:A:71:VAL:CA	2:C:1:A:C2'	3	0.2

Continued on next page...

Continued from previous page...

Key	Atom-1	Atom-2	Model ID	Violation (Å)
(1,10)	1:A:71:VAL:CA	2:C:1:A:C3'	3	0.2
(1,10)	1:A:71:VAL:CA	2:C:1:A:C4	3	0.2
(1,10)	1:A:71:VAL:CA	2:C:1:A:C4'	3	0.2
(1,10)	1:A:71:VAL:CA	2:C:1:A:C5	3	0.2
(1,10)	1:A:71:VAL:CA	2:C:1:A:C5'	3	0.2
(1,10)	1:A:71:VAL:CA	2:C:1:A:C6	3	0.2
(1,10)	1:A:71:VAL:CA	2:C:1:A:C8	3	0.2
(1,10)	1:A:71:VAL:CA	2:C:1:A:H1'	3	0.2
(1,10)	1:A:71:VAL:CA	2:C:1:A:H2	3	0.2
(1,10)	1:A:71:VAL:CA	2:C:1:A:H2'	3	0.2
(1,10)	1:A:71:VAL:CA	2:C:1:A:H3'	3	0.2
(1,10)	1:A:71:VAL:CA	2:C:1:A:H4'	3	0.2
(1,10)	1:A:71:VAL:CA	2:C:1:A:H5'	3	0.2
(1,10)	1:A:71:VAL:CA	2:C:1:A:H5''	3	0.2
(1,10)	1:A:71:VAL:CA	2:C:1:A:H61	3	0.2
(1,10)	1:A:71:VAL:CA	2:C:1:A:H62	3	0.2
(1,10)	1:A:71:VAL:CA	2:C:1:A:H8	3	0.2
(1,10)	1:A:71:VAL:CA	2:C:1:A:HO2'	3	0.2
(1,10)	1:A:71:VAL:CA	2:C:1:A:N1	3	0.2
(1,10)	1:A:71:VAL:CA	2:C:1:A:N3	3	0.2
(1,10)	1:A:71:VAL:CA	2:C:1:A:N6	3	0.2
(1,10)	1:A:71:VAL:CA	2:C:1:A:N7	3	0.2
(1,10)	1:A:71:VAL:CA	2:C:1:A:N9	3	0.2
(1,10)	1:A:71:VAL:CA	2:C:1:A:O2'	3	0.2
(1,10)	1:A:71:VAL:CA	2:C:1:A:O3'	3	0.2
(1,10)	1:A:71:VAL:CA	2:C:1:A:O4'	3	0.2
(1,10)	1:A:71:VAL:CA	2:C:1:A:O5'	3	0.2
(1,10)	1:A:71:VAL:CA	2:C:2:U:C1'	3	0.2
(1,10)	1:A:71:VAL:CA	2:C:2:U:C2	3	0.2
(1,10)	1:A:71:VAL:CA	2:C:2:U:C2'	3	0.2
(1,10)	1:A:71:VAL:CA	2:C:2:U:C3'	3	0.2
(1,10)	1:A:71:VAL:CA	2:C:2:U:C4	3	0.2
(1,10)	1:A:71:VAL:CA	2:C:2:U:C4'	3	0.2
(1,10)	1:A:71:VAL:CA	2:C:2:U:C5	3	0.2
(1,10)	1:A:71:VAL:CA	2:C:2:U:C5'	3	0.2
(1,10)	1:A:71:VAL:CA	2:C:2:U:C6	3	0.2
(1,10)	1:A:71:VAL:CA	2:C:2:U:H1'	3	0.2
(1,10)	1:A:71:VAL:CA	2:C:2:U:H2'	3	0.2
(1,10)	1:A:71:VAL:CA	2:C:2:U:H3	3	0.2
(1,10)	1:A:71:VAL:CA	2:C:2:U:H3'	3	0.2
(1,10)	1:A:71:VAL:CA	2:C:2:U:H4'	3	0.2
(1,10)	1:A:71:VAL:CA	2:C:2:U:H5	3	0.2

Continued on next page...

Continued from previous page...

Key	Atom-1	Atom-2	Model ID	Violation (Å)
(1,10)	1:A:71:VAL:CA	2:C:2:U:H5'	3	0.2
(1,10)	1:A:71:VAL:CA	2:C:2:U:H5''	3	0.2
(1,10)	1:A:71:VAL:CA	2:C:2:U:H6	3	0.2
(1,10)	1:A:71:VAL:CA	2:C:2:U:HO2'	3	0.2
(1,10)	1:A:71:VAL:CA	2:C:2:U:N1	3	0.2
(1,10)	1:A:71:VAL:CA	2:C:2:U:N3	3	0.2
(1,10)	1:A:71:VAL:CA	2:C:2:U:O2	3	0.2
(1,10)	1:A:71:VAL:CA	2:C:2:U:O2'	3	0.2
(1,10)	1:A:71:VAL:CA	2:C:2:U:O3'	3	0.2
(1,10)	1:A:71:VAL:CA	2:C:2:U:O4	3	0.2
(1,10)	1:A:71:VAL:CA	2:C:2:U:O4'	3	0.2
(1,10)	1:A:71:VAL:CA	2:C:2:U:O5'	3	0.2
(1,10)	1:A:71:VAL:CA	2:C:2:U:OP1	3	0.2
(1,10)	1:A:71:VAL:CA	2:C:2:U:OP2	3	0.2
(1,10)	1:A:71:VAL:CA	2:C:2:U:P	3	0.2
(1,10)	1:A:71:VAL:CA	2:C:3:A:C1'	3	0.2
(1,10)	1:A:71:VAL:CA	2:C:3:A:C2	3	0.2
(1,10)	1:A:71:VAL:CA	2:C:3:A:C2'	3	0.2
(1,10)	1:A:71:VAL:CA	2:C:3:A:C3'	3	0.2
(1,10)	1:A:71:VAL:CA	2:C:3:A:C4	3	0.2
(1,10)	1:A:71:VAL:CA	2:C:3:A:C4'	3	0.2
(1,10)	1:A:71:VAL:CA	2:C:3:A:C5	3	0.2
(1,10)	1:A:71:VAL:CA	2:C:3:A:C5'	3	0.2
(1,10)	1:A:71:VAL:CA	2:C:3:A:C6	3	0.2
(1,10)	1:A:71:VAL:CA	2:C:3:A:C8	3	0.2
(1,10)	1:A:71:VAL:CA	2:C:3:A:H1'	3	0.2
(1,10)	1:A:71:VAL:CA	2:C:3:A:H2	3	0.2
(1,10)	1:A:71:VAL:CA	2:C:3:A:H2'	3	0.2
(1,10)	1:A:71:VAL:CA	2:C:3:A:H3'	3	0.2
(1,10)	1:A:71:VAL:CA	2:C:3:A:H4'	3	0.2
(1,10)	1:A:71:VAL:CA	2:C:3:A:H5'	3	0.2
(1,10)	1:A:71:VAL:CA	2:C:3:A:H5''	3	0.2
(1,10)	1:A:71:VAL:CA	2:C:3:A:H61	3	0.2
(1,10)	1:A:71:VAL:CA	2:C:3:A:H62	3	0.2
(1,10)	1:A:71:VAL:CA	2:C:3:A:H8	3	0.2
(1,10)	1:A:71:VAL:CA	2:C:3:A:HO2'	3	0.2
(1,10)	1:A:71:VAL:CA	2:C:3:A:N1	3	0.2
(1,10)	1:A:71:VAL:CA	2:C:3:A:N3	3	0.2
(1,10)	1:A:71:VAL:CA	2:C:3:A:N6	3	0.2
(1,10)	1:A:71:VAL:CA	2:C:3:A:N7	3	0.2
(1,10)	1:A:71:VAL:CA	2:C:3:A:N9	3	0.2
(1,10)	1:A:71:VAL:CA	2:C:3:A:O2'	3	0.2

Continued on next page...

Continued from previous page...

Key	Atom-1	Atom-2	Model ID	Violation (Å)
(1,10)	1:A:71:VAL:CA	2:C:3:A:O3'	3	0.2
(1,10)	1:A:71:VAL:CA	2:C:3:A:O4'	3	0.2
(1,10)	1:A:71:VAL:CA	2:C:3:A:O5'	3	0.2
(1,10)	1:A:71:VAL:CA	2:C:3:A:OP1	3	0.2
(1,10)	1:A:71:VAL:CA	2:C:3:A:OP2	3	0.2
(1,10)	1:A:71:VAL:CA	2:C:3:A:P	3	0.2
(1,10)	1:A:71:VAL:CA	2:C:4:C:C1'	3	0.2
(1,10)	1:A:71:VAL:CA	2:C:4:C:C2	3	0.2
(1,10)	1:A:71:VAL:CA	2:C:4:C:C2'	3	0.2
(1,10)	1:A:71:VAL:CA	2:C:4:C:C3'	3	0.2
(1,10)	1:A:71:VAL:CA	2:C:4:C:C4	3	0.2
(1,10)	1:A:71:VAL:CA	2:C:4:C:C4'	3	0.2
(1,10)	1:A:71:VAL:CA	2:C:4:C:C5	3	0.2
(1,10)	1:A:71:VAL:CA	2:C:4:C:C5'	3	0.2
(1,10)	1:A:71:VAL:CA	2:C:4:C:C6	3	0.2
(1,10)	1:A:71:VAL:CA	2:C:4:C:H1'	3	0.2
(1,10)	1:A:71:VAL:CA	2:C:4:C:H2'	3	0.2
(1,10)	1:A:71:VAL:CA	2:C:4:C:H3'	3	0.2
(1,10)	1:A:71:VAL:CA	2:C:4:C:H4'	3	0.2
(1,10)	1:A:71:VAL:CA	2:C:4:C:H41	3	0.2
(1,10)	1:A:71:VAL:CA	2:C:4:C:H42	3	0.2
(1,10)	1:A:71:VAL:CA	2:C:4:C:H5	3	0.2
(1,10)	1:A:71:VAL:CA	2:C:4:C:H5'	3	0.2
(1,10)	1:A:71:VAL:CA	2:C:4:C:H5''	3	0.2
(1,10)	1:A:71:VAL:CA	2:C:4:C:H6	3	0.2
(1,10)	1:A:71:VAL:CA	2:C:4:C:HO2'	3	0.2
(1,10)	1:A:71:VAL:CA	2:C:4:C:N1	3	0.2
(1,10)	1:A:71:VAL:CA	2:C:4:C:N3	3	0.2
(1,10)	1:A:71:VAL:CA	2:C:4:C:N4	3	0.2
(1,10)	1:A:71:VAL:CA	2:C:4:C:O2	3	0.2
(1,10)	1:A:71:VAL:CA	2:C:4:C:O2'	3	0.2
(1,10)	1:A:71:VAL:CA	2:C:4:C:O3'	3	0.2
(1,10)	1:A:71:VAL:CA	2:C:4:C:O4'	3	0.2
(1,10)	1:A:71:VAL:CA	2:C:4:C:O5'	3	0.2
(1,10)	1:A:71:VAL:CA	2:C:4:C:OP1	3	0.2
(1,10)	1:A:71:VAL:CA	2:C:4:C:OP2	3	0.2
(1,10)	1:A:71:VAL:CA	2:C:4:C:P	3	0.2
(1,10)	1:A:71:VAL:CA	2:C:5:A:C1'	3	0.2
(1,10)	1:A:71:VAL:CA	2:C:5:A:C2	3	0.2
(1,10)	1:A:71:VAL:CA	2:C:5:A:C2'	3	0.2
(1,10)	1:A:71:VAL:CA	2:C:5:A:C3'	3	0.2
(1,10)	1:A:71:VAL:CA	2:C:5:A:C4	3	0.2

Continued on next page...

Continued from previous page...

Key	Atom-1	Atom-2	Model ID	Violation (Å)
(1,10)	1:A:71:VAL:CA	2:C:5:A:C4'	3	0.2
(1,10)	1:A:71:VAL:CA	2:C:5:A:C5	3	0.2
(1,10)	1:A:71:VAL:CA	2:C:5:A:C5'	3	0.2
(1,10)	1:A:71:VAL:CA	2:C:5:A:C6	3	0.2
(1,10)	1:A:71:VAL:CA	2:C:5:A:C8	3	0.2
(1,10)	1:A:71:VAL:CA	2:C:5:A:H1'	3	0.2
(1,10)	1:A:71:VAL:CA	2:C:5:A:H2	3	0.2
(1,10)	1:A:71:VAL:CA	2:C:5:A:H2'	3	0.2
(1,10)	1:A:71:VAL:CA	2:C:5:A:H3'	3	0.2
(1,10)	1:A:71:VAL:CA	2:C:5:A:H4'	3	0.2
(1,10)	1:A:71:VAL:CA	2:C:5:A:H5'	3	0.2
(1,10)	1:A:71:VAL:CA	2:C:5:A:H5''	3	0.2
(1,10)	1:A:71:VAL:CA	2:C:5:A:H61	3	0.2
(1,10)	1:A:71:VAL:CA	2:C:5:A:H62	3	0.2
(1,10)	1:A:71:VAL:CA	2:C:5:A:H8	3	0.2
(1,10)	1:A:71:VAL:CA	2:C:5:A:HO2'	3	0.2
(1,10)	1:A:71:VAL:CA	2:C:5:A:N1	3	0.2
(1,10)	1:A:71:VAL:CA	2:C:5:A:N3	3	0.2
(1,10)	1:A:71:VAL:CA	2:C:5:A:N6	3	0.2
(1,10)	1:A:71:VAL:CA	2:C:5:A:N7	3	0.2
(1,10)	1:A:71:VAL:CA	2:C:5:A:N9	3	0.2
(1,10)	1:A:71:VAL:CA	2:C:5:A:O2'	3	0.2
(1,10)	1:A:71:VAL:CA	2:C:5:A:O3'	3	0.2
(1,10)	1:A:71:VAL:CA	2:C:5:A:O4'	3	0.2
(1,10)	1:A:71:VAL:CA	2:C:5:A:O5'	3	0.2
(1,10)	1:A:71:VAL:CA	2:C:5:A:OP1	3	0.2
(1,10)	1:A:71:VAL:CA	2:C:5:A:OP2	3	0.2
(1,10)	1:A:71:VAL:CA	2:C:5:A:P	3	0.2
(1,10)	1:A:71:VAL:CB	2:C:1:A:C1'	3	0.2
(1,10)	1:A:71:VAL:CB	2:C:1:A:C2	3	0.2
(1,10)	1:A:71:VAL:CB	2:C:1:A:C2'	3	0.2
(1,10)	1:A:71:VAL:CB	2:C:1:A:C3'	3	0.2
(1,10)	1:A:71:VAL:CB	2:C:1:A:C4	3	0.2
(1,10)	1:A:71:VAL:CB	2:C:1:A:C4'	3	0.2
(1,10)	1:A:71:VAL:CB	2:C:1:A:C5	3	0.2
(1,10)	1:A:71:VAL:CB	2:C:1:A:C5'	3	0.2
(1,10)	1:A:71:VAL:CB	2:C:1:A:C6	3	0.2
(1,10)	1:A:71:VAL:CB	2:C:1:A:C8	3	0.2
(1,10)	1:A:71:VAL:CB	2:C:1:A:H1'	3	0.2
(1,10)	1:A:71:VAL:CB	2:C:1:A:H2	3	0.2
(1,10)	1:A:71:VAL:CB	2:C:1:A:H2'	3	0.2
(1,10)	1:A:71:VAL:CB	2:C:1:A:H3'	3	0.2

Continued on next page...

Continued from previous page...

Key	Atom-1	Atom-2	Model ID	Violation (Å)
(1,10)	1:A:71:VAL:CB	2:C:1:A:H4'	3	0.2
(1,10)	1:A:71:VAL:CB	2:C:1:A:H5'	3	0.2
(1,10)	1:A:71:VAL:CB	2:C:1:A:H5''	3	0.2
(1,10)	1:A:71:VAL:CB	2:C:1:A:H61	3	0.2
(1,10)	1:A:71:VAL:CB	2:C:1:A:H62	3	0.2
(1,10)	1:A:71:VAL:CB	2:C:1:A:H8	3	0.2
(1,10)	1:A:71:VAL:CB	2:C:1:A:HO2'	3	0.2
(1,10)	1:A:71:VAL:CB	2:C:1:A:N1	3	0.2
(1,10)	1:A:71:VAL:CB	2:C:1:A:N3	3	0.2
(1,10)	1:A:71:VAL:CB	2:C:1:A:N6	3	0.2
(1,10)	1:A:71:VAL:CB	2:C:1:A:N7	3	0.2
(1,10)	1:A:71:VAL:CB	2:C:1:A:N9	3	0.2
(1,10)	1:A:71:VAL:CB	2:C:1:A:O2'	3	0.2
(1,10)	1:A:71:VAL:CB	2:C:1:A:O3'	3	0.2
(1,10)	1:A:71:VAL:CB	2:C:1:A:O4'	3	0.2
(1,10)	1:A:71:VAL:CB	2:C:1:A:O5'	3	0.2
(1,10)	1:A:71:VAL:CB	2:C:2:U:C1'	3	0.2
(1,10)	1:A:71:VAL:CB	2:C:2:U:C2	3	0.2
(1,10)	1:A:71:VAL:CB	2:C:2:U:C2'	3	0.2
(1,10)	1:A:71:VAL:CB	2:C:2:U:C3'	3	0.2
(1,10)	1:A:71:VAL:CB	2:C:2:U:C4	3	0.2
(1,10)	1:A:71:VAL:CB	2:C:2:U:C4'	3	0.2
(1,10)	1:A:71:VAL:CB	2:C:2:U:C5	3	0.2
(1,10)	1:A:71:VAL:CB	2:C:2:U:C5'	3	0.2
(1,10)	1:A:71:VAL:CB	2:C:2:U:C6	3	0.2
(1,10)	1:A:71:VAL:CB	2:C:2:U:H1'	3	0.2
(1,10)	1:A:71:VAL:CB	2:C:2:U:H2'	3	0.2
(1,10)	1:A:71:VAL:CB	2:C:2:U:H3	3	0.2
(1,10)	1:A:71:VAL:CB	2:C:2:U:H3'	3	0.2
(1,10)	1:A:71:VAL:CB	2:C:2:U:H4'	3	0.2
(1,10)	1:A:71:VAL:CB	2:C:2:U:H5	3	0.2
(1,10)	1:A:71:VAL:CB	2:C:2:U:H5'	3	0.2
(1,10)	1:A:71:VAL:CB	2:C:2:U:H5''	3	0.2
(1,10)	1:A:71:VAL:CB	2:C:2:U:H6	3	0.2
(1,10)	1:A:71:VAL:CB	2:C:2:U:HO2'	3	0.2
(1,10)	1:A:71:VAL:CB	2:C:2:U:N1	3	0.2
(1,10)	1:A:71:VAL:CB	2:C:2:U:N3	3	0.2
(1,10)	1:A:71:VAL:CB	2:C:2:U:O2	3	0.2
(1,10)	1:A:71:VAL:CB	2:C:2:U:O2'	3	0.2
(1,10)	1:A:71:VAL:CB	2:C:2:U:O3'	3	0.2
(1,10)	1:A:71:VAL:CB	2:C:2:U:O4	3	0.2
(1,10)	1:A:71:VAL:CB	2:C:2:U:O4'	3	0.2

Continued on next page...

Continued from previous page...

Key	Atom-1	Atom-2	Model ID	Violation (Å)
(1,10)	1:A:71:VAL:CB	2:C:2:U:O5'	3	0.2
(1,10)	1:A:71:VAL:CB	2:C:2:U:OP1	3	0.2
(1,10)	1:A:71:VAL:CB	2:C:2:U:OP2	3	0.2
(1,10)	1:A:71:VAL:CB	2:C:2:U:P	3	0.2
(1,10)	1:A:71:VAL:CB	2:C:3:A:C1'	3	0.2
(1,10)	1:A:71:VAL:CB	2:C:3:A:C2	3	0.2
(1,10)	1:A:71:VAL:CB	2:C:3:A:C2'	3	0.2
(1,10)	1:A:71:VAL:CB	2:C:3:A:C3'	3	0.2
(1,10)	1:A:71:VAL:CB	2:C:3:A:C4	3	0.2
(1,10)	1:A:71:VAL:CB	2:C:3:A:C4'	3	0.2
(1,10)	1:A:71:VAL:CB	2:C:3:A:C5	3	0.2
(1,10)	1:A:71:VAL:CB	2:C:3:A:C5'	3	0.2
(1,10)	1:A:71:VAL:CB	2:C:3:A:C6	3	0.2
(1,10)	1:A:71:VAL:CB	2:C:3:A:C8	3	0.2
(1,10)	1:A:71:VAL:CB	2:C:3:A:H1'	3	0.2
(1,10)	1:A:71:VAL:CB	2:C:3:A:H2	3	0.2
(1,10)	1:A:71:VAL:CB	2:C:3:A:H2'	3	0.2
(1,10)	1:A:71:VAL:CB	2:C:3:A:H3'	3	0.2
(1,10)	1:A:71:VAL:CB	2:C:3:A:H4'	3	0.2
(1,10)	1:A:71:VAL:CB	2:C:3:A:H5'	3	0.2
(1,10)	1:A:71:VAL:CB	2:C:3:A:H5''	3	0.2
(1,10)	1:A:71:VAL:CB	2:C:3:A:H61	3	0.2
(1,10)	1:A:71:VAL:CB	2:C:3:A:H62	3	0.2
(1,10)	1:A:71:VAL:CB	2:C:3:A:H8	3	0.2
(1,10)	1:A:71:VAL:CB	2:C:3:A:HO2'	3	0.2
(1,10)	1:A:71:VAL:CB	2:C:3:A:N1	3	0.2
(1,10)	1:A:71:VAL:CB	2:C:3:A:N3	3	0.2
(1,10)	1:A:71:VAL:CB	2:C:3:A:N6	3	0.2
(1,10)	1:A:71:VAL:CB	2:C:3:A:N7	3	0.2
(1,10)	1:A:71:VAL:CB	2:C:3:A:N9	3	0.2
(1,10)	1:A:71:VAL:CB	2:C:3:A:O2'	3	0.2
(1,10)	1:A:71:VAL:CB	2:C:3:A:O3'	3	0.2
(1,10)	1:A:71:VAL:CB	2:C:3:A:O4'	3	0.2
(1,10)	1:A:71:VAL:CB	2:C:3:A:O5'	3	0.2
(1,10)	1:A:71:VAL:CB	2:C:3:A:OP1	3	0.2
(1,10)	1:A:71:VAL:CB	2:C:3:A:OP2	3	0.2
(1,10)	1:A:71:VAL:CB	2:C:3:A:P	3	0.2
(1,10)	1:A:71:VAL:CB	2:C:4:C:C1'	3	0.2
(1,10)	1:A:71:VAL:CB	2:C:4:C:C2	3	0.2
(1,10)	1:A:71:VAL:CB	2:C:4:C:C2'	3	0.2
(1,10)	1:A:71:VAL:CB	2:C:4:C:C3'	3	0.2
(1,10)	1:A:71:VAL:CB	2:C:4:C:C4	3	0.2

Continued on next page...

Continued from previous page...

Key	Atom-1	Atom-2	Model ID	Violation (Å)
(1,10)	1:A:71:VAL:CB	2:C:4:C:C4'	3	0.2
(1,10)	1:A:71:VAL:CB	2:C:4:C:C5	3	0.2
(1,10)	1:A:71:VAL:CB	2:C:4:C:C5'	3	0.2
(1,10)	1:A:71:VAL:CB	2:C:4:C:C6	3	0.2
(1,10)	1:A:71:VAL:CB	2:C:4:C:H1'	3	0.2
(1,10)	1:A:71:VAL:CB	2:C:4:C:H2'	3	0.2
(1,10)	1:A:71:VAL:CB	2:C:4:C:H3'	3	0.2
(1,10)	1:A:71:VAL:CB	2:C:4:C:H4'	3	0.2
(1,10)	1:A:71:VAL:CB	2:C:4:C:H41	3	0.2
(1,10)	1:A:71:VAL:CB	2:C:4:C:H42	3	0.2
(1,10)	1:A:71:VAL:CB	2:C:4:C:H5	3	0.2
(1,10)	1:A:71:VAL:CB	2:C:4:C:H5'	3	0.2
(1,10)	1:A:71:VAL:CB	2:C:4:C:H5''	3	0.2
(1,10)	1:A:71:VAL:CB	2:C:4:C:H6	3	0.2
(1,10)	1:A:71:VAL:CB	2:C:4:C:HO2'	3	0.2
(1,10)	1:A:71:VAL:CB	2:C:4:C:N1	3	0.2
(1,10)	1:A:71:VAL:CB	2:C:4:C:N3	3	0.2
(1,10)	1:A:71:VAL:CB	2:C:4:C:N4	3	0.2
(1,10)	1:A:71:VAL:CB	2:C:4:C:O2	3	0.2
(1,10)	1:A:71:VAL:CB	2:C:4:C:O2'	3	0.2
(1,10)	1:A:71:VAL:CB	2:C:4:C:O3'	3	0.2
(1,10)	1:A:71:VAL:CB	2:C:4:C:O4'	3	0.2
(1,10)	1:A:71:VAL:CB	2:C:4:C:O5'	3	0.2
(1,10)	1:A:71:VAL:CB	2:C:4:C:OP1	3	0.2
(1,10)	1:A:71:VAL:CB	2:C:4:C:OP2	3	0.2
(1,10)	1:A:71:VAL:CB	2:C:4:C:P	3	0.2
(1,10)	1:A:71:VAL:CB	2:C:5:A:C1'	3	0.2
(1,10)	1:A:71:VAL:CB	2:C:5:A:C2	3	0.2
(1,10)	1:A:71:VAL:CB	2:C:5:A:C2'	3	0.2
(1,10)	1:A:71:VAL:CB	2:C:5:A:C3'	3	0.2
(1,10)	1:A:71:VAL:CB	2:C:5:A:C4	3	0.2
(1,10)	1:A:71:VAL:CB	2:C:5:A:C4'	3	0.2
(1,10)	1:A:71:VAL:CB	2:C:5:A:C5	3	0.2
(1,10)	1:A:71:VAL:CB	2:C:5:A:C5'	3	0.2
(1,10)	1:A:71:VAL:CB	2:C:5:A:C6	3	0.2
(1,10)	1:A:71:VAL:CB	2:C:5:A:C8	3	0.2
(1,10)	1:A:71:VAL:CB	2:C:5:A:H1'	3	0.2
(1,10)	1:A:71:VAL:CB	2:C:5:A:H2	3	0.2
(1,10)	1:A:71:VAL:CB	2:C:5:A:H2'	3	0.2
(1,10)	1:A:71:VAL:CB	2:C:5:A:H3'	3	0.2
(1,10)	1:A:71:VAL:CB	2:C:5:A:H4'	3	0.2
(1,10)	1:A:71:VAL:CB	2:C:5:A:H5'	3	0.2

Continued on next page...

Continued from previous page...

Key	Atom-1	Atom-2	Model ID	Violation (Å)
(1,10)	1:A:71:VAL:CB	2:C:5:A:H5''	3	0.2
(1,10)	1:A:71:VAL:CB	2:C:5:A:H61	3	0.2
(1,10)	1:A:71:VAL:CB	2:C:5:A:H62	3	0.2
(1,10)	1:A:71:VAL:CB	2:C:5:A:H8	3	0.2
(1,10)	1:A:71:VAL:CB	2:C:5:A:HO2'	3	0.2
(1,10)	1:A:71:VAL:CB	2:C:5:A:N1	3	0.2
(1,10)	1:A:71:VAL:CB	2:C:5:A:N3	3	0.2
(1,10)	1:A:71:VAL:CB	2:C:5:A:N6	3	0.2
(1,10)	1:A:71:VAL:CB	2:C:5:A:N7	3	0.2
(1,10)	1:A:71:VAL:CB	2:C:5:A:N9	3	0.2
(1,10)	1:A:71:VAL:CB	2:C:5:A:O2'	3	0.2
(1,10)	1:A:71:VAL:CB	2:C:5:A:O3'	3	0.2
(1,10)	1:A:71:VAL:CB	2:C:5:A:O4'	3	0.2
(1,10)	1:A:71:VAL:CB	2:C:5:A:O5'	3	0.2
(1,10)	1:A:71:VAL:CB	2:C:5:A:OP1	3	0.2
(1,10)	1:A:71:VAL:CB	2:C:5:A:OP2	3	0.2
(1,10)	1:A:71:VAL:CB	2:C:5:A:P	3	0.2
(1,10)	1:A:71:VAL:CG1	2:C:1:A:C1'	3	0.2
(1,10)	1:A:71:VAL:CG1	2:C:1:A:C2	3	0.2
(1,10)	1:A:71:VAL:CG1	2:C:1:A:C2'	3	0.2
(1,10)	1:A:71:VAL:CG1	2:C:1:A:C3'	3	0.2
(1,10)	1:A:71:VAL:CG1	2:C:1:A:C4	3	0.2
(1,10)	1:A:71:VAL:CG1	2:C:1:A:C4'	3	0.2
(1,10)	1:A:71:VAL:CG1	2:C:1:A:C5	3	0.2
(1,10)	1:A:71:VAL:CG1	2:C:1:A:C5'	3	0.2
(1,10)	1:A:71:VAL:CG1	2:C:1:A:C6	3	0.2
(1,10)	1:A:71:VAL:CG1	2:C:1:A:C8	3	0.2
(1,10)	1:A:71:VAL:CG1	2:C:1:A:H1'	3	0.2
(1,10)	1:A:71:VAL:CG1	2:C:1:A:H2	3	0.2
(1,10)	1:A:71:VAL:CG1	2:C:1:A:H2'	3	0.2
(1,10)	1:A:71:VAL:CG1	2:C:1:A:H3'	3	0.2
(1,10)	1:A:71:VAL:CG1	2:C:1:A:H4'	3	0.2
(1,10)	1:A:71:VAL:CG1	2:C:1:A:H5'	3	0.2
(1,10)	1:A:71:VAL:CG1	2:C:1:A:H5''	3	0.2
(1,10)	1:A:71:VAL:CG1	2:C:1:A:H61	3	0.2
(1,10)	1:A:71:VAL:CG1	2:C:1:A:H62	3	0.2
(1,10)	1:A:71:VAL:CG1	2:C:1:A:H8	3	0.2
(1,10)	1:A:71:VAL:CG1	2:C:1:A:HO2'	3	0.2
(1,10)	1:A:71:VAL:CG1	2:C:1:A:N1	3	0.2
(1,10)	1:A:71:VAL:CG1	2:C:1:A:N3	3	0.2
(1,10)	1:A:71:VAL:CG1	2:C:1:A:N6	3	0.2
(1,10)	1:A:71:VAL:CG1	2:C:1:A:N7	3	0.2

Continued on next page...

Continued from previous page...

Key	Atom-1	Atom-2	Model ID	Violation (Å)
(1,10)	1:A:71:VAL:CG1	2:C:1:A:N9	3	0.2
(1,10)	1:A:71:VAL:CG1	2:C:1:A:O2'	3	0.2
(1,10)	1:A:71:VAL:CG1	2:C:1:A:O3'	3	0.2
(1,10)	1:A:71:VAL:CG1	2:C:1:A:O4'	3	0.2
(1,10)	1:A:71:VAL:CG1	2:C:1:A:O5'	3	0.2
(1,10)	1:A:71:VAL:CG1	2:C:2:U:C1'	3	0.2
(1,10)	1:A:71:VAL:CG1	2:C:2:U:C2	3	0.2
(1,10)	1:A:71:VAL:CG1	2:C:2:U:C2'	3	0.2
(1,10)	1:A:71:VAL:CG1	2:C:2:U:C3'	3	0.2
(1,10)	1:A:71:VAL:CG1	2:C:2:U:C4	3	0.2
(1,10)	1:A:71:VAL:CG1	2:C:2:U:C4'	3	0.2
(1,10)	1:A:71:VAL:CG1	2:C:2:U:C5	3	0.2
(1,10)	1:A:71:VAL:CG1	2:C:2:U:C5'	3	0.2
(1,10)	1:A:71:VAL:CG1	2:C:2:U:C6	3	0.2
(1,10)	1:A:71:VAL:CG1	2:C:2:U:H1'	3	0.2
(1,10)	1:A:71:VAL:CG1	2:C:2:U:H2'	3	0.2
(1,10)	1:A:71:VAL:CG1	2:C:2:U:H3	3	0.2
(1,10)	1:A:71:VAL:CG1	2:C:2:U:H3'	3	0.2
(1,10)	1:A:71:VAL:CG1	2:C:2:U:H4'	3	0.2
(1,10)	1:A:71:VAL:CG1	2:C:2:U:H5	3	0.2
(1,10)	1:A:71:VAL:CG1	2:C:2:U:H5'	3	0.2
(1,10)	1:A:71:VAL:CG1	2:C:2:U:H5''	3	0.2
(1,10)	1:A:71:VAL:CG1	2:C:2:U:H6	3	0.2
(1,10)	1:A:71:VAL:CG1	2:C:2:U:HO2'	3	0.2
(1,10)	1:A:71:VAL:CG1	2:C:2:U:N1	3	0.2
(1,10)	1:A:71:VAL:CG1	2:C:2:U:N3	3	0.2
(1,10)	1:A:71:VAL:CG1	2:C:2:U:O2	3	0.2
(1,10)	1:A:71:VAL:CG1	2:C:2:U:O2'	3	0.2
(1,10)	1:A:71:VAL:CG1	2:C:2:U:O3'	3	0.2
(1,10)	1:A:71:VAL:CG1	2:C:2:U:O4	3	0.2
(1,10)	1:A:71:VAL:CG1	2:C:2:U:O4'	3	0.2
(1,10)	1:A:71:VAL:CG1	2:C:2:U:O5'	3	0.2
(1,10)	1:A:71:VAL:CG1	2:C:2:U:OP1	3	0.2
(1,10)	1:A:71:VAL:CG1	2:C:2:U:OP2	3	0.2
(1,10)	1:A:71:VAL:CG1	2:C:2:U:P	3	0.2
(1,10)	1:A:71:VAL:CG1	2:C:3:A:C1'	3	0.2
(1,10)	1:A:71:VAL:CG1	2:C:3:A:C2	3	0.2
(1,10)	1:A:71:VAL:CG1	2:C:3:A:C2'	3	0.2
(1,10)	1:A:71:VAL:CG1	2:C:3:A:C3'	3	0.2
(1,10)	1:A:71:VAL:CG1	2:C:3:A:C4	3	0.2
(1,10)	1:A:71:VAL:CG1	2:C:3:A:C4'	3	0.2
(1,10)	1:A:71:VAL:CG1	2:C:3:A:C5	3	0.2

Continued on next page...

Continued from previous page...

Key	Atom-1	Atom-2	Model ID	Violation (Å)
(1,10)	1:A:71:VAL:CG1	2:C:3:A:C5'	3	0.2
(1,10)	1:A:71:VAL:CG1	2:C:3:A:C6	3	0.2
(1,10)	1:A:71:VAL:CG1	2:C:3:A:C8	3	0.2
(1,10)	1:A:71:VAL:CG1	2:C:3:A:H1'	3	0.2
(1,10)	1:A:71:VAL:CG1	2:C:3:A:H2	3	0.2
(1,10)	1:A:71:VAL:CG1	2:C:3:A:H2'	3	0.2
(1,10)	1:A:71:VAL:CG1	2:C:3:A:H3'	3	0.2
(1,10)	1:A:71:VAL:CG1	2:C:3:A:H4'	3	0.2
(1,10)	1:A:71:VAL:CG1	2:C:3:A:H5'	3	0.2
(1,10)	1:A:71:VAL:CG1	2:C:3:A:H5''	3	0.2
(1,10)	1:A:71:VAL:CG1	2:C:3:A:H61	3	0.2
(1,10)	1:A:71:VAL:CG1	2:C:3:A:H62	3	0.2
(1,10)	1:A:71:VAL:CG1	2:C:3:A:H8	3	0.2
(1,10)	1:A:71:VAL:CG1	2:C:3:A:HO2'	3	0.2
(1,10)	1:A:71:VAL:CG1	2:C:3:A:N1	3	0.2
(1,10)	1:A:71:VAL:CG1	2:C:3:A:N3	3	0.2
(1,10)	1:A:71:VAL:CG1	2:C:3:A:N6	3	0.2
(1,10)	1:A:71:VAL:CG1	2:C:3:A:N7	3	0.2
(1,10)	1:A:71:VAL:CG1	2:C:3:A:N9	3	0.2
(1,10)	1:A:71:VAL:CG1	2:C:3:A:O2'	3	0.2
(1,10)	1:A:71:VAL:CG1	2:C:3:A:O3'	3	0.2
(1,10)	1:A:71:VAL:CG1	2:C:3:A:O4'	3	0.2
(1,10)	1:A:71:VAL:CG1	2:C:3:A:O5'	3	0.2
(1,10)	1:A:71:VAL:CG1	2:C:3:A:OP1	3	0.2
(1,10)	1:A:71:VAL:CG1	2:C:3:A:OP2	3	0.2
(1,10)	1:A:71:VAL:CG1	2:C:3:A:P	3	0.2
(1,10)	1:A:71:VAL:CG1	2:C:4:C:C1'	3	0.2
(1,10)	1:A:71:VAL:CG1	2:C:4:C:C2	3	0.2
(1,10)	1:A:71:VAL:CG1	2:C:4:C:C2'	3	0.2
(1,10)	1:A:71:VAL:CG1	2:C:4:C:C3'	3	0.2
(1,10)	1:A:71:VAL:CG1	2:C:4:C:C4	3	0.2
(1,10)	1:A:71:VAL:CG1	2:C:4:C:C4'	3	0.2
(1,10)	1:A:71:VAL:CG1	2:C:4:C:C5	3	0.2
(1,10)	1:A:71:VAL:CG1	2:C:4:C:C5'	3	0.2
(1,10)	1:A:71:VAL:CG1	2:C:4:C:C6	3	0.2
(1,10)	1:A:71:VAL:CG1	2:C:4:C:H1'	3	0.2
(1,10)	1:A:71:VAL:CG1	2:C:4:C:H2'	3	0.2
(1,10)	1:A:71:VAL:CG1	2:C:4:C:H3'	3	0.2
(1,10)	1:A:71:VAL:CG1	2:C:4:C:H4'	3	0.2
(1,10)	1:A:71:VAL:CG1	2:C:4:C:H41	3	0.2
(1,10)	1:A:71:VAL:CG1	2:C:4:C:H42	3	0.2
(1,10)	1:A:71:VAL:CG1	2:C:4:C:H5	3	0.2

Continued on next page...

Continued from previous page...

Key	Atom-1	Atom-2	Model ID	Violation (Å)
(1,10)	1:A:71:VAL:CG1	2:C:4:C:H5'	3	0.2
(1,10)	1:A:71:VAL:CG1	2:C:4:C:H5''	3	0.2
(1,10)	1:A:71:VAL:CG1	2:C:4:C:H6	3	0.2
(1,10)	1:A:71:VAL:CG1	2:C:4:C:HO2'	3	0.2
(1,10)	1:A:71:VAL:CG1	2:C:4:C:N1	3	0.2
(1,10)	1:A:71:VAL:CG1	2:C:4:C:N3	3	0.2
(1,10)	1:A:71:VAL:CG1	2:C:4:C:N4	3	0.2
(1,10)	1:A:71:VAL:CG1	2:C:4:C:O2	3	0.2
(1,10)	1:A:71:VAL:CG1	2:C:4:C:O2'	3	0.2
(1,10)	1:A:71:VAL:CG1	2:C:4:C:O3'	3	0.2
(1,10)	1:A:71:VAL:CG1	2:C:4:C:O4'	3	0.2
(1,10)	1:A:71:VAL:CG1	2:C:4:C:O5'	3	0.2
(1,10)	1:A:71:VAL:CG1	2:C:4:C:OP1	3	0.2
(1,10)	1:A:71:VAL:CG1	2:C:4:C:OP2	3	0.2
(1,10)	1:A:71:VAL:CG1	2:C:4:C:P	3	0.2
(1,10)	1:A:71:VAL:CG1	2:C:5:A:C1'	3	0.2
(1,10)	1:A:71:VAL:CG1	2:C:5:A:C2	3	0.2
(1,10)	1:A:71:VAL:CG1	2:C:5:A:C2'	3	0.2
(1,10)	1:A:71:VAL:CG1	2:C:5:A:C3'	3	0.2
(1,10)	1:A:71:VAL:CG1	2:C:5:A:C4	3	0.2
(1,10)	1:A:71:VAL:CG1	2:C:5:A:C4'	3	0.2
(1,10)	1:A:71:VAL:CG1	2:C:5:A:C5	3	0.2
(1,10)	1:A:71:VAL:CG1	2:C:5:A:C5'	3	0.2
(1,10)	1:A:71:VAL:CG1	2:C:5:A:C6	3	0.2
(1,10)	1:A:71:VAL:CG1	2:C:5:A:C8	3	0.2
(1,10)	1:A:71:VAL:CG1	2:C:5:A:H1'	3	0.2
(1,10)	1:A:71:VAL:CG1	2:C:5:A:H2	3	0.2
(1,10)	1:A:71:VAL:CG1	2:C:5:A:H2'	3	0.2
(1,10)	1:A:71:VAL:CG1	2:C:5:A:H3'	3	0.2
(1,10)	1:A:71:VAL:CG1	2:C:5:A:H4'	3	0.2
(1,10)	1:A:71:VAL:CG1	2:C:5:A:H5'	3	0.2
(1,10)	1:A:71:VAL:CG1	2:C:5:A:H5''	3	0.2
(1,10)	1:A:71:VAL:CG1	2:C:5:A:H61	3	0.2
(1,10)	1:A:71:VAL:CG1	2:C:5:A:H62	3	0.2
(1,10)	1:A:71:VAL:CG1	2:C:5:A:H8	3	0.2
(1,10)	1:A:71:VAL:CG1	2:C:5:A:HO2'	3	0.2
(1,10)	1:A:71:VAL:CG1	2:C:5:A:N1	3	0.2
(1,10)	1:A:71:VAL:CG1	2:C:5:A:N3	3	0.2
(1,10)	1:A:71:VAL:CG1	2:C:5:A:N6	3	0.2
(1,10)	1:A:71:VAL:CG1	2:C:5:A:N7	3	0.2
(1,10)	1:A:71:VAL:CG1	2:C:5:A:N9	3	0.2
(1,10)	1:A:71:VAL:CG1	2:C:5:A:O2'	3	0.2

Continued on next page...

Continued from previous page...

Key	Atom-1	Atom-2	Model ID	Violation (Å)
(1,10)	1:A:71:VAL:CG1	2:C:5:A:O3'	3	0.2
(1,10)	1:A:71:VAL:CG1	2:C:5:A:O4'	3	0.2
(1,10)	1:A:71:VAL:CG1	2:C:5:A:O5'	3	0.2
(1,10)	1:A:71:VAL:CG1	2:C:5:A:OP1	3	0.2
(1,10)	1:A:71:VAL:CG1	2:C:5:A:OP2	3	0.2
(1,10)	1:A:71:VAL:CG1	2:C:5:A:P	3	0.2
(1,10)	1:A:71:VAL:CG2	2:C:1:A:C1'	3	0.2
(1,10)	1:A:71:VAL:CG2	2:C:1:A:C2	3	0.2
(1,10)	1:A:71:VAL:CG2	2:C:1:A:C2'	3	0.2
(1,10)	1:A:71:VAL:CG2	2:C:1:A:C3'	3	0.2
(1,10)	1:A:71:VAL:CG2	2:C:1:A:C4	3	0.2
(1,10)	1:A:71:VAL:CG2	2:C:1:A:C4'	3	0.2
(1,10)	1:A:71:VAL:CG2	2:C:1:A:C5	3	0.2
(1,10)	1:A:71:VAL:CG2	2:C:1:A:C5'	3	0.2
(1,10)	1:A:71:VAL:CG2	2:C:1:A:C6	3	0.2
(1,10)	1:A:71:VAL:CG2	2:C:1:A:C8	3	0.2
(1,10)	1:A:71:VAL:CG2	2:C:1:A:H1'	3	0.2
(1,10)	1:A:71:VAL:CG2	2:C:1:A:H2	3	0.2
(1,10)	1:A:71:VAL:CG2	2:C:1:A:H2'	3	0.2
(1,10)	1:A:71:VAL:CG2	2:C:1:A:H3'	3	0.2
(1,10)	1:A:71:VAL:CG2	2:C:1:A:H4'	3	0.2
(1,10)	1:A:71:VAL:CG2	2:C:1:A:H5'	3	0.2
(1,10)	1:A:71:VAL:CG2	2:C:1:A:H5''	3	0.2
(1,10)	1:A:71:VAL:CG2	2:C:1:A:H61	3	0.2
(1,10)	1:A:71:VAL:CG2	2:C:1:A:H62	3	0.2
(1,10)	1:A:71:VAL:CG2	2:C:1:A:H8	3	0.2
(1,10)	1:A:71:VAL:CG2	2:C:1:A:HO2'	3	0.2
(1,10)	1:A:71:VAL:CG2	2:C:1:A:N1	3	0.2
(1,10)	1:A:71:VAL:CG2	2:C:1:A:N3	3	0.2
(1,10)	1:A:71:VAL:CG2	2:C:1:A:N6	3	0.2
(1,10)	1:A:71:VAL:CG2	2:C:1:A:N7	3	0.2
(1,10)	1:A:71:VAL:CG2	2:C:1:A:N9	3	0.2
(1,10)	1:A:71:VAL:CG2	2:C:1:A:O2'	3	0.2
(1,10)	1:A:71:VAL:CG2	2:C:1:A:O3'	3	0.2
(1,10)	1:A:71:VAL:CG2	2:C:1:A:O4'	3	0.2
(1,10)	1:A:71:VAL:CG2	2:C:1:A:O5'	3	0.2
(1,10)	1:A:71:VAL:CG2	2:C:2:U:C1'	3	0.2
(1,10)	1:A:71:VAL:CG2	2:C:2:U:C2	3	0.2
(1,10)	1:A:71:VAL:CG2	2:C:2:U:C2'	3	0.2
(1,10)	1:A:71:VAL:CG2	2:C:2:U:C3'	3	0.2
(1,10)	1:A:71:VAL:CG2	2:C:2:U:C4	3	0.2
(1,10)	1:A:71:VAL:CG2	2:C:2:U:C4'	3	0.2

Continued on next page...

Continued from previous page...

Key	Atom-1	Atom-2	Model ID	Violation (Å)
(1,10)	1:A:71:VAL:CG2	2:C:2:U:C5	3	0.2
(1,10)	1:A:71:VAL:CG2	2:C:2:U:C5'	3	0.2
(1,10)	1:A:71:VAL:CG2	2:C:2:U:C6	3	0.2
(1,10)	1:A:71:VAL:CG2	2:C:2:U:H1'	3	0.2
(1,10)	1:A:71:VAL:CG2	2:C:2:U:H2'	3	0.2
(1,10)	1:A:71:VAL:CG2	2:C:2:U:H3	3	0.2
(1,10)	1:A:71:VAL:CG2	2:C:2:U:H3'	3	0.2
(1,10)	1:A:71:VAL:CG2	2:C:2:U:H4'	3	0.2
(1,10)	1:A:71:VAL:CG2	2:C:2:U:H5	3	0.2
(1,10)	1:A:71:VAL:CG2	2:C:2:U:H5'	3	0.2
(1,10)	1:A:71:VAL:CG2	2:C:2:U:H5''	3	0.2
(1,10)	1:A:71:VAL:CG2	2:C:2:U:H6	3	0.2
(1,10)	1:A:71:VAL:CG2	2:C:2:U:HO2'	3	0.2
(1,10)	1:A:71:VAL:CG2	2:C:2:U:N1	3	0.2
(1,10)	1:A:71:VAL:CG2	2:C:2:U:N3	3	0.2
(1,10)	1:A:71:VAL:CG2	2:C:2:U:O2	3	0.2
(1,10)	1:A:71:VAL:CG2	2:C:2:U:O2'	3	0.2
(1,10)	1:A:71:VAL:CG2	2:C:2:U:O3'	3	0.2
(1,10)	1:A:71:VAL:CG2	2:C:2:U:O4	3	0.2
(1,10)	1:A:71:VAL:CG2	2:C:2:U:O4'	3	0.2
(1,10)	1:A:71:VAL:CG2	2:C:2:U:O5'	3	0.2
(1,10)	1:A:71:VAL:CG2	2:C:2:U:OP1	3	0.2
(1,10)	1:A:71:VAL:CG2	2:C:2:U:OP2	3	0.2
(1,10)	1:A:71:VAL:CG2	2:C:2:U:P	3	0.2
(1,10)	1:A:71:VAL:CG2	2:C:3:A:C1'	3	0.2
(1,10)	1:A:71:VAL:CG2	2:C:3:A:C2	3	0.2
(1,10)	1:A:71:VAL:CG2	2:C:3:A:C2'	3	0.2
(1,10)	1:A:71:VAL:CG2	2:C:3:A:C3'	3	0.2
(1,10)	1:A:71:VAL:CG2	2:C:3:A:C4	3	0.2
(1,10)	1:A:71:VAL:CG2	2:C:3:A:C4'	3	0.2
(1,10)	1:A:71:VAL:CG2	2:C:3:A:C5	3	0.2
(1,10)	1:A:71:VAL:CG2	2:C:3:A:C5'	3	0.2
(1,10)	1:A:71:VAL:CG2	2:C:3:A:C6	3	0.2
(1,10)	1:A:71:VAL:CG2	2:C:3:A:C8	3	0.2
(1,10)	1:A:71:VAL:CG2	2:C:3:A:H1'	3	0.2
(1,10)	1:A:71:VAL:CG2	2:C:3:A:H2	3	0.2
(1,10)	1:A:71:VAL:CG2	2:C:3:A:H2'	3	0.2
(1,10)	1:A:71:VAL:CG2	2:C:3:A:H3'	3	0.2
(1,10)	1:A:71:VAL:CG2	2:C:3:A:H4'	3	0.2
(1,10)	1:A:71:VAL:CG2	2:C:3:A:H5'	3	0.2
(1,10)	1:A:71:VAL:CG2	2:C:3:A:H5''	3	0.2
(1,10)	1:A:71:VAL:CG2	2:C:3:A:H61	3	0.2

Continued on next page...

Continued from previous page...

Key	Atom-1	Atom-2	Model ID	Violation (Å)
(1,10)	1:A:71:VAL:CG2	2:C:3:A:H62	3	0.2
(1,10)	1:A:71:VAL:CG2	2:C:3:A:H8	3	0.2
(1,10)	1:A:71:VAL:CG2	2:C:3:A:HO2'	3	0.2
(1,10)	1:A:71:VAL:CG2	2:C:3:A:N1	3	0.2
(1,10)	1:A:71:VAL:CG2	2:C:3:A:N3	3	0.2
(1,10)	1:A:71:VAL:CG2	2:C:3:A:N6	3	0.2
(1,10)	1:A:71:VAL:CG2	2:C:3:A:N7	3	0.2
(1,10)	1:A:71:VAL:CG2	2:C:3:A:N9	3	0.2
(1,10)	1:A:71:VAL:CG2	2:C:3:A:O2'	3	0.2
(1,10)	1:A:71:VAL:CG2	2:C:3:A:O3'	3	0.2
(1,10)	1:A:71:VAL:CG2	2:C:3:A:O4'	3	0.2
(1,10)	1:A:71:VAL:CG2	2:C:3:A:O5'	3	0.2
(1,10)	1:A:71:VAL:CG2	2:C:3:A:OP1	3	0.2
(1,10)	1:A:71:VAL:CG2	2:C:3:A:OP2	3	0.2
(1,10)	1:A:71:VAL:CG2	2:C:3:A:P	3	0.2
(1,10)	1:A:71:VAL:CG2	2:C:4:C:C1'	3	0.2
(1,10)	1:A:71:VAL:CG2	2:C:4:C:C2	3	0.2
(1,10)	1:A:71:VAL:CG2	2:C:4:C:C2'	3	0.2
(1,10)	1:A:71:VAL:CG2	2:C:4:C:C3'	3	0.2
(1,10)	1:A:71:VAL:CG2	2:C:4:C:C4	3	0.2
(1,10)	1:A:71:VAL:CG2	2:C:4:C:C4'	3	0.2
(1,10)	1:A:71:VAL:CG2	2:C:4:C:C5	3	0.2
(1,10)	1:A:71:VAL:CG2	2:C:4:C:C5'	3	0.2
(1,10)	1:A:71:VAL:CG2	2:C:4:C:C6	3	0.2
(1,10)	1:A:71:VAL:CG2	2:C:4:C:H1'	3	0.2
(1,10)	1:A:71:VAL:CG2	2:C:4:C:H2'	3	0.2
(1,10)	1:A:71:VAL:CG2	2:C:4:C:H3'	3	0.2
(1,10)	1:A:71:VAL:CG2	2:C:4:C:H4'	3	0.2
(1,10)	1:A:71:VAL:CG2	2:C:4:C:H41	3	0.2
(1,10)	1:A:71:VAL:CG2	2:C:4:C:H42	3	0.2
(1,10)	1:A:71:VAL:CG2	2:C:4:C:H5	3	0.2
(1,10)	1:A:71:VAL:CG2	2:C:4:C:H5'	3	0.2
(1,10)	1:A:71:VAL:CG2	2:C:4:C:H5''	3	0.2
(1,10)	1:A:71:VAL:CG2	2:C:4:C:H6	3	0.2
(1,10)	1:A:71:VAL:CG2	2:C:4:C:HO2'	3	0.2
(1,10)	1:A:71:VAL:CG2	2:C:4:C:N1	3	0.2
(1,10)	1:A:71:VAL:CG2	2:C:4:C:N3	3	0.2
(1,10)	1:A:71:VAL:CG2	2:C:4:C:N4	3	0.2
(1,10)	1:A:71:VAL:CG2	2:C:4:C:O2	3	0.2
(1,10)	1:A:71:VAL:CG2	2:C:4:C:O2'	3	0.2
(1,10)	1:A:71:VAL:CG2	2:C:4:C:O3'	3	0.2
(1,10)	1:A:71:VAL:CG2	2:C:4:C:O4'	3	0.2

Continued on next page...

Continued from previous page...

Key	Atom-1	Atom-2	Model ID	Violation (Å)
(1,10)	1:A:71:VAL:CG2	2:C:4:C:O5'	3	0.2
(1,10)	1:A:71:VAL:CG2	2:C:4:C:OP1	3	0.2
(1,10)	1:A:71:VAL:CG2	2:C:4:C:OP2	3	0.2
(1,10)	1:A:71:VAL:CG2	2:C:4:C:P	3	0.2
(1,10)	1:A:71:VAL:CG2	2:C:5:A:C1'	3	0.2
(1,10)	1:A:71:VAL:CG2	2:C:5:A:C2	3	0.2
(1,10)	1:A:71:VAL:CG2	2:C:5:A:C2'	3	0.2
(1,10)	1:A:71:VAL:CG2	2:C:5:A:C3'	3	0.2
(1,10)	1:A:71:VAL:CG2	2:C:5:A:C4	3	0.2
(1,10)	1:A:71:VAL:CG2	2:C:5:A:C4'	3	0.2
(1,10)	1:A:71:VAL:CG2	2:C:5:A:C5	3	0.2
(1,10)	1:A:71:VAL:CG2	2:C:5:A:C5'	3	0.2
(1,10)	1:A:71:VAL:CG2	2:C:5:A:C6	3	0.2
(1,10)	1:A:71:VAL:CG2	2:C:5:A:C8	3	0.2
(1,10)	1:A:71:VAL:CG2	2:C:5:A:H1'	3	0.2
(1,10)	1:A:71:VAL:CG2	2:C:5:A:H2	3	0.2
(1,10)	1:A:71:VAL:CG2	2:C:5:A:H2'	3	0.2
(1,10)	1:A:71:VAL:CG2	2:C:5:A:H3'	3	0.2
(1,10)	1:A:71:VAL:CG2	2:C:5:A:H4'	3	0.2
(1,10)	1:A:71:VAL:CG2	2:C:5:A:H5'	3	0.2
(1,10)	1:A:71:VAL:CG2	2:C:5:A:H5''	3	0.2
(1,10)	1:A:71:VAL:CG2	2:C:5:A:H61	3	0.2
(1,10)	1:A:71:VAL:CG2	2:C:5:A:H62	3	0.2
(1,10)	1:A:71:VAL:CG2	2:C:5:A:H8	3	0.2
(1,10)	1:A:71:VAL:CG2	2:C:5:A:HO2'	3	0.2
(1,10)	1:A:71:VAL:CG2	2:C:5:A:N1	3	0.2
(1,10)	1:A:71:VAL:CG2	2:C:5:A:N3	3	0.2
(1,10)	1:A:71:VAL:CG2	2:C:5:A:N6	3	0.2
(1,10)	1:A:71:VAL:CG2	2:C:5:A:N7	3	0.2
(1,10)	1:A:71:VAL:CG2	2:C:5:A:N9	3	0.2
(1,10)	1:A:71:VAL:CG2	2:C:5:A:O2'	3	0.2
(1,10)	1:A:71:VAL:CG2	2:C:5:A:O3'	3	0.2
(1,10)	1:A:71:VAL:CG2	2:C:5:A:O4'	3	0.2
(1,10)	1:A:71:VAL:CG2	2:C:5:A:O5'	3	0.2
(1,10)	1:A:71:VAL:CG2	2:C:5:A:OP1	3	0.2
(1,10)	1:A:71:VAL:CG2	2:C:5:A:OP2	3	0.2
(1,10)	1:A:71:VAL:CG2	2:C:5:A:P	3	0.2
(1,10)	1:A:71:VAL:H	2:C:1:A:C1'	3	0.2
(1,10)	1:A:71:VAL:H	2:C:1:A:C2	3	0.2
(1,10)	1:A:71:VAL:H	2:C:1:A:C2'	3	0.2
(1,10)	1:A:71:VAL:H	2:C:1:A:C3'	3	0.2
(1,10)	1:A:71:VAL:H	2:C:1:A:C4	3	0.2

Continued on next page...

Continued from previous page...

Key	Atom-1	Atom-2	Model ID	Violation (Å)
(1,10)	1:A:71:VAL:H	2:C:1:A:C4'	3	0.2
(1,10)	1:A:71:VAL:H	2:C:1:A:C5	3	0.2
(1,10)	1:A:71:VAL:H	2:C:1:A:C5'	3	0.2
(1,10)	1:A:71:VAL:H	2:C:1:A:C6	3	0.2
(1,10)	1:A:71:VAL:H	2:C:1:A:C8	3	0.2
(1,10)	1:A:71:VAL:H	2:C:1:A:H1'	3	0.2
(1,10)	1:A:71:VAL:H	2:C:1:A:H2	3	0.2
(1,10)	1:A:71:VAL:H	2:C:1:A:H2'	3	0.2
(1,10)	1:A:71:VAL:H	2:C:1:A:H3'	3	0.2
(1,10)	1:A:71:VAL:H	2:C:1:A:H4'	3	0.2
(1,10)	1:A:71:VAL:H	2:C:1:A:H5'	3	0.2
(1,10)	1:A:71:VAL:H	2:C:1:A:H5''	3	0.2
(1,10)	1:A:71:VAL:H	2:C:1:A:H61	3	0.2
(1,10)	1:A:71:VAL:H	2:C:1:A:H62	3	0.2
(1,10)	1:A:71:VAL:H	2:C:1:A:H8	3	0.2
(1,10)	1:A:71:VAL:H	2:C:1:A:HO2'	3	0.2
(1,10)	1:A:71:VAL:H	2:C:1:A:N1	3	0.2
(1,10)	1:A:71:VAL:H	2:C:1:A:N3	3	0.2
(1,10)	1:A:71:VAL:H	2:C:1:A:N6	3	0.2
(1,10)	1:A:71:VAL:H	2:C:1:A:N7	3	0.2
(1,10)	1:A:71:VAL:H	2:C:1:A:N9	3	0.2
(1,10)	1:A:71:VAL:H	2:C:1:A:O2'	3	0.2
(1,10)	1:A:71:VAL:H	2:C:1:A:O3'	3	0.2
(1,10)	1:A:71:VAL:H	2:C:1:A:O4'	3	0.2
(1,10)	1:A:71:VAL:H	2:C:1:A:O5'	3	0.2
(1,10)	1:A:71:VAL:H	2:C:2:U:C1'	3	0.2
(1,10)	1:A:71:VAL:H	2:C:2:U:C2	3	0.2
(1,10)	1:A:71:VAL:H	2:C:2:U:C2'	3	0.2
(1,10)	1:A:71:VAL:H	2:C:2:U:C3'	3	0.2
(1,10)	1:A:71:VAL:H	2:C:2:U:C4	3	0.2
(1,10)	1:A:71:VAL:H	2:C:2:U:C4'	3	0.2
(1,10)	1:A:71:VAL:H	2:C:2:U:C5	3	0.2
(1,10)	1:A:71:VAL:H	2:C:2:U:C5'	3	0.2
(1,10)	1:A:71:VAL:H	2:C:2:U:C6	3	0.2
(1,10)	1:A:71:VAL:H	2:C:2:U:H1'	3	0.2
(1,10)	1:A:71:VAL:H	2:C:2:U:H2'	3	0.2
(1,10)	1:A:71:VAL:H	2:C:2:U:H3	3	0.2
(1,10)	1:A:71:VAL:H	2:C:2:U:H3'	3	0.2
(1,10)	1:A:71:VAL:H	2:C:2:U:H4'	3	0.2
(1,10)	1:A:71:VAL:H	2:C:2:U:H5	3	0.2
(1,10)	1:A:71:VAL:H	2:C:2:U:H5'	3	0.2
(1,10)	1:A:71:VAL:H	2:C:2:U:H5''	3	0.2

Continued on next page...

Continued from previous page...

Key	Atom-1	Atom-2	Model ID	Violation (Å)
(1,10)	1:A:71:VAL:H	2:C:2:U:H6	3	0.2
(1,10)	1:A:71:VAL:H	2:C:2:U:HO2'	3	0.2
(1,10)	1:A:71:VAL:H	2:C:2:U:N1	3	0.2
(1,10)	1:A:71:VAL:H	2:C:2:U:N3	3	0.2
(1,10)	1:A:71:VAL:H	2:C:2:U:O2	3	0.2
(1,10)	1:A:71:VAL:H	2:C:2:U:O2'	3	0.2
(1,10)	1:A:71:VAL:H	2:C:2:U:O3'	3	0.2
(1,10)	1:A:71:VAL:H	2:C:2:U:O4	3	0.2
(1,10)	1:A:71:VAL:H	2:C:2:U:O4'	3	0.2
(1,10)	1:A:71:VAL:H	2:C:2:U:O5'	3	0.2
(1,10)	1:A:71:VAL:H	2:C:2:U:OP1	3	0.2
(1,10)	1:A:71:VAL:H	2:C:2:U:OP2	3	0.2
(1,10)	1:A:71:VAL:H	2:C:2:U:P	3	0.2
(1,10)	1:A:71:VAL:H	2:C:3:A:C1'	3	0.2
(1,10)	1:A:71:VAL:H	2:C:3:A:C2	3	0.2
(1,10)	1:A:71:VAL:H	2:C:3:A:C2'	3	0.2
(1,10)	1:A:71:VAL:H	2:C:3:A:C3'	3	0.2
(1,10)	1:A:71:VAL:H	2:C:3:A:C4	3	0.2
(1,10)	1:A:71:VAL:H	2:C:3:A:C4'	3	0.2
(1,10)	1:A:71:VAL:H	2:C:3:A:C5	3	0.2
(1,10)	1:A:71:VAL:H	2:C:3:A:C5'	3	0.2
(1,10)	1:A:71:VAL:H	2:C:3:A:C6	3	0.2
(1,10)	1:A:71:VAL:H	2:C:3:A:C8	3	0.2
(1,10)	1:A:71:VAL:H	2:C:3:A:H1'	3	0.2
(1,10)	1:A:71:VAL:H	2:C:3:A:H2	3	0.2
(1,10)	1:A:71:VAL:H	2:C:3:A:H2'	3	0.2
(1,10)	1:A:71:VAL:H	2:C:3:A:H3'	3	0.2
(1,10)	1:A:71:VAL:H	2:C:3:A:H4'	3	0.2
(1,10)	1:A:71:VAL:H	2:C:3:A:H5'	3	0.2
(1,10)	1:A:71:VAL:H	2:C:3:A:H5''	3	0.2
(1,10)	1:A:71:VAL:H	2:C:3:A:H61	3	0.2
(1,10)	1:A:71:VAL:H	2:C:3:A:H62	3	0.2
(1,10)	1:A:71:VAL:H	2:C:3:A:H8	3	0.2
(1,10)	1:A:71:VAL:H	2:C:3:A:HO2'	3	0.2
(1,10)	1:A:71:VAL:H	2:C:3:A:N1	3	0.2
(1,10)	1:A:71:VAL:H	2:C:3:A:N3	3	0.2
(1,10)	1:A:71:VAL:H	2:C:3:A:N6	3	0.2
(1,10)	1:A:71:VAL:H	2:C:3:A:N7	3	0.2
(1,10)	1:A:71:VAL:H	2:C:3:A:N9	3	0.2
(1,10)	1:A:71:VAL:H	2:C:3:A:O2'	3	0.2
(1,10)	1:A:71:VAL:H	2:C:3:A:O3'	3	0.2
(1,10)	1:A:71:VAL:H	2:C:3:A:O4'	3	0.2

Continued on next page...

Continued from previous page...

Key	Atom-1	Atom-2	Model ID	Violation (Å)
(1,10)	1:A:71:VAL:H	2:C:3:A:O5'	3	0.2
(1,10)	1:A:71:VAL:H	2:C:3:A:OP1	3	0.2
(1,10)	1:A:71:VAL:H	2:C:3:A:OP2	3	0.2
(1,10)	1:A:71:VAL:H	2:C:3:A:P	3	0.2
(1,10)	1:A:71:VAL:H	2:C:4:C:C1'	3	0.2
(1,10)	1:A:71:VAL:H	2:C:4:C:C2	3	0.2
(1,10)	1:A:71:VAL:H	2:C:4:C:C2'	3	0.2
(1,10)	1:A:71:VAL:H	2:C:4:C:C3'	3	0.2
(1,10)	1:A:71:VAL:H	2:C:4:C:C4	3	0.2
(1,10)	1:A:71:VAL:H	2:C:4:C:C4'	3	0.2
(1,10)	1:A:71:VAL:H	2:C:4:C:C5	3	0.2
(1,10)	1:A:71:VAL:H	2:C:4:C:C5'	3	0.2
(1,10)	1:A:71:VAL:H	2:C:4:C:C6	3	0.2
(1,10)	1:A:71:VAL:H	2:C:4:C:H1'	3	0.2
(1,10)	1:A:71:VAL:H	2:C:4:C:H2'	3	0.2
(1,10)	1:A:71:VAL:H	2:C:4:C:H3'	3	0.2
(1,10)	1:A:71:VAL:H	2:C:4:C:H4'	3	0.2
(1,10)	1:A:71:VAL:H	2:C:4:C:H41	3	0.2
(1,10)	1:A:71:VAL:H	2:C:4:C:H42	3	0.2
(1,10)	1:A:71:VAL:H	2:C:4:C:H5	3	0.2
(1,10)	1:A:71:VAL:H	2:C:4:C:H5'	3	0.2
(1,10)	1:A:71:VAL:H	2:C:4:C:H5''	3	0.2
(1,10)	1:A:71:VAL:H	2:C:4:C:H6	3	0.2
(1,10)	1:A:71:VAL:H	2:C:4:C:HO2'	3	0.2
(1,10)	1:A:71:VAL:H	2:C:4:C:N1	3	0.2
(1,10)	1:A:71:VAL:H	2:C:4:C:N3	3	0.2
(1,10)	1:A:71:VAL:H	2:C:4:C:N4	3	0.2
(1,10)	1:A:71:VAL:H	2:C:4:C:O2	3	0.2
(1,10)	1:A:71:VAL:H	2:C:4:C:O2'	3	0.2
(1,10)	1:A:71:VAL:H	2:C:4:C:O3'	3	0.2
(1,10)	1:A:71:VAL:H	2:C:4:C:O4'	3	0.2
(1,10)	1:A:71:VAL:H	2:C:4:C:O5'	3	0.2
(1,10)	1:A:71:VAL:H	2:C:4:C:OP1	3	0.2
(1,10)	1:A:71:VAL:H	2:C:4:C:OP2	3	0.2
(1,10)	1:A:71:VAL:H	2:C:4:C:P	3	0.2
(1,10)	1:A:71:VAL:H	2:C:5:A:C1'	3	0.2
(1,10)	1:A:71:VAL:H	2:C:5:A:C2	3	0.2
(1,10)	1:A:71:VAL:H	2:C:5:A:C2'	3	0.2
(1,10)	1:A:71:VAL:H	2:C:5:A:C3'	3	0.2
(1,10)	1:A:71:VAL:H	2:C:5:A:C4	3	0.2
(1,10)	1:A:71:VAL:H	2:C:5:A:C4'	3	0.2
(1,10)	1:A:71:VAL:H	2:C:5:A:C5	3	0.2

Continued on next page...

Continued from previous page...

Key	Atom-1	Atom-2	Model ID	Violation (Å)
(1,10)	1:A:71:VAL:H	2:C:5:A:C5'	3	0.2
(1,10)	1:A:71:VAL:H	2:C:5:A:C6	3	0.2
(1,10)	1:A:71:VAL:H	2:C:5:A:C8	3	0.2
(1,10)	1:A:71:VAL:H	2:C:5:A:H1'	3	0.2
(1,10)	1:A:71:VAL:H	2:C:5:A:H2	3	0.2
(1,10)	1:A:71:VAL:H	2:C:5:A:H2'	3	0.2
(1,10)	1:A:71:VAL:H	2:C:5:A:H3'	3	0.2
(1,10)	1:A:71:VAL:H	2:C:5:A:H4'	3	0.2
(1,10)	1:A:71:VAL:H	2:C:5:A:H5'	3	0.2
(1,10)	1:A:71:VAL:H	2:C:5:A:H5''	3	0.2
(1,10)	1:A:71:VAL:H	2:C:5:A:H61	3	0.2
(1,10)	1:A:71:VAL:H	2:C:5:A:H62	3	0.2
(1,10)	1:A:71:VAL:H	2:C:5:A:H8	3	0.2
(1,10)	1:A:71:VAL:H	2:C:5:A:HO2'	3	0.2
(1,10)	1:A:71:VAL:H	2:C:5:A:N1	3	0.2
(1,10)	1:A:71:VAL:H	2:C:5:A:N3	3	0.2
(1,10)	1:A:71:VAL:H	2:C:5:A:N6	3	0.2
(1,10)	1:A:71:VAL:H	2:C:5:A:N7	3	0.2
(1,10)	1:A:71:VAL:H	2:C:5:A:N9	3	0.2
(1,10)	1:A:71:VAL:H	2:C:5:A:O2'	3	0.2
(1,10)	1:A:71:VAL:H	2:C:5:A:O3'	3	0.2
(1,10)	1:A:71:VAL:H	2:C:5:A:O4'	3	0.2
(1,10)	1:A:71:VAL:H	2:C:5:A:O5'	3	0.2
(1,10)	1:A:71:VAL:H	2:C:5:A:OP1	3	0.2
(1,10)	1:A:71:VAL:H	2:C:5:A:OP2	3	0.2
(1,10)	1:A:71:VAL:H	2:C:5:A:P	3	0.2
(1,10)	1:A:71:VAL:N	2:C:1:A:C1'	3	0.2
(1,10)	1:A:71:VAL:N	2:C:1:A:C2	3	0.2
(1,10)	1:A:71:VAL:N	2:C:1:A:C2'	3	0.2
(1,10)	1:A:71:VAL:N	2:C:1:A:C3'	3	0.2
(1,10)	1:A:71:VAL:N	2:C:1:A:C4	3	0.2
(1,10)	1:A:71:VAL:N	2:C:1:A:C4'	3	0.2
(1,10)	1:A:71:VAL:N	2:C:1:A:C5	3	0.2
(1,10)	1:A:71:VAL:N	2:C:1:A:C5'	3	0.2
(1,10)	1:A:71:VAL:N	2:C:1:A:C6	3	0.2
(1,10)	1:A:71:VAL:N	2:C:1:A:C8	3	0.2
(1,10)	1:A:71:VAL:N	2:C:1:A:H1'	3	0.2
(1,10)	1:A:71:VAL:N	2:C:1:A:H2	3	0.2
(1,10)	1:A:71:VAL:N	2:C:1:A:H2'	3	0.2
(1,10)	1:A:71:VAL:N	2:C:1:A:H3'	3	0.2
(1,10)	1:A:71:VAL:N	2:C:1:A:H4'	3	0.2
(1,10)	1:A:71:VAL:N	2:C:1:A:H5'	3	0.2

Continued on next page...

Continued from previous page...

Key	Atom-1	Atom-2	Model ID	Violation (Å)
(1,10)	1:A:71:VAL:N	2:C:1:A:H5''	3	0.2
(1,10)	1:A:71:VAL:N	2:C:1:A:H61	3	0.2
(1,10)	1:A:71:VAL:N	2:C:1:A:H62	3	0.2
(1,10)	1:A:71:VAL:N	2:C:1:A:H8	3	0.2
(1,10)	1:A:71:VAL:N	2:C:1:A:HO2'	3	0.2
(1,10)	1:A:71:VAL:N	2:C:1:A:N1	3	0.2
(1,10)	1:A:71:VAL:N	2:C:1:A:N3	3	0.2
(1,10)	1:A:71:VAL:N	2:C:1:A:N6	3	0.2
(1,10)	1:A:71:VAL:N	2:C:1:A:N7	3	0.2
(1,10)	1:A:71:VAL:N	2:C:1:A:N9	3	0.2
(1,10)	1:A:71:VAL:N	2:C:1:A:O2'	3	0.2
(1,10)	1:A:71:VAL:N	2:C:1:A:O3'	3	0.2
(1,10)	1:A:71:VAL:N	2:C:1:A:O4'	3	0.2
(1,10)	1:A:71:VAL:N	2:C:1:A:O5'	3	0.2
(1,10)	1:A:71:VAL:N	2:C:2:U:C1'	3	0.2
(1,10)	1:A:71:VAL:N	2:C:2:U:C2	3	0.2
(1,10)	1:A:71:VAL:N	2:C:2:U:C2'	3	0.2
(1,10)	1:A:71:VAL:N	2:C:2:U:C3'	3	0.2
(1,10)	1:A:71:VAL:N	2:C:2:U:C4	3	0.2
(1,10)	1:A:71:VAL:N	2:C:2:U:C4'	3	0.2
(1,10)	1:A:71:VAL:N	2:C:2:U:C5	3	0.2
(1,10)	1:A:71:VAL:N	2:C:2:U:C5'	3	0.2
(1,10)	1:A:71:VAL:N	2:C:2:U:C6	3	0.2
(1,10)	1:A:71:VAL:N	2:C:2:U:H1'	3	0.2
(1,10)	1:A:71:VAL:N	2:C:2:U:H2'	3	0.2
(1,10)	1:A:71:VAL:N	2:C:2:U:H3	3	0.2
(1,10)	1:A:71:VAL:N	2:C:2:U:H3'	3	0.2
(1,10)	1:A:71:VAL:N	2:C:2:U:H4'	3	0.2
(1,10)	1:A:71:VAL:N	2:C:2:U:H5	3	0.2
(1,10)	1:A:71:VAL:N	2:C:2:U:H5'	3	0.2
(1,10)	1:A:71:VAL:N	2:C:2:U:H5''	3	0.2
(1,10)	1:A:71:VAL:N	2:C:2:U:H6	3	0.2
(1,10)	1:A:71:VAL:N	2:C:2:U:HO2'	3	0.2
(1,10)	1:A:71:VAL:N	2:C:2:U:N1	3	0.2
(1,10)	1:A:71:VAL:N	2:C:2:U:N3	3	0.2
(1,10)	1:A:71:VAL:N	2:C:2:U:O2	3	0.2
(1,10)	1:A:71:VAL:N	2:C:2:U:O2'	3	0.2
(1,10)	1:A:71:VAL:N	2:C:2:U:O3'	3	0.2
(1,10)	1:A:71:VAL:N	2:C:2:U:O4	3	0.2
(1,10)	1:A:71:VAL:N	2:C:2:U:O4'	3	0.2
(1,10)	1:A:71:VAL:N	2:C:2:U:O5'	3	0.2
(1,10)	1:A:71:VAL:N	2:C:2:U:OP1	3	0.2

Continued on next page...

Continued from previous page...

Key	Atom-1	Atom-2	Model ID	Violation (Å)
(1,10)	1:A:71:VAL:N	2:C:2:U:OP2	3	0.2
(1,10)	1:A:71:VAL:N	2:C:2:U:P	3	0.2
(1,10)	1:A:71:VAL:N	2:C:3:A:C1'	3	0.2
(1,10)	1:A:71:VAL:N	2:C:3:A:C2	3	0.2
(1,10)	1:A:71:VAL:N	2:C:3:A:C2'	3	0.2
(1,10)	1:A:71:VAL:N	2:C:3:A:C3'	3	0.2
(1,10)	1:A:71:VAL:N	2:C:3:A:C4	3	0.2
(1,10)	1:A:71:VAL:N	2:C:3:A:C4'	3	0.2
(1,10)	1:A:71:VAL:N	2:C:3:A:C5	3	0.2
(1,10)	1:A:71:VAL:N	2:C:3:A:C5'	3	0.2
(1,10)	1:A:71:VAL:N	2:C:3:A:C6	3	0.2
(1,10)	1:A:71:VAL:N	2:C:3:A:C8	3	0.2
(1,10)	1:A:71:VAL:N	2:C:3:A:H1'	3	0.2
(1,10)	1:A:71:VAL:N	2:C:3:A:H2	3	0.2
(1,10)	1:A:71:VAL:N	2:C:3:A:H2'	3	0.2
(1,10)	1:A:71:VAL:N	2:C:3:A:H3'	3	0.2
(1,10)	1:A:71:VAL:N	2:C:3:A:H4'	3	0.2
(1,10)	1:A:71:VAL:N	2:C:3:A:H5'	3	0.2
(1,10)	1:A:71:VAL:N	2:C:3:A:H5''	3	0.2
(1,10)	1:A:71:VAL:N	2:C:3:A:H61	3	0.2
(1,10)	1:A:71:VAL:N	2:C:3:A:H62	3	0.2
(1,10)	1:A:71:VAL:N	2:C:3:A:H8	3	0.2
(1,10)	1:A:71:VAL:N	2:C:3:A:HO2'	3	0.2
(1,10)	1:A:71:VAL:N	2:C:3:A:N1	3	0.2
(1,10)	1:A:71:VAL:N	2:C:3:A:N3	3	0.2
(1,10)	1:A:71:VAL:N	2:C:3:A:N6	3	0.2
(1,10)	1:A:71:VAL:N	2:C:3:A:N7	3	0.2
(1,10)	1:A:71:VAL:N	2:C:3:A:N9	3	0.2
(1,10)	1:A:71:VAL:N	2:C:3:A:O2'	3	0.2
(1,10)	1:A:71:VAL:N	2:C:3:A:O3'	3	0.2
(1,10)	1:A:71:VAL:N	2:C:3:A:O4'	3	0.2
(1,10)	1:A:71:VAL:N	2:C:3:A:O5'	3	0.2
(1,10)	1:A:71:VAL:N	2:C:3:A:OP1	3	0.2
(1,10)	1:A:71:VAL:N	2:C:3:A:OP2	3	0.2
(1,10)	1:A:71:VAL:N	2:C:3:A:P	3	0.2
(1,10)	1:A:71:VAL:N	2:C:4:C:C1'	3	0.2
(1,10)	1:A:71:VAL:N	2:C:4:C:C2	3	0.2
(1,10)	1:A:71:VAL:N	2:C:4:C:C2'	3	0.2
(1,10)	1:A:71:VAL:N	2:C:4:C:C3'	3	0.2
(1,10)	1:A:71:VAL:N	2:C:4:C:C4	3	0.2
(1,10)	1:A:71:VAL:N	2:C:4:C:C4'	3	0.2
(1,10)	1:A:71:VAL:N	2:C:4:C:C5	3	0.2

Continued on next page...

Continued from previous page...

Key	Atom-1	Atom-2	Model ID	Violation (Å)
(1,10)	1:A:71:VAL:N	2:C:4:C:C5'	3	0.2
(1,10)	1:A:71:VAL:N	2:C:4:C:C6	3	0.2
(1,10)	1:A:71:VAL:N	2:C:4:C:H1'	3	0.2
(1,10)	1:A:71:VAL:N	2:C:4:C:H2'	3	0.2
(1,10)	1:A:71:VAL:N	2:C:4:C:H3'	3	0.2
(1,10)	1:A:71:VAL:N	2:C:4:C:H4'	3	0.2
(1,10)	1:A:71:VAL:N	2:C:4:C:H41	3	0.2
(1,10)	1:A:71:VAL:N	2:C:4:C:H42	3	0.2
(1,10)	1:A:71:VAL:N	2:C:4:C:H5	3	0.2
(1,10)	1:A:71:VAL:N	2:C:4:C:H5'	3	0.2
(1,10)	1:A:71:VAL:N	2:C:4:C:H5''	3	0.2
(1,10)	1:A:71:VAL:N	2:C:4:C:H6	3	0.2
(1,10)	1:A:71:VAL:N	2:C:4:C:HO2'	3	0.2
(1,10)	1:A:71:VAL:N	2:C:4:C:N1	3	0.2
(1,10)	1:A:71:VAL:N	2:C:4:C:N3	3	0.2
(1,10)	1:A:71:VAL:N	2:C:4:C:N4	3	0.2
(1,10)	1:A:71:VAL:N	2:C:4:C:O2	3	0.2
(1,10)	1:A:71:VAL:N	2:C:4:C:O2'	3	0.2
(1,10)	1:A:71:VAL:N	2:C:4:C:O3'	3	0.2
(1,10)	1:A:71:VAL:N	2:C:4:C:O4'	3	0.2
(1,10)	1:A:71:VAL:N	2:C:4:C:O5'	3	0.2
(1,10)	1:A:71:VAL:N	2:C:4:C:OP1	3	0.2
(1,10)	1:A:71:VAL:N	2:C:4:C:OP2	3	0.2
(1,10)	1:A:71:VAL:N	2:C:4:C:P	3	0.2
(1,10)	1:A:71:VAL:N	2:C:5:A:C1'	3	0.2
(1,10)	1:A:71:VAL:N	2:C:5:A:C2	3	0.2
(1,10)	1:A:71:VAL:N	2:C:5:A:C2'	3	0.2
(1,10)	1:A:71:VAL:N	2:C:5:A:C3'	3	0.2
(1,10)	1:A:71:VAL:N	2:C:5:A:C4	3	0.2
(1,10)	1:A:71:VAL:N	2:C:5:A:C4'	3	0.2
(1,10)	1:A:71:VAL:N	2:C:5:A:C5	3	0.2
(1,10)	1:A:71:VAL:N	2:C:5:A:C5'	3	0.2
(1,10)	1:A:71:VAL:N	2:C:5:A:C6	3	0.2
(1,10)	1:A:71:VAL:N	2:C:5:A:C8	3	0.2
(1,10)	1:A:71:VAL:N	2:C:5:A:H1'	3	0.2
(1,10)	1:A:71:VAL:N	2:C:5:A:H2	3	0.2
(1,10)	1:A:71:VAL:N	2:C:5:A:H2'	3	0.2
(1,10)	1:A:71:VAL:N	2:C:5:A:H3'	3	0.2
(1,10)	1:A:71:VAL:N	2:C:5:A:H4'	3	0.2
(1,10)	1:A:71:VAL:N	2:C:5:A:H5'	3	0.2
(1,10)	1:A:71:VAL:N	2:C:5:A:H5''	3	0.2
(1,10)	1:A:71:VAL:N	2:C:5:A:H61	3	0.2

Continued on next page...

Continued from previous page...

Key	Atom-1	Atom-2	Model ID	Violation (Å)
(1,10)	1:A:71:VAL:N	2:C:5:A:H62	3	0.2
(1,10)	1:A:71:VAL:N	2:C:5:A:H8	3	0.2
(1,10)	1:A:71:VAL:N	2:C:5:A:HO2'	3	0.2
(1,10)	1:A:71:VAL:N	2:C:5:A:N1	3	0.2
(1,10)	1:A:71:VAL:N	2:C:5:A:N3	3	0.2
(1,10)	1:A:71:VAL:N	2:C:5:A:N6	3	0.2
(1,10)	1:A:71:VAL:N	2:C:5:A:N7	3	0.2
(1,10)	1:A:71:VAL:N	2:C:5:A:N9	3	0.2
(1,10)	1:A:71:VAL:N	2:C:5:A:O2'	3	0.2
(1,10)	1:A:71:VAL:N	2:C:5:A:O3'	3	0.2
(1,10)	1:A:71:VAL:N	2:C:5:A:O4'	3	0.2
(1,10)	1:A:71:VAL:N	2:C:5:A:O5'	3	0.2
(1,10)	1:A:71:VAL:N	2:C:5:A:OP1	3	0.2
(1,10)	1:A:71:VAL:N	2:C:5:A:OP2	3	0.2
(1,10)	1:A:71:VAL:N	2:C:5:A:P	3	0.2
(1,10)	1:A:71:VAL:O	2:C:1:A:C1'	3	0.2
(1,10)	1:A:71:VAL:O	2:C:1:A:C2	3	0.2
(1,10)	1:A:71:VAL:O	2:C:1:A:C2'	3	0.2
(1,10)	1:A:71:VAL:O	2:C:1:A:C3'	3	0.2
(1,10)	1:A:71:VAL:O	2:C:1:A:C4	3	0.2
(1,10)	1:A:71:VAL:O	2:C:1:A:C4'	3	0.2
(1,10)	1:A:71:VAL:O	2:C:1:A:C5	3	0.2
(1,10)	1:A:71:VAL:O	2:C:1:A:C5'	3	0.2
(1,10)	1:A:71:VAL:O	2:C:1:A:C6	3	0.2
(1,10)	1:A:71:VAL:O	2:C:1:A:C8	3	0.2
(1,10)	1:A:71:VAL:O	2:C:1:A:H1'	3	0.2
(1,10)	1:A:71:VAL:O	2:C:1:A:H2	3	0.2
(1,10)	1:A:71:VAL:O	2:C:1:A:H2'	3	0.2
(1,10)	1:A:71:VAL:O	2:C:1:A:H3'	3	0.2
(1,10)	1:A:71:VAL:O	2:C:1:A:H4'	3	0.2
(1,10)	1:A:71:VAL:O	2:C:1:A:H5'	3	0.2
(1,10)	1:A:71:VAL:O	2:C:1:A:H5''	3	0.2
(1,10)	1:A:71:VAL:O	2:C:1:A:H61	3	0.2
(1,10)	1:A:71:VAL:O	2:C:1:A:H62	3	0.2
(1,10)	1:A:71:VAL:O	2:C:1:A:H8	3	0.2
(1,10)	1:A:71:VAL:O	2:C:1:A:HO2'	3	0.2
(1,10)	1:A:71:VAL:O	2:C:1:A:N1	3	0.2
(1,10)	1:A:71:VAL:O	2:C:1:A:N3	3	0.2
(1,10)	1:A:71:VAL:O	2:C:1:A:N6	3	0.2
(1,10)	1:A:71:VAL:O	2:C:1:A:N7	3	0.2
(1,10)	1:A:71:VAL:O	2:C:1:A:N9	3	0.2
(1,10)	1:A:71:VAL:O	2:C:1:A:O2'	3	0.2

Continued on next page...

Continued from previous page...

Key	Atom-1	Atom-2	Model ID	Violation (Å)
(1,10)	1:A:71:VAL:O	2:C:1:A:O3'	3	0.2
(1,10)	1:A:71:VAL:O	2:C:1:A:O4'	3	0.2
(1,10)	1:A:71:VAL:O	2:C:1:A:O5'	3	0.2
(1,10)	1:A:71:VAL:O	2:C:2:U:C1'	3	0.2
(1,10)	1:A:71:VAL:O	2:C:2:U:C2	3	0.2
(1,10)	1:A:71:VAL:O	2:C:2:U:C2'	3	0.2
(1,10)	1:A:71:VAL:O	2:C:2:U:C3'	3	0.2
(1,10)	1:A:71:VAL:O	2:C:2:U:C4	3	0.2
(1,10)	1:A:71:VAL:O	2:C:2:U:C4'	3	0.2
(1,10)	1:A:71:VAL:O	2:C:2:U:C5	3	0.2
(1,10)	1:A:71:VAL:O	2:C:2:U:C5'	3	0.2
(1,10)	1:A:71:VAL:O	2:C:2:U:C6	3	0.2
(1,10)	1:A:71:VAL:O	2:C:2:U:H1'	3	0.2
(1,10)	1:A:71:VAL:O	2:C:2:U:H2'	3	0.2
(1,10)	1:A:71:VAL:O	2:C:2:U:H3	3	0.2
(1,10)	1:A:71:VAL:O	2:C:2:U:H3'	3	0.2
(1,10)	1:A:71:VAL:O	2:C:2:U:H4'	3	0.2
(1,10)	1:A:71:VAL:O	2:C:2:U:H5	3	0.2
(1,10)	1:A:71:VAL:O	2:C:2:U:H5'	3	0.2
(1,10)	1:A:71:VAL:O	2:C:2:U:H5''	3	0.2
(1,10)	1:A:71:VAL:O	2:C:2:U:H6	3	0.2
(1,10)	1:A:71:VAL:O	2:C:2:U:HO2'	3	0.2
(1,10)	1:A:71:VAL:O	2:C:2:U:N1	3	0.2
(1,10)	1:A:71:VAL:O	2:C:2:U:N3	3	0.2
(1,10)	1:A:71:VAL:O	2:C:2:U:O2	3	0.2
(1,10)	1:A:71:VAL:O	2:C:2:U:O2'	3	0.2
(1,10)	1:A:71:VAL:O	2:C:2:U:O3'	3	0.2
(1,10)	1:A:71:VAL:O	2:C:2:U:O4	3	0.2
(1,10)	1:A:71:VAL:O	2:C:2:U:O4'	3	0.2
(1,10)	1:A:71:VAL:O	2:C:2:U:O5'	3	0.2
(1,10)	1:A:71:VAL:O	2:C:2:U:OP1	3	0.2
(1,10)	1:A:71:VAL:O	2:C:2:U:OP2	3	0.2
(1,10)	1:A:71:VAL:O	2:C:2:U:P	3	0.2
(1,10)	1:A:71:VAL:O	2:C:3:A:C1'	3	0.2
(1,10)	1:A:71:VAL:O	2:C:3:A:C2	3	0.2
(1,10)	1:A:71:VAL:O	2:C:3:A:C2'	3	0.2
(1,10)	1:A:71:VAL:O	2:C:3:A:C3'	3	0.2
(1,10)	1:A:71:VAL:O	2:C:3:A:C4	3	0.2
(1,10)	1:A:71:VAL:O	2:C:3:A:C4'	3	0.2
(1,10)	1:A:71:VAL:O	2:C:3:A:C5	3	0.2
(1,10)	1:A:71:VAL:O	2:C:3:A:C5'	3	0.2
(1,10)	1:A:71:VAL:O	2:C:3:A:C6	3	0.2

Continued on next page...

Continued from previous page...

Key	Atom-1	Atom-2	Model ID	Violation (Å)
(1,10)	1:A:71:VAL:O	2:C:3:A:C8	3	0.2
(1,10)	1:A:71:VAL:O	2:C:3:A:H1'	3	0.2
(1,10)	1:A:71:VAL:O	2:C:3:A:H2	3	0.2
(1,10)	1:A:71:VAL:O	2:C:3:A:H2'	3	0.2
(1,10)	1:A:71:VAL:O	2:C:3:A:H3'	3	0.2
(1,10)	1:A:71:VAL:O	2:C:3:A:H4'	3	0.2
(1,10)	1:A:71:VAL:O	2:C:3:A:H5'	3	0.2
(1,10)	1:A:71:VAL:O	2:C:3:A:H5''	3	0.2
(1,10)	1:A:71:VAL:O	2:C:3:A:H61	3	0.2
(1,10)	1:A:71:VAL:O	2:C:3:A:H62	3	0.2
(1,10)	1:A:71:VAL:O	2:C:3:A:H8	3	0.2
(1,10)	1:A:71:VAL:O	2:C:3:A:HO2'	3	0.2
(1,10)	1:A:71:VAL:O	2:C:3:A:N1	3	0.2
(1,10)	1:A:71:VAL:O	2:C:3:A:N3	3	0.2
(1,10)	1:A:71:VAL:O	2:C:3:A:N6	3	0.2
(1,10)	1:A:71:VAL:O	2:C:3:A:N7	3	0.2
(1,10)	1:A:71:VAL:O	2:C:3:A:N9	3	0.2
(1,10)	1:A:71:VAL:O	2:C:3:A:O2'	3	0.2
(1,10)	1:A:71:VAL:O	2:C:3:A:O3'	3	0.2
(1,10)	1:A:71:VAL:O	2:C:3:A:O4'	3	0.2
(1,10)	1:A:71:VAL:O	2:C:3:A:O5'	3	0.2
(1,10)	1:A:71:VAL:O	2:C:3:A:OP1	3	0.2
(1,10)	1:A:71:VAL:O	2:C:3:A:OP2	3	0.2
(1,10)	1:A:71:VAL:O	2:C:3:A:P	3	0.2
(1,10)	1:A:71:VAL:O	2:C:4:C:C1'	3	0.2
(1,10)	1:A:71:VAL:O	2:C:4:C:C2	3	0.2
(1,10)	1:A:71:VAL:O	2:C:4:C:C2'	3	0.2
(1,10)	1:A:71:VAL:O	2:C:4:C:C3'	3	0.2
(1,10)	1:A:71:VAL:O	2:C:4:C:C4	3	0.2
(1,10)	1:A:71:VAL:O	2:C:4:C:C4'	3	0.2
(1,10)	1:A:71:VAL:O	2:C:4:C:C5	3	0.2
(1,10)	1:A:71:VAL:O	2:C:4:C:C5'	3	0.2
(1,10)	1:A:71:VAL:O	2:C:4:C:C6	3	0.2
(1,10)	1:A:71:VAL:O	2:C:4:C:H1'	3	0.2
(1,10)	1:A:71:VAL:O	2:C:4:C:H2'	3	0.2
(1,10)	1:A:71:VAL:O	2:C:4:C:H3'	3	0.2
(1,10)	1:A:71:VAL:O	2:C:4:C:H4'	3	0.2
(1,10)	1:A:71:VAL:O	2:C:4:C:H41	3	0.2
(1,10)	1:A:71:VAL:O	2:C:4:C:H42	3	0.2
(1,10)	1:A:71:VAL:O	2:C:4:C:H5	3	0.2
(1,10)	1:A:71:VAL:O	2:C:4:C:H5'	3	0.2
(1,10)	1:A:71:VAL:O	2:C:4:C:H5''	3	0.2

Continued on next page...

Continued from previous page...

Key	Atom-1	Atom-2	Model ID	Violation (Å)
(1,10)	1:A:71:VAL:O	2:C:4:C:H6	3	0.2
(1,10)	1:A:71:VAL:O	2:C:4:C:HO2'	3	0.2
(1,10)	1:A:71:VAL:O	2:C:4:C:N1	3	0.2
(1,10)	1:A:71:VAL:O	2:C:4:C:N3	3	0.2
(1,10)	1:A:71:VAL:O	2:C:4:C:N4	3	0.2
(1,10)	1:A:71:VAL:O	2:C:4:C:O2	3	0.2
(1,10)	1:A:71:VAL:O	2:C:4:C:O2'	3	0.2
(1,10)	1:A:71:VAL:O	2:C:4:C:O3'	3	0.2
(1,10)	1:A:71:VAL:O	2:C:4:C:O4'	3	0.2
(1,10)	1:A:71:VAL:O	2:C:4:C:O5'	3	0.2
(1,10)	1:A:71:VAL:O	2:C:4:C:OP1	3	0.2
(1,10)	1:A:71:VAL:O	2:C:4:C:OP2	3	0.2
(1,10)	1:A:71:VAL:O	2:C:4:C:P	3	0.2
(1,10)	1:A:71:VAL:O	2:C:5:A:C1'	3	0.2
(1,10)	1:A:71:VAL:O	2:C:5:A:C2	3	0.2
(1,10)	1:A:71:VAL:O	2:C:5:A:C2'	3	0.2
(1,10)	1:A:71:VAL:O	2:C:5:A:C3'	3	0.2
(1,10)	1:A:71:VAL:O	2:C:5:A:C4	3	0.2
(1,10)	1:A:71:VAL:O	2:C:5:A:C4'	3	0.2
(1,10)	1:A:71:VAL:O	2:C:5:A:C5	3	0.2
(1,10)	1:A:71:VAL:O	2:C:5:A:C5'	3	0.2
(1,10)	1:A:71:VAL:O	2:C:5:A:C6	3	0.2
(1,10)	1:A:71:VAL:O	2:C:5:A:C8	3	0.2
(1,10)	1:A:71:VAL:O	2:C:5:A:H1'	3	0.2
(1,10)	1:A:71:VAL:O	2:C:5:A:H2	3	0.2
(1,10)	1:A:71:VAL:O	2:C:5:A:H2'	3	0.2
(1,10)	1:A:71:VAL:O	2:C:5:A:H3'	3	0.2
(1,10)	1:A:71:VAL:O	2:C:5:A:H4'	3	0.2
(1,10)	1:A:71:VAL:O	2:C:5:A:H5'	3	0.2
(1,10)	1:A:71:VAL:O	2:C:5:A:H5''	3	0.2
(1,10)	1:A:71:VAL:O	2:C:5:A:H61	3	0.2
(1,10)	1:A:71:VAL:O	2:C:5:A:H62	3	0.2
(1,10)	1:A:71:VAL:O	2:C:5:A:H8	3	0.2
(1,10)	1:A:71:VAL:O	2:C:5:A:HO2'	3	0.2
(1,10)	1:A:71:VAL:O	2:C:5:A:N1	3	0.2
(1,10)	1:A:71:VAL:O	2:C:5:A:N3	3	0.2
(1,10)	1:A:71:VAL:O	2:C:5:A:N6	3	0.2
(1,10)	1:A:71:VAL:O	2:C:5:A:N7	3	0.2
(1,10)	1:A:71:VAL:O	2:C:5:A:N9	3	0.2
(1,10)	1:A:71:VAL:O	2:C:5:A:O2'	3	0.2
(1,10)	1:A:71:VAL:O	2:C:5:A:O3'	3	0.2
(1,10)	1:A:71:VAL:O	2:C:5:A:O4'	3	0.2

Continued on next page...

Continued from previous page...

Key	Atom-1	Atom-2	Model ID	Violation (Å)
(1,10)	1:A:71:VAL:O	2:C:5:A:O5'	3	0.2
(1,10)	1:A:71:VAL:O	2:C:5:A:OP1	3	0.2
(1,10)	1:A:71:VAL:O	2:C:5:A:OP2	3	0.2
(1,10)	1:A:71:VAL:O	2:C:5:A:P	3	0.2
(1,22)	2:C:3:A:O5'	1:A:73:ARG:HE	10	0.19
(1,22)	2:C:3:A:O5'	1:A:73:ARG:HH11	10	0.19
(1,22)	2:C:3:A:O5'	1:A:73:ARG:HH12	10	0.19
(1,22)	2:C:3:A:O5'	1:A:73:ARG:HH21	10	0.19
(1,22)	2:C:3:A:O5'	1:A:73:ARG:HH22	10	0.19
(1,22)	2:C:3:A:O5'	1:A:85:ARG:HE	10	0.19
(1,22)	2:C:3:A:O5'	1:A:85:ARG:HH11	10	0.19
(1,22)	2:C:3:A:O5'	1:A:85:ARG:HH12	10	0.19
(1,22)	2:C:3:A:O5'	1:A:85:ARG:HH21	10	0.19
(1,22)	2:C:3:A:O5'	1:A:85:ARG:HH22	10	0.19
(2,1)	2:C:2:U:HO2'	2:C:3:A:OP2	6	0.18
(1,22)	2:C:3:A:O5'	1:A:73:ARG:HE	5	0.18
(1,22)	2:C:3:A:O5'	1:A:73:ARG:HH11	5	0.18
(1,22)	2:C:3:A:O5'	1:A:73:ARG:HH12	5	0.18
(1,22)	2:C:3:A:O5'	1:A:73:ARG:HH21	5	0.18
(1,22)	2:C:3:A:O5'	1:A:73:ARG:HH22	5	0.18
(1,22)	2:C:3:A:O5'	1:A:85:ARG:HE	5	0.18
(1,22)	2:C:3:A:O5'	1:A:85:ARG:HH11	5	0.18
(1,22)	2:C:3:A:O5'	1:A:85:ARG:HH12	5	0.18
(1,22)	2:C:3:A:O5'	1:A:85:ARG:HH21	5	0.18
(1,22)	2:C:3:A:O5'	1:A:85:ARG:HH22	5	0.18
(1,18)	2:C:3:A:H2	1:A:8:LEU:C	8	0.18
(1,18)	2:C:3:A:H2	1:A:8:LEU:CA	8	0.18
(1,18)	2:C:3:A:H2	1:A:8:LEU:CB	8	0.18
(1,18)	2:C:3:A:H2	1:A:8:LEU:CD1	8	0.18
(1,18)	2:C:3:A:H2	1:A:8:LEU:CD2	8	0.18
(1,18)	2:C:3:A:H2	1:A:8:LEU:CG	8	0.18
(1,18)	2:C:3:A:H2	1:A:10:SER:C	8	0.18
(1,18)	2:C:3:A:H2	1:A:10:SER:CA	8	0.18
(1,18)	2:C:3:A:H2	1:A:10:SER:CB	8	0.18
(1,18)	2:C:3:A:H2	1:A:12:ASP:C	8	0.18
(1,18)	2:C:3:A:H2	1:A:12:ASP:CA	8	0.18
(1,18)	2:C:3:A:H2	1:A:12:ASP:CB	8	0.18
(1,18)	2:C:3:A:H2	1:A:12:ASP:CG	8	0.18
(1,18)	2:C:3:A:H2	1:A:13:PRO:C	8	0.18
(1,18)	2:C:3:A:H2	1:A:13:PRO:CA	8	0.18
(1,18)	2:C:3:A:H2	1:A:13:PRO:CB	8	0.18
(1,18)	2:C:3:A:H2	1:A:13:PRO:CD	8	0.18

Continued on next page...

Continued from previous page...

Key	Atom-1	Atom-2	Model ID	Violation (Å)
(1,18)	2:C:3:A:H2	1:A:13:PRO:CG	8	0.18
(1,18)	2:C:3:A:H2	1:A:14:THR:C	8	0.18
(1,18)	2:C:3:A:H2	1:A:14:THR:CA	8	0.18
(1,18)	2:C:3:A:H2	1:A:14:THR:CB	8	0.18
(1,18)	2:C:3:A:H2	1:A:14:THR:CG2	8	0.18
(1,18)	2:C:3:A:H2	1:A:15:ALA:C	8	0.18
(1,18)	2:C:3:A:H2	1:A:15:ALA:CA	8	0.18
(1,18)	2:C:3:A:H2	1:A:15:ALA:CB	8	0.18
(1,18)	2:C:3:A:H2	1:A:16:GLY:C	8	0.18
(1,18)	2:C:3:A:H2	1:A:16:GLY:CA	8	0.18
(1,18)	2:C:3:A:H2	1:A:17:HIS:C	8	0.18
(1,18)	2:C:3:A:H2	1:A:17:HIS:CA	8	0.18
(1,18)	2:C:3:A:H2	1:A:17:HIS:CB	8	0.18
(1,18)	2:C:3:A:H2	1:A:17:HIS:CD2	8	0.18
(1,18)	2:C:3:A:H2	1:A:17:HIS:CE1	8	0.18
(1,18)	2:C:3:A:H2	1:A:17:HIS:CG	8	0.18
(1,18)	2:C:3:A:H2	1:A:19:GLN:C	8	0.18
(1,18)	2:C:3:A:H2	1:A:19:GLN:CA	8	0.18
(1,18)	2:C:3:A:H2	1:A:19:GLN:CB	8	0.18
(1,18)	2:C:3:A:H2	1:A:19:GLN:CD	8	0.18
(1,18)	2:C:3:A:H2	1:A:19:GLN:CG	8	0.18
(1,18)	2:C:3:A:H2	1:A:20:GLN:C	8	0.18
(1,18)	2:C:3:A:H2	1:A:20:GLN:CA	8	0.18
(1,18)	2:C:3:A:H2	1:A:20:GLN:CB	8	0.18
(1,18)	2:C:3:A:H2	1:A:20:GLN:CD	8	0.18
(1,18)	2:C:3:A:H2	1:A:20:GLN:CG	8	0.18
(1,18)	2:C:3:A:H2	1:A:21:GLY:C	8	0.18
(1,18)	2:C:3:A:H2	1:A:21:GLY:CA	8	0.18
(1,18)	2:C:3:A:H2	1:A:22:THR:C	8	0.18
(1,18)	2:C:3:A:H2	1:A:22:THR:CA	8	0.18
(1,18)	2:C:3:A:H2	1:A:22:THR:CB	8	0.18
(1,18)	2:C:3:A:H2	1:A:22:THR:CG2	8	0.18
(1,18)	2:C:3:A:H2	1:A:23:ARG:C	8	0.18
(1,18)	2:C:3:A:H2	1:A:23:ARG:CA	8	0.18
(1,18)	2:C:3:A:H2	1:A:23:ARG:CB	8	0.18
(1,18)	2:C:3:A:H2	1:A:23:ARG:CD	8	0.18
(1,18)	2:C:3:A:H2	1:A:23:ARG:CG	8	0.18
(1,18)	2:C:3:A:H2	1:A:23:ARG:CZ	8	0.18
(1,18)	2:C:3:A:H2	1:A:24:PRO:C	8	0.18
(1,18)	2:C:3:A:H2	1:A:24:PRO:CA	8	0.18
(1,18)	2:C:3:A:H2	1:A:24:PRO:CB	8	0.18
(1,18)	2:C:3:A:H2	1:A:24:PRO:CD	8	0.18

Continued on next page...

Continued from previous page...

Key	Atom-1	Atom-2	Model ID	Violation (Å)
(1,18)	2:C:3:A:H2	1:A:24:PRO:CG	8	0.18
(1,18)	2:C:3:A:H2	1:A:45:VAL:C	8	0.18
(1,18)	2:C:3:A:H2	1:A:45:VAL:CA	8	0.18
(1,18)	2:C:3:A:H2	1:A:45:VAL:CB	8	0.18
(1,18)	2:C:3:A:H2	1:A:45:VAL:CG1	8	0.18
(1,18)	2:C:3:A:H2	1:A:45:VAL:CG2	8	0.18
(1,18)	2:C:3:A:H2	1:A:46:THR:C	8	0.18
(1,18)	2:C:3:A:H2	1:A:46:THR:CA	8	0.18
(1,18)	2:C:3:A:H2	1:A:46:THR:CB	8	0.18
(1,18)	2:C:3:A:H2	1:A:46:THR:CG2	8	0.18
(1,18)	2:C:3:A:H2	1:A:47:SER:C	8	0.18
(1,18)	2:C:3:A:H2	1:A:47:SER:CA	8	0.18
(1,18)	2:C:3:A:H2	1:A:47:SER:CB	8	0.18
(1,18)	2:C:3:A:H2	1:A:48:GLY:C	8	0.18
(1,18)	2:C:3:A:H2	1:A:48:GLY:CA	8	0.18
(1,18)	2:C:3:A:H2	1:A:49:GLY:C	8	0.18
(1,18)	2:C:3:A:H2	1:A:49:GLY:CA	8	0.18
(1,18)	2:C:3:A:H2	1:A:50:ASN:C	8	0.18
(1,18)	2:C:3:A:H2	1:A:50:ASN:CA	8	0.18
(1,18)	2:C:3:A:H2	1:A:50:ASN:CB	8	0.18
(1,18)	2:C:3:A:H2	1:A:50:ASN:CG	8	0.18
(1,18)	2:C:3:A:H2	1:A:51:PHE:C	8	0.18
(1,18)	2:C:3:A:H2	1:A:51:PHE:CA	8	0.18
(1,18)	2:C:3:A:H2	1:A:51:PHE:CB	8	0.18
(1,18)	2:C:3:A:H2	1:A:51:PHE:CD1	8	0.18
(1,18)	2:C:3:A:H2	1:A:51:PHE:CD2	8	0.18
(1,18)	2:C:3:A:H2	1:A:51:PHE:CE1	8	0.18
(1,18)	2:C:3:A:H2	1:A:51:PHE:CE2	8	0.18
(1,18)	2:C:3:A:H2	1:A:51:PHE:CG	8	0.18
(1,18)	2:C:3:A:H2	1:A:51:PHE:CZ	8	0.18
(1,18)	2:C:3:A:H2	1:A:52:ALA:C	8	0.18
(1,18)	2:C:3:A:H2	1:A:52:ALA:CA	8	0.18
(1,18)	2:C:3:A:H2	1:A:52:ALA:CB	8	0.18
(1,18)	2:C:3:A:H2	1:A:53:ARG:C	8	0.18
(1,18)	2:C:3:A:H2	1:A:53:ARG:CA	8	0.18
(1,18)	2:C:3:A:H2	1:A:53:ARG:CB	8	0.18
(1,18)	2:C:3:A:H2	1:A:53:ARG:CD	8	0.18
(1,18)	2:C:3:A:H2	1:A:53:ARG:CG	8	0.18
(1,18)	2:C:3:A:H2	1:A:53:ARG:CZ	8	0.18
(1,18)	2:C:3:A:H2	1:A:54:THR:C	8	0.18
(1,18)	2:C:3:A:H2	1:A:54:THR:CA	8	0.18
(1,18)	2:C:3:A:H2	1:A:54:THR:CB	8	0.18

Continued on next page...

Continued from previous page...

Key	Atom-1	Atom-2	Model ID	Violation (Å)
(1,18)	2:C:3:A:H2	1:A:54:THR:CG2	8	0.18
(1,18)	2:C:3:A:H2	1:A:55:ALA:C	8	0.18
(1,18)	2:C:3:A:H2	1:A:55:ALA:CA	8	0.18
(1,18)	2:C:3:A:H2	1:A:55:ALA:CB	8	0.18
(1,18)	2:C:3:A:H2	1:A:56:GLY:C	8	0.18
(1,18)	2:C:3:A:H2	1:A:56:GLY:CA	8	0.18
(1,18)	2:C:3:A:H2	1:A:57:PHE:C	8	0.18
(1,18)	2:C:3:A:H2	1:A:57:PHE:CA	8	0.18
(1,18)	2:C:3:A:H2	1:A:57:PHE:CB	8	0.18
(1,18)	2:C:3:A:H2	1:A:57:PHE:CD1	8	0.18
(1,18)	2:C:3:A:H2	1:A:57:PHE:CD2	8	0.18
(1,18)	2:C:3:A:H2	1:A:57:PHE:CE1	8	0.18
(1,18)	2:C:3:A:H2	1:A:57:PHE:CE2	8	0.18
(1,18)	2:C:3:A:H2	1:A:57:PHE:CG	8	0.18
(1,18)	2:C:3:A:H2	1:A:57:PHE:CZ	8	0.18
(1,18)	2:C:3:A:H2	1:A:58:ALA:C	8	0.18
(1,18)	2:C:3:A:H2	1:A:58:ALA:CA	8	0.18
(1,18)	2:C:3:A:H2	1:A:58:ALA:CB	8	0.18
(1,18)	2:C:3:A:H2	1:A:60:SER:C	8	0.18
(1,18)	2:C:3:A:H2	1:A:60:SER:CA	8	0.18
(1,18)	2:C:3:A:H2	1:A:60:SER:CB	8	0.18
(1,18)	2:C:3:A:H2	1:A:62:ASP:C	8	0.18
(1,18)	2:C:3:A:H2	1:A:62:ASP:CA	8	0.18
(1,18)	2:C:3:A:H2	1:A:62:ASP:CB	8	0.18
(1,18)	2:C:3:A:H2	1:A:62:ASP:CG	8	0.18
(1,18)	2:C:3:A:H2	1:A:66:ILE:C	8	0.18
(1,18)	2:C:3:A:H2	1:A:66:ILE:CA	8	0.18
(1,18)	2:C:3:A:H2	1:A:66:ILE:CB	8	0.18
(1,18)	2:C:3:A:H2	1:A:66:ILE:CD1	8	0.18
(1,18)	2:C:3:A:H2	1:A:66:ILE:CG1	8	0.18
(1,18)	2:C:3:A:H2	1:A:66:ILE:CG2	8	0.18
(1,18)	2:C:3:A:H2	1:A:67:ARG:C	8	0.18
(1,18)	2:C:3:A:H2	1:A:67:ARG:CA	8	0.18
(1,18)	2:C:3:A:H2	1:A:67:ARG:CB	8	0.18
(1,18)	2:C:3:A:H2	1:A:67:ARG:CD	8	0.18
(1,18)	2:C:3:A:H2	1:A:67:ARG:CG	8	0.18
(1,18)	2:C:3:A:H2	1:A:67:ARG:CZ	8	0.18
(1,18)	2:C:3:A:H2	1:A:68:THR:C	8	0.18
(1,18)	2:C:3:A:H2	1:A:68:THR:CA	8	0.18
(1,18)	2:C:3:A:H2	1:A:68:THR:CB	8	0.18
(1,18)	2:C:3:A:H2	1:A:68:THR:CG2	8	0.18
(1,18)	2:C:3:A:H2	1:A:69:THR:C	8	0.18

Continued on next page...

Continued from previous page...

Key	Atom-1	Atom-2	Model ID	Violation (Å)
(1,18)	2:C:3:A:H2	1:A:69:THR:CA	8	0.18
(1,18)	2:C:3:A:H2	1:A:69:THR:CB	8	0.18
(1,18)	2:C:3:A:H2	1:A:69:THR:CG2	8	0.18
(1,18)	2:C:3:A:H2	1:A:70:GLY:C	8	0.18
(1,18)	2:C:3:A:H2	1:A:70:GLY:CA	8	0.18
(1,18)	2:C:3:A:H2	1:A:71:VAL:C	8	0.18
(1,18)	2:C:3:A:H2	1:A:71:VAL:CA	8	0.18
(1,18)	2:C:3:A:H2	1:A:71:VAL:CB	8	0.18
(1,18)	2:C:3:A:H2	1:A:71:VAL:CG1	8	0.18
(1,18)	2:C:3:A:H2	1:A:71:VAL:CG2	8	0.18
(1,18)	2:C:3:A:H2	1:A:73:ARG:C	8	0.18
(1,18)	2:C:3:A:H2	1:A:73:ARG:CA	8	0.18
(1,18)	2:C:3:A:H2	1:A:73:ARG:CB	8	0.18
(1,18)	2:C:3:A:H2	1:A:73:ARG:CD	8	0.18
(1,18)	2:C:3:A:H2	1:A:73:ARG:CG	8	0.18
(1,18)	2:C:3:A:H2	1:A:73:ARG:CZ	8	0.18
(1,18)	2:C:3:A:H2	1:A:75:ASP:C	8	0.18
(1,18)	2:C:3:A:H2	1:A:75:ASP:CA	8	0.18
(1,18)	2:C:3:A:H2	1:A:75:ASP:CB	8	0.18
(1,18)	2:C:3:A:H2	1:A:75:ASP:CG	8	0.18
(1,18)	2:C:3:A:H2	1:A:76:GLN:C	8	0.18
(1,18)	2:C:3:A:H2	1:A:76:GLN:CA	8	0.18
(1,18)	2:C:3:A:H2	1:A:76:GLN:CB	8	0.18
(1,18)	2:C:3:A:H2	1:A:76:GLN:CD	8	0.18
(1,18)	2:C:3:A:H2	1:A:76:GLN:CG	8	0.18
(1,18)	2:C:3:A:H2	1:A:85:ARG:C	8	0.18
(1,18)	2:C:3:A:H2	1:A:85:ARG:CA	8	0.18
(1,18)	2:C:3:A:H2	1:A:85:ARG:CB	8	0.18
(1,18)	2:C:3:A:H2	1:A:85:ARG:CD	8	0.18
(1,18)	2:C:3:A:H2	1:A:85:ARG:CG	8	0.18
(1,18)	2:C:3:A:H2	1:A:85:ARG:CZ	8	0.18
(1,18)	2:C:3:A:H2	1:A:100:GLU:C	8	0.18
(1,18)	2:C:3:A:H2	1:A:100:GLU:CA	8	0.18
(1,18)	2:C:3:A:H2	1:A:100:GLU:CB	8	0.18
(1,18)	2:C:3:A:H2	1:A:100:GLU:CD	8	0.18
(1,18)	2:C:3:A:H2	1:A:100:GLU:CG	8	0.18
(1,18)	2:C:3:A:H2	1:A:104:ARG:C	8	0.18
(1,18)	2:C:3:A:H2	1:A:104:ARG:CA	8	0.18
(1,18)	2:C:3:A:H2	1:A:104:ARG:CB	8	0.18
(1,18)	2:C:3:A:H2	1:A:104:ARG:CD	8	0.18
(1,18)	2:C:3:A:H2	1:A:104:ARG:CG	8	0.18
(1,18)	2:C:3:A:H2	1:A:104:ARG:CZ	8	0.18

Continued on next page...

Continued from previous page...

Key	Atom-1	Atom-2	Model ID	Violation (Å)
(1,17)	2:C:3:A:N1	1:A:8:LEU:H	1	0.18
(1,17)	2:C:3:A:N1	1:A:10:SER:H	1	0.18
(1,17)	2:C:3:A:N1	1:A:10:SER:HG	1	0.18
(1,17)	2:C:3:A:N1	1:A:12:ASP:H	1	0.18
(1,17)	2:C:3:A:N1	1:A:14:THR:H	1	0.18
(1,17)	2:C:3:A:N1	1:A:14:THR:HG1	1	0.18
(1,17)	2:C:3:A:N1	1:A:15:ALA:H	1	0.18
(1,17)	2:C:3:A:N1	1:A:16:GLY:H	1	0.18
(1,17)	2:C:3:A:N1	1:A:17:HIS:H	1	0.18
(1,17)	2:C:3:A:N1	1:A:17:HIS:HD1	1	0.18
(1,17)	2:C:3:A:N1	1:A:17:HIS:HE2	1	0.18
(1,17)	2:C:3:A:N1	1:A:19:GLN:H	1	0.18
(1,17)	2:C:3:A:N1	1:A:19:GLN:HE21	1	0.18
(1,17)	2:C:3:A:N1	1:A:19:GLN:HE22	1	0.18
(1,17)	2:C:3:A:N1	1:A:20:GLN:H	1	0.18
(1,17)	2:C:3:A:N1	1:A:20:GLN:HE21	1	0.18
(1,17)	2:C:3:A:N1	1:A:20:GLN:HE22	1	0.18
(1,17)	2:C:3:A:N1	1:A:21:GLY:H	1	0.18
(1,17)	2:C:3:A:N1	1:A:22:THR:H	1	0.18
(1,17)	2:C:3:A:N1	1:A:22:THR:HG1	1	0.18
(1,17)	2:C:3:A:N1	1:A:23:ARG:H	1	0.18
(1,17)	2:C:3:A:N1	1:A:23:ARG:HE	1	0.18
(1,17)	2:C:3:A:N1	1:A:23:ARG:HH11	1	0.18
(1,17)	2:C:3:A:N1	1:A:23:ARG:HH12	1	0.18
(1,17)	2:C:3:A:N1	1:A:23:ARG:HH21	1	0.18
(1,17)	2:C:3:A:N1	1:A:23:ARG:HH22	1	0.18
(1,17)	2:C:3:A:N1	1:A:45:VAL:H	1	0.18
(1,17)	2:C:3:A:N1	1:A:46:THR:H	1	0.18
(1,17)	2:C:3:A:N1	1:A:46:THR:HG1	1	0.18
(1,17)	2:C:3:A:N1	1:A:47:SER:H	1	0.18
(1,17)	2:C:3:A:N1	1:A:47:SER:HG	1	0.18
(1,17)	2:C:3:A:N1	1:A:48:GLY:H	1	0.18
(1,17)	2:C:3:A:N1	1:A:49:GLY:H	1	0.18
(1,17)	2:C:3:A:N1	1:A:50:ASN:H	1	0.18
(1,17)	2:C:3:A:N1	1:A:50:ASN:HD21	1	0.18
(1,17)	2:C:3:A:N1	1:A:50:ASN:HD22	1	0.18
(1,17)	2:C:3:A:N1	1:A:51:PHE:H	1	0.18
(1,17)	2:C:3:A:N1	1:A:52:ALA:H	1	0.18
(1,17)	2:C:3:A:N1	1:A:53:ARG:H	1	0.18
(1,17)	2:C:3:A:N1	1:A:53:ARG:HE	1	0.18
(1,17)	2:C:3:A:N1	1:A:53:ARG:HH11	1	0.18
(1,17)	2:C:3:A:N1	1:A:53:ARG:HH12	1	0.18

Continued on next page...

Continued from previous page...

Key	Atom-1	Atom-2	Model ID	Violation (Å)
(1,17)	2:C:3:A:N1	1:A:53:ARG:HH21	1	0.18
(1,17)	2:C:3:A:N1	1:A:53:ARG:HH22	1	0.18
(1,17)	2:C:3:A:N1	1:A:54:THR:H	1	0.18
(1,17)	2:C:3:A:N1	1:A:54:THR:HG1	1	0.18
(1,17)	2:C:3:A:N1	1:A:55:ALA:H	1	0.18
(1,17)	2:C:3:A:N1	1:A:56:GLY:H	1	0.18
(1,17)	2:C:3:A:N1	1:A:57:PHE:H	1	0.18
(1,17)	2:C:3:A:N1	1:A:58:ALA:H	1	0.18
(1,17)	2:C:3:A:N1	1:A:60:SER:H	1	0.18
(1,17)	2:C:3:A:N1	1:A:60:SER:HG	1	0.18
(1,17)	2:C:3:A:N1	1:A:62:ASP:H	1	0.18
(1,17)	2:C:3:A:N1	1:A:66:ILE:H	1	0.18
(1,17)	2:C:3:A:N1	1:A:67:ARG:H	1	0.18
(1,17)	2:C:3:A:N1	1:A:67:ARG:HE	1	0.18
(1,17)	2:C:3:A:N1	1:A:67:ARG:HH11	1	0.18
(1,17)	2:C:3:A:N1	1:A:67:ARG:HH12	1	0.18
(1,17)	2:C:3:A:N1	1:A:67:ARG:HH21	1	0.18
(1,17)	2:C:3:A:N1	1:A:67:ARG:HH22	1	0.18
(1,17)	2:C:3:A:N1	1:A:68:THR:H	1	0.18
(1,17)	2:C:3:A:N1	1:A:68:THR:HG1	1	0.18
(1,17)	2:C:3:A:N1	1:A:69:THR:H	1	0.18
(1,17)	2:C:3:A:N1	1:A:69:THR:HG1	1	0.18
(1,17)	2:C:3:A:N1	1:A:70:GLY:H	1	0.18
(1,17)	2:C:3:A:N1	1:A:71:VAL:H	1	0.18
(1,17)	2:C:3:A:N1	1:A:73:ARG:H	1	0.18
(1,17)	2:C:3:A:N1	1:A:73:ARG:HE	1	0.18
(1,17)	2:C:3:A:N1	1:A:73:ARG:HH11	1	0.18
(1,17)	2:C:3:A:N1	1:A:73:ARG:HH12	1	0.18
(1,17)	2:C:3:A:N1	1:A:73:ARG:HH21	1	0.18
(1,17)	2:C:3:A:N1	1:A:73:ARG:HH22	1	0.18
(1,17)	2:C:3:A:N1	1:A:75:ASP:H	1	0.18
(1,17)	2:C:3:A:N1	1:A:76:GLN:H	1	0.18
(1,17)	2:C:3:A:N1	1:A:76:GLN:HE21	1	0.18
(1,17)	2:C:3:A:N1	1:A:76:GLN:HE22	1	0.18
(1,17)	2:C:3:A:N1	1:A:85:ARG:H	1	0.18
(1,17)	2:C:3:A:N1	1:A:85:ARG:HE	1	0.18
(1,17)	2:C:3:A:N1	1:A:85:ARG:HH11	1	0.18
(1,17)	2:C:3:A:N1	1:A:85:ARG:HH12	1	0.18
(1,17)	2:C:3:A:N1	1:A:85:ARG:HH21	1	0.18
(1,17)	2:C:3:A:N1	1:A:85:ARG:HH22	1	0.18
(1,17)	2:C:3:A:N1	1:A:100:GLU:H	1	0.18
(1,17)	2:C:3:A:N1	1:A:104:ARG:H	1	0.18

Continued on next page...

Continued from previous page...

Key	Atom-1	Atom-2	Model ID	Violation (Å)
(1,17)	2:C:3:A:N1	1:A:104:ARG:HE	1	0.18
(1,17)	2:C:3:A:N1	1:A:104:ARG:HH11	1	0.18
(1,17)	2:C:3:A:N1	1:A:104:ARG:HH12	1	0.18
(1,17)	2:C:3:A:N1	1:A:104:ARG:HH21	1	0.18
(1,17)	2:C:3:A:N1	1:A:104:ARG:HH22	1	0.18
(1,1)	1:A:10:SER:C	2:C:1:A:C1'	2	0.18
(1,1)	1:A:10:SER:C	2:C:1:A:C2	2	0.18
(1,1)	1:A:10:SER:C	2:C:1:A:C2'	2	0.18
(1,1)	1:A:10:SER:C	2:C:1:A:C3'	2	0.18
(1,1)	1:A:10:SER:C	2:C:1:A:C4	2	0.18
(1,1)	1:A:10:SER:C	2:C:1:A:C4'	2	0.18
(1,1)	1:A:10:SER:C	2:C:1:A:C5	2	0.18
(1,1)	1:A:10:SER:C	2:C:1:A:C5'	2	0.18
(1,1)	1:A:10:SER:C	2:C:1:A:C6	2	0.18
(1,1)	1:A:10:SER:C	2:C:1:A:C8	2	0.18
(1,1)	1:A:10:SER:C	2:C:1:A:H1'	2	0.18
(1,1)	1:A:10:SER:C	2:C:1:A:H2	2	0.18
(1,1)	1:A:10:SER:C	2:C:1:A:H2'	2	0.18
(1,1)	1:A:10:SER:C	2:C:1:A:H3'	2	0.18
(1,1)	1:A:10:SER:C	2:C:1:A:H4'	2	0.18
(1,1)	1:A:10:SER:C	2:C:1:A:H5'	2	0.18
(1,1)	1:A:10:SER:C	2:C:1:A:H5''	2	0.18
(1,1)	1:A:10:SER:C	2:C:1:A:H61	2	0.18
(1,1)	1:A:10:SER:C	2:C:1:A:H62	2	0.18
(1,1)	1:A:10:SER:C	2:C:1:A:H8	2	0.18
(1,1)	1:A:10:SER:C	2:C:1:A:HO2'	2	0.18
(1,1)	1:A:10:SER:C	2:C:1:A:N1	2	0.18
(1,1)	1:A:10:SER:C	2:C:1:A:N3	2	0.18
(1,1)	1:A:10:SER:C	2:C:1:A:N6	2	0.18
(1,1)	1:A:10:SER:C	2:C:1:A:N7	2	0.18
(1,1)	1:A:10:SER:C	2:C:1:A:N9	2	0.18
(1,1)	1:A:10:SER:C	2:C:1:A:O2'	2	0.18
(1,1)	1:A:10:SER:C	2:C:1:A:O3'	2	0.18
(1,1)	1:A:10:SER:C	2:C:1:A:O4'	2	0.18
(1,1)	1:A:10:SER:C	2:C:1:A:O5'	2	0.18
(1,1)	1:A:10:SER:C	2:C:2:U:C1'	2	0.18
(1,1)	1:A:10:SER:C	2:C:2:U:C2	2	0.18
(1,1)	1:A:10:SER:C	2:C:2:U:C2'	2	0.18
(1,1)	1:A:10:SER:C	2:C:2:U:C3'	2	0.18
(1,1)	1:A:10:SER:C	2:C:2:U:C4	2	0.18
(1,1)	1:A:10:SER:C	2:C:2:U:C4'	2	0.18
(1,1)	1:A:10:SER:C	2:C:2:U:C5	2	0.18

Continued on next page...

Continued from previous page...

Key	Atom-1	Atom-2	Model ID	Violation (Å)
(1,1)	1:A:10:SER:C	2:C:2:U:C5'	2	0.18
(1,1)	1:A:10:SER:C	2:C:2:U:C6	2	0.18
(1,1)	1:A:10:SER:C	2:C:2:U:H1'	2	0.18
(1,1)	1:A:10:SER:C	2:C:2:U:H2'	2	0.18
(1,1)	1:A:10:SER:C	2:C:2:U:H3	2	0.18
(1,1)	1:A:10:SER:C	2:C:2:U:H3'	2	0.18
(1,1)	1:A:10:SER:C	2:C:2:U:H4'	2	0.18
(1,1)	1:A:10:SER:C	2:C:2:U:H5	2	0.18
(1,1)	1:A:10:SER:C	2:C:2:U:H5'	2	0.18
(1,1)	1:A:10:SER:C	2:C:2:U:H5''	2	0.18
(1,1)	1:A:10:SER:C	2:C:2:U:H6	2	0.18
(1,1)	1:A:10:SER:C	2:C:2:U:HO2'	2	0.18
(1,1)	1:A:10:SER:C	2:C:2:U:N1	2	0.18
(1,1)	1:A:10:SER:C	2:C:2:U:N3	2	0.18
(1,1)	1:A:10:SER:C	2:C:2:U:O2	2	0.18
(1,1)	1:A:10:SER:C	2:C:2:U:O2'	2	0.18
(1,1)	1:A:10:SER:C	2:C:2:U:O3'	2	0.18
(1,1)	1:A:10:SER:C	2:C:2:U:O4	2	0.18
(1,1)	1:A:10:SER:C	2:C:2:U:O4'	2	0.18
(1,1)	1:A:10:SER:C	2:C:2:U:O5'	2	0.18
(1,1)	1:A:10:SER:C	2:C:2:U:OP1	2	0.18
(1,1)	1:A:10:SER:C	2:C:2:U:OP2	2	0.18
(1,1)	1:A:10:SER:C	2:C:2:U:P	2	0.18
(1,1)	1:A:10:SER:C	2:C:3:A:C1'	2	0.18
(1,1)	1:A:10:SER:C	2:C:3:A:C2	2	0.18
(1,1)	1:A:10:SER:C	2:C:3:A:C2'	2	0.18
(1,1)	1:A:10:SER:C	2:C:3:A:C3'	2	0.18
(1,1)	1:A:10:SER:C	2:C:3:A:C4	2	0.18
(1,1)	1:A:10:SER:C	2:C:3:A:C4'	2	0.18
(1,1)	1:A:10:SER:C	2:C:3:A:C5	2	0.18
(1,1)	1:A:10:SER:C	2:C:3:A:C5'	2	0.18
(1,1)	1:A:10:SER:C	2:C:3:A:C6	2	0.18
(1,1)	1:A:10:SER:C	2:C:3:A:C8	2	0.18
(1,1)	1:A:10:SER:C	2:C:3:A:H1'	2	0.18
(1,1)	1:A:10:SER:C	2:C:3:A:H2	2	0.18
(1,1)	1:A:10:SER:C	2:C:3:A:H2'	2	0.18
(1,1)	1:A:10:SER:C	2:C:3:A:H3'	2	0.18
(1,1)	1:A:10:SER:C	2:C:3:A:H4'	2	0.18
(1,1)	1:A:10:SER:C	2:C:3:A:H5'	2	0.18
(1,1)	1:A:10:SER:C	2:C:3:A:H5''	2	0.18
(1,1)	1:A:10:SER:C	2:C:3:A:H61	2	0.18
(1,1)	1:A:10:SER:C	2:C:3:A:H62	2	0.18

Continued on next page...

Continued from previous page...

Key	Atom-1	Atom-2	Model ID	Violation (Å)
(1,1)	1:A:10:SER:C	2:C:3:A:H8	2	0.18
(1,1)	1:A:10:SER:C	2:C:3:A:HO2'	2	0.18
(1,1)	1:A:10:SER:C	2:C:3:A:N1	2	0.18
(1,1)	1:A:10:SER:C	2:C:3:A:N3	2	0.18
(1,1)	1:A:10:SER:C	2:C:3:A:N6	2	0.18
(1,1)	1:A:10:SER:C	2:C:3:A:N7	2	0.18
(1,1)	1:A:10:SER:C	2:C:3:A:N9	2	0.18
(1,1)	1:A:10:SER:C	2:C:3:A:O2'	2	0.18
(1,1)	1:A:10:SER:C	2:C:3:A:O3'	2	0.18
(1,1)	1:A:10:SER:C	2:C:3:A:O4'	2	0.18
(1,1)	1:A:10:SER:C	2:C:3:A:O5'	2	0.18
(1,1)	1:A:10:SER:C	2:C:3:A:OP1	2	0.18
(1,1)	1:A:10:SER:C	2:C:3:A:OP2	2	0.18
(1,1)	1:A:10:SER:C	2:C:3:A:P	2	0.18
(1,1)	1:A:10:SER:C	2:C:4:C:C1'	2	0.18
(1,1)	1:A:10:SER:C	2:C:4:C:C2	2	0.18
(1,1)	1:A:10:SER:C	2:C:4:C:C2'	2	0.18
(1,1)	1:A:10:SER:C	2:C:4:C:C3'	2	0.18
(1,1)	1:A:10:SER:C	2:C:4:C:C4	2	0.18
(1,1)	1:A:10:SER:C	2:C:4:C:C4'	2	0.18
(1,1)	1:A:10:SER:C	2:C:4:C:C5	2	0.18
(1,1)	1:A:10:SER:C	2:C:4:C:C5'	2	0.18
(1,1)	1:A:10:SER:C	2:C:4:C:C6	2	0.18
(1,1)	1:A:10:SER:C	2:C:4:C:H1'	2	0.18
(1,1)	1:A:10:SER:C	2:C:4:C:H2'	2	0.18
(1,1)	1:A:10:SER:C	2:C:4:C:H3'	2	0.18
(1,1)	1:A:10:SER:C	2:C:4:C:H4'	2	0.18
(1,1)	1:A:10:SER:C	2:C:4:C:H41	2	0.18
(1,1)	1:A:10:SER:C	2:C:4:C:H42	2	0.18
(1,1)	1:A:10:SER:C	2:C:4:C:H5	2	0.18
(1,1)	1:A:10:SER:C	2:C:4:C:H5'	2	0.18
(1,1)	1:A:10:SER:C	2:C:4:C:H5''	2	0.18
(1,1)	1:A:10:SER:C	2:C:4:C:H6	2	0.18
(1,1)	1:A:10:SER:C	2:C:4:C:HO2'	2	0.18
(1,1)	1:A:10:SER:C	2:C:4:C:N1	2	0.18
(1,1)	1:A:10:SER:C	2:C:4:C:N3	2	0.18
(1,1)	1:A:10:SER:C	2:C:4:C:N4	2	0.18
(1,1)	1:A:10:SER:C	2:C:4:C:O2	2	0.18
(1,1)	1:A:10:SER:C	2:C:4:C:O2'	2	0.18
(1,1)	1:A:10:SER:C	2:C:4:C:O3'	2	0.18
(1,1)	1:A:10:SER:C	2:C:4:C:O4'	2	0.18
(1,1)	1:A:10:SER:C	2:C:4:C:O5'	2	0.18

Continued on next page...

Continued from previous page...

Key	Atom-1	Atom-2	Model ID	Violation (Å)
(1,1)	1:A:10:SER:C	2:C:4:C:OP1	2	0.18
(1,1)	1:A:10:SER:C	2:C:4:C:OP2	2	0.18
(1,1)	1:A:10:SER:C	2:C:4:C:P	2	0.18
(1,1)	1:A:10:SER:C	2:C:5:A:C1'	2	0.18
(1,1)	1:A:10:SER:C	2:C:5:A:C2	2	0.18
(1,1)	1:A:10:SER:C	2:C:5:A:C2'	2	0.18
(1,1)	1:A:10:SER:C	2:C:5:A:C3'	2	0.18
(1,1)	1:A:10:SER:C	2:C:5:A:C4	2	0.18
(1,1)	1:A:10:SER:C	2:C:5:A:C4'	2	0.18
(1,1)	1:A:10:SER:C	2:C:5:A:C5	2	0.18
(1,1)	1:A:10:SER:C	2:C:5:A:C5'	2	0.18
(1,1)	1:A:10:SER:C	2:C:5:A:C6	2	0.18
(1,1)	1:A:10:SER:C	2:C:5:A:C8	2	0.18
(1,1)	1:A:10:SER:C	2:C:5:A:H1'	2	0.18
(1,1)	1:A:10:SER:C	2:C:5:A:H2	2	0.18
(1,1)	1:A:10:SER:C	2:C:5:A:H2'	2	0.18
(1,1)	1:A:10:SER:C	2:C:5:A:H3'	2	0.18
(1,1)	1:A:10:SER:C	2:C:5:A:H4'	2	0.18
(1,1)	1:A:10:SER:C	2:C:5:A:H5'	2	0.18
(1,1)	1:A:10:SER:C	2:C:5:A:H5''	2	0.18
(1,1)	1:A:10:SER:C	2:C:5:A:H61	2	0.18
(1,1)	1:A:10:SER:C	2:C:5:A:H62	2	0.18
(1,1)	1:A:10:SER:C	2:C:5:A:H8	2	0.18
(1,1)	1:A:10:SER:C	2:C:5:A:HO2'	2	0.18
(1,1)	1:A:10:SER:C	2:C:5:A:N1	2	0.18
(1,1)	1:A:10:SER:C	2:C:5:A:N3	2	0.18
(1,1)	1:A:10:SER:C	2:C:5:A:N6	2	0.18
(1,1)	1:A:10:SER:C	2:C:5:A:N7	2	0.18
(1,1)	1:A:10:SER:C	2:C:5:A:N9	2	0.18
(1,1)	1:A:10:SER:C	2:C:5:A:O2'	2	0.18
(1,1)	1:A:10:SER:C	2:C:5:A:O3'	2	0.18
(1,1)	1:A:10:SER:C	2:C:5:A:O4'	2	0.18
(1,1)	1:A:10:SER:C	2:C:5:A:O5'	2	0.18
(1,1)	1:A:10:SER:C	2:C:5:A:OP1	2	0.18
(1,1)	1:A:10:SER:C	2:C:5:A:OP2	2	0.18
(1,1)	1:A:10:SER:C	2:C:5:A:P	2	0.18
(1,1)	1:A:10:SER:CA	2:C:1:A:C1'	2	0.18
(1,1)	1:A:10:SER:CA	2:C:1:A:C2	2	0.18
(1,1)	1:A:10:SER:CA	2:C:1:A:C2'	2	0.18
(1,1)	1:A:10:SER:CA	2:C:1:A:C3'	2	0.18
(1,1)	1:A:10:SER:CA	2:C:1:A:C4	2	0.18
(1,1)	1:A:10:SER:CA	2:C:1:A:C4'	2	0.18

Continued on next page...

Continued from previous page...

Key	Atom-1	Atom-2	Model ID	Violation (Å)
(1,1)	1:A:10:SER:CA	2:C:1:A:C5	2	0.18
(1,1)	1:A:10:SER:CA	2:C:1:A:C5'	2	0.18
(1,1)	1:A:10:SER:CA	2:C:1:A:C6	2	0.18
(1,1)	1:A:10:SER:CA	2:C:1:A:C8	2	0.18
(1,1)	1:A:10:SER:CA	2:C:1:A:H1'	2	0.18
(1,1)	1:A:10:SER:CA	2:C:1:A:H2	2	0.18
(1,1)	1:A:10:SER:CA	2:C:1:A:H2'	2	0.18
(1,1)	1:A:10:SER:CA	2:C:1:A:H3'	2	0.18
(1,1)	1:A:10:SER:CA	2:C:1:A:H4'	2	0.18
(1,1)	1:A:10:SER:CA	2:C:1:A:H5'	2	0.18
(1,1)	1:A:10:SER:CA	2:C:1:A:H5''	2	0.18
(1,1)	1:A:10:SER:CA	2:C:1:A:H61	2	0.18
(1,1)	1:A:10:SER:CA	2:C:1:A:H62	2	0.18
(1,1)	1:A:10:SER:CA	2:C:1:A:H8	2	0.18
(1,1)	1:A:10:SER:CA	2:C:1:A:HO2'	2	0.18
(1,1)	1:A:10:SER:CA	2:C:1:A:N1	2	0.18
(1,1)	1:A:10:SER:CA	2:C:1:A:N3	2	0.18
(1,1)	1:A:10:SER:CA	2:C:1:A:N6	2	0.18
(1,1)	1:A:10:SER:CA	2:C:1:A:N7	2	0.18
(1,1)	1:A:10:SER:CA	2:C:1:A:N9	2	0.18
(1,1)	1:A:10:SER:CA	2:C:1:A:O2'	2	0.18
(1,1)	1:A:10:SER:CA	2:C:1:A:O3'	2	0.18
(1,1)	1:A:10:SER:CA	2:C:1:A:O4'	2	0.18
(1,1)	1:A:10:SER:CA	2:C:1:A:O5'	2	0.18
(1,1)	1:A:10:SER:CA	2:C:2:U:C1'	2	0.18
(1,1)	1:A:10:SER:CA	2:C:2:U:C2	2	0.18
(1,1)	1:A:10:SER:CA	2:C:2:U:C2'	2	0.18
(1,1)	1:A:10:SER:CA	2:C:2:U:C3'	2	0.18
(1,1)	1:A:10:SER:CA	2:C:2:U:C4	2	0.18
(1,1)	1:A:10:SER:CA	2:C:2:U:C4'	2	0.18
(1,1)	1:A:10:SER:CA	2:C:2:U:C5	2	0.18
(1,1)	1:A:10:SER:CA	2:C:2:U:C5'	2	0.18
(1,1)	1:A:10:SER:CA	2:C:2:U:C6	2	0.18
(1,1)	1:A:10:SER:CA	2:C:2:U:H1'	2	0.18
(1,1)	1:A:10:SER:CA	2:C:2:U:H2'	2	0.18
(1,1)	1:A:10:SER:CA	2:C:2:U:H3	2	0.18
(1,1)	1:A:10:SER:CA	2:C:2:U:H3'	2	0.18
(1,1)	1:A:10:SER:CA	2:C:2:U:H4'	2	0.18
(1,1)	1:A:10:SER:CA	2:C:2:U:H5	2	0.18
(1,1)	1:A:10:SER:CA	2:C:2:U:H5'	2	0.18
(1,1)	1:A:10:SER:CA	2:C:2:U:H5''	2	0.18
(1,1)	1:A:10:SER:CA	2:C:2:U:H6	2	0.18

Continued on next page...

Continued from previous page...

Key	Atom-1	Atom-2	Model ID	Violation (Å)
(1,1)	1:A:10:SER:CA	2:C:2:U:HO2'	2	0.18
(1,1)	1:A:10:SER:CA	2:C:2:U:N1	2	0.18
(1,1)	1:A:10:SER:CA	2:C:2:U:N3	2	0.18
(1,1)	1:A:10:SER:CA	2:C:2:U:O2	2	0.18
(1,1)	1:A:10:SER:CA	2:C:2:U:O2'	2	0.18
(1,1)	1:A:10:SER:CA	2:C:2:U:O3'	2	0.18
(1,1)	1:A:10:SER:CA	2:C:2:U:O4	2	0.18
(1,1)	1:A:10:SER:CA	2:C:2:U:O4'	2	0.18
(1,1)	1:A:10:SER:CA	2:C:2:U:O5'	2	0.18
(1,1)	1:A:10:SER:CA	2:C:2:U:OP1	2	0.18
(1,1)	1:A:10:SER:CA	2:C:2:U:OP2	2	0.18
(1,1)	1:A:10:SER:CA	2:C:2:U:P	2	0.18
(1,1)	1:A:10:SER:CA	2:C:3:A:C1'	2	0.18
(1,1)	1:A:10:SER:CA	2:C:3:A:C2	2	0.18
(1,1)	1:A:10:SER:CA	2:C:3:A:C2'	2	0.18
(1,1)	1:A:10:SER:CA	2:C:3:A:C3'	2	0.18
(1,1)	1:A:10:SER:CA	2:C:3:A:C4	2	0.18
(1,1)	1:A:10:SER:CA	2:C:3:A:C4'	2	0.18
(1,1)	1:A:10:SER:CA	2:C:3:A:C5	2	0.18
(1,1)	1:A:10:SER:CA	2:C:3:A:C5'	2	0.18
(1,1)	1:A:10:SER:CA	2:C:3:A:C6	2	0.18
(1,1)	1:A:10:SER:CA	2:C:3:A:C8	2	0.18
(1,1)	1:A:10:SER:CA	2:C:3:A:H1'	2	0.18
(1,1)	1:A:10:SER:CA	2:C:3:A:H2	2	0.18
(1,1)	1:A:10:SER:CA	2:C:3:A:H2'	2	0.18
(1,1)	1:A:10:SER:CA	2:C:3:A:H3'	2	0.18
(1,1)	1:A:10:SER:CA	2:C:3:A:H4'	2	0.18
(1,1)	1:A:10:SER:CA	2:C:3:A:H5'	2	0.18
(1,1)	1:A:10:SER:CA	2:C:3:A:H5''	2	0.18
(1,1)	1:A:10:SER:CA	2:C:3:A:H61	2	0.18
(1,1)	1:A:10:SER:CA	2:C:3:A:H62	2	0.18
(1,1)	1:A:10:SER:CA	2:C:3:A:H8	2	0.18
(1,1)	1:A:10:SER:CA	2:C:3:A:HO2'	2	0.18
(1,1)	1:A:10:SER:CA	2:C:3:A:N1	2	0.18
(1,1)	1:A:10:SER:CA	2:C:3:A:N3	2	0.18
(1,1)	1:A:10:SER:CA	2:C:3:A:N6	2	0.18
(1,1)	1:A:10:SER:CA	2:C:3:A:N7	2	0.18
(1,1)	1:A:10:SER:CA	2:C:3:A:N9	2	0.18
(1,1)	1:A:10:SER:CA	2:C:3:A:O2'	2	0.18
(1,1)	1:A:10:SER:CA	2:C:3:A:O3'	2	0.18
(1,1)	1:A:10:SER:CA	2:C:3:A:O4'	2	0.18
(1,1)	1:A:10:SER:CA	2:C:3:A:O5'	2	0.18

Continued on next page...

Continued from previous page...

Key	Atom-1	Atom-2	Model ID	Violation (Å)
(1,1)	1:A:10:SER:CA	2:C:3:A:OP1	2	0.18
(1,1)	1:A:10:SER:CA	2:C:3:A:OP2	2	0.18
(1,1)	1:A:10:SER:CA	2:C:3:A:P	2	0.18
(1,1)	1:A:10:SER:CA	2:C:4:C:C1'	2	0.18
(1,1)	1:A:10:SER:CA	2:C:4:C:C2	2	0.18
(1,1)	1:A:10:SER:CA	2:C:4:C:C2'	2	0.18
(1,1)	1:A:10:SER:CA	2:C:4:C:C3'	2	0.18
(1,1)	1:A:10:SER:CA	2:C:4:C:C4	2	0.18
(1,1)	1:A:10:SER:CA	2:C:4:C:C4'	2	0.18
(1,1)	1:A:10:SER:CA	2:C:4:C:C5	2	0.18
(1,1)	1:A:10:SER:CA	2:C:4:C:C5'	2	0.18
(1,1)	1:A:10:SER:CA	2:C:4:C:C6	2	0.18
(1,1)	1:A:10:SER:CA	2:C:4:C:H1'	2	0.18
(1,1)	1:A:10:SER:CA	2:C:4:C:H2'	2	0.18
(1,1)	1:A:10:SER:CA	2:C:4:C:H3'	2	0.18
(1,1)	1:A:10:SER:CA	2:C:4:C:H4'	2	0.18
(1,1)	1:A:10:SER:CA	2:C:4:C:H41	2	0.18
(1,1)	1:A:10:SER:CA	2:C:4:C:H42	2	0.18
(1,1)	1:A:10:SER:CA	2:C:4:C:H5	2	0.18
(1,1)	1:A:10:SER:CA	2:C:4:C:H5'	2	0.18
(1,1)	1:A:10:SER:CA	2:C:4:C:H5''	2	0.18
(1,1)	1:A:10:SER:CA	2:C:4:C:H6	2	0.18
(1,1)	1:A:10:SER:CA	2:C:4:C:HO2'	2	0.18
(1,1)	1:A:10:SER:CA	2:C:4:C:N1	2	0.18
(1,1)	1:A:10:SER:CA	2:C:4:C:N3	2	0.18
(1,1)	1:A:10:SER:CA	2:C:4:C:N4	2	0.18
(1,1)	1:A:10:SER:CA	2:C:4:C:O2	2	0.18
(1,1)	1:A:10:SER:CA	2:C:4:C:O2'	2	0.18
(1,1)	1:A:10:SER:CA	2:C:4:C:O3'	2	0.18
(1,1)	1:A:10:SER:CA	2:C:4:C:O4'	2	0.18
(1,1)	1:A:10:SER:CA	2:C:4:C:O5'	2	0.18
(1,1)	1:A:10:SER:CA	2:C:4:C:OP1	2	0.18
(1,1)	1:A:10:SER:CA	2:C:4:C:OP2	2	0.18
(1,1)	1:A:10:SER:CA	2:C:4:C:P	2	0.18
(1,1)	1:A:10:SER:CA	2:C:5:A:C1'	2	0.18
(1,1)	1:A:10:SER:CA	2:C:5:A:C2	2	0.18
(1,1)	1:A:10:SER:CA	2:C:5:A:C2'	2	0.18
(1,1)	1:A:10:SER:CA	2:C:5:A:C3'	2	0.18
(1,1)	1:A:10:SER:CA	2:C:5:A:C4	2	0.18
(1,1)	1:A:10:SER:CA	2:C:5:A:C4'	2	0.18
(1,1)	1:A:10:SER:CA	2:C:5:A:C5	2	0.18
(1,1)	1:A:10:SER:CA	2:C:5:A:C5'	2	0.18

Continued on next page...

Continued from previous page...

Key	Atom-1	Atom-2	Model ID	Violation (Å)
(1,1)	1:A:10:SER:CA	2:C:5:A:C6	2	0.18
(1,1)	1:A:10:SER:CA	2:C:5:A:C8	2	0.18
(1,1)	1:A:10:SER:CA	2:C:5:A:H1'	2	0.18
(1,1)	1:A:10:SER:CA	2:C:5:A:H2	2	0.18
(1,1)	1:A:10:SER:CA	2:C:5:A:H2'	2	0.18
(1,1)	1:A:10:SER:CA	2:C:5:A:H3'	2	0.18
(1,1)	1:A:10:SER:CA	2:C:5:A:H4'	2	0.18
(1,1)	1:A:10:SER:CA	2:C:5:A:H5'	2	0.18
(1,1)	1:A:10:SER:CA	2:C:5:A:H5''	2	0.18
(1,1)	1:A:10:SER:CA	2:C:5:A:H61	2	0.18
(1,1)	1:A:10:SER:CA	2:C:5:A:H62	2	0.18
(1,1)	1:A:10:SER:CA	2:C:5:A:H8	2	0.18
(1,1)	1:A:10:SER:CA	2:C:5:A:HO2'	2	0.18
(1,1)	1:A:10:SER:CA	2:C:5:A:N1	2	0.18
(1,1)	1:A:10:SER:CA	2:C:5:A:N3	2	0.18
(1,1)	1:A:10:SER:CA	2:C:5:A:N6	2	0.18
(1,1)	1:A:10:SER:CA	2:C:5:A:N7	2	0.18
(1,1)	1:A:10:SER:CA	2:C:5:A:N9	2	0.18
(1,1)	1:A:10:SER:CA	2:C:5:A:O2'	2	0.18
(1,1)	1:A:10:SER:CA	2:C:5:A:O3'	2	0.18
(1,1)	1:A:10:SER:CA	2:C:5:A:O4'	2	0.18
(1,1)	1:A:10:SER:CA	2:C:5:A:O5'	2	0.18
(1,1)	1:A:10:SER:CA	2:C:5:A:OP1	2	0.18
(1,1)	1:A:10:SER:CA	2:C:5:A:OP2	2	0.18
(1,1)	1:A:10:SER:CA	2:C:5:A:P	2	0.18
(1,1)	1:A:10:SER:CB	2:C:1:A:C1'	2	0.18
(1,1)	1:A:10:SER:CB	2:C:1:A:C2	2	0.18
(1,1)	1:A:10:SER:CB	2:C:1:A:C2'	2	0.18
(1,1)	1:A:10:SER:CB	2:C:1:A:C3'	2	0.18
(1,1)	1:A:10:SER:CB	2:C:1:A:C4	2	0.18
(1,1)	1:A:10:SER:CB	2:C:1:A:C4'	2	0.18
(1,1)	1:A:10:SER:CB	2:C:1:A:C5	2	0.18
(1,1)	1:A:10:SER:CB	2:C:1:A:C5'	2	0.18
(1,1)	1:A:10:SER:CB	2:C:1:A:C6	2	0.18
(1,1)	1:A:10:SER:CB	2:C:1:A:C8	2	0.18
(1,1)	1:A:10:SER:CB	2:C:1:A:H1'	2	0.18
(1,1)	1:A:10:SER:CB	2:C:1:A:H2	2	0.18
(1,1)	1:A:10:SER:CB	2:C:1:A:H2'	2	0.18
(1,1)	1:A:10:SER:CB	2:C:1:A:H3'	2	0.18
(1,1)	1:A:10:SER:CB	2:C:1:A:H4'	2	0.18
(1,1)	1:A:10:SER:CB	2:C:1:A:H5'	2	0.18
(1,1)	1:A:10:SER:CB	2:C:1:A:H5''	2	0.18

Continued on next page...

Continued from previous page...

Key	Atom-1	Atom-2	Model ID	Violation (Å)
(1,1)	1:A:10:SER:CB	2:C:1:A:H61	2	0.18
(1,1)	1:A:10:SER:CB	2:C:1:A:H62	2	0.18
(1,1)	1:A:10:SER:CB	2:C:1:A:H8	2	0.18
(1,1)	1:A:10:SER:CB	2:C:1:A:HO2'	2	0.18
(1,1)	1:A:10:SER:CB	2:C:1:A:N1	2	0.18
(1,1)	1:A:10:SER:CB	2:C:1:A:N3	2	0.18
(1,1)	1:A:10:SER:CB	2:C:1:A:N6	2	0.18
(1,1)	1:A:10:SER:CB	2:C:1:A:N7	2	0.18
(1,1)	1:A:10:SER:CB	2:C:1:A:N9	2	0.18
(1,1)	1:A:10:SER:CB	2:C:1:A:O2'	2	0.18
(1,1)	1:A:10:SER:CB	2:C:1:A:O3'	2	0.18
(1,1)	1:A:10:SER:CB	2:C:1:A:O4'	2	0.18
(1,1)	1:A:10:SER:CB	2:C:1:A:O5'	2	0.18
(1,1)	1:A:10:SER:CB	2:C:2:U:C1'	2	0.18
(1,1)	1:A:10:SER:CB	2:C:2:U:C2	2	0.18
(1,1)	1:A:10:SER:CB	2:C:2:U:C2'	2	0.18
(1,1)	1:A:10:SER:CB	2:C:2:U:C3'	2	0.18
(1,1)	1:A:10:SER:CB	2:C:2:U:C4	2	0.18
(1,1)	1:A:10:SER:CB	2:C:2:U:C4'	2	0.18
(1,1)	1:A:10:SER:CB	2:C:2:U:C5	2	0.18
(1,1)	1:A:10:SER:CB	2:C:2:U:C5'	2	0.18
(1,1)	1:A:10:SER:CB	2:C:2:U:C6	2	0.18
(1,1)	1:A:10:SER:CB	2:C:2:U:H1'	2	0.18
(1,1)	1:A:10:SER:CB	2:C:2:U:H2'	2	0.18
(1,1)	1:A:10:SER:CB	2:C:2:U:H3	2	0.18
(1,1)	1:A:10:SER:CB	2:C:2:U:H3'	2	0.18
(1,1)	1:A:10:SER:CB	2:C:2:U:H4'	2	0.18
(1,1)	1:A:10:SER:CB	2:C:2:U:H5	2	0.18
(1,1)	1:A:10:SER:CB	2:C:2:U:H5'	2	0.18
(1,1)	1:A:10:SER:CB	2:C:2:U:H5''	2	0.18
(1,1)	1:A:10:SER:CB	2:C:2:U:H6	2	0.18
(1,1)	1:A:10:SER:CB	2:C:2:U:HO2'	2	0.18
(1,1)	1:A:10:SER:CB	2:C:2:U:N1	2	0.18
(1,1)	1:A:10:SER:CB	2:C:2:U:N3	2	0.18
(1,1)	1:A:10:SER:CB	2:C:2:U:O2	2	0.18
(1,1)	1:A:10:SER:CB	2:C:2:U:O2'	2	0.18
(1,1)	1:A:10:SER:CB	2:C:2:U:O3'	2	0.18
(1,1)	1:A:10:SER:CB	2:C:2:U:O4	2	0.18
(1,1)	1:A:10:SER:CB	2:C:2:U:O4'	2	0.18
(1,1)	1:A:10:SER:CB	2:C:2:U:O5'	2	0.18
(1,1)	1:A:10:SER:CB	2:C:2:U:OP1	2	0.18
(1,1)	1:A:10:SER:CB	2:C:2:U:OP2	2	0.18

Continued on next page...

Continued from previous page...

Key	Atom-1	Atom-2	Model ID	Violation (Å)
(1,1)	1:A:10:SER:CB	2:C:2:U:P	2	0.18
(1,1)	1:A:10:SER:CB	2:C:3:A:C1'	2	0.18
(1,1)	1:A:10:SER:CB	2:C:3:A:C2	2	0.18
(1,1)	1:A:10:SER:CB	2:C:3:A:C2'	2	0.18
(1,1)	1:A:10:SER:CB	2:C:3:A:C3'	2	0.18
(1,1)	1:A:10:SER:CB	2:C:3:A:C4	2	0.18
(1,1)	1:A:10:SER:CB	2:C:3:A:C4'	2	0.18
(1,1)	1:A:10:SER:CB	2:C:3:A:C5	2	0.18
(1,1)	1:A:10:SER:CB	2:C:3:A:C5'	2	0.18
(1,1)	1:A:10:SER:CB	2:C:3:A:C6	2	0.18
(1,1)	1:A:10:SER:CB	2:C:3:A:C8	2	0.18
(1,1)	1:A:10:SER:CB	2:C:3:A:H1'	2	0.18
(1,1)	1:A:10:SER:CB	2:C:3:A:H2	2	0.18
(1,1)	1:A:10:SER:CB	2:C:3:A:H2'	2	0.18
(1,1)	1:A:10:SER:CB	2:C:3:A:H3'	2	0.18
(1,1)	1:A:10:SER:CB	2:C:3:A:H4'	2	0.18
(1,1)	1:A:10:SER:CB	2:C:3:A:H5'	2	0.18
(1,1)	1:A:10:SER:CB	2:C:3:A:H5''	2	0.18
(1,1)	1:A:10:SER:CB	2:C:3:A:H61	2	0.18
(1,1)	1:A:10:SER:CB	2:C:3:A:H62	2	0.18
(1,1)	1:A:10:SER:CB	2:C:3:A:H8	2	0.18
(1,1)	1:A:10:SER:CB	2:C:3:A:HO2'	2	0.18
(1,1)	1:A:10:SER:CB	2:C:3:A:N1	2	0.18
(1,1)	1:A:10:SER:CB	2:C:3:A:N3	2	0.18
(1,1)	1:A:10:SER:CB	2:C:3:A:N6	2	0.18
(1,1)	1:A:10:SER:CB	2:C:3:A:N7	2	0.18
(1,1)	1:A:10:SER:CB	2:C:3:A:N9	2	0.18
(1,1)	1:A:10:SER:CB	2:C:3:A:O2'	2	0.18
(1,1)	1:A:10:SER:CB	2:C:3:A:O3'	2	0.18
(1,1)	1:A:10:SER:CB	2:C:3:A:O4'	2	0.18
(1,1)	1:A:10:SER:CB	2:C:3:A:O5'	2	0.18
(1,1)	1:A:10:SER:CB	2:C:3:A:OP1	2	0.18
(1,1)	1:A:10:SER:CB	2:C:3:A:OP2	2	0.18
(1,1)	1:A:10:SER:CB	2:C:3:A:P	2	0.18
(1,1)	1:A:10:SER:CB	2:C:4:C:C1'	2	0.18
(1,1)	1:A:10:SER:CB	2:C:4:C:C2	2	0.18
(1,1)	1:A:10:SER:CB	2:C:4:C:C2'	2	0.18
(1,1)	1:A:10:SER:CB	2:C:4:C:C3'	2	0.18
(1,1)	1:A:10:SER:CB	2:C:4:C:C4	2	0.18
(1,1)	1:A:10:SER:CB	2:C:4:C:C4'	2	0.18
(1,1)	1:A:10:SER:CB	2:C:4:C:C5	2	0.18
(1,1)	1:A:10:SER:CB	2:C:4:C:C5'	2	0.18

Continued on next page...

Continued from previous page...

Key	Atom-1	Atom-2	Model ID	Violation (Å)
(1,1)	1:A:10:SER:CB	2:C:4:C:C6	2	0.18
(1,1)	1:A:10:SER:CB	2:C:4:C:H1'	2	0.18
(1,1)	1:A:10:SER:CB	2:C:4:C:H2'	2	0.18
(1,1)	1:A:10:SER:CB	2:C:4:C:H3'	2	0.18
(1,1)	1:A:10:SER:CB	2:C:4:C:H4'	2	0.18
(1,1)	1:A:10:SER:CB	2:C:4:C:H41	2	0.18
(1,1)	1:A:10:SER:CB	2:C:4:C:H42	2	0.18
(1,1)	1:A:10:SER:CB	2:C:4:C:H5	2	0.18
(1,1)	1:A:10:SER:CB	2:C:4:C:H5'	2	0.18
(1,1)	1:A:10:SER:CB	2:C:4:C:H5''	2	0.18
(1,1)	1:A:10:SER:CB	2:C:4:C:H6	2	0.18
(1,1)	1:A:10:SER:CB	2:C:4:C:HO2'	2	0.18
(1,1)	1:A:10:SER:CB	2:C:4:C:N1	2	0.18
(1,1)	1:A:10:SER:CB	2:C:4:C:N3	2	0.18
(1,1)	1:A:10:SER:CB	2:C:4:C:N4	2	0.18
(1,1)	1:A:10:SER:CB	2:C:4:C:O2	2	0.18
(1,1)	1:A:10:SER:CB	2:C:4:C:O2'	2	0.18
(1,1)	1:A:10:SER:CB	2:C:4:C:O3'	2	0.18
(1,1)	1:A:10:SER:CB	2:C:4:C:O4'	2	0.18
(1,1)	1:A:10:SER:CB	2:C:4:C:O5'	2	0.18
(1,1)	1:A:10:SER:CB	2:C:4:C:OP1	2	0.18
(1,1)	1:A:10:SER:CB	2:C:4:C:OP2	2	0.18
(1,1)	1:A:10:SER:CB	2:C:4:C:P	2	0.18
(1,1)	1:A:10:SER:CB	2:C:5:A:C1'	2	0.18
(1,1)	1:A:10:SER:CB	2:C:5:A:C2	2	0.18
(1,1)	1:A:10:SER:CB	2:C:5:A:C2'	2	0.18
(1,1)	1:A:10:SER:CB	2:C:5:A:C3'	2	0.18
(1,1)	1:A:10:SER:CB	2:C:5:A:C4	2	0.18
(1,1)	1:A:10:SER:CB	2:C:5:A:C4'	2	0.18
(1,1)	1:A:10:SER:CB	2:C:5:A:C5	2	0.18
(1,1)	1:A:10:SER:CB	2:C:5:A:C5'	2	0.18
(1,1)	1:A:10:SER:CB	2:C:5:A:C6	2	0.18
(1,1)	1:A:10:SER:CB	2:C:5:A:C8	2	0.18
(1,1)	1:A:10:SER:CB	2:C:5:A:H1'	2	0.18
(1,1)	1:A:10:SER:CB	2:C:5:A:H2	2	0.18
(1,1)	1:A:10:SER:CB	2:C:5:A:H2'	2	0.18
(1,1)	1:A:10:SER:CB	2:C:5:A:H3'	2	0.18
(1,1)	1:A:10:SER:CB	2:C:5:A:H4'	2	0.18
(1,1)	1:A:10:SER:CB	2:C:5:A:H5'	2	0.18
(1,1)	1:A:10:SER:CB	2:C:5:A:H5''	2	0.18
(1,1)	1:A:10:SER:CB	2:C:5:A:H61	2	0.18
(1,1)	1:A:10:SER:CB	2:C:5:A:H62	2	0.18

Continued on next page...

Continued from previous page...

Key	Atom-1	Atom-2	Model ID	Violation (Å)
(1,1)	1:A:10:SER:CB	2:C:5:A:H8	2	0.18
(1,1)	1:A:10:SER:CB	2:C:5:A:HO2'	2	0.18
(1,1)	1:A:10:SER:CB	2:C:5:A:N1	2	0.18
(1,1)	1:A:10:SER:CB	2:C:5:A:N3	2	0.18
(1,1)	1:A:10:SER:CB	2:C:5:A:N6	2	0.18
(1,1)	1:A:10:SER:CB	2:C:5:A:N7	2	0.18
(1,1)	1:A:10:SER:CB	2:C:5:A:N9	2	0.18
(1,1)	1:A:10:SER:CB	2:C:5:A:O2'	2	0.18
(1,1)	1:A:10:SER:CB	2:C:5:A:O3'	2	0.18
(1,1)	1:A:10:SER:CB	2:C:5:A:O4'	2	0.18
(1,1)	1:A:10:SER:CB	2:C:5:A:O5'	2	0.18
(1,1)	1:A:10:SER:CB	2:C:5:A:OP1	2	0.18
(1,1)	1:A:10:SER:CB	2:C:5:A:OP2	2	0.18
(1,1)	1:A:10:SER:CB	2:C:5:A:P	2	0.18
(1,1)	1:A:10:SER:H	2:C:1:A:C1'	2	0.18
(1,1)	1:A:10:SER:H	2:C:1:A:C2	2	0.18
(1,1)	1:A:10:SER:H	2:C:1:A:C2'	2	0.18
(1,1)	1:A:10:SER:H	2:C:1:A:C3'	2	0.18
(1,1)	1:A:10:SER:H	2:C:1:A:C4	2	0.18
(1,1)	1:A:10:SER:H	2:C:1:A:C4'	2	0.18
(1,1)	1:A:10:SER:H	2:C:1:A:C5	2	0.18
(1,1)	1:A:10:SER:H	2:C:1:A:C5'	2	0.18
(1,1)	1:A:10:SER:H	2:C:1:A:C6	2	0.18
(1,1)	1:A:10:SER:H	2:C:1:A:C8	2	0.18
(1,1)	1:A:10:SER:H	2:C:1:A:H1'	2	0.18
(1,1)	1:A:10:SER:H	2:C:1:A:H2	2	0.18
(1,1)	1:A:10:SER:H	2:C:1:A:H2'	2	0.18
(1,1)	1:A:10:SER:H	2:C:1:A:H3'	2	0.18
(1,1)	1:A:10:SER:H	2:C:1:A:H4'	2	0.18
(1,1)	1:A:10:SER:H	2:C:1:A:H5'	2	0.18
(1,1)	1:A:10:SER:H	2:C:1:A:H5''	2	0.18
(1,1)	1:A:10:SER:H	2:C:1:A:H61	2	0.18
(1,1)	1:A:10:SER:H	2:C:1:A:H62	2	0.18
(1,1)	1:A:10:SER:H	2:C:1:A:H8	2	0.18
(1,1)	1:A:10:SER:H	2:C:1:A:HO2'	2	0.18
(1,1)	1:A:10:SER:H	2:C:1:A:N1	2	0.18
(1,1)	1:A:10:SER:H	2:C:1:A:N3	2	0.18
(1,1)	1:A:10:SER:H	2:C:1:A:N6	2	0.18
(1,1)	1:A:10:SER:H	2:C:1:A:N7	2	0.18
(1,1)	1:A:10:SER:H	2:C:1:A:N9	2	0.18
(1,1)	1:A:10:SER:H	2:C:1:A:O2'	2	0.18
(1,1)	1:A:10:SER:H	2:C:1:A:O3'	2	0.18

Continued on next page...

Continued from previous page...

Key	Atom-1	Atom-2	Model ID	Violation (Å)
(1,1)	1:A:10:SER:H	2:C:1:A:O4'	2	0.18
(1,1)	1:A:10:SER:H	2:C:1:A:O5'	2	0.18
(1,1)	1:A:10:SER:H	2:C:2:U:C1'	2	0.18
(1,1)	1:A:10:SER:H	2:C:2:U:C2	2	0.18
(1,1)	1:A:10:SER:H	2:C:2:U:C2'	2	0.18
(1,1)	1:A:10:SER:H	2:C:2:U:C3'	2	0.18
(1,1)	1:A:10:SER:H	2:C:2:U:C4	2	0.18
(1,1)	1:A:10:SER:H	2:C:2:U:C4'	2	0.18
(1,1)	1:A:10:SER:H	2:C:2:U:C5	2	0.18
(1,1)	1:A:10:SER:H	2:C:2:U:C5'	2	0.18
(1,1)	1:A:10:SER:H	2:C:2:U:C6	2	0.18
(1,1)	1:A:10:SER:H	2:C:2:U:H1'	2	0.18
(1,1)	1:A:10:SER:H	2:C:2:U:H2'	2	0.18
(1,1)	1:A:10:SER:H	2:C:2:U:H3	2	0.18
(1,1)	1:A:10:SER:H	2:C:2:U:H3'	2	0.18
(1,1)	1:A:10:SER:H	2:C:2:U:H4'	2	0.18
(1,1)	1:A:10:SER:H	2:C:2:U:H5	2	0.18
(1,1)	1:A:10:SER:H	2:C:2:U:H5'	2	0.18
(1,1)	1:A:10:SER:H	2:C:2:U:H5''	2	0.18
(1,1)	1:A:10:SER:H	2:C:2:U:H6	2	0.18
(1,1)	1:A:10:SER:H	2:C:2:U:HO2'	2	0.18
(1,1)	1:A:10:SER:H	2:C:2:U:N1	2	0.18
(1,1)	1:A:10:SER:H	2:C:2:U:N3	2	0.18
(1,1)	1:A:10:SER:H	2:C:2:U:O2	2	0.18
(1,1)	1:A:10:SER:H	2:C:2:U:O2'	2	0.18
(1,1)	1:A:10:SER:H	2:C:2:U:O3'	2	0.18
(1,1)	1:A:10:SER:H	2:C:2:U:O4	2	0.18
(1,1)	1:A:10:SER:H	2:C:2:U:O4'	2	0.18
(1,1)	1:A:10:SER:H	2:C:2:U:O5'	2	0.18
(1,1)	1:A:10:SER:H	2:C:2:U:OP1	2	0.18
(1,1)	1:A:10:SER:H	2:C:2:U:OP2	2	0.18
(1,1)	1:A:10:SER:H	2:C:2:U:P	2	0.18
(1,1)	1:A:10:SER:H	2:C:3:A:C1'	2	0.18
(1,1)	1:A:10:SER:H	2:C:3:A:C2	2	0.18
(1,1)	1:A:10:SER:H	2:C:3:A:C2'	2	0.18
(1,1)	1:A:10:SER:H	2:C:3:A:C3'	2	0.18
(1,1)	1:A:10:SER:H	2:C:3:A:C4	2	0.18
(1,1)	1:A:10:SER:H	2:C:3:A:C4'	2	0.18
(1,1)	1:A:10:SER:H	2:C:3:A:C5	2	0.18
(1,1)	1:A:10:SER:H	2:C:3:A:C5'	2	0.18
(1,1)	1:A:10:SER:H	2:C:3:A:C6	2	0.18
(1,1)	1:A:10:SER:H	2:C:3:A:C8	2	0.18

Continued on next page...

Continued from previous page...

Key	Atom-1	Atom-2	Model ID	Violation (Å)
(1,1)	1:A:10:SER:H	2:C:3:A:H1'	2	0.18
(1,1)	1:A:10:SER:H	2:C:3:A:H2	2	0.18
(1,1)	1:A:10:SER:H	2:C:3:A:H2'	2	0.18
(1,1)	1:A:10:SER:H	2:C:3:A:H3'	2	0.18
(1,1)	1:A:10:SER:H	2:C:3:A:H4'	2	0.18
(1,1)	1:A:10:SER:H	2:C:3:A:H5'	2	0.18
(1,1)	1:A:10:SER:H	2:C:3:A:H5''	2	0.18
(1,1)	1:A:10:SER:H	2:C:3:A:H61	2	0.18
(1,1)	1:A:10:SER:H	2:C:3:A:H62	2	0.18
(1,1)	1:A:10:SER:H	2:C:3:A:H8	2	0.18
(1,1)	1:A:10:SER:H	2:C:3:A:HO2'	2	0.18
(1,1)	1:A:10:SER:H	2:C:3:A:N1	2	0.18
(1,1)	1:A:10:SER:H	2:C:3:A:N3	2	0.18
(1,1)	1:A:10:SER:H	2:C:3:A:N6	2	0.18
(1,1)	1:A:10:SER:H	2:C:3:A:N7	2	0.18
(1,1)	1:A:10:SER:H	2:C:3:A:N9	2	0.18
(1,1)	1:A:10:SER:H	2:C:3:A:O2'	2	0.18
(1,1)	1:A:10:SER:H	2:C:3:A:O3'	2	0.18
(1,1)	1:A:10:SER:H	2:C:3:A:O4'	2	0.18
(1,1)	1:A:10:SER:H	2:C:3:A:O5'	2	0.18
(1,1)	1:A:10:SER:H	2:C:3:A:OP1	2	0.18
(1,1)	1:A:10:SER:H	2:C:3:A:OP2	2	0.18
(1,1)	1:A:10:SER:H	2:C:3:A:P	2	0.18
(1,1)	1:A:10:SER:H	2:C:4:C:C1'	2	0.18
(1,1)	1:A:10:SER:H	2:C:4:C:C2	2	0.18
(1,1)	1:A:10:SER:H	2:C:4:C:C2'	2	0.18
(1,1)	1:A:10:SER:H	2:C:4:C:C3'	2	0.18
(1,1)	1:A:10:SER:H	2:C:4:C:C4	2	0.18
(1,1)	1:A:10:SER:H	2:C:4:C:C4'	2	0.18
(1,1)	1:A:10:SER:H	2:C:4:C:C5	2	0.18
(1,1)	1:A:10:SER:H	2:C:4:C:C5'	2	0.18
(1,1)	1:A:10:SER:H	2:C:4:C:C6	2	0.18
(1,1)	1:A:10:SER:H	2:C:4:C:H1'	2	0.18
(1,1)	1:A:10:SER:H	2:C:4:C:H2'	2	0.18
(1,1)	1:A:10:SER:H	2:C:4:C:H3'	2	0.18
(1,1)	1:A:10:SER:H	2:C:4:C:H4'	2	0.18
(1,1)	1:A:10:SER:H	2:C:4:C:H41	2	0.18
(1,1)	1:A:10:SER:H	2:C:4:C:H42	2	0.18
(1,1)	1:A:10:SER:H	2:C:4:C:H5	2	0.18
(1,1)	1:A:10:SER:H	2:C:4:C:H5'	2	0.18
(1,1)	1:A:10:SER:H	2:C:4:C:H5''	2	0.18
(1,1)	1:A:10:SER:H	2:C:4:C:H6	2	0.18

Continued on next page...

Continued from previous page...

Key	Atom-1	Atom-2	Model ID	Violation (Å)
(1,1)	1:A:10:SER:H	2:C:4:C:HO2'	2	0.18
(1,1)	1:A:10:SER:H	2:C:4:C:N1	2	0.18
(1,1)	1:A:10:SER:H	2:C:4:C:N3	2	0.18
(1,1)	1:A:10:SER:H	2:C:4:C:N4	2	0.18
(1,1)	1:A:10:SER:H	2:C:4:C:O2	2	0.18
(1,1)	1:A:10:SER:H	2:C:4:C:O2'	2	0.18
(1,1)	1:A:10:SER:H	2:C:4:C:O3'	2	0.18
(1,1)	1:A:10:SER:H	2:C:4:C:O4'	2	0.18
(1,1)	1:A:10:SER:H	2:C:4:C:O5'	2	0.18
(1,1)	1:A:10:SER:H	2:C:4:C:OP1	2	0.18
(1,1)	1:A:10:SER:H	2:C:4:C:OP2	2	0.18
(1,1)	1:A:10:SER:H	2:C:4:C:P	2	0.18
(1,1)	1:A:10:SER:H	2:C:5:A:C1'	2	0.18
(1,1)	1:A:10:SER:H	2:C:5:A:C2	2	0.18
(1,1)	1:A:10:SER:H	2:C:5:A:C2'	2	0.18
(1,1)	1:A:10:SER:H	2:C:5:A:C3'	2	0.18
(1,1)	1:A:10:SER:H	2:C:5:A:C4	2	0.18
(1,1)	1:A:10:SER:H	2:C:5:A:C4'	2	0.18
(1,1)	1:A:10:SER:H	2:C:5:A:C5	2	0.18
(1,1)	1:A:10:SER:H	2:C:5:A:C5'	2	0.18
(1,1)	1:A:10:SER:H	2:C:5:A:C6	2	0.18
(1,1)	1:A:10:SER:H	2:C:5:A:C8	2	0.18
(1,1)	1:A:10:SER:H	2:C:5:A:H1'	2	0.18
(1,1)	1:A:10:SER:H	2:C:5:A:H2	2	0.18
(1,1)	1:A:10:SER:H	2:C:5:A:H2'	2	0.18
(1,1)	1:A:10:SER:H	2:C:5:A:H3'	2	0.18
(1,1)	1:A:10:SER:H	2:C:5:A:H4'	2	0.18
(1,1)	1:A:10:SER:H	2:C:5:A:H5'	2	0.18
(1,1)	1:A:10:SER:H	2:C:5:A:H5''	2	0.18
(1,1)	1:A:10:SER:H	2:C:5:A:H61	2	0.18
(1,1)	1:A:10:SER:H	2:C:5:A:H62	2	0.18
(1,1)	1:A:10:SER:H	2:C:5:A:H8	2	0.18
(1,1)	1:A:10:SER:H	2:C:5:A:HO2'	2	0.18
(1,1)	1:A:10:SER:H	2:C:5:A:N1	2	0.18
(1,1)	1:A:10:SER:H	2:C:5:A:N3	2	0.18
(1,1)	1:A:10:SER:H	2:C:5:A:N6	2	0.18
(1,1)	1:A:10:SER:H	2:C:5:A:N7	2	0.18
(1,1)	1:A:10:SER:H	2:C:5:A:N9	2	0.18
(1,1)	1:A:10:SER:H	2:C:5:A:O2'	2	0.18
(1,1)	1:A:10:SER:H	2:C:5:A:O3'	2	0.18
(1,1)	1:A:10:SER:H	2:C:5:A:O4'	2	0.18
(1,1)	1:A:10:SER:H	2:C:5:A:O5'	2	0.18

Continued on next page...

Continued from previous page...

Key	Atom-1	Atom-2	Model ID	Violation (Å)
(1,1)	1:A:10:SER:H	2:C:5:A:OP1	2	0.18
(1,1)	1:A:10:SER:H	2:C:5:A:OP2	2	0.18
(1,1)	1:A:10:SER:H	2:C:5:A:P	2	0.18
(1,1)	1:A:10:SER:HG	2:C:1:A:C1'	2	0.18
(1,1)	1:A:10:SER:HG	2:C:1:A:C2	2	0.18
(1,1)	1:A:10:SER:HG	2:C:1:A:C2'	2	0.18
(1,1)	1:A:10:SER:HG	2:C:1:A:C3'	2	0.18
(1,1)	1:A:10:SER:HG	2:C:1:A:C4	2	0.18
(1,1)	1:A:10:SER:HG	2:C:1:A:C4'	2	0.18
(1,1)	1:A:10:SER:HG	2:C:1:A:C5	2	0.18
(1,1)	1:A:10:SER:HG	2:C:1:A:C5'	2	0.18
(1,1)	1:A:10:SER:HG	2:C:1:A:C6	2	0.18
(1,1)	1:A:10:SER:HG	2:C:1:A:C8	2	0.18
(1,1)	1:A:10:SER:HG	2:C:1:A:H1'	2	0.18
(1,1)	1:A:10:SER:HG	2:C:1:A:H2	2	0.18
(1,1)	1:A:10:SER:HG	2:C:1:A:H2'	2	0.18
(1,1)	1:A:10:SER:HG	2:C:1:A:H3'	2	0.18
(1,1)	1:A:10:SER:HG	2:C:1:A:H4'	2	0.18
(1,1)	1:A:10:SER:HG	2:C:1:A:H5'	2	0.18
(1,1)	1:A:10:SER:HG	2:C:1:A:H5''	2	0.18
(1,1)	1:A:10:SER:HG	2:C:1:A:H61	2	0.18
(1,1)	1:A:10:SER:HG	2:C:1:A:H62	2	0.18
(1,1)	1:A:10:SER:HG	2:C:1:A:H8	2	0.18
(1,1)	1:A:10:SER:HG	2:C:1:A:HO2'	2	0.18
(1,1)	1:A:10:SER:HG	2:C:1:A:N1	2	0.18
(1,1)	1:A:10:SER:HG	2:C:1:A:N3	2	0.18
(1,1)	1:A:10:SER:HG	2:C:1:A:N6	2	0.18
(1,1)	1:A:10:SER:HG	2:C:1:A:N7	2	0.18
(1,1)	1:A:10:SER:HG	2:C:1:A:N9	2	0.18
(1,1)	1:A:10:SER:HG	2:C:1:A:O2'	2	0.18
(1,1)	1:A:10:SER:HG	2:C:1:A:O3'	2	0.18
(1,1)	1:A:10:SER:HG	2:C:1:A:O4'	2	0.18
(1,1)	1:A:10:SER:HG	2:C:1:A:O5'	2	0.18
(1,1)	1:A:10:SER:HG	2:C:2:U:C1'	2	0.18
(1,1)	1:A:10:SER:HG	2:C:2:U:C2	2	0.18
(1,1)	1:A:10:SER:HG	2:C:2:U:C2'	2	0.18
(1,1)	1:A:10:SER:HG	2:C:2:U:C3'	2	0.18
(1,1)	1:A:10:SER:HG	2:C:2:U:C4	2	0.18
(1,1)	1:A:10:SER:HG	2:C:2:U:C4'	2	0.18
(1,1)	1:A:10:SER:HG	2:C:2:U:C5	2	0.18
(1,1)	1:A:10:SER:HG	2:C:2:U:C5'	2	0.18
(1,1)	1:A:10:SER:HG	2:C:2:U:C6	2	0.18

Continued on next page...

Continued from previous page...

Key	Atom-1	Atom-2	Model ID	Violation (Å)
(1,1)	1:A:10:SER:HG	2:C:2:U:H1'	2	0.18
(1,1)	1:A:10:SER:HG	2:C:2:U:H2'	2	0.18
(1,1)	1:A:10:SER:HG	2:C:2:U:H3	2	0.18
(1,1)	1:A:10:SER:HG	2:C:2:U:H3'	2	0.18
(1,1)	1:A:10:SER:HG	2:C:2:U:H4'	2	0.18
(1,1)	1:A:10:SER:HG	2:C:2:U:H5	2	0.18
(1,1)	1:A:10:SER:HG	2:C:2:U:H5'	2	0.18
(1,1)	1:A:10:SER:HG	2:C:2:U:H5''	2	0.18
(1,1)	1:A:10:SER:HG	2:C:2:U:H6	2	0.18
(1,1)	1:A:10:SER:HG	2:C:2:U:HO2'	2	0.18
(1,1)	1:A:10:SER:HG	2:C:2:U:N1	2	0.18
(1,1)	1:A:10:SER:HG	2:C:2:U:N3	2	0.18
(1,1)	1:A:10:SER:HG	2:C:2:U:O2	2	0.18
(1,1)	1:A:10:SER:HG	2:C:2:U:O2'	2	0.18
(1,1)	1:A:10:SER:HG	2:C:2:U:O3'	2	0.18
(1,1)	1:A:10:SER:HG	2:C:2:U:O4	2	0.18
(1,1)	1:A:10:SER:HG	2:C:2:U:O4'	2	0.18
(1,1)	1:A:10:SER:HG	2:C:2:U:O5'	2	0.18
(1,1)	1:A:10:SER:HG	2:C:2:U:OP1	2	0.18
(1,1)	1:A:10:SER:HG	2:C:2:U:OP2	2	0.18
(1,1)	1:A:10:SER:HG	2:C:2:U:P	2	0.18
(1,1)	1:A:10:SER:HG	2:C:3:A:C1'	2	0.18
(1,1)	1:A:10:SER:HG	2:C:3:A:C2	2	0.18
(1,1)	1:A:10:SER:HG	2:C:3:A:C2'	2	0.18
(1,1)	1:A:10:SER:HG	2:C:3:A:C3'	2	0.18
(1,1)	1:A:10:SER:HG	2:C:3:A:C4	2	0.18
(1,1)	1:A:10:SER:HG	2:C:3:A:C4'	2	0.18
(1,1)	1:A:10:SER:HG	2:C:3:A:C5	2	0.18
(1,1)	1:A:10:SER:HG	2:C:3:A:C5'	2	0.18
(1,1)	1:A:10:SER:HG	2:C:3:A:C6	2	0.18
(1,1)	1:A:10:SER:HG	2:C:3:A:C8	2	0.18
(1,1)	1:A:10:SER:HG	2:C:3:A:H1'	2	0.18
(1,1)	1:A:10:SER:HG	2:C:3:A:H2	2	0.18
(1,1)	1:A:10:SER:HG	2:C:3:A:H2'	2	0.18
(1,1)	1:A:10:SER:HG	2:C:3:A:H3'	2	0.18
(1,1)	1:A:10:SER:HG	2:C:3:A:H4'	2	0.18
(1,1)	1:A:10:SER:HG	2:C:3:A:H5'	2	0.18
(1,1)	1:A:10:SER:HG	2:C:3:A:H5''	2	0.18
(1,1)	1:A:10:SER:HG	2:C:3:A:H61	2	0.18
(1,1)	1:A:10:SER:HG	2:C:3:A:H62	2	0.18
(1,1)	1:A:10:SER:HG	2:C:3:A:H8	2	0.18
(1,1)	1:A:10:SER:HG	2:C:3:A:HO2'	2	0.18

Continued on next page...

Continued from previous page...

Key	Atom-1	Atom-2	Model ID	Violation (Å)
(1,1)	1:A:10:SER:HG	2:C:3:A:N1	2	0.18
(1,1)	1:A:10:SER:HG	2:C:3:A:N3	2	0.18
(1,1)	1:A:10:SER:HG	2:C:3:A:N6	2	0.18
(1,1)	1:A:10:SER:HG	2:C:3:A:N7	2	0.18
(1,1)	1:A:10:SER:HG	2:C:3:A:N9	2	0.18
(1,1)	1:A:10:SER:HG	2:C:3:A:O2'	2	0.18
(1,1)	1:A:10:SER:HG	2:C:3:A:O3'	2	0.18
(1,1)	1:A:10:SER:HG	2:C:3:A:O4'	2	0.18
(1,1)	1:A:10:SER:HG	2:C:3:A:O5'	2	0.18
(1,1)	1:A:10:SER:HG	2:C:3:A:OP1	2	0.18
(1,1)	1:A:10:SER:HG	2:C:3:A:OP2	2	0.18
(1,1)	1:A:10:SER:HG	2:C:3:A:P	2	0.18
(1,1)	1:A:10:SER:HG	2:C:4:C:C1'	2	0.18
(1,1)	1:A:10:SER:HG	2:C:4:C:C2	2	0.18
(1,1)	1:A:10:SER:HG	2:C:4:C:C2'	2	0.18
(1,1)	1:A:10:SER:HG	2:C:4:C:C3'	2	0.18
(1,1)	1:A:10:SER:HG	2:C:4:C:C4	2	0.18
(1,1)	1:A:10:SER:HG	2:C:4:C:C4'	2	0.18
(1,1)	1:A:10:SER:HG	2:C:4:C:C5	2	0.18
(1,1)	1:A:10:SER:HG	2:C:4:C:C5'	2	0.18
(1,1)	1:A:10:SER:HG	2:C:4:C:C6	2	0.18
(1,1)	1:A:10:SER:HG	2:C:4:C:H1'	2	0.18
(1,1)	1:A:10:SER:HG	2:C:4:C:H2'	2	0.18
(1,1)	1:A:10:SER:HG	2:C:4:C:H3'	2	0.18
(1,1)	1:A:10:SER:HG	2:C:4:C:H4'	2	0.18
(1,1)	1:A:10:SER:HG	2:C:4:C:H41	2	0.18
(1,1)	1:A:10:SER:HG	2:C:4:C:H42	2	0.18
(1,1)	1:A:10:SER:HG	2:C:4:C:H5	2	0.18
(1,1)	1:A:10:SER:HG	2:C:4:C:H5'	2	0.18
(1,1)	1:A:10:SER:HG	2:C:4:C:H5''	2	0.18
(1,1)	1:A:10:SER:HG	2:C:4:C:H6	2	0.18
(1,1)	1:A:10:SER:HG	2:C:4:C:HO2'	2	0.18
(1,1)	1:A:10:SER:HG	2:C:4:C:N1	2	0.18
(1,1)	1:A:10:SER:HG	2:C:4:C:N3	2	0.18
(1,1)	1:A:10:SER:HG	2:C:4:C:N4	2	0.18
(1,1)	1:A:10:SER:HG	2:C:4:C:O2	2	0.18
(1,1)	1:A:10:SER:HG	2:C:4:C:O2'	2	0.18
(1,1)	1:A:10:SER:HG	2:C:4:C:O3'	2	0.18
(1,1)	1:A:10:SER:HG	2:C:4:C:O4'	2	0.18
(1,1)	1:A:10:SER:HG	2:C:4:C:O5'	2	0.18
(1,1)	1:A:10:SER:HG	2:C:4:C:OP1	2	0.18
(1,1)	1:A:10:SER:HG	2:C:4:C:OP2	2	0.18

Continued on next page...

Continued from previous page...

Key	Atom-1	Atom-2	Model ID	Violation (Å)
(1,1)	1:A:10:SER:HG	2:C:4:C:P	2	0.18
(1,1)	1:A:10:SER:HG	2:C:5:A:C1'	2	0.18
(1,1)	1:A:10:SER:HG	2:C:5:A:C2	2	0.18
(1,1)	1:A:10:SER:HG	2:C:5:A:C2'	2	0.18
(1,1)	1:A:10:SER:HG	2:C:5:A:C3'	2	0.18
(1,1)	1:A:10:SER:HG	2:C:5:A:C4	2	0.18
(1,1)	1:A:10:SER:HG	2:C:5:A:C4'	2	0.18
(1,1)	1:A:10:SER:HG	2:C:5:A:C5	2	0.18
(1,1)	1:A:10:SER:HG	2:C:5:A:C5'	2	0.18
(1,1)	1:A:10:SER:HG	2:C:5:A:C6	2	0.18
(1,1)	1:A:10:SER:HG	2:C:5:A:C8	2	0.18
(1,1)	1:A:10:SER:HG	2:C:5:A:H1'	2	0.18
(1,1)	1:A:10:SER:HG	2:C:5:A:H2	2	0.18
(1,1)	1:A:10:SER:HG	2:C:5:A:H2'	2	0.18
(1,1)	1:A:10:SER:HG	2:C:5:A:H3'	2	0.18
(1,1)	1:A:10:SER:HG	2:C:5:A:H4'	2	0.18
(1,1)	1:A:10:SER:HG	2:C:5:A:H5'	2	0.18
(1,1)	1:A:10:SER:HG	2:C:5:A:H5''	2	0.18
(1,1)	1:A:10:SER:HG	2:C:5:A:H61	2	0.18
(1,1)	1:A:10:SER:HG	2:C:5:A:H62	2	0.18
(1,1)	1:A:10:SER:HG	2:C:5:A:H8	2	0.18
(1,1)	1:A:10:SER:HG	2:C:5:A:HO2'	2	0.18
(1,1)	1:A:10:SER:HG	2:C:5:A:N1	2	0.18
(1,1)	1:A:10:SER:HG	2:C:5:A:N3	2	0.18
(1,1)	1:A:10:SER:HG	2:C:5:A:N6	2	0.18
(1,1)	1:A:10:SER:HG	2:C:5:A:N7	2	0.18
(1,1)	1:A:10:SER:HG	2:C:5:A:N9	2	0.18
(1,1)	1:A:10:SER:HG	2:C:5:A:O2'	2	0.18
(1,1)	1:A:10:SER:HG	2:C:5:A:O3'	2	0.18
(1,1)	1:A:10:SER:HG	2:C:5:A:O4'	2	0.18
(1,1)	1:A:10:SER:HG	2:C:5:A:O5'	2	0.18
(1,1)	1:A:10:SER:HG	2:C:5:A:OP1	2	0.18
(1,1)	1:A:10:SER:HG	2:C:5:A:OP2	2	0.18
(1,1)	1:A:10:SER:HG	2:C:5:A:P	2	0.18
(1,1)	1:A:10:SER:N	2:C:1:A:C1'	2	0.18
(1,1)	1:A:10:SER:N	2:C:1:A:C2	2	0.18
(1,1)	1:A:10:SER:N	2:C:1:A:C2'	2	0.18
(1,1)	1:A:10:SER:N	2:C:1:A:C3'	2	0.18
(1,1)	1:A:10:SER:N	2:C:1:A:C4	2	0.18
(1,1)	1:A:10:SER:N	2:C:1:A:C4'	2	0.18
(1,1)	1:A:10:SER:N	2:C:1:A:C5	2	0.18
(1,1)	1:A:10:SER:N	2:C:1:A:C5'	2	0.18

Continued on next page...

Continued from previous page...

Key	Atom-1	Atom-2	Model ID	Violation (Å)
(1,1)	1:A:10:SER:N	2:C:1:A:C6	2	0.18
(1,1)	1:A:10:SER:N	2:C:1:A:C8	2	0.18
(1,1)	1:A:10:SER:N	2:C:1:A:H1'	2	0.18
(1,1)	1:A:10:SER:N	2:C:1:A:H2	2	0.18
(1,1)	1:A:10:SER:N	2:C:1:A:H2'	2	0.18
(1,1)	1:A:10:SER:N	2:C:1:A:H3'	2	0.18
(1,1)	1:A:10:SER:N	2:C:1:A:H4'	2	0.18
(1,1)	1:A:10:SER:N	2:C:1:A:H5'	2	0.18
(1,1)	1:A:10:SER:N	2:C:1:A:H5''	2	0.18
(1,1)	1:A:10:SER:N	2:C:1:A:H61	2	0.18
(1,1)	1:A:10:SER:N	2:C:1:A:H62	2	0.18
(1,1)	1:A:10:SER:N	2:C:1:A:H8	2	0.18
(1,1)	1:A:10:SER:N	2:C:1:A:HO2'	2	0.18
(1,1)	1:A:10:SER:N	2:C:1:A:N1	2	0.18
(1,1)	1:A:10:SER:N	2:C:1:A:N3	2	0.18
(1,1)	1:A:10:SER:N	2:C:1:A:N6	2	0.18
(1,1)	1:A:10:SER:N	2:C:1:A:N7	2	0.18
(1,1)	1:A:10:SER:N	2:C:1:A:N9	2	0.18
(1,1)	1:A:10:SER:N	2:C:1:A:O2'	2	0.18
(1,1)	1:A:10:SER:N	2:C:1:A:O3'	2	0.18
(1,1)	1:A:10:SER:N	2:C:1:A:O4'	2	0.18
(1,1)	1:A:10:SER:N	2:C:1:A:O5'	2	0.18
(1,1)	1:A:10:SER:N	2:C:2:U:C1'	2	0.18
(1,1)	1:A:10:SER:N	2:C:2:U:C2	2	0.18
(1,1)	1:A:10:SER:N	2:C:2:U:C2'	2	0.18
(1,1)	1:A:10:SER:N	2:C:2:U:C3'	2	0.18
(1,1)	1:A:10:SER:N	2:C:2:U:C4	2	0.18
(1,1)	1:A:10:SER:N	2:C:2:U:C4'	2	0.18
(1,1)	1:A:10:SER:N	2:C:2:U:C5	2	0.18
(1,1)	1:A:10:SER:N	2:C:2:U:C5'	2	0.18
(1,1)	1:A:10:SER:N	2:C:2:U:C6	2	0.18
(1,1)	1:A:10:SER:N	2:C:2:U:H1'	2	0.18
(1,1)	1:A:10:SER:N	2:C:2:U:H2'	2	0.18
(1,1)	1:A:10:SER:N	2:C:2:U:H3	2	0.18
(1,1)	1:A:10:SER:N	2:C:2:U:H3'	2	0.18
(1,1)	1:A:10:SER:N	2:C:2:U:H4'	2	0.18
(1,1)	1:A:10:SER:N	2:C:2:U:H5	2	0.18
(1,1)	1:A:10:SER:N	2:C:2:U:H5'	2	0.18
(1,1)	1:A:10:SER:N	2:C:2:U:H5''	2	0.18
(1,1)	1:A:10:SER:N	2:C:2:U:H6	2	0.18
(1,1)	1:A:10:SER:N	2:C:2:U:HO2'	2	0.18
(1,1)	1:A:10:SER:N	2:C:2:U:N1	2	0.18

Continued on next page...

Continued from previous page...

Key	Atom-1	Atom-2	Model ID	Violation (Å)
(1,1)	1:A:10:SER:N	2:C:2:U:N3	2	0.18
(1,1)	1:A:10:SER:N	2:C:2:U:O2	2	0.18
(1,1)	1:A:10:SER:N	2:C:2:U:O2'	2	0.18
(1,1)	1:A:10:SER:N	2:C:2:U:O3'	2	0.18
(1,1)	1:A:10:SER:N	2:C:2:U:O4	2	0.18
(1,1)	1:A:10:SER:N	2:C:2:U:O4'	2	0.18
(1,1)	1:A:10:SER:N	2:C:2:U:O5'	2	0.18
(1,1)	1:A:10:SER:N	2:C:2:U:OP1	2	0.18
(1,1)	1:A:10:SER:N	2:C:2:U:OP2	2	0.18
(1,1)	1:A:10:SER:N	2:C:2:U:P	2	0.18
(1,1)	1:A:10:SER:N	2:C:3:A:C1'	2	0.18
(1,1)	1:A:10:SER:N	2:C:3:A:C2	2	0.18
(1,1)	1:A:10:SER:N	2:C:3:A:C2'	2	0.18
(1,1)	1:A:10:SER:N	2:C:3:A:C3'	2	0.18
(1,1)	1:A:10:SER:N	2:C:3:A:C4	2	0.18
(1,1)	1:A:10:SER:N	2:C:3:A:C4'	2	0.18
(1,1)	1:A:10:SER:N	2:C:3:A:C5	2	0.18
(1,1)	1:A:10:SER:N	2:C:3:A:C5'	2	0.18
(1,1)	1:A:10:SER:N	2:C:3:A:C6	2	0.18
(1,1)	1:A:10:SER:N	2:C:3:A:C8	2	0.18
(1,1)	1:A:10:SER:N	2:C:3:A:H1'	2	0.18
(1,1)	1:A:10:SER:N	2:C:3:A:H2	2	0.18
(1,1)	1:A:10:SER:N	2:C:3:A:H2'	2	0.18
(1,1)	1:A:10:SER:N	2:C:3:A:H3'	2	0.18
(1,1)	1:A:10:SER:N	2:C:3:A:H4'	2	0.18
(1,1)	1:A:10:SER:N	2:C:3:A:H5'	2	0.18
(1,1)	1:A:10:SER:N	2:C:3:A:H5''	2	0.18
(1,1)	1:A:10:SER:N	2:C:3:A:H61	2	0.18
(1,1)	1:A:10:SER:N	2:C:3:A:H62	2	0.18
(1,1)	1:A:10:SER:N	2:C:3:A:H8	2	0.18
(1,1)	1:A:10:SER:N	2:C:3:A:HO2'	2	0.18
(1,1)	1:A:10:SER:N	2:C:3:A:N1	2	0.18
(1,1)	1:A:10:SER:N	2:C:3:A:N3	2	0.18
(1,1)	1:A:10:SER:N	2:C:3:A:N6	2	0.18
(1,1)	1:A:10:SER:N	2:C:3:A:N7	2	0.18
(1,1)	1:A:10:SER:N	2:C:3:A:N9	2	0.18
(1,1)	1:A:10:SER:N	2:C:3:A:O2'	2	0.18
(1,1)	1:A:10:SER:N	2:C:3:A:O3'	2	0.18
(1,1)	1:A:10:SER:N	2:C:3:A:O4'	2	0.18
(1,1)	1:A:10:SER:N	2:C:3:A:O5'	2	0.18
(1,1)	1:A:10:SER:N	2:C:3:A:OP1	2	0.18
(1,1)	1:A:10:SER:N	2:C:3:A:OP2	2	0.18

Continued on next page...

Continued from previous page...

Key	Atom-1	Atom-2	Model ID	Violation (Å)
(1,1)	1:A:10:SER:N	2:C:3:A:P	2	0.18
(1,1)	1:A:10:SER:N	2:C:4:C:C1'	2	0.18
(1,1)	1:A:10:SER:N	2:C:4:C:C2	2	0.18
(1,1)	1:A:10:SER:N	2:C:4:C:C2'	2	0.18
(1,1)	1:A:10:SER:N	2:C:4:C:C3'	2	0.18
(1,1)	1:A:10:SER:N	2:C:4:C:C4	2	0.18
(1,1)	1:A:10:SER:N	2:C:4:C:C4'	2	0.18
(1,1)	1:A:10:SER:N	2:C:4:C:C5	2	0.18
(1,1)	1:A:10:SER:N	2:C:4:C:C5'	2	0.18
(1,1)	1:A:10:SER:N	2:C:4:C:C6	2	0.18
(1,1)	1:A:10:SER:N	2:C:4:C:H1'	2	0.18
(1,1)	1:A:10:SER:N	2:C:4:C:H2'	2	0.18
(1,1)	1:A:10:SER:N	2:C:4:C:H3'	2	0.18
(1,1)	1:A:10:SER:N	2:C:4:C:H4'	2	0.18
(1,1)	1:A:10:SER:N	2:C:4:C:H41	2	0.18
(1,1)	1:A:10:SER:N	2:C:4:C:H42	2	0.18
(1,1)	1:A:10:SER:N	2:C:4:C:H5	2	0.18
(1,1)	1:A:10:SER:N	2:C:4:C:H5'	2	0.18
(1,1)	1:A:10:SER:N	2:C:4:C:H5''	2	0.18
(1,1)	1:A:10:SER:N	2:C:4:C:H6	2	0.18
(1,1)	1:A:10:SER:N	2:C:4:C:HO2'	2	0.18
(1,1)	1:A:10:SER:N	2:C:4:C:N1	2	0.18
(1,1)	1:A:10:SER:N	2:C:4:C:N3	2	0.18
(1,1)	1:A:10:SER:N	2:C:4:C:N4	2	0.18
(1,1)	1:A:10:SER:N	2:C:4:C:O2	2	0.18
(1,1)	1:A:10:SER:N	2:C:4:C:O2'	2	0.18
(1,1)	1:A:10:SER:N	2:C:4:C:O3'	2	0.18
(1,1)	1:A:10:SER:N	2:C:4:C:O4'	2	0.18
(1,1)	1:A:10:SER:N	2:C:4:C:O5'	2	0.18
(1,1)	1:A:10:SER:N	2:C:4:C:OP1	2	0.18
(1,1)	1:A:10:SER:N	2:C:4:C:OP2	2	0.18
(1,1)	1:A:10:SER:N	2:C:4:C:P	2	0.18
(1,1)	1:A:10:SER:N	2:C:5:A:C1'	2	0.18
(1,1)	1:A:10:SER:N	2:C:5:A:C2	2	0.18
(1,1)	1:A:10:SER:N	2:C:5:A:C2'	2	0.18
(1,1)	1:A:10:SER:N	2:C:5:A:C3'	2	0.18
(1,1)	1:A:10:SER:N	2:C:5:A:C4	2	0.18
(1,1)	1:A:10:SER:N	2:C:5:A:C4'	2	0.18
(1,1)	1:A:10:SER:N	2:C:5:A:C5	2	0.18
(1,1)	1:A:10:SER:N	2:C:5:A:C5'	2	0.18
(1,1)	1:A:10:SER:N	2:C:5:A:C6	2	0.18
(1,1)	1:A:10:SER:N	2:C:5:A:C8	2	0.18

Continued on next page...

Continued from previous page...

Key	Atom-1	Atom-2	Model ID	Violation (Å)
(1,1)	1:A:10:SER:N	2:C:5:A:H1'	2	0.18
(1,1)	1:A:10:SER:N	2:C:5:A:H2	2	0.18
(1,1)	1:A:10:SER:N	2:C:5:A:H2'	2	0.18
(1,1)	1:A:10:SER:N	2:C:5:A:H3'	2	0.18
(1,1)	1:A:10:SER:N	2:C:5:A:H4'	2	0.18
(1,1)	1:A:10:SER:N	2:C:5:A:H5'	2	0.18
(1,1)	1:A:10:SER:N	2:C:5:A:H5''	2	0.18
(1,1)	1:A:10:SER:N	2:C:5:A:H61	2	0.18
(1,1)	1:A:10:SER:N	2:C:5:A:H62	2	0.18
(1,1)	1:A:10:SER:N	2:C:5:A:H8	2	0.18
(1,1)	1:A:10:SER:N	2:C:5:A:HO2'	2	0.18
(1,1)	1:A:10:SER:N	2:C:5:A:N1	2	0.18
(1,1)	1:A:10:SER:N	2:C:5:A:N3	2	0.18
(1,1)	1:A:10:SER:N	2:C:5:A:N6	2	0.18
(1,1)	1:A:10:SER:N	2:C:5:A:N7	2	0.18
(1,1)	1:A:10:SER:N	2:C:5:A:N9	2	0.18
(1,1)	1:A:10:SER:N	2:C:5:A:O2'	2	0.18
(1,1)	1:A:10:SER:N	2:C:5:A:O3'	2	0.18
(1,1)	1:A:10:SER:N	2:C:5:A:O4'	2	0.18
(1,1)	1:A:10:SER:N	2:C:5:A:O5'	2	0.18
(1,1)	1:A:10:SER:N	2:C:5:A:OP1	2	0.18
(1,1)	1:A:10:SER:N	2:C:5:A:OP2	2	0.18
(1,1)	1:A:10:SER:N	2:C:5:A:P	2	0.18
(1,1)	1:A:10:SER:O	2:C:1:A:C1'	2	0.18
(1,1)	1:A:10:SER:O	2:C:1:A:C2	2	0.18
(1,1)	1:A:10:SER:O	2:C:1:A:C2'	2	0.18
(1,1)	1:A:10:SER:O	2:C:1:A:C3'	2	0.18
(1,1)	1:A:10:SER:O	2:C:1:A:C4	2	0.18
(1,1)	1:A:10:SER:O	2:C:1:A:C4'	2	0.18
(1,1)	1:A:10:SER:O	2:C:1:A:C5	2	0.18
(1,1)	1:A:10:SER:O	2:C:1:A:C5'	2	0.18
(1,1)	1:A:10:SER:O	2:C:1:A:C6	2	0.18
(1,1)	1:A:10:SER:O	2:C:1:A:C8	2	0.18
(1,1)	1:A:10:SER:O	2:C:1:A:H1'	2	0.18
(1,1)	1:A:10:SER:O	2:C:1:A:H2	2	0.18
(1,1)	1:A:10:SER:O	2:C:1:A:H2'	2	0.18
(1,1)	1:A:10:SER:O	2:C:1:A:H3'	2	0.18
(1,1)	1:A:10:SER:O	2:C:1:A:H4'	2	0.18
(1,1)	1:A:10:SER:O	2:C:1:A:H5'	2	0.18
(1,1)	1:A:10:SER:O	2:C:1:A:H5''	2	0.18
(1,1)	1:A:10:SER:O	2:C:1:A:H61	2	0.18
(1,1)	1:A:10:SER:O	2:C:1:A:H62	2	0.18

Continued on next page...

Continued from previous page...

Key	Atom-1	Atom-2	Model ID	Violation (Å)
(1,1)	1:A:10:SER:O	2:C:1:A:H8	2	0.18
(1,1)	1:A:10:SER:O	2:C:1:A:HO2'	2	0.18
(1,1)	1:A:10:SER:O	2:C:1:A:N1	2	0.18
(1,1)	1:A:10:SER:O	2:C:1:A:N3	2	0.18
(1,1)	1:A:10:SER:O	2:C:1:A:N6	2	0.18
(1,1)	1:A:10:SER:O	2:C:1:A:N7	2	0.18
(1,1)	1:A:10:SER:O	2:C:1:A:N9	2	0.18
(1,1)	1:A:10:SER:O	2:C:1:A:O2'	2	0.18
(1,1)	1:A:10:SER:O	2:C:1:A:O3'	2	0.18
(1,1)	1:A:10:SER:O	2:C:1:A:O4'	2	0.18
(1,1)	1:A:10:SER:O	2:C:1:A:O5'	2	0.18
(1,1)	1:A:10:SER:O	2:C:2:U:C1'	2	0.18
(1,1)	1:A:10:SER:O	2:C:2:U:C2	2	0.18
(1,1)	1:A:10:SER:O	2:C:2:U:C2'	2	0.18
(1,1)	1:A:10:SER:O	2:C:2:U:C3'	2	0.18
(1,1)	1:A:10:SER:O	2:C:2:U:C4	2	0.18
(1,1)	1:A:10:SER:O	2:C:2:U:C4'	2	0.18
(1,1)	1:A:10:SER:O	2:C:2:U:C5	2	0.18
(1,1)	1:A:10:SER:O	2:C:2:U:C5'	2	0.18
(1,1)	1:A:10:SER:O	2:C:2:U:C6	2	0.18
(1,1)	1:A:10:SER:O	2:C:2:U:H1'	2	0.18
(1,1)	1:A:10:SER:O	2:C:2:U:H2'	2	0.18
(1,1)	1:A:10:SER:O	2:C:2:U:H3	2	0.18
(1,1)	1:A:10:SER:O	2:C:2:U:H3'	2	0.18
(1,1)	1:A:10:SER:O	2:C:2:U:H4'	2	0.18
(1,1)	1:A:10:SER:O	2:C:2:U:H5	2	0.18
(1,1)	1:A:10:SER:O	2:C:2:U:H5'	2	0.18
(1,1)	1:A:10:SER:O	2:C:2:U:H5''	2	0.18
(1,1)	1:A:10:SER:O	2:C:2:U:H6	2	0.18
(1,1)	1:A:10:SER:O	2:C:2:U:HO2'	2	0.18
(1,1)	1:A:10:SER:O	2:C:2:U:N1	2	0.18
(1,1)	1:A:10:SER:O	2:C:2:U:N3	2	0.18
(1,1)	1:A:10:SER:O	2:C:2:U:O2	2	0.18
(1,1)	1:A:10:SER:O	2:C:2:U:O2'	2	0.18
(1,1)	1:A:10:SER:O	2:C:2:U:O3'	2	0.18
(1,1)	1:A:10:SER:O	2:C:2:U:O4	2	0.18
(1,1)	1:A:10:SER:O	2:C:2:U:O4'	2	0.18
(1,1)	1:A:10:SER:O	2:C:2:U:O5'	2	0.18
(1,1)	1:A:10:SER:O	2:C:2:U:OP1	2	0.18
(1,1)	1:A:10:SER:O	2:C:2:U:OP2	2	0.18
(1,1)	1:A:10:SER:O	2:C:2:U:P	2	0.18
(1,1)	1:A:10:SER:O	2:C:3:A:C1'	2	0.18

Continued on next page...

Continued from previous page...

Key	Atom-1	Atom-2	Model ID	Violation (Å)
(1,1)	1:A:10:SER:O	2:C:3:A:C2	2	0.18
(1,1)	1:A:10:SER:O	2:C:3:A:C2'	2	0.18
(1,1)	1:A:10:SER:O	2:C:3:A:C3'	2	0.18
(1,1)	1:A:10:SER:O	2:C:3:A:C4	2	0.18
(1,1)	1:A:10:SER:O	2:C:3:A:C4'	2	0.18
(1,1)	1:A:10:SER:O	2:C:3:A:C5	2	0.18
(1,1)	1:A:10:SER:O	2:C:3:A:C5'	2	0.18
(1,1)	1:A:10:SER:O	2:C:3:A:C6	2	0.18
(1,1)	1:A:10:SER:O	2:C:3:A:C8	2	0.18
(1,1)	1:A:10:SER:O	2:C:3:A:H1'	2	0.18
(1,1)	1:A:10:SER:O	2:C:3:A:H2	2	0.18
(1,1)	1:A:10:SER:O	2:C:3:A:H2'	2	0.18
(1,1)	1:A:10:SER:O	2:C:3:A:H3'	2	0.18
(1,1)	1:A:10:SER:O	2:C:3:A:H4'	2	0.18
(1,1)	1:A:10:SER:O	2:C:3:A:H5'	2	0.18
(1,1)	1:A:10:SER:O	2:C:3:A:H5''	2	0.18
(1,1)	1:A:10:SER:O	2:C:3:A:H61	2	0.18
(1,1)	1:A:10:SER:O	2:C:3:A:H62	2	0.18
(1,1)	1:A:10:SER:O	2:C:3:A:H8	2	0.18
(1,1)	1:A:10:SER:O	2:C:3:A:HO2'	2	0.18
(1,1)	1:A:10:SER:O	2:C:3:A:N1	2	0.18
(1,1)	1:A:10:SER:O	2:C:3:A:N3	2	0.18
(1,1)	1:A:10:SER:O	2:C:3:A:N6	2	0.18
(1,1)	1:A:10:SER:O	2:C:3:A:N7	2	0.18
(1,1)	1:A:10:SER:O	2:C:3:A:N9	2	0.18
(1,1)	1:A:10:SER:O	2:C:3:A:O2'	2	0.18
(1,1)	1:A:10:SER:O	2:C:3:A:O3'	2	0.18
(1,1)	1:A:10:SER:O	2:C:3:A:O4'	2	0.18
(1,1)	1:A:10:SER:O	2:C:3:A:O5'	2	0.18
(1,1)	1:A:10:SER:O	2:C:3:A:OP1	2	0.18
(1,1)	1:A:10:SER:O	2:C:3:A:OP2	2	0.18
(1,1)	1:A:10:SER:O	2:C:3:A:P	2	0.18
(1,1)	1:A:10:SER:O	2:C:4:C:C1'	2	0.18
(1,1)	1:A:10:SER:O	2:C:4:C:C2	2	0.18
(1,1)	1:A:10:SER:O	2:C:4:C:C2'	2	0.18
(1,1)	1:A:10:SER:O	2:C:4:C:C3'	2	0.18
(1,1)	1:A:10:SER:O	2:C:4:C:C4	2	0.18
(1,1)	1:A:10:SER:O	2:C:4:C:C4'	2	0.18
(1,1)	1:A:10:SER:O	2:C:4:C:C5	2	0.18
(1,1)	1:A:10:SER:O	2:C:4:C:C5'	2	0.18
(1,1)	1:A:10:SER:O	2:C:4:C:C6	2	0.18
(1,1)	1:A:10:SER:O	2:C:4:C:H1'	2	0.18

Continued on next page...

Continued from previous page...

Key	Atom-1	Atom-2	Model ID	Violation (Å)
(1,1)	1:A:10:SER:O	2:C:4:C:H2'	2	0.18
(1,1)	1:A:10:SER:O	2:C:4:C:H3'	2	0.18
(1,1)	1:A:10:SER:O	2:C:4:C:H4'	2	0.18
(1,1)	1:A:10:SER:O	2:C:4:C:H41	2	0.18
(1,1)	1:A:10:SER:O	2:C:4:C:H42	2	0.18
(1,1)	1:A:10:SER:O	2:C:4:C:H5	2	0.18
(1,1)	1:A:10:SER:O	2:C:4:C:H5'	2	0.18
(1,1)	1:A:10:SER:O	2:C:4:C:H5''	2	0.18
(1,1)	1:A:10:SER:O	2:C:4:C:H6	2	0.18
(1,1)	1:A:10:SER:O	2:C:4:C:HO2'	2	0.18
(1,1)	1:A:10:SER:O	2:C:4:C:N1	2	0.18
(1,1)	1:A:10:SER:O	2:C:4:C:N3	2	0.18
(1,1)	1:A:10:SER:O	2:C:4:C:N4	2	0.18
(1,1)	1:A:10:SER:O	2:C:4:C:O2	2	0.18
(1,1)	1:A:10:SER:O	2:C:4:C:O2'	2	0.18
(1,1)	1:A:10:SER:O	2:C:4:C:O3'	2	0.18
(1,1)	1:A:10:SER:O	2:C:4:C:O4'	2	0.18
(1,1)	1:A:10:SER:O	2:C:4:C:O5'	2	0.18
(1,1)	1:A:10:SER:O	2:C:4:C:OP1	2	0.18
(1,1)	1:A:10:SER:O	2:C:4:C:OP2	2	0.18
(1,1)	1:A:10:SER:O	2:C:4:C:P	2	0.18
(1,1)	1:A:10:SER:O	2:C:5:A:C1'	2	0.18
(1,1)	1:A:10:SER:O	2:C:5:A:C2	2	0.18
(1,1)	1:A:10:SER:O	2:C:5:A:C2'	2	0.18
(1,1)	1:A:10:SER:O	2:C:5:A:C3'	2	0.18
(1,1)	1:A:10:SER:O	2:C:5:A:C4	2	0.18
(1,1)	1:A:10:SER:O	2:C:5:A:C4'	2	0.18
(1,1)	1:A:10:SER:O	2:C:5:A:C5	2	0.18
(1,1)	1:A:10:SER:O	2:C:5:A:C5'	2	0.18
(1,1)	1:A:10:SER:O	2:C:5:A:C6	2	0.18
(1,1)	1:A:10:SER:O	2:C:5:A:C8	2	0.18
(1,1)	1:A:10:SER:O	2:C:5:A:H1'	2	0.18
(1,1)	1:A:10:SER:O	2:C:5:A:H2	2	0.18
(1,1)	1:A:10:SER:O	2:C:5:A:H2'	2	0.18
(1,1)	1:A:10:SER:O	2:C:5:A:H3'	2	0.18
(1,1)	1:A:10:SER:O	2:C:5:A:H4'	2	0.18
(1,1)	1:A:10:SER:O	2:C:5:A:H5'	2	0.18
(1,1)	1:A:10:SER:O	2:C:5:A:H5''	2	0.18
(1,1)	1:A:10:SER:O	2:C:5:A:H61	2	0.18
(1,1)	1:A:10:SER:O	2:C:5:A:H62	2	0.18
(1,1)	1:A:10:SER:O	2:C:5:A:H8	2	0.18
(1,1)	1:A:10:SER:O	2:C:5:A:HO2'	2	0.18

Continued on next page...

Continued from previous page...

Key	Atom-1	Atom-2	Model ID	Violation (Å)
(1,1)	1:A:10:SER:O	2:C:5:A:N1	2	0.18
(1,1)	1:A:10:SER:O	2:C:5:A:N3	2	0.18
(1,1)	1:A:10:SER:O	2:C:5:A:N6	2	0.18
(1,1)	1:A:10:SER:O	2:C:5:A:N7	2	0.18
(1,1)	1:A:10:SER:O	2:C:5:A:N9	2	0.18
(1,1)	1:A:10:SER:O	2:C:5:A:O2'	2	0.18
(1,1)	1:A:10:SER:O	2:C:5:A:O3'	2	0.18
(1,1)	1:A:10:SER:O	2:C:5:A:O4'	2	0.18
(1,1)	1:A:10:SER:O	2:C:5:A:O5'	2	0.18
(1,1)	1:A:10:SER:O	2:C:5:A:OP1	2	0.18
(1,1)	1:A:10:SER:O	2:C:5:A:OP2	2	0.18
(1,1)	1:A:10:SER:O	2:C:5:A:P	2	0.18
(1,1)	1:A:10:SER:OG	2:C:1:A:C1'	2	0.18
(1,1)	1:A:10:SER:OG	2:C:1:A:C2	2	0.18
(1,1)	1:A:10:SER:OG	2:C:1:A:C2'	2	0.18
(1,1)	1:A:10:SER:OG	2:C:1:A:C3'	2	0.18
(1,1)	1:A:10:SER:OG	2:C:1:A:C4	2	0.18
(1,1)	1:A:10:SER:OG	2:C:1:A:C4'	2	0.18
(1,1)	1:A:10:SER:OG	2:C:1:A:C5	2	0.18
(1,1)	1:A:10:SER:OG	2:C:1:A:C5'	2	0.18
(1,1)	1:A:10:SER:OG	2:C:1:A:C6	2	0.18
(1,1)	1:A:10:SER:OG	2:C:1:A:C8	2	0.18
(1,1)	1:A:10:SER:OG	2:C:1:A:H1'	2	0.18
(1,1)	1:A:10:SER:OG	2:C:1:A:H2	2	0.18
(1,1)	1:A:10:SER:OG	2:C:1:A:H2'	2	0.18
(1,1)	1:A:10:SER:OG	2:C:1:A:H3'	2	0.18
(1,1)	1:A:10:SER:OG	2:C:1:A:H4'	2	0.18
(1,1)	1:A:10:SER:OG	2:C:1:A:H5'	2	0.18
(1,1)	1:A:10:SER:OG	2:C:1:A:H5''	2	0.18
(1,1)	1:A:10:SER:OG	2:C:1:A:H61	2	0.18
(1,1)	1:A:10:SER:OG	2:C:1:A:H62	2	0.18
(1,1)	1:A:10:SER:OG	2:C:1:A:H8	2	0.18
(1,1)	1:A:10:SER:OG	2:C:1:A:HO2'	2	0.18
(1,1)	1:A:10:SER:OG	2:C:1:A:N1	2	0.18
(1,1)	1:A:10:SER:OG	2:C:1:A:N3	2	0.18
(1,1)	1:A:10:SER:OG	2:C:1:A:N6	2	0.18
(1,1)	1:A:10:SER:OG	2:C:1:A:N7	2	0.18
(1,1)	1:A:10:SER:OG	2:C:1:A:N9	2	0.18
(1,1)	1:A:10:SER:OG	2:C:1:A:O2'	2	0.18
(1,1)	1:A:10:SER:OG	2:C:1:A:O3'	2	0.18
(1,1)	1:A:10:SER:OG	2:C:1:A:O4'	2	0.18
(1,1)	1:A:10:SER:OG	2:C:1:A:O5'	2	0.18

Continued on next page...

Continued from previous page...

Key	Atom-1	Atom-2	Model ID	Violation (Å)
(1,1)	1:A:10:SER:OG	2:C:2:U:C1'	2	0.18
(1,1)	1:A:10:SER:OG	2:C:2:U:C2	2	0.18
(1,1)	1:A:10:SER:OG	2:C:2:U:C2'	2	0.18
(1,1)	1:A:10:SER:OG	2:C:2:U:C3'	2	0.18
(1,1)	1:A:10:SER:OG	2:C:2:U:C4	2	0.18
(1,1)	1:A:10:SER:OG	2:C:2:U:C4'	2	0.18
(1,1)	1:A:10:SER:OG	2:C:2:U:C5	2	0.18
(1,1)	1:A:10:SER:OG	2:C:2:U:C5'	2	0.18
(1,1)	1:A:10:SER:OG	2:C:2:U:C6	2	0.18
(1,1)	1:A:10:SER:OG	2:C:2:U:H1'	2	0.18
(1,1)	1:A:10:SER:OG	2:C:2:U:H2'	2	0.18
(1,1)	1:A:10:SER:OG	2:C:2:U:H3	2	0.18
(1,1)	1:A:10:SER:OG	2:C:2:U:H3'	2	0.18
(1,1)	1:A:10:SER:OG	2:C:2:U:H4'	2	0.18
(1,1)	1:A:10:SER:OG	2:C:2:U:H5	2	0.18
(1,1)	1:A:10:SER:OG	2:C:2:U:H5'	2	0.18
(1,1)	1:A:10:SER:OG	2:C:2:U:H5''	2	0.18
(1,1)	1:A:10:SER:OG	2:C:2:U:H6	2	0.18
(1,1)	1:A:10:SER:OG	2:C:2:U:HO2'	2	0.18
(1,1)	1:A:10:SER:OG	2:C:2:U:N1	2	0.18
(1,1)	1:A:10:SER:OG	2:C:2:U:N3	2	0.18
(1,1)	1:A:10:SER:OG	2:C:2:U:O2	2	0.18
(1,1)	1:A:10:SER:OG	2:C:2:U:O2'	2	0.18
(1,1)	1:A:10:SER:OG	2:C:2:U:O3'	2	0.18
(1,1)	1:A:10:SER:OG	2:C:2:U:O4	2	0.18
(1,1)	1:A:10:SER:OG	2:C:2:U:O4'	2	0.18
(1,1)	1:A:10:SER:OG	2:C:2:U:O5'	2	0.18
(1,1)	1:A:10:SER:OG	2:C:2:U:OP1	2	0.18
(1,1)	1:A:10:SER:OG	2:C:2:U:OP2	2	0.18
(1,1)	1:A:10:SER:OG	2:C:2:U:P	2	0.18
(1,1)	1:A:10:SER:OG	2:C:3:A:C1'	2	0.18
(1,1)	1:A:10:SER:OG	2:C:3:A:C2	2	0.18
(1,1)	1:A:10:SER:OG	2:C:3:A:C2'	2	0.18
(1,1)	1:A:10:SER:OG	2:C:3:A:C3'	2	0.18
(1,1)	1:A:10:SER:OG	2:C:3:A:C4	2	0.18
(1,1)	1:A:10:SER:OG	2:C:3:A:C4'	2	0.18
(1,1)	1:A:10:SER:OG	2:C:3:A:C5	2	0.18
(1,1)	1:A:10:SER:OG	2:C:3:A:C5'	2	0.18
(1,1)	1:A:10:SER:OG	2:C:3:A:C6	2	0.18
(1,1)	1:A:10:SER:OG	2:C:3:A:C8	2	0.18
(1,1)	1:A:10:SER:OG	2:C:3:A:H1'	2	0.18
(1,1)	1:A:10:SER:OG	2:C:3:A:H2	2	0.18

Continued on next page...

Continued from previous page...

Key	Atom-1	Atom-2	Model ID	Violation (Å)
(1,1)	1:A:10:SER:OG	2:C:3:A:H2'	2	0.18
(1,1)	1:A:10:SER:OG	2:C:3:A:H3'	2	0.18
(1,1)	1:A:10:SER:OG	2:C:3:A:H4'	2	0.18
(1,1)	1:A:10:SER:OG	2:C:3:A:H5'	2	0.18
(1,1)	1:A:10:SER:OG	2:C:3:A:H5''	2	0.18
(1,1)	1:A:10:SER:OG	2:C:3:A:H61	2	0.18
(1,1)	1:A:10:SER:OG	2:C:3:A:H62	2	0.18
(1,1)	1:A:10:SER:OG	2:C:3:A:H8	2	0.18
(1,1)	1:A:10:SER:OG	2:C:3:A:HO2'	2	0.18
(1,1)	1:A:10:SER:OG	2:C:3:A:N1	2	0.18
(1,1)	1:A:10:SER:OG	2:C:3:A:N3	2	0.18
(1,1)	1:A:10:SER:OG	2:C:3:A:N6	2	0.18
(1,1)	1:A:10:SER:OG	2:C:3:A:N7	2	0.18
(1,1)	1:A:10:SER:OG	2:C:3:A:N9	2	0.18
(1,1)	1:A:10:SER:OG	2:C:3:A:O2'	2	0.18
(1,1)	1:A:10:SER:OG	2:C:3:A:O3'	2	0.18
(1,1)	1:A:10:SER:OG	2:C:3:A:O4'	2	0.18
(1,1)	1:A:10:SER:OG	2:C:3:A:O5'	2	0.18
(1,1)	1:A:10:SER:OG	2:C:3:A:OP1	2	0.18
(1,1)	1:A:10:SER:OG	2:C:3:A:OP2	2	0.18
(1,1)	1:A:10:SER:OG	2:C:3:A:P	2	0.18
(1,1)	1:A:10:SER:OG	2:C:4:C:C1'	2	0.18
(1,1)	1:A:10:SER:OG	2:C:4:C:C2	2	0.18
(1,1)	1:A:10:SER:OG	2:C:4:C:C2'	2	0.18
(1,1)	1:A:10:SER:OG	2:C:4:C:C3'	2	0.18
(1,1)	1:A:10:SER:OG	2:C:4:C:C4	2	0.18
(1,1)	1:A:10:SER:OG	2:C:4:C:C4'	2	0.18
(1,1)	1:A:10:SER:OG	2:C:4:C:C5	2	0.18
(1,1)	1:A:10:SER:OG	2:C:4:C:C5'	2	0.18
(1,1)	1:A:10:SER:OG	2:C:4:C:C6	2	0.18
(1,1)	1:A:10:SER:OG	2:C:4:C:H1'	2	0.18
(1,1)	1:A:10:SER:OG	2:C:4:C:H2'	2	0.18
(1,1)	1:A:10:SER:OG	2:C:4:C:H3'	2	0.18
(1,1)	1:A:10:SER:OG	2:C:4:C:H4'	2	0.18
(1,1)	1:A:10:SER:OG	2:C:4:C:H41	2	0.18
(1,1)	1:A:10:SER:OG	2:C:4:C:H42	2	0.18
(1,1)	1:A:10:SER:OG	2:C:4:C:H5	2	0.18
(1,1)	1:A:10:SER:OG	2:C:4:C:H5'	2	0.18
(1,1)	1:A:10:SER:OG	2:C:4:C:H5''	2	0.18
(1,1)	1:A:10:SER:OG	2:C:4:C:H6	2	0.18
(1,1)	1:A:10:SER:OG	2:C:4:C:HO2'	2	0.18
(1,1)	1:A:10:SER:OG	2:C:4:C:N1	2	0.18

Continued on next page...

Continued from previous page...

Key	Atom-1	Atom-2	Model ID	Violation (Å)
(1,1)	1:A:10:SER:OG	2:C:4:C:N3	2	0.18
(1,1)	1:A:10:SER:OG	2:C:4:C:N4	2	0.18
(1,1)	1:A:10:SER:OG	2:C:4:C:O2	2	0.18
(1,1)	1:A:10:SER:OG	2:C:4:C:O2'	2	0.18
(1,1)	1:A:10:SER:OG	2:C:4:C:O3'	2	0.18
(1,1)	1:A:10:SER:OG	2:C:4:C:O4'	2	0.18
(1,1)	1:A:10:SER:OG	2:C:4:C:O5'	2	0.18
(1,1)	1:A:10:SER:OG	2:C:4:C:OP1	2	0.18
(1,1)	1:A:10:SER:OG	2:C:4:C:OP2	2	0.18
(1,1)	1:A:10:SER:OG	2:C:4:C:P	2	0.18
(1,1)	1:A:10:SER:OG	2:C:5:A:C1'	2	0.18
(1,1)	1:A:10:SER:OG	2:C:5:A:C2	2	0.18
(1,1)	1:A:10:SER:OG	2:C:5:A:C2'	2	0.18
(1,1)	1:A:10:SER:OG	2:C:5:A:C3'	2	0.18
(1,1)	1:A:10:SER:OG	2:C:5:A:C4	2	0.18
(1,1)	1:A:10:SER:OG	2:C:5:A:C4'	2	0.18
(1,1)	1:A:10:SER:OG	2:C:5:A:C5	2	0.18
(1,1)	1:A:10:SER:OG	2:C:5:A:C5'	2	0.18
(1,1)	1:A:10:SER:OG	2:C:5:A:C6	2	0.18
(1,1)	1:A:10:SER:OG	2:C:5:A:C8	2	0.18
(1,1)	1:A:10:SER:OG	2:C:5:A:H1'	2	0.18
(1,1)	1:A:10:SER:OG	2:C:5:A:H2	2	0.18
(1,1)	1:A:10:SER:OG	2:C:5:A:H2'	2	0.18
(1,1)	1:A:10:SER:OG	2:C:5:A:H3'	2	0.18
(1,1)	1:A:10:SER:OG	2:C:5:A:H4'	2	0.18
(1,1)	1:A:10:SER:OG	2:C:5:A:H5'	2	0.18
(1,1)	1:A:10:SER:OG	2:C:5:A:H5''	2	0.18
(1,1)	1:A:10:SER:OG	2:C:5:A:H61	2	0.18
(1,1)	1:A:10:SER:OG	2:C:5:A:H62	2	0.18
(1,1)	1:A:10:SER:OG	2:C:5:A:H8	2	0.18
(1,1)	1:A:10:SER:OG	2:C:5:A:HO2'	2	0.18
(1,1)	1:A:10:SER:OG	2:C:5:A:N1	2	0.18
(1,1)	1:A:10:SER:OG	2:C:5:A:N3	2	0.18
(1,1)	1:A:10:SER:OG	2:C:5:A:N6	2	0.18
(1,1)	1:A:10:SER:OG	2:C:5:A:N7	2	0.18
(1,1)	1:A:10:SER:OG	2:C:5:A:N9	2	0.18
(1,1)	1:A:10:SER:OG	2:C:5:A:O2'	2	0.18
(1,1)	1:A:10:SER:OG	2:C:5:A:O3'	2	0.18
(1,1)	1:A:10:SER:OG	2:C:5:A:O4'	2	0.18
(1,1)	1:A:10:SER:OG	2:C:5:A:O5'	2	0.18
(1,1)	1:A:10:SER:OG	2:C:5:A:OP1	2	0.18
(1,1)	1:A:10:SER:OG	2:C:5:A:OP2	2	0.18

Continued on next page...

Continued from previous page...

Key	Atom-1	Atom-2	Model ID	Violation (Å)
(1,1)	1:A:10:SER:OG	2:C:5:A:P	2	0.18
(1,9)	1:A:70:GLY:C	2:C:1:A:C1'	2	0.17
(1,9)	1:A:70:GLY:C	2:C:1:A:C2	2	0.17
(1,9)	1:A:70:GLY:C	2:C:1:A:C2'	2	0.17
(1,9)	1:A:70:GLY:C	2:C:1:A:C3'	2	0.17
(1,9)	1:A:70:GLY:C	2:C:1:A:C4	2	0.17
(1,9)	1:A:70:GLY:C	2:C:1:A:C4'	2	0.17
(1,9)	1:A:70:GLY:C	2:C:1:A:C5	2	0.17
(1,9)	1:A:70:GLY:C	2:C:1:A:C5'	2	0.17
(1,9)	1:A:70:GLY:C	2:C:1:A:C6	2	0.17
(1,9)	1:A:70:GLY:C	2:C:1:A:C8	2	0.17
(1,9)	1:A:70:GLY:C	2:C:1:A:H1'	2	0.17
(1,9)	1:A:70:GLY:C	2:C:1:A:H2	2	0.17
(1,9)	1:A:70:GLY:C	2:C:1:A:H2'	2	0.17
(1,9)	1:A:70:GLY:C	2:C:1:A:H3'	2	0.17
(1,9)	1:A:70:GLY:C	2:C:1:A:H4'	2	0.17
(1,9)	1:A:70:GLY:C	2:C:1:A:H5'	2	0.17
(1,9)	1:A:70:GLY:C	2:C:1:A:H5''	2	0.17
(1,9)	1:A:70:GLY:C	2:C:1:A:H61	2	0.17
(1,9)	1:A:70:GLY:C	2:C:1:A:H62	2	0.17
(1,9)	1:A:70:GLY:C	2:C:1:A:H8	2	0.17
(1,9)	1:A:70:GLY:C	2:C:1:A:HO2'	2	0.17
(1,9)	1:A:70:GLY:C	2:C:1:A:N1	2	0.17
(1,9)	1:A:70:GLY:C	2:C:1:A:N3	2	0.17
(1,9)	1:A:70:GLY:C	2:C:1:A:N6	2	0.17
(1,9)	1:A:70:GLY:C	2:C:1:A:N7	2	0.17
(1,9)	1:A:70:GLY:C	2:C:1:A:N9	2	0.17
(1,9)	1:A:70:GLY:C	2:C:1:A:O2'	2	0.17
(1,9)	1:A:70:GLY:C	2:C:1:A:O3'	2	0.17
(1,9)	1:A:70:GLY:C	2:C:1:A:O4'	2	0.17
(1,9)	1:A:70:GLY:C	2:C:1:A:O5'	2	0.17
(1,9)	1:A:70:GLY:C	2:C:2:U:C1'	2	0.17
(1,9)	1:A:70:GLY:C	2:C:2:U:C2	2	0.17
(1,9)	1:A:70:GLY:C	2:C:2:U:C2'	2	0.17
(1,9)	1:A:70:GLY:C	2:C:2:U:C3'	2	0.17
(1,9)	1:A:70:GLY:C	2:C:2:U:C4	2	0.17
(1,9)	1:A:70:GLY:C	2:C:2:U:C4'	2	0.17
(1,9)	1:A:70:GLY:C	2:C:2:U:C5	2	0.17
(1,9)	1:A:70:GLY:C	2:C:2:U:C5'	2	0.17
(1,9)	1:A:70:GLY:C	2:C:2:U:C6	2	0.17
(1,9)	1:A:70:GLY:C	2:C:2:U:H1'	2	0.17
(1,9)	1:A:70:GLY:C	2:C:2:U:H2'	2	0.17

Continued on next page...

Continued from previous page...

Key	Atom-1	Atom-2	Model ID	Violation (Å)
(1,9)	1:A:70:GLY:C	2:C:2:U:H3	2	0.17
(1,9)	1:A:70:GLY:C	2:C:2:U:H3'	2	0.17
(1,9)	1:A:70:GLY:C	2:C:2:U:H4'	2	0.17
(1,9)	1:A:70:GLY:C	2:C:2:U:H5	2	0.17
(1,9)	1:A:70:GLY:C	2:C:2:U:H5'	2	0.17
(1,9)	1:A:70:GLY:C	2:C:2:U:H5''	2	0.17
(1,9)	1:A:70:GLY:C	2:C:2:U:H6	2	0.17
(1,9)	1:A:70:GLY:C	2:C:2:U:HO2'	2	0.17
(1,9)	1:A:70:GLY:C	2:C:2:U:N1	2	0.17
(1,9)	1:A:70:GLY:C	2:C:2:U:N3	2	0.17
(1,9)	1:A:70:GLY:C	2:C:2:U:O2	2	0.17
(1,9)	1:A:70:GLY:C	2:C:2:U:O2'	2	0.17
(1,9)	1:A:70:GLY:C	2:C:2:U:O3'	2	0.17
(1,9)	1:A:70:GLY:C	2:C:2:U:O4	2	0.17
(1,9)	1:A:70:GLY:C	2:C:2:U:O4'	2	0.17
(1,9)	1:A:70:GLY:C	2:C:2:U:O5'	2	0.17
(1,9)	1:A:70:GLY:C	2:C:2:U:OP1	2	0.17
(1,9)	1:A:70:GLY:C	2:C:2:U:OP2	2	0.17
(1,9)	1:A:70:GLY:C	2:C:2:U:P	2	0.17
(1,9)	1:A:70:GLY:C	2:C:3:A:C1'	2	0.17
(1,9)	1:A:70:GLY:C	2:C:3:A:C2	2	0.17
(1,9)	1:A:70:GLY:C	2:C:3:A:C2'	2	0.17
(1,9)	1:A:70:GLY:C	2:C:3:A:C3'	2	0.17
(1,9)	1:A:70:GLY:C	2:C:3:A:C4	2	0.17
(1,9)	1:A:70:GLY:C	2:C:3:A:C4'	2	0.17
(1,9)	1:A:70:GLY:C	2:C:3:A:C5	2	0.17
(1,9)	1:A:70:GLY:C	2:C:3:A:C5'	2	0.17
(1,9)	1:A:70:GLY:C	2:C:3:A:C6	2	0.17
(1,9)	1:A:70:GLY:C	2:C:3:A:C8	2	0.17
(1,9)	1:A:70:GLY:C	2:C:3:A:H1'	2	0.17
(1,9)	1:A:70:GLY:C	2:C:3:A:H2	2	0.17
(1,9)	1:A:70:GLY:C	2:C:3:A:H2'	2	0.17
(1,9)	1:A:70:GLY:C	2:C:3:A:H3'	2	0.17
(1,9)	1:A:70:GLY:C	2:C:3:A:H4'	2	0.17
(1,9)	1:A:70:GLY:C	2:C:3:A:H5'	2	0.17
(1,9)	1:A:70:GLY:C	2:C:3:A:H5''	2	0.17
(1,9)	1:A:70:GLY:C	2:C:3:A:H61	2	0.17
(1,9)	1:A:70:GLY:C	2:C:3:A:H62	2	0.17
(1,9)	1:A:70:GLY:C	2:C:3:A:H8	2	0.17
(1,9)	1:A:70:GLY:C	2:C:3:A:HO2'	2	0.17
(1,9)	1:A:70:GLY:C	2:C:3:A:N1	2	0.17
(1,9)	1:A:70:GLY:C	2:C:3:A:N3	2	0.17

Continued on next page...

Continued from previous page...

Key	Atom-1	Atom-2	Model ID	Violation (Å)
(1,9)	1:A:70:GLY:C	2:C:3:A:N6	2	0.17
(1,9)	1:A:70:GLY:C	2:C:3:A:N7	2	0.17
(1,9)	1:A:70:GLY:C	2:C:3:A:N9	2	0.17
(1,9)	1:A:70:GLY:C	2:C:3:A:O2'	2	0.17
(1,9)	1:A:70:GLY:C	2:C:3:A:O3'	2	0.17
(1,9)	1:A:70:GLY:C	2:C:3:A:O4'	2	0.17
(1,9)	1:A:70:GLY:C	2:C:3:A:O5'	2	0.17
(1,9)	1:A:70:GLY:C	2:C:3:A:OP1	2	0.17
(1,9)	1:A:70:GLY:C	2:C:3:A:OP2	2	0.17
(1,9)	1:A:70:GLY:C	2:C:3:A:P	2	0.17
(1,9)	1:A:70:GLY:C	2:C:4:C:C1'	2	0.17
(1,9)	1:A:70:GLY:C	2:C:4:C:C2	2	0.17
(1,9)	1:A:70:GLY:C	2:C:4:C:C2'	2	0.17
(1,9)	1:A:70:GLY:C	2:C:4:C:C3'	2	0.17
(1,9)	1:A:70:GLY:C	2:C:4:C:C4	2	0.17
(1,9)	1:A:70:GLY:C	2:C:4:C:C4'	2	0.17
(1,9)	1:A:70:GLY:C	2:C:4:C:C5	2	0.17
(1,9)	1:A:70:GLY:C	2:C:4:C:C5'	2	0.17
(1,9)	1:A:70:GLY:C	2:C:4:C:C6	2	0.17
(1,9)	1:A:70:GLY:C	2:C:4:C:H1'	2	0.17
(1,9)	1:A:70:GLY:C	2:C:4:C:H2'	2	0.17
(1,9)	1:A:70:GLY:C	2:C:4:C:H3'	2	0.17
(1,9)	1:A:70:GLY:C	2:C:4:C:H4'	2	0.17
(1,9)	1:A:70:GLY:C	2:C:4:C:H41	2	0.17
(1,9)	1:A:70:GLY:C	2:C:4:C:H42	2	0.17
(1,9)	1:A:70:GLY:C	2:C:4:C:H5	2	0.17
(1,9)	1:A:70:GLY:C	2:C:4:C:H5'	2	0.17
(1,9)	1:A:70:GLY:C	2:C:4:C:H5''	2	0.17
(1,9)	1:A:70:GLY:C	2:C:4:C:H6	2	0.17
(1,9)	1:A:70:GLY:C	2:C:4:C:HO2'	2	0.17
(1,9)	1:A:70:GLY:C	2:C:4:C:N1	2	0.17
(1,9)	1:A:70:GLY:C	2:C:4:C:N3	2	0.17
(1,9)	1:A:70:GLY:C	2:C:4:C:N4	2	0.17
(1,9)	1:A:70:GLY:C	2:C:4:C:O2	2	0.17
(1,9)	1:A:70:GLY:C	2:C:4:C:O2'	2	0.17
(1,9)	1:A:70:GLY:C	2:C:4:C:O3'	2	0.17
(1,9)	1:A:70:GLY:C	2:C:4:C:O4'	2	0.17
(1,9)	1:A:70:GLY:C	2:C:4:C:O5'	2	0.17
(1,9)	1:A:70:GLY:C	2:C:4:C:OP1	2	0.17
(1,9)	1:A:70:GLY:C	2:C:4:C:OP2	2	0.17
(1,9)	1:A:70:GLY:C	2:C:4:C:P	2	0.17
(1,9)	1:A:70:GLY:C	2:C:5:A:C1'	2	0.17

Continued on next page...

Continued from previous page...

Key	Atom-1	Atom-2	Model ID	Violation (Å)
(1,9)	1:A:70:GLY:C	2:C:5:A:C2	2	0.17
(1,9)	1:A:70:GLY:C	2:C:5:A:C2'	2	0.17
(1,9)	1:A:70:GLY:C	2:C:5:A:C3'	2	0.17
(1,9)	1:A:70:GLY:C	2:C:5:A:C4	2	0.17
(1,9)	1:A:70:GLY:C	2:C:5:A:C4'	2	0.17
(1,9)	1:A:70:GLY:C	2:C:5:A:C5	2	0.17
(1,9)	1:A:70:GLY:C	2:C:5:A:C5'	2	0.17
(1,9)	1:A:70:GLY:C	2:C:5:A:C6	2	0.17
(1,9)	1:A:70:GLY:C	2:C:5:A:C8	2	0.17
(1,9)	1:A:70:GLY:C	2:C:5:A:H1'	2	0.17
(1,9)	1:A:70:GLY:C	2:C:5:A:H2	2	0.17
(1,9)	1:A:70:GLY:C	2:C:5:A:H2'	2	0.17
(1,9)	1:A:70:GLY:C	2:C:5:A:H3'	2	0.17
(1,9)	1:A:70:GLY:C	2:C:5:A:H4'	2	0.17
(1,9)	1:A:70:GLY:C	2:C:5:A:H5'	2	0.17
(1,9)	1:A:70:GLY:C	2:C:5:A:H5''	2	0.17
(1,9)	1:A:70:GLY:C	2:C:5:A:H61	2	0.17
(1,9)	1:A:70:GLY:C	2:C:5:A:H62	2	0.17
(1,9)	1:A:70:GLY:C	2:C:5:A:H8	2	0.17
(1,9)	1:A:70:GLY:C	2:C:5:A:HO2'	2	0.17
(1,9)	1:A:70:GLY:C	2:C:5:A:N1	2	0.17
(1,9)	1:A:70:GLY:C	2:C:5:A:N3	2	0.17
(1,9)	1:A:70:GLY:C	2:C:5:A:N6	2	0.17
(1,9)	1:A:70:GLY:C	2:C:5:A:N7	2	0.17
(1,9)	1:A:70:GLY:C	2:C:5:A:N9	2	0.17
(1,9)	1:A:70:GLY:C	2:C:5:A:O2'	2	0.17
(1,9)	1:A:70:GLY:C	2:C:5:A:O3'	2	0.17
(1,9)	1:A:70:GLY:C	2:C:5:A:O4'	2	0.17
(1,9)	1:A:70:GLY:C	2:C:5:A:O5'	2	0.17
(1,9)	1:A:70:GLY:C	2:C:5:A:OP1	2	0.17
(1,9)	1:A:70:GLY:C	2:C:5:A:OP2	2	0.17
(1,9)	1:A:70:GLY:C	2:C:5:A:P	2	0.17
(1,9)	1:A:70:GLY:CA	2:C:1:A:C1'	2	0.17
(1,9)	1:A:70:GLY:CA	2:C:1:A:C2	2	0.17
(1,9)	1:A:70:GLY:CA	2:C:1:A:C2'	2	0.17
(1,9)	1:A:70:GLY:CA	2:C:1:A:C3'	2	0.17
(1,9)	1:A:70:GLY:CA	2:C:1:A:C4	2	0.17
(1,9)	1:A:70:GLY:CA	2:C:1:A:C4'	2	0.17
(1,9)	1:A:70:GLY:CA	2:C:1:A:C5	2	0.17
(1,9)	1:A:70:GLY:CA	2:C:1:A:C5'	2	0.17
(1,9)	1:A:70:GLY:CA	2:C:1:A:C6	2	0.17
(1,9)	1:A:70:GLY:CA	2:C:1:A:C8	2	0.17

Continued on next page...

Continued from previous page...

Key	Atom-1	Atom-2	Model ID	Violation (Å)
(1,9)	1:A:70:GLY:CA	2:C:1:A:H1'	2	0.17
(1,9)	1:A:70:GLY:CA	2:C:1:A:H2	2	0.17
(1,9)	1:A:70:GLY:CA	2:C:1:A:H2'	2	0.17
(1,9)	1:A:70:GLY:CA	2:C:1:A:H3'	2	0.17
(1,9)	1:A:70:GLY:CA	2:C:1:A:H4'	2	0.17
(1,9)	1:A:70:GLY:CA	2:C:1:A:H5'	2	0.17
(1,9)	1:A:70:GLY:CA	2:C:1:A:H5''	2	0.17
(1,9)	1:A:70:GLY:CA	2:C:1:A:H61	2	0.17
(1,9)	1:A:70:GLY:CA	2:C:1:A:H62	2	0.17
(1,9)	1:A:70:GLY:CA	2:C:1:A:H8	2	0.17
(1,9)	1:A:70:GLY:CA	2:C:1:A:HO2'	2	0.17
(1,9)	1:A:70:GLY:CA	2:C:1:A:N1	2	0.17
(1,9)	1:A:70:GLY:CA	2:C:1:A:N3	2	0.17
(1,9)	1:A:70:GLY:CA	2:C:1:A:N6	2	0.17
(1,9)	1:A:70:GLY:CA	2:C:1:A:N7	2	0.17
(1,9)	1:A:70:GLY:CA	2:C:1:A:N9	2	0.17
(1,9)	1:A:70:GLY:CA	2:C:1:A:O2'	2	0.17
(1,9)	1:A:70:GLY:CA	2:C:1:A:O3'	2	0.17
(1,9)	1:A:70:GLY:CA	2:C:1:A:O4'	2	0.17
(1,9)	1:A:70:GLY:CA	2:C:1:A:O5'	2	0.17
(1,9)	1:A:70:GLY:CA	2:C:2:U:C1'	2	0.17
(1,9)	1:A:70:GLY:CA	2:C:2:U:C2	2	0.17
(1,9)	1:A:70:GLY:CA	2:C:2:U:C2'	2	0.17
(1,9)	1:A:70:GLY:CA	2:C:2:U:C3'	2	0.17
(1,9)	1:A:70:GLY:CA	2:C:2:U:C4	2	0.17
(1,9)	1:A:70:GLY:CA	2:C:2:U:C4'	2	0.17
(1,9)	1:A:70:GLY:CA	2:C:2:U:C5	2	0.17
(1,9)	1:A:70:GLY:CA	2:C:2:U:C5'	2	0.17
(1,9)	1:A:70:GLY:CA	2:C:2:U:C6	2	0.17
(1,9)	1:A:70:GLY:CA	2:C:2:U:H1'	2	0.17
(1,9)	1:A:70:GLY:CA	2:C:2:U:H2'	2	0.17
(1,9)	1:A:70:GLY:CA	2:C:2:U:H3	2	0.17
(1,9)	1:A:70:GLY:CA	2:C:2:U:H3'	2	0.17
(1,9)	1:A:70:GLY:CA	2:C:2:U:H4'	2	0.17
(1,9)	1:A:70:GLY:CA	2:C:2:U:H5	2	0.17
(1,9)	1:A:70:GLY:CA	2:C:2:U:H5'	2	0.17
(1,9)	1:A:70:GLY:CA	2:C:2:U:H5''	2	0.17
(1,9)	1:A:70:GLY:CA	2:C:2:U:H6	2	0.17
(1,9)	1:A:70:GLY:CA	2:C:2:U:HO2'	2	0.17
(1,9)	1:A:70:GLY:CA	2:C:2:U:N1	2	0.17
(1,9)	1:A:70:GLY:CA	2:C:2:U:N3	2	0.17
(1,9)	1:A:70:GLY:CA	2:C:2:U:O2	2	0.17

Continued on next page...

Continued from previous page...

Key	Atom-1	Atom-2	Model ID	Violation (Å)
(1,9)	1:A:70:GLY:CA	2:C:2:U:O2'	2	0.17
(1,9)	1:A:70:GLY:CA	2:C:2:U:O3'	2	0.17
(1,9)	1:A:70:GLY:CA	2:C:2:U:O4	2	0.17
(1,9)	1:A:70:GLY:CA	2:C:2:U:O4'	2	0.17
(1,9)	1:A:70:GLY:CA	2:C:2:U:O5'	2	0.17
(1,9)	1:A:70:GLY:CA	2:C:2:U:OP1	2	0.17
(1,9)	1:A:70:GLY:CA	2:C:2:U:OP2	2	0.17
(1,9)	1:A:70:GLY:CA	2:C:2:U:P	2	0.17
(1,9)	1:A:70:GLY:CA	2:C:3:A:C1'	2	0.17
(1,9)	1:A:70:GLY:CA	2:C:3:A:C2	2	0.17
(1,9)	1:A:70:GLY:CA	2:C:3:A:C2'	2	0.17
(1,9)	1:A:70:GLY:CA	2:C:3:A:C3'	2	0.17
(1,9)	1:A:70:GLY:CA	2:C:3:A:C4	2	0.17
(1,9)	1:A:70:GLY:CA	2:C:3:A:C4'	2	0.17
(1,9)	1:A:70:GLY:CA	2:C:3:A:C5	2	0.17
(1,9)	1:A:70:GLY:CA	2:C:3:A:C5'	2	0.17
(1,9)	1:A:70:GLY:CA	2:C:3:A:C6	2	0.17
(1,9)	1:A:70:GLY:CA	2:C:3:A:C8	2	0.17
(1,9)	1:A:70:GLY:CA	2:C:3:A:H1'	2	0.17
(1,9)	1:A:70:GLY:CA	2:C:3:A:H2	2	0.17
(1,9)	1:A:70:GLY:CA	2:C:3:A:H2'	2	0.17
(1,9)	1:A:70:GLY:CA	2:C:3:A:H3'	2	0.17
(1,9)	1:A:70:GLY:CA	2:C:3:A:H4'	2	0.17
(1,9)	1:A:70:GLY:CA	2:C:3:A:H5'	2	0.17
(1,9)	1:A:70:GLY:CA	2:C:3:A:H5''	2	0.17
(1,9)	1:A:70:GLY:CA	2:C:3:A:H61	2	0.17
(1,9)	1:A:70:GLY:CA	2:C:3:A:H62	2	0.17
(1,9)	1:A:70:GLY:CA	2:C:3:A:H8	2	0.17
(1,9)	1:A:70:GLY:CA	2:C:3:A:HO2'	2	0.17
(1,9)	1:A:70:GLY:CA	2:C:3:A:N1	2	0.17
(1,9)	1:A:70:GLY:CA	2:C:3:A:N3	2	0.17
(1,9)	1:A:70:GLY:CA	2:C:3:A:N6	2	0.17
(1,9)	1:A:70:GLY:CA	2:C:3:A:N7	2	0.17
(1,9)	1:A:70:GLY:CA	2:C:3:A:N9	2	0.17
(1,9)	1:A:70:GLY:CA	2:C:3:A:O2'	2	0.17
(1,9)	1:A:70:GLY:CA	2:C:3:A:O3'	2	0.17
(1,9)	1:A:70:GLY:CA	2:C:3:A:O4'	2	0.17
(1,9)	1:A:70:GLY:CA	2:C:3:A:O5'	2	0.17
(1,9)	1:A:70:GLY:CA	2:C:3:A:OP1	2	0.17
(1,9)	1:A:70:GLY:CA	2:C:3:A:OP2	2	0.17
(1,9)	1:A:70:GLY:CA	2:C:3:A:P	2	0.17
(1,9)	1:A:70:GLY:CA	2:C:4:C:C1'	2	0.17

Continued on next page...

Continued from previous page...

Key	Atom-1	Atom-2	Model ID	Violation (Å)
(1,9)	1:A:70:GLY:CA	2:C:4:C:C2	2	0.17
(1,9)	1:A:70:GLY:CA	2:C:4:C:C2'	2	0.17
(1,9)	1:A:70:GLY:CA	2:C:4:C:C3'	2	0.17
(1,9)	1:A:70:GLY:CA	2:C:4:C:C4	2	0.17
(1,9)	1:A:70:GLY:CA	2:C:4:C:C4'	2	0.17
(1,9)	1:A:70:GLY:CA	2:C:4:C:C5	2	0.17
(1,9)	1:A:70:GLY:CA	2:C:4:C:C5'	2	0.17
(1,9)	1:A:70:GLY:CA	2:C:4:C:C6	2	0.17
(1,9)	1:A:70:GLY:CA	2:C:4:C:H1'	2	0.17
(1,9)	1:A:70:GLY:CA	2:C:4:C:H2'	2	0.17
(1,9)	1:A:70:GLY:CA	2:C:4:C:H3'	2	0.17
(1,9)	1:A:70:GLY:CA	2:C:4:C:H4'	2	0.17
(1,9)	1:A:70:GLY:CA	2:C:4:C:H41	2	0.17
(1,9)	1:A:70:GLY:CA	2:C:4:C:H42	2	0.17
(1,9)	1:A:70:GLY:CA	2:C:4:C:H5	2	0.17
(1,9)	1:A:70:GLY:CA	2:C:4:C:H5'	2	0.17
(1,9)	1:A:70:GLY:CA	2:C:4:C:H5''	2	0.17
(1,9)	1:A:70:GLY:CA	2:C:4:C:H6	2	0.17
(1,9)	1:A:70:GLY:CA	2:C:4:C:HO2'	2	0.17
(1,9)	1:A:70:GLY:CA	2:C:4:C:N1	2	0.17
(1,9)	1:A:70:GLY:CA	2:C:4:C:N3	2	0.17
(1,9)	1:A:70:GLY:CA	2:C:4:C:N4	2	0.17
(1,9)	1:A:70:GLY:CA	2:C:4:C:O2	2	0.17
(1,9)	1:A:70:GLY:CA	2:C:4:C:O2'	2	0.17
(1,9)	1:A:70:GLY:CA	2:C:4:C:O3'	2	0.17
(1,9)	1:A:70:GLY:CA	2:C:4:C:O4'	2	0.17
(1,9)	1:A:70:GLY:CA	2:C:4:C:O5'	2	0.17
(1,9)	1:A:70:GLY:CA	2:C:4:C:OP1	2	0.17
(1,9)	1:A:70:GLY:CA	2:C:4:C:OP2	2	0.17
(1,9)	1:A:70:GLY:CA	2:C:4:C:P	2	0.17
(1,9)	1:A:70:GLY:CA	2:C:5:A:C1'	2	0.17
(1,9)	1:A:70:GLY:CA	2:C:5:A:C2	2	0.17
(1,9)	1:A:70:GLY:CA	2:C:5:A:C2'	2	0.17
(1,9)	1:A:70:GLY:CA	2:C:5:A:C3'	2	0.17
(1,9)	1:A:70:GLY:CA	2:C:5:A:C4	2	0.17
(1,9)	1:A:70:GLY:CA	2:C:5:A:C4'	2	0.17
(1,9)	1:A:70:GLY:CA	2:C:5:A:C5	2	0.17
(1,9)	1:A:70:GLY:CA	2:C:5:A:C5'	2	0.17
(1,9)	1:A:70:GLY:CA	2:C:5:A:C6	2	0.17
(1,9)	1:A:70:GLY:CA	2:C:5:A:C8	2	0.17
(1,9)	1:A:70:GLY:CA	2:C:5:A:H1'	2	0.17
(1,9)	1:A:70:GLY:CA	2:C:5:A:H2	2	0.17

Continued on next page...

Continued from previous page...

Key	Atom-1	Atom-2	Model ID	Violation (Å)
(1,9)	1:A:70:GLY:CA	2:C:5:A:H2'	2	0.17
(1,9)	1:A:70:GLY:CA	2:C:5:A:H3'	2	0.17
(1,9)	1:A:70:GLY:CA	2:C:5:A:H4'	2	0.17
(1,9)	1:A:70:GLY:CA	2:C:5:A:H5'	2	0.17
(1,9)	1:A:70:GLY:CA	2:C:5:A:H5''	2	0.17
(1,9)	1:A:70:GLY:CA	2:C:5:A:H61	2	0.17
(1,9)	1:A:70:GLY:CA	2:C:5:A:H62	2	0.17
(1,9)	1:A:70:GLY:CA	2:C:5:A:H8	2	0.17
(1,9)	1:A:70:GLY:CA	2:C:5:A:HO2'	2	0.17
(1,9)	1:A:70:GLY:CA	2:C:5:A:N1	2	0.17
(1,9)	1:A:70:GLY:CA	2:C:5:A:N3	2	0.17
(1,9)	1:A:70:GLY:CA	2:C:5:A:N6	2	0.17
(1,9)	1:A:70:GLY:CA	2:C:5:A:N7	2	0.17
(1,9)	1:A:70:GLY:CA	2:C:5:A:N9	2	0.17
(1,9)	1:A:70:GLY:CA	2:C:5:A:O2'	2	0.17
(1,9)	1:A:70:GLY:CA	2:C:5:A:O3'	2	0.17
(1,9)	1:A:70:GLY:CA	2:C:5:A:O4'	2	0.17
(1,9)	1:A:70:GLY:CA	2:C:5:A:O5'	2	0.17
(1,9)	1:A:70:GLY:CA	2:C:5:A:OP1	2	0.17
(1,9)	1:A:70:GLY:CA	2:C:5:A:OP2	2	0.17
(1,9)	1:A:70:GLY:CA	2:C:5:A:P	2	0.17
(1,9)	1:A:70:GLY:H	2:C:1:A:C1'	2	0.17
(1,9)	1:A:70:GLY:H	2:C:1:A:C2	2	0.17
(1,9)	1:A:70:GLY:H	2:C:1:A:C2'	2	0.17
(1,9)	1:A:70:GLY:H	2:C:1:A:C3'	2	0.17
(1,9)	1:A:70:GLY:H	2:C:1:A:C4	2	0.17
(1,9)	1:A:70:GLY:H	2:C:1:A:C4'	2	0.17
(1,9)	1:A:70:GLY:H	2:C:1:A:C5	2	0.17
(1,9)	1:A:70:GLY:H	2:C:1:A:C5'	2	0.17
(1,9)	1:A:70:GLY:H	2:C:1:A:C6	2	0.17
(1,9)	1:A:70:GLY:H	2:C:1:A:C8	2	0.17
(1,9)	1:A:70:GLY:H	2:C:1:A:H1'	2	0.17
(1,9)	1:A:70:GLY:H	2:C:1:A:H2	2	0.17
(1,9)	1:A:70:GLY:H	2:C:1:A:H2'	2	0.17
(1,9)	1:A:70:GLY:H	2:C:1:A:H3'	2	0.17
(1,9)	1:A:70:GLY:H	2:C:1:A:H4'	2	0.17
(1,9)	1:A:70:GLY:H	2:C:1:A:H5'	2	0.17
(1,9)	1:A:70:GLY:H	2:C:1:A:H5''	2	0.17
(1,9)	1:A:70:GLY:H	2:C:1:A:H61	2	0.17
(1,9)	1:A:70:GLY:H	2:C:1:A:H62	2	0.17
(1,9)	1:A:70:GLY:H	2:C:1:A:H8	2	0.17
(1,9)	1:A:70:GLY:H	2:C:1:A:HO2'	2	0.17

Continued on next page...

Continued from previous page...

Key	Atom-1	Atom-2	Model ID	Violation (Å)
(1,9)	1:A:70:GLY:H	2:C:1:A:N1	2	0.17
(1,9)	1:A:70:GLY:H	2:C:1:A:N3	2	0.17
(1,9)	1:A:70:GLY:H	2:C:1:A:N6	2	0.17
(1,9)	1:A:70:GLY:H	2:C:1:A:N7	2	0.17
(1,9)	1:A:70:GLY:H	2:C:1:A:N9	2	0.17
(1,9)	1:A:70:GLY:H	2:C:1:A:O2'	2	0.17
(1,9)	1:A:70:GLY:H	2:C:1:A:O3'	2	0.17
(1,9)	1:A:70:GLY:H	2:C:1:A:O4'	2	0.17
(1,9)	1:A:70:GLY:H	2:C:1:A:O5'	2	0.17
(1,9)	1:A:70:GLY:H	2:C:2:U:C1'	2	0.17
(1,9)	1:A:70:GLY:H	2:C:2:U:C2	2	0.17
(1,9)	1:A:70:GLY:H	2:C:2:U:C2'	2	0.17
(1,9)	1:A:70:GLY:H	2:C:2:U:C3'	2	0.17
(1,9)	1:A:70:GLY:H	2:C:2:U:C4	2	0.17
(1,9)	1:A:70:GLY:H	2:C:2:U:C4'	2	0.17
(1,9)	1:A:70:GLY:H	2:C:2:U:C5	2	0.17
(1,9)	1:A:70:GLY:H	2:C:2:U:C5'	2	0.17
(1,9)	1:A:70:GLY:H	2:C:2:U:C6	2	0.17
(1,9)	1:A:70:GLY:H	2:C:2:U:H1'	2	0.17
(1,9)	1:A:70:GLY:H	2:C:2:U:H2'	2	0.17
(1,9)	1:A:70:GLY:H	2:C:2:U:H3	2	0.17
(1,9)	1:A:70:GLY:H	2:C:2:U:H3'	2	0.17
(1,9)	1:A:70:GLY:H	2:C:2:U:H4'	2	0.17
(1,9)	1:A:70:GLY:H	2:C:2:U:H5	2	0.17
(1,9)	1:A:70:GLY:H	2:C:2:U:H5'	2	0.17
(1,9)	1:A:70:GLY:H	2:C:2:U:H5''	2	0.17
(1,9)	1:A:70:GLY:H	2:C:2:U:H6	2	0.17
(1,9)	1:A:70:GLY:H	2:C:2:U:HO2'	2	0.17
(1,9)	1:A:70:GLY:H	2:C:2:U:N1	2	0.17
(1,9)	1:A:70:GLY:H	2:C:2:U:N3	2	0.17
(1,9)	1:A:70:GLY:H	2:C:2:U:O2	2	0.17
(1,9)	1:A:70:GLY:H	2:C:2:U:O2'	2	0.17
(1,9)	1:A:70:GLY:H	2:C:2:U:O3'	2	0.17
(1,9)	1:A:70:GLY:H	2:C:2:U:O4	2	0.17
(1,9)	1:A:70:GLY:H	2:C:2:U:O4'	2	0.17
(1,9)	1:A:70:GLY:H	2:C:2:U:O5'	2	0.17
(1,9)	1:A:70:GLY:H	2:C:2:U:OP1	2	0.17
(1,9)	1:A:70:GLY:H	2:C:2:U:OP2	2	0.17
(1,9)	1:A:70:GLY:H	2:C:2:U:P	2	0.17
(1,9)	1:A:70:GLY:H	2:C:3:A:C1'	2	0.17
(1,9)	1:A:70:GLY:H	2:C:3:A:C2	2	0.17
(1,9)	1:A:70:GLY:H	2:C:3:A:C2'	2	0.17

Continued on next page...

Continued from previous page...

Key	Atom-1	Atom-2	Model ID	Violation (Å)
(1,9)	1:A:70:GLY:H	2:C:3:A:C3'	2	0.17
(1,9)	1:A:70:GLY:H	2:C:3:A:C4	2	0.17
(1,9)	1:A:70:GLY:H	2:C:3:A:C4'	2	0.17
(1,9)	1:A:70:GLY:H	2:C:3:A:C5	2	0.17
(1,9)	1:A:70:GLY:H	2:C:3:A:C5'	2	0.17
(1,9)	1:A:70:GLY:H	2:C:3:A:C6	2	0.17
(1,9)	1:A:70:GLY:H	2:C:3:A:C8	2	0.17
(1,9)	1:A:70:GLY:H	2:C:3:A:H1'	2	0.17
(1,9)	1:A:70:GLY:H	2:C:3:A:H2	2	0.17
(1,9)	1:A:70:GLY:H	2:C:3:A:H2'	2	0.17
(1,9)	1:A:70:GLY:H	2:C:3:A:H3'	2	0.17
(1,9)	1:A:70:GLY:H	2:C:3:A:H4'	2	0.17
(1,9)	1:A:70:GLY:H	2:C:3:A:H5'	2	0.17
(1,9)	1:A:70:GLY:H	2:C:3:A:H5''	2	0.17
(1,9)	1:A:70:GLY:H	2:C:3:A:H61	2	0.17
(1,9)	1:A:70:GLY:H	2:C:3:A:H62	2	0.17
(1,9)	1:A:70:GLY:H	2:C:3:A:H8	2	0.17
(1,9)	1:A:70:GLY:H	2:C:3:A:HO2'	2	0.17
(1,9)	1:A:70:GLY:H	2:C:3:A:N1	2	0.17
(1,9)	1:A:70:GLY:H	2:C:3:A:N3	2	0.17
(1,9)	1:A:70:GLY:H	2:C:3:A:N6	2	0.17
(1,9)	1:A:70:GLY:H	2:C:3:A:N7	2	0.17
(1,9)	1:A:70:GLY:H	2:C:3:A:N9	2	0.17
(1,9)	1:A:70:GLY:H	2:C:3:A:O2'	2	0.17
(1,9)	1:A:70:GLY:H	2:C:3:A:O3'	2	0.17
(1,9)	1:A:70:GLY:H	2:C:3:A:O4'	2	0.17
(1,9)	1:A:70:GLY:H	2:C:3:A:O5'	2	0.17
(1,9)	1:A:70:GLY:H	2:C:3:A:OP1	2	0.17
(1,9)	1:A:70:GLY:H	2:C:3:A:OP2	2	0.17
(1,9)	1:A:70:GLY:H	2:C:3:A:P	2	0.17
(1,9)	1:A:70:GLY:H	2:C:4:C:C1'	2	0.17
(1,9)	1:A:70:GLY:H	2:C:4:C:C2	2	0.17
(1,9)	1:A:70:GLY:H	2:C:4:C:C2'	2	0.17
(1,9)	1:A:70:GLY:H	2:C:4:C:C3'	2	0.17
(1,9)	1:A:70:GLY:H	2:C:4:C:C4	2	0.17
(1,9)	1:A:70:GLY:H	2:C:4:C:C4'	2	0.17
(1,9)	1:A:70:GLY:H	2:C:4:C:C5	2	0.17
(1,9)	1:A:70:GLY:H	2:C:4:C:C5'	2	0.17
(1,9)	1:A:70:GLY:H	2:C:4:C:C6	2	0.17
(1,9)	1:A:70:GLY:H	2:C:4:C:H1'	2	0.17
(1,9)	1:A:70:GLY:H	2:C:4:C:H2'	2	0.17
(1,9)	1:A:70:GLY:H	2:C:4:C:H3'	2	0.17

Continued on next page...

Continued from previous page...

Key	Atom-1	Atom-2	Model ID	Violation (Å)
(1,9)	1:A:70:GLY:H	2:C:4:C:H4'	2	0.17
(1,9)	1:A:70:GLY:H	2:C:4:C:H41	2	0.17
(1,9)	1:A:70:GLY:H	2:C:4:C:H42	2	0.17
(1,9)	1:A:70:GLY:H	2:C:4:C:H5	2	0.17
(1,9)	1:A:70:GLY:H	2:C:4:C:H5'	2	0.17
(1,9)	1:A:70:GLY:H	2:C:4:C:H5''	2	0.17
(1,9)	1:A:70:GLY:H	2:C:4:C:H6	2	0.17
(1,9)	1:A:70:GLY:H	2:C:4:C:HO2'	2	0.17
(1,9)	1:A:70:GLY:H	2:C:4:C:N1	2	0.17
(1,9)	1:A:70:GLY:H	2:C:4:C:N3	2	0.17
(1,9)	1:A:70:GLY:H	2:C:4:C:N4	2	0.17
(1,9)	1:A:70:GLY:H	2:C:4:C:O2	2	0.17
(1,9)	1:A:70:GLY:H	2:C:4:C:O2'	2	0.17
(1,9)	1:A:70:GLY:H	2:C:4:C:O3'	2	0.17
(1,9)	1:A:70:GLY:H	2:C:4:C:O4'	2	0.17
(1,9)	1:A:70:GLY:H	2:C:4:C:O5'	2	0.17
(1,9)	1:A:70:GLY:H	2:C:4:C:OP1	2	0.17
(1,9)	1:A:70:GLY:H	2:C:4:C:OP2	2	0.17
(1,9)	1:A:70:GLY:H	2:C:4:C:P	2	0.17
(1,9)	1:A:70:GLY:H	2:C:5:A:C1'	2	0.17
(1,9)	1:A:70:GLY:H	2:C:5:A:C2	2	0.17
(1,9)	1:A:70:GLY:H	2:C:5:A:C2'	2	0.17
(1,9)	1:A:70:GLY:H	2:C:5:A:C3'	2	0.17
(1,9)	1:A:70:GLY:H	2:C:5:A:C4	2	0.17
(1,9)	1:A:70:GLY:H	2:C:5:A:C4'	2	0.17
(1,9)	1:A:70:GLY:H	2:C:5:A:C5	2	0.17
(1,9)	1:A:70:GLY:H	2:C:5:A:C5'	2	0.17
(1,9)	1:A:70:GLY:H	2:C:5:A:C6	2	0.17
(1,9)	1:A:70:GLY:H	2:C:5:A:C8	2	0.17
(1,9)	1:A:70:GLY:H	2:C:5:A:H1'	2	0.17
(1,9)	1:A:70:GLY:H	2:C:5:A:H2	2	0.17
(1,9)	1:A:70:GLY:H	2:C:5:A:H2'	2	0.17
(1,9)	1:A:70:GLY:H	2:C:5:A:H3'	2	0.17
(1,9)	1:A:70:GLY:H	2:C:5:A:H4'	2	0.17
(1,9)	1:A:70:GLY:H	2:C:5:A:H5'	2	0.17
(1,9)	1:A:70:GLY:H	2:C:5:A:H5''	2	0.17
(1,9)	1:A:70:GLY:H	2:C:5:A:H61	2	0.17
(1,9)	1:A:70:GLY:H	2:C:5:A:H62	2	0.17
(1,9)	1:A:70:GLY:H	2:C:5:A:H8	2	0.17
(1,9)	1:A:70:GLY:H	2:C:5:A:HO2'	2	0.17
(1,9)	1:A:70:GLY:H	2:C:5:A:N1	2	0.17
(1,9)	1:A:70:GLY:H	2:C:5:A:N3	2	0.17

Continued on next page...

Continued from previous page...

Key	Atom-1	Atom-2	Model ID	Violation (Å)
(1,9)	1:A:70:GLY:H	2:C:5:A:N6	2	0.17
(1,9)	1:A:70:GLY:H	2:C:5:A:N7	2	0.17
(1,9)	1:A:70:GLY:H	2:C:5:A:N9	2	0.17
(1,9)	1:A:70:GLY:H	2:C:5:A:O2'	2	0.17
(1,9)	1:A:70:GLY:H	2:C:5:A:O3'	2	0.17
(1,9)	1:A:70:GLY:H	2:C:5:A:O4'	2	0.17
(1,9)	1:A:70:GLY:H	2:C:5:A:O5'	2	0.17
(1,9)	1:A:70:GLY:H	2:C:5:A:OP1	2	0.17
(1,9)	1:A:70:GLY:H	2:C:5:A:OP2	2	0.17
(1,9)	1:A:70:GLY:H	2:C:5:A:P	2	0.17
(1,9)	1:A:70:GLY:N	2:C:1:A:C1'	2	0.17
(1,9)	1:A:70:GLY:N	2:C:1:A:C2	2	0.17
(1,9)	1:A:70:GLY:N	2:C:1:A:C2'	2	0.17
(1,9)	1:A:70:GLY:N	2:C:1:A:C3'	2	0.17
(1,9)	1:A:70:GLY:N	2:C:1:A:C4	2	0.17
(1,9)	1:A:70:GLY:N	2:C:1:A:C4'	2	0.17
(1,9)	1:A:70:GLY:N	2:C:1:A:C5	2	0.17
(1,9)	1:A:70:GLY:N	2:C:1:A:C5'	2	0.17
(1,9)	1:A:70:GLY:N	2:C:1:A:C6	2	0.17
(1,9)	1:A:70:GLY:N	2:C:1:A:C8	2	0.17
(1,9)	1:A:70:GLY:N	2:C:1:A:H1'	2	0.17
(1,9)	1:A:70:GLY:N	2:C:1:A:H2	2	0.17
(1,9)	1:A:70:GLY:N	2:C:1:A:H2'	2	0.17
(1,9)	1:A:70:GLY:N	2:C:1:A:H3'	2	0.17
(1,9)	1:A:70:GLY:N	2:C:1:A:H4'	2	0.17
(1,9)	1:A:70:GLY:N	2:C:1:A:H5'	2	0.17
(1,9)	1:A:70:GLY:N	2:C:1:A:H5''	2	0.17
(1,9)	1:A:70:GLY:N	2:C:1:A:H61	2	0.17
(1,9)	1:A:70:GLY:N	2:C:1:A:H62	2	0.17
(1,9)	1:A:70:GLY:N	2:C:1:A:H8	2	0.17
(1,9)	1:A:70:GLY:N	2:C:1:A:HO2'	2	0.17
(1,9)	1:A:70:GLY:N	2:C:1:A:N1	2	0.17
(1,9)	1:A:70:GLY:N	2:C:1:A:N3	2	0.17
(1,9)	1:A:70:GLY:N	2:C:1:A:N6	2	0.17
(1,9)	1:A:70:GLY:N	2:C:1:A:N7	2	0.17
(1,9)	1:A:70:GLY:N	2:C:1:A:N9	2	0.17
(1,9)	1:A:70:GLY:N	2:C:1:A:O2'	2	0.17
(1,9)	1:A:70:GLY:N	2:C:1:A:O3'	2	0.17
(1,9)	1:A:70:GLY:N	2:C:1:A:O4'	2	0.17
(1,9)	1:A:70:GLY:N	2:C:1:A:O5'	2	0.17
(1,9)	1:A:70:GLY:N	2:C:2:U:C1'	2	0.17
(1,9)	1:A:70:GLY:N	2:C:2:U:C2	2	0.17

Continued on next page...

Continued from previous page...

Key	Atom-1	Atom-2	Model ID	Violation (Å)
(1,9)	1:A:70:GLY:N	2:C:2:U:C2'	2	0.17
(1,9)	1:A:70:GLY:N	2:C:2:U:C3'	2	0.17
(1,9)	1:A:70:GLY:N	2:C:2:U:C4	2	0.17
(1,9)	1:A:70:GLY:N	2:C:2:U:C4'	2	0.17
(1,9)	1:A:70:GLY:N	2:C:2:U:C5	2	0.17
(1,9)	1:A:70:GLY:N	2:C:2:U:C5'	2	0.17
(1,9)	1:A:70:GLY:N	2:C:2:U:C6	2	0.17
(1,9)	1:A:70:GLY:N	2:C:2:U:H1'	2	0.17
(1,9)	1:A:70:GLY:N	2:C:2:U:H2'	2	0.17
(1,9)	1:A:70:GLY:N	2:C:2:U:H3	2	0.17
(1,9)	1:A:70:GLY:N	2:C:2:U:H3'	2	0.17
(1,9)	1:A:70:GLY:N	2:C:2:U:H4'	2	0.17
(1,9)	1:A:70:GLY:N	2:C:2:U:H5	2	0.17
(1,9)	1:A:70:GLY:N	2:C:2:U:H5'	2	0.17
(1,9)	1:A:70:GLY:N	2:C:2:U:H5''	2	0.17
(1,9)	1:A:70:GLY:N	2:C:2:U:H6	2	0.17
(1,9)	1:A:70:GLY:N	2:C:2:U:HO2'	2	0.17
(1,9)	1:A:70:GLY:N	2:C:2:U:N1	2	0.17
(1,9)	1:A:70:GLY:N	2:C:2:U:N3	2	0.17
(1,9)	1:A:70:GLY:N	2:C:2:U:O2	2	0.17
(1,9)	1:A:70:GLY:N	2:C:2:U:O2'	2	0.17
(1,9)	1:A:70:GLY:N	2:C:2:U:O3'	2	0.17
(1,9)	1:A:70:GLY:N	2:C:2:U:O4	2	0.17
(1,9)	1:A:70:GLY:N	2:C:2:U:O4'	2	0.17
(1,9)	1:A:70:GLY:N	2:C:2:U:O5'	2	0.17
(1,9)	1:A:70:GLY:N	2:C:2:U:OP1	2	0.17
(1,9)	1:A:70:GLY:N	2:C:2:U:OP2	2	0.17
(1,9)	1:A:70:GLY:N	2:C:2:U:P	2	0.17
(1,9)	1:A:70:GLY:N	2:C:3:A:C1'	2	0.17
(1,9)	1:A:70:GLY:N	2:C:3:A:C2	2	0.17
(1,9)	1:A:70:GLY:N	2:C:3:A:C2'	2	0.17
(1,9)	1:A:70:GLY:N	2:C:3:A:C3'	2	0.17
(1,9)	1:A:70:GLY:N	2:C:3:A:C4	2	0.17
(1,9)	1:A:70:GLY:N	2:C:3:A:C4'	2	0.17
(1,9)	1:A:70:GLY:N	2:C:3:A:C5	2	0.17
(1,9)	1:A:70:GLY:N	2:C:3:A:C5'	2	0.17
(1,9)	1:A:70:GLY:N	2:C:3:A:C6	2	0.17
(1,9)	1:A:70:GLY:N	2:C:3:A:C8	2	0.17
(1,9)	1:A:70:GLY:N	2:C:3:A:H1'	2	0.17
(1,9)	1:A:70:GLY:N	2:C:3:A:H2	2	0.17
(1,9)	1:A:70:GLY:N	2:C:3:A:H2'	2	0.17
(1,9)	1:A:70:GLY:N	2:C:3:A:H3'	2	0.17

Continued on next page...

Continued from previous page...

Key	Atom-1	Atom-2	Model ID	Violation (Å)
(1,9)	1:A:70:GLY:N	2:C:3:A:H4'	2	0.17
(1,9)	1:A:70:GLY:N	2:C:3:A:H5'	2	0.17
(1,9)	1:A:70:GLY:N	2:C:3:A:H5''	2	0.17
(1,9)	1:A:70:GLY:N	2:C:3:A:H61	2	0.17
(1,9)	1:A:70:GLY:N	2:C:3:A:H62	2	0.17
(1,9)	1:A:70:GLY:N	2:C:3:A:H8	2	0.17
(1,9)	1:A:70:GLY:N	2:C:3:A:HO2'	2	0.17
(1,9)	1:A:70:GLY:N	2:C:3:A:N1	2	0.17
(1,9)	1:A:70:GLY:N	2:C:3:A:N3	2	0.17
(1,9)	1:A:70:GLY:N	2:C:3:A:N6	2	0.17
(1,9)	1:A:70:GLY:N	2:C:3:A:N7	2	0.17
(1,9)	1:A:70:GLY:N	2:C:3:A:N9	2	0.17
(1,9)	1:A:70:GLY:N	2:C:3:A:O2'	2	0.17
(1,9)	1:A:70:GLY:N	2:C:3:A:O3'	2	0.17
(1,9)	1:A:70:GLY:N	2:C:3:A:O4'	2	0.17
(1,9)	1:A:70:GLY:N	2:C:3:A:O5'	2	0.17
(1,9)	1:A:70:GLY:N	2:C:3:A:OP1	2	0.17
(1,9)	1:A:70:GLY:N	2:C:3:A:OP2	2	0.17
(1,9)	1:A:70:GLY:N	2:C:3:A:P	2	0.17
(1,9)	1:A:70:GLY:N	2:C:4:C:C1'	2	0.17
(1,9)	1:A:70:GLY:N	2:C:4:C:C2	2	0.17
(1,9)	1:A:70:GLY:N	2:C:4:C:C2'	2	0.17
(1,9)	1:A:70:GLY:N	2:C:4:C:C3'	2	0.17
(1,9)	1:A:70:GLY:N	2:C:4:C:C4	2	0.17
(1,9)	1:A:70:GLY:N	2:C:4:C:C4'	2	0.17
(1,9)	1:A:70:GLY:N	2:C:4:C:C5	2	0.17
(1,9)	1:A:70:GLY:N	2:C:4:C:C5'	2	0.17
(1,9)	1:A:70:GLY:N	2:C:4:C:C6	2	0.17
(1,9)	1:A:70:GLY:N	2:C:4:C:H1'	2	0.17
(1,9)	1:A:70:GLY:N	2:C:4:C:H2'	2	0.17
(1,9)	1:A:70:GLY:N	2:C:4:C:H3'	2	0.17
(1,9)	1:A:70:GLY:N	2:C:4:C:H4'	2	0.17
(1,9)	1:A:70:GLY:N	2:C:4:C:H41	2	0.17
(1,9)	1:A:70:GLY:N	2:C:4:C:H42	2	0.17
(1,9)	1:A:70:GLY:N	2:C:4:C:H5	2	0.17
(1,9)	1:A:70:GLY:N	2:C:4:C:H5'	2	0.17
(1,9)	1:A:70:GLY:N	2:C:4:C:H5''	2	0.17
(1,9)	1:A:70:GLY:N	2:C:4:C:H6	2	0.17
(1,9)	1:A:70:GLY:N	2:C:4:C:HO2'	2	0.17
(1,9)	1:A:70:GLY:N	2:C:4:C:N1	2	0.17
(1,9)	1:A:70:GLY:N	2:C:4:C:N3	2	0.17
(1,9)	1:A:70:GLY:N	2:C:4:C:N4	2	0.17

Continued on next page...

Continued from previous page...

Key	Atom-1	Atom-2	Model ID	Violation (Å)
(1,9)	1:A:70:GLY:N	2:C:4:C:O2	2	0.17
(1,9)	1:A:70:GLY:N	2:C:4:C:O2'	2	0.17
(1,9)	1:A:70:GLY:N	2:C:4:C:O3'	2	0.17
(1,9)	1:A:70:GLY:N	2:C:4:C:O4'	2	0.17
(1,9)	1:A:70:GLY:N	2:C:4:C:O5'	2	0.17
(1,9)	1:A:70:GLY:N	2:C:4:C:OP1	2	0.17
(1,9)	1:A:70:GLY:N	2:C:4:C:OP2	2	0.17
(1,9)	1:A:70:GLY:N	2:C:4:C:P	2	0.17
(1,9)	1:A:70:GLY:N	2:C:5:A:C1'	2	0.17
(1,9)	1:A:70:GLY:N	2:C:5:A:C2	2	0.17
(1,9)	1:A:70:GLY:N	2:C:5:A:C2'	2	0.17
(1,9)	1:A:70:GLY:N	2:C:5:A:C3'	2	0.17
(1,9)	1:A:70:GLY:N	2:C:5:A:C4	2	0.17
(1,9)	1:A:70:GLY:N	2:C:5:A:C4'	2	0.17
(1,9)	1:A:70:GLY:N	2:C:5:A:C5	2	0.17
(1,9)	1:A:70:GLY:N	2:C:5:A:C5'	2	0.17
(1,9)	1:A:70:GLY:N	2:C:5:A:C6	2	0.17
(1,9)	1:A:70:GLY:N	2:C:5:A:C8	2	0.17
(1,9)	1:A:70:GLY:N	2:C:5:A:H1'	2	0.17
(1,9)	1:A:70:GLY:N	2:C:5:A:H2	2	0.17
(1,9)	1:A:70:GLY:N	2:C:5:A:H2'	2	0.17
(1,9)	1:A:70:GLY:N	2:C:5:A:H3'	2	0.17
(1,9)	1:A:70:GLY:N	2:C:5:A:H4'	2	0.17
(1,9)	1:A:70:GLY:N	2:C:5:A:H5'	2	0.17
(1,9)	1:A:70:GLY:N	2:C:5:A:H5''	2	0.17
(1,9)	1:A:70:GLY:N	2:C:5:A:H61	2	0.17
(1,9)	1:A:70:GLY:N	2:C:5:A:H62	2	0.17
(1,9)	1:A:70:GLY:N	2:C:5:A:H8	2	0.17
(1,9)	1:A:70:GLY:N	2:C:5:A:HO2'	2	0.17
(1,9)	1:A:70:GLY:N	2:C:5:A:N1	2	0.17
(1,9)	1:A:70:GLY:N	2:C:5:A:N3	2	0.17
(1,9)	1:A:70:GLY:N	2:C:5:A:N6	2	0.17
(1,9)	1:A:70:GLY:N	2:C:5:A:N7	2	0.17
(1,9)	1:A:70:GLY:N	2:C:5:A:N9	2	0.17
(1,9)	1:A:70:GLY:N	2:C:5:A:O2'	2	0.17
(1,9)	1:A:70:GLY:N	2:C:5:A:O3'	2	0.17
(1,9)	1:A:70:GLY:N	2:C:5:A:O4'	2	0.17
(1,9)	1:A:70:GLY:N	2:C:5:A:O5'	2	0.17
(1,9)	1:A:70:GLY:N	2:C:5:A:OP1	2	0.17
(1,9)	1:A:70:GLY:N	2:C:5:A:OP2	2	0.17
(1,9)	1:A:70:GLY:N	2:C:5:A:P	2	0.17
(1,9)	1:A:70:GLY:O	2:C:1:A:C1'	2	0.17

Continued on next page...

Continued from previous page...

Key	Atom-1	Atom-2	Model ID	Violation (Å)
(1,9)	1:A:70:GLY:O	2:C:1:A:C2	2	0.17
(1,9)	1:A:70:GLY:O	2:C:1:A:C2'	2	0.17
(1,9)	1:A:70:GLY:O	2:C:1:A:C3'	2	0.17
(1,9)	1:A:70:GLY:O	2:C:1:A:C4	2	0.17
(1,9)	1:A:70:GLY:O	2:C:1:A:C4'	2	0.17
(1,9)	1:A:70:GLY:O	2:C:1:A:C5	2	0.17
(1,9)	1:A:70:GLY:O	2:C:1:A:C5'	2	0.17
(1,9)	1:A:70:GLY:O	2:C:1:A:C6	2	0.17
(1,9)	1:A:70:GLY:O	2:C:1:A:C8	2	0.17
(1,9)	1:A:70:GLY:O	2:C:1:A:H1'	2	0.17
(1,9)	1:A:70:GLY:O	2:C:1:A:H2	2	0.17
(1,9)	1:A:70:GLY:O	2:C:1:A:H2'	2	0.17
(1,9)	1:A:70:GLY:O	2:C:1:A:H3'	2	0.17
(1,9)	1:A:70:GLY:O	2:C:1:A:H4'	2	0.17
(1,9)	1:A:70:GLY:O	2:C:1:A:H5'	2	0.17
(1,9)	1:A:70:GLY:O	2:C:1:A:H5''	2	0.17
(1,9)	1:A:70:GLY:O	2:C:1:A:H61	2	0.17
(1,9)	1:A:70:GLY:O	2:C:1:A:H62	2	0.17
(1,9)	1:A:70:GLY:O	2:C:1:A:H8	2	0.17
(1,9)	1:A:70:GLY:O	2:C:1:A:HO2'	2	0.17
(1,9)	1:A:70:GLY:O	2:C:1:A:N1	2	0.17
(1,9)	1:A:70:GLY:O	2:C:1:A:N3	2	0.17
(1,9)	1:A:70:GLY:O	2:C:1:A:N6	2	0.17
(1,9)	1:A:70:GLY:O	2:C:1:A:N7	2	0.17
(1,9)	1:A:70:GLY:O	2:C:1:A:N9	2	0.17
(1,9)	1:A:70:GLY:O	2:C:1:A:O2'	2	0.17
(1,9)	1:A:70:GLY:O	2:C:1:A:O3'	2	0.17
(1,9)	1:A:70:GLY:O	2:C:1:A:O4'	2	0.17
(1,9)	1:A:70:GLY:O	2:C:1:A:O5'	2	0.17
(1,9)	1:A:70:GLY:O	2:C:2:U:C1'	2	0.17
(1,9)	1:A:70:GLY:O	2:C:2:U:C2	2	0.17
(1,9)	1:A:70:GLY:O	2:C:2:U:C2'	2	0.17
(1,9)	1:A:70:GLY:O	2:C:2:U:C3'	2	0.17
(1,9)	1:A:70:GLY:O	2:C:2:U:C4	2	0.17
(1,9)	1:A:70:GLY:O	2:C:2:U:C4'	2	0.17
(1,9)	1:A:70:GLY:O	2:C:2:U:C5	2	0.17
(1,9)	1:A:70:GLY:O	2:C:2:U:C5'	2	0.17
(1,9)	1:A:70:GLY:O	2:C:2:U:C6	2	0.17
(1,9)	1:A:70:GLY:O	2:C:2:U:H1'	2	0.17
(1,9)	1:A:70:GLY:O	2:C:2:U:H2'	2	0.17
(1,9)	1:A:70:GLY:O	2:C:2:U:H3	2	0.17
(1,9)	1:A:70:GLY:O	2:C:2:U:H3'	2	0.17

Continued on next page...

Continued from previous page...

Key	Atom-1	Atom-2	Model ID	Violation (Å)
(1,9)	1:A:70:GLY:O	2:C:2:U:H4'	2	0.17
(1,9)	1:A:70:GLY:O	2:C:2:U:H5	2	0.17
(1,9)	1:A:70:GLY:O	2:C:2:U:H5'	2	0.17
(1,9)	1:A:70:GLY:O	2:C:2:U:H5''	2	0.17
(1,9)	1:A:70:GLY:O	2:C:2:U:H6	2	0.17
(1,9)	1:A:70:GLY:O	2:C:2:U:HO2'	2	0.17
(1,9)	1:A:70:GLY:O	2:C:2:U:N1	2	0.17
(1,9)	1:A:70:GLY:O	2:C:2:U:N3	2	0.17
(1,9)	1:A:70:GLY:O	2:C:2:U:O2	2	0.17
(1,9)	1:A:70:GLY:O	2:C:2:U:O2'	2	0.17
(1,9)	1:A:70:GLY:O	2:C:2:U:O3'	2	0.17
(1,9)	1:A:70:GLY:O	2:C:2:U:O4	2	0.17
(1,9)	1:A:70:GLY:O	2:C:2:U:O4'	2	0.17
(1,9)	1:A:70:GLY:O	2:C:2:U:O5'	2	0.17
(1,9)	1:A:70:GLY:O	2:C:2:U:OP1	2	0.17
(1,9)	1:A:70:GLY:O	2:C:2:U:OP2	2	0.17
(1,9)	1:A:70:GLY:O	2:C:2:U:P	2	0.17
(1,9)	1:A:70:GLY:O	2:C:3:A:C1'	2	0.17
(1,9)	1:A:70:GLY:O	2:C:3:A:C2	2	0.17
(1,9)	1:A:70:GLY:O	2:C:3:A:C2'	2	0.17
(1,9)	1:A:70:GLY:O	2:C:3:A:C3'	2	0.17
(1,9)	1:A:70:GLY:O	2:C:3:A:C4	2	0.17
(1,9)	1:A:70:GLY:O	2:C:3:A:C4'	2	0.17
(1,9)	1:A:70:GLY:O	2:C:3:A:C5	2	0.17
(1,9)	1:A:70:GLY:O	2:C:3:A:C5'	2	0.17
(1,9)	1:A:70:GLY:O	2:C:3:A:C6	2	0.17
(1,9)	1:A:70:GLY:O	2:C:3:A:C8	2	0.17
(1,9)	1:A:70:GLY:O	2:C:3:A:H1'	2	0.17
(1,9)	1:A:70:GLY:O	2:C:3:A:H2	2	0.17
(1,9)	1:A:70:GLY:O	2:C:3:A:H2'	2	0.17
(1,9)	1:A:70:GLY:O	2:C:3:A:H3'	2	0.17
(1,9)	1:A:70:GLY:O	2:C:3:A:H4'	2	0.17
(1,9)	1:A:70:GLY:O	2:C:3:A:H5'	2	0.17
(1,9)	1:A:70:GLY:O	2:C:3:A:H5''	2	0.17
(1,9)	1:A:70:GLY:O	2:C:3:A:H61	2	0.17
(1,9)	1:A:70:GLY:O	2:C:3:A:H62	2	0.17
(1,9)	1:A:70:GLY:O	2:C:3:A:H8	2	0.17
(1,9)	1:A:70:GLY:O	2:C:3:A:HO2'	2	0.17
(1,9)	1:A:70:GLY:O	2:C:3:A:N1	2	0.17
(1,9)	1:A:70:GLY:O	2:C:3:A:N3	2	0.17
(1,9)	1:A:70:GLY:O	2:C:3:A:N6	2	0.17
(1,9)	1:A:70:GLY:O	2:C:3:A:N7	2	0.17

Continued on next page...

Continued from previous page...

Key	Atom-1	Atom-2	Model ID	Violation (Å)
(1,9)	1:A:70:GLY:O	2:C:3:A:N9	2	0.17
(1,9)	1:A:70:GLY:O	2:C:3:A:O2'	2	0.17
(1,9)	1:A:70:GLY:O	2:C:3:A:O3'	2	0.17
(1,9)	1:A:70:GLY:O	2:C:3:A:O4'	2	0.17
(1,9)	1:A:70:GLY:O	2:C:3:A:O5'	2	0.17
(1,9)	1:A:70:GLY:O	2:C:3:A:OP1	2	0.17
(1,9)	1:A:70:GLY:O	2:C:3:A:OP2	2	0.17
(1,9)	1:A:70:GLY:O	2:C:3:A:P	2	0.17
(1,9)	1:A:70:GLY:O	2:C:4:C:C1'	2	0.17
(1,9)	1:A:70:GLY:O	2:C:4:C:C2	2	0.17
(1,9)	1:A:70:GLY:O	2:C:4:C:C2'	2	0.17
(1,9)	1:A:70:GLY:O	2:C:4:C:C3'	2	0.17
(1,9)	1:A:70:GLY:O	2:C:4:C:C4	2	0.17
(1,9)	1:A:70:GLY:O	2:C:4:C:C4'	2	0.17
(1,9)	1:A:70:GLY:O	2:C:4:C:C5	2	0.17
(1,9)	1:A:70:GLY:O	2:C:4:C:C5'	2	0.17
(1,9)	1:A:70:GLY:O	2:C:4:C:C6	2	0.17
(1,9)	1:A:70:GLY:O	2:C:4:C:H1'	2	0.17
(1,9)	1:A:70:GLY:O	2:C:4:C:H2'	2	0.17
(1,9)	1:A:70:GLY:O	2:C:4:C:H3'	2	0.17
(1,9)	1:A:70:GLY:O	2:C:4:C:H4'	2	0.17
(1,9)	1:A:70:GLY:O	2:C:4:C:H41	2	0.17
(1,9)	1:A:70:GLY:O	2:C:4:C:H42	2	0.17
(1,9)	1:A:70:GLY:O	2:C:4:C:H5	2	0.17
(1,9)	1:A:70:GLY:O	2:C:4:C:H5'	2	0.17
(1,9)	1:A:70:GLY:O	2:C:4:C:H5''	2	0.17
(1,9)	1:A:70:GLY:O	2:C:4:C:H6	2	0.17
(1,9)	1:A:70:GLY:O	2:C:4:C:HO2'	2	0.17
(1,9)	1:A:70:GLY:O	2:C:4:C:N1	2	0.17
(1,9)	1:A:70:GLY:O	2:C:4:C:N3	2	0.17
(1,9)	1:A:70:GLY:O	2:C:4:C:N4	2	0.17
(1,9)	1:A:70:GLY:O	2:C:4:C:O2	2	0.17
(1,9)	1:A:70:GLY:O	2:C:4:C:O2'	2	0.17
(1,9)	1:A:70:GLY:O	2:C:4:C:O3'	2	0.17
(1,9)	1:A:70:GLY:O	2:C:4:C:O4'	2	0.17
(1,9)	1:A:70:GLY:O	2:C:4:C:O5'	2	0.17
(1,9)	1:A:70:GLY:O	2:C:4:C:OP1	2	0.17
(1,9)	1:A:70:GLY:O	2:C:4:C:OP2	2	0.17
(1,9)	1:A:70:GLY:O	2:C:4:C:P	2	0.17
(1,9)	1:A:70:GLY:O	2:C:5:A:C1'	2	0.17
(1,9)	1:A:70:GLY:O	2:C:5:A:C2	2	0.17
(1,9)	1:A:70:GLY:O	2:C:5:A:C2'	2	0.17

Continued on next page...

Continued from previous page...

Key	Atom-1	Atom-2	Model ID	Violation (Å)
(1,9)	1:A:70:GLY:O	2:C:5:A:C3'	2	0.17
(1,9)	1:A:70:GLY:O	2:C:5:A:C4	2	0.17
(1,9)	1:A:70:GLY:O	2:C:5:A:C4'	2	0.17
(1,9)	1:A:70:GLY:O	2:C:5:A:C5	2	0.17
(1,9)	1:A:70:GLY:O	2:C:5:A:C5'	2	0.17
(1,9)	1:A:70:GLY:O	2:C:5:A:C6	2	0.17
(1,9)	1:A:70:GLY:O	2:C:5:A:C8	2	0.17
(1,9)	1:A:70:GLY:O	2:C:5:A:H1'	2	0.17
(1,9)	1:A:70:GLY:O	2:C:5:A:H2	2	0.17
(1,9)	1:A:70:GLY:O	2:C:5:A:H2'	2	0.17
(1,9)	1:A:70:GLY:O	2:C:5:A:H3'	2	0.17
(1,9)	1:A:70:GLY:O	2:C:5:A:H4'	2	0.17
(1,9)	1:A:70:GLY:O	2:C:5:A:H5'	2	0.17
(1,9)	1:A:70:GLY:O	2:C:5:A:H5''	2	0.17
(1,9)	1:A:70:GLY:O	2:C:5:A:H61	2	0.17
(1,9)	1:A:70:GLY:O	2:C:5:A:H62	2	0.17
(1,9)	1:A:70:GLY:O	2:C:5:A:H8	2	0.17
(1,9)	1:A:70:GLY:O	2:C:5:A:HO2'	2	0.17
(1,9)	1:A:70:GLY:O	2:C:5:A:N1	2	0.17
(1,9)	1:A:70:GLY:O	2:C:5:A:N3	2	0.17
(1,9)	1:A:70:GLY:O	2:C:5:A:N6	2	0.17
(1,9)	1:A:70:GLY:O	2:C:5:A:N7	2	0.17
(1,9)	1:A:70:GLY:O	2:C:5:A:N9	2	0.17
(1,9)	1:A:70:GLY:O	2:C:5:A:O2'	2	0.17
(1,9)	1:A:70:GLY:O	2:C:5:A:O3'	2	0.17
(1,9)	1:A:70:GLY:O	2:C:5:A:O4'	2	0.17
(1,9)	1:A:70:GLY:O	2:C:5:A:O5'	2	0.17
(1,9)	1:A:70:GLY:O	2:C:5:A:OP1	2	0.17
(1,9)	1:A:70:GLY:O	2:C:5:A:OP2	2	0.17
(1,9)	1:A:70:GLY:O	2:C:5:A:P	2	0.17
(1,9)	1:A:70:GLY:C	2:C:1:A:C1'	9	0.17
(1,9)	1:A:70:GLY:C	2:C:1:A:C2	9	0.17
(1,9)	1:A:70:GLY:C	2:C:1:A:C2'	9	0.17
(1,9)	1:A:70:GLY:C	2:C:1:A:C3'	9	0.17
(1,9)	1:A:70:GLY:C	2:C:1:A:C4	9	0.17
(1,9)	1:A:70:GLY:C	2:C:1:A:C4'	9	0.17
(1,9)	1:A:70:GLY:C	2:C:1:A:C5	9	0.17
(1,9)	1:A:70:GLY:C	2:C:1:A:C5'	9	0.17
(1,9)	1:A:70:GLY:C	2:C:1:A:C6	9	0.17
(1,9)	1:A:70:GLY:C	2:C:1:A:C8	9	0.17
(1,9)	1:A:70:GLY:C	2:C:1:A:H1'	9	0.17
(1,9)	1:A:70:GLY:C	2:C:1:A:H2	9	0.17

Continued on next page...

Continued from previous page...

Key	Atom-1	Atom-2	Model ID	Violation (Å)
(1,9)	1:A:70:GLY:C	2:C:1:A:H2'	9	0.17
(1,9)	1:A:70:GLY:C	2:C:1:A:H3'	9	0.17
(1,9)	1:A:70:GLY:C	2:C:1:A:H4'	9	0.17
(1,9)	1:A:70:GLY:C	2:C:1:A:H5'	9	0.17
(1,9)	1:A:70:GLY:C	2:C:1:A:H5''	9	0.17
(1,9)	1:A:70:GLY:C	2:C:1:A:H61	9	0.17
(1,9)	1:A:70:GLY:C	2:C:1:A:H62	9	0.17
(1,9)	1:A:70:GLY:C	2:C:1:A:H8	9	0.17
(1,9)	1:A:70:GLY:C	2:C:1:A:HO2'	9	0.17
(1,9)	1:A:70:GLY:C	2:C:1:A:N1	9	0.17
(1,9)	1:A:70:GLY:C	2:C:1:A:N3	9	0.17
(1,9)	1:A:70:GLY:C	2:C:1:A:N6	9	0.17
(1,9)	1:A:70:GLY:C	2:C:1:A:N7	9	0.17
(1,9)	1:A:70:GLY:C	2:C:1:A:N9	9	0.17
(1,9)	1:A:70:GLY:C	2:C:1:A:O2'	9	0.17
(1,9)	1:A:70:GLY:C	2:C:1:A:O3'	9	0.17
(1,9)	1:A:70:GLY:C	2:C:1:A:O4'	9	0.17
(1,9)	1:A:70:GLY:C	2:C:1:A:O5'	9	0.17
(1,9)	1:A:70:GLY:C	2:C:2:U:C1'	9	0.17
(1,9)	1:A:70:GLY:C	2:C:2:U:C2	9	0.17
(1,9)	1:A:70:GLY:C	2:C:2:U:C2'	9	0.17
(1,9)	1:A:70:GLY:C	2:C:2:U:C3'	9	0.17
(1,9)	1:A:70:GLY:C	2:C:2:U:C4	9	0.17
(1,9)	1:A:70:GLY:C	2:C:2:U:C4'	9	0.17
(1,9)	1:A:70:GLY:C	2:C:2:U:C5	9	0.17
(1,9)	1:A:70:GLY:C	2:C:2:U:C5'	9	0.17
(1,9)	1:A:70:GLY:C	2:C:2:U:C6	9	0.17
(1,9)	1:A:70:GLY:C	2:C:2:U:H1'	9	0.17
(1,9)	1:A:70:GLY:C	2:C:2:U:H2'	9	0.17
(1,9)	1:A:70:GLY:C	2:C:2:U:H3	9	0.17
(1,9)	1:A:70:GLY:C	2:C:2:U:H3'	9	0.17
(1,9)	1:A:70:GLY:C	2:C:2:U:H4'	9	0.17
(1,9)	1:A:70:GLY:C	2:C:2:U:H5	9	0.17
(1,9)	1:A:70:GLY:C	2:C:2:U:H5'	9	0.17
(1,9)	1:A:70:GLY:C	2:C:2:U:H5''	9	0.17
(1,9)	1:A:70:GLY:C	2:C:2:U:H6	9	0.17
(1,9)	1:A:70:GLY:C	2:C:2:U:HO2'	9	0.17
(1,9)	1:A:70:GLY:C	2:C:2:U:N1	9	0.17
(1,9)	1:A:70:GLY:C	2:C:2:U:N3	9	0.17
(1,9)	1:A:70:GLY:C	2:C:2:U:O2	9	0.17
(1,9)	1:A:70:GLY:C	2:C:2:U:O2'	9	0.17
(1,9)	1:A:70:GLY:C	2:C:2:U:O3'	9	0.17

Continued on next page...

Continued from previous page...

Key	Atom-1	Atom-2	Model ID	Violation (Å)
(1,9)	1:A:70:GLY:C	2:C:2:U:O4	9	0.17
(1,9)	1:A:70:GLY:C	2:C:2:U:O4'	9	0.17
(1,9)	1:A:70:GLY:C	2:C:2:U:O5'	9	0.17
(1,9)	1:A:70:GLY:C	2:C:2:U:OP1	9	0.17
(1,9)	1:A:70:GLY:C	2:C:2:U:OP2	9	0.17
(1,9)	1:A:70:GLY:C	2:C:2:U:P	9	0.17
(1,9)	1:A:70:GLY:C	2:C:3:A:C1'	9	0.17
(1,9)	1:A:70:GLY:C	2:C:3:A:C2	9	0.17
(1,9)	1:A:70:GLY:C	2:C:3:A:C2'	9	0.17
(1,9)	1:A:70:GLY:C	2:C:3:A:C3'	9	0.17
(1,9)	1:A:70:GLY:C	2:C:3:A:C4	9	0.17
(1,9)	1:A:70:GLY:C	2:C:3:A:C4'	9	0.17
(1,9)	1:A:70:GLY:C	2:C:3:A:C5	9	0.17
(1,9)	1:A:70:GLY:C	2:C:3:A:C5'	9	0.17
(1,9)	1:A:70:GLY:C	2:C:3:A:C6	9	0.17
(1,9)	1:A:70:GLY:C	2:C:3:A:C8	9	0.17
(1,9)	1:A:70:GLY:C	2:C:3:A:H1'	9	0.17
(1,9)	1:A:70:GLY:C	2:C:3:A:H2	9	0.17
(1,9)	1:A:70:GLY:C	2:C:3:A:H2'	9	0.17
(1,9)	1:A:70:GLY:C	2:C:3:A:H3'	9	0.17
(1,9)	1:A:70:GLY:C	2:C:3:A:H4'	9	0.17
(1,9)	1:A:70:GLY:C	2:C:3:A:H5'	9	0.17
(1,9)	1:A:70:GLY:C	2:C:3:A:H5''	9	0.17
(1,9)	1:A:70:GLY:C	2:C:3:A:H61	9	0.17
(1,9)	1:A:70:GLY:C	2:C:3:A:H62	9	0.17
(1,9)	1:A:70:GLY:C	2:C:3:A:H8	9	0.17
(1,9)	1:A:70:GLY:C	2:C:3:A:HO2'	9	0.17
(1,9)	1:A:70:GLY:C	2:C:3:A:N1	9	0.17
(1,9)	1:A:70:GLY:C	2:C:3:A:N3	9	0.17
(1,9)	1:A:70:GLY:C	2:C:3:A:N6	9	0.17
(1,9)	1:A:70:GLY:C	2:C:3:A:N7	9	0.17
(1,9)	1:A:70:GLY:C	2:C:3:A:N9	9	0.17
(1,9)	1:A:70:GLY:C	2:C:3:A:O2'	9	0.17
(1,9)	1:A:70:GLY:C	2:C:3:A:O3'	9	0.17
(1,9)	1:A:70:GLY:C	2:C:3:A:O4'	9	0.17
(1,9)	1:A:70:GLY:C	2:C:3:A:O5'	9	0.17
(1,9)	1:A:70:GLY:C	2:C:3:A:OP1	9	0.17
(1,9)	1:A:70:GLY:C	2:C:3:A:OP2	9	0.17
(1,9)	1:A:70:GLY:C	2:C:3:A:P	9	0.17
(1,9)	1:A:70:GLY:C	2:C:4:C:C1'	9	0.17
(1,9)	1:A:70:GLY:C	2:C:4:C:C2	9	0.17
(1,9)	1:A:70:GLY:C	2:C:4:C:C2'	9	0.17

Continued on next page...

Continued from previous page...

Key	Atom-1	Atom-2	Model ID	Violation (Å)
(1,9)	1:A:70:GLY:C	2:C:4:C:C3'	9	0.17
(1,9)	1:A:70:GLY:C	2:C:4:C:C4	9	0.17
(1,9)	1:A:70:GLY:C	2:C:4:C:C4'	9	0.17
(1,9)	1:A:70:GLY:C	2:C:4:C:C5	9	0.17
(1,9)	1:A:70:GLY:C	2:C:4:C:C5'	9	0.17
(1,9)	1:A:70:GLY:C	2:C:4:C:C6	9	0.17
(1,9)	1:A:70:GLY:C	2:C:4:C:H1'	9	0.17
(1,9)	1:A:70:GLY:C	2:C:4:C:H2'	9	0.17
(1,9)	1:A:70:GLY:C	2:C:4:C:H3'	9	0.17
(1,9)	1:A:70:GLY:C	2:C:4:C:H4'	9	0.17
(1,9)	1:A:70:GLY:C	2:C:4:C:H41	9	0.17
(1,9)	1:A:70:GLY:C	2:C:4:C:H42	9	0.17
(1,9)	1:A:70:GLY:C	2:C:4:C:H5	9	0.17
(1,9)	1:A:70:GLY:C	2:C:4:C:H5'	9	0.17
(1,9)	1:A:70:GLY:C	2:C:4:C:H5''	9	0.17
(1,9)	1:A:70:GLY:C	2:C:4:C:H6	9	0.17
(1,9)	1:A:70:GLY:C	2:C:4:C:HO2'	9	0.17
(1,9)	1:A:70:GLY:C	2:C:4:C:N1	9	0.17
(1,9)	1:A:70:GLY:C	2:C:4:C:N3	9	0.17
(1,9)	1:A:70:GLY:C	2:C:4:C:N4	9	0.17
(1,9)	1:A:70:GLY:C	2:C:4:C:O2	9	0.17
(1,9)	1:A:70:GLY:C	2:C:4:C:O2'	9	0.17
(1,9)	1:A:70:GLY:C	2:C:4:C:O3'	9	0.17
(1,9)	1:A:70:GLY:C	2:C:4:C:O4'	9	0.17
(1,9)	1:A:70:GLY:C	2:C:4:C:O5'	9	0.17
(1,9)	1:A:70:GLY:C	2:C:4:C:OP1	9	0.17
(1,9)	1:A:70:GLY:C	2:C:4:C:OP2	9	0.17
(1,9)	1:A:70:GLY:C	2:C:4:C:P	9	0.17
(1,9)	1:A:70:GLY:C	2:C:5:A:C1'	9	0.17
(1,9)	1:A:70:GLY:C	2:C:5:A:C2	9	0.17
(1,9)	1:A:70:GLY:C	2:C:5:A:C2'	9	0.17
(1,9)	1:A:70:GLY:C	2:C:5:A:C3'	9	0.17
(1,9)	1:A:70:GLY:C	2:C:5:A:C4	9	0.17
(1,9)	1:A:70:GLY:C	2:C:5:A:C4'	9	0.17
(1,9)	1:A:70:GLY:C	2:C:5:A:C5	9	0.17
(1,9)	1:A:70:GLY:C	2:C:5:A:C5'	9	0.17
(1,9)	1:A:70:GLY:C	2:C:5:A:C6	9	0.17
(1,9)	1:A:70:GLY:C	2:C:5:A:C8	9	0.17
(1,9)	1:A:70:GLY:C	2:C:5:A:H1'	9	0.17
(1,9)	1:A:70:GLY:C	2:C:5:A:H2	9	0.17
(1,9)	1:A:70:GLY:C	2:C:5:A:H2'	9	0.17
(1,9)	1:A:70:GLY:C	2:C:5:A:H3'	9	0.17

Continued on next page...

Continued from previous page...

Key	Atom-1	Atom-2	Model ID	Violation (Å)
(1,9)	1:A:70:GLY:C	2:C:5:A:H4'	9	0.17
(1,9)	1:A:70:GLY:C	2:C:5:A:H5'	9	0.17
(1,9)	1:A:70:GLY:C	2:C:5:A:H5''	9	0.17
(1,9)	1:A:70:GLY:C	2:C:5:A:H61	9	0.17
(1,9)	1:A:70:GLY:C	2:C:5:A:H62	9	0.17
(1,9)	1:A:70:GLY:C	2:C:5:A:H8	9	0.17
(1,9)	1:A:70:GLY:C	2:C:5:A:HO2'	9	0.17
(1,9)	1:A:70:GLY:C	2:C:5:A:N1	9	0.17
(1,9)	1:A:70:GLY:C	2:C:5:A:N3	9	0.17
(1,9)	1:A:70:GLY:C	2:C:5:A:N6	9	0.17
(1,9)	1:A:70:GLY:C	2:C:5:A:N7	9	0.17
(1,9)	1:A:70:GLY:C	2:C:5:A:N9	9	0.17
(1,9)	1:A:70:GLY:C	2:C:5:A:O2'	9	0.17
(1,9)	1:A:70:GLY:C	2:C:5:A:O3'	9	0.17
(1,9)	1:A:70:GLY:C	2:C:5:A:O4'	9	0.17
(1,9)	1:A:70:GLY:C	2:C:5:A:O5'	9	0.17
(1,9)	1:A:70:GLY:C	2:C:5:A:OP1	9	0.17
(1,9)	1:A:70:GLY:C	2:C:5:A:OP2	9	0.17
(1,9)	1:A:70:GLY:C	2:C:5:A:P	9	0.17
(1,9)	1:A:70:GLY:CA	2:C:1:A:C1'	9	0.17
(1,9)	1:A:70:GLY:CA	2:C:1:A:C2	9	0.17
(1,9)	1:A:70:GLY:CA	2:C:1:A:C2'	9	0.17
(1,9)	1:A:70:GLY:CA	2:C:1:A:C3'	9	0.17
(1,9)	1:A:70:GLY:CA	2:C:1:A:C4	9	0.17
(1,9)	1:A:70:GLY:CA	2:C:1:A:C4'	9	0.17
(1,9)	1:A:70:GLY:CA	2:C:1:A:C5	9	0.17
(1,9)	1:A:70:GLY:CA	2:C:1:A:C5'	9	0.17
(1,9)	1:A:70:GLY:CA	2:C:1:A:C6	9	0.17
(1,9)	1:A:70:GLY:CA	2:C:1:A:C8	9	0.17
(1,9)	1:A:70:GLY:CA	2:C:1:A:H1'	9	0.17
(1,9)	1:A:70:GLY:CA	2:C:1:A:H2	9	0.17
(1,9)	1:A:70:GLY:CA	2:C:1:A:H2'	9	0.17
(1,9)	1:A:70:GLY:CA	2:C:1:A:H3'	9	0.17
(1,9)	1:A:70:GLY:CA	2:C:1:A:H4'	9	0.17
(1,9)	1:A:70:GLY:CA	2:C:1:A:H5'	9	0.17
(1,9)	1:A:70:GLY:CA	2:C:1:A:H5''	9	0.17
(1,9)	1:A:70:GLY:CA	2:C:1:A:H61	9	0.17
(1,9)	1:A:70:GLY:CA	2:C:1:A:H62	9	0.17
(1,9)	1:A:70:GLY:CA	2:C:1:A:H8	9	0.17
(1,9)	1:A:70:GLY:CA	2:C:1:A:HO2'	9	0.17
(1,9)	1:A:70:GLY:CA	2:C:1:A:N1	9	0.17
(1,9)	1:A:70:GLY:CA	2:C:1:A:N3	9	0.17

Continued on next page...

Continued from previous page...

Key	Atom-1	Atom-2	Model ID	Violation (Å)
(1,9)	1:A:70:GLY:CA	2:C:1:A:N6	9	0.17
(1,9)	1:A:70:GLY:CA	2:C:1:A:N7	9	0.17
(1,9)	1:A:70:GLY:CA	2:C:1:A:N9	9	0.17
(1,9)	1:A:70:GLY:CA	2:C:1:A:O2'	9	0.17
(1,9)	1:A:70:GLY:CA	2:C:1:A:O3'	9	0.17
(1,9)	1:A:70:GLY:CA	2:C:1:A:O4'	9	0.17
(1,9)	1:A:70:GLY:CA	2:C:1:A:O5'	9	0.17
(1,9)	1:A:70:GLY:CA	2:C:2:U:C1'	9	0.17
(1,9)	1:A:70:GLY:CA	2:C:2:U:C2	9	0.17
(1,9)	1:A:70:GLY:CA	2:C:2:U:C2'	9	0.17
(1,9)	1:A:70:GLY:CA	2:C:2:U:C3'	9	0.17
(1,9)	1:A:70:GLY:CA	2:C:2:U:C4	9	0.17
(1,9)	1:A:70:GLY:CA	2:C:2:U:C4'	9	0.17
(1,9)	1:A:70:GLY:CA	2:C:2:U:C5	9	0.17
(1,9)	1:A:70:GLY:CA	2:C:2:U:C5'	9	0.17
(1,9)	1:A:70:GLY:CA	2:C:2:U:C6	9	0.17
(1,9)	1:A:70:GLY:CA	2:C:2:U:H1'	9	0.17
(1,9)	1:A:70:GLY:CA	2:C:2:U:H2'	9	0.17
(1,9)	1:A:70:GLY:CA	2:C:2:U:H3	9	0.17
(1,9)	1:A:70:GLY:CA	2:C:2:U:H3'	9	0.17
(1,9)	1:A:70:GLY:CA	2:C:2:U:H4'	9	0.17
(1,9)	1:A:70:GLY:CA	2:C:2:U:H5	9	0.17
(1,9)	1:A:70:GLY:CA	2:C:2:U:H5'	9	0.17
(1,9)	1:A:70:GLY:CA	2:C:2:U:H5''	9	0.17
(1,9)	1:A:70:GLY:CA	2:C:2:U:H6	9	0.17
(1,9)	1:A:70:GLY:CA	2:C:2:U:HO2'	9	0.17
(1,9)	1:A:70:GLY:CA	2:C:2:U:N1	9	0.17
(1,9)	1:A:70:GLY:CA	2:C:2:U:N3	9	0.17
(1,9)	1:A:70:GLY:CA	2:C:2:U:O2	9	0.17
(1,9)	1:A:70:GLY:CA	2:C:2:U:O2'	9	0.17
(1,9)	1:A:70:GLY:CA	2:C:2:U:O3'	9	0.17
(1,9)	1:A:70:GLY:CA	2:C:2:U:O4	9	0.17
(1,9)	1:A:70:GLY:CA	2:C:2:U:O4'	9	0.17
(1,9)	1:A:70:GLY:CA	2:C:2:U:O5'	9	0.17
(1,9)	1:A:70:GLY:CA	2:C:2:U:OP1	9	0.17
(1,9)	1:A:70:GLY:CA	2:C:2:U:OP2	9	0.17
(1,9)	1:A:70:GLY:CA	2:C:2:U:P	9	0.17
(1,9)	1:A:70:GLY:CA	2:C:3:A:C1'	9	0.17
(1,9)	1:A:70:GLY:CA	2:C:3:A:C2	9	0.17
(1,9)	1:A:70:GLY:CA	2:C:3:A:C2'	9	0.17
(1,9)	1:A:70:GLY:CA	2:C:3:A:C3'	9	0.17
(1,9)	1:A:70:GLY:CA	2:C:3:A:C4	9	0.17

Continued on next page...

Continued from previous page...

Key	Atom-1	Atom-2	Model ID	Violation (Å)
(1,9)	1:A:70:GLY:CA	2:C:3:A:C4'	9	0.17
(1,9)	1:A:70:GLY:CA	2:C:3:A:C5	9	0.17
(1,9)	1:A:70:GLY:CA	2:C:3:A:C5'	9	0.17
(1,9)	1:A:70:GLY:CA	2:C:3:A:C6	9	0.17
(1,9)	1:A:70:GLY:CA	2:C:3:A:C8	9	0.17
(1,9)	1:A:70:GLY:CA	2:C:3:A:H1'	9	0.17
(1,9)	1:A:70:GLY:CA	2:C:3:A:H2	9	0.17
(1,9)	1:A:70:GLY:CA	2:C:3:A:H2'	9	0.17
(1,9)	1:A:70:GLY:CA	2:C:3:A:H3'	9	0.17
(1,9)	1:A:70:GLY:CA	2:C:3:A:H4'	9	0.17
(1,9)	1:A:70:GLY:CA	2:C:3:A:H5'	9	0.17
(1,9)	1:A:70:GLY:CA	2:C:3:A:H5''	9	0.17
(1,9)	1:A:70:GLY:CA	2:C:3:A:H61	9	0.17
(1,9)	1:A:70:GLY:CA	2:C:3:A:H62	9	0.17
(1,9)	1:A:70:GLY:CA	2:C:3:A:H8	9	0.17
(1,9)	1:A:70:GLY:CA	2:C:3:A:HO2'	9	0.17
(1,9)	1:A:70:GLY:CA	2:C:3:A:N1	9	0.17
(1,9)	1:A:70:GLY:CA	2:C:3:A:N3	9	0.17
(1,9)	1:A:70:GLY:CA	2:C:3:A:N6	9	0.17
(1,9)	1:A:70:GLY:CA	2:C:3:A:N7	9	0.17
(1,9)	1:A:70:GLY:CA	2:C:3:A:N9	9	0.17
(1,9)	1:A:70:GLY:CA	2:C:3:A:O2'	9	0.17
(1,9)	1:A:70:GLY:CA	2:C:3:A:O3'	9	0.17
(1,9)	1:A:70:GLY:CA	2:C:3:A:O4'	9	0.17
(1,9)	1:A:70:GLY:CA	2:C:3:A:O5'	9	0.17
(1,9)	1:A:70:GLY:CA	2:C:3:A:OP1	9	0.17
(1,9)	1:A:70:GLY:CA	2:C:3:A:OP2	9	0.17
(1,9)	1:A:70:GLY:CA	2:C:3:A:P	9	0.17
(1,9)	1:A:70:GLY:CA	2:C:4:C:C1'	9	0.17
(1,9)	1:A:70:GLY:CA	2:C:4:C:C2	9	0.17
(1,9)	1:A:70:GLY:CA	2:C:4:C:C2'	9	0.17
(1,9)	1:A:70:GLY:CA	2:C:4:C:C3'	9	0.17
(1,9)	1:A:70:GLY:CA	2:C:4:C:C4	9	0.17
(1,9)	1:A:70:GLY:CA	2:C:4:C:C4'	9	0.17
(1,9)	1:A:70:GLY:CA	2:C:4:C:C5	9	0.17
(1,9)	1:A:70:GLY:CA	2:C:4:C:C5'	9	0.17
(1,9)	1:A:70:GLY:CA	2:C:4:C:C6	9	0.17
(1,9)	1:A:70:GLY:CA	2:C:4:C:H1'	9	0.17
(1,9)	1:A:70:GLY:CA	2:C:4:C:H2'	9	0.17
(1,9)	1:A:70:GLY:CA	2:C:4:C:H3'	9	0.17
(1,9)	1:A:70:GLY:CA	2:C:4:C:H4'	9	0.17
(1,9)	1:A:70:GLY:CA	2:C:4:C:H41	9	0.17

Continued on next page...

Continued from previous page...

Key	Atom-1	Atom-2	Model ID	Violation (Å)
(1,9)	1:A:70:GLY:CA	2:C:4:C:H42	9	0.17
(1,9)	1:A:70:GLY:CA	2:C:4:C:H5	9	0.17
(1,9)	1:A:70:GLY:CA	2:C:4:C:H5'	9	0.17
(1,9)	1:A:70:GLY:CA	2:C:4:C:H5''	9	0.17
(1,9)	1:A:70:GLY:CA	2:C:4:C:H6	9	0.17
(1,9)	1:A:70:GLY:CA	2:C:4:C:HO2'	9	0.17
(1,9)	1:A:70:GLY:CA	2:C:4:C:N1	9	0.17
(1,9)	1:A:70:GLY:CA	2:C:4:C:N3	9	0.17
(1,9)	1:A:70:GLY:CA	2:C:4:C:N4	9	0.17
(1,9)	1:A:70:GLY:CA	2:C:4:C:O2	9	0.17
(1,9)	1:A:70:GLY:CA	2:C:4:C:O2'	9	0.17
(1,9)	1:A:70:GLY:CA	2:C:4:C:O3'	9	0.17
(1,9)	1:A:70:GLY:CA	2:C:4:C:O4'	9	0.17
(1,9)	1:A:70:GLY:CA	2:C:4:C:O5'	9	0.17
(1,9)	1:A:70:GLY:CA	2:C:4:C:OP1	9	0.17
(1,9)	1:A:70:GLY:CA	2:C:4:C:OP2	9	0.17
(1,9)	1:A:70:GLY:CA	2:C:4:C:P	9	0.17
(1,9)	1:A:70:GLY:CA	2:C:5:A:C1'	9	0.17
(1,9)	1:A:70:GLY:CA	2:C:5:A:C2	9	0.17
(1,9)	1:A:70:GLY:CA	2:C:5:A:C2'	9	0.17
(1,9)	1:A:70:GLY:CA	2:C:5:A:C3'	9	0.17
(1,9)	1:A:70:GLY:CA	2:C:5:A:C4	9	0.17
(1,9)	1:A:70:GLY:CA	2:C:5:A:C4'	9	0.17
(1,9)	1:A:70:GLY:CA	2:C:5:A:C5	9	0.17
(1,9)	1:A:70:GLY:CA	2:C:5:A:C5'	9	0.17
(1,9)	1:A:70:GLY:CA	2:C:5:A:C6	9	0.17
(1,9)	1:A:70:GLY:CA	2:C:5:A:C8	9	0.17
(1,9)	1:A:70:GLY:CA	2:C:5:A:H1'	9	0.17
(1,9)	1:A:70:GLY:CA	2:C:5:A:H2	9	0.17
(1,9)	1:A:70:GLY:CA	2:C:5:A:H2'	9	0.17
(1,9)	1:A:70:GLY:CA	2:C:5:A:H3'	9	0.17
(1,9)	1:A:70:GLY:CA	2:C:5:A:H4'	9	0.17
(1,9)	1:A:70:GLY:CA	2:C:5:A:H5'	9	0.17
(1,9)	1:A:70:GLY:CA	2:C:5:A:H5''	9	0.17
(1,9)	1:A:70:GLY:CA	2:C:5:A:H61	9	0.17
(1,9)	1:A:70:GLY:CA	2:C:5:A:H62	9	0.17
(1,9)	1:A:70:GLY:CA	2:C:5:A:H8	9	0.17
(1,9)	1:A:70:GLY:CA	2:C:5:A:HO2'	9	0.17
(1,9)	1:A:70:GLY:CA	2:C:5:A:N1	9	0.17
(1,9)	1:A:70:GLY:CA	2:C:5:A:N3	9	0.17
(1,9)	1:A:70:GLY:CA	2:C:5:A:N6	9	0.17
(1,9)	1:A:70:GLY:CA	2:C:5:A:N7	9	0.17

Continued on next page...

Continued from previous page...

Key	Atom-1	Atom-2	Model ID	Violation (Å)
(1,9)	1:A:70:GLY:CA	2:C:5:A:N9	9	0.17
(1,9)	1:A:70:GLY:CA	2:C:5:A:O2'	9	0.17
(1,9)	1:A:70:GLY:CA	2:C:5:A:O3'	9	0.17
(1,9)	1:A:70:GLY:CA	2:C:5:A:O4'	9	0.17
(1,9)	1:A:70:GLY:CA	2:C:5:A:O5'	9	0.17
(1,9)	1:A:70:GLY:CA	2:C:5:A:OP1	9	0.17
(1,9)	1:A:70:GLY:CA	2:C:5:A:OP2	9	0.17
(1,9)	1:A:70:GLY:CA	2:C:5:A:P	9	0.17
(1,9)	1:A:70:GLY:H	2:C:1:A:C1'	9	0.17
(1,9)	1:A:70:GLY:H	2:C:1:A:C2	9	0.17
(1,9)	1:A:70:GLY:H	2:C:1:A:C2'	9	0.17
(1,9)	1:A:70:GLY:H	2:C:1:A:C3'	9	0.17
(1,9)	1:A:70:GLY:H	2:C:1:A:C4	9	0.17
(1,9)	1:A:70:GLY:H	2:C:1:A:C4'	9	0.17
(1,9)	1:A:70:GLY:H	2:C:1:A:C5	9	0.17
(1,9)	1:A:70:GLY:H	2:C:1:A:C5'	9	0.17
(1,9)	1:A:70:GLY:H	2:C:1:A:C6	9	0.17
(1,9)	1:A:70:GLY:H	2:C:1:A:C8	9	0.17
(1,9)	1:A:70:GLY:H	2:C:1:A:H1'	9	0.17
(1,9)	1:A:70:GLY:H	2:C:1:A:H2	9	0.17
(1,9)	1:A:70:GLY:H	2:C:1:A:H2'	9	0.17
(1,9)	1:A:70:GLY:H	2:C:1:A:H3'	9	0.17
(1,9)	1:A:70:GLY:H	2:C:1:A:H4'	9	0.17
(1,9)	1:A:70:GLY:H	2:C:1:A:H5'	9	0.17
(1,9)	1:A:70:GLY:H	2:C:1:A:H5''	9	0.17
(1,9)	1:A:70:GLY:H	2:C:1:A:H61	9	0.17
(1,9)	1:A:70:GLY:H	2:C:1:A:H62	9	0.17
(1,9)	1:A:70:GLY:H	2:C:1:A:H8	9	0.17
(1,9)	1:A:70:GLY:H	2:C:1:A:HO2'	9	0.17
(1,9)	1:A:70:GLY:H	2:C:1:A:N1	9	0.17
(1,9)	1:A:70:GLY:H	2:C:1:A:N3	9	0.17
(1,9)	1:A:70:GLY:H	2:C:1:A:N6	9	0.17
(1,9)	1:A:70:GLY:H	2:C:1:A:N7	9	0.17
(1,9)	1:A:70:GLY:H	2:C:1:A:N9	9	0.17
(1,9)	1:A:70:GLY:H	2:C:1:A:O2'	9	0.17
(1,9)	1:A:70:GLY:H	2:C:1:A:O3'	9	0.17
(1,9)	1:A:70:GLY:H	2:C:1:A:O4'	9	0.17
(1,9)	1:A:70:GLY:H	2:C:1:A:O5'	9	0.17
(1,9)	1:A:70:GLY:H	2:C:2:U:C1'	9	0.17
(1,9)	1:A:70:GLY:H	2:C:2:U:C2	9	0.17
(1,9)	1:A:70:GLY:H	2:C:2:U:C2'	9	0.17
(1,9)	1:A:70:GLY:H	2:C:2:U:C3'	9	0.17

Continued on next page...

Continued from previous page...

Key	Atom-1	Atom-2	Model ID	Violation (Å)
(1,9)	1:A:70:GLY:H	2:C:2:U:C4	9	0.17
(1,9)	1:A:70:GLY:H	2:C:2:U:C4'	9	0.17
(1,9)	1:A:70:GLY:H	2:C:2:U:C5	9	0.17
(1,9)	1:A:70:GLY:H	2:C:2:U:C5'	9	0.17
(1,9)	1:A:70:GLY:H	2:C:2:U:C6	9	0.17
(1,9)	1:A:70:GLY:H	2:C:2:U:H1'	9	0.17
(1,9)	1:A:70:GLY:H	2:C:2:U:H2'	9	0.17
(1,9)	1:A:70:GLY:H	2:C:2:U:H3	9	0.17
(1,9)	1:A:70:GLY:H	2:C:2:U:H3'	9	0.17
(1,9)	1:A:70:GLY:H	2:C:2:U:H4'	9	0.17
(1,9)	1:A:70:GLY:H	2:C:2:U:H5	9	0.17
(1,9)	1:A:70:GLY:H	2:C:2:U:H5'	9	0.17
(1,9)	1:A:70:GLY:H	2:C:2:U:H5''	9	0.17
(1,9)	1:A:70:GLY:H	2:C:2:U:H6	9	0.17
(1,9)	1:A:70:GLY:H	2:C:2:U:HO2'	9	0.17
(1,9)	1:A:70:GLY:H	2:C:2:U:N1	9	0.17
(1,9)	1:A:70:GLY:H	2:C:2:U:N3	9	0.17
(1,9)	1:A:70:GLY:H	2:C:2:U:O2	9	0.17
(1,9)	1:A:70:GLY:H	2:C:2:U:O2'	9	0.17
(1,9)	1:A:70:GLY:H	2:C:2:U:O3'	9	0.17
(1,9)	1:A:70:GLY:H	2:C:2:U:O4	9	0.17
(1,9)	1:A:70:GLY:H	2:C:2:U:O4'	9	0.17
(1,9)	1:A:70:GLY:H	2:C:2:U:O5'	9	0.17
(1,9)	1:A:70:GLY:H	2:C:2:U:OP1	9	0.17
(1,9)	1:A:70:GLY:H	2:C:2:U:OP2	9	0.17
(1,9)	1:A:70:GLY:H	2:C:2:U:P	9	0.17
(1,9)	1:A:70:GLY:H	2:C:3:A:C1'	9	0.17
(1,9)	1:A:70:GLY:H	2:C:3:A:C2	9	0.17
(1,9)	1:A:70:GLY:H	2:C:3:A:C2'	9	0.17
(1,9)	1:A:70:GLY:H	2:C:3:A:C3'	9	0.17
(1,9)	1:A:70:GLY:H	2:C:3:A:C4	9	0.17
(1,9)	1:A:70:GLY:H	2:C:3:A:C4'	9	0.17
(1,9)	1:A:70:GLY:H	2:C:3:A:C5	9	0.17
(1,9)	1:A:70:GLY:H	2:C:3:A:C5'	9	0.17
(1,9)	1:A:70:GLY:H	2:C:3:A:C6	9	0.17
(1,9)	1:A:70:GLY:H	2:C:3:A:C8	9	0.17
(1,9)	1:A:70:GLY:H	2:C:3:A:H1'	9	0.17
(1,9)	1:A:70:GLY:H	2:C:3:A:H2	9	0.17
(1,9)	1:A:70:GLY:H	2:C:3:A:H2'	9	0.17
(1,9)	1:A:70:GLY:H	2:C:3:A:H3'	9	0.17
(1,9)	1:A:70:GLY:H	2:C:3:A:H4'	9	0.17
(1,9)	1:A:70:GLY:H	2:C:3:A:H5'	9	0.17

Continued on next page...

Continued from previous page...

Key	Atom-1	Atom-2	Model ID	Violation (Å)
(1,9)	1:A:70:GLY:H	2:C:3:A:H5''	9	0.17
(1,9)	1:A:70:GLY:H	2:C:3:A:H61	9	0.17
(1,9)	1:A:70:GLY:H	2:C:3:A:H62	9	0.17
(1,9)	1:A:70:GLY:H	2:C:3:A:H8	9	0.17
(1,9)	1:A:70:GLY:H	2:C:3:A:HO2'	9	0.17
(1,9)	1:A:70:GLY:H	2:C:3:A:N1	9	0.17
(1,9)	1:A:70:GLY:H	2:C:3:A:N3	9	0.17
(1,9)	1:A:70:GLY:H	2:C:3:A:N6	9	0.17
(1,9)	1:A:70:GLY:H	2:C:3:A:N7	9	0.17
(1,9)	1:A:70:GLY:H	2:C:3:A:N9	9	0.17
(1,9)	1:A:70:GLY:H	2:C:3:A:O2'	9	0.17
(1,9)	1:A:70:GLY:H	2:C:3:A:O3'	9	0.17
(1,9)	1:A:70:GLY:H	2:C:3:A:O4'	9	0.17
(1,9)	1:A:70:GLY:H	2:C:3:A:O5'	9	0.17
(1,9)	1:A:70:GLY:H	2:C:3:A:OP1	9	0.17
(1,9)	1:A:70:GLY:H	2:C:3:A:OP2	9	0.17
(1,9)	1:A:70:GLY:H	2:C:3:A:P	9	0.17
(1,9)	1:A:70:GLY:H	2:C:4:C:C1'	9	0.17
(1,9)	1:A:70:GLY:H	2:C:4:C:C2	9	0.17
(1,9)	1:A:70:GLY:H	2:C:4:C:C2'	9	0.17
(1,9)	1:A:70:GLY:H	2:C:4:C:C3'	9	0.17
(1,9)	1:A:70:GLY:H	2:C:4:C:C4	9	0.17
(1,9)	1:A:70:GLY:H	2:C:4:C:C4'	9	0.17
(1,9)	1:A:70:GLY:H	2:C:4:C:C5	9	0.17
(1,9)	1:A:70:GLY:H	2:C:4:C:C5'	9	0.17
(1,9)	1:A:70:GLY:H	2:C:4:C:C6	9	0.17
(1,9)	1:A:70:GLY:H	2:C:4:C:H1'	9	0.17
(1,9)	1:A:70:GLY:H	2:C:4:C:H2'	9	0.17
(1,9)	1:A:70:GLY:H	2:C:4:C:H3'	9	0.17
(1,9)	1:A:70:GLY:H	2:C:4:C:H4'	9	0.17
(1,9)	1:A:70:GLY:H	2:C:4:C:H41	9	0.17
(1,9)	1:A:70:GLY:H	2:C:4:C:H42	9	0.17
(1,9)	1:A:70:GLY:H	2:C:4:C:H5	9	0.17
(1,9)	1:A:70:GLY:H	2:C:4:C:H5'	9	0.17
(1,9)	1:A:70:GLY:H	2:C:4:C:H5''	9	0.17
(1,9)	1:A:70:GLY:H	2:C:4:C:H6	9	0.17
(1,9)	1:A:70:GLY:H	2:C:4:C:HO2'	9	0.17
(1,9)	1:A:70:GLY:H	2:C:4:C:N1	9	0.17
(1,9)	1:A:70:GLY:H	2:C:4:C:N3	9	0.17
(1,9)	1:A:70:GLY:H	2:C:4:C:N4	9	0.17
(1,9)	1:A:70:GLY:H	2:C:4:C:O2	9	0.17
(1,9)	1:A:70:GLY:H	2:C:4:C:O2'	9	0.17

Continued on next page...

Continued from previous page...

Key	Atom-1	Atom-2	Model ID	Violation (Å)
(1,9)	1:A:70:GLY:H	2:C:4:C:O3'	9	0.17
(1,9)	1:A:70:GLY:H	2:C:4:C:O4'	9	0.17
(1,9)	1:A:70:GLY:H	2:C:4:C:O5'	9	0.17
(1,9)	1:A:70:GLY:H	2:C:4:C:OP1	9	0.17
(1,9)	1:A:70:GLY:H	2:C:4:C:OP2	9	0.17
(1,9)	1:A:70:GLY:H	2:C:4:C:P	9	0.17
(1,9)	1:A:70:GLY:H	2:C:5:A:C1'	9	0.17
(1,9)	1:A:70:GLY:H	2:C:5:A:C2	9	0.17
(1,9)	1:A:70:GLY:H	2:C:5:A:C2'	9	0.17
(1,9)	1:A:70:GLY:H	2:C:5:A:C3'	9	0.17
(1,9)	1:A:70:GLY:H	2:C:5:A:C4	9	0.17
(1,9)	1:A:70:GLY:H	2:C:5:A:C4'	9	0.17
(1,9)	1:A:70:GLY:H	2:C:5:A:C5	9	0.17
(1,9)	1:A:70:GLY:H	2:C:5:A:C5'	9	0.17
(1,9)	1:A:70:GLY:H	2:C:5:A:C6	9	0.17
(1,9)	1:A:70:GLY:H	2:C:5:A:C8	9	0.17
(1,9)	1:A:70:GLY:H	2:C:5:A:H1'	9	0.17
(1,9)	1:A:70:GLY:H	2:C:5:A:H2	9	0.17
(1,9)	1:A:70:GLY:H	2:C:5:A:H2'	9	0.17
(1,9)	1:A:70:GLY:H	2:C:5:A:H3'	9	0.17
(1,9)	1:A:70:GLY:H	2:C:5:A:H4'	9	0.17
(1,9)	1:A:70:GLY:H	2:C:5:A:H5'	9	0.17
(1,9)	1:A:70:GLY:H	2:C:5:A:H5''	9	0.17
(1,9)	1:A:70:GLY:H	2:C:5:A:H61	9	0.17
(1,9)	1:A:70:GLY:H	2:C:5:A:H62	9	0.17
(1,9)	1:A:70:GLY:H	2:C:5:A:H8	9	0.17
(1,9)	1:A:70:GLY:H	2:C:5:A:HO2'	9	0.17
(1,9)	1:A:70:GLY:H	2:C:5:A:N1	9	0.17
(1,9)	1:A:70:GLY:H	2:C:5:A:N3	9	0.17
(1,9)	1:A:70:GLY:H	2:C:5:A:N6	9	0.17
(1,9)	1:A:70:GLY:H	2:C:5:A:N7	9	0.17
(1,9)	1:A:70:GLY:H	2:C:5:A:N9	9	0.17
(1,9)	1:A:70:GLY:H	2:C:5:A:O2'	9	0.17
(1,9)	1:A:70:GLY:H	2:C:5:A:O3'	9	0.17
(1,9)	1:A:70:GLY:H	2:C:5:A:O4'	9	0.17
(1,9)	1:A:70:GLY:H	2:C:5:A:O5'	9	0.17
(1,9)	1:A:70:GLY:H	2:C:5:A:OP1	9	0.17
(1,9)	1:A:70:GLY:H	2:C:5:A:OP2	9	0.17
(1,9)	1:A:70:GLY:H	2:C:5:A:P	9	0.17
(1,9)	1:A:70:GLY:N	2:C:1:A:C1'	9	0.17
(1,9)	1:A:70:GLY:N	2:C:1:A:C2	9	0.17
(1,9)	1:A:70:GLY:N	2:C:1:A:C2'	9	0.17

Continued on next page...

Continued from previous page...

Key	Atom-1	Atom-2	Model ID	Violation (Å)
(1,9)	1:A:70:GLY:N	2:C:1:A:C3'	9	0.17
(1,9)	1:A:70:GLY:N	2:C:1:A:C4	9	0.17
(1,9)	1:A:70:GLY:N	2:C:1:A:C4'	9	0.17
(1,9)	1:A:70:GLY:N	2:C:1:A:C5	9	0.17
(1,9)	1:A:70:GLY:N	2:C:1:A:C5'	9	0.17
(1,9)	1:A:70:GLY:N	2:C:1:A:C6	9	0.17
(1,9)	1:A:70:GLY:N	2:C:1:A:C8	9	0.17
(1,9)	1:A:70:GLY:N	2:C:1:A:H1'	9	0.17
(1,9)	1:A:70:GLY:N	2:C:1:A:H2	9	0.17
(1,9)	1:A:70:GLY:N	2:C:1:A:H2'	9	0.17
(1,9)	1:A:70:GLY:N	2:C:1:A:H3'	9	0.17
(1,9)	1:A:70:GLY:N	2:C:1:A:H4'	9	0.17
(1,9)	1:A:70:GLY:N	2:C:1:A:H5'	9	0.17
(1,9)	1:A:70:GLY:N	2:C:1:A:H5''	9	0.17
(1,9)	1:A:70:GLY:N	2:C:1:A:H61	9	0.17
(1,9)	1:A:70:GLY:N	2:C:1:A:H62	9	0.17
(1,9)	1:A:70:GLY:N	2:C:1:A:H8	9	0.17
(1,9)	1:A:70:GLY:N	2:C:1:A:HO2'	9	0.17
(1,9)	1:A:70:GLY:N	2:C:1:A:N1	9	0.17
(1,9)	1:A:70:GLY:N	2:C:1:A:N3	9	0.17
(1,9)	1:A:70:GLY:N	2:C:1:A:N6	9	0.17
(1,9)	1:A:70:GLY:N	2:C:1:A:N7	9	0.17
(1,9)	1:A:70:GLY:N	2:C:1:A:N9	9	0.17
(1,9)	1:A:70:GLY:N	2:C:1:A:O2'	9	0.17
(1,9)	1:A:70:GLY:N	2:C:1:A:O3'	9	0.17
(1,9)	1:A:70:GLY:N	2:C:1:A:O4'	9	0.17
(1,9)	1:A:70:GLY:N	2:C:1:A:O5'	9	0.17
(1,9)	1:A:70:GLY:N	2:C:2:U:C1'	9	0.17
(1,9)	1:A:70:GLY:N	2:C:2:U:C2	9	0.17
(1,9)	1:A:70:GLY:N	2:C:2:U:C2'	9	0.17
(1,9)	1:A:70:GLY:N	2:C:2:U:C3'	9	0.17
(1,9)	1:A:70:GLY:N	2:C:2:U:C4	9	0.17
(1,9)	1:A:70:GLY:N	2:C:2:U:C4'	9	0.17
(1,9)	1:A:70:GLY:N	2:C:2:U:C5	9	0.17
(1,9)	1:A:70:GLY:N	2:C:2:U:C5'	9	0.17
(1,9)	1:A:70:GLY:N	2:C:2:U:C6	9	0.17
(1,9)	1:A:70:GLY:N	2:C:2:U:H1'	9	0.17
(1,9)	1:A:70:GLY:N	2:C:2:U:H2'	9	0.17
(1,9)	1:A:70:GLY:N	2:C:2:U:H3	9	0.17
(1,9)	1:A:70:GLY:N	2:C:2:U:H3'	9	0.17
(1,9)	1:A:70:GLY:N	2:C:2:U:H4'	9	0.17
(1,9)	1:A:70:GLY:N	2:C:2:U:H5	9	0.17

Continued on next page...

Continued from previous page...

Key	Atom-1	Atom-2	Model ID	Violation (Å)
(1,9)	1:A:70:GLY:N	2:C:2:U:H5'	9	0.17
(1,9)	1:A:70:GLY:N	2:C:2:U:H5''	9	0.17
(1,9)	1:A:70:GLY:N	2:C:2:U:H6	9	0.17
(1,9)	1:A:70:GLY:N	2:C:2:U:HO2'	9	0.17
(1,9)	1:A:70:GLY:N	2:C:2:U:N1	9	0.17
(1,9)	1:A:70:GLY:N	2:C:2:U:N3	9	0.17
(1,9)	1:A:70:GLY:N	2:C:2:U:O2	9	0.17
(1,9)	1:A:70:GLY:N	2:C:2:U:O2'	9	0.17
(1,9)	1:A:70:GLY:N	2:C:2:U:O3'	9	0.17
(1,9)	1:A:70:GLY:N	2:C:2:U:O4	9	0.17
(1,9)	1:A:70:GLY:N	2:C:2:U:O4'	9	0.17
(1,9)	1:A:70:GLY:N	2:C:2:U:O5'	9	0.17
(1,9)	1:A:70:GLY:N	2:C:2:U:OP1	9	0.17
(1,9)	1:A:70:GLY:N	2:C:2:U:OP2	9	0.17
(1,9)	1:A:70:GLY:N	2:C:2:U:P	9	0.17
(1,9)	1:A:70:GLY:N	2:C:3:A:C1'	9	0.17
(1,9)	1:A:70:GLY:N	2:C:3:A:C2	9	0.17
(1,9)	1:A:70:GLY:N	2:C:3:A:C2'	9	0.17
(1,9)	1:A:70:GLY:N	2:C:3:A:C3'	9	0.17
(1,9)	1:A:70:GLY:N	2:C:3:A:C4	9	0.17
(1,9)	1:A:70:GLY:N	2:C:3:A:C4'	9	0.17
(1,9)	1:A:70:GLY:N	2:C:3:A:C5	9	0.17
(1,9)	1:A:70:GLY:N	2:C:3:A:C5'	9	0.17
(1,9)	1:A:70:GLY:N	2:C:3:A:C6	9	0.17
(1,9)	1:A:70:GLY:N	2:C:3:A:C8	9	0.17
(1,9)	1:A:70:GLY:N	2:C:3:A:H1'	9	0.17
(1,9)	1:A:70:GLY:N	2:C:3:A:H2	9	0.17
(1,9)	1:A:70:GLY:N	2:C:3:A:H2'	9	0.17
(1,9)	1:A:70:GLY:N	2:C:3:A:H3'	9	0.17
(1,9)	1:A:70:GLY:N	2:C:3:A:H4'	9	0.17
(1,9)	1:A:70:GLY:N	2:C:3:A:H5'	9	0.17
(1,9)	1:A:70:GLY:N	2:C:3:A:H5''	9	0.17
(1,9)	1:A:70:GLY:N	2:C:3:A:H61	9	0.17
(1,9)	1:A:70:GLY:N	2:C:3:A:H62	9	0.17
(1,9)	1:A:70:GLY:N	2:C:3:A:H8	9	0.17
(1,9)	1:A:70:GLY:N	2:C:3:A:HO2'	9	0.17
(1,9)	1:A:70:GLY:N	2:C:3:A:N1	9	0.17
(1,9)	1:A:70:GLY:N	2:C:3:A:N3	9	0.17
(1,9)	1:A:70:GLY:N	2:C:3:A:N6	9	0.17
(1,9)	1:A:70:GLY:N	2:C:3:A:N7	9	0.17
(1,9)	1:A:70:GLY:N	2:C:3:A:N9	9	0.17
(1,9)	1:A:70:GLY:N	2:C:3:A:O2'	9	0.17

Continued on next page...

Continued from previous page...

Key	Atom-1	Atom-2	Model ID	Violation (Å)
(1,9)	1:A:70:GLY:N	2:C:3:A:O3'	9	0.17
(1,9)	1:A:70:GLY:N	2:C:3:A:O4'	9	0.17
(1,9)	1:A:70:GLY:N	2:C:3:A:O5'	9	0.17
(1,9)	1:A:70:GLY:N	2:C:3:A:OP1	9	0.17
(1,9)	1:A:70:GLY:N	2:C:3:A:OP2	9	0.17
(1,9)	1:A:70:GLY:N	2:C:3:A:P	9	0.17
(1,9)	1:A:70:GLY:N	2:C:4:C:C1'	9	0.17
(1,9)	1:A:70:GLY:N	2:C:4:C:C2	9	0.17
(1,9)	1:A:70:GLY:N	2:C:4:C:C2'	9	0.17
(1,9)	1:A:70:GLY:N	2:C:4:C:C3'	9	0.17
(1,9)	1:A:70:GLY:N	2:C:4:C:C4	9	0.17
(1,9)	1:A:70:GLY:N	2:C:4:C:C4'	9	0.17
(1,9)	1:A:70:GLY:N	2:C:4:C:C5	9	0.17
(1,9)	1:A:70:GLY:N	2:C:4:C:C5'	9	0.17
(1,9)	1:A:70:GLY:N	2:C:4:C:C6	9	0.17
(1,9)	1:A:70:GLY:N	2:C:4:C:H1'	9	0.17
(1,9)	1:A:70:GLY:N	2:C:4:C:H2'	9	0.17
(1,9)	1:A:70:GLY:N	2:C:4:C:H3'	9	0.17
(1,9)	1:A:70:GLY:N	2:C:4:C:H4'	9	0.17
(1,9)	1:A:70:GLY:N	2:C:4:C:H41	9	0.17
(1,9)	1:A:70:GLY:N	2:C:4:C:H42	9	0.17
(1,9)	1:A:70:GLY:N	2:C:4:C:H5	9	0.17
(1,9)	1:A:70:GLY:N	2:C:4:C:H5'	9	0.17
(1,9)	1:A:70:GLY:N	2:C:4:C:H5''	9	0.17
(1,9)	1:A:70:GLY:N	2:C:4:C:H6	9	0.17
(1,9)	1:A:70:GLY:N	2:C:4:C:HO2'	9	0.17
(1,9)	1:A:70:GLY:N	2:C:4:C:N1	9	0.17
(1,9)	1:A:70:GLY:N	2:C:4:C:N3	9	0.17
(1,9)	1:A:70:GLY:N	2:C:4:C:N4	9	0.17
(1,9)	1:A:70:GLY:N	2:C:4:C:O2	9	0.17
(1,9)	1:A:70:GLY:N	2:C:4:C:O2'	9	0.17
(1,9)	1:A:70:GLY:N	2:C:4:C:O3'	9	0.17
(1,9)	1:A:70:GLY:N	2:C:4:C:O4'	9	0.17
(1,9)	1:A:70:GLY:N	2:C:4:C:O5'	9	0.17
(1,9)	1:A:70:GLY:N	2:C:4:C:OP1	9	0.17
(1,9)	1:A:70:GLY:N	2:C:4:C:OP2	9	0.17
(1,9)	1:A:70:GLY:N	2:C:4:C:P	9	0.17
(1,9)	1:A:70:GLY:N	2:C:5:A:C1'	9	0.17
(1,9)	1:A:70:GLY:N	2:C:5:A:C2	9	0.17
(1,9)	1:A:70:GLY:N	2:C:5:A:C2'	9	0.17
(1,9)	1:A:70:GLY:N	2:C:5:A:C3'	9	0.17
(1,9)	1:A:70:GLY:N	2:C:5:A:C4	9	0.17

Continued on next page...

Continued from previous page...

Key	Atom-1	Atom-2	Model ID	Violation (Å)
(1,9)	1:A:70:GLY:N	2:C:5:A:C4'	9	0.17
(1,9)	1:A:70:GLY:N	2:C:5:A:C5	9	0.17
(1,9)	1:A:70:GLY:N	2:C:5:A:C5'	9	0.17
(1,9)	1:A:70:GLY:N	2:C:5:A:C6	9	0.17
(1,9)	1:A:70:GLY:N	2:C:5:A:C8	9	0.17
(1,9)	1:A:70:GLY:N	2:C:5:A:H1'	9	0.17
(1,9)	1:A:70:GLY:N	2:C:5:A:H2	9	0.17
(1,9)	1:A:70:GLY:N	2:C:5:A:H2'	9	0.17
(1,9)	1:A:70:GLY:N	2:C:5:A:H3'	9	0.17
(1,9)	1:A:70:GLY:N	2:C:5:A:H4'	9	0.17
(1,9)	1:A:70:GLY:N	2:C:5:A:H5'	9	0.17
(1,9)	1:A:70:GLY:N	2:C:5:A:H5''	9	0.17
(1,9)	1:A:70:GLY:N	2:C:5:A:H61	9	0.17
(1,9)	1:A:70:GLY:N	2:C:5:A:H62	9	0.17
(1,9)	1:A:70:GLY:N	2:C:5:A:H8	9	0.17
(1,9)	1:A:70:GLY:N	2:C:5:A:HO2'	9	0.17
(1,9)	1:A:70:GLY:N	2:C:5:A:N1	9	0.17
(1,9)	1:A:70:GLY:N	2:C:5:A:N3	9	0.17
(1,9)	1:A:70:GLY:N	2:C:5:A:N6	9	0.17
(1,9)	1:A:70:GLY:N	2:C:5:A:N7	9	0.17
(1,9)	1:A:70:GLY:N	2:C:5:A:N9	9	0.17
(1,9)	1:A:70:GLY:N	2:C:5:A:O2'	9	0.17
(1,9)	1:A:70:GLY:N	2:C:5:A:O3'	9	0.17
(1,9)	1:A:70:GLY:N	2:C:5:A:O4'	9	0.17
(1,9)	1:A:70:GLY:N	2:C:5:A:O5'	9	0.17
(1,9)	1:A:70:GLY:N	2:C:5:A:OP1	9	0.17
(1,9)	1:A:70:GLY:N	2:C:5:A:OP2	9	0.17
(1,9)	1:A:70:GLY:N	2:C:5:A:P	9	0.17
(1,9)	1:A:70:GLY:O	2:C:1:A:C1'	9	0.17
(1,9)	1:A:70:GLY:O	2:C:1:A:C2	9	0.17
(1,9)	1:A:70:GLY:O	2:C:1:A:C2'	9	0.17
(1,9)	1:A:70:GLY:O	2:C:1:A:C3'	9	0.17
(1,9)	1:A:70:GLY:O	2:C:1:A:C4	9	0.17
(1,9)	1:A:70:GLY:O	2:C:1:A:C4'	9	0.17
(1,9)	1:A:70:GLY:O	2:C:1:A:C5	9	0.17
(1,9)	1:A:70:GLY:O	2:C:1:A:C5'	9	0.17
(1,9)	1:A:70:GLY:O	2:C:1:A:C6	9	0.17
(1,9)	1:A:70:GLY:O	2:C:1:A:C8	9	0.17
(1,9)	1:A:70:GLY:O	2:C:1:A:H1'	9	0.17
(1,9)	1:A:70:GLY:O	2:C:1:A:H2	9	0.17
(1,9)	1:A:70:GLY:O	2:C:1:A:H2'	9	0.17
(1,9)	1:A:70:GLY:O	2:C:1:A:H3'	9	0.17

Continued on next page...

Continued from previous page...

Key	Atom-1	Atom-2	Model ID	Violation (Å)
(1,9)	1:A:70:GLY:O	2:C:1:A:H4'	9	0.17
(1,9)	1:A:70:GLY:O	2:C:1:A:H5'	9	0.17
(1,9)	1:A:70:GLY:O	2:C:1:A:H5''	9	0.17
(1,9)	1:A:70:GLY:O	2:C:1:A:H61	9	0.17
(1,9)	1:A:70:GLY:O	2:C:1:A:H62	9	0.17
(1,9)	1:A:70:GLY:O	2:C:1:A:H8	9	0.17
(1,9)	1:A:70:GLY:O	2:C:1:A:HO2'	9	0.17
(1,9)	1:A:70:GLY:O	2:C:1:A:N1	9	0.17
(1,9)	1:A:70:GLY:O	2:C:1:A:N3	9	0.17
(1,9)	1:A:70:GLY:O	2:C:1:A:N6	9	0.17
(1,9)	1:A:70:GLY:O	2:C:1:A:N7	9	0.17
(1,9)	1:A:70:GLY:O	2:C:1:A:N9	9	0.17
(1,9)	1:A:70:GLY:O	2:C:1:A:O2'	9	0.17
(1,9)	1:A:70:GLY:O	2:C:1:A:O3'	9	0.17
(1,9)	1:A:70:GLY:O	2:C:1:A:O4'	9	0.17
(1,9)	1:A:70:GLY:O	2:C:1:A:O5'	9	0.17
(1,9)	1:A:70:GLY:O	2:C:2:U:C1'	9	0.17
(1,9)	1:A:70:GLY:O	2:C:2:U:C2	9	0.17
(1,9)	1:A:70:GLY:O	2:C:2:U:C2'	9	0.17
(1,9)	1:A:70:GLY:O	2:C:2:U:C3'	9	0.17
(1,9)	1:A:70:GLY:O	2:C:2:U:C4	9	0.17
(1,9)	1:A:70:GLY:O	2:C:2:U:C4'	9	0.17
(1,9)	1:A:70:GLY:O	2:C:2:U:C5	9	0.17
(1,9)	1:A:70:GLY:O	2:C:2:U:C5'	9	0.17
(1,9)	1:A:70:GLY:O	2:C:2:U:C6	9	0.17
(1,9)	1:A:70:GLY:O	2:C:2:U:H1'	9	0.17
(1,9)	1:A:70:GLY:O	2:C:2:U:H2'	9	0.17
(1,9)	1:A:70:GLY:O	2:C:2:U:H3	9	0.17
(1,9)	1:A:70:GLY:O	2:C:2:U:H3'	9	0.17
(1,9)	1:A:70:GLY:O	2:C:2:U:H4'	9	0.17
(1,9)	1:A:70:GLY:O	2:C:2:U:H5	9	0.17
(1,9)	1:A:70:GLY:O	2:C:2:U:H5'	9	0.17
(1,9)	1:A:70:GLY:O	2:C:2:U:H5''	9	0.17
(1,9)	1:A:70:GLY:O	2:C:2:U:H6	9	0.17
(1,9)	1:A:70:GLY:O	2:C:2:U:HO2'	9	0.17
(1,9)	1:A:70:GLY:O	2:C:2:U:N1	9	0.17
(1,9)	1:A:70:GLY:O	2:C:2:U:N3	9	0.17
(1,9)	1:A:70:GLY:O	2:C:2:U:O2	9	0.17
(1,9)	1:A:70:GLY:O	2:C:2:U:O2'	9	0.17
(1,9)	1:A:70:GLY:O	2:C:2:U:O3'	9	0.17
(1,9)	1:A:70:GLY:O	2:C:2:U:O4	9	0.17
(1,9)	1:A:70:GLY:O	2:C:2:U:O4'	9	0.17

Continued on next page...

Continued from previous page...

Key	Atom-1	Atom-2	Model ID	Violation (Å)
(1,9)	1:A:70:GLY:O	2:C:2:U:O5'	9	0.17
(1,9)	1:A:70:GLY:O	2:C:2:U:OP1	9	0.17
(1,9)	1:A:70:GLY:O	2:C:2:U:OP2	9	0.17
(1,9)	1:A:70:GLY:O	2:C:2:U:P	9	0.17
(1,9)	1:A:70:GLY:O	2:C:3:A:C1'	9	0.17
(1,9)	1:A:70:GLY:O	2:C:3:A:C2	9	0.17
(1,9)	1:A:70:GLY:O	2:C:3:A:C2'	9	0.17
(1,9)	1:A:70:GLY:O	2:C:3:A:C3'	9	0.17
(1,9)	1:A:70:GLY:O	2:C:3:A:C4	9	0.17
(1,9)	1:A:70:GLY:O	2:C:3:A:C4'	9	0.17
(1,9)	1:A:70:GLY:O	2:C:3:A:C5	9	0.17
(1,9)	1:A:70:GLY:O	2:C:3:A:C5'	9	0.17
(1,9)	1:A:70:GLY:O	2:C:3:A:C6	9	0.17
(1,9)	1:A:70:GLY:O	2:C:3:A:C8	9	0.17
(1,9)	1:A:70:GLY:O	2:C:3:A:H1'	9	0.17
(1,9)	1:A:70:GLY:O	2:C:3:A:H2	9	0.17
(1,9)	1:A:70:GLY:O	2:C:3:A:H2'	9	0.17
(1,9)	1:A:70:GLY:O	2:C:3:A:H3'	9	0.17
(1,9)	1:A:70:GLY:O	2:C:3:A:H4'	9	0.17
(1,9)	1:A:70:GLY:O	2:C:3:A:H5'	9	0.17
(1,9)	1:A:70:GLY:O	2:C:3:A:H5''	9	0.17
(1,9)	1:A:70:GLY:O	2:C:3:A:H61	9	0.17
(1,9)	1:A:70:GLY:O	2:C:3:A:H62	9	0.17
(1,9)	1:A:70:GLY:O	2:C:3:A:H8	9	0.17
(1,9)	1:A:70:GLY:O	2:C:3:A:HO2'	9	0.17
(1,9)	1:A:70:GLY:O	2:C:3:A:N1	9	0.17
(1,9)	1:A:70:GLY:O	2:C:3:A:N3	9	0.17
(1,9)	1:A:70:GLY:O	2:C:3:A:N6	9	0.17
(1,9)	1:A:70:GLY:O	2:C:3:A:N7	9	0.17
(1,9)	1:A:70:GLY:O	2:C:3:A:N9	9	0.17
(1,9)	1:A:70:GLY:O	2:C:3:A:O2'	9	0.17
(1,9)	1:A:70:GLY:O	2:C:3:A:O3'	9	0.17
(1,9)	1:A:70:GLY:O	2:C:3:A:O4'	9	0.17
(1,9)	1:A:70:GLY:O	2:C:3:A:O5'	9	0.17
(1,9)	1:A:70:GLY:O	2:C:3:A:OP1	9	0.17
(1,9)	1:A:70:GLY:O	2:C:3:A:OP2	9	0.17
(1,9)	1:A:70:GLY:O	2:C:3:A:P	9	0.17
(1,9)	1:A:70:GLY:O	2:C:4:C:C1'	9	0.17
(1,9)	1:A:70:GLY:O	2:C:4:C:C2	9	0.17
(1,9)	1:A:70:GLY:O	2:C:4:C:C2'	9	0.17
(1,9)	1:A:70:GLY:O	2:C:4:C:C3'	9	0.17
(1,9)	1:A:70:GLY:O	2:C:4:C:C4	9	0.17

Continued on next page...

Continued from previous page...

Key	Atom-1	Atom-2	Model ID	Violation (Å)
(1,9)	1:A:70:GLY:O	2:C:4:C:C4'	9	0.17
(1,9)	1:A:70:GLY:O	2:C:4:C:C5	9	0.17
(1,9)	1:A:70:GLY:O	2:C:4:C:C5'	9	0.17
(1,9)	1:A:70:GLY:O	2:C:4:C:C6	9	0.17
(1,9)	1:A:70:GLY:O	2:C:4:C:H1'	9	0.17
(1,9)	1:A:70:GLY:O	2:C:4:C:H2'	9	0.17
(1,9)	1:A:70:GLY:O	2:C:4:C:H3'	9	0.17
(1,9)	1:A:70:GLY:O	2:C:4:C:H4'	9	0.17
(1,9)	1:A:70:GLY:O	2:C:4:C:H41	9	0.17
(1,9)	1:A:70:GLY:O	2:C:4:C:H42	9	0.17
(1,9)	1:A:70:GLY:O	2:C:4:C:H5	9	0.17
(1,9)	1:A:70:GLY:O	2:C:4:C:H5'	9	0.17
(1,9)	1:A:70:GLY:O	2:C:4:C:H5''	9	0.17
(1,9)	1:A:70:GLY:O	2:C:4:C:H6	9	0.17
(1,9)	1:A:70:GLY:O	2:C:4:C:HO2'	9	0.17
(1,9)	1:A:70:GLY:O	2:C:4:C:N1	9	0.17
(1,9)	1:A:70:GLY:O	2:C:4:C:N3	9	0.17
(1,9)	1:A:70:GLY:O	2:C:4:C:N4	9	0.17
(1,9)	1:A:70:GLY:O	2:C:4:C:O2	9	0.17
(1,9)	1:A:70:GLY:O	2:C:4:C:O2'	9	0.17
(1,9)	1:A:70:GLY:O	2:C:4:C:O3'	9	0.17
(1,9)	1:A:70:GLY:O	2:C:4:C:O4'	9	0.17
(1,9)	1:A:70:GLY:O	2:C:4:C:O5'	9	0.17
(1,9)	1:A:70:GLY:O	2:C:4:C:OP1	9	0.17
(1,9)	1:A:70:GLY:O	2:C:4:C:OP2	9	0.17
(1,9)	1:A:70:GLY:O	2:C:4:C:P	9	0.17
(1,9)	1:A:70:GLY:O	2:C:5:A:C1'	9	0.17
(1,9)	1:A:70:GLY:O	2:C:5:A:C2	9	0.17
(1,9)	1:A:70:GLY:O	2:C:5:A:C2'	9	0.17
(1,9)	1:A:70:GLY:O	2:C:5:A:C3'	9	0.17
(1,9)	1:A:70:GLY:O	2:C:5:A:C4	9	0.17
(1,9)	1:A:70:GLY:O	2:C:5:A:C4'	9	0.17
(1,9)	1:A:70:GLY:O	2:C:5:A:C5	9	0.17
(1,9)	1:A:70:GLY:O	2:C:5:A:C5'	9	0.17
(1,9)	1:A:70:GLY:O	2:C:5:A:C6	9	0.17
(1,9)	1:A:70:GLY:O	2:C:5:A:C8	9	0.17
(1,9)	1:A:70:GLY:O	2:C:5:A:H1'	9	0.17
(1,9)	1:A:70:GLY:O	2:C:5:A:H2	9	0.17
(1,9)	1:A:70:GLY:O	2:C:5:A:H2'	9	0.17
(1,9)	1:A:70:GLY:O	2:C:5:A:H3'	9	0.17
(1,9)	1:A:70:GLY:O	2:C:5:A:H4'	9	0.17
(1,9)	1:A:70:GLY:O	2:C:5:A:H5'	9	0.17

Continued on next page...

Continued from previous page...

Key	Atom-1	Atom-2	Model ID	Violation (Å)
(1,9)	1:A:70:GLY:O	2:C:5:A:H5''	9	0.17
(1,9)	1:A:70:GLY:O	2:C:5:A:H61	9	0.17
(1,9)	1:A:70:GLY:O	2:C:5:A:H62	9	0.17
(1,9)	1:A:70:GLY:O	2:C:5:A:H8	9	0.17
(1,9)	1:A:70:GLY:O	2:C:5:A:HO2'	9	0.17
(1,9)	1:A:70:GLY:O	2:C:5:A:N1	9	0.17
(1,9)	1:A:70:GLY:O	2:C:5:A:N3	9	0.17
(1,9)	1:A:70:GLY:O	2:C:5:A:N6	9	0.17
(1,9)	1:A:70:GLY:O	2:C:5:A:N7	9	0.17
(1,9)	1:A:70:GLY:O	2:C:5:A:N9	9	0.17
(1,9)	1:A:70:GLY:O	2:C:5:A:O2'	9	0.17
(1,9)	1:A:70:GLY:O	2:C:5:A:O3'	9	0.17
(1,9)	1:A:70:GLY:O	2:C:5:A:O4'	9	0.17
(1,9)	1:A:70:GLY:O	2:C:5:A:O5'	9	0.17
(1,9)	1:A:70:GLY:O	2:C:5:A:OP1	9	0.17
(1,9)	1:A:70:GLY:O	2:C:5:A:OP2	9	0.17
(1,9)	1:A:70:GLY:O	2:C:5:A:P	9	0.17
(1,8)	1:A:69:THR:C	2:C:1:A:C1'	6	0.17
(1,8)	1:A:69:THR:C	2:C:1:A:C2	6	0.17
(1,8)	1:A:69:THR:C	2:C:1:A:C2'	6	0.17
(1,8)	1:A:69:THR:C	2:C:1:A:C3'	6	0.17
(1,8)	1:A:69:THR:C	2:C:1:A:C4	6	0.17
(1,8)	1:A:69:THR:C	2:C:1:A:C4'	6	0.17
(1,8)	1:A:69:THR:C	2:C:1:A:C5	6	0.17
(1,8)	1:A:69:THR:C	2:C:1:A:C5'	6	0.17
(1,8)	1:A:69:THR:C	2:C:1:A:C6	6	0.17
(1,8)	1:A:69:THR:C	2:C:1:A:C8	6	0.17
(1,8)	1:A:69:THR:C	2:C:1:A:H1'	6	0.17
(1,8)	1:A:69:THR:C	2:C:1:A:H2	6	0.17
(1,8)	1:A:69:THR:C	2:C:1:A:H2'	6	0.17
(1,8)	1:A:69:THR:C	2:C:1:A:H3'	6	0.17
(1,8)	1:A:69:THR:C	2:C:1:A:H4'	6	0.17
(1,8)	1:A:69:THR:C	2:C:1:A:H5'	6	0.17
(1,8)	1:A:69:THR:C	2:C:1:A:H5''	6	0.17
(1,8)	1:A:69:THR:C	2:C:1:A:H61	6	0.17
(1,8)	1:A:69:THR:C	2:C:1:A:H62	6	0.17
(1,8)	1:A:69:THR:C	2:C:1:A:H8	6	0.17
(1,8)	1:A:69:THR:C	2:C:1:A:HO2'	6	0.17
(1,8)	1:A:69:THR:C	2:C:1:A:N1	6	0.17
(1,8)	1:A:69:THR:C	2:C:1:A:N3	6	0.17
(1,8)	1:A:69:THR:C	2:C:1:A:N6	6	0.17
(1,8)	1:A:69:THR:C	2:C:1:A:N7	6	0.17

Continued on next page...

Continued from previous page...

Key	Atom-1	Atom-2	Model ID	Violation (Å)
(1,8)	1:A:69:THR:C	2:C:1:A:N9	6	0.17
(1,8)	1:A:69:THR:C	2:C:1:A:O2'	6	0.17
(1,8)	1:A:69:THR:C	2:C:1:A:O3'	6	0.17
(1,8)	1:A:69:THR:C	2:C:1:A:O4'	6	0.17
(1,8)	1:A:69:THR:C	2:C:1:A:O5'	6	0.17
(1,8)	1:A:69:THR:C	2:C:2:U:C1'	6	0.17
(1,8)	1:A:69:THR:C	2:C:2:U:C2	6	0.17
(1,8)	1:A:69:THR:C	2:C:2:U:C2'	6	0.17
(1,8)	1:A:69:THR:C	2:C:2:U:C3'	6	0.17
(1,8)	1:A:69:THR:C	2:C:2:U:C4	6	0.17
(1,8)	1:A:69:THR:C	2:C:2:U:C4'	6	0.17
(1,8)	1:A:69:THR:C	2:C:2:U:C5	6	0.17
(1,8)	1:A:69:THR:C	2:C:2:U:C5'	6	0.17
(1,8)	1:A:69:THR:C	2:C:2:U:C6	6	0.17
(1,8)	1:A:69:THR:C	2:C:2:U:H1'	6	0.17
(1,8)	1:A:69:THR:C	2:C:2:U:H2'	6	0.17
(1,8)	1:A:69:THR:C	2:C:2:U:H3	6	0.17
(1,8)	1:A:69:THR:C	2:C:2:U:H3'	6	0.17
(1,8)	1:A:69:THR:C	2:C:2:U:H4'	6	0.17
(1,8)	1:A:69:THR:C	2:C:2:U:H5	6	0.17
(1,8)	1:A:69:THR:C	2:C:2:U:H5'	6	0.17
(1,8)	1:A:69:THR:C	2:C:2:U:H5''	6	0.17
(1,8)	1:A:69:THR:C	2:C:2:U:H6	6	0.17
(1,8)	1:A:69:THR:C	2:C:2:U:HO2'	6	0.17
(1,8)	1:A:69:THR:C	2:C:2:U:N1	6	0.17
(1,8)	1:A:69:THR:C	2:C:2:U:N3	6	0.17
(1,8)	1:A:69:THR:C	2:C:2:U:O2	6	0.17
(1,8)	1:A:69:THR:C	2:C:2:U:O2'	6	0.17
(1,8)	1:A:69:THR:C	2:C:2:U:O3'	6	0.17
(1,8)	1:A:69:THR:C	2:C:2:U:O4	6	0.17
(1,8)	1:A:69:THR:C	2:C:2:U:O4'	6	0.17
(1,8)	1:A:69:THR:C	2:C:2:U:O5'	6	0.17
(1,8)	1:A:69:THR:C	2:C:2:U:OP1	6	0.17
(1,8)	1:A:69:THR:C	2:C:2:U:OP2	6	0.17
(1,8)	1:A:69:THR:C	2:C:2:U:P	6	0.17
(1,8)	1:A:69:THR:C	2:C:3:A:C1'	6	0.17
(1,8)	1:A:69:THR:C	2:C:3:A:C2	6	0.17
(1,8)	1:A:69:THR:C	2:C:3:A:C2'	6	0.17
(1,8)	1:A:69:THR:C	2:C:3:A:C3'	6	0.17
(1,8)	1:A:69:THR:C	2:C:3:A:C4	6	0.17
(1,8)	1:A:69:THR:C	2:C:3:A:C4'	6	0.17
(1,8)	1:A:69:THR:C	2:C:3:A:C5	6	0.17

Continued on next page...

Continued from previous page...

Key	Atom-1	Atom-2	Model ID	Violation (Å)
(1,8)	1:A:69:THR:C	2:C:3:A:C5'	6	0.17
(1,8)	1:A:69:THR:C	2:C:3:A:C6	6	0.17
(1,8)	1:A:69:THR:C	2:C:3:A:C8	6	0.17
(1,8)	1:A:69:THR:C	2:C:3:A:H1'	6	0.17
(1,8)	1:A:69:THR:C	2:C:3:A:H2	6	0.17
(1,8)	1:A:69:THR:C	2:C:3:A:H2'	6	0.17
(1,8)	1:A:69:THR:C	2:C:3:A:H3'	6	0.17
(1,8)	1:A:69:THR:C	2:C:3:A:H4'	6	0.17
(1,8)	1:A:69:THR:C	2:C:3:A:H5'	6	0.17
(1,8)	1:A:69:THR:C	2:C:3:A:H5''	6	0.17
(1,8)	1:A:69:THR:C	2:C:3:A:H61	6	0.17
(1,8)	1:A:69:THR:C	2:C:3:A:H62	6	0.17
(1,8)	1:A:69:THR:C	2:C:3:A:H8	6	0.17
(1,8)	1:A:69:THR:C	2:C:3:A:HO2'	6	0.17
(1,8)	1:A:69:THR:C	2:C:3:A:N1	6	0.17
(1,8)	1:A:69:THR:C	2:C:3:A:N3	6	0.17
(1,8)	1:A:69:THR:C	2:C:3:A:N6	6	0.17
(1,8)	1:A:69:THR:C	2:C:3:A:N7	6	0.17
(1,8)	1:A:69:THR:C	2:C:3:A:N9	6	0.17
(1,8)	1:A:69:THR:C	2:C:3:A:O2'	6	0.17
(1,8)	1:A:69:THR:C	2:C:3:A:O3'	6	0.17
(1,8)	1:A:69:THR:C	2:C:3:A:O4'	6	0.17
(1,8)	1:A:69:THR:C	2:C:3:A:O5'	6	0.17
(1,8)	1:A:69:THR:C	2:C:3:A:OP1	6	0.17
(1,8)	1:A:69:THR:C	2:C:3:A:OP2	6	0.17
(1,8)	1:A:69:THR:C	2:C:3:A:P	6	0.17
(1,8)	1:A:69:THR:C	2:C:4:C:C1'	6	0.17
(1,8)	1:A:69:THR:C	2:C:4:C:C2	6	0.17
(1,8)	1:A:69:THR:C	2:C:4:C:C2'	6	0.17
(1,8)	1:A:69:THR:C	2:C:4:C:C3'	6	0.17
(1,8)	1:A:69:THR:C	2:C:4:C:C4	6	0.17
(1,8)	1:A:69:THR:C	2:C:4:C:C4'	6	0.17
(1,8)	1:A:69:THR:C	2:C:4:C:C5	6	0.17
(1,8)	1:A:69:THR:C	2:C:4:C:C5'	6	0.17
(1,8)	1:A:69:THR:C	2:C:4:C:C6	6	0.17
(1,8)	1:A:69:THR:C	2:C:4:C:H1'	6	0.17
(1,8)	1:A:69:THR:C	2:C:4:C:H2'	6	0.17
(1,8)	1:A:69:THR:C	2:C:4:C:H3'	6	0.17
(1,8)	1:A:69:THR:C	2:C:4:C:H4'	6	0.17
(1,8)	1:A:69:THR:C	2:C:4:C:H41	6	0.17
(1,8)	1:A:69:THR:C	2:C:4:C:H42	6	0.17
(1,8)	1:A:69:THR:C	2:C:4:C:H5	6	0.17

Continued on next page...

Continued from previous page...

Key	Atom-1	Atom-2	Model ID	Violation (Å)
(1,8)	1:A:69:THR:C	2:C:4:C:H5'	6	0.17
(1,8)	1:A:69:THR:C	2:C:4:C:H5''	6	0.17
(1,8)	1:A:69:THR:C	2:C:4:C:H6	6	0.17
(1,8)	1:A:69:THR:C	2:C:4:C:HO2'	6	0.17
(1,8)	1:A:69:THR:C	2:C:4:C:N1	6	0.17
(1,8)	1:A:69:THR:C	2:C:4:C:N3	6	0.17
(1,8)	1:A:69:THR:C	2:C:4:C:N4	6	0.17
(1,8)	1:A:69:THR:C	2:C:4:C:O2	6	0.17
(1,8)	1:A:69:THR:C	2:C:4:C:O2'	6	0.17
(1,8)	1:A:69:THR:C	2:C:4:C:O3'	6	0.17
(1,8)	1:A:69:THR:C	2:C:4:C:O4'	6	0.17
(1,8)	1:A:69:THR:C	2:C:4:C:O5'	6	0.17
(1,8)	1:A:69:THR:C	2:C:4:C:OP1	6	0.17
(1,8)	1:A:69:THR:C	2:C:4:C:OP2	6	0.17
(1,8)	1:A:69:THR:C	2:C:4:C:P	6	0.17
(1,8)	1:A:69:THR:C	2:C:5:A:C1'	6	0.17
(1,8)	1:A:69:THR:C	2:C:5:A:C2	6	0.17
(1,8)	1:A:69:THR:C	2:C:5:A:C2'	6	0.17
(1,8)	1:A:69:THR:C	2:C:5:A:C3'	6	0.17
(1,8)	1:A:69:THR:C	2:C:5:A:C4	6	0.17
(1,8)	1:A:69:THR:C	2:C:5:A:C4'	6	0.17
(1,8)	1:A:69:THR:C	2:C:5:A:C5	6	0.17
(1,8)	1:A:69:THR:C	2:C:5:A:C5'	6	0.17
(1,8)	1:A:69:THR:C	2:C:5:A:C6	6	0.17
(1,8)	1:A:69:THR:C	2:C:5:A:C8	6	0.17
(1,8)	1:A:69:THR:C	2:C:5:A:H1'	6	0.17
(1,8)	1:A:69:THR:C	2:C:5:A:H2	6	0.17
(1,8)	1:A:69:THR:C	2:C:5:A:H2'	6	0.17
(1,8)	1:A:69:THR:C	2:C:5:A:H3'	6	0.17
(1,8)	1:A:69:THR:C	2:C:5:A:H4'	6	0.17
(1,8)	1:A:69:THR:C	2:C:5:A:H5'	6	0.17
(1,8)	1:A:69:THR:C	2:C:5:A:H5''	6	0.17
(1,8)	1:A:69:THR:C	2:C:5:A:H61	6	0.17
(1,8)	1:A:69:THR:C	2:C:5:A:H62	6	0.17
(1,8)	1:A:69:THR:C	2:C:5:A:H8	6	0.17
(1,8)	1:A:69:THR:C	2:C:5:A:HO2'	6	0.17
(1,8)	1:A:69:THR:C	2:C:5:A:N1	6	0.17
(1,8)	1:A:69:THR:C	2:C:5:A:N3	6	0.17
(1,8)	1:A:69:THR:C	2:C:5:A:N6	6	0.17
(1,8)	1:A:69:THR:C	2:C:5:A:N7	6	0.17
(1,8)	1:A:69:THR:C	2:C:5:A:N9	6	0.17
(1,8)	1:A:69:THR:C	2:C:5:A:O2'	6	0.17

Continued on next page...

Continued from previous page...

Key	Atom-1	Atom-2	Model ID	Violation (Å)
(1,8)	1:A:69:THR:C	2:C:5:A:O3'	6	0.17
(1,8)	1:A:69:THR:C	2:C:5:A:O4'	6	0.17
(1,8)	1:A:69:THR:C	2:C:5:A:O5'	6	0.17
(1,8)	1:A:69:THR:C	2:C:5:A:OP1	6	0.17
(1,8)	1:A:69:THR:C	2:C:5:A:OP2	6	0.17
(1,8)	1:A:69:THR:C	2:C:5:A:P	6	0.17
(1,8)	1:A:69:THR:CA	2:C:1:A:C1'	6	0.17
(1,8)	1:A:69:THR:CA	2:C:1:A:C2	6	0.17
(1,8)	1:A:69:THR:CA	2:C:1:A:C2'	6	0.17
(1,8)	1:A:69:THR:CA	2:C:1:A:C3'	6	0.17
(1,8)	1:A:69:THR:CA	2:C:1:A:C4	6	0.17
(1,8)	1:A:69:THR:CA	2:C:1:A:C4'	6	0.17
(1,8)	1:A:69:THR:CA	2:C:1:A:C5	6	0.17
(1,8)	1:A:69:THR:CA	2:C:1:A:C5'	6	0.17
(1,8)	1:A:69:THR:CA	2:C:1:A:C6	6	0.17
(1,8)	1:A:69:THR:CA	2:C:1:A:C8	6	0.17
(1,8)	1:A:69:THR:CA	2:C:1:A:H1'	6	0.17
(1,8)	1:A:69:THR:CA	2:C:1:A:H2	6	0.17
(1,8)	1:A:69:THR:CA	2:C:1:A:H2'	6	0.17
(1,8)	1:A:69:THR:CA	2:C:1:A:H3'	6	0.17
(1,8)	1:A:69:THR:CA	2:C:1:A:H4'	6	0.17
(1,8)	1:A:69:THR:CA	2:C:1:A:H5'	6	0.17
(1,8)	1:A:69:THR:CA	2:C:1:A:H5''	6	0.17
(1,8)	1:A:69:THR:CA	2:C:1:A:H61	6	0.17
(1,8)	1:A:69:THR:CA	2:C:1:A:H62	6	0.17
(1,8)	1:A:69:THR:CA	2:C:1:A:H8	6	0.17
(1,8)	1:A:69:THR:CA	2:C:1:A:HO2'	6	0.17
(1,8)	1:A:69:THR:CA	2:C:1:A:N1	6	0.17
(1,8)	1:A:69:THR:CA	2:C:1:A:N3	6	0.17
(1,8)	1:A:69:THR:CA	2:C:1:A:N6	6	0.17
(1,8)	1:A:69:THR:CA	2:C:1:A:N7	6	0.17
(1,8)	1:A:69:THR:CA	2:C:1:A:N9	6	0.17
(1,8)	1:A:69:THR:CA	2:C:1:A:O2'	6	0.17
(1,8)	1:A:69:THR:CA	2:C:1:A:O3'	6	0.17
(1,8)	1:A:69:THR:CA	2:C:1:A:O4'	6	0.17
(1,8)	1:A:69:THR:CA	2:C:1:A:O5'	6	0.17
(1,8)	1:A:69:THR:CA	2:C:2:U:C1'	6	0.17
(1,8)	1:A:69:THR:CA	2:C:2:U:C2	6	0.17
(1,8)	1:A:69:THR:CA	2:C:2:U:C2'	6	0.17
(1,8)	1:A:69:THR:CA	2:C:2:U:C3'	6	0.17
(1,8)	1:A:69:THR:CA	2:C:2:U:C4	6	0.17
(1,8)	1:A:69:THR:CA	2:C:2:U:C4'	6	0.17

Continued on next page...

Continued from previous page...

Key	Atom-1	Atom-2	Model ID	Violation (Å)
(1,8)	1:A:69:THR:CA	2:C:2:U:C5	6	0.17
(1,8)	1:A:69:THR:CA	2:C:2:U:C5'	6	0.17
(1,8)	1:A:69:THR:CA	2:C:2:U:C6	6	0.17
(1,8)	1:A:69:THR:CA	2:C:2:U:H1'	6	0.17
(1,8)	1:A:69:THR:CA	2:C:2:U:H2'	6	0.17
(1,8)	1:A:69:THR:CA	2:C:2:U:H3	6	0.17
(1,8)	1:A:69:THR:CA	2:C:2:U:H3'	6	0.17
(1,8)	1:A:69:THR:CA	2:C:2:U:H4'	6	0.17
(1,8)	1:A:69:THR:CA	2:C:2:U:H5	6	0.17
(1,8)	1:A:69:THR:CA	2:C:2:U:H5'	6	0.17
(1,8)	1:A:69:THR:CA	2:C:2:U:H5''	6	0.17
(1,8)	1:A:69:THR:CA	2:C:2:U:H6	6	0.17
(1,8)	1:A:69:THR:CA	2:C:2:U:HO2'	6	0.17
(1,8)	1:A:69:THR:CA	2:C:2:U:N1	6	0.17
(1,8)	1:A:69:THR:CA	2:C:2:U:N3	6	0.17
(1,8)	1:A:69:THR:CA	2:C:2:U:O2	6	0.17
(1,8)	1:A:69:THR:CA	2:C:2:U:O2'	6	0.17
(1,8)	1:A:69:THR:CA	2:C:2:U:O3'	6	0.17
(1,8)	1:A:69:THR:CA	2:C:2:U:O4	6	0.17
(1,8)	1:A:69:THR:CA	2:C:2:U:O4'	6	0.17
(1,8)	1:A:69:THR:CA	2:C:2:U:O5'	6	0.17
(1,8)	1:A:69:THR:CA	2:C:2:U:OP1	6	0.17
(1,8)	1:A:69:THR:CA	2:C:2:U:OP2	6	0.17
(1,8)	1:A:69:THR:CA	2:C:2:U:P	6	0.17
(1,8)	1:A:69:THR:CA	2:C:3:A:C1'	6	0.17
(1,8)	1:A:69:THR:CA	2:C:3:A:C2	6	0.17
(1,8)	1:A:69:THR:CA	2:C:3:A:C2'	6	0.17
(1,8)	1:A:69:THR:CA	2:C:3:A:C3'	6	0.17
(1,8)	1:A:69:THR:CA	2:C:3:A:C4	6	0.17
(1,8)	1:A:69:THR:CA	2:C:3:A:C4'	6	0.17
(1,8)	1:A:69:THR:CA	2:C:3:A:C5	6	0.17
(1,8)	1:A:69:THR:CA	2:C:3:A:C5'	6	0.17
(1,8)	1:A:69:THR:CA	2:C:3:A:C6	6	0.17
(1,8)	1:A:69:THR:CA	2:C:3:A:C8	6	0.17
(1,8)	1:A:69:THR:CA	2:C:3:A:H1'	6	0.17
(1,8)	1:A:69:THR:CA	2:C:3:A:H2	6	0.17
(1,8)	1:A:69:THR:CA	2:C:3:A:H2'	6	0.17
(1,8)	1:A:69:THR:CA	2:C:3:A:H3'	6	0.17
(1,8)	1:A:69:THR:CA	2:C:3:A:H4'	6	0.17
(1,8)	1:A:69:THR:CA	2:C:3:A:H5'	6	0.17
(1,8)	1:A:69:THR:CA	2:C:3:A:H5''	6	0.17
(1,8)	1:A:69:THR:CA	2:C:3:A:H61	6	0.17

Continued on next page...

Continued from previous page...

Key	Atom-1	Atom-2	Model ID	Violation (Å)
(1,8)	1:A:69:THR:CA	2:C:3:A:H62	6	0.17
(1,8)	1:A:69:THR:CA	2:C:3:A:H8	6	0.17
(1,8)	1:A:69:THR:CA	2:C:3:A:HO2'	6	0.17
(1,8)	1:A:69:THR:CA	2:C:3:A:N1	6	0.17
(1,8)	1:A:69:THR:CA	2:C:3:A:N3	6	0.17
(1,8)	1:A:69:THR:CA	2:C:3:A:N6	6	0.17
(1,8)	1:A:69:THR:CA	2:C:3:A:N7	6	0.17
(1,8)	1:A:69:THR:CA	2:C:3:A:N9	6	0.17
(1,8)	1:A:69:THR:CA	2:C:3:A:O2'	6	0.17
(1,8)	1:A:69:THR:CA	2:C:3:A:O3'	6	0.17
(1,8)	1:A:69:THR:CA	2:C:3:A:O4'	6	0.17
(1,8)	1:A:69:THR:CA	2:C:3:A:O5'	6	0.17
(1,8)	1:A:69:THR:CA	2:C:3:A:OP1	6	0.17
(1,8)	1:A:69:THR:CA	2:C:3:A:OP2	6	0.17
(1,8)	1:A:69:THR:CA	2:C:3:A:P	6	0.17
(1,8)	1:A:69:THR:CA	2:C:4:C:C1'	6	0.17
(1,8)	1:A:69:THR:CA	2:C:4:C:C2	6	0.17
(1,8)	1:A:69:THR:CA	2:C:4:C:C2'	6	0.17
(1,8)	1:A:69:THR:CA	2:C:4:C:C3'	6	0.17
(1,8)	1:A:69:THR:CA	2:C:4:C:C4	6	0.17
(1,8)	1:A:69:THR:CA	2:C:4:C:C4'	6	0.17
(1,8)	1:A:69:THR:CA	2:C:4:C:C5	6	0.17
(1,8)	1:A:69:THR:CA	2:C:4:C:C5'	6	0.17
(1,8)	1:A:69:THR:CA	2:C:4:C:C6	6	0.17
(1,8)	1:A:69:THR:CA	2:C:4:C:H1'	6	0.17
(1,8)	1:A:69:THR:CA	2:C:4:C:H2'	6	0.17
(1,8)	1:A:69:THR:CA	2:C:4:C:H3'	6	0.17
(1,8)	1:A:69:THR:CA	2:C:4:C:H4'	6	0.17
(1,8)	1:A:69:THR:CA	2:C:4:C:H41	6	0.17
(1,8)	1:A:69:THR:CA	2:C:4:C:H42	6	0.17
(1,8)	1:A:69:THR:CA	2:C:4:C:H5	6	0.17
(1,8)	1:A:69:THR:CA	2:C:4:C:H5'	6	0.17
(1,8)	1:A:69:THR:CA	2:C:4:C:H5''	6	0.17
(1,8)	1:A:69:THR:CA	2:C:4:C:H6	6	0.17
(1,8)	1:A:69:THR:CA	2:C:4:C:HO2'	6	0.17
(1,8)	1:A:69:THR:CA	2:C:4:C:N1	6	0.17
(1,8)	1:A:69:THR:CA	2:C:4:C:N3	6	0.17
(1,8)	1:A:69:THR:CA	2:C:4:C:N4	6	0.17
(1,8)	1:A:69:THR:CA	2:C:4:C:O2	6	0.17
(1,8)	1:A:69:THR:CA	2:C:4:C:O2'	6	0.17
(1,8)	1:A:69:THR:CA	2:C:4:C:O3'	6	0.17
(1,8)	1:A:69:THR:CA	2:C:4:C:O4'	6	0.17

Continued on next page...

Continued from previous page...

Key	Atom-1	Atom-2	Model ID	Violation (Å)
(1,8)	1:A:69:THR:CA	2:C:4:C:O5'	6	0.17
(1,8)	1:A:69:THR:CA	2:C:4:C:OP1	6	0.17
(1,8)	1:A:69:THR:CA	2:C:4:C:OP2	6	0.17
(1,8)	1:A:69:THR:CA	2:C:4:C:P	6	0.17
(1,8)	1:A:69:THR:CA	2:C:5:A:C1'	6	0.17
(1,8)	1:A:69:THR:CA	2:C:5:A:C2	6	0.17
(1,8)	1:A:69:THR:CA	2:C:5:A:C2'	6	0.17
(1,8)	1:A:69:THR:CA	2:C:5:A:C3'	6	0.17
(1,8)	1:A:69:THR:CA	2:C:5:A:C4	6	0.17
(1,8)	1:A:69:THR:CA	2:C:5:A:C4'	6	0.17
(1,8)	1:A:69:THR:CA	2:C:5:A:C5	6	0.17
(1,8)	1:A:69:THR:CA	2:C:5:A:C5'	6	0.17
(1,8)	1:A:69:THR:CA	2:C:5:A:C6	6	0.17
(1,8)	1:A:69:THR:CA	2:C:5:A:C8	6	0.17
(1,8)	1:A:69:THR:CA	2:C:5:A:H1'	6	0.17
(1,8)	1:A:69:THR:CA	2:C:5:A:H2	6	0.17
(1,8)	1:A:69:THR:CA	2:C:5:A:H2'	6	0.17
(1,8)	1:A:69:THR:CA	2:C:5:A:H3'	6	0.17
(1,8)	1:A:69:THR:CA	2:C:5:A:H4'	6	0.17
(1,8)	1:A:69:THR:CA	2:C:5:A:H5'	6	0.17
(1,8)	1:A:69:THR:CA	2:C:5:A:H5''	6	0.17
(1,8)	1:A:69:THR:CA	2:C:5:A:H61	6	0.17
(1,8)	1:A:69:THR:CA	2:C:5:A:H62	6	0.17
(1,8)	1:A:69:THR:CA	2:C:5:A:H8	6	0.17
(1,8)	1:A:69:THR:CA	2:C:5:A:HO2'	6	0.17
(1,8)	1:A:69:THR:CA	2:C:5:A:N1	6	0.17
(1,8)	1:A:69:THR:CA	2:C:5:A:N3	6	0.17
(1,8)	1:A:69:THR:CA	2:C:5:A:N6	6	0.17
(1,8)	1:A:69:THR:CA	2:C:5:A:N7	6	0.17
(1,8)	1:A:69:THR:CA	2:C:5:A:N9	6	0.17
(1,8)	1:A:69:THR:CA	2:C:5:A:O2'	6	0.17
(1,8)	1:A:69:THR:CA	2:C:5:A:O3'	6	0.17
(1,8)	1:A:69:THR:CA	2:C:5:A:O4'	6	0.17
(1,8)	1:A:69:THR:CA	2:C:5:A:O5'	6	0.17
(1,8)	1:A:69:THR:CA	2:C:5:A:OP1	6	0.17
(1,8)	1:A:69:THR:CA	2:C:5:A:OP2	6	0.17
(1,8)	1:A:69:THR:CA	2:C:5:A:P	6	0.17
(1,8)	1:A:69:THR:CB	2:C:1:A:C1'	6	0.17
(1,8)	1:A:69:THR:CB	2:C:1:A:C2	6	0.17
(1,8)	1:A:69:THR:CB	2:C:1:A:C2'	6	0.17
(1,8)	1:A:69:THR:CB	2:C:1:A:C3'	6	0.17
(1,8)	1:A:69:THR:CB	2:C:1:A:C4	6	0.17

Continued on next page...

Continued from previous page...

Key	Atom-1	Atom-2	Model ID	Violation (Å)
(1,8)	1:A:69:THR:CB	2:C:1:A:C4'	6	0.17
(1,8)	1:A:69:THR:CB	2:C:1:A:C5	6	0.17
(1,8)	1:A:69:THR:CB	2:C:1:A:C5'	6	0.17
(1,8)	1:A:69:THR:CB	2:C:1:A:C6	6	0.17
(1,8)	1:A:69:THR:CB	2:C:1:A:C8	6	0.17
(1,8)	1:A:69:THR:CB	2:C:1:A:H1'	6	0.17
(1,8)	1:A:69:THR:CB	2:C:1:A:H2	6	0.17
(1,8)	1:A:69:THR:CB	2:C:1:A:H2'	6	0.17
(1,8)	1:A:69:THR:CB	2:C:1:A:H3'	6	0.17
(1,8)	1:A:69:THR:CB	2:C:1:A:H4'	6	0.17
(1,8)	1:A:69:THR:CB	2:C:1:A:H5'	6	0.17
(1,8)	1:A:69:THR:CB	2:C:1:A:H5''	6	0.17
(1,8)	1:A:69:THR:CB	2:C:1:A:H61	6	0.17
(1,8)	1:A:69:THR:CB	2:C:1:A:H62	6	0.17
(1,8)	1:A:69:THR:CB	2:C:1:A:H8	6	0.17
(1,8)	1:A:69:THR:CB	2:C:1:A:HO2'	6	0.17
(1,8)	1:A:69:THR:CB	2:C:1:A:N1	6	0.17
(1,8)	1:A:69:THR:CB	2:C:1:A:N3	6	0.17
(1,8)	1:A:69:THR:CB	2:C:1:A:N6	6	0.17
(1,8)	1:A:69:THR:CB	2:C:1:A:N7	6	0.17
(1,8)	1:A:69:THR:CB	2:C:1:A:N9	6	0.17
(1,8)	1:A:69:THR:CB	2:C:1:A:O2'	6	0.17
(1,8)	1:A:69:THR:CB	2:C:1:A:O3'	6	0.17
(1,8)	1:A:69:THR:CB	2:C:1:A:O4'	6	0.17
(1,8)	1:A:69:THR:CB	2:C:1:A:O5'	6	0.17
(1,8)	1:A:69:THR:CB	2:C:2:U:C1'	6	0.17
(1,8)	1:A:69:THR:CB	2:C:2:U:C2	6	0.17
(1,8)	1:A:69:THR:CB	2:C:2:U:C2'	6	0.17
(1,8)	1:A:69:THR:CB	2:C:2:U:C3'	6	0.17
(1,8)	1:A:69:THR:CB	2:C:2:U:C4	6	0.17
(1,8)	1:A:69:THR:CB	2:C:2:U:C4'	6	0.17
(1,8)	1:A:69:THR:CB	2:C:2:U:C5	6	0.17
(1,8)	1:A:69:THR:CB	2:C:2:U:C5'	6	0.17
(1,8)	1:A:69:THR:CB	2:C:2:U:C6	6	0.17
(1,8)	1:A:69:THR:CB	2:C:2:U:H1'	6	0.17
(1,8)	1:A:69:THR:CB	2:C:2:U:H2'	6	0.17
(1,8)	1:A:69:THR:CB	2:C:2:U:H3	6	0.17
(1,8)	1:A:69:THR:CB	2:C:2:U:H3'	6	0.17
(1,8)	1:A:69:THR:CB	2:C:2:U:H4'	6	0.17
(1,8)	1:A:69:THR:CB	2:C:2:U:H5	6	0.17
(1,8)	1:A:69:THR:CB	2:C:2:U:H5'	6	0.17
(1,8)	1:A:69:THR:CB	2:C:2:U:H5''	6	0.17

Continued on next page...

Continued from previous page...

Key	Atom-1	Atom-2	Model ID	Violation (Å)
(1,8)	1:A:69:THR:CB	2:C:2:U:H6	6	0.17
(1,8)	1:A:69:THR:CB	2:C:2:U:HO2'	6	0.17
(1,8)	1:A:69:THR:CB	2:C:2:U:N1	6	0.17
(1,8)	1:A:69:THR:CB	2:C:2:U:N3	6	0.17
(1,8)	1:A:69:THR:CB	2:C:2:U:O2	6	0.17
(1,8)	1:A:69:THR:CB	2:C:2:U:O2'	6	0.17
(1,8)	1:A:69:THR:CB	2:C:2:U:O3'	6	0.17
(1,8)	1:A:69:THR:CB	2:C:2:U:O4	6	0.17
(1,8)	1:A:69:THR:CB	2:C:2:U:O4'	6	0.17
(1,8)	1:A:69:THR:CB	2:C:2:U:O5'	6	0.17
(1,8)	1:A:69:THR:CB	2:C:2:U:OP1	6	0.17
(1,8)	1:A:69:THR:CB	2:C:2:U:OP2	6	0.17
(1,8)	1:A:69:THR:CB	2:C:2:U:P	6	0.17
(1,8)	1:A:69:THR:CB	2:C:3:A:C1'	6	0.17
(1,8)	1:A:69:THR:CB	2:C:3:A:C2	6	0.17
(1,8)	1:A:69:THR:CB	2:C:3:A:C2'	6	0.17
(1,8)	1:A:69:THR:CB	2:C:3:A:C3'	6	0.17
(1,8)	1:A:69:THR:CB	2:C:3:A:C4	6	0.17
(1,8)	1:A:69:THR:CB	2:C:3:A:C4'	6	0.17
(1,8)	1:A:69:THR:CB	2:C:3:A:C5	6	0.17
(1,8)	1:A:69:THR:CB	2:C:3:A:C5'	6	0.17
(1,8)	1:A:69:THR:CB	2:C:3:A:C6	6	0.17
(1,8)	1:A:69:THR:CB	2:C:3:A:C8	6	0.17
(1,8)	1:A:69:THR:CB	2:C:3:A:H1'	6	0.17
(1,8)	1:A:69:THR:CB	2:C:3:A:H2	6	0.17
(1,8)	1:A:69:THR:CB	2:C:3:A:H2'	6	0.17
(1,8)	1:A:69:THR:CB	2:C:3:A:H3'	6	0.17
(1,8)	1:A:69:THR:CB	2:C:3:A:H4'	6	0.17
(1,8)	1:A:69:THR:CB	2:C:3:A:H5'	6	0.17
(1,8)	1:A:69:THR:CB	2:C:3:A:H5''	6	0.17
(1,8)	1:A:69:THR:CB	2:C:3:A:H61	6	0.17
(1,8)	1:A:69:THR:CB	2:C:3:A:H62	6	0.17
(1,8)	1:A:69:THR:CB	2:C:3:A:H8	6	0.17
(1,8)	1:A:69:THR:CB	2:C:3:A:HO2'	6	0.17
(1,8)	1:A:69:THR:CB	2:C:3:A:N1	6	0.17
(1,8)	1:A:69:THR:CB	2:C:3:A:N3	6	0.17
(1,8)	1:A:69:THR:CB	2:C:3:A:N6	6	0.17
(1,8)	1:A:69:THR:CB	2:C:3:A:N7	6	0.17
(1,8)	1:A:69:THR:CB	2:C:3:A:N9	6	0.17
(1,8)	1:A:69:THR:CB	2:C:3:A:O2'	6	0.17
(1,8)	1:A:69:THR:CB	2:C:3:A:O3'	6	0.17
(1,8)	1:A:69:THR:CB	2:C:3:A:O4'	6	0.17

Continued on next page...

Continued from previous page...

Key	Atom-1	Atom-2	Model ID	Violation (Å)
(1,8)	1:A:69:THR:CB	2:C:3:A:O5'	6	0.17
(1,8)	1:A:69:THR:CB	2:C:3:A:OP1	6	0.17
(1,8)	1:A:69:THR:CB	2:C:3:A:OP2	6	0.17
(1,8)	1:A:69:THR:CB	2:C:3:A:P	6	0.17
(1,8)	1:A:69:THR:CB	2:C:4:C:C1'	6	0.17
(1,8)	1:A:69:THR:CB	2:C:4:C:C2	6	0.17
(1,8)	1:A:69:THR:CB	2:C:4:C:C2'	6	0.17
(1,8)	1:A:69:THR:CB	2:C:4:C:C3'	6	0.17
(1,8)	1:A:69:THR:CB	2:C:4:C:C4	6	0.17
(1,8)	1:A:69:THR:CB	2:C:4:C:C4'	6	0.17
(1,8)	1:A:69:THR:CB	2:C:4:C:C5	6	0.17
(1,8)	1:A:69:THR:CB	2:C:4:C:C5'	6	0.17
(1,8)	1:A:69:THR:CB	2:C:4:C:C6	6	0.17
(1,8)	1:A:69:THR:CB	2:C:4:C:H1'	6	0.17
(1,8)	1:A:69:THR:CB	2:C:4:C:H2'	6	0.17
(1,8)	1:A:69:THR:CB	2:C:4:C:H3'	6	0.17
(1,8)	1:A:69:THR:CB	2:C:4:C:H4'	6	0.17
(1,8)	1:A:69:THR:CB	2:C:4:C:H41	6	0.17
(1,8)	1:A:69:THR:CB	2:C:4:C:H42	6	0.17
(1,8)	1:A:69:THR:CB	2:C:4:C:H5	6	0.17
(1,8)	1:A:69:THR:CB	2:C:4:C:H5'	6	0.17
(1,8)	1:A:69:THR:CB	2:C:4:C:H5''	6	0.17
(1,8)	1:A:69:THR:CB	2:C:4:C:H6	6	0.17
(1,8)	1:A:69:THR:CB	2:C:4:C:HO2'	6	0.17
(1,8)	1:A:69:THR:CB	2:C:4:C:N1	6	0.17
(1,8)	1:A:69:THR:CB	2:C:4:C:N3	6	0.17
(1,8)	1:A:69:THR:CB	2:C:4:C:N4	6	0.17
(1,8)	1:A:69:THR:CB	2:C:4:C:O2	6	0.17
(1,8)	1:A:69:THR:CB	2:C:4:C:O2'	6	0.17
(1,8)	1:A:69:THR:CB	2:C:4:C:O3'	6	0.17
(1,8)	1:A:69:THR:CB	2:C:4:C:O4'	6	0.17
(1,8)	1:A:69:THR:CB	2:C:4:C:O5'	6	0.17
(1,8)	1:A:69:THR:CB	2:C:4:C:OP1	6	0.17
(1,8)	1:A:69:THR:CB	2:C:4:C:OP2	6	0.17
(1,8)	1:A:69:THR:CB	2:C:4:C:P	6	0.17
(1,8)	1:A:69:THR:CB	2:C:5:A:C1'	6	0.17
(1,8)	1:A:69:THR:CB	2:C:5:A:C2	6	0.17
(1,8)	1:A:69:THR:CB	2:C:5:A:C2'	6	0.17
(1,8)	1:A:69:THR:CB	2:C:5:A:C3'	6	0.17
(1,8)	1:A:69:THR:CB	2:C:5:A:C4	6	0.17
(1,8)	1:A:69:THR:CB	2:C:5:A:C4'	6	0.17
(1,8)	1:A:69:THR:CB	2:C:5:A:C5	6	0.17

Continued on next page...

Continued from previous page...

Key	Atom-1	Atom-2	Model ID	Violation (Å)
(1,8)	1:A:69:THR:CB	2:C:5:A:C5'	6	0.17
(1,8)	1:A:69:THR:CB	2:C:5:A:C6	6	0.17
(1,8)	1:A:69:THR:CB	2:C:5:A:C8	6	0.17
(1,8)	1:A:69:THR:CB	2:C:5:A:H1'	6	0.17
(1,8)	1:A:69:THR:CB	2:C:5:A:H2	6	0.17
(1,8)	1:A:69:THR:CB	2:C:5:A:H2'	6	0.17
(1,8)	1:A:69:THR:CB	2:C:5:A:H3'	6	0.17
(1,8)	1:A:69:THR:CB	2:C:5:A:H4'	6	0.17
(1,8)	1:A:69:THR:CB	2:C:5:A:H5'	6	0.17
(1,8)	1:A:69:THR:CB	2:C:5:A:H5''	6	0.17
(1,8)	1:A:69:THR:CB	2:C:5:A:H61	6	0.17
(1,8)	1:A:69:THR:CB	2:C:5:A:H62	6	0.17
(1,8)	1:A:69:THR:CB	2:C:5:A:H8	6	0.17
(1,8)	1:A:69:THR:CB	2:C:5:A:HO2'	6	0.17
(1,8)	1:A:69:THR:CB	2:C:5:A:N1	6	0.17
(1,8)	1:A:69:THR:CB	2:C:5:A:N3	6	0.17
(1,8)	1:A:69:THR:CB	2:C:5:A:N6	6	0.17
(1,8)	1:A:69:THR:CB	2:C:5:A:N7	6	0.17
(1,8)	1:A:69:THR:CB	2:C:5:A:N9	6	0.17
(1,8)	1:A:69:THR:CB	2:C:5:A:O2'	6	0.17
(1,8)	1:A:69:THR:CB	2:C:5:A:O3'	6	0.17
(1,8)	1:A:69:THR:CB	2:C:5:A:O4'	6	0.17
(1,8)	1:A:69:THR:CB	2:C:5:A:O5'	6	0.17
(1,8)	1:A:69:THR:CB	2:C:5:A:OP1	6	0.17
(1,8)	1:A:69:THR:CB	2:C:5:A:OP2	6	0.17
(1,8)	1:A:69:THR:CB	2:C:5:A:P	6	0.17
(1,8)	1:A:69:THR:CG2	2:C:1:A:C1'	6	0.17
(1,8)	1:A:69:THR:CG2	2:C:1:A:C2	6	0.17
(1,8)	1:A:69:THR:CG2	2:C:1:A:C2'	6	0.17
(1,8)	1:A:69:THR:CG2	2:C:1:A:C3'	6	0.17
(1,8)	1:A:69:THR:CG2	2:C:1:A:C4	6	0.17
(1,8)	1:A:69:THR:CG2	2:C:1:A:C4'	6	0.17
(1,8)	1:A:69:THR:CG2	2:C:1:A:C5	6	0.17
(1,8)	1:A:69:THR:CG2	2:C:1:A:C5'	6	0.17
(1,8)	1:A:69:THR:CG2	2:C:1:A:C6	6	0.17
(1,8)	1:A:69:THR:CG2	2:C:1:A:C8	6	0.17
(1,8)	1:A:69:THR:CG2	2:C:1:A:H1'	6	0.17
(1,8)	1:A:69:THR:CG2	2:C:1:A:H2	6	0.17
(1,8)	1:A:69:THR:CG2	2:C:1:A:H2'	6	0.17
(1,8)	1:A:69:THR:CG2	2:C:1:A:H3'	6	0.17
(1,8)	1:A:69:THR:CG2	2:C:1:A:H4'	6	0.17
(1,8)	1:A:69:THR:CG2	2:C:1:A:H5'	6	0.17

Continued on next page...

Continued from previous page...

Key	Atom-1	Atom-2	Model ID	Violation (Å)
(1,8)	1:A:69:THR:CG2	2:C:1:A:H5''	6	0.17
(1,8)	1:A:69:THR:CG2	2:C:1:A:H61	6	0.17
(1,8)	1:A:69:THR:CG2	2:C:1:A:H62	6	0.17
(1,8)	1:A:69:THR:CG2	2:C:1:A:H8	6	0.17
(1,8)	1:A:69:THR:CG2	2:C:1:A:HO2'	6	0.17
(1,8)	1:A:69:THR:CG2	2:C:1:A:N1	6	0.17
(1,8)	1:A:69:THR:CG2	2:C:1:A:N3	6	0.17
(1,8)	1:A:69:THR:CG2	2:C:1:A:N6	6	0.17
(1,8)	1:A:69:THR:CG2	2:C:1:A:N7	6	0.17
(1,8)	1:A:69:THR:CG2	2:C:1:A:N9	6	0.17
(1,8)	1:A:69:THR:CG2	2:C:1:A:O2'	6	0.17
(1,8)	1:A:69:THR:CG2	2:C:1:A:O3'	6	0.17
(1,8)	1:A:69:THR:CG2	2:C:1:A:O4'	6	0.17
(1,8)	1:A:69:THR:CG2	2:C:1:A:O5'	6	0.17
(1,8)	1:A:69:THR:CG2	2:C:2:U:C1'	6	0.17
(1,8)	1:A:69:THR:CG2	2:C:2:U:C2	6	0.17
(1,8)	1:A:69:THR:CG2	2:C:2:U:C2'	6	0.17
(1,8)	1:A:69:THR:CG2	2:C:2:U:C3'	6	0.17
(1,8)	1:A:69:THR:CG2	2:C:2:U:C4	6	0.17
(1,8)	1:A:69:THR:CG2	2:C:2:U:C4'	6	0.17
(1,8)	1:A:69:THR:CG2	2:C:2:U:C5	6	0.17
(1,8)	1:A:69:THR:CG2	2:C:2:U:C5'	6	0.17
(1,8)	1:A:69:THR:CG2	2:C:2:U:C6	6	0.17
(1,8)	1:A:69:THR:CG2	2:C:2:U:H1'	6	0.17
(1,8)	1:A:69:THR:CG2	2:C:2:U:H2'	6	0.17
(1,8)	1:A:69:THR:CG2	2:C:2:U:H3	6	0.17
(1,8)	1:A:69:THR:CG2	2:C:2:U:H3'	6	0.17
(1,8)	1:A:69:THR:CG2	2:C:2:U:H4'	6	0.17
(1,8)	1:A:69:THR:CG2	2:C:2:U:H5	6	0.17
(1,8)	1:A:69:THR:CG2	2:C:2:U:H5'	6	0.17
(1,8)	1:A:69:THR:CG2	2:C:2:U:H5''	6	0.17
(1,8)	1:A:69:THR:CG2	2:C:2:U:H6	6	0.17
(1,8)	1:A:69:THR:CG2	2:C:2:U:HO2'	6	0.17
(1,8)	1:A:69:THR:CG2	2:C:2:U:N1	6	0.17
(1,8)	1:A:69:THR:CG2	2:C:2:U:N3	6	0.17
(1,8)	1:A:69:THR:CG2	2:C:2:U:O2	6	0.17
(1,8)	1:A:69:THR:CG2	2:C:2:U:O2'	6	0.17
(1,8)	1:A:69:THR:CG2	2:C:2:U:O3'	6	0.17
(1,8)	1:A:69:THR:CG2	2:C:2:U:O4	6	0.17
(1,8)	1:A:69:THR:CG2	2:C:2:U:O4'	6	0.17
(1,8)	1:A:69:THR:CG2	2:C:2:U:O5'	6	0.17
(1,8)	1:A:69:THR:CG2	2:C:2:U:OP1	6	0.17

Continued on next page...

Continued from previous page...

Key	Atom-1	Atom-2	Model ID	Violation (Å)
(1,8)	1:A:69:THR:CG2	2:C:2:U:OP2	6	0.17
(1,8)	1:A:69:THR:CG2	2:C:2:U:P	6	0.17
(1,8)	1:A:69:THR:CG2	2:C:3:A:C1'	6	0.17
(1,8)	1:A:69:THR:CG2	2:C:3:A:C2	6	0.17
(1,8)	1:A:69:THR:CG2	2:C:3:A:C2'	6	0.17
(1,8)	1:A:69:THR:CG2	2:C:3:A:C3'	6	0.17
(1,8)	1:A:69:THR:CG2	2:C:3:A:C4	6	0.17
(1,8)	1:A:69:THR:CG2	2:C:3:A:C4'	6	0.17
(1,8)	1:A:69:THR:CG2	2:C:3:A:C5	6	0.17
(1,8)	1:A:69:THR:CG2	2:C:3:A:C5'	6	0.17
(1,8)	1:A:69:THR:CG2	2:C:3:A:C6	6	0.17
(1,8)	1:A:69:THR:CG2	2:C:3:A:C8	6	0.17
(1,8)	1:A:69:THR:CG2	2:C:3:A:H1'	6	0.17
(1,8)	1:A:69:THR:CG2	2:C:3:A:H2	6	0.17
(1,8)	1:A:69:THR:CG2	2:C:3:A:H2'	6	0.17
(1,8)	1:A:69:THR:CG2	2:C:3:A:H3'	6	0.17
(1,8)	1:A:69:THR:CG2	2:C:3:A:H4'	6	0.17
(1,8)	1:A:69:THR:CG2	2:C:3:A:H5'	6	0.17
(1,8)	1:A:69:THR:CG2	2:C:3:A:H5''	6	0.17
(1,8)	1:A:69:THR:CG2	2:C:3:A:H61	6	0.17
(1,8)	1:A:69:THR:CG2	2:C:3:A:H62	6	0.17
(1,8)	1:A:69:THR:CG2	2:C:3:A:H8	6	0.17
(1,8)	1:A:69:THR:CG2	2:C:3:A:HO2'	6	0.17
(1,8)	1:A:69:THR:CG2	2:C:3:A:N1	6	0.17
(1,8)	1:A:69:THR:CG2	2:C:3:A:N3	6	0.17
(1,8)	1:A:69:THR:CG2	2:C:3:A:N6	6	0.17
(1,8)	1:A:69:THR:CG2	2:C:3:A:N7	6	0.17
(1,8)	1:A:69:THR:CG2	2:C:3:A:N9	6	0.17
(1,8)	1:A:69:THR:CG2	2:C:3:A:O2'	6	0.17
(1,8)	1:A:69:THR:CG2	2:C:3:A:O3'	6	0.17
(1,8)	1:A:69:THR:CG2	2:C:3:A:O4'	6	0.17
(1,8)	1:A:69:THR:CG2	2:C:3:A:O5'	6	0.17
(1,8)	1:A:69:THR:CG2	2:C:3:A:OP1	6	0.17
(1,8)	1:A:69:THR:CG2	2:C:3:A:OP2	6	0.17
(1,8)	1:A:69:THR:CG2	2:C:3:A:P	6	0.17
(1,8)	1:A:69:THR:CG2	2:C:4:C:C1'	6	0.17
(1,8)	1:A:69:THR:CG2	2:C:4:C:C2	6	0.17
(1,8)	1:A:69:THR:CG2	2:C:4:C:C2'	6	0.17
(1,8)	1:A:69:THR:CG2	2:C:4:C:C3'	6	0.17
(1,8)	1:A:69:THR:CG2	2:C:4:C:C4	6	0.17
(1,8)	1:A:69:THR:CG2	2:C:4:C:C4'	6	0.17
(1,8)	1:A:69:THR:CG2	2:C:4:C:C5	6	0.17

Continued on next page...

Continued from previous page...

Key	Atom-1	Atom-2	Model ID	Violation (Å)
(1,8)	1:A:69:THR:CG2	2:C:4:C:C5'	6	0.17
(1,8)	1:A:69:THR:CG2	2:C:4:C:C6	6	0.17
(1,8)	1:A:69:THR:CG2	2:C:4:C:H1'	6	0.17
(1,8)	1:A:69:THR:CG2	2:C:4:C:H2'	6	0.17
(1,8)	1:A:69:THR:CG2	2:C:4:C:H3'	6	0.17
(1,8)	1:A:69:THR:CG2	2:C:4:C:H4'	6	0.17
(1,8)	1:A:69:THR:CG2	2:C:4:C:H41	6	0.17
(1,8)	1:A:69:THR:CG2	2:C:4:C:H42	6	0.17
(1,8)	1:A:69:THR:CG2	2:C:4:C:H5	6	0.17
(1,8)	1:A:69:THR:CG2	2:C:4:C:H5'	6	0.17
(1,8)	1:A:69:THR:CG2	2:C:4:C:H5''	6	0.17
(1,8)	1:A:69:THR:CG2	2:C:4:C:H6	6	0.17
(1,8)	1:A:69:THR:CG2	2:C:4:C:HO2'	6	0.17
(1,8)	1:A:69:THR:CG2	2:C:4:C:N1	6	0.17
(1,8)	1:A:69:THR:CG2	2:C:4:C:N3	6	0.17
(1,8)	1:A:69:THR:CG2	2:C:4:C:N4	6	0.17
(1,8)	1:A:69:THR:CG2	2:C:4:C:O2	6	0.17
(1,8)	1:A:69:THR:CG2	2:C:4:C:O2'	6	0.17
(1,8)	1:A:69:THR:CG2	2:C:4:C:O3'	6	0.17
(1,8)	1:A:69:THR:CG2	2:C:4:C:O4'	6	0.17
(1,8)	1:A:69:THR:CG2	2:C:4:C:O5'	6	0.17
(1,8)	1:A:69:THR:CG2	2:C:4:C:OP1	6	0.17
(1,8)	1:A:69:THR:CG2	2:C:4:C:OP2	6	0.17
(1,8)	1:A:69:THR:CG2	2:C:4:C:P	6	0.17
(1,8)	1:A:69:THR:CG2	2:C:5:A:C1'	6	0.17
(1,8)	1:A:69:THR:CG2	2:C:5:A:C2	6	0.17
(1,8)	1:A:69:THR:CG2	2:C:5:A:C2'	6	0.17
(1,8)	1:A:69:THR:CG2	2:C:5:A:C3'	6	0.17
(1,8)	1:A:69:THR:CG2	2:C:5:A:C4	6	0.17
(1,8)	1:A:69:THR:CG2	2:C:5:A:C4'	6	0.17
(1,8)	1:A:69:THR:CG2	2:C:5:A:C5	6	0.17
(1,8)	1:A:69:THR:CG2	2:C:5:A:C5'	6	0.17
(1,8)	1:A:69:THR:CG2	2:C:5:A:C6	6	0.17
(1,8)	1:A:69:THR:CG2	2:C:5:A:C8	6	0.17
(1,8)	1:A:69:THR:CG2	2:C:5:A:H1'	6	0.17
(1,8)	1:A:69:THR:CG2	2:C:5:A:H2	6	0.17
(1,8)	1:A:69:THR:CG2	2:C:5:A:H2'	6	0.17
(1,8)	1:A:69:THR:CG2	2:C:5:A:H3'	6	0.17
(1,8)	1:A:69:THR:CG2	2:C:5:A:H4'	6	0.17
(1,8)	1:A:69:THR:CG2	2:C:5:A:H5'	6	0.17
(1,8)	1:A:69:THR:CG2	2:C:5:A:H5''	6	0.17
(1,8)	1:A:69:THR:CG2	2:C:5:A:H61	6	0.17

Continued on next page...

Continued from previous page...

Key	Atom-1	Atom-2	Model ID	Violation (Å)
(1,8)	1:A:69:THR:CG2	2:C:5:A:H62	6	0.17
(1,8)	1:A:69:THR:CG2	2:C:5:A:H8	6	0.17
(1,8)	1:A:69:THR:CG2	2:C:5:A:HO2'	6	0.17
(1,8)	1:A:69:THR:CG2	2:C:5:A:N1	6	0.17
(1,8)	1:A:69:THR:CG2	2:C:5:A:N3	6	0.17
(1,8)	1:A:69:THR:CG2	2:C:5:A:N6	6	0.17
(1,8)	1:A:69:THR:CG2	2:C:5:A:N7	6	0.17
(1,8)	1:A:69:THR:CG2	2:C:5:A:N9	6	0.17
(1,8)	1:A:69:THR:CG2	2:C:5:A:O2'	6	0.17
(1,8)	1:A:69:THR:CG2	2:C:5:A:O3'	6	0.17
(1,8)	1:A:69:THR:CG2	2:C:5:A:O4'	6	0.17
(1,8)	1:A:69:THR:CG2	2:C:5:A:O5'	6	0.17
(1,8)	1:A:69:THR:CG2	2:C:5:A:OP1	6	0.17
(1,8)	1:A:69:THR:CG2	2:C:5:A:OP2	6	0.17
(1,8)	1:A:69:THR:CG2	2:C:5:A:P	6	0.17
(1,8)	1:A:69:THR:H	2:C:1:A:C1'	6	0.17
(1,8)	1:A:69:THR:H	2:C:1:A:C2	6	0.17
(1,8)	1:A:69:THR:H	2:C:1:A:C2'	6	0.17
(1,8)	1:A:69:THR:H	2:C:1:A:C3'	6	0.17
(1,8)	1:A:69:THR:H	2:C:1:A:C4	6	0.17
(1,8)	1:A:69:THR:H	2:C:1:A:C4'	6	0.17
(1,8)	1:A:69:THR:H	2:C:1:A:C5	6	0.17
(1,8)	1:A:69:THR:H	2:C:1:A:C5'	6	0.17
(1,8)	1:A:69:THR:H	2:C:1:A:C6	6	0.17
(1,8)	1:A:69:THR:H	2:C:1:A:C8	6	0.17
(1,8)	1:A:69:THR:H	2:C:1:A:H1'	6	0.17
(1,8)	1:A:69:THR:H	2:C:1:A:H2	6	0.17
(1,8)	1:A:69:THR:H	2:C:1:A:H2'	6	0.17
(1,8)	1:A:69:THR:H	2:C:1:A:H3'	6	0.17
(1,8)	1:A:69:THR:H	2:C:1:A:H4'	6	0.17
(1,8)	1:A:69:THR:H	2:C:1:A:H5'	6	0.17
(1,8)	1:A:69:THR:H	2:C:1:A:H5''	6	0.17
(1,8)	1:A:69:THR:H	2:C:1:A:H61	6	0.17
(1,8)	1:A:69:THR:H	2:C:1:A:H62	6	0.17
(1,8)	1:A:69:THR:H	2:C:1:A:H8	6	0.17
(1,8)	1:A:69:THR:H	2:C:1:A:HO2'	6	0.17
(1,8)	1:A:69:THR:H	2:C:1:A:N1	6	0.17
(1,8)	1:A:69:THR:H	2:C:1:A:N3	6	0.17
(1,8)	1:A:69:THR:H	2:C:1:A:N6	6	0.17
(1,8)	1:A:69:THR:H	2:C:1:A:N7	6	0.17
(1,8)	1:A:69:THR:H	2:C:1:A:N9	6	0.17
(1,8)	1:A:69:THR:H	2:C:1:A:O2'	6	0.17

Continued on next page...

Continued from previous page...

Key	Atom-1	Atom-2	Model ID	Violation (Å)
(1,8)	1:A:69:THR:H	2:C:1:A:O3'	6	0.17
(1,8)	1:A:69:THR:H	2:C:1:A:O4'	6	0.17
(1,8)	1:A:69:THR:H	2:C:1:A:O5'	6	0.17
(1,8)	1:A:69:THR:H	2:C:2:U:C1'	6	0.17
(1,8)	1:A:69:THR:H	2:C:2:U:C2	6	0.17
(1,8)	1:A:69:THR:H	2:C:2:U:C2'	6	0.17
(1,8)	1:A:69:THR:H	2:C:2:U:C3'	6	0.17
(1,8)	1:A:69:THR:H	2:C:2:U:C4	6	0.17
(1,8)	1:A:69:THR:H	2:C:2:U:C4'	6	0.17
(1,8)	1:A:69:THR:H	2:C:2:U:C5	6	0.17
(1,8)	1:A:69:THR:H	2:C:2:U:C5'	6	0.17
(1,8)	1:A:69:THR:H	2:C:2:U:C6	6	0.17
(1,8)	1:A:69:THR:H	2:C:2:U:H1'	6	0.17
(1,8)	1:A:69:THR:H	2:C:2:U:H2'	6	0.17
(1,8)	1:A:69:THR:H	2:C:2:U:H3	6	0.17
(1,8)	1:A:69:THR:H	2:C:2:U:H3'	6	0.17
(1,8)	1:A:69:THR:H	2:C:2:U:H4'	6	0.17
(1,8)	1:A:69:THR:H	2:C:2:U:H5	6	0.17
(1,8)	1:A:69:THR:H	2:C:2:U:H5'	6	0.17
(1,8)	1:A:69:THR:H	2:C:2:U:H5''	6	0.17
(1,8)	1:A:69:THR:H	2:C:2:U:H6	6	0.17
(1,8)	1:A:69:THR:H	2:C:2:U:HO2'	6	0.17
(1,8)	1:A:69:THR:H	2:C:2:U:N1	6	0.17
(1,8)	1:A:69:THR:H	2:C:2:U:N3	6	0.17
(1,8)	1:A:69:THR:H	2:C:2:U:O2	6	0.17
(1,8)	1:A:69:THR:H	2:C:2:U:O2'	6	0.17
(1,8)	1:A:69:THR:H	2:C:2:U:O3'	6	0.17
(1,8)	1:A:69:THR:H	2:C:2:U:O4	6	0.17
(1,8)	1:A:69:THR:H	2:C:2:U:O4'	6	0.17
(1,8)	1:A:69:THR:H	2:C:2:U:O5'	6	0.17
(1,8)	1:A:69:THR:H	2:C:2:U:OP1	6	0.17
(1,8)	1:A:69:THR:H	2:C:2:U:OP2	6	0.17
(1,8)	1:A:69:THR:H	2:C:2:U:P	6	0.17
(1,8)	1:A:69:THR:H	2:C:3:A:C1'	6	0.17
(1,8)	1:A:69:THR:H	2:C:3:A:C2	6	0.17
(1,8)	1:A:69:THR:H	2:C:3:A:C2'	6	0.17
(1,8)	1:A:69:THR:H	2:C:3:A:C3'	6	0.17
(1,8)	1:A:69:THR:H	2:C:3:A:C4	6	0.17
(1,8)	1:A:69:THR:H	2:C:3:A:C4'	6	0.17
(1,8)	1:A:69:THR:H	2:C:3:A:C5	6	0.17
(1,8)	1:A:69:THR:H	2:C:3:A:C5'	6	0.17
(1,8)	1:A:69:THR:H	2:C:3:A:C6	6	0.17

Continued on next page...

Continued from previous page...

Key	Atom-1	Atom-2	Model ID	Violation (Å)
(1,8)	1:A:69:THR:H	2:C:3:A:C8	6	0.17
(1,8)	1:A:69:THR:H	2:C:3:A:H1'	6	0.17
(1,8)	1:A:69:THR:H	2:C:3:A:H2	6	0.17
(1,8)	1:A:69:THR:H	2:C:3:A:H2'	6	0.17
(1,8)	1:A:69:THR:H	2:C:3:A:H3'	6	0.17
(1,8)	1:A:69:THR:H	2:C:3:A:H4'	6	0.17
(1,8)	1:A:69:THR:H	2:C:3:A:H5'	6	0.17
(1,8)	1:A:69:THR:H	2:C:3:A:H5''	6	0.17
(1,8)	1:A:69:THR:H	2:C:3:A:H61	6	0.17
(1,8)	1:A:69:THR:H	2:C:3:A:H62	6	0.17
(1,8)	1:A:69:THR:H	2:C:3:A:H8	6	0.17
(1,8)	1:A:69:THR:H	2:C:3:A:HO2'	6	0.17
(1,8)	1:A:69:THR:H	2:C:3:A:N1	6	0.17
(1,8)	1:A:69:THR:H	2:C:3:A:N3	6	0.17
(1,8)	1:A:69:THR:H	2:C:3:A:N6	6	0.17
(1,8)	1:A:69:THR:H	2:C:3:A:N7	6	0.17
(1,8)	1:A:69:THR:H	2:C:3:A:N9	6	0.17
(1,8)	1:A:69:THR:H	2:C:3:A:O2'	6	0.17
(1,8)	1:A:69:THR:H	2:C:3:A:O3'	6	0.17
(1,8)	1:A:69:THR:H	2:C:3:A:O4'	6	0.17
(1,8)	1:A:69:THR:H	2:C:3:A:O5'	6	0.17
(1,8)	1:A:69:THR:H	2:C:3:A:OP1	6	0.17
(1,8)	1:A:69:THR:H	2:C:3:A:OP2	6	0.17
(1,8)	1:A:69:THR:H	2:C:3:A:P	6	0.17
(1,8)	1:A:69:THR:H	2:C:4:C:C1'	6	0.17
(1,8)	1:A:69:THR:H	2:C:4:C:C2	6	0.17
(1,8)	1:A:69:THR:H	2:C:4:C:C2'	6	0.17
(1,8)	1:A:69:THR:H	2:C:4:C:C3'	6	0.17
(1,8)	1:A:69:THR:H	2:C:4:C:C4	6	0.17
(1,8)	1:A:69:THR:H	2:C:4:C:C4'	6	0.17
(1,8)	1:A:69:THR:H	2:C:4:C:C5	6	0.17
(1,8)	1:A:69:THR:H	2:C:4:C:C5'	6	0.17
(1,8)	1:A:69:THR:H	2:C:4:C:C6	6	0.17
(1,8)	1:A:69:THR:H	2:C:4:C:H1'	6	0.17
(1,8)	1:A:69:THR:H	2:C:4:C:H2'	6	0.17
(1,8)	1:A:69:THR:H	2:C:4:C:H3'	6	0.17
(1,8)	1:A:69:THR:H	2:C:4:C:H4'	6	0.17
(1,8)	1:A:69:THR:H	2:C:4:C:H41	6	0.17
(1,8)	1:A:69:THR:H	2:C:4:C:H42	6	0.17
(1,8)	1:A:69:THR:H	2:C:4:C:H5	6	0.17
(1,8)	1:A:69:THR:H	2:C:4:C:H5'	6	0.17
(1,8)	1:A:69:THR:H	2:C:4:C:H5''	6	0.17

Continued on next page...

Continued from previous page...

Key	Atom-1	Atom-2	Model ID	Violation (Å)
(1,8)	1:A:69:THR:H	2:C:4:C:H6	6	0.17
(1,8)	1:A:69:THR:H	2:C:4:C:HO2'	6	0.17
(1,8)	1:A:69:THR:H	2:C:4:C:N1	6	0.17
(1,8)	1:A:69:THR:H	2:C:4:C:N3	6	0.17
(1,8)	1:A:69:THR:H	2:C:4:C:N4	6	0.17
(1,8)	1:A:69:THR:H	2:C:4:C:O2	6	0.17
(1,8)	1:A:69:THR:H	2:C:4:C:O2'	6	0.17
(1,8)	1:A:69:THR:H	2:C:4:C:O3'	6	0.17
(1,8)	1:A:69:THR:H	2:C:4:C:O4'	6	0.17
(1,8)	1:A:69:THR:H	2:C:4:C:O5'	6	0.17
(1,8)	1:A:69:THR:H	2:C:4:C:OP1	6	0.17
(1,8)	1:A:69:THR:H	2:C:4:C:OP2	6	0.17
(1,8)	1:A:69:THR:H	2:C:4:C:P	6	0.17
(1,8)	1:A:69:THR:H	2:C:5:A:C1'	6	0.17
(1,8)	1:A:69:THR:H	2:C:5:A:C2	6	0.17
(1,8)	1:A:69:THR:H	2:C:5:A:C2'	6	0.17
(1,8)	1:A:69:THR:H	2:C:5:A:C3'	6	0.17
(1,8)	1:A:69:THR:H	2:C:5:A:C4	6	0.17
(1,8)	1:A:69:THR:H	2:C:5:A:C4'	6	0.17
(1,8)	1:A:69:THR:H	2:C:5:A:C5	6	0.17
(1,8)	1:A:69:THR:H	2:C:5:A:C5'	6	0.17
(1,8)	1:A:69:THR:H	2:C:5:A:C6	6	0.17
(1,8)	1:A:69:THR:H	2:C:5:A:C8	6	0.17
(1,8)	1:A:69:THR:H	2:C:5:A:H1'	6	0.17
(1,8)	1:A:69:THR:H	2:C:5:A:H2	6	0.17
(1,8)	1:A:69:THR:H	2:C:5:A:H2'	6	0.17
(1,8)	1:A:69:THR:H	2:C:5:A:H3'	6	0.17
(1,8)	1:A:69:THR:H	2:C:5:A:H4'	6	0.17
(1,8)	1:A:69:THR:H	2:C:5:A:H5'	6	0.17
(1,8)	1:A:69:THR:H	2:C:5:A:H5''	6	0.17
(1,8)	1:A:69:THR:H	2:C:5:A:H61	6	0.17
(1,8)	1:A:69:THR:H	2:C:5:A:H62	6	0.17
(1,8)	1:A:69:THR:H	2:C:5:A:H8	6	0.17
(1,8)	1:A:69:THR:H	2:C:5:A:HO2'	6	0.17
(1,8)	1:A:69:THR:H	2:C:5:A:N1	6	0.17
(1,8)	1:A:69:THR:H	2:C:5:A:N3	6	0.17
(1,8)	1:A:69:THR:H	2:C:5:A:N6	6	0.17
(1,8)	1:A:69:THR:H	2:C:5:A:N7	6	0.17
(1,8)	1:A:69:THR:H	2:C:5:A:N9	6	0.17
(1,8)	1:A:69:THR:H	2:C:5:A:O2'	6	0.17
(1,8)	1:A:69:THR:H	2:C:5:A:O3'	6	0.17
(1,8)	1:A:69:THR:H	2:C:5:A:O4'	6	0.17

Continued on next page...

Continued from previous page...

Key	Atom-1	Atom-2	Model ID	Violation (Å)
(1,8)	1:A:69:THR:H	2:C:5:A:O5'	6	0.17
(1,8)	1:A:69:THR:H	2:C:5:A:OP1	6	0.17
(1,8)	1:A:69:THR:H	2:C:5:A:OP2	6	0.17
(1,8)	1:A:69:THR:H	2:C:5:A:P	6	0.17
(1,8)	1:A:69:THR:HG1	2:C:1:A:C1'	6	0.17
(1,8)	1:A:69:THR:HG1	2:C:1:A:C2	6	0.17
(1,8)	1:A:69:THR:HG1	2:C:1:A:C2'	6	0.17
(1,8)	1:A:69:THR:HG1	2:C:1:A:C3'	6	0.17
(1,8)	1:A:69:THR:HG1	2:C:1:A:C4	6	0.17
(1,8)	1:A:69:THR:HG1	2:C:1:A:C4'	6	0.17
(1,8)	1:A:69:THR:HG1	2:C:1:A:C5	6	0.17
(1,8)	1:A:69:THR:HG1	2:C:1:A:C5'	6	0.17
(1,8)	1:A:69:THR:HG1	2:C:1:A:C6	6	0.17
(1,8)	1:A:69:THR:HG1	2:C:1:A:C8	6	0.17
(1,8)	1:A:69:THR:HG1	2:C:1:A:H1'	6	0.17
(1,8)	1:A:69:THR:HG1	2:C:1:A:H2	6	0.17
(1,8)	1:A:69:THR:HG1	2:C:1:A:H2'	6	0.17
(1,8)	1:A:69:THR:HG1	2:C:1:A:H3'	6	0.17
(1,8)	1:A:69:THR:HG1	2:C:1:A:H4'	6	0.17
(1,8)	1:A:69:THR:HG1	2:C:1:A:H5'	6	0.17
(1,8)	1:A:69:THR:HG1	2:C:1:A:H5''	6	0.17
(1,8)	1:A:69:THR:HG1	2:C:1:A:H61	6	0.17
(1,8)	1:A:69:THR:HG1	2:C:1:A:H62	6	0.17
(1,8)	1:A:69:THR:HG1	2:C:1:A:H8	6	0.17
(1,8)	1:A:69:THR:HG1	2:C:1:A:HO2'	6	0.17
(1,8)	1:A:69:THR:HG1	2:C:1:A:N1	6	0.17
(1,8)	1:A:69:THR:HG1	2:C:1:A:N3	6	0.17
(1,8)	1:A:69:THR:HG1	2:C:1:A:N6	6	0.17
(1,8)	1:A:69:THR:HG1	2:C:1:A:N7	6	0.17
(1,8)	1:A:69:THR:HG1	2:C:1:A:N9	6	0.17
(1,8)	1:A:69:THR:HG1	2:C:1:A:O2'	6	0.17
(1,8)	1:A:69:THR:HG1	2:C:1:A:O3'	6	0.17
(1,8)	1:A:69:THR:HG1	2:C:1:A:O4'	6	0.17
(1,8)	1:A:69:THR:HG1	2:C:1:A:O5'	6	0.17
(1,8)	1:A:69:THR:HG1	2:C:2:U:C1'	6	0.17
(1,8)	1:A:69:THR:HG1	2:C:2:U:C2	6	0.17
(1,8)	1:A:69:THR:HG1	2:C:2:U:C2'	6	0.17
(1,8)	1:A:69:THR:HG1	2:C:2:U:C3'	6	0.17
(1,8)	1:A:69:THR:HG1	2:C:2:U:C4	6	0.17
(1,8)	1:A:69:THR:HG1	2:C:2:U:C4'	6	0.17
(1,8)	1:A:69:THR:HG1	2:C:2:U:C5	6	0.17
(1,8)	1:A:69:THR:HG1	2:C:2:U:C5'	6	0.17

Continued on next page...

Continued from previous page...

Key	Atom-1	Atom-2	Model ID	Violation (Å)
(1,8)	1:A:69:THR:HG1	2:C:2:U:C6	6	0.17
(1,8)	1:A:69:THR:HG1	2:C:2:U:H1'	6	0.17
(1,8)	1:A:69:THR:HG1	2:C:2:U:H2'	6	0.17
(1,8)	1:A:69:THR:HG1	2:C:2:U:H3	6	0.17
(1,8)	1:A:69:THR:HG1	2:C:2:U:H3'	6	0.17
(1,8)	1:A:69:THR:HG1	2:C:2:U:H4'	6	0.17
(1,8)	1:A:69:THR:HG1	2:C:2:U:H5	6	0.17
(1,8)	1:A:69:THR:HG1	2:C:2:U:H5'	6	0.17
(1,8)	1:A:69:THR:HG1	2:C:2:U:H5''	6	0.17
(1,8)	1:A:69:THR:HG1	2:C:2:U:H6	6	0.17
(1,8)	1:A:69:THR:HG1	2:C:2:U:HO2'	6	0.17
(1,8)	1:A:69:THR:HG1	2:C:2:U:N1	6	0.17
(1,8)	1:A:69:THR:HG1	2:C:2:U:N3	6	0.17
(1,8)	1:A:69:THR:HG1	2:C:2:U:O2	6	0.17
(1,8)	1:A:69:THR:HG1	2:C:2:U:O2'	6	0.17
(1,8)	1:A:69:THR:HG1	2:C:2:U:O3'	6	0.17
(1,8)	1:A:69:THR:HG1	2:C:2:U:O4	6	0.17
(1,8)	1:A:69:THR:HG1	2:C:2:U:O4'	6	0.17
(1,8)	1:A:69:THR:HG1	2:C:2:U:O5'	6	0.17
(1,8)	1:A:69:THR:HG1	2:C:2:U:OP1	6	0.17
(1,8)	1:A:69:THR:HG1	2:C:2:U:OP2	6	0.17
(1,8)	1:A:69:THR:HG1	2:C:2:U:P	6	0.17
(1,8)	1:A:69:THR:HG1	2:C:3:A:C1'	6	0.17
(1,8)	1:A:69:THR:HG1	2:C:3:A:C2	6	0.17
(1,8)	1:A:69:THR:HG1	2:C:3:A:C2'	6	0.17
(1,8)	1:A:69:THR:HG1	2:C:3:A:C3'	6	0.17
(1,8)	1:A:69:THR:HG1	2:C:3:A:C4	6	0.17
(1,8)	1:A:69:THR:HG1	2:C:3:A:C4'	6	0.17
(1,8)	1:A:69:THR:HG1	2:C:3:A:C5	6	0.17
(1,8)	1:A:69:THR:HG1	2:C:3:A:C5'	6	0.17
(1,8)	1:A:69:THR:HG1	2:C:3:A:C6	6	0.17
(1,8)	1:A:69:THR:HG1	2:C:3:A:C8	6	0.17
(1,8)	1:A:69:THR:HG1	2:C:3:A:H1'	6	0.17
(1,8)	1:A:69:THR:HG1	2:C:3:A:H2	6	0.17
(1,8)	1:A:69:THR:HG1	2:C:3:A:H2'	6	0.17
(1,8)	1:A:69:THR:HG1	2:C:3:A:H3'	6	0.17
(1,8)	1:A:69:THR:HG1	2:C:3:A:H4'	6	0.17
(1,8)	1:A:69:THR:HG1	2:C:3:A:H5'	6	0.17
(1,8)	1:A:69:THR:HG1	2:C:3:A:H5''	6	0.17
(1,8)	1:A:69:THR:HG1	2:C:3:A:H61	6	0.17
(1,8)	1:A:69:THR:HG1	2:C:3:A:H62	6	0.17
(1,8)	1:A:69:THR:HG1	2:C:3:A:H8	6	0.17

Continued on next page...

Continued from previous page...

Key	Atom-1	Atom-2	Model ID	Violation (Å)
(1,8)	1:A:69:THR:HG1	2:C:3:A:HO2'	6	0.17
(1,8)	1:A:69:THR:HG1	2:C:3:A:N1	6	0.17
(1,8)	1:A:69:THR:HG1	2:C:3:A:N3	6	0.17
(1,8)	1:A:69:THR:HG1	2:C:3:A:N6	6	0.17
(1,8)	1:A:69:THR:HG1	2:C:3:A:N7	6	0.17
(1,8)	1:A:69:THR:HG1	2:C:3:A:N9	6	0.17
(1,8)	1:A:69:THR:HG1	2:C:3:A:O2'	6	0.17
(1,8)	1:A:69:THR:HG1	2:C:3:A:O3'	6	0.17
(1,8)	1:A:69:THR:HG1	2:C:3:A:O4'	6	0.17
(1,8)	1:A:69:THR:HG1	2:C:3:A:O5'	6	0.17
(1,8)	1:A:69:THR:HG1	2:C:3:A:OP1	6	0.17
(1,8)	1:A:69:THR:HG1	2:C:3:A:OP2	6	0.17
(1,8)	1:A:69:THR:HG1	2:C:3:A:P	6	0.17
(1,8)	1:A:69:THR:HG1	2:C:4:C:C1'	6	0.17
(1,8)	1:A:69:THR:HG1	2:C:4:C:C2	6	0.17
(1,8)	1:A:69:THR:HG1	2:C:4:C:C2'	6	0.17
(1,8)	1:A:69:THR:HG1	2:C:4:C:C3'	6	0.17
(1,8)	1:A:69:THR:HG1	2:C:4:C:C4	6	0.17
(1,8)	1:A:69:THR:HG1	2:C:4:C:C4'	6	0.17
(1,8)	1:A:69:THR:HG1	2:C:4:C:C5	6	0.17
(1,8)	1:A:69:THR:HG1	2:C:4:C:C5'	6	0.17
(1,8)	1:A:69:THR:HG1	2:C:4:C:C6	6	0.17
(1,8)	1:A:69:THR:HG1	2:C:4:C:H1'	6	0.17
(1,8)	1:A:69:THR:HG1	2:C:4:C:H2'	6	0.17
(1,8)	1:A:69:THR:HG1	2:C:4:C:H3'	6	0.17
(1,8)	1:A:69:THR:HG1	2:C:4:C:H4'	6	0.17
(1,8)	1:A:69:THR:HG1	2:C:4:C:H41	6	0.17
(1,8)	1:A:69:THR:HG1	2:C:4:C:H42	6	0.17
(1,8)	1:A:69:THR:HG1	2:C:4:C:H5	6	0.17
(1,8)	1:A:69:THR:HG1	2:C:4:C:H5'	6	0.17
(1,8)	1:A:69:THR:HG1	2:C:4:C:H5''	6	0.17
(1,8)	1:A:69:THR:HG1	2:C:4:C:H6	6	0.17
(1,8)	1:A:69:THR:HG1	2:C:4:C:HO2'	6	0.17
(1,8)	1:A:69:THR:HG1	2:C:4:C:N1	6	0.17
(1,8)	1:A:69:THR:HG1	2:C:4:C:N3	6	0.17
(1,8)	1:A:69:THR:HG1	2:C:4:C:N4	6	0.17
(1,8)	1:A:69:THR:HG1	2:C:4:C:O2	6	0.17
(1,8)	1:A:69:THR:HG1	2:C:4:C:O2'	6	0.17
(1,8)	1:A:69:THR:HG1	2:C:4:C:O3'	6	0.17
(1,8)	1:A:69:THR:HG1	2:C:4:C:O4'	6	0.17
(1,8)	1:A:69:THR:HG1	2:C:4:C:O5'	6	0.17
(1,8)	1:A:69:THR:HG1	2:C:4:C:OP1	6	0.17

Continued on next page...

Continued from previous page...

Key	Atom-1	Atom-2	Model ID	Violation (Å)
(1,8)	1:A:69:THR:HG1	2:C:4:C:OP2	6	0.17
(1,8)	1:A:69:THR:HG1	2:C:4:C:P	6	0.17
(1,8)	1:A:69:THR:HG1	2:C:5:A:C1'	6	0.17
(1,8)	1:A:69:THR:HG1	2:C:5:A:C2	6	0.17
(1,8)	1:A:69:THR:HG1	2:C:5:A:C2'	6	0.17
(1,8)	1:A:69:THR:HG1	2:C:5:A:C3'	6	0.17
(1,8)	1:A:69:THR:HG1	2:C:5:A:C4	6	0.17
(1,8)	1:A:69:THR:HG1	2:C:5:A:C4'	6	0.17
(1,8)	1:A:69:THR:HG1	2:C:5:A:C5	6	0.17
(1,8)	1:A:69:THR:HG1	2:C:5:A:C5'	6	0.17
(1,8)	1:A:69:THR:HG1	2:C:5:A:C6	6	0.17
(1,8)	1:A:69:THR:HG1	2:C:5:A:C8	6	0.17
(1,8)	1:A:69:THR:HG1	2:C:5:A:H1'	6	0.17
(1,8)	1:A:69:THR:HG1	2:C:5:A:H2	6	0.17
(1,8)	1:A:69:THR:HG1	2:C:5:A:H2'	6	0.17
(1,8)	1:A:69:THR:HG1	2:C:5:A:H3'	6	0.17
(1,8)	1:A:69:THR:HG1	2:C:5:A:H4'	6	0.17
(1,8)	1:A:69:THR:HG1	2:C:5:A:H5'	6	0.17
(1,8)	1:A:69:THR:HG1	2:C:5:A:H5''	6	0.17
(1,8)	1:A:69:THR:HG1	2:C:5:A:H61	6	0.17
(1,8)	1:A:69:THR:HG1	2:C:5:A:H62	6	0.17
(1,8)	1:A:69:THR:HG1	2:C:5:A:H8	6	0.17
(1,8)	1:A:69:THR:HG1	2:C:5:A:HO2'	6	0.17
(1,8)	1:A:69:THR:HG1	2:C:5:A:N1	6	0.17
(1,8)	1:A:69:THR:HG1	2:C:5:A:N3	6	0.17
(1,8)	1:A:69:THR:HG1	2:C:5:A:N6	6	0.17
(1,8)	1:A:69:THR:HG1	2:C:5:A:N7	6	0.17
(1,8)	1:A:69:THR:HG1	2:C:5:A:N9	6	0.17
(1,8)	1:A:69:THR:HG1	2:C:5:A:O2'	6	0.17
(1,8)	1:A:69:THR:HG1	2:C:5:A:O3'	6	0.17
(1,8)	1:A:69:THR:HG1	2:C:5:A:O4'	6	0.17
(1,8)	1:A:69:THR:HG1	2:C:5:A:O5'	6	0.17
(1,8)	1:A:69:THR:HG1	2:C:5:A:OP1	6	0.17
(1,8)	1:A:69:THR:HG1	2:C:5:A:OP2	6	0.17
(1,8)	1:A:69:THR:HG1	2:C:5:A:P	6	0.17
(1,8)	1:A:69:THR:N	2:C:1:A:C1'	6	0.17
(1,8)	1:A:69:THR:N	2:C:1:A:C2	6	0.17
(1,8)	1:A:69:THR:N	2:C:1:A:C2'	6	0.17
(1,8)	1:A:69:THR:N	2:C:1:A:C3'	6	0.17
(1,8)	1:A:69:THR:N	2:C:1:A:C4	6	0.17
(1,8)	1:A:69:THR:N	2:C:1:A:C4'	6	0.17
(1,8)	1:A:69:THR:N	2:C:1:A:C5	6	0.17

Continued on next page...

Continued from previous page...

Key	Atom-1	Atom-2	Model ID	Violation (Å)
(1,8)	1:A:69:THR:N	2:C:1:A:C5'	6	0.17
(1,8)	1:A:69:THR:N	2:C:1:A:C6	6	0.17
(1,8)	1:A:69:THR:N	2:C:1:A:C8	6	0.17
(1,8)	1:A:69:THR:N	2:C:1:A:H1'	6	0.17
(1,8)	1:A:69:THR:N	2:C:1:A:H2	6	0.17
(1,8)	1:A:69:THR:N	2:C:1:A:H2'	6	0.17
(1,8)	1:A:69:THR:N	2:C:1:A:H3'	6	0.17
(1,8)	1:A:69:THR:N	2:C:1:A:H4'	6	0.17
(1,8)	1:A:69:THR:N	2:C:1:A:H5'	6	0.17
(1,8)	1:A:69:THR:N	2:C:1:A:H5''	6	0.17
(1,8)	1:A:69:THR:N	2:C:1:A:H61	6	0.17
(1,8)	1:A:69:THR:N	2:C:1:A:H62	6	0.17
(1,8)	1:A:69:THR:N	2:C:1:A:H8	6	0.17
(1,8)	1:A:69:THR:N	2:C:1:A:HO2'	6	0.17
(1,8)	1:A:69:THR:N	2:C:1:A:N1	6	0.17
(1,8)	1:A:69:THR:N	2:C:1:A:N3	6	0.17
(1,8)	1:A:69:THR:N	2:C:1:A:N6	6	0.17
(1,8)	1:A:69:THR:N	2:C:1:A:N7	6	0.17
(1,8)	1:A:69:THR:N	2:C:1:A:N9	6	0.17
(1,8)	1:A:69:THR:N	2:C:1:A:O2'	6	0.17
(1,8)	1:A:69:THR:N	2:C:1:A:O3'	6	0.17
(1,8)	1:A:69:THR:N	2:C:1:A:O4'	6	0.17
(1,8)	1:A:69:THR:N	2:C:1:A:O5'	6	0.17
(1,8)	1:A:69:THR:N	2:C:2:U:C1'	6	0.17
(1,8)	1:A:69:THR:N	2:C:2:U:C2	6	0.17
(1,8)	1:A:69:THR:N	2:C:2:U:C2'	6	0.17
(1,8)	1:A:69:THR:N	2:C:2:U:C3'	6	0.17
(1,8)	1:A:69:THR:N	2:C:2:U:C4	6	0.17
(1,8)	1:A:69:THR:N	2:C:2:U:C4'	6	0.17
(1,8)	1:A:69:THR:N	2:C:2:U:C5	6	0.17
(1,8)	1:A:69:THR:N	2:C:2:U:C5'	6	0.17
(1,8)	1:A:69:THR:N	2:C:2:U:C6	6	0.17
(1,8)	1:A:69:THR:N	2:C:2:U:H1'	6	0.17
(1,8)	1:A:69:THR:N	2:C:2:U:H2'	6	0.17
(1,8)	1:A:69:THR:N	2:C:2:U:H3	6	0.17
(1,8)	1:A:69:THR:N	2:C:2:U:H3'	6	0.17
(1,8)	1:A:69:THR:N	2:C:2:U:H4'	6	0.17
(1,8)	1:A:69:THR:N	2:C:2:U:H5	6	0.17
(1,8)	1:A:69:THR:N	2:C:2:U:H5'	6	0.17
(1,8)	1:A:69:THR:N	2:C:2:U:H5''	6	0.17
(1,8)	1:A:69:THR:N	2:C:2:U:H6	6	0.17
(1,8)	1:A:69:THR:N	2:C:2:U:HO2'	6	0.17

Continued on next page...

Continued from previous page...

Key	Atom-1	Atom-2	Model ID	Violation (Å)
(1,8)	1:A:69:THR:N	2:C:2:U:N1	6	0.17
(1,8)	1:A:69:THR:N	2:C:2:U:N3	6	0.17
(1,8)	1:A:69:THR:N	2:C:2:U:O2	6	0.17
(1,8)	1:A:69:THR:N	2:C:2:U:O2'	6	0.17
(1,8)	1:A:69:THR:N	2:C:2:U:O3'	6	0.17
(1,8)	1:A:69:THR:N	2:C:2:U:O4	6	0.17
(1,8)	1:A:69:THR:N	2:C:2:U:O4'	6	0.17
(1,8)	1:A:69:THR:N	2:C:2:U:O5'	6	0.17
(1,8)	1:A:69:THR:N	2:C:2:U:OP1	6	0.17
(1,8)	1:A:69:THR:N	2:C:2:U:OP2	6	0.17
(1,8)	1:A:69:THR:N	2:C:2:U:P	6	0.17
(1,8)	1:A:69:THR:N	2:C:3:A:C1'	6	0.17
(1,8)	1:A:69:THR:N	2:C:3:A:C2	6	0.17
(1,8)	1:A:69:THR:N	2:C:3:A:C2'	6	0.17
(1,8)	1:A:69:THR:N	2:C:3:A:C3'	6	0.17
(1,8)	1:A:69:THR:N	2:C:3:A:C4	6	0.17
(1,8)	1:A:69:THR:N	2:C:3:A:C4'	6	0.17
(1,8)	1:A:69:THR:N	2:C:3:A:C5	6	0.17
(1,8)	1:A:69:THR:N	2:C:3:A:C5'	6	0.17
(1,8)	1:A:69:THR:N	2:C:3:A:C6	6	0.17
(1,8)	1:A:69:THR:N	2:C:3:A:C8	6	0.17
(1,8)	1:A:69:THR:N	2:C:3:A:H1'	6	0.17
(1,8)	1:A:69:THR:N	2:C:3:A:H2	6	0.17
(1,8)	1:A:69:THR:N	2:C:3:A:H2'	6	0.17
(1,8)	1:A:69:THR:N	2:C:3:A:H3'	6	0.17
(1,8)	1:A:69:THR:N	2:C:3:A:H4'	6	0.17
(1,8)	1:A:69:THR:N	2:C:3:A:H5'	6	0.17
(1,8)	1:A:69:THR:N	2:C:3:A:H5''	6	0.17
(1,8)	1:A:69:THR:N	2:C:3:A:H61	6	0.17
(1,8)	1:A:69:THR:N	2:C:3:A:H62	6	0.17
(1,8)	1:A:69:THR:N	2:C:3:A:H8	6	0.17
(1,8)	1:A:69:THR:N	2:C:3:A:HO2'	6	0.17
(1,8)	1:A:69:THR:N	2:C:3:A:N1	6	0.17
(1,8)	1:A:69:THR:N	2:C:3:A:N3	6	0.17
(1,8)	1:A:69:THR:N	2:C:3:A:N6	6	0.17
(1,8)	1:A:69:THR:N	2:C:3:A:N7	6	0.17
(1,8)	1:A:69:THR:N	2:C:3:A:N9	6	0.17
(1,8)	1:A:69:THR:N	2:C:3:A:O2'	6	0.17
(1,8)	1:A:69:THR:N	2:C:3:A:O3'	6	0.17
(1,8)	1:A:69:THR:N	2:C:3:A:O4'	6	0.17
(1,8)	1:A:69:THR:N	2:C:3:A:O5'	6	0.17
(1,8)	1:A:69:THR:N	2:C:3:A:OP1	6	0.17

Continued on next page...

Continued from previous page...

Key	Atom-1	Atom-2	Model ID	Violation (Å)
(1,8)	1:A:69:THR:N	2:C:3:A:OP2	6	0.17
(1,8)	1:A:69:THR:N	2:C:3:A:P	6	0.17
(1,8)	1:A:69:THR:N	2:C:4:C:C1'	6	0.17
(1,8)	1:A:69:THR:N	2:C:4:C:C2	6	0.17
(1,8)	1:A:69:THR:N	2:C:4:C:C2'	6	0.17
(1,8)	1:A:69:THR:N	2:C:4:C:C3'	6	0.17
(1,8)	1:A:69:THR:N	2:C:4:C:C4	6	0.17
(1,8)	1:A:69:THR:N	2:C:4:C:C4'	6	0.17
(1,8)	1:A:69:THR:N	2:C:4:C:C5	6	0.17
(1,8)	1:A:69:THR:N	2:C:4:C:C5'	6	0.17
(1,8)	1:A:69:THR:N	2:C:4:C:C6	6	0.17
(1,8)	1:A:69:THR:N	2:C:4:C:H1'	6	0.17
(1,8)	1:A:69:THR:N	2:C:4:C:H2'	6	0.17
(1,8)	1:A:69:THR:N	2:C:4:C:H3'	6	0.17
(1,8)	1:A:69:THR:N	2:C:4:C:H4'	6	0.17
(1,8)	1:A:69:THR:N	2:C:4:C:H41	6	0.17
(1,8)	1:A:69:THR:N	2:C:4:C:H42	6	0.17
(1,8)	1:A:69:THR:N	2:C:4:C:H5	6	0.17
(1,8)	1:A:69:THR:N	2:C:4:C:H5'	6	0.17
(1,8)	1:A:69:THR:N	2:C:4:C:H5''	6	0.17
(1,8)	1:A:69:THR:N	2:C:4:C:H6	6	0.17
(1,8)	1:A:69:THR:N	2:C:4:C:HO2'	6	0.17
(1,8)	1:A:69:THR:N	2:C:4:C:N1	6	0.17
(1,8)	1:A:69:THR:N	2:C:4:C:N3	6	0.17
(1,8)	1:A:69:THR:N	2:C:4:C:N4	6	0.17
(1,8)	1:A:69:THR:N	2:C:4:C:O2	6	0.17
(1,8)	1:A:69:THR:N	2:C:4:C:O2'	6	0.17
(1,8)	1:A:69:THR:N	2:C:4:C:O3'	6	0.17
(1,8)	1:A:69:THR:N	2:C:4:C:O4'	6	0.17
(1,8)	1:A:69:THR:N	2:C:4:C:O5'	6	0.17
(1,8)	1:A:69:THR:N	2:C:4:C:OP1	6	0.17
(1,8)	1:A:69:THR:N	2:C:4:C:OP2	6	0.17
(1,8)	1:A:69:THR:N	2:C:4:C:P	6	0.17
(1,8)	1:A:69:THR:N	2:C:5:A:C1'	6	0.17
(1,8)	1:A:69:THR:N	2:C:5:A:C2	6	0.17
(1,8)	1:A:69:THR:N	2:C:5:A:C2'	6	0.17
(1,8)	1:A:69:THR:N	2:C:5:A:C3'	6	0.17
(1,8)	1:A:69:THR:N	2:C:5:A:C4	6	0.17
(1,8)	1:A:69:THR:N	2:C:5:A:C4'	6	0.17
(1,8)	1:A:69:THR:N	2:C:5:A:C5	6	0.17
(1,8)	1:A:69:THR:N	2:C:5:A:C5'	6	0.17
(1,8)	1:A:69:THR:N	2:C:5:A:C6	6	0.17

Continued on next page...

Continued from previous page...

Key	Atom-1	Atom-2	Model ID	Violation (Å)
(1,8)	1:A:69:THR:N	2:C:5:A:C8	6	0.17
(1,8)	1:A:69:THR:N	2:C:5:A:H1'	6	0.17
(1,8)	1:A:69:THR:N	2:C:5:A:H2	6	0.17
(1,8)	1:A:69:THR:N	2:C:5:A:H2'	6	0.17
(1,8)	1:A:69:THR:N	2:C:5:A:H3'	6	0.17
(1,8)	1:A:69:THR:N	2:C:5:A:H4'	6	0.17
(1,8)	1:A:69:THR:N	2:C:5:A:H5'	6	0.17
(1,8)	1:A:69:THR:N	2:C:5:A:H5''	6	0.17
(1,8)	1:A:69:THR:N	2:C:5:A:H61	6	0.17
(1,8)	1:A:69:THR:N	2:C:5:A:H62	6	0.17
(1,8)	1:A:69:THR:N	2:C:5:A:H8	6	0.17
(1,8)	1:A:69:THR:N	2:C:5:A:HO2'	6	0.17
(1,8)	1:A:69:THR:N	2:C:5:A:N1	6	0.17
(1,8)	1:A:69:THR:N	2:C:5:A:N3	6	0.17
(1,8)	1:A:69:THR:N	2:C:5:A:N6	6	0.17
(1,8)	1:A:69:THR:N	2:C:5:A:N7	6	0.17
(1,8)	1:A:69:THR:N	2:C:5:A:N9	6	0.17
(1,8)	1:A:69:THR:N	2:C:5:A:O2'	6	0.17
(1,8)	1:A:69:THR:N	2:C:5:A:O3'	6	0.17
(1,8)	1:A:69:THR:N	2:C:5:A:O4'	6	0.17
(1,8)	1:A:69:THR:N	2:C:5:A:O5'	6	0.17
(1,8)	1:A:69:THR:N	2:C:5:A:OP1	6	0.17
(1,8)	1:A:69:THR:N	2:C:5:A:OP2	6	0.17
(1,8)	1:A:69:THR:N	2:C:5:A:P	6	0.17
(1,8)	1:A:69:THR:O	2:C:1:A:C1'	6	0.17
(1,8)	1:A:69:THR:O	2:C:1:A:C2	6	0.17
(1,8)	1:A:69:THR:O	2:C:1:A:C2'	6	0.17
(1,8)	1:A:69:THR:O	2:C:1:A:C3'	6	0.17
(1,8)	1:A:69:THR:O	2:C:1:A:C4	6	0.17
(1,8)	1:A:69:THR:O	2:C:1:A:C4'	6	0.17
(1,8)	1:A:69:THR:O	2:C:1:A:C5	6	0.17
(1,8)	1:A:69:THR:O	2:C:1:A:C5'	6	0.17
(1,8)	1:A:69:THR:O	2:C:1:A:C6	6	0.17
(1,8)	1:A:69:THR:O	2:C:1:A:C8	6	0.17
(1,8)	1:A:69:THR:O	2:C:1:A:H1'	6	0.17
(1,8)	1:A:69:THR:O	2:C:1:A:H2	6	0.17
(1,8)	1:A:69:THR:O	2:C:1:A:H2'	6	0.17
(1,8)	1:A:69:THR:O	2:C:1:A:H3'	6	0.17
(1,8)	1:A:69:THR:O	2:C:1:A:H4'	6	0.17
(1,8)	1:A:69:THR:O	2:C:1:A:H5'	6	0.17
(1,8)	1:A:69:THR:O	2:C:1:A:H5''	6	0.17
(1,8)	1:A:69:THR:O	2:C:1:A:H61	6	0.17

Continued on next page...

Continued from previous page...

Key	Atom-1	Atom-2	Model ID	Violation (Å)
(1,8)	1:A:69:THR:O	2:C:1:A:H62	6	0.17
(1,8)	1:A:69:THR:O	2:C:1:A:H8	6	0.17
(1,8)	1:A:69:THR:O	2:C:1:A:HO2'	6	0.17
(1,8)	1:A:69:THR:O	2:C:1:A:N1	6	0.17
(1,8)	1:A:69:THR:O	2:C:1:A:N3	6	0.17
(1,8)	1:A:69:THR:O	2:C:1:A:N6	6	0.17
(1,8)	1:A:69:THR:O	2:C:1:A:N7	6	0.17
(1,8)	1:A:69:THR:O	2:C:1:A:N9	6	0.17
(1,8)	1:A:69:THR:O	2:C:1:A:O2'	6	0.17
(1,8)	1:A:69:THR:O	2:C:1:A:O3'	6	0.17
(1,8)	1:A:69:THR:O	2:C:1:A:O4'	6	0.17
(1,8)	1:A:69:THR:O	2:C:1:A:O5'	6	0.17
(1,8)	1:A:69:THR:O	2:C:2:U:C1'	6	0.17
(1,8)	1:A:69:THR:O	2:C:2:U:C2	6	0.17
(1,8)	1:A:69:THR:O	2:C:2:U:C2'	6	0.17
(1,8)	1:A:69:THR:O	2:C:2:U:C3'	6	0.17
(1,8)	1:A:69:THR:O	2:C:2:U:C4	6	0.17
(1,8)	1:A:69:THR:O	2:C:2:U:C4'	6	0.17
(1,8)	1:A:69:THR:O	2:C:2:U:C5	6	0.17
(1,8)	1:A:69:THR:O	2:C:2:U:C5'	6	0.17
(1,8)	1:A:69:THR:O	2:C:2:U:C6	6	0.17
(1,8)	1:A:69:THR:O	2:C:2:U:H1'	6	0.17
(1,8)	1:A:69:THR:O	2:C:2:U:H2'	6	0.17
(1,8)	1:A:69:THR:O	2:C:2:U:H3	6	0.17
(1,8)	1:A:69:THR:O	2:C:2:U:H3'	6	0.17
(1,8)	1:A:69:THR:O	2:C:2:U:H4'	6	0.17
(1,8)	1:A:69:THR:O	2:C:2:U:H5	6	0.17
(1,8)	1:A:69:THR:O	2:C:2:U:H5'	6	0.17
(1,8)	1:A:69:THR:O	2:C:2:U:H5''	6	0.17
(1,8)	1:A:69:THR:O	2:C:2:U:H6	6	0.17
(1,8)	1:A:69:THR:O	2:C:2:U:HO2'	6	0.17
(1,8)	1:A:69:THR:O	2:C:2:U:N1	6	0.17
(1,8)	1:A:69:THR:O	2:C:2:U:N3	6	0.17
(1,8)	1:A:69:THR:O	2:C:2:U:O2	6	0.17
(1,8)	1:A:69:THR:O	2:C:2:U:O2'	6	0.17
(1,8)	1:A:69:THR:O	2:C:2:U:O3'	6	0.17
(1,8)	1:A:69:THR:O	2:C:2:U:O4	6	0.17
(1,8)	1:A:69:THR:O	2:C:2:U:O4'	6	0.17
(1,8)	1:A:69:THR:O	2:C:2:U:O5'	6	0.17
(1,8)	1:A:69:THR:O	2:C:2:U:OP1	6	0.17
(1,8)	1:A:69:THR:O	2:C:2:U:OP2	6	0.17
(1,8)	1:A:69:THR:O	2:C:2:U:P	6	0.17

Continued on next page...

Continued from previous page...

Key	Atom-1	Atom-2	Model ID	Violation (Å)
(1,8)	1:A:69:THR:O	2:C:3:A:C1'	6	0.17
(1,8)	1:A:69:THR:O	2:C:3:A:C2	6	0.17
(1,8)	1:A:69:THR:O	2:C:3:A:C2'	6	0.17
(1,8)	1:A:69:THR:O	2:C:3:A:C3'	6	0.17
(1,8)	1:A:69:THR:O	2:C:3:A:C4	6	0.17
(1,8)	1:A:69:THR:O	2:C:3:A:C4'	6	0.17
(1,8)	1:A:69:THR:O	2:C:3:A:C5	6	0.17
(1,8)	1:A:69:THR:O	2:C:3:A:C5'	6	0.17
(1,8)	1:A:69:THR:O	2:C:3:A:C6	6	0.17
(1,8)	1:A:69:THR:O	2:C:3:A:C8	6	0.17
(1,8)	1:A:69:THR:O	2:C:3:A:H1'	6	0.17
(1,8)	1:A:69:THR:O	2:C:3:A:H2	6	0.17
(1,8)	1:A:69:THR:O	2:C:3:A:H2'	6	0.17
(1,8)	1:A:69:THR:O	2:C:3:A:H3'	6	0.17
(1,8)	1:A:69:THR:O	2:C:3:A:H4'	6	0.17
(1,8)	1:A:69:THR:O	2:C:3:A:H5'	6	0.17
(1,8)	1:A:69:THR:O	2:C:3:A:H5''	6	0.17
(1,8)	1:A:69:THR:O	2:C:3:A:H61	6	0.17
(1,8)	1:A:69:THR:O	2:C:3:A:H62	6	0.17
(1,8)	1:A:69:THR:O	2:C:3:A:H8	6	0.17
(1,8)	1:A:69:THR:O	2:C:3:A:HO2'	6	0.17
(1,8)	1:A:69:THR:O	2:C:3:A:N1	6	0.17
(1,8)	1:A:69:THR:O	2:C:3:A:N3	6	0.17
(1,8)	1:A:69:THR:O	2:C:3:A:N6	6	0.17
(1,8)	1:A:69:THR:O	2:C:3:A:N7	6	0.17
(1,8)	1:A:69:THR:O	2:C:3:A:N9	6	0.17
(1,8)	1:A:69:THR:O	2:C:3:A:O2'	6	0.17
(1,8)	1:A:69:THR:O	2:C:3:A:O3'	6	0.17
(1,8)	1:A:69:THR:O	2:C:3:A:O4'	6	0.17
(1,8)	1:A:69:THR:O	2:C:3:A:O5'	6	0.17
(1,8)	1:A:69:THR:O	2:C:3:A:OP1	6	0.17
(1,8)	1:A:69:THR:O	2:C:3:A:OP2	6	0.17
(1,8)	1:A:69:THR:O	2:C:3:A:P	6	0.17
(1,8)	1:A:69:THR:O	2:C:4:C:C1'	6	0.17
(1,8)	1:A:69:THR:O	2:C:4:C:C2	6	0.17
(1,8)	1:A:69:THR:O	2:C:4:C:C2'	6	0.17
(1,8)	1:A:69:THR:O	2:C:4:C:C3'	6	0.17
(1,8)	1:A:69:THR:O	2:C:4:C:C4	6	0.17
(1,8)	1:A:69:THR:O	2:C:4:C:C4'	6	0.17
(1,8)	1:A:69:THR:O	2:C:4:C:C5	6	0.17
(1,8)	1:A:69:THR:O	2:C:4:C:C5'	6	0.17
(1,8)	1:A:69:THR:O	2:C:4:C:C6	6	0.17

Continued on next page...

Continued from previous page...

Key	Atom-1	Atom-2	Model ID	Violation (Å)
(1,8)	1:A:69:THR:O	2:C:4:C:H1'	6	0.17
(1,8)	1:A:69:THR:O	2:C:4:C:H2'	6	0.17
(1,8)	1:A:69:THR:O	2:C:4:C:H3'	6	0.17
(1,8)	1:A:69:THR:O	2:C:4:C:H4'	6	0.17
(1,8)	1:A:69:THR:O	2:C:4:C:H41	6	0.17
(1,8)	1:A:69:THR:O	2:C:4:C:H42	6	0.17
(1,8)	1:A:69:THR:O	2:C:4:C:H5	6	0.17
(1,8)	1:A:69:THR:O	2:C:4:C:H5'	6	0.17
(1,8)	1:A:69:THR:O	2:C:4:C:H5''	6	0.17
(1,8)	1:A:69:THR:O	2:C:4:C:H6	6	0.17
(1,8)	1:A:69:THR:O	2:C:4:C:HO2'	6	0.17
(1,8)	1:A:69:THR:O	2:C:4:C:N1	6	0.17
(1,8)	1:A:69:THR:O	2:C:4:C:N3	6	0.17
(1,8)	1:A:69:THR:O	2:C:4:C:N4	6	0.17
(1,8)	1:A:69:THR:O	2:C:4:C:O2	6	0.17
(1,8)	1:A:69:THR:O	2:C:4:C:O2'	6	0.17
(1,8)	1:A:69:THR:O	2:C:4:C:O3'	6	0.17
(1,8)	1:A:69:THR:O	2:C:4:C:O4'	6	0.17
(1,8)	1:A:69:THR:O	2:C:4:C:O5'	6	0.17
(1,8)	1:A:69:THR:O	2:C:4:C:OP1	6	0.17
(1,8)	1:A:69:THR:O	2:C:4:C:OP2	6	0.17
(1,8)	1:A:69:THR:O	2:C:4:C:P	6	0.17
(1,8)	1:A:69:THR:O	2:C:5:A:C1'	6	0.17
(1,8)	1:A:69:THR:O	2:C:5:A:C2	6	0.17
(1,8)	1:A:69:THR:O	2:C:5:A:C2'	6	0.17
(1,8)	1:A:69:THR:O	2:C:5:A:C3'	6	0.17
(1,8)	1:A:69:THR:O	2:C:5:A:C4	6	0.17
(1,8)	1:A:69:THR:O	2:C:5:A:C4'	6	0.17
(1,8)	1:A:69:THR:O	2:C:5:A:C5	6	0.17
(1,8)	1:A:69:THR:O	2:C:5:A:C5'	6	0.17
(1,8)	1:A:69:THR:O	2:C:5:A:C6	6	0.17
(1,8)	1:A:69:THR:O	2:C:5:A:C8	6	0.17
(1,8)	1:A:69:THR:O	2:C:5:A:H1'	6	0.17
(1,8)	1:A:69:THR:O	2:C:5:A:H2	6	0.17
(1,8)	1:A:69:THR:O	2:C:5:A:H2'	6	0.17
(1,8)	1:A:69:THR:O	2:C:5:A:H3'	6	0.17
(1,8)	1:A:69:THR:O	2:C:5:A:H4'	6	0.17
(1,8)	1:A:69:THR:O	2:C:5:A:H5'	6	0.17
(1,8)	1:A:69:THR:O	2:C:5:A:H5''	6	0.17
(1,8)	1:A:69:THR:O	2:C:5:A:H61	6	0.17
(1,8)	1:A:69:THR:O	2:C:5:A:H62	6	0.17
(1,8)	1:A:69:THR:O	2:C:5:A:H8	6	0.17

Continued on next page...

Continued from previous page...

Key	Atom-1	Atom-2	Model ID	Violation (Å)
(1,8)	1:A:69:THR:O	2:C:5:A:HO2'	6	0.17
(1,8)	1:A:69:THR:O	2:C:5:A:N1	6	0.17
(1,8)	1:A:69:THR:O	2:C:5:A:N3	6	0.17
(1,8)	1:A:69:THR:O	2:C:5:A:N6	6	0.17
(1,8)	1:A:69:THR:O	2:C:5:A:N7	6	0.17
(1,8)	1:A:69:THR:O	2:C:5:A:N9	6	0.17
(1,8)	1:A:69:THR:O	2:C:5:A:O2'	6	0.17
(1,8)	1:A:69:THR:O	2:C:5:A:O3'	6	0.17
(1,8)	1:A:69:THR:O	2:C:5:A:O4'	6	0.17
(1,8)	1:A:69:THR:O	2:C:5:A:O5'	6	0.17
(1,8)	1:A:69:THR:O	2:C:5:A:OP1	6	0.17
(1,8)	1:A:69:THR:O	2:C:5:A:OP2	6	0.17
(1,8)	1:A:69:THR:O	2:C:5:A:P	6	0.17
(1,8)	1:A:69:THR:OG1	2:C:1:A:C1'	6	0.17
(1,8)	1:A:69:THR:OG1	2:C:1:A:C2	6	0.17
(1,8)	1:A:69:THR:OG1	2:C:1:A:C2'	6	0.17
(1,8)	1:A:69:THR:OG1	2:C:1:A:C3'	6	0.17
(1,8)	1:A:69:THR:OG1	2:C:1:A:C4	6	0.17
(1,8)	1:A:69:THR:OG1	2:C:1:A:C4'	6	0.17
(1,8)	1:A:69:THR:OG1	2:C:1:A:C5	6	0.17
(1,8)	1:A:69:THR:OG1	2:C:1:A:C5'	6	0.17
(1,8)	1:A:69:THR:OG1	2:C:1:A:C6	6	0.17
(1,8)	1:A:69:THR:OG1	2:C:1:A:C8	6	0.17
(1,8)	1:A:69:THR:OG1	2:C:1:A:H1'	6	0.17
(1,8)	1:A:69:THR:OG1	2:C:1:A:H2	6	0.17
(1,8)	1:A:69:THR:OG1	2:C:1:A:H2'	6	0.17
(1,8)	1:A:69:THR:OG1	2:C:1:A:H3'	6	0.17
(1,8)	1:A:69:THR:OG1	2:C:1:A:H4'	6	0.17
(1,8)	1:A:69:THR:OG1	2:C:1:A:H5'	6	0.17
(1,8)	1:A:69:THR:OG1	2:C:1:A:H5''	6	0.17
(1,8)	1:A:69:THR:OG1	2:C:1:A:H61	6	0.17
(1,8)	1:A:69:THR:OG1	2:C:1:A:H62	6	0.17
(1,8)	1:A:69:THR:OG1	2:C:1:A:H8	6	0.17
(1,8)	1:A:69:THR:OG1	2:C:1:A:HO2'	6	0.17
(1,8)	1:A:69:THR:OG1	2:C:1:A:N1	6	0.17
(1,8)	1:A:69:THR:OG1	2:C:1:A:N3	6	0.17
(1,8)	1:A:69:THR:OG1	2:C:1:A:N6	6	0.17
(1,8)	1:A:69:THR:OG1	2:C:1:A:N7	6	0.17
(1,8)	1:A:69:THR:OG1	2:C:1:A:N9	6	0.17
(1,8)	1:A:69:THR:OG1	2:C:1:A:O2'	6	0.17
(1,8)	1:A:69:THR:OG1	2:C:1:A:O3'	6	0.17
(1,8)	1:A:69:THR:OG1	2:C:1:A:O4'	6	0.17

Continued on next page...

Continued from previous page...

Key	Atom-1	Atom-2	Model ID	Violation (Å)
(1,8)	1:A:69:THR:OG1	2:C:1:A:O5'	6	0.17
(1,8)	1:A:69:THR:OG1	2:C:2:U:C1'	6	0.17
(1,8)	1:A:69:THR:OG1	2:C:2:U:C2	6	0.17
(1,8)	1:A:69:THR:OG1	2:C:2:U:C2'	6	0.17
(1,8)	1:A:69:THR:OG1	2:C:2:U:C3'	6	0.17
(1,8)	1:A:69:THR:OG1	2:C:2:U:C4	6	0.17
(1,8)	1:A:69:THR:OG1	2:C:2:U:C4'	6	0.17
(1,8)	1:A:69:THR:OG1	2:C:2:U:C5	6	0.17
(1,8)	1:A:69:THR:OG1	2:C:2:U:C5'	6	0.17
(1,8)	1:A:69:THR:OG1	2:C:2:U:C6	6	0.17
(1,8)	1:A:69:THR:OG1	2:C:2:U:H1'	6	0.17
(1,8)	1:A:69:THR:OG1	2:C:2:U:H2'	6	0.17
(1,8)	1:A:69:THR:OG1	2:C:2:U:H3	6	0.17
(1,8)	1:A:69:THR:OG1	2:C:2:U:H3'	6	0.17
(1,8)	1:A:69:THR:OG1	2:C:2:U:H4'	6	0.17
(1,8)	1:A:69:THR:OG1	2:C:2:U:H5	6	0.17
(1,8)	1:A:69:THR:OG1	2:C:2:U:H5'	6	0.17
(1,8)	1:A:69:THR:OG1	2:C:2:U:H5''	6	0.17
(1,8)	1:A:69:THR:OG1	2:C:2:U:H6	6	0.17
(1,8)	1:A:69:THR:OG1	2:C:2:U:HO2'	6	0.17
(1,8)	1:A:69:THR:OG1	2:C:2:U:N1	6	0.17
(1,8)	1:A:69:THR:OG1	2:C:2:U:N3	6	0.17
(1,8)	1:A:69:THR:OG1	2:C:2:U:O2	6	0.17
(1,8)	1:A:69:THR:OG1	2:C:2:U:O2'	6	0.17
(1,8)	1:A:69:THR:OG1	2:C:2:U:O3'	6	0.17
(1,8)	1:A:69:THR:OG1	2:C:2:U:O4	6	0.17
(1,8)	1:A:69:THR:OG1	2:C:2:U:O4'	6	0.17
(1,8)	1:A:69:THR:OG1	2:C:2:U:O5'	6	0.17
(1,8)	1:A:69:THR:OG1	2:C:2:U:OP1	6	0.17
(1,8)	1:A:69:THR:OG1	2:C:2:U:OP2	6	0.17
(1,8)	1:A:69:THR:OG1	2:C:2:U:P	6	0.17
(1,8)	1:A:69:THR:OG1	2:C:3:A:C1'	6	0.17
(1,8)	1:A:69:THR:OG1	2:C:3:A:C2	6	0.17
(1,8)	1:A:69:THR:OG1	2:C:3:A:C2'	6	0.17
(1,8)	1:A:69:THR:OG1	2:C:3:A:C3'	6	0.17
(1,8)	1:A:69:THR:OG1	2:C:3:A:C4	6	0.17
(1,8)	1:A:69:THR:OG1	2:C:3:A:C4'	6	0.17
(1,8)	1:A:69:THR:OG1	2:C:3:A:C5	6	0.17
(1,8)	1:A:69:THR:OG1	2:C:3:A:C5'	6	0.17
(1,8)	1:A:69:THR:OG1	2:C:3:A:C6	6	0.17
(1,8)	1:A:69:THR:OG1	2:C:3:A:C8	6	0.17
(1,8)	1:A:69:THR:OG1	2:C:3:A:H1'	6	0.17

Continued on next page...

Continued from previous page...

Key	Atom-1	Atom-2	Model ID	Violation (Å)
(1,8)	1:A:69:THR:OG1	2:C:3:A:H2	6	0.17
(1,8)	1:A:69:THR:OG1	2:C:3:A:H2'	6	0.17
(1,8)	1:A:69:THR:OG1	2:C:3:A:H3'	6	0.17
(1,8)	1:A:69:THR:OG1	2:C:3:A:H4'	6	0.17
(1,8)	1:A:69:THR:OG1	2:C:3:A:H5'	6	0.17
(1,8)	1:A:69:THR:OG1	2:C:3:A:H5''	6	0.17
(1,8)	1:A:69:THR:OG1	2:C:3:A:H61	6	0.17
(1,8)	1:A:69:THR:OG1	2:C:3:A:H62	6	0.17
(1,8)	1:A:69:THR:OG1	2:C:3:A:H8	6	0.17
(1,8)	1:A:69:THR:OG1	2:C:3:A:HO2'	6	0.17
(1,8)	1:A:69:THR:OG1	2:C:3:A:N1	6	0.17
(1,8)	1:A:69:THR:OG1	2:C:3:A:N3	6	0.17
(1,8)	1:A:69:THR:OG1	2:C:3:A:N6	6	0.17
(1,8)	1:A:69:THR:OG1	2:C:3:A:N7	6	0.17
(1,8)	1:A:69:THR:OG1	2:C:3:A:N9	6	0.17
(1,8)	1:A:69:THR:OG1	2:C:3:A:O2'	6	0.17
(1,8)	1:A:69:THR:OG1	2:C:3:A:O3'	6	0.17
(1,8)	1:A:69:THR:OG1	2:C:3:A:O4'	6	0.17
(1,8)	1:A:69:THR:OG1	2:C:3:A:O5'	6	0.17
(1,8)	1:A:69:THR:OG1	2:C:3:A:OP1	6	0.17
(1,8)	1:A:69:THR:OG1	2:C:3:A:OP2	6	0.17
(1,8)	1:A:69:THR:OG1	2:C:3:A:P	6	0.17
(1,8)	1:A:69:THR:OG1	2:C:4:C:C1'	6	0.17
(1,8)	1:A:69:THR:OG1	2:C:4:C:C2	6	0.17
(1,8)	1:A:69:THR:OG1	2:C:4:C:C2'	6	0.17
(1,8)	1:A:69:THR:OG1	2:C:4:C:C3'	6	0.17
(1,8)	1:A:69:THR:OG1	2:C:4:C:C4	6	0.17
(1,8)	1:A:69:THR:OG1	2:C:4:C:C4'	6	0.17
(1,8)	1:A:69:THR:OG1	2:C:4:C:C5	6	0.17
(1,8)	1:A:69:THR:OG1	2:C:4:C:C5'	6	0.17
(1,8)	1:A:69:THR:OG1	2:C:4:C:C6	6	0.17
(1,8)	1:A:69:THR:OG1	2:C:4:C:H1'	6	0.17
(1,8)	1:A:69:THR:OG1	2:C:4:C:H2'	6	0.17
(1,8)	1:A:69:THR:OG1	2:C:4:C:H3'	6	0.17
(1,8)	1:A:69:THR:OG1	2:C:4:C:H4'	6	0.17
(1,8)	1:A:69:THR:OG1	2:C:4:C:H41	6	0.17
(1,8)	1:A:69:THR:OG1	2:C:4:C:H42	6	0.17
(1,8)	1:A:69:THR:OG1	2:C:4:C:H5	6	0.17
(1,8)	1:A:69:THR:OG1	2:C:4:C:H5'	6	0.17
(1,8)	1:A:69:THR:OG1	2:C:4:C:H5''	6	0.17
(1,8)	1:A:69:THR:OG1	2:C:4:C:H6	6	0.17
(1,8)	1:A:69:THR:OG1	2:C:4:C:HO2'	6	0.17

Continued on next page...

Continued from previous page...

Key	Atom-1	Atom-2	Model ID	Violation (Å)
(1,8)	1:A:69:THR:OG1	2:C:4:C:N1	6	0.17
(1,8)	1:A:69:THR:OG1	2:C:4:C:N3	6	0.17
(1,8)	1:A:69:THR:OG1	2:C:4:C:N4	6	0.17
(1,8)	1:A:69:THR:OG1	2:C:4:C:O2	6	0.17
(1,8)	1:A:69:THR:OG1	2:C:4:C:O2'	6	0.17
(1,8)	1:A:69:THR:OG1	2:C:4:C:O3'	6	0.17
(1,8)	1:A:69:THR:OG1	2:C:4:C:O4'	6	0.17
(1,8)	1:A:69:THR:OG1	2:C:4:C:O5'	6	0.17
(1,8)	1:A:69:THR:OG1	2:C:4:C:OP1	6	0.17
(1,8)	1:A:69:THR:OG1	2:C:4:C:OP2	6	0.17
(1,8)	1:A:69:THR:OG1	2:C:4:C:P	6	0.17
(1,8)	1:A:69:THR:OG1	2:C:5:A:C1'	6	0.17
(1,8)	1:A:69:THR:OG1	2:C:5:A:C2	6	0.17
(1,8)	1:A:69:THR:OG1	2:C:5:A:C2'	6	0.17
(1,8)	1:A:69:THR:OG1	2:C:5:A:C3'	6	0.17
(1,8)	1:A:69:THR:OG1	2:C:5:A:C4	6	0.17
(1,8)	1:A:69:THR:OG1	2:C:5:A:C4'	6	0.17
(1,8)	1:A:69:THR:OG1	2:C:5:A:C5	6	0.17
(1,8)	1:A:69:THR:OG1	2:C:5:A:C5'	6	0.17
(1,8)	1:A:69:THR:OG1	2:C:5:A:C6	6	0.17
(1,8)	1:A:69:THR:OG1	2:C:5:A:C8	6	0.17
(1,8)	1:A:69:THR:OG1	2:C:5:A:H1'	6	0.17
(1,8)	1:A:69:THR:OG1	2:C:5:A:H2	6	0.17
(1,8)	1:A:69:THR:OG1	2:C:5:A:H2'	6	0.17
(1,8)	1:A:69:THR:OG1	2:C:5:A:H3'	6	0.17
(1,8)	1:A:69:THR:OG1	2:C:5:A:H4'	6	0.17
(1,8)	1:A:69:THR:OG1	2:C:5:A:H5'	6	0.17
(1,8)	1:A:69:THR:OG1	2:C:5:A:H5''	6	0.17
(1,8)	1:A:69:THR:OG1	2:C:5:A:H61	6	0.17
(1,8)	1:A:69:THR:OG1	2:C:5:A:H62	6	0.17
(1,8)	1:A:69:THR:OG1	2:C:5:A:H8	6	0.17
(1,8)	1:A:69:THR:OG1	2:C:5:A:HO2'	6	0.17
(1,8)	1:A:69:THR:OG1	2:C:5:A:N1	6	0.17
(1,8)	1:A:69:THR:OG1	2:C:5:A:N3	6	0.17
(1,8)	1:A:69:THR:OG1	2:C:5:A:N6	6	0.17
(1,8)	1:A:69:THR:OG1	2:C:5:A:N7	6	0.17
(1,8)	1:A:69:THR:OG1	2:C:5:A:N9	6	0.17
(1,8)	1:A:69:THR:OG1	2:C:5:A:O2'	6	0.17
(1,8)	1:A:69:THR:OG1	2:C:5:A:O3'	6	0.17
(1,8)	1:A:69:THR:OG1	2:C:5:A:O4'	6	0.17
(1,8)	1:A:69:THR:OG1	2:C:5:A:O5'	6	0.17
(1,8)	1:A:69:THR:OG1	2:C:5:A:OP1	6	0.17

Continued on next page...

Continued from previous page...

Key	Atom-1	Atom-2	Model ID	Violation (Å)
(1,8)	1:A:69:THR:OG1	2:C:5:A:OP2	6	0.17
(1,8)	1:A:69:THR:OG1	2:C:5:A:P	6	0.17
(1,22)	2:C:3:A:O5'	1:A:73:ARG:HE	7	0.17
(1,22)	2:C:3:A:O5'	1:A:73:ARG:HH11	7	0.17
(1,22)	2:C:3:A:O5'	1:A:73:ARG:HH12	7	0.17
(1,22)	2:C:3:A:O5'	1:A:73:ARG:HH21	7	0.17
(1,22)	2:C:3:A:O5'	1:A:73:ARG:HH22	7	0.17
(1,22)	2:C:3:A:O5'	1:A:85:ARG:HE	7	0.17
(1,22)	2:C:3:A:O5'	1:A:85:ARG:HH11	7	0.17
(1,22)	2:C:3:A:O5'	1:A:85:ARG:HH12	7	0.17
(1,22)	2:C:3:A:O5'	1:A:85:ARG:HH21	7	0.17
(1,22)	2:C:3:A:O5'	1:A:85:ARG:HH22	7	0.17
(1,17)	2:C:3:A:N1	1:A:8:LEU:H	9	0.17
(1,17)	2:C:3:A:N1	1:A:10:SER:H	9	0.17
(1,17)	2:C:3:A:N1	1:A:10:SER:HG	9	0.17
(1,17)	2:C:3:A:N1	1:A:12:ASP:H	9	0.17
(1,17)	2:C:3:A:N1	1:A:14:THR:H	9	0.17
(1,17)	2:C:3:A:N1	1:A:14:THR:HG1	9	0.17
(1,17)	2:C:3:A:N1	1:A:15:ALA:H	9	0.17
(1,17)	2:C:3:A:N1	1:A:16:GLY:H	9	0.17
(1,17)	2:C:3:A:N1	1:A:17:HIS:H	9	0.17
(1,17)	2:C:3:A:N1	1:A:17:HIS:HD1	9	0.17
(1,17)	2:C:3:A:N1	1:A:17:HIS:HE2	9	0.17
(1,17)	2:C:3:A:N1	1:A:19:GLN:H	9	0.17
(1,17)	2:C:3:A:N1	1:A:19:GLN:HE21	9	0.17
(1,17)	2:C:3:A:N1	1:A:19:GLN:HE22	9	0.17
(1,17)	2:C:3:A:N1	1:A:20:GLN:H	9	0.17
(1,17)	2:C:3:A:N1	1:A:20:GLN:HE21	9	0.17
(1,17)	2:C:3:A:N1	1:A:20:GLN:HE22	9	0.17
(1,17)	2:C:3:A:N1	1:A:21:GLY:H	9	0.17
(1,17)	2:C:3:A:N1	1:A:22:THR:H	9	0.17
(1,17)	2:C:3:A:N1	1:A:22:THR:HG1	9	0.17
(1,17)	2:C:3:A:N1	1:A:23:ARG:H	9	0.17
(1,17)	2:C:3:A:N1	1:A:23:ARG:HE	9	0.17
(1,17)	2:C:3:A:N1	1:A:23:ARG:HH11	9	0.17
(1,17)	2:C:3:A:N1	1:A:23:ARG:HH12	9	0.17
(1,17)	2:C:3:A:N1	1:A:23:ARG:HH21	9	0.17
(1,17)	2:C:3:A:N1	1:A:23:ARG:HH22	9	0.17
(1,17)	2:C:3:A:N1	1:A:45:VAL:H	9	0.17
(1,17)	2:C:3:A:N1	1:A:46:THR:H	9	0.17
(1,17)	2:C:3:A:N1	1:A:46:THR:HG1	9	0.17
(1,17)	2:C:3:A:N1	1:A:47:SER:H	9	0.17

Continued on next page...

Continued from previous page...

Key	Atom-1	Atom-2	Model ID	Violation (Å)
(1,17)	2:C:3:A:N1	1:A:47:SER:HG	9	0.17
(1,17)	2:C:3:A:N1	1:A:48:GLY:H	9	0.17
(1,17)	2:C:3:A:N1	1:A:49:GLY:H	9	0.17
(1,17)	2:C:3:A:N1	1:A:50:ASN:H	9	0.17
(1,17)	2:C:3:A:N1	1:A:50:ASN:HD21	9	0.17
(1,17)	2:C:3:A:N1	1:A:50:ASN:HD22	9	0.17
(1,17)	2:C:3:A:N1	1:A:51:PHE:H	9	0.17
(1,17)	2:C:3:A:N1	1:A:52:ALA:H	9	0.17
(1,17)	2:C:3:A:N1	1:A:53:ARG:H	9	0.17
(1,17)	2:C:3:A:N1	1:A:53:ARG:HE	9	0.17
(1,17)	2:C:3:A:N1	1:A:53:ARG:HH11	9	0.17
(1,17)	2:C:3:A:N1	1:A:53:ARG:HH12	9	0.17
(1,17)	2:C:3:A:N1	1:A:53:ARG:HH21	9	0.17
(1,17)	2:C:3:A:N1	1:A:53:ARG:HH22	9	0.17
(1,17)	2:C:3:A:N1	1:A:54:THR:H	9	0.17
(1,17)	2:C:3:A:N1	1:A:54:THR:HG1	9	0.17
(1,17)	2:C:3:A:N1	1:A:55:ALA:H	9	0.17
(1,17)	2:C:3:A:N1	1:A:56:GLY:H	9	0.17
(1,17)	2:C:3:A:N1	1:A:57:PHE:H	9	0.17
(1,17)	2:C:3:A:N1	1:A:58:ALA:H	9	0.17
(1,17)	2:C:3:A:N1	1:A:60:SER:H	9	0.17
(1,17)	2:C:3:A:N1	1:A:60:SER:HG	9	0.17
(1,17)	2:C:3:A:N1	1:A:62:ASP:H	9	0.17
(1,17)	2:C:3:A:N1	1:A:66:ILE:H	9	0.17
(1,17)	2:C:3:A:N1	1:A:67:ARG:H	9	0.17
(1,17)	2:C:3:A:N1	1:A:67:ARG:HE	9	0.17
(1,17)	2:C:3:A:N1	1:A:67:ARG:HH11	9	0.17
(1,17)	2:C:3:A:N1	1:A:67:ARG:HH12	9	0.17
(1,17)	2:C:3:A:N1	1:A:67:ARG:HH21	9	0.17
(1,17)	2:C:3:A:N1	1:A:67:ARG:HH22	9	0.17
(1,17)	2:C:3:A:N1	1:A:68:THR:H	9	0.17
(1,17)	2:C:3:A:N1	1:A:68:THR:HG1	9	0.17
(1,17)	2:C:3:A:N1	1:A:69:THR:H	9	0.17
(1,17)	2:C:3:A:N1	1:A:69:THR:HG1	9	0.17
(1,17)	2:C:3:A:N1	1:A:70:GLY:H	9	0.17
(1,17)	2:C:3:A:N1	1:A:71:VAL:H	9	0.17
(1,17)	2:C:3:A:N1	1:A:73:ARG:H	9	0.17
(1,17)	2:C:3:A:N1	1:A:73:ARG:HE	9	0.17
(1,17)	2:C:3:A:N1	1:A:73:ARG:HH11	9	0.17
(1,17)	2:C:3:A:N1	1:A:73:ARG:HH12	9	0.17
(1,17)	2:C:3:A:N1	1:A:73:ARG:HH21	9	0.17
(1,17)	2:C:3:A:N1	1:A:73:ARG:HH22	9	0.17

Continued on next page...

Continued from previous page...

Key	Atom-1	Atom-2	Model ID	Violation (Å)
(1,17)	2:C:3:A:N1	1:A:75:ASP:H	9	0.17
(1,17)	2:C:3:A:N1	1:A:76:GLN:H	9	0.17
(1,17)	2:C:3:A:N1	1:A:76:GLN:HE21	9	0.17
(1,17)	2:C:3:A:N1	1:A:76:GLN:HE22	9	0.17
(1,17)	2:C:3:A:N1	1:A:85:ARG:H	9	0.17
(1,17)	2:C:3:A:N1	1:A:85:ARG:HE	9	0.17
(1,17)	2:C:3:A:N1	1:A:85:ARG:HH11	9	0.17
(1,17)	2:C:3:A:N1	1:A:85:ARG:HH12	9	0.17
(1,17)	2:C:3:A:N1	1:A:85:ARG:HH21	9	0.17
(1,17)	2:C:3:A:N1	1:A:85:ARG:HH22	9	0.17
(1,17)	2:C:3:A:N1	1:A:100:GLU:H	9	0.17
(1,17)	2:C:3:A:N1	1:A:104:ARG:H	9	0.17
(1,17)	2:C:3:A:N1	1:A:104:ARG:HE	9	0.17
(1,17)	2:C:3:A:N1	1:A:104:ARG:HH11	9	0.17
(1,17)	2:C:3:A:N1	1:A:104:ARG:HH12	9	0.17
(1,17)	2:C:3:A:N1	1:A:104:ARG:HH21	9	0.17
(1,17)	2:C:3:A:N1	1:A:104:ARG:HH22	9	0.17
(1,17)	2:C:3:A:N1	1:A:8:LEU:H	10	0.17
(1,17)	2:C:3:A:N1	1:A:10:SER:H	10	0.17
(1,17)	2:C:3:A:N1	1:A:10:SER:HG	10	0.17
(1,17)	2:C:3:A:N1	1:A:12:ASP:H	10	0.17
(1,17)	2:C:3:A:N1	1:A:14:THR:H	10	0.17
(1,17)	2:C:3:A:N1	1:A:14:THR:HG1	10	0.17
(1,17)	2:C:3:A:N1	1:A:15:ALA:H	10	0.17
(1,17)	2:C:3:A:N1	1:A:16:GLY:H	10	0.17
(1,17)	2:C:3:A:N1	1:A:17:HIS:H	10	0.17
(1,17)	2:C:3:A:N1	1:A:17:HIS:HD1	10	0.17
(1,17)	2:C:3:A:N1	1:A:17:HIS:HE2	10	0.17
(1,17)	2:C:3:A:N1	1:A:19:GLN:H	10	0.17
(1,17)	2:C:3:A:N1	1:A:19:GLN:HE21	10	0.17
(1,17)	2:C:3:A:N1	1:A:19:GLN:HE22	10	0.17
(1,17)	2:C:3:A:N1	1:A:20:GLN:H	10	0.17
(1,17)	2:C:3:A:N1	1:A:20:GLN:HE21	10	0.17
(1,17)	2:C:3:A:N1	1:A:20:GLN:HE22	10	0.17
(1,17)	2:C:3:A:N1	1:A:21:GLY:H	10	0.17
(1,17)	2:C:3:A:N1	1:A:22:THR:H	10	0.17
(1,17)	2:C:3:A:N1	1:A:22:THR:HG1	10	0.17
(1,17)	2:C:3:A:N1	1:A:23:ARG:H	10	0.17
(1,17)	2:C:3:A:N1	1:A:23:ARG:HE	10	0.17
(1,17)	2:C:3:A:N1	1:A:23:ARG:HH11	10	0.17
(1,17)	2:C:3:A:N1	1:A:23:ARG:HH12	10	0.17
(1,17)	2:C:3:A:N1	1:A:23:ARG:HH21	10	0.17

Continued on next page...

Continued from previous page...

Key	Atom-1	Atom-2	Model ID	Violation (Å)
(1,17)	2:C:3:A:N1	1:A:23:ARG:HH22	10	0.17
(1,17)	2:C:3:A:N1	1:A:45:VAL:H	10	0.17
(1,17)	2:C:3:A:N1	1:A:46:THR:H	10	0.17
(1,17)	2:C:3:A:N1	1:A:46:THR:HG1	10	0.17
(1,17)	2:C:3:A:N1	1:A:47:SER:H	10	0.17
(1,17)	2:C:3:A:N1	1:A:47:SER:HG	10	0.17
(1,17)	2:C:3:A:N1	1:A:48:GLY:H	10	0.17
(1,17)	2:C:3:A:N1	1:A:49:GLY:H	10	0.17
(1,17)	2:C:3:A:N1	1:A:50:ASN:H	10	0.17
(1,17)	2:C:3:A:N1	1:A:50:ASN:HD21	10	0.17
(1,17)	2:C:3:A:N1	1:A:50:ASN:HD22	10	0.17
(1,17)	2:C:3:A:N1	1:A:51:PHE:H	10	0.17
(1,17)	2:C:3:A:N1	1:A:52:ALA:H	10	0.17
(1,17)	2:C:3:A:N1	1:A:53:ARG:H	10	0.17
(1,17)	2:C:3:A:N1	1:A:53:ARG:HE	10	0.17
(1,17)	2:C:3:A:N1	1:A:53:ARG:HH11	10	0.17
(1,17)	2:C:3:A:N1	1:A:53:ARG:HH12	10	0.17
(1,17)	2:C:3:A:N1	1:A:53:ARG:HH21	10	0.17
(1,17)	2:C:3:A:N1	1:A:53:ARG:HH22	10	0.17
(1,17)	2:C:3:A:N1	1:A:54:THR:H	10	0.17
(1,17)	2:C:3:A:N1	1:A:54:THR:HG1	10	0.17
(1,17)	2:C:3:A:N1	1:A:55:ALA:H	10	0.17
(1,17)	2:C:3:A:N1	1:A:56:GLY:H	10	0.17
(1,17)	2:C:3:A:N1	1:A:57:PHE:H	10	0.17
(1,17)	2:C:3:A:N1	1:A:58:ALA:H	10	0.17
(1,17)	2:C:3:A:N1	1:A:60:SER:H	10	0.17
(1,17)	2:C:3:A:N1	1:A:60:SER:HG	10	0.17
(1,17)	2:C:3:A:N1	1:A:62:ASP:H	10	0.17
(1,17)	2:C:3:A:N1	1:A:66:ILE:H	10	0.17
(1,17)	2:C:3:A:N1	1:A:67:ARG:H	10	0.17
(1,17)	2:C:3:A:N1	1:A:67:ARG:HE	10	0.17
(1,17)	2:C:3:A:N1	1:A:67:ARG:HH11	10	0.17
(1,17)	2:C:3:A:N1	1:A:67:ARG:HH12	10	0.17
(1,17)	2:C:3:A:N1	1:A:67:ARG:HH21	10	0.17
(1,17)	2:C:3:A:N1	1:A:67:ARG:HH22	10	0.17
(1,17)	2:C:3:A:N1	1:A:68:THR:H	10	0.17
(1,17)	2:C:3:A:N1	1:A:68:THR:HG1	10	0.17
(1,17)	2:C:3:A:N1	1:A:69:THR:H	10	0.17
(1,17)	2:C:3:A:N1	1:A:69:THR:HG1	10	0.17
(1,17)	2:C:3:A:N1	1:A:70:GLY:H	10	0.17
(1,17)	2:C:3:A:N1	1:A:71:VAL:H	10	0.17
(1,17)	2:C:3:A:N1	1:A:73:ARG:H	10	0.17

Continued on next page...

Continued from previous page...

Key	Atom-1	Atom-2	Model ID	Violation (Å)
(1,17)	2:C:3:A:N1	1:A:73:ARG:HE	10	0.17
(1,17)	2:C:3:A:N1	1:A:73:ARG:HH11	10	0.17
(1,17)	2:C:3:A:N1	1:A:73:ARG:HH12	10	0.17
(1,17)	2:C:3:A:N1	1:A:73:ARG:HH21	10	0.17
(1,17)	2:C:3:A:N1	1:A:73:ARG:HH22	10	0.17
(1,17)	2:C:3:A:N1	1:A:75:ASP:H	10	0.17
(1,17)	2:C:3:A:N1	1:A:76:GLN:H	10	0.17
(1,17)	2:C:3:A:N1	1:A:76:GLN:HE21	10	0.17
(1,17)	2:C:3:A:N1	1:A:76:GLN:HE22	10	0.17
(1,17)	2:C:3:A:N1	1:A:85:ARG:H	10	0.17
(1,17)	2:C:3:A:N1	1:A:85:ARG:HE	10	0.17
(1,17)	2:C:3:A:N1	1:A:85:ARG:HH11	10	0.17
(1,17)	2:C:3:A:N1	1:A:85:ARG:HH12	10	0.17
(1,17)	2:C:3:A:N1	1:A:85:ARG:HH21	10	0.17
(1,17)	2:C:3:A:N1	1:A:85:ARG:HH22	10	0.17
(1,17)	2:C:3:A:N1	1:A:100:GLU:H	10	0.17
(1,17)	2:C:3:A:N1	1:A:104:ARG:H	10	0.17
(1,17)	2:C:3:A:N1	1:A:104:ARG:HE	10	0.17
(1,17)	2:C:3:A:N1	1:A:104:ARG:HH11	10	0.17
(1,17)	2:C:3:A:N1	1:A:104:ARG:HH12	10	0.17
(1,17)	2:C:3:A:N1	1:A:104:ARG:HH21	10	0.17
(1,17)	2:C:3:A:N1	1:A:104:ARG:HH22	10	0.17
(1,15)	2:C:2:U:H3	1:A:8:LEU:N	6	0.17
(1,15)	2:C:2:U:H3	1:A:8:LEU:O	6	0.17
(1,15)	2:C:2:U:H3	1:A:10:SER:N	6	0.17
(1,15)	2:C:2:U:H3	1:A:10:SER:O	6	0.17
(1,15)	2:C:2:U:H3	1:A:10:SER:OG	6	0.17
(1,15)	2:C:2:U:H3	1:A:12:ASP:N	6	0.17
(1,15)	2:C:2:U:H3	1:A:12:ASP:O	6	0.17
(1,15)	2:C:2:U:H3	1:A:12:ASP:OD1	6	0.17
(1,15)	2:C:2:U:H3	1:A:12:ASP:OD2	6	0.17
(1,15)	2:C:2:U:H3	1:A:13:PRO:N	6	0.17
(1,15)	2:C:2:U:H3	1:A:13:PRO:O	6	0.17
(1,15)	2:C:2:U:H3	1:A:14:THR:N	6	0.17
(1,15)	2:C:2:U:H3	1:A:14:THR:O	6	0.17
(1,15)	2:C:2:U:H3	1:A:14:THR:OG1	6	0.17
(1,15)	2:C:2:U:H3	1:A:15:ALA:N	6	0.17
(1,15)	2:C:2:U:H3	1:A:15:ALA:O	6	0.17
(1,15)	2:C:2:U:H3	1:A:16:GLY:N	6	0.17
(1,15)	2:C:2:U:H3	1:A:16:GLY:O	6	0.17
(1,15)	2:C:2:U:H3	1:A:17:HIS:N	6	0.17
(1,15)	2:C:2:U:H3	1:A:17:HIS:ND1	6	0.17

Continued on next page...

Continued from previous page...

Key	Atom-1	Atom-2	Model ID	Violation (Å)
(1,15)	2:C:2:U:H3	1:A:17:HIS:NE2	6	0.17
(1,15)	2:C:2:U:H3	1:A:17:HIS:O	6	0.17
(1,15)	2:C:2:U:H3	1:A:19:GLN:N	6	0.17
(1,15)	2:C:2:U:H3	1:A:19:GLN:NE2	6	0.17
(1,15)	2:C:2:U:H3	1:A:19:GLN:O	6	0.17
(1,15)	2:C:2:U:H3	1:A:19:GLN:OE1	6	0.17
(1,15)	2:C:2:U:H3	1:A:20:GLN:N	6	0.17
(1,15)	2:C:2:U:H3	1:A:20:GLN:NE2	6	0.17
(1,15)	2:C:2:U:H3	1:A:20:GLN:O	6	0.17
(1,15)	2:C:2:U:H3	1:A:20:GLN:OE1	6	0.17
(1,15)	2:C:2:U:H3	1:A:21:GLY:N	6	0.17
(1,15)	2:C:2:U:H3	1:A:21:GLY:O	6	0.17
(1,15)	2:C:2:U:H3	1:A:22:THR:N	6	0.17
(1,15)	2:C:2:U:H3	1:A:22:THR:O	6	0.17
(1,15)	2:C:2:U:H3	1:A:22:THR:OG1	6	0.17
(1,15)	2:C:2:U:H3	1:A:23:ARG:N	6	0.17
(1,15)	2:C:2:U:H3	1:A:23:ARG:NE	6	0.17
(1,15)	2:C:2:U:H3	1:A:23:ARG:NH1	6	0.17
(1,15)	2:C:2:U:H3	1:A:23:ARG:NH2	6	0.17
(1,15)	2:C:2:U:H3	1:A:23:ARG:O	6	0.17
(1,15)	2:C:2:U:H3	1:A:24:PRO:N	6	0.17
(1,15)	2:C:2:U:H3	1:A:24:PRO:O	6	0.17
(1,15)	2:C:2:U:H3	1:A:45:VAL:N	6	0.17
(1,15)	2:C:2:U:H3	1:A:45:VAL:O	6	0.17
(1,15)	2:C:2:U:H3	1:A:46:THR:N	6	0.17
(1,15)	2:C:2:U:H3	1:A:46:THR:O	6	0.17
(1,15)	2:C:2:U:H3	1:A:46:THR:OG1	6	0.17
(1,15)	2:C:2:U:H3	1:A:47:SER:N	6	0.17
(1,15)	2:C:2:U:H3	1:A:47:SER:O	6	0.17
(1,15)	2:C:2:U:H3	1:A:47:SER:OG	6	0.17
(1,15)	2:C:2:U:H3	1:A:48:GLY:N	6	0.17
(1,15)	2:C:2:U:H3	1:A:48:GLY:O	6	0.17
(1,15)	2:C:2:U:H3	1:A:49:GLY:N	6	0.17
(1,15)	2:C:2:U:H3	1:A:49:GLY:O	6	0.17
(1,15)	2:C:2:U:H3	1:A:50:ASN:N	6	0.17
(1,15)	2:C:2:U:H3	1:A:50:ASN:ND2	6	0.17
(1,15)	2:C:2:U:H3	1:A:50:ASN:O	6	0.17
(1,15)	2:C:2:U:H3	1:A:50:ASN:OD1	6	0.17
(1,15)	2:C:2:U:H3	1:A:51:PHE:N	6	0.17
(1,15)	2:C:2:U:H3	1:A:51:PHE:O	6	0.17
(1,15)	2:C:2:U:H3	1:A:52:ALA:N	6	0.17
(1,15)	2:C:2:U:H3	1:A:52:ALA:O	6	0.17

Continued on next page...

Continued from previous page...

Key	Atom-1	Atom-2	Model ID	Violation (Å)
(1,15)	2:C:2:U:H3	1:A:53:ARG:N	6	0.17
(1,15)	2:C:2:U:H3	1:A:53:ARG:NE	6	0.17
(1,15)	2:C:2:U:H3	1:A:53:ARG:NH1	6	0.17
(1,15)	2:C:2:U:H3	1:A:53:ARG:NH2	6	0.17
(1,15)	2:C:2:U:H3	1:A:53:ARG:O	6	0.17
(1,15)	2:C:2:U:H3	1:A:54:THR:N	6	0.17
(1,15)	2:C:2:U:H3	1:A:54:THR:O	6	0.17
(1,15)	2:C:2:U:H3	1:A:54:THR:OG1	6	0.17
(1,15)	2:C:2:U:H3	1:A:55:ALA:N	6	0.17
(1,15)	2:C:2:U:H3	1:A:55:ALA:O	6	0.17
(1,15)	2:C:2:U:H3	1:A:56:GLY:N	6	0.17
(1,15)	2:C:2:U:H3	1:A:56:GLY:O	6	0.17
(1,15)	2:C:2:U:H3	1:A:57:PHE:N	6	0.17
(1,15)	2:C:2:U:H3	1:A:57:PHE:O	6	0.17
(1,15)	2:C:2:U:H3	1:A:58:ALA:N	6	0.17
(1,15)	2:C:2:U:H3	1:A:58:ALA:O	6	0.17
(1,15)	2:C:2:U:H3	1:A:60:SER:N	6	0.17
(1,15)	2:C:2:U:H3	1:A:60:SER:O	6	0.17
(1,15)	2:C:2:U:H3	1:A:60:SER:OG	6	0.17
(1,15)	2:C:2:U:H3	1:A:62:ASP:N	6	0.17
(1,15)	2:C:2:U:H3	1:A:62:ASP:O	6	0.17
(1,15)	2:C:2:U:H3	1:A:62:ASP:OD1	6	0.17
(1,15)	2:C:2:U:H3	1:A:62:ASP:OD2	6	0.17
(1,15)	2:C:2:U:H3	1:A:66:ILE:N	6	0.17
(1,15)	2:C:2:U:H3	1:A:66:ILE:O	6	0.17
(1,15)	2:C:2:U:H3	1:A:67:ARG:N	6	0.17
(1,15)	2:C:2:U:H3	1:A:67:ARG:NE	6	0.17
(1,15)	2:C:2:U:H3	1:A:67:ARG:NH1	6	0.17
(1,15)	2:C:2:U:H3	1:A:67:ARG:NH2	6	0.17
(1,15)	2:C:2:U:H3	1:A:67:ARG:O	6	0.17
(1,15)	2:C:2:U:H3	1:A:68:THR:N	6	0.17
(1,15)	2:C:2:U:H3	1:A:68:THR:O	6	0.17
(1,15)	2:C:2:U:H3	1:A:68:THR:OG1	6	0.17
(1,15)	2:C:2:U:H3	1:A:69:THR:N	6	0.17
(1,15)	2:C:2:U:H3	1:A:69:THR:O	6	0.17
(1,15)	2:C:2:U:H3	1:A:69:THR:OG1	6	0.17
(1,15)	2:C:2:U:H3	1:A:70:GLY:N	6	0.17
(1,15)	2:C:2:U:H3	1:A:70:GLY:O	6	0.17
(1,15)	2:C:2:U:H3	1:A:71:VAL:N	6	0.17
(1,15)	2:C:2:U:H3	1:A:71:VAL:O	6	0.17
(1,15)	2:C:2:U:H3	1:A:73:ARG:N	6	0.17
(1,15)	2:C:2:U:H3	1:A:73:ARG:NE	6	0.17

Continued on next page...

Continued from previous page...

Key	Atom-1	Atom-2	Model ID	Violation (Å)
(1,15)	2:C:2:U:H3	1:A:73:ARG:NH1	6	0.17
(1,15)	2:C:2:U:H3	1:A:73:ARG:NH2	6	0.17
(1,15)	2:C:2:U:H3	1:A:73:ARG:O	6	0.17
(1,15)	2:C:2:U:H3	1:A:75:ASP:N	6	0.17
(1,15)	2:C:2:U:H3	1:A:75:ASP:O	6	0.17
(1,15)	2:C:2:U:H3	1:A:75:ASP:OD1	6	0.17
(1,15)	2:C:2:U:H3	1:A:75:ASP:OD2	6	0.17
(1,15)	2:C:2:U:H3	1:A:76:GLN:N	6	0.17
(1,15)	2:C:2:U:H3	1:A:76:GLN:NE2	6	0.17
(1,15)	2:C:2:U:H3	1:A:76:GLN:O	6	0.17
(1,15)	2:C:2:U:H3	1:A:76:GLN:OE1	6	0.17
(1,15)	2:C:2:U:H3	1:A:85:ARG:N	6	0.17
(1,15)	2:C:2:U:H3	1:A:85:ARG:NE	6	0.17
(1,15)	2:C:2:U:H3	1:A:85:ARG:NH1	6	0.17
(1,15)	2:C:2:U:H3	1:A:85:ARG:NH2	6	0.17
(1,15)	2:C:2:U:H3	1:A:85:ARG:O	6	0.17
(1,15)	2:C:2:U:H3	1:A:100:GLU:N	6	0.17
(1,15)	2:C:2:U:H3	1:A:100:GLU:O	6	0.17
(1,15)	2:C:2:U:H3	1:A:100:GLU:OE1	6	0.17
(1,15)	2:C:2:U:H3	1:A:100:GLU:OE2	6	0.17
(1,15)	2:C:2:U:H3	1:A:104:ARG:N	6	0.17
(1,15)	2:C:2:U:H3	1:A:104:ARG:NE	6	0.17
(1,15)	2:C:2:U:H3	1:A:104:ARG:NH1	6	0.17
(1,15)	2:C:2:U:H3	1:A:104:ARG:NH2	6	0.17
(1,15)	2:C:2:U:H3	1:A:104:ARG:O	6	0.17
(1,15)	2:C:2:U:H3	1:A:8:LEU:N	10	0.17
(1,15)	2:C:2:U:H3	1:A:8:LEU:O	10	0.17
(1,15)	2:C:2:U:H3	1:A:10:SER:N	10	0.17
(1,15)	2:C:2:U:H3	1:A:10:SER:O	10	0.17
(1,15)	2:C:2:U:H3	1:A:10:SER:OG	10	0.17
(1,15)	2:C:2:U:H3	1:A:12:ASP:N	10	0.17
(1,15)	2:C:2:U:H3	1:A:12:ASP:O	10	0.17
(1,15)	2:C:2:U:H3	1:A:12:ASP:OD1	10	0.17
(1,15)	2:C:2:U:H3	1:A:12:ASP:OD2	10	0.17
(1,15)	2:C:2:U:H3	1:A:13:PRO:N	10	0.17
(1,15)	2:C:2:U:H3	1:A:13:PRO:O	10	0.17
(1,15)	2:C:2:U:H3	1:A:14:THR:N	10	0.17
(1,15)	2:C:2:U:H3	1:A:14:THR:O	10	0.17
(1,15)	2:C:2:U:H3	1:A:14:THR:OG1	10	0.17
(1,15)	2:C:2:U:H3	1:A:15:ALA:N	10	0.17
(1,15)	2:C:2:U:H3	1:A:15:ALA:O	10	0.17
(1,15)	2:C:2:U:H3	1:A:16:GLY:N	10	0.17

Continued on next page...

Continued from previous page...

Key	Atom-1	Atom-2	Model ID	Violation (Å)
(1,15)	2:C:2:U:H3	1:A:16:GLY:O	10	0.17
(1,15)	2:C:2:U:H3	1:A:17:HIS:N	10	0.17
(1,15)	2:C:2:U:H3	1:A:17:HIS:ND1	10	0.17
(1,15)	2:C:2:U:H3	1:A:17:HIS:NE2	10	0.17
(1,15)	2:C:2:U:H3	1:A:17:HIS:O	10	0.17
(1,15)	2:C:2:U:H3	1:A:19:GLN:N	10	0.17
(1,15)	2:C:2:U:H3	1:A:19:GLN:NE2	10	0.17
(1,15)	2:C:2:U:H3	1:A:19:GLN:O	10	0.17
(1,15)	2:C:2:U:H3	1:A:19:GLN:OE1	10	0.17
(1,15)	2:C:2:U:H3	1:A:20:GLN:N	10	0.17
(1,15)	2:C:2:U:H3	1:A:20:GLN:NE2	10	0.17
(1,15)	2:C:2:U:H3	1:A:20:GLN:O	10	0.17
(1,15)	2:C:2:U:H3	1:A:20:GLN:OE1	10	0.17
(1,15)	2:C:2:U:H3	1:A:21:GLY:N	10	0.17
(1,15)	2:C:2:U:H3	1:A:21:GLY:O	10	0.17
(1,15)	2:C:2:U:H3	1:A:22:THR:N	10	0.17
(1,15)	2:C:2:U:H3	1:A:22:THR:O	10	0.17
(1,15)	2:C:2:U:H3	1:A:22:THR:OG1	10	0.17
(1,15)	2:C:2:U:H3	1:A:23:ARG:N	10	0.17
(1,15)	2:C:2:U:H3	1:A:23:ARG:NE	10	0.17
(1,15)	2:C:2:U:H3	1:A:23:ARG:NH1	10	0.17
(1,15)	2:C:2:U:H3	1:A:23:ARG:NH2	10	0.17
(1,15)	2:C:2:U:H3	1:A:23:ARG:O	10	0.17
(1,15)	2:C:2:U:H3	1:A:24:PRO:N	10	0.17
(1,15)	2:C:2:U:H3	1:A:24:PRO:O	10	0.17
(1,15)	2:C:2:U:H3	1:A:45:VAL:N	10	0.17
(1,15)	2:C:2:U:H3	1:A:45:VAL:O	10	0.17
(1,15)	2:C:2:U:H3	1:A:46:THR:N	10	0.17
(1,15)	2:C:2:U:H3	1:A:46:THR:O	10	0.17
(1,15)	2:C:2:U:H3	1:A:46:THR:OG1	10	0.17
(1,15)	2:C:2:U:H3	1:A:47:SER:N	10	0.17
(1,15)	2:C:2:U:H3	1:A:47:SER:O	10	0.17
(1,15)	2:C:2:U:H3	1:A:47:SER:OG	10	0.17
(1,15)	2:C:2:U:H3	1:A:48:GLY:N	10	0.17
(1,15)	2:C:2:U:H3	1:A:48:GLY:O	10	0.17
(1,15)	2:C:2:U:H3	1:A:49:GLY:N	10	0.17
(1,15)	2:C:2:U:H3	1:A:49:GLY:O	10	0.17
(1,15)	2:C:2:U:H3	1:A:50:ASN:N	10	0.17
(1,15)	2:C:2:U:H3	1:A:50:ASN:ND2	10	0.17
(1,15)	2:C:2:U:H3	1:A:50:ASN:O	10	0.17
(1,15)	2:C:2:U:H3	1:A:50:ASN:OD1	10	0.17
(1,15)	2:C:2:U:H3	1:A:51:PHE:N	10	0.17

Continued on next page...

Continued from previous page...

Key	Atom-1	Atom-2	Model ID	Violation (Å)
(1,15)	2:C:2:U:H3	1:A:51:PHE:O	10	0.17
(1,15)	2:C:2:U:H3	1:A:52:ALA:N	10	0.17
(1,15)	2:C:2:U:H3	1:A:52:ALA:O	10	0.17
(1,15)	2:C:2:U:H3	1:A:53:ARG:N	10	0.17
(1,15)	2:C:2:U:H3	1:A:53:ARG:NE	10	0.17
(1,15)	2:C:2:U:H3	1:A:53:ARG:NH1	10	0.17
(1,15)	2:C:2:U:H3	1:A:53:ARG:NH2	10	0.17
(1,15)	2:C:2:U:H3	1:A:53:ARG:O	10	0.17
(1,15)	2:C:2:U:H3	1:A:54:THR:N	10	0.17
(1,15)	2:C:2:U:H3	1:A:54:THR:O	10	0.17
(1,15)	2:C:2:U:H3	1:A:54:THR:OG1	10	0.17
(1,15)	2:C:2:U:H3	1:A:55:ALA:N	10	0.17
(1,15)	2:C:2:U:H3	1:A:55:ALA:O	10	0.17
(1,15)	2:C:2:U:H3	1:A:56:GLY:N	10	0.17
(1,15)	2:C:2:U:H3	1:A:56:GLY:O	10	0.17
(1,15)	2:C:2:U:H3	1:A:57:PHE:N	10	0.17
(1,15)	2:C:2:U:H3	1:A:57:PHE:O	10	0.17
(1,15)	2:C:2:U:H3	1:A:58:ALA:N	10	0.17
(1,15)	2:C:2:U:H3	1:A:58:ALA:O	10	0.17
(1,15)	2:C:2:U:H3	1:A:60:SER:N	10	0.17
(1,15)	2:C:2:U:H3	1:A:60:SER:O	10	0.17
(1,15)	2:C:2:U:H3	1:A:60:SER:OG	10	0.17
(1,15)	2:C:2:U:H3	1:A:62:ASP:N	10	0.17
(1,15)	2:C:2:U:H3	1:A:62:ASP:O	10	0.17
(1,15)	2:C:2:U:H3	1:A:62:ASP:OD1	10	0.17
(1,15)	2:C:2:U:H3	1:A:62:ASP:OD2	10	0.17
(1,15)	2:C:2:U:H3	1:A:66:ILE:N	10	0.17
(1,15)	2:C:2:U:H3	1:A:66:ILE:O	10	0.17
(1,15)	2:C:2:U:H3	1:A:67:ARG:N	10	0.17
(1,15)	2:C:2:U:H3	1:A:67:ARG:NE	10	0.17
(1,15)	2:C:2:U:H3	1:A:67:ARG:NH1	10	0.17
(1,15)	2:C:2:U:H3	1:A:67:ARG:NH2	10	0.17
(1,15)	2:C:2:U:H3	1:A:67:ARG:O	10	0.17
(1,15)	2:C:2:U:H3	1:A:68:THR:N	10	0.17
(1,15)	2:C:2:U:H3	1:A:68:THR:O	10	0.17
(1,15)	2:C:2:U:H3	1:A:68:THR:OG1	10	0.17
(1,15)	2:C:2:U:H3	1:A:69:THR:N	10	0.17
(1,15)	2:C:2:U:H3	1:A:69:THR:O	10	0.17
(1,15)	2:C:2:U:H3	1:A:69:THR:OG1	10	0.17
(1,15)	2:C:2:U:H3	1:A:70:GLY:N	10	0.17
(1,15)	2:C:2:U:H3	1:A:70:GLY:O	10	0.17
(1,15)	2:C:2:U:H3	1:A:71:VAL:N	10	0.17

Continued on next page...

Continued from previous page...

Key	Atom-1	Atom-2	Model ID	Violation (Å)
(1,15)	2:C:2:U:H3	1:A:71:VAL:O	10	0.17
(1,15)	2:C:2:U:H3	1:A:73:ARG:N	10	0.17
(1,15)	2:C:2:U:H3	1:A:73:ARG:NE	10	0.17
(1,15)	2:C:2:U:H3	1:A:73:ARG:NH1	10	0.17
(1,15)	2:C:2:U:H3	1:A:73:ARG:NH2	10	0.17
(1,15)	2:C:2:U:H3	1:A:73:ARG:O	10	0.17
(1,15)	2:C:2:U:H3	1:A:75:ASP:N	10	0.17
(1,15)	2:C:2:U:H3	1:A:75:ASP:O	10	0.17
(1,15)	2:C:2:U:H3	1:A:75:ASP:OD1	10	0.17
(1,15)	2:C:2:U:H3	1:A:75:ASP:OD2	10	0.17
(1,15)	2:C:2:U:H3	1:A:76:GLN:N	10	0.17
(1,15)	2:C:2:U:H3	1:A:76:GLN:NE2	10	0.17
(1,15)	2:C:2:U:H3	1:A:76:GLN:O	10	0.17
(1,15)	2:C:2:U:H3	1:A:76:GLN:OE1	10	0.17
(1,15)	2:C:2:U:H3	1:A:85:ARG:N	10	0.17
(1,15)	2:C:2:U:H3	1:A:85:ARG:NE	10	0.17
(1,15)	2:C:2:U:H3	1:A:85:ARG:NH1	10	0.17
(1,15)	2:C:2:U:H3	1:A:85:ARG:NH2	10	0.17
(1,15)	2:C:2:U:H3	1:A:85:ARG:O	10	0.17
(1,15)	2:C:2:U:H3	1:A:100:GLU:N	10	0.17
(1,15)	2:C:2:U:H3	1:A:100:GLU:O	10	0.17
(1,15)	2:C:2:U:H3	1:A:100:GLU:OE1	10	0.17
(1,15)	2:C:2:U:H3	1:A:100:GLU:OE2	10	0.17
(1,15)	2:C:2:U:H3	1:A:104:ARG:N	10	0.17
(1,15)	2:C:2:U:H3	1:A:104:ARG:NE	10	0.17
(1,15)	2:C:2:U:H3	1:A:104:ARG:NH1	10	0.17
(1,15)	2:C:2:U:H3	1:A:104:ARG:NH2	10	0.17
(1,15)	2:C:2:U:H3	1:A:104:ARG:O	10	0.17
(2,1)	2:C:2:U:HO2'	2:C:3:A:OP2	9	0.16
(1,18)	2:C:3:A:H2	1:A:8:LEU:C	9	0.16
(1,18)	2:C:3:A:H2	1:A:8:LEU:CA	9	0.16
(1,18)	2:C:3:A:H2	1:A:8:LEU:CB	9	0.16
(1,18)	2:C:3:A:H2	1:A:8:LEU:CD1	9	0.16
(1,18)	2:C:3:A:H2	1:A:8:LEU:CD2	9	0.16
(1,18)	2:C:3:A:H2	1:A:8:LEU:CG	9	0.16
(1,18)	2:C:3:A:H2	1:A:10:SER:C	9	0.16
(1,18)	2:C:3:A:H2	1:A:10:SER:CA	9	0.16
(1,18)	2:C:3:A:H2	1:A:10:SER:CB	9	0.16
(1,18)	2:C:3:A:H2	1:A:12:ASP:C	9	0.16
(1,18)	2:C:3:A:H2	1:A:12:ASP:CA	9	0.16
(1,18)	2:C:3:A:H2	1:A:12:ASP:CB	9	0.16
(1,18)	2:C:3:A:H2	1:A:12:ASP:CG	9	0.16

Continued on next page...

Continued from previous page...

Key	Atom-1	Atom-2	Model ID	Violation (Å)
(1,18)	2:C:3:A:H2	1:A:13:PRO:C	9	0.16
(1,18)	2:C:3:A:H2	1:A:13:PRO:CA	9	0.16
(1,18)	2:C:3:A:H2	1:A:13:PRO:CB	9	0.16
(1,18)	2:C:3:A:H2	1:A:13:PRO:CD	9	0.16
(1,18)	2:C:3:A:H2	1:A:13:PRO:CG	9	0.16
(1,18)	2:C:3:A:H2	1:A:14:THR:C	9	0.16
(1,18)	2:C:3:A:H2	1:A:14:THR:CA	9	0.16
(1,18)	2:C:3:A:H2	1:A:14:THR:CB	9	0.16
(1,18)	2:C:3:A:H2	1:A:14:THR:CG2	9	0.16
(1,18)	2:C:3:A:H2	1:A:15:ALA:C	9	0.16
(1,18)	2:C:3:A:H2	1:A:15:ALA:CA	9	0.16
(1,18)	2:C:3:A:H2	1:A:15:ALA:CB	9	0.16
(1,18)	2:C:3:A:H2	1:A:16:GLY:C	9	0.16
(1,18)	2:C:3:A:H2	1:A:16:GLY:CA	9	0.16
(1,18)	2:C:3:A:H2	1:A:17:HIS:C	9	0.16
(1,18)	2:C:3:A:H2	1:A:17:HIS:CA	9	0.16
(1,18)	2:C:3:A:H2	1:A:17:HIS:CB	9	0.16
(1,18)	2:C:3:A:H2	1:A:17:HIS:CD2	9	0.16
(1,18)	2:C:3:A:H2	1:A:17:HIS:CE1	9	0.16
(1,18)	2:C:3:A:H2	1:A:17:HIS:CG	9	0.16
(1,18)	2:C:3:A:H2	1:A:19:GLN:C	9	0.16
(1,18)	2:C:3:A:H2	1:A:19:GLN:CA	9	0.16
(1,18)	2:C:3:A:H2	1:A:19:GLN:CB	9	0.16
(1,18)	2:C:3:A:H2	1:A:19:GLN:CD	9	0.16
(1,18)	2:C:3:A:H2	1:A:19:GLN:CG	9	0.16
(1,18)	2:C:3:A:H2	1:A:20:GLN:C	9	0.16
(1,18)	2:C:3:A:H2	1:A:20:GLN:CA	9	0.16
(1,18)	2:C:3:A:H2	1:A:20:GLN:CB	9	0.16
(1,18)	2:C:3:A:H2	1:A:20:GLN:CD	9	0.16
(1,18)	2:C:3:A:H2	1:A:20:GLN:CG	9	0.16
(1,18)	2:C:3:A:H2	1:A:21:GLY:C	9	0.16
(1,18)	2:C:3:A:H2	1:A:21:GLY:CA	9	0.16
(1,18)	2:C:3:A:H2	1:A:22:THR:C	9	0.16
(1,18)	2:C:3:A:H2	1:A:22:THR:CA	9	0.16
(1,18)	2:C:3:A:H2	1:A:22:THR:CB	9	0.16
(1,18)	2:C:3:A:H2	1:A:22:THR:CG2	9	0.16
(1,18)	2:C:3:A:H2	1:A:23:ARG:C	9	0.16
(1,18)	2:C:3:A:H2	1:A:23:ARG:CA	9	0.16
(1,18)	2:C:3:A:H2	1:A:23:ARG:CB	9	0.16
(1,18)	2:C:3:A:H2	1:A:23:ARG:CD	9	0.16
(1,18)	2:C:3:A:H2	1:A:23:ARG:CG	9	0.16
(1,18)	2:C:3:A:H2	1:A:23:ARG:CZ	9	0.16

Continued on next page...

Continued from previous page...

Key	Atom-1	Atom-2	Model ID	Violation (Å)
(1,18)	2:C:3:A:H2	1:A:24:PRO:C	9	0.16
(1,18)	2:C:3:A:H2	1:A:24:PRO:CA	9	0.16
(1,18)	2:C:3:A:H2	1:A:24:PRO:CB	9	0.16
(1,18)	2:C:3:A:H2	1:A:24:PRO:CD	9	0.16
(1,18)	2:C:3:A:H2	1:A:24:PRO:CG	9	0.16
(1,18)	2:C:3:A:H2	1:A:45:VAL:C	9	0.16
(1,18)	2:C:3:A:H2	1:A:45:VAL:CA	9	0.16
(1,18)	2:C:3:A:H2	1:A:45:VAL:CB	9	0.16
(1,18)	2:C:3:A:H2	1:A:45:VAL:CG1	9	0.16
(1,18)	2:C:3:A:H2	1:A:45:VAL:CG2	9	0.16
(1,18)	2:C:3:A:H2	1:A:46:THR:C	9	0.16
(1,18)	2:C:3:A:H2	1:A:46:THR:CA	9	0.16
(1,18)	2:C:3:A:H2	1:A:46:THR:CB	9	0.16
(1,18)	2:C:3:A:H2	1:A:46:THR:CG2	9	0.16
(1,18)	2:C:3:A:H2	1:A:47:SER:C	9	0.16
(1,18)	2:C:3:A:H2	1:A:47:SER:CA	9	0.16
(1,18)	2:C:3:A:H2	1:A:47:SER:CB	9	0.16
(1,18)	2:C:3:A:H2	1:A:48:GLY:C	9	0.16
(1,18)	2:C:3:A:H2	1:A:48:GLY:CA	9	0.16
(1,18)	2:C:3:A:H2	1:A:49:GLY:C	9	0.16
(1,18)	2:C:3:A:H2	1:A:49:GLY:CA	9	0.16
(1,18)	2:C:3:A:H2	1:A:50:ASN:C	9	0.16
(1,18)	2:C:3:A:H2	1:A:50:ASN:CA	9	0.16
(1,18)	2:C:3:A:H2	1:A:50:ASN:CB	9	0.16
(1,18)	2:C:3:A:H2	1:A:50:ASN:CG	9	0.16
(1,18)	2:C:3:A:H2	1:A:51:PHE:C	9	0.16
(1,18)	2:C:3:A:H2	1:A:51:PHE:CA	9	0.16
(1,18)	2:C:3:A:H2	1:A:51:PHE:CB	9	0.16
(1,18)	2:C:3:A:H2	1:A:51:PHE:CD1	9	0.16
(1,18)	2:C:3:A:H2	1:A:51:PHE:CD2	9	0.16
(1,18)	2:C:3:A:H2	1:A:51:PHE:CE1	9	0.16
(1,18)	2:C:3:A:H2	1:A:51:PHE:CE2	9	0.16
(1,18)	2:C:3:A:H2	1:A:51:PHE:CG	9	0.16
(1,18)	2:C:3:A:H2	1:A:51:PHE:CZ	9	0.16
(1,18)	2:C:3:A:H2	1:A:52:ALA:C	9	0.16
(1,18)	2:C:3:A:H2	1:A:52:ALA:CA	9	0.16
(1,18)	2:C:3:A:H2	1:A:52:ALA:CB	9	0.16
(1,18)	2:C:3:A:H2	1:A:53:ARG:C	9	0.16
(1,18)	2:C:3:A:H2	1:A:53:ARG:CA	9	0.16
(1,18)	2:C:3:A:H2	1:A:53:ARG:CB	9	0.16
(1,18)	2:C:3:A:H2	1:A:53:ARG:CD	9	0.16
(1,18)	2:C:3:A:H2	1:A:53:ARG:CG	9	0.16

Continued on next page...

Continued from previous page...

Key	Atom-1	Atom-2	Model ID	Violation (Å)
(1,18)	2:C:3:A:H2	1:A:53:ARG:CZ	9	0.16
(1,18)	2:C:3:A:H2	1:A:54:THR:C	9	0.16
(1,18)	2:C:3:A:H2	1:A:54:THR:CA	9	0.16
(1,18)	2:C:3:A:H2	1:A:54:THR:CB	9	0.16
(1,18)	2:C:3:A:H2	1:A:54:THR:CG2	9	0.16
(1,18)	2:C:3:A:H2	1:A:55:ALA:C	9	0.16
(1,18)	2:C:3:A:H2	1:A:55:ALA:CA	9	0.16
(1,18)	2:C:3:A:H2	1:A:55:ALA:CB	9	0.16
(1,18)	2:C:3:A:H2	1:A:56:GLY:C	9	0.16
(1,18)	2:C:3:A:H2	1:A:56:GLY:CA	9	0.16
(1,18)	2:C:3:A:H2	1:A:57:PHE:C	9	0.16
(1,18)	2:C:3:A:H2	1:A:57:PHE:CA	9	0.16
(1,18)	2:C:3:A:H2	1:A:57:PHE:CB	9	0.16
(1,18)	2:C:3:A:H2	1:A:57:PHE:CD1	9	0.16
(1,18)	2:C:3:A:H2	1:A:57:PHE:CD2	9	0.16
(1,18)	2:C:3:A:H2	1:A:57:PHE:CE1	9	0.16
(1,18)	2:C:3:A:H2	1:A:57:PHE:CE2	9	0.16
(1,18)	2:C:3:A:H2	1:A:57:PHE:CG	9	0.16
(1,18)	2:C:3:A:H2	1:A:57:PHE:CZ	9	0.16
(1,18)	2:C:3:A:H2	1:A:58:ALA:C	9	0.16
(1,18)	2:C:3:A:H2	1:A:58:ALA:CA	9	0.16
(1,18)	2:C:3:A:H2	1:A:58:ALA:CB	9	0.16
(1,18)	2:C:3:A:H2	1:A:60:SER:C	9	0.16
(1,18)	2:C:3:A:H2	1:A:60:SER:CA	9	0.16
(1,18)	2:C:3:A:H2	1:A:60:SER:CB	9	0.16
(1,18)	2:C:3:A:H2	1:A:62:ASP:C	9	0.16
(1,18)	2:C:3:A:H2	1:A:62:ASP:CA	9	0.16
(1,18)	2:C:3:A:H2	1:A:62:ASP:CB	9	0.16
(1,18)	2:C:3:A:H2	1:A:62:ASP:CG	9	0.16
(1,18)	2:C:3:A:H2	1:A:66:ILE:C	9	0.16
(1,18)	2:C:3:A:H2	1:A:66:ILE:CA	9	0.16
(1,18)	2:C:3:A:H2	1:A:66:ILE:CB	9	0.16
(1,18)	2:C:3:A:H2	1:A:66:ILE:CD1	9	0.16
(1,18)	2:C:3:A:H2	1:A:66:ILE:CG1	9	0.16
(1,18)	2:C:3:A:H2	1:A:66:ILE:CG2	9	0.16
(1,18)	2:C:3:A:H2	1:A:67:ARG:C	9	0.16
(1,18)	2:C:3:A:H2	1:A:67:ARG:CA	9	0.16
(1,18)	2:C:3:A:H2	1:A:67:ARG:CB	9	0.16
(1,18)	2:C:3:A:H2	1:A:67:ARG:CD	9	0.16
(1,18)	2:C:3:A:H2	1:A:67:ARG:CG	9	0.16
(1,18)	2:C:3:A:H2	1:A:67:ARG:CZ	9	0.16
(1,18)	2:C:3:A:H2	1:A:68:THR:C	9	0.16

Continued on next page...

Continued from previous page...

Key	Atom-1	Atom-2	Model ID	Violation (Å)
(1,18)	2:C:3:A:H2	1:A:68:THR:CA	9	0.16
(1,18)	2:C:3:A:H2	1:A:68:THR:CB	9	0.16
(1,18)	2:C:3:A:H2	1:A:68:THR:CG2	9	0.16
(1,18)	2:C:3:A:H2	1:A:69:THR:C	9	0.16
(1,18)	2:C:3:A:H2	1:A:69:THR:CA	9	0.16
(1,18)	2:C:3:A:H2	1:A:69:THR:CB	9	0.16
(1,18)	2:C:3:A:H2	1:A:69:THR:CG2	9	0.16
(1,18)	2:C:3:A:H2	1:A:70:GLY:C	9	0.16
(1,18)	2:C:3:A:H2	1:A:70:GLY:CA	9	0.16
(1,18)	2:C:3:A:H2	1:A:71:VAL:C	9	0.16
(1,18)	2:C:3:A:H2	1:A:71:VAL:CA	9	0.16
(1,18)	2:C:3:A:H2	1:A:71:VAL:CB	9	0.16
(1,18)	2:C:3:A:H2	1:A:71:VAL:CG1	9	0.16
(1,18)	2:C:3:A:H2	1:A:71:VAL:CG2	9	0.16
(1,18)	2:C:3:A:H2	1:A:73:ARG:C	9	0.16
(1,18)	2:C:3:A:H2	1:A:73:ARG:CA	9	0.16
(1,18)	2:C:3:A:H2	1:A:73:ARG:CB	9	0.16
(1,18)	2:C:3:A:H2	1:A:73:ARG:CD	9	0.16
(1,18)	2:C:3:A:H2	1:A:73:ARG:CG	9	0.16
(1,18)	2:C:3:A:H2	1:A:73:ARG:CZ	9	0.16
(1,18)	2:C:3:A:H2	1:A:75:ASP:C	9	0.16
(1,18)	2:C:3:A:H2	1:A:75:ASP:CA	9	0.16
(1,18)	2:C:3:A:H2	1:A:75:ASP:CB	9	0.16
(1,18)	2:C:3:A:H2	1:A:75:ASP:CG	9	0.16
(1,18)	2:C:3:A:H2	1:A:76:GLN:C	9	0.16
(1,18)	2:C:3:A:H2	1:A:76:GLN:CA	9	0.16
(1,18)	2:C:3:A:H2	1:A:76:GLN:CB	9	0.16
(1,18)	2:C:3:A:H2	1:A:76:GLN:CD	9	0.16
(1,18)	2:C:3:A:H2	1:A:76:GLN:CG	9	0.16
(1,18)	2:C:3:A:H2	1:A:85:ARG:C	9	0.16
(1,18)	2:C:3:A:H2	1:A:85:ARG:CA	9	0.16
(1,18)	2:C:3:A:H2	1:A:85:ARG:CB	9	0.16
(1,18)	2:C:3:A:H2	1:A:85:ARG:CD	9	0.16
(1,18)	2:C:3:A:H2	1:A:85:ARG:CG	9	0.16
(1,18)	2:C:3:A:H2	1:A:85:ARG:CZ	9	0.16
(1,18)	2:C:3:A:H2	1:A:100:GLU:C	9	0.16
(1,18)	2:C:3:A:H2	1:A:100:GLU:CA	9	0.16
(1,18)	2:C:3:A:H2	1:A:100:GLU:CB	9	0.16
(1,18)	2:C:3:A:H2	1:A:100:GLU:CD	9	0.16
(1,18)	2:C:3:A:H2	1:A:100:GLU:CG	9	0.16
(1,18)	2:C:3:A:H2	1:A:104:ARG:C	9	0.16
(1,18)	2:C:3:A:H2	1:A:104:ARG:CA	9	0.16

Continued on next page...

Continued from previous page...

Key	Atom-1	Atom-2	Model ID	Violation (Å)
(1,18)	2:C:3:A:H2	1:A:104:ARG:CB	9	0.16
(1,18)	2:C:3:A:H2	1:A:104:ARG:CD	9	0.16
(1,18)	2:C:3:A:H2	1:A:104:ARG:CG	9	0.16
(1,18)	2:C:3:A:H2	1:A:104:ARG:CZ	9	0.16
(1,16)	2:C:3:A:H61	1:A:8:LEU:N	2	0.16
(1,16)	2:C:3:A:H61	1:A:8:LEU:O	2	0.16
(1,16)	2:C:3:A:H61	1:A:10:SER:N	2	0.16
(1,16)	2:C:3:A:H61	1:A:10:SER:O	2	0.16
(1,16)	2:C:3:A:H61	1:A:10:SER:OG	2	0.16
(1,16)	2:C:3:A:H61	1:A:12:ASP:N	2	0.16
(1,16)	2:C:3:A:H61	1:A:12:ASP:O	2	0.16
(1,16)	2:C:3:A:H61	1:A:12:ASP:OD1	2	0.16
(1,16)	2:C:3:A:H61	1:A:12:ASP:OD2	2	0.16
(1,16)	2:C:3:A:H61	1:A:13:PRO:N	2	0.16
(1,16)	2:C:3:A:H61	1:A:13:PRO:O	2	0.16
(1,16)	2:C:3:A:H61	1:A:14:THR:N	2	0.16
(1,16)	2:C:3:A:H61	1:A:14:THR:O	2	0.16
(1,16)	2:C:3:A:H61	1:A:14:THR:OG1	2	0.16
(1,16)	2:C:3:A:H61	1:A:15:ALA:N	2	0.16
(1,16)	2:C:3:A:H61	1:A:15:ALA:O	2	0.16
(1,16)	2:C:3:A:H61	1:A:16:GLY:N	2	0.16
(1,16)	2:C:3:A:H61	1:A:16:GLY:O	2	0.16
(1,16)	2:C:3:A:H61	1:A:17:HIS:N	2	0.16
(1,16)	2:C:3:A:H61	1:A:17:HIS:ND1	2	0.16
(1,16)	2:C:3:A:H61	1:A:17:HIS:NE2	2	0.16
(1,16)	2:C:3:A:H61	1:A:17:HIS:O	2	0.16
(1,16)	2:C:3:A:H61	1:A:19:GLN:N	2	0.16
(1,16)	2:C:3:A:H61	1:A:19:GLN:NE2	2	0.16
(1,16)	2:C:3:A:H61	1:A:19:GLN:O	2	0.16
(1,16)	2:C:3:A:H61	1:A:19:GLN:OE1	2	0.16
(1,16)	2:C:3:A:H61	1:A:20:GLN:N	2	0.16
(1,16)	2:C:3:A:H61	1:A:20:GLN:NE2	2	0.16
(1,16)	2:C:3:A:H61	1:A:20:GLN:O	2	0.16
(1,16)	2:C:3:A:H61	1:A:20:GLN:OE1	2	0.16
(1,16)	2:C:3:A:H61	1:A:21:GLY:N	2	0.16
(1,16)	2:C:3:A:H61	1:A:21:GLY:O	2	0.16
(1,16)	2:C:3:A:H61	1:A:22:THR:N	2	0.16
(1,16)	2:C:3:A:H61	1:A:22:THR:O	2	0.16
(1,16)	2:C:3:A:H61	1:A:22:THR:OG1	2	0.16
(1,16)	2:C:3:A:H61	1:A:23:ARG:N	2	0.16
(1,16)	2:C:3:A:H61	1:A:23:ARG:NE	2	0.16
(1,16)	2:C:3:A:H61	1:A:23:ARG:NH1	2	0.16

Continued on next page...

Continued from previous page...

Key	Atom-1	Atom-2	Model ID	Violation (Å)
(1,16)	2:C:3:A:H61	1:A:23:ARG:NH2	2	0.16
(1,16)	2:C:3:A:H61	1:A:23:ARG:O	2	0.16
(1,16)	2:C:3:A:H61	1:A:24:PRO:N	2	0.16
(1,16)	2:C:3:A:H61	1:A:24:PRO:O	2	0.16
(1,16)	2:C:3:A:H61	1:A:45:VAL:N	2	0.16
(1,16)	2:C:3:A:H61	1:A:45:VAL:O	2	0.16
(1,16)	2:C:3:A:H61	1:A:46:THR:N	2	0.16
(1,16)	2:C:3:A:H61	1:A:46:THR:O	2	0.16
(1,16)	2:C:3:A:H61	1:A:46:THR:OG1	2	0.16
(1,16)	2:C:3:A:H61	1:A:47:SER:N	2	0.16
(1,16)	2:C:3:A:H61	1:A:47:SER:O	2	0.16
(1,16)	2:C:3:A:H61	1:A:47:SER:OG	2	0.16
(1,16)	2:C:3:A:H61	1:A:48:GLY:N	2	0.16
(1,16)	2:C:3:A:H61	1:A:48:GLY:O	2	0.16
(1,16)	2:C:3:A:H61	1:A:49:GLY:N	2	0.16
(1,16)	2:C:3:A:H61	1:A:49:GLY:O	2	0.16
(1,16)	2:C:3:A:H61	1:A:50:ASN:N	2	0.16
(1,16)	2:C:3:A:H61	1:A:50:ASN:ND2	2	0.16
(1,16)	2:C:3:A:H61	1:A:50:ASN:O	2	0.16
(1,16)	2:C:3:A:H61	1:A:50:ASN:OD1	2	0.16
(1,16)	2:C:3:A:H61	1:A:51:PHE:N	2	0.16
(1,16)	2:C:3:A:H61	1:A:51:PHE:O	2	0.16
(1,16)	2:C:3:A:H61	1:A:52:ALA:N	2	0.16
(1,16)	2:C:3:A:H61	1:A:52:ALA:O	2	0.16
(1,16)	2:C:3:A:H61	1:A:53:ARG:N	2	0.16
(1,16)	2:C:3:A:H61	1:A:53:ARG:NE	2	0.16
(1,16)	2:C:3:A:H61	1:A:53:ARG:NH1	2	0.16
(1,16)	2:C:3:A:H61	1:A:53:ARG:NH2	2	0.16
(1,16)	2:C:3:A:H61	1:A:53:ARG:O	2	0.16
(1,16)	2:C:3:A:H61	1:A:54:THR:N	2	0.16
(1,16)	2:C:3:A:H61	1:A:54:THR:O	2	0.16
(1,16)	2:C:3:A:H61	1:A:54:THR:OG1	2	0.16
(1,16)	2:C:3:A:H61	1:A:55:ALA:N	2	0.16
(1,16)	2:C:3:A:H61	1:A:55:ALA:O	2	0.16
(1,16)	2:C:3:A:H61	1:A:56:GLY:N	2	0.16
(1,16)	2:C:3:A:H61	1:A:56:GLY:O	2	0.16
(1,16)	2:C:3:A:H61	1:A:57:PHE:N	2	0.16
(1,16)	2:C:3:A:H61	1:A:57:PHE:O	2	0.16
(1,16)	2:C:3:A:H61	1:A:58:ALA:N	2	0.16
(1,16)	2:C:3:A:H61	1:A:58:ALA:O	2	0.16
(1,16)	2:C:3:A:H61	1:A:60:SER:N	2	0.16
(1,16)	2:C:3:A:H61	1:A:60:SER:O	2	0.16

Continued on next page...

Continued from previous page...

Key	Atom-1	Atom-2	Model ID	Violation (Å)
(1,16)	2:C:3:A:H61	1:A:60:SER:OG	2	0.16
(1,16)	2:C:3:A:H61	1:A:62:ASP:N	2	0.16
(1,16)	2:C:3:A:H61	1:A:62:ASP:O	2	0.16
(1,16)	2:C:3:A:H61	1:A:62:ASP:OD1	2	0.16
(1,16)	2:C:3:A:H61	1:A:62:ASP:OD2	2	0.16
(1,16)	2:C:3:A:H61	1:A:66:ILE:N	2	0.16
(1,16)	2:C:3:A:H61	1:A:66:ILE:O	2	0.16
(1,16)	2:C:3:A:H61	1:A:67:ARG:N	2	0.16
(1,16)	2:C:3:A:H61	1:A:67:ARG:NE	2	0.16
(1,16)	2:C:3:A:H61	1:A:67:ARG:NH1	2	0.16
(1,16)	2:C:3:A:H61	1:A:67:ARG:NH2	2	0.16
(1,16)	2:C:3:A:H61	1:A:67:ARG:O	2	0.16
(1,16)	2:C:3:A:H61	1:A:68:THR:N	2	0.16
(1,16)	2:C:3:A:H61	1:A:68:THR:O	2	0.16
(1,16)	2:C:3:A:H61	1:A:68:THR:OG1	2	0.16
(1,16)	2:C:3:A:H61	1:A:69:THR:N	2	0.16
(1,16)	2:C:3:A:H61	1:A:69:THR:O	2	0.16
(1,16)	2:C:3:A:H61	1:A:69:THR:OG1	2	0.16
(1,16)	2:C:3:A:H61	1:A:70:GLY:N	2	0.16
(1,16)	2:C:3:A:H61	1:A:70:GLY:O	2	0.16
(1,16)	2:C:3:A:H61	1:A:71:VAL:N	2	0.16
(1,16)	2:C:3:A:H61	1:A:71:VAL:O	2	0.16
(1,16)	2:C:3:A:H61	1:A:73:ARG:N	2	0.16
(1,16)	2:C:3:A:H61	1:A:73:ARG:NE	2	0.16
(1,16)	2:C:3:A:H61	1:A:73:ARG:NH1	2	0.16
(1,16)	2:C:3:A:H61	1:A:73:ARG:NH2	2	0.16
(1,16)	2:C:3:A:H61	1:A:73:ARG:O	2	0.16
(1,16)	2:C:3:A:H61	1:A:75:ASP:N	2	0.16
(1,16)	2:C:3:A:H61	1:A:75:ASP:O	2	0.16
(1,16)	2:C:3:A:H61	1:A:75:ASP:OD1	2	0.16
(1,16)	2:C:3:A:H61	1:A:75:ASP:OD2	2	0.16
(1,16)	2:C:3:A:H61	1:A:76:GLN:N	2	0.16
(1,16)	2:C:3:A:H61	1:A:76:GLN:NE2	2	0.16
(1,16)	2:C:3:A:H61	1:A:76:GLN:O	2	0.16
(1,16)	2:C:3:A:H61	1:A:76:GLN:OE1	2	0.16
(1,16)	2:C:3:A:H61	1:A:85:ARG:N	2	0.16
(1,16)	2:C:3:A:H61	1:A:85:ARG:NE	2	0.16
(1,16)	2:C:3:A:H61	1:A:85:ARG:NH1	2	0.16
(1,16)	2:C:3:A:H61	1:A:85:ARG:NH2	2	0.16
(1,16)	2:C:3:A:H61	1:A:85:ARG:O	2	0.16
(1,16)	2:C:3:A:H61	1:A:100:GLU:N	2	0.16
(1,16)	2:C:3:A:H61	1:A:100:GLU:O	2	0.16

Continued on next page...

Continued from previous page...

Key	Atom-1	Atom-2	Model ID	Violation (Å)
(1,16)	2:C:3:A:H61	1:A:100:GLU:OE1	2	0.16
(1,16)	2:C:3:A:H61	1:A:100:GLU:OE2	2	0.16
(1,16)	2:C:3:A:H61	1:A:104:ARG:N	2	0.16
(1,16)	2:C:3:A:H61	1:A:104:ARG:NE	2	0.16
(1,16)	2:C:3:A:H61	1:A:104:ARG:NH1	2	0.16
(1,16)	2:C:3:A:H61	1:A:104:ARG:NH2	2	0.16
(1,16)	2:C:3:A:H61	1:A:104:ARG:O	2	0.16
(1,16)	2:C:3:A:H62	1:A:8:LEU:N	2	0.16
(1,16)	2:C:3:A:H62	1:A:8:LEU:O	2	0.16
(1,16)	2:C:3:A:H62	1:A:10:SER:N	2	0.16
(1,16)	2:C:3:A:H62	1:A:10:SER:O	2	0.16
(1,16)	2:C:3:A:H62	1:A:10:SER:OG	2	0.16
(1,16)	2:C:3:A:H62	1:A:12:ASP:N	2	0.16
(1,16)	2:C:3:A:H62	1:A:12:ASP:O	2	0.16
(1,16)	2:C:3:A:H62	1:A:12:ASP:OD1	2	0.16
(1,16)	2:C:3:A:H62	1:A:12:ASP:OD2	2	0.16
(1,16)	2:C:3:A:H62	1:A:13:PRO:N	2	0.16
(1,16)	2:C:3:A:H62	1:A:13:PRO:O	2	0.16
(1,16)	2:C:3:A:H62	1:A:14:THR:N	2	0.16
(1,16)	2:C:3:A:H62	1:A:14:THR:O	2	0.16
(1,16)	2:C:3:A:H62	1:A:14:THR:OG1	2	0.16
(1,16)	2:C:3:A:H62	1:A:15:ALA:N	2	0.16
(1,16)	2:C:3:A:H62	1:A:15:ALA:O	2	0.16
(1,16)	2:C:3:A:H62	1:A:16:GLY:N	2	0.16
(1,16)	2:C:3:A:H62	1:A:16:GLY:O	2	0.16
(1,16)	2:C:3:A:H62	1:A:17:HIS:N	2	0.16
(1,16)	2:C:3:A:H62	1:A:17:HIS:ND1	2	0.16
(1,16)	2:C:3:A:H62	1:A:17:HIS:NE2	2	0.16
(1,16)	2:C:3:A:H62	1:A:17:HIS:O	2	0.16
(1,16)	2:C:3:A:H62	1:A:19:GLN:N	2	0.16
(1,16)	2:C:3:A:H62	1:A:19:GLN:NE2	2	0.16
(1,16)	2:C:3:A:H62	1:A:19:GLN:O	2	0.16
(1,16)	2:C:3:A:H62	1:A:19:GLN:OE1	2	0.16
(1,16)	2:C:3:A:H62	1:A:20:GLN:N	2	0.16
(1,16)	2:C:3:A:H62	1:A:20:GLN:NE2	2	0.16
(1,16)	2:C:3:A:H62	1:A:20:GLN:O	2	0.16
(1,16)	2:C:3:A:H62	1:A:20:GLN:OE1	2	0.16
(1,16)	2:C:3:A:H62	1:A:21:GLY:N	2	0.16
(1,16)	2:C:3:A:H62	1:A:21:GLY:O	2	0.16
(1,16)	2:C:3:A:H62	1:A:22:THR:N	2	0.16
(1,16)	2:C:3:A:H62	1:A:22:THR:O	2	0.16
(1,16)	2:C:3:A:H62	1:A:22:THR:OG1	2	0.16

Continued on next page...

Continued from previous page...

Key	Atom-1	Atom-2	Model ID	Violation (Å)
(1,16)	2:C:3:A:H62	1:A:23:ARG:N	2	0.16
(1,16)	2:C:3:A:H62	1:A:23:ARG:NE	2	0.16
(1,16)	2:C:3:A:H62	1:A:23:ARG:NH1	2	0.16
(1,16)	2:C:3:A:H62	1:A:23:ARG:NH2	2	0.16
(1,16)	2:C:3:A:H62	1:A:23:ARG:O	2	0.16
(1,16)	2:C:3:A:H62	1:A:24:PRO:N	2	0.16
(1,16)	2:C:3:A:H62	1:A:24:PRO:O	2	0.16
(1,16)	2:C:3:A:H62	1:A:45:VAL:N	2	0.16
(1,16)	2:C:3:A:H62	1:A:45:VAL:O	2	0.16
(1,16)	2:C:3:A:H62	1:A:46:THR:N	2	0.16
(1,16)	2:C:3:A:H62	1:A:46:THR:O	2	0.16
(1,16)	2:C:3:A:H62	1:A:46:THR:OG1	2	0.16
(1,16)	2:C:3:A:H62	1:A:47:SER:N	2	0.16
(1,16)	2:C:3:A:H62	1:A:47:SER:O	2	0.16
(1,16)	2:C:3:A:H62	1:A:47:SER:OG	2	0.16
(1,16)	2:C:3:A:H62	1:A:48:GLY:N	2	0.16
(1,16)	2:C:3:A:H62	1:A:48:GLY:O	2	0.16
(1,16)	2:C:3:A:H62	1:A:49:GLY:N	2	0.16
(1,16)	2:C:3:A:H62	1:A:49:GLY:O	2	0.16
(1,16)	2:C:3:A:H62	1:A:50:ASN:N	2	0.16
(1,16)	2:C:3:A:H62	1:A:50:ASN:ND2	2	0.16
(1,16)	2:C:3:A:H62	1:A:50:ASN:O	2	0.16
(1,16)	2:C:3:A:H62	1:A:50:ASN:OD1	2	0.16
(1,16)	2:C:3:A:H62	1:A:51:PHE:N	2	0.16
(1,16)	2:C:3:A:H62	1:A:51:PHE:O	2	0.16
(1,16)	2:C:3:A:H62	1:A:52:ALA:N	2	0.16
(1,16)	2:C:3:A:H62	1:A:52:ALA:O	2	0.16
(1,16)	2:C:3:A:H62	1:A:53:ARG:N	2	0.16
(1,16)	2:C:3:A:H62	1:A:53:ARG:NE	2	0.16
(1,16)	2:C:3:A:H62	1:A:53:ARG:NH1	2	0.16
(1,16)	2:C:3:A:H62	1:A:53:ARG:NH2	2	0.16
(1,16)	2:C:3:A:H62	1:A:53:ARG:O	2	0.16
(1,16)	2:C:3:A:H62	1:A:54:THR:N	2	0.16
(1,16)	2:C:3:A:H62	1:A:54:THR:O	2	0.16
(1,16)	2:C:3:A:H62	1:A:54:THR:OG1	2	0.16
(1,16)	2:C:3:A:H62	1:A:55:ALA:N	2	0.16
(1,16)	2:C:3:A:H62	1:A:55:ALA:O	2	0.16
(1,16)	2:C:3:A:H62	1:A:56:GLY:N	2	0.16
(1,16)	2:C:3:A:H62	1:A:56:GLY:O	2	0.16
(1,16)	2:C:3:A:H62	1:A:57:PHE:N	2	0.16
(1,16)	2:C:3:A:H62	1:A:57:PHE:O	2	0.16
(1,16)	2:C:3:A:H62	1:A:58:ALA:N	2	0.16

Continued on next page...

Continued from previous page...

Key	Atom-1	Atom-2	Model ID	Violation (Å)
(1,16)	2:C:3:A:H62	1:A:58:ALA:O	2	0.16
(1,16)	2:C:3:A:H62	1:A:60:SER:N	2	0.16
(1,16)	2:C:3:A:H62	1:A:60:SER:O	2	0.16
(1,16)	2:C:3:A:H62	1:A:60:SER:OG	2	0.16
(1,16)	2:C:3:A:H62	1:A:62:ASP:N	2	0.16
(1,16)	2:C:3:A:H62	1:A:62:ASP:O	2	0.16
(1,16)	2:C:3:A:H62	1:A:62:ASP:OD1	2	0.16
(1,16)	2:C:3:A:H62	1:A:62:ASP:OD2	2	0.16
(1,16)	2:C:3:A:H62	1:A:66:ILE:N	2	0.16
(1,16)	2:C:3:A:H62	1:A:66:ILE:O	2	0.16
(1,16)	2:C:3:A:H62	1:A:67:ARG:N	2	0.16
(1,16)	2:C:3:A:H62	1:A:67:ARG:NE	2	0.16
(1,16)	2:C:3:A:H62	1:A:67:ARG:NH1	2	0.16
(1,16)	2:C:3:A:H62	1:A:67:ARG:NH2	2	0.16
(1,16)	2:C:3:A:H62	1:A:67:ARG:O	2	0.16
(1,16)	2:C:3:A:H62	1:A:68:THR:N	2	0.16
(1,16)	2:C:3:A:H62	1:A:68:THR:O	2	0.16
(1,16)	2:C:3:A:H62	1:A:68:THR:OG1	2	0.16
(1,16)	2:C:3:A:H62	1:A:69:THR:N	2	0.16
(1,16)	2:C:3:A:H62	1:A:69:THR:O	2	0.16
(1,16)	2:C:3:A:H62	1:A:69:THR:OG1	2	0.16
(1,16)	2:C:3:A:H62	1:A:70:GLY:N	2	0.16
(1,16)	2:C:3:A:H62	1:A:70:GLY:O	2	0.16
(1,16)	2:C:3:A:H62	1:A:71:VAL:N	2	0.16
(1,16)	2:C:3:A:H62	1:A:71:VAL:O	2	0.16
(1,16)	2:C:3:A:H62	1:A:73:ARG:N	2	0.16
(1,16)	2:C:3:A:H62	1:A:73:ARG:NE	2	0.16
(1,16)	2:C:3:A:H62	1:A:73:ARG:NH1	2	0.16
(1,16)	2:C:3:A:H62	1:A:73:ARG:NH2	2	0.16
(1,16)	2:C:3:A:H62	1:A:73:ARG:O	2	0.16
(1,16)	2:C:3:A:H62	1:A:75:ASP:N	2	0.16
(1,16)	2:C:3:A:H62	1:A:75:ASP:O	2	0.16
(1,16)	2:C:3:A:H62	1:A:75:ASP:OD1	2	0.16
(1,16)	2:C:3:A:H62	1:A:75:ASP:OD2	2	0.16
(1,16)	2:C:3:A:H62	1:A:76:GLN:N	2	0.16
(1,16)	2:C:3:A:H62	1:A:76:GLN:NE2	2	0.16
(1,16)	2:C:3:A:H62	1:A:76:GLN:O	2	0.16
(1,16)	2:C:3:A:H62	1:A:76:GLN:OE1	2	0.16
(1,16)	2:C:3:A:H62	1:A:85:ARG:N	2	0.16
(1,16)	2:C:3:A:H62	1:A:85:ARG:NE	2	0.16
(1,16)	2:C:3:A:H62	1:A:85:ARG:NH1	2	0.16
(1,16)	2:C:3:A:H62	1:A:85:ARG:NH2	2	0.16

Continued on next page...

Continued from previous page...

Key	Atom-1	Atom-2	Model ID	Violation (Å)
(1,16)	2:C:3:A:H62	1:A:85:ARG:O	2	0.16
(1,16)	2:C:3:A:H62	1:A:100:GLU:N	2	0.16
(1,16)	2:C:3:A:H62	1:A:100:GLU:O	2	0.16
(1,16)	2:C:3:A:H62	1:A:100:GLU:OE1	2	0.16
(1,16)	2:C:3:A:H62	1:A:100:GLU:OE2	2	0.16
(1,16)	2:C:3:A:H62	1:A:104:ARG:N	2	0.16
(1,16)	2:C:3:A:H62	1:A:104:ARG:NE	2	0.16
(1,16)	2:C:3:A:H62	1:A:104:ARG:NH1	2	0.16
(1,16)	2:C:3:A:H62	1:A:104:ARG:NH2	2	0.16
(1,16)	2:C:3:A:H62	1:A:104:ARG:O	2	0.16
(1,15)	2:C:2:U:H3	1:A:8:LEU:N	4	0.16
(1,15)	2:C:2:U:H3	1:A:8:LEU:O	4	0.16
(1,15)	2:C:2:U:H3	1:A:10:SER:N	4	0.16
(1,15)	2:C:2:U:H3	1:A:10:SER:O	4	0.16
(1,15)	2:C:2:U:H3	1:A:10:SER:OG	4	0.16
(1,15)	2:C:2:U:H3	1:A:12:ASP:N	4	0.16
(1,15)	2:C:2:U:H3	1:A:12:ASP:O	4	0.16
(1,15)	2:C:2:U:H3	1:A:12:ASP:OD1	4	0.16
(1,15)	2:C:2:U:H3	1:A:12:ASP:OD2	4	0.16
(1,15)	2:C:2:U:H3	1:A:13:PRO:N	4	0.16
(1,15)	2:C:2:U:H3	1:A:13:PRO:O	4	0.16
(1,15)	2:C:2:U:H3	1:A:14:THR:N	4	0.16
(1,15)	2:C:2:U:H3	1:A:14:THR:O	4	0.16
(1,15)	2:C:2:U:H3	1:A:14:THR:OG1	4	0.16
(1,15)	2:C:2:U:H3	1:A:15:ALA:N	4	0.16
(1,15)	2:C:2:U:H3	1:A:15:ALA:O	4	0.16
(1,15)	2:C:2:U:H3	1:A:16:GLY:N	4	0.16
(1,15)	2:C:2:U:H3	1:A:16:GLY:O	4	0.16
(1,15)	2:C:2:U:H3	1:A:17:HIS:N	4	0.16
(1,15)	2:C:2:U:H3	1:A:17:HIS:ND1	4	0.16
(1,15)	2:C:2:U:H3	1:A:17:HIS:NE2	4	0.16
(1,15)	2:C:2:U:H3	1:A:17:HIS:O	4	0.16
(1,15)	2:C:2:U:H3	1:A:19:GLN:N	4	0.16
(1,15)	2:C:2:U:H3	1:A:19:GLN:NE2	4	0.16
(1,15)	2:C:2:U:H3	1:A:19:GLN:O	4	0.16
(1,15)	2:C:2:U:H3	1:A:19:GLN:OE1	4	0.16
(1,15)	2:C:2:U:H3	1:A:20:GLN:N	4	0.16
(1,15)	2:C:2:U:H3	1:A:20:GLN:NE2	4	0.16
(1,15)	2:C:2:U:H3	1:A:20:GLN:O	4	0.16
(1,15)	2:C:2:U:H3	1:A:20:GLN:OE1	4	0.16
(1,15)	2:C:2:U:H3	1:A:21:GLY:N	4	0.16
(1,15)	2:C:2:U:H3	1:A:21:GLY:O	4	0.16

Continued on next page...

Continued from previous page...

Key	Atom-1	Atom-2	Model ID	Violation (Å)
(1,15)	2:C:2:U:H3	1:A:22:THR:N	4	0.16
(1,15)	2:C:2:U:H3	1:A:22:THR:O	4	0.16
(1,15)	2:C:2:U:H3	1:A:22:THR:OG1	4	0.16
(1,15)	2:C:2:U:H3	1:A:23:ARG:N	4	0.16
(1,15)	2:C:2:U:H3	1:A:23:ARG:NE	4	0.16
(1,15)	2:C:2:U:H3	1:A:23:ARG:NH1	4	0.16
(1,15)	2:C:2:U:H3	1:A:23:ARG:NH2	4	0.16
(1,15)	2:C:2:U:H3	1:A:23:ARG:O	4	0.16
(1,15)	2:C:2:U:H3	1:A:24:PRO:N	4	0.16
(1,15)	2:C:2:U:H3	1:A:24:PRO:O	4	0.16
(1,15)	2:C:2:U:H3	1:A:45:VAL:N	4	0.16
(1,15)	2:C:2:U:H3	1:A:45:VAL:O	4	0.16
(1,15)	2:C:2:U:H3	1:A:46:THR:N	4	0.16
(1,15)	2:C:2:U:H3	1:A:46:THR:O	4	0.16
(1,15)	2:C:2:U:H3	1:A:46:THR:OG1	4	0.16
(1,15)	2:C:2:U:H3	1:A:47:SER:N	4	0.16
(1,15)	2:C:2:U:H3	1:A:47:SER:O	4	0.16
(1,15)	2:C:2:U:H3	1:A:47:SER:OG	4	0.16
(1,15)	2:C:2:U:H3	1:A:48:GLY:N	4	0.16
(1,15)	2:C:2:U:H3	1:A:48:GLY:O	4	0.16
(1,15)	2:C:2:U:H3	1:A:49:GLY:N	4	0.16
(1,15)	2:C:2:U:H3	1:A:49:GLY:O	4	0.16
(1,15)	2:C:2:U:H3	1:A:50:ASN:N	4	0.16
(1,15)	2:C:2:U:H3	1:A:50:ASN:ND2	4	0.16
(1,15)	2:C:2:U:H3	1:A:50:ASN:O	4	0.16
(1,15)	2:C:2:U:H3	1:A:50:ASN:OD1	4	0.16
(1,15)	2:C:2:U:H3	1:A:51:PHE:N	4	0.16
(1,15)	2:C:2:U:H3	1:A:51:PHE:O	4	0.16
(1,15)	2:C:2:U:H3	1:A:52:ALA:N	4	0.16
(1,15)	2:C:2:U:H3	1:A:52:ALA:O	4	0.16
(1,15)	2:C:2:U:H3	1:A:53:ARG:N	4	0.16
(1,15)	2:C:2:U:H3	1:A:53:ARG:NE	4	0.16
(1,15)	2:C:2:U:H3	1:A:53:ARG:NH1	4	0.16
(1,15)	2:C:2:U:H3	1:A:53:ARG:NH2	4	0.16
(1,15)	2:C:2:U:H3	1:A:53:ARG:O	4	0.16
(1,15)	2:C:2:U:H3	1:A:54:THR:N	4	0.16
(1,15)	2:C:2:U:H3	1:A:54:THR:O	4	0.16
(1,15)	2:C:2:U:H3	1:A:54:THR:OG1	4	0.16
(1,15)	2:C:2:U:H3	1:A:55:ALA:N	4	0.16
(1,15)	2:C:2:U:H3	1:A:55:ALA:O	4	0.16
(1,15)	2:C:2:U:H3	1:A:56:GLY:N	4	0.16
(1,15)	2:C:2:U:H3	1:A:56:GLY:O	4	0.16

Continued on next page...

Continued from previous page...

Key	Atom-1	Atom-2	Model ID	Violation (Å)
(1,15)	2:C:2:U:H3	1:A:57:PHE:N	4	0.16
(1,15)	2:C:2:U:H3	1:A:57:PHE:O	4	0.16
(1,15)	2:C:2:U:H3	1:A:58:ALA:N	4	0.16
(1,15)	2:C:2:U:H3	1:A:58:ALA:O	4	0.16
(1,15)	2:C:2:U:H3	1:A:60:SER:N	4	0.16
(1,15)	2:C:2:U:H3	1:A:60:SER:O	4	0.16
(1,15)	2:C:2:U:H3	1:A:60:SER:OG	4	0.16
(1,15)	2:C:2:U:H3	1:A:62:ASP:N	4	0.16
(1,15)	2:C:2:U:H3	1:A:62:ASP:O	4	0.16
(1,15)	2:C:2:U:H3	1:A:62:ASP:OD1	4	0.16
(1,15)	2:C:2:U:H3	1:A:62:ASP:OD2	4	0.16
(1,15)	2:C:2:U:H3	1:A:66:ILE:N	4	0.16
(1,15)	2:C:2:U:H3	1:A:66:ILE:O	4	0.16
(1,15)	2:C:2:U:H3	1:A:67:ARG:N	4	0.16
(1,15)	2:C:2:U:H3	1:A:67:ARG:NE	4	0.16
(1,15)	2:C:2:U:H3	1:A:67:ARG:NH1	4	0.16
(1,15)	2:C:2:U:H3	1:A:67:ARG:NH2	4	0.16
(1,15)	2:C:2:U:H3	1:A:67:ARG:O	4	0.16
(1,15)	2:C:2:U:H3	1:A:68:THR:N	4	0.16
(1,15)	2:C:2:U:H3	1:A:68:THR:O	4	0.16
(1,15)	2:C:2:U:H3	1:A:68:THR:OG1	4	0.16
(1,15)	2:C:2:U:H3	1:A:69:THR:N	4	0.16
(1,15)	2:C:2:U:H3	1:A:69:THR:O	4	0.16
(1,15)	2:C:2:U:H3	1:A:69:THR:OG1	4	0.16
(1,15)	2:C:2:U:H3	1:A:70:GLY:N	4	0.16
(1,15)	2:C:2:U:H3	1:A:70:GLY:O	4	0.16
(1,15)	2:C:2:U:H3	1:A:71:VAL:N	4	0.16
(1,15)	2:C:2:U:H3	1:A:71:VAL:O	4	0.16
(1,15)	2:C:2:U:H3	1:A:73:ARG:N	4	0.16
(1,15)	2:C:2:U:H3	1:A:73:ARG:NE	4	0.16
(1,15)	2:C:2:U:H3	1:A:73:ARG:NH1	4	0.16
(1,15)	2:C:2:U:H3	1:A:73:ARG:NH2	4	0.16
(1,15)	2:C:2:U:H3	1:A:73:ARG:O	4	0.16
(1,15)	2:C:2:U:H3	1:A:75:ASP:N	4	0.16
(1,15)	2:C:2:U:H3	1:A:75:ASP:O	4	0.16
(1,15)	2:C:2:U:H3	1:A:75:ASP:OD1	4	0.16
(1,15)	2:C:2:U:H3	1:A:75:ASP:OD2	4	0.16
(1,15)	2:C:2:U:H3	1:A:76:GLN:N	4	0.16
(1,15)	2:C:2:U:H3	1:A:76:GLN:NE2	4	0.16
(1,15)	2:C:2:U:H3	1:A:76:GLN:O	4	0.16
(1,15)	2:C:2:U:H3	1:A:76:GLN:OE1	4	0.16
(1,15)	2:C:2:U:H3	1:A:85:ARG:N	4	0.16

Continued on next page...

Continued from previous page...

Key	Atom-1	Atom-2	Model ID	Violation (Å)
(1,15)	2:C:2:U:H3	1:A:85:ARG:NE	4	0.16
(1,15)	2:C:2:U:H3	1:A:85:ARG:NH1	4	0.16
(1,15)	2:C:2:U:H3	1:A:85:ARG:NH2	4	0.16
(1,15)	2:C:2:U:H3	1:A:85:ARG:O	4	0.16
(1,15)	2:C:2:U:H3	1:A:100:GLU:N	4	0.16
(1,15)	2:C:2:U:H3	1:A:100:GLU:O	4	0.16
(1,15)	2:C:2:U:H3	1:A:100:GLU:OE1	4	0.16
(1,15)	2:C:2:U:H3	1:A:100:GLU:OE2	4	0.16
(1,15)	2:C:2:U:H3	1:A:104:ARG:N	4	0.16
(1,15)	2:C:2:U:H3	1:A:104:ARG:NE	4	0.16
(1,15)	2:C:2:U:H3	1:A:104:ARG:NH1	4	0.16
(1,15)	2:C:2:U:H3	1:A:104:ARG:NH2	4	0.16
(1,15)	2:C:2:U:H3	1:A:104:ARG:O	4	0.16
(1,10)	1:A:71:VAL:C	2:C:1:A:C1'	1	0.16
(1,10)	1:A:71:VAL:C	2:C:1:A:C2	1	0.16
(1,10)	1:A:71:VAL:C	2:C:1:A:C2'	1	0.16
(1,10)	1:A:71:VAL:C	2:C:1:A:C3'	1	0.16
(1,10)	1:A:71:VAL:C	2:C:1:A:C4	1	0.16
(1,10)	1:A:71:VAL:C	2:C:1:A:C4'	1	0.16
(1,10)	1:A:71:VAL:C	2:C:1:A:C5	1	0.16
(1,10)	1:A:71:VAL:C	2:C:1:A:C5'	1	0.16
(1,10)	1:A:71:VAL:C	2:C:1:A:C6	1	0.16
(1,10)	1:A:71:VAL:C	2:C:1:A:C8	1	0.16
(1,10)	1:A:71:VAL:C	2:C:1:A:H1'	1	0.16
(1,10)	1:A:71:VAL:C	2:C:1:A:H2	1	0.16
(1,10)	1:A:71:VAL:C	2:C:1:A:H2'	1	0.16
(1,10)	1:A:71:VAL:C	2:C:1:A:H3'	1	0.16
(1,10)	1:A:71:VAL:C	2:C:1:A:H4'	1	0.16
(1,10)	1:A:71:VAL:C	2:C:1:A:H5'	1	0.16
(1,10)	1:A:71:VAL:C	2:C:1:A:H5''	1	0.16
(1,10)	1:A:71:VAL:C	2:C:1:A:H61	1	0.16
(1,10)	1:A:71:VAL:C	2:C:1:A:H62	1	0.16
(1,10)	1:A:71:VAL:C	2:C:1:A:H8	1	0.16
(1,10)	1:A:71:VAL:C	2:C:1:A:HO2'	1	0.16
(1,10)	1:A:71:VAL:C	2:C:1:A:N1	1	0.16
(1,10)	1:A:71:VAL:C	2:C:1:A:N3	1	0.16
(1,10)	1:A:71:VAL:C	2:C:1:A:N6	1	0.16
(1,10)	1:A:71:VAL:C	2:C:1:A:N7	1	0.16
(1,10)	1:A:71:VAL:C	2:C:1:A:N9	1	0.16
(1,10)	1:A:71:VAL:C	2:C:1:A:O2'	1	0.16
(1,10)	1:A:71:VAL:C	2:C:1:A:O3'	1	0.16
(1,10)	1:A:71:VAL:C	2:C:1:A:O4'	1	0.16

Continued on next page...

Continued from previous page...

Key	Atom-1	Atom-2	Model ID	Violation (Å)
(1,10)	1:A:71:VAL:C	2:C:1:A:O5'	1	0.16
(1,10)	1:A:71:VAL:C	2:C:2:U:C1'	1	0.16
(1,10)	1:A:71:VAL:C	2:C:2:U:C2	1	0.16
(1,10)	1:A:71:VAL:C	2:C:2:U:C2'	1	0.16
(1,10)	1:A:71:VAL:C	2:C:2:U:C3'	1	0.16
(1,10)	1:A:71:VAL:C	2:C:2:U:C4	1	0.16
(1,10)	1:A:71:VAL:C	2:C:2:U:C4'	1	0.16
(1,10)	1:A:71:VAL:C	2:C:2:U:C5	1	0.16
(1,10)	1:A:71:VAL:C	2:C:2:U:C5'	1	0.16
(1,10)	1:A:71:VAL:C	2:C:2:U:C6	1	0.16
(1,10)	1:A:71:VAL:C	2:C:2:U:H1'	1	0.16
(1,10)	1:A:71:VAL:C	2:C:2:U:H2'	1	0.16
(1,10)	1:A:71:VAL:C	2:C:2:U:H3	1	0.16
(1,10)	1:A:71:VAL:C	2:C:2:U:H3'	1	0.16
(1,10)	1:A:71:VAL:C	2:C:2:U:H4'	1	0.16
(1,10)	1:A:71:VAL:C	2:C:2:U:H5	1	0.16
(1,10)	1:A:71:VAL:C	2:C:2:U:H5'	1	0.16
(1,10)	1:A:71:VAL:C	2:C:2:U:H5''	1	0.16
(1,10)	1:A:71:VAL:C	2:C:2:U:H6	1	0.16
(1,10)	1:A:71:VAL:C	2:C:2:U:HO2'	1	0.16
(1,10)	1:A:71:VAL:C	2:C:2:U:N1	1	0.16
(1,10)	1:A:71:VAL:C	2:C:2:U:N3	1	0.16
(1,10)	1:A:71:VAL:C	2:C:2:U:O2	1	0.16
(1,10)	1:A:71:VAL:C	2:C:2:U:O2'	1	0.16
(1,10)	1:A:71:VAL:C	2:C:2:U:O3'	1	0.16
(1,10)	1:A:71:VAL:C	2:C:2:U:O4	1	0.16
(1,10)	1:A:71:VAL:C	2:C:2:U:O4'	1	0.16
(1,10)	1:A:71:VAL:C	2:C:2:U:O5'	1	0.16
(1,10)	1:A:71:VAL:C	2:C:2:U:OP1	1	0.16
(1,10)	1:A:71:VAL:C	2:C:2:U:OP2	1	0.16
(1,10)	1:A:71:VAL:C	2:C:2:U:P	1	0.16
(1,10)	1:A:71:VAL:C	2:C:3:A:C1'	1	0.16
(1,10)	1:A:71:VAL:C	2:C:3:A:C2	1	0.16
(1,10)	1:A:71:VAL:C	2:C:3:A:C2'	1	0.16
(1,10)	1:A:71:VAL:C	2:C:3:A:C3'	1	0.16
(1,10)	1:A:71:VAL:C	2:C:3:A:C4	1	0.16
(1,10)	1:A:71:VAL:C	2:C:3:A:C4'	1	0.16
(1,10)	1:A:71:VAL:C	2:C:3:A:C5	1	0.16
(1,10)	1:A:71:VAL:C	2:C:3:A:C5'	1	0.16
(1,10)	1:A:71:VAL:C	2:C:3:A:C6	1	0.16
(1,10)	1:A:71:VAL:C	2:C:3:A:C8	1	0.16
(1,10)	1:A:71:VAL:C	2:C:3:A:H1'	1	0.16

Continued on next page...

Continued from previous page...

Key	Atom-1	Atom-2	Model ID	Violation (Å)
(1,10)	1:A:71:VAL:C	2:C:3:A:H2	1	0.16
(1,10)	1:A:71:VAL:C	2:C:3:A:H2'	1	0.16
(1,10)	1:A:71:VAL:C	2:C:3:A:H3'	1	0.16
(1,10)	1:A:71:VAL:C	2:C:3:A:H4'	1	0.16
(1,10)	1:A:71:VAL:C	2:C:3:A:H5'	1	0.16
(1,10)	1:A:71:VAL:C	2:C:3:A:H5''	1	0.16
(1,10)	1:A:71:VAL:C	2:C:3:A:H61	1	0.16
(1,10)	1:A:71:VAL:C	2:C:3:A:H62	1	0.16
(1,10)	1:A:71:VAL:C	2:C:3:A:H8	1	0.16
(1,10)	1:A:71:VAL:C	2:C:3:A:HO2'	1	0.16
(1,10)	1:A:71:VAL:C	2:C:3:A:N1	1	0.16
(1,10)	1:A:71:VAL:C	2:C:3:A:N3	1	0.16
(1,10)	1:A:71:VAL:C	2:C:3:A:N6	1	0.16
(1,10)	1:A:71:VAL:C	2:C:3:A:N7	1	0.16
(1,10)	1:A:71:VAL:C	2:C:3:A:N9	1	0.16
(1,10)	1:A:71:VAL:C	2:C:3:A:O2'	1	0.16
(1,10)	1:A:71:VAL:C	2:C:3:A:O3'	1	0.16
(1,10)	1:A:71:VAL:C	2:C:3:A:O4'	1	0.16
(1,10)	1:A:71:VAL:C	2:C:3:A:O5'	1	0.16
(1,10)	1:A:71:VAL:C	2:C:3:A:OP1	1	0.16
(1,10)	1:A:71:VAL:C	2:C:3:A:OP2	1	0.16
(1,10)	1:A:71:VAL:C	2:C:3:A:P	1	0.16
(1,10)	1:A:71:VAL:C	2:C:4:C:C1'	1	0.16
(1,10)	1:A:71:VAL:C	2:C:4:C:C2	1	0.16
(1,10)	1:A:71:VAL:C	2:C:4:C:C2'	1	0.16
(1,10)	1:A:71:VAL:C	2:C:4:C:C3'	1	0.16
(1,10)	1:A:71:VAL:C	2:C:4:C:C4	1	0.16
(1,10)	1:A:71:VAL:C	2:C:4:C:C4'	1	0.16
(1,10)	1:A:71:VAL:C	2:C:4:C:C5	1	0.16
(1,10)	1:A:71:VAL:C	2:C:4:C:C5'	1	0.16
(1,10)	1:A:71:VAL:C	2:C:4:C:C6	1	0.16
(1,10)	1:A:71:VAL:C	2:C:4:C:H1'	1	0.16
(1,10)	1:A:71:VAL:C	2:C:4:C:H2'	1	0.16
(1,10)	1:A:71:VAL:C	2:C:4:C:H3'	1	0.16
(1,10)	1:A:71:VAL:C	2:C:4:C:H4'	1	0.16
(1,10)	1:A:71:VAL:C	2:C:4:C:H41	1	0.16
(1,10)	1:A:71:VAL:C	2:C:4:C:H42	1	0.16
(1,10)	1:A:71:VAL:C	2:C:4:C:H5	1	0.16
(1,10)	1:A:71:VAL:C	2:C:4:C:H5'	1	0.16
(1,10)	1:A:71:VAL:C	2:C:4:C:H5''	1	0.16
(1,10)	1:A:71:VAL:C	2:C:4:C:H6	1	0.16
(1,10)	1:A:71:VAL:C	2:C:4:C:HO2'	1	0.16

Continued on next page...

Continued from previous page...

Key	Atom-1	Atom-2	Model ID	Violation (Å)
(1,10)	1:A:71:VAL:C	2:C:4:C:N1	1	0.16
(1,10)	1:A:71:VAL:C	2:C:4:C:N3	1	0.16
(1,10)	1:A:71:VAL:C	2:C:4:C:N4	1	0.16
(1,10)	1:A:71:VAL:C	2:C:4:C:O2	1	0.16
(1,10)	1:A:71:VAL:C	2:C:4:C:O2'	1	0.16
(1,10)	1:A:71:VAL:C	2:C:4:C:O3'	1	0.16
(1,10)	1:A:71:VAL:C	2:C:4:C:O4'	1	0.16
(1,10)	1:A:71:VAL:C	2:C:4:C:O5'	1	0.16
(1,10)	1:A:71:VAL:C	2:C:4:C:OP1	1	0.16
(1,10)	1:A:71:VAL:C	2:C:4:C:OP2	1	0.16
(1,10)	1:A:71:VAL:C	2:C:4:C:P	1	0.16
(1,10)	1:A:71:VAL:C	2:C:5:A:C1'	1	0.16
(1,10)	1:A:71:VAL:C	2:C:5:A:C2	1	0.16
(1,10)	1:A:71:VAL:C	2:C:5:A:C2'	1	0.16
(1,10)	1:A:71:VAL:C	2:C:5:A:C3'	1	0.16
(1,10)	1:A:71:VAL:C	2:C:5:A:C4	1	0.16
(1,10)	1:A:71:VAL:C	2:C:5:A:C4'	1	0.16
(1,10)	1:A:71:VAL:C	2:C:5:A:C5	1	0.16
(1,10)	1:A:71:VAL:C	2:C:5:A:C5'	1	0.16
(1,10)	1:A:71:VAL:C	2:C:5:A:C6	1	0.16
(1,10)	1:A:71:VAL:C	2:C:5:A:C8	1	0.16
(1,10)	1:A:71:VAL:C	2:C:5:A:H1'	1	0.16
(1,10)	1:A:71:VAL:C	2:C:5:A:H2	1	0.16
(1,10)	1:A:71:VAL:C	2:C:5:A:H2'	1	0.16
(1,10)	1:A:71:VAL:C	2:C:5:A:H3'	1	0.16
(1,10)	1:A:71:VAL:C	2:C:5:A:H4'	1	0.16
(1,10)	1:A:71:VAL:C	2:C:5:A:H5'	1	0.16
(1,10)	1:A:71:VAL:C	2:C:5:A:H5''	1	0.16
(1,10)	1:A:71:VAL:C	2:C:5:A:H61	1	0.16
(1,10)	1:A:71:VAL:C	2:C:5:A:H62	1	0.16
(1,10)	1:A:71:VAL:C	2:C:5:A:H8	1	0.16
(1,10)	1:A:71:VAL:C	2:C:5:A:HO2'	1	0.16
(1,10)	1:A:71:VAL:C	2:C:5:A:N1	1	0.16
(1,10)	1:A:71:VAL:C	2:C:5:A:N3	1	0.16
(1,10)	1:A:71:VAL:C	2:C:5:A:N6	1	0.16
(1,10)	1:A:71:VAL:C	2:C:5:A:N7	1	0.16
(1,10)	1:A:71:VAL:C	2:C:5:A:N9	1	0.16
(1,10)	1:A:71:VAL:C	2:C:5:A:O2'	1	0.16
(1,10)	1:A:71:VAL:C	2:C:5:A:O3'	1	0.16
(1,10)	1:A:71:VAL:C	2:C:5:A:O4'	1	0.16
(1,10)	1:A:71:VAL:C	2:C:5:A:O5'	1	0.16
(1,10)	1:A:71:VAL:C	2:C:5:A:OP1	1	0.16

Continued on next page...

Continued from previous page...

Key	Atom-1	Atom-2	Model ID	Violation (Å)
(1,10)	1:A:71:VAL:C	2:C:5:A:OP2	1	0.16
(1,10)	1:A:71:VAL:C	2:C:5:A:P	1	0.16
(1,10)	1:A:71:VAL:CA	2:C:1:A:C1'	1	0.16
(1,10)	1:A:71:VAL:CA	2:C:1:A:C2	1	0.16
(1,10)	1:A:71:VAL:CA	2:C:1:A:C2'	1	0.16
(1,10)	1:A:71:VAL:CA	2:C:1:A:C3'	1	0.16
(1,10)	1:A:71:VAL:CA	2:C:1:A:C4	1	0.16
(1,10)	1:A:71:VAL:CA	2:C:1:A:C4'	1	0.16
(1,10)	1:A:71:VAL:CA	2:C:1:A:C5	1	0.16
(1,10)	1:A:71:VAL:CA	2:C:1:A:C5'	1	0.16
(1,10)	1:A:71:VAL:CA	2:C:1:A:C6	1	0.16
(1,10)	1:A:71:VAL:CA	2:C:1:A:C8	1	0.16
(1,10)	1:A:71:VAL:CA	2:C:1:A:H1'	1	0.16
(1,10)	1:A:71:VAL:CA	2:C:1:A:H2	1	0.16
(1,10)	1:A:71:VAL:CA	2:C:1:A:H2'	1	0.16
(1,10)	1:A:71:VAL:CA	2:C:1:A:H3'	1	0.16
(1,10)	1:A:71:VAL:CA	2:C:1:A:H4'	1	0.16
(1,10)	1:A:71:VAL:CA	2:C:1:A:H5'	1	0.16
(1,10)	1:A:71:VAL:CA	2:C:1:A:H5''	1	0.16
(1,10)	1:A:71:VAL:CA	2:C:1:A:H61	1	0.16
(1,10)	1:A:71:VAL:CA	2:C:1:A:H62	1	0.16
(1,10)	1:A:71:VAL:CA	2:C:1:A:H8	1	0.16
(1,10)	1:A:71:VAL:CA	2:C:1:A:HO2'	1	0.16
(1,10)	1:A:71:VAL:CA	2:C:1:A:N1	1	0.16
(1,10)	1:A:71:VAL:CA	2:C:1:A:N3	1	0.16
(1,10)	1:A:71:VAL:CA	2:C:1:A:N6	1	0.16
(1,10)	1:A:71:VAL:CA	2:C:1:A:N7	1	0.16
(1,10)	1:A:71:VAL:CA	2:C:1:A:N9	1	0.16
(1,10)	1:A:71:VAL:CA	2:C:1:A:O2'	1	0.16
(1,10)	1:A:71:VAL:CA	2:C:1:A:O3'	1	0.16
(1,10)	1:A:71:VAL:CA	2:C:1:A:O4'	1	0.16
(1,10)	1:A:71:VAL:CA	2:C:1:A:O5'	1	0.16
(1,10)	1:A:71:VAL:CA	2:C:2:U:C1'	1	0.16
(1,10)	1:A:71:VAL:CA	2:C:2:U:C2	1	0.16
(1,10)	1:A:71:VAL:CA	2:C:2:U:C2'	1	0.16
(1,10)	1:A:71:VAL:CA	2:C:2:U:C3'	1	0.16
(1,10)	1:A:71:VAL:CA	2:C:2:U:C4	1	0.16
(1,10)	1:A:71:VAL:CA	2:C:2:U:C4'	1	0.16
(1,10)	1:A:71:VAL:CA	2:C:2:U:C5	1	0.16
(1,10)	1:A:71:VAL:CA	2:C:2:U:C5'	1	0.16
(1,10)	1:A:71:VAL:CA	2:C:2:U:C6	1	0.16
(1,10)	1:A:71:VAL:CA	2:C:2:U:H1'	1	0.16

Continued on next page...

Continued from previous page...

Key	Atom-1	Atom-2	Model ID	Violation (Å)
(1,10)	1:A:71:VAL:CA	2:C:2:U:H2'	1	0.16
(1,10)	1:A:71:VAL:CA	2:C:2:U:H3	1	0.16
(1,10)	1:A:71:VAL:CA	2:C:2:U:H3'	1	0.16
(1,10)	1:A:71:VAL:CA	2:C:2:U:H4'	1	0.16
(1,10)	1:A:71:VAL:CA	2:C:2:U:H5	1	0.16
(1,10)	1:A:71:VAL:CA	2:C:2:U:H5'	1	0.16
(1,10)	1:A:71:VAL:CA	2:C:2:U:H5''	1	0.16
(1,10)	1:A:71:VAL:CA	2:C:2:U:H6	1	0.16
(1,10)	1:A:71:VAL:CA	2:C:2:U:HO2'	1	0.16
(1,10)	1:A:71:VAL:CA	2:C:2:U:N1	1	0.16
(1,10)	1:A:71:VAL:CA	2:C:2:U:N3	1	0.16
(1,10)	1:A:71:VAL:CA	2:C:2:U:O2	1	0.16
(1,10)	1:A:71:VAL:CA	2:C:2:U:O2'	1	0.16
(1,10)	1:A:71:VAL:CA	2:C:2:U:O3'	1	0.16
(1,10)	1:A:71:VAL:CA	2:C:2:U:O4	1	0.16
(1,10)	1:A:71:VAL:CA	2:C:2:U:O4'	1	0.16
(1,10)	1:A:71:VAL:CA	2:C:2:U:O5'	1	0.16
(1,10)	1:A:71:VAL:CA	2:C:2:U:OP1	1	0.16
(1,10)	1:A:71:VAL:CA	2:C:2:U:OP2	1	0.16
(1,10)	1:A:71:VAL:CA	2:C:2:U:P	1	0.16
(1,10)	1:A:71:VAL:CA	2:C:3:A:C1'	1	0.16
(1,10)	1:A:71:VAL:CA	2:C:3:A:C2	1	0.16
(1,10)	1:A:71:VAL:CA	2:C:3:A:C2'	1	0.16
(1,10)	1:A:71:VAL:CA	2:C:3:A:C3'	1	0.16
(1,10)	1:A:71:VAL:CA	2:C:3:A:C4	1	0.16
(1,10)	1:A:71:VAL:CA	2:C:3:A:C4'	1	0.16
(1,10)	1:A:71:VAL:CA	2:C:3:A:C5	1	0.16
(1,10)	1:A:71:VAL:CA	2:C:3:A:C5'	1	0.16
(1,10)	1:A:71:VAL:CA	2:C:3:A:C6	1	0.16
(1,10)	1:A:71:VAL:CA	2:C:3:A:C8	1	0.16
(1,10)	1:A:71:VAL:CA	2:C:3:A:H1'	1	0.16
(1,10)	1:A:71:VAL:CA	2:C:3:A:H2	1	0.16
(1,10)	1:A:71:VAL:CA	2:C:3:A:H2'	1	0.16
(1,10)	1:A:71:VAL:CA	2:C:3:A:H3'	1	0.16
(1,10)	1:A:71:VAL:CA	2:C:3:A:H4'	1	0.16
(1,10)	1:A:71:VAL:CA	2:C:3:A:H5'	1	0.16
(1,10)	1:A:71:VAL:CA	2:C:3:A:H5''	1	0.16
(1,10)	1:A:71:VAL:CA	2:C:3:A:H61	1	0.16
(1,10)	1:A:71:VAL:CA	2:C:3:A:H62	1	0.16
(1,10)	1:A:71:VAL:CA	2:C:3:A:H8	1	0.16
(1,10)	1:A:71:VAL:CA	2:C:3:A:HO2'	1	0.16
(1,10)	1:A:71:VAL:CA	2:C:3:A:N1	1	0.16

Continued on next page...

Continued from previous page...

Key	Atom-1	Atom-2	Model ID	Violation (Å)
(1,10)	1:A:71:VAL:CA	2:C:3:A:N3	1	0.16
(1,10)	1:A:71:VAL:CA	2:C:3:A:N6	1	0.16
(1,10)	1:A:71:VAL:CA	2:C:3:A:N7	1	0.16
(1,10)	1:A:71:VAL:CA	2:C:3:A:N9	1	0.16
(1,10)	1:A:71:VAL:CA	2:C:3:A:O2'	1	0.16
(1,10)	1:A:71:VAL:CA	2:C:3:A:O3'	1	0.16
(1,10)	1:A:71:VAL:CA	2:C:3:A:O4'	1	0.16
(1,10)	1:A:71:VAL:CA	2:C:3:A:O5'	1	0.16
(1,10)	1:A:71:VAL:CA	2:C:3:A:OP1	1	0.16
(1,10)	1:A:71:VAL:CA	2:C:3:A:OP2	1	0.16
(1,10)	1:A:71:VAL:CA	2:C:3:A:P	1	0.16
(1,10)	1:A:71:VAL:CA	2:C:4:C:C1'	1	0.16
(1,10)	1:A:71:VAL:CA	2:C:4:C:C2	1	0.16
(1,10)	1:A:71:VAL:CA	2:C:4:C:C2'	1	0.16
(1,10)	1:A:71:VAL:CA	2:C:4:C:C3'	1	0.16
(1,10)	1:A:71:VAL:CA	2:C:4:C:C4	1	0.16
(1,10)	1:A:71:VAL:CA	2:C:4:C:C4'	1	0.16
(1,10)	1:A:71:VAL:CA	2:C:4:C:C5	1	0.16
(1,10)	1:A:71:VAL:CA	2:C:4:C:C5'	1	0.16
(1,10)	1:A:71:VAL:CA	2:C:4:C:C6	1	0.16
(1,10)	1:A:71:VAL:CA	2:C:4:C:H1'	1	0.16
(1,10)	1:A:71:VAL:CA	2:C:4:C:H2'	1	0.16
(1,10)	1:A:71:VAL:CA	2:C:4:C:H3'	1	0.16
(1,10)	1:A:71:VAL:CA	2:C:4:C:H4'	1	0.16
(1,10)	1:A:71:VAL:CA	2:C:4:C:H41	1	0.16
(1,10)	1:A:71:VAL:CA	2:C:4:C:H42	1	0.16
(1,10)	1:A:71:VAL:CA	2:C:4:C:H5	1	0.16
(1,10)	1:A:71:VAL:CA	2:C:4:C:H5'	1	0.16
(1,10)	1:A:71:VAL:CA	2:C:4:C:H5''	1	0.16
(1,10)	1:A:71:VAL:CA	2:C:4:C:H6	1	0.16
(1,10)	1:A:71:VAL:CA	2:C:4:C:HO2'	1	0.16
(1,10)	1:A:71:VAL:CA	2:C:4:C:N1	1	0.16
(1,10)	1:A:71:VAL:CA	2:C:4:C:N3	1	0.16
(1,10)	1:A:71:VAL:CA	2:C:4:C:N4	1	0.16
(1,10)	1:A:71:VAL:CA	2:C:4:C:O2	1	0.16
(1,10)	1:A:71:VAL:CA	2:C:4:C:O2'	1	0.16
(1,10)	1:A:71:VAL:CA	2:C:4:C:O3'	1	0.16
(1,10)	1:A:71:VAL:CA	2:C:4:C:O4'	1	0.16
(1,10)	1:A:71:VAL:CA	2:C:4:C:O5'	1	0.16
(1,10)	1:A:71:VAL:CA	2:C:4:C:OP1	1	0.16
(1,10)	1:A:71:VAL:CA	2:C:4:C:OP2	1	0.16
(1,10)	1:A:71:VAL:CA	2:C:4:C:P	1	0.16

Continued on next page...

Continued from previous page...

Key	Atom-1	Atom-2	Model ID	Violation (Å)
(1,10)	1:A:71:VAL:CA	2:C:5:A:C1'	1	0.16
(1,10)	1:A:71:VAL:CA	2:C:5:A:C2	1	0.16
(1,10)	1:A:71:VAL:CA	2:C:5:A:C2'	1	0.16
(1,10)	1:A:71:VAL:CA	2:C:5:A:C3'	1	0.16
(1,10)	1:A:71:VAL:CA	2:C:5:A:C4	1	0.16
(1,10)	1:A:71:VAL:CA	2:C:5:A:C4'	1	0.16
(1,10)	1:A:71:VAL:CA	2:C:5:A:C5	1	0.16
(1,10)	1:A:71:VAL:CA	2:C:5:A:C5'	1	0.16
(1,10)	1:A:71:VAL:CA	2:C:5:A:C6	1	0.16
(1,10)	1:A:71:VAL:CA	2:C:5:A:C8	1	0.16
(1,10)	1:A:71:VAL:CA	2:C:5:A:H1'	1	0.16
(1,10)	1:A:71:VAL:CA	2:C:5:A:H2	1	0.16
(1,10)	1:A:71:VAL:CA	2:C:5:A:H2'	1	0.16
(1,10)	1:A:71:VAL:CA	2:C:5:A:H3'	1	0.16
(1,10)	1:A:71:VAL:CA	2:C:5:A:H4'	1	0.16
(1,10)	1:A:71:VAL:CA	2:C:5:A:H5'	1	0.16
(1,10)	1:A:71:VAL:CA	2:C:5:A:H5''	1	0.16
(1,10)	1:A:71:VAL:CA	2:C:5:A:H61	1	0.16
(1,10)	1:A:71:VAL:CA	2:C:5:A:H62	1	0.16
(1,10)	1:A:71:VAL:CA	2:C:5:A:H8	1	0.16
(1,10)	1:A:71:VAL:CA	2:C:5:A:HO2'	1	0.16
(1,10)	1:A:71:VAL:CA	2:C:5:A:N1	1	0.16
(1,10)	1:A:71:VAL:CA	2:C:5:A:N3	1	0.16
(1,10)	1:A:71:VAL:CA	2:C:5:A:N6	1	0.16
(1,10)	1:A:71:VAL:CA	2:C:5:A:N7	1	0.16
(1,10)	1:A:71:VAL:CA	2:C:5:A:N9	1	0.16
(1,10)	1:A:71:VAL:CA	2:C:5:A:O2'	1	0.16
(1,10)	1:A:71:VAL:CA	2:C:5:A:O3'	1	0.16
(1,10)	1:A:71:VAL:CA	2:C:5:A:O4'	1	0.16
(1,10)	1:A:71:VAL:CA	2:C:5:A:O5'	1	0.16
(1,10)	1:A:71:VAL:CA	2:C:5:A:OP1	1	0.16
(1,10)	1:A:71:VAL:CA	2:C:5:A:OP2	1	0.16
(1,10)	1:A:71:VAL:CA	2:C:5:A:P	1	0.16
(1,10)	1:A:71:VAL:CB	2:C:1:A:C1'	1	0.16
(1,10)	1:A:71:VAL:CB	2:C:1:A:C2	1	0.16
(1,10)	1:A:71:VAL:CB	2:C:1:A:C2'	1	0.16
(1,10)	1:A:71:VAL:CB	2:C:1:A:C3'	1	0.16
(1,10)	1:A:71:VAL:CB	2:C:1:A:C4	1	0.16
(1,10)	1:A:71:VAL:CB	2:C:1:A:C4'	1	0.16
(1,10)	1:A:71:VAL:CB	2:C:1:A:C5	1	0.16
(1,10)	1:A:71:VAL:CB	2:C:1:A:C5'	1	0.16
(1,10)	1:A:71:VAL:CB	2:C:1:A:C6	1	0.16

Continued on next page...

Continued from previous page...

Key	Atom-1	Atom-2	Model ID	Violation (Å)
(1,10)	1:A:71:VAL:CB	2:C:1:A:C8	1	0.16
(1,10)	1:A:71:VAL:CB	2:C:1:A:H1'	1	0.16
(1,10)	1:A:71:VAL:CB	2:C:1:A:H2	1	0.16
(1,10)	1:A:71:VAL:CB	2:C:1:A:H2'	1	0.16
(1,10)	1:A:71:VAL:CB	2:C:1:A:H3'	1	0.16
(1,10)	1:A:71:VAL:CB	2:C:1:A:H4'	1	0.16
(1,10)	1:A:71:VAL:CB	2:C:1:A:H5'	1	0.16
(1,10)	1:A:71:VAL:CB	2:C:1:A:H5''	1	0.16
(1,10)	1:A:71:VAL:CB	2:C:1:A:H61	1	0.16
(1,10)	1:A:71:VAL:CB	2:C:1:A:H62	1	0.16
(1,10)	1:A:71:VAL:CB	2:C:1:A:H8	1	0.16
(1,10)	1:A:71:VAL:CB	2:C:1:A:HO2'	1	0.16
(1,10)	1:A:71:VAL:CB	2:C:1:A:N1	1	0.16
(1,10)	1:A:71:VAL:CB	2:C:1:A:N3	1	0.16
(1,10)	1:A:71:VAL:CB	2:C:1:A:N6	1	0.16
(1,10)	1:A:71:VAL:CB	2:C:1:A:N7	1	0.16
(1,10)	1:A:71:VAL:CB	2:C:1:A:N9	1	0.16
(1,10)	1:A:71:VAL:CB	2:C:1:A:O2'	1	0.16
(1,10)	1:A:71:VAL:CB	2:C:1:A:O3'	1	0.16
(1,10)	1:A:71:VAL:CB	2:C:1:A:O4'	1	0.16
(1,10)	1:A:71:VAL:CB	2:C:1:A:O5'	1	0.16
(1,10)	1:A:71:VAL:CB	2:C:2:U:C1'	1	0.16
(1,10)	1:A:71:VAL:CB	2:C:2:U:C2	1	0.16
(1,10)	1:A:71:VAL:CB	2:C:2:U:C2'	1	0.16
(1,10)	1:A:71:VAL:CB	2:C:2:U:C3'	1	0.16
(1,10)	1:A:71:VAL:CB	2:C:2:U:C4	1	0.16
(1,10)	1:A:71:VAL:CB	2:C:2:U:C4'	1	0.16
(1,10)	1:A:71:VAL:CB	2:C:2:U:C5	1	0.16
(1,10)	1:A:71:VAL:CB	2:C:2:U:C5'	1	0.16
(1,10)	1:A:71:VAL:CB	2:C:2:U:C6	1	0.16
(1,10)	1:A:71:VAL:CB	2:C:2:U:H1'	1	0.16
(1,10)	1:A:71:VAL:CB	2:C:2:U:H2'	1	0.16
(1,10)	1:A:71:VAL:CB	2:C:2:U:H3	1	0.16
(1,10)	1:A:71:VAL:CB	2:C:2:U:H3'	1	0.16
(1,10)	1:A:71:VAL:CB	2:C:2:U:H4'	1	0.16
(1,10)	1:A:71:VAL:CB	2:C:2:U:H5	1	0.16
(1,10)	1:A:71:VAL:CB	2:C:2:U:H5'	1	0.16
(1,10)	1:A:71:VAL:CB	2:C:2:U:H5''	1	0.16
(1,10)	1:A:71:VAL:CB	2:C:2:U:H6	1	0.16
(1,10)	1:A:71:VAL:CB	2:C:2:U:HO2'	1	0.16
(1,10)	1:A:71:VAL:CB	2:C:2:U:N1	1	0.16
(1,10)	1:A:71:VAL:CB	2:C:2:U:N3	1	0.16

Continued on next page...

Continued from previous page...

Key	Atom-1	Atom-2	Model ID	Violation (Å)
(1,10)	1:A:71:VAL:CB	2:C:2:U:O2	1	0.16
(1,10)	1:A:71:VAL:CB	2:C:2:U:O2'	1	0.16
(1,10)	1:A:71:VAL:CB	2:C:2:U:O3'	1	0.16
(1,10)	1:A:71:VAL:CB	2:C:2:U:O4	1	0.16
(1,10)	1:A:71:VAL:CB	2:C:2:U:O4'	1	0.16
(1,10)	1:A:71:VAL:CB	2:C:2:U:O5'	1	0.16
(1,10)	1:A:71:VAL:CB	2:C:2:U:OP1	1	0.16
(1,10)	1:A:71:VAL:CB	2:C:2:U:OP2	1	0.16
(1,10)	1:A:71:VAL:CB	2:C:2:U:P	1	0.16
(1,10)	1:A:71:VAL:CB	2:C:3:A:C1'	1	0.16
(1,10)	1:A:71:VAL:CB	2:C:3:A:C2	1	0.16
(1,10)	1:A:71:VAL:CB	2:C:3:A:C2'	1	0.16
(1,10)	1:A:71:VAL:CB	2:C:3:A:C3'	1	0.16
(1,10)	1:A:71:VAL:CB	2:C:3:A:C4	1	0.16
(1,10)	1:A:71:VAL:CB	2:C:3:A:C4'	1	0.16
(1,10)	1:A:71:VAL:CB	2:C:3:A:C5	1	0.16
(1,10)	1:A:71:VAL:CB	2:C:3:A:C5'	1	0.16
(1,10)	1:A:71:VAL:CB	2:C:3:A:C6	1	0.16
(1,10)	1:A:71:VAL:CB	2:C:3:A:C8	1	0.16
(1,10)	1:A:71:VAL:CB	2:C:3:A:H1'	1	0.16
(1,10)	1:A:71:VAL:CB	2:C:3:A:H2	1	0.16
(1,10)	1:A:71:VAL:CB	2:C:3:A:H2'	1	0.16
(1,10)	1:A:71:VAL:CB	2:C:3:A:H3'	1	0.16
(1,10)	1:A:71:VAL:CB	2:C:3:A:H4'	1	0.16
(1,10)	1:A:71:VAL:CB	2:C:3:A:H5'	1	0.16
(1,10)	1:A:71:VAL:CB	2:C:3:A:H5''	1	0.16
(1,10)	1:A:71:VAL:CB	2:C:3:A:H61	1	0.16
(1,10)	1:A:71:VAL:CB	2:C:3:A:H62	1	0.16
(1,10)	1:A:71:VAL:CB	2:C:3:A:H8	1	0.16
(1,10)	1:A:71:VAL:CB	2:C:3:A:HO2'	1	0.16
(1,10)	1:A:71:VAL:CB	2:C:3:A:N1	1	0.16
(1,10)	1:A:71:VAL:CB	2:C:3:A:N3	1	0.16
(1,10)	1:A:71:VAL:CB	2:C:3:A:N6	1	0.16
(1,10)	1:A:71:VAL:CB	2:C:3:A:N7	1	0.16
(1,10)	1:A:71:VAL:CB	2:C:3:A:N9	1	0.16
(1,10)	1:A:71:VAL:CB	2:C:3:A:O2'	1	0.16
(1,10)	1:A:71:VAL:CB	2:C:3:A:O3'	1	0.16
(1,10)	1:A:71:VAL:CB	2:C:3:A:O4'	1	0.16
(1,10)	1:A:71:VAL:CB	2:C:3:A:O5'	1	0.16
(1,10)	1:A:71:VAL:CB	2:C:3:A:OP1	1	0.16
(1,10)	1:A:71:VAL:CB	2:C:3:A:OP2	1	0.16
(1,10)	1:A:71:VAL:CB	2:C:3:A:P	1	0.16

Continued on next page...

Continued from previous page...

Key	Atom-1	Atom-2	Model ID	Violation (Å)
(1,10)	1:A:71:VAL:CB	2:C:4:C:C1'	1	0.16
(1,10)	1:A:71:VAL:CB	2:C:4:C:C2	1	0.16
(1,10)	1:A:71:VAL:CB	2:C:4:C:C2'	1	0.16
(1,10)	1:A:71:VAL:CB	2:C:4:C:C3'	1	0.16
(1,10)	1:A:71:VAL:CB	2:C:4:C:C4	1	0.16
(1,10)	1:A:71:VAL:CB	2:C:4:C:C4'	1	0.16
(1,10)	1:A:71:VAL:CB	2:C:4:C:C5	1	0.16
(1,10)	1:A:71:VAL:CB	2:C:4:C:C5'	1	0.16
(1,10)	1:A:71:VAL:CB	2:C:4:C:C6	1	0.16
(1,10)	1:A:71:VAL:CB	2:C:4:C:H1'	1	0.16
(1,10)	1:A:71:VAL:CB	2:C:4:C:H2'	1	0.16
(1,10)	1:A:71:VAL:CB	2:C:4:C:H3'	1	0.16
(1,10)	1:A:71:VAL:CB	2:C:4:C:H4'	1	0.16
(1,10)	1:A:71:VAL:CB	2:C:4:C:H41	1	0.16
(1,10)	1:A:71:VAL:CB	2:C:4:C:H42	1	0.16
(1,10)	1:A:71:VAL:CB	2:C:4:C:H5	1	0.16
(1,10)	1:A:71:VAL:CB	2:C:4:C:H5'	1	0.16
(1,10)	1:A:71:VAL:CB	2:C:4:C:H5''	1	0.16
(1,10)	1:A:71:VAL:CB	2:C:4:C:H6	1	0.16
(1,10)	1:A:71:VAL:CB	2:C:4:C:HO2'	1	0.16
(1,10)	1:A:71:VAL:CB	2:C:4:C:N1	1	0.16
(1,10)	1:A:71:VAL:CB	2:C:4:C:N3	1	0.16
(1,10)	1:A:71:VAL:CB	2:C:4:C:N4	1	0.16
(1,10)	1:A:71:VAL:CB	2:C:4:C:O2	1	0.16
(1,10)	1:A:71:VAL:CB	2:C:4:C:O2'	1	0.16
(1,10)	1:A:71:VAL:CB	2:C:4:C:O3'	1	0.16
(1,10)	1:A:71:VAL:CB	2:C:4:C:O4'	1	0.16
(1,10)	1:A:71:VAL:CB	2:C:4:C:O5'	1	0.16
(1,10)	1:A:71:VAL:CB	2:C:4:C:OP1	1	0.16
(1,10)	1:A:71:VAL:CB	2:C:4:C:OP2	1	0.16
(1,10)	1:A:71:VAL:CB	2:C:4:C:P	1	0.16
(1,10)	1:A:71:VAL:CB	2:C:5:A:C1'	1	0.16
(1,10)	1:A:71:VAL:CB	2:C:5:A:C2	1	0.16
(1,10)	1:A:71:VAL:CB	2:C:5:A:C2'	1	0.16
(1,10)	1:A:71:VAL:CB	2:C:5:A:C3'	1	0.16
(1,10)	1:A:71:VAL:CB	2:C:5:A:C4	1	0.16
(1,10)	1:A:71:VAL:CB	2:C:5:A:C4'	1	0.16
(1,10)	1:A:71:VAL:CB	2:C:5:A:C5	1	0.16
(1,10)	1:A:71:VAL:CB	2:C:5:A:C5'	1	0.16
(1,10)	1:A:71:VAL:CB	2:C:5:A:C6	1	0.16
(1,10)	1:A:71:VAL:CB	2:C:5:A:C8	1	0.16
(1,10)	1:A:71:VAL:CB	2:C:5:A:H1'	1	0.16

Continued on next page...

Continued from previous page...

Key	Atom-1	Atom-2	Model ID	Violation (Å)
(1,10)	1:A:71:VAL:CB	2:C:5:A:H2	1	0.16
(1,10)	1:A:71:VAL:CB	2:C:5:A:H2'	1	0.16
(1,10)	1:A:71:VAL:CB	2:C:5:A:H3'	1	0.16
(1,10)	1:A:71:VAL:CB	2:C:5:A:H4'	1	0.16
(1,10)	1:A:71:VAL:CB	2:C:5:A:H5'	1	0.16
(1,10)	1:A:71:VAL:CB	2:C:5:A:H5''	1	0.16
(1,10)	1:A:71:VAL:CB	2:C:5:A:H61	1	0.16
(1,10)	1:A:71:VAL:CB	2:C:5:A:H62	1	0.16
(1,10)	1:A:71:VAL:CB	2:C:5:A:H8	1	0.16
(1,10)	1:A:71:VAL:CB	2:C:5:A:HO2'	1	0.16
(1,10)	1:A:71:VAL:CB	2:C:5:A:N1	1	0.16
(1,10)	1:A:71:VAL:CB	2:C:5:A:N3	1	0.16
(1,10)	1:A:71:VAL:CB	2:C:5:A:N6	1	0.16
(1,10)	1:A:71:VAL:CB	2:C:5:A:N7	1	0.16
(1,10)	1:A:71:VAL:CB	2:C:5:A:N9	1	0.16
(1,10)	1:A:71:VAL:CB	2:C:5:A:O2'	1	0.16
(1,10)	1:A:71:VAL:CB	2:C:5:A:O3'	1	0.16
(1,10)	1:A:71:VAL:CB	2:C:5:A:O4'	1	0.16
(1,10)	1:A:71:VAL:CB	2:C:5:A:O5'	1	0.16
(1,10)	1:A:71:VAL:CB	2:C:5:A:OP1	1	0.16
(1,10)	1:A:71:VAL:CB	2:C:5:A:OP2	1	0.16
(1,10)	1:A:71:VAL:CB	2:C:5:A:P	1	0.16
(1,10)	1:A:71:VAL:CG1	2:C:1:A:C1'	1	0.16
(1,10)	1:A:71:VAL:CG1	2:C:1:A:C2	1	0.16
(1,10)	1:A:71:VAL:CG1	2:C:1:A:C2'	1	0.16
(1,10)	1:A:71:VAL:CG1	2:C:1:A:C3'	1	0.16
(1,10)	1:A:71:VAL:CG1	2:C:1:A:C4	1	0.16
(1,10)	1:A:71:VAL:CG1	2:C:1:A:C4'	1	0.16
(1,10)	1:A:71:VAL:CG1	2:C:1:A:C5	1	0.16
(1,10)	1:A:71:VAL:CG1	2:C:1:A:C5'	1	0.16
(1,10)	1:A:71:VAL:CG1	2:C:1:A:C6	1	0.16
(1,10)	1:A:71:VAL:CG1	2:C:1:A:C8	1	0.16
(1,10)	1:A:71:VAL:CG1	2:C:1:A:H1'	1	0.16
(1,10)	1:A:71:VAL:CG1	2:C:1:A:H2	1	0.16
(1,10)	1:A:71:VAL:CG1	2:C:1:A:H2'	1	0.16
(1,10)	1:A:71:VAL:CG1	2:C:1:A:H3'	1	0.16
(1,10)	1:A:71:VAL:CG1	2:C:1:A:H4'	1	0.16
(1,10)	1:A:71:VAL:CG1	2:C:1:A:H5'	1	0.16
(1,10)	1:A:71:VAL:CG1	2:C:1:A:H5''	1	0.16
(1,10)	1:A:71:VAL:CG1	2:C:1:A:H61	1	0.16
(1,10)	1:A:71:VAL:CG1	2:C:1:A:H62	1	0.16
(1,10)	1:A:71:VAL:CG1	2:C:1:A:H8	1	0.16

Continued on next page...

Continued from previous page...

Key	Atom-1	Atom-2	Model ID	Violation (Å)
(1,10)	1:A:71:VAL:CG1	2:C:1:A:HO2'	1	0.16
(1,10)	1:A:71:VAL:CG1	2:C:1:A:N1	1	0.16
(1,10)	1:A:71:VAL:CG1	2:C:1:A:N3	1	0.16
(1,10)	1:A:71:VAL:CG1	2:C:1:A:N6	1	0.16
(1,10)	1:A:71:VAL:CG1	2:C:1:A:N7	1	0.16
(1,10)	1:A:71:VAL:CG1	2:C:1:A:N9	1	0.16
(1,10)	1:A:71:VAL:CG1	2:C:1:A:O2'	1	0.16
(1,10)	1:A:71:VAL:CG1	2:C:1:A:O3'	1	0.16
(1,10)	1:A:71:VAL:CG1	2:C:1:A:O4'	1	0.16
(1,10)	1:A:71:VAL:CG1	2:C:1:A:O5'	1	0.16
(1,10)	1:A:71:VAL:CG1	2:C:2:U:C1'	1	0.16
(1,10)	1:A:71:VAL:CG1	2:C:2:U:C2	1	0.16
(1,10)	1:A:71:VAL:CG1	2:C:2:U:C2'	1	0.16
(1,10)	1:A:71:VAL:CG1	2:C:2:U:C3'	1	0.16
(1,10)	1:A:71:VAL:CG1	2:C:2:U:C4	1	0.16
(1,10)	1:A:71:VAL:CG1	2:C:2:U:C4'	1	0.16
(1,10)	1:A:71:VAL:CG1	2:C:2:U:C5	1	0.16
(1,10)	1:A:71:VAL:CG1	2:C:2:U:C5'	1	0.16
(1,10)	1:A:71:VAL:CG1	2:C:2:U:C6	1	0.16
(1,10)	1:A:71:VAL:CG1	2:C:2:U:H1'	1	0.16
(1,10)	1:A:71:VAL:CG1	2:C:2:U:H2'	1	0.16
(1,10)	1:A:71:VAL:CG1	2:C:2:U:H3	1	0.16
(1,10)	1:A:71:VAL:CG1	2:C:2:U:H3'	1	0.16
(1,10)	1:A:71:VAL:CG1	2:C:2:U:H4'	1	0.16
(1,10)	1:A:71:VAL:CG1	2:C:2:U:H5	1	0.16
(1,10)	1:A:71:VAL:CG1	2:C:2:U:H5'	1	0.16
(1,10)	1:A:71:VAL:CG1	2:C:2:U:H5''	1	0.16
(1,10)	1:A:71:VAL:CG1	2:C:2:U:H6	1	0.16
(1,10)	1:A:71:VAL:CG1	2:C:2:U:HO2'	1	0.16
(1,10)	1:A:71:VAL:CG1	2:C:2:U:N1	1	0.16
(1,10)	1:A:71:VAL:CG1	2:C:2:U:N3	1	0.16
(1,10)	1:A:71:VAL:CG1	2:C:2:U:O2	1	0.16
(1,10)	1:A:71:VAL:CG1	2:C:2:U:O2'	1	0.16
(1,10)	1:A:71:VAL:CG1	2:C:2:U:O3'	1	0.16
(1,10)	1:A:71:VAL:CG1	2:C:2:U:O4	1	0.16
(1,10)	1:A:71:VAL:CG1	2:C:2:U:O4'	1	0.16
(1,10)	1:A:71:VAL:CG1	2:C:2:U:O5'	1	0.16
(1,10)	1:A:71:VAL:CG1	2:C:2:U:OP1	1	0.16
(1,10)	1:A:71:VAL:CG1	2:C:2:U:OP2	1	0.16
(1,10)	1:A:71:VAL:CG1	2:C:2:U:P	1	0.16
(1,10)	1:A:71:VAL:CG1	2:C:3:A:C1'	1	0.16
(1,10)	1:A:71:VAL:CG1	2:C:3:A:C2	1	0.16

Continued on next page...

Continued from previous page...

Key	Atom-1	Atom-2	Model ID	Violation (Å)
(1,10)	1:A:71:VAL:CG1	2:C:3:A:C2'	1	0.16
(1,10)	1:A:71:VAL:CG1	2:C:3:A:C3'	1	0.16
(1,10)	1:A:71:VAL:CG1	2:C:3:A:C4	1	0.16
(1,10)	1:A:71:VAL:CG1	2:C:3:A:C4'	1	0.16
(1,10)	1:A:71:VAL:CG1	2:C:3:A:C5	1	0.16
(1,10)	1:A:71:VAL:CG1	2:C:3:A:C5'	1	0.16
(1,10)	1:A:71:VAL:CG1	2:C:3:A:C6	1	0.16
(1,10)	1:A:71:VAL:CG1	2:C:3:A:C8	1	0.16
(1,10)	1:A:71:VAL:CG1	2:C:3:A:H1'	1	0.16
(1,10)	1:A:71:VAL:CG1	2:C:3:A:H2	1	0.16
(1,10)	1:A:71:VAL:CG1	2:C:3:A:H2'	1	0.16
(1,10)	1:A:71:VAL:CG1	2:C:3:A:H3'	1	0.16
(1,10)	1:A:71:VAL:CG1	2:C:3:A:H4'	1	0.16
(1,10)	1:A:71:VAL:CG1	2:C:3:A:H5'	1	0.16
(1,10)	1:A:71:VAL:CG1	2:C:3:A:H5''	1	0.16
(1,10)	1:A:71:VAL:CG1	2:C:3:A:H61	1	0.16
(1,10)	1:A:71:VAL:CG1	2:C:3:A:H62	1	0.16
(1,10)	1:A:71:VAL:CG1	2:C:3:A:H8	1	0.16
(1,10)	1:A:71:VAL:CG1	2:C:3:A:HO2'	1	0.16
(1,10)	1:A:71:VAL:CG1	2:C:3:A:N1	1	0.16
(1,10)	1:A:71:VAL:CG1	2:C:3:A:N3	1	0.16
(1,10)	1:A:71:VAL:CG1	2:C:3:A:N6	1	0.16
(1,10)	1:A:71:VAL:CG1	2:C:3:A:N7	1	0.16
(1,10)	1:A:71:VAL:CG1	2:C:3:A:N9	1	0.16
(1,10)	1:A:71:VAL:CG1	2:C:3:A:O2'	1	0.16
(1,10)	1:A:71:VAL:CG1	2:C:3:A:O3'	1	0.16
(1,10)	1:A:71:VAL:CG1	2:C:3:A:O4'	1	0.16
(1,10)	1:A:71:VAL:CG1	2:C:3:A:O5'	1	0.16
(1,10)	1:A:71:VAL:CG1	2:C:3:A:OP1	1	0.16
(1,10)	1:A:71:VAL:CG1	2:C:3:A:OP2	1	0.16
(1,10)	1:A:71:VAL:CG1	2:C:3:A:P	1	0.16
(1,10)	1:A:71:VAL:CG1	2:C:4:C:C1'	1	0.16
(1,10)	1:A:71:VAL:CG1	2:C:4:C:C2	1	0.16
(1,10)	1:A:71:VAL:CG1	2:C:4:C:C2'	1	0.16
(1,10)	1:A:71:VAL:CG1	2:C:4:C:C3'	1	0.16
(1,10)	1:A:71:VAL:CG1	2:C:4:C:C4	1	0.16
(1,10)	1:A:71:VAL:CG1	2:C:4:C:C4'	1	0.16
(1,10)	1:A:71:VAL:CG1	2:C:4:C:C5	1	0.16
(1,10)	1:A:71:VAL:CG1	2:C:4:C:C5'	1	0.16
(1,10)	1:A:71:VAL:CG1	2:C:4:C:C6	1	0.16
(1,10)	1:A:71:VAL:CG1	2:C:4:C:H1'	1	0.16
(1,10)	1:A:71:VAL:CG1	2:C:4:C:H2'	1	0.16

Continued on next page...

Continued from previous page...

Key	Atom-1	Atom-2	Model ID	Violation (Å)
(1,10)	1:A:71:VAL:CG1	2:C:4:C:H3'	1	0.16
(1,10)	1:A:71:VAL:CG1	2:C:4:C:H4'	1	0.16
(1,10)	1:A:71:VAL:CG1	2:C:4:C:H41	1	0.16
(1,10)	1:A:71:VAL:CG1	2:C:4:C:H42	1	0.16
(1,10)	1:A:71:VAL:CG1	2:C:4:C:H5	1	0.16
(1,10)	1:A:71:VAL:CG1	2:C:4:C:H5'	1	0.16
(1,10)	1:A:71:VAL:CG1	2:C:4:C:H5''	1	0.16
(1,10)	1:A:71:VAL:CG1	2:C:4:C:H6	1	0.16
(1,10)	1:A:71:VAL:CG1	2:C:4:C:HO2'	1	0.16
(1,10)	1:A:71:VAL:CG1	2:C:4:C:N1	1	0.16
(1,10)	1:A:71:VAL:CG1	2:C:4:C:N3	1	0.16
(1,10)	1:A:71:VAL:CG1	2:C:4:C:N4	1	0.16
(1,10)	1:A:71:VAL:CG1	2:C:4:C:O2	1	0.16
(1,10)	1:A:71:VAL:CG1	2:C:4:C:O2'	1	0.16
(1,10)	1:A:71:VAL:CG1	2:C:4:C:O3'	1	0.16
(1,10)	1:A:71:VAL:CG1	2:C:4:C:O4'	1	0.16
(1,10)	1:A:71:VAL:CG1	2:C:4:C:O5'	1	0.16
(1,10)	1:A:71:VAL:CG1	2:C:4:C:OP1	1	0.16
(1,10)	1:A:71:VAL:CG1	2:C:4:C:OP2	1	0.16
(1,10)	1:A:71:VAL:CG1	2:C:4:C:P	1	0.16
(1,10)	1:A:71:VAL:CG1	2:C:5:A:C1'	1	0.16
(1,10)	1:A:71:VAL:CG1	2:C:5:A:C2	1	0.16
(1,10)	1:A:71:VAL:CG1	2:C:5:A:C2'	1	0.16
(1,10)	1:A:71:VAL:CG1	2:C:5:A:C3'	1	0.16
(1,10)	1:A:71:VAL:CG1	2:C:5:A:C4	1	0.16
(1,10)	1:A:71:VAL:CG1	2:C:5:A:C4'	1	0.16
(1,10)	1:A:71:VAL:CG1	2:C:5:A:C5	1	0.16
(1,10)	1:A:71:VAL:CG1	2:C:5:A:C5'	1	0.16
(1,10)	1:A:71:VAL:CG1	2:C:5:A:C6	1	0.16
(1,10)	1:A:71:VAL:CG1	2:C:5:A:C8	1	0.16
(1,10)	1:A:71:VAL:CG1	2:C:5:A:H1'	1	0.16
(1,10)	1:A:71:VAL:CG1	2:C:5:A:H2	1	0.16
(1,10)	1:A:71:VAL:CG1	2:C:5:A:H2'	1	0.16
(1,10)	1:A:71:VAL:CG1	2:C:5:A:H3'	1	0.16
(1,10)	1:A:71:VAL:CG1	2:C:5:A:H4'	1	0.16
(1,10)	1:A:71:VAL:CG1	2:C:5:A:H5'	1	0.16
(1,10)	1:A:71:VAL:CG1	2:C:5:A:H5''	1	0.16
(1,10)	1:A:71:VAL:CG1	2:C:5:A:H61	1	0.16
(1,10)	1:A:71:VAL:CG1	2:C:5:A:H62	1	0.16
(1,10)	1:A:71:VAL:CG1	2:C:5:A:H8	1	0.16
(1,10)	1:A:71:VAL:CG1	2:C:5:A:HO2'	1	0.16
(1,10)	1:A:71:VAL:CG1	2:C:5:A:N1	1	0.16

Continued on next page...

Continued from previous page...

Key	Atom-1	Atom-2	Model ID	Violation (Å)
(1,10)	1:A:71:VAL:CG1	2:C:5:A:N3	1	0.16
(1,10)	1:A:71:VAL:CG1	2:C:5:A:N6	1	0.16
(1,10)	1:A:71:VAL:CG1	2:C:5:A:N7	1	0.16
(1,10)	1:A:71:VAL:CG1	2:C:5:A:N9	1	0.16
(1,10)	1:A:71:VAL:CG1	2:C:5:A:O2'	1	0.16
(1,10)	1:A:71:VAL:CG1	2:C:5:A:O3'	1	0.16
(1,10)	1:A:71:VAL:CG1	2:C:5:A:O4'	1	0.16
(1,10)	1:A:71:VAL:CG1	2:C:5:A:O5'	1	0.16
(1,10)	1:A:71:VAL:CG1	2:C:5:A:OP1	1	0.16
(1,10)	1:A:71:VAL:CG1	2:C:5:A:OP2	1	0.16
(1,10)	1:A:71:VAL:CG1	2:C:5:A:P	1	0.16
(1,10)	1:A:71:VAL:CG2	2:C:1:A:C1'	1	0.16
(1,10)	1:A:71:VAL:CG2	2:C:1:A:C2	1	0.16
(1,10)	1:A:71:VAL:CG2	2:C:1:A:C2'	1	0.16
(1,10)	1:A:71:VAL:CG2	2:C:1:A:C3'	1	0.16
(1,10)	1:A:71:VAL:CG2	2:C:1:A:C4	1	0.16
(1,10)	1:A:71:VAL:CG2	2:C:1:A:C4'	1	0.16
(1,10)	1:A:71:VAL:CG2	2:C:1:A:C5	1	0.16
(1,10)	1:A:71:VAL:CG2	2:C:1:A:C5'	1	0.16
(1,10)	1:A:71:VAL:CG2	2:C:1:A:C6	1	0.16
(1,10)	1:A:71:VAL:CG2	2:C:1:A:C8	1	0.16
(1,10)	1:A:71:VAL:CG2	2:C:1:A:H1'	1	0.16
(1,10)	1:A:71:VAL:CG2	2:C:1:A:H2	1	0.16
(1,10)	1:A:71:VAL:CG2	2:C:1:A:H2'	1	0.16
(1,10)	1:A:71:VAL:CG2	2:C:1:A:H3'	1	0.16
(1,10)	1:A:71:VAL:CG2	2:C:1:A:H4'	1	0.16
(1,10)	1:A:71:VAL:CG2	2:C:1:A:H5'	1	0.16
(1,10)	1:A:71:VAL:CG2	2:C:1:A:H5''	1	0.16
(1,10)	1:A:71:VAL:CG2	2:C:1:A:H61	1	0.16
(1,10)	1:A:71:VAL:CG2	2:C:1:A:H62	1	0.16
(1,10)	1:A:71:VAL:CG2	2:C:1:A:H8	1	0.16
(1,10)	1:A:71:VAL:CG2	2:C:1:A:HO2'	1	0.16
(1,10)	1:A:71:VAL:CG2	2:C:1:A:N1	1	0.16
(1,10)	1:A:71:VAL:CG2	2:C:1:A:N3	1	0.16
(1,10)	1:A:71:VAL:CG2	2:C:1:A:N6	1	0.16
(1,10)	1:A:71:VAL:CG2	2:C:1:A:N7	1	0.16
(1,10)	1:A:71:VAL:CG2	2:C:1:A:N9	1	0.16
(1,10)	1:A:71:VAL:CG2	2:C:1:A:O2'	1	0.16
(1,10)	1:A:71:VAL:CG2	2:C:1:A:O3'	1	0.16
(1,10)	1:A:71:VAL:CG2	2:C:1:A:O4'	1	0.16
(1,10)	1:A:71:VAL:CG2	2:C:1:A:O5'	1	0.16
(1,10)	1:A:71:VAL:CG2	2:C:2:U:C1'	1	0.16

Continued on next page...

Continued from previous page...

Key	Atom-1	Atom-2	Model ID	Violation (Å)
(1,10)	1:A:71:VAL:CG2	2:C:2:U:C2	1	0.16
(1,10)	1:A:71:VAL:CG2	2:C:2:U:C2'	1	0.16
(1,10)	1:A:71:VAL:CG2	2:C:2:U:C3'	1	0.16
(1,10)	1:A:71:VAL:CG2	2:C:2:U:C4	1	0.16
(1,10)	1:A:71:VAL:CG2	2:C:2:U:C4'	1	0.16
(1,10)	1:A:71:VAL:CG2	2:C:2:U:C5	1	0.16
(1,10)	1:A:71:VAL:CG2	2:C:2:U:C5'	1	0.16
(1,10)	1:A:71:VAL:CG2	2:C:2:U:C6	1	0.16
(1,10)	1:A:71:VAL:CG2	2:C:2:U:H1'	1	0.16
(1,10)	1:A:71:VAL:CG2	2:C:2:U:H2'	1	0.16
(1,10)	1:A:71:VAL:CG2	2:C:2:U:H3	1	0.16
(1,10)	1:A:71:VAL:CG2	2:C:2:U:H3'	1	0.16
(1,10)	1:A:71:VAL:CG2	2:C:2:U:H4'	1	0.16
(1,10)	1:A:71:VAL:CG2	2:C:2:U:H5	1	0.16
(1,10)	1:A:71:VAL:CG2	2:C:2:U:H5'	1	0.16
(1,10)	1:A:71:VAL:CG2	2:C:2:U:H5''	1	0.16
(1,10)	1:A:71:VAL:CG2	2:C:2:U:H6	1	0.16
(1,10)	1:A:71:VAL:CG2	2:C:2:U:HO2'	1	0.16
(1,10)	1:A:71:VAL:CG2	2:C:2:U:N1	1	0.16
(1,10)	1:A:71:VAL:CG2	2:C:2:U:N3	1	0.16
(1,10)	1:A:71:VAL:CG2	2:C:2:U:O2	1	0.16
(1,10)	1:A:71:VAL:CG2	2:C:2:U:O2'	1	0.16
(1,10)	1:A:71:VAL:CG2	2:C:2:U:O3'	1	0.16
(1,10)	1:A:71:VAL:CG2	2:C:2:U:O4	1	0.16
(1,10)	1:A:71:VAL:CG2	2:C:2:U:O4'	1	0.16
(1,10)	1:A:71:VAL:CG2	2:C:2:U:O5'	1	0.16
(1,10)	1:A:71:VAL:CG2	2:C:2:U:OP1	1	0.16
(1,10)	1:A:71:VAL:CG2	2:C:2:U:OP2	1	0.16
(1,10)	1:A:71:VAL:CG2	2:C:2:U:P	1	0.16
(1,10)	1:A:71:VAL:CG2	2:C:3:A:C1'	1	0.16
(1,10)	1:A:71:VAL:CG2	2:C:3:A:C2	1	0.16
(1,10)	1:A:71:VAL:CG2	2:C:3:A:C2'	1	0.16
(1,10)	1:A:71:VAL:CG2	2:C:3:A:C3'	1	0.16
(1,10)	1:A:71:VAL:CG2	2:C:3:A:C4	1	0.16
(1,10)	1:A:71:VAL:CG2	2:C:3:A:C4'	1	0.16
(1,10)	1:A:71:VAL:CG2	2:C:3:A:C5	1	0.16
(1,10)	1:A:71:VAL:CG2	2:C:3:A:C5'	1	0.16
(1,10)	1:A:71:VAL:CG2	2:C:3:A:C6	1	0.16
(1,10)	1:A:71:VAL:CG2	2:C:3:A:C8	1	0.16
(1,10)	1:A:71:VAL:CG2	2:C:3:A:H1'	1	0.16
(1,10)	1:A:71:VAL:CG2	2:C:3:A:H2	1	0.16
(1,10)	1:A:71:VAL:CG2	2:C:3:A:H2'	1	0.16

Continued on next page...

Continued from previous page...

Key	Atom-1	Atom-2	Model ID	Violation (Å)
(1,10)	1:A:71:VAL:CG2	2:C:3:A:H3'	1	0.16
(1,10)	1:A:71:VAL:CG2	2:C:3:A:H4'	1	0.16
(1,10)	1:A:71:VAL:CG2	2:C:3:A:H5'	1	0.16
(1,10)	1:A:71:VAL:CG2	2:C:3:A:H5''	1	0.16
(1,10)	1:A:71:VAL:CG2	2:C:3:A:H61	1	0.16
(1,10)	1:A:71:VAL:CG2	2:C:3:A:H62	1	0.16
(1,10)	1:A:71:VAL:CG2	2:C:3:A:H8	1	0.16
(1,10)	1:A:71:VAL:CG2	2:C:3:A:HO2'	1	0.16
(1,10)	1:A:71:VAL:CG2	2:C:3:A:N1	1	0.16
(1,10)	1:A:71:VAL:CG2	2:C:3:A:N3	1	0.16
(1,10)	1:A:71:VAL:CG2	2:C:3:A:N6	1	0.16
(1,10)	1:A:71:VAL:CG2	2:C:3:A:N7	1	0.16
(1,10)	1:A:71:VAL:CG2	2:C:3:A:N9	1	0.16
(1,10)	1:A:71:VAL:CG2	2:C:3:A:O2'	1	0.16
(1,10)	1:A:71:VAL:CG2	2:C:3:A:O3'	1	0.16
(1,10)	1:A:71:VAL:CG2	2:C:3:A:O4'	1	0.16
(1,10)	1:A:71:VAL:CG2	2:C:3:A:O5'	1	0.16
(1,10)	1:A:71:VAL:CG2	2:C:3:A:OP1	1	0.16
(1,10)	1:A:71:VAL:CG2	2:C:3:A:OP2	1	0.16
(1,10)	1:A:71:VAL:CG2	2:C:3:A:P	1	0.16
(1,10)	1:A:71:VAL:CG2	2:C:4:C:C1'	1	0.16
(1,10)	1:A:71:VAL:CG2	2:C:4:C:C2	1	0.16
(1,10)	1:A:71:VAL:CG2	2:C:4:C:C2'	1	0.16
(1,10)	1:A:71:VAL:CG2	2:C:4:C:C3'	1	0.16
(1,10)	1:A:71:VAL:CG2	2:C:4:C:C4	1	0.16
(1,10)	1:A:71:VAL:CG2	2:C:4:C:C4'	1	0.16
(1,10)	1:A:71:VAL:CG2	2:C:4:C:C5	1	0.16
(1,10)	1:A:71:VAL:CG2	2:C:4:C:C5'	1	0.16
(1,10)	1:A:71:VAL:CG2	2:C:4:C:C6	1	0.16
(1,10)	1:A:71:VAL:CG2	2:C:4:C:H1'	1	0.16
(1,10)	1:A:71:VAL:CG2	2:C:4:C:H2'	1	0.16
(1,10)	1:A:71:VAL:CG2	2:C:4:C:H3'	1	0.16
(1,10)	1:A:71:VAL:CG2	2:C:4:C:H4'	1	0.16
(1,10)	1:A:71:VAL:CG2	2:C:4:C:H41	1	0.16
(1,10)	1:A:71:VAL:CG2	2:C:4:C:H42	1	0.16
(1,10)	1:A:71:VAL:CG2	2:C:4:C:H5	1	0.16
(1,10)	1:A:71:VAL:CG2	2:C:4:C:H5'	1	0.16
(1,10)	1:A:71:VAL:CG2	2:C:4:C:H5''	1	0.16
(1,10)	1:A:71:VAL:CG2	2:C:4:C:H6	1	0.16
(1,10)	1:A:71:VAL:CG2	2:C:4:C:HO2'	1	0.16
(1,10)	1:A:71:VAL:CG2	2:C:4:C:N1	1	0.16
(1,10)	1:A:71:VAL:CG2	2:C:4:C:N3	1	0.16

Continued on next page...

Continued from previous page...

Key	Atom-1	Atom-2	Model ID	Violation (Å)
(1,10)	1:A:71:VAL:CG2	2:C:4:C:N4	1	0.16
(1,10)	1:A:71:VAL:CG2	2:C:4:C:O2	1	0.16
(1,10)	1:A:71:VAL:CG2	2:C:4:C:O2'	1	0.16
(1,10)	1:A:71:VAL:CG2	2:C:4:C:O3'	1	0.16
(1,10)	1:A:71:VAL:CG2	2:C:4:C:O4'	1	0.16
(1,10)	1:A:71:VAL:CG2	2:C:4:C:O5'	1	0.16
(1,10)	1:A:71:VAL:CG2	2:C:4:C:OP1	1	0.16
(1,10)	1:A:71:VAL:CG2	2:C:4:C:OP2	1	0.16
(1,10)	1:A:71:VAL:CG2	2:C:4:C:P	1	0.16
(1,10)	1:A:71:VAL:CG2	2:C:5:A:C1'	1	0.16
(1,10)	1:A:71:VAL:CG2	2:C:5:A:C2	1	0.16
(1,10)	1:A:71:VAL:CG2	2:C:5:A:C2'	1	0.16
(1,10)	1:A:71:VAL:CG2	2:C:5:A:C3'	1	0.16
(1,10)	1:A:71:VAL:CG2	2:C:5:A:C4	1	0.16
(1,10)	1:A:71:VAL:CG2	2:C:5:A:C4'	1	0.16
(1,10)	1:A:71:VAL:CG2	2:C:5:A:C5	1	0.16
(1,10)	1:A:71:VAL:CG2	2:C:5:A:C5'	1	0.16
(1,10)	1:A:71:VAL:CG2	2:C:5:A:C6	1	0.16
(1,10)	1:A:71:VAL:CG2	2:C:5:A:C8	1	0.16
(1,10)	1:A:71:VAL:CG2	2:C:5:A:H1'	1	0.16
(1,10)	1:A:71:VAL:CG2	2:C:5:A:H2	1	0.16
(1,10)	1:A:71:VAL:CG2	2:C:5:A:H2'	1	0.16
(1,10)	1:A:71:VAL:CG2	2:C:5:A:H3'	1	0.16
(1,10)	1:A:71:VAL:CG2	2:C:5:A:H4'	1	0.16
(1,10)	1:A:71:VAL:CG2	2:C:5:A:H5'	1	0.16
(1,10)	1:A:71:VAL:CG2	2:C:5:A:H5''	1	0.16
(1,10)	1:A:71:VAL:CG2	2:C:5:A:H61	1	0.16
(1,10)	1:A:71:VAL:CG2	2:C:5:A:H62	1	0.16
(1,10)	1:A:71:VAL:CG2	2:C:5:A:H8	1	0.16
(1,10)	1:A:71:VAL:CG2	2:C:5:A:HO2'	1	0.16
(1,10)	1:A:71:VAL:CG2	2:C:5:A:N1	1	0.16
(1,10)	1:A:71:VAL:CG2	2:C:5:A:N3	1	0.16
(1,10)	1:A:71:VAL:CG2	2:C:5:A:N6	1	0.16
(1,10)	1:A:71:VAL:CG2	2:C:5:A:N7	1	0.16
(1,10)	1:A:71:VAL:CG2	2:C:5:A:N9	1	0.16
(1,10)	1:A:71:VAL:CG2	2:C:5:A:O2'	1	0.16
(1,10)	1:A:71:VAL:CG2	2:C:5:A:O3'	1	0.16
(1,10)	1:A:71:VAL:CG2	2:C:5:A:O4'	1	0.16
(1,10)	1:A:71:VAL:CG2	2:C:5:A:O5'	1	0.16
(1,10)	1:A:71:VAL:CG2	2:C:5:A:OP1	1	0.16
(1,10)	1:A:71:VAL:CG2	2:C:5:A:OP2	1	0.16
(1,10)	1:A:71:VAL:CG2	2:C:5:A:P	1	0.16

Continued on next page...

Continued from previous page...

Key	Atom-1	Atom-2	Model ID	Violation (Å)
(1,10)	1:A:71:VAL:H	2:C:1:A:C1'	1	0.16
(1,10)	1:A:71:VAL:H	2:C:1:A:C2	1	0.16
(1,10)	1:A:71:VAL:H	2:C:1:A:C2'	1	0.16
(1,10)	1:A:71:VAL:H	2:C:1:A:C3'	1	0.16
(1,10)	1:A:71:VAL:H	2:C:1:A:C4	1	0.16
(1,10)	1:A:71:VAL:H	2:C:1:A:C4'	1	0.16
(1,10)	1:A:71:VAL:H	2:C:1:A:C5	1	0.16
(1,10)	1:A:71:VAL:H	2:C:1:A:C5'	1	0.16
(1,10)	1:A:71:VAL:H	2:C:1:A:C6	1	0.16
(1,10)	1:A:71:VAL:H	2:C:1:A:C8	1	0.16
(1,10)	1:A:71:VAL:H	2:C:1:A:H1'	1	0.16
(1,10)	1:A:71:VAL:H	2:C:1:A:H2	1	0.16
(1,10)	1:A:71:VAL:H	2:C:1:A:H2'	1	0.16
(1,10)	1:A:71:VAL:H	2:C:1:A:H3'	1	0.16
(1,10)	1:A:71:VAL:H	2:C:1:A:H4'	1	0.16
(1,10)	1:A:71:VAL:H	2:C:1:A:H5'	1	0.16
(1,10)	1:A:71:VAL:H	2:C:1:A:H5''	1	0.16
(1,10)	1:A:71:VAL:H	2:C:1:A:H61	1	0.16
(1,10)	1:A:71:VAL:H	2:C:1:A:H62	1	0.16
(1,10)	1:A:71:VAL:H	2:C:1:A:H8	1	0.16
(1,10)	1:A:71:VAL:H	2:C:1:A:HO2'	1	0.16
(1,10)	1:A:71:VAL:H	2:C:1:A:N1	1	0.16
(1,10)	1:A:71:VAL:H	2:C:1:A:N3	1	0.16
(1,10)	1:A:71:VAL:H	2:C:1:A:N6	1	0.16
(1,10)	1:A:71:VAL:H	2:C:1:A:N7	1	0.16
(1,10)	1:A:71:VAL:H	2:C:1:A:N9	1	0.16
(1,10)	1:A:71:VAL:H	2:C:1:A:O2'	1	0.16
(1,10)	1:A:71:VAL:H	2:C:1:A:O3'	1	0.16
(1,10)	1:A:71:VAL:H	2:C:1:A:O4'	1	0.16
(1,10)	1:A:71:VAL:H	2:C:1:A:O5'	1	0.16
(1,10)	1:A:71:VAL:H	2:C:2:U:C1'	1	0.16
(1,10)	1:A:71:VAL:H	2:C:2:U:C2	1	0.16
(1,10)	1:A:71:VAL:H	2:C:2:U:C2'	1	0.16
(1,10)	1:A:71:VAL:H	2:C:2:U:C3'	1	0.16
(1,10)	1:A:71:VAL:H	2:C:2:U:C4	1	0.16
(1,10)	1:A:71:VAL:H	2:C:2:U:C4'	1	0.16
(1,10)	1:A:71:VAL:H	2:C:2:U:C5	1	0.16
(1,10)	1:A:71:VAL:H	2:C:2:U:C5'	1	0.16
(1,10)	1:A:71:VAL:H	2:C:2:U:C6	1	0.16
(1,10)	1:A:71:VAL:H	2:C:2:U:H1'	1	0.16
(1,10)	1:A:71:VAL:H	2:C:2:U:H2'	1	0.16
(1,10)	1:A:71:VAL:H	2:C:2:U:H3	1	0.16

Continued on next page...

Continued from previous page...

Key	Atom-1	Atom-2	Model ID	Violation (Å)
(1,10)	1:A:71:VAL:H	2:C:2:U:H3'	1	0.16
(1,10)	1:A:71:VAL:H	2:C:2:U:H4'	1	0.16
(1,10)	1:A:71:VAL:H	2:C:2:U:H5	1	0.16
(1,10)	1:A:71:VAL:H	2:C:2:U:H5'	1	0.16
(1,10)	1:A:71:VAL:H	2:C:2:U:H5''	1	0.16
(1,10)	1:A:71:VAL:H	2:C:2:U:H6	1	0.16
(1,10)	1:A:71:VAL:H	2:C:2:U:HO2'	1	0.16
(1,10)	1:A:71:VAL:H	2:C:2:U:N1	1	0.16
(1,10)	1:A:71:VAL:H	2:C:2:U:N3	1	0.16
(1,10)	1:A:71:VAL:H	2:C:2:U:O2	1	0.16
(1,10)	1:A:71:VAL:H	2:C:2:U:O2'	1	0.16
(1,10)	1:A:71:VAL:H	2:C:2:U:O3'	1	0.16
(1,10)	1:A:71:VAL:H	2:C:2:U:O4	1	0.16
(1,10)	1:A:71:VAL:H	2:C:2:U:O4'	1	0.16
(1,10)	1:A:71:VAL:H	2:C:2:U:O5'	1	0.16
(1,10)	1:A:71:VAL:H	2:C:2:U:OP1	1	0.16
(1,10)	1:A:71:VAL:H	2:C:2:U:OP2	1	0.16
(1,10)	1:A:71:VAL:H	2:C:2:U:P	1	0.16
(1,10)	1:A:71:VAL:H	2:C:3:A:C1'	1	0.16
(1,10)	1:A:71:VAL:H	2:C:3:A:C2	1	0.16
(1,10)	1:A:71:VAL:H	2:C:3:A:C2'	1	0.16
(1,10)	1:A:71:VAL:H	2:C:3:A:C3'	1	0.16
(1,10)	1:A:71:VAL:H	2:C:3:A:C4	1	0.16
(1,10)	1:A:71:VAL:H	2:C:3:A:C4'	1	0.16
(1,10)	1:A:71:VAL:H	2:C:3:A:C5	1	0.16
(1,10)	1:A:71:VAL:H	2:C:3:A:C5'	1	0.16
(1,10)	1:A:71:VAL:H	2:C:3:A:C6	1	0.16
(1,10)	1:A:71:VAL:H	2:C:3:A:C8	1	0.16
(1,10)	1:A:71:VAL:H	2:C:3:A:H1'	1	0.16
(1,10)	1:A:71:VAL:H	2:C:3:A:H2	1	0.16
(1,10)	1:A:71:VAL:H	2:C:3:A:H2'	1	0.16
(1,10)	1:A:71:VAL:H	2:C:3:A:H3'	1	0.16
(1,10)	1:A:71:VAL:H	2:C:3:A:H4'	1	0.16
(1,10)	1:A:71:VAL:H	2:C:3:A:H5'	1	0.16
(1,10)	1:A:71:VAL:H	2:C:3:A:H5''	1	0.16
(1,10)	1:A:71:VAL:H	2:C:3:A:H61	1	0.16
(1,10)	1:A:71:VAL:H	2:C:3:A:H62	1	0.16
(1,10)	1:A:71:VAL:H	2:C:3:A:H8	1	0.16
(1,10)	1:A:71:VAL:H	2:C:3:A:HO2'	1	0.16
(1,10)	1:A:71:VAL:H	2:C:3:A:N1	1	0.16
(1,10)	1:A:71:VAL:H	2:C:3:A:N3	1	0.16
(1,10)	1:A:71:VAL:H	2:C:3:A:N6	1	0.16

Continued on next page...

Continued from previous page...

Key	Atom-1	Atom-2	Model ID	Violation (Å)
(1,10)	1:A:71:VAL:H	2:C:3:A:N7	1	0.16
(1,10)	1:A:71:VAL:H	2:C:3:A:N9	1	0.16
(1,10)	1:A:71:VAL:H	2:C:3:A:O2'	1	0.16
(1,10)	1:A:71:VAL:H	2:C:3:A:O3'	1	0.16
(1,10)	1:A:71:VAL:H	2:C:3:A:O4'	1	0.16
(1,10)	1:A:71:VAL:H	2:C:3:A:O5'	1	0.16
(1,10)	1:A:71:VAL:H	2:C:3:A:OP1	1	0.16
(1,10)	1:A:71:VAL:H	2:C:3:A:OP2	1	0.16
(1,10)	1:A:71:VAL:H	2:C:3:A:P	1	0.16
(1,10)	1:A:71:VAL:H	2:C:4:C:C1'	1	0.16
(1,10)	1:A:71:VAL:H	2:C:4:C:C2	1	0.16
(1,10)	1:A:71:VAL:H	2:C:4:C:C2'	1	0.16
(1,10)	1:A:71:VAL:H	2:C:4:C:C3'	1	0.16
(1,10)	1:A:71:VAL:H	2:C:4:C:C4	1	0.16
(1,10)	1:A:71:VAL:H	2:C:4:C:C4'	1	0.16
(1,10)	1:A:71:VAL:H	2:C:4:C:C5	1	0.16
(1,10)	1:A:71:VAL:H	2:C:4:C:C5'	1	0.16
(1,10)	1:A:71:VAL:H	2:C:4:C:C6	1	0.16
(1,10)	1:A:71:VAL:H	2:C:4:C:H1'	1	0.16
(1,10)	1:A:71:VAL:H	2:C:4:C:H2'	1	0.16
(1,10)	1:A:71:VAL:H	2:C:4:C:H3'	1	0.16
(1,10)	1:A:71:VAL:H	2:C:4:C:H4'	1	0.16
(1,10)	1:A:71:VAL:H	2:C:4:C:H41	1	0.16
(1,10)	1:A:71:VAL:H	2:C:4:C:H42	1	0.16
(1,10)	1:A:71:VAL:H	2:C:4:C:H5	1	0.16
(1,10)	1:A:71:VAL:H	2:C:4:C:H5'	1	0.16
(1,10)	1:A:71:VAL:H	2:C:4:C:H5''	1	0.16
(1,10)	1:A:71:VAL:H	2:C:4:C:H6	1	0.16
(1,10)	1:A:71:VAL:H	2:C:4:C:HO2'	1	0.16
(1,10)	1:A:71:VAL:H	2:C:4:C:N1	1	0.16
(1,10)	1:A:71:VAL:H	2:C:4:C:N3	1	0.16
(1,10)	1:A:71:VAL:H	2:C:4:C:N4	1	0.16
(1,10)	1:A:71:VAL:H	2:C:4:C:O2	1	0.16
(1,10)	1:A:71:VAL:H	2:C:4:C:O2'	1	0.16
(1,10)	1:A:71:VAL:H	2:C:4:C:O3'	1	0.16
(1,10)	1:A:71:VAL:H	2:C:4:C:O4'	1	0.16
(1,10)	1:A:71:VAL:H	2:C:4:C:O5'	1	0.16
(1,10)	1:A:71:VAL:H	2:C:4:C:OP1	1	0.16
(1,10)	1:A:71:VAL:H	2:C:4:C:OP2	1	0.16
(1,10)	1:A:71:VAL:H	2:C:4:C:P	1	0.16
(1,10)	1:A:71:VAL:H	2:C:5:A:C1'	1	0.16
(1,10)	1:A:71:VAL:H	2:C:5:A:C2	1	0.16

Continued on next page...

Continued from previous page...

Key	Atom-1	Atom-2	Model ID	Violation (Å)
(1,10)	1:A:71:VAL:H	2:C:5:A:C2'	1	0.16
(1,10)	1:A:71:VAL:H	2:C:5:A:C3'	1	0.16
(1,10)	1:A:71:VAL:H	2:C:5:A:C4	1	0.16
(1,10)	1:A:71:VAL:H	2:C:5:A:C4'	1	0.16
(1,10)	1:A:71:VAL:H	2:C:5:A:C5	1	0.16
(1,10)	1:A:71:VAL:H	2:C:5:A:C5'	1	0.16
(1,10)	1:A:71:VAL:H	2:C:5:A:C6	1	0.16
(1,10)	1:A:71:VAL:H	2:C:5:A:C8	1	0.16
(1,10)	1:A:71:VAL:H	2:C:5:A:H1'	1	0.16
(1,10)	1:A:71:VAL:H	2:C:5:A:H2	1	0.16
(1,10)	1:A:71:VAL:H	2:C:5:A:H2'	1	0.16
(1,10)	1:A:71:VAL:H	2:C:5:A:H3'	1	0.16
(1,10)	1:A:71:VAL:H	2:C:5:A:H4'	1	0.16
(1,10)	1:A:71:VAL:H	2:C:5:A:H5'	1	0.16
(1,10)	1:A:71:VAL:H	2:C:5:A:H5''	1	0.16
(1,10)	1:A:71:VAL:H	2:C:5:A:H61	1	0.16
(1,10)	1:A:71:VAL:H	2:C:5:A:H62	1	0.16
(1,10)	1:A:71:VAL:H	2:C:5:A:H8	1	0.16
(1,10)	1:A:71:VAL:H	2:C:5:A:HO2'	1	0.16
(1,10)	1:A:71:VAL:H	2:C:5:A:N1	1	0.16
(1,10)	1:A:71:VAL:H	2:C:5:A:N3	1	0.16
(1,10)	1:A:71:VAL:H	2:C:5:A:N6	1	0.16
(1,10)	1:A:71:VAL:H	2:C:5:A:N7	1	0.16
(1,10)	1:A:71:VAL:H	2:C:5:A:N9	1	0.16
(1,10)	1:A:71:VAL:H	2:C:5:A:O2'	1	0.16
(1,10)	1:A:71:VAL:H	2:C:5:A:O3'	1	0.16
(1,10)	1:A:71:VAL:H	2:C:5:A:O4'	1	0.16
(1,10)	1:A:71:VAL:H	2:C:5:A:O5'	1	0.16
(1,10)	1:A:71:VAL:H	2:C:5:A:OP1	1	0.16
(1,10)	1:A:71:VAL:H	2:C:5:A:OP2	1	0.16
(1,10)	1:A:71:VAL:H	2:C:5:A:P	1	0.16
(1,10)	1:A:71:VAL:N	2:C:1:A:C1'	1	0.16
(1,10)	1:A:71:VAL:N	2:C:1:A:C2	1	0.16
(1,10)	1:A:71:VAL:N	2:C:1:A:C2'	1	0.16
(1,10)	1:A:71:VAL:N	2:C:1:A:C3'	1	0.16
(1,10)	1:A:71:VAL:N	2:C:1:A:C4	1	0.16
(1,10)	1:A:71:VAL:N	2:C:1:A:C4'	1	0.16
(1,10)	1:A:71:VAL:N	2:C:1:A:C5	1	0.16
(1,10)	1:A:71:VAL:N	2:C:1:A:C5'	1	0.16
(1,10)	1:A:71:VAL:N	2:C:1:A:C6	1	0.16
(1,10)	1:A:71:VAL:N	2:C:1:A:C8	1	0.16
(1,10)	1:A:71:VAL:N	2:C:1:A:H1'	1	0.16

Continued on next page...

Continued from previous page...

Key	Atom-1	Atom-2	Model ID	Violation (Å)
(1,10)	1:A:71:VAL:N	2:C:1:A:H2	1	0.16
(1,10)	1:A:71:VAL:N	2:C:1:A:H2'	1	0.16
(1,10)	1:A:71:VAL:N	2:C:1:A:H3'	1	0.16
(1,10)	1:A:71:VAL:N	2:C:1:A:H4'	1	0.16
(1,10)	1:A:71:VAL:N	2:C:1:A:H5'	1	0.16
(1,10)	1:A:71:VAL:N	2:C:1:A:H5''	1	0.16
(1,10)	1:A:71:VAL:N	2:C:1:A:H61	1	0.16
(1,10)	1:A:71:VAL:N	2:C:1:A:H62	1	0.16
(1,10)	1:A:71:VAL:N	2:C:1:A:H8	1	0.16
(1,10)	1:A:71:VAL:N	2:C:1:A:HO2'	1	0.16
(1,10)	1:A:71:VAL:N	2:C:1:A:N1	1	0.16
(1,10)	1:A:71:VAL:N	2:C:1:A:N3	1	0.16
(1,10)	1:A:71:VAL:N	2:C:1:A:N6	1	0.16
(1,10)	1:A:71:VAL:N	2:C:1:A:N7	1	0.16
(1,10)	1:A:71:VAL:N	2:C:1:A:N9	1	0.16
(1,10)	1:A:71:VAL:N	2:C:1:A:O2'	1	0.16
(1,10)	1:A:71:VAL:N	2:C:1:A:O3'	1	0.16
(1,10)	1:A:71:VAL:N	2:C:1:A:O4'	1	0.16
(1,10)	1:A:71:VAL:N	2:C:1:A:O5'	1	0.16
(1,10)	1:A:71:VAL:N	2:C:2:U:C1'	1	0.16
(1,10)	1:A:71:VAL:N	2:C:2:U:C2	1	0.16
(1,10)	1:A:71:VAL:N	2:C:2:U:C2'	1	0.16
(1,10)	1:A:71:VAL:N	2:C:2:U:C3'	1	0.16
(1,10)	1:A:71:VAL:N	2:C:2:U:C4	1	0.16
(1,10)	1:A:71:VAL:N	2:C:2:U:C4'	1	0.16
(1,10)	1:A:71:VAL:N	2:C:2:U:C5	1	0.16
(1,10)	1:A:71:VAL:N	2:C:2:U:C5'	1	0.16
(1,10)	1:A:71:VAL:N	2:C:2:U:C6	1	0.16
(1,10)	1:A:71:VAL:N	2:C:2:U:H1'	1	0.16
(1,10)	1:A:71:VAL:N	2:C:2:U:H2'	1	0.16
(1,10)	1:A:71:VAL:N	2:C:2:U:H3	1	0.16
(1,10)	1:A:71:VAL:N	2:C:2:U:H3'	1	0.16
(1,10)	1:A:71:VAL:N	2:C:2:U:H4'	1	0.16
(1,10)	1:A:71:VAL:N	2:C:2:U:H5	1	0.16
(1,10)	1:A:71:VAL:N	2:C:2:U:H5'	1	0.16
(1,10)	1:A:71:VAL:N	2:C:2:U:H5''	1	0.16
(1,10)	1:A:71:VAL:N	2:C:2:U:H6	1	0.16
(1,10)	1:A:71:VAL:N	2:C:2:U:HO2'	1	0.16
(1,10)	1:A:71:VAL:N	2:C:2:U:N1	1	0.16
(1,10)	1:A:71:VAL:N	2:C:2:U:N3	1	0.16
(1,10)	1:A:71:VAL:N	2:C:2:U:O2	1	0.16
(1,10)	1:A:71:VAL:N	2:C:2:U:O2'	1	0.16

Continued on next page...

Continued from previous page...

Key	Atom-1	Atom-2	Model ID	Violation (Å)
(1,10)	1:A:71:VAL:N	2:C:2:U:O3'	1	0.16
(1,10)	1:A:71:VAL:N	2:C:2:U:O4	1	0.16
(1,10)	1:A:71:VAL:N	2:C:2:U:O4'	1	0.16
(1,10)	1:A:71:VAL:N	2:C:2:U:O5'	1	0.16
(1,10)	1:A:71:VAL:N	2:C:2:U:OP1	1	0.16
(1,10)	1:A:71:VAL:N	2:C:2:U:OP2	1	0.16
(1,10)	1:A:71:VAL:N	2:C:2:U:P	1	0.16
(1,10)	1:A:71:VAL:N	2:C:3:A:C1'	1	0.16
(1,10)	1:A:71:VAL:N	2:C:3:A:C2	1	0.16
(1,10)	1:A:71:VAL:N	2:C:3:A:C2'	1	0.16
(1,10)	1:A:71:VAL:N	2:C:3:A:C3'	1	0.16
(1,10)	1:A:71:VAL:N	2:C:3:A:C4	1	0.16
(1,10)	1:A:71:VAL:N	2:C:3:A:C4'	1	0.16
(1,10)	1:A:71:VAL:N	2:C:3:A:C5	1	0.16
(1,10)	1:A:71:VAL:N	2:C:3:A:C5'	1	0.16
(1,10)	1:A:71:VAL:N	2:C:3:A:C6	1	0.16
(1,10)	1:A:71:VAL:N	2:C:3:A:C8	1	0.16
(1,10)	1:A:71:VAL:N	2:C:3:A:H1'	1	0.16
(1,10)	1:A:71:VAL:N	2:C:3:A:H2	1	0.16
(1,10)	1:A:71:VAL:N	2:C:3:A:H2'	1	0.16
(1,10)	1:A:71:VAL:N	2:C:3:A:H3'	1	0.16
(1,10)	1:A:71:VAL:N	2:C:3:A:H4'	1	0.16
(1,10)	1:A:71:VAL:N	2:C:3:A:H5'	1	0.16
(1,10)	1:A:71:VAL:N	2:C:3:A:H5''	1	0.16
(1,10)	1:A:71:VAL:N	2:C:3:A:H61	1	0.16
(1,10)	1:A:71:VAL:N	2:C:3:A:H62	1	0.16
(1,10)	1:A:71:VAL:N	2:C:3:A:H8	1	0.16
(1,10)	1:A:71:VAL:N	2:C:3:A:HO2'	1	0.16
(1,10)	1:A:71:VAL:N	2:C:3:A:N1	1	0.16
(1,10)	1:A:71:VAL:N	2:C:3:A:N3	1	0.16
(1,10)	1:A:71:VAL:N	2:C:3:A:N6	1	0.16
(1,10)	1:A:71:VAL:N	2:C:3:A:N7	1	0.16
(1,10)	1:A:71:VAL:N	2:C:3:A:N9	1	0.16
(1,10)	1:A:71:VAL:N	2:C:3:A:O2'	1	0.16
(1,10)	1:A:71:VAL:N	2:C:3:A:O3'	1	0.16
(1,10)	1:A:71:VAL:N	2:C:3:A:O4'	1	0.16
(1,10)	1:A:71:VAL:N	2:C:3:A:O5'	1	0.16
(1,10)	1:A:71:VAL:N	2:C:3:A:OP1	1	0.16
(1,10)	1:A:71:VAL:N	2:C:3:A:OP2	1	0.16
(1,10)	1:A:71:VAL:N	2:C:3:A:P	1	0.16
(1,10)	1:A:71:VAL:N	2:C:4:C:C1'	1	0.16
(1,10)	1:A:71:VAL:N	2:C:4:C:C2	1	0.16

Continued on next page...

Continued from previous page...

Key	Atom-1	Atom-2	Model ID	Violation (Å)
(1,10)	1:A:71:VAL:N	2:C:4:C:C2'	1	0.16
(1,10)	1:A:71:VAL:N	2:C:4:C:C3'	1	0.16
(1,10)	1:A:71:VAL:N	2:C:4:C:C4	1	0.16
(1,10)	1:A:71:VAL:N	2:C:4:C:C4'	1	0.16
(1,10)	1:A:71:VAL:N	2:C:4:C:C5	1	0.16
(1,10)	1:A:71:VAL:N	2:C:4:C:C5'	1	0.16
(1,10)	1:A:71:VAL:N	2:C:4:C:C6	1	0.16
(1,10)	1:A:71:VAL:N	2:C:4:C:H1'	1	0.16
(1,10)	1:A:71:VAL:N	2:C:4:C:H2'	1	0.16
(1,10)	1:A:71:VAL:N	2:C:4:C:H3'	1	0.16
(1,10)	1:A:71:VAL:N	2:C:4:C:H4'	1	0.16
(1,10)	1:A:71:VAL:N	2:C:4:C:H41	1	0.16
(1,10)	1:A:71:VAL:N	2:C:4:C:H42	1	0.16
(1,10)	1:A:71:VAL:N	2:C:4:C:H5	1	0.16
(1,10)	1:A:71:VAL:N	2:C:4:C:H5'	1	0.16
(1,10)	1:A:71:VAL:N	2:C:4:C:H5''	1	0.16
(1,10)	1:A:71:VAL:N	2:C:4:C:H6	1	0.16
(1,10)	1:A:71:VAL:N	2:C:4:C:HO2'	1	0.16
(1,10)	1:A:71:VAL:N	2:C:4:C:N1	1	0.16
(1,10)	1:A:71:VAL:N	2:C:4:C:N3	1	0.16
(1,10)	1:A:71:VAL:N	2:C:4:C:N4	1	0.16
(1,10)	1:A:71:VAL:N	2:C:4:C:O2	1	0.16
(1,10)	1:A:71:VAL:N	2:C:4:C:O2'	1	0.16
(1,10)	1:A:71:VAL:N	2:C:4:C:O3'	1	0.16
(1,10)	1:A:71:VAL:N	2:C:4:C:O4'	1	0.16
(1,10)	1:A:71:VAL:N	2:C:4:C:O5'	1	0.16
(1,10)	1:A:71:VAL:N	2:C:4:C:OP1	1	0.16
(1,10)	1:A:71:VAL:N	2:C:4:C:OP2	1	0.16
(1,10)	1:A:71:VAL:N	2:C:4:C:P	1	0.16
(1,10)	1:A:71:VAL:N	2:C:5:A:C1'	1	0.16
(1,10)	1:A:71:VAL:N	2:C:5:A:C2	1	0.16
(1,10)	1:A:71:VAL:N	2:C:5:A:C2'	1	0.16
(1,10)	1:A:71:VAL:N	2:C:5:A:C3'	1	0.16
(1,10)	1:A:71:VAL:N	2:C:5:A:C4	1	0.16
(1,10)	1:A:71:VAL:N	2:C:5:A:C4'	1	0.16
(1,10)	1:A:71:VAL:N	2:C:5:A:C5	1	0.16
(1,10)	1:A:71:VAL:N	2:C:5:A:C5'	1	0.16
(1,10)	1:A:71:VAL:N	2:C:5:A:C6	1	0.16
(1,10)	1:A:71:VAL:N	2:C:5:A:C8	1	0.16
(1,10)	1:A:71:VAL:N	2:C:5:A:H1'	1	0.16
(1,10)	1:A:71:VAL:N	2:C:5:A:H2	1	0.16
(1,10)	1:A:71:VAL:N	2:C:5:A:H2'	1	0.16

Continued on next page...

Continued from previous page...

Key	Atom-1	Atom-2	Model ID	Violation (Å)
(1,10)	1:A:71:VAL:N	2:C:5:A:H3'	1	0.16
(1,10)	1:A:71:VAL:N	2:C:5:A:H4'	1	0.16
(1,10)	1:A:71:VAL:N	2:C:5:A:H5'	1	0.16
(1,10)	1:A:71:VAL:N	2:C:5:A:H5''	1	0.16
(1,10)	1:A:71:VAL:N	2:C:5:A:H61	1	0.16
(1,10)	1:A:71:VAL:N	2:C:5:A:H62	1	0.16
(1,10)	1:A:71:VAL:N	2:C:5:A:H8	1	0.16
(1,10)	1:A:71:VAL:N	2:C:5:A:HO2'	1	0.16
(1,10)	1:A:71:VAL:N	2:C:5:A:N1	1	0.16
(1,10)	1:A:71:VAL:N	2:C:5:A:N3	1	0.16
(1,10)	1:A:71:VAL:N	2:C:5:A:N6	1	0.16
(1,10)	1:A:71:VAL:N	2:C:5:A:N7	1	0.16
(1,10)	1:A:71:VAL:N	2:C:5:A:N9	1	0.16
(1,10)	1:A:71:VAL:N	2:C:5:A:O2'	1	0.16
(1,10)	1:A:71:VAL:N	2:C:5:A:O3'	1	0.16
(1,10)	1:A:71:VAL:N	2:C:5:A:O4'	1	0.16
(1,10)	1:A:71:VAL:N	2:C:5:A:O5'	1	0.16
(1,10)	1:A:71:VAL:N	2:C:5:A:OP1	1	0.16
(1,10)	1:A:71:VAL:N	2:C:5:A:OP2	1	0.16
(1,10)	1:A:71:VAL:N	2:C:5:A:P	1	0.16
(1,10)	1:A:71:VAL:O	2:C:1:A:C1'	1	0.16
(1,10)	1:A:71:VAL:O	2:C:1:A:C2	1	0.16
(1,10)	1:A:71:VAL:O	2:C:1:A:C2'	1	0.16
(1,10)	1:A:71:VAL:O	2:C:1:A:C3'	1	0.16
(1,10)	1:A:71:VAL:O	2:C:1:A:C4	1	0.16
(1,10)	1:A:71:VAL:O	2:C:1:A:C4'	1	0.16
(1,10)	1:A:71:VAL:O	2:C:1:A:C5	1	0.16
(1,10)	1:A:71:VAL:O	2:C:1:A:C5'	1	0.16
(1,10)	1:A:71:VAL:O	2:C:1:A:C6	1	0.16
(1,10)	1:A:71:VAL:O	2:C:1:A:C8	1	0.16
(1,10)	1:A:71:VAL:O	2:C:1:A:H1'	1	0.16
(1,10)	1:A:71:VAL:O	2:C:1:A:H2	1	0.16
(1,10)	1:A:71:VAL:O	2:C:1:A:H2'	1	0.16
(1,10)	1:A:71:VAL:O	2:C:1:A:H3'	1	0.16
(1,10)	1:A:71:VAL:O	2:C:1:A:H4'	1	0.16
(1,10)	1:A:71:VAL:O	2:C:1:A:H5'	1	0.16
(1,10)	1:A:71:VAL:O	2:C:1:A:H5''	1	0.16
(1,10)	1:A:71:VAL:O	2:C:1:A:H61	1	0.16
(1,10)	1:A:71:VAL:O	2:C:1:A:H62	1	0.16
(1,10)	1:A:71:VAL:O	2:C:1:A:H8	1	0.16
(1,10)	1:A:71:VAL:O	2:C:1:A:HO2'	1	0.16
(1,10)	1:A:71:VAL:O	2:C:1:A:N1	1	0.16

Continued on next page...

Continued from previous page...

Key	Atom-1	Atom-2	Model ID	Violation (Å)
(1,10)	1:A:71:VAL:O	2:C:1:A:N3	1	0.16
(1,10)	1:A:71:VAL:O	2:C:1:A:N6	1	0.16
(1,10)	1:A:71:VAL:O	2:C:1:A:N7	1	0.16
(1,10)	1:A:71:VAL:O	2:C:1:A:N9	1	0.16
(1,10)	1:A:71:VAL:O	2:C:1:A:O2'	1	0.16
(1,10)	1:A:71:VAL:O	2:C:1:A:O3'	1	0.16
(1,10)	1:A:71:VAL:O	2:C:1:A:O4'	1	0.16
(1,10)	1:A:71:VAL:O	2:C:1:A:O5'	1	0.16
(1,10)	1:A:71:VAL:O	2:C:2:U:C1'	1	0.16
(1,10)	1:A:71:VAL:O	2:C:2:U:C2	1	0.16
(1,10)	1:A:71:VAL:O	2:C:2:U:C2'	1	0.16
(1,10)	1:A:71:VAL:O	2:C:2:U:C3'	1	0.16
(1,10)	1:A:71:VAL:O	2:C:2:U:C4	1	0.16
(1,10)	1:A:71:VAL:O	2:C:2:U:C4'	1	0.16
(1,10)	1:A:71:VAL:O	2:C:2:U:C5	1	0.16
(1,10)	1:A:71:VAL:O	2:C:2:U:C5'	1	0.16
(1,10)	1:A:71:VAL:O	2:C:2:U:C6	1	0.16
(1,10)	1:A:71:VAL:O	2:C:2:U:H1'	1	0.16
(1,10)	1:A:71:VAL:O	2:C:2:U:H2'	1	0.16
(1,10)	1:A:71:VAL:O	2:C:2:U:H3	1	0.16
(1,10)	1:A:71:VAL:O	2:C:2:U:H3'	1	0.16
(1,10)	1:A:71:VAL:O	2:C:2:U:H4'	1	0.16
(1,10)	1:A:71:VAL:O	2:C:2:U:H5	1	0.16
(1,10)	1:A:71:VAL:O	2:C:2:U:H5'	1	0.16
(1,10)	1:A:71:VAL:O	2:C:2:U:H5''	1	0.16
(1,10)	1:A:71:VAL:O	2:C:2:U:H6	1	0.16
(1,10)	1:A:71:VAL:O	2:C:2:U:HO2'	1	0.16
(1,10)	1:A:71:VAL:O	2:C:2:U:N1	1	0.16
(1,10)	1:A:71:VAL:O	2:C:2:U:N3	1	0.16
(1,10)	1:A:71:VAL:O	2:C:2:U:O2	1	0.16
(1,10)	1:A:71:VAL:O	2:C:2:U:O2'	1	0.16
(1,10)	1:A:71:VAL:O	2:C:2:U:O3'	1	0.16
(1,10)	1:A:71:VAL:O	2:C:2:U:O4	1	0.16
(1,10)	1:A:71:VAL:O	2:C:2:U:O4'	1	0.16
(1,10)	1:A:71:VAL:O	2:C:2:U:O5'	1	0.16
(1,10)	1:A:71:VAL:O	2:C:2:U:OP1	1	0.16
(1,10)	1:A:71:VAL:O	2:C:2:U:OP2	1	0.16
(1,10)	1:A:71:VAL:O	2:C:2:U:P	1	0.16
(1,10)	1:A:71:VAL:O	2:C:3:A:C1'	1	0.16
(1,10)	1:A:71:VAL:O	2:C:3:A:C2	1	0.16
(1,10)	1:A:71:VAL:O	2:C:3:A:C2'	1	0.16
(1,10)	1:A:71:VAL:O	2:C:3:A:C3'	1	0.16

Continued on next page...

Continued from previous page...

Key	Atom-1	Atom-2	Model ID	Violation (Å)
(1,10)	1:A:71:VAL:O	2:C:3:A:C4	1	0.16
(1,10)	1:A:71:VAL:O	2:C:3:A:C4'	1	0.16
(1,10)	1:A:71:VAL:O	2:C:3:A:C5	1	0.16
(1,10)	1:A:71:VAL:O	2:C:3:A:C5'	1	0.16
(1,10)	1:A:71:VAL:O	2:C:3:A:C6	1	0.16
(1,10)	1:A:71:VAL:O	2:C:3:A:C8	1	0.16
(1,10)	1:A:71:VAL:O	2:C:3:A:H1'	1	0.16
(1,10)	1:A:71:VAL:O	2:C:3:A:H2	1	0.16
(1,10)	1:A:71:VAL:O	2:C:3:A:H2'	1	0.16
(1,10)	1:A:71:VAL:O	2:C:3:A:H3'	1	0.16
(1,10)	1:A:71:VAL:O	2:C:3:A:H4'	1	0.16
(1,10)	1:A:71:VAL:O	2:C:3:A:H5'	1	0.16
(1,10)	1:A:71:VAL:O	2:C:3:A:H5''	1	0.16
(1,10)	1:A:71:VAL:O	2:C:3:A:H61	1	0.16
(1,10)	1:A:71:VAL:O	2:C:3:A:H62	1	0.16
(1,10)	1:A:71:VAL:O	2:C:3:A:H8	1	0.16
(1,10)	1:A:71:VAL:O	2:C:3:A:HO2'	1	0.16
(1,10)	1:A:71:VAL:O	2:C:3:A:N1	1	0.16
(1,10)	1:A:71:VAL:O	2:C:3:A:N3	1	0.16
(1,10)	1:A:71:VAL:O	2:C:3:A:N6	1	0.16
(1,10)	1:A:71:VAL:O	2:C:3:A:N7	1	0.16
(1,10)	1:A:71:VAL:O	2:C:3:A:N9	1	0.16
(1,10)	1:A:71:VAL:O	2:C:3:A:O2'	1	0.16
(1,10)	1:A:71:VAL:O	2:C:3:A:O3'	1	0.16
(1,10)	1:A:71:VAL:O	2:C:3:A:O4'	1	0.16
(1,10)	1:A:71:VAL:O	2:C:3:A:O5'	1	0.16
(1,10)	1:A:71:VAL:O	2:C:3:A:OP1	1	0.16
(1,10)	1:A:71:VAL:O	2:C:3:A:OP2	1	0.16
(1,10)	1:A:71:VAL:O	2:C:3:A:P	1	0.16
(1,10)	1:A:71:VAL:O	2:C:4:C:C1'	1	0.16
(1,10)	1:A:71:VAL:O	2:C:4:C:C2	1	0.16
(1,10)	1:A:71:VAL:O	2:C:4:C:C2'	1	0.16
(1,10)	1:A:71:VAL:O	2:C:4:C:C3'	1	0.16
(1,10)	1:A:71:VAL:O	2:C:4:C:C4	1	0.16
(1,10)	1:A:71:VAL:O	2:C:4:C:C4'	1	0.16
(1,10)	1:A:71:VAL:O	2:C:4:C:C5	1	0.16
(1,10)	1:A:71:VAL:O	2:C:4:C:C5'	1	0.16
(1,10)	1:A:71:VAL:O	2:C:4:C:C6	1	0.16
(1,10)	1:A:71:VAL:O	2:C:4:C:H1'	1	0.16
(1,10)	1:A:71:VAL:O	2:C:4:C:H2'	1	0.16
(1,10)	1:A:71:VAL:O	2:C:4:C:H3'	1	0.16
(1,10)	1:A:71:VAL:O	2:C:4:C:H4'	1	0.16

Continued on next page...

Continued from previous page...

Key	Atom-1	Atom-2	Model ID	Violation (Å)
(1,10)	1:A:71:VAL:O	2:C:4:C:H41	1	0.16
(1,10)	1:A:71:VAL:O	2:C:4:C:H42	1	0.16
(1,10)	1:A:71:VAL:O	2:C:4:C:H5	1	0.16
(1,10)	1:A:71:VAL:O	2:C:4:C:H5'	1	0.16
(1,10)	1:A:71:VAL:O	2:C:4:C:H5''	1	0.16
(1,10)	1:A:71:VAL:O	2:C:4:C:H6	1	0.16
(1,10)	1:A:71:VAL:O	2:C:4:C:HO2'	1	0.16
(1,10)	1:A:71:VAL:O	2:C:4:C:N1	1	0.16
(1,10)	1:A:71:VAL:O	2:C:4:C:N3	1	0.16
(1,10)	1:A:71:VAL:O	2:C:4:C:N4	1	0.16
(1,10)	1:A:71:VAL:O	2:C:4:C:O2	1	0.16
(1,10)	1:A:71:VAL:O	2:C:4:C:O2'	1	0.16
(1,10)	1:A:71:VAL:O	2:C:4:C:O3'	1	0.16
(1,10)	1:A:71:VAL:O	2:C:4:C:O4'	1	0.16
(1,10)	1:A:71:VAL:O	2:C:4:C:O5'	1	0.16
(1,10)	1:A:71:VAL:O	2:C:4:C:OP1	1	0.16
(1,10)	1:A:71:VAL:O	2:C:4:C:OP2	1	0.16
(1,10)	1:A:71:VAL:O	2:C:4:C:P	1	0.16
(1,10)	1:A:71:VAL:O	2:C:5:A:C1'	1	0.16
(1,10)	1:A:71:VAL:O	2:C:5:A:C2	1	0.16
(1,10)	1:A:71:VAL:O	2:C:5:A:C2'	1	0.16
(1,10)	1:A:71:VAL:O	2:C:5:A:C3'	1	0.16
(1,10)	1:A:71:VAL:O	2:C:5:A:C4	1	0.16
(1,10)	1:A:71:VAL:O	2:C:5:A:C4'	1	0.16
(1,10)	1:A:71:VAL:O	2:C:5:A:C5	1	0.16
(1,10)	1:A:71:VAL:O	2:C:5:A:C5'	1	0.16
(1,10)	1:A:71:VAL:O	2:C:5:A:C6	1	0.16
(1,10)	1:A:71:VAL:O	2:C:5:A:C8	1	0.16
(1,10)	1:A:71:VAL:O	2:C:5:A:H1'	1	0.16
(1,10)	1:A:71:VAL:O	2:C:5:A:H2	1	0.16
(1,10)	1:A:71:VAL:O	2:C:5:A:H2'	1	0.16
(1,10)	1:A:71:VAL:O	2:C:5:A:H3'	1	0.16
(1,10)	1:A:71:VAL:O	2:C:5:A:H4'	1	0.16
(1,10)	1:A:71:VAL:O	2:C:5:A:H5'	1	0.16
(1,10)	1:A:71:VAL:O	2:C:5:A:H5''	1	0.16
(1,10)	1:A:71:VAL:O	2:C:5:A:H61	1	0.16
(1,10)	1:A:71:VAL:O	2:C:5:A:H62	1	0.16
(1,10)	1:A:71:VAL:O	2:C:5:A:H8	1	0.16
(1,10)	1:A:71:VAL:O	2:C:5:A:HO2'	1	0.16
(1,10)	1:A:71:VAL:O	2:C:5:A:N1	1	0.16
(1,10)	1:A:71:VAL:O	2:C:5:A:N3	1	0.16
(1,10)	1:A:71:VAL:O	2:C:5:A:N6	1	0.16

Continued on next page...

Continued from previous page...

Key	Atom-1	Atom-2	Model ID	Violation (Å)
(1,10)	1:A:71:VAL:O	2:C:5:A:N7	1	0.16
(1,10)	1:A:71:VAL:O	2:C:5:A:N9	1	0.16
(1,10)	1:A:71:VAL:O	2:C:5:A:O2'	1	0.16
(1,10)	1:A:71:VAL:O	2:C:5:A:O3'	1	0.16
(1,10)	1:A:71:VAL:O	2:C:5:A:O4'	1	0.16
(1,10)	1:A:71:VAL:O	2:C:5:A:O5'	1	0.16
(1,10)	1:A:71:VAL:O	2:C:5:A:OP1	1	0.16
(1,10)	1:A:71:VAL:O	2:C:5:A:OP2	1	0.16
(1,10)	1:A:71:VAL:O	2:C:5:A:P	1	0.16
(1,22)	2:C:3:A:O5'	1:A:73:ARG:HE	2	0.15
(1,22)	2:C:3:A:O5'	1:A:73:ARG:HH11	2	0.15
(1,22)	2:C:3:A:O5'	1:A:73:ARG:HH12	2	0.15
(1,22)	2:C:3:A:O5'	1:A:73:ARG:HH21	2	0.15
(1,22)	2:C:3:A:O5'	1:A:73:ARG:HH22	2	0.15
(1,22)	2:C:3:A:O5'	1:A:85:ARG:HE	2	0.15
(1,22)	2:C:3:A:O5'	1:A:85:ARG:HH11	2	0.15
(1,22)	2:C:3:A:O5'	1:A:85:ARG:HH12	2	0.15
(1,22)	2:C:3:A:O5'	1:A:85:ARG:HH21	2	0.15
(1,22)	2:C:3:A:O5'	1:A:85:ARG:HH22	2	0.15
(1,22)	2:C:3:A:O5'	1:A:73:ARG:HE	6	0.15
(1,22)	2:C:3:A:O5'	1:A:73:ARG:HH11	6	0.15
(1,22)	2:C:3:A:O5'	1:A:73:ARG:HH12	6	0.15
(1,22)	2:C:3:A:O5'	1:A:73:ARG:HH21	6	0.15
(1,22)	2:C:3:A:O5'	1:A:73:ARG:HH22	6	0.15
(1,22)	2:C:3:A:O5'	1:A:85:ARG:HE	6	0.15
(1,22)	2:C:3:A:O5'	1:A:85:ARG:HH11	6	0.15
(1,22)	2:C:3:A:O5'	1:A:85:ARG:HH12	6	0.15
(1,22)	2:C:3:A:O5'	1:A:85:ARG:HH21	6	0.15
(1,22)	2:C:3:A:O5'	1:A:85:ARG:HH22	6	0.15
(1,21)	2:C:3:A:OP1	1:A:2:GLU:H	6	0.15
(1,21)	2:C:3:A:OP1	1:A:3:ARG:H	6	0.15
(1,21)	2:C:3:A:OP1	1:A:3:ARG:HE	6	0.15
(1,21)	2:C:3:A:OP1	1:A:3:ARG:HH11	6	0.15
(1,21)	2:C:3:A:OP1	1:A:3:ARG:HH12	6	0.15
(1,21)	2:C:3:A:OP1	1:A:3:ARG:HH21	6	0.15
(1,21)	2:C:3:A:OP1	1:A:3:ARG:HH22	6	0.15
(1,21)	2:C:3:A:OP1	1:A:4:GLY:H	6	0.15
(1,21)	2:C:3:A:OP1	1:A:5:GLU:H	6	0.15
(1,21)	2:C:3:A:OP1	1:A:6:ILE:H	6	0.15
(1,21)	2:C:3:A:OP1	1:A:7:TRP:H	6	0.15
(1,21)	2:C:3:A:OP1	1:A:7:TRP:HE1	6	0.15
(1,21)	2:C:3:A:OP1	1:A:8:LEU:H	6	0.15

Continued on next page...

Continued from previous page...

Key	Atom-1	Atom-2	Model ID	Violation (Å)
(1,21)	2:C:3:A:OP1	1:A:9:VAL:H	6	0.15
(1,21)	2:C:3:A:OP1	1:A:10:SER:H	6	0.15
(1,21)	2:C:3:A:OP1	1:A:10:SER:HG	6	0.15
(1,21)	2:C:3:A:OP1	1:A:11:LEU:H	6	0.15
(1,21)	2:C:3:A:OP1	1:A:12:ASP:H	6	0.15
(1,21)	2:C:3:A:OP1	1:A:14:THR:H	6	0.15
(1,21)	2:C:3:A:OP1	1:A:14:THR:HG1	6	0.15
(1,21)	2:C:3:A:OP1	1:A:15:ALA:H	6	0.15
(1,21)	2:C:3:A:OP1	1:A:16:GLY:H	6	0.15
(1,21)	2:C:3:A:OP1	1:A:17:HIS:H	6	0.15
(1,21)	2:C:3:A:OP1	1:A:17:HIS:HD1	6	0.15
(1,21)	2:C:3:A:OP1	1:A:17:HIS:HE2	6	0.15
(1,21)	2:C:3:A:OP1	1:A:18:GLU:H	6	0.15
(1,21)	2:C:3:A:OP1	1:A:19:GLN:H	6	0.15
(1,21)	2:C:3:A:OP1	1:A:19:GLN:HE21	6	0.15
(1,21)	2:C:3:A:OP1	1:A:19:GLN:HE22	6	0.15
(1,21)	2:C:3:A:OP1	1:A:20:GLN:H	6	0.15
(1,21)	2:C:3:A:OP1	1:A:20:GLN:HE21	6	0.15
(1,21)	2:C:3:A:OP1	1:A:20:GLN:HE22	6	0.15
(1,21)	2:C:3:A:OP1	1:A:21:GLY:H	6	0.15
(1,21)	2:C:3:A:OP1	1:A:22:THR:H	6	0.15
(1,21)	2:C:3:A:OP1	1:A:22:THR:HG1	6	0.15
(1,21)	2:C:3:A:OP1	1:A:23:ARG:H	6	0.15
(1,21)	2:C:3:A:OP1	1:A:23:ARG:HE	6	0.15
(1,21)	2:C:3:A:OP1	1:A:23:ARG:HH11	6	0.15
(1,21)	2:C:3:A:OP1	1:A:23:ARG:HH12	6	0.15
(1,21)	2:C:3:A:OP1	1:A:23:ARG:HH21	6	0.15
(1,21)	2:C:3:A:OP1	1:A:23:ARG:HH22	6	0.15
(1,21)	2:C:3:A:OP1	1:A:25:VAL:H	6	0.15
(1,21)	2:C:3:A:OP1	1:A:26:LEU:H	6	0.15
(1,21)	2:C:3:A:OP1	1:A:27:ILE:H	6	0.15
(1,21)	2:C:3:A:OP1	1:A:28:VAL:H	6	0.15
(1,21)	2:C:3:A:OP1	1:A:29:THR:H	6	0.15
(1,21)	2:C:3:A:OP1	1:A:29:THR:HG1	6	0.15
(1,21)	2:C:3:A:OP1	1:A:31:ALA:H	6	0.15
(1,21)	2:C:3:A:OP1	1:A:32:ALA:H	6	0.15
(1,21)	2:C:3:A:OP1	1:A:33:PHE:H	6	0.15
(1,21)	2:C:3:A:OP1	1:A:34:ASN:H	6	0.15
(1,21)	2:C:3:A:OP1	1:A:34:ASN:HD21	6	0.15
(1,21)	2:C:3:A:OP1	1:A:34:ASN:HD22	6	0.15
(1,21)	2:C:3:A:OP1	1:A:35:ARG:H	6	0.15
(1,21)	2:C:3:A:OP1	1:A:35:ARG:HE	6	0.15

Continued on next page...

Continued from previous page...

Key	Atom-1	Atom-2	Model ID	Violation (Å)
(1,21)	2:C:3:A:OP1	1:A:35:ARG:HH11	6	0.15
(1,21)	2:C:3:A:OP1	1:A:35:ARG:HH12	6	0.15
(1,21)	2:C:3:A:OP1	1:A:35:ARG:HH21	6	0.15
(1,21)	2:C:3:A:OP1	1:A:35:ARG:HH22	6	0.15
(1,21)	2:C:3:A:OP1	1:A:36:VAL:H	6	0.15
(1,21)	2:C:3:A:OP1	1:A:37:THR:H	6	0.15
(1,21)	2:C:3:A:OP1	1:A:37:THR:HG1	6	0.15
(1,21)	2:C:3:A:OP1	1:A:38:ARG:H	6	0.15
(1,21)	2:C:3:A:OP1	1:A:38:ARG:HE	6	0.15
(1,21)	2:C:3:A:OP1	1:A:38:ARG:HH11	6	0.15
(1,21)	2:C:3:A:OP1	1:A:38:ARG:HH12	6	0.15
(1,21)	2:C:3:A:OP1	1:A:38:ARG:HH21	6	0.15
(1,21)	2:C:3:A:OP1	1:A:38:ARG:HH22	6	0.15
(1,21)	2:C:3:A:OP1	1:A:39:LEU:H	6	0.15
(1,21)	2:C:3:A:OP1	1:A:41:VAL:H	6	0.15
(1,21)	2:C:3:A:OP1	1:A:42:VAL:H	6	0.15
(1,21)	2:C:3:A:OP1	1:A:43:VAL:H	6	0.15
(1,21)	2:C:3:A:OP1	1:A:45:VAL:H	6	0.15
(1,21)	2:C:3:A:OP1	1:A:46:THR:H	6	0.15
(1,21)	2:C:3:A:OP1	1:A:46:THR:HG1	6	0.15
(1,21)	2:C:3:A:OP1	1:A:47:SER:H	6	0.15
(1,21)	2:C:3:A:OP1	1:A:47:SER:HG	6	0.15
(1,21)	2:C:3:A:OP1	1:A:48:GLY:H	6	0.15
(1,21)	2:C:3:A:OP1	1:A:49:GLY:H	6	0.15
(1,21)	2:C:3:A:OP1	1:A:50:ASN:H	6	0.15
(1,21)	2:C:3:A:OP1	1:A:50:ASN:HD21	6	0.15
(1,21)	2:C:3:A:OP1	1:A:50:ASN:HD22	6	0.15
(1,21)	2:C:3:A:OP1	1:A:51:PHE:H	6	0.15
(1,21)	2:C:3:A:OP1	1:A:52:ALA:H	6	0.15
(1,21)	2:C:3:A:OP1	1:A:53:ARG:H	6	0.15
(1,21)	2:C:3:A:OP1	1:A:53:ARG:HE	6	0.15
(1,21)	2:C:3:A:OP1	1:A:53:ARG:HH11	6	0.15
(1,21)	2:C:3:A:OP1	1:A:53:ARG:HH12	6	0.15
(1,21)	2:C:3:A:OP1	1:A:53:ARG:HH21	6	0.15
(1,21)	2:C:3:A:OP1	1:A:53:ARG:HH22	6	0.15
(1,21)	2:C:3:A:OP1	1:A:54:THR:H	6	0.15
(1,21)	2:C:3:A:OP1	1:A:54:THR:HG1	6	0.15
(1,21)	2:C:3:A:OP1	1:A:55:ALA:H	6	0.15
(1,21)	2:C:3:A:OP1	1:A:56:GLY:H	6	0.15
(1,21)	2:C:3:A:OP1	1:A:57:PHE:H	6	0.15
(1,21)	2:C:3:A:OP1	1:A:58:ALA:H	6	0.15
(1,21)	2:C:3:A:OP1	1:A:59:VAL:H	6	0.15

Continued on next page...

Continued from previous page...

Key	Atom-1	Atom-2	Model ID	Violation (Å)
(1,21)	2:C:3:A:OP1	1:A:60:SER:H	6	0.15
(1,21)	2:C:3:A:OP1	1:A:60:SER:HG	6	0.15
(1,21)	2:C:3:A:OP1	1:A:61:LEU:H	6	0.15
(1,21)	2:C:3:A:OP1	1:A:62:ASP:H	6	0.15
(1,21)	2:C:3:A:OP1	1:A:63:GLY:H	6	0.15
(1,21)	2:C:3:A:OP1	1:A:64:VAL:H	6	0.15
(1,21)	2:C:3:A:OP1	1:A:65:GLY:H	6	0.15
(1,21)	2:C:3:A:OP1	1:A:66:ILE:H	6	0.15
(1,21)	2:C:3:A:OP1	1:A:67:ARG:H	6	0.15
(1,21)	2:C:3:A:OP1	1:A:67:ARG:HE	6	0.15
(1,21)	2:C:3:A:OP1	1:A:67:ARG:HH11	6	0.15
(1,21)	2:C:3:A:OP1	1:A:67:ARG:HH12	6	0.15
(1,21)	2:C:3:A:OP1	1:A:67:ARG:HH21	6	0.15
(1,21)	2:C:3:A:OP1	1:A:67:ARG:HH22	6	0.15
(1,21)	2:C:3:A:OP1	1:A:68:THR:H	6	0.15
(1,21)	2:C:3:A:OP1	1:A:68:THR:HG1	6	0.15
(1,21)	2:C:3:A:OP1	1:A:69:THR:H	6	0.15
(1,21)	2:C:3:A:OP1	1:A:69:THR:HG1	6	0.15
(1,21)	2:C:3:A:OP1	1:A:70:GLY:H	6	0.15
(1,21)	2:C:3:A:OP1	1:A:71:VAL:H	6	0.15
(1,21)	2:C:3:A:OP1	1:A:72:VAL:H	6	0.15
(1,21)	2:C:3:A:OP1	1:A:73:ARG:H	6	0.15
(1,21)	2:C:3:A:OP1	1:A:73:ARG:HE	6	0.15
(1,21)	2:C:3:A:OP1	1:A:73:ARG:HH11	6	0.15
(1,21)	2:C:3:A:OP1	1:A:73:ARG:HH12	6	0.15
(1,21)	2:C:3:A:OP1	1:A:73:ARG:HH21	6	0.15
(1,21)	2:C:3:A:OP1	1:A:73:ARG:HH22	6	0.15
(1,21)	2:C:3:A:OP1	1:A:74:CYS:H	6	0.15
(1,21)	2:C:3:A:OP1	1:A:74:CYS:HG	6	0.15
(1,21)	2:C:3:A:OP1	1:A:75:ASP:H	6	0.15
(1,21)	2:C:3:A:OP1	1:A:76:GLN:H	6	0.15
(1,21)	2:C:3:A:OP1	1:A:76:GLN:HE21	6	0.15
(1,21)	2:C:3:A:OP1	1:A:76:GLN:HE22	6	0.15
(1,21)	2:C:3:A:OP1	1:A:78:ARG:H	6	0.15
(1,21)	2:C:3:A:OP1	1:A:78:ARG:HE	6	0.15
(1,21)	2:C:3:A:OP1	1:A:78:ARG:HH11	6	0.15
(1,21)	2:C:3:A:OP1	1:A:78:ARG:HH12	6	0.15
(1,21)	2:C:3:A:OP1	1:A:78:ARG:HH21	6	0.15
(1,21)	2:C:3:A:OP1	1:A:78:ARG:HH22	6	0.15
(1,21)	2:C:3:A:OP1	1:A:79:THR:H	6	0.15
(1,21)	2:C:3:A:OP1	1:A:79:THR:HG1	6	0.15
(1,21)	2:C:3:A:OP1	1:A:80:ILE:H	6	0.15

Continued on next page...

Continued from previous page...

Key	Atom-1	Atom-2	Model ID	Violation (Å)
(1,21)	2:C:3:A:OP1	1:A:81:ASP:H	6	0.15
(1,21)	2:C:3:A:OP1	1:A:82:MET:H	6	0.15
(1,21)	2:C:3:A:OP1	1:A:83:LYS:H	6	0.15
(1,21)	2:C:3:A:OP1	1:A:83:LYS:HZ1	6	0.15
(1,21)	2:C:3:A:OP1	1:A:83:LYS:HZ2	6	0.15
(1,21)	2:C:3:A:OP1	1:A:83:LYS:HZ3	6	0.15
(1,21)	2:C:3:A:OP1	1:A:84:ALA:H	6	0.15
(1,21)	2:C:3:A:OP1	1:A:85:ARG:H	6	0.15
(1,21)	2:C:3:A:OP1	1:A:85:ARG:HE	6	0.15
(1,21)	2:C:3:A:OP1	1:A:85:ARG:HH11	6	0.15
(1,21)	2:C:3:A:OP1	1:A:85:ARG:HH12	6	0.15
(1,21)	2:C:3:A:OP1	1:A:85:ARG:HH21	6	0.15
(1,21)	2:C:3:A:OP1	1:A:85:ARG:HH22	6	0.15
(1,21)	2:C:3:A:OP1	1:A:86:GLY:H	6	0.15
(1,21)	2:C:3:A:OP1	1:A:87:GLY:H	6	0.15
(1,21)	2:C:3:A:OP1	1:A:88:LYS:H	6	0.15
(1,21)	2:C:3:A:OP1	1:A:88:LYS:HZ1	6	0.15
(1,21)	2:C:3:A:OP1	1:A:88:LYS:HZ2	6	0.15
(1,21)	2:C:3:A:OP1	1:A:88:LYS:HZ3	6	0.15
(1,21)	2:C:3:A:OP1	1:A:89:ARG:H	6	0.15
(1,21)	2:C:3:A:OP1	1:A:89:ARG:HE	6	0.15
(1,21)	2:C:3:A:OP1	1:A:89:ARG:HH11	6	0.15
(1,21)	2:C:3:A:OP1	1:A:89:ARG:HH12	6	0.15
(1,21)	2:C:3:A:OP1	1:A:89:ARG:HH21	6	0.15
(1,21)	2:C:3:A:OP1	1:A:89:ARG:HH22	6	0.15
(1,21)	2:C:3:A:OP1	1:A:90:LEU:H	6	0.15
(1,21)	2:C:3:A:OP1	1:A:91:GLU:H	6	0.15
(1,21)	2:C:3:A:OP1	1:A:92:ARG:H	6	0.15
(1,21)	2:C:3:A:OP1	1:A:92:ARG:HE	6	0.15
(1,21)	2:C:3:A:OP1	1:A:92:ARG:HH11	6	0.15
(1,21)	2:C:3:A:OP1	1:A:92:ARG:HH12	6	0.15
(1,21)	2:C:3:A:OP1	1:A:92:ARG:HH21	6	0.15
(1,21)	2:C:3:A:OP1	1:A:92:ARG:HH22	6	0.15
(1,21)	2:C:3:A:OP1	1:A:93:VAL:H	6	0.15
(1,21)	2:C:3:A:OP1	1:A:95:GLU:H	6	0.15
(1,21)	2:C:3:A:OP1	1:A:96:THR:H	6	0.15
(1,21)	2:C:3:A:OP1	1:A:96:THR:HG1	6	0.15
(1,21)	2:C:3:A:OP1	1:A:97:ILE:H	6	0.15
(1,21)	2:C:3:A:OP1	1:A:98:MET:H	6	0.15
(1,21)	2:C:3:A:OP1	1:A:99:ASN:H	6	0.15
(1,21)	2:C:3:A:OP1	1:A:99:ASN:HD21	6	0.15
(1,21)	2:C:3:A:OP1	1:A:99:ASN:HD22	6	0.15

Continued on next page...

Continued from previous page...

Key	Atom-1	Atom-2	Model ID	Violation (Å)
(1,21)	2:C:3:A:OP1	1:A:100:GLU:H	6	0.15
(1,21)	2:C:3:A:OP1	1:A:101:VAL:H	6	0.15
(1,21)	2:C:3:A:OP1	1:A:102:LEU:H	6	0.15
(1,21)	2:C:3:A:OP1	1:A:103:GLY:H	6	0.15
(1,21)	2:C:3:A:OP1	1:A:104:ARG:H	6	0.15
(1,21)	2:C:3:A:OP1	1:A:104:ARG:HE	6	0.15
(1,21)	2:C:3:A:OP1	1:A:104:ARG:HH11	6	0.15
(1,21)	2:C:3:A:OP1	1:A:104:ARG:HH12	6	0.15
(1,21)	2:C:3:A:OP1	1:A:104:ARG:HH21	6	0.15
(1,21)	2:C:3:A:OP1	1:A:104:ARG:HH22	6	0.15
(1,21)	2:C:3:A:OP1	1:A:105:LEU:H	6	0.15
(1,21)	2:C:3:A:OP1	1:A:106:SER:H	6	0.15
(1,21)	2:C:3:A:OP1	1:A:106:SER:HG	6	0.15
(1,21)	2:C:3:A:OP1	1:A:107:THR:H	6	0.15
(1,21)	2:C:3:A:OP1	1:A:107:THR:HG1	6	0.15
(1,21)	2:C:3:A:OP1	1:A:108:ILE:H	6	0.15
(1,21)	2:C:3:A:OP1	1:A:109:LEU:H	6	0.15
(1,21)	2:C:3:A:OP1	1:A:110:THR:H	6	0.15
(1,21)	2:C:3:A:OP1	1:A:110:THR:HG1	6	0.15
(1,1)	1:A:10:SER:C	2:C:1:A:C1'	10	0.15
(1,1)	1:A:10:SER:C	2:C:1:A:C2	10	0.15
(1,1)	1:A:10:SER:C	2:C:1:A:C2'	10	0.15
(1,1)	1:A:10:SER:C	2:C:1:A:C3'	10	0.15
(1,1)	1:A:10:SER:C	2:C:1:A:C4	10	0.15
(1,1)	1:A:10:SER:C	2:C:1:A:C4'	10	0.15
(1,1)	1:A:10:SER:C	2:C:1:A:C5	10	0.15
(1,1)	1:A:10:SER:C	2:C:1:A:C5'	10	0.15
(1,1)	1:A:10:SER:C	2:C:1:A:C6	10	0.15
(1,1)	1:A:10:SER:C	2:C:1:A:C8	10	0.15
(1,1)	1:A:10:SER:C	2:C:1:A:H1'	10	0.15
(1,1)	1:A:10:SER:C	2:C:1:A:H2	10	0.15
(1,1)	1:A:10:SER:C	2:C:1:A:H2'	10	0.15
(1,1)	1:A:10:SER:C	2:C:1:A:H3'	10	0.15
(1,1)	1:A:10:SER:C	2:C:1:A:H4'	10	0.15
(1,1)	1:A:10:SER:C	2:C:1:A:H5'	10	0.15
(1,1)	1:A:10:SER:C	2:C:1:A:H5''	10	0.15
(1,1)	1:A:10:SER:C	2:C:1:A:H61	10	0.15
(1,1)	1:A:10:SER:C	2:C:1:A:H62	10	0.15
(1,1)	1:A:10:SER:C	2:C:1:A:H8	10	0.15
(1,1)	1:A:10:SER:C	2:C:1:A:HO2'	10	0.15
(1,1)	1:A:10:SER:C	2:C:1:A:N1	10	0.15
(1,1)	1:A:10:SER:C	2:C:1:A:N3	10	0.15

Continued on next page...

Continued from previous page...

Key	Atom-1	Atom-2	Model ID	Violation (Å)
(1,1)	1:A:10:SER:C	2:C:1:A:N6	10	0.15
(1,1)	1:A:10:SER:C	2:C:1:A:N7	10	0.15
(1,1)	1:A:10:SER:C	2:C:1:A:N9	10	0.15
(1,1)	1:A:10:SER:C	2:C:1:A:O2'	10	0.15
(1,1)	1:A:10:SER:C	2:C:1:A:O3'	10	0.15
(1,1)	1:A:10:SER:C	2:C:1:A:O4'	10	0.15
(1,1)	1:A:10:SER:C	2:C:1:A:O5'	10	0.15
(1,1)	1:A:10:SER:C	2:C:2:U:C1'	10	0.15
(1,1)	1:A:10:SER:C	2:C:2:U:C2	10	0.15
(1,1)	1:A:10:SER:C	2:C:2:U:C2'	10	0.15
(1,1)	1:A:10:SER:C	2:C:2:U:C3'	10	0.15
(1,1)	1:A:10:SER:C	2:C:2:U:C4	10	0.15
(1,1)	1:A:10:SER:C	2:C:2:U:C4'	10	0.15
(1,1)	1:A:10:SER:C	2:C:2:U:C5	10	0.15
(1,1)	1:A:10:SER:C	2:C:2:U:C5'	10	0.15
(1,1)	1:A:10:SER:C	2:C:2:U:C6	10	0.15
(1,1)	1:A:10:SER:C	2:C:2:U:H1'	10	0.15
(1,1)	1:A:10:SER:C	2:C:2:U:H2'	10	0.15
(1,1)	1:A:10:SER:C	2:C:2:U:H3	10	0.15
(1,1)	1:A:10:SER:C	2:C:2:U:H3'	10	0.15
(1,1)	1:A:10:SER:C	2:C:2:U:H4'	10	0.15
(1,1)	1:A:10:SER:C	2:C:2:U:H5	10	0.15
(1,1)	1:A:10:SER:C	2:C:2:U:H5'	10	0.15
(1,1)	1:A:10:SER:C	2:C:2:U:H5''	10	0.15
(1,1)	1:A:10:SER:C	2:C:2:U:H6	10	0.15
(1,1)	1:A:10:SER:C	2:C:2:U:HO2'	10	0.15
(1,1)	1:A:10:SER:C	2:C:2:U:N1	10	0.15
(1,1)	1:A:10:SER:C	2:C:2:U:N3	10	0.15
(1,1)	1:A:10:SER:C	2:C:2:U:O2	10	0.15
(1,1)	1:A:10:SER:C	2:C:2:U:O2'	10	0.15
(1,1)	1:A:10:SER:C	2:C:2:U:O3'	10	0.15
(1,1)	1:A:10:SER:C	2:C:2:U:O4	10	0.15
(1,1)	1:A:10:SER:C	2:C:2:U:O4'	10	0.15
(1,1)	1:A:10:SER:C	2:C:2:U:O5'	10	0.15
(1,1)	1:A:10:SER:C	2:C:2:U:OP1	10	0.15
(1,1)	1:A:10:SER:C	2:C:2:U:OP2	10	0.15
(1,1)	1:A:10:SER:C	2:C:2:U:P	10	0.15
(1,1)	1:A:10:SER:C	2:C:3:A:C1'	10	0.15
(1,1)	1:A:10:SER:C	2:C:3:A:C2	10	0.15
(1,1)	1:A:10:SER:C	2:C:3:A:C2'	10	0.15
(1,1)	1:A:10:SER:C	2:C:3:A:C3'	10	0.15
(1,1)	1:A:10:SER:C	2:C:3:A:C4	10	0.15

Continued on next page...

Continued from previous page...

Key	Atom-1	Atom-2	Model ID	Violation (Å)
(1,1)	1:A:10:SER:C	2:C:3:A:C4'	10	0.15
(1,1)	1:A:10:SER:C	2:C:3:A:C5	10	0.15
(1,1)	1:A:10:SER:C	2:C:3:A:C5'	10	0.15
(1,1)	1:A:10:SER:C	2:C:3:A:C6	10	0.15
(1,1)	1:A:10:SER:C	2:C:3:A:C8	10	0.15
(1,1)	1:A:10:SER:C	2:C:3:A:H1'	10	0.15
(1,1)	1:A:10:SER:C	2:C:3:A:H2	10	0.15
(1,1)	1:A:10:SER:C	2:C:3:A:H2'	10	0.15
(1,1)	1:A:10:SER:C	2:C:3:A:H3'	10	0.15
(1,1)	1:A:10:SER:C	2:C:3:A:H4'	10	0.15
(1,1)	1:A:10:SER:C	2:C:3:A:H5'	10	0.15
(1,1)	1:A:10:SER:C	2:C:3:A:H5''	10	0.15
(1,1)	1:A:10:SER:C	2:C:3:A:H61	10	0.15
(1,1)	1:A:10:SER:C	2:C:3:A:H62	10	0.15
(1,1)	1:A:10:SER:C	2:C:3:A:H8	10	0.15
(1,1)	1:A:10:SER:C	2:C:3:A:HO2'	10	0.15
(1,1)	1:A:10:SER:C	2:C:3:A:N1	10	0.15
(1,1)	1:A:10:SER:C	2:C:3:A:N3	10	0.15
(1,1)	1:A:10:SER:C	2:C:3:A:N6	10	0.15
(1,1)	1:A:10:SER:C	2:C:3:A:N7	10	0.15
(1,1)	1:A:10:SER:C	2:C:3:A:N9	10	0.15
(1,1)	1:A:10:SER:C	2:C:3:A:O2'	10	0.15
(1,1)	1:A:10:SER:C	2:C:3:A:O3'	10	0.15
(1,1)	1:A:10:SER:C	2:C:3:A:O4'	10	0.15
(1,1)	1:A:10:SER:C	2:C:3:A:O5'	10	0.15
(1,1)	1:A:10:SER:C	2:C:3:A:OP1	10	0.15
(1,1)	1:A:10:SER:C	2:C:3:A:OP2	10	0.15
(1,1)	1:A:10:SER:C	2:C:3:A:P	10	0.15
(1,1)	1:A:10:SER:C	2:C:4:C:C1'	10	0.15
(1,1)	1:A:10:SER:C	2:C:4:C:C2	10	0.15
(1,1)	1:A:10:SER:C	2:C:4:C:C2'	10	0.15
(1,1)	1:A:10:SER:C	2:C:4:C:C3'	10	0.15
(1,1)	1:A:10:SER:C	2:C:4:C:C4	10	0.15
(1,1)	1:A:10:SER:C	2:C:4:C:C4'	10	0.15
(1,1)	1:A:10:SER:C	2:C:4:C:C5	10	0.15
(1,1)	1:A:10:SER:C	2:C:4:C:C5'	10	0.15
(1,1)	1:A:10:SER:C	2:C:4:C:C6	10	0.15
(1,1)	1:A:10:SER:C	2:C:4:C:H1'	10	0.15
(1,1)	1:A:10:SER:C	2:C:4:C:H2'	10	0.15
(1,1)	1:A:10:SER:C	2:C:4:C:H3'	10	0.15
(1,1)	1:A:10:SER:C	2:C:4:C:H4'	10	0.15
(1,1)	1:A:10:SER:C	2:C:4:C:H41	10	0.15

Continued on next page...

Continued from previous page...

Key	Atom-1	Atom-2	Model ID	Violation (Å)
(1,1)	1:A:10:SER:C	2:C:4:C:H42	10	0.15
(1,1)	1:A:10:SER:C	2:C:4:C:H5	10	0.15
(1,1)	1:A:10:SER:C	2:C:4:C:H5'	10	0.15
(1,1)	1:A:10:SER:C	2:C:4:C:H5''	10	0.15
(1,1)	1:A:10:SER:C	2:C:4:C:H6	10	0.15
(1,1)	1:A:10:SER:C	2:C:4:C:HO2'	10	0.15
(1,1)	1:A:10:SER:C	2:C:4:C:N1	10	0.15
(1,1)	1:A:10:SER:C	2:C:4:C:N3	10	0.15
(1,1)	1:A:10:SER:C	2:C:4:C:N4	10	0.15
(1,1)	1:A:10:SER:C	2:C:4:C:O2	10	0.15
(1,1)	1:A:10:SER:C	2:C:4:C:O2'	10	0.15
(1,1)	1:A:10:SER:C	2:C:4:C:O3'	10	0.15
(1,1)	1:A:10:SER:C	2:C:4:C:O4'	10	0.15
(1,1)	1:A:10:SER:C	2:C:4:C:O5'	10	0.15
(1,1)	1:A:10:SER:C	2:C:4:C:OP1	10	0.15
(1,1)	1:A:10:SER:C	2:C:4:C:OP2	10	0.15
(1,1)	1:A:10:SER:C	2:C:4:C:P	10	0.15
(1,1)	1:A:10:SER:C	2:C:5:A:C1'	10	0.15
(1,1)	1:A:10:SER:C	2:C:5:A:C2	10	0.15
(1,1)	1:A:10:SER:C	2:C:5:A:C2'	10	0.15
(1,1)	1:A:10:SER:C	2:C:5:A:C3'	10	0.15
(1,1)	1:A:10:SER:C	2:C:5:A:C4	10	0.15
(1,1)	1:A:10:SER:C	2:C:5:A:C4'	10	0.15
(1,1)	1:A:10:SER:C	2:C:5:A:C5	10	0.15
(1,1)	1:A:10:SER:C	2:C:5:A:C5'	10	0.15
(1,1)	1:A:10:SER:C	2:C:5:A:C6	10	0.15
(1,1)	1:A:10:SER:C	2:C:5:A:C8	10	0.15
(1,1)	1:A:10:SER:C	2:C:5:A:H1'	10	0.15
(1,1)	1:A:10:SER:C	2:C:5:A:H2	10	0.15
(1,1)	1:A:10:SER:C	2:C:5:A:H2'	10	0.15
(1,1)	1:A:10:SER:C	2:C:5:A:H3'	10	0.15
(1,1)	1:A:10:SER:C	2:C:5:A:H4'	10	0.15
(1,1)	1:A:10:SER:C	2:C:5:A:H5'	10	0.15
(1,1)	1:A:10:SER:C	2:C:5:A:H5''	10	0.15
(1,1)	1:A:10:SER:C	2:C:5:A:H61	10	0.15
(1,1)	1:A:10:SER:C	2:C:5:A:H62	10	0.15
(1,1)	1:A:10:SER:C	2:C:5:A:H8	10	0.15
(1,1)	1:A:10:SER:C	2:C:5:A:HO2'	10	0.15
(1,1)	1:A:10:SER:C	2:C:5:A:N1	10	0.15
(1,1)	1:A:10:SER:C	2:C:5:A:N3	10	0.15
(1,1)	1:A:10:SER:C	2:C:5:A:N6	10	0.15
(1,1)	1:A:10:SER:C	2:C:5:A:N7	10	0.15

Continued on next page...

Continued from previous page...

Key	Atom-1	Atom-2	Model ID	Violation (Å)
(1,1)	1:A:10:SER:C	2:C:5:A:N9	10	0.15
(1,1)	1:A:10:SER:C	2:C:5:A:O2'	10	0.15
(1,1)	1:A:10:SER:C	2:C:5:A:O3'	10	0.15
(1,1)	1:A:10:SER:C	2:C:5:A:O4'	10	0.15
(1,1)	1:A:10:SER:C	2:C:5:A:O5'	10	0.15
(1,1)	1:A:10:SER:C	2:C:5:A:OP1	10	0.15
(1,1)	1:A:10:SER:C	2:C:5:A:OP2	10	0.15
(1,1)	1:A:10:SER:C	2:C:5:A:P	10	0.15
(1,1)	1:A:10:SER:CA	2:C:1:A:C1'	10	0.15
(1,1)	1:A:10:SER:CA	2:C:1:A:C2	10	0.15
(1,1)	1:A:10:SER:CA	2:C:1:A:C2'	10	0.15
(1,1)	1:A:10:SER:CA	2:C:1:A:C3'	10	0.15
(1,1)	1:A:10:SER:CA	2:C:1:A:C4	10	0.15
(1,1)	1:A:10:SER:CA	2:C:1:A:C4'	10	0.15
(1,1)	1:A:10:SER:CA	2:C:1:A:C5	10	0.15
(1,1)	1:A:10:SER:CA	2:C:1:A:C5'	10	0.15
(1,1)	1:A:10:SER:CA	2:C:1:A:C6	10	0.15
(1,1)	1:A:10:SER:CA	2:C:1:A:C8	10	0.15
(1,1)	1:A:10:SER:CA	2:C:1:A:H1'	10	0.15
(1,1)	1:A:10:SER:CA	2:C:1:A:H2	10	0.15
(1,1)	1:A:10:SER:CA	2:C:1:A:H2'	10	0.15
(1,1)	1:A:10:SER:CA	2:C:1:A:H3'	10	0.15
(1,1)	1:A:10:SER:CA	2:C:1:A:H4'	10	0.15
(1,1)	1:A:10:SER:CA	2:C:1:A:H5'	10	0.15
(1,1)	1:A:10:SER:CA	2:C:1:A:H5''	10	0.15
(1,1)	1:A:10:SER:CA	2:C:1:A:H61	10	0.15
(1,1)	1:A:10:SER:CA	2:C:1:A:H62	10	0.15
(1,1)	1:A:10:SER:CA	2:C:1:A:H8	10	0.15
(1,1)	1:A:10:SER:CA	2:C:1:A:HO2'	10	0.15
(1,1)	1:A:10:SER:CA	2:C:1:A:N1	10	0.15
(1,1)	1:A:10:SER:CA	2:C:1:A:N3	10	0.15
(1,1)	1:A:10:SER:CA	2:C:1:A:N6	10	0.15
(1,1)	1:A:10:SER:CA	2:C:1:A:N7	10	0.15
(1,1)	1:A:10:SER:CA	2:C:1:A:N9	10	0.15
(1,1)	1:A:10:SER:CA	2:C:1:A:O2'	10	0.15
(1,1)	1:A:10:SER:CA	2:C:1:A:O3'	10	0.15
(1,1)	1:A:10:SER:CA	2:C:1:A:O4'	10	0.15
(1,1)	1:A:10:SER:CA	2:C:1:A:O5'	10	0.15
(1,1)	1:A:10:SER:CA	2:C:2:U:C1'	10	0.15
(1,1)	1:A:10:SER:CA	2:C:2:U:C2	10	0.15
(1,1)	1:A:10:SER:CA	2:C:2:U:C2'	10	0.15
(1,1)	1:A:10:SER:CA	2:C:2:U:C3'	10	0.15

Continued on next page...

Continued from previous page...

Key	Atom-1	Atom-2	Model ID	Violation (Å)
(1,1)	1:A:10:SER:CA	2:C:2:U:C4	10	0.15
(1,1)	1:A:10:SER:CA	2:C:2:U:C4'	10	0.15
(1,1)	1:A:10:SER:CA	2:C:2:U:C5	10	0.15
(1,1)	1:A:10:SER:CA	2:C:2:U:C5'	10	0.15
(1,1)	1:A:10:SER:CA	2:C:2:U:C6	10	0.15
(1,1)	1:A:10:SER:CA	2:C:2:U:H1'	10	0.15
(1,1)	1:A:10:SER:CA	2:C:2:U:H2'	10	0.15
(1,1)	1:A:10:SER:CA	2:C:2:U:H3	10	0.15
(1,1)	1:A:10:SER:CA	2:C:2:U:H3'	10	0.15
(1,1)	1:A:10:SER:CA	2:C:2:U:H4'	10	0.15
(1,1)	1:A:10:SER:CA	2:C:2:U:H5	10	0.15
(1,1)	1:A:10:SER:CA	2:C:2:U:H5'	10	0.15
(1,1)	1:A:10:SER:CA	2:C:2:U:H5''	10	0.15
(1,1)	1:A:10:SER:CA	2:C:2:U:H6	10	0.15
(1,1)	1:A:10:SER:CA	2:C:2:U:HO2'	10	0.15
(1,1)	1:A:10:SER:CA	2:C:2:U:N1	10	0.15
(1,1)	1:A:10:SER:CA	2:C:2:U:N3	10	0.15
(1,1)	1:A:10:SER:CA	2:C:2:U:O2	10	0.15
(1,1)	1:A:10:SER:CA	2:C:2:U:O2'	10	0.15
(1,1)	1:A:10:SER:CA	2:C:2:U:O3'	10	0.15
(1,1)	1:A:10:SER:CA	2:C:2:U:O4	10	0.15
(1,1)	1:A:10:SER:CA	2:C:2:U:O4'	10	0.15
(1,1)	1:A:10:SER:CA	2:C:2:U:O5'	10	0.15
(1,1)	1:A:10:SER:CA	2:C:2:U:OP1	10	0.15
(1,1)	1:A:10:SER:CA	2:C:2:U:OP2	10	0.15
(1,1)	1:A:10:SER:CA	2:C:2:U:P	10	0.15
(1,1)	1:A:10:SER:CA	2:C:3:A:C1'	10	0.15
(1,1)	1:A:10:SER:CA	2:C:3:A:C2	10	0.15
(1,1)	1:A:10:SER:CA	2:C:3:A:C2'	10	0.15
(1,1)	1:A:10:SER:CA	2:C:3:A:C3'	10	0.15
(1,1)	1:A:10:SER:CA	2:C:3:A:C4	10	0.15
(1,1)	1:A:10:SER:CA	2:C:3:A:C4'	10	0.15
(1,1)	1:A:10:SER:CA	2:C:3:A:C5	10	0.15
(1,1)	1:A:10:SER:CA	2:C:3:A:C5'	10	0.15
(1,1)	1:A:10:SER:CA	2:C:3:A:C6	10	0.15
(1,1)	1:A:10:SER:CA	2:C:3:A:C8	10	0.15
(1,1)	1:A:10:SER:CA	2:C:3:A:H1'	10	0.15
(1,1)	1:A:10:SER:CA	2:C:3:A:H2	10	0.15
(1,1)	1:A:10:SER:CA	2:C:3:A:H2'	10	0.15
(1,1)	1:A:10:SER:CA	2:C:3:A:H3'	10	0.15
(1,1)	1:A:10:SER:CA	2:C:3:A:H4'	10	0.15
(1,1)	1:A:10:SER:CA	2:C:3:A:H5'	10	0.15

Continued on next page...

Continued from previous page...

Key	Atom-1	Atom-2	Model ID	Violation (Å)
(1,1)	1:A:10:SER:CA	2:C:3:A:H5''	10	0.15
(1,1)	1:A:10:SER:CA	2:C:3:A:H61	10	0.15
(1,1)	1:A:10:SER:CA	2:C:3:A:H62	10	0.15
(1,1)	1:A:10:SER:CA	2:C:3:A:H8	10	0.15
(1,1)	1:A:10:SER:CA	2:C:3:A:HO2'	10	0.15
(1,1)	1:A:10:SER:CA	2:C:3:A:N1	10	0.15
(1,1)	1:A:10:SER:CA	2:C:3:A:N3	10	0.15
(1,1)	1:A:10:SER:CA	2:C:3:A:N6	10	0.15
(1,1)	1:A:10:SER:CA	2:C:3:A:N7	10	0.15
(1,1)	1:A:10:SER:CA	2:C:3:A:N9	10	0.15
(1,1)	1:A:10:SER:CA	2:C:3:A:O2'	10	0.15
(1,1)	1:A:10:SER:CA	2:C:3:A:O3'	10	0.15
(1,1)	1:A:10:SER:CA	2:C:3:A:O4'	10	0.15
(1,1)	1:A:10:SER:CA	2:C:3:A:O5'	10	0.15
(1,1)	1:A:10:SER:CA	2:C:3:A:OP1	10	0.15
(1,1)	1:A:10:SER:CA	2:C:3:A:OP2	10	0.15
(1,1)	1:A:10:SER:CA	2:C:3:A:P	10	0.15
(1,1)	1:A:10:SER:CA	2:C:4:C:C1'	10	0.15
(1,1)	1:A:10:SER:CA	2:C:4:C:C2	10	0.15
(1,1)	1:A:10:SER:CA	2:C:4:C:C2'	10	0.15
(1,1)	1:A:10:SER:CA	2:C:4:C:C3'	10	0.15
(1,1)	1:A:10:SER:CA	2:C:4:C:C4	10	0.15
(1,1)	1:A:10:SER:CA	2:C:4:C:C4'	10	0.15
(1,1)	1:A:10:SER:CA	2:C:4:C:C5	10	0.15
(1,1)	1:A:10:SER:CA	2:C:4:C:C5'	10	0.15
(1,1)	1:A:10:SER:CA	2:C:4:C:C6	10	0.15
(1,1)	1:A:10:SER:CA	2:C:4:C:H1'	10	0.15
(1,1)	1:A:10:SER:CA	2:C:4:C:H2'	10	0.15
(1,1)	1:A:10:SER:CA	2:C:4:C:H3'	10	0.15
(1,1)	1:A:10:SER:CA	2:C:4:C:H4'	10	0.15
(1,1)	1:A:10:SER:CA	2:C:4:C:H41	10	0.15
(1,1)	1:A:10:SER:CA	2:C:4:C:H42	10	0.15
(1,1)	1:A:10:SER:CA	2:C:4:C:H5	10	0.15
(1,1)	1:A:10:SER:CA	2:C:4:C:H5'	10	0.15
(1,1)	1:A:10:SER:CA	2:C:4:C:H5''	10	0.15
(1,1)	1:A:10:SER:CA	2:C:4:C:H6	10	0.15
(1,1)	1:A:10:SER:CA	2:C:4:C:HO2'	10	0.15
(1,1)	1:A:10:SER:CA	2:C:4:C:N1	10	0.15
(1,1)	1:A:10:SER:CA	2:C:4:C:N3	10	0.15
(1,1)	1:A:10:SER:CA	2:C:4:C:N4	10	0.15
(1,1)	1:A:10:SER:CA	2:C:4:C:O2	10	0.15
(1,1)	1:A:10:SER:CA	2:C:4:C:O2'	10	0.15

Continued on next page...

Continued from previous page...

Key	Atom-1	Atom-2	Model ID	Violation (Å)
(1,1)	1:A:10:SER:CA	2:C:4:C:O3'	10	0.15
(1,1)	1:A:10:SER:CA	2:C:4:C:O4'	10	0.15
(1,1)	1:A:10:SER:CA	2:C:4:C:O5'	10	0.15
(1,1)	1:A:10:SER:CA	2:C:4:C:OP1	10	0.15
(1,1)	1:A:10:SER:CA	2:C:4:C:OP2	10	0.15
(1,1)	1:A:10:SER:CA	2:C:4:C:P	10	0.15
(1,1)	1:A:10:SER:CA	2:C:5:A:C1'	10	0.15
(1,1)	1:A:10:SER:CA	2:C:5:A:C2	10	0.15
(1,1)	1:A:10:SER:CA	2:C:5:A:C2'	10	0.15
(1,1)	1:A:10:SER:CA	2:C:5:A:C3'	10	0.15
(1,1)	1:A:10:SER:CA	2:C:5:A:C4	10	0.15
(1,1)	1:A:10:SER:CA	2:C:5:A:C4'	10	0.15
(1,1)	1:A:10:SER:CA	2:C:5:A:C5	10	0.15
(1,1)	1:A:10:SER:CA	2:C:5:A:C5'	10	0.15
(1,1)	1:A:10:SER:CA	2:C:5:A:C6	10	0.15
(1,1)	1:A:10:SER:CA	2:C:5:A:C8	10	0.15
(1,1)	1:A:10:SER:CA	2:C:5:A:H1'	10	0.15
(1,1)	1:A:10:SER:CA	2:C:5:A:H2	10	0.15
(1,1)	1:A:10:SER:CA	2:C:5:A:H2'	10	0.15
(1,1)	1:A:10:SER:CA	2:C:5:A:H3'	10	0.15
(1,1)	1:A:10:SER:CA	2:C:5:A:H4'	10	0.15
(1,1)	1:A:10:SER:CA	2:C:5:A:H5'	10	0.15
(1,1)	1:A:10:SER:CA	2:C:5:A:H5''	10	0.15
(1,1)	1:A:10:SER:CA	2:C:5:A:H61	10	0.15
(1,1)	1:A:10:SER:CA	2:C:5:A:H62	10	0.15
(1,1)	1:A:10:SER:CA	2:C:5:A:H8	10	0.15
(1,1)	1:A:10:SER:CA	2:C:5:A:HO2'	10	0.15
(1,1)	1:A:10:SER:CA	2:C:5:A:N1	10	0.15
(1,1)	1:A:10:SER:CA	2:C:5:A:N3	10	0.15
(1,1)	1:A:10:SER:CA	2:C:5:A:N6	10	0.15
(1,1)	1:A:10:SER:CA	2:C:5:A:N7	10	0.15
(1,1)	1:A:10:SER:CA	2:C:5:A:N9	10	0.15
(1,1)	1:A:10:SER:CA	2:C:5:A:O2'	10	0.15
(1,1)	1:A:10:SER:CA	2:C:5:A:O3'	10	0.15
(1,1)	1:A:10:SER:CA	2:C:5:A:O4'	10	0.15
(1,1)	1:A:10:SER:CA	2:C:5:A:O5'	10	0.15
(1,1)	1:A:10:SER:CA	2:C:5:A:OP1	10	0.15
(1,1)	1:A:10:SER:CA	2:C:5:A:OP2	10	0.15
(1,1)	1:A:10:SER:CA	2:C:5:A:P	10	0.15
(1,1)	1:A:10:SER:CB	2:C:1:A:C1'	10	0.15
(1,1)	1:A:10:SER:CB	2:C:1:A:C2	10	0.15
(1,1)	1:A:10:SER:CB	2:C:1:A:C2'	10	0.15

Continued on next page...

Continued from previous page...

Key	Atom-1	Atom-2	Model ID	Violation (Å)
(1,1)	1:A:10:SER:CB	2:C:1:A:C3'	10	0.15
(1,1)	1:A:10:SER:CB	2:C:1:A:C4	10	0.15
(1,1)	1:A:10:SER:CB	2:C:1:A:C4'	10	0.15
(1,1)	1:A:10:SER:CB	2:C:1:A:C5	10	0.15
(1,1)	1:A:10:SER:CB	2:C:1:A:C5'	10	0.15
(1,1)	1:A:10:SER:CB	2:C:1:A:C6	10	0.15
(1,1)	1:A:10:SER:CB	2:C:1:A:C8	10	0.15
(1,1)	1:A:10:SER:CB	2:C:1:A:H1'	10	0.15
(1,1)	1:A:10:SER:CB	2:C:1:A:H2	10	0.15
(1,1)	1:A:10:SER:CB	2:C:1:A:H2'	10	0.15
(1,1)	1:A:10:SER:CB	2:C:1:A:H3'	10	0.15
(1,1)	1:A:10:SER:CB	2:C:1:A:H4'	10	0.15
(1,1)	1:A:10:SER:CB	2:C:1:A:H5'	10	0.15
(1,1)	1:A:10:SER:CB	2:C:1:A:H5''	10	0.15
(1,1)	1:A:10:SER:CB	2:C:1:A:H61	10	0.15
(1,1)	1:A:10:SER:CB	2:C:1:A:H62	10	0.15
(1,1)	1:A:10:SER:CB	2:C:1:A:H8	10	0.15
(1,1)	1:A:10:SER:CB	2:C:1:A:HO2'	10	0.15
(1,1)	1:A:10:SER:CB	2:C:1:A:N1	10	0.15
(1,1)	1:A:10:SER:CB	2:C:1:A:N3	10	0.15
(1,1)	1:A:10:SER:CB	2:C:1:A:N6	10	0.15
(1,1)	1:A:10:SER:CB	2:C:1:A:N7	10	0.15
(1,1)	1:A:10:SER:CB	2:C:1:A:N9	10	0.15
(1,1)	1:A:10:SER:CB	2:C:1:A:O2'	10	0.15
(1,1)	1:A:10:SER:CB	2:C:1:A:O3'	10	0.15
(1,1)	1:A:10:SER:CB	2:C:1:A:O4'	10	0.15
(1,1)	1:A:10:SER:CB	2:C:1:A:O5'	10	0.15
(1,1)	1:A:10:SER:CB	2:C:2:U:C1'	10	0.15
(1,1)	1:A:10:SER:CB	2:C:2:U:C2	10	0.15
(1,1)	1:A:10:SER:CB	2:C:2:U:C2'	10	0.15
(1,1)	1:A:10:SER:CB	2:C:2:U:C3'	10	0.15
(1,1)	1:A:10:SER:CB	2:C:2:U:C4	10	0.15
(1,1)	1:A:10:SER:CB	2:C:2:U:C4'	10	0.15
(1,1)	1:A:10:SER:CB	2:C:2:U:C5	10	0.15
(1,1)	1:A:10:SER:CB	2:C:2:U:C5'	10	0.15
(1,1)	1:A:10:SER:CB	2:C:2:U:C6	10	0.15
(1,1)	1:A:10:SER:CB	2:C:2:U:H1'	10	0.15
(1,1)	1:A:10:SER:CB	2:C:2:U:H2'	10	0.15
(1,1)	1:A:10:SER:CB	2:C:2:U:H3	10	0.15
(1,1)	1:A:10:SER:CB	2:C:2:U:H3'	10	0.15
(1,1)	1:A:10:SER:CB	2:C:2:U:H4'	10	0.15
(1,1)	1:A:10:SER:CB	2:C:2:U:H5	10	0.15

Continued on next page...

Continued from previous page...

Key	Atom-1	Atom-2	Model ID	Violation (Å)
(1,1)	1:A:10:SER:CB	2:C:2:U:H5'	10	0.15
(1,1)	1:A:10:SER:CB	2:C:2:U:H5''	10	0.15
(1,1)	1:A:10:SER:CB	2:C:2:U:H6	10	0.15
(1,1)	1:A:10:SER:CB	2:C:2:U:HO2'	10	0.15
(1,1)	1:A:10:SER:CB	2:C:2:U:N1	10	0.15
(1,1)	1:A:10:SER:CB	2:C:2:U:N3	10	0.15
(1,1)	1:A:10:SER:CB	2:C:2:U:O2	10	0.15
(1,1)	1:A:10:SER:CB	2:C:2:U:O2'	10	0.15
(1,1)	1:A:10:SER:CB	2:C:2:U:O3'	10	0.15
(1,1)	1:A:10:SER:CB	2:C:2:U:O4	10	0.15
(1,1)	1:A:10:SER:CB	2:C:2:U:O4'	10	0.15
(1,1)	1:A:10:SER:CB	2:C:2:U:O5'	10	0.15
(1,1)	1:A:10:SER:CB	2:C:2:U:OP1	10	0.15
(1,1)	1:A:10:SER:CB	2:C:2:U:OP2	10	0.15
(1,1)	1:A:10:SER:CB	2:C:2:U:P	10	0.15
(1,1)	1:A:10:SER:CB	2:C:3:A:C1'	10	0.15
(1,1)	1:A:10:SER:CB	2:C:3:A:C2	10	0.15
(1,1)	1:A:10:SER:CB	2:C:3:A:C2'	10	0.15
(1,1)	1:A:10:SER:CB	2:C:3:A:C3'	10	0.15
(1,1)	1:A:10:SER:CB	2:C:3:A:C4	10	0.15
(1,1)	1:A:10:SER:CB	2:C:3:A:C4'	10	0.15
(1,1)	1:A:10:SER:CB	2:C:3:A:C5	10	0.15
(1,1)	1:A:10:SER:CB	2:C:3:A:C5'	10	0.15
(1,1)	1:A:10:SER:CB	2:C:3:A:C6	10	0.15
(1,1)	1:A:10:SER:CB	2:C:3:A:C8	10	0.15
(1,1)	1:A:10:SER:CB	2:C:3:A:H1'	10	0.15
(1,1)	1:A:10:SER:CB	2:C:3:A:H2	10	0.15
(1,1)	1:A:10:SER:CB	2:C:3:A:H2'	10	0.15
(1,1)	1:A:10:SER:CB	2:C:3:A:H3'	10	0.15
(1,1)	1:A:10:SER:CB	2:C:3:A:H4'	10	0.15
(1,1)	1:A:10:SER:CB	2:C:3:A:H5'	10	0.15
(1,1)	1:A:10:SER:CB	2:C:3:A:H5''	10	0.15
(1,1)	1:A:10:SER:CB	2:C:3:A:H61	10	0.15
(1,1)	1:A:10:SER:CB	2:C:3:A:H62	10	0.15
(1,1)	1:A:10:SER:CB	2:C:3:A:H8	10	0.15
(1,1)	1:A:10:SER:CB	2:C:3:A:HO2'	10	0.15
(1,1)	1:A:10:SER:CB	2:C:3:A:N1	10	0.15
(1,1)	1:A:10:SER:CB	2:C:3:A:N3	10	0.15
(1,1)	1:A:10:SER:CB	2:C:3:A:N6	10	0.15
(1,1)	1:A:10:SER:CB	2:C:3:A:N7	10	0.15
(1,1)	1:A:10:SER:CB	2:C:3:A:N9	10	0.15
(1,1)	1:A:10:SER:CB	2:C:3:A:O2'	10	0.15

Continued on next page...

Continued from previous page...

Key	Atom-1	Atom-2	Model ID	Violation (Å)
(1,1)	1:A:10:SER:CB	2:C:3:A:O3'	10	0.15
(1,1)	1:A:10:SER:CB	2:C:3:A:O4'	10	0.15
(1,1)	1:A:10:SER:CB	2:C:3:A:O5'	10	0.15
(1,1)	1:A:10:SER:CB	2:C:3:A:OP1	10	0.15
(1,1)	1:A:10:SER:CB	2:C:3:A:OP2	10	0.15
(1,1)	1:A:10:SER:CB	2:C:3:A:P	10	0.15
(1,1)	1:A:10:SER:CB	2:C:4:C:C1'	10	0.15
(1,1)	1:A:10:SER:CB	2:C:4:C:C2	10	0.15
(1,1)	1:A:10:SER:CB	2:C:4:C:C2'	10	0.15
(1,1)	1:A:10:SER:CB	2:C:4:C:C3'	10	0.15
(1,1)	1:A:10:SER:CB	2:C:4:C:C4	10	0.15
(1,1)	1:A:10:SER:CB	2:C:4:C:C4'	10	0.15
(1,1)	1:A:10:SER:CB	2:C:4:C:C5	10	0.15
(1,1)	1:A:10:SER:CB	2:C:4:C:C5'	10	0.15
(1,1)	1:A:10:SER:CB	2:C:4:C:C6	10	0.15
(1,1)	1:A:10:SER:CB	2:C:4:C:H1'	10	0.15
(1,1)	1:A:10:SER:CB	2:C:4:C:H2'	10	0.15
(1,1)	1:A:10:SER:CB	2:C:4:C:H3'	10	0.15
(1,1)	1:A:10:SER:CB	2:C:4:C:H4'	10	0.15
(1,1)	1:A:10:SER:CB	2:C:4:C:H41	10	0.15
(1,1)	1:A:10:SER:CB	2:C:4:C:H42	10	0.15
(1,1)	1:A:10:SER:CB	2:C:4:C:H5	10	0.15
(1,1)	1:A:10:SER:CB	2:C:4:C:H5'	10	0.15
(1,1)	1:A:10:SER:CB	2:C:4:C:H5''	10	0.15
(1,1)	1:A:10:SER:CB	2:C:4:C:H6	10	0.15
(1,1)	1:A:10:SER:CB	2:C:4:C:HO2'	10	0.15
(1,1)	1:A:10:SER:CB	2:C:4:C:N1	10	0.15
(1,1)	1:A:10:SER:CB	2:C:4:C:N3	10	0.15
(1,1)	1:A:10:SER:CB	2:C:4:C:N4	10	0.15
(1,1)	1:A:10:SER:CB	2:C:4:C:O2	10	0.15
(1,1)	1:A:10:SER:CB	2:C:4:C:O2'	10	0.15
(1,1)	1:A:10:SER:CB	2:C:4:C:O3'	10	0.15
(1,1)	1:A:10:SER:CB	2:C:4:C:O4'	10	0.15
(1,1)	1:A:10:SER:CB	2:C:4:C:O5'	10	0.15
(1,1)	1:A:10:SER:CB	2:C:4:C:OP1	10	0.15
(1,1)	1:A:10:SER:CB	2:C:4:C:OP2	10	0.15
(1,1)	1:A:10:SER:CB	2:C:4:C:P	10	0.15
(1,1)	1:A:10:SER:CB	2:C:5:A:C1'	10	0.15
(1,1)	1:A:10:SER:CB	2:C:5:A:C2	10	0.15
(1,1)	1:A:10:SER:CB	2:C:5:A:C2'	10	0.15
(1,1)	1:A:10:SER:CB	2:C:5:A:C3'	10	0.15
(1,1)	1:A:10:SER:CB	2:C:5:A:C4	10	0.15

Continued on next page...

Continued from previous page...

Key	Atom-1	Atom-2	Model ID	Violation (Å)
(1,1)	1:A:10:SER:CB	2:C:5:A:C4'	10	0.15
(1,1)	1:A:10:SER:CB	2:C:5:A:C5	10	0.15
(1,1)	1:A:10:SER:CB	2:C:5:A:C5'	10	0.15
(1,1)	1:A:10:SER:CB	2:C:5:A:C6	10	0.15
(1,1)	1:A:10:SER:CB	2:C:5:A:C8	10	0.15
(1,1)	1:A:10:SER:CB	2:C:5:A:H1'	10	0.15
(1,1)	1:A:10:SER:CB	2:C:5:A:H2	10	0.15
(1,1)	1:A:10:SER:CB	2:C:5:A:H2'	10	0.15
(1,1)	1:A:10:SER:CB	2:C:5:A:H3'	10	0.15
(1,1)	1:A:10:SER:CB	2:C:5:A:H4'	10	0.15
(1,1)	1:A:10:SER:CB	2:C:5:A:H5'	10	0.15
(1,1)	1:A:10:SER:CB	2:C:5:A:H5''	10	0.15
(1,1)	1:A:10:SER:CB	2:C:5:A:H61	10	0.15
(1,1)	1:A:10:SER:CB	2:C:5:A:H62	10	0.15
(1,1)	1:A:10:SER:CB	2:C:5:A:H8	10	0.15
(1,1)	1:A:10:SER:CB	2:C:5:A:HO2'	10	0.15
(1,1)	1:A:10:SER:CB	2:C:5:A:N1	10	0.15
(1,1)	1:A:10:SER:CB	2:C:5:A:N3	10	0.15
(1,1)	1:A:10:SER:CB	2:C:5:A:N6	10	0.15
(1,1)	1:A:10:SER:CB	2:C:5:A:N7	10	0.15
(1,1)	1:A:10:SER:CB	2:C:5:A:N9	10	0.15
(1,1)	1:A:10:SER:CB	2:C:5:A:O2'	10	0.15
(1,1)	1:A:10:SER:CB	2:C:5:A:O3'	10	0.15
(1,1)	1:A:10:SER:CB	2:C:5:A:O4'	10	0.15
(1,1)	1:A:10:SER:CB	2:C:5:A:O5'	10	0.15
(1,1)	1:A:10:SER:CB	2:C:5:A:OP1	10	0.15
(1,1)	1:A:10:SER:CB	2:C:5:A:OP2	10	0.15
(1,1)	1:A:10:SER:CB	2:C:5:A:P	10	0.15
(1,1)	1:A:10:SER:H	2:C:1:A:C1'	10	0.15
(1,1)	1:A:10:SER:H	2:C:1:A:C2	10	0.15
(1,1)	1:A:10:SER:H	2:C:1:A:C2'	10	0.15
(1,1)	1:A:10:SER:H	2:C:1:A:C3'	10	0.15
(1,1)	1:A:10:SER:H	2:C:1:A:C4	10	0.15
(1,1)	1:A:10:SER:H	2:C:1:A:C4'	10	0.15
(1,1)	1:A:10:SER:H	2:C:1:A:C5	10	0.15
(1,1)	1:A:10:SER:H	2:C:1:A:C5'	10	0.15
(1,1)	1:A:10:SER:H	2:C:1:A:C6	10	0.15
(1,1)	1:A:10:SER:H	2:C:1:A:C8	10	0.15
(1,1)	1:A:10:SER:H	2:C:1:A:H1'	10	0.15
(1,1)	1:A:10:SER:H	2:C:1:A:H2	10	0.15
(1,1)	1:A:10:SER:H	2:C:1:A:H2'	10	0.15
(1,1)	1:A:10:SER:H	2:C:1:A:H3'	10	0.15

Continued on next page...

Continued from previous page...

Key	Atom-1	Atom-2	Model ID	Violation (Å)
(1,1)	1:A:10:SER:H	2:C:1:A:H4'	10	0.15
(1,1)	1:A:10:SER:H	2:C:1:A:H5'	10	0.15
(1,1)	1:A:10:SER:H	2:C:1:A:H5''	10	0.15
(1,1)	1:A:10:SER:H	2:C:1:A:H61	10	0.15
(1,1)	1:A:10:SER:H	2:C:1:A:H62	10	0.15
(1,1)	1:A:10:SER:H	2:C:1:A:H8	10	0.15
(1,1)	1:A:10:SER:H	2:C:1:A:HO2'	10	0.15
(1,1)	1:A:10:SER:H	2:C:1:A:N1	10	0.15
(1,1)	1:A:10:SER:H	2:C:1:A:N3	10	0.15
(1,1)	1:A:10:SER:H	2:C:1:A:N6	10	0.15
(1,1)	1:A:10:SER:H	2:C:1:A:N7	10	0.15
(1,1)	1:A:10:SER:H	2:C:1:A:N9	10	0.15
(1,1)	1:A:10:SER:H	2:C:1:A:O2'	10	0.15
(1,1)	1:A:10:SER:H	2:C:1:A:O3'	10	0.15
(1,1)	1:A:10:SER:H	2:C:1:A:O4'	10	0.15
(1,1)	1:A:10:SER:H	2:C:1:A:O5'	10	0.15
(1,1)	1:A:10:SER:H	2:C:2:U:C1'	10	0.15
(1,1)	1:A:10:SER:H	2:C:2:U:C2	10	0.15
(1,1)	1:A:10:SER:H	2:C:2:U:C2'	10	0.15
(1,1)	1:A:10:SER:H	2:C:2:U:C3'	10	0.15
(1,1)	1:A:10:SER:H	2:C:2:U:C4	10	0.15
(1,1)	1:A:10:SER:H	2:C:2:U:C4'	10	0.15
(1,1)	1:A:10:SER:H	2:C:2:U:C5	10	0.15
(1,1)	1:A:10:SER:H	2:C:2:U:C5'	10	0.15
(1,1)	1:A:10:SER:H	2:C:2:U:C6	10	0.15
(1,1)	1:A:10:SER:H	2:C:2:U:H1'	10	0.15
(1,1)	1:A:10:SER:H	2:C:2:U:H2'	10	0.15
(1,1)	1:A:10:SER:H	2:C:2:U:H3	10	0.15
(1,1)	1:A:10:SER:H	2:C:2:U:H3'	10	0.15
(1,1)	1:A:10:SER:H	2:C:2:U:H4'	10	0.15
(1,1)	1:A:10:SER:H	2:C:2:U:H5	10	0.15
(1,1)	1:A:10:SER:H	2:C:2:U:H5'	10	0.15
(1,1)	1:A:10:SER:H	2:C:2:U:H5''	10	0.15
(1,1)	1:A:10:SER:H	2:C:2:U:H6	10	0.15
(1,1)	1:A:10:SER:H	2:C:2:U:HO2'	10	0.15
(1,1)	1:A:10:SER:H	2:C:2:U:N1	10	0.15
(1,1)	1:A:10:SER:H	2:C:2:U:N3	10	0.15
(1,1)	1:A:10:SER:H	2:C:2:U:O2	10	0.15
(1,1)	1:A:10:SER:H	2:C:2:U:O2'	10	0.15
(1,1)	1:A:10:SER:H	2:C:2:U:O3'	10	0.15
(1,1)	1:A:10:SER:H	2:C:2:U:O4	10	0.15
(1,1)	1:A:10:SER:H	2:C:2:U:O4'	10	0.15

Continued on next page...

Continued from previous page...

Key	Atom-1	Atom-2	Model ID	Violation (Å)
(1,1)	1:A:10:SER:H	2:C:2:U:O5'	10	0.15
(1,1)	1:A:10:SER:H	2:C:2:U:OP1	10	0.15
(1,1)	1:A:10:SER:H	2:C:2:U:OP2	10	0.15
(1,1)	1:A:10:SER:H	2:C:2:U:P	10	0.15
(1,1)	1:A:10:SER:H	2:C:3:A:C1'	10	0.15
(1,1)	1:A:10:SER:H	2:C:3:A:C2	10	0.15
(1,1)	1:A:10:SER:H	2:C:3:A:C2'	10	0.15
(1,1)	1:A:10:SER:H	2:C:3:A:C3'	10	0.15
(1,1)	1:A:10:SER:H	2:C:3:A:C4	10	0.15
(1,1)	1:A:10:SER:H	2:C:3:A:C4'	10	0.15
(1,1)	1:A:10:SER:H	2:C:3:A:C5	10	0.15
(1,1)	1:A:10:SER:H	2:C:3:A:C5'	10	0.15
(1,1)	1:A:10:SER:H	2:C:3:A:C6	10	0.15
(1,1)	1:A:10:SER:H	2:C:3:A:C8	10	0.15
(1,1)	1:A:10:SER:H	2:C:3:A:H1'	10	0.15
(1,1)	1:A:10:SER:H	2:C:3:A:H2	10	0.15
(1,1)	1:A:10:SER:H	2:C:3:A:H2'	10	0.15
(1,1)	1:A:10:SER:H	2:C:3:A:H3'	10	0.15
(1,1)	1:A:10:SER:H	2:C:3:A:H4'	10	0.15
(1,1)	1:A:10:SER:H	2:C:3:A:H5'	10	0.15
(1,1)	1:A:10:SER:H	2:C:3:A:H5''	10	0.15
(1,1)	1:A:10:SER:H	2:C:3:A:H61	10	0.15
(1,1)	1:A:10:SER:H	2:C:3:A:H62	10	0.15
(1,1)	1:A:10:SER:H	2:C:3:A:H8	10	0.15
(1,1)	1:A:10:SER:H	2:C:3:A:HO2'	10	0.15
(1,1)	1:A:10:SER:H	2:C:3:A:N1	10	0.15
(1,1)	1:A:10:SER:H	2:C:3:A:N3	10	0.15
(1,1)	1:A:10:SER:H	2:C:3:A:N6	10	0.15
(1,1)	1:A:10:SER:H	2:C:3:A:N7	10	0.15
(1,1)	1:A:10:SER:H	2:C:3:A:N9	10	0.15
(1,1)	1:A:10:SER:H	2:C:3:A:O2'	10	0.15
(1,1)	1:A:10:SER:H	2:C:3:A:O3'	10	0.15
(1,1)	1:A:10:SER:H	2:C:3:A:O4'	10	0.15
(1,1)	1:A:10:SER:H	2:C:3:A:O5'	10	0.15
(1,1)	1:A:10:SER:H	2:C:3:A:OP1	10	0.15
(1,1)	1:A:10:SER:H	2:C:3:A:OP2	10	0.15
(1,1)	1:A:10:SER:H	2:C:3:A:P	10	0.15
(1,1)	1:A:10:SER:H	2:C:4:C:C1'	10	0.15
(1,1)	1:A:10:SER:H	2:C:4:C:C2	10	0.15
(1,1)	1:A:10:SER:H	2:C:4:C:C2'	10	0.15
(1,1)	1:A:10:SER:H	2:C:4:C:C3'	10	0.15
(1,1)	1:A:10:SER:H	2:C:4:C:C4	10	0.15

Continued on next page...

Continued from previous page...

Key	Atom-1	Atom-2	Model ID	Violation (Å)
(1,1)	1:A:10:SER:H	2:C:4:C:C4'	10	0.15
(1,1)	1:A:10:SER:H	2:C:4:C:C5	10	0.15
(1,1)	1:A:10:SER:H	2:C:4:C:C5'	10	0.15
(1,1)	1:A:10:SER:H	2:C:4:C:C6	10	0.15
(1,1)	1:A:10:SER:H	2:C:4:C:H1'	10	0.15
(1,1)	1:A:10:SER:H	2:C:4:C:H2'	10	0.15
(1,1)	1:A:10:SER:H	2:C:4:C:H3'	10	0.15
(1,1)	1:A:10:SER:H	2:C:4:C:H4'	10	0.15
(1,1)	1:A:10:SER:H	2:C:4:C:H41	10	0.15
(1,1)	1:A:10:SER:H	2:C:4:C:H42	10	0.15
(1,1)	1:A:10:SER:H	2:C:4:C:H5	10	0.15
(1,1)	1:A:10:SER:H	2:C:4:C:H5'	10	0.15
(1,1)	1:A:10:SER:H	2:C:4:C:H5''	10	0.15
(1,1)	1:A:10:SER:H	2:C:4:C:H6	10	0.15
(1,1)	1:A:10:SER:H	2:C:4:C:HO2'	10	0.15
(1,1)	1:A:10:SER:H	2:C:4:C:N1	10	0.15
(1,1)	1:A:10:SER:H	2:C:4:C:N3	10	0.15
(1,1)	1:A:10:SER:H	2:C:4:C:N4	10	0.15
(1,1)	1:A:10:SER:H	2:C:4:C:O2	10	0.15
(1,1)	1:A:10:SER:H	2:C:4:C:O2'	10	0.15
(1,1)	1:A:10:SER:H	2:C:4:C:O3'	10	0.15
(1,1)	1:A:10:SER:H	2:C:4:C:O4'	10	0.15
(1,1)	1:A:10:SER:H	2:C:4:C:O5'	10	0.15
(1,1)	1:A:10:SER:H	2:C:4:C:OP1	10	0.15
(1,1)	1:A:10:SER:H	2:C:4:C:OP2	10	0.15
(1,1)	1:A:10:SER:H	2:C:4:C:P	10	0.15
(1,1)	1:A:10:SER:H	2:C:5:A:C1'	10	0.15
(1,1)	1:A:10:SER:H	2:C:5:A:C2	10	0.15
(1,1)	1:A:10:SER:H	2:C:5:A:C2'	10	0.15
(1,1)	1:A:10:SER:H	2:C:5:A:C3'	10	0.15
(1,1)	1:A:10:SER:H	2:C:5:A:C4	10	0.15
(1,1)	1:A:10:SER:H	2:C:5:A:C4'	10	0.15
(1,1)	1:A:10:SER:H	2:C:5:A:C5	10	0.15
(1,1)	1:A:10:SER:H	2:C:5:A:C5'	10	0.15
(1,1)	1:A:10:SER:H	2:C:5:A:C6	10	0.15
(1,1)	1:A:10:SER:H	2:C:5:A:C8	10	0.15
(1,1)	1:A:10:SER:H	2:C:5:A:H1'	10	0.15
(1,1)	1:A:10:SER:H	2:C:5:A:H2	10	0.15
(1,1)	1:A:10:SER:H	2:C:5:A:H2'	10	0.15
(1,1)	1:A:10:SER:H	2:C:5:A:H3'	10	0.15
(1,1)	1:A:10:SER:H	2:C:5:A:H4'	10	0.15
(1,1)	1:A:10:SER:H	2:C:5:A:H5'	10	0.15

Continued on next page...

Continued from previous page...

Key	Atom-1	Atom-2	Model ID	Violation (Å)
(1,1)	1:A:10:SER:H	2:C:5:A:H5''	10	0.15
(1,1)	1:A:10:SER:H	2:C:5:A:H61	10	0.15
(1,1)	1:A:10:SER:H	2:C:5:A:H62	10	0.15
(1,1)	1:A:10:SER:H	2:C:5:A:H8	10	0.15
(1,1)	1:A:10:SER:H	2:C:5:A:HO2'	10	0.15
(1,1)	1:A:10:SER:H	2:C:5:A:N1	10	0.15
(1,1)	1:A:10:SER:H	2:C:5:A:N3	10	0.15
(1,1)	1:A:10:SER:H	2:C:5:A:N6	10	0.15
(1,1)	1:A:10:SER:H	2:C:5:A:N7	10	0.15
(1,1)	1:A:10:SER:H	2:C:5:A:N9	10	0.15
(1,1)	1:A:10:SER:H	2:C:5:A:O2'	10	0.15
(1,1)	1:A:10:SER:H	2:C:5:A:O3'	10	0.15
(1,1)	1:A:10:SER:H	2:C:5:A:O4'	10	0.15
(1,1)	1:A:10:SER:H	2:C:5:A:O5'	10	0.15
(1,1)	1:A:10:SER:H	2:C:5:A:OP1	10	0.15
(1,1)	1:A:10:SER:H	2:C:5:A:OP2	10	0.15
(1,1)	1:A:10:SER:H	2:C:5:A:P	10	0.15
(1,1)	1:A:10:SER:HG	2:C:1:A:C1'	10	0.15
(1,1)	1:A:10:SER:HG	2:C:1:A:C2	10	0.15
(1,1)	1:A:10:SER:HG	2:C:1:A:C2'	10	0.15
(1,1)	1:A:10:SER:HG	2:C:1:A:C3'	10	0.15
(1,1)	1:A:10:SER:HG	2:C:1:A:C4	10	0.15
(1,1)	1:A:10:SER:HG	2:C:1:A:C4'	10	0.15
(1,1)	1:A:10:SER:HG	2:C:1:A:C5	10	0.15
(1,1)	1:A:10:SER:HG	2:C:1:A:C5'	10	0.15
(1,1)	1:A:10:SER:HG	2:C:1:A:C6	10	0.15
(1,1)	1:A:10:SER:HG	2:C:1:A:C8	10	0.15
(1,1)	1:A:10:SER:HG	2:C:1:A:H1'	10	0.15
(1,1)	1:A:10:SER:HG	2:C:1:A:H2	10	0.15
(1,1)	1:A:10:SER:HG	2:C:1:A:H2'	10	0.15
(1,1)	1:A:10:SER:HG	2:C:1:A:H3'	10	0.15
(1,1)	1:A:10:SER:HG	2:C:1:A:H4'	10	0.15
(1,1)	1:A:10:SER:HG	2:C:1:A:H5'	10	0.15
(1,1)	1:A:10:SER:HG	2:C:1:A:H5''	10	0.15
(1,1)	1:A:10:SER:HG	2:C:1:A:H61	10	0.15
(1,1)	1:A:10:SER:HG	2:C:1:A:H62	10	0.15
(1,1)	1:A:10:SER:HG	2:C:1:A:H8	10	0.15
(1,1)	1:A:10:SER:HG	2:C:1:A:HO2'	10	0.15
(1,1)	1:A:10:SER:HG	2:C:1:A:N1	10	0.15
(1,1)	1:A:10:SER:HG	2:C:1:A:N3	10	0.15
(1,1)	1:A:10:SER:HG	2:C:1:A:N6	10	0.15
(1,1)	1:A:10:SER:HG	2:C:1:A:N7	10	0.15

Continued on next page...

Continued from previous page...

Key	Atom-1	Atom-2	Model ID	Violation (Å)
(1,1)	1:A:10:SER:HG	2:C:1:A:N9	10	0.15
(1,1)	1:A:10:SER:HG	2:C:1:A:O2'	10	0.15
(1,1)	1:A:10:SER:HG	2:C:1:A:O3'	10	0.15
(1,1)	1:A:10:SER:HG	2:C:1:A:O4'	10	0.15
(1,1)	1:A:10:SER:HG	2:C:1:A:O5'	10	0.15
(1,1)	1:A:10:SER:HG	2:C:2:U:C1'	10	0.15
(1,1)	1:A:10:SER:HG	2:C:2:U:C2	10	0.15
(1,1)	1:A:10:SER:HG	2:C:2:U:C2'	10	0.15
(1,1)	1:A:10:SER:HG	2:C:2:U:C3'	10	0.15
(1,1)	1:A:10:SER:HG	2:C:2:U:C4	10	0.15
(1,1)	1:A:10:SER:HG	2:C:2:U:C4'	10	0.15
(1,1)	1:A:10:SER:HG	2:C:2:U:C5	10	0.15
(1,1)	1:A:10:SER:HG	2:C:2:U:C5'	10	0.15
(1,1)	1:A:10:SER:HG	2:C:2:U:C6	10	0.15
(1,1)	1:A:10:SER:HG	2:C:2:U:H1'	10	0.15
(1,1)	1:A:10:SER:HG	2:C:2:U:H2'	10	0.15
(1,1)	1:A:10:SER:HG	2:C:2:U:H3	10	0.15
(1,1)	1:A:10:SER:HG	2:C:2:U:H3'	10	0.15
(1,1)	1:A:10:SER:HG	2:C:2:U:H4'	10	0.15
(1,1)	1:A:10:SER:HG	2:C:2:U:H5	10	0.15
(1,1)	1:A:10:SER:HG	2:C:2:U:H5'	10	0.15
(1,1)	1:A:10:SER:HG	2:C:2:U:H5''	10	0.15
(1,1)	1:A:10:SER:HG	2:C:2:U:H6	10	0.15
(1,1)	1:A:10:SER:HG	2:C:2:U:HO2'	10	0.15
(1,1)	1:A:10:SER:HG	2:C:2:U:N1	10	0.15
(1,1)	1:A:10:SER:HG	2:C:2:U:N3	10	0.15
(1,1)	1:A:10:SER:HG	2:C:2:U:O2	10	0.15
(1,1)	1:A:10:SER:HG	2:C:2:U:O2'	10	0.15
(1,1)	1:A:10:SER:HG	2:C:2:U:O3'	10	0.15
(1,1)	1:A:10:SER:HG	2:C:2:U:O4	10	0.15
(1,1)	1:A:10:SER:HG	2:C:2:U:O4'	10	0.15
(1,1)	1:A:10:SER:HG	2:C:2:U:O5'	10	0.15
(1,1)	1:A:10:SER:HG	2:C:2:U:OP1	10	0.15
(1,1)	1:A:10:SER:HG	2:C:2:U:OP2	10	0.15
(1,1)	1:A:10:SER:HG	2:C:2:U:P	10	0.15
(1,1)	1:A:10:SER:HG	2:C:3:A:C1'	10	0.15
(1,1)	1:A:10:SER:HG	2:C:3:A:C2	10	0.15
(1,1)	1:A:10:SER:HG	2:C:3:A:C2'	10	0.15
(1,1)	1:A:10:SER:HG	2:C:3:A:C3'	10	0.15
(1,1)	1:A:10:SER:HG	2:C:3:A:C4	10	0.15
(1,1)	1:A:10:SER:HG	2:C:3:A:C4'	10	0.15
(1,1)	1:A:10:SER:HG	2:C:3:A:C5	10	0.15

Continued on next page...

Continued from previous page...

Key	Atom-1	Atom-2	Model ID	Violation (Å)
(1,1)	1:A:10:SER:HG	2:C:3:A:C5'	10	0.15
(1,1)	1:A:10:SER:HG	2:C:3:A:C6	10	0.15
(1,1)	1:A:10:SER:HG	2:C:3:A:C8	10	0.15
(1,1)	1:A:10:SER:HG	2:C:3:A:H1'	10	0.15
(1,1)	1:A:10:SER:HG	2:C:3:A:H2	10	0.15
(1,1)	1:A:10:SER:HG	2:C:3:A:H2'	10	0.15
(1,1)	1:A:10:SER:HG	2:C:3:A:H3'	10	0.15
(1,1)	1:A:10:SER:HG	2:C:3:A:H4'	10	0.15
(1,1)	1:A:10:SER:HG	2:C:3:A:H5'	10	0.15
(1,1)	1:A:10:SER:HG	2:C:3:A:H5''	10	0.15
(1,1)	1:A:10:SER:HG	2:C:3:A:H61	10	0.15
(1,1)	1:A:10:SER:HG	2:C:3:A:H62	10	0.15
(1,1)	1:A:10:SER:HG	2:C:3:A:H8	10	0.15
(1,1)	1:A:10:SER:HG	2:C:3:A:HO2'	10	0.15
(1,1)	1:A:10:SER:HG	2:C:3:A:N1	10	0.15
(1,1)	1:A:10:SER:HG	2:C:3:A:N3	10	0.15
(1,1)	1:A:10:SER:HG	2:C:3:A:N6	10	0.15
(1,1)	1:A:10:SER:HG	2:C:3:A:N7	10	0.15
(1,1)	1:A:10:SER:HG	2:C:3:A:N9	10	0.15
(1,1)	1:A:10:SER:HG	2:C:3:A:O2'	10	0.15
(1,1)	1:A:10:SER:HG	2:C:3:A:O3'	10	0.15
(1,1)	1:A:10:SER:HG	2:C:3:A:O4'	10	0.15
(1,1)	1:A:10:SER:HG	2:C:3:A:O5'	10	0.15
(1,1)	1:A:10:SER:HG	2:C:3:A:OP1	10	0.15
(1,1)	1:A:10:SER:HG	2:C:3:A:OP2	10	0.15
(1,1)	1:A:10:SER:HG	2:C:3:A:P	10	0.15
(1,1)	1:A:10:SER:HG	2:C:4:C:C1'	10	0.15
(1,1)	1:A:10:SER:HG	2:C:4:C:C2	10	0.15
(1,1)	1:A:10:SER:HG	2:C:4:C:C2'	10	0.15
(1,1)	1:A:10:SER:HG	2:C:4:C:C3'	10	0.15
(1,1)	1:A:10:SER:HG	2:C:4:C:C4	10	0.15
(1,1)	1:A:10:SER:HG	2:C:4:C:C4'	10	0.15
(1,1)	1:A:10:SER:HG	2:C:4:C:C5	10	0.15
(1,1)	1:A:10:SER:HG	2:C:4:C:C5'	10	0.15
(1,1)	1:A:10:SER:HG	2:C:4:C:C6	10	0.15
(1,1)	1:A:10:SER:HG	2:C:4:C:H1'	10	0.15
(1,1)	1:A:10:SER:HG	2:C:4:C:H2'	10	0.15
(1,1)	1:A:10:SER:HG	2:C:4:C:H3'	10	0.15
(1,1)	1:A:10:SER:HG	2:C:4:C:H4'	10	0.15
(1,1)	1:A:10:SER:HG	2:C:4:C:H41	10	0.15
(1,1)	1:A:10:SER:HG	2:C:4:C:H42	10	0.15
(1,1)	1:A:10:SER:HG	2:C:4:C:H5	10	0.15

Continued on next page...

Continued from previous page...

Key	Atom-1	Atom-2	Model ID	Violation (Å)
(1,1)	1:A:10:SER:HG	2:C:4:C:H5'	10	0.15
(1,1)	1:A:10:SER:HG	2:C:4:C:H5''	10	0.15
(1,1)	1:A:10:SER:HG	2:C:4:C:H6	10	0.15
(1,1)	1:A:10:SER:HG	2:C:4:C:HO2'	10	0.15
(1,1)	1:A:10:SER:HG	2:C:4:C:N1	10	0.15
(1,1)	1:A:10:SER:HG	2:C:4:C:N3	10	0.15
(1,1)	1:A:10:SER:HG	2:C:4:C:N4	10	0.15
(1,1)	1:A:10:SER:HG	2:C:4:C:O2	10	0.15
(1,1)	1:A:10:SER:HG	2:C:4:C:O2'	10	0.15
(1,1)	1:A:10:SER:HG	2:C:4:C:O3'	10	0.15
(1,1)	1:A:10:SER:HG	2:C:4:C:O4'	10	0.15
(1,1)	1:A:10:SER:HG	2:C:4:C:O5'	10	0.15
(1,1)	1:A:10:SER:HG	2:C:4:C:OP1	10	0.15
(1,1)	1:A:10:SER:HG	2:C:4:C:OP2	10	0.15
(1,1)	1:A:10:SER:HG	2:C:4:C:P	10	0.15
(1,1)	1:A:10:SER:HG	2:C:5:A:C1'	10	0.15
(1,1)	1:A:10:SER:HG	2:C:5:A:C2	10	0.15
(1,1)	1:A:10:SER:HG	2:C:5:A:C2'	10	0.15
(1,1)	1:A:10:SER:HG	2:C:5:A:C3'	10	0.15
(1,1)	1:A:10:SER:HG	2:C:5:A:C4	10	0.15
(1,1)	1:A:10:SER:HG	2:C:5:A:C4'	10	0.15
(1,1)	1:A:10:SER:HG	2:C:5:A:C5	10	0.15
(1,1)	1:A:10:SER:HG	2:C:5:A:C5'	10	0.15
(1,1)	1:A:10:SER:HG	2:C:5:A:C6	10	0.15
(1,1)	1:A:10:SER:HG	2:C:5:A:C8	10	0.15
(1,1)	1:A:10:SER:HG	2:C:5:A:H1'	10	0.15
(1,1)	1:A:10:SER:HG	2:C:5:A:H2	10	0.15
(1,1)	1:A:10:SER:HG	2:C:5:A:H2'	10	0.15
(1,1)	1:A:10:SER:HG	2:C:5:A:H3'	10	0.15
(1,1)	1:A:10:SER:HG	2:C:5:A:H4'	10	0.15
(1,1)	1:A:10:SER:HG	2:C:5:A:H5'	10	0.15
(1,1)	1:A:10:SER:HG	2:C:5:A:H5''	10	0.15
(1,1)	1:A:10:SER:HG	2:C:5:A:H61	10	0.15
(1,1)	1:A:10:SER:HG	2:C:5:A:H62	10	0.15
(1,1)	1:A:10:SER:HG	2:C:5:A:H8	10	0.15
(1,1)	1:A:10:SER:HG	2:C:5:A:HO2'	10	0.15
(1,1)	1:A:10:SER:HG	2:C:5:A:N1	10	0.15
(1,1)	1:A:10:SER:HG	2:C:5:A:N3	10	0.15
(1,1)	1:A:10:SER:HG	2:C:5:A:N6	10	0.15
(1,1)	1:A:10:SER:HG	2:C:5:A:N7	10	0.15
(1,1)	1:A:10:SER:HG	2:C:5:A:N9	10	0.15
(1,1)	1:A:10:SER:HG	2:C:5:A:O2'	10	0.15

Continued on next page...

Continued from previous page...

Key	Atom-1	Atom-2	Model ID	Violation (Å)
(1,1)	1:A:10:SER:HG	2:C:5:A:O3'	10	0.15
(1,1)	1:A:10:SER:HG	2:C:5:A:O4'	10	0.15
(1,1)	1:A:10:SER:HG	2:C:5:A:O5'	10	0.15
(1,1)	1:A:10:SER:HG	2:C:5:A:OP1	10	0.15
(1,1)	1:A:10:SER:HG	2:C:5:A:OP2	10	0.15
(1,1)	1:A:10:SER:HG	2:C:5:A:P	10	0.15
(1,1)	1:A:10:SER:N	2:C:1:A:C1'	10	0.15
(1,1)	1:A:10:SER:N	2:C:1:A:C2	10	0.15
(1,1)	1:A:10:SER:N	2:C:1:A:C2'	10	0.15
(1,1)	1:A:10:SER:N	2:C:1:A:C3'	10	0.15
(1,1)	1:A:10:SER:N	2:C:1:A:C4	10	0.15
(1,1)	1:A:10:SER:N	2:C:1:A:C4'	10	0.15
(1,1)	1:A:10:SER:N	2:C:1:A:C5	10	0.15
(1,1)	1:A:10:SER:N	2:C:1:A:C5'	10	0.15
(1,1)	1:A:10:SER:N	2:C:1:A:C6	10	0.15
(1,1)	1:A:10:SER:N	2:C:1:A:C8	10	0.15
(1,1)	1:A:10:SER:N	2:C:1:A:H1'	10	0.15
(1,1)	1:A:10:SER:N	2:C:1:A:H2	10	0.15
(1,1)	1:A:10:SER:N	2:C:1:A:H2'	10	0.15
(1,1)	1:A:10:SER:N	2:C:1:A:H3'	10	0.15
(1,1)	1:A:10:SER:N	2:C:1:A:H4'	10	0.15
(1,1)	1:A:10:SER:N	2:C:1:A:H5'	10	0.15
(1,1)	1:A:10:SER:N	2:C:1:A:H5''	10	0.15
(1,1)	1:A:10:SER:N	2:C:1:A:H61	10	0.15
(1,1)	1:A:10:SER:N	2:C:1:A:H62	10	0.15
(1,1)	1:A:10:SER:N	2:C:1:A:H8	10	0.15
(1,1)	1:A:10:SER:N	2:C:1:A:HO2'	10	0.15
(1,1)	1:A:10:SER:N	2:C:1:A:N1	10	0.15
(1,1)	1:A:10:SER:N	2:C:1:A:N3	10	0.15
(1,1)	1:A:10:SER:N	2:C:1:A:N6	10	0.15
(1,1)	1:A:10:SER:N	2:C:1:A:N7	10	0.15
(1,1)	1:A:10:SER:N	2:C:1:A:N9	10	0.15
(1,1)	1:A:10:SER:N	2:C:1:A:O2'	10	0.15
(1,1)	1:A:10:SER:N	2:C:1:A:O3'	10	0.15
(1,1)	1:A:10:SER:N	2:C:1:A:O4'	10	0.15
(1,1)	1:A:10:SER:N	2:C:1:A:O5'	10	0.15
(1,1)	1:A:10:SER:N	2:C:2:U:C1'	10	0.15
(1,1)	1:A:10:SER:N	2:C:2:U:C2	10	0.15
(1,1)	1:A:10:SER:N	2:C:2:U:C2'	10	0.15
(1,1)	1:A:10:SER:N	2:C:2:U:C3'	10	0.15
(1,1)	1:A:10:SER:N	2:C:2:U:C4	10	0.15
(1,1)	1:A:10:SER:N	2:C:2:U:C4'	10	0.15

Continued on next page...

Continued from previous page...

Key	Atom-1	Atom-2	Model ID	Violation (Å)
(1,1)	1:A:10:SER:N	2:C:2:U:C5	10	0.15
(1,1)	1:A:10:SER:N	2:C:2:U:C5'	10	0.15
(1,1)	1:A:10:SER:N	2:C:2:U:C6	10	0.15
(1,1)	1:A:10:SER:N	2:C:2:U:H1'	10	0.15
(1,1)	1:A:10:SER:N	2:C:2:U:H2'	10	0.15
(1,1)	1:A:10:SER:N	2:C:2:U:H3	10	0.15
(1,1)	1:A:10:SER:N	2:C:2:U:H3'	10	0.15
(1,1)	1:A:10:SER:N	2:C:2:U:H4'	10	0.15
(1,1)	1:A:10:SER:N	2:C:2:U:H5	10	0.15
(1,1)	1:A:10:SER:N	2:C:2:U:H5'	10	0.15
(1,1)	1:A:10:SER:N	2:C:2:U:H5''	10	0.15
(1,1)	1:A:10:SER:N	2:C:2:U:H6	10	0.15
(1,1)	1:A:10:SER:N	2:C:2:U:HO2'	10	0.15
(1,1)	1:A:10:SER:N	2:C:2:U:N1	10	0.15
(1,1)	1:A:10:SER:N	2:C:2:U:N3	10	0.15
(1,1)	1:A:10:SER:N	2:C:2:U:O2	10	0.15
(1,1)	1:A:10:SER:N	2:C:2:U:O2'	10	0.15
(1,1)	1:A:10:SER:N	2:C:2:U:O3'	10	0.15
(1,1)	1:A:10:SER:N	2:C:2:U:O4	10	0.15
(1,1)	1:A:10:SER:N	2:C:2:U:O4'	10	0.15
(1,1)	1:A:10:SER:N	2:C:2:U:O5'	10	0.15
(1,1)	1:A:10:SER:N	2:C:2:U:OP1	10	0.15
(1,1)	1:A:10:SER:N	2:C:2:U:OP2	10	0.15
(1,1)	1:A:10:SER:N	2:C:2:U:P	10	0.15
(1,1)	1:A:10:SER:N	2:C:3:A:C1'	10	0.15
(1,1)	1:A:10:SER:N	2:C:3:A:C2	10	0.15
(1,1)	1:A:10:SER:N	2:C:3:A:C2'	10	0.15
(1,1)	1:A:10:SER:N	2:C:3:A:C3'	10	0.15
(1,1)	1:A:10:SER:N	2:C:3:A:C4	10	0.15
(1,1)	1:A:10:SER:N	2:C:3:A:C4'	10	0.15
(1,1)	1:A:10:SER:N	2:C:3:A:C5	10	0.15
(1,1)	1:A:10:SER:N	2:C:3:A:C5'	10	0.15
(1,1)	1:A:10:SER:N	2:C:3:A:C6	10	0.15
(1,1)	1:A:10:SER:N	2:C:3:A:C8	10	0.15
(1,1)	1:A:10:SER:N	2:C:3:A:H1'	10	0.15
(1,1)	1:A:10:SER:N	2:C:3:A:H2	10	0.15
(1,1)	1:A:10:SER:N	2:C:3:A:H2'	10	0.15
(1,1)	1:A:10:SER:N	2:C:3:A:H3'	10	0.15
(1,1)	1:A:10:SER:N	2:C:3:A:H4'	10	0.15
(1,1)	1:A:10:SER:N	2:C:3:A:H5'	10	0.15
(1,1)	1:A:10:SER:N	2:C:3:A:H5''	10	0.15
(1,1)	1:A:10:SER:N	2:C:3:A:H61	10	0.15

Continued on next page...

Continued from previous page...

Key	Atom-1	Atom-2	Model ID	Violation (Å)
(1,1)	1:A:10:SER:N	2:C:3:A:H62	10	0.15
(1,1)	1:A:10:SER:N	2:C:3:A:H8	10	0.15
(1,1)	1:A:10:SER:N	2:C:3:A:HO2'	10	0.15
(1,1)	1:A:10:SER:N	2:C:3:A:N1	10	0.15
(1,1)	1:A:10:SER:N	2:C:3:A:N3	10	0.15
(1,1)	1:A:10:SER:N	2:C:3:A:N6	10	0.15
(1,1)	1:A:10:SER:N	2:C:3:A:N7	10	0.15
(1,1)	1:A:10:SER:N	2:C:3:A:N9	10	0.15
(1,1)	1:A:10:SER:N	2:C:3:A:O2'	10	0.15
(1,1)	1:A:10:SER:N	2:C:3:A:O3'	10	0.15
(1,1)	1:A:10:SER:N	2:C:3:A:O4'	10	0.15
(1,1)	1:A:10:SER:N	2:C:3:A:O5'	10	0.15
(1,1)	1:A:10:SER:N	2:C:3:A:OP1	10	0.15
(1,1)	1:A:10:SER:N	2:C:3:A:OP2	10	0.15
(1,1)	1:A:10:SER:N	2:C:3:A:P	10	0.15
(1,1)	1:A:10:SER:N	2:C:4:C:C1'	10	0.15
(1,1)	1:A:10:SER:N	2:C:4:C:C2	10	0.15
(1,1)	1:A:10:SER:N	2:C:4:C:C2'	10	0.15
(1,1)	1:A:10:SER:N	2:C:4:C:C3'	10	0.15
(1,1)	1:A:10:SER:N	2:C:4:C:C4	10	0.15
(1,1)	1:A:10:SER:N	2:C:4:C:C4'	10	0.15
(1,1)	1:A:10:SER:N	2:C:4:C:C5	10	0.15
(1,1)	1:A:10:SER:N	2:C:4:C:C5'	10	0.15
(1,1)	1:A:10:SER:N	2:C:4:C:C6	10	0.15
(1,1)	1:A:10:SER:N	2:C:4:C:H1'	10	0.15
(1,1)	1:A:10:SER:N	2:C:4:C:H2'	10	0.15
(1,1)	1:A:10:SER:N	2:C:4:C:H3'	10	0.15
(1,1)	1:A:10:SER:N	2:C:4:C:H4'	10	0.15
(1,1)	1:A:10:SER:N	2:C:4:C:H41	10	0.15
(1,1)	1:A:10:SER:N	2:C:4:C:H42	10	0.15
(1,1)	1:A:10:SER:N	2:C:4:C:H5	10	0.15
(1,1)	1:A:10:SER:N	2:C:4:C:H5'	10	0.15
(1,1)	1:A:10:SER:N	2:C:4:C:H5''	10	0.15
(1,1)	1:A:10:SER:N	2:C:4:C:H6	10	0.15
(1,1)	1:A:10:SER:N	2:C:4:C:HO2'	10	0.15
(1,1)	1:A:10:SER:N	2:C:4:C:N1	10	0.15
(1,1)	1:A:10:SER:N	2:C:4:C:N3	10	0.15
(1,1)	1:A:10:SER:N	2:C:4:C:N4	10	0.15
(1,1)	1:A:10:SER:N	2:C:4:C:O2	10	0.15
(1,1)	1:A:10:SER:N	2:C:4:C:O2'	10	0.15
(1,1)	1:A:10:SER:N	2:C:4:C:O3'	10	0.15
(1,1)	1:A:10:SER:N	2:C:4:C:O4'	10	0.15

Continued on next page...

Continued from previous page...

Key	Atom-1	Atom-2	Model ID	Violation (Å)
(1,1)	1:A:10:SER:N	2:C:4:C:O5'	10	0.15
(1,1)	1:A:10:SER:N	2:C:4:C:OP1	10	0.15
(1,1)	1:A:10:SER:N	2:C:4:C:OP2	10	0.15
(1,1)	1:A:10:SER:N	2:C:4:C:P	10	0.15
(1,1)	1:A:10:SER:N	2:C:5:A:C1'	10	0.15
(1,1)	1:A:10:SER:N	2:C:5:A:C2	10	0.15
(1,1)	1:A:10:SER:N	2:C:5:A:C2'	10	0.15
(1,1)	1:A:10:SER:N	2:C:5:A:C3'	10	0.15
(1,1)	1:A:10:SER:N	2:C:5:A:C4	10	0.15
(1,1)	1:A:10:SER:N	2:C:5:A:C4'	10	0.15
(1,1)	1:A:10:SER:N	2:C:5:A:C5	10	0.15
(1,1)	1:A:10:SER:N	2:C:5:A:C5'	10	0.15
(1,1)	1:A:10:SER:N	2:C:5:A:C6	10	0.15
(1,1)	1:A:10:SER:N	2:C:5:A:C8	10	0.15
(1,1)	1:A:10:SER:N	2:C:5:A:H1'	10	0.15
(1,1)	1:A:10:SER:N	2:C:5:A:H2	10	0.15
(1,1)	1:A:10:SER:N	2:C:5:A:H2'	10	0.15
(1,1)	1:A:10:SER:N	2:C:5:A:H3'	10	0.15
(1,1)	1:A:10:SER:N	2:C:5:A:H4'	10	0.15
(1,1)	1:A:10:SER:N	2:C:5:A:H5'	10	0.15
(1,1)	1:A:10:SER:N	2:C:5:A:H5''	10	0.15
(1,1)	1:A:10:SER:N	2:C:5:A:H61	10	0.15
(1,1)	1:A:10:SER:N	2:C:5:A:H62	10	0.15
(1,1)	1:A:10:SER:N	2:C:5:A:H8	10	0.15
(1,1)	1:A:10:SER:N	2:C:5:A:HO2'	10	0.15
(1,1)	1:A:10:SER:N	2:C:5:A:N1	10	0.15
(1,1)	1:A:10:SER:N	2:C:5:A:N3	10	0.15
(1,1)	1:A:10:SER:N	2:C:5:A:N6	10	0.15
(1,1)	1:A:10:SER:N	2:C:5:A:N7	10	0.15
(1,1)	1:A:10:SER:N	2:C:5:A:N9	10	0.15
(1,1)	1:A:10:SER:N	2:C:5:A:O2'	10	0.15
(1,1)	1:A:10:SER:N	2:C:5:A:O3'	10	0.15
(1,1)	1:A:10:SER:N	2:C:5:A:O4'	10	0.15
(1,1)	1:A:10:SER:N	2:C:5:A:O5'	10	0.15
(1,1)	1:A:10:SER:N	2:C:5:A:OP1	10	0.15
(1,1)	1:A:10:SER:N	2:C:5:A:OP2	10	0.15
(1,1)	1:A:10:SER:N	2:C:5:A:P	10	0.15
(1,1)	1:A:10:SER:O	2:C:1:A:C1'	10	0.15
(1,1)	1:A:10:SER:O	2:C:1:A:C2	10	0.15
(1,1)	1:A:10:SER:O	2:C:1:A:C2'	10	0.15
(1,1)	1:A:10:SER:O	2:C:1:A:C3'	10	0.15
(1,1)	1:A:10:SER:O	2:C:1:A:C4	10	0.15

Continued on next page...

Continued from previous page...

Key	Atom-1	Atom-2	Model ID	Violation (Å)
(1,1)	1:A:10:SER:O	2:C:1:A:C4'	10	0.15
(1,1)	1:A:10:SER:O	2:C:1:A:C5	10	0.15
(1,1)	1:A:10:SER:O	2:C:1:A:C5'	10	0.15
(1,1)	1:A:10:SER:O	2:C:1:A:C6	10	0.15
(1,1)	1:A:10:SER:O	2:C:1:A:C8	10	0.15
(1,1)	1:A:10:SER:O	2:C:1:A:H1'	10	0.15
(1,1)	1:A:10:SER:O	2:C:1:A:H2	10	0.15
(1,1)	1:A:10:SER:O	2:C:1:A:H2'	10	0.15
(1,1)	1:A:10:SER:O	2:C:1:A:H3'	10	0.15
(1,1)	1:A:10:SER:O	2:C:1:A:H4'	10	0.15
(1,1)	1:A:10:SER:O	2:C:1:A:H5'	10	0.15
(1,1)	1:A:10:SER:O	2:C:1:A:H5''	10	0.15
(1,1)	1:A:10:SER:O	2:C:1:A:H61	10	0.15
(1,1)	1:A:10:SER:O	2:C:1:A:H62	10	0.15
(1,1)	1:A:10:SER:O	2:C:1:A:H8	10	0.15
(1,1)	1:A:10:SER:O	2:C:1:A:HO2'	10	0.15
(1,1)	1:A:10:SER:O	2:C:1:A:N1	10	0.15
(1,1)	1:A:10:SER:O	2:C:1:A:N3	10	0.15
(1,1)	1:A:10:SER:O	2:C:1:A:N6	10	0.15
(1,1)	1:A:10:SER:O	2:C:1:A:N7	10	0.15
(1,1)	1:A:10:SER:O	2:C:1:A:N9	10	0.15
(1,1)	1:A:10:SER:O	2:C:1:A:O2'	10	0.15
(1,1)	1:A:10:SER:O	2:C:1:A:O3'	10	0.15
(1,1)	1:A:10:SER:O	2:C:1:A:O4'	10	0.15
(1,1)	1:A:10:SER:O	2:C:1:A:O5'	10	0.15
(1,1)	1:A:10:SER:O	2:C:2:U:C1'	10	0.15
(1,1)	1:A:10:SER:O	2:C:2:U:C2	10	0.15
(1,1)	1:A:10:SER:O	2:C:2:U:C2'	10	0.15
(1,1)	1:A:10:SER:O	2:C:2:U:C3'	10	0.15
(1,1)	1:A:10:SER:O	2:C:2:U:C4	10	0.15
(1,1)	1:A:10:SER:O	2:C:2:U:C4'	10	0.15
(1,1)	1:A:10:SER:O	2:C:2:U:C5	10	0.15
(1,1)	1:A:10:SER:O	2:C:2:U:C5'	10	0.15
(1,1)	1:A:10:SER:O	2:C:2:U:C6	10	0.15
(1,1)	1:A:10:SER:O	2:C:2:U:H1'	10	0.15
(1,1)	1:A:10:SER:O	2:C:2:U:H2'	10	0.15
(1,1)	1:A:10:SER:O	2:C:2:U:H3	10	0.15
(1,1)	1:A:10:SER:O	2:C:2:U:H3'	10	0.15
(1,1)	1:A:10:SER:O	2:C:2:U:H4'	10	0.15
(1,1)	1:A:10:SER:O	2:C:2:U:H5	10	0.15
(1,1)	1:A:10:SER:O	2:C:2:U:H5'	10	0.15
(1,1)	1:A:10:SER:O	2:C:2:U:H5''	10	0.15

Continued on next page...

Continued from previous page...

Key	Atom-1	Atom-2	Model ID	Violation (Å)
(1,1)	1:A:10:SER:O	2:C:2:U:H6	10	0.15
(1,1)	1:A:10:SER:O	2:C:2:U:HO2'	10	0.15
(1,1)	1:A:10:SER:O	2:C:2:U:N1	10	0.15
(1,1)	1:A:10:SER:O	2:C:2:U:N3	10	0.15
(1,1)	1:A:10:SER:O	2:C:2:U:O2	10	0.15
(1,1)	1:A:10:SER:O	2:C:2:U:O2'	10	0.15
(1,1)	1:A:10:SER:O	2:C:2:U:O3'	10	0.15
(1,1)	1:A:10:SER:O	2:C:2:U:O4	10	0.15
(1,1)	1:A:10:SER:O	2:C:2:U:O4'	10	0.15
(1,1)	1:A:10:SER:O	2:C:2:U:O5'	10	0.15
(1,1)	1:A:10:SER:O	2:C:2:U:OP1	10	0.15
(1,1)	1:A:10:SER:O	2:C:2:U:OP2	10	0.15
(1,1)	1:A:10:SER:O	2:C:2:U:P	10	0.15
(1,1)	1:A:10:SER:O	2:C:3:A:C1'	10	0.15
(1,1)	1:A:10:SER:O	2:C:3:A:C2	10	0.15
(1,1)	1:A:10:SER:O	2:C:3:A:C2'	10	0.15
(1,1)	1:A:10:SER:O	2:C:3:A:C3'	10	0.15
(1,1)	1:A:10:SER:O	2:C:3:A:C4	10	0.15
(1,1)	1:A:10:SER:O	2:C:3:A:C4'	10	0.15
(1,1)	1:A:10:SER:O	2:C:3:A:C5	10	0.15
(1,1)	1:A:10:SER:O	2:C:3:A:C5'	10	0.15
(1,1)	1:A:10:SER:O	2:C:3:A:C6	10	0.15
(1,1)	1:A:10:SER:O	2:C:3:A:C8	10	0.15
(1,1)	1:A:10:SER:O	2:C:3:A:H1'	10	0.15
(1,1)	1:A:10:SER:O	2:C:3:A:H2	10	0.15
(1,1)	1:A:10:SER:O	2:C:3:A:H2'	10	0.15
(1,1)	1:A:10:SER:O	2:C:3:A:H3'	10	0.15
(1,1)	1:A:10:SER:O	2:C:3:A:H4'	10	0.15
(1,1)	1:A:10:SER:O	2:C:3:A:H5'	10	0.15
(1,1)	1:A:10:SER:O	2:C:3:A:H5''	10	0.15
(1,1)	1:A:10:SER:O	2:C:3:A:H61	10	0.15
(1,1)	1:A:10:SER:O	2:C:3:A:H62	10	0.15
(1,1)	1:A:10:SER:O	2:C:3:A:H8	10	0.15
(1,1)	1:A:10:SER:O	2:C:3:A:HO2'	10	0.15
(1,1)	1:A:10:SER:O	2:C:3:A:N1	10	0.15
(1,1)	1:A:10:SER:O	2:C:3:A:N3	10	0.15
(1,1)	1:A:10:SER:O	2:C:3:A:N6	10	0.15
(1,1)	1:A:10:SER:O	2:C:3:A:N7	10	0.15
(1,1)	1:A:10:SER:O	2:C:3:A:N9	10	0.15
(1,1)	1:A:10:SER:O	2:C:3:A:O2'	10	0.15
(1,1)	1:A:10:SER:O	2:C:3:A:O3'	10	0.15
(1,1)	1:A:10:SER:O	2:C:3:A:O4'	10	0.15

Continued on next page...

Continued from previous page...

Key	Atom-1	Atom-2	Model ID	Violation (Å)
(1,1)	1:A:10:SER:O	2:C:3:A:O5'	10	0.15
(1,1)	1:A:10:SER:O	2:C:3:A:OP1	10	0.15
(1,1)	1:A:10:SER:O	2:C:3:A:OP2	10	0.15
(1,1)	1:A:10:SER:O	2:C:3:A:P	10	0.15
(1,1)	1:A:10:SER:O	2:C:4:C:C1'	10	0.15
(1,1)	1:A:10:SER:O	2:C:4:C:C2	10	0.15
(1,1)	1:A:10:SER:O	2:C:4:C:C2'	10	0.15
(1,1)	1:A:10:SER:O	2:C:4:C:C3'	10	0.15
(1,1)	1:A:10:SER:O	2:C:4:C:C4	10	0.15
(1,1)	1:A:10:SER:O	2:C:4:C:C4'	10	0.15
(1,1)	1:A:10:SER:O	2:C:4:C:C5	10	0.15
(1,1)	1:A:10:SER:O	2:C:4:C:C5'	10	0.15
(1,1)	1:A:10:SER:O	2:C:4:C:C6	10	0.15
(1,1)	1:A:10:SER:O	2:C:4:C:H1'	10	0.15
(1,1)	1:A:10:SER:O	2:C:4:C:H2'	10	0.15
(1,1)	1:A:10:SER:O	2:C:4:C:H3'	10	0.15
(1,1)	1:A:10:SER:O	2:C:4:C:H4'	10	0.15
(1,1)	1:A:10:SER:O	2:C:4:C:H41	10	0.15
(1,1)	1:A:10:SER:O	2:C:4:C:H42	10	0.15
(1,1)	1:A:10:SER:O	2:C:4:C:H5	10	0.15
(1,1)	1:A:10:SER:O	2:C:4:C:H5'	10	0.15
(1,1)	1:A:10:SER:O	2:C:4:C:H5''	10	0.15
(1,1)	1:A:10:SER:O	2:C:4:C:H6	10	0.15
(1,1)	1:A:10:SER:O	2:C:4:C:HO2'	10	0.15
(1,1)	1:A:10:SER:O	2:C:4:C:N1	10	0.15
(1,1)	1:A:10:SER:O	2:C:4:C:N3	10	0.15
(1,1)	1:A:10:SER:O	2:C:4:C:N4	10	0.15
(1,1)	1:A:10:SER:O	2:C:4:C:O2	10	0.15
(1,1)	1:A:10:SER:O	2:C:4:C:O2'	10	0.15
(1,1)	1:A:10:SER:O	2:C:4:C:O3'	10	0.15
(1,1)	1:A:10:SER:O	2:C:4:C:O4'	10	0.15
(1,1)	1:A:10:SER:O	2:C:4:C:O5'	10	0.15
(1,1)	1:A:10:SER:O	2:C:4:C:OP1	10	0.15
(1,1)	1:A:10:SER:O	2:C:4:C:OP2	10	0.15
(1,1)	1:A:10:SER:O	2:C:4:C:P	10	0.15
(1,1)	1:A:10:SER:O	2:C:5:A:C1'	10	0.15
(1,1)	1:A:10:SER:O	2:C:5:A:C2	10	0.15
(1,1)	1:A:10:SER:O	2:C:5:A:C2'	10	0.15
(1,1)	1:A:10:SER:O	2:C:5:A:C3'	10	0.15
(1,1)	1:A:10:SER:O	2:C:5:A:C4	10	0.15
(1,1)	1:A:10:SER:O	2:C:5:A:C4'	10	0.15
(1,1)	1:A:10:SER:O	2:C:5:A:C5	10	0.15

Continued on next page...

Continued from previous page...

Key	Atom-1	Atom-2	Model ID	Violation (Å)
(1,1)	1:A:10:SER:O	2:C:5:A:C5'	10	0.15
(1,1)	1:A:10:SER:O	2:C:5:A:C6	10	0.15
(1,1)	1:A:10:SER:O	2:C:5:A:C8	10	0.15
(1,1)	1:A:10:SER:O	2:C:5:A:H1'	10	0.15
(1,1)	1:A:10:SER:O	2:C:5:A:H2	10	0.15
(1,1)	1:A:10:SER:O	2:C:5:A:H2'	10	0.15
(1,1)	1:A:10:SER:O	2:C:5:A:H3'	10	0.15
(1,1)	1:A:10:SER:O	2:C:5:A:H4'	10	0.15
(1,1)	1:A:10:SER:O	2:C:5:A:H5'	10	0.15
(1,1)	1:A:10:SER:O	2:C:5:A:H5''	10	0.15
(1,1)	1:A:10:SER:O	2:C:5:A:H61	10	0.15
(1,1)	1:A:10:SER:O	2:C:5:A:H62	10	0.15
(1,1)	1:A:10:SER:O	2:C:5:A:H8	10	0.15
(1,1)	1:A:10:SER:O	2:C:5:A:HO2'	10	0.15
(1,1)	1:A:10:SER:O	2:C:5:A:N1	10	0.15
(1,1)	1:A:10:SER:O	2:C:5:A:N3	10	0.15
(1,1)	1:A:10:SER:O	2:C:5:A:N6	10	0.15
(1,1)	1:A:10:SER:O	2:C:5:A:N7	10	0.15
(1,1)	1:A:10:SER:O	2:C:5:A:N9	10	0.15
(1,1)	1:A:10:SER:O	2:C:5:A:O2'	10	0.15
(1,1)	1:A:10:SER:O	2:C:5:A:O3'	10	0.15
(1,1)	1:A:10:SER:O	2:C:5:A:O4'	10	0.15
(1,1)	1:A:10:SER:O	2:C:5:A:O5'	10	0.15
(1,1)	1:A:10:SER:O	2:C:5:A:OP1	10	0.15
(1,1)	1:A:10:SER:O	2:C:5:A:OP2	10	0.15
(1,1)	1:A:10:SER:O	2:C:5:A:P	10	0.15
(1,1)	1:A:10:SER:OG	2:C:1:A:C1'	10	0.15
(1,1)	1:A:10:SER:OG	2:C:1:A:C2	10	0.15
(1,1)	1:A:10:SER:OG	2:C:1:A:C2'	10	0.15
(1,1)	1:A:10:SER:OG	2:C:1:A:C3'	10	0.15
(1,1)	1:A:10:SER:OG	2:C:1:A:C4	10	0.15
(1,1)	1:A:10:SER:OG	2:C:1:A:C4'	10	0.15
(1,1)	1:A:10:SER:OG	2:C:1:A:C5	10	0.15
(1,1)	1:A:10:SER:OG	2:C:1:A:C5'	10	0.15
(1,1)	1:A:10:SER:OG	2:C:1:A:C6	10	0.15
(1,1)	1:A:10:SER:OG	2:C:1:A:C8	10	0.15
(1,1)	1:A:10:SER:OG	2:C:1:A:H1'	10	0.15
(1,1)	1:A:10:SER:OG	2:C:1:A:H2	10	0.15
(1,1)	1:A:10:SER:OG	2:C:1:A:H2'	10	0.15
(1,1)	1:A:10:SER:OG	2:C:1:A:H3'	10	0.15
(1,1)	1:A:10:SER:OG	2:C:1:A:H4'	10	0.15
(1,1)	1:A:10:SER:OG	2:C:1:A:H5'	10	0.15

Continued on next page...

Continued from previous page...

Key	Atom-1	Atom-2	Model ID	Violation (Å)
(1,1)	1:A:10:SER:OG	2:C:1:A:H5''	10	0.15
(1,1)	1:A:10:SER:OG	2:C:1:A:H61	10	0.15
(1,1)	1:A:10:SER:OG	2:C:1:A:H62	10	0.15
(1,1)	1:A:10:SER:OG	2:C:1:A:H8	10	0.15
(1,1)	1:A:10:SER:OG	2:C:1:A:HO2'	10	0.15
(1,1)	1:A:10:SER:OG	2:C:1:A:N1	10	0.15
(1,1)	1:A:10:SER:OG	2:C:1:A:N3	10	0.15
(1,1)	1:A:10:SER:OG	2:C:1:A:N6	10	0.15
(1,1)	1:A:10:SER:OG	2:C:1:A:N7	10	0.15
(1,1)	1:A:10:SER:OG	2:C:1:A:N9	10	0.15
(1,1)	1:A:10:SER:OG	2:C:1:A:O2'	10	0.15
(1,1)	1:A:10:SER:OG	2:C:1:A:O3'	10	0.15
(1,1)	1:A:10:SER:OG	2:C:1:A:O4'	10	0.15
(1,1)	1:A:10:SER:OG	2:C:1:A:O5'	10	0.15
(1,1)	1:A:10:SER:OG	2:C:2:U:C1'	10	0.15
(1,1)	1:A:10:SER:OG	2:C:2:U:C2	10	0.15
(1,1)	1:A:10:SER:OG	2:C:2:U:C2'	10	0.15
(1,1)	1:A:10:SER:OG	2:C:2:U:C3'	10	0.15
(1,1)	1:A:10:SER:OG	2:C:2:U:C4	10	0.15
(1,1)	1:A:10:SER:OG	2:C:2:U:C4'	10	0.15
(1,1)	1:A:10:SER:OG	2:C:2:U:C5	10	0.15
(1,1)	1:A:10:SER:OG	2:C:2:U:C5'	10	0.15
(1,1)	1:A:10:SER:OG	2:C:2:U:C6	10	0.15
(1,1)	1:A:10:SER:OG	2:C:2:U:H1'	10	0.15
(1,1)	1:A:10:SER:OG	2:C:2:U:H2'	10	0.15
(1,1)	1:A:10:SER:OG	2:C:2:U:H3	10	0.15
(1,1)	1:A:10:SER:OG	2:C:2:U:H3'	10	0.15
(1,1)	1:A:10:SER:OG	2:C:2:U:H4'	10	0.15
(1,1)	1:A:10:SER:OG	2:C:2:U:H5	10	0.15
(1,1)	1:A:10:SER:OG	2:C:2:U:H5'	10	0.15
(1,1)	1:A:10:SER:OG	2:C:2:U:H5''	10	0.15
(1,1)	1:A:10:SER:OG	2:C:2:U:H6	10	0.15
(1,1)	1:A:10:SER:OG	2:C:2:U:HO2'	10	0.15
(1,1)	1:A:10:SER:OG	2:C:2:U:N1	10	0.15
(1,1)	1:A:10:SER:OG	2:C:2:U:N3	10	0.15
(1,1)	1:A:10:SER:OG	2:C:2:U:O2	10	0.15
(1,1)	1:A:10:SER:OG	2:C:2:U:O2'	10	0.15
(1,1)	1:A:10:SER:OG	2:C:2:U:O3'	10	0.15
(1,1)	1:A:10:SER:OG	2:C:2:U:O4	10	0.15
(1,1)	1:A:10:SER:OG	2:C:2:U:O4'	10	0.15
(1,1)	1:A:10:SER:OG	2:C:2:U:O5'	10	0.15
(1,1)	1:A:10:SER:OG	2:C:2:U:OP1	10	0.15

Continued on next page...

Continued from previous page...

Key	Atom-1	Atom-2	Model ID	Violation (Å)
(1,1)	1:A:10:SER:OG	2:C:2:U:OP2	10	0.15
(1,1)	1:A:10:SER:OG	2:C:2:U:P	10	0.15
(1,1)	1:A:10:SER:OG	2:C:3:A:C1'	10	0.15
(1,1)	1:A:10:SER:OG	2:C:3:A:C2	10	0.15
(1,1)	1:A:10:SER:OG	2:C:3:A:C2'	10	0.15
(1,1)	1:A:10:SER:OG	2:C:3:A:C3'	10	0.15
(1,1)	1:A:10:SER:OG	2:C:3:A:C4	10	0.15
(1,1)	1:A:10:SER:OG	2:C:3:A:C4'	10	0.15
(1,1)	1:A:10:SER:OG	2:C:3:A:C5	10	0.15
(1,1)	1:A:10:SER:OG	2:C:3:A:C5'	10	0.15
(1,1)	1:A:10:SER:OG	2:C:3:A:C6	10	0.15
(1,1)	1:A:10:SER:OG	2:C:3:A:C8	10	0.15
(1,1)	1:A:10:SER:OG	2:C:3:A:H1'	10	0.15
(1,1)	1:A:10:SER:OG	2:C:3:A:H2	10	0.15
(1,1)	1:A:10:SER:OG	2:C:3:A:H2'	10	0.15
(1,1)	1:A:10:SER:OG	2:C:3:A:H3'	10	0.15
(1,1)	1:A:10:SER:OG	2:C:3:A:H4'	10	0.15
(1,1)	1:A:10:SER:OG	2:C:3:A:H5'	10	0.15
(1,1)	1:A:10:SER:OG	2:C:3:A:H5''	10	0.15
(1,1)	1:A:10:SER:OG	2:C:3:A:H61	10	0.15
(1,1)	1:A:10:SER:OG	2:C:3:A:H62	10	0.15
(1,1)	1:A:10:SER:OG	2:C:3:A:H8	10	0.15
(1,1)	1:A:10:SER:OG	2:C:3:A:HO2'	10	0.15
(1,1)	1:A:10:SER:OG	2:C:3:A:N1	10	0.15
(1,1)	1:A:10:SER:OG	2:C:3:A:N3	10	0.15
(1,1)	1:A:10:SER:OG	2:C:3:A:N6	10	0.15
(1,1)	1:A:10:SER:OG	2:C:3:A:N7	10	0.15
(1,1)	1:A:10:SER:OG	2:C:3:A:N9	10	0.15
(1,1)	1:A:10:SER:OG	2:C:3:A:O2'	10	0.15
(1,1)	1:A:10:SER:OG	2:C:3:A:O3'	10	0.15
(1,1)	1:A:10:SER:OG	2:C:3:A:O4'	10	0.15
(1,1)	1:A:10:SER:OG	2:C:3:A:O5'	10	0.15
(1,1)	1:A:10:SER:OG	2:C:3:A:OP1	10	0.15
(1,1)	1:A:10:SER:OG	2:C:3:A:OP2	10	0.15
(1,1)	1:A:10:SER:OG	2:C:3:A:P	10	0.15
(1,1)	1:A:10:SER:OG	2:C:4:C:C1'	10	0.15
(1,1)	1:A:10:SER:OG	2:C:4:C:C2	10	0.15
(1,1)	1:A:10:SER:OG	2:C:4:C:C2'	10	0.15
(1,1)	1:A:10:SER:OG	2:C:4:C:C3'	10	0.15
(1,1)	1:A:10:SER:OG	2:C:4:C:C4	10	0.15
(1,1)	1:A:10:SER:OG	2:C:4:C:C4'	10	0.15
(1,1)	1:A:10:SER:OG	2:C:4:C:C5	10	0.15

Continued on next page...

Continued from previous page...

Key	Atom-1	Atom-2	Model ID	Violation (Å)
(1,1)	1:A:10:SER:OG	2:C:4:C:C5'	10	0.15
(1,1)	1:A:10:SER:OG	2:C:4:C:C6	10	0.15
(1,1)	1:A:10:SER:OG	2:C:4:C:H1'	10	0.15
(1,1)	1:A:10:SER:OG	2:C:4:C:H2'	10	0.15
(1,1)	1:A:10:SER:OG	2:C:4:C:H3'	10	0.15
(1,1)	1:A:10:SER:OG	2:C:4:C:H4'	10	0.15
(1,1)	1:A:10:SER:OG	2:C:4:C:H41	10	0.15
(1,1)	1:A:10:SER:OG	2:C:4:C:H42	10	0.15
(1,1)	1:A:10:SER:OG	2:C:4:C:H5	10	0.15
(1,1)	1:A:10:SER:OG	2:C:4:C:H5'	10	0.15
(1,1)	1:A:10:SER:OG	2:C:4:C:H5''	10	0.15
(1,1)	1:A:10:SER:OG	2:C:4:C:H6	10	0.15
(1,1)	1:A:10:SER:OG	2:C:4:C:HO2'	10	0.15
(1,1)	1:A:10:SER:OG	2:C:4:C:N1	10	0.15
(1,1)	1:A:10:SER:OG	2:C:4:C:N3	10	0.15
(1,1)	1:A:10:SER:OG	2:C:4:C:N4	10	0.15
(1,1)	1:A:10:SER:OG	2:C:4:C:O2	10	0.15
(1,1)	1:A:10:SER:OG	2:C:4:C:O2'	10	0.15
(1,1)	1:A:10:SER:OG	2:C:4:C:O3'	10	0.15
(1,1)	1:A:10:SER:OG	2:C:4:C:O4'	10	0.15
(1,1)	1:A:10:SER:OG	2:C:4:C:O5'	10	0.15
(1,1)	1:A:10:SER:OG	2:C:4:C:OP1	10	0.15
(1,1)	1:A:10:SER:OG	2:C:4:C:OP2	10	0.15
(1,1)	1:A:10:SER:OG	2:C:4:C:P	10	0.15
(1,1)	1:A:10:SER:OG	2:C:5:A:C1'	10	0.15
(1,1)	1:A:10:SER:OG	2:C:5:A:C2	10	0.15
(1,1)	1:A:10:SER:OG	2:C:5:A:C2'	10	0.15
(1,1)	1:A:10:SER:OG	2:C:5:A:C3'	10	0.15
(1,1)	1:A:10:SER:OG	2:C:5:A:C4	10	0.15
(1,1)	1:A:10:SER:OG	2:C:5:A:C4'	10	0.15
(1,1)	1:A:10:SER:OG	2:C:5:A:C5	10	0.15
(1,1)	1:A:10:SER:OG	2:C:5:A:C5'	10	0.15
(1,1)	1:A:10:SER:OG	2:C:5:A:C6	10	0.15
(1,1)	1:A:10:SER:OG	2:C:5:A:C8	10	0.15
(1,1)	1:A:10:SER:OG	2:C:5:A:H1'	10	0.15
(1,1)	1:A:10:SER:OG	2:C:5:A:H2	10	0.15
(1,1)	1:A:10:SER:OG	2:C:5:A:H2'	10	0.15
(1,1)	1:A:10:SER:OG	2:C:5:A:H3'	10	0.15
(1,1)	1:A:10:SER:OG	2:C:5:A:H4'	10	0.15
(1,1)	1:A:10:SER:OG	2:C:5:A:H5'	10	0.15
(1,1)	1:A:10:SER:OG	2:C:5:A:H5''	10	0.15
(1,1)	1:A:10:SER:OG	2:C:5:A:H61	10	0.15

Continued on next page...

Continued from previous page...

Key	Atom-1	Atom-2	Model ID	Violation (Å)
(1,1)	1:A:10:SER:OG	2:C:5:A:H62	10	0.15
(1,1)	1:A:10:SER:OG	2:C:5:A:H8	10	0.15
(1,1)	1:A:10:SER:OG	2:C:5:A:HO2'	10	0.15
(1,1)	1:A:10:SER:OG	2:C:5:A:N1	10	0.15
(1,1)	1:A:10:SER:OG	2:C:5:A:N3	10	0.15
(1,1)	1:A:10:SER:OG	2:C:5:A:N6	10	0.15
(1,1)	1:A:10:SER:OG	2:C:5:A:N7	10	0.15
(1,1)	1:A:10:SER:OG	2:C:5:A:N9	10	0.15
(1,1)	1:A:10:SER:OG	2:C:5:A:O2'	10	0.15
(1,1)	1:A:10:SER:OG	2:C:5:A:O3'	10	0.15
(1,1)	1:A:10:SER:OG	2:C:5:A:O4'	10	0.15
(1,1)	1:A:10:SER:OG	2:C:5:A:O5'	10	0.15
(1,1)	1:A:10:SER:OG	2:C:5:A:OP1	10	0.15
(1,1)	1:A:10:SER:OG	2:C:5:A:OP2	10	0.15
(1,1)	1:A:10:SER:OG	2:C:5:A:P	10	0.15
(2,1)	2:C:2:U:HO2'	2:C:3:A:OP2	3	0.14
(1,22)	2:C:3:A:O5'	1:A:73:ARG:HE	3	0.14
(1,22)	2:C:3:A:O5'	1:A:73:ARG:HH11	3	0.14
(1,22)	2:C:3:A:O5'	1:A:73:ARG:HH12	3	0.14
(1,22)	2:C:3:A:O5'	1:A:73:ARG:HH21	3	0.14
(1,22)	2:C:3:A:O5'	1:A:73:ARG:HH22	3	0.14
(1,22)	2:C:3:A:O5'	1:A:85:ARG:HE	3	0.14
(1,22)	2:C:3:A:O5'	1:A:85:ARG:HH11	3	0.14
(1,22)	2:C:3:A:O5'	1:A:85:ARG:HH12	3	0.14
(1,22)	2:C:3:A:O5'	1:A:85:ARG:HH21	3	0.14
(1,22)	2:C:3:A:O5'	1:A:85:ARG:HH22	3	0.14
(1,2)	1:A:14:THR:C	2:C:1:A:C1'	1	0.14
(1,2)	1:A:14:THR:C	2:C:1:A:C2	1	0.14
(1,2)	1:A:14:THR:C	2:C:1:A:C2'	1	0.14
(1,2)	1:A:14:THR:C	2:C:1:A:C3'	1	0.14
(1,2)	1:A:14:THR:C	2:C:1:A:C4	1	0.14
(1,2)	1:A:14:THR:C	2:C:1:A:C4'	1	0.14
(1,2)	1:A:14:THR:C	2:C:1:A:C5	1	0.14
(1,2)	1:A:14:THR:C	2:C:1:A:C5'	1	0.14
(1,2)	1:A:14:THR:C	2:C:1:A:C6	1	0.14
(1,2)	1:A:14:THR:C	2:C:1:A:C8	1	0.14
(1,2)	1:A:14:THR:C	2:C:1:A:H1'	1	0.14
(1,2)	1:A:14:THR:C	2:C:1:A:H2	1	0.14
(1,2)	1:A:14:THR:C	2:C:1:A:H2'	1	0.14
(1,2)	1:A:14:THR:C	2:C:1:A:H3'	1	0.14
(1,2)	1:A:14:THR:C	2:C:1:A:H4'	1	0.14
(1,2)	1:A:14:THR:C	2:C:1:A:H5'	1	0.14

Continued on next page...

Continued from previous page...

Key	Atom-1	Atom-2	Model ID	Violation (Å)
(1,2)	1:A:14:THR:C	2:C:1:A:H5''	1	0.14
(1,2)	1:A:14:THR:C	2:C:1:A:H61	1	0.14
(1,2)	1:A:14:THR:C	2:C:1:A:H62	1	0.14
(1,2)	1:A:14:THR:C	2:C:1:A:H8	1	0.14
(1,2)	1:A:14:THR:C	2:C:1:A:HO2'	1	0.14
(1,2)	1:A:14:THR:C	2:C:1:A:N1	1	0.14
(1,2)	1:A:14:THR:C	2:C:1:A:N3	1	0.14
(1,2)	1:A:14:THR:C	2:C:1:A:N6	1	0.14
(1,2)	1:A:14:THR:C	2:C:1:A:N7	1	0.14
(1,2)	1:A:14:THR:C	2:C:1:A:N9	1	0.14
(1,2)	1:A:14:THR:C	2:C:1:A:O2'	1	0.14
(1,2)	1:A:14:THR:C	2:C:1:A:O3'	1	0.14
(1,2)	1:A:14:THR:C	2:C:1:A:O4'	1	0.14
(1,2)	1:A:14:THR:C	2:C:1:A:O5'	1	0.14
(1,2)	1:A:14:THR:C	2:C:2:U:C1'	1	0.14
(1,2)	1:A:14:THR:C	2:C:2:U:C2	1	0.14
(1,2)	1:A:14:THR:C	2:C:2:U:C2'	1	0.14
(1,2)	1:A:14:THR:C	2:C:2:U:C3'	1	0.14
(1,2)	1:A:14:THR:C	2:C:2:U:C4	1	0.14
(1,2)	1:A:14:THR:C	2:C:2:U:C4'	1	0.14
(1,2)	1:A:14:THR:C	2:C:2:U:C5	1	0.14
(1,2)	1:A:14:THR:C	2:C:2:U:C5'	1	0.14
(1,2)	1:A:14:THR:C	2:C:2:U:C6	1	0.14
(1,2)	1:A:14:THR:C	2:C:2:U:H1'	1	0.14
(1,2)	1:A:14:THR:C	2:C:2:U:H2'	1	0.14
(1,2)	1:A:14:THR:C	2:C:2:U:H3	1	0.14
(1,2)	1:A:14:THR:C	2:C:2:U:H3'	1	0.14
(1,2)	1:A:14:THR:C	2:C:2:U:H4'	1	0.14
(1,2)	1:A:14:THR:C	2:C:2:U:H5	1	0.14
(1,2)	1:A:14:THR:C	2:C:2:U:H5'	1	0.14
(1,2)	1:A:14:THR:C	2:C:2:U:H5''	1	0.14
(1,2)	1:A:14:THR:C	2:C:2:U:H6	1	0.14
(1,2)	1:A:14:THR:C	2:C:2:U:HO2'	1	0.14
(1,2)	1:A:14:THR:C	2:C:2:U:N1	1	0.14
(1,2)	1:A:14:THR:C	2:C:2:U:N3	1	0.14
(1,2)	1:A:14:THR:C	2:C:2:U:O2	1	0.14
(1,2)	1:A:14:THR:C	2:C:2:U:O2'	1	0.14
(1,2)	1:A:14:THR:C	2:C:2:U:O3'	1	0.14
(1,2)	1:A:14:THR:C	2:C:2:U:O4	1	0.14
(1,2)	1:A:14:THR:C	2:C:2:U:O4'	1	0.14
(1,2)	1:A:14:THR:C	2:C:2:U:O5'	1	0.14
(1,2)	1:A:14:THR:C	2:C:2:U:OP1	1	0.14

Continued on next page...

Continued from previous page...

Key	Atom-1	Atom-2	Model ID	Violation (Å)
(1,2)	1:A:14:THR:C	2:C:2:U:OP2	1	0.14
(1,2)	1:A:14:THR:C	2:C:2:U:P	1	0.14
(1,2)	1:A:14:THR:C	2:C:3:A:C1'	1	0.14
(1,2)	1:A:14:THR:C	2:C:3:A:C2	1	0.14
(1,2)	1:A:14:THR:C	2:C:3:A:C2'	1	0.14
(1,2)	1:A:14:THR:C	2:C:3:A:C3'	1	0.14
(1,2)	1:A:14:THR:C	2:C:3:A:C4	1	0.14
(1,2)	1:A:14:THR:C	2:C:3:A:C4'	1	0.14
(1,2)	1:A:14:THR:C	2:C:3:A:C5	1	0.14
(1,2)	1:A:14:THR:C	2:C:3:A:C5'	1	0.14
(1,2)	1:A:14:THR:C	2:C:3:A:C6	1	0.14
(1,2)	1:A:14:THR:C	2:C:3:A:C8	1	0.14
(1,2)	1:A:14:THR:C	2:C:3:A:H1'	1	0.14
(1,2)	1:A:14:THR:C	2:C:3:A:H2	1	0.14
(1,2)	1:A:14:THR:C	2:C:3:A:H2'	1	0.14
(1,2)	1:A:14:THR:C	2:C:3:A:H3'	1	0.14
(1,2)	1:A:14:THR:C	2:C:3:A:H4'	1	0.14
(1,2)	1:A:14:THR:C	2:C:3:A:H5'	1	0.14
(1,2)	1:A:14:THR:C	2:C:3:A:H5''	1	0.14
(1,2)	1:A:14:THR:C	2:C:3:A:H61	1	0.14
(1,2)	1:A:14:THR:C	2:C:3:A:H62	1	0.14
(1,2)	1:A:14:THR:C	2:C:3:A:H8	1	0.14
(1,2)	1:A:14:THR:C	2:C:3:A:HO2'	1	0.14
(1,2)	1:A:14:THR:C	2:C:3:A:N1	1	0.14
(1,2)	1:A:14:THR:C	2:C:3:A:N3	1	0.14
(1,2)	1:A:14:THR:C	2:C:3:A:N6	1	0.14
(1,2)	1:A:14:THR:C	2:C:3:A:N7	1	0.14
(1,2)	1:A:14:THR:C	2:C:3:A:N9	1	0.14
(1,2)	1:A:14:THR:C	2:C:3:A:O2'	1	0.14
(1,2)	1:A:14:THR:C	2:C:3:A:O3'	1	0.14
(1,2)	1:A:14:THR:C	2:C:3:A:O4'	1	0.14
(1,2)	1:A:14:THR:C	2:C:3:A:O5'	1	0.14
(1,2)	1:A:14:THR:C	2:C:3:A:OP1	1	0.14
(1,2)	1:A:14:THR:C	2:C:3:A:OP2	1	0.14
(1,2)	1:A:14:THR:C	2:C:3:A:P	1	0.14
(1,2)	1:A:14:THR:C	2:C:4:C:C1'	1	0.14
(1,2)	1:A:14:THR:C	2:C:4:C:C2	1	0.14
(1,2)	1:A:14:THR:C	2:C:4:C:C2'	1	0.14
(1,2)	1:A:14:THR:C	2:C:4:C:C3'	1	0.14
(1,2)	1:A:14:THR:C	2:C:4:C:C4	1	0.14
(1,2)	1:A:14:THR:C	2:C:4:C:C4'	1	0.14
(1,2)	1:A:14:THR:C	2:C:4:C:C5	1	0.14

Continued on next page...

Continued from previous page...

Key	Atom-1	Atom-2	Model ID	Violation (Å)
(1,2)	1:A:14:THR:C	2:C:4:C:C5'	1	0.14
(1,2)	1:A:14:THR:C	2:C:4:C:C6	1	0.14
(1,2)	1:A:14:THR:C	2:C:4:C:H1'	1	0.14
(1,2)	1:A:14:THR:C	2:C:4:C:H2'	1	0.14
(1,2)	1:A:14:THR:C	2:C:4:C:H3'	1	0.14
(1,2)	1:A:14:THR:C	2:C:4:C:H4'	1	0.14
(1,2)	1:A:14:THR:C	2:C:4:C:H41	1	0.14
(1,2)	1:A:14:THR:C	2:C:4:C:H42	1	0.14
(1,2)	1:A:14:THR:C	2:C:4:C:H5	1	0.14
(1,2)	1:A:14:THR:C	2:C:4:C:H5'	1	0.14
(1,2)	1:A:14:THR:C	2:C:4:C:H5''	1	0.14
(1,2)	1:A:14:THR:C	2:C:4:C:H6	1	0.14
(1,2)	1:A:14:THR:C	2:C:4:C:HO2'	1	0.14
(1,2)	1:A:14:THR:C	2:C:4:C:N1	1	0.14
(1,2)	1:A:14:THR:C	2:C:4:C:N3	1	0.14
(1,2)	1:A:14:THR:C	2:C:4:C:N4	1	0.14
(1,2)	1:A:14:THR:C	2:C:4:C:O2	1	0.14
(1,2)	1:A:14:THR:C	2:C:4:C:O2'	1	0.14
(1,2)	1:A:14:THR:C	2:C:4:C:O3'	1	0.14
(1,2)	1:A:14:THR:C	2:C:4:C:O4'	1	0.14
(1,2)	1:A:14:THR:C	2:C:4:C:O5'	1	0.14
(1,2)	1:A:14:THR:C	2:C:4:C:OP1	1	0.14
(1,2)	1:A:14:THR:C	2:C:4:C:OP2	1	0.14
(1,2)	1:A:14:THR:C	2:C:4:C:P	1	0.14
(1,2)	1:A:14:THR:C	2:C:5:A:C1'	1	0.14
(1,2)	1:A:14:THR:C	2:C:5:A:C2	1	0.14
(1,2)	1:A:14:THR:C	2:C:5:A:C2'	1	0.14
(1,2)	1:A:14:THR:C	2:C:5:A:C3'	1	0.14
(1,2)	1:A:14:THR:C	2:C:5:A:C4	1	0.14
(1,2)	1:A:14:THR:C	2:C:5:A:C4'	1	0.14
(1,2)	1:A:14:THR:C	2:C:5:A:C5	1	0.14
(1,2)	1:A:14:THR:C	2:C:5:A:C5'	1	0.14
(1,2)	1:A:14:THR:C	2:C:5:A:C6	1	0.14
(1,2)	1:A:14:THR:C	2:C:5:A:C8	1	0.14
(1,2)	1:A:14:THR:C	2:C:5:A:H1'	1	0.14
(1,2)	1:A:14:THR:C	2:C:5:A:H2	1	0.14
(1,2)	1:A:14:THR:C	2:C:5:A:H2'	1	0.14
(1,2)	1:A:14:THR:C	2:C:5:A:H3'	1	0.14
(1,2)	1:A:14:THR:C	2:C:5:A:H4'	1	0.14
(1,2)	1:A:14:THR:C	2:C:5:A:H5'	1	0.14
(1,2)	1:A:14:THR:C	2:C:5:A:H5''	1	0.14
(1,2)	1:A:14:THR:C	2:C:5:A:H61	1	0.14

Continued on next page...

Continued from previous page...

Key	Atom-1	Atom-2	Model ID	Violation (Å)
(1,2)	1:A:14:THR:C	2:C:5:A:H62	1	0.14
(1,2)	1:A:14:THR:C	2:C:5:A:H8	1	0.14
(1,2)	1:A:14:THR:C	2:C:5:A:HO2'	1	0.14
(1,2)	1:A:14:THR:C	2:C:5:A:N1	1	0.14
(1,2)	1:A:14:THR:C	2:C:5:A:N3	1	0.14
(1,2)	1:A:14:THR:C	2:C:5:A:N6	1	0.14
(1,2)	1:A:14:THR:C	2:C:5:A:N7	1	0.14
(1,2)	1:A:14:THR:C	2:C:5:A:N9	1	0.14
(1,2)	1:A:14:THR:C	2:C:5:A:O2'	1	0.14
(1,2)	1:A:14:THR:C	2:C:5:A:O3'	1	0.14
(1,2)	1:A:14:THR:C	2:C:5:A:O4'	1	0.14
(1,2)	1:A:14:THR:C	2:C:5:A:O5'	1	0.14
(1,2)	1:A:14:THR:C	2:C:5:A:OP1	1	0.14
(1,2)	1:A:14:THR:C	2:C:5:A:OP2	1	0.14
(1,2)	1:A:14:THR:C	2:C:5:A:P	1	0.14
(1,2)	1:A:14:THR:CA	2:C:1:A:C1'	1	0.14
(1,2)	1:A:14:THR:CA	2:C:1:A:C2	1	0.14
(1,2)	1:A:14:THR:CA	2:C:1:A:C2'	1	0.14
(1,2)	1:A:14:THR:CA	2:C:1:A:C3'	1	0.14
(1,2)	1:A:14:THR:CA	2:C:1:A:C4	1	0.14
(1,2)	1:A:14:THR:CA	2:C:1:A:C4'	1	0.14
(1,2)	1:A:14:THR:CA	2:C:1:A:C5	1	0.14
(1,2)	1:A:14:THR:CA	2:C:1:A:C5'	1	0.14
(1,2)	1:A:14:THR:CA	2:C:1:A:C6	1	0.14
(1,2)	1:A:14:THR:CA	2:C:1:A:C8	1	0.14
(1,2)	1:A:14:THR:CA	2:C:1:A:H1'	1	0.14
(1,2)	1:A:14:THR:CA	2:C:1:A:H2	1	0.14
(1,2)	1:A:14:THR:CA	2:C:1:A:H2'	1	0.14
(1,2)	1:A:14:THR:CA	2:C:1:A:H3'	1	0.14
(1,2)	1:A:14:THR:CA	2:C:1:A:H4'	1	0.14
(1,2)	1:A:14:THR:CA	2:C:1:A:H5'	1	0.14
(1,2)	1:A:14:THR:CA	2:C:1:A:H5''	1	0.14
(1,2)	1:A:14:THR:CA	2:C:1:A:H61	1	0.14
(1,2)	1:A:14:THR:CA	2:C:1:A:H62	1	0.14
(1,2)	1:A:14:THR:CA	2:C:1:A:H8	1	0.14
(1,2)	1:A:14:THR:CA	2:C:1:A:HO2'	1	0.14
(1,2)	1:A:14:THR:CA	2:C:1:A:N1	1	0.14
(1,2)	1:A:14:THR:CA	2:C:1:A:N3	1	0.14
(1,2)	1:A:14:THR:CA	2:C:1:A:N6	1	0.14
(1,2)	1:A:14:THR:CA	2:C:1:A:N7	1	0.14
(1,2)	1:A:14:THR:CA	2:C:1:A:N9	1	0.14
(1,2)	1:A:14:THR:CA	2:C:1:A:O2'	1	0.14

Continued on next page...

Continued from previous page...

Key	Atom-1	Atom-2	Model ID	Violation (Å)
(1,2)	1:A:14:THR:CA	2:C:1:A:O3'	1	0.14
(1,2)	1:A:14:THR:CA	2:C:1:A:O4'	1	0.14
(1,2)	1:A:14:THR:CA	2:C:1:A:O5'	1	0.14
(1,2)	1:A:14:THR:CA	2:C:2:U:C1'	1	0.14
(1,2)	1:A:14:THR:CA	2:C:2:U:C2	1	0.14
(1,2)	1:A:14:THR:CA	2:C:2:U:C2'	1	0.14
(1,2)	1:A:14:THR:CA	2:C:2:U:C3'	1	0.14
(1,2)	1:A:14:THR:CA	2:C:2:U:C4	1	0.14
(1,2)	1:A:14:THR:CA	2:C:2:U:C4'	1	0.14
(1,2)	1:A:14:THR:CA	2:C:2:U:C5	1	0.14
(1,2)	1:A:14:THR:CA	2:C:2:U:C5'	1	0.14
(1,2)	1:A:14:THR:CA	2:C:2:U:C6	1	0.14
(1,2)	1:A:14:THR:CA	2:C:2:U:H1'	1	0.14
(1,2)	1:A:14:THR:CA	2:C:2:U:H2'	1	0.14
(1,2)	1:A:14:THR:CA	2:C:2:U:H3	1	0.14
(1,2)	1:A:14:THR:CA	2:C:2:U:H3'	1	0.14
(1,2)	1:A:14:THR:CA	2:C:2:U:H4'	1	0.14
(1,2)	1:A:14:THR:CA	2:C:2:U:H5	1	0.14
(1,2)	1:A:14:THR:CA	2:C:2:U:H5'	1	0.14
(1,2)	1:A:14:THR:CA	2:C:2:U:H5''	1	0.14
(1,2)	1:A:14:THR:CA	2:C:2:U:H6	1	0.14
(1,2)	1:A:14:THR:CA	2:C:2:U:HO2'	1	0.14
(1,2)	1:A:14:THR:CA	2:C:2:U:N1	1	0.14
(1,2)	1:A:14:THR:CA	2:C:2:U:N3	1	0.14
(1,2)	1:A:14:THR:CA	2:C:2:U:O2	1	0.14
(1,2)	1:A:14:THR:CA	2:C:2:U:O2'	1	0.14
(1,2)	1:A:14:THR:CA	2:C:2:U:O3'	1	0.14
(1,2)	1:A:14:THR:CA	2:C:2:U:O4	1	0.14
(1,2)	1:A:14:THR:CA	2:C:2:U:O4'	1	0.14
(1,2)	1:A:14:THR:CA	2:C:2:U:O5'	1	0.14
(1,2)	1:A:14:THR:CA	2:C:2:U:OP1	1	0.14
(1,2)	1:A:14:THR:CA	2:C:2:U:OP2	1	0.14
(1,2)	1:A:14:THR:CA	2:C:2:U:P	1	0.14
(1,2)	1:A:14:THR:CA	2:C:3:A:C1'	1	0.14
(1,2)	1:A:14:THR:CA	2:C:3:A:C2	1	0.14
(1,2)	1:A:14:THR:CA	2:C:3:A:C2'	1	0.14
(1,2)	1:A:14:THR:CA	2:C:3:A:C3'	1	0.14
(1,2)	1:A:14:THR:CA	2:C:3:A:C4	1	0.14
(1,2)	1:A:14:THR:CA	2:C:3:A:C4'	1	0.14
(1,2)	1:A:14:THR:CA	2:C:3:A:C5	1	0.14
(1,2)	1:A:14:THR:CA	2:C:3:A:C5'	1	0.14
(1,2)	1:A:14:THR:CA	2:C:3:A:C6	1	0.14

Continued on next page...

Continued from previous page...

Key	Atom-1	Atom-2	Model ID	Violation (Å)
(1,2)	1:A:14:THR:CA	2:C:3:A:C8	1	0.14
(1,2)	1:A:14:THR:CA	2:C:3:A:H1'	1	0.14
(1,2)	1:A:14:THR:CA	2:C:3:A:H2	1	0.14
(1,2)	1:A:14:THR:CA	2:C:3:A:H2'	1	0.14
(1,2)	1:A:14:THR:CA	2:C:3:A:H3'	1	0.14
(1,2)	1:A:14:THR:CA	2:C:3:A:H4'	1	0.14
(1,2)	1:A:14:THR:CA	2:C:3:A:H5'	1	0.14
(1,2)	1:A:14:THR:CA	2:C:3:A:H5''	1	0.14
(1,2)	1:A:14:THR:CA	2:C:3:A:H61	1	0.14
(1,2)	1:A:14:THR:CA	2:C:3:A:H62	1	0.14
(1,2)	1:A:14:THR:CA	2:C:3:A:H8	1	0.14
(1,2)	1:A:14:THR:CA	2:C:3:A:HO2'	1	0.14
(1,2)	1:A:14:THR:CA	2:C:3:A:N1	1	0.14
(1,2)	1:A:14:THR:CA	2:C:3:A:N3	1	0.14
(1,2)	1:A:14:THR:CA	2:C:3:A:N6	1	0.14
(1,2)	1:A:14:THR:CA	2:C:3:A:N7	1	0.14
(1,2)	1:A:14:THR:CA	2:C:3:A:N9	1	0.14
(1,2)	1:A:14:THR:CA	2:C:3:A:O2'	1	0.14
(1,2)	1:A:14:THR:CA	2:C:3:A:O3'	1	0.14
(1,2)	1:A:14:THR:CA	2:C:3:A:O4'	1	0.14
(1,2)	1:A:14:THR:CA	2:C:3:A:O5'	1	0.14
(1,2)	1:A:14:THR:CA	2:C:3:A:OP1	1	0.14
(1,2)	1:A:14:THR:CA	2:C:3:A:OP2	1	0.14
(1,2)	1:A:14:THR:CA	2:C:3:A:P	1	0.14
(1,2)	1:A:14:THR:CA	2:C:4:C:C1'	1	0.14
(1,2)	1:A:14:THR:CA	2:C:4:C:C2	1	0.14
(1,2)	1:A:14:THR:CA	2:C:4:C:C2'	1	0.14
(1,2)	1:A:14:THR:CA	2:C:4:C:C3'	1	0.14
(1,2)	1:A:14:THR:CA	2:C:4:C:C4	1	0.14
(1,2)	1:A:14:THR:CA	2:C:4:C:C4'	1	0.14
(1,2)	1:A:14:THR:CA	2:C:4:C:C5	1	0.14
(1,2)	1:A:14:THR:CA	2:C:4:C:C5'	1	0.14
(1,2)	1:A:14:THR:CA	2:C:4:C:C6	1	0.14
(1,2)	1:A:14:THR:CA	2:C:4:C:H1'	1	0.14
(1,2)	1:A:14:THR:CA	2:C:4:C:H2'	1	0.14
(1,2)	1:A:14:THR:CA	2:C:4:C:H3'	1	0.14
(1,2)	1:A:14:THR:CA	2:C:4:C:H4'	1	0.14
(1,2)	1:A:14:THR:CA	2:C:4:C:H41	1	0.14
(1,2)	1:A:14:THR:CA	2:C:4:C:H42	1	0.14
(1,2)	1:A:14:THR:CA	2:C:4:C:H5	1	0.14
(1,2)	1:A:14:THR:CA	2:C:4:C:H5'	1	0.14
(1,2)	1:A:14:THR:CA	2:C:4:C:H5''	1	0.14

Continued on next page...

Continued from previous page...

Key	Atom-1	Atom-2	Model ID	Violation (Å)
(1,2)	1:A:14:THR:CA	2:C:4:C:H6	1	0.14
(1,2)	1:A:14:THR:CA	2:C:4:C:HO2'	1	0.14
(1,2)	1:A:14:THR:CA	2:C:4:C:N1	1	0.14
(1,2)	1:A:14:THR:CA	2:C:4:C:N3	1	0.14
(1,2)	1:A:14:THR:CA	2:C:4:C:N4	1	0.14
(1,2)	1:A:14:THR:CA	2:C:4:C:O2	1	0.14
(1,2)	1:A:14:THR:CA	2:C:4:C:O2'	1	0.14
(1,2)	1:A:14:THR:CA	2:C:4:C:O3'	1	0.14
(1,2)	1:A:14:THR:CA	2:C:4:C:O4'	1	0.14
(1,2)	1:A:14:THR:CA	2:C:4:C:O5'	1	0.14
(1,2)	1:A:14:THR:CA	2:C:4:C:OP1	1	0.14
(1,2)	1:A:14:THR:CA	2:C:4:C:OP2	1	0.14
(1,2)	1:A:14:THR:CA	2:C:4:C:P	1	0.14
(1,2)	1:A:14:THR:CA	2:C:5:A:C1'	1	0.14
(1,2)	1:A:14:THR:CA	2:C:5:A:C2	1	0.14
(1,2)	1:A:14:THR:CA	2:C:5:A:C2'	1	0.14
(1,2)	1:A:14:THR:CA	2:C:5:A:C3'	1	0.14
(1,2)	1:A:14:THR:CA	2:C:5:A:C4	1	0.14
(1,2)	1:A:14:THR:CA	2:C:5:A:C4'	1	0.14
(1,2)	1:A:14:THR:CA	2:C:5:A:C5	1	0.14
(1,2)	1:A:14:THR:CA	2:C:5:A:C5'	1	0.14
(1,2)	1:A:14:THR:CA	2:C:5:A:C6	1	0.14
(1,2)	1:A:14:THR:CA	2:C:5:A:C8	1	0.14
(1,2)	1:A:14:THR:CA	2:C:5:A:H1'	1	0.14
(1,2)	1:A:14:THR:CA	2:C:5:A:H2	1	0.14
(1,2)	1:A:14:THR:CA	2:C:5:A:H2'	1	0.14
(1,2)	1:A:14:THR:CA	2:C:5:A:H3'	1	0.14
(1,2)	1:A:14:THR:CA	2:C:5:A:H4'	1	0.14
(1,2)	1:A:14:THR:CA	2:C:5:A:H5'	1	0.14
(1,2)	1:A:14:THR:CA	2:C:5:A:H5''	1	0.14
(1,2)	1:A:14:THR:CA	2:C:5:A:H61	1	0.14
(1,2)	1:A:14:THR:CA	2:C:5:A:H62	1	0.14
(1,2)	1:A:14:THR:CA	2:C:5:A:H8	1	0.14
(1,2)	1:A:14:THR:CA	2:C:5:A:HO2'	1	0.14
(1,2)	1:A:14:THR:CA	2:C:5:A:N1	1	0.14
(1,2)	1:A:14:THR:CA	2:C:5:A:N3	1	0.14
(1,2)	1:A:14:THR:CA	2:C:5:A:N6	1	0.14
(1,2)	1:A:14:THR:CA	2:C:5:A:N7	1	0.14
(1,2)	1:A:14:THR:CA	2:C:5:A:N9	1	0.14
(1,2)	1:A:14:THR:CA	2:C:5:A:O2'	1	0.14
(1,2)	1:A:14:THR:CA	2:C:5:A:O3'	1	0.14
(1,2)	1:A:14:THR:CA	2:C:5:A:O4'	1	0.14

Continued on next page...

Continued from previous page...

Key	Atom-1	Atom-2	Model ID	Violation (Å)
(1,2)	1:A:14:THR:CA	2:C:5:A:O5'	1	0.14
(1,2)	1:A:14:THR:CA	2:C:5:A:OP1	1	0.14
(1,2)	1:A:14:THR:CA	2:C:5:A:OP2	1	0.14
(1,2)	1:A:14:THR:CA	2:C:5:A:P	1	0.14
(1,2)	1:A:14:THR:CB	2:C:1:A:C1'	1	0.14
(1,2)	1:A:14:THR:CB	2:C:1:A:C2	1	0.14
(1,2)	1:A:14:THR:CB	2:C:1:A:C2'	1	0.14
(1,2)	1:A:14:THR:CB	2:C:1:A:C3'	1	0.14
(1,2)	1:A:14:THR:CB	2:C:1:A:C4	1	0.14
(1,2)	1:A:14:THR:CB	2:C:1:A:C4'	1	0.14
(1,2)	1:A:14:THR:CB	2:C:1:A:C5	1	0.14
(1,2)	1:A:14:THR:CB	2:C:1:A:C5'	1	0.14
(1,2)	1:A:14:THR:CB	2:C:1:A:C6	1	0.14
(1,2)	1:A:14:THR:CB	2:C:1:A:C8	1	0.14
(1,2)	1:A:14:THR:CB	2:C:1:A:H1'	1	0.14
(1,2)	1:A:14:THR:CB	2:C:1:A:H2	1	0.14
(1,2)	1:A:14:THR:CB	2:C:1:A:H2'	1	0.14
(1,2)	1:A:14:THR:CB	2:C:1:A:H3'	1	0.14
(1,2)	1:A:14:THR:CB	2:C:1:A:H4'	1	0.14
(1,2)	1:A:14:THR:CB	2:C:1:A:H5'	1	0.14
(1,2)	1:A:14:THR:CB	2:C:1:A:H5''	1	0.14
(1,2)	1:A:14:THR:CB	2:C:1:A:H61	1	0.14
(1,2)	1:A:14:THR:CB	2:C:1:A:H62	1	0.14
(1,2)	1:A:14:THR:CB	2:C:1:A:H8	1	0.14
(1,2)	1:A:14:THR:CB	2:C:1:A:HO2'	1	0.14
(1,2)	1:A:14:THR:CB	2:C:1:A:N1	1	0.14
(1,2)	1:A:14:THR:CB	2:C:1:A:N3	1	0.14
(1,2)	1:A:14:THR:CB	2:C:1:A:N6	1	0.14
(1,2)	1:A:14:THR:CB	2:C:1:A:N7	1	0.14
(1,2)	1:A:14:THR:CB	2:C:1:A:N9	1	0.14
(1,2)	1:A:14:THR:CB	2:C:1:A:O2'	1	0.14
(1,2)	1:A:14:THR:CB	2:C:1:A:O3'	1	0.14
(1,2)	1:A:14:THR:CB	2:C:1:A:O4'	1	0.14
(1,2)	1:A:14:THR:CB	2:C:1:A:O5'	1	0.14
(1,2)	1:A:14:THR:CB	2:C:2:U:C1'	1	0.14
(1,2)	1:A:14:THR:CB	2:C:2:U:C2	1	0.14
(1,2)	1:A:14:THR:CB	2:C:2:U:C2'	1	0.14
(1,2)	1:A:14:THR:CB	2:C:2:U:C3'	1	0.14
(1,2)	1:A:14:THR:CB	2:C:2:U:C4	1	0.14
(1,2)	1:A:14:THR:CB	2:C:2:U:C4'	1	0.14
(1,2)	1:A:14:THR:CB	2:C:2:U:C5	1	0.14
(1,2)	1:A:14:THR:CB	2:C:2:U:C5'	1	0.14

Continued on next page...

Continued from previous page...

Key	Atom-1	Atom-2	Model ID	Violation (Å)
(1,2)	1:A:14:THR:CB	2:C:2:U:C6	1	0.14
(1,2)	1:A:14:THR:CB	2:C:2:U:H1'	1	0.14
(1,2)	1:A:14:THR:CB	2:C:2:U:H2'	1	0.14
(1,2)	1:A:14:THR:CB	2:C:2:U:H3	1	0.14
(1,2)	1:A:14:THR:CB	2:C:2:U:H3'	1	0.14
(1,2)	1:A:14:THR:CB	2:C:2:U:H4'	1	0.14
(1,2)	1:A:14:THR:CB	2:C:2:U:H5	1	0.14
(1,2)	1:A:14:THR:CB	2:C:2:U:H5'	1	0.14
(1,2)	1:A:14:THR:CB	2:C:2:U:H5''	1	0.14
(1,2)	1:A:14:THR:CB	2:C:2:U:H6	1	0.14
(1,2)	1:A:14:THR:CB	2:C:2:U:HO2'	1	0.14
(1,2)	1:A:14:THR:CB	2:C:2:U:N1	1	0.14
(1,2)	1:A:14:THR:CB	2:C:2:U:N3	1	0.14
(1,2)	1:A:14:THR:CB	2:C:2:U:O2	1	0.14
(1,2)	1:A:14:THR:CB	2:C:2:U:O2'	1	0.14
(1,2)	1:A:14:THR:CB	2:C:2:U:O3'	1	0.14
(1,2)	1:A:14:THR:CB	2:C:2:U:O4	1	0.14
(1,2)	1:A:14:THR:CB	2:C:2:U:O4'	1	0.14
(1,2)	1:A:14:THR:CB	2:C:2:U:O5'	1	0.14
(1,2)	1:A:14:THR:CB	2:C:2:U:OP1	1	0.14
(1,2)	1:A:14:THR:CB	2:C:2:U:OP2	1	0.14
(1,2)	1:A:14:THR:CB	2:C:2:U:P	1	0.14
(1,2)	1:A:14:THR:CB	2:C:3:A:C1'	1	0.14
(1,2)	1:A:14:THR:CB	2:C:3:A:C2	1	0.14
(1,2)	1:A:14:THR:CB	2:C:3:A:C2'	1	0.14
(1,2)	1:A:14:THR:CB	2:C:3:A:C3'	1	0.14
(1,2)	1:A:14:THR:CB	2:C:3:A:C4	1	0.14
(1,2)	1:A:14:THR:CB	2:C:3:A:C4'	1	0.14
(1,2)	1:A:14:THR:CB	2:C:3:A:C5	1	0.14
(1,2)	1:A:14:THR:CB	2:C:3:A:C5'	1	0.14
(1,2)	1:A:14:THR:CB	2:C:3:A:C6	1	0.14
(1,2)	1:A:14:THR:CB	2:C:3:A:C8	1	0.14
(1,2)	1:A:14:THR:CB	2:C:3:A:H1'	1	0.14
(1,2)	1:A:14:THR:CB	2:C:3:A:H2	1	0.14
(1,2)	1:A:14:THR:CB	2:C:3:A:H2'	1	0.14
(1,2)	1:A:14:THR:CB	2:C:3:A:H3'	1	0.14
(1,2)	1:A:14:THR:CB	2:C:3:A:H4'	1	0.14
(1,2)	1:A:14:THR:CB	2:C:3:A:H5'	1	0.14
(1,2)	1:A:14:THR:CB	2:C:3:A:H5''	1	0.14
(1,2)	1:A:14:THR:CB	2:C:3:A:H61	1	0.14
(1,2)	1:A:14:THR:CB	2:C:3:A:H62	1	0.14
(1,2)	1:A:14:THR:CB	2:C:3:A:H8	1	0.14

Continued on next page...

Continued from previous page...

Key	Atom-1	Atom-2	Model ID	Violation (Å)
(1,2)	1:A:14:THR:CB	2:C:3:A:HO2'	1	0.14
(1,2)	1:A:14:THR:CB	2:C:3:A:N1	1	0.14
(1,2)	1:A:14:THR:CB	2:C:3:A:N3	1	0.14
(1,2)	1:A:14:THR:CB	2:C:3:A:N6	1	0.14
(1,2)	1:A:14:THR:CB	2:C:3:A:N7	1	0.14
(1,2)	1:A:14:THR:CB	2:C:3:A:N9	1	0.14
(1,2)	1:A:14:THR:CB	2:C:3:A:O2'	1	0.14
(1,2)	1:A:14:THR:CB	2:C:3:A:O3'	1	0.14
(1,2)	1:A:14:THR:CB	2:C:3:A:O4'	1	0.14
(1,2)	1:A:14:THR:CB	2:C:3:A:O5'	1	0.14
(1,2)	1:A:14:THR:CB	2:C:3:A:OP1	1	0.14
(1,2)	1:A:14:THR:CB	2:C:3:A:OP2	1	0.14
(1,2)	1:A:14:THR:CB	2:C:3:A:P	1	0.14
(1,2)	1:A:14:THR:CB	2:C:4:C:C1'	1	0.14
(1,2)	1:A:14:THR:CB	2:C:4:C:C2	1	0.14
(1,2)	1:A:14:THR:CB	2:C:4:C:C2'	1	0.14
(1,2)	1:A:14:THR:CB	2:C:4:C:C3'	1	0.14
(1,2)	1:A:14:THR:CB	2:C:4:C:C4	1	0.14
(1,2)	1:A:14:THR:CB	2:C:4:C:C4'	1	0.14
(1,2)	1:A:14:THR:CB	2:C:4:C:C5	1	0.14
(1,2)	1:A:14:THR:CB	2:C:4:C:C5'	1	0.14
(1,2)	1:A:14:THR:CB	2:C:4:C:C6	1	0.14
(1,2)	1:A:14:THR:CB	2:C:4:C:H1'	1	0.14
(1,2)	1:A:14:THR:CB	2:C:4:C:H2'	1	0.14
(1,2)	1:A:14:THR:CB	2:C:4:C:H3'	1	0.14
(1,2)	1:A:14:THR:CB	2:C:4:C:H4'	1	0.14
(1,2)	1:A:14:THR:CB	2:C:4:C:H41	1	0.14
(1,2)	1:A:14:THR:CB	2:C:4:C:H42	1	0.14
(1,2)	1:A:14:THR:CB	2:C:4:C:H5	1	0.14
(1,2)	1:A:14:THR:CB	2:C:4:C:H5'	1	0.14
(1,2)	1:A:14:THR:CB	2:C:4:C:H5''	1	0.14
(1,2)	1:A:14:THR:CB	2:C:4:C:H6	1	0.14
(1,2)	1:A:14:THR:CB	2:C:4:C:HO2'	1	0.14
(1,2)	1:A:14:THR:CB	2:C:4:C:N1	1	0.14
(1,2)	1:A:14:THR:CB	2:C:4:C:N3	1	0.14
(1,2)	1:A:14:THR:CB	2:C:4:C:N4	1	0.14
(1,2)	1:A:14:THR:CB	2:C:4:C:O2	1	0.14
(1,2)	1:A:14:THR:CB	2:C:4:C:O2'	1	0.14
(1,2)	1:A:14:THR:CB	2:C:4:C:O3'	1	0.14
(1,2)	1:A:14:THR:CB	2:C:4:C:O4'	1	0.14
(1,2)	1:A:14:THR:CB	2:C:4:C:O5'	1	0.14
(1,2)	1:A:14:THR:CB	2:C:4:C:OP1	1	0.14

Continued on next page...

Continued from previous page...

Key	Atom-1	Atom-2	Model ID	Violation (Å)
(1,2)	1:A:14:THR:CB	2:C:4:C:OP2	1	0.14
(1,2)	1:A:14:THR:CB	2:C:4:C:P	1	0.14
(1,2)	1:A:14:THR:CB	2:C:5:A:C1'	1	0.14
(1,2)	1:A:14:THR:CB	2:C:5:A:C2	1	0.14
(1,2)	1:A:14:THR:CB	2:C:5:A:C2'	1	0.14
(1,2)	1:A:14:THR:CB	2:C:5:A:C3'	1	0.14
(1,2)	1:A:14:THR:CB	2:C:5:A:C4	1	0.14
(1,2)	1:A:14:THR:CB	2:C:5:A:C4'	1	0.14
(1,2)	1:A:14:THR:CB	2:C:5:A:C5	1	0.14
(1,2)	1:A:14:THR:CB	2:C:5:A:C5'	1	0.14
(1,2)	1:A:14:THR:CB	2:C:5:A:C6	1	0.14
(1,2)	1:A:14:THR:CB	2:C:5:A:C8	1	0.14
(1,2)	1:A:14:THR:CB	2:C:5:A:H1'	1	0.14
(1,2)	1:A:14:THR:CB	2:C:5:A:H2	1	0.14
(1,2)	1:A:14:THR:CB	2:C:5:A:H2'	1	0.14
(1,2)	1:A:14:THR:CB	2:C:5:A:H3'	1	0.14
(1,2)	1:A:14:THR:CB	2:C:5:A:H4'	1	0.14
(1,2)	1:A:14:THR:CB	2:C:5:A:H5'	1	0.14
(1,2)	1:A:14:THR:CB	2:C:5:A:H5''	1	0.14
(1,2)	1:A:14:THR:CB	2:C:5:A:H61	1	0.14
(1,2)	1:A:14:THR:CB	2:C:5:A:H62	1	0.14
(1,2)	1:A:14:THR:CB	2:C:5:A:H8	1	0.14
(1,2)	1:A:14:THR:CB	2:C:5:A:HO2'	1	0.14
(1,2)	1:A:14:THR:CB	2:C:5:A:N1	1	0.14
(1,2)	1:A:14:THR:CB	2:C:5:A:N3	1	0.14
(1,2)	1:A:14:THR:CB	2:C:5:A:N6	1	0.14
(1,2)	1:A:14:THR:CB	2:C:5:A:N7	1	0.14
(1,2)	1:A:14:THR:CB	2:C:5:A:N9	1	0.14
(1,2)	1:A:14:THR:CB	2:C:5:A:O2'	1	0.14
(1,2)	1:A:14:THR:CB	2:C:5:A:O3'	1	0.14
(1,2)	1:A:14:THR:CB	2:C:5:A:O4'	1	0.14
(1,2)	1:A:14:THR:CB	2:C:5:A:O5'	1	0.14
(1,2)	1:A:14:THR:CB	2:C:5:A:OP1	1	0.14
(1,2)	1:A:14:THR:CB	2:C:5:A:OP2	1	0.14
(1,2)	1:A:14:THR:CB	2:C:5:A:P	1	0.14
(1,2)	1:A:14:THR:CG2	2:C:1:A:C1'	1	0.14
(1,2)	1:A:14:THR:CG2	2:C:1:A:C2	1	0.14
(1,2)	1:A:14:THR:CG2	2:C:1:A:C2'	1	0.14
(1,2)	1:A:14:THR:CG2	2:C:1:A:C3'	1	0.14
(1,2)	1:A:14:THR:CG2	2:C:1:A:C4	1	0.14
(1,2)	1:A:14:THR:CG2	2:C:1:A:C4'	1	0.14
(1,2)	1:A:14:THR:CG2	2:C:1:A:C5	1	0.14

Continued on next page...

Continued from previous page...

Key	Atom-1	Atom-2	Model ID	Violation (Å)
(1,2)	1:A:14:THR:CG2	2:C:1:A:C5'	1	0.14
(1,2)	1:A:14:THR:CG2	2:C:1:A:C6	1	0.14
(1,2)	1:A:14:THR:CG2	2:C:1:A:C8	1	0.14
(1,2)	1:A:14:THR:CG2	2:C:1:A:H1'	1	0.14
(1,2)	1:A:14:THR:CG2	2:C:1:A:H2	1	0.14
(1,2)	1:A:14:THR:CG2	2:C:1:A:H2'	1	0.14
(1,2)	1:A:14:THR:CG2	2:C:1:A:H3'	1	0.14
(1,2)	1:A:14:THR:CG2	2:C:1:A:H4'	1	0.14
(1,2)	1:A:14:THR:CG2	2:C:1:A:H5'	1	0.14
(1,2)	1:A:14:THR:CG2	2:C:1:A:H5''	1	0.14
(1,2)	1:A:14:THR:CG2	2:C:1:A:H61	1	0.14
(1,2)	1:A:14:THR:CG2	2:C:1:A:H62	1	0.14
(1,2)	1:A:14:THR:CG2	2:C:1:A:H8	1	0.14
(1,2)	1:A:14:THR:CG2	2:C:1:A:HO2'	1	0.14
(1,2)	1:A:14:THR:CG2	2:C:1:A:N1	1	0.14
(1,2)	1:A:14:THR:CG2	2:C:1:A:N3	1	0.14
(1,2)	1:A:14:THR:CG2	2:C:1:A:N6	1	0.14
(1,2)	1:A:14:THR:CG2	2:C:1:A:N7	1	0.14
(1,2)	1:A:14:THR:CG2	2:C:1:A:N9	1	0.14
(1,2)	1:A:14:THR:CG2	2:C:1:A:O2'	1	0.14
(1,2)	1:A:14:THR:CG2	2:C:1:A:O3'	1	0.14
(1,2)	1:A:14:THR:CG2	2:C:1:A:O4'	1	0.14
(1,2)	1:A:14:THR:CG2	2:C:1:A:O5'	1	0.14
(1,2)	1:A:14:THR:CG2	2:C:2:U:C1'	1	0.14
(1,2)	1:A:14:THR:CG2	2:C:2:U:C2	1	0.14
(1,2)	1:A:14:THR:CG2	2:C:2:U:C2'	1	0.14
(1,2)	1:A:14:THR:CG2	2:C:2:U:C3'	1	0.14
(1,2)	1:A:14:THR:CG2	2:C:2:U:C4	1	0.14
(1,2)	1:A:14:THR:CG2	2:C:2:U:C4'	1	0.14
(1,2)	1:A:14:THR:CG2	2:C:2:U:C5	1	0.14
(1,2)	1:A:14:THR:CG2	2:C:2:U:C5'	1	0.14
(1,2)	1:A:14:THR:CG2	2:C:2:U:C6	1	0.14
(1,2)	1:A:14:THR:CG2	2:C:2:U:H1'	1	0.14
(1,2)	1:A:14:THR:CG2	2:C:2:U:H2'	1	0.14
(1,2)	1:A:14:THR:CG2	2:C:2:U:H3	1	0.14
(1,2)	1:A:14:THR:CG2	2:C:2:U:H3'	1	0.14
(1,2)	1:A:14:THR:CG2	2:C:2:U:H4'	1	0.14
(1,2)	1:A:14:THR:CG2	2:C:2:U:H5	1	0.14
(1,2)	1:A:14:THR:CG2	2:C:2:U:H5'	1	0.14
(1,2)	1:A:14:THR:CG2	2:C:2:U:H5''	1	0.14
(1,2)	1:A:14:THR:CG2	2:C:2:U:H6	1	0.14
(1,2)	1:A:14:THR:CG2	2:C:2:U:HO2'	1	0.14

Continued on next page...

Continued from previous page...

Key	Atom-1	Atom-2	Model ID	Violation (Å)
(1,2)	1:A:14:THR:CG2	2:C:2:U:N1	1	0.14
(1,2)	1:A:14:THR:CG2	2:C:2:U:N3	1	0.14
(1,2)	1:A:14:THR:CG2	2:C:2:U:O2	1	0.14
(1,2)	1:A:14:THR:CG2	2:C:2:U:O2'	1	0.14
(1,2)	1:A:14:THR:CG2	2:C:2:U:O3'	1	0.14
(1,2)	1:A:14:THR:CG2	2:C:2:U:O4	1	0.14
(1,2)	1:A:14:THR:CG2	2:C:2:U:O4'	1	0.14
(1,2)	1:A:14:THR:CG2	2:C:2:U:O5'	1	0.14
(1,2)	1:A:14:THR:CG2	2:C:2:U:OP1	1	0.14
(1,2)	1:A:14:THR:CG2	2:C:2:U:OP2	1	0.14
(1,2)	1:A:14:THR:CG2	2:C:2:U:P	1	0.14
(1,2)	1:A:14:THR:CG2	2:C:3:A:C1'	1	0.14
(1,2)	1:A:14:THR:CG2	2:C:3:A:C2	1	0.14
(1,2)	1:A:14:THR:CG2	2:C:3:A:C2'	1	0.14
(1,2)	1:A:14:THR:CG2	2:C:3:A:C3'	1	0.14
(1,2)	1:A:14:THR:CG2	2:C:3:A:C4	1	0.14
(1,2)	1:A:14:THR:CG2	2:C:3:A:C4'	1	0.14
(1,2)	1:A:14:THR:CG2	2:C:3:A:C5	1	0.14
(1,2)	1:A:14:THR:CG2	2:C:3:A:C5'	1	0.14
(1,2)	1:A:14:THR:CG2	2:C:3:A:C6	1	0.14
(1,2)	1:A:14:THR:CG2	2:C:3:A:C8	1	0.14
(1,2)	1:A:14:THR:CG2	2:C:3:A:H1'	1	0.14
(1,2)	1:A:14:THR:CG2	2:C:3:A:H2	1	0.14
(1,2)	1:A:14:THR:CG2	2:C:3:A:H2'	1	0.14
(1,2)	1:A:14:THR:CG2	2:C:3:A:H3'	1	0.14
(1,2)	1:A:14:THR:CG2	2:C:3:A:H4'	1	0.14
(1,2)	1:A:14:THR:CG2	2:C:3:A:H5'	1	0.14
(1,2)	1:A:14:THR:CG2	2:C:3:A:H5''	1	0.14
(1,2)	1:A:14:THR:CG2	2:C:3:A:H61	1	0.14
(1,2)	1:A:14:THR:CG2	2:C:3:A:H62	1	0.14
(1,2)	1:A:14:THR:CG2	2:C:3:A:H8	1	0.14
(1,2)	1:A:14:THR:CG2	2:C:3:A:HO2'	1	0.14
(1,2)	1:A:14:THR:CG2	2:C:3:A:N1	1	0.14
(1,2)	1:A:14:THR:CG2	2:C:3:A:N3	1	0.14
(1,2)	1:A:14:THR:CG2	2:C:3:A:N6	1	0.14
(1,2)	1:A:14:THR:CG2	2:C:3:A:N7	1	0.14
(1,2)	1:A:14:THR:CG2	2:C:3:A:N9	1	0.14
(1,2)	1:A:14:THR:CG2	2:C:3:A:O2'	1	0.14
(1,2)	1:A:14:THR:CG2	2:C:3:A:O3'	1	0.14
(1,2)	1:A:14:THR:CG2	2:C:3:A:O4'	1	0.14
(1,2)	1:A:14:THR:CG2	2:C:3:A:O5'	1	0.14
(1,2)	1:A:14:THR:CG2	2:C:3:A:OP1	1	0.14

Continued on next page...

Continued from previous page...

Key	Atom-1	Atom-2	Model ID	Violation (Å)
(1,2)	1:A:14:THR:CG2	2:C:3:A:OP2	1	0.14
(1,2)	1:A:14:THR:CG2	2:C:3:A:P	1	0.14
(1,2)	1:A:14:THR:CG2	2:C:4:C:C1'	1	0.14
(1,2)	1:A:14:THR:CG2	2:C:4:C:C2	1	0.14
(1,2)	1:A:14:THR:CG2	2:C:4:C:C2'	1	0.14
(1,2)	1:A:14:THR:CG2	2:C:4:C:C3'	1	0.14
(1,2)	1:A:14:THR:CG2	2:C:4:C:C4	1	0.14
(1,2)	1:A:14:THR:CG2	2:C:4:C:C4'	1	0.14
(1,2)	1:A:14:THR:CG2	2:C:4:C:C5	1	0.14
(1,2)	1:A:14:THR:CG2	2:C:4:C:C5'	1	0.14
(1,2)	1:A:14:THR:CG2	2:C:4:C:C6	1	0.14
(1,2)	1:A:14:THR:CG2	2:C:4:C:H1'	1	0.14
(1,2)	1:A:14:THR:CG2	2:C:4:C:H2'	1	0.14
(1,2)	1:A:14:THR:CG2	2:C:4:C:H3'	1	0.14
(1,2)	1:A:14:THR:CG2	2:C:4:C:H4'	1	0.14
(1,2)	1:A:14:THR:CG2	2:C:4:C:H41	1	0.14
(1,2)	1:A:14:THR:CG2	2:C:4:C:H42	1	0.14
(1,2)	1:A:14:THR:CG2	2:C:4:C:H5	1	0.14
(1,2)	1:A:14:THR:CG2	2:C:4:C:H5'	1	0.14
(1,2)	1:A:14:THR:CG2	2:C:4:C:H5''	1	0.14
(1,2)	1:A:14:THR:CG2	2:C:4:C:H6	1	0.14
(1,2)	1:A:14:THR:CG2	2:C:4:C:HO2'	1	0.14
(1,2)	1:A:14:THR:CG2	2:C:4:C:N1	1	0.14
(1,2)	1:A:14:THR:CG2	2:C:4:C:N3	1	0.14
(1,2)	1:A:14:THR:CG2	2:C:4:C:N4	1	0.14
(1,2)	1:A:14:THR:CG2	2:C:4:C:O2	1	0.14
(1,2)	1:A:14:THR:CG2	2:C:4:C:O2'	1	0.14
(1,2)	1:A:14:THR:CG2	2:C:4:C:O3'	1	0.14
(1,2)	1:A:14:THR:CG2	2:C:4:C:O4'	1	0.14
(1,2)	1:A:14:THR:CG2	2:C:4:C:O5'	1	0.14
(1,2)	1:A:14:THR:CG2	2:C:4:C:OP1	1	0.14
(1,2)	1:A:14:THR:CG2	2:C:4:C:OP2	1	0.14
(1,2)	1:A:14:THR:CG2	2:C:4:C:P	1	0.14
(1,2)	1:A:14:THR:CG2	2:C:5:A:C1'	1	0.14
(1,2)	1:A:14:THR:CG2	2:C:5:A:C2	1	0.14
(1,2)	1:A:14:THR:CG2	2:C:5:A:C2'	1	0.14
(1,2)	1:A:14:THR:CG2	2:C:5:A:C3'	1	0.14
(1,2)	1:A:14:THR:CG2	2:C:5:A:C4	1	0.14
(1,2)	1:A:14:THR:CG2	2:C:5:A:C4'	1	0.14
(1,2)	1:A:14:THR:CG2	2:C:5:A:C5	1	0.14
(1,2)	1:A:14:THR:CG2	2:C:5:A:C5'	1	0.14
(1,2)	1:A:14:THR:CG2	2:C:5:A:C6	1	0.14

Continued on next page...

Continued from previous page...

Key	Atom-1	Atom-2	Model ID	Violation (Å)
(1,2)	1:A:14:THR:CG2	2:C:5:A:C8	1	0.14
(1,2)	1:A:14:THR:CG2	2:C:5:A:H1'	1	0.14
(1,2)	1:A:14:THR:CG2	2:C:5:A:H2	1	0.14
(1,2)	1:A:14:THR:CG2	2:C:5:A:H2'	1	0.14
(1,2)	1:A:14:THR:CG2	2:C:5:A:H3'	1	0.14
(1,2)	1:A:14:THR:CG2	2:C:5:A:H4'	1	0.14
(1,2)	1:A:14:THR:CG2	2:C:5:A:H5'	1	0.14
(1,2)	1:A:14:THR:CG2	2:C:5:A:H5''	1	0.14
(1,2)	1:A:14:THR:CG2	2:C:5:A:H61	1	0.14
(1,2)	1:A:14:THR:CG2	2:C:5:A:H62	1	0.14
(1,2)	1:A:14:THR:CG2	2:C:5:A:H8	1	0.14
(1,2)	1:A:14:THR:CG2	2:C:5:A:HO2'	1	0.14
(1,2)	1:A:14:THR:CG2	2:C:5:A:N1	1	0.14
(1,2)	1:A:14:THR:CG2	2:C:5:A:N3	1	0.14
(1,2)	1:A:14:THR:CG2	2:C:5:A:N6	1	0.14
(1,2)	1:A:14:THR:CG2	2:C:5:A:N7	1	0.14
(1,2)	1:A:14:THR:CG2	2:C:5:A:N9	1	0.14
(1,2)	1:A:14:THR:CG2	2:C:5:A:O2'	1	0.14
(1,2)	1:A:14:THR:CG2	2:C:5:A:O3'	1	0.14
(1,2)	1:A:14:THR:CG2	2:C:5:A:O4'	1	0.14
(1,2)	1:A:14:THR:CG2	2:C:5:A:O5'	1	0.14
(1,2)	1:A:14:THR:CG2	2:C:5:A:OP1	1	0.14
(1,2)	1:A:14:THR:CG2	2:C:5:A:OP2	1	0.14
(1,2)	1:A:14:THR:CG2	2:C:5:A:P	1	0.14
(1,2)	1:A:14:THR:H	2:C:1:A:C1'	1	0.14
(1,2)	1:A:14:THR:H	2:C:1:A:C2	1	0.14
(1,2)	1:A:14:THR:H	2:C:1:A:C2'	1	0.14
(1,2)	1:A:14:THR:H	2:C:1:A:C3'	1	0.14
(1,2)	1:A:14:THR:H	2:C:1:A:C4	1	0.14
(1,2)	1:A:14:THR:H	2:C:1:A:C4'	1	0.14
(1,2)	1:A:14:THR:H	2:C:1:A:C5	1	0.14
(1,2)	1:A:14:THR:H	2:C:1:A:C5'	1	0.14
(1,2)	1:A:14:THR:H	2:C:1:A:C6	1	0.14
(1,2)	1:A:14:THR:H	2:C:1:A:C8	1	0.14
(1,2)	1:A:14:THR:H	2:C:1:A:H1'	1	0.14
(1,2)	1:A:14:THR:H	2:C:1:A:H2	1	0.14
(1,2)	1:A:14:THR:H	2:C:1:A:H2'	1	0.14
(1,2)	1:A:14:THR:H	2:C:1:A:H3'	1	0.14
(1,2)	1:A:14:THR:H	2:C:1:A:H4'	1	0.14
(1,2)	1:A:14:THR:H	2:C:1:A:H5'	1	0.14
(1,2)	1:A:14:THR:H	2:C:1:A:H5''	1	0.14
(1,2)	1:A:14:THR:H	2:C:1:A:H61	1	0.14

Continued on next page...

Continued from previous page...

Key	Atom-1	Atom-2	Model ID	Violation (Å)
(1,2)	1:A:14:THR:H	2:C:1:A:H62	1	0.14
(1,2)	1:A:14:THR:H	2:C:1:A:H8	1	0.14
(1,2)	1:A:14:THR:H	2:C:1:A:HO2'	1	0.14
(1,2)	1:A:14:THR:H	2:C:1:A:N1	1	0.14
(1,2)	1:A:14:THR:H	2:C:1:A:N3	1	0.14
(1,2)	1:A:14:THR:H	2:C:1:A:N6	1	0.14
(1,2)	1:A:14:THR:H	2:C:1:A:N7	1	0.14
(1,2)	1:A:14:THR:H	2:C:1:A:N9	1	0.14
(1,2)	1:A:14:THR:H	2:C:1:A:O2'	1	0.14
(1,2)	1:A:14:THR:H	2:C:1:A:O3'	1	0.14
(1,2)	1:A:14:THR:H	2:C:1:A:O4'	1	0.14
(1,2)	1:A:14:THR:H	2:C:1:A:O5'	1	0.14
(1,2)	1:A:14:THR:H	2:C:2:U:C1'	1	0.14
(1,2)	1:A:14:THR:H	2:C:2:U:C2	1	0.14
(1,2)	1:A:14:THR:H	2:C:2:U:C2'	1	0.14
(1,2)	1:A:14:THR:H	2:C:2:U:C3'	1	0.14
(1,2)	1:A:14:THR:H	2:C:2:U:C4	1	0.14
(1,2)	1:A:14:THR:H	2:C:2:U:C4'	1	0.14
(1,2)	1:A:14:THR:H	2:C:2:U:C5	1	0.14
(1,2)	1:A:14:THR:H	2:C:2:U:C5'	1	0.14
(1,2)	1:A:14:THR:H	2:C:2:U:C6	1	0.14
(1,2)	1:A:14:THR:H	2:C:2:U:H1'	1	0.14
(1,2)	1:A:14:THR:H	2:C:2:U:H2'	1	0.14
(1,2)	1:A:14:THR:H	2:C:2:U:H3	1	0.14
(1,2)	1:A:14:THR:H	2:C:2:U:H3'	1	0.14
(1,2)	1:A:14:THR:H	2:C:2:U:H4'	1	0.14
(1,2)	1:A:14:THR:H	2:C:2:U:H5	1	0.14
(1,2)	1:A:14:THR:H	2:C:2:U:H5'	1	0.14
(1,2)	1:A:14:THR:H	2:C:2:U:H5''	1	0.14
(1,2)	1:A:14:THR:H	2:C:2:U:H6	1	0.14
(1,2)	1:A:14:THR:H	2:C:2:U:HO2'	1	0.14
(1,2)	1:A:14:THR:H	2:C:2:U:N1	1	0.14
(1,2)	1:A:14:THR:H	2:C:2:U:N3	1	0.14
(1,2)	1:A:14:THR:H	2:C:2:U:O2	1	0.14
(1,2)	1:A:14:THR:H	2:C:2:U:O2'	1	0.14
(1,2)	1:A:14:THR:H	2:C:2:U:O3'	1	0.14
(1,2)	1:A:14:THR:H	2:C:2:U:O4	1	0.14
(1,2)	1:A:14:THR:H	2:C:2:U:O4'	1	0.14
(1,2)	1:A:14:THR:H	2:C:2:U:O5'	1	0.14
(1,2)	1:A:14:THR:H	2:C:2:U:OP1	1	0.14
(1,2)	1:A:14:THR:H	2:C:2:U:OP2	1	0.14
(1,2)	1:A:14:THR:H	2:C:2:U:P	1	0.14

Continued on next page...

Continued from previous page...

Key	Atom-1	Atom-2	Model ID	Violation (Å)
(1,2)	1:A:14:THR:H	2:C:3:A:C1'	1	0.14
(1,2)	1:A:14:THR:H	2:C:3:A:C2	1	0.14
(1,2)	1:A:14:THR:H	2:C:3:A:C2'	1	0.14
(1,2)	1:A:14:THR:H	2:C:3:A:C3'	1	0.14
(1,2)	1:A:14:THR:H	2:C:3:A:C4	1	0.14
(1,2)	1:A:14:THR:H	2:C:3:A:C4'	1	0.14
(1,2)	1:A:14:THR:H	2:C:3:A:C5	1	0.14
(1,2)	1:A:14:THR:H	2:C:3:A:C5'	1	0.14
(1,2)	1:A:14:THR:H	2:C:3:A:C6	1	0.14
(1,2)	1:A:14:THR:H	2:C:3:A:C8	1	0.14
(1,2)	1:A:14:THR:H	2:C:3:A:H1'	1	0.14
(1,2)	1:A:14:THR:H	2:C:3:A:H2	1	0.14
(1,2)	1:A:14:THR:H	2:C:3:A:H2'	1	0.14
(1,2)	1:A:14:THR:H	2:C:3:A:H3'	1	0.14
(1,2)	1:A:14:THR:H	2:C:3:A:H4'	1	0.14
(1,2)	1:A:14:THR:H	2:C:3:A:H5'	1	0.14
(1,2)	1:A:14:THR:H	2:C:3:A:H5''	1	0.14
(1,2)	1:A:14:THR:H	2:C:3:A:H61	1	0.14
(1,2)	1:A:14:THR:H	2:C:3:A:H62	1	0.14
(1,2)	1:A:14:THR:H	2:C:3:A:H8	1	0.14
(1,2)	1:A:14:THR:H	2:C:3:A:HO2'	1	0.14
(1,2)	1:A:14:THR:H	2:C:3:A:N1	1	0.14
(1,2)	1:A:14:THR:H	2:C:3:A:N3	1	0.14
(1,2)	1:A:14:THR:H	2:C:3:A:N6	1	0.14
(1,2)	1:A:14:THR:H	2:C:3:A:N7	1	0.14
(1,2)	1:A:14:THR:H	2:C:3:A:N9	1	0.14
(1,2)	1:A:14:THR:H	2:C:3:A:O2'	1	0.14
(1,2)	1:A:14:THR:H	2:C:3:A:O3'	1	0.14
(1,2)	1:A:14:THR:H	2:C:3:A:O4'	1	0.14
(1,2)	1:A:14:THR:H	2:C:3:A:O5'	1	0.14
(1,2)	1:A:14:THR:H	2:C:3:A:OP1	1	0.14
(1,2)	1:A:14:THR:H	2:C:3:A:OP2	1	0.14
(1,2)	1:A:14:THR:H	2:C:3:A:P	1	0.14
(1,2)	1:A:14:THR:H	2:C:4:C:C1'	1	0.14
(1,2)	1:A:14:THR:H	2:C:4:C:C2	1	0.14
(1,2)	1:A:14:THR:H	2:C:4:C:C2'	1	0.14
(1,2)	1:A:14:THR:H	2:C:4:C:C3'	1	0.14
(1,2)	1:A:14:THR:H	2:C:4:C:C4	1	0.14
(1,2)	1:A:14:THR:H	2:C:4:C:C4'	1	0.14
(1,2)	1:A:14:THR:H	2:C:4:C:C5	1	0.14
(1,2)	1:A:14:THR:H	2:C:4:C:C5'	1	0.14
(1,2)	1:A:14:THR:H	2:C:4:C:C6	1	0.14

Continued on next page...

Continued from previous page...

Key	Atom-1	Atom-2	Model ID	Violation (Å)
(1,2)	1:A:14:THR:H	2:C:4:C:H1'	1	0.14
(1,2)	1:A:14:THR:H	2:C:4:C:H2'	1	0.14
(1,2)	1:A:14:THR:H	2:C:4:C:H3'	1	0.14
(1,2)	1:A:14:THR:H	2:C:4:C:H4'	1	0.14
(1,2)	1:A:14:THR:H	2:C:4:C:H41	1	0.14
(1,2)	1:A:14:THR:H	2:C:4:C:H42	1	0.14
(1,2)	1:A:14:THR:H	2:C:4:C:H5	1	0.14
(1,2)	1:A:14:THR:H	2:C:4:C:H5'	1	0.14
(1,2)	1:A:14:THR:H	2:C:4:C:H5''	1	0.14
(1,2)	1:A:14:THR:H	2:C:4:C:H6	1	0.14
(1,2)	1:A:14:THR:H	2:C:4:C:HO2'	1	0.14
(1,2)	1:A:14:THR:H	2:C:4:C:N1	1	0.14
(1,2)	1:A:14:THR:H	2:C:4:C:N3	1	0.14
(1,2)	1:A:14:THR:H	2:C:4:C:N4	1	0.14
(1,2)	1:A:14:THR:H	2:C:4:C:O2	1	0.14
(1,2)	1:A:14:THR:H	2:C:4:C:O2'	1	0.14
(1,2)	1:A:14:THR:H	2:C:4:C:O3'	1	0.14
(1,2)	1:A:14:THR:H	2:C:4:C:O4'	1	0.14
(1,2)	1:A:14:THR:H	2:C:4:C:O5'	1	0.14
(1,2)	1:A:14:THR:H	2:C:4:C:OP1	1	0.14
(1,2)	1:A:14:THR:H	2:C:4:C:OP2	1	0.14
(1,2)	1:A:14:THR:H	2:C:4:C:P	1	0.14
(1,2)	1:A:14:THR:H	2:C:5:A:C1'	1	0.14
(1,2)	1:A:14:THR:H	2:C:5:A:C2	1	0.14
(1,2)	1:A:14:THR:H	2:C:5:A:C2'	1	0.14
(1,2)	1:A:14:THR:H	2:C:5:A:C3'	1	0.14
(1,2)	1:A:14:THR:H	2:C:5:A:C4	1	0.14
(1,2)	1:A:14:THR:H	2:C:5:A:C4'	1	0.14
(1,2)	1:A:14:THR:H	2:C:5:A:C5	1	0.14
(1,2)	1:A:14:THR:H	2:C:5:A:C5'	1	0.14
(1,2)	1:A:14:THR:H	2:C:5:A:C6	1	0.14
(1,2)	1:A:14:THR:H	2:C:5:A:C8	1	0.14
(1,2)	1:A:14:THR:H	2:C:5:A:H1'	1	0.14
(1,2)	1:A:14:THR:H	2:C:5:A:H2	1	0.14
(1,2)	1:A:14:THR:H	2:C:5:A:H2'	1	0.14
(1,2)	1:A:14:THR:H	2:C:5:A:H3'	1	0.14
(1,2)	1:A:14:THR:H	2:C:5:A:H4'	1	0.14
(1,2)	1:A:14:THR:H	2:C:5:A:H5'	1	0.14
(1,2)	1:A:14:THR:H	2:C:5:A:H5''	1	0.14
(1,2)	1:A:14:THR:H	2:C:5:A:H61	1	0.14
(1,2)	1:A:14:THR:H	2:C:5:A:H62	1	0.14
(1,2)	1:A:14:THR:H	2:C:5:A:H8	1	0.14

Continued on next page...

Continued from previous page...

Key	Atom-1	Atom-2	Model ID	Violation (Å)
(1,2)	1:A:14:THR:H	2:C:5:A:HO2'	1	0.14
(1,2)	1:A:14:THR:H	2:C:5:A:N1	1	0.14
(1,2)	1:A:14:THR:H	2:C:5:A:N3	1	0.14
(1,2)	1:A:14:THR:H	2:C:5:A:N6	1	0.14
(1,2)	1:A:14:THR:H	2:C:5:A:N7	1	0.14
(1,2)	1:A:14:THR:H	2:C:5:A:N9	1	0.14
(1,2)	1:A:14:THR:H	2:C:5:A:O2'	1	0.14
(1,2)	1:A:14:THR:H	2:C:5:A:O3'	1	0.14
(1,2)	1:A:14:THR:H	2:C:5:A:O4'	1	0.14
(1,2)	1:A:14:THR:H	2:C:5:A:O5'	1	0.14
(1,2)	1:A:14:THR:H	2:C:5:A:OP1	1	0.14
(1,2)	1:A:14:THR:H	2:C:5:A:OP2	1	0.14
(1,2)	1:A:14:THR:H	2:C:5:A:P	1	0.14
(1,2)	1:A:14:THR:HG1	2:C:1:A:C1'	1	0.14
(1,2)	1:A:14:THR:HG1	2:C:1:A:C2	1	0.14
(1,2)	1:A:14:THR:HG1	2:C:1:A:C2'	1	0.14
(1,2)	1:A:14:THR:HG1	2:C:1:A:C3'	1	0.14
(1,2)	1:A:14:THR:HG1	2:C:1:A:C4	1	0.14
(1,2)	1:A:14:THR:HG1	2:C:1:A:C4'	1	0.14
(1,2)	1:A:14:THR:HG1	2:C:1:A:C5	1	0.14
(1,2)	1:A:14:THR:HG1	2:C:1:A:C5'	1	0.14
(1,2)	1:A:14:THR:HG1	2:C:1:A:C6	1	0.14
(1,2)	1:A:14:THR:HG1	2:C:1:A:C8	1	0.14
(1,2)	1:A:14:THR:HG1	2:C:1:A:H1'	1	0.14
(1,2)	1:A:14:THR:HG1	2:C:1:A:H2	1	0.14
(1,2)	1:A:14:THR:HG1	2:C:1:A:H2'	1	0.14
(1,2)	1:A:14:THR:HG1	2:C:1:A:H3'	1	0.14
(1,2)	1:A:14:THR:HG1	2:C:1:A:H4'	1	0.14
(1,2)	1:A:14:THR:HG1	2:C:1:A:H5'	1	0.14
(1,2)	1:A:14:THR:HG1	2:C:1:A:H5''	1	0.14
(1,2)	1:A:14:THR:HG1	2:C:1:A:H61	1	0.14
(1,2)	1:A:14:THR:HG1	2:C:1:A:H62	1	0.14
(1,2)	1:A:14:THR:HG1	2:C:1:A:H8	1	0.14
(1,2)	1:A:14:THR:HG1	2:C:1:A:HO2'	1	0.14
(1,2)	1:A:14:THR:HG1	2:C:1:A:N1	1	0.14
(1,2)	1:A:14:THR:HG1	2:C:1:A:N3	1	0.14
(1,2)	1:A:14:THR:HG1	2:C:1:A:N6	1	0.14
(1,2)	1:A:14:THR:HG1	2:C:1:A:N7	1	0.14
(1,2)	1:A:14:THR:HG1	2:C:1:A:N9	1	0.14
(1,2)	1:A:14:THR:HG1	2:C:1:A:O2'	1	0.14
(1,2)	1:A:14:THR:HG1	2:C:1:A:O3'	1	0.14
(1,2)	1:A:14:THR:HG1	2:C:1:A:O4'	1	0.14

Continued on next page...

Continued from previous page...

Key	Atom-1	Atom-2	Model ID	Violation (Å)
(1,2)	1:A:14:THR:HG1	2:C:1:A:O5'	1	0.14
(1,2)	1:A:14:THR:HG1	2:C:2:U:C1'	1	0.14
(1,2)	1:A:14:THR:HG1	2:C:2:U:C2	1	0.14
(1,2)	1:A:14:THR:HG1	2:C:2:U:C2'	1	0.14
(1,2)	1:A:14:THR:HG1	2:C:2:U:C3'	1	0.14
(1,2)	1:A:14:THR:HG1	2:C:2:U:C4	1	0.14
(1,2)	1:A:14:THR:HG1	2:C:2:U:C4'	1	0.14
(1,2)	1:A:14:THR:HG1	2:C:2:U:C5	1	0.14
(1,2)	1:A:14:THR:HG1	2:C:2:U:C5'	1	0.14
(1,2)	1:A:14:THR:HG1	2:C:2:U:C6	1	0.14
(1,2)	1:A:14:THR:HG1	2:C:2:U:H1'	1	0.14
(1,2)	1:A:14:THR:HG1	2:C:2:U:H2'	1	0.14
(1,2)	1:A:14:THR:HG1	2:C:2:U:H3	1	0.14
(1,2)	1:A:14:THR:HG1	2:C:2:U:H3'	1	0.14
(1,2)	1:A:14:THR:HG1	2:C:2:U:H4'	1	0.14
(1,2)	1:A:14:THR:HG1	2:C:2:U:H5	1	0.14
(1,2)	1:A:14:THR:HG1	2:C:2:U:H5'	1	0.14
(1,2)	1:A:14:THR:HG1	2:C:2:U:H5''	1	0.14
(1,2)	1:A:14:THR:HG1	2:C:2:U:H6	1	0.14
(1,2)	1:A:14:THR:HG1	2:C:2:U:HO2'	1	0.14
(1,2)	1:A:14:THR:HG1	2:C:2:U:N1	1	0.14
(1,2)	1:A:14:THR:HG1	2:C:2:U:N3	1	0.14
(1,2)	1:A:14:THR:HG1	2:C:2:U:O2	1	0.14
(1,2)	1:A:14:THR:HG1	2:C:2:U:O2'	1	0.14
(1,2)	1:A:14:THR:HG1	2:C:2:U:O3'	1	0.14
(1,2)	1:A:14:THR:HG1	2:C:2:U:O4	1	0.14
(1,2)	1:A:14:THR:HG1	2:C:2:U:O4'	1	0.14
(1,2)	1:A:14:THR:HG1	2:C:2:U:O5'	1	0.14
(1,2)	1:A:14:THR:HG1	2:C:2:U:OP1	1	0.14
(1,2)	1:A:14:THR:HG1	2:C:2:U:OP2	1	0.14
(1,2)	1:A:14:THR:HG1	2:C:2:U:P	1	0.14
(1,2)	1:A:14:THR:HG1	2:C:3:A:C1'	1	0.14
(1,2)	1:A:14:THR:HG1	2:C:3:A:C2	1	0.14
(1,2)	1:A:14:THR:HG1	2:C:3:A:C2'	1	0.14
(1,2)	1:A:14:THR:HG1	2:C:3:A:C3'	1	0.14
(1,2)	1:A:14:THR:HG1	2:C:3:A:C4	1	0.14
(1,2)	1:A:14:THR:HG1	2:C:3:A:C4'	1	0.14
(1,2)	1:A:14:THR:HG1	2:C:3:A:C5	1	0.14
(1,2)	1:A:14:THR:HG1	2:C:3:A:C5'	1	0.14
(1,2)	1:A:14:THR:HG1	2:C:3:A:C6	1	0.14
(1,2)	1:A:14:THR:HG1	2:C:3:A:C8	1	0.14
(1,2)	1:A:14:THR:HG1	2:C:3:A:H1'	1	0.14

Continued on next page...

Continued from previous page...

Key	Atom-1	Atom-2	Model ID	Violation (Å)
(1,2)	1:A:14:THR:HG1	2:C:3:A:H2	1	0.14
(1,2)	1:A:14:THR:HG1	2:C:3:A:H2'	1	0.14
(1,2)	1:A:14:THR:HG1	2:C:3:A:H3'	1	0.14
(1,2)	1:A:14:THR:HG1	2:C:3:A:H4'	1	0.14
(1,2)	1:A:14:THR:HG1	2:C:3:A:H5'	1	0.14
(1,2)	1:A:14:THR:HG1	2:C:3:A:H5''	1	0.14
(1,2)	1:A:14:THR:HG1	2:C:3:A:H61	1	0.14
(1,2)	1:A:14:THR:HG1	2:C:3:A:H62	1	0.14
(1,2)	1:A:14:THR:HG1	2:C:3:A:H8	1	0.14
(1,2)	1:A:14:THR:HG1	2:C:3:A:HO2'	1	0.14
(1,2)	1:A:14:THR:HG1	2:C:3:A:N1	1	0.14
(1,2)	1:A:14:THR:HG1	2:C:3:A:N3	1	0.14
(1,2)	1:A:14:THR:HG1	2:C:3:A:N6	1	0.14
(1,2)	1:A:14:THR:HG1	2:C:3:A:N7	1	0.14
(1,2)	1:A:14:THR:HG1	2:C:3:A:N9	1	0.14
(1,2)	1:A:14:THR:HG1	2:C:3:A:O2'	1	0.14
(1,2)	1:A:14:THR:HG1	2:C:3:A:O3'	1	0.14
(1,2)	1:A:14:THR:HG1	2:C:3:A:O4'	1	0.14
(1,2)	1:A:14:THR:HG1	2:C:3:A:O5'	1	0.14
(1,2)	1:A:14:THR:HG1	2:C:3:A:OP1	1	0.14
(1,2)	1:A:14:THR:HG1	2:C:3:A:OP2	1	0.14
(1,2)	1:A:14:THR:HG1	2:C:3:A:P	1	0.14
(1,2)	1:A:14:THR:HG1	2:C:4:C:C1'	1	0.14
(1,2)	1:A:14:THR:HG1	2:C:4:C:C2	1	0.14
(1,2)	1:A:14:THR:HG1	2:C:4:C:C2'	1	0.14
(1,2)	1:A:14:THR:HG1	2:C:4:C:C3'	1	0.14
(1,2)	1:A:14:THR:HG1	2:C:4:C:C4	1	0.14
(1,2)	1:A:14:THR:HG1	2:C:4:C:C4'	1	0.14
(1,2)	1:A:14:THR:HG1	2:C:4:C:C5	1	0.14
(1,2)	1:A:14:THR:HG1	2:C:4:C:C5'	1	0.14
(1,2)	1:A:14:THR:HG1	2:C:4:C:C6	1	0.14
(1,2)	1:A:14:THR:HG1	2:C:4:C:H1'	1	0.14
(1,2)	1:A:14:THR:HG1	2:C:4:C:H2'	1	0.14
(1,2)	1:A:14:THR:HG1	2:C:4:C:H3'	1	0.14
(1,2)	1:A:14:THR:HG1	2:C:4:C:H4'	1	0.14
(1,2)	1:A:14:THR:HG1	2:C:4:C:H41	1	0.14
(1,2)	1:A:14:THR:HG1	2:C:4:C:H42	1	0.14
(1,2)	1:A:14:THR:HG1	2:C:4:C:H5	1	0.14
(1,2)	1:A:14:THR:HG1	2:C:4:C:H5'	1	0.14
(1,2)	1:A:14:THR:HG1	2:C:4:C:H5''	1	0.14
(1,2)	1:A:14:THR:HG1	2:C:4:C:H6	1	0.14
(1,2)	1:A:14:THR:HG1	2:C:4:C:HO2'	1	0.14

Continued on next page...

Continued from previous page...

Key	Atom-1	Atom-2	Model ID	Violation (Å)
(1,2)	1:A:14:THR:HG1	2:C:4:C:N1	1	0.14
(1,2)	1:A:14:THR:HG1	2:C:4:C:N3	1	0.14
(1,2)	1:A:14:THR:HG1	2:C:4:C:N4	1	0.14
(1,2)	1:A:14:THR:HG1	2:C:4:C:O2	1	0.14
(1,2)	1:A:14:THR:HG1	2:C:4:C:O2'	1	0.14
(1,2)	1:A:14:THR:HG1	2:C:4:C:O3'	1	0.14
(1,2)	1:A:14:THR:HG1	2:C:4:C:O4'	1	0.14
(1,2)	1:A:14:THR:HG1	2:C:4:C:O5'	1	0.14
(1,2)	1:A:14:THR:HG1	2:C:4:C:OP1	1	0.14
(1,2)	1:A:14:THR:HG1	2:C:4:C:OP2	1	0.14
(1,2)	1:A:14:THR:HG1	2:C:4:C:P	1	0.14
(1,2)	1:A:14:THR:HG1	2:C:5:A:C1'	1	0.14
(1,2)	1:A:14:THR:HG1	2:C:5:A:C2	1	0.14
(1,2)	1:A:14:THR:HG1	2:C:5:A:C2'	1	0.14
(1,2)	1:A:14:THR:HG1	2:C:5:A:C3'	1	0.14
(1,2)	1:A:14:THR:HG1	2:C:5:A:C4	1	0.14
(1,2)	1:A:14:THR:HG1	2:C:5:A:C4'	1	0.14
(1,2)	1:A:14:THR:HG1	2:C:5:A:C5	1	0.14
(1,2)	1:A:14:THR:HG1	2:C:5:A:C5'	1	0.14
(1,2)	1:A:14:THR:HG1	2:C:5:A:C6	1	0.14
(1,2)	1:A:14:THR:HG1	2:C:5:A:C8	1	0.14
(1,2)	1:A:14:THR:HG1	2:C:5:A:H1'	1	0.14
(1,2)	1:A:14:THR:HG1	2:C:5:A:H2	1	0.14
(1,2)	1:A:14:THR:HG1	2:C:5:A:H2'	1	0.14
(1,2)	1:A:14:THR:HG1	2:C:5:A:H3'	1	0.14
(1,2)	1:A:14:THR:HG1	2:C:5:A:H4'	1	0.14
(1,2)	1:A:14:THR:HG1	2:C:5:A:H5'	1	0.14
(1,2)	1:A:14:THR:HG1	2:C:5:A:H5''	1	0.14
(1,2)	1:A:14:THR:HG1	2:C:5:A:H61	1	0.14
(1,2)	1:A:14:THR:HG1	2:C:5:A:H62	1	0.14
(1,2)	1:A:14:THR:HG1	2:C:5:A:H8	1	0.14
(1,2)	1:A:14:THR:HG1	2:C:5:A:HO2'	1	0.14
(1,2)	1:A:14:THR:HG1	2:C:5:A:N1	1	0.14
(1,2)	1:A:14:THR:HG1	2:C:5:A:N3	1	0.14
(1,2)	1:A:14:THR:HG1	2:C:5:A:N6	1	0.14
(1,2)	1:A:14:THR:HG1	2:C:5:A:N7	1	0.14
(1,2)	1:A:14:THR:HG1	2:C:5:A:N9	1	0.14
(1,2)	1:A:14:THR:HG1	2:C:5:A:O2'	1	0.14
(1,2)	1:A:14:THR:HG1	2:C:5:A:O3'	1	0.14
(1,2)	1:A:14:THR:HG1	2:C:5:A:O4'	1	0.14
(1,2)	1:A:14:THR:HG1	2:C:5:A:O5'	1	0.14
(1,2)	1:A:14:THR:HG1	2:C:5:A:OP1	1	0.14

Continued on next page...

Continued from previous page...

Key	Atom-1	Atom-2	Model ID	Violation (Å)
(1,2)	1:A:14:THR:HG1	2:C:5:A:OP2	1	0.14
(1,2)	1:A:14:THR:HG1	2:C:5:A:P	1	0.14
(1,2)	1:A:14:THR:N	2:C:1:A:C1'	1	0.14
(1,2)	1:A:14:THR:N	2:C:1:A:C2	1	0.14
(1,2)	1:A:14:THR:N	2:C:1:A:C2'	1	0.14
(1,2)	1:A:14:THR:N	2:C:1:A:C3'	1	0.14
(1,2)	1:A:14:THR:N	2:C:1:A:C4	1	0.14
(1,2)	1:A:14:THR:N	2:C:1:A:C4'	1	0.14
(1,2)	1:A:14:THR:N	2:C:1:A:C5	1	0.14
(1,2)	1:A:14:THR:N	2:C:1:A:C5'	1	0.14
(1,2)	1:A:14:THR:N	2:C:1:A:C6	1	0.14
(1,2)	1:A:14:THR:N	2:C:1:A:C8	1	0.14
(1,2)	1:A:14:THR:N	2:C:1:A:H1'	1	0.14
(1,2)	1:A:14:THR:N	2:C:1:A:H2	1	0.14
(1,2)	1:A:14:THR:N	2:C:1:A:H2'	1	0.14
(1,2)	1:A:14:THR:N	2:C:1:A:H3'	1	0.14
(1,2)	1:A:14:THR:N	2:C:1:A:H4'	1	0.14
(1,2)	1:A:14:THR:N	2:C:1:A:H5'	1	0.14
(1,2)	1:A:14:THR:N	2:C:1:A:H5''	1	0.14
(1,2)	1:A:14:THR:N	2:C:1:A:H61	1	0.14
(1,2)	1:A:14:THR:N	2:C:1:A:H62	1	0.14
(1,2)	1:A:14:THR:N	2:C:1:A:H8	1	0.14
(1,2)	1:A:14:THR:N	2:C:1:A:HO2'	1	0.14
(1,2)	1:A:14:THR:N	2:C:1:A:N1	1	0.14
(1,2)	1:A:14:THR:N	2:C:1:A:N3	1	0.14
(1,2)	1:A:14:THR:N	2:C:1:A:N6	1	0.14
(1,2)	1:A:14:THR:N	2:C:1:A:N7	1	0.14
(1,2)	1:A:14:THR:N	2:C:1:A:N9	1	0.14
(1,2)	1:A:14:THR:N	2:C:1:A:O2'	1	0.14
(1,2)	1:A:14:THR:N	2:C:1:A:O3'	1	0.14
(1,2)	1:A:14:THR:N	2:C:1:A:O4'	1	0.14
(1,2)	1:A:14:THR:N	2:C:1:A:O5'	1	0.14
(1,2)	1:A:14:THR:N	2:C:2:U:C1'	1	0.14
(1,2)	1:A:14:THR:N	2:C:2:U:C2	1	0.14
(1,2)	1:A:14:THR:N	2:C:2:U:C2'	1	0.14
(1,2)	1:A:14:THR:N	2:C:2:U:C3'	1	0.14
(1,2)	1:A:14:THR:N	2:C:2:U:C4	1	0.14
(1,2)	1:A:14:THR:N	2:C:2:U:C4'	1	0.14
(1,2)	1:A:14:THR:N	2:C:2:U:C5	1	0.14
(1,2)	1:A:14:THR:N	2:C:2:U:C5'	1	0.14
(1,2)	1:A:14:THR:N	2:C:2:U:C6	1	0.14
(1,2)	1:A:14:THR:N	2:C:2:U:H1'	1	0.14

Continued on next page...

Continued from previous page...

Key	Atom-1	Atom-2	Model ID	Violation (Å)
(1,2)	1:A:14:THR:N	2:C:2:U:H2'	1	0.14
(1,2)	1:A:14:THR:N	2:C:2:U:H3	1	0.14
(1,2)	1:A:14:THR:N	2:C:2:U:H3'	1	0.14
(1,2)	1:A:14:THR:N	2:C:2:U:H4'	1	0.14
(1,2)	1:A:14:THR:N	2:C:2:U:H5	1	0.14
(1,2)	1:A:14:THR:N	2:C:2:U:H5'	1	0.14
(1,2)	1:A:14:THR:N	2:C:2:U:H5''	1	0.14
(1,2)	1:A:14:THR:N	2:C:2:U:H6	1	0.14
(1,2)	1:A:14:THR:N	2:C:2:U:HO2'	1	0.14
(1,2)	1:A:14:THR:N	2:C:2:U:N1	1	0.14
(1,2)	1:A:14:THR:N	2:C:2:U:N3	1	0.14
(1,2)	1:A:14:THR:N	2:C:2:U:O2	1	0.14
(1,2)	1:A:14:THR:N	2:C:2:U:O2'	1	0.14
(1,2)	1:A:14:THR:N	2:C:2:U:O3'	1	0.14
(1,2)	1:A:14:THR:N	2:C:2:U:O4	1	0.14
(1,2)	1:A:14:THR:N	2:C:2:U:O4'	1	0.14
(1,2)	1:A:14:THR:N	2:C:2:U:O5'	1	0.14
(1,2)	1:A:14:THR:N	2:C:2:U:OP1	1	0.14
(1,2)	1:A:14:THR:N	2:C:2:U:OP2	1	0.14
(1,2)	1:A:14:THR:N	2:C:2:U:P	1	0.14
(1,2)	1:A:14:THR:N	2:C:3:A:C1'	1	0.14
(1,2)	1:A:14:THR:N	2:C:3:A:C2	1	0.14
(1,2)	1:A:14:THR:N	2:C:3:A:C2'	1	0.14
(1,2)	1:A:14:THR:N	2:C:3:A:C3'	1	0.14
(1,2)	1:A:14:THR:N	2:C:3:A:C4	1	0.14
(1,2)	1:A:14:THR:N	2:C:3:A:C4'	1	0.14
(1,2)	1:A:14:THR:N	2:C:3:A:C5	1	0.14
(1,2)	1:A:14:THR:N	2:C:3:A:C5'	1	0.14
(1,2)	1:A:14:THR:N	2:C:3:A:C6	1	0.14
(1,2)	1:A:14:THR:N	2:C:3:A:C8	1	0.14
(1,2)	1:A:14:THR:N	2:C:3:A:H1'	1	0.14
(1,2)	1:A:14:THR:N	2:C:3:A:H2	1	0.14
(1,2)	1:A:14:THR:N	2:C:3:A:H2'	1	0.14
(1,2)	1:A:14:THR:N	2:C:3:A:H3'	1	0.14
(1,2)	1:A:14:THR:N	2:C:3:A:H4'	1	0.14
(1,2)	1:A:14:THR:N	2:C:3:A:H5'	1	0.14
(1,2)	1:A:14:THR:N	2:C:3:A:H5''	1	0.14
(1,2)	1:A:14:THR:N	2:C:3:A:H61	1	0.14
(1,2)	1:A:14:THR:N	2:C:3:A:H62	1	0.14
(1,2)	1:A:14:THR:N	2:C:3:A:H8	1	0.14
(1,2)	1:A:14:THR:N	2:C:3:A:HO2'	1	0.14
(1,2)	1:A:14:THR:N	2:C:3:A:N1	1	0.14

Continued on next page...

Continued from previous page...

Key	Atom-1	Atom-2	Model ID	Violation (Å)
(1,2)	1:A:14:THR:N	2:C:3:A:N3	1	0.14
(1,2)	1:A:14:THR:N	2:C:3:A:N6	1	0.14
(1,2)	1:A:14:THR:N	2:C:3:A:N7	1	0.14
(1,2)	1:A:14:THR:N	2:C:3:A:N9	1	0.14
(1,2)	1:A:14:THR:N	2:C:3:A:O2'	1	0.14
(1,2)	1:A:14:THR:N	2:C:3:A:O3'	1	0.14
(1,2)	1:A:14:THR:N	2:C:3:A:O4'	1	0.14
(1,2)	1:A:14:THR:N	2:C:3:A:O5'	1	0.14
(1,2)	1:A:14:THR:N	2:C:3:A:OP1	1	0.14
(1,2)	1:A:14:THR:N	2:C:3:A:OP2	1	0.14
(1,2)	1:A:14:THR:N	2:C:3:A:P	1	0.14
(1,2)	1:A:14:THR:N	2:C:4:C:C1'	1	0.14
(1,2)	1:A:14:THR:N	2:C:4:C:C2	1	0.14
(1,2)	1:A:14:THR:N	2:C:4:C:C2'	1	0.14
(1,2)	1:A:14:THR:N	2:C:4:C:C3'	1	0.14
(1,2)	1:A:14:THR:N	2:C:4:C:C4	1	0.14
(1,2)	1:A:14:THR:N	2:C:4:C:C4'	1	0.14
(1,2)	1:A:14:THR:N	2:C:4:C:C5	1	0.14
(1,2)	1:A:14:THR:N	2:C:4:C:C5'	1	0.14
(1,2)	1:A:14:THR:N	2:C:4:C:C6	1	0.14
(1,2)	1:A:14:THR:N	2:C:4:C:H1'	1	0.14
(1,2)	1:A:14:THR:N	2:C:4:C:H2'	1	0.14
(1,2)	1:A:14:THR:N	2:C:4:C:H3'	1	0.14
(1,2)	1:A:14:THR:N	2:C:4:C:H4'	1	0.14
(1,2)	1:A:14:THR:N	2:C:4:C:H41	1	0.14
(1,2)	1:A:14:THR:N	2:C:4:C:H42	1	0.14
(1,2)	1:A:14:THR:N	2:C:4:C:H5	1	0.14
(1,2)	1:A:14:THR:N	2:C:4:C:H5'	1	0.14
(1,2)	1:A:14:THR:N	2:C:4:C:H5''	1	0.14
(1,2)	1:A:14:THR:N	2:C:4:C:H6	1	0.14
(1,2)	1:A:14:THR:N	2:C:4:C:HO2'	1	0.14
(1,2)	1:A:14:THR:N	2:C:4:C:N1	1	0.14
(1,2)	1:A:14:THR:N	2:C:4:C:N3	1	0.14
(1,2)	1:A:14:THR:N	2:C:4:C:N4	1	0.14
(1,2)	1:A:14:THR:N	2:C:4:C:O2	1	0.14
(1,2)	1:A:14:THR:N	2:C:4:C:O2'	1	0.14
(1,2)	1:A:14:THR:N	2:C:4:C:O3'	1	0.14
(1,2)	1:A:14:THR:N	2:C:4:C:O4'	1	0.14
(1,2)	1:A:14:THR:N	2:C:4:C:O5'	1	0.14
(1,2)	1:A:14:THR:N	2:C:4:C:OP1	1	0.14
(1,2)	1:A:14:THR:N	2:C:4:C:OP2	1	0.14
(1,2)	1:A:14:THR:N	2:C:4:C:P	1	0.14

Continued on next page...

Continued from previous page...

Key	Atom-1	Atom-2	Model ID	Violation (Å)
(1,2)	1:A:14:THR:N	2:C:5:A:C1'	1	0.14
(1,2)	1:A:14:THR:N	2:C:5:A:C2	1	0.14
(1,2)	1:A:14:THR:N	2:C:5:A:C2'	1	0.14
(1,2)	1:A:14:THR:N	2:C:5:A:C3'	1	0.14
(1,2)	1:A:14:THR:N	2:C:5:A:C4	1	0.14
(1,2)	1:A:14:THR:N	2:C:5:A:C4'	1	0.14
(1,2)	1:A:14:THR:N	2:C:5:A:C5	1	0.14
(1,2)	1:A:14:THR:N	2:C:5:A:C5'	1	0.14
(1,2)	1:A:14:THR:N	2:C:5:A:C6	1	0.14
(1,2)	1:A:14:THR:N	2:C:5:A:C8	1	0.14
(1,2)	1:A:14:THR:N	2:C:5:A:H1'	1	0.14
(1,2)	1:A:14:THR:N	2:C:5:A:H2	1	0.14
(1,2)	1:A:14:THR:N	2:C:5:A:H2'	1	0.14
(1,2)	1:A:14:THR:N	2:C:5:A:H3'	1	0.14
(1,2)	1:A:14:THR:N	2:C:5:A:H4'	1	0.14
(1,2)	1:A:14:THR:N	2:C:5:A:H5'	1	0.14
(1,2)	1:A:14:THR:N	2:C:5:A:H5''	1	0.14
(1,2)	1:A:14:THR:N	2:C:5:A:H61	1	0.14
(1,2)	1:A:14:THR:N	2:C:5:A:H62	1	0.14
(1,2)	1:A:14:THR:N	2:C:5:A:H8	1	0.14
(1,2)	1:A:14:THR:N	2:C:5:A:HO2'	1	0.14
(1,2)	1:A:14:THR:N	2:C:5:A:N1	1	0.14
(1,2)	1:A:14:THR:N	2:C:5:A:N3	1	0.14
(1,2)	1:A:14:THR:N	2:C:5:A:N6	1	0.14
(1,2)	1:A:14:THR:N	2:C:5:A:N7	1	0.14
(1,2)	1:A:14:THR:N	2:C:5:A:N9	1	0.14
(1,2)	1:A:14:THR:N	2:C:5:A:O2'	1	0.14
(1,2)	1:A:14:THR:N	2:C:5:A:O3'	1	0.14
(1,2)	1:A:14:THR:N	2:C:5:A:O4'	1	0.14
(1,2)	1:A:14:THR:N	2:C:5:A:O5'	1	0.14
(1,2)	1:A:14:THR:N	2:C:5:A:OP1	1	0.14
(1,2)	1:A:14:THR:N	2:C:5:A:OP2	1	0.14
(1,2)	1:A:14:THR:N	2:C:5:A:P	1	0.14
(1,2)	1:A:14:THR:O	2:C:1:A:C1'	1	0.14
(1,2)	1:A:14:THR:O	2:C:1:A:C2	1	0.14
(1,2)	1:A:14:THR:O	2:C:1:A:C2'	1	0.14
(1,2)	1:A:14:THR:O	2:C:1:A:C3'	1	0.14
(1,2)	1:A:14:THR:O	2:C:1:A:C4	1	0.14
(1,2)	1:A:14:THR:O	2:C:1:A:C4'	1	0.14
(1,2)	1:A:14:THR:O	2:C:1:A:C5	1	0.14
(1,2)	1:A:14:THR:O	2:C:1:A:C5'	1	0.14
(1,2)	1:A:14:THR:O	2:C:1:A:C6	1	0.14

Continued on next page...

Continued from previous page...

Key	Atom-1	Atom-2	Model ID	Violation (Å)
(1,2)	1:A:14:THR:O	2:C:1:A:C8	1	0.14
(1,2)	1:A:14:THR:O	2:C:1:A:H1'	1	0.14
(1,2)	1:A:14:THR:O	2:C:1:A:H2	1	0.14
(1,2)	1:A:14:THR:O	2:C:1:A:H2'	1	0.14
(1,2)	1:A:14:THR:O	2:C:1:A:H3'	1	0.14
(1,2)	1:A:14:THR:O	2:C:1:A:H4'	1	0.14
(1,2)	1:A:14:THR:O	2:C:1:A:H5'	1	0.14
(1,2)	1:A:14:THR:O	2:C:1:A:H5''	1	0.14
(1,2)	1:A:14:THR:O	2:C:1:A:H61	1	0.14
(1,2)	1:A:14:THR:O	2:C:1:A:H62	1	0.14
(1,2)	1:A:14:THR:O	2:C:1:A:H8	1	0.14
(1,2)	1:A:14:THR:O	2:C:1:A:HO2'	1	0.14
(1,2)	1:A:14:THR:O	2:C:1:A:N1	1	0.14
(1,2)	1:A:14:THR:O	2:C:1:A:N3	1	0.14
(1,2)	1:A:14:THR:O	2:C:1:A:N6	1	0.14
(1,2)	1:A:14:THR:O	2:C:1:A:N7	1	0.14
(1,2)	1:A:14:THR:O	2:C:1:A:N9	1	0.14
(1,2)	1:A:14:THR:O	2:C:1:A:O2'	1	0.14
(1,2)	1:A:14:THR:O	2:C:1:A:O3'	1	0.14
(1,2)	1:A:14:THR:O	2:C:1:A:O4'	1	0.14
(1,2)	1:A:14:THR:O	2:C:1:A:O5'	1	0.14
(1,2)	1:A:14:THR:O	2:C:2:U:C1'	1	0.14
(1,2)	1:A:14:THR:O	2:C:2:U:C2	1	0.14
(1,2)	1:A:14:THR:O	2:C:2:U:C2'	1	0.14
(1,2)	1:A:14:THR:O	2:C:2:U:C3'	1	0.14
(1,2)	1:A:14:THR:O	2:C:2:U:C4	1	0.14
(1,2)	1:A:14:THR:O	2:C:2:U:C4'	1	0.14
(1,2)	1:A:14:THR:O	2:C:2:U:C5	1	0.14
(1,2)	1:A:14:THR:O	2:C:2:U:C5'	1	0.14
(1,2)	1:A:14:THR:O	2:C:2:U:C6	1	0.14
(1,2)	1:A:14:THR:O	2:C:2:U:H1'	1	0.14
(1,2)	1:A:14:THR:O	2:C:2:U:H2'	1	0.14
(1,2)	1:A:14:THR:O	2:C:2:U:H3	1	0.14
(1,2)	1:A:14:THR:O	2:C:2:U:H3'	1	0.14
(1,2)	1:A:14:THR:O	2:C:2:U:H4'	1	0.14
(1,2)	1:A:14:THR:O	2:C:2:U:H5	1	0.14
(1,2)	1:A:14:THR:O	2:C:2:U:H5'	1	0.14
(1,2)	1:A:14:THR:O	2:C:2:U:H5''	1	0.14
(1,2)	1:A:14:THR:O	2:C:2:U:H6	1	0.14
(1,2)	1:A:14:THR:O	2:C:2:U:HO2'	1	0.14
(1,2)	1:A:14:THR:O	2:C:2:U:N1	1	0.14
(1,2)	1:A:14:THR:O	2:C:2:U:N3	1	0.14

Continued on next page...

Continued from previous page...

Key	Atom-1	Atom-2	Model ID	Violation (Å)
(1,2)	1:A:14:THR:O	2:C:2:U:O2	1	0.14
(1,2)	1:A:14:THR:O	2:C:2:U:O2'	1	0.14
(1,2)	1:A:14:THR:O	2:C:2:U:O3'	1	0.14
(1,2)	1:A:14:THR:O	2:C:2:U:O4	1	0.14
(1,2)	1:A:14:THR:O	2:C:2:U:O4'	1	0.14
(1,2)	1:A:14:THR:O	2:C:2:U:O5'	1	0.14
(1,2)	1:A:14:THR:O	2:C:2:U:OP1	1	0.14
(1,2)	1:A:14:THR:O	2:C:2:U:OP2	1	0.14
(1,2)	1:A:14:THR:O	2:C:2:U:P	1	0.14
(1,2)	1:A:14:THR:O	2:C:3:A:C1'	1	0.14
(1,2)	1:A:14:THR:O	2:C:3:A:C2	1	0.14
(1,2)	1:A:14:THR:O	2:C:3:A:C2'	1	0.14
(1,2)	1:A:14:THR:O	2:C:3:A:C3'	1	0.14
(1,2)	1:A:14:THR:O	2:C:3:A:C4	1	0.14
(1,2)	1:A:14:THR:O	2:C:3:A:C4'	1	0.14
(1,2)	1:A:14:THR:O	2:C:3:A:C5	1	0.14
(1,2)	1:A:14:THR:O	2:C:3:A:C5'	1	0.14
(1,2)	1:A:14:THR:O	2:C:3:A:C6	1	0.14
(1,2)	1:A:14:THR:O	2:C:3:A:C8	1	0.14
(1,2)	1:A:14:THR:O	2:C:3:A:H1'	1	0.14
(1,2)	1:A:14:THR:O	2:C:3:A:H2	1	0.14
(1,2)	1:A:14:THR:O	2:C:3:A:H2'	1	0.14
(1,2)	1:A:14:THR:O	2:C:3:A:H3'	1	0.14
(1,2)	1:A:14:THR:O	2:C:3:A:H4'	1	0.14
(1,2)	1:A:14:THR:O	2:C:3:A:H5'	1	0.14
(1,2)	1:A:14:THR:O	2:C:3:A:H5''	1	0.14
(1,2)	1:A:14:THR:O	2:C:3:A:H61	1	0.14
(1,2)	1:A:14:THR:O	2:C:3:A:H62	1	0.14
(1,2)	1:A:14:THR:O	2:C:3:A:H8	1	0.14
(1,2)	1:A:14:THR:O	2:C:3:A:HO2'	1	0.14
(1,2)	1:A:14:THR:O	2:C:3:A:N1	1	0.14
(1,2)	1:A:14:THR:O	2:C:3:A:N3	1	0.14
(1,2)	1:A:14:THR:O	2:C:3:A:N6	1	0.14
(1,2)	1:A:14:THR:O	2:C:3:A:N7	1	0.14
(1,2)	1:A:14:THR:O	2:C:3:A:N9	1	0.14
(1,2)	1:A:14:THR:O	2:C:3:A:O2'	1	0.14
(1,2)	1:A:14:THR:O	2:C:3:A:O3'	1	0.14
(1,2)	1:A:14:THR:O	2:C:3:A:O4'	1	0.14
(1,2)	1:A:14:THR:O	2:C:3:A:O5'	1	0.14
(1,2)	1:A:14:THR:O	2:C:3:A:OP1	1	0.14
(1,2)	1:A:14:THR:O	2:C:3:A:OP2	1	0.14
(1,2)	1:A:14:THR:O	2:C:3:A:P	1	0.14

Continued on next page...

Continued from previous page...

Key	Atom-1	Atom-2	Model ID	Violation (Å)
(1,2)	1:A:14:THR:O	2:C:4:C:C1'	1	0.14
(1,2)	1:A:14:THR:O	2:C:4:C:C2	1	0.14
(1,2)	1:A:14:THR:O	2:C:4:C:C2'	1	0.14
(1,2)	1:A:14:THR:O	2:C:4:C:C3'	1	0.14
(1,2)	1:A:14:THR:O	2:C:4:C:C4	1	0.14
(1,2)	1:A:14:THR:O	2:C:4:C:C4'	1	0.14
(1,2)	1:A:14:THR:O	2:C:4:C:C5	1	0.14
(1,2)	1:A:14:THR:O	2:C:4:C:C5'	1	0.14
(1,2)	1:A:14:THR:O	2:C:4:C:C6	1	0.14
(1,2)	1:A:14:THR:O	2:C:4:C:H1'	1	0.14
(1,2)	1:A:14:THR:O	2:C:4:C:H2'	1	0.14
(1,2)	1:A:14:THR:O	2:C:4:C:H3'	1	0.14
(1,2)	1:A:14:THR:O	2:C:4:C:H4'	1	0.14
(1,2)	1:A:14:THR:O	2:C:4:C:H41	1	0.14
(1,2)	1:A:14:THR:O	2:C:4:C:H42	1	0.14
(1,2)	1:A:14:THR:O	2:C:4:C:H5	1	0.14
(1,2)	1:A:14:THR:O	2:C:4:C:H5'	1	0.14
(1,2)	1:A:14:THR:O	2:C:4:C:H5''	1	0.14
(1,2)	1:A:14:THR:O	2:C:4:C:H6	1	0.14
(1,2)	1:A:14:THR:O	2:C:4:C:HO2'	1	0.14
(1,2)	1:A:14:THR:O	2:C:4:C:N1	1	0.14
(1,2)	1:A:14:THR:O	2:C:4:C:N3	1	0.14
(1,2)	1:A:14:THR:O	2:C:4:C:N4	1	0.14
(1,2)	1:A:14:THR:O	2:C:4:C:O2	1	0.14
(1,2)	1:A:14:THR:O	2:C:4:C:O2'	1	0.14
(1,2)	1:A:14:THR:O	2:C:4:C:O3'	1	0.14
(1,2)	1:A:14:THR:O	2:C:4:C:O4'	1	0.14
(1,2)	1:A:14:THR:O	2:C:4:C:O5'	1	0.14
(1,2)	1:A:14:THR:O	2:C:4:C:OP1	1	0.14
(1,2)	1:A:14:THR:O	2:C:4:C:OP2	1	0.14
(1,2)	1:A:14:THR:O	2:C:4:C:P	1	0.14
(1,2)	1:A:14:THR:O	2:C:5:A:C1'	1	0.14
(1,2)	1:A:14:THR:O	2:C:5:A:C2	1	0.14
(1,2)	1:A:14:THR:O	2:C:5:A:C2'	1	0.14
(1,2)	1:A:14:THR:O	2:C:5:A:C3'	1	0.14
(1,2)	1:A:14:THR:O	2:C:5:A:C4	1	0.14
(1,2)	1:A:14:THR:O	2:C:5:A:C4'	1	0.14
(1,2)	1:A:14:THR:O	2:C:5:A:C5	1	0.14
(1,2)	1:A:14:THR:O	2:C:5:A:C5'	1	0.14
(1,2)	1:A:14:THR:O	2:C:5:A:C6	1	0.14
(1,2)	1:A:14:THR:O	2:C:5:A:C8	1	0.14
(1,2)	1:A:14:THR:O	2:C:5:A:H1'	1	0.14

Continued on next page...

Continued from previous page...

Key	Atom-1	Atom-2	Model ID	Violation (Å)
(1,2)	1:A:14:THR:O	2:C:5:A:H2	1	0.14
(1,2)	1:A:14:THR:O	2:C:5:A:H2'	1	0.14
(1,2)	1:A:14:THR:O	2:C:5:A:H3'	1	0.14
(1,2)	1:A:14:THR:O	2:C:5:A:H4'	1	0.14
(1,2)	1:A:14:THR:O	2:C:5:A:H5'	1	0.14
(1,2)	1:A:14:THR:O	2:C:5:A:H5''	1	0.14
(1,2)	1:A:14:THR:O	2:C:5:A:H61	1	0.14
(1,2)	1:A:14:THR:O	2:C:5:A:H62	1	0.14
(1,2)	1:A:14:THR:O	2:C:5:A:H8	1	0.14
(1,2)	1:A:14:THR:O	2:C:5:A:HO2'	1	0.14
(1,2)	1:A:14:THR:O	2:C:5:A:N1	1	0.14
(1,2)	1:A:14:THR:O	2:C:5:A:N3	1	0.14
(1,2)	1:A:14:THR:O	2:C:5:A:N6	1	0.14
(1,2)	1:A:14:THR:O	2:C:5:A:N7	1	0.14
(1,2)	1:A:14:THR:O	2:C:5:A:N9	1	0.14
(1,2)	1:A:14:THR:O	2:C:5:A:O2'	1	0.14
(1,2)	1:A:14:THR:O	2:C:5:A:O3'	1	0.14
(1,2)	1:A:14:THR:O	2:C:5:A:O4'	1	0.14
(1,2)	1:A:14:THR:O	2:C:5:A:O5'	1	0.14
(1,2)	1:A:14:THR:O	2:C:5:A:OP1	1	0.14
(1,2)	1:A:14:THR:O	2:C:5:A:OP2	1	0.14
(1,2)	1:A:14:THR:O	2:C:5:A:P	1	0.14
(1,2)	1:A:14:THR:OG1	2:C:1:A:C1'	1	0.14
(1,2)	1:A:14:THR:OG1	2:C:1:A:C2	1	0.14
(1,2)	1:A:14:THR:OG1	2:C:1:A:C2'	1	0.14
(1,2)	1:A:14:THR:OG1	2:C:1:A:C3'	1	0.14
(1,2)	1:A:14:THR:OG1	2:C:1:A:C4	1	0.14
(1,2)	1:A:14:THR:OG1	2:C:1:A:C4'	1	0.14
(1,2)	1:A:14:THR:OG1	2:C:1:A:C5	1	0.14
(1,2)	1:A:14:THR:OG1	2:C:1:A:C5'	1	0.14
(1,2)	1:A:14:THR:OG1	2:C:1:A:C6	1	0.14
(1,2)	1:A:14:THR:OG1	2:C:1:A:C8	1	0.14
(1,2)	1:A:14:THR:OG1	2:C:1:A:H1'	1	0.14
(1,2)	1:A:14:THR:OG1	2:C:1:A:H2	1	0.14
(1,2)	1:A:14:THR:OG1	2:C:1:A:H2'	1	0.14
(1,2)	1:A:14:THR:OG1	2:C:1:A:H3'	1	0.14
(1,2)	1:A:14:THR:OG1	2:C:1:A:H4'	1	0.14
(1,2)	1:A:14:THR:OG1	2:C:1:A:H5'	1	0.14
(1,2)	1:A:14:THR:OG1	2:C:1:A:H5''	1	0.14
(1,2)	1:A:14:THR:OG1	2:C:1:A:H61	1	0.14
(1,2)	1:A:14:THR:OG1	2:C:1:A:H62	1	0.14
(1,2)	1:A:14:THR:OG1	2:C:1:A:H8	1	0.14

Continued on next page...

Continued from previous page...

Key	Atom-1	Atom-2	Model ID	Violation (Å)
(1,2)	1:A:14:THR:OG1	2:C:1:A:HO2'	1	0.14
(1,2)	1:A:14:THR:OG1	2:C:1:A:N1	1	0.14
(1,2)	1:A:14:THR:OG1	2:C:1:A:N3	1	0.14
(1,2)	1:A:14:THR:OG1	2:C:1:A:N6	1	0.14
(1,2)	1:A:14:THR:OG1	2:C:1:A:N7	1	0.14
(1,2)	1:A:14:THR:OG1	2:C:1:A:N9	1	0.14
(1,2)	1:A:14:THR:OG1	2:C:1:A:O2'	1	0.14
(1,2)	1:A:14:THR:OG1	2:C:1:A:O3'	1	0.14
(1,2)	1:A:14:THR:OG1	2:C:1:A:O4'	1	0.14
(1,2)	1:A:14:THR:OG1	2:C:1:A:O5'	1	0.14
(1,2)	1:A:14:THR:OG1	2:C:2:U:C1'	1	0.14
(1,2)	1:A:14:THR:OG1	2:C:2:U:C2	1	0.14
(1,2)	1:A:14:THR:OG1	2:C:2:U:C2'	1	0.14
(1,2)	1:A:14:THR:OG1	2:C:2:U:C3'	1	0.14
(1,2)	1:A:14:THR:OG1	2:C:2:U:C4	1	0.14
(1,2)	1:A:14:THR:OG1	2:C:2:U:C4'	1	0.14
(1,2)	1:A:14:THR:OG1	2:C:2:U:C5	1	0.14
(1,2)	1:A:14:THR:OG1	2:C:2:U:C5'	1	0.14
(1,2)	1:A:14:THR:OG1	2:C:2:U:C6	1	0.14
(1,2)	1:A:14:THR:OG1	2:C:2:U:H1'	1	0.14
(1,2)	1:A:14:THR:OG1	2:C:2:U:H2'	1	0.14
(1,2)	1:A:14:THR:OG1	2:C:2:U:H3	1	0.14
(1,2)	1:A:14:THR:OG1	2:C:2:U:H3'	1	0.14
(1,2)	1:A:14:THR:OG1	2:C:2:U:H4'	1	0.14
(1,2)	1:A:14:THR:OG1	2:C:2:U:H5	1	0.14
(1,2)	1:A:14:THR:OG1	2:C:2:U:H5'	1	0.14
(1,2)	1:A:14:THR:OG1	2:C:2:U:H5''	1	0.14
(1,2)	1:A:14:THR:OG1	2:C:2:U:H6	1	0.14
(1,2)	1:A:14:THR:OG1	2:C:2:U:HO2'	1	0.14
(1,2)	1:A:14:THR:OG1	2:C:2:U:N1	1	0.14
(1,2)	1:A:14:THR:OG1	2:C:2:U:N3	1	0.14
(1,2)	1:A:14:THR:OG1	2:C:2:U:O2	1	0.14
(1,2)	1:A:14:THR:OG1	2:C:2:U:O2'	1	0.14
(1,2)	1:A:14:THR:OG1	2:C:2:U:O3'	1	0.14
(1,2)	1:A:14:THR:OG1	2:C:2:U:O4	1	0.14
(1,2)	1:A:14:THR:OG1	2:C:2:U:O4'	1	0.14
(1,2)	1:A:14:THR:OG1	2:C:2:U:O5'	1	0.14
(1,2)	1:A:14:THR:OG1	2:C:2:U:OP1	1	0.14
(1,2)	1:A:14:THR:OG1	2:C:2:U:OP2	1	0.14
(1,2)	1:A:14:THR:OG1	2:C:2:U:P	1	0.14
(1,2)	1:A:14:THR:OG1	2:C:3:A:C1'	1	0.14
(1,2)	1:A:14:THR:OG1	2:C:3:A:C2	1	0.14

Continued on next page...

Continued from previous page...

Key	Atom-1	Atom-2	Model ID	Violation (Å)
(1,2)	1:A:14:THR:OG1	2:C:3:A:C2'	1	0.14
(1,2)	1:A:14:THR:OG1	2:C:3:A:C3'	1	0.14
(1,2)	1:A:14:THR:OG1	2:C:3:A:C4	1	0.14
(1,2)	1:A:14:THR:OG1	2:C:3:A:C4'	1	0.14
(1,2)	1:A:14:THR:OG1	2:C:3:A:C5	1	0.14
(1,2)	1:A:14:THR:OG1	2:C:3:A:C5'	1	0.14
(1,2)	1:A:14:THR:OG1	2:C:3:A:C6	1	0.14
(1,2)	1:A:14:THR:OG1	2:C:3:A:C8	1	0.14
(1,2)	1:A:14:THR:OG1	2:C:3:A:H1'	1	0.14
(1,2)	1:A:14:THR:OG1	2:C:3:A:H2	1	0.14
(1,2)	1:A:14:THR:OG1	2:C:3:A:H2'	1	0.14
(1,2)	1:A:14:THR:OG1	2:C:3:A:H3'	1	0.14
(1,2)	1:A:14:THR:OG1	2:C:3:A:H4'	1	0.14
(1,2)	1:A:14:THR:OG1	2:C:3:A:H5'	1	0.14
(1,2)	1:A:14:THR:OG1	2:C:3:A:H5''	1	0.14
(1,2)	1:A:14:THR:OG1	2:C:3:A:H61	1	0.14
(1,2)	1:A:14:THR:OG1	2:C:3:A:H62	1	0.14
(1,2)	1:A:14:THR:OG1	2:C:3:A:H8	1	0.14
(1,2)	1:A:14:THR:OG1	2:C:3:A:HO2'	1	0.14
(1,2)	1:A:14:THR:OG1	2:C:3:A:N1	1	0.14
(1,2)	1:A:14:THR:OG1	2:C:3:A:N3	1	0.14
(1,2)	1:A:14:THR:OG1	2:C:3:A:N6	1	0.14
(1,2)	1:A:14:THR:OG1	2:C:3:A:N7	1	0.14
(1,2)	1:A:14:THR:OG1	2:C:3:A:N9	1	0.14
(1,2)	1:A:14:THR:OG1	2:C:3:A:O2'	1	0.14
(1,2)	1:A:14:THR:OG1	2:C:3:A:O3'	1	0.14
(1,2)	1:A:14:THR:OG1	2:C:3:A:O4'	1	0.14
(1,2)	1:A:14:THR:OG1	2:C:3:A:O5'	1	0.14
(1,2)	1:A:14:THR:OG1	2:C:3:A:OP1	1	0.14
(1,2)	1:A:14:THR:OG1	2:C:3:A:OP2	1	0.14
(1,2)	1:A:14:THR:OG1	2:C:3:A:P	1	0.14
(1,2)	1:A:14:THR:OG1	2:C:4:C:C1'	1	0.14
(1,2)	1:A:14:THR:OG1	2:C:4:C:C2	1	0.14
(1,2)	1:A:14:THR:OG1	2:C:4:C:C2'	1	0.14
(1,2)	1:A:14:THR:OG1	2:C:4:C:C3'	1	0.14
(1,2)	1:A:14:THR:OG1	2:C:4:C:C4	1	0.14
(1,2)	1:A:14:THR:OG1	2:C:4:C:C4'	1	0.14
(1,2)	1:A:14:THR:OG1	2:C:4:C:C5	1	0.14
(1,2)	1:A:14:THR:OG1	2:C:4:C:C5'	1	0.14
(1,2)	1:A:14:THR:OG1	2:C:4:C:C6	1	0.14
(1,2)	1:A:14:THR:OG1	2:C:4:C:H1'	1	0.14
(1,2)	1:A:14:THR:OG1	2:C:4:C:H2'	1	0.14

Continued on next page...

Continued from previous page...

Key	Atom-1	Atom-2	Model ID	Violation (Å)
(1,2)	1:A:14:THR:OG1	2:C:4:C:H3'	1	0.14
(1,2)	1:A:14:THR:OG1	2:C:4:C:H4'	1	0.14
(1,2)	1:A:14:THR:OG1	2:C:4:C:H41	1	0.14
(1,2)	1:A:14:THR:OG1	2:C:4:C:H42	1	0.14
(1,2)	1:A:14:THR:OG1	2:C:4:C:H5	1	0.14
(1,2)	1:A:14:THR:OG1	2:C:4:C:H5'	1	0.14
(1,2)	1:A:14:THR:OG1	2:C:4:C:H5''	1	0.14
(1,2)	1:A:14:THR:OG1	2:C:4:C:H6	1	0.14
(1,2)	1:A:14:THR:OG1	2:C:4:C:HO2'	1	0.14
(1,2)	1:A:14:THR:OG1	2:C:4:C:N1	1	0.14
(1,2)	1:A:14:THR:OG1	2:C:4:C:N3	1	0.14
(1,2)	1:A:14:THR:OG1	2:C:4:C:N4	1	0.14
(1,2)	1:A:14:THR:OG1	2:C:4:C:O2	1	0.14
(1,2)	1:A:14:THR:OG1	2:C:4:C:O2'	1	0.14
(1,2)	1:A:14:THR:OG1	2:C:4:C:O3'	1	0.14
(1,2)	1:A:14:THR:OG1	2:C:4:C:O4'	1	0.14
(1,2)	1:A:14:THR:OG1	2:C:4:C:O5'	1	0.14
(1,2)	1:A:14:THR:OG1	2:C:4:C:OP1	1	0.14
(1,2)	1:A:14:THR:OG1	2:C:4:C:OP2	1	0.14
(1,2)	1:A:14:THR:OG1	2:C:4:C:P	1	0.14
(1,2)	1:A:14:THR:OG1	2:C:5:A:C1'	1	0.14
(1,2)	1:A:14:THR:OG1	2:C:5:A:C2	1	0.14
(1,2)	1:A:14:THR:OG1	2:C:5:A:C2'	1	0.14
(1,2)	1:A:14:THR:OG1	2:C:5:A:C3'	1	0.14
(1,2)	1:A:14:THR:OG1	2:C:5:A:C4	1	0.14
(1,2)	1:A:14:THR:OG1	2:C:5:A:C4'	1	0.14
(1,2)	1:A:14:THR:OG1	2:C:5:A:C5	1	0.14
(1,2)	1:A:14:THR:OG1	2:C:5:A:C5'	1	0.14
(1,2)	1:A:14:THR:OG1	2:C:5:A:C6	1	0.14
(1,2)	1:A:14:THR:OG1	2:C:5:A:C8	1	0.14
(1,2)	1:A:14:THR:OG1	2:C:5:A:H1'	1	0.14
(1,2)	1:A:14:THR:OG1	2:C:5:A:H2	1	0.14
(1,2)	1:A:14:THR:OG1	2:C:5:A:H2'	1	0.14
(1,2)	1:A:14:THR:OG1	2:C:5:A:H3'	1	0.14
(1,2)	1:A:14:THR:OG1	2:C:5:A:H4'	1	0.14
(1,2)	1:A:14:THR:OG1	2:C:5:A:H5'	1	0.14
(1,2)	1:A:14:THR:OG1	2:C:5:A:H5''	1	0.14
(1,2)	1:A:14:THR:OG1	2:C:5:A:H61	1	0.14
(1,2)	1:A:14:THR:OG1	2:C:5:A:H62	1	0.14
(1,2)	1:A:14:THR:OG1	2:C:5:A:H8	1	0.14
(1,2)	1:A:14:THR:OG1	2:C:5:A:HO2'	1	0.14
(1,2)	1:A:14:THR:OG1	2:C:5:A:N1	1	0.14

Continued on next page...

Continued from previous page...

Key	Atom-1	Atom-2	Model ID	Violation (Å)
(1,2)	1:A:14:THR:OG1	2:C:5:A:N3	1	0.14
(1,2)	1:A:14:THR:OG1	2:C:5:A:N6	1	0.14
(1,2)	1:A:14:THR:OG1	2:C:5:A:N7	1	0.14
(1,2)	1:A:14:THR:OG1	2:C:5:A:N9	1	0.14
(1,2)	1:A:14:THR:OG1	2:C:5:A:O2'	1	0.14
(1,2)	1:A:14:THR:OG1	2:C:5:A:O3'	1	0.14
(1,2)	1:A:14:THR:OG1	2:C:5:A:O4'	1	0.14
(1,2)	1:A:14:THR:OG1	2:C:5:A:O5'	1	0.14
(1,2)	1:A:14:THR:OG1	2:C:5:A:OP1	1	0.14
(1,2)	1:A:14:THR:OG1	2:C:5:A:OP2	1	0.14
(1,2)	1:A:14:THR:OG1	2:C:5:A:P	1	0.14
(1,2)	1:A:14:THR:C	2:C:1:A:C1'	3	0.14
(1,2)	1:A:14:THR:C	2:C:1:A:C2	3	0.14
(1,2)	1:A:14:THR:C	2:C:1:A:C2'	3	0.14
(1,2)	1:A:14:THR:C	2:C:1:A:C3'	3	0.14
(1,2)	1:A:14:THR:C	2:C:1:A:C4	3	0.14
(1,2)	1:A:14:THR:C	2:C:1:A:C4'	3	0.14
(1,2)	1:A:14:THR:C	2:C:1:A:C5	3	0.14
(1,2)	1:A:14:THR:C	2:C:1:A:C5'	3	0.14
(1,2)	1:A:14:THR:C	2:C:1:A:C6	3	0.14
(1,2)	1:A:14:THR:C	2:C:1:A:C8	3	0.14
(1,2)	1:A:14:THR:C	2:C:1:A:H1'	3	0.14
(1,2)	1:A:14:THR:C	2:C:1:A:H2	3	0.14
(1,2)	1:A:14:THR:C	2:C:1:A:H2'	3	0.14
(1,2)	1:A:14:THR:C	2:C:1:A:H3'	3	0.14
(1,2)	1:A:14:THR:C	2:C:1:A:H4'	3	0.14
(1,2)	1:A:14:THR:C	2:C:1:A:H5'	3	0.14
(1,2)	1:A:14:THR:C	2:C:1:A:H5''	3	0.14
(1,2)	1:A:14:THR:C	2:C:1:A:H61	3	0.14
(1,2)	1:A:14:THR:C	2:C:1:A:H62	3	0.14
(1,2)	1:A:14:THR:C	2:C:1:A:H8	3	0.14
(1,2)	1:A:14:THR:C	2:C:1:A:HO2'	3	0.14
(1,2)	1:A:14:THR:C	2:C:1:A:N1	3	0.14
(1,2)	1:A:14:THR:C	2:C:1:A:N3	3	0.14
(1,2)	1:A:14:THR:C	2:C:1:A:N6	3	0.14
(1,2)	1:A:14:THR:C	2:C:1:A:N7	3	0.14
(1,2)	1:A:14:THR:C	2:C:1:A:N9	3	0.14
(1,2)	1:A:14:THR:C	2:C:1:A:O2'	3	0.14
(1,2)	1:A:14:THR:C	2:C:1:A:O3'	3	0.14
(1,2)	1:A:14:THR:C	2:C:1:A:O4'	3	0.14
(1,2)	1:A:14:THR:C	2:C:1:A:O5'	3	0.14
(1,2)	1:A:14:THR:C	2:C:2:U:C1'	3	0.14

Continued on next page...

Continued from previous page...

Key	Atom-1	Atom-2	Model ID	Violation (Å)
(1,2)	1:A:14:THR:C	2:C:2:U:C2	3	0.14
(1,2)	1:A:14:THR:C	2:C:2:U:C2'	3	0.14
(1,2)	1:A:14:THR:C	2:C:2:U:C3'	3	0.14
(1,2)	1:A:14:THR:C	2:C:2:U:C4	3	0.14
(1,2)	1:A:14:THR:C	2:C:2:U:C4'	3	0.14
(1,2)	1:A:14:THR:C	2:C:2:U:C5	3	0.14
(1,2)	1:A:14:THR:C	2:C:2:U:C5'	3	0.14
(1,2)	1:A:14:THR:C	2:C:2:U:C6	3	0.14
(1,2)	1:A:14:THR:C	2:C:2:U:H1'	3	0.14
(1,2)	1:A:14:THR:C	2:C:2:U:H2'	3	0.14
(1,2)	1:A:14:THR:C	2:C:2:U:H3	3	0.14
(1,2)	1:A:14:THR:C	2:C:2:U:H3'	3	0.14
(1,2)	1:A:14:THR:C	2:C:2:U:H4'	3	0.14
(1,2)	1:A:14:THR:C	2:C:2:U:H5	3	0.14
(1,2)	1:A:14:THR:C	2:C:2:U:H5'	3	0.14
(1,2)	1:A:14:THR:C	2:C:2:U:H5''	3	0.14
(1,2)	1:A:14:THR:C	2:C:2:U:H6	3	0.14
(1,2)	1:A:14:THR:C	2:C:2:U:HO2'	3	0.14
(1,2)	1:A:14:THR:C	2:C:2:U:N1	3	0.14
(1,2)	1:A:14:THR:C	2:C:2:U:N3	3	0.14
(1,2)	1:A:14:THR:C	2:C:2:U:O2	3	0.14
(1,2)	1:A:14:THR:C	2:C:2:U:O2'	3	0.14
(1,2)	1:A:14:THR:C	2:C:2:U:O3'	3	0.14
(1,2)	1:A:14:THR:C	2:C:2:U:O4	3	0.14
(1,2)	1:A:14:THR:C	2:C:2:U:O4'	3	0.14
(1,2)	1:A:14:THR:C	2:C:2:U:O5'	3	0.14
(1,2)	1:A:14:THR:C	2:C:2:U:OP1	3	0.14
(1,2)	1:A:14:THR:C	2:C:2:U:OP2	3	0.14
(1,2)	1:A:14:THR:C	2:C:2:U:P	3	0.14
(1,2)	1:A:14:THR:C	2:C:3:A:C1'	3	0.14
(1,2)	1:A:14:THR:C	2:C:3:A:C2	3	0.14
(1,2)	1:A:14:THR:C	2:C:3:A:C2'	3	0.14
(1,2)	1:A:14:THR:C	2:C:3:A:C3'	3	0.14
(1,2)	1:A:14:THR:C	2:C:3:A:C4	3	0.14
(1,2)	1:A:14:THR:C	2:C:3:A:C4'	3	0.14
(1,2)	1:A:14:THR:C	2:C:3:A:C5	3	0.14
(1,2)	1:A:14:THR:C	2:C:3:A:C5'	3	0.14
(1,2)	1:A:14:THR:C	2:C:3:A:C6	3	0.14
(1,2)	1:A:14:THR:C	2:C:3:A:C8	3	0.14
(1,2)	1:A:14:THR:C	2:C:3:A:H1'	3	0.14
(1,2)	1:A:14:THR:C	2:C:3:A:H2	3	0.14
(1,2)	1:A:14:THR:C	2:C:3:A:H2'	3	0.14

Continued on next page...

Continued from previous page...

Key	Atom-1	Atom-2	Model ID	Violation (Å)
(1,2)	1:A:14:THR:C	2:C:3:A:H3'	3	0.14
(1,2)	1:A:14:THR:C	2:C:3:A:H4'	3	0.14
(1,2)	1:A:14:THR:C	2:C:3:A:H5'	3	0.14
(1,2)	1:A:14:THR:C	2:C:3:A:H5''	3	0.14
(1,2)	1:A:14:THR:C	2:C:3:A:H61	3	0.14
(1,2)	1:A:14:THR:C	2:C:3:A:H62	3	0.14
(1,2)	1:A:14:THR:C	2:C:3:A:H8	3	0.14
(1,2)	1:A:14:THR:C	2:C:3:A:HO2'	3	0.14
(1,2)	1:A:14:THR:C	2:C:3:A:N1	3	0.14
(1,2)	1:A:14:THR:C	2:C:3:A:N3	3	0.14
(1,2)	1:A:14:THR:C	2:C:3:A:N6	3	0.14
(1,2)	1:A:14:THR:C	2:C:3:A:N7	3	0.14
(1,2)	1:A:14:THR:C	2:C:3:A:N9	3	0.14
(1,2)	1:A:14:THR:C	2:C:3:A:O2'	3	0.14
(1,2)	1:A:14:THR:C	2:C:3:A:O3'	3	0.14
(1,2)	1:A:14:THR:C	2:C:3:A:O4'	3	0.14
(1,2)	1:A:14:THR:C	2:C:3:A:O5'	3	0.14
(1,2)	1:A:14:THR:C	2:C:3:A:OP1	3	0.14
(1,2)	1:A:14:THR:C	2:C:3:A:OP2	3	0.14
(1,2)	1:A:14:THR:C	2:C:3:A:P	3	0.14
(1,2)	1:A:14:THR:C	2:C:4:C:C1'	3	0.14
(1,2)	1:A:14:THR:C	2:C:4:C:C2	3	0.14
(1,2)	1:A:14:THR:C	2:C:4:C:C2'	3	0.14
(1,2)	1:A:14:THR:C	2:C:4:C:C3'	3	0.14
(1,2)	1:A:14:THR:C	2:C:4:C:C4	3	0.14
(1,2)	1:A:14:THR:C	2:C:4:C:C4'	3	0.14
(1,2)	1:A:14:THR:C	2:C:4:C:C5	3	0.14
(1,2)	1:A:14:THR:C	2:C:4:C:C5'	3	0.14
(1,2)	1:A:14:THR:C	2:C:4:C:C6	3	0.14
(1,2)	1:A:14:THR:C	2:C:4:C:H1'	3	0.14
(1,2)	1:A:14:THR:C	2:C:4:C:H2'	3	0.14
(1,2)	1:A:14:THR:C	2:C:4:C:H3'	3	0.14
(1,2)	1:A:14:THR:C	2:C:4:C:H4'	3	0.14
(1,2)	1:A:14:THR:C	2:C:4:C:H41	3	0.14
(1,2)	1:A:14:THR:C	2:C:4:C:H42	3	0.14
(1,2)	1:A:14:THR:C	2:C:4:C:H5	3	0.14
(1,2)	1:A:14:THR:C	2:C:4:C:H5'	3	0.14
(1,2)	1:A:14:THR:C	2:C:4:C:H5''	3	0.14
(1,2)	1:A:14:THR:C	2:C:4:C:H6	3	0.14
(1,2)	1:A:14:THR:C	2:C:4:C:HO2'	3	0.14
(1,2)	1:A:14:THR:C	2:C:4:C:N1	3	0.14
(1,2)	1:A:14:THR:C	2:C:4:C:N3	3	0.14

Continued on next page...

Continued from previous page...

Key	Atom-1	Atom-2	Model ID	Violation (Å)
(1,2)	1:A:14:THR:C	2:C:4:C:N4	3	0.14
(1,2)	1:A:14:THR:C	2:C:4:C:O2	3	0.14
(1,2)	1:A:14:THR:C	2:C:4:C:O2'	3	0.14
(1,2)	1:A:14:THR:C	2:C:4:C:O3'	3	0.14
(1,2)	1:A:14:THR:C	2:C:4:C:O4'	3	0.14
(1,2)	1:A:14:THR:C	2:C:4:C:O5'	3	0.14
(1,2)	1:A:14:THR:C	2:C:4:C:OP1	3	0.14
(1,2)	1:A:14:THR:C	2:C:4:C:OP2	3	0.14
(1,2)	1:A:14:THR:C	2:C:4:C:P	3	0.14
(1,2)	1:A:14:THR:C	2:C:5:A:C1'	3	0.14
(1,2)	1:A:14:THR:C	2:C:5:A:C2	3	0.14
(1,2)	1:A:14:THR:C	2:C:5:A:C2'	3	0.14
(1,2)	1:A:14:THR:C	2:C:5:A:C3'	3	0.14
(1,2)	1:A:14:THR:C	2:C:5:A:C4	3	0.14
(1,2)	1:A:14:THR:C	2:C:5:A:C4'	3	0.14
(1,2)	1:A:14:THR:C	2:C:5:A:C5	3	0.14
(1,2)	1:A:14:THR:C	2:C:5:A:C5'	3	0.14
(1,2)	1:A:14:THR:C	2:C:5:A:C6	3	0.14
(1,2)	1:A:14:THR:C	2:C:5:A:C8	3	0.14
(1,2)	1:A:14:THR:C	2:C:5:A:H1'	3	0.14
(1,2)	1:A:14:THR:C	2:C:5:A:H2	3	0.14
(1,2)	1:A:14:THR:C	2:C:5:A:H2'	3	0.14
(1,2)	1:A:14:THR:C	2:C:5:A:H3'	3	0.14
(1,2)	1:A:14:THR:C	2:C:5:A:H4'	3	0.14
(1,2)	1:A:14:THR:C	2:C:5:A:H5'	3	0.14
(1,2)	1:A:14:THR:C	2:C:5:A:H5''	3	0.14
(1,2)	1:A:14:THR:C	2:C:5:A:H61	3	0.14
(1,2)	1:A:14:THR:C	2:C:5:A:H62	3	0.14
(1,2)	1:A:14:THR:C	2:C:5:A:H8	3	0.14
(1,2)	1:A:14:THR:C	2:C:5:A:HO2'	3	0.14
(1,2)	1:A:14:THR:C	2:C:5:A:N1	3	0.14
(1,2)	1:A:14:THR:C	2:C:5:A:N3	3	0.14
(1,2)	1:A:14:THR:C	2:C:5:A:N6	3	0.14
(1,2)	1:A:14:THR:C	2:C:5:A:N7	3	0.14
(1,2)	1:A:14:THR:C	2:C:5:A:N9	3	0.14
(1,2)	1:A:14:THR:C	2:C:5:A:O2'	3	0.14
(1,2)	1:A:14:THR:C	2:C:5:A:O3'	3	0.14
(1,2)	1:A:14:THR:C	2:C:5:A:O4'	3	0.14
(1,2)	1:A:14:THR:C	2:C:5:A:O5'	3	0.14
(1,2)	1:A:14:THR:C	2:C:5:A:OP1	3	0.14
(1,2)	1:A:14:THR:C	2:C:5:A:OP2	3	0.14
(1,2)	1:A:14:THR:C	2:C:5:A:P	3	0.14

Continued on next page...

Continued from previous page...

Key	Atom-1	Atom-2	Model ID	Violation (Å)
(1,2)	1:A:14:THR:CA	2:C:1:A:C1'	3	0.14
(1,2)	1:A:14:THR:CA	2:C:1:A:C2	3	0.14
(1,2)	1:A:14:THR:CA	2:C:1:A:C2'	3	0.14
(1,2)	1:A:14:THR:CA	2:C:1:A:C3'	3	0.14
(1,2)	1:A:14:THR:CA	2:C:1:A:C4	3	0.14
(1,2)	1:A:14:THR:CA	2:C:1:A:C4'	3	0.14
(1,2)	1:A:14:THR:CA	2:C:1:A:C5	3	0.14
(1,2)	1:A:14:THR:CA	2:C:1:A:C5'	3	0.14
(1,2)	1:A:14:THR:CA	2:C:1:A:C6	3	0.14
(1,2)	1:A:14:THR:CA	2:C:1:A:C8	3	0.14
(1,2)	1:A:14:THR:CA	2:C:1:A:H1'	3	0.14
(1,2)	1:A:14:THR:CA	2:C:1:A:H2	3	0.14
(1,2)	1:A:14:THR:CA	2:C:1:A:H2'	3	0.14
(1,2)	1:A:14:THR:CA	2:C:1:A:H3'	3	0.14
(1,2)	1:A:14:THR:CA	2:C:1:A:H4'	3	0.14
(1,2)	1:A:14:THR:CA	2:C:1:A:H5'	3	0.14
(1,2)	1:A:14:THR:CA	2:C:1:A:H5''	3	0.14
(1,2)	1:A:14:THR:CA	2:C:1:A:H61	3	0.14
(1,2)	1:A:14:THR:CA	2:C:1:A:H62	3	0.14
(1,2)	1:A:14:THR:CA	2:C:1:A:H8	3	0.14
(1,2)	1:A:14:THR:CA	2:C:1:A:HO2'	3	0.14
(1,2)	1:A:14:THR:CA	2:C:1:A:N1	3	0.14
(1,2)	1:A:14:THR:CA	2:C:1:A:N3	3	0.14
(1,2)	1:A:14:THR:CA	2:C:1:A:N6	3	0.14
(1,2)	1:A:14:THR:CA	2:C:1:A:N7	3	0.14
(1,2)	1:A:14:THR:CA	2:C:1:A:N9	3	0.14
(1,2)	1:A:14:THR:CA	2:C:1:A:O2'	3	0.14
(1,2)	1:A:14:THR:CA	2:C:1:A:O3'	3	0.14
(1,2)	1:A:14:THR:CA	2:C:1:A:O4'	3	0.14
(1,2)	1:A:14:THR:CA	2:C:1:A:O5'	3	0.14
(1,2)	1:A:14:THR:CA	2:C:2:U:C1'	3	0.14
(1,2)	1:A:14:THR:CA	2:C:2:U:C2	3	0.14
(1,2)	1:A:14:THR:CA	2:C:2:U:C2'	3	0.14
(1,2)	1:A:14:THR:CA	2:C:2:U:C3'	3	0.14
(1,2)	1:A:14:THR:CA	2:C:2:U:C4	3	0.14
(1,2)	1:A:14:THR:CA	2:C:2:U:C4'	3	0.14
(1,2)	1:A:14:THR:CA	2:C:2:U:C5	3	0.14
(1,2)	1:A:14:THR:CA	2:C:2:U:C5'	3	0.14
(1,2)	1:A:14:THR:CA	2:C:2:U:C6	3	0.14
(1,2)	1:A:14:THR:CA	2:C:2:U:H1'	3	0.14
(1,2)	1:A:14:THR:CA	2:C:2:U:H2'	3	0.14
(1,2)	1:A:14:THR:CA	2:C:2:U:H3	3	0.14

Continued on next page...

Continued from previous page...

Key	Atom-1	Atom-2	Model ID	Violation (Å)
(1,2)	1:A:14:THR:CA	2:C:2:U:H3'	3	0.14
(1,2)	1:A:14:THR:CA	2:C:2:U:H4'	3	0.14
(1,2)	1:A:14:THR:CA	2:C:2:U:H5	3	0.14
(1,2)	1:A:14:THR:CA	2:C:2:U:H5'	3	0.14
(1,2)	1:A:14:THR:CA	2:C:2:U:H5''	3	0.14
(1,2)	1:A:14:THR:CA	2:C:2:U:H6	3	0.14
(1,2)	1:A:14:THR:CA	2:C:2:U:HO2'	3	0.14
(1,2)	1:A:14:THR:CA	2:C:2:U:N1	3	0.14
(1,2)	1:A:14:THR:CA	2:C:2:U:N3	3	0.14
(1,2)	1:A:14:THR:CA	2:C:2:U:O2	3	0.14
(1,2)	1:A:14:THR:CA	2:C:2:U:O2'	3	0.14
(1,2)	1:A:14:THR:CA	2:C:2:U:O3'	3	0.14
(1,2)	1:A:14:THR:CA	2:C:2:U:O4	3	0.14
(1,2)	1:A:14:THR:CA	2:C:2:U:O4'	3	0.14
(1,2)	1:A:14:THR:CA	2:C:2:U:O5'	3	0.14
(1,2)	1:A:14:THR:CA	2:C:2:U:OP1	3	0.14
(1,2)	1:A:14:THR:CA	2:C:2:U:OP2	3	0.14
(1,2)	1:A:14:THR:CA	2:C:2:U:P	3	0.14
(1,2)	1:A:14:THR:CA	2:C:3:A:C1'	3	0.14
(1,2)	1:A:14:THR:CA	2:C:3:A:C2	3	0.14
(1,2)	1:A:14:THR:CA	2:C:3:A:C2'	3	0.14
(1,2)	1:A:14:THR:CA	2:C:3:A:C3'	3	0.14
(1,2)	1:A:14:THR:CA	2:C:3:A:C4	3	0.14
(1,2)	1:A:14:THR:CA	2:C:3:A:C4'	3	0.14
(1,2)	1:A:14:THR:CA	2:C:3:A:C5	3	0.14
(1,2)	1:A:14:THR:CA	2:C:3:A:C5'	3	0.14
(1,2)	1:A:14:THR:CA	2:C:3:A:C6	3	0.14
(1,2)	1:A:14:THR:CA	2:C:3:A:C8	3	0.14
(1,2)	1:A:14:THR:CA	2:C:3:A:H1'	3	0.14
(1,2)	1:A:14:THR:CA	2:C:3:A:H2	3	0.14
(1,2)	1:A:14:THR:CA	2:C:3:A:H2'	3	0.14
(1,2)	1:A:14:THR:CA	2:C:3:A:H3'	3	0.14
(1,2)	1:A:14:THR:CA	2:C:3:A:H4'	3	0.14
(1,2)	1:A:14:THR:CA	2:C:3:A:H5'	3	0.14
(1,2)	1:A:14:THR:CA	2:C:3:A:H5''	3	0.14
(1,2)	1:A:14:THR:CA	2:C:3:A:H61	3	0.14
(1,2)	1:A:14:THR:CA	2:C:3:A:H62	3	0.14
(1,2)	1:A:14:THR:CA	2:C:3:A:H8	3	0.14
(1,2)	1:A:14:THR:CA	2:C:3:A:HO2'	3	0.14
(1,2)	1:A:14:THR:CA	2:C:3:A:N1	3	0.14
(1,2)	1:A:14:THR:CA	2:C:3:A:N3	3	0.14
(1,2)	1:A:14:THR:CA	2:C:3:A:N6	3	0.14

Continued on next page...

Continued from previous page...

Key	Atom-1	Atom-2	Model ID	Violation (Å)
(1,2)	1:A:14:THR:CA	2:C:3:A:N7	3	0.14
(1,2)	1:A:14:THR:CA	2:C:3:A:N9	3	0.14
(1,2)	1:A:14:THR:CA	2:C:3:A:O2'	3	0.14
(1,2)	1:A:14:THR:CA	2:C:3:A:O3'	3	0.14
(1,2)	1:A:14:THR:CA	2:C:3:A:O4'	3	0.14
(1,2)	1:A:14:THR:CA	2:C:3:A:O5'	3	0.14
(1,2)	1:A:14:THR:CA	2:C:3:A:OP1	3	0.14
(1,2)	1:A:14:THR:CA	2:C:3:A:OP2	3	0.14
(1,2)	1:A:14:THR:CA	2:C:3:A:P	3	0.14
(1,2)	1:A:14:THR:CA	2:C:4:C:C1'	3	0.14
(1,2)	1:A:14:THR:CA	2:C:4:C:C2	3	0.14
(1,2)	1:A:14:THR:CA	2:C:4:C:C2'	3	0.14
(1,2)	1:A:14:THR:CA	2:C:4:C:C3'	3	0.14
(1,2)	1:A:14:THR:CA	2:C:4:C:C4	3	0.14
(1,2)	1:A:14:THR:CA	2:C:4:C:C4'	3	0.14
(1,2)	1:A:14:THR:CA	2:C:4:C:C5	3	0.14
(1,2)	1:A:14:THR:CA	2:C:4:C:C5'	3	0.14
(1,2)	1:A:14:THR:CA	2:C:4:C:C6	3	0.14
(1,2)	1:A:14:THR:CA	2:C:4:C:H1'	3	0.14
(1,2)	1:A:14:THR:CA	2:C:4:C:H2'	3	0.14
(1,2)	1:A:14:THR:CA	2:C:4:C:H3'	3	0.14
(1,2)	1:A:14:THR:CA	2:C:4:C:H4'	3	0.14
(1,2)	1:A:14:THR:CA	2:C:4:C:H41	3	0.14
(1,2)	1:A:14:THR:CA	2:C:4:C:H42	3	0.14
(1,2)	1:A:14:THR:CA	2:C:4:C:H5	3	0.14
(1,2)	1:A:14:THR:CA	2:C:4:C:H5'	3	0.14
(1,2)	1:A:14:THR:CA	2:C:4:C:H5''	3	0.14
(1,2)	1:A:14:THR:CA	2:C:4:C:H6	3	0.14
(1,2)	1:A:14:THR:CA	2:C:4:C:HO2'	3	0.14
(1,2)	1:A:14:THR:CA	2:C:4:C:N1	3	0.14
(1,2)	1:A:14:THR:CA	2:C:4:C:N3	3	0.14
(1,2)	1:A:14:THR:CA	2:C:4:C:N4	3	0.14
(1,2)	1:A:14:THR:CA	2:C:4:C:O2	3	0.14
(1,2)	1:A:14:THR:CA	2:C:4:C:O2'	3	0.14
(1,2)	1:A:14:THR:CA	2:C:4:C:O3'	3	0.14
(1,2)	1:A:14:THR:CA	2:C:4:C:O4'	3	0.14
(1,2)	1:A:14:THR:CA	2:C:4:C:O5'	3	0.14
(1,2)	1:A:14:THR:CA	2:C:4:C:OP1	3	0.14
(1,2)	1:A:14:THR:CA	2:C:4:C:OP2	3	0.14
(1,2)	1:A:14:THR:CA	2:C:4:C:P	3	0.14
(1,2)	1:A:14:THR:CA	2:C:5:A:C1'	3	0.14
(1,2)	1:A:14:THR:CA	2:C:5:A:C2	3	0.14

Continued on next page...

Continued from previous page...

Key	Atom-1	Atom-2	Model ID	Violation (Å)
(1,2)	1:A:14:THR:CA	2:C:5:A:C2'	3	0.14
(1,2)	1:A:14:THR:CA	2:C:5:A:C3'	3	0.14
(1,2)	1:A:14:THR:CA	2:C:5:A:C4	3	0.14
(1,2)	1:A:14:THR:CA	2:C:5:A:C4'	3	0.14
(1,2)	1:A:14:THR:CA	2:C:5:A:C5	3	0.14
(1,2)	1:A:14:THR:CA	2:C:5:A:C5'	3	0.14
(1,2)	1:A:14:THR:CA	2:C:5:A:C6	3	0.14
(1,2)	1:A:14:THR:CA	2:C:5:A:C8	3	0.14
(1,2)	1:A:14:THR:CA	2:C:5:A:H1'	3	0.14
(1,2)	1:A:14:THR:CA	2:C:5:A:H2	3	0.14
(1,2)	1:A:14:THR:CA	2:C:5:A:H2'	3	0.14
(1,2)	1:A:14:THR:CA	2:C:5:A:H3'	3	0.14
(1,2)	1:A:14:THR:CA	2:C:5:A:H4'	3	0.14
(1,2)	1:A:14:THR:CA	2:C:5:A:H5'	3	0.14
(1,2)	1:A:14:THR:CA	2:C:5:A:H5''	3	0.14
(1,2)	1:A:14:THR:CA	2:C:5:A:H61	3	0.14
(1,2)	1:A:14:THR:CA	2:C:5:A:H62	3	0.14
(1,2)	1:A:14:THR:CA	2:C:5:A:H8	3	0.14
(1,2)	1:A:14:THR:CA	2:C:5:A:HO2'	3	0.14
(1,2)	1:A:14:THR:CA	2:C:5:A:N1	3	0.14
(1,2)	1:A:14:THR:CA	2:C:5:A:N3	3	0.14
(1,2)	1:A:14:THR:CA	2:C:5:A:N6	3	0.14
(1,2)	1:A:14:THR:CA	2:C:5:A:N7	3	0.14
(1,2)	1:A:14:THR:CA	2:C:5:A:N9	3	0.14
(1,2)	1:A:14:THR:CA	2:C:5:A:O2'	3	0.14
(1,2)	1:A:14:THR:CA	2:C:5:A:O3'	3	0.14
(1,2)	1:A:14:THR:CA	2:C:5:A:O4'	3	0.14
(1,2)	1:A:14:THR:CA	2:C:5:A:O5'	3	0.14
(1,2)	1:A:14:THR:CA	2:C:5:A:OP1	3	0.14
(1,2)	1:A:14:THR:CA	2:C:5:A:OP2	3	0.14
(1,2)	1:A:14:THR:CA	2:C:5:A:P	3	0.14
(1,2)	1:A:14:THR:CB	2:C:1:A:C1'	3	0.14
(1,2)	1:A:14:THR:CB	2:C:1:A:C2	3	0.14
(1,2)	1:A:14:THR:CB	2:C:1:A:C2'	3	0.14
(1,2)	1:A:14:THR:CB	2:C:1:A:C3'	3	0.14
(1,2)	1:A:14:THR:CB	2:C:1:A:C4	3	0.14
(1,2)	1:A:14:THR:CB	2:C:1:A:C4'	3	0.14
(1,2)	1:A:14:THR:CB	2:C:1:A:C5	3	0.14
(1,2)	1:A:14:THR:CB	2:C:1:A:C5'	3	0.14
(1,2)	1:A:14:THR:CB	2:C:1:A:C6	3	0.14
(1,2)	1:A:14:THR:CB	2:C:1:A:C8	3	0.14
(1,2)	1:A:14:THR:CB	2:C:1:A:H1'	3	0.14

Continued on next page...

Continued from previous page...

Key	Atom-1	Atom-2	Model ID	Violation (Å)
(1,2)	1:A:14:THR:CB	2:C:1:A:H2	3	0.14
(1,2)	1:A:14:THR:CB	2:C:1:A:H2'	3	0.14
(1,2)	1:A:14:THR:CB	2:C:1:A:H3'	3	0.14
(1,2)	1:A:14:THR:CB	2:C:1:A:H4'	3	0.14
(1,2)	1:A:14:THR:CB	2:C:1:A:H5'	3	0.14
(1,2)	1:A:14:THR:CB	2:C:1:A:H5''	3	0.14
(1,2)	1:A:14:THR:CB	2:C:1:A:H61	3	0.14
(1,2)	1:A:14:THR:CB	2:C:1:A:H62	3	0.14
(1,2)	1:A:14:THR:CB	2:C:1:A:H8	3	0.14
(1,2)	1:A:14:THR:CB	2:C:1:A:HO2'	3	0.14
(1,2)	1:A:14:THR:CB	2:C:1:A:N1	3	0.14
(1,2)	1:A:14:THR:CB	2:C:1:A:N3	3	0.14
(1,2)	1:A:14:THR:CB	2:C:1:A:N6	3	0.14
(1,2)	1:A:14:THR:CB	2:C:1:A:N7	3	0.14
(1,2)	1:A:14:THR:CB	2:C:1:A:N9	3	0.14
(1,2)	1:A:14:THR:CB	2:C:1:A:O2'	3	0.14
(1,2)	1:A:14:THR:CB	2:C:1:A:O3'	3	0.14
(1,2)	1:A:14:THR:CB	2:C:1:A:O4'	3	0.14
(1,2)	1:A:14:THR:CB	2:C:1:A:O5'	3	0.14
(1,2)	1:A:14:THR:CB	2:C:2:U:C1'	3	0.14
(1,2)	1:A:14:THR:CB	2:C:2:U:C2	3	0.14
(1,2)	1:A:14:THR:CB	2:C:2:U:C2'	3	0.14
(1,2)	1:A:14:THR:CB	2:C:2:U:C3'	3	0.14
(1,2)	1:A:14:THR:CB	2:C:2:U:C4	3	0.14
(1,2)	1:A:14:THR:CB	2:C:2:U:C4'	3	0.14
(1,2)	1:A:14:THR:CB	2:C:2:U:C5	3	0.14
(1,2)	1:A:14:THR:CB	2:C:2:U:C5'	3	0.14
(1,2)	1:A:14:THR:CB	2:C:2:U:C6	3	0.14
(1,2)	1:A:14:THR:CB	2:C:2:U:H1'	3	0.14
(1,2)	1:A:14:THR:CB	2:C:2:U:H2'	3	0.14
(1,2)	1:A:14:THR:CB	2:C:2:U:H3	3	0.14
(1,2)	1:A:14:THR:CB	2:C:2:U:H3'	3	0.14
(1,2)	1:A:14:THR:CB	2:C:2:U:H4'	3	0.14
(1,2)	1:A:14:THR:CB	2:C:2:U:H5	3	0.14
(1,2)	1:A:14:THR:CB	2:C:2:U:H5'	3	0.14
(1,2)	1:A:14:THR:CB	2:C:2:U:H5''	3	0.14
(1,2)	1:A:14:THR:CB	2:C:2:U:H6	3	0.14
(1,2)	1:A:14:THR:CB	2:C:2:U:HO2'	3	0.14
(1,2)	1:A:14:THR:CB	2:C:2:U:N1	3	0.14
(1,2)	1:A:14:THR:CB	2:C:2:U:N3	3	0.14
(1,2)	1:A:14:THR:CB	2:C:2:U:O2	3	0.14
(1,2)	1:A:14:THR:CB	2:C:2:U:O2'	3	0.14

Continued on next page...

Continued from previous page...

Key	Atom-1	Atom-2	Model ID	Violation (Å)
(1,2)	1:A:14:THR:CB	2:C:2:U:O3'	3	0.14
(1,2)	1:A:14:THR:CB	2:C:2:U:O4	3	0.14
(1,2)	1:A:14:THR:CB	2:C:2:U:O4'	3	0.14
(1,2)	1:A:14:THR:CB	2:C:2:U:O5'	3	0.14
(1,2)	1:A:14:THR:CB	2:C:2:U:OP1	3	0.14
(1,2)	1:A:14:THR:CB	2:C:2:U:OP2	3	0.14
(1,2)	1:A:14:THR:CB	2:C:2:U:P	3	0.14
(1,2)	1:A:14:THR:CB	2:C:3:A:C1'	3	0.14
(1,2)	1:A:14:THR:CB	2:C:3:A:C2	3	0.14
(1,2)	1:A:14:THR:CB	2:C:3:A:C2'	3	0.14
(1,2)	1:A:14:THR:CB	2:C:3:A:C3'	3	0.14
(1,2)	1:A:14:THR:CB	2:C:3:A:C4	3	0.14
(1,2)	1:A:14:THR:CB	2:C:3:A:C4'	3	0.14
(1,2)	1:A:14:THR:CB	2:C:3:A:C5	3	0.14
(1,2)	1:A:14:THR:CB	2:C:3:A:C5'	3	0.14
(1,2)	1:A:14:THR:CB	2:C:3:A:C6	3	0.14
(1,2)	1:A:14:THR:CB	2:C:3:A:C8	3	0.14
(1,2)	1:A:14:THR:CB	2:C:3:A:H1'	3	0.14
(1,2)	1:A:14:THR:CB	2:C:3:A:H2	3	0.14
(1,2)	1:A:14:THR:CB	2:C:3:A:H2'	3	0.14
(1,2)	1:A:14:THR:CB	2:C:3:A:H3'	3	0.14
(1,2)	1:A:14:THR:CB	2:C:3:A:H4'	3	0.14
(1,2)	1:A:14:THR:CB	2:C:3:A:H5'	3	0.14
(1,2)	1:A:14:THR:CB	2:C:3:A:H5''	3	0.14
(1,2)	1:A:14:THR:CB	2:C:3:A:H61	3	0.14
(1,2)	1:A:14:THR:CB	2:C:3:A:H62	3	0.14
(1,2)	1:A:14:THR:CB	2:C:3:A:H8	3	0.14
(1,2)	1:A:14:THR:CB	2:C:3:A:HO2'	3	0.14
(1,2)	1:A:14:THR:CB	2:C:3:A:N1	3	0.14
(1,2)	1:A:14:THR:CB	2:C:3:A:N3	3	0.14
(1,2)	1:A:14:THR:CB	2:C:3:A:N6	3	0.14
(1,2)	1:A:14:THR:CB	2:C:3:A:N7	3	0.14
(1,2)	1:A:14:THR:CB	2:C:3:A:N9	3	0.14
(1,2)	1:A:14:THR:CB	2:C:3:A:O2'	3	0.14
(1,2)	1:A:14:THR:CB	2:C:3:A:O3'	3	0.14
(1,2)	1:A:14:THR:CB	2:C:3:A:O4'	3	0.14
(1,2)	1:A:14:THR:CB	2:C:3:A:O5'	3	0.14
(1,2)	1:A:14:THR:CB	2:C:3:A:OP1	3	0.14
(1,2)	1:A:14:THR:CB	2:C:3:A:OP2	3	0.14
(1,2)	1:A:14:THR:CB	2:C:3:A:P	3	0.14
(1,2)	1:A:14:THR:CB	2:C:4:C:C1'	3	0.14
(1,2)	1:A:14:THR:CB	2:C:4:C:C2	3	0.14

Continued on next page...

Continued from previous page...

Key	Atom-1	Atom-2	Model ID	Violation (Å)
(1,2)	1:A:14:THR:CB	2:C:4:C:C2'	3	0.14
(1,2)	1:A:14:THR:CB	2:C:4:C:C3'	3	0.14
(1,2)	1:A:14:THR:CB	2:C:4:C:C4	3	0.14
(1,2)	1:A:14:THR:CB	2:C:4:C:C4'	3	0.14
(1,2)	1:A:14:THR:CB	2:C:4:C:C5	3	0.14
(1,2)	1:A:14:THR:CB	2:C:4:C:C5'	3	0.14
(1,2)	1:A:14:THR:CB	2:C:4:C:C6	3	0.14
(1,2)	1:A:14:THR:CB	2:C:4:C:H1'	3	0.14
(1,2)	1:A:14:THR:CB	2:C:4:C:H2'	3	0.14
(1,2)	1:A:14:THR:CB	2:C:4:C:H3'	3	0.14
(1,2)	1:A:14:THR:CB	2:C:4:C:H4'	3	0.14
(1,2)	1:A:14:THR:CB	2:C:4:C:H41	3	0.14
(1,2)	1:A:14:THR:CB	2:C:4:C:H42	3	0.14
(1,2)	1:A:14:THR:CB	2:C:4:C:H5	3	0.14
(1,2)	1:A:14:THR:CB	2:C:4:C:H5'	3	0.14
(1,2)	1:A:14:THR:CB	2:C:4:C:H5''	3	0.14
(1,2)	1:A:14:THR:CB	2:C:4:C:H6	3	0.14
(1,2)	1:A:14:THR:CB	2:C:4:C:HO2'	3	0.14
(1,2)	1:A:14:THR:CB	2:C:4:C:N1	3	0.14
(1,2)	1:A:14:THR:CB	2:C:4:C:N3	3	0.14
(1,2)	1:A:14:THR:CB	2:C:4:C:N4	3	0.14
(1,2)	1:A:14:THR:CB	2:C:4:C:O2	3	0.14
(1,2)	1:A:14:THR:CB	2:C:4:C:O2'	3	0.14
(1,2)	1:A:14:THR:CB	2:C:4:C:O3'	3	0.14
(1,2)	1:A:14:THR:CB	2:C:4:C:O4'	3	0.14
(1,2)	1:A:14:THR:CB	2:C:4:C:O5'	3	0.14
(1,2)	1:A:14:THR:CB	2:C:4:C:OP1	3	0.14
(1,2)	1:A:14:THR:CB	2:C:4:C:OP2	3	0.14
(1,2)	1:A:14:THR:CB	2:C:4:C:P	3	0.14
(1,2)	1:A:14:THR:CB	2:C:5:A:C1'	3	0.14
(1,2)	1:A:14:THR:CB	2:C:5:A:C2	3	0.14
(1,2)	1:A:14:THR:CB	2:C:5:A:C2'	3	0.14
(1,2)	1:A:14:THR:CB	2:C:5:A:C3'	3	0.14
(1,2)	1:A:14:THR:CB	2:C:5:A:C4	3	0.14
(1,2)	1:A:14:THR:CB	2:C:5:A:C4'	3	0.14
(1,2)	1:A:14:THR:CB	2:C:5:A:C5	3	0.14
(1,2)	1:A:14:THR:CB	2:C:5:A:C5'	3	0.14
(1,2)	1:A:14:THR:CB	2:C:5:A:C6	3	0.14
(1,2)	1:A:14:THR:CB	2:C:5:A:C8	3	0.14
(1,2)	1:A:14:THR:CB	2:C:5:A:H1'	3	0.14
(1,2)	1:A:14:THR:CB	2:C:5:A:H2	3	0.14
(1,2)	1:A:14:THR:CB	2:C:5:A:H2'	3	0.14

Continued on next page...

Continued from previous page...

Key	Atom-1	Atom-2	Model ID	Violation (Å)
(1,2)	1:A:14:THR:CB	2:C:5:A:H3'	3	0.14
(1,2)	1:A:14:THR:CB	2:C:5:A:H4'	3	0.14
(1,2)	1:A:14:THR:CB	2:C:5:A:H5'	3	0.14
(1,2)	1:A:14:THR:CB	2:C:5:A:H5''	3	0.14
(1,2)	1:A:14:THR:CB	2:C:5:A:H61	3	0.14
(1,2)	1:A:14:THR:CB	2:C:5:A:H62	3	0.14
(1,2)	1:A:14:THR:CB	2:C:5:A:H8	3	0.14
(1,2)	1:A:14:THR:CB	2:C:5:A:HO2'	3	0.14
(1,2)	1:A:14:THR:CB	2:C:5:A:N1	3	0.14
(1,2)	1:A:14:THR:CB	2:C:5:A:N3	3	0.14
(1,2)	1:A:14:THR:CB	2:C:5:A:N6	3	0.14
(1,2)	1:A:14:THR:CB	2:C:5:A:N7	3	0.14
(1,2)	1:A:14:THR:CB	2:C:5:A:N9	3	0.14
(1,2)	1:A:14:THR:CB	2:C:5:A:O2'	3	0.14
(1,2)	1:A:14:THR:CB	2:C:5:A:O3'	3	0.14
(1,2)	1:A:14:THR:CB	2:C:5:A:O4'	3	0.14
(1,2)	1:A:14:THR:CB	2:C:5:A:O5'	3	0.14
(1,2)	1:A:14:THR:CB	2:C:5:A:OP1	3	0.14
(1,2)	1:A:14:THR:CB	2:C:5:A:OP2	3	0.14
(1,2)	1:A:14:THR:CB	2:C:5:A:P	3	0.14
(1,2)	1:A:14:THR:CG2	2:C:1:A:C1'	3	0.14
(1,2)	1:A:14:THR:CG2	2:C:1:A:C2	3	0.14
(1,2)	1:A:14:THR:CG2	2:C:1:A:C2'	3	0.14
(1,2)	1:A:14:THR:CG2	2:C:1:A:C3'	3	0.14
(1,2)	1:A:14:THR:CG2	2:C:1:A:C4	3	0.14
(1,2)	1:A:14:THR:CG2	2:C:1:A:C4'	3	0.14
(1,2)	1:A:14:THR:CG2	2:C:1:A:C5	3	0.14
(1,2)	1:A:14:THR:CG2	2:C:1:A:C5'	3	0.14
(1,2)	1:A:14:THR:CG2	2:C:1:A:C6	3	0.14
(1,2)	1:A:14:THR:CG2	2:C:1:A:C8	3	0.14
(1,2)	1:A:14:THR:CG2	2:C:1:A:H1'	3	0.14
(1,2)	1:A:14:THR:CG2	2:C:1:A:H2	3	0.14
(1,2)	1:A:14:THR:CG2	2:C:1:A:H2'	3	0.14
(1,2)	1:A:14:THR:CG2	2:C:1:A:H3'	3	0.14
(1,2)	1:A:14:THR:CG2	2:C:1:A:H4'	3	0.14
(1,2)	1:A:14:THR:CG2	2:C:1:A:H5'	3	0.14
(1,2)	1:A:14:THR:CG2	2:C:1:A:H5''	3	0.14
(1,2)	1:A:14:THR:CG2	2:C:1:A:H61	3	0.14
(1,2)	1:A:14:THR:CG2	2:C:1:A:H62	3	0.14
(1,2)	1:A:14:THR:CG2	2:C:1:A:H8	3	0.14
(1,2)	1:A:14:THR:CG2	2:C:1:A:HO2'	3	0.14
(1,2)	1:A:14:THR:CG2	2:C:1:A:N1	3	0.14

Continued on next page...

Continued from previous page...

Key	Atom-1	Atom-2	Model ID	Violation (Å)
(1,2)	1:A:14:THR:CG2	2:C:1:A:N3	3	0.14
(1,2)	1:A:14:THR:CG2	2:C:1:A:N6	3	0.14
(1,2)	1:A:14:THR:CG2	2:C:1:A:N7	3	0.14
(1,2)	1:A:14:THR:CG2	2:C:1:A:N9	3	0.14
(1,2)	1:A:14:THR:CG2	2:C:1:A:O2'	3	0.14
(1,2)	1:A:14:THR:CG2	2:C:1:A:O3'	3	0.14
(1,2)	1:A:14:THR:CG2	2:C:1:A:O4'	3	0.14
(1,2)	1:A:14:THR:CG2	2:C:1:A:O5'	3	0.14
(1,2)	1:A:14:THR:CG2	2:C:2:U:C1'	3	0.14
(1,2)	1:A:14:THR:CG2	2:C:2:U:C2	3	0.14
(1,2)	1:A:14:THR:CG2	2:C:2:U:C2'	3	0.14
(1,2)	1:A:14:THR:CG2	2:C:2:U:C3'	3	0.14
(1,2)	1:A:14:THR:CG2	2:C:2:U:C4	3	0.14
(1,2)	1:A:14:THR:CG2	2:C:2:U:C4'	3	0.14
(1,2)	1:A:14:THR:CG2	2:C:2:U:C5	3	0.14
(1,2)	1:A:14:THR:CG2	2:C:2:U:C5'	3	0.14
(1,2)	1:A:14:THR:CG2	2:C:2:U:C6	3	0.14
(1,2)	1:A:14:THR:CG2	2:C:2:U:H1'	3	0.14
(1,2)	1:A:14:THR:CG2	2:C:2:U:H2'	3	0.14
(1,2)	1:A:14:THR:CG2	2:C:2:U:H3	3	0.14
(1,2)	1:A:14:THR:CG2	2:C:2:U:H3'	3	0.14
(1,2)	1:A:14:THR:CG2	2:C:2:U:H4'	3	0.14
(1,2)	1:A:14:THR:CG2	2:C:2:U:H5	3	0.14
(1,2)	1:A:14:THR:CG2	2:C:2:U:H5'	3	0.14
(1,2)	1:A:14:THR:CG2	2:C:2:U:H5''	3	0.14
(1,2)	1:A:14:THR:CG2	2:C:2:U:H6	3	0.14
(1,2)	1:A:14:THR:CG2	2:C:2:U:HO2'	3	0.14
(1,2)	1:A:14:THR:CG2	2:C:2:U:N1	3	0.14
(1,2)	1:A:14:THR:CG2	2:C:2:U:N3	3	0.14
(1,2)	1:A:14:THR:CG2	2:C:2:U:O2	3	0.14
(1,2)	1:A:14:THR:CG2	2:C:2:U:O2'	3	0.14
(1,2)	1:A:14:THR:CG2	2:C:2:U:O3'	3	0.14
(1,2)	1:A:14:THR:CG2	2:C:2:U:O4	3	0.14
(1,2)	1:A:14:THR:CG2	2:C:2:U:O4'	3	0.14
(1,2)	1:A:14:THR:CG2	2:C:2:U:O5'	3	0.14
(1,2)	1:A:14:THR:CG2	2:C:2:U:OP1	3	0.14
(1,2)	1:A:14:THR:CG2	2:C:2:U:OP2	3	0.14
(1,2)	1:A:14:THR:CG2	2:C:2:U:P	3	0.14
(1,2)	1:A:14:THR:CG2	2:C:3:A:C1'	3	0.14
(1,2)	1:A:14:THR:CG2	2:C:3:A:C2	3	0.14
(1,2)	1:A:14:THR:CG2	2:C:3:A:C2'	3	0.14
(1,2)	1:A:14:THR:CG2	2:C:3:A:C3'	3	0.14

Continued on next page...

Continued from previous page...

Key	Atom-1	Atom-2	Model ID	Violation (Å)
(1,2)	1:A:14:THR:CG2	2:C:3:A:C4	3	0.14
(1,2)	1:A:14:THR:CG2	2:C:3:A:C4'	3	0.14
(1,2)	1:A:14:THR:CG2	2:C:3:A:C5	3	0.14
(1,2)	1:A:14:THR:CG2	2:C:3:A:C5'	3	0.14
(1,2)	1:A:14:THR:CG2	2:C:3:A:C6	3	0.14
(1,2)	1:A:14:THR:CG2	2:C:3:A:C8	3	0.14
(1,2)	1:A:14:THR:CG2	2:C:3:A:H1'	3	0.14
(1,2)	1:A:14:THR:CG2	2:C:3:A:H2	3	0.14
(1,2)	1:A:14:THR:CG2	2:C:3:A:H2'	3	0.14
(1,2)	1:A:14:THR:CG2	2:C:3:A:H3'	3	0.14
(1,2)	1:A:14:THR:CG2	2:C:3:A:H4'	3	0.14
(1,2)	1:A:14:THR:CG2	2:C:3:A:H5'	3	0.14
(1,2)	1:A:14:THR:CG2	2:C:3:A:H5''	3	0.14
(1,2)	1:A:14:THR:CG2	2:C:3:A:H61	3	0.14
(1,2)	1:A:14:THR:CG2	2:C:3:A:H62	3	0.14
(1,2)	1:A:14:THR:CG2	2:C:3:A:H8	3	0.14
(1,2)	1:A:14:THR:CG2	2:C:3:A:HO2'	3	0.14
(1,2)	1:A:14:THR:CG2	2:C:3:A:N1	3	0.14
(1,2)	1:A:14:THR:CG2	2:C:3:A:N3	3	0.14
(1,2)	1:A:14:THR:CG2	2:C:3:A:N6	3	0.14
(1,2)	1:A:14:THR:CG2	2:C:3:A:N7	3	0.14
(1,2)	1:A:14:THR:CG2	2:C:3:A:N9	3	0.14
(1,2)	1:A:14:THR:CG2	2:C:3:A:O2'	3	0.14
(1,2)	1:A:14:THR:CG2	2:C:3:A:O3'	3	0.14
(1,2)	1:A:14:THR:CG2	2:C:3:A:O4'	3	0.14
(1,2)	1:A:14:THR:CG2	2:C:3:A:O5'	3	0.14
(1,2)	1:A:14:THR:CG2	2:C:3:A:OP1	3	0.14
(1,2)	1:A:14:THR:CG2	2:C:3:A:OP2	3	0.14
(1,2)	1:A:14:THR:CG2	2:C:3:A:P	3	0.14
(1,2)	1:A:14:THR:CG2	2:C:4:C:C1'	3	0.14
(1,2)	1:A:14:THR:CG2	2:C:4:C:C2	3	0.14
(1,2)	1:A:14:THR:CG2	2:C:4:C:C2'	3	0.14
(1,2)	1:A:14:THR:CG2	2:C:4:C:C3'	3	0.14
(1,2)	1:A:14:THR:CG2	2:C:4:C:C4	3	0.14
(1,2)	1:A:14:THR:CG2	2:C:4:C:C4'	3	0.14
(1,2)	1:A:14:THR:CG2	2:C:4:C:C5	3	0.14
(1,2)	1:A:14:THR:CG2	2:C:4:C:C5'	3	0.14
(1,2)	1:A:14:THR:CG2	2:C:4:C:C6	3	0.14
(1,2)	1:A:14:THR:CG2	2:C:4:C:H1'	3	0.14
(1,2)	1:A:14:THR:CG2	2:C:4:C:H2'	3	0.14
(1,2)	1:A:14:THR:CG2	2:C:4:C:H3'	3	0.14
(1,2)	1:A:14:THR:CG2	2:C:4:C:H4'	3	0.14

Continued on next page...

Continued from previous page...

Key	Atom-1	Atom-2	Model ID	Violation (Å)
(1,2)	1:A:14:THR:CG2	2:C:4:C:H41	3	0.14
(1,2)	1:A:14:THR:CG2	2:C:4:C:H42	3	0.14
(1,2)	1:A:14:THR:CG2	2:C:4:C:H5	3	0.14
(1,2)	1:A:14:THR:CG2	2:C:4:C:H5'	3	0.14
(1,2)	1:A:14:THR:CG2	2:C:4:C:H5''	3	0.14
(1,2)	1:A:14:THR:CG2	2:C:4:C:H6	3	0.14
(1,2)	1:A:14:THR:CG2	2:C:4:C:HO2'	3	0.14
(1,2)	1:A:14:THR:CG2	2:C:4:C:N1	3	0.14
(1,2)	1:A:14:THR:CG2	2:C:4:C:N3	3	0.14
(1,2)	1:A:14:THR:CG2	2:C:4:C:N4	3	0.14
(1,2)	1:A:14:THR:CG2	2:C:4:C:O2	3	0.14
(1,2)	1:A:14:THR:CG2	2:C:4:C:O2'	3	0.14
(1,2)	1:A:14:THR:CG2	2:C:4:C:O3'	3	0.14
(1,2)	1:A:14:THR:CG2	2:C:4:C:O4'	3	0.14
(1,2)	1:A:14:THR:CG2	2:C:4:C:O5'	3	0.14
(1,2)	1:A:14:THR:CG2	2:C:4:C:OP1	3	0.14
(1,2)	1:A:14:THR:CG2	2:C:4:C:OP2	3	0.14
(1,2)	1:A:14:THR:CG2	2:C:4:C:P	3	0.14
(1,2)	1:A:14:THR:CG2	2:C:5:A:C1'	3	0.14
(1,2)	1:A:14:THR:CG2	2:C:5:A:C2	3	0.14
(1,2)	1:A:14:THR:CG2	2:C:5:A:C2'	3	0.14
(1,2)	1:A:14:THR:CG2	2:C:5:A:C3'	3	0.14
(1,2)	1:A:14:THR:CG2	2:C:5:A:C4	3	0.14
(1,2)	1:A:14:THR:CG2	2:C:5:A:C4'	3	0.14
(1,2)	1:A:14:THR:CG2	2:C:5:A:C5	3	0.14
(1,2)	1:A:14:THR:CG2	2:C:5:A:C5'	3	0.14
(1,2)	1:A:14:THR:CG2	2:C:5:A:C6	3	0.14
(1,2)	1:A:14:THR:CG2	2:C:5:A:C8	3	0.14
(1,2)	1:A:14:THR:CG2	2:C:5:A:H1'	3	0.14
(1,2)	1:A:14:THR:CG2	2:C:5:A:H2	3	0.14
(1,2)	1:A:14:THR:CG2	2:C:5:A:H2'	3	0.14
(1,2)	1:A:14:THR:CG2	2:C:5:A:H3'	3	0.14
(1,2)	1:A:14:THR:CG2	2:C:5:A:H4'	3	0.14
(1,2)	1:A:14:THR:CG2	2:C:5:A:H5'	3	0.14
(1,2)	1:A:14:THR:CG2	2:C:5:A:H5''	3	0.14
(1,2)	1:A:14:THR:CG2	2:C:5:A:H61	3	0.14
(1,2)	1:A:14:THR:CG2	2:C:5:A:H62	3	0.14
(1,2)	1:A:14:THR:CG2	2:C:5:A:H8	3	0.14
(1,2)	1:A:14:THR:CG2	2:C:5:A:HO2'	3	0.14
(1,2)	1:A:14:THR:CG2	2:C:5:A:N1	3	0.14
(1,2)	1:A:14:THR:CG2	2:C:5:A:N3	3	0.14
(1,2)	1:A:14:THR:CG2	2:C:5:A:N6	3	0.14

Continued on next page...

Continued from previous page...

Key	Atom-1	Atom-2	Model ID	Violation (Å)
(1,2)	1:A:14:THR:CG2	2:C:5:A:N7	3	0.14
(1,2)	1:A:14:THR:CG2	2:C:5:A:N9	3	0.14
(1,2)	1:A:14:THR:CG2	2:C:5:A:O2'	3	0.14
(1,2)	1:A:14:THR:CG2	2:C:5:A:O3'	3	0.14
(1,2)	1:A:14:THR:CG2	2:C:5:A:O4'	3	0.14
(1,2)	1:A:14:THR:CG2	2:C:5:A:O5'	3	0.14
(1,2)	1:A:14:THR:CG2	2:C:5:A:OP1	3	0.14
(1,2)	1:A:14:THR:CG2	2:C:5:A:OP2	3	0.14
(1,2)	1:A:14:THR:CG2	2:C:5:A:P	3	0.14
(1,2)	1:A:14:THR:H	2:C:1:A:C1'	3	0.14
(1,2)	1:A:14:THR:H	2:C:1:A:C2	3	0.14
(1,2)	1:A:14:THR:H	2:C:1:A:C2'	3	0.14
(1,2)	1:A:14:THR:H	2:C:1:A:C3'	3	0.14
(1,2)	1:A:14:THR:H	2:C:1:A:C4	3	0.14
(1,2)	1:A:14:THR:H	2:C:1:A:C4'	3	0.14
(1,2)	1:A:14:THR:H	2:C:1:A:C5	3	0.14
(1,2)	1:A:14:THR:H	2:C:1:A:C5'	3	0.14
(1,2)	1:A:14:THR:H	2:C:1:A:C6	3	0.14
(1,2)	1:A:14:THR:H	2:C:1:A:C8	3	0.14
(1,2)	1:A:14:THR:H	2:C:1:A:H1'	3	0.14
(1,2)	1:A:14:THR:H	2:C:1:A:H2	3	0.14
(1,2)	1:A:14:THR:H	2:C:1:A:H2'	3	0.14
(1,2)	1:A:14:THR:H	2:C:1:A:H3'	3	0.14
(1,2)	1:A:14:THR:H	2:C:1:A:H4'	3	0.14
(1,2)	1:A:14:THR:H	2:C:1:A:H5'	3	0.14
(1,2)	1:A:14:THR:H	2:C:1:A:H5''	3	0.14
(1,2)	1:A:14:THR:H	2:C:1:A:H61	3	0.14
(1,2)	1:A:14:THR:H	2:C:1:A:H62	3	0.14
(1,2)	1:A:14:THR:H	2:C:1:A:H8	3	0.14
(1,2)	1:A:14:THR:H	2:C:1:A:HO2'	3	0.14
(1,2)	1:A:14:THR:H	2:C:1:A:N1	3	0.14
(1,2)	1:A:14:THR:H	2:C:1:A:N3	3	0.14
(1,2)	1:A:14:THR:H	2:C:1:A:N6	3	0.14
(1,2)	1:A:14:THR:H	2:C:1:A:N7	3	0.14
(1,2)	1:A:14:THR:H	2:C:1:A:N9	3	0.14
(1,2)	1:A:14:THR:H	2:C:1:A:O2'	3	0.14
(1,2)	1:A:14:THR:H	2:C:1:A:O3'	3	0.14
(1,2)	1:A:14:THR:H	2:C:1:A:O4'	3	0.14
(1,2)	1:A:14:THR:H	2:C:1:A:O5'	3	0.14
(1,2)	1:A:14:THR:H	2:C:2:U:C1'	3	0.14
(1,2)	1:A:14:THR:H	2:C:2:U:C2	3	0.14
(1,2)	1:A:14:THR:H	2:C:2:U:C2'	3	0.14

Continued on next page...

Continued from previous page...

Key	Atom-1	Atom-2	Model ID	Violation (Å)
(1,2)	1:A:14:THR:H	2:C:2:U:C3'	3	0.14
(1,2)	1:A:14:THR:H	2:C:2:U:C4	3	0.14
(1,2)	1:A:14:THR:H	2:C:2:U:C4'	3	0.14
(1,2)	1:A:14:THR:H	2:C:2:U:C5	3	0.14
(1,2)	1:A:14:THR:H	2:C:2:U:C5'	3	0.14
(1,2)	1:A:14:THR:H	2:C:2:U:C6	3	0.14
(1,2)	1:A:14:THR:H	2:C:2:U:H1'	3	0.14
(1,2)	1:A:14:THR:H	2:C:2:U:H2'	3	0.14
(1,2)	1:A:14:THR:H	2:C:2:U:H3	3	0.14
(1,2)	1:A:14:THR:H	2:C:2:U:H3'	3	0.14
(1,2)	1:A:14:THR:H	2:C:2:U:H4'	3	0.14
(1,2)	1:A:14:THR:H	2:C:2:U:H5	3	0.14
(1,2)	1:A:14:THR:H	2:C:2:U:H5'	3	0.14
(1,2)	1:A:14:THR:H	2:C:2:U:H5''	3	0.14
(1,2)	1:A:14:THR:H	2:C:2:U:H6	3	0.14
(1,2)	1:A:14:THR:H	2:C:2:U:HO2'	3	0.14
(1,2)	1:A:14:THR:H	2:C:2:U:N1	3	0.14
(1,2)	1:A:14:THR:H	2:C:2:U:N3	3	0.14
(1,2)	1:A:14:THR:H	2:C:2:U:O2	3	0.14
(1,2)	1:A:14:THR:H	2:C:2:U:O2'	3	0.14
(1,2)	1:A:14:THR:H	2:C:2:U:O3'	3	0.14
(1,2)	1:A:14:THR:H	2:C:2:U:O4	3	0.14
(1,2)	1:A:14:THR:H	2:C:2:U:O4'	3	0.14
(1,2)	1:A:14:THR:H	2:C:2:U:O5'	3	0.14
(1,2)	1:A:14:THR:H	2:C:2:U:OP1	3	0.14
(1,2)	1:A:14:THR:H	2:C:2:U:OP2	3	0.14
(1,2)	1:A:14:THR:H	2:C:2:U:P	3	0.14
(1,2)	1:A:14:THR:H	2:C:3:A:C1'	3	0.14
(1,2)	1:A:14:THR:H	2:C:3:A:C2	3	0.14
(1,2)	1:A:14:THR:H	2:C:3:A:C2'	3	0.14
(1,2)	1:A:14:THR:H	2:C:3:A:C3'	3	0.14
(1,2)	1:A:14:THR:H	2:C:3:A:C4	3	0.14
(1,2)	1:A:14:THR:H	2:C:3:A:C4'	3	0.14
(1,2)	1:A:14:THR:H	2:C:3:A:C5	3	0.14
(1,2)	1:A:14:THR:H	2:C:3:A:C5'	3	0.14
(1,2)	1:A:14:THR:H	2:C:3:A:C6	3	0.14
(1,2)	1:A:14:THR:H	2:C:3:A:C8	3	0.14
(1,2)	1:A:14:THR:H	2:C:3:A:H1'	3	0.14
(1,2)	1:A:14:THR:H	2:C:3:A:H2	3	0.14
(1,2)	1:A:14:THR:H	2:C:3:A:H2'	3	0.14
(1,2)	1:A:14:THR:H	2:C:3:A:H3'	3	0.14
(1,2)	1:A:14:THR:H	2:C:3:A:H4'	3	0.14

Continued on next page...

Continued from previous page...

Key	Atom-1	Atom-2	Model ID	Violation (Å)
(1,2)	1:A:14:THR:H	2:C:3:A:H5'	3	0.14
(1,2)	1:A:14:THR:H	2:C:3:A:H5''	3	0.14
(1,2)	1:A:14:THR:H	2:C:3:A:H61	3	0.14
(1,2)	1:A:14:THR:H	2:C:3:A:H62	3	0.14
(1,2)	1:A:14:THR:H	2:C:3:A:H8	3	0.14
(1,2)	1:A:14:THR:H	2:C:3:A:HO2'	3	0.14
(1,2)	1:A:14:THR:H	2:C:3:A:N1	3	0.14
(1,2)	1:A:14:THR:H	2:C:3:A:N3	3	0.14
(1,2)	1:A:14:THR:H	2:C:3:A:N6	3	0.14
(1,2)	1:A:14:THR:H	2:C:3:A:N7	3	0.14
(1,2)	1:A:14:THR:H	2:C:3:A:N9	3	0.14
(1,2)	1:A:14:THR:H	2:C:3:A:O2'	3	0.14
(1,2)	1:A:14:THR:H	2:C:3:A:O3'	3	0.14
(1,2)	1:A:14:THR:H	2:C:3:A:O4'	3	0.14
(1,2)	1:A:14:THR:H	2:C:3:A:O5'	3	0.14
(1,2)	1:A:14:THR:H	2:C:3:A:OP1	3	0.14
(1,2)	1:A:14:THR:H	2:C:3:A:OP2	3	0.14
(1,2)	1:A:14:THR:H	2:C:3:A:P	3	0.14
(1,2)	1:A:14:THR:H	2:C:4:C:C1'	3	0.14
(1,2)	1:A:14:THR:H	2:C:4:C:C2	3	0.14
(1,2)	1:A:14:THR:H	2:C:4:C:C2'	3	0.14
(1,2)	1:A:14:THR:H	2:C:4:C:C3'	3	0.14
(1,2)	1:A:14:THR:H	2:C:4:C:C4	3	0.14
(1,2)	1:A:14:THR:H	2:C:4:C:C4'	3	0.14
(1,2)	1:A:14:THR:H	2:C:4:C:C5	3	0.14
(1,2)	1:A:14:THR:H	2:C:4:C:C5'	3	0.14
(1,2)	1:A:14:THR:H	2:C:4:C:C6	3	0.14
(1,2)	1:A:14:THR:H	2:C:4:C:H1'	3	0.14
(1,2)	1:A:14:THR:H	2:C:4:C:H2'	3	0.14
(1,2)	1:A:14:THR:H	2:C:4:C:H3'	3	0.14
(1,2)	1:A:14:THR:H	2:C:4:C:H4'	3	0.14
(1,2)	1:A:14:THR:H	2:C:4:C:H41	3	0.14
(1,2)	1:A:14:THR:H	2:C:4:C:H42	3	0.14
(1,2)	1:A:14:THR:H	2:C:4:C:H5	3	0.14
(1,2)	1:A:14:THR:H	2:C:4:C:H5'	3	0.14
(1,2)	1:A:14:THR:H	2:C:4:C:H5''	3	0.14
(1,2)	1:A:14:THR:H	2:C:4:C:H6	3	0.14
(1,2)	1:A:14:THR:H	2:C:4:C:HO2'	3	0.14
(1,2)	1:A:14:THR:H	2:C:4:C:N1	3	0.14
(1,2)	1:A:14:THR:H	2:C:4:C:N3	3	0.14
(1,2)	1:A:14:THR:H	2:C:4:C:N4	3	0.14
(1,2)	1:A:14:THR:H	2:C:4:C:O2	3	0.14

Continued on next page...

Continued from previous page...

Key	Atom-1	Atom-2	Model ID	Violation (Å)
(1,2)	1:A:14:THR:H	2:C:4:C:O2'	3	0.14
(1,2)	1:A:14:THR:H	2:C:4:C:O3'	3	0.14
(1,2)	1:A:14:THR:H	2:C:4:C:O4'	3	0.14
(1,2)	1:A:14:THR:H	2:C:4:C:O5'	3	0.14
(1,2)	1:A:14:THR:H	2:C:4:C:OP1	3	0.14
(1,2)	1:A:14:THR:H	2:C:4:C:OP2	3	0.14
(1,2)	1:A:14:THR:H	2:C:4:C:P	3	0.14
(1,2)	1:A:14:THR:H	2:C:5:A:C1'	3	0.14
(1,2)	1:A:14:THR:H	2:C:5:A:C2	3	0.14
(1,2)	1:A:14:THR:H	2:C:5:A:C2'	3	0.14
(1,2)	1:A:14:THR:H	2:C:5:A:C3'	3	0.14
(1,2)	1:A:14:THR:H	2:C:5:A:C4	3	0.14
(1,2)	1:A:14:THR:H	2:C:5:A:C4'	3	0.14
(1,2)	1:A:14:THR:H	2:C:5:A:C5	3	0.14
(1,2)	1:A:14:THR:H	2:C:5:A:C5'	3	0.14
(1,2)	1:A:14:THR:H	2:C:5:A:C6	3	0.14
(1,2)	1:A:14:THR:H	2:C:5:A:C8	3	0.14
(1,2)	1:A:14:THR:H	2:C:5:A:H1'	3	0.14
(1,2)	1:A:14:THR:H	2:C:5:A:H2	3	0.14
(1,2)	1:A:14:THR:H	2:C:5:A:H2'	3	0.14
(1,2)	1:A:14:THR:H	2:C:5:A:H3'	3	0.14
(1,2)	1:A:14:THR:H	2:C:5:A:H4'	3	0.14
(1,2)	1:A:14:THR:H	2:C:5:A:H5'	3	0.14
(1,2)	1:A:14:THR:H	2:C:5:A:H5''	3	0.14
(1,2)	1:A:14:THR:H	2:C:5:A:H61	3	0.14
(1,2)	1:A:14:THR:H	2:C:5:A:H62	3	0.14
(1,2)	1:A:14:THR:H	2:C:5:A:H8	3	0.14
(1,2)	1:A:14:THR:H	2:C:5:A:HO2'	3	0.14
(1,2)	1:A:14:THR:H	2:C:5:A:N1	3	0.14
(1,2)	1:A:14:THR:H	2:C:5:A:N3	3	0.14
(1,2)	1:A:14:THR:H	2:C:5:A:N6	3	0.14
(1,2)	1:A:14:THR:H	2:C:5:A:N7	3	0.14
(1,2)	1:A:14:THR:H	2:C:5:A:N9	3	0.14
(1,2)	1:A:14:THR:H	2:C:5:A:O2'	3	0.14
(1,2)	1:A:14:THR:H	2:C:5:A:O3'	3	0.14
(1,2)	1:A:14:THR:H	2:C:5:A:O4'	3	0.14
(1,2)	1:A:14:THR:H	2:C:5:A:O5'	3	0.14
(1,2)	1:A:14:THR:H	2:C:5:A:OP1	3	0.14
(1,2)	1:A:14:THR:H	2:C:5:A:OP2	3	0.14
(1,2)	1:A:14:THR:H	2:C:5:A:P	3	0.14
(1,2)	1:A:14:THR:HG1	2:C:1:A:C1'	3	0.14
(1,2)	1:A:14:THR:HG1	2:C:1:A:C2	3	0.14

Continued on next page...

Continued from previous page...

Key	Atom-1	Atom-2	Model ID	Violation (Å)
(1,2)	1:A:14:THR:HG1	2:C:1:A:C2'	3	0.14
(1,2)	1:A:14:THR:HG1	2:C:1:A:C3'	3	0.14
(1,2)	1:A:14:THR:HG1	2:C:1:A:C4	3	0.14
(1,2)	1:A:14:THR:HG1	2:C:1:A:C4'	3	0.14
(1,2)	1:A:14:THR:HG1	2:C:1:A:C5	3	0.14
(1,2)	1:A:14:THR:HG1	2:C:1:A:C5'	3	0.14
(1,2)	1:A:14:THR:HG1	2:C:1:A:C6	3	0.14
(1,2)	1:A:14:THR:HG1	2:C:1:A:C8	3	0.14
(1,2)	1:A:14:THR:HG1	2:C:1:A:H1'	3	0.14
(1,2)	1:A:14:THR:HG1	2:C:1:A:H2	3	0.14
(1,2)	1:A:14:THR:HG1	2:C:1:A:H2'	3	0.14
(1,2)	1:A:14:THR:HG1	2:C:1:A:H3'	3	0.14
(1,2)	1:A:14:THR:HG1	2:C:1:A:H4'	3	0.14
(1,2)	1:A:14:THR:HG1	2:C:1:A:H5'	3	0.14
(1,2)	1:A:14:THR:HG1	2:C:1:A:H5''	3	0.14
(1,2)	1:A:14:THR:HG1	2:C:1:A:H61	3	0.14
(1,2)	1:A:14:THR:HG1	2:C:1:A:H62	3	0.14
(1,2)	1:A:14:THR:HG1	2:C:1:A:H8	3	0.14
(1,2)	1:A:14:THR:HG1	2:C:1:A:HO2'	3	0.14
(1,2)	1:A:14:THR:HG1	2:C:1:A:N1	3	0.14
(1,2)	1:A:14:THR:HG1	2:C:1:A:N3	3	0.14
(1,2)	1:A:14:THR:HG1	2:C:1:A:N6	3	0.14
(1,2)	1:A:14:THR:HG1	2:C:1:A:N7	3	0.14
(1,2)	1:A:14:THR:HG1	2:C:1:A:N9	3	0.14
(1,2)	1:A:14:THR:HG1	2:C:1:A:O2'	3	0.14
(1,2)	1:A:14:THR:HG1	2:C:1:A:O3'	3	0.14
(1,2)	1:A:14:THR:HG1	2:C:1:A:O4'	3	0.14
(1,2)	1:A:14:THR:HG1	2:C:1:A:O5'	3	0.14
(1,2)	1:A:14:THR:HG1	2:C:2:U:C1'	3	0.14
(1,2)	1:A:14:THR:HG1	2:C:2:U:C2	3	0.14
(1,2)	1:A:14:THR:HG1	2:C:2:U:C2'	3	0.14
(1,2)	1:A:14:THR:HG1	2:C:2:U:C3'	3	0.14
(1,2)	1:A:14:THR:HG1	2:C:2:U:C4	3	0.14
(1,2)	1:A:14:THR:HG1	2:C:2:U:C4'	3	0.14
(1,2)	1:A:14:THR:HG1	2:C:2:U:C5	3	0.14
(1,2)	1:A:14:THR:HG1	2:C:2:U:C5'	3	0.14
(1,2)	1:A:14:THR:HG1	2:C:2:U:C6	3	0.14
(1,2)	1:A:14:THR:HG1	2:C:2:U:H1'	3	0.14
(1,2)	1:A:14:THR:HG1	2:C:2:U:H2'	3	0.14
(1,2)	1:A:14:THR:HG1	2:C:2:U:H3	3	0.14
(1,2)	1:A:14:THR:HG1	2:C:2:U:H3'	3	0.14
(1,2)	1:A:14:THR:HG1	2:C:2:U:H4'	3	0.14

Continued on next page...

Continued from previous page...

Key	Atom-1	Atom-2	Model ID	Violation (Å)
(1,2)	1:A:14:THR:HG1	2:C:2:U:H5	3	0.14
(1,2)	1:A:14:THR:HG1	2:C:2:U:H5'	3	0.14
(1,2)	1:A:14:THR:HG1	2:C:2:U:H5''	3	0.14
(1,2)	1:A:14:THR:HG1	2:C:2:U:H6	3	0.14
(1,2)	1:A:14:THR:HG1	2:C:2:U:HO2'	3	0.14
(1,2)	1:A:14:THR:HG1	2:C:2:U:N1	3	0.14
(1,2)	1:A:14:THR:HG1	2:C:2:U:N3	3	0.14
(1,2)	1:A:14:THR:HG1	2:C:2:U:O2	3	0.14
(1,2)	1:A:14:THR:HG1	2:C:2:U:O2'	3	0.14
(1,2)	1:A:14:THR:HG1	2:C:2:U:O3'	3	0.14
(1,2)	1:A:14:THR:HG1	2:C:2:U:O4	3	0.14
(1,2)	1:A:14:THR:HG1	2:C:2:U:O4'	3	0.14
(1,2)	1:A:14:THR:HG1	2:C:2:U:O5'	3	0.14
(1,2)	1:A:14:THR:HG1	2:C:2:U:OP1	3	0.14
(1,2)	1:A:14:THR:HG1	2:C:2:U:OP2	3	0.14
(1,2)	1:A:14:THR:HG1	2:C:2:U:P	3	0.14
(1,2)	1:A:14:THR:HG1	2:C:3:A:C1'	3	0.14
(1,2)	1:A:14:THR:HG1	2:C:3:A:C2	3	0.14
(1,2)	1:A:14:THR:HG1	2:C:3:A:C2'	3	0.14
(1,2)	1:A:14:THR:HG1	2:C:3:A:C3'	3	0.14
(1,2)	1:A:14:THR:HG1	2:C:3:A:C4	3	0.14
(1,2)	1:A:14:THR:HG1	2:C:3:A:C4'	3	0.14
(1,2)	1:A:14:THR:HG1	2:C:3:A:C5	3	0.14
(1,2)	1:A:14:THR:HG1	2:C:3:A:C5'	3	0.14
(1,2)	1:A:14:THR:HG1	2:C:3:A:C6	3	0.14
(1,2)	1:A:14:THR:HG1	2:C:3:A:C8	3	0.14
(1,2)	1:A:14:THR:HG1	2:C:3:A:H1'	3	0.14
(1,2)	1:A:14:THR:HG1	2:C:3:A:H2	3	0.14
(1,2)	1:A:14:THR:HG1	2:C:3:A:H2'	3	0.14
(1,2)	1:A:14:THR:HG1	2:C:3:A:H3'	3	0.14
(1,2)	1:A:14:THR:HG1	2:C:3:A:H4'	3	0.14
(1,2)	1:A:14:THR:HG1	2:C:3:A:H5'	3	0.14
(1,2)	1:A:14:THR:HG1	2:C:3:A:H5''	3	0.14
(1,2)	1:A:14:THR:HG1	2:C:3:A:H61	3	0.14
(1,2)	1:A:14:THR:HG1	2:C:3:A:H62	3	0.14
(1,2)	1:A:14:THR:HG1	2:C:3:A:H8	3	0.14
(1,2)	1:A:14:THR:HG1	2:C:3:A:HO2'	3	0.14
(1,2)	1:A:14:THR:HG1	2:C:3:A:N1	3	0.14
(1,2)	1:A:14:THR:HG1	2:C:3:A:N3	3	0.14
(1,2)	1:A:14:THR:HG1	2:C:3:A:N6	3	0.14
(1,2)	1:A:14:THR:HG1	2:C:3:A:N7	3	0.14
(1,2)	1:A:14:THR:HG1	2:C:3:A:N9	3	0.14

Continued on next page...

Continued from previous page...

Key	Atom-1	Atom-2	Model ID	Violation (Å)
(1,2)	1:A:14:THR:HG1	2:C:3:A:O2'	3	0.14
(1,2)	1:A:14:THR:HG1	2:C:3:A:O3'	3	0.14
(1,2)	1:A:14:THR:HG1	2:C:3:A:O4'	3	0.14
(1,2)	1:A:14:THR:HG1	2:C:3:A:O5'	3	0.14
(1,2)	1:A:14:THR:HG1	2:C:3:A:OP1	3	0.14
(1,2)	1:A:14:THR:HG1	2:C:3:A:OP2	3	0.14
(1,2)	1:A:14:THR:HG1	2:C:3:A:P	3	0.14
(1,2)	1:A:14:THR:HG1	2:C:4:C:C1'	3	0.14
(1,2)	1:A:14:THR:HG1	2:C:4:C:C2	3	0.14
(1,2)	1:A:14:THR:HG1	2:C:4:C:C2'	3	0.14
(1,2)	1:A:14:THR:HG1	2:C:4:C:C3'	3	0.14
(1,2)	1:A:14:THR:HG1	2:C:4:C:C4	3	0.14
(1,2)	1:A:14:THR:HG1	2:C:4:C:C4'	3	0.14
(1,2)	1:A:14:THR:HG1	2:C:4:C:C5	3	0.14
(1,2)	1:A:14:THR:HG1	2:C:4:C:C5'	3	0.14
(1,2)	1:A:14:THR:HG1	2:C:4:C:C6	3	0.14
(1,2)	1:A:14:THR:HG1	2:C:4:C:H1'	3	0.14
(1,2)	1:A:14:THR:HG1	2:C:4:C:H2'	3	0.14
(1,2)	1:A:14:THR:HG1	2:C:4:C:H3'	3	0.14
(1,2)	1:A:14:THR:HG1	2:C:4:C:H4'	3	0.14
(1,2)	1:A:14:THR:HG1	2:C:4:C:H41	3	0.14
(1,2)	1:A:14:THR:HG1	2:C:4:C:H42	3	0.14
(1,2)	1:A:14:THR:HG1	2:C:4:C:H5	3	0.14
(1,2)	1:A:14:THR:HG1	2:C:4:C:H5'	3	0.14
(1,2)	1:A:14:THR:HG1	2:C:4:C:H5''	3	0.14
(1,2)	1:A:14:THR:HG1	2:C:4:C:H6	3	0.14
(1,2)	1:A:14:THR:HG1	2:C:4:C:HO2'	3	0.14
(1,2)	1:A:14:THR:HG1	2:C:4:C:N1	3	0.14
(1,2)	1:A:14:THR:HG1	2:C:4:C:N3	3	0.14
(1,2)	1:A:14:THR:HG1	2:C:4:C:N4	3	0.14
(1,2)	1:A:14:THR:HG1	2:C:4:C:O2	3	0.14
(1,2)	1:A:14:THR:HG1	2:C:4:C:O2'	3	0.14
(1,2)	1:A:14:THR:HG1	2:C:4:C:O3'	3	0.14
(1,2)	1:A:14:THR:HG1	2:C:4:C:O4'	3	0.14
(1,2)	1:A:14:THR:HG1	2:C:4:C:O5'	3	0.14
(1,2)	1:A:14:THR:HG1	2:C:4:C:OP1	3	0.14
(1,2)	1:A:14:THR:HG1	2:C:4:C:OP2	3	0.14
(1,2)	1:A:14:THR:HG1	2:C:4:C:P	3	0.14
(1,2)	1:A:14:THR:HG1	2:C:5:A:C1'	3	0.14
(1,2)	1:A:14:THR:HG1	2:C:5:A:C2	3	0.14
(1,2)	1:A:14:THR:HG1	2:C:5:A:C2'	3	0.14
(1,2)	1:A:14:THR:HG1	2:C:5:A:C3'	3	0.14

Continued on next page...

Continued from previous page...

Key	Atom-1	Atom-2	Model ID	Violation (Å)
(1,2)	1:A:14:THR:HG1	2:C:5:A:C4	3	0.14
(1,2)	1:A:14:THR:HG1	2:C:5:A:C4'	3	0.14
(1,2)	1:A:14:THR:HG1	2:C:5:A:C5	3	0.14
(1,2)	1:A:14:THR:HG1	2:C:5:A:C5'	3	0.14
(1,2)	1:A:14:THR:HG1	2:C:5:A:C6	3	0.14
(1,2)	1:A:14:THR:HG1	2:C:5:A:C8	3	0.14
(1,2)	1:A:14:THR:HG1	2:C:5:A:H1'	3	0.14
(1,2)	1:A:14:THR:HG1	2:C:5:A:H2	3	0.14
(1,2)	1:A:14:THR:HG1	2:C:5:A:H2'	3	0.14
(1,2)	1:A:14:THR:HG1	2:C:5:A:H3'	3	0.14
(1,2)	1:A:14:THR:HG1	2:C:5:A:H4'	3	0.14
(1,2)	1:A:14:THR:HG1	2:C:5:A:H5'	3	0.14
(1,2)	1:A:14:THR:HG1	2:C:5:A:H5''	3	0.14
(1,2)	1:A:14:THR:HG1	2:C:5:A:H61	3	0.14
(1,2)	1:A:14:THR:HG1	2:C:5:A:H62	3	0.14
(1,2)	1:A:14:THR:HG1	2:C:5:A:H8	3	0.14
(1,2)	1:A:14:THR:HG1	2:C:5:A:HO2'	3	0.14
(1,2)	1:A:14:THR:HG1	2:C:5:A:N1	3	0.14
(1,2)	1:A:14:THR:HG1	2:C:5:A:N3	3	0.14
(1,2)	1:A:14:THR:HG1	2:C:5:A:N6	3	0.14
(1,2)	1:A:14:THR:HG1	2:C:5:A:N7	3	0.14
(1,2)	1:A:14:THR:HG1	2:C:5:A:N9	3	0.14
(1,2)	1:A:14:THR:HG1	2:C:5:A:O2'	3	0.14
(1,2)	1:A:14:THR:HG1	2:C:5:A:O3'	3	0.14
(1,2)	1:A:14:THR:HG1	2:C:5:A:O4'	3	0.14
(1,2)	1:A:14:THR:HG1	2:C:5:A:O5'	3	0.14
(1,2)	1:A:14:THR:HG1	2:C:5:A:OP1	3	0.14
(1,2)	1:A:14:THR:HG1	2:C:5:A:OP2	3	0.14
(1,2)	1:A:14:THR:HG1	2:C:5:A:P	3	0.14
(1,2)	1:A:14:THR:N	2:C:1:A:C1'	3	0.14
(1,2)	1:A:14:THR:N	2:C:1:A:C2	3	0.14
(1,2)	1:A:14:THR:N	2:C:1:A:C2'	3	0.14
(1,2)	1:A:14:THR:N	2:C:1:A:C3'	3	0.14
(1,2)	1:A:14:THR:N	2:C:1:A:C4	3	0.14
(1,2)	1:A:14:THR:N	2:C:1:A:C4'	3	0.14
(1,2)	1:A:14:THR:N	2:C:1:A:C5	3	0.14
(1,2)	1:A:14:THR:N	2:C:1:A:C5'	3	0.14
(1,2)	1:A:14:THR:N	2:C:1:A:C6	3	0.14
(1,2)	1:A:14:THR:N	2:C:1:A:C8	3	0.14
(1,2)	1:A:14:THR:N	2:C:1:A:H1'	3	0.14
(1,2)	1:A:14:THR:N	2:C:1:A:H2	3	0.14
(1,2)	1:A:14:THR:N	2:C:1:A:H2'	3	0.14

Continued on next page...

Continued from previous page...

Key	Atom-1	Atom-2	Model ID	Violation (Å)
(1,2)	1:A:14:THR:N	2:C:1:A:H3'	3	0.14
(1,2)	1:A:14:THR:N	2:C:1:A:H4'	3	0.14
(1,2)	1:A:14:THR:N	2:C:1:A:H5'	3	0.14
(1,2)	1:A:14:THR:N	2:C:1:A:H5''	3	0.14
(1,2)	1:A:14:THR:N	2:C:1:A:H61	3	0.14
(1,2)	1:A:14:THR:N	2:C:1:A:H62	3	0.14
(1,2)	1:A:14:THR:N	2:C:1:A:H8	3	0.14
(1,2)	1:A:14:THR:N	2:C:1:A:HO2'	3	0.14
(1,2)	1:A:14:THR:N	2:C:1:A:N1	3	0.14
(1,2)	1:A:14:THR:N	2:C:1:A:N3	3	0.14
(1,2)	1:A:14:THR:N	2:C:1:A:N6	3	0.14
(1,2)	1:A:14:THR:N	2:C:1:A:N7	3	0.14
(1,2)	1:A:14:THR:N	2:C:1:A:N9	3	0.14
(1,2)	1:A:14:THR:N	2:C:1:A:O2'	3	0.14
(1,2)	1:A:14:THR:N	2:C:1:A:O3'	3	0.14
(1,2)	1:A:14:THR:N	2:C:1:A:O4'	3	0.14
(1,2)	1:A:14:THR:N	2:C:1:A:O5'	3	0.14
(1,2)	1:A:14:THR:N	2:C:2:U:C1'	3	0.14
(1,2)	1:A:14:THR:N	2:C:2:U:C2	3	0.14
(1,2)	1:A:14:THR:N	2:C:2:U:C2'	3	0.14
(1,2)	1:A:14:THR:N	2:C:2:U:C3'	3	0.14
(1,2)	1:A:14:THR:N	2:C:2:U:C4	3	0.14
(1,2)	1:A:14:THR:N	2:C:2:U:C4'	3	0.14
(1,2)	1:A:14:THR:N	2:C:2:U:C5	3	0.14
(1,2)	1:A:14:THR:N	2:C:2:U:C5'	3	0.14
(1,2)	1:A:14:THR:N	2:C:2:U:C6	3	0.14
(1,2)	1:A:14:THR:N	2:C:2:U:H1'	3	0.14
(1,2)	1:A:14:THR:N	2:C:2:U:H2'	3	0.14
(1,2)	1:A:14:THR:N	2:C:2:U:H3	3	0.14
(1,2)	1:A:14:THR:N	2:C:2:U:H3'	3	0.14
(1,2)	1:A:14:THR:N	2:C:2:U:H4'	3	0.14
(1,2)	1:A:14:THR:N	2:C:2:U:H5	3	0.14
(1,2)	1:A:14:THR:N	2:C:2:U:H5'	3	0.14
(1,2)	1:A:14:THR:N	2:C:2:U:H5''	3	0.14
(1,2)	1:A:14:THR:N	2:C:2:U:H6	3	0.14
(1,2)	1:A:14:THR:N	2:C:2:U:HO2'	3	0.14
(1,2)	1:A:14:THR:N	2:C:2:U:N1	3	0.14
(1,2)	1:A:14:THR:N	2:C:2:U:N3	3	0.14
(1,2)	1:A:14:THR:N	2:C:2:U:O2	3	0.14
(1,2)	1:A:14:THR:N	2:C:2:U:O2'	3	0.14
(1,2)	1:A:14:THR:N	2:C:2:U:O3'	3	0.14
(1,2)	1:A:14:THR:N	2:C:2:U:O4	3	0.14

Continued on next page...

Continued from previous page...

Key	Atom-1	Atom-2	Model ID	Violation (Å)
(1,2)	1:A:14:THR:N	2:C:2:U:O4'	3	0.14
(1,2)	1:A:14:THR:N	2:C:2:U:O5'	3	0.14
(1,2)	1:A:14:THR:N	2:C:2:U:OP1	3	0.14
(1,2)	1:A:14:THR:N	2:C:2:U:OP2	3	0.14
(1,2)	1:A:14:THR:N	2:C:2:U:P	3	0.14
(1,2)	1:A:14:THR:N	2:C:3:A:C1'	3	0.14
(1,2)	1:A:14:THR:N	2:C:3:A:C2	3	0.14
(1,2)	1:A:14:THR:N	2:C:3:A:C2'	3	0.14
(1,2)	1:A:14:THR:N	2:C:3:A:C3'	3	0.14
(1,2)	1:A:14:THR:N	2:C:3:A:C4	3	0.14
(1,2)	1:A:14:THR:N	2:C:3:A:C4'	3	0.14
(1,2)	1:A:14:THR:N	2:C:3:A:C5	3	0.14
(1,2)	1:A:14:THR:N	2:C:3:A:C5'	3	0.14
(1,2)	1:A:14:THR:N	2:C:3:A:C6	3	0.14
(1,2)	1:A:14:THR:N	2:C:3:A:C8	3	0.14
(1,2)	1:A:14:THR:N	2:C:3:A:H1'	3	0.14
(1,2)	1:A:14:THR:N	2:C:3:A:H2	3	0.14
(1,2)	1:A:14:THR:N	2:C:3:A:H2'	3	0.14
(1,2)	1:A:14:THR:N	2:C:3:A:H3'	3	0.14
(1,2)	1:A:14:THR:N	2:C:3:A:H4'	3	0.14
(1,2)	1:A:14:THR:N	2:C:3:A:H5'	3	0.14
(1,2)	1:A:14:THR:N	2:C:3:A:H5''	3	0.14
(1,2)	1:A:14:THR:N	2:C:3:A:H61	3	0.14
(1,2)	1:A:14:THR:N	2:C:3:A:H62	3	0.14
(1,2)	1:A:14:THR:N	2:C:3:A:H8	3	0.14
(1,2)	1:A:14:THR:N	2:C:3:A:HO2'	3	0.14
(1,2)	1:A:14:THR:N	2:C:3:A:N1	3	0.14
(1,2)	1:A:14:THR:N	2:C:3:A:N3	3	0.14
(1,2)	1:A:14:THR:N	2:C:3:A:N6	3	0.14
(1,2)	1:A:14:THR:N	2:C:3:A:N7	3	0.14
(1,2)	1:A:14:THR:N	2:C:3:A:N9	3	0.14
(1,2)	1:A:14:THR:N	2:C:3:A:O2'	3	0.14
(1,2)	1:A:14:THR:N	2:C:3:A:O3'	3	0.14
(1,2)	1:A:14:THR:N	2:C:3:A:O4'	3	0.14
(1,2)	1:A:14:THR:N	2:C:3:A:O5'	3	0.14
(1,2)	1:A:14:THR:N	2:C:3:A:OP1	3	0.14
(1,2)	1:A:14:THR:N	2:C:3:A:OP2	3	0.14
(1,2)	1:A:14:THR:N	2:C:3:A:P	3	0.14
(1,2)	1:A:14:THR:N	2:C:4:C:C1'	3	0.14
(1,2)	1:A:14:THR:N	2:C:4:C:C2	3	0.14
(1,2)	1:A:14:THR:N	2:C:4:C:C2'	3	0.14
(1,2)	1:A:14:THR:N	2:C:4:C:C3'	3	0.14

Continued on next page...

Continued from previous page...

Key	Atom-1	Atom-2	Model ID	Violation (Å)
(1,2)	1:A:14:THR:N	2:C:4:C:C4	3	0.14
(1,2)	1:A:14:THR:N	2:C:4:C:C4'	3	0.14
(1,2)	1:A:14:THR:N	2:C:4:C:C5	3	0.14
(1,2)	1:A:14:THR:N	2:C:4:C:C5'	3	0.14
(1,2)	1:A:14:THR:N	2:C:4:C:C6	3	0.14
(1,2)	1:A:14:THR:N	2:C:4:C:H1'	3	0.14
(1,2)	1:A:14:THR:N	2:C:4:C:H2'	3	0.14
(1,2)	1:A:14:THR:N	2:C:4:C:H3'	3	0.14
(1,2)	1:A:14:THR:N	2:C:4:C:H4'	3	0.14
(1,2)	1:A:14:THR:N	2:C:4:C:H41	3	0.14
(1,2)	1:A:14:THR:N	2:C:4:C:H42	3	0.14
(1,2)	1:A:14:THR:N	2:C:4:C:H5	3	0.14
(1,2)	1:A:14:THR:N	2:C:4:C:H5'	3	0.14
(1,2)	1:A:14:THR:N	2:C:4:C:H5''	3	0.14
(1,2)	1:A:14:THR:N	2:C:4:C:H6	3	0.14
(1,2)	1:A:14:THR:N	2:C:4:C:HO2'	3	0.14
(1,2)	1:A:14:THR:N	2:C:4:C:N1	3	0.14
(1,2)	1:A:14:THR:N	2:C:4:C:N3	3	0.14
(1,2)	1:A:14:THR:N	2:C:4:C:N4	3	0.14
(1,2)	1:A:14:THR:N	2:C:4:C:O2	3	0.14
(1,2)	1:A:14:THR:N	2:C:4:C:O2'	3	0.14
(1,2)	1:A:14:THR:N	2:C:4:C:O3'	3	0.14
(1,2)	1:A:14:THR:N	2:C:4:C:O4'	3	0.14
(1,2)	1:A:14:THR:N	2:C:4:C:O5'	3	0.14
(1,2)	1:A:14:THR:N	2:C:4:C:OP1	3	0.14
(1,2)	1:A:14:THR:N	2:C:4:C:OP2	3	0.14
(1,2)	1:A:14:THR:N	2:C:4:C:P	3	0.14
(1,2)	1:A:14:THR:N	2:C:5:A:C1'	3	0.14
(1,2)	1:A:14:THR:N	2:C:5:A:C2	3	0.14
(1,2)	1:A:14:THR:N	2:C:5:A:C2'	3	0.14
(1,2)	1:A:14:THR:N	2:C:5:A:C3'	3	0.14
(1,2)	1:A:14:THR:N	2:C:5:A:C4	3	0.14
(1,2)	1:A:14:THR:N	2:C:5:A:C4'	3	0.14
(1,2)	1:A:14:THR:N	2:C:5:A:C5	3	0.14
(1,2)	1:A:14:THR:N	2:C:5:A:C5'	3	0.14
(1,2)	1:A:14:THR:N	2:C:5:A:C6	3	0.14
(1,2)	1:A:14:THR:N	2:C:5:A:C8	3	0.14
(1,2)	1:A:14:THR:N	2:C:5:A:H1'	3	0.14
(1,2)	1:A:14:THR:N	2:C:5:A:H2	3	0.14
(1,2)	1:A:14:THR:N	2:C:5:A:H2'	3	0.14
(1,2)	1:A:14:THR:N	2:C:5:A:H3'	3	0.14
(1,2)	1:A:14:THR:N	2:C:5:A:H4'	3	0.14

Continued on next page...

Continued from previous page...

Key	Atom-1	Atom-2	Model ID	Violation (Å)
(1,2)	1:A:14:THR:N	2:C:5:A:H5'	3	0.14
(1,2)	1:A:14:THR:N	2:C:5:A:H5''	3	0.14
(1,2)	1:A:14:THR:N	2:C:5:A:H61	3	0.14
(1,2)	1:A:14:THR:N	2:C:5:A:H62	3	0.14
(1,2)	1:A:14:THR:N	2:C:5:A:H8	3	0.14
(1,2)	1:A:14:THR:N	2:C:5:A:HO2'	3	0.14
(1,2)	1:A:14:THR:N	2:C:5:A:N1	3	0.14
(1,2)	1:A:14:THR:N	2:C:5:A:N3	3	0.14
(1,2)	1:A:14:THR:N	2:C:5:A:N6	3	0.14
(1,2)	1:A:14:THR:N	2:C:5:A:N7	3	0.14
(1,2)	1:A:14:THR:N	2:C:5:A:N9	3	0.14
(1,2)	1:A:14:THR:N	2:C:5:A:O2'	3	0.14
(1,2)	1:A:14:THR:N	2:C:5:A:O3'	3	0.14
(1,2)	1:A:14:THR:N	2:C:5:A:O4'	3	0.14
(1,2)	1:A:14:THR:N	2:C:5:A:O5'	3	0.14
(1,2)	1:A:14:THR:N	2:C:5:A:OP1	3	0.14
(1,2)	1:A:14:THR:N	2:C:5:A:OP2	3	0.14
(1,2)	1:A:14:THR:N	2:C:5:A:P	3	0.14
(1,2)	1:A:14:THR:O	2:C:1:A:C1'	3	0.14
(1,2)	1:A:14:THR:O	2:C:1:A:C2	3	0.14
(1,2)	1:A:14:THR:O	2:C:1:A:C2'	3	0.14
(1,2)	1:A:14:THR:O	2:C:1:A:C3'	3	0.14
(1,2)	1:A:14:THR:O	2:C:1:A:C4	3	0.14
(1,2)	1:A:14:THR:O	2:C:1:A:C4'	3	0.14
(1,2)	1:A:14:THR:O	2:C:1:A:C5	3	0.14
(1,2)	1:A:14:THR:O	2:C:1:A:C5'	3	0.14
(1,2)	1:A:14:THR:O	2:C:1:A:C6	3	0.14
(1,2)	1:A:14:THR:O	2:C:1:A:C8	3	0.14
(1,2)	1:A:14:THR:O	2:C:1:A:H1'	3	0.14
(1,2)	1:A:14:THR:O	2:C:1:A:H2	3	0.14
(1,2)	1:A:14:THR:O	2:C:1:A:H2'	3	0.14
(1,2)	1:A:14:THR:O	2:C:1:A:H3'	3	0.14
(1,2)	1:A:14:THR:O	2:C:1:A:H4'	3	0.14
(1,2)	1:A:14:THR:O	2:C:1:A:H5'	3	0.14
(1,2)	1:A:14:THR:O	2:C:1:A:H5''	3	0.14
(1,2)	1:A:14:THR:O	2:C:1:A:H61	3	0.14
(1,2)	1:A:14:THR:O	2:C:1:A:H62	3	0.14
(1,2)	1:A:14:THR:O	2:C:1:A:H8	3	0.14
(1,2)	1:A:14:THR:O	2:C:1:A:HO2'	3	0.14
(1,2)	1:A:14:THR:O	2:C:1:A:N1	3	0.14
(1,2)	1:A:14:THR:O	2:C:1:A:N3	3	0.14
(1,2)	1:A:14:THR:O	2:C:1:A:N6	3	0.14

Continued on next page...

Continued from previous page...

Key	Atom-1	Atom-2	Model ID	Violation (Å)
(1,2)	1:A:14:THR:O	2:C:1:A:N7	3	0.14
(1,2)	1:A:14:THR:O	2:C:1:A:N9	3	0.14
(1,2)	1:A:14:THR:O	2:C:1:A:O2'	3	0.14
(1,2)	1:A:14:THR:O	2:C:1:A:O3'	3	0.14
(1,2)	1:A:14:THR:O	2:C:1:A:O4'	3	0.14
(1,2)	1:A:14:THR:O	2:C:1:A:O5'	3	0.14
(1,2)	1:A:14:THR:O	2:C:2:U:C1'	3	0.14
(1,2)	1:A:14:THR:O	2:C:2:U:C2	3	0.14
(1,2)	1:A:14:THR:O	2:C:2:U:C2'	3	0.14
(1,2)	1:A:14:THR:O	2:C:2:U:C3'	3	0.14
(1,2)	1:A:14:THR:O	2:C:2:U:C4	3	0.14
(1,2)	1:A:14:THR:O	2:C:2:U:C4'	3	0.14
(1,2)	1:A:14:THR:O	2:C:2:U:C5	3	0.14
(1,2)	1:A:14:THR:O	2:C:2:U:C5'	3	0.14
(1,2)	1:A:14:THR:O	2:C:2:U:C6	3	0.14
(1,2)	1:A:14:THR:O	2:C:2:U:H1'	3	0.14
(1,2)	1:A:14:THR:O	2:C:2:U:H2'	3	0.14
(1,2)	1:A:14:THR:O	2:C:2:U:H3	3	0.14
(1,2)	1:A:14:THR:O	2:C:2:U:H3'	3	0.14
(1,2)	1:A:14:THR:O	2:C:2:U:H4'	3	0.14
(1,2)	1:A:14:THR:O	2:C:2:U:H5	3	0.14
(1,2)	1:A:14:THR:O	2:C:2:U:H5'	3	0.14
(1,2)	1:A:14:THR:O	2:C:2:U:H5''	3	0.14
(1,2)	1:A:14:THR:O	2:C:2:U:H6	3	0.14
(1,2)	1:A:14:THR:O	2:C:2:U:HO2'	3	0.14
(1,2)	1:A:14:THR:O	2:C:2:U:N1	3	0.14
(1,2)	1:A:14:THR:O	2:C:2:U:N3	3	0.14
(1,2)	1:A:14:THR:O	2:C:2:U:O2	3	0.14
(1,2)	1:A:14:THR:O	2:C:2:U:O2'	3	0.14
(1,2)	1:A:14:THR:O	2:C:2:U:O3'	3	0.14
(1,2)	1:A:14:THR:O	2:C:2:U:O4	3	0.14
(1,2)	1:A:14:THR:O	2:C:2:U:O4'	3	0.14
(1,2)	1:A:14:THR:O	2:C:2:U:O5'	3	0.14
(1,2)	1:A:14:THR:O	2:C:2:U:OP1	3	0.14
(1,2)	1:A:14:THR:O	2:C:2:U:OP2	3	0.14
(1,2)	1:A:14:THR:O	2:C:2:U:P	3	0.14
(1,2)	1:A:14:THR:O	2:C:3:A:C1'	3	0.14
(1,2)	1:A:14:THR:O	2:C:3:A:C2	3	0.14
(1,2)	1:A:14:THR:O	2:C:3:A:C2'	3	0.14
(1,2)	1:A:14:THR:O	2:C:3:A:C3'	3	0.14
(1,2)	1:A:14:THR:O	2:C:3:A:C4	3	0.14
(1,2)	1:A:14:THR:O	2:C:3:A:C4'	3	0.14

Continued on next page...

Continued from previous page...

Key	Atom-1	Atom-2	Model ID	Violation (Å)
(1,2)	1:A:14:THR:O	2:C:3:A:C5	3	0.14
(1,2)	1:A:14:THR:O	2:C:3:A:C5'	3	0.14
(1,2)	1:A:14:THR:O	2:C:3:A:C6	3	0.14
(1,2)	1:A:14:THR:O	2:C:3:A:C8	3	0.14
(1,2)	1:A:14:THR:O	2:C:3:A:H1'	3	0.14
(1,2)	1:A:14:THR:O	2:C:3:A:H2	3	0.14
(1,2)	1:A:14:THR:O	2:C:3:A:H2'	3	0.14
(1,2)	1:A:14:THR:O	2:C:3:A:H3'	3	0.14
(1,2)	1:A:14:THR:O	2:C:3:A:H4'	3	0.14
(1,2)	1:A:14:THR:O	2:C:3:A:H5'	3	0.14
(1,2)	1:A:14:THR:O	2:C:3:A:H5''	3	0.14
(1,2)	1:A:14:THR:O	2:C:3:A:H61	3	0.14
(1,2)	1:A:14:THR:O	2:C:3:A:H62	3	0.14
(1,2)	1:A:14:THR:O	2:C:3:A:H8	3	0.14
(1,2)	1:A:14:THR:O	2:C:3:A:HO2'	3	0.14
(1,2)	1:A:14:THR:O	2:C:3:A:N1	3	0.14
(1,2)	1:A:14:THR:O	2:C:3:A:N3	3	0.14
(1,2)	1:A:14:THR:O	2:C:3:A:N6	3	0.14
(1,2)	1:A:14:THR:O	2:C:3:A:N7	3	0.14
(1,2)	1:A:14:THR:O	2:C:3:A:N9	3	0.14
(1,2)	1:A:14:THR:O	2:C:3:A:O2'	3	0.14
(1,2)	1:A:14:THR:O	2:C:3:A:O3'	3	0.14
(1,2)	1:A:14:THR:O	2:C:3:A:O4'	3	0.14
(1,2)	1:A:14:THR:O	2:C:3:A:O5'	3	0.14
(1,2)	1:A:14:THR:O	2:C:3:A:OP1	3	0.14
(1,2)	1:A:14:THR:O	2:C:3:A:OP2	3	0.14
(1,2)	1:A:14:THR:O	2:C:3:A:P	3	0.14
(1,2)	1:A:14:THR:O	2:C:4:C:C1'	3	0.14
(1,2)	1:A:14:THR:O	2:C:4:C:C2	3	0.14
(1,2)	1:A:14:THR:O	2:C:4:C:C2'	3	0.14
(1,2)	1:A:14:THR:O	2:C:4:C:C3'	3	0.14
(1,2)	1:A:14:THR:O	2:C:4:C:C4	3	0.14
(1,2)	1:A:14:THR:O	2:C:4:C:C4'	3	0.14
(1,2)	1:A:14:THR:O	2:C:4:C:C5	3	0.14
(1,2)	1:A:14:THR:O	2:C:4:C:C5'	3	0.14
(1,2)	1:A:14:THR:O	2:C:4:C:C6	3	0.14
(1,2)	1:A:14:THR:O	2:C:4:C:H1'	3	0.14
(1,2)	1:A:14:THR:O	2:C:4:C:H2'	3	0.14
(1,2)	1:A:14:THR:O	2:C:4:C:H3'	3	0.14
(1,2)	1:A:14:THR:O	2:C:4:C:H4'	3	0.14
(1,2)	1:A:14:THR:O	2:C:4:C:H41	3	0.14
(1,2)	1:A:14:THR:O	2:C:4:C:H42	3	0.14

Continued on next page...

Continued from previous page...

Key	Atom-1	Atom-2	Model ID	Violation (Å)
(1,2)	1:A:14:THR:O	2:C:4:C:H5	3	0.14
(1,2)	1:A:14:THR:O	2:C:4:C:H5'	3	0.14
(1,2)	1:A:14:THR:O	2:C:4:C:H5''	3	0.14
(1,2)	1:A:14:THR:O	2:C:4:C:H6	3	0.14
(1,2)	1:A:14:THR:O	2:C:4:C:HO2'	3	0.14
(1,2)	1:A:14:THR:O	2:C:4:C:N1	3	0.14
(1,2)	1:A:14:THR:O	2:C:4:C:N3	3	0.14
(1,2)	1:A:14:THR:O	2:C:4:C:N4	3	0.14
(1,2)	1:A:14:THR:O	2:C:4:C:O2	3	0.14
(1,2)	1:A:14:THR:O	2:C:4:C:O2'	3	0.14
(1,2)	1:A:14:THR:O	2:C:4:C:O3'	3	0.14
(1,2)	1:A:14:THR:O	2:C:4:C:O4'	3	0.14
(1,2)	1:A:14:THR:O	2:C:4:C:O5'	3	0.14
(1,2)	1:A:14:THR:O	2:C:4:C:OP1	3	0.14
(1,2)	1:A:14:THR:O	2:C:4:C:OP2	3	0.14
(1,2)	1:A:14:THR:O	2:C:4:C:P	3	0.14
(1,2)	1:A:14:THR:O	2:C:5:A:C1'	3	0.14
(1,2)	1:A:14:THR:O	2:C:5:A:C2	3	0.14
(1,2)	1:A:14:THR:O	2:C:5:A:C2'	3	0.14
(1,2)	1:A:14:THR:O	2:C:5:A:C3'	3	0.14
(1,2)	1:A:14:THR:O	2:C:5:A:C4	3	0.14
(1,2)	1:A:14:THR:O	2:C:5:A:C4'	3	0.14
(1,2)	1:A:14:THR:O	2:C:5:A:C5	3	0.14
(1,2)	1:A:14:THR:O	2:C:5:A:C5'	3	0.14
(1,2)	1:A:14:THR:O	2:C:5:A:C6	3	0.14
(1,2)	1:A:14:THR:O	2:C:5:A:C8	3	0.14
(1,2)	1:A:14:THR:O	2:C:5:A:H1'	3	0.14
(1,2)	1:A:14:THR:O	2:C:5:A:H2	3	0.14
(1,2)	1:A:14:THR:O	2:C:5:A:H2'	3	0.14
(1,2)	1:A:14:THR:O	2:C:5:A:H3'	3	0.14
(1,2)	1:A:14:THR:O	2:C:5:A:H4'	3	0.14
(1,2)	1:A:14:THR:O	2:C:5:A:H5'	3	0.14
(1,2)	1:A:14:THR:O	2:C:5:A:H5''	3	0.14
(1,2)	1:A:14:THR:O	2:C:5:A:H61	3	0.14
(1,2)	1:A:14:THR:O	2:C:5:A:H62	3	0.14
(1,2)	1:A:14:THR:O	2:C:5:A:H8	3	0.14
(1,2)	1:A:14:THR:O	2:C:5:A:HO2'	3	0.14
(1,2)	1:A:14:THR:O	2:C:5:A:N1	3	0.14
(1,2)	1:A:14:THR:O	2:C:5:A:N3	3	0.14
(1,2)	1:A:14:THR:O	2:C:5:A:N6	3	0.14
(1,2)	1:A:14:THR:O	2:C:5:A:N7	3	0.14
(1,2)	1:A:14:THR:O	2:C:5:A:N9	3	0.14

Continued on next page...

Continued from previous page...

Key	Atom-1	Atom-2	Model ID	Violation (Å)
(1,2)	1:A:14:THR:O	2:C:5:A:O2'	3	0.14
(1,2)	1:A:14:THR:O	2:C:5:A:O3'	3	0.14
(1,2)	1:A:14:THR:O	2:C:5:A:O4'	3	0.14
(1,2)	1:A:14:THR:O	2:C:5:A:O5'	3	0.14
(1,2)	1:A:14:THR:O	2:C:5:A:OP1	3	0.14
(1,2)	1:A:14:THR:O	2:C:5:A:OP2	3	0.14
(1,2)	1:A:14:THR:O	2:C:5:A:P	3	0.14
(1,2)	1:A:14:THR:OG1	2:C:1:A:C1'	3	0.14
(1,2)	1:A:14:THR:OG1	2:C:1:A:C2	3	0.14
(1,2)	1:A:14:THR:OG1	2:C:1:A:C2'	3	0.14
(1,2)	1:A:14:THR:OG1	2:C:1:A:C3'	3	0.14
(1,2)	1:A:14:THR:OG1	2:C:1:A:C4	3	0.14
(1,2)	1:A:14:THR:OG1	2:C:1:A:C4'	3	0.14
(1,2)	1:A:14:THR:OG1	2:C:1:A:C5	3	0.14
(1,2)	1:A:14:THR:OG1	2:C:1:A:C5'	3	0.14
(1,2)	1:A:14:THR:OG1	2:C:1:A:C6	3	0.14
(1,2)	1:A:14:THR:OG1	2:C:1:A:C8	3	0.14
(1,2)	1:A:14:THR:OG1	2:C:1:A:H1'	3	0.14
(1,2)	1:A:14:THR:OG1	2:C:1:A:H2	3	0.14
(1,2)	1:A:14:THR:OG1	2:C:1:A:H2'	3	0.14
(1,2)	1:A:14:THR:OG1	2:C:1:A:H3'	3	0.14
(1,2)	1:A:14:THR:OG1	2:C:1:A:H4'	3	0.14
(1,2)	1:A:14:THR:OG1	2:C:1:A:H5'	3	0.14
(1,2)	1:A:14:THR:OG1	2:C:1:A:H5''	3	0.14
(1,2)	1:A:14:THR:OG1	2:C:1:A:H61	3	0.14
(1,2)	1:A:14:THR:OG1	2:C:1:A:H62	3	0.14
(1,2)	1:A:14:THR:OG1	2:C:1:A:H8	3	0.14
(1,2)	1:A:14:THR:OG1	2:C:1:A:HO2'	3	0.14
(1,2)	1:A:14:THR:OG1	2:C:1:A:N1	3	0.14
(1,2)	1:A:14:THR:OG1	2:C:1:A:N3	3	0.14
(1,2)	1:A:14:THR:OG1	2:C:1:A:N6	3	0.14
(1,2)	1:A:14:THR:OG1	2:C:1:A:N7	3	0.14
(1,2)	1:A:14:THR:OG1	2:C:1:A:N9	3	0.14
(1,2)	1:A:14:THR:OG1	2:C:1:A:O2'	3	0.14
(1,2)	1:A:14:THR:OG1	2:C:1:A:O3'	3	0.14
(1,2)	1:A:14:THR:OG1	2:C:1:A:O4'	3	0.14
(1,2)	1:A:14:THR:OG1	2:C:1:A:O5'	3	0.14
(1,2)	1:A:14:THR:OG1	2:C:2:U:C1'	3	0.14
(1,2)	1:A:14:THR:OG1	2:C:2:U:C2	3	0.14
(1,2)	1:A:14:THR:OG1	2:C:2:U:C2'	3	0.14
(1,2)	1:A:14:THR:OG1	2:C:2:U:C3'	3	0.14
(1,2)	1:A:14:THR:OG1	2:C:2:U:C4	3	0.14

Continued on next page...

Continued from previous page...

Key	Atom-1	Atom-2	Model ID	Violation (Å)
(1,2)	1:A:14:THR:OG1	2:C:2:U:C4'	3	0.14
(1,2)	1:A:14:THR:OG1	2:C:2:U:C5	3	0.14
(1,2)	1:A:14:THR:OG1	2:C:2:U:C5'	3	0.14
(1,2)	1:A:14:THR:OG1	2:C:2:U:C6	3	0.14
(1,2)	1:A:14:THR:OG1	2:C:2:U:H1'	3	0.14
(1,2)	1:A:14:THR:OG1	2:C:2:U:H2'	3	0.14
(1,2)	1:A:14:THR:OG1	2:C:2:U:H3	3	0.14
(1,2)	1:A:14:THR:OG1	2:C:2:U:H3'	3	0.14
(1,2)	1:A:14:THR:OG1	2:C:2:U:H4'	3	0.14
(1,2)	1:A:14:THR:OG1	2:C:2:U:H5	3	0.14
(1,2)	1:A:14:THR:OG1	2:C:2:U:H5'	3	0.14
(1,2)	1:A:14:THR:OG1	2:C:2:U:H5''	3	0.14
(1,2)	1:A:14:THR:OG1	2:C:2:U:H6	3	0.14
(1,2)	1:A:14:THR:OG1	2:C:2:U:HO2'	3	0.14
(1,2)	1:A:14:THR:OG1	2:C:2:U:N1	3	0.14
(1,2)	1:A:14:THR:OG1	2:C:2:U:N3	3	0.14
(1,2)	1:A:14:THR:OG1	2:C:2:U:O2	3	0.14
(1,2)	1:A:14:THR:OG1	2:C:2:U:O2'	3	0.14
(1,2)	1:A:14:THR:OG1	2:C:2:U:O3'	3	0.14
(1,2)	1:A:14:THR:OG1	2:C:2:U:O4	3	0.14
(1,2)	1:A:14:THR:OG1	2:C:2:U:O4'	3	0.14
(1,2)	1:A:14:THR:OG1	2:C:2:U:O5'	3	0.14
(1,2)	1:A:14:THR:OG1	2:C:2:U:OP1	3	0.14
(1,2)	1:A:14:THR:OG1	2:C:2:U:OP2	3	0.14
(1,2)	1:A:14:THR:OG1	2:C:2:U:P	3	0.14
(1,2)	1:A:14:THR:OG1	2:C:3:A:C1'	3	0.14
(1,2)	1:A:14:THR:OG1	2:C:3:A:C2	3	0.14
(1,2)	1:A:14:THR:OG1	2:C:3:A:C2'	3	0.14
(1,2)	1:A:14:THR:OG1	2:C:3:A:C3'	3	0.14
(1,2)	1:A:14:THR:OG1	2:C:3:A:C4	3	0.14
(1,2)	1:A:14:THR:OG1	2:C:3:A:C4'	3	0.14
(1,2)	1:A:14:THR:OG1	2:C:3:A:C5	3	0.14
(1,2)	1:A:14:THR:OG1	2:C:3:A:C5'	3	0.14
(1,2)	1:A:14:THR:OG1	2:C:3:A:C6	3	0.14
(1,2)	1:A:14:THR:OG1	2:C:3:A:C8	3	0.14
(1,2)	1:A:14:THR:OG1	2:C:3:A:H1'	3	0.14
(1,2)	1:A:14:THR:OG1	2:C:3:A:H2	3	0.14
(1,2)	1:A:14:THR:OG1	2:C:3:A:H2'	3	0.14
(1,2)	1:A:14:THR:OG1	2:C:3:A:H3'	3	0.14
(1,2)	1:A:14:THR:OG1	2:C:3:A:H4'	3	0.14
(1,2)	1:A:14:THR:OG1	2:C:3:A:H5'	3	0.14
(1,2)	1:A:14:THR:OG1	2:C:3:A:H5''	3	0.14

Continued on next page...

Continued from previous page...

Key	Atom-1	Atom-2	Model ID	Violation (Å)
(1,2)	1:A:14:THR:OG1	2:C:3:A:H61	3	0.14
(1,2)	1:A:14:THR:OG1	2:C:3:A:H62	3	0.14
(1,2)	1:A:14:THR:OG1	2:C:3:A:H8	3	0.14
(1,2)	1:A:14:THR:OG1	2:C:3:A:HO2'	3	0.14
(1,2)	1:A:14:THR:OG1	2:C:3:A:N1	3	0.14
(1,2)	1:A:14:THR:OG1	2:C:3:A:N3	3	0.14
(1,2)	1:A:14:THR:OG1	2:C:3:A:N6	3	0.14
(1,2)	1:A:14:THR:OG1	2:C:3:A:N7	3	0.14
(1,2)	1:A:14:THR:OG1	2:C:3:A:N9	3	0.14
(1,2)	1:A:14:THR:OG1	2:C:3:A:O2'	3	0.14
(1,2)	1:A:14:THR:OG1	2:C:3:A:O3'	3	0.14
(1,2)	1:A:14:THR:OG1	2:C:3:A:O4'	3	0.14
(1,2)	1:A:14:THR:OG1	2:C:3:A:O5'	3	0.14
(1,2)	1:A:14:THR:OG1	2:C:3:A:OP1	3	0.14
(1,2)	1:A:14:THR:OG1	2:C:3:A:OP2	3	0.14
(1,2)	1:A:14:THR:OG1	2:C:3:A:P	3	0.14
(1,2)	1:A:14:THR:OG1	2:C:4:C:C1'	3	0.14
(1,2)	1:A:14:THR:OG1	2:C:4:C:C2	3	0.14
(1,2)	1:A:14:THR:OG1	2:C:4:C:C2'	3	0.14
(1,2)	1:A:14:THR:OG1	2:C:4:C:C3'	3	0.14
(1,2)	1:A:14:THR:OG1	2:C:4:C:C4	3	0.14
(1,2)	1:A:14:THR:OG1	2:C:4:C:C4'	3	0.14
(1,2)	1:A:14:THR:OG1	2:C:4:C:C5	3	0.14
(1,2)	1:A:14:THR:OG1	2:C:4:C:C5'	3	0.14
(1,2)	1:A:14:THR:OG1	2:C:4:C:C6	3	0.14
(1,2)	1:A:14:THR:OG1	2:C:4:C:H1'	3	0.14
(1,2)	1:A:14:THR:OG1	2:C:4:C:H2'	3	0.14
(1,2)	1:A:14:THR:OG1	2:C:4:C:H3'	3	0.14
(1,2)	1:A:14:THR:OG1	2:C:4:C:H4'	3	0.14
(1,2)	1:A:14:THR:OG1	2:C:4:C:H41	3	0.14
(1,2)	1:A:14:THR:OG1	2:C:4:C:H42	3	0.14
(1,2)	1:A:14:THR:OG1	2:C:4:C:H5	3	0.14
(1,2)	1:A:14:THR:OG1	2:C:4:C:H5'	3	0.14
(1,2)	1:A:14:THR:OG1	2:C:4:C:H5''	3	0.14
(1,2)	1:A:14:THR:OG1	2:C:4:C:H6	3	0.14
(1,2)	1:A:14:THR:OG1	2:C:4:C:HO2'	3	0.14
(1,2)	1:A:14:THR:OG1	2:C:4:C:N1	3	0.14
(1,2)	1:A:14:THR:OG1	2:C:4:C:N3	3	0.14
(1,2)	1:A:14:THR:OG1	2:C:4:C:N4	3	0.14
(1,2)	1:A:14:THR:OG1	2:C:4:C:O2	3	0.14
(1,2)	1:A:14:THR:OG1	2:C:4:C:O2'	3	0.14
(1,2)	1:A:14:THR:OG1	2:C:4:C:O3'	3	0.14

Continued on next page...

Continued from previous page...

Key	Atom-1	Atom-2	Model ID	Violation (Å)
(1,2)	1:A:14:THR:OG1	2:C:4:C:O4'	3	0.14
(1,2)	1:A:14:THR:OG1	2:C:4:C:O5'	3	0.14
(1,2)	1:A:14:THR:OG1	2:C:4:C:OP1	3	0.14
(1,2)	1:A:14:THR:OG1	2:C:4:C:OP2	3	0.14
(1,2)	1:A:14:THR:OG1	2:C:4:C:P	3	0.14
(1,2)	1:A:14:THR:OG1	2:C:5:A:C1'	3	0.14
(1,2)	1:A:14:THR:OG1	2:C:5:A:C2	3	0.14
(1,2)	1:A:14:THR:OG1	2:C:5:A:C2'	3	0.14
(1,2)	1:A:14:THR:OG1	2:C:5:A:C3'	3	0.14
(1,2)	1:A:14:THR:OG1	2:C:5:A:C4	3	0.14
(1,2)	1:A:14:THR:OG1	2:C:5:A:C4'	3	0.14
(1,2)	1:A:14:THR:OG1	2:C:5:A:C5	3	0.14
(1,2)	1:A:14:THR:OG1	2:C:5:A:C5'	3	0.14
(1,2)	1:A:14:THR:OG1	2:C:5:A:C6	3	0.14
(1,2)	1:A:14:THR:OG1	2:C:5:A:C8	3	0.14
(1,2)	1:A:14:THR:OG1	2:C:5:A:H1'	3	0.14
(1,2)	1:A:14:THR:OG1	2:C:5:A:H2	3	0.14
(1,2)	1:A:14:THR:OG1	2:C:5:A:H2'	3	0.14
(1,2)	1:A:14:THR:OG1	2:C:5:A:H3'	3	0.14
(1,2)	1:A:14:THR:OG1	2:C:5:A:H4'	3	0.14
(1,2)	1:A:14:THR:OG1	2:C:5:A:H5'	3	0.14
(1,2)	1:A:14:THR:OG1	2:C:5:A:H5''	3	0.14
(1,2)	1:A:14:THR:OG1	2:C:5:A:H61	3	0.14
(1,2)	1:A:14:THR:OG1	2:C:5:A:H62	3	0.14
(1,2)	1:A:14:THR:OG1	2:C:5:A:H8	3	0.14
(1,2)	1:A:14:THR:OG1	2:C:5:A:HO2'	3	0.14
(1,2)	1:A:14:THR:OG1	2:C:5:A:N1	3	0.14
(1,2)	1:A:14:THR:OG1	2:C:5:A:N3	3	0.14
(1,2)	1:A:14:THR:OG1	2:C:5:A:N6	3	0.14
(1,2)	1:A:14:THR:OG1	2:C:5:A:N7	3	0.14
(1,2)	1:A:14:THR:OG1	2:C:5:A:N9	3	0.14
(1,2)	1:A:14:THR:OG1	2:C:5:A:O2'	3	0.14
(1,2)	1:A:14:THR:OG1	2:C:5:A:O3'	3	0.14
(1,2)	1:A:14:THR:OG1	2:C:5:A:O4'	3	0.14
(1,2)	1:A:14:THR:OG1	2:C:5:A:O5'	3	0.14
(1,2)	1:A:14:THR:OG1	2:C:5:A:OP1	3	0.14
(1,2)	1:A:14:THR:OG1	2:C:5:A:OP2	3	0.14
(1,2)	1:A:14:THR:OG1	2:C:5:A:P	3	0.14
(1,18)	2:C:3:A:H2	1:A:8:LEU:C	1	0.14
(1,18)	2:C:3:A:H2	1:A:8:LEU:CA	1	0.14
(1,18)	2:C:3:A:H2	1:A:8:LEU:CB	1	0.14
(1,18)	2:C:3:A:H2	1:A:8:LEU:CD1	1	0.14

Continued on next page...

Continued from previous page...

Key	Atom-1	Atom-2	Model ID	Violation (Å)
(1,18)	2:C:3:A:H2	1:A:8:LEU:CD2	1	0.14
(1,18)	2:C:3:A:H2	1:A:8:LEU:CG	1	0.14
(1,18)	2:C:3:A:H2	1:A:10:SER:C	1	0.14
(1,18)	2:C:3:A:H2	1:A:10:SER:CA	1	0.14
(1,18)	2:C:3:A:H2	1:A:10:SER:CB	1	0.14
(1,18)	2:C:3:A:H2	1:A:12:ASP:C	1	0.14
(1,18)	2:C:3:A:H2	1:A:12:ASP:CA	1	0.14
(1,18)	2:C:3:A:H2	1:A:12:ASP:CB	1	0.14
(1,18)	2:C:3:A:H2	1:A:12:ASP:CG	1	0.14
(1,18)	2:C:3:A:H2	1:A:13:PRO:C	1	0.14
(1,18)	2:C:3:A:H2	1:A:13:PRO:CA	1	0.14
(1,18)	2:C:3:A:H2	1:A:13:PRO:CB	1	0.14
(1,18)	2:C:3:A:H2	1:A:13:PRO:CD	1	0.14
(1,18)	2:C:3:A:H2	1:A:13:PRO:CG	1	0.14
(1,18)	2:C:3:A:H2	1:A:14:THR:C	1	0.14
(1,18)	2:C:3:A:H2	1:A:14:THR:CA	1	0.14
(1,18)	2:C:3:A:H2	1:A:14:THR:CB	1	0.14
(1,18)	2:C:3:A:H2	1:A:14:THR:CG2	1	0.14
(1,18)	2:C:3:A:H2	1:A:15:ALA:C	1	0.14
(1,18)	2:C:3:A:H2	1:A:15:ALA:CA	1	0.14
(1,18)	2:C:3:A:H2	1:A:15:ALA:CB	1	0.14
(1,18)	2:C:3:A:H2	1:A:16:GLY:C	1	0.14
(1,18)	2:C:3:A:H2	1:A:16:GLY:CA	1	0.14
(1,18)	2:C:3:A:H2	1:A:17:HIS:C	1	0.14
(1,18)	2:C:3:A:H2	1:A:17:HIS:CA	1	0.14
(1,18)	2:C:3:A:H2	1:A:17:HIS:CB	1	0.14
(1,18)	2:C:3:A:H2	1:A:17:HIS:CD2	1	0.14
(1,18)	2:C:3:A:H2	1:A:17:HIS:CE1	1	0.14
(1,18)	2:C:3:A:H2	1:A:17:HIS:CG	1	0.14
(1,18)	2:C:3:A:H2	1:A:19:GLN:C	1	0.14
(1,18)	2:C:3:A:H2	1:A:19:GLN:CA	1	0.14
(1,18)	2:C:3:A:H2	1:A:19:GLN:CB	1	0.14
(1,18)	2:C:3:A:H2	1:A:19:GLN:CD	1	0.14
(1,18)	2:C:3:A:H2	1:A:19:GLN:CG	1	0.14
(1,18)	2:C:3:A:H2	1:A:20:GLN:C	1	0.14
(1,18)	2:C:3:A:H2	1:A:20:GLN:CA	1	0.14
(1,18)	2:C:3:A:H2	1:A:20:GLN:CB	1	0.14
(1,18)	2:C:3:A:H2	1:A:20:GLN:CD	1	0.14
(1,18)	2:C:3:A:H2	1:A:20:GLN:CG	1	0.14
(1,18)	2:C:3:A:H2	1:A:21:GLY:C	1	0.14
(1,18)	2:C:3:A:H2	1:A:21:GLY:CA	1	0.14
(1,18)	2:C:3:A:H2	1:A:22:THR:C	1	0.14

Continued on next page...

Continued from previous page...

Key	Atom-1	Atom-2	Model ID	Violation (Å)
(1,18)	2:C:3:A:H2	1:A:22:THR:CA	1	0.14
(1,18)	2:C:3:A:H2	1:A:22:THR:CB	1	0.14
(1,18)	2:C:3:A:H2	1:A:22:THR:CG2	1	0.14
(1,18)	2:C:3:A:H2	1:A:23:ARG:C	1	0.14
(1,18)	2:C:3:A:H2	1:A:23:ARG:CA	1	0.14
(1,18)	2:C:3:A:H2	1:A:23:ARG:CB	1	0.14
(1,18)	2:C:3:A:H2	1:A:23:ARG:CD	1	0.14
(1,18)	2:C:3:A:H2	1:A:23:ARG:CG	1	0.14
(1,18)	2:C:3:A:H2	1:A:23:ARG:CZ	1	0.14
(1,18)	2:C:3:A:H2	1:A:24:PRO:C	1	0.14
(1,18)	2:C:3:A:H2	1:A:24:PRO:CA	1	0.14
(1,18)	2:C:3:A:H2	1:A:24:PRO:CB	1	0.14
(1,18)	2:C:3:A:H2	1:A:24:PRO:CD	1	0.14
(1,18)	2:C:3:A:H2	1:A:24:PRO:CG	1	0.14
(1,18)	2:C:3:A:H2	1:A:45:VAL:C	1	0.14
(1,18)	2:C:3:A:H2	1:A:45:VAL:CA	1	0.14
(1,18)	2:C:3:A:H2	1:A:45:VAL:CB	1	0.14
(1,18)	2:C:3:A:H2	1:A:45:VAL:CG1	1	0.14
(1,18)	2:C:3:A:H2	1:A:45:VAL:CG2	1	0.14
(1,18)	2:C:3:A:H2	1:A:46:THR:C	1	0.14
(1,18)	2:C:3:A:H2	1:A:46:THR:CA	1	0.14
(1,18)	2:C:3:A:H2	1:A:46:THR:CB	1	0.14
(1,18)	2:C:3:A:H2	1:A:46:THR:CG2	1	0.14
(1,18)	2:C:3:A:H2	1:A:47:SER:C	1	0.14
(1,18)	2:C:3:A:H2	1:A:47:SER:CA	1	0.14
(1,18)	2:C:3:A:H2	1:A:47:SER:CB	1	0.14
(1,18)	2:C:3:A:H2	1:A:48:GLY:C	1	0.14
(1,18)	2:C:3:A:H2	1:A:48:GLY:CA	1	0.14
(1,18)	2:C:3:A:H2	1:A:49:GLY:C	1	0.14
(1,18)	2:C:3:A:H2	1:A:49:GLY:CA	1	0.14
(1,18)	2:C:3:A:H2	1:A:50:ASN:C	1	0.14
(1,18)	2:C:3:A:H2	1:A:50:ASN:CA	1	0.14
(1,18)	2:C:3:A:H2	1:A:50:ASN:CB	1	0.14
(1,18)	2:C:3:A:H2	1:A:50:ASN:CG	1	0.14
(1,18)	2:C:3:A:H2	1:A:51:PHE:C	1	0.14
(1,18)	2:C:3:A:H2	1:A:51:PHE:CA	1	0.14
(1,18)	2:C:3:A:H2	1:A:51:PHE:CB	1	0.14
(1,18)	2:C:3:A:H2	1:A:51:PHE:CD1	1	0.14
(1,18)	2:C:3:A:H2	1:A:51:PHE:CD2	1	0.14
(1,18)	2:C:3:A:H2	1:A:51:PHE:CE1	1	0.14
(1,18)	2:C:3:A:H2	1:A:51:PHE:CE2	1	0.14
(1,18)	2:C:3:A:H2	1:A:51:PHE:CG	1	0.14

Continued on next page...

Continued from previous page...

Key	Atom-1	Atom-2	Model ID	Violation (Å)
(1,18)	2:C:3:A:H2	1:A:51:PHE:CZ	1	0.14
(1,18)	2:C:3:A:H2	1:A:52:ALA:C	1	0.14
(1,18)	2:C:3:A:H2	1:A:52:ALA:CA	1	0.14
(1,18)	2:C:3:A:H2	1:A:52:ALA:CB	1	0.14
(1,18)	2:C:3:A:H2	1:A:53:ARG:C	1	0.14
(1,18)	2:C:3:A:H2	1:A:53:ARG:CA	1	0.14
(1,18)	2:C:3:A:H2	1:A:53:ARG:CB	1	0.14
(1,18)	2:C:3:A:H2	1:A:53:ARG:CD	1	0.14
(1,18)	2:C:3:A:H2	1:A:53:ARG:CG	1	0.14
(1,18)	2:C:3:A:H2	1:A:53:ARG:CZ	1	0.14
(1,18)	2:C:3:A:H2	1:A:54:THR:C	1	0.14
(1,18)	2:C:3:A:H2	1:A:54:THR:CA	1	0.14
(1,18)	2:C:3:A:H2	1:A:54:THR:CB	1	0.14
(1,18)	2:C:3:A:H2	1:A:54:THR:CG2	1	0.14
(1,18)	2:C:3:A:H2	1:A:55:ALA:C	1	0.14
(1,18)	2:C:3:A:H2	1:A:55:ALA:CA	1	0.14
(1,18)	2:C:3:A:H2	1:A:55:ALA:CB	1	0.14
(1,18)	2:C:3:A:H2	1:A:56:GLY:C	1	0.14
(1,18)	2:C:3:A:H2	1:A:56:GLY:CA	1	0.14
(1,18)	2:C:3:A:H2	1:A:57:PHE:C	1	0.14
(1,18)	2:C:3:A:H2	1:A:57:PHE:CA	1	0.14
(1,18)	2:C:3:A:H2	1:A:57:PHE:CB	1	0.14
(1,18)	2:C:3:A:H2	1:A:57:PHE:CD1	1	0.14
(1,18)	2:C:3:A:H2	1:A:57:PHE:CD2	1	0.14
(1,18)	2:C:3:A:H2	1:A:57:PHE:CE1	1	0.14
(1,18)	2:C:3:A:H2	1:A:57:PHE:CE2	1	0.14
(1,18)	2:C:3:A:H2	1:A:57:PHE:CG	1	0.14
(1,18)	2:C:3:A:H2	1:A:57:PHE:CZ	1	0.14
(1,18)	2:C:3:A:H2	1:A:58:ALA:C	1	0.14
(1,18)	2:C:3:A:H2	1:A:58:ALA:CA	1	0.14
(1,18)	2:C:3:A:H2	1:A:58:ALA:CB	1	0.14
(1,18)	2:C:3:A:H2	1:A:60:SER:C	1	0.14
(1,18)	2:C:3:A:H2	1:A:60:SER:CA	1	0.14
(1,18)	2:C:3:A:H2	1:A:60:SER:CB	1	0.14
(1,18)	2:C:3:A:H2	1:A:62:ASP:C	1	0.14
(1,18)	2:C:3:A:H2	1:A:62:ASP:CA	1	0.14
(1,18)	2:C:3:A:H2	1:A:62:ASP:CB	1	0.14
(1,18)	2:C:3:A:H2	1:A:62:ASP:CG	1	0.14
(1,18)	2:C:3:A:H2	1:A:66:ILE:C	1	0.14
(1,18)	2:C:3:A:H2	1:A:66:ILE:CA	1	0.14
(1,18)	2:C:3:A:H2	1:A:66:ILE:CB	1	0.14
(1,18)	2:C:3:A:H2	1:A:66:ILE:CD1	1	0.14

Continued on next page...

Continued from previous page...

Key	Atom-1	Atom-2	Model ID	Violation (Å)
(1,18)	2:C:3:A:H2	1:A:66:ILE:CG1	1	0.14
(1,18)	2:C:3:A:H2	1:A:66:ILE:CG2	1	0.14
(1,18)	2:C:3:A:H2	1:A:67:ARG:C	1	0.14
(1,18)	2:C:3:A:H2	1:A:67:ARG:CA	1	0.14
(1,18)	2:C:3:A:H2	1:A:67:ARG:CB	1	0.14
(1,18)	2:C:3:A:H2	1:A:67:ARG:CD	1	0.14
(1,18)	2:C:3:A:H2	1:A:67:ARG:CG	1	0.14
(1,18)	2:C:3:A:H2	1:A:67:ARG:CZ	1	0.14
(1,18)	2:C:3:A:H2	1:A:68:THR:C	1	0.14
(1,18)	2:C:3:A:H2	1:A:68:THR:CA	1	0.14
(1,18)	2:C:3:A:H2	1:A:68:THR:CB	1	0.14
(1,18)	2:C:3:A:H2	1:A:68:THR:CG2	1	0.14
(1,18)	2:C:3:A:H2	1:A:69:THR:C	1	0.14
(1,18)	2:C:3:A:H2	1:A:69:THR:CA	1	0.14
(1,18)	2:C:3:A:H2	1:A:69:THR:CB	1	0.14
(1,18)	2:C:3:A:H2	1:A:69:THR:CG2	1	0.14
(1,18)	2:C:3:A:H2	1:A:70:GLY:C	1	0.14
(1,18)	2:C:3:A:H2	1:A:70:GLY:CA	1	0.14
(1,18)	2:C:3:A:H2	1:A:71:VAL:C	1	0.14
(1,18)	2:C:3:A:H2	1:A:71:VAL:CA	1	0.14
(1,18)	2:C:3:A:H2	1:A:71:VAL:CB	1	0.14
(1,18)	2:C:3:A:H2	1:A:71:VAL:CG1	1	0.14
(1,18)	2:C:3:A:H2	1:A:71:VAL:CG2	1	0.14
(1,18)	2:C:3:A:H2	1:A:73:ARG:C	1	0.14
(1,18)	2:C:3:A:H2	1:A:73:ARG:CA	1	0.14
(1,18)	2:C:3:A:H2	1:A:73:ARG:CB	1	0.14
(1,18)	2:C:3:A:H2	1:A:73:ARG:CD	1	0.14
(1,18)	2:C:3:A:H2	1:A:73:ARG:CG	1	0.14
(1,18)	2:C:3:A:H2	1:A:73:ARG:CZ	1	0.14
(1,18)	2:C:3:A:H2	1:A:75:ASP:C	1	0.14
(1,18)	2:C:3:A:H2	1:A:75:ASP:CA	1	0.14
(1,18)	2:C:3:A:H2	1:A:75:ASP:CB	1	0.14
(1,18)	2:C:3:A:H2	1:A:75:ASP:CG	1	0.14
(1,18)	2:C:3:A:H2	1:A:76:GLN:C	1	0.14
(1,18)	2:C:3:A:H2	1:A:76:GLN:CA	1	0.14
(1,18)	2:C:3:A:H2	1:A:76:GLN:CB	1	0.14
(1,18)	2:C:3:A:H2	1:A:76:GLN:CD	1	0.14
(1,18)	2:C:3:A:H2	1:A:76:GLN:CG	1	0.14
(1,18)	2:C:3:A:H2	1:A:85:ARG:C	1	0.14
(1,18)	2:C:3:A:H2	1:A:85:ARG:CA	1	0.14
(1,18)	2:C:3:A:H2	1:A:85:ARG:CB	1	0.14
(1,18)	2:C:3:A:H2	1:A:85:ARG:CD	1	0.14

Continued on next page...

Continued from previous page...

Key	Atom-1	Atom-2	Model ID	Violation (Å)
(1,18)	2:C:3:A:H2	1:A:85:ARG:CG	1	0.14
(1,18)	2:C:3:A:H2	1:A:85:ARG:CZ	1	0.14
(1,18)	2:C:3:A:H2	1:A:100:GLU:C	1	0.14
(1,18)	2:C:3:A:H2	1:A:100:GLU:CA	1	0.14
(1,18)	2:C:3:A:H2	1:A:100:GLU:CB	1	0.14
(1,18)	2:C:3:A:H2	1:A:100:GLU:CD	1	0.14
(1,18)	2:C:3:A:H2	1:A:100:GLU:CG	1	0.14
(1,18)	2:C:3:A:H2	1:A:104:ARG:C	1	0.14
(1,18)	2:C:3:A:H2	1:A:104:ARG:CA	1	0.14
(1,18)	2:C:3:A:H2	1:A:104:ARG:CB	1	0.14
(1,18)	2:C:3:A:H2	1:A:104:ARG:CD	1	0.14
(1,18)	2:C:3:A:H2	1:A:104:ARG:CG	1	0.14
(1,18)	2:C:3:A:H2	1:A:104:ARG:CZ	1	0.14
(1,18)	2:C:3:A:H2	1:A:8:LEU:C	10	0.14
(1,18)	2:C:3:A:H2	1:A:8:LEU:CA	10	0.14
(1,18)	2:C:3:A:H2	1:A:8:LEU:CB	10	0.14
(1,18)	2:C:3:A:H2	1:A:8:LEU:CD1	10	0.14
(1,18)	2:C:3:A:H2	1:A:8:LEU:CD2	10	0.14
(1,18)	2:C:3:A:H2	1:A:8:LEU:CG	10	0.14
(1,18)	2:C:3:A:H2	1:A:10:SER:C	10	0.14
(1,18)	2:C:3:A:H2	1:A:10:SER:CA	10	0.14
(1,18)	2:C:3:A:H2	1:A:10:SER:CB	10	0.14
(1,18)	2:C:3:A:H2	1:A:12:ASP:C	10	0.14
(1,18)	2:C:3:A:H2	1:A:12:ASP:CA	10	0.14
(1,18)	2:C:3:A:H2	1:A:12:ASP:CB	10	0.14
(1,18)	2:C:3:A:H2	1:A:12:ASP:CG	10	0.14
(1,18)	2:C:3:A:H2	1:A:13:PRO:C	10	0.14
(1,18)	2:C:3:A:H2	1:A:13:PRO:CA	10	0.14
(1,18)	2:C:3:A:H2	1:A:13:PRO:CB	10	0.14
(1,18)	2:C:3:A:H2	1:A:13:PRO:CD	10	0.14
(1,18)	2:C:3:A:H2	1:A:13:PRO:CG	10	0.14
(1,18)	2:C:3:A:H2	1:A:14:THR:C	10	0.14
(1,18)	2:C:3:A:H2	1:A:14:THR:CA	10	0.14
(1,18)	2:C:3:A:H2	1:A:14:THR:CB	10	0.14
(1,18)	2:C:3:A:H2	1:A:14:THR:CG2	10	0.14
(1,18)	2:C:3:A:H2	1:A:15:ALA:C	10	0.14
(1,18)	2:C:3:A:H2	1:A:15:ALA:CA	10	0.14
(1,18)	2:C:3:A:H2	1:A:15:ALA:CB	10	0.14
(1,18)	2:C:3:A:H2	1:A:16:GLY:C	10	0.14
(1,18)	2:C:3:A:H2	1:A:16:GLY:CA	10	0.14
(1,18)	2:C:3:A:H2	1:A:17:HIS:C	10	0.14
(1,18)	2:C:3:A:H2	1:A:17:HIS:CA	10	0.14

Continued on next page...

Continued from previous page...

Key	Atom-1	Atom-2	Model ID	Violation (Å)
(1,18)	2:C:3:A:H2	1:A:17:HIS:CB	10	0.14
(1,18)	2:C:3:A:H2	1:A:17:HIS:CD2	10	0.14
(1,18)	2:C:3:A:H2	1:A:17:HIS:CE1	10	0.14
(1,18)	2:C:3:A:H2	1:A:17:HIS:CG	10	0.14
(1,18)	2:C:3:A:H2	1:A:19:GLN:C	10	0.14
(1,18)	2:C:3:A:H2	1:A:19:GLN:CA	10	0.14
(1,18)	2:C:3:A:H2	1:A:19:GLN:CB	10	0.14
(1,18)	2:C:3:A:H2	1:A:19:GLN:CD	10	0.14
(1,18)	2:C:3:A:H2	1:A:19:GLN:CG	10	0.14
(1,18)	2:C:3:A:H2	1:A:20:GLN:C	10	0.14
(1,18)	2:C:3:A:H2	1:A:20:GLN:CA	10	0.14
(1,18)	2:C:3:A:H2	1:A:20:GLN:CB	10	0.14
(1,18)	2:C:3:A:H2	1:A:20:GLN:CD	10	0.14
(1,18)	2:C:3:A:H2	1:A:20:GLN:CG	10	0.14
(1,18)	2:C:3:A:H2	1:A:21:GLY:C	10	0.14
(1,18)	2:C:3:A:H2	1:A:21:GLY:CA	10	0.14
(1,18)	2:C:3:A:H2	1:A:22:THR:C	10	0.14
(1,18)	2:C:3:A:H2	1:A:22:THR:CA	10	0.14
(1,18)	2:C:3:A:H2	1:A:22:THR:CB	10	0.14
(1,18)	2:C:3:A:H2	1:A:22:THR:CG2	10	0.14
(1,18)	2:C:3:A:H2	1:A:23:ARG:C	10	0.14
(1,18)	2:C:3:A:H2	1:A:23:ARG:CA	10	0.14
(1,18)	2:C:3:A:H2	1:A:23:ARG:CB	10	0.14
(1,18)	2:C:3:A:H2	1:A:23:ARG:CD	10	0.14
(1,18)	2:C:3:A:H2	1:A:23:ARG:CG	10	0.14
(1,18)	2:C:3:A:H2	1:A:23:ARG:CZ	10	0.14
(1,18)	2:C:3:A:H2	1:A:24:PRO:C	10	0.14
(1,18)	2:C:3:A:H2	1:A:24:PRO:CA	10	0.14
(1,18)	2:C:3:A:H2	1:A:24:PRO:CB	10	0.14
(1,18)	2:C:3:A:H2	1:A:24:PRO:CD	10	0.14
(1,18)	2:C:3:A:H2	1:A:24:PRO:CG	10	0.14
(1,18)	2:C:3:A:H2	1:A:45:VAL:C	10	0.14
(1,18)	2:C:3:A:H2	1:A:45:VAL:CA	10	0.14
(1,18)	2:C:3:A:H2	1:A:45:VAL:CB	10	0.14
(1,18)	2:C:3:A:H2	1:A:45:VAL:CG1	10	0.14
(1,18)	2:C:3:A:H2	1:A:45:VAL:CG2	10	0.14
(1,18)	2:C:3:A:H2	1:A:46:THR:C	10	0.14
(1,18)	2:C:3:A:H2	1:A:46:THR:CA	10	0.14
(1,18)	2:C:3:A:H2	1:A:46:THR:CB	10	0.14
(1,18)	2:C:3:A:H2	1:A:46:THR:CG2	10	0.14
(1,18)	2:C:3:A:H2	1:A:47:SER:C	10	0.14
(1,18)	2:C:3:A:H2	1:A:47:SER:CA	10	0.14

Continued on next page...

Continued from previous page...

Key	Atom-1	Atom-2	Model ID	Violation (Å)
(1,18)	2:C:3:A:H2	1:A:47:SER:CB	10	0.14
(1,18)	2:C:3:A:H2	1:A:48:GLY:C	10	0.14
(1,18)	2:C:3:A:H2	1:A:48:GLY:CA	10	0.14
(1,18)	2:C:3:A:H2	1:A:49:GLY:C	10	0.14
(1,18)	2:C:3:A:H2	1:A:49:GLY:CA	10	0.14
(1,18)	2:C:3:A:H2	1:A:50:ASN:C	10	0.14
(1,18)	2:C:3:A:H2	1:A:50:ASN:CA	10	0.14
(1,18)	2:C:3:A:H2	1:A:50:ASN:CB	10	0.14
(1,18)	2:C:3:A:H2	1:A:50:ASN:CG	10	0.14
(1,18)	2:C:3:A:H2	1:A:51:PHE:C	10	0.14
(1,18)	2:C:3:A:H2	1:A:51:PHE:CA	10	0.14
(1,18)	2:C:3:A:H2	1:A:51:PHE:CB	10	0.14
(1,18)	2:C:3:A:H2	1:A:51:PHE:CD1	10	0.14
(1,18)	2:C:3:A:H2	1:A:51:PHE:CD2	10	0.14
(1,18)	2:C:3:A:H2	1:A:51:PHE:CE1	10	0.14
(1,18)	2:C:3:A:H2	1:A:51:PHE:CE2	10	0.14
(1,18)	2:C:3:A:H2	1:A:51:PHE:CG	10	0.14
(1,18)	2:C:3:A:H2	1:A:51:PHE:CZ	10	0.14
(1,18)	2:C:3:A:H2	1:A:52:ALA:C	10	0.14
(1,18)	2:C:3:A:H2	1:A:52:ALA:CA	10	0.14
(1,18)	2:C:3:A:H2	1:A:52:ALA:CB	10	0.14
(1,18)	2:C:3:A:H2	1:A:53:ARG:C	10	0.14
(1,18)	2:C:3:A:H2	1:A:53:ARG:CA	10	0.14
(1,18)	2:C:3:A:H2	1:A:53:ARG:CB	10	0.14
(1,18)	2:C:3:A:H2	1:A:53:ARG:CD	10	0.14
(1,18)	2:C:3:A:H2	1:A:53:ARG:CG	10	0.14
(1,18)	2:C:3:A:H2	1:A:53:ARG:CZ	10	0.14
(1,18)	2:C:3:A:H2	1:A:54:THR:C	10	0.14
(1,18)	2:C:3:A:H2	1:A:54:THR:CA	10	0.14
(1,18)	2:C:3:A:H2	1:A:54:THR:CB	10	0.14
(1,18)	2:C:3:A:H2	1:A:54:THR:CG2	10	0.14
(1,18)	2:C:3:A:H2	1:A:55:ALA:C	10	0.14
(1,18)	2:C:3:A:H2	1:A:55:ALA:CA	10	0.14
(1,18)	2:C:3:A:H2	1:A:55:ALA:CB	10	0.14
(1,18)	2:C:3:A:H2	1:A:56:GLY:C	10	0.14
(1,18)	2:C:3:A:H2	1:A:56:GLY:CA	10	0.14
(1,18)	2:C:3:A:H2	1:A:57:PHE:C	10	0.14
(1,18)	2:C:3:A:H2	1:A:57:PHE:CA	10	0.14
(1,18)	2:C:3:A:H2	1:A:57:PHE:CB	10	0.14
(1,18)	2:C:3:A:H2	1:A:57:PHE:CD1	10	0.14
(1,18)	2:C:3:A:H2	1:A:57:PHE:CD2	10	0.14
(1,18)	2:C:3:A:H2	1:A:57:PHE:CE1	10	0.14

Continued on next page...

Continued from previous page...

Key	Atom-1	Atom-2	Model ID	Violation (Å)
(1,18)	2:C:3:A:H2	1:A:57:PHE:CE2	10	0.14
(1,18)	2:C:3:A:H2	1:A:57:PHE:CG	10	0.14
(1,18)	2:C:3:A:H2	1:A:57:PHE:CZ	10	0.14
(1,18)	2:C:3:A:H2	1:A:58:ALA:C	10	0.14
(1,18)	2:C:3:A:H2	1:A:58:ALA:CA	10	0.14
(1,18)	2:C:3:A:H2	1:A:58:ALA:CB	10	0.14
(1,18)	2:C:3:A:H2	1:A:60:SER:C	10	0.14
(1,18)	2:C:3:A:H2	1:A:60:SER:CA	10	0.14
(1,18)	2:C:3:A:H2	1:A:60:SER:CB	10	0.14
(1,18)	2:C:3:A:H2	1:A:62:ASP:C	10	0.14
(1,18)	2:C:3:A:H2	1:A:62:ASP:CA	10	0.14
(1,18)	2:C:3:A:H2	1:A:62:ASP:CB	10	0.14
(1,18)	2:C:3:A:H2	1:A:62:ASP:CG	10	0.14
(1,18)	2:C:3:A:H2	1:A:66:ILE:C	10	0.14
(1,18)	2:C:3:A:H2	1:A:66:ILE:CA	10	0.14
(1,18)	2:C:3:A:H2	1:A:66:ILE:CB	10	0.14
(1,18)	2:C:3:A:H2	1:A:66:ILE:CD1	10	0.14
(1,18)	2:C:3:A:H2	1:A:66:ILE:CG1	10	0.14
(1,18)	2:C:3:A:H2	1:A:66:ILE:CG2	10	0.14
(1,18)	2:C:3:A:H2	1:A:67:ARG:C	10	0.14
(1,18)	2:C:3:A:H2	1:A:67:ARG:CA	10	0.14
(1,18)	2:C:3:A:H2	1:A:67:ARG:CB	10	0.14
(1,18)	2:C:3:A:H2	1:A:67:ARG:CD	10	0.14
(1,18)	2:C:3:A:H2	1:A:67:ARG:CG	10	0.14
(1,18)	2:C:3:A:H2	1:A:67:ARG:CZ	10	0.14
(1,18)	2:C:3:A:H2	1:A:68:THR:C	10	0.14
(1,18)	2:C:3:A:H2	1:A:68:THR:CA	10	0.14
(1,18)	2:C:3:A:H2	1:A:68:THR:CB	10	0.14
(1,18)	2:C:3:A:H2	1:A:68:THR:CG2	10	0.14
(1,18)	2:C:3:A:H2	1:A:69:THR:C	10	0.14
(1,18)	2:C:3:A:H2	1:A:69:THR:CA	10	0.14
(1,18)	2:C:3:A:H2	1:A:69:THR:CB	10	0.14
(1,18)	2:C:3:A:H2	1:A:69:THR:CG2	10	0.14
(1,18)	2:C:3:A:H2	1:A:70:GLY:C	10	0.14
(1,18)	2:C:3:A:H2	1:A:70:GLY:CA	10	0.14
(1,18)	2:C:3:A:H2	1:A:71:VAL:C	10	0.14
(1,18)	2:C:3:A:H2	1:A:71:VAL:CA	10	0.14
(1,18)	2:C:3:A:H2	1:A:71:VAL:CB	10	0.14
(1,18)	2:C:3:A:H2	1:A:71:VAL:CG1	10	0.14
(1,18)	2:C:3:A:H2	1:A:71:VAL:CG2	10	0.14
(1,18)	2:C:3:A:H2	1:A:73:ARG:C	10	0.14
(1,18)	2:C:3:A:H2	1:A:73:ARG:CA	10	0.14

Continued on next page...

Continued from previous page...

Key	Atom-1	Atom-2	Model ID	Violation (Å)
(1,18)	2:C:3:A:H2	1:A:73:ARG:CB	10	0.14
(1,18)	2:C:3:A:H2	1:A:73:ARG:CD	10	0.14
(1,18)	2:C:3:A:H2	1:A:73:ARG:CG	10	0.14
(1,18)	2:C:3:A:H2	1:A:73:ARG:CZ	10	0.14
(1,18)	2:C:3:A:H2	1:A:75:ASP:C	10	0.14
(1,18)	2:C:3:A:H2	1:A:75:ASP:CA	10	0.14
(1,18)	2:C:3:A:H2	1:A:75:ASP:CB	10	0.14
(1,18)	2:C:3:A:H2	1:A:75:ASP:CG	10	0.14
(1,18)	2:C:3:A:H2	1:A:76:GLN:C	10	0.14
(1,18)	2:C:3:A:H2	1:A:76:GLN:CA	10	0.14
(1,18)	2:C:3:A:H2	1:A:76:GLN:CB	10	0.14
(1,18)	2:C:3:A:H2	1:A:76:GLN:CD	10	0.14
(1,18)	2:C:3:A:H2	1:A:76:GLN:CG	10	0.14
(1,18)	2:C:3:A:H2	1:A:85:ARG:C	10	0.14
(1,18)	2:C:3:A:H2	1:A:85:ARG:CA	10	0.14
(1,18)	2:C:3:A:H2	1:A:85:ARG:CB	10	0.14
(1,18)	2:C:3:A:H2	1:A:85:ARG:CD	10	0.14
(1,18)	2:C:3:A:H2	1:A:85:ARG:CG	10	0.14
(1,18)	2:C:3:A:H2	1:A:85:ARG:CZ	10	0.14
(1,18)	2:C:3:A:H2	1:A:100:GLU:C	10	0.14
(1,18)	2:C:3:A:H2	1:A:100:GLU:CA	10	0.14
(1,18)	2:C:3:A:H2	1:A:100:GLU:CB	10	0.14
(1,18)	2:C:3:A:H2	1:A:100:GLU:CD	10	0.14
(1,18)	2:C:3:A:H2	1:A:100:GLU:CG	10	0.14
(1,18)	2:C:3:A:H2	1:A:104:ARG:C	10	0.14
(1,18)	2:C:3:A:H2	1:A:104:ARG:CA	10	0.14
(1,18)	2:C:3:A:H2	1:A:104:ARG:CB	10	0.14
(1,18)	2:C:3:A:H2	1:A:104:ARG:CD	10	0.14
(1,18)	2:C:3:A:H2	1:A:104:ARG:CG	10	0.14
(1,18)	2:C:3:A:H2	1:A:104:ARG:CZ	10	0.14
(1,15)	2:C:2:U:H3	1:A:8:LEU:N	1	0.14
(1,15)	2:C:2:U:H3	1:A:8:LEU:O	1	0.14
(1,15)	2:C:2:U:H3	1:A:10:SER:N	1	0.14
(1,15)	2:C:2:U:H3	1:A:10:SER:O	1	0.14
(1,15)	2:C:2:U:H3	1:A:10:SER:OG	1	0.14
(1,15)	2:C:2:U:H3	1:A:12:ASP:N	1	0.14
(1,15)	2:C:2:U:H3	1:A:12:ASP:O	1	0.14
(1,15)	2:C:2:U:H3	1:A:12:ASP:OD1	1	0.14
(1,15)	2:C:2:U:H3	1:A:12:ASP:OD2	1	0.14
(1,15)	2:C:2:U:H3	1:A:13:PRO:N	1	0.14
(1,15)	2:C:2:U:H3	1:A:13:PRO:O	1	0.14
(1,15)	2:C:2:U:H3	1:A:14:THR:N	1	0.14

Continued on next page...

Continued from previous page...

Key	Atom-1	Atom-2	Model ID	Violation (Å)
(1,15)	2:C:2:U:H3	1:A:14:THR:O	1	0.14
(1,15)	2:C:2:U:H3	1:A:14:THR:OG1	1	0.14
(1,15)	2:C:2:U:H3	1:A:15:ALA:N	1	0.14
(1,15)	2:C:2:U:H3	1:A:15:ALA:O	1	0.14
(1,15)	2:C:2:U:H3	1:A:16:GLY:N	1	0.14
(1,15)	2:C:2:U:H3	1:A:16:GLY:O	1	0.14
(1,15)	2:C:2:U:H3	1:A:17:HIS:N	1	0.14
(1,15)	2:C:2:U:H3	1:A:17:HIS:ND1	1	0.14
(1,15)	2:C:2:U:H3	1:A:17:HIS:NE2	1	0.14
(1,15)	2:C:2:U:H3	1:A:17:HIS:O	1	0.14
(1,15)	2:C:2:U:H3	1:A:19:GLN:N	1	0.14
(1,15)	2:C:2:U:H3	1:A:19:GLN:NE2	1	0.14
(1,15)	2:C:2:U:H3	1:A:19:GLN:O	1	0.14
(1,15)	2:C:2:U:H3	1:A:19:GLN:OE1	1	0.14
(1,15)	2:C:2:U:H3	1:A:20:GLN:N	1	0.14
(1,15)	2:C:2:U:H3	1:A:20:GLN:NE2	1	0.14
(1,15)	2:C:2:U:H3	1:A:20:GLN:O	1	0.14
(1,15)	2:C:2:U:H3	1:A:20:GLN:OE1	1	0.14
(1,15)	2:C:2:U:H3	1:A:21:GLY:N	1	0.14
(1,15)	2:C:2:U:H3	1:A:21:GLY:O	1	0.14
(1,15)	2:C:2:U:H3	1:A:22:THR:N	1	0.14
(1,15)	2:C:2:U:H3	1:A:22:THR:O	1	0.14
(1,15)	2:C:2:U:H3	1:A:22:THR:OG1	1	0.14
(1,15)	2:C:2:U:H3	1:A:23:ARG:N	1	0.14
(1,15)	2:C:2:U:H3	1:A:23:ARG:NE	1	0.14
(1,15)	2:C:2:U:H3	1:A:23:ARG:NH1	1	0.14
(1,15)	2:C:2:U:H3	1:A:23:ARG:NH2	1	0.14
(1,15)	2:C:2:U:H3	1:A:23:ARG:O	1	0.14
(1,15)	2:C:2:U:H3	1:A:24:PRO:N	1	0.14
(1,15)	2:C:2:U:H3	1:A:24:PRO:O	1	0.14
(1,15)	2:C:2:U:H3	1:A:45:VAL:N	1	0.14
(1,15)	2:C:2:U:H3	1:A:45:VAL:O	1	0.14
(1,15)	2:C:2:U:H3	1:A:46:THR:N	1	0.14
(1,15)	2:C:2:U:H3	1:A:46:THR:O	1	0.14
(1,15)	2:C:2:U:H3	1:A:46:THR:OG1	1	0.14
(1,15)	2:C:2:U:H3	1:A:47:SER:N	1	0.14
(1,15)	2:C:2:U:H3	1:A:47:SER:O	1	0.14
(1,15)	2:C:2:U:H3	1:A:47:SER:OG	1	0.14
(1,15)	2:C:2:U:H3	1:A:48:GLY:N	1	0.14
(1,15)	2:C:2:U:H3	1:A:48:GLY:O	1	0.14
(1,15)	2:C:2:U:H3	1:A:49:GLY:N	1	0.14
(1,15)	2:C:2:U:H3	1:A:49:GLY:O	1	0.14

Continued on next page...

Continued from previous page...

Key	Atom-1	Atom-2	Model ID	Violation (Å)
(1,15)	2:C:2:U:H3	1:A:50:ASN:N	1	0.14
(1,15)	2:C:2:U:H3	1:A:50:ASN:ND2	1	0.14
(1,15)	2:C:2:U:H3	1:A:50:ASN:O	1	0.14
(1,15)	2:C:2:U:H3	1:A:50:ASN:OD1	1	0.14
(1,15)	2:C:2:U:H3	1:A:51:PHE:N	1	0.14
(1,15)	2:C:2:U:H3	1:A:51:PHE:O	1	0.14
(1,15)	2:C:2:U:H3	1:A:52:ALA:N	1	0.14
(1,15)	2:C:2:U:H3	1:A:52:ALA:O	1	0.14
(1,15)	2:C:2:U:H3	1:A:53:ARG:N	1	0.14
(1,15)	2:C:2:U:H3	1:A:53:ARG:NE	1	0.14
(1,15)	2:C:2:U:H3	1:A:53:ARG:NH1	1	0.14
(1,15)	2:C:2:U:H3	1:A:53:ARG:NH2	1	0.14
(1,15)	2:C:2:U:H3	1:A:53:ARG:O	1	0.14
(1,15)	2:C:2:U:H3	1:A:54:THR:N	1	0.14
(1,15)	2:C:2:U:H3	1:A:54:THR:O	1	0.14
(1,15)	2:C:2:U:H3	1:A:54:THR:OG1	1	0.14
(1,15)	2:C:2:U:H3	1:A:55:ALA:N	1	0.14
(1,15)	2:C:2:U:H3	1:A:55:ALA:O	1	0.14
(1,15)	2:C:2:U:H3	1:A:56:GLY:N	1	0.14
(1,15)	2:C:2:U:H3	1:A:56:GLY:O	1	0.14
(1,15)	2:C:2:U:H3	1:A:57:PHE:N	1	0.14
(1,15)	2:C:2:U:H3	1:A:57:PHE:O	1	0.14
(1,15)	2:C:2:U:H3	1:A:58:ALA:N	1	0.14
(1,15)	2:C:2:U:H3	1:A:58:ALA:O	1	0.14
(1,15)	2:C:2:U:H3	1:A:60:SER:N	1	0.14
(1,15)	2:C:2:U:H3	1:A:60:SER:O	1	0.14
(1,15)	2:C:2:U:H3	1:A:60:SER:OG	1	0.14
(1,15)	2:C:2:U:H3	1:A:62:ASP:N	1	0.14
(1,15)	2:C:2:U:H3	1:A:62:ASP:O	1	0.14
(1,15)	2:C:2:U:H3	1:A:62:ASP:OD1	1	0.14
(1,15)	2:C:2:U:H3	1:A:62:ASP:OD2	1	0.14
(1,15)	2:C:2:U:H3	1:A:66:ILE:N	1	0.14
(1,15)	2:C:2:U:H3	1:A:66:ILE:O	1	0.14
(1,15)	2:C:2:U:H3	1:A:67:ARG:N	1	0.14
(1,15)	2:C:2:U:H3	1:A:67:ARG:NE	1	0.14
(1,15)	2:C:2:U:H3	1:A:67:ARG:NH1	1	0.14
(1,15)	2:C:2:U:H3	1:A:67:ARG:NH2	1	0.14
(1,15)	2:C:2:U:H3	1:A:67:ARG:O	1	0.14
(1,15)	2:C:2:U:H3	1:A:68:THR:N	1	0.14
(1,15)	2:C:2:U:H3	1:A:68:THR:O	1	0.14
(1,15)	2:C:2:U:H3	1:A:68:THR:OG1	1	0.14
(1,15)	2:C:2:U:H3	1:A:69:THR:N	1	0.14

Continued on next page...

Continued from previous page...

Key	Atom-1	Atom-2	Model ID	Violation (Å)
(1,15)	2:C:2:U:H3	1:A:69:THR:O	1	0.14
(1,15)	2:C:2:U:H3	1:A:69:THR:OG1	1	0.14
(1,15)	2:C:2:U:H3	1:A:70:GLY:N	1	0.14
(1,15)	2:C:2:U:H3	1:A:70:GLY:O	1	0.14
(1,15)	2:C:2:U:H3	1:A:71:VAL:N	1	0.14
(1,15)	2:C:2:U:H3	1:A:71:VAL:O	1	0.14
(1,15)	2:C:2:U:H3	1:A:73:ARG:N	1	0.14
(1,15)	2:C:2:U:H3	1:A:73:ARG:NE	1	0.14
(1,15)	2:C:2:U:H3	1:A:73:ARG:NH1	1	0.14
(1,15)	2:C:2:U:H3	1:A:73:ARG:NH2	1	0.14
(1,15)	2:C:2:U:H3	1:A:73:ARG:O	1	0.14
(1,15)	2:C:2:U:H3	1:A:75:ASP:N	1	0.14
(1,15)	2:C:2:U:H3	1:A:75:ASP:O	1	0.14
(1,15)	2:C:2:U:H3	1:A:75:ASP:OD1	1	0.14
(1,15)	2:C:2:U:H3	1:A:75:ASP:OD2	1	0.14
(1,15)	2:C:2:U:H3	1:A:76:GLN:N	1	0.14
(1,15)	2:C:2:U:H3	1:A:76:GLN:NE2	1	0.14
(1,15)	2:C:2:U:H3	1:A:76:GLN:O	1	0.14
(1,15)	2:C:2:U:H3	1:A:76:GLN:OE1	1	0.14
(1,15)	2:C:2:U:H3	1:A:85:ARG:N	1	0.14
(1,15)	2:C:2:U:H3	1:A:85:ARG:NE	1	0.14
(1,15)	2:C:2:U:H3	1:A:85:ARG:NH1	1	0.14
(1,15)	2:C:2:U:H3	1:A:85:ARG:NH2	1	0.14
(1,15)	2:C:2:U:H3	1:A:85:ARG:O	1	0.14
(1,15)	2:C:2:U:H3	1:A:100:GLU:N	1	0.14
(1,15)	2:C:2:U:H3	1:A:100:GLU:O	1	0.14
(1,15)	2:C:2:U:H3	1:A:100:GLU:OE1	1	0.14
(1,15)	2:C:2:U:H3	1:A:100:GLU:OE2	1	0.14
(1,15)	2:C:2:U:H3	1:A:104:ARG:N	1	0.14
(1,15)	2:C:2:U:H3	1:A:104:ARG:NE	1	0.14
(1,15)	2:C:2:U:H3	1:A:104:ARG:NH1	1	0.14
(1,15)	2:C:2:U:H3	1:A:104:ARG:NH2	1	0.14
(1,15)	2:C:2:U:H3	1:A:104:ARG:O	1	0.14
(1,20)	2:C:2:U:O2'	1:A:2:GLU:H	3	0.13
(1,20)	2:C:2:U:O2'	1:A:3:ARG:H	3	0.13
(1,20)	2:C:2:U:O2'	1:A:3:ARG:HE	3	0.13
(1,20)	2:C:2:U:O2'	1:A:3:ARG:HH11	3	0.13
(1,20)	2:C:2:U:O2'	1:A:3:ARG:HH12	3	0.13
(1,20)	2:C:2:U:O2'	1:A:3:ARG:HH21	3	0.13
(1,20)	2:C:2:U:O2'	1:A:3:ARG:HH22	3	0.13
(1,20)	2:C:2:U:O2'	1:A:4:GLY:H	3	0.13
(1,20)	2:C:2:U:O2'	1:A:5:GLU:H	3	0.13

Continued on next page...

Continued from previous page...

Key	Atom-1	Atom-2	Model ID	Violation (Å)
(1,20)	2:C:2:U:O2'	1:A:6:ILE:H	3	0.13
(1,20)	2:C:2:U:O2'	1:A:7:TRP:H	3	0.13
(1,20)	2:C:2:U:O2'	1:A:7:TRP:HE1	3	0.13
(1,20)	2:C:2:U:O2'	1:A:8:LEU:H	3	0.13
(1,20)	2:C:2:U:O2'	1:A:9:VAL:H	3	0.13
(1,20)	2:C:2:U:O2'	1:A:10:SER:H	3	0.13
(1,20)	2:C:2:U:O2'	1:A:10:SER:HG	3	0.13
(1,20)	2:C:2:U:O2'	1:A:11:LEU:H	3	0.13
(1,20)	2:C:2:U:O2'	1:A:12:ASP:H	3	0.13
(1,20)	2:C:2:U:O2'	1:A:14:THR:H	3	0.13
(1,20)	2:C:2:U:O2'	1:A:14:THR:HG1	3	0.13
(1,20)	2:C:2:U:O2'	1:A:15:ALA:H	3	0.13
(1,20)	2:C:2:U:O2'	1:A:16:GLY:H	3	0.13
(1,20)	2:C:2:U:O2'	1:A:17:HIS:H	3	0.13
(1,20)	2:C:2:U:O2'	1:A:17:HIS:HD1	3	0.13
(1,20)	2:C:2:U:O2'	1:A:17:HIS:HE2	3	0.13
(1,20)	2:C:2:U:O2'	1:A:18:GLU:H	3	0.13
(1,20)	2:C:2:U:O2'	1:A:19:GLN:H	3	0.13
(1,20)	2:C:2:U:O2'	1:A:19:GLN:HE21	3	0.13
(1,20)	2:C:2:U:O2'	1:A:19:GLN:HE22	3	0.13
(1,20)	2:C:2:U:O2'	1:A:20:GLN:H	3	0.13
(1,20)	2:C:2:U:O2'	1:A:20:GLN:HE21	3	0.13
(1,20)	2:C:2:U:O2'	1:A:20:GLN:HE22	3	0.13
(1,20)	2:C:2:U:O2'	1:A:21:GLY:H	3	0.13
(1,20)	2:C:2:U:O2'	1:A:22:THR:H	3	0.13
(1,20)	2:C:2:U:O2'	1:A:22:THR:HG1	3	0.13
(1,20)	2:C:2:U:O2'	1:A:23:ARG:H	3	0.13
(1,20)	2:C:2:U:O2'	1:A:23:ARG:HE	3	0.13
(1,20)	2:C:2:U:O2'	1:A:23:ARG:HH11	3	0.13
(1,20)	2:C:2:U:O2'	1:A:23:ARG:HH12	3	0.13
(1,20)	2:C:2:U:O2'	1:A:23:ARG:HH21	3	0.13
(1,20)	2:C:2:U:O2'	1:A:23:ARG:HH22	3	0.13
(1,20)	2:C:2:U:O2'	1:A:25:VAL:H	3	0.13
(1,20)	2:C:2:U:O2'	1:A:26:LEU:H	3	0.13
(1,20)	2:C:2:U:O2'	1:A:27:ILE:H	3	0.13
(1,20)	2:C:2:U:O2'	1:A:28:VAL:H	3	0.13
(1,20)	2:C:2:U:O2'	1:A:29:THR:H	3	0.13
(1,20)	2:C:2:U:O2'	1:A:29:THR:HG1	3	0.13
(1,20)	2:C:2:U:O2'	1:A:31:ALA:H	3	0.13
(1,20)	2:C:2:U:O2'	1:A:32:ALA:H	3	0.13
(1,20)	2:C:2:U:O2'	1:A:33:PHE:H	3	0.13
(1,20)	2:C:2:U:O2'	1:A:34:ASN:H	3	0.13

Continued on next page...

Continued from previous page...

Key	Atom-1	Atom-2	Model ID	Violation (Å)
(1,20)	2:C:2:U:O2'	1:A:34:ASN:HD21	3	0.13
(1,20)	2:C:2:U:O2'	1:A:34:ASN:HD22	3	0.13
(1,20)	2:C:2:U:O2'	1:A:35:ARG:H	3	0.13
(1,20)	2:C:2:U:O2'	1:A:35:ARG:HE	3	0.13
(1,20)	2:C:2:U:O2'	1:A:35:ARG:HH11	3	0.13
(1,20)	2:C:2:U:O2'	1:A:35:ARG:HH12	3	0.13
(1,20)	2:C:2:U:O2'	1:A:35:ARG:HH21	3	0.13
(1,20)	2:C:2:U:O2'	1:A:35:ARG:HH22	3	0.13
(1,20)	2:C:2:U:O2'	1:A:36:VAL:H	3	0.13
(1,20)	2:C:2:U:O2'	1:A:37:THR:H	3	0.13
(1,20)	2:C:2:U:O2'	1:A:37:THR:HG1	3	0.13
(1,20)	2:C:2:U:O2'	1:A:38:ARG:H	3	0.13
(1,20)	2:C:2:U:O2'	1:A:38:ARG:HE	3	0.13
(1,20)	2:C:2:U:O2'	1:A:38:ARG:HH11	3	0.13
(1,20)	2:C:2:U:O2'	1:A:38:ARG:HH12	3	0.13
(1,20)	2:C:2:U:O2'	1:A:38:ARG:HH21	3	0.13
(1,20)	2:C:2:U:O2'	1:A:38:ARG:HH22	3	0.13
(1,20)	2:C:2:U:O2'	1:A:39:LEU:H	3	0.13
(1,20)	2:C:2:U:O2'	1:A:41:VAL:H	3	0.13
(1,20)	2:C:2:U:O2'	1:A:42:VAL:H	3	0.13
(1,20)	2:C:2:U:O2'	1:A:43:VAL:H	3	0.13
(1,20)	2:C:2:U:O2'	1:A:45:VAL:H	3	0.13
(1,20)	2:C:2:U:O2'	1:A:46:THR:H	3	0.13
(1,20)	2:C:2:U:O2'	1:A:46:THR:HG1	3	0.13
(1,20)	2:C:2:U:O2'	1:A:47:SER:H	3	0.13
(1,20)	2:C:2:U:O2'	1:A:47:SER:HG	3	0.13
(1,20)	2:C:2:U:O2'	1:A:48:GLY:H	3	0.13
(1,20)	2:C:2:U:O2'	1:A:49:GLY:H	3	0.13
(1,20)	2:C:2:U:O2'	1:A:50:ASN:H	3	0.13
(1,20)	2:C:2:U:O2'	1:A:50:ASN:HD21	3	0.13
(1,20)	2:C:2:U:O2'	1:A:50:ASN:HD22	3	0.13
(1,20)	2:C:2:U:O2'	1:A:51:PHE:H	3	0.13
(1,20)	2:C:2:U:O2'	1:A:52:ALA:H	3	0.13
(1,20)	2:C:2:U:O2'	1:A:53:ARG:H	3	0.13
(1,20)	2:C:2:U:O2'	1:A:53:ARG:HE	3	0.13
(1,20)	2:C:2:U:O2'	1:A:53:ARG:HH11	3	0.13
(1,20)	2:C:2:U:O2'	1:A:53:ARG:HH12	3	0.13
(1,20)	2:C:2:U:O2'	1:A:53:ARG:HH21	3	0.13
(1,20)	2:C:2:U:O2'	1:A:53:ARG:HH22	3	0.13
(1,20)	2:C:2:U:O2'	1:A:54:THR:H	3	0.13
(1,20)	2:C:2:U:O2'	1:A:54:THR:HG1	3	0.13
(1,20)	2:C:2:U:O2'	1:A:55:ALA:H	3	0.13

Continued on next page...

Continued from previous page...

Key	Atom-1	Atom-2	Model ID	Violation (Å)
(1,20)	2:C:2:U:O2'	1:A:56:GLY:H	3	0.13
(1,20)	2:C:2:U:O2'	1:A:57:PHE:H	3	0.13
(1,20)	2:C:2:U:O2'	1:A:58:ALA:H	3	0.13
(1,20)	2:C:2:U:O2'	1:A:59:VAL:H	3	0.13
(1,20)	2:C:2:U:O2'	1:A:60:SER:H	3	0.13
(1,20)	2:C:2:U:O2'	1:A:60:SER:HG	3	0.13
(1,20)	2:C:2:U:O2'	1:A:61:LEU:H	3	0.13
(1,20)	2:C:2:U:O2'	1:A:62:ASP:H	3	0.13
(1,20)	2:C:2:U:O2'	1:A:63:GLY:H	3	0.13
(1,20)	2:C:2:U:O2'	1:A:64:VAL:H	3	0.13
(1,20)	2:C:2:U:O2'	1:A:65:GLY:H	3	0.13
(1,20)	2:C:2:U:O2'	1:A:66:ILE:H	3	0.13
(1,20)	2:C:2:U:O2'	1:A:67:ARG:H	3	0.13
(1,20)	2:C:2:U:O2'	1:A:67:ARG:HE	3	0.13
(1,20)	2:C:2:U:O2'	1:A:67:ARG:HH11	3	0.13
(1,20)	2:C:2:U:O2'	1:A:67:ARG:HH12	3	0.13
(1,20)	2:C:2:U:O2'	1:A:67:ARG:HH21	3	0.13
(1,20)	2:C:2:U:O2'	1:A:67:ARG:HH22	3	0.13
(1,20)	2:C:2:U:O2'	1:A:68:THR:H	3	0.13
(1,20)	2:C:2:U:O2'	1:A:68:THR:HG1	3	0.13
(1,20)	2:C:2:U:O2'	1:A:69:THR:H	3	0.13
(1,20)	2:C:2:U:O2'	1:A:69:THR:HG1	3	0.13
(1,20)	2:C:2:U:O2'	1:A:70:GLY:H	3	0.13
(1,20)	2:C:2:U:O2'	1:A:71:VAL:H	3	0.13
(1,20)	2:C:2:U:O2'	1:A:72:VAL:H	3	0.13
(1,20)	2:C:2:U:O2'	1:A:73:ARG:H	3	0.13
(1,20)	2:C:2:U:O2'	1:A:73:ARG:HE	3	0.13
(1,20)	2:C:2:U:O2'	1:A:73:ARG:HH11	3	0.13
(1,20)	2:C:2:U:O2'	1:A:73:ARG:HH12	3	0.13
(1,20)	2:C:2:U:O2'	1:A:73:ARG:HH21	3	0.13
(1,20)	2:C:2:U:O2'	1:A:73:ARG:HH22	3	0.13
(1,20)	2:C:2:U:O2'	1:A:74:CYS:H	3	0.13
(1,20)	2:C:2:U:O2'	1:A:74:CYS:HG	3	0.13
(1,20)	2:C:2:U:O2'	1:A:75:ASP:H	3	0.13
(1,20)	2:C:2:U:O2'	1:A:76:GLN:H	3	0.13
(1,20)	2:C:2:U:O2'	1:A:76:GLN:HE21	3	0.13
(1,20)	2:C:2:U:O2'	1:A:76:GLN:HE22	3	0.13
(1,20)	2:C:2:U:O2'	1:A:78:ARG:H	3	0.13
(1,20)	2:C:2:U:O2'	1:A:78:ARG:HE	3	0.13
(1,20)	2:C:2:U:O2'	1:A:78:ARG:HH11	3	0.13
(1,20)	2:C:2:U:O2'	1:A:78:ARG:HH12	3	0.13
(1,20)	2:C:2:U:O2'	1:A:78:ARG:HH21	3	0.13

Continued on next page...

Continued from previous page...

Key	Atom-1	Atom-2	Model ID	Violation (Å)
(1,20)	2:C:2:U:O2'	1:A:78:ARG:HH22	3	0.13
(1,20)	2:C:2:U:O2'	1:A:79:THR:H	3	0.13
(1,20)	2:C:2:U:O2'	1:A:79:THR:HG1	3	0.13
(1,20)	2:C:2:U:O2'	1:A:80:ILE:H	3	0.13
(1,20)	2:C:2:U:O2'	1:A:81:ASP:H	3	0.13
(1,20)	2:C:2:U:O2'	1:A:82:MET:H	3	0.13
(1,20)	2:C:2:U:O2'	1:A:83:LYS:H	3	0.13
(1,20)	2:C:2:U:O2'	1:A:83:LYS:HZ1	3	0.13
(1,20)	2:C:2:U:O2'	1:A:83:LYS:HZ2	3	0.13
(1,20)	2:C:2:U:O2'	1:A:83:LYS:HZ3	3	0.13
(1,20)	2:C:2:U:O2'	1:A:84:ALA:H	3	0.13
(1,20)	2:C:2:U:O2'	1:A:85:ARG:H	3	0.13
(1,20)	2:C:2:U:O2'	1:A:85:ARG:HE	3	0.13
(1,20)	2:C:2:U:O2'	1:A:85:ARG:HH11	3	0.13
(1,20)	2:C:2:U:O2'	1:A:85:ARG:HH12	3	0.13
(1,20)	2:C:2:U:O2'	1:A:85:ARG:HH21	3	0.13
(1,20)	2:C:2:U:O2'	1:A:85:ARG:HH22	3	0.13
(1,20)	2:C:2:U:O2'	1:A:86:GLY:H	3	0.13
(1,20)	2:C:2:U:O2'	1:A:87:GLY:H	3	0.13
(1,20)	2:C:2:U:O2'	1:A:88:LYS:H	3	0.13
(1,20)	2:C:2:U:O2'	1:A:88:LYS:HZ1	3	0.13
(1,20)	2:C:2:U:O2'	1:A:88:LYS:HZ2	3	0.13
(1,20)	2:C:2:U:O2'	1:A:88:LYS:HZ3	3	0.13
(1,20)	2:C:2:U:O2'	1:A:89:ARG:H	3	0.13
(1,20)	2:C:2:U:O2'	1:A:89:ARG:HE	3	0.13
(1,20)	2:C:2:U:O2'	1:A:89:ARG:HH11	3	0.13
(1,20)	2:C:2:U:O2'	1:A:89:ARG:HH12	3	0.13
(1,20)	2:C:2:U:O2'	1:A:89:ARG:HH21	3	0.13
(1,20)	2:C:2:U:O2'	1:A:89:ARG:HH22	3	0.13
(1,20)	2:C:2:U:O2'	1:A:90:LEU:H	3	0.13
(1,20)	2:C:2:U:O2'	1:A:91:GLU:H	3	0.13
(1,20)	2:C:2:U:O2'	1:A:92:ARG:H	3	0.13
(1,20)	2:C:2:U:O2'	1:A:92:ARG:HE	3	0.13
(1,20)	2:C:2:U:O2'	1:A:92:ARG:HH11	3	0.13
(1,20)	2:C:2:U:O2'	1:A:92:ARG:HH12	3	0.13
(1,20)	2:C:2:U:O2'	1:A:92:ARG:HH21	3	0.13
(1,20)	2:C:2:U:O2'	1:A:92:ARG:HH22	3	0.13
(1,20)	2:C:2:U:O2'	1:A:93:VAL:H	3	0.13
(1,20)	2:C:2:U:O2'	1:A:95:GLU:H	3	0.13
(1,20)	2:C:2:U:O2'	1:A:96:THR:H	3	0.13
(1,20)	2:C:2:U:O2'	1:A:96:THR:HG1	3	0.13
(1,20)	2:C:2:U:O2'	1:A:97:ILE:H	3	0.13

Continued on next page...

Continued from previous page...

Key	Atom-1	Atom-2	Model ID	Violation (Å)
(1,20)	2:C:2:U:O2'	1:A:98:MET:H	3	0.13
(1,20)	2:C:2:U:O2'	1:A:99:ASN:H	3	0.13
(1,20)	2:C:2:U:O2'	1:A:99:ASN:HD21	3	0.13
(1,20)	2:C:2:U:O2'	1:A:99:ASN:HD22	3	0.13
(1,20)	2:C:2:U:O2'	1:A:100:GLU:H	3	0.13
(1,20)	2:C:2:U:O2'	1:A:101:VAL:H	3	0.13
(1,20)	2:C:2:U:O2'	1:A:102:LEU:H	3	0.13
(1,20)	2:C:2:U:O2'	1:A:103:GLY:H	3	0.13
(1,20)	2:C:2:U:O2'	1:A:104:ARG:H	3	0.13
(1,20)	2:C:2:U:O2'	1:A:104:ARG:HE	3	0.13
(1,20)	2:C:2:U:O2'	1:A:104:ARG:HH11	3	0.13
(1,20)	2:C:2:U:O2'	1:A:104:ARG:HH12	3	0.13
(1,20)	2:C:2:U:O2'	1:A:104:ARG:HH21	3	0.13
(1,20)	2:C:2:U:O2'	1:A:104:ARG:HH22	3	0.13
(1,20)	2:C:2:U:O2'	1:A:105:LEU:H	3	0.13
(1,20)	2:C:2:U:O2'	1:A:106:SER:H	3	0.13
(1,20)	2:C:2:U:O2'	1:A:106:SER:HG	3	0.13
(1,20)	2:C:2:U:O2'	1:A:107:THR:H	3	0.13
(1,20)	2:C:2:U:O2'	1:A:107:THR:HG1	3	0.13
(1,20)	2:C:2:U:O2'	1:A:108:ILE:H	3	0.13
(1,20)	2:C:2:U:O2'	1:A:109:LEU:H	3	0.13
(1,20)	2:C:2:U:O2'	1:A:110:THR:H	3	0.13
(1,20)	2:C:2:U:O2'	1:A:110:THR:HG1	3	0.13
(2,1)	2:C:2:U:HO2'	2:C:3:A:OP2	4	0.12
(1,8)	1:A:69:THR:C	2:C:1:A:C1'	3	0.12
(1,8)	1:A:69:THR:C	2:C:1:A:C2	3	0.12
(1,8)	1:A:69:THR:C	2:C:1:A:C2'	3	0.12
(1,8)	1:A:69:THR:C	2:C:1:A:C3'	3	0.12
(1,8)	1:A:69:THR:C	2:C:1:A:C4	3	0.12
(1,8)	1:A:69:THR:C	2:C:1:A:C4'	3	0.12
(1,8)	1:A:69:THR:C	2:C:1:A:C5	3	0.12
(1,8)	1:A:69:THR:C	2:C:1:A:C5'	3	0.12
(1,8)	1:A:69:THR:C	2:C:1:A:C6	3	0.12
(1,8)	1:A:69:THR:C	2:C:1:A:C8	3	0.12
(1,8)	1:A:69:THR:C	2:C:1:A:H1'	3	0.12
(1,8)	1:A:69:THR:C	2:C:1:A:H2	3	0.12
(1,8)	1:A:69:THR:C	2:C:1:A:H2'	3	0.12
(1,8)	1:A:69:THR:C	2:C:1:A:H3'	3	0.12
(1,8)	1:A:69:THR:C	2:C:1:A:H4'	3	0.12
(1,8)	1:A:69:THR:C	2:C:1:A:H5'	3	0.12
(1,8)	1:A:69:THR:C	2:C:1:A:H5''	3	0.12
(1,8)	1:A:69:THR:C	2:C:1:A:H61	3	0.12

Continued on next page...

Continued from previous page...

Key	Atom-1	Atom-2	Model ID	Violation (Å)
(1,8)	1:A:69:THR:C	2:C:1:A:H62	3	0.12
(1,8)	1:A:69:THR:C	2:C:1:A:H8	3	0.12
(1,8)	1:A:69:THR:C	2:C:1:A:HO2'	3	0.12
(1,8)	1:A:69:THR:C	2:C:1:A:N1	3	0.12
(1,8)	1:A:69:THR:C	2:C:1:A:N3	3	0.12
(1,8)	1:A:69:THR:C	2:C:1:A:N6	3	0.12
(1,8)	1:A:69:THR:C	2:C:1:A:N7	3	0.12
(1,8)	1:A:69:THR:C	2:C:1:A:N9	3	0.12
(1,8)	1:A:69:THR:C	2:C:1:A:O2'	3	0.12
(1,8)	1:A:69:THR:C	2:C:1:A:O3'	3	0.12
(1,8)	1:A:69:THR:C	2:C:1:A:O4'	3	0.12
(1,8)	1:A:69:THR:C	2:C:1:A:O5'	3	0.12
(1,8)	1:A:69:THR:C	2:C:2:U:C1'	3	0.12
(1,8)	1:A:69:THR:C	2:C:2:U:C2	3	0.12
(1,8)	1:A:69:THR:C	2:C:2:U:C2'	3	0.12
(1,8)	1:A:69:THR:C	2:C:2:U:C3'	3	0.12
(1,8)	1:A:69:THR:C	2:C:2:U:C4	3	0.12
(1,8)	1:A:69:THR:C	2:C:2:U:C4'	3	0.12
(1,8)	1:A:69:THR:C	2:C:2:U:C5	3	0.12
(1,8)	1:A:69:THR:C	2:C:2:U:C5'	3	0.12
(1,8)	1:A:69:THR:C	2:C:2:U:C6	3	0.12
(1,8)	1:A:69:THR:C	2:C:2:U:H1'	3	0.12
(1,8)	1:A:69:THR:C	2:C:2:U:H2'	3	0.12
(1,8)	1:A:69:THR:C	2:C:2:U:H3	3	0.12
(1,8)	1:A:69:THR:C	2:C:2:U:H3'	3	0.12
(1,8)	1:A:69:THR:C	2:C:2:U:H4'	3	0.12
(1,8)	1:A:69:THR:C	2:C:2:U:H5	3	0.12
(1,8)	1:A:69:THR:C	2:C:2:U:H5'	3	0.12
(1,8)	1:A:69:THR:C	2:C:2:U:H5''	3	0.12
(1,8)	1:A:69:THR:C	2:C:2:U:H6	3	0.12
(1,8)	1:A:69:THR:C	2:C:2:U:HO2'	3	0.12
(1,8)	1:A:69:THR:C	2:C:2:U:N1	3	0.12
(1,8)	1:A:69:THR:C	2:C:2:U:N3	3	0.12
(1,8)	1:A:69:THR:C	2:C:2:U:O2	3	0.12
(1,8)	1:A:69:THR:C	2:C:2:U:O2'	3	0.12
(1,8)	1:A:69:THR:C	2:C:2:U:O3'	3	0.12
(1,8)	1:A:69:THR:C	2:C:2:U:O4	3	0.12
(1,8)	1:A:69:THR:C	2:C:2:U:O4'	3	0.12
(1,8)	1:A:69:THR:C	2:C:2:U:O5'	3	0.12
(1,8)	1:A:69:THR:C	2:C:2:U:OP1	3	0.12
(1,8)	1:A:69:THR:C	2:C:2:U:OP2	3	0.12
(1,8)	1:A:69:THR:C	2:C:2:U:P	3	0.12

Continued on next page...

Continued from previous page...

Key	Atom-1	Atom-2	Model ID	Violation (Å)
(1,8)	1:A:69:THR:C	2:C:3:A:C1'	3	0.12
(1,8)	1:A:69:THR:C	2:C:3:A:C2	3	0.12
(1,8)	1:A:69:THR:C	2:C:3:A:C2'	3	0.12
(1,8)	1:A:69:THR:C	2:C:3:A:C3'	3	0.12
(1,8)	1:A:69:THR:C	2:C:3:A:C4	3	0.12
(1,8)	1:A:69:THR:C	2:C:3:A:C4'	3	0.12
(1,8)	1:A:69:THR:C	2:C:3:A:C5	3	0.12
(1,8)	1:A:69:THR:C	2:C:3:A:C5'	3	0.12
(1,8)	1:A:69:THR:C	2:C:3:A:C6	3	0.12
(1,8)	1:A:69:THR:C	2:C:3:A:C8	3	0.12
(1,8)	1:A:69:THR:C	2:C:3:A:H1'	3	0.12
(1,8)	1:A:69:THR:C	2:C:3:A:H2	3	0.12
(1,8)	1:A:69:THR:C	2:C:3:A:H2'	3	0.12
(1,8)	1:A:69:THR:C	2:C:3:A:H3'	3	0.12
(1,8)	1:A:69:THR:C	2:C:3:A:H4'	3	0.12
(1,8)	1:A:69:THR:C	2:C:3:A:H5'	3	0.12
(1,8)	1:A:69:THR:C	2:C:3:A:H5''	3	0.12
(1,8)	1:A:69:THR:C	2:C:3:A:H61	3	0.12
(1,8)	1:A:69:THR:C	2:C:3:A:H62	3	0.12
(1,8)	1:A:69:THR:C	2:C:3:A:H8	3	0.12
(1,8)	1:A:69:THR:C	2:C:3:A:HO2'	3	0.12
(1,8)	1:A:69:THR:C	2:C:3:A:N1	3	0.12
(1,8)	1:A:69:THR:C	2:C:3:A:N3	3	0.12
(1,8)	1:A:69:THR:C	2:C:3:A:N6	3	0.12
(1,8)	1:A:69:THR:C	2:C:3:A:N7	3	0.12
(1,8)	1:A:69:THR:C	2:C:3:A:N9	3	0.12
(1,8)	1:A:69:THR:C	2:C:3:A:O2'	3	0.12
(1,8)	1:A:69:THR:C	2:C:3:A:O3'	3	0.12
(1,8)	1:A:69:THR:C	2:C:3:A:O4'	3	0.12
(1,8)	1:A:69:THR:C	2:C:3:A:O5'	3	0.12
(1,8)	1:A:69:THR:C	2:C:3:A:OP1	3	0.12
(1,8)	1:A:69:THR:C	2:C:3:A:OP2	3	0.12
(1,8)	1:A:69:THR:C	2:C:3:A:P	3	0.12
(1,8)	1:A:69:THR:C	2:C:4:C:C1'	3	0.12
(1,8)	1:A:69:THR:C	2:C:4:C:C2	3	0.12
(1,8)	1:A:69:THR:C	2:C:4:C:C2'	3	0.12
(1,8)	1:A:69:THR:C	2:C:4:C:C3'	3	0.12
(1,8)	1:A:69:THR:C	2:C:4:C:C4	3	0.12
(1,8)	1:A:69:THR:C	2:C:4:C:C4'	3	0.12
(1,8)	1:A:69:THR:C	2:C:4:C:C5	3	0.12
(1,8)	1:A:69:THR:C	2:C:4:C:C5'	3	0.12
(1,8)	1:A:69:THR:C	2:C:4:C:C6	3	0.12

Continued on next page...

Continued from previous page...

Key	Atom-1	Atom-2	Model ID	Violation (Å)
(1,8)	1:A:69:THR:C	2:C:4:C:H1'	3	0.12
(1,8)	1:A:69:THR:C	2:C:4:C:H2'	3	0.12
(1,8)	1:A:69:THR:C	2:C:4:C:H3'	3	0.12
(1,8)	1:A:69:THR:C	2:C:4:C:H4'	3	0.12
(1,8)	1:A:69:THR:C	2:C:4:C:H41	3	0.12
(1,8)	1:A:69:THR:C	2:C:4:C:H42	3	0.12
(1,8)	1:A:69:THR:C	2:C:4:C:H5	3	0.12
(1,8)	1:A:69:THR:C	2:C:4:C:H5'	3	0.12
(1,8)	1:A:69:THR:C	2:C:4:C:H5''	3	0.12
(1,8)	1:A:69:THR:C	2:C:4:C:H6	3	0.12
(1,8)	1:A:69:THR:C	2:C:4:C:HO2'	3	0.12
(1,8)	1:A:69:THR:C	2:C:4:C:N1	3	0.12
(1,8)	1:A:69:THR:C	2:C:4:C:N3	3	0.12
(1,8)	1:A:69:THR:C	2:C:4:C:N4	3	0.12
(1,8)	1:A:69:THR:C	2:C:4:C:O2	3	0.12
(1,8)	1:A:69:THR:C	2:C:4:C:O2'	3	0.12
(1,8)	1:A:69:THR:C	2:C:4:C:O3'	3	0.12
(1,8)	1:A:69:THR:C	2:C:4:C:O4'	3	0.12
(1,8)	1:A:69:THR:C	2:C:4:C:O5'	3	0.12
(1,8)	1:A:69:THR:C	2:C:4:C:OP1	3	0.12
(1,8)	1:A:69:THR:C	2:C:4:C:OP2	3	0.12
(1,8)	1:A:69:THR:C	2:C:4:C:P	3	0.12
(1,8)	1:A:69:THR:C	2:C:5:A:C1'	3	0.12
(1,8)	1:A:69:THR:C	2:C:5:A:C2	3	0.12
(1,8)	1:A:69:THR:C	2:C:5:A:C2'	3	0.12
(1,8)	1:A:69:THR:C	2:C:5:A:C3'	3	0.12
(1,8)	1:A:69:THR:C	2:C:5:A:C4	3	0.12
(1,8)	1:A:69:THR:C	2:C:5:A:C4'	3	0.12
(1,8)	1:A:69:THR:C	2:C:5:A:C5	3	0.12
(1,8)	1:A:69:THR:C	2:C:5:A:C5'	3	0.12
(1,8)	1:A:69:THR:C	2:C:5:A:C6	3	0.12
(1,8)	1:A:69:THR:C	2:C:5:A:C8	3	0.12
(1,8)	1:A:69:THR:C	2:C:5:A:H1'	3	0.12
(1,8)	1:A:69:THR:C	2:C:5:A:H2	3	0.12
(1,8)	1:A:69:THR:C	2:C:5:A:H2'	3	0.12
(1,8)	1:A:69:THR:C	2:C:5:A:H3'	3	0.12
(1,8)	1:A:69:THR:C	2:C:5:A:H4'	3	0.12
(1,8)	1:A:69:THR:C	2:C:5:A:H5'	3	0.12
(1,8)	1:A:69:THR:C	2:C:5:A:H5''	3	0.12
(1,8)	1:A:69:THR:C	2:C:5:A:H61	3	0.12
(1,8)	1:A:69:THR:C	2:C:5:A:H62	3	0.12
(1,8)	1:A:69:THR:C	2:C:5:A:H8	3	0.12

Continued on next page...

Continued from previous page...

Key	Atom-1	Atom-2	Model ID	Violation (Å)
(1,8)	1:A:69:THR:C	2:C:5:A:HO2'	3	0.12
(1,8)	1:A:69:THR:C	2:C:5:A:N1	3	0.12
(1,8)	1:A:69:THR:C	2:C:5:A:N3	3	0.12
(1,8)	1:A:69:THR:C	2:C:5:A:N6	3	0.12
(1,8)	1:A:69:THR:C	2:C:5:A:N7	3	0.12
(1,8)	1:A:69:THR:C	2:C:5:A:N9	3	0.12
(1,8)	1:A:69:THR:C	2:C:5:A:O2'	3	0.12
(1,8)	1:A:69:THR:C	2:C:5:A:O3'	3	0.12
(1,8)	1:A:69:THR:C	2:C:5:A:O4'	3	0.12
(1,8)	1:A:69:THR:C	2:C:5:A:O5'	3	0.12
(1,8)	1:A:69:THR:C	2:C:5:A:OP1	3	0.12
(1,8)	1:A:69:THR:C	2:C:5:A:OP2	3	0.12
(1,8)	1:A:69:THR:C	2:C:5:A:P	3	0.12
(1,8)	1:A:69:THR:CA	2:C:1:A:C1'	3	0.12
(1,8)	1:A:69:THR:CA	2:C:1:A:C2	3	0.12
(1,8)	1:A:69:THR:CA	2:C:1:A:C2'	3	0.12
(1,8)	1:A:69:THR:CA	2:C:1:A:C3'	3	0.12
(1,8)	1:A:69:THR:CA	2:C:1:A:C4	3	0.12
(1,8)	1:A:69:THR:CA	2:C:1:A:C4'	3	0.12
(1,8)	1:A:69:THR:CA	2:C:1:A:C5	3	0.12
(1,8)	1:A:69:THR:CA	2:C:1:A:C5'	3	0.12
(1,8)	1:A:69:THR:CA	2:C:1:A:C6	3	0.12
(1,8)	1:A:69:THR:CA	2:C:1:A:C8	3	0.12
(1,8)	1:A:69:THR:CA	2:C:1:A:H1'	3	0.12
(1,8)	1:A:69:THR:CA	2:C:1:A:H2	3	0.12
(1,8)	1:A:69:THR:CA	2:C:1:A:H2'	3	0.12
(1,8)	1:A:69:THR:CA	2:C:1:A:H3'	3	0.12
(1,8)	1:A:69:THR:CA	2:C:1:A:H4'	3	0.12
(1,8)	1:A:69:THR:CA	2:C:1:A:H5'	3	0.12
(1,8)	1:A:69:THR:CA	2:C:1:A:H5''	3	0.12
(1,8)	1:A:69:THR:CA	2:C:1:A:H61	3	0.12
(1,8)	1:A:69:THR:CA	2:C:1:A:H62	3	0.12
(1,8)	1:A:69:THR:CA	2:C:1:A:H8	3	0.12
(1,8)	1:A:69:THR:CA	2:C:1:A:HO2'	3	0.12
(1,8)	1:A:69:THR:CA	2:C:1:A:N1	3	0.12
(1,8)	1:A:69:THR:CA	2:C:1:A:N3	3	0.12
(1,8)	1:A:69:THR:CA	2:C:1:A:N6	3	0.12
(1,8)	1:A:69:THR:CA	2:C:1:A:N7	3	0.12
(1,8)	1:A:69:THR:CA	2:C:1:A:N9	3	0.12
(1,8)	1:A:69:THR:CA	2:C:1:A:O2'	3	0.12
(1,8)	1:A:69:THR:CA	2:C:1:A:O3'	3	0.12
(1,8)	1:A:69:THR:CA	2:C:1:A:O4'	3	0.12

Continued on next page...

Continued from previous page...

Key	Atom-1	Atom-2	Model ID	Violation (Å)
(1,8)	1:A:69:THR:CA	2:C:1:A:O5'	3	0.12
(1,8)	1:A:69:THR:CA	2:C:2:U:C1'	3	0.12
(1,8)	1:A:69:THR:CA	2:C:2:U:C2	3	0.12
(1,8)	1:A:69:THR:CA	2:C:2:U:C2'	3	0.12
(1,8)	1:A:69:THR:CA	2:C:2:U:C3'	3	0.12
(1,8)	1:A:69:THR:CA	2:C:2:U:C4	3	0.12
(1,8)	1:A:69:THR:CA	2:C:2:U:C4'	3	0.12
(1,8)	1:A:69:THR:CA	2:C:2:U:C5	3	0.12
(1,8)	1:A:69:THR:CA	2:C:2:U:C5'	3	0.12
(1,8)	1:A:69:THR:CA	2:C:2:U:C6	3	0.12
(1,8)	1:A:69:THR:CA	2:C:2:U:H1'	3	0.12
(1,8)	1:A:69:THR:CA	2:C:2:U:H2'	3	0.12
(1,8)	1:A:69:THR:CA	2:C:2:U:H3	3	0.12
(1,8)	1:A:69:THR:CA	2:C:2:U:H3'	3	0.12
(1,8)	1:A:69:THR:CA	2:C:2:U:H4'	3	0.12
(1,8)	1:A:69:THR:CA	2:C:2:U:H5	3	0.12
(1,8)	1:A:69:THR:CA	2:C:2:U:H5'	3	0.12
(1,8)	1:A:69:THR:CA	2:C:2:U:H5''	3	0.12
(1,8)	1:A:69:THR:CA	2:C:2:U:H6	3	0.12
(1,8)	1:A:69:THR:CA	2:C:2:U:HO2'	3	0.12
(1,8)	1:A:69:THR:CA	2:C:2:U:N1	3	0.12
(1,8)	1:A:69:THR:CA	2:C:2:U:N3	3	0.12
(1,8)	1:A:69:THR:CA	2:C:2:U:O2	3	0.12
(1,8)	1:A:69:THR:CA	2:C:2:U:O2'	3	0.12
(1,8)	1:A:69:THR:CA	2:C:2:U:O3'	3	0.12
(1,8)	1:A:69:THR:CA	2:C:2:U:O4	3	0.12
(1,8)	1:A:69:THR:CA	2:C:2:U:O4'	3	0.12
(1,8)	1:A:69:THR:CA	2:C:2:U:O5'	3	0.12
(1,8)	1:A:69:THR:CA	2:C:2:U:OP1	3	0.12
(1,8)	1:A:69:THR:CA	2:C:2:U:OP2	3	0.12
(1,8)	1:A:69:THR:CA	2:C:2:U:P	3	0.12
(1,8)	1:A:69:THR:CA	2:C:3:A:C1'	3	0.12
(1,8)	1:A:69:THR:CA	2:C:3:A:C2	3	0.12
(1,8)	1:A:69:THR:CA	2:C:3:A:C2'	3	0.12
(1,8)	1:A:69:THR:CA	2:C:3:A:C3'	3	0.12
(1,8)	1:A:69:THR:CA	2:C:3:A:C4	3	0.12
(1,8)	1:A:69:THR:CA	2:C:3:A:C4'	3	0.12
(1,8)	1:A:69:THR:CA	2:C:3:A:C5	3	0.12
(1,8)	1:A:69:THR:CA	2:C:3:A:C5'	3	0.12
(1,8)	1:A:69:THR:CA	2:C:3:A:C6	3	0.12
(1,8)	1:A:69:THR:CA	2:C:3:A:C8	3	0.12
(1,8)	1:A:69:THR:CA	2:C:3:A:H1'	3	0.12

Continued on next page...

Continued from previous page...

Key	Atom-1	Atom-2	Model ID	Violation (Å)
(1,8)	1:A:69:THR:CA	2:C:3:A:H2	3	0.12
(1,8)	1:A:69:THR:CA	2:C:3:A:H2'	3	0.12
(1,8)	1:A:69:THR:CA	2:C:3:A:H3'	3	0.12
(1,8)	1:A:69:THR:CA	2:C:3:A:H4'	3	0.12
(1,8)	1:A:69:THR:CA	2:C:3:A:H5'	3	0.12
(1,8)	1:A:69:THR:CA	2:C:3:A:H5''	3	0.12
(1,8)	1:A:69:THR:CA	2:C:3:A:H61	3	0.12
(1,8)	1:A:69:THR:CA	2:C:3:A:H62	3	0.12
(1,8)	1:A:69:THR:CA	2:C:3:A:H8	3	0.12
(1,8)	1:A:69:THR:CA	2:C:3:A:HO2'	3	0.12
(1,8)	1:A:69:THR:CA	2:C:3:A:N1	3	0.12
(1,8)	1:A:69:THR:CA	2:C:3:A:N3	3	0.12
(1,8)	1:A:69:THR:CA	2:C:3:A:N6	3	0.12
(1,8)	1:A:69:THR:CA	2:C:3:A:N7	3	0.12
(1,8)	1:A:69:THR:CA	2:C:3:A:N9	3	0.12
(1,8)	1:A:69:THR:CA	2:C:3:A:O2'	3	0.12
(1,8)	1:A:69:THR:CA	2:C:3:A:O3'	3	0.12
(1,8)	1:A:69:THR:CA	2:C:3:A:O4'	3	0.12
(1,8)	1:A:69:THR:CA	2:C:3:A:O5'	3	0.12
(1,8)	1:A:69:THR:CA	2:C:3:A:OP1	3	0.12
(1,8)	1:A:69:THR:CA	2:C:3:A:OP2	3	0.12
(1,8)	1:A:69:THR:CA	2:C:3:A:P	3	0.12
(1,8)	1:A:69:THR:CA	2:C:4:C:C1'	3	0.12
(1,8)	1:A:69:THR:CA	2:C:4:C:C2	3	0.12
(1,8)	1:A:69:THR:CA	2:C:4:C:C2'	3	0.12
(1,8)	1:A:69:THR:CA	2:C:4:C:C3'	3	0.12
(1,8)	1:A:69:THR:CA	2:C:4:C:C4	3	0.12
(1,8)	1:A:69:THR:CA	2:C:4:C:C4'	3	0.12
(1,8)	1:A:69:THR:CA	2:C:4:C:C5	3	0.12
(1,8)	1:A:69:THR:CA	2:C:4:C:C5'	3	0.12
(1,8)	1:A:69:THR:CA	2:C:4:C:C6	3	0.12
(1,8)	1:A:69:THR:CA	2:C:4:C:H1'	3	0.12
(1,8)	1:A:69:THR:CA	2:C:4:C:H2'	3	0.12
(1,8)	1:A:69:THR:CA	2:C:4:C:H3'	3	0.12
(1,8)	1:A:69:THR:CA	2:C:4:C:H4'	3	0.12
(1,8)	1:A:69:THR:CA	2:C:4:C:H41	3	0.12
(1,8)	1:A:69:THR:CA	2:C:4:C:H42	3	0.12
(1,8)	1:A:69:THR:CA	2:C:4:C:H5	3	0.12
(1,8)	1:A:69:THR:CA	2:C:4:C:H5'	3	0.12
(1,8)	1:A:69:THR:CA	2:C:4:C:H5''	3	0.12
(1,8)	1:A:69:THR:CA	2:C:4:C:H6	3	0.12
(1,8)	1:A:69:THR:CA	2:C:4:C:HO2'	3	0.12

Continued on next page...

Continued from previous page...

Key	Atom-1	Atom-2	Model ID	Violation (Å)
(1,8)	1:A:69:THR:CA	2:C:4:C:N1	3	0.12
(1,8)	1:A:69:THR:CA	2:C:4:C:N3	3	0.12
(1,8)	1:A:69:THR:CA	2:C:4:C:N4	3	0.12
(1,8)	1:A:69:THR:CA	2:C:4:C:O2	3	0.12
(1,8)	1:A:69:THR:CA	2:C:4:C:O2'	3	0.12
(1,8)	1:A:69:THR:CA	2:C:4:C:O3'	3	0.12
(1,8)	1:A:69:THR:CA	2:C:4:C:O4'	3	0.12
(1,8)	1:A:69:THR:CA	2:C:4:C:O5'	3	0.12
(1,8)	1:A:69:THR:CA	2:C:4:C:OP1	3	0.12
(1,8)	1:A:69:THR:CA	2:C:4:C:OP2	3	0.12
(1,8)	1:A:69:THR:CA	2:C:4:C:P	3	0.12
(1,8)	1:A:69:THR:CA	2:C:5:A:C1'	3	0.12
(1,8)	1:A:69:THR:CA	2:C:5:A:C2	3	0.12
(1,8)	1:A:69:THR:CA	2:C:5:A:C2'	3	0.12
(1,8)	1:A:69:THR:CA	2:C:5:A:C3'	3	0.12
(1,8)	1:A:69:THR:CA	2:C:5:A:C4	3	0.12
(1,8)	1:A:69:THR:CA	2:C:5:A:C4'	3	0.12
(1,8)	1:A:69:THR:CA	2:C:5:A:C5	3	0.12
(1,8)	1:A:69:THR:CA	2:C:5:A:C5'	3	0.12
(1,8)	1:A:69:THR:CA	2:C:5:A:C6	3	0.12
(1,8)	1:A:69:THR:CA	2:C:5:A:C8	3	0.12
(1,8)	1:A:69:THR:CA	2:C:5:A:H1'	3	0.12
(1,8)	1:A:69:THR:CA	2:C:5:A:H2	3	0.12
(1,8)	1:A:69:THR:CA	2:C:5:A:H2'	3	0.12
(1,8)	1:A:69:THR:CA	2:C:5:A:H3'	3	0.12
(1,8)	1:A:69:THR:CA	2:C:5:A:H4'	3	0.12
(1,8)	1:A:69:THR:CA	2:C:5:A:H5'	3	0.12
(1,8)	1:A:69:THR:CA	2:C:5:A:H5''	3	0.12
(1,8)	1:A:69:THR:CA	2:C:5:A:H61	3	0.12
(1,8)	1:A:69:THR:CA	2:C:5:A:H62	3	0.12
(1,8)	1:A:69:THR:CA	2:C:5:A:H8	3	0.12
(1,8)	1:A:69:THR:CA	2:C:5:A:HO2'	3	0.12
(1,8)	1:A:69:THR:CA	2:C:5:A:N1	3	0.12
(1,8)	1:A:69:THR:CA	2:C:5:A:N3	3	0.12
(1,8)	1:A:69:THR:CA	2:C:5:A:N6	3	0.12
(1,8)	1:A:69:THR:CA	2:C:5:A:N7	3	0.12
(1,8)	1:A:69:THR:CA	2:C:5:A:N9	3	0.12
(1,8)	1:A:69:THR:CA	2:C:5:A:O2'	3	0.12
(1,8)	1:A:69:THR:CA	2:C:5:A:O3'	3	0.12
(1,8)	1:A:69:THR:CA	2:C:5:A:O4'	3	0.12
(1,8)	1:A:69:THR:CA	2:C:5:A:O5'	3	0.12
(1,8)	1:A:69:THR:CA	2:C:5:A:OP1	3	0.12

Continued on next page...

Continued from previous page...

Key	Atom-1	Atom-2	Model ID	Violation (Å)
(1,8)	1:A:69:THR:CA	2:C:5:A:OP2	3	0.12
(1,8)	1:A:69:THR:CA	2:C:5:A:P	3	0.12
(1,8)	1:A:69:THR:CB	2:C:1:A:C1'	3	0.12
(1,8)	1:A:69:THR:CB	2:C:1:A:C2	3	0.12
(1,8)	1:A:69:THR:CB	2:C:1:A:C2'	3	0.12
(1,8)	1:A:69:THR:CB	2:C:1:A:C3'	3	0.12
(1,8)	1:A:69:THR:CB	2:C:1:A:C4	3	0.12
(1,8)	1:A:69:THR:CB	2:C:1:A:C4'	3	0.12
(1,8)	1:A:69:THR:CB	2:C:1:A:C5	3	0.12
(1,8)	1:A:69:THR:CB	2:C:1:A:C5'	3	0.12
(1,8)	1:A:69:THR:CB	2:C:1:A:C6	3	0.12
(1,8)	1:A:69:THR:CB	2:C:1:A:C8	3	0.12
(1,8)	1:A:69:THR:CB	2:C:1:A:H1'	3	0.12
(1,8)	1:A:69:THR:CB	2:C:1:A:H2	3	0.12
(1,8)	1:A:69:THR:CB	2:C:1:A:H2'	3	0.12
(1,8)	1:A:69:THR:CB	2:C:1:A:H3'	3	0.12
(1,8)	1:A:69:THR:CB	2:C:1:A:H4'	3	0.12
(1,8)	1:A:69:THR:CB	2:C:1:A:H5'	3	0.12
(1,8)	1:A:69:THR:CB	2:C:1:A:H5''	3	0.12
(1,8)	1:A:69:THR:CB	2:C:1:A:H61	3	0.12
(1,8)	1:A:69:THR:CB	2:C:1:A:H62	3	0.12
(1,8)	1:A:69:THR:CB	2:C:1:A:H8	3	0.12
(1,8)	1:A:69:THR:CB	2:C:1:A:HO2'	3	0.12
(1,8)	1:A:69:THR:CB	2:C:1:A:N1	3	0.12
(1,8)	1:A:69:THR:CB	2:C:1:A:N3	3	0.12
(1,8)	1:A:69:THR:CB	2:C:1:A:N6	3	0.12
(1,8)	1:A:69:THR:CB	2:C:1:A:N7	3	0.12
(1,8)	1:A:69:THR:CB	2:C:1:A:N9	3	0.12
(1,8)	1:A:69:THR:CB	2:C:1:A:O2'	3	0.12
(1,8)	1:A:69:THR:CB	2:C:1:A:O3'	3	0.12
(1,8)	1:A:69:THR:CB	2:C:1:A:O4'	3	0.12
(1,8)	1:A:69:THR:CB	2:C:1:A:O5'	3	0.12
(1,8)	1:A:69:THR:CB	2:C:2:U:C1'	3	0.12
(1,8)	1:A:69:THR:CB	2:C:2:U:C2	3	0.12
(1,8)	1:A:69:THR:CB	2:C:2:U:C2'	3	0.12
(1,8)	1:A:69:THR:CB	2:C:2:U:C3'	3	0.12
(1,8)	1:A:69:THR:CB	2:C:2:U:C4	3	0.12
(1,8)	1:A:69:THR:CB	2:C:2:U:C4'	3	0.12
(1,8)	1:A:69:THR:CB	2:C:2:U:C5	3	0.12
(1,8)	1:A:69:THR:CB	2:C:2:U:C5'	3	0.12
(1,8)	1:A:69:THR:CB	2:C:2:U:C6	3	0.12
(1,8)	1:A:69:THR:CB	2:C:2:U:H1'	3	0.12

Continued on next page...

Continued from previous page...

Key	Atom-1	Atom-2	Model ID	Violation (Å)
(1,8)	1:A:69:THR:CB	2:C:2:U:H2'	3	0.12
(1,8)	1:A:69:THR:CB	2:C:2:U:H3	3	0.12
(1,8)	1:A:69:THR:CB	2:C:2:U:H3'	3	0.12
(1,8)	1:A:69:THR:CB	2:C:2:U:H4'	3	0.12
(1,8)	1:A:69:THR:CB	2:C:2:U:H5	3	0.12
(1,8)	1:A:69:THR:CB	2:C:2:U:H5'	3	0.12
(1,8)	1:A:69:THR:CB	2:C:2:U:H5''	3	0.12
(1,8)	1:A:69:THR:CB	2:C:2:U:H6	3	0.12
(1,8)	1:A:69:THR:CB	2:C:2:U:HO2'	3	0.12
(1,8)	1:A:69:THR:CB	2:C:2:U:N1	3	0.12
(1,8)	1:A:69:THR:CB	2:C:2:U:N3	3	0.12
(1,8)	1:A:69:THR:CB	2:C:2:U:O2	3	0.12
(1,8)	1:A:69:THR:CB	2:C:2:U:O2'	3	0.12
(1,8)	1:A:69:THR:CB	2:C:2:U:O3'	3	0.12
(1,8)	1:A:69:THR:CB	2:C:2:U:O4	3	0.12
(1,8)	1:A:69:THR:CB	2:C:2:U:O4'	3	0.12
(1,8)	1:A:69:THR:CB	2:C:2:U:O5'	3	0.12
(1,8)	1:A:69:THR:CB	2:C:2:U:OP1	3	0.12
(1,8)	1:A:69:THR:CB	2:C:2:U:OP2	3	0.12
(1,8)	1:A:69:THR:CB	2:C:2:U:P	3	0.12
(1,8)	1:A:69:THR:CB	2:C:3:A:C1'	3	0.12
(1,8)	1:A:69:THR:CB	2:C:3:A:C2	3	0.12
(1,8)	1:A:69:THR:CB	2:C:3:A:C2'	3	0.12
(1,8)	1:A:69:THR:CB	2:C:3:A:C3'	3	0.12
(1,8)	1:A:69:THR:CB	2:C:3:A:C4	3	0.12
(1,8)	1:A:69:THR:CB	2:C:3:A:C4'	3	0.12
(1,8)	1:A:69:THR:CB	2:C:3:A:C5	3	0.12
(1,8)	1:A:69:THR:CB	2:C:3:A:C5'	3	0.12
(1,8)	1:A:69:THR:CB	2:C:3:A:C6	3	0.12
(1,8)	1:A:69:THR:CB	2:C:3:A:C8	3	0.12
(1,8)	1:A:69:THR:CB	2:C:3:A:H1'	3	0.12
(1,8)	1:A:69:THR:CB	2:C:3:A:H2	3	0.12
(1,8)	1:A:69:THR:CB	2:C:3:A:H2'	3	0.12
(1,8)	1:A:69:THR:CB	2:C:3:A:H3'	3	0.12
(1,8)	1:A:69:THR:CB	2:C:3:A:H4'	3	0.12
(1,8)	1:A:69:THR:CB	2:C:3:A:H5'	3	0.12
(1,8)	1:A:69:THR:CB	2:C:3:A:H5''	3	0.12
(1,8)	1:A:69:THR:CB	2:C:3:A:H61	3	0.12
(1,8)	1:A:69:THR:CB	2:C:3:A:H62	3	0.12
(1,8)	1:A:69:THR:CB	2:C:3:A:H8	3	0.12
(1,8)	1:A:69:THR:CB	2:C:3:A:HO2'	3	0.12
(1,8)	1:A:69:THR:CB	2:C:3:A:N1	3	0.12

Continued on next page...

Continued from previous page...

Key	Atom-1	Atom-2	Model ID	Violation (Å)
(1,8)	1:A:69:THR:CB	2:C:3:A:N3	3	0.12
(1,8)	1:A:69:THR:CB	2:C:3:A:N6	3	0.12
(1,8)	1:A:69:THR:CB	2:C:3:A:N7	3	0.12
(1,8)	1:A:69:THR:CB	2:C:3:A:N9	3	0.12
(1,8)	1:A:69:THR:CB	2:C:3:A:O2'	3	0.12
(1,8)	1:A:69:THR:CB	2:C:3:A:O3'	3	0.12
(1,8)	1:A:69:THR:CB	2:C:3:A:O4'	3	0.12
(1,8)	1:A:69:THR:CB	2:C:3:A:O5'	3	0.12
(1,8)	1:A:69:THR:CB	2:C:3:A:OP1	3	0.12
(1,8)	1:A:69:THR:CB	2:C:3:A:OP2	3	0.12
(1,8)	1:A:69:THR:CB	2:C:3:A:P	3	0.12
(1,8)	1:A:69:THR:CB	2:C:4:C:C1'	3	0.12
(1,8)	1:A:69:THR:CB	2:C:4:C:C2	3	0.12
(1,8)	1:A:69:THR:CB	2:C:4:C:C2'	3	0.12
(1,8)	1:A:69:THR:CB	2:C:4:C:C3'	3	0.12
(1,8)	1:A:69:THR:CB	2:C:4:C:C4	3	0.12
(1,8)	1:A:69:THR:CB	2:C:4:C:C4'	3	0.12
(1,8)	1:A:69:THR:CB	2:C:4:C:C5	3	0.12
(1,8)	1:A:69:THR:CB	2:C:4:C:C5'	3	0.12
(1,8)	1:A:69:THR:CB	2:C:4:C:C6	3	0.12
(1,8)	1:A:69:THR:CB	2:C:4:C:H1'	3	0.12
(1,8)	1:A:69:THR:CB	2:C:4:C:H2'	3	0.12
(1,8)	1:A:69:THR:CB	2:C:4:C:H3'	3	0.12
(1,8)	1:A:69:THR:CB	2:C:4:C:H4'	3	0.12
(1,8)	1:A:69:THR:CB	2:C:4:C:H41	3	0.12
(1,8)	1:A:69:THR:CB	2:C:4:C:H42	3	0.12
(1,8)	1:A:69:THR:CB	2:C:4:C:H5	3	0.12
(1,8)	1:A:69:THR:CB	2:C:4:C:H5'	3	0.12
(1,8)	1:A:69:THR:CB	2:C:4:C:H5''	3	0.12
(1,8)	1:A:69:THR:CB	2:C:4:C:H6	3	0.12
(1,8)	1:A:69:THR:CB	2:C:4:C:HO2'	3	0.12
(1,8)	1:A:69:THR:CB	2:C:4:C:N1	3	0.12
(1,8)	1:A:69:THR:CB	2:C:4:C:N3	3	0.12
(1,8)	1:A:69:THR:CB	2:C:4:C:N4	3	0.12
(1,8)	1:A:69:THR:CB	2:C:4:C:O2	3	0.12
(1,8)	1:A:69:THR:CB	2:C:4:C:O2'	3	0.12
(1,8)	1:A:69:THR:CB	2:C:4:C:O3'	3	0.12
(1,8)	1:A:69:THR:CB	2:C:4:C:O4'	3	0.12
(1,8)	1:A:69:THR:CB	2:C:4:C:O5'	3	0.12
(1,8)	1:A:69:THR:CB	2:C:4:C:OP1	3	0.12
(1,8)	1:A:69:THR:CB	2:C:4:C:OP2	3	0.12
(1,8)	1:A:69:THR:CB	2:C:4:C:P	3	0.12

Continued on next page...

Continued from previous page...

Key	Atom-1	Atom-2	Model ID	Violation (Å)
(1,8)	1:A:69:THR:CB	2:C:5:A:C1'	3	0.12
(1,8)	1:A:69:THR:CB	2:C:5:A:C2	3	0.12
(1,8)	1:A:69:THR:CB	2:C:5:A:C2'	3	0.12
(1,8)	1:A:69:THR:CB	2:C:5:A:C3'	3	0.12
(1,8)	1:A:69:THR:CB	2:C:5:A:C4	3	0.12
(1,8)	1:A:69:THR:CB	2:C:5:A:C4'	3	0.12
(1,8)	1:A:69:THR:CB	2:C:5:A:C5	3	0.12
(1,8)	1:A:69:THR:CB	2:C:5:A:C5'	3	0.12
(1,8)	1:A:69:THR:CB	2:C:5:A:C6	3	0.12
(1,8)	1:A:69:THR:CB	2:C:5:A:C8	3	0.12
(1,8)	1:A:69:THR:CB	2:C:5:A:H1'	3	0.12
(1,8)	1:A:69:THR:CB	2:C:5:A:H2	3	0.12
(1,8)	1:A:69:THR:CB	2:C:5:A:H2'	3	0.12
(1,8)	1:A:69:THR:CB	2:C:5:A:H3'	3	0.12
(1,8)	1:A:69:THR:CB	2:C:5:A:H4'	3	0.12
(1,8)	1:A:69:THR:CB	2:C:5:A:H5'	3	0.12
(1,8)	1:A:69:THR:CB	2:C:5:A:H5''	3	0.12
(1,8)	1:A:69:THR:CB	2:C:5:A:H61	3	0.12
(1,8)	1:A:69:THR:CB	2:C:5:A:H62	3	0.12
(1,8)	1:A:69:THR:CB	2:C:5:A:H8	3	0.12
(1,8)	1:A:69:THR:CB	2:C:5:A:HO2'	3	0.12
(1,8)	1:A:69:THR:CB	2:C:5:A:N1	3	0.12
(1,8)	1:A:69:THR:CB	2:C:5:A:N3	3	0.12
(1,8)	1:A:69:THR:CB	2:C:5:A:N6	3	0.12
(1,8)	1:A:69:THR:CB	2:C:5:A:N7	3	0.12
(1,8)	1:A:69:THR:CB	2:C:5:A:N9	3	0.12
(1,8)	1:A:69:THR:CB	2:C:5:A:O2'	3	0.12
(1,8)	1:A:69:THR:CB	2:C:5:A:O3'	3	0.12
(1,8)	1:A:69:THR:CB	2:C:5:A:O4'	3	0.12
(1,8)	1:A:69:THR:CB	2:C:5:A:O5'	3	0.12
(1,8)	1:A:69:THR:CB	2:C:5:A:OP1	3	0.12
(1,8)	1:A:69:THR:CB	2:C:5:A:OP2	3	0.12
(1,8)	1:A:69:THR:CB	2:C:5:A:P	3	0.12
(1,8)	1:A:69:THR:CG2	2:C:1:A:C1'	3	0.12
(1,8)	1:A:69:THR:CG2	2:C:1:A:C2	3	0.12
(1,8)	1:A:69:THR:CG2	2:C:1:A:C2'	3	0.12
(1,8)	1:A:69:THR:CG2	2:C:1:A:C3'	3	0.12
(1,8)	1:A:69:THR:CG2	2:C:1:A:C4	3	0.12
(1,8)	1:A:69:THR:CG2	2:C:1:A:C4'	3	0.12
(1,8)	1:A:69:THR:CG2	2:C:1:A:C5	3	0.12
(1,8)	1:A:69:THR:CG2	2:C:1:A:C5'	3	0.12
(1,8)	1:A:69:THR:CG2	2:C:1:A:C6	3	0.12

Continued on next page...

Continued from previous page...

Key	Atom-1	Atom-2	Model ID	Violation (Å)
(1,8)	1:A:69:THR:CG2	2:C:1:A:C8	3	0.12
(1,8)	1:A:69:THR:CG2	2:C:1:A:H1'	3	0.12
(1,8)	1:A:69:THR:CG2	2:C:1:A:H2	3	0.12
(1,8)	1:A:69:THR:CG2	2:C:1:A:H2'	3	0.12
(1,8)	1:A:69:THR:CG2	2:C:1:A:H3'	3	0.12
(1,8)	1:A:69:THR:CG2	2:C:1:A:H4'	3	0.12
(1,8)	1:A:69:THR:CG2	2:C:1:A:H5'	3	0.12
(1,8)	1:A:69:THR:CG2	2:C:1:A:H5''	3	0.12
(1,8)	1:A:69:THR:CG2	2:C:1:A:H61	3	0.12
(1,8)	1:A:69:THR:CG2	2:C:1:A:H62	3	0.12
(1,8)	1:A:69:THR:CG2	2:C:1:A:H8	3	0.12
(1,8)	1:A:69:THR:CG2	2:C:1:A:HO2'	3	0.12
(1,8)	1:A:69:THR:CG2	2:C:1:A:N1	3	0.12
(1,8)	1:A:69:THR:CG2	2:C:1:A:N3	3	0.12
(1,8)	1:A:69:THR:CG2	2:C:1:A:N6	3	0.12
(1,8)	1:A:69:THR:CG2	2:C:1:A:N7	3	0.12
(1,8)	1:A:69:THR:CG2	2:C:1:A:N9	3	0.12
(1,8)	1:A:69:THR:CG2	2:C:1:A:O2'	3	0.12
(1,8)	1:A:69:THR:CG2	2:C:1:A:O3'	3	0.12
(1,8)	1:A:69:THR:CG2	2:C:1:A:O4'	3	0.12
(1,8)	1:A:69:THR:CG2	2:C:1:A:O5'	3	0.12
(1,8)	1:A:69:THR:CG2	2:C:2:U:C1'	3	0.12
(1,8)	1:A:69:THR:CG2	2:C:2:U:C2	3	0.12
(1,8)	1:A:69:THR:CG2	2:C:2:U:C2'	3	0.12
(1,8)	1:A:69:THR:CG2	2:C:2:U:C3'	3	0.12
(1,8)	1:A:69:THR:CG2	2:C:2:U:C4	3	0.12
(1,8)	1:A:69:THR:CG2	2:C:2:U:C4'	3	0.12
(1,8)	1:A:69:THR:CG2	2:C:2:U:C5	3	0.12
(1,8)	1:A:69:THR:CG2	2:C:2:U:C5'	3	0.12
(1,8)	1:A:69:THR:CG2	2:C:2:U:C6	3	0.12
(1,8)	1:A:69:THR:CG2	2:C:2:U:H1'	3	0.12
(1,8)	1:A:69:THR:CG2	2:C:2:U:H2'	3	0.12
(1,8)	1:A:69:THR:CG2	2:C:2:U:H3	3	0.12
(1,8)	1:A:69:THR:CG2	2:C:2:U:H3'	3	0.12
(1,8)	1:A:69:THR:CG2	2:C:2:U:H4'	3	0.12
(1,8)	1:A:69:THR:CG2	2:C:2:U:H5	3	0.12
(1,8)	1:A:69:THR:CG2	2:C:2:U:H5'	3	0.12
(1,8)	1:A:69:THR:CG2	2:C:2:U:H5''	3	0.12
(1,8)	1:A:69:THR:CG2	2:C:2:U:H6	3	0.12
(1,8)	1:A:69:THR:CG2	2:C:2:U:HO2'	3	0.12
(1,8)	1:A:69:THR:CG2	2:C:2:U:N1	3	0.12
(1,8)	1:A:69:THR:CG2	2:C:2:U:N3	3	0.12

Continued on next page...

Continued from previous page...

Key	Atom-1	Atom-2	Model ID	Violation (Å)
(1,8)	1:A:69:THR:CG2	2:C:2:U:O2	3	0.12
(1,8)	1:A:69:THR:CG2	2:C:2:U:O2'	3	0.12
(1,8)	1:A:69:THR:CG2	2:C:2:U:O3'	3	0.12
(1,8)	1:A:69:THR:CG2	2:C:2:U:O4	3	0.12
(1,8)	1:A:69:THR:CG2	2:C:2:U:O4'	3	0.12
(1,8)	1:A:69:THR:CG2	2:C:2:U:O5'	3	0.12
(1,8)	1:A:69:THR:CG2	2:C:2:U:OP1	3	0.12
(1,8)	1:A:69:THR:CG2	2:C:2:U:OP2	3	0.12
(1,8)	1:A:69:THR:CG2	2:C:2:U:P	3	0.12
(1,8)	1:A:69:THR:CG2	2:C:3:A:C1'	3	0.12
(1,8)	1:A:69:THR:CG2	2:C:3:A:C2	3	0.12
(1,8)	1:A:69:THR:CG2	2:C:3:A:C2'	3	0.12
(1,8)	1:A:69:THR:CG2	2:C:3:A:C3'	3	0.12
(1,8)	1:A:69:THR:CG2	2:C:3:A:C4	3	0.12
(1,8)	1:A:69:THR:CG2	2:C:3:A:C4'	3	0.12
(1,8)	1:A:69:THR:CG2	2:C:3:A:C5	3	0.12
(1,8)	1:A:69:THR:CG2	2:C:3:A:C5'	3	0.12
(1,8)	1:A:69:THR:CG2	2:C:3:A:C6	3	0.12
(1,8)	1:A:69:THR:CG2	2:C:3:A:C8	3	0.12
(1,8)	1:A:69:THR:CG2	2:C:3:A:H1'	3	0.12
(1,8)	1:A:69:THR:CG2	2:C:3:A:H2	3	0.12
(1,8)	1:A:69:THR:CG2	2:C:3:A:H2'	3	0.12
(1,8)	1:A:69:THR:CG2	2:C:3:A:H3'	3	0.12
(1,8)	1:A:69:THR:CG2	2:C:3:A:H4'	3	0.12
(1,8)	1:A:69:THR:CG2	2:C:3:A:H5'	3	0.12
(1,8)	1:A:69:THR:CG2	2:C:3:A:H5''	3	0.12
(1,8)	1:A:69:THR:CG2	2:C:3:A:H61	3	0.12
(1,8)	1:A:69:THR:CG2	2:C:3:A:H62	3	0.12
(1,8)	1:A:69:THR:CG2	2:C:3:A:H8	3	0.12
(1,8)	1:A:69:THR:CG2	2:C:3:A:HO2'	3	0.12
(1,8)	1:A:69:THR:CG2	2:C:3:A:N1	3	0.12
(1,8)	1:A:69:THR:CG2	2:C:3:A:N3	3	0.12
(1,8)	1:A:69:THR:CG2	2:C:3:A:N6	3	0.12
(1,8)	1:A:69:THR:CG2	2:C:3:A:N7	3	0.12
(1,8)	1:A:69:THR:CG2	2:C:3:A:N9	3	0.12
(1,8)	1:A:69:THR:CG2	2:C:3:A:O2'	3	0.12
(1,8)	1:A:69:THR:CG2	2:C:3:A:O3'	3	0.12
(1,8)	1:A:69:THR:CG2	2:C:3:A:O4'	3	0.12
(1,8)	1:A:69:THR:CG2	2:C:3:A:O5'	3	0.12
(1,8)	1:A:69:THR:CG2	2:C:3:A:OP1	3	0.12
(1,8)	1:A:69:THR:CG2	2:C:3:A:OP2	3	0.12
(1,8)	1:A:69:THR:CG2	2:C:3:A:P	3	0.12

Continued on next page...

Continued from previous page...

Key	Atom-1	Atom-2	Model ID	Violation (Å)
(1,8)	1:A:69:THR:CG2	2:C:4:C:C1'	3	0.12
(1,8)	1:A:69:THR:CG2	2:C:4:C:C2	3	0.12
(1,8)	1:A:69:THR:CG2	2:C:4:C:C2'	3	0.12
(1,8)	1:A:69:THR:CG2	2:C:4:C:C3'	3	0.12
(1,8)	1:A:69:THR:CG2	2:C:4:C:C4	3	0.12
(1,8)	1:A:69:THR:CG2	2:C:4:C:C4'	3	0.12
(1,8)	1:A:69:THR:CG2	2:C:4:C:C5	3	0.12
(1,8)	1:A:69:THR:CG2	2:C:4:C:C5'	3	0.12
(1,8)	1:A:69:THR:CG2	2:C:4:C:C6	3	0.12
(1,8)	1:A:69:THR:CG2	2:C:4:C:H1'	3	0.12
(1,8)	1:A:69:THR:CG2	2:C:4:C:H2'	3	0.12
(1,8)	1:A:69:THR:CG2	2:C:4:C:H3'	3	0.12
(1,8)	1:A:69:THR:CG2	2:C:4:C:H4'	3	0.12
(1,8)	1:A:69:THR:CG2	2:C:4:C:H41	3	0.12
(1,8)	1:A:69:THR:CG2	2:C:4:C:H42	3	0.12
(1,8)	1:A:69:THR:CG2	2:C:4:C:H5	3	0.12
(1,8)	1:A:69:THR:CG2	2:C:4:C:H5'	3	0.12
(1,8)	1:A:69:THR:CG2	2:C:4:C:H5''	3	0.12
(1,8)	1:A:69:THR:CG2	2:C:4:C:H6	3	0.12
(1,8)	1:A:69:THR:CG2	2:C:4:C:HO2'	3	0.12
(1,8)	1:A:69:THR:CG2	2:C:4:C:N1	3	0.12
(1,8)	1:A:69:THR:CG2	2:C:4:C:N3	3	0.12
(1,8)	1:A:69:THR:CG2	2:C:4:C:N4	3	0.12
(1,8)	1:A:69:THR:CG2	2:C:4:C:O2	3	0.12
(1,8)	1:A:69:THR:CG2	2:C:4:C:O2'	3	0.12
(1,8)	1:A:69:THR:CG2	2:C:4:C:O3'	3	0.12
(1,8)	1:A:69:THR:CG2	2:C:4:C:O4'	3	0.12
(1,8)	1:A:69:THR:CG2	2:C:4:C:O5'	3	0.12
(1,8)	1:A:69:THR:CG2	2:C:4:C:OP1	3	0.12
(1,8)	1:A:69:THR:CG2	2:C:4:C:OP2	3	0.12
(1,8)	1:A:69:THR:CG2	2:C:4:C:P	3	0.12
(1,8)	1:A:69:THR:CG2	2:C:5:A:C1'	3	0.12
(1,8)	1:A:69:THR:CG2	2:C:5:A:C2	3	0.12
(1,8)	1:A:69:THR:CG2	2:C:5:A:C2'	3	0.12
(1,8)	1:A:69:THR:CG2	2:C:5:A:C3'	3	0.12
(1,8)	1:A:69:THR:CG2	2:C:5:A:C4	3	0.12
(1,8)	1:A:69:THR:CG2	2:C:5:A:C4'	3	0.12
(1,8)	1:A:69:THR:CG2	2:C:5:A:C5	3	0.12
(1,8)	1:A:69:THR:CG2	2:C:5:A:C5'	3	0.12
(1,8)	1:A:69:THR:CG2	2:C:5:A:C6	3	0.12
(1,8)	1:A:69:THR:CG2	2:C:5:A:C8	3	0.12
(1,8)	1:A:69:THR:CG2	2:C:5:A:H1'	3	0.12

Continued on next page...

Continued from previous page...

Key	Atom-1	Atom-2	Model ID	Violation (Å)
(1,8)	1:A:69:THR:CG2	2:C:5:A:H2	3	0.12
(1,8)	1:A:69:THR:CG2	2:C:5:A:H2'	3	0.12
(1,8)	1:A:69:THR:CG2	2:C:5:A:H3'	3	0.12
(1,8)	1:A:69:THR:CG2	2:C:5:A:H4'	3	0.12
(1,8)	1:A:69:THR:CG2	2:C:5:A:H5'	3	0.12
(1,8)	1:A:69:THR:CG2	2:C:5:A:H5''	3	0.12
(1,8)	1:A:69:THR:CG2	2:C:5:A:H61	3	0.12
(1,8)	1:A:69:THR:CG2	2:C:5:A:H62	3	0.12
(1,8)	1:A:69:THR:CG2	2:C:5:A:H8	3	0.12
(1,8)	1:A:69:THR:CG2	2:C:5:A:HO2'	3	0.12
(1,8)	1:A:69:THR:CG2	2:C:5:A:N1	3	0.12
(1,8)	1:A:69:THR:CG2	2:C:5:A:N3	3	0.12
(1,8)	1:A:69:THR:CG2	2:C:5:A:N6	3	0.12
(1,8)	1:A:69:THR:CG2	2:C:5:A:N7	3	0.12
(1,8)	1:A:69:THR:CG2	2:C:5:A:N9	3	0.12
(1,8)	1:A:69:THR:CG2	2:C:5:A:O2'	3	0.12
(1,8)	1:A:69:THR:CG2	2:C:5:A:O3'	3	0.12
(1,8)	1:A:69:THR:CG2	2:C:5:A:O4'	3	0.12
(1,8)	1:A:69:THR:CG2	2:C:5:A:O5'	3	0.12
(1,8)	1:A:69:THR:CG2	2:C:5:A:OP1	3	0.12
(1,8)	1:A:69:THR:CG2	2:C:5:A:OP2	3	0.12
(1,8)	1:A:69:THR:CG2	2:C:5:A:P	3	0.12
(1,8)	1:A:69:THR:H	2:C:1:A:C1'	3	0.12
(1,8)	1:A:69:THR:H	2:C:1:A:C2	3	0.12
(1,8)	1:A:69:THR:H	2:C:1:A:C2'	3	0.12
(1,8)	1:A:69:THR:H	2:C:1:A:C3'	3	0.12
(1,8)	1:A:69:THR:H	2:C:1:A:C4	3	0.12
(1,8)	1:A:69:THR:H	2:C:1:A:C4'	3	0.12
(1,8)	1:A:69:THR:H	2:C:1:A:C5	3	0.12
(1,8)	1:A:69:THR:H	2:C:1:A:C5'	3	0.12
(1,8)	1:A:69:THR:H	2:C:1:A:C6	3	0.12
(1,8)	1:A:69:THR:H	2:C:1:A:C8	3	0.12
(1,8)	1:A:69:THR:H	2:C:1:A:H1'	3	0.12
(1,8)	1:A:69:THR:H	2:C:1:A:H2	3	0.12
(1,8)	1:A:69:THR:H	2:C:1:A:H2'	3	0.12
(1,8)	1:A:69:THR:H	2:C:1:A:H3'	3	0.12
(1,8)	1:A:69:THR:H	2:C:1:A:H4'	3	0.12
(1,8)	1:A:69:THR:H	2:C:1:A:H5'	3	0.12
(1,8)	1:A:69:THR:H	2:C:1:A:H5''	3	0.12
(1,8)	1:A:69:THR:H	2:C:1:A:H61	3	0.12
(1,8)	1:A:69:THR:H	2:C:1:A:H62	3	0.12
(1,8)	1:A:69:THR:H	2:C:1:A:H8	3	0.12

Continued on next page...

Continued from previous page...

Key	Atom-1	Atom-2	Model ID	Violation (Å)
(1,8)	1:A:69:THR:H	2:C:1:A:HO2'	3	0.12
(1,8)	1:A:69:THR:H	2:C:1:A:N1	3	0.12
(1,8)	1:A:69:THR:H	2:C:1:A:N3	3	0.12
(1,8)	1:A:69:THR:H	2:C:1:A:N6	3	0.12
(1,8)	1:A:69:THR:H	2:C:1:A:N7	3	0.12
(1,8)	1:A:69:THR:H	2:C:1:A:N9	3	0.12
(1,8)	1:A:69:THR:H	2:C:1:A:O2'	3	0.12
(1,8)	1:A:69:THR:H	2:C:1:A:O3'	3	0.12
(1,8)	1:A:69:THR:H	2:C:1:A:O4'	3	0.12
(1,8)	1:A:69:THR:H	2:C:1:A:O5'	3	0.12
(1,8)	1:A:69:THR:H	2:C:2:U:C1'	3	0.12
(1,8)	1:A:69:THR:H	2:C:2:U:C2	3	0.12
(1,8)	1:A:69:THR:H	2:C:2:U:C2'	3	0.12
(1,8)	1:A:69:THR:H	2:C:2:U:C3'	3	0.12
(1,8)	1:A:69:THR:H	2:C:2:U:C4	3	0.12
(1,8)	1:A:69:THR:H	2:C:2:U:C4'	3	0.12
(1,8)	1:A:69:THR:H	2:C:2:U:C5	3	0.12
(1,8)	1:A:69:THR:H	2:C:2:U:C5'	3	0.12
(1,8)	1:A:69:THR:H	2:C:2:U:C6	3	0.12
(1,8)	1:A:69:THR:H	2:C:2:U:H1'	3	0.12
(1,8)	1:A:69:THR:H	2:C:2:U:H2'	3	0.12
(1,8)	1:A:69:THR:H	2:C:2:U:H3	3	0.12
(1,8)	1:A:69:THR:H	2:C:2:U:H3'	3	0.12
(1,8)	1:A:69:THR:H	2:C:2:U:H4'	3	0.12
(1,8)	1:A:69:THR:H	2:C:2:U:H5	3	0.12
(1,8)	1:A:69:THR:H	2:C:2:U:H5'	3	0.12
(1,8)	1:A:69:THR:H	2:C:2:U:H5''	3	0.12
(1,8)	1:A:69:THR:H	2:C:2:U:H6	3	0.12
(1,8)	1:A:69:THR:H	2:C:2:U:HO2'	3	0.12
(1,8)	1:A:69:THR:H	2:C:2:U:N1	3	0.12
(1,8)	1:A:69:THR:H	2:C:2:U:N3	3	0.12
(1,8)	1:A:69:THR:H	2:C:2:U:O2	3	0.12
(1,8)	1:A:69:THR:H	2:C:2:U:O2'	3	0.12
(1,8)	1:A:69:THR:H	2:C:2:U:O3'	3	0.12
(1,8)	1:A:69:THR:H	2:C:2:U:O4	3	0.12
(1,8)	1:A:69:THR:H	2:C:2:U:O4'	3	0.12
(1,8)	1:A:69:THR:H	2:C:2:U:O5'	3	0.12
(1,8)	1:A:69:THR:H	2:C:2:U:OP1	3	0.12
(1,8)	1:A:69:THR:H	2:C:2:U:OP2	3	0.12
(1,8)	1:A:69:THR:H	2:C:2:U:P	3	0.12
(1,8)	1:A:69:THR:H	2:C:3:A:C1'	3	0.12
(1,8)	1:A:69:THR:H	2:C:3:A:C2	3	0.12

Continued on next page...

Continued from previous page...

Key	Atom-1	Atom-2	Model ID	Violation (Å)
(1,8)	1:A:69:THR:H	2:C:3:A:C2'	3	0.12
(1,8)	1:A:69:THR:H	2:C:3:A:C3'	3	0.12
(1,8)	1:A:69:THR:H	2:C:3:A:C4	3	0.12
(1,8)	1:A:69:THR:H	2:C:3:A:C4'	3	0.12
(1,8)	1:A:69:THR:H	2:C:3:A:C5	3	0.12
(1,8)	1:A:69:THR:H	2:C:3:A:C5'	3	0.12
(1,8)	1:A:69:THR:H	2:C:3:A:C6	3	0.12
(1,8)	1:A:69:THR:H	2:C:3:A:C8	3	0.12
(1,8)	1:A:69:THR:H	2:C:3:A:H1'	3	0.12
(1,8)	1:A:69:THR:H	2:C:3:A:H2	3	0.12
(1,8)	1:A:69:THR:H	2:C:3:A:H2'	3	0.12
(1,8)	1:A:69:THR:H	2:C:3:A:H3'	3	0.12
(1,8)	1:A:69:THR:H	2:C:3:A:H4'	3	0.12
(1,8)	1:A:69:THR:H	2:C:3:A:H5'	3	0.12
(1,8)	1:A:69:THR:H	2:C:3:A:H5''	3	0.12
(1,8)	1:A:69:THR:H	2:C:3:A:H61	3	0.12
(1,8)	1:A:69:THR:H	2:C:3:A:H62	3	0.12
(1,8)	1:A:69:THR:H	2:C:3:A:H8	3	0.12
(1,8)	1:A:69:THR:H	2:C:3:A:HO2'	3	0.12
(1,8)	1:A:69:THR:H	2:C:3:A:N1	3	0.12
(1,8)	1:A:69:THR:H	2:C:3:A:N3	3	0.12
(1,8)	1:A:69:THR:H	2:C:3:A:N6	3	0.12
(1,8)	1:A:69:THR:H	2:C:3:A:N7	3	0.12
(1,8)	1:A:69:THR:H	2:C:3:A:N9	3	0.12
(1,8)	1:A:69:THR:H	2:C:3:A:O2'	3	0.12
(1,8)	1:A:69:THR:H	2:C:3:A:O3'	3	0.12
(1,8)	1:A:69:THR:H	2:C:3:A:O4'	3	0.12
(1,8)	1:A:69:THR:H	2:C:3:A:O5'	3	0.12
(1,8)	1:A:69:THR:H	2:C:3:A:OP1	3	0.12
(1,8)	1:A:69:THR:H	2:C:3:A:OP2	3	0.12
(1,8)	1:A:69:THR:H	2:C:3:A:P	3	0.12
(1,8)	1:A:69:THR:H	2:C:4:C:C1'	3	0.12
(1,8)	1:A:69:THR:H	2:C:4:C:C2	3	0.12
(1,8)	1:A:69:THR:H	2:C:4:C:C2'	3	0.12
(1,8)	1:A:69:THR:H	2:C:4:C:C3'	3	0.12
(1,8)	1:A:69:THR:H	2:C:4:C:C4	3	0.12
(1,8)	1:A:69:THR:H	2:C:4:C:C4'	3	0.12
(1,8)	1:A:69:THR:H	2:C:4:C:C5	3	0.12
(1,8)	1:A:69:THR:H	2:C:4:C:C5'	3	0.12
(1,8)	1:A:69:THR:H	2:C:4:C:C6	3	0.12
(1,8)	1:A:69:THR:H	2:C:4:C:H1'	3	0.12
(1,8)	1:A:69:THR:H	2:C:4:C:H2'	3	0.12

Continued on next page...

Continued from previous page...

Key	Atom-1	Atom-2	Model ID	Violation (Å)
(1,8)	1:A:69:THR:H	2:C:4:C:H3'	3	0.12
(1,8)	1:A:69:THR:H	2:C:4:C:H4'	3	0.12
(1,8)	1:A:69:THR:H	2:C:4:C:H41	3	0.12
(1,8)	1:A:69:THR:H	2:C:4:C:H42	3	0.12
(1,8)	1:A:69:THR:H	2:C:4:C:H5	3	0.12
(1,8)	1:A:69:THR:H	2:C:4:C:H5'	3	0.12
(1,8)	1:A:69:THR:H	2:C:4:C:H5''	3	0.12
(1,8)	1:A:69:THR:H	2:C:4:C:H6	3	0.12
(1,8)	1:A:69:THR:H	2:C:4:C:HO2'	3	0.12
(1,8)	1:A:69:THR:H	2:C:4:C:N1	3	0.12
(1,8)	1:A:69:THR:H	2:C:4:C:N3	3	0.12
(1,8)	1:A:69:THR:H	2:C:4:C:N4	3	0.12
(1,8)	1:A:69:THR:H	2:C:4:C:O2	3	0.12
(1,8)	1:A:69:THR:H	2:C:4:C:O2'	3	0.12
(1,8)	1:A:69:THR:H	2:C:4:C:O3'	3	0.12
(1,8)	1:A:69:THR:H	2:C:4:C:O4'	3	0.12
(1,8)	1:A:69:THR:H	2:C:4:C:O5'	3	0.12
(1,8)	1:A:69:THR:H	2:C:4:C:OP1	3	0.12
(1,8)	1:A:69:THR:H	2:C:4:C:OP2	3	0.12
(1,8)	1:A:69:THR:H	2:C:4:C:P	3	0.12
(1,8)	1:A:69:THR:H	2:C:5:A:C1'	3	0.12
(1,8)	1:A:69:THR:H	2:C:5:A:C2	3	0.12
(1,8)	1:A:69:THR:H	2:C:5:A:C2'	3	0.12
(1,8)	1:A:69:THR:H	2:C:5:A:C3'	3	0.12
(1,8)	1:A:69:THR:H	2:C:5:A:C4	3	0.12
(1,8)	1:A:69:THR:H	2:C:5:A:C4'	3	0.12
(1,8)	1:A:69:THR:H	2:C:5:A:C5	3	0.12
(1,8)	1:A:69:THR:H	2:C:5:A:C5'	3	0.12
(1,8)	1:A:69:THR:H	2:C:5:A:C6	3	0.12
(1,8)	1:A:69:THR:H	2:C:5:A:C8	3	0.12
(1,8)	1:A:69:THR:H	2:C:5:A:H1'	3	0.12
(1,8)	1:A:69:THR:H	2:C:5:A:H2	3	0.12
(1,8)	1:A:69:THR:H	2:C:5:A:H2'	3	0.12
(1,8)	1:A:69:THR:H	2:C:5:A:H3'	3	0.12
(1,8)	1:A:69:THR:H	2:C:5:A:H4'	3	0.12
(1,8)	1:A:69:THR:H	2:C:5:A:H5'	3	0.12
(1,8)	1:A:69:THR:H	2:C:5:A:H5''	3	0.12
(1,8)	1:A:69:THR:H	2:C:5:A:H61	3	0.12
(1,8)	1:A:69:THR:H	2:C:5:A:H62	3	0.12
(1,8)	1:A:69:THR:H	2:C:5:A:H8	3	0.12
(1,8)	1:A:69:THR:H	2:C:5:A:HO2'	3	0.12
(1,8)	1:A:69:THR:H	2:C:5:A:N1	3	0.12

Continued on next page...

Continued from previous page...

Key	Atom-1	Atom-2	Model ID	Violation (Å)
(1,8)	1:A:69:THR:H	2:C:5:A:N3	3	0.12
(1,8)	1:A:69:THR:H	2:C:5:A:N6	3	0.12
(1,8)	1:A:69:THR:H	2:C:5:A:N7	3	0.12
(1,8)	1:A:69:THR:H	2:C:5:A:N9	3	0.12
(1,8)	1:A:69:THR:H	2:C:5:A:O2'	3	0.12
(1,8)	1:A:69:THR:H	2:C:5:A:O3'	3	0.12
(1,8)	1:A:69:THR:H	2:C:5:A:O4'	3	0.12
(1,8)	1:A:69:THR:H	2:C:5:A:O5'	3	0.12
(1,8)	1:A:69:THR:H	2:C:5:A:OP1	3	0.12
(1,8)	1:A:69:THR:H	2:C:5:A:OP2	3	0.12
(1,8)	1:A:69:THR:H	2:C:5:A:P	3	0.12
(1,8)	1:A:69:THR:HG1	2:C:1:A:C1'	3	0.12
(1,8)	1:A:69:THR:HG1	2:C:1:A:C2	3	0.12
(1,8)	1:A:69:THR:HG1	2:C:1:A:C2'	3	0.12
(1,8)	1:A:69:THR:HG1	2:C:1:A:C3'	3	0.12
(1,8)	1:A:69:THR:HG1	2:C:1:A:C4	3	0.12
(1,8)	1:A:69:THR:HG1	2:C:1:A:C4'	3	0.12
(1,8)	1:A:69:THR:HG1	2:C:1:A:C5	3	0.12
(1,8)	1:A:69:THR:HG1	2:C:1:A:C5'	3	0.12
(1,8)	1:A:69:THR:HG1	2:C:1:A:C6	3	0.12
(1,8)	1:A:69:THR:HG1	2:C:1:A:C8	3	0.12
(1,8)	1:A:69:THR:HG1	2:C:1:A:H1'	3	0.12
(1,8)	1:A:69:THR:HG1	2:C:1:A:H2	3	0.12
(1,8)	1:A:69:THR:HG1	2:C:1:A:H2'	3	0.12
(1,8)	1:A:69:THR:HG1	2:C:1:A:H3'	3	0.12
(1,8)	1:A:69:THR:HG1	2:C:1:A:H4'	3	0.12
(1,8)	1:A:69:THR:HG1	2:C:1:A:H5'	3	0.12
(1,8)	1:A:69:THR:HG1	2:C:1:A:H5''	3	0.12
(1,8)	1:A:69:THR:HG1	2:C:1:A:H61	3	0.12
(1,8)	1:A:69:THR:HG1	2:C:1:A:H62	3	0.12
(1,8)	1:A:69:THR:HG1	2:C:1:A:H8	3	0.12
(1,8)	1:A:69:THR:HG1	2:C:1:A:HO2'	3	0.12
(1,8)	1:A:69:THR:HG1	2:C:1:A:N1	3	0.12
(1,8)	1:A:69:THR:HG1	2:C:1:A:N3	3	0.12
(1,8)	1:A:69:THR:HG1	2:C:1:A:N6	3	0.12
(1,8)	1:A:69:THR:HG1	2:C:1:A:N7	3	0.12
(1,8)	1:A:69:THR:HG1	2:C:1:A:N9	3	0.12
(1,8)	1:A:69:THR:HG1	2:C:1:A:O2'	3	0.12
(1,8)	1:A:69:THR:HG1	2:C:1:A:O3'	3	0.12
(1,8)	1:A:69:THR:HG1	2:C:1:A:O4'	3	0.12
(1,8)	1:A:69:THR:HG1	2:C:1:A:O5'	3	0.12
(1,8)	1:A:69:THR:HG1	2:C:2:U:C1'	3	0.12

Continued on next page...

Continued from previous page...

Key	Atom-1	Atom-2	Model ID	Violation (Å)
(1,8)	1:A:69:THR:HG1	2:C:2:U:C2	3	0.12
(1,8)	1:A:69:THR:HG1	2:C:2:U:C2'	3	0.12
(1,8)	1:A:69:THR:HG1	2:C:2:U:C3'	3	0.12
(1,8)	1:A:69:THR:HG1	2:C:2:U:C4	3	0.12
(1,8)	1:A:69:THR:HG1	2:C:2:U:C4'	3	0.12
(1,8)	1:A:69:THR:HG1	2:C:2:U:C5	3	0.12
(1,8)	1:A:69:THR:HG1	2:C:2:U:C5'	3	0.12
(1,8)	1:A:69:THR:HG1	2:C:2:U:C6	3	0.12
(1,8)	1:A:69:THR:HG1	2:C:2:U:H1'	3	0.12
(1,8)	1:A:69:THR:HG1	2:C:2:U:H2'	3	0.12
(1,8)	1:A:69:THR:HG1	2:C:2:U:H3	3	0.12
(1,8)	1:A:69:THR:HG1	2:C:2:U:H3'	3	0.12
(1,8)	1:A:69:THR:HG1	2:C:2:U:H4'	3	0.12
(1,8)	1:A:69:THR:HG1	2:C:2:U:H5	3	0.12
(1,8)	1:A:69:THR:HG1	2:C:2:U:H5'	3	0.12
(1,8)	1:A:69:THR:HG1	2:C:2:U:H5''	3	0.12
(1,8)	1:A:69:THR:HG1	2:C:2:U:H6	3	0.12
(1,8)	1:A:69:THR:HG1	2:C:2:U:HO2'	3	0.12
(1,8)	1:A:69:THR:HG1	2:C:2:U:N1	3	0.12
(1,8)	1:A:69:THR:HG1	2:C:2:U:N3	3	0.12
(1,8)	1:A:69:THR:HG1	2:C:2:U:O2	3	0.12
(1,8)	1:A:69:THR:HG1	2:C:2:U:O2'	3	0.12
(1,8)	1:A:69:THR:HG1	2:C:2:U:O3'	3	0.12
(1,8)	1:A:69:THR:HG1	2:C:2:U:O4	3	0.12
(1,8)	1:A:69:THR:HG1	2:C:2:U:O4'	3	0.12
(1,8)	1:A:69:THR:HG1	2:C:2:U:O5'	3	0.12
(1,8)	1:A:69:THR:HG1	2:C:2:U:OP1	3	0.12
(1,8)	1:A:69:THR:HG1	2:C:2:U:OP2	3	0.12
(1,8)	1:A:69:THR:HG1	2:C:2:U:P	3	0.12
(1,8)	1:A:69:THR:HG1	2:C:3:A:C1'	3	0.12
(1,8)	1:A:69:THR:HG1	2:C:3:A:C2	3	0.12
(1,8)	1:A:69:THR:HG1	2:C:3:A:C2'	3	0.12
(1,8)	1:A:69:THR:HG1	2:C:3:A:C3'	3	0.12
(1,8)	1:A:69:THR:HG1	2:C:3:A:C4	3	0.12
(1,8)	1:A:69:THR:HG1	2:C:3:A:C4'	3	0.12
(1,8)	1:A:69:THR:HG1	2:C:3:A:C5	3	0.12
(1,8)	1:A:69:THR:HG1	2:C:3:A:C5'	3	0.12
(1,8)	1:A:69:THR:HG1	2:C:3:A:C6	3	0.12
(1,8)	1:A:69:THR:HG1	2:C:3:A:C8	3	0.12
(1,8)	1:A:69:THR:HG1	2:C:3:A:H1'	3	0.12
(1,8)	1:A:69:THR:HG1	2:C:3:A:H2	3	0.12
(1,8)	1:A:69:THR:HG1	2:C:3:A:H2'	3	0.12

Continued on next page...

Continued from previous page...

Key	Atom-1	Atom-2	Model ID	Violation (Å)
(1,8)	1:A:69:THR:HG1	2:C:3:A:H3'	3	0.12
(1,8)	1:A:69:THR:HG1	2:C:3:A:H4'	3	0.12
(1,8)	1:A:69:THR:HG1	2:C:3:A:H5'	3	0.12
(1,8)	1:A:69:THR:HG1	2:C:3:A:H5''	3	0.12
(1,8)	1:A:69:THR:HG1	2:C:3:A:H61	3	0.12
(1,8)	1:A:69:THR:HG1	2:C:3:A:H62	3	0.12
(1,8)	1:A:69:THR:HG1	2:C:3:A:H8	3	0.12
(1,8)	1:A:69:THR:HG1	2:C:3:A:HO2'	3	0.12
(1,8)	1:A:69:THR:HG1	2:C:3:A:N1	3	0.12
(1,8)	1:A:69:THR:HG1	2:C:3:A:N3	3	0.12
(1,8)	1:A:69:THR:HG1	2:C:3:A:N6	3	0.12
(1,8)	1:A:69:THR:HG1	2:C:3:A:N7	3	0.12
(1,8)	1:A:69:THR:HG1	2:C:3:A:N9	3	0.12
(1,8)	1:A:69:THR:HG1	2:C:3:A:O2'	3	0.12
(1,8)	1:A:69:THR:HG1	2:C:3:A:O3'	3	0.12
(1,8)	1:A:69:THR:HG1	2:C:3:A:O4'	3	0.12
(1,8)	1:A:69:THR:HG1	2:C:3:A:O5'	3	0.12
(1,8)	1:A:69:THR:HG1	2:C:3:A:OP1	3	0.12
(1,8)	1:A:69:THR:HG1	2:C:3:A:OP2	3	0.12
(1,8)	1:A:69:THR:HG1	2:C:3:A:P	3	0.12
(1,8)	1:A:69:THR:HG1	2:C:4:C:C1'	3	0.12
(1,8)	1:A:69:THR:HG1	2:C:4:C:C2	3	0.12
(1,8)	1:A:69:THR:HG1	2:C:4:C:C2'	3	0.12
(1,8)	1:A:69:THR:HG1	2:C:4:C:C3'	3	0.12
(1,8)	1:A:69:THR:HG1	2:C:4:C:C4	3	0.12
(1,8)	1:A:69:THR:HG1	2:C:4:C:C4'	3	0.12
(1,8)	1:A:69:THR:HG1	2:C:4:C:C5	3	0.12
(1,8)	1:A:69:THR:HG1	2:C:4:C:C5'	3	0.12
(1,8)	1:A:69:THR:HG1	2:C:4:C:C6	3	0.12
(1,8)	1:A:69:THR:HG1	2:C:4:C:H1'	3	0.12
(1,8)	1:A:69:THR:HG1	2:C:4:C:H2'	3	0.12
(1,8)	1:A:69:THR:HG1	2:C:4:C:H3'	3	0.12
(1,8)	1:A:69:THR:HG1	2:C:4:C:H4'	3	0.12
(1,8)	1:A:69:THR:HG1	2:C:4:C:H41	3	0.12
(1,8)	1:A:69:THR:HG1	2:C:4:C:H42	3	0.12
(1,8)	1:A:69:THR:HG1	2:C:4:C:H5	3	0.12
(1,8)	1:A:69:THR:HG1	2:C:4:C:H5'	3	0.12
(1,8)	1:A:69:THR:HG1	2:C:4:C:H5''	3	0.12
(1,8)	1:A:69:THR:HG1	2:C:4:C:H6	3	0.12
(1,8)	1:A:69:THR:HG1	2:C:4:C:HO2'	3	0.12
(1,8)	1:A:69:THR:HG1	2:C:4:C:N1	3	0.12
(1,8)	1:A:69:THR:HG1	2:C:4:C:N3	3	0.12

Continued on next page...

Continued from previous page...

Key	Atom-1	Atom-2	Model ID	Violation (Å)
(1,8)	1:A:69:THR:HG1	2:C:4:C:N4	3	0.12
(1,8)	1:A:69:THR:HG1	2:C:4:C:O2	3	0.12
(1,8)	1:A:69:THR:HG1	2:C:4:C:O2'	3	0.12
(1,8)	1:A:69:THR:HG1	2:C:4:C:O3'	3	0.12
(1,8)	1:A:69:THR:HG1	2:C:4:C:O4'	3	0.12
(1,8)	1:A:69:THR:HG1	2:C:4:C:O5'	3	0.12
(1,8)	1:A:69:THR:HG1	2:C:4:C:OP1	3	0.12
(1,8)	1:A:69:THR:HG1	2:C:4:C:OP2	3	0.12
(1,8)	1:A:69:THR:HG1	2:C:4:C:P	3	0.12
(1,8)	1:A:69:THR:HG1	2:C:5:A:C1'	3	0.12
(1,8)	1:A:69:THR:HG1	2:C:5:A:C2	3	0.12
(1,8)	1:A:69:THR:HG1	2:C:5:A:C2'	3	0.12
(1,8)	1:A:69:THR:HG1	2:C:5:A:C3'	3	0.12
(1,8)	1:A:69:THR:HG1	2:C:5:A:C4	3	0.12
(1,8)	1:A:69:THR:HG1	2:C:5:A:C4'	3	0.12
(1,8)	1:A:69:THR:HG1	2:C:5:A:C5	3	0.12
(1,8)	1:A:69:THR:HG1	2:C:5:A:C5'	3	0.12
(1,8)	1:A:69:THR:HG1	2:C:5:A:C6	3	0.12
(1,8)	1:A:69:THR:HG1	2:C:5:A:C8	3	0.12
(1,8)	1:A:69:THR:HG1	2:C:5:A:H1'	3	0.12
(1,8)	1:A:69:THR:HG1	2:C:5:A:H2	3	0.12
(1,8)	1:A:69:THR:HG1	2:C:5:A:H2'	3	0.12
(1,8)	1:A:69:THR:HG1	2:C:5:A:H3'	3	0.12
(1,8)	1:A:69:THR:HG1	2:C:5:A:H4'	3	0.12
(1,8)	1:A:69:THR:HG1	2:C:5:A:H5'	3	0.12
(1,8)	1:A:69:THR:HG1	2:C:5:A:H5''	3	0.12
(1,8)	1:A:69:THR:HG1	2:C:5:A:H61	3	0.12
(1,8)	1:A:69:THR:HG1	2:C:5:A:H62	3	0.12
(1,8)	1:A:69:THR:HG1	2:C:5:A:H8	3	0.12
(1,8)	1:A:69:THR:HG1	2:C:5:A:HO2'	3	0.12
(1,8)	1:A:69:THR:HG1	2:C:5:A:N1	3	0.12
(1,8)	1:A:69:THR:HG1	2:C:5:A:N3	3	0.12
(1,8)	1:A:69:THR:HG1	2:C:5:A:N6	3	0.12
(1,8)	1:A:69:THR:HG1	2:C:5:A:N7	3	0.12
(1,8)	1:A:69:THR:HG1	2:C:5:A:N9	3	0.12
(1,8)	1:A:69:THR:HG1	2:C:5:A:O2'	3	0.12
(1,8)	1:A:69:THR:HG1	2:C:5:A:O3'	3	0.12
(1,8)	1:A:69:THR:HG1	2:C:5:A:O4'	3	0.12
(1,8)	1:A:69:THR:HG1	2:C:5:A:O5'	3	0.12
(1,8)	1:A:69:THR:HG1	2:C:5:A:OP1	3	0.12
(1,8)	1:A:69:THR:HG1	2:C:5:A:OP2	3	0.12
(1,8)	1:A:69:THR:HG1	2:C:5:A:P	3	0.12

Continued on next page...

Continued from previous page...

Key	Atom-1	Atom-2	Model ID	Violation (Å)
(1,8)	1:A:69:THR:N	2:C:1:A:C1'	3	0.12
(1,8)	1:A:69:THR:N	2:C:1:A:C2	3	0.12
(1,8)	1:A:69:THR:N	2:C:1:A:C2'	3	0.12
(1,8)	1:A:69:THR:N	2:C:1:A:C3'	3	0.12
(1,8)	1:A:69:THR:N	2:C:1:A:C4	3	0.12
(1,8)	1:A:69:THR:N	2:C:1:A:C4'	3	0.12
(1,8)	1:A:69:THR:N	2:C:1:A:C5	3	0.12
(1,8)	1:A:69:THR:N	2:C:1:A:C5'	3	0.12
(1,8)	1:A:69:THR:N	2:C:1:A:C6	3	0.12
(1,8)	1:A:69:THR:N	2:C:1:A:C8	3	0.12
(1,8)	1:A:69:THR:N	2:C:1:A:H1'	3	0.12
(1,8)	1:A:69:THR:N	2:C:1:A:H2	3	0.12
(1,8)	1:A:69:THR:N	2:C:1:A:H2'	3	0.12
(1,8)	1:A:69:THR:N	2:C:1:A:H3'	3	0.12
(1,8)	1:A:69:THR:N	2:C:1:A:H4'	3	0.12
(1,8)	1:A:69:THR:N	2:C:1:A:H5'	3	0.12
(1,8)	1:A:69:THR:N	2:C:1:A:H5''	3	0.12
(1,8)	1:A:69:THR:N	2:C:1:A:H61	3	0.12
(1,8)	1:A:69:THR:N	2:C:1:A:H62	3	0.12
(1,8)	1:A:69:THR:N	2:C:1:A:H8	3	0.12
(1,8)	1:A:69:THR:N	2:C:1:A:HO2'	3	0.12
(1,8)	1:A:69:THR:N	2:C:1:A:N1	3	0.12
(1,8)	1:A:69:THR:N	2:C:1:A:N3	3	0.12
(1,8)	1:A:69:THR:N	2:C:1:A:N6	3	0.12
(1,8)	1:A:69:THR:N	2:C:1:A:N7	3	0.12
(1,8)	1:A:69:THR:N	2:C:1:A:N9	3	0.12
(1,8)	1:A:69:THR:N	2:C:1:A:O2'	3	0.12
(1,8)	1:A:69:THR:N	2:C:1:A:O3'	3	0.12
(1,8)	1:A:69:THR:N	2:C:1:A:O4'	3	0.12
(1,8)	1:A:69:THR:N	2:C:1:A:O5'	3	0.12
(1,8)	1:A:69:THR:N	2:C:2:U:C1'	3	0.12
(1,8)	1:A:69:THR:N	2:C:2:U:C2	3	0.12
(1,8)	1:A:69:THR:N	2:C:2:U:C2'	3	0.12
(1,8)	1:A:69:THR:N	2:C:2:U:C3'	3	0.12
(1,8)	1:A:69:THR:N	2:C:2:U:C4	3	0.12
(1,8)	1:A:69:THR:N	2:C:2:U:C4'	3	0.12
(1,8)	1:A:69:THR:N	2:C:2:U:C5	3	0.12
(1,8)	1:A:69:THR:N	2:C:2:U:C5'	3	0.12
(1,8)	1:A:69:THR:N	2:C:2:U:C6	3	0.12
(1,8)	1:A:69:THR:N	2:C:2:U:H1'	3	0.12
(1,8)	1:A:69:THR:N	2:C:2:U:H2'	3	0.12
(1,8)	1:A:69:THR:N	2:C:2:U:H3	3	0.12

Continued on next page...

Continued from previous page...

Key	Atom-1	Atom-2	Model ID	Violation (Å)
(1,8)	1:A:69:THR:N	2:C:2:U:H3'	3	0.12
(1,8)	1:A:69:THR:N	2:C:2:U:H4'	3	0.12
(1,8)	1:A:69:THR:N	2:C:2:U:H5	3	0.12
(1,8)	1:A:69:THR:N	2:C:2:U:H5'	3	0.12
(1,8)	1:A:69:THR:N	2:C:2:U:H5''	3	0.12
(1,8)	1:A:69:THR:N	2:C:2:U:H6	3	0.12
(1,8)	1:A:69:THR:N	2:C:2:U:HO2'	3	0.12
(1,8)	1:A:69:THR:N	2:C:2:U:N1	3	0.12
(1,8)	1:A:69:THR:N	2:C:2:U:N3	3	0.12
(1,8)	1:A:69:THR:N	2:C:2:U:O2	3	0.12
(1,8)	1:A:69:THR:N	2:C:2:U:O2'	3	0.12
(1,8)	1:A:69:THR:N	2:C:2:U:O3'	3	0.12
(1,8)	1:A:69:THR:N	2:C:2:U:O4	3	0.12
(1,8)	1:A:69:THR:N	2:C:2:U:O4'	3	0.12
(1,8)	1:A:69:THR:N	2:C:2:U:O5'	3	0.12
(1,8)	1:A:69:THR:N	2:C:2:U:OP1	3	0.12
(1,8)	1:A:69:THR:N	2:C:2:U:OP2	3	0.12
(1,8)	1:A:69:THR:N	2:C:2:U:P	3	0.12
(1,8)	1:A:69:THR:N	2:C:3:A:C1'	3	0.12
(1,8)	1:A:69:THR:N	2:C:3:A:C2	3	0.12
(1,8)	1:A:69:THR:N	2:C:3:A:C2'	3	0.12
(1,8)	1:A:69:THR:N	2:C:3:A:C3'	3	0.12
(1,8)	1:A:69:THR:N	2:C:3:A:C4	3	0.12
(1,8)	1:A:69:THR:N	2:C:3:A:C4'	3	0.12
(1,8)	1:A:69:THR:N	2:C:3:A:C5	3	0.12
(1,8)	1:A:69:THR:N	2:C:3:A:C5'	3	0.12
(1,8)	1:A:69:THR:N	2:C:3:A:C6	3	0.12
(1,8)	1:A:69:THR:N	2:C:3:A:C8	3	0.12
(1,8)	1:A:69:THR:N	2:C:3:A:H1'	3	0.12
(1,8)	1:A:69:THR:N	2:C:3:A:H2	3	0.12
(1,8)	1:A:69:THR:N	2:C:3:A:H2'	3	0.12
(1,8)	1:A:69:THR:N	2:C:3:A:H3'	3	0.12
(1,8)	1:A:69:THR:N	2:C:3:A:H4'	3	0.12
(1,8)	1:A:69:THR:N	2:C:3:A:H5'	3	0.12
(1,8)	1:A:69:THR:N	2:C:3:A:H5''	3	0.12
(1,8)	1:A:69:THR:N	2:C:3:A:H61	3	0.12
(1,8)	1:A:69:THR:N	2:C:3:A:H62	3	0.12
(1,8)	1:A:69:THR:N	2:C:3:A:H8	3	0.12
(1,8)	1:A:69:THR:N	2:C:3:A:HO2'	3	0.12
(1,8)	1:A:69:THR:N	2:C:3:A:N1	3	0.12
(1,8)	1:A:69:THR:N	2:C:3:A:N3	3	0.12
(1,8)	1:A:69:THR:N	2:C:3:A:N6	3	0.12

Continued on next page...

Continued from previous page...

Key	Atom-1	Atom-2	Model ID	Violation (Å)
(1,8)	1:A:69:THR:N	2:C:3:A:N7	3	0.12
(1,8)	1:A:69:THR:N	2:C:3:A:N9	3	0.12
(1,8)	1:A:69:THR:N	2:C:3:A:O2'	3	0.12
(1,8)	1:A:69:THR:N	2:C:3:A:O3'	3	0.12
(1,8)	1:A:69:THR:N	2:C:3:A:O4'	3	0.12
(1,8)	1:A:69:THR:N	2:C:3:A:O5'	3	0.12
(1,8)	1:A:69:THR:N	2:C:3:A:OP1	3	0.12
(1,8)	1:A:69:THR:N	2:C:3:A:OP2	3	0.12
(1,8)	1:A:69:THR:N	2:C:3:A:P	3	0.12
(1,8)	1:A:69:THR:N	2:C:4:C:C1'	3	0.12
(1,8)	1:A:69:THR:N	2:C:4:C:C2	3	0.12
(1,8)	1:A:69:THR:N	2:C:4:C:C2'	3	0.12
(1,8)	1:A:69:THR:N	2:C:4:C:C3'	3	0.12
(1,8)	1:A:69:THR:N	2:C:4:C:C4	3	0.12
(1,8)	1:A:69:THR:N	2:C:4:C:C4'	3	0.12
(1,8)	1:A:69:THR:N	2:C:4:C:C5	3	0.12
(1,8)	1:A:69:THR:N	2:C:4:C:C5'	3	0.12
(1,8)	1:A:69:THR:N	2:C:4:C:C6	3	0.12
(1,8)	1:A:69:THR:N	2:C:4:C:H1'	3	0.12
(1,8)	1:A:69:THR:N	2:C:4:C:H2'	3	0.12
(1,8)	1:A:69:THR:N	2:C:4:C:H3'	3	0.12
(1,8)	1:A:69:THR:N	2:C:4:C:H4'	3	0.12
(1,8)	1:A:69:THR:N	2:C:4:C:H41	3	0.12
(1,8)	1:A:69:THR:N	2:C:4:C:H42	3	0.12
(1,8)	1:A:69:THR:N	2:C:4:C:H5	3	0.12
(1,8)	1:A:69:THR:N	2:C:4:C:H5'	3	0.12
(1,8)	1:A:69:THR:N	2:C:4:C:H5''	3	0.12
(1,8)	1:A:69:THR:N	2:C:4:C:H6	3	0.12
(1,8)	1:A:69:THR:N	2:C:4:C:HO2'	3	0.12
(1,8)	1:A:69:THR:N	2:C:4:C:N1	3	0.12
(1,8)	1:A:69:THR:N	2:C:4:C:N3	3	0.12
(1,8)	1:A:69:THR:N	2:C:4:C:N4	3	0.12
(1,8)	1:A:69:THR:N	2:C:4:C:O2	3	0.12
(1,8)	1:A:69:THR:N	2:C:4:C:O2'	3	0.12
(1,8)	1:A:69:THR:N	2:C:4:C:O3'	3	0.12
(1,8)	1:A:69:THR:N	2:C:4:C:O4'	3	0.12
(1,8)	1:A:69:THR:N	2:C:4:C:O5'	3	0.12
(1,8)	1:A:69:THR:N	2:C:4:C:OP1	3	0.12
(1,8)	1:A:69:THR:N	2:C:4:C:OP2	3	0.12
(1,8)	1:A:69:THR:N	2:C:4:C:P	3	0.12
(1,8)	1:A:69:THR:N	2:C:5:A:C1'	3	0.12
(1,8)	1:A:69:THR:N	2:C:5:A:C2	3	0.12

Continued on next page...

Continued from previous page...

Key	Atom-1	Atom-2	Model ID	Violation (Å)
(1,8)	1:A:69:THR:N	2:C:5:A:C2'	3	0.12
(1,8)	1:A:69:THR:N	2:C:5:A:C3'	3	0.12
(1,8)	1:A:69:THR:N	2:C:5:A:C4	3	0.12
(1,8)	1:A:69:THR:N	2:C:5:A:C4'	3	0.12
(1,8)	1:A:69:THR:N	2:C:5:A:C5	3	0.12
(1,8)	1:A:69:THR:N	2:C:5:A:C5'	3	0.12
(1,8)	1:A:69:THR:N	2:C:5:A:C6	3	0.12
(1,8)	1:A:69:THR:N	2:C:5:A:C8	3	0.12
(1,8)	1:A:69:THR:N	2:C:5:A:H1'	3	0.12
(1,8)	1:A:69:THR:N	2:C:5:A:H2	3	0.12
(1,8)	1:A:69:THR:N	2:C:5:A:H2'	3	0.12
(1,8)	1:A:69:THR:N	2:C:5:A:H3'	3	0.12
(1,8)	1:A:69:THR:N	2:C:5:A:H4'	3	0.12
(1,8)	1:A:69:THR:N	2:C:5:A:H5'	3	0.12
(1,8)	1:A:69:THR:N	2:C:5:A:H5''	3	0.12
(1,8)	1:A:69:THR:N	2:C:5:A:H61	3	0.12
(1,8)	1:A:69:THR:N	2:C:5:A:H62	3	0.12
(1,8)	1:A:69:THR:N	2:C:5:A:H8	3	0.12
(1,8)	1:A:69:THR:N	2:C:5:A:HO2'	3	0.12
(1,8)	1:A:69:THR:N	2:C:5:A:N1	3	0.12
(1,8)	1:A:69:THR:N	2:C:5:A:N3	3	0.12
(1,8)	1:A:69:THR:N	2:C:5:A:N6	3	0.12
(1,8)	1:A:69:THR:N	2:C:5:A:N7	3	0.12
(1,8)	1:A:69:THR:N	2:C:5:A:N9	3	0.12
(1,8)	1:A:69:THR:N	2:C:5:A:O2'	3	0.12
(1,8)	1:A:69:THR:N	2:C:5:A:O3'	3	0.12
(1,8)	1:A:69:THR:N	2:C:5:A:O4'	3	0.12
(1,8)	1:A:69:THR:N	2:C:5:A:O5'	3	0.12
(1,8)	1:A:69:THR:N	2:C:5:A:OP1	3	0.12
(1,8)	1:A:69:THR:N	2:C:5:A:OP2	3	0.12
(1,8)	1:A:69:THR:N	2:C:5:A:P	3	0.12
(1,8)	1:A:69:THR:O	2:C:1:A:C1'	3	0.12
(1,8)	1:A:69:THR:O	2:C:1:A:C2	3	0.12
(1,8)	1:A:69:THR:O	2:C:1:A:C2'	3	0.12
(1,8)	1:A:69:THR:O	2:C:1:A:C3'	3	0.12
(1,8)	1:A:69:THR:O	2:C:1:A:C4	3	0.12
(1,8)	1:A:69:THR:O	2:C:1:A:C4'	3	0.12
(1,8)	1:A:69:THR:O	2:C:1:A:C5	3	0.12
(1,8)	1:A:69:THR:O	2:C:1:A:C5'	3	0.12
(1,8)	1:A:69:THR:O	2:C:1:A:C6	3	0.12
(1,8)	1:A:69:THR:O	2:C:1:A:C8	3	0.12
(1,8)	1:A:69:THR:O	2:C:1:A:H1'	3	0.12

Continued on next page...

Continued from previous page...

Key	Atom-1	Atom-2	Model ID	Violation (Å)
(1,8)	1:A:69:THR:O	2:C:1:A:H2	3	0.12
(1,8)	1:A:69:THR:O	2:C:1:A:H2'	3	0.12
(1,8)	1:A:69:THR:O	2:C:1:A:H3'	3	0.12
(1,8)	1:A:69:THR:O	2:C:1:A:H4'	3	0.12
(1,8)	1:A:69:THR:O	2:C:1:A:H5'	3	0.12
(1,8)	1:A:69:THR:O	2:C:1:A:H5''	3	0.12
(1,8)	1:A:69:THR:O	2:C:1:A:H61	3	0.12
(1,8)	1:A:69:THR:O	2:C:1:A:H62	3	0.12
(1,8)	1:A:69:THR:O	2:C:1:A:H8	3	0.12
(1,8)	1:A:69:THR:O	2:C:1:A:HO2'	3	0.12
(1,8)	1:A:69:THR:O	2:C:1:A:N1	3	0.12
(1,8)	1:A:69:THR:O	2:C:1:A:N3	3	0.12
(1,8)	1:A:69:THR:O	2:C:1:A:N6	3	0.12
(1,8)	1:A:69:THR:O	2:C:1:A:N7	3	0.12
(1,8)	1:A:69:THR:O	2:C:1:A:N9	3	0.12
(1,8)	1:A:69:THR:O	2:C:1:A:O2'	3	0.12
(1,8)	1:A:69:THR:O	2:C:1:A:O3'	3	0.12
(1,8)	1:A:69:THR:O	2:C:1:A:O4'	3	0.12
(1,8)	1:A:69:THR:O	2:C:1:A:O5'	3	0.12
(1,8)	1:A:69:THR:O	2:C:2:U:C1'	3	0.12
(1,8)	1:A:69:THR:O	2:C:2:U:C2	3	0.12
(1,8)	1:A:69:THR:O	2:C:2:U:C2'	3	0.12
(1,8)	1:A:69:THR:O	2:C:2:U:C3'	3	0.12
(1,8)	1:A:69:THR:O	2:C:2:U:C4	3	0.12
(1,8)	1:A:69:THR:O	2:C:2:U:C4'	3	0.12
(1,8)	1:A:69:THR:O	2:C:2:U:C5	3	0.12
(1,8)	1:A:69:THR:O	2:C:2:U:C5'	3	0.12
(1,8)	1:A:69:THR:O	2:C:2:U:C6	3	0.12
(1,8)	1:A:69:THR:O	2:C:2:U:H1'	3	0.12
(1,8)	1:A:69:THR:O	2:C:2:U:H2'	3	0.12
(1,8)	1:A:69:THR:O	2:C:2:U:H3	3	0.12
(1,8)	1:A:69:THR:O	2:C:2:U:H3'	3	0.12
(1,8)	1:A:69:THR:O	2:C:2:U:H4'	3	0.12
(1,8)	1:A:69:THR:O	2:C:2:U:H5	3	0.12
(1,8)	1:A:69:THR:O	2:C:2:U:H5'	3	0.12
(1,8)	1:A:69:THR:O	2:C:2:U:H5''	3	0.12
(1,8)	1:A:69:THR:O	2:C:2:U:H6	3	0.12
(1,8)	1:A:69:THR:O	2:C:2:U:HO2'	3	0.12
(1,8)	1:A:69:THR:O	2:C:2:U:N1	3	0.12
(1,8)	1:A:69:THR:O	2:C:2:U:N3	3	0.12
(1,8)	1:A:69:THR:O	2:C:2:U:O2	3	0.12
(1,8)	1:A:69:THR:O	2:C:2:U:O2'	3	0.12

Continued on next page...

Continued from previous page...

Key	Atom-1	Atom-2	Model ID	Violation (Å)
(1,8)	1:A:69:THR:O	2:C:2:U:O3'	3	0.12
(1,8)	1:A:69:THR:O	2:C:2:U:O4	3	0.12
(1,8)	1:A:69:THR:O	2:C:2:U:O4'	3	0.12
(1,8)	1:A:69:THR:O	2:C:2:U:O5'	3	0.12
(1,8)	1:A:69:THR:O	2:C:2:U:OP1	3	0.12
(1,8)	1:A:69:THR:O	2:C:2:U:OP2	3	0.12
(1,8)	1:A:69:THR:O	2:C:2:U:P	3	0.12
(1,8)	1:A:69:THR:O	2:C:3:A:C1'	3	0.12
(1,8)	1:A:69:THR:O	2:C:3:A:C2	3	0.12
(1,8)	1:A:69:THR:O	2:C:3:A:C2'	3	0.12
(1,8)	1:A:69:THR:O	2:C:3:A:C3'	3	0.12
(1,8)	1:A:69:THR:O	2:C:3:A:C4	3	0.12
(1,8)	1:A:69:THR:O	2:C:3:A:C4'	3	0.12
(1,8)	1:A:69:THR:O	2:C:3:A:C5	3	0.12
(1,8)	1:A:69:THR:O	2:C:3:A:C5'	3	0.12
(1,8)	1:A:69:THR:O	2:C:3:A:C6	3	0.12
(1,8)	1:A:69:THR:O	2:C:3:A:C8	3	0.12
(1,8)	1:A:69:THR:O	2:C:3:A:H1'	3	0.12
(1,8)	1:A:69:THR:O	2:C:3:A:H2	3	0.12
(1,8)	1:A:69:THR:O	2:C:3:A:H2'	3	0.12
(1,8)	1:A:69:THR:O	2:C:3:A:H3'	3	0.12
(1,8)	1:A:69:THR:O	2:C:3:A:H4'	3	0.12
(1,8)	1:A:69:THR:O	2:C:3:A:H5'	3	0.12
(1,8)	1:A:69:THR:O	2:C:3:A:H5''	3	0.12
(1,8)	1:A:69:THR:O	2:C:3:A:H61	3	0.12
(1,8)	1:A:69:THR:O	2:C:3:A:H62	3	0.12
(1,8)	1:A:69:THR:O	2:C:3:A:H8	3	0.12
(1,8)	1:A:69:THR:O	2:C:3:A:HO2'	3	0.12
(1,8)	1:A:69:THR:O	2:C:3:A:N1	3	0.12
(1,8)	1:A:69:THR:O	2:C:3:A:N3	3	0.12
(1,8)	1:A:69:THR:O	2:C:3:A:N6	3	0.12
(1,8)	1:A:69:THR:O	2:C:3:A:N7	3	0.12
(1,8)	1:A:69:THR:O	2:C:3:A:N9	3	0.12
(1,8)	1:A:69:THR:O	2:C:3:A:O2'	3	0.12
(1,8)	1:A:69:THR:O	2:C:3:A:O3'	3	0.12
(1,8)	1:A:69:THR:O	2:C:3:A:O4'	3	0.12
(1,8)	1:A:69:THR:O	2:C:3:A:O5'	3	0.12
(1,8)	1:A:69:THR:O	2:C:3:A:OP1	3	0.12
(1,8)	1:A:69:THR:O	2:C:3:A:OP2	3	0.12
(1,8)	1:A:69:THR:O	2:C:3:A:P	3	0.12
(1,8)	1:A:69:THR:O	2:C:4:C:C1'	3	0.12
(1,8)	1:A:69:THR:O	2:C:4:C:C2	3	0.12

Continued on next page...

Continued from previous page...

Key	Atom-1	Atom-2	Model ID	Violation (Å)
(1,8)	1:A:69:THR:O	2:C:4:C:C2'	3	0.12
(1,8)	1:A:69:THR:O	2:C:4:C:C3'	3	0.12
(1,8)	1:A:69:THR:O	2:C:4:C:C4	3	0.12
(1,8)	1:A:69:THR:O	2:C:4:C:C4'	3	0.12
(1,8)	1:A:69:THR:O	2:C:4:C:C5	3	0.12
(1,8)	1:A:69:THR:O	2:C:4:C:C5'	3	0.12
(1,8)	1:A:69:THR:O	2:C:4:C:C6	3	0.12
(1,8)	1:A:69:THR:O	2:C:4:C:H1'	3	0.12
(1,8)	1:A:69:THR:O	2:C:4:C:H2'	3	0.12
(1,8)	1:A:69:THR:O	2:C:4:C:H3'	3	0.12
(1,8)	1:A:69:THR:O	2:C:4:C:H4'	3	0.12
(1,8)	1:A:69:THR:O	2:C:4:C:H41	3	0.12
(1,8)	1:A:69:THR:O	2:C:4:C:H42	3	0.12
(1,8)	1:A:69:THR:O	2:C:4:C:H5	3	0.12
(1,8)	1:A:69:THR:O	2:C:4:C:H5'	3	0.12
(1,8)	1:A:69:THR:O	2:C:4:C:H5''	3	0.12
(1,8)	1:A:69:THR:O	2:C:4:C:H6	3	0.12
(1,8)	1:A:69:THR:O	2:C:4:C:HO2'	3	0.12
(1,8)	1:A:69:THR:O	2:C:4:C:N1	3	0.12
(1,8)	1:A:69:THR:O	2:C:4:C:N3	3	0.12
(1,8)	1:A:69:THR:O	2:C:4:C:N4	3	0.12
(1,8)	1:A:69:THR:O	2:C:4:C:O2	3	0.12
(1,8)	1:A:69:THR:O	2:C:4:C:O2'	3	0.12
(1,8)	1:A:69:THR:O	2:C:4:C:O3'	3	0.12
(1,8)	1:A:69:THR:O	2:C:4:C:O4'	3	0.12
(1,8)	1:A:69:THR:O	2:C:4:C:O5'	3	0.12
(1,8)	1:A:69:THR:O	2:C:4:C:OP1	3	0.12
(1,8)	1:A:69:THR:O	2:C:4:C:OP2	3	0.12
(1,8)	1:A:69:THR:O	2:C:4:C:P	3	0.12
(1,8)	1:A:69:THR:O	2:C:5:A:C1'	3	0.12
(1,8)	1:A:69:THR:O	2:C:5:A:C2	3	0.12
(1,8)	1:A:69:THR:O	2:C:5:A:C2'	3	0.12
(1,8)	1:A:69:THR:O	2:C:5:A:C3'	3	0.12
(1,8)	1:A:69:THR:O	2:C:5:A:C4	3	0.12
(1,8)	1:A:69:THR:O	2:C:5:A:C4'	3	0.12
(1,8)	1:A:69:THR:O	2:C:5:A:C5	3	0.12
(1,8)	1:A:69:THR:O	2:C:5:A:C5'	3	0.12
(1,8)	1:A:69:THR:O	2:C:5:A:C6	3	0.12
(1,8)	1:A:69:THR:O	2:C:5:A:C8	3	0.12
(1,8)	1:A:69:THR:O	2:C:5:A:H1'	3	0.12
(1,8)	1:A:69:THR:O	2:C:5:A:H2	3	0.12
(1,8)	1:A:69:THR:O	2:C:5:A:H2'	3	0.12

Continued on next page...

Continued from previous page...

Key	Atom-1	Atom-2	Model ID	Violation (Å)
(1,8)	1:A:69:THR:O	2:C:5:A:H3'	3	0.12
(1,8)	1:A:69:THR:O	2:C:5:A:H4'	3	0.12
(1,8)	1:A:69:THR:O	2:C:5:A:H5'	3	0.12
(1,8)	1:A:69:THR:O	2:C:5:A:H5''	3	0.12
(1,8)	1:A:69:THR:O	2:C:5:A:H61	3	0.12
(1,8)	1:A:69:THR:O	2:C:5:A:H62	3	0.12
(1,8)	1:A:69:THR:O	2:C:5:A:H8	3	0.12
(1,8)	1:A:69:THR:O	2:C:5:A:HO2'	3	0.12
(1,8)	1:A:69:THR:O	2:C:5:A:N1	3	0.12
(1,8)	1:A:69:THR:O	2:C:5:A:N3	3	0.12
(1,8)	1:A:69:THR:O	2:C:5:A:N6	3	0.12
(1,8)	1:A:69:THR:O	2:C:5:A:N7	3	0.12
(1,8)	1:A:69:THR:O	2:C:5:A:N9	3	0.12
(1,8)	1:A:69:THR:O	2:C:5:A:O2'	3	0.12
(1,8)	1:A:69:THR:O	2:C:5:A:O3'	3	0.12
(1,8)	1:A:69:THR:O	2:C:5:A:O4'	3	0.12
(1,8)	1:A:69:THR:O	2:C:5:A:O5'	3	0.12
(1,8)	1:A:69:THR:O	2:C:5:A:OP1	3	0.12
(1,8)	1:A:69:THR:O	2:C:5:A:OP2	3	0.12
(1,8)	1:A:69:THR:O	2:C:5:A:P	3	0.12
(1,8)	1:A:69:THR:OG1	2:C:1:A:C1'	3	0.12
(1,8)	1:A:69:THR:OG1	2:C:1:A:C2	3	0.12
(1,8)	1:A:69:THR:OG1	2:C:1:A:C2'	3	0.12
(1,8)	1:A:69:THR:OG1	2:C:1:A:C3'	3	0.12
(1,8)	1:A:69:THR:OG1	2:C:1:A:C4	3	0.12
(1,8)	1:A:69:THR:OG1	2:C:1:A:C4'	3	0.12
(1,8)	1:A:69:THR:OG1	2:C:1:A:C5	3	0.12
(1,8)	1:A:69:THR:OG1	2:C:1:A:C5'	3	0.12
(1,8)	1:A:69:THR:OG1	2:C:1:A:C6	3	0.12
(1,8)	1:A:69:THR:OG1	2:C:1:A:C8	3	0.12
(1,8)	1:A:69:THR:OG1	2:C:1:A:H1'	3	0.12
(1,8)	1:A:69:THR:OG1	2:C:1:A:H2	3	0.12
(1,8)	1:A:69:THR:OG1	2:C:1:A:H2'	3	0.12
(1,8)	1:A:69:THR:OG1	2:C:1:A:H3'	3	0.12
(1,8)	1:A:69:THR:OG1	2:C:1:A:H4'	3	0.12
(1,8)	1:A:69:THR:OG1	2:C:1:A:H5'	3	0.12
(1,8)	1:A:69:THR:OG1	2:C:1:A:H5''	3	0.12
(1,8)	1:A:69:THR:OG1	2:C:1:A:H61	3	0.12
(1,8)	1:A:69:THR:OG1	2:C:1:A:H62	3	0.12
(1,8)	1:A:69:THR:OG1	2:C:1:A:H8	3	0.12
(1,8)	1:A:69:THR:OG1	2:C:1:A:HO2'	3	0.12
(1,8)	1:A:69:THR:OG1	2:C:1:A:N1	3	0.12

Continued on next page...

Continued from previous page...

Key	Atom-1	Atom-2	Model ID	Violation (Å)
(1,8)	1:A:69:THR:OG1	2:C:1:A:N3	3	0.12
(1,8)	1:A:69:THR:OG1	2:C:1:A:N6	3	0.12
(1,8)	1:A:69:THR:OG1	2:C:1:A:N7	3	0.12
(1,8)	1:A:69:THR:OG1	2:C:1:A:N9	3	0.12
(1,8)	1:A:69:THR:OG1	2:C:1:A:O2'	3	0.12
(1,8)	1:A:69:THR:OG1	2:C:1:A:O3'	3	0.12
(1,8)	1:A:69:THR:OG1	2:C:1:A:O4'	3	0.12
(1,8)	1:A:69:THR:OG1	2:C:1:A:O5'	3	0.12
(1,8)	1:A:69:THR:OG1	2:C:2:U:C1'	3	0.12
(1,8)	1:A:69:THR:OG1	2:C:2:U:C2	3	0.12
(1,8)	1:A:69:THR:OG1	2:C:2:U:C2'	3	0.12
(1,8)	1:A:69:THR:OG1	2:C:2:U:C3'	3	0.12
(1,8)	1:A:69:THR:OG1	2:C:2:U:C4	3	0.12
(1,8)	1:A:69:THR:OG1	2:C:2:U:C4'	3	0.12
(1,8)	1:A:69:THR:OG1	2:C:2:U:C5	3	0.12
(1,8)	1:A:69:THR:OG1	2:C:2:U:C5'	3	0.12
(1,8)	1:A:69:THR:OG1	2:C:2:U:C6	3	0.12
(1,8)	1:A:69:THR:OG1	2:C:2:U:H1'	3	0.12
(1,8)	1:A:69:THR:OG1	2:C:2:U:H2'	3	0.12
(1,8)	1:A:69:THR:OG1	2:C:2:U:H3	3	0.12
(1,8)	1:A:69:THR:OG1	2:C:2:U:H3'	3	0.12
(1,8)	1:A:69:THR:OG1	2:C:2:U:H4'	3	0.12
(1,8)	1:A:69:THR:OG1	2:C:2:U:H5	3	0.12
(1,8)	1:A:69:THR:OG1	2:C:2:U:H5'	3	0.12
(1,8)	1:A:69:THR:OG1	2:C:2:U:H5''	3	0.12
(1,8)	1:A:69:THR:OG1	2:C:2:U:H6	3	0.12
(1,8)	1:A:69:THR:OG1	2:C:2:U:HO2'	3	0.12
(1,8)	1:A:69:THR:OG1	2:C:2:U:N1	3	0.12
(1,8)	1:A:69:THR:OG1	2:C:2:U:N3	3	0.12
(1,8)	1:A:69:THR:OG1	2:C:2:U:O2	3	0.12
(1,8)	1:A:69:THR:OG1	2:C:2:U:O2'	3	0.12
(1,8)	1:A:69:THR:OG1	2:C:2:U:O3'	3	0.12
(1,8)	1:A:69:THR:OG1	2:C:2:U:O4	3	0.12
(1,8)	1:A:69:THR:OG1	2:C:2:U:O4'	3	0.12
(1,8)	1:A:69:THR:OG1	2:C:2:U:O5'	3	0.12
(1,8)	1:A:69:THR:OG1	2:C:2:U:OP1	3	0.12
(1,8)	1:A:69:THR:OG1	2:C:2:U:OP2	3	0.12
(1,8)	1:A:69:THR:OG1	2:C:2:U:P	3	0.12
(1,8)	1:A:69:THR:OG1	2:C:3:A:C1'	3	0.12
(1,8)	1:A:69:THR:OG1	2:C:3:A:C2	3	0.12
(1,8)	1:A:69:THR:OG1	2:C:3:A:C2'	3	0.12
(1,8)	1:A:69:THR:OG1	2:C:3:A:C3'	3	0.12

Continued on next page...

Continued from previous page...

Key	Atom-1	Atom-2	Model ID	Violation (Å)
(1,8)	1:A:69:THR:OG1	2:C:3:A:C4	3	0.12
(1,8)	1:A:69:THR:OG1	2:C:3:A:C4'	3	0.12
(1,8)	1:A:69:THR:OG1	2:C:3:A:C5	3	0.12
(1,8)	1:A:69:THR:OG1	2:C:3:A:C5'	3	0.12
(1,8)	1:A:69:THR:OG1	2:C:3:A:C6	3	0.12
(1,8)	1:A:69:THR:OG1	2:C:3:A:C8	3	0.12
(1,8)	1:A:69:THR:OG1	2:C:3:A:H1'	3	0.12
(1,8)	1:A:69:THR:OG1	2:C:3:A:H2	3	0.12
(1,8)	1:A:69:THR:OG1	2:C:3:A:H2'	3	0.12
(1,8)	1:A:69:THR:OG1	2:C:3:A:H3'	3	0.12
(1,8)	1:A:69:THR:OG1	2:C:3:A:H4'	3	0.12
(1,8)	1:A:69:THR:OG1	2:C:3:A:H5'	3	0.12
(1,8)	1:A:69:THR:OG1	2:C:3:A:H5''	3	0.12
(1,8)	1:A:69:THR:OG1	2:C:3:A:H61	3	0.12
(1,8)	1:A:69:THR:OG1	2:C:3:A:H62	3	0.12
(1,8)	1:A:69:THR:OG1	2:C:3:A:H8	3	0.12
(1,8)	1:A:69:THR:OG1	2:C:3:A:HO2'	3	0.12
(1,8)	1:A:69:THR:OG1	2:C:3:A:N1	3	0.12
(1,8)	1:A:69:THR:OG1	2:C:3:A:N3	3	0.12
(1,8)	1:A:69:THR:OG1	2:C:3:A:N6	3	0.12
(1,8)	1:A:69:THR:OG1	2:C:3:A:N7	3	0.12
(1,8)	1:A:69:THR:OG1	2:C:3:A:N9	3	0.12
(1,8)	1:A:69:THR:OG1	2:C:3:A:O2'	3	0.12
(1,8)	1:A:69:THR:OG1	2:C:3:A:O3'	3	0.12
(1,8)	1:A:69:THR:OG1	2:C:3:A:O4'	3	0.12
(1,8)	1:A:69:THR:OG1	2:C:3:A:O5'	3	0.12
(1,8)	1:A:69:THR:OG1	2:C:3:A:OP1	3	0.12
(1,8)	1:A:69:THR:OG1	2:C:3:A:OP2	3	0.12
(1,8)	1:A:69:THR:OG1	2:C:3:A:P	3	0.12
(1,8)	1:A:69:THR:OG1	2:C:4:C:C1'	3	0.12
(1,8)	1:A:69:THR:OG1	2:C:4:C:C2	3	0.12
(1,8)	1:A:69:THR:OG1	2:C:4:C:C2'	3	0.12
(1,8)	1:A:69:THR:OG1	2:C:4:C:C3'	3	0.12
(1,8)	1:A:69:THR:OG1	2:C:4:C:C4	3	0.12
(1,8)	1:A:69:THR:OG1	2:C:4:C:C4'	3	0.12
(1,8)	1:A:69:THR:OG1	2:C:4:C:C5	3	0.12
(1,8)	1:A:69:THR:OG1	2:C:4:C:C5'	3	0.12
(1,8)	1:A:69:THR:OG1	2:C:4:C:C6	3	0.12
(1,8)	1:A:69:THR:OG1	2:C:4:C:H1'	3	0.12
(1,8)	1:A:69:THR:OG1	2:C:4:C:H2'	3	0.12
(1,8)	1:A:69:THR:OG1	2:C:4:C:H3'	3	0.12
(1,8)	1:A:69:THR:OG1	2:C:4:C:H4'	3	0.12

Continued on next page...

Continued from previous page...

Key	Atom-1	Atom-2	Model ID	Violation (Å)
(1,8)	1:A:69:THR:OG1	2:C:4:C:H41	3	0.12
(1,8)	1:A:69:THR:OG1	2:C:4:C:H42	3	0.12
(1,8)	1:A:69:THR:OG1	2:C:4:C:H5	3	0.12
(1,8)	1:A:69:THR:OG1	2:C:4:C:H5'	3	0.12
(1,8)	1:A:69:THR:OG1	2:C:4:C:H5''	3	0.12
(1,8)	1:A:69:THR:OG1	2:C:4:C:H6	3	0.12
(1,8)	1:A:69:THR:OG1	2:C:4:C:HO2'	3	0.12
(1,8)	1:A:69:THR:OG1	2:C:4:C:N1	3	0.12
(1,8)	1:A:69:THR:OG1	2:C:4:C:N3	3	0.12
(1,8)	1:A:69:THR:OG1	2:C:4:C:N4	3	0.12
(1,8)	1:A:69:THR:OG1	2:C:4:C:O2	3	0.12
(1,8)	1:A:69:THR:OG1	2:C:4:C:O2'	3	0.12
(1,8)	1:A:69:THR:OG1	2:C:4:C:O3'	3	0.12
(1,8)	1:A:69:THR:OG1	2:C:4:C:O4'	3	0.12
(1,8)	1:A:69:THR:OG1	2:C:4:C:O5'	3	0.12
(1,8)	1:A:69:THR:OG1	2:C:4:C:OP1	3	0.12
(1,8)	1:A:69:THR:OG1	2:C:4:C:OP2	3	0.12
(1,8)	1:A:69:THR:OG1	2:C:4:C:P	3	0.12
(1,8)	1:A:69:THR:OG1	2:C:5:A:C1'	3	0.12
(1,8)	1:A:69:THR:OG1	2:C:5:A:C2	3	0.12
(1,8)	1:A:69:THR:OG1	2:C:5:A:C2'	3	0.12
(1,8)	1:A:69:THR:OG1	2:C:5:A:C3'	3	0.12
(1,8)	1:A:69:THR:OG1	2:C:5:A:C4	3	0.12
(1,8)	1:A:69:THR:OG1	2:C:5:A:C4'	3	0.12
(1,8)	1:A:69:THR:OG1	2:C:5:A:C5	3	0.12
(1,8)	1:A:69:THR:OG1	2:C:5:A:C5'	3	0.12
(1,8)	1:A:69:THR:OG1	2:C:5:A:C6	3	0.12
(1,8)	1:A:69:THR:OG1	2:C:5:A:C8	3	0.12
(1,8)	1:A:69:THR:OG1	2:C:5:A:H1'	3	0.12
(1,8)	1:A:69:THR:OG1	2:C:5:A:H2	3	0.12
(1,8)	1:A:69:THR:OG1	2:C:5:A:H2'	3	0.12
(1,8)	1:A:69:THR:OG1	2:C:5:A:H3'	3	0.12
(1,8)	1:A:69:THR:OG1	2:C:5:A:H4'	3	0.12
(1,8)	1:A:69:THR:OG1	2:C:5:A:H5'	3	0.12
(1,8)	1:A:69:THR:OG1	2:C:5:A:H5''	3	0.12
(1,8)	1:A:69:THR:OG1	2:C:5:A:H61	3	0.12
(1,8)	1:A:69:THR:OG1	2:C:5:A:H62	3	0.12
(1,8)	1:A:69:THR:OG1	2:C:5:A:H8	3	0.12
(1,8)	1:A:69:THR:OG1	2:C:5:A:HO2'	3	0.12
(1,8)	1:A:69:THR:OG1	2:C:5:A:N1	3	0.12
(1,8)	1:A:69:THR:OG1	2:C:5:A:N3	3	0.12
(1,8)	1:A:69:THR:OG1	2:C:5:A:N6	3	0.12

Continued on next page...

Continued from previous page...

Key	Atom-1	Atom-2	Model ID	Violation (Å)
(1,8)	1:A:69:THR:OG1	2:C:5:A:N7	3	0.12
(1,8)	1:A:69:THR:OG1	2:C:5:A:N9	3	0.12
(1,8)	1:A:69:THR:OG1	2:C:5:A:O2'	3	0.12
(1,8)	1:A:69:THR:OG1	2:C:5:A:O3'	3	0.12
(1,8)	1:A:69:THR:OG1	2:C:5:A:O4'	3	0.12
(1,8)	1:A:69:THR:OG1	2:C:5:A:O5'	3	0.12
(1,8)	1:A:69:THR:OG1	2:C:5:A:OP1	3	0.12
(1,8)	1:A:69:THR:OG1	2:C:5:A:OP2	3	0.12
(1,8)	1:A:69:THR:OG1	2:C:5:A:P	3	0.12
(1,20)	2:C:2:U:O2'	1:A:2:GLU:H	2	0.12
(1,20)	2:C:2:U:O2'	1:A:3:ARG:H	2	0.12
(1,20)	2:C:2:U:O2'	1:A:3:ARG:HE	2	0.12
(1,20)	2:C:2:U:O2'	1:A:3:ARG:HH11	2	0.12
(1,20)	2:C:2:U:O2'	1:A:3:ARG:HH12	2	0.12
(1,20)	2:C:2:U:O2'	1:A:3:ARG:HH21	2	0.12
(1,20)	2:C:2:U:O2'	1:A:3:ARG:HH22	2	0.12
(1,20)	2:C:2:U:O2'	1:A:4:GLY:H	2	0.12
(1,20)	2:C:2:U:O2'	1:A:5:GLU:H	2	0.12
(1,20)	2:C:2:U:O2'	1:A:6:ILE:H	2	0.12
(1,20)	2:C:2:U:O2'	1:A:7:TRP:H	2	0.12
(1,20)	2:C:2:U:O2'	1:A:7:TRP:HE1	2	0.12
(1,20)	2:C:2:U:O2'	1:A:8:LEU:H	2	0.12
(1,20)	2:C:2:U:O2'	1:A:9:VAL:H	2	0.12
(1,20)	2:C:2:U:O2'	1:A:10:SER:H	2	0.12
(1,20)	2:C:2:U:O2'	1:A:10:SER:HG	2	0.12
(1,20)	2:C:2:U:O2'	1:A:11:LEU:H	2	0.12
(1,20)	2:C:2:U:O2'	1:A:12:ASP:H	2	0.12
(1,20)	2:C:2:U:O2'	1:A:14:THR:H	2	0.12
(1,20)	2:C:2:U:O2'	1:A:14:THR:HG1	2	0.12
(1,20)	2:C:2:U:O2'	1:A:15:ALA:H	2	0.12
(1,20)	2:C:2:U:O2'	1:A:16:GLY:H	2	0.12
(1,20)	2:C:2:U:O2'	1:A:17:HIS:H	2	0.12
(1,20)	2:C:2:U:O2'	1:A:17:HIS:HD1	2	0.12
(1,20)	2:C:2:U:O2'	1:A:17:HIS:HE2	2	0.12
(1,20)	2:C:2:U:O2'	1:A:18:GLU:H	2	0.12
(1,20)	2:C:2:U:O2'	1:A:19:GLN:H	2	0.12
(1,20)	2:C:2:U:O2'	1:A:19:GLN:HE21	2	0.12
(1,20)	2:C:2:U:O2'	1:A:19:GLN:HE22	2	0.12
(1,20)	2:C:2:U:O2'	1:A:20:GLN:H	2	0.12
(1,20)	2:C:2:U:O2'	1:A:20:GLN:HE21	2	0.12
(1,20)	2:C:2:U:O2'	1:A:20:GLN:HE22	2	0.12
(1,20)	2:C:2:U:O2'	1:A:21:GLY:H	2	0.12

Continued on next page...

Continued from previous page...

Key	Atom-1	Atom-2	Model ID	Violation (Å)
(1,20)	2:C:2:U:O2'	1:A:22:THR:H	2	0.12
(1,20)	2:C:2:U:O2'	1:A:22:THR:HG1	2	0.12
(1,20)	2:C:2:U:O2'	1:A:23:ARG:H	2	0.12
(1,20)	2:C:2:U:O2'	1:A:23:ARG:HE	2	0.12
(1,20)	2:C:2:U:O2'	1:A:23:ARG:HH11	2	0.12
(1,20)	2:C:2:U:O2'	1:A:23:ARG:HH12	2	0.12
(1,20)	2:C:2:U:O2'	1:A:23:ARG:HH21	2	0.12
(1,20)	2:C:2:U:O2'	1:A:23:ARG:HH22	2	0.12
(1,20)	2:C:2:U:O2'	1:A:25:VAL:H	2	0.12
(1,20)	2:C:2:U:O2'	1:A:26:LEU:H	2	0.12
(1,20)	2:C:2:U:O2'	1:A:27:ILE:H	2	0.12
(1,20)	2:C:2:U:O2'	1:A:28:VAL:H	2	0.12
(1,20)	2:C:2:U:O2'	1:A:29:THR:H	2	0.12
(1,20)	2:C:2:U:O2'	1:A:29:THR:HG1	2	0.12
(1,20)	2:C:2:U:O2'	1:A:31:ALA:H	2	0.12
(1,20)	2:C:2:U:O2'	1:A:32:ALA:H	2	0.12
(1,20)	2:C:2:U:O2'	1:A:33:PHE:H	2	0.12
(1,20)	2:C:2:U:O2'	1:A:34:ASN:H	2	0.12
(1,20)	2:C:2:U:O2'	1:A:34:ASN:HD21	2	0.12
(1,20)	2:C:2:U:O2'	1:A:34:ASN:HD22	2	0.12
(1,20)	2:C:2:U:O2'	1:A:35:ARG:H	2	0.12
(1,20)	2:C:2:U:O2'	1:A:35:ARG:HE	2	0.12
(1,20)	2:C:2:U:O2'	1:A:35:ARG:HH11	2	0.12
(1,20)	2:C:2:U:O2'	1:A:35:ARG:HH12	2	0.12
(1,20)	2:C:2:U:O2'	1:A:35:ARG:HH21	2	0.12
(1,20)	2:C:2:U:O2'	1:A:35:ARG:HH22	2	0.12
(1,20)	2:C:2:U:O2'	1:A:36:VAL:H	2	0.12
(1,20)	2:C:2:U:O2'	1:A:37:THR:H	2	0.12
(1,20)	2:C:2:U:O2'	1:A:37:THR:HG1	2	0.12
(1,20)	2:C:2:U:O2'	1:A:38:ARG:H	2	0.12
(1,20)	2:C:2:U:O2'	1:A:38:ARG:HE	2	0.12
(1,20)	2:C:2:U:O2'	1:A:38:ARG:HH11	2	0.12
(1,20)	2:C:2:U:O2'	1:A:38:ARG:HH12	2	0.12
(1,20)	2:C:2:U:O2'	1:A:38:ARG:HH21	2	0.12
(1,20)	2:C:2:U:O2'	1:A:38:ARG:HH22	2	0.12
(1,20)	2:C:2:U:O2'	1:A:39:LEU:H	2	0.12
(1,20)	2:C:2:U:O2'	1:A:41:VAL:H	2	0.12
(1,20)	2:C:2:U:O2'	1:A:42:VAL:H	2	0.12
(1,20)	2:C:2:U:O2'	1:A:43:VAL:H	2	0.12
(1,20)	2:C:2:U:O2'	1:A:45:VAL:H	2	0.12
(1,20)	2:C:2:U:O2'	1:A:46:THR:H	2	0.12
(1,20)	2:C:2:U:O2'	1:A:46:THR:HG1	2	0.12

Continued on next page...

Continued from previous page...

Key	Atom-1	Atom-2	Model ID	Violation (Å)
(1,20)	2:C:2:U:O2'	1:A:47:SER:H	2	0.12
(1,20)	2:C:2:U:O2'	1:A:47:SER:HG	2	0.12
(1,20)	2:C:2:U:O2'	1:A:48:GLY:H	2	0.12
(1,20)	2:C:2:U:O2'	1:A:49:GLY:H	2	0.12
(1,20)	2:C:2:U:O2'	1:A:50:ASN:H	2	0.12
(1,20)	2:C:2:U:O2'	1:A:50:ASN:HD21	2	0.12
(1,20)	2:C:2:U:O2'	1:A:50:ASN:HD22	2	0.12
(1,20)	2:C:2:U:O2'	1:A:51:PHE:H	2	0.12
(1,20)	2:C:2:U:O2'	1:A:52:ALA:H	2	0.12
(1,20)	2:C:2:U:O2'	1:A:53:ARG:H	2	0.12
(1,20)	2:C:2:U:O2'	1:A:53:ARG:HE	2	0.12
(1,20)	2:C:2:U:O2'	1:A:53:ARG:HH11	2	0.12
(1,20)	2:C:2:U:O2'	1:A:53:ARG:HH12	2	0.12
(1,20)	2:C:2:U:O2'	1:A:53:ARG:HH21	2	0.12
(1,20)	2:C:2:U:O2'	1:A:53:ARG:HH22	2	0.12
(1,20)	2:C:2:U:O2'	1:A:54:THR:H	2	0.12
(1,20)	2:C:2:U:O2'	1:A:54:THR:HG1	2	0.12
(1,20)	2:C:2:U:O2'	1:A:55:ALA:H	2	0.12
(1,20)	2:C:2:U:O2'	1:A:56:GLY:H	2	0.12
(1,20)	2:C:2:U:O2'	1:A:57:PHE:H	2	0.12
(1,20)	2:C:2:U:O2'	1:A:58:ALA:H	2	0.12
(1,20)	2:C:2:U:O2'	1:A:59:VAL:H	2	0.12
(1,20)	2:C:2:U:O2'	1:A:60:SER:H	2	0.12
(1,20)	2:C:2:U:O2'	1:A:60:SER:HG	2	0.12
(1,20)	2:C:2:U:O2'	1:A:61:LEU:H	2	0.12
(1,20)	2:C:2:U:O2'	1:A:62:ASP:H	2	0.12
(1,20)	2:C:2:U:O2'	1:A:63:GLY:H	2	0.12
(1,20)	2:C:2:U:O2'	1:A:64:VAL:H	2	0.12
(1,20)	2:C:2:U:O2'	1:A:65:GLY:H	2	0.12
(1,20)	2:C:2:U:O2'	1:A:66:ILE:H	2	0.12
(1,20)	2:C:2:U:O2'	1:A:67:ARG:H	2	0.12
(1,20)	2:C:2:U:O2'	1:A:67:ARG:HE	2	0.12
(1,20)	2:C:2:U:O2'	1:A:67:ARG:HH11	2	0.12
(1,20)	2:C:2:U:O2'	1:A:67:ARG:HH12	2	0.12
(1,20)	2:C:2:U:O2'	1:A:67:ARG:HH21	2	0.12
(1,20)	2:C:2:U:O2'	1:A:67:ARG:HH22	2	0.12
(1,20)	2:C:2:U:O2'	1:A:68:THR:H	2	0.12
(1,20)	2:C:2:U:O2'	1:A:68:THR:HG1	2	0.12
(1,20)	2:C:2:U:O2'	1:A:69:THR:H	2	0.12
(1,20)	2:C:2:U:O2'	1:A:69:THR:HG1	2	0.12
(1,20)	2:C:2:U:O2'	1:A:70:GLY:H	2	0.12
(1,20)	2:C:2:U:O2'	1:A:71:VAL:H	2	0.12

Continued on next page...

Continued from previous page...

Key	Atom-1	Atom-2	Model ID	Violation (Å)
(1,20)	2:C:2:U:O2'	1:A:72:VAL:H	2	0.12
(1,20)	2:C:2:U:O2'	1:A:73:ARG:H	2	0.12
(1,20)	2:C:2:U:O2'	1:A:73:ARG:HE	2	0.12
(1,20)	2:C:2:U:O2'	1:A:73:ARG:HH11	2	0.12
(1,20)	2:C:2:U:O2'	1:A:73:ARG:HH12	2	0.12
(1,20)	2:C:2:U:O2'	1:A:73:ARG:HH21	2	0.12
(1,20)	2:C:2:U:O2'	1:A:73:ARG:HH22	2	0.12
(1,20)	2:C:2:U:O2'	1:A:74:CYS:H	2	0.12
(1,20)	2:C:2:U:O2'	1:A:74:CYS:HG	2	0.12
(1,20)	2:C:2:U:O2'	1:A:75:ASP:H	2	0.12
(1,20)	2:C:2:U:O2'	1:A:76:GLN:H	2	0.12
(1,20)	2:C:2:U:O2'	1:A:76:GLN:HE21	2	0.12
(1,20)	2:C:2:U:O2'	1:A:76:GLN:HE22	2	0.12
(1,20)	2:C:2:U:O2'	1:A:78:ARG:H	2	0.12
(1,20)	2:C:2:U:O2'	1:A:78:ARG:HE	2	0.12
(1,20)	2:C:2:U:O2'	1:A:78:ARG:HH11	2	0.12
(1,20)	2:C:2:U:O2'	1:A:78:ARG:HH12	2	0.12
(1,20)	2:C:2:U:O2'	1:A:78:ARG:HH21	2	0.12
(1,20)	2:C:2:U:O2'	1:A:78:ARG:HH22	2	0.12
(1,20)	2:C:2:U:O2'	1:A:79:THR:H	2	0.12
(1,20)	2:C:2:U:O2'	1:A:79:THR:HG1	2	0.12
(1,20)	2:C:2:U:O2'	1:A:80:ILE:H	2	0.12
(1,20)	2:C:2:U:O2'	1:A:81:ASP:H	2	0.12
(1,20)	2:C:2:U:O2'	1:A:82:MET:H	2	0.12
(1,20)	2:C:2:U:O2'	1:A:83:LYS:H	2	0.12
(1,20)	2:C:2:U:O2'	1:A:83:LYS:HZ1	2	0.12
(1,20)	2:C:2:U:O2'	1:A:83:LYS:HZ2	2	0.12
(1,20)	2:C:2:U:O2'	1:A:83:LYS:HZ3	2	0.12
(1,20)	2:C:2:U:O2'	1:A:84:ALA:H	2	0.12
(1,20)	2:C:2:U:O2'	1:A:85:ARG:H	2	0.12
(1,20)	2:C:2:U:O2'	1:A:85:ARG:HE	2	0.12
(1,20)	2:C:2:U:O2'	1:A:85:ARG:HH11	2	0.12
(1,20)	2:C:2:U:O2'	1:A:85:ARG:HH12	2	0.12
(1,20)	2:C:2:U:O2'	1:A:85:ARG:HH21	2	0.12
(1,20)	2:C:2:U:O2'	1:A:85:ARG:HH22	2	0.12
(1,20)	2:C:2:U:O2'	1:A:86:GLY:H	2	0.12
(1,20)	2:C:2:U:O2'	1:A:87:GLY:H	2	0.12
(1,20)	2:C:2:U:O2'	1:A:88:LYS:H	2	0.12
(1,20)	2:C:2:U:O2'	1:A:88:LYS:HZ1	2	0.12
(1,20)	2:C:2:U:O2'	1:A:88:LYS:HZ2	2	0.12
(1,20)	2:C:2:U:O2'	1:A:88:LYS:HZ3	2	0.12
(1,20)	2:C:2:U:O2'	1:A:89:ARG:H	2	0.12

Continued on next page...

Continued from previous page...

Key	Atom-1	Atom-2	Model ID	Violation (Å)
(1,20)	2:C:2:U:O2'	1:A:89:ARG:HE	2	0.12
(1,20)	2:C:2:U:O2'	1:A:89:ARG:HH11	2	0.12
(1,20)	2:C:2:U:O2'	1:A:89:ARG:HH12	2	0.12
(1,20)	2:C:2:U:O2'	1:A:89:ARG:HH21	2	0.12
(1,20)	2:C:2:U:O2'	1:A:89:ARG:HH22	2	0.12
(1,20)	2:C:2:U:O2'	1:A:90:LEU:H	2	0.12
(1,20)	2:C:2:U:O2'	1:A:91:GLU:H	2	0.12
(1,20)	2:C:2:U:O2'	1:A:92:ARG:H	2	0.12
(1,20)	2:C:2:U:O2'	1:A:92:ARG:HE	2	0.12
(1,20)	2:C:2:U:O2'	1:A:92:ARG:HH11	2	0.12
(1,20)	2:C:2:U:O2'	1:A:92:ARG:HH12	2	0.12
(1,20)	2:C:2:U:O2'	1:A:92:ARG:HH21	2	0.12
(1,20)	2:C:2:U:O2'	1:A:92:ARG:HH22	2	0.12
(1,20)	2:C:2:U:O2'	1:A:93:VAL:H	2	0.12
(1,20)	2:C:2:U:O2'	1:A:95:GLU:H	2	0.12
(1,20)	2:C:2:U:O2'	1:A:96:THR:H	2	0.12
(1,20)	2:C:2:U:O2'	1:A:96:THR:HG1	2	0.12
(1,20)	2:C:2:U:O2'	1:A:97:ILE:H	2	0.12
(1,20)	2:C:2:U:O2'	1:A:98:MET:H	2	0.12
(1,20)	2:C:2:U:O2'	1:A:99:ASN:H	2	0.12
(1,20)	2:C:2:U:O2'	1:A:99:ASN:HD21	2	0.12
(1,20)	2:C:2:U:O2'	1:A:99:ASN:HD22	2	0.12
(1,20)	2:C:2:U:O2'	1:A:100:GLU:H	2	0.12
(1,20)	2:C:2:U:O2'	1:A:101:VAL:H	2	0.12
(1,20)	2:C:2:U:O2'	1:A:102:LEU:H	2	0.12
(1,20)	2:C:2:U:O2'	1:A:103:GLY:H	2	0.12
(1,20)	2:C:2:U:O2'	1:A:104:ARG:H	2	0.12
(1,20)	2:C:2:U:O2'	1:A:104:ARG:HE	2	0.12
(1,20)	2:C:2:U:O2'	1:A:104:ARG:HH11	2	0.12
(1,20)	2:C:2:U:O2'	1:A:104:ARG:HH12	2	0.12
(1,20)	2:C:2:U:O2'	1:A:104:ARG:HH21	2	0.12
(1,20)	2:C:2:U:O2'	1:A:104:ARG:HH22	2	0.12
(1,20)	2:C:2:U:O2'	1:A:105:LEU:H	2	0.12
(1,20)	2:C:2:U:O2'	1:A:106:SER:H	2	0.12
(1,20)	2:C:2:U:O2'	1:A:106:SER:HG	2	0.12
(1,20)	2:C:2:U:O2'	1:A:107:THR:H	2	0.12
(1,20)	2:C:2:U:O2'	1:A:107:THR:HG1	2	0.12
(1,20)	2:C:2:U:O2'	1:A:108:ILE:H	2	0.12
(1,20)	2:C:2:U:O2'	1:A:109:LEU:H	2	0.12
(1,20)	2:C:2:U:O2'	1:A:110:THR:H	2	0.12
(1,20)	2:C:2:U:O2'	1:A:110:THR:HG1	2	0.12
(1,16)	2:C:3:A:H61	1:A:8:LEU:N	3	0.12

Continued on next page...

Continued from previous page...

Key	Atom-1	Atom-2	Model ID	Violation (Å)
(1,16)	2:C:3:A:H61	1:A:8:LEU:O	3	0.12
(1,16)	2:C:3:A:H61	1:A:10:SER:N	3	0.12
(1,16)	2:C:3:A:H61	1:A:10:SER:O	3	0.12
(1,16)	2:C:3:A:H61	1:A:10:SER:OG	3	0.12
(1,16)	2:C:3:A:H61	1:A:12:ASP:N	3	0.12
(1,16)	2:C:3:A:H61	1:A:12:ASP:O	3	0.12
(1,16)	2:C:3:A:H61	1:A:12:ASP:OD1	3	0.12
(1,16)	2:C:3:A:H61	1:A:12:ASP:OD2	3	0.12
(1,16)	2:C:3:A:H61	1:A:13:PRO:N	3	0.12
(1,16)	2:C:3:A:H61	1:A:13:PRO:O	3	0.12
(1,16)	2:C:3:A:H61	1:A:14:THR:N	3	0.12
(1,16)	2:C:3:A:H61	1:A:14:THR:O	3	0.12
(1,16)	2:C:3:A:H61	1:A:14:THR:OG1	3	0.12
(1,16)	2:C:3:A:H61	1:A:15:ALA:N	3	0.12
(1,16)	2:C:3:A:H61	1:A:15:ALA:O	3	0.12
(1,16)	2:C:3:A:H61	1:A:16:GLY:N	3	0.12
(1,16)	2:C:3:A:H61	1:A:16:GLY:O	3	0.12
(1,16)	2:C:3:A:H61	1:A:17:HIS:N	3	0.12
(1,16)	2:C:3:A:H61	1:A:17:HIS:ND1	3	0.12
(1,16)	2:C:3:A:H61	1:A:17:HIS:NE2	3	0.12
(1,16)	2:C:3:A:H61	1:A:17:HIS:O	3	0.12
(1,16)	2:C:3:A:H61	1:A:19:GLN:N	3	0.12
(1,16)	2:C:3:A:H61	1:A:19:GLN:NE2	3	0.12
(1,16)	2:C:3:A:H61	1:A:19:GLN:O	3	0.12
(1,16)	2:C:3:A:H61	1:A:19:GLN:OE1	3	0.12
(1,16)	2:C:3:A:H61	1:A:20:GLN:N	3	0.12
(1,16)	2:C:3:A:H61	1:A:20:GLN:NE2	3	0.12
(1,16)	2:C:3:A:H61	1:A:20:GLN:O	3	0.12
(1,16)	2:C:3:A:H61	1:A:20:GLN:OE1	3	0.12
(1,16)	2:C:3:A:H61	1:A:21:GLY:N	3	0.12
(1,16)	2:C:3:A:H61	1:A:21:GLY:O	3	0.12
(1,16)	2:C:3:A:H61	1:A:22:THR:N	3	0.12
(1,16)	2:C:3:A:H61	1:A:22:THR:O	3	0.12
(1,16)	2:C:3:A:H61	1:A:22:THR:OG1	3	0.12
(1,16)	2:C:3:A:H61	1:A:23:ARG:N	3	0.12
(1,16)	2:C:3:A:H61	1:A:23:ARG:NE	3	0.12
(1,16)	2:C:3:A:H61	1:A:23:ARG:NH1	3	0.12
(1,16)	2:C:3:A:H61	1:A:23:ARG:NH2	3	0.12
(1,16)	2:C:3:A:H61	1:A:23:ARG:O	3	0.12
(1,16)	2:C:3:A:H61	1:A:24:PRO:N	3	0.12
(1,16)	2:C:3:A:H61	1:A:24:PRO:O	3	0.12
(1,16)	2:C:3:A:H61	1:A:45:VAL:N	3	0.12

Continued on next page...

Continued from previous page...

Key	Atom-1	Atom-2	Model ID	Violation (Å)
(1,16)	2:C:3:A:H61	1:A:45:VAL:O	3	0.12
(1,16)	2:C:3:A:H61	1:A:46:THR:N	3	0.12
(1,16)	2:C:3:A:H61	1:A:46:THR:O	3	0.12
(1,16)	2:C:3:A:H61	1:A:46:THR:OG1	3	0.12
(1,16)	2:C:3:A:H61	1:A:47:SER:N	3	0.12
(1,16)	2:C:3:A:H61	1:A:47:SER:O	3	0.12
(1,16)	2:C:3:A:H61	1:A:47:SER:OG	3	0.12
(1,16)	2:C:3:A:H61	1:A:48:GLY:N	3	0.12
(1,16)	2:C:3:A:H61	1:A:48:GLY:O	3	0.12
(1,16)	2:C:3:A:H61	1:A:49:GLY:N	3	0.12
(1,16)	2:C:3:A:H61	1:A:49:GLY:O	3	0.12
(1,16)	2:C:3:A:H61	1:A:50:ASN:N	3	0.12
(1,16)	2:C:3:A:H61	1:A:50:ASN:ND2	3	0.12
(1,16)	2:C:3:A:H61	1:A:50:ASN:O	3	0.12
(1,16)	2:C:3:A:H61	1:A:50:ASN:OD1	3	0.12
(1,16)	2:C:3:A:H61	1:A:51:PHE:N	3	0.12
(1,16)	2:C:3:A:H61	1:A:51:PHE:O	3	0.12
(1,16)	2:C:3:A:H61	1:A:52:ALA:N	3	0.12
(1,16)	2:C:3:A:H61	1:A:52:ALA:O	3	0.12
(1,16)	2:C:3:A:H61	1:A:53:ARG:N	3	0.12
(1,16)	2:C:3:A:H61	1:A:53:ARG:NE	3	0.12
(1,16)	2:C:3:A:H61	1:A:53:ARG:NH1	3	0.12
(1,16)	2:C:3:A:H61	1:A:53:ARG:NH2	3	0.12
(1,16)	2:C:3:A:H61	1:A:53:ARG:O	3	0.12
(1,16)	2:C:3:A:H61	1:A:54:THR:N	3	0.12
(1,16)	2:C:3:A:H61	1:A:54:THR:O	3	0.12
(1,16)	2:C:3:A:H61	1:A:54:THR:OG1	3	0.12
(1,16)	2:C:3:A:H61	1:A:55:ALA:N	3	0.12
(1,16)	2:C:3:A:H61	1:A:55:ALA:O	3	0.12
(1,16)	2:C:3:A:H61	1:A:56:GLY:N	3	0.12
(1,16)	2:C:3:A:H61	1:A:56:GLY:O	3	0.12
(1,16)	2:C:3:A:H61	1:A:57:PHE:N	3	0.12
(1,16)	2:C:3:A:H61	1:A:57:PHE:O	3	0.12
(1,16)	2:C:3:A:H61	1:A:58:ALA:N	3	0.12
(1,16)	2:C:3:A:H61	1:A:58:ALA:O	3	0.12
(1,16)	2:C:3:A:H61	1:A:60:SER:N	3	0.12
(1,16)	2:C:3:A:H61	1:A:60:SER:O	3	0.12
(1,16)	2:C:3:A:H61	1:A:60:SER:OG	3	0.12
(1,16)	2:C:3:A:H61	1:A:62:ASP:N	3	0.12
(1,16)	2:C:3:A:H61	1:A:62:ASP:O	3	0.12
(1,16)	2:C:3:A:H61	1:A:62:ASP:OD1	3	0.12
(1,16)	2:C:3:A:H61	1:A:62:ASP:OD2	3	0.12

Continued on next page...

Continued from previous page...

Key	Atom-1	Atom-2	Model ID	Violation (Å)
(1,16)	2:C:3:A:H61	1:A:66:ILE:N	3	0.12
(1,16)	2:C:3:A:H61	1:A:66:ILE:O	3	0.12
(1,16)	2:C:3:A:H61	1:A:67:ARG:N	3	0.12
(1,16)	2:C:3:A:H61	1:A:67:ARG:NE	3	0.12
(1,16)	2:C:3:A:H61	1:A:67:ARG:NH1	3	0.12
(1,16)	2:C:3:A:H61	1:A:67:ARG:NH2	3	0.12
(1,16)	2:C:3:A:H61	1:A:67:ARG:O	3	0.12
(1,16)	2:C:3:A:H61	1:A:68:THR:N	3	0.12
(1,16)	2:C:3:A:H61	1:A:68:THR:O	3	0.12
(1,16)	2:C:3:A:H61	1:A:68:THR:OG1	3	0.12
(1,16)	2:C:3:A:H61	1:A:69:THR:N	3	0.12
(1,16)	2:C:3:A:H61	1:A:69:THR:O	3	0.12
(1,16)	2:C:3:A:H61	1:A:69:THR:OG1	3	0.12
(1,16)	2:C:3:A:H61	1:A:70:GLY:N	3	0.12
(1,16)	2:C:3:A:H61	1:A:70:GLY:O	3	0.12
(1,16)	2:C:3:A:H61	1:A:71:VAL:N	3	0.12
(1,16)	2:C:3:A:H61	1:A:71:VAL:O	3	0.12
(1,16)	2:C:3:A:H61	1:A:73:ARG:N	3	0.12
(1,16)	2:C:3:A:H61	1:A:73:ARG:NE	3	0.12
(1,16)	2:C:3:A:H61	1:A:73:ARG:NH1	3	0.12
(1,16)	2:C:3:A:H61	1:A:73:ARG:NH2	3	0.12
(1,16)	2:C:3:A:H61	1:A:73:ARG:O	3	0.12
(1,16)	2:C:3:A:H61	1:A:75:ASP:N	3	0.12
(1,16)	2:C:3:A:H61	1:A:75:ASP:O	3	0.12
(1,16)	2:C:3:A:H61	1:A:75:ASP:OD1	3	0.12
(1,16)	2:C:3:A:H61	1:A:75:ASP:OD2	3	0.12
(1,16)	2:C:3:A:H61	1:A:76:GLN:N	3	0.12
(1,16)	2:C:3:A:H61	1:A:76:GLN:NE2	3	0.12
(1,16)	2:C:3:A:H61	1:A:76:GLN:O	3	0.12
(1,16)	2:C:3:A:H61	1:A:76:GLN:OE1	3	0.12
(1,16)	2:C:3:A:H61	1:A:85:ARG:N	3	0.12
(1,16)	2:C:3:A:H61	1:A:85:ARG:NE	3	0.12
(1,16)	2:C:3:A:H61	1:A:85:ARG:NH1	3	0.12
(1,16)	2:C:3:A:H61	1:A:85:ARG:NH2	3	0.12
(1,16)	2:C:3:A:H61	1:A:85:ARG:O	3	0.12
(1,16)	2:C:3:A:H61	1:A:100:GLU:N	3	0.12
(1,16)	2:C:3:A:H61	1:A:100:GLU:O	3	0.12
(1,16)	2:C:3:A:H61	1:A:100:GLU:OE1	3	0.12
(1,16)	2:C:3:A:H61	1:A:100:GLU:OE2	3	0.12
(1,16)	2:C:3:A:H61	1:A:104:ARG:N	3	0.12
(1,16)	2:C:3:A:H61	1:A:104:ARG:NE	3	0.12
(1,16)	2:C:3:A:H61	1:A:104:ARG:NH1	3	0.12

Continued on next page...

Continued from previous page...

Key	Atom-1	Atom-2	Model ID	Violation (Å)
(1,16)	2:C:3:A:H61	1:A:104:ARG:NH2	3	0.12
(1,16)	2:C:3:A:H61	1:A:104:ARG:O	3	0.12
(1,16)	2:C:3:A:H62	1:A:8:LEU:N	3	0.12
(1,16)	2:C:3:A:H62	1:A:8:LEU:O	3	0.12
(1,16)	2:C:3:A:H62	1:A:10:SER:N	3	0.12
(1,16)	2:C:3:A:H62	1:A:10:SER:O	3	0.12
(1,16)	2:C:3:A:H62	1:A:10:SER:OG	3	0.12
(1,16)	2:C:3:A:H62	1:A:12:ASP:N	3	0.12
(1,16)	2:C:3:A:H62	1:A:12:ASP:O	3	0.12
(1,16)	2:C:3:A:H62	1:A:12:ASP:OD1	3	0.12
(1,16)	2:C:3:A:H62	1:A:12:ASP:OD2	3	0.12
(1,16)	2:C:3:A:H62	1:A:13:PRO:N	3	0.12
(1,16)	2:C:3:A:H62	1:A:13:PRO:O	3	0.12
(1,16)	2:C:3:A:H62	1:A:14:THR:N	3	0.12
(1,16)	2:C:3:A:H62	1:A:14:THR:O	3	0.12
(1,16)	2:C:3:A:H62	1:A:14:THR:OG1	3	0.12
(1,16)	2:C:3:A:H62	1:A:15:ALA:N	3	0.12
(1,16)	2:C:3:A:H62	1:A:15:ALA:O	3	0.12
(1,16)	2:C:3:A:H62	1:A:16:GLY:N	3	0.12
(1,16)	2:C:3:A:H62	1:A:16:GLY:O	3	0.12
(1,16)	2:C:3:A:H62	1:A:17:HIS:N	3	0.12
(1,16)	2:C:3:A:H62	1:A:17:HIS:ND1	3	0.12
(1,16)	2:C:3:A:H62	1:A:17:HIS:NE2	3	0.12
(1,16)	2:C:3:A:H62	1:A:17:HIS:O	3	0.12
(1,16)	2:C:3:A:H62	1:A:19:GLN:N	3	0.12
(1,16)	2:C:3:A:H62	1:A:19:GLN:NE2	3	0.12
(1,16)	2:C:3:A:H62	1:A:19:GLN:O	3	0.12
(1,16)	2:C:3:A:H62	1:A:19:GLN:OE1	3	0.12
(1,16)	2:C:3:A:H62	1:A:20:GLN:N	3	0.12
(1,16)	2:C:3:A:H62	1:A:20:GLN:NE2	3	0.12
(1,16)	2:C:3:A:H62	1:A:20:GLN:O	3	0.12
(1,16)	2:C:3:A:H62	1:A:20:GLN:OE1	3	0.12
(1,16)	2:C:3:A:H62	1:A:21:GLY:N	3	0.12
(1,16)	2:C:3:A:H62	1:A:21:GLY:O	3	0.12
(1,16)	2:C:3:A:H62	1:A:22:THR:N	3	0.12
(1,16)	2:C:3:A:H62	1:A:22:THR:O	3	0.12
(1,16)	2:C:3:A:H62	1:A:22:THR:OG1	3	0.12
(1,16)	2:C:3:A:H62	1:A:23:ARG:N	3	0.12
(1,16)	2:C:3:A:H62	1:A:23:ARG:NE	3	0.12
(1,16)	2:C:3:A:H62	1:A:23:ARG:NH1	3	0.12
(1,16)	2:C:3:A:H62	1:A:23:ARG:NH2	3	0.12
(1,16)	2:C:3:A:H62	1:A:23:ARG:O	3	0.12

Continued on next page...

Continued from previous page...

Key	Atom-1	Atom-2	Model ID	Violation (Å)
(1,16)	2:C:3:A:H62	1:A:24:PRO:N	3	0.12
(1,16)	2:C:3:A:H62	1:A:24:PRO:O	3	0.12
(1,16)	2:C:3:A:H62	1:A:45:VAL:N	3	0.12
(1,16)	2:C:3:A:H62	1:A:45:VAL:O	3	0.12
(1,16)	2:C:3:A:H62	1:A:46:THR:N	3	0.12
(1,16)	2:C:3:A:H62	1:A:46:THR:O	3	0.12
(1,16)	2:C:3:A:H62	1:A:46:THR:OG1	3	0.12
(1,16)	2:C:3:A:H62	1:A:47:SER:N	3	0.12
(1,16)	2:C:3:A:H62	1:A:47:SER:O	3	0.12
(1,16)	2:C:3:A:H62	1:A:47:SER:OG	3	0.12
(1,16)	2:C:3:A:H62	1:A:48:GLY:N	3	0.12
(1,16)	2:C:3:A:H62	1:A:48:GLY:O	3	0.12
(1,16)	2:C:3:A:H62	1:A:49:GLY:N	3	0.12
(1,16)	2:C:3:A:H62	1:A:49:GLY:O	3	0.12
(1,16)	2:C:3:A:H62	1:A:50:ASN:N	3	0.12
(1,16)	2:C:3:A:H62	1:A:50:ASN:ND2	3	0.12
(1,16)	2:C:3:A:H62	1:A:50:ASN:O	3	0.12
(1,16)	2:C:3:A:H62	1:A:50:ASN:OD1	3	0.12
(1,16)	2:C:3:A:H62	1:A:51:PHE:N	3	0.12
(1,16)	2:C:3:A:H62	1:A:51:PHE:O	3	0.12
(1,16)	2:C:3:A:H62	1:A:52:ALA:N	3	0.12
(1,16)	2:C:3:A:H62	1:A:52:ALA:O	3	0.12
(1,16)	2:C:3:A:H62	1:A:53:ARG:N	3	0.12
(1,16)	2:C:3:A:H62	1:A:53:ARG:NE	3	0.12
(1,16)	2:C:3:A:H62	1:A:53:ARG:NH1	3	0.12
(1,16)	2:C:3:A:H62	1:A:53:ARG:NH2	3	0.12
(1,16)	2:C:3:A:H62	1:A:53:ARG:O	3	0.12
(1,16)	2:C:3:A:H62	1:A:54:THR:N	3	0.12
(1,16)	2:C:3:A:H62	1:A:54:THR:O	3	0.12
(1,16)	2:C:3:A:H62	1:A:54:THR:OG1	3	0.12
(1,16)	2:C:3:A:H62	1:A:55:ALA:N	3	0.12
(1,16)	2:C:3:A:H62	1:A:55:ALA:O	3	0.12
(1,16)	2:C:3:A:H62	1:A:56:GLY:N	3	0.12
(1,16)	2:C:3:A:H62	1:A:56:GLY:O	3	0.12
(1,16)	2:C:3:A:H62	1:A:57:PHE:N	3	0.12
(1,16)	2:C:3:A:H62	1:A:57:PHE:O	3	0.12
(1,16)	2:C:3:A:H62	1:A:58:ALA:N	3	0.12
(1,16)	2:C:3:A:H62	1:A:58:ALA:O	3	0.12
(1,16)	2:C:3:A:H62	1:A:60:SER:N	3	0.12
(1,16)	2:C:3:A:H62	1:A:60:SER:O	3	0.12
(1,16)	2:C:3:A:H62	1:A:60:SER:OG	3	0.12
(1,16)	2:C:3:A:H62	1:A:62:ASP:N	3	0.12

Continued on next page...

Continued from previous page...

Key	Atom-1	Atom-2	Model ID	Violation (Å)
(1,16)	2:C:3:A:H62	1:A:62:ASP:O	3	0.12
(1,16)	2:C:3:A:H62	1:A:62:ASP:OD1	3	0.12
(1,16)	2:C:3:A:H62	1:A:62:ASP:OD2	3	0.12
(1,16)	2:C:3:A:H62	1:A:66:ILE:N	3	0.12
(1,16)	2:C:3:A:H62	1:A:66:ILE:O	3	0.12
(1,16)	2:C:3:A:H62	1:A:67:ARG:N	3	0.12
(1,16)	2:C:3:A:H62	1:A:67:ARG:NE	3	0.12
(1,16)	2:C:3:A:H62	1:A:67:ARG:NH1	3	0.12
(1,16)	2:C:3:A:H62	1:A:67:ARG:NH2	3	0.12
(1,16)	2:C:3:A:H62	1:A:67:ARG:O	3	0.12
(1,16)	2:C:3:A:H62	1:A:68:THR:N	3	0.12
(1,16)	2:C:3:A:H62	1:A:68:THR:O	3	0.12
(1,16)	2:C:3:A:H62	1:A:68:THR:OG1	3	0.12
(1,16)	2:C:3:A:H62	1:A:69:THR:N	3	0.12
(1,16)	2:C:3:A:H62	1:A:69:THR:O	3	0.12
(1,16)	2:C:3:A:H62	1:A:69:THR:OG1	3	0.12
(1,16)	2:C:3:A:H62	1:A:70:GLY:N	3	0.12
(1,16)	2:C:3:A:H62	1:A:70:GLY:O	3	0.12
(1,16)	2:C:3:A:H62	1:A:71:VAL:N	3	0.12
(1,16)	2:C:3:A:H62	1:A:71:VAL:O	3	0.12
(1,16)	2:C:3:A:H62	1:A:73:ARG:N	3	0.12
(1,16)	2:C:3:A:H62	1:A:73:ARG:NE	3	0.12
(1,16)	2:C:3:A:H62	1:A:73:ARG:NH1	3	0.12
(1,16)	2:C:3:A:H62	1:A:73:ARG:NH2	3	0.12
(1,16)	2:C:3:A:H62	1:A:73:ARG:O	3	0.12
(1,16)	2:C:3:A:H62	1:A:75:ASP:N	3	0.12
(1,16)	2:C:3:A:H62	1:A:75:ASP:O	3	0.12
(1,16)	2:C:3:A:H62	1:A:75:ASP:OD1	3	0.12
(1,16)	2:C:3:A:H62	1:A:75:ASP:OD2	3	0.12
(1,16)	2:C:3:A:H62	1:A:76:GLN:N	3	0.12
(1,16)	2:C:3:A:H62	1:A:76:GLN:NE2	3	0.12
(1,16)	2:C:3:A:H62	1:A:76:GLN:O	3	0.12
(1,16)	2:C:3:A:H62	1:A:76:GLN:OE1	3	0.12
(1,16)	2:C:3:A:H62	1:A:85:ARG:N	3	0.12
(1,16)	2:C:3:A:H62	1:A:85:ARG:NE	3	0.12
(1,16)	2:C:3:A:H62	1:A:85:ARG:NH1	3	0.12
(1,16)	2:C:3:A:H62	1:A:85:ARG:NH2	3	0.12
(1,16)	2:C:3:A:H62	1:A:85:ARG:O	3	0.12
(1,16)	2:C:3:A:H62	1:A:100:GLU:N	3	0.12
(1,16)	2:C:3:A:H62	1:A:100:GLU:O	3	0.12
(1,16)	2:C:3:A:H62	1:A:100:GLU:OE1	3	0.12
(1,16)	2:C:3:A:H62	1:A:100:GLU:OE2	3	0.12

Continued on next page...

Continued from previous page...

Key	Atom-1	Atom-2	Model ID	Violation (Å)
(1,16)	2:C:3:A:H62	1:A:104:ARG:N	3	0.12
(1,16)	2:C:3:A:H62	1:A:104:ARG:NE	3	0.12
(1,16)	2:C:3:A:H62	1:A:104:ARG:NH1	3	0.12
(1,16)	2:C:3:A:H62	1:A:104:ARG:NH2	3	0.12
(1,16)	2:C:3:A:H62	1:A:104:ARG:O	3	0.12
(1,15)	2:C:2:U:H3	1:A:8:LEU:N	2	0.12
(1,15)	2:C:2:U:H3	1:A:8:LEU:O	2	0.12
(1,15)	2:C:2:U:H3	1:A:10:SER:N	2	0.12
(1,15)	2:C:2:U:H3	1:A:10:SER:O	2	0.12
(1,15)	2:C:2:U:H3	1:A:10:SER:OG	2	0.12
(1,15)	2:C:2:U:H3	1:A:12:ASP:N	2	0.12
(1,15)	2:C:2:U:H3	1:A:12:ASP:O	2	0.12
(1,15)	2:C:2:U:H3	1:A:12:ASP:OD1	2	0.12
(1,15)	2:C:2:U:H3	1:A:12:ASP:OD2	2	0.12
(1,15)	2:C:2:U:H3	1:A:13:PRO:N	2	0.12
(1,15)	2:C:2:U:H3	1:A:13:PRO:O	2	0.12
(1,15)	2:C:2:U:H3	1:A:14:THR:N	2	0.12
(1,15)	2:C:2:U:H3	1:A:14:THR:O	2	0.12
(1,15)	2:C:2:U:H3	1:A:14:THR:OG1	2	0.12
(1,15)	2:C:2:U:H3	1:A:15:ALA:N	2	0.12
(1,15)	2:C:2:U:H3	1:A:15:ALA:O	2	0.12
(1,15)	2:C:2:U:H3	1:A:16:GLY:N	2	0.12
(1,15)	2:C:2:U:H3	1:A:16:GLY:O	2	0.12
(1,15)	2:C:2:U:H3	1:A:17:HIS:N	2	0.12
(1,15)	2:C:2:U:H3	1:A:17:HIS:ND1	2	0.12
(1,15)	2:C:2:U:H3	1:A:17:HIS:NE2	2	0.12
(1,15)	2:C:2:U:H3	1:A:17:HIS:O	2	0.12
(1,15)	2:C:2:U:H3	1:A:19:GLN:N	2	0.12
(1,15)	2:C:2:U:H3	1:A:19:GLN:NE2	2	0.12
(1,15)	2:C:2:U:H3	1:A:19:GLN:O	2	0.12
(1,15)	2:C:2:U:H3	1:A:19:GLN:OE1	2	0.12
(1,15)	2:C:2:U:H3	1:A:20:GLN:N	2	0.12
(1,15)	2:C:2:U:H3	1:A:20:GLN:NE2	2	0.12
(1,15)	2:C:2:U:H3	1:A:20:GLN:O	2	0.12
(1,15)	2:C:2:U:H3	1:A:20:GLN:OE1	2	0.12
(1,15)	2:C:2:U:H3	1:A:21:GLY:N	2	0.12
(1,15)	2:C:2:U:H3	1:A:21:GLY:O	2	0.12
(1,15)	2:C:2:U:H3	1:A:22:THR:N	2	0.12
(1,15)	2:C:2:U:H3	1:A:22:THR:O	2	0.12
(1,15)	2:C:2:U:H3	1:A:22:THR:OG1	2	0.12
(1,15)	2:C:2:U:H3	1:A:23:ARG:N	2	0.12
(1,15)	2:C:2:U:H3	1:A:23:ARG:NE	2	0.12

Continued on next page...

Continued from previous page...

Key	Atom-1	Atom-2	Model ID	Violation (Å)
(1,15)	2:C:2:U:H3	1:A:23:ARG:NH1	2	0.12
(1,15)	2:C:2:U:H3	1:A:23:ARG:NH2	2	0.12
(1,15)	2:C:2:U:H3	1:A:23:ARG:O	2	0.12
(1,15)	2:C:2:U:H3	1:A:24:PRO:N	2	0.12
(1,15)	2:C:2:U:H3	1:A:24:PRO:O	2	0.12
(1,15)	2:C:2:U:H3	1:A:45:VAL:N	2	0.12
(1,15)	2:C:2:U:H3	1:A:45:VAL:O	2	0.12
(1,15)	2:C:2:U:H3	1:A:46:THR:N	2	0.12
(1,15)	2:C:2:U:H3	1:A:46:THR:O	2	0.12
(1,15)	2:C:2:U:H3	1:A:46:THR:OG1	2	0.12
(1,15)	2:C:2:U:H3	1:A:47:SER:N	2	0.12
(1,15)	2:C:2:U:H3	1:A:47:SER:O	2	0.12
(1,15)	2:C:2:U:H3	1:A:47:SER:OG	2	0.12
(1,15)	2:C:2:U:H3	1:A:48:GLY:N	2	0.12
(1,15)	2:C:2:U:H3	1:A:48:GLY:O	2	0.12
(1,15)	2:C:2:U:H3	1:A:49:GLY:N	2	0.12
(1,15)	2:C:2:U:H3	1:A:49:GLY:O	2	0.12
(1,15)	2:C:2:U:H3	1:A:50:ASN:N	2	0.12
(1,15)	2:C:2:U:H3	1:A:50:ASN:ND2	2	0.12
(1,15)	2:C:2:U:H3	1:A:50:ASN:O	2	0.12
(1,15)	2:C:2:U:H3	1:A:50:ASN:OD1	2	0.12
(1,15)	2:C:2:U:H3	1:A:51:PHE:N	2	0.12
(1,15)	2:C:2:U:H3	1:A:51:PHE:O	2	0.12
(1,15)	2:C:2:U:H3	1:A:52:ALA:N	2	0.12
(1,15)	2:C:2:U:H3	1:A:52:ALA:O	2	0.12
(1,15)	2:C:2:U:H3	1:A:53:ARG:N	2	0.12
(1,15)	2:C:2:U:H3	1:A:53:ARG:NE	2	0.12
(1,15)	2:C:2:U:H3	1:A:53:ARG:NH1	2	0.12
(1,15)	2:C:2:U:H3	1:A:53:ARG:NH2	2	0.12
(1,15)	2:C:2:U:H3	1:A:53:ARG:O	2	0.12
(1,15)	2:C:2:U:H3	1:A:54:THR:N	2	0.12
(1,15)	2:C:2:U:H3	1:A:54:THR:O	2	0.12
(1,15)	2:C:2:U:H3	1:A:54:THR:OG1	2	0.12
(1,15)	2:C:2:U:H3	1:A:55:ALA:N	2	0.12
(1,15)	2:C:2:U:H3	1:A:55:ALA:O	2	0.12
(1,15)	2:C:2:U:H3	1:A:56:GLY:N	2	0.12
(1,15)	2:C:2:U:H3	1:A:56:GLY:O	2	0.12
(1,15)	2:C:2:U:H3	1:A:57:PHE:N	2	0.12
(1,15)	2:C:2:U:H3	1:A:57:PHE:O	2	0.12
(1,15)	2:C:2:U:H3	1:A:58:ALA:N	2	0.12
(1,15)	2:C:2:U:H3	1:A:58:ALA:O	2	0.12
(1,15)	2:C:2:U:H3	1:A:60:SER:N	2	0.12

Continued on next page...

Continued from previous page...

Key	Atom-1	Atom-2	Model ID	Violation (Å)
(1,15)	2:C:2:U:H3	1:A:60:SER:O	2	0.12
(1,15)	2:C:2:U:H3	1:A:60:SER:OG	2	0.12
(1,15)	2:C:2:U:H3	1:A:62:ASP:N	2	0.12
(1,15)	2:C:2:U:H3	1:A:62:ASP:O	2	0.12
(1,15)	2:C:2:U:H3	1:A:62:ASP:OD1	2	0.12
(1,15)	2:C:2:U:H3	1:A:62:ASP:OD2	2	0.12
(1,15)	2:C:2:U:H3	1:A:66:ILE:N	2	0.12
(1,15)	2:C:2:U:H3	1:A:66:ILE:O	2	0.12
(1,15)	2:C:2:U:H3	1:A:67:ARG:N	2	0.12
(1,15)	2:C:2:U:H3	1:A:67:ARG:NE	2	0.12
(1,15)	2:C:2:U:H3	1:A:67:ARG:NH1	2	0.12
(1,15)	2:C:2:U:H3	1:A:67:ARG:NH2	2	0.12
(1,15)	2:C:2:U:H3	1:A:67:ARG:O	2	0.12
(1,15)	2:C:2:U:H3	1:A:68:THR:N	2	0.12
(1,15)	2:C:2:U:H3	1:A:68:THR:O	2	0.12
(1,15)	2:C:2:U:H3	1:A:68:THR:OG1	2	0.12
(1,15)	2:C:2:U:H3	1:A:69:THR:N	2	0.12
(1,15)	2:C:2:U:H3	1:A:69:THR:O	2	0.12
(1,15)	2:C:2:U:H3	1:A:69:THR:OG1	2	0.12
(1,15)	2:C:2:U:H3	1:A:70:GLY:N	2	0.12
(1,15)	2:C:2:U:H3	1:A:70:GLY:O	2	0.12
(1,15)	2:C:2:U:H3	1:A:71:VAL:N	2	0.12
(1,15)	2:C:2:U:H3	1:A:71:VAL:O	2	0.12
(1,15)	2:C:2:U:H3	1:A:73:ARG:N	2	0.12
(1,15)	2:C:2:U:H3	1:A:73:ARG:NE	2	0.12
(1,15)	2:C:2:U:H3	1:A:73:ARG:NH1	2	0.12
(1,15)	2:C:2:U:H3	1:A:73:ARG:NH2	2	0.12
(1,15)	2:C:2:U:H3	1:A:73:ARG:O	2	0.12
(1,15)	2:C:2:U:H3	1:A:75:ASP:N	2	0.12
(1,15)	2:C:2:U:H3	1:A:75:ASP:O	2	0.12
(1,15)	2:C:2:U:H3	1:A:75:ASP:OD1	2	0.12
(1,15)	2:C:2:U:H3	1:A:75:ASP:OD2	2	0.12
(1,15)	2:C:2:U:H3	1:A:76:GLN:N	2	0.12
(1,15)	2:C:2:U:H3	1:A:76:GLN:NE2	2	0.12
(1,15)	2:C:2:U:H3	1:A:76:GLN:O	2	0.12
(1,15)	2:C:2:U:H3	1:A:76:GLN:OE1	2	0.12
(1,15)	2:C:2:U:H3	1:A:85:ARG:N	2	0.12
(1,15)	2:C:2:U:H3	1:A:85:ARG:NE	2	0.12
(1,15)	2:C:2:U:H3	1:A:85:ARG:NH1	2	0.12
(1,15)	2:C:2:U:H3	1:A:85:ARG:NH2	2	0.12
(1,15)	2:C:2:U:H3	1:A:85:ARG:O	2	0.12
(1,15)	2:C:2:U:H3	1:A:100:GLU:N	2	0.12

Continued on next page...

Continued from previous page...

Key	Atom-1	Atom-2	Model ID	Violation (Å)
(1,15)	2:C:2:U:H3	1:A:100:GLU:O	2	0.12
(1,15)	2:C:2:U:H3	1:A:100:GLU:OE1	2	0.12
(1,15)	2:C:2:U:H3	1:A:100:GLU:OE2	2	0.12
(1,15)	2:C:2:U:H3	1:A:104:ARG:N	2	0.12
(1,15)	2:C:2:U:H3	1:A:104:ARG:NE	2	0.12
(1,15)	2:C:2:U:H3	1:A:104:ARG:NH1	2	0.12
(1,15)	2:C:2:U:H3	1:A:104:ARG:NH2	2	0.12
(1,15)	2:C:2:U:H3	1:A:104:ARG:O	2	0.12
(1,10)	1:A:71:VAL:C	2:C:1:A:C1'	5	0.12
(1,10)	1:A:71:VAL:C	2:C:1:A:C2	5	0.12
(1,10)	1:A:71:VAL:C	2:C:1:A:C2'	5	0.12
(1,10)	1:A:71:VAL:C	2:C:1:A:C3'	5	0.12
(1,10)	1:A:71:VAL:C	2:C:1:A:C4	5	0.12
(1,10)	1:A:71:VAL:C	2:C:1:A:C4'	5	0.12
(1,10)	1:A:71:VAL:C	2:C:1:A:C5	5	0.12
(1,10)	1:A:71:VAL:C	2:C:1:A:C5'	5	0.12
(1,10)	1:A:71:VAL:C	2:C:1:A:C6	5	0.12
(1,10)	1:A:71:VAL:C	2:C:1:A:C8	5	0.12
(1,10)	1:A:71:VAL:C	2:C:1:A:H1'	5	0.12
(1,10)	1:A:71:VAL:C	2:C:1:A:H2	5	0.12
(1,10)	1:A:71:VAL:C	2:C:1:A:H2'	5	0.12
(1,10)	1:A:71:VAL:C	2:C:1:A:H3'	5	0.12
(1,10)	1:A:71:VAL:C	2:C:1:A:H4'	5	0.12
(1,10)	1:A:71:VAL:C	2:C:1:A:H5'	5	0.12
(1,10)	1:A:71:VAL:C	2:C:1:A:H5''	5	0.12
(1,10)	1:A:71:VAL:C	2:C:1:A:H61	5	0.12
(1,10)	1:A:71:VAL:C	2:C:1:A:H62	5	0.12
(1,10)	1:A:71:VAL:C	2:C:1:A:H8	5	0.12
(1,10)	1:A:71:VAL:C	2:C:1:A:HO2'	5	0.12
(1,10)	1:A:71:VAL:C	2:C:1:A:N1	5	0.12
(1,10)	1:A:71:VAL:C	2:C:1:A:N3	5	0.12
(1,10)	1:A:71:VAL:C	2:C:1:A:N6	5	0.12
(1,10)	1:A:71:VAL:C	2:C:1:A:N7	5	0.12
(1,10)	1:A:71:VAL:C	2:C:1:A:N9	5	0.12
(1,10)	1:A:71:VAL:C	2:C:1:A:O2'	5	0.12
(1,10)	1:A:71:VAL:C	2:C:1:A:O3'	5	0.12
(1,10)	1:A:71:VAL:C	2:C:1:A:O4'	5	0.12
(1,10)	1:A:71:VAL:C	2:C:1:A:O5'	5	0.12
(1,10)	1:A:71:VAL:C	2:C:2:U:C1'	5	0.12
(1,10)	1:A:71:VAL:C	2:C:2:U:C2	5	0.12
(1,10)	1:A:71:VAL:C	2:C:2:U:C2'	5	0.12
(1,10)	1:A:71:VAL:C	2:C:2:U:C3'	5	0.12

Continued on next page...

Continued from previous page...

Key	Atom-1	Atom-2	Model ID	Violation (Å)
(1,10)	1:A:71:VAL:C	2:C:2:U:C4	5	0.12
(1,10)	1:A:71:VAL:C	2:C:2:U:C4'	5	0.12
(1,10)	1:A:71:VAL:C	2:C:2:U:C5	5	0.12
(1,10)	1:A:71:VAL:C	2:C:2:U:C5'	5	0.12
(1,10)	1:A:71:VAL:C	2:C:2:U:C6	5	0.12
(1,10)	1:A:71:VAL:C	2:C:2:U:H1'	5	0.12
(1,10)	1:A:71:VAL:C	2:C:2:U:H2'	5	0.12
(1,10)	1:A:71:VAL:C	2:C:2:U:H3	5	0.12
(1,10)	1:A:71:VAL:C	2:C:2:U:H3'	5	0.12
(1,10)	1:A:71:VAL:C	2:C:2:U:H4'	5	0.12
(1,10)	1:A:71:VAL:C	2:C:2:U:H5	5	0.12
(1,10)	1:A:71:VAL:C	2:C:2:U:H5'	5	0.12
(1,10)	1:A:71:VAL:C	2:C:2:U:H5''	5	0.12
(1,10)	1:A:71:VAL:C	2:C:2:U:H6	5	0.12
(1,10)	1:A:71:VAL:C	2:C:2:U:HO2'	5	0.12
(1,10)	1:A:71:VAL:C	2:C:2:U:N1	5	0.12
(1,10)	1:A:71:VAL:C	2:C:2:U:N3	5	0.12
(1,10)	1:A:71:VAL:C	2:C:2:U:O2	5	0.12
(1,10)	1:A:71:VAL:C	2:C:2:U:O2'	5	0.12
(1,10)	1:A:71:VAL:C	2:C:2:U:O3'	5	0.12
(1,10)	1:A:71:VAL:C	2:C:2:U:O4	5	0.12
(1,10)	1:A:71:VAL:C	2:C:2:U:O4'	5	0.12
(1,10)	1:A:71:VAL:C	2:C:2:U:O5'	5	0.12
(1,10)	1:A:71:VAL:C	2:C:2:U:OP1	5	0.12
(1,10)	1:A:71:VAL:C	2:C:2:U:OP2	5	0.12
(1,10)	1:A:71:VAL:C	2:C:2:U:P	5	0.12
(1,10)	1:A:71:VAL:C	2:C:3:A:C1'	5	0.12
(1,10)	1:A:71:VAL:C	2:C:3:A:C2	5	0.12
(1,10)	1:A:71:VAL:C	2:C:3:A:C2'	5	0.12
(1,10)	1:A:71:VAL:C	2:C:3:A:C3'	5	0.12
(1,10)	1:A:71:VAL:C	2:C:3:A:C4	5	0.12
(1,10)	1:A:71:VAL:C	2:C:3:A:C4'	5	0.12
(1,10)	1:A:71:VAL:C	2:C:3:A:C5	5	0.12
(1,10)	1:A:71:VAL:C	2:C:3:A:C5'	5	0.12
(1,10)	1:A:71:VAL:C	2:C:3:A:C6	5	0.12
(1,10)	1:A:71:VAL:C	2:C:3:A:C8	5	0.12
(1,10)	1:A:71:VAL:C	2:C:3:A:H1'	5	0.12
(1,10)	1:A:71:VAL:C	2:C:3:A:H2	5	0.12
(1,10)	1:A:71:VAL:C	2:C:3:A:H2'	5	0.12
(1,10)	1:A:71:VAL:C	2:C:3:A:H3'	5	0.12
(1,10)	1:A:71:VAL:C	2:C:3:A:H4'	5	0.12
(1,10)	1:A:71:VAL:C	2:C:3:A:H5'	5	0.12

Continued on next page...

Continued from previous page...

Key	Atom-1	Atom-2	Model ID	Violation (Å)
(1,10)	1:A:71:VAL:C	2:C:3:A:H5''	5	0.12
(1,10)	1:A:71:VAL:C	2:C:3:A:H61	5	0.12
(1,10)	1:A:71:VAL:C	2:C:3:A:H62	5	0.12
(1,10)	1:A:71:VAL:C	2:C:3:A:H8	5	0.12
(1,10)	1:A:71:VAL:C	2:C:3:A:HO2'	5	0.12
(1,10)	1:A:71:VAL:C	2:C:3:A:N1	5	0.12
(1,10)	1:A:71:VAL:C	2:C:3:A:N3	5	0.12
(1,10)	1:A:71:VAL:C	2:C:3:A:N6	5	0.12
(1,10)	1:A:71:VAL:C	2:C:3:A:N7	5	0.12
(1,10)	1:A:71:VAL:C	2:C:3:A:N9	5	0.12
(1,10)	1:A:71:VAL:C	2:C:3:A:O2'	5	0.12
(1,10)	1:A:71:VAL:C	2:C:3:A:O3'	5	0.12
(1,10)	1:A:71:VAL:C	2:C:3:A:O4'	5	0.12
(1,10)	1:A:71:VAL:C	2:C:3:A:O5'	5	0.12
(1,10)	1:A:71:VAL:C	2:C:3:A:OP1	5	0.12
(1,10)	1:A:71:VAL:C	2:C:3:A:OP2	5	0.12
(1,10)	1:A:71:VAL:C	2:C:3:A:P	5	0.12
(1,10)	1:A:71:VAL:C	2:C:4:C:C1'	5	0.12
(1,10)	1:A:71:VAL:C	2:C:4:C:C2	5	0.12
(1,10)	1:A:71:VAL:C	2:C:4:C:C2'	5	0.12
(1,10)	1:A:71:VAL:C	2:C:4:C:C3'	5	0.12
(1,10)	1:A:71:VAL:C	2:C:4:C:C4	5	0.12
(1,10)	1:A:71:VAL:C	2:C:4:C:C4'	5	0.12
(1,10)	1:A:71:VAL:C	2:C:4:C:C5	5	0.12
(1,10)	1:A:71:VAL:C	2:C:4:C:C5'	5	0.12
(1,10)	1:A:71:VAL:C	2:C:4:C:C6	5	0.12
(1,10)	1:A:71:VAL:C	2:C:4:C:H1'	5	0.12
(1,10)	1:A:71:VAL:C	2:C:4:C:H2'	5	0.12
(1,10)	1:A:71:VAL:C	2:C:4:C:H3'	5	0.12
(1,10)	1:A:71:VAL:C	2:C:4:C:H4'	5	0.12
(1,10)	1:A:71:VAL:C	2:C:4:C:H41	5	0.12
(1,10)	1:A:71:VAL:C	2:C:4:C:H42	5	0.12
(1,10)	1:A:71:VAL:C	2:C:4:C:H5	5	0.12
(1,10)	1:A:71:VAL:C	2:C:4:C:H5'	5	0.12
(1,10)	1:A:71:VAL:C	2:C:4:C:H5''	5	0.12
(1,10)	1:A:71:VAL:C	2:C:4:C:H6	5	0.12
(1,10)	1:A:71:VAL:C	2:C:4:C:HO2'	5	0.12
(1,10)	1:A:71:VAL:C	2:C:4:C:N1	5	0.12
(1,10)	1:A:71:VAL:C	2:C:4:C:N3	5	0.12
(1,10)	1:A:71:VAL:C	2:C:4:C:N4	5	0.12
(1,10)	1:A:71:VAL:C	2:C:4:C:O2	5	0.12
(1,10)	1:A:71:VAL:C	2:C:4:C:O2'	5	0.12

Continued on next page...

Continued from previous page...

Key	Atom-1	Atom-2	Model ID	Violation (Å)
(1,10)	1:A:71:VAL:C	2:C:4:C:O3'	5	0.12
(1,10)	1:A:71:VAL:C	2:C:4:C:O4'	5	0.12
(1,10)	1:A:71:VAL:C	2:C:4:C:O5'	5	0.12
(1,10)	1:A:71:VAL:C	2:C:4:C:OP1	5	0.12
(1,10)	1:A:71:VAL:C	2:C:4:C:OP2	5	0.12
(1,10)	1:A:71:VAL:C	2:C:4:C:P	5	0.12
(1,10)	1:A:71:VAL:C	2:C:5:A:C1'	5	0.12
(1,10)	1:A:71:VAL:C	2:C:5:A:C2	5	0.12
(1,10)	1:A:71:VAL:C	2:C:5:A:C2'	5	0.12
(1,10)	1:A:71:VAL:C	2:C:5:A:C3'	5	0.12
(1,10)	1:A:71:VAL:C	2:C:5:A:C4	5	0.12
(1,10)	1:A:71:VAL:C	2:C:5:A:C4'	5	0.12
(1,10)	1:A:71:VAL:C	2:C:5:A:C5	5	0.12
(1,10)	1:A:71:VAL:C	2:C:5:A:C5'	5	0.12
(1,10)	1:A:71:VAL:C	2:C:5:A:C6	5	0.12
(1,10)	1:A:71:VAL:C	2:C:5:A:C8	5	0.12
(1,10)	1:A:71:VAL:C	2:C:5:A:H1'	5	0.12
(1,10)	1:A:71:VAL:C	2:C:5:A:H2	5	0.12
(1,10)	1:A:71:VAL:C	2:C:5:A:H2'	5	0.12
(1,10)	1:A:71:VAL:C	2:C:5:A:H3'	5	0.12
(1,10)	1:A:71:VAL:C	2:C:5:A:H4'	5	0.12
(1,10)	1:A:71:VAL:C	2:C:5:A:H5'	5	0.12
(1,10)	1:A:71:VAL:C	2:C:5:A:H5''	5	0.12
(1,10)	1:A:71:VAL:C	2:C:5:A:H61	5	0.12
(1,10)	1:A:71:VAL:C	2:C:5:A:H62	5	0.12
(1,10)	1:A:71:VAL:C	2:C:5:A:H8	5	0.12
(1,10)	1:A:71:VAL:C	2:C:5:A:HO2'	5	0.12
(1,10)	1:A:71:VAL:C	2:C:5:A:N1	5	0.12
(1,10)	1:A:71:VAL:C	2:C:5:A:N3	5	0.12
(1,10)	1:A:71:VAL:C	2:C:5:A:N6	5	0.12
(1,10)	1:A:71:VAL:C	2:C:5:A:N7	5	0.12
(1,10)	1:A:71:VAL:C	2:C:5:A:N9	5	0.12
(1,10)	1:A:71:VAL:C	2:C:5:A:O2'	5	0.12
(1,10)	1:A:71:VAL:C	2:C:5:A:O3'	5	0.12
(1,10)	1:A:71:VAL:C	2:C:5:A:O4'	5	0.12
(1,10)	1:A:71:VAL:C	2:C:5:A:O5'	5	0.12
(1,10)	1:A:71:VAL:C	2:C:5:A:OP1	5	0.12
(1,10)	1:A:71:VAL:C	2:C:5:A:OP2	5	0.12
(1,10)	1:A:71:VAL:C	2:C:5:A:P	5	0.12
(1,10)	1:A:71:VAL:CA	2:C:1:A:C1'	5	0.12
(1,10)	1:A:71:VAL:CA	2:C:1:A:C2	5	0.12
(1,10)	1:A:71:VAL:CA	2:C:1:A:C2'	5	0.12

Continued on next page...

Continued from previous page...

Key	Atom-1	Atom-2	Model ID	Violation (Å)
(1,10)	1:A:71:VAL:CA	2:C:1:A:C3'	5	0.12
(1,10)	1:A:71:VAL:CA	2:C:1:A:C4	5	0.12
(1,10)	1:A:71:VAL:CA	2:C:1:A:C4'	5	0.12
(1,10)	1:A:71:VAL:CA	2:C:1:A:C5	5	0.12
(1,10)	1:A:71:VAL:CA	2:C:1:A:C5'	5	0.12
(1,10)	1:A:71:VAL:CA	2:C:1:A:C6	5	0.12
(1,10)	1:A:71:VAL:CA	2:C:1:A:C8	5	0.12
(1,10)	1:A:71:VAL:CA	2:C:1:A:H1'	5	0.12
(1,10)	1:A:71:VAL:CA	2:C:1:A:H2	5	0.12
(1,10)	1:A:71:VAL:CA	2:C:1:A:H2'	5	0.12
(1,10)	1:A:71:VAL:CA	2:C:1:A:H3'	5	0.12
(1,10)	1:A:71:VAL:CA	2:C:1:A:H4'	5	0.12
(1,10)	1:A:71:VAL:CA	2:C:1:A:H5'	5	0.12
(1,10)	1:A:71:VAL:CA	2:C:1:A:H5''	5	0.12
(1,10)	1:A:71:VAL:CA	2:C:1:A:H61	5	0.12
(1,10)	1:A:71:VAL:CA	2:C:1:A:H62	5	0.12
(1,10)	1:A:71:VAL:CA	2:C:1:A:H8	5	0.12
(1,10)	1:A:71:VAL:CA	2:C:1:A:HO2'	5	0.12
(1,10)	1:A:71:VAL:CA	2:C:1:A:N1	5	0.12
(1,10)	1:A:71:VAL:CA	2:C:1:A:N3	5	0.12
(1,10)	1:A:71:VAL:CA	2:C:1:A:N6	5	0.12
(1,10)	1:A:71:VAL:CA	2:C:1:A:N7	5	0.12
(1,10)	1:A:71:VAL:CA	2:C:1:A:N9	5	0.12
(1,10)	1:A:71:VAL:CA	2:C:1:A:O2'	5	0.12
(1,10)	1:A:71:VAL:CA	2:C:1:A:O3'	5	0.12
(1,10)	1:A:71:VAL:CA	2:C:1:A:O4'	5	0.12
(1,10)	1:A:71:VAL:CA	2:C:1:A:O5'	5	0.12
(1,10)	1:A:71:VAL:CA	2:C:2:U:C1'	5	0.12
(1,10)	1:A:71:VAL:CA	2:C:2:U:C2	5	0.12
(1,10)	1:A:71:VAL:CA	2:C:2:U:C2'	5	0.12
(1,10)	1:A:71:VAL:CA	2:C:2:U:C3'	5	0.12
(1,10)	1:A:71:VAL:CA	2:C:2:U:C4	5	0.12
(1,10)	1:A:71:VAL:CA	2:C:2:U:C4'	5	0.12
(1,10)	1:A:71:VAL:CA	2:C:2:U:C5	5	0.12
(1,10)	1:A:71:VAL:CA	2:C:2:U:C5'	5	0.12
(1,10)	1:A:71:VAL:CA	2:C:2:U:C6	5	0.12
(1,10)	1:A:71:VAL:CA	2:C:2:U:H1'	5	0.12
(1,10)	1:A:71:VAL:CA	2:C:2:U:H2'	5	0.12
(1,10)	1:A:71:VAL:CA	2:C:2:U:H3	5	0.12
(1,10)	1:A:71:VAL:CA	2:C:2:U:H3'	5	0.12
(1,10)	1:A:71:VAL:CA	2:C:2:U:H4'	5	0.12
(1,10)	1:A:71:VAL:CA	2:C:2:U:H5	5	0.12

Continued on next page...

Continued from previous page...

Key	Atom-1	Atom-2	Model ID	Violation (Å)
(1,10)	1:A:71:VAL:CA	2:C:2:U:H5'	5	0.12
(1,10)	1:A:71:VAL:CA	2:C:2:U:H5''	5	0.12
(1,10)	1:A:71:VAL:CA	2:C:2:U:H6	5	0.12
(1,10)	1:A:71:VAL:CA	2:C:2:U:HO2'	5	0.12
(1,10)	1:A:71:VAL:CA	2:C:2:U:N1	5	0.12
(1,10)	1:A:71:VAL:CA	2:C:2:U:N3	5	0.12
(1,10)	1:A:71:VAL:CA	2:C:2:U:O2	5	0.12
(1,10)	1:A:71:VAL:CA	2:C:2:U:O2'	5	0.12
(1,10)	1:A:71:VAL:CA	2:C:2:U:O3'	5	0.12
(1,10)	1:A:71:VAL:CA	2:C:2:U:O4	5	0.12
(1,10)	1:A:71:VAL:CA	2:C:2:U:O4'	5	0.12
(1,10)	1:A:71:VAL:CA	2:C:2:U:O5'	5	0.12
(1,10)	1:A:71:VAL:CA	2:C:2:U:OP1	5	0.12
(1,10)	1:A:71:VAL:CA	2:C:2:U:OP2	5	0.12
(1,10)	1:A:71:VAL:CA	2:C:2:U:P	5	0.12
(1,10)	1:A:71:VAL:CA	2:C:3:A:C1'	5	0.12
(1,10)	1:A:71:VAL:CA	2:C:3:A:C2	5	0.12
(1,10)	1:A:71:VAL:CA	2:C:3:A:C2'	5	0.12
(1,10)	1:A:71:VAL:CA	2:C:3:A:C3'	5	0.12
(1,10)	1:A:71:VAL:CA	2:C:3:A:C4	5	0.12
(1,10)	1:A:71:VAL:CA	2:C:3:A:C4'	5	0.12
(1,10)	1:A:71:VAL:CA	2:C:3:A:C5	5	0.12
(1,10)	1:A:71:VAL:CA	2:C:3:A:C5'	5	0.12
(1,10)	1:A:71:VAL:CA	2:C:3:A:C6	5	0.12
(1,10)	1:A:71:VAL:CA	2:C:3:A:C8	5	0.12
(1,10)	1:A:71:VAL:CA	2:C:3:A:H1'	5	0.12
(1,10)	1:A:71:VAL:CA	2:C:3:A:H2	5	0.12
(1,10)	1:A:71:VAL:CA	2:C:3:A:H2'	5	0.12
(1,10)	1:A:71:VAL:CA	2:C:3:A:H3'	5	0.12
(1,10)	1:A:71:VAL:CA	2:C:3:A:H4'	5	0.12
(1,10)	1:A:71:VAL:CA	2:C:3:A:H5'	5	0.12
(1,10)	1:A:71:VAL:CA	2:C:3:A:H5''	5	0.12
(1,10)	1:A:71:VAL:CA	2:C:3:A:H61	5	0.12
(1,10)	1:A:71:VAL:CA	2:C:3:A:H62	5	0.12
(1,10)	1:A:71:VAL:CA	2:C:3:A:H8	5	0.12
(1,10)	1:A:71:VAL:CA	2:C:3:A:HO2'	5	0.12
(1,10)	1:A:71:VAL:CA	2:C:3:A:N1	5	0.12
(1,10)	1:A:71:VAL:CA	2:C:3:A:N3	5	0.12
(1,10)	1:A:71:VAL:CA	2:C:3:A:N6	5	0.12
(1,10)	1:A:71:VAL:CA	2:C:3:A:N7	5	0.12
(1,10)	1:A:71:VAL:CA	2:C:3:A:N9	5	0.12
(1,10)	1:A:71:VAL:CA	2:C:3:A:O2'	5	0.12

Continued on next page...

Continued from previous page...

Key	Atom-1	Atom-2	Model ID	Violation (Å)
(1,10)	1:A:71:VAL:CA	2:C:3:A:O3'	5	0.12
(1,10)	1:A:71:VAL:CA	2:C:3:A:O4'	5	0.12
(1,10)	1:A:71:VAL:CA	2:C:3:A:O5'	5	0.12
(1,10)	1:A:71:VAL:CA	2:C:3:A:OP1	5	0.12
(1,10)	1:A:71:VAL:CA	2:C:3:A:OP2	5	0.12
(1,10)	1:A:71:VAL:CA	2:C:3:A:P	5	0.12
(1,10)	1:A:71:VAL:CA	2:C:4:C:C1'	5	0.12
(1,10)	1:A:71:VAL:CA	2:C:4:C:C2	5	0.12
(1,10)	1:A:71:VAL:CA	2:C:4:C:C2'	5	0.12
(1,10)	1:A:71:VAL:CA	2:C:4:C:C3'	5	0.12
(1,10)	1:A:71:VAL:CA	2:C:4:C:C4	5	0.12
(1,10)	1:A:71:VAL:CA	2:C:4:C:C4'	5	0.12
(1,10)	1:A:71:VAL:CA	2:C:4:C:C5	5	0.12
(1,10)	1:A:71:VAL:CA	2:C:4:C:C5'	5	0.12
(1,10)	1:A:71:VAL:CA	2:C:4:C:C6	5	0.12
(1,10)	1:A:71:VAL:CA	2:C:4:C:H1'	5	0.12
(1,10)	1:A:71:VAL:CA	2:C:4:C:H2'	5	0.12
(1,10)	1:A:71:VAL:CA	2:C:4:C:H3'	5	0.12
(1,10)	1:A:71:VAL:CA	2:C:4:C:H4'	5	0.12
(1,10)	1:A:71:VAL:CA	2:C:4:C:H41	5	0.12
(1,10)	1:A:71:VAL:CA	2:C:4:C:H42	5	0.12
(1,10)	1:A:71:VAL:CA	2:C:4:C:H5	5	0.12
(1,10)	1:A:71:VAL:CA	2:C:4:C:H5'	5	0.12
(1,10)	1:A:71:VAL:CA	2:C:4:C:H5''	5	0.12
(1,10)	1:A:71:VAL:CA	2:C:4:C:H6	5	0.12
(1,10)	1:A:71:VAL:CA	2:C:4:C:HO2'	5	0.12
(1,10)	1:A:71:VAL:CA	2:C:4:C:N1	5	0.12
(1,10)	1:A:71:VAL:CA	2:C:4:C:N3	5	0.12
(1,10)	1:A:71:VAL:CA	2:C:4:C:N4	5	0.12
(1,10)	1:A:71:VAL:CA	2:C:4:C:O2	5	0.12
(1,10)	1:A:71:VAL:CA	2:C:4:C:O2'	5	0.12
(1,10)	1:A:71:VAL:CA	2:C:4:C:O3'	5	0.12
(1,10)	1:A:71:VAL:CA	2:C:4:C:O4'	5	0.12
(1,10)	1:A:71:VAL:CA	2:C:4:C:O5'	5	0.12
(1,10)	1:A:71:VAL:CA	2:C:4:C:OP1	5	0.12
(1,10)	1:A:71:VAL:CA	2:C:4:C:OP2	5	0.12
(1,10)	1:A:71:VAL:CA	2:C:4:C:P	5	0.12
(1,10)	1:A:71:VAL:CA	2:C:5:A:C1'	5	0.12
(1,10)	1:A:71:VAL:CA	2:C:5:A:C2	5	0.12
(1,10)	1:A:71:VAL:CA	2:C:5:A:C2'	5	0.12
(1,10)	1:A:71:VAL:CA	2:C:5:A:C3'	5	0.12
(1,10)	1:A:71:VAL:CA	2:C:5:A:C4	5	0.12

Continued on next page...

Continued from previous page...

Key	Atom-1	Atom-2	Model ID	Violation (Å)
(1,10)	1:A:71:VAL:CA	2:C:5:A:C4'	5	0.12
(1,10)	1:A:71:VAL:CA	2:C:5:A:C5	5	0.12
(1,10)	1:A:71:VAL:CA	2:C:5:A:C5'	5	0.12
(1,10)	1:A:71:VAL:CA	2:C:5:A:C6	5	0.12
(1,10)	1:A:71:VAL:CA	2:C:5:A:C8	5	0.12
(1,10)	1:A:71:VAL:CA	2:C:5:A:H1'	5	0.12
(1,10)	1:A:71:VAL:CA	2:C:5:A:H2	5	0.12
(1,10)	1:A:71:VAL:CA	2:C:5:A:H2'	5	0.12
(1,10)	1:A:71:VAL:CA	2:C:5:A:H3'	5	0.12
(1,10)	1:A:71:VAL:CA	2:C:5:A:H4'	5	0.12
(1,10)	1:A:71:VAL:CA	2:C:5:A:H5'	5	0.12
(1,10)	1:A:71:VAL:CA	2:C:5:A:H5''	5	0.12
(1,10)	1:A:71:VAL:CA	2:C:5:A:H61	5	0.12
(1,10)	1:A:71:VAL:CA	2:C:5:A:H62	5	0.12
(1,10)	1:A:71:VAL:CA	2:C:5:A:H8	5	0.12
(1,10)	1:A:71:VAL:CA	2:C:5:A:HO2'	5	0.12
(1,10)	1:A:71:VAL:CA	2:C:5:A:N1	5	0.12
(1,10)	1:A:71:VAL:CA	2:C:5:A:N3	5	0.12
(1,10)	1:A:71:VAL:CA	2:C:5:A:N6	5	0.12
(1,10)	1:A:71:VAL:CA	2:C:5:A:N7	5	0.12
(1,10)	1:A:71:VAL:CA	2:C:5:A:N9	5	0.12
(1,10)	1:A:71:VAL:CA	2:C:5:A:O2'	5	0.12
(1,10)	1:A:71:VAL:CA	2:C:5:A:O3'	5	0.12
(1,10)	1:A:71:VAL:CA	2:C:5:A:O4'	5	0.12
(1,10)	1:A:71:VAL:CA	2:C:5:A:O5'	5	0.12
(1,10)	1:A:71:VAL:CA	2:C:5:A:OP1	5	0.12
(1,10)	1:A:71:VAL:CA	2:C:5:A:OP2	5	0.12
(1,10)	1:A:71:VAL:CA	2:C:5:A:P	5	0.12
(1,10)	1:A:71:VAL:CB	2:C:1:A:C1'	5	0.12
(1,10)	1:A:71:VAL:CB	2:C:1:A:C2	5	0.12
(1,10)	1:A:71:VAL:CB	2:C:1:A:C2'	5	0.12
(1,10)	1:A:71:VAL:CB	2:C:1:A:C3'	5	0.12
(1,10)	1:A:71:VAL:CB	2:C:1:A:C4	5	0.12
(1,10)	1:A:71:VAL:CB	2:C:1:A:C4'	5	0.12
(1,10)	1:A:71:VAL:CB	2:C:1:A:C5	5	0.12
(1,10)	1:A:71:VAL:CB	2:C:1:A:C5'	5	0.12
(1,10)	1:A:71:VAL:CB	2:C:1:A:C6	5	0.12
(1,10)	1:A:71:VAL:CB	2:C:1:A:C8	5	0.12
(1,10)	1:A:71:VAL:CB	2:C:1:A:H1'	5	0.12
(1,10)	1:A:71:VAL:CB	2:C:1:A:H2	5	0.12
(1,10)	1:A:71:VAL:CB	2:C:1:A:H2'	5	0.12
(1,10)	1:A:71:VAL:CB	2:C:1:A:H3'	5	0.12

Continued on next page...

Continued from previous page...

Key	Atom-1	Atom-2	Model ID	Violation (Å)
(1,10)	1:A:71:VAL:CB	2:C:1:A:H4'	5	0.12
(1,10)	1:A:71:VAL:CB	2:C:1:A:H5'	5	0.12
(1,10)	1:A:71:VAL:CB	2:C:1:A:H5''	5	0.12
(1,10)	1:A:71:VAL:CB	2:C:1:A:H61	5	0.12
(1,10)	1:A:71:VAL:CB	2:C:1:A:H62	5	0.12
(1,10)	1:A:71:VAL:CB	2:C:1:A:H8	5	0.12
(1,10)	1:A:71:VAL:CB	2:C:1:A:HO2'	5	0.12
(1,10)	1:A:71:VAL:CB	2:C:1:A:N1	5	0.12
(1,10)	1:A:71:VAL:CB	2:C:1:A:N3	5	0.12
(1,10)	1:A:71:VAL:CB	2:C:1:A:N6	5	0.12
(1,10)	1:A:71:VAL:CB	2:C:1:A:N7	5	0.12
(1,10)	1:A:71:VAL:CB	2:C:1:A:N9	5	0.12
(1,10)	1:A:71:VAL:CB	2:C:1:A:O2'	5	0.12
(1,10)	1:A:71:VAL:CB	2:C:1:A:O3'	5	0.12
(1,10)	1:A:71:VAL:CB	2:C:1:A:O4'	5	0.12
(1,10)	1:A:71:VAL:CB	2:C:1:A:O5'	5	0.12
(1,10)	1:A:71:VAL:CB	2:C:2:U:C1'	5	0.12
(1,10)	1:A:71:VAL:CB	2:C:2:U:C2	5	0.12
(1,10)	1:A:71:VAL:CB	2:C:2:U:C2'	5	0.12
(1,10)	1:A:71:VAL:CB	2:C:2:U:C3'	5	0.12
(1,10)	1:A:71:VAL:CB	2:C:2:U:C4	5	0.12
(1,10)	1:A:71:VAL:CB	2:C:2:U:C4'	5	0.12
(1,10)	1:A:71:VAL:CB	2:C:2:U:C5	5	0.12
(1,10)	1:A:71:VAL:CB	2:C:2:U:C5'	5	0.12
(1,10)	1:A:71:VAL:CB	2:C:2:U:C6	5	0.12
(1,10)	1:A:71:VAL:CB	2:C:2:U:H1'	5	0.12
(1,10)	1:A:71:VAL:CB	2:C:2:U:H2'	5	0.12
(1,10)	1:A:71:VAL:CB	2:C:2:U:H3	5	0.12
(1,10)	1:A:71:VAL:CB	2:C:2:U:H3'	5	0.12
(1,10)	1:A:71:VAL:CB	2:C:2:U:H4'	5	0.12
(1,10)	1:A:71:VAL:CB	2:C:2:U:H5	5	0.12
(1,10)	1:A:71:VAL:CB	2:C:2:U:H5'	5	0.12
(1,10)	1:A:71:VAL:CB	2:C:2:U:H5''	5	0.12
(1,10)	1:A:71:VAL:CB	2:C:2:U:H6	5	0.12
(1,10)	1:A:71:VAL:CB	2:C:2:U:HO2'	5	0.12
(1,10)	1:A:71:VAL:CB	2:C:2:U:N1	5	0.12
(1,10)	1:A:71:VAL:CB	2:C:2:U:N3	5	0.12
(1,10)	1:A:71:VAL:CB	2:C:2:U:O2	5	0.12
(1,10)	1:A:71:VAL:CB	2:C:2:U:O2'	5	0.12
(1,10)	1:A:71:VAL:CB	2:C:2:U:O3'	5	0.12
(1,10)	1:A:71:VAL:CB	2:C:2:U:O4	5	0.12
(1,10)	1:A:71:VAL:CB	2:C:2:U:O4'	5	0.12

Continued on next page...

Continued from previous page...

Key	Atom-1	Atom-2	Model ID	Violation (Å)
(1,10)	1:A:71:VAL:CB	2:C:2:U:O5'	5	0.12
(1,10)	1:A:71:VAL:CB	2:C:2:U:OP1	5	0.12
(1,10)	1:A:71:VAL:CB	2:C:2:U:OP2	5	0.12
(1,10)	1:A:71:VAL:CB	2:C:2:U:P	5	0.12
(1,10)	1:A:71:VAL:CB	2:C:3:A:C1'	5	0.12
(1,10)	1:A:71:VAL:CB	2:C:3:A:C2	5	0.12
(1,10)	1:A:71:VAL:CB	2:C:3:A:C2'	5	0.12
(1,10)	1:A:71:VAL:CB	2:C:3:A:C3'	5	0.12
(1,10)	1:A:71:VAL:CB	2:C:3:A:C4	5	0.12
(1,10)	1:A:71:VAL:CB	2:C:3:A:C4'	5	0.12
(1,10)	1:A:71:VAL:CB	2:C:3:A:C5	5	0.12
(1,10)	1:A:71:VAL:CB	2:C:3:A:C5'	5	0.12
(1,10)	1:A:71:VAL:CB	2:C:3:A:C6	5	0.12
(1,10)	1:A:71:VAL:CB	2:C:3:A:C8	5	0.12
(1,10)	1:A:71:VAL:CB	2:C:3:A:H1'	5	0.12
(1,10)	1:A:71:VAL:CB	2:C:3:A:H2	5	0.12
(1,10)	1:A:71:VAL:CB	2:C:3:A:H2'	5	0.12
(1,10)	1:A:71:VAL:CB	2:C:3:A:H3'	5	0.12
(1,10)	1:A:71:VAL:CB	2:C:3:A:H4'	5	0.12
(1,10)	1:A:71:VAL:CB	2:C:3:A:H5'	5	0.12
(1,10)	1:A:71:VAL:CB	2:C:3:A:H5''	5	0.12
(1,10)	1:A:71:VAL:CB	2:C:3:A:H61	5	0.12
(1,10)	1:A:71:VAL:CB	2:C:3:A:H62	5	0.12
(1,10)	1:A:71:VAL:CB	2:C:3:A:H8	5	0.12
(1,10)	1:A:71:VAL:CB	2:C:3:A:HO2'	5	0.12
(1,10)	1:A:71:VAL:CB	2:C:3:A:N1	5	0.12
(1,10)	1:A:71:VAL:CB	2:C:3:A:N3	5	0.12
(1,10)	1:A:71:VAL:CB	2:C:3:A:N6	5	0.12
(1,10)	1:A:71:VAL:CB	2:C:3:A:N7	5	0.12
(1,10)	1:A:71:VAL:CB	2:C:3:A:N9	5	0.12
(1,10)	1:A:71:VAL:CB	2:C:3:A:O2'	5	0.12
(1,10)	1:A:71:VAL:CB	2:C:3:A:O3'	5	0.12
(1,10)	1:A:71:VAL:CB	2:C:3:A:O4'	5	0.12
(1,10)	1:A:71:VAL:CB	2:C:3:A:O5'	5	0.12
(1,10)	1:A:71:VAL:CB	2:C:3:A:OP1	5	0.12
(1,10)	1:A:71:VAL:CB	2:C:3:A:OP2	5	0.12
(1,10)	1:A:71:VAL:CB	2:C:3:A:P	5	0.12
(1,10)	1:A:71:VAL:CB	2:C:4:C:C1'	5	0.12
(1,10)	1:A:71:VAL:CB	2:C:4:C:C2	5	0.12
(1,10)	1:A:71:VAL:CB	2:C:4:C:C2'	5	0.12
(1,10)	1:A:71:VAL:CB	2:C:4:C:C3'	5	0.12
(1,10)	1:A:71:VAL:CB	2:C:4:C:C4	5	0.12

Continued on next page...

Continued from previous page...

Key	Atom-1	Atom-2	Model ID	Violation (Å)
(1,10)	1:A:71:VAL:CB	2:C:4:C:C4'	5	0.12
(1,10)	1:A:71:VAL:CB	2:C:4:C:C5	5	0.12
(1,10)	1:A:71:VAL:CB	2:C:4:C:C5'	5	0.12
(1,10)	1:A:71:VAL:CB	2:C:4:C:C6	5	0.12
(1,10)	1:A:71:VAL:CB	2:C:4:C:H1'	5	0.12
(1,10)	1:A:71:VAL:CB	2:C:4:C:H2'	5	0.12
(1,10)	1:A:71:VAL:CB	2:C:4:C:H3'	5	0.12
(1,10)	1:A:71:VAL:CB	2:C:4:C:H4'	5	0.12
(1,10)	1:A:71:VAL:CB	2:C:4:C:H41	5	0.12
(1,10)	1:A:71:VAL:CB	2:C:4:C:H42	5	0.12
(1,10)	1:A:71:VAL:CB	2:C:4:C:H5	5	0.12
(1,10)	1:A:71:VAL:CB	2:C:4:C:H5'	5	0.12
(1,10)	1:A:71:VAL:CB	2:C:4:C:H5''	5	0.12
(1,10)	1:A:71:VAL:CB	2:C:4:C:H6	5	0.12
(1,10)	1:A:71:VAL:CB	2:C:4:C:HO2'	5	0.12
(1,10)	1:A:71:VAL:CB	2:C:4:C:N1	5	0.12
(1,10)	1:A:71:VAL:CB	2:C:4:C:N3	5	0.12
(1,10)	1:A:71:VAL:CB	2:C:4:C:N4	5	0.12
(1,10)	1:A:71:VAL:CB	2:C:4:C:O2	5	0.12
(1,10)	1:A:71:VAL:CB	2:C:4:C:O2'	5	0.12
(1,10)	1:A:71:VAL:CB	2:C:4:C:O3'	5	0.12
(1,10)	1:A:71:VAL:CB	2:C:4:C:O4'	5	0.12
(1,10)	1:A:71:VAL:CB	2:C:4:C:O5'	5	0.12
(1,10)	1:A:71:VAL:CB	2:C:4:C:OP1	5	0.12
(1,10)	1:A:71:VAL:CB	2:C:4:C:OP2	5	0.12
(1,10)	1:A:71:VAL:CB	2:C:4:C:P	5	0.12
(1,10)	1:A:71:VAL:CB	2:C:5:A:C1'	5	0.12
(1,10)	1:A:71:VAL:CB	2:C:5:A:C2	5	0.12
(1,10)	1:A:71:VAL:CB	2:C:5:A:C2'	5	0.12
(1,10)	1:A:71:VAL:CB	2:C:5:A:C3'	5	0.12
(1,10)	1:A:71:VAL:CB	2:C:5:A:C4	5	0.12
(1,10)	1:A:71:VAL:CB	2:C:5:A:C4'	5	0.12
(1,10)	1:A:71:VAL:CB	2:C:5:A:C5	5	0.12
(1,10)	1:A:71:VAL:CB	2:C:5:A:C5'	5	0.12
(1,10)	1:A:71:VAL:CB	2:C:5:A:C6	5	0.12
(1,10)	1:A:71:VAL:CB	2:C:5:A:C8	5	0.12
(1,10)	1:A:71:VAL:CB	2:C:5:A:H1'	5	0.12
(1,10)	1:A:71:VAL:CB	2:C:5:A:H2	5	0.12
(1,10)	1:A:71:VAL:CB	2:C:5:A:H2'	5	0.12
(1,10)	1:A:71:VAL:CB	2:C:5:A:H3'	5	0.12
(1,10)	1:A:71:VAL:CB	2:C:5:A:H4'	5	0.12
(1,10)	1:A:71:VAL:CB	2:C:5:A:H5'	5	0.12

Continued on next page...

Continued from previous page...

Key	Atom-1	Atom-2	Model ID	Violation (Å)
(1,10)	1:A:71:VAL:CB	2:C:5:A:H5''	5	0.12
(1,10)	1:A:71:VAL:CB	2:C:5:A:H61	5	0.12
(1,10)	1:A:71:VAL:CB	2:C:5:A:H62	5	0.12
(1,10)	1:A:71:VAL:CB	2:C:5:A:H8	5	0.12
(1,10)	1:A:71:VAL:CB	2:C:5:A:HO2'	5	0.12
(1,10)	1:A:71:VAL:CB	2:C:5:A:N1	5	0.12
(1,10)	1:A:71:VAL:CB	2:C:5:A:N3	5	0.12
(1,10)	1:A:71:VAL:CB	2:C:5:A:N6	5	0.12
(1,10)	1:A:71:VAL:CB	2:C:5:A:N7	5	0.12
(1,10)	1:A:71:VAL:CB	2:C:5:A:N9	5	0.12
(1,10)	1:A:71:VAL:CB	2:C:5:A:O2'	5	0.12
(1,10)	1:A:71:VAL:CB	2:C:5:A:O3'	5	0.12
(1,10)	1:A:71:VAL:CB	2:C:5:A:O4'	5	0.12
(1,10)	1:A:71:VAL:CB	2:C:5:A:O5'	5	0.12
(1,10)	1:A:71:VAL:CB	2:C:5:A:OP1	5	0.12
(1,10)	1:A:71:VAL:CB	2:C:5:A:OP2	5	0.12
(1,10)	1:A:71:VAL:CB	2:C:5:A:P	5	0.12
(1,10)	1:A:71:VAL:CG1	2:C:1:A:C1'	5	0.12
(1,10)	1:A:71:VAL:CG1	2:C:1:A:C2	5	0.12
(1,10)	1:A:71:VAL:CG1	2:C:1:A:C2'	5	0.12
(1,10)	1:A:71:VAL:CG1	2:C:1:A:C3'	5	0.12
(1,10)	1:A:71:VAL:CG1	2:C:1:A:C4	5	0.12
(1,10)	1:A:71:VAL:CG1	2:C:1:A:C4'	5	0.12
(1,10)	1:A:71:VAL:CG1	2:C:1:A:C5	5	0.12
(1,10)	1:A:71:VAL:CG1	2:C:1:A:C5'	5	0.12
(1,10)	1:A:71:VAL:CG1	2:C:1:A:C6	5	0.12
(1,10)	1:A:71:VAL:CG1	2:C:1:A:C8	5	0.12
(1,10)	1:A:71:VAL:CG1	2:C:1:A:H1'	5	0.12
(1,10)	1:A:71:VAL:CG1	2:C:1:A:H2	5	0.12
(1,10)	1:A:71:VAL:CG1	2:C:1:A:H2'	5	0.12
(1,10)	1:A:71:VAL:CG1	2:C:1:A:H3'	5	0.12
(1,10)	1:A:71:VAL:CG1	2:C:1:A:H4'	5	0.12
(1,10)	1:A:71:VAL:CG1	2:C:1:A:H5'	5	0.12
(1,10)	1:A:71:VAL:CG1	2:C:1:A:H5''	5	0.12
(1,10)	1:A:71:VAL:CG1	2:C:1:A:H61	5	0.12
(1,10)	1:A:71:VAL:CG1	2:C:1:A:H62	5	0.12
(1,10)	1:A:71:VAL:CG1	2:C:1:A:H8	5	0.12
(1,10)	1:A:71:VAL:CG1	2:C:1:A:HO2'	5	0.12
(1,10)	1:A:71:VAL:CG1	2:C:1:A:N1	5	0.12
(1,10)	1:A:71:VAL:CG1	2:C:1:A:N3	5	0.12
(1,10)	1:A:71:VAL:CG1	2:C:1:A:N6	5	0.12
(1,10)	1:A:71:VAL:CG1	2:C:1:A:N7	5	0.12

Continued on next page...

Continued from previous page...

Key	Atom-1	Atom-2	Model ID	Violation (Å)
(1,10)	1:A:71:VAL:CG1	2:C:1:A:N9	5	0.12
(1,10)	1:A:71:VAL:CG1	2:C:1:A:O2'	5	0.12
(1,10)	1:A:71:VAL:CG1	2:C:1:A:O3'	5	0.12
(1,10)	1:A:71:VAL:CG1	2:C:1:A:O4'	5	0.12
(1,10)	1:A:71:VAL:CG1	2:C:1:A:O5'	5	0.12
(1,10)	1:A:71:VAL:CG1	2:C:2:U:C1'	5	0.12
(1,10)	1:A:71:VAL:CG1	2:C:2:U:C2	5	0.12
(1,10)	1:A:71:VAL:CG1	2:C:2:U:C2'	5	0.12
(1,10)	1:A:71:VAL:CG1	2:C:2:U:C3'	5	0.12
(1,10)	1:A:71:VAL:CG1	2:C:2:U:C4	5	0.12
(1,10)	1:A:71:VAL:CG1	2:C:2:U:C4'	5	0.12
(1,10)	1:A:71:VAL:CG1	2:C:2:U:C5	5	0.12
(1,10)	1:A:71:VAL:CG1	2:C:2:U:C5'	5	0.12
(1,10)	1:A:71:VAL:CG1	2:C:2:U:C6	5	0.12
(1,10)	1:A:71:VAL:CG1	2:C:2:U:H1'	5	0.12
(1,10)	1:A:71:VAL:CG1	2:C:2:U:H2'	5	0.12
(1,10)	1:A:71:VAL:CG1	2:C:2:U:H3	5	0.12
(1,10)	1:A:71:VAL:CG1	2:C:2:U:H3'	5	0.12
(1,10)	1:A:71:VAL:CG1	2:C:2:U:H4'	5	0.12
(1,10)	1:A:71:VAL:CG1	2:C:2:U:H5	5	0.12
(1,10)	1:A:71:VAL:CG1	2:C:2:U:H5'	5	0.12
(1,10)	1:A:71:VAL:CG1	2:C:2:U:H5''	5	0.12
(1,10)	1:A:71:VAL:CG1	2:C:2:U:H6	5	0.12
(1,10)	1:A:71:VAL:CG1	2:C:2:U:HO2'	5	0.12
(1,10)	1:A:71:VAL:CG1	2:C:2:U:N1	5	0.12
(1,10)	1:A:71:VAL:CG1	2:C:2:U:N3	5	0.12
(1,10)	1:A:71:VAL:CG1	2:C:2:U:O2	5	0.12
(1,10)	1:A:71:VAL:CG1	2:C:2:U:O2'	5	0.12
(1,10)	1:A:71:VAL:CG1	2:C:2:U:O3'	5	0.12
(1,10)	1:A:71:VAL:CG1	2:C:2:U:O4	5	0.12
(1,10)	1:A:71:VAL:CG1	2:C:2:U:O4'	5	0.12
(1,10)	1:A:71:VAL:CG1	2:C:2:U:O5'	5	0.12
(1,10)	1:A:71:VAL:CG1	2:C:2:U:OP1	5	0.12
(1,10)	1:A:71:VAL:CG1	2:C:2:U:OP2	5	0.12
(1,10)	1:A:71:VAL:CG1	2:C:2:U:P	5	0.12
(1,10)	1:A:71:VAL:CG1	2:C:3:A:C1'	5	0.12
(1,10)	1:A:71:VAL:CG1	2:C:3:A:C2	5	0.12
(1,10)	1:A:71:VAL:CG1	2:C:3:A:C2'	5	0.12
(1,10)	1:A:71:VAL:CG1	2:C:3:A:C3'	5	0.12
(1,10)	1:A:71:VAL:CG1	2:C:3:A:C4	5	0.12
(1,10)	1:A:71:VAL:CG1	2:C:3:A:C4'	5	0.12
(1,10)	1:A:71:VAL:CG1	2:C:3:A:C5	5	0.12

Continued on next page...

Continued from previous page...

Key	Atom-1	Atom-2	Model ID	Violation (Å)
(1,10)	1:A:71:VAL:CG1	2:C:3:A:C5'	5	0.12
(1,10)	1:A:71:VAL:CG1	2:C:3:A:C6	5	0.12
(1,10)	1:A:71:VAL:CG1	2:C:3:A:C8	5	0.12
(1,10)	1:A:71:VAL:CG1	2:C:3:A:H1'	5	0.12
(1,10)	1:A:71:VAL:CG1	2:C:3:A:H2	5	0.12
(1,10)	1:A:71:VAL:CG1	2:C:3:A:H2'	5	0.12
(1,10)	1:A:71:VAL:CG1	2:C:3:A:H3'	5	0.12
(1,10)	1:A:71:VAL:CG1	2:C:3:A:H4'	5	0.12
(1,10)	1:A:71:VAL:CG1	2:C:3:A:H5'	5	0.12
(1,10)	1:A:71:VAL:CG1	2:C:3:A:H5''	5	0.12
(1,10)	1:A:71:VAL:CG1	2:C:3:A:H61	5	0.12
(1,10)	1:A:71:VAL:CG1	2:C:3:A:H62	5	0.12
(1,10)	1:A:71:VAL:CG1	2:C:3:A:H8	5	0.12
(1,10)	1:A:71:VAL:CG1	2:C:3:A:HO2'	5	0.12
(1,10)	1:A:71:VAL:CG1	2:C:3:A:N1	5	0.12
(1,10)	1:A:71:VAL:CG1	2:C:3:A:N3	5	0.12
(1,10)	1:A:71:VAL:CG1	2:C:3:A:N6	5	0.12
(1,10)	1:A:71:VAL:CG1	2:C:3:A:N7	5	0.12
(1,10)	1:A:71:VAL:CG1	2:C:3:A:N9	5	0.12
(1,10)	1:A:71:VAL:CG1	2:C:3:A:O2'	5	0.12
(1,10)	1:A:71:VAL:CG1	2:C:3:A:O3'	5	0.12
(1,10)	1:A:71:VAL:CG1	2:C:3:A:O4'	5	0.12
(1,10)	1:A:71:VAL:CG1	2:C:3:A:O5'	5	0.12
(1,10)	1:A:71:VAL:CG1	2:C:3:A:OP1	5	0.12
(1,10)	1:A:71:VAL:CG1	2:C:3:A:OP2	5	0.12
(1,10)	1:A:71:VAL:CG1	2:C:3:A:P	5	0.12
(1,10)	1:A:71:VAL:CG1	2:C:4:C:C1'	5	0.12
(1,10)	1:A:71:VAL:CG1	2:C:4:C:C2	5	0.12
(1,10)	1:A:71:VAL:CG1	2:C:4:C:C2'	5	0.12
(1,10)	1:A:71:VAL:CG1	2:C:4:C:C3'	5	0.12
(1,10)	1:A:71:VAL:CG1	2:C:4:C:C4	5	0.12
(1,10)	1:A:71:VAL:CG1	2:C:4:C:C4'	5	0.12
(1,10)	1:A:71:VAL:CG1	2:C:4:C:C5	5	0.12
(1,10)	1:A:71:VAL:CG1	2:C:4:C:C5'	5	0.12
(1,10)	1:A:71:VAL:CG1	2:C:4:C:C6	5	0.12
(1,10)	1:A:71:VAL:CG1	2:C:4:C:H1'	5	0.12
(1,10)	1:A:71:VAL:CG1	2:C:4:C:H2'	5	0.12
(1,10)	1:A:71:VAL:CG1	2:C:4:C:H3'	5	0.12
(1,10)	1:A:71:VAL:CG1	2:C:4:C:H4'	5	0.12
(1,10)	1:A:71:VAL:CG1	2:C:4:C:H41	5	0.12
(1,10)	1:A:71:VAL:CG1	2:C:4:C:H42	5	0.12
(1,10)	1:A:71:VAL:CG1	2:C:4:C:H5	5	0.12

Continued on next page...

Continued from previous page...

Key	Atom-1	Atom-2	Model ID	Violation (Å)
(1,10)	1:A:71:VAL:CG1	2:C:4:C:H5'	5	0.12
(1,10)	1:A:71:VAL:CG1	2:C:4:C:H5''	5	0.12
(1,10)	1:A:71:VAL:CG1	2:C:4:C:H6	5	0.12
(1,10)	1:A:71:VAL:CG1	2:C:4:C:HO2'	5	0.12
(1,10)	1:A:71:VAL:CG1	2:C:4:C:N1	5	0.12
(1,10)	1:A:71:VAL:CG1	2:C:4:C:N3	5	0.12
(1,10)	1:A:71:VAL:CG1	2:C:4:C:N4	5	0.12
(1,10)	1:A:71:VAL:CG1	2:C:4:C:O2	5	0.12
(1,10)	1:A:71:VAL:CG1	2:C:4:C:O2'	5	0.12
(1,10)	1:A:71:VAL:CG1	2:C:4:C:O3'	5	0.12
(1,10)	1:A:71:VAL:CG1	2:C:4:C:O4'	5	0.12
(1,10)	1:A:71:VAL:CG1	2:C:4:C:O5'	5	0.12
(1,10)	1:A:71:VAL:CG1	2:C:4:C:OP1	5	0.12
(1,10)	1:A:71:VAL:CG1	2:C:4:C:OP2	5	0.12
(1,10)	1:A:71:VAL:CG1	2:C:4:C:P	5	0.12
(1,10)	1:A:71:VAL:CG1	2:C:5:A:C1'	5	0.12
(1,10)	1:A:71:VAL:CG1	2:C:5:A:C2	5	0.12
(1,10)	1:A:71:VAL:CG1	2:C:5:A:C2'	5	0.12
(1,10)	1:A:71:VAL:CG1	2:C:5:A:C3'	5	0.12
(1,10)	1:A:71:VAL:CG1	2:C:5:A:C4	5	0.12
(1,10)	1:A:71:VAL:CG1	2:C:5:A:C4'	5	0.12
(1,10)	1:A:71:VAL:CG1	2:C:5:A:C5	5	0.12
(1,10)	1:A:71:VAL:CG1	2:C:5:A:C5'	5	0.12
(1,10)	1:A:71:VAL:CG1	2:C:5:A:C6	5	0.12
(1,10)	1:A:71:VAL:CG1	2:C:5:A:C8	5	0.12
(1,10)	1:A:71:VAL:CG1	2:C:5:A:H1'	5	0.12
(1,10)	1:A:71:VAL:CG1	2:C:5:A:H2	5	0.12
(1,10)	1:A:71:VAL:CG1	2:C:5:A:H2'	5	0.12
(1,10)	1:A:71:VAL:CG1	2:C:5:A:H3'	5	0.12
(1,10)	1:A:71:VAL:CG1	2:C:5:A:H4'	5	0.12
(1,10)	1:A:71:VAL:CG1	2:C:5:A:H5'	5	0.12
(1,10)	1:A:71:VAL:CG1	2:C:5:A:H5''	5	0.12
(1,10)	1:A:71:VAL:CG1	2:C:5:A:H61	5	0.12
(1,10)	1:A:71:VAL:CG1	2:C:5:A:H62	5	0.12
(1,10)	1:A:71:VAL:CG1	2:C:5:A:H8	5	0.12
(1,10)	1:A:71:VAL:CG1	2:C:5:A:HO2'	5	0.12
(1,10)	1:A:71:VAL:CG1	2:C:5:A:N1	5	0.12
(1,10)	1:A:71:VAL:CG1	2:C:5:A:N3	5	0.12
(1,10)	1:A:71:VAL:CG1	2:C:5:A:N6	5	0.12
(1,10)	1:A:71:VAL:CG1	2:C:5:A:N7	5	0.12
(1,10)	1:A:71:VAL:CG1	2:C:5:A:N9	5	0.12
(1,10)	1:A:71:VAL:CG1	2:C:5:A:O2'	5	0.12

Continued on next page...

Continued from previous page...

Key	Atom-1	Atom-2	Model ID	Violation (Å)
(1,10)	1:A:71:VAL:CG1	2:C:5:A:O3'	5	0.12
(1,10)	1:A:71:VAL:CG1	2:C:5:A:O4'	5	0.12
(1,10)	1:A:71:VAL:CG1	2:C:5:A:O5'	5	0.12
(1,10)	1:A:71:VAL:CG1	2:C:5:A:OP1	5	0.12
(1,10)	1:A:71:VAL:CG1	2:C:5:A:OP2	5	0.12
(1,10)	1:A:71:VAL:CG1	2:C:5:A:P	5	0.12
(1,10)	1:A:71:VAL:CG2	2:C:1:A:C1'	5	0.12
(1,10)	1:A:71:VAL:CG2	2:C:1:A:C2	5	0.12
(1,10)	1:A:71:VAL:CG2	2:C:1:A:C2'	5	0.12
(1,10)	1:A:71:VAL:CG2	2:C:1:A:C3'	5	0.12
(1,10)	1:A:71:VAL:CG2	2:C:1:A:C4	5	0.12
(1,10)	1:A:71:VAL:CG2	2:C:1:A:C4'	5	0.12
(1,10)	1:A:71:VAL:CG2	2:C:1:A:C5	5	0.12
(1,10)	1:A:71:VAL:CG2	2:C:1:A:C5'	5	0.12
(1,10)	1:A:71:VAL:CG2	2:C:1:A:C6	5	0.12
(1,10)	1:A:71:VAL:CG2	2:C:1:A:C8	5	0.12
(1,10)	1:A:71:VAL:CG2	2:C:1:A:H1'	5	0.12
(1,10)	1:A:71:VAL:CG2	2:C:1:A:H2	5	0.12
(1,10)	1:A:71:VAL:CG2	2:C:1:A:H2'	5	0.12
(1,10)	1:A:71:VAL:CG2	2:C:1:A:H3'	5	0.12
(1,10)	1:A:71:VAL:CG2	2:C:1:A:H4'	5	0.12
(1,10)	1:A:71:VAL:CG2	2:C:1:A:H5'	5	0.12
(1,10)	1:A:71:VAL:CG2	2:C:1:A:H5''	5	0.12
(1,10)	1:A:71:VAL:CG2	2:C:1:A:H61	5	0.12
(1,10)	1:A:71:VAL:CG2	2:C:1:A:H62	5	0.12
(1,10)	1:A:71:VAL:CG2	2:C:1:A:H8	5	0.12
(1,10)	1:A:71:VAL:CG2	2:C:1:A:HO2'	5	0.12
(1,10)	1:A:71:VAL:CG2	2:C:1:A:N1	5	0.12
(1,10)	1:A:71:VAL:CG2	2:C:1:A:N3	5	0.12
(1,10)	1:A:71:VAL:CG2	2:C:1:A:N6	5	0.12
(1,10)	1:A:71:VAL:CG2	2:C:1:A:N7	5	0.12
(1,10)	1:A:71:VAL:CG2	2:C:1:A:N9	5	0.12
(1,10)	1:A:71:VAL:CG2	2:C:1:A:O2'	5	0.12
(1,10)	1:A:71:VAL:CG2	2:C:1:A:O3'	5	0.12
(1,10)	1:A:71:VAL:CG2	2:C:1:A:O4'	5	0.12
(1,10)	1:A:71:VAL:CG2	2:C:1:A:O5'	5	0.12
(1,10)	1:A:71:VAL:CG2	2:C:2:U:C1'	5	0.12
(1,10)	1:A:71:VAL:CG2	2:C:2:U:C2	5	0.12
(1,10)	1:A:71:VAL:CG2	2:C:2:U:C2'	5	0.12
(1,10)	1:A:71:VAL:CG2	2:C:2:U:C3'	5	0.12
(1,10)	1:A:71:VAL:CG2	2:C:2:U:C4	5	0.12
(1,10)	1:A:71:VAL:CG2	2:C:2:U:C4'	5	0.12

Continued on next page...

Continued from previous page...

Key	Atom-1	Atom-2	Model ID	Violation (Å)
(1,10)	1:A:71:VAL:CG2	2:C:2:U:C5	5	0.12
(1,10)	1:A:71:VAL:CG2	2:C:2:U:C5'	5	0.12
(1,10)	1:A:71:VAL:CG2	2:C:2:U:C6	5	0.12
(1,10)	1:A:71:VAL:CG2	2:C:2:U:H1'	5	0.12
(1,10)	1:A:71:VAL:CG2	2:C:2:U:H2'	5	0.12
(1,10)	1:A:71:VAL:CG2	2:C:2:U:H3	5	0.12
(1,10)	1:A:71:VAL:CG2	2:C:2:U:H3'	5	0.12
(1,10)	1:A:71:VAL:CG2	2:C:2:U:H4'	5	0.12
(1,10)	1:A:71:VAL:CG2	2:C:2:U:H5	5	0.12
(1,10)	1:A:71:VAL:CG2	2:C:2:U:H5'	5	0.12
(1,10)	1:A:71:VAL:CG2	2:C:2:U:H5''	5	0.12
(1,10)	1:A:71:VAL:CG2	2:C:2:U:H6	5	0.12
(1,10)	1:A:71:VAL:CG2	2:C:2:U:HO2'	5	0.12
(1,10)	1:A:71:VAL:CG2	2:C:2:U:N1	5	0.12
(1,10)	1:A:71:VAL:CG2	2:C:2:U:N3	5	0.12
(1,10)	1:A:71:VAL:CG2	2:C:2:U:O2	5	0.12
(1,10)	1:A:71:VAL:CG2	2:C:2:U:O2'	5	0.12
(1,10)	1:A:71:VAL:CG2	2:C:2:U:O3'	5	0.12
(1,10)	1:A:71:VAL:CG2	2:C:2:U:O4	5	0.12
(1,10)	1:A:71:VAL:CG2	2:C:2:U:O4'	5	0.12
(1,10)	1:A:71:VAL:CG2	2:C:2:U:O5'	5	0.12
(1,10)	1:A:71:VAL:CG2	2:C:2:U:OP1	5	0.12
(1,10)	1:A:71:VAL:CG2	2:C:2:U:OP2	5	0.12
(1,10)	1:A:71:VAL:CG2	2:C:2:U:P	5	0.12
(1,10)	1:A:71:VAL:CG2	2:C:3:A:C1'	5	0.12
(1,10)	1:A:71:VAL:CG2	2:C:3:A:C2	5	0.12
(1,10)	1:A:71:VAL:CG2	2:C:3:A:C2'	5	0.12
(1,10)	1:A:71:VAL:CG2	2:C:3:A:C3'	5	0.12
(1,10)	1:A:71:VAL:CG2	2:C:3:A:C4	5	0.12
(1,10)	1:A:71:VAL:CG2	2:C:3:A:C4'	5	0.12
(1,10)	1:A:71:VAL:CG2	2:C:3:A:C5	5	0.12
(1,10)	1:A:71:VAL:CG2	2:C:3:A:C5'	5	0.12
(1,10)	1:A:71:VAL:CG2	2:C:3:A:C6	5	0.12
(1,10)	1:A:71:VAL:CG2	2:C:3:A:C8	5	0.12
(1,10)	1:A:71:VAL:CG2	2:C:3:A:H1'	5	0.12
(1,10)	1:A:71:VAL:CG2	2:C:3:A:H2	5	0.12
(1,10)	1:A:71:VAL:CG2	2:C:3:A:H2'	5	0.12
(1,10)	1:A:71:VAL:CG2	2:C:3:A:H3'	5	0.12
(1,10)	1:A:71:VAL:CG2	2:C:3:A:H4'	5	0.12
(1,10)	1:A:71:VAL:CG2	2:C:3:A:H5'	5	0.12
(1,10)	1:A:71:VAL:CG2	2:C:3:A:H5''	5	0.12
(1,10)	1:A:71:VAL:CG2	2:C:3:A:H61	5	0.12

Continued on next page...

Continued from previous page...

Key	Atom-1	Atom-2	Model ID	Violation (Å)
(1,10)	1:A:71:VAL:CG2	2:C:3:A:H62	5	0.12
(1,10)	1:A:71:VAL:CG2	2:C:3:A:H8	5	0.12
(1,10)	1:A:71:VAL:CG2	2:C:3:A:HO2'	5	0.12
(1,10)	1:A:71:VAL:CG2	2:C:3:A:N1	5	0.12
(1,10)	1:A:71:VAL:CG2	2:C:3:A:N3	5	0.12
(1,10)	1:A:71:VAL:CG2	2:C:3:A:N6	5	0.12
(1,10)	1:A:71:VAL:CG2	2:C:3:A:N7	5	0.12
(1,10)	1:A:71:VAL:CG2	2:C:3:A:N9	5	0.12
(1,10)	1:A:71:VAL:CG2	2:C:3:A:O2'	5	0.12
(1,10)	1:A:71:VAL:CG2	2:C:3:A:O3'	5	0.12
(1,10)	1:A:71:VAL:CG2	2:C:3:A:O4'	5	0.12
(1,10)	1:A:71:VAL:CG2	2:C:3:A:O5'	5	0.12
(1,10)	1:A:71:VAL:CG2	2:C:3:A:OP1	5	0.12
(1,10)	1:A:71:VAL:CG2	2:C:3:A:OP2	5	0.12
(1,10)	1:A:71:VAL:CG2	2:C:3:A:P	5	0.12
(1,10)	1:A:71:VAL:CG2	2:C:4:C:C1'	5	0.12
(1,10)	1:A:71:VAL:CG2	2:C:4:C:C2	5	0.12
(1,10)	1:A:71:VAL:CG2	2:C:4:C:C2'	5	0.12
(1,10)	1:A:71:VAL:CG2	2:C:4:C:C3'	5	0.12
(1,10)	1:A:71:VAL:CG2	2:C:4:C:C4	5	0.12
(1,10)	1:A:71:VAL:CG2	2:C:4:C:C4'	5	0.12
(1,10)	1:A:71:VAL:CG2	2:C:4:C:C5	5	0.12
(1,10)	1:A:71:VAL:CG2	2:C:4:C:C5'	5	0.12
(1,10)	1:A:71:VAL:CG2	2:C:4:C:C6	5	0.12
(1,10)	1:A:71:VAL:CG2	2:C:4:C:H1'	5	0.12
(1,10)	1:A:71:VAL:CG2	2:C:4:C:H2'	5	0.12
(1,10)	1:A:71:VAL:CG2	2:C:4:C:H3'	5	0.12
(1,10)	1:A:71:VAL:CG2	2:C:4:C:H4'	5	0.12
(1,10)	1:A:71:VAL:CG2	2:C:4:C:H41	5	0.12
(1,10)	1:A:71:VAL:CG2	2:C:4:C:H42	5	0.12
(1,10)	1:A:71:VAL:CG2	2:C:4:C:H5	5	0.12
(1,10)	1:A:71:VAL:CG2	2:C:4:C:H5'	5	0.12
(1,10)	1:A:71:VAL:CG2	2:C:4:C:H5''	5	0.12
(1,10)	1:A:71:VAL:CG2	2:C:4:C:H6	5	0.12
(1,10)	1:A:71:VAL:CG2	2:C:4:C:HO2'	5	0.12
(1,10)	1:A:71:VAL:CG2	2:C:4:C:N1	5	0.12
(1,10)	1:A:71:VAL:CG2	2:C:4:C:N3	5	0.12
(1,10)	1:A:71:VAL:CG2	2:C:4:C:N4	5	0.12
(1,10)	1:A:71:VAL:CG2	2:C:4:C:O2	5	0.12
(1,10)	1:A:71:VAL:CG2	2:C:4:C:O2'	5	0.12
(1,10)	1:A:71:VAL:CG2	2:C:4:C:O3'	5	0.12
(1,10)	1:A:71:VAL:CG2	2:C:4:C:O4'	5	0.12

Continued on next page...

Continued from previous page...

Key	Atom-1	Atom-2	Model ID	Violation (Å)
(1,10)	1:A:71:VAL:CG2	2:C:4:C:O5'	5	0.12
(1,10)	1:A:71:VAL:CG2	2:C:4:C:OP1	5	0.12
(1,10)	1:A:71:VAL:CG2	2:C:4:C:OP2	5	0.12
(1,10)	1:A:71:VAL:CG2	2:C:4:C:P	5	0.12
(1,10)	1:A:71:VAL:CG2	2:C:5:A:C1'	5	0.12
(1,10)	1:A:71:VAL:CG2	2:C:5:A:C2	5	0.12
(1,10)	1:A:71:VAL:CG2	2:C:5:A:C2'	5	0.12
(1,10)	1:A:71:VAL:CG2	2:C:5:A:C3'	5	0.12
(1,10)	1:A:71:VAL:CG2	2:C:5:A:C4	5	0.12
(1,10)	1:A:71:VAL:CG2	2:C:5:A:C4'	5	0.12
(1,10)	1:A:71:VAL:CG2	2:C:5:A:C5	5	0.12
(1,10)	1:A:71:VAL:CG2	2:C:5:A:C5'	5	0.12
(1,10)	1:A:71:VAL:CG2	2:C:5:A:C6	5	0.12
(1,10)	1:A:71:VAL:CG2	2:C:5:A:C8	5	0.12
(1,10)	1:A:71:VAL:CG2	2:C:5:A:H1'	5	0.12
(1,10)	1:A:71:VAL:CG2	2:C:5:A:H2	5	0.12
(1,10)	1:A:71:VAL:CG2	2:C:5:A:H2'	5	0.12
(1,10)	1:A:71:VAL:CG2	2:C:5:A:H3'	5	0.12
(1,10)	1:A:71:VAL:CG2	2:C:5:A:H4'	5	0.12
(1,10)	1:A:71:VAL:CG2	2:C:5:A:H5'	5	0.12
(1,10)	1:A:71:VAL:CG2	2:C:5:A:H5''	5	0.12
(1,10)	1:A:71:VAL:CG2	2:C:5:A:H61	5	0.12
(1,10)	1:A:71:VAL:CG2	2:C:5:A:H62	5	0.12
(1,10)	1:A:71:VAL:CG2	2:C:5:A:H8	5	0.12
(1,10)	1:A:71:VAL:CG2	2:C:5:A:HO2'	5	0.12
(1,10)	1:A:71:VAL:CG2	2:C:5:A:N1	5	0.12
(1,10)	1:A:71:VAL:CG2	2:C:5:A:N3	5	0.12
(1,10)	1:A:71:VAL:CG2	2:C:5:A:N6	5	0.12
(1,10)	1:A:71:VAL:CG2	2:C:5:A:N7	5	0.12
(1,10)	1:A:71:VAL:CG2	2:C:5:A:N9	5	0.12
(1,10)	1:A:71:VAL:CG2	2:C:5:A:O2'	5	0.12
(1,10)	1:A:71:VAL:CG2	2:C:5:A:O3'	5	0.12
(1,10)	1:A:71:VAL:CG2	2:C:5:A:O4'	5	0.12
(1,10)	1:A:71:VAL:CG2	2:C:5:A:O5'	5	0.12
(1,10)	1:A:71:VAL:CG2	2:C:5:A:OP1	5	0.12
(1,10)	1:A:71:VAL:CG2	2:C:5:A:OP2	5	0.12
(1,10)	1:A:71:VAL:CG2	2:C:5:A:P	5	0.12
(1,10)	1:A:71:VAL:H	2:C:1:A:C1'	5	0.12
(1,10)	1:A:71:VAL:H	2:C:1:A:C2	5	0.12
(1,10)	1:A:71:VAL:H	2:C:1:A:C2'	5	0.12
(1,10)	1:A:71:VAL:H	2:C:1:A:C3'	5	0.12
(1,10)	1:A:71:VAL:H	2:C:1:A:C4	5	0.12

Continued on next page...

Continued from previous page...

Key	Atom-1	Atom-2	Model ID	Violation (Å)
(1,10)	1:A:71:VAL:H	2:C:1:A:C4'	5	0.12
(1,10)	1:A:71:VAL:H	2:C:1:A:C5	5	0.12
(1,10)	1:A:71:VAL:H	2:C:1:A:C5'	5	0.12
(1,10)	1:A:71:VAL:H	2:C:1:A:C6	5	0.12
(1,10)	1:A:71:VAL:H	2:C:1:A:C8	5	0.12
(1,10)	1:A:71:VAL:H	2:C:1:A:H1'	5	0.12
(1,10)	1:A:71:VAL:H	2:C:1:A:H2	5	0.12
(1,10)	1:A:71:VAL:H	2:C:1:A:H2'	5	0.12
(1,10)	1:A:71:VAL:H	2:C:1:A:H3'	5	0.12
(1,10)	1:A:71:VAL:H	2:C:1:A:H4'	5	0.12
(1,10)	1:A:71:VAL:H	2:C:1:A:H5'	5	0.12
(1,10)	1:A:71:VAL:H	2:C:1:A:H5''	5	0.12
(1,10)	1:A:71:VAL:H	2:C:1:A:H61	5	0.12
(1,10)	1:A:71:VAL:H	2:C:1:A:H62	5	0.12
(1,10)	1:A:71:VAL:H	2:C:1:A:H8	5	0.12
(1,10)	1:A:71:VAL:H	2:C:1:A:HO2'	5	0.12
(1,10)	1:A:71:VAL:H	2:C:1:A:N1	5	0.12
(1,10)	1:A:71:VAL:H	2:C:1:A:N3	5	0.12
(1,10)	1:A:71:VAL:H	2:C:1:A:N6	5	0.12
(1,10)	1:A:71:VAL:H	2:C:1:A:N7	5	0.12
(1,10)	1:A:71:VAL:H	2:C:1:A:N9	5	0.12
(1,10)	1:A:71:VAL:H	2:C:1:A:O2'	5	0.12
(1,10)	1:A:71:VAL:H	2:C:1:A:O3'	5	0.12
(1,10)	1:A:71:VAL:H	2:C:1:A:O4'	5	0.12
(1,10)	1:A:71:VAL:H	2:C:1:A:O5'	5	0.12
(1,10)	1:A:71:VAL:H	2:C:2:U:C1'	5	0.12
(1,10)	1:A:71:VAL:H	2:C:2:U:C2	5	0.12
(1,10)	1:A:71:VAL:H	2:C:2:U:C2'	5	0.12
(1,10)	1:A:71:VAL:H	2:C:2:U:C3'	5	0.12
(1,10)	1:A:71:VAL:H	2:C:2:U:C4	5	0.12
(1,10)	1:A:71:VAL:H	2:C:2:U:C4'	5	0.12
(1,10)	1:A:71:VAL:H	2:C:2:U:C5	5	0.12
(1,10)	1:A:71:VAL:H	2:C:2:U:C5'	5	0.12
(1,10)	1:A:71:VAL:H	2:C:2:U:C6	5	0.12
(1,10)	1:A:71:VAL:H	2:C:2:U:H1'	5	0.12
(1,10)	1:A:71:VAL:H	2:C:2:U:H2'	5	0.12
(1,10)	1:A:71:VAL:H	2:C:2:U:H3	5	0.12
(1,10)	1:A:71:VAL:H	2:C:2:U:H3'	5	0.12
(1,10)	1:A:71:VAL:H	2:C:2:U:H4'	5	0.12
(1,10)	1:A:71:VAL:H	2:C:2:U:H5	5	0.12
(1,10)	1:A:71:VAL:H	2:C:2:U:H5'	5	0.12
(1,10)	1:A:71:VAL:H	2:C:2:U:H5''	5	0.12

Continued on next page...

Continued from previous page...

Key	Atom-1	Atom-2	Model ID	Violation (Å)
(1,10)	1:A:71:VAL:H	2:C:2:U:H6	5	0.12
(1,10)	1:A:71:VAL:H	2:C:2:U:HO2'	5	0.12
(1,10)	1:A:71:VAL:H	2:C:2:U:N1	5	0.12
(1,10)	1:A:71:VAL:H	2:C:2:U:N3	5	0.12
(1,10)	1:A:71:VAL:H	2:C:2:U:O2	5	0.12
(1,10)	1:A:71:VAL:H	2:C:2:U:O2'	5	0.12
(1,10)	1:A:71:VAL:H	2:C:2:U:O3'	5	0.12
(1,10)	1:A:71:VAL:H	2:C:2:U:O4	5	0.12
(1,10)	1:A:71:VAL:H	2:C:2:U:O4'	5	0.12
(1,10)	1:A:71:VAL:H	2:C:2:U:O5'	5	0.12
(1,10)	1:A:71:VAL:H	2:C:2:U:OP1	5	0.12
(1,10)	1:A:71:VAL:H	2:C:2:U:OP2	5	0.12
(1,10)	1:A:71:VAL:H	2:C:2:U:P	5	0.12
(1,10)	1:A:71:VAL:H	2:C:3:A:C1'	5	0.12
(1,10)	1:A:71:VAL:H	2:C:3:A:C2	5	0.12
(1,10)	1:A:71:VAL:H	2:C:3:A:C2'	5	0.12
(1,10)	1:A:71:VAL:H	2:C:3:A:C3'	5	0.12
(1,10)	1:A:71:VAL:H	2:C:3:A:C4	5	0.12
(1,10)	1:A:71:VAL:H	2:C:3:A:C4'	5	0.12
(1,10)	1:A:71:VAL:H	2:C:3:A:C5	5	0.12
(1,10)	1:A:71:VAL:H	2:C:3:A:C5'	5	0.12
(1,10)	1:A:71:VAL:H	2:C:3:A:C6	5	0.12
(1,10)	1:A:71:VAL:H	2:C:3:A:C8	5	0.12
(1,10)	1:A:71:VAL:H	2:C:3:A:H1'	5	0.12
(1,10)	1:A:71:VAL:H	2:C:3:A:H2	5	0.12
(1,10)	1:A:71:VAL:H	2:C:3:A:H2'	5	0.12
(1,10)	1:A:71:VAL:H	2:C:3:A:H3'	5	0.12
(1,10)	1:A:71:VAL:H	2:C:3:A:H4'	5	0.12
(1,10)	1:A:71:VAL:H	2:C:3:A:H5'	5	0.12
(1,10)	1:A:71:VAL:H	2:C:3:A:H5''	5	0.12
(1,10)	1:A:71:VAL:H	2:C:3:A:H61	5	0.12
(1,10)	1:A:71:VAL:H	2:C:3:A:H62	5	0.12
(1,10)	1:A:71:VAL:H	2:C:3:A:H8	5	0.12
(1,10)	1:A:71:VAL:H	2:C:3:A:HO2'	5	0.12
(1,10)	1:A:71:VAL:H	2:C:3:A:N1	5	0.12
(1,10)	1:A:71:VAL:H	2:C:3:A:N3	5	0.12
(1,10)	1:A:71:VAL:H	2:C:3:A:N6	5	0.12
(1,10)	1:A:71:VAL:H	2:C:3:A:N7	5	0.12
(1,10)	1:A:71:VAL:H	2:C:3:A:N9	5	0.12
(1,10)	1:A:71:VAL:H	2:C:3:A:O2'	5	0.12
(1,10)	1:A:71:VAL:H	2:C:3:A:O3'	5	0.12
(1,10)	1:A:71:VAL:H	2:C:3:A:O4'	5	0.12

Continued on next page...

Continued from previous page...

Key	Atom-1	Atom-2	Model ID	Violation (Å)
(1,10)	1:A:71:VAL:H	2:C:3:A:O5'	5	0.12
(1,10)	1:A:71:VAL:H	2:C:3:A:OP1	5	0.12
(1,10)	1:A:71:VAL:H	2:C:3:A:OP2	5	0.12
(1,10)	1:A:71:VAL:H	2:C:3:A:P	5	0.12
(1,10)	1:A:71:VAL:H	2:C:4:C:C1'	5	0.12
(1,10)	1:A:71:VAL:H	2:C:4:C:C2	5	0.12
(1,10)	1:A:71:VAL:H	2:C:4:C:C2'	5	0.12
(1,10)	1:A:71:VAL:H	2:C:4:C:C3'	5	0.12
(1,10)	1:A:71:VAL:H	2:C:4:C:C4	5	0.12
(1,10)	1:A:71:VAL:H	2:C:4:C:C4'	5	0.12
(1,10)	1:A:71:VAL:H	2:C:4:C:C5	5	0.12
(1,10)	1:A:71:VAL:H	2:C:4:C:C5'	5	0.12
(1,10)	1:A:71:VAL:H	2:C:4:C:C6	5	0.12
(1,10)	1:A:71:VAL:H	2:C:4:C:H1'	5	0.12
(1,10)	1:A:71:VAL:H	2:C:4:C:H2'	5	0.12
(1,10)	1:A:71:VAL:H	2:C:4:C:H3'	5	0.12
(1,10)	1:A:71:VAL:H	2:C:4:C:H4'	5	0.12
(1,10)	1:A:71:VAL:H	2:C:4:C:H41	5	0.12
(1,10)	1:A:71:VAL:H	2:C:4:C:H42	5	0.12
(1,10)	1:A:71:VAL:H	2:C:4:C:H5	5	0.12
(1,10)	1:A:71:VAL:H	2:C:4:C:H5'	5	0.12
(1,10)	1:A:71:VAL:H	2:C:4:C:H5''	5	0.12
(1,10)	1:A:71:VAL:H	2:C:4:C:H6	5	0.12
(1,10)	1:A:71:VAL:H	2:C:4:C:HO2'	5	0.12
(1,10)	1:A:71:VAL:H	2:C:4:C:N1	5	0.12
(1,10)	1:A:71:VAL:H	2:C:4:C:N3	5	0.12
(1,10)	1:A:71:VAL:H	2:C:4:C:N4	5	0.12
(1,10)	1:A:71:VAL:H	2:C:4:C:O2	5	0.12
(1,10)	1:A:71:VAL:H	2:C:4:C:O2'	5	0.12
(1,10)	1:A:71:VAL:H	2:C:4:C:O3'	5	0.12
(1,10)	1:A:71:VAL:H	2:C:4:C:O4'	5	0.12
(1,10)	1:A:71:VAL:H	2:C:4:C:O5'	5	0.12
(1,10)	1:A:71:VAL:H	2:C:4:C:OP1	5	0.12
(1,10)	1:A:71:VAL:H	2:C:4:C:OP2	5	0.12
(1,10)	1:A:71:VAL:H	2:C:4:C:P	5	0.12
(1,10)	1:A:71:VAL:H	2:C:5:A:C1'	5	0.12
(1,10)	1:A:71:VAL:H	2:C:5:A:C2	5	0.12
(1,10)	1:A:71:VAL:H	2:C:5:A:C2'	5	0.12
(1,10)	1:A:71:VAL:H	2:C:5:A:C3'	5	0.12
(1,10)	1:A:71:VAL:H	2:C:5:A:C4	5	0.12
(1,10)	1:A:71:VAL:H	2:C:5:A:C4'	5	0.12
(1,10)	1:A:71:VAL:H	2:C:5:A:C5	5	0.12

Continued on next page...

Continued from previous page...

Key	Atom-1	Atom-2	Model ID	Violation (Å)
(1,10)	1:A:71:VAL:H	2:C:5:A:C5'	5	0.12
(1,10)	1:A:71:VAL:H	2:C:5:A:C6	5	0.12
(1,10)	1:A:71:VAL:H	2:C:5:A:C8	5	0.12
(1,10)	1:A:71:VAL:H	2:C:5:A:H1'	5	0.12
(1,10)	1:A:71:VAL:H	2:C:5:A:H2	5	0.12
(1,10)	1:A:71:VAL:H	2:C:5:A:H2'	5	0.12
(1,10)	1:A:71:VAL:H	2:C:5:A:H3'	5	0.12
(1,10)	1:A:71:VAL:H	2:C:5:A:H4'	5	0.12
(1,10)	1:A:71:VAL:H	2:C:5:A:H5'	5	0.12
(1,10)	1:A:71:VAL:H	2:C:5:A:H5''	5	0.12
(1,10)	1:A:71:VAL:H	2:C:5:A:H61	5	0.12
(1,10)	1:A:71:VAL:H	2:C:5:A:H62	5	0.12
(1,10)	1:A:71:VAL:H	2:C:5:A:H8	5	0.12
(1,10)	1:A:71:VAL:H	2:C:5:A:HO2'	5	0.12
(1,10)	1:A:71:VAL:H	2:C:5:A:N1	5	0.12
(1,10)	1:A:71:VAL:H	2:C:5:A:N3	5	0.12
(1,10)	1:A:71:VAL:H	2:C:5:A:N6	5	0.12
(1,10)	1:A:71:VAL:H	2:C:5:A:N7	5	0.12
(1,10)	1:A:71:VAL:H	2:C:5:A:N9	5	0.12
(1,10)	1:A:71:VAL:H	2:C:5:A:O2'	5	0.12
(1,10)	1:A:71:VAL:H	2:C:5:A:O3'	5	0.12
(1,10)	1:A:71:VAL:H	2:C:5:A:O4'	5	0.12
(1,10)	1:A:71:VAL:H	2:C:5:A:O5'	5	0.12
(1,10)	1:A:71:VAL:H	2:C:5:A:OP1	5	0.12
(1,10)	1:A:71:VAL:H	2:C:5:A:OP2	5	0.12
(1,10)	1:A:71:VAL:H	2:C:5:A:P	5	0.12
(1,10)	1:A:71:VAL:N	2:C:1:A:C1'	5	0.12
(1,10)	1:A:71:VAL:N	2:C:1:A:C2	5	0.12
(1,10)	1:A:71:VAL:N	2:C:1:A:C2'	5	0.12
(1,10)	1:A:71:VAL:N	2:C:1:A:C3'	5	0.12
(1,10)	1:A:71:VAL:N	2:C:1:A:C4	5	0.12
(1,10)	1:A:71:VAL:N	2:C:1:A:C4'	5	0.12
(1,10)	1:A:71:VAL:N	2:C:1:A:C5	5	0.12
(1,10)	1:A:71:VAL:N	2:C:1:A:C5'	5	0.12
(1,10)	1:A:71:VAL:N	2:C:1:A:C6	5	0.12
(1,10)	1:A:71:VAL:N	2:C:1:A:C8	5	0.12
(1,10)	1:A:71:VAL:N	2:C:1:A:H1'	5	0.12
(1,10)	1:A:71:VAL:N	2:C:1:A:H2	5	0.12
(1,10)	1:A:71:VAL:N	2:C:1:A:H2'	5	0.12
(1,10)	1:A:71:VAL:N	2:C:1:A:H3'	5	0.12
(1,10)	1:A:71:VAL:N	2:C:1:A:H4'	5	0.12
(1,10)	1:A:71:VAL:N	2:C:1:A:H5'	5	0.12

Continued on next page...

Continued from previous page...

Key	Atom-1	Atom-2	Model ID	Violation (Å)
(1,10)	1:A:71:VAL:N	2:C:1:A:H5''	5	0.12
(1,10)	1:A:71:VAL:N	2:C:1:A:H61	5	0.12
(1,10)	1:A:71:VAL:N	2:C:1:A:H62	5	0.12
(1,10)	1:A:71:VAL:N	2:C:1:A:H8	5	0.12
(1,10)	1:A:71:VAL:N	2:C:1:A:HO2'	5	0.12
(1,10)	1:A:71:VAL:N	2:C:1:A:N1	5	0.12
(1,10)	1:A:71:VAL:N	2:C:1:A:N3	5	0.12
(1,10)	1:A:71:VAL:N	2:C:1:A:N6	5	0.12
(1,10)	1:A:71:VAL:N	2:C:1:A:N7	5	0.12
(1,10)	1:A:71:VAL:N	2:C:1:A:N9	5	0.12
(1,10)	1:A:71:VAL:N	2:C:1:A:O2'	5	0.12
(1,10)	1:A:71:VAL:N	2:C:1:A:O3'	5	0.12
(1,10)	1:A:71:VAL:N	2:C:1:A:O4'	5	0.12
(1,10)	1:A:71:VAL:N	2:C:1:A:O5'	5	0.12
(1,10)	1:A:71:VAL:N	2:C:2:U:C1'	5	0.12
(1,10)	1:A:71:VAL:N	2:C:2:U:C2	5	0.12
(1,10)	1:A:71:VAL:N	2:C:2:U:C2'	5	0.12
(1,10)	1:A:71:VAL:N	2:C:2:U:C3'	5	0.12
(1,10)	1:A:71:VAL:N	2:C:2:U:C4	5	0.12
(1,10)	1:A:71:VAL:N	2:C:2:U:C4'	5	0.12
(1,10)	1:A:71:VAL:N	2:C:2:U:C5	5	0.12
(1,10)	1:A:71:VAL:N	2:C:2:U:C5'	5	0.12
(1,10)	1:A:71:VAL:N	2:C:2:U:C6	5	0.12
(1,10)	1:A:71:VAL:N	2:C:2:U:H1'	5	0.12
(1,10)	1:A:71:VAL:N	2:C:2:U:H2'	5	0.12
(1,10)	1:A:71:VAL:N	2:C:2:U:H3	5	0.12
(1,10)	1:A:71:VAL:N	2:C:2:U:H3'	5	0.12
(1,10)	1:A:71:VAL:N	2:C:2:U:H4'	5	0.12
(1,10)	1:A:71:VAL:N	2:C:2:U:H5	5	0.12
(1,10)	1:A:71:VAL:N	2:C:2:U:H5'	5	0.12
(1,10)	1:A:71:VAL:N	2:C:2:U:H5''	5	0.12
(1,10)	1:A:71:VAL:N	2:C:2:U:H6	5	0.12
(1,10)	1:A:71:VAL:N	2:C:2:U:HO2'	5	0.12
(1,10)	1:A:71:VAL:N	2:C:2:U:N1	5	0.12
(1,10)	1:A:71:VAL:N	2:C:2:U:N3	5	0.12
(1,10)	1:A:71:VAL:N	2:C:2:U:O2	5	0.12
(1,10)	1:A:71:VAL:N	2:C:2:U:O2'	5	0.12
(1,10)	1:A:71:VAL:N	2:C:2:U:O3'	5	0.12
(1,10)	1:A:71:VAL:N	2:C:2:U:O4	5	0.12
(1,10)	1:A:71:VAL:N	2:C:2:U:O4'	5	0.12
(1,10)	1:A:71:VAL:N	2:C:2:U:O5'	5	0.12
(1,10)	1:A:71:VAL:N	2:C:2:U:OP1	5	0.12

Continued on next page...

Continued from previous page...

Key	Atom-1	Atom-2	Model ID	Violation (Å)
(1,10)	1:A:71:VAL:N	2:C:2:U:OP2	5	0.12
(1,10)	1:A:71:VAL:N	2:C:2:U:P	5	0.12
(1,10)	1:A:71:VAL:N	2:C:3:A:C1'	5	0.12
(1,10)	1:A:71:VAL:N	2:C:3:A:C2	5	0.12
(1,10)	1:A:71:VAL:N	2:C:3:A:C2'	5	0.12
(1,10)	1:A:71:VAL:N	2:C:3:A:C3'	5	0.12
(1,10)	1:A:71:VAL:N	2:C:3:A:C4	5	0.12
(1,10)	1:A:71:VAL:N	2:C:3:A:C4'	5	0.12
(1,10)	1:A:71:VAL:N	2:C:3:A:C5	5	0.12
(1,10)	1:A:71:VAL:N	2:C:3:A:C5'	5	0.12
(1,10)	1:A:71:VAL:N	2:C:3:A:C6	5	0.12
(1,10)	1:A:71:VAL:N	2:C:3:A:C8	5	0.12
(1,10)	1:A:71:VAL:N	2:C:3:A:H1'	5	0.12
(1,10)	1:A:71:VAL:N	2:C:3:A:H2	5	0.12
(1,10)	1:A:71:VAL:N	2:C:3:A:H2'	5	0.12
(1,10)	1:A:71:VAL:N	2:C:3:A:H3'	5	0.12
(1,10)	1:A:71:VAL:N	2:C:3:A:H4'	5	0.12
(1,10)	1:A:71:VAL:N	2:C:3:A:H5'	5	0.12
(1,10)	1:A:71:VAL:N	2:C:3:A:H5''	5	0.12
(1,10)	1:A:71:VAL:N	2:C:3:A:H61	5	0.12
(1,10)	1:A:71:VAL:N	2:C:3:A:H62	5	0.12
(1,10)	1:A:71:VAL:N	2:C:3:A:H8	5	0.12
(1,10)	1:A:71:VAL:N	2:C:3:A:HO2'	5	0.12
(1,10)	1:A:71:VAL:N	2:C:3:A:N1	5	0.12
(1,10)	1:A:71:VAL:N	2:C:3:A:N3	5	0.12
(1,10)	1:A:71:VAL:N	2:C:3:A:N6	5	0.12
(1,10)	1:A:71:VAL:N	2:C:3:A:N7	5	0.12
(1,10)	1:A:71:VAL:N	2:C:3:A:N9	5	0.12
(1,10)	1:A:71:VAL:N	2:C:3:A:O2'	5	0.12
(1,10)	1:A:71:VAL:N	2:C:3:A:O3'	5	0.12
(1,10)	1:A:71:VAL:N	2:C:3:A:O4'	5	0.12
(1,10)	1:A:71:VAL:N	2:C:3:A:O5'	5	0.12
(1,10)	1:A:71:VAL:N	2:C:3:A:OP1	5	0.12
(1,10)	1:A:71:VAL:N	2:C:3:A:OP2	5	0.12
(1,10)	1:A:71:VAL:N	2:C:3:A:P	5	0.12
(1,10)	1:A:71:VAL:N	2:C:4:C:C1'	5	0.12
(1,10)	1:A:71:VAL:N	2:C:4:C:C2	5	0.12
(1,10)	1:A:71:VAL:N	2:C:4:C:C2'	5	0.12
(1,10)	1:A:71:VAL:N	2:C:4:C:C3'	5	0.12
(1,10)	1:A:71:VAL:N	2:C:4:C:C4	5	0.12
(1,10)	1:A:71:VAL:N	2:C:4:C:C4'	5	0.12
(1,10)	1:A:71:VAL:N	2:C:4:C:C5	5	0.12

Continued on next page...

Continued from previous page...

Key	Atom-1	Atom-2	Model ID	Violation (Å)
(1,10)	1:A:71:VAL:N	2:C:4:C:C5'	5	0.12
(1,10)	1:A:71:VAL:N	2:C:4:C:C6	5	0.12
(1,10)	1:A:71:VAL:N	2:C:4:C:H1'	5	0.12
(1,10)	1:A:71:VAL:N	2:C:4:C:H2'	5	0.12
(1,10)	1:A:71:VAL:N	2:C:4:C:H3'	5	0.12
(1,10)	1:A:71:VAL:N	2:C:4:C:H4'	5	0.12
(1,10)	1:A:71:VAL:N	2:C:4:C:H41	5	0.12
(1,10)	1:A:71:VAL:N	2:C:4:C:H42	5	0.12
(1,10)	1:A:71:VAL:N	2:C:4:C:H5	5	0.12
(1,10)	1:A:71:VAL:N	2:C:4:C:H5'	5	0.12
(1,10)	1:A:71:VAL:N	2:C:4:C:H5''	5	0.12
(1,10)	1:A:71:VAL:N	2:C:4:C:H6	5	0.12
(1,10)	1:A:71:VAL:N	2:C:4:C:HO2'	5	0.12
(1,10)	1:A:71:VAL:N	2:C:4:C:N1	5	0.12
(1,10)	1:A:71:VAL:N	2:C:4:C:N3	5	0.12
(1,10)	1:A:71:VAL:N	2:C:4:C:N4	5	0.12
(1,10)	1:A:71:VAL:N	2:C:4:C:O2	5	0.12
(1,10)	1:A:71:VAL:N	2:C:4:C:O2'	5	0.12
(1,10)	1:A:71:VAL:N	2:C:4:C:O3'	5	0.12
(1,10)	1:A:71:VAL:N	2:C:4:C:O4'	5	0.12
(1,10)	1:A:71:VAL:N	2:C:4:C:O5'	5	0.12
(1,10)	1:A:71:VAL:N	2:C:4:C:OP1	5	0.12
(1,10)	1:A:71:VAL:N	2:C:4:C:OP2	5	0.12
(1,10)	1:A:71:VAL:N	2:C:4:C:P	5	0.12
(1,10)	1:A:71:VAL:N	2:C:5:A:C1'	5	0.12
(1,10)	1:A:71:VAL:N	2:C:5:A:C2	5	0.12
(1,10)	1:A:71:VAL:N	2:C:5:A:C2'	5	0.12
(1,10)	1:A:71:VAL:N	2:C:5:A:C3'	5	0.12
(1,10)	1:A:71:VAL:N	2:C:5:A:C4	5	0.12
(1,10)	1:A:71:VAL:N	2:C:5:A:C4'	5	0.12
(1,10)	1:A:71:VAL:N	2:C:5:A:C5	5	0.12
(1,10)	1:A:71:VAL:N	2:C:5:A:C5'	5	0.12
(1,10)	1:A:71:VAL:N	2:C:5:A:C6	5	0.12
(1,10)	1:A:71:VAL:N	2:C:5:A:C8	5	0.12
(1,10)	1:A:71:VAL:N	2:C:5:A:H1'	5	0.12
(1,10)	1:A:71:VAL:N	2:C:5:A:H2	5	0.12
(1,10)	1:A:71:VAL:N	2:C:5:A:H2'	5	0.12
(1,10)	1:A:71:VAL:N	2:C:5:A:H3'	5	0.12
(1,10)	1:A:71:VAL:N	2:C:5:A:H4'	5	0.12
(1,10)	1:A:71:VAL:N	2:C:5:A:H5'	5	0.12
(1,10)	1:A:71:VAL:N	2:C:5:A:H5''	5	0.12
(1,10)	1:A:71:VAL:N	2:C:5:A:H61	5	0.12

Continued on next page...

Continued from previous page...

Key	Atom-1	Atom-2	Model ID	Violation (Å)
(1,10)	1:A:71:VAL:N	2:C:5:A:H62	5	0.12
(1,10)	1:A:71:VAL:N	2:C:5:A:H8	5	0.12
(1,10)	1:A:71:VAL:N	2:C:5:A:HO2'	5	0.12
(1,10)	1:A:71:VAL:N	2:C:5:A:N1	5	0.12
(1,10)	1:A:71:VAL:N	2:C:5:A:N3	5	0.12
(1,10)	1:A:71:VAL:N	2:C:5:A:N6	5	0.12
(1,10)	1:A:71:VAL:N	2:C:5:A:N7	5	0.12
(1,10)	1:A:71:VAL:N	2:C:5:A:N9	5	0.12
(1,10)	1:A:71:VAL:N	2:C:5:A:O2'	5	0.12
(1,10)	1:A:71:VAL:N	2:C:5:A:O3'	5	0.12
(1,10)	1:A:71:VAL:N	2:C:5:A:O4'	5	0.12
(1,10)	1:A:71:VAL:N	2:C:5:A:O5'	5	0.12
(1,10)	1:A:71:VAL:N	2:C:5:A:OP1	5	0.12
(1,10)	1:A:71:VAL:N	2:C:5:A:OP2	5	0.12
(1,10)	1:A:71:VAL:N	2:C:5:A:P	5	0.12
(1,10)	1:A:71:VAL:O	2:C:1:A:C1'	5	0.12
(1,10)	1:A:71:VAL:O	2:C:1:A:C2	5	0.12
(1,10)	1:A:71:VAL:O	2:C:1:A:C2'	5	0.12
(1,10)	1:A:71:VAL:O	2:C:1:A:C3'	5	0.12
(1,10)	1:A:71:VAL:O	2:C:1:A:C4	5	0.12
(1,10)	1:A:71:VAL:O	2:C:1:A:C4'	5	0.12
(1,10)	1:A:71:VAL:O	2:C:1:A:C5	5	0.12
(1,10)	1:A:71:VAL:O	2:C:1:A:C5'	5	0.12
(1,10)	1:A:71:VAL:O	2:C:1:A:C6	5	0.12
(1,10)	1:A:71:VAL:O	2:C:1:A:C8	5	0.12
(1,10)	1:A:71:VAL:O	2:C:1:A:H1'	5	0.12
(1,10)	1:A:71:VAL:O	2:C:1:A:H2	5	0.12
(1,10)	1:A:71:VAL:O	2:C:1:A:H2'	5	0.12
(1,10)	1:A:71:VAL:O	2:C:1:A:H3'	5	0.12
(1,10)	1:A:71:VAL:O	2:C:1:A:H4'	5	0.12
(1,10)	1:A:71:VAL:O	2:C:1:A:H5'	5	0.12
(1,10)	1:A:71:VAL:O	2:C:1:A:H5''	5	0.12
(1,10)	1:A:71:VAL:O	2:C:1:A:H61	5	0.12
(1,10)	1:A:71:VAL:O	2:C:1:A:H62	5	0.12
(1,10)	1:A:71:VAL:O	2:C:1:A:H8	5	0.12
(1,10)	1:A:71:VAL:O	2:C:1:A:HO2'	5	0.12
(1,10)	1:A:71:VAL:O	2:C:1:A:N1	5	0.12
(1,10)	1:A:71:VAL:O	2:C:1:A:N3	5	0.12
(1,10)	1:A:71:VAL:O	2:C:1:A:N6	5	0.12
(1,10)	1:A:71:VAL:O	2:C:1:A:N7	5	0.12
(1,10)	1:A:71:VAL:O	2:C:1:A:N9	5	0.12
(1,10)	1:A:71:VAL:O	2:C:1:A:O2'	5	0.12

Continued on next page...

Continued from previous page...

Key	Atom-1	Atom-2	Model ID	Violation (Å)
(1,10)	1:A:71:VAL:O	2:C:1:A:O3'	5	0.12
(1,10)	1:A:71:VAL:O	2:C:1:A:O4'	5	0.12
(1,10)	1:A:71:VAL:O	2:C:1:A:O5'	5	0.12
(1,10)	1:A:71:VAL:O	2:C:2:U:C1'	5	0.12
(1,10)	1:A:71:VAL:O	2:C:2:U:C2	5	0.12
(1,10)	1:A:71:VAL:O	2:C:2:U:C2'	5	0.12
(1,10)	1:A:71:VAL:O	2:C:2:U:C3'	5	0.12
(1,10)	1:A:71:VAL:O	2:C:2:U:C4	5	0.12
(1,10)	1:A:71:VAL:O	2:C:2:U:C4'	5	0.12
(1,10)	1:A:71:VAL:O	2:C:2:U:C5	5	0.12
(1,10)	1:A:71:VAL:O	2:C:2:U:C5'	5	0.12
(1,10)	1:A:71:VAL:O	2:C:2:U:C6	5	0.12
(1,10)	1:A:71:VAL:O	2:C:2:U:H1'	5	0.12
(1,10)	1:A:71:VAL:O	2:C:2:U:H2'	5	0.12
(1,10)	1:A:71:VAL:O	2:C:2:U:H3	5	0.12
(1,10)	1:A:71:VAL:O	2:C:2:U:H3'	5	0.12
(1,10)	1:A:71:VAL:O	2:C:2:U:H4'	5	0.12
(1,10)	1:A:71:VAL:O	2:C:2:U:H5	5	0.12
(1,10)	1:A:71:VAL:O	2:C:2:U:H5'	5	0.12
(1,10)	1:A:71:VAL:O	2:C:2:U:H5''	5	0.12
(1,10)	1:A:71:VAL:O	2:C:2:U:H6	5	0.12
(1,10)	1:A:71:VAL:O	2:C:2:U:HO2'	5	0.12
(1,10)	1:A:71:VAL:O	2:C:2:U:N1	5	0.12
(1,10)	1:A:71:VAL:O	2:C:2:U:N3	5	0.12
(1,10)	1:A:71:VAL:O	2:C:2:U:O2	5	0.12
(1,10)	1:A:71:VAL:O	2:C:2:U:O2'	5	0.12
(1,10)	1:A:71:VAL:O	2:C:2:U:O3'	5	0.12
(1,10)	1:A:71:VAL:O	2:C:2:U:O4	5	0.12
(1,10)	1:A:71:VAL:O	2:C:2:U:O4'	5	0.12
(1,10)	1:A:71:VAL:O	2:C:2:U:O5'	5	0.12
(1,10)	1:A:71:VAL:O	2:C:2:U:OP1	5	0.12
(1,10)	1:A:71:VAL:O	2:C:2:U:OP2	5	0.12
(1,10)	1:A:71:VAL:O	2:C:2:U:P	5	0.12
(1,10)	1:A:71:VAL:O	2:C:3:A:C1'	5	0.12
(1,10)	1:A:71:VAL:O	2:C:3:A:C2	5	0.12
(1,10)	1:A:71:VAL:O	2:C:3:A:C2'	5	0.12
(1,10)	1:A:71:VAL:O	2:C:3:A:C3'	5	0.12
(1,10)	1:A:71:VAL:O	2:C:3:A:C4	5	0.12
(1,10)	1:A:71:VAL:O	2:C:3:A:C4'	5	0.12
(1,10)	1:A:71:VAL:O	2:C:3:A:C5	5	0.12
(1,10)	1:A:71:VAL:O	2:C:3:A:C5'	5	0.12
(1,10)	1:A:71:VAL:O	2:C:3:A:C6	5	0.12

Continued on next page...

Continued from previous page...

Key	Atom-1	Atom-2	Model ID	Violation (Å)
(1,10)	1:A:71:VAL:O	2:C:3:A:C8	5	0.12
(1,10)	1:A:71:VAL:O	2:C:3:A:H1'	5	0.12
(1,10)	1:A:71:VAL:O	2:C:3:A:H2	5	0.12
(1,10)	1:A:71:VAL:O	2:C:3:A:H2'	5	0.12
(1,10)	1:A:71:VAL:O	2:C:3:A:H3'	5	0.12
(1,10)	1:A:71:VAL:O	2:C:3:A:H4'	5	0.12
(1,10)	1:A:71:VAL:O	2:C:3:A:H5'	5	0.12
(1,10)	1:A:71:VAL:O	2:C:3:A:H5''	5	0.12
(1,10)	1:A:71:VAL:O	2:C:3:A:H61	5	0.12
(1,10)	1:A:71:VAL:O	2:C:3:A:H62	5	0.12
(1,10)	1:A:71:VAL:O	2:C:3:A:H8	5	0.12
(1,10)	1:A:71:VAL:O	2:C:3:A:HO2'	5	0.12
(1,10)	1:A:71:VAL:O	2:C:3:A:N1	5	0.12
(1,10)	1:A:71:VAL:O	2:C:3:A:N3	5	0.12
(1,10)	1:A:71:VAL:O	2:C:3:A:N6	5	0.12
(1,10)	1:A:71:VAL:O	2:C:3:A:N7	5	0.12
(1,10)	1:A:71:VAL:O	2:C:3:A:N9	5	0.12
(1,10)	1:A:71:VAL:O	2:C:3:A:O2'	5	0.12
(1,10)	1:A:71:VAL:O	2:C:3:A:O3'	5	0.12
(1,10)	1:A:71:VAL:O	2:C:3:A:O4'	5	0.12
(1,10)	1:A:71:VAL:O	2:C:3:A:O5'	5	0.12
(1,10)	1:A:71:VAL:O	2:C:3:A:OP1	5	0.12
(1,10)	1:A:71:VAL:O	2:C:3:A:OP2	5	0.12
(1,10)	1:A:71:VAL:O	2:C:3:A:P	5	0.12
(1,10)	1:A:71:VAL:O	2:C:4:C:C1'	5	0.12
(1,10)	1:A:71:VAL:O	2:C:4:C:C2	5	0.12
(1,10)	1:A:71:VAL:O	2:C:4:C:C2'	5	0.12
(1,10)	1:A:71:VAL:O	2:C:4:C:C3'	5	0.12
(1,10)	1:A:71:VAL:O	2:C:4:C:C4	5	0.12
(1,10)	1:A:71:VAL:O	2:C:4:C:C4'	5	0.12
(1,10)	1:A:71:VAL:O	2:C:4:C:C5	5	0.12
(1,10)	1:A:71:VAL:O	2:C:4:C:C5'	5	0.12
(1,10)	1:A:71:VAL:O	2:C:4:C:C6	5	0.12
(1,10)	1:A:71:VAL:O	2:C:4:C:H1'	5	0.12
(1,10)	1:A:71:VAL:O	2:C:4:C:H2'	5	0.12
(1,10)	1:A:71:VAL:O	2:C:4:C:H3'	5	0.12
(1,10)	1:A:71:VAL:O	2:C:4:C:H4'	5	0.12
(1,10)	1:A:71:VAL:O	2:C:4:C:H41	5	0.12
(1,10)	1:A:71:VAL:O	2:C:4:C:H42	5	0.12
(1,10)	1:A:71:VAL:O	2:C:4:C:H5	5	0.12
(1,10)	1:A:71:VAL:O	2:C:4:C:H5'	5	0.12
(1,10)	1:A:71:VAL:O	2:C:4:C:H5''	5	0.12

Continued on next page...

Continued from previous page...

Key	Atom-1	Atom-2	Model ID	Violation (Å)
(1,10)	1:A:71:VAL:O	2:C:4:C:H6	5	0.12
(1,10)	1:A:71:VAL:O	2:C:4:C:HO2'	5	0.12
(1,10)	1:A:71:VAL:O	2:C:4:C:N1	5	0.12
(1,10)	1:A:71:VAL:O	2:C:4:C:N3	5	0.12
(1,10)	1:A:71:VAL:O	2:C:4:C:N4	5	0.12
(1,10)	1:A:71:VAL:O	2:C:4:C:O2	5	0.12
(1,10)	1:A:71:VAL:O	2:C:4:C:O2'	5	0.12
(1,10)	1:A:71:VAL:O	2:C:4:C:O3'	5	0.12
(1,10)	1:A:71:VAL:O	2:C:4:C:O4'	5	0.12
(1,10)	1:A:71:VAL:O	2:C:4:C:O5'	5	0.12
(1,10)	1:A:71:VAL:O	2:C:4:C:OP1	5	0.12
(1,10)	1:A:71:VAL:O	2:C:4:C:OP2	5	0.12
(1,10)	1:A:71:VAL:O	2:C:4:C:P	5	0.12
(1,10)	1:A:71:VAL:O	2:C:5:A:C1'	5	0.12
(1,10)	1:A:71:VAL:O	2:C:5:A:C2	5	0.12
(1,10)	1:A:71:VAL:O	2:C:5:A:C2'	5	0.12
(1,10)	1:A:71:VAL:O	2:C:5:A:C3'	5	0.12
(1,10)	1:A:71:VAL:O	2:C:5:A:C4	5	0.12
(1,10)	1:A:71:VAL:O	2:C:5:A:C4'	5	0.12
(1,10)	1:A:71:VAL:O	2:C:5:A:C5	5	0.12
(1,10)	1:A:71:VAL:O	2:C:5:A:C5'	5	0.12
(1,10)	1:A:71:VAL:O	2:C:5:A:C6	5	0.12
(1,10)	1:A:71:VAL:O	2:C:5:A:C8	5	0.12
(1,10)	1:A:71:VAL:O	2:C:5:A:H1'	5	0.12
(1,10)	1:A:71:VAL:O	2:C:5:A:H2	5	0.12
(1,10)	1:A:71:VAL:O	2:C:5:A:H2'	5	0.12
(1,10)	1:A:71:VAL:O	2:C:5:A:H3'	5	0.12
(1,10)	1:A:71:VAL:O	2:C:5:A:H4'	5	0.12
(1,10)	1:A:71:VAL:O	2:C:5:A:H5'	5	0.12
(1,10)	1:A:71:VAL:O	2:C:5:A:H5''	5	0.12
(1,10)	1:A:71:VAL:O	2:C:5:A:H61	5	0.12
(1,10)	1:A:71:VAL:O	2:C:5:A:H62	5	0.12
(1,10)	1:A:71:VAL:O	2:C:5:A:H8	5	0.12
(1,10)	1:A:71:VAL:O	2:C:5:A:HO2'	5	0.12
(1,10)	1:A:71:VAL:O	2:C:5:A:N1	5	0.12
(1,10)	1:A:71:VAL:O	2:C:5:A:N3	5	0.12
(1,10)	1:A:71:VAL:O	2:C:5:A:N6	5	0.12
(1,10)	1:A:71:VAL:O	2:C:5:A:N7	5	0.12
(1,10)	1:A:71:VAL:O	2:C:5:A:N9	5	0.12
(1,10)	1:A:71:VAL:O	2:C:5:A:O2'	5	0.12
(1,10)	1:A:71:VAL:O	2:C:5:A:O3'	5	0.12
(1,10)	1:A:71:VAL:O	2:C:5:A:O4'	5	0.12

Continued on next page...

Continued from previous page...

Key	Atom-1	Atom-2	Model ID	Violation (Å)
(1,10)	1:A:71:VAL:O	2:C:5:A:O5'	5	0.12
(1,10)	1:A:71:VAL:O	2:C:5:A:OP1	5	0.12
(1,10)	1:A:71:VAL:O	2:C:5:A:OP2	5	0.12
(1,10)	1:A:71:VAL:O	2:C:5:A:P	5	0.12
(2,1)	2:C:2:U:HO2'	2:C:3:A:OP2	1	0.11
(2,1)	2:C:2:U:HO2'	2:C:3:A:OP2	2	0.11
(2,1)	2:C:2:U:HO2'	2:C:3:A:OP2	7	0.11
(1,22)	2:C:3:A:O5'	1:A:73:ARG:HE	1	0.11
(1,22)	2:C:3:A:O5'	1:A:73:ARG:HH11	1	0.11
(1,22)	2:C:3:A:O5'	1:A:73:ARG:HH12	1	0.11
(1,22)	2:C:3:A:O5'	1:A:73:ARG:HH21	1	0.11
(1,22)	2:C:3:A:O5'	1:A:73:ARG:HH22	1	0.11
(1,22)	2:C:3:A:O5'	1:A:85:ARG:HE	1	0.11
(1,22)	2:C:3:A:O5'	1:A:85:ARG:HH11	1	0.11
(1,22)	2:C:3:A:O5'	1:A:85:ARG:HH12	1	0.11
(1,22)	2:C:3:A:O5'	1:A:85:ARG:HH21	1	0.11
(1,22)	2:C:3:A:O5'	1:A:85:ARG:HH22	1	0.11
(1,21)	2:C:3:A:OP1	1:A:2:GLU:H	5	0.11
(1,21)	2:C:3:A:OP1	1:A:3:ARG:H	5	0.11
(1,21)	2:C:3:A:OP1	1:A:3:ARG:HE	5	0.11
(1,21)	2:C:3:A:OP1	1:A:3:ARG:HH11	5	0.11
(1,21)	2:C:3:A:OP1	1:A:3:ARG:HH12	5	0.11
(1,21)	2:C:3:A:OP1	1:A:3:ARG:HH21	5	0.11
(1,21)	2:C:3:A:OP1	1:A:3:ARG:HH22	5	0.11
(1,21)	2:C:3:A:OP1	1:A:4:GLY:H	5	0.11
(1,21)	2:C:3:A:OP1	1:A:5:GLU:H	5	0.11
(1,21)	2:C:3:A:OP1	1:A:6:ILE:H	5	0.11
(1,21)	2:C:3:A:OP1	1:A:7:TRP:H	5	0.11
(1,21)	2:C:3:A:OP1	1:A:7:TRP:HE1	5	0.11
(1,21)	2:C:3:A:OP1	1:A:8:LEU:H	5	0.11
(1,21)	2:C:3:A:OP1	1:A:9:VAL:H	5	0.11
(1,21)	2:C:3:A:OP1	1:A:10:SER:H	5	0.11
(1,21)	2:C:3:A:OP1	1:A:10:SER:HG	5	0.11
(1,21)	2:C:3:A:OP1	1:A:11:LEU:H	5	0.11
(1,21)	2:C:3:A:OP1	1:A:12:ASP:H	5	0.11
(1,21)	2:C:3:A:OP1	1:A:14:THR:H	5	0.11
(1,21)	2:C:3:A:OP1	1:A:14:THR:HG1	5	0.11
(1,21)	2:C:3:A:OP1	1:A:15:ALA:H	5	0.11
(1,21)	2:C:3:A:OP1	1:A:16:GLY:H	5	0.11
(1,21)	2:C:3:A:OP1	1:A:17:HIS:H	5	0.11
(1,21)	2:C:3:A:OP1	1:A:17:HIS:HD1	5	0.11
(1,21)	2:C:3:A:OP1	1:A:17:HIS:HE2	5	0.11

Continued on next page...

Continued from previous page...

Key	Atom-1	Atom-2	Model ID	Violation (Å)
(1,21)	2:C:3:A:OP1	1:A:18:GLU:H	5	0.11
(1,21)	2:C:3:A:OP1	1:A:19:GLN:H	5	0.11
(1,21)	2:C:3:A:OP1	1:A:19:GLN:HE21	5	0.11
(1,21)	2:C:3:A:OP1	1:A:19:GLN:HE22	5	0.11
(1,21)	2:C:3:A:OP1	1:A:20:GLN:H	5	0.11
(1,21)	2:C:3:A:OP1	1:A:20:GLN:HE21	5	0.11
(1,21)	2:C:3:A:OP1	1:A:20:GLN:HE22	5	0.11
(1,21)	2:C:3:A:OP1	1:A:21:GLY:H	5	0.11
(1,21)	2:C:3:A:OP1	1:A:22:THR:H	5	0.11
(1,21)	2:C:3:A:OP1	1:A:22:THR:HG1	5	0.11
(1,21)	2:C:3:A:OP1	1:A:23:ARG:H	5	0.11
(1,21)	2:C:3:A:OP1	1:A:23:ARG:HE	5	0.11
(1,21)	2:C:3:A:OP1	1:A:23:ARG:HH11	5	0.11
(1,21)	2:C:3:A:OP1	1:A:23:ARG:HH12	5	0.11
(1,21)	2:C:3:A:OP1	1:A:23:ARG:HH21	5	0.11
(1,21)	2:C:3:A:OP1	1:A:23:ARG:HH22	5	0.11
(1,21)	2:C:3:A:OP1	1:A:25:VAL:H	5	0.11
(1,21)	2:C:3:A:OP1	1:A:26:LEU:H	5	0.11
(1,21)	2:C:3:A:OP1	1:A:27:ILE:H	5	0.11
(1,21)	2:C:3:A:OP1	1:A:28:VAL:H	5	0.11
(1,21)	2:C:3:A:OP1	1:A:29:THR:H	5	0.11
(1,21)	2:C:3:A:OP1	1:A:29:THR:HG1	5	0.11
(1,21)	2:C:3:A:OP1	1:A:31:ALA:H	5	0.11
(1,21)	2:C:3:A:OP1	1:A:32:ALA:H	5	0.11
(1,21)	2:C:3:A:OP1	1:A:33:PHE:H	5	0.11
(1,21)	2:C:3:A:OP1	1:A:34:ASN:H	5	0.11
(1,21)	2:C:3:A:OP1	1:A:34:ASN:HD21	5	0.11
(1,21)	2:C:3:A:OP1	1:A:34:ASN:HD22	5	0.11
(1,21)	2:C:3:A:OP1	1:A:35:ARG:H	5	0.11
(1,21)	2:C:3:A:OP1	1:A:35:ARG:HE	5	0.11
(1,21)	2:C:3:A:OP1	1:A:35:ARG:HH11	5	0.11
(1,21)	2:C:3:A:OP1	1:A:35:ARG:HH12	5	0.11
(1,21)	2:C:3:A:OP1	1:A:35:ARG:HH21	5	0.11
(1,21)	2:C:3:A:OP1	1:A:35:ARG:HH22	5	0.11
(1,21)	2:C:3:A:OP1	1:A:36:VAL:H	5	0.11
(1,21)	2:C:3:A:OP1	1:A:37:THR:H	5	0.11
(1,21)	2:C:3:A:OP1	1:A:37:THR:HG1	5	0.11
(1,21)	2:C:3:A:OP1	1:A:38:ARG:H	5	0.11
(1,21)	2:C:3:A:OP1	1:A:38:ARG:HE	5	0.11
(1,21)	2:C:3:A:OP1	1:A:38:ARG:HH11	5	0.11
(1,21)	2:C:3:A:OP1	1:A:38:ARG:HH12	5	0.11
(1,21)	2:C:3:A:OP1	1:A:38:ARG:HH21	5	0.11

Continued on next page...

Continued from previous page...

Key	Atom-1	Atom-2	Model ID	Violation (Å)
(1,21)	2:C:3:A:OP1	1:A:38:ARG:HH22	5	0.11
(1,21)	2:C:3:A:OP1	1:A:39:LEU:H	5	0.11
(1,21)	2:C:3:A:OP1	1:A:41:VAL:H	5	0.11
(1,21)	2:C:3:A:OP1	1:A:42:VAL:H	5	0.11
(1,21)	2:C:3:A:OP1	1:A:43:VAL:H	5	0.11
(1,21)	2:C:3:A:OP1	1:A:45:VAL:H	5	0.11
(1,21)	2:C:3:A:OP1	1:A:46:THR:H	5	0.11
(1,21)	2:C:3:A:OP1	1:A:46:THR:HG1	5	0.11
(1,21)	2:C:3:A:OP1	1:A:47:SER:H	5	0.11
(1,21)	2:C:3:A:OP1	1:A:47:SER:HG	5	0.11
(1,21)	2:C:3:A:OP1	1:A:48:GLY:H	5	0.11
(1,21)	2:C:3:A:OP1	1:A:49:GLY:H	5	0.11
(1,21)	2:C:3:A:OP1	1:A:50:ASN:H	5	0.11
(1,21)	2:C:3:A:OP1	1:A:50:ASN:HD21	5	0.11
(1,21)	2:C:3:A:OP1	1:A:50:ASN:HD22	5	0.11
(1,21)	2:C:3:A:OP1	1:A:51:PHE:H	5	0.11
(1,21)	2:C:3:A:OP1	1:A:52:ALA:H	5	0.11
(1,21)	2:C:3:A:OP1	1:A:53:ARG:H	5	0.11
(1,21)	2:C:3:A:OP1	1:A:53:ARG:HE	5	0.11
(1,21)	2:C:3:A:OP1	1:A:53:ARG:HH11	5	0.11
(1,21)	2:C:3:A:OP1	1:A:53:ARG:HH12	5	0.11
(1,21)	2:C:3:A:OP1	1:A:53:ARG:HH21	5	0.11
(1,21)	2:C:3:A:OP1	1:A:53:ARG:HH22	5	0.11
(1,21)	2:C:3:A:OP1	1:A:54:THR:H	5	0.11
(1,21)	2:C:3:A:OP1	1:A:54:THR:HG1	5	0.11
(1,21)	2:C:3:A:OP1	1:A:55:ALA:H	5	0.11
(1,21)	2:C:3:A:OP1	1:A:56:GLY:H	5	0.11
(1,21)	2:C:3:A:OP1	1:A:57:PHE:H	5	0.11
(1,21)	2:C:3:A:OP1	1:A:58:ALA:H	5	0.11
(1,21)	2:C:3:A:OP1	1:A:59:VAL:H	5	0.11
(1,21)	2:C:3:A:OP1	1:A:60:SER:H	5	0.11
(1,21)	2:C:3:A:OP1	1:A:60:SER:HG	5	0.11
(1,21)	2:C:3:A:OP1	1:A:61:LEU:H	5	0.11
(1,21)	2:C:3:A:OP1	1:A:62:ASP:H	5	0.11
(1,21)	2:C:3:A:OP1	1:A:63:GLY:H	5	0.11
(1,21)	2:C:3:A:OP1	1:A:64:VAL:H	5	0.11
(1,21)	2:C:3:A:OP1	1:A:65:GLY:H	5	0.11
(1,21)	2:C:3:A:OP1	1:A:66:ILE:H	5	0.11
(1,21)	2:C:3:A:OP1	1:A:67:ARG:H	5	0.11
(1,21)	2:C:3:A:OP1	1:A:67:ARG:HE	5	0.11
(1,21)	2:C:3:A:OP1	1:A:67:ARG:HH11	5	0.11
(1,21)	2:C:3:A:OP1	1:A:67:ARG:HH12	5	0.11

Continued on next page...

Continued from previous page...

Key	Atom-1	Atom-2	Model ID	Violation (Å)
(1,21)	2:C:3:A:OP1	1:A:67:ARG:HH21	5	0.11
(1,21)	2:C:3:A:OP1	1:A:67:ARG:HH22	5	0.11
(1,21)	2:C:3:A:OP1	1:A:68:THR:H	5	0.11
(1,21)	2:C:3:A:OP1	1:A:68:THR:HG1	5	0.11
(1,21)	2:C:3:A:OP1	1:A:69:THR:H	5	0.11
(1,21)	2:C:3:A:OP1	1:A:69:THR:HG1	5	0.11
(1,21)	2:C:3:A:OP1	1:A:70:GLY:H	5	0.11
(1,21)	2:C:3:A:OP1	1:A:71:VAL:H	5	0.11
(1,21)	2:C:3:A:OP1	1:A:72:VAL:H	5	0.11
(1,21)	2:C:3:A:OP1	1:A:73:ARG:H	5	0.11
(1,21)	2:C:3:A:OP1	1:A:73:ARG:HE	5	0.11
(1,21)	2:C:3:A:OP1	1:A:73:ARG:HH11	5	0.11
(1,21)	2:C:3:A:OP1	1:A:73:ARG:HH12	5	0.11
(1,21)	2:C:3:A:OP1	1:A:73:ARG:HH21	5	0.11
(1,21)	2:C:3:A:OP1	1:A:73:ARG:HH22	5	0.11
(1,21)	2:C:3:A:OP1	1:A:74:CYS:H	5	0.11
(1,21)	2:C:3:A:OP1	1:A:74:CYS:HG	5	0.11
(1,21)	2:C:3:A:OP1	1:A:75:ASP:H	5	0.11
(1,21)	2:C:3:A:OP1	1:A:76:GLN:H	5	0.11
(1,21)	2:C:3:A:OP1	1:A:76:GLN:HE21	5	0.11
(1,21)	2:C:3:A:OP1	1:A:76:GLN:HE22	5	0.11
(1,21)	2:C:3:A:OP1	1:A:78:ARG:H	5	0.11
(1,21)	2:C:3:A:OP1	1:A:78:ARG:HE	5	0.11
(1,21)	2:C:3:A:OP1	1:A:78:ARG:HH11	5	0.11
(1,21)	2:C:3:A:OP1	1:A:78:ARG:HH12	5	0.11
(1,21)	2:C:3:A:OP1	1:A:78:ARG:HH21	5	0.11
(1,21)	2:C:3:A:OP1	1:A:78:ARG:HH22	5	0.11
(1,21)	2:C:3:A:OP1	1:A:79:THR:H	5	0.11
(1,21)	2:C:3:A:OP1	1:A:79:THR:HG1	5	0.11
(1,21)	2:C:3:A:OP1	1:A:80:ILE:H	5	0.11
(1,21)	2:C:3:A:OP1	1:A:81:ASP:H	5	0.11
(1,21)	2:C:3:A:OP1	1:A:82:MET:H	5	0.11
(1,21)	2:C:3:A:OP1	1:A:83:LYS:H	5	0.11
(1,21)	2:C:3:A:OP1	1:A:83:LYS:HZ1	5	0.11
(1,21)	2:C:3:A:OP1	1:A:83:LYS:HZ2	5	0.11
(1,21)	2:C:3:A:OP1	1:A:83:LYS:HZ3	5	0.11
(1,21)	2:C:3:A:OP1	1:A:84:ALA:H	5	0.11
(1,21)	2:C:3:A:OP1	1:A:85:ARG:H	5	0.11
(1,21)	2:C:3:A:OP1	1:A:85:ARG:HE	5	0.11
(1,21)	2:C:3:A:OP1	1:A:85:ARG:HH11	5	0.11
(1,21)	2:C:3:A:OP1	1:A:85:ARG:HH12	5	0.11
(1,21)	2:C:3:A:OP1	1:A:85:ARG:HH21	5	0.11

Continued on next page...

Continued from previous page...

Key	Atom-1	Atom-2	Model ID	Violation (Å)
(1,21)	2:C:3:A:OP1	1:A:85:ARG:HH22	5	0.11
(1,21)	2:C:3:A:OP1	1:A:86:GLY:H	5	0.11
(1,21)	2:C:3:A:OP1	1:A:87:GLY:H	5	0.11
(1,21)	2:C:3:A:OP1	1:A:88:LYS:H	5	0.11
(1,21)	2:C:3:A:OP1	1:A:88:LYS:HZ1	5	0.11
(1,21)	2:C:3:A:OP1	1:A:88:LYS:HZ2	5	0.11
(1,21)	2:C:3:A:OP1	1:A:88:LYS:HZ3	5	0.11
(1,21)	2:C:3:A:OP1	1:A:89:ARG:H	5	0.11
(1,21)	2:C:3:A:OP1	1:A:89:ARG:HE	5	0.11
(1,21)	2:C:3:A:OP1	1:A:89:ARG:HH11	5	0.11
(1,21)	2:C:3:A:OP1	1:A:89:ARG:HH12	5	0.11
(1,21)	2:C:3:A:OP1	1:A:89:ARG:HH21	5	0.11
(1,21)	2:C:3:A:OP1	1:A:89:ARG:HH22	5	0.11
(1,21)	2:C:3:A:OP1	1:A:90:LEU:H	5	0.11
(1,21)	2:C:3:A:OP1	1:A:91:GLU:H	5	0.11
(1,21)	2:C:3:A:OP1	1:A:92:ARG:H	5	0.11
(1,21)	2:C:3:A:OP1	1:A:92:ARG:HE	5	0.11
(1,21)	2:C:3:A:OP1	1:A:92:ARG:HH11	5	0.11
(1,21)	2:C:3:A:OP1	1:A:92:ARG:HH12	5	0.11
(1,21)	2:C:3:A:OP1	1:A:92:ARG:HH21	5	0.11
(1,21)	2:C:3:A:OP1	1:A:92:ARG:HH22	5	0.11
(1,21)	2:C:3:A:OP1	1:A:93:VAL:H	5	0.11
(1,21)	2:C:3:A:OP1	1:A:95:GLU:H	5	0.11
(1,21)	2:C:3:A:OP1	1:A:96:THR:H	5	0.11
(1,21)	2:C:3:A:OP1	1:A:96:THR:HG1	5	0.11
(1,21)	2:C:3:A:OP1	1:A:97:ILE:H	5	0.11
(1,21)	2:C:3:A:OP1	1:A:98:MET:H	5	0.11
(1,21)	2:C:3:A:OP1	1:A:99:ASN:H	5	0.11
(1,21)	2:C:3:A:OP1	1:A:99:ASN:HD21	5	0.11
(1,21)	2:C:3:A:OP1	1:A:99:ASN:HD22	5	0.11
(1,21)	2:C:3:A:OP1	1:A:100:GLU:H	5	0.11
(1,21)	2:C:3:A:OP1	1:A:101:VAL:H	5	0.11
(1,21)	2:C:3:A:OP1	1:A:102:LEU:H	5	0.11
(1,21)	2:C:3:A:OP1	1:A:103:GLY:H	5	0.11
(1,21)	2:C:3:A:OP1	1:A:104:ARG:H	5	0.11
(1,21)	2:C:3:A:OP1	1:A:104:ARG:HE	5	0.11
(1,21)	2:C:3:A:OP1	1:A:104:ARG:HH11	5	0.11
(1,21)	2:C:3:A:OP1	1:A:104:ARG:HH12	5	0.11
(1,21)	2:C:3:A:OP1	1:A:104:ARG:HH21	5	0.11
(1,21)	2:C:3:A:OP1	1:A:104:ARG:HH22	5	0.11
(1,21)	2:C:3:A:OP1	1:A:105:LEU:H	5	0.11
(1,21)	2:C:3:A:OP1	1:A:106:SER:H	5	0.11

Continued on next page...

Continued from previous page...

Key	Atom-1	Atom-2	Model ID	Violation (Å)
(1,21)	2:C:3:A:OP1	1:A:106:SER:HG	5	0.11
(1,21)	2:C:3:A:OP1	1:A:107:THR:H	5	0.11
(1,21)	2:C:3:A:OP1	1:A:107:THR:HG1	5	0.11
(1,21)	2:C:3:A:OP1	1:A:108:ILE:H	5	0.11
(1,21)	2:C:3:A:OP1	1:A:109:LEU:H	5	0.11
(1,21)	2:C:3:A:OP1	1:A:110:THR:H	5	0.11
(1,21)	2:C:3:A:OP1	1:A:110:THR:HG1	5	0.11
(1,16)	2:C:3:A:H61	1:A:8:LEU:N	6	0.11
(1,16)	2:C:3:A:H61	1:A:8:LEU:O	6	0.11
(1,16)	2:C:3:A:H61	1:A:10:SER:N	6	0.11
(1,16)	2:C:3:A:H61	1:A:10:SER:O	6	0.11
(1,16)	2:C:3:A:H61	1:A:10:SER:OG	6	0.11
(1,16)	2:C:3:A:H61	1:A:12:ASP:N	6	0.11
(1,16)	2:C:3:A:H61	1:A:12:ASP:O	6	0.11
(1,16)	2:C:3:A:H61	1:A:12:ASP:OD1	6	0.11
(1,16)	2:C:3:A:H61	1:A:12:ASP:OD2	6	0.11
(1,16)	2:C:3:A:H61	1:A:13:PRO:N	6	0.11
(1,16)	2:C:3:A:H61	1:A:13:PRO:O	6	0.11
(1,16)	2:C:3:A:H61	1:A:14:THR:N	6	0.11
(1,16)	2:C:3:A:H61	1:A:14:THR:O	6	0.11
(1,16)	2:C:3:A:H61	1:A:14:THR:OG1	6	0.11
(1,16)	2:C:3:A:H61	1:A:15:ALA:N	6	0.11
(1,16)	2:C:3:A:H61	1:A:15:ALA:O	6	0.11
(1,16)	2:C:3:A:H61	1:A:16:GLY:N	6	0.11
(1,16)	2:C:3:A:H61	1:A:16:GLY:O	6	0.11
(1,16)	2:C:3:A:H61	1:A:17:HIS:N	6	0.11
(1,16)	2:C:3:A:H61	1:A:17:HIS:ND1	6	0.11
(1,16)	2:C:3:A:H61	1:A:17:HIS:NE2	6	0.11
(1,16)	2:C:3:A:H61	1:A:17:HIS:O	6	0.11
(1,16)	2:C:3:A:H61	1:A:19:GLN:N	6	0.11
(1,16)	2:C:3:A:H61	1:A:19:GLN:NE2	6	0.11
(1,16)	2:C:3:A:H61	1:A:19:GLN:O	6	0.11
(1,16)	2:C:3:A:H61	1:A:19:GLN:OE1	6	0.11
(1,16)	2:C:3:A:H61	1:A:20:GLN:N	6	0.11
(1,16)	2:C:3:A:H61	1:A:20:GLN:NE2	6	0.11
(1,16)	2:C:3:A:H61	1:A:20:GLN:O	6	0.11
(1,16)	2:C:3:A:H61	1:A:20:GLN:OE1	6	0.11
(1,16)	2:C:3:A:H61	1:A:21:GLY:N	6	0.11
(1,16)	2:C:3:A:H61	1:A:21:GLY:O	6	0.11
(1,16)	2:C:3:A:H61	1:A:22:THR:N	6	0.11
(1,16)	2:C:3:A:H61	1:A:22:THR:O	6	0.11
(1,16)	2:C:3:A:H61	1:A:22:THR:OG1	6	0.11

Continued on next page...

Continued from previous page...

Key	Atom-1	Atom-2	Model ID	Violation (Å)
(1,16)	2:C:3:A:H61	1:A:23:ARG:N	6	0.11
(1,16)	2:C:3:A:H61	1:A:23:ARG:NE	6	0.11
(1,16)	2:C:3:A:H61	1:A:23:ARG:NH1	6	0.11
(1,16)	2:C:3:A:H61	1:A:23:ARG:NH2	6	0.11
(1,16)	2:C:3:A:H61	1:A:23:ARG:O	6	0.11
(1,16)	2:C:3:A:H61	1:A:24:PRO:N	6	0.11
(1,16)	2:C:3:A:H61	1:A:24:PRO:O	6	0.11
(1,16)	2:C:3:A:H61	1:A:45:VAL:N	6	0.11
(1,16)	2:C:3:A:H61	1:A:45:VAL:O	6	0.11
(1,16)	2:C:3:A:H61	1:A:46:THR:N	6	0.11
(1,16)	2:C:3:A:H61	1:A:46:THR:O	6	0.11
(1,16)	2:C:3:A:H61	1:A:46:THR:OG1	6	0.11
(1,16)	2:C:3:A:H61	1:A:47:SER:N	6	0.11
(1,16)	2:C:3:A:H61	1:A:47:SER:O	6	0.11
(1,16)	2:C:3:A:H61	1:A:47:SER:OG	6	0.11
(1,16)	2:C:3:A:H61	1:A:48:GLY:N	6	0.11
(1,16)	2:C:3:A:H61	1:A:48:GLY:O	6	0.11
(1,16)	2:C:3:A:H61	1:A:49:GLY:N	6	0.11
(1,16)	2:C:3:A:H61	1:A:49:GLY:O	6	0.11
(1,16)	2:C:3:A:H61	1:A:50:ASN:N	6	0.11
(1,16)	2:C:3:A:H61	1:A:50:ASN:ND2	6	0.11
(1,16)	2:C:3:A:H61	1:A:50:ASN:O	6	0.11
(1,16)	2:C:3:A:H61	1:A:50:ASN:OD1	6	0.11
(1,16)	2:C:3:A:H61	1:A:51:PHE:N	6	0.11
(1,16)	2:C:3:A:H61	1:A:51:PHE:O	6	0.11
(1,16)	2:C:3:A:H61	1:A:52:ALA:N	6	0.11
(1,16)	2:C:3:A:H61	1:A:52:ALA:O	6	0.11
(1,16)	2:C:3:A:H61	1:A:53:ARG:N	6	0.11
(1,16)	2:C:3:A:H61	1:A:53:ARG:NE	6	0.11
(1,16)	2:C:3:A:H61	1:A:53:ARG:NH1	6	0.11
(1,16)	2:C:3:A:H61	1:A:53:ARG:NH2	6	0.11
(1,16)	2:C:3:A:H61	1:A:53:ARG:O	6	0.11
(1,16)	2:C:3:A:H61	1:A:54:THR:N	6	0.11
(1,16)	2:C:3:A:H61	1:A:54:THR:O	6	0.11
(1,16)	2:C:3:A:H61	1:A:54:THR:OG1	6	0.11
(1,16)	2:C:3:A:H61	1:A:55:ALA:N	6	0.11
(1,16)	2:C:3:A:H61	1:A:55:ALA:O	6	0.11
(1,16)	2:C:3:A:H61	1:A:56:GLY:N	6	0.11
(1,16)	2:C:3:A:H61	1:A:56:GLY:O	6	0.11
(1,16)	2:C:3:A:H61	1:A:57:PHE:N	6	0.11
(1,16)	2:C:3:A:H61	1:A:57:PHE:O	6	0.11
(1,16)	2:C:3:A:H61	1:A:58:ALA:N	6	0.11

Continued on next page...

Continued from previous page...

Key	Atom-1	Atom-2	Model ID	Violation (Å)
(1,16)	2:C:3:A:H61	1:A:58:ALA:O	6	0.11
(1,16)	2:C:3:A:H61	1:A:60:SER:N	6	0.11
(1,16)	2:C:3:A:H61	1:A:60:SER:O	6	0.11
(1,16)	2:C:3:A:H61	1:A:60:SER:OG	6	0.11
(1,16)	2:C:3:A:H61	1:A:62:ASP:N	6	0.11
(1,16)	2:C:3:A:H61	1:A:62:ASP:O	6	0.11
(1,16)	2:C:3:A:H61	1:A:62:ASP:OD1	6	0.11
(1,16)	2:C:3:A:H61	1:A:62:ASP:OD2	6	0.11
(1,16)	2:C:3:A:H61	1:A:66:ILE:N	6	0.11
(1,16)	2:C:3:A:H61	1:A:66:ILE:O	6	0.11
(1,16)	2:C:3:A:H61	1:A:67:ARG:N	6	0.11
(1,16)	2:C:3:A:H61	1:A:67:ARG:NE	6	0.11
(1,16)	2:C:3:A:H61	1:A:67:ARG:NH1	6	0.11
(1,16)	2:C:3:A:H61	1:A:67:ARG:NH2	6	0.11
(1,16)	2:C:3:A:H61	1:A:67:ARG:O	6	0.11
(1,16)	2:C:3:A:H61	1:A:68:THR:N	6	0.11
(1,16)	2:C:3:A:H61	1:A:68:THR:O	6	0.11
(1,16)	2:C:3:A:H61	1:A:68:THR:OG1	6	0.11
(1,16)	2:C:3:A:H61	1:A:69:THR:N	6	0.11
(1,16)	2:C:3:A:H61	1:A:69:THR:O	6	0.11
(1,16)	2:C:3:A:H61	1:A:69:THR:OG1	6	0.11
(1,16)	2:C:3:A:H61	1:A:70:GLY:N	6	0.11
(1,16)	2:C:3:A:H61	1:A:70:GLY:O	6	0.11
(1,16)	2:C:3:A:H61	1:A:71:VAL:N	6	0.11
(1,16)	2:C:3:A:H61	1:A:71:VAL:O	6	0.11
(1,16)	2:C:3:A:H61	1:A:73:ARG:N	6	0.11
(1,16)	2:C:3:A:H61	1:A:73:ARG:NE	6	0.11
(1,16)	2:C:3:A:H61	1:A:73:ARG:NH1	6	0.11
(1,16)	2:C:3:A:H61	1:A:73:ARG:NH2	6	0.11
(1,16)	2:C:3:A:H61	1:A:73:ARG:O	6	0.11
(1,16)	2:C:3:A:H61	1:A:75:ASP:N	6	0.11
(1,16)	2:C:3:A:H61	1:A:75:ASP:O	6	0.11
(1,16)	2:C:3:A:H61	1:A:75:ASP:OD1	6	0.11
(1,16)	2:C:3:A:H61	1:A:75:ASP:OD2	6	0.11
(1,16)	2:C:3:A:H61	1:A:76:GLN:N	6	0.11
(1,16)	2:C:3:A:H61	1:A:76:GLN:NE2	6	0.11
(1,16)	2:C:3:A:H61	1:A:76:GLN:O	6	0.11
(1,16)	2:C:3:A:H61	1:A:76:GLN:OE1	6	0.11
(1,16)	2:C:3:A:H61	1:A:85:ARG:N	6	0.11
(1,16)	2:C:3:A:H61	1:A:85:ARG:NE	6	0.11
(1,16)	2:C:3:A:H61	1:A:85:ARG:NH1	6	0.11
(1,16)	2:C:3:A:H61	1:A:85:ARG:NH2	6	0.11

Continued on next page...

Continued from previous page...

Key	Atom-1	Atom-2	Model ID	Violation (Å)
(1,16)	2:C:3:A:H61	1:A:85:ARG:O	6	0.11
(1,16)	2:C:3:A:H61	1:A:100:GLU:N	6	0.11
(1,16)	2:C:3:A:H61	1:A:100:GLU:O	6	0.11
(1,16)	2:C:3:A:H61	1:A:100:GLU:OE1	6	0.11
(1,16)	2:C:3:A:H61	1:A:100:GLU:OE2	6	0.11
(1,16)	2:C:3:A:H61	1:A:104:ARG:N	6	0.11
(1,16)	2:C:3:A:H61	1:A:104:ARG:NE	6	0.11
(1,16)	2:C:3:A:H61	1:A:104:ARG:NH1	6	0.11
(1,16)	2:C:3:A:H61	1:A:104:ARG:NH2	6	0.11
(1,16)	2:C:3:A:H61	1:A:104:ARG:O	6	0.11
(1,16)	2:C:3:A:H62	1:A:8:LEU:N	6	0.11
(1,16)	2:C:3:A:H62	1:A:8:LEU:O	6	0.11
(1,16)	2:C:3:A:H62	1:A:10:SER:N	6	0.11
(1,16)	2:C:3:A:H62	1:A:10:SER:O	6	0.11
(1,16)	2:C:3:A:H62	1:A:10:SER:OG	6	0.11
(1,16)	2:C:3:A:H62	1:A:12:ASP:N	6	0.11
(1,16)	2:C:3:A:H62	1:A:12:ASP:O	6	0.11
(1,16)	2:C:3:A:H62	1:A:12:ASP:OD1	6	0.11
(1,16)	2:C:3:A:H62	1:A:12:ASP:OD2	6	0.11
(1,16)	2:C:3:A:H62	1:A:13:PRO:N	6	0.11
(1,16)	2:C:3:A:H62	1:A:13:PRO:O	6	0.11
(1,16)	2:C:3:A:H62	1:A:14:THR:N	6	0.11
(1,16)	2:C:3:A:H62	1:A:14:THR:O	6	0.11
(1,16)	2:C:3:A:H62	1:A:14:THR:OG1	6	0.11
(1,16)	2:C:3:A:H62	1:A:15:ALA:N	6	0.11
(1,16)	2:C:3:A:H62	1:A:15:ALA:O	6	0.11
(1,16)	2:C:3:A:H62	1:A:16:GLY:N	6	0.11
(1,16)	2:C:3:A:H62	1:A:16:GLY:O	6	0.11
(1,16)	2:C:3:A:H62	1:A:17:HIS:N	6	0.11
(1,16)	2:C:3:A:H62	1:A:17:HIS:ND1	6	0.11
(1,16)	2:C:3:A:H62	1:A:17:HIS:NE2	6	0.11
(1,16)	2:C:3:A:H62	1:A:17:HIS:O	6	0.11
(1,16)	2:C:3:A:H62	1:A:19:GLN:N	6	0.11
(1,16)	2:C:3:A:H62	1:A:19:GLN:NE2	6	0.11
(1,16)	2:C:3:A:H62	1:A:19:GLN:O	6	0.11
(1,16)	2:C:3:A:H62	1:A:19:GLN:OE1	6	0.11
(1,16)	2:C:3:A:H62	1:A:20:GLN:N	6	0.11
(1,16)	2:C:3:A:H62	1:A:20:GLN:NE2	6	0.11
(1,16)	2:C:3:A:H62	1:A:20:GLN:O	6	0.11
(1,16)	2:C:3:A:H62	1:A:20:GLN:OE1	6	0.11
(1,16)	2:C:3:A:H62	1:A:21:GLY:N	6	0.11
(1,16)	2:C:3:A:H62	1:A:21:GLY:O	6	0.11

Continued on next page...

Continued from previous page...

Key	Atom-1	Atom-2	Model ID	Violation (Å)
(1,16)	2:C:3:A:H62	1:A:22:THR:N	6	0.11
(1,16)	2:C:3:A:H62	1:A:22:THR:O	6	0.11
(1,16)	2:C:3:A:H62	1:A:22:THR:OG1	6	0.11
(1,16)	2:C:3:A:H62	1:A:23:ARG:N	6	0.11
(1,16)	2:C:3:A:H62	1:A:23:ARG:NE	6	0.11
(1,16)	2:C:3:A:H62	1:A:23:ARG:NH1	6	0.11
(1,16)	2:C:3:A:H62	1:A:23:ARG:NH2	6	0.11
(1,16)	2:C:3:A:H62	1:A:23:ARG:O	6	0.11
(1,16)	2:C:3:A:H62	1:A:24:PRO:N	6	0.11
(1,16)	2:C:3:A:H62	1:A:24:PRO:O	6	0.11
(1,16)	2:C:3:A:H62	1:A:45:VAL:N	6	0.11
(1,16)	2:C:3:A:H62	1:A:45:VAL:O	6	0.11
(1,16)	2:C:3:A:H62	1:A:46:THR:N	6	0.11
(1,16)	2:C:3:A:H62	1:A:46:THR:O	6	0.11
(1,16)	2:C:3:A:H62	1:A:46:THR:OG1	6	0.11
(1,16)	2:C:3:A:H62	1:A:47:SER:N	6	0.11
(1,16)	2:C:3:A:H62	1:A:47:SER:O	6	0.11
(1,16)	2:C:3:A:H62	1:A:47:SER:OG	6	0.11
(1,16)	2:C:3:A:H62	1:A:48:GLY:N	6	0.11
(1,16)	2:C:3:A:H62	1:A:48:GLY:O	6	0.11
(1,16)	2:C:3:A:H62	1:A:49:GLY:N	6	0.11
(1,16)	2:C:3:A:H62	1:A:49:GLY:O	6	0.11
(1,16)	2:C:3:A:H62	1:A:50:ASN:N	6	0.11
(1,16)	2:C:3:A:H62	1:A:50:ASN:ND2	6	0.11
(1,16)	2:C:3:A:H62	1:A:50:ASN:O	6	0.11
(1,16)	2:C:3:A:H62	1:A:50:ASN:OD1	6	0.11
(1,16)	2:C:3:A:H62	1:A:51:PHE:N	6	0.11
(1,16)	2:C:3:A:H62	1:A:51:PHE:O	6	0.11
(1,16)	2:C:3:A:H62	1:A:52:ALA:N	6	0.11
(1,16)	2:C:3:A:H62	1:A:52:ALA:O	6	0.11
(1,16)	2:C:3:A:H62	1:A:53:ARG:N	6	0.11
(1,16)	2:C:3:A:H62	1:A:53:ARG:NE	6	0.11
(1,16)	2:C:3:A:H62	1:A:53:ARG:NH1	6	0.11
(1,16)	2:C:3:A:H62	1:A:53:ARG:NH2	6	0.11
(1,16)	2:C:3:A:H62	1:A:53:ARG:O	6	0.11
(1,16)	2:C:3:A:H62	1:A:54:THR:N	6	0.11
(1,16)	2:C:3:A:H62	1:A:54:THR:O	6	0.11
(1,16)	2:C:3:A:H62	1:A:54:THR:OG1	6	0.11
(1,16)	2:C:3:A:H62	1:A:55:ALA:N	6	0.11
(1,16)	2:C:3:A:H62	1:A:55:ALA:O	6	0.11
(1,16)	2:C:3:A:H62	1:A:56:GLY:N	6	0.11
(1,16)	2:C:3:A:H62	1:A:56:GLY:O	6	0.11

Continued on next page...

Continued from previous page...

Key	Atom-1	Atom-2	Model ID	Violation (Å)
(1,16)	2:C:3:A:H62	1:A:57:PHE:N	6	0.11
(1,16)	2:C:3:A:H62	1:A:57:PHE:O	6	0.11
(1,16)	2:C:3:A:H62	1:A:58:ALA:N	6	0.11
(1,16)	2:C:3:A:H62	1:A:58:ALA:O	6	0.11
(1,16)	2:C:3:A:H62	1:A:60:SER:N	6	0.11
(1,16)	2:C:3:A:H62	1:A:60:SER:O	6	0.11
(1,16)	2:C:3:A:H62	1:A:60:SER:OG	6	0.11
(1,16)	2:C:3:A:H62	1:A:62:ASP:N	6	0.11
(1,16)	2:C:3:A:H62	1:A:62:ASP:O	6	0.11
(1,16)	2:C:3:A:H62	1:A:62:ASP:OD1	6	0.11
(1,16)	2:C:3:A:H62	1:A:62:ASP:OD2	6	0.11
(1,16)	2:C:3:A:H62	1:A:66:ILE:N	6	0.11
(1,16)	2:C:3:A:H62	1:A:66:ILE:O	6	0.11
(1,16)	2:C:3:A:H62	1:A:67:ARG:N	6	0.11
(1,16)	2:C:3:A:H62	1:A:67:ARG:NE	6	0.11
(1,16)	2:C:3:A:H62	1:A:67:ARG:NH1	6	0.11
(1,16)	2:C:3:A:H62	1:A:67:ARG:NH2	6	0.11
(1,16)	2:C:3:A:H62	1:A:67:ARG:O	6	0.11
(1,16)	2:C:3:A:H62	1:A:68:THR:N	6	0.11
(1,16)	2:C:3:A:H62	1:A:68:THR:O	6	0.11
(1,16)	2:C:3:A:H62	1:A:68:THR:OG1	6	0.11
(1,16)	2:C:3:A:H62	1:A:69:THR:N	6	0.11
(1,16)	2:C:3:A:H62	1:A:69:THR:O	6	0.11
(1,16)	2:C:3:A:H62	1:A:69:THR:OG1	6	0.11
(1,16)	2:C:3:A:H62	1:A:70:GLY:N	6	0.11
(1,16)	2:C:3:A:H62	1:A:70:GLY:O	6	0.11
(1,16)	2:C:3:A:H62	1:A:71:VAL:N	6	0.11
(1,16)	2:C:3:A:H62	1:A:71:VAL:O	6	0.11
(1,16)	2:C:3:A:H62	1:A:73:ARG:N	6	0.11
(1,16)	2:C:3:A:H62	1:A:73:ARG:NE	6	0.11
(1,16)	2:C:3:A:H62	1:A:73:ARG:NH1	6	0.11
(1,16)	2:C:3:A:H62	1:A:73:ARG:NH2	6	0.11
(1,16)	2:C:3:A:H62	1:A:73:ARG:O	6	0.11
(1,16)	2:C:3:A:H62	1:A:75:ASP:N	6	0.11
(1,16)	2:C:3:A:H62	1:A:75:ASP:O	6	0.11
(1,16)	2:C:3:A:H62	1:A:75:ASP:OD1	6	0.11
(1,16)	2:C:3:A:H62	1:A:75:ASP:OD2	6	0.11
(1,16)	2:C:3:A:H62	1:A:76:GLN:N	6	0.11
(1,16)	2:C:3:A:H62	1:A:76:GLN:NE2	6	0.11
(1,16)	2:C:3:A:H62	1:A:76:GLN:O	6	0.11
(1,16)	2:C:3:A:H62	1:A:76:GLN:OE1	6	0.11
(1,16)	2:C:3:A:H62	1:A:85:ARG:N	6	0.11

Continued on next page...

Continued from previous page...

Key	Atom-1	Atom-2	Model ID	Violation (Å)
(1,16)	2:C:3:A:H62	1:A:85:ARG:NE	6	0.11
(1,16)	2:C:3:A:H62	1:A:85:ARG:NH1	6	0.11
(1,16)	2:C:3:A:H62	1:A:85:ARG:NH2	6	0.11
(1,16)	2:C:3:A:H62	1:A:85:ARG:O	6	0.11
(1,16)	2:C:3:A:H62	1:A:100:GLU:N	6	0.11
(1,16)	2:C:3:A:H62	1:A:100:GLU:O	6	0.11
(1,16)	2:C:3:A:H62	1:A:100:GLU:OE1	6	0.11
(1,16)	2:C:3:A:H62	1:A:100:GLU:OE2	6	0.11
(1,16)	2:C:3:A:H62	1:A:104:ARG:N	6	0.11
(1,16)	2:C:3:A:H62	1:A:104:ARG:NE	6	0.11
(1,16)	2:C:3:A:H62	1:A:104:ARG:NH1	6	0.11
(1,16)	2:C:3:A:H62	1:A:104:ARG:NH2	6	0.11
(1,16)	2:C:3:A:H62	1:A:104:ARG:O	6	0.11
(1,10)	1:A:71:VAL:C	2:C:1:A:C1'	2	0.11
(1,10)	1:A:71:VAL:C	2:C:1:A:C2	2	0.11
(1,10)	1:A:71:VAL:C	2:C:1:A:C2'	2	0.11
(1,10)	1:A:71:VAL:C	2:C:1:A:C3'	2	0.11
(1,10)	1:A:71:VAL:C	2:C:1:A:C4	2	0.11
(1,10)	1:A:71:VAL:C	2:C:1:A:C4'	2	0.11
(1,10)	1:A:71:VAL:C	2:C:1:A:C5	2	0.11
(1,10)	1:A:71:VAL:C	2:C:1:A:C5'	2	0.11
(1,10)	1:A:71:VAL:C	2:C:1:A:C6	2	0.11
(1,10)	1:A:71:VAL:C	2:C:1:A:C8	2	0.11
(1,10)	1:A:71:VAL:C	2:C:1:A:H1'	2	0.11
(1,10)	1:A:71:VAL:C	2:C:1:A:H2	2	0.11
(1,10)	1:A:71:VAL:C	2:C:1:A:H2'	2	0.11
(1,10)	1:A:71:VAL:C	2:C:1:A:H3'	2	0.11
(1,10)	1:A:71:VAL:C	2:C:1:A:H4'	2	0.11
(1,10)	1:A:71:VAL:C	2:C:1:A:H5'	2	0.11
(1,10)	1:A:71:VAL:C	2:C:1:A:H5''	2	0.11
(1,10)	1:A:71:VAL:C	2:C:1:A:H61	2	0.11
(1,10)	1:A:71:VAL:C	2:C:1:A:H62	2	0.11
(1,10)	1:A:71:VAL:C	2:C:1:A:H8	2	0.11
(1,10)	1:A:71:VAL:C	2:C:1:A:HO2'	2	0.11
(1,10)	1:A:71:VAL:C	2:C:1:A:N1	2	0.11
(1,10)	1:A:71:VAL:C	2:C:1:A:N3	2	0.11
(1,10)	1:A:71:VAL:C	2:C:1:A:N6	2	0.11
(1,10)	1:A:71:VAL:C	2:C:1:A:N7	2	0.11
(1,10)	1:A:71:VAL:C	2:C:1:A:N9	2	0.11
(1,10)	1:A:71:VAL:C	2:C:1:A:O2'	2	0.11
(1,10)	1:A:71:VAL:C	2:C:1:A:O3'	2	0.11
(1,10)	1:A:71:VAL:C	2:C:1:A:O4'	2	0.11

Continued on next page...

Continued from previous page...

Key	Atom-1	Atom-2	Model ID	Violation (Å)
(1,10)	1:A:71:VAL:C	2:C:1:A:O5'	2	0.11
(1,10)	1:A:71:VAL:C	2:C:2:U:C1'	2	0.11
(1,10)	1:A:71:VAL:C	2:C:2:U:C2	2	0.11
(1,10)	1:A:71:VAL:C	2:C:2:U:C2'	2	0.11
(1,10)	1:A:71:VAL:C	2:C:2:U:C3'	2	0.11
(1,10)	1:A:71:VAL:C	2:C:2:U:C4	2	0.11
(1,10)	1:A:71:VAL:C	2:C:2:U:C4'	2	0.11
(1,10)	1:A:71:VAL:C	2:C:2:U:C5	2	0.11
(1,10)	1:A:71:VAL:C	2:C:2:U:C5'	2	0.11
(1,10)	1:A:71:VAL:C	2:C:2:U:C6	2	0.11
(1,10)	1:A:71:VAL:C	2:C:2:U:H1'	2	0.11
(1,10)	1:A:71:VAL:C	2:C:2:U:H2'	2	0.11
(1,10)	1:A:71:VAL:C	2:C:2:U:H3	2	0.11
(1,10)	1:A:71:VAL:C	2:C:2:U:H3'	2	0.11
(1,10)	1:A:71:VAL:C	2:C:2:U:H4'	2	0.11
(1,10)	1:A:71:VAL:C	2:C:2:U:H5	2	0.11
(1,10)	1:A:71:VAL:C	2:C:2:U:H5'	2	0.11
(1,10)	1:A:71:VAL:C	2:C:2:U:H5''	2	0.11
(1,10)	1:A:71:VAL:C	2:C:2:U:H6	2	0.11
(1,10)	1:A:71:VAL:C	2:C:2:U:HO2'	2	0.11
(1,10)	1:A:71:VAL:C	2:C:2:U:N1	2	0.11
(1,10)	1:A:71:VAL:C	2:C:2:U:N3	2	0.11
(1,10)	1:A:71:VAL:C	2:C:2:U:O2	2	0.11
(1,10)	1:A:71:VAL:C	2:C:2:U:O2'	2	0.11
(1,10)	1:A:71:VAL:C	2:C:2:U:O3'	2	0.11
(1,10)	1:A:71:VAL:C	2:C:2:U:O4	2	0.11
(1,10)	1:A:71:VAL:C	2:C:2:U:O4'	2	0.11
(1,10)	1:A:71:VAL:C	2:C:2:U:O5'	2	0.11
(1,10)	1:A:71:VAL:C	2:C:2:U:OP1	2	0.11
(1,10)	1:A:71:VAL:C	2:C:2:U:OP2	2	0.11
(1,10)	1:A:71:VAL:C	2:C:2:U:P	2	0.11
(1,10)	1:A:71:VAL:C	2:C:3:A:C1'	2	0.11
(1,10)	1:A:71:VAL:C	2:C:3:A:C2	2	0.11
(1,10)	1:A:71:VAL:C	2:C:3:A:C2'	2	0.11
(1,10)	1:A:71:VAL:C	2:C:3:A:C3'	2	0.11
(1,10)	1:A:71:VAL:C	2:C:3:A:C4	2	0.11
(1,10)	1:A:71:VAL:C	2:C:3:A:C4'	2	0.11
(1,10)	1:A:71:VAL:C	2:C:3:A:C5	2	0.11
(1,10)	1:A:71:VAL:C	2:C:3:A:C5'	2	0.11
(1,10)	1:A:71:VAL:C	2:C:3:A:C6	2	0.11
(1,10)	1:A:71:VAL:C	2:C:3:A:C8	2	0.11
(1,10)	1:A:71:VAL:C	2:C:3:A:H1'	2	0.11

Continued on next page...

Continued from previous page...

Key	Atom-1	Atom-2	Model ID	Violation (Å)
(1,10)	1:A:71:VAL:C	2:C:3:A:H2	2	0.11
(1,10)	1:A:71:VAL:C	2:C:3:A:H2'	2	0.11
(1,10)	1:A:71:VAL:C	2:C:3:A:H3'	2	0.11
(1,10)	1:A:71:VAL:C	2:C:3:A:H4'	2	0.11
(1,10)	1:A:71:VAL:C	2:C:3:A:H5'	2	0.11
(1,10)	1:A:71:VAL:C	2:C:3:A:H5''	2	0.11
(1,10)	1:A:71:VAL:C	2:C:3:A:H61	2	0.11
(1,10)	1:A:71:VAL:C	2:C:3:A:H62	2	0.11
(1,10)	1:A:71:VAL:C	2:C:3:A:H8	2	0.11
(1,10)	1:A:71:VAL:C	2:C:3:A:HO2'	2	0.11
(1,10)	1:A:71:VAL:C	2:C:3:A:N1	2	0.11
(1,10)	1:A:71:VAL:C	2:C:3:A:N3	2	0.11
(1,10)	1:A:71:VAL:C	2:C:3:A:N6	2	0.11
(1,10)	1:A:71:VAL:C	2:C:3:A:N7	2	0.11
(1,10)	1:A:71:VAL:C	2:C:3:A:N9	2	0.11
(1,10)	1:A:71:VAL:C	2:C:3:A:O2'	2	0.11
(1,10)	1:A:71:VAL:C	2:C:3:A:O3'	2	0.11
(1,10)	1:A:71:VAL:C	2:C:3:A:O4'	2	0.11
(1,10)	1:A:71:VAL:C	2:C:3:A:O5'	2	0.11
(1,10)	1:A:71:VAL:C	2:C:3:A:OP1	2	0.11
(1,10)	1:A:71:VAL:C	2:C:3:A:OP2	2	0.11
(1,10)	1:A:71:VAL:C	2:C:3:A:P	2	0.11
(1,10)	1:A:71:VAL:C	2:C:4:C:C1'	2	0.11
(1,10)	1:A:71:VAL:C	2:C:4:C:C2	2	0.11
(1,10)	1:A:71:VAL:C	2:C:4:C:C2'	2	0.11
(1,10)	1:A:71:VAL:C	2:C:4:C:C3'	2	0.11
(1,10)	1:A:71:VAL:C	2:C:4:C:C4	2	0.11
(1,10)	1:A:71:VAL:C	2:C:4:C:C4'	2	0.11
(1,10)	1:A:71:VAL:C	2:C:4:C:C5	2	0.11
(1,10)	1:A:71:VAL:C	2:C:4:C:C5'	2	0.11
(1,10)	1:A:71:VAL:C	2:C:4:C:C6	2	0.11
(1,10)	1:A:71:VAL:C	2:C:4:C:H1'	2	0.11
(1,10)	1:A:71:VAL:C	2:C:4:C:H2'	2	0.11
(1,10)	1:A:71:VAL:C	2:C:4:C:H3'	2	0.11
(1,10)	1:A:71:VAL:C	2:C:4:C:H4'	2	0.11
(1,10)	1:A:71:VAL:C	2:C:4:C:H41	2	0.11
(1,10)	1:A:71:VAL:C	2:C:4:C:H42	2	0.11
(1,10)	1:A:71:VAL:C	2:C:4:C:H5	2	0.11
(1,10)	1:A:71:VAL:C	2:C:4:C:H5'	2	0.11
(1,10)	1:A:71:VAL:C	2:C:4:C:H5''	2	0.11
(1,10)	1:A:71:VAL:C	2:C:4:C:H6	2	0.11
(1,10)	1:A:71:VAL:C	2:C:4:C:HO2'	2	0.11

Continued on next page...

Continued from previous page...

Key	Atom-1	Atom-2	Model ID	Violation (Å)
(1,10)	1:A:71:VAL:C	2:C:4:C:N1	2	0.11
(1,10)	1:A:71:VAL:C	2:C:4:C:N3	2	0.11
(1,10)	1:A:71:VAL:C	2:C:4:C:N4	2	0.11
(1,10)	1:A:71:VAL:C	2:C:4:C:O2	2	0.11
(1,10)	1:A:71:VAL:C	2:C:4:C:O2'	2	0.11
(1,10)	1:A:71:VAL:C	2:C:4:C:O3'	2	0.11
(1,10)	1:A:71:VAL:C	2:C:4:C:O4'	2	0.11
(1,10)	1:A:71:VAL:C	2:C:4:C:O5'	2	0.11
(1,10)	1:A:71:VAL:C	2:C:4:C:OP1	2	0.11
(1,10)	1:A:71:VAL:C	2:C:4:C:OP2	2	0.11
(1,10)	1:A:71:VAL:C	2:C:4:C:P	2	0.11
(1,10)	1:A:71:VAL:C	2:C:5:A:C1'	2	0.11
(1,10)	1:A:71:VAL:C	2:C:5:A:C2	2	0.11
(1,10)	1:A:71:VAL:C	2:C:5:A:C2'	2	0.11
(1,10)	1:A:71:VAL:C	2:C:5:A:C3'	2	0.11
(1,10)	1:A:71:VAL:C	2:C:5:A:C4	2	0.11
(1,10)	1:A:71:VAL:C	2:C:5:A:C4'	2	0.11
(1,10)	1:A:71:VAL:C	2:C:5:A:C5	2	0.11
(1,10)	1:A:71:VAL:C	2:C:5:A:C5'	2	0.11
(1,10)	1:A:71:VAL:C	2:C:5:A:C6	2	0.11
(1,10)	1:A:71:VAL:C	2:C:5:A:C8	2	0.11
(1,10)	1:A:71:VAL:C	2:C:5:A:H1'	2	0.11
(1,10)	1:A:71:VAL:C	2:C:5:A:H2	2	0.11
(1,10)	1:A:71:VAL:C	2:C:5:A:H2'	2	0.11
(1,10)	1:A:71:VAL:C	2:C:5:A:H3'	2	0.11
(1,10)	1:A:71:VAL:C	2:C:5:A:H4'	2	0.11
(1,10)	1:A:71:VAL:C	2:C:5:A:H5'	2	0.11
(1,10)	1:A:71:VAL:C	2:C:5:A:H5''	2	0.11
(1,10)	1:A:71:VAL:C	2:C:5:A:H61	2	0.11
(1,10)	1:A:71:VAL:C	2:C:5:A:H62	2	0.11
(1,10)	1:A:71:VAL:C	2:C:5:A:H8	2	0.11
(1,10)	1:A:71:VAL:C	2:C:5:A:HO2'	2	0.11
(1,10)	1:A:71:VAL:C	2:C:5:A:N1	2	0.11
(1,10)	1:A:71:VAL:C	2:C:5:A:N3	2	0.11
(1,10)	1:A:71:VAL:C	2:C:5:A:N6	2	0.11
(1,10)	1:A:71:VAL:C	2:C:5:A:N7	2	0.11
(1,10)	1:A:71:VAL:C	2:C:5:A:N9	2	0.11
(1,10)	1:A:71:VAL:C	2:C:5:A:O2'	2	0.11
(1,10)	1:A:71:VAL:C	2:C:5:A:O3'	2	0.11
(1,10)	1:A:71:VAL:C	2:C:5:A:O4'	2	0.11
(1,10)	1:A:71:VAL:C	2:C:5:A:O5'	2	0.11
(1,10)	1:A:71:VAL:C	2:C:5:A:OP1	2	0.11

Continued on next page...

Continued from previous page...

Key	Atom-1	Atom-2	Model ID	Violation (Å)
(1,10)	1:A:71:VAL:C	2:C:5:A:OP2	2	0.11
(1,10)	1:A:71:VAL:C	2:C:5:A:P	2	0.11
(1,10)	1:A:71:VAL:CA	2:C:1:A:C1'	2	0.11
(1,10)	1:A:71:VAL:CA	2:C:1:A:C2	2	0.11
(1,10)	1:A:71:VAL:CA	2:C:1:A:C2'	2	0.11
(1,10)	1:A:71:VAL:CA	2:C:1:A:C3'	2	0.11
(1,10)	1:A:71:VAL:CA	2:C:1:A:C4	2	0.11
(1,10)	1:A:71:VAL:CA	2:C:1:A:C4'	2	0.11
(1,10)	1:A:71:VAL:CA	2:C:1:A:C5	2	0.11
(1,10)	1:A:71:VAL:CA	2:C:1:A:C5'	2	0.11
(1,10)	1:A:71:VAL:CA	2:C:1:A:C6	2	0.11
(1,10)	1:A:71:VAL:CA	2:C:1:A:C8	2	0.11
(1,10)	1:A:71:VAL:CA	2:C:1:A:H1'	2	0.11
(1,10)	1:A:71:VAL:CA	2:C:1:A:H2	2	0.11
(1,10)	1:A:71:VAL:CA	2:C:1:A:H2'	2	0.11
(1,10)	1:A:71:VAL:CA	2:C:1:A:H3'	2	0.11
(1,10)	1:A:71:VAL:CA	2:C:1:A:H4'	2	0.11
(1,10)	1:A:71:VAL:CA	2:C:1:A:H5'	2	0.11
(1,10)	1:A:71:VAL:CA	2:C:1:A:H5''	2	0.11
(1,10)	1:A:71:VAL:CA	2:C:1:A:H61	2	0.11
(1,10)	1:A:71:VAL:CA	2:C:1:A:H62	2	0.11
(1,10)	1:A:71:VAL:CA	2:C:1:A:H8	2	0.11
(1,10)	1:A:71:VAL:CA	2:C:1:A:HO2'	2	0.11
(1,10)	1:A:71:VAL:CA	2:C:1:A:N1	2	0.11
(1,10)	1:A:71:VAL:CA	2:C:1:A:N3	2	0.11
(1,10)	1:A:71:VAL:CA	2:C:1:A:N6	2	0.11
(1,10)	1:A:71:VAL:CA	2:C:1:A:N7	2	0.11
(1,10)	1:A:71:VAL:CA	2:C:1:A:N9	2	0.11
(1,10)	1:A:71:VAL:CA	2:C:1:A:O2'	2	0.11
(1,10)	1:A:71:VAL:CA	2:C:1:A:O3'	2	0.11
(1,10)	1:A:71:VAL:CA	2:C:1:A:O4'	2	0.11
(1,10)	1:A:71:VAL:CA	2:C:1:A:O5'	2	0.11
(1,10)	1:A:71:VAL:CA	2:C:2:U:C1'	2	0.11
(1,10)	1:A:71:VAL:CA	2:C:2:U:C2	2	0.11
(1,10)	1:A:71:VAL:CA	2:C:2:U:C2'	2	0.11
(1,10)	1:A:71:VAL:CA	2:C:2:U:C3'	2	0.11
(1,10)	1:A:71:VAL:CA	2:C:2:U:C4	2	0.11
(1,10)	1:A:71:VAL:CA	2:C:2:U:C4'	2	0.11
(1,10)	1:A:71:VAL:CA	2:C:2:U:C5	2	0.11
(1,10)	1:A:71:VAL:CA	2:C:2:U:C5'	2	0.11
(1,10)	1:A:71:VAL:CA	2:C:2:U:C6	2	0.11
(1,10)	1:A:71:VAL:CA	2:C:2:U:H1'	2	0.11

Continued on next page...

Continued from previous page...

Key	Atom-1	Atom-2	Model ID	Violation (Å)
(1,10)	1:A:71:VAL:CA	2:C:2:U:H2'	2	0.11
(1,10)	1:A:71:VAL:CA	2:C:2:U:H3	2	0.11
(1,10)	1:A:71:VAL:CA	2:C:2:U:H3'	2	0.11
(1,10)	1:A:71:VAL:CA	2:C:2:U:H4'	2	0.11
(1,10)	1:A:71:VAL:CA	2:C:2:U:H5	2	0.11
(1,10)	1:A:71:VAL:CA	2:C:2:U:H5'	2	0.11
(1,10)	1:A:71:VAL:CA	2:C:2:U:H5''	2	0.11
(1,10)	1:A:71:VAL:CA	2:C:2:U:H6	2	0.11
(1,10)	1:A:71:VAL:CA	2:C:2:U:HO2'	2	0.11
(1,10)	1:A:71:VAL:CA	2:C:2:U:N1	2	0.11
(1,10)	1:A:71:VAL:CA	2:C:2:U:N3	2	0.11
(1,10)	1:A:71:VAL:CA	2:C:2:U:O2	2	0.11
(1,10)	1:A:71:VAL:CA	2:C:2:U:O2'	2	0.11
(1,10)	1:A:71:VAL:CA	2:C:2:U:O3'	2	0.11
(1,10)	1:A:71:VAL:CA	2:C:2:U:O4	2	0.11
(1,10)	1:A:71:VAL:CA	2:C:2:U:O4'	2	0.11
(1,10)	1:A:71:VAL:CA	2:C:2:U:O5'	2	0.11
(1,10)	1:A:71:VAL:CA	2:C:2:U:OP1	2	0.11
(1,10)	1:A:71:VAL:CA	2:C:2:U:OP2	2	0.11
(1,10)	1:A:71:VAL:CA	2:C:2:U:P	2	0.11
(1,10)	1:A:71:VAL:CA	2:C:3:A:C1'	2	0.11
(1,10)	1:A:71:VAL:CA	2:C:3:A:C2	2	0.11
(1,10)	1:A:71:VAL:CA	2:C:3:A:C2'	2	0.11
(1,10)	1:A:71:VAL:CA	2:C:3:A:C3'	2	0.11
(1,10)	1:A:71:VAL:CA	2:C:3:A:C4	2	0.11
(1,10)	1:A:71:VAL:CA	2:C:3:A:C4'	2	0.11
(1,10)	1:A:71:VAL:CA	2:C:3:A:C5	2	0.11
(1,10)	1:A:71:VAL:CA	2:C:3:A:C5'	2	0.11
(1,10)	1:A:71:VAL:CA	2:C:3:A:C6	2	0.11
(1,10)	1:A:71:VAL:CA	2:C:3:A:C8	2	0.11
(1,10)	1:A:71:VAL:CA	2:C:3:A:H1'	2	0.11
(1,10)	1:A:71:VAL:CA	2:C:3:A:H2	2	0.11
(1,10)	1:A:71:VAL:CA	2:C:3:A:H2'	2	0.11
(1,10)	1:A:71:VAL:CA	2:C:3:A:H3'	2	0.11
(1,10)	1:A:71:VAL:CA	2:C:3:A:H4'	2	0.11
(1,10)	1:A:71:VAL:CA	2:C:3:A:H5'	2	0.11
(1,10)	1:A:71:VAL:CA	2:C:3:A:H5''	2	0.11
(1,10)	1:A:71:VAL:CA	2:C:3:A:H61	2	0.11
(1,10)	1:A:71:VAL:CA	2:C:3:A:H62	2	0.11
(1,10)	1:A:71:VAL:CA	2:C:3:A:H8	2	0.11
(1,10)	1:A:71:VAL:CA	2:C:3:A:HO2'	2	0.11
(1,10)	1:A:71:VAL:CA	2:C:3:A:N1	2	0.11

Continued on next page...

Continued from previous page...

Key	Atom-1	Atom-2	Model ID	Violation (Å)
(1,10)	1:A:71:VAL:CA	2:C:3:A:N3	2	0.11
(1,10)	1:A:71:VAL:CA	2:C:3:A:N6	2	0.11
(1,10)	1:A:71:VAL:CA	2:C:3:A:N7	2	0.11
(1,10)	1:A:71:VAL:CA	2:C:3:A:N9	2	0.11
(1,10)	1:A:71:VAL:CA	2:C:3:A:O2'	2	0.11
(1,10)	1:A:71:VAL:CA	2:C:3:A:O3'	2	0.11
(1,10)	1:A:71:VAL:CA	2:C:3:A:O4'	2	0.11
(1,10)	1:A:71:VAL:CA	2:C:3:A:O5'	2	0.11
(1,10)	1:A:71:VAL:CA	2:C:3:A:OP1	2	0.11
(1,10)	1:A:71:VAL:CA	2:C:3:A:OP2	2	0.11
(1,10)	1:A:71:VAL:CA	2:C:3:A:P	2	0.11
(1,10)	1:A:71:VAL:CA	2:C:4:C:C1'	2	0.11
(1,10)	1:A:71:VAL:CA	2:C:4:C:C2	2	0.11
(1,10)	1:A:71:VAL:CA	2:C:4:C:C2'	2	0.11
(1,10)	1:A:71:VAL:CA	2:C:4:C:C3'	2	0.11
(1,10)	1:A:71:VAL:CA	2:C:4:C:C4	2	0.11
(1,10)	1:A:71:VAL:CA	2:C:4:C:C4'	2	0.11
(1,10)	1:A:71:VAL:CA	2:C:4:C:C5	2	0.11
(1,10)	1:A:71:VAL:CA	2:C:4:C:C5'	2	0.11
(1,10)	1:A:71:VAL:CA	2:C:4:C:C6	2	0.11
(1,10)	1:A:71:VAL:CA	2:C:4:C:H1'	2	0.11
(1,10)	1:A:71:VAL:CA	2:C:4:C:H2'	2	0.11
(1,10)	1:A:71:VAL:CA	2:C:4:C:H3'	2	0.11
(1,10)	1:A:71:VAL:CA	2:C:4:C:H4'	2	0.11
(1,10)	1:A:71:VAL:CA	2:C:4:C:H41	2	0.11
(1,10)	1:A:71:VAL:CA	2:C:4:C:H42	2	0.11
(1,10)	1:A:71:VAL:CA	2:C:4:C:H5	2	0.11
(1,10)	1:A:71:VAL:CA	2:C:4:C:H5'	2	0.11
(1,10)	1:A:71:VAL:CA	2:C:4:C:H5''	2	0.11
(1,10)	1:A:71:VAL:CA	2:C:4:C:H6	2	0.11
(1,10)	1:A:71:VAL:CA	2:C:4:C:HO2'	2	0.11
(1,10)	1:A:71:VAL:CA	2:C:4:C:N1	2	0.11
(1,10)	1:A:71:VAL:CA	2:C:4:C:N3	2	0.11
(1,10)	1:A:71:VAL:CA	2:C:4:C:N4	2	0.11
(1,10)	1:A:71:VAL:CA	2:C:4:C:O2	2	0.11
(1,10)	1:A:71:VAL:CA	2:C:4:C:O2'	2	0.11
(1,10)	1:A:71:VAL:CA	2:C:4:C:O3'	2	0.11
(1,10)	1:A:71:VAL:CA	2:C:4:C:O4'	2	0.11
(1,10)	1:A:71:VAL:CA	2:C:4:C:O5'	2	0.11
(1,10)	1:A:71:VAL:CA	2:C:4:C:OP1	2	0.11
(1,10)	1:A:71:VAL:CA	2:C:4:C:OP2	2	0.11
(1,10)	1:A:71:VAL:CA	2:C:4:C:P	2	0.11

Continued on next page...

Continued from previous page...

Key	Atom-1	Atom-2	Model ID	Violation (Å)
(1,10)	1:A:71:VAL:CA	2:C:5:A:C1'	2	0.11
(1,10)	1:A:71:VAL:CA	2:C:5:A:C2	2	0.11
(1,10)	1:A:71:VAL:CA	2:C:5:A:C2'	2	0.11
(1,10)	1:A:71:VAL:CA	2:C:5:A:C3'	2	0.11
(1,10)	1:A:71:VAL:CA	2:C:5:A:C4	2	0.11
(1,10)	1:A:71:VAL:CA	2:C:5:A:C4'	2	0.11
(1,10)	1:A:71:VAL:CA	2:C:5:A:C5	2	0.11
(1,10)	1:A:71:VAL:CA	2:C:5:A:C5'	2	0.11
(1,10)	1:A:71:VAL:CA	2:C:5:A:C6	2	0.11
(1,10)	1:A:71:VAL:CA	2:C:5:A:C8	2	0.11
(1,10)	1:A:71:VAL:CA	2:C:5:A:H1'	2	0.11
(1,10)	1:A:71:VAL:CA	2:C:5:A:H2	2	0.11
(1,10)	1:A:71:VAL:CA	2:C:5:A:H2'	2	0.11
(1,10)	1:A:71:VAL:CA	2:C:5:A:H3'	2	0.11
(1,10)	1:A:71:VAL:CA	2:C:5:A:H4'	2	0.11
(1,10)	1:A:71:VAL:CA	2:C:5:A:H5'	2	0.11
(1,10)	1:A:71:VAL:CA	2:C:5:A:H5''	2	0.11
(1,10)	1:A:71:VAL:CA	2:C:5:A:H61	2	0.11
(1,10)	1:A:71:VAL:CA	2:C:5:A:H62	2	0.11
(1,10)	1:A:71:VAL:CA	2:C:5:A:H8	2	0.11
(1,10)	1:A:71:VAL:CA	2:C:5:A:HO2'	2	0.11
(1,10)	1:A:71:VAL:CA	2:C:5:A:N1	2	0.11
(1,10)	1:A:71:VAL:CA	2:C:5:A:N3	2	0.11
(1,10)	1:A:71:VAL:CA	2:C:5:A:N6	2	0.11
(1,10)	1:A:71:VAL:CA	2:C:5:A:N7	2	0.11
(1,10)	1:A:71:VAL:CA	2:C:5:A:N9	2	0.11
(1,10)	1:A:71:VAL:CA	2:C:5:A:O2'	2	0.11
(1,10)	1:A:71:VAL:CA	2:C:5:A:O3'	2	0.11
(1,10)	1:A:71:VAL:CA	2:C:5:A:O4'	2	0.11
(1,10)	1:A:71:VAL:CA	2:C:5:A:O5'	2	0.11
(1,10)	1:A:71:VAL:CA	2:C:5:A:OP1	2	0.11
(1,10)	1:A:71:VAL:CA	2:C:5:A:OP2	2	0.11
(1,10)	1:A:71:VAL:CA	2:C:5:A:P	2	0.11
(1,10)	1:A:71:VAL:CB	2:C:1:A:C1'	2	0.11
(1,10)	1:A:71:VAL:CB	2:C:1:A:C2	2	0.11
(1,10)	1:A:71:VAL:CB	2:C:1:A:C2'	2	0.11
(1,10)	1:A:71:VAL:CB	2:C:1:A:C3'	2	0.11
(1,10)	1:A:71:VAL:CB	2:C:1:A:C4	2	0.11
(1,10)	1:A:71:VAL:CB	2:C:1:A:C4'	2	0.11
(1,10)	1:A:71:VAL:CB	2:C:1:A:C5	2	0.11
(1,10)	1:A:71:VAL:CB	2:C:1:A:C5'	2	0.11
(1,10)	1:A:71:VAL:CB	2:C:1:A:C6	2	0.11

Continued on next page...

Continued from previous page...

Key	Atom-1	Atom-2	Model ID	Violation (Å)
(1,10)	1:A:71:VAL:CB	2:C:1:A:C8	2	0.11
(1,10)	1:A:71:VAL:CB	2:C:1:A:H1'	2	0.11
(1,10)	1:A:71:VAL:CB	2:C:1:A:H2	2	0.11
(1,10)	1:A:71:VAL:CB	2:C:1:A:H2'	2	0.11
(1,10)	1:A:71:VAL:CB	2:C:1:A:H3'	2	0.11
(1,10)	1:A:71:VAL:CB	2:C:1:A:H4'	2	0.11
(1,10)	1:A:71:VAL:CB	2:C:1:A:H5'	2	0.11
(1,10)	1:A:71:VAL:CB	2:C:1:A:H5''	2	0.11
(1,10)	1:A:71:VAL:CB	2:C:1:A:H61	2	0.11
(1,10)	1:A:71:VAL:CB	2:C:1:A:H62	2	0.11
(1,10)	1:A:71:VAL:CB	2:C:1:A:H8	2	0.11
(1,10)	1:A:71:VAL:CB	2:C:1:A:HO2'	2	0.11
(1,10)	1:A:71:VAL:CB	2:C:1:A:N1	2	0.11
(1,10)	1:A:71:VAL:CB	2:C:1:A:N3	2	0.11
(1,10)	1:A:71:VAL:CB	2:C:1:A:N6	2	0.11
(1,10)	1:A:71:VAL:CB	2:C:1:A:N7	2	0.11
(1,10)	1:A:71:VAL:CB	2:C:1:A:N9	2	0.11
(1,10)	1:A:71:VAL:CB	2:C:1:A:O2'	2	0.11
(1,10)	1:A:71:VAL:CB	2:C:1:A:O3'	2	0.11
(1,10)	1:A:71:VAL:CB	2:C:1:A:O4'	2	0.11
(1,10)	1:A:71:VAL:CB	2:C:1:A:O5'	2	0.11
(1,10)	1:A:71:VAL:CB	2:C:2:U:C1'	2	0.11
(1,10)	1:A:71:VAL:CB	2:C:2:U:C2	2	0.11
(1,10)	1:A:71:VAL:CB	2:C:2:U:C2'	2	0.11
(1,10)	1:A:71:VAL:CB	2:C:2:U:C3'	2	0.11
(1,10)	1:A:71:VAL:CB	2:C:2:U:C4	2	0.11
(1,10)	1:A:71:VAL:CB	2:C:2:U:C4'	2	0.11
(1,10)	1:A:71:VAL:CB	2:C:2:U:C5	2	0.11
(1,10)	1:A:71:VAL:CB	2:C:2:U:C5'	2	0.11
(1,10)	1:A:71:VAL:CB	2:C:2:U:C6	2	0.11
(1,10)	1:A:71:VAL:CB	2:C:2:U:H1'	2	0.11
(1,10)	1:A:71:VAL:CB	2:C:2:U:H2'	2	0.11
(1,10)	1:A:71:VAL:CB	2:C:2:U:H3	2	0.11
(1,10)	1:A:71:VAL:CB	2:C:2:U:H3'	2	0.11
(1,10)	1:A:71:VAL:CB	2:C:2:U:H4'	2	0.11
(1,10)	1:A:71:VAL:CB	2:C:2:U:H5	2	0.11
(1,10)	1:A:71:VAL:CB	2:C:2:U:H5'	2	0.11
(1,10)	1:A:71:VAL:CB	2:C:2:U:H5''	2	0.11
(1,10)	1:A:71:VAL:CB	2:C:2:U:H6	2	0.11
(1,10)	1:A:71:VAL:CB	2:C:2:U:HO2'	2	0.11
(1,10)	1:A:71:VAL:CB	2:C:2:U:N1	2	0.11
(1,10)	1:A:71:VAL:CB	2:C:2:U:N3	2	0.11

Continued on next page...

Continued from previous page...

Key	Atom-1	Atom-2	Model ID	Violation (Å)
(1,10)	1:A:71:VAL:CB	2:C:2:U:O2	2	0.11
(1,10)	1:A:71:VAL:CB	2:C:2:U:O2'	2	0.11
(1,10)	1:A:71:VAL:CB	2:C:2:U:O3'	2	0.11
(1,10)	1:A:71:VAL:CB	2:C:2:U:O4	2	0.11
(1,10)	1:A:71:VAL:CB	2:C:2:U:O4'	2	0.11
(1,10)	1:A:71:VAL:CB	2:C:2:U:O5'	2	0.11
(1,10)	1:A:71:VAL:CB	2:C:2:U:OP1	2	0.11
(1,10)	1:A:71:VAL:CB	2:C:2:U:OP2	2	0.11
(1,10)	1:A:71:VAL:CB	2:C:2:U:P	2	0.11
(1,10)	1:A:71:VAL:CB	2:C:3:A:C1'	2	0.11
(1,10)	1:A:71:VAL:CB	2:C:3:A:C2	2	0.11
(1,10)	1:A:71:VAL:CB	2:C:3:A:C2'	2	0.11
(1,10)	1:A:71:VAL:CB	2:C:3:A:C3'	2	0.11
(1,10)	1:A:71:VAL:CB	2:C:3:A:C4	2	0.11
(1,10)	1:A:71:VAL:CB	2:C:3:A:C4'	2	0.11
(1,10)	1:A:71:VAL:CB	2:C:3:A:C5	2	0.11
(1,10)	1:A:71:VAL:CB	2:C:3:A:C5'	2	0.11
(1,10)	1:A:71:VAL:CB	2:C:3:A:C6	2	0.11
(1,10)	1:A:71:VAL:CB	2:C:3:A:C8	2	0.11
(1,10)	1:A:71:VAL:CB	2:C:3:A:H1'	2	0.11
(1,10)	1:A:71:VAL:CB	2:C:3:A:H2	2	0.11
(1,10)	1:A:71:VAL:CB	2:C:3:A:H2'	2	0.11
(1,10)	1:A:71:VAL:CB	2:C:3:A:H3'	2	0.11
(1,10)	1:A:71:VAL:CB	2:C:3:A:H4'	2	0.11
(1,10)	1:A:71:VAL:CB	2:C:3:A:H5'	2	0.11
(1,10)	1:A:71:VAL:CB	2:C:3:A:H5''	2	0.11
(1,10)	1:A:71:VAL:CB	2:C:3:A:H61	2	0.11
(1,10)	1:A:71:VAL:CB	2:C:3:A:H62	2	0.11
(1,10)	1:A:71:VAL:CB	2:C:3:A:H8	2	0.11
(1,10)	1:A:71:VAL:CB	2:C:3:A:HO2'	2	0.11
(1,10)	1:A:71:VAL:CB	2:C:3:A:N1	2	0.11
(1,10)	1:A:71:VAL:CB	2:C:3:A:N3	2	0.11
(1,10)	1:A:71:VAL:CB	2:C:3:A:N6	2	0.11
(1,10)	1:A:71:VAL:CB	2:C:3:A:N7	2	0.11
(1,10)	1:A:71:VAL:CB	2:C:3:A:N9	2	0.11
(1,10)	1:A:71:VAL:CB	2:C:3:A:O2'	2	0.11
(1,10)	1:A:71:VAL:CB	2:C:3:A:O3'	2	0.11
(1,10)	1:A:71:VAL:CB	2:C:3:A:O4'	2	0.11
(1,10)	1:A:71:VAL:CB	2:C:3:A:O5'	2	0.11
(1,10)	1:A:71:VAL:CB	2:C:3:A:OP1	2	0.11
(1,10)	1:A:71:VAL:CB	2:C:3:A:OP2	2	0.11
(1,10)	1:A:71:VAL:CB	2:C:3:A:P	2	0.11

Continued on next page...

Continued from previous page...

Key	Atom-1	Atom-2	Model ID	Violation (Å)
(1,10)	1:A:71:VAL:CB	2:C:4:C:C1'	2	0.11
(1,10)	1:A:71:VAL:CB	2:C:4:C:C2	2	0.11
(1,10)	1:A:71:VAL:CB	2:C:4:C:C2'	2	0.11
(1,10)	1:A:71:VAL:CB	2:C:4:C:C3'	2	0.11
(1,10)	1:A:71:VAL:CB	2:C:4:C:C4	2	0.11
(1,10)	1:A:71:VAL:CB	2:C:4:C:C4'	2	0.11
(1,10)	1:A:71:VAL:CB	2:C:4:C:C5	2	0.11
(1,10)	1:A:71:VAL:CB	2:C:4:C:C5'	2	0.11
(1,10)	1:A:71:VAL:CB	2:C:4:C:C6	2	0.11
(1,10)	1:A:71:VAL:CB	2:C:4:C:H1'	2	0.11
(1,10)	1:A:71:VAL:CB	2:C:4:C:H2'	2	0.11
(1,10)	1:A:71:VAL:CB	2:C:4:C:H3'	2	0.11
(1,10)	1:A:71:VAL:CB	2:C:4:C:H4'	2	0.11
(1,10)	1:A:71:VAL:CB	2:C:4:C:H41	2	0.11
(1,10)	1:A:71:VAL:CB	2:C:4:C:H42	2	0.11
(1,10)	1:A:71:VAL:CB	2:C:4:C:H5	2	0.11
(1,10)	1:A:71:VAL:CB	2:C:4:C:H5'	2	0.11
(1,10)	1:A:71:VAL:CB	2:C:4:C:H5''	2	0.11
(1,10)	1:A:71:VAL:CB	2:C:4:C:H6	2	0.11
(1,10)	1:A:71:VAL:CB	2:C:4:C:HO2'	2	0.11
(1,10)	1:A:71:VAL:CB	2:C:4:C:N1	2	0.11
(1,10)	1:A:71:VAL:CB	2:C:4:C:N3	2	0.11
(1,10)	1:A:71:VAL:CB	2:C:4:C:N4	2	0.11
(1,10)	1:A:71:VAL:CB	2:C:4:C:O2	2	0.11
(1,10)	1:A:71:VAL:CB	2:C:4:C:O2'	2	0.11
(1,10)	1:A:71:VAL:CB	2:C:4:C:O3'	2	0.11
(1,10)	1:A:71:VAL:CB	2:C:4:C:O4'	2	0.11
(1,10)	1:A:71:VAL:CB	2:C:4:C:O5'	2	0.11
(1,10)	1:A:71:VAL:CB	2:C:4:C:OP1	2	0.11
(1,10)	1:A:71:VAL:CB	2:C:4:C:OP2	2	0.11
(1,10)	1:A:71:VAL:CB	2:C:4:C:P	2	0.11
(1,10)	1:A:71:VAL:CB	2:C:5:A:C1'	2	0.11
(1,10)	1:A:71:VAL:CB	2:C:5:A:C2	2	0.11
(1,10)	1:A:71:VAL:CB	2:C:5:A:C2'	2	0.11
(1,10)	1:A:71:VAL:CB	2:C:5:A:C3'	2	0.11
(1,10)	1:A:71:VAL:CB	2:C:5:A:C4	2	0.11
(1,10)	1:A:71:VAL:CB	2:C:5:A:C4'	2	0.11
(1,10)	1:A:71:VAL:CB	2:C:5:A:C5	2	0.11
(1,10)	1:A:71:VAL:CB	2:C:5:A:C5'	2	0.11
(1,10)	1:A:71:VAL:CB	2:C:5:A:C6	2	0.11
(1,10)	1:A:71:VAL:CB	2:C:5:A:C8	2	0.11
(1,10)	1:A:71:VAL:CB	2:C:5:A:H1'	2	0.11

Continued on next page...

Continued from previous page...

Key	Atom-1	Atom-2	Model ID	Violation (Å)
(1,10)	1:A:71:VAL:CB	2:C:5:A:H2	2	0.11
(1,10)	1:A:71:VAL:CB	2:C:5:A:H2'	2	0.11
(1,10)	1:A:71:VAL:CB	2:C:5:A:H3'	2	0.11
(1,10)	1:A:71:VAL:CB	2:C:5:A:H4'	2	0.11
(1,10)	1:A:71:VAL:CB	2:C:5:A:H5'	2	0.11
(1,10)	1:A:71:VAL:CB	2:C:5:A:H5''	2	0.11
(1,10)	1:A:71:VAL:CB	2:C:5:A:H61	2	0.11
(1,10)	1:A:71:VAL:CB	2:C:5:A:H62	2	0.11
(1,10)	1:A:71:VAL:CB	2:C:5:A:H8	2	0.11
(1,10)	1:A:71:VAL:CB	2:C:5:A:HO2'	2	0.11
(1,10)	1:A:71:VAL:CB	2:C:5:A:N1	2	0.11
(1,10)	1:A:71:VAL:CB	2:C:5:A:N3	2	0.11
(1,10)	1:A:71:VAL:CB	2:C:5:A:N6	2	0.11
(1,10)	1:A:71:VAL:CB	2:C:5:A:N7	2	0.11
(1,10)	1:A:71:VAL:CB	2:C:5:A:N9	2	0.11
(1,10)	1:A:71:VAL:CB	2:C:5:A:O2'	2	0.11
(1,10)	1:A:71:VAL:CB	2:C:5:A:O3'	2	0.11
(1,10)	1:A:71:VAL:CB	2:C:5:A:O4'	2	0.11
(1,10)	1:A:71:VAL:CB	2:C:5:A:O5'	2	0.11
(1,10)	1:A:71:VAL:CB	2:C:5:A:OP1	2	0.11
(1,10)	1:A:71:VAL:CB	2:C:5:A:OP2	2	0.11
(1,10)	1:A:71:VAL:CB	2:C:5:A:P	2	0.11
(1,10)	1:A:71:VAL:CG1	2:C:1:A:C1'	2	0.11
(1,10)	1:A:71:VAL:CG1	2:C:1:A:C2	2	0.11
(1,10)	1:A:71:VAL:CG1	2:C:1:A:C2'	2	0.11
(1,10)	1:A:71:VAL:CG1	2:C:1:A:C3'	2	0.11
(1,10)	1:A:71:VAL:CG1	2:C:1:A:C4	2	0.11
(1,10)	1:A:71:VAL:CG1	2:C:1:A:C4'	2	0.11
(1,10)	1:A:71:VAL:CG1	2:C:1:A:C5	2	0.11
(1,10)	1:A:71:VAL:CG1	2:C:1:A:C5'	2	0.11
(1,10)	1:A:71:VAL:CG1	2:C:1:A:C6	2	0.11
(1,10)	1:A:71:VAL:CG1	2:C:1:A:C8	2	0.11
(1,10)	1:A:71:VAL:CG1	2:C:1:A:H1'	2	0.11
(1,10)	1:A:71:VAL:CG1	2:C:1:A:H2	2	0.11
(1,10)	1:A:71:VAL:CG1	2:C:1:A:H2'	2	0.11
(1,10)	1:A:71:VAL:CG1	2:C:1:A:H3'	2	0.11
(1,10)	1:A:71:VAL:CG1	2:C:1:A:H4'	2	0.11
(1,10)	1:A:71:VAL:CG1	2:C:1:A:H5'	2	0.11
(1,10)	1:A:71:VAL:CG1	2:C:1:A:H5''	2	0.11
(1,10)	1:A:71:VAL:CG1	2:C:1:A:H61	2	0.11
(1,10)	1:A:71:VAL:CG1	2:C:1:A:H62	2	0.11
(1,10)	1:A:71:VAL:CG1	2:C:1:A:H8	2	0.11

Continued on next page...

Continued from previous page...

Key	Atom-1	Atom-2	Model ID	Violation (Å)
(1,10)	1:A:71:VAL:CG1	2:C:1:A:HO2'	2	0.11
(1,10)	1:A:71:VAL:CG1	2:C:1:A:N1	2	0.11
(1,10)	1:A:71:VAL:CG1	2:C:1:A:N3	2	0.11
(1,10)	1:A:71:VAL:CG1	2:C:1:A:N6	2	0.11
(1,10)	1:A:71:VAL:CG1	2:C:1:A:N7	2	0.11
(1,10)	1:A:71:VAL:CG1	2:C:1:A:N9	2	0.11
(1,10)	1:A:71:VAL:CG1	2:C:1:A:O2'	2	0.11
(1,10)	1:A:71:VAL:CG1	2:C:1:A:O3'	2	0.11
(1,10)	1:A:71:VAL:CG1	2:C:1:A:O4'	2	0.11
(1,10)	1:A:71:VAL:CG1	2:C:1:A:O5'	2	0.11
(1,10)	1:A:71:VAL:CG1	2:C:2:U:C1'	2	0.11
(1,10)	1:A:71:VAL:CG1	2:C:2:U:C2	2	0.11
(1,10)	1:A:71:VAL:CG1	2:C:2:U:C2'	2	0.11
(1,10)	1:A:71:VAL:CG1	2:C:2:U:C3'	2	0.11
(1,10)	1:A:71:VAL:CG1	2:C:2:U:C4	2	0.11
(1,10)	1:A:71:VAL:CG1	2:C:2:U:C4'	2	0.11
(1,10)	1:A:71:VAL:CG1	2:C:2:U:C5	2	0.11
(1,10)	1:A:71:VAL:CG1	2:C:2:U:C5'	2	0.11
(1,10)	1:A:71:VAL:CG1	2:C:2:U:C6	2	0.11
(1,10)	1:A:71:VAL:CG1	2:C:2:U:H1'	2	0.11
(1,10)	1:A:71:VAL:CG1	2:C:2:U:H2'	2	0.11
(1,10)	1:A:71:VAL:CG1	2:C:2:U:H3	2	0.11
(1,10)	1:A:71:VAL:CG1	2:C:2:U:H3'	2	0.11
(1,10)	1:A:71:VAL:CG1	2:C:2:U:H4'	2	0.11
(1,10)	1:A:71:VAL:CG1	2:C:2:U:H5	2	0.11
(1,10)	1:A:71:VAL:CG1	2:C:2:U:H5'	2	0.11
(1,10)	1:A:71:VAL:CG1	2:C:2:U:H5''	2	0.11
(1,10)	1:A:71:VAL:CG1	2:C:2:U:H6	2	0.11
(1,10)	1:A:71:VAL:CG1	2:C:2:U:HO2'	2	0.11
(1,10)	1:A:71:VAL:CG1	2:C:2:U:N1	2	0.11
(1,10)	1:A:71:VAL:CG1	2:C:2:U:N3	2	0.11
(1,10)	1:A:71:VAL:CG1	2:C:2:U:O2	2	0.11
(1,10)	1:A:71:VAL:CG1	2:C:2:U:O2'	2	0.11
(1,10)	1:A:71:VAL:CG1	2:C:2:U:O3'	2	0.11
(1,10)	1:A:71:VAL:CG1	2:C:2:U:O4	2	0.11
(1,10)	1:A:71:VAL:CG1	2:C:2:U:O4'	2	0.11
(1,10)	1:A:71:VAL:CG1	2:C:2:U:O5'	2	0.11
(1,10)	1:A:71:VAL:CG1	2:C:2:U:OP1	2	0.11
(1,10)	1:A:71:VAL:CG1	2:C:2:U:OP2	2	0.11
(1,10)	1:A:71:VAL:CG1	2:C:2:U:P	2	0.11
(1,10)	1:A:71:VAL:CG1	2:C:3:A:C1'	2	0.11
(1,10)	1:A:71:VAL:CG1	2:C:3:A:C2	2	0.11

Continued on next page...

Continued from previous page...

Key	Atom-1	Atom-2	Model ID	Violation (Å)
(1,10)	1:A:71:VAL:CG1	2:C:3:A:C2'	2	0.11
(1,10)	1:A:71:VAL:CG1	2:C:3:A:C3'	2	0.11
(1,10)	1:A:71:VAL:CG1	2:C:3:A:C4	2	0.11
(1,10)	1:A:71:VAL:CG1	2:C:3:A:C4'	2	0.11
(1,10)	1:A:71:VAL:CG1	2:C:3:A:C5	2	0.11
(1,10)	1:A:71:VAL:CG1	2:C:3:A:C5'	2	0.11
(1,10)	1:A:71:VAL:CG1	2:C:3:A:C6	2	0.11
(1,10)	1:A:71:VAL:CG1	2:C:3:A:C8	2	0.11
(1,10)	1:A:71:VAL:CG1	2:C:3:A:H1'	2	0.11
(1,10)	1:A:71:VAL:CG1	2:C:3:A:H2	2	0.11
(1,10)	1:A:71:VAL:CG1	2:C:3:A:H2'	2	0.11
(1,10)	1:A:71:VAL:CG1	2:C:3:A:H3'	2	0.11
(1,10)	1:A:71:VAL:CG1	2:C:3:A:H4'	2	0.11
(1,10)	1:A:71:VAL:CG1	2:C:3:A:H5'	2	0.11
(1,10)	1:A:71:VAL:CG1	2:C:3:A:H5''	2	0.11
(1,10)	1:A:71:VAL:CG1	2:C:3:A:H61	2	0.11
(1,10)	1:A:71:VAL:CG1	2:C:3:A:H62	2	0.11
(1,10)	1:A:71:VAL:CG1	2:C:3:A:H8	2	0.11
(1,10)	1:A:71:VAL:CG1	2:C:3:A:HO2'	2	0.11
(1,10)	1:A:71:VAL:CG1	2:C:3:A:N1	2	0.11
(1,10)	1:A:71:VAL:CG1	2:C:3:A:N3	2	0.11
(1,10)	1:A:71:VAL:CG1	2:C:3:A:N6	2	0.11
(1,10)	1:A:71:VAL:CG1	2:C:3:A:N7	2	0.11
(1,10)	1:A:71:VAL:CG1	2:C:3:A:N9	2	0.11
(1,10)	1:A:71:VAL:CG1	2:C:3:A:O2'	2	0.11
(1,10)	1:A:71:VAL:CG1	2:C:3:A:O3'	2	0.11
(1,10)	1:A:71:VAL:CG1	2:C:3:A:O4'	2	0.11
(1,10)	1:A:71:VAL:CG1	2:C:3:A:O5'	2	0.11
(1,10)	1:A:71:VAL:CG1	2:C:3:A:OP1	2	0.11
(1,10)	1:A:71:VAL:CG1	2:C:3:A:OP2	2	0.11
(1,10)	1:A:71:VAL:CG1	2:C:3:A:P	2	0.11
(1,10)	1:A:71:VAL:CG1	2:C:4:C:C1'	2	0.11
(1,10)	1:A:71:VAL:CG1	2:C:4:C:C2	2	0.11
(1,10)	1:A:71:VAL:CG1	2:C:4:C:C2'	2	0.11
(1,10)	1:A:71:VAL:CG1	2:C:4:C:C3'	2	0.11
(1,10)	1:A:71:VAL:CG1	2:C:4:C:C4	2	0.11
(1,10)	1:A:71:VAL:CG1	2:C:4:C:C4'	2	0.11
(1,10)	1:A:71:VAL:CG1	2:C:4:C:C5	2	0.11
(1,10)	1:A:71:VAL:CG1	2:C:4:C:C5'	2	0.11
(1,10)	1:A:71:VAL:CG1	2:C:4:C:C6	2	0.11
(1,10)	1:A:71:VAL:CG1	2:C:4:C:H1'	2	0.11
(1,10)	1:A:71:VAL:CG1	2:C:4:C:H2'	2	0.11

Continued on next page...

Continued from previous page...

Key	Atom-1	Atom-2	Model ID	Violation (Å)
(1,10)	1:A:71:VAL:CG1	2:C:4:C:H3'	2	0.11
(1,10)	1:A:71:VAL:CG1	2:C:4:C:H4'	2	0.11
(1,10)	1:A:71:VAL:CG1	2:C:4:C:H41	2	0.11
(1,10)	1:A:71:VAL:CG1	2:C:4:C:H42	2	0.11
(1,10)	1:A:71:VAL:CG1	2:C:4:C:H5	2	0.11
(1,10)	1:A:71:VAL:CG1	2:C:4:C:H5'	2	0.11
(1,10)	1:A:71:VAL:CG1	2:C:4:C:H5''	2	0.11
(1,10)	1:A:71:VAL:CG1	2:C:4:C:H6	2	0.11
(1,10)	1:A:71:VAL:CG1	2:C:4:C:HO2'	2	0.11
(1,10)	1:A:71:VAL:CG1	2:C:4:C:N1	2	0.11
(1,10)	1:A:71:VAL:CG1	2:C:4:C:N3	2	0.11
(1,10)	1:A:71:VAL:CG1	2:C:4:C:N4	2	0.11
(1,10)	1:A:71:VAL:CG1	2:C:4:C:O2	2	0.11
(1,10)	1:A:71:VAL:CG1	2:C:4:C:O2'	2	0.11
(1,10)	1:A:71:VAL:CG1	2:C:4:C:O3'	2	0.11
(1,10)	1:A:71:VAL:CG1	2:C:4:C:O4'	2	0.11
(1,10)	1:A:71:VAL:CG1	2:C:4:C:O5'	2	0.11
(1,10)	1:A:71:VAL:CG1	2:C:4:C:OP1	2	0.11
(1,10)	1:A:71:VAL:CG1	2:C:4:C:OP2	2	0.11
(1,10)	1:A:71:VAL:CG1	2:C:4:C:P	2	0.11
(1,10)	1:A:71:VAL:CG1	2:C:5:A:C1'	2	0.11
(1,10)	1:A:71:VAL:CG1	2:C:5:A:C2	2	0.11
(1,10)	1:A:71:VAL:CG1	2:C:5:A:C2'	2	0.11
(1,10)	1:A:71:VAL:CG1	2:C:5:A:C3'	2	0.11
(1,10)	1:A:71:VAL:CG1	2:C:5:A:C4	2	0.11
(1,10)	1:A:71:VAL:CG1	2:C:5:A:C4'	2	0.11
(1,10)	1:A:71:VAL:CG1	2:C:5:A:C5	2	0.11
(1,10)	1:A:71:VAL:CG1	2:C:5:A:C5'	2	0.11
(1,10)	1:A:71:VAL:CG1	2:C:5:A:C6	2	0.11
(1,10)	1:A:71:VAL:CG1	2:C:5:A:C8	2	0.11
(1,10)	1:A:71:VAL:CG1	2:C:5:A:H1'	2	0.11
(1,10)	1:A:71:VAL:CG1	2:C:5:A:H2	2	0.11
(1,10)	1:A:71:VAL:CG1	2:C:5:A:H2'	2	0.11
(1,10)	1:A:71:VAL:CG1	2:C:5:A:H3'	2	0.11
(1,10)	1:A:71:VAL:CG1	2:C:5:A:H4'	2	0.11
(1,10)	1:A:71:VAL:CG1	2:C:5:A:H5'	2	0.11
(1,10)	1:A:71:VAL:CG1	2:C:5:A:H5''	2	0.11
(1,10)	1:A:71:VAL:CG1	2:C:5:A:H61	2	0.11
(1,10)	1:A:71:VAL:CG1	2:C:5:A:H62	2	0.11
(1,10)	1:A:71:VAL:CG1	2:C:5:A:H8	2	0.11
(1,10)	1:A:71:VAL:CG1	2:C:5:A:HO2'	2	0.11
(1,10)	1:A:71:VAL:CG1	2:C:5:A:N1	2	0.11

Continued on next page...

Continued from previous page...

Key	Atom-1	Atom-2	Model ID	Violation (Å)
(1,10)	1:A:71:VAL:CG1	2:C:5:A:N3	2	0.11
(1,10)	1:A:71:VAL:CG1	2:C:5:A:N6	2	0.11
(1,10)	1:A:71:VAL:CG1	2:C:5:A:N7	2	0.11
(1,10)	1:A:71:VAL:CG1	2:C:5:A:N9	2	0.11
(1,10)	1:A:71:VAL:CG1	2:C:5:A:O2'	2	0.11
(1,10)	1:A:71:VAL:CG1	2:C:5:A:O3'	2	0.11
(1,10)	1:A:71:VAL:CG1	2:C:5:A:O4'	2	0.11
(1,10)	1:A:71:VAL:CG1	2:C:5:A:O5'	2	0.11
(1,10)	1:A:71:VAL:CG1	2:C:5:A:OP1	2	0.11
(1,10)	1:A:71:VAL:CG1	2:C:5:A:OP2	2	0.11
(1,10)	1:A:71:VAL:CG1	2:C:5:A:P	2	0.11
(1,10)	1:A:71:VAL:CG2	2:C:1:A:C1'	2	0.11
(1,10)	1:A:71:VAL:CG2	2:C:1:A:C2	2	0.11
(1,10)	1:A:71:VAL:CG2	2:C:1:A:C2'	2	0.11
(1,10)	1:A:71:VAL:CG2	2:C:1:A:C3'	2	0.11
(1,10)	1:A:71:VAL:CG2	2:C:1:A:C4	2	0.11
(1,10)	1:A:71:VAL:CG2	2:C:1:A:C4'	2	0.11
(1,10)	1:A:71:VAL:CG2	2:C:1:A:C5	2	0.11
(1,10)	1:A:71:VAL:CG2	2:C:1:A:C5'	2	0.11
(1,10)	1:A:71:VAL:CG2	2:C:1:A:C6	2	0.11
(1,10)	1:A:71:VAL:CG2	2:C:1:A:C8	2	0.11
(1,10)	1:A:71:VAL:CG2	2:C:1:A:H1'	2	0.11
(1,10)	1:A:71:VAL:CG2	2:C:1:A:H2	2	0.11
(1,10)	1:A:71:VAL:CG2	2:C:1:A:H2'	2	0.11
(1,10)	1:A:71:VAL:CG2	2:C:1:A:H3'	2	0.11
(1,10)	1:A:71:VAL:CG2	2:C:1:A:H4'	2	0.11
(1,10)	1:A:71:VAL:CG2	2:C:1:A:H5'	2	0.11
(1,10)	1:A:71:VAL:CG2	2:C:1:A:H5''	2	0.11
(1,10)	1:A:71:VAL:CG2	2:C:1:A:H61	2	0.11
(1,10)	1:A:71:VAL:CG2	2:C:1:A:H62	2	0.11
(1,10)	1:A:71:VAL:CG2	2:C:1:A:H8	2	0.11
(1,10)	1:A:71:VAL:CG2	2:C:1:A:HO2'	2	0.11
(1,10)	1:A:71:VAL:CG2	2:C:1:A:N1	2	0.11
(1,10)	1:A:71:VAL:CG2	2:C:1:A:N3	2	0.11
(1,10)	1:A:71:VAL:CG2	2:C:1:A:N6	2	0.11
(1,10)	1:A:71:VAL:CG2	2:C:1:A:N7	2	0.11
(1,10)	1:A:71:VAL:CG2	2:C:1:A:N9	2	0.11
(1,10)	1:A:71:VAL:CG2	2:C:1:A:O2'	2	0.11
(1,10)	1:A:71:VAL:CG2	2:C:1:A:O3'	2	0.11
(1,10)	1:A:71:VAL:CG2	2:C:1:A:O4'	2	0.11
(1,10)	1:A:71:VAL:CG2	2:C:1:A:O5'	2	0.11
(1,10)	1:A:71:VAL:CG2	2:C:2:U:C1'	2	0.11

Continued on next page...

Continued from previous page...

Key	Atom-1	Atom-2	Model ID	Violation (Å)
(1,10)	1:A:71:VAL:CG2	2:C:2:U:C2	2	0.11
(1,10)	1:A:71:VAL:CG2	2:C:2:U:C2'	2	0.11
(1,10)	1:A:71:VAL:CG2	2:C:2:U:C3'	2	0.11
(1,10)	1:A:71:VAL:CG2	2:C:2:U:C4	2	0.11
(1,10)	1:A:71:VAL:CG2	2:C:2:U:C4'	2	0.11
(1,10)	1:A:71:VAL:CG2	2:C:2:U:C5	2	0.11
(1,10)	1:A:71:VAL:CG2	2:C:2:U:C5'	2	0.11
(1,10)	1:A:71:VAL:CG2	2:C:2:U:C6	2	0.11
(1,10)	1:A:71:VAL:CG2	2:C:2:U:H1'	2	0.11
(1,10)	1:A:71:VAL:CG2	2:C:2:U:H2'	2	0.11
(1,10)	1:A:71:VAL:CG2	2:C:2:U:H3	2	0.11
(1,10)	1:A:71:VAL:CG2	2:C:2:U:H3'	2	0.11
(1,10)	1:A:71:VAL:CG2	2:C:2:U:H4'	2	0.11
(1,10)	1:A:71:VAL:CG2	2:C:2:U:H5	2	0.11
(1,10)	1:A:71:VAL:CG2	2:C:2:U:H5'	2	0.11
(1,10)	1:A:71:VAL:CG2	2:C:2:U:H5''	2	0.11
(1,10)	1:A:71:VAL:CG2	2:C:2:U:H6	2	0.11
(1,10)	1:A:71:VAL:CG2	2:C:2:U:HO2'	2	0.11
(1,10)	1:A:71:VAL:CG2	2:C:2:U:N1	2	0.11
(1,10)	1:A:71:VAL:CG2	2:C:2:U:N3	2	0.11
(1,10)	1:A:71:VAL:CG2	2:C:2:U:O2	2	0.11
(1,10)	1:A:71:VAL:CG2	2:C:2:U:O2'	2	0.11
(1,10)	1:A:71:VAL:CG2	2:C:2:U:O3'	2	0.11
(1,10)	1:A:71:VAL:CG2	2:C:2:U:O4	2	0.11
(1,10)	1:A:71:VAL:CG2	2:C:2:U:O4'	2	0.11
(1,10)	1:A:71:VAL:CG2	2:C:2:U:O5'	2	0.11
(1,10)	1:A:71:VAL:CG2	2:C:2:U:OP1	2	0.11
(1,10)	1:A:71:VAL:CG2	2:C:2:U:OP2	2	0.11
(1,10)	1:A:71:VAL:CG2	2:C:2:U:P	2	0.11
(1,10)	1:A:71:VAL:CG2	2:C:3:A:C1'	2	0.11
(1,10)	1:A:71:VAL:CG2	2:C:3:A:C2	2	0.11
(1,10)	1:A:71:VAL:CG2	2:C:3:A:C2'	2	0.11
(1,10)	1:A:71:VAL:CG2	2:C:3:A:C3'	2	0.11
(1,10)	1:A:71:VAL:CG2	2:C:3:A:C4	2	0.11
(1,10)	1:A:71:VAL:CG2	2:C:3:A:C4'	2	0.11
(1,10)	1:A:71:VAL:CG2	2:C:3:A:C5	2	0.11
(1,10)	1:A:71:VAL:CG2	2:C:3:A:C5'	2	0.11
(1,10)	1:A:71:VAL:CG2	2:C:3:A:C6	2	0.11
(1,10)	1:A:71:VAL:CG2	2:C:3:A:C8	2	0.11
(1,10)	1:A:71:VAL:CG2	2:C:3:A:H1'	2	0.11
(1,10)	1:A:71:VAL:CG2	2:C:3:A:H2	2	0.11
(1,10)	1:A:71:VAL:CG2	2:C:3:A:H2'	2	0.11

Continued on next page...

Continued from previous page...

Key	Atom-1	Atom-2	Model ID	Violation (Å)
(1,10)	1:A:71:VAL:CG2	2:C:3:A:H3'	2	0.11
(1,10)	1:A:71:VAL:CG2	2:C:3:A:H4'	2	0.11
(1,10)	1:A:71:VAL:CG2	2:C:3:A:H5'	2	0.11
(1,10)	1:A:71:VAL:CG2	2:C:3:A:H5''	2	0.11
(1,10)	1:A:71:VAL:CG2	2:C:3:A:H61	2	0.11
(1,10)	1:A:71:VAL:CG2	2:C:3:A:H62	2	0.11
(1,10)	1:A:71:VAL:CG2	2:C:3:A:H8	2	0.11
(1,10)	1:A:71:VAL:CG2	2:C:3:A:HO2'	2	0.11
(1,10)	1:A:71:VAL:CG2	2:C:3:A:N1	2	0.11
(1,10)	1:A:71:VAL:CG2	2:C:3:A:N3	2	0.11
(1,10)	1:A:71:VAL:CG2	2:C:3:A:N6	2	0.11
(1,10)	1:A:71:VAL:CG2	2:C:3:A:N7	2	0.11
(1,10)	1:A:71:VAL:CG2	2:C:3:A:N9	2	0.11
(1,10)	1:A:71:VAL:CG2	2:C:3:A:O2'	2	0.11
(1,10)	1:A:71:VAL:CG2	2:C:3:A:O3'	2	0.11
(1,10)	1:A:71:VAL:CG2	2:C:3:A:O4'	2	0.11
(1,10)	1:A:71:VAL:CG2	2:C:3:A:O5'	2	0.11
(1,10)	1:A:71:VAL:CG2	2:C:3:A:OP1	2	0.11
(1,10)	1:A:71:VAL:CG2	2:C:3:A:OP2	2	0.11
(1,10)	1:A:71:VAL:CG2	2:C:3:A:P	2	0.11
(1,10)	1:A:71:VAL:CG2	2:C:4:C:C1'	2	0.11
(1,10)	1:A:71:VAL:CG2	2:C:4:C:C2	2	0.11
(1,10)	1:A:71:VAL:CG2	2:C:4:C:C2'	2	0.11
(1,10)	1:A:71:VAL:CG2	2:C:4:C:C3'	2	0.11
(1,10)	1:A:71:VAL:CG2	2:C:4:C:C4	2	0.11
(1,10)	1:A:71:VAL:CG2	2:C:4:C:C4'	2	0.11
(1,10)	1:A:71:VAL:CG2	2:C:4:C:C5	2	0.11
(1,10)	1:A:71:VAL:CG2	2:C:4:C:C5'	2	0.11
(1,10)	1:A:71:VAL:CG2	2:C:4:C:C6	2	0.11
(1,10)	1:A:71:VAL:CG2	2:C:4:C:H1'	2	0.11
(1,10)	1:A:71:VAL:CG2	2:C:4:C:H2'	2	0.11
(1,10)	1:A:71:VAL:CG2	2:C:4:C:H3'	2	0.11
(1,10)	1:A:71:VAL:CG2	2:C:4:C:H4'	2	0.11
(1,10)	1:A:71:VAL:CG2	2:C:4:C:H41	2	0.11
(1,10)	1:A:71:VAL:CG2	2:C:4:C:H42	2	0.11
(1,10)	1:A:71:VAL:CG2	2:C:4:C:H5	2	0.11
(1,10)	1:A:71:VAL:CG2	2:C:4:C:H5'	2	0.11
(1,10)	1:A:71:VAL:CG2	2:C:4:C:H5''	2	0.11
(1,10)	1:A:71:VAL:CG2	2:C:4:C:H6	2	0.11
(1,10)	1:A:71:VAL:CG2	2:C:4:C:HO2'	2	0.11
(1,10)	1:A:71:VAL:CG2	2:C:4:C:N1	2	0.11
(1,10)	1:A:71:VAL:CG2	2:C:4:C:N3	2	0.11

Continued on next page...

Continued from previous page...

Key	Atom-1	Atom-2	Model ID	Violation (Å)
(1,10)	1:A:71:VAL:CG2	2:C:4:C:N4	2	0.11
(1,10)	1:A:71:VAL:CG2	2:C:4:C:O2	2	0.11
(1,10)	1:A:71:VAL:CG2	2:C:4:C:O2'	2	0.11
(1,10)	1:A:71:VAL:CG2	2:C:4:C:O3'	2	0.11
(1,10)	1:A:71:VAL:CG2	2:C:4:C:O4'	2	0.11
(1,10)	1:A:71:VAL:CG2	2:C:4:C:O5'	2	0.11
(1,10)	1:A:71:VAL:CG2	2:C:4:C:OP1	2	0.11
(1,10)	1:A:71:VAL:CG2	2:C:4:C:OP2	2	0.11
(1,10)	1:A:71:VAL:CG2	2:C:4:C:P	2	0.11
(1,10)	1:A:71:VAL:CG2	2:C:5:A:C1'	2	0.11
(1,10)	1:A:71:VAL:CG2	2:C:5:A:C2	2	0.11
(1,10)	1:A:71:VAL:CG2	2:C:5:A:C2'	2	0.11
(1,10)	1:A:71:VAL:CG2	2:C:5:A:C3'	2	0.11
(1,10)	1:A:71:VAL:CG2	2:C:5:A:C4	2	0.11
(1,10)	1:A:71:VAL:CG2	2:C:5:A:C4'	2	0.11
(1,10)	1:A:71:VAL:CG2	2:C:5:A:C5	2	0.11
(1,10)	1:A:71:VAL:CG2	2:C:5:A:C5'	2	0.11
(1,10)	1:A:71:VAL:CG2	2:C:5:A:C6	2	0.11
(1,10)	1:A:71:VAL:CG2	2:C:5:A:C8	2	0.11
(1,10)	1:A:71:VAL:CG2	2:C:5:A:H1'	2	0.11
(1,10)	1:A:71:VAL:CG2	2:C:5:A:H2	2	0.11
(1,10)	1:A:71:VAL:CG2	2:C:5:A:H2'	2	0.11
(1,10)	1:A:71:VAL:CG2	2:C:5:A:H3'	2	0.11
(1,10)	1:A:71:VAL:CG2	2:C:5:A:H4'	2	0.11
(1,10)	1:A:71:VAL:CG2	2:C:5:A:H5'	2	0.11
(1,10)	1:A:71:VAL:CG2	2:C:5:A:H5''	2	0.11
(1,10)	1:A:71:VAL:CG2	2:C:5:A:H61	2	0.11
(1,10)	1:A:71:VAL:CG2	2:C:5:A:H62	2	0.11
(1,10)	1:A:71:VAL:CG2	2:C:5:A:H8	2	0.11
(1,10)	1:A:71:VAL:CG2	2:C:5:A:HO2'	2	0.11
(1,10)	1:A:71:VAL:CG2	2:C:5:A:N1	2	0.11
(1,10)	1:A:71:VAL:CG2	2:C:5:A:N3	2	0.11
(1,10)	1:A:71:VAL:CG2	2:C:5:A:N6	2	0.11
(1,10)	1:A:71:VAL:CG2	2:C:5:A:N7	2	0.11
(1,10)	1:A:71:VAL:CG2	2:C:5:A:N9	2	0.11
(1,10)	1:A:71:VAL:CG2	2:C:5:A:O2'	2	0.11
(1,10)	1:A:71:VAL:CG2	2:C:5:A:O3'	2	0.11
(1,10)	1:A:71:VAL:CG2	2:C:5:A:O4'	2	0.11
(1,10)	1:A:71:VAL:CG2	2:C:5:A:O5'	2	0.11
(1,10)	1:A:71:VAL:CG2	2:C:5:A:OP1	2	0.11
(1,10)	1:A:71:VAL:CG2	2:C:5:A:OP2	2	0.11
(1,10)	1:A:71:VAL:CG2	2:C:5:A:P	2	0.11

Continued on next page...

Continued from previous page...

Key	Atom-1	Atom-2	Model ID	Violation (Å)
(1,10)	1:A:71:VAL:H	2:C:1:A:C1'	2	0.11
(1,10)	1:A:71:VAL:H	2:C:1:A:C2	2	0.11
(1,10)	1:A:71:VAL:H	2:C:1:A:C2'	2	0.11
(1,10)	1:A:71:VAL:H	2:C:1:A:C3'	2	0.11
(1,10)	1:A:71:VAL:H	2:C:1:A:C4	2	0.11
(1,10)	1:A:71:VAL:H	2:C:1:A:C4'	2	0.11
(1,10)	1:A:71:VAL:H	2:C:1:A:C5	2	0.11
(1,10)	1:A:71:VAL:H	2:C:1:A:C5'	2	0.11
(1,10)	1:A:71:VAL:H	2:C:1:A:C6	2	0.11
(1,10)	1:A:71:VAL:H	2:C:1:A:C8	2	0.11
(1,10)	1:A:71:VAL:H	2:C:1:A:H1'	2	0.11
(1,10)	1:A:71:VAL:H	2:C:1:A:H2	2	0.11
(1,10)	1:A:71:VAL:H	2:C:1:A:H2'	2	0.11
(1,10)	1:A:71:VAL:H	2:C:1:A:H3'	2	0.11
(1,10)	1:A:71:VAL:H	2:C:1:A:H4'	2	0.11
(1,10)	1:A:71:VAL:H	2:C:1:A:H5'	2	0.11
(1,10)	1:A:71:VAL:H	2:C:1:A:H5''	2	0.11
(1,10)	1:A:71:VAL:H	2:C:1:A:H61	2	0.11
(1,10)	1:A:71:VAL:H	2:C:1:A:H62	2	0.11
(1,10)	1:A:71:VAL:H	2:C:1:A:H8	2	0.11
(1,10)	1:A:71:VAL:H	2:C:1:A:HO2'	2	0.11
(1,10)	1:A:71:VAL:H	2:C:1:A:N1	2	0.11
(1,10)	1:A:71:VAL:H	2:C:1:A:N3	2	0.11
(1,10)	1:A:71:VAL:H	2:C:1:A:N6	2	0.11
(1,10)	1:A:71:VAL:H	2:C:1:A:N7	2	0.11
(1,10)	1:A:71:VAL:H	2:C:1:A:N9	2	0.11
(1,10)	1:A:71:VAL:H	2:C:1:A:O2'	2	0.11
(1,10)	1:A:71:VAL:H	2:C:1:A:O3'	2	0.11
(1,10)	1:A:71:VAL:H	2:C:1:A:O4'	2	0.11
(1,10)	1:A:71:VAL:H	2:C:1:A:O5'	2	0.11
(1,10)	1:A:71:VAL:H	2:C:2:U:C1'	2	0.11
(1,10)	1:A:71:VAL:H	2:C:2:U:C2	2	0.11
(1,10)	1:A:71:VAL:H	2:C:2:U:C2'	2	0.11
(1,10)	1:A:71:VAL:H	2:C:2:U:C3'	2	0.11
(1,10)	1:A:71:VAL:H	2:C:2:U:C4	2	0.11
(1,10)	1:A:71:VAL:H	2:C:2:U:C4'	2	0.11
(1,10)	1:A:71:VAL:H	2:C:2:U:C5	2	0.11
(1,10)	1:A:71:VAL:H	2:C:2:U:C5'	2	0.11
(1,10)	1:A:71:VAL:H	2:C:2:U:C6	2	0.11
(1,10)	1:A:71:VAL:H	2:C:2:U:H1'	2	0.11
(1,10)	1:A:71:VAL:H	2:C:2:U:H2'	2	0.11
(1,10)	1:A:71:VAL:H	2:C:2:U:H3	2	0.11

Continued on next page...

Continued from previous page...

Key	Atom-1	Atom-2	Model ID	Violation (Å)
(1,10)	1:A:71:VAL:H	2:C:2:U:H3'	2	0.11
(1,10)	1:A:71:VAL:H	2:C:2:U:H4'	2	0.11
(1,10)	1:A:71:VAL:H	2:C:2:U:H5	2	0.11
(1,10)	1:A:71:VAL:H	2:C:2:U:H5'	2	0.11
(1,10)	1:A:71:VAL:H	2:C:2:U:H5''	2	0.11
(1,10)	1:A:71:VAL:H	2:C:2:U:H6	2	0.11
(1,10)	1:A:71:VAL:H	2:C:2:U:HO2'	2	0.11
(1,10)	1:A:71:VAL:H	2:C:2:U:N1	2	0.11
(1,10)	1:A:71:VAL:H	2:C:2:U:N3	2	0.11
(1,10)	1:A:71:VAL:H	2:C:2:U:O2	2	0.11
(1,10)	1:A:71:VAL:H	2:C:2:U:O2'	2	0.11
(1,10)	1:A:71:VAL:H	2:C:2:U:O3'	2	0.11
(1,10)	1:A:71:VAL:H	2:C:2:U:O4	2	0.11
(1,10)	1:A:71:VAL:H	2:C:2:U:O4'	2	0.11
(1,10)	1:A:71:VAL:H	2:C:2:U:O5'	2	0.11
(1,10)	1:A:71:VAL:H	2:C:2:U:OP1	2	0.11
(1,10)	1:A:71:VAL:H	2:C:2:U:OP2	2	0.11
(1,10)	1:A:71:VAL:H	2:C:2:U:P	2	0.11
(1,10)	1:A:71:VAL:H	2:C:3:A:C1'	2	0.11
(1,10)	1:A:71:VAL:H	2:C:3:A:C2	2	0.11
(1,10)	1:A:71:VAL:H	2:C:3:A:C2'	2	0.11
(1,10)	1:A:71:VAL:H	2:C:3:A:C3'	2	0.11
(1,10)	1:A:71:VAL:H	2:C:3:A:C4	2	0.11
(1,10)	1:A:71:VAL:H	2:C:3:A:C4'	2	0.11
(1,10)	1:A:71:VAL:H	2:C:3:A:C5	2	0.11
(1,10)	1:A:71:VAL:H	2:C:3:A:C5'	2	0.11
(1,10)	1:A:71:VAL:H	2:C:3:A:C6	2	0.11
(1,10)	1:A:71:VAL:H	2:C:3:A:C8	2	0.11
(1,10)	1:A:71:VAL:H	2:C:3:A:H1'	2	0.11
(1,10)	1:A:71:VAL:H	2:C:3:A:H2	2	0.11
(1,10)	1:A:71:VAL:H	2:C:3:A:H2'	2	0.11
(1,10)	1:A:71:VAL:H	2:C:3:A:H3'	2	0.11
(1,10)	1:A:71:VAL:H	2:C:3:A:H4'	2	0.11
(1,10)	1:A:71:VAL:H	2:C:3:A:H5'	2	0.11
(1,10)	1:A:71:VAL:H	2:C:3:A:H5''	2	0.11
(1,10)	1:A:71:VAL:H	2:C:3:A:H61	2	0.11
(1,10)	1:A:71:VAL:H	2:C:3:A:H62	2	0.11
(1,10)	1:A:71:VAL:H	2:C:3:A:H8	2	0.11
(1,10)	1:A:71:VAL:H	2:C:3:A:HO2'	2	0.11
(1,10)	1:A:71:VAL:H	2:C:3:A:N1	2	0.11
(1,10)	1:A:71:VAL:H	2:C:3:A:N3	2	0.11
(1,10)	1:A:71:VAL:H	2:C:3:A:N6	2	0.11

Continued on next page...

Continued from previous page...

Key	Atom-1	Atom-2	Model ID	Violation (Å)
(1,10)	1:A:71:VAL:H	2:C:3:A:N7	2	0.11
(1,10)	1:A:71:VAL:H	2:C:3:A:N9	2	0.11
(1,10)	1:A:71:VAL:H	2:C:3:A:O2'	2	0.11
(1,10)	1:A:71:VAL:H	2:C:3:A:O3'	2	0.11
(1,10)	1:A:71:VAL:H	2:C:3:A:O4'	2	0.11
(1,10)	1:A:71:VAL:H	2:C:3:A:O5'	2	0.11
(1,10)	1:A:71:VAL:H	2:C:3:A:OP1	2	0.11
(1,10)	1:A:71:VAL:H	2:C:3:A:OP2	2	0.11
(1,10)	1:A:71:VAL:H	2:C:3:A:P	2	0.11
(1,10)	1:A:71:VAL:H	2:C:4:C:C1'	2	0.11
(1,10)	1:A:71:VAL:H	2:C:4:C:C2	2	0.11
(1,10)	1:A:71:VAL:H	2:C:4:C:C2'	2	0.11
(1,10)	1:A:71:VAL:H	2:C:4:C:C3'	2	0.11
(1,10)	1:A:71:VAL:H	2:C:4:C:C4	2	0.11
(1,10)	1:A:71:VAL:H	2:C:4:C:C4'	2	0.11
(1,10)	1:A:71:VAL:H	2:C:4:C:C5	2	0.11
(1,10)	1:A:71:VAL:H	2:C:4:C:C5'	2	0.11
(1,10)	1:A:71:VAL:H	2:C:4:C:C6	2	0.11
(1,10)	1:A:71:VAL:H	2:C:4:C:H1'	2	0.11
(1,10)	1:A:71:VAL:H	2:C:4:C:H2'	2	0.11
(1,10)	1:A:71:VAL:H	2:C:4:C:H3'	2	0.11
(1,10)	1:A:71:VAL:H	2:C:4:C:H4'	2	0.11
(1,10)	1:A:71:VAL:H	2:C:4:C:H41	2	0.11
(1,10)	1:A:71:VAL:H	2:C:4:C:H42	2	0.11
(1,10)	1:A:71:VAL:H	2:C:4:C:H5	2	0.11
(1,10)	1:A:71:VAL:H	2:C:4:C:H5'	2	0.11
(1,10)	1:A:71:VAL:H	2:C:4:C:H5''	2	0.11
(1,10)	1:A:71:VAL:H	2:C:4:C:H6	2	0.11
(1,10)	1:A:71:VAL:H	2:C:4:C:HO2'	2	0.11
(1,10)	1:A:71:VAL:H	2:C:4:C:N1	2	0.11
(1,10)	1:A:71:VAL:H	2:C:4:C:N3	2	0.11
(1,10)	1:A:71:VAL:H	2:C:4:C:N4	2	0.11
(1,10)	1:A:71:VAL:H	2:C:4:C:O2	2	0.11
(1,10)	1:A:71:VAL:H	2:C:4:C:O2'	2	0.11
(1,10)	1:A:71:VAL:H	2:C:4:C:O3'	2	0.11
(1,10)	1:A:71:VAL:H	2:C:4:C:O4'	2	0.11
(1,10)	1:A:71:VAL:H	2:C:4:C:O5'	2	0.11
(1,10)	1:A:71:VAL:H	2:C:4:C:OP1	2	0.11
(1,10)	1:A:71:VAL:H	2:C:4:C:OP2	2	0.11
(1,10)	1:A:71:VAL:H	2:C:4:C:P	2	0.11
(1,10)	1:A:71:VAL:H	2:C:5:A:C1'	2	0.11
(1,10)	1:A:71:VAL:H	2:C:5:A:C2	2	0.11

Continued on next page...

Continued from previous page...

Key	Atom-1	Atom-2	Model ID	Violation (Å)
(1,10)	1:A:71:VAL:H	2:C:5:A:C2'	2	0.11
(1,10)	1:A:71:VAL:H	2:C:5:A:C3'	2	0.11
(1,10)	1:A:71:VAL:H	2:C:5:A:C4	2	0.11
(1,10)	1:A:71:VAL:H	2:C:5:A:C4'	2	0.11
(1,10)	1:A:71:VAL:H	2:C:5:A:C5	2	0.11
(1,10)	1:A:71:VAL:H	2:C:5:A:C5'	2	0.11
(1,10)	1:A:71:VAL:H	2:C:5:A:C6	2	0.11
(1,10)	1:A:71:VAL:H	2:C:5:A:C8	2	0.11
(1,10)	1:A:71:VAL:H	2:C:5:A:H1'	2	0.11
(1,10)	1:A:71:VAL:H	2:C:5:A:H2	2	0.11
(1,10)	1:A:71:VAL:H	2:C:5:A:H2'	2	0.11
(1,10)	1:A:71:VAL:H	2:C:5:A:H3'	2	0.11
(1,10)	1:A:71:VAL:H	2:C:5:A:H4'	2	0.11
(1,10)	1:A:71:VAL:H	2:C:5:A:H5'	2	0.11
(1,10)	1:A:71:VAL:H	2:C:5:A:H5''	2	0.11
(1,10)	1:A:71:VAL:H	2:C:5:A:H61	2	0.11
(1,10)	1:A:71:VAL:H	2:C:5:A:H62	2	0.11
(1,10)	1:A:71:VAL:H	2:C:5:A:H8	2	0.11
(1,10)	1:A:71:VAL:H	2:C:5:A:HO2'	2	0.11
(1,10)	1:A:71:VAL:H	2:C:5:A:N1	2	0.11
(1,10)	1:A:71:VAL:H	2:C:5:A:N3	2	0.11
(1,10)	1:A:71:VAL:H	2:C:5:A:N6	2	0.11
(1,10)	1:A:71:VAL:H	2:C:5:A:N7	2	0.11
(1,10)	1:A:71:VAL:H	2:C:5:A:N9	2	0.11
(1,10)	1:A:71:VAL:H	2:C:5:A:O2'	2	0.11
(1,10)	1:A:71:VAL:H	2:C:5:A:O3'	2	0.11
(1,10)	1:A:71:VAL:H	2:C:5:A:O4'	2	0.11
(1,10)	1:A:71:VAL:H	2:C:5:A:O5'	2	0.11
(1,10)	1:A:71:VAL:H	2:C:5:A:OP1	2	0.11
(1,10)	1:A:71:VAL:H	2:C:5:A:OP2	2	0.11
(1,10)	1:A:71:VAL:H	2:C:5:A:P	2	0.11
(1,10)	1:A:71:VAL:N	2:C:1:A:C1'	2	0.11
(1,10)	1:A:71:VAL:N	2:C:1:A:C2	2	0.11
(1,10)	1:A:71:VAL:N	2:C:1:A:C2'	2	0.11
(1,10)	1:A:71:VAL:N	2:C:1:A:C3'	2	0.11
(1,10)	1:A:71:VAL:N	2:C:1:A:C4	2	0.11
(1,10)	1:A:71:VAL:N	2:C:1:A:C4'	2	0.11
(1,10)	1:A:71:VAL:N	2:C:1:A:C5	2	0.11
(1,10)	1:A:71:VAL:N	2:C:1:A:C5'	2	0.11
(1,10)	1:A:71:VAL:N	2:C:1:A:C6	2	0.11
(1,10)	1:A:71:VAL:N	2:C:1:A:C8	2	0.11
(1,10)	1:A:71:VAL:N	2:C:1:A:H1'	2	0.11

Continued on next page...

Continued from previous page...

Key	Atom-1	Atom-2	Model ID	Violation (Å)
(1,10)	1:A:71:VAL:N	2:C:1:A:H2	2	0.11
(1,10)	1:A:71:VAL:N	2:C:1:A:H2'	2	0.11
(1,10)	1:A:71:VAL:N	2:C:1:A:H3'	2	0.11
(1,10)	1:A:71:VAL:N	2:C:1:A:H4'	2	0.11
(1,10)	1:A:71:VAL:N	2:C:1:A:H5'	2	0.11
(1,10)	1:A:71:VAL:N	2:C:1:A:H5''	2	0.11
(1,10)	1:A:71:VAL:N	2:C:1:A:H61	2	0.11
(1,10)	1:A:71:VAL:N	2:C:1:A:H62	2	0.11
(1,10)	1:A:71:VAL:N	2:C:1:A:H8	2	0.11
(1,10)	1:A:71:VAL:N	2:C:1:A:HO2'	2	0.11
(1,10)	1:A:71:VAL:N	2:C:1:A:N1	2	0.11
(1,10)	1:A:71:VAL:N	2:C:1:A:N3	2	0.11
(1,10)	1:A:71:VAL:N	2:C:1:A:N6	2	0.11
(1,10)	1:A:71:VAL:N	2:C:1:A:N7	2	0.11
(1,10)	1:A:71:VAL:N	2:C:1:A:N9	2	0.11
(1,10)	1:A:71:VAL:N	2:C:1:A:O2'	2	0.11
(1,10)	1:A:71:VAL:N	2:C:1:A:O3'	2	0.11
(1,10)	1:A:71:VAL:N	2:C:1:A:O4'	2	0.11
(1,10)	1:A:71:VAL:N	2:C:1:A:O5'	2	0.11
(1,10)	1:A:71:VAL:N	2:C:2:U:C1'	2	0.11
(1,10)	1:A:71:VAL:N	2:C:2:U:C2	2	0.11
(1,10)	1:A:71:VAL:N	2:C:2:U:C2'	2	0.11
(1,10)	1:A:71:VAL:N	2:C:2:U:C3'	2	0.11
(1,10)	1:A:71:VAL:N	2:C:2:U:C4	2	0.11
(1,10)	1:A:71:VAL:N	2:C:2:U:C4'	2	0.11
(1,10)	1:A:71:VAL:N	2:C:2:U:C5	2	0.11
(1,10)	1:A:71:VAL:N	2:C:2:U:C5'	2	0.11
(1,10)	1:A:71:VAL:N	2:C:2:U:C6	2	0.11
(1,10)	1:A:71:VAL:N	2:C:2:U:H1'	2	0.11
(1,10)	1:A:71:VAL:N	2:C:2:U:H2'	2	0.11
(1,10)	1:A:71:VAL:N	2:C:2:U:H3	2	0.11
(1,10)	1:A:71:VAL:N	2:C:2:U:H3'	2	0.11
(1,10)	1:A:71:VAL:N	2:C:2:U:H4'	2	0.11
(1,10)	1:A:71:VAL:N	2:C:2:U:H5	2	0.11
(1,10)	1:A:71:VAL:N	2:C:2:U:H5'	2	0.11
(1,10)	1:A:71:VAL:N	2:C:2:U:H5''	2	0.11
(1,10)	1:A:71:VAL:N	2:C:2:U:H6	2	0.11
(1,10)	1:A:71:VAL:N	2:C:2:U:HO2'	2	0.11
(1,10)	1:A:71:VAL:N	2:C:2:U:N1	2	0.11
(1,10)	1:A:71:VAL:N	2:C:2:U:N3	2	0.11
(1,10)	1:A:71:VAL:N	2:C:2:U:O2	2	0.11
(1,10)	1:A:71:VAL:N	2:C:2:U:O2'	2	0.11

Continued on next page...

Continued from previous page...

Key	Atom-1	Atom-2	Model ID	Violation (Å)
(1,10)	1:A:71:VAL:N	2:C:2:U:O3'	2	0.11
(1,10)	1:A:71:VAL:N	2:C:2:U:O4	2	0.11
(1,10)	1:A:71:VAL:N	2:C:2:U:O4'	2	0.11
(1,10)	1:A:71:VAL:N	2:C:2:U:O5'	2	0.11
(1,10)	1:A:71:VAL:N	2:C:2:U:OP1	2	0.11
(1,10)	1:A:71:VAL:N	2:C:2:U:OP2	2	0.11
(1,10)	1:A:71:VAL:N	2:C:2:U:P	2	0.11
(1,10)	1:A:71:VAL:N	2:C:3:A:C1'	2	0.11
(1,10)	1:A:71:VAL:N	2:C:3:A:C2	2	0.11
(1,10)	1:A:71:VAL:N	2:C:3:A:C2'	2	0.11
(1,10)	1:A:71:VAL:N	2:C:3:A:C3'	2	0.11
(1,10)	1:A:71:VAL:N	2:C:3:A:C4	2	0.11
(1,10)	1:A:71:VAL:N	2:C:3:A:C4'	2	0.11
(1,10)	1:A:71:VAL:N	2:C:3:A:C5	2	0.11
(1,10)	1:A:71:VAL:N	2:C:3:A:C5'	2	0.11
(1,10)	1:A:71:VAL:N	2:C:3:A:C6	2	0.11
(1,10)	1:A:71:VAL:N	2:C:3:A:C8	2	0.11
(1,10)	1:A:71:VAL:N	2:C:3:A:H1'	2	0.11
(1,10)	1:A:71:VAL:N	2:C:3:A:H2	2	0.11
(1,10)	1:A:71:VAL:N	2:C:3:A:H2'	2	0.11
(1,10)	1:A:71:VAL:N	2:C:3:A:H3'	2	0.11
(1,10)	1:A:71:VAL:N	2:C:3:A:H4'	2	0.11
(1,10)	1:A:71:VAL:N	2:C:3:A:H5'	2	0.11
(1,10)	1:A:71:VAL:N	2:C:3:A:H5''	2	0.11
(1,10)	1:A:71:VAL:N	2:C:3:A:H61	2	0.11
(1,10)	1:A:71:VAL:N	2:C:3:A:H62	2	0.11
(1,10)	1:A:71:VAL:N	2:C:3:A:H8	2	0.11
(1,10)	1:A:71:VAL:N	2:C:3:A:HO2'	2	0.11
(1,10)	1:A:71:VAL:N	2:C:3:A:N1	2	0.11
(1,10)	1:A:71:VAL:N	2:C:3:A:N3	2	0.11
(1,10)	1:A:71:VAL:N	2:C:3:A:N6	2	0.11
(1,10)	1:A:71:VAL:N	2:C:3:A:N7	2	0.11
(1,10)	1:A:71:VAL:N	2:C:3:A:N9	2	0.11
(1,10)	1:A:71:VAL:N	2:C:3:A:O2'	2	0.11
(1,10)	1:A:71:VAL:N	2:C:3:A:O3'	2	0.11
(1,10)	1:A:71:VAL:N	2:C:3:A:O4'	2	0.11
(1,10)	1:A:71:VAL:N	2:C:3:A:O5'	2	0.11
(1,10)	1:A:71:VAL:N	2:C:3:A:OP1	2	0.11
(1,10)	1:A:71:VAL:N	2:C:3:A:OP2	2	0.11
(1,10)	1:A:71:VAL:N	2:C:3:A:P	2	0.11
(1,10)	1:A:71:VAL:N	2:C:4:C:C1'	2	0.11
(1,10)	1:A:71:VAL:N	2:C:4:C:C2	2	0.11

Continued on next page...

Continued from previous page...

Key	Atom-1	Atom-2	Model ID	Violation (Å)
(1,10)	1:A:71:VAL:N	2:C:4:C:C2'	2	0.11
(1,10)	1:A:71:VAL:N	2:C:4:C:C3'	2	0.11
(1,10)	1:A:71:VAL:N	2:C:4:C:C4	2	0.11
(1,10)	1:A:71:VAL:N	2:C:4:C:C4'	2	0.11
(1,10)	1:A:71:VAL:N	2:C:4:C:C5	2	0.11
(1,10)	1:A:71:VAL:N	2:C:4:C:C5'	2	0.11
(1,10)	1:A:71:VAL:N	2:C:4:C:C6	2	0.11
(1,10)	1:A:71:VAL:N	2:C:4:C:H1'	2	0.11
(1,10)	1:A:71:VAL:N	2:C:4:C:H2'	2	0.11
(1,10)	1:A:71:VAL:N	2:C:4:C:H3'	2	0.11
(1,10)	1:A:71:VAL:N	2:C:4:C:H4'	2	0.11
(1,10)	1:A:71:VAL:N	2:C:4:C:H41	2	0.11
(1,10)	1:A:71:VAL:N	2:C:4:C:H42	2	0.11
(1,10)	1:A:71:VAL:N	2:C:4:C:H5	2	0.11
(1,10)	1:A:71:VAL:N	2:C:4:C:H5'	2	0.11
(1,10)	1:A:71:VAL:N	2:C:4:C:H5''	2	0.11
(1,10)	1:A:71:VAL:N	2:C:4:C:H6	2	0.11
(1,10)	1:A:71:VAL:N	2:C:4:C:HO2'	2	0.11
(1,10)	1:A:71:VAL:N	2:C:4:C:N1	2	0.11
(1,10)	1:A:71:VAL:N	2:C:4:C:N3	2	0.11
(1,10)	1:A:71:VAL:N	2:C:4:C:N4	2	0.11
(1,10)	1:A:71:VAL:N	2:C:4:C:O2	2	0.11
(1,10)	1:A:71:VAL:N	2:C:4:C:O2'	2	0.11
(1,10)	1:A:71:VAL:N	2:C:4:C:O3'	2	0.11
(1,10)	1:A:71:VAL:N	2:C:4:C:O4'	2	0.11
(1,10)	1:A:71:VAL:N	2:C:4:C:O5'	2	0.11
(1,10)	1:A:71:VAL:N	2:C:4:C:OP1	2	0.11
(1,10)	1:A:71:VAL:N	2:C:4:C:OP2	2	0.11
(1,10)	1:A:71:VAL:N	2:C:4:C:P	2	0.11
(1,10)	1:A:71:VAL:N	2:C:5:A:C1'	2	0.11
(1,10)	1:A:71:VAL:N	2:C:5:A:C2	2	0.11
(1,10)	1:A:71:VAL:N	2:C:5:A:C2'	2	0.11
(1,10)	1:A:71:VAL:N	2:C:5:A:C3'	2	0.11
(1,10)	1:A:71:VAL:N	2:C:5:A:C4	2	0.11
(1,10)	1:A:71:VAL:N	2:C:5:A:C4'	2	0.11
(1,10)	1:A:71:VAL:N	2:C:5:A:C5	2	0.11
(1,10)	1:A:71:VAL:N	2:C:5:A:C5'	2	0.11
(1,10)	1:A:71:VAL:N	2:C:5:A:C6	2	0.11
(1,10)	1:A:71:VAL:N	2:C:5:A:C8	2	0.11
(1,10)	1:A:71:VAL:N	2:C:5:A:H1'	2	0.11
(1,10)	1:A:71:VAL:N	2:C:5:A:H2	2	0.11
(1,10)	1:A:71:VAL:N	2:C:5:A:H2'	2	0.11

Continued on next page...

Continued from previous page...

Key	Atom-1	Atom-2	Model ID	Violation (Å)
(1,10)	1:A:71:VAL:N	2:C:5:A:H3'	2	0.11
(1,10)	1:A:71:VAL:N	2:C:5:A:H4'	2	0.11
(1,10)	1:A:71:VAL:N	2:C:5:A:H5'	2	0.11
(1,10)	1:A:71:VAL:N	2:C:5:A:H5''	2	0.11
(1,10)	1:A:71:VAL:N	2:C:5:A:H61	2	0.11
(1,10)	1:A:71:VAL:N	2:C:5:A:H62	2	0.11
(1,10)	1:A:71:VAL:N	2:C:5:A:H8	2	0.11
(1,10)	1:A:71:VAL:N	2:C:5:A:HO2'	2	0.11
(1,10)	1:A:71:VAL:N	2:C:5:A:N1	2	0.11
(1,10)	1:A:71:VAL:N	2:C:5:A:N3	2	0.11
(1,10)	1:A:71:VAL:N	2:C:5:A:N6	2	0.11
(1,10)	1:A:71:VAL:N	2:C:5:A:N7	2	0.11
(1,10)	1:A:71:VAL:N	2:C:5:A:N9	2	0.11
(1,10)	1:A:71:VAL:N	2:C:5:A:O2'	2	0.11
(1,10)	1:A:71:VAL:N	2:C:5:A:O3'	2	0.11
(1,10)	1:A:71:VAL:N	2:C:5:A:O4'	2	0.11
(1,10)	1:A:71:VAL:N	2:C:5:A:O5'	2	0.11
(1,10)	1:A:71:VAL:N	2:C:5:A:OP1	2	0.11
(1,10)	1:A:71:VAL:N	2:C:5:A:OP2	2	0.11
(1,10)	1:A:71:VAL:N	2:C:5:A:P	2	0.11
(1,10)	1:A:71:VAL:O	2:C:1:A:C1'	2	0.11
(1,10)	1:A:71:VAL:O	2:C:1:A:C2	2	0.11
(1,10)	1:A:71:VAL:O	2:C:1:A:C2'	2	0.11
(1,10)	1:A:71:VAL:O	2:C:1:A:C3'	2	0.11
(1,10)	1:A:71:VAL:O	2:C:1:A:C4	2	0.11
(1,10)	1:A:71:VAL:O	2:C:1:A:C4'	2	0.11
(1,10)	1:A:71:VAL:O	2:C:1:A:C5	2	0.11
(1,10)	1:A:71:VAL:O	2:C:1:A:C5'	2	0.11
(1,10)	1:A:71:VAL:O	2:C:1:A:C6	2	0.11
(1,10)	1:A:71:VAL:O	2:C:1:A:C8	2	0.11
(1,10)	1:A:71:VAL:O	2:C:1:A:H1'	2	0.11
(1,10)	1:A:71:VAL:O	2:C:1:A:H2	2	0.11
(1,10)	1:A:71:VAL:O	2:C:1:A:H2'	2	0.11
(1,10)	1:A:71:VAL:O	2:C:1:A:H3'	2	0.11
(1,10)	1:A:71:VAL:O	2:C:1:A:H4'	2	0.11
(1,10)	1:A:71:VAL:O	2:C:1:A:H5'	2	0.11
(1,10)	1:A:71:VAL:O	2:C:1:A:H5''	2	0.11
(1,10)	1:A:71:VAL:O	2:C:1:A:H61	2	0.11
(1,10)	1:A:71:VAL:O	2:C:1:A:H62	2	0.11
(1,10)	1:A:71:VAL:O	2:C:1:A:H8	2	0.11
(1,10)	1:A:71:VAL:O	2:C:1:A:HO2'	2	0.11
(1,10)	1:A:71:VAL:O	2:C:1:A:N1	2	0.11

Continued on next page...

Continued from previous page...

Key	Atom-1	Atom-2	Model ID	Violation (Å)
(1,10)	1:A:71:VAL:O	2:C:1:A:N3	2	0.11
(1,10)	1:A:71:VAL:O	2:C:1:A:N6	2	0.11
(1,10)	1:A:71:VAL:O	2:C:1:A:N7	2	0.11
(1,10)	1:A:71:VAL:O	2:C:1:A:N9	2	0.11
(1,10)	1:A:71:VAL:O	2:C:1:A:O2'	2	0.11
(1,10)	1:A:71:VAL:O	2:C:1:A:O3'	2	0.11
(1,10)	1:A:71:VAL:O	2:C:1:A:O4'	2	0.11
(1,10)	1:A:71:VAL:O	2:C:1:A:O5'	2	0.11
(1,10)	1:A:71:VAL:O	2:C:2:U:C1'	2	0.11
(1,10)	1:A:71:VAL:O	2:C:2:U:C2	2	0.11
(1,10)	1:A:71:VAL:O	2:C:2:U:C2'	2	0.11
(1,10)	1:A:71:VAL:O	2:C:2:U:C3'	2	0.11
(1,10)	1:A:71:VAL:O	2:C:2:U:C4	2	0.11
(1,10)	1:A:71:VAL:O	2:C:2:U:C4'	2	0.11
(1,10)	1:A:71:VAL:O	2:C:2:U:C5	2	0.11
(1,10)	1:A:71:VAL:O	2:C:2:U:C5'	2	0.11
(1,10)	1:A:71:VAL:O	2:C:2:U:C6	2	0.11
(1,10)	1:A:71:VAL:O	2:C:2:U:H1'	2	0.11
(1,10)	1:A:71:VAL:O	2:C:2:U:H2'	2	0.11
(1,10)	1:A:71:VAL:O	2:C:2:U:H3	2	0.11
(1,10)	1:A:71:VAL:O	2:C:2:U:H3'	2	0.11
(1,10)	1:A:71:VAL:O	2:C:2:U:H4'	2	0.11
(1,10)	1:A:71:VAL:O	2:C:2:U:H5	2	0.11
(1,10)	1:A:71:VAL:O	2:C:2:U:H5'	2	0.11
(1,10)	1:A:71:VAL:O	2:C:2:U:H5''	2	0.11
(1,10)	1:A:71:VAL:O	2:C:2:U:H6	2	0.11
(1,10)	1:A:71:VAL:O	2:C:2:U:HO2'	2	0.11
(1,10)	1:A:71:VAL:O	2:C:2:U:N1	2	0.11
(1,10)	1:A:71:VAL:O	2:C:2:U:N3	2	0.11
(1,10)	1:A:71:VAL:O	2:C:2:U:O2	2	0.11
(1,10)	1:A:71:VAL:O	2:C:2:U:O2'	2	0.11
(1,10)	1:A:71:VAL:O	2:C:2:U:O3'	2	0.11
(1,10)	1:A:71:VAL:O	2:C:2:U:O4	2	0.11
(1,10)	1:A:71:VAL:O	2:C:2:U:O4'	2	0.11
(1,10)	1:A:71:VAL:O	2:C:2:U:O5'	2	0.11
(1,10)	1:A:71:VAL:O	2:C:2:U:OP1	2	0.11
(1,10)	1:A:71:VAL:O	2:C:2:U:OP2	2	0.11
(1,10)	1:A:71:VAL:O	2:C:2:U:P	2	0.11
(1,10)	1:A:71:VAL:O	2:C:3:A:C1'	2	0.11
(1,10)	1:A:71:VAL:O	2:C:3:A:C2	2	0.11
(1,10)	1:A:71:VAL:O	2:C:3:A:C2'	2	0.11
(1,10)	1:A:71:VAL:O	2:C:3:A:C3'	2	0.11

Continued on next page...

Continued from previous page...

Key	Atom-1	Atom-2	Model ID	Violation (Å)
(1,10)	1:A:71:VAL:O	2:C:3:A:C4	2	0.11
(1,10)	1:A:71:VAL:O	2:C:3:A:C4'	2	0.11
(1,10)	1:A:71:VAL:O	2:C:3:A:C5	2	0.11
(1,10)	1:A:71:VAL:O	2:C:3:A:C5'	2	0.11
(1,10)	1:A:71:VAL:O	2:C:3:A:C6	2	0.11
(1,10)	1:A:71:VAL:O	2:C:3:A:C8	2	0.11
(1,10)	1:A:71:VAL:O	2:C:3:A:H1'	2	0.11
(1,10)	1:A:71:VAL:O	2:C:3:A:H2	2	0.11
(1,10)	1:A:71:VAL:O	2:C:3:A:H2'	2	0.11
(1,10)	1:A:71:VAL:O	2:C:3:A:H3'	2	0.11
(1,10)	1:A:71:VAL:O	2:C:3:A:H4'	2	0.11
(1,10)	1:A:71:VAL:O	2:C:3:A:H5'	2	0.11
(1,10)	1:A:71:VAL:O	2:C:3:A:H5''	2	0.11
(1,10)	1:A:71:VAL:O	2:C:3:A:H61	2	0.11
(1,10)	1:A:71:VAL:O	2:C:3:A:H62	2	0.11
(1,10)	1:A:71:VAL:O	2:C:3:A:H8	2	0.11
(1,10)	1:A:71:VAL:O	2:C:3:A:HO2'	2	0.11
(1,10)	1:A:71:VAL:O	2:C:3:A:N1	2	0.11
(1,10)	1:A:71:VAL:O	2:C:3:A:N3	2	0.11
(1,10)	1:A:71:VAL:O	2:C:3:A:N6	2	0.11
(1,10)	1:A:71:VAL:O	2:C:3:A:N7	2	0.11
(1,10)	1:A:71:VAL:O	2:C:3:A:N9	2	0.11
(1,10)	1:A:71:VAL:O	2:C:3:A:O2'	2	0.11
(1,10)	1:A:71:VAL:O	2:C:3:A:O3'	2	0.11
(1,10)	1:A:71:VAL:O	2:C:3:A:O4'	2	0.11
(1,10)	1:A:71:VAL:O	2:C:3:A:O5'	2	0.11
(1,10)	1:A:71:VAL:O	2:C:3:A:OP1	2	0.11
(1,10)	1:A:71:VAL:O	2:C:3:A:OP2	2	0.11
(1,10)	1:A:71:VAL:O	2:C:3:A:P	2	0.11
(1,10)	1:A:71:VAL:O	2:C:4:C:C1'	2	0.11
(1,10)	1:A:71:VAL:O	2:C:4:C:C2	2	0.11
(1,10)	1:A:71:VAL:O	2:C:4:C:C2'	2	0.11
(1,10)	1:A:71:VAL:O	2:C:4:C:C3'	2	0.11
(1,10)	1:A:71:VAL:O	2:C:4:C:C4	2	0.11
(1,10)	1:A:71:VAL:O	2:C:4:C:C4'	2	0.11
(1,10)	1:A:71:VAL:O	2:C:4:C:C5	2	0.11
(1,10)	1:A:71:VAL:O	2:C:4:C:C5'	2	0.11
(1,10)	1:A:71:VAL:O	2:C:4:C:C6	2	0.11
(1,10)	1:A:71:VAL:O	2:C:4:C:H1'	2	0.11
(1,10)	1:A:71:VAL:O	2:C:4:C:H2'	2	0.11
(1,10)	1:A:71:VAL:O	2:C:4:C:H3'	2	0.11
(1,10)	1:A:71:VAL:O	2:C:4:C:H4'	2	0.11

Continued on next page...

Continued from previous page...

Key	Atom-1	Atom-2	Model ID	Violation (Å)
(1,10)	1:A:71:VAL:O	2:C:4:C:H41	2	0.11
(1,10)	1:A:71:VAL:O	2:C:4:C:H42	2	0.11
(1,10)	1:A:71:VAL:O	2:C:4:C:H5	2	0.11
(1,10)	1:A:71:VAL:O	2:C:4:C:H5'	2	0.11
(1,10)	1:A:71:VAL:O	2:C:4:C:H5''	2	0.11
(1,10)	1:A:71:VAL:O	2:C:4:C:H6	2	0.11
(1,10)	1:A:71:VAL:O	2:C:4:C:HO2'	2	0.11
(1,10)	1:A:71:VAL:O	2:C:4:C:N1	2	0.11
(1,10)	1:A:71:VAL:O	2:C:4:C:N3	2	0.11
(1,10)	1:A:71:VAL:O	2:C:4:C:N4	2	0.11
(1,10)	1:A:71:VAL:O	2:C:4:C:O2	2	0.11
(1,10)	1:A:71:VAL:O	2:C:4:C:O2'	2	0.11
(1,10)	1:A:71:VAL:O	2:C:4:C:O3'	2	0.11
(1,10)	1:A:71:VAL:O	2:C:4:C:O4'	2	0.11
(1,10)	1:A:71:VAL:O	2:C:4:C:O5'	2	0.11
(1,10)	1:A:71:VAL:O	2:C:4:C:OP1	2	0.11
(1,10)	1:A:71:VAL:O	2:C:4:C:OP2	2	0.11
(1,10)	1:A:71:VAL:O	2:C:4:C:P	2	0.11
(1,10)	1:A:71:VAL:O	2:C:5:A:C1'	2	0.11
(1,10)	1:A:71:VAL:O	2:C:5:A:C2	2	0.11
(1,10)	1:A:71:VAL:O	2:C:5:A:C2'	2	0.11
(1,10)	1:A:71:VAL:O	2:C:5:A:C3'	2	0.11
(1,10)	1:A:71:VAL:O	2:C:5:A:C4	2	0.11
(1,10)	1:A:71:VAL:O	2:C:5:A:C4'	2	0.11
(1,10)	1:A:71:VAL:O	2:C:5:A:C5	2	0.11
(1,10)	1:A:71:VAL:O	2:C:5:A:C5'	2	0.11
(1,10)	1:A:71:VAL:O	2:C:5:A:C6	2	0.11
(1,10)	1:A:71:VAL:O	2:C:5:A:C8	2	0.11
(1,10)	1:A:71:VAL:O	2:C:5:A:H1'	2	0.11
(1,10)	1:A:71:VAL:O	2:C:5:A:H2	2	0.11
(1,10)	1:A:71:VAL:O	2:C:5:A:H2'	2	0.11
(1,10)	1:A:71:VAL:O	2:C:5:A:H3'	2	0.11
(1,10)	1:A:71:VAL:O	2:C:5:A:H4'	2	0.11
(1,10)	1:A:71:VAL:O	2:C:5:A:H5'	2	0.11
(1,10)	1:A:71:VAL:O	2:C:5:A:H5''	2	0.11
(1,10)	1:A:71:VAL:O	2:C:5:A:H61	2	0.11
(1,10)	1:A:71:VAL:O	2:C:5:A:H62	2	0.11
(1,10)	1:A:71:VAL:O	2:C:5:A:H8	2	0.11
(1,10)	1:A:71:VAL:O	2:C:5:A:HO2'	2	0.11
(1,10)	1:A:71:VAL:O	2:C:5:A:N1	2	0.11
(1,10)	1:A:71:VAL:O	2:C:5:A:N3	2	0.11
(1,10)	1:A:71:VAL:O	2:C:5:A:N6	2	0.11

Continued on next page...

Continued from previous page...

Key	Atom-1	Atom-2	Model ID	Violation (Å)
(1,10)	1:A:71:VAL:O	2:C:5:A:N7	2	0.11
(1,10)	1:A:71:VAL:O	2:C:5:A:N9	2	0.11
(1,10)	1:A:71:VAL:O	2:C:5:A:O2'	2	0.11
(1,10)	1:A:71:VAL:O	2:C:5:A:O3'	2	0.11
(1,10)	1:A:71:VAL:O	2:C:5:A:O4'	2	0.11
(1,10)	1:A:71:VAL:O	2:C:5:A:O5'	2	0.11
(1,10)	1:A:71:VAL:O	2:C:5:A:OP1	2	0.11
(1,10)	1:A:71:VAL:O	2:C:5:A:OP2	2	0.11
(1,10)	1:A:71:VAL:O	2:C:5:A:P	2	0.11
(1,10)	1:A:71:VAL:C	2:C:1:A:C1'	7	0.11
(1,10)	1:A:71:VAL:C	2:C:1:A:C2	7	0.11
(1,10)	1:A:71:VAL:C	2:C:1:A:C2'	7	0.11
(1,10)	1:A:71:VAL:C	2:C:1:A:C3'	7	0.11
(1,10)	1:A:71:VAL:C	2:C:1:A:C4	7	0.11
(1,10)	1:A:71:VAL:C	2:C:1:A:C4'	7	0.11
(1,10)	1:A:71:VAL:C	2:C:1:A:C5	7	0.11
(1,10)	1:A:71:VAL:C	2:C:1:A:C5'	7	0.11
(1,10)	1:A:71:VAL:C	2:C:1:A:C6	7	0.11
(1,10)	1:A:71:VAL:C	2:C:1:A:C8	7	0.11
(1,10)	1:A:71:VAL:C	2:C:1:A:H1'	7	0.11
(1,10)	1:A:71:VAL:C	2:C:1:A:H2	7	0.11
(1,10)	1:A:71:VAL:C	2:C:1:A:H2'	7	0.11
(1,10)	1:A:71:VAL:C	2:C:1:A:H3'	7	0.11
(1,10)	1:A:71:VAL:C	2:C:1:A:H4'	7	0.11
(1,10)	1:A:71:VAL:C	2:C:1:A:H5'	7	0.11
(1,10)	1:A:71:VAL:C	2:C:1:A:H5''	7	0.11
(1,10)	1:A:71:VAL:C	2:C:1:A:H61	7	0.11
(1,10)	1:A:71:VAL:C	2:C:1:A:H62	7	0.11
(1,10)	1:A:71:VAL:C	2:C:1:A:H8	7	0.11
(1,10)	1:A:71:VAL:C	2:C:1:A:HO2'	7	0.11
(1,10)	1:A:71:VAL:C	2:C:1:A:N1	7	0.11
(1,10)	1:A:71:VAL:C	2:C:1:A:N3	7	0.11
(1,10)	1:A:71:VAL:C	2:C:1:A:N6	7	0.11
(1,10)	1:A:71:VAL:C	2:C:1:A:N7	7	0.11
(1,10)	1:A:71:VAL:C	2:C:1:A:N9	7	0.11
(1,10)	1:A:71:VAL:C	2:C:1:A:O2'	7	0.11
(1,10)	1:A:71:VAL:C	2:C:1:A:O3'	7	0.11
(1,10)	1:A:71:VAL:C	2:C:1:A:O4'	7	0.11
(1,10)	1:A:71:VAL:C	2:C:1:A:O5'	7	0.11
(1,10)	1:A:71:VAL:C	2:C:2:U:C1'	7	0.11
(1,10)	1:A:71:VAL:C	2:C:2:U:C2	7	0.11
(1,10)	1:A:71:VAL:C	2:C:2:U:C2'	7	0.11

Continued on next page...

Continued from previous page...

Key	Atom-1	Atom-2	Model ID	Violation (Å)
(1,10)	1:A:71:VAL:C	2:C:2:U:C3'	7	0.11
(1,10)	1:A:71:VAL:C	2:C:2:U:C4	7	0.11
(1,10)	1:A:71:VAL:C	2:C:2:U:C4'	7	0.11
(1,10)	1:A:71:VAL:C	2:C:2:U:C5	7	0.11
(1,10)	1:A:71:VAL:C	2:C:2:U:C5'	7	0.11
(1,10)	1:A:71:VAL:C	2:C:2:U:C6	7	0.11
(1,10)	1:A:71:VAL:C	2:C:2:U:H1'	7	0.11
(1,10)	1:A:71:VAL:C	2:C:2:U:H2'	7	0.11
(1,10)	1:A:71:VAL:C	2:C:2:U:H3	7	0.11
(1,10)	1:A:71:VAL:C	2:C:2:U:H3'	7	0.11
(1,10)	1:A:71:VAL:C	2:C:2:U:H4'	7	0.11
(1,10)	1:A:71:VAL:C	2:C:2:U:H5	7	0.11
(1,10)	1:A:71:VAL:C	2:C:2:U:H5'	7	0.11
(1,10)	1:A:71:VAL:C	2:C:2:U:H5''	7	0.11
(1,10)	1:A:71:VAL:C	2:C:2:U:H6	7	0.11
(1,10)	1:A:71:VAL:C	2:C:2:U:HO2'	7	0.11
(1,10)	1:A:71:VAL:C	2:C:2:U:N1	7	0.11
(1,10)	1:A:71:VAL:C	2:C:2:U:N3	7	0.11
(1,10)	1:A:71:VAL:C	2:C:2:U:O2	7	0.11
(1,10)	1:A:71:VAL:C	2:C:2:U:O2'	7	0.11
(1,10)	1:A:71:VAL:C	2:C:2:U:O3'	7	0.11
(1,10)	1:A:71:VAL:C	2:C:2:U:O4	7	0.11
(1,10)	1:A:71:VAL:C	2:C:2:U:O4'	7	0.11
(1,10)	1:A:71:VAL:C	2:C:2:U:O5'	7	0.11
(1,10)	1:A:71:VAL:C	2:C:2:U:OP1	7	0.11
(1,10)	1:A:71:VAL:C	2:C:2:U:OP2	7	0.11
(1,10)	1:A:71:VAL:C	2:C:2:U:P	7	0.11
(1,10)	1:A:71:VAL:C	2:C:3:A:C1'	7	0.11
(1,10)	1:A:71:VAL:C	2:C:3:A:C2	7	0.11
(1,10)	1:A:71:VAL:C	2:C:3:A:C2'	7	0.11
(1,10)	1:A:71:VAL:C	2:C:3:A:C3'	7	0.11
(1,10)	1:A:71:VAL:C	2:C:3:A:C4	7	0.11
(1,10)	1:A:71:VAL:C	2:C:3:A:C4'	7	0.11
(1,10)	1:A:71:VAL:C	2:C:3:A:C5	7	0.11
(1,10)	1:A:71:VAL:C	2:C:3:A:C5'	7	0.11
(1,10)	1:A:71:VAL:C	2:C:3:A:C6	7	0.11
(1,10)	1:A:71:VAL:C	2:C:3:A:C8	7	0.11
(1,10)	1:A:71:VAL:C	2:C:3:A:H1'	7	0.11
(1,10)	1:A:71:VAL:C	2:C:3:A:H2	7	0.11
(1,10)	1:A:71:VAL:C	2:C:3:A:H2'	7	0.11
(1,10)	1:A:71:VAL:C	2:C:3:A:H3'	7	0.11
(1,10)	1:A:71:VAL:C	2:C:3:A:H4'	7	0.11

Continued on next page...

Continued from previous page...

Key	Atom-1	Atom-2	Model ID	Violation (Å)
(1,10)	1:A:71:VAL:C	2:C:3:A:H5'	7	0.11
(1,10)	1:A:71:VAL:C	2:C:3:A:H5''	7	0.11
(1,10)	1:A:71:VAL:C	2:C:3:A:H61	7	0.11
(1,10)	1:A:71:VAL:C	2:C:3:A:H62	7	0.11
(1,10)	1:A:71:VAL:C	2:C:3:A:H8	7	0.11
(1,10)	1:A:71:VAL:C	2:C:3:A:HO2'	7	0.11
(1,10)	1:A:71:VAL:C	2:C:3:A:N1	7	0.11
(1,10)	1:A:71:VAL:C	2:C:3:A:N3	7	0.11
(1,10)	1:A:71:VAL:C	2:C:3:A:N6	7	0.11
(1,10)	1:A:71:VAL:C	2:C:3:A:N7	7	0.11
(1,10)	1:A:71:VAL:C	2:C:3:A:N9	7	0.11
(1,10)	1:A:71:VAL:C	2:C:3:A:O2'	7	0.11
(1,10)	1:A:71:VAL:C	2:C:3:A:O3'	7	0.11
(1,10)	1:A:71:VAL:C	2:C:3:A:O4'	7	0.11
(1,10)	1:A:71:VAL:C	2:C:3:A:O5'	7	0.11
(1,10)	1:A:71:VAL:C	2:C:3:A:OP1	7	0.11
(1,10)	1:A:71:VAL:C	2:C:3:A:OP2	7	0.11
(1,10)	1:A:71:VAL:C	2:C:3:A:P	7	0.11
(1,10)	1:A:71:VAL:C	2:C:4:C:C1'	7	0.11
(1,10)	1:A:71:VAL:C	2:C:4:C:C2	7	0.11
(1,10)	1:A:71:VAL:C	2:C:4:C:C2'	7	0.11
(1,10)	1:A:71:VAL:C	2:C:4:C:C3'	7	0.11
(1,10)	1:A:71:VAL:C	2:C:4:C:C4	7	0.11
(1,10)	1:A:71:VAL:C	2:C:4:C:C4'	7	0.11
(1,10)	1:A:71:VAL:C	2:C:4:C:C5	7	0.11
(1,10)	1:A:71:VAL:C	2:C:4:C:C5'	7	0.11
(1,10)	1:A:71:VAL:C	2:C:4:C:C6	7	0.11
(1,10)	1:A:71:VAL:C	2:C:4:C:H1'	7	0.11
(1,10)	1:A:71:VAL:C	2:C:4:C:H2'	7	0.11
(1,10)	1:A:71:VAL:C	2:C:4:C:H3'	7	0.11
(1,10)	1:A:71:VAL:C	2:C:4:C:H4'	7	0.11
(1,10)	1:A:71:VAL:C	2:C:4:C:H41	7	0.11
(1,10)	1:A:71:VAL:C	2:C:4:C:H42	7	0.11
(1,10)	1:A:71:VAL:C	2:C:4:C:H5	7	0.11
(1,10)	1:A:71:VAL:C	2:C:4:C:H5'	7	0.11
(1,10)	1:A:71:VAL:C	2:C:4:C:H5''	7	0.11
(1,10)	1:A:71:VAL:C	2:C:4:C:H6	7	0.11
(1,10)	1:A:71:VAL:C	2:C:4:C:HO2'	7	0.11
(1,10)	1:A:71:VAL:C	2:C:4:C:N1	7	0.11
(1,10)	1:A:71:VAL:C	2:C:4:C:N3	7	0.11
(1,10)	1:A:71:VAL:C	2:C:4:C:N4	7	0.11
(1,10)	1:A:71:VAL:C	2:C:4:C:O2	7	0.11

Continued on next page...

Continued from previous page...

Key	Atom-1	Atom-2	Model ID	Violation (Å)
(1,10)	1:A:71:VAL:C	2:C:4:C:O2'	7	0.11
(1,10)	1:A:71:VAL:C	2:C:4:C:O3'	7	0.11
(1,10)	1:A:71:VAL:C	2:C:4:C:O4'	7	0.11
(1,10)	1:A:71:VAL:C	2:C:4:C:O5'	7	0.11
(1,10)	1:A:71:VAL:C	2:C:4:C:OP1	7	0.11
(1,10)	1:A:71:VAL:C	2:C:4:C:OP2	7	0.11
(1,10)	1:A:71:VAL:C	2:C:4:C:P	7	0.11
(1,10)	1:A:71:VAL:C	2:C:5:A:C1'	7	0.11
(1,10)	1:A:71:VAL:C	2:C:5:A:C2	7	0.11
(1,10)	1:A:71:VAL:C	2:C:5:A:C2'	7	0.11
(1,10)	1:A:71:VAL:C	2:C:5:A:C3'	7	0.11
(1,10)	1:A:71:VAL:C	2:C:5:A:C4	7	0.11
(1,10)	1:A:71:VAL:C	2:C:5:A:C4'	7	0.11
(1,10)	1:A:71:VAL:C	2:C:5:A:C5	7	0.11
(1,10)	1:A:71:VAL:C	2:C:5:A:C5'	7	0.11
(1,10)	1:A:71:VAL:C	2:C:5:A:C6	7	0.11
(1,10)	1:A:71:VAL:C	2:C:5:A:C8	7	0.11
(1,10)	1:A:71:VAL:C	2:C:5:A:H1'	7	0.11
(1,10)	1:A:71:VAL:C	2:C:5:A:H2	7	0.11
(1,10)	1:A:71:VAL:C	2:C:5:A:H2'	7	0.11
(1,10)	1:A:71:VAL:C	2:C:5:A:H3'	7	0.11
(1,10)	1:A:71:VAL:C	2:C:5:A:H4'	7	0.11
(1,10)	1:A:71:VAL:C	2:C:5:A:H5'	7	0.11
(1,10)	1:A:71:VAL:C	2:C:5:A:H5''	7	0.11
(1,10)	1:A:71:VAL:C	2:C:5:A:H61	7	0.11
(1,10)	1:A:71:VAL:C	2:C:5:A:H62	7	0.11
(1,10)	1:A:71:VAL:C	2:C:5:A:H8	7	0.11
(1,10)	1:A:71:VAL:C	2:C:5:A:HO2'	7	0.11
(1,10)	1:A:71:VAL:C	2:C:5:A:N1	7	0.11
(1,10)	1:A:71:VAL:C	2:C:5:A:N3	7	0.11
(1,10)	1:A:71:VAL:C	2:C:5:A:N6	7	0.11
(1,10)	1:A:71:VAL:C	2:C:5:A:N7	7	0.11
(1,10)	1:A:71:VAL:C	2:C:5:A:N9	7	0.11
(1,10)	1:A:71:VAL:C	2:C:5:A:O2'	7	0.11
(1,10)	1:A:71:VAL:C	2:C:5:A:O3'	7	0.11
(1,10)	1:A:71:VAL:C	2:C:5:A:O4'	7	0.11
(1,10)	1:A:71:VAL:C	2:C:5:A:O5'	7	0.11
(1,10)	1:A:71:VAL:C	2:C:5:A:OP1	7	0.11
(1,10)	1:A:71:VAL:C	2:C:5:A:OP2	7	0.11
(1,10)	1:A:71:VAL:C	2:C:5:A:P	7	0.11
(1,10)	1:A:71:VAL:CA	2:C:1:A:C1'	7	0.11
(1,10)	1:A:71:VAL:CA	2:C:1:A:C2	7	0.11

Continued on next page...

Continued from previous page...

Key	Atom-1	Atom-2	Model ID	Violation (Å)
(1,10)	1:A:71:VAL:CA	2:C:1:A:C2'	7	0.11
(1,10)	1:A:71:VAL:CA	2:C:1:A:C3'	7	0.11
(1,10)	1:A:71:VAL:CA	2:C:1:A:C4	7	0.11
(1,10)	1:A:71:VAL:CA	2:C:1:A:C4'	7	0.11
(1,10)	1:A:71:VAL:CA	2:C:1:A:C5	7	0.11
(1,10)	1:A:71:VAL:CA	2:C:1:A:C5'	7	0.11
(1,10)	1:A:71:VAL:CA	2:C:1:A:C6	7	0.11
(1,10)	1:A:71:VAL:CA	2:C:1:A:C8	7	0.11
(1,10)	1:A:71:VAL:CA	2:C:1:A:H1'	7	0.11
(1,10)	1:A:71:VAL:CA	2:C:1:A:H2	7	0.11
(1,10)	1:A:71:VAL:CA	2:C:1:A:H2'	7	0.11
(1,10)	1:A:71:VAL:CA	2:C:1:A:H3'	7	0.11
(1,10)	1:A:71:VAL:CA	2:C:1:A:H4'	7	0.11
(1,10)	1:A:71:VAL:CA	2:C:1:A:H5'	7	0.11
(1,10)	1:A:71:VAL:CA	2:C:1:A:H5''	7	0.11
(1,10)	1:A:71:VAL:CA	2:C:1:A:H61	7	0.11
(1,10)	1:A:71:VAL:CA	2:C:1:A:H62	7	0.11
(1,10)	1:A:71:VAL:CA	2:C:1:A:H8	7	0.11
(1,10)	1:A:71:VAL:CA	2:C:1:A:HO2'	7	0.11
(1,10)	1:A:71:VAL:CA	2:C:1:A:N1	7	0.11
(1,10)	1:A:71:VAL:CA	2:C:1:A:N3	7	0.11
(1,10)	1:A:71:VAL:CA	2:C:1:A:N6	7	0.11
(1,10)	1:A:71:VAL:CA	2:C:1:A:N7	7	0.11
(1,10)	1:A:71:VAL:CA	2:C:1:A:N9	7	0.11
(1,10)	1:A:71:VAL:CA	2:C:1:A:O2'	7	0.11
(1,10)	1:A:71:VAL:CA	2:C:1:A:O3'	7	0.11
(1,10)	1:A:71:VAL:CA	2:C:1:A:O4'	7	0.11
(1,10)	1:A:71:VAL:CA	2:C:1:A:O5'	7	0.11
(1,10)	1:A:71:VAL:CA	2:C:2:U:C1'	7	0.11
(1,10)	1:A:71:VAL:CA	2:C:2:U:C2	7	0.11
(1,10)	1:A:71:VAL:CA	2:C:2:U:C2'	7	0.11
(1,10)	1:A:71:VAL:CA	2:C:2:U:C3'	7	0.11
(1,10)	1:A:71:VAL:CA	2:C:2:U:C4	7	0.11
(1,10)	1:A:71:VAL:CA	2:C:2:U:C4'	7	0.11
(1,10)	1:A:71:VAL:CA	2:C:2:U:C5	7	0.11
(1,10)	1:A:71:VAL:CA	2:C:2:U:C5'	7	0.11
(1,10)	1:A:71:VAL:CA	2:C:2:U:C6	7	0.11
(1,10)	1:A:71:VAL:CA	2:C:2:U:H1'	7	0.11
(1,10)	1:A:71:VAL:CA	2:C:2:U:H2'	7	0.11
(1,10)	1:A:71:VAL:CA	2:C:2:U:H3	7	0.11
(1,10)	1:A:71:VAL:CA	2:C:2:U:H3'	7	0.11
(1,10)	1:A:71:VAL:CA	2:C:2:U:H4'	7	0.11

Continued on next page...

Continued from previous page...

Key	Atom-1	Atom-2	Model ID	Violation (Å)
(1,10)	1:A:71:VAL:CA	2:C:2:U:H5	7	0.11
(1,10)	1:A:71:VAL:CA	2:C:2:U:H5'	7	0.11
(1,10)	1:A:71:VAL:CA	2:C:2:U:H5''	7	0.11
(1,10)	1:A:71:VAL:CA	2:C:2:U:H6	7	0.11
(1,10)	1:A:71:VAL:CA	2:C:2:U:HO2'	7	0.11
(1,10)	1:A:71:VAL:CA	2:C:2:U:N1	7	0.11
(1,10)	1:A:71:VAL:CA	2:C:2:U:N3	7	0.11
(1,10)	1:A:71:VAL:CA	2:C:2:U:O2	7	0.11
(1,10)	1:A:71:VAL:CA	2:C:2:U:O2'	7	0.11
(1,10)	1:A:71:VAL:CA	2:C:2:U:O3'	7	0.11
(1,10)	1:A:71:VAL:CA	2:C:2:U:O4	7	0.11
(1,10)	1:A:71:VAL:CA	2:C:2:U:O4'	7	0.11
(1,10)	1:A:71:VAL:CA	2:C:2:U:O5'	7	0.11
(1,10)	1:A:71:VAL:CA	2:C:2:U:OP1	7	0.11
(1,10)	1:A:71:VAL:CA	2:C:2:U:OP2	7	0.11
(1,10)	1:A:71:VAL:CA	2:C:2:U:P	7	0.11
(1,10)	1:A:71:VAL:CA	2:C:3:A:C1'	7	0.11
(1,10)	1:A:71:VAL:CA	2:C:3:A:C2	7	0.11
(1,10)	1:A:71:VAL:CA	2:C:3:A:C2'	7	0.11
(1,10)	1:A:71:VAL:CA	2:C:3:A:C3'	7	0.11
(1,10)	1:A:71:VAL:CA	2:C:3:A:C4	7	0.11
(1,10)	1:A:71:VAL:CA	2:C:3:A:C4'	7	0.11
(1,10)	1:A:71:VAL:CA	2:C:3:A:C5	7	0.11
(1,10)	1:A:71:VAL:CA	2:C:3:A:C5'	7	0.11
(1,10)	1:A:71:VAL:CA	2:C:3:A:C6	7	0.11
(1,10)	1:A:71:VAL:CA	2:C:3:A:C8	7	0.11
(1,10)	1:A:71:VAL:CA	2:C:3:A:H1'	7	0.11
(1,10)	1:A:71:VAL:CA	2:C:3:A:H2	7	0.11
(1,10)	1:A:71:VAL:CA	2:C:3:A:H2'	7	0.11
(1,10)	1:A:71:VAL:CA	2:C:3:A:H3'	7	0.11
(1,10)	1:A:71:VAL:CA	2:C:3:A:H4'	7	0.11
(1,10)	1:A:71:VAL:CA	2:C:3:A:H5'	7	0.11
(1,10)	1:A:71:VAL:CA	2:C:3:A:H5''	7	0.11
(1,10)	1:A:71:VAL:CA	2:C:3:A:H61	7	0.11
(1,10)	1:A:71:VAL:CA	2:C:3:A:H62	7	0.11
(1,10)	1:A:71:VAL:CA	2:C:3:A:H8	7	0.11
(1,10)	1:A:71:VAL:CA	2:C:3:A:HO2'	7	0.11
(1,10)	1:A:71:VAL:CA	2:C:3:A:N1	7	0.11
(1,10)	1:A:71:VAL:CA	2:C:3:A:N3	7	0.11
(1,10)	1:A:71:VAL:CA	2:C:3:A:N6	7	0.11
(1,10)	1:A:71:VAL:CA	2:C:3:A:N7	7	0.11
(1,10)	1:A:71:VAL:CA	2:C:3:A:N9	7	0.11

Continued on next page...

Continued from previous page...

Key	Atom-1	Atom-2	Model ID	Violation (Å)
(1,10)	1:A:71:VAL:CA	2:C:3:A:O2'	7	0.11
(1,10)	1:A:71:VAL:CA	2:C:3:A:O3'	7	0.11
(1,10)	1:A:71:VAL:CA	2:C:3:A:O4'	7	0.11
(1,10)	1:A:71:VAL:CA	2:C:3:A:O5'	7	0.11
(1,10)	1:A:71:VAL:CA	2:C:3:A:OP1	7	0.11
(1,10)	1:A:71:VAL:CA	2:C:3:A:OP2	7	0.11
(1,10)	1:A:71:VAL:CA	2:C:3:A:P	7	0.11
(1,10)	1:A:71:VAL:CA	2:C:4:C:C1'	7	0.11
(1,10)	1:A:71:VAL:CA	2:C:4:C:C2	7	0.11
(1,10)	1:A:71:VAL:CA	2:C:4:C:C2'	7	0.11
(1,10)	1:A:71:VAL:CA	2:C:4:C:C3'	7	0.11
(1,10)	1:A:71:VAL:CA	2:C:4:C:C4	7	0.11
(1,10)	1:A:71:VAL:CA	2:C:4:C:C4'	7	0.11
(1,10)	1:A:71:VAL:CA	2:C:4:C:C5	7	0.11
(1,10)	1:A:71:VAL:CA	2:C:4:C:C5'	7	0.11
(1,10)	1:A:71:VAL:CA	2:C:4:C:C6	7	0.11
(1,10)	1:A:71:VAL:CA	2:C:4:C:H1'	7	0.11
(1,10)	1:A:71:VAL:CA	2:C:4:C:H2'	7	0.11
(1,10)	1:A:71:VAL:CA	2:C:4:C:H3'	7	0.11
(1,10)	1:A:71:VAL:CA	2:C:4:C:H4'	7	0.11
(1,10)	1:A:71:VAL:CA	2:C:4:C:H41	7	0.11
(1,10)	1:A:71:VAL:CA	2:C:4:C:H42	7	0.11
(1,10)	1:A:71:VAL:CA	2:C:4:C:H5	7	0.11
(1,10)	1:A:71:VAL:CA	2:C:4:C:H5'	7	0.11
(1,10)	1:A:71:VAL:CA	2:C:4:C:H5''	7	0.11
(1,10)	1:A:71:VAL:CA	2:C:4:C:H6	7	0.11
(1,10)	1:A:71:VAL:CA	2:C:4:C:HO2'	7	0.11
(1,10)	1:A:71:VAL:CA	2:C:4:C:N1	7	0.11
(1,10)	1:A:71:VAL:CA	2:C:4:C:N3	7	0.11
(1,10)	1:A:71:VAL:CA	2:C:4:C:N4	7	0.11
(1,10)	1:A:71:VAL:CA	2:C:4:C:O2	7	0.11
(1,10)	1:A:71:VAL:CA	2:C:4:C:O2'	7	0.11
(1,10)	1:A:71:VAL:CA	2:C:4:C:O3'	7	0.11
(1,10)	1:A:71:VAL:CA	2:C:4:C:O4'	7	0.11
(1,10)	1:A:71:VAL:CA	2:C:4:C:O5'	7	0.11
(1,10)	1:A:71:VAL:CA	2:C:4:C:OP1	7	0.11
(1,10)	1:A:71:VAL:CA	2:C:4:C:OP2	7	0.11
(1,10)	1:A:71:VAL:CA	2:C:4:C:P	7	0.11
(1,10)	1:A:71:VAL:CA	2:C:5:A:C1'	7	0.11
(1,10)	1:A:71:VAL:CA	2:C:5:A:C2	7	0.11
(1,10)	1:A:71:VAL:CA	2:C:5:A:C2'	7	0.11
(1,10)	1:A:71:VAL:CA	2:C:5:A:C3'	7	0.11

Continued on next page...

Continued from previous page...

Key	Atom-1	Atom-2	Model ID	Violation (Å)
(1,10)	1:A:71:VAL:CA	2:C:5:A:C4	7	0.11
(1,10)	1:A:71:VAL:CA	2:C:5:A:C4'	7	0.11
(1,10)	1:A:71:VAL:CA	2:C:5:A:C5	7	0.11
(1,10)	1:A:71:VAL:CA	2:C:5:A:C5'	7	0.11
(1,10)	1:A:71:VAL:CA	2:C:5:A:C6	7	0.11
(1,10)	1:A:71:VAL:CA	2:C:5:A:C8	7	0.11
(1,10)	1:A:71:VAL:CA	2:C:5:A:H1'	7	0.11
(1,10)	1:A:71:VAL:CA	2:C:5:A:H2	7	0.11
(1,10)	1:A:71:VAL:CA	2:C:5:A:H2'	7	0.11
(1,10)	1:A:71:VAL:CA	2:C:5:A:H3'	7	0.11
(1,10)	1:A:71:VAL:CA	2:C:5:A:H4'	7	0.11
(1,10)	1:A:71:VAL:CA	2:C:5:A:H5'	7	0.11
(1,10)	1:A:71:VAL:CA	2:C:5:A:H5''	7	0.11
(1,10)	1:A:71:VAL:CA	2:C:5:A:H61	7	0.11
(1,10)	1:A:71:VAL:CA	2:C:5:A:H62	7	0.11
(1,10)	1:A:71:VAL:CA	2:C:5:A:H8	7	0.11
(1,10)	1:A:71:VAL:CA	2:C:5:A:HO2'	7	0.11
(1,10)	1:A:71:VAL:CA	2:C:5:A:N1	7	0.11
(1,10)	1:A:71:VAL:CA	2:C:5:A:N3	7	0.11
(1,10)	1:A:71:VAL:CA	2:C:5:A:N6	7	0.11
(1,10)	1:A:71:VAL:CA	2:C:5:A:N7	7	0.11
(1,10)	1:A:71:VAL:CA	2:C:5:A:N9	7	0.11
(1,10)	1:A:71:VAL:CA	2:C:5:A:O2'	7	0.11
(1,10)	1:A:71:VAL:CA	2:C:5:A:O3'	7	0.11
(1,10)	1:A:71:VAL:CA	2:C:5:A:O4'	7	0.11
(1,10)	1:A:71:VAL:CA	2:C:5:A:O5'	7	0.11
(1,10)	1:A:71:VAL:CA	2:C:5:A:OP1	7	0.11
(1,10)	1:A:71:VAL:CA	2:C:5:A:OP2	7	0.11
(1,10)	1:A:71:VAL:CA	2:C:5:A:P	7	0.11
(1,10)	1:A:71:VAL:CB	2:C:1:A:C1'	7	0.11
(1,10)	1:A:71:VAL:CB	2:C:1:A:C2	7	0.11
(1,10)	1:A:71:VAL:CB	2:C:1:A:C2'	7	0.11
(1,10)	1:A:71:VAL:CB	2:C:1:A:C3'	7	0.11
(1,10)	1:A:71:VAL:CB	2:C:1:A:C4	7	0.11
(1,10)	1:A:71:VAL:CB	2:C:1:A:C4'	7	0.11
(1,10)	1:A:71:VAL:CB	2:C:1:A:C5	7	0.11
(1,10)	1:A:71:VAL:CB	2:C:1:A:C5'	7	0.11
(1,10)	1:A:71:VAL:CB	2:C:1:A:C6	7	0.11
(1,10)	1:A:71:VAL:CB	2:C:1:A:C8	7	0.11
(1,10)	1:A:71:VAL:CB	2:C:1:A:H1'	7	0.11
(1,10)	1:A:71:VAL:CB	2:C:1:A:H2	7	0.11
(1,10)	1:A:71:VAL:CB	2:C:1:A:H2'	7	0.11

Continued on next page...

Continued from previous page...

Key	Atom-1	Atom-2	Model ID	Violation (Å)
(1,10)	1:A:71:VAL:CB	2:C:1:A:H3'	7	0.11
(1,10)	1:A:71:VAL:CB	2:C:1:A:H4'	7	0.11
(1,10)	1:A:71:VAL:CB	2:C:1:A:H5'	7	0.11
(1,10)	1:A:71:VAL:CB	2:C:1:A:H5''	7	0.11
(1,10)	1:A:71:VAL:CB	2:C:1:A:H61	7	0.11
(1,10)	1:A:71:VAL:CB	2:C:1:A:H62	7	0.11
(1,10)	1:A:71:VAL:CB	2:C:1:A:H8	7	0.11
(1,10)	1:A:71:VAL:CB	2:C:1:A:HO2'	7	0.11
(1,10)	1:A:71:VAL:CB	2:C:1:A:N1	7	0.11
(1,10)	1:A:71:VAL:CB	2:C:1:A:N3	7	0.11
(1,10)	1:A:71:VAL:CB	2:C:1:A:N6	7	0.11
(1,10)	1:A:71:VAL:CB	2:C:1:A:N7	7	0.11
(1,10)	1:A:71:VAL:CB	2:C:1:A:N9	7	0.11
(1,10)	1:A:71:VAL:CB	2:C:1:A:O2'	7	0.11
(1,10)	1:A:71:VAL:CB	2:C:1:A:O3'	7	0.11
(1,10)	1:A:71:VAL:CB	2:C:1:A:O4'	7	0.11
(1,10)	1:A:71:VAL:CB	2:C:1:A:O5'	7	0.11
(1,10)	1:A:71:VAL:CB	2:C:2:U:C1'	7	0.11
(1,10)	1:A:71:VAL:CB	2:C:2:U:C2	7	0.11
(1,10)	1:A:71:VAL:CB	2:C:2:U:C2'	7	0.11
(1,10)	1:A:71:VAL:CB	2:C:2:U:C3'	7	0.11
(1,10)	1:A:71:VAL:CB	2:C:2:U:C4	7	0.11
(1,10)	1:A:71:VAL:CB	2:C:2:U:C4'	7	0.11
(1,10)	1:A:71:VAL:CB	2:C:2:U:C5	7	0.11
(1,10)	1:A:71:VAL:CB	2:C:2:U:C5'	7	0.11
(1,10)	1:A:71:VAL:CB	2:C:2:U:C6	7	0.11
(1,10)	1:A:71:VAL:CB	2:C:2:U:H1'	7	0.11
(1,10)	1:A:71:VAL:CB	2:C:2:U:H2'	7	0.11
(1,10)	1:A:71:VAL:CB	2:C:2:U:H3	7	0.11
(1,10)	1:A:71:VAL:CB	2:C:2:U:H3'	7	0.11
(1,10)	1:A:71:VAL:CB	2:C:2:U:H4'	7	0.11
(1,10)	1:A:71:VAL:CB	2:C:2:U:H5	7	0.11
(1,10)	1:A:71:VAL:CB	2:C:2:U:H5'	7	0.11
(1,10)	1:A:71:VAL:CB	2:C:2:U:H5''	7	0.11
(1,10)	1:A:71:VAL:CB	2:C:2:U:H6	7	0.11
(1,10)	1:A:71:VAL:CB	2:C:2:U:HO2'	7	0.11
(1,10)	1:A:71:VAL:CB	2:C:2:U:N1	7	0.11
(1,10)	1:A:71:VAL:CB	2:C:2:U:N3	7	0.11
(1,10)	1:A:71:VAL:CB	2:C:2:U:O2	7	0.11
(1,10)	1:A:71:VAL:CB	2:C:2:U:O2'	7	0.11
(1,10)	1:A:71:VAL:CB	2:C:2:U:O3'	7	0.11
(1,10)	1:A:71:VAL:CB	2:C:2:U:O4	7	0.11

Continued on next page...

Continued from previous page...

Key	Atom-1	Atom-2	Model ID	Violation (Å)
(1,10)	1:A:71:VAL:CB	2:C:2:U:O4'	7	0.11
(1,10)	1:A:71:VAL:CB	2:C:2:U:O5'	7	0.11
(1,10)	1:A:71:VAL:CB	2:C:2:U:OP1	7	0.11
(1,10)	1:A:71:VAL:CB	2:C:2:U:OP2	7	0.11
(1,10)	1:A:71:VAL:CB	2:C:2:U:P	7	0.11
(1,10)	1:A:71:VAL:CB	2:C:3:A:C1'	7	0.11
(1,10)	1:A:71:VAL:CB	2:C:3:A:C2	7	0.11
(1,10)	1:A:71:VAL:CB	2:C:3:A:C2'	7	0.11
(1,10)	1:A:71:VAL:CB	2:C:3:A:C3'	7	0.11
(1,10)	1:A:71:VAL:CB	2:C:3:A:C4	7	0.11
(1,10)	1:A:71:VAL:CB	2:C:3:A:C4'	7	0.11
(1,10)	1:A:71:VAL:CB	2:C:3:A:C5	7	0.11
(1,10)	1:A:71:VAL:CB	2:C:3:A:C5'	7	0.11
(1,10)	1:A:71:VAL:CB	2:C:3:A:C6	7	0.11
(1,10)	1:A:71:VAL:CB	2:C:3:A:C8	7	0.11
(1,10)	1:A:71:VAL:CB	2:C:3:A:H1'	7	0.11
(1,10)	1:A:71:VAL:CB	2:C:3:A:H2	7	0.11
(1,10)	1:A:71:VAL:CB	2:C:3:A:H2'	7	0.11
(1,10)	1:A:71:VAL:CB	2:C:3:A:H3'	7	0.11
(1,10)	1:A:71:VAL:CB	2:C:3:A:H4'	7	0.11
(1,10)	1:A:71:VAL:CB	2:C:3:A:H5'	7	0.11
(1,10)	1:A:71:VAL:CB	2:C:3:A:H5''	7	0.11
(1,10)	1:A:71:VAL:CB	2:C:3:A:H61	7	0.11
(1,10)	1:A:71:VAL:CB	2:C:3:A:H62	7	0.11
(1,10)	1:A:71:VAL:CB	2:C:3:A:H8	7	0.11
(1,10)	1:A:71:VAL:CB	2:C:3:A:HO2'	7	0.11
(1,10)	1:A:71:VAL:CB	2:C:3:A:N1	7	0.11
(1,10)	1:A:71:VAL:CB	2:C:3:A:N3	7	0.11
(1,10)	1:A:71:VAL:CB	2:C:3:A:N6	7	0.11
(1,10)	1:A:71:VAL:CB	2:C:3:A:N7	7	0.11
(1,10)	1:A:71:VAL:CB	2:C:3:A:N9	7	0.11
(1,10)	1:A:71:VAL:CB	2:C:3:A:O2'	7	0.11
(1,10)	1:A:71:VAL:CB	2:C:3:A:O3'	7	0.11
(1,10)	1:A:71:VAL:CB	2:C:3:A:O4'	7	0.11
(1,10)	1:A:71:VAL:CB	2:C:3:A:O5'	7	0.11
(1,10)	1:A:71:VAL:CB	2:C:3:A:OP1	7	0.11
(1,10)	1:A:71:VAL:CB	2:C:3:A:OP2	7	0.11
(1,10)	1:A:71:VAL:CB	2:C:3:A:P	7	0.11
(1,10)	1:A:71:VAL:CB	2:C:4:C:C1'	7	0.11
(1,10)	1:A:71:VAL:CB	2:C:4:C:C2	7	0.11
(1,10)	1:A:71:VAL:CB	2:C:4:C:C2'	7	0.11
(1,10)	1:A:71:VAL:CB	2:C:4:C:C3'	7	0.11

Continued on next page...

Continued from previous page...

Key	Atom-1	Atom-2	Model ID	Violation (Å)
(1,10)	1:A:71:VAL:CB	2:C:4:C:C4	7	0.11
(1,10)	1:A:71:VAL:CB	2:C:4:C:C4'	7	0.11
(1,10)	1:A:71:VAL:CB	2:C:4:C:C5	7	0.11
(1,10)	1:A:71:VAL:CB	2:C:4:C:C5'	7	0.11
(1,10)	1:A:71:VAL:CB	2:C:4:C:C6	7	0.11
(1,10)	1:A:71:VAL:CB	2:C:4:C:H1'	7	0.11
(1,10)	1:A:71:VAL:CB	2:C:4:C:H2'	7	0.11
(1,10)	1:A:71:VAL:CB	2:C:4:C:H3'	7	0.11
(1,10)	1:A:71:VAL:CB	2:C:4:C:H4'	7	0.11
(1,10)	1:A:71:VAL:CB	2:C:4:C:H41	7	0.11
(1,10)	1:A:71:VAL:CB	2:C:4:C:H42	7	0.11
(1,10)	1:A:71:VAL:CB	2:C:4:C:H5	7	0.11
(1,10)	1:A:71:VAL:CB	2:C:4:C:H5'	7	0.11
(1,10)	1:A:71:VAL:CB	2:C:4:C:H5''	7	0.11
(1,10)	1:A:71:VAL:CB	2:C:4:C:H6	7	0.11
(1,10)	1:A:71:VAL:CB	2:C:4:C:HO2'	7	0.11
(1,10)	1:A:71:VAL:CB	2:C:4:C:N1	7	0.11
(1,10)	1:A:71:VAL:CB	2:C:4:C:N3	7	0.11
(1,10)	1:A:71:VAL:CB	2:C:4:C:N4	7	0.11
(1,10)	1:A:71:VAL:CB	2:C:4:C:O2	7	0.11
(1,10)	1:A:71:VAL:CB	2:C:4:C:O2'	7	0.11
(1,10)	1:A:71:VAL:CB	2:C:4:C:O3'	7	0.11
(1,10)	1:A:71:VAL:CB	2:C:4:C:O4'	7	0.11
(1,10)	1:A:71:VAL:CB	2:C:4:C:O5'	7	0.11
(1,10)	1:A:71:VAL:CB	2:C:4:C:OP1	7	0.11
(1,10)	1:A:71:VAL:CB	2:C:4:C:OP2	7	0.11
(1,10)	1:A:71:VAL:CB	2:C:4:C:P	7	0.11
(1,10)	1:A:71:VAL:CB	2:C:5:A:C1'	7	0.11
(1,10)	1:A:71:VAL:CB	2:C:5:A:C2	7	0.11
(1,10)	1:A:71:VAL:CB	2:C:5:A:C2'	7	0.11
(1,10)	1:A:71:VAL:CB	2:C:5:A:C3'	7	0.11
(1,10)	1:A:71:VAL:CB	2:C:5:A:C4	7	0.11
(1,10)	1:A:71:VAL:CB	2:C:5:A:C4'	7	0.11
(1,10)	1:A:71:VAL:CB	2:C:5:A:C5	7	0.11
(1,10)	1:A:71:VAL:CB	2:C:5:A:C5'	7	0.11
(1,10)	1:A:71:VAL:CB	2:C:5:A:C6	7	0.11
(1,10)	1:A:71:VAL:CB	2:C:5:A:C8	7	0.11
(1,10)	1:A:71:VAL:CB	2:C:5:A:H1'	7	0.11
(1,10)	1:A:71:VAL:CB	2:C:5:A:H2	7	0.11
(1,10)	1:A:71:VAL:CB	2:C:5:A:H2'	7	0.11
(1,10)	1:A:71:VAL:CB	2:C:5:A:H3'	7	0.11
(1,10)	1:A:71:VAL:CB	2:C:5:A:H4'	7	0.11

Continued on next page...

Continued from previous page...

Key	Atom-1	Atom-2	Model ID	Violation (Å)
(1,10)	1:A:71:VAL:CB	2:C:5:A:H5'	7	0.11
(1,10)	1:A:71:VAL:CB	2:C:5:A:H5''	7	0.11
(1,10)	1:A:71:VAL:CB	2:C:5:A:H61	7	0.11
(1,10)	1:A:71:VAL:CB	2:C:5:A:H62	7	0.11
(1,10)	1:A:71:VAL:CB	2:C:5:A:H8	7	0.11
(1,10)	1:A:71:VAL:CB	2:C:5:A:HO2'	7	0.11
(1,10)	1:A:71:VAL:CB	2:C:5:A:N1	7	0.11
(1,10)	1:A:71:VAL:CB	2:C:5:A:N3	7	0.11
(1,10)	1:A:71:VAL:CB	2:C:5:A:N6	7	0.11
(1,10)	1:A:71:VAL:CB	2:C:5:A:N7	7	0.11
(1,10)	1:A:71:VAL:CB	2:C:5:A:N9	7	0.11
(1,10)	1:A:71:VAL:CB	2:C:5:A:O2'	7	0.11
(1,10)	1:A:71:VAL:CB	2:C:5:A:O3'	7	0.11
(1,10)	1:A:71:VAL:CB	2:C:5:A:O4'	7	0.11
(1,10)	1:A:71:VAL:CB	2:C:5:A:O5'	7	0.11
(1,10)	1:A:71:VAL:CB	2:C:5:A:OP1	7	0.11
(1,10)	1:A:71:VAL:CB	2:C:5:A:OP2	7	0.11
(1,10)	1:A:71:VAL:CB	2:C:5:A:P	7	0.11
(1,10)	1:A:71:VAL:CG1	2:C:1:A:C1'	7	0.11
(1,10)	1:A:71:VAL:CG1	2:C:1:A:C2	7	0.11
(1,10)	1:A:71:VAL:CG1	2:C:1:A:C2'	7	0.11
(1,10)	1:A:71:VAL:CG1	2:C:1:A:C3'	7	0.11
(1,10)	1:A:71:VAL:CG1	2:C:1:A:C4	7	0.11
(1,10)	1:A:71:VAL:CG1	2:C:1:A:C4'	7	0.11
(1,10)	1:A:71:VAL:CG1	2:C:1:A:C5	7	0.11
(1,10)	1:A:71:VAL:CG1	2:C:1:A:C5'	7	0.11
(1,10)	1:A:71:VAL:CG1	2:C:1:A:C6	7	0.11
(1,10)	1:A:71:VAL:CG1	2:C:1:A:C8	7	0.11
(1,10)	1:A:71:VAL:CG1	2:C:1:A:H1'	7	0.11
(1,10)	1:A:71:VAL:CG1	2:C:1:A:H2	7	0.11
(1,10)	1:A:71:VAL:CG1	2:C:1:A:H2'	7	0.11
(1,10)	1:A:71:VAL:CG1	2:C:1:A:H3'	7	0.11
(1,10)	1:A:71:VAL:CG1	2:C:1:A:H4'	7	0.11
(1,10)	1:A:71:VAL:CG1	2:C:1:A:H5'	7	0.11
(1,10)	1:A:71:VAL:CG1	2:C:1:A:H5''	7	0.11
(1,10)	1:A:71:VAL:CG1	2:C:1:A:H61	7	0.11
(1,10)	1:A:71:VAL:CG1	2:C:1:A:H62	7	0.11
(1,10)	1:A:71:VAL:CG1	2:C:1:A:H8	7	0.11
(1,10)	1:A:71:VAL:CG1	2:C:1:A:HO2'	7	0.11
(1,10)	1:A:71:VAL:CG1	2:C:1:A:N1	7	0.11
(1,10)	1:A:71:VAL:CG1	2:C:1:A:N3	7	0.11
(1,10)	1:A:71:VAL:CG1	2:C:1:A:N6	7	0.11

Continued on next page...

Continued from previous page...

Key	Atom-1	Atom-2	Model ID	Violation (Å)
(1,10)	1:A:71:VAL:CG1	2:C:1:A:N7	7	0.11
(1,10)	1:A:71:VAL:CG1	2:C:1:A:N9	7	0.11
(1,10)	1:A:71:VAL:CG1	2:C:1:A:O2'	7	0.11
(1,10)	1:A:71:VAL:CG1	2:C:1:A:O3'	7	0.11
(1,10)	1:A:71:VAL:CG1	2:C:1:A:O4'	7	0.11
(1,10)	1:A:71:VAL:CG1	2:C:1:A:O5'	7	0.11
(1,10)	1:A:71:VAL:CG1	2:C:2:U:C1'	7	0.11
(1,10)	1:A:71:VAL:CG1	2:C:2:U:C2	7	0.11
(1,10)	1:A:71:VAL:CG1	2:C:2:U:C2'	7	0.11
(1,10)	1:A:71:VAL:CG1	2:C:2:U:C3'	7	0.11
(1,10)	1:A:71:VAL:CG1	2:C:2:U:C4	7	0.11
(1,10)	1:A:71:VAL:CG1	2:C:2:U:C4'	7	0.11
(1,10)	1:A:71:VAL:CG1	2:C:2:U:C5	7	0.11
(1,10)	1:A:71:VAL:CG1	2:C:2:U:C5'	7	0.11
(1,10)	1:A:71:VAL:CG1	2:C:2:U:C6	7	0.11
(1,10)	1:A:71:VAL:CG1	2:C:2:U:H1'	7	0.11
(1,10)	1:A:71:VAL:CG1	2:C:2:U:H2'	7	0.11
(1,10)	1:A:71:VAL:CG1	2:C:2:U:H3	7	0.11
(1,10)	1:A:71:VAL:CG1	2:C:2:U:H3'	7	0.11
(1,10)	1:A:71:VAL:CG1	2:C:2:U:H4'	7	0.11
(1,10)	1:A:71:VAL:CG1	2:C:2:U:H5	7	0.11
(1,10)	1:A:71:VAL:CG1	2:C:2:U:H5'	7	0.11
(1,10)	1:A:71:VAL:CG1	2:C:2:U:H5''	7	0.11
(1,10)	1:A:71:VAL:CG1	2:C:2:U:H6	7	0.11
(1,10)	1:A:71:VAL:CG1	2:C:2:U:HO2'	7	0.11
(1,10)	1:A:71:VAL:CG1	2:C:2:U:N1	7	0.11
(1,10)	1:A:71:VAL:CG1	2:C:2:U:N3	7	0.11
(1,10)	1:A:71:VAL:CG1	2:C:2:U:O2	7	0.11
(1,10)	1:A:71:VAL:CG1	2:C:2:U:O2'	7	0.11
(1,10)	1:A:71:VAL:CG1	2:C:2:U:O3'	7	0.11
(1,10)	1:A:71:VAL:CG1	2:C:2:U:O4	7	0.11
(1,10)	1:A:71:VAL:CG1	2:C:2:U:O4'	7	0.11
(1,10)	1:A:71:VAL:CG1	2:C:2:U:O5'	7	0.11
(1,10)	1:A:71:VAL:CG1	2:C:2:U:OP1	7	0.11
(1,10)	1:A:71:VAL:CG1	2:C:2:U:OP2	7	0.11
(1,10)	1:A:71:VAL:CG1	2:C:2:U:P	7	0.11
(1,10)	1:A:71:VAL:CG1	2:C:3:A:C1'	7	0.11
(1,10)	1:A:71:VAL:CG1	2:C:3:A:C2	7	0.11
(1,10)	1:A:71:VAL:CG1	2:C:3:A:C2'	7	0.11
(1,10)	1:A:71:VAL:CG1	2:C:3:A:C3'	7	0.11
(1,10)	1:A:71:VAL:CG1	2:C:3:A:C4	7	0.11
(1,10)	1:A:71:VAL:CG1	2:C:3:A:C4'	7	0.11

Continued on next page...

Continued from previous page...

Key	Atom-1	Atom-2	Model ID	Violation (Å)
(1,10)	1:A:71:VAL:CG1	2:C:3:A:C5	7	0.11
(1,10)	1:A:71:VAL:CG1	2:C:3:A:C5'	7	0.11
(1,10)	1:A:71:VAL:CG1	2:C:3:A:C6	7	0.11
(1,10)	1:A:71:VAL:CG1	2:C:3:A:C8	7	0.11
(1,10)	1:A:71:VAL:CG1	2:C:3:A:H1'	7	0.11
(1,10)	1:A:71:VAL:CG1	2:C:3:A:H2	7	0.11
(1,10)	1:A:71:VAL:CG1	2:C:3:A:H2'	7	0.11
(1,10)	1:A:71:VAL:CG1	2:C:3:A:H3'	7	0.11
(1,10)	1:A:71:VAL:CG1	2:C:3:A:H4'	7	0.11
(1,10)	1:A:71:VAL:CG1	2:C:3:A:H5'	7	0.11
(1,10)	1:A:71:VAL:CG1	2:C:3:A:H5''	7	0.11
(1,10)	1:A:71:VAL:CG1	2:C:3:A:H61	7	0.11
(1,10)	1:A:71:VAL:CG1	2:C:3:A:H62	7	0.11
(1,10)	1:A:71:VAL:CG1	2:C:3:A:H8	7	0.11
(1,10)	1:A:71:VAL:CG1	2:C:3:A:HO2'	7	0.11
(1,10)	1:A:71:VAL:CG1	2:C:3:A:N1	7	0.11
(1,10)	1:A:71:VAL:CG1	2:C:3:A:N3	7	0.11
(1,10)	1:A:71:VAL:CG1	2:C:3:A:N6	7	0.11
(1,10)	1:A:71:VAL:CG1	2:C:3:A:N7	7	0.11
(1,10)	1:A:71:VAL:CG1	2:C:3:A:N9	7	0.11
(1,10)	1:A:71:VAL:CG1	2:C:3:A:O2'	7	0.11
(1,10)	1:A:71:VAL:CG1	2:C:3:A:O3'	7	0.11
(1,10)	1:A:71:VAL:CG1	2:C:3:A:O4'	7	0.11
(1,10)	1:A:71:VAL:CG1	2:C:3:A:O5'	7	0.11
(1,10)	1:A:71:VAL:CG1	2:C:3:A:OP1	7	0.11
(1,10)	1:A:71:VAL:CG1	2:C:3:A:OP2	7	0.11
(1,10)	1:A:71:VAL:CG1	2:C:3:A:P	7	0.11
(1,10)	1:A:71:VAL:CG1	2:C:4:C:C1'	7	0.11
(1,10)	1:A:71:VAL:CG1	2:C:4:C:C2	7	0.11
(1,10)	1:A:71:VAL:CG1	2:C:4:C:C2'	7	0.11
(1,10)	1:A:71:VAL:CG1	2:C:4:C:C3'	7	0.11
(1,10)	1:A:71:VAL:CG1	2:C:4:C:C4	7	0.11
(1,10)	1:A:71:VAL:CG1	2:C:4:C:C4'	7	0.11
(1,10)	1:A:71:VAL:CG1	2:C:4:C:C5	7	0.11
(1,10)	1:A:71:VAL:CG1	2:C:4:C:C5'	7	0.11
(1,10)	1:A:71:VAL:CG1	2:C:4:C:C6	7	0.11
(1,10)	1:A:71:VAL:CG1	2:C:4:C:H1'	7	0.11
(1,10)	1:A:71:VAL:CG1	2:C:4:C:H2'	7	0.11
(1,10)	1:A:71:VAL:CG1	2:C:4:C:H3'	7	0.11
(1,10)	1:A:71:VAL:CG1	2:C:4:C:H4'	7	0.11
(1,10)	1:A:71:VAL:CG1	2:C:4:C:H41	7	0.11
(1,10)	1:A:71:VAL:CG1	2:C:4:C:H42	7	0.11

Continued on next page...

Continued from previous page...

Key	Atom-1	Atom-2	Model ID	Violation (Å)
(1,10)	1:A:71:VAL:CG1	2:C:4:C:H5	7	0.11
(1,10)	1:A:71:VAL:CG1	2:C:4:C:H5'	7	0.11
(1,10)	1:A:71:VAL:CG1	2:C:4:C:H5''	7	0.11
(1,10)	1:A:71:VAL:CG1	2:C:4:C:H6	7	0.11
(1,10)	1:A:71:VAL:CG1	2:C:4:C:HO2'	7	0.11
(1,10)	1:A:71:VAL:CG1	2:C:4:C:N1	7	0.11
(1,10)	1:A:71:VAL:CG1	2:C:4:C:N3	7	0.11
(1,10)	1:A:71:VAL:CG1	2:C:4:C:N4	7	0.11
(1,10)	1:A:71:VAL:CG1	2:C:4:C:O2	7	0.11
(1,10)	1:A:71:VAL:CG1	2:C:4:C:O2'	7	0.11
(1,10)	1:A:71:VAL:CG1	2:C:4:C:O3'	7	0.11
(1,10)	1:A:71:VAL:CG1	2:C:4:C:O4'	7	0.11
(1,10)	1:A:71:VAL:CG1	2:C:4:C:O5'	7	0.11
(1,10)	1:A:71:VAL:CG1	2:C:4:C:OP1	7	0.11
(1,10)	1:A:71:VAL:CG1	2:C:4:C:OP2	7	0.11
(1,10)	1:A:71:VAL:CG1	2:C:4:C:P	7	0.11
(1,10)	1:A:71:VAL:CG1	2:C:5:A:C1'	7	0.11
(1,10)	1:A:71:VAL:CG1	2:C:5:A:C2	7	0.11
(1,10)	1:A:71:VAL:CG1	2:C:5:A:C2'	7	0.11
(1,10)	1:A:71:VAL:CG1	2:C:5:A:C3'	7	0.11
(1,10)	1:A:71:VAL:CG1	2:C:5:A:C4	7	0.11
(1,10)	1:A:71:VAL:CG1	2:C:5:A:C4'	7	0.11
(1,10)	1:A:71:VAL:CG1	2:C:5:A:C5	7	0.11
(1,10)	1:A:71:VAL:CG1	2:C:5:A:C5'	7	0.11
(1,10)	1:A:71:VAL:CG1	2:C:5:A:C6	7	0.11
(1,10)	1:A:71:VAL:CG1	2:C:5:A:C8	7	0.11
(1,10)	1:A:71:VAL:CG1	2:C:5:A:H1'	7	0.11
(1,10)	1:A:71:VAL:CG1	2:C:5:A:H2	7	0.11
(1,10)	1:A:71:VAL:CG1	2:C:5:A:H2'	7	0.11
(1,10)	1:A:71:VAL:CG1	2:C:5:A:H3'	7	0.11
(1,10)	1:A:71:VAL:CG1	2:C:5:A:H4'	7	0.11
(1,10)	1:A:71:VAL:CG1	2:C:5:A:H5'	7	0.11
(1,10)	1:A:71:VAL:CG1	2:C:5:A:H5''	7	0.11
(1,10)	1:A:71:VAL:CG1	2:C:5:A:H61	7	0.11
(1,10)	1:A:71:VAL:CG1	2:C:5:A:H62	7	0.11
(1,10)	1:A:71:VAL:CG1	2:C:5:A:H8	7	0.11
(1,10)	1:A:71:VAL:CG1	2:C:5:A:HO2'	7	0.11
(1,10)	1:A:71:VAL:CG1	2:C:5:A:N1	7	0.11
(1,10)	1:A:71:VAL:CG1	2:C:5:A:N3	7	0.11
(1,10)	1:A:71:VAL:CG1	2:C:5:A:N6	7	0.11
(1,10)	1:A:71:VAL:CG1	2:C:5:A:N7	7	0.11
(1,10)	1:A:71:VAL:CG1	2:C:5:A:N9	7	0.11

Continued on next page...

Continued from previous page...

Key	Atom-1	Atom-2	Model ID	Violation (Å)
(1,10)	1:A:71:VAL:CG1	2:C:5:A:O2'	7	0.11
(1,10)	1:A:71:VAL:CG1	2:C:5:A:O3'	7	0.11
(1,10)	1:A:71:VAL:CG1	2:C:5:A:O4'	7	0.11
(1,10)	1:A:71:VAL:CG1	2:C:5:A:O5'	7	0.11
(1,10)	1:A:71:VAL:CG1	2:C:5:A:OP1	7	0.11
(1,10)	1:A:71:VAL:CG1	2:C:5:A:OP2	7	0.11
(1,10)	1:A:71:VAL:CG1	2:C:5:A:P	7	0.11
(1,10)	1:A:71:VAL:CG2	2:C:1:A:C1'	7	0.11
(1,10)	1:A:71:VAL:CG2	2:C:1:A:C2	7	0.11
(1,10)	1:A:71:VAL:CG2	2:C:1:A:C2'	7	0.11
(1,10)	1:A:71:VAL:CG2	2:C:1:A:C3'	7	0.11
(1,10)	1:A:71:VAL:CG2	2:C:1:A:C4	7	0.11
(1,10)	1:A:71:VAL:CG2	2:C:1:A:C4'	7	0.11
(1,10)	1:A:71:VAL:CG2	2:C:1:A:C5	7	0.11
(1,10)	1:A:71:VAL:CG2	2:C:1:A:C5'	7	0.11
(1,10)	1:A:71:VAL:CG2	2:C:1:A:C6	7	0.11
(1,10)	1:A:71:VAL:CG2	2:C:1:A:C8	7	0.11
(1,10)	1:A:71:VAL:CG2	2:C:1:A:H1'	7	0.11
(1,10)	1:A:71:VAL:CG2	2:C:1:A:H2	7	0.11
(1,10)	1:A:71:VAL:CG2	2:C:1:A:H2'	7	0.11
(1,10)	1:A:71:VAL:CG2	2:C:1:A:H3'	7	0.11
(1,10)	1:A:71:VAL:CG2	2:C:1:A:H4'	7	0.11
(1,10)	1:A:71:VAL:CG2	2:C:1:A:H5'	7	0.11
(1,10)	1:A:71:VAL:CG2	2:C:1:A:H5''	7	0.11
(1,10)	1:A:71:VAL:CG2	2:C:1:A:H61	7	0.11
(1,10)	1:A:71:VAL:CG2	2:C:1:A:H62	7	0.11
(1,10)	1:A:71:VAL:CG2	2:C:1:A:H8	7	0.11
(1,10)	1:A:71:VAL:CG2	2:C:1:A:HO2'	7	0.11
(1,10)	1:A:71:VAL:CG2	2:C:1:A:N1	7	0.11
(1,10)	1:A:71:VAL:CG2	2:C:1:A:N3	7	0.11
(1,10)	1:A:71:VAL:CG2	2:C:1:A:N6	7	0.11
(1,10)	1:A:71:VAL:CG2	2:C:1:A:N7	7	0.11
(1,10)	1:A:71:VAL:CG2	2:C:1:A:N9	7	0.11
(1,10)	1:A:71:VAL:CG2	2:C:1:A:O2'	7	0.11
(1,10)	1:A:71:VAL:CG2	2:C:1:A:O3'	7	0.11
(1,10)	1:A:71:VAL:CG2	2:C:1:A:O4'	7	0.11
(1,10)	1:A:71:VAL:CG2	2:C:1:A:O5'	7	0.11
(1,10)	1:A:71:VAL:CG2	2:C:2:U:C1'	7	0.11
(1,10)	1:A:71:VAL:CG2	2:C:2:U:C2	7	0.11
(1,10)	1:A:71:VAL:CG2	2:C:2:U:C2'	7	0.11
(1,10)	1:A:71:VAL:CG2	2:C:2:U:C3'	7	0.11
(1,10)	1:A:71:VAL:CG2	2:C:2:U:C4	7	0.11

Continued on next page...

Continued from previous page...

Key	Atom-1	Atom-2	Model ID	Violation (Å)
(1,10)	1:A:71:VAL:CG2	2:C:2:U:C4'	7	0.11
(1,10)	1:A:71:VAL:CG2	2:C:2:U:C5	7	0.11
(1,10)	1:A:71:VAL:CG2	2:C:2:U:C5'	7	0.11
(1,10)	1:A:71:VAL:CG2	2:C:2:U:C6	7	0.11
(1,10)	1:A:71:VAL:CG2	2:C:2:U:H1'	7	0.11
(1,10)	1:A:71:VAL:CG2	2:C:2:U:H2'	7	0.11
(1,10)	1:A:71:VAL:CG2	2:C:2:U:H3	7	0.11
(1,10)	1:A:71:VAL:CG2	2:C:2:U:H3'	7	0.11
(1,10)	1:A:71:VAL:CG2	2:C:2:U:H4'	7	0.11
(1,10)	1:A:71:VAL:CG2	2:C:2:U:H5	7	0.11
(1,10)	1:A:71:VAL:CG2	2:C:2:U:H5'	7	0.11
(1,10)	1:A:71:VAL:CG2	2:C:2:U:H5''	7	0.11
(1,10)	1:A:71:VAL:CG2	2:C:2:U:H6	7	0.11
(1,10)	1:A:71:VAL:CG2	2:C:2:U:HO2'	7	0.11
(1,10)	1:A:71:VAL:CG2	2:C:2:U:N1	7	0.11
(1,10)	1:A:71:VAL:CG2	2:C:2:U:N3	7	0.11
(1,10)	1:A:71:VAL:CG2	2:C:2:U:O2	7	0.11
(1,10)	1:A:71:VAL:CG2	2:C:2:U:O2'	7	0.11
(1,10)	1:A:71:VAL:CG2	2:C:2:U:O3'	7	0.11
(1,10)	1:A:71:VAL:CG2	2:C:2:U:O4	7	0.11
(1,10)	1:A:71:VAL:CG2	2:C:2:U:O4'	7	0.11
(1,10)	1:A:71:VAL:CG2	2:C:2:U:O5'	7	0.11
(1,10)	1:A:71:VAL:CG2	2:C:2:U:OP1	7	0.11
(1,10)	1:A:71:VAL:CG2	2:C:2:U:OP2	7	0.11
(1,10)	1:A:71:VAL:CG2	2:C:2:U:P	7	0.11
(1,10)	1:A:71:VAL:CG2	2:C:3:A:C1'	7	0.11
(1,10)	1:A:71:VAL:CG2	2:C:3:A:C2	7	0.11
(1,10)	1:A:71:VAL:CG2	2:C:3:A:C2'	7	0.11
(1,10)	1:A:71:VAL:CG2	2:C:3:A:C3'	7	0.11
(1,10)	1:A:71:VAL:CG2	2:C:3:A:C4	7	0.11
(1,10)	1:A:71:VAL:CG2	2:C:3:A:C4'	7	0.11
(1,10)	1:A:71:VAL:CG2	2:C:3:A:C5	7	0.11
(1,10)	1:A:71:VAL:CG2	2:C:3:A:C5'	7	0.11
(1,10)	1:A:71:VAL:CG2	2:C:3:A:C6	7	0.11
(1,10)	1:A:71:VAL:CG2	2:C:3:A:C8	7	0.11
(1,10)	1:A:71:VAL:CG2	2:C:3:A:H1'	7	0.11
(1,10)	1:A:71:VAL:CG2	2:C:3:A:H2	7	0.11
(1,10)	1:A:71:VAL:CG2	2:C:3:A:H2'	7	0.11
(1,10)	1:A:71:VAL:CG2	2:C:3:A:H3'	7	0.11
(1,10)	1:A:71:VAL:CG2	2:C:3:A:H4'	7	0.11
(1,10)	1:A:71:VAL:CG2	2:C:3:A:H5'	7	0.11
(1,10)	1:A:71:VAL:CG2	2:C:3:A:H5''	7	0.11

Continued on next page...

Continued from previous page...

Key	Atom-1	Atom-2	Model ID	Violation (Å)
(1,10)	1:A:71:VAL:CG2	2:C:3:A:H61	7	0.11
(1,10)	1:A:71:VAL:CG2	2:C:3:A:H62	7	0.11
(1,10)	1:A:71:VAL:CG2	2:C:3:A:H8	7	0.11
(1,10)	1:A:71:VAL:CG2	2:C:3:A:HO2'	7	0.11
(1,10)	1:A:71:VAL:CG2	2:C:3:A:N1	7	0.11
(1,10)	1:A:71:VAL:CG2	2:C:3:A:N3	7	0.11
(1,10)	1:A:71:VAL:CG2	2:C:3:A:N6	7	0.11
(1,10)	1:A:71:VAL:CG2	2:C:3:A:N7	7	0.11
(1,10)	1:A:71:VAL:CG2	2:C:3:A:N9	7	0.11
(1,10)	1:A:71:VAL:CG2	2:C:3:A:O2'	7	0.11
(1,10)	1:A:71:VAL:CG2	2:C:3:A:O3'	7	0.11
(1,10)	1:A:71:VAL:CG2	2:C:3:A:O4'	7	0.11
(1,10)	1:A:71:VAL:CG2	2:C:3:A:O5'	7	0.11
(1,10)	1:A:71:VAL:CG2	2:C:3:A:OP1	7	0.11
(1,10)	1:A:71:VAL:CG2	2:C:3:A:OP2	7	0.11
(1,10)	1:A:71:VAL:CG2	2:C:3:A:P	7	0.11
(1,10)	1:A:71:VAL:CG2	2:C:4:C:C1'	7	0.11
(1,10)	1:A:71:VAL:CG2	2:C:4:C:C2	7	0.11
(1,10)	1:A:71:VAL:CG2	2:C:4:C:C2'	7	0.11
(1,10)	1:A:71:VAL:CG2	2:C:4:C:C3'	7	0.11
(1,10)	1:A:71:VAL:CG2	2:C:4:C:C4	7	0.11
(1,10)	1:A:71:VAL:CG2	2:C:4:C:C4'	7	0.11
(1,10)	1:A:71:VAL:CG2	2:C:4:C:C5	7	0.11
(1,10)	1:A:71:VAL:CG2	2:C:4:C:C5'	7	0.11
(1,10)	1:A:71:VAL:CG2	2:C:4:C:C6	7	0.11
(1,10)	1:A:71:VAL:CG2	2:C:4:C:C6'	7	0.11
(1,10)	1:A:71:VAL:CG2	2:C:4:C:H1'	7	0.11
(1,10)	1:A:71:VAL:CG2	2:C:4:C:H2'	7	0.11
(1,10)	1:A:71:VAL:CG2	2:C:4:C:H3'	7	0.11
(1,10)	1:A:71:VAL:CG2	2:C:4:C:H4'	7	0.11
(1,10)	1:A:71:VAL:CG2	2:C:4:C:H41	7	0.11
(1,10)	1:A:71:VAL:CG2	2:C:4:C:H42	7	0.11
(1,10)	1:A:71:VAL:CG2	2:C:4:C:H5	7	0.11
(1,10)	1:A:71:VAL:CG2	2:C:4:C:H5'	7	0.11
(1,10)	1:A:71:VAL:CG2	2:C:4:C:H5''	7	0.11
(1,10)	1:A:71:VAL:CG2	2:C:4:C:H6	7	0.11
(1,10)	1:A:71:VAL:CG2	2:C:4:C:HO2'	7	0.11
(1,10)	1:A:71:VAL:CG2	2:C:4:C:N1	7	0.11
(1,10)	1:A:71:VAL:CG2	2:C:4:C:N3	7	0.11
(1,10)	1:A:71:VAL:CG2	2:C:4:C:N4	7	0.11
(1,10)	1:A:71:VAL:CG2	2:C:4:C:O2	7	0.11
(1,10)	1:A:71:VAL:CG2	2:C:4:C:O2'	7	0.11
(1,10)	1:A:71:VAL:CG2	2:C:4:C:O3'	7	0.11

Continued on next page...

Continued from previous page...

Key	Atom-1	Atom-2	Model ID	Violation (Å)
(1,10)	1:A:71:VAL:CG2	2:C:4:C:O4'	7	0.11
(1,10)	1:A:71:VAL:CG2	2:C:4:C:O5'	7	0.11
(1,10)	1:A:71:VAL:CG2	2:C:4:C:OP1	7	0.11
(1,10)	1:A:71:VAL:CG2	2:C:4:C:OP2	7	0.11
(1,10)	1:A:71:VAL:CG2	2:C:4:C:P	7	0.11
(1,10)	1:A:71:VAL:CG2	2:C:5:A:C1'	7	0.11
(1,10)	1:A:71:VAL:CG2	2:C:5:A:C2	7	0.11
(1,10)	1:A:71:VAL:CG2	2:C:5:A:C2'	7	0.11
(1,10)	1:A:71:VAL:CG2	2:C:5:A:C3'	7	0.11
(1,10)	1:A:71:VAL:CG2	2:C:5:A:C4	7	0.11
(1,10)	1:A:71:VAL:CG2	2:C:5:A:C4'	7	0.11
(1,10)	1:A:71:VAL:CG2	2:C:5:A:C5	7	0.11
(1,10)	1:A:71:VAL:CG2	2:C:5:A:C5'	7	0.11
(1,10)	1:A:71:VAL:CG2	2:C:5:A:C6	7	0.11
(1,10)	1:A:71:VAL:CG2	2:C:5:A:C8	7	0.11
(1,10)	1:A:71:VAL:CG2	2:C:5:A:H1'	7	0.11
(1,10)	1:A:71:VAL:CG2	2:C:5:A:H2	7	0.11
(1,10)	1:A:71:VAL:CG2	2:C:5:A:H2'	7	0.11
(1,10)	1:A:71:VAL:CG2	2:C:5:A:H3'	7	0.11
(1,10)	1:A:71:VAL:CG2	2:C:5:A:H4'	7	0.11
(1,10)	1:A:71:VAL:CG2	2:C:5:A:H5'	7	0.11
(1,10)	1:A:71:VAL:CG2	2:C:5:A:H5''	7	0.11
(1,10)	1:A:71:VAL:CG2	2:C:5:A:H61	7	0.11
(1,10)	1:A:71:VAL:CG2	2:C:5:A:H62	7	0.11
(1,10)	1:A:71:VAL:CG2	2:C:5:A:H8	7	0.11
(1,10)	1:A:71:VAL:CG2	2:C:5:A:HO2'	7	0.11
(1,10)	1:A:71:VAL:CG2	2:C:5:A:N1	7	0.11
(1,10)	1:A:71:VAL:CG2	2:C:5:A:N3	7	0.11
(1,10)	1:A:71:VAL:CG2	2:C:5:A:N6	7	0.11
(1,10)	1:A:71:VAL:CG2	2:C:5:A:N7	7	0.11
(1,10)	1:A:71:VAL:CG2	2:C:5:A:N9	7	0.11
(1,10)	1:A:71:VAL:CG2	2:C:5:A:O2'	7	0.11
(1,10)	1:A:71:VAL:CG2	2:C:5:A:O3'	7	0.11
(1,10)	1:A:71:VAL:CG2	2:C:5:A:O4'	7	0.11
(1,10)	1:A:71:VAL:CG2	2:C:5:A:O5'	7	0.11
(1,10)	1:A:71:VAL:CG2	2:C:5:A:OP1	7	0.11
(1,10)	1:A:71:VAL:CG2	2:C:5:A:OP2	7	0.11
(1,10)	1:A:71:VAL:CG2	2:C:5:A:P	7	0.11
(1,10)	1:A:71:VAL:H	2:C:1:A:C1'	7	0.11
(1,10)	1:A:71:VAL:H	2:C:1:A:C2	7	0.11
(1,10)	1:A:71:VAL:H	2:C:1:A:C2'	7	0.11
(1,10)	1:A:71:VAL:H	2:C:1:A:C3'	7	0.11

Continued on next page...

Continued from previous page...

Key	Atom-1	Atom-2	Model ID	Violation (Å)
(1,10)	1:A:71:VAL:H	2:C:1:A:C4	7	0.11
(1,10)	1:A:71:VAL:H	2:C:1:A:C4'	7	0.11
(1,10)	1:A:71:VAL:H	2:C:1:A:C5	7	0.11
(1,10)	1:A:71:VAL:H	2:C:1:A:C5'	7	0.11
(1,10)	1:A:71:VAL:H	2:C:1:A:C6	7	0.11
(1,10)	1:A:71:VAL:H	2:C:1:A:C8	7	0.11
(1,10)	1:A:71:VAL:H	2:C:1:A:H1'	7	0.11
(1,10)	1:A:71:VAL:H	2:C:1:A:H2	7	0.11
(1,10)	1:A:71:VAL:H	2:C:1:A:H2'	7	0.11
(1,10)	1:A:71:VAL:H	2:C:1:A:H3'	7	0.11
(1,10)	1:A:71:VAL:H	2:C:1:A:H4'	7	0.11
(1,10)	1:A:71:VAL:H	2:C:1:A:H5'	7	0.11
(1,10)	1:A:71:VAL:H	2:C:1:A:H5''	7	0.11
(1,10)	1:A:71:VAL:H	2:C:1:A:H61	7	0.11
(1,10)	1:A:71:VAL:H	2:C:1:A:H62	7	0.11
(1,10)	1:A:71:VAL:H	2:C:1:A:H8	7	0.11
(1,10)	1:A:71:VAL:H	2:C:1:A:HO2'	7	0.11
(1,10)	1:A:71:VAL:H	2:C:1:A:N1	7	0.11
(1,10)	1:A:71:VAL:H	2:C:1:A:N3	7	0.11
(1,10)	1:A:71:VAL:H	2:C:1:A:N6	7	0.11
(1,10)	1:A:71:VAL:H	2:C:1:A:N7	7	0.11
(1,10)	1:A:71:VAL:H	2:C:1:A:N9	7	0.11
(1,10)	1:A:71:VAL:H	2:C:1:A:O2'	7	0.11
(1,10)	1:A:71:VAL:H	2:C:1:A:O3'	7	0.11
(1,10)	1:A:71:VAL:H	2:C:1:A:O4'	7	0.11
(1,10)	1:A:71:VAL:H	2:C:1:A:O5'	7	0.11
(1,10)	1:A:71:VAL:H	2:C:2:U:C1'	7	0.11
(1,10)	1:A:71:VAL:H	2:C:2:U:C2	7	0.11
(1,10)	1:A:71:VAL:H	2:C:2:U:C2'	7	0.11
(1,10)	1:A:71:VAL:H	2:C:2:U:C3'	7	0.11
(1,10)	1:A:71:VAL:H	2:C:2:U:C4	7	0.11
(1,10)	1:A:71:VAL:H	2:C:2:U:C4'	7	0.11
(1,10)	1:A:71:VAL:H	2:C:2:U:C5	7	0.11
(1,10)	1:A:71:VAL:H	2:C:2:U:C5'	7	0.11
(1,10)	1:A:71:VAL:H	2:C:2:U:C6	7	0.11
(1,10)	1:A:71:VAL:H	2:C:2:U:H1'	7	0.11
(1,10)	1:A:71:VAL:H	2:C:2:U:H2'	7	0.11
(1,10)	1:A:71:VAL:H	2:C:2:U:H3	7	0.11
(1,10)	1:A:71:VAL:H	2:C:2:U:H3'	7	0.11
(1,10)	1:A:71:VAL:H	2:C:2:U:H4'	7	0.11
(1,10)	1:A:71:VAL:H	2:C:2:U:H5	7	0.11
(1,10)	1:A:71:VAL:H	2:C:2:U:H5'	7	0.11

Continued on next page...

Continued from previous page...

Key	Atom-1	Atom-2	Model ID	Violation (Å)
(1,10)	1:A:71:VAL:H	2:C:2:U:H5''	7	0.11
(1,10)	1:A:71:VAL:H	2:C:2:U:H6	7	0.11
(1,10)	1:A:71:VAL:H	2:C:2:U:HO2'	7	0.11
(1,10)	1:A:71:VAL:H	2:C:2:U:N1	7	0.11
(1,10)	1:A:71:VAL:H	2:C:2:U:N3	7	0.11
(1,10)	1:A:71:VAL:H	2:C:2:U:O2	7	0.11
(1,10)	1:A:71:VAL:H	2:C:2:U:O2'	7	0.11
(1,10)	1:A:71:VAL:H	2:C:2:U:O3'	7	0.11
(1,10)	1:A:71:VAL:H	2:C:2:U:O4	7	0.11
(1,10)	1:A:71:VAL:H	2:C:2:U:O4'	7	0.11
(1,10)	1:A:71:VAL:H	2:C:2:U:O5'	7	0.11
(1,10)	1:A:71:VAL:H	2:C:2:U:OP1	7	0.11
(1,10)	1:A:71:VAL:H	2:C:2:U:OP2	7	0.11
(1,10)	1:A:71:VAL:H	2:C:2:U:P	7	0.11
(1,10)	1:A:71:VAL:H	2:C:3:A:C1'	7	0.11
(1,10)	1:A:71:VAL:H	2:C:3:A:C2	7	0.11
(1,10)	1:A:71:VAL:H	2:C:3:A:C2'	7	0.11
(1,10)	1:A:71:VAL:H	2:C:3:A:C3'	7	0.11
(1,10)	1:A:71:VAL:H	2:C:3:A:C4	7	0.11
(1,10)	1:A:71:VAL:H	2:C:3:A:C4'	7	0.11
(1,10)	1:A:71:VAL:H	2:C:3:A:C5	7	0.11
(1,10)	1:A:71:VAL:H	2:C:3:A:C5'	7	0.11
(1,10)	1:A:71:VAL:H	2:C:3:A:C6	7	0.11
(1,10)	1:A:71:VAL:H	2:C:3:A:C8	7	0.11
(1,10)	1:A:71:VAL:H	2:C:3:A:H1'	7	0.11
(1,10)	1:A:71:VAL:H	2:C:3:A:H2	7	0.11
(1,10)	1:A:71:VAL:H	2:C:3:A:H2'	7	0.11
(1,10)	1:A:71:VAL:H	2:C:3:A:H3'	7	0.11
(1,10)	1:A:71:VAL:H	2:C:3:A:H4'	7	0.11
(1,10)	1:A:71:VAL:H	2:C:3:A:H5'	7	0.11
(1,10)	1:A:71:VAL:H	2:C:3:A:H5''	7	0.11
(1,10)	1:A:71:VAL:H	2:C:3:A:H61	7	0.11
(1,10)	1:A:71:VAL:H	2:C:3:A:H62	7	0.11
(1,10)	1:A:71:VAL:H	2:C:3:A:H8	7	0.11
(1,10)	1:A:71:VAL:H	2:C:3:A:HO2'	7	0.11
(1,10)	1:A:71:VAL:H	2:C:3:A:N1	7	0.11
(1,10)	1:A:71:VAL:H	2:C:3:A:N3	7	0.11
(1,10)	1:A:71:VAL:H	2:C:3:A:N6	7	0.11
(1,10)	1:A:71:VAL:H	2:C:3:A:N7	7	0.11
(1,10)	1:A:71:VAL:H	2:C:3:A:N9	7	0.11
(1,10)	1:A:71:VAL:H	2:C:3:A:O2'	7	0.11
(1,10)	1:A:71:VAL:H	2:C:3:A:O3'	7	0.11

Continued on next page...

Continued from previous page...

Key	Atom-1	Atom-2	Model ID	Violation (Å)
(1,10)	1:A:71:VAL:H	2:C:3:A:O4'	7	0.11
(1,10)	1:A:71:VAL:H	2:C:3:A:O5'	7	0.11
(1,10)	1:A:71:VAL:H	2:C:3:A:OP1	7	0.11
(1,10)	1:A:71:VAL:H	2:C:3:A:OP2	7	0.11
(1,10)	1:A:71:VAL:H	2:C:3:A:P	7	0.11
(1,10)	1:A:71:VAL:H	2:C:4:C:C1'	7	0.11
(1,10)	1:A:71:VAL:H	2:C:4:C:C2	7	0.11
(1,10)	1:A:71:VAL:H	2:C:4:C:C2'	7	0.11
(1,10)	1:A:71:VAL:H	2:C:4:C:C3'	7	0.11
(1,10)	1:A:71:VAL:H	2:C:4:C:C4	7	0.11
(1,10)	1:A:71:VAL:H	2:C:4:C:C4'	7	0.11
(1,10)	1:A:71:VAL:H	2:C:4:C:C5	7	0.11
(1,10)	1:A:71:VAL:H	2:C:4:C:C5'	7	0.11
(1,10)	1:A:71:VAL:H	2:C:4:C:C6	7	0.11
(1,10)	1:A:71:VAL:H	2:C:4:C:H1'	7	0.11
(1,10)	1:A:71:VAL:H	2:C:4:C:H2'	7	0.11
(1,10)	1:A:71:VAL:H	2:C:4:C:H3'	7	0.11
(1,10)	1:A:71:VAL:H	2:C:4:C:H4'	7	0.11
(1,10)	1:A:71:VAL:H	2:C:4:C:H41	7	0.11
(1,10)	1:A:71:VAL:H	2:C:4:C:H42	7	0.11
(1,10)	1:A:71:VAL:H	2:C:4:C:H5	7	0.11
(1,10)	1:A:71:VAL:H	2:C:4:C:H5'	7	0.11
(1,10)	1:A:71:VAL:H	2:C:4:C:H5''	7	0.11
(1,10)	1:A:71:VAL:H	2:C:4:C:H6	7	0.11
(1,10)	1:A:71:VAL:H	2:C:4:C:HO2'	7	0.11
(1,10)	1:A:71:VAL:H	2:C:4:C:N1	7	0.11
(1,10)	1:A:71:VAL:H	2:C:4:C:N3	7	0.11
(1,10)	1:A:71:VAL:H	2:C:4:C:N4	7	0.11
(1,10)	1:A:71:VAL:H	2:C:4:C:O2	7	0.11
(1,10)	1:A:71:VAL:H	2:C:4:C:O2'	7	0.11
(1,10)	1:A:71:VAL:H	2:C:4:C:O3'	7	0.11
(1,10)	1:A:71:VAL:H	2:C:4:C:O4'	7	0.11
(1,10)	1:A:71:VAL:H	2:C:4:C:O5'	7	0.11
(1,10)	1:A:71:VAL:H	2:C:4:C:OP1	7	0.11
(1,10)	1:A:71:VAL:H	2:C:4:C:OP2	7	0.11
(1,10)	1:A:71:VAL:H	2:C:4:C:P	7	0.11
(1,10)	1:A:71:VAL:H	2:C:5:A:C1'	7	0.11
(1,10)	1:A:71:VAL:H	2:C:5:A:C2	7	0.11
(1,10)	1:A:71:VAL:H	2:C:5:A:C2'	7	0.11
(1,10)	1:A:71:VAL:H	2:C:5:A:C3'	7	0.11
(1,10)	1:A:71:VAL:H	2:C:5:A:C4	7	0.11
(1,10)	1:A:71:VAL:H	2:C:5:A:C4'	7	0.11

Continued on next page...

Continued from previous page...

Key	Atom-1	Atom-2	Model ID	Violation (Å)
(1,10)	1:A:71:VAL:H	2:C:5:A:C5	7	0.11
(1,10)	1:A:71:VAL:H	2:C:5:A:C5'	7	0.11
(1,10)	1:A:71:VAL:H	2:C:5:A:C6	7	0.11
(1,10)	1:A:71:VAL:H	2:C:5:A:C8	7	0.11
(1,10)	1:A:71:VAL:H	2:C:5:A:H1'	7	0.11
(1,10)	1:A:71:VAL:H	2:C:5:A:H2	7	0.11
(1,10)	1:A:71:VAL:H	2:C:5:A:H2'	7	0.11
(1,10)	1:A:71:VAL:H	2:C:5:A:H3'	7	0.11
(1,10)	1:A:71:VAL:H	2:C:5:A:H4'	7	0.11
(1,10)	1:A:71:VAL:H	2:C:5:A:H5'	7	0.11
(1,10)	1:A:71:VAL:H	2:C:5:A:H5''	7	0.11
(1,10)	1:A:71:VAL:H	2:C:5:A:H61	7	0.11
(1,10)	1:A:71:VAL:H	2:C:5:A:H62	7	0.11
(1,10)	1:A:71:VAL:H	2:C:5:A:H8	7	0.11
(1,10)	1:A:71:VAL:H	2:C:5:A:HO2'	7	0.11
(1,10)	1:A:71:VAL:H	2:C:5:A:N1	7	0.11
(1,10)	1:A:71:VAL:H	2:C:5:A:N3	7	0.11
(1,10)	1:A:71:VAL:H	2:C:5:A:N6	7	0.11
(1,10)	1:A:71:VAL:H	2:C:5:A:N7	7	0.11
(1,10)	1:A:71:VAL:H	2:C:5:A:N9	7	0.11
(1,10)	1:A:71:VAL:H	2:C:5:A:O2'	7	0.11
(1,10)	1:A:71:VAL:H	2:C:5:A:O3'	7	0.11
(1,10)	1:A:71:VAL:H	2:C:5:A:O4'	7	0.11
(1,10)	1:A:71:VAL:H	2:C:5:A:O5'	7	0.11
(1,10)	1:A:71:VAL:H	2:C:5:A:OP1	7	0.11
(1,10)	1:A:71:VAL:H	2:C:5:A:OP2	7	0.11
(1,10)	1:A:71:VAL:H	2:C:5:A:P	7	0.11
(1,10)	1:A:71:VAL:N	2:C:1:A:C1'	7	0.11
(1,10)	1:A:71:VAL:N	2:C:1:A:C2	7	0.11
(1,10)	1:A:71:VAL:N	2:C:1:A:C2'	7	0.11
(1,10)	1:A:71:VAL:N	2:C:1:A:C3'	7	0.11
(1,10)	1:A:71:VAL:N	2:C:1:A:C4	7	0.11
(1,10)	1:A:71:VAL:N	2:C:1:A:C4'	7	0.11
(1,10)	1:A:71:VAL:N	2:C:1:A:C5	7	0.11
(1,10)	1:A:71:VAL:N	2:C:1:A:C5'	7	0.11
(1,10)	1:A:71:VAL:N	2:C:1:A:C6	7	0.11
(1,10)	1:A:71:VAL:N	2:C:1:A:C8	7	0.11
(1,10)	1:A:71:VAL:N	2:C:1:A:H1'	7	0.11
(1,10)	1:A:71:VAL:N	2:C:1:A:H2	7	0.11
(1,10)	1:A:71:VAL:N	2:C:1:A:H2'	7	0.11
(1,10)	1:A:71:VAL:N	2:C:1:A:H3'	7	0.11
(1,10)	1:A:71:VAL:N	2:C:1:A:H4'	7	0.11

Continued on next page...

Continued from previous page...

Key	Atom-1	Atom-2	Model ID	Violation (Å)
(1,10)	1:A:71:VAL:N	2:C:1:A:H5'	7	0.11
(1,10)	1:A:71:VAL:N	2:C:1:A:H5''	7	0.11
(1,10)	1:A:71:VAL:N	2:C:1:A:H61	7	0.11
(1,10)	1:A:71:VAL:N	2:C:1:A:H62	7	0.11
(1,10)	1:A:71:VAL:N	2:C:1:A:H8	7	0.11
(1,10)	1:A:71:VAL:N	2:C:1:A:HO2'	7	0.11
(1,10)	1:A:71:VAL:N	2:C:1:A:N1	7	0.11
(1,10)	1:A:71:VAL:N	2:C:1:A:N3	7	0.11
(1,10)	1:A:71:VAL:N	2:C:1:A:N6	7	0.11
(1,10)	1:A:71:VAL:N	2:C:1:A:N7	7	0.11
(1,10)	1:A:71:VAL:N	2:C:1:A:N9	7	0.11
(1,10)	1:A:71:VAL:N	2:C:1:A:O2'	7	0.11
(1,10)	1:A:71:VAL:N	2:C:1:A:O3'	7	0.11
(1,10)	1:A:71:VAL:N	2:C:1:A:O4'	7	0.11
(1,10)	1:A:71:VAL:N	2:C:1:A:O5'	7	0.11
(1,10)	1:A:71:VAL:N	2:C:2:U:C1'	7	0.11
(1,10)	1:A:71:VAL:N	2:C:2:U:C2	7	0.11
(1,10)	1:A:71:VAL:N	2:C:2:U:C2'	7	0.11
(1,10)	1:A:71:VAL:N	2:C:2:U:C3'	7	0.11
(1,10)	1:A:71:VAL:N	2:C:2:U:C4	7	0.11
(1,10)	1:A:71:VAL:N	2:C:2:U:C4'	7	0.11
(1,10)	1:A:71:VAL:N	2:C:2:U:C5	7	0.11
(1,10)	1:A:71:VAL:N	2:C:2:U:C5'	7	0.11
(1,10)	1:A:71:VAL:N	2:C:2:U:C6	7	0.11
(1,10)	1:A:71:VAL:N	2:C:2:U:H1'	7	0.11
(1,10)	1:A:71:VAL:N	2:C:2:U:H2'	7	0.11
(1,10)	1:A:71:VAL:N	2:C:2:U:H3	7	0.11
(1,10)	1:A:71:VAL:N	2:C:2:U:H3'	7	0.11
(1,10)	1:A:71:VAL:N	2:C:2:U:H4'	7	0.11
(1,10)	1:A:71:VAL:N	2:C:2:U:H5	7	0.11
(1,10)	1:A:71:VAL:N	2:C:2:U:H5'	7	0.11
(1,10)	1:A:71:VAL:N	2:C:2:U:H5''	7	0.11
(1,10)	1:A:71:VAL:N	2:C:2:U:H6	7	0.11
(1,10)	1:A:71:VAL:N	2:C:2:U:HO2'	7	0.11
(1,10)	1:A:71:VAL:N	2:C:2:U:N1	7	0.11
(1,10)	1:A:71:VAL:N	2:C:2:U:N3	7	0.11
(1,10)	1:A:71:VAL:N	2:C:2:U:O2	7	0.11
(1,10)	1:A:71:VAL:N	2:C:2:U:O2'	7	0.11
(1,10)	1:A:71:VAL:N	2:C:2:U:O3'	7	0.11
(1,10)	1:A:71:VAL:N	2:C:2:U:O4	7	0.11
(1,10)	1:A:71:VAL:N	2:C:2:U:O4'	7	0.11
(1,10)	1:A:71:VAL:N	2:C:2:U:O5'	7	0.11

Continued on next page...

Continued from previous page...

Key	Atom-1	Atom-2	Model ID	Violation (Å)
(1,10)	1:A:71:VAL:N	2:C:2:U:OP1	7	0.11
(1,10)	1:A:71:VAL:N	2:C:2:U:OP2	7	0.11
(1,10)	1:A:71:VAL:N	2:C:2:U:P	7	0.11
(1,10)	1:A:71:VAL:N	2:C:3:A:C1'	7	0.11
(1,10)	1:A:71:VAL:N	2:C:3:A:C2	7	0.11
(1,10)	1:A:71:VAL:N	2:C:3:A:C2'	7	0.11
(1,10)	1:A:71:VAL:N	2:C:3:A:C3'	7	0.11
(1,10)	1:A:71:VAL:N	2:C:3:A:C4	7	0.11
(1,10)	1:A:71:VAL:N	2:C:3:A:C4'	7	0.11
(1,10)	1:A:71:VAL:N	2:C:3:A:C5	7	0.11
(1,10)	1:A:71:VAL:N	2:C:3:A:C5'	7	0.11
(1,10)	1:A:71:VAL:N	2:C:3:A:C6	7	0.11
(1,10)	1:A:71:VAL:N	2:C:3:A:C8	7	0.11
(1,10)	1:A:71:VAL:N	2:C:3:A:H1'	7	0.11
(1,10)	1:A:71:VAL:N	2:C:3:A:H2	7	0.11
(1,10)	1:A:71:VAL:N	2:C:3:A:H2'	7	0.11
(1,10)	1:A:71:VAL:N	2:C:3:A:H3'	7	0.11
(1,10)	1:A:71:VAL:N	2:C:3:A:H4'	7	0.11
(1,10)	1:A:71:VAL:N	2:C:3:A:H5'	7	0.11
(1,10)	1:A:71:VAL:N	2:C:3:A:H5''	7	0.11
(1,10)	1:A:71:VAL:N	2:C:3:A:H61	7	0.11
(1,10)	1:A:71:VAL:N	2:C:3:A:H62	7	0.11
(1,10)	1:A:71:VAL:N	2:C:3:A:H8	7	0.11
(1,10)	1:A:71:VAL:N	2:C:3:A:HO2'	7	0.11
(1,10)	1:A:71:VAL:N	2:C:3:A:N1	7	0.11
(1,10)	1:A:71:VAL:N	2:C:3:A:N3	7	0.11
(1,10)	1:A:71:VAL:N	2:C:3:A:N6	7	0.11
(1,10)	1:A:71:VAL:N	2:C:3:A:N7	7	0.11
(1,10)	1:A:71:VAL:N	2:C:3:A:N9	7	0.11
(1,10)	1:A:71:VAL:N	2:C:3:A:O2'	7	0.11
(1,10)	1:A:71:VAL:N	2:C:3:A:O3'	7	0.11
(1,10)	1:A:71:VAL:N	2:C:3:A:O4'	7	0.11
(1,10)	1:A:71:VAL:N	2:C:3:A:O5'	7	0.11
(1,10)	1:A:71:VAL:N	2:C:3:A:OP1	7	0.11
(1,10)	1:A:71:VAL:N	2:C:3:A:OP2	7	0.11
(1,10)	1:A:71:VAL:N	2:C:3:A:P	7	0.11
(1,10)	1:A:71:VAL:N	2:C:4:C:C1'	7	0.11
(1,10)	1:A:71:VAL:N	2:C:4:C:C2	7	0.11
(1,10)	1:A:71:VAL:N	2:C:4:C:C2'	7	0.11
(1,10)	1:A:71:VAL:N	2:C:4:C:C3'	7	0.11
(1,10)	1:A:71:VAL:N	2:C:4:C:C4	7	0.11
(1,10)	1:A:71:VAL:N	2:C:4:C:C4'	7	0.11

Continued on next page...

Continued from previous page...

Key	Atom-1	Atom-2	Model ID	Violation (Å)
(1,10)	1:A:71:VAL:N	2:C:4:C:C5	7	0.11
(1,10)	1:A:71:VAL:N	2:C:4:C:C5'	7	0.11
(1,10)	1:A:71:VAL:N	2:C:4:C:C6	7	0.11
(1,10)	1:A:71:VAL:N	2:C:4:C:H1'	7	0.11
(1,10)	1:A:71:VAL:N	2:C:4:C:H2'	7	0.11
(1,10)	1:A:71:VAL:N	2:C:4:C:H3'	7	0.11
(1,10)	1:A:71:VAL:N	2:C:4:C:H4'	7	0.11
(1,10)	1:A:71:VAL:N	2:C:4:C:H41	7	0.11
(1,10)	1:A:71:VAL:N	2:C:4:C:H42	7	0.11
(1,10)	1:A:71:VAL:N	2:C:4:C:H5	7	0.11
(1,10)	1:A:71:VAL:N	2:C:4:C:H5'	7	0.11
(1,10)	1:A:71:VAL:N	2:C:4:C:H5''	7	0.11
(1,10)	1:A:71:VAL:N	2:C:4:C:H6	7	0.11
(1,10)	1:A:71:VAL:N	2:C:4:C:HO2'	7	0.11
(1,10)	1:A:71:VAL:N	2:C:4:C:N1	7	0.11
(1,10)	1:A:71:VAL:N	2:C:4:C:N3	7	0.11
(1,10)	1:A:71:VAL:N	2:C:4:C:N4	7	0.11
(1,10)	1:A:71:VAL:N	2:C:4:C:O2	7	0.11
(1,10)	1:A:71:VAL:N	2:C:4:C:O2'	7	0.11
(1,10)	1:A:71:VAL:N	2:C:4:C:O3'	7	0.11
(1,10)	1:A:71:VAL:N	2:C:4:C:O4'	7	0.11
(1,10)	1:A:71:VAL:N	2:C:4:C:O5'	7	0.11
(1,10)	1:A:71:VAL:N	2:C:4:C:OP1	7	0.11
(1,10)	1:A:71:VAL:N	2:C:4:C:OP2	7	0.11
(1,10)	1:A:71:VAL:N	2:C:4:C:P	7	0.11
(1,10)	1:A:71:VAL:N	2:C:5:A:C1'	7	0.11
(1,10)	1:A:71:VAL:N	2:C:5:A:C2	7	0.11
(1,10)	1:A:71:VAL:N	2:C:5:A:C2'	7	0.11
(1,10)	1:A:71:VAL:N	2:C:5:A:C3'	7	0.11
(1,10)	1:A:71:VAL:N	2:C:5:A:C4	7	0.11
(1,10)	1:A:71:VAL:N	2:C:5:A:C4'	7	0.11
(1,10)	1:A:71:VAL:N	2:C:5:A:C5	7	0.11
(1,10)	1:A:71:VAL:N	2:C:5:A:C5'	7	0.11
(1,10)	1:A:71:VAL:N	2:C:5:A:C6	7	0.11
(1,10)	1:A:71:VAL:N	2:C:5:A:C8	7	0.11
(1,10)	1:A:71:VAL:N	2:C:5:A:H1'	7	0.11
(1,10)	1:A:71:VAL:N	2:C:5:A:H2	7	0.11
(1,10)	1:A:71:VAL:N	2:C:5:A:H2'	7	0.11
(1,10)	1:A:71:VAL:N	2:C:5:A:H3'	7	0.11
(1,10)	1:A:71:VAL:N	2:C:5:A:H4'	7	0.11
(1,10)	1:A:71:VAL:N	2:C:5:A:H5'	7	0.11
(1,10)	1:A:71:VAL:N	2:C:5:A:H5''	7	0.11

Continued on next page...

Continued from previous page...

Key	Atom-1	Atom-2	Model ID	Violation (Å)
(1,10)	1:A:71:VAL:N	2:C:5:A:H61	7	0.11
(1,10)	1:A:71:VAL:N	2:C:5:A:H62	7	0.11
(1,10)	1:A:71:VAL:N	2:C:5:A:H8	7	0.11
(1,10)	1:A:71:VAL:N	2:C:5:A:HO2'	7	0.11
(1,10)	1:A:71:VAL:N	2:C:5:A:N1	7	0.11
(1,10)	1:A:71:VAL:N	2:C:5:A:N3	7	0.11
(1,10)	1:A:71:VAL:N	2:C:5:A:N6	7	0.11
(1,10)	1:A:71:VAL:N	2:C:5:A:N7	7	0.11
(1,10)	1:A:71:VAL:N	2:C:5:A:N9	7	0.11
(1,10)	1:A:71:VAL:N	2:C:5:A:O2'	7	0.11
(1,10)	1:A:71:VAL:N	2:C:5:A:O3'	7	0.11
(1,10)	1:A:71:VAL:N	2:C:5:A:O4'	7	0.11
(1,10)	1:A:71:VAL:N	2:C:5:A:O5'	7	0.11
(1,10)	1:A:71:VAL:N	2:C:5:A:OP1	7	0.11
(1,10)	1:A:71:VAL:N	2:C:5:A:OP2	7	0.11
(1,10)	1:A:71:VAL:N	2:C:5:A:P	7	0.11
(1,10)	1:A:71:VAL:O	2:C:1:A:C1'	7	0.11
(1,10)	1:A:71:VAL:O	2:C:1:A:C2	7	0.11
(1,10)	1:A:71:VAL:O	2:C:1:A:C2'	7	0.11
(1,10)	1:A:71:VAL:O	2:C:1:A:C3'	7	0.11
(1,10)	1:A:71:VAL:O	2:C:1:A:C4	7	0.11
(1,10)	1:A:71:VAL:O	2:C:1:A:C4'	7	0.11
(1,10)	1:A:71:VAL:O	2:C:1:A:C5	7	0.11
(1,10)	1:A:71:VAL:O	2:C:1:A:C5'	7	0.11
(1,10)	1:A:71:VAL:O	2:C:1:A:C6	7	0.11
(1,10)	1:A:71:VAL:O	2:C:1:A:C8	7	0.11
(1,10)	1:A:71:VAL:O	2:C:1:A:H1'	7	0.11
(1,10)	1:A:71:VAL:O	2:C:1:A:H2	7	0.11
(1,10)	1:A:71:VAL:O	2:C:1:A:H2'	7	0.11
(1,10)	1:A:71:VAL:O	2:C:1:A:H3'	7	0.11
(1,10)	1:A:71:VAL:O	2:C:1:A:H4'	7	0.11
(1,10)	1:A:71:VAL:O	2:C:1:A:H5'	7	0.11
(1,10)	1:A:71:VAL:O	2:C:1:A:H5''	7	0.11
(1,10)	1:A:71:VAL:O	2:C:1:A:H61	7	0.11
(1,10)	1:A:71:VAL:O	2:C:1:A:H62	7	0.11
(1,10)	1:A:71:VAL:O	2:C:1:A:H8	7	0.11
(1,10)	1:A:71:VAL:O	2:C:1:A:HO2'	7	0.11
(1,10)	1:A:71:VAL:O	2:C:1:A:N1	7	0.11
(1,10)	1:A:71:VAL:O	2:C:1:A:N3	7	0.11
(1,10)	1:A:71:VAL:O	2:C:1:A:N6	7	0.11
(1,10)	1:A:71:VAL:O	2:C:1:A:N7	7	0.11
(1,10)	1:A:71:VAL:O	2:C:1:A:N9	7	0.11

Continued on next page...

Continued from previous page...

Key	Atom-1	Atom-2	Model ID	Violation (Å)
(1,10)	1:A:71:VAL:O	2:C:1:A:O2'	7	0.11
(1,10)	1:A:71:VAL:O	2:C:1:A:O3'	7	0.11
(1,10)	1:A:71:VAL:O	2:C:1:A:O4'	7	0.11
(1,10)	1:A:71:VAL:O	2:C:1:A:O5'	7	0.11
(1,10)	1:A:71:VAL:O	2:C:2:U:C1'	7	0.11
(1,10)	1:A:71:VAL:O	2:C:2:U:C2	7	0.11
(1,10)	1:A:71:VAL:O	2:C:2:U:C2'	7	0.11
(1,10)	1:A:71:VAL:O	2:C:2:U:C3'	7	0.11
(1,10)	1:A:71:VAL:O	2:C:2:U:C4	7	0.11
(1,10)	1:A:71:VAL:O	2:C:2:U:C4'	7	0.11
(1,10)	1:A:71:VAL:O	2:C:2:U:C5	7	0.11
(1,10)	1:A:71:VAL:O	2:C:2:U:C5'	7	0.11
(1,10)	1:A:71:VAL:O	2:C:2:U:C6	7	0.11
(1,10)	1:A:71:VAL:O	2:C:2:U:H1'	7	0.11
(1,10)	1:A:71:VAL:O	2:C:2:U:H2'	7	0.11
(1,10)	1:A:71:VAL:O	2:C:2:U:H3	7	0.11
(1,10)	1:A:71:VAL:O	2:C:2:U:H3'	7	0.11
(1,10)	1:A:71:VAL:O	2:C:2:U:H4'	7	0.11
(1,10)	1:A:71:VAL:O	2:C:2:U:H5	7	0.11
(1,10)	1:A:71:VAL:O	2:C:2:U:H5'	7	0.11
(1,10)	1:A:71:VAL:O	2:C:2:U:H5''	7	0.11
(1,10)	1:A:71:VAL:O	2:C:2:U:H6	7	0.11
(1,10)	1:A:71:VAL:O	2:C:2:U:HO2'	7	0.11
(1,10)	1:A:71:VAL:O	2:C:2:U:N1	7	0.11
(1,10)	1:A:71:VAL:O	2:C:2:U:N3	7	0.11
(1,10)	1:A:71:VAL:O	2:C:2:U:O2	7	0.11
(1,10)	1:A:71:VAL:O	2:C:2:U:O2'	7	0.11
(1,10)	1:A:71:VAL:O	2:C:2:U:O3'	7	0.11
(1,10)	1:A:71:VAL:O	2:C:2:U:O4	7	0.11
(1,10)	1:A:71:VAL:O	2:C:2:U:O4'	7	0.11
(1,10)	1:A:71:VAL:O	2:C:2:U:O5'	7	0.11
(1,10)	1:A:71:VAL:O	2:C:2:U:OP1	7	0.11
(1,10)	1:A:71:VAL:O	2:C:2:U:OP2	7	0.11
(1,10)	1:A:71:VAL:O	2:C:2:U:P	7	0.11
(1,10)	1:A:71:VAL:O	2:C:3:A:C1'	7	0.11
(1,10)	1:A:71:VAL:O	2:C:3:A:C2	7	0.11
(1,10)	1:A:71:VAL:O	2:C:3:A:C2'	7	0.11
(1,10)	1:A:71:VAL:O	2:C:3:A:C3'	7	0.11
(1,10)	1:A:71:VAL:O	2:C:3:A:C4	7	0.11
(1,10)	1:A:71:VAL:O	2:C:3:A:C4'	7	0.11
(1,10)	1:A:71:VAL:O	2:C:3:A:C5	7	0.11
(1,10)	1:A:71:VAL:O	2:C:3:A:C5'	7	0.11

Continued on next page...

Continued from previous page...

Key	Atom-1	Atom-2	Model ID	Violation (Å)
(1,10)	1:A:71:VAL:O	2:C:3:A:C6	7	0.11
(1,10)	1:A:71:VAL:O	2:C:3:A:C8	7	0.11
(1,10)	1:A:71:VAL:O	2:C:3:A:H1'	7	0.11
(1,10)	1:A:71:VAL:O	2:C:3:A:H2	7	0.11
(1,10)	1:A:71:VAL:O	2:C:3:A:H2'	7	0.11
(1,10)	1:A:71:VAL:O	2:C:3:A:H3'	7	0.11
(1,10)	1:A:71:VAL:O	2:C:3:A:H4'	7	0.11
(1,10)	1:A:71:VAL:O	2:C:3:A:H5'	7	0.11
(1,10)	1:A:71:VAL:O	2:C:3:A:H5''	7	0.11
(1,10)	1:A:71:VAL:O	2:C:3:A:H61	7	0.11
(1,10)	1:A:71:VAL:O	2:C:3:A:H62	7	0.11
(1,10)	1:A:71:VAL:O	2:C:3:A:H8	7	0.11
(1,10)	1:A:71:VAL:O	2:C:3:A:HO2'	7	0.11
(1,10)	1:A:71:VAL:O	2:C:3:A:N1	7	0.11
(1,10)	1:A:71:VAL:O	2:C:3:A:N3	7	0.11
(1,10)	1:A:71:VAL:O	2:C:3:A:N6	7	0.11
(1,10)	1:A:71:VAL:O	2:C:3:A:N7	7	0.11
(1,10)	1:A:71:VAL:O	2:C:3:A:N9	7	0.11
(1,10)	1:A:71:VAL:O	2:C:3:A:O2'	7	0.11
(1,10)	1:A:71:VAL:O	2:C:3:A:O3'	7	0.11
(1,10)	1:A:71:VAL:O	2:C:3:A:O4'	7	0.11
(1,10)	1:A:71:VAL:O	2:C:3:A:O5'	7	0.11
(1,10)	1:A:71:VAL:O	2:C:3:A:OP1	7	0.11
(1,10)	1:A:71:VAL:O	2:C:3:A:OP2	7	0.11
(1,10)	1:A:71:VAL:O	2:C:3:A:P	7	0.11
(1,10)	1:A:71:VAL:O	2:C:4:C:C1'	7	0.11
(1,10)	1:A:71:VAL:O	2:C:4:C:C2	7	0.11
(1,10)	1:A:71:VAL:O	2:C:4:C:C2'	7	0.11
(1,10)	1:A:71:VAL:O	2:C:4:C:C3'	7	0.11
(1,10)	1:A:71:VAL:O	2:C:4:C:C4	7	0.11
(1,10)	1:A:71:VAL:O	2:C:4:C:C4'	7	0.11
(1,10)	1:A:71:VAL:O	2:C:4:C:C5	7	0.11
(1,10)	1:A:71:VAL:O	2:C:4:C:C5'	7	0.11
(1,10)	1:A:71:VAL:O	2:C:4:C:C6	7	0.11
(1,10)	1:A:71:VAL:O	2:C:4:C:H1'	7	0.11
(1,10)	1:A:71:VAL:O	2:C:4:C:H2'	7	0.11
(1,10)	1:A:71:VAL:O	2:C:4:C:H3'	7	0.11
(1,10)	1:A:71:VAL:O	2:C:4:C:H4'	7	0.11
(1,10)	1:A:71:VAL:O	2:C:4:C:H41	7	0.11
(1,10)	1:A:71:VAL:O	2:C:4:C:H42	7	0.11
(1,10)	1:A:71:VAL:O	2:C:4:C:H5	7	0.11
(1,10)	1:A:71:VAL:O	2:C:4:C:H5'	7	0.11

Continued on next page...

Continued from previous page...

Key	Atom-1	Atom-2	Model ID	Violation (Å)
(1,10)	1:A:71:VAL:O	2:C:4:C:H5''	7	0.11
(1,10)	1:A:71:VAL:O	2:C:4:C:H6	7	0.11
(1,10)	1:A:71:VAL:O	2:C:4:C:HO2'	7	0.11
(1,10)	1:A:71:VAL:O	2:C:4:C:N1	7	0.11
(1,10)	1:A:71:VAL:O	2:C:4:C:N3	7	0.11
(1,10)	1:A:71:VAL:O	2:C:4:C:N4	7	0.11
(1,10)	1:A:71:VAL:O	2:C:4:C:O2	7	0.11
(1,10)	1:A:71:VAL:O	2:C:4:C:O2'	7	0.11
(1,10)	1:A:71:VAL:O	2:C:4:C:O3'	7	0.11
(1,10)	1:A:71:VAL:O	2:C:4:C:O4'	7	0.11
(1,10)	1:A:71:VAL:O	2:C:4:C:O5'	7	0.11
(1,10)	1:A:71:VAL:O	2:C:4:C:OP1	7	0.11
(1,10)	1:A:71:VAL:O	2:C:4:C:OP2	7	0.11
(1,10)	1:A:71:VAL:O	2:C:4:C:P	7	0.11
(1,10)	1:A:71:VAL:O	2:C:5:A:C1'	7	0.11
(1,10)	1:A:71:VAL:O	2:C:5:A:C2	7	0.11
(1,10)	1:A:71:VAL:O	2:C:5:A:C2'	7	0.11
(1,10)	1:A:71:VAL:O	2:C:5:A:C3'	7	0.11
(1,10)	1:A:71:VAL:O	2:C:5:A:C4	7	0.11
(1,10)	1:A:71:VAL:O	2:C:5:A:C4'	7	0.11
(1,10)	1:A:71:VAL:O	2:C:5:A:C5	7	0.11
(1,10)	1:A:71:VAL:O	2:C:5:A:C5'	7	0.11
(1,10)	1:A:71:VAL:O	2:C:5:A:C6	7	0.11
(1,10)	1:A:71:VAL:O	2:C:5:A:C8	7	0.11
(1,10)	1:A:71:VAL:O	2:C:5:A:H1'	7	0.11
(1,10)	1:A:71:VAL:O	2:C:5:A:H2	7	0.11
(1,10)	1:A:71:VAL:O	2:C:5:A:H2'	7	0.11
(1,10)	1:A:71:VAL:O	2:C:5:A:H3'	7	0.11
(1,10)	1:A:71:VAL:O	2:C:5:A:H4'	7	0.11
(1,10)	1:A:71:VAL:O	2:C:5:A:H5'	7	0.11
(1,10)	1:A:71:VAL:O	2:C:5:A:H5''	7	0.11
(1,10)	1:A:71:VAL:O	2:C:5:A:H61	7	0.11
(1,10)	1:A:71:VAL:O	2:C:5:A:H62	7	0.11
(1,10)	1:A:71:VAL:O	2:C:5:A:H8	7	0.11
(1,10)	1:A:71:VAL:O	2:C:5:A:HO2'	7	0.11
(1,10)	1:A:71:VAL:O	2:C:5:A:N1	7	0.11
(1,10)	1:A:71:VAL:O	2:C:5:A:N3	7	0.11
(1,10)	1:A:71:VAL:O	2:C:5:A:N6	7	0.11
(1,10)	1:A:71:VAL:O	2:C:5:A:N7	7	0.11
(1,10)	1:A:71:VAL:O	2:C:5:A:N9	7	0.11
(1,10)	1:A:71:VAL:O	2:C:5:A:O2'	7	0.11
(1,10)	1:A:71:VAL:O	2:C:5:A:O3'	7	0.11

Continued on next page...

Continued from previous page...

Key	Atom-1	Atom-2	Model ID	Violation (Å)
(1,10)	1:A:71:VAL:O	2:C:5:A:O4'	7	0.11
(1,10)	1:A:71:VAL:O	2:C:5:A:O5'	7	0.11
(1,10)	1:A:71:VAL:O	2:C:5:A:OP1	7	0.11
(1,10)	1:A:71:VAL:O	2:C:5:A:OP2	7	0.11
(1,10)	1:A:71:VAL:O	2:C:5:A:P	7	0.11

10 Dihedral-angle violation analysis

No dihedral-angle restraints found