



Full wwPDB X-ray Structure Validation Report ⓘ

May 29, 2020 – 06:59 am BST

PDB ID : 5C0W
Title : Structure of a 12-subunit nuclear exosome complex bound to single-stranded RNA substrates
Authors : Makino, D.L.; Conti, E.
Deposited on : 2015-06-12
Resolution : 4.60 Å(reported)

This is a Full wwPDB X-ray Structure Validation Report for a publicly released PDB entry.

We welcome your comments at validation@mail.wwpdb.org

A user guide is available at

<https://www.wwpdb.org/validation/2017/XrayValidationReportHelp>

with specific help available everywhere you see the ⓘ symbol.

The following versions of software and data (see [references ⓘ](#)) were used in the production of this report:

MolProbity : 4.02b-467
Xtriage (Phenix) : 1.13
EDS : 2.11
Percentile statistics : 20191225.v01 (using entries in the PDB archive December 25th 2019)
Refmac : 5.8.0158
CCP4 : 7.0.044 (Gargrove)
Ideal geometry (proteins) : Engh & Huber (2001)
Ideal geometry (DNA, RNA) : Parkinson et al. (1996)
Validation Pipeline (wwPDB-VP) : 2.11

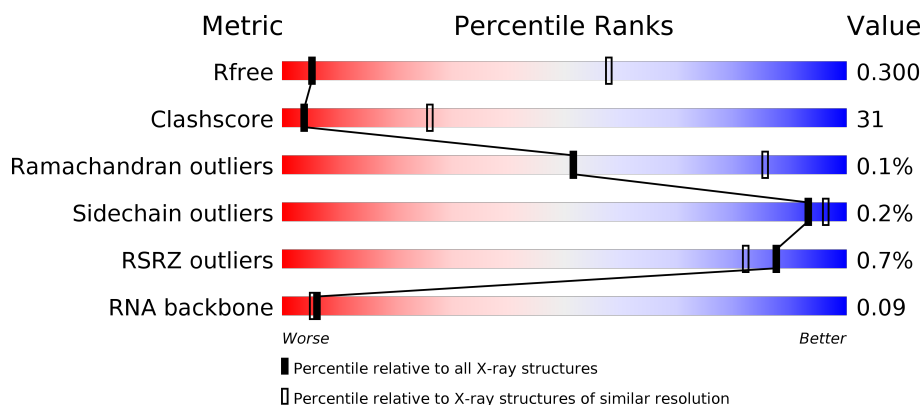
1 Overall quality at a glance

The following experimental techniques were used to determine the structure:

X-RAY DIFFRACTION

The reported resolution of this entry is 4.60 Å.

Percentile scores (ranging between 0-100) for global validation metrics of the entry are shown in the following graphic. The table shows the number of entries on which the scores are based.



Metric	Whole archive (#Entries)	Similar resolution (#Entries, resolution range(Å))
R_{free}	130704	1062 (5.40-3.80)
Clashscore	141614	1130 (5.40-3.80)
Ramachandran outliers	138981	1074 (5.40-3.80)
Sidechain outliers	138945	1055 (5.40-3.80)
RSRZ outliers	127900	1113 (5.50-3.70)
RNA backbone	3102	1063 (6.00-3.00)

The table below summarises the geometric issues observed across the polymeric chains and their fit to the electron density. The red, orange, yellow and green segments on the lower bar indicate the fraction of residues that contain outliers for ≥ 3 , 2, 1 and 0 types of geometric quality criteria respectively. A grey segment represents the fraction of residues that are not modelled. The numeric value for each fraction is indicated below the corresponding segment, with a dot representing fractions $\leq 5\%$. The upper red bar (where present) indicates the fraction of residues that have poor fit to the electron density. The numeric value is given above the bar.

Mol	Chain	Length	Quality of chain
1	A	305	
2	B	248	
3	C	394	
4	D	245	

Continued on next page...

Continued from previous page...

Mol	Chain	Length	Quality of chain
5	E	267	<p>% 76% 24%</p>
6	F	250	<p>% 63% 22% 15%</p>
7	G	243	<p>% 56% 40%</p>
8	H	361	<p>58% 23% 19%</p>
9	I	295	<p>3% 51% 25% 24%</p>
10	J	1004	<p>61% 36%</p>
11	K	695	<p>53% 29% 17%</p>
12	L	184	<p>39% 23% 39%</p>
13	N	18	<p>17% 17% 67%</p>
13	R	18	<p>6% 17% 44% 33%</p>

2 Entry composition [i](#)

There are 15 unique types of molecules in this entry. The entry contains 31160 atoms, of which 0 are hydrogens and 0 are deuteriums.

In the tables below, the ZeroOcc column contains the number of atoms modelled with zero occupancy, the AltConf column contains the number of residues with at least one atom in alternate conformation and the Trace column contains the number of residues modelled with at most 2 atoms.

- Molecule 1 is a protein called Exosome complex component RRP45.

Mol	Chain	Residues	Atoms					ZeroOcc	AltConf	Trace
			Total	C	N	O	S			
1	A	298	2286	1434	389	446	17	0	0	0

- Molecule 2 is a protein called Exosome complex component SKI6.

Mol	Chain	Residues	Atoms					ZeroOcc	AltConf	Trace
			Total	C	N	O	S			
2	B	244	1884	1176	339	360	9	0	0	0

There are 2 discrepancies between the modelled and reference sequences:

Chain	Residue	Modelled	Actual	Comment	Reference
B	-1	GLY	-	expression tag	UNP P46948
B	0	HIS	-	expression tag	UNP P46948

- Molecule 3 is a protein called Exosome complex component RRP43.

Mol	Chain	Residues	Atoms					ZeroOcc	AltConf	Trace
			Total	C	N	O	S			
3	C	321	2431	1535	411	475	10	0	0	0

There are 2 discrepancies between the modelled and reference sequences:

Chain	Residue	Modelled	Actual	Comment	Reference
C	102	SER	ALA	conflict	UNP P25359
C	363	MET	VAL	conflict	UNP P25359

- Molecule 4 is a protein called Exosome complex component RRP46.

Mol	Chain	Residues	Atoms					ZeroOcc	AltConf	Trace
			Total	C	N	O	S			
4	D	222	1689	1062	284	333	10	0	0	0

There are 22 discrepancies between the modelled and reference sequences:

Chain	Residue	Modelled	Actual	Comment	Reference
D	-21	GLY	-	expression tag	UNP P53256
D	-20	HIS	-	expression tag	UNP P53256
D	-19	GLY	-	expression tag	UNP P53256
D	-18	ASN	-	expression tag	UNP P53256
D	-17	ASN	-	expression tag	UNP P53256
D	-16	LYS	-	expression tag	UNP P53256
D	-15	GLU	-	expression tag	UNP P53256
D	-14	PRO	-	expression tag	UNP P53256
D	-13	ASN	-	expression tag	UNP P53256
D	-12	THR	-	expression tag	UNP P53256
D	-11	LYS	-	expression tag	UNP P53256
D	-10	ASN	-	expression tag	UNP P53256
D	-9	ARG	-	expression tag	UNP P53256
D	-8	LEU	-	expression tag	UNP P53256
D	-7	ASP	-	expression tag	UNP P53256
D	-6	SER	-	expression tag	UNP P53256
D	-5	ALA	-	expression tag	UNP P53256
D	-4	GLU	-	expression tag	UNP P53256
D	-3	LYS	-	expression tag	UNP P53256
D	-2	LYS	-	expression tag	UNP P53256
D	-1	LYS	-	expression tag	UNP P53256
D	0	LYS	-	expression tag	UNP P53256

- Molecule 5 is a protein called Exosome complex component RRP42.

Mol	Chain	Residues	Atoms					ZeroOcc	AltConf	Trace
			Total	C	N	O	S			
5	E	266	2046	1307	338	396	5	0	0	0

There are 3 discrepancies between the modelled and reference sequences:

Chain	Residue	Modelled	Actual	Comment	Reference
E	-1	GLY	-	expression tag	UNP Q12277
E	0	HIS	-	expression tag	UNP Q12277
E	138	ILE	VAL	engineered mutation	UNP Q12277

- Molecule 6 is a protein called Exosome complex component MTR3.

Mol	Chain	Residues	Atoms					ZeroOcc	AltConf	Trace
			Total	C	N	O	S			
6	F	213	1627	1015	277	325	10	0	0	0

There are 2 discrepancies between the modelled and reference sequences:

Chain	Residue	Modelled	Actual	Comment	Reference
F	75	SER	THR	engineered mutation	UNP P48240
F	161	THR	MET	engineered mutation	UNP P48240

- Molecule 7 is a protein called Exosome complex component RRP40.

Mol	Chain	Residues	Atoms					ZeroOcc	AltConf	Trace
			Total	C	N	O	S			
7	G	236	1813	1158	298	347	10	0	0	0

There are 3 discrepancies between the modelled and reference sequences:

Chain	Residue	Modelled	Actual	Comment	Reference
G	-2	GLY	-	expression tag	UNP Q08285
G	-1	PRO	-	expression tag	UNP Q08285
G	0	HIS	-	expression tag	UNP Q08285

- Molecule 8 is a protein called Exosome complex component RRP4.

Mol	Chain	Residues	Atoms					ZeroOcc	AltConf	Trace
			Total	C	N	O	S			
8	H	291	2196	1375	384	425	12	0	0	0

There are 2 discrepancies between the modelled and reference sequences:

Chain	Residue	Modelled	Actual	Comment	Reference
H	-1	ARG	-	expression tag	UNP P38792
H	0	SER	-	expression tag	UNP P38792

- Molecule 9 is a protein called Exosome complex component CSL4.

Mol	Chain	Residues	Atoms					ZeroOcc	AltConf	Trace
			Total	C	N	O	S			
9	I	225	1690	1057	300	326	7	0	0	0

There are 3 discrepancies between the modelled and reference sequences:

Chain	Residue	Modelled	Actual	Comment	Reference
I	-2	GLY	-	expression tag	UNP P53859
I	-1	PRO	-	expression tag	UNP P53859
I	0	HIS	-	expression tag	UNP P53859

- Molecule 10 is a protein called Exosome complex exonuclease DIS3.

Mol	Chain	Residues	Atoms					ZeroOcc	AltConf	Trace
			Total	C	N	O	S			
10	J	970	7645	4830	1334	1447	34	0	1	0

There are 5 discrepancies between the modelled and reference sequences:

Chain	Residue	Modelled	Actual	Comment	Reference
J	-2	GLY	-	expression tag	UNP Q08162
J	-1	PRO	-	expression tag	UNP Q08162
J	0	ALA	-	expression tag	UNP Q08162
J	171	ASN	ASP	engineered mutation	UNP Q08162
J	551	ASN	ASP	engineered mutation	UNP Q08162

- Molecule 11 is a protein called Exosome complex exonuclease RRP6.

Mol	Chain	Residues	Atoms					ZeroOcc	AltConf	Trace
			Total	C	N	O	S			
11	K	576	4605	2924	784	884	13	0	0	0

There are 4 discrepancies between the modelled and reference sequences:

Chain	Residue	Modelled	Actual	Comment	Reference
K	-1	GLY	-	expression tag	UNP Q12149
K	0	ALA	-	expression tag	UNP Q12149
K	2	ALA	THR	engineered mutation	UNP Q12149
K	296	ASN	ASP	engineered mutation	UNP Q12149

- Molecule 12 is a protein called Exosome complex protein LRP1.

Mol	Chain	Residues	Atoms					ZeroOcc	AltConf	Trace
			Total	C	N	O	S			
12	L	113	894	565	151	174	4	0	0	0

- Molecule 13 is a RNA chain called RNA synthetic.

Mol	Chain	Residues	Atoms					ZeroOcc	AltConf	Trace
			Total	C	N	O	P			
13	R	12	224	100	40	72	12	0	0	0
13	N	6	128	58	24	40	6	0	0	0

- Molecule 14 is MAGNESIUM ION (three-letter code: MG) (formula: Mg).

Mol	Chain	Residues	Atoms	ZeroOcc	AltConf
14	J	1	Total Mg 1 1	0	0

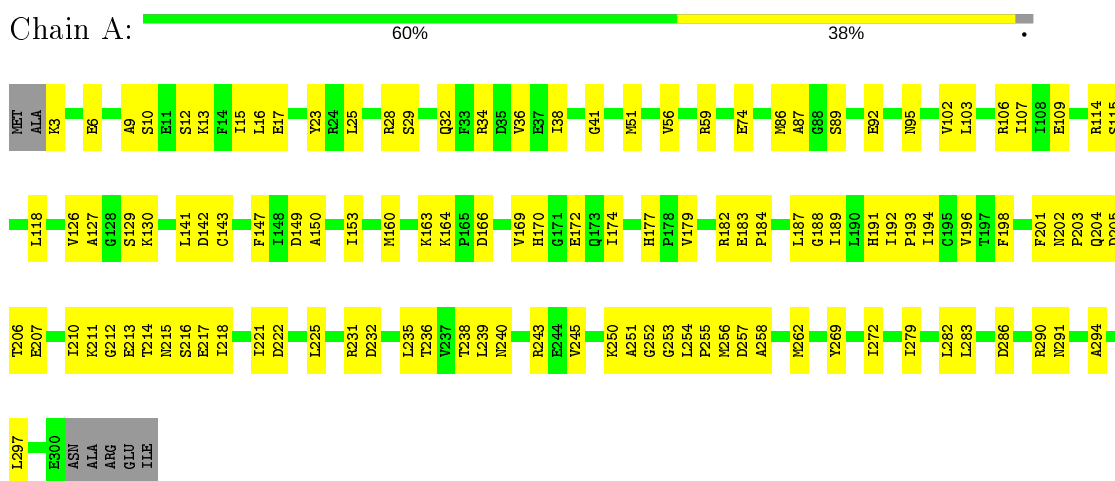
- Molecule 15 is ZINC ION (three-letter code: ZN) (formula: Zn).

Mol	Chain	Residues	Atoms	ZeroOcc	AltConf
15	J	1	Total Zn 1 1	0	0

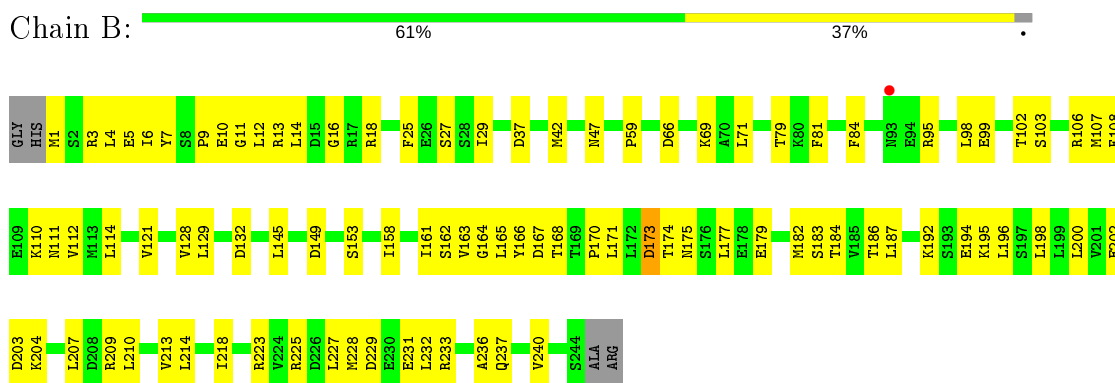
3 Residue-property plots [i](#)

These plots are drawn for all protein, RNA and DNA chains in the entry. The first graphic for a chain summarises the proportions of the various outlier classes displayed in the second graphic. The second graphic shows the sequence view annotated by issues in geometry and electron density. Residues are color-coded according to the number of geometric quality criteria for which they contain at least one outlier: green = 0, yellow = 1, orange = 2 and red = 3 or more. A red dot above a residue indicates a poor fit to the electron density ($RSRZ > 2$). Stretches of 2 or more consecutive residues without any outlier are shown as a green connector. Residues present in the sample, but not in the model, are shown in grey.

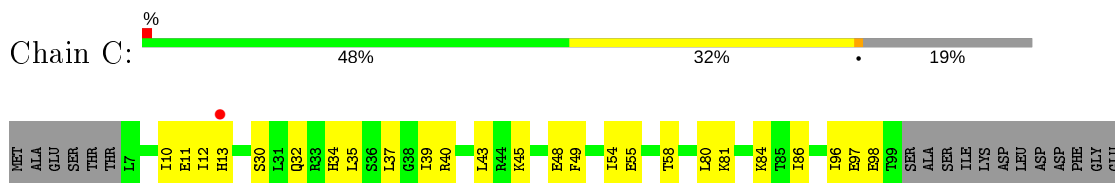
- Molecule 1: Exosome complex component RRP45

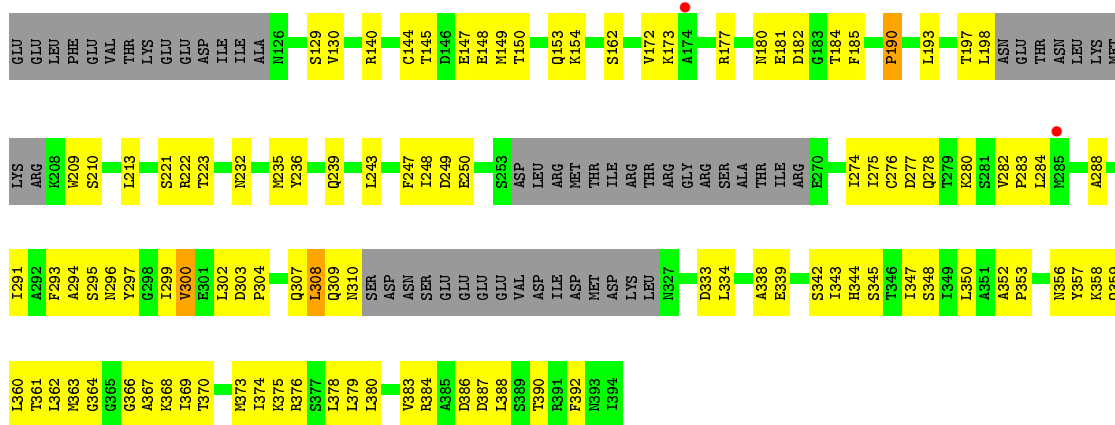


- Molecule 2: Exosome complex component SKI6



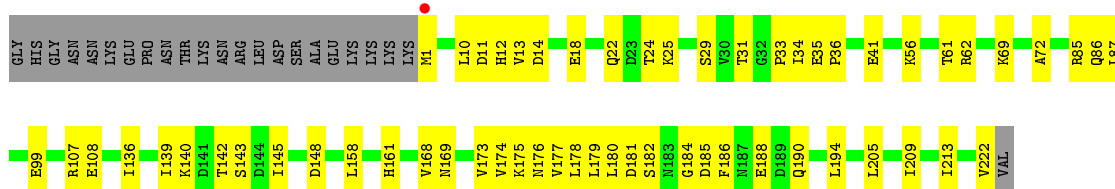
- Molecule 3: Exosome complex component RRP43





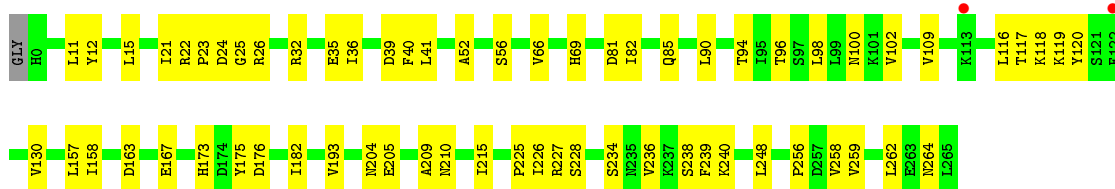
- Molecule 4: Exosome complex component RRP46

Chain D: 67% 24% 9%



- Molecule 5: Exosome complex component RRP42

Chain E: 76% 24%

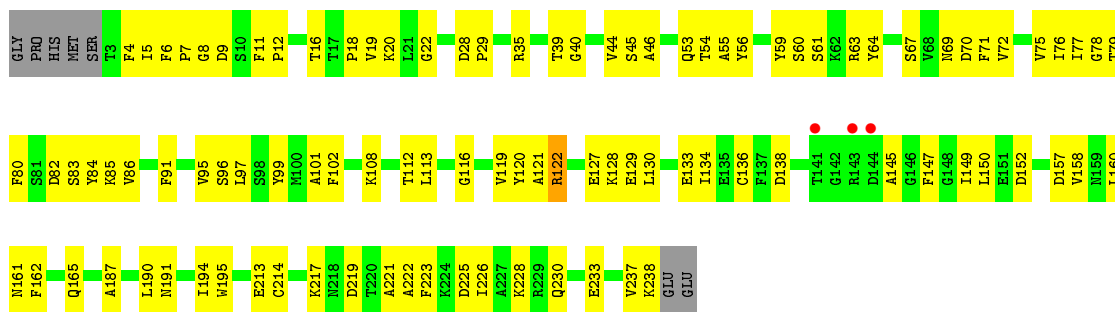


- Molecule 6: Exosome complex component MTR3

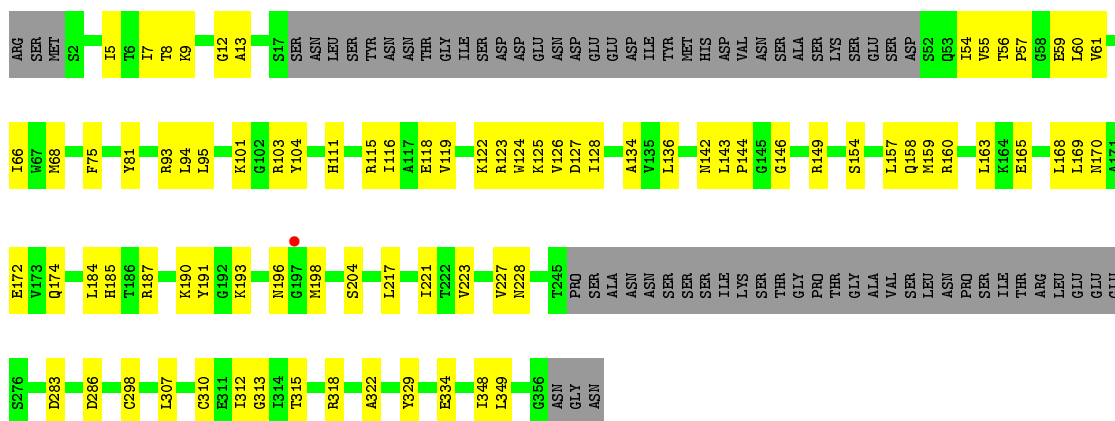
Chain F: 63% 22% 15%



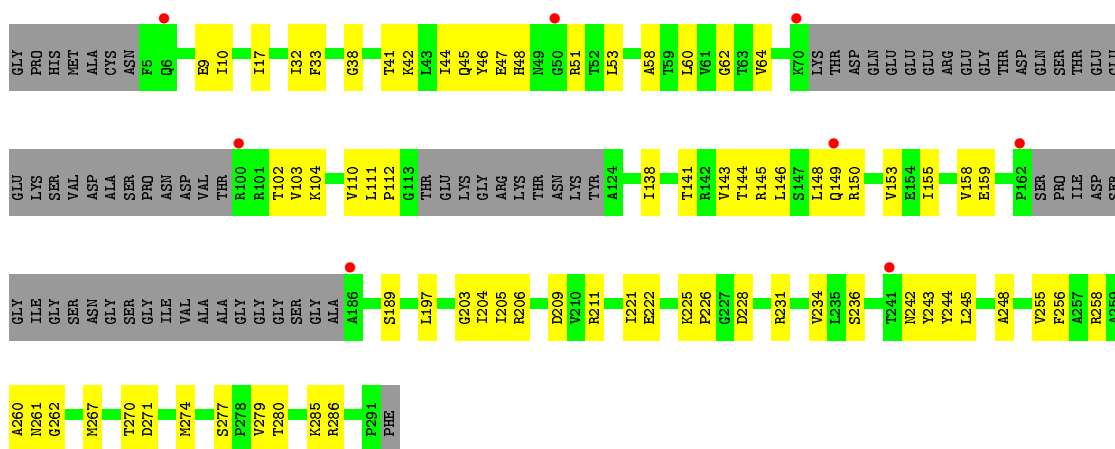
- Molecule 7: Exosome complex component RRP40



• Molecule 8: Exosome complex component RRP4

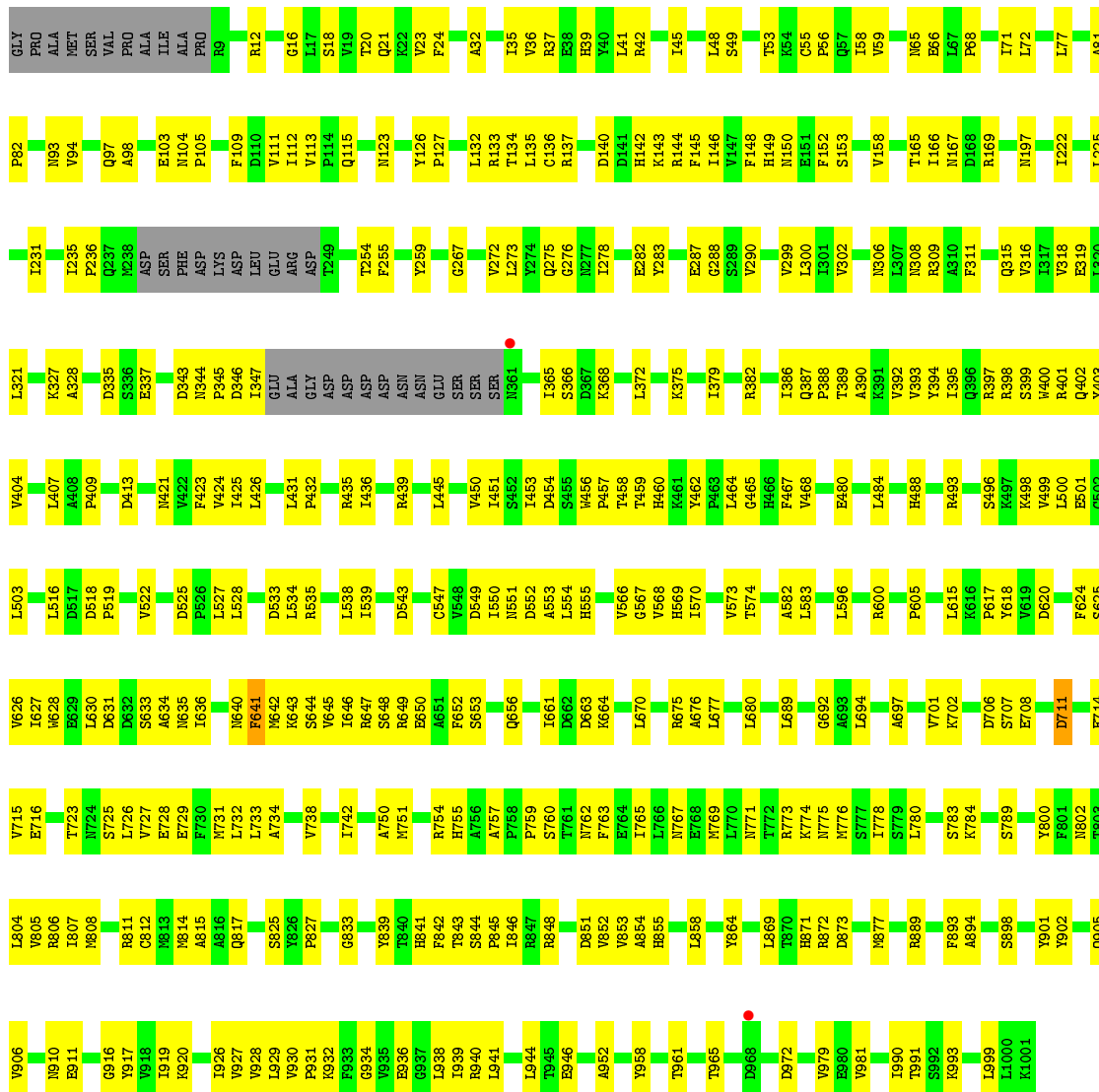


• Molecule 9: Exosome complex component CSL4

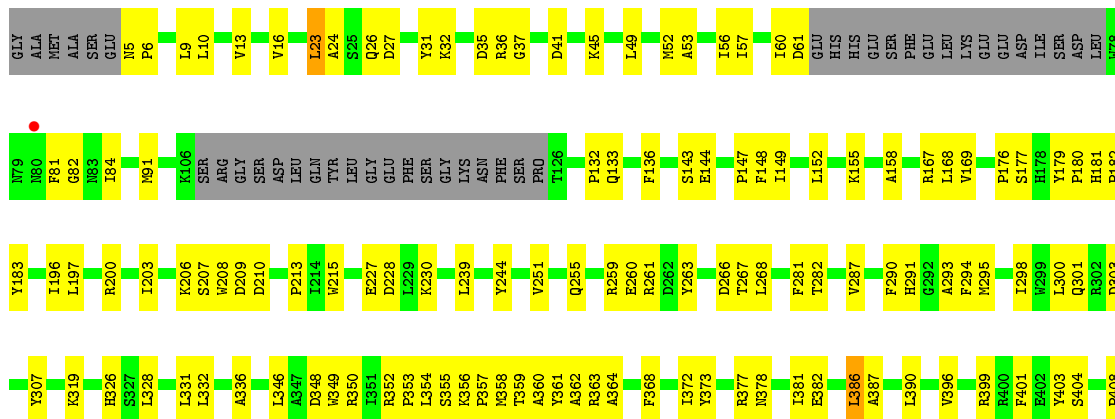


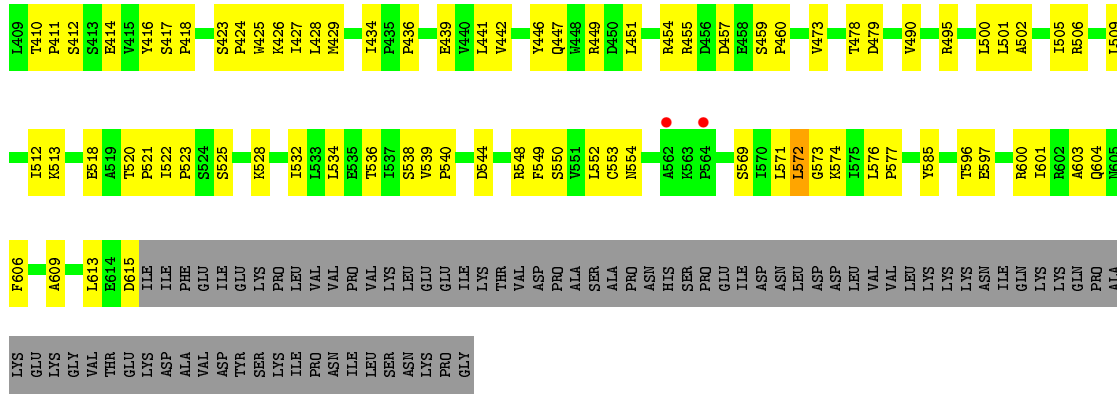
• Molecule 10: Exosome complex exonuclease DIS3



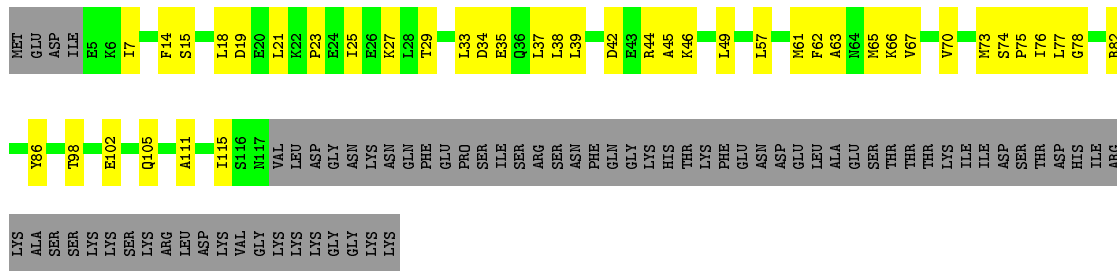


● Molecule 11: Exosome complex exonuclease RRP6

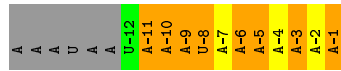
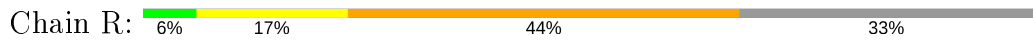




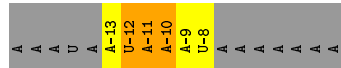
● Molecule 12: Exosome complex protein LRP1



● Molecule 13: RNA synthetic



● Molecule 13: RNA synthetic



4 Data and refinement statistics

Property	Value	Source
Space group	P 32 2 1	Depositor
Cell constants a, b, c, α , β , γ	195.38Å 195.38Å 463.65Å 90.00° 90.00° 120.00°	Depositor
Resolution (Å)	59.09 – 4.60 59.09 – 4.60	Depositor EDS
% Data completeness (in resolution range)	69.5 (59.09-4.60) 69.5 (59.09-4.60)	Depositor EDS
R_{merge}	0.11	Depositor
R_{sym}	(Not available)	Depositor
$\langle I/\sigma(I) \rangle$ ¹	1.05 (at 4.65Å)	Xtriage
Refinement program	PHENIX	Depositor
R, R_{free}	0.271 , 0.284 0.295 , 0.300	Depositor DCC
R_{free} test set	2007 reflections (4.99%)	wwPDB-VP
Wilson B-factor (Å ²)	262.8	Xtriage
Anisotropy	0.302	Xtriage
Bulk solvent k_{sol} (e/Å ³), B_{sol} (Å ²)	0.21 , 201.8	EDS
L-test for twinning ²	$\langle L \rangle = 0.35$, $\langle L^2 \rangle = 0.17$	Xtriage
Estimated twinning fraction	0.379 for -h,-k,l	Xtriage
Reported twinning fraction	0.510 for -h,-k,l	Depositor
Outliers	0 of 40199 reflections	Xtriage
F_o, F_c correlation	0.89	EDS
Total number of atoms	31160	wwPDB-VP
Average B, all atoms (Å ²)	341.0	wwPDB-VP

Xtriage's analysis on translational NCS is as follows: *The largest off-origin peak in the Patterson function is 3.63% of the height of the origin peak. No significant pseudotranslation is detected.*

¹ Intensities estimated from amplitudes.

² Theoretical values of $\langle |L| \rangle$, $\langle L^2 \rangle$ for acentric reflections are 0.5, 0.333 respectively for untwinned datasets, and 0.375, 0.2 for perfectly twinned datasets.

5 Model quality [i](#)

5.1 Standard geometry [i](#)

Bond lengths and bond angles in the following residue types are not validated in this section: ZN, MG

The Z score for a bond length (or angle) is the number of standard deviations the observed value is removed from the expected value. A bond length (or angle) with $|Z| > 5$ is considered an outlier worth inspection. RMSZ is the root-mean-square of all Z scores of the bond lengths (or angles).

Mol	Chain	Bond lengths		Bond angles	
		RMSZ	# Z >5	RMSZ	# Z >5
1	A	0.31	0/2321	0.42	0/3136
2	B	0.25	0/1907	0.40	0/2571
3	C	0.26	0/2465	0.41	0/3351
4	D	0.22	0/1707	0.41	0/2318
5	E	0.23	0/2086	0.39	0/2838
6	F	0.23	0/1650	0.38	0/2229
7	G	0.22	0/1850	0.41	0/2513
8	H	0.21	0/2229	0.39	0/3018
9	I	0.24	0/1714	0.40	0/2325
10	J	0.46	0/7797	0.59	1/10590 (0.0%)
11	K	0.39	0/4702	0.53	1/6392 (0.0%)
12	L	0.35	0/903	0.53	0/1210
13	N	0.16	0/143	0.61	0/220
13	R	0.41	0/251	0.99	1/388 (0.3%)
All	All	0.34	0/31725	0.49	3/43099 (0.0%)

There are no bond length outliers.

All (3) bond angle outliers are listed below:

Mol	Chain	Res	Type	Atoms	Z	Observed(°)	Ideal(°)
13	R	-8	U	P-O3'-C3'	11.74	133.78	119.70
11	K	61	ASP	CB-CG-OD2	5.17	122.95	118.30
10	J	711	ASP	CB-CG-OD2	5.15	122.93	118.30

There are no chirality outliers.

There are no planarity outliers.

5.2 Too-close contacts [i](#)

In the following table, the Non-H and H(model) columns list the number of non-hydrogen atoms and hydrogen atoms in the chain respectively. The H(added) column lists the number of hydrogen atoms added and optimized by MolProbity. The Clashes column lists the number of clashes within the asymmetric unit, whereas Symm-Clashes lists symmetry related clashes.

Mol	Chain	Non-H	H(model)	H(added)	Clashes	Symm-Clashes
1	A	2286	0	2254	166	0
2	B	1884	0	1923	213	0
3	C	2431	0	2414	222	0
4	D	1689	0	1733	122	0
5	E	2046	0	2069	112	0
6	F	1627	0	1577	56	0
7	G	1813	0	1784	177	0
8	H	2196	0	2158	141	0
9	I	1690	0	1661	89	0
10	J	7645	0	7573	566	1
11	K	4605	0	4538	292	1
12	L	894	0	917	54	0
13	N	128	0	65	6	0
13	R	224	0	113	24	0
14	J	1	0	0	0	0
15	J	1	0	0	0	0
All	All	31160	0	30779	1893	1

The all-atom clashscore is defined as the number of clashes found per 1000 atoms (including hydrogen atoms). The all-atom clashscore for this structure is 31.

All (1893) close contacts within the same asymmetric unit are listed below, sorted by their clash magnitude.

Atom-1	Atom-2	Interatomic distance (Å)	Clash overlap (Å)
2:B:16:GLY:HA2	10:J:152:PHE:CE1	1.44	1.50
2:B:16:GLY:HA2	10:J:152:PHE:CD1	1.47	1.49
10:J:630:LEU:HD11	10:J:680:LEU:CD2	1.47	1.45
11:K:196:ILE:CG2	11:K:287:VAL:HG21	1.46	1.44
10:J:630:LEU:CD1	10:J:680:LEU:HD21	1.44	1.43
7:G:113:LEU:CD2	7:G:149:ILE:HG21	1.48	1.41
11:K:5:ASN:HB3	11:K:6:PRO:CD	1.54	1.35
11:K:52:MET:CE	12:L:25:ILE:HG13	1.56	1.34
8:H:75:PHE:HZ	11:K:381:ILE:O	1.00	1.28
11:K:196:ILE:HG21	11:K:287:VAL:CG2	1.65	1.26
2:B:233:ARG:CD	8:H:54:ILE:HG21	1.65	1.26

Continued on next page...

Continued from previous page...

Atom-1	Atom-2	Interatomic distance (Å)	Clash overlap (Å)
2:B:165:LEU:O	2:B:182:MET:CG	1.82	1.26
2:B:233:ARG:HD2	8:H:54:ILE:CG2	1.63	1.26
10:J:538:LEU:HD12	10:J:538:LEU:O	1.25	1.25
8:H:174:GLN:HB2	8:H:185:HIS:CD2	1.71	1.24
13:R:-3:A:O2'	13:R:-2:A:H5'	1.30	1.24
2:B:233:ARG:CD	8:H:54:ILE:CG2	2.15	1.24
8:H:75:PHE:CZ	11:K:381:ILE:O	1.89	1.23
8:H:116:ILE:HD13	8:H:126:VAL:CG1	1.66	1.23
10:J:345:PRO:HD3	10:J:423:PHE:CE2	1.72	1.22
11:K:196:ILE:O	11:K:377:ARG:HD2	1.34	1.22
10:J:842:PHE:CE1	10:J:858:LEU:HD12	1.72	1.21
5:E:116:LEU:HD11	5:E:157:LEU:HB2	1.23	1.20
10:J:24:PHE:CE1	10:J:35:ILE:HB	1.75	1.20
8:H:157:LEU:HD12	8:H:158:GLN:HG3	1.21	1.19
1:A:23:TYR:OH	7:G:238:LYS:HA	1.38	1.19
10:J:42:ARG:HB2	10:J:152:PHE:O	1.40	1.18
10:J:55:CYS:O	10:J:58:ILE:HG12	1.39	1.18
10:J:738:VAL:CG1	10:J:858:LEU:HD11	1.75	1.17
2:B:229:ASP:OD1	8:H:57:PRO:HD2	1.43	1.17
10:J:552:ASP:HB3	10:J:570:ILE:HD13	1.22	1.17
2:B:165:LEU:O	2:B:182:MET:HG2	0.99	1.17
10:J:136:CYS:HA	10:J:145:PHE:HB2	1.26	1.16
3:C:145:THR:CG2	3:C:147:GLU:HG2	1.73	1.16
2:B:129:LEU:CD2	5:E:41:LEU:HD21	1.76	1.16
10:J:94:VAL:O	10:J:98:ALA:HB3	1.44	1.16
11:K:609:ALA:HA	11:K:613:LEU:HD12	1.27	1.16
10:J:345:PRO:HD3	10:J:423:PHE:CZ	1.80	1.16
10:J:630:LEU:CD1	10:J:680:LEU:CD2	2.11	1.14
8:H:126:VAL:CG2	8:H:134:ALA:HB3	1.78	1.14
5:E:15:LEU:HD11	5:E:23:PRO:HD3	1.19	1.14
8:H:126:VAL:HG23	8:H:134:ALA:HB3	1.25	1.14
10:J:738:VAL:HG13	10:J:858:LEU:HD11	1.23	1.14
2:B:27:SER:HB2	2:B:231:GLU:HG2	1.20	1.13
10:J:398:ARG:HD3	10:J:400:TRP:CD2	1.82	1.13
10:J:624:PHE:CD2	10:J:842:PHE:HZ	1.67	1.13
8:H:119:VAL:HG22	8:H:124:TRP:CD1	1.82	1.13
7:G:119:VAL:CG1	7:G:149:ILE:HG22	1.78	1.13
11:K:5:ASN:HB3	11:K:6:PRO:HD3	1.18	1.12
10:J:222:ILE:HG13	10:J:235:ILE:HD11	1.29	1.12
3:C:348:SER:HB2	3:C:361:THR:HB	1.26	1.12
2:B:233:ARG:HD2	8:H:54:ILE:HG21	1.20	1.12

Continued on next page...

Continued from previous page...

Atom-1	Atom-2	Interatomic distance (Å)	Clash overlap (Å)
3:C:35:LEU:HB3	3:C:302:LEU:CD2	1.80	1.12
4:D:85:ARG:HH12	9:I:145:ARG:HA	0.95	1.11
2:B:129:LEU:HD21	5:E:41:LEU:HD21	1.23	1.11
10:J:48:LEU:HD13	10:J:146:ILE:HD11	1.23	1.11
8:H:116:ILE:CD1	8:H:126:VAL:HG12	1.80	1.10
11:K:196:ILE:CG2	11:K:287:VAL:CG2	2.26	1.10
8:H:174:GLN:CB	8:H:185:HIS:HD2	1.64	1.10
2:B:16:GLY:CA	10:J:152:PHE:CE1	2.34	1.10
10:J:48:LEU:CD1	10:J:146:ILE:HD11	1.82	1.09
10:J:435:ARG:O	10:J:464:LEU:HD12	1.48	1.09
11:K:404:SER:HB2	11:K:418:PRO:HD2	1.14	1.09
5:E:158:ILE:HD11	5:E:173:HIS:HB2	1.20	1.09
10:J:617:PRO:HA	10:J:648:SER:HB3	1.21	1.09
3:C:145:THR:HG23	3:C:147:GLU:HG2	1.20	1.09
10:J:45:ILE:HG22	10:J:148:PHE:CE1	1.87	1.09
10:J:839:TYR:OH	13:R:-3:A:OP1	1.71	1.09
2:B:81:PHE:HE1	2:B:129:LEU:HD12	1.15	1.08
8:H:94:LEU:HD11	11:K:387:ALA:HB1	1.36	1.08
11:K:5:ASN:CB	11:K:6:PRO:CD	2.32	1.07
2:B:16:GLY:CA	10:J:152:PHE:CD1	2.36	1.07
3:C:300:VAL:HG11	3:C:343:ILE:HG12	1.35	1.07
4:D:34:ILE:HG22	7:G:91:PHE:O	1.52	1.07
10:J:133:ARG:HB3	10:J:137:ARG:HH12	1.17	1.07
7:G:69:ASN:OD1	7:G:122:ARG:NH1	1.88	1.07
10:J:742:ILE:HG23	10:J:858:LEU:CD2	1.85	1.06
2:B:164:GLY:O	2:B:171:LEU:N	1.85	1.06
3:C:387:ASP:OD2	11:K:585:TYR:OH	1.73	1.06
1:A:252:GLY:HA3	2:B:106:ARG:O	1.53	1.06
4:D:85:ARG:HH12	9:I:145:ARG:CA	1.54	1.06
10:J:552:ASP:HB3	10:J:570:ILE:CD1	1.86	1.06
10:J:742:ILE:HD12	10:J:750:ALA:HB1	1.33	1.06
3:C:295:SER:HB3	3:C:384:ARG:CD	1.84	1.05
10:J:457:PRO:HG2	10:J:460:HIS:HD2	1.16	1.05
7:G:113:LEU:CD2	7:G:149:ILE:CG2	2.34	1.05
7:G:113:LEU:HD22	7:G:149:ILE:HG21	1.10	1.05
10:J:133:ARG:HB3	10:J:137:ARG:NH1	1.71	1.05
11:K:52:MET:HE3	12:L:25:ILE:HG13	1.35	1.05
1:A:253:GLY:C	2:B:110:LYS:HG3	1.77	1.04
3:C:295:SER:HB3	3:C:384:ARG:HD3	1.37	1.04
10:J:423:PHE:HE1	10:J:435:ARG:HG2	1.19	1.04
10:J:742:ILE:HG23	10:J:858:LEU:HD23	1.35	1.04

Continued on next page...

Continued from previous page...

Atom-1	Atom-2	Interatomic distance (Å)	Clash overlap (Å)
11:K:423:SER:HB2	11:K:426:LYS:HB2	1.04	1.03
10:J:539:ILE:HG23	10:J:553:ALA:HB1	1.41	1.03
3:C:359:GLN:O	3:C:360:LEU:HD12	1.57	1.03
3:C:293:PHE:HB3	3:C:388:LEU:HD12	1.40	1.03
10:J:135:LEU:HB3	10:J:145:PHE:CE2	1.93	1.03
9:I:205:ILE:HG12	9:I:245:LEU:HB2	1.37	1.03
8:H:118:GLU:OE2	8:H:125:LYS:HD2	1.59	1.02
8:H:94:LEU:CD1	11:K:387:ALA:HB1	1.90	1.02
7:G:119:VAL:HG12	7:G:149:ILE:HG22	1.03	1.02
8:H:157:LEU:CD1	8:H:158:GLN:HG3	1.89	1.02
8:H:119:VAL:HG22	8:H:124:TRP:HD1	1.25	1.02
5:E:116:LEU:HD11	5:E:157:LEU:CB	1.87	1.02
10:J:742:ILE:CG2	10:J:858:LEU:HD23	1.89	1.02
10:J:701:VAL:HG23	10:J:716:GLU:O	1.58	1.01
3:C:300:VAL:HG12	3:C:343:ILE:HG23	1.43	1.01
11:K:196:ILE:HG22	11:K:373:TYR:OH	1.58	1.01
10:J:842:PHE:CE1	10:J:858:LEU:CD1	2.42	1.01
3:C:363:MET:SD	4:D:72:ALA:CB	2.49	1.01
2:B:10:GLU:HB2	10:J:149:HIS:NE2	1.75	1.01
10:J:345:PRO:HB3	10:J:423:PHE:CE1	1.95	1.01
7:G:113:LEU:HD21	7:G:149:ILE:CG2	1.90	1.01
4:D:14:ASP:OD1	7:G:63:ARG:NH2	1.92	1.01
3:C:35:LEU:HB3	3:C:302:LEU:HD23	1.40	1.01
7:G:77:ILE:HD11	7:G:85:LYS:HD3	1.39	1.01
7:G:214:CYS:HA	7:G:223:PHE:CE1	1.96	1.01
7:G:6:PHE:N	7:G:9:ASP:OD2	1.93	1.00
1:A:251:ALA:O	2:B:106:ARG:HB3	1.60	1.00
10:J:143:LYS:HD3	10:J:145:PHE:CZ	1.96	1.00
2:B:233:ARG:HD3	8:H:54:ILE:CG2	1.88	1.00
8:H:93:ARG:HD2	11:K:197:LEU:HD12	1.42	1.00
10:J:842:PHE:HE1	10:J:858:LEU:HD12	1.23	1.00
11:K:143:SER:O	11:K:144:GLU:HG2	1.59	1.00
2:B:12:LEU:HD12	10:J:149:HIS:CG	1.97	1.00
3:C:81:LYS:NZ	11:K:576:LEU:O	1.95	1.00
8:H:55:VAL:HA	8:H:59:GLU:OE1	1.61	0.99
11:K:423:SER:CB	11:K:426:LYS:HB2	1.91	0.99
2:B:163:VAL:HG11	2:B:213:VAL:HG13	1.42	0.99
1:A:23:TYR:HE1	7:G:237:VAL:HG12	1.24	0.99
1:A:143:CYS:O	4:D:12:HIS:CE1	2.14	0.99
7:G:150:LEU:HD13	7:G:195:TRP:CG	1.96	0.98
11:K:423:SER:HB2	11:K:426:LYS:CB	1.93	0.98

Continued on next page...

Continued from previous page...

Atom-1	Atom-2	Interatomic distance (Å)	Clash overlap (Å)
11:K:425:TRP:NE1	11:K:426:LYS:HG3	1.78	0.98
11:K:404:SER:HB2	11:K:418:PRO:CD	1.93	0.98
11:K:196:ILE:O	11:K:377:ARG:CD	2.11	0.98
3:C:180:ASN:ND2	3:C:184:THR:HB	1.78	0.98
11:K:5:ASN:HB3	11:K:6:PRO:HD2	1.45	0.98
7:G:120:TYR:HD2	7:G:147:PHE:CD1	1.81	0.98
5:E:116:LEU:CD1	5:E:157:LEU:HD22	1.92	0.98
2:B:10:GLU:HG2	10:J:149:HIS:CD2	1.97	0.98
7:G:113:LEU:HD21	7:G:149:ILE:HG21	1.39	0.97
2:B:229:ASP:CG	8:H:57:PRO:HD2	1.83	0.97
2:B:16:GLY:HA2	10:J:152:PHE:HE1	1.23	0.97
2:B:225:ARG:NH2	8:H:57:PRO:O	1.98	0.97
10:J:111:VAL:O	10:J:146:ILE:HG22	1.62	0.97
4:D:1:MET:CE	4:D:205:LEU:HD22	1.95	0.97
11:K:518:GLU:O	11:K:521:PRO:HD2	1.65	0.97
1:A:210:ILE:HG22	1:A:212:GLY:N	1.80	0.97
3:C:293:PHE:CB	3:C:388:LEU:HD12	1.95	0.96
5:E:22:ARG:HB3	5:E:24:ASP:OD1	1.64	0.96
2:B:107:MET:SD	2:B:198:LEU:HB2	2.04	0.96
7:G:119:VAL:HG12	7:G:149:ILE:CG2	1.95	0.96
10:J:538:LEU:CD1	10:J:538:LEU:O	2.13	0.96
11:K:404:SER:CB	11:K:418:PRO:HD2	1.95	0.96
4:D:14:ASP:CG	7:G:63:ARG:HH21	1.67	0.96
5:E:158:ILE:CD1	5:E:173:HIS:HB2	1.96	0.96
7:G:4:PHE:CE1	7:G:40:GLY:HA2	1.99	0.96
7:G:80:PHE:CZ	7:G:85:LYS:HE2	2.01	0.96
9:I:204:ILE:HG22	9:I:242:ASN:HB3	1.47	0.96
5:E:158:ILE:HD11	5:E:173:HIS:CB	1.95	0.96
11:K:57:ILE:HD12	11:K:84:ILE:HD12	1.48	0.96
8:H:123:ARG:HB2	8:H:136:LEU:O	1.66	0.96
3:C:37:LEU:HD12	11:K:606:PHE:CD1	1.99	0.96
3:C:180:ASN:HD22	3:C:184:THR:HB	1.27	0.95
2:B:81:PHE:CE1	2:B:129:LEU:HD12	2.00	0.95
3:C:12:ILE:CD1	9:I:270:THR:HG22	1.95	0.95
1:A:210:ILE:HG22	1:A:212:GLY:H	1.31	0.95
10:J:800:TYR:CD2	10:J:917:TYR:CE2	2.53	0.95
2:B:14:LEU:HD13	2:B:177:LEU:HD21	1.45	0.95
2:B:163:VAL:HG11	2:B:213:VAL:CG1	1.96	0.95
9:I:234:VAL:HG22	9:I:245:LEU:CD2	1.97	0.95
3:C:232:ASN:O	3:C:236:TYR:HD2	1.49	0.94
2:B:9:PRO:HD2	10:J:133:ARG:NH2	1.82	0.94

Continued on next page...

Continued from previous page...

Atom-1	Atom-2	Interatomic distance (Å)	Clash overlap (Å)
11:K:196:ILE:HG21	11:K:287:VAL:HG21	0.99	0.94
7:G:59:TYR:HE1	7:G:61:SER:HB2	1.32	0.94
10:J:345:PRO:CD	10:J:423:PHE:CZ	2.48	0.94
10:J:135:LEU:HB3	10:J:145:PHE:CD2	2.01	0.94
10:J:259:TYR:CD1	10:J:393:VAL:HB	2.02	0.94
11:K:361:TYR:OH	13:N:-12:U:O4	1.83	0.94
3:C:302:LEU:HD12	3:C:302:LEU:O	1.66	0.94
10:J:624:PHE:HD2	10:J:842:PHE:HZ	1.09	0.94
2:B:233:ARG:HD2	8:H:54:ILE:HG23	1.46	0.94
3:C:37:LEU:HD12	11:K:606:PHE:CE1	2.02	0.94
3:C:357:TYR:O	4:D:184:GLY:O	1.85	0.94
10:J:457:PRO:HG2	10:J:460:HIS:CD2	2.01	0.94
10:J:800:TYR:CZ	10:J:931:PRO:HB3	2.03	0.94
5:E:116:LEU:HD21	5:E:157:LEU:HD13	1.48	0.93
12:L:102:GLU:O	12:L:105:GLN:HG2	1.67	0.93
2:B:81:PHE:HE1	2:B:129:LEU:CD1	1.81	0.93
11:K:401:PHE:HD1	11:K:416:TYR:CD2	1.86	0.93
3:C:345:SER:HB3	3:C:369:ILE:HD11	1.48	0.93
2:B:16:GLY:HA2	10:J:152:PHE:HD1	1.28	0.93
3:C:367:ALA:O	4:D:176:ASN:ND2	2.01	0.93
3:C:35:LEU:CB	3:C:302:LEU:CD2	2.47	0.93
7:G:129:GLU:OE2	9:I:225:LYS:HE3	1.69	0.93
10:J:423:PHE:CE1	10:J:435:ARG:HG2	2.03	0.93
3:C:368:LYS:HG2	4:D:175:LYS:O	1.68	0.93
2:B:10:GLU:CG	10:J:149:HIS:CD2	2.52	0.93
10:J:222:ILE:HG13	10:J:235:ILE:CD1	1.98	0.93
11:K:331:LEU:HD13	11:K:372:ILE:HG21	1.50	0.93
1:A:252:GLY:CA	2:B:107:MET:HA	1.99	0.92
13:R:-3:A:HO2'	13:R:-2:A:H5'	1.30	0.92
1:A:232:ASP:O	2:B:110:LYS:NZ	2.02	0.92
2:B:12:LEU:HD13	10:J:152:PHE:CD2	2.03	0.92
5:E:234:SER:HA	6:F:90:GLN:HE22	1.33	0.92
7:G:77:ILE:HD11	7:G:85:LYS:CD	1.98	0.92
11:K:60:ILE:HG21	11:K:84:ILE:HG23	1.48	0.92
4:D:85:ARG:NH1	9:I:144:THR:O	2.01	0.92
10:J:457:PRO:CG	10:J:460:HIS:HD2	1.81	0.92
3:C:363:MET:CE	4:D:179:LEU:HD13	1.99	0.92
2:B:229:ASP:OD1	8:H:57:PRO:CD	2.16	0.92
4:D:161:HIS:HD2	4:D:182:SER:OG	1.53	0.92
8:H:68:MET:SD	11:K:387:ALA:HA	2.08	0.92
11:K:425:TRP:CD1	11:K:426:LYS:HG3	2.05	0.91

Continued on next page...

Continued from previous page...

Atom-1	Atom-2	Interatomic distance (Å)	Clash overlap (Å)
8:H:174:GLN:HB2	8:H:185:HIS:HD2	0.78	0.91
10:J:778:ILE:HG23	10:J:789:SER:OG	1.70	0.91
8:H:116:ILE:HD13	8:H:126:VAL:HG12	0.92	0.91
10:J:738:VAL:HG13	10:J:858:LEU:CD1	1.99	0.91
5:E:116:LEU:CD1	5:E:157:LEU:HB2	2.00	0.91
10:J:42:ARG:CB	10:J:152:PHE:O	2.18	0.91
2:B:27:SER:CB	2:B:231:GLU:HG2	2.00	0.91
2:B:10:GLU:CD	10:J:149:HIS:HE2	1.73	0.91
11:K:196:ILE:HG22	11:K:287:VAL:HG21	1.53	0.91
12:L:73:MET:HE3	12:L:76:ILE:HG21	1.52	0.91
10:J:302:VAL:HG11	10:J:327:LYS:HD2	1.53	0.91
11:K:505:ILE:O	11:K:509:LEU:HG	1.70	0.91
2:B:10:GLU:HG2	10:J:149:HIS:HD2	1.35	0.91
2:B:129:LEU:HD11	5:E:41:LEU:HD11	1.51	0.91
7:G:60:SER:HA	7:G:161:ASN:OD1	1.68	0.91
10:J:630:LEU:HD13	10:J:680:LEU:HD21	1.52	0.91
1:A:126:VAL:HG13	1:A:129:SER:HB2	1.53	0.90
3:C:145:THR:HG23	3:C:147:GLU:CG	2.00	0.90
10:J:94:VAL:O	10:J:98:ALA:CB	2.19	0.90
10:J:617:PRO:HA	10:J:648:SER:CB	2.02	0.90
10:J:337:GLU:OE2	10:J:991:THR:HG21	1.71	0.90
11:K:144:GLU:HB2	11:K:403:TYR:CD2	2.06	0.90
8:H:66:ILE:HD12	8:H:93:ARG:HH22	1.35	0.89
5:E:262:LEU:HD13	8:H:7:ILE:HD13	1.53	0.89
7:G:130:LEU:HD22	9:I:221:ILE:HG12	1.54	0.89
10:J:624:PHE:CD2	10:J:842:PHE:CZ	2.59	0.89
11:K:609:ALA:CA	11:K:613:LEU:HD12	2.03	0.89
2:B:108:PHE:CE1	2:B:158:ILE:HD12	2.08	0.89
10:J:345:PRO:HD3	10:J:423:PHE:CD2	2.08	0.89
1:A:143:CYS:O	4:D:12:HIS:ND1	2.05	0.89
7:G:59:TYR:O	7:G:161:ASN:ND2	2.06	0.89
8:H:118:GLU:HG2	8:H:125:LYS:HB2	1.55	0.89
10:J:808:MET:SD	10:J:919:ILE:HG12	2.13	0.89
4:D:34:ILE:CG2	7:G:91:PHE:O	2.20	0.88
4:D:85:ARG:NH1	9:I:145:ARG:CA	2.16	0.88
11:K:573:GLY:O	11:K:577:PRO:HD2	1.72	0.88
3:C:350:LEU:HG	3:C:359:GLN:HE21	1.37	0.88
1:A:251:ALA:HB1	2:B:106:ARG:HB2	1.55	0.88
3:C:232:ASN:O	3:C:236:TYR:CD2	2.26	0.88
8:H:124:TRP:CE2	8:H:163:LEU:HB2	2.07	0.88
3:C:363:MET:HE2	4:D:179:LEU:HD13	1.55	0.88

Continued on next page...

Continued from previous page...

Atom-1	Atom-2	Interatomic distance (Å)	Clash overlap (Å)
9:I:255:VAL:HG23	9:I:256:PHE:H	1.37	0.88
3:C:360:LEU:HD11	4:D:186:PHE:HE2	1.38	0.88
3:C:145:THR:CG2	3:C:147:GLU:CG	2.52	0.88
3:C:296:ASN:OD1	3:C:334:LEU:N	2.07	0.87
10:J:71:ILE:O	10:J:144:ARG:HD3	1.74	0.87
11:K:147:PRO:HB2	11:K:179:TYR:CE2	2.09	0.87
2:B:12:LEU:HD13	10:J:152:PHE:CG	2.09	0.87
6:F:102:LEU:HD11	6:F:143:TYR:HE1	1.38	0.87
11:K:401:PHE:HD1	11:K:416:TYR:HD2	1.21	0.87
8:H:116:ILE:CD1	8:H:126:VAL:CG1	2.46	0.87
3:C:153:GLN:OE1	4:D:61:THR:OG1	1.92	0.87
7:G:59:TYR:CE1	7:G:61:SER:HB2	2.10	0.87
7:G:76:ILE:HD12	7:G:84:TYR:HB3	1.57	0.87
11:K:52:MET:CE	12:L:25:ILE:CG1	2.50	0.87
10:J:115:GLN:NE2	10:J:152:PHE:CE2	2.42	0.86
8:H:94:LEU:CD1	11:K:387:ALA:CB	2.53	0.86
8:H:94:LEU:HD11	11:K:387:ALA:CB	2.05	0.86
10:J:136:CYS:CA	10:J:145:PHE:HB2	2.03	0.86
5:E:35:GLU:HA	8:H:8:THR:HG22	1.58	0.86
11:K:52:MET:HE3	12:L:25:ILE:CG1	2.05	0.86
2:B:10:GLU:CB	10:J:149:HIS:CD2	2.59	0.86
10:J:630:LEU:HD11	10:J:680:LEU:HD21	0.90	0.86
10:J:742:ILE:CD1	10:J:750:ALA:HB1	2.06	0.86
8:H:160:ARG:NH1	8:H:165:GLU:OE2	2.09	0.85
2:B:233:ARG:CD	8:H:54:ILE:HG23	2.01	0.85
1:A:177:HIS:ND1	1:A:182:ARG:HD2	1.90	0.85
7:G:120:TYR:CD2	7:G:147:PHE:CD1	2.64	0.85
13:R:-9:A:OP1	13:R:-9:A:C8	2.30	0.85
4:D:85:ARG:NH1	9:I:145:ARG:HA	1.69	0.85
11:K:509:LEU:O	11:K:512:ILE:HG12	1.76	0.85
11:K:609:ALA:HA	11:K:613:LEU:CD1	2.06	0.85
5:E:22:ARG:HG3	5:E:26:ARG:HB2	1.59	0.85
9:I:44:ILE:HG22	9:I:45:GLN:N	1.91	0.85
10:J:519:PRO:HA	10:J:522:VAL:HG22	1.59	0.84
10:J:55:CYS:O	10:J:58:ILE:CG1	2.25	0.84
11:K:60:ILE:HG13	11:K:84:ILE:HG21	1.59	0.84
1:A:143:CYS:HB2	1:A:147:PHE:CZ	2.12	0.84
3:C:297:TYR:CE1	3:C:380:LEU:HD23	2.11	0.84
2:B:13:ARG:NH1	2:B:171:LEU:HB3	1.92	0.84
5:E:116:LEU:HD11	5:E:157:LEU:HD22	1.60	0.84
10:J:539:ILE:HD11	10:J:569:HIS:NE2	1.93	0.84

Continued on next page...

Continued from previous page...

Atom-1	Atom-2	Interatomic distance (Å)	Clash overlap (Å)
9:I:33:PHE:HE1	9:I:104:LYS:HD2	1.42	0.84
1:A:253:GLY:O	2:B:110:LYS:HG3	1.76	0.84
2:B:170:PRO:HG3	2:B:213:VAL:HG22	1.60	0.84
1:A:23:TYR:CE1	7:G:237:VAL:HG12	2.11	0.84
11:K:401:PHE:CD1	11:K:416:TYR:HD2	1.95	0.84
8:H:68:MET:SD	11:K:390:LEU:HD12	2.17	0.83
12:L:98:THR:O	12:L:102:GLU:HG3	1.77	0.83
3:C:35:LEU:CB	3:C:302:LEU:HD22	2.06	0.83
10:J:552:ASP:CB	10:J:570:ILE:HD13	2.06	0.83
11:K:349:TRP:HZ2	11:K:361:TYR:CD2	1.95	0.83
1:A:103:LEU:HG	2:B:102:THR:HG21	1.60	0.83
10:J:800:TYR:HB3	10:J:917:TYR:OH	1.78	0.83
7:G:136:CYS:O	7:G:147:PHE:HB2	1.77	0.83
3:C:297:TYR:HE1	3:C:380:LEU:HD23	1.43	0.83
6:F:102:LEU:CD1	6:F:143:TYR:CE1	2.62	0.83
11:K:425:TRP:O	11:K:429:MET:HG3	1.77	0.83
1:A:202:ASN:OD1	1:A:203:PRO:HD2	1.78	0.82
10:J:45:ILE:CG2	10:J:148:PHE:CE1	2.61	0.82
8:H:93:ARG:CD	11:K:197:LEU:HD12	2.09	0.82
8:H:68:MET:HE2	8:H:94:LEU:HD13	1.61	0.82
10:J:630:LEU:HD13	10:J:680:LEU:CD2	2.03	0.82
10:J:930:VAL:O	10:J:934:GLY:HA2	1.80	0.82
8:H:68:MET:CE	8:H:94:LEU:HD13	2.10	0.82
3:C:300:VAL:CG1	3:C:343:ILE:HG23	2.08	0.82
2:B:177:LEU:HD22	10:J:37:ARG:HD2	1.60	0.82
3:C:307:GLN:NE2	11:K:615:ASP:OD1	2.12	0.82
3:C:374:ILE:O	3:C:378:LEU:HD13	1.80	0.81
3:C:145:THR:HG21	3:C:147:GLU:OE2	1.79	0.81
10:J:287:GLU:HG3	10:J:300:LEU:HD11	1.62	0.81
10:J:723:THR:O	10:J:726:LEU:HB3	1.81	0.81
2:B:10:GLU:CB	10:J:149:HIS:NE2	2.42	0.81
8:H:126:VAL:HG23	8:H:134:ALA:CB	2.09	0.81
8:H:204:SER:OG	8:H:228:ASN:O	1.99	0.81
2:B:145:LEU:HG	2:B:228:MET:HE3	1.63	0.81
2:B:16:GLY:CA	10:J:152:PHE:HE1	1.83	0.81
10:J:345:PRO:CB	10:J:423:PHE:CE1	2.63	0.81
10:J:569:HIS:HD1	10:J:625:SER:HG	1.28	0.81
6:F:102:LEU:HD11	6:F:143:TYR:CE1	2.15	0.81
10:J:634:ALA:HB2	10:J:680:LEU:HG	1.60	0.81
11:K:52:MET:HE1	12:L:25:ILE:HG13	1.59	0.81
10:J:309:ARG:HG2	10:J:456:TRP:CD1	2.15	0.80

Continued on next page...

Continued from previous page...

Atom-1	Atom-2	Interatomic distance (Å)	Clash overlap (Å)
5:E:256:PRO:HA	5:E:259:VAL:HG12	1.64	0.80
11:K:336:ALA:HB1	11:K:368:PHE:CE1	2.16	0.80
10:J:24:PHE:CZ	10:J:35:ILE:CG2	2.64	0.80
11:K:401:PHE:CD1	11:K:416:TYR:CD2	2.68	0.80
5:E:173:HIS:ND1	5:E:176:ASP:HB2	1.97	0.80
10:J:701:VAL:HG21	10:J:715:VAL:CG1	2.12	0.80
1:A:142:ASP:HB2	4:D:10:LEU:HD22	1.63	0.80
9:I:204:ILE:CG2	9:I:242:ASN:HB3	2.12	0.80
10:J:24:PHE:CZ	10:J:35:ILE:HB	2.16	0.80
10:J:620:ASP:OD1	10:J:647:ARG:NE	2.15	0.80
11:K:404:SER:OG	11:K:417:SER:HB2	1.82	0.80
11:K:5:ASN:CB	11:K:6:PRO:HD2	2.05	0.80
3:C:350:LEU:HB2	3:C:359:GLN:HG2	1.63	0.80
3:C:359:GLN:C	3:C:360:LEU:HD12	2.02	0.80
4:D:161:HIS:CD2	4:D:182:SER:OG	2.34	0.80
10:J:24:PHE:CE1	10:J:35:ILE:CB	2.63	0.80
10:J:650:GLU:HG2	10:J:652:PHE:CZ	2.17	0.80
11:K:455:ARG:HD2	12:L:34:ASP:OD1	1.82	0.80
3:C:300:VAL:HG11	3:C:343:ILE:CG1	2.11	0.79
11:K:290:PHE:HB3	11:K:293:ALA:HB2	1.63	0.79
11:K:360:ALA:O	11:K:364:ALA:N	2.14	0.79
10:J:630:LEU:CD1	10:J:680:LEU:HD23	2.09	0.79
4:D:222:VAL:HG11	7:G:165:GLN:NE2	1.97	0.79
9:I:255:VAL:HG23	9:I:256:PHE:N	1.98	0.79
10:J:845:PRO:HA	10:J:851:ASP:HB2	1.64	0.79
10:J:738:VAL:HG11	10:J:858:LEU:HD11	1.63	0.79
2:B:111:ASN:ND2	2:B:158:ILE:HG13	1.98	0.79
10:J:398:ARG:HD3	10:J:400:TRP:CE3	2.17	0.79
3:C:293:PHE:HB3	3:C:388:LEU:CD1	2.12	0.79
10:J:624:PHE:HD2	10:J:842:PHE:CZ	1.97	0.79
5:E:116:LEU:CG	5:E:157:LEU:HD22	2.13	0.79
1:A:143:CYS:HB2	1:A:147:PHE:HZ	1.44	0.79
10:J:345:PRO:CD	10:J:423:PHE:CE2	2.63	0.78
10:J:765:ILE:HG22	10:J:769:MET:HE2	1.66	0.78
5:E:81:ASP:OD1	5:E:82:ILE:N	2.16	0.78
8:H:315:THR:OG1	8:H:318:ARG:HG3	1.83	0.78
11:K:520:THR:O	11:K:523:PRO:HD2	1.83	0.78
12:L:33:LEU:HD12	12:L:34:ASP:N	1.97	0.78
3:C:360:LEU:HD11	4:D:186:PHE:CE2	2.19	0.78
7:G:76:ILE:HD12	7:G:84:TYR:CB	2.14	0.78
11:K:144:GLU:HA	11:K:403:TYR:CE2	2.18	0.78

Continued on next page...

Continued from previous page...

Atom-1	Atom-2	Interatomic distance (Å)	Clash overlap (Å)
12:L:65:MET:SD	12:L:70:VAL:HB	2.23	0.78
2:B:7:TYR:CZ	2:B:11:GLY:HA2	2.18	0.78
2:B:5:GLU:O	2:B:14:LEU:HD11	1.84	0.78
5:E:22:ARG:CB	5:E:24:ASP:OD1	2.30	0.78
10:J:222:ILE:CG1	10:J:235:ILE:HD11	2.13	0.78
1:A:198:PHE:CE2	1:A:221:ILE:HG12	2.19	0.78
10:J:149:HIS:HB3	10:J:152:PHE:HD2	1.49	0.78
7:G:122:ARG:HD3	7:G:138:ASP:CG	2.03	0.78
10:J:519:PRO:O	10:J:522:VAL:HG22	1.82	0.78
8:H:93:ARG:HD2	11:K:197:LEU:CD1	2.13	0.77
7:G:158:VAL:HG11	7:G:162:PHE:HD2	1.47	0.77
2:B:108:PHE:CD1	2:B:158:ILE:HD12	2.19	0.77
5:E:35:GLU:HG2	8:H:8:THR:HG21	1.65	0.77
10:J:498:LYS:HE2	10:J:582:ALA:HB2	1.66	0.77
2:B:10:GLU:OE2	10:J:149:HIS:NE2	2.14	0.77
2:B:37:ASP:OD2	8:H:103:ARG:NH1	2.18	0.77
3:C:350:LEU:CD1	3:C:359:GLN:NE2	2.47	0.77
9:I:102:THR:HG22	9:I:103:VAL:N	1.98	0.77
9:I:148:LEU:HD12	9:I:149:GLN:N	2.00	0.77
3:C:96:ILE:HG22	3:C:210:SER:O	1.85	0.77
10:J:539:ILE:HG23	10:J:553:ALA:CB	2.14	0.77
7:G:80:PHE:HZ	7:G:85:LYS:HE2	1.49	0.77
11:K:57:ILE:CD1	11:K:84:ILE:HD12	2.14	0.76
1:A:114:ARG:NH1	2:B:202:GLU:OE1	2.10	0.76
10:J:844:SER:HB2	10:J:848:ARG:NH2	1.99	0.76
3:C:180:ASN:HB2	3:C:184:THR:H	1.51	0.76
10:J:742:ILE:CG2	10:J:858:LEU:CD2	2.54	0.76
1:A:86:MET:HG2	1:A:141:LEU:O	1.85	0.76
5:E:116:LEU:HD11	5:E:157:LEU:CD2	2.15	0.76
10:J:533:ASP:OD2	10:J:535:ARG:NH1	2.17	0.76
10:J:802:ASN:OD1	10:J:806:ARG:NH2	2.16	0.76
2:B:10:GLU:CG	10:J:149:HIS:NE2	2.48	0.76
8:H:126:VAL:HG22	8:H:134:ALA:HB3	1.67	0.76
10:J:345:PRO:HB3	10:J:423:PHE:HE1	1.46	0.76
11:K:349:TRP:CZ2	11:K:361:TYR:CD2	2.73	0.76
3:C:145:THR:HG21	3:C:147:GLU:HG2	1.67	0.76
10:J:115:GLN:HB2	10:J:149:HIS:HA	1.66	0.76
2:B:16:GLY:CA	10:J:152:PHE:HD1	1.88	0.76
3:C:360:LEU:HB2	4:D:182:SER:HB2	1.68	0.76
7:G:112:THR:O	7:G:112:THR:HG22	1.84	0.76
10:J:569:HIS:ND1	10:J:625:SER:OG	2.19	0.75

Continued on next page...

Continued from previous page...

Atom-1	Atom-2	Interatomic distance (Å)	Clash overlap (Å)
11:K:573:GLY:O	11:K:577:PRO:CD	2.33	0.75
8:H:56:THR:N	8:H:59:GLU:OE1	2.17	0.75
10:J:738:VAL:HG13	10:J:858:LEU:HD21	1.69	0.75
3:C:350:LEU:HG	3:C:359:GLN:NE2	2.01	0.75
10:J:919:ILE:HG22	10:J:919:ILE:O	1.85	0.75
10:J:930:VAL:O	10:J:934:GLY:N	2.19	0.75
4:D:34:ILE:CB	7:G:91:PHE:O	2.35	0.75
2:B:13:ARG:HD3	2:B:171:LEU:HD13	1.69	0.75
2:B:29:ILE:HG13	2:B:232:LEU:CD1	2.16	0.75
7:G:222:ALA:O	7:G:226:ILE:HG13	1.86	0.75
1:A:252:GLY:HA2	2:B:107:MET:HA	1.68	0.75
2:B:111:ASN:ND2	2:B:158:ILE:HD11	2.02	0.75
3:C:357:TYR:O	4:D:185:ASP:HA	1.86	0.75
11:K:228:ASP:OD2	11:K:263:TYR:OH	2.05	0.75
5:E:116:LEU:HG	5:E:157:LEU:HD22	1.68	0.75
10:J:345:PRO:HD3	10:J:423:PHE:CE1	2.20	0.75
10:J:345:PRO:HB3	10:J:435:ARG:HG2	1.68	0.75
2:B:4:LEU:HD11	10:J:37:ARG:NH1	2.02	0.75
6:F:71:THR:OG1	6:F:144:ASP:OD1	2.04	0.75
5:E:116:LEU:HD11	5:E:157:LEU:CG	2.16	0.74
9:I:44:ILE:CG2	9:I:45:GLN:H	1.99	0.74
10:J:701:VAL:HB	10:J:932:LYS:O	1.86	0.74
10:J:930:VAL:O	10:J:934:GLY:CA	2.35	0.74
13:R:-4:A:O2'	13:R:-3:A:H5'	1.87	0.74
2:B:29:ILE:HG13	2:B:232:LEU:HD13	1.67	0.74
9:I:44:ILE:HG22	9:I:45:GLN:H	1.51	0.74
10:J:136:CYS:SG	10:J:145:PHE:HB3	2.27	0.74
10:J:235:ILE:HG23	10:J:236:PRO:HD2	1.68	0.74
11:K:539:VAL:N	11:K:540:PRO:CD	2.49	0.74
5:E:234:SER:CA	6:F:90:GLN:HE22	2.01	0.74
9:I:9:GLU:O	9:I:64:VAL:N	2.20	0.74
10:J:755:HIS:HD2	10:J:833:GLY:H	1.36	0.74
2:B:111:ASN:ND2	2:B:158:ILE:CD1	2.51	0.74
3:C:350:LEU:HD12	3:C:359:GLN:CD	2.07	0.74
1:A:253:GLY:HA2	2:B:110:LYS:NZ	2.02	0.73
3:C:300:VAL:CG1	3:C:343:ILE:HG12	2.15	0.73
8:H:157:LEU:HD12	8:H:158:GLN:CG	2.13	0.73
11:K:319:LYS:HA	11:K:326:HIS:HE1	1.52	0.73
10:J:566:VAL:HG13	10:J:677:LEU:HD21	1.69	0.73
11:K:147:PRO:HB2	11:K:179:TYR:CD2	2.23	0.73
3:C:363:MET:SD	4:D:72:ALA:HB1	2.25	0.73

Continued on next page...

Continued from previous page...

Atom-1	Atom-2	Interatomic distance (Å)	Clash overlap (Å)
11:K:349:TRP:CZ2	11:K:361:TYR:HD2	2.06	0.73
10:J:815:ALA:HB2	13:R:-6:A:H5"	1.70	0.73
10:J:519:PRO:HA	10:J:522:VAL:CG2	2.19	0.73
10:J:143:LYS:HD3	10:J:145:PHE:HZ	1.54	0.73
10:J:316:VAL:HG22	10:J:395:ILE:HD12	1.69	0.73
10:J:48:LEU:HD13	10:J:146:ILE:CD1	2.12	0.73
4:D:145:ILE:O	4:D:145:ILE:HD12	1.87	0.73
10:J:127:PRO:HD2	10:J:344:ASN:OD1	1.87	0.73
10:J:551:ASN:OD1	10:J:844:SER:HA	1.89	0.73
9:I:234:VAL:HG22	9:I:245:LEU:HD21	1.69	0.73
9:I:44:ILE:CG2	9:I:45:GLN:N	2.52	0.73
10:J:65:ASN:O	10:J:66:GLU:HG2	1.89	0.73
10:J:315:GLN:O	10:J:395:ILE:HG23	1.88	0.73
7:G:150:LEU:HD13	7:G:195:TRP:CD2	2.24	0.72
3:C:12:ILE:HD13	9:I:270:THR:HG22	1.70	0.72
5:E:22:ARG:HG3	5:E:26:ARG:CB	2.19	0.72
1:A:183:GLU:HG3	1:A:184:PRO:HD2	1.70	0.72
4:D:33:PRO:HB2	4:D:86:GLN:HG2	1.70	0.72
7:G:213:GLU:OE1	7:G:226:ILE:HG23	1.89	0.72
11:K:447:GLN:O	11:K:451:LEU:HG	1.90	0.72
1:A:245:VAL:HG23	2:B:207:LEU:HD13	1.71	0.72
2:B:10:GLU:CG	10:J:149:HIS:HE2	2.03	0.72
11:K:49:LEU:HD11	12:L:14:PHE:HZ	1.54	0.72
3:C:35:LEU:HB2	3:C:302:LEU:HD22	1.71	0.72
11:K:298:ILE:HG23	11:K:401:PHE:HB2	1.70	0.72
11:K:425:TRP:NE1	11:K:426:LYS:CG	2.52	0.72
11:K:41:ASP:O	11:K:45:LYS:HG2	1.89	0.72
5:E:11:LEU:HD11	5:E:204:ASN:HB2	1.71	0.72
2:B:129:LEU:CG	5:E:41:LEU:HD21	2.18	0.72
1:A:214:THR:HG22	1:A:215:ASN:N	2.05	0.72
6:F:197:ASN:ND2	6:F:219:ASP:OD1	2.23	0.72
11:K:332:LEU:HD22	11:K:368:PHE:CD2	2.25	0.72
12:L:19:ASP:O	12:L:23:PRO:HD3	1.90	0.72
11:K:144:GLU:HB2	11:K:403:TYR:CG	2.24	0.71
1:A:23:TYR:HH	7:G:238:LYS:HA	1.51	0.71
11:K:52:MET:HE2	12:L:25:ILE:HG13	1.67	0.71
3:C:293:PHE:CD2	3:C:388:LEU:HD13	2.26	0.71
3:C:232:ASN:HD21	3:C:294:ALA:H	1.38	0.71
7:G:76:ILE:CD1	7:G:84:TYR:HB3	2.19	0.71
11:K:449:ARG:HD2	11:K:460:PRO:O	1.90	0.71
11:K:538:SER:HB3	11:K:540:PRO:HD2	1.71	0.71

Continued on next page...

Continued from previous page...

Atom-1	Atom-2	Interatomic distance (Å)	Clash overlap (Å)
7:G:59:TYR:HE1	7:G:61:SER:CB	2.03	0.71
7:G:122:ARG:HD3	7:G:138:ASP:OD2	1.89	0.71
10:J:981:VAL:HG23	10:J:999:LEU:O	1.90	0.71
1:A:214:THR:CG2	1:A:215:ASN:N	2.54	0.71
7:G:129:GLU:HB2	9:I:226:PRO:HG2	1.70	0.71
2:B:13:ARG:HD3	2:B:171:LEU:HD22	1.71	0.71
3:C:288:ALA:HA	3:C:291:ILE:HD12	1.71	0.71
7:G:120:TYR:CE2	7:G:147:PHE:CE1	2.78	0.71
1:A:216:SER:OG	1:A:217:GLU:OE1	2.08	0.71
7:G:120:TYR:HD2	7:G:147:PHE:HD1	1.37	0.71
1:A:201:PHE:HB2	1:A:218:ILE:CB	2.21	0.71
2:B:10:GLU:HB2	10:J:149:HIS:CD2	2.23	0.71
5:E:66:VAL:CG2	10:J:32:ALA:HB3	2.21	0.71
10:J:458:THR:HG23	10:J:459:THR:HG23	1.72	0.71
13:R:-3:A:O2'	13:R:-2:A:C5'	2.25	0.71
10:J:56:PRO:O	10:J:59:VAL:HG12	1.91	0.70
10:J:765:ILE:HG22	10:J:769:MET:CE	2.21	0.70
10:J:800:TYR:HD2	10:J:917:TYR:CE2	2.08	0.70
10:J:946:GLU:HG3	10:J:965:THR:HG23	1.73	0.70
5:E:35:GLU:HA	8:H:8:THR:CG2	2.20	0.70
9:I:205:ILE:HG12	9:I:245:LEU:CB	2.19	0.70
13:R:-3:A:C2'	13:R:-2:A:H5'	2.20	0.70
3:C:294:ALA:O	3:C:384:ARG:NE	2.24	0.70
11:K:60:ILE:HG21	11:K:84:ILE:CG2	2.21	0.70
2:B:165:LEU:HA	2:B:170:PRO:HA	1.72	0.70
3:C:362:LEU:HB2	4:D:180:LEU:HB3	1.72	0.70
3:C:375:LYS:HE2	4:D:188:GLU:OE2	1.90	0.70
7:G:59:TYR:CE1	7:G:61:SER:CB	2.74	0.70
8:H:116:ILE:HD11	8:H:163:LEU:HD13	1.72	0.70
3:C:308:LEU:HD12	3:C:309:GLN:N	2.07	0.70
3:C:35:LEU:CB	3:C:302:LEU:HD23	2.14	0.70
6:F:102:LEU:HD13	6:F:143:TYR:CD1	2.26	0.70
7:G:120:TYR:CD2	7:G:147:PHE:CE1	2.79	0.70
11:K:6:PRO:O	11:K:10:LEU:HG	1.92	0.70
11:K:133:GLN:NE2	11:K:457:ASP:OD2	2.25	0.70
2:B:111:ASN:ND2	2:B:158:ILE:CG1	2.55	0.69
3:C:43:LEU:HD13	11:K:603:ALA:HB2	1.74	0.69
1:A:214:THR:HG22	1:A:216:SER:H	1.56	0.69
8:H:126:VAL:CG2	8:H:134:ALA:CB	2.66	0.69
11:K:332:LEU:CD2	11:K:368:PHE:CD2	2.75	0.69
11:K:57:ILE:HG23	11:K:84:ILE:HD11	1.72	0.69

Continued on next page...

Continued from previous page...

Atom-1	Atom-2	Interatomic distance (Å)	Clash overlap (Å)
13:R:-9:A:H8	13:R:-9:A:OP1	1.75	0.69
4:D:145:ILE:HB	4:D:194:LEU:HD13	1.71	0.69
1:A:253:GLY:O	2:B:110:LYS:CG	2.41	0.69
10:J:345:PRO:CD	10:J:423:PHE:CE1	2.74	0.69
3:C:180:ASN:HD22	3:C:184:THR:CB	2.03	0.69
3:C:275:ILE:HG22	3:C:276:CYS:O	1.92	0.69
10:J:708:GLU:HB2	10:J:711:ASP:HB2	1.75	0.69
10:J:742:ILE:HG23	10:J:858:LEU:HD21	1.70	0.69
11:K:442:VAL:HG22	11:K:473:VAL:HG21	1.73	0.69
3:C:239:GLN:HB3	3:C:392:PHE:CE1	2.28	0.69
7:G:113:LEU:HD22	7:G:149:ILE:CG2	2.05	0.69
1:A:210:ILE:CG2	1:A:212:GLY:H	2.03	0.69
1:A:87:ALA:HA	1:A:142:ASP:HA	1.73	0.69
10:J:18:SER:HB2	10:J:41:LEU:HB2	1.74	0.69
12:L:74:SER:N	12:L:75:PRO:HD2	2.07	0.69
5:E:82:ILE:HG12	5:E:130:VAL:HB	1.75	0.69
10:J:617:PRO:CA	10:J:648:SER:HB3	2.11	0.69
3:C:293:PHE:CG	3:C:388:LEU:HD12	2.28	0.69
10:J:808:MET:HG2	10:J:919:ILE:HD13	1.75	0.69
10:J:136:CYS:HA	10:J:145:PHE:CB	2.14	0.68
10:J:538:LEU:HD13	10:J:670:LEU:HG	1.75	0.68
11:K:251:VAL:HG23	11:K:303:ASP:OD2	1.92	0.68
10:J:135:LEU:HB3	10:J:145:PHE:CZ	2.28	0.68
7:G:233:GLU:O	7:G:237:VAL:HG23	1.93	0.68
11:K:196:ILE:HG22	11:K:373:TYR:HH	1.57	0.68
11:K:434:ILE:HG21	11:K:442:VAL:HG21	1.75	0.68
3:C:12:ILE:HD11	9:I:270:THR:HG22	1.75	0.68
10:J:343:ASP:O	10:J:423:PHE:HE2	1.76	0.68
11:K:425:TRP:CD1	11:K:426:LYS:CG	2.77	0.68
3:C:145:THR:HG21	3:C:147:GLU:CG	2.23	0.68
8:H:126:VAL:HG21	8:H:184:LEU:HD12	1.74	0.68
10:J:573:VAL:CG2	10:J:846:ILE:HG13	2.24	0.68
2:B:81:PHE:CE1	2:B:129:LEU:CD1	2.70	0.68
1:A:143:CYS:CB	1:A:147:PHE:CZ	2.76	0.68
2:B:10:GLU:HB2	10:J:149:HIS:HE2	1.56	0.68
3:C:386:ASP:O	3:C:390:THR:HG23	1.93	0.68
5:E:15:LEU:CD1	5:E:23:PRO:HD3	2.12	0.68
1:A:109:GLU:HG3	2:B:95:ARG:HH12	1.59	0.68
10:J:97:GLN:OE1	10:J:197:ASN:ND2	2.26	0.68
11:K:155:LYS:HG2	11:K:158:ALA:HB2	1.75	0.68
6:F:100:GLY:HA3	6:F:142:THR:HA	1.74	0.68

Continued on next page...

Continued from previous page...

Atom-1	Atom-2	Interatomic distance (Å)	Clash overlap (Å)
10:J:919:ILE:O	10:J:920:LYS:HG3	1.94	0.68
11:K:349:TRP:HZ2	11:K:361:TYR:CE2	2.12	0.68
2:B:183:SER:OG	2:B:203:ASP:CB	2.42	0.68
3:C:297:TYR:OH	3:C:380:LEU:HB3	1.93	0.67
5:E:15:LEU:HD21	5:E:205:GLU:HG2	1.76	0.67
9:I:236:SER:HB2	9:I:244:TYR:HD2	1.59	0.67
10:J:910:ASN:O	10:J:911:GLU:HB2	1.94	0.67
3:C:184:THR:HG22	3:C:185:PHE:N	2.10	0.67
6:F:102:LEU:HD13	6:F:143:TYR:CE1	2.28	0.67
5:E:35:GLU:HG2	8:H:8:THR:CG2	2.25	0.67
10:J:24:PHE:CZ	10:J:35:ILE:HG22	2.29	0.67
12:L:102:GLU:O	12:L:105:GLN:CG	2.41	0.67
9:I:143:VAL:HA	9:I:153:VAL:HG12	1.77	0.67
2:B:10:GLU:CD	10:J:149:HIS:NE2	2.46	0.67
10:J:345:PRO:HG3	10:J:423:PHE:CD1	2.29	0.67
10:J:345:PRO:CG	10:J:423:PHE:CE1	2.78	0.67
1:A:36:VAL:HG22	1:A:51:MET:HG2	1.75	0.67
3:C:348:SER:HB2	3:C:361:THR:CB	2.16	0.67
11:K:454:ARG:O	12:L:38:LEU:CD1	2.43	0.67
7:G:4:PHE:HD2	7:G:6:PHE:CZ	2.12	0.67
1:A:252:GLY:HA3	2:B:106:ARG:C	2.14	0.67
10:J:272:VAL:HG12	10:J:273:LEU:HG	1.77	0.67
2:B:27:SER:HB2	2:B:231:GLU:CG	2.13	0.67
8:H:123:ARG:CB	8:H:136:LEU:O	2.42	0.67
10:J:636:ILE:HD11	10:J:733:LEU:HD11	1.77	0.67
11:K:56:ILE:HG21	12:L:57:LEU:HD13	1.76	0.67
9:I:267:MET:HG2	9:I:277:SER:HB3	1.76	0.67
10:J:315:GLN:OE1	10:J:397:ARG:HB3	1.94	0.67
11:K:549:PHE:O	11:K:553:CYS:CB	2.43	0.67
2:B:79:THR:OG1	2:B:81:PHE:CE2	2.48	0.66
7:G:83:SER:HB2	7:G:97:LEU:O	1.95	0.66
10:J:871:HIS:HA	10:J:877:MET:SD	2.35	0.66
10:J:919:ILE:O	10:J:919:ILE:CG2	2.43	0.66
10:J:929:LEU:HD13	10:J:936:GLU:HG3	1.78	0.66
10:J:518:ASP:O	10:J:522:VAL:HG13	1.94	0.66
8:H:55:VAL:CA	8:H:59:GLU:OE1	2.41	0.66
10:J:436:ILE:HG22	10:J:465:GLY:C	2.15	0.66
1:A:130:LYS:NZ	1:A:172:GLU:O	2.27	0.66
1:A:253:GLY:CA	2:B:110:LYS:CG	2.73	0.66
2:B:229:ASP:OD1	8:H:57:PRO:CG	2.42	0.66
7:G:158:VAL:HG21	7:G:194:ILE:HD12	1.76	0.66

Continued on next page...

Continued from previous page...

Atom-1	Atom-2	Interatomic distance (Å)	Clash overlap (Å)
10:J:519:PRO:O	10:J:522:VAL:CG2	2.43	0.66
11:K:147:PRO:HB2	11:K:179:TYR:HE2	1.60	0.66
3:C:197:THR:O	3:C:198:LEU:C	2.34	0.66
10:J:222:ILE:HG21	10:J:235:ILE:HD12	1.77	0.66
1:A:251:ALA:CB	2:B:106:ARG:HB2	2.24	0.66
2:B:183:SER:OG	2:B:203:ASP:HB3	1.96	0.66
10:J:633:SER:HB3	10:J:635:ASN:HD21	1.59	0.66
11:K:427:ILE:HG22	11:K:428:LEU:HD23	1.77	0.66
11:K:539:VAL:N	11:K:540:PRO:HD2	2.11	0.66
7:G:213:GLU:OE2	7:G:230:GLN:NE2	2.29	0.66
1:A:253:GLY:CA	2:B:110:LYS:HG3	2.26	0.66
10:J:316:VAL:HG11	10:J:392:VAL:HG22	1.78	0.66
5:E:256:PRO:HA	5:E:259:VAL:CG1	2.26	0.66
8:H:118:GLU:CG	8:H:125:LYS:HB2	2.26	0.66
5:E:26:ARG:NH1	5:E:32:ARG:HG3	2.12	0.65
9:I:102:THR:HG22	9:I:103:VAL:H	1.60	0.65
4:D:136:ILE:HD13	4:D:194:LEU:HD11	1.77	0.65
7:G:136:CYS:O	7:G:147:PHE:CB	2.45	0.65
1:A:201:PHE:HB2	1:A:218:ILE:HB	1.76	0.65
3:C:357:TYR:O	4:D:185:ASP:CA	2.44	0.65
7:G:6:PHE:O	7:G:9:ASP:CG	2.34	0.65
11:K:181:HIS:CE1	11:K:307:TYR:CD1	2.84	0.65
1:A:166:ASP:OD2	10:J:493:ARG:NH2	2.30	0.65
1:A:194:ILE:O	1:A:238:THR:HG23	1.95	0.65
10:J:734:ALA:O	10:J:738:VAL:HG23	1.97	0.65
1:A:205:ASP:OD2	1:A:206:THR:N	2.30	0.65
10:J:222:ILE:HG21	10:J:235:ILE:CD1	2.26	0.65
10:J:742:ILE:HD12	10:J:750:ALA:CB	2.21	0.65
2:B:13:ARG:O	10:J:152:PHE:CZ	2.50	0.65
10:J:641:PHE:O	10:J:642:MET:HG3	1.97	0.65
10:J:694:LEU:CD1	10:J:783:SER:HB2	2.27	0.65
10:J:804:LEU:HG	10:J:808:MET:HE2	1.78	0.65
1:A:142:ASP:OD1	1:A:143:CYS:N	2.30	0.65
4:D:174:VAL:O	4:D:174:VAL:HG13	1.96	0.65
10:J:519:PRO:CA	10:J:522:VAL:HG22	2.25	0.65
11:K:57:ILE:HD12	11:K:84:ILE:CD1	2.25	0.65
1:A:240:ASN:CA	1:A:272:ILE:HD13	2.27	0.64
10:J:24:PHE:CZ	10:J:35:ILE:CB	2.80	0.64
10:J:65:ASN:O	10:J:66:GLU:CG	2.44	0.64
10:J:755:HIS:CD2	10:J:833:GLY:H	2.13	0.64
10:J:804:LEU:HG	10:J:808:MET:CE	2.26	0.64

Continued on next page...

Continued from previous page...

Atom-1	Atom-2	Interatomic distance (Å)	Clash overlap (Å)
2:B:170:PRO:CG	2:B:213:VAL:HG22	2.26	0.64
3:C:363:MET:CE	4:D:179:LEU:CD1	2.72	0.64
10:J:503:LEU:HD21	10:J:605:PRO:HG2	1.79	0.64
10:J:663:ASP:OD1	10:J:664:LYS:N	2.30	0.64
11:K:56:ILE:O	11:K:60:ILE:HG12	1.97	0.64
1:A:89:SER:CB	7:G:91:PHE:CE1	2.80	0.64
11:K:381:ILE:HG12	11:K:386:LEU:HD23	1.79	0.64
10:J:731:MET:SD	13:R:-2:A:OP1	2.56	0.64
10:J:901:TYR:O	10:J:905:GLN:HG3	1.98	0.64
11:K:331:LEU:HD13	11:K:372:ILE:CG2	2.26	0.64
1:A:183:GLU:CG	1:A:184:PRO:HD2	2.28	0.64
2:B:129:LEU:HD21	5:E:41:LEU:CD2	2.16	0.64
1:A:59:ARG:NH1	4:D:56:LYS:HE2	2.13	0.64
11:K:423:SER:O	11:K:427:ILE:HG13	1.98	0.64
1:A:89:SER:HB2	7:G:91:PHE:CZ	2.32	0.64
10:J:126:TYR:N	10:J:344:ASN:OD1	2.30	0.64
10:J:630:LEU:HD13	10:J:634:ALA:HA	1.80	0.64
3:C:86:ILE:HG21	11:K:576:LEU:HD22	1.78	0.64
6:F:150:ASN:O	6:F:151:PRO:C	2.36	0.64
10:J:21:GLN:HG3	10:J:36:VAL:CG1	2.28	0.64
10:J:701:VAL:HG21	10:J:715:VAL:HG13	1.80	0.64
9:I:255:VAL:CG2	9:I:256:PHE:H	2.11	0.64
10:J:549:ASP:OD1	10:J:600:ARG:NH1	2.30	0.63
10:J:115:GLN:OE1	10:J:152:PHE:CD2	2.51	0.63
10:J:800:TYR:OH	10:J:931:PRO:HA	1.98	0.63
11:K:53:ALA:O	11:K:57:ILE:HG12	1.98	0.63
4:D:13:VAL:HG11	4:D:29:SER:HB2	1.80	0.63
5:E:264:ASN:O	8:H:9:LYS:HE3	1.97	0.63
5:E:11:LEU:CD1	5:E:204:ASN:HB2	2.28	0.63
10:J:399:SER:O	10:J:403:TYR:OH	2.15	0.63
10:J:842:PHE:CD1	10:J:858:LEU:HD12	2.32	0.63
1:A:106:ARG:HG2	2:B:99:GLU:CB	2.29	0.63
3:C:10:ILE:HD12	3:C:12:ILE:HD12	1.81	0.63
10:J:300:LEU:O	10:J:389:THR:HA	1.98	0.63
11:K:501:LEU:O	11:K:505:ILE:HG12	1.99	0.63
1:A:102:VAL:HG11	2:B:98:LEU:HB3	1.80	0.63
5:E:158:ILE:CG1	5:E:173:HIS:HB2	2.28	0.63
10:J:555:HIS:CE1	10:J:567:GLY:HA3	2.34	0.63
1:A:201:PHE:HB2	1:A:218:ILE:HG21	1.80	0.63
2:B:14:LEU:CD1	2:B:177:LEU:HD21	2.23	0.63
3:C:362:LEU:O	4:D:179:LEU:HD12	1.98	0.63

Continued on next page...

Continued from previous page...

Atom-1	Atom-2	Interatomic distance (Å)	Clash overlap (Å)
5:E:109:VAL:HG13	5:E:182:ILE:HD11	1.81	0.63
2:B:12:LEU:HD12	10:J:149:HIS:CB	2.29	0.63
2:B:111:ASN:HD22	2:B:158:ILE:CD1	2.12	0.63
3:C:235:MET:O	3:C:239:GLN:HG2	1.98	0.63
1:A:225:LEU:CD2	4:D:12:HIS:CD2	2.82	0.63
5:E:66:VAL:HG21	10:J:32:ALA:HB3	1.81	0.63
11:K:60:ILE:CG2	11:K:84:ILE:HG23	2.26	0.63
2:B:237:GLN:HA	2:B:237:GLN:OE1	1.98	0.62
3:C:345:SER:CB	3:C:369:ILE:HD11	2.25	0.62
4:D:36:PRO:HB3	4:D:87:LEU:HB2	1.80	0.62
5:E:226:ILE:HB	6:F:215:LYS:HB3	1.80	0.62
10:J:149:HIS:HB3	10:J:152:PHE:CD2	2.33	0.62
10:J:538:LEU:HB2	10:J:670:LEU:HD12	1.81	0.62
6:F:200:VAL:HB	6:F:214:TRP:HB3	1.81	0.62
10:J:807:ILE:HD13	10:J:929:LEU:HD21	1.81	0.62
11:K:149:ILE:HG13	11:K:149:ILE:O	1.98	0.62
3:C:190:PRO:CG	3:C:193:LEU:HD12	2.28	0.62
10:J:72:LEU:HD11	10:J:146:ILE:HG21	1.80	0.62
10:J:661:ILE:HG23	10:J:675:ARG:HG2	1.80	0.62
11:K:213:PRO:HG3	11:K:359:THR:CG2	2.29	0.62
11:K:550:SER:O	11:K:554:ASN:HB2	1.99	0.62
2:B:165:LEU:HD21	2:B:209:ARG:HG3	1.81	0.62
8:H:154:SER:O	8:H:157:LEU:HG	2.00	0.62
10:J:519:PRO:C	10:J:522:VAL:HG22	2.19	0.62
1:A:253:GLY:HA2	2:B:110:LYS:HZ1	1.61	0.62
8:H:313:GLY:O	8:H:318:ARG:HD2	2.00	0.62
7:G:29:PRO:HB3	9:I:260:ALA:HB2	1.82	0.62
10:J:112[B]:ILE:HA	10:J:146:ILE:HG23	1.81	0.62
10:J:694:LEU:HD11	10:J:783:SER:HB2	1.81	0.62
10:J:701:VAL:HG22	10:J:702:LYS:N	2.13	0.62
10:J:706:ASP:OD1	10:J:707:SER:N	2.30	0.62
11:K:144:GLU:OE2	11:K:454:ARG:NH1	2.33	0.62
1:A:201:PHE:HB2	1:A:218:ILE:CG2	2.29	0.62
10:J:676:ALA:O	10:J:680:LEU:HD13	2.00	0.62
3:C:363:MET:SD	4:D:72:ALA:HB3	2.40	0.62
8:H:329:TYR:HB3	8:H:334:GLU:OE1	1.99	0.62
10:J:112[A]:ILE:HA	10:J:146:ILE:HG23	1.81	0.62
10:J:345:PRO:N	10:J:423:PHE:CZ	2.66	0.62
10:J:573:VAL:HG21	10:J:846:ILE:HG13	1.82	0.62
11:K:167:ARG:C	11:K:168:LEU:HD12	2.20	0.62
3:C:309:GLN:O	3:C:310:ASN:C	2.36	0.62

Continued on next page...

Continued from previous page...

Atom-1	Atom-2	Interatomic distance (Å)	Clash overlap (Å)
4:D:161:HIS:CD2	4:D:182:SER:CB	2.83	0.62
11:K:550:SER:O	11:K:554:ASN:CB	2.48	0.62
5:E:238:SER:HB3	6:F:211:VAL:CG1	2.30	0.62
4:D:222:VAL:CG1	7:G:165:GLN:NE2	2.63	0.62
10:J:24:PHE:HZ	10:J:35:ILE:CG2	2.13	0.62
11:K:196:ILE:HG21	11:K:287:VAL:HG22	1.73	0.62
11:K:319:LYS:HA	11:K:326:HIS:CE1	2.32	0.62
11:K:404:SER:CB	11:K:417:SER:HB2	2.29	0.62
4:D:1:MET:HE3	4:D:205:LEU:HD22	1.81	0.61
10:J:738:VAL:HG13	10:J:858:LEU:CD2	2.30	0.61
8:H:94:LEU:HD13	11:K:387:ALA:HB1	1.76	0.61
3:C:277:ASP:OD2	3:C:280:LYS:HB2	1.99	0.61
8:H:94:LEU:HD13	11:K:387:ALA:CB	2.27	0.61
10:J:72:LEU:HD21	10:J:146:ILE:CG2	2.30	0.61
1:A:89:SER:HB2	7:G:91:PHE:CE1	2.34	0.61
8:H:111:HIS:O	8:H:227:VAL:HG23	1.99	0.61
10:J:499:VAL:HG22	10:J:583:LEU:HA	1.82	0.61
2:B:223:ARG:O	2:B:227:LEU:HG	1.98	0.61
4:D:222:VAL:HG11	7:G:165:GLN:HE22	1.65	0.61
3:C:379:LEU:O	3:C:383:VAL:HG23	2.00	0.61
8:H:56:THR:O	8:H:59:GLU:HB2	2.01	0.61
10:J:288:GLY:O	10:J:300:LEU:HD12	2.01	0.61
10:J:573:VAL:CG2	10:J:846:ILE:CG1	2.78	0.61
7:G:158:VAL:HG11	7:G:162:PHE:CD2	2.31	0.61
9:I:102:THR:CG2	9:I:103:VAL:N	2.63	0.61
9:I:258:ARG:HB2	9:I:262:GLY:HA2	1.83	0.61
10:J:633:SER:HB3	10:J:635:ASN:ND2	2.15	0.61
10:J:800:TYR:CD2	10:J:917:TYR:CZ	2.87	0.61
2:B:10:GLU:CB	10:J:149:HIS:HE2	2.11	0.61
10:J:259:TYR:CG	10:J:393:VAL:HB	2.35	0.61
10:J:81:ALA:HB1	10:J:82:PRO:HA	1.83	0.61
11:K:549:PHE:O	11:K:553:CYS:HB3	2.00	0.61
3:C:352:ALA:HB3	3:C:356:ASN:O	2.01	0.61
4:D:34:ILE:HG21	7:G:91:PHE:HB3	1.81	0.61
10:J:663:ASP:O	10:J:664:LYS:HB3	2.01	0.61
11:K:251:VAL:O	11:K:267:THR:OG1	2.19	0.61
3:C:350:LEU:CG	3:C:359:GLN:NE2	2.63	0.61
7:G:136:CYS:O	7:G:147:PHE:HD2	1.83	0.61
2:B:16:GLY:N	10:J:152:PHE:HE1	1.99	0.61
1:A:291:ASN:HB2	1:A:294:ALA:HB2	1.83	0.60
2:B:236:ALA:O	2:B:240:VAL:HG23	2.01	0.60

Continued on next page...

Continued from previous page...

Atom-1	Atom-2	Interatomic distance (Å)	Clash overlap (Å)
3:C:303:ASP:N	3:C:304:PRO:CD	2.63	0.60
5:E:22:ARG:HB2	5:E:26:ARG:H	1.66	0.60
5:E:238:SER:HB3	6:F:211:VAL:HG13	1.83	0.60
10:J:842:PHE:CD1	10:J:858:LEU:CD1	2.83	0.60
7:G:120:TYR:CE2	7:G:147:PHE:HE1	2.19	0.60
11:K:196:ILE:HG13	11:K:197:LEU:HG	1.81	0.60
1:A:205:ASP:OD2	1:A:205:ASP:C	2.40	0.60
5:E:193:VAL:HG23	5:E:193:VAL:O	1.99	0.60
8:H:56:THR:O	8:H:59:GLU:CB	2.50	0.60
10:J:919:ILE:O	10:J:920:LYS:CG	2.49	0.60
11:K:52:MET:O	11:K:56:ILE:HG13	2.02	0.60
1:A:169:VAL:HG23	1:A:174:ILE:HG22	1.84	0.60
2:B:164:GLY:O	2:B:170:PRO:HA	2.01	0.60
6:F:56:CYS:HB2	6:F:77:VAL:O	2.00	0.60
11:K:356:LYS:HB3	11:K:357:PRO:HD3	1.82	0.60
11:K:197:LEU:HD21	11:K:390:LEU:HD11	1.82	0.60
2:B:177:LEU:HD22	10:J:37:ARG:CD	2.31	0.60
5:E:39:ASP:O	8:H:12:GLY:HA2	2.02	0.60
5:E:94:THR:HG23	6:F:112:GLU:HG3	1.84	0.60
10:J:981:VAL:CG2	10:J:999:LEU:O	2.49	0.60
3:C:282:VAL:HG23	3:C:283:PRO:HD2	1.82	0.60
10:J:316:VAL:HG22	10:J:395:ILE:CD1	2.31	0.60
3:C:299:ILE:HB	3:C:345:SER:HB2	1.81	0.60
8:H:68:MET:CE	11:K:387:ALA:HA	2.32	0.60
3:C:173:LYS:O	3:C:173:LYS:HG3	2.02	0.60
4:D:34:ILE:CG2	7:G:91:PHE:HB3	2.32	0.60
10:J:103:GLU:HG2	10:J:135:LEU:HD11	1.83	0.60
11:K:424:PRO:HB2	11:K:446:TYR:CZ	2.36	0.60
6:F:215:LYS:NZ	6:F:217:ASP:O	2.30	0.59
3:C:150:THR:O	3:C:154:LYS:HG3	2.02	0.59
4:D:169:ASN:HA	7:G:8:GLY:O	2.03	0.59
5:E:256:PRO:CA	5:E:259:VAL:HG12	2.32	0.59
7:G:128:LYS:HE3	9:I:261:ASN:OD1	2.02	0.59
2:B:84:PHE:CE2	10:J:36:VAL:O	2.55	0.59
10:J:844:SER:HB2	10:J:848:ARG:HH21	1.65	0.59
3:C:190:PRO:HG3	3:C:193:LEU:HD12	1.84	0.59
3:C:308:LEU:HD12	3:C:309:GLN:H	1.67	0.59
1:A:251:ALA:C	2:B:106:ARG:HB3	2.22	0.59
5:E:256:PRO:O	5:E:259:VAL:HG12	2.01	0.59
9:I:64:VAL:HG22	9:I:110:VAL:HG22	1.84	0.59
11:K:434:ILE:CG2	11:K:473:VAL:HG11	2.32	0.59

Continued on next page...

Continued from previous page...

Atom-1	Atom-2	Interatomic distance (Å)	Clash overlap (Å)
9:I:48:HIS:CE1	11:K:552:LEU:HD12	2.37	0.59
10:J:800:TYR:HD2	10:J:917:TYR:CZ	2.20	0.59
10:J:941:LEU:HA	10:J:944:LEU:HD12	1.84	0.59
3:C:248:ILE:HD12	3:C:274:ILE:HG12	1.85	0.59
3:C:360:LEU:N	4:D:182:SER:O	2.34	0.59
3:C:363:MET:HA	4:D:178:LEU:O	2.02	0.59
1:A:3:LYS:NZ	4:D:35:GLU:O	2.35	0.59
7:G:120:TYR:HE2	7:G:147:PHE:HE1	1.49	0.59
9:I:48:HIS:ND1	11:K:552:LEU:HD12	2.18	0.59
10:J:539:ILE:CG1	10:J:569:HIS:CD2	2.84	0.59
10:J:630:LEU:CD2	10:J:680:LEU:HD23	2.32	0.59
2:B:84:PHE:CZ	10:J:36:VAL:O	2.55	0.59
11:K:255:GLN:HG2	11:K:362:ALA:O	2.03	0.59
2:B:225:ARG:NH2	2:B:229:ASP:OD2	2.35	0.59
5:E:12:TYR:OH	5:E:210:ASN:OD1	2.16	0.59
12:L:42:ASP:OD2	12:L:44:ARG:HB3	2.01	0.59
12:L:82:ARG:O	12:L:86:TYR:HD2	1.85	0.59
10:J:282:GLU:O	10:J:283:TYR:CD1	2.56	0.59
2:B:111:ASN:HD21	2:B:158:ILE:HG13	1.68	0.59
3:C:288:ALA:HA	3:C:291:ILE:CD1	2.32	0.59
3:C:363:MET:SD	4:D:72:ALA:HB2	2.40	0.59
10:J:115:GLN:NE2	10:J:152:PHE:HE2	1.98	0.59
2:B:112:VAL:HG13	2:B:153:SER:O	2.03	0.58
3:C:282:VAL:CG2	3:C:283:PRO:HD2	2.33	0.58
7:G:22:GLY:HA3	7:G:55:ALA:O	2.03	0.58
7:G:4:PHE:CD2	7:G:6:PHE:CZ	2.91	0.58
11:K:424:PRO:O	11:K:428:LEU:HG	2.03	0.58
1:A:253:GLY:CA	2:B:110:LYS:HG2	2.33	0.58
1:A:253:GLY:N	2:B:110:LYS:HG2	2.19	0.58
2:B:167:ASP:CG	2:B:168:THR:H	2.05	0.58
8:H:172:GLU:HB3	8:H:185:HIS:CE1	2.38	0.58
11:K:301:GLN:HG2	11:K:307:TYR:CE1	2.38	0.58
5:E:193:VAL:HG12	5:E:209:ALA:HA	1.85	0.58
7:G:113:LEU:HD21	7:G:149:ILE:HG12	1.84	0.58
9:I:102:THR:CG2	9:I:103:VAL:H	2.15	0.58
4:D:1:MET:HE1	4:D:205:LEU:HD22	1.85	0.58
3:C:180:ASN:HB2	3:C:184:THR:N	2.17	0.58
3:C:345:SER:HB3	3:C:369:ILE:CD1	2.28	0.58
6:F:47:SER:HB2	6:F:63:GLU:HB2	1.85	0.58
11:K:144:GLU:HB2	11:K:403:TYR:CE2	2.37	0.58
7:G:136:CYS:O	7:G:147:PHE:CD2	2.56	0.58

Continued on next page...

Continued from previous page...

Atom-1	Atom-2	Interatomic distance (Å)	Clash overlap (Å)
11:K:346:LEU:HD12	11:K:346:LEU:N	2.18	0.58
12:L:74:SER:N	12:L:75:PRO:CD	2.66	0.58
1:A:59:ARG:NH1	4:D:56:LYS:CE	2.66	0.58
7:G:219:ASP:HB2	7:G:222:ALA:HB3	1.86	0.58
8:H:122:LYS:HA	8:H:159:MET:SD	2.42	0.58
10:J:800:TYR:CE2	10:J:931:PRO:HB3	2.38	0.58
11:K:381:ILE:HG13	11:K:386:LEU:HD22	1.84	0.58
7:G:217:LYS:HG3	7:G:226:ILE:HD11	1.85	0.58
11:K:168:LEU:N	11:K:168:LEU:HD12	2.18	0.58
7:G:7:PRO:HD3	7:G:39:THR:HG22	1.86	0.58
10:J:634:ALA:CB	10:J:680:LEU:HG	2.33	0.58
1:A:253:GLY:C	2:B:110:LYS:CG	2.61	0.57
2:B:175:ASN:O	2:B:179:GLU:HG3	2.04	0.57
7:G:150:LEU:HD13	7:G:195:TRP:CD1	2.37	0.57
2:B:18:ARG:HG3	10:J:42:ARG:NH2	2.19	0.57
4:D:14:ASP:CG	7:G:63:ARG:NH2	2.49	0.57
10:J:225:LEU:CD2	10:J:231:ILE:CD1	2.83	0.57
11:K:355:SER:HB2	11:K:358:MET:HG3	1.84	0.57
1:A:163:LYS:HB3	1:A:184:PRO:HB2	1.85	0.57
8:H:217:LEU:HD13	8:H:221:ILE:HD12	1.87	0.57
10:J:398:ARG:HD3	10:J:400:TRP:CG	2.39	0.57
10:J:498:LYS:HG2	10:J:582:ALA:CB	2.34	0.57
5:E:262:LEU:HD13	8:H:7:ILE:CD1	2.30	0.57
7:G:217:LYS:HB2	7:G:223:PHE:HE1	1.68	0.57
8:H:124:TRP:CE3	8:H:136:LEU:HD23	2.39	0.57
10:J:21:GLN:HG3	10:J:36:VAL:HG11	1.86	0.57
10:J:53:THR:O	10:J:56:PRO:HD2	2.05	0.57
10:J:765:ILE:CG2	10:J:769:MET:HE2	2.33	0.57
2:B:107:MET:SD	2:B:198:LEU:CB	2.87	0.57
7:G:150:LEU:HD22	7:G:195:TRP:CE3	2.39	0.57
11:K:244:TYR:O	11:K:459:SER:OG	2.09	0.57
4:D:33:PRO:HD2	7:G:63:ARG:HG2	1.87	0.57
10:J:104:ASN:O	10:J:143:LYS:NZ	2.23	0.57
10:J:617:PRO:O	10:J:618:TYR:HB2	2.04	0.57
7:G:76:ILE:HD13	7:G:86:VAL:HB	1.86	0.57
11:K:91:MET:CE	11:K:455:ARG:NH2	2.68	0.57
3:C:32:GLN:HB3	3:C:304:PRO:HG2	1.87	0.57
3:C:348:SER:CB	3:C:361:THR:HB	2.18	0.57
10:J:701:VAL:CG2	10:J:716:GLU:O	2.45	0.57
3:C:293:PHE:CD2	3:C:388:LEU:CD1	2.87	0.57
13:R:-2:A:H2'	13:R:-1:A:C5'	2.34	0.57

Continued on next page...

Continued from previous page...

Atom-1	Atom-2	Interatomic distance (Å)	Clash overlap (Å)
1:A:6:GLU:HG2	7:G:77:ILE:HG21	1.86	0.56
10:J:255:PHE:HD2	10:J:458:THR:O	1.88	0.56
11:K:16:VAL:HG21	12:L:21:LEU:HD22	1.86	0.56
1:A:245:VAL:HG23	2:B:207:LEU:CD1	2.35	0.56
11:K:196:ILE:CG2	11:K:373:TYR:OH	2.45	0.56
3:C:239:GLN:HB3	3:C:392:PHE:HE1	1.71	0.56
3:C:249:ASP:O	3:C:250:GLU:C	2.40	0.56
5:E:158:ILE:HD11	5:E:173:HIS:CA	2.35	0.56
10:J:225:LEU:HD22	10:J:231:ILE:HD11	1.86	0.56
2:B:4:LEU:HD11	10:J:37:ARG:HH12	1.68	0.56
10:J:800:TYR:CZ	10:J:931:PRO:CB	2.83	0.56
7:G:44:VAL:HG12	7:G:55:ALA:HB2	1.87	0.56
10:J:400:TRP:CZ2	10:J:453:ILE:HG21	2.40	0.56
10:J:706:ASP:CG	10:J:707:SER:H	2.07	0.56
11:K:144:GLU:HA	11:K:403:TYR:CZ	2.40	0.56
7:G:99:TYR:O	7:G:102:PHE:HD1	1.88	0.56
12:L:19:ASP:O	12:L:23:PRO:CD	2.53	0.56
2:B:183:SER:OG	2:B:203:ASP:HB2	2.05	0.56
8:H:124:TRP:NE1	8:H:163:LEU:HB2	2.20	0.56
10:J:573:VAL:HG21	10:J:846:ILE:CG1	2.35	0.56
7:G:71:PHE:O	7:G:190:LEU:N	2.26	0.56
8:H:104:TYR:CD1	8:H:204:SER:HB3	2.41	0.56
1:A:179:VAL:HG23	1:A:184:PRO:HD3	1.86	0.56
10:J:484:LEU:CD2	10:J:596:LEU:HD22	2.35	0.56
11:K:91:MET:HE3	11:K:455:ARG:NH2	2.21	0.56
11:K:597:GLU:O	11:K:601:ILE:HG13	2.05	0.56
3:C:295:SER:HB3	3:C:384:ARG:HD2	1.79	0.56
3:C:363:MET:HE3	4:D:179:LEU:CD1	2.35	0.56
7:G:113:LEU:HD21	7:G:149:ILE:HG23	1.81	0.56
7:G:150:LEU:HD22	7:G:195:TRP:CZ3	2.41	0.56
7:G:223:PHE:HD1	7:G:226:ILE:HD12	1.71	0.56
9:I:255:VAL:CG2	9:I:256:PHE:N	2.68	0.56
10:J:567:GLY:HA3	10:J:627:ILE:HG13	1.87	0.56
10:J:45:ILE:HG22	10:J:148:PHE:HE1	1.61	0.56
12:L:62:PHE:CZ	12:L:66:LYS:HE3	2.41	0.56
3:C:153:GLN:HB2	4:D:61:THR:HB	1.88	0.56
10:J:282:GLU:OE2	10:J:811:ARG:NH2	2.38	0.56
11:K:410:THR:HG23	11:K:411:PRO:HD2	1.88	0.56
11:K:532:ILE:O	11:K:536:THR:HG23	2.06	0.56
4:D:136:ILE:HG21	4:D:194:LEU:HD11	1.87	0.55
10:J:401:ARG:NH1	10:J:403:TYR:CE1	2.75	0.55

Continued on next page...

Continued from previous page...

Atom-1	Atom-2	Interatomic distance (Å)	Clash overlap (Å)
3:C:363:MET:HG2	4:D:179:LEU:HD13	1.88	0.55
1:A:23:TYR:OH	7:G:238:LYS:CA	2.33	0.55
2:B:79:THR:HG22	2:B:128:VAL:O	2.06	0.55
3:C:363:MET:CG	4:D:179:LEU:HD13	2.36	0.55
5:E:90:LEU:HD12	6:F:111:LYS:HB3	1.87	0.55
7:G:113:LEU:CD2	7:G:149:ILE:HG12	2.36	0.55
7:G:67:SER:OG	7:G:70:ASP:CG	2.44	0.55
9:I:10:ILE:HG13	9:I:62:GLY:O	2.06	0.55
2:B:13:ARG:O	10:J:152:PHE:CE1	2.60	0.55
10:J:267:GLY:CA	10:J:272:VAL:HB	2.36	0.55
11:K:490:VAL:HG13	11:K:495:ARG:HH21	1.71	0.55
11:K:596:THR:O	11:K:600:ARG:HG3	2.06	0.55
1:A:205:ASP:OD2	1:A:207:GLU:N	2.35	0.55
2:B:168:THR:HA	2:B:209:ARG:CZ	2.37	0.55
5:E:116:LEU:CD1	5:E:157:LEU:CD2	2.73	0.55
11:K:502:ALA:O	11:K:506:ARG:HG3	2.07	0.55
7:G:4:PHE:HD2	7:G:6:PHE:CE1	2.23	0.55
9:I:228:ASP:OD2	9:I:286:ARG:NE	2.32	0.55
10:J:553:ALA:C	10:J:554:LEU:HD12	2.27	0.55
2:B:164:GLY:O	2:B:170:PRO:CA	2.53	0.55
3:C:145:THR:HG21	3:C:147:GLU:CD	2.25	0.55
3:C:181:GLU:O	3:C:182:ASP:HB2	2.07	0.55
11:K:410:THR:HG22	11:K:412:SER:H	1.72	0.55
11:K:60:ILE:HG21	11:K:84:ILE:HG12	1.88	0.55
1:A:143:CYS:SG	1:A:147:PHE:CZ	2.99	0.55
1:A:214:THR:CG2	1:A:215:ASN:H	2.18	0.55
1:A:252:GLY:N	2:B:107:MET:HA	2.21	0.55
5:E:96:THR:O	5:E:100:ASN:ND2	2.36	0.55
9:I:47:GLU:HA	9:I:51:ARG:O	2.07	0.55
10:J:952:ALA:HB3	10:J:961:THR:HB	1.89	0.55
9:I:206:ARG:NE	9:I:209:ASP:OD2	2.40	0.55
2:B:13:ARG:CD	2:B:171:LEU:HD13	2.35	0.55
3:C:300:VAL:CG1	3:C:343:ILE:CG2	2.84	0.55
5:E:258:VAL:HG13	8:H:5:ILE:HG21	1.89	0.55
7:G:122:ARG:HG2	7:G:138:ASP:HB2	1.89	0.55
2:B:3:ARG:HB3	10:J:123:ASN:OD1	2.07	0.55
10:J:135:LEU:O	10:J:145:PHE:CD2	2.60	0.55
11:K:207:SER:O	11:K:210:ASP:HB2	2.07	0.55
3:C:299:ILE:HB	3:C:345:SER:CB	2.36	0.55
3:C:86:ILE:HD13	11:K:576:LEU:HD22	1.89	0.55
6:F:102:LEU:CD1	6:F:143:TYR:CD1	2.89	0.55

Continued on next page...

Continued from previous page...

Atom-1	Atom-2	Interatomic distance (Å)	Clash overlap (Å)
10:J:278:ILE:HG23	10:J:278:ILE:O	2.06	0.55
2:B:163:VAL:CG1	2:B:213:VAL:HG13	2.27	0.54
3:C:275:ILE:CG2	3:C:276:CYS:N	2.70	0.54
7:G:219:ASP:O	7:G:223:PHE:CG	2.60	0.54
9:I:279:VAL:HG23	9:I:280:THR:N	2.22	0.54
10:J:552:ASP:HA	10:J:615:LEU:HD12	1.89	0.54
7:G:46:ALA:HB2	7:G:53:GLN:HE22	1.72	0.54
8:H:193:LYS:NZ	8:H:283:ASP:OD1	2.22	0.54
11:K:144:GLU:CA	11:K:403:TYR:CE2	2.90	0.54
2:B:14:LEU:HD13	2:B:177:LEU:CD2	2.29	0.54
2:B:164:GLY:HA3	2:B:174:THR:CG2	2.37	0.54
3:C:184:THR:CG2	3:C:185:PHE:N	2.70	0.54
1:A:164:LYS:HD3	1:A:187:LEU:CD2	2.38	0.54
1:A:164:LYS:HD3	1:A:187:LEU:HD21	1.89	0.54
3:C:172:VAL:HB	3:C:209:TRP:O	2.08	0.54
3:C:98:GLU:HG3	3:C:210:SER:HB2	1.89	0.54
4:D:107:ARG:NH2	4:D:148:ASP:OD1	2.41	0.54
8:H:60:LEU:HD13	8:H:81:TYR:CE2	2.42	0.54
8:H:94:LEU:CD1	11:K:387:ALA:HB2	2.36	0.54
10:J:400:TRP:CZ3	10:J:453:ILE:HG22	2.42	0.54
10:J:498:LYS:O	10:J:501:GLU:HG2	2.08	0.54
3:C:12:ILE:HG22	3:C:13:HIS:N	2.22	0.54
7:G:129:GLU:OE2	9:I:225:LYS:CE	2.49	0.54
10:J:45:ILE:CG2	10:J:148:PHE:CZ	2.91	0.54
10:J:961:THR:HG23	10:J:972:ASP:OD1	2.08	0.54
7:G:108:LYS:NZ	13:N:-12:U:OP2	2.28	0.54
7:G:16:THR:O	7:G:18:PRO:HD3	2.08	0.54
7:G:7:PRO:CD	7:G:39:THR:HG22	2.38	0.54
7:G:96:SER:HB3	7:G:133:GLU:HG2	1.90	0.54
7:G:237:VAL:O	7:G:238:LYS:C	2.45	0.54
6:F:129:ARG:HH21	9:I:42:LYS:HD3	1.73	0.54
1:A:6:GLU:HG2	7:G:77:ILE:CG2	2.37	0.54
4:D:145:ILE:HD13	4:D:194:LEU:HD12	1.89	0.54
9:I:60:LEU:O	9:I:110:VAL:HG11	2.08	0.54
9:I:38:GLY:H	9:I:41:THR:HG1	1.54	0.54
10:J:126:TYR:OH	10:J:413:ASP:HB2	2.08	0.54
10:J:135:LEU:HD13	10:J:145:PHE:CZ	2.43	0.54
9:I:32:ILE:HG21	11:K:534:LEU:HD13	1.90	0.54
12:L:102:GLU:C	12:L:105:GLN:HG2	2.28	0.54
1:A:169:VAL:C	1:A:170:HIS:HD1	2.10	0.54
3:C:300:VAL:CG1	3:C:343:ILE:CG1	2.82	0.54

Continued on next page...

Continued from previous page...

Atom-1	Atom-2	Interatomic distance (Å)	Clash overlap (Å)
3:C:357:TYR:H	4:D:185:ASP:HB2	1.73	0.54
6:F:61:LEU:HD23	6:F:74:ILE:HG12	1.88	0.54
9:I:138:ILE:HG21	9:I:231:ARG:HE	1.72	0.54
10:J:55:CYS:N	10:J:56:PRO:CD	2.70	0.54
11:K:349:TRP:CH2	11:K:361:TYR:HD2	2.26	0.54
3:C:97:GLU:HG2	3:C:209:TRP:CD1	2.43	0.53
7:G:158:VAL:CG1	7:G:162:PHE:CD2	2.90	0.53
5:E:23:PRO:O	8:H:298:CYS:SG	2.66	0.53
9:I:211:ARG:NH2	9:I:248:ALA:O	2.41	0.53
11:K:291:HIS:CD2	11:K:328:LEU:HB2	2.43	0.53
11:K:442:VAL:HG22	11:K:473:VAL:CG2	2.36	0.53
10:J:568:VAL:O	10:J:625:SER:HA	2.08	0.53
11:K:348:ASP:CG	11:K:350:ARG:HB2	2.28	0.53
11:K:356:LYS:N	11:K:357:PRO:CD	2.71	0.53
11:K:57:ILE:CD1	11:K:84:ILE:CD1	2.84	0.53
3:C:299:ILE:N	3:C:345:SER:O	2.38	0.53
3:C:378:LEU:CD2	4:D:186:PHE:HE1	2.22	0.53
2:B:12:LEU:CD1	10:J:149:HIS:CB	2.86	0.53
10:J:225:LEU:CD2	10:J:231:ILE:HD11	2.38	0.53
8:H:142:ASN:OD1	8:H:187:ARG:HA	2.08	0.53
10:J:778:ILE:HA	10:J:789:SER:HB2	1.89	0.53
10:J:769:MET:HG2	10:J:958:TYR:CZ	2.43	0.53
2:B:233:ARG:HD3	8:H:54:ILE:HG22	1.88	0.53
10:J:425:ILE:HD12	10:J:425:ILE:N	2.22	0.53
2:B:149:ASP:OD1	8:H:101:LYS:HD3	2.08	0.53
3:C:162:SER:HB2	3:C:358:LYS:HD2	1.90	0.53
7:G:214:CYS:CA	7:G:223:PHE:CE1	2.84	0.53
7:G:76:ILE:CD1	7:G:84:TYR:CB	2.84	0.53
10:J:398:ARG:CD	10:J:400:TRP:CE3	2.91	0.53
10:J:451:ILE:HG22	10:J:467:PHE:HA	1.91	0.53
10:J:628:TRP:CZ2	10:J:733:LEU:HD23	2.42	0.53
3:C:350:LEU:CD1	3:C:359:GLN:CD	2.73	0.53
11:K:332:LEU:HD21	11:K:368:PHE:CD2	2.42	0.53
11:K:522:ILE:N	11:K:523:PRO:CD	2.72	0.53
2:B:192:LYS:O	2:B:192:LYS:HG2	2.09	0.53
6:F:150:ASN:HB3	6:F:151:PRO:HD2	1.91	0.53
7:G:80:PHE:HZ	7:G:85:LYS:CE	2.17	0.53
2:B:107:MET:CE	2:B:198:LEU:HB2	2.38	0.53
6:F:126:ASN:HD21	9:I:42:LYS:NZ	2.07	0.53
6:F:126:ASN:ND2	9:I:42:LYS:HZ3	2.07	0.53
10:J:135:LEU:HD13	10:J:145:PHE:CE1	2.44	0.53

Continued on next page...

Continued from previous page...

Atom-1	Atom-2	Interatomic distance (Å)	Clash overlap (Å)
10:J:127:PRO:CD	10:J:344:ASN:OD1	2.56	0.53
10:J:48:LEU:CD1	10:J:146:ILE:CD1	2.73	0.53
10:J:628:TRP:CE2	10:J:733:LEU:HD23	2.43	0.53
1:A:253:GLY:O	2:B:110:LYS:CB	2.57	0.53
4:D:205:LEU:O	4:D:209:ILE:HG13	2.10	0.53
4:D:34:ILE:HB	7:G:91:PHE:O	2.09	0.53
10:J:135:LEU:O	10:J:145:PHE:HD2	1.92	0.53
2:B:12:LEU:CD1	10:J:152:PHE:CD2	2.85	0.53
11:K:381:ILE:CG1	11:K:386:LEU:HD23	2.39	0.53
3:C:162:SER:CA	3:C:358:LYS:HD2	2.39	0.52
3:C:162:SER:CB	3:C:358:LYS:HD2	2.38	0.52
6:F:126:ASN:ND2	9:I:42:LYS:NZ	2.57	0.52
10:J:115:GLN:CD	10:J:152:PHE:CE2	2.82	0.52
10:J:873:ASP:O	10:J:877:MET:HG2	2.09	0.52
1:A:153:ILE:HG23	1:A:279:ILE:HD11	1.90	0.52
2:B:111:ASN:CB	2:B:158:ILE:HD11	2.38	0.52
9:I:17:ILE:HD11	9:I:58:ALA:HB2	1.91	0.52
10:J:72:LEU:HD21	10:J:146:ILE:HG21	1.91	0.52
2:B:111:ASN:CG	2:B:158:ILE:HD11	2.29	0.52
1:A:225:LEU:HD23	4:D:12:HIS:CD2	2.45	0.52
8:H:68:MET:HE3	8:H:94:LEU:HD13	1.88	0.52
10:J:991:THR:HG22	10:J:993:LYS:H	1.74	0.52
11:K:544:ASP:O	11:K:548:ARG:HG3	2.09	0.52
12:L:62:PHE:HA	12:L:76:ILE:HG12	1.90	0.52
3:C:293:PHE:CG	3:C:388:LEU:CD1	2.93	0.52
2:B:129:LEU:HG	5:E:41:LEU:HD21	1.91	0.52
5:E:227:ARG:HD2	6:F:214:TRP:CE3	2.45	0.52
10:J:345:PRO:CG	10:J:423:PHE:CD1	2.91	0.52
10:J:689:LEU:O	10:J:784:LYS:HE2	2.10	0.52
10:J:902:TYR:HA	10:J:905:GLN:HE21	1.74	0.52
8:H:93:ARG:CD	11:K:197:LEU:CD1	2.83	0.52
7:G:28:ASP:OD2	7:G:35:ARG:NH1	2.43	0.52
7:G:4:PHE:CE1	7:G:40:GLY:CA	2.83	0.52
11:K:360:ALA:HA	11:K:363:ARG:HB3	1.91	0.52
1:A:198:PHE:CE2	1:A:221:ILE:CG1	2.93	0.52
3:C:10:ILE:CD1	3:C:12:ILE:HD12	2.40	0.52
10:J:225:LEU:HD23	10:J:231:ILE:CD1	2.40	0.52
1:A:15:ILE:HG12	1:A:25:LEU:HD11	1.92	0.52
7:G:122:ARG:O	7:G:122:ARG:HG3	2.09	0.52
8:H:322:ALA:HB2	8:H:348:ILE:HD11	1.91	0.52
10:J:762:ASN:ND2	10:J:812:CYS:O	2.41	0.52

Continued on next page...

Continued from previous page...

Atom-1	Atom-2	Interatomic distance (Å)	Clash overlap (Å)
1:A:240:ASN:C	1:A:272:ILE:CD1	2.77	0.52
5:E:264:ASN:HB2	8:H:9:LYS:HE3	1.91	0.52
10:J:299:VAL:HG23	10:J:388:PRO:O	2.10	0.52
10:J:800:TYR:CB	10:J:917:TYR:OH	2.54	0.52
5:E:256:PRO:C	5:E:259:VAL:HG12	2.31	0.52
5:E:22:ARG:HB2	5:E:26:ARG:N	2.24	0.52
9:I:234:VAL:HG22	9:I:245:LEU:HD23	1.85	0.52
5:E:66:VAL:HG22	10:J:32:ALA:HB3	1.92	0.52
10:J:368:LYS:O	10:J:372:LEU:N	2.37	0.52
3:C:239:GLN:CB	3:C:392:PHE:CE1	2.93	0.51
10:J:165:THR:HG22	10:J:167:ASN:H	1.75	0.51
10:J:566:VAL:CG1	10:J:677:LEU:HD21	2.38	0.51
10:J:77:LEU:HD22	10:J:109:PHE:HE2	1.75	0.51
11:K:336:ALA:CB	11:K:368:PHE:CE1	2.90	0.51
1:A:294:ALA:HA	1:A:297:LEU:HD12	1.92	0.51
2:B:6:ILE:HG21	2:B:166:TYR:CD1	2.45	0.51
10:J:889:ARG:NH1	13:R:-6:A:OP1	2.43	0.51
11:K:348:ASP:OD1	11:K:350:ARG:HB2	2.11	0.51
2:B:170:PRO:HB3	2:B:213:VAL:HG22	1.93	0.51
7:G:20:LYS:HB3	7:G:54:THR:HG22	1.91	0.51
2:B:13:ARG:O	10:J:152:PHE:HZ	1.92	0.51
10:J:93:ASN:O	10:J:97:GLN:HG2	2.10	0.51
11:K:168:LEU:N	11:K:168:LEU:CD1	2.73	0.51
12:L:73:MET:HE3	12:L:76:ILE:CG2	2.32	0.51
1:A:240:ASN:O	1:A:272:ILE:HD11	2.11	0.51
2:B:29:ILE:HD11	2:B:145:LEU:HD22	1.93	0.51
8:H:68:MET:HE3	11:K:387:ALA:HA	1.93	0.51
9:I:271:ASP:HB3	9:I:274:MET:HB3	1.93	0.51
10:J:65:ASN:O	10:J:66:GLU:CD	2.49	0.51
10:J:71:ILE:O	10:J:144:ARG:CD	2.52	0.51
10:J:769:MET:HG2	10:J:958:TYR:CE2	2.44	0.51
11:K:346:LEU:CD1	11:K:346:LEU:N	2.73	0.51
13:R:-3:A:H2'	13:R:-2:A:C8	2.46	0.51
8:H:174:GLN:CB	8:H:185:HIS:CD2	2.55	0.51
10:J:135:LEU:C	10:J:145:PHE:CD2	2.84	0.51
11:K:144:GLU:CB	11:K:403:TYR:CE2	2.93	0.51
9:I:148:LEU:HD12	9:I:149:GLN:HB2	1.91	0.51
10:J:345:PRO:HB3	10:J:435:ARG:CG	2.40	0.51
10:J:516:LEU:HD22	10:J:528:LEU:HD11	1.93	0.51
3:C:350:LEU:HD11	3:C:359:GLN:NE2	2.24	0.51
5:E:158:ILE:HG13	5:E:173:HIS:N	2.25	0.51

Continued on next page...

Continued from previous page...

Atom-1	Atom-2	Interatomic distance (Å)	Clash overlap (Å)
2:B:129:LEU:HG	5:E:41:LEU:CD2	2.41	0.51
10:J:368:LYS:O	10:J:372:LEU:HB2	2.11	0.51
10:J:344:ASN:HA	10:J:423:PHE:CE2	2.46	0.51
10:J:774:LYS:HB3	10:J:776:MET:HE2	1.93	0.51
10:J:910:ASN:O	10:J:911:GLU:CB	2.58	0.51
11:K:386:LEU:HD12	11:K:386:LEU:O	2.11	0.51
2:B:4:LEU:CD1	10:J:37:ARG:NH1	2.72	0.51
10:J:225:LEU:HD22	10:J:231:ILE:CD1	2.41	0.51
1:A:251:ALA:CB	2:B:106:ARG:CB	2.89	0.51
2:B:59:PRO:HG3	2:B:121:VAL:HG23	1.93	0.51
2:B:229:ASP:OD1	8:H:57:PRO:HG2	2.09	0.51
9:I:203:GLY:HA2	9:I:243:TYR:H	1.76	0.51
10:J:345:PRO:HD3	10:J:423:PHE:CG	2.45	0.51
10:J:21:GLN:CG	10:J:36:VAL:HG11	2.41	0.51
10:J:426:LEU:HD12	10:J:431:LEU:CD1	2.40	0.51
2:B:161:ILE:HG13	2:B:162:SER:N	2.26	0.51
2:B:194:GLU:OE1	2:B:218:ILE:HD13	2.11	0.51
2:B:5:GLU:O	2:B:14:LEU:CD1	2.57	0.51
7:G:187:ALA:HB3	7:G:195:TRP:HB3	1.93	0.51
8:H:125:LYS:HA	8:H:134:ALA:O	2.11	0.51
10:J:287:GLU:HG3	10:J:300:LEU:CD1	2.35	0.51
10:J:397:ARG:HG2	10:J:398:ARG:N	2.25	0.51
6:F:63:GLU:OE1	11:K:572:LEU:HB2	2.11	0.51
3:C:147:GLU:HG3	3:C:148:GLU:N	2.25	0.50
4:D:22:GLN:HG3	4:D:107:ARG:NH2	2.26	0.50
10:J:144:ARG:HG3	10:J:144:ARG:HH21	1.74	0.50
10:J:773:ARG:O	10:J:773:ARG:HD3	2.11	0.50
3:C:30:SER:O	3:C:34:HIS:ND1	2.38	0.50
5:E:240:LYS:HD3	6:F:209:GLU:HG2	1.93	0.50
7:G:75:VAL:C	7:G:86:VAL:HG23	2.31	0.50
10:J:143:LYS:HD3	10:J:145:PHE:CE2	2.41	0.50
10:J:759:PRO:HD3	10:J:814:MET:SD	2.50	0.50
3:C:177:ARG:HD2	3:C:247:PHE:CE1	2.46	0.50
9:I:33:PHE:CE1	9:I:104:LYS:HD2	2.33	0.50
10:J:398:ARG:HG3	10:J:398:ARG:NH1	2.25	0.50
10:J:404:VAL:HG22	10:J:450:VAL:HG22	1.92	0.50
11:K:434:ILE:HG23	11:K:473:VAL:HG11	1.93	0.50
11:K:512:ILE:HG13	11:K:513:LYS:N	2.25	0.50
11:K:454:ARG:O	12:L:38:LEU:HD13	2.11	0.50
1:A:142:ASP:OD2	4:D:11:ASP:N	2.41	0.50
2:B:170:PRO:CB	2:B:213:VAL:HG22	2.41	0.50

Continued on next page...

Continued from previous page...

Atom-1	Atom-2	Interatomic distance (Å)	Clash overlap (Å)
5:E:116:LEU:HG	5:E:117:THR:HG23	1.94	0.50
7:G:29:PRO:HB3	9:I:260:ALA:CB	2.41	0.50
10:J:111:VAL:O	10:J:146:ILE:CG2	2.49	0.50
10:J:701:VAL:CG2	10:J:715:VAL:HG13	2.41	0.50
11:K:49:LEU:CD2	12:L:18:LEU:HD21	2.41	0.50
11:K:81:PHE:CE1	12:L:61:MET:HG3	2.45	0.50
1:A:204:GLN:O	1:A:204:GLN:HG2	2.11	0.50
2:B:13:ARG:HD3	2:B:171:LEU:CD2	2.41	0.50
8:H:68:MET:HE2	8:H:94:LEU:CD1	2.38	0.50
9:I:149:GLN:O	9:I:150:ARG:HG3	2.12	0.50
10:J:45:ILE:HG13	10:J:153:SER:HB2	1.92	0.50
3:C:243:LEU:HD11	3:C:284:LEU:HD13	1.93	0.50
7:G:112:THR:O	7:G:112:THR:CG2	2.54	0.50
10:J:311:PHE:HE1	10:J:456:TRP:CE3	2.30	0.50
10:J:534:LEU:HG	10:J:644:SER:HB2	1.93	0.50
10:J:65:ASN:O	10:J:66:GLU:OE2	2.30	0.50
1:A:240:ASN:C	1:A:272:ILE:HD13	2.31	0.50
1:A:89:SER:HB3	7:G:91:PHE:CE1	2.47	0.50
7:G:76:ILE:HD12	7:G:84:TYR:CG	2.47	0.50
4:D:34:ILE:HA	7:G:91:PHE:O	2.12	0.50
10:J:754:ARG:NH1	10:J:817:GLN:OE1	2.43	0.50
10:J:570:ILE:HD12	10:J:843:THR:O	2.12	0.50
11:K:381:ILE:CG1	11:K:386:LEU:CD2	2.90	0.50
1:A:74:GLU:OE1	10:J:439:ARG:NH1	2.41	0.50
7:G:127:GLU:HB2	7:G:130:LEU:HB3	1.93	0.50
7:G:95:VAL:HG11	7:G:134:ILE:HG23	1.93	0.50
10:J:347:ILE:N	10:J:421:ASN:OD1	2.44	0.50
10:J:402:GLN:NE2	10:J:468:VAL:HG11	2.26	0.50
12:L:82:ARG:O	12:L:86:TYR:CD2	2.65	0.50
1:A:38:ILE:CD1	1:A:279:ILE:HG12	2.42	0.50
3:C:239:GLN:OE1	3:C:291:ILE:HD13	2.12	0.50
3:C:369:ILE:HB	4:D:177:VAL:CG1	2.41	0.50
1:A:115:SER:O	2:B:204:LYS:HE3	2.11	0.49
3:C:297:TYR:CZ	3:C:380:LEU:HB3	2.46	0.49
8:H:116:ILE:HD13	8:H:126:VAL:HG11	1.82	0.49
10:J:24:PHE:HZ	10:J:35:ILE:HG22	1.76	0.49
10:J:398:ARG:HG3	10:J:398:ARG:HH11	1.76	0.49
10:J:805:VAL:HA	10:J:808:MET:HE3	1.92	0.49
11:K:331:LEU:HB3	11:K:372:ILE:CD1	2.42	0.49
5:E:158:ILE:CD1	5:E:173:HIS:CA	2.90	0.49
7:G:7:PRO:HD3	7:G:39:THR:CG2	2.42	0.49

Continued on next page...

Continued from previous page...

Atom-1	Atom-2	Interatomic distance (Å)	Clash overlap (Å)
10:J:725:SER:O	10:J:729:GLU:HG2	2.12	0.49
12:L:35:GLU:O	12:L:39:LEU:HG	2.12	0.49
1:A:210:ILE:O	1:A:213:GLU:O	2.30	0.49
11:K:441:LEU:HD11	11:K:505:ILE:HD13	1.95	0.49
1:A:103:LEU:O	1:A:107:ILE:HG12	2.12	0.49
1:A:160:MET:O	1:A:283:LEU:HD11	2.12	0.49
1:A:250:LYS:HE3	2:B:196:LEU:O	2.13	0.49
2:B:1:MET:CE	10:J:347:ILE:O	2.60	0.49
5:E:22:ARG:HG3	5:E:26:ARG:CA	2.42	0.49
10:J:45:ILE:HG21	10:J:148:PHE:CZ	2.47	0.49
10:J:630:LEU:HD11	10:J:680:LEU:HD22	1.73	0.49
11:K:143:SER:O	11:K:144:GLU:CG	2.46	0.49
12:L:45:ALA:O	12:L:49:LEU:HD13	2.12	0.49
4:D:85:ARG:HE	9:I:145:ARG:NE	2.05	0.49
7:G:77:ILE:HG13	7:G:78:GLY:N	2.28	0.49
8:H:68:MET:HG2	11:K:387:ALA:HB2	1.93	0.49
9:I:60:LEU:HD21	9:I:112:PRO:HG3	1.93	0.49
10:J:457:PRO:CG	10:J:460:HIS:CD2	2.74	0.49
10:J:778:ILE:HA	10:J:789:SER:CB	2.43	0.49
11:K:23:LEU:O	11:K:23:LEU:HD12	2.13	0.49
1:A:188:GLY:C	1:A:189:ILE:HD12	2.33	0.49
1:A:286:ASP:O	1:A:290:ARG:HG2	2.13	0.49
7:G:213:GLU:O	7:G:217:LYS:HG2	2.12	0.49
8:H:116:ILE:HD11	8:H:169:LEU:HD21	1.94	0.49
10:J:135:LEU:HB3	10:J:145:PHE:CG	2.44	0.49
11:K:381:ILE:HG13	11:K:386:LEU:CD2	2.43	0.49
11:K:298:ILE:HG21	11:K:416:TYR:CE2	2.47	0.49
11:K:5:ASN:CB	11:K:6:PRO:HD3	2.10	0.49
3:C:275:ILE:HG22	3:C:276:CYS:N	2.28	0.49
2:B:229:ASP:HB3	8:H:56:THR:HB	1.95	0.49
12:L:76:ILE:HG23	12:L:77:LEU:N	2.28	0.49
4:D:140:LYS:HA	4:D:158:LEU:HG	1.93	0.49
10:J:398:ARG:HD3	10:J:400:TRP:CE2	2.44	0.49
10:J:701:VAL:CG2	10:J:702:LYS:N	2.76	0.49
1:A:216:SER:OG	1:A:217:GLU:N	2.45	0.49
3:C:49:PHE:CD2	3:C:333:ASP:HB2	2.47	0.49
8:H:115:ARG:HB2	8:H:168:LEU:HD23	1.94	0.49
10:J:112[A]:ILE:HA	10:J:146:ILE:CG2	2.43	0.49
10:J:112[B]:ILE:HA	10:J:146:ILE:CG2	2.43	0.49
10:J:525:ASP:C	10:J:525:ASP:OD1	2.50	0.49
10:J:800:TYR:CE2	10:J:917:TYR:CE2	3.01	0.49

Continued on next page...

Continued from previous page...

Atom-1	Atom-2	Interatomic distance (Å)	Clash overlap (Å)
11:K:239:LEU:HD21	11:K:300:LEU:HD21	1.93	0.49
11:K:424:PRO:HB3	11:K:446:TYR:OH	2.12	0.49
13:N:-11:A:C2'	13:N:-10:A:OP2	2.60	0.49
10:J:728:GLU:HG3	13:R:-3:A:C4'	2.42	0.49
3:C:345:SER:HA	3:C:364:GLY:HA2	1.93	0.49
7:G:101:ALA:O	7:G:136:CYS:HB2	2.13	0.49
8:H:115:ARG:HB2	8:H:168:LEU:CD2	2.42	0.49
10:J:480:GLU:HG3	10:J:901:TYR:CE1	2.48	0.49
10:J:618:TYR:N	10:J:648:SER:O	2.41	0.49
10:J:920:LYS:HB2	10:J:927:VAL:HB	1.95	0.49
3:C:277:ASP:O	3:C:277:ASP:OD1	2.30	0.48
8:H:307:LEU:HD21	8:H:348:ILE:HD12	1.95	0.48
10:J:539:ILE:HG12	10:J:569:HIS:CD2	2.48	0.48
10:J:484:LEU:HD23	10:J:596:LEU:HD22	1.94	0.48
11:K:298:ILE:HG21	11:K:416:TYR:CD2	2.47	0.48
7:G:11:PHE:CD1	7:G:12:PRO:HD2	2.48	0.48
10:J:708:GLU:HG3	10:J:711:ASP:OD2	2.13	0.48
12:L:63:ALA:O	12:L:67:VAL:HG23	2.12	0.48
12:L:65:MET:SD	12:L:70:VAL:CB	2.98	0.48
3:C:296:ASN:O	3:C:333:ASP:N	2.38	0.48
1:A:89:SER:OG	4:D:31:THR:HG21	2.13	0.48
10:J:158:VAL:O	10:J:169:ARG:NH1	2.47	0.48
10:J:400:TRP:CE2	10:J:453:ILE:HG21	2.47	0.48
10:J:742:ILE:HG22	10:J:858:LEU:HD23	1.88	0.48
11:K:294:PHE:CZ	11:K:295:MET:HG3	2.49	0.48
13:N:-11:A:O5'	13:N:-11:A:H8	1.97	0.48
13:R:-2:A:H2'	13:R:-1:A:H5''	1.94	0.48
1:A:109:GLU:CG	2:B:95:ARG:HH12	2.25	0.48
6:F:95:ILE:HG12	6:F:137:ILE:HB	1.95	0.48
10:J:316:VAL:HG13	10:J:392:VAL:HG13	1.94	0.48
10:J:990:ILE:N	10:J:990:ILE:HD12	2.29	0.48
11:K:147:PRO:O	11:K:179:TYR:CE2	2.66	0.48
11:K:208:TRP:CE3	11:K:209:ASP:HB2	2.48	0.48
11:K:331:LEU:CD1	11:K:372:ILE:HG21	2.33	0.48
11:K:455:ARG:HH21	12:L:37:LEU:HD13	1.79	0.48
2:B:13:ARG:HD3	2:B:171:LEU:CD1	2.39	0.48
2:B:145:LEU:CD2	2:B:228:MET:HE2	2.42	0.48
3:C:378:LEU:CD2	4:D:186:PHE:CE1	2.96	0.48
7:G:221:ALA:O	7:G:225:ASP:OD2	2.32	0.48
11:K:410:THR:HG22	11:K:412:SER:N	2.29	0.48
1:A:126:VAL:CG1	1:A:129:SER:HB2	2.36	0.48

Continued on next page...

Continued from previous page...

Atom-1	Atom-2	Interatomic distance (Å)	Clash overlap (Å)
1:A:23:TYR:CE1	7:G:237:VAL:CG1	2.91	0.48
3:C:147:GLU:HG3	3:C:148:GLU:HG3	1.96	0.48
3:C:299:ILE:O	3:C:343:ILE:HG23	2.13	0.48
3:C:221:SER:HA	6:F:55:ASN:HB2	1.95	0.48
9:I:141:THR:HG22	9:I:155:ILE:HA	1.95	0.48
10:J:760:SER:HA	10:J:780:LEU:CD1	2.43	0.48
12:L:73:MET:C	12:L:75:PRO:HD2	2.34	0.48
3:C:162:SER:HA	3:C:358:LYS:HD2	1.94	0.48
3:C:239:GLN:CB	3:C:392:PHE:HE1	2.27	0.48
3:C:45:LYS:HB2	3:C:48:GLU:HG3	1.95	0.48
11:K:200:ARG:HH22	11:K:203:ILE:HD11	1.79	0.48
11:K:355:SER:HB3	11:K:357:PRO:HD2	1.96	0.48
5:E:22:ARG:HB2	5:E:25:GLY:H	1.78	0.48
8:H:310:CYS:HB2	8:H:312:ILE:HG12	1.96	0.48
9:I:244:TYR:O	9:I:245:LEU:HD23	2.13	0.48
10:J:426:LEU:HD12	10:J:431:LEU:HD12	1.96	0.48
1:A:12:SER:O	1:A:16:LEU:HG	2.14	0.48
5:E:11:LEU:HD22	5:E:23:PRO:HG3	1.96	0.48
6:F:188:VAL:HG13	9:I:44:ILE:HD13	1.96	0.48
8:H:124:TRP:HE3	8:H:136:LEU:HD23	1.79	0.48
10:J:841:HIS:HB3	10:J:851:ASP:OD1	2.13	0.48
2:B:13:ARG:NH1	2:B:171:LEU:CB	2.73	0.48
5:E:158:ILE:HG13	5:E:173:HIS:H	1.78	0.48
4:D:69:LYS:NZ	4:D:181:ASP:OD2	2.42	0.47
7:G:6:PHE:O	7:G:9:ASP:OD2	2.31	0.47
11:K:281:PHE:HB3	11:K:307:TYR:O	2.13	0.47
11:K:35:ASP:OD1	11:K:36:ARG:N	2.46	0.47
11:K:436:PRO:HA	11:K:439:GLU:HB2	1.94	0.47
3:C:58:THR:HB	11:K:571:LEU:HD13	1.96	0.47
12:L:78:GLY:O	12:L:82:ARG:HG3	2.14	0.47
3:C:369:ILE:HB	4:D:177:VAL:HG12	1.96	0.47
6:F:69:HIS:ND1	6:F:145:LYS:O	2.43	0.47
8:H:172:GLU:OE1	8:H:185:HIS:CE1	2.67	0.47
10:J:347:ILE:HD11	10:J:464:LEU:CD1	2.44	0.47
10:J:20:THR:HG23	10:J:39:HIS:HB3	1.96	0.47
11:K:348:ASP:OD2	11:K:350:ARG:NE	2.36	0.47
11:K:352:ARG:HB3	11:K:353:PRO:HA	1.96	0.47
1:A:13:LYS:O	1:A:17:GLU:HG3	2.15	0.47
3:C:40:ARG:NH2	3:C:339:GLU:OE1	2.43	0.47
4:D:14:ASP:OD2	7:G:63:ARG:NH2	2.47	0.47
5:E:66:VAL:HG21	10:J:32:ALA:CB	2.42	0.47

Continued on next page...

Continued from previous page...

Atom-1	Atom-2	Interatomic distance (Å)	Clash overlap (Å)
11:K:520:THR:N	11:K:521:PRO:CD	2.77	0.47
1:A:191:HIS:CE1	1:A:193:PRO:HG3	2.50	0.47
2:B:69:LYS:HB2	2:B:114:LEU:O	2.14	0.47
5:E:258:VAL:HA	8:H:5:ILE:HG22	1.96	0.47
10:J:345:PRO:HD3	10:J:423:PHE:CD1	2.49	0.47
10:J:553:ALA:O	10:J:554:LEU:HD12	2.15	0.47
10:J:901:TYR:O	10:J:905:GLN:CG	2.60	0.47
1:A:225:LEU:HD22	4:D:12:HIS:CD2	2.48	0.47
4:D:22:GLN:HG3	4:D:107:ARG:HH22	1.80	0.47
10:J:135:LEU:HD22	10:J:145:PHE:CZ	2.50	0.47
10:J:48:LEU:HD12	10:J:146:ILE:HD11	1.86	0.47
11:K:49:LEU:HD21	12:L:18:LEU:HD21	1.96	0.47
11:K:9:LEU:O	11:K:13:VAL:HG23	2.15	0.47
7:G:79:THR:OG1	7:G:99:TYR:OH	2.24	0.47
3:C:239:GLN:OE1	3:C:291:ILE:CD1	2.63	0.47
1:A:89:SER:C	7:G:91:PHE:CZ	2.88	0.47
10:J:235:ILE:CG2	10:J:236:PRO:HD2	2.42	0.47
11:K:352:ARG:HA	11:K:353:PRO:C	2.34	0.47
11:K:349:TRP:CZ2	11:K:361:TYR:CE2	2.97	0.47
8:H:126:VAL:HG21	8:H:184:LEU:CD1	2.41	0.47
8:H:157:LEU:HD12	8:H:157:LEU:C	2.35	0.47
10:J:574:THR:HG22	10:J:852:VAL:HG13	1.96	0.47
11:K:500:LEU:C	11:K:500:LEU:HD23	2.35	0.47
11:K:60:ILE:HG13	11:K:84:ILE:CG2	2.38	0.47
1:A:225:LEU:CD2	4:D:12:HIS:NE2	2.78	0.47
7:G:97:LEU:HD13	7:G:134:ILE:HG13	1.97	0.47
9:I:46:TYR:O	9:I:53:LEU:HB3	2.14	0.47
5:E:175:TYR:HE1	10:J:166:ILE:HD13	1.80	0.47
10:J:309:ARG:HG2	10:J:456:TRP:CG	2.50	0.47
10:J:409:PRO:HA	10:J:445:LEU:HD11	1.96	0.47
12:L:33:LEU:HD12	12:L:33:LEU:C	2.34	0.47
2:B:167:ASP:CG	2:B:168:THR:N	2.69	0.47
3:C:172:VAL:HB	3:C:209:TRP:HB2	1.97	0.47
3:C:40:ARG:NE	3:C:339:GLU:OE2	2.32	0.47
5:E:24:ASP:OD1	5:E:24:ASP:N	2.46	0.47
3:C:149:MET:HE2	6:F:7:ARG:HG3	1.97	0.47
8:H:104:TYR:OH	8:H:227:VAL:HG12	2.15	0.47
10:J:664:LYS:O	10:J:664:LYS:HG2	2.15	0.47
10:J:573:VAL:CG2	10:J:846:ILE:HG12	2.45	0.47
11:K:206:LYS:HE2	11:K:259:ARG:O	2.14	0.47
11:K:424:PRO:CB	11:K:446:TYR:OH	2.63	0.47

Continued on next page...

Continued from previous page...

Atom-1	Atom-2	Interatomic distance (Å)	Clash overlap (Å)
12:L:42:ASP:O	12:L:46:LYS:HG3	2.14	0.47
1:A:196:VAL:HG12	1:A:198:PHE:CE1	2.49	0.47
1:A:240:ASN:HA	1:A:272:ILE:HD13	1.96	0.47
2:B:9:PRO:HD2	10:J:133:ARG:HH22	1.76	0.47
3:C:232:ASN:N	3:C:232:ASN:HD22	2.12	0.47
12:L:111:ALA:O	12:L:115:ILE:HG12	2.15	0.47
12:L:57:LEU:O	12:L:61:MET:HG2	2.14	0.47
3:C:362:LEU:O	3:C:363:MET:HG3	2.16	0.46
3:C:278:GLN:NE2	6:F:20:PHE:O	2.40	0.46
9:I:222:GLU:HB3	9:I:285:LYS:HD3	1.97	0.46
10:J:738:VAL:HG13	10:J:858:LEU:CG	2.45	0.46
2:B:71:LEU:HB2	2:B:121:VAL:HG22	1.97	0.46
7:G:119:VAL:HA	7:G:149:ILE:HA	1.97	0.46
10:J:12:ARG:NH2	10:J:16:GLY:O	2.48	0.46
11:K:215:TRP:CZ3	11:K:354:LEU:HD12	2.50	0.46
11:K:434:ILE:HG21	11:K:473:VAL:HG11	1.96	0.46
2:B:18:ARG:HG3	10:J:42:ARG:CZ	2.46	0.46
3:C:12:ILE:CG2	3:C:13:HIS:N	2.77	0.46
8:H:217:LEU:HD11	8:H:223:VAL:HG12	1.96	0.46
10:J:626:VAL:O	10:J:626:VAL:HG13	2.16	0.46
10:J:771:ASN:O	10:J:775:ASN:HA	2.16	0.46
11:K:31:TYR:O	11:K:32:LYS:C	2.52	0.46
11:K:332:LEU:CD2	11:K:368:PHE:CG	2.98	0.46
11:K:539:VAL:HB	11:K:540:PRO:HD3	1.97	0.46
11:K:569:SER:HB2	11:K:574:LYS:HG3	1.96	0.46
1:A:257:ASP:OD1	1:A:258:ALA:N	2.47	0.46
1:A:92:GLU:HB2	1:A:95:ASN:HB2	1.95	0.46
4:D:36:PRO:HG2	4:D:41:GLU:HG2	1.96	0.46
6:F:124:VAL:HG21	6:F:191:ALA:HB2	1.97	0.46
7:G:122:ARG:CD	7:G:138:ASP:CG	2.80	0.46
10:J:365:ILE:CG2	10:J:366:SER:N	2.79	0.46
11:K:27:ASP:O	11:K:27:ASP:OD1	2.33	0.46
4:D:145:ILE:CD1	4:D:145:ILE:O	2.59	0.46
8:H:66:ILE:HD12	8:H:93:ARG:NH2	2.16	0.46
2:B:112:VAL:HB	2:B:114:LEU:HG	1.97	0.46
2:B:164:GLY:HA3	2:B:174:THR:HG21	1.98	0.46
2:B:210:LEU:HG	2:B:214:LEU:HD13	1.98	0.46
3:C:363:MET:HE2	4:D:179:LEU:CD1	2.35	0.46
3:C:43:LEU:HD13	11:K:603:ALA:CB	2.43	0.46
5:E:215:ILE:HD13	5:E:248:LEU:HD23	1.98	0.46
5:E:256:PRO:O	5:E:259:VAL:CG1	2.63	0.46

Continued on next page...

Continued from previous page...

Atom-1	Atom-2	Interatomic distance (Å)	Clash overlap (Å)
5:E:236:VAL:HG12	6:F:123:SER:OG	2.16	0.46
9:I:159:GLU:OE1	9:I:231:ARG:NH2	2.49	0.46
9:I:279:VAL:HG23	9:I:280:THR:H	1.81	0.46
11:K:609:ALA:CB	11:K:613:LEU:HD12	2.46	0.46
1:A:214:THR:HG23	1:A:215:ASN:H	1.81	0.46
10:J:255:PHE:HB3	10:J:308:ASN:OD1	2.16	0.46
10:J:382:ARG:O	10:J:382:ARG:HG2	2.15	0.46
10:J:401:ARG:HG3	10:J:402:GLN:O	2.15	0.46
10:J:435:ARG:HD3	10:J:462:TYR:HB2	1.97	0.46
2:B:129:LEU:HD11	5:E:41:LEU:CD1	2.35	0.46
3:C:338:ALA:O	3:C:342:SER:OG	2.30	0.46
5:E:163:ASP:HA	5:E:167:GLU:HA	1.97	0.46
8:H:196:ASN:OD1	8:H:286:ASP:N	2.39	0.46
10:J:276:GLY:HA3	10:J:290:VAL:HG13	1.98	0.46
10:J:568:VAL:HG23	10:J:628:TRP:HZ3	1.80	0.46
10:J:916:GLY:O	10:J:979:VAL:HG22	2.15	0.46
11:K:136:PHE:CZ	11:K:268:LEU:O	2.69	0.46
2:B:14:LEU:CD1	2:B:177:LEU:CD2	2.90	0.46
6:F:245:LEU:O	6:F:249:GLU:CB	2.64	0.46
7:G:59:TYR:C	7:G:161:ASN:HD21	2.10	0.46
8:H:116:ILE:HA	8:H:126:VAL:HG12	1.98	0.46
10:J:302:VAL:HG12	10:J:389:THR:HG21	1.98	0.46
10:J:318:VAL:HB	10:J:390:ALA:HB1	1.97	0.46
10:J:539:ILE:HD12	10:J:555:HIS:HB3	1.96	0.46
10:J:641:PHE:O	10:J:642:MET:CG	2.63	0.46
10:J:728:GLU:O	10:J:732:LEU:HG	2.15	0.46
10:J:628:TRP:CE2	10:J:733:LEU:CD2	2.99	0.46
1:A:252:GLY:CA	2:B:107:MET:CA	2.85	0.46
5:E:69:HIS:NE2	5:E:118:LYS:O	2.48	0.46
8:H:104:TYR:OH	8:H:227:VAL:CG1	2.64	0.46
10:J:77:LEU:HD22	10:J:109:PHE:CE2	2.51	0.46
10:J:701:VAL:HG21	10:J:715:VAL:HG12	1.95	0.46
11:K:144:GLU:O	11:K:144:GLU:HG3	2.15	0.46
3:C:144:CYS:SG	6:F:8:ARG:NE	2.89	0.45
3:C:344:HIS:HB2	3:C:366:GLY:N	2.31	0.45
4:D:143:SER:HB3	4:D:190:GLN:HE22	1.81	0.45
7:G:4:PHE:HE1	7:G:40:GLY:HA2	1.71	0.45
10:J:774:LYS:HB3	10:J:776:MET:CE	2.45	0.45
11:K:525:SER:O	11:K:528:LYS:HB2	2.16	0.45
1:A:118:LEU:HD12	1:A:188:GLY:O	2.16	0.45
1:A:240:ASN:O	1:A:272:ILE:CD1	2.64	0.45

Continued on next page...

Continued from previous page...

Atom-1	Atom-2	Interatomic distance (Å)	Clash overlap (Å)
3:C:362:LEU:CB	4:D:180:LEU:HB3	2.44	0.45
4:D:34:ILE:CA	7:G:91:PHE:O	2.64	0.45
5:E:23:PRO:HB3	8:H:198:MET:SD	2.56	0.45
9:I:158:VAL:HG13	9:I:189:SER:HB2	1.98	0.45
10:J:539:ILE:CD1	10:J:555:HIS:HB3	2.47	0.45
11:K:196:ILE:O	11:K:377:ARG:CG	2.63	0.45
1:A:239:LEU:HB2	1:A:272:ILE:HG12	1.98	0.45
1:A:253:GLY:HA2	2:B:110:LYS:CG	2.46	0.45
3:C:363:MET:HG2	4:D:179:LEU:CD1	2.46	0.45
10:J:534:LEU:HB2	10:J:646:ILE:HG22	1.99	0.45
11:K:207:SER:O	11:K:210:ASP:CB	2.64	0.45
11:K:208:TRP:O	11:K:209:ASP:CB	2.64	0.45
1:A:253:GLY:HA2	2:B:110:LYS:HZ2	1.79	0.45
1:A:253:GLY:H	2:B:110:LYS:HG2	1.81	0.45
2:B:163:VAL:O	2:B:184:THR:HA	2.16	0.45
7:G:102:PHE:CE2	7:G:136:CYS:SG	2.96	0.45
10:J:432:PRO:HG3	10:J:456:TRP:CH2	2.51	0.45
10:J:488:HIS:CE1	10:J:894:ALA:HA	2.51	0.45
10:J:49:SER:HA	10:J:72:LEU:HB2	1.97	0.45
10:J:538:LEU:HD13	10:J:670:LEU:CG	2.45	0.45
11:K:355:SER:O	11:K:358:MET:HB2	2.16	0.45
1:A:34:ARG:NE	1:A:222:ASP:OD2	2.33	0.45
10:J:634:ALA:HB2	10:J:680:LEU:CG	2.38	0.45
10:J:825:SER:OG	10:J:827:PRO:HD2	2.16	0.45
10:J:751:MET:HE2	10:J:853:VAL:HG11	1.99	0.45
11:K:346:LEU:CD1	11:K:346:LEU:H	2.29	0.45
11:K:355:SER:HB2	11:K:358:MET:CG	2.46	0.45
1:A:10:SER:HB3	7:G:152:ASP:O	2.17	0.45
3:C:239:GLN:NE2	3:C:291:ILE:HD13	2.31	0.45
5:E:119:LYS:HE2	5:E:120:TYR:CZ	2.52	0.45
8:H:115:ARG:O	8:H:127:ASP:N	2.49	0.45
9:I:205:ILE:HG23	9:I:245:LEU:O	2.16	0.45
10:J:255:PHE:O	10:J:458:THR:OG1	2.33	0.45
10:J:328:ALA:N	10:J:386:ILE:HA	2.31	0.45
10:J:731:MET:CG	13:R:-2:A:OP1	2.64	0.45
3:C:370:THR:H	3:C:373:MET:HE2	1.82	0.45
6:F:241:MET:O	6:F:245:LEU:HG	2.16	0.45
7:G:76:ILE:HG21	7:G:84:TYR:CD1	2.52	0.45
9:I:150:ARG:HG2	9:I:206:ARG:HA	1.99	0.45
10:J:375:LYS:O	10:J:379:ILE:HG12	2.17	0.45
10:J:496:SER:O	10:J:499:VAL:N	2.47	0.45

Continued on next page...

Continued from previous page...

Atom-1	Atom-2	Interatomic distance (Å)	Clash overlap (Å)
10:J:538:LEU:HD13	10:J:670:LEU:CD1	2.47	0.45
3:C:300:VAL:HG12	3:C:343:ILE:CG2	2.30	0.45
6:F:126:ASN:OD1	9:I:42:LYS:NZ	2.50	0.45
9:I:48:HIS:CG	11:K:552:LEU:HD12	2.52	0.45
10:J:135:LEU:HD22	10:J:145:PHE:CE2	2.51	0.45
10:J:573:VAL:HB	10:J:845:PRO:HB2	1.98	0.45
5:E:234:SER:CB	6:F:90:GLN:HE22	2.30	0.45
7:G:225:ASP:O	7:G:228:LYS:HB3	2.17	0.45
11:K:227:GLU:HA	11:K:230:LYS:HD3	1.99	0.45
2:B:162:SER:OG	2:B:173:ASP:HA	2.17	0.45
3:C:347:ILE:HG12	3:C:362:LEU:HG	1.97	0.45
10:J:327:LYS:O	10:J:387:GLN:N	2.34	0.45
3:C:11:GLU:O	3:C:12:ILE:HG13	2.17	0.44
10:J:275:GLN:OE1	10:J:275:GLN:N	2.50	0.44
10:J:630:LEU:HD12	10:J:631:ASP:O	2.17	0.44
1:A:225:LEU:HD23	4:D:12:HIS:NE2	2.31	0.44
3:C:172:VAL:N	3:C:209:TRP:O	2.42	0.44
5:E:240:LYS:NZ	6:F:209:GLU:OE2	2.49	0.44
7:G:219:ASP:N	7:G:223:PHE:CZ	2.86	0.44
10:J:135:LEU:CB	10:J:145:PHE:CD2	2.89	0.44
10:J:335:ASP:OD2	10:J:940:ARG:NH2	2.49	0.44
10:J:805:VAL:HA	10:J:808:MET:CE	2.47	0.44
11:K:180:PRO:O	11:K:181:HIS:C	2.56	0.44
5:E:98:LEU:O	5:E:102:VAL:HG23	2.16	0.44
6:F:58:GLY:HA3	6:F:183:ALA:HB2	1.99	0.44
6:F:177:THR:HG21	6:F:191:ALA:H	1.83	0.44
5:E:264:ASN:HB2	8:H:9:LYS:CE	2.48	0.44
11:K:200:ARG:NH2	11:K:203:ILE:HD11	2.32	0.44
1:A:291:ASN:CB	1:A:294:ALA:HB2	2.47	0.44
2:B:161:ILE:CG2	2:B:187:LEU:HB2	2.48	0.44
5:E:90:LEU:HD21	6:F:118:MET:CE	2.47	0.44
10:J:543:ASP:HB3	10:J:547:CYS:SG	2.57	0.44
11:K:378:ASN:O	11:K:382:GLU:HG3	2.17	0.44
11:K:518:GLU:O	11:K:521:PRO:CD	2.52	0.44
1:A:198:PHE:CD2	1:A:221:ILE:HG12	2.52	0.44
3:C:55:GLU:HB3	3:C:58:THR:HG21	1.99	0.44
6:F:163:SER:OG	6:F:164:GLN:N	2.51	0.44
7:G:157:ASP:C	7:G:158:VAL:HG23	2.38	0.44
10:J:634:ALA:HB2	10:J:680:LEU:HA	1.99	0.44
12:L:44:ARG:O	12:L:44:ARG:HD2	2.18	0.44
3:C:363:MET:CG	4:D:179:LEU:CD1	2.95	0.44

Continued on next page...

Continued from previous page...

Atom-1	Atom-2	Interatomic distance (Å)	Clash overlap (Å)
7:G:214:CYS:SG	7:G:223:PHE:CD1	3.04	0.44
8:H:312:ILE:HD12	8:H:349:LEU:HD21	1.99	0.44
10:J:365:ILE:HG22	10:J:366:SER:N	2.33	0.44
10:J:435:ARG:O	10:J:464:LEU:CD1	2.41	0.44
10:J:539:ILE:HG13	10:J:569:HIS:CD2	2.53	0.44
1:A:196:VAL:CG1	1:A:198:PHE:CE1	3.01	0.44
1:A:210:ILE:HG22	1:A:211:LYS:N	2.32	0.44
3:C:378:LEU:HG	4:D:186:PHE:HZ	1.81	0.44
10:J:842:PHE:O	10:J:855:HIS:HE1	2.00	0.44
13:R:-3:A:C2'	13:R:-2:A:C5'	2.92	0.44
1:A:245:VAL:CG2	2:B:207:LEU:HD13	2.45	0.44
3:C:378:LEU:HG	4:D:186:PHE:CZ	2.52	0.44
9:I:270:THR:OG1	9:I:271:ASP:N	2.50	0.44
10:J:901:TYR:CE2	10:J:905:GLN:NE2	2.86	0.44
10:J:939:ILE:HG22	10:J:944:LEU:HG	1.99	0.44
11:K:24:ALA:HB2	12:L:66:LYS:HB3	2.00	0.44
11:K:5:ASN:HB2	11:K:6:PRO:HD2	1.93	0.44
13:R:-5:A:O2'	13:R:-4:A:H5'	2.18	0.44
1:A:210:ILE:CG2	1:A:211:LYS:N	2.79	0.44
1:A:258:ALA:O	1:A:262:MET:HG2	2.18	0.44
3:C:35:LEU:HB2	3:C:302:LEU:CD2	2.33	0.44
3:C:378:LEU:HD23	4:D:186:PHE:HE1	1.81	0.44
5:E:167:GLU:O	5:E:167:GLU:HG2	2.17	0.44
5:E:234:SER:HA	6:F:90:GLN:NE2	2.15	0.44
1:A:89:SER:HB2	7:G:91:PHE:CE2	2.52	0.44
7:G:6:PHE:CA	7:G:9:ASP:OD2	2.65	0.44
8:H:170:ASN:HB2	8:H:191:TYR:HA	2.00	0.44
10:J:566:VAL:CG1	10:J:677:LEU:CD2	2.96	0.44
10:J:697:ALA:HB2	10:J:806:ARG:HD3	1.99	0.44
10:J:727:VAL:O	10:J:731:MET:HG2	2.18	0.44
10:J:488:HIS:NE2	10:J:894:ALA:HA	2.33	0.44
11:K:57:ILE:HG23	11:K:84:ILE:CD1	2.45	0.44
3:C:172:VAL:CB	3:C:209:TRP:O	2.66	0.43
5:E:52:ALA:HB3	5:E:56:SER:HB2	1.99	0.43
10:J:23:VAL:HG13	10:J:23:VAL:O	2.18	0.43
10:J:539:ILE:CG2	10:J:553:ALA:CB	2.92	0.43
11:K:183:TYR:CZ	11:K:282:THR:HG21	2.53	0.43
13:R:-4:A:H2'	13:R:-3:A:C8	2.52	0.43
2:B:164:GLY:O	2:B:170:PRO:C	2.54	0.43
8:H:190:LYS:HE3	8:H:191:TYR:CZ	2.53	0.43
10:J:23:VAL:HA	10:J:36:VAL:HG22	2.00	0.43

Continued on next page...

Continued from previous page...

Atom-1	Atom-2	Interatomic distance (Å)	Clash overlap (Å)
10:J:311:PHE:CE1	10:J:456:TRP:CZ3	3.05	0.43
10:J:306:ASN:ND2	10:J:321:LEU:HD11	2.33	0.43
10:J:496:SER:O	10:J:499:VAL:HB	2.17	0.43
10:J:738:VAL:HG21	10:J:842:PHE:CG	2.53	0.43
10:J:778:ILE:CG2	10:J:789:SER:OG	2.56	0.43
10:J:804:LEU:C	10:J:808:MET:HE2	2.38	0.43
4:D:85:ARG:NH1	9:I:144:THR:C	2.71	0.43
7:G:72:VAL:HG12	7:G:191:ASN:HB3	2.00	0.43
4:D:169:ASN:CA	7:G:8:GLY:O	2.66	0.43
10:J:400:TRP:CZ3	10:J:453:ILE:CG2	3.01	0.43
10:J:551:ASN:HB2	13:R:-1:A:P	2.59	0.43
11:K:132:PRO:CG	11:K:268:LEU:HD13	2.47	0.43
11:K:266:ASP:OD2	11:K:352:ARG:NH1	2.51	0.43
11:K:401:PHE:CD1	11:K:416:TYR:CE2	3.05	0.43
1:A:149:ASP:O	1:A:153:ILE:HG13	2.19	0.43
1:A:194:ILE:O	1:A:238:THR:HA	2.18	0.43
2:B:145:LEU:HG	2:B:228:MET:CE	2.41	0.43
3:C:300:VAL:HG11	3:C:343:ILE:CD1	2.47	0.43
4:D:1:MET:HE2	4:D:205:LEU:HD22	1.93	0.43
7:G:76:ILE:CD1	7:G:86:VAL:HB	2.49	0.43
10:J:394:TYR:O	10:J:395:ILE:HD13	2.19	0.43
11:K:410:THR:CG2	11:K:412:SER:OG	2.66	0.43
11:K:479:ASP:OD1	11:K:479:ASP:N	2.50	0.43
2:B:165:LEU:O	2:B:182:MET:HG3	2.00	0.43
7:G:158:VAL:CG1	7:G:162:PHE:HD2	2.19	0.43
10:J:134:THR:OG1	10:J:137:ARG:NH2	2.51	0.43
11:K:35:ASP:OD1	11:K:37:GLY:N	2.42	0.43
11:K:424:PRO:CB	11:K:446:TYR:CZ	3.02	0.43
1:A:126:VAL:HG12	1:A:130:LYS:HB2	2.00	0.43
1:A:28:ARG:NH1	1:A:34:ARG:HD3	2.33	0.43
3:C:299:ILE:O	3:C:300:VAL:HG12	2.19	0.43
3:C:302:LEU:C	3:C:302:LEU:HD12	2.35	0.43
4:D:174:VAL:O	4:D:174:VAL:CG1	2.66	0.43
4:D:61:THR:OG1	6:F:9:LEU:HD21	2.19	0.43
10:J:401:ARG:CZ	10:J:403:TYR:CE1	3.02	0.43
10:J:400:TRP:CH2	10:J:453:ILE:HG21	2.52	0.43
10:J:692:GLY:HA2	10:J:784:LYS:HG3	2.01	0.43
11:K:169:VAL:O	11:K:177:SER:OG	2.24	0.43
11:K:206:LYS:HA	11:K:206:LYS:HD3	1.74	0.43
11:K:176:PRO:HG3	11:K:408:PRO:CD	2.49	0.43
1:A:250:LYS:CE	2:B:196:LEU:O	2.67	0.43

Continued on next page...

Continued from previous page...

Atom-1	Atom-2	Interatomic distance (Å)	Clash overlap (Å)
5:E:21:ILE:HG22	5:E:22:ARG:O	2.19	0.43
7:G:120:TYR:O	7:G:147:PHE:HB3	2.19	0.43
11:K:26:GLN:OE1	12:L:7:ILE:HG12	2.17	0.43
1:A:38:ILE:HB	1:A:282:LEU:HD13	2.00	0.43
4:D:99:GLU:OE2	4:D:108:GLU:HG3	2.18	0.43
3:C:368:LYS:HA	4:D:176:ASN:OD1	2.19	0.43
4:D:18:GLU:OE2	4:D:25:LYS:HD2	2.19	0.43
7:G:217:LYS:HG3	7:G:226:ILE:CD1	2.49	0.43
4:D:85:ARG:NH2	9:I:146:LEU:H	2.16	0.43
11:K:356:LYS:N	11:K:357:PRO:HD2	2.33	0.43
11:K:45:LYS:HZ2	12:L:15:SER:HB3	1.84	0.43
2:B:25:PHE:CZ	2:B:42:MET:HE1	2.54	0.43
5:E:82:ILE:HB	5:E:85:GLN:HB2	2.00	0.43
5:E:82:ILE:HG23	5:E:130:VAL:O	2.19	0.43
10:J:928:VAL:O	10:J:936:GLU:HA	2.18	0.43
11:K:399:ARG:CB	11:K:414:GLU:HA	2.49	0.43
1:A:107:ILE:HG21	1:A:236:THR:HG21	2.00	0.43
1:A:243:ARG:HG2	1:A:269:TYR:OH	2.19	0.43
3:C:239:GLN:CD	3:C:291:ILE:HD13	2.39	0.43
3:C:357:TYR:O	4:D:185:ASP:HB3	2.19	0.43
2:B:233:ARG:HD3	8:H:54:ILE:HG21	1.63	0.43
10:J:136:CYS:CA	10:J:145:PHE:CB	2.85	0.43
10:J:869:LEU:HD12	10:J:869:LEU:C	2.39	0.43
1:A:169:VAL:C	1:A:170:HIS:ND1	2.72	0.42
2:B:7:TYR:OH	2:B:11:GLY:HA2	2.18	0.42
1:A:256:MET:O	2:B:195:LYS:HA	2.17	0.42
5:E:173:HIS:CE1	5:E:176:ASP:HB2	2.54	0.42
7:G:219:ASP:O	7:G:223:PHE:CD2	2.72	0.42
10:J:133:ARG:CB	10:J:137:ARG:HH12	2.07	0.42
10:J:346:ASP:HA	10:J:421:ASN:OD1	2.18	0.42
10:J:926:ILE:O	10:J:938:LEU:HD12	2.19	0.42
1:A:164:LYS:NZ	1:A:187:LEU:HD23	2.34	0.42
3:C:10:ILE:O	3:C:10:ILE:HG13	2.19	0.42
3:C:357:TYR:O	4:D:184:GLY:C	2.54	0.42
6:F:203:PHE:HB3	6:F:207:GLY:HA2	2.02	0.42
7:G:158:VAL:CG1	7:G:162:PHE:HB3	2.49	0.42
8:H:8:THR:O	8:H:8:THR:HG23	2.18	0.42
10:J:113:VAL:HG11	10:J:132:LEU:HD21	2.02	0.42
10:J:395:ILE:CG2	10:J:397:ARG:O	2.67	0.42
10:J:484:LEU:HD12	10:J:488:HIS:CE1	2.54	0.42
10:J:516:LEU:CD2	10:J:528:LEU:HD11	2.48	0.42

Continued on next page...

Continued from previous page...

Atom-1	Atom-2	Interatomic distance (Å)	Clash overlap (Å)
10:J:701:VAL:HG22	10:J:702:LYS:H	1.83	0.42
11:K:359:THR:O	11:K:363:ARG:N	2.39	0.42
13:N:-13:A:N3	13:N:-13:A:H2'	2.34	0.42
5:E:15:LEU:HD21	5:E:205:GLU:CG	2.48	0.42
5:E:15:LEU:HD12	5:E:21:ILE:O	2.19	0.42
7:G:130:LEU:HD12	9:I:146:LEU:O	2.20	0.42
8:H:101:LYS:HB3	8:H:101:LYS:HE2	1.90	0.42
10:J:278:ILE:O	10:J:278:ILE:CG2	2.66	0.42
10:J:804:LEU:HD13	10:J:917:TYR:HB2	2.00	0.42
11:K:213:PRO:HG3	11:K:359:THR:HG21	1.99	0.42
10:J:551:ASN:HB2	13:R:-1:A:OP1	2.19	0.42
7:G:67:SER:OG	7:G:70:ASP:OD2	2.37	0.42
7:G:82:ASP:C	7:G:99:TYR:CD2	2.92	0.42
11:K:332:LEU:HD21	11:K:368:PHE:HB2	2.01	0.42
7:G:113:LEU:CD1	7:G:149:ILE:CG2	2.98	0.42
10:J:652:PHE:HD1	10:J:656:GLN:OE1	2.03	0.42
10:J:728:GLU:HG3	13:R:-3:A:O4'	2.20	0.42
11:K:147:PRO:O	11:K:148:PHE:C	2.56	0.42
2:B:12:LEU:HD12	10:J:149:HIS:ND1	2.30	0.42
2:B:66:ASP:HB3	2:B:69:LYS:O	2.19	0.42
3:C:369:ILE:HG22	3:C:374:ILE:HD11	2.01	0.42
5:E:239:PHE:O	6:F:210:ILE:N	2.48	0.42
8:H:146:GLY:O	8:H:149:ARG:N	2.51	0.42
10:J:105:PRO:HA	10:J:143:LYS:HZ3	1.85	0.42
10:J:641:PHE:C	10:J:642:MET:HG3	2.40	0.42
11:K:522:ILE:HB	11:K:523:PRO:HD3	2.01	0.42
1:A:194:ILE:CG2	1:A:272:ILE:HG22	2.50	0.42
1:A:201:PHE:CE2	1:A:231:ARG:HA	2.54	0.42
1:A:254:LEU:HD12	1:A:255:PRO:HD2	2.02	0.42
2:B:186:THR:HB	2:B:200:LEU:HB3	2.02	0.42
3:C:147:GLU:CG	3:C:148:GLU:N	2.83	0.42
4:D:139:ILE:HB	4:D:142:THR:OG1	2.20	0.42
9:I:149:GLN:O	9:I:150:ARG:CG	2.67	0.42
10:J:48:LEU:CB	10:J:146:ILE:HD11	2.50	0.42
10:J:254:THR:HG22	10:J:255:PHE:N	2.34	0.42
10:J:543:ASP:OD2	10:J:550:ILE:HG23	2.19	0.42
10:J:567:GLY:HA2	10:J:627:ILE:HA	2.02	0.42
10:J:844:SER:N	10:J:851:ASP:OD2	2.52	0.42
10:J:527:LEU:HD13	10:J:864:TYR:CE1	2.55	0.42
3:C:222:ARG:HG2	3:C:223:THR:N	2.34	0.42
3:C:376:ARG:HG3	3:C:380:LEU:HD13	2.01	0.42

Continued on next page...

Continued from previous page...

Atom-1	Atom-2	Interatomic distance (Å)	Clash overlap (Å)
4:D:85:ARG:HH12	9:I:144:THR:C	2.22	0.42
7:G:53:GLN:HG3	7:G:54:THR:N	2.34	0.42
7:G:6:PHE:HB3	7:G:7:PRO:HD2	2.01	0.42
7:G:86:VAL:HG11	7:G:134:ILE:HD11	2.02	0.42
9:I:204:ILE:O	9:I:204:ILE:HG23	2.19	0.42
10:J:596:LEU:HD22	10:J:898:SER:HB2	2.01	0.42
11:K:81:PHE:CD1	12:L:61:MET:HG3	2.55	0.42
1:A:9:ALA:CB	7:G:116:GLY:O	2.68	0.42
2:B:106:ARG:HA	2:B:106:ARG:HD3	1.67	0.42
3:C:303:ASP:N	3:C:304:PRO:HD3	2.35	0.42
5:E:228:SER:OG	6:F:213:PHE:N	2.46	0.42
2:B:9:PRO:HG2	10:J:133:ARG:CZ	2.48	0.42
10:J:723:THR:O	10:J:726:LEU:CB	2.62	0.42
11:K:572:LEU:HD13	11:K:576:LEU:HD11	2.02	0.42
1:A:41:GLY:O	1:A:290:ARG:NH1	2.45	0.42
10:J:397:ARG:CG	10:J:398:ARG:N	2.83	0.42
10:J:618:TYR:CE1	10:J:649:ARG:O	2.73	0.42
10:J:652:PHE:HB3	10:J:653:SER:O	2.20	0.42
10:J:763:PHE:O	10:J:767:ASN:HB2	2.20	0.42
11:K:196:ILE:HG23	11:K:287:VAL:CG2	2.39	0.42
3:C:11:GLU:C	3:C:12:ILE:HG13	2.40	0.41
3:C:378:LEU:HD21	4:D:186:PHE:CE1	2.55	0.41
5:E:158:ILE:CD1	5:E:173:HIS:HA	2.50	0.41
6:F:53:ILE:HG22	6:F:55:ASN:H	1.84	0.41
8:H:124:TRP:CZ2	8:H:163:LEU:HB2	2.53	0.41
8:H:61:VAL:HG11	8:H:95:LEU:HD21	2.02	0.41
10:J:368:LYS:O	10:J:372:LEU:CB	2.68	0.41
11:K:336:ALA:HB2	11:K:368:PHE:CD1	2.54	0.41
2:B:47:ASN:OD1	2:B:132:ASP:N	2.52	0.41
3:C:54:ILE:HG22	3:C:80:LEU:HD13	2.01	0.41
3:C:84:LYS:HE3	3:C:223:THR:HG21	2.02	0.41
10:J:276:GLY:HA3	10:J:290:VAL:CG1	2.51	0.41
10:J:738:VAL:CG1	10:J:858:LEU:HD21	2.46	0.41
11:K:260:GLU:O	11:K:261:ARG:HD2	2.19	0.41
3:C:232:ASN:ND2	3:C:294:ALA:H	2.13	0.41
3:C:357:TYR:O	4:D:185:ASP:CB	2.68	0.41
10:J:140:ASP:C	10:J:142:HIS:H	2.23	0.41
10:J:554:LEU:HG	10:J:568:VAL:HG22	2.02	0.41
10:J:714:GLU:HG2	10:J:715:VAL:N	2.35	0.41
11:K:176:PRO:HG3	11:K:408:PRO:HD2	2.03	0.41
11:K:478:THR:HG22	11:K:509:LEU:HD11	2.03	0.41

Continued on next page...

Continued from previous page...

Atom-1	Atom-2	Interatomic distance (Å)	Clash overlap (Å)
1:A:235:LEU:HD13	1:A:250:LYS:HB2	2.03	0.41
7:G:64:TYR:HA	7:G:160:LEU:HD11	2.01	0.41
7:G:127:GLU:HG3	9:I:221:ILE:HD13	2.03	0.41
10:J:126:TYR:N	10:J:127:PRO:HD2	2.35	0.41
10:J:630:LEU:HD21	10:J:680:LEU:HD23	2.02	0.41
10:J:946:GLU:CG	10:J:965:THR:HG23	2.46	0.41
2:B:25:PHE:CZ	2:B:42:MET:CE	3.03	0.41
3:C:375:LYS:O	3:C:379:LEU:HG	2.20	0.41
4:D:62:ARG:NH2	4:D:108:GLU:OE2	2.50	0.41
5:E:102:VAL:HG22	5:E:225:PRO:HD2	2.01	0.41
3:C:140:ARG:HD2	9:I:197:LEU:HD11	2.02	0.41
10:J:401:ARG:NH1	10:J:403:TYR:HE1	2.18	0.41
10:J:500:LEU:HA	10:J:503:LEU:HD12	2.01	0.41
10:J:738:VAL:HG11	10:J:842:PHE:CD1	2.55	0.41
10:J:844:SER:C	10:J:851:ASP:OD2	2.59	0.41
10:J:889:ARG:HG2	10:J:893:PHE:CZ	2.56	0.41
11:K:410:THR:HG21	11:K:412:SER:OG	2.20	0.41
4:D:139:ILE:N	4:D:139:ILE:HD13	2.34	0.41
4:D:145:ILE:O	4:D:145:ILE:CG1	2.69	0.41
5:E:11:LEU:HA	5:E:11:LEU:HD23	1.85	0.41
7:G:45:SER:O	7:G:53:GLN:OE1	2.38	0.41
8:H:143:LEU:HB3	8:H:144:PRO:HD2	2.01	0.41
8:H:124:TRP:HZ2	8:H:159:MET:O	2.03	0.41
8:H:172:GLU:OE1	8:H:185:HIS:HE1	2.02	0.41
8:H:56:THR:O	8:H:59:GLU:HB3	2.20	0.41
10:J:347:ILE:HD11	10:J:464:LEU:HD11	2.01	0.41
10:J:407:LEU:HD23	10:J:424:VAL:HG22	2.03	0.41
10:J:58:ILE:HG13	10:J:59:VAL:N	2.34	0.41
11:K:423:SER:HB2	11:K:426:LYS:CG	2.48	0.41
1:A:250:LYS:HE2	1:A:256:MET:HG2	2.02	0.41
2:B:5:GLU:O	2:B:14:LEU:HD21	2.20	0.41
2:B:166:TYR:O	2:B:167:ASP:C	2.58	0.41
2:B:167:ASP:OD1	2:B:168:THR:N	2.53	0.41
4:D:209:ILE:O	4:D:213:ILE:HG13	2.20	0.41
7:G:145:ALA:HB1	7:G:147:PHE:CD2	2.55	0.41
8:H:128:ILE:HG13	8:H:134:ALA:HB2	2.02	0.41
8:H:136:LEU:HD12	8:H:184:LEU:O	2.21	0.41
2:B:233:ARG:NE	8:H:54:ILE:HG21	2.29	0.41
9:I:10:ILE:HG13	9:I:62:GLY:C	2.41	0.41
10:J:126:TYR:OH	10:J:413:ASP:CB	2.69	0.41
10:J:484:LEU:CD1	10:J:488:HIS:CE1	3.03	0.41

Continued on next page...

Continued from previous page...

Atom-1	Atom-2	Interatomic distance (Å)	Clash overlap (Å)
10:J:757:ALA:O	10:J:814:MET:SD	2.79	0.41
10:J:808:MET:SD	10:J:919:ILE:CG1	2.97	0.41
10:J:930:VAL:CG1	10:J:931:PRO:HD2	2.51	0.41
11:K:144:GLU:CB	11:K:403:TYR:CZ	3.03	0.41
11:K:181:HIS:ND1	11:K:182:PRO:N	2.69	0.41
11:K:549:PHE:O	11:K:553:CYS:HB2	2.20	0.41
11:K:45:LYS:NZ	12:L:15:SER:HB3	2.35	0.41
3:C:129:SER:OG	3:C:130:VAL:N	2.54	0.41
10:J:290:VAL:O	10:J:290:VAL:HG12	2.20	0.41
10:J:624:PHE:CD1	10:J:643:LYS:HG2	2.56	0.41
11:K:294:PHE:HA	11:K:396:VAL:HG13	2.02	0.41
1:A:169:VAL:HG23	1:A:174:ILE:CG2	2.49	0.41
2:B:25:PHE:CE1	2:B:27:SER:OG	2.74	0.41
3:C:278:GLN:HG3	6:F:20:PHE:HB3	2.03	0.41
7:G:22:GLY:HA3	7:G:56:TYR:HB3	2.02	0.41
5:E:40:PHE:HB3	8:H:13:ALA:C	2.41	0.41
12:L:23:PRO:O	12:L:27:LYS:HG3	2.21	0.41
12:L:62:PHE:CZ	12:L:66:LYS:CE	3.04	0.41
1:A:103:LEU:HG	2:B:102:THR:CG2	2.41	0.41
1:A:160:MET:HE1	1:A:192:ILE:HD11	2.03	0.41
2:B:103:SER:O	2:B:107:MET:HG3	2.21	0.41
2:B:164:GLY:CA	2:B:174:THR:HG21	2.51	0.41
2:B:107:MET:CE	2:B:198:LEU:CB	2.98	0.41
3:C:352:ALA:HA	3:C:353:PRO:HD3	1.97	0.41
7:G:121:ALA:CB	7:G:134:ILE:HD12	2.50	0.41
8:H:124:TRP:CZ2	8:H:159:MET:HB3	2.56	0.41
10:J:319:GLU:O	10:J:390:ALA:HB1	2.21	0.41
10:J:426:LEU:HD12	10:J:431:LEU:CB	2.51	0.41
10:J:663:ASP:O	10:J:664:LYS:CB	2.66	0.41
1:A:127:ALA:HB3	10:J:454:ASP:OD2	2.21	0.41
3:C:130:VAL:HG12	3:C:213:LEU:HB2	2.03	0.41
4:D:143:SER:O	4:D:190:GLN:NE2	2.53	0.41
5:E:119:LYS:HG3	5:E:119:LYS:O	2.21	0.41
10:J:165:THR:HG22	10:J:166:ILE:N	2.36	0.41
10:J:645:VAL:HG13	10:J:645:VAL:O	2.20	0.41
10:J:715:VAL:HG21	10:J:906:VAL:HG11	2.03	0.41
13:N:-11:A:H2'	13:N:-10:A:OP2	2.20	0.41
1:A:56:VAL:HG21	1:A:150:ALA:HB1	2.04	0.40
3:C:299:ILE:C	3:C:300:VAL:CG1	2.89	0.40
1:A:3:LYS:HD3	7:G:91:PHE:CE1	2.55	0.40
10:J:738:VAL:HG21	10:J:842:PHE:CD2	2.55	0.40

Continued on next page...

Continued from previous page...

Atom-1	Atom-2	Interatomic distance (Å)	Clash overlap (Å)
10:J:807:ILE:HG21	10:J:929:LEU:HD21	2.02	0.40
11:K:290:PHE:CB	11:K:293:ALA:HB2	2.41	0.40
11:K:601:ILE:HA	11:K:604:GLN:HG2	2.02	0.40
3:C:39:ILE:HD12	3:C:39:ILE:HA	1.90	0.40
4:D:168:VAL:HG23	4:D:173:VAL:HB	2.03	0.40
6:F:52:PHE:CE2	6:F:61:LEU:HB2	2.56	0.40
7:G:5:ILE:O	7:G:5:ILE:HG23	2.21	0.40
8:H:54:ILE:O	8:H:59:GLU:OE2	2.38	0.40
9:I:111:LEU:HA	9:I:112:PRO:HD3	1.88	0.40
10:J:71:ILE:CG2	10:J:144:ARG:HB3	2.51	0.40
10:J:919:ILE:C	10:J:920:LYS:HG3	2.41	0.40
10:J:991:THR:HG22	10:J:993:LYS:HB2	2.04	0.40
11:K:360:ALA:O	11:K:364:ALA:CB	2.69	0.40
11:K:423:SER:O	11:K:427:ILE:CG1	2.68	0.40
12:L:25:ILE:O	12:L:29:THR:HG23	2.21	0.40
12:L:76:ILE:CG2	12:L:77:LEU:N	2.84	0.40
13:R:-11:A:H2'	13:R:-10:A:C1'	2.52	0.40
4:D:24:THR:OG1	4:D:107:ARG:NH1	2.54	0.40
3:C:360:LEU:CD1	4:D:186:PHE:CE2	2.99	0.40
7:G:82:ASP:C	7:G:99:TYR:CE2	2.95	0.40
10:J:148:PHE:CE2	10:J:150:ASN:HA	2.57	0.40
10:J:731:MET:HG3	13:R:-2:A:OP1	2.22	0.40
10:J:624:PHE:CE2	10:J:842:PHE:CZ	3.08	0.40
10:J:854:ALA:O	10:J:858:LEU:HG	2.22	0.40
1:A:56:VAL:CG2	1:A:150:ALA:HB1	2.51	0.40
3:C:359:GLN:HA	4:D:182:SER:O	2.22	0.40
10:J:287:GLU:CG	10:J:300:LEU:HD11	2.44	0.40
10:J:72:LEU:HD21	10:J:146:ILE:HG22	2.03	0.40
1:A:29:SER:HB2	1:A:32:GLN:HB2	2.04	0.40
2:B:165:LEU:HD11	2:B:209:ARG:HD2	2.02	0.40
3:C:368:LYS:HA	4:D:176:ASN:CG	2.42	0.40
5:E:36:ILE:O	8:H:9:LYS:HA	2.20	0.40
8:H:204:SER:OG	8:H:228:ASN:C	2.59	0.40
10:J:136:CYS:N	10:J:145:PHE:HB2	2.36	0.40
10:J:20:THR:OG1	10:J:21:GLN:N	2.54	0.40
10:J:626:VAL:HA	10:J:640:ASN:O	2.21	0.40
11:K:152:LEU:HD12	11:K:152:LEU:HA	1.79	0.40

All (1) symmetry-related close contacts are listed below. The label for Atom-2 includes the symmetry operator and encoded unit-cell translations to be applied.

Atom-1	Atom-2	Interatomic distance (Å)	Clash overlap (Å)
10:J:872:ARG:NH2	11:K:82:GLY:O[2_544]	2.14	0.06

5.3 Torsion angles [i](#)

5.3.1 Protein backbone [i](#)

In the following table, the Percentiles column shows the percent Ramachandran outliers of the chain as a percentile score with respect to all X-ray entries followed by that with respect to entries of similar resolution.

The Analysed column shows the number of residues for which the backbone conformation was analysed, and the total number of residues.

Mol	Chain	Analysed	Favoured	Allowed	Outliers	Percentiles	
1	A	296/305 (97%)	290 (98%)	6 (2%)	0	100	100
2	B	242/248 (98%)	236 (98%)	5 (2%)	1 (0%)	34	72
3	C	311/394 (79%)	299 (96%)	11 (4%)	1 (0%)	41	76
4	D	220/245 (90%)	214 (97%)	6 (3%)	0	100	100
5	E	264/267 (99%)	248 (94%)	16 (6%)	0	100	100
6	F	207/250 (83%)	201 (97%)	6 (3%)	0	100	100
7	G	234/243 (96%)	230 (98%)	4 (2%)	0	100	100
8	H	285/361 (79%)	278 (98%)	7 (2%)	0	100	100
9	I	217/295 (74%)	206 (95%)	11 (5%)	0	100	100
10	J	965/1004 (96%)	939 (97%)	25 (3%)	1 (0%)	51	85
11	K	570/695 (82%)	549 (96%)	21 (4%)	0	100	100
12	L	111/184 (60%)	111 (100%)	0	0	100	100
All	All	3922/4491 (87%)	3801 (97%)	118 (3%)	3 (0%)	51	85

All (3) Ramachandran outliers are listed below:

Mol	Chain	Res	Type
3	C	190	PRO
2	B	173	ASP
10	J	68	PRO

5.3.2 Protein sidechains [i](#)

In the following table, the Percentiles column shows the percent sidechain outliers of the chain as a percentile score with respect to all X-ray entries followed by that with respect to entries of similar resolution.

The Analysed column shows the number of residues for which the sidechain conformation was analysed, and the total number of residues.

Mol	Chain	Analysed	Rotameric	Outliers	Percentiles	
1	A	253/266 (95%)	253 (100%)	0	100	100
2	B	210/219 (96%)	210 (100%)	0	100	100
3	C	266/350 (76%)	264 (99%)	2 (1%)	81	89
4	D	194/216 (90%)	194 (100%)	0	100	100
5	E	238/241 (99%)	238 (100%)	0	100	100
6	F	178/219 (81%)	178 (100%)	0	100	100
7	G	200/211 (95%)	198 (99%)	2 (1%)	76	86
8	H	237/313 (76%)	237 (100%)	0	100	100
9	I	177/242 (73%)	177 (100%)	0	100	100
10	J	845/902 (94%)	844 (100%)	1 (0%)	93	96
11	K	514/636 (81%)	511 (99%)	3 (1%)	86	92
12	L	99/168 (59%)	99 (100%)	0	100	100
All	All	3411/3983 (86%)	3403 (100%)	8 (0%)	93	96

All (8) residues with a non-rotameric sidechain are listed below:

Mol	Chain	Res	Type
3	C	300	VAL
3	C	308	LEU
7	G	19	VAL
7	G	122	ARG
10	J	641	PHE
11	K	23	LEU
11	K	386	LEU
11	K	572	LEU

Some sidechains can be flipped to improve hydrogen bonding and reduce clashes. All (37) such sidechains are listed below:

Mol	Chain	Res	Type
1	A	191	HIS

Continued on next page...

Continued from previous page...

Mol	Chain	Res	Type
2	B	77	ASN
2	B	101	GLN
2	B	111	ASN
2	B	115	ASN
2	B	127	HIS
3	C	180	ASN
3	C	232	ASN
3	C	359	GLN
4	D	161	HIS
4	D	190	GLN
6	F	90	GLN
6	F	126	ASN
6	F	247	ASN
7	G	218	ASN
8	H	121	ASN
8	H	158	GLN
8	H	185	HIS
9	I	125	ASN
10	J	39	HIS
10	J	97	GLN
10	J	171	ASN
10	J	197	ASN
10	J	402	GLN
10	J	460	HIS
10	J	635	ASN
10	J	755	HIS
10	J	775	ASN
10	J	855	HIS
10	J	905	GLN
10	J	923	ASN
11	K	94	HIS
11	K	175	ASN
11	K	337	ASN
11	K	516	ASN
12	L	36	GLN
12	L	92	GLN

5.3.3 RNA [i](#)

Mol	Chain	Analysed	Backbone Outliers	Pucker Outliers
13	N	5/18 (27%)	5 (100%)	0

Continued on next page...

Continued from previous page...

Mol	Chain	Analysed	Backbone Outliers	Pucker Outliers
13	R	11/18 (61%)	9 (81%)	0
All	All	16/36 (44%)	14 (87%)	0

All (14) RNA backbone outliers are listed below:

Mol	Chain	Res	Type
13	R	-11	A
13	R	-10	A
13	R	-9	A
13	R	-8	U
13	R	-7	A
13	R	-6	A
13	R	-5	A
13	R	-3	A
13	R	-1	A
13	N	-12	U
13	N	-11	A
13	N	-10	A
13	N	-9	A
13	N	-8	U

There are no RNA pucker outliers to report.

5.4 Non-standard residues in protein, DNA, RNA chains [i](#)

There are no non-standard protein/DNA/RNA residues in this entry.

5.5 Carbohydrates [i](#)

There are no carbohydrates in this entry.

5.6 Ligand geometry [i](#)

Of 2 ligands modelled in this entry, 2 are monoatomic - leaving 0 for Mogul analysis.

There are no bond length outliers.

There are no bond angle outliers.

There are no chirality outliers.

There are no torsion outliers.

There are no ring outliers.

No monomer is involved in short contacts.

5.7 Other polymers

There are no such residues in this entry.

5.8 Polymer linkage issues

There are no chain breaks in this entry.

6 Fit of model and data

6.1 Protein, DNA and RNA chains

In the following table, the column labelled '#RSRZ > 2' contains the number (and percentage) of RSRZ outliers, followed by percent RSRZ outliers for the chain as percentile scores relative to all X-ray entries and entries of similar resolution. The OWAB column contains the minimum, median, 95th percentile and maximum values of the occupancy-weighted average B-factor per residue. The column labelled 'Q < 0.9' lists the number of (and percentage) of residues with an average occupancy less than 0.9.

Mol	Chain	Analysed	<RSRZ>	#RSRZ > 2	OWAB(Å ²)	Q < 0.9
1	A	298/305 (97%)	-0.56	0 100 100	281, 296, 335, 355	0
2	B	244/248 (98%)	-0.56	1 (0%) 92 87	294, 316, 360, 410	0
3	C	321/394 (81%)	-0.37	3 (0%) 84 77	291, 331, 352, 375	0
4	D	222/245 (90%)	-0.57	1 (0%) 91 85	288, 303, 338, 355	0
5	E	266/267 (99%)	-0.52	2 (0%) 86 79	285, 307, 399, 449	0
6	F	213/250 (85%)	-0.33	3 (1%) 75 66	324, 370, 391, 403	0
7	G	236/243 (97%)	-0.46	3 (1%) 77 68	292, 359, 394, 405	0
8	H	291/361 (80%)	-0.37	1 (0%) 94 90	292, 338, 371, 394	0
9	I	225/295 (76%)	-0.14	8 (3%) 42 35	340, 374, 433, 442	0
10	J	970/1004 (96%)	-0.50	2 (0%) 95 93	279, 334, 407, 450	0
11	K	576/695 (82%)	-0.44	3 (0%) 91 85	288, 349, 416, 459	0
12	L	113/184 (61%)	-0.45	0 100 100	297, 366, 456, 482	0
13	N	6/18 (33%)	0.45	0 100 100	338, 376, 392, 414	0
13	R	12/18 (66%)	0.09	0 100 100	313, 328, 418, 422	0
All	All	3993/4527 (88%)	-0.45	27 (0%) 87 82	279, 338, 408, 482	0

All (27) RSRZ outliers are listed below:

Mol	Chain	Res	Type	RSRZ
3	C	285	MET	4.6
9	I	186	ALA	4.4
9	I	162	PRO	4.2
4	D	1	MET	4.2
9	I	50	GLY	4.1
6	F	6	ARG	3.9
9	I	70	LYS	3.8
3	C	174	ALA	3.6

Continued on next page...

Continued from previous page...

Mol	Chain	Res	Type	RSRZ
7	G	141	THR	3.6
11	K	564	PRO	3.5
7	G	144	ASP	3.5
11	K	80	ASN	3.3
8	H	197	GLY	3.2
10	J	361	ASN	3.1
10	J	968	ASP	2.9
11	K	562	ALA	2.9
9	I	100	ARG	2.9
6	F	191	ALA	2.8
9	I	241	THR	2.8
3	C	13	HIS	2.7
5	E	122	PHE	2.6
9	I	6	GLN	2.5
9	I	149	GLN	2.2
7	G	143	ARG	2.2
5	E	113	LYS	2.1
6	F	7	ARG	2.1
2	B	93	ASN	2.1

6.2 Non-standard residues in protein, DNA, RNA chains [i](#)

There are no non-standard protein/DNA/RNA residues in this entry.

6.3 Carbohydrates [i](#)

There are no carbohydrates in this entry.

6.4 Ligands [i](#)

In the following table, the Atoms column lists the number of modelled atoms in the group and the number defined in the chemical component dictionary. The B-factors column lists the minimum, median, 95th percentile and maximum values of B factors of atoms in the group. The column labelled 'Q<0.9' lists the number of atoms with occupancy less than 0.9.

Mol	Type	Chain	Res	Atoms	RSCC	RSR	B-factors(Å ²)	Q<0.9
14	MG	J	1101	1/1	0.90	0.13	320,320,320,320	0
15	ZN	J	1102	1/1	0.96	0.09	353,353,353,353	0

6.5 Other polymers

There are no such residues in this entry.