



Full wwPDB EM Validation Report ⓘ

Sep 9, 2024 – 09:06 AM EDT

PDB ID : 9CC9
EMDB ID : EMD-45438
Title : Dodecameric state of the NRC4 resistosome
Authors : Liu, F.; Yang, Z.; Nogales, E.; Staskawicz, B.J.
Deposited on : 2024-06-21
Resolution : 3.54 Å (reported)

This is a Full wwPDB EM Validation Report for a publicly released PDB entry.

We welcome your comments at validation@mail.wwpdb.org

A user guide is available at

<https://www.wwpdb.org/validation/2017/EMValidationReportHelp>

with specific help available everywhere you see the ⓘ symbol.

The types of validation reports are described at

<http://www.wwpdb.org/validation/2017/FAQs#types>.

The following versions of software and data (see [references ⓘ](#)) were used in the production of this report:

EMDB validation analysis : 0.0.1.dev112
Mogul : 2022.3.0, CSD as543be (2022)
MolProbity : 4.02b-467
buster-report : 1.1.7 (2018)
Percentile statistics : 20231227.v01 (using entries in the PDB archive December 27th 2023)
MapQ : 1.9.13
Ideal geometry (proteins) : Engh & Huber (2001)
Ideal geometry (DNA, RNA) : Parkinson et al. (1996)
Validation Pipeline (wwPDB-VP) : 2.38.3

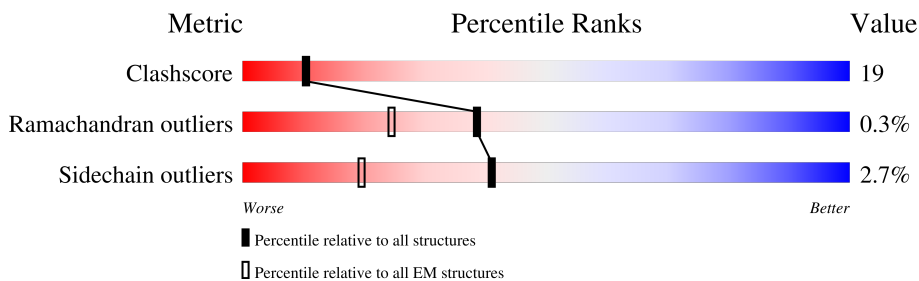
1 Overall quality at a glance i

The following experimental techniques were used to determine the structure:

ELECTRON MICROSCOPY

The reported resolution of this entry is 3.54 Å.

Percentile scores (ranging between 0-100) for global validation metrics of the entry are shown in the following graphic. The table shows the number of entries on which the scores are based.






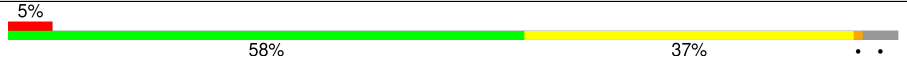
Metric	Whole archive (#Entries)	EM structures (#Entries)
Clashscore	210492	15764
Ramachandran outliers	207382	16835
Sidechain outliers	206894	16415

The table below summarises the geometric issues observed across the polymeric chains and their fit to the map. The red, orange, yellow and green segments of the bar indicate the fraction of residues that contain outliers for ≥ 3 , 2, 1 and 0 types of geometric quality criteria respectively. A grey segment represents the fraction of residues that are not modelled. The numeric value for each fraction is indicated below the corresponding segment, with a dot representing fractions $\leq 5\%$. The upper red bar (where present) indicates the fraction of residues that have poor fit to the EM map (all-atom inclusion $< 40\%$). The numeric value is given above the bar.

Mol	Chain	Length	Quality of chain
1	A	881	
1	B	881	
1	C	881	
1	D	881	
1	E	881	
1	F	881	
1	G	881	
1	H	881	

Continued on next page...

Continued from previous page...

Mol	Chain	Length	Quality of chain	
1	I	881		
1	J	881		
1	K	881		
1	L	881		

2 Entry composition [i](#)

There are 2 unique types of molecules in this entry. The entry contains 165829 atoms, of which 83719 are hydrogens and 0 are deuteriums.

In the tables below, the AltConf column contains the number of residues with at least one atom in alternate conformation and the Trace column contains the number of residues modelled with at most 2 atoms.

- Molecule 1 is a protein called NLR-required for cell death 4.

Mol	Chain	Residues	Atoms						AltConf	Trace
			Total	C	H	N	O	S		
1	A	850	13786	4378	6969	1166	1243	30	0	0
1	B	850	13787	4378	6970	1166	1243	30	0	0
1	C	850	13787	4378	6970	1166	1243	30	0	0
1	D	850	13786	4378	6969	1166	1243	30	0	0
1	E	850	13785	4378	6968	1166	1243	30	0	0
1	F	850	13785	4378	6968	1166	1243	30	0	0
1	G	849	13767	4369	6961	1165	1242	30	0	0
1	H	849	13765	4369	6959	1165	1242	30	0	0
1	I	849	13766	4369	6960	1165	1242	30	0	0
1	J	849	13767	4369	6961	1165	1242	30	0	0
1	K	849	13765	4369	6959	1165	1242	30	0	0
1	L	849	13767	4369	6961	1165	1242	30	0	0

There are 24 discrepancies between the modelled and reference sequences:

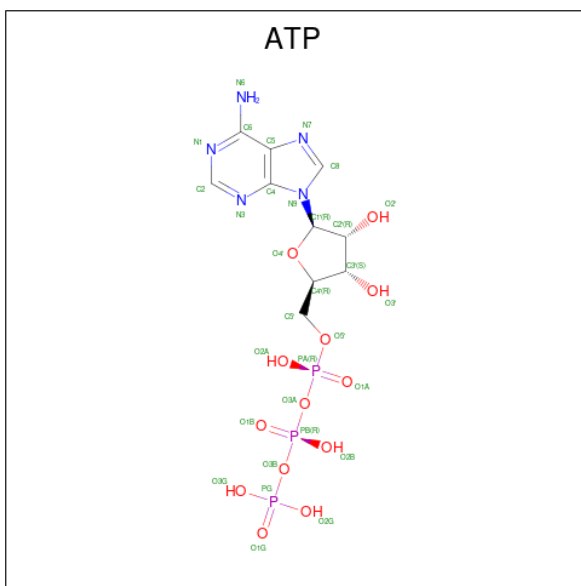
Chain	Residue	Modelled	Actual	Comment	Reference
A	9	GLU	LEU	conflict	UNP A0A5J6DCT7
A	478	VAL	ASP	conflict	UNP A0A5J6DCT7
B	9	GLU	LEU	conflict	UNP A0A5J6DCT7
B	478	VAL	ASP	conflict	UNP A0A5J6DCT7
C	9	GLU	LEU	conflict	UNP A0A5J6DCT7
C	478	VAL	ASP	conflict	UNP A0A5J6DCT7

Continued on next page...

Continued from previous page...

Chain	Residue	Modelled	Actual	Comment	Reference
D	9	GLU	LEU	conflict	UNP A0A5J6DCT7
D	478	VAL	ASP	conflict	UNP A0A5J6DCT7
E	9	GLU	LEU	conflict	UNP A0A5J6DCT7
E	478	VAL	ASP	conflict	UNP A0A5J6DCT7
F	9	GLU	LEU	conflict	UNP A0A5J6DCT7
F	478	VAL	ASP	conflict	UNP A0A5J6DCT7
G	9	GLU	LEU	conflict	UNP A0A5J6DCT7
G	478	VAL	ASP	conflict	UNP A0A5J6DCT7
H	9	GLU	LEU	conflict	UNP A0A5J6DCT7
H	478	VAL	ASP	conflict	UNP A0A5J6DCT7
I	9	GLU	LEU	conflict	UNP A0A5J6DCT7
I	478	VAL	ASP	conflict	UNP A0A5J6DCT7
J	9	GLU	LEU	conflict	UNP A0A5J6DCT7
J	478	VAL	ASP	conflict	UNP A0A5J6DCT7
K	9	GLU	LEU	conflict	UNP A0A5J6DCT7
K	478	VAL	ASP	conflict	UNP A0A5J6DCT7
L	9	GLU	LEU	conflict	UNP A0A5J6DCT7
L	478	VAL	ASP	conflict	UNP A0A5J6DCT7

- Molecule 2 is ADENOSINE-5'-TRIPHOSPHATE (three-letter code: ATP) (formula: $C_{10}H_{16}N_5O_{13}P_3$) (labeled as "Ligand of Interest" by depositor).

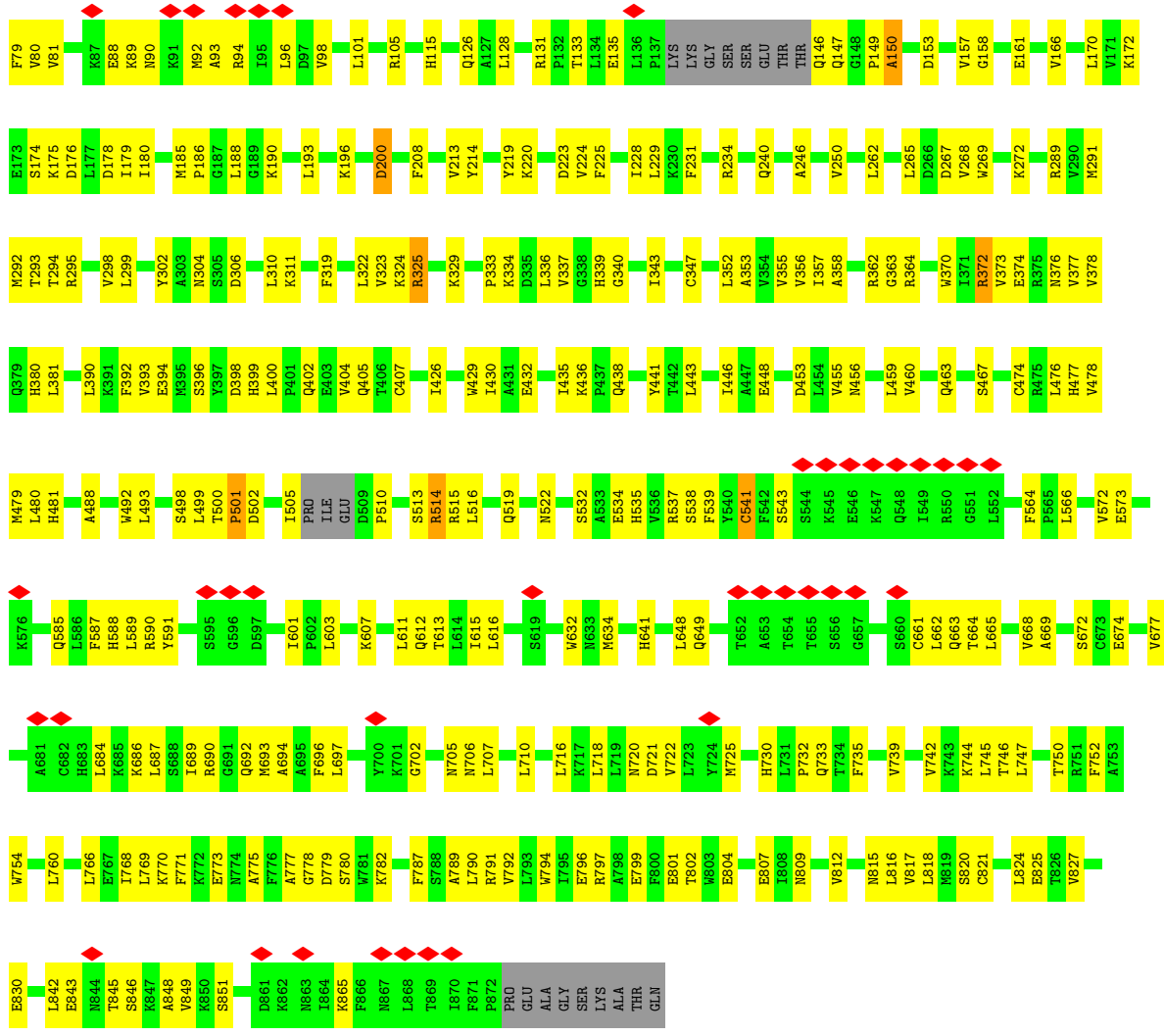


Mol	Chain	Residues	Atoms					AltConf	
			Total	C	H	N	O		P
2	A	1	Total	C	H	N	O	P	0
			43	10	12	5	13	3	
2	B	1	Total	C	H	N	O	P	0
			43	10	12	5	13	3	

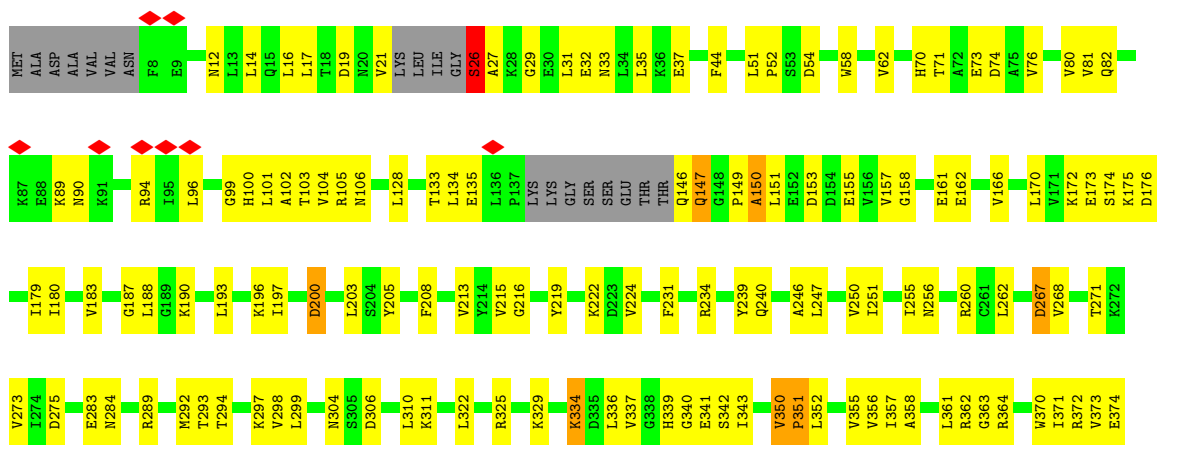
Continued on next page...

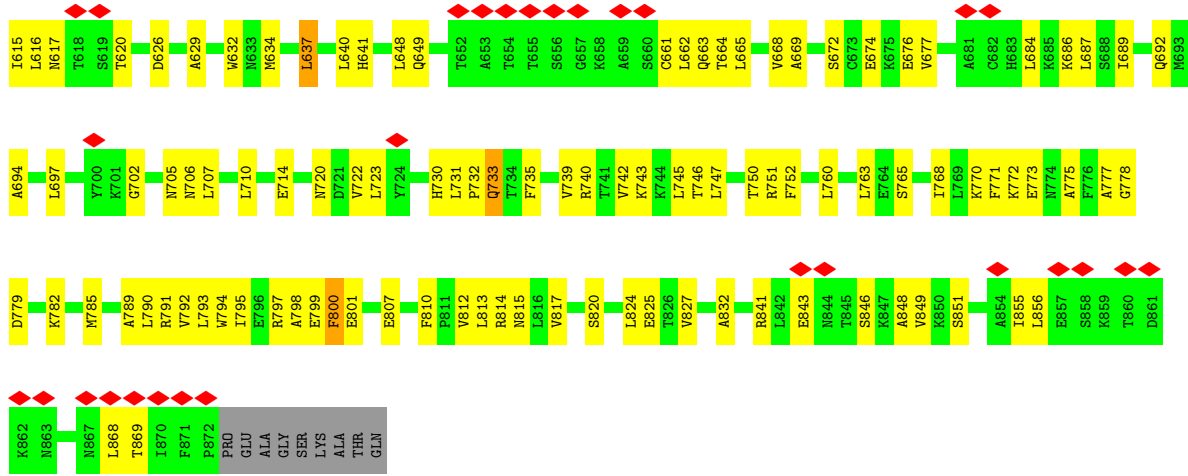
Continued from previous page...

Mol	Chain	Residues	Atoms					AltConf	
			Total	C	H	N	O		P
2	C	1	Total 43	C 10	H 12	N 5	O 13	P 3	0
2	D	1	Total 43	C 10	H 12	N 5	O 13	P 3	0
2	E	1	Total 43	C 10	H 12	N 5	O 13	P 3	0
2	F	1	Total 43	C 10	H 12	N 5	O 13	P 3	0
2	G	1	Total 43	C 10	H 12	N 5	O 13	P 3	0
2	H	1	Total 43	C 10	H 12	N 5	O 13	P 3	0
2	I	1	Total 43	C 10	H 12	N 5	O 13	P 3	0
2	J	1	Total 43	C 10	H 12	N 5	O 13	P 3	0
2	K	1	Total 43	C 10	H 12	N 5	O 13	P 3	0
2	L	1	Total 43	C 10	H 12	N 5	O 13	P 3	0

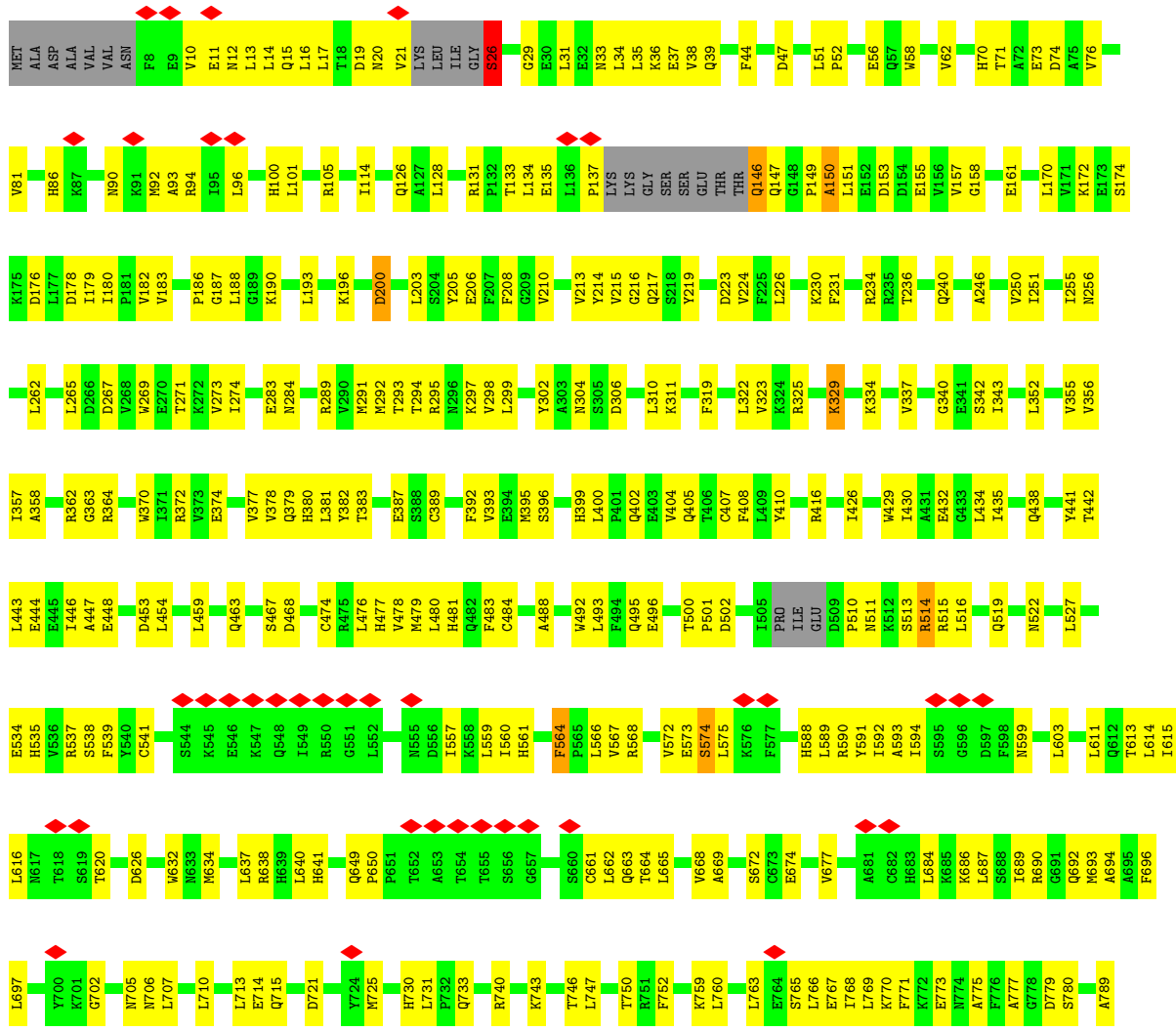


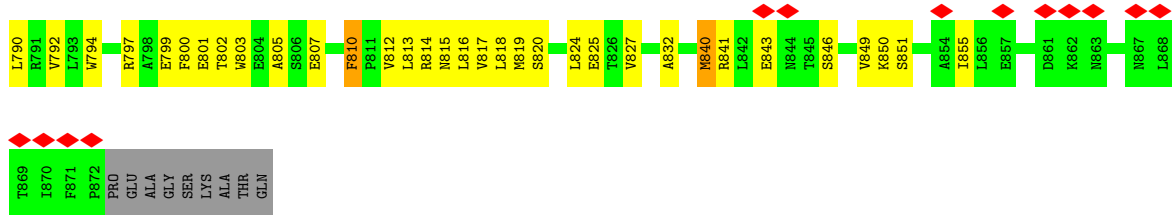
• Molecule 1: NLR-required for cell death 4






• Molecule 1: NLR-required for cell death 4






• Molecule 1: NLR-required for cell death 4

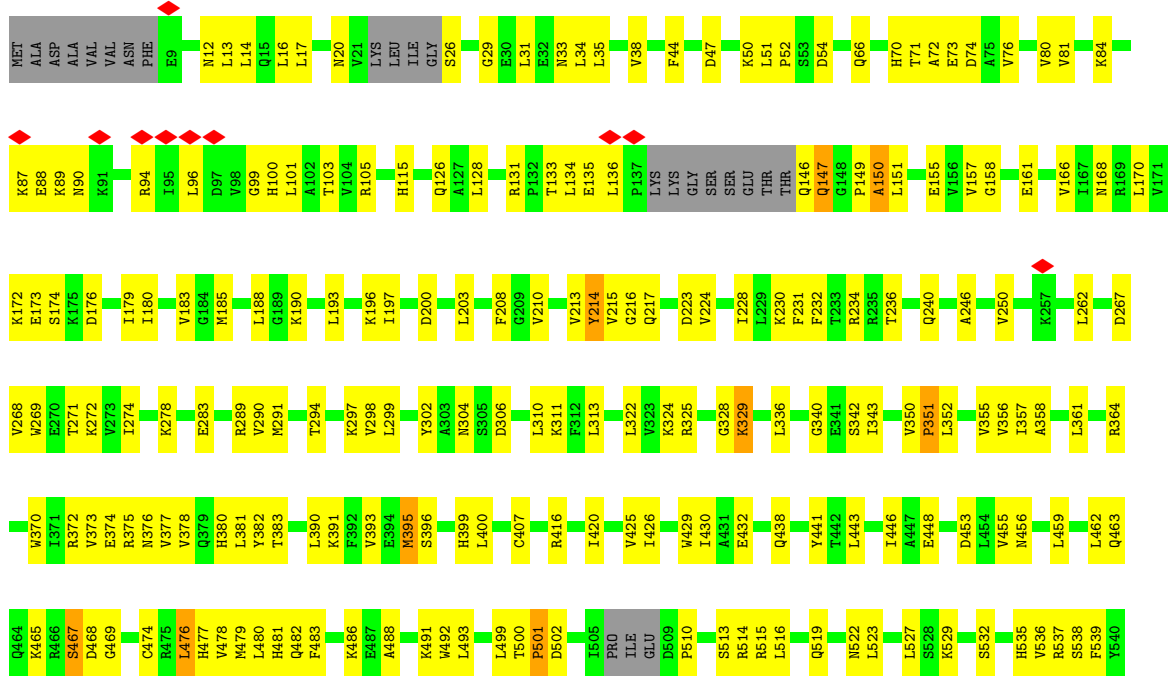


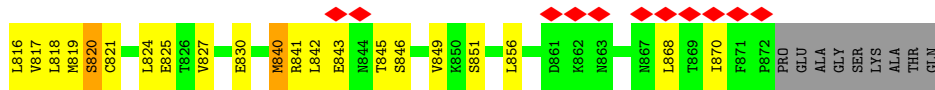
• Molecule 1: NLR-required for cell death 4








● Molecule 1: NLR-required for cell death 4





• Molecule 1: NLR-required for cell death 4



4 Experimental information

Property	Value	Source
EM reconstruction method	SINGLE PARTICLE	Depositor
Imposed symmetry	POINT, Not provided	
Number of particles used	28066	Depositor
Resolution determination method	FSC 0.143 CUT-OFF	Depositor
CTF correction method	PHASE FLIPPING AND AMPLITUDE CORRECTION	Depositor
Microscope	FEI TITAN KRIOS	Depositor
Voltage (kV)	300	Depositor
Electron dose ($e^-/\text{\AA}^2$)	50	Depositor
Minimum defocus (nm)	1000	Depositor
Maximum defocus (nm)	2000	Depositor
Magnification	Not provided	
Image detector	GATAN K3 BIOQUANTUM (6k x 4k)	Depositor
Maximum map value	14.989	Depositor
Minimum map value	-0.106	Depositor
Average map value	0.027	Depositor
Map value standard deviation	0.543	Depositor
Recommended contour level	0.544	Depositor
Map size (\AA)	419.0, 419.0, 419.0	wwPDB
Map dimensions	419, 419, 419	wwPDB
Map angles ($^\circ$)	90.0, 90.0, 90.0	wwPDB
Pixel spacing (\AA)	1.0, 1.0, 1.0	Depositor

5 Model quality [i](#)

5.1 Standard geometry [i](#)

Bond lengths and bond angles in the following residue types are not validated in this section: ATP

The Z score for a bond length (or angle) is the number of standard deviations the observed value is removed from the expected value. A bond length (or angle) with $|Z| > 5$ is considered an outlier worth inspection. RMSZ is the root-mean-square of all Z scores of the bond lengths (or angles).

Mol	Chain	Bond lengths		Bond angles	
		RMSZ	# $ Z > 5$	RMSZ	# $ Z > 5$
1	A	0.29	0/6955	0.52	3/9396 (0.0%)
1	B	0.28	0/6955	0.51	3/9396 (0.0%)
1	C	0.28	0/6955	0.51	2/9396 (0.0%)
1	D	0.46	5/6955 (0.1%)	0.61	9/9396 (0.1%)
1	E	0.28	0/6955	0.52	2/9396 (0.0%)
1	F	0.29	0/6955	0.52	2/9396 (0.0%)
1	G	0.28	0/6943	0.50	1/9380 (0.0%)
1	H	0.27	0/6943	0.50	1/9380 (0.0%)
1	I	0.28	0/6943	0.50	1/9380 (0.0%)
1	J	0.28	0/6943	0.51	2/9380 (0.0%)
1	K	0.27	0/6943	0.51	3/9380 (0.0%)
1	L	0.28	0/6943	0.51	2/9380 (0.0%)
All	All	0.30	5/83388 (0.0%)	0.52	31/112656 (0.0%)

Chiral center outliers are detected by calculating the chiral volume of a chiral center and verifying if the center is modelled as a planar moiety or with the opposite hand. A planarity outlier is detected by checking planarity of atoms in a peptide group, atoms in a mainchain group or atoms of a sidechain that are expected to be planar.

Mol	Chain	#Chirality outliers	#Planarity outliers
1	A	0	3
1	B	0	1
1	C	0	2
1	D	0	1
1	E	0	2
1	F	0	2
1	G	0	1
1	H	0	2
1	I	0	1
1	J	0	1
1	L	0	1

Continued on next page...

Continued from previous page...

Mol	Chain	#Chirality outliers	#Planarity outliers
All	All	0	17

All (5) bond length outliers are listed below:

Mol	Chain	Res	Type	Atoms	Z	Observed(Å)	Ideal(Å)
1	D	351	PRO	CB-CG	22.57	2.62	1.50
1	D	351	PRO	CG-CD	-17.92	0.91	1.50
1	D	351	PRO	N-CD	5.64	1.55	1.47
1	D	26	SER	C-O	-5.24	1.13	1.23
1	D	26	SER	CA-CB	-5.23	1.45	1.52

All (31) bond angle outliers are listed below:

Mol	Chain	Res	Type	Atoms	Z	Observed(°)	Ideal(°)
1	D	351	PRO	CB-CG-CD	-25.23	8.09	106.50
1	D	351	PRO	N-CA-CB	-10.97	90.13	103.30
1	E	26	SER	C-N-CA	-10.59	95.22	121.70
1	D	26	SER	C-N-CA	-9.33	98.37	121.70
1	D	351	PRO	CA-CB-CG	-9.31	86.30	104.00
1	C	26	SER	C-N-CA	-9.19	98.73	121.70
1	F	26	SER	C-N-CA	-8.64	100.11	121.70
1	D	351	PRO	CA-N-CD	-8.10	100.17	111.50
1	A	26	SER	C-N-CA	-8.08	101.50	121.70
1	A	351	PRO	CA-N-CD	-7.74	100.66	111.50
1	J	351	PRO	CA-N-CD	-7.38	101.16	111.50
1	L	377	VAL	CG1-CB-CG2	7.33	122.62	110.90
1	E	377	VAL	CG1-CB-CG2	7.25	122.49	110.90
1	G	377	VAL	CG1-CB-CG2	7.22	122.45	110.90
1	H	377	VAL	CG1-CB-CG2	7.14	122.32	110.90
1	F	377	VAL	CG1-CB-CG2	7.13	122.31	110.90
1	J	377	VAL	CG1-CB-CG2	7.12	122.29	110.90
1	D	351	PRO	N-CD-CG	-7.06	92.61	103.20
1	C	377	VAL	CG1-CB-CG2	7.00	122.10	110.90
1	I	377	VAL	CG1-CB-CG2	6.91	121.96	110.90
1	D	377	VAL	CG1-CB-CG2	6.87	121.89	110.90
1	B	26	SER	C-N-CA	-6.86	104.54	121.70
1	B	377	VAL	CG1-CB-CG2	6.71	121.64	110.90
1	K	377	VAL	CG1-CB-CG2	6.66	121.56	110.90
1	K	351	PRO	CB-CG-CD	-6.40	81.53	106.50
1	D	350	VAL	C-N-CD	6.17	141.35	128.40
1	A	377	VAL	CG1-CB-CG2	6.10	120.66	110.90
1	L	729	PRO	CA-N-CD	-5.33	104.05	111.50

Continued on next page...

Continued from previous page...

Mol	Chain	Res	Type	Atoms	Z	Observed(°)	Ideal(°)
1	B	351	PRO	N-CD-CG	-5.24	95.34	103.20
1	K	351	PRO	CA-N-CD	-5.18	104.25	111.50
1	D	26	SER	N-CA-CB	-5.17	102.75	110.50

There are no chirality outliers.

All (17) planarity outliers are listed below:

Mol	Chain	Res	Type	Group
1	A	134	LEU	Peptide
1	A	26	SER	Mainchain
1	A	573	GLU	Peptide
1	B	573	GLU	Peptide
1	C	26	SER	Mainchain
1	C	573	GLU	Peptide
1	D	26	SER	Mainchain
1	E	26	SER	Mainchain
1	E	573	GLU	Peptide
1	F	134	LEU	Peptide
1	F	26	SER	Mainchain
1	G	573	GLU	Peptide
1	H	134	LEU	Peptide
1	H	573	GLU	Peptide
1	I	573	GLU	Peptide
1	J	573	GLU	Peptide
1	L	573	GLU	Peptide

5.2 Too-close contacts [\(i\)](#)

In the following table, the Non-H and H(model) columns list the number of non-hydrogen atoms and hydrogen atoms in the chain respectively. The H(added) column lists the number of hydrogen atoms added and optimized by MolProbity. The Clashes column lists the number of clashes within the asymmetric unit, whereas Symm-Clashes lists symmetry-related clashes.

Mol	Chain	Non-H	H(model)	H(added)	Clashes	Symm-Clashes
1	A	6817	6969	6961	281	0
1	B	6817	6970	6961	252	0
1	C	6817	6970	6961	249	0
1	D	6817	6969	6961	298	0
1	E	6817	6968	6961	283	0
1	F	6817	6968	6961	268	0
1	G	6806	6961	6952	269	0

Continued on next page...

Continued from previous page...

Mol	Chain	Non-H	H(model)	H(added)	Clashes	Symm-Clashes
1	H	6806	6959	6952	251	0
1	I	6806	6960	6952	274	0
1	J	6806	6961	6952	260	0
1	K	6806	6959	6952	246	0
1	L	6806	6961	6952	285	0
2	A	31	12	12	5	0
2	B	31	12	12	8	0
2	C	31	12	12	4	0
2	D	31	12	12	4	0
2	E	31	12	12	4	0
2	F	31	12	12	3	0
2	G	31	12	12	5	0
2	H	31	12	12	4	0
2	I	31	12	12	4	0
2	J	31	12	12	6	0
2	K	31	12	12	3	0
2	L	31	12	12	6	0
All	All	82110	83719	83622	3087	0

The all-atom clashscore is defined as the number of clashes found per 1000 atoms (including hydrogen atoms). The all-atom clashscore for this structure is 19.

All (3087) close contacts within the same asymmetric unit are listed below, sorted by their clash magnitude.

Atom-1	Atom-2	Interatomic distance (Å)	Clash overlap (Å)
1:D:351:PRO:N	1:D:351:PRO:CG	1.84	1.38
1:D:351:PRO:CD	1:D:351:PRO:HG2	1.68	1.15
1:D:351:PRO:CD	1:D:351:PRO:HG3	1.68	1.12
1:D:351:PRO:CG	1:D:351:PRO:HD3	1.58	1.10
1:D:351:PRO:CG	1:D:351:PRO:HD2	1.58	1.04
1:G:372:ARG:O	1:H:441:TYR:OH	1.78	1.00
1:H:378:VAL:CG1	1:H:478:VAL:CG1	2.43	0.97
1:E:372:ARG:O	1:F:441:TYR:OH	1.83	0.96
1:K:824:LEU:O	1:K:846:SER:OG	1.84	0.95
1:E:35:LEU:HD21	1:E:76:VAL:HG21	1.48	0.95
1:I:378:VAL:CG1	1:I:478:VAL:CG1	2.44	0.94
1:B:14:LEU:HD21	1:L:14:LEU:HD11	1.47	0.94
1:I:378:VAL:HG11	1:I:478:VAL:CG1	1.97	0.93
1:H:372:ARG:O	1:I:441:TYR:OH	1.87	0.93
1:J:372:ARG:O	1:K:441:TYR:OH	1.83	0.93
1:A:400:LEU:HD21	1:A:459:LEU:HD11	1.51	0.93

Continued on next page...

Continued from previous page...

Atom-1	Atom-2	Interatomic distance (Å)	Clash overlap (Å)
1:G:378:VAL:HG12	1:G:478:VAL:CG1	2.00	0.92
1:H:378:VAL:HG12	1:H:478:VAL:CG1	1.98	0.92
1:C:824:LEU:O	1:C:846:SER:OG	1.88	0.92
1:L:497:VAL:HG23	1:L:516:LEU:HD12	1.50	0.92
1:D:351:PRO:CG	1:D:351:PRO:CD	0.91	0.91
1:G:378:VAL:CG1	1:G:478:VAL:CG1	2.49	0.90
1:A:372:ARG:O	1:B:441:TYR:OH	1.88	0.90
1:B:432:GLU:OE2	1:B:515:ARG:NE	2.05	0.90
1:K:378:VAL:HG12	1:K:478:VAL:CG1	2.02	0.90
1:G:824:LEU:O	1:G:846:SER:OG	1.89	0.90
1:A:463:GLN:N	1:A:463:GLN:OE1	2.05	0.90
1:A:824:LEU:O	1:A:846:SER:OG	1.90	0.90
1:E:295:ARG:NH2	2:E:901:ATP:O1G	2.05	0.90
1:J:824:LEU:O	1:J:846:SER:OG	1.89	0.90
1:E:824:LEU:O	1:E:846:SER:OG	1.89	0.90
1:F:824:LEU:O	1:F:846:SER:OG	1.90	0.89
1:H:824:LEU:O	1:H:846:SER:OG	1.90	0.89
1:D:824:LEU:O	1:D:846:SER:OG	1.90	0.89
1:A:14:LEU:HD21	1:G:14:LEU:HD11	1.51	0.89
1:A:441:TYR:OH	1:F:372:ARG:O	1.88	0.89
1:G:432:GLU:OE2	1:G:515:ARG:NE	2.06	0.88
1:L:793:LEU:HD23	1:L:816:LEU:HD13	1.55	0.88
1:C:14:LEU:HD21	1:K:14:LEU:HD11	1.53	0.88
1:L:824:LEU:O	1:L:846:SER:OG	1.91	0.88
1:B:824:LEU:O	1:B:846:SER:OG	1.91	0.88
1:I:146:GLN:OE1	1:J:272:LYS:NZ	2.07	0.88
1:E:378:VAL:HG12	1:E:478:VAL:CG1	2.03	0.88
1:I:372:ARG:O	1:J:441:TYR:OH	1.91	0.88
1:C:372:ARG:O	1:D:441:TYR:OH	1.90	0.87
1:K:378:VAL:CG1	1:K:478:VAL:CG1	2.51	0.87
1:I:824:LEU:O	1:I:846:SER:OG	1.91	0.87
1:I:378:VAL:CG1	1:I:478:VAL:HG12	2.05	0.87
1:D:35:LEU:HD21	1:D:76:VAL:HG21	1.56	0.86
1:E:432:GLU:OE2	1:E:515:ARG:NE	2.07	0.86
1:I:378:VAL:HG12	1:I:478:VAL:HG12	1.57	0.86
1:D:322:LEU:HD12	1:D:358:ALA:HB2	1.56	0.86
1:F:14:LEU:HD21	1:H:14:LEU:HD11	1.56	0.86
1:G:441:TYR:OH	1:L:372:ARG:O	1.92	0.86
1:I:416:ARG:HD2	1:I:478:VAL:HG13	1.56	0.86
1:B:325:ARG:HE	1:B:355:VAL:HG22	1.40	0.86
1:E:14:LEU:HD21	1:I:14:LEU:HD11	1.58	0.86

Continued on next page...

Continued from previous page...

Atom-1	Atom-2	Interatomic distance (Å)	Clash overlap (Å)
1:C:378:VAL:CG1	1:C:478:VAL:CG1	2.54	0.86
1:L:432:GLU:OE2	1:L:515:ARG:NE	2.08	0.86
1:B:372:ARG:O	1:C:441:TYR:OH	1.93	0.86
1:G:378:VAL:HG12	1:G:478:VAL:HG12	1.57	0.85
1:D:31:LEU:HD11	1:D:76:VAL:HG23	1.58	0.85
1:D:372:ARG:O	1:E:441:TYR:OH	1.93	0.85
1:K:400:LEU:HD21	1:K:459:LEU:HD11	1.57	0.85
1:G:322:LEU:HD12	1:G:358:ALA:HB2	1.58	0.85
1:K:372:ARG:O	1:L:441:TYR:OH	1.94	0.85
1:C:378:VAL:HG12	1:C:478:VAL:HG12	1.59	0.85
1:A:432:GLU:OE2	1:A:515:ARG:NE	2.10	0.84
1:C:432:GLU:OE2	1:C:515:ARG:NE	2.09	0.84
1:F:432:GLU:OE2	1:F:515:ARG:NE	2.11	0.84
1:L:510:PRO:O	1:L:513:SER:OG	1.95	0.84
1:C:378:VAL:HG12	1:C:478:VAL:CG1	2.08	0.84
1:J:432:GLU:OE2	1:J:515:ARG:NE	2.11	0.83
1:C:188:LEU:N	2:C:901:ATP:O1B	2.10	0.83
1:H:432:GLU:OE2	1:H:515:ARG:NE	2.12	0.83
1:J:400:LEU:HD21	1:J:459:LEU:HD11	1.58	0.83
1:K:750:THR:OG1	1:K:775:ALA:O	1.96	0.83
1:E:174:SER:OG	1:E:176:ASP:OD1	1.96	0.83
1:E:361:LEU:HD21	1:E:373:VAL:HG21	1.61	0.83
1:L:690:ARG:NH1	1:L:721:ASP:OD1	2.12	0.83
1:C:31:LEU:HD11	1:C:76:VAL:HG23	1.61	0.83
1:D:14:LEU:HD11	1:J:14:LEU:HD21	1.61	0.82
1:D:626:ASP:OD1	1:D:649:GLN:NE2	2.12	0.82
1:D:432:GLU:OE2	1:D:515:ARG:NE	2.12	0.82
1:J:571:ASP:OD2	1:J:591:TYR:OH	1.97	0.82
1:G:400:LEU:HD21	1:G:459:LEU:HD11	1.61	0.82
1:H:378:VAL:HG12	1:H:478:VAL:HG11	1.59	0.82
1:B:325:ARG:NH2	2:B:901:ATP:O2'	2.13	0.82
1:L:322:LEU:HD12	1:L:358:ALA:HB2	1.60	0.82
1:D:14:LEU:HD21	1:J:14:LEU:HD11	1.61	0.82
1:D:497:VAL:HG23	1:D:516:LEU:HD12	1.62	0.82
1:F:378:VAL:HG12	1:F:478:VAL:CG1	2.09	0.82
1:A:155:GLU:O	2:A:901:ATP:N6	2.13	0.81
1:E:573:GLU:OE1	1:E:617:ASN:ND2	2.13	0.81
1:L:20:ASN:O	1:L:26:SER:N	2.14	0.81
1:I:432:GLU:OE2	1:I:515:ARG:NE	2.13	0.81
1:I:731:LEU:O	1:I:759:LYS:NZ	2.14	0.81
1:K:12:ASN:OD1	1:K:13:LEU:N	2.13	0.81

Continued on next page...

Continued from previous page...

Atom-1	Atom-2	Interatomic distance (Å)	Clash overlap (Å)
1:F:47:ASP:OD2	1:F:131:ARG:NH2	2.14	0.81
1:C:190:LYS:N	2:C:901:ATP:O2B	2.13	0.81
1:D:21:VAL:C	1:D:26:SER:N	2.34	0.81
1:E:322:LEU:HD12	1:E:358:ALA:HB2	1.60	0.81
1:A:174:SER:OG	1:A:176:ASP:OD1	1.99	0.80
1:E:31:LEU:HD11	1:E:76:VAL:HG23	1.64	0.80
1:C:353:ALA:HB2	1:C:479:MET:SD	2.21	0.80
1:J:188:LEU:N	2:J:901:ATP:O2B	2.12	0.80
1:H:174:SER:OG	1:H:176:ASP:OD1	2.00	0.80
1:G:519:GLN:NE2	1:G:522:ASN:OD1	2.15	0.80
1:H:500:THR:O	1:H:502:ASP:N	2.15	0.80
1:H:510:PRO:O	1:H:513:SER:OG	2.00	0.80
1:E:378:VAL:CG1	1:E:478:VAL:CG1	2.60	0.80
1:B:453:ASP:OD2	1:B:457:ARG:NH1	2.15	0.79
1:E:488:ALA:O	1:E:492:TRP:N	2.16	0.79
1:F:378:VAL:CG1	1:F:478:VAL:CG1	2.61	0.79
1:H:47:ASP:OD2	1:H:131:ARG:NH2	2.15	0.79
1:I:31:LEU:HD11	1:I:76:VAL:HG23	1.63	0.79
1:J:47:ASP:OD2	1:J:131:ARG:NH2	2.16	0.79
1:K:661:CYS:O	1:K:663:GLN:NE2	2.15	0.79
1:A:378:VAL:HG12	1:A:478:VAL:CG1	2.12	0.79
1:G:510:PRO:O	1:G:513:SER:OG	2.00	0.79
1:H:20:ASN:O	1:H:26:SER:N	2.15	0.79
1:K:432:GLU:OE2	1:K:515:ARG:NE	2.15	0.79
1:B:690:ARG:NH1	1:B:721:ASP:OD1	2.16	0.79
1:F:510:PRO:O	1:F:513:SER:OG	2.00	0.78
1:A:514:ARG:NH1	1:A:535:HIS:O	2.16	0.78
1:J:519:GLN:NE2	1:J:522:ASN:OD1	2.16	0.78
1:C:14:LEU:HD11	1:K:14:LEU:HD21	1.65	0.78
1:C:801:GLU:O	1:C:825:GLU:N	2.16	0.78
1:E:21:VAL:C	1:E:26:SER:N	2.37	0.78
1:H:801:GLU:O	1:H:825:GLU:N	2.16	0.78
1:E:500:THR:O	1:E:502:ASP:N	2.16	0.78
1:J:378:VAL:CG1	1:J:478:VAL:CG1	2.62	0.78
1:J:801:GLU:O	1:J:825:GLU:N	2.16	0.78
1:A:661:CYS:O	1:A:663:GLN:NE2	2.17	0.78
1:B:649:GLN:OE1	1:B:649:GLN:N	2.17	0.78
1:D:674:GLU:N	1:D:674:GLU:OE1	2.16	0.78
1:C:463:GLN:OE1	1:C:463:GLN:N	2.16	0.78
1:F:790:LEU:HD23	1:F:810:PHE:CZ	2.19	0.78
1:G:20:ASN:O	1:G:26:SER:N	2.17	0.78

Continued on next page...

Continued from previous page...

Atom-1	Atom-2	Interatomic distance (Å)	Clash overlap (Å)
1:A:510:PRO:O	1:A:513:SER:OG	2.00	0.78
1:D:350:VAL:HA	1:D:351:PRO:HG2	1.65	0.78
1:F:801:GLU:O	1:F:825:GLU:N	2.16	0.77
1:D:378:VAL:HG12	1:D:478:VAL:CG1	2.14	0.77
1:H:378:VAL:HG11	1:H:478:VAL:HG13	1.64	0.77
1:J:463:GLN:OE1	1:J:463:GLN:N	2.16	0.77
1:D:488:ALA:O	1:D:492:TRP:N	2.18	0.77
1:E:14:LEU:HD11	1:I:14:LEU:HD21	1.66	0.77
1:G:801:GLU:O	1:G:825:GLU:N	2.16	0.77
1:C:750:THR:OG1	1:C:775:ALA:O	2.03	0.77
1:F:14:LEU:HD11	1:H:14:LEU:HD21	1.65	0.77
1:I:773:GLU:OE1	1:I:797:ARG:NH1	2.17	0.77
1:J:488:ALA:O	1:J:492:TRP:N	2.18	0.77
1:L:669:ALA:O	1:L:672:SER:OG	2.03	0.77
1:B:174:SER:OG	1:B:176:ASP:OD1	2.03	0.77
1:G:467:SER:O	1:G:792:VAL:HG21	1.84	0.77
1:H:378:VAL:HG11	1:H:478:VAL:CG1	2.13	0.77
1:I:378:VAL:HG12	1:I:478:VAL:CG1	2.13	0.77
1:L:463:GLN:N	1:L:463:GLN:OE1	2.18	0.77
1:L:674:GLU:N	1:L:674:GLU:OE1	2.18	0.77
1:A:801:GLU:O	1:A:825:GLU:N	2.17	0.77
1:F:589:LEU:HD11	1:F:592:ILE:HD11	1.67	0.77
1:H:213:VAL:HG11	1:H:224:VAL:HG13	1.67	0.77
1:I:187:GLY:N	2:I:901:ATP:O1B	2.18	0.77
1:C:510:PRO:O	1:C:513:SER:OG	2.02	0.77
1:G:792:VAL:HG22	1:G:815:ASN:HB2	1.67	0.77
1:L:188:LEU:HG	1:L:310:LEU:HD23	1.65	0.77
1:B:514:ARG:NH1	1:B:535:HIS:O	2.18	0.77
1:E:801:GLU:O	1:E:825:GLU:N	2.17	0.77
1:I:500:THR:O	1:I:502:ASP:N	2.18	0.77
1:K:510:PRO:O	1:K:513:SER:OG	2.01	0.77
1:D:510:PRO:O	1:D:513:SER:OG	2.01	0.76
1:D:801:GLU:O	1:D:825:GLU:N	2.18	0.76
1:E:463:GLN:OE1	1:E:463:GLN:N	2.18	0.76
1:C:188:LEU:HG	1:C:310:LEU:HD23	1.65	0.76
1:J:12:ASN:OD1	1:J:13:LEU:N	2.17	0.76
1:J:240:GLN:OE1	1:J:240:GLN:N	2.18	0.76
1:K:500:THR:O	1:K:502:ASP:N	2.18	0.76
1:A:669:ALA:O	1:A:672:SER:OG	2.03	0.76
1:E:213:VAL:HG11	1:E:224:VAL:HG13	1.67	0.76
1:F:669:ALA:O	1:F:672:SER:OG	2.02	0.76

Continued on next page...

Continued from previous page...

Atom-1	Atom-2	Interatomic distance (Å)	Clash overlap (Å)
1:F:773:GLU:OE1	1:F:797:ARG:NH1	2.19	0.76
1:G:52:PRO:O	1:H:133:THR:OG1	2.02	0.76
1:B:519:GLN:NE2	1:B:522:ASN:OD1	2.19	0.76
1:E:649:GLN:N	1:E:649:GLN:OE1	2.18	0.76
1:F:661:CYS:O	1:F:663:GLN:NE2	2.19	0.76
1:K:519:GLN:OE1	1:K:519:GLN:N	2.19	0.76
1:C:669:ALA:O	1:C:672:SER:OG	2.04	0.76
1:E:514:ARG:NH1	1:E:535:HIS:O	2.19	0.76
1:K:31:LEU:HD11	1:K:76:VAL:HG23	1.68	0.76
1:L:779:ASP:O	1:L:801:GLU:N	2.19	0.76
1:G:463:GLN:OE1	1:G:463:GLN:N	2.19	0.76
1:B:773:GLU:OE1	1:B:797:ARG:NH1	2.19	0.75
1:I:463:GLN:N	1:I:463:GLN:OE1	2.19	0.75
1:I:801:GLU:O	1:I:825:GLU:N	2.19	0.75
1:L:500:THR:O	1:L:502:ASP:N	2.19	0.75
1:A:488:ALA:O	1:A:492:TRP:N	2.19	0.75
1:B:158:GLY:O	1:B:311:LYS:NZ	2.17	0.75
1:F:488:ALA:O	1:F:492:TRP:N	2.19	0.75
1:A:378:VAL:CG1	1:A:478:VAL:CG1	2.65	0.75
1:J:733:GLN:N	1:J:733:GLN:OE1	2.17	0.75
1:K:514:ARG:NH1	1:K:535:HIS:O	2.20	0.75
1:B:488:ALA:O	1:B:492:TRP:N	2.18	0.75
1:J:31:LEU:HD11	1:J:76:VAL:HG23	1.68	0.75
1:L:816:LEU:HD11	1:L:818:LEU:HD21	1.67	0.75
1:B:801:GLU:O	1:B:825:GLU:N	2.18	0.75
1:D:467:SER:O	1:D:792:VAL:HG21	1.87	0.75
1:G:791:ARG:HG3	1:G:792:VAL:HG23	1.69	0.75
1:K:20:ASN:O	1:K:26:SER:N	2.19	0.75
1:C:158:GLY:O	1:C:311:LYS:NZ	2.17	0.75
1:J:500:THR:O	1:J:502:ASP:N	2.19	0.75
1:A:133:THR:OG1	1:F:52:PRO:O	2.05	0.75
1:A:817:VAL:HG12	1:A:819:MET:SD	2.25	0.75
1:E:510:PRO:O	1:E:513:SER:OG	2.03	0.75
1:F:740:ARG:O	1:F:765:SER:OG	2.03	0.75
1:J:378:VAL:HG11	1:J:478:VAL:CG1	2.17	0.75
1:B:463:GLN:OE1	1:B:463:GLN:N	2.20	0.74
1:C:661:CYS:O	1:C:663:GLN:NE2	2.19	0.74
1:E:403:GLU:OE1	1:E:450:TYR:OH	2.04	0.74
1:F:817:VAL:HG12	1:F:819:MET:SD	2.25	0.74
1:B:146:GLN:OE1	1:C:272:LYS:NZ	2.14	0.74
1:F:779:ASP:O	1:F:801:GLU:N	2.19	0.74

Continued on next page...

Continued from previous page...

Atom-1	Atom-2	Interatomic distance (Å)	Clash overlap (Å)
1:I:488:ALA:O	1:I:492:TRP:N	2.20	0.74
1:K:801:GLU:O	1:K:825:GLU:N	2.19	0.74
1:C:500:THR:O	1:C:502:ASP:N	2.21	0.74
1:D:133:THR:O	1:D:134:LEU:HD12	1.87	0.74
1:K:463:GLN:OE1	1:K:463:GLN:N	2.19	0.74
1:E:47:ASP:OD2	1:E:131:ARG:NH2	2.21	0.74
1:H:463:GLN:OE1	1:H:463:GLN:N	2.20	0.74
1:H:161:GLU:OE1	1:H:161:GLU:N	2.21	0.74
1:H:674:GLU:OE1	1:H:674:GLU:N	2.19	0.74
1:I:514:ARG:NH1	1:I:535:HIS:O	2.21	0.74
1:I:541:CYS:HB3	1:I:572:VAL:HG12	1.69	0.74
1:J:20:ASN:O	1:J:26:SER:N	2.20	0.74
1:L:369:ASP:O	1:L:373:VAL:HG23	1.88	0.74
1:D:463:GLN:N	1:D:463:GLN:OE1	2.20	0.74
1:H:146:GLN:NE2	1:H:147:GLN:OE1	2.21	0.74
1:I:669:ALA:O	1:I:672:SER:OG	2.03	0.74
1:L:188:LEU:HD13	1:L:350:VAL:HG23	1.70	0.74
1:B:161:GLU:OE1	1:B:161:GLU:N	2.21	0.74
1:C:514:ARG:NH1	1:C:535:HIS:O	2.21	0.74
1:E:467:SER:O	1:E:792:VAL:HG21	1.87	0.74
1:K:438:GLN:HB2	1:K:446:ILE:HD11	1.69	0.74
1:A:773:GLU:OE1	1:A:797:ARG:NH1	2.20	0.74
1:D:52:PRO:O	1:E:133:THR:OG1	2.04	0.74
1:D:240:GLN:N	1:D:240:GLN:OE1	2.20	0.74
1:K:47:ASP:OD2	1:K:131:ARG:NH2	2.20	0.74
1:A:161:GLU:OE1	1:A:161:GLU:N	2.20	0.74
1:F:514:ARG:NH1	1:F:535:HIS:O	2.21	0.74
1:H:158:GLY:O	1:H:311:LYS:NZ	2.18	0.74
1:H:750:THR:OG1	1:H:775:ALA:O	2.05	0.74
1:I:174:SER:OG	1:I:176:ASP:OD1	2.05	0.74
1:C:488:ALA:O	1:C:492:TRP:N	2.20	0.73
1:D:527:LEU:HD21	1:D:560:ILE:HD13	1.68	0.73
1:F:213:VAL:HG11	1:F:224:VAL:HG13	1.70	0.73
1:F:467:SER:O	1:F:792:VAL:HG21	1.88	0.73
1:G:267:ASP:OD1	1:G:269:TRP:NE1	2.20	0.73
1:G:750:THR:OG1	1:G:775:ALA:O	2.05	0.73
1:G:760:LEU:HD21	1:G:769:LEU:HD11	1.68	0.73
1:K:541:CYS:HB3	1:K:572:VAL:HG12	1.70	0.73
1:G:361:LEU:HD21	1:G:373:VAL:HG21	1.71	0.73
1:G:488:ALA:O	1:G:492:TRP:N	2.20	0.73
1:H:190:LYS:N	2:H:901:ATP:O1B	2.21	0.73

Continued on next page...

Continued from previous page...

Atom-1	Atom-2	Interatomic distance (Å)	Clash overlap (Å)
1:I:510:PRO:O	1:I:513:SER:OG	2.04	0.73
1:K:488:ALA:O	1:K:492:TRP:N	2.21	0.73
1:L:667:MET:HE1	1:L:690:ARG:HD2	1.69	0.73
1:B:675:LYS:NZ	1:B:709:GLU:OE2	2.22	0.73
1:F:31:LEU:HD11	1:F:76:VAL:HG23	1.69	0.73
1:H:669:ALA:O	1:H:672:SER:OG	2.04	0.73
1:B:31:LEU:HD11	1:B:76:VAL:HG23	1.70	0.73
1:E:773:GLU:OE1	1:E:797:ARG:NH1	2.21	0.73
1:G:378:VAL:HG11	1:G:478:VAL:CG1	2.18	0.73
1:I:378:VAL:HG11	1:I:478:VAL:HG13	1.69	0.73
1:E:240:GLN:OE1	1:E:240:GLN:N	2.22	0.73
1:K:161:GLU:OE1	1:K:161:GLU:N	2.21	0.73
1:C:52:PRO:O	1:D:133:THR:OG1	2.07	0.73
1:E:661:CYS:O	1:E:663:GLN:NE2	2.22	0.73
1:J:322:LEU:HD12	1:J:358:ALA:HB2	1.69	0.73
1:J:510:PRO:O	1:J:513:SER:OG	2.03	0.73
1:L:773:GLU:OE1	1:L:797:ARG:NH1	2.22	0.73
1:L:801:GLU:O	1:L:825:GLU:N	2.20	0.73
1:C:364:ARG:NH2	1:D:456:ASN:OD1	2.22	0.73
1:H:779:ASP:O	1:H:801:GLU:N	2.21	0.73
1:J:674:GLU:OE1	1:J:674:GLU:N	2.21	0.73
1:B:295:ARG:NH2	2:B:901:ATP:O3G	2.20	0.73
1:C:690:ARG:NH1	1:C:721:ASP:OD1	2.22	0.73
1:D:213:VAL:HG11	1:D:224:VAL:HG13	1.70	0.73
1:J:465:LYS:NZ	1:J:469:GLY:O	2.19	0.73
1:K:400:LEU:CD2	1:K:459:LEU:HD11	2.19	0.73
1:L:399:HIS:O	1:L:399:HIS:ND1	2.21	0.73
1:A:399:HIS:ND1	1:A:399:HIS:O	2.22	0.72
1:D:378:VAL:CG1	1:D:478:VAL:CG1	2.66	0.72
1:D:514:ARG:NH1	1:D:535:HIS:O	2.22	0.72
1:E:268:VAL:HG11	1:E:274:ILE:HD11	1.70	0.72
1:B:322:LEU:HD12	1:B:358:ALA:HB2	1.71	0.72
1:K:52:PRO:O	1:L:133:THR:OG1	2.06	0.72
1:H:240:GLN:OE1	1:H:240:GLN:N	2.22	0.72
1:I:497:VAL:HG23	1:I:516:LEU:HD22	1.70	0.72
1:H:514:ARG:NH1	1:H:535:HIS:O	2.22	0.72
1:K:343:ILE:HD11	1:K:357:ILE:HG13	1.71	0.72
1:A:674:GLU:OE1	1:A:674:GLU:N	2.22	0.72
1:K:378:VAL:HG11	1:K:478:VAL:HG13	1.69	0.72
1:L:240:GLN:N	1:L:240:GLN:OE1	2.22	0.72
1:B:661:CYS:O	1:B:663:GLN:NE2	2.22	0.72

Continued on next page...

Continued from previous page...

Atom-1	Atom-2	Interatomic distance (Å)	Clash overlap (Å)
1:B:750:THR:OG1	1:B:775:ALA:O	2.07	0.72
1:E:793:LEU:HD22	1:E:810:PHE:HE2	1.55	0.72
1:G:133:THR:OG1	1:L:52:PRO:O	2.06	0.72
1:J:476:LEU:HD12	1:J:481:HIS:HA	1.71	0.72
1:B:14:LEU:HD11	1:L:14:LEU:HD21	1.70	0.72
1:B:100:HIS:O	1:B:104:VAL:HG13	1.89	0.72
1:D:669:ALA:O	1:D:672:SER:OG	2.05	0.72
1:G:378:VAL:CG1	1:G:478:VAL:HG12	2.17	0.72
1:L:725:MET:SD	1:L:726:ASN:N	2.63	0.72
1:C:760:LEU:O	1:C:760:LEU:HD23	1.90	0.72
1:G:773:GLU:OE1	1:G:797:ARG:NH1	2.22	0.72
1:H:488:ALA:O	1:H:492:TRP:N	2.22	0.72
1:J:661:CYS:O	1:J:663:GLN:NE2	2.22	0.72
1:E:760:LEU:HD12	1:E:763:LEU:HD23	1.72	0.72
1:F:240:GLN:OE1	1:F:240:GLN:N	2.22	0.72
1:G:661:CYS:O	1:G:663:GLN:NE2	2.23	0.71
1:B:541:CYS:HB3	1:B:572:VAL:HG12	1.71	0.71
1:C:378:VAL:HG11	1:C:478:VAL:CG1	2.19	0.71
1:L:378:VAL:CG1	1:L:478:VAL:CG1	2.68	0.71
1:C:231:PHE:O	1:C:234:ARG:NH2	2.23	0.71
1:G:669:ALA:O	1:G:672:SER:OG	2.07	0.71
1:K:378:VAL:HG11	1:K:478:VAL:CG1	2.20	0.71
1:L:378:VAL:HG12	1:L:478:VAL:CG1	2.20	0.71
1:A:52:PRO:O	1:B:133:THR:OG1	2.08	0.71
1:A:240:GLN:N	1:A:240:GLN:OE1	2.23	0.71
1:B:816:LEU:HD11	1:B:818:LEU:HD21	1.70	0.71
1:G:500:THR:O	1:G:502:ASP:N	2.23	0.71
1:H:322:LEU:HD12	1:H:358:ALA:HB2	1.73	0.71
1:I:240:GLN:N	1:I:240:GLN:OE1	2.22	0.71
1:B:240:GLN:OE1	1:B:240:GLN:N	2.23	0.71
1:D:19:ASP:O	1:D:26:SER:N	2.24	0.71
1:E:161:GLU:OE1	1:E:161:GLU:N	2.23	0.71
1:G:161:GLU:N	1:G:161:GLU:OE1	2.24	0.71
1:J:158:GLY:O	1:J:311:LYS:NZ	2.23	0.71
1:J:438:GLN:HB2	1:J:446:ILE:HD11	1.73	0.71
1:F:442:THR:OG1	1:F:444:GLU:OE1	2.08	0.71
1:G:240:GLN:OE1	1:G:240:GLN:N	2.22	0.71
1:L:488:ALA:O	1:L:492:TRP:N	2.22	0.71
1:A:275:ASP:OD2	1:F:362:ARG:NH2	2.24	0.71
1:C:240:GLN:OE1	1:C:240:GLN:N	2.23	0.71
1:G:514:ARG:NH1	1:G:535:HIS:O	2.24	0.71

Continued on next page...

Continued from previous page...

Atom-1	Atom-2	Interatomic distance (Å)	Clash overlap (Å)
1:K:467:SER:O	1:K:792:VAL:HG21	1.89	0.71
1:K:669:ALA:O	1:K:672:SER:OG	2.06	0.71
1:L:353:ALA:HB2	1:L:479:MET:SD	2.31	0.71
1:C:467:SER:O	1:C:792:VAL:HG21	1.91	0.71
1:D:174:SER:OG	1:D:176:ASP:OD1	2.08	0.71
1:E:519:GLN:OE1	1:E:519:GLN:N	2.24	0.70
1:K:493:LEU:O	1:K:515:ARG:NH1	2.23	0.70
1:C:378:VAL:CG1	1:C:478:VAL:HG12	2.21	0.70
1:D:161:GLU:N	1:D:161:GLU:OE1	2.22	0.70
1:E:669:ALA:O	1:E:672:SER:OG	2.09	0.70
1:B:454:LEU:HD23	1:B:459:LEU:HD12	1.73	0.70
1:C:161:GLU:OE1	1:C:161:GLU:N	2.23	0.70
1:H:133:THR:O	1:H:134:LEU:HD12	1.90	0.70
1:C:174:SER:OG	1:C:176:ASP:OD1	2.10	0.70
1:C:519:GLN:NE2	1:C:522:ASN:OD1	2.24	0.70
1:I:780:SER:OG	1:I:802:THR:O	2.09	0.70
1:J:52:PRO:O	1:K:133:THR:OG1	2.07	0.70
1:K:363:GLY:O	1:L:298:VAL:HG13	1.92	0.70
1:H:364:ARG:NH2	1:I:456:ASN:OD1	2.24	0.70
1:K:519:GLN:NE2	1:K:522:ASN:OD1	2.24	0.70
1:F:463:GLN:OE1	1:F:463:GLN:N	2.25	0.70
1:H:773:GLU:OE1	1:H:797:ARG:NH1	2.25	0.70
1:J:174:SER:OG	1:J:176:ASP:OD1	2.08	0.70
1:L:161:GLU:OE1	1:L:161:GLU:N	2.25	0.70
1:B:325:ARG:NE	1:B:355:VAL:HG22	2.06	0.70
1:G:453:ASP:OD2	1:G:457:ARG:NH1	2.25	0.70
1:G:849:VAL:HG13	1:G:850:LYS:HD3	1.72	0.70
1:I:161:GLU:OE1	1:I:161:GLU:N	2.24	0.70
1:A:467:SER:O	1:A:792:VAL:HG21	1.90	0.70
1:B:190:LYS:NZ	2:B:901:ATP:O1B	2.24	0.70
1:C:773:GLU:OE1	1:C:797:ARG:NH1	2.25	0.70
1:F:304:ASN:OD1	1:F:306:ASP:N	2.24	0.70
1:I:793:LEU:HD23	1:I:816:LEU:HD13	1.73	0.70
1:L:497:VAL:CG2	1:L:516:LEU:HD12	2.22	0.70
1:B:674:GLU:OE1	1:B:674:GLU:N	2.24	0.69
1:F:161:GLU:OE1	1:F:161:GLU:N	2.24	0.69
1:F:174:SER:OG	1:F:176:ASP:OD1	2.09	0.69
1:K:454:LEU:HD23	1:K:459:LEU:HD12	1.73	0.69
1:B:188:LEU:N	2:B:901:ATP:O1B	2.24	0.69
1:D:352:LEU:O	1:D:352:LEU:HD23	1.92	0.69
1:D:661:CYS:O	1:D:663:GLN:NE2	2.25	0.69

Continued on next page...

Continued from previous page...

Atom-1	Atom-2	Interatomic distance (Å)	Clash overlap (Å)
1:D:158:GLY:O	1:D:311:LYS:NZ	2.20	0.69
1:G:626:ASP:OD1	1:G:649:GLN:NE2	2.25	0.69
1:L:357:ILE:HD11	1:L:373:VAL:CG1	2.22	0.69
1:D:750:THR:OG1	1:D:775:ALA:O	2.11	0.69
1:F:817:VAL:HG13	1:F:841:ARG:HB2	1.74	0.69
1:G:378:VAL:HG11	1:G:478:VAL:HG13	1.73	0.69
1:L:692:GLN:OE1	1:L:694:ALA:N	2.25	0.69
1:B:82:GLN:HG3	1:B:104:VAL:HG12	1.74	0.69
1:G:416:ARG:HD2	1:G:478:VAL:HG13	1.74	0.69
1:G:779:ASP:O	1:G:801:GLU:N	2.25	0.69
1:H:378:VAL:CG1	1:H:478:VAL:HG11	2.19	0.69
1:L:84:LYS:NZ	1:L:88:GLU:OE2	2.23	0.69
1:A:750:THR:OG1	1:A:775:ALA:O	2.09	0.69
1:F:519:GLN:NE2	1:F:522:ASN:OD1	2.26	0.69
1:A:519:GLN:N	1:A:519:GLN:OE1	2.26	0.69
1:D:14:LEU:CD1	1:J:14:LEU:HD21	2.22	0.69
1:D:773:GLU:OE1	1:D:797:ARG:NH1	2.26	0.69
1:H:604:THR:O	1:H:607:LYS:NZ	2.26	0.69
1:I:432:GLU:OE1	1:I:515:ARG:NH2	2.26	0.69
1:A:400:LEU:CD2	1:A:459:LEU:HD11	2.22	0.69
1:A:541:CYS:HB3	1:A:572:VAL:HG12	1.73	0.69
1:C:649:GLN:N	1:C:649:GLN:OE1	2.26	0.69
1:G:285:GLU:N	1:G:285:GLU:OE1	2.25	0.69
1:D:780:SER:OG	1:D:802:THR:O	2.11	0.69
1:F:750:THR:OG1	1:F:775:ALA:O	2.11	0.69
1:G:31:LEU:HD11	1:G:76:VAL:HG23	1.75	0.69
1:I:661:CYS:O	1:I:663:GLN:NE2	2.25	0.69
1:D:800:PHE:CZ	1:D:824:LEU:HD13	2.28	0.68
1:G:158:GLY:O	1:G:311:LYS:NZ	2.22	0.68
1:A:14:LEU:HD11	1:G:14:LEU:HD21	1.73	0.68
1:A:537:ARG:O	1:A:538:SER:OG	2.11	0.68
1:E:477:HIS:O	1:E:481:HIS:N	2.23	0.68
1:E:792:VAL:HG22	1:E:815:ASN:HB2	1.74	0.68
1:A:188:LEU:N	2:A:901:ATP:O1B	2.27	0.68
1:J:762:GLN:OE1	1:J:762:GLN:N	2.27	0.68
1:A:649:GLN:OE1	1:A:649:GLN:N	2.26	0.68
1:E:800:PHE:CZ	1:E:824:LEU:HD13	2.29	0.68
1:I:674:GLU:N	1:I:674:GLU:OE2	2.27	0.68
1:L:661:CYS:O	1:L:663:GLN:NE2	2.26	0.68
1:F:158:GLY:O	1:F:311:LYS:NZ	2.25	0.68
1:J:161:GLU:N	1:J:161:GLU:OE1	2.26	0.68

Continued on next page...

Continued from previous page...

Atom-1	Atom-2	Interatomic distance (Å)	Clash overlap (Å)
1:J:773:GLU:OE1	1:J:797:ARG:NH1	2.26	0.68
1:C:322:LEU:HD12	1:C:358:ALA:HB2	1.75	0.68
1:C:674:GLU:OE1	1:C:674:GLU:N	2.27	0.68
1:I:157:VAL:HG12	2:I:901:ATP:N6	2.09	0.68
1:J:268:VAL:HG11	1:J:274:ILE:HD11	1.75	0.68
1:K:174:SER:OG	1:K:176:ASP:OD1	2.11	0.68
1:I:256:ASN:OD1	1:I:284:ASN:ND2	2.25	0.68
1:I:322:LEU:HD12	1:I:358:ALA:HB2	1.75	0.68
1:L:604:THR:O	1:L:607:LYS:NZ	2.26	0.68
1:C:792:VAL:HG22	1:C:815:ASN:HB2	1.74	0.68
1:E:19:ASP:O	1:E:26:SER:N	2.28	0.68
1:E:640:LEU:HD12	1:E:641:HIS:N	2.09	0.68
1:K:267:ASP:N	1:K:293:THR:OG1	2.25	0.68
1:K:378:VAL:HG12	1:K:478:VAL:HG11	1.76	0.67
1:B:341:GLU:OE1	1:B:342:SER:N	2.27	0.67
1:F:14:LEU:CD1	1:H:14:LEU:HD21	2.25	0.67
1:I:519:GLN:N	1:I:519:GLN:OE1	2.27	0.67
1:K:773:GLU:OE1	1:K:797:ARG:NH1	2.27	0.67
1:L:553:THR:N	1:L:556:ASP:OD2	2.27	0.67
1:G:674:GLU:N	1:G:674:GLU:OE1	2.27	0.67
1:A:364:ARG:NH2	1:B:456:ASN:OD1	2.27	0.67
1:A:792:VAL:HG22	1:A:815:ASN:HB2	1.75	0.67
1:B:510:PRO:O	1:B:513:SER:OG	2.06	0.67
1:C:378:VAL:HG11	1:C:478:VAL:HG13	1.77	0.67
1:E:14:LEU:CD1	1:I:14:LEU:HD21	2.24	0.67
1:G:760:LEU:HD12	1:G:763:LEU:HD23	1.76	0.67
1:H:541:CYS:HB3	1:H:572:VAL:HG12	1.76	0.67
1:H:800:PHE:CE2	1:H:824:LEU:HD13	2.30	0.67
1:L:31:LEU:HD11	1:L:76:VAL:HG23	1.75	0.67
1:G:438:GLN:HB2	1:G:446:ILE:HD11	1.75	0.67
1:L:467:SER:O	1:L:792:VAL:HG21	1.94	0.67
1:C:14:LEU:CD1	1:K:14:LEU:HD21	2.24	0.67
1:C:779:ASP:O	1:C:801:GLU:N	2.24	0.67
1:D:541:CYS:HB3	1:D:572:VAL:HG12	1.76	0.67
1:J:791:ARG:O	1:J:815:ASN:N	2.27	0.67
1:C:780:SER:O	1:C:782:LYS:NZ	2.26	0.67
1:E:674:GLU:OE1	1:E:677:VAL:HG23	1.95	0.67
1:I:493:LEU:O	1:I:515:ARG:NH1	2.27	0.67
1:A:725:MET:SD	1:A:726:ASN:N	2.67	0.67
1:G:400:LEU:HD21	1:G:459:LEU:CD1	2.25	0.67
1:I:364:ARG:NH2	1:J:456:ASN:OD1	2.28	0.67

Continued on next page...

Continued from previous page...

Atom-1	Atom-2	Interatomic distance (Å)	Clash overlap (Å)
1:J:779:ASP:O	1:J:801:GLU:N	2.26	0.67
1:A:146:GLN:OE1	1:B:272:LYS:NZ	2.17	0.67
1:B:47:ASP:OD2	1:B:131:ARG:NH2	2.28	0.67
1:B:603:LEU:HD23	1:B:603:LEU:O	1.95	0.67
1:D:256:ASN:OD1	1:D:284:ASN:ND2	2.27	0.67
1:F:500:THR:O	1:F:502:ASP:N	2.27	0.67
1:J:603:LEU:HD23	1:J:603:LEU:O	1.95	0.67
1:F:626:ASP:OD1	1:F:649:GLN:NE2	2.28	0.66
1:B:52:PRO:O	1:C:133:THR:OG1	2.11	0.66
1:B:714:GLU:O	1:B:743:LYS:N	2.29	0.66
1:C:493:LEU:O	1:C:515:ARG:NH1	2.28	0.66
1:H:460:VAL:HG12	1:H:474:CYS:SG	2.35	0.66
1:L:160:ASP:OD1	1:L:161:GLU:N	2.28	0.66
1:B:173:GLU:N	1:B:173:GLU:OE1	2.29	0.66
1:I:799:GLU:OE1	1:I:799:GLU:N	2.29	0.66
1:A:31:LEU:HD11	1:A:76:VAL:HG23	1.76	0.66
1:D:364:ARG:NH2	1:E:456:ASN:OD1	2.29	0.66
1:E:256:ASN:OD1	1:E:284:ASN:ND2	2.29	0.66
1:I:173:GLU:OE1	1:I:173:GLU:N	2.29	0.66
1:K:779:ASP:O	1:K:801:GLU:N	2.25	0.66
1:L:514:ARG:NH1	1:L:535:HIS:O	2.28	0.66
1:D:779:ASP:O	1:D:801:GLU:N	2.25	0.66
1:E:750:THR:OG1	1:E:775:ALA:O	2.14	0.66
1:G:493:LEU:O	1:G:515:ARG:NH1	2.28	0.66
1:J:172:LYS:O	1:J:289:ARG:NH2	2.27	0.66
1:J:147:GLN:OE1	1:J:147:GLN:N	2.29	0.66
1:A:47:ASP:OD2	1:A:131:ARG:NH2	2.28	0.66
1:D:792:VAL:HG22	1:D:815:ASN:HB2	1.76	0.66
1:E:378:VAL:HG11	1:E:478:VAL:HG13	1.78	0.66
1:F:800:PHE:CE2	1:F:824:LEU:HD13	2.30	0.66
1:B:213:VAL:HG11	1:B:224:VAL:HG13	1.77	0.66
1:D:799:GLU:OE1	1:D:799:GLU:N	2.29	0.66
1:H:442:THR:OG1	1:H:444:GLU:OE1	2.11	0.66
1:J:690:ARG:NH1	1:J:721:ASP:OD1	2.28	0.66
1:L:792:VAL:HG22	1:L:815:ASN:HB2	1.78	0.66
1:B:799:GLU:N	1:B:799:GLU:OE1	2.28	0.66
1:G:477:HIS:O	1:G:481:HIS:N	2.28	0.66
1:B:697:LEU:HD22	1:B:732:PRO:HD3	1.77	0.65
1:G:267:ASP:N	1:G:293:THR:OG1	2.27	0.65
1:A:173:GLU:OE1	1:A:173:GLU:N	2.29	0.65
1:A:793:LEU:HD23	1:A:816:LEU:HD13	1.78	0.65

Continued on next page...

Continued from previous page...

Atom-1	Atom-2	Interatomic distance (Å)	Clash overlap (Å)
1:C:438:GLN:HB2	1:C:446:ILE:HD11	1.78	0.65
1:E:283:GLU:OE1	1:E:283:GLU:N	2.28	0.65
1:J:173:GLU:N	1:J:173:GLU:OE1	2.29	0.65
1:A:800:PHE:CZ	1:A:824:LEU:HD13	2.31	0.65
1:F:322:LEU:HD12	1:F:358:ALA:HB2	1.77	0.65
1:I:213:VAL:HG11	1:I:224:VAL:HG13	1.77	0.65
1:K:632:TRP:CH2	1:K:677:VAL:HG23	2.30	0.65
1:L:174:SER:OG	1:L:176:ASP:OD1	2.13	0.65
1:D:325:ARG:HD2	1:D:355:VAL:HG22	1.79	0.65
1:D:363:GLY:O	1:E:298:VAL:HG13	1.96	0.65
1:A:361:LEU:HD21	1:A:373:VAL:HG21	1.78	0.65
1:B:14:LEU:HD21	1:L:14:LEU:CD1	2.24	0.65
1:B:14:LEU:CD1	1:L:14:LEU:HD21	2.27	0.65
1:C:589:LEU:HD23	1:C:590:ARG:N	2.12	0.65
1:E:603:LEU:O	1:E:603:LEU:HD23	1.96	0.65
1:G:456:ASN:OD1	1:L:364:ARG:NH2	2.29	0.65
1:H:539:PHE:CE2	1:H:572:VAL:HG11	2.32	0.65
1:J:676:GLU:N	1:J:676:GLU:OE1	2.29	0.65
1:L:256:ASN:OD1	1:L:284:ASN:ND2	2.29	0.65
1:L:537:ARG:O	1:L:538:SER:OG	2.14	0.65
1:L:801:GLU:N	1:L:801:GLU:OE1	2.30	0.65
1:A:519:GLN:NE2	1:A:522:ASN:OD1	2.30	0.65
1:F:537:ARG:O	1:F:538:SER:OG	2.14	0.65
1:G:604:THR:O	1:G:607:LYS:NZ	2.30	0.65
1:J:213:VAL:HG11	1:J:224:VAL:HG13	1.79	0.65
1:K:649:GLN:N	1:K:649:GLN:OE1	2.29	0.65
1:L:519:GLN:NE2	1:L:522:ASN:OD1	2.30	0.65
1:D:603:LEU:HD23	1:D:603:LEU:O	1.97	0.65
1:I:779:ASP:O	1:I:801:GLU:N	2.26	0.65
1:J:157:VAL:HG12	2:J:901:ATP:N6	2.12	0.65
1:L:396:SER:O	1:L:399:HIS:N	2.30	0.65
1:G:799:GLU:N	1:G:799:GLU:OE1	2.30	0.65
1:G:818:LEU:HD12	1:G:842:LEU:HD11	1.78	0.65
1:J:382:TYR:OH	1:J:479:MET:O	2.14	0.65
1:J:799:GLU:N	1:J:799:GLU:OE1	2.30	0.65
1:K:537:ARG:O	1:K:538:SER:OG	2.15	0.65
1:C:11:GLU:O	1:C:15:GLN:NE2	2.30	0.64
1:I:407:CYS:O	1:I:429:TRP:NE1	2.30	0.64
1:C:799:GLU:OE1	1:C:799:GLU:N	2.30	0.64
1:B:84:LYS:NZ	1:B:88:GLU:OE2	2.26	0.64
1:C:693:MET:N	1:C:693:MET:SD	2.70	0.64

Continued on next page...

Continued from previous page...

Atom-1	Atom-2	Interatomic distance (Å)	Clash overlap (Å)
1:D:304:ASN:OD1	1:D:306:ASP:N	2.30	0.64
1:E:527:LEU:HD21	1:E:560:ILE:CD1	2.27	0.64
1:F:603:LEU:O	1:F:603:LEU:HD23	1.98	0.64
1:F:801:GLU:N	1:F:801:GLU:OE1	2.31	0.64
1:G:603:LEU:HD23	1:G:603:LEU:O	1.97	0.64
1:L:793:LEU:HD22	1:L:810:PHE:HE2	1.61	0.64
1:A:14:LEU:CD1	1:G:14:LEU:HD21	2.28	0.64
1:H:454:LEU:HD23	1:H:459:LEU:HD12	1.78	0.64
1:H:702:GLY:O	1:H:706:ASN:N	2.31	0.64
1:I:800:PHE:CZ	1:I:824:LEU:HD13	2.31	0.64
1:J:355:VAL:HG21	2:J:901:ATP:H1'	1.79	0.64
1:J:493:LEU:O	1:J:515:ARG:NH1	2.30	0.64
1:J:539:PHE:CE2	1:J:572:VAL:HG11	2.32	0.64
1:F:378:VAL:HG11	1:F:478:VAL:HG13	1.79	0.64
1:K:54:ASP:OD1	1:L:133:THR:HG23	1.96	0.64
1:K:692:GLN:OE1	1:K:694:ALA:N	2.30	0.64
1:E:569:VAL:HG13	1:E:591:TYR:HD2	1.63	0.64
1:F:11:GLU:O	1:F:15:GLN:NE2	2.30	0.64
1:G:589:LEU:HD11	1:G:592:ILE:HD11	1.79	0.64
1:D:146:GLN:OE1	1:E:272:LYS:NZ	2.20	0.64
1:D:604:THR:O	1:D:607:LYS:NZ	2.31	0.64
1:F:20:ASN:OD1	1:F:105:ARG:HG3	1.98	0.64
1:F:674:GLU:OE1	1:F:674:GLU:N	2.30	0.64
1:G:213:VAL:HG11	1:G:224:VAL:HG13	1.78	0.64
1:A:740:ARG:O	1:A:765:SER:OG	2.06	0.64
1:B:190:LYS:HG2	1:B:310:LEU:HD22	1.79	0.64
1:B:640:LEU:HD12	1:B:641:HIS:N	2.12	0.64
1:C:153:ASP:OD2	1:C:196:LYS:NZ	2.30	0.64
1:E:341:GLU:OE1	1:E:342:SER:N	2.31	0.64
1:G:632:TRP:CZ2	1:G:677:VAL:HG22	2.33	0.64
1:D:76:VAL:O	1:D:80:VAL:HG22	1.97	0.64
1:E:799:GLU:OE1	1:E:799:GLU:N	2.30	0.64
1:B:634:MET:SD	1:B:634:MET:N	2.71	0.64
1:H:799:GLU:OE1	1:H:799:GLU:N	2.31	0.64
1:L:539:PHE:CE2	1:L:572:VAL:HG11	2.33	0.64
1:A:158:GLY:O	1:A:311:LYS:NZ	2.18	0.63
1:C:147:GLN:N	1:C:147:GLN:OE1	2.31	0.63
1:C:172:LYS:O	1:C:289:ARG:NH2	2.27	0.63
1:C:477:HIS:O	1:C:481:HIS:N	2.30	0.63
1:D:341:GLU:OE1	1:D:342:SER:N	2.31	0.63
1:J:536:VAL:HG11	1:J:564:PHE:HD2	1.63	0.63

Continued on next page...

Continued from previous page...

Atom-1	Atom-2	Interatomic distance (Å)	Clash overlap (Å)
1:K:603:LEU:O	1:K:603:LEU:HD23	1.98	0.63
1:G:539:PHE:CE2	1:G:572:VAL:HG11	2.33	0.63
1:K:378:VAL:HG12	1:K:478:VAL:HG12	1.80	0.63
1:K:527:LEU:CD2	1:K:559:LEU:HD23	2.28	0.63
1:H:363:GLY:O	1:I:298:VAL:HG13	1.98	0.63
1:J:432:GLU:OE1	1:J:515:ARG:NH2	2.32	0.63
1:A:321:LEU:HD11	1:A:325:ARG:NH2	2.13	0.63
1:A:493:LEU:O	1:A:515:ARG:NH1	2.31	0.63
1:C:213:VAL:HG11	1:C:224:VAL:HG13	1.80	0.63
1:D:350:VAL:C	1:D:351:PRO:CG	2.65	0.63
1:E:325:ARG:NH1	1:E:355:VAL:HG22	2.13	0.63
1:F:780:SER:OG	1:F:802:THR:OG1	2.03	0.63
1:L:341:GLU:OE1	1:L:342:SER:N	2.32	0.63
1:G:541:CYS:HB3	1:G:572:VAL:HG12	1.80	0.63
1:K:604:THR:O	1:K:607:LYS:NZ	2.31	0.63
1:K:772:LYS:HA	1:K:796:GLU:HB3	1.81	0.63
1:L:158:GLY:O	1:L:311:LYS:NZ	2.30	0.63
1:A:799:GLU:OE1	1:A:799:GLU:N	2.30	0.63
1:B:231:PHE:O	1:B:234:ARG:NH2	2.31	0.63
1:B:476:LEU:HD21	1:B:484:CYS:SG	2.39	0.63
1:K:640:LEU:HD12	1:K:641:HIS:N	2.14	0.63
1:B:760:LEU:HD21	1:B:769:LEU:HD11	1.80	0.63
1:C:185:MET:O	1:C:190:LYS:NZ	2.31	0.63
1:F:382:TYR:OH	1:F:479:MET:O	2.16	0.63
1:F:454:LEU:HD23	1:F:459:LEU:HD12	1.79	0.63
1:G:640:LEU:HD12	1:G:641:HIS:N	2.13	0.63
1:E:363:GLY:O	1:F:298:VAL:HG13	1.99	0.63
1:G:868:LEU:HD12	1:G:869:THR:N	2.13	0.63
1:H:231:PHE:O	1:H:234:ARG:NH2	2.32	0.63
1:H:661:CYS:O	1:H:663:GLN:NE2	2.31	0.63
1:I:52:PRO:O	1:J:133:THR:OG1	2.17	0.63
1:J:541:CYS:HB3	1:J:572:VAL:HG12	1.80	0.63
1:A:407:CYS:O	1:A:429:TRP:NE1	2.31	0.63
1:B:779:ASP:O	1:B:801:GLU:N	2.26	0.63
1:C:697:LEU:HD12	1:C:732:PRO:HD3	1.81	0.63
1:E:158:GLY:O	1:E:311:LYS:NZ	2.30	0.63
1:I:20:ASN:OD1	1:I:105:ARG:HG3	1.99	0.63
1:K:842:LEU:HD12	1:K:849:VAL:HA	1.81	0.63
1:L:794:TRP:CZ3	1:L:817:VAL:HG21	2.34	0.63
1:A:454:LEU:HD23	1:A:459:LEU:HD12	1.79	0.62
1:E:676:GLU:OE1	1:E:676:GLU:N	2.32	0.62

Continued on next page...

Continued from previous page...

Atom-1	Atom-2	Interatomic distance (Å)	Clash overlap (Å)
1:H:31:LEU:HD11	1:H:76:VAL:HG23	1.80	0.62
1:J:750:THR:OG1	1:J:775:ALA:O	2.14	0.62
1:A:190:LYS:N	2:A:901:ATP:O2B	2.29	0.62
1:A:634:MET:N	1:A:634:MET:SD	2.72	0.62
1:C:634:MET:N	1:C:634:MET:SD	2.72	0.62
1:I:634:MET:N	1:I:634:MET:SD	2.72	0.62
1:K:842:LEU:HD13	1:K:845:THR:HG21	1.81	0.62
1:A:603:LEU:O	1:A:603:LEU:HD23	1.99	0.62
1:B:760:LEU:HD12	1:B:763:LEU:HD23	1.81	0.62
1:D:147:GLN:OE1	1:D:147:GLN:N	2.32	0.62
1:E:493:LEU:O	1:E:515:ARG:NH1	2.31	0.62
1:E:537:ARG:O	1:E:538:SER:OG	2.16	0.62
1:F:589:LEU:HD11	1:F:592:ILE:CD1	2.29	0.62
1:G:382:TYR:OH	1:G:479:MET:O	2.14	0.62
1:K:407:CYS:O	1:K:429:TRP:NE1	2.32	0.62
1:K:432:GLU:OE1	1:K:515:ARG:NH2	2.33	0.62
1:K:799:GLU:OE1	1:K:799:GLU:N	2.31	0.62
1:L:213:VAL:HG11	1:L:224:VAL:HG13	1.80	0.62
1:C:14:LEU:HD21	1:K:14:LEU:CD1	2.28	0.62
1:C:47:ASP:OD2	1:C:131:ARG:NH2	2.32	0.62
1:D:519:GLN:NE2	1:D:522:ASN:OD1	2.32	0.62
1:E:519:GLN:NE2	1:E:522:ASN:OD1	2.33	0.62
1:E:752:PHE:O	1:E:777:ALA:N	2.31	0.62
1:G:702:GLY:O	1:G:706:ASN:N	2.33	0.62
1:H:731:LEU:HD22	1:H:759:LYS:CB	2.28	0.62
1:J:84:LYS:NZ	1:J:88:GLU:OE2	2.25	0.62
1:B:477:HIS:O	1:B:481:HIS:N	2.27	0.62
1:C:432:GLU:OE1	1:C:515:ARG:NH2	2.33	0.62
1:C:801:GLU:N	1:C:801:GLU:OE1	2.32	0.62
1:D:634:MET:N	1:D:634:MET:SD	2.73	0.62
1:F:649:GLN:OE1	1:F:649:GLN:N	2.31	0.62
1:H:147:GLN:OE1	1:H:147:GLN:N	2.32	0.62
1:K:792:VAL:HG22	1:K:815:ASN:HB2	1.80	0.62
1:L:51:LEU:HD21	1:L:135:GLU:HA	1.79	0.62
1:B:179:ILE:C	1:B:180:ILE:HD12	2.19	0.62
1:F:231:PHE:O	1:F:234:ARG:NH2	2.33	0.62
1:G:294:THR:OG1	1:G:299:LEU:HD23	2.00	0.62
1:I:793:LEU:HD22	1:I:810:PHE:HE2	1.65	0.62
1:J:407:CYS:O	1:J:429:TRP:NE1	2.32	0.62
1:K:325:ARG:HH11	1:K:355:VAL:HG22	1.64	0.62
1:F:589:LEU:HD21	1:F:592:ILE:HG12	1.81	0.62

Continued on next page...

Continued from previous page...

Atom-1	Atom-2	Interatomic distance (Å)	Clash overlap (Å)
1:H:324:LYS:O	1:H:328:GLY:N	2.33	0.62
1:J:378:VAL:HG12	1:J:478:VAL:CG1	2.29	0.62
1:A:536:VAL:HG11	1:A:564:PHE:CD1	2.35	0.62
1:B:188:LEU:HG	1:B:310:LEU:HD23	1.81	0.62
1:C:179:ILE:C	1:C:180:ILE:HD12	2.20	0.62
1:A:187:GLY:N	2:A:901:ATP:O1B	2.31	0.62
1:D:361:LEU:HD21	1:D:373:VAL:HG21	1.82	0.62
1:E:378:VAL:HG12	1:E:478:VAL:HG12	1.82	0.62
1:D:14:LEU:HD21	1:J:14:LEU:CD1	2.29	0.62
1:G:589:LEU:HD21	1:G:592:ILE:HG12	1.82	0.62
1:J:146:GLN:NE2	1:J:147:GLN:OE1	2.33	0.62
1:B:801:GLU:N	1:B:801:GLU:OE1	2.32	0.61
1:H:603:LEU:O	1:H:603:LEU:HD23	1.99	0.61
1:J:604:THR:O	1:J:607:LYS:NZ	2.33	0.61
1:L:44:PHE:CD2	1:L:128:LEU:HD23	2.34	0.61
1:A:147:GLN:OE1	1:A:147:GLN:N	2.33	0.61
1:A:396:SER:O	1:A:399:HIS:HB3	2.00	0.61
1:H:634:MET:N	1:H:634:MET:SD	2.73	0.61
1:H:647:LYS:O	1:H:649:GLN:NE2	2.33	0.61
1:I:553:THR:N	1:I:556:ASP:OD2	2.33	0.61
1:L:840:MET:CE	1:L:842:LEU:HD13	2.29	0.61
1:A:179:ILE:C	1:A:180:ILE:HD12	2.21	0.61
1:C:537:ARG:O	1:C:538:SER:OG	2.15	0.61
1:G:179:ILE:C	1:G:180:ILE:HD12	2.20	0.61
1:H:497:VAL:HG23	1:H:516:LEU:HD12	1.81	0.61
1:B:400:LEU:CD2	1:B:459:LEU:HD11	2.30	0.61
1:E:387:GLU:O	1:E:389:CYS:N	2.34	0.61
1:J:294:THR:OG1	1:J:299:LEU:HD23	2.00	0.61
1:K:158:GLY:O	1:K:311:LYS:NZ	2.29	0.61
1:L:799:GLU:OE1	1:L:799:GLU:N	2.33	0.61
1:B:493:LEU:O	1:B:515:ARG:NH1	2.34	0.61
1:B:537:ARG:O	1:B:538:SER:OG	2.18	0.61
1:H:179:ILE:C	1:H:180:ILE:HD12	2.20	0.61
1:I:29:GLY:O	1:I:33:ASN:ND2	2.33	0.61
1:H:537:ARG:O	1:H:538:SER:OG	2.13	0.61
1:H:801:GLU:N	1:H:801:GLU:OE1	2.34	0.61
1:I:147:GLN:OE1	1:I:147:GLN:N	2.32	0.61
1:A:213:VAL:HG11	1:A:224:VAL:HG13	1.82	0.61
1:E:52:PRO:O	1:F:133:THR:OG1	2.19	0.61
1:E:179:ILE:C	1:E:180:ILE:HD12	2.20	0.61
1:K:179:ILE:C	1:K:180:ILE:HD12	2.20	0.61

Continued on next page...

Continued from previous page...

Atom-1	Atom-2	Interatomic distance (Å)	Clash overlap (Å)
1:A:73:GLU:OE2	1:A:568:ARG:NH2	2.34	0.61
1:B:527:LEU:HG	1:B:559:LEU:HD23	1.81	0.61
1:F:760:LEU:HD12	1:F:763:LEU:HD23	1.83	0.61
1:F:792:VAL:HG22	1:F:815:ASN:HB2	1.82	0.61
1:D:591:TYR:HE1	1:D:615:ILE:HD12	1.66	0.61
1:D:725:MET:SD	1:D:726:ASN:N	2.74	0.61
1:E:438:GLN:HB2	1:E:446:ILE:HD11	1.83	0.61
1:F:432:GLU:OE1	1:F:515:ARG:NH2	2.33	0.61
1:G:341:GLU:OE1	1:G:342:SER:N	2.33	0.61
1:I:158:GLY:O	1:I:311:LYS:NZ	2.27	0.61
1:L:179:ILE:C	1:L:180:ILE:HD12	2.22	0.61
1:B:343:ILE:HD11	1:B:357:ILE:HG12	1.83	0.60
1:C:541:CYS:HB3	1:C:572:VAL:HG12	1.83	0.60
1:G:399:HIS:O	1:G:399:HIS:CD2	2.54	0.60
1:H:640:LEU:HD12	1:H:641:HIS:N	2.15	0.60
1:K:256:ASN:OD1	1:K:284:ASN:ND2	2.33	0.60
1:A:351:PRO:HD2	1:A:352:LEU:N	2.16	0.60
1:D:396:SER:O	1:D:399:HIS:N	2.34	0.60
1:I:400:LEU:HD21	1:I:459:LEU:HD11	1.83	0.60
1:K:693:MET:O	1:K:696:PHE:N	2.32	0.60
1:K:819:MET:HB3	1:K:843:GLU:HB2	1.84	0.60
1:L:407:CYS:O	1:L:429:TRP:NE1	2.33	0.60
1:L:725:MET:SD	1:L:726:ASN:ND2	2.75	0.60
1:A:604:THR:O	1:A:607:LYS:NZ	2.34	0.60
1:F:539:PHE:CE2	1:F:572:VAL:HG11	2.36	0.60
1:G:190:LYS:NZ	2:G:901:ATP:O1B	2.28	0.60
1:J:640:LEU:HD12	1:J:641:HIS:N	2.17	0.60
1:L:840:MET:HE2	1:L:842:LEU:HD13	1.83	0.60
1:A:378:VAL:HG11	1:A:478:VAL:HG13	1.83	0.60
1:A:498:SER:C	1:A:499:LEU:HD12	2.22	0.60
1:B:569:VAL:HG13	1:B:591:TYR:HD2	1.67	0.60
1:G:846:SER:O	1:G:849:VAL:HG12	2.01	0.60
1:F:541:CYS:HB3	1:F:572:VAL:HG12	1.82	0.60
1:G:276:TYR:OH	1:L:146:GLN:OE1	2.20	0.60
1:G:614:LEU:HD11	1:G:616:LEU:HD21	1.83	0.60
1:I:380:HIS:O	1:I:383:THR:HG22	2.01	0.60
1:J:54:ASP:OD1	1:K:133:THR:HG23	2.02	0.60
1:F:179:ILE:C	1:F:180:ILE:HD12	2.22	0.60
1:H:52:PRO:O	1:I:133:THR:OG1	2.19	0.60
1:I:179:ILE:C	1:I:180:ILE:HD12	2.21	0.60
1:I:750:THR:OG1	1:I:775:ALA:O	2.18	0.60

Continued on next page...

Continued from previous page...

Atom-1	Atom-2	Interatomic distance (Å)	Clash overlap (Å)
1:E:779:ASP:O	1:E:801:GLU:N	2.27	0.60
1:I:702:GLY:O	1:I:706:ASN:N	2.32	0.60
1:J:662:LEU:HD21	1:J:665:LEU:HD22	1.83	0.60
1:J:801:GLU:N	1:J:801:GLU:OE1	2.34	0.60
1:K:334:LYS:O	1:K:337:VAL:HG22	2.02	0.60
1:A:500:THR:O	1:A:502:ASP:N	2.35	0.60
1:E:740:ARG:O	1:E:765:SER:OG	2.15	0.60
1:J:477:HIS:O	1:J:481:HIS:N	2.35	0.60
1:E:476:LEU:HD21	1:E:484:CYS:SG	2.42	0.60
1:G:147:GLN:OE1	1:G:147:GLN:N	2.35	0.60
1:D:378:VAL:HG11	1:D:478:VAL:HG13	1.83	0.60
1:E:407:CYS:O	1:E:429:TRP:NE1	2.35	0.60
1:I:632:TRP:CZ2	1:I:677:VAL:HG22	2.37	0.60
1:I:725:MET:SD	1:I:726:ASN:N	2.75	0.60
1:J:400:LEU:HD21	1:J:459:LEU:CD1	2.29	0.60
1:J:648:LEU:HD11	1:J:665:LEU:HD21	1.83	0.60
1:K:632:TRP:HH2	1:K:677:VAL:HG23	1.64	0.60
1:A:21:VAL:C	1:A:26:SER:HA	2.22	0.59
1:A:298:VAL:HG13	1:F:363:GLY:O	2.02	0.59
1:A:476:LEU:HD22	1:A:480:LEU:HB3	1.84	0.59
1:F:153:ASP:OD1	1:F:196:LYS:NZ	2.33	0.59
1:J:745:LEU:HD11	1:J:747:LEU:HD21	1.83	0.59
1:B:500:THR:O	1:B:502:ASP:N	2.35	0.59
1:C:54:ASP:OD1	1:D:133:THR:HG23	2.01	0.59
1:F:702:GLY:O	1:F:706:ASN:N	2.33	0.59
1:F:799:GLU:OE1	1:F:799:GLU:N	2.32	0.59
1:G:70:HIS:O	1:G:74:ASP:OD1	2.19	0.59
1:G:801:GLU:N	1:G:801:GLU:OE1	2.35	0.59
1:G:840:MET:CE	1:G:868:LEU:HD13	2.32	0.59
1:H:614:LEU:HD11	1:H:616:LEU:HD21	1.84	0.59
1:I:170:LEU:HD22	1:I:262:LEU:HD22	1.84	0.59
1:J:702:GLY:O	1:J:706:ASN:N	2.34	0.59
1:A:326:VAL:HG11	1:A:370:TRP:CZ2	2.37	0.59
1:B:382:TYR:OH	1:B:479:MET:O	2.17	0.59
1:F:632:TRP:CZ2	1:F:677:VAL:HG22	2.37	0.59
1:K:172:LYS:O	1:K:289:ARG:NH2	2.33	0.59
1:K:801:GLU:N	1:K:801:GLU:OE1	2.35	0.59
1:C:407:CYS:O	1:C:429:TRP:NE1	2.36	0.59
1:H:151:LEU:HD22	2:H:901:ATP:N7	2.17	0.59
1:I:294:THR:OG1	1:I:299:LEU:HD23	2.02	0.59
1:I:603:LEU:O	1:I:603:LEU:HD23	2.02	0.59

Continued on next page...

Continued from previous page...

Atom-1	Atom-2	Interatomic distance (Å)	Clash overlap (Å)
1:A:265:LEU:N	1:A:291:MET:O	2.34	0.59
1:B:11:GLU:O	1:B:15:GLN:NE2	2.35	0.59
1:B:387:GLU:O	1:B:389:CYS:N	2.36	0.59
1:G:571:ASP:OD2	1:G:591:TYR:OH	2.06	0.59
1:L:493:LEU:O	1:L:515:ARG:NH1	2.36	0.59
1:A:14:LEU:HD21	1:G:14:LEU:CD1	2.29	0.59
1:G:476:LEU:HD22	1:G:480:LEU:HB3	1.85	0.59
2:H:901:ATP:O1A	2:H:901:ATP:O3'	2.10	0.59
1:I:648:LEU:HD11	1:I:665:LEU:HD21	1.85	0.59
1:K:44:PHE:CD2	1:K:128:LEU:HD23	2.38	0.59
1:L:432:GLU:OE1	1:L:515:ARG:NH2	2.36	0.59
1:A:271:THR:HG22	1:A:299:LEU:HD12	1.85	0.59
1:A:472:LYS:HG3	1:A:473:THR:HG23	1.85	0.59
1:D:179:ILE:C	1:D:180:ILE:HD12	2.22	0.59
1:E:29:GLY:O	1:E:33:ASN:ND2	2.36	0.59
1:E:536:VAL:HG11	1:E:564:PHE:HD2	1.68	0.59
1:G:416:ARG:CD	1:G:478:VAL:HG13	2.31	0.59
1:H:477:HIS:O	1:H:481:HIS:N	2.30	0.59
1:D:17:LEU:O	1:D:21:VAL:HG23	2.01	0.59
1:D:73:GLU:OE2	1:D:568:ARG:NH2	2.35	0.59
1:D:500:THR:O	1:D:502:ASP:N	2.36	0.59
1:D:569:VAL:HG13	1:D:591:TYR:HD2	1.68	0.59
1:E:14:LEU:HD21	1:I:14:LEU:CD1	2.30	0.59
1:F:634:MET:N	1:F:634:MET:SD	2.76	0.59
1:H:108:ALA:O	1:H:112:LYS:HG3	2.03	0.59
1:I:51:LEU:HD21	1:I:136:LEU:H	1.66	0.59
1:K:589:LEU:HD21	1:K:592:ILE:HG12	1.85	0.59
1:L:603:LEU:HD23	1:L:603:LEU:O	2.02	0.59
1:E:17:LEU:O	1:E:21:VAL:HG23	2.02	0.59
1:F:146:GLN:OE1	1:F:147:GLN:N	2.36	0.59
1:F:378:VAL:HG12	1:F:478:VAL:HG12	1.84	0.59
1:G:364:ARG:NH2	1:H:453:ASP:OD1	2.36	0.59
1:I:381:LEU:HD12	1:I:479:MET:SD	2.43	0.59
1:I:589:LEU:HD21	1:I:592:ILE:HG12	1.84	0.59
1:J:215:VAL:HG12	1:J:216:GLY:O	2.02	0.59
1:L:172:LYS:O	1:L:289:ARG:NH2	2.33	0.59
1:L:357:ILE:HD11	1:L:373:VAL:HG13	1.85	0.59
1:A:321:LEU:HD11	1:A:325:ARG:HH21	1.68	0.59
1:A:780:SER:OG	1:A:802:THR:O	2.20	0.59
1:C:334:LYS:O	1:C:337:VAL:HG22	2.02	0.59
1:C:716:LEU:HD11	1:C:718:LEU:HD11	1.84	0.59

Continued on next page...

Continued from previous page...

Atom-1	Atom-2	Interatomic distance (Å)	Clash overlap (Å)
1:D:99:GLY:O	1:D:103:THR:HG23	2.03	0.59
1:H:334:LYS:O	1:H:337:VAL:HG22	2.01	0.59
1:H:774:ASN:OD1	1:H:774:ASN:O	2.19	0.59
1:I:364:ARG:NH2	1:J:453:ASP:OD1	2.36	0.59
1:A:752:PHE:O	1:A:777:ALA:N	2.35	0.58
1:B:321:LEU:HD13	2:B:901:ATP:C2	2.38	0.58
1:B:589:LEU:HD11	1:B:592:ILE:HD11	1.85	0.58
1:D:553:THR:N	1:D:556:ASP:OD2	2.34	0.58
1:H:832:ALA:HA	1:H:855:ILE:HD11	1.84	0.58
1:H:842:LEU:HD13	1:H:845:THR:HG21	1.84	0.58
1:J:716:LEU:HD11	1:J:718:LEU:HD11	1.84	0.58
1:B:361:LEU:HD21	1:B:373:VAL:HG21	1.84	0.58
1:F:14:LEU:HD21	1:H:14:LEU:CD1	2.31	0.58
1:J:179:ILE:C	1:J:180:ILE:HD12	2.24	0.58
1:J:378:VAL:HG11	1:J:478:VAL:HG13	1.83	0.58
1:L:325:ARG:NH2	2:L:901:ATP:O2'	2.29	0.58
1:L:477:HIS:O	1:L:481:HIS:N	2.31	0.58
1:D:752:PHE:O	1:D:777:ALA:N	2.35	0.58
1:E:539:PHE:CE2	1:E:572:VAL:HG11	2.38	0.58
1:J:29:GLY:O	1:J:33:ASN:ND2	2.36	0.58
1:K:304:ASN:OD1	1:K:306:ASP:N	2.33	0.58
1:A:702:GLY:O	1:A:706:ASN:N	2.36	0.58
1:C:190:LYS:CG	1:C:310:LEU:HD22	2.33	0.58
1:C:190:LYS:HG2	1:C:310:LEU:HD22	1.85	0.58
1:C:343:ILE:HD11	1:C:357:ILE:HG23	1.85	0.58
1:C:611:LEU:HD12	1:C:612:GLN:N	2.18	0.58
1:F:135:GLU:N	1:F:135:GLU:OE1	2.37	0.58
1:F:692:GLN:OE1	1:F:694:ALA:N	2.36	0.58
1:G:725:MET:SD	1:G:726:ASN:N	2.76	0.58
1:H:173:GLU:OE1	1:H:173:GLU:N	2.35	0.58
1:J:536:VAL:HG11	1:J:564:PHE:CD2	2.37	0.58
1:B:407:CYS:O	1:B:429:TRP:NE1	2.36	0.58
1:H:304:ASN:OD1	1:H:306:ASP:N	2.32	0.58
1:E:674:GLU:N	1:E:674:GLU:OE2	2.35	0.58
1:F:147:GLN:N	1:F:147:GLN:OE1	2.37	0.58
1:F:325:ARG:NH1	1:F:355:VAL:HG22	2.19	0.58
1:H:336:LEU:O	1:H:340:GLY:N	2.26	0.58
1:I:626:ASP:OD1	1:I:649:GLN:NE2	2.37	0.58
1:L:350:VAL:HG12	1:L:479:MET:HE3	1.83	0.58
1:C:364:ARG:NH2	1:D:453:ASP:OD1	2.37	0.58
1:J:569:VAL:HG13	1:J:591:TYR:HD2	1.68	0.58

Continued on next page...

Continued from previous page...

Atom-1	Atom-2	Interatomic distance (Å)	Clash overlap (Å)
1:C:89:LYS:O	1:C:94:ARG:NE	2.37	0.58
1:D:325:ARG:CD	1:D:355:VAL:HG22	2.34	0.58
1:H:187:GLY:HA3	1:H:352:LEU:HD23	1.86	0.58
1:J:131:ARG:HG2	1:J:134:LEU:HD23	1.86	0.58
1:F:819:MET:SD	1:F:819:MET:N	2.76	0.58
1:G:274:ILE:HD11	1:G:292:MET:SD	2.44	0.58
1:H:44:PHE:CD2	1:H:128:LEU:HD23	2.39	0.58
1:K:190:LYS:NZ	2:K:901:ATP:O2B	2.31	0.58
1:L:752:PHE:O	1:L:777:ALA:N	2.34	0.58
1:A:170:LEU:HD22	1:A:262:LEU:HD22	1.86	0.58
1:A:387:GLU:O	1:A:389:CYS:N	2.37	0.58
1:B:215:VAL:HG12	1:B:216:GLY:O	2.04	0.58
1:D:527:LEU:HD22	1:D:559:LEU:HG	1.85	0.58
1:E:364:ARG:NH2	1:F:453:ASP:OD1	2.35	0.58
1:E:702:GLY:O	1:E:706:ASN:N	2.37	0.58
1:I:692:GLN:OE1	1:I:694:ALA:N	2.37	0.58
1:A:640:LEU:HD12	1:A:641:HIS:N	2.18	0.57
1:C:294:THR:OG1	1:C:299:LEU:HD23	2.03	0.57
1:D:215:VAL:HG12	1:D:216:GLY:O	2.03	0.57
1:E:147:GLN:OE1	1:E:147:GLN:N	2.37	0.57
1:F:170:LEU:HD21	1:F:262:LEU:HD22	1.84	0.57
1:H:265:LEU:N	1:H:291:MET:O	2.32	0.57
1:H:432:GLU:OE1	1:H:515:ARG:NH2	2.37	0.57
1:H:746:THR:HG23	1:H:770:LYS:HB2	1.85	0.57
1:H:792:VAL:HG13	1:H:815:ASN:HB3	1.86	0.57
1:J:179:ILE:HG23	1:J:290:VAL:HG13	1.86	0.57
1:D:537:ARG:O	1:D:538:SER:OG	2.18	0.57
1:E:172:LYS:O	1:E:289:ARG:NH2	2.35	0.57
1:A:351:PRO:HD2	1:A:352:LEU:H	1.69	0.57
1:C:694:ALA:HB3	1:C:725:MET:CE	2.34	0.57
1:F:378:VAL:HG11	1:F:478:VAL:CG1	2.32	0.57
1:G:47:ASP:OD2	1:G:131:ARG:NH2	2.36	0.57
1:L:396:SER:O	1:L:399:HIS:HB3	2.04	0.57
1:L:634:MET:N	1:L:634:MET:SD	2.77	0.57
1:A:135:GLU:OE1	1:A:135:GLU:N	2.36	0.57
1:A:377:VAL:HG23	1:A:377:VAL:O	2.04	0.57
1:C:794:TRP:CZ3	1:C:817:VAL:HG21	2.39	0.57
1:D:352:LEU:HD23	1:D:356:VAL:HG23	1.86	0.57
1:E:634:MET:N	1:E:634:MET:SD	2.76	0.57
1:J:634:MET:SD	1:J:634:MET:N	2.76	0.57
1:L:818:LEU:HD12	1:L:842:LEU:HD11	1.86	0.57

Continued on next page...

Continued from previous page...

Atom-1	Atom-2	Interatomic distance (Å)	Clash overlap (Å)
1:C:842:LEU:HD12	1:C:849:VAL:HA	1.87	0.57
1:G:321:LEU:HD13	2:G:901:ATP:C2	2.40	0.57
1:G:527:LEU:HD21	1:G:560:ILE:CD1	2.35	0.57
1:G:569:VAL:HG13	1:G:591:TYR:HD2	1.69	0.57
1:G:787:PHE:N	1:G:809:ASN:O	2.37	0.57
1:H:827:VAL:HG12	1:H:851:SER:OG	2.04	0.57
1:J:151:LEU:HD23	1:J:155:GLU:O	2.04	0.57
1:J:537:ARG:O	1:J:538:SER:OG	2.16	0.57
1:K:702:GLY:O	1:K:706:ASN:N	2.38	0.57
1:A:569:VAL:HG13	1:A:591:TYR:HD2	1.70	0.57
1:D:322:LEU:CD1	1:D:358:ALA:HB2	2.33	0.57
1:D:382:TYR:OH	1:D:479:MET:O	2.21	0.57
1:E:541:CYS:HB3	1:E:572:VAL:HG12	1.87	0.57
1:G:396:SER:O	1:G:399:HIS:HB3	2.04	0.57
1:J:35:LEU:HD13	1:J:76:VAL:HG21	1.85	0.57
1:K:692:GLN:NE2	1:K:722:VAL:HG11	2.20	0.57
1:L:702:GLY:O	1:L:705:ASN:N	2.38	0.57
1:A:702:GLY:O	1:A:705:ASN:N	2.38	0.57
1:B:842:LEU:HD13	1:B:845:THR:HG21	1.86	0.57
1:D:334:LYS:O	1:D:337:VAL:HG22	2.05	0.57
1:D:702:GLY:O	1:D:706:ASN:N	2.35	0.57
1:G:432:GLU:OE1	1:G:515:ARG:NH2	2.37	0.57
1:K:90:ASN:O	1:K:94:ARG:N	2.38	0.57
1:C:842:LEU:HD13	1:C:845:THR:HG21	1.85	0.57
1:D:44:PHE:CD2	1:D:128:LEU:HD23	2.39	0.57
1:D:432:GLU:OE1	1:D:515:ARG:NH2	2.38	0.57
1:F:267:ASP:N	1:F:293:THR:OG1	2.32	0.57
1:K:820:SER:N	1:K:843:GLU:O	2.35	0.57
1:B:16:LEU:HA	1:B:105:ARG:HG3	1.87	0.57
1:B:746:THR:HG23	1:B:770:LYS:HB2	1.86	0.57
1:D:396:SER:O	1:D:399:HIS:HB3	2.05	0.57
1:D:740:ARG:O	1:D:765:SER:OG	2.20	0.57
1:F:387:GLU:O	1:F:389:CYS:N	2.38	0.57
1:F:766:LEU:HG	1:F:790:LEU:HD13	1.86	0.57
1:G:35:LEU:HD13	1:G:76:VAL:HG21	1.87	0.57
1:G:183:VAL:HG21	1:G:297:LYS:HA	1.86	0.57
1:G:334:LYS:O	1:G:337:VAL:HG22	2.04	0.57
1:I:102:ALA:O	1:I:106:ASN:ND2	2.37	0.57
1:L:188:LEU:CD1	1:L:350:VAL:HG23	2.34	0.57
1:B:789:ALA:HA	1:B:812:VAL:HG21	1.87	0.57
1:C:44:PHE:CD1	1:C:128:LEU:HD23	2.39	0.57

Continued on next page...

Continued from previous page...

Atom-1	Atom-2	Interatomic distance (Å)	Clash overlap (Å)
1:D:745:LEU:HD23	1:D:745:LEU:O	2.04	0.57
1:F:92:MET:SD	1:F:93:ALA:N	2.78	0.57
1:L:191:THR:OG1	2:L:901:ATP:O1G	2.22	0.57
1:C:752:PHE:O	1:C:777:ALA:N	2.36	0.56
1:E:334:LYS:O	1:E:337:VAL:HG22	2.05	0.56
1:F:21:VAL:C	1:F:26:SER:HA	2.24	0.56
1:G:827:VAL:HG12	1:G:851:SER:OG	2.05	0.56
1:E:827:VAL:HG12	1:E:851:SER:OG	2.05	0.56
1:G:553:THR:N	1:G:556:ASP:OD2	2.36	0.56
1:H:161:GLU:OE2	1:H:311:LYS:NZ	2.38	0.56
1:L:400:LEU:HD22	1:L:400:LEU:N	2.20	0.56
1:C:816:LEU:HD11	1:C:818:LEU:HD21	1.87	0.56
1:F:334:LYS:O	1:F:337:VAL:HG22	2.05	0.56
1:I:44:PHE:CD2	1:I:128:LEU:HD23	2.39	0.56
1:L:378:VAL:HG11	1:L:478:VAL:CG1	2.34	0.56
1:G:161:GLU:OE2	1:G:311:LYS:NZ	2.38	0.56
1:G:325:ARG:NH2	2:G:901:ATP:O2'	2.38	0.56
1:K:16:LEU:HD22	1:K:105:ARG:HB2	1.87	0.56
1:L:793:LEU:HD23	1:L:816:LEU:CD1	2.31	0.56
1:A:432:GLU:OE1	1:A:515:ARG:NH2	2.38	0.56
1:C:802:THR:OG1	1:C:804:GLU:OE2	2.21	0.56
1:G:856:LEU:HD12	1:G:868:LEU:HB3	1.87	0.56
1:L:167:ILE:HD11	1:L:200:ASP:OD2	2.05	0.56
1:B:400:LEU:HD21	1:B:459:LEU:HD11	1.87	0.56
1:F:265:LEU:N	1:F:291:MET:O	2.35	0.56
1:K:203:LEU:HD21	1:K:210:VAL:HG11	1.87	0.56
1:A:126:GLN:OE1	1:A:126:GLN:O	2.24	0.56
1:B:363:GLY:O	1:C:298:VAL:HG13	2.05	0.56
1:D:161:GLU:OE2	1:D:311:LYS:NZ	2.39	0.56
1:D:500:THR:O	1:D:500:THR:HG23	2.06	0.56
1:E:50:LYS:NZ	1:E:402:GLN:OE1	2.25	0.56
1:H:197:ILE:HG22	1:H:203:LEU:HD11	1.88	0.56
1:I:789:ALA:HA	1:I:812:VAL:HG21	1.87	0.56
1:C:76:VAL:O	1:C:80:VAL:HG22	2.05	0.56
1:D:640:LEU:HD23	1:D:641:HIS:N	2.21	0.56
1:E:794:TRP:CZ3	1:E:817:VAL:HG21	2.40	0.56
1:F:493:LEU:O	1:F:515:ARG:NH1	2.37	0.56
1:G:589:LEU:HD11	1:G:592:ILE:CD1	2.36	0.56
1:H:789:ALA:HA	1:H:812:VAL:HG21	1.88	0.56
1:I:497:VAL:CG2	1:I:516:LEU:HD22	2.35	0.56
1:K:267:ASP:OD1	1:K:269:TRP:NE1	2.34	0.56

Continued on next page...

Continued from previous page...

Atom-1	Atom-2	Interatomic distance (Å)	Clash overlap (Å)
1:K:527:LEU:HD21	1:K:559:LEU:HD23	1.88	0.56
1:A:322:LEU:CD1	1:A:358:ALA:HB2	2.36	0.56
1:A:352:LEU:O	1:A:356:VAL:HG23	2.06	0.56
1:D:498:SER:C	1:D:499:LEU:HD22	2.27	0.56
1:E:101:LEU:HD12	1:E:105:ARG:CD	2.36	0.56
1:G:387:GLU:O	1:G:389:CYS:N	2.38	0.56
1:G:537:ARG:O	1:G:538:SER:OG	2.18	0.56
1:H:515:ARG:C	1:H:516:LEU:HD22	2.27	0.56
1:K:147:GLN:N	1:K:147:GLN:OE1	2.39	0.56
1:K:702:GLY:O	1:K:705:ASN:N	2.39	0.56
1:A:215:VAL:HG12	1:A:216:GLY:O	2.06	0.56
1:C:146:GLN:NE2	1:C:147:GLN:OE1	2.39	0.56
1:C:745:LEU:HD21	1:C:747:LEU:HD21	1.87	0.56
1:E:343:ILE:CG2	1:E:357:ILE:HG21	2.36	0.56
1:G:126:GLN:OE1	1:G:126:GLN:O	2.24	0.56
1:I:640:LEU:HD12	1:I:641:HIS:N	2.21	0.56
1:K:553:THR:N	1:K:556:ASP:OD2	2.35	0.56
1:A:48:ALA:HB1	1:A:58:TRP:CZ2	2.41	0.55
1:A:553:THR:N	1:A:556:ASP:OD2	2.36	0.55
1:C:336:LEU:O	1:C:340:GLY:N	2.34	0.55
1:F:101:LEU:HD12	1:F:105:ARG:HD3	1.88	0.55
1:F:827:VAL:HG12	1:F:851:SER:OG	2.06	0.55
1:J:231:PHE:O	1:J:234:ARG:NH2	2.39	0.55
1:L:589:LEU:HD11	1:L:592:ILE:HD11	1.89	0.55
1:C:325:ARG:HD2	1:C:355:VAL:HG22	1.87	0.55
1:E:832:ALA:HB2	1:E:855:ILE:HD13	1.87	0.55
1:K:539:PHE:CE2	1:K:572:VAL:HG11	2.41	0.55
1:K:827:VAL:HG12	1:K:851:SER:OG	2.05	0.55
1:L:99:GLY:O	1:L:103:THR:HG23	2.06	0.55
1:L:513:SER:OG	1:L:516:LEU:HD21	2.05	0.55
1:A:378:VAL:HG12	1:A:478:VAL:HG11	1.88	0.55
1:C:265:LEU:N	1:C:291:MET:O	2.35	0.55
1:A:339:HIS:O	1:A:343:ILE:HG22	2.07	0.55
1:E:382:TYR:OH	1:E:479:MET:O	2.21	0.55
1:E:614:LEU:HD11	1:E:616:LEU:CD2	2.37	0.55
1:G:407:CYS:O	1:G:429:TRP:NE1	2.40	0.55
1:G:746:THR:HG23	1:G:770:LYS:HB2	1.88	0.55
1:J:378:VAL:HG12	1:J:478:VAL:HG11	1.88	0.55
1:L:378:VAL:HG11	1:L:478:VAL:HG13	1.88	0.55
1:L:495:GLN:NE2	1:L:496:GLU:O	2.40	0.55
1:A:382:TYR:OH	1:A:479:MET:O	2.18	0.55

Continued on next page...

Continued from previous page...

Atom-1	Atom-2	Interatomic distance (Å)	Clash overlap (Å)
1:C:98:VAL:O	1:C:101:LEU:HG	2.07	0.55
1:C:498:SER:OG	1:C:505:ILE:O	2.17	0.55
1:E:648:LEU:HD11	1:E:665:LEU:HD21	1.88	0.55
1:H:731:LEU:HD11	1:H:735:PHE:CD2	2.41	0.55
1:I:215:VAL:HG12	1:I:216:GLY:O	2.06	0.55
1:J:702:GLY:O	1:J:705:ASN:N	2.40	0.55
1:A:246:ALA:O	1:A:250:VAL:HG23	2.06	0.55
1:A:495:GLN:NE2	1:A:496:GLU:O	2.40	0.55
1:F:172:LYS:O	1:F:289:ARG:NH2	2.38	0.55
1:L:283:GLU:OE1	1:L:283:GLU:N	2.32	0.55
1:B:539:PHE:CE2	1:B:572:VAL:HG11	2.41	0.55
1:E:161:GLU:OE2	1:E:311:LYS:NZ	2.40	0.55
1:G:363:GLY:O	1:H:298:VAL:HG13	2.07	0.55
1:H:382:TYR:OH	1:H:479:MET:O	2.18	0.55
1:I:714:GLU:O	1:I:743:LYS:N	2.37	0.55
1:L:387:GLU:O	1:L:389:CYS:N	2.39	0.55
1:A:17:LEU:O	1:A:21:VAL:HG23	2.07	0.55
1:B:108:ALA:O	1:B:112:LYS:HG3	2.07	0.55
1:E:527:LEU:HD21	1:E:560:ILE:HD13	1.87	0.55
1:H:29:GLY:O	1:H:33:ASN:ND2	2.39	0.55
1:I:47:ASP:OD2	1:I:131:ARG:NH2	2.40	0.55
1:I:51:LEU:HD23	1:I:52:PRO:HD2	1.89	0.55
1:I:856:LEU:HD23	1:I:868:LEU:HB2	1.89	0.55
1:J:399:HIS:O	1:J:399:HIS:CD2	2.60	0.55
1:K:271:THR:HG22	1:K:299:LEU:HD12	1.87	0.55
1:L:804:GLU:OE1	1:L:804:GLU:N	2.40	0.55
1:A:274:ILE:HD11	1:A:292:MET:SD	2.46	0.55
1:H:493:LEU:O	1:H:515:ARG:NH1	2.37	0.55
1:I:231:PHE:O	1:I:234:ARG:NH2	2.40	0.55
1:K:376:ASN:O	1:K:380:HIS:ND1	2.39	0.55
1:A:283:GLU:OE1	1:A:283:GLU:N	2.35	0.55
1:A:591:TYR:HE1	1:A:615:ILE:HD12	1.72	0.55
1:C:396:SER:O	1:C:399:HIS:HB3	2.07	0.55
1:H:513:SER:OG	1:H:516:LEU:HD21	2.07	0.55
1:I:153:ASP:OD1	1:I:196:LYS:NZ	2.36	0.55
1:I:702:GLY:O	1:I:705:ASN:N	2.40	0.55
1:K:382:TYR:OH	1:K:479:MET:O	2.19	0.55
1:A:827:VAL:HG12	1:A:851:SER:OG	2.07	0.54
1:B:820:SER:N	1:B:843:GLU:O	2.40	0.54
1:D:350:VAL:CA	1:D:351:PRO:HG2	2.36	0.54
1:D:477:HIS:O	1:D:481:HIS:N	2.32	0.54

Continued on next page...

Continued from previous page...

Atom-1	Atom-2	Interatomic distance (Å)	Clash overlap (Å)
1:E:536:VAL:HG11	1:E:564:PHE:CD2	2.42	0.54
1:I:632:TRP:CH2	1:I:677:VAL:HG22	2.42	0.54
1:J:541:CYS:CB	1:J:572:VAL:HG12	2.36	0.54
1:K:31:LEU:CD1	1:K:76:VAL:HG23	2.37	0.54
1:L:73:GLU:O	1:L:76:VAL:HG12	2.07	0.54
1:A:789:ALA:HA	1:A:812:VAL:HG21	1.89	0.54
1:A:793:LEU:HD22	1:A:810:PHE:HE2	1.71	0.54
1:E:119:LYS:HZ1	1:E:123:LEU:HD23	1.73	0.54
1:G:690:ARG:NH1	1:G:721:ASP:OD1	2.38	0.54
1:I:172:LYS:O	1:I:289:ARG:NH2	2.33	0.54
1:I:399:HIS:C	1:I:400:LEU:HD22	2.28	0.54
1:I:537:ARG:O	1:I:538:SER:OG	2.17	0.54
1:A:692:GLN:OE1	1:A:694:ALA:N	2.40	0.54
1:B:378:VAL:HG12	1:B:478:VAL:CG1	2.37	0.54
1:D:746:THR:HG23	1:D:770:LYS:HB2	1.88	0.54
1:D:827:VAL:HG12	1:D:851:SER:OG	2.07	0.54
1:G:476:LEU:HD11	1:G:484:CYS:SG	2.46	0.54
1:L:702:GLY:O	1:L:706:ASN:N	2.39	0.54
1:B:697:LEU:HD22	1:B:732:PRO:CD	2.37	0.54
1:D:539:PHE:CE2	1:D:572:VAL:HG11	2.42	0.54
1:D:665:LEU:HB2	1:D:684:LEU:HD11	1.88	0.54
1:E:702:GLY:O	1:E:705:ASN:N	2.40	0.54
1:I:353:ALA:HB2	1:I:479:MET:CE	2.38	0.54
1:L:352:LEU:O	1:L:356:VAL:HG23	2.08	0.54
1:L:380:HIS:O	1:L:383:THR:HG22	2.08	0.54
1:L:791:ARG:O	1:L:815:ASN:N	2.41	0.54
1:C:702:GLY:O	1:C:705:ASN:N	2.40	0.54
1:D:519:GLN:OE1	1:D:519:GLN:N	2.40	0.54
1:E:378:VAL:HG12	1:E:478:VAL:HG11	1.85	0.54
1:H:714:GLU:O	1:H:743:LYS:N	2.40	0.54
1:I:353:ALA:HB2	1:I:479:MET:SD	2.47	0.54
1:J:611:LEU:HD11	1:J:613:THR:O	2.07	0.54
1:K:589:LEU:HD23	1:K:590:ARG:N	2.22	0.54
1:L:477:HIS:CE1	1:L:479:MET:HE3	2.43	0.54
1:A:378:VAL:HG11	1:A:478:VAL:CG1	2.36	0.54
1:A:408:PHE:HE1	1:A:476:LEU:HD21	1.73	0.54
1:K:746:THR:HG23	1:K:770:LYS:HB2	1.88	0.54
1:K:752:PHE:O	1:K:777:ALA:N	2.40	0.54
1:L:324:LYS:O	1:L:328:GLY:N	2.39	0.54
1:B:387:GLU:O	1:B:387:GLU:HG3	2.08	0.54
1:B:500:THR:O	1:B:500:THR:HG23	2.08	0.54

Continued on next page...

Continued from previous page...

Atom-1	Atom-2	Interatomic distance (Å)	Clash overlap (Å)
1:B:702:GLY:O	1:B:705:ASN:N	2.41	0.54
1:D:190:LYS:NZ	2:D:901:ATP:O2B	2.33	0.54
1:G:29:GLY:O	1:G:33:ASN:ND2	2.40	0.54
1:L:76:VAL:O	1:L:80:VAL:HG22	2.07	0.54
1:L:476:LEU:HD22	1:L:480:LEU:HB3	1.89	0.54
1:A:387:GLU:O	1:A:387:GLU:HG2	2.08	0.54
1:A:520:PRO:O	1:A:524:LYS:NZ	2.40	0.54
1:A:614:LEU:HD11	1:A:616:LEU:HD21	1.90	0.54
1:C:591:TYR:HE1	1:C:615:ILE:HD12	1.72	0.54
1:E:126:GLN:OE1	1:E:126:GLN:O	2.25	0.54
1:F:329:LYS:O	1:F:329:LYS:HD3	2.07	0.54
1:G:632:TRP:CH2	1:G:677:VAL:HG22	2.43	0.54
1:H:790:LEU:HD23	1:H:791:ARG:N	2.23	0.54
1:J:718:LEU:HD22	1:J:747:LEU:CD2	2.38	0.54
1:L:108:ALA:O	1:L:112:LYS:HG3	2.07	0.54
1:L:219:TYR:OH	1:L:273:VAL:HG22	2.08	0.54
1:L:640:LEU:HD23	1:L:641:HIS:N	2.23	0.54
1:L:793:LEU:HD22	1:L:810:PHE:CE2	2.42	0.54
1:A:467:SER:HB3	1:A:768:ILE:HD12	1.89	0.54
1:D:190:LYS:N	2:D:901:ATP:O2B	2.39	0.54
1:F:126:GLN:OE1	1:F:126:GLN:O	2.25	0.54
1:G:324:LYS:O	1:G:328:GLY:N	2.41	0.54
1:G:745:LEU:O	1:G:745:LEU:HD23	2.08	0.54
1:K:156:VAL:HG21	1:K:196:LYS:HE3	1.89	0.54
1:B:396:SER:O	1:B:399:HIS:HB3	2.08	0.54
1:B:432:GLU:OE1	1:B:515:ARG:NH2	2.41	0.54
1:B:692:GLN:OE1	1:B:694:ALA:N	2.41	0.54
1:D:364:ARG:NH2	1:E:453:ASP:OD1	2.41	0.54
1:G:648:LEU:HD11	1:G:665:LEU:HD21	1.88	0.54
1:H:135:GLU:OE1	1:H:135:GLU:N	2.41	0.54
1:K:342:SER:OG	1:K:374:GLU:OE2	2.21	0.54
1:L:589:LEU:CD2	1:L:611:LEU:HD12	2.37	0.54
1:A:161:GLU:OE2	1:A:311:LYS:NZ	2.41	0.53
1:B:827:VAL:HG12	1:B:851:SER:OG	2.08	0.53
1:C:363:GLY:O	1:D:298:VAL:HG13	2.08	0.53
1:D:498:SER:OG	1:D:505:ILE:O	2.14	0.53
1:D:692:GLN:OE1	1:D:694:ALA:N	2.41	0.53
1:H:733:GLN:OE1	1:H:733:GLN:N	2.41	0.53
1:H:760:LEU:HD13	1:H:769:LEU:HD11	1.89	0.53
1:I:476:LEU:HD11	1:I:484:CYS:SG	2.48	0.53
1:K:840:MET:SD	1:K:841:ARG:N	2.81	0.53

Continued on next page...

Continued from previous page...

Atom-1	Atom-2	Interatomic distance (Å)	Clash overlap (Å)
1:L:746:THR:HG23	1:L:770:LYS:HB2	1.90	0.53
1:C:827:VAL:HG12	1:C:851:SER:OG	2.09	0.53
1:D:790:LEU:HD23	1:D:790:LEU:C	2.28	0.53
1:E:26:SER:O	1:E:27:ALA:C	2.44	0.53
1:I:399:HIS:O	1:I:399:HIS:CG	2.61	0.53
1:K:35:LEU:HD13	1:K:76:VAL:HG21	1.89	0.53
1:K:336:LEU:O	1:K:340:GLY:N	2.33	0.53
1:K:343:ILE:HD11	1:K:357:ILE:CG1	2.37	0.53
1:K:454:LEU:CD2	1:K:459:LEU:HD12	2.39	0.53
1:B:438:GLN:HB2	1:B:446:ILE:HD11	1.89	0.53
1:C:789:ALA:HA	1:C:812:VAL:HG21	1.91	0.53
1:D:378:VAL:HG11	1:D:478:VAL:CG1	2.38	0.53
1:E:432:GLU:OE1	1:E:515:ARG:NH2	2.42	0.53
1:F:396:SER:O	1:F:399:HIS:HB3	2.09	0.53
1:H:400:LEU:HD21	1:H:459:LEU:HD11	1.89	0.53
1:J:790:LEU:HD13	1:J:810:PHE:CE1	2.43	0.53
1:K:387:GLU:O	1:K:389:CYS:N	2.41	0.53
1:K:745:LEU:HD23	1:K:745:LEU:O	2.09	0.53
1:D:407:CYS:O	1:D:429:TRP:NE1	2.42	0.53
1:E:746:THR:HG23	1:E:770:LYS:HB2	1.89	0.53
1:F:380:HIS:O	1:F:383:THR:HG22	2.08	0.53
1:F:665:LEU:HB3	1:F:684:LEU:HD11	1.90	0.53
1:F:746:THR:HG23	1:F:770:LYS:HB2	1.90	0.53
1:K:629:ALA:O	1:K:649:GLN:NE2	2.41	0.53
1:L:827:VAL:HG12	1:L:851:SER:OG	2.09	0.53
1:A:90:ASN:O	1:A:94:ARG:N	2.41	0.53
1:C:591:TYR:CE1	1:C:615:ILE:HD12	2.43	0.53
1:E:294:THR:OG1	1:E:299:LEU:HD23	2.08	0.53
1:I:215:VAL:HG11	1:I:268:VAL:HG22	1.91	0.53
1:J:170:LEU:HD13	1:J:262:LEU:HD22	1.90	0.53
1:F:35:LEU:O	1:F:39:GLN:OE1	2.27	0.53
1:F:707:LEU:CD1	1:F:710:LEU:HD12	2.39	0.53
1:G:20:ASN:OD1	1:G:105:ARG:HG3	2.08	0.53
1:L:161:GLU:OE2	1:L:311:LYS:NZ	2.40	0.53
1:B:149:PRO:O	1:B:150:ALA:CB	2.57	0.53
1:C:603:LEU:O	1:C:603:LEU:HD23	2.09	0.53
1:C:611:LEU:HD11	1:C:613:THR:O	2.09	0.53
1:F:217:GLN:NE2	1:F:395:MET:SD	2.82	0.53
1:H:166:VAL:HG21	1:H:193:LEU:HD21	1.90	0.53
1:J:632:TRP:NE1	1:J:649:GLN:O	2.40	0.53
1:K:789:ALA:HA	1:K:812:VAL:HG21	1.90	0.53

Continued on next page...

Continued from previous page...

Atom-1	Atom-2	Interatomic distance (Å)	Clash overlap (Å)
1:L:830:GLU:OE1	1:L:830:GLU:N	2.37	0.53
1:A:430:ILE:HG23	1:A:443:LEU:HD13	1.91	0.53
1:C:400:LEU:HD11	1:C:459:LEU:CD1	2.39	0.53
1:H:707:LEU:CD1	1:H:710:LEU:HD12	2.39	0.53
1:H:752:PHE:O	1:H:777:ALA:N	2.39	0.53
1:I:304:ASN:OD1	1:I:306:ASP:N	2.37	0.53
1:I:495:GLN:NE2	1:I:496:GLU:O	2.42	0.53
1:J:190:LYS:HG2	1:J:310:LEU:HD22	1.89	0.53
1:K:477:HIS:O	1:K:481:HIS:N	2.32	0.53
1:L:727:LYS:O	1:L:729:PRO:HD3	2.09	0.53
1:B:745:LEU:HD11	1:B:747:LEU:HD11	1.90	0.53
1:E:476:LEU:HD23	1:E:481:HIS:HA	1.90	0.53
1:E:500:THR:O	1:E:500:THR:HG23	2.08	0.53
1:F:203:LEU:HD21	1:F:210:VAL:HG11	1.91	0.53
1:G:101:LEU:HD12	1:G:105:ARG:CD	2.39	0.53
1:G:468:ASP:N	1:G:768:ILE:HD11	2.24	0.53
1:H:518:ILE:HD12	1:H:519:GLN:OE1	2.08	0.53
1:H:745:LEU:O	1:H:745:LEU:HD23	2.09	0.53
1:I:149:PRO:O	1:I:150:ALA:CB	2.57	0.53
1:L:321:LEU:HD13	2:L:901:ATP:C2	2.44	0.53
1:B:795:ILE:HG23	1:B:798:ALA:HB2	1.90	0.53
1:C:820:SER:N	1:C:843:GLU:O	2.40	0.53
1:D:294:THR:OG1	1:D:299:LEU:HD23	2.08	0.53
1:E:707:LEU:CD1	1:E:710:LEU:HD12	2.39	0.53
1:F:378:VAL:HG12	1:F:478:VAL:HG11	1.88	0.53
1:H:361:LEU:HD21	1:H:373:VAL:HG21	1.91	0.53
1:H:498:SER:OG	1:H:505:ILE:O	2.13	0.53
1:H:842:LEU:HD12	1:H:849:VAL:HA	1.91	0.53
1:J:380:HIS:O	1:J:383:THR:HG22	2.08	0.53
1:J:553:THR:N	1:J:556:ASP:OD2	2.38	0.53
1:A:500:THR:O	1:A:500:THR:HG23	2.09	0.52
1:C:149:PRO:O	1:C:150:ALA:CB	2.57	0.52
1:C:246:ALA:O	1:C:250:VAL:HG23	2.10	0.52
1:E:813:LEU:HD23	1:E:814:ARG:N	2.24	0.52
1:G:179:ILE:HG23	1:G:290:VAL:HG13	1.90	0.52
1:L:149:PRO:O	1:L:150:ALA:CB	2.56	0.52
1:L:151:LEU:HD23	1:L:155:GLU:O	2.09	0.52
1:L:438:GLN:HB2	1:L:446:ILE:HD11	1.91	0.52
1:B:179:ILE:HG23	1:B:290:VAL:HG13	1.90	0.52
1:C:692:GLN:NE2	1:C:725:MET:SD	2.82	0.52
1:D:611:LEU:CD2	1:D:637:LEU:HD13	2.39	0.52

Continued on next page...

Continued from previous page...

Atom-1	Atom-2	Interatomic distance (Å)	Clash overlap (Å)
1:F:246:ALA:O	1:F:250:VAL:HG23	2.08	0.52
1:J:378:VAL:CG1	1:J:478:VAL:HG11	2.37	0.52
1:L:101:LEU:HD12	1:L:105:ARG:HD3	1.91	0.52
1:L:614:LEU:HD11	1:L:616:LEU:HD21	1.90	0.52
1:A:416:ARG:HD2	1:A:478:VAL:HG13	1.90	0.52
1:C:10:VAL:HG22	1:K:17:LEU:HB3	1.90	0.52
1:D:149:PRO:O	1:D:150:ALA:CB	2.56	0.52
1:E:399:HIS:CG	1:E:399:HIS:O	2.61	0.52
1:G:131:ARG:HG2	1:G:134:LEU:HD23	1.91	0.52
1:I:16:LEU:HD22	1:I:105:ARG:HB2	1.89	0.52
1:I:135:GLU:N	1:I:135:GLU:OE1	2.42	0.52
1:I:832:ALA:HA	1:I:855:ILE:HD11	1.91	0.52
1:J:514:ARG:NH1	1:J:535:HIS:O	2.41	0.52
1:J:751:ARG:N	1:J:775:ALA:O	2.43	0.52
1:K:476:LEU:HD21	1:K:484:CYS:SG	2.50	0.52
1:B:399:HIS:CG	1:B:399:HIS:O	2.62	0.52
1:C:16:LEU:O	1:C:20:ASN:ND2	2.43	0.52
1:D:51:LEU:HD21	1:D:135:GLU:HA	1.92	0.52
1:D:90:ASN:O	1:D:94:ARG:N	2.42	0.52
1:D:426:ILE:HD11	1:D:448:GLU:HA	1.91	0.52
1:F:400:LEU:HD21	1:F:459:LEU:HD11	1.91	0.52
1:H:697:LEU:HD12	1:H:729:PRO:HB2	1.90	0.52
1:I:792:VAL:HG22	1:I:815:ASN:HB2	1.91	0.52
1:K:352:LEU:O	1:K:356:VAL:HG23	2.10	0.52
1:K:719:LEU:N	1:K:719:LEU:HD12	2.24	0.52
1:L:170:LEU:HD22	1:L:262:LEU:HD22	1.91	0.52
1:L:268:VAL:HB	1:L:292:MET:HE2	1.91	0.52
1:A:838:TYR:CD1	1:A:865:LYS:O	2.62	0.52
1:B:513:SER:OG	1:B:516:LEU:HD21	2.10	0.52
1:C:178:ASP:OD1	1:C:179:ILE:N	2.42	0.52
1:D:400:LEU:HD21	1:D:459:LEU:HD11	1.90	0.52
1:F:17:LEU:O	1:F:21:VAL:HG23	2.08	0.52
1:G:760:LEU:HD12	1:G:760:LEU:O	2.10	0.52
1:H:149:PRO:O	1:H:150:ALA:CB	2.58	0.52
1:H:215:VAL:HG12	1:H:216:GLY:O	2.09	0.52
1:H:852:ALA:O	1:H:855:ILE:HG22	2.09	0.52
1:J:416:ARG:HD2	1:J:478:VAL:HG13	1.91	0.52
1:B:632:TRP:CZ2	1:B:677:VAL:HG22	2.44	0.52
1:D:513:SER:OG	1:D:516:LEU:HD21	2.10	0.52
1:F:73:GLU:O	1:F:76:VAL:HG12	2.09	0.52
1:F:271:THR:HG22	1:F:299:LEU:HD12	1.91	0.52

Continued on next page...

Continued from previous page...

Atom-1	Atom-2	Interatomic distance (Å)	Clash overlap (Å)
1:F:283:GLU:OE1	1:F:283:GLU:N	2.34	0.52
1:G:44:PHE:CD2	1:G:128:LEU:HD23	2.44	0.52
1:J:500:THR:O	1:J:500:THR:HG23	2.09	0.52
1:A:819:MET:SD	1:A:819:MET:N	2.83	0.52
1:C:15:GLN:N	1:C:15:GLN:CD	2.63	0.52
1:F:19:ASP:O	1:F:26:SER:N	2.43	0.52
1:G:374:GLU:O	1:G:376:ASN:N	2.43	0.52
1:H:342:SER:OG	1:H:374:GLU:OE2	2.26	0.52
1:H:500:THR:O	1:H:500:THR:HG23	2.09	0.52
1:J:38:VAL:HG21	1:J:72:ALA:CB	2.40	0.52
1:J:149:PRO:O	1:J:150:ALA:CB	2.57	0.52
1:A:746:THR:HG23	1:A:770:LYS:HB2	1.89	0.52
1:B:342:SER:OG	1:B:374:GLU:OE2	2.19	0.52
1:C:58:TRP:O	1:C:62:VAL:HG23	2.10	0.52
1:C:477:HIS:O	1:C:480:LEU:N	2.43	0.52
1:D:362:ARG:NH2	1:E:271:THR:HB	2.25	0.52
1:D:614:LEU:HD12	1:D:615:ILE:N	2.24	0.52
1:G:380:HIS:O	1:G:383:THR:HG22	2.09	0.52
1:G:714:GLU:O	1:G:743:LYS:N	2.38	0.52
1:G:840:MET:SD	1:G:841:ARG:N	2.83	0.52
1:I:58:TRP:O	1:I:62:VAL:HG23	2.09	0.52
1:I:746:THR:HG23	1:I:770:LYS:HB2	1.91	0.52
1:I:824:LEU:HD12	1:I:825:GLU:H	1.75	0.52
1:J:185:MET:O	1:J:190:LYS:NZ	2.43	0.52
1:K:161:GLU:OE2	1:K:311:LYS:NZ	2.43	0.52
1:K:500:THR:O	1:K:500:THR:HG23	2.09	0.52
1:L:182:VAL:HB	1:L:293:THR:HG22	1.91	0.52
1:C:746:THR:HG23	1:C:770:LYS:HB2	1.91	0.52
1:D:283:GLU:OE1	1:D:283:GLU:N	2.33	0.52
1:D:378:VAL:HG12	1:D:478:VAL:HG11	1.92	0.52
1:E:170:LEU:HD13	1:E:262:LEU:HD22	1.92	0.52
1:G:789:ALA:HA	1:G:812:VAL:HG21	1.92	0.52
1:I:794:TRP:CZ3	1:I:817:VAL:HG21	2.45	0.52
1:I:827:VAL:HG12	1:I:851:SER:OG	2.10	0.52
1:I:830:GLU:OE1	1:I:830:GLU:N	2.39	0.52
1:J:416:ARG:CD	1:J:478:VAL:HG13	2.40	0.52
1:K:804:GLU:OE1	1:K:804:GLU:N	2.43	0.52
1:L:589:LEU:HD11	1:L:592:ILE:HG12	1.92	0.52
1:A:720:ASN:OD1	1:A:722:VAL:HG12	2.10	0.52
1:C:35:LEU:HD13	1:C:76:VAL:HG21	1.92	0.52
1:D:246:ALA:O	1:D:250:VAL:HG23	2.09	0.52

Continued on next page...

Continued from previous page...

Atom-1	Atom-2	Interatomic distance (Å)	Clash overlap (Å)
1:E:101:LEU:HD12	1:E:105:ARG:HD3	1.92	0.52
1:F:96:LEU:HD22	1:H:96:LEU:HB3	1.90	0.52
1:I:752:PHE:O	1:I:777:ALA:N	2.42	0.52
1:A:336:LEU:O	1:A:340:GLY:N	2.38	0.51
1:B:246:ALA:O	1:B:250:VAL:HG23	2.10	0.51
1:C:186:PRO:HG2	1:C:393:VAL:HG22	1.92	0.51
1:C:500:THR:O	1:C:500:THR:HG23	2.10	0.51
1:E:149:PRO:O	1:E:150:ALA:CB	2.56	0.51
1:H:649:GLN:CD	1:H:649:GLN:N	2.64	0.51
1:I:690:ARG:NH1	1:I:721:ASP:OD1	2.43	0.51
1:L:215:VAL:HG12	1:L:216:GLY:O	2.10	0.51
1:B:19:ASP:O	1:B:26:SER:N	2.44	0.51
1:C:668:VAL:HG21	1:C:687:LEU:CD1	2.41	0.51
1:D:172:LYS:O	1:D:289:ARG:NH2	2.41	0.51
1:E:304:ASN:OD1	1:E:306:ASP:N	2.37	0.51
1:G:752:PHE:O	1:G:777:ALA:N	2.44	0.51
1:L:589:LEU:HD11	1:L:592:ILE:CD1	2.41	0.51
1:C:374:GLU:O	1:C:376:ASN:N	2.43	0.51
1:G:462:LEU:HD22	1:G:471:ILE:HG12	1.92	0.51
1:C:343:ILE:HD11	1:C:357:ILE:CG2	2.40	0.51
1:C:702:GLY:O	1:C:706:ASN:N	2.40	0.51
1:F:495:GLN:NE2	1:F:496:GLU:O	2.43	0.51
1:G:149:PRO:O	1:G:150:ALA:CB	2.57	0.51
1:I:662:LEU:HD12	1:I:663:GLN:N	2.26	0.51
1:I:816:LEU:HD11	1:I:818:LEU:HD21	1.91	0.51
1:L:182:VAL:HG21	1:L:193:LEU:HD23	1.92	0.51
1:A:44:PHE:CD2	1:A:128:LEU:HD23	2.45	0.51
1:D:614:LEU:O	1:D:641:HIS:N	2.42	0.51
1:D:614:LEU:HD11	1:D:616:LEU:CD2	2.40	0.51
1:D:794:TRP:CZ3	1:D:817:VAL:HG21	2.45	0.51
1:F:400:LEU:CD2	1:F:459:LEU:HD11	2.40	0.51
1:F:500:THR:O	1:F:500:THR:HG23	2.10	0.51
1:F:832:ALA:HB2	1:F:855:ILE:HD13	1.92	0.51
1:G:178:ASP:OD1	1:G:179:ILE:N	2.44	0.51
1:G:399:HIS:C	1:G:400:LEU:HD22	2.31	0.51
1:G:541:CYS:CB	1:G:572:VAL:HG12	2.40	0.51
1:G:820:SER:N	1:G:843:GLU:O	2.42	0.51
1:H:731:LEU:HD22	1:H:759:LYS:HB2	1.92	0.51
1:J:685:LYS:O	1:J:714:GLU:N	2.44	0.51
1:K:794:TRP:CZ3	1:K:817:VAL:HG21	2.44	0.51
1:A:539:PHE:CE2	1:A:572:VAL:HG11	2.46	0.51

Continued on next page...

Continued from previous page...

Atom-1	Atom-2	Interatomic distance (Å)	Clash overlap (Å)
1:C:372:ARG:HD3	1:C:373:VAL:HG13	1.92	0.51
1:D:173:GLU:OE2	1:D:260:ARG:NH2	2.44	0.51
1:E:692:GLN:OE1	1:E:694:ALA:N	2.44	0.51
1:G:692:GLN:OE1	1:G:694:ALA:N	2.44	0.51
1:I:476:LEU:HD22	1:I:480:LEU:HB3	1.91	0.51
1:I:500:THR:O	1:I:500:THR:HG23	2.09	0.51
1:J:589:LEU:HD11	1:J:592:ILE:HD11	1.91	0.51
1:A:817:VAL:HG13	1:A:841:ARG:HB2	1.92	0.51
1:C:539:PHE:CE2	1:C:572:VAL:HG11	2.45	0.51
1:D:222:LYS:HZ2	1:D:247:LEU:HD12	1.75	0.51
1:F:149:PRO:O	1:F:150:ALA:CB	2.58	0.51
1:F:790:LEU:HD23	1:F:810:PHE:HZ	1.66	0.51
1:G:378:VAL:HG12	1:G:478:VAL:HG11	1.90	0.51
1:G:500:THR:O	1:G:500:THR:HG23	2.09	0.51
1:G:707:LEU:CD1	1:G:710:LEU:HD12	2.40	0.51
1:J:716:LEU:HD11	1:J:718:LEU:CD1	2.41	0.51
1:K:51:LEU:HD21	1:K:135:GLU:HA	1.90	0.51
1:K:396:SER:O	1:K:399:HIS:HB3	2.11	0.51
1:K:760:LEU:O	1:K:760:LEU:HD23	2.10	0.51
1:A:178:ASP:OD1	1:A:179:ILE:N	2.44	0.51
1:D:707:LEU:CD1	1:D:710:LEU:HD12	2.41	0.51
1:E:629:ALA:O	1:E:649:GLN:NE2	2.44	0.51
1:E:692:GLN:NE2	1:E:722:VAL:HG11	2.25	0.51
1:F:813:LEU:HD23	1:F:814:ARG:N	2.26	0.51
1:J:499:LEU:HD13	1:J:501:PRO:O	2.11	0.51
1:J:591:TYR:HE1	1:J:615:ILE:HD12	1.75	0.51
1:J:795:ILE:HG23	1:J:798:ALA:HB2	1.92	0.51
1:L:690:ARG:HB2	1:L:719:LEU:HB2	1.92	0.51
1:A:149:PRO:O	1:A:150:ALA:CB	2.58	0.51
1:A:476:LEU:HD11	1:A:484:CYS:SG	2.51	0.51
1:A:589:LEU:CD2	1:A:611:LEU:HD12	2.40	0.51
1:B:667:MET:HE1	1:B:690:ARG:HD2	1.93	0.51
1:C:304:ASN:OD1	1:C:306:ASP:N	2.35	0.51
1:D:380:HIS:O	1:D:383:THR:HG22	2.11	0.51
1:D:789:ALA:HA	1:D:812:VAL:HG21	1.93	0.51
1:E:35:LEU:HD21	1:E:76:VAL:CG2	2.31	0.51
1:E:243:ASP:OD1	1:E:246:ALA:N	2.41	0.51
1:G:185:MET:O	1:G:190:LYS:NZ	2.43	0.51
1:H:185:MET:SD	1:H:350:VAL:HG11	2.50	0.51
1:H:662:LEU:HD21	1:H:665:LEU:HD22	1.92	0.51
1:I:329:LYS:O	1:I:329:LYS:HD3	2.11	0.51

Continued on next page...

Continued from previous page...

Atom-1	Atom-2	Interatomic distance (Å)	Clash overlap (Å)
1:K:135:GLU:OE1	1:K:135:GLU:N	2.44	0.51
1:L:274:ILE:HD12	1:L:274:ILE:N	2.25	0.51
1:A:614:LEU:HD11	1:A:616:LEU:CD2	2.40	0.51
1:E:10:VAL:HG22	1:I:17:LEU:HB3	1.91	0.51
1:E:572:VAL:O	1:E:572:VAL:HG23	2.11	0.51
1:F:157:VAL:HG12	2:F:901:ATP:HN62	1.75	0.51
1:J:396:SER:O	1:J:399:HIS:HB3	2.10	0.51
1:K:816:LEU:HD11	1:K:818:LEU:HD21	1.92	0.51
1:L:416:ARG:HD2	1:L:478:VAL:HG13	1.93	0.51
1:L:527:LEU:HG	1:L:559:LEU:HD23	1.93	0.51
1:A:426:ILE:HD11	1:A:448:GLU:HA	1.92	0.50
1:B:105:ARG:O	1:B:105:ARG:HD3	2.10	0.50
1:B:185:MET:O	1:B:190:LYS:NZ	2.45	0.50
1:F:36:LYS:HA	1:F:39:GLN:OE1	2.11	0.50
1:G:157:VAL:HG22	2:G:901:ATP:N6	2.27	0.50
1:G:321:LEU:HD12	1:G:321:LEU:O	2.11	0.50
1:H:352:LEU:HD21	1:H:392:PHE:CD2	2.46	0.50
1:H:356:VAL:HB	1:H:381:LEU:HD22	1.93	0.50
1:J:324:LYS:O	1:J:328:GLY:N	2.43	0.50
1:J:378:VAL:HG23	1:J:482:GLN:OE1	2.12	0.50
1:G:527:LEU:HD21	1:G:560:ILE:HD13	1.92	0.50
1:G:816:LEU:HD11	1:G:818:LEU:HD21	1.92	0.50
1:I:336:LEU:O	1:I:340:GLY:N	2.36	0.50
1:J:87:LYS:O	1:J:94:ARG:NH2	2.44	0.50
1:K:769:LEU:HD21	1:K:771:PHE:CZ	2.46	0.50
1:L:29:GLY:O	1:L:33:ASN:ND2	2.42	0.50
1:L:190:LYS:NZ	2:L:901:ATP:O1B	2.32	0.50
1:L:400:LEU:HD11	1:L:459:LEU:HD11	1.94	0.50
1:A:19:ASP:O	1:A:26:SER:N	2.44	0.50
1:C:19:ASP:O	1:C:26:SER:N	2.45	0.50
1:D:760:LEU:HD23	1:D:760:LEU:O	2.11	0.50
1:E:760:LEU:HD12	1:E:760:LEU:O	2.12	0.50
1:H:396:SER:O	1:H:399:HIS:HB3	2.12	0.50
1:J:837:LEU:HD12	1:J:838:TYR:N	2.26	0.50
1:K:246:ALA:O	1:K:250:VAL:HG23	2.10	0.50
1:E:135:GLU:OE1	1:E:135:GLU:N	2.44	0.50
1:F:15:GLN:N	1:F:15:GLN:CD	2.64	0.50
1:H:378:VAL:HG12	1:H:478:VAL:HG12	1.89	0.50
1:I:397:TYR:HA	1:I:400:LEU:HD23	1.92	0.50
1:K:170:LEU:HD22	1:K:262:LEU:HD22	1.93	0.50
1:K:707:LEU:CD1	1:K:710:LEU:HD12	2.42	0.50

Continued on next page...

Continued from previous page...

Atom-1	Atom-2	Interatomic distance (Å)	Clash overlap (Å)
1:D:476:LEU:HD22	1:D:480:LEU:HB3	1.94	0.50
1:F:702:GLY:O	1:F:705:ASN:N	2.45	0.50
1:J:692:GLN:OE1	1:J:694:ALA:N	2.44	0.50
1:K:274:ILE:HD12	1:K:274:ILE:N	2.26	0.50
1:L:819:MET:HB3	1:L:843:GLU:HB2	1.93	0.50
1:A:73:GLU:O	1:A:76:VAL:HG12	2.12	0.50
1:A:271:THR:HG22	1:A:299:LEU:CD1	2.41	0.50
1:A:662:LEU:HD11	1:A:664:THR:O	2.11	0.50
1:B:321:LEU:HD12	1:B:321:LEU:O	2.12	0.50
1:B:702:GLY:O	1:B:706:ASN:N	2.40	0.50
1:C:16:LEU:HG	1:C:105:ARG:CB	2.42	0.50
1:C:611:LEU:HD12	1:C:612:GLN:H	1.75	0.50
1:D:791:ARG:HG3	1:D:792:VAL:HG23	1.92	0.50
1:D:849:VAL:HG23	1:D:850:LYS:HD3	1.94	0.50
1:E:186:PRO:HG2	1:E:393:VAL:HG22	1.93	0.50
1:F:13:LEU:O	1:F:17:LEU:HG	2.11	0.50
1:F:640:LEU:HD12	1:F:641:HIS:N	2.27	0.50
1:F:752:PHE:O	1:F:777:ALA:N	2.42	0.50
1:G:591:TYR:HE1	1:G:615:ILE:HD12	1.76	0.50
1:H:816:LEU:HD11	1:H:818:LEU:HD21	1.93	0.50
1:I:182:VAL:HB	1:I:293:THR:HG22	1.92	0.50
1:I:476:LEU:HD13	1:I:481:HIS:HA	1.94	0.50
1:I:539:PHE:CE2	1:I:572:VAL:HG11	2.46	0.50
1:J:131:ARG:CG	1:J:134:LEU:HD23	2.42	0.50
1:L:500:THR:O	1:L:500:THR:HG23	2.10	0.50
1:L:541:CYS:HB3	1:L:572:VAL:HG12	1.94	0.50
1:A:454:LEU:CD2	1:A:459:LEU:HD12	2.42	0.50
1:B:89:LYS:O	1:B:94:ARG:NE	2.44	0.50
1:D:153:ASP:OD2	1:D:196:LYS:NZ	2.45	0.50
1:F:44:PHE:CD2	1:F:128:LEU:HD23	2.46	0.50
1:I:325:ARG:NH1	1:I:355:VAL:HG22	2.26	0.50
1:J:352:LEU:O	1:J:356:VAL:HG23	2.11	0.50
1:K:38:VAL:HG21	1:K:72:ALA:CB	2.42	0.50
1:L:727:LYS:O	1:L:729:PRO:CD	2.59	0.50
1:C:693:MET:O	1:C:696:PHE:N	2.35	0.50
1:F:149:PRO:O	1:F:150:ALA:HB3	2.12	0.50
1:H:70:HIS:O	1:H:74:ASP:OD2	2.30	0.50
1:H:352:LEU:O	1:H:356:VAL:HG23	2.11	0.50
1:I:760:LEU:HD13	1:I:769:LEU:HD11	1.94	0.50
1:K:44:PHE:CG	1:K:128:LEU:HD23	2.47	0.50
1:A:219:TYR:OH	1:A:273:VAL:HG22	2.12	0.50

Continued on next page...

Continued from previous page...

Atom-1	Atom-2	Interatomic distance (Å)	Clash overlap (Å)
1:C:362:ARG:NH2	1:D:271:THR:HB	2.27	0.50
1:D:493:LEU:O	1:D:515:ARG:NH1	2.45	0.50
1:D:736:SER:OG	1:D:762:GLN:O	2.28	0.50
1:E:246:ALA:O	1:E:250:VAL:HG23	2.11	0.50
1:G:529:LYS:O	1:G:529:LYS:NZ	2.32	0.50
1:I:614:LEU:HD11	1:I:616:LEU:HD21	1.92	0.50
1:J:746:THR:HG23	1:J:770:LYS:HB2	1.94	0.50
1:B:326:VAL:HG13	1:B:327:PHE:CD2	2.47	0.49
1:C:21:VAL:C	1:C:26:SER:HA	2.32	0.49
1:C:126:GLN:OE1	1:C:126:GLN:O	2.29	0.49
1:E:404:VAL:HG22	1:E:450:TYR:CD2	2.46	0.49
1:F:807:GLU:OE1	1:F:807:GLU:N	2.39	0.49
1:I:499:LEU:HD13	1:I:501:PRO:O	2.12	0.49
1:K:294:THR:OG1	1:K:299:LEU:HD23	2.11	0.49
1:L:185:MET:O	1:L:190:LYS:NZ	2.44	0.49
1:A:524:LYS:HA	1:A:527:LEU:HD12	1.94	0.49
1:A:574:SER:O	1:A:574:SER:OG	2.27	0.49
1:B:96:LEU:HD22	1:L:96:LEU:HB3	1.93	0.49
1:B:170:LEU:HD22	1:B:262:LEU:HD22	1.94	0.49
1:B:793:LEU:HD23	1:B:816:LEU:HD13	1.94	0.49
1:D:26:SER:O	1:D:27:ALA:C	2.42	0.49
1:D:70:HIS:O	1:D:74:ASP:OD2	2.30	0.49
1:F:733:GLN:OE1	1:F:733:GLN:N	2.45	0.49
1:G:38:VAL:HG21	1:G:72:ALA:CB	2.41	0.49
1:I:329:LYS:HE2	1:I:329:LYS:HA	1.93	0.49
1:I:396:SER:O	1:I:399:HIS:HB3	2.12	0.49
1:K:269:TRP:C	1:K:299:LEU:HD22	2.33	0.49
1:L:350:VAL:HG12	1:L:479:MET:CE	2.41	0.49
1:L:378:VAL:HG12	1:L:478:VAL:HG12	1.93	0.49
1:A:427:ARG:O	1:A:431:ALA:N	2.45	0.49
1:B:15:GLN:CD	1:B:15:GLN:N	2.65	0.49
1:E:387:GLU:O	1:E:387:GLU:HG3	2.10	0.49
1:F:668:VAL:HG21	1:F:687:LEU:CD1	2.42	0.49
1:H:73:GLU:O	1:H:76:VAL:HG12	2.12	0.49
1:H:274:ILE:HD11	1:H:292:MET:SD	2.52	0.49
1:H:574:SER:O	1:H:574:SER:OG	2.26	0.49
2:K:901:ATP:H4'	2:K:901:ATP:O1A	2.12	0.49
1:L:114:ILE:HD13	1:L:117:GLN:OE1	2.12	0.49
1:A:81:VAL:HG21	1:A:588:HIS:NE2	2.28	0.49
1:B:816:LEU:HG	1:B:840:MET:SD	2.53	0.49
1:C:778:GLY:N	1:C:799:GLU:OE2	2.43	0.49

Continued on next page...

Continued from previous page...

Atom-1	Atom-2	Interatomic distance (Å)	Clash overlap (Å)
1:D:73:GLU:O	1:D:76:VAL:HG12	2.12	0.49
1:D:378:VAL:HG12	1:D:478:VAL:HG12	1.91	0.49
1:D:718:LEU:HD22	1:D:747:LEU:HD22	1.93	0.49
1:D:719:LEU:HD12	1:D:719:LEU:N	2.27	0.49
1:F:12:ASN:O	1:F:16:LEU:HG	2.12	0.49
1:F:101:LEU:HD12	1:F:105:ARG:CD	2.42	0.49
1:H:759:LYS:N	1:H:759:LYS:HD3	2.27	0.49
1:H:760:LEU:CD2	1:H:766:LEU:HD22	2.42	0.49
1:I:352:LEU:O	1:I:356:VAL:HG23	2.12	0.49
1:J:304:ASN:OD1	1:J:306:ASP:N	2.38	0.49
1:L:648:LEU:HD11	1:L:665:LEU:HD21	1.93	0.49
1:B:426:ILE:HD11	1:B:448:GLU:HA	1.93	0.49
1:C:390:LEU:C	1:C:390:LEU:HD13	2.33	0.49
1:C:467:SER:HB3	1:C:768:ILE:HD12	1.93	0.49
1:E:31:LEU:CD1	1:E:76:VAL:HG23	2.37	0.49
1:E:745:LEU:O	1:E:745:LEU:HD23	2.13	0.49
1:F:591:TYR:CE1	1:F:615:ILE:HD12	2.48	0.49
1:G:399:HIS:O	1:G:400:LEU:HD22	2.13	0.49
1:H:648:LEU:HD11	1:H:665:LEU:HD21	1.94	0.49
1:K:16:LEU:HD13	1:K:101:LEU:HD21	1.93	0.49
1:K:399:HIS:CD2	1:K:399:HIS:O	2.65	0.49
1:K:747:LEU:HB3	1:K:750:THR:HG21	1.94	0.49
1:K:790:LEU:HD23	1:K:791:ARG:N	2.28	0.49
1:B:288:HIS:O	1:B:289:ARG:NH1	2.40	0.49
1:D:498:SER:O	1:D:499:LEU:HD22	2.12	0.49
1:E:325:ARG:HH11	1:E:355:VAL:HG22	1.78	0.49
1:E:662:LEU:HD13	1:E:665:LEU:HD22	1.94	0.49
1:F:182:VAL:HG21	1:F:193:LEU:HD23	1.95	0.49
1:G:74:ASP:HB3	1:G:566:LEU:CD1	2.42	0.49
1:H:690:ARG:NH1	1:H:721:ASP:OD1	2.45	0.49
1:I:477:HIS:O	1:I:481:HIS:N	2.36	0.49
1:I:589:LEU:HD11	1:I:592:ILE:CD1	2.41	0.49
1:K:498:SER:OG	1:K:505:ILE:O	2.16	0.49
1:K:634:MET:N	1:K:634:MET:SD	2.85	0.49
1:L:58:TRP:O	1:L:62:VAL:HG23	2.13	0.49
1:L:390:LEU:C	1:L:390:LEU:HD13	2.33	0.49
1:B:343:ILE:HD11	1:B:357:ILE:CG1	2.43	0.49
1:C:161:GLU:OE2	1:C:311:LYS:NZ	2.44	0.49
1:E:219:TYR:OH	1:E:273:VAL:HG22	2.12	0.49
1:F:16:LEU:HD22	1:F:105:ARG:CB	2.43	0.49
1:G:146:GLN:NE2	1:H:276:TYR:OH	2.42	0.49

Continued on next page...

Continued from previous page...

Atom-1	Atom-2	Interatomic distance (Å)	Clash overlap (Å)
1:H:497:VAL:CG2	1:H:516:LEU:HD12	2.42	0.49
1:K:378:VAL:CG1	1:K:478:VAL:HG11	2.37	0.49
1:L:733:GLN:OE1	1:L:733:GLN:N	2.45	0.49
1:L:856:LEU:HD23	1:L:868:LEU:HB2	1.94	0.49
1:A:461:ILE:HG22	1:A:463:GLN:OE1	2.13	0.49
1:F:794:TRP:CZ3	1:F:817:VAL:HG11	2.47	0.49
1:H:380:HIS:O	1:H:383:THR:HG22	2.12	0.49
1:L:397:TYR:HA	1:L:400:LEU:HD23	1.95	0.49
1:A:283:GLU:O	1:A:283:GLU:HG2	2.13	0.49
1:A:378:VAL:HG12	1:A:478:VAL:HG12	1.91	0.49
1:A:591:TYR:CE1	1:A:615:ILE:HD12	2.48	0.49
1:B:498:SER:O	1:B:499:LEU:HD23	2.12	0.49
1:C:73:GLU:O	1:C:76:VAL:HG12	2.13	0.49
1:C:707:LEU:CD1	1:C:710:LEU:HD12	2.42	0.49
1:D:690:ARG:NH1	1:D:721:ASP:OD1	2.45	0.49
1:D:840:MET:SD	1:D:841:ARG:N	2.86	0.49
1:H:82:GLN:OE1	1:H:103:THR:HG23	2.13	0.49
1:H:557:ILE:HG22	1:H:561:HIS:CE1	2.48	0.49
1:I:372:ARG:HD3	1:I:373:VAL:HG13	1.95	0.49
1:I:382:TYR:OH	1:I:479:MET:O	2.25	0.49
1:J:90:ASN:O	1:J:94:ARG:N	2.46	0.49
1:L:70:HIS:O	1:L:74:ASP:OD2	2.31	0.49
1:A:16:LEU:HD22	1:A:105:ARG:CB	2.43	0.49
1:A:342:SER:OG	1:A:374:GLU:OE2	2.22	0.49
1:C:352:LEU:O	1:C:356:VAL:HG23	2.13	0.49
1:C:733:GLN:OE1	1:C:733:GLN:N	2.46	0.49
1:D:527:LEU:HD21	1:D:560:ILE:CD1	2.39	0.49
1:D:627:VAL:O	1:D:649:GLN:OE1	2.31	0.49
1:E:614:LEU:HD12	1:E:615:ILE:N	2.27	0.49
1:F:294:THR:HB	1:F:299:LEU:HD23	1.95	0.49
1:G:336:LEU:HD13	1:G:370:TRP:CE2	2.48	0.49
1:I:668:VAL:HG21	1:I:687:LEU:CD1	2.43	0.49
1:K:70:HIS:O	1:K:74:ASP:OD2	2.31	0.49
1:A:16:LEU:HD22	1:A:105:ARG:HB2	1.95	0.48
1:A:838:TYR:HE1	1:A:864:ILE:CG2	2.26	0.48
1:B:668:VAL:HG21	1:B:687:LEU:CD1	2.43	0.48
1:B:842:LEU:HD12	1:B:849:VAL:HA	1.95	0.48
1:C:44:PHE:CG	1:C:128:LEU:HD23	2.48	0.48
1:E:81:VAL:HG21	1:E:588:HIS:NE2	2.28	0.48
1:F:387:GLU:O	1:F:387:GLU:HG3	2.12	0.48
1:F:824:LEU:HD12	1:F:825:GLU:H	1.78	0.48

Continued on next page...

Continued from previous page...

Atom-1	Atom-2	Interatomic distance (Å)	Clash overlap (Å)
1:H:71:THR:HA	1:H:74:ASP:OD2	2.13	0.48
1:H:319:PHE:O	1:H:323:VAL:HG23	2.12	0.48
1:H:702:GLY:O	1:H:705:ASN:N	2.46	0.48
1:J:342:SER:OG	1:J:374:GLU:OE2	2.28	0.48
1:K:206:GLU:OE1	1:K:206:GLU:N	2.46	0.48
1:K:690:ARG:NH1	1:K:721:ASP:OD1	2.46	0.48
1:A:376:ASN:O	1:A:380:HIS:ND1	2.46	0.48
1:B:51:LEU:HD21	1:B:135:GLU:HA	1.95	0.48
1:B:275:ASP:OD1	1:B:302:TYR:OH	2.24	0.48
1:B:399:HIS:O	1:B:399:HIS:ND1	2.45	0.48
1:B:591:TYR:HE1	1:B:615:ILE:HD12	1.77	0.48
1:C:381:LEU:HD12	1:C:479:MET:HG2	1.95	0.48
1:D:157:VAL:HG12	2:D:901:ATP:HN62	1.77	0.48
1:D:339:HIS:O	1:D:343:ILE:HG22	2.12	0.48
1:E:44:PHE:CG	1:E:128:LEU:HD23	2.48	0.48
1:E:131:ARG:HG2	1:E:134:LEU:HD23	1.95	0.48
1:F:557:ILE:HG22	1:F:561:HIS:CE1	2.48	0.48
1:H:74:ASP:HB3	1:H:566:LEU:CD1	2.43	0.48
1:K:468:ASP:CA	1:K:768:ILE:HD11	2.43	0.48
1:L:589:LEU:HD11	1:L:592:ILE:CG1	2.43	0.48
1:F:714:GLU:O	1:F:743:LYS:N	2.44	0.48
1:G:153:ASP:OD2	1:G:196:LYS:NZ	2.45	0.48
1:G:539:PHE:CZ	1:G:572:VAL:HG11	2.48	0.48
1:H:430:ILE:HG23	1:H:443:LEU:HD13	1.95	0.48
1:H:585:GLN:O	1:H:587:PHE:N	2.45	0.48
1:I:73:GLU:O	1:I:76:VAL:HG12	2.13	0.48
1:I:467:SER:O	1:I:792:VAL:HG21	2.12	0.48
1:K:126:GLN:OE1	1:K:126:GLN:O	2.31	0.48
1:K:611:LEU:HD11	1:K:613:THR:O	2.12	0.48
1:L:32:GLU:OE1	1:L:32:GLU:HA	2.13	0.48
1:L:378:VAL:HG12	1:L:478:VAL:HG11	1.95	0.48
1:D:702:GLY:O	1:D:705:ASN:N	2.46	0.48
1:D:731:LEU:HD12	1:D:752:PHE:CE1	2.48	0.48
1:D:735:PHE:O	1:D:739:VAL:HG22	2.14	0.48
1:D:791:ARG:O	1:D:815:ASN:N	2.42	0.48
1:E:146:GLN:NE2	1:E:147:GLN:OE1	2.46	0.48
1:E:215:VAL:HG12	1:E:216:GLY:O	2.13	0.48
1:F:589:LEU:CD1	1:F:592:ILE:HD11	2.41	0.48
1:G:702:GLY:O	1:G:705:ASN:N	2.46	0.48
1:G:736:SER:OG	1:G:762:GLN:OE1	2.31	0.48
1:J:16:LEU:HB3	1:J:105:ARG:HD3	1.96	0.48

Continued on next page...

Continued from previous page...

Atom-1	Atom-2	Interatomic distance (Å)	Clash overlap (Å)
1:J:44:PHE:CD2	1:J:128:LEU:HD23	2.48	0.48
1:K:618:THR:HG1	1:K:620:THR:HG1	1.59	0.48
1:L:468:ASP:N	1:L:768:ILE:HD11	2.27	0.48
1:L:790:LEU:O	1:L:812:VAL:HG23	2.13	0.48
1:E:789:ALA:HA	1:E:812:VAL:HG21	1.94	0.48
1:F:188:LEU:HD12	1:F:188:LEU:O	2.14	0.48
1:H:170:LEU:HD13	1:H:262:LEU:HD22	1.96	0.48
1:H:400:LEU:CD2	1:H:459:LEU:HD11	2.43	0.48
1:I:668:VAL:O	1:I:689:ILE:HA	2.13	0.48
1:K:325:ARG:NH1	1:K:355:VAL:HG22	2.27	0.48
1:K:513:SER:OG	1:K:516:LEU:HD21	2.14	0.48
1:A:325:ARG:NE	1:A:355:VAL:HG22	2.29	0.48
1:C:720:ASN:OD1	1:C:722:VAL:HG12	2.14	0.48
1:D:219:TYR:OH	1:D:273:VAL:HG22	2.14	0.48
1:D:283:GLU:O	1:D:283:GLU:HG2	2.13	0.48
1:D:430:ILE:HG23	1:D:443:LEU:HD13	1.95	0.48
1:D:718:LEU:C	1:D:719:LEU:HD12	2.34	0.48
1:D:747:LEU:HB3	1:D:750:THR:HG21	1.96	0.48
1:E:70:HIS:O	1:E:74:ASP:OD2	2.32	0.48
1:F:295:ARG:NH1	1:F:392:PHE:O	2.44	0.48
1:I:185:MET:SD	1:I:350:VAL:HG11	2.54	0.48
1:I:569:VAL:HG13	1:I:591:TYR:HD2	1.79	0.48
1:B:380:HIS:O	1:B:383:THR:HG22	2.12	0.48
1:B:794:TRP:CZ3	1:B:817:VAL:HG21	2.48	0.48
1:F:10:VAL:HG22	1:H:17:LEU:HB3	1.95	0.48
1:F:267:ASP:OD1	1:F:269:TRP:NE1	2.34	0.48
1:G:387:GLU:O	1:G:387:GLU:HG3	2.13	0.48
1:H:821:CYS:HB2	1:H:845:THR:HG23	1.96	0.48
1:I:355:VAL:HG21	2:I:901:ATP:H1'	1.95	0.48
1:J:343:ILE:HD11	1:J:357:ILE:HG12	1.95	0.48
1:K:785:MET:N	1:K:785:MET:SD	2.87	0.48
1:L:697:LEU:HD23	1:L:729:PRO:HB3	1.96	0.48
1:B:190:LYS:CG	1:B:310:LEU:HD22	2.43	0.48
1:C:170:LEU:HD22	1:C:262:LEU:HD22	1.96	0.48
1:F:58:TRP:O	1:F:62:VAL:HG23	2.14	0.48
1:F:747:LEU:HD12	1:F:747:LEU:N	2.28	0.48
1:F:789:ALA:HA	1:F:812:VAL:HG21	1.95	0.48
1:G:179:ILE:O	1:G:180:ILE:HD12	2.14	0.48
1:I:44:PHE:CG	1:I:128:LEU:HD23	2.49	0.48
1:I:791:ARG:O	1:I:815:ASN:N	2.45	0.48
1:J:468:ASP:CA	1:J:768:ILE:HD11	2.44	0.48

Continued on next page...

Continued from previous page...

Atom-1	Atom-2	Interatomic distance (Å)	Clash overlap (Å)
1:L:665:LEU:HB2	1:L:684:LEU:HD11	1.95	0.48
1:A:149:PRO:O	1:A:150:ALA:HB3	2.14	0.48
1:B:29:GLY:O	1:B:33:ASN:ND2	2.44	0.48
1:B:219:TYR:OH	1:B:273:VAL:HG22	2.14	0.48
1:B:591:TYR:CE1	1:B:615:ILE:HD12	2.49	0.48
1:D:151:LEU:HD23	1:D:155:GLU:O	2.13	0.48
1:D:231:PHE:O	1:D:234:ARG:NH2	2.47	0.48
1:E:614:LEU:HD11	1:E:616:LEU:HD21	1.96	0.48
1:F:527:LEU:HD11	1:F:560:ILE:HD11	1.96	0.48
1:G:693:MET:HE2	1:G:697:LEU:HD11	1.95	0.48
1:H:364:ARG:NH2	1:I:453:ASP:OD1	2.47	0.48
1:I:444:GLU:HG2	1:I:445:GLU:N	2.29	0.48
1:J:539:PHE:CZ	1:J:572:VAL:HG11	2.49	0.48
1:L:38:VAL:HG21	1:L:72:ALA:CB	2.44	0.48
1:L:387:GLU:O	1:L:387:GLU:HG2	2.13	0.48
1:L:637:LEU:HD12	1:L:638:ARG:N	2.28	0.48
1:L:751:ARG:N	1:L:775:ALA:O	2.47	0.48
1:D:806:SER:N	1:D:809:ASN:OD1	2.45	0.48
1:E:51:LEU:HD23	1:E:52:PRO:N	2.29	0.48
1:F:477:HIS:O	1:F:481:HIS:N	2.38	0.48
1:F:694:ALA:HB2	1:F:725:MET:HE3	1.96	0.48
1:F:803:TRP:NE1	1:F:805:ALA:HB2	2.29	0.48
1:H:731:LEU:HD23	1:H:731:LEU:O	2.14	0.48
1:J:523:LEU:HD11	1:J:560:ILE:HD11	1.95	0.48
1:J:626:ASP:OD1	1:J:649:GLN:NE2	2.45	0.48
1:L:16:LEU:O	1:L:105:ARG:HG2	2.14	0.48
1:D:33:ASN:O	1:D:37:GLU:HG2	2.14	0.47
1:E:314:THR:OG1	1:E:317:GLU:HG2	2.14	0.47
1:H:791:ARG:O	1:H:815:ASN:N	2.42	0.47
1:I:17:LEU:O	1:I:21:VAL:N	2.46	0.47
1:I:353:ALA:HB2	1:I:479:MET:HE1	1.95	0.47
1:I:376:ASN:O	1:I:380:HIS:ND1	2.42	0.47
1:I:692:GLN:HE22	1:I:722:VAL:HG11	1.79	0.47
1:J:361:LEU:HD21	1:J:373:VAL:HG21	1.96	0.47
1:J:804:GLU:OE1	1:J:804:GLU:N	2.47	0.47
1:L:283:GLU:O	1:L:283:GLU:HG2	2.14	0.47
1:L:668:VAL:O	1:L:689:ILE:HA	2.14	0.47
1:A:219:TYR:CZ	1:A:273:VAL:HG22	2.49	0.47
1:B:325:ARG:HH22	2:B:901:ATP:HO2'	1.59	0.47
1:B:839:GLU:OE2	1:B:841:ARG:HG3	2.14	0.47
1:C:31:LEU:CD1	1:C:76:VAL:HG23	2.37	0.47

Continued on next page...

Continued from previous page...

Atom-1	Atom-2	Interatomic distance (Å)	Clash overlap (Å)
1:C:319:PHE:O	1:C:323:VAL:HG23	2.13	0.47
1:C:830:GLU:OE1	1:C:830:GLU:N	2.40	0.47
1:E:73:GLU:O	1:E:76:VAL:HG12	2.14	0.47
1:E:402:GLN:HA	1:E:405:GLN:HB2	1.96	0.47
1:E:723:LEU:O	1:E:751:ARG:NH1	2.46	0.47
1:I:90:ASN:O	1:I:94:ARG:N	2.43	0.47
1:I:135:GLU:O	1:I:137:PRO:HD3	2.14	0.47
1:I:790:LEU:HD23	1:I:790:LEU:C	2.35	0.47
1:J:741:THR:HG22	1:J:743:LYS:NZ	2.29	0.47
1:K:146:GLN:NE2	1:L:276:TYR:OH	2.40	0.47
1:K:377:VAL:HG23	1:K:377:VAL:O	2.14	0.47
1:K:387:GLU:O	1:K:387:GLU:HG3	2.13	0.47
1:L:626:ASP:OD1	1:L:649:GLN:NE2	2.47	0.47
1:A:794:TRP:CZ3	1:A:817:VAL:HG21	2.49	0.47
1:B:90:ASN:OD1	1:B:93:ALA:HB3	2.15	0.47
1:B:223:ASP:C	1:B:223:ASP:OD1	2.52	0.47
1:D:387:GLU:O	1:D:389:CYS:N	2.47	0.47
1:E:89:LYS:O	1:E:94:ARG:NE	2.45	0.47
1:F:283:GLU:O	1:F:283:GLU:HG2	2.13	0.47
1:F:693:MET:O	1:F:696:PHE:N	2.46	0.47
1:F:767:GLU:C	1:F:790:LEU:HD12	2.35	0.47
1:G:73:GLU:O	1:G:76:VAL:HG12	2.14	0.47
1:J:99:GLY:O	1:J:103:THR:HG23	2.14	0.47
1:J:278:LYS:NZ	1:J:302:TYR:OH	2.30	0.47
1:L:463:GLN:O	1:L:463:GLN:HG2	2.14	0.47
1:A:35:LEU:HD13	1:A:76:VAL:HG21	1.96	0.47
1:A:668:VAL:HG21	1:A:687:LEU:CD1	2.45	0.47
1:A:842:LEU:HD13	1:A:845:THR:HG21	1.96	0.47
1:B:35:LEU:O	1:B:39:GLN:HG2	2.13	0.47
1:B:90:ASN:OD1	1:B:90:ASN:N	2.44	0.47
1:C:735:PHE:O	1:C:739:VAL:HG22	2.13	0.47
1:D:102:ALA:O	1:D:106:ASN:OD1	2.32	0.47
1:D:463:GLN:O	1:D:463:GLN:HG2	2.14	0.47
1:E:151:LEU:HD21	2:E:901:ATP:N7	2.30	0.47
1:G:187:GLY:N	2:G:901:ATP:O2B	2.44	0.47
1:H:735:PHE:HA	1:H:738:LEU:HD12	1.96	0.47
1:I:398:ASP:OD1	1:I:399:HIS:N	2.46	0.47
1:I:527:LEU:HD11	1:I:560:ILE:CD1	2.44	0.47
1:J:73:GLU:O	1:J:76:VAL:HG12	2.14	0.47
1:J:216:GLY:N	1:J:267:ASP:O	2.48	0.47
1:L:476:LEU:HD11	1:L:484:CYS:SG	2.54	0.47

Continued on next page...

Continued from previous page...

Atom-1	Atom-2	Interatomic distance (Å)	Clash overlap (Å)
1:A:801:GLU:OE1	1:A:801:GLU:N	2.48	0.47
1:C:692:GLN:NE2	1:C:722:VAL:HG11	2.29	0.47
1:D:188:LEU:HA	1:D:351:PRO:HG3	1.95	0.47
1:D:468:ASP:CA	1:D:768:ILE:HD11	2.44	0.47
1:E:468:ASP:N	1:E:768:ILE:HD11	2.30	0.47
1:E:735:PHE:O	1:E:739:VAL:HG22	2.14	0.47
1:G:223:ASP:C	1:G:223:ASP:OD1	2.53	0.47
1:H:668:VAL:HG21	1:H:687:LEU:CD1	2.44	0.47
1:I:56:GLU:OE2	1:J:50:LYS:NZ	2.48	0.47
1:J:135:GLU:OE1	1:J:135:GLU:N	2.46	0.47
1:J:322:LEU:HD22	1:J:343:ILE:CG2	2.44	0.47
1:J:570:LEU:HB3	1:J:592:ILE:HD13	1.95	0.47
1:J:648:LEU:CD1	1:J:665:LEU:HD21	2.44	0.47
1:K:186:PRO:HG2	1:K:393:VAL:HG22	1.94	0.47
1:L:223:ASP:C	1:L:223:ASP:OD1	2.53	0.47
1:L:297:LYS:NZ	1:L:309:ASP:OD2	2.47	0.47
1:L:426:ILE:HD11	1:L:448:GLU:HA	1.97	0.47
1:L:707:LEU:CD1	1:L:710:LEU:HD12	2.45	0.47
1:B:274:ILE:HG21	1:B:302:TYR:CE2	2.50	0.47
1:D:81:VAL:HG21	1:D:588:HIS:NE2	2.30	0.47
1:D:179:ILE:O	1:D:180:ILE:HD12	2.13	0.47
1:D:731:LEU:HB3	1:D:759:LYS:HZ1	1.79	0.47
1:E:38:VAL:HG21	1:E:72:ALA:CB	2.44	0.47
1:E:223:ASP:C	1:E:223:ASP:OD1	2.53	0.47
1:F:769:LEU:HD21	1:F:771:PHE:CZ	2.49	0.47
1:G:269:TRP:C	1:G:299:LEU:HD22	2.35	0.47
1:G:430:ILE:HG23	1:G:443:LEU:HD13	1.97	0.47
1:G:692:GLN:NE2	1:G:722:VAL:HG11	2.30	0.47
1:H:242:GLU:HB2	1:H:247:LEU:HD12	1.97	0.47
1:I:707:LEU:CD1	1:I:710:LEU:HD12	2.44	0.47
1:J:664:THR:HG23	1:J:686:LYS:HB3	1.97	0.47
1:K:704:ILE:HG13	1:K:738:LEU:HD13	1.96	0.47
1:A:186:PRO:HA	1:A:295:ARG:HE	1.79	0.47
1:B:73:GLU:O	1:B:76:VAL:HG12	2.14	0.47
1:B:373:VAL:HA	1:B:380:HIS:CE1	2.50	0.47
1:B:837:LEU:HD12	1:B:838:TYR:N	2.30	0.47
1:C:381:LEU:HD12	1:C:479:MET:CG	2.45	0.47
1:D:390:LEU:HD13	1:D:391:LYS:N	2.30	0.47
1:D:684:LEU:HB3	1:D:710:LEU:HD22	1.97	0.47
1:E:477:HIS:O	1:E:480:LEU:N	2.48	0.47
1:E:747:LEU:HB3	1:E:750:THR:HG21	1.96	0.47

Continued on next page...

Continued from previous page...

Atom-1	Atom-2	Interatomic distance (Å)	Clash overlap (Å)
1:F:135:GLU:O	1:F:137:PRO:HD3	2.15	0.47
1:F:690:ARG:NH1	1:F:721:ASP:OD1	2.48	0.47
1:F:800:PHE:HE2	1:F:824:LEU:HD13	1.76	0.47
1:G:246:ALA:O	1:G:250:VAL:HG23	2.15	0.47
1:G:664:THR:HG23	1:G:686:LYS:HB3	1.96	0.47
1:G:832:ALA:HA	1:G:855:ILE:HD11	1.97	0.47
1:H:516:LEU:HD23	1:H:536:VAL:HG22	1.96	0.47
1:H:591:TYR:CE1	1:H:615:ILE:HD12	2.50	0.47
1:I:70:HIS:O	1:I:74:ASP:OD2	2.33	0.47
1:I:161:GLU:OE2	1:I:311:LYS:NZ	2.46	0.47
1:I:574:SER:O	1:I:575:LEU:HD23	2.15	0.47
1:I:840:MET:SD	1:I:841:ARG:N	2.88	0.47
1:J:246:ALA:O	1:J:250:VAL:HG23	2.14	0.47
1:J:827:VAL:HG12	1:J:851:SER:OG	2.14	0.47
1:K:390:LEU:C	1:K:390:LEU:HD13	2.35	0.47
1:K:840:MET:HE3	1:K:868:LEU:HD13	1.97	0.47
1:L:44:PHE:CG	1:L:128:LEU:HD23	2.49	0.47
1:L:74:ASP:HB3	1:L:566:LEU:CD1	2.45	0.47
1:L:529:LYS:O	1:L:529:LYS:NZ	2.39	0.47
1:A:747:LEU:N	1:A:747:LEU:HD12	2.30	0.47
1:C:185:MET:SD	1:C:477:HIS:ND1	2.88	0.47
1:C:665:LEU:HB2	1:C:684:LEU:HD11	1.96	0.47
1:D:44:PHE:CG	1:D:128:LEU:HD23	2.49	0.47
1:D:170:LEU:HD13	1:D:262:LEU:HD22	1.97	0.47
1:E:527:LEU:HD22	1:E:559:LEU:HG	1.97	0.47
1:F:96:LEU:HB3	1:H:96:LEU:HD22	1.96	0.47
1:F:319:PHE:O	1:F:323:VAL:HG23	2.14	0.47
1:G:182:VAL:HB	1:G:293:THR:HG22	1.97	0.47
1:H:135:GLU:O	1:H:137:PRO:HD3	2.15	0.47
1:I:126:GLN:OE1	1:I:126:GLN:O	2.33	0.47
1:J:668:VAL:HG21	1:J:687:LEU:CD1	2.44	0.47
1:K:34:LEU:HD13	1:K:115:HIS:HA	1.97	0.47
1:K:81:VAL:HG21	1:K:588:HIS:NE2	2.30	0.47
1:A:714:GLU:O	1:A:743:LYS:N	2.42	0.47
1:B:364:ARG:NE	1:B:369:ASP:OD2	2.47	0.47
1:B:454:LEU:CD2	1:B:459:LEU:HD12	2.42	0.47
1:C:225:PHE:HA	1:C:228:ILE:HG12	1.97	0.47
1:D:188:LEU:HG	1:D:310:LEU:HD23	1.97	0.47
1:E:364:ARG:O	1:E:370:TRP:CD1	2.68	0.47
1:E:665:LEU:HB2	1:E:684:LEU:HD11	1.97	0.47
1:F:223:ASP:C	1:F:223:ASP:OD1	2.53	0.47

Continued on next page...

Continued from previous page...

Atom-1	Atom-2	Interatomic distance (Å)	Clash overlap (Å)
1:G:780:SER:OG	1:G:802:THR:O	2.33	0.47
1:H:149:PRO:O	1:H:150:ALA:HB3	2.15	0.47
1:I:408:PHE:HE1	1:I:476:LEU:HD21	1.80	0.47
1:I:430:ILE:HG23	1:I:443:LEU:HD13	1.97	0.47
1:J:790:LEU:HD23	1:J:790:LEU:C	2.36	0.47
1:L:71:THR:HA	1:L:74:ASP:OD2	2.15	0.47
1:L:342:SER:OG	1:L:374:GLU:OE2	2.25	0.47
1:A:352:LEU:HD21	1:A:392:PHE:CD2	2.49	0.47
1:B:364:ARG:NH2	1:C:453:ASP:OD1	2.47	0.47
1:B:752:PHE:O	1:B:777:ALA:N	2.48	0.47
1:C:269:TRP:C	1:C:299:LEU:HD22	2.36	0.47
1:C:668:VAL:O	1:C:689:ILE:HA	2.15	0.47
1:D:32:GLU:HA	1:D:32:GLU:OE2	2.15	0.47
1:E:416:ARG:HD2	1:E:478:VAL:HG13	1.97	0.47
1:E:427:ARG:O	1:E:431:ALA:N	2.48	0.47
1:E:778:GLY:N	1:E:799:GLU:OE2	2.46	0.47
1:H:375:ARG:NH2	1:I:445:GLU:OE1	2.48	0.47
1:H:704:ILE:HG13	1:H:738:LEU:HD13	1.97	0.47
1:I:99:GLY:O	1:I:103:THR:HG23	2.15	0.47
1:I:378:VAL:CG1	1:I:478:VAL:HG11	2.41	0.47
1:L:183:VAL:HG21	1:L:297:LYS:HA	1.96	0.47
1:A:172:LYS:O	1:A:289:ARG:NH2	2.42	0.46
1:B:760:LEU:HD12	1:B:760:LEU:O	2.15	0.46
1:C:665:LEU:CB	1:C:684:LEU:HD11	2.46	0.46
1:D:692:GLN:NE2	1:D:722:VAL:HG11	2.30	0.46
1:E:731:LEU:HD12	1:E:752:PHE:CZ	2.51	0.46
1:G:589:LEU:CD2	1:G:611:LEU:HD12	2.46	0.46
1:H:44:PHE:CG	1:H:128:LEU:HD23	2.50	0.46
1:H:203:LEU:HD13	1:H:262:LEU:HD23	1.97	0.46
1:J:467:SER:O	1:J:792:VAL:HG21	2.14	0.46
1:K:33:ASN:O	1:K:37:GLU:HG2	2.15	0.46
1:L:684:LEU:HB3	1:L:710:LEU:HD22	1.97	0.46
1:L:747:LEU:N	1:L:747:LEU:HD12	2.30	0.46
1:B:294:THR:OG1	1:B:299:LEU:HD23	2.15	0.46
1:B:707:LEU:CD1	1:B:710:LEU:HD12	2.45	0.46
1:C:692:GLN:OE1	1:C:693:MET:N	2.49	0.46
1:D:515:ARG:C	1:D:516:LEU:HD22	2.35	0.46
1:E:733:GLN:OE1	1:E:733:GLN:N	2.48	0.46
1:F:352:LEU:HD21	1:F:392:PHE:HD2	1.80	0.46
1:G:343:ILE:CG2	1:G:357:ILE:HG21	2.44	0.46
1:G:396:SER:O	1:G:399:HIS:N	2.43	0.46

Continued on next page...

Continued from previous page...

Atom-1	Atom-2	Interatomic distance (Å)	Clash overlap (Å)
1:I:38:VAL:HG21	1:I:72:ALA:CB	2.45	0.46
1:I:527:LEU:HD11	1:I:560:ILE:HD11	1.96	0.46
1:I:692:GLN:NE2	1:I:722:VAL:HG11	2.30	0.46
1:L:246:ALA:O	1:L:250:VAL:HG23	2.15	0.46
1:L:710:LEU:HD12	1:L:713:LEU:HD22	1.96	0.46
1:L:760:LEU:HD13	1:L:769:LEU:HD11	1.97	0.46
1:A:779:ASP:O	1:A:801:GLU:N	2.28	0.46
1:B:793:LEU:HD23	1:B:816:LEU:CD1	2.45	0.46
1:E:329:LYS:O	1:E:329:LYS:HD3	2.15	0.46
1:E:380:HIS:O	1:E:383:THR:HG22	2.15	0.46
1:F:269:TRP:C	1:F:299:LEU:HD22	2.36	0.46
1:F:378:VAL:CG1	1:F:478:VAL:HG12	2.42	0.46
1:H:219:TYR:OH	1:H:273:VAL:HG22	2.16	0.46
1:H:462:LEU:HD11	1:H:464:GLN:O	2.15	0.46
1:H:668:VAL:O	1:H:689:ILE:HA	2.16	0.46
1:J:611:LEU:HD12	1:J:612:GLN:N	2.31	0.46
1:J:697:LEU:HD12	1:J:732:PRO:HD3	1.95	0.46
1:K:101:LEU:C	1:K:101:LEU:HD23	2.36	0.46
1:K:416:ARG:HD2	1:K:478:VAL:HG13	1.97	0.46
1:A:256:ASN:OD1	1:A:284:ASN:ND2	2.47	0.46
1:A:477:HIS:O	1:A:481:HIS:N	2.39	0.46
1:A:668:VAL:O	1:A:689:ILE:HA	2.14	0.46
1:A:806:SER:N	1:A:809:ASN:OD1	2.41	0.46
1:B:161:GLU:OE2	1:B:311:LYS:NZ	2.49	0.46
1:B:180:ILE:HG22	1:B:180:ILE:O	2.14	0.46
1:B:821:CYS:SG	1:B:824:LEU:HD22	2.55	0.46
1:C:400:LEU:HD13	1:C:404:VAL:HG12	1.97	0.46
1:C:760:LEU:CD2	1:C:766:LEU:HD22	2.46	0.46
1:D:151:LEU:HD21	2:D:901:ATP:N7	2.31	0.46
1:D:842:LEU:HD12	1:D:849:VAL:HA	1.98	0.46
1:F:694:ALA:HB2	1:F:725:MET:CE	2.45	0.46
1:G:265:LEU:HD23	1:G:290:VAL:HG22	1.97	0.46
1:G:298:VAL:HG13	1:L:363:GLY:O	2.16	0.46
1:G:523:LEU:HD11	1:G:560:ILE:HD11	1.97	0.46
1:G:571:ASP:O	1:G:572:VAL:HG13	2.15	0.46
1:I:373:VAL:HA	1:I:380:HIS:NE2	2.30	0.46
1:I:800:PHE:CE1	1:I:824:LEU:HD13	2.50	0.46
1:J:329:LYS:O	1:J:329:LYS:HD3	2.15	0.46
1:J:430:ILE:HG23	1:J:443:LEU:HD13	1.98	0.46
1:J:820:SER:N	1:J:843:GLU:O	2.40	0.46
1:K:410:TYR:CD2	1:K:434:LEU:HD11	2.51	0.46

Continued on next page...

Continued from previous page...

Atom-1	Atom-2	Interatomic distance (Å)	Clash overlap (Å)
1:K:684:LEU:HB3	1:K:710:LEU:HD22	1.97	0.46
1:L:126:GLN:OE1	1:L:126:GLN:O	2.34	0.46
1:L:760:LEU:CD1	1:L:769:LEU:HD11	2.46	0.46
1:L:789:ALA:HA	1:L:812:VAL:HG21	1.98	0.46
1:A:373:VAL:O	1:A:377:VAL:HG12	2.16	0.46
1:A:760:LEU:CD2	1:A:766:LEU:HD22	2.45	0.46
1:B:12:ASN:O	1:B:16:LEU:HD13	2.15	0.46
1:B:153:ASP:OD2	1:B:196:LYS:NZ	2.49	0.46
1:B:352:LEU:O	1:B:356:VAL:HG23	2.16	0.46
1:B:762:GLN:OE1	1:B:762:GLN:N	2.48	0.46
1:D:537:ARG:NH1	1:D:568:ARG:HE	2.13	0.46
1:D:824:LEU:HD12	1:D:825:GLU:H	1.80	0.46
1:E:16:LEU:HD22	1:E:105:ARG:CB	2.46	0.46
1:E:319:PHE:O	1:E:323:VAL:HG23	2.16	0.46
1:F:574:SER:O	1:F:575:LEU:HD23	2.15	0.46
1:I:274:ILE:HD11	1:I:292:MET:CE	2.45	0.46
1:J:513:SER:OG	1:J:516:LEU:HD21	2.15	0.46
1:J:793:LEU:HD23	1:J:816:LEU:CD1	2.46	0.46
1:A:589:LEU:HD22	1:A:611:LEU:HD12	1.98	0.46
1:B:668:VAL:O	1:B:689:ILE:HA	2.16	0.46
1:C:455:VAL:HG22	1:C:460:VAL:O	2.15	0.46
1:D:29:GLY:O	1:D:33:ASN:ND2	2.49	0.46
1:D:183:VAL:HG21	1:D:297:LYS:HA	1.96	0.46
1:G:71:THR:HA	1:G:74:ASP:OD1	2.16	0.46
1:G:589:LEU:CD1	1:G:592:ILE:HD11	2.46	0.46
1:I:71:THR:HA	1:I:74:ASP:OD2	2.16	0.46
1:I:230:LYS:HG3	1:I:236:THR:HG21	1.98	0.46
1:J:364:ARG:O	1:J:370:TRP:CD1	2.69	0.46
1:K:34:LEU:HD11	1:K:114:ILE:HG22	1.98	0.46
1:K:71:THR:HA	1:K:74:ASP:OD2	2.15	0.46
1:K:463:GLN:O	1:K:463:GLN:HG2	2.15	0.46
1:L:361:LEU:CD2	1:L:373:VAL:HG21	2.45	0.46
1:A:12:ASN:O	1:A:16:LEU:HG	2.15	0.46
1:B:585:GLN:NE2	1:B:585:GLN:O	2.48	0.46
1:B:807:GLU:OE1	1:B:807:GLU:N	2.44	0.46
1:F:399:HIS:CG	1:F:399:HIS:O	2.69	0.46
1:G:16:LEU:HD22	1:G:105:ARG:HB2	1.96	0.46
1:G:51:LEU:HD21	1:G:135:GLU:HA	1.97	0.46
1:G:462:LEU:HD22	1:G:471:ILE:CG1	2.46	0.46
1:H:694:ALA:HB3	1:H:725:MET:CE	2.46	0.46
1:I:404:VAL:HG12	1:I:454:LEU:HD21	1.97	0.46

Continued on next page...

Continued from previous page...

Atom-1	Atom-2	Interatomic distance (Å)	Clash overlap (Å)
1:I:632:TRP:NE1	1:I:649:GLN:O	2.44	0.46
1:I:665:LEU:CB	1:I:684:LEU:HD11	2.46	0.46
1:I:820:SER:N	1:I:843:GLU:O	2.42	0.46
1:J:269:TRP:C	1:J:299:LEU:HD22	2.35	0.46
1:K:73:GLU:O	1:K:76:VAL:HG12	2.16	0.46
1:L:186:PRO:HG2	1:L:393:VAL:HG22	1.97	0.46
1:L:274:ILE:HD11	1:L:292:MET:CE	2.45	0.46
1:A:10:VAL:HG22	1:G:17:LEU:CD2	2.46	0.46
1:A:44:PHE:CG	1:A:128:LEU:HD23	2.51	0.46
1:B:378:VAL:CG1	1:B:478:VAL:CG1	2.94	0.46
1:C:33:ASN:O	1:C:37:GLU:HG2	2.15	0.46
1:D:589:LEU:HD21	1:D:592:ILE:HD11	1.98	0.46
1:E:269:TRP:C	1:E:299:LEU:HD22	2.36	0.46
1:E:739:VAL:HB	1:E:742:VAL:HG21	1.98	0.46
1:F:44:PHE:CG	1:F:128:LEU:HD23	2.51	0.46
1:F:613:THR:HG22	1:F:614:LEU:N	2.31	0.46
1:F:820:SER:N	1:F:843:GLU:O	2.45	0.46
1:I:852:ALA:HA	1:I:855:ILE:HG22	1.97	0.46
1:J:180:ILE:HG22	1:J:180:ILE:O	2.16	0.46
1:K:442:THR:OG1	1:K:444:GLU:OE1	2.33	0.46
1:L:33:ASN:O	1:L:37:GLU:HG2	2.16	0.46
1:D:790:LEU:HD13	1:D:810:PHE:CE1	2.51	0.46
1:D:816:LEU:HD11	1:D:818:LEU:HD21	1.98	0.46
1:E:790:LEU:C	1:E:790:LEU:HD23	2.36	0.46
1:E:790:LEU:HD23	1:E:791:ARG:N	2.31	0.46
1:F:400:LEU:HD12	1:F:404:VAL:CG1	2.45	0.46
1:G:180:ILE:O	1:G:180:ILE:HG22	2.15	0.46
1:G:231:PHE:O	1:G:234:ARG:NH1	2.49	0.46
1:G:325:ARG:HE	1:G:355:VAL:HG22	1.80	0.46
1:G:817:VAL:HG22	1:G:841:ARG:HD2	1.98	0.46
1:H:16:LEU:HD22	1:H:105:ARG:HB2	1.96	0.46
1:H:399:HIS:CG	1:H:399:HIS:O	2.68	0.46
1:H:760:LEU:HD23	1:H:763:LEU:HD23	1.97	0.46
1:I:81:VAL:HG21	1:I:588:HIS:NE2	2.31	0.46
1:I:181:PRO:HA	1:I:292:MET:O	2.16	0.46
1:J:73:GLU:OE2	1:J:514:ARG:NH2	2.48	0.46
1:J:203:LEU:HG	1:J:210:VAL:HG21	1.98	0.46
1:L:90:ASN:O	1:L:94:ARG:N	2.44	0.46
1:L:665:LEU:CB	1:L:684:LEU:HD11	2.46	0.46
1:A:692:GLN:NE2	1:A:722:VAL:HG11	2.30	0.46
1:C:96:LEU:HD22	1:K:96:LEU:HB3	1.97	0.46

Continued on next page...

Continued from previous page...

Atom-1	Atom-2	Interatomic distance (Å)	Clash overlap (Å)
1:C:463:GLN:O	1:C:463:GLN:HG2	2.15	0.46
1:F:170:LEU:HD21	1:F:262:LEU:CD2	2.47	0.46
1:J:707:LEU:CD1	1:J:710:LEU:HD12	2.46	0.46
1:K:29:GLY:O	1:K:33:ASN:ND2	2.40	0.46
1:A:16:LEU:HD13	1:A:101:LEU:CD1	2.46	0.45
1:A:203:LEU:HG	1:A:210:VAL:HG21	1.97	0.45
1:C:54:ASP:CG	1:D:133:THR:HG23	2.37	0.45
1:F:81:VAL:HG21	1:F:588:HIS:NE2	2.31	0.45
1:F:426:ILE:HD11	1:F:448:GLU:HA	1.97	0.45
1:I:339:HIS:O	1:I:343:ILE:HG22	2.16	0.45
1:I:613:THR:HG22	1:I:614:LEU:N	2.31	0.45
1:K:399:HIS:O	1:K:399:HIS:CG	2.69	0.45
1:L:166:VAL:HG11	1:L:197:ILE:HD13	1.97	0.45
1:A:58:TRP:CH2	1:A:62:VAL:HG21	2.51	0.45
1:A:183:VAL:HG21	1:A:297:LYS:HA	1.99	0.45
1:A:325:ARG:CZ	1:A:355:VAL:HG22	2.45	0.45
1:B:616:LEU:N	1:B:641:HIS:O	2.49	0.45
1:C:190:LYS:HZ3	2:C:901:ATP:PB	2.38	0.45
1:D:16:LEU:HD22	1:D:105:ARG:CB	2.46	0.45
1:D:193:LEU:HD22	1:D:310:LEU:HD13	1.97	0.45
1:D:376:ASN:OD1	1:D:377:VAL:N	2.49	0.45
1:D:668:VAL:O	1:D:689:ILE:HA	2.16	0.45
1:F:760:LEU:HD12	1:F:760:LEU:O	2.16	0.45
1:G:641:HIS:HE1	1:G:664:THR:HG21	1.80	0.45
1:G:668:VAL:O	1:G:689:ILE:HA	2.17	0.45
1:H:126:GLN:OE1	1:H:126:GLN:O	2.34	0.45
1:I:32:GLU:HA	1:I:32:GLU:OE2	2.16	0.45
1:I:463:GLN:O	1:I:463:GLN:HG2	2.16	0.45
1:I:849:VAL:HG23	1:I:870:ILE:CD1	2.46	0.45
1:J:134:LEU:HD11	1:J:136:LEU:HD11	1.98	0.45
1:J:529:LYS:O	1:J:529:LYS:NZ	2.39	0.45
1:A:379:GLN:NE2	1:B:439:GLU:OE1	2.49	0.45
1:A:842:LEU:HD12	1:A:849:VAL:HA	1.99	0.45
1:B:267:ASP:H	1:B:293:THR:HB	1.81	0.45
1:B:377:VAL:HG23	1:B:377:VAL:O	2.16	0.45
1:B:578:LEU:HD12	1:B:578:LEU:O	2.17	0.45
1:B:697:LEU:CD2	1:B:704:ILE:HD13	2.46	0.45
1:B:787:PHE:N	1:B:809:ASN:O	2.49	0.45
1:C:769:LEU:HD21	1:C:771:PHE:CZ	2.51	0.45
1:C:787:PHE:N	1:C:809:ASN:O	2.46	0.45
1:D:101:LEU:HD12	1:D:105:ARG:HD3	1.98	0.45

Continued on next page...

Continued from previous page...

Atom-1	Atom-2	Interatomic distance (Å)	Clash overlap (Å)
1:D:196:LYS:O	1:D:200:ASP:OD1	2.34	0.45
1:D:571:ASP:OD2	1:D:591:TYR:OH	2.22	0.45
1:E:479:MET:HG3	1:E:480:LEU:N	2.32	0.45
1:F:763:LEU:HD22	1:F:763:LEU:N	2.32	0.45
1:G:170:LEU:HD13	1:G:262:LEU:HD22	1.98	0.45
1:I:498:SER:OG	1:I:505:ILE:O	2.17	0.45
1:J:126:GLN:OE1	1:J:126:GLN:O	2.34	0.45
1:K:213:VAL:HG11	1:K:224:VAL:HG13	1.98	0.45
1:L:574:SER:O	1:L:575:LEU:HD23	2.16	0.45
1:A:135:GLU:O	1:A:137:PRO:HD3	2.17	0.45
1:A:179:ILE:O	1:A:180:ILE:HD12	2.17	0.45
1:A:390:LEU:C	1:A:390:LEU:HD13	2.36	0.45
1:B:10:VAL:HG22	1:L:17:LEU:HG	1.99	0.45
1:B:321:LEU:HD13	2:B:901:ATP:H2	1.81	0.45
1:C:96:LEU:HB3	1:K:96:LEU:HB3	1.99	0.45
1:E:324:LYS:O	1:E:328:GLY:N	2.50	0.45
1:G:790:LEU:HD23	1:G:790:LEU:C	2.37	0.45
1:J:223:ASP:C	1:J:223:ASP:OD1	2.55	0.45
1:K:574:SER:O	1:K:575:LEU:HD23	2.16	0.45
1:B:157:VAL:H	2:B:901:ATP:HN62	1.63	0.45
1:C:65:ILE:CD1	1:C:128:LEU:HD21	2.47	0.45
1:C:228:ILE:HG13	1:C:229:LEU:N	2.32	0.45
1:C:362:ARG:HH22	1:D:275:ASP:CG	2.20	0.45
1:C:790:LEU:HD23	1:C:791:ARG:N	2.30	0.45
1:E:66:GLN:NE2	1:E:491:LYS:O	2.49	0.45
1:E:589:LEU:HD11	1:E:592:ILE:HG12	1.98	0.45
1:F:206:GLU:OE1	1:F:206:GLU:N	2.50	0.45
1:F:435:ILE:HD13	1:F:447:ALA:HB2	1.98	0.45
1:G:343:ILE:HG23	1:G:357:ILE:HG21	1.99	0.45
1:G:795:ILE:HG23	1:G:798:ALA:HB2	1.97	0.45
1:H:16:LEU:O	1:H:105:ARG:HG2	2.17	0.45
1:H:33:ASN:O	1:H:37:GLU:HG2	2.15	0.45
1:L:499:LEU:HD13	1:L:501:PRO:O	2.16	0.45
1:L:662:LEU:HD12	1:L:663:GLN:N	2.32	0.45
1:L:746:THR:HG21	1:L:772:LYS:NZ	2.31	0.45
1:B:613:THR:HG22	1:B:614:LEU:N	2.32	0.45
1:C:88:GLU:OE1	1:C:607:LYS:NZ	2.50	0.45
1:D:527:LEU:HD11	1:D:560:ILE:HD11	1.97	0.45
1:E:270:GLU:OE1	1:E:271:THR:N	2.49	0.45
1:E:791:ARG:HG3	1:E:792:VAL:HG23	1.99	0.45
1:E:824:LEU:HD12	1:E:825:GLU:H	1.81	0.45

Continued on next page...

Continued from previous page...

Atom-1	Atom-2	Interatomic distance (Å)	Clash overlap (Å)
1:F:35:LEU:O	1:F:36:LYS:C	2.55	0.45
1:F:219:TYR:OH	1:F:273:VAL:HG22	2.16	0.45
1:F:256:ASN:OD1	1:F:284:ASN:ND2	2.48	0.45
1:G:131:ARG:CG	1:G:134:LEU:HD23	2.46	0.45
1:G:166:VAL:HG11	1:G:197:ILE:HD13	1.98	0.45
1:G:271:THR:HB	1:L:362:ARG:NH2	2.31	0.45
1:I:381:LEU:N	1:I:381:LEU:HD23	2.32	0.45
1:J:13:LEU:O	1:J:17:LEU:HG	2.17	0.45
1:J:157:VAL:HG12	2:J:901:ATP:HN61	1.81	0.45
1:J:491:LYS:HE3	1:J:493:LEU:HD11	1.98	0.45
1:K:430:ILE:HG23	1:K:443:LEU:HD13	1.99	0.45
1:K:468:ASP:N	1:K:768:ILE:HD11	2.31	0.45
1:L:231:PHE:O	1:L:234:ARG:NH1	2.50	0.45
1:L:591:TYR:CE1	1:L:615:ILE:HD12	2.52	0.45
1:L:816:LEU:HD23	1:L:840:MET:HG2	1.99	0.45
1:A:745:LEU:HG	1:A:747:LEU:HD11	1.98	0.45
1:C:355:VAL:HG21	2:C:901:ATP:H1'	1.98	0.45
1:D:649:GLN:N	1:D:649:GLN:CD	2.70	0.45
1:E:87:LYS:O	1:E:94:ARG:NH2	2.50	0.45
1:E:283:GLU:HG2	1:E:283:GLU:O	2.16	0.45
1:E:361:LEU:HD21	1:E:373:VAL:CG2	2.40	0.45
1:G:90:ASN:O	1:G:94:ARG:N	2.50	0.45
1:H:852:ALA:HA	1:H:855:ILE:HG22	1.99	0.45
1:J:789:ALA:HA	1:J:812:VAL:HG21	1.97	0.45
1:L:430:ILE:HG23	1:L:443:LEU:HD13	1.99	0.45
1:L:467:SER:HB3	1:L:792:VAL:HG11	1.98	0.45
1:L:613:THR:HG22	1:L:614:LEU:N	2.31	0.45
1:C:70:HIS:O	1:C:74:ASP:OD2	2.35	0.45
1:D:219:TYR:CZ	1:D:273:VAL:HG22	2.52	0.45
1:D:371:ILE:O	1:D:375:ARG:HG3	2.15	0.45
1:D:613:THR:HG22	1:D:614:LEU:N	2.32	0.45
1:D:838:TYR:CD1	1:D:865:LYS:O	2.70	0.45
1:E:185:MET:SD	1:E:350:VAL:HG11	2.57	0.45
1:E:190:LYS:HG2	1:E:310:LEU:HD22	1.98	0.45
1:G:382:TYR:HH	1:G:479:MET:C	2.18	0.45
1:J:71:THR:HA	1:J:74:ASP:OD2	2.17	0.45
1:J:766:LEU:HD11	1:J:768:ILE:O	2.17	0.45
1:K:350:VAL:HG23	1:K:350:VAL:O	2.17	0.45
1:K:374:GLU:O	1:K:377:VAL:HG13	2.16	0.45
1:K:426:ILE:HD11	1:K:448:GLU:HA	1.98	0.45
1:A:71:THR:HA	1:A:74:ASP:OD2	2.17	0.45

Continued on next page...

Continued from previous page...

Atom-1	Atom-2	Interatomic distance (Å)	Clash overlap (Å)
1:A:792:VAL:HG13	1:A:815:ASN:HB2	1.99	0.45
1:B:238:ASP:O	1:B:241:HIS:ND1	2.49	0.45
1:C:166:VAL:HG21	1:C:193:LEU:HD21	1.99	0.45
1:D:479:MET:SD	1:D:480:LEU:N	2.90	0.45
1:D:820:SER:N	1:D:843:GLU:O	2.47	0.45
1:E:668:VAL:HG21	1:E:687:LEU:CD1	2.47	0.45
1:F:616:LEU:N	1:F:641:HIS:O	2.48	0.45
1:G:44:PHE:CG	1:G:128:LEU:HD23	2.52	0.45
1:H:665:LEU:HB2	1:H:684:LEU:HD11	1.98	0.45
1:I:780:SER:OG	1:I:802:THR:OG1	2.07	0.45
1:J:571:ASP:O	1:J:572:VAL:HG13	2.17	0.45
1:J:760:LEU:HD23	1:J:760:LEU:O	2.17	0.45
1:K:230:LYS:HG3	1:K:236:THR:HG21	1.97	0.45
1:L:408:PHE:HE1	1:L:476:LEU:HD21	1.82	0.45
1:A:377:VAL:O	1:A:377:VAL:CG2	2.65	0.45
1:B:96:LEU:HB3	1:L:96:LEU:HB3	1.99	0.45
1:B:467:SER:O	1:B:792:VAL:HG21	2.16	0.45
1:D:614:LEU:HD11	1:D:616:LEU:HD21	1.99	0.45
1:D:746:THR:HG21	1:D:772:LYS:NZ	2.31	0.45
1:E:44:PHE:CD2	1:E:128:LEU:HD23	2.51	0.45
1:E:393:VAL:HG21	1:E:480:LEU:CD2	2.47	0.45
1:F:33:ASN:O	1:F:37:GLU:HG2	2.17	0.45
1:H:463:GLN:HG2	1:H:463:GLN:O	2.17	0.45
1:H:739:VAL:HB	1:H:742:VAL:HG21	1.99	0.45
1:H:840:MET:O	1:H:868:LEU:HD12	2.17	0.45
1:I:684:LEU:HB3	1:I:710:LEU:HD22	1.99	0.45
1:K:567:VAL:HG21	1:K:570:LEU:HB2	1.99	0.45
1:K:780:SER:OG	1:K:802:THR:O	2.34	0.45
1:L:135:GLU:O	1:L:137:PRO:HD3	2.17	0.45
1:A:180:ILE:O	1:A:180:ILE:HG22	2.16	0.44
1:A:613:THR:HG22	1:A:614:LEU:N	2.32	0.44
1:A:816:LEU:HD11	1:A:818:LEU:HD21	1.99	0.44
1:B:38:VAL:HG21	1:B:72:ALA:CB	2.46	0.44
1:B:614:LEU:HD11	1:B:616:LEU:HD21	1.99	0.44
1:C:38:VAL:HG21	1:C:72:ALA:CB	2.47	0.44
1:C:430:ILE:HG23	1:C:443:LEU:HD13	2.00	0.44
1:D:408:PHE:HE1	1:D:476:LEU:HD21	1.82	0.44
1:D:868:LEU:HD12	1:D:869:THR:N	2.32	0.44
1:F:96:LEU:HB3	1:H:96:LEU:HB3	1.99	0.44
1:H:838:TYR:CD1	1:H:865:LYS:O	2.70	0.44
1:I:468:ASP:N	1:I:768:ILE:HD11	2.33	0.44

Continued on next page...

Continued from previous page...

Atom-1	Atom-2	Interatomic distance (Å)	Clash overlap (Å)
1:J:336:LEU:O	1:J:340:GLY:N	2.39	0.44
1:J:356:VAL:HB	1:J:381:LEU:HD22	1.99	0.44
1:B:322:LEU:HD22	1:B:343:ILE:HG21	1.97	0.44
1:C:157:VAL:HG23	1:C:324:LYS:HZ3	1.82	0.44
1:D:574:SER:O	1:D:575:LEU:HD23	2.17	0.44
1:E:96:LEU:HB3	1:I:96:LEU:HB3	1.99	0.44
1:E:388:SER:HB3	1:E:392:PHE:CE2	2.51	0.44
1:E:807:GLU:OE1	1:E:807:GLU:N	2.42	0.44
1:F:151:LEU:HD23	1:F:155:GLU:O	2.17	0.44
1:F:161:GLU:OE2	1:F:311:LYS:NZ	2.46	0.44
1:F:769:LEU:HD21	1:F:771:PHE:CE1	2.51	0.44
1:G:592:ILE:CG2	1:G:594:ILE:HG12	2.47	0.44
1:H:664:THR:HG23	1:H:686:LYS:HB3	1.98	0.44
1:J:51:LEU:HD23	1:J:52:PRO:O	2.17	0.44
1:K:219:TYR:O	1:K:220:LYS:NZ	2.45	0.44
1:K:714:GLU:O	1:K:743:LYS:N	2.49	0.44
1:L:35:LEU:HD13	1:L:76:VAL:HG21	1.99	0.44
1:A:322:LEU:HD12	1:A:358:ALA:HB2	1.99	0.44
1:B:840:MET:HB2	1:B:866:PHE:CZ	2.53	0.44
1:C:90:ASN:OD1	1:C:93:ALA:HB3	2.18	0.44
1:C:223:ASP:C	1:C:223:ASP:OD1	2.56	0.44
1:D:664:THR:HG23	1:D:686:LYS:HB3	1.99	0.44
1:E:265:LEU:N	1:E:291:MET:O	2.41	0.44
1:E:378:VAL:CG1	1:E:478:VAL:HG13	2.35	0.44
1:F:180:ILE:O	1:F:180:ILE:HG22	2.17	0.44
1:F:444:GLU:OE1	1:F:444:GLU:N	2.46	0.44
1:G:557:ILE:HG22	1:G:561:HIS:CE1	2.53	0.44
1:H:230:LYS:HG3	1:H:236:THR:HG21	1.98	0.44
1:H:416:ARG:HD2	1:H:478:VAL:HG13	2.00	0.44
1:H:468:ASP:N	1:H:768:ILE:HD11	2.32	0.44
1:H:613:THR:HG22	1:H:614:LEU:N	2.33	0.44
1:K:87:LYS:O	1:K:94:ARG:NH2	2.50	0.44
1:A:96:LEU:HB3	1:G:96:LEU:HB3	1.99	0.44
1:A:690:ARG:NH1	1:A:721:ASP:OD1	2.50	0.44
1:A:792:VAL:HG13	1:A:815:ASN:CB	2.47	0.44
1:B:19:ASP:HB2	1:B:105:ARG:HE	1.82	0.44
1:B:70:HIS:O	1:B:74:ASP:OD2	2.35	0.44
1:B:477:HIS:O	1:B:480:LEU:N	2.50	0.44
1:B:664:THR:HG23	1:B:686:LYS:HB3	1.98	0.44
1:C:295:ARG:NH1	1:C:392:PHE:O	2.38	0.44
1:D:173:GLU:OE2	1:D:173:GLU:HA	2.17	0.44

Continued on next page...

Continued from previous page...

Atom-1	Atom-2	Interatomic distance (Å)	Clash overlap (Å)
1:E:785:MET:N	1:E:785:MET:SD	2.90	0.44
1:F:29:GLY:O	1:F:33:ASN:ND2	2.51	0.44
1:F:70:HIS:O	1:F:74:ASP:OD2	2.35	0.44
1:F:364:ARG:O	1:F:370:TRP:CD1	2.71	0.44
1:F:527:LEU:HD23	1:F:559:LEU:HD23	1.99	0.44
1:G:852:ALA:HA	1:G:855:ILE:HG22	1.98	0.44
1:H:287:GLY:O	1:H:289:ARG:NH1	2.51	0.44
1:H:373:VAL:O	1:H:377:VAL:HG12	2.18	0.44
1:H:849:VAL:HG23	1:H:870:ILE:CD1	2.48	0.44
1:J:76:VAL:O	1:J:80:VAL:HG22	2.17	0.44
1:K:74:ASP:HB3	1:K:566:LEU:CD1	2.46	0.44
1:A:325:ARG:NH2	1:A:355:VAL:HG22	2.33	0.44
1:A:452:ASN:ND2	1:A:470:GLN:OE1	2.40	0.44
1:A:499:LEU:HD12	1:A:499:LEU:N	2.32	0.44
1:A:790:LEU:O	1:A:812:VAL:HG23	2.17	0.44
1:B:51:LEU:HD13	1:B:52:PRO:HD2	1.99	0.44
1:C:262:LEU:HD13	1:C:289:ARG:HB2	2.00	0.44
1:D:336:LEU:O	1:D:340:GLY:N	2.35	0.44
1:E:183:VAL:HG21	1:E:297:LYS:HA	2.00	0.44
1:E:352:LEU:HD21	1:E:392:PHE:CD2	2.53	0.44
1:F:16:LEU:HD22	1:F:105:ARG:HB2	2.00	0.44
1:G:665:LEU:HB2	1:G:684:LEU:HD11	1.98	0.44
1:H:242:GLU:HB2	1:H:247:LEU:CD1	2.48	0.44
1:I:790:LEU:HD23	1:I:791:ARG:N	2.32	0.44
1:J:81:VAL:HG21	1:J:588:HIS:CE1	2.53	0.44
1:L:400:LEU:HD21	1:L:459:LEU:HD11	1.99	0.44
1:L:849:VAL:HG23	1:L:870:ILE:CD1	2.47	0.44
1:A:363:GLY:O	1:B:298:VAL:HG13	2.18	0.44
1:C:11:GLU:HG2	1:C:15:GLN:HE21	1.82	0.44
1:C:17:LEU:HB3	1:K:10:VAL:HG22	1.98	0.44
1:D:373:VAL:HA	1:D:380:HIS:CE1	2.52	0.44
1:E:19:ASP:O	1:E:26:SER:CB	2.65	0.44
1:F:183:VAL:HG21	1:F:297:LYS:HA	1.98	0.44
1:G:16:LEU:O	1:G:105:ARG:HG2	2.18	0.44
1:H:557:ILE:N	1:H:557:ILE:HD12	2.33	0.44
1:I:74:ASP:HB3	1:I:566:LEU:CD1	2.48	0.44
1:J:44:PHE:CG	1:J:128:LEU:HD23	2.52	0.44
1:J:399:HIS:C	1:J:400:LEU:HD22	2.38	0.44
1:J:426:ILE:HD11	1:J:448:GLU:HA	1.98	0.44
1:K:99:GLY:O	1:K:103:THR:HG23	2.17	0.44
1:K:751:ARG:N	1:K:775:ALA:O	2.51	0.44

Continued on next page...

Continued from previous page...

Atom-1	Atom-2	Interatomic distance (Å)	Clash overlap (Å)
1:A:343:ILE:HD11	1:A:357:ILE:HG12	1.99	0.44
1:B:690:ARG:HB2	1:B:719:LEU:HB2	1.99	0.44
1:B:821:CYS:HB2	1:B:845:THR:HG23	2.00	0.44
1:C:101:LEU:O	1:C:105:ARG:HD2	2.17	0.44
1:C:196:LYS:O	1:C:200:ASP:OD1	2.36	0.44
1:C:513:SER:OG	1:C:516:LEU:HD21	2.17	0.44
1:D:336:LEU:HD13	1:D:370:TRP:CE2	2.52	0.44
1:D:497:VAL:CG2	1:D:516:LEU:HD12	2.41	0.44
1:E:33:ASN:O	1:E:37:GLU:HG2	2.18	0.44
1:E:179:ILE:O	1:E:180:ILE:HD12	2.18	0.44
1:E:188:LEU:HG	1:E:310:LEU:HD23	1.98	0.44
1:F:11:GLU:HG2	1:F:15:GLN:HE21	1.83	0.44
1:F:16:LEU:CA	1:F:105:ARG:HG2	2.47	0.44
1:G:135:GLU:OE1	1:G:135:GLU:N	2.50	0.44
1:G:557:ILE:HD12	1:G:557:ILE:N	2.33	0.44
1:H:34:LEU:HD13	1:H:115:HIS:HA	1.99	0.44
1:H:574:SER:O	1:H:575:LEU:HD23	2.18	0.44
1:J:73:GLU:OE2	1:J:568:ARG:NH2	2.51	0.44
1:J:313:LEU:HD12	1:J:351:PRO:HD3	1.99	0.44
1:J:378:VAL:CG1	1:J:478:VAL:HG12	2.45	0.44
1:J:793:LEU:HD23	1:J:816:LEU:HD13	2.00	0.44
1:K:196:LYS:O	1:K:200:ASP:OD1	2.36	0.44
1:L:343:ILE:CD1	1:L:361:LEU:HD11	2.48	0.44
1:A:373:VAL:HA	1:A:380:HIS:NE2	2.33	0.44
1:A:664:THR:HG23	1:A:686:LYS:HB3	2.00	0.44
1:A:838:TYR:HE1	1:A:864:ILE:HG23	1.82	0.44
1:B:430:ILE:HG23	1:B:443:LEU:HD13	2.00	0.44
1:B:491:LYS:HE3	1:B:493:LEU:HD11	1.99	0.44
1:C:399:HIS:CG	1:C:399:HIS:O	2.70	0.44
1:D:101:LEU:HD12	1:D:105:ARG:CD	2.47	0.44
1:E:157:VAL:HG22	2:E:901:ATP:HN62	1.83	0.44
1:E:268:VAL:HG11	1:E:274:ILE:CD1	2.43	0.44
1:E:664:THR:HG23	1:E:686:LYS:HB3	2.00	0.44
1:F:251:ILE:HG22	1:F:255:ILE:HD12	2.00	0.44
1:G:731:LEU:HD12	1:G:752:PHE:CZ	2.52	0.44
1:I:363:GLY:O	1:J:298:VAL:HG13	2.17	0.44
1:J:70:HIS:O	1:J:74:ASP:OD2	2.36	0.44
1:K:584:ASN:O	1:K:607:LYS:NZ	2.47	0.44
1:L:790:LEU:HD23	1:L:790:LEU:C	2.38	0.44
1:A:294:THR:OG1	1:A:299:LEU:HD23	2.18	0.44
1:A:408:PHE:CZ	1:A:484:CYS:SG	3.11	0.44

Continued on next page...

Continued from previous page...

Atom-1	Atom-2	Interatomic distance (Å)	Clash overlap (Å)
1:A:476:LEU:HD13	1:A:481:HIS:HA	2.00	0.44
1:B:188:LEU:HD12	1:B:351:PRO:HD3	2.00	0.44
1:D:180:ILE:O	1:D:180:ILE:HG22	2.18	0.44
1:D:641:HIS:HE1	1:D:664:THR:HG21	1.83	0.44
1:F:477:HIS:O	1:F:480:LEU:N	2.51	0.44
1:F:573:GLU:OE1	1:F:593:ALA:HB1	2.18	0.44
1:G:479:MET:HG3	1:G:480:LEU:N	2.33	0.44
1:H:101:LEU:HD23	1:H:101:LEU:C	2.38	0.44
1:H:154:ASP:O	1:H:324:LYS:NZ	2.45	0.44
1:I:246:ALA:O	1:I:250:VAL:HG23	2.17	0.44
1:I:751:ARG:N	1:I:775:ALA:O	2.51	0.44
1:I:760:LEU:HD23	1:I:763:LEU:HD23	1.98	0.44
1:J:574:SER:O	1:J:575:LEU:HD23	2.18	0.44
1:J:745:LEU:HD11	1:J:747:LEU:CD2	2.47	0.44
1:K:12:ASN:O	1:K:16:LEU:HG	2.17	0.44
1:K:324:LYS:O	1:K:328:GLY:N	2.48	0.44
1:L:187:GLY:N	2:L:901:ATP:O2B	2.51	0.44
1:L:664:THR:HG23	1:L:686:LYS:HB3	1.99	0.44
1:A:837:LEU:HD12	1:A:838:TYR:N	2.33	0.43
1:C:35:LEU:CD1	1:C:76:VAL:HG21	2.48	0.43
1:C:180:ILE:O	1:C:180:ILE:HG22	2.17	0.43
1:C:534:GLU:O	1:C:566:LEU:HD12	2.18	0.43
1:C:648:LEU:HD11	1:C:665:LEU:HD21	1.99	0.43
1:D:12:ASN:O	1:D:16:LEU:HG	2.18	0.43
1:D:166:VAL:HG11	1:D:197:ILE:HD13	2.00	0.43
1:D:350:VAL:HG23	1:D:350:VAL:O	2.18	0.43
1:D:668:VAL:HG21	1:D:687:LEU:CD1	2.48	0.43
1:D:693:MET:HE1	1:D:752:PHE:CE2	2.53	0.43
1:E:426:ILE:HD11	1:E:448:GLU:HA	1.99	0.43
1:F:35:LEU:O	1:F:38:VAL:N	2.51	0.43
1:F:402:GLN:HA	1:F:405:GLN:HB2	2.00	0.43
1:H:760:LEU:HD23	1:H:760:LEU:O	2.18	0.43
1:J:390:LEU:HD13	1:J:391:LYS:N	2.33	0.43
1:J:399:HIS:O	1:J:399:HIS:CG	2.70	0.43
1:J:399:HIS:O	1:J:400:LEU:HD22	2.18	0.43
1:J:753:ALA:O	1:J:756:GLU:N	2.45	0.43
1:J:790:LEU:HD23	1:J:791:ARG:N	2.33	0.43
1:K:269:TRP:O	1:K:299:LEU:HD22	2.18	0.43
1:L:420:ILE:HG22	1:L:425:VAL:HB	1.98	0.43
1:L:760:LEU:O	1:L:760:LEU:HD23	2.18	0.43
1:A:614:LEU:HD12	1:A:615:ILE:N	2.33	0.43

Continued on next page...

Continued from previous page...

Atom-1	Atom-2	Interatomic distance (Å)	Clash overlap (Å)
1:B:179:ILE:HG23	1:B:290:VAL:O	2.19	0.43
1:E:390:LEU:HD13	1:E:390:LEU:C	2.39	0.43
1:E:430:ILE:HG23	1:E:443:LEU:HD13	1.99	0.43
1:E:513:SER:OG	1:E:516:LEU:HD21	2.18	0.43
1:E:720:ASN:OD1	1:E:722:VAL:HG12	2.18	0.43
1:F:340:GLY:O	1:F:343:ILE:HG22	2.18	0.43
1:F:650:PRO:HA	1:F:677:VAL:HG23	2.00	0.43
1:G:17:LEU:O	1:G:21:VAL:HG23	2.17	0.43
1:G:181:PRO:HA	1:G:292:MET:O	2.18	0.43
1:G:650:PRO:HA	1:G:677:VAL:HG23	1.99	0.43
1:H:167:ILE:CG1	1:H:197:ILE:HG23	2.48	0.43
1:H:198:TYR:HD1	1:H:264:CYS:HG	1.66	0.43
1:H:400:LEU:HD12	1:H:404:VAL:CG1	2.48	0.43
1:H:627:VAL:O	1:H:649:GLN:OE1	2.37	0.43
1:I:353:ALA:O	1:I:357:ILE:HG22	2.18	0.43
1:I:589:LEU:HD11	1:I:592:ILE:HD11	1.99	0.43
1:I:852:ALA:O	1:I:855:ILE:HG22	2.18	0.43
1:K:355:VAL:HG21	2:K:901:ATP:O2'	2.17	0.43
1:K:616:LEU:N	1:K:641:HIS:O	2.49	0.43
1:K:821:CYS:HB2	1:K:845:THR:HG23	1.98	0.43
1:L:180:ILE:O	1:L:180:ILE:HG22	2.16	0.43
1:A:849:VAL:HG23	1:A:870:ILE:CD1	2.48	0.43
1:C:268:VAL:HB	1:C:292:MET:HE2	2.00	0.43
1:C:357:ILE:HD13	1:C:380:HIS:HB3	1.99	0.43
1:D:71:THR:HA	1:D:74:ASP:OD2	2.19	0.43
1:D:267:ASP:N	1:D:293:THR:OG1	2.36	0.43
1:D:377:VAL:HG23	1:D:377:VAL:O	2.17	0.43
1:E:665:LEU:CB	1:E:684:LEU:HD11	2.48	0.43
1:G:196:LYS:O	1:G:200:ASP:OD1	2.37	0.43
1:G:394:GLU:OE1	1:G:394:GLU:HA	2.19	0.43
1:H:357:ILE:HD13	1:H:380:HIS:HB3	2.00	0.43
1:I:849:VAL:O	1:I:852:ALA:HB3	2.18	0.43
1:J:66:GLN:NE2	1:J:491:LYS:O	2.51	0.43
1:L:352:LEU:HD21	1:L:392:PHE:CD2	2.53	0.43
1:L:376:ASN:O	1:L:380:HIS:ND1	2.51	0.43
1:L:817:VAL:HG22	1:L:841:ARG:NH1	2.33	0.43
1:C:336:LEU:HD13	1:C:370:TRP:CE2	2.53	0.43
1:C:585:GLN:O	1:C:587:PHE:N	2.49	0.43
1:C:821:CYS:HB2	1:C:845:THR:HG23	2.00	0.43
1:E:611:LEU:HD22	1:E:637:LEU:HD12	2.01	0.43
1:F:51:LEU:HD23	1:F:52:PRO:O	2.19	0.43

Continued on next page...

Continued from previous page...

Atom-1	Atom-2	Interatomic distance (Å)	Clash overlap (Å)
1:J:74:ASP:HB3	1:J:566:LEU:CD1	2.49	0.43
1:K:58:TRP:O	1:K:62:VAL:HG23	2.18	0.43
1:K:693:MET:O	1:K:696:PHE:HB3	2.19	0.43
1:L:190:LYS:HZ3	2:L:901:ATP:PB	2.39	0.43
1:L:794:TRP:CE3	1:L:817:VAL:HG21	2.54	0.43
1:A:269:TRP:C	1:A:299:LEU:HD22	2.39	0.43
1:A:665:LEU:HB2	1:A:684:LEU:HD11	1.99	0.43
1:B:352:LEU:HD21	1:B:392:PHE:CD2	2.53	0.43
1:B:790:LEU:HD23	1:B:791:ARG:N	2.33	0.43
1:C:149:PRO:O	1:C:150:ALA:HB3	2.18	0.43
1:C:224:VAL:O	1:C:228:ILE:HG23	2.18	0.43
1:C:478:VAL:O	1:C:481:HIS:HB3	2.18	0.43
1:D:58:TRP:O	1:D:62:VAL:HG23	2.18	0.43
1:D:352:LEU:CD2	1:D:356:VAL:HG23	2.49	0.43
1:D:420:ILE:HG22	1:D:425:VAL:HB	2.01	0.43
1:E:180:ILE:HG22	1:E:180:ILE:O	2.19	0.43
1:E:396:SER:O	1:E:399:HIS:HB3	2.18	0.43
1:E:479:MET:HG3	1:E:480:LEU:H	1.83	0.43
1:G:219:TYR:CZ	1:G:273:VAL:HG22	2.53	0.43
1:G:850:LYS:HD3	1:G:850:LYS:N	2.33	0.43
1:H:216:GLY:N	1:H:267:ASP:O	2.52	0.43
1:H:321:LEU:HD22	2:H:901:ATP:H2	1.83	0.43
1:I:374:GLU:O	1:I:376:ASN:N	2.52	0.43
1:I:760:LEU:CD2	1:I:766:LEU:HD22	2.48	0.43
1:J:770:LYS:HA	1:J:794:TRP:O	2.18	0.43
1:K:718:LEU:C	1:K:719:LEU:HD12	2.39	0.43
1:L:374:GLU:O	1:L:376:ASN:N	2.51	0.43
1:L:640:LEU:HD23	1:L:640:LEU:C	2.38	0.43
1:A:379:GLN:O	1:A:381:LEU:O	2.36	0.43
1:B:71:THR:HA	1:B:74:ASP:OD2	2.19	0.43
1:B:196:LYS:O	1:B:200:ASP:OD1	2.36	0.43
1:B:216:GLY:N	1:B:267:ASP:O	2.50	0.43
1:B:790:LEU:HD13	1:B:810:PHE:CZ	2.53	0.43
1:D:364:ARG:O	1:D:370:TRP:CD1	2.72	0.43
1:E:82:GLN:OE1	1:E:104:VAL:HG12	2.19	0.43
1:E:435:ILE:HG22	1:E:436:LYS:N	2.33	0.43
1:F:416:ARG:HD2	1:F:478:VAL:HG13	2.01	0.43
1:F:438:GLN:HB2	1:F:446:ILE:HD11	2.00	0.43
1:F:664:THR:HG23	1:F:686:LYS:HB3	2.01	0.43
1:G:284:ASN:C	1:G:285:GLU:OE1	2.57	0.43
1:G:463:GLN:HG2	1:G:463:GLN:O	2.19	0.43

Continued on next page...

Continued from previous page...

Atom-1	Atom-2	Interatomic distance (Å)	Clash overlap (Å)
1:I:361:LEU:HD22	1:I:370:TRP:CE2	2.53	0.43
1:I:408:PHE:CZ	1:I:484:CYS:SG	3.12	0.43
1:J:16:LEU:HD22	1:J:105:ARG:HB2	1.99	0.43
1:J:455:VAL:HG11	1:J:462:LEU:HD23	2.00	0.43
1:K:410:TYR:OH	1:K:515:ARG:NH1	2.52	0.43
1:K:491:LYS:HE3	1:K:493:LEU:HD11	2.00	0.43
1:L:274:ILE:HD11	1:L:292:MET:HE1	2.01	0.43
1:A:10:VAL:HG22	1:G:17:LEU:HG	2.00	0.43
1:B:319:PHE:O	1:B:323:VAL:HG23	2.19	0.43
1:B:322:LEU:HD22	1:B:343:ILE:CG2	2.49	0.43
1:B:468:ASP:N	1:B:768:ILE:HD11	2.34	0.43
1:B:697:LEU:HD23	1:B:704:ILE:HD13	2.00	0.43
1:D:54:ASP:OD1	1:E:133:THR:HG23	2.18	0.43
1:D:350:VAL:CA	1:D:351:PRO:CG	2.95	0.43
1:D:390:LEU:HD13	1:D:390:LEU:C	2.39	0.43
1:D:790:LEU:HD23	1:D:791:ARG:N	2.34	0.43
1:E:12:ASN:O	1:E:16:LEU:HG	2.19	0.43
1:E:868:LEU:HD12	1:E:869:THR:N	2.34	0.43
1:F:186:PRO:HG2	1:F:393:VAL:HG22	2.01	0.43
1:F:356:VAL:HB	1:F:381:LEU:HD22	1.99	0.43
1:H:197:ILE:CG2	1:H:203:LEU:HD11	2.48	0.43
1:H:376:ASN:OD1	1:H:377:VAL:N	2.52	0.43
1:H:713:LEU:HG	1:H:742:VAL:HG22	2.00	0.43
1:I:92:MET:SD	1:I:93:ALA:N	2.92	0.43
1:I:167:ILE:HD11	1:I:200:ASP:OD2	2.19	0.43
1:I:430:ILE:HG22	1:I:430:ILE:O	2.19	0.43
1:I:527:LEU:HD13	1:I:559:LEU:HD23	2.01	0.43
1:J:188:LEU:HG	1:J:310:LEU:HD23	2.01	0.43
1:J:196:LYS:O	1:J:200:ASP:OD1	2.37	0.43
1:J:527:LEU:HD11	1:J:559:LEU:HB3	2.00	0.43
1:L:585:GLN:O	1:L:587:PHE:N	2.50	0.43
1:L:832:ALA:HA	1:L:855:ILE:HD11	2.00	0.43
1:A:707:LEU:CD1	1:A:710:LEU:HD12	2.48	0.43
1:B:230:LYS:HG3	1:B:236:THR:HG21	2.01	0.43
1:B:739:VAL:HB	1:B:742:VAL:HG21	2.01	0.43
1:C:347:CYS:SG	1:C:353:ALA:HB1	2.59	0.43
1:C:402:GLN:HA	1:C:405:GLN:HB2	2.01	0.43
1:C:426:ILE:HD11	1:C:448:GLU:HA	2.01	0.43
1:D:251:ILE:HG22	1:D:255:ILE:HD12	2.01	0.43
1:D:374:GLU:O	1:D:375:ARG:C	2.56	0.43
1:D:477:HIS:O	1:D:480:LEU:N	2.52	0.43

Continued on next page...

Continued from previous page...

Atom-1	Atom-2	Interatomic distance (Å)	Clash overlap (Å)
1:D:813:LEU:HD21	1:D:815:ASN:O	2.19	0.43
1:D:850:LYS:HD3	1:D:850:LYS:N	2.34	0.43
1:E:71:THR:HA	1:E:74:ASP:OD2	2.18	0.43
1:E:96:LEU:HB3	1:I:96:LEU:HD22	2.00	0.43
1:E:166:VAL:HG11	1:E:197:ILE:HD13	2.01	0.43
1:E:534:GLU:O	1:E:566:LEU:HD12	2.19	0.43
1:F:215:VAL:HG13	1:F:216:GLY:N	2.34	0.43
1:F:274:ILE:HD11	1:F:292:MET:SD	2.59	0.43
1:F:407:CYS:O	1:F:429:TRP:NE1	2.52	0.43
1:F:840:MET:SD	1:F:841:ARG:N	2.91	0.43
1:H:81:VAL:HG22	1:H:609:TRP:HZ2	1.83	0.43
1:J:230:LYS:HG3	1:J:236:THR:HG21	2.00	0.43
1:J:343:ILE:HD11	1:J:357:ILE:CG1	2.48	0.43
1:K:108:ALA:O	1:K:112:LYS:HG3	2.19	0.43
1:K:476:LEU:HD23	1:K:481:HIS:HA	2.01	0.43
1:K:733:GLN:OE1	1:K:733:GLN:N	2.52	0.43
1:L:841:ARG:NH1	1:L:841:ARG:HB2	2.34	0.43
1:A:321:LEU:O	1:A:324:LYS:N	2.52	0.43
1:B:379:GLN:O	1:B:381:LEU:O	2.37	0.43
1:D:430:ILE:HG22	1:D:430:ILE:O	2.19	0.43
1:E:54:ASP:CG	1:F:133:THR:HG23	2.40	0.43
1:E:135:GLU:O	1:E:137:PRO:HD3	2.19	0.43
1:F:71:THR:HA	1:F:74:ASP:OD2	2.18	0.43
1:F:408:PHE:CZ	1:F:484:CYS:SG	3.12	0.43
1:H:390:LEU:HD13	1:H:390:LEU:C	2.39	0.43
1:H:824:LEU:HD12	1:H:825:GLU:H	1.84	0.43
1:I:837:LEU:HD12	1:I:838:TYR:N	2.34	0.43
1:J:340:GLY:O	1:J:343:ILE:HG22	2.19	0.43
1:J:665:LEU:CB	1:J:684:LEU:HD11	2.48	0.43
1:K:182:VAL:HG21	1:K:193:LEU:HD23	2.01	0.43
1:A:56:GLU:OE2	1:B:50:LYS:NZ	2.52	0.43
1:B:33:ASN:O	1:B:37:GLU:HG2	2.19	0.43
1:B:792:VAL:HG22	1:B:815:ASN:HB2	2.00	0.43
1:D:720:ASN:OD1	1:D:722:VAL:HG12	2.19	0.43
1:E:51:LEU:HD23	1:E:52:PRO:O	2.19	0.43
1:E:96:LEU:HD22	1:I:96:LEU:O	2.19	0.43
1:F:274:ILE:HG21	1:F:302:TYR:CE2	2.54	0.43
1:F:668:VAL:O	1:F:689:ILE:HA	2.19	0.43
1:G:133:THR:HG23	1:L:54:ASP:OD1	2.19	0.43
1:G:513:SER:OG	1:G:516:LEU:HD21	2.19	0.43
1:G:647:LYS:O	1:G:649:GLN:NE2	2.50	0.43

Continued on next page...

Continued from previous page...

Atom-1	Atom-2	Interatomic distance (Å)	Clash overlap (Å)
1:H:243:ASP:O	1:H:247:LEU:HD13	2.19	0.43
1:I:704:ILE:HG13	1:I:738:LEU:HD13	2.00	0.43
1:I:856:LEU:O	1:I:856:LEU:HD13	2.19	0.43
1:J:376:ASN:O	1:J:380:HIS:ND1	2.52	0.43
1:K:116:ASP:O	1:K:120:GLU:HG3	2.19	0.43
1:K:356:VAL:HB	1:K:381:LEU:HD22	2.00	0.43
1:L:36:LYS:NZ	1:L:37:GLU:OE2	2.51	0.43
1:B:17:LEU:HB3	1:L:10:VAL:HG22	2.01	0.42
1:B:500:THR:O	1:B:502:ASP:O	2.37	0.42
1:B:804:GLU:OE1	1:B:804:GLU:N	2.52	0.42
1:E:378:VAL:CG1	1:E:478:VAL:HG12	2.46	0.42
1:F:178:ASP:OD1	1:F:179:ILE:N	2.52	0.42
1:F:352:LEU:HD21	1:F:392:PHE:CD2	2.54	0.42
1:G:219:TYR:O	1:G:220:LYS:NZ	2.47	0.42
1:G:275:ASP:OD1	1:L:362:ARG:NH2	2.49	0.42
1:I:182:VAL:HG21	1:I:193:LEU:HD23	2.00	0.42
1:I:183:VAL:HG21	1:I:297:LYS:HA	2.01	0.42
1:I:746:THR:HG21	1:I:772:LYS:NZ	2.34	0.42
1:I:791:ARG:HG3	1:I:792:VAL:HG23	2.01	0.42
1:J:393:VAL:HG11	1:J:483:PHE:CD2	2.54	0.42
1:J:711:LYS:O	1:J:741:THR:HG21	2.19	0.42
1:K:223:ASP:OD1	1:K:223:ASP:C	2.57	0.42
1:K:716:LEU:HD11	1:K:718:LEU:HD11	2.01	0.42
1:L:166:VAL:HG21	1:L:193:LEU:HD21	1.99	0.42
1:L:402:GLN:HA	1:L:405:GLN:HB2	2.01	0.42
1:A:760:LEU:O	1:A:760:LEU:HD23	2.19	0.42
1:A:830:GLU:OE1	1:A:830:GLU:N	2.43	0.42
1:B:732:PRO:O	1:B:759:LYS:NZ	2.44	0.42
1:C:17:LEU:HD13	1:K:10:VAL:HA	2.01	0.42
1:C:29:GLY:O	1:C:33:ASN:ND2	2.41	0.42
1:E:243:ASP:O	1:E:247:LEU:HD22	2.18	0.42
1:F:592:ILE:CG2	1:F:594:ILE:HG12	2.48	0.42
1:F:850:LYS:HD3	1:F:850:LYS:N	2.34	0.42
1:G:268:VAL:N	1:G:293:THR:O	2.49	0.42
1:G:426:ILE:HD11	1:G:448:GLU:HA	2.00	0.42
1:H:283:GLU:O	1:H:283:GLU:OE2	2.37	0.42
1:H:384:ASN:O	1:H:387:GLU:OE2	2.36	0.42
1:H:444:GLU:OE1	1:H:444:GLU:N	2.50	0.42
1:I:157:VAL:HG12	2:I:901:ATP:HN61	1.81	0.42
1:I:399:HIS:O	1:I:399:HIS:CD2	2.72	0.42
1:I:746:THR:HG21	1:I:772:LYS:HZ2	1.83	0.42

Continued on next page...

Continued from previous page...

Atom-1	Atom-2	Interatomic distance (Å)	Clash overlap (Å)
1:J:228:ILE:HG22	1:J:232:PHE:HE2	1.84	0.42
1:K:769:LEU:HD21	1:K:771:PHE:CE1	2.54	0.42
1:K:849:VAL:HG23	1:K:870:ILE:CD1	2.48	0.42
1:L:668:VAL:HG21	1:L:687:LEU:CD1	2.49	0.42
1:L:750:THR:OG1	1:L:775:ALA:O	2.25	0.42
1:A:182:VAL:HG21	1:A:193:LEU:HD23	2.01	0.42
1:A:731:LEU:HD12	1:A:752:PHE:CE1	2.54	0.42
1:B:790:LEU:HD23	1:B:790:LEU:C	2.40	0.42
1:B:800:PHE:HE2	1:B:803:TRP:HB2	1.85	0.42
1:D:704:ILE:HD13	1:D:732:PRO:HG3	2.01	0.42
1:D:733:GLN:N	1:D:733:GLN:OE1	2.53	0.42
1:D:774:ASN:OD1	1:D:774:ASN:O	2.37	0.42
1:D:795:ILE:HG23	1:D:798:ALA:HB2	2.00	0.42
1:E:793:LEU:HD22	1:E:810:PHE:CE2	2.44	0.42
1:F:479:MET:SD	1:F:480:LEU:N	2.93	0.42
1:G:352:LEU:HD21	1:G:392:PHE:CD2	2.55	0.42
1:G:613:THR:HG22	1:G:614:LEU:N	2.34	0.42
1:H:352:LEU:HD21	1:H:392:PHE:CE2	2.54	0.42
1:I:347:CYS:SG	1:I:353:ALA:HB1	2.59	0.42
1:I:374:GLU:O	1:I:377:VAL:HG13	2.19	0.42
1:I:398:ASP:OD1	1:I:398:ASP:C	2.56	0.42
1:I:564:PHE:HB3	1:I:567:VAL:HG12	2.02	0.42
1:J:166:VAL:HG11	1:J:197:ILE:HD13	2.01	0.42
1:J:183:VAL:HG21	1:J:297:LYS:HA	2.01	0.42
1:J:224:VAL:HG12	1:J:228:ILE:HD12	2.01	0.42
1:K:720:ASN:OD1	1:K:722:VAL:HG12	2.18	0.42
1:K:830:GLU:OE1	1:K:830:GLU:N	2.41	0.42
1:L:197:ILE:HA	1:L:200:ASP:OD2	2.20	0.42
1:L:295:ARG:NH2	1:L:392:PHE:O	2.45	0.42
1:L:381:LEU:HD12	1:L:479:MET:HG2	2.00	0.42
1:A:824:LEU:HD12	1:A:825:GLU:H	1.84	0.42
1:A:852:ALA:HA	1:A:855:ILE:HG22	2.01	0.42
1:D:190:LYS:HG2	1:D:310:LEU:HD22	2.00	0.42
1:D:770:LYS:HA	1:D:794:TRP:O	2.19	0.42
1:E:92:MET:SD	1:E:96:LEU:HD12	2.59	0.42
1:E:350:VAL:HG23	1:E:350:VAL:O	2.20	0.42
1:E:356:VAL:HB	1:E:381:LEU:HD22	2.00	0.42
1:E:374:GLU:O	1:E:376:ASN:N	2.52	0.42
1:E:589:LEU:HD21	1:E:592:ILE:CG1	2.49	0.42
1:F:379:GLN:O	1:F:381:LEU:O	2.37	0.42
1:G:476:LEU:HD13	1:G:481:HIS:HA	2.01	0.42

Continued on next page...

Continued from previous page...

Atom-1	Atom-2	Interatomic distance (Å)	Clash overlap (Å)
1:G:584:ASN:O	1:G:607:LYS:NZ	2.48	0.42
1:I:219:TYR:OH	1:I:273:VAL:HG22	2.20	0.42
1:I:352:LEU:O	1:I:352:LEU:HD12	2.20	0.42
1:I:400:LEU:HD22	1:I:400:LEU:N	2.35	0.42
1:L:162:GLU:O	1:L:166:VAL:HG23	2.19	0.42
1:L:188:LEU:HD12	1:L:188:LEU:O	2.19	0.42
1:A:17:LEU:HB3	1:G:10:VAL:HG22	2.00	0.42
1:A:185:MET:O	1:A:190:LYS:NZ	2.52	0.42
1:B:10:VAL:HG22	1:L:17:LEU:CD2	2.48	0.42
1:B:44:PHE:CG	1:B:128:LEU:HD23	2.54	0.42
1:B:92:MET:SD	1:B:93:ALA:N	2.92	0.42
1:B:463:GLN:HG2	1:B:463:GLN:O	2.20	0.42
1:B:818:LEU:HD12	1:B:842:LEU:HD21	2.01	0.42
1:D:82:GLN:HE21	1:D:104:VAL:HG23	1.82	0.42
1:D:393:VAL:HG21	1:D:480:LEU:HD23	2.01	0.42
1:E:81:VAL:HG22	1:E:609:TRP:HZ2	1.84	0.42
1:E:574:SER:O	1:E:575:LEU:HD23	2.18	0.42
1:E:616:LEU:N	1:E:641:HIS:O	2.52	0.42
1:F:438:GLN:CB	1:F:446:ILE:HD11	2.50	0.42
1:G:269:TRP:HE3	1:G:399:HIS:HD1	1.68	0.42
1:G:574:SER:O	1:G:575:LEU:HD23	2.19	0.42
1:H:442:THR:HG1	1:H:444:GLU:CD	2.17	0.42
1:K:797:ARG:HG2	1:K:820:SER:HB3	2.00	0.42
1:L:34:LEU:HD13	1:L:115:HIS:HA	2.01	0.42
1:L:760:LEU:HD23	1:L:763:LEU:HD23	2.02	0.42
1:L:816:LEU:HD11	1:L:818:LEU:CD2	2.45	0.42
1:A:462:LEU:HD22	1:A:471:ILE:CG1	2.50	0.42
1:A:584:ASN:O	1:A:607:LYS:NZ	2.47	0.42
1:D:662:LEU:HD12	1:D:663:GLN:N	2.35	0.42
1:E:379:GLN:O	1:E:381:LEU:O	2.38	0.42
1:F:393:VAL:HG11	1:F:483:PHE:CD2	2.54	0.42
1:F:430:ILE:HG23	1:F:443:LEU:HD13	2.00	0.42
1:F:476:LEU:HD21	1:F:484:CYS:SG	2.59	0.42
1:H:81:VAL:HG21	1:H:588:HIS:NE2	2.34	0.42
1:I:81:VAL:HG22	1:I:609:TRP:HZ2	1.83	0.42
1:I:85:LEU:HD11	1:I:587:PHE:CE2	2.55	0.42
1:I:426:ILE:HD11	1:I:448:GLU:HA	2.01	0.42
1:J:89:LYS:O	1:J:94:ARG:NE	2.51	0.42
1:K:430:ILE:O	1:K:430:ILE:HG22	2.19	0.42
1:A:196:LYS:O	1:A:200:ASP:OD1	2.38	0.42
1:A:326:VAL:HG11	1:A:370:TRP:CH2	2.54	0.42

Continued on next page...

Continued from previous page...

Atom-1	Atom-2	Interatomic distance (Å)	Clash overlap (Å)
1:A:500:THR:O	1:A:502:ASP:O	2.38	0.42
1:A:574:SER:O	1:A:575:LEU:HD23	2.20	0.42
1:C:34:LEU:HD13	1:C:115:HIS:HA	2.02	0.42
1:D:400:LEU:HD11	1:D:459:LEU:HD12	2.02	0.42
1:D:409:LEU:HD22	1:D:487:GLU:HG3	2.02	0.42
1:D:662:LEU:HD21	1:D:665:LEU:HD22	2.01	0.42
1:E:599:ASN:OD1	1:E:620:THR:HG21	2.20	0.42
1:E:820:SER:N	1:E:843:GLU:O	2.41	0.42
1:F:16:LEU:HA	1:F:105:ARG:HG2	2.01	0.42
1:F:34:LEU:HD11	1:F:114:ILE:HG22	2.02	0.42
1:F:188:LEU:HG	1:F:310:LEU:HD23	2.02	0.42
1:F:731:LEU:HD23	1:F:752:PHE:CZ	2.55	0.42
1:G:573:GLU:OE1	1:G:593:ALA:HB1	2.19	0.42
1:H:336:LEU:HD13	1:H:370:TRP:CE2	2.55	0.42
1:I:12:ASN:O	1:I:16:LEU:HG	2.19	0.42
1:I:795:ILE:HG23	1:I:798:ALA:HB2	2.02	0.42
1:J:12:ASN:O	1:J:16:LEU:HG	2.19	0.42
1:J:190:LYS:N	2:J:901:ATP:O1B	2.52	0.42
1:J:463:GLN:HG2	1:J:463:GLN:O	2.18	0.42
1:K:65:ILE:CD1	1:K:128:LEU:HD21	2.49	0.42
1:K:180:ILE:O	1:K:180:ILE:HG22	2.19	0.42
1:L:243:ASP:OD1	1:L:246:ALA:N	2.47	0.42
1:L:817:VAL:HG22	1:L:841:ARG:HH12	1.84	0.42
1:L:849:VAL:O	1:L:852:ALA:HB3	2.19	0.42
1:A:10:VAL:HG13	1:G:14:LEU:HD23	2.01	0.42
1:A:51:LEU:HD23	1:A:52:PRO:O	2.19	0.42
1:A:402:GLN:HA	1:A:405:GLN:HB2	2.01	0.42
1:C:65:ILE:HD13	1:C:128:LEU:HD21	2.02	0.42
1:C:846:SER:O	1:C:848:ALA:N	2.53	0.42
1:D:51:LEU:HD21	1:D:135:GLU:CA	2.49	0.42
1:D:618:THR:HG1	1:D:620:THR:HG1	1.66	0.42
1:E:632:TRP:CZ2	1:E:677:VAL:HG22	2.55	0.42
1:G:265:LEU:HD22	1:G:265:LEU:N	2.35	0.42
1:H:523:LEU:HD12	1:H:523:LEU:O	2.19	0.42
1:I:591:TYR:HE1	1:I:615:ILE:HD12	1.85	0.42
1:L:408:PHE:CZ	1:L:484:CYS:SG	3.13	0.42
1:A:154:ASP:O	1:A:324:LYS:NZ	2.37	0.42
1:A:190:LYS:HG2	1:A:310:LEU:HD22	2.01	0.42
1:C:543:SER:O	1:C:543:SER:OG	2.37	0.42
1:C:664:THR:HG23	1:C:686:LYS:HB3	2.02	0.42
1:D:362:ARG:HH22	1:E:275:ASP:CG	2.23	0.42

Continued on next page...

Continued from previous page...

Atom-1	Atom-2	Interatomic distance (Å)	Clash overlap (Å)
1:E:614:LEU:HD11	1:E:616:LEU:HG	2.02	0.42
1:E:795:ILE:HG23	1:E:798:ALA:HB2	2.02	0.42
1:F:568:ARG:O	1:F:590:ARG:N	2.47	0.42
1:G:356:VAL:HB	1:G:381:LEU:HD22	2.01	0.42
1:G:567:VAL:HG11	1:G:570:LEU:HD12	2.02	0.42
1:I:342:SER:OG	1:I:374:GLU:OE2	2.34	0.42
1:I:598:PHE:O	1:I:620:THR:OG1	2.33	0.42
1:I:618:THR:OG1	1:I:620:THR:OG1	2.38	0.42
1:K:357:ILE:HD13	1:K:380:HIS:HB3	2.01	0.42
1:K:786:GLY:HA2	1:K:809:ASN:HA	2.00	0.42
1:A:116:ASP:O	1:A:120:GLU:HG3	2.20	0.42
1:A:353:ALA:O	1:A:357:ILE:HG22	2.20	0.42
1:A:611:LEU:CD2	1:A:637:LEU:HD12	2.50	0.42
1:B:19:ASP:OD2	1:B:112:LYS:HD3	2.20	0.42
1:C:71:THR:HA	1:C:74:ASP:OD2	2.20	0.42
1:C:89:LYS:NZ	1:C:93:ALA:HB1	2.35	0.42
1:C:718:LEU:HD23	1:C:747:LEU:CD2	2.49	0.42
1:C:744:LYS:HE3	1:C:768:ILE:HG21	2.02	0.42
1:D:96:LEU:HB3	1:J:96:LEU:HB3	2.01	0.42
1:E:131:ARG:CG	1:E:134:LEU:HD23	2.50	0.42
1:E:613:THR:HG22	1:E:614:LEU:N	2.35	0.42
1:E:746:THR:HG21	1:E:772:LYS:NZ	2.35	0.42
1:F:463:GLN:O	1:F:463:GLN:HG2	2.20	0.42
1:F:849:VAL:HG23	1:F:850:LYS:HD3	2.02	0.42
1:G:33:ASN:O	1:G:37:GLU:HG2	2.20	0.42
1:G:849:VAL:HG23	1:G:870:ILE:CD1	2.50	0.42
1:H:246:ALA:O	1:H:250:VAL:HG23	2.19	0.42
1:H:404:VAL:HG12	1:H:454:LEU:HD21	2.02	0.42
1:H:407:CYS:O	1:H:429:TRP:NE1	2.53	0.42
1:I:519:GLN:NE2	1:I:522:ASN:OD1	2.52	0.42
1:J:557:ILE:HG22	1:J:561:HIS:CE1	2.55	0.42
1:J:616:LEU:N	1:J:641:HIS:O	2.52	0.42
1:J:684:LEU:HB3	1:J:710:LEU:HD22	2.02	0.42
1:J:746:THR:HG21	1:J:772:LYS:NZ	2.35	0.42
1:K:215:VAL:HG13	1:K:216:GLY:N	2.35	0.42
1:K:402:GLN:HA	1:K:405:GLN:HB2	2.02	0.42
1:L:188:LEU:HA	1:L:350:VAL:CG2	2.50	0.42
1:L:856:LEU:HD13	1:L:856:LEU:O	2.19	0.42
1:A:287:GLY:O	1:A:289:ARG:NH1	2.53	0.41
1:B:400:LEU:HD12	1:B:404:VAL:CG1	2.50	0.41
1:C:294:THR:HG1	1:C:299:LEU:HD23	1.83	0.41

Continued on next page...

Continued from previous page...

Atom-1	Atom-2	Interatomic distance (Å)	Clash overlap (Å)
1:C:393:VAL:HG21	1:C:480:LEU:CD2	2.50	0.41
1:D:268:VAL:HG12	1:D:299:LEU:HD21	2.02	0.41
1:D:376:ASN:O	1:D:380:HIS:ND1	2.53	0.41
1:E:166:VAL:HG21	1:E:193:LEU:HD21	2.02	0.41
1:E:190:LYS:NZ	2:E:901:ATP:O1B	2.39	0.41
1:E:730:HIS:CD2	1:E:731:LEU:O	2.73	0.41
1:F:190:LYS:N	2:F:901:ATP:O2B	2.51	0.41
1:F:196:LYS:O	1:F:200:ASP:OD1	2.37	0.41
1:G:185:MET:SD	1:G:350:VAL:HG11	2.59	0.41
1:G:687:LEU:O	1:G:716:LEU:HA	2.20	0.41
1:H:31:LEU:CD1	1:H:76:VAL:HG23	2.46	0.41
1:H:180:ILE:O	1:H:180:ILE:HG22	2.19	0.41
1:I:76:VAL:O	1:I:80:VAL:HG22	2.19	0.41
1:I:343:ILE:HD11	1:I:357:ILE:HG12	2.02	0.41
1:I:364:ARG:O	1:I:370:TRP:CD1	2.73	0.41
1:I:665:LEU:HB2	1:I:684:LEU:HD11	2.02	0.41
1:J:31:LEU:CD1	1:J:76:VAL:HG23	2.45	0.41
1:J:720:ASN:OD1	1:J:722:VAL:HG12	2.20	0.41
1:K:205:TYR:N	1:K:205:TYR:CD1	2.87	0.41
1:L:641:HIS:HE1	1:L:664:THR:HG21	1.84	0.41
1:B:11:GLU:CG	1:B:15:GLN:HE21	2.32	0.41
1:B:430:ILE:O	1:B:430:ILE:HG22	2.20	0.41
1:B:753:ALA:O	1:B:756:GLU:N	2.50	0.41
1:C:632:TRP:CH2	1:C:677:VAL:HG13	2.54	0.41
1:C:745:LEU:HD21	1:C:747:LEU:CD2	2.50	0.41
1:D:557:ILE:HD13	1:D:557:ILE:N	2.34	0.41
1:E:154:ASP:O	1:E:324:LYS:NZ	2.43	0.41
1:E:206:GLU:OE1	1:E:206:GLU:N	2.51	0.41
1:F:404:VAL:HG12	1:F:454:LEU:HD21	2.03	0.41
1:G:31:LEU:CD1	1:G:76:VAL:HG23	2.48	0.41
1:G:133:THR:HG23	1:L:54:ASP:CG	2.40	0.41
1:G:364:ARG:O	1:G:370:TRP:CD1	2.74	0.41
1:G:687:LEU:HD22	1:G:710:LEU:HD11	2.02	0.41
1:G:794:TRP:CZ3	1:G:817:VAL:HG11	2.55	0.41
1:I:599:ASN:OD1	1:I:620:THR:HG21	2.20	0.41
1:I:662:LEU:HD11	1:I:664:THR:O	2.20	0.41
1:J:151:LEU:HD21	2:J:901:ATP:C2	2.55	0.41
1:J:752:PHE:O	1:J:777:ALA:N	2.51	0.41
1:J:817:VAL:O	1:J:818:LEU:HD12	2.20	0.41
1:K:407:CYS:SG	1:K:435:ILE:HD11	2.60	0.41
1:L:101:LEU:HD12	1:L:105:ARG:CD	2.50	0.41

Continued on next page...

Continued from previous page...

Atom-1	Atom-2	Interatomic distance (Å)	Clash overlap (Å)
1:L:243:ASP:O	1:L:247:LEU:HD13	2.19	0.41
1:L:396:SER:O	1:L:399:HIS:CB	2.67	0.41
1:L:404:VAL:HG12	1:L:454:LEU:HD21	2.02	0.41
1:A:151:LEU:HD21	2:A:901:ATP:N7	2.35	0.41
1:A:343:ILE:CD1	1:A:357:ILE:HG12	2.50	0.41
1:A:477:HIS:O	1:A:480:LEU:N	2.53	0.41
1:A:807:GLU:OE1	1:A:807:GLU:N	2.43	0.41
1:B:85:LEU:HD23	1:B:88:GLU:OE1	2.19	0.41
1:B:574:SER:O	1:B:575:LEU:HD23	2.20	0.41
1:C:430:ILE:O	1:C:430:ILE:HG22	2.20	0.41
1:E:46:ASP:O	1:E:50:LYS:HG2	2.21	0.41
1:E:668:VAL:O	1:E:689:ILE:HA	2.20	0.41
1:E:697:LEU:HD22	1:E:732:PRO:HD3	2.01	0.41
1:F:611:LEU:CD2	1:F:637:LEU:HD13	2.50	0.41
1:G:648:LEU:CD1	1:G:665:LEU:HD21	2.50	0.41
1:H:11:GLU:O	1:H:15:GLN:OE1	2.39	0.41
1:H:632:TRP:CZ2	1:H:677:VAL:HG22	2.54	0.41
1:H:787:PHE:HB3	1:H:790:LEU:HB2	2.01	0.41
1:J:161:GLU:OE2	1:J:311:LYS:NZ	2.53	0.41
1:J:217:GLN:HB2	1:J:395:MET:HE3	2.03	0.41
1:J:268:VAL:HG11	1:J:274:ILE:CD1	2.46	0.41
1:K:614:LEU:HD11	1:K:616:LEU:HD21	2.03	0.41
1:L:16:LEU:HD22	1:L:105:ARG:HB2	2.03	0.41
1:L:17:LEU:O	1:L:21:VAL:HG23	2.20	0.41
1:A:33:ASN:O	1:A:37:GLU:HG2	2.20	0.41
1:A:34:LEU:HD13	1:A:115:HIS:HA	2.02	0.41
1:C:12:ASN:O	1:C:16:LEU:HD13	2.20	0.41
1:C:407:CYS:SG	1:C:435:ILE:HD11	2.60	0.41
1:C:792:VAL:HG13	1:C:815:ASN:CB	2.50	0.41
1:D:476:LEU:HD11	1:D:484:CYS:SG	2.59	0.41
1:D:790:LEU:HD13	1:D:810:PHE:HE1	1.85	0.41
1:D:807:GLU:OE1	1:D:807:GLU:N	2.45	0.41
1:E:832:ALA:HB2	1:E:855:ILE:CD1	2.50	0.41
1:F:187:GLY:N	2:F:901:ATP:O1B	2.52	0.41
1:F:215:VAL:CG1	1:F:216:GLY:N	2.83	0.41
1:F:410:TYR:CD1	1:F:434:LEU:HD11	2.56	0.41
1:F:632:TRP:HZ2	1:F:677:VAL:HG22	1.84	0.41
1:G:54:ASP:OD1	1:H:133:THR:HG23	2.20	0.41
1:G:166:VAL:HG21	1:G:193:LEU:HD21	2.03	0.41
1:G:263:ILE:HG22	1:G:265:LEU:CD2	2.50	0.41
1:H:373:VAL:HA	1:H:380:HIS:NE2	2.34	0.41

Continued on next page...

Continued from previous page...

Atom-1	Atom-2	Interatomic distance (Å)	Clash overlap (Å)
1:J:101:LEU:HG	1:J:105:ARG:CD	2.50	0.41
1:J:325:ARG:NH1	1:J:355:VAL:HG22	2.35	0.41
1:J:741:THR:HG22	1:J:741:THR:O	2.20	0.41
1:K:499:LEU:HD13	1:K:501:PRO:O	2.20	0.41
1:L:455:VAL:HG22	1:L:460:VAL:O	2.21	0.41
1:L:584:ASN:O	1:L:607:LYS:NZ	2.47	0.41
1:A:452:ASN:OD1	1:A:470:GLN:NE2	2.44	0.41
1:B:99:GLY:O	1:B:103:THR:HG23	2.20	0.41
1:D:31:LEU:CD1	1:D:76:VAL:HG23	2.38	0.41
1:E:539:PHE:CD2	1:E:572:VAL:HG11	2.55	0.41
1:F:86:HIS:CG	1:F:100:HIS:NE2	2.89	0.41
1:F:230:LYS:HG3	1:F:236:THR:HG21	2.01	0.41
1:G:372:ARG:HD3	1:G:373:VAL:HG13	2.02	0.41
1:G:557:ILE:N	1:G:557:ILE:CD1	2.83	0.41
1:H:694:ALA:HB3	1:H:725:MET:HE2	2.01	0.41
1:J:573:GLU:OE1	1:J:593:ALA:HB1	2.21	0.41
1:K:35:LEU:CD1	1:K:76:VAL:HG21	2.51	0.41
1:K:408:PHE:CZ	1:K:484:CYS:SG	3.13	0.41
1:K:613:THR:HG22	1:K:614:LEU:N	2.35	0.41
1:L:430:ILE:O	1:L:430:ILE:HG22	2.19	0.41
1:L:852:ALA:HA	1:L:855:ILE:HG22	2.02	0.41
1:A:374:GLU:O	1:A:377:VAL:HG13	2.20	0.41
1:A:585:GLN:O	1:A:587:PHE:N	2.52	0.41
1:A:769:LEU:HD21	1:A:771:PHE:CZ	2.55	0.41
1:B:149:PRO:O	1:B:150:ALA:HB3	2.21	0.41
1:B:364:ARG:O	1:B:370:TRP:CD1	2.73	0.41
1:B:832:ALA:HA	1:B:855:ILE:HD11	2.02	0.41
1:B:846:SER:O	1:B:848:ALA:N	2.54	0.41
1:C:616:LEU:N	1:C:641:HIS:O	2.51	0.41
1:D:187:GLY:HA2	1:D:352:LEU:HD12	2.03	0.41
1:F:342:SER:OG	1:F:374:GLU:OE2	2.28	0.41
1:F:463:GLN:O	1:F:463:GLN:CG	2.68	0.41
1:F:513:SER:OG	1:F:516:LEU:HD21	2.20	0.41
1:H:243:ASP:O	1:H:246:ALA:N	2.54	0.41
1:H:350:VAL:O	1:H:350:VAL:HG23	2.21	0.41
1:H:362:ARG:NH2	1:I:275:ASP:OD2	2.52	0.41
1:H:408:PHE:CZ	1:H:484:CYS:SG	3.14	0.41
1:H:454:LEU:CD2	1:H:459:LEU:HD12	2.48	0.41
1:I:203:LEU:HD23	1:I:210:VAL:HG11	2.03	0.41
1:I:356:VAL:CG1	1:I:381:LEU:HD22	2.50	0.41
1:K:585:GLN:O	1:K:587:PHE:CD2	2.73	0.41

Continued on next page...

Continued from previous page...

Atom-1	Atom-2	Interatomic distance (Å)	Clash overlap (Å)
1:K:754:TRP:CE3	1:K:754:TRP:HA	2.55	0.41
1:L:462:LEU:HD11	1:L:464:GLN:O	2.20	0.41
1:L:618:THR:HG1	1:L:620:THR:HG1	1.67	0.41
1:A:350:VAL:O	1:A:350:VAL:HG23	2.20	0.41
1:A:462:LEU:HD22	1:A:471:ILE:HG12	2.02	0.41
1:A:768:ILE:HD13	1:A:792:VAL:HB	2.01	0.41
1:B:356:VAL:HB	1:B:381:LEU:HD22	2.03	0.41
1:C:807:GLU:OE1	1:C:807:GLU:N	2.48	0.41
1:D:162:GLU:O	1:D:166:VAL:HG23	2.20	0.41
1:D:203:LEU:HD13	1:D:262:LEU:HD23	2.03	0.41
1:E:408:PHE:CZ	1:E:484:CYS:SG	3.14	0.41
1:E:415:PRO:O	1:E:418:PHE:HB2	2.20	0.41
1:E:527:LEU:HB3	1:E:559:LEU:HD23	2.03	0.41
1:E:856:LEU:O	1:E:856:LEU:HD13	2.21	0.41
1:G:408:PHE:CZ	1:G:484:CYS:SG	3.13	0.41
1:G:638:ARG:O	1:G:662:LEU:HD23	2.20	0.41
1:H:378:VAL:CG1	1:H:478:VAL:HG13	2.27	0.41
1:I:205:TYR:N	1:I:205:TYR:CD1	2.89	0.41
1:I:243:ASP:OD1	1:I:246:ALA:N	2.40	0.41
1:I:794:TRP:CE3	1:I:817:VAL:HG21	2.55	0.41
1:I:801:GLU:O	1:I:824:LEU:HD12	2.21	0.41
1:J:166:VAL:HG21	1:J:193:LEU:HD21	2.03	0.41
1:J:694:ALA:HB3	1:J:725:MET:HE1	2.02	0.41
1:A:201:PRO:O	1:A:205:TYR:CD1	2.74	0.41
1:B:166:VAL:HG21	1:B:193:LEU:HD21	2.03	0.41
1:C:768:ILE:CD1	1:C:792:VAL:HB	2.51	0.41
1:C:768:ILE:HD13	1:C:768:ILE:HA	1.93	0.41
1:D:16:LEU:HD22	1:D:105:ARG:HB2	2.02	0.41
1:D:74:ASP:HB3	1:D:566:LEU:CD1	2.51	0.41
1:D:468:ASP:N	1:D:768:ILE:HD11	2.36	0.41
1:D:731:LEU:HD12	1:D:752:PHE:CZ	2.55	0.41
1:E:416:ARG:CD	1:E:478:VAL:HG13	2.51	0.41
1:E:714:GLU:O	1:E:743:LYS:N	2.52	0.41
1:F:90:ASN:O	1:F:94:ARG:N	2.45	0.41
1:G:166:VAL:HG11	1:G:197:ILE:CD1	2.51	0.41
1:G:251:ILE:HG22	1:G:255:ILE:HD12	2.03	0.41
1:G:402:GLN:HA	1:G:405:GLN:HB2	2.03	0.41
1:G:790:LEU:HD23	1:G:791:ARG:N	2.35	0.41
1:H:31:LEU:HD11	1:H:76:VAL:CG2	2.51	0.41
1:H:611:LEU:CD2	1:H:637:LEU:HD13	2.51	0.41
1:I:390:LEU:HD13	1:I:391:LYS:N	2.36	0.41

Continued on next page...

Continued from previous page...

Atom-1	Atom-2	Interatomic distance (Å)	Clash overlap (Å)
1:J:350:VAL:O	1:J:350:VAL:HG23	2.20	0.41
1:J:420:ILE:HG22	1:J:425:VAL:HB	2.02	0.41
1:K:274:ILE:N	1:K:274:ILE:CD1	2.84	0.41
1:K:714:GLU:HG3	1:K:715:GLN:N	2.35	0.41
1:K:746:THR:HG21	1:K:772:LYS:NZ	2.36	0.41
1:K:790:LEU:HD23	1:K:790:LEU:C	2.41	0.41
1:L:378:VAL:CG1	1:L:478:VAL:HG12	2.46	0.41
1:L:476:LEU:HD13	1:L:481:HIS:HA	2.03	0.41
1:L:697:LEU:HD12	1:L:732:PRO:HD3	2.03	0.41
1:A:166:VAL:HG11	1:A:197:ILE:HD13	2.02	0.41
1:A:356:VAL:HB	1:A:381:LEU:HD22	2.02	0.41
1:A:393:VAL:HG21	1:A:480:LEU:HD23	2.03	0.41
1:A:500:THR:O	1:A:500:THR:CG2	2.69	0.41
1:A:632:TRP:CZ2	1:A:677:VAL:HG22	2.56	0.41
1:A:693:MET:O	1:A:697:LEU:HD12	2.21	0.41
1:A:816:LEU:O	1:A:840:MET:HA	2.21	0.41
1:B:364:ARG:NH2	1:C:456:ASN:OD1	2.53	0.41
1:B:735:PHE:O	1:B:739:VAL:HG22	2.20	0.41
1:C:81:VAL:HG21	1:C:588:HIS:NE2	2.35	0.41
1:C:339:HIS:O	1:C:343:ILE:HG22	2.21	0.41
1:C:353:ALA:HB2	1:C:479:MET:CE	2.50	0.41
1:D:205:TYR:N	1:D:205:TYR:CD1	2.89	0.41
1:D:329:LYS:O	1:D:329:LYS:HD3	2.21	0.41
1:D:399:HIS:O	1:D:399:HIS:CG	2.74	0.41
1:D:614:LEU:HD11	1:D:616:LEU:HG	2.02	0.41
1:D:648:LEU:H	1:D:672:SER:HB3	1.86	0.41
1:E:10:VAL:CG1	1:I:14:LEU:HD23	2.51	0.41
1:E:268:VAL:HG12	1:E:299:LEU:HD21	2.01	0.41
1:E:329:LYS:HE2	1:E:329:LYS:HA	2.03	0.41
1:E:601:ILE:HD13	1:E:601:ILE:HA	1.97	0.41
1:E:801:GLU:O	1:E:824:LEU:HD12	2.21	0.41
1:F:35:LEU:HD23	1:F:35:LEU:HA	1.95	0.41
1:F:468:ASP:CA	1:F:768:ILE:HD11	2.51	0.41
1:F:564:PHE:HB2	1:F:567:VAL:CG1	2.51	0.41
1:G:319:PHE:O	1:G:323:VAL:HG23	2.21	0.41
1:G:569:VAL:CG1	1:G:591:TYR:HD2	2.34	0.41
1:G:692:GLN:HE22	1:G:722:VAL:HG11	1.86	0.41
1:G:746:THR:HG21	1:G:772:LYS:NZ	2.35	0.41
1:H:271:THR:HG22	1:H:299:LEU:CD1	2.51	0.41
1:H:393:VAL:HG11	1:H:483:PHE:CD2	2.56	0.41
1:H:426:ILE:HG23	1:H:447:ALA:HB3	2.03	0.41

Continued on next page...

Continued from previous page...

Atom-1	Atom-2	Interatomic distance (Å)	Clash overlap (Å)
1:H:618:THR:HG1	1:H:620:THR:HG1	1.65	0.41
1:H:753:ALA:O	1:H:756:GLU:N	2.52	0.41
1:I:20:ASN:O	1:I:26:SER:N	2.54	0.41
1:I:151:LEU:HD23	1:I:155:GLU:O	2.21	0.41
1:I:268:VAL:HG11	1:I:274:ILE:HD11	2.03	0.41
1:I:468:ASP:CA	1:I:768:ILE:HD11	2.51	0.41
1:I:803:TRP:CE2	1:I:805:ALA:HB2	2.55	0.41
1:J:179:ILE:HG23	1:J:290:VAL:O	2.21	0.41
1:J:283:GLU:O	1:J:283:GLU:CD	2.58	0.41
1:J:477:HIS:ND1	1:J:479:MET:HG3	2.36	0.41
1:K:15:GLN:NE2	1:K:16:LEU:HG	2.36	0.41
1:K:16:LEU:HD13	1:K:101:LEU:CD2	2.51	0.41
1:K:373:VAL:HA	1:K:380:HIS:CE1	2.56	0.41
1:L:516:LEU:HD23	1:L:536:VAL:HG22	2.03	0.41
1:L:808:ILE:HD12	1:L:808:ILE:HA	1.94	0.41
1:A:513:SER:OG	1:A:516:LEU:HD21	2.20	0.41
1:A:733:GLN:N	1:A:733:GLN:OE1	2.54	0.41
1:A:760:LEU:HD23	1:A:766:LEU:HD22	2.03	0.41
1:C:92:MET:O	1:C:96:LEU:HG	2.21	0.41
1:D:714:GLU:O	1:D:743:LYS:N	2.49	0.41
1:F:56:GLU:OE1	1:F:56:GLU:N	2.52	0.41
1:F:170:LEU:HD11	1:F:289:ARG:CB	2.51	0.41
1:F:534:GLU:O	1:F:566:LEU:HD12	2.21	0.41
1:F:713:LEU:HD11	1:F:715:GLN:O	2.21	0.41
1:G:420:ILE:HG22	1:G:425:VAL:HB	2.02	0.41
1:G:785:MET:N	1:G:785:MET:SD	2.94	0.41
1:H:378:VAL:CG1	1:H:478:VAL:HG12	2.43	0.41
1:I:569:VAL:CG1	1:I:591:TYR:HD2	2.33	0.41
1:J:271:THR:HG22	1:J:299:LEU:CD1	2.51	0.41
1:J:527:LEU:HG	1:J:559:LEU:HD23	2.03	0.41
1:J:693:MET:O	1:J:696:PHE:N	2.40	0.41
1:K:442:THR:HG1	1:K:444:GLU:CD	2.22	0.41
1:L:372:ARG:NH1	1:L:373:VAL:HG22	2.36	0.41
1:L:690:ARG:HG3	1:L:721:ASP:OD1	2.21	0.41
1:A:801:GLU:O	1:A:824:LEU:HD12	2.21	0.40
1:A:813:LEU:HD22	1:A:837:LEU:HD13	2.03	0.40
1:B:44:PHE:CD2	1:B:128:LEU:HD23	2.57	0.40
1:B:362:ARG:O	1:C:298:VAL:CG1	2.69	0.40
1:B:614:LEU:HD11	1:B:616:LEU:CD2	2.50	0.40
1:C:499:LEU:HD13	1:C:501:PRO:O	2.21	0.40
1:D:382:TYR:HA	1:D:387:GLU:HB2	2.02	0.40

Continued on next page...

Continued from previous page...

Atom-1	Atom-2	Interatomic distance (Å)	Clash overlap (Å)
1:D:480:LEU:HD23	1:D:480:LEU:HA	1.95	0.40
1:D:500:THR:O	1:D:501:PRO:C	2.58	0.40
1:E:185:MET:O	1:E:190:LYS:NZ	2.54	0.40
1:E:271:THR:HG22	1:E:299:LEU:CD1	2.51	0.40
1:E:589:LEU:HD12	1:E:590:ARG:N	2.36	0.40
1:E:648:LEU:CD1	1:E:665:LEU:HD21	2.50	0.40
1:F:343:ILE:HD11	1:F:357:ILE:HG13	2.03	0.40
1:G:34:LEU:HD13	1:G:115:HIS:HA	2.03	0.40
1:G:172:LYS:O	1:G:289:ARG:NH2	2.38	0.40
1:G:268:VAL:HB	1:G:292:MET:HE2	2.03	0.40
1:H:58:TRP:O	1:H:62:VAL:HG23	2.21	0.40
1:H:741:THR:O	1:H:741:THR:HG22	2.21	0.40
1:I:561:HIS:CG	1:I:583:PHE:HB2	2.56	0.40
1:I:687:LEU:O	1:I:716:LEU:HA	2.21	0.40
1:J:34:LEU:HD13	1:J:115:HIS:HA	2.03	0.40
1:J:214:TYR:CD1	1:J:215:VAL:N	2.89	0.40
1:J:393:VAL:HG21	1:J:480:LEU:HD23	2.04	0.40
1:K:668:VAL:O	1:K:689:ILE:HA	2.21	0.40
1:K:856:LEU:HD23	1:K:856:LEU:O	2.20	0.40
1:L:242:GLU:HB2	1:L:247:LEU:HD12	2.03	0.40
1:L:803:TRP:NE1	1:L:805:ALA:HB2	2.36	0.40
1:A:393:VAL:HG11	1:A:483:PHE:CD2	2.56	0.40
1:B:402:GLN:HA	1:B:405:GLN:HB2	2.03	0.40
1:C:219:TYR:O	1:C:220:LYS:NZ	2.52	0.40
1:C:306:ASP:OD1	1:C:865:LYS:NZ	2.45	0.40
1:C:394:GLU:OE1	1:C:394:GLU:HA	2.21	0.40
1:C:435:ILE:HG22	1:C:436:LYS:N	2.36	0.40
1:C:692:GLN:HE21	1:C:722:VAL:HG11	1.86	0.40
1:C:739:VAL:HB	1:C:742:VAL:HG21	2.02	0.40
1:C:769:LEU:O	1:C:794:TRP:HB3	2.22	0.40
1:D:343:ILE:HD11	1:D:357:ILE:HG23	2.03	0.40
1:D:599:ASN:OD1	1:D:620:THR:HG21	2.20	0.40
1:D:760:LEU:HD22	1:D:787:PHE:HE2	1.87	0.40
1:E:400:LEU:HD21	1:E:459:LEU:HD11	2.03	0.40
1:E:463:GLN:HG2	1:E:463:GLN:O	2.20	0.40
1:E:498:SER:OG	1:E:505:ILE:O	2.21	0.40
1:E:846:SER:O	1:E:848:ALA:N	2.54	0.40
1:F:816:LEU:HD11	1:F:818:LEU:HD21	2.03	0.40
1:H:162:GLU:O	1:H:166:VAL:HG23	2.21	0.40
1:H:410:TYR:CD1	1:H:434:LEU:HD11	2.56	0.40
1:I:15:GLN:O	1:I:18:THR:HG22	2.22	0.40

Continued on next page...

Continued from previous page...

Atom-1	Atom-2	Interatomic distance (Å)	Clash overlap (Å)
1:I:324:LYS:O	1:I:328:GLY:N	2.54	0.40
1:I:377:VAL:O	1:I:377:VAL:HG23	2.22	0.40
1:J:149:PRO:O	1:J:150:ALA:HB2	2.21	0.40
1:K:183:VAL:HG21	1:K:297:LYS:HA	2.02	0.40
1:K:534:GLU:O	1:K:566:LEU:HD12	2.21	0.40
1:L:12:ASN:O	1:L:15:GLN:HG2	2.21	0.40
1:L:599:ASN:OD1	1:L:620:THR:HG21	2.20	0.40
1:A:35:LEU:HD12	1:A:35:LEU:HA	1.97	0.40
1:A:58:TRP:CD1	1:B:132:PRO:HA	2.56	0.40
1:A:572:VAL:O	1:A:572:VAL:HG23	2.22	0.40
1:A:638:ARG:O	1:A:662:LEU:HD12	2.20	0.40
1:A:704:ILE:HG23	1:A:705:ASN:N	2.36	0.40
1:B:205:TYR:N	1:B:205:TYR:CD1	2.88	0.40
1:B:362:ARG:NH2	1:C:302:TYR:CE2	2.89	0.40
1:B:500:THR:O	1:B:500:THR:CG2	2.70	0.40
1:C:267:ASP:H	1:C:293:THR:HB	1.85	0.40
1:C:601:ILE:HD13	1:C:601:ILE:HA	1.97	0.40
1:D:96:LEU:HD22	1:J:96:LEU:HB3	2.03	0.40
1:D:441:TYR:HB2	1:D:446:ILE:HD11	2.03	0.40
1:D:557:ILE:HG22	1:D:561:HIS:CE1	2.56	0.40
1:E:251:ILE:HG22	1:E:255:ILE:HD12	2.03	0.40
1:E:343:ILE:HG23	1:E:357:ILE:HG21	2.02	0.40
1:E:747:LEU:HD12	1:E:771:PHE:HE1	1.86	0.40
1:E:846:SER:O	1:E:849:VAL:HG13	2.21	0.40
1:F:430:ILE:O	1:F:430:ILE:HG22	2.21	0.40
1:F:665:LEU:HG	1:F:668:VAL:CG2	2.51	0.40
1:F:693:MET:O	1:F:697:LEU:HD12	2.21	0.40
1:G:646:ALA:O	1:G:672:SER:OG	2.40	0.40
1:H:32:GLU:O	1:H:36:LYS:HG3	2.22	0.40
1:I:322:LEU:HB2	1:I:354:VAL:CG1	2.51	0.40
1:J:476:LEU:CD1	1:J:481:HIS:HA	2.46	0.40
1:J:611:LEU:HD12	1:J:612:GLN:H	1.86	0.40
1:K:215:VAL:CG1	1:K:216:GLY:N	2.84	0.40
1:K:364:ARG:O	1:K:370:TRP:CD1	2.74	0.40
1:L:605:PHE:O	1:L:634:MET:HE2	2.22	0.40
1:A:599:ASN:OD1	1:A:620:THR:HG21	2.21	0.40
1:A:731:LEU:HB2	1:A:759:LYS:HE3	2.03	0.40
1:B:390:LEU:HD13	1:B:390:LEU:C	2.42	0.40
1:C:11:GLU:CG	1:C:15:GLN:HE21	2.33	0.40
1:C:662:LEU:HD13	1:C:665:LEU:HD22	2.03	0.40
1:D:89:LYS:O	1:D:94:ARG:NE	2.48	0.40

Continued on next page...

Continued from previous page...

Atom-1	Atom-2	Interatomic distance (Å)	Clash overlap (Å)
1:D:515:ARG:O	1:D:516:LEU:HD22	2.21	0.40
1:E:74:ASP:HB3	1:E:566:LEU:CD1	2.52	0.40
1:E:122:ARG:HA	1:E:128:LEU:HD13	2.03	0.40
1:F:36:LYS:CA	1:F:39:GLN:OE1	2.68	0.40
1:F:205:TYR:N	1:F:205:TYR:CD1	2.88	0.40
1:G:760:LEU:HD12	1:G:763:LEU:CD2	2.46	0.40
1:H:183:VAL:HG22	1:H:458:ASN:OD1	2.22	0.40
1:H:362:ARG:O	1:I:298:VAL:CG1	2.69	0.40
1:H:684:LEU:HB3	1:H:710:LEU:HD22	2.03	0.40
1:H:796:GLU:HA	1:H:819:MET:HG3	2.03	0.40
1:H:816:LEU:O	1:H:840:MET:HA	2.22	0.40
1:I:187:GLY:HA3	1:I:352:LEU:HD23	2.04	0.40
1:I:420:ILE:HG22	1:I:425:VAL:HB	2.04	0.40
1:J:374:GLU:O	1:J:375:ARG:C	2.59	0.40
1:J:741:THR:HG22	1:J:743:LYS:HZ2	1.86	0.40
1:K:31:LEU:HD11	1:K:76:VAL:CG2	2.46	0.40
1:A:70:HIS:O	1:A:74:ASP:OD2	2.39	0.40
1:A:567:VAL:O	1:A:567:VAL:HG23	2.21	0.40
1:A:585:GLN:O	1:A:587:PHE:CD2	2.75	0.40
1:B:214:TYR:CD1	1:B:215:VAL:N	2.90	0.40
1:B:251:ILE:HG22	1:B:255:ILE:HD12	2.04	0.40
1:B:327:PHE:HE2	1:B:332:CYS:HG	1.68	0.40
1:B:390:LEU:HD13	1:B:391:LYS:N	2.36	0.40
1:D:268:VAL:CG1	1:D:292:MET:HE3	2.52	0.40
1:E:295:ARG:HG2	1:E:295:ARG:O	2.20	0.40
1:F:343:ILE:HD11	1:F:357:ILE:CG1	2.52	0.40
1:F:599:ASN:OD1	1:F:620:THR:HG21	2.22	0.40
1:F:638:ARG:O	1:F:662:LEU:HD23	2.21	0.40
1:G:219:TYR:OH	1:G:273:VAL:HG22	2.22	0.40
1:H:314:THR:OG1	1:H:317:GLU:HG2	2.22	0.40
1:I:262:LEU:HD12	1:I:263:ILE:N	2.37	0.40
1:I:585:GLN:O	1:I:587:PHE:N	2.55	0.40
1:I:760:LEU:HD23	1:I:760:LEU:O	2.22	0.40
1:J:760:LEU:HD13	1:J:769:LEU:HD11	2.04	0.40
1:K:734:THR:HG23	1:K:737:GLN:HE21	1.86	0.40
1:L:85:LEU:HD23	1:L:88:GLU:OE1	2.22	0.40
1:L:350:VAL:O	1:L:350:VAL:HG13	2.21	0.40

There are no symmetry-related clashes.

5.3 Torsion angles [i](#)

5.3.1 Protein backbone [i](#)

In the following table, the Percentiles column shows the percent Ramachandran outliers of the chain as a percentile score with respect to all PDB entries followed by that with respect to all EM entries.

The Analysed column shows the number of residues for which the backbone conformation was analysed, and the total number of residues.

Mol	Chain	Analysed	Favoured	Allowed	Outliers	Percentiles	
1	A	842/881 (96%)	789 (94%)	49 (6%)	4 (0%)	25	59
1	B	842/881 (96%)	786 (93%)	54 (6%)	2 (0%)	44	74
1	C	842/881 (96%)	790 (94%)	50 (6%)	2 (0%)	44	74
1	D	842/881 (96%)	781 (93%)	58 (7%)	3 (0%)	30	63
1	E	842/881 (96%)	786 (93%)	54 (6%)	2 (0%)	44	74
1	F	842/881 (96%)	779 (92%)	61 (7%)	2 (0%)	44	74
1	G	841/881 (96%)	791 (94%)	48 (6%)	2 (0%)	44	74
1	H	841/881 (96%)	787 (94%)	52 (6%)	2 (0%)	44	74
1	I	841/881 (96%)	783 (93%)	56 (7%)	2 (0%)	44	74
1	J	841/881 (96%)	789 (94%)	50 (6%)	2 (0%)	44	74
1	K	841/881 (96%)	789 (94%)	51 (6%)	1 (0%)	48	79
1	L	841/881 (96%)	784 (93%)	54 (6%)	3 (0%)	30	63
All	All	10098/10572 (96%)	9434 (93%)	637 (6%)	27 (0%)	38	68

All (27) Ramachandran outliers are listed below:

Mol	Chain	Res	Type
1	A	501	PRO
1	B	150	ALA
1	B	501	PRO
1	C	150	ALA
1	C	501	PRO
1	D	150	ALA
1	D	501	PRO
1	E	150	ALA
1	E	501	PRO
1	F	501	PRO
1	G	150	ALA
1	G	501	PRO

Continued on next page...

Continued from previous page...

Mol	Chain	Res	Type
1	H	501	PRO
1	I	150	ALA
1	I	501	PRO
1	J	150	ALA
1	J	501	PRO
1	K	501	PRO
1	L	150	ALA
1	L	501	PRO
1	A	150	ALA
1	A	325	ARG
1	A	865	LYS
1	F	150	ALA
1	H	150	ALA
1	D	503	GLN
1	L	729	PRO

5.3.2 Protein sidechains [i](#)

In the following table, the Percentiles column shows the percent sidechain outliers of the chain as a percentile score with respect to all PDB entries followed by that with respect to all EM entries.

The Analysed column shows the number of residues for which the sidechain conformation was analysed, and the total number of residues.

Mol	Chain	Analysed	Rotameric	Outliers	Percentiles	
1	A	758/782 (97%)	739 (98%)	19 (2%)	42	67
1	B	758/782 (97%)	735 (97%)	23 (3%)	36	63
1	C	758/782 (97%)	738 (97%)	20 (3%)	41	66
1	D	758/782 (97%)	737 (97%)	21 (3%)	38	65
1	E	758/782 (97%)	733 (97%)	25 (3%)	33	61
1	F	758/782 (97%)	743 (98%)	15 (2%)	50	72
1	G	757/782 (97%)	733 (97%)	24 (3%)	34	62
1	H	757/782 (97%)	742 (98%)	15 (2%)	50	72
1	I	757/782 (97%)	733 (97%)	24 (3%)	34	62
1	J	757/782 (97%)	737 (97%)	20 (3%)	41	66
1	K	757/782 (97%)	734 (97%)	23 (3%)	36	63
1	L	757/782 (97%)	737 (97%)	20 (3%)	41	66

Continued on next page...

Continued from previous page...

Mol	Chain	Analysed	Rotameric	Outliers	Percentiles
All	All	9090/9384 (97%)	8841 (97%)	249 (3%)	41 65

All (249) residues with a non-rotameric sidechain are listed below:

Mol	Chain	Res	Type
1	A	147	GLN
1	A	208	PHE
1	A	214	TYR
1	A	218	SER
1	A	291	MET
1	A	329	LYS
1	A	424	LYS
1	A	458	ASN
1	A	474	CYS
1	A	479	MET
1	A	514	ARG
1	A	517	CYS
1	A	532	SER
1	A	611	LEU
1	A	730	HIS
1	A	782	LYS
1	A	800	PHE
1	A	838	TYR
1	A	840	MET
1	B	45	LEU
1	B	54	ASP
1	B	200	ASP
1	B	208	PHE
1	B	214	TYR
1	B	218	SER
1	B	291	MET
1	B	387	GLU
1	B	395	MET
1	B	448	GLU
1	B	457	ARG
1	B	474	CYS
1	B	514	ARG
1	B	525	ASP
1	B	532	SER
1	B	578	LEU
1	B	585	GLN
1	B	589	LEU

Continued on next page...

Continued from previous page...

Mol	Chain	Res	Type
1	B	626	ASP
1	B	666	CYS
1	B	774	ASN
1	B	829	PHE
1	B	841	ARG
1	C	79	PHE
1	C	135	GLU
1	C	175	LYS
1	C	200	ASP
1	C	208	PHE
1	C	214	TYR
1	C	325	ARG
1	C	329	LYS
1	C	333	PRO
1	C	372	ARG
1	C	398	ASP
1	C	474	CYS
1	C	476	LEU
1	C	514	ARG
1	C	532	SER
1	C	541	CYS
1	C	564	PHE
1	C	730	HIS
1	C	754	TRP
1	C	796	GLU
1	D	100	HIS
1	D	147	GLN
1	D	175	LYS
1	D	200	ASP
1	D	208	PHE
1	D	239	TYR
1	D	267	ASP
1	D	334	LYS
1	D	416	ARG
1	D	424	LYS
1	D	474	CYS
1	D	486	LYS
1	D	514	ARG
1	D	574	SER
1	D	611	LEU
1	D	617	ASN
1	D	675	LYS

Continued on next page...

Continued from previous page...

Mol	Chain	Res	Type
1	D	730	HIS
1	D	819	MET
1	D	829	PHE
1	D	840	MET
1	E	26	SER
1	E	30	GLU
1	E	100	HIS
1	E	105	ARG
1	E	147	GLN
1	E	173	GLU
1	E	208	PHE
1	E	214	TYR
1	E	239	TYR
1	E	267	ASP
1	E	270	GLU
1	E	317	GLU
1	E	379	GLN
1	E	387	GLU
1	E	474	CYS
1	E	514	ARG
1	E	532	SER
1	E	541	CYS
1	E	599	ASN
1	E	626	ASP
1	E	637	LEU
1	E	733	GLN
1	E	782	LYS
1	E	800	PHE
1	E	841	ARG
1	F	146	GLN
1	F	200	ASP
1	F	208	PHE
1	F	214	TYR
1	F	226	LEU
1	F	329	LYS
1	F	474	CYS
1	F	511	ASN
1	F	514	ARG
1	F	564	PHE
1	F	574	SER
1	F	730	HIS
1	F	759	LYS

Continued on next page...

Continued from previous page...

Mol	Chain	Res	Type
1	F	810	PHE
1	F	840	MET
1	G	15	GLN
1	G	105	ARG
1	G	200	ASP
1	G	208	PHE
1	G	214	TYR
1	G	235	ARG
1	G	291	MET
1	G	329	LYS
1	G	372	ARG
1	G	394	GLU
1	G	395	MET
1	G	457	ARG
1	G	474	CYS
1	G	476	LEU
1	G	479	MET
1	G	511	ASN
1	G	514	ARG
1	G	532	SER
1	G	577	PHE
1	G	589	LEU
1	G	591	TYR
1	G	697	LEU
1	G	800	PHE
1	G	840	MET
1	H	54	ASP
1	H	79	PHE
1	H	147	GLN
1	H	208	PHE
1	H	214	TYR
1	H	235	ARG
1	H	239	TYR
1	H	395	MET
1	H	398	ASP
1	H	486	LYS
1	H	514	ARG
1	H	570	LEU
1	H	730	HIS
1	H	733	GLN
1	H	782	LYS
1	I	15	GLN

Continued on next page...

Continued from previous page...

Mol	Chain	Res	Type
1	I	30	GLU
1	I	51	LEU
1	I	105	ARG
1	I	120	GLU
1	I	147	GLN
1	I	175	LYS
1	I	208	PHE
1	I	218	SER
1	I	372	ARG
1	I	398	ASP
1	I	424	LYS
1	I	474	CYS
1	I	486	LYS
1	I	514	ARG
1	I	577	PHE
1	I	579	PHE
1	I	617	ASN
1	I	697	LEU
1	I	730	HIS
1	I	782	LYS
1	I	800	PHE
1	I	829	PHE
1	I	833	ASN
1	J	100	HIS
1	J	147	GLN
1	J	168	ASN
1	J	208	PHE
1	J	214	TYR
1	J	291	MET
1	J	329	LYS
1	J	395	MET
1	J	467	SER
1	J	474	CYS
1	J	476	LEU
1	J	486	LYS
1	J	532	SER
1	J	577	PHE
1	J	591	TYR
1	J	725	MET
1	J	730	HIS
1	J	758	ASP
1	J	800	PHE

Continued on next page...

Continued from previous page...

Mol	Chain	Res	Type
1	J	833	ASN
1	K	79	PHE
1	K	90	ASN
1	K	100	HIS
1	K	175	LYS
1	K	196	LYS
1	K	200	ASP
1	K	208	PHE
1	K	214	TYR
1	K	239	TYR
1	K	395	MET
1	K	424	LYS
1	K	474	CYS
1	K	479	MET
1	K	486	LYS
1	K	511	ASN
1	K	514	ARG
1	K	577	PHE
1	K	585	GLN
1	K	666	CYS
1	K	712	CYS
1	K	754	TRP
1	K	820	SER
1	K	840	MET
1	L	30	GLU
1	L	120	GLU
1	L	208	PHE
1	L	291	MET
1	L	329	LYS
1	L	364	ARG
1	L	424	LYS
1	L	474	CYS
1	L	486	LYS
1	L	514	ARG
1	L	541	CYS
1	L	577	PHE
1	L	611	LEU
1	L	641	HIS
1	L	730	HIS
1	L	733	GLN
1	L	791	ARG
1	L	819	MET

Continued on next page...

Continued from previous page...

Mol	Chain	Res	Type
1	L	829	PHE
1	L	841	ARG

Sometimes sidechains can be flipped to improve hydrogen bonding and reduce clashes. All (30) such sidechains are listed below:

Mol	Chain	Res	Type
1	A	86	HIS
1	A	100	HIS
1	A	641	HIS
1	A	730	HIS
1	B	15	GLN
1	B	641	HIS
1	C	15	GLN
1	C	100	HIS
1	C	481	HIS
1	D	82	GLN
1	D	641	HIS
1	E	40	HIS
1	E	641	HIS
1	F	15	GLN
1	F	641	HIS
1	F	730	HIS
1	G	100	HIS
1	G	146	GLN
1	G	641	HIS
1	H	40	HIS
1	H	663	GLN
1	H	730	HIS
1	I	106	ASN
1	I	399	HIS
1	I	730	HIS
1	J	146	GLN
1	J	663	GLN
1	L	308	HIS
1	L	641	HIS
1	L	730	HIS

5.3.3 RNA ⓘ

There are no RNA molecules in this entry.

5.4 Non-standard residues in protein, DNA, RNA chains [i](#)

There are no non-standard protein/DNA/RNA residues in this entry.

5.5 Carbohydrates [i](#)

There are no oligosaccharides in this entry.

5.6 Ligand geometry [i](#)

12 ligands are modelled in this entry.

In the following table, the Counts columns list the number of bonds (or angles) for which Mogul statistics could be retrieved, the number of bonds (or angles) that are observed in the model and the number of bonds (or angles) that are defined in the Chemical Component Dictionary. The Link column lists molecule types, if any, to which the group is linked. The Z score for a bond length (or angle) is the number of standard deviations the observed value is removed from the expected value. A bond length (or angle) with $|Z| > 2$ is considered an outlier worth inspection. RMSZ is the root-mean-square of all Z scores of the bond lengths (or angles).

Mol	Type	Chain	Res	Link	Bond lengths			Bond angles		
					Counts	RMSZ	# Z > 2	Counts	RMSZ	# Z > 2
2	ATP	L	901	-	28,33,33	0.87	1 (3%)	34,52,52	0.98	3 (8%)
2	ATP	K	901	-	28,33,33	0.85	1 (3%)	34,52,52	1.58	3 (8%)
2	ATP	A	901	-	28,33,33	0.82	1 (3%)	34,52,52	1.40	2 (5%)
2	ATP	H	901	-	28,33,33	0.89	1 (3%)	34,52,52	0.93	2 (5%)
2	ATP	B	901	-	28,33,33	0.85	1 (3%)	34,52,52	0.93	3 (8%)
2	ATP	I	901	-	28,33,33	0.81	0	34,52,52	0.92	3 (8%)
2	ATP	G	901	-	28,33,33	0.87	1 (3%)	34,52,52	0.93	2 (5%)
2	ATP	C	901	-	28,33,33	0.78	1 (3%)	34,52,52	0.90	2 (5%)
2	ATP	J	901	-	28,33,33	0.85	1 (3%)	34,52,52	0.90	3 (8%)
2	ATP	D	901	-	28,33,33	0.79	0	34,52,52	0.89	1 (2%)
2	ATP	E	901	-	28,33,33	0.73	0	34,52,52	0.89	1 (2%)
2	ATP	F	901	-	28,33,33	0.73	0	34,52,52	1.39	3 (8%)

In the following table, the Chirals column lists the number of chiral outliers, the number of chiral centers analysed, the number of these observed in the model and the number defined in the Chemical Component Dictionary. Similar counts are reported in the Torsion and Rings columns. '·' means no outliers of that kind were identified.

Mol	Type	Chain	Res	Link	Chirals	Torsions	Rings
2	ATP	L	901	-	-	4/18/38/38	0/3/3/3
2	ATP	K	901	-	-	6/18/38/38	0/3/3/3
2	ATP	A	901	-	-	10/18/38/38	0/3/3/3
2	ATP	H	901	-	-	7/18/38/38	0/3/3/3
2	ATP	B	901	-	-	2/18/38/38	0/3/3/3
2	ATP	I	901	-	-	1/18/38/38	0/3/3/3
2	ATP	G	901	-	-	6/18/38/38	0/3/3/3
2	ATP	C	901	-	-	9/18/38/38	0/3/3/3
2	ATP	J	901	-	-	3/18/38/38	0/3/3/3
2	ATP	D	901	-	-	4/18/38/38	0/3/3/3
2	ATP	E	901	-	-	6/18/38/38	0/3/3/3
2	ATP	F	901	-	-	6/18/38/38	0/3/3/3

All (8) bond length outliers are listed below:

Mol	Chain	Res	Type	Atoms	Z	Observed(Å)	Ideal(Å)
2	L	901	ATP	PB-O3B	-2.77	1.56	1.59
2	H	901	ATP	PB-O3B	-2.69	1.56	1.59
2	K	901	ATP	PA-O3A	-2.39	1.56	1.59
2	G	901	ATP	PA-O3A	-2.36	1.57	1.59
2	C	901	ATP	PB-O3B	-2.27	1.57	1.59
2	B	901	ATP	PA-O3A	-2.26	1.57	1.59
2	J	901	ATP	PA-O3A	-2.09	1.57	1.59
2	A	901	ATP	PB-O3B	-2.05	1.57	1.59

All (28) bond angle outliers are listed below:

Mol	Chain	Res	Type	Atoms	Z	Observed(°)	Ideal(°)
2	K	901	ATP	C4'-O4'-C1'	-7.62	102.94	109.92
2	F	901	ATP	C4'-O4'-C1'	-6.28	104.17	109.92
2	A	901	ATP	C4'-O4'-C1'	-6.21	104.24	109.92
2	K	901	ATP	O3'-C3'-C4'	-2.36	104.30	111.08
2	H	901	ATP	C5-C6-N6	2.36	123.90	120.31
2	L	901	ATP	C5-C6-N6	2.34	123.88	120.31
2	F	901	ATP	C5-C6-N6	2.33	123.86	120.31
2	B	901	ATP	C5-C6-N6	2.32	123.85	120.31
2	A	901	ATP	C5-C6-N6	2.31	123.83	120.31
2	E	901	ATP	C5-C6-N6	2.30	123.81	120.31
2	K	901	ATP	C5-C6-N6	2.30	123.81	120.31
2	G	901	ATP	C5-C6-N6	2.28	123.78	120.31

Continued on next page...

Continued from previous page...

Mol	Chain	Res	Type	Atoms	Z	Observed(°)	Ideal(°)
2	J	901	ATP	C5-C6-N6	2.26	123.75	120.31
2	C	901	ATP	C5-C6-N6	2.26	123.75	120.31
2	D	901	ATP	C5-C6-N6	2.25	123.74	120.31
2	I	901	ATP	C5-C6-N6	2.24	123.73	120.31
2	B	901	ATP	O3'-C3'-C2'	-2.14	104.94	111.82
2	I	901	ATP	O3'-C3'-C2'	-2.14	104.96	111.82
2	F	901	ATP	O3'-C3'-C2'	-2.13	104.97	111.82
2	L	901	ATP	O3'-C3'-C2'	-2.12	105.02	111.82
2	L	901	ATP	O2'-C2'-C3'	-2.11	105.04	111.82
2	H	901	ATP	O3'-C3'-C4'	-2.10	105.04	111.08
2	J	901	ATP	O3'-C3'-C2'	-2.09	105.12	111.82
2	I	901	ATP	O3'-C3'-C4'	-2.07	105.13	111.08
2	B	901	ATP	O2'-C2'-C3'	-2.07	105.19	111.82
2	C	901	ATP	O3'-C3'-C2'	-2.06	105.22	111.82
2	J	901	ATP	O3'-C3'-C4'	-2.05	105.18	111.08
2	G	901	ATP	O3'-C3'-C2'	-2.01	105.36	111.82

There are no chirality outliers.

All (64) torsion outliers are listed below:

Mol	Chain	Res	Type	Atoms
2	A	901	ATP	PB-O3B-PG-O2G
2	A	901	ATP	C5'-O5'-PA-O1A
2	A	901	ATP	C5'-O5'-PA-O2A
2	A	901	ATP	C5'-O5'-PA-O3A
2	A	901	ATP	C4'-C5'-O5'-PA
2	C	901	ATP	C5'-O5'-PA-O2A
2	C	901	ATP	C5'-O5'-PA-O3A
2	C	901	ATP	O4'-C4'-C5'-O5'
2	D	901	ATP	C5'-O5'-PA-O1A
2	D	901	ATP	C5'-O5'-PA-O2A
2	D	901	ATP	C5'-O5'-PA-O3A
2	D	901	ATP	C4'-C5'-O5'-PA
2	G	901	ATP	C5'-O5'-PA-O2A
2	G	901	ATP	C5'-O5'-PA-O3A
2	G	901	ATP	O4'-C4'-C5'-O5'
2	G	901	ATP	C3'-C4'-C5'-O5'
2	H	901	ATP	C4'-C5'-O5'-PA
2	I	901	ATP	PB-O3B-PG-O3G
2	K	901	ATP	C4'-C5'-O5'-PA
2	C	901	ATP	C3'-C4'-C5'-O5'
2	F	901	ATP	O4'-C4'-C5'-O5'

Continued on next page...

Continued from previous page...

Mol	Chain	Res	Type	Atoms
2	A	901	ATP	C3'-C4'-C5'-O5'
2	E	901	ATP	O4'-C4'-C5'-O5'
2	H	901	ATP	O4'-C4'-C5'-O5'
2	H	901	ATP	C3'-C4'-C5'-O5'
2	A	901	ATP	O4'-C4'-C5'-O5'
2	E	901	ATP	C3'-C4'-C5'-O5'
2	J	901	ATP	C3'-C4'-C5'-O5'
2	L	901	ATP	O4'-C4'-C5'-O5'
2	L	901	ATP	C3'-C4'-C5'-O5'
2	K	901	ATP	C3'-C4'-C5'-O5'
2	J	901	ATP	O4'-C4'-C5'-O5'
2	E	901	ATP	C4'-C5'-O5'-PA
2	F	901	ATP	C4'-C5'-O5'-PA
2	C	901	ATP	PA-O3A-PB-O2B
2	K	901	ATP	PG-O3B-PB-O1B
2	K	901	ATP	O4'-C4'-C5'-O5'
2	K	901	ATP	C5'-O5'-PA-O1A
2	B	901	ATP	PA-O3A-PB-O1B
2	H	901	ATP	PB-O3A-PA-O2A
2	L	901	ATP	C4'-C5'-O5'-PA
2	F	901	ATP	C3'-C4'-C5'-O5'
2	B	901	ATP	PA-O3A-PB-O2B
2	C	901	ATP	PG-O3B-PB-O1B
2	E	901	ATP	PG-O3B-PB-O2B
2	G	901	ATP	PG-O3B-PB-O2B
2	A	901	ATP	PG-O3B-PB-O3A
2	C	901	ATP	PA-O3A-PB-O1B
2	E	901	ATP	PG-O3B-PB-O1B
2	F	901	ATP	PG-O3B-PB-O2B
2	F	901	ATP	PA-O3A-PB-O1B
2	F	901	ATP	PA-O3A-PB-O2B
2	G	901	ATP	PG-O3B-PB-O1B
2	H	901	ATP	PG-O3B-PB-O1B
2	C	901	ATP	PG-O3B-PB-O3A
2	A	901	ATP	PG-O3B-PB-O1B
2	A	901	ATP	PG-O3B-PB-O2B
2	C	901	ATP	PB-O3A-PA-O2A
2	E	901	ATP	PB-O3A-PA-O2A
2	H	901	ATP	PG-O3B-PB-O2B
2	H	901	ATP	PB-O3A-PA-O1A
2	J	901	ATP	PA-O3A-PB-O2B
2	K	901	ATP	PG-O3B-PB-O2B

Continued on next page...

Continued from previous page...

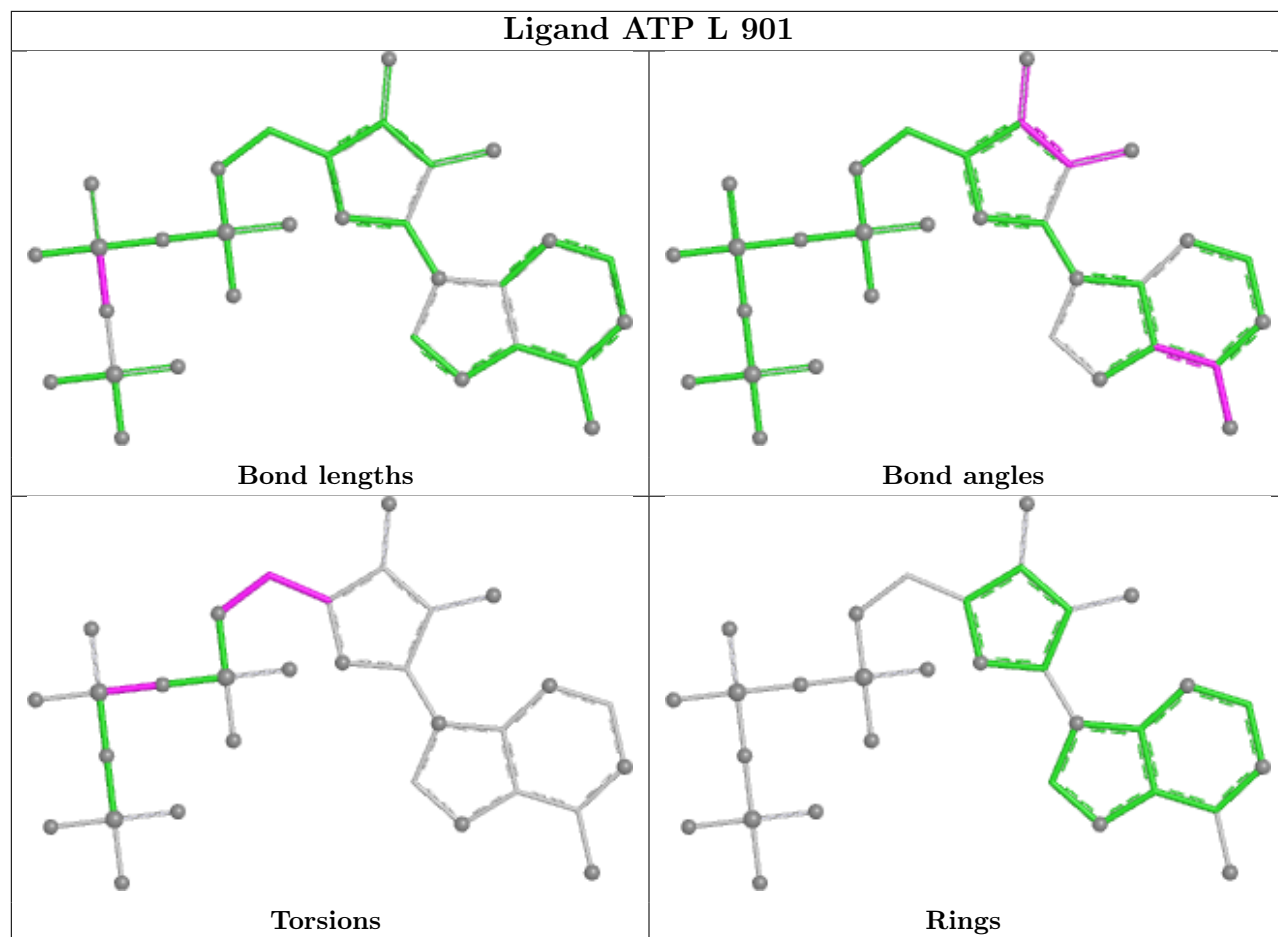
Mol	Chain	Res	Type	Atoms
2	L	901	ATP	PA-O3A-PB-O2B

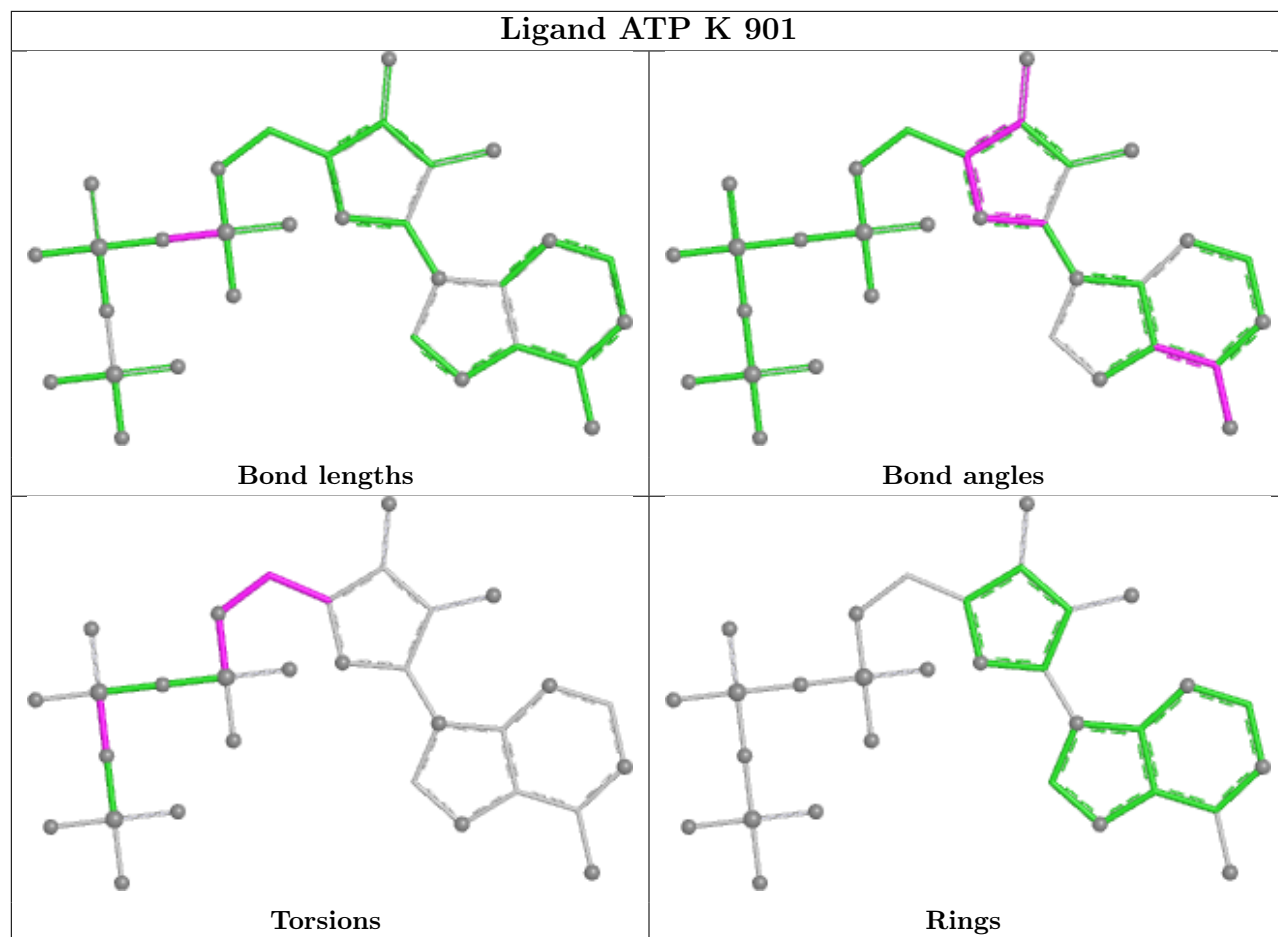
There are no ring outliers.

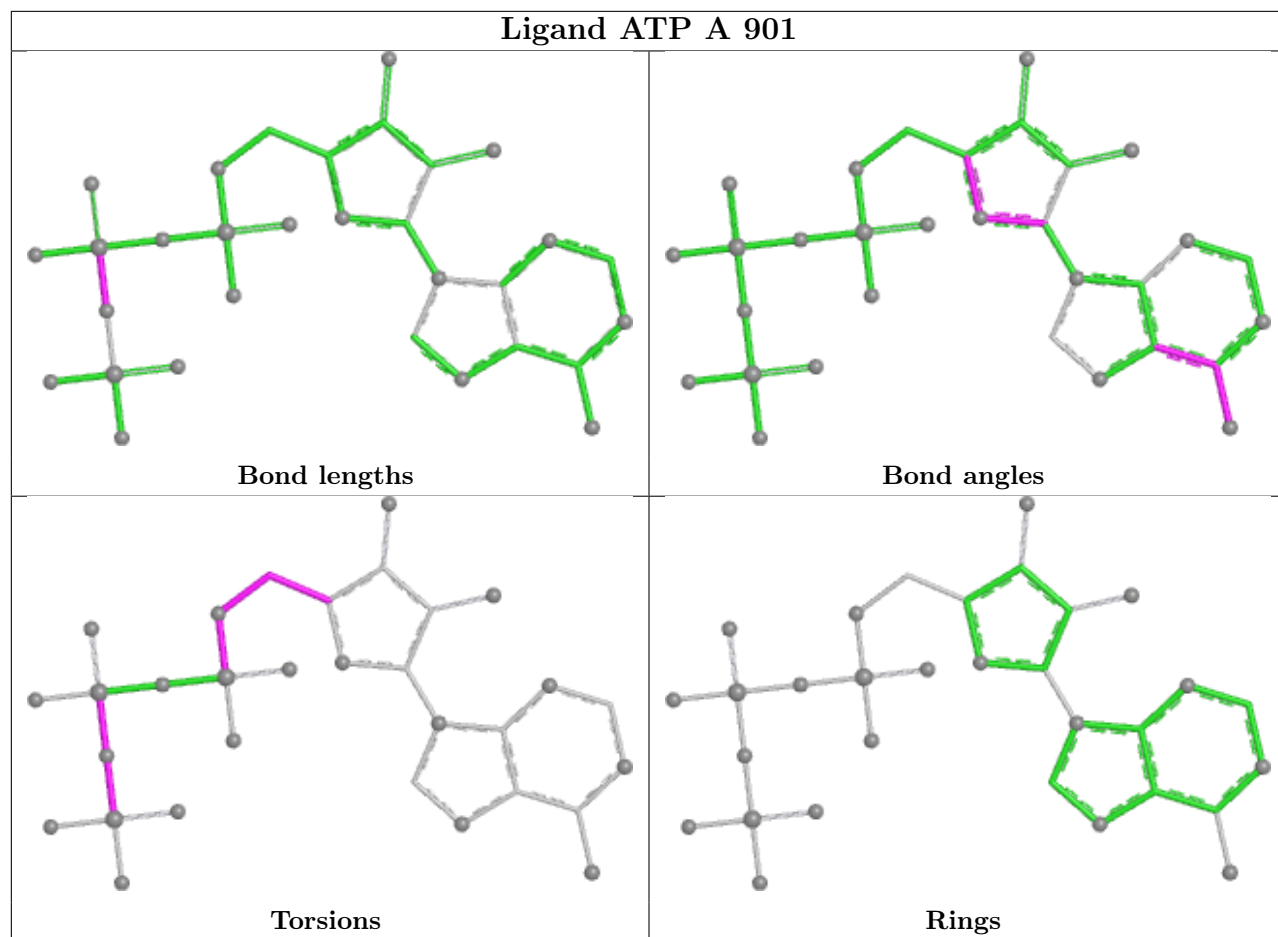
12 monomers are involved in 56 short contacts:

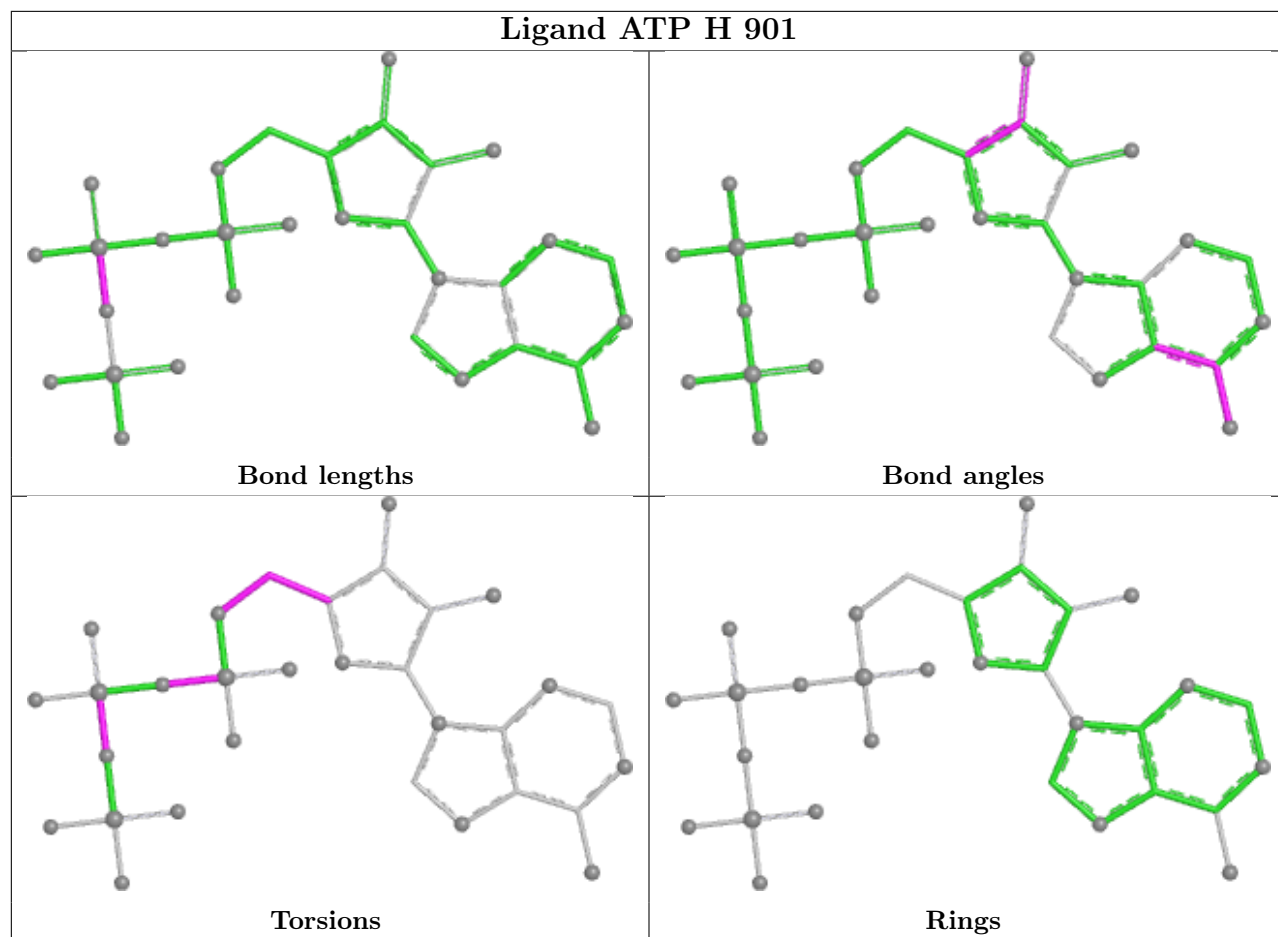
Mol	Chain	Res	Type	Clashes	Symm-Clashes
2	L	901	ATP	6	0
2	K	901	ATP	3	0
2	A	901	ATP	5	0
2	H	901	ATP	4	0
2	B	901	ATP	8	0
2	I	901	ATP	4	0
2	G	901	ATP	5	0
2	C	901	ATP	4	0
2	J	901	ATP	6	0
2	D	901	ATP	4	0
2	E	901	ATP	4	0
2	F	901	ATP	3	0

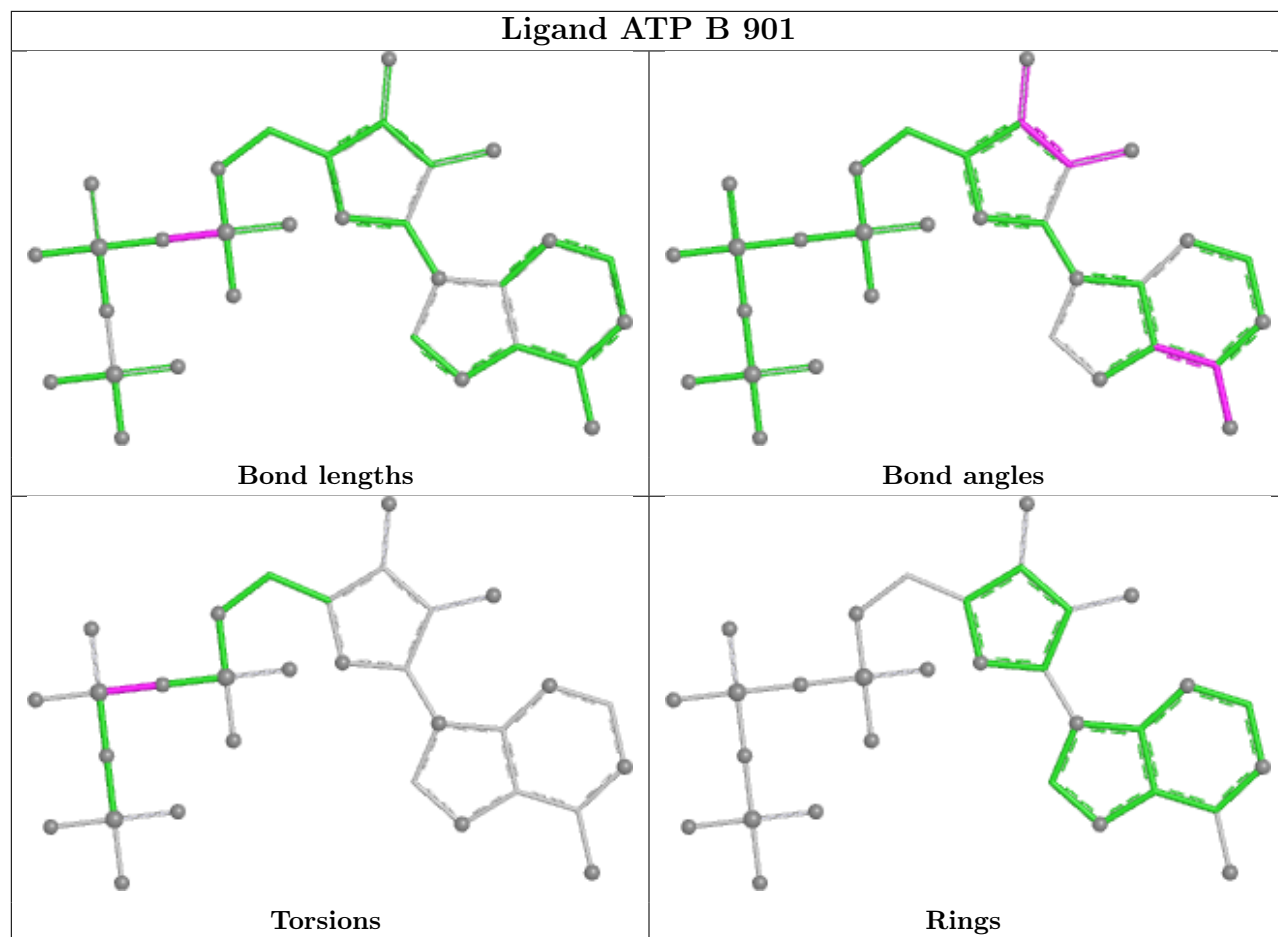
The following is a two-dimensional graphical depiction of Mogul quality analysis of bond lengths, bond angles, torsion angles, and ring geometry for all instances of the Ligand of Interest. In addition, ligands with molecular weight > 250 and outliers as shown on the validation Tables will also be included. For torsion angles, if less than 5% of the Mogul distribution of torsion angles is within 10 degrees of the torsion angle in question, then that torsion angle is considered an outlier. Any bond that is central to one or more torsion angles identified as an outlier by Mogul will be highlighted in the graph. For rings, the root-mean-square deviation (RMSD) between the ring in question and similar rings identified by Mogul is calculated over all ring torsion angles. If the average RMSD is greater than 60 degrees and the minimal RMSD between the ring in question and any Mogul-identified rings is also greater than 60 degrees, then that ring is considered an outlier. The outliers are highlighted in purple. The color gray indicates Mogul did not find sufficient equivalents in the CSD to analyse the geometry.

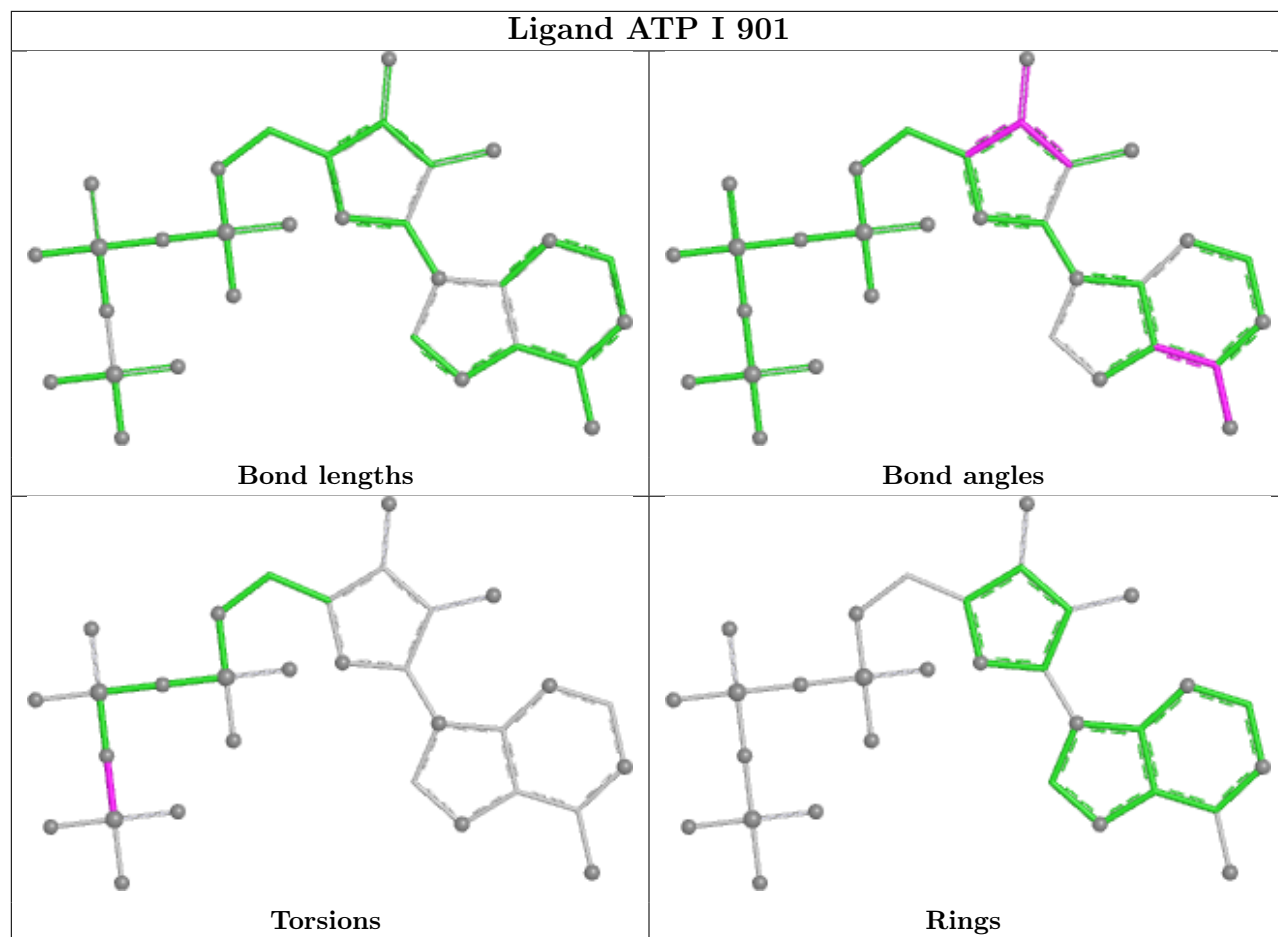


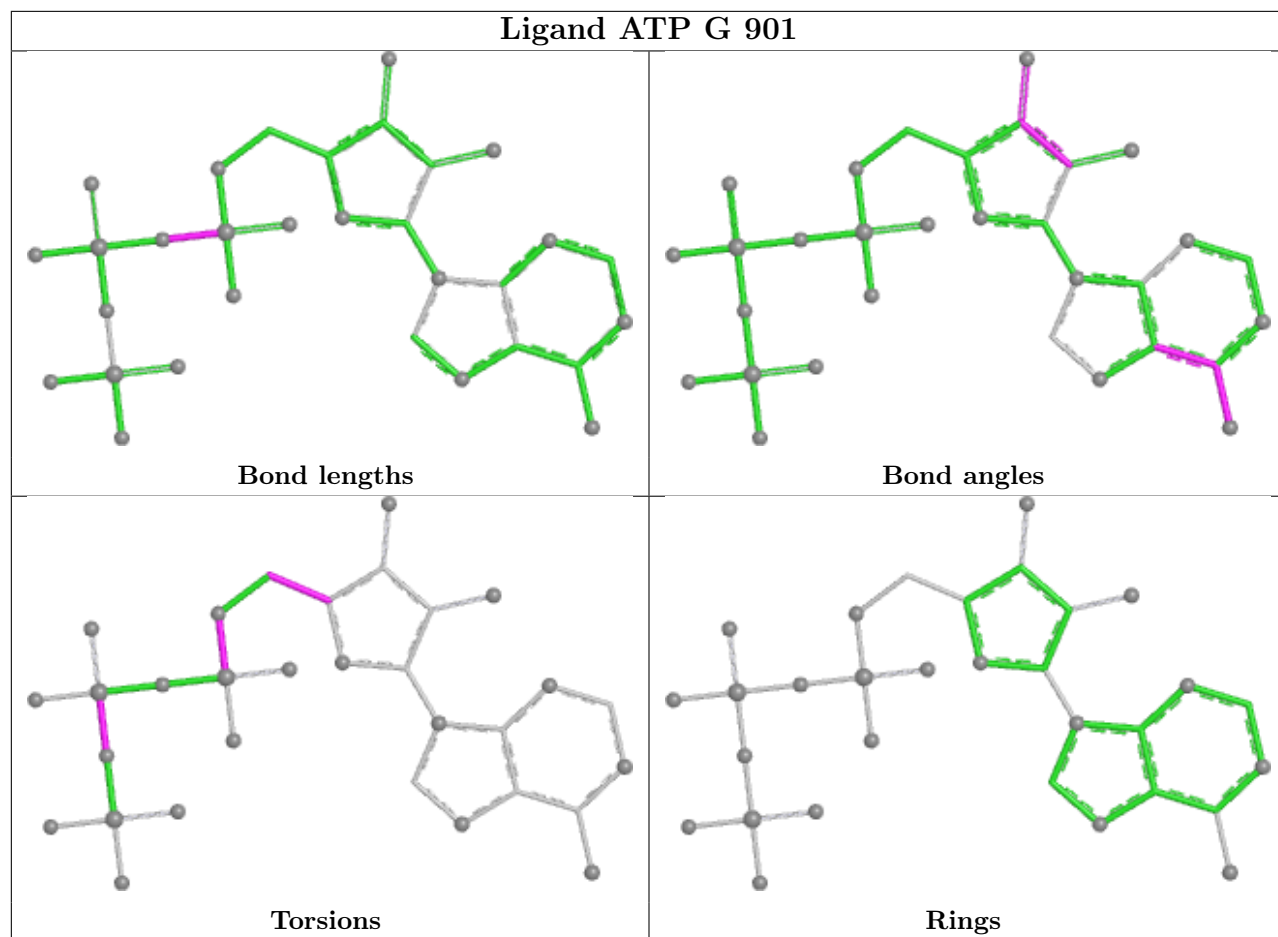


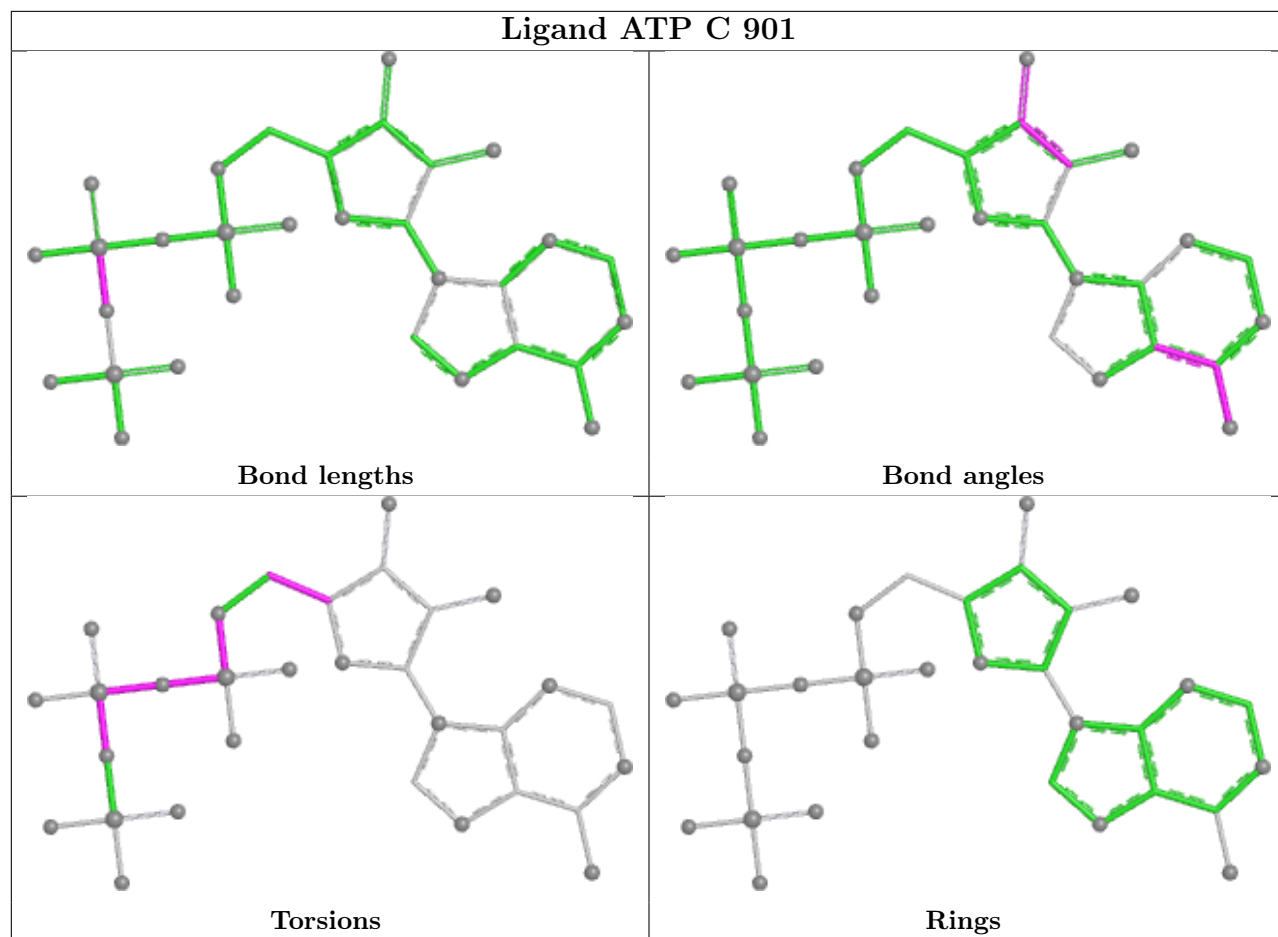


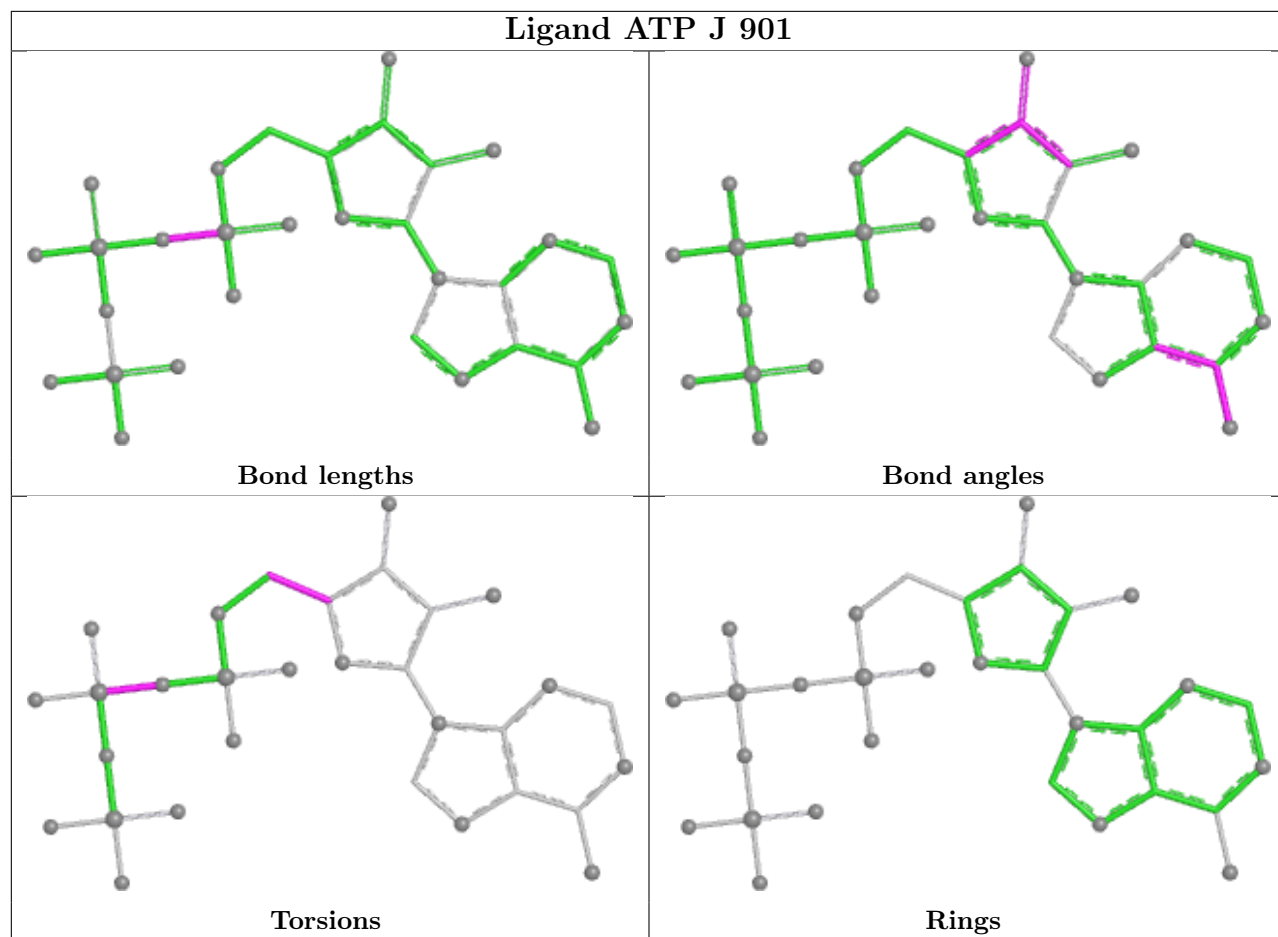


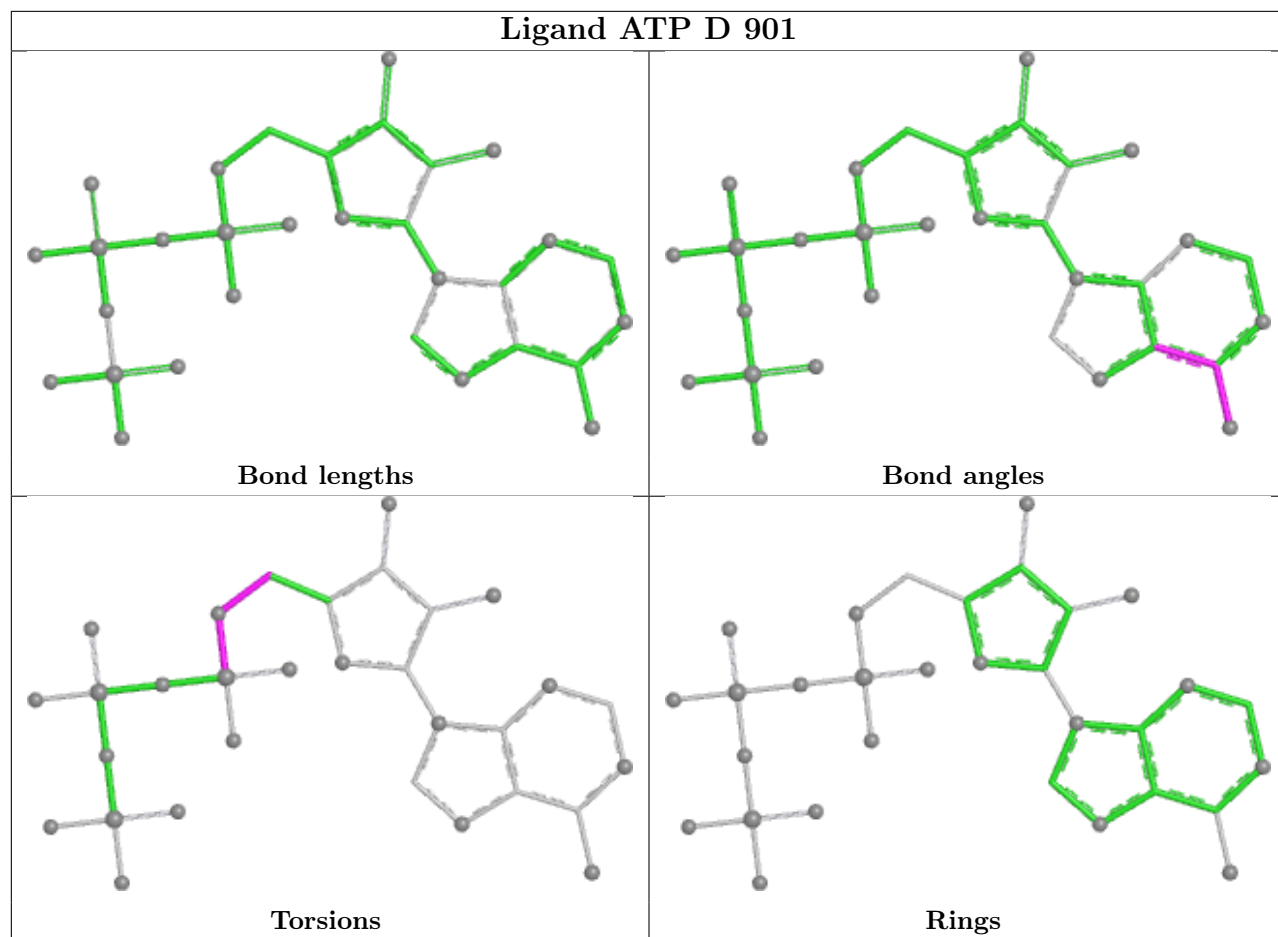


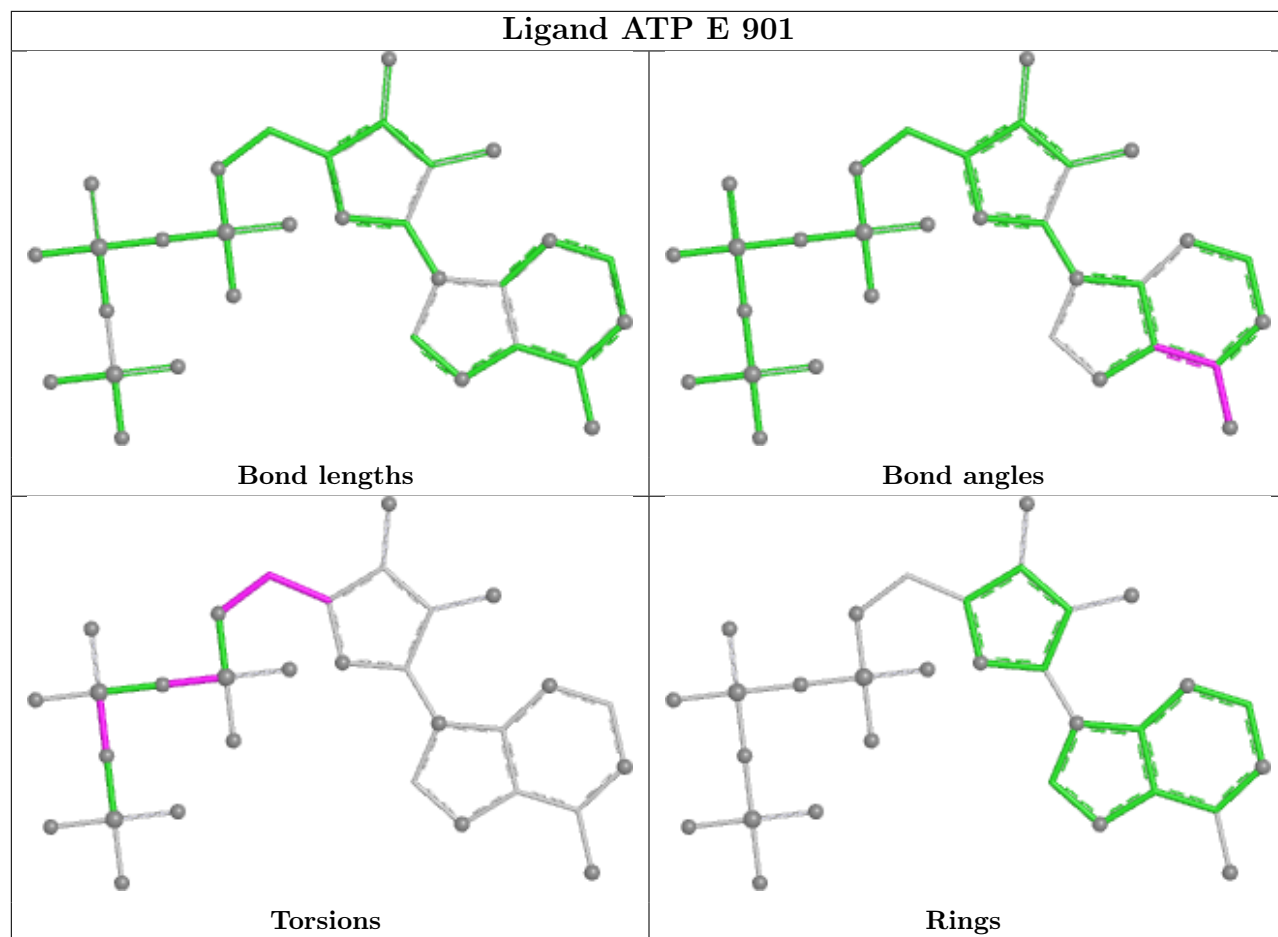


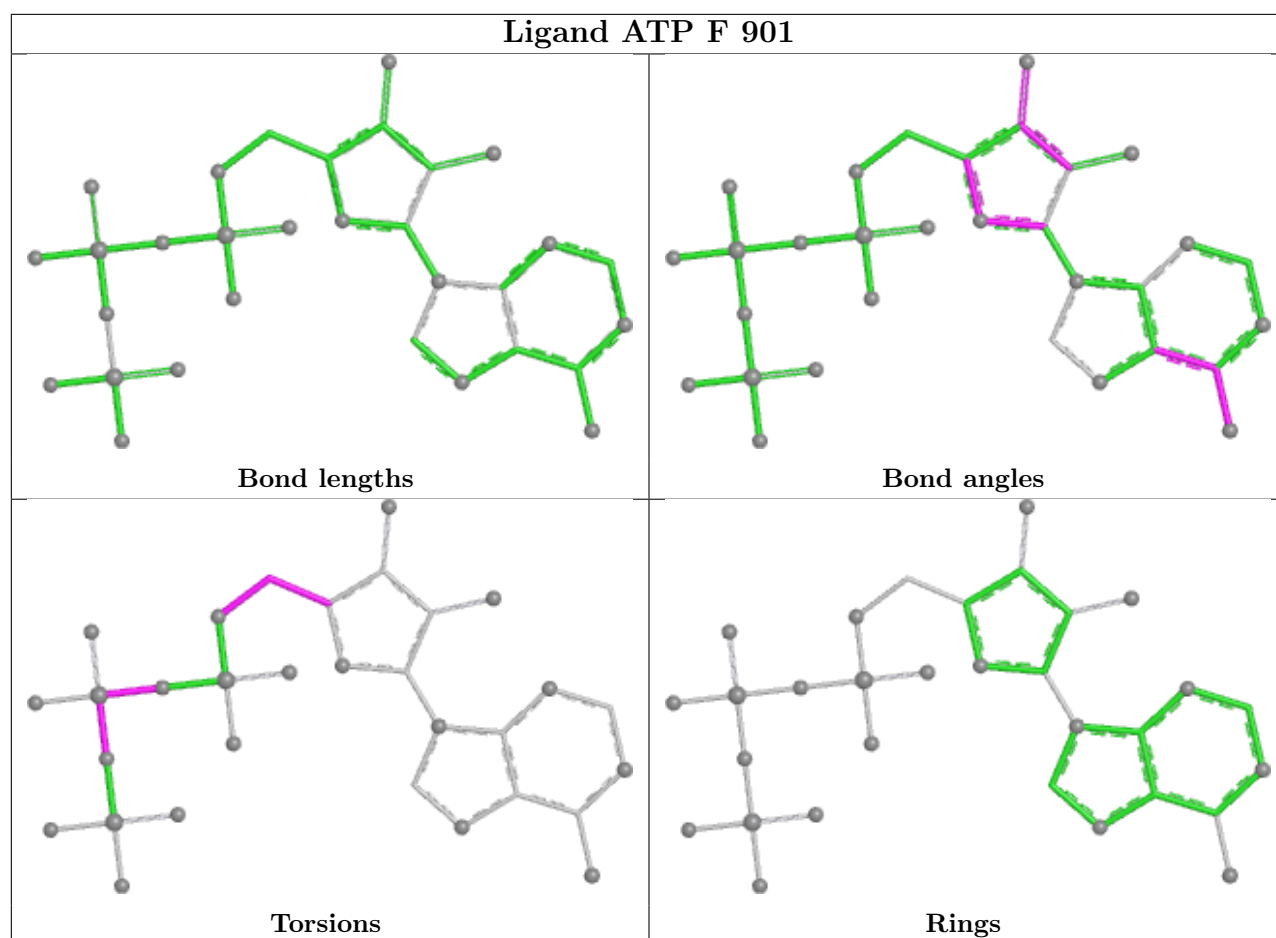












5.7 Other polymers [i](#)

There are no such residues in this entry.

5.8 Polymer linkage issues [i](#)

There are no chain breaks in this entry.

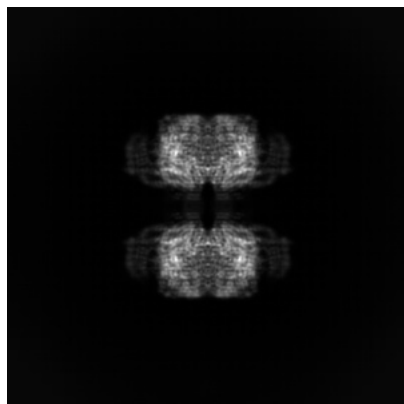
6 Map visualisation [i](#)

This section contains visualisations of the EMDB entry EMD-45438. These allow visual inspection of the internal detail of the map and identification of artifacts.

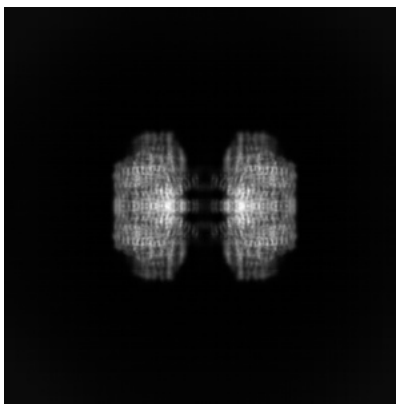
Images derived from a raw map, generated by summing the deposited half-maps, are presented below the corresponding image components of the primary map to allow further visual inspection and comparison with those of the primary map.

6.1 Orthogonal projections [i](#)

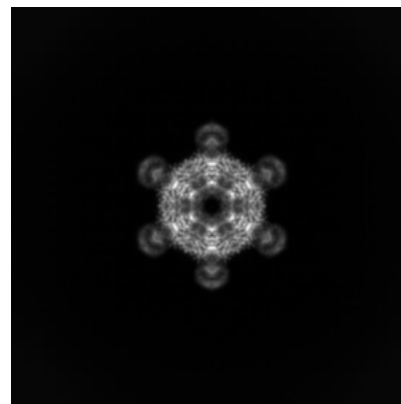
6.1.1 Primary map



X

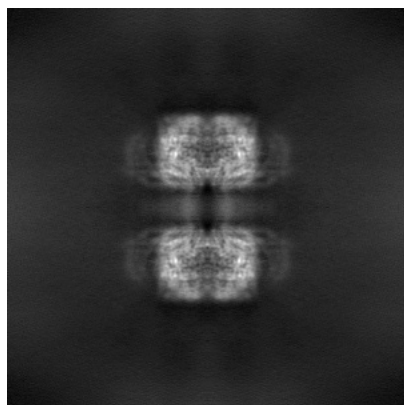


Y

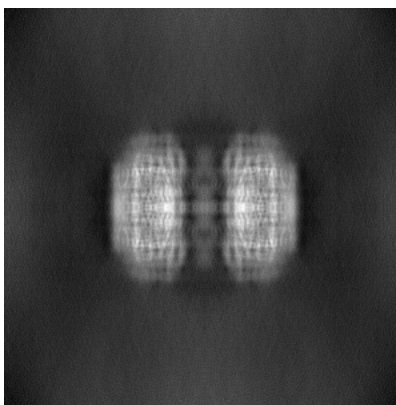


Z


6.1.2 Raw map



X



Y

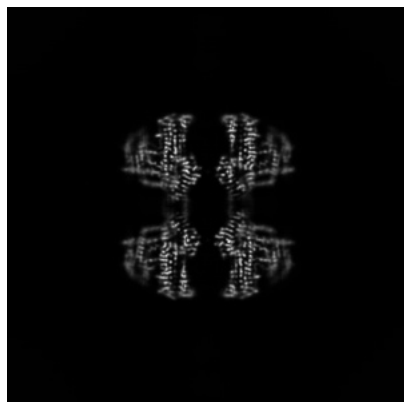


Z

The images above show the map projected in three orthogonal directions.

6.2 Central slices [i](#)


6.2.1 Primary map



X Index: 209

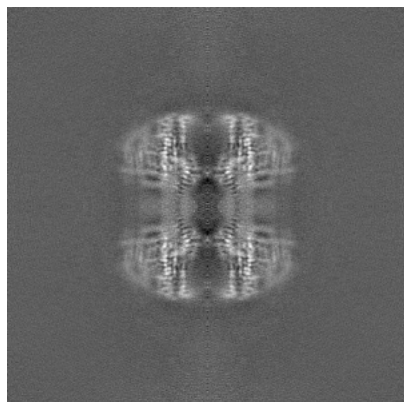


Y Index: 209

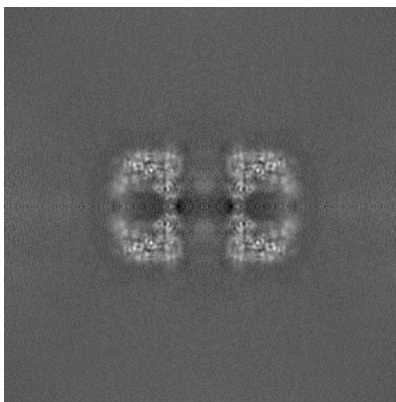


Z Index: 209

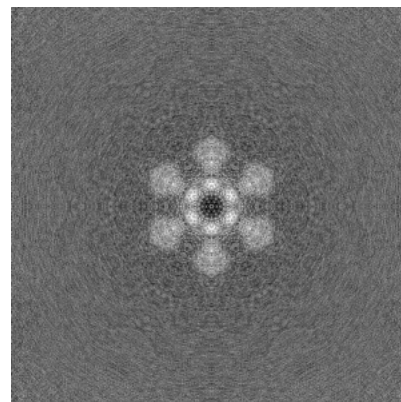
6.2.2 Raw map



X Index: 200



Y Index: 200

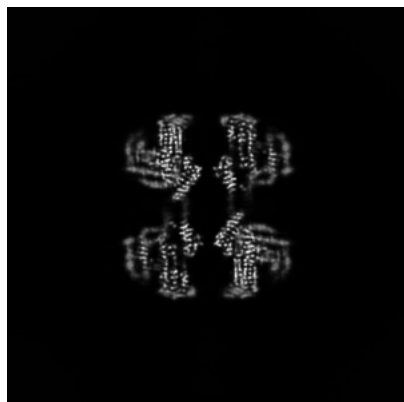


Z Index: 200

The images above show central slices of the map in three orthogonal directions.

6.3 Largest variance slices [i](#)

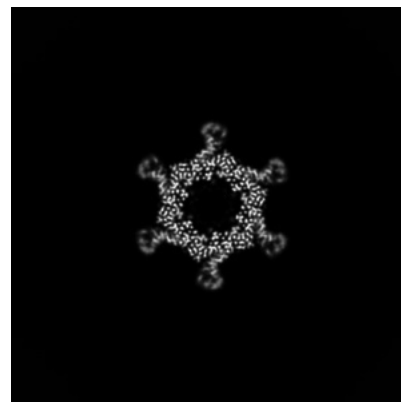
6.3.1 Primary map



X Index: 206

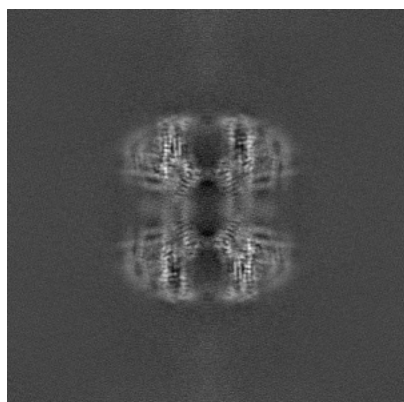


Y Index: 176

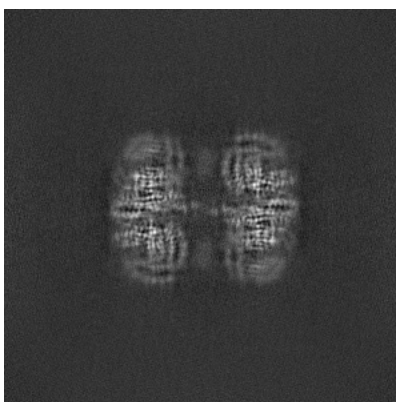


Z Index: 153

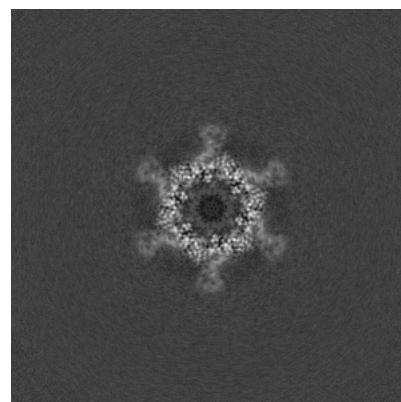
6.3.2 Raw map



X Index: 198



Y Index: 168




Z Index: 146

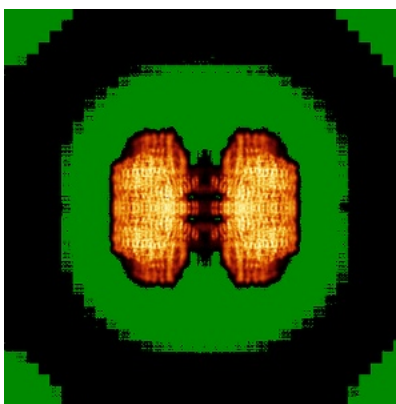
The images above show the largest variance slices of the map in three orthogonal directions.

6.4 Orthogonal standard-deviation projections (False-color) [i](#)


6.4.1 Primary map



X




Y

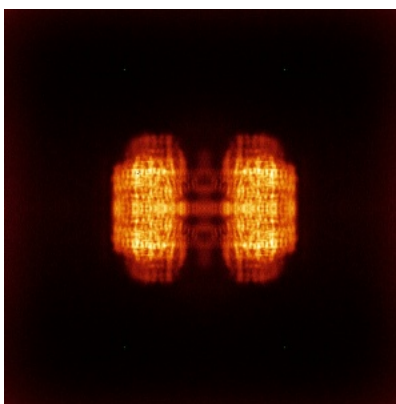


Z


6.4.2 Raw map



X



Y

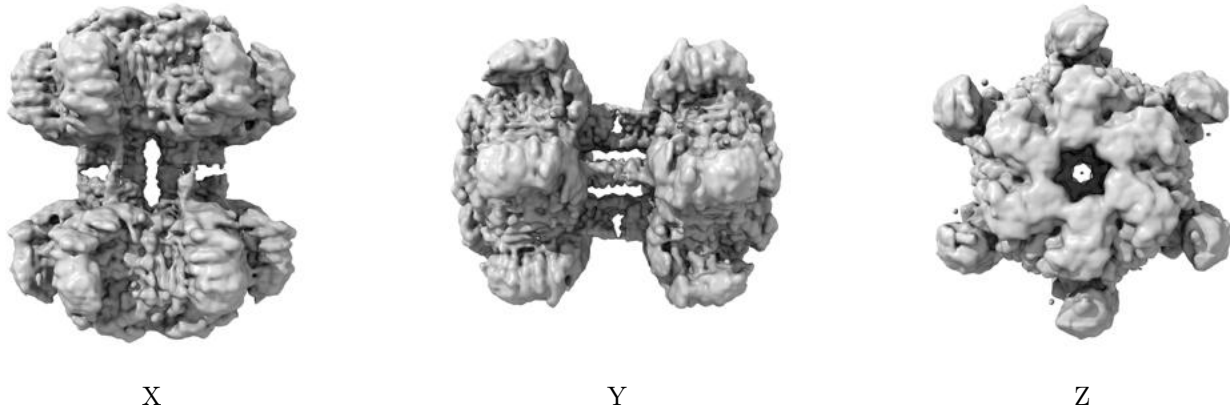


Z

The images above show the map standard deviation projections with false color in three orthogonal directions. Minimum values are shown in green, max in blue, and dark to light orange shades represent small to large values respectively.

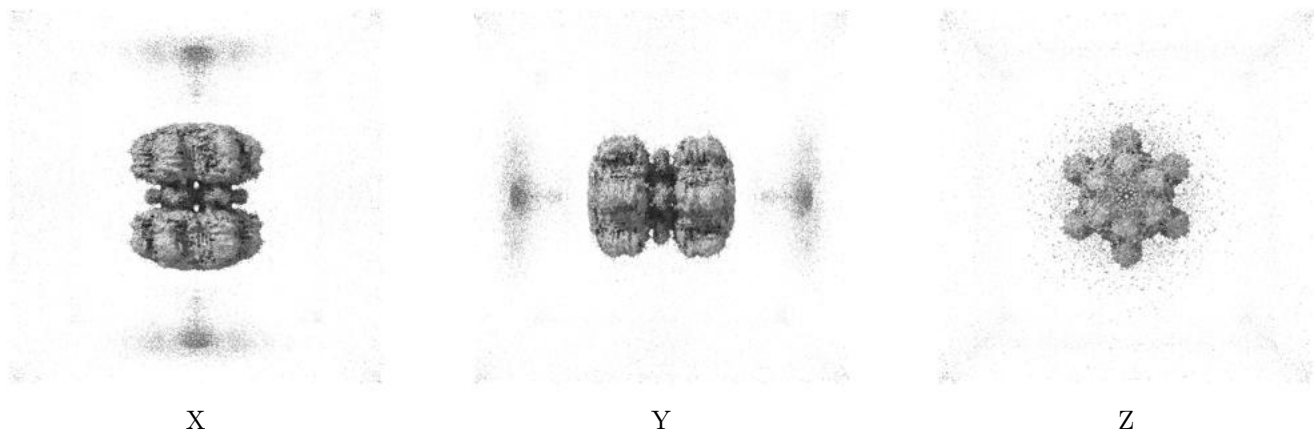
6.5 Orthogonal surface views [i](#)

6.5.1 Primary map



The images above show the 3D surface view of the map at the recommended contour level 0.544. These images, in conjunction with the slice images, may facilitate assessment of whether an appropriate contour level has been provided.

6.5.2 Raw map



These images show the 3D surface of the raw map. The raw map's contour level was selected so that its surface encloses the same volume as the primary map does at its recommended contour level.

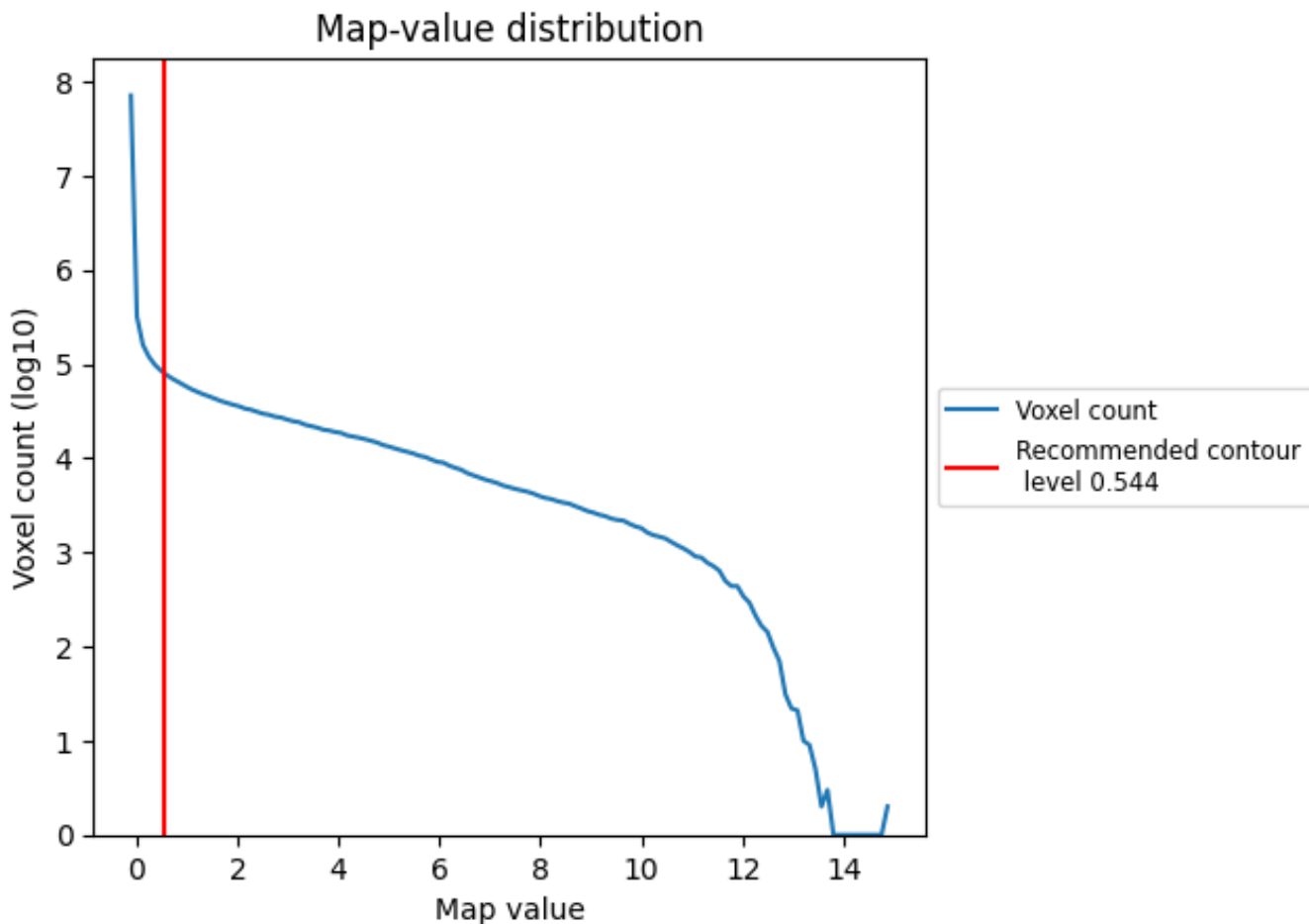
6.6 Mask visualisation [i](#)

This section was not generated. No masks/segmentation were deposited.

7 Map analysis [i](#)

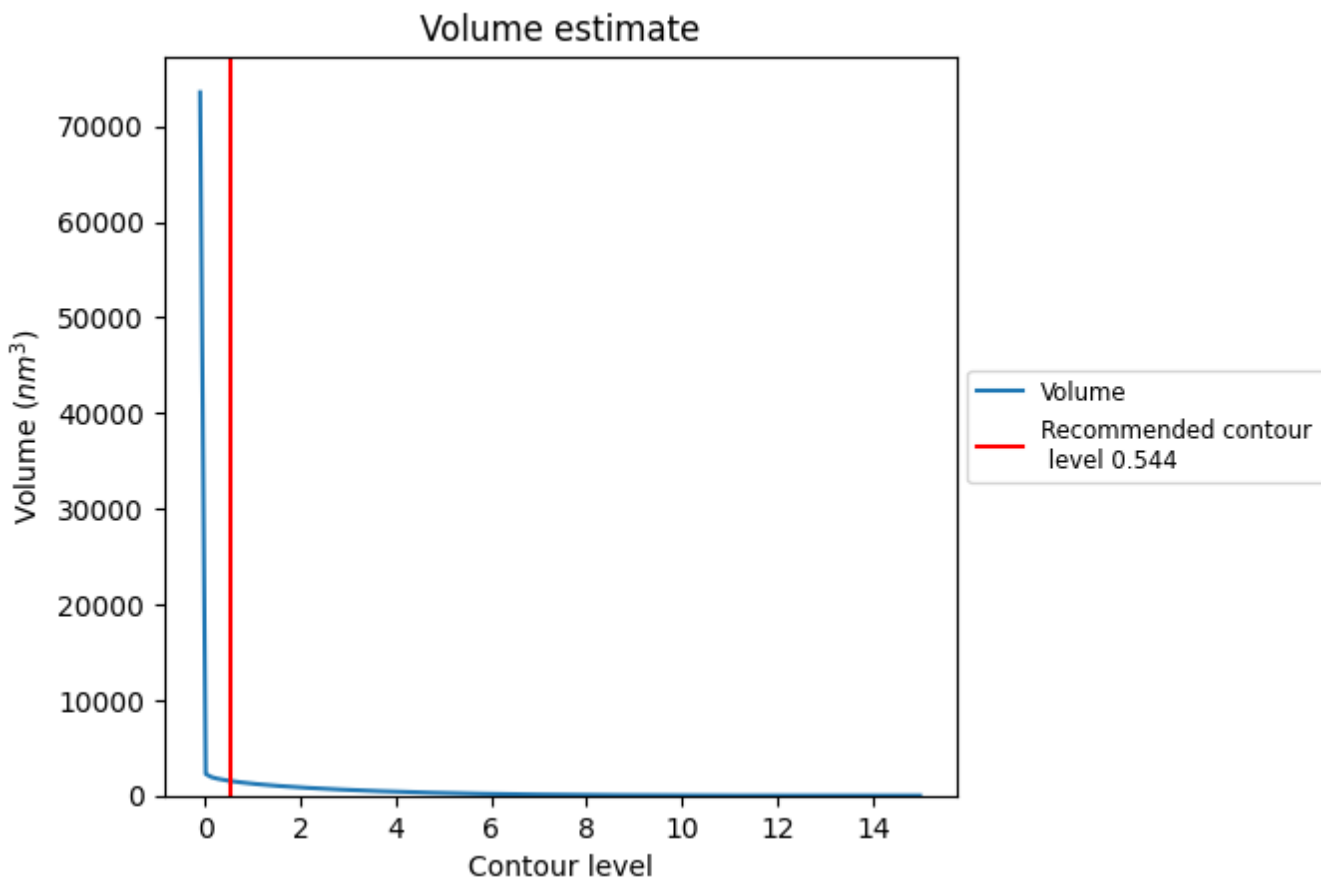
This section contains the results of statistical analysis of the map.

7.1 Map-value distribution [i](#)



The map-value distribution is plotted in 128 intervals along the x-axis. The y-axis is logarithmic. A spike in this graph at zero usually indicates that the volume has been masked.

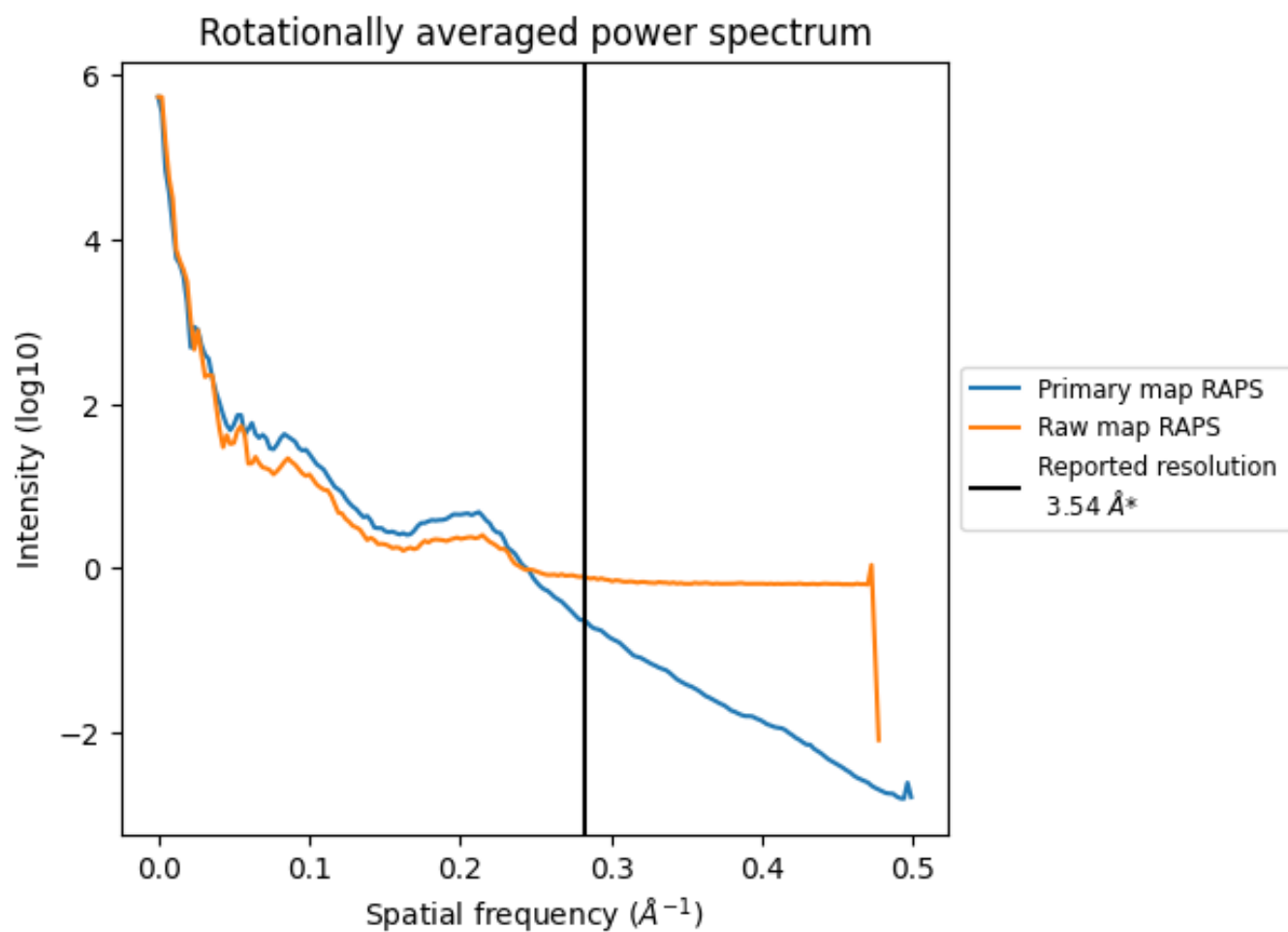
7.2 Volume estimate [i](#)



The volume at the recommended contour level is 1514 nm^3 ; this corresponds to an approximate mass of 1368 kDa.

The volume estimate graph shows how the enclosed volume varies with the contour level. The recommended contour level is shown as a vertical line and the intersection between the line and the curve gives the volume of the enclosed surface at the given level.

7.3 Rotationally averaged power spectrum i

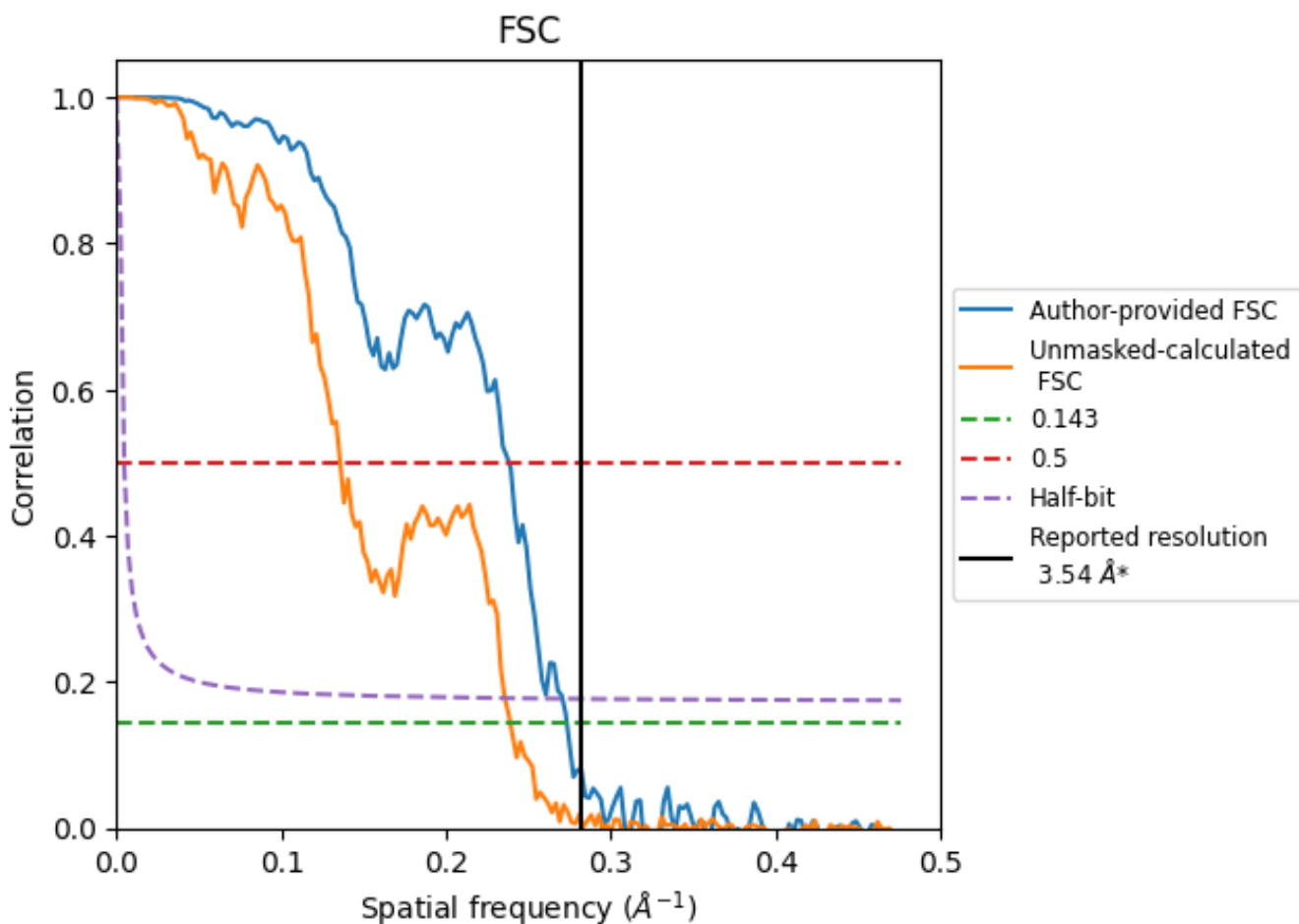


*Reported resolution corresponds to spatial frequency of 0.282 Å⁻¹

8 Fourier-Shell correlation [i](#)

Fourier-Shell Correlation (FSC) is the most commonly used method to estimate the resolution of single-particle and subtomogram-averaged maps. The shape of the curve depends on the imposed symmetry, mask and whether or not the two 3D reconstructions used were processed from a common reference. The reported resolution is shown as a black line. A curve is displayed for the half-bit criterion in addition to lines showing the 0.143 gold standard cut-off and 0.5 cut-off.

8.1 FSC [i](#)



*Reported resolution corresponds to spatial frequency of 0.282 Å⁻¹

8.2 Resolution estimates [i](#)

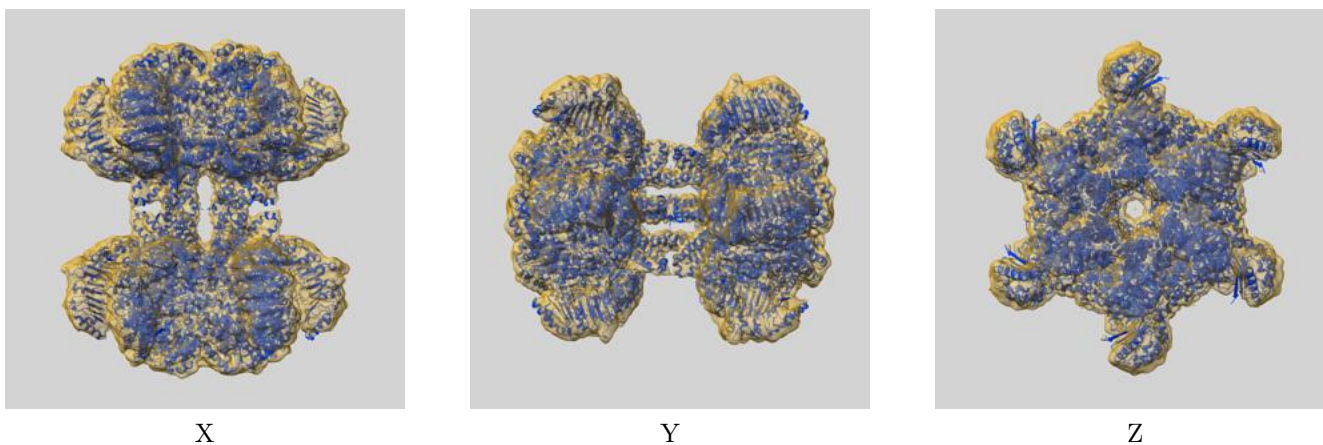
Resolution estimate (Å)	Estimation criterion (FSC cut-off)		
	0.143	0.5	Half-bit
Reported by author	3.54	-	-
Author-provided FSC curve	3.66	4.20	3.69
Unmasked-calculated*	4.18	7.36	4.24

*Resolution estimate based on FSC curve calculated by comparison of deposited half-maps. The value from deposited half-maps intersecting FSC 0.143 CUT-OFF 4.18 differs from the reported value 3.54 by more than 10 %

9 Map-model fit [i](#)

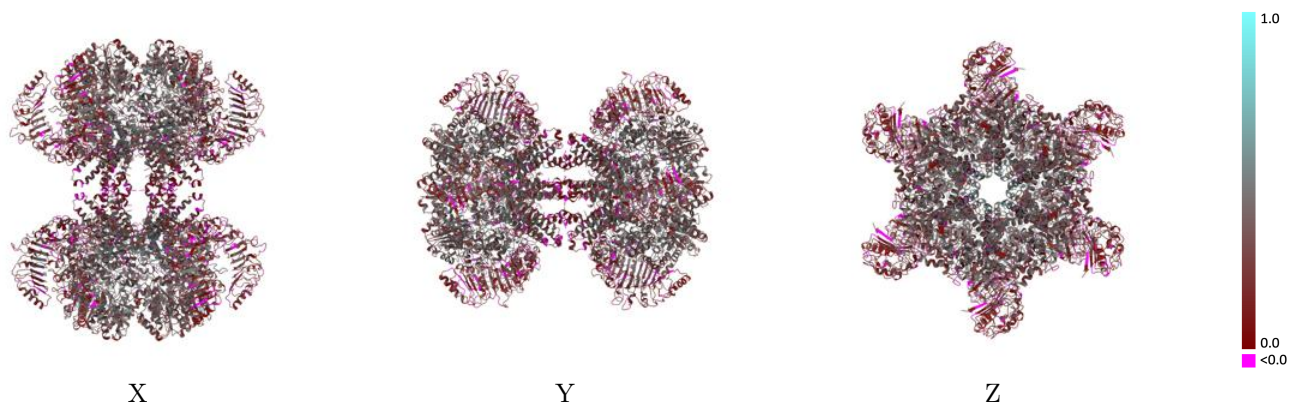
This section contains information regarding the fit between EMDB map EMD-45438 and PDB model 9CC9. Per-residue inclusion information can be found in section 3 on page 7.

9.1 Map-model overlay [i](#)



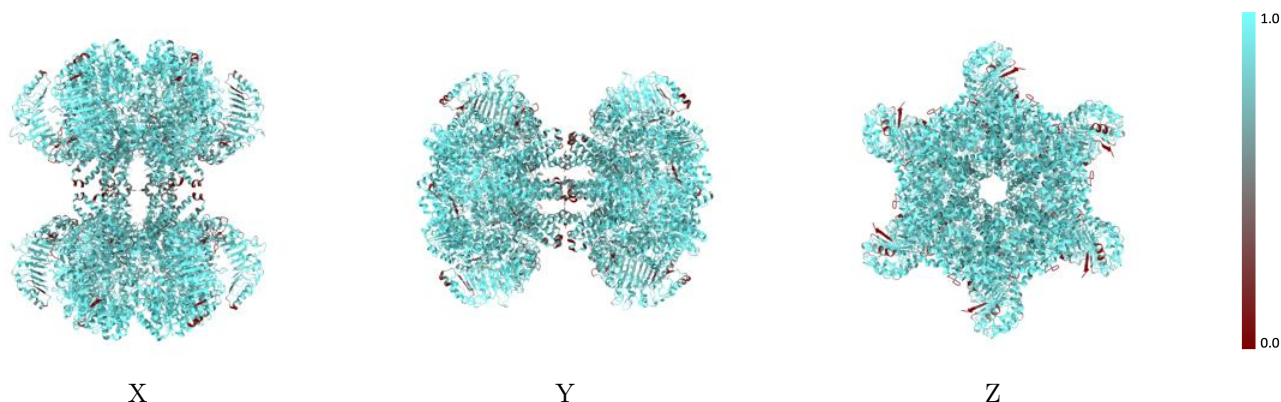
The images above show the 3D surface view of the map at the recommended contour level 0.544 at 50% transparency in yellow overlaid with a ribbon representation of the model coloured in blue. These images allow for the visual assessment of the quality of fit between the atomic model and the map.

9.2 Q-score mapped to coordinate model [\(i\)](#)



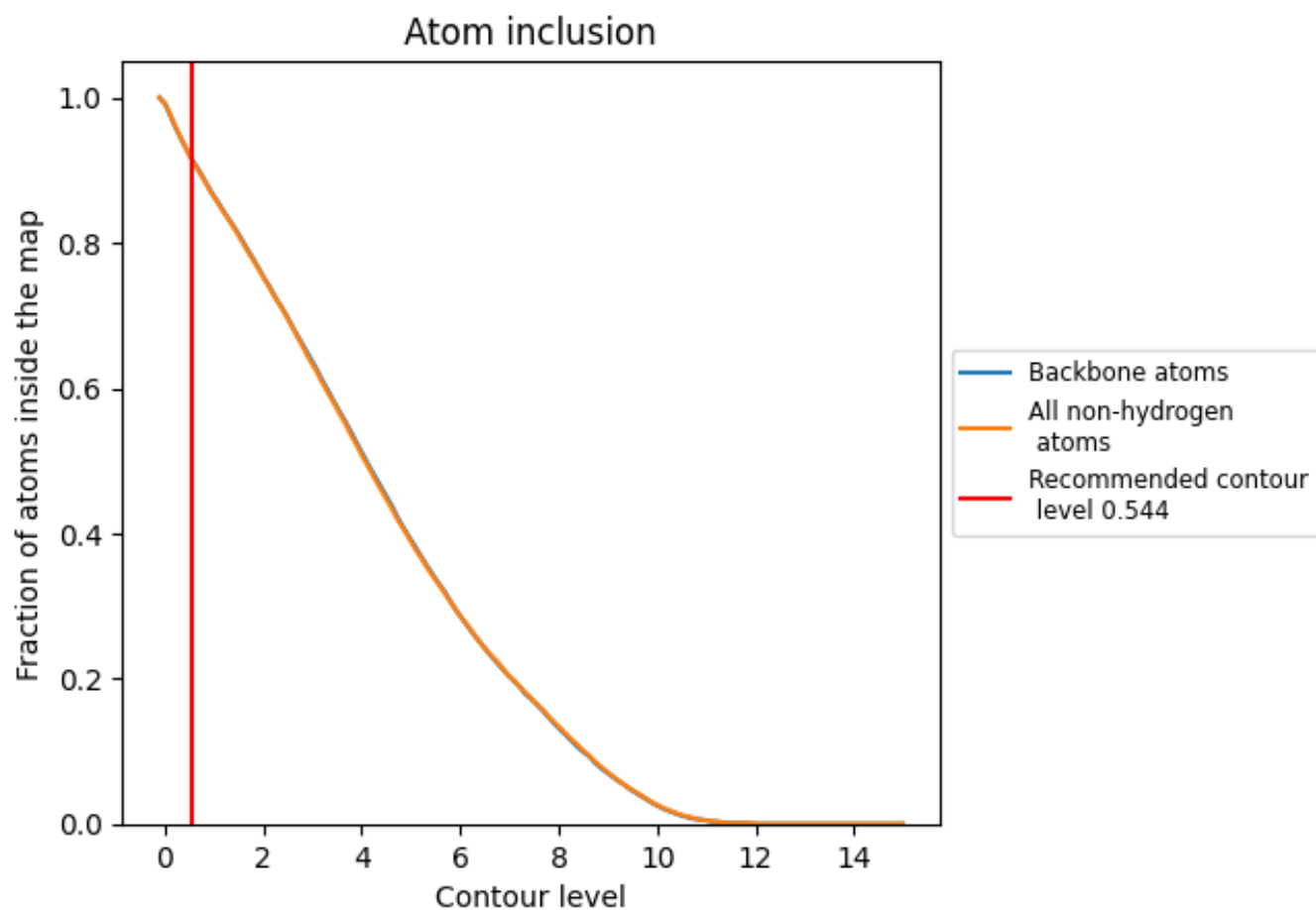
The images above show the model with each residue coloured according to its Q-score. This shows their resolvability in the map with higher Q-score values reflecting better resolvability. Please note: Q-score is calculating the resolvability of atoms, and thus high values are only expected at resolutions at which atoms can be resolved. Low Q-score values may therefore be expected for many entries.

9.3 Atom inclusion mapped to coordinate model [\(i\)](#)



The images above show the model with each residue coloured according to its atom inclusion. This shows to what extent they are inside the map at the recommended contour level (0.544).



























9.4 Atom inclusion [i](#)



At the recommended contour level, 92% of all backbone atoms, 92% of all non-hydrogen atoms, are inside the map.

9.5 Map-model fit summary

The table lists the average atom inclusion at the recommended contour level (0.544) and Q-score for the entire model and for each chain.

Chain	Atom inclusion	Q-score
All	 0.9150	 0.3020
A	 0.9160	 0.2980
B	 0.9170	 0.3010
C	 0.9210	 0.3050
D	 0.9210	 0.3040
E	 0.9120	 0.3020
F	 0.9120	 0.3010
G	 0.9230	 0.3040
H	 0.9160	 0.3020
I	 0.9140	 0.3020
J	 0.9180	 0.3040
K	 0.9220	 0.3040
L	 0.9200	 0.3030

